Chicago White Sox - 1958

Batter	1	2	3	4	5	6	7	8	9	AB	R	H	RBI	BB	SO	LOB
Frank Bolling, R (1, 4) OBP: 0.500, SLG: 0.500	F6		5-3		2-H 1B		SH1-4 2-3		G5-4-3 1B	4	0	2	1	0	0	0
Billy Martin, R (1, 6) OBP: 0.200, SLG: 0.200	K		K		K		3-H 1B		G5-4-3 1-2f	5	0	1	1	0	3	2
Harvey Kuenn, R (1, 8) OBP: 0.600, SLG: 1.200	1B			K		HR	FC6-4 1B		F8	5	1	3	1	0	1	0
Al Kaline, R (1, 9)	L3			L5		L6	FC6-4 1-2f			4	0	0	0	0	0	2
Ray Boone, R (1, 3) OBP: 1.000, SLG: 2.000		HR		FC5-4 BB		E 1B 1B		1B SH1-4 1B		3	1	3	1	1	0	0
Lou Skizas, R (1, 7) OBP: 0.667, SLG: 1.000		K 2B		FC5-4 1-2f		E5 1-3 1B		SH1-4 1-2		3	0	2	0	0	0	1
Johnny Groth, R (7, 7)										0	0	0	0	0	0	0
Reno Bertoia, R (1, 5)		F6			K	L6		F8		4	0	0	0	0	1	4
Jim Hegan, R (1, 2) OBP: 0.250, SLG: 0.250		K 2-3			F4	5-3		2-3 1B		4	0	1	0	0	1	3
Jim Bunning, R (1, 1) OBP: 0.500, SLG: 1.000			5-3		1B 2B		SH1-4 1B 2B		1-3	4	2	2	0	0	0	2
Inning Stats	R: 0 E: 0 K: 1 S: 6 H: 1 LOB: 1 BB: 0 P: 6	R: 1 E: 0 K: 1 S: 6 H: 2 LOB: 0 BB: 0 P: 6	R: 0 E: 0 K: 1 S: 5 H: 0 LOB: 0 BB: 0 P: 5	R: 0 E: 0 K: 1 S: 5 H: 0 LOB: 1 BB: 1 P: 9	R: 1 E: 0 K: 2 S: 9 H: 2 LOB: 1 BB: 0 P: 9	R: 1 E: 1 K: 0 S: 6 H: 3 LOB: 2 BB: 0 P: 6	R: 1 E: 0 K: 0 S: 5 H: 3 LOB: 1 BB: 0 P: 5	R: 0 E: 0 K: 0 S: 5 H: 2 LOB: 2 BB: 0 P: 5	R: 0 E: 0 K: 0 S: 3 H: 1 LOB: 0 BB: 0 P: 3	1B: 9 2B: 3 3B: 0 HR: 2 SF: 0 SAC: 2 DP: 1 HBP: 0						

TOP

Detroit Tigers @ Chicago White Sox

Comiskey Park, Chicago, IL

Tue Apr 15 1958, 7:05 PM EST

Att. 28,319 - Unknown

livebaseballscorecards.com

AB	36
R	4
H	14
RBI	4
BB	1
SO	6
LOB	14

PITCHER		IP	WLS	BF	H	R	ER	SO	BB	IBB	HBP	BLK	WP	HR	S	P	ERA	WHIP
Billy Pierce, L ERA: 6.0	(1, 1)	6.0	L	27	9	4	4	6	1	0	0	0	0	2	38	42	6.00	1.667
Ray Moore, R ERA:	(7, 1)	1.0		4	2	0	0	0	0	0	0	0	0	0	4	4	0.00	2.000
Gerry Staley, R ERA:	(8, 1)	2.0		8	3	0	0	0	0	0	0	0	0	0	8	8	0.00	1.500

PITCHER	IP	WLS	BF	H	R	ER	SO	BB	IBB	HBP	BLK	WP	HR	S	P	ERA	WHIP

BOTTOM

Detroit Tigers @ Chicago White Sox

Comiskey Park, Chicago, IL

Tue Apr 15 1958, 7:05 PM EST

Att. 28,319 - Unknown

Batter	1	2	3	4	5	6	7	8	9	AB	R	H	RBI	BB	SO	LOB
Luis Aparicio, R (1, 6)	K		L8		F8		4-3			4	0	0	0	0	1	1
Nellie Fox, L (1, 4) OBP: 0.250, SLG: 0.250	G4-6-3 1B		L7		G3			F8		4	0	1	0	0	0	1
Billy Goodman, L (1, 5) OBP: 0.750, SLG: 0.667	G4-6-3 1-2f		HR 2-H		BB			1B		3	1	2	1	1	0	1
Jim Rivera, L (8, PR)										0	0	0	0	0	0	0
Sammy Esposito, R (9, 5)										0	0	0	0	0	0	0
Sherm Lollar, R (1, 2) OBP: 0.500, SLG: 1.250		FC4-6 1B	HR 1-H		F8			F2		4	1	2	2	0	0	2
Tito Francona, L (1, 9) OBP: 0.250, SLG: 0.250		FC4-6 BB 1-2f	4-3			F8		1B 1-3		4	0	1	0	0	0	1
Earl Torgeson, L (1, 3)		BB 1-2		4-3		4-3		L9		3	0	0	0	1	0	2
Al Smith, R (1, 7)		K		F8		F8			6-3	4	0	0	0	0	1	2
Bubba Phillips, R (1, 8) OBP: 0.250, SLG: 0.500		F7		2B			L9		5-3	4	0	1	0	0	0	2
Billy Pierce, L (1, 1)			E7 1B	K			4-3		F7	2	1	0	0	0	1	1
Ray Moore, R (7, 1)										0	0	0	0	0	0	0
Don Mueller, L (7, PH)										1	0	0	0	0	0	0
Gerry Staley, R (8, 1)										0	0	0	0	0	0	0
Walt Dropo, R (9, PH)										1	0	0	0	0	0	0
Inning Stats	R: 0 E: 0 K: 1 S: 5 H: 1 LOB: 0 BB: 0 P: 5	R: 0 E: 0 K: 1 S: 6 H: 1 LOB: 2 BB: 1 P: 10	R: 3 E: 1 K: 0 S: 6 H: 2 LOB: 0 BB: 0 P: 6	R: 0 E: 0 K: 1 S: 6 H: 1 LOB: 1 BB: 0 P: 6	R: 0 E: 0 K: 0 S: 3 H: 0 LOB: 1 BB: 1 P: 7	R: 0 E: 0 K: 0 S: 3 H: 0 LOB: 0 BB: 0 P: 3	R: 0 E: 0 K: 0 S: 3 H: 0 LOB: 0 BB: 0 P: 3	R: 0 E: 0 K: 0 S: 5 H: 2 LOB: 2 BB: 0 P: 5	R: 0 E: 0 K: 0 S: 3 H: 0 LOB: 0 BB: 0 P: 3	1B: 5 2B: 1 3B: 0 HR: 1	SF: 0 SAC: 0 DP: 1 HBP: 0						

livebaseballscorecards.com

AB	34
R	3
H	7
RBI	3
BB	2
SO	3
LOB	13

WP: 0 PB: 0 SB: 0 CS: 0 PA: 36

PITCHER	IP	WLS	BF	H	R	ER	SO	BB	IBB	HBP	BLK	WP	HR	S	P	ERA	WHIP
Jim Bunning, R (1, 1) ERA:	9.0	W	36	7	3	0	3	2	0	0	0	0	1	40	48	0.00	1.000

Batter	1	2	3	4	5	6	7	8	9	AB	R	H	RBI	BB	SO	LOB
Frank Bolling, R (1, 4) OBP: 0.667, SLG: 1.000	5-3		FC6-4 1B			1B SH5-3 1B		1B	1-H 2-H HR	5	1	4	3	0	0	0
Billy Martin, R (1, 6) OBP: 0.333, SLG: 0.333	4-3		FC6-4 1-2f			SH5-3 1-2		1B	1B	4	0	2	0	0	0	1
Harvey Kuenn, R (1, 8) OBP: 0.500, SLG: 0.800	5-3			F9		2-3		1-3 FC6-4 1B	F9	5	0	2	0	0	0	1
Al Kaline, R (1, 9)		L7		L7		L9		F4		4	0	0	0	0	0	4
Ray Boone, R (1, 3) OBP: 0.625, SLG: 1.000		F3		6-3			1B SF7 1B	FC6-4 1-2f		4	1	1	0	0	0	2
Charlie Maxwell, L (1, 7) OBP: 0.750, SLG: 1.500		HR	SSS K				1-3 1B		1B HR 1B	4	2	3	1	0	1	0
Johnny Groth, R (9, 7)										0	0	0	0	0	0	0
Reno Bertoia, R (1, 5)		F4		4-3			SF7 3-H		L6	3	0	0	1	0	0	1
Jim Hegan, R (1, 2) OBP: 0.167, SLG: 0.167			F5	6-3			F6		1-2 HR 1B	2	0	0	0	0	0	0
Gail Harris, L (7, PH)										1	0	0	0	0	0	1
Tim Thompson, L (7, 2) OBP: 1.000, SLG: 1.000										1	1	1	0	0	0	0
Tom Morgan, R (1, 1)			SSS K			SSS K	SSS K		F4	1	0	0	0	0	1	0
Vito Valentinetti, R (3, 1)										0	0	0	0	0	0	0
Bill Taylor, L (8, PH)										1	0	0	0	0	1	0
Bob Shaw, R (6, 1)										0	0	0	0	0	0	0
Gus Zernial, R (7, PH)										1	0	0	0	0	1	1
Hank Aguirre, R (7, 1)										0	0	0	0	0	0	0
George Spencer, R (7, 1)										0	0	0	0	0	0	0
Lou Skizas, R (8, PH) OBP: 0.000, SLG: 0.750										1	0	0	0	0	0	2
Joe Presko, R (8, 1)										0	0	0	0	0	0	0
Inning Stats	R: 0 E: 0 K: 0 S: 3 H: 0 LOB: 0 BB: 0 P: 3	R: 1 E: 0 K: 0 S: 4 H: 1 LOB: 0 BB: 0 P: 4	R: 0 E: 0 K: 1 S: 6 H: 1 LOB: 1 BB: 0 P: 6	R: 0 E: 0 K: 0 S: 3 H: 0 LOB: 0 BB: 0 P: 3	R: 0 E: 0 K: 1 S: 5 H: 0 LOB: 0 BB: 0 P: 5	R: 0 E: 0 K: 1 S: 7 H: 2 LOB: 2 BB: 0 P: 7	R: 1 E: 0 K: 1 S: 7 H: 2 LOB: 1 BB: 0 P: 7	R: 0 E: 0 K: 0 S: 5 H: 3 LOB: 2 BB: 0 P: 5	R: 3 E: 0 K: 0 S: 7 H: 4 LOB: 1 BB: 0 P: 7	1B: 11 2B: 0 3B: 0 HR: 2	SF: 1 SAC: 1 DP: 0 HBP: 0						

PITCHER	IP	WLS	BF	H	R	ER	SO	BB	IBB	HBP	BLK	WP	HR	S	P	ERA	WHIP
Dick Donovan, R (1, 1) ERA: 5.19	8.2	L	38	13	5	5	4	0	0	0	0	0	2	46	46	5.19	1.500
Ray Moore, R (9, 1) ERA:	0.1		1	0	0	0	0	0	0	0	0	0	0	1	1	0.00	0.000

PITCHER	IP	WLS	BF	H	R	ER	SO	BB	IBB	HBP	BLK	WP	HR	S	P	ERA	WHIP

TOP

Detroit Tigers @ Chicago White Sox

Comiskey Park, Chicago, IL

Wed Apr 16 1958, 4:33 AM EST

Att. 5,524 - Unknown

livebaseballscorecards.com

AB	37
R	5
H	13
RBI	5
BB	0
SO	4
LOB	13

WP: 0 PA: 39
PB: 0
SB: 0
CS: 0

BOTTOM

Detroit Tigers @ Chicago White Sox

Comiskey Park, Chicago, IL

Wed Apr 16 1958, 4:33 AM EST

Att. 5,524 - Unknown

Batter	1	2	3	4	5	6	7	8	9	AB	R	H	RBI	BB	SO	LOB
Luis Aparicio, R (1, 6) OBP: 0.125, SLG: 0.125	F8	F4		FC6-4 1-2f			FC6-4 1-2		F8	4	0	1	0	0	0	2
Jim Rivera, L (9, PH)							1B			1	0	0	0	0	0	0
Nellie Fox, L (1, 4) OBP: 0.333, SLG: 0.333	E 1B 1B	1B 1-2 1B			6-3		FC6-4 1-2f 2-3		4-3	5	1	2	0	0	0	2
Billy Goodman, L (1, 5) OBP: 0.500, SLG: 0.429	E5 1B 1-2	1-2 2-H 1B			5-3		SSS K			4	0	1	0	0	1	3
Sherm Lollar, R (1, 2) OBP: 0.625, SLG: 1.375	G4-6-3 1-3 2-H 1B		G4-6-3 1B		HR		FC6-4 1-2f			4	1	3	2	0	0	2
Tito Francona, L (1, 9) OBP: 0.125, SLG: 0.125	G4-6-3 1-2f		G4-6-3 1-2f		1-3			4-3		4	0	0	0	0	0	3
Earl Torgeson, L (1, 3)		BBBB FC6-4 BB	F8			BBBB G6-3 BB		4-3		2	0	0	0	2	0	0
Al Smith, R (1, 7) OBP: 0.125, SLG: 0.125	FC6-4 1-2f HR			5-3		F2		S 1B		4	1	1	0	0	0	2
Ted Beard, L (8, PR)										0	0	0	0	0	0	0
(9, 7)																
Bubba Phillips, R (1, 8) OBP: 0.375, SLG: 0.875	1-H HR			FC6-4 1B		G6-3 1-2f		6-3 1-2		4	1	2	2	0	0	2
Dick Donovan, L (1, 1)		BBBB 1B 1B BB		SSS K			BBBB FC6-4 1B BB		F5	1	0	0	0	2	1	1
Ray Moore, R (9, 1)										0	0	0	0	0	0	0
Don Mueller, L (9, PH)										1	0	0	0	0	0	0

Inning Stats	1	2	3	4	5	6	7	8	9
R:	1	2	0	0	1	0	0	0	0
E:	1	0	0	1	0	0	0	0	0
K:	0	0	0	1	0	0	1	0	0
S:	5	5	3	6	4	2	6	4	3
H:	2	3	1	1	1	0	1	1	0
LOB:	1	2	0	1	0	0	2	2	0
BB:	0	2	0	0	0	1	1	0	0
P:	5	13	3	6	4	6	10	4	3

1B:	8	SF:	0	WP:	0	PA:	38
2B:	0	SAC:	0	PB:	0		
3B:	0	DP:	3	SB:	1		
HR:	2	HBP:	0	CS:	0		

PITCHER		IP	WLS	BF	H	R	ER	SO	BB	IBB	HBP	BLK	WP	HR	S	P	ERA	WHIP
Tom Morgan, R ERA: 13.5	(1, 1)	2.0		13	6	3	3	0	2	0	0	0	0	1	11	19	13.50	4.000
Vito Valentinetti, R ERA: 3.0	(3, 1)	3.0		10	2	1	1	1	0	0	0	0	0	1	12	12	3.00	0.667
Bob Shaw, R ERA:	(6, 1)	1.0		3	0	0	0	0	1	0	0	0	0	0	2	6	0.00	1.000
Hank Aguirre, L ERA:	(7, 1)	0.2		4	1	0	0	1	1	0	0	0	0	0	5	9	0.00	3.000
George Spencer, R ERA:	(7, 1)	1.1	W	5	1	0	0	0	0	0	0	0	0	0	5	5	0.00	0.750

PITCHER		IP	WLS	BF	H	R	ER	SO	BB	IBB	HBP	BLK	WP	HR	S	P	ERA	WHIP
Joe Presko, R ERA:	(9, 1)	1.0	S	3	0	0	0	0	0	0	0	0	0	0	3	3	0.00	0.000

livebaseballscorecards.com

Batter	1	2	3	4	5	6	7	8	9	AB	R	H	RBI	BB	SO	LOB
Frank Bolling, R (1, 4) OBP: 0.643, SLG: 0.923	2B	BB			5-3		1B	K2-3		4	1	2	0	1	1	3
Billy Martin, R (1, 6) OBP: 0.286, SLG: 0.286	K	F4			F8		1B 1-3		1-3	5	0	1	0	0	1	3
Harvey Kuenn, R (1, 8) OBP: 0.533, SLG: 0.867	2-H 2B		3-1		1B		F8		2B	5	0	3	1	0	0	1
Al Kaline, R (1, 9) OBP: 0.077, SLG: 0.077	K		L8		L6-3		1-3 1B		L5-3	5	0	1	0	0	1	3
Ray Boone, R (1, 3) OBP: 0.385, SLG: 0.583	F8		F6			6-3	F6		1-3	5	0	0	0	0	0	4
Charlie Maxwell, L (1, 7) OBP: 0.625, SLG: 1.000		BB FC4-6		F2		F9		4-3 BB 1B		3	0	1	0	1	0	0
Johnny Groth, R (8, PR) (8, 7)										0	0	0	0	0	0	0
Reno Bertoia, R (1, 5) OBP: 0.167, SLG: 0.400		1-2f FC4-6 1B		F8		HR		1-2 4-3 BB		3	2	1	1	1	0	1
Jim Hegan, R (1, 2) OBP: 0.400, SLG: 0.333		1-H SH5-4 1B		1B		BB		F2		3	0	2	1	1	0	2
Frank Lary, R (1, 1)		SH5-4		K		F2		1-2 2-3 4-3		2	0	0	0	0	1	2
George Spencer, R (6, 1)										0	0	0	0	0	0	0
Gail Harris, L (8, PH)										1	0	0	0	0	0	2
Joe Presko, R (8, 1)										0	0	0	0	0	0	0
Inning Stats	R: 1 E: 0 K: 2 S: 9 H: 2 LOB: 1 BB: 0 P: 9	R: 1 E: 0 K: 0 S: 4 H: 1 LOB: 2 BB: 2 P: 12	R: 0 E: 0 K: 0 S: 3 H: 0 LOB: 0 BB: 0 P: 3	R: 0 E: 0 K: 1 S: 6 H: 1 LOB: 1 BB: 0 P: 6	R: 0 E: 0 K: 0 S: 4 H: 1 LOB: 1 BB: 0 P: 4	R: 1 E: 0 K: 0 S: 4 H: 1 LOB: 1 BB: 1 P: 8	R: 0 E: 0 K: 0 S: 5 H: 3 LOB: 2 BB: 0 P: 5	R: 0 E: 0 K: 1 S: 6 H: 1 LOB: 3 BB: 1 P: 10	R: 0 E: 0 K: 0 S: 4 H: 1 LOB: 1 BB: 0 P: 4	1B: 7 2B: 3 3B: 0 HR: 1 SF: 0 SAC: 1 DP: 0 HBP: 0						

PITCHER		IP	WLS	BF	H	R	ER	SO	BB	IBB	HBP	BLK	WP	HR	S	P	ERA	WHIP
Early Wynn, R ERA: 4.05	(1, 1)	6.2	W	31	9	3	3	3	3	0	0	0	0	1	34	46	4.05	1.800
Gerry Staley, R ERA:	(7, 1)	2.1	S	10	2	0	0	1	1	0	0	0	0	0	11	15	0.00	1.286

PITCHER	IP	WLS	BF	H	R	ER	SO	BB	IBB	HBP	BLK	WP	HR	S	P	ERA	WHIP

TOP

Detroit Tigers @ Chicago White Sox

Comiskey Park, Chicago, IL

Thu Apr 17 1958, 4:33 AM EST

Att. 4,426 - Unknown

livebaseballscorecards.com

AB	36
R	3
H	11
RBI	3
BB	4
SO	4
LOB	21

WP: 0	PB: 0	SB: 1	CS: 0	PA:	41

BOTTOM

Detroit Tigers @ Chicago White Sox

Comiskey Park, Chicago, IL

Thu Apr 17 1958, 4:33 AM EST

Att. 4,426 - Unknown

Batter	1	2	3	4	5	6	7	8	9	AB	R	H	RBI	BB	SO	LOB
Luis Aparicio, R (1, 6) OBP: 0.167, SLG: 0.250	F9		4-3		1B 2B		F8			4	1	1	0	0	0	0
Nellie Fox, L (1, 4) OBP: 0.308, SLG: 0.308	3-1		1-3		2-H 1B		F7			4	0	1	1	0	0	0
Billy Goodman, L (1, 5) OBP: 0.333, SLG: 0.273	F8		5-3		3-1		F5			4	0	0	0	0	0	1
Sherm Lollar, R (1, 2) OBP: 0.583, SLG: 1.091		G3 BB 1B 1B		5-3		5-3		BBBB 1B BB		3	1	1	0	1	0	0
Ron Jackson, R (1, 3) Earl Torgeson, L (8, 3)		BBBB G3 1-2 1B BB		BBBB 1B BB		5-3		F5		1 1	1 0	0 0	0 0	2 0	0 0	0 1
Tito Francona, L (1, 9) OBP: 0.333, SLG: 0.333		G3 1-2 2-3		G6-4-3 1-2 1B		1B 1B		L5-4 1-2 1B		4	1	3	0	0	0	2
Al Smith, R (1, 7) OBP: 0.250, SLG: 0.250 Ted Beard, L (9, 7)		FC6-4 2-H 3-H 1B		G6-4-3 1-2f		1B 1-2 1B		L5-4 1-2		4 0	0 0	2 0	2 0	0 0	0 0	4 0
Bubba Phillips, R (1, 8) OBP: 0.364, SLG: 0.727		F7			L9	1-3 2-H 1B				3	0	1	1	0	0	1
Early Wynn, S (1, 1) Gerry Staley, R (7, 1)		FC6-4 1-2f			4-3	1-3				3 0	0 0	0 0	0 0	0 0	0 0	3 0
Inning Stats	R: 0 E: 0 K: 0 S: 3 H: 0 LOB: 0 BB: 0 P: 3	R: 2 E: 0 K: 0 S: 5 H: 2 LOB: 1 BB: 1 P: 9	R: 0 E: 0 K: 0 S: 3 H: 0 LOB: 0 BB: 0 P: 3	R: 0 E: 0 K: 0 S: 3 H: 1 LOB: 1 BB: 1 P: 7	R: 1 E: 0 K: 0 S: 5 H: 2 LOB: 1 BB: 0 P: 5	R: 1 E: 0 K: 0 S: 6 H: 3 LOB: 2 BB: 0 P: 6	R: 0 E: 0 K: 0 S: 3 H: 0 LOB: 0 BB: 0 P: 3	R: 0 E: 0 K: 0 S: 3 H: 1 LOB: 1 BB: 1 P: 7		1B: 8 2B: 2 3B: 0 HR: 0 SF: 0 SAC: 0 DP: 2 HBP: 0						

	AB	31
	R	4
	H	9
	RBI	4
	BB	3
	SO	0
	LOB	12

WP: 0 PB: 0 SB: 0 CS: 0 PA: 34

livebaseballscorecards.com

PITCHER		IP	WLS	BF	H	R	ER	SO	BB	IBB	HBP	BLK	WP	HR	S	P	ERA	WHIP
Frank Lary, R ERA: 6.35	(1, 1)	5.2	L	26	8	4	4	0	2	0	0	0	0	0	24	32	6.35	1.765
George Spencer, R ERA:	(6, 1)	1.1		4	0	0	0	0	0	0	0	0	0	0	4	4	0.00	0.000
Joe Presko, R ERA:	(8, 1)	1.0		4	1	0	0	0	1	0	0	0	0	0	3	7	0.00	2.000

PITCHER	IP	WLS	BF	H	R	ER	SO	BB	IBB	HBP	BLK	WP	HR	S	P	ERA	WHIP

Chicago White Sox @ Kansas City Athletics

Municipal Stadium, Kansas City, MO

Fri Apr 18 1958, 4:33 AM EST

Att. 23,001 - Unknown

TOP

livebaseballscorecards.com

Batter	1	2	3	4	5	6	7	8	9	AB	R	H	RBI	BB	SO	LOB
Luis Aparicio, R (1, 6) OBP: 0.294, SLG: 0.588	1B	F3		HR		2B		6-3		5	3	3	2	0	0	0
Nellie Fox, L (1, 4) OBP: 0.444, SLG: 0.556	1B SF7		1B HR	4-3		2B		1B		5	2	4	1	0	0	0
Al Smith, R (1, 7) Jim McDonald, R (8, 1) Gerry Staley, R (9, 1)	HR		HR	K		G6-4-3		F8		4 0 0	2 0 0	2 0 0	1 0 0	1 0 0	1 0 0	1 0 0
Ron Jackson, R (1, 3) OBP: 0.500, SLG: 0.833	K		HR		G5-4-3	G6-4-3			F9	5	1	2	3	0	1	4
Bubba Phillips, R (1, 5) OBP: 0.313, SLG: 0.800	SF7		5-3		G5-4-3		F6		HR	4	1	1	2	0	0	1
Jim Landis, R (1, 8) OBP: 0.600, SLG: 1.500	HR		F6		2B		BB		K	4	1	2	2	1	1	0
Tito Francona, L (1, 9) OBP: 0.294, SLG: 0.250	6-3		E3		6-3		L7		BB	4	0	0	0	1	0	2
Earl Battey, R (1, 2)		6-3	K			SH3-4 2B	K		F4	4	1	0	0	1	2	3
Jim Wilson, R (1, 1) Walt Dropo, R (8, PH) Ted Beard, L (8, 7)		5-3		F3		SH3-4		K		2 1 0	0 0 0	0 0 0	0 0 0	0 1 0	0 0 0	0 0 0

Inning Stats										
	R: 4 E: 0 K: 1 S: 9	H: 4 LOB: 0 BB: 0 P: 9	R: 0 E: 0 K: 0 S: 3	H: 0 LOB: 0 BB: 0 P: 3	R: 3 E: 1 K: 1 S: 9	H: 3 LOB: 1 BB: 0 P: 9	R: 1 E: 0 K: 1 S: 6	H: 1 LOB: 0 BB: 0 P: 6	R: 0 E: 0 K: 0 S: 4	H: 2 LOB: 1 BB: 0 P: 4
	R: 2 E: 0 K: 0 S: 4	H: 2 LOB: 1 BB: 2 P: 12	R: 0 E: 0 K: 1 S: 5	H: 0 LOB: 1 BB: 1 P: 9	R: 0 E: 0 K: 1 S: 6	H: 1 LOB: 1 BB: 0 P: 6	R: 1 E: 0 K: 1 S: 6	H: 1 LOB: 1 BB: 1 P: 10	1B: 6 2B: 4 3B: 0 HR: 4	SF: 1 SAC: 1 DP: 2 HBP: 0	WP: 0 PB: 0 SB: 0 CS: 0	PA: 44

PITCHER	IP	WLS	BF	H	R	ER	SO	BB	IBB	HBP	BLK	WP	HR	S	P	ERA	WHIP
Alex Kellner, L (1, 1) ERA: 21.0	3.0	L	17	7	7	7	2	0	0	0	0	0	2	21	21	21.00	2.333
Glenn Cox, R (4, 1) ERA: 11.57	2.1		12	5	3	3	1	1	0	0	0	0	1	13	17	11.57	2.571
Wally Burnette, R (6, 1) ERA:	1.2		6	0	0	0	1	2	0	0	0	0	0	6	14	0.00	1.200
Bud Daley, L (8, 1) ERA:	1.0		4	1	0	0	1	0	0	0	0	0	0	6	6	0.00	1.000
Virgil Trucks, R (9, 1) ERA: 9.0	1.0		5	1	1	1	1	1	0	0	0	0	1	6	10	9.00	2.000

PITCHER	IP	WLS	BF	H	R	ER	SO	BB	IBB	HBP	BLK	WP	HR	S	P	ERA	WHIP

AB	38
R	11
H	14
RBI	11
BB	4
SO	6
LOB	11

BOTTOM

Chicago White Sox @ Kansas City Athletics

Municipal Stadium, Kansas City, MO

Fri Apr 18 1958, 4:33 AM EST

Att. 23,001 - Unknown

livebaseballscorecards.com

Batter	1	2	3	4	5	6	7	8	9	AB	R	H	RBI	BB	SO	LOB
Mike Baxes, R (1, 4) OBP: 0.400, SLG: 0.389	5-3	FC6-4 1-2f		FC6-4 1-2f			SF8 1-3 SF8 2B		E8 1B 1B	5	2	2	0	0	0	4
Bill Tuttle, R (1, 9) OBP: 0.526, SLG: 0.533	F6		BB 1B		2B		SF8 2-3 3-H		5-3 1B 2-H 1B	4	1	3	2	0	0	0
Hector Lopez, R (1, 5) OBP: 0.400, SLG: 0.375	5-3		F7		5-3		SF8 3-H		5-3 1-2	4	0	0	1	0	0	3
Vic Power, R (1, 3) OBP: 0.333, SLG: 0.400		HR	BBBB 1-2 BB		5-3		F7		5-3	4	1	1	1	1	0	2
Bob Cerv, R (1, 7) OBP: 0.500, SLG: 1.000		BBBB FC5-4 BB	F9		F7			4-3	2-H 1B	4	0	1	1	1	0	3
Woodie Held, R (1, 8) OBP: 0.333, SLG: 0.214		FC5-4 FC4-6 1-2f	F5			SSS K		HR 1B	6-3	5	1	1	0	0	1	4
Hal Smith, R (1, 2) OBP: 0.250, SLG: 1.000		FC4-6 1B 1-2f		6-3		F2		1-H HR		4	1	1	2	0	0	1
Joe Demaestri, R (1, 6) OBP: 0.400, SLG: 0.400 Billy Hunter, R (7, 6)		BB 1-3 1B		6-3		5-3		5-3		3 1	0 0	1 0	0 0	0 0	0 0	0 0
Alex Kellner, R (1, 1) Glenn Cox, R (4, 1) Wally Burnette, R (6, 1) Bob Martyn, L (7, PH) OBP: 1.000, SLG: 1.000 Bud Daley, L (8, 1) Frank House, L (8, PH) OBP: 0.100, SLG: 0.100 Virgil Trucks, R (9, 1)		BBBB FC6-4 1-2 BB		H FC6-4 HBP			2B SF8 1B		G3	0 0 0 1 0 0 1 0	0 0 0 1 0 0 0 0	0 0 0 1 0 0 0 0	0 0 0 0 0 0 0 0	1 0 0 0 0 0 0 0	0 0 0 0 0 0 0 0	0 0 0 0 0 0 0 0
Inning Stats	R: 0 E: 0 K: 0 S: 3 H: 0 LOB: 0 BB: 0 P: 3	R: 1 E: 0 K: 0 S: 5 H: 2 LOB: 3 BB: 2 P: 13	R: 0 E: 0 K: 0 S: 4 H: 1 LOB: 2 BB: 1 P: 8	R: 0 E: 0 K: 0 S: 3 H: 0 LOB: 1 BB: 0 P: 4	R: 0 E: 0 K: 0 S: 4 H: 1 LOB: 1 BB: 0 P: 4	R: 0 E: 0 K: 1 S: 5 H: 0 LOB: 0 BB: 0 P: 5	R: 2 E: 0 K: 0 S: 5 H: 2 LOB: 0 BB: 0 P: 5	R: 2 E: 0 K: 0 S: 5 H: 2 LOB: 0 BB: 0 P: 5	R: 2 E: 1 K: 0 S: 6 H: 3 LOB: 1 BB: 0 P: 6	1B: 7 2B: 2 3B: 0 HR: 2 SF: 2 SAC: 0 DP: 0 HBP: 1						

AB	36
R	7
H	11
RBI	7
BB	3
SO	1
LOB	17

PITCHER		IP	WLS	BF	H	R	ER	SO	BB	IBB	HBP	BLK	WP	HR	S	P	ERA	WHIP
Jim Wilson, R ERA: 3.86	(1, 1)	7.0	W	31	6	3	3	1	3	0	1	0	0	1	29	42	3.86	1.286
Jim McDonald, R ERA: 36.0	(8, 1)	1.0		7	4	4	4	0	0	0	0	0	0	1	7	7	36.00	4.000
Gerry Staley, R ERA:	(9, 1)	1.0	S	4	1	0	0	0	0	0	0	0	0	0	4	4	0.00	1.000

PITCHER	IP	WLS	BF	H	R	ER	SO	BB	IBB	HBP	BLK	WP	HR	S	P	ERA	WHIP

Batter	1	2	3	4	5	6	7	8	9	AB	R	H	RBI	BB	SO	LOB
Luis Aparicio, R (1, 6) OBP: 0.273, SLG: 0.500	F8			PB BB 1B		5-3	K		6-3	5	0	1	0	0	1	3
Nellie Fox, L (1, 4) OBP: 0.500, SLG: 0.550	CS BB			PB BB 1-2		E 1B		K		2	0	1	0	2	1	0
Billy Goodman, L (1, 5) OBP: 0.250, SLG: 0.200	3-1 1-2			F1 1-2 2-3		F7 1-2		6-3		4	0	0	0	0	0	4
Sherm Lollar, R (1, 2) OBP: 0.500, SLG: 0.857		F7		G3		BB		F9		3	0	0	0	1	0	2
Tito Francona, L (1, 9) OBP: 0.286, SLG: 0.250		G3		F8		L4			BB 2B 1B	4	1	1	0	0	0	4
Earl Torgeson, L (1, 3)		4-3			3-1		E1 1B		F9	4	0	0	0	0	0	1
Al Smith, R (1, 7) OBP: 0.350, SLG: 0.316			5-3		5-3		1-2 1B		K	3	0	1	0	0	0	0
Ted Beard, L (7, PR) (7, 7)										1	0	0	0	0	1	1
Bubba Phillips, R (1, 8) OBP: 0.300, SLG: 0.667			F4		E6		F3		1-2 2B BB	3	1	0	0	1	0	2
Bill Fischer, R (1, 1)			G3		4-3		F9		1-H 2-H 2B	1	0	0	0	0	0	0
Don Mueller, L (5, PH)										1	0	0	0	0	0	1
Jim McDonald, R (5, 1)										0	0	0	0	0	0	0
Bob Keegan, R (6, 1)										0	0	0	0	0	0	0
Jim Rivera, L (7, PH)										1	0	0	0	0	0	2
Don Rudolph, L (7, 1)										0	0	0	0	0	0	0
Ron Jackson, R (9, PH) OBP: 0.556, SLG: 1.000										1	0	1	2	0	0	0
Inning Stats	R: 0 E: 0 K: 0 S: 2 H: 0 LOB: 0 BB: 1 P: 6	R: 0 E: 0 K: 0 S: 3 H: 0 LOB: 0 BB: 0 P: 3	R: 0 E: 0 K: 0 S: 3 H: 0 LOB: 0 BB: 0 P: 3	R: 0 E: 0 K: 0 S: 4 H: 1 LOB: 2 BB: 1 P: 8	R: 0 E: 1 K: 0 S: 4 H: 0 LOB: 1 BB: 0 P: 4	R: 0 E: 1 K: 0 S: 4 H: 1 LOB: 2 BB: 1 P: 8	R: 0 E: 1 K: 1 S: 7 H: 1 LOB: 2 BB: 0 P: 7	R: 0 E: 0 K: 1 S: 5 H: 0 LOB: 0 BB: 0 P: 5	R: 2 E: 0 K: 1 S: 7 H: 2 LOB: 1 BB: 1 P: 11	1B: 4 2B: 1 3B: 0 HR: 0	SF: 0 SAC: 0 DP: 0 HBP: 0					

PITCHER	IP	WLS	BF	H	R	ER	SO	BB	IBB	HBP	BLK	WP	HR	S	P	ERA	WHIP
Jack Urban, R (1, 1) ERA: 2.0	9.0	W	37	5	2	2	3	4	0	0	0	0	0	39	55	2.00	1.000

PITCHER	IP	WLS	BF	H	R	ER	SO	BB	IBB	HBP	BLK	WP	HR	S	P	ERA	WHIP

TOP

Chicago White Sox @ Kansas City Athletics

Municipal Stadium, Kansas City, MO

Sun Apr 20 1958, 4:33 AM EST

Att. 13,817 - Unknown

livebaseballscorecards.com

AB	33
R	2
H	5
RBI	2
BB	4
SO	3
LOB	20

1B: 4 SF: 0
2B: 1 SAC: 0
3B: 0 DP: 0
HR: 0 HBP: 0

WP: 0 PA: 37
PB: 1
SB: 0
CS: 1

Batter	1	2	3	4	5	6	7	8	9	AB	R	H	RBI	BB	SO	LOB
Mike Baxes, R (1, 4) OBP: 0.458, SLG: 0.400	CS 1B		F4		G1-6-3 BB 1B BB		G4-3-6 BB			2	1	1	0	2	0	2
Bill Tuttle, R (1, 9) OBP: 0.522, SLG: 0.667	F9 1-2		1-H 2-H HR		G1-6-3 1-2 BB		G4-3-6 1-2f			3	1	1	3	1	0	2
Hector Lopez, R (1, 5) OBP: 0.333, SLG: 0.300	F4		6-3		G1-6-3 1-2f 2-3		F8			4	0	0	0	0	0	2
Vic Power, R (1, 3) OBP: 0.318, SLG: 0.368		5-3		1-3	FC6-4 3-H 1B			F9		4	0	1	1	0	0	0
Bob Cerv, R (1, 7) OBP: 0.500, SLG: 0.900		F4		1B HR 1B	FC6-4 1-2f			2B FC6-4 BB		3	2	1	0	1	0	1
Woodie Held, R (1, 8) OBP: 0.318, SLG: 0.278		F6		F9		E5		FC6-4 1-3 2B		4	0	1	0	0	0	1
Harry Chiti, R (1, 2) OBP: 0.500, SLG: 0.429			1B HR 1B	1-2 HR 1B		F4		FC6-4 IBB		3	2	2	0	1	0	1
Billy Hunter, R (1, 6) OBP: 0.200, SLG: 0.800			K	1-H 2-H HR		F9		FC6-4 1-2f 2-3 3-H		4	1	1	4	0	1	4
Jack Urban, R (1, 1) OBP: 0.250, SLG: 0.250			1-2 HR 1B	6-3		F7		5-3		4	1	1	0	0	0	3
Inning Stats	R: 0 E: 0 K: 0 S: 3 H: 1 LOB: 0 BB: 0 P: 3	R: 0 E: 0 K: 0 S: 3 H: 0 LOB: 0 BB: 0 P: 3	R: 3 E: 0 K: 1 S: 8 H: 3 LOB: 0 BB: 0 P: 8	R: 3 E: 0 K: 0 S: 6 H: 3 LOB: 0 BB: 0 P: 6	R: 1 E: 0 K: 0 S: 3 H: 1 LOB: 1 BB: 2 P: 11	R: 0 E: 1 K: 0 S: 4 H: 0 LOB: 1 BB: 0 P: 4	R: 0 E: 0 K: 0 S: 2 H: 0 LOB: 0 BB: 1 P: 6	R: 1 E: 0 K: 0 S: 4 H: 1 LOB: 2 BB: 2 P: 12		1B: 6 2B: 1 3B: 0 HR: 2	SF: 0 SAC: 0 DP: 2 HBP: 0					

BOTTOM

Chicago White Sox @ Kansas City Athletics

Municipal Stadium, Kansas City, MO

Sun Apr 20 1958, 4:33 AM EST

Att. 13,817 - Unknown

livebaseballscorecards.com

AB	31
R	8
H	9
RBI	8
BB	5
SO	1
LOB	16

WP: 0 PB: 0 SB: 0 CS: 1 PA: 36

PITCHER		IP	WLS	BF	H	R	ER	SO	BB	IBB	HBP	BLK	WP	HR	S	P	ERA	WHIP
Bill Fischer, R ERA: 13.5	(1, 1)	4.0	L	18	7	6	6	1	0	0	0	0	0	2	20	20	13.50	1.750
Jim McDonald, R ERA: 22.5	(5, 1)	1.0		5	1	1	1	0	2	0	0	0	0	0	3	11	9.00	3.000
Bob Keegan, R ERA:	(6, 1)	1.0		4	0	0	0	0	0	0	0	0	0	0	4	4	0.00	0.000
Don Rudolph, L ERA: 4.5	(7, 1)	2.0		9	1	1	1	0	2	1	0	0	0	0	6	18	4.50	1.500

PITCHER	IP	WLS	BF	H	R	ER	SO	BB	IBB	HBP	BLK	WP	HR	S	P	ERA	WHIP

Chicago White Sox @ Detroit Tigers

Briggs Stadium, Detroit, MI

Mon Apr 21 1958, 3:33 AM EST

Att. 5,334 - Unknown

TOP

livebaseballscorecards.com

Batter	1	2	3	4	5	6	7	8	9	AB	R	H	RBI	BB	SO	LOB
Luis Aparicio, R (1, 6) OBP: 0.222, SLG: 0.407	1-3		F7		L9		FC1-6 3-1 1-2f		F3	5	0	0	0	0	0	2
Nellie Fox, L (1, 4) OBP: 0.481, SLG: 0.542	2B		4-3			HBP HBP BB BB	3-1 1-2		F8	4	1	1	0	1	0	1
Earl Torgeson, L (1, 3)	F7			K		HBP HBP 1-2 BB	BB			2	0	0	0	2	1	1
Sherm Lollar, R (1, 2) OBP: 0.550, SLG: 0.813	BB			1B		HBP 1-2 2-3 HBP	F8			2	0	1	0	1	0	2
Tito Francona, L (1, 9) OBP: 0.240, SLG: 0.208 Jim Rivera, L (8, 9)	F6			K	K	K		L9		4 0	0 0	0 0	0 0	0 0	2 0	6 0
Al Smith, R (1, 7) OBP: 0.333, SLG: 0.348 Ted Beard, L (8, PR) (8, 7)		5-3		F8		K		2B		4 0	0 0	1 0	0 0	0 0	1 0	4 0
Bubba Phillips, R (1, 5) OBP: 0.292, SLG: 0.571		5-3			F8	FC6-4 1-2 2-3 3-H HBP		5-3		3	0	0	1	0	0	1
Jim Landis, R (1, 8) OBP: 0.444, SLG: 0.857		F6			1-3 BB	FC6-4 1-2f		F8		3	0	0	0	1	0	4
Dick Donovan, L (1, 1)			4-3		1-3 1-2		FC1-6 BB		4-3	3	0	0	0	1	0	1
Ray Moore, R (9, 1)										0	0	0	0	0	0	0

	AB	30
	R	1
	H	3
	RBI	1
	BB	6
	SO	4
	LOB	22

Inning Stats										
	R: 0 E: 0 K: 0 S: 4	H: 1 LOB: 2 BB: 1 P: 8	R: 0 E: 0 K: 0 S: 3	H: 0 LOB: 0 BB: 0 P: 3	R: 0 E: 0 K: 0 S: 3	H: 0 LOB: 0 BB: 0 P: 3	R: 0 E: 0 K: 2 S: 8	H: 1 LOB: 1 BB: 0 P: 8	R: 0 E: 0 K: 3 S: 3	H: 0 LOB: 1 BB: 1 P: 7
	R: 1 E: 0 K: 2 S: 7	H: 0 LOB: 3 BB: 2 P: 17	R: 0 E: 0 K: 0 S: 3	H: 0 LOB: 2 BB: 2 P: 11	R: 0 E: 0 K: 0 S: 4	H: 1 LOB: 1 BB: 0 P: 4	R: 0 E: 0 K: 0 S: 3	H: 0 LOB: 0 BB: 0 P: 3	1B: 1 2B: 2 3B: 0 HR: 0	SF: 0 SAC: 0 DP: 0 HBP: 2

	WP: 0	PA: 38
	PB: 0	
	SB: 0	
	CS: 0	

PITCHER		IP	WLS	BF	H	R	ER	SO	BB	IBB	HBP	BLK	WP	HR	S	P	ERA	WHIP
Frank Lary, R ERA: 3.29	(1, 1)	8.0		35	3	1	1	4	6	0	2	0	0	0	35	61	1.12	1.125
Vito Valentinetti, R ERA: 1.69	(9, 1)	1.0	W	3	0	0	0	0	0	0	0	0	0	0	3	3	0.00	0.000

PITCHER	IP	WLS	BF	H	R	ER	SO	BB	IBB	HBP	BLK	WP	HR	S	P	ERA	WHIP

BOTTOM

Chicago White Sox @ Detroit Tigers

Briggs Stadium, Detroit, MI

Mon Apr 21 1958, 3:33 AM EST

Att. 5,334 - Unknown

livebaseballscorecards.com

Batter	1	2	3	4	5	6	7	8	9	AB	R	H	RBI	BB	SO	LOB
Frank Bolling, R (1, 4) OBP: 0.545, SLG: 0.593	F8		F8		5-3			F7		4	0	0	0	0	0	1
Billy Martin, R (1, 6) OBP: 0.300, SLG: 0.300	L5-3, BB, 1B		5-3		5-3			F7		4	0	1	0	0	0	1
Harvey Kuenn, R (1, 8) OBP: 0.500, SLG: 0.733	BB			4-3, 1B		L5-4-3, 1B		1B		3	0	3	0	1	0	0
Al Kaline, R (1, 9) OBP: 0.300, SLG: 0.393	L5-3			4-3		L5-4-3		1B		4	0	2	1	0	0	3
Ray Boone, R (1, 3) OBP: 0.357, SLG: 0.520		6-3		4-3		F8		F4		4	0	0	0	0	0	4
Charlie Maxwell, L (1, 7) OBP: 0.474, SLG: 0.647		6-3		FC6-4, IBB			4-3		1B, 2B	3	0	1	0	1	0	0
Johnny Groth, R (9, PR)										0	1	0	0	0	0	0
Reno Bertoia, R (1, 5) OBP: 0.333, SLG: 0.458	BB		K				F9		1B	2	0	0	0	1	1	3
Mickey McDermott, L (9, PH) OBP: 1.000, SLG: 1.000										1	0	1	1	0	0	0
Jim Hegan, R (1, 2) OBP: 0.294, SLG: 0.200	K			FC6-4			6-3			3	0	0	0	0	1	4
Frank Lary, R (1, 1)			L8		F8			1B		2	0	0	0	0	0	0
Bill Taylor, L (8, PH) OBP: 0.500, SLG: 0.500										1	0	1	0	0	0	0
Billy Hoeft, L (8, PR)										0	1	0	0	0	0	0
Vito Valentinetti, R (9, 1)										0	0	0	0	0	0	0
Inning Stats	R: 0 E: 0 K: 0 S: 3 H: 1 LOB: 1 BB: 1 P: 7	R: 0 E: 0 K: 1 S: 5 H: 0 LOB: 1 BB: 1 P: 9	R: 0 E: 0 K: 0 S: 3 H: 0 LOB: 0 BB: 0 P: 3	R: 0 E: 0 K: 1 S: 7 H: 2 LOB: 3 BB: 1 P: 11	R: 0 E: 0 K: 0 S: 3 H: 0 LOB: 0 BB: 0 P: 3	R: 0 E: 0 K: 0 S: 3 H: 1 LOB: 0 BB: 0 P: 3	R: 0 E: 0 K: 0 S: 3 H: 0 LOB: 0 BB: 0 P: 3	R: 1 E: 0 K: 0 S: 6 H: 3 LOB: 2 BB: 0 P: 6	R: 1 E: 0 K: 0 S: 2 H: 2 LOB: 2 BB: 0 P: 2	1B: 8 2B: 1 3B: 0 HR: 0	SF: 0 SAC: 0 DP: 2 HBP: 0						

	AB	31
	R	2
	H	9
	RBI	2
	BB	3
	SO	2
	LOB	16

PITCHER		IP	WLS	BF	H	R	ER	SO	BB	IBB	HBP	BLK	WP	HR	S	P	ERA	WHIP
Dick Donovan, R ERA: 3.78	(1, 1)	8.0	L	33	8	2	2	2	2	1	0	0	0	0	34	46	2.25	1.250
Ray Moore, R ERA:	(9, 1)	0.0		1	1	0	0	0	0	0	0	0	0	0	1	1	∞	∞

PITCHER	IP	WLS	BF	H	R	ER	SO	BB	IBB	HBP	BLK	WP	HR	S	P	ERA	WHIP

Batter	1	2	3	4	5	6	7	8	9	AB	R	H	RBI	BB	SO	LOB
Luis Aparicio, R (1, 6) OBP: 0.281, SLG: 0.500	B5-3		1B 3B		1B		F4		BB 1B 1-2	5	1	3	0	0	0	0
Nellie Fox, L (1, 4) OBP: 0.500, SLG: 0.536	G3		FC6-4 1B 3-H		F6		1B		BB 1-2 2-3	4	0	2	1	1	0	2
Al Smith, R (1, 7) OBP: 0.276, SLG: 0.286	K		FC6-4 1-2f		F4		F5		F8	5	0	0	0	0	1	7
Sherm Lollar, R (1, 2) OBP: 0.500, SLG: 0.750		2B		6-3	F3			K		4	0	1	0	0	1	2
Ron Jackson, R (1, 3) OBP: 0.385, SLG: 0.636		K		F3		K		L5		4	0	0	0	0	2	1
Tito Francona, L (1, 9) OBP: 0.241, SLG: 0.185		K		BB		4-3		3-1		3	0	0	0	1	1	1
Bubba Phillips, R (1, 5) OBP: 0.286, SLG: 0.500		F2		BB 1-2		6-3			5-3	3	0	0	0	1	0	1
Jim Landis, R (1, 8) OBP: 0.385, SLG: 0.909		F8		5-3			HR		F7	4	1	1	1	0	0	2
Early Wynn, S (1, 1)		K			2B		F8		BB 1B 1B	0	0	0	0	0	0	0
Ray Moore, R (2, 1) OBP: 0.333, SLG: 0.667										3	0	1	0	0	1	0
Walt Dropo, R (9, PH) OBP: 0.333, SLG: 0.333										1	0	1	0	0	0	0
Ted Beard, L (9, PR)										0	0	0	0	0	0	0
Inning Stats	R: 0 E: 0 K: 1 S: 5 H: 0 LOB: 0 BB: 0 P: 5	R: 0 E: 0 K: 2 S: 8 H: 1 LOB: 1 BB: 0 P: 8	R: 1 E: 0 K: 1 S: 7 H: 2 LOB: 1 BB: 0 P: 7	R: 0 E: 0 K: 0 S: 3 H: 0 LOB: 2 BB: 2 P: 11	R: 0 E: 0 K: 0 S: 5 H: 2 LOB: 2 BB: 0 P: 5	R: 0 E: 0 K: 1 S: 5 H: 0 LOB: 0 BB: 0 P: 5	R: 1 E: 0 K: 0 S: 5 H: 2 LOB: 1 BB: 0 P: 5	R: 0 E: 0 K: 1 S: 5 H: 0 LOB: 0 BB: 0 P: 5	R: 0 E: 0 K: 0 S: 5 H: 2 LOB: 3 BB: 1 P: 9	1B: 5 2B: 2 3B: 1 HR: 1 SF: 0 SAC: 0 DP: 0 HBP: 0	WP: 0 PB: 0 SB: 0 CS: 0 PA: 39					

PITCHER	IP	WLS	BF	H	R	ER	SO	BB	IBB	HBP	BLK	WP	HR	S	P	ERA	WHIP
Billy Hoeft, L (1, 1) ERA: 3.86	9.0	W	39	9	2	2	6	3	0	0	0	0	1	48	60	2.00	1.333

PITCHER	IP	WLS	BF	H	R	ER	SO	BB	IBB	HBP	BLK	WP	HR	S	P	ERA	WHIP

TOP

Chicago White Sox @ Detroit Tigers

Briggs Stadium, Detroit, MI

Tue Apr 22 1958, 3:33 AM EST

Att. 6,688 - Unknown

livebaseballscorecards.com

AB	36
R	2
H	9
RBI	2
BB	3
SO	6
LOB	16

BOTTOM

Chicago White Sox @ Detroit Tigers

Briggs Stadium, Detroit, MI

Tue Apr 22 1958, 3:33 AM EST

Att. 6,688 - Unknown

livebaseballscorecards.com

Batter	1	2	3	4	5	6	7	8	9	AB	R	H	RBI	BB	SO	LOB
Frank Bolling, R (1, 4) OBP: 0.514, SLG: 0.533	S S S 0-3 ① K	S S S 0-3 ① K		x 0-0 ③ F9			B B B B 4-0 2B BB			3	1	0	0	1	2	2
Billy Martin, R (1, 6) OBP: 0.333, SLG: 0.394	x 0-0 1B 1B 2B	x 0-0 ② SH1-4 1-2 3-H			x 0-0 ① 6-3		x 0-0 WP 1-H 3B 2B			3	2	2	2	0	0	0
Harvey Kuenn, R (1, 8) OBP: 0.500, SLG: 0.765	x 0-0 1B 2-3 HR 1B	x 0-0 ③ 5-3			x 0-0 ② F9		x 0-0 2-H 3B			4	1	2	1	0	0	1
Al Kaline, R (1, 9) OBP: 0.303, SLG: 0.387 Johnny Groth, R (6, 9)	x 0-0 2-3 3-H HR 1B		x 0-0 ① L5-3		x 0-0 ③ L8		x 0-0 ③ 6-3			3 1	1 0	1 0	1 0	0 0	0 0	0 1
Ray Boone, R (1, 3) OBP: 0.375, SLG: 0.481 Gail Harris, L (9, 3) OBP: 0.400, SLG: 0.600	x 0-0 ② F9		B B B B 4-0 BB			x 0-0 ① 6-3		B B B B 4-0 3-1 BLK SF8 BB		2 0	1 0	0 0	0 0	2 0	0 0	2 0
Charlie Maxwell, L (1, 7) OBP: 0.435, SLG: 0.714	x 0-0 1-H 3-H HR		x 0-0 ② F7			x 0-0 ② F8		x 0-0 ① 3-1 1-3		4	1	1	3	0	0	2
Reno Bertoia, R (1, 5) OBP: 0.290, SLG: 0.407	x 0-0 E3 CS		x 0-0 ③ 5-3			S S S 0-3 ③ K		x 0-0 ② SF8 3-H		3	0	0	1	0	1	1
Jim Hegan, R (1, 2) OBP: 0.286, SLG: 0.263	0-0 ③ CS 1-2	x 0-0 1B SH1-4 2B		x 0-0 ① 5-3			x 0-0 ① F7	x 0-0 ③ F8		4	1	1	0	0	0	0
Billy Hoeft, L (1, 1) OBP: 0.250, SLG: 0.250		x 0-0 SH1-4 2-3 1B		S S S 0-3 ② K			x 0-0 ② L6			3	0	1	0	0	1	0
Inning Stats	R: 4 H: 4 E: 1 LOB: 0 K: 1 BB: 0 S: 9 P: 9	R: 1 H: 2 E: 0 LOB: 1 K: 1 BB: 0 S: 7 P: 7	R: 0 H: 0 E: 0 LOB: 1 K: 0 BB: 1 S: 3 P: 7	R: 0 H: 0 E: 0 LOB: 0 K: 1 BB: 0 S: 5 P: 5	R: 0 H: 0 E: 0 LOB: 0 K: 0 BB: 0 S: 3 P: 3	R: 0 H: 0 E: 0 LOB: 0 K: 1 BB: 0 S: 5 P: 5	R: 2 H: 2 E: 0 LOB: 1 K: 0 BB: 1 S: 5 P: 9	R: 1 H: 0 E: 0 LOB: 0 K: 0 BB: 1 S: 3 P: 7		1B: 3 SF: 1 2B: 3 SAC: 1 3B: 1 DP: 0 HR: 1 HBP: 0						

	AB	30
	R	8
	H	8
	RBI	8
	BB	3
	SO	4
	LOB	9

WP: 1 PA: 36
PB: 0
SB: 0
CS: 1

PITCHER		IP	WLS	BF	H	R	ER	SO	BB	IBB	HBP	BLK	WP	HR	S	P	ERA	WHIP
Early Wynn, R ERA: 9.39	(1, 1)	1.0	L	9	6	5	5	1	0	0	0	0	0	1	11	11	45.00	6.000
Ray Moore, R ERA: 3.24	(2, 1)	7.0		26	2	3	3	3	3	0	0	1	1	0	29	41	3.86	0.714

PITCHER	IP	WLS	BF	H	R	ER	SO	BB	IBB	HBP	BLK	WP	HR	S	P	ERA	WHIP

Batter	1	2	3	4	5	6	7	8	9	AB	R	H	RBI	BB	SO	LOB
Luis Aparicio, R (1, 6) OBP: 0.306, SLG: 0.486	F2		FC5-2 E 1B 1-2		BBB 4-0 S BB			E5 E S		3	0	1	0	1	0	0
Nellie Fox, L (1, 4) OBP: 0.472, SLG: 0.500	CS 1B		E1 FC5-2 1-2 2-3		F9 1-2			F9 1-3		4	0	1	0	0	0	4
Al Smith, R (1, 7) OBP: 0.242, SLG: 0.250	SSS 0-3 K 1-2		FC5-2 FC5-4 1-2 2-3 3-Hf			SSS 0-3 K		F4		4	0	0	0	0	2	5
Sherm Lollar, R (1, 2) OBP: 0.500, SLG: 0.682 Jim Rivera, L (8, PR) Earl Battey, R (8, 2)		BBB 4-0 BB	FC5-4 1-2f			SSS 0-3 K		BBB 4-0 S BB		2 0 0	0 0 0	0 0 0	0 0 0	2 0 0	1 0 0	3 0 0
Ron Jackson, R (1, 3) OBP: 0.313, SLG: 0.500 Walt Dropo, R (8, PH) OBP: 0.250, SLG: 0.250 (8, 3)	SSS 0-3 K	SSS 0-3 K		SSS 0-3 K		SSS 0-3 K		SSS 0-3 K 1-2		3 1	0 0	0 0	0 0	0 0	3 1	1 2
Bubba Phillips, R (1, 9) OBP: 0.250, SLG: 0.429		SSS 0-3 K		SSS 0-3 K			0-0 F8		0-0 F8	4	0	0	0	0	2	1
Jim Landis, R (1, 8) OBP: 0.294, SLG: 0.667		0-0 F3		0-0 5-3			SSS 0-3 K		SSS 0-3 K	4	0	0	0	0	2	1
Sammy Esposito, R (1, 5) OBP: 0.500, SLG: 0.333			BBB 4-0 E 1B FC5-2 BB		0-0 F8		0-0 1B		SSS 0-3 K	3	0	1	0	1	1	0
Billy Pierce, L (1, 1)			SSS 0-3 K		0-0 F8		0-0 5-3			3	0	0	0	0	1	2
Inning Stats	R: 0 H: 1 E: 0 LOB: 1 K: 1 BB: 0 S: 5 P: 5	R: 0 H: 0 E: 0 LOB: 1 K: 2 BB: 1 S: 7 P: 11	R: 0 H: 1 E: 1 LOB: 3 K: 1 BB: 1 S: 7 P: 11	R: 0 H: 0 E: 0 LOB: 0 K: 2 BB: 0 S: 7 P: 7	R: 0 H: 0 E: 0 LOB: 1 K: 0 BB: 1 S: 3 P: 7	R: 0 H: 0 E: 0 LOB: 0 K: 3 BB: 0 S: 9 P: 9	R: 0 H: 1 E: 0 LOB: 1 K: 1 BB: 0 S: 6 P: 6	R: 0 H: 0 E: 1 LOB: 3 K: 1 BB: 1 S: 6 P: 10	R: 0 H: 0 E: 0 LOB: 0 K: 2 BB: 0 S: 7 P: 7	1B: 3 SF: 0 2B: 1 SAC: 0 3B: 0 DP: 1 HR: 0 HBP: 0						WP: 0 PA: 35 PB: 0 SB: 3 CS: 1	

PITCHER	IP	WLS	BF	H	R	ER	SO	BB	IBB	HBP	BLK	WP	HR	S	P	ERA	WHIP
Herb Score, L (1, 1) ERA: 2.91	9.0	W	35	3	0	0	13	4	0	0	0	0	0	57	73	0.00	0.778

PITCHER	IP	WLS	BF	H	R	ER	SO	BB	IBB	HBP	BLK	WP	HR	S	P	ERA	WHIP

TOP

Chicago White Sox @ Cleveland Indians

Cleveland Municipal Stadium, Cleveland, OH

Wed Apr 23 1958, 3:33 AM EST
Att. 2,391 - Unknown

livebaseballscorecards.com

AB	31
R	0
H	3
RBI	0
BB	4
SO	13
LOB	19

BOTTOM

Chicago White Sox @ Cleveland Indians

Cleveland Municipal Stadium, Cleveland, OH

Wed Apr 23 1958, 3:33 AM EST

Att. 2,391 - Unknown

livebaseballscorecards.com

Batter	1	2	3	4	5	6	7	8	9	AB	R	H	RBI	BB	SO	LOB
Roger Maris, L (1, 9) OBP: 0.282, SLG: 0.472	F9		F9		K		K			4	0	0	0	0	2	0
Bobby Avila, R (1, 5) Billy Harrell, R (9, 5)	K		HR		F9		BB			3 0	1 0	1 0	1 0	1 0	1 0	0 0
Minnie Minoso, R (1, 7) OBP: 0.333, SLG: 0.389	5-3		F7			1B	F9			4	0	1	0	0	0	1
Rocky Colavito, R (1, 3) Mickey Vernon, L (7, 3) OBP: 0.538, SLG: 0.545		1B SF8 2B	1B			FC3 1-3 1B		SH1-4 1B		3 1	1 0	3 1	0 0	0 0	0 0	0 0
Chico Carrasquel, R (1, 6) OBP: 0.342, SLG: 0.400		E 2-3 1B	F2			FC3 1-2		SH1-4 1-2		3	0	1	0	0	0	3
Carroll Hardy, R (1, 8)		SF8 3-H		5-3		K		5-3		3	0	0	1	0	1	4
Dick Brown, R (1, 2) OBP: 0.385, SLG: 0.545		F7		F4		F4		IBB		3	0	0	0	1	0	4
Billy Moran, R (1, 4) OBP: 0.250, SLG: 0.292		E6 1-2		6-3		F9		5-3		4	0	0	0	0	0	6
Herb Score, L (1, 1) OBP: 0.250, SLG: 0.143		B4-3			K		F8			3	0	0	0	0	1	2
Inning Stats	R: 0 E: 0 K: 1 S: 5 H: 0 LOB: 0 BB: 0 P: 5	R: 1 E: 1 K: 0 S: 6 H: 2 LOB: 2 BB: 0 P: 6	R: 1 E: 0 K: 0 S: 5 H: 2 LOB: 1 BB: 0 P: 5	R: 0 E: 0 K: 0 S: 3 H: 0 LOB: 0 BB: 0 P: 3	R: 0 E: 0 K: 2 S: 7 H: 0 LOB: 0 BB: 0 P: 7	R: 0 E: 0 K: 1 S: 8 H: 2 LOB: 3 BB: 0 P: 8	R: 0 E: 0 K: 1 S: 5 H: 0 LOB: 1 BB: 1 P: 9	R: 0 E: 0 K: 0 S: 4 H: 1 LOB: 2 BB: 1 P: 8		1B: 5 2B: 1 3B: 0 HR: 1 SF: 1 SAC: 1 DP: 0 HBP: 0						

	AB	31
	R	2
	H	7
	RBI	2
	BB	2
	SO	5
	LOB	20

WP: 0 PB: 0 SB: 0 CS: 0 PA: 35

PITCHER	IP	WLS	BF	H	R	ER	SO	BB	IBB	HBP	BLK	WP	HR	S	P	ERA	WHIP
Billy Pierce, L (1, 1) ERA: 3.86	8.0	L	35	7	2	2	5	1	1	0	0	0	1	43	51	2.25	1.000

PITCHER	IP	WLS	BF	H	R	ER	SO	BB	IBB	HBP	BLK	WP	HR	S	P	ERA	WHIP

Batter	1	2	3	4	5	6	7	8	9	AB	R	H	RBI	BB	SO	LOB
Luis Aparicio, R (1, 6) OBP: 0.300, SLG: 0.462	1-3		5-3		1B 1-2 3-H 1B		F8			4	0	1	1	0	0	1
Nellie Fox, L (1, 4) OBP: 0.450, SLG: 0.472	1-3			F7	1-2 2-H 1B		G3			4	0	1	1	0	0	0
Bubba Phillips, R (1, 5) OBP: 0.222, SLG: 0.375	F3			B1-3	F4			F8		4	0	0	0	0	0	2
Walt Dropo, R (1, 3) OBP: 0.125, SLG: 0.125		F8		5-3	F7			F8		4	0	0	0	0	0	2
Al Smith, R (1, 7) OBP: 0.243, SLG: 0.229 Ted Beard, L (8, PR) (8, 7)		F5			5-3	F8		BBBB 4-0 BB		3 0	0 0	0 0	0 0	1 0	0 0	0 0
Jim Landis, R (1, 8) OBP: 0.333, SLG: 0.684	SSS 0-3 K				2B 1B 1B	1-3 2B		SSS 0-3 K		4	1	2	0	0	2	1
Jim Rivera, L (1, 9) OBP: 0.333, SLG: 0.500			SSS 0-3 K		1-3 1B 2B	1-3 2-3			0-0 G5-4-3 1B	4	1	2	0	0	1	1
Earl Battey, R (1, 2) OBP: 0.375, SLG: 0.167 Ray Moore, R (7, 1) OBP: 0.333, SLG: 0.667 Ron Jackson, R (9, PH) OBP: 0.294, SLG: 0.467			BBBB 4-0 BB		1B 2-H 3-H 1B	SSS 0-3 K			0-0 F3	2 0 1	1 0 0	1 0 0	2 0 0	1 0 0	1 0 0	1 0 1
Jim Wilson, R (1, 1) Don Rudolph, L (3, 1) Bill Fischer, R (4, 1) Sammy Esposito, R (5, PH) OBP: 0.000, SLG: 0.500 Gerry Staley, R (5, 1) Sherm Lollar, R (7, PH) OBP: 0.467, SLG: 0.625 (7, 2)			SSS 0-3 K		1B 1-3 1B		F8		0-0 G5-4-3 1-2f	1 0 0 1 0 2	0 0 0 1 0 0	0 0 0 1 0 1	0 0 0 0 0 0	1 0 0 0 0 0	0 0 0 0 0 0	1 0 0 0 0 1
Inning Stats	R: 0 E: 0 K: 0 S: 3 H: 0 LOB: 0 BB: 0 P: 3	R: 0 E: 0 K: 1 S: 5 H: 0 LOB: 0 BB: 0 P: 5	R: 0 E: 0 K: 2 S: 7 H: 0 LOB: 1 BB: 1 P: 11	R: 0 E: 0 K: 0 S: 3 H: 0 LOB: 0 BB: 0 P: 3	R: 4 E: 0 K: 0 S: 9 H: 6 LOB: 2 BB: 0 P: 9	R: 0 E: 0 K: 1 S: 6 H: 1 LOB: 1 BB: 0 P: 6	R: 0 E: 0 K: 0 S: 3 H: 0 LOB: 0 BB: 0 P: 3	R: 0 E: 0 K: 1 S: 5 H: 0 LOB: 1 BB: 1 P: 9	R: 0 E: 0 K: 0 S: 3 H: 1 LOB: 0 BB: 0 P: 3	1B: 6 2B: 2 3B: 0 HR: 0 SF: 0 SAC: 0 DP: 1 HBP: 0						

PITCHER		IP	WLS	BF	H	R	ER	SO	BB	IBB	HBP	BLK	WP	HR	S	P	ERA	WHIP
Dick Tomanek, L ERA: 6.48	(1, 1)	4.1		18	4	4	4	3	1	0	0	0	0	0	23	27	8.31	1.154
Don Mossi, L ERA: 2.57	(5, 1)	4.2	W	18	4	0	0	2	1	0	0	0	0	0	21	25	0.00	1.071

PITCHER	IP	WLS	BF	H	R	ER	SO	BB	IBB	HBP	BLK	WP	HR	S	P	ERA	WHIP

TOP

Chicago White Sox @ Cleveland Indians

Cleveland Municipal Stadium, Cleveland, OH

Thu Apr 24 1958, 3:33 AM EST
Att. 1,763 - Unknown

livebaseballscorecards.com

AB	34
R	4
H	8
RBI	4
BB	2
SO	5
LOB	11

WP: 0 PA: 36
PB: 0
SB: 0
CS: 0

Batter	1	2	3	4	5	6	7	8	9	AB	R	H	RBI	BB	SO	LOB
Roger Maris, L (1, 9) OBP: 0.302, SLG: 0.475	0-0 2B 1B		0-0 ① F4	0-0 FC6-4 1B			0-3 ② K			4	1	2	0	0	1	0
Bobby Avila, R (1, 5) OBP: 0.250, SLG: 0.385	0-0 1-H 2B		0-0 E 2B	0-0 ③ FC6-4 1-2f			0-3 ③ K			4	1	2	1	0	1	1
Billy Harrell, R (8, 5)										0	0	0	0	0	0	0
Minnie Minoso, R (1, 7) OBP: 0.349, SLG: 0.475	0-0 ① F6		0-0 E7 1B 2-H 1B		0-0 ① 4-3			0-0 HR		4	1	2	2	0	0	1
Preston Ward, L (1, 3) OBP: 0.526, SLG: 0.500	0-0 ② F2		0-0 ② 2B 2-H 1B		0-0 ② 1-3			0-3 ① K		4	1	1	0	0	1	1
Gary Geiger, L (1, 8) OBP: 0.345, SLG: 0.217	0-0 ③ F6		4-0 2B BB		0-0 ③ 4-3			0-0 ② F8		3	1	0	0	1	0	1
Chico Carrasquel, R (1, 6) OBP: 0.333, SLG: 0.410		0-0 ① 6-3	0-0 1-H 2-H 2B			0-0 ① F7		0-3 ③ K		4	0	1	2	0	1	0
Russ Nixon, L (1, 2) OBP: 0.346, SLG: 0.462		0-0 HR	0-3 ③ K			0-0 ② 4-3				3	1	1	1	0	1	1
Billy Moran, R (1, 4) OBP: 0.222, SLG: 0.259		0-0 ② F4		0-3 ① K		0-0 ③ F2				3	0	0	0	0	1	0
Dick Tomanek, L (1, 1)		0-3 ③ K		0-3 ② K			0-3 ① K			2	0	0	0	0	2	0
Don Mossi, L (5, 1)										1	0	0	0	0	1	0
Inning Stats	R: 1 E: 0 K: 0 S: 5 H: 2 LOB: 1 BB: 0 P: 5	R: 1 E: 0 K: 1 S: 6 H: 1 LOB: 0 BB: 0 P: 6	R: 3 E: 1 K: 1 S: 8 H: 4 LOB: 1 BB: 1 P: 12	R: 0 E: 0 K: 2 S: 8 H: 1 LOB: 1 BB: 0 P: 8	R: 0 E: 0 K: 0 S: 3 H: 0 LOB: 0 BB: 0 P: 3	R: 0 E: 0 K: 0 S: 3 H: 0 LOB: 0 BB: 0 P: 3	R: 0 E: 0 K: 3 S: 9 H: 0 LOB: 0 BB: 0 P: 9	R: 1 E: 0 K: 2 S: 8 H: 1 LOB: 0 BB: 0 P: 8		1B: 4 2B: 3 3B: 0 HR: 2	SF: 0 SAC: 0 DP: 0 HBP: 0						

PITCHER	IP	WLS	BF	H	R	ER	SO	BB	IBB	HBP	BLK	WP	HR	S	P	ERA	WHIP
Jim Wilson, R (1, 1) ERA: 6.52	2.2	L	13	6	4	4	1	0	0	0	0	0	1	15	15	13.50	2.250
Don Rudolph, L (3, 1) ERA: 7.71	0.1		3	1	1	1	1	1	0	0	0	0	0	4	8	27.00	6.000
Bill Fischer, R (4, 1) ERA: 10.8	1.0		4	1	0	0	2	0	0	0	0	0	0	8	8	0.00	1.000
Gerry Staley, R (5, 1) ERA:	2.0		6	0	0	0	0	0	0	0	0	0	0	6	6	0.00	0.000
Ray Moore, R (7, 1) ERA: 3.48	2.0		7	1	1	1	5	0	0	0	0	0	1	17	17	4.50	0.500

PITCHER	IP	WLS	BF	H	R	ER	SO	BB	IBB	HBP	BLK	WP	HR	S	P	ERA	WHIP

BOTTOM

Chicago White Sox @ Cleveland Indians

Cleveland Municipal Stadium, Cleveland, OH

Thu Apr 24 1958, 3:33 AM EST

Att. 1,763 - Unknown

livebaseballscorecards.com

AB	32
R	6
H	9
RBI	6
BB	1
SO	9
LOB	5

WP: 0	PB: 0	SB: 0	CS: 0
PA: 33			

Batter	1	2	3	4	5	6	7	8	9	10	11	12	AB	R	H	RBI	BB	SO	LOB
Mike Baxes, R (1, 4) OBP: 0.408, SLG: 0.372	K		F5		B1		SH1-4 2B BB		F7		FC5-4 1-2f		5	1	0	0	1	1	2
Bill Tuttle, R (1, 9) OBP: 0.467, SLG: 0.514	9-3 BB			2B 1B 1B	6-3		SH1-4 1-2		4-3			6-3	4	1	1	0	1	0	0
Hector Lopez, R (1, 5) OBP: 0.348, SLG: 0.436	9-3 1-2f			K		F8	2-H 2B			6-3		6-3	6	0	1	1	0	1	2
Vic Power, R (1, 3) OBP: 0.273, SLG: 0.317		K		F8		BB 1B 1B	6-3			1-3		5-3	6	1	1	0	0	1	2
Bob Cerv, R (1, 7) OBP: 0.452, SLG: 0.833		BB		1-3 1B 2B		1B 1-2 1B BB	6-3			6-3			3	2	1	0	2	0	1
Woodie Held, R (1, 8) OBP: 0.286, SLG: 0.324		K		2-H 3-H 1B		1B 1-2 2-H 1B		F2			1-3		5	0	2	3	0	1	1
Hal Smith, R (1, 2) OBP: 0.333, SLG: 0.625		K		BB		1-3 2-H 1B		F9			4-3		4	0	1	1	1	1	1
Joe Demaestri, R (1, 6) OBP: 0.375, SLG: 0.375		K	4-3			K		5-3			E6 BB		4	0	0	0	0	2	4
Frank House, L (11, PH) OBP: 0.278, SLG: 0.412													1	0	0	0	0	0	0
Billy Hunter, R (11, PR) OBP: 0.313, SLG: 0.643													0	0	0	0	0	0	0
(11, 6)																			
Alex Kellner, R (1, 1)			K		F5	5-3			K		FC5-4 1-2 BB		4	0	0	0	0	2	2
Virgil Trucks, R (9, 1)													0	0	0	0	0	0	0
Bob Martyn, L (11, PH) OBP: 0.667, SLG: 0.500													0	0	0	0	1	0	0
Walt Craddock, R (11, 1)													0	0	0	0	0	0	0
Inning Stats	R: 0 E: 0 K: 1 S: 4 H: 0 LOB: 0 BB: 1 P: 8	R: 0 E: 0 K: 3 S: 9 H: 0 LOB: 1 BB: 1 P: 13	R: 0 E: 0 K: 2 S: 7 H: 0 LOB: 0 BB: 0 P: 7	R: 2 E: 0 K: 1 S: 8 H: 3 LOB: 2 BB: 1 P: 12	R: 0 E: 0 K: 0 S: 3 H: 0 LOB: 0 BB: 0 P: 3	R: 2 E: 0 K: 1 S: 8 H: 3 LOB: 2 BB: 1 P: 12	R: 1 E: 0 K: 0 S: 4 H: 1 LOB: 1 BB: 1 P: 8	R: 0 E: 0 K: 0 S: 3 H: 0 LOB: 0 BB: 0 P: 3	R: 0 E: 0 K: 1 S: 5 H: 0 LOB: 0 BB: 0 P: 5	R: 0 E: 0 K: 0 S: 3 H: 0 LOB: 0 BB: 0 P: 3	R: 0 E: 1 K: 0 S: 4 H: 0 LOB: 2 BB: 1 P: 8	R: 0 E: 0 K: 0 S: 3 H: 0 LOB: 0 BB: 0 P: 3	1B: 5 2B: 3 3B: 0 HR: 0	SF: 0 SAC: 1 DP: 1 HBP: 0	WP: 0 PB: 0 SB: 0 CS: 0	PA: 49			

PITCHER		IP	WLS	BF	H	R	ER	SO	BB	IBB	HBP	BLK	WP	HR	S	P	ERA	WHIP
Early Wynn, R ERA: 8.31	(1, 1)	5.1		25	6	4	4	7	4	0	0	0	0	0	35	51	6.75	1.875
Gerry Staley, R ERA: 0.9	(6, 1)	2.2		10	1	1	1	1	1	0	0	0	0	0	11	15	3.38	0.750
Bill Fischer, R ERA: 6.0	(9, 1)	4.0	W	14	0	0	0	1	1	0	0	0	0	0	15	19	0.00	0.250

PITCHER	IP	WLS	BF	H	R	ER	SO	BB	IBB	HBP	BLK	WP	HR	S	P	ERA	WHIP

TOP

Kansas City Athletics @ Chicago White Sox

Comiskey Park, Chicago, IL

Fri Apr 25 1958, 4:33 AM EST

Att. 1,742 - Unknown

livebaseballscorecards.com

AB	42
R	5
H	7
RBI	5
BB	6
SO	9
LOB	15

Kansas City Athletics @ Chicago White Sox

Comiskey Park, Chicago, IL

Fri Apr 25 1958, 4:33 AM EST

Att. 1,742 - Unknown

livebaseballscorecards.com

BOTTOM

Batter	1	2	3	4	5	6	7	8	9	10	11	12	AB	R	H	RBI	BB	SO	LOB
Luis Aparicio, R (1, 6) OBP: 0.283, SLG: 0.422	F7		6-3			K			1-5-3	K		1B	6	0	1	1	0	2	0
Nellie Fox, L (1, 4) OBP: 0.444, SLG: 0.463	FC6-4 1B		4-3			F4			1B BB 1B	4-3			5	1	2	0	0	0	0
Jim Landis, R (1, 8) OBP: 0.308, SLG: 0.583	FC6-4 HR		K			F2			BB BB 1B	6-3			5	2	1	0	0	1	1
Sherm Lollar, R (1, 2) OBP: 0.500, SLG: 0.741 Ted Beard, L (9, PR) (10, 7)	HR			L6			G5-4-3 1B		BB 1B BB		K		3 1	1 1	2 0	2 0	1 0	0 1	0 0
Walt Dropo, R (1, 3) OBP: 0.273, SLG: 0.111 Earl Torgeson, L (9, PH) (10, 3)	BB			G3-6-3 BB			F7		1B BB		CS BB		1 0	0 0	0 0	0 1	2 2	0 0	1 0
Al Smith, R (1, 7) OBP: 0.225, SLG: 0.211 Tito Francona, L (9, PH) OBP: 0.233, SLG: 0.179 Earl Battey, R (10, 2) OBP: 0.333, SLG: 0.143	F7			G3-6-3			G5-4-3		K		F4		3 1 1	0 0 0	0 0 0	0 0 0	0 1 0	0 3 1	3 3 1
Jim Rivera, L (1, 9) OBP: 0.455, SLG: 0.500		BB			K		4-3		1B			SH1-4 1B	4	1	2	2	1	1	0
Bubba Phillips, R (1, 5) OBP: 0.225, SLG: 0.343		G1-4-3 BB			6-3		F5		IBB			SH1-4	3	0	0	0	1	0	1
Early Wynn, S (1, 1) Gerry Staley, R (6, 1) Sammy Esposito, R (8, PH) OBP: 0.500, SLG: 0.400 Bill Fischer, R (9, 1) Ron Jackson, R (12, PH) OBP: 0.333, SLG: 0.467		K			F9		K		K			BB	2 0 1 1 0	0 0 0 0 0	0 0 0 0 0	0 0 0 0 1	0 0 1 1 0	1 0 0 3 0	0 0 0 0 0
Inning Stats	R: 2 H: 2 E: 0 LOB: 1 K: 0 BB: 1 S: 5 P: 9	R: 0 H: 0 E: 0 LOB: 0 K: 1 BB: 1 S: 4 P: 8	R: 0 H: 0 E: 0 LOB: 0 K: 1 BB: 0 S: 5 P: 5	R: 0 H: 0 E: 0 LOB: 0 K: 0 BB: 1 S: 2 P: 6	R: 0 H: 0 E: 0 LOB: 0 K: 1 BB: 0 S: 5 P: 5	R: 0 H: 0 E: 0 LOB: 0 K: 1 BB: 0 S: 5 P: 5	R: 0 H: 1 E: 0 LOB: 0 K: 0 BB: 0 S: 3 P: 3	R: 0 H: 0 E: 0 LOB: 0 K: 1 BB: 0 S: 5 P: 5	R: 3 H: 3 E: 0 LOB: 3 K: 2 BB: 3 S: 10 P: 22	R: 0 H: 0 E: 0 LOB: 0 K: 1 BB: 0 S: 5 P: 5	R: 0 H: 0 E: 0 LOB: 0 K: 1 BB: 1 S: 4 P: 8	R: 1 H: 2 E: 0 LOB: 2 K: 0 BB: 1 S: 3 P: 7	1B: 7 2B: 0 3B: 0 HR: 1	SF: 0 SAC: 1 DP: 3 HBP: 0	WP: 0 PB: 0 SB: 0 CS: 1	PA: 46				

PITCHER		IP	WLS	BF	H	R	ER	SO	BB	IBB	HBP	BLK	WP	HR	S	P	ERA	WHIP
Alex Kellner, L ERA: 9.53	(1, 1)	8.1		31	5	5	5	5	4	0	0	0	0	1	37	53	5.40	1.080
Virgil Trucks, R ERA: 2.45	(9, 1)	1.2		8	1	0	0	3	1	1	0	0	0	0	12	20	0.00	1.200
Walt Craddock, L ERA: 3.0	(11, 1)	1.1	L	7	2	1	1	1	2	0	0	0	0	0	7	15	6.75	3.000

PITCHER	IP	WLS	BF	H	R	ER	SO	BB	IBB	HBP	BLK	WP	HR	S	P	ERA	WHIP

AB	37
R	6
H	8
RBI	6
BB	8
SO	9
LOB	13

Batter	1	2	3	4	5	6	7	8	9	AB	R	H	RBI	BB	SO	LOB
Mike Baxes, R (1, 4) OBP: 0.426, SLG: 0.417	G6-4-3 1B		FC1-5 1B 1B	2B	FC4 1-2f		6-3			5	0	3	0	0	0	2
Bill Tuttle, R (1, 9) OBP: 0.460, SLG: 0.487	G6-4-3 1-2f		FC1-5 1-2 1B 1B	BB		5-3	F4			4	1	1	0	1	0	1
Hector Lopez, R (1, 5) OBP: 0.373, SLG: 0.429	BB		FC1-5 1-2 2-3f 1B 1B	G3		E E BB		FC3-6 1B		3	2	1	0	2	0	4
Vic Power, R (1, 3) OBP: 0.245, SLG: 0.283	F8		F8		F7	E3 1-3 E 1B		FC3-6 G6-4-3 1-2f		5	1	0	0	0	0	5
Bob Cerv, R (1, 7) OBP: 0.447, SLG: 0.780		K	1B 1-2 2-H 1B		E FC4-6 1B 1B	E5 2-3 3-H BB 1B		G6-4-3 1-2f		5	2	2	1	0	1	2
Woodie Held, R (1, 8) OBP: 0.362, SLG: 0.375		1B 1B	1-3 2-H 1B		FC4-6 E 1-2 1B 1B	1B 1-2 BB			G1-6-3 BB	3	1	3	1	2	0	0
Frank House, L (1, 2) OBP: 0.304, SLG: 0.409		1-2 1B	K		E3 FC4-6 1-2 2-3	G6-4-3 1-3 2-H 3-H 1B			G1-6-3 1-2f	5	0	2	2	0	1	5
Joe Demaestri, R (1, 6) OBP: 0.310, SLG: 0.310		F9		4-3	FC4-6 1B 1-2f 2-3 3-H	G6-4-3 1-2f			F6	5	0	0	1	0	0	6
Ralph Terry, R (1, 1) OBP: 0.111, SLG: 0.111		5-3		F8	FC4 1-2 3-H 1B		1-3			4	0	1	1	0	0	2

TOP

Kansas City Athletics @ Chicago White Sox
Comiskey Park, Chicago, IL
Sat Apr 26 1958, 4:33 AM EST
Att. 3,906 - Unknown

livebaseballscorecards.com

AB	39
R	7
H	13
RBI	6
BB	5
SO	2
LOB	27

Inning Stats	1	2	3	4	5	6	7	8	9	1B	SF	WP	PA
	R: 0 E: 0 K: 0 S: 3	R: 0 E: 0 K: 1 S: 7	R: 2 E: 0 K: 1 S: 9	R: 0 E: 0 K: 0 S: 4	R: 2 E: 1 K: 0 S: 7	R: 3 E: 2 K: 0 S: 5	R: 0 E: 0 K: 0 S: 3	R: 0 E: 0 K: 0 S: 3	R: 0 E: 0 K: 0 S: 2	12	0	0	44
	H: 1 LOB: 1 BB: 1 P: 7	H: 2 LOB: 2 BB: 0 P: 7	H: 4 LOB: 0 BB: 0 P: 9	H: 1 LOB: 2 BB: 1 P: 8	H: 3 LOB: 2 BB: 0 P: 7	H: 1 LOB: 1 BB: 2 P: 13	H: 0 LOB: 0 BB: 0 P: 3	H: 1 LOB: 0 BB: 0 P: 3	H: 0 LOB: 0 BB: 1 P: 6	2B: 1 3B: 0 HR: 0	SAC: 0 DP: 4 HBP: 0	PB: 0 SB: 0 CS: 0	

PITCHER		IP	WLS	BF	H	R	ER	SO	BB	IBB	HBP	BLK	WP	HR	S	P	ERA	WHIP
Dick Donovan, R ERA: 3.74	(1, 1)	5.0	L	28	11	4	2	2	2	0	0	0	0	0	30	38	3.60	2.600
Jim McDonald, R ERA: 19.29	(6, 1)	0.1		6	1	3	0	0	2	0	0	0	0	0	4	12	0.00	9.000
Dixie Howell, R ERA:	(6, 1)	1.2		4	0	0	0	0	0	0	0	0	0	0	4	4	0.00	0.000
Don Rudolph, L ERA: 4.15	(8, 1)	2.0		6	1	0	0	0	1	0	0	0	0	0	5	9	0.00	1.000

PITCHER	IP	WLS	BF	H	R	ER	SO	BB	IBB	HBP	BLK	WP	HR	S	P	ERA	WHIP

Batter	1	2	3	4	5	6	7	8	9	AB	R	H	RBI	BB	SO	LOB
Luis Aparicio, R (1, 6) OBP: 0.300, SLG: 0.417	G3-6-3 1B		F9			F7		BB		3	0	1	0	1	0	1
Nellie Fox, L (1, 4) OBP: 0.408, SLG: 0.422	F8		F8			F7		F8 1-2		4	0	0	0	0	0	3
Earl Torgeson, L (1, 3) OBP: 0.391, SLG: 0.067	G3-6-3 1-2f			G6-4-3 1B		FC6-4 BB		5-3		3	0	1	0	1	0	2
Sherm Lollar, R (1, 2) OBP: 0.447, SLG: 0.645		1-3		G6-4-3 1-2f		FC6-4 1-2f		6-3		4	0	0	0	0	0	3
Al Smith, R (1, 7) OBP: 0.250, SLG: 0.293		L5		S BB			HR		K	3	1	1	1	1	1	0
Jim Rivera, L (1, 9) OBP: 0.400, SLG: 0.429		WP 1B		K 1-2			3-1		4-3	4	0	1	0	0	1	1
Jim Landis, R (1, 8) OBP: 0.333, SLG: 0.571		K 1-2			F2		S 1B		1B 1B	4	0	2	0	0	1	1
Bubba Phillips, R (1, 5) OBP: 0.214, SLG: 0.324			F7		K		F6 1-2		1B 1B	2	0	0	0	0	1	0
Ted Beard, L (7, PH)										1	0	0	0	0	0	1
Sammy Esposito, R (8, 5) OBP: 0.571, SLG: 0.500										1	0	1	0	0	0	0
Dick Donovan, L (1, 1)			BB		F7		4-3		K	0	0	0	0	1	0	0
Don Mueller, L (5, PH)										1	0	0	0	0	0	0
Jim McDonald, R (6, 1)										0	0	0	0	0	0	0
Dixie Howell, L (6, 1)										0	0	0	0	0	0	0
Tito Francona, L (7, PH) OBP: 0.229, SLG: 0.172										1	0	0	0	0	0	1
Don Rudolph, L (8, 1)										0	0	0	0	0	0	0
Ron Jackson, R (9, PH) OBP: 0.316, SLG: 0.438										1	0	0	0	0	1	2
Inning Stats	R: 0 H: 1 E: 0 LOB: 0 K: 0 BB: 0 S: 3 P: 3	R: 0 H: 1 E: 0 LOB: 1 K: 1 BB: 0 S: 6 P: 6	R: 0 H: 0 E: 0 LOB: 1 K: 0 BB: 1 S: 3 P: 7	R: 0 H: 1 E: 0 LOB: 1 K: 1 BB: 1 S: 5 P: 9	R: 0 H: 0 E: 0 LOB: 0 K: 1 BB: 0 S: 5 P: 5	R: 0 H: 0 E: 0 LOB: 1 K: 0 BB: 1 S: 3 P: 7	R: 1 H: 2 E: 0 LOB: 1 K: 0 BB: 0 S: 5 P: 5	R: 0 H: 0 E: 0 LOB: 1 K: 0 BB: 1 S: 3 P: 7	R: 0 H: 2 E: 0 LOB: 2 K: 2 BB: 0 S: 9 P: 9	1B: 6 SF: 0 2B: 0 SAC: 0 3B: 0 DP: 2 HR: 1 HBP: 0						

PITCHER		IP	WLS	BF	H	R	ER	SO	BB	IBB	HBP	BLK	WP	HR	S	P	ERA	WHIP
Ralph Terry, R ERA: 3.57	(1, 1)	9.0	W	36	7	1	1	5	4	0	0	0	1	1	42	58	1.00	1.222

PITCHER	IP	WLS	BF	H	R	ER	SO	BB	IBB	HBP	BLK	WP	HR	S	P	ERA	WHIP

BOTTOM

Kansas City Athletics @ Chicago White Sox

Comiskey Park, Chicago, IL

Sat Apr 26 1958, 4:33 AM EST

Att. 3,906 - Unknown

livebaseballscorecards.com

AB	32
R	1
H	7
RBI	1
BB	4
SO	5
LOB	15

WP: 1 PA: 36
PB: 0
SB: 3
CS: 0

Batter	1	2	3	4	5	6	7	8	9	AB	R	H	RBI	BB	SO	LOB
Luis Aparicio, R (1, 6) OBP: 0.283, SLG: 0.392	F8		SH1-4		K2-3		F8		F5	3	0	0	0	0	1	2
Walt Dropo, R (9, PH) OBP: 0.250, SLG: 0.100										1	0	0	0	0	0	1
Nellie Fox, L (1, 4) OBP: 0.377, SLG: 0.388	4-3		1-3			F7		F7		4	0	0	0	0	0	1
Earl Torgeson, L (1, 3) OBP: 0.407, SLG: 0.167	K		K			2B		FC5-4 BB		3	0	1	0	1	2	1
Sherm Lollar, R (1, 2) OBP: 0.452, SLG: 0.618		1B FC5-4 1B		F5		BB		FC5-4 1-2f		3	1	1	0	1	0	1
Al Smith, R (1, 7) OBP: 0.271, SLG: 0.295		FC5-4 1-3 1B		G6-4-3 BB		F2		F8		3	0	1	0	1	0	3
Jim Landis, R (1, 8) OBP: 0.323, SLG: 0.552		F5		G6-4-3 1-2f		F1			6-3	1	0	0	0	0	0	2
Bubba Phillips, R (2, 8) OBP: 0.205, SLG: 0.308										2	0	0	0	0	0	3
Ted Beard, L (9, PH)										1	0	0	0	0	0	0
Jim Rivera, L (1, 9) OBP: 0.421, SLG: 0.471		FC5-4 1-2f 3-H			FC1-6 BB		L9		1B 2B	3	1	1	1	1	0	1
Sammy Esposito, R (1, 5) OBP: 0.444, SLG: 0.375		P5			FC1-6 SH1-4 1-2f		P6		5-3	2	0	0	0	0	0	2
Billy Goodman, L (7, PH) OBP: 0.222, SLG: 0.176										2	0	0	0	0	0	1
(7, 5)																
Early Wynn, S (1, 1)					SH1-4 1-2					0	0	0	0	1	0	0
Don Mueller, L (7, PH) OBP: 0.200, SLG: 0.400										1	0	1	0	0	0	0
Gerry Staley, R (7, 1)										0	0	0	0	0	0	0
Tito Francona, L (9, PH) OBP: 0.250, SLG: 0.200			BB	SH1-4			2B		2-H 1B	1	0	1	1	0	0	0
Inning Stats	R: 0 E: 0 K: 1 S: 5 H: 0 LOB: 0 BB: 0 P: 5	R: 1 E: 1 K: 0 S: 5 H: 2 LOB: 1 BB: 0 P: 5	R: 0 E: 0 K: 1 S: 5 H: 0 LOB: 1 BB: 1 P: 9	R: 0 E: 0 K: 0 S: 2 H: 0 LOB: 0 BB: 1 P: 6	R: 0 E: 0 K: 1 S: 5 H: 0 LOB: 1 BB: 1 P: 9	R: 0 E: 0 K: 0 S: 4 H: 1 LOB: 2 BB: 1 P: 8	R: 0 E: 0 K: 0 S: 4 H: 1 LOB: 1 BB: 0 P: 4	R: 0 E: 1 K: 0 S: 3 H: 0 LOB: 1 BB: 1 P: 7	R: 1 E: 0 K: 0 S: 5 H: 2 LOB: 1 BB: 0 P: 5	1B: 3 2B: 3 3B: 0 HR: 0 SF: 0 SAC: 2 DP: 1 HBP: 0						

PITCHER		IP	WLS	BF	H	R	ER	SO	BB	IBB	HBP	BLK	WP	HR	S	P	ERA	WHIP
Jack Harshman, L ERA: 1.5	(1, 1)	5.1	W	22	3	1	1	3	4	0	0	0	0	0	24	40	1.69	1.312
Milt Pappas, R ERA: 1.74	(6, 1)	0.2		2	0	0	0	0	0	0	0	0	0	0	2	2	0.00	0.000
George Zuverink, R ERA: 3.12	(7, 1)	3.0	S	13	3	1	1	0	1	0	0	0	0	0	12	16	3.00	1.333

PITCHER	IP	WLS	BF	H	R	ER	SO	BB	IBB	HBP	BLK	WP	HR	S	P	ERA	WHIP

TOP

Chicago White Sox @ Baltimore Orioles

Memorial Stadium, Baltimore, MD

Wed Apr 30 1958, 7:05 PM EDT

Att. 10,759 - Unknown

livebaseballscorecards.com

AB	30
R	2
H	6
RBI	2
BB	5
SO	3
LOB	18

Batter	1	2	3	4	5	6	7	8	9	AB	R	H	RBI	BB	SO	LOB
Billy Gardner, R (1, 4) OBP: 0.204, SLG: 0.234	S S S 0-3 ① K		x 0-0 ② F8		x 0-0 ① F3	x 0-0 ③ F3				4	0	0	0	0	1	4
Al Pilarcik, L (1, 9) OBP: 0.295, SLG: 0.243	x 0-0 ② 3-1		x 0-0 ③ F8		S S S 0-3 ② K		x 0-0 ① 1-3			4	0	0	0	0	1	2
Gene Woodling, L (1, 7) OBP: 0.412, SLG: 0.333 Jim Busby, R (8, 8) OBP: 0.286, SLG: 0.118	x 0-0 ③ G3			x 0-0 ① P4	x 0-0 2B		x 0-0 ② 4-3			4 0	0 0	1 0	0 0	0 0	0 0	0 0
Jim Marshall, L (1, 3) OBP: 0.188, SLG: 0.313		x 0-0 ① 4-3		x 0-0 1B 3B	x 0-0 ③ F8		x 0-0 ③ F8			4	1	1	0	0	0	1
Gus Triandos, R (1, 2) OBP: 0.326, SLG: 0.513		B B B B 4-0 G1-6-3 BB		x 0-0 4-3 1B 3-H 1B		x 0-0 ① F7		x 0-0 ① 6-3		3	1	1	1	1	0	0
Lenny Green, L (1, 8) OBP: 0.385, SLG: 0.500 (8, 7)		x 0-0 ② ③ G1-6-3 1-2f		x 0-0 ② 4-3 1-2		x 0-0 1B 2B		x 0-0 ② L6		4	1	1	0	0	0	2
Brooks Robinson, R (1, 5) OBP: 0.512, SLG: 0.657			H 1-0 SH2-3 HBP	x 0-0 2B 2-H 1B		x 0-0 ② F8		x 0-0 ③ L4		3	0	1	1	0	0	1
Foster Castleman, R (1, 6) OBP: 0.273, SLG: 0.450			x 0-0 ① SH2-3 1-2	x 0-0 1-3 2B		4-0 1B IBB				1	0	1	0	1	0	0
Jack Harshman, L (1, 1) Milt Pappas, R (6, 1) Bob Boyd, L (6, PH) OBP: 0.083, SLG: 0.083 George Zuverink, R (7, 1)			B B B B 4-0 BB	x 0-0 ③ F8		x 0-0 1-2 2-H 1B				1 0 1 0	0 0 0 0	0 0 1 0	0 0 1 0	1 0 1 0	0 0 0 0	2 0 0 0
Inning Stats	R: 0 H: 0 E: 0 LOB: 0 K: 1 BB: 0 S: 5 P: 5	R: 0 H: 0 E: 0 LOB: 0 K: 0 BB: 1 S: 2 P: 6	R: 0 H: 0 E: 0 LOB: 2 K: 0 BB: 1 S: 3 P: 8	R: 2 H: 4 E: 0 LOB: 2 K: 0 BB: 0 S: 7 P: 7	R: 0 H: 1 E: 0 LOB: 1 K: 1 BB: 0 S: 6 P: 6	R: 1 H: 2 E: 0 LOB: 2 K: 0 BB: 1 S: 5 P: 9	R: 0 H: 0 E: 0 LOB: 0 K: 0 BB: 0 S: 3 P: 3	R: 0 H: 0 E: 0 LOB: 0 K: 0 BB: 0 S: 3 P: 3		1B: 3 SF: 0 2B: 3 SAC: 1 3B: 1 DP: 1 HR: 0 HBP: 1					WP: 0 PA: 34 PB: 0 SB: 0 CS: 0	

PITCHER	IP	WLS	BF	H	R	ER	SO	BB	IBB	HBP	BLK	WP	HR	S	P	ERA	WHIP
Early Wynn, R (1, 1) ERA: 7.11	6.0	L	28	7	3	3	2	2	1	1	0	0	0	28	41	4.50	1.500
Gerry Staley, R (7, 1) ERA: 0.75	2.0		6	0	0	0	0	0	0	0	0	0	0	6	6	0.00	0.000

PITCHER	IP	WLS	BF	H	R	ER	SO	BB	IBB	HBP	BLK	WP	HR	S	P	ERA	WHIP

BOTTOM

Chicago White Sox @ Baltimore Orioles

Memorial Stadium, Baltimore, MD

Wed Apr 30 1958, 7:05 PM EDT

Att. 10,759 - Unknown

livebaseballscorecards.com

AB	29
R	3
H	7
RBI	3
BB	3
SO	2
LOB	12

Batter	1	2	3	4	5	6	7	8	9	AB	R	H	RBI	BB	SO	LOB
Ted Beard, L (1, 8) (9, 9)	BBBB 4-0 SH 1B 1B BB	x 0-0 ③ 6-3		x 0-0 ② F8		x 0-0 ③ F9			x 0-0 ② F9	4	1	0	0	1	0	3
Nellie Fox, L (1, 4) OBP: 0.379, SLG: 0.389	x 0-0 SH 1B 1-2 1B		x 0-0 ① F9	x 0-0 1-3 2-H 1B			x 0-0 ① F6		x 0-0 ③ F7	5	1	2	1	0	0	0
Billy Goodman, L (1, 5) OBP: 0.190, SLG: 0.150 Sammy Esposito, R (7, 5) OBP: 0.444, SLG: 0.375	x 0-0 SH F8 1B 1-2 2-3		x 0-0 ② 4-3	x 0-0 ③ 4-3			x 0-0 ② F8			3 0	0 0	0 0	0 0	0 0	0 0	2 0
Sherm Lollar, R (1, 2) OBP: 0.457, SLG: 0.605	x 0-0 1-2 2-H 3-H 1B		x 0-0 1B		SSS 0-3 ① K		x 0-0 ③ 6-3			4	0	2	2	0	1	0
Tito Francona, L (1, 9) OBP: 0.250, SLG: 0.182 Jim Landis, R (9, 8) OBP: 0.323, SLG: 0.552	x 0-0 ① F8 2-3		x 0-0 ③ G3		x 0-0 ② F8			BBBB 4-0 BB		3 0	0 0	0 0	0 0	1 0	0 0	3 0
Al Smith, R (1, 7) OBP: 0.269, SLG: 0.277 Bubba Phillips, R (8, 7) OBP: 0.205, SLG: 0.308	SSS 0-3 ② K			SSS 0-3 ① K	BBBB 4-0 CS BB			x 0-0 ① P4		3 0	0 0	0 0	0 0	1 0	2 0	3 0
Earl Torgeson, L (1, 3) OBP: 0.387, SLG: 0.143	SSS 0-3 ③ K			BBBB 4-0 2B BB	0-0 ③ CS 1-2	x 0-0 ① F3		x 0-0 ② F5		3	1	0	0	1	1	3
Luis Aparicio, R (1, 6) OBP: 0.298, SLG: 0.418		x 0-0 ① F8		x 0-0 1-H 1B 2B		x 0-0 1-3 1B		x 0-0 ③ F3		4	1	2	1	0	0	1
Jim Wilson, R (1, 1) Billy Pierce, L (8, 1)		x 0-0 ② 5-3		BBBB 4-0 1B BB		x 0-0 ② 1-3 1-2			x 0-0 ① F7	2 1	0 0	0 0	0 0	1 0	0 0	1 0
Inning Stats	R: 2 E: 1 K: 2 S: 10 H: 2 LOB: 2 BB: 1 P: 14	R: 0 E: 0 K: 0 S: 3 H: 0 LOB: 0 BB: 0 P: 3	R: 0 E: 0 K: 0 S: 4 H: 1 LOB: 1 BB: 0 P: 4	R: 2 E: 0 K: 1 S: 7 H: 2 LOB: 2 BB: 2 P: 15	R: 0 E: 0 K: 1 S: 4 H: 0 LOB: 0 BB: 1 P: 8	R: 0 E: 0 K: 0 S: 4 H: 1 LOB: 1 BB: 0 P: 4	R: 0 E: 0 K: 0 S: 3 H: 0 LOB: 0 BB: 0 P: 3	R: 0 E: 0 K: 0 S: 3 H: 0 LOB: 1 BB: 1 P: 7	R: 0 E: 0 K: 0 S: 3 H: 0 LOB: 0 BB: 0 P: 3	1B: 5 2B: 1 3B: 0 HR: 0 SF: 0 SAC: 1 DP: 0 HBP: 0						

PITCHER		IP	WLS	BF	H	R	ER	SO	BB	IBB	HBP	BLK	WP	HR	S	P	ERA	WHIP
Connie Johnson, R ERA: 4.03	(1, 1)	3.2	L	20	5	4	4	3	3	0	0	0	0	0	23	35	9.82	2.182
Arnie Portocarrero, R ERA: 3.38	(4, 1)	3.1		11	1	0	0	1	1	0	0	0	0	0	12	16	0.00	0.600
Charlie Beamon, R ERA: 5.06	(8, 1)	2.0		7	0	0	0	0	1	0	0	0	0	0	6	10	0.00	0.500

PITCHER	IP	WLS	BF	H	R	ER	SO	BB	IBB	HBP	BLK	WP	HR	S	P	ERA	WHIP

TOP

Chicago White Sox @ Baltimore Orioles

Memorial Stadium, Baltimore, MD

Thu May 01 1958, 7:05 PM EDT

Att. 9,442 - Unknown

livebaseballscorecards.com

AB	32
R	4
H	6
RBI	4
BB	5
SO	4
LOB	16

WP: 0	PB: 0	SB: 0	CS: 1	PA:	39

Batter	1	2	3	4	5	6	7	8	9	AB	R	H	RBI	BB	SO	LOB
Billy Gardner, R (1, 4) OBP: 0.208, SLG: 0.235	L6-3 1B		P6			F7		1-3		4	0	1	0	0	0	0
Al Pilarcik, L (1, 9) OBP: 0.333, SLG: 0.317	L6-3 1-2			E6 1B 1B		3-1 2B		2B 1B		4	2	3	0	0	0	1
Gene Woodling, L (1, 7) OBP: 0.395, SLG: 0.355	L8			K		3-1 2-3		1-H 2B		4	0	1	1	0	1	2
Jim Marshall, L (1, 3) OBP: 0.300, SLG: 0.526		HR		2-H 1B		BB		K		3	1	2	2	1	1	1
Gus Triandos, R (1, 2) OBP: 0.298, SLG: 0.465		F9		F9		K		F8		4	0	0	0	0	1	4
Lenny Green, L (1, 8) OBP: 0.313, SLG: 0.400		F9		G3			4-3		K	3	0	0	0	0	0	1
Eddie Miksis, R (9, PH)										1	0	0	0	0	1	0
Brooks Robinson, R (1, 5) OBP: 0.532, SLG: 0.718	K				B2-3 1B		2B		2B	4	0	3	0	0	1	0
Foster Castleman, R (1, 6) OBP: 0.250, SLG: 0.409			5-3		K		6-3		P2	2	0	0	0	0	1	1
Bob Nieman, R (7, PH) OBP: 0.394, SLG: 0.259										1	0	0	0	0	0	1
Willy Miranda, S (8, 6)										0	0	0	0	0	0	0
Dick Williams, R (9, PH) OBP: 0.370, SLG: 0.375										1	0	0	0	0	0	1
Connie Johnson, R (1, 1) OBP: 0.375, SLG: 0.429			6-3		B2-3 1-2f		6-3		F9	1	0	0	0	0	0	0
Arnie Portocarrero, R (4, 1)										1	0	0	0	0	0	1
Bob Boyd, L (7, PH) OBP: 0.077, SLG: 0.077										1	0	0	0	0	0	1
Charlie Beamon, R (8, 1)										0	0	0	0	0	0	0
Jim Busby, R (9, PH) OBP: 0.273, SLG: 0.111										1	0	0	0	0	0	1
Inning Stats	R: 0 E: 0 K: 0 S: 3 H: 1 LOB: 0 BB: 0 P: 3	R: 1 E: 0 K: 1 S: 6 H: 1 LOB: 0 BB: 0 P: 6	R: 0 E: 0 K: 0 S: 3 H: 0 LOB: 0 BB: 0 P: 3	R: 1 E: 1 K: 1 S: 7 H: 2 LOB: 1 BB: 0 P: 7	R: 0 E: 0 K: 1 S: 5 H: 1 LOB: 0 BB: 0 P: 5	R: 0 E: 0 K: 1 S: 6 H: 1 LOB: 2 BB: 1 P: 10	R: 0 E: 0 K: 0 S: 4 H: 1 LOB: 1 BB: 0 P: 4	R: 1 E: 0 K: 1 S: 7 H: 2 LOB: 1 BB: 0 P: 7	R: 0 E: 0 K: 1 S: 6 H: 1 LOB: 1 BB: 0 P: 6	1B: 5 2B: 6 3B: 0 HR: 1	SF: 0 SAC: 0 DP: 2 HBP: 0						

PITCHER	IP	WLS	BF	H	R	ER	SO	BB	IBB	HBP	BLK	WP	HR	S	P	ERA	WHIP
Jim Wilson, R (1, 1) ERA: 4.76	7.1	W	29	8	3	2	4	1	0	0	0	0	1	36	40	2.46	1.227
Billy Pierce, L (8, 1) ERA: 3.45	1.2	S	7	2	0	0	2	0	0	0	0	0	0	11	11	0.00	1.200

PITCHER	IP	WLS	BF	H	R	ER	SO	BB	IBB	HBP	BLK	WP	HR	S	P	ERA	WHIP

BOTTOM

Chicago White Sox @ Baltimore Orioles

Memorial Stadium, Baltimore, MD

Thu May 01 1958, 7:05 PM EDT

Att. 9,442 - Unknown

livebaseballscorecards.com

AB	35
R	3
H	10
RBI	3
BB	1
SO	6
LOB	15

WP: 0 PB: 0 SB: 0 CS: 0 PA: 36

Batter	1	2	3	4	5	6	7	8	9	10	AB	R	H	RBI	BB	SO	LOB
Ted Beard, L (1, 8)	K		BB		E6		K			BB	3	1	0	0	2	2	0
Nellie Fox, L (1, 4) OBP: 0.365, SLG: 0.373	1B		K		2-3		F7			G4-6-3	5	1	1	0	0	1	3
Billy Goodman, L (1, 5) OBP: 0.154, SLG: 0.120	K		K		1-3		F2			6-3	5	0	0	0	0	2	3
Sherm Lollar, R (1, 2) OBP: 0.500, SLG: 0.634	1B		BB		1B			G6-3			3	0	3	2	1	0	0
Tito Francona, L (1, 9) OBP: 0.225, SLG: 0.162	K		K		K			G6-3			4	0	0	0	0	3	5
Ron Jackson, R (1, 3) OBP: 0.348, SLG: 0.421		6-3		BB		6-3		CS			3	0	1	0	1	0	0
Earl Torgeson, L (8, PR) OBP: 0.387, SLG: 0.143											0	0	0	0	0	0	0
(8, 3)																	
Al Smith, R (1, 7) OBP: 0.250, SLG: 0.255		K		K		F7		CS		5-3	4	0	0	0	0	2	1
Luis Aparicio, R (1, 6) OBP: 0.311, SLG: 0.414		BB		6-3		1B				4-3	3	0	1	0	1	0	1
Dick Donovan, L (1, 1)		K		K		5-3				K	3	0	0	0	0	2	3
Gerry Staley, R (7, 1)											1	0	0	0	0	1	0
Inning Stats	R: 1 H: 2 E: 0 LOB: 1 K: 3 BB: 0 S: 11 P: 11	R: 0 H: 0 E: 0 LOB: 1 K: 2 BB: 1 S: 7 P: 11	R: 0 H: 0 E: 0 LOB: 2 K: 3 BB: 2 S: 9 P: 17	R: 0 H: 0 E: 0 LOB: 1 K: 2 BB: 1 S: 7 P: 11	R: 1 H: 1 E: 1 LOB: 1 K: 1 BB: 0 S: 7 P: 7	R: 0 H: 1 E: 0 LOB: 1 K: 0 BB: 0 S: 4 P: 4	R: 0 H: 0 E: 0 LOB: 0 K: 1 BB: 0 S: 5 P: 5	R: 0 H: 2 E: 0 LOB: 1 K: 0 BB: 0 S: 3 P: 3	R: 0 H: 0 E: 0 LOB: 0 K: 1 BB: 0 S: 5 P: 5	R: 0 H: 0 E: 0 LOB: 0 K: 0 BB: 1 S: 2 P: 6	1B: 6 SF: 0 2B: 0 SAC: 0 3B: 0 DP: 2 HR: 0 HBP: 0						

PITCHER	IP	WLS	BF	H	R	ER	SO	BB	IBB	HBP	BLK	WP	HR	S	P	ERA	WHIP
Camilo Pascual, R (1, 1) ERA: 2.81	10.0	W	39	6	2	1	13	5	0	0	0	0	0	60	80	0.90	1.100

PITCHER	IP	WLS	BF	H	R	ER	SO	BB	IBB	HBP	BLK	WP	HR	S	P	ERA	WHIP

TOP

Chicago White Sox @ Washington Senators

Griffith Stadium, Washington, DC

Fri May 02 1958, 7:05 PM EDT

Att. 7,165 - Unknown

livebaseballscorecards.com

AB	34
R	2
H	6
RBI	2
BB	5
SO	13
LOB	16

Batter	1	2	3	4	5	6	7	8	9	10	AB	R	H	RBI	BB	SO	LOB
Eddie Yost, R (1, 5) OBP: 0.350, SLG: 0.245	F8		F4		P3			F4			4	0	0	0	0	0	1
Albie Pearson, L (1, 8) OBP: 0.417, SLG: 0.289	3-1			G4-6-3 HBP		K		F7			3	0	0	0	0	1	0
Neil Chrisley, L (1, 9) OBP: 0.200, SLG: 0.200	6-3			G4-6-3 1-2f		F8			F9		4	0	0	0	0	0	1
Roy Sievers, R (1, 7) OBP: 0.351, SLG: 0.520		HR		1B		5-3			F8		4	1	2	1	0	0	0
Clint Courtney, L (1, 2) OBP: 0.409, SLG: 0.474		G6-4-3 BB		FC6-4 1-3 1B			1-0 1B HBP		1-3		2	1	1	0	1	0	0
Norm Zauchin, R (1, 3) OBP: 0.417, SLG: 0.512		G6-4-3 1-2f		FC6-4 1-2f			1B L6 1-3 1B			5-3	4	0	1	0	0	0	3
Rocky Bridges, R (1, 6) OBP: 0.413, SLG: 0.375	6-3		5-3				1-3 1B 3-H			1B 2B	4	1	2	1	0	0	0
Ossie Alvarez, R (1, 4) OBP: 0.333, SLG: 0.333			5-3		SH1-4 1B		L6 3-H			F7	3	0	1	0	0	0	1
Jim Lemon, R (10, PH) OBP: 0.260, SLG: 0.295											1	0	0	0	0	0	1
Camilo Pascual, R (1, 1) OBP: 0.333, SLG: 0.333			4-3		SH1-4 1-2			P6		2-H 1B	2	0	0	0	0	0	0
Julio Becquer, L (10, PH) OBP: 0.300, SLG: 0.300											1	0	1	1	0	0	0
Inning Stats	R: 0 H: 0 E: 0 LOB: 0 K: 0 BB: 0 S: 3 P: 3	R: 1 H: 1 E: 0 LOB: 0 K: 0 BB: 1 S: 3 P: 7	R: 0 H: 0 E: 0 LOB: 0 K: 0 BB: 0 S: 3 P: 3	R: 0 H: 2 E: 0 LOB: 2 K: 0 BB: 0 S: 4 P: 5	R: 0 H: 1 E: 0 LOB: 1 K: 0 BB: 0 S: 4 P: 4	R: 0 H: 0 E: 0 LOB: 0 K: 1 BB: 0 S: 5 P: 5	R: 1 H: 2 E: 0 LOB: 0 K: 0 BB: 0 S: 3 P: 4	R: 0 H: 0 E: 0 LOB: 0 K: 0 BB: 0 S: 3 P: 3	R: 0 H: 0 E: 0 LOB: 0 K: 0 BB: 0 S: 3 P: 3	R: 1 H: 2 E: 0 LOB: 1 K: 0 BB: 0 S: 4 P: 4	1B: 6 SF: 0 2B: 1 SAC: 1 3B: 0 DP: 2 HR: 1 HBP: 2						

PITCHER	IP	WLS	BF	H	R	ER	SO	BB	IBB	HBP	BLK	WP	HR	S	P	ERA	WHIP
Dick Donovan, R (1, 1) ERA: 3.54	6.1		25	6	2	2	1	1	0	2	0	0	1	24	30	2.84	1.105
Gerry Staley, R (7, 1) ERA: 1.17	3.1	L	11	2	1	1	0	0	0	0	0	0	0	11	11	2.70	0.600

PITCHER	IP	WLS	BF	H	R	ER	SO	BB	IBB	HBP	BLK	WP	HR	S	P	ERA	WHIP

BOTTOM

Chicago White Sox @ Washington Senators

Griffith Stadium, Washington, DC

Fri May 02 1958, 7:05 PM EDT

Att. 7,165 - Unknown

livebaseballscorecards.com

AB	32
R	3
H	8
RBI	3
BB	1
SO	1
LOB	7

Batter	1	2	3	4	5	6	7	8	9	AB	R	H	RBI	BB	SO	LOB
Ted Beard, L (1, 8) OBP: 0.316, SLG: 0.071	1-3		BB	BB		1B		F9		3	1	1	0	2	0	1
Nellie Fox, L (1, 4) OBP: 0.368, SLG: 0.381	4-3		F2	SF7		1B		6-3		4	0	2	2	0	0	2
Billy Goodman, L (1, 5) OBP: 0.194, SLG: 0.200	4-3		2B	1B		6-3			F8	5	0	2	1	0	0	3
Sherm Lollar, R (1, 2) OBP: 0.473, SLG: 0.578	F7		HBP		5-3		5-3		F6	4	0	0	0	0	0	1
Jim Rivera, L (1, 9) OBP: 0.375, SLG: 0.381		BB	3-1		K		1-3		4-3	4	1	0	0	1	1	2
Ron Jackson, R (1, 3) OBP: 0.346, SLG: 0.409		FC3-6		K	5-3		1B			3	0	1	0	0	1	0
Tom Qualters, R (6, 1)										0	0	0	0	0	0	0
Tito Francona, L (7, PH) OBP: 0.244, SLG: 0.184										1	0	1	0	0	0	0
Gerry Staley, R (7, 1)		1B					1B			0	0	0	0	0	0	0
Al Smith, R (1, 7) OBP: 0.250, SLG: 0.255		FC3-6		1B		K	1-3			4	1	1	0	0	1	3
Luis Aparicio, R (1, 6) OBP: 0.308, SLG: 0.410		SF8-3-4		1B		6-3		F2		3	1	1	1	0	0	0
Billy Pierce, L (1, 1)			5-3	1B		BB		BB		0	0	0	0	0	0	0
Ray Moore, R (2, 1) OBP: 0.400, SLG: 0.600										2	0	1	1	0	0	0
Bill Fischer, R (4, 1)										0	0	0	0	0	0	0
Earl Torgeson, L (6, PH) OBP: 0.424, SLG: 0.143										0	1	0	0	2	0	0
(6, 3)																
Inning Stats	R: 0 E: 0 K: 0 S: 4 H: 1 LOB: 1 BB: 0 P: 4	R: 1 E: 0 K: 0 S: 3 H: 1 LOB: 0 BB: 1 P: 7	R: 1 E: 0 K: 0 S: 4 H: 1 LOB: 2 BB: 1 P: 9	R: 2 E: 0 K: 1 S: 8 H: 4 LOB: 2 BB: 1 P: 12	R: 0 E: 0 K: 1 S: 5 H: 0 LOB: 0 BB: 0 P: 5	R: 1 E: 0 K: 1 S: 7 H: 2 LOB: 2 BB: 1 P: 11	R: 0 E: 0 K: 0 S: 4 H: 1 LOB: 1 BB: 0 P: 4	R: 0 E: 0 K: 0 S: 3 H: 0 LOB: 1 BB: 1 P: 7	R: 0 E: 0 K: 0 S: 3 H: 0 LOB: 0 BB: 0 P: 3	1B: 9 2B: 2 3B: 0 HR: 0 SF: 2 SAC: 0 DP: 1 HBP: 1	WP: 0 PB: 0 SB: 1 CS: 0 PA: 41					

PITCHER		IP	WLS	BF	H	R	ER	SO	BB	IBB	HBP	BLK	WP	HR	S	P	ERA	WHIP
Mike Fornieles, R ERA: 4.94	(1, 1)	3.1		18	6	4	4	1	2	0	1	0	0	0	17	26	10.80	2.400
Murray Wall, R ERA: 1.45	(4, 1)	5.2	W	23	4	1	1	2	3	0	0	0	0	0	24	36	1.59	1.235

PITCHER	IP	WLS	BF	H	R	ER	SO	BB	IBB	HBP	BLK	WP	HR	S	P	ERA	WHIP

TOP

Chicago White Sox @ Boston Red Sox

Fenway Park, Boston, MA

Tue May 06 1958, 3:33 AM EDT

Att. 3,376 - Unknown

livebaseballscorecards.com

AB	33
R	5
H	10
RBI	5
BB	5
SO	3
LOB	12

Batter	1	2	3	4	5	6	7	8	9	AB	R	H	RBI	BB	SO	LOB
Don Buddin, R (1, 6) OBP: 0.464, SLG: 0.406	S S S 0-3 K ①	x 0-0 BB BB 1B 3-H	x 0-0 F6 ③		x 0-0 SH2-4 ① 1-2		B B B B 4-0 E BB			3	0	1	1	1	1	2
Pete Runnels, L (1, 4) OBP: 0.398, SLG: 0.372	S S S 0-3 K ②	B B B B 4-0 BB 1-2 BB		x 0-0 1B 1B 1B 1B	x 0-0 4-3 ② 2-3		x 0-0 E3 1-2			4	1	1	0	1	1	2
Ted Williams, L (1, 7) OBP: 0.457, SLG: 0.408 Gene Stephens, L (9, 7) OBP: 0.282, SLG: 0.229	B B B B 4-0 HR BB	x 0-0 F9 ②		x 0-0 1B 1B 5-3 1B 1-2	I I I 4-0 IBB		S S S 0-3 K ②			3 0	2 0	1 0	0 0	2 0	1 0	4 0
Dick Gernert, R (1, 3) OBP: 0.475, SLG: 0.581	x 0-0 1-H HR	B B B B 4-0 1-2 2-3 BB		x 0-0 5-3 1B WP 1B 1-2 2-3	S S S 0-3 K ③		x 0-0 F9 ③			4	2	2	2	1	1	4
Frank Malzone, R (1, 5) OBP: 0.360, SLG: 0.432	x 0-0 HR	S S S 0-3 K ③		x 0-0 WP 5-3 1B 1-2 2-3 3-H		x 0-0 FC5-4 1B		x 0-0 6-3 ①		5	1	3	2	0	1	3
Jackie Jensen, R (1, 9) OBP: 0.342, SLG: 0.431	x 0-0 2B		x 0-0 WP S 1B	x 0-0 5-3 ① 1-2 2-3 3-H		x 0-0 F7 ①		x 0-0 2B		5	0	3	1	0	0	3
Sammy White, R (1, 2) OBP: 0.295, SLG: 0.379	x 0-0 1-3 ③		S S S 0-3 K ① 1-3	x 0-0 6-3 ② 2-3 3-H		S S S 0-3 K ②		x 0-0 6-3 ②		5	0	0	0	0	2	5
Jim Piersall, R (1, 8) OBP: 0.333, SLG: 0.333		B B B B 4-0 4-3 S 1B BB	B B B B 4-0 BB	x 0-0 5-3 ③		x 0-0 FC5-4 ③ 1-2f		I I I 4-0 IBB		2	1	0	0	3	0	2
Mike Fornieles, R (1, 1) OBP: 0.333, SLG: 0.333 Murray Wall, R (4, 1)	x 0-0 4-3 ① 1-3	S S S 0-3 K ②		x 0-0 E5 4-3 SH2-4		x 0-0 F6 ①		x 0-0 F9 ③		2 3	0 0	0 0	0 0	0 0	1 0	3 2
Inning Stats	R: 3 E: 0 K: 2 S: 10 H: 3 LOB: 1 BB: 1 P: 14	R: 1 E: 0 K: 1 S: 6 H: 1 LOB: 3 BB: 3 P: 18	R: 0 E: 0 K: 2 S: 8 H: 1 LOB: 2 BB: 1 P: 12	R: 3 E: 0 K: 0 S: 7 H: 4 LOB: 1 BB: 0 P: 7	R: 0 E: 1 K: 1 S: 6 H: 0 LOB: 2 BB: 1 P: 10	R: 0 E: 0 K: 1 S: 6 H: 1 LOB: 1 BB: 0 P: 6	R: 0 E: 1 K: 1 S: 6 H: 0 LOB: 2 BB: 1 P: 10	R: 0 E: 0 K: 0 S: 4 H: 1 LOB: 2 BB: 1 P: 8		1B: 7 2B: 2 3B: 0 HR: 2	SF: 0 SAC: 1 DP: 0 HBP: 0					

PITCHER		IP	WLS	BF	H	R	ER	SO	BB	IBB	HBP	BLK	WP	HR	S	P	ERA	WHIP
Billy Pierce, L ERA: 5.4	(1, 1)	1.0		8	3	4	4	2	2	0	0	0	0	2	10	18	36.00	5.000
Ray Moore, R ERA: 4.38	(2, 1)	2.0	L	13	4	2	2	3	3	0	0	0	1	0	16	28	9.00	3.500
Bill Fischer, R ERA: 5.73	(4, 1)	2.0		10	2	1	1	1	0	1	0	0	1	0	11	15	4.50	1.000
Tom Qualters, R ERA: 3.0	(6, 1)	1.0		4	1	0	0	1	0	0	0	0	0	0	6	6	0.00	1.000
Gerry Staley, R ERA: 1.04	(7, 1)	2.0		10	1	0	0	1	1	1	0	0	0	0	10	18	0.00	1.000

PITCHER	IP	WLS	BF	H	R	ER	SO	BB	IBB	HBP	BLK	WP	HR	S	P	ERA	WHIP

BOTTOM

Chicago White Sox @ Boston Red Sox

Fenway Park, Boston, MA

Tue May 06 1958, 3:33 AM EDT

Att. 3,376 - Unknown

livebaseballscorecards.com

AB	36
R	7
H	11
RBI	6
BB	8
SO	8
LOB	30

Batter	1	2	3	4	5	6	7	8	9	AB	R	H	RBI	BB	SO	LOB
Gary Geiger, L (1, 8) OBP: 0.345, SLG: 0.255	SSS 0-3 ① K		x 0-0 ② F8			SSS 0-3 ② K			SSS 0-3 ① K	3	0	0	0	0	2	0
Dick Tomanek, L (6, 1)										0	0	0	0	0	0	0
Preston Ward, L (9, PH) OBP: 0.444, SLG: 0.520										1	0	0	0	0	1	0
Bobby Avila, R (1, 5) OBP: 0.365, SLG: 0.455	BBBB 4-0 G3 S BB		x 0-0 ③ 5-3			SSS 0-3 ③ K			BBBB 4-0 BB	2	0	0	0	2	1	0
Minnie Minoso, R (1, 7) OBP: 0.366, SLG: 0.407	x 0-0 ② G3 1-3			x 0-0 ① 6-3			x 0-0 ① F7		x 0-0 ② L7	4	0	0	0	0	0	2
Mickey Vernon, L (1, 3) OBP: 0.407, SLG: 0.592	x 0-0 ③ F6			x 0-0 ② G3			x 0-0 ② F7		x 0-0 ③ F8	4	0	0	0	0	0	2
Rocky Colavito, R (1, 9) OBP: 0.450, SLG: 0.521		BBBB 4-0 G5-3 1B BB		x 0-0 ③ F8			x 0-0 2B			2	0	1	0	1	0	0
Russ Nixon, L (1, 2) OBP: 0.340, SLG: 0.400		x 0-0 1-2 1B			x 0-0 ① 2-3		SSS 0-3 ③ K			3	0	1	0	0	1	1
Chico Carrasquel, R (1, 6) OBP: 0.273, SLG: 0.345		x 0-0 ① F8			x 0-0 ② F8			x 0-0 ① 5-3		3	0	0	0	0	0	2
Billy Moran, R (1, 4) OBP: 0.206, SLG: 0.212		x 0-0 ②③ G5-3 2-3f			x 0-0 ③ 6-3			x 0-0 ② F8		3	0	0	0	0	0	2
Mudcat Grant, R (1, 1) OBP: 0.071, SLG: 0.071			x 0-0 ① F8			x 0-0 ① 6-3		x 0-0 ③ L3		1	0	0	0	0	0	0
Cal McLish, S (4, 1)										0	0	0	0	0	0	0
Roger Maris, L (6, PH) OBP: 0.356, SLG: 0.442 (6, 8)										2	0	0	0	0	0	0

TOP

Cleveland Indians @ Chicago White Sox

Comiskey Park, Chicago, IL

Fri May 09 1958, 4:33 AM EDT

Att. 2,055 - Unknown

livebaseballscorecards.com

AB	28
R	0
H	2
RBI	0
BB	3
SO	5
LOB	9

Inning Stats	1	2	3	4	5	6	7	8	9
R	0	0	0	0	0	0	0	0	0
E	0	0	0	0	0	0	0	0	0
K	1	0	0	0	0	2	1	0	1
S	5	3	3	3	3	7	6	3	5
H	0	1	0	0	0	0	1	0	0
LOB	1	1	0	0	0	0	1	0	1
BB	1	1	0	0	0	0	0	0	1
P	9	7	3	3	3	7	6	3	9

	1B	SF	WP	PA
	1	0	0	31
	2B	SAC	PB	
	1	0	0	
	3B	DP	SB	
	0	1	1	
	HR	HBP	CS	
	0	0	0	

PITCHER	IP	WLS	BF	H	R	ER	SO	BB	IBB	HBP	BLK	WP	HR	S	P	ERA	WHIP
Early Wynn, R (1, 1) ERA: 4.82	9.0	W	31	2	0	0	5	3	0	0	0	0	0	38	50	0.00	0.556

PITCHER	IP	WLS	BF	H	R	ER	SO	BB	IBB	HBP	BLK	WP	HR	S	P	ERA	WHIP

Batter	1	2	3	4	5	6	7	8	9	AB	R	H	RBI	BB	SO	LOB
Ted Beard, L (1, 8) (9, 7) OBP: 0.292, SLG: 0.263	4-3	K		HR	4-3		F8			5	1	1	2	0	1	4
Nellie Fox, L (1, 4) OBP: 0.370, SLG: 0.382	F7		F8	1B		F7		SH1-3		5	0	2	0	0	0	0
Al Smith, R (1, 7) OBP: 0.281, SLG: 0.276 Jim Landis, R (9, 8) OBP: 0.323, SLG: 0.552	FC6-4 BB		BB 1B 1B 1B	1-2 1B		6-3		SH1-3 1-2		3 0	1 0	2 0	0 0	1 0	0 0	0 0
Sherm Lollar, R (1, 2) OBP: 0.483, SLG: 0.563	FC6-4 1-2f		1-2 BB 1B 1B	F7		E 1B BB		BB		3	0	1	0	2	0	3
Jim Rivera, L (1, 9) OBP: 0.414, SLG: 0.440		1B 2B	1-2 2-3 1B BB	K		E6 1-3 1B		F2		4	1	2	0	1	1	4
Ron Jackson, R (1, 3) OBP: 0.290, SLG: 0.333 Earl Torgeson, L (9, 3) OBP: 0.424, SLG: 0.143	K	K			6-3	F8		K		5 0	0 0	0 0	0 0	0 0	3 0	8 0
Luis Aparicio, R (1, 6) OBP: 0.319, SLG: 0.415	K	1-2 2-H 3-H 1B			F7		G6-4-3 1B			4	0	2	1	0	1	1
Bubba Phillips, R (1, 5) OBP: 0.250, SLG: 0.333	BB 2-H 1B			FC5-6 BB	S 1B 1B		G6-4-3 1-2f			3	1	2	1	1	0	1
Early Wynn, S (1, 1) OBP: 0.400, SLG: 0.143	1-2 BB			FC5-6 1-2f HR	1-H 1B		BB			2	1	1	1	2	0	1
Inning Stats	R: 0 E: 0 K: 0 S: 3 H: 0 LOB: 1 BB: 1 P: 7	R: 1 E: 0 K: 3 S: 11 H: 2 LOB: 2 BB: 1 P: 15	R: 1 E: 0 K: 1 S: 7 H: 3 LOB: 2 BB: 1 P: 11	R: 2 E: 0 K: 1 S: 8 H: 3 LOB: 2 BB: 1 P: 12	R: 1 E: 0 K: 0 S: 5 H: 2 LOB: 1 BB: 0 P: 5	R: 0 E: 1 K: 0 S: 4 H: 1 LOB: 2 BB: 1 P: 8	R: 0 E: 0 K: 0 S: 3 H: 1 LOB: 1 BB: 1 P: 7	R: 0 E: 0 K: 1 S: 6 H: 1 LOB: 2 BB: 1 P: 10		1B: 11 2B: 1 3B: 0 HR: 1 SF: 0 SAC: 1 DP: 1 HBP: 0						

PITCHER		IP	WLS	BF	H	R	ER	SO	BB	IBB	HBP	BLK	WP	HR	S	P	ERA	WHIP
Mudcat Grant, R ERA: 2.65	(1, 1)	3.1	L	20	7	4	4	4	4	0	0	0	0	1	24	40	10.80	3.300
Cal McLish, R ERA: 5.17	(4, 1)	1.2		8	3	1	1	1	0	0	0	0	0	0	10	10	5.40	1.800
Dick Tomanek, L ERA: 6.35	(6, 1)	3.0		14	3	0	0	1	3	0	0	0	0	0	13	25	0.00	2.000

PITCHER	IP	WLS	BF	H	R	ER	SO	BB	IBB	HBP	BLK	WP	HR	S	P	ERA	WHIP

BOTTOM

Cleveland Indians @ Chicago White Sox

Comiskey Park, Chicago, IL

Fri May 09 1958, 4:33 AM EDT

Att. 2,055 - Unknown

livebaseballscorecards.com

AB	34
R	5
H	13
RBI	5
BB	7
SO	6
LOB	22

Batter	1	2	3	4	5	6	7	8	9	AB	R	H	RBI	BB	SO	LOB
Billy Harrell, R (1, 6) OBP: 0.269, SLG: 0.308	3B 1B		6-3		6-3			SH1-4 E 2B		3	1	1	0	0	0	0
Preston Ward, L (8, PH) OBP: 0.464, SLG: 0.577										1	0	1	0	0	0	0
Carroll Hardy, R (8, PR) OBP: 0.333, SLG: 0.320										0	1	0	0	0	0	0
Chico Carrasquel, R (8, 6) OBP: 0.273, SLG: 0.345										0	0	0	0	0	0	0
Bobby Avila, R (1, 5) OBP: 0.364, SLG: 0.483	1-H 3B		1-3		K			SH1-4 2-3		3	0	1	1	0	1	0
Minnie Minoso, R (1, 7) OBP: 0.351, SLG: 0.388	5-3			6-3		F4		E4 3-1 3-H		4	0	0	0	0	0	2
Roger Maris, L (1, 9) OBP: 0.349, SLG: 0.429	F5			1B FC3-6 1B		F8		3-1 1-2		4	1	1	0	0	0	3
Rocky Colavito, R (1, 3) OBP: 0.453, SLG: 0.519	K			FC3-6 1-2 1B		1B		F8		4	0	2	0	0	1	2
Gary Geiger, L (1, 8) OBP: 0.323, SLG: 0.235		F5		FC3-6 1-2f 2-H 1B		K			K	4	1	0	0	0	2	2
Dick Brown, R (1, 2) OBP: 0.375, SLG: 0.649		F6		S 2-H 1B			K		F8	4	0	1	1	0	1	0
Billy Moran, R (1, 4) OBP: 0.197, SLG: 0.203		K		6-3 1-2			6-3		F6	3	0	0	0	0	1	1
Mickey Vernon, L (9, PH) OBP: 0.400, SLG: 0.580										1	0	0	0	0	0	0
Don Ferrarese, R (1, 1)			F8		6-3		K			2	0	0	0	0	0	0
Don Mossi, L (6, 1)										1	0	0	0	0	1	0
Inning Stats	R: 1 E: 0 K: 1 S: 7 H: 2 LOB: 1 BB: 0 P: 7	R: 0 E: 0 K: 1 S: 5 H: 0 LOB: 0 BB: 0 P: 5	R: 0 E: 0 K: 0 S: 3 H: 0 LOB: 0 BB: 0 P: 3	R: 2 E: 1 K: 0 S: 6 H: 3 LOB: 1 BB: 0 P: 6	R: 0 E: 0 K: 1 S: 5 H: 0 LOB: 0 BB: 0 P: 5	R: 0 E: 0 K: 1 S: 6 H: 1 LOB: 1 BB: 0 P: 6	R: 0 E: 0 K: 2 S: 7 H: 0 LOB: 0 BB: 0 P: 7	R: 1 E: 1 K: 0 S: 5 H: 1 LOB: 1 BB: 0 P: 5	R: 0 E: 0 K: 1 S: 5 H: 0 LOB: 0 BB: 0 P: 5	1B: 5 2B: 1 3B: 1 HR: 0	SF: 0 SAC: 1 DP: 0 HBP: 0						

PITCHER	IP	WLS	BF	H	R	ER	SO	BB	IBB	HBP	BLK	WP	HR	S	P	ERA	WHIP
Dick Donovan, R (1, 1) ERA: 3.16	9.0	W	35	7	4	2	7	0	0	0	0	0	0	49	49	2.00	0.778

PITCHER	IP	WLS	BF	H	R	ER	SO	BB	IBB	HBP	BLK	WP	HR	S	P	ERA	WHIP

TOP

Cleveland Indians @ Chicago White Sox

Comiskey Park, Chicago, IL

Sat May 10 1958, 4:33 AM EDT

Att. 7,749 - Unknown

livebaseballscorecards.com

AB	34
R	4
H	7
RBI	2
BB	0
SO	7
LOB	10

WP: 0 PB: 0 SB: 1 CS: 0 PA: 35

Cleveland Indians @ Chicago White Sox

Comiskey Park, Chicago, IL

Sat May 10 1958, 4:33 AM EDT

Att. 7,749 - Unknown

BOTTOM

Batter	1	2	3	4	5	6	7	8	9	AB	R	H	RBI	BB	SO	LOB
Luis Aparicio, R (1, 6) OBP: 0.297, SLG: 0.386	4-3	FC6-4 1-2f			F8	F2		F9		5	0	0	0	0	0	6
Nellie Fox, L (1, 4) OBP: 0.397, SLG: 0.417	1B BB		E 1B		2B 2B	4-3		1-2 2-H 1B		4	1	3	1	1	0	2
Al Smith, R (1, 7) OBP: 0.275, SLG: 0.286 Ted Beard, L (9, 7) OBP: 0.292, SLG: 0.263	F9		F9 1-2		2B 2-H 2B		F7	F5		5 0	1 0	1 0	1 0	0 0	0 0	4 0
Sherm Lollar, R (1, 2) OBP: 0.484, SLG: 0.549	1-2 1B		6-3		2B BB		K			3	1	1	0	1	1	1
Ron Jackson, R (1, 3) OBP: 0.314, SLG: 0.484	F3		6-3		1-H 2-H 2B		HR			4	1	2	3	0	0	3
Jim Landis, R (1, 8) OBP: 0.314, SLG: 0.576		FC5-2 3B		K	1-3		5-3			4	0	1	0	0	1	1
Jim Rivera, L (1, 9) OBP: 0.424, SLG: 0.429		G3		G4-3 BB		1B 1B		F8		3	0	1	0	1	0	1
Bubba Phillips, R (1, 5) OBP: 0.250, SLG: 0.326		FC5-2 BB 3-H		G4-3 1-2f		1-3 1B		E6 HBP 1B		4	1	1	0	0	0	2
Dick Donovan, L (1, 1)		FC6-4 1-2 BB			F9	K		1B 1-2 HBP		2	0	0	0	1	1	2
Inning Stats	R: 0 E: 0 K: 0 S: 4 H: 1 LOB: 2 BB: 1 P: 8	R: 0 E: 0 K: 0 S: 4 H: 1 LOB: 2 BB: 1 P: 8	R: 0 E: 1 K: 0 S: 4 H: 1 LOB: 1 BB: 0 P: 4	R: 0 E: 0 K: 1 S: 4 H: 0 LOB: 0 BB: 1 P: 8	R: 3 E: 0 K: 0 S: 6 H: 3 LOB: 1 BB: 1 P: 10	R: 0 E: 0 K: 1 S: 7 H: 2 LOB: 2 BB: 0 P: 7	R: 1 E: 0 K: 1 S: 6 H: 1 LOB: 0 BB: 0 P: 6	R: 1 E: 1 K: 0 S: 5 H: 1 LOB: 2 BB: 0 P: 6		1B: 5 2B: 3 3B: 1 HR: 1	SF: 0 SAC: 0 DP: 1 HBP: 1					

livebaseballscorecards.com

AB	34
R	5
H	10
RBI	5
BB	4
SO	3
LOB	22

WP: 0 PB: 0 SB: 0 CS: 0 PA: 39

PITCHER		IP	WLS	BF	H	R	ER	SO	BB	IBB	HBP	BLK	WP	HR	S	P	ERA	WHIP
Don Ferrarese, L ERA: 5.19	(1, 1)	5.0		24	6	3	3	1	4	0	0	0	0	0	22	38	5.40	2.000
Don Mossi, L ERA: 2.3	(6, 1)	3.0	L	15	4	2	1	2	0	0	1	0	0	1	18	19	3.00	1.333

PITCHER	IP	WLS	BF	H	R	ER	SO	BB	IBB	HBP	BLK	WP	HR	S	P	ERA	WHIP

Batter	1	2	3	4	5	6	7	8	9	AB	R	H	RBI	BB	SO	LOB
Carroll Hardy, R (1, 8) OBP: 0.353, SLG: 0.379	4-3 1B 2B		F3			F2	1-2 2-H 3-H 1B			4	1	2	2	0	0	1
Billy Moran, R (1, 4) OBP: 0.200, SLG: 0.205	4-3 2-3		G5-4-3 1-2f			FC5-4 1B	F7			4	0	1	0	0	0	4
Bobby Avila, R (1, 5) OBP: 0.386, SLG: 0.492	G4-6-3 1B 3-H			G4-6-3 1B		FC5-4 1-2f		BBBB CS BB		3	0	2	1	1	0	1
Rocky Colavito, R (1, 9) OBP: 0.426, SLG: 0.482	G4-6-3 1-2f			G4-6-3 1-2f			SSS K	F8 1-2		4	0	0	0	0	1	3
Minnie Minoso, R (1, 7) OBP: 0.347, SLG: 0.375		F8		F6			BBBB 1B 1B BB	F9		3	1	0	0	1	0	0
Dick Brown, R (1, 2) OBP: 0.364, SLG: 0.610		F8			K		FC5-4 1B 1B 1-3 1B		6-3	4	1	1	0	0	1	0
Preston Ward, L (1, 3) OBP: 0.469, SLG: 0.567		1B			K		1-2 FC5-4 3-H 1B		6-3	4	0	2	1	0	1	0
Billy Harrell, R (1, 6) OBP: 0.233, SLG: 0.267		F4			F8		FC5-4 BB 1-2f 1B 2-3		SSS K	4	1	0	0	0	1	3
Ray Narleski, R (1, 1) OBP: 0.133, SLG: 0.071 Chico Carrasquel, R (7, PH) OBP: 0.281, SLG: 0.345 Cal McLish, S (7, 1)			G5-4-3 1B			G1	BBBB 1B 1-2 BB			2 0 0	0 0 0	1 0 0	0 0 0	0 1 0	0 0 0	0 0 0
Inning Stats	R: 1 H: 2 E: 0 LOB: 0 K: 0 BB: 0 S: 4 P: 4	R: 0 H: 1 E: 0 LOB: 0 K: 0 BB: 0 S: 4 P: 4	R: 0 H: 1 E: 0 LOB: 0 K: 0 BB: 0 S: 3 P: 3	R: 0 H: 1 E: 0 LOB: 0 K: 0 BB: 0 S: 3 P: 3	R: 0 H: 0 E: 0 LOB: 0 K: 2 BB: 0 S: 7 P: 7	R: 0 H: 1 E: 0 LOB: 1 K: 0 BB: 0 S: 4 P: 4	R: 3 H: 3 E: 0 LOB: 2 K: 1 BB: 2 S: 8 P: 16	R: 0 H: 0 E: 0 LOB: 0 K: 0 BB: 1 S: 2 P: 6	R: 0 H: 0 E: 0 LOB: 0 K: 1 BB: 0 S: 5 P: 5	1B: 8 SF: 0 2B: 1 SAC: 0 3B: 0 DP: 3 HR: 0 HBP: 0						

PITCHER		IP	WLS	BF	H	R	ER	SO	BB	IBB	HBP	BLK	WP	HR	S	P	ERA	WHIP
Billy Pierce, L ERA: 5.4	(1, 1)	6.2	L	28	9	4	4	3	2	0	0	0	0	0	32	40	5.40	1.650
Gerry Staley, R ERA: 1.02	(7, 1)	0.1		1	0	0	0	0	0	0	0	0	0	0	1	1	0.00	0.000
Bill Fischer, R ERA: 4.85	(8, 1)	2.0		6	0	0	0	1	1	0	0	0	0	0	7	11	0.00	0.500

PITCHER	IP	WLS	BF	H	R	ER	SO	BB	IBB	HBP	BLK	WP	HR	S	P	ERA	WHIP

TOP

Cleveland Indians @ Chicago White Sox

Comiskey Park, Chicago, IL

Sun May 11 1958, 4:33 AM EDT

Unknown

livebaseballscorecards.com

AB	32
R	4
H	9
RBI	4
BB	3
SO	4
LOB	12

1B: 8	SF: 0																	
2B: 1	SAC: 0																	
3B: 0	DP: 3																	
HR: 0	HBP: 0																	

WP: 0	PA: 35																	
PB: 0																		
SB: 0																		
CS: 1																		

Batter	1	2	3	4	5	6	7	8	9	AB	R	H	RBI	BB	SO	LOB
Luis Aparicio, R (1, 6) OBP: 0.286, SLG: 0.370	S S S 0-3 K ①		x 0-0 F9 ②		x 0-0 6-3 ②		x 0-0 FC4-6 ② BB 1B 1-2f		x 0-0 WP 1B	3	0	0	0	0	1	1
Tito Francona, L (7, PH) (8, 7)										2	0	1	0	0	0	1
Nellie Fox, L (1, 4) OBP: 0.410, SLG: 0.421	x 0-0 F7 ②		x 0-0 1-2 1B		B B B 4-0 BB		x 0-0 BB 1B 1-2		x 0-0 F8 ② 1-2	4	0	2	0	1	0	1
Al Smith, R (1, 7) OBP: 0.274, SLG: 0.273	x 0-0 6-3 ③		S S S 0-3 K ③		x 0-0 F4 ③		B B B 4-0 FC6-4 BB 1-2 2-3		S S S 0-3 K ③	3	0	0	0	1	1	3
Sammy Esposito, R (8, 6) OBP: 0.444, SLG: 0.375										0	0	0	0	0	0	0
Walt Dropo, R (9, PH) OBP: 0.231, SLG: 0.091										1	0	0	0	0	1	1
Sherm Lollar, R (1, 2) OBP: 0.485, SLG: 0.593		x 0-0 HR	S S S 0-3 K ①		B B B 4-0 BB		x 0-0 FC6-4 ③ 1-2f			3	1	1	1	1	1	3
Ron Jackson, R (1, 3) OBP: 0.333, SLG: 0.571		x 0-0 F3 ①	x 0-0 HR		x 0-0 F9 ①			x 0-0 4-3 1B		4	1	2	1	0	0	1
Jim Rivera, L (1, 9) OBP: 0.459, SLG: 0.433		B B B 4-0 CS BB	x 0-0 CS 1B		B B B 4-0 G6-4-3 BB 1-2			x 0-0 4-3 ① 1-2		2	0	1	0	2	0	1
Jim Landis, R (1, 8) OBP: 0.282, SLG: 0.514		x 0-0 F3 ② ③ 1-2	x 0-0 F2 ② 1-2		x 0-0 G6-4-3 ② ③ 1-2f			S S S 0-3 K ②		4	0	0	0	0	1	5
Bubba Phillips, R (1, 5) OBP: 0.232, SLG: 0.300			x 0-0 F6 ①	x 0-0 L7 ③			x 0-0 5-3 ①	x 0-0 F7 ③		4	0	0	0	0	0	2
Billy Pierce, L (1, 1) OBP: 0.125, SLG: 0.125			x 0-0 1B 1B		S S S 0-3 K ①		x 0-0 FC4-6 1B		x 0-0 F9 ①	2	0	1	0	0	1	0
Gerry Staley, R (7, 1)										0	0	0	0	0	0	0
Earl Torgeson, L (7, PH) OBP: 0.441, SLG: 0.182										1	0	1	0	0	0	0
Bill Fischer, R (8, 1)										0	0	0	0	0	0	0
Ted Beard, L (9, PH) OBP: 0.280, SLG: 0.250										1	0	0	0	0	0	0
Inning Stats	R: 0 E: 0 K: 1 S: 5 H: 0 LOB: 0 BB: 0 P: 5	R: 1 E: 0 K: 0 S: 3 H: 1 LOB: 0 BB: 1 P: 7	R: 0 E: 0 K: 1 S: 7 H: 2 LOB: 2 BB: 0 P: 7	R: 1 E: 0 K: 1 S: 7 H: 2 LOB: 1 BB: 0 P: 7	R: 0 E: 0 K: 1 S: 5 H: 0 LOB: 1 BB: 1 P: 9	R: 0 E: 0 K: 0 S: 2 H: 0 LOB: 1 BB: 2 P: 10	R: 0 E: 0 K: 0 S: 5 H: 2 LOB: 3 BB: 1 P: 9	R: 0 E: 0 K: 1 S: 6 H: 1 LOB: 1 BB: 0 P: 6	R: 0 E: 0 K: 1 S: 6 H: 1 LOB: 1 BB: 0 P: 6	1B: 7 2B: 0 3B: 0 HR: 2		SF: 0 SAC: 0 DP: 1 HBP: 0		WP: 1 PB: 0 SB: 0 CS: 2		PA: 39	

PITCHER	IP	WLS	BF	H	R	ER	SO	BB	IBB	HBP	BLK	WP	HR	S	P	ERA	WHIP
Ray Narleski, R (1, 1) ERA: 4.58	6.0	W	25	5	2	2	4	4	0	0	0	0	2	29	45	3.00	1.500
Cal McLish, R (7, 1) ERA: 4.34	3.0	S	14	4	0	0	2	1	0	0	0	1	0	17	21	0.00	1.667

PITCHER	IP	WLS	BF	H	R	ER	SO	BB	IBB	HBP	BLK	WP	HR	S	P	ERA	WHIP

BOTTOM

Cleveland Indians @ Chicago White Sox

Comiskey Park, Chicago, IL

Sun May 11 1958, 4:33 AM EDT

Unknown

livebaseballscorecards.com

AB	34
R	2
H	9
RBI	2
BB	5
SO	6
LOB	19

Batter	1	2	3	4	5	6	7	8	9	AB	R	H	RBI	BB	SO	LOB
Roger Maris, L (1, 8) OBP: 0.343, SLG: 0.433	5-3		K		G3			1B G6-4-3 2B		4	1	1	0	0	1	2
Billy Moran, R (1, 4) OBP: 0.192, SLG: 0.197	K		F2			4-3		G6-4-3 1B 2-3		3	0	0	0	0	1	2
Mickey Vernon, L (8, PH) (8, 3) OBP: 0.411, SLG: 0.588										1	0	1	0	0	0	0
Bobby Avila, R (1, 5) (8, 4) OBP: 0.405, SLG: 0.500	CS 1B			BB 1B		BB		G6-4-3 1-2f 3-H		3	0	2	0	1	0	1
Preston Ward, L (1, 3) (8, 5) OBP: 0.444, SLG: 0.529	CS 1-2	G5-4-3 1B		F6		F5		3-1		4	0	1	0	0	0	2
Minnie Minoso, R (1, 7) OBP: 0.343, SLG: 0.363		G5-4-3 1-2f		K		K			FC6-4 BB	3	0	0	0	1	2	3
Russ Nixon, L (1, 2) OBP: 0.352, SLG: 0.415		G3		1-2 BB			WP SF7 2B		K	3	1	1	0	1	1	1
Rocky Colavito, R (1, 9) OBP: 0.417, SLG: 0.475			1B 1B	K			SF7 2-H		F6	3	0	1	1	0	1	3
Billy Harrell, R (1, 6) OBP: 0.235, SLG: 0.265			1-2 1B		K		F6		FC6-4 1-2f	4	0	1	0	0	1	1
Bob Kelly, R (1, 1)			B1				6-3			1	0	0	0	0	0	2
Dick Tomanek, L (4, 1)					G3					2	0	0	0	0	0	0
Inning Stats	R: 0 E: 0 K: 1 S: 5 H: 1 LOB: 0 BB: 0 P: 5	R: 0 E: 0 K: 0 S: 3 H: 1 LOB: 0 BB: 0 P: 3	R: 0 E: 0 K: 1 S: 7 H: 2 LOB: 2 BB: 0 P: 7	R: 0 E: 0 K: 2 S: 8 H: 1 LOB: 2 BB: 1 P: 12	R: 0 E: 0 K: 1 S: 5 H: 0 LOB: 0 BB: 0 P: 5	R: 0 E: 0 K: 1 S: 5 H: 0 LOB: 1 BB: 1 P: 9	R: 1 E: 0 K: 0 S: 4 H: 1 LOB: 0 BB: 0 P: 4	R: 1 E: 0 K: 0 S: 4 H: 2 LOB: 0 BB: 0 P: 4	R: 0 E: 0 K: 1 S: 5 H: 0 LOB: 1 BB: 1 P: 9	1B: 6 2B: 2 3B: 0 HR: 0	SF: 1 SAC: 0 DP: 2 HBP: 0						

TOP

Cleveland Indians @ Chicago White Sox

Comiskey Park, Chicago, IL

Sun May 11 1958, 4:38 AM EDT

Att. 18,570 - Unknown

livebaseballscorecards.com

AB	31
R	2
H	8
RBI	1
BB	3
SO	7
LOB	17

PITCHER		IP	WLS	BF	H	R	ER	SO	BB	IBB	HBP	BLK	WP	HR	S	P	ERA	WHIP
Jim Wilson, R ERA: 3.96	(1, 1)	8.0	W	32	8	2	2	6	3	0	0	0	1	0	41	53	2.25	1.375
Gerry Staley, R ERA: 0.96	(9, 1)	1.0	S	3	0	0	0	1	0	0	0	0	0	0	5	5	0.00	0.000

PITCHER	IP	WLS	BF	H	R	ER	SO	BB	IBB	HBP	BLK	WP	HR	S	P	ERA	WHIP

Batter	1	2	3	4	5	6	7	8	9	AB	R	H	RBI	BB	SO	LOB
Ted Beard, L (1, 8) OBP: 0.259, SLG: 0.227	F4		B4-3	K		6-3		FC6 2-3		2	0	0	0	0	0	0
Jim Landis, R (4, PH) (5, 8) OBP: 0.262, SLG: 0.475										3	0	0	0	0	1	3
Nellie Fox, L (1, 4) OBP: 0.409, SLG: 0.413	G3 1B		1-3		BBB 4-0 1B 1B BB		5-3	F6		4	1	1	0	1	0	1
Tito Francona, L (1, 7) OBP: 0.261, SLG: 0.209	G3 1-2		E4 CS		1B 1-2 FC4-2 1B		1B 2B			3	0	1	0	0	0	1
Al Smith, R (7, PH) (8, 7) OBP: 0.284, SLG: 0.299										1	0	1	0	0	0	0
Ron Jackson, R (1, 3) OBP: 0.326, SLG: 0.538	K		CS 1-2	1B 1B	SSS K		E5 1B			4	1	1	0	0	2	4
Jim Rivera, L (1, 9) OBP: 0.463, SLG: 0.529		HR		F3	FC4-2 1-3 2-H WP 1B		L7			4	2	2	2	0	0	3
Bubba Phillips, R (1, 5) OBP: 0.267, SLG: 0.333		S 1B		1B 1-2 1B	FC4-2 2-3 3-H WP		1-2 2-3 1B			4	1	3	0	0	0	2
Earl Battey, R (1, 2) OBP: 0.308, SLG: 0.182	5-3 1-2		1B 1-3 2-H 1B	SSS K 1-2 3-H			SSS K			4	0	1	1	0	2	5
Luis Aparicio, R (1, 6) OBP: 0.296, SLG: 0.377	F9		SH1-3 2-3 3-H 1B			5-3		FC6 SH3-4 1B		4	0	2	1	0	0	1
Jim Wilson, R (1, 1)	4-3		SH1-3 1-2		SSS K			SH3-4 1-2		2	0	0	0	0	1	1
Gerry Staley, R (9, 1)										0	0	0	0	0	0	0
Inning Stats	R: 0 E: 0 K: 1 S: 6 H: 1 LOB: 1 BB: 0 P: 6	R: 1 E: 0 K: 0 S: 5 H: 2 LOB: 1 BB: 0 P: 5	R: 0 E: 1 K: 0 S: 3 H: 0 LOB: 0 BB: 0 P: 3	R: 2 E: 0 K: 1 S: 9 H: 4 LOB: 2 BB: 0 P: 9	R: 2 E: 0 K: 2 S: 9 H: 2 LOB: 1 BB: 1 P: 13	R: 0 E: 0 K: 1 S: 5 H: 0 LOB: 0 BB: 0 P: 5	R: 0 E: 1 K: 1 S: 8 H: 2 LOB: 3 BB: 0 P: 8	R: 0 E: 0 K: 0 S: 4 H: 1 LOB: 1 BB: 0 P: 4		1B: 10 2B: 1 3B: 0 HR: 1	SF: 0 SAC: 2 DP: 0 HBP: 0					

PITCHER		IP	WLS	BF	H	R	ER	SO	BB	IBB	HBP	BLK	WP	HR	S	P	ERA	WHIP
Bob Kelly, R ERA: 3.55	(1, 1)	3.2	L	18	7	3	3	1	0	0	0	0	0	1	20	20	7.36	1.909
Dick Tomanek, L ERA: 5.74	(4, 1)	4.1		20	5	2	2	5	1	0	0	0	1	0	29	33	4.15	1.385

PITCHER	IP	WLS	BF	H	R	ER	SO	BB	IBB	HBP	BLK	WP	HR	S	P	ERA	WHIP

BOTTOM

Cleveland Indians @ Chicago White Sox

Comiskey Park, Chicago, IL

Sun May 11 1958, 4:38 AM EDT

Att. 18,570 - Unknown

livebaseballscorecards.com

AB	35
R	5
H	12
RBI	4
BB	1
SO	6
LOB	21

1B: 10	SF: 0	WP: 1	PA: 39
2B: 1	SAC: 2	PB: 0	
3B: 0	DP: 0	SB: 1	
HR: 1	HBP: 0	CS: 1	

Batter	1	2	3	4	5	6	7	8	9	10	11	AB	R	H	RBI	BB	SO	LOB
Luis Aparicio, R (1, 6) OBP: 0.279, SLG: 0.354	6-3	F9			F8		F7		1-3			5	0	0	0	0	0	3
Nellie Fox, L (1, 4) OBP: 0.411, SLG: 0.415	F9		1B		4-3		F7			1-3		2	0	1	0	0	0	0
Sammy Esposito, R (5, PH) OBP: 0.333, SLG: 0.273 (5, 4)												3	0	0	0	0	0	1
Al Smith, R (1, 7) OBP: 0.291, SLG: 0.306	1B		F8			FC6-4 BB FC3-2 1B		K		F5		5	0	2	0	0	1	1
Sherm Lollar, R (1, 2) OBP: 0.479, SLG: 0.561	F6		F5			BBBB 4-0 FC6-4 1-2 BB		H 1-0 BB HBP		F5		3	0	0	0	1	0	2
Ron Jackson, R (1, 3) OBP: 0.319, SLG: 0.500		K	F4			FC6-4 1-2f 2-3		BBBB 4-0 1-2 BB			BBBB 4-0 SH3 BB	3	0	0	0	1	1	3
Ted Beard, L (8, PR) OBP: 0.286, SLG: 0.227 (8, 8)												0	0	0	0	1	0	0
Bubba Phillips, R (1, 5) OBP: 0.266, SLG: 0.328		1B 1B 1B		6-3		FC3-2 1-2 3-H		F9			SH3 1-2	4	1	1	0	0	0	4
Jim Landis, R (1, 8) OBP: 0.267, SLG: 0.465						SSS K		SSS K			SSS K	3	0	1	0	0	1	2
Earl Torgeson, L (8, PH) OBP: 0.417, SLG: 0.167 (8, 3)		1B 1B 1B 1-2		F7								2	0	0	0	0	2	3
Jim Rivera, L (1, 9) OBP: 0.478, SLG: 0.526		1B 1-3 2-H		F9			FC1-6 1B		F8		IBB	4	0	2	1	1	0	0
Ray Moore, R (1, 1) OBP: 0.222, SLG: 0.333		K			K		FC1-6 1-2f		K		1-3	4	0	0	0	0	3	3
Don Mueller, L (11, PH) OBP: 0.167, SLG: 0.333												1	0	0	0	0	0	2
Gerry Staley, R (11, 1)												0	0	0	0	0	0	0
Inning Stats	R: 0 E: 0 K: 0 S: 4 H: 1 LOB: 1 BB: 0 P: 4	R: 1 E: 0 K: 2 S: 10 H: 3 LOB: 2 BB: 0 P: 10	R: 0 E: 0 K: 0 S: 4 H: 1 LOB: 1 BB: 0 P: 4	R: 0 E: 0 K: 0 S: 3 H: 0 LOB: 0 BB: 0 P: 3	R: 0 E: 0 K: 1 S: 5 H: 0 LOB: 0 BB: 0 P: 5	R: 0 E: 0 K: 1 S: 6 H: 1 LOB: 2 BB: 1 P: 10	R: 0 E: 0 K: 0 S: 4 H: 1 LOB: 1 BB: 0 P: 4	R: 0 E: 0 K: 2 S: 7 H: 0 LOB: 2 BB: 1 P: 12	R: 0 E: 0 K: 1 S: 5 H: 0 LOB: 0 BB: 0 P: 5	R: 0 E: 0 K: 0 S: 3 H: 0 LOB: 0 BB: 0 P: 3	R: 0 E: 0 K: 1 S: 5 H: 0 LOB: 2 BB: 2 P: 13	1B: 7 2B: 0 3B: 0 HR: 0 SF: 0 SAC: 1 DP: 0 HBP: 1						

PITCHER	IP	WLS	BF	H	R	ER	SO	BB	IBB	HBP	BLK	WP	HR	S	P	ERA	WHIP
Alex Kellner, L (1, 1) ERA: 6.97	5.0		22	6	1	1	3	1	0	0	0	0	0	27	31	1.80	1.400
Virgil Trucks, R (6, 1) ERA: 0.93	2.0		7	1	0	0	1	0	0	0	0	0	0	9	9	0.00	0.500
Murry Dickson, R (8, 1) ERA: 4.5	4.0	W	16	0	0	0	4	2	1	1	0	0	0	20	33	0.00	0.500

PITCHER	IP	WLS	BF	H	R	ER	SO	BB	IBB	HBP	BLK	WP	HR	S	P	ERA	WHIP

TOP

Chicago White Sox @ Kansas City Athletics

Municipal Stadium, Kansas City, MO

Mon May 12 1958, 8:05 PM EDT

Att. 8,238 - Unknown

livebaseballscorecards.com

AB	39
R	1
H	7
RBI	1
BB	4
SO	8
LOB	24

WP: 0	PB: 0	SB: 0	CS: 0
PA: 45			

Chicago White Sox @ Kansas City Athletics

Municipal Stadium, Kansas City, MO

Mon May 12 1958, 8:05 PM EDT

Att. 8,238 - Unknown

livebaseballscorecards.com

BOTTOM

Batter	1	2	3	4	5	6	7	8	9	10	11	AB	R	H	RBI	BB	SO	LOB
Mike Baxes, R (1, 4) OBP: 0.349, SLG: 0.307	F4		1B BB		5-3		FC5-4 1-2f			F7		4	0	0	0	1	0	2
Bill Tuttle, R (1, 9) OBP: 0.371, SLG: 0.356	6-3		1-3 1B		1-3			SF9 3B		F7		5	1	2	0	0	0	0
Hector Lopez, R (1, 5) OBP: 0.315, SLG: 0.392	F8		1-3			6-3		SF9 3-H		1B		4	0	1	1	0	0	2
Vic Power, R (1, 3) OBP: 0.287, SLG: 0.354		FC6-4 1B		3B		F9		5-3		FC6-4 1-3 1B		5	0	3	0	0	0	0
Bob Cerv, R (1, 7) OBP: 0.435, SLG: 0.836		F3		BB FC5-4		K		K		FC6-4 1-2f		4	0	0	0	1	2	3
Woodie Held, R (1, 8) OBP: 0.342, SLG: 0.391		F3		1-2f FC5-4			F8		F9		HR	5	1	1	1	0	0	3
Harry Chiti, R (1, 2) OBP: 0.345, SLG: 0.385 Milt Graff, L (7, PR) Frank House, L (8, 2) OBP: 0.256, SLG: 0.316		FC6-4 1-2f		F2			BB 1B		F7			3 0 1	0 0 0	1 0 0	0 0 0	0 0 0	0 0 0	3 0 0
Joe Demaestri, R (1, 6) OBP: 0.300, SLG: 0.276			F9	4-3			F9		1B			4	0	1	0	0	0	3
Alex Kellner, R (1, 1) OBP: 0.222, SLG: 0.250 Virgil Trucks, R (6, 1) Bob Martyn, L (7, PH) OBP: 0.400, SLG: 0.462 Murry Dickson, R (8, 1)			5-3		F9		1-2 FC5-4 BB		F5			2 0 0 1	0 0 0 0	0 0 0 0	0 0 0 0	0 0 1 0	0 0 0 0	0 0 0 1
Inning Stats	R: 0 H: 0 E: 0 LOB: 0 K: 0 BB: 0 S: 3 P: 3	R: 0 H: 1 E: 0 LOB: 1 K: 0 BB: 0 S: 4 P: 4	R: 0 H: 1 E: 0 LOB: 2 K: 0 BB: 1 S: 4 P: 8	R: 0 H: 1 E: 0 LOB: 2 K: 0 BB: 1 S: 4 P: 8	R: 0 H: 0 E: 0 LOB: 0 K: 0 BB: 0 S: 3 P: 3	R: 0 H: 0 E: 0 LOB: 0 K: 1 BB: 0 S: 5 P: 5	R: 0 H: 1 E: 0 LOB: 2 K: 0 BB: 1 S: 4 P: 8	R: 1 H: 1 E: 0 LOB: 0 K: 1 BB: 0 S: 6 P: 6	R: 0 H: 1 E: 0 LOB: 1 K: 0 BB: 0 S: 4 P: 4	R: 0 H: 2 E: 0 LOB: 2 K: 0 BB: 0 S: 5 P: 5	R: 1 H: 1 E: 0 LOB: 0 K: 0 BB: 0 S: 1 P: 1	1B: 6 SF: 1 2B: 0 SAC: 0 3B: 2 DP: 0 HR: 1 HBP: 0						

AB	38
R	2
H	9
RBI	2
BB	3
SO	2
LOB	17

WP: 0 PA: 42
PB: 0
SB: 0
CS: 0

PITCHER		IP	WLS	BF	H	R	ER	SO	BB	IBB	HBP	BLK	WP	HR	S	P	ERA	WHIP
Ray Moore, R ERA: 2.82	(1, 1)	10.0		41	8	1	1	2	3	0	0	0	0	0	42	54	0.90	1.100
Gerry Staley, R ERA: 1.45	(11, 1)	0.0	L	1	1	1	1	0	0	0	0	0	0	1	1	1	∞	∞

PITCHER		IP	WLS	BF	H	R	ER	SO	BB	IBB	HBP	BLK	WP	HR	S	P	ERA	WHIP

Chicago White Sox @ Kansas City Athletics

Municipal Stadium, Kansas City, MO

Tue May 13 1958, 4:33 AM EDT

Att. 8,797 - Unknown

livebaseballscorecards.com

TOP

Batter	1	2	3	4	5	6	7	8	9	AB	R	H	RBI	BB	SO	LOB
Jim Landis, R (1, 8) OBP: 0.280, SLG: 0.447	6-3	F6			HBP	K		1B		4	1	1	0	0	1	1
Nellie Fox, L (1, 4) OBP: 0.411, SLG: 0.419	K 1B		2B		BB		L4	3-1		4	2	1	0	1	1	1
Sammy Esposito, R (8, 4) OBP: 0.333, SLG: 0.273										0	0	0	0	0	0	0
Al Smith, R (1, 7) OBP: 0.301, SLG: 0.355	1B		HR		SH		F4		5-3	4	2	2	2	0	0	0
Ted Beard, L (9, 7) OBP: 0.286, SLG: 0.227	SF7 1B				G1-2-3 WP					0	0	0	0	0	0	0
Sherm Lollar, R (1, 2) OBP: 0.474, SLG: 0.541	1B		F7		G1-2-3 BB		5-3		E6	4	0	1	1	1	0	0
Jim Rivera, L (1, 9) OBP: 0.451, SLG: 0.488	SF7		4-3		G1-2-3			1B 2B BB	F2	3	1	0	1	1	0	4
Ron Jackson, R (1, 3) OBP: 0.294, SLG: 0.457	F2		F8		F9			F8	4-3	4	0	0	0	0	0	4
Earl Torgeson, L (8, 3) OBP: 0.405, SLG: 0.160										1	0	0	0	0	0	1
Bubba Phillips, R (1, 5) OBP: 0.265, SLG: 0.323		F4		F2		K		1-3 2B 1B		4	1	1	0	0	1	0
Luis Aparicio, R (1, 6) OBP: 0.278, SLG: 0.360		6-3		1-3		E5 S SF7		SH1-3 2-H 3-H PB 2B		4	2	1	2	0	0	0
Early Wynn, S (1, 1) OBP: 0.385, SLG: 0.333		2B		5-3		SF7 2-H		SH1-3 2-3		2	0	1	1	0	0	0
Inning Stats	R: 2 E: 0 K: 1 S: 8 / H: 2 LOB: 1 BB: 0 P: 8	R: 0 E: 0 K: 0 S: 4 / H: 1 LOB: 1 BB: 0 P: 4	R: 2 E: 0 K: 0 S: 5 / H: 2 LOB: 0 BB: 0 P: 5	R: 0 E: 0 K: 0 S: 3 / H: 0 LOB: 0 BB: 0 P: 3	R: 1 E: 0 K: 0 S: 3 / H: 0 LOB: 2 BB: 2 P: 12	R: 1 E: 1 K: 2 S: 8 / H: 0 LOB: 0 BB: 0 P: 8	R: 0 E: 0 K: 0 S: 3 / H: 0 LOB: 0 BB: 0 P: 3	R: 3 E: 0 K: 0 S: 6 / H: 3 LOB: 1 BB: 1 P: 10	R: 0 E: 1 K: 0 S: 4 / H: 0 LOB: 1 BB: 0 P: 4	1B: 4 2B: 3 3B: 0 HR: 1	SF: 2 SAC: 2 DP: 1 HBP: 1						

	AB	34
	R	9
	H	8
	RBI	7
	BB	3
	SO	3
	LOB	11

WP: 1 PB: 3 SB: 1 CS: 0 PA: 42

PITCHER		IP	WLS	BF	H	R	ER	SO	BB	IBB	HBP	BLK	WP	HR	S	P	ERA	WHIP
Wally Burnette, R ERA: 4.4	(1, 1)	3.0	L	15	5	4	2	1	0	0	0	0	0	1	17	17	6.00	1.667
Ray Herbert, R ERA: 4.5	(4, 1)	1.0		7	0	1	1	0	2	0	1	0	1	0	4	13	9.00	2.000
Bud Daley, L ERA:	(5, 1)	1.0		2	0	0	0	0	0	0	0	0	0	0	2	2	0.00	0.000
Tom Gorman, R ERA: 4.05	(6, 1)	2.0		7	0	1	0	2	0	0	0	0	0	0	11	11	0.00	0.000
Murry Dickson, R ERA: 6.3	(8, 1)	2.0		11	3	3	3	0	1	0	0	0	0	0	10	14	13.50	2.000

PITCHER	IP	WLS	BF	H	R	ER	SO	BB	IBB	HBP	BLK	WP	HR	S	P	ERA	WHIP

Batter	1	2	3	4	5	6	7	8	9	AB	R	H	RBI	BB	SO	LOB
Mike Baxes, R (1, 4) OBP: 0.330, SLG: 0.288	F7	K			F7		F7		F5	5	0	0	0	0	1	1
Bill Tuttle, R (1, 9) OBP: 0.376, SLG: 0.364	1B		F8		1B		F8			4	0	2	0	0	0	0
Hector Lopez, R (1, 5) OBP: 0.301, SLG: 0.373	K		K		K			F9		4	0	0	0	0	3	2
Vic Power, R (1, 3) OBP: 0.275, SLG: 0.337	F9		4-3			F7		G3		4	0	0	0	0	0	1
Bob Cerv, R (1, 7) OBP: 0.438, SLG: 0.831		5-3 SF9 2B		K		1-3		1B 1B		4	1	2	0	0	1	0
Woodie Held, R (1, 8) OBP: 0.364, SLG: 0.403		5-3 2-3		1B		BB 1B		1-3 1B		3	0	2	0	1	0	1
Hal Smith, R (1, 2) OBP: 0.346, SLG: 0.550		SF9 3-H		K		1-2 1B		K		3	0	1	1	0	2	3
Joe Demaestri, R (1, 6) OBP: 0.297, SLG: 0.323		HR		K		5-3			6-3	4	1	1	1	0	1	3
Wally Burnette, R (1, 1) OBP: 0.250, SLG: 0.250		1B			K		4-3		F9	1	0	1	0	0	0	0
Ray Herbert, R (4, 1) OBP: 1.000, SLG: 2.000										0	0	0	0	0	0	0
Bud Daley, L (5, 1)										0	0	0	0	0	0	0
Dave Melton, R (5, PH)										1	0	0	0	0	1	0
Tom Gorman, R (6, 1) OBP: 0.333, SLG: 0.333										0	0	0	0	0	0	0
Bob Martyn, L (7, PH) OBP: 0.375, SLG: 0.429										1	0	0	0	0	0	0
Murry Dickson, R (8, 1)										0	0	0	0	0	0	0
Harry Chiti, R (9, PH) OBP: 0.333, SLG: 0.370										1	0	0	0	0	0	0
Inning Stats	R: 0 E: 0 K: 1 S: 6 H: 1 LOB: 1 BB: 0 P: 6	R: 2 E: 0 K: 1 S: 8 H: 3 LOB: 1 BB: 0 P: 8	R: 0 E: 0 K: 1 S: 5 H: 0 LOB: 0 BB: 0 P: 5	R: 0 E: 0 K: 3 S: 10 H: 1 LOB: 1 BB: 0 P: 10	R: 0 E: 0 K: 2 S: 8 H: 1 LOB: 1 BB: 0 P: 8	R: 0 E: 0 K: 0 S: 4 H: 1 LOB: 2 BB: 1 P: 8	R: 0 E: 0 K: 0 S: 3 H: 0 LOB: 0 BB: 0 P: 3	R: 0 E: 0 K: 1 S: 7 H: 2 LOB: 2 BB: 0 P: 7	R: 0 E: 0 K: 0 S: 3 H: 0 LOB: 0 BB: 0 P: 3	1B: 7 2B: 1 3B: 0 HR: 1	SF: 1 SAC: 0 DP: 0 HBP: 0						

PITCHER	IP	WLS	BF	H	R	ER	SO	BB	IBB	HBP	BLK	WP	HR	S	P	ERA	WHIP
Early Wynn, R (1, 1) ERA: 4.14	9.0	W	37	9	2	2	9	1	0	0	0	0	1	54	58	2.00	1.111

PITCHER	IP	WLS	BF	H	R	ER	SO	BB	IBB	HBP	BLK	WP	HR	S	P	ERA	WHIP

BOTTOM

Chicago White Sox @ Kansas City Athletics

Municipal Stadium, Kansas City, MO

Tue May 13 1958, 4:33 AM EDT

Att. 8,797 - Unknown

livebaseballscorecards.com

AB	35
R	2
H	9
RBI	2
BB	1
SO	9
LOB	11

WP: 0 PB: 0 SB: 0 CS: 0 PA: 37

Batter	1	2	3	4	5	6	7	8	9	AB	R	H	RBI	BB	SO	LOB
Jim Landis, R (1, 8) OBP: 0.278, SLG: 0.431	S S S 0-3 ① K		x 0-0 ② 6-3		S S S 0-3 ③ K			x 0-0 SH1-3 1B 1B		4	1	1	0	0	2	1
Nellie Fox, L (1, 4) OBP: 0.408, SLG: 0.416	S S S 0-3 ② K		x 0-0 ③ F7			x 0-0 G4-6-3 1B		x 0-0 ① SH1-3 1-2		3	0	1	0	0	1	0
Al Smith, R (1, 7) OBP: 0.299, SLG: 0.350	S S S 0-3 ③ K			x 0-0 ① F3		x 0-0 ①② G4-6-3 1-2f		x 0-0 2-H 1B		4	0	1	1	0	1	1
Sherm Lollar, R (1, 2) OBP: 0.488, SLG: 0.594		x 0-0 3B 1B		B B B 4-0 G3 BB		x 0-0 HR		S S S 0-3 ② K		3	2	2	1	1	1	1
Jim Rivera, L (1, 9) OBP: 0.436, SLG: 0.511		x 0-0 1-H 1B 3B		x 0-0 ② G3 1-2		x 0-0 ③ F6		x 0-0 ③ F5		4	1	1	1	0	0	2
Ron Jackson, R (1, 3) OBP: 0.315, SLG: 0.469 Earl Torgeson, L (7, PR) (7, 3) OBP: 0.395, SLG: 0.154		x 0-0 G6-4-3 3-H 1B		S S S 0-3 ③ K			x 0-0 SH3-4 1B		x 0-0 ① 4-3	3 1	0 0	2 0	1 0	0 0	1 0	1 0
Bubba Phillips, R (1, 5) OBP: 0.254, SLG: 0.308		x 0-0 ①② G6-4-3 1-2f			x 0-0 ① 1-3		x 0-0 ① SH3-4 1-2		x 0-0 ② 1-3	3	0	0	0	0	0	1
Luis Aparicio, R (1, 6) OBP: 0.277, SLG: 0.348		x 0-0 ③ 5-3			x 0-0 ② F9		x 0-0 ② 6-3		B B B B 4-0 S BB	3	0	0	0	1	0	2
Dick Donovan, L (1, 1)			x 0-0 ① F8		B B B 4-0 BB		x 0-0 ③ 3-1		S S S 0-3 ③ 1-2 K	3	0	0	0	1	1	3
Inning Stats	R: 0 H: 0 E: 0 LOB: 0 K: 3 BB: 0 S: 9 P: 9	R: 2 H: 3 E: 0 LOB: 0 K: 0 BB: 0 S: 5 P: 5	R: 0 H: 0 E: 0 LOB: 0 K: 0 BB: 0 S: 3 P: 3	R: 0 H: 0 E: 0 LOB: 1 K: 1 BB: 1 S: 5 P: 9	R: 0 H: 0 E: 0 LOB: 1 K: 1 BB: 1 S: 5 P: 9	R: 1 H: 2 E: 0 LOB: 0 K: 0 BB: 0 S: 4 P: 4	R: 0 H: 1 E: 0 LOB: 2 K: 0 BB: 0 S: 4 P: 4	R: 1 H: 2 E: 0 LOB: 1 K: 1 BB: 0 S: 7 P: 7	R: 0 H: 0 E: 0 LOB: 1 K: 1 BB: 1 S: 5 P: 9	1B: 6 SF: 0 2B: 0 SAC: 2 3B: 1 DP: 2 HR: 1 HBP: 0						

PITCHER		IP	WLS	BF	H	R	ER	SO	BB	IBB	HBP	BLK	WP	HR	S	P	ERA	WHIP
Duke Maas, R ERA: 5.03	(1, 1)	8.0	L	32	8	4	4	6	2	0	0	0	0	1	42	50	4.50	1.250
Virgil Trucks, R ERA: 0.84	(9, 1)	1.0		4	0	0	0	1	1	0	0	0	0	0	5	9	0.00	1.000

PITCHER	IP	WLS	BF	H	R	ER	SO	BB	IBB	HBP	BLK	WP	HR	S	P	ERA	WHIP

TOP

Chicago White Sox @ Kansas City Athletics

Municipal Stadium, Kansas City, MO

Wed May 14 1958, 8:05 PM EDT

Att. 6,353 - Unknown

livebaseballscorecards.com

AB	31
R	4
H	8
RBI	4
BB	3
SO	7
LOB	12

1B: 6	SF: 0	WP: 0	PA: 36		
2B: 0	SAC: 2	PB: 0			
3B: 1	DP: 2	SB: 1			
HR: 1	HBP: 0	CS: 0			

Batter	1	2	3	4	5	6	7	8	9	AB	R	H	RBI	BB	SO	LOB
Mike Baxes, R (1, 4) OBP: 0.326, SLG: 0.286	1-3		F8			F7		HBP 1B (2-H)		4	0	1	1	0	0	1
Bill Tuttle, R (1, 9) OBP: 0.381, SLG: 0.354	4-3		BB (4-0)			4-3		1B (1-0, 1-2)		2	0	0	0	1	0	0
Milt Graff, L (8, PR)										0	0	0	0	0	0	0
Virgil Trucks, R (9, 1)										0	0	0	0	0	0	0
Hector Lopez, R (1, 5) OBP: 0.299, SLG: 0.360	BB (4-0)		F9			K		F4		3	0	0	0	1	1	4
Vic Power, R (1, 3) OBP: 0.274, SLG: 0.333	F9			G1-4-3 1B			6-3		F6	4	0	1	0	0	0	1
Bob Cerv, R (1, 7) OBP: 0.430, SLG: 0.802		5-3		G1-4-3 (1-2f)			6-3		1B	4	0	1	0	0	0	1
Woodie Held, R (1, 8) OBP: 0.346, SLG: 0.380		F4		6-3			K		F8	4	0	0	0	0	1	1
Frank House, L (1, 2) OBP: 0.233, SLG: 0.286		K			4-3			K	F8	4	0	0	0	0	2	1
Joe Demaestri, R (1, 6) OBP: 0.284, SLG: 0.308			E5 (2-3)		F8			6-3		3	0	0	0	0	0	0
Duke Maas, R (1, 1) OBP: 0.167, SLG: 0.167			2-3 (1-2)		K			E5 1B	1B	2	0	0	0	0	1	1
Bob Martyn, L (8, PH) OBP: 0.412, SLG: 0.467 (9, 9)										1	1	1	0	0	0	0
Inning Stats	R: 0 H: 0 E: 0 LOB: 1 K: 0 BB: 1 S: 3 P: 7	R: 0 H: 0 E: 0 LOB: 0 K: 1 BB: 0 S: 5 P: 5	R: 0 H: 0 E: 1 LOB: 2 K: 0 BB: 1 S: 4 P: 8	R: 0 H: 1 E: 0 LOB: 0 K: 0 BB: 0 S: 3 P: 3	R: 0 H: 0 E: 0 LOB: 0 K: 1 BB: 0 S: 5 P: 8	R: 0 H: 0 E: 0 LOB: 0 K: 1 BB: 0 S: 5 P: 5	R: 0 H: 0 E: 0 LOB: 0 K: 1 BB: 0 S: 5 P: 5	R: 1 H: 2 E: 1 LOB: 2 K: 1 BB: 0 S: 7 P: 8	R: 0 H: 1 E: 0 LOB: 1 K: 0 BB: 0 S: 4 P: 4	1B: 4 SF: 0 2B: 0 SAC: 0 3B: 0 DP: 1 HR: 0 HBP: 1							

PITCHER	IP	WLS	BF	H	R	ER	SO	BB	IBB	HBP	BLK	WP	HR	S	P	ERA	WHIP
Dick Donovan, R (1, 1) ERA: 2.54	9.0	W	34	4	1	0	5	2	0	1	0	0	0	41	50	0.00	0.667

PITCHER	IP	WLS	BF	H	R	ER	SO	BB	IBB	HBP	BLK	WP	HR	S	P	ERA	WHIP

BOTTOM

Chicago White Sox @ Kansas City Athletics

Municipal Stadium, Kansas City, MO

Wed May 14 1958, 8:05 PM EDT

Att. 6,353 - Unknown

livebaseballscorecards.com

AB	31
R	1
H	4
RBI	1
BB	2
SO	5
LOB	10

PA: 34

WP: 0 PB: 0 SB: 0 CS: 0

Batter	1	2	3	4	5	6	7	8	9	AB	R	H	RBI	BB	SO	LOB
Jim Landis, R (1, 8) OBP: 0.263, SLG: 0.407	1-3		1-3		5-3		FC4-6 1-2f			3	0	0	0	0	0	1
Earl Torgeson, L (7, PH) OBP: 0.385, SLG: 0.148										1	0	0	0	0	0	2
Tom Qualters, R (7, 1)										0	0	0	0	0	0	0
Nellie Fox, L (1, 4) OBP: 0.392, SLG: 0.398	L6		4-3		3-1			F8		4	0	0	0	0	0	1
Al Smith, R (1, 7) OBP: 0.308, SLG: 0.357	FC5-4 1B		FC6-4 1B			L6		6-3		4	0	2	0	0	0	0
Sherm Lollar, R (1, 2) OBP: 0.477, SLG: 0.574	FC5-4 1-2f		FC6-4 1-2f			1B		F2		4	0	1	0	0	0	2
Jim Rivera, L (1, 9) OBP: 0.407, SLG: 0.469 (7, 8)		1-3		4-3		3-1			5-3	4	0	0	0	0	0	0
Ron Jackson, R (1, 3) OBP: 0.310, SLG: 0.442		BBBB 2B FC5-2 BB		F2			F7		F7	3	0	0	0	1	0	0
Bubba Phillips, R (1, 5) OBP: 0.260, SLG: 0.328		FC5-2 1-3 2B		5-3			F9		4-3	2	0	1	0	0	0	0
Don Mueller, L (7, PH) OBP: 0.143, SLG: 0.286										1	0	0	0	0	0	0
Sammy Esposito, R (7, 5) OBP: 0.308, SLG: 0.250										1	0	0	0	0	0	0
Luis Aparicio, R (1, 6) OBP: 0.289, SLG: 0.359		FC5-2 2-3 3-H			S 1B		1B 1B			3	0	2	0	0	0	2
Jim Wilson, R (1, 1)		1-3			F7 1-2		FC4-6 1-2 1B			2	0	0	0	0	0	3
Tito Francona, L (7, PH) OBP: 0.277, SLG: 0.227 (7, 9)										1	0	1	0	0	0	0
Inning Stats	R: 0 E: 0 K: 0 S: 4 H: 1 LOB: 1 BB: 0 P: 4	R: 0 E: 0 K: 0 S: 4 H: 1 LOB: 2 BB: 1 P: 8	R: 0 E: 0 K: 0 S: 4 H: 1 LOB: 1 BB: 0 P: 4	R: 0 E: 0 K: 0 S: 3 H: 0 LOB: 0 BB: 0 P: 3	R: 0 E: 0 K: 0 S: 4 H: 1 LOB: 1 BB: 0 P: 4	R: 0 E: 0 K: 0 S: 3 H: 1 LOB: 0 BB: 0 P: 3	R: 0 E: 0 K: 0 S: 5 H: 2 LOB: 2 BB: 0 P: 5	R: 0 E: 0 K: 0 S: 3 H: 0 LOB: 0 BB: 0 P: 3	R: 0 E: 0 K: 0 S: 3 H: 0 LOB: 0 BB: 0 P: 3	1B: 6 2B: 1 3B: 0 HR: 0 SF: 0 SAC: 0 DP: 0 HBP: 0						

PITCHER	IP	WLS	BF	H	R	ER	SO	BB	IBB	HBP	BLK	WP	HR	S	P	ERA	WHIP
Ned Garver, R (1, 1) ERA: 3.32	9.0	W	34	7	0	0	0	1	0	0	0	0	0	33	37	0.00	0.889

PITCHER	IP	WLS	BF	H	R	ER	SO	BB	IBB	HBP	BLK	WP	HR	S	P	ERA	WHIP

TOP

Chicago White Sox @ Kansas City Athletics

Municipal Stadium, Kansas City, MO

Thu May 15 1958, 4:33 AM EDT

Att. 5,079 - Unknown

livebaseballscorecards.com

AB	33
R	0
H	7
RBI	0
BB	1
SO	0
LOB	11

WP: 0 PB: 0 SB: 1 CS: 0 PA: 34

Batter	1	2	3	4	5	6	7	8	9	AB	R	H	RBI	BB	SO	LOB
Mike Baxes, R (1, 4) OBP: 0.323, SLG: 0.284	F5		F4			1B 6-3 HR 1B		6-3		4	1	1	0	0	0	0
Bill Tuttle, R (1, 9) OBP: 0.386, SLG: 0.354	1B 1B		6-3			6-3 1-2		BBBB 4-3 BB		3	0	1	0	1	0	1
Hector Lopez, R (1, 5) OBP: 0.307, SLG: 0.367	G5-4-3 1-3 1B			1-3		HR 2-3 1B		4-3 1-2		4	1	2	0	0	0	1
Vic Power, R (1, 3) OBP: 0.273, SLG: 0.362	G5-4-3 1-2f			E6 G6-4-3		1-H 3-H HR		F3		4	1	1	3	0	0	3
Bob Cerv, R (1, 7) OBP: 0.417, SLG: 0.774		F7		G6-4-3 1-2f		6-3				3	0	0	0	0	0	1
Woodie Held, R (1, 8) OBP: 0.345, SLG: 0.378		1B			K		L7			3	0	1	0	0	1	0
Frank House, L (1, 2) OBP: 0.239, SLG: 0.289		F8			F5		1B			3	0	1	0	0	0	1
Joe Demaestri, R (1, 6) OBP: 0.271, SLG: 0.294		5-3			K		K			3	0	0	0	0	2	2
Ned Garver, R (1, 1) OBP: 0.125, SLG: 0.067			K			F7	F9			3	0	0	0	0	1	1
Inning Stats	R: 0 H: 2 E: 0 LOB: 1 K: 0 BB: 0 S: 4 P: 4	R: 0 H: 1 E: 0 LOB: 1 K: 0 BB: 0 S: 4 P: 4	R: 0 H: 0 E: 0 LOB: 0 K: 1 BB: 0 S: 5 P: 5	R: 0 H: 0 E: 1 LOB: 0 K: 0 BB: 0 S: 3 P: 3	R: 0 H: 0 E: 0 LOB: 0 K: 2 BB: 0 S: 7 P: 7	R: 3 H: 3 E: 0 LOB: 0 K: 0 BB: 0 S: 6 P: 6	R: 0 H: 1 E: 0 LOB: 1 K: 1 BB: 0 S: 6 P: 6	R: 0 H: 0 E: 0 LOB: 1 K: 0 BB: 1 S: 3 P: 7		1B: 6 SF: 0 2B: 0 SAC: 0 3B: 0 DP: 2 HR: 1 HBP: 0						

BOTTOM

Chicago White Sox @ Kansas City Athletics

Municipal Stadium, Kansas City, MO

Thu May 15 1958, 4:33 AM EDT

Att. 5,079 - Unknown

livebaseballscorecards.com

AB	30
R	3
H	7
RBI	3
BB	1
SO	4
LOB	10

WP: 0 PA: 31
PB: 0
SB: 0
CS: 0

PITCHER		IP	WLS	BF	H	R	ER	SO	BB	IBB	HBP	BLK	WP	HR	S	P	ERA	WHIP
Jim Wilson, R ERA: 4.06	(1, 1)	6.0	L	23	6	3	3	3	0	0	0	0	0	1	29	29	4.50	1.000
Tom Qualters, R ERA: 1.8	(7, 1)	2.0		8	1	0	0	1	1	0	0	0	0	0	9	13	0.00	1.000

PITCHER		IP	WLS	BF	H	R	ER	SO	BB	IBB	HBP	BLK	WP	HR	S	P	ERA	WHIP

Batter	1	2	3	4	5	6	7	8	9	AB	R	H	RBI	BB	SO	LOB
Luis Aparicio, R (1, 6) OBP: 0.284, SLG: 0.344	BBB 4-0 E 1B BB BB x 0-0 F9		x 0-0 ③ F8			x 0-0 ②③ G5-4-3 1-2f		x 0-0 ③ FC6 1-2f		4	1	0	0	1	0	4
Nellie Fox, L (1, 4) OBP: 0.411, SLG: 0.418	x 0-0 BB E 1B 1-2 1B	x 0-0 G6-4-3 1B		SSS 0-3 ① K			x 0-0 BB 1B		x 0-0 PB 1B	5	1	4	0	0	1	0
Al Smith, R (1, 7) OBP: 0.305, SLG: 0.345	x 0-0 SH 1B BB E 1-2 2-3	x 0-0 ①② G6-4-3 1-2f		SSS 0-3 ② K			BBBB 4-0 1-2 BB		SSS 0-3 ① K 1-2	3	1	0	0	1	2	2
Sherm Lollar, R (1, 2) OBP: 0.473, SLG: 0.569	BBBB 4-0 E 1-2 2-3 3-H 1B BB	x 0-0 1B 2B		x 0-0 ③ 5-3			SSS 0-3 ① K		x 0-0 ② 5-3	4	2	1	1	1	1	3
Ron Jackson, R (1, 3) OBP: 0.302, SLG: 0.421 Earl Torgeson, L (9, 3) OBP: 0.385, SLG: 0.148	SSS 0-3 ① K	x 0-0 1B 2-H 1B			SSS 0-3 ① K		x 0-0 ② F6		SSS 0-3 ③ K	5 0	0 0	1 0	1 0	0 0	3 0	6 0
Jim Rivera, L (1, 9) OBP: 0.413, SLG: 0.472	x 0-0 E3 S 1B 1-3 2-H 3-H 1B	x 0-0 1-2 1B			x 0-0 ② F3		x 0-0 ③ F3			4	1	2	1	0	0	2
Bubba Phillips, R (1, 5) OBP: 0.273, SLG: 0.338	x 0-0 1B 1-2 FC1-5-2 3-H 1B	x 0-0 ③ F8			x 0-0 ③ 6-3			x 0-0 FC6-4 1B		4	0	2	1	0	0	2
Jim Landis, R (1, 8) OBP: 0.262, SLG: 0.397	x 0-0 FC1-5-2 1-3 2-H 1B		x 0-0 ① F8			x 0-0 ① F4		x 0-0 ① FC6-4 FC6 1-2f		4	0	1	1	0	0	1
Billy Pierce, L (1, 1) OBP: 0.167, SLG: 0.091	x 0-0 ② FC1-5-2 2-3 3-H		x 0-0 ② F7			BBBB 4-0 G5-4-3 BB		x 0-0 ② B2		3	0	0	0	1	0	3
Inning Stats	R: 5 E: 2 K: 1 S: 10 H: 4 LOB: 2 BB: 2 P: 18	R: 1 E: 0 K: 0 S: 6 H: 4 LOB: 2 BB: 0 P: 6	R: 0 E: 0 K: 0 S: 3 H: 0 LOB: 0 BB: 0 P: 3	R: 0 E: 0 K: 2 S: 7 H: 0 LOB: 0 BB: 0 P: 7	R: 0 E: 0 K: 1 S: 5 H: 0 LOB: 0 BB: 0 P: 5	R: 0 E: 0 K: 0 S: 2 H: 0 LOB: 0 BB: 1 P: 6	R: 0 E: 0 K: 1 S: 6 H: 1 LOB: 2 BB: 1 P: 10	R: 0 E: 0 K: 0 S: 4 H: 1 LOB: 1 BB: 0 P: 4	R: 0 E: 0 K: 2 S: 8 H: 1 LOB: 1 BB: 0 P: 8	1B: 10 2B: 1 3B: 0 HR: 0	SF: 0 SAC: 1 DP: 2 HBP: 0						

TOP

Chicago White Sox @ Cleveland Indians

Cleveland Municipal Stadium, Cleveland, OH

Fri May 16 1958, 7:05 PM EDT

Att. 12,466 - Unknown

livebaseballscorecards.com

AB	36
R	6
H	11
RBI	5
BB	4
SO	7
LOB	23

WP: 0 PB: 1 SB: 1 CS: 0 PA: 41

PITCHER		IP	WLS	BF	H	R	ER	SO	BB	IBB	HBP	BLK	WP	HR	S	P	ERA	WHIP
Don Ferrarese, L ERA: 6.59	(1, 1)	2.0	L	16	8	6	5	1	2	0	0	0	0	0	16	24	22.50	5.000
Dick Tomanek, L ERA: 4.88	(3, 1)	6.0		21	2	0	0	4	2	0	0	0	0	0	27	35	0.00	0.667
Hoyt Wilhelm, R ERA: 4.24	(9, 1)	1.0		4	1	0	0	2	0	0	0	0	0	0	8	8	0.00	1.000

PITCHER	IP	WLS	BF	H	R	ER	SO	BB	IBB	HBP	BLK	WP	HR	S	P	ERA	WHIP

BOTTOM

Chicago White Sox @ Cleveland Indians

Cleveland Municipal Stadium, Cleveland, OH

Fri May 16 1958, 7:05 PM EDT

Att. 12,466 - Unknown

livebaseballscorecards.com

Batter	1	2	3	4	5	6	7	8	9	AB	R	H	RBI	BB	SO	LOB
Roger Maris, L (1, 8) (3, 9) OBP: 0.337, SLG: 0.564	K	F2			K		F7		4-3	5	0	0	0	0	2	4
Bobby Avila, R (1, 5) OBP: 0.363, SLG: 0.463	BB		F8		HR		F9			3	1	1	1	1	0	2
Minnie Minoso, R (1, 7) OBP: 0.352, SLG: 0.415	F7		F8		F8			HR		4	1	1	1	0	0	1
Rocky Colavito, R (1, 9) (3, 3) OBP: 0.393, SLG: 0.403	K		F3			K		K		4	0	0	0	0	3	1
Dick Brown, R (1, 2) OBP: 0.339, SLG: 0.538		E6 1B		K		F6		1B		4	1	1	0	0	1	0
Gary Geiger, L (8, PR) OBP: 0.344, SLG: 0.264										0	0	0	0	0	0	0
Hoyt Wilhelm, R (9, 1)										0	0	0	0	0	0	0
Mickey Vernon, L (1, 3) OBP: 0.406, SLG: 0.563		K		4-3		K		K		1	0	0	0	0	1	1
Dick Tomanek, L (3, 1)										2	0	0	0	0	1	0
Jay Porter, R (8, PH) (9, 2) OBP: 0.333, SLG: 0.333										1	0	0	0	0	1	1
Chico Carrasquel, R (1, 6) OBP: 0.298, SLG: 0.344	BB 2-H 1B			BB			2B 1B	F8		3	0	2	1	1	0	1
Billy Harrell, R (1, 4) OBP: 0.231, SLG: 0.282		K		F8			1-3 2B		F8	4	0	1	0	0	1	2
Don Ferrarese, R (1, 1)					F8		F2		1-3	0	0	0	0	0	0	0
Carroll Hardy, R (2, PH) (3, 8) OBP: 0.333, SLG: 0.333	1-2 BB									3	0	0	0	1	0	2

Inning Stats	1	2	3	4	5	6	7	8	9
	R: 0 H: 0 E: 0 LOB: 1 K: 2 BB: 1 S: 7 P: 11	R: 1 H: 1 E: 1 LOB: 2 K: 2 BB: 1 S: 9 P: 13	R: 0 H: 0 E: 0 LOB: 0 K: 0 BB: 0 S: 3 P: 3	R: 0 H: 0 E: 0 LOB: 1 K: 1 BB: 1 S: 5 P: 9	R: 1 H: 1 E: 0 LOB: 0 K: 1 BB: 0 S: 6 P: 6	R: 0 H: 0 E: 0 LOB: 0 K: 2 BB: 0 S: 7 P: 7	R: 0 H: 2 E: 0 LOB: 2 K: 0 BB: 0 S: 5 P: 5	R: 1 H: 2 E: 0 LOB: 1 K: 2 BB: 0 S: 9 P: 9	R: 0 H: 0 E: 0 LOB: 0 K: 0 BB: 0 S: 3 P: 3

1B: 3	SF: 0
2B: 1	SAC: 0
3B: 0	DP: 0
HR: 2	HBP: 0

WP: 0	PA: 37
PB: 0	
SB: 0	
CS: 0	

AB	34
R	3
H	6
RBI	3
BB	3
SO	10
LOB	15

PITCHER	IP	WLS	BF	H	R	ER	SO	BB	IBB	HBP	BLK	WP	HR	S	P	ERA	WHIP
Billy Pierce, L (1, 1) ERA: 4.45	9.0	W	37	6	3	2	10	3	0	0	0	0	2	54	66	2.00	1.000

PITCHER	IP	WLS	BF	H	R	ER	SO	BB	IBB	HBP	BLK	WP	HR	S	P	ERA	WHIP

Batter	1	2	3	4	5	6	7	8	9	AB	R	H	RBI	BB	SO	LOB
Luis Aparicio, R (1, 6) OBP: 0.280, SLG: 0.330	B B B B 4-0 S 2B BB	x 0-0 ③ F8		x 0-0 ③ L1			x 0-0 ① B1-3		x 0-0 ②③ F8-4-3 1-2	4	1	0	0	1	0	3
Nellie Fox, L (1, 4) OBP: 0.405, SLG: 0.412	x 0-0 ① 3-1 1-2		x 0-0 FC6-4 1B 1B		x 0-0 ① F8		x 0-0 ② 6-3			4	0	1	0	0	0	1
Al Smith, R (1, 7) OBP: 0.313, SLG: 0.363	x 0-0 2-H 2B		x 0-0 1-2 FC6-4 1B		S S S 0-3 ② K		x 0-0 ③ 6-3			4	0	2	1	0	1	0
Sherm Lollar, R (1, 2) OBP: 0.453, SLG: 0.539	x 0-0 ② F3		x 0-0 ① FC6-4 B1-3 1-2f 2-3		x 0-0 ③ F6			x 0-0 ① 6-3		4	0	0	0	0	0	3
Jim Rivera, L (1, 9) OBP: 0.388, SLG: 0.439	x 0-0 ③ F7		x 0-0 ②③ B1-3 1-2f			x 0-0 ① F6		x 0-0 ② 4-3		4	0	0	0	0	0	3
Ron Jackson, R (1, 3) OBP: 0.328, SLG: 0.483 Earl Torgeson, L (8, 3) OBP: 0.385, SLG: 0.148		S S S 0-3 ① K		x 0-0 HR		B B B B 4-0 BB BB		x 0-0 WP 1B		3 0	1 0	2 0	1 0	1 0	1 0	0 0
Bubba Phillips, R (1, 5) OBP: 0.259, SLG: 0.320		x 0-0 ② F2		x 0-0 ① F8		x 0-0 ② F9		x 0-0 ③ 1-3 1-2		4	0	0	0	0	0	2
Jim Landis, R (1, 8) OBP: 0.277, SLG: 0.383		B B B B 4-0 1B BB		x 0-0 ② F7		B B B B 4-0 1-2 BB			x 0-0 ① F8	2	0	0	0	2	0	0
Ray Moore, R (1, 1) OBP: 0.333, SLG: 0.667 Gerry Staley, R (6, 1)		x 0-0 1-2 1B		x 0-0 HR		x 0-0 ③ L6			B B B B 4-0 F8-4-3 BB	3 0	1 0	2 0	1 0	0 1	0 0	2 0
Inning Stats	R: 1 H: 1 E: 0 LOB: 1 K: 0 BB: 1 S: 4 P: 8	R: 0 H: 1 E: 0 LOB: 2 K: 1 BB: 1 S: 6 P: 10	R: 0 H: 2 E: 0 LOB: 1 K: 0 BB: 0 S: 4 P: 4	R: 2 H: 2 E: 0 LOB: 0 K: 0 BB: 0 S: 5 P: 5	R: 0 H: 0 E: 0 LOB: 0 K: 1 BB: 0 S: 5 P: 5	R: 0 H: 0 E: 0 LOB: 2 K: 0 BB: 2 S: 3 P: 11	R: 0 H: 0 E: 0 LOB: 0 K: 0 BB: 0 S: 3 P: 3	R: 0 H: 1 E: 0 LOB: 1 K: 0 BB: 0 S: 4 P: 4	R: 0 H: 0 E: 0 LOB: 0 K: 0 BB: 1 S: 2 P: 6	1B: 4 SF: 0 2B: 3 SAC: 0 3B: 0 DP: 2 HR: 2 HBP: 0						WP: 1 PA: 37 PB: 0 SB: 1 CS: 0

PITCHER		IP	WLS	BF	H	R	ER	SO	BB	IBB	HBP	BLK	WP	HR	S	P	ERA	WHIP
Cal McLish, R ERA: 4.15	(1, 1)	7.0	L	30	6	3	3	2	4	0	0	0	0	2	30	46	3.86	1.429
Don Mossi, L ERA: 1.96	(8, 1)	2.0		7	1	0	0	0	1	0	0	0	1	0	6	10	0.00	1.000

PITCHER	IP	WLS	BF	H	R	ER	SO	BB	IBB	HBP	BLK	WP	HR	S	P	ERA	WHIP

TOP

Chicago White Sox @ Cleveland Indians

Cleveland Municipal Stadium, Cleveland, OH

Sat May 17 1958, 3:33 AM EDT
Att. 4,257 - Unknown

livebaseballscorecards.com

AB	32
R	3
H	7
RBI	3
BB	5
SO	2
LOB	14

Batter	1	2	3	4	5	6	7	8	9	AB	R	H	RBI	BB	SO	LOB
Gary Geiger, L (1, 8) OBP: 0.353, SLG: 0.286	4-3		SF9 / SF9 1-3 2B		F6		BB FC6-4 1-2			3	1	1	0	1	0	1
Bobby Avila, R (1, 5) (8, 4) OBP: 0.358, SLG: 0.458	E S 1B		SF9 2-3 3-H		F8		FC6-4 1-2f			3	0	1	1	0	0	4
Roger Maris, L (1, 9) OBP: 0.322, SLG: 0.543	K 1-2		SF9 3-H			G3		F4		3	0	0	1	0	1	1
Minnie Minoso, R (1, 7) OBP: 0.349, SLG: 0.404	E5 2-3		BB CS			K		K		3	0	0	0	1	2	1
Mickey Vernon, L (1, 3) OBP: 0.384, SLG: 0.529	F2		CS 1-2	K		F4		1-3		4	0	0	0	0	1	2
Dick Brown, R (1, 2) OBP: 0.317, SLG: 0.500		5-3		L5			F3		K	4	0	0	0	0	1	0
Billy Harrell, R (1, 6) OBP: 0.214, SLG: 0.262 Chico Carrasquel, R (9, PH) OBP: 0.295, SLG: 0.340		F4		K			5-3		F7	3 1	0 0	0 0	0 0	0 0	1 0	0 0
Billy Moran, R (1, 4) OBP: 0.183, SLG: 0.188 Rocky Colavito, R (7, PH) OBP: 0.400, SLG: 0.411 Mudcat Grant, R (7, PR) OBP: 0.133, SLG: 0.133 Don Mossi, L (8, 1) Russ Nixon, L (9, PH) OBP: 0.333, SLG: 0.407		5-3			F6		1B		K	2 1 0 0 1	0 0 0 0 0	0 1 0 0 0	0 0 0 0 0	0 0 0 0 0	0 0 0 0 1	0 0 0 0 0
Cal McLish, S (1, 1) Preston Ward, L (7, PH) OBP: 0.408, SLG: 0.522 (8, 5)			2B SF9 BB		BB		1-3 BB 1B			0 1	1 0	0 1	0 0	2 0	0 0	0 0
Inning Stats	R: 0 E: 1 K: 1 S: 7 H: 1 LOB: 2 BB: 0 P: 7	R: 0 E: 0 K: 0 S: 3 H: 0 LOB: 0 BB: 0 P: 3	R: 2 E: 0 K: 0 S: 3 H: 1 LOB: 0 BB: 2 P: 11	R: 0 E: 0 K: 2 S: 7 H: 0 LOB: 0 BB: 0 P: 7	R: 0 E: 0 K: 0 S: 3 H: 0 LOB: 1 BB: 1 P: 7	R: 0 E: 0 K: 1 S: 5 H: 0 LOB: 0 BB: 0 P: 5	R: 0 E: 0 K: 0 S: 5 H: 2 LOB: 3 BB: 1 P: 9	R: 0 E: 0 K: 1 S: 5 H: 0 LOB: 0 BB: 0 P: 5	R: 0 E: 0 K: 2 S: 7 H: 0 LOB: 0 BB: 0 P: 7	1B: 3 2B: 1 3B: 0 HR: 0	SF: 2 SAC: 0 DP: 0 HBP: 0					

PITCHER	IP	WLS	BF	H	R	ER	SO	BB	IBB	HBP	BLK	WP	HR	S	P	ERA	WHIP
Ray Moore, R (1, 1) ERA: 2.96	5.0	W	20	2	2	2	3	3	0	0	0	0	0	23	35	3.60	1.000
Gerry Staley, R (6, 1) ERA: 1.19	4.0	S	15	2	0	0	4	1	0	0	0	0	0	22	26	0.00	0.750

PITCHER	IP	WLS	BF	H	R	ER	SO	BB	IBB	HBP	BLK	WP	HR	S	P	ERA	WHIP

BOTTOM

Chicago White Sox @ Cleveland Indians

Cleveland Municipal Stadium, Cleveland, OH

Sat May 17 1958, 3:33 AM EDT

Att. 4,257 - Unknown

livebaseballscorecards.com

AB	29
R	2
H	4
RBI	2
BB	4
SO	7
LOB	9

WP: 0 PB: 0 SB: 1 CS: 1 PA: 36

Batter	1	2	3	4	5	6	7	8	9	10	11	AB	R	H	RBI	BB	SO	LOB
Luis Aparicio, R (1, 6) OBP: 0.274, SLG: 0.321	F9		6-3		F9		6-3		1B SH5-4 SF7 1-2 1B	F8		6	1	1	0	0	0	2
Nellie Fox, L (1, 4) OBP: 0.397, SLG: 0.411	L7			4-3	1B 2B		4-3		SH5-4 1-2 2-3		4-3	5	1	1	0	0	0	0
Al Smith, R (1, 7) OBP: 0.333, SLG: 0.385	F9			BB 1B 2B	2-H 1B		F9		WP 1B IBB		1B	5	1	3	1	1	0	0
Sherm Lollar, R (1, 2) OBP: 0.455, SLG: 0.525		F8		1B BB BB		1B 1B BB		6-3	WP 1-2 2-3 3-H 1B		F8	4	0	1	1	2	0	1
Jim Rivera, L (1, 9) OBP: 0.370, SLG: 0.410	F3			K		F3		1-3 BB	SF7 3-H		F2	4	0	0	1	1	1	4
Ron Jackson, R (1, 3) OBP: 0.333, SLG: 0.469	K			1B 1-2 2-3 BB		1B 1-2 1B		1-3 1-2	K 1-2 2-3			4	0	1	0	1	2	3
Bob Keegan, R (9, 1)												0	0	0	0	0	0	0
Jim Wilson, R (10, 1)												0	0	0	0	0	0	0
Billy Pierce, L (11, 1) OBP: 0.167, SLG: 0.091												0	0	0	0	0	0	0
Bubba Phillips, R (1, 5) OBP: 0.279, SLG: 0.329			F8	1-2 2-3 3-H 1B		1-2 2-3 1B		IBB		5-3		4	0	2	1	1	0	0
(6, 8)																		
Jim Landis, R (1, 8) OBP: 0.269, SLG: 0.371			E6 S	K		F9		F9		F4		2	0	0	0	0	1	3
Earl Torgeson, L (6, PH) OBP: 0.375, SLG: 0.143												1	0	0	0	0	0	3
Sammy Esposito, R (6, 5) OBP: 0.267, SLG: 0.214												2	0	0	0	0	0	2
Early Wynn, S (1, 1) OBP: 0.313, SLG: 0.250			K 1-2		K	F7			SH5-4 1B 1B BB	1B		3	0	0	0	0	2	4
Gerry Staley, R (8, 1)												0	0	0	0	0	0	0
Tito Francona, L (9, PH) OBP: 0.292, SLG: 0.227												0	1	0	0	1	0	0
Walt Dropo, R (9, 3) OBP: 0.286, SLG: 0.167												1	0	1	0	0	0	0
Inning Stats	R: 0 E: 0 K: 0 S: 3 H: 0 LOB: 0 BB: 0 P: 3	R: 0 E: 0 K: 1 S: 5 H: 0 LOB: 0 BB: 0 P: 5	R: 0 E: 1 K: 1 S: 6 H: 0 LOB: 1 BB: 0 P: 6	R: 1 E: 0 K: 2 S: 9 H: 2 LOB: 3 BB: 2 P: 17	R: 1 E: 0 K: 1 S: 6 H: 2 LOB: 1 BB: 0 P: 6	R: 0 E: 0 K: 0 S: 5 H: 2 LOB: 3 BB: 1 P: 9	R: 0 E: 0 K: 0 S: 3 H: 0 LOB: 0 BB: 0 P: 3	R: 0 E: 0 K: 0 S: 3 H: 0 LOB: 2 BB: 2 P: 11	R: 2 E: 0 K: 1 S: 7 H: 2 LOB: 2 BB: 2 P: 15	R: 0 E: 0 K: 0 S: 4 H: 1 LOB: 1 BB: 0 P: 4	R: 0 E: 0 K: 0 S: 4 H: 1 LOB: 1 BB: 0 P: 4	1B: 8 2B: 2 3B: 0 HR: 0	SF: 1 SAC: 1 DP: 0 HBP: 0						

PITCHER		IP	WLS	BF	H	R	ER	SO	BB	IBB	HBP	BLK	WP	HR	S	P	ERA	WHIP
Mudcat Grant, R ERA: 3.47	(1, 1)	8.0		36	6	3	3	5	5	1	0	0	0	0	40	64	3.38	1.375
Don Mossi, L ERA: 2.31	(9, 1)	0.1		3	1	0	0	0	0	1	0	0	0	0	2	6	0.00	3.000
Ray Narleski, R ERA: 4.63	(9, 1)	2.2	W	11	3	1	1	1	0	0	0	0	1	0	13	13	3.38	1.125

PITCHER	IP	WLS	BF	H	R	ER	SO	BB	IBB	HBP	BLK	WP	HR	S	P	ERA	WHIP

TOP

Chicago White Sox @ Cleveland Indians

Cleveland Municipal Stadium, Cleveland, OH

Sun May 18 1958, 3:33 AM EDT

Unknown

livebaseballscorecards.com

AB	41
R	4
H	10
RBI	4
BB	7
SO	6
LOB	22

WP: 1 PB: 0 SB: 1 CS: 0

PA: 50

Chicago White Sox @ Cleveland Indians

Cleveland Municipal Stadium, Cleveland, OH

Sun May 18 1958, 3:33 AM EDT

Unknown

livebaseballscorecards.com

BOTTOM

Batter	1	2	3	4	5	6	7	8	9	10	11	AB	R	H	RBI	BB	SO	LOB
Gary Geiger, L (1, 8) OBP: 0.356, SLG: 0.295	F7		4-3			5-3		FC5-4 1B			SH1-4 HR 1B	5	1	2	0	0	0	1
Bobby Avila, R (1, 5) (7, 4) OBP: 0.354, SLG: 0.448	6-3			F7			2B 2B 1B	FC5-4 1-2f			SH1-4 1-2	4	1	1	0	0	0	1
Minnie Minoso, R (1, 7) OBP: 0.351, SLG: 0.407	F9			F9			1-3 2B 2B		F4		HR IBB	4	1	1	0	1	0	0
Roger Maris, L (1, 9) OBP: 0.319, SLG: 0.541 Carroll Hardy, R (11, PH) OBP: 0.350, SLG: 0.441		G3		K			1B 2-H 3-H 2B		F5		1-H 2-H HR	4 1	1 1	1 1	1 3	0 0	1 0	0 0
Rocky Colavito, R (1, 3) OBP: 0.391, SLG: 0.400 Mickey Vernon, L (7, PH) (8, 3) OBP: 0.400, SLG: 0.586		K			K		G6-4-3 2-H 1B		HR			2 2	0 1	0 2	0 2	0 0	2 0	0 0
Russ Nixon, L (1, 2) OBP: 0.313, SLG: 0.381	F5				F8		G6-4-3 1-2f		L5			4	0	0	0	0	0	1
Billy Harrell, R (1, 6) (9, 5) OBP: 0.239, SLG: 0.333			1-3 BB		F7			HR		K		3	1	1	1	1	1	0
Billy Moran, R (1, 4) OBP: 0.181, SLG: 0.185 Preston Ward, L (6, PH) (7, 5) OBP: 0.392, SLG: 0.500 Chico Carrasquel, R (9, 6) OBP: 0.292, SLG: 0.337			F9			K		K		6-3		1 2 1	0 0 0	0 0 0	0 0 0	0 0 0	0 2 0	1 0 0
Mudcat Grant, R (1, 1) OBP: 0.111, SLG: 0.111 Don Mossi, L (9, 1) Ray Narleski, R (9, 1) OBP: 0.118, SLG: 0.063			1-3 1-2			K		4-3		K		3 0 1	0 0 0	0 0 0	0 0 0	1 0 0	1 0 0	1 0 0
Inning Stats	R: 0 E: 0 K: 0 S: 3 H: 0 LOB: 0 BB: 0 P: 3	R: 0 E: 0 K: 1 S: 5 H: 0 LOB: 0 BB: 0 P: 5	R: 0 E: 0 K: 0 S: 3 H: 0 LOB: 1 BB: 1 P: 7	R: 0 E: 0 K: 1 S: 5 H: 0 LOB: 0 BB: 0 P: 5	R: 0 E: 0 K: 1 S: 5 H: 0 LOB: 0 BB: 0 P: 5	R: 0 E: 0 K: 2 S: 7 H: 0 LOB: 0 BB: 0 P: 7	R: 2 E: 0 K: 0 S: 5 H: 4 LOB: 0 BB: 0 P: 5	R: 1 E: 0 K: 1 S: 7 H: 2 LOB: 1 BB: 0 P: 7	R: 1 E: 0 K: 0 S: 4 H: 1 LOB: 0 BB: 0 P: 4	R: 0 E: 0 K: 2 S: 7 H: 0 LOB: 0 BB: 0 P: 7	R: 3 E: 0 K: 0 S: 3 H: 2 LOB: 0 BB: 1 P: 7	1B: 4 2B: 2 3B: 0 HR: 3 SF: 0 SAC: 1 DP: 1 HBP: 0			WP: 0 PB: 0 SB: 0 CS: 0	PA: 40		

PITCHER		IP	WLS	BF	H	R	ER	SO	BB	IBB	HBP	BLK	WP	HR	S	P	ERA	WHIP
Early Wynn, R ERA: 4.09	(1, 1)	7.0		25	5	3	3	5	1	0	0	0	0	1	34	38	3.86	0.857
Gerry Staley, R ERA: 1.14	(8, 1)	1.0		4	1	0	0	1	0	0	0	0	0	0	6	6	0.00	1.000
Bob Keegan, R ERA: 4.5	(9, 1)	1.0		4	1	1	1	0	0	0	0	0	0	1	4	4	9.00	1.000
Jim Wilson, R ERA: 4.45	(10, 1)	1.1	L	6	1	2	2	2	0	1	0	0	0	0	9	13	13.50	0.750
Billy Pierce, L ERA: 4.73	(11, 1)	0.0		1	1	1	1	0	0	0	0	0	0	1	1	1	∞	∞

PITCHER	IP	WLS	BF	H	R	ER	SO	BB	IBB	HBP	BLK	WP	HR	S	P	ERA	WHIP

AB	37
R	7
H	9
RBI	7
BB	2
SO	8
LOB	5

Batter	1	2	3	4	5	6	7	8	9	AB	R	H	RBI	BB	SO	LOB
Luis Aparicio, R (1, 6) OBP: 0.280, SLG: 0.324	F9	S 1B 2-H		S 1B			F3		4-3	5	0	2	1	0	0	0
Nellie Fox, L (1, 4) OBP: 0.405, SLG: 0.414	BB 2B 1B	BB 1-2 BB		5-3 1-2			1B		F6	4	1	2	0	1	0	1
Tito Francona, L (1, 7) OBP: 0.294, SLG: 0.217 Al Smith, R (7, PH) OBP: 0.330, SLG: 0.381 (7, 7)	1-2 2B BB	K			K		L7			2 1	1 0	0 0	0 0	1 0	2 0	2 1
Walt Dropo, R (1, 3) OBP: 0.278, SLG: 0.250	1-H 2-H HR 2B	K			F4		K			4	1	1	2	0	2	3
Don Mueller, L (1, 9) OBP: 0.182, SLG: 0.273	F7		F5		FC6-4 1B			K		4	0	1	0	0	1	1
Bubba Phillips, R (1, 5) OBP: 0.289, SLG: 0.386	2-H HR		F9		1-2f FC6-4			1B 2B		4	2	2	2	0	0	1
Earl Battey, R (1, 2) OBP: 0.294, SLG: 0.200	F3		6-3			F2		2-H 1B		4	0	1	1	0	0	0
Jim Landis, R (1, 8) OBP: 0.268, SLG: 0.364		SH3-4 1B 1B		K		F4		F3		4	1	1	0	0	1	0
Bill Fischer, R (1, 1)		SH3-4 1-2		K		4-3			L6	0	0	0	0	0	0	0
Tom Qualters, R (2, 1)										1	0	0	0	0	1	0
Gerry Staley, R (5, 1)										1	0	0	0	0	0	0
Sammy Esposito, R (9, PH) OBP: 0.250, SLG: 0.200										1	0	0	0	0	0	0
Inning Stats	R: 4 H: 3 E: 0 LOB: 0 K: 0 BB: 1 S: 6 P: 10	R: 1 H: 2 E: 0 LOB: 2 K: 2 BB: 1 S: 9 P: 13	R: 0 H: 0 E: 0 LOB: 0 K: 0 BB: 0 S: 3 P: 3	R: 0 H: 1 E: 0 LOB: 1 K: 2 BB: 0 S: 8 P: 8	R: 0 H: 1 E: 0 LOB: 1 K: 1 BB: 0 S: 6 P: 6	R: 0 H: 0 E: 0 LOB: 0 K: 0 BB: 0 S: 3 P: 3	R: 0 H: 1 E: 0 LOB: 1 K: 1 BB: 0 S: 6 P: 6	R: 1 H: 2 E: 0 LOB: 0 K: 1 BB: 0 S: 6 P: 6	R: 0 H: 0 E: 0 LOB: 0 K: 0 BB: 0 S: 3 P: 3	1B: 7 SF: 0 2B: 2 SAC: 1 3B: 0 DP: 0 HR: 1 HBP: 0						

TOP

Chicago White Sox @ Cleveland Indians

Cleveland Municipal Stadium, Cleveland, OH

Sun May 18 1958, 3:38 AM EDT

Att. 12,788 - Unknown

livebaseballscorecards.com

AB	35
R	6
H	10
RBI	6
BB	2
SO	7
LOB	9

WP: 0 PB: 0 SB: 2 CS: 0 PA: 38

PITCHER		IP	WLS	BF	H	R	ER	SO	BB	IBB	HBP	BLK	WP	HR	S	P	ERA	WHIP
Bob Kelly, R ERA: 5.63	(1, 1)	1.1		10	5	5	5	0	1	0	0	0	0	1	9	13	33.75	4.500
Dick Tomanek, L ERA: 4.74	(2, 1)	0.2		3	0	0	0	2	1	0	0	0	0	0	6	10	0.00	1.500
Don Mossi, L ERA: 2.08	(3, 1)	7.0	W	25	5	1	1	5	0	0	0	0	0	0	35	35	1.29	0.714

PITCHER		IP	WLS	BF	H	R	ER	SO	BB	IBB	HBP	BLK	WP	HR	S	P	ERA	WHIP

Batter	1	2	3	4	5	6	7	8	9	AB	R	H	RBI	BB	SO	LOB
Gary Geiger, L (1, 8) OBP: 0.359, SLG: 0.303	4-3	1B		G3		1B	3-1			5	1	2	1	0	0	1
Bobby Avila, R (1, 5) (3, 4) OBP: 0.365, SLG: 0.467	F3	1B			SH2-4 1B	F8		CS 1B		5	1	3	1	0	0	2
Minnie Minoso, R (1, 7) OBP: 0.363, SLG: 0.419	1B	1B			SH2-4	1B		F4		4	0	3	2	0	0	1
Roger Maris, L (1, 9) OBP: 0.313, SLG: 0.522	K		G3		FC4-6 1B	F9		F5		5	0	1	1	0	1	3
Preston Ward, L (1, 3) (3, 5) OBP: 0.382, SLG: 0.481		1B BB FC4-6 1B	F5		FC4-6		L9			4	1	1	0	0	0	1
Dick Brown, R (1, 2) OBP: 0.328, SLG: 0.500 Don Mossi, L (3, 1)		FC4-6 1B 1B BB	K		G3		6-3			0 3	1 0	0 0	0 0	1 0	0 1	0 1
Billy Harrell, R (1, 6) OBP: 0.280, SLG: 0.354		FC4-6 1B		F9		2B 1B	S 1B BB			3	2	2	0	1	0	0
Billy Moran, R (1, 4) OBP: 0.181, SLG: 0.185 Mickey Vernon, L (2, PH) (3, 3) OBP: 0.418, SLG: 0.603	F6			4-3 BB		1B 2B	HR 1B			0 3	0 2	0 2	0 2	0 1	0 0	0 3
Bob Kelly, R (1, 1) Dick Tomanek, L (2, 1) Russ Nixon, L (2, PH) (3, 2) OBP: 0.309, SLG: 0.418	FC4-6 1B 2B			4-3		K	HR			0 0 4	0 0 2	0 0 1	0 0 3	0 0 0	0 0 1	0 0 4
Inning Stats	R: 0 E: 0 K: 1 S: 6 H: 1 LOB: 1 BB: 0 P: 6	R: 4 E: 0 K: 0 S: 7 H: 5 LOB: 2 BB: 1 P: 11	R: 0 E: 0 K: 1 S: 5 H: 0 LOB: 0 BB: 0 P: 5	R: 0 E: 0 K: 0 S: 3 H: 0 LOB: 1 BB: 1 P: 7	R: 1 E: 0 K: 0 S: 5 H: 2 LOB: 1 BB: 0 P: 5	R: 2 E: 0 K: 1 S: 9 H: 4 LOB: 2 BB: 0 P: 9	R: 3 E: 0 K: 0 S: 5 H: 2 LOB: 0 BB: 1 P: 9	R: 0 E: 0 K: 0 S: 3 H: 1 LOB: 0 BB: 0 P: 3		1B: 12 2B: 2 3B: 0 HR: 1	SF: 0 SAC: 1 DP: 0 HBP: 0		WP: 0 PB: 0 SB: 1 CS: 1	PA: 40			

PITCHER		IP	WLS	BF	H	R	ER	SO	BB	IBB	HBP	BLK	WP	HR	S	P	ERA	WHIP
Bill Fischer, R ERA: 6.75	(1, 1)	1.2		11	5	4	4	1	1	0	0	0	0	0	12	16	21.60	3.600
Tom Qualters, R ERA: 2.35	(2, 1)	2.2		11	3	1	1	1	1	0	0	0	0	0	12	16	3.38	1.500
Gerry Staley, R ERA: 2.63	(5, 1)	3.2	L	18	7	5	5	1	1	0	0	0	0	1	19	23	12.27	2.182

PITCHER	IP	WLS	BF	H	R	ER	SO	BB	IBB	HBP	BLK	WP	HR	S	P	ERA	WHIP

BOTTOM

Chicago White Sox @ Cleveland Indians

Cleveland Municipal Stadium, Cleveland, OH

Sun May 18 1958, 3:38 AM EDT

Att. 12,788 - Unknown

livebaseballscorecards.com

AB	36
R	10
H	15
RBI	10
BB	3
SO	3
LOB	16

Batter	1	2	3	4	5	6	7	8	9	AB	R	H	RBI	BB	SO	LOB
Hank Bauer, R (1, 9) OBP: 0.311, SLG: 0.427	K		6-3		1-5-3			HR		4	1	1	1	0	1	1
Yogi Berra, L (1, 2) OBP: 0.258, SLG: 0.345	G6-4-3 1B		F6		F4			SH2-3 2B		4	0	2	0	0	0	1
Tony Kubek, L (1, 6) OBP: 0.340, SLG: 0.354	G6-4-3 1-2f			F6	G3			SH2-3 2-3		3	0	0	0	0	0	2
Mickey Mantle, S (1, 8) OBP: 0.410, SLG: 0.541		1B 2B		IHR		4-3		3-1 IBB		3	2	2	1	1	0	0
Gil McDougald, R (1, 4) OBP: 0.417, SLG: 0.529		F3		F7		5-3		3-1 1-2f		4	0	0	0	0	0	3
Jerry Lumpe, L (1, 5) OBP: 0.333, SLG: 0.367		4-3 2-H 1B		1B		L5			5-3	4	0	2	1	0	0	0
Norm Siebern, L (1, 7) OBP: 0.325, SLG: 0.386		4-3 1-2		F3			K2-3		G3	4	0	0	0	0	1	2
Marv Throneberry, L (1, 3) OBP: 0.313, SLG: 0.448		G3			2B 1B		K		HR	4	2	2	1	0	1	1
Johnny Kucks, R (1, 1) OBP: 0.100, SLG: 0.200			G3		1-H 2B		F8		F9	4	0	1	1	0	0	0
Inning Stats	R: 0 E: 0 K: 1 S: 5 H: 1 LOB: 0 BB: 0 P: 5	R: 1 E: 0 K: 0 S: 5 H: 2 LOB: 1 BB: 0 P: 5	R: 0 E: 0 K: 0 S: 3 H: 0 LOB: 0 BB: 0 P: 3	R: 1 E: 0 K: 0 S: 5 H: 2 LOB: 1 BB: 0 P: 5	R: 1 E: 0 K: 0 S: 5 H: 2 LOB: 1 BB: 0 P: 5	R: 0 E: 0 K: 0 S: 3 H: 0 LOB: 0 BB: 0 P: 3	R: 0 E: 0 K: 2 S: 7 H: 0 LOB: 0 BB: 0 P: 7	R: 1 E: 0 K: 0 S: 4 H: 2 LOB: 1 BB: 1 P: 8	R: 1 E: 0 K: 0 S: 4 H: 1 LOB: 0 BB: 0 P: 4	1B: 4 2B: 4 3B: 0 HR: 3 SF: 0 SAC: 1 DP: 2 HBP: 0						

PITCHER		IP	WLS	BF	H	R	ER	SO	BB	IBB	HBP	BLK	WP	HR	S	P	ERA	WHIP
Dick Donovan, R ERA: 2.83	(1, 1)	8.0	L	32	9	4	4	3	0	1	0	0	0	1	37	41	4.50	1.125
Bill Fischer, R ERA: 6.89	(9, 1)	1.0		4	1	1	1	0	0	0	0	0	0	1	4	4	9.00	1.000

PITCHER	IP	WLS	BF	H	R	ER	SO	BB	IBB	HBP	BLK	WP	HR	S	P	ERA	WHIP

TOP

New York Yankees @ Chicago White Sox

Comiskey Park, Chicago, IL

Tue May 20 1958, 8:05 PM EDT

Att. 36,167 - Unknown

livebaseballscorecards.com

AB	34
R	5
H	10
RBI	5
BB	1
SO	3
LOB	10

PA: 36

WP: 0
PB: 0
SB: 0
CS: 0

Batter	1	2	3	4	5	6	7	8	9	AB	R	H	RBI	BB	SO	LOB
Tito Francona, L (1, 9) OBP: 0.273, SLG: 0.200	S S S 0-3 ① K		x 0-0 ③ 5-3		x 0-0 ③ 4-3			x 0-0 ② L9		4	0	0	0	0	1	4
Nellie Fox, L (1, 4) OBP: 0.408, SLG: 0.407	x 0-0 ② 6-3			x 0-0 ① F4		B B B B 4-0 BB BB		H 1-0 FC5-4 HBP		2	0	0	0	1	0	0
Al Smith, R (1, 7) OBP: 0.318, SLG: 0.366	x 0-0 ③ 5-3			x 0-0 ② 5-3		x 0-0 ① F6		x 0-0 ③ FC5-4 1-2f		4	0	0	0	0	0	2
Sherm Lollar, R (1, 2) OBP: 0.448, SLG: 0.506		x 0-0 ① F9		x 0-0 ③ 4-3		B B B B 4-0 G4-6-3 1-2 BB			x 0-0 ① 6-3	3	0	0	0	1	0	0
Jim Rivera, L (1, 8) OBP: 0.364, SLG: 0.400		x 0-0 ② 6-3			x 0-0 ① 1B	x 0-0 ② ③ G4-6-3 1-2f			x 0-0 ② F4	4	0	1	0	0	0	2
Ron Jackson, R (1, 3) OBP: 0.342, SLG: 0.478		S S S 0-3 ③ K			x 0-0 BB 2B		S S S 0-3 ① K		B B B B 4-0 1B 1B BB	3	1	1	0	1	2	0
Bubba Phillips, R (1, 5) OBP: 0.287, SLG: 0.379			x 0-0 ① 6-3		x 0-0 ② 5-3		x 0-0 ② F5		x 0-0 1B 1-3 1B	4	0	1	0	0	0	1
Luis Aparicio, R (1, 6) OBP: 0.281, SLG: 0.319 Don Mueller, L (9, PH) OBP: 0.250, SLG: 0.333			x 0-0 ② F8		B B B B 4-0 BB BB		x 0-0 ③ L5		x 0-0 FC6-4 1-2 3-H 1B	2 1	0 0	0 1	0 1	1 0	0 0	0 0
Dick Donovan, L (1, 1) OBP: 0.429, SLG: 0.077 Earl Torgeson, L (8, PH) OBP: 0.366, SLG: 0.138 Bill Fischer, R (9, 1) Walt Dropo, R (9, PH) OBP: 0.263, SLG: 0.235			x 0-0 1B		B B B B 4-0 1-2 2-3 BB			x 0-0 ① G3	x 0-0 ③ FC6-4 1-2f	1 1 0 1	0 0 0 0	1 0 0 0	0 0 0 0	1 0 0 0	0 0 0 0	0 0 0 2
Inning Stats	R: 0 H: 0 E: 0 LOB: 0 K: 1 BB: 0 S: 5 P: 5	R: 0 H: 0 E: 0 LOB: 0 K: 1 BB: 0 S: 5 P: 5	R: 0 H: 1 E: 0 LOB: 1 K: 0 BB: 0 S: 4 P: 4	R: 0 H: 0 E: 0 LOB: 0 K: 0 BB: 0 S: 3 P: 3	R: 0 H: 2 E: 0 LOB: 3 K: 0 BB: 2 S: 4 P: 12	R: 0 H: 0 E: 0 LOB: 1 K: 0 BB: 2 S: 2 P: 10	R: 0 H: 0 E: 0 LOB: 0 K: 1 BB: 0 S: 5 P: 5	R: 0 H: 0 E: 0 LOB: 1 K: 0 BB: 0 S: 3 P: 4	R: 1 H: 2 E: 0 LOB: 2 K: 0 BB: 1 S: 5 P: 9	1B: 4 SF: 0 2B: 1 SAC: 0 3B: 0 DP: 1 HR: 0 HBP: 1						WP: 0 PA: 36 PB: 0 SB: 0 CS: 0	

PITCHER	IP	WLS	BF	H	R	ER	SO	BB	IBB	HBP	BLK	WP	HR	S	P	ERA	WHIP
Johnny Kucks, R (1, 1) ERA: 2.63	9.0	W	36	5	1	1	3	5	0	1	0	0	0	36	57	1.00	1.111

PITCHER	IP	WLS	BF	H	R	ER	SO	BB	IBB	HBP	BLK	WP	HR	S	P	ERA	WHIP

BOTTOM

New York Yankees @ Chicago White Sox

Comiskey Park, Chicago, IL

Tue May 20 1958, 8:05 PM EDT

Att. 36,167 - Unknown

livebaseballscorecards.com

AB	30
R	1
H	5
RBI	1
BB	5
SO	3
LOB	11

Batter	1	2	3	4	5	6	7	8	9	AB	R	H	RBI	BB	SO	LOB
Hank Bauer, R (1, 9) OBP: 0.298, SLG: 0.407	F7			F7		6-3		F7		4	0	0	0	0	0	0
Yogi Berra, L (1, 2) OBP: 0.258, SLG: 0.341	G6-4-3 1B			K		4-3		G3		4	0	1	0	0	1	0
Tony Kubek, L (1, 6) OBP: 0.352, SLG: 0.365	G6-4-3 1-2f			1B		HR 1B 1B		F8		4	1	2	0	0	0	1
Mickey Mantle, S (1, 8) OBP: 0.404, SLG: 0.528		F8		K		1-2 HR 1B			4-3	4	1	1	0	0	1	1
Gil McDougald, R (1, 4) OBP: 0.430, SLG: 0.571		F9			HR 1B	1-H 2-H HR			BB 1B	4	2	3	3	0	0	0
Elston Howard, R (1, 7) OBP: 0.424, SLG: 0.621		F3			1-H HR	K			F9	4	1	1	2	0	1	1
Andy Carey, R (1, 5) OBP: 0.250, SLG: 0.435			F7		L7		5-3		BB 1-2 BB	3	0	0	0	1	0	0
Marv Throneberry, L (1, 3) OBP: 0.278, SLG: 0.394			K		6-3		K		4-3	4	0	0	0	0	2	2
Whitey Ford, L (1, 1) OBP: 0.263, SLG: 0.188			K		K		K			3	0	0	0	0	3	0
Inning Stats	R: 0 E: 0 K: 0 S: 3 H: 1 LOB: 0 BB: 0 P: 3	R: 0 E: 0 K: 0 S: 3 H: 0 LOB: 0 BB: 0 P: 3	R: 0 E: 0 K: 2 S: 7 H: 0 LOB: 0 BB: 0 P: 7	R: 0 E: 0 K: 2 S: 8 H: 1 LOB: 1 BB: 0 P: 8	R: 2 E: 0 K: 1 S: 7 H: 2 LOB: 0 BB: 0 P: 7	R: 3 E: 0 K: 1 S: 8 H: 3 LOB: 0 BB: 0 P: 8	R: 0 E: 0 K: 2 S: 7 H: 0 LOB: 0 BB: 0 P: 7	R: 0 E: 0 K: 0 S: 3 H: 0 LOB: 0 BB: 0 P: 3	R: 0 E: 0 K: 0 S: 4 H: 1 LOB: 2 BB: 1 P: 8	1B: 6 2B: 0 3B: 0 HR: 2	SF: 0 SAC: 0 DP: 1 HBP: 0						

TOP

New York Yankees @ Chicago White Sox

Comiskey Park, Chicago, IL

Wed May 21 1958, 4:33 AM EDT

Att. 9,002 - Sunny - 65 F

livebaseballscorecards.com

AB	34
R	5
H	8
RBI	5
BB	1
SO	8
LOB	5

WP: 0 PB: 0 SB: 0 CS: 0 PA: 35

PITCHER		IP	WLS	BF	H	R	ER	SO	BB	IBB	HBP	BLK	WP	HR	S	P	ERA	WHIP
Billy Pierce, L ERA: 5.17	(1, 1)	6.0	L	24	7	5	5	6	0	0	0	0	0	2	36	36	7.50	1.167
Bill Fischer, R ERA: 6.48	(7, 1)	1.0		3	0	0	0	2	0	0	0	0	0	0	7	7	0.00	0.000
Gerry Staley, R ERA: 2.45	(8, 1)	2.0		8	1	0	0	0	1	0	0	0	0	0	7	11	0.00	1.000

PITCHER	IP	WLS	BF	H	R	ER	SO	BB	IBB	HBP	BLK	WP	HR	S	P	ERA	WHIP

BOTTOM

New York Yankees @ Chicago White Sox

Comiskey Park, Chicago, IL

Wed May 21 1958, 4:33 AM EDT

Att. 9,002 - Sunny - 65 F

livebaseballscorecards.com

Batter	1	2	3	4	5	6	7	8	9	AB	R	H	RBI	BB	SO	LOB
Luis Aparicio, R (1, 6) OBP: 0.286, SLG: 0.322	E6 1-3 1B	6-3			1-3		1B		1-2 1B	5	0	2	0	0	0	0
Nellie Fox, L (1, 4) OBP: 0.408, SLG: 0.407	1-3 1-2 1B		4-3		4-3		G6-4-3 1-2 1B		6-3	5	0	2	0	0	0	2
Al Smith, R (1, 7) OBP: 0.316, SLG: 0.390	1-3 1-2 2-3		HR			5-3	G6-4-3 1-2f			4	1	1	1	0	0	4
Sherm Lollar, R (1, 2) OBP: 0.440, SLG: 0.488	IBB		E5 G5-4-3			5-3		5-3		3	0	0	0	1	0	0
Ron Jackson, R (1, 3) OBP: 0.338, SLG: 0.465	K		G5-4-3 1-2f			BB 1B		F9		4	0	1	0	0	1	4
Bubba Phillips, R (1, 5) OBP: 0.286, SLG: 0.374 (7, 9)	1-3			5-3		BB 1-2		L8		4	0	1	0	0	0	3
Jim Rivera, L (1, 9) OBP: 0.354, SLG: 0.388 Walt Dropo, R (6, PH) OBP: 0.300, SLG: 0.235 Sammy Esposito, R (6, PR) OBP: 0.235, SLG: 0.188 (7, 5)		1-3		G3		BB 1-2 2-3			5-3	2 0 1	0 0 0	0 0 0	0 0 0	0 1 0	0 0 0	0 0 0
Jim Landis, R (1, 8) OBP: 0.280, SLG: 0.414		HR		F8		K			1B	4	1	2	1	0	1	3
Billy Pierce, L (1, 1) OBP: 0.143, SLG: 0.077 Bill Fischer, R (7, 1) Don Mueller, L (7, PH) OBP: 0.231, SLG: 0.308 Gerry Staley, R (8, 1) Earl Battey, R (9, PH) OBP: 0.278, SLG: 0.188		5-3			1-3		6-3		F4	2 0 1 0 1	0 0 0 0 0	0 0 0 0 0	0 0 0 0 0	0 0 0 0 0	0 0 0 0 0	0 0 0 0 1
Inning Stats	R: 0 E: 1 K: 1 S: 7 H: 1 LOB: 3 BB: 1 P: 11	R: 1 E: 0 K: 0 S: 4 H: 1 LOB: 0 BB: 0 P: 4	R: 1 E: 1 K: 0 S: 4 H: 1 LOB: 0 BB: 0 P: 4	R: 0 E: 0 K: 0 S: 3 H: 0 LOB: 0 BB: 0 P: 3	R: 0 E: 0 K: 0 S: 3 H: 0 LOB: 0 BB: 0 P: 3	R: 0 E: 0 K: 1 S: 7 H: 2 LOB: 3 BB: 1 P: 11	R: 0 E: 0 K: 0 S: 4 H: 2 LOB: 1 BB: 0 P: 4	R: 0 E: 0 K: 0 S: 3 H: 0 LOB: 0 BB: 0 P: 3	R: 0 E: 0 K: 0 S: 5 H: 2 LOB: 2 BB: 0 P: 5	1B: 7 2B: 0 3B: 0 HR: 2	SF: 0 SAC: 0 DP: 2 HBP: 0			WP: 0 PB: 0 SB: 0 CS: 0	PA: 38		

	AB	36
	R	2
	H	9
	RBI	2
	BB	2
	SO	2
	LOB	17

PITCHER	IP	WLS	BF	H	R	ER	SO	BB	IBB	HBP	BLK	WP	HR	S	P	ERA	WHIP
Whitey Ford, L (1, 1) ERA: 1.75	9.0	W	38	9	2	2	2	1	1	0	0	0	2	40	48	2.00	1.111

PITCHER	IP	WLS	BF	H	R	ER	SO	BB	IBB	HBP	BLK	WP	HR	S	P	ERA	WHIP

Baltimore Orioles @ Chicago White Sox

Comiskey Park, Chicago, IL

Thu May 22 1958, 4:33 AM EDT

Att. 632 - Unknown

TOP

livebaseballscorecards.com

Batter	1	2	3	4	5	6	7	8	9	AB	R	H	RBI	BB	SO	LOB
Billy Gardner, R (1, 4) OBP: 0.268, SLG: 0.331	FC1-6 1B		2B		F8			FC4-6 1B	F3	5	0	3	0	0	0	3
Al Pilarcik, L (1, 8) OBP: 0.278, SLG: 0.257	FC1-6 BB 1-2f		P6		F5			FC4-6 FC3-6 1B 1-2f	G3	5	0	0	0	0	0	6
Bob Nieman, R (1, 7) OBP: 0.506, SLG: 0.667	G5-3 BB 1-2		5-3			F8 2B		FC3-6 1B 1-2		3	0	2	0	1	0	1
Gene Woodling, L (1, 9) OBP: 0.436, SLG: 0.425	G5-3 1-2f			K		F8 2-3		FC3-6 1-2f 2-3		4	0	0	0	0	1	5
Jim Marshall, L (1, 3) OBP: 0.350, SLG: 0.423		F9		1B BB		F8		P4		3	0	0	0	1	0	3
Gus Triandos, R (1, 2) OBP: 0.351, SLG: 0.524		K		1B 1-3		P4			E 1B E 1B	4	1	2	0	0	1	1
Brooks Robinson, R (1, 5) OBP: 0.389, SLG: 0.465		BB		F7			6-3		E6 E 1-3 1B	3	0	1	0	1	0	1
Foster Castleman, R (1, 6) OBP: 0.270, SLG: 0.310		4-3			1B		F9		E5 1-2 3-H	4	0	1	1	0	0	2
Arnie Portocarrero, R (1, 1) OBP: 0.500, SLG: 0.571			K		F9		K		K	1	0	0	0	0	1	0
Bob Boyd, L (5, PH) OBP: 0.194, SLG: 0.290										1	0	0	0	0	0	1
Ron Moeller, L (5, 1)										0	0	0	0	0	0	0
Bert Hamric, L (7, PH) OBP: 0.167, SLG: 0.167										1	0	0	0	0	1	0
Charlie Beamon, R (7, 1)										0	0	0	0	0	0	0
Lenny Green, L (9, PH) OBP: 0.308, SLG: 0.361										1	0	0	0	0	1	2
Inning Stats	R: 0 H: 1 E: 0 LOB: 1 K: 0 BB: 1 S: 3 P: 7	R: 0 H: 0 E: 0 LOB: 1 K: 1 BB: 1 S: 5 P: 9	R: 0 H: 1 E: 0 LOB: 1 K: 1 BB: 0 S: 6 P: 6	R: 0 H: 1 E: 0 LOB: 1 K: 1 BB: 1 S: 5 P: 9	R: 0 H: 1 E: 0 LOB: 1 K: 0 BB: 0 S: 4 P: 4	R: 0 H: 1 E: 0 LOB: 1 K: 0 BB: 0 S: 4 P: 4	R: 0 H: 0 E: 0 LOB: 0 K: 1 BB: 0 S: 5 P: 5	R: 0 H: 2 E: 0 LOB: 2 K: 0 BB: 0 S: 5 P: 5	R: 1 H: 2 E: 2 LOB: 2 K: 1 BB: 0 S: 8 P: 8	1B: 7 SF: 0 2B: 2 SAC: 0 3B: 0 DP: 1 HR: 0 HBP: 0						

	AB	35
	R	1
	H	9
	RBI	1
	BB	3
	SO	5
	LOB	25

WP: 0 PA: 38
PB: 0
SB: 0
CS: 0

PITCHER	IP	WLS	BF	H	R	ER	SO	BB	IBB	HBP	BLK	WP	HR	S	P	ERA	WHIP
Jim Wilson, R (1, 1) ERA: 3.48	9.0	W	38	9	1	0	5	3	0	0	0	0	0	45	57	0.00	1.333

PITCHER	IP	WLS	BF	H	R	ER	SO	BB	IBB	HBP	BLK	WP	HR	S	P	ERA	WHIP

Batter	1	2	3	4	5	6	7	8	9	AB	R	H	RBI	BB	SO	LOB
Luis Aparicio, R (1, 6) OBP: 0.298, SLG: 0.344	F8		1B 3B 2B	2B		BB FC5 1-2 BB		5-3		4	1	2	0	1	0	0
Nellie Fox, L (1, 4) OBP: 0.407, SLG: 0.407	F7		3B 2-3 1B	F9		FC5 BB 1-2 2-3f		1B		5	1	2	0	0	0	3
Earl Torgeson, L (1, 3) OBP: 0.348, SLG: 0.147	F2		P5		S 1B 1B	F7		F5		5	1	1	0	0	0	4
Tito Francona, L (1, 9) OBP: 0.288, SLG: 0.245		F8	1-H 3-H 3B		K	FC6-4 1-2 2-3 BB				3	0	1	2	1	1	1
Al Smith, R (1, 7) OBP: 0.331, SLG: 0.393		BB E BB	BB		S 1-2 1B	FC6-4 1-2f				2	2	1	0	2	0	3
Bubba Phillips, R (1, 5) OBP: 0.304, SLG: 0.376		E 1-2 BB	P4		5-3 1-H 2-H 1B		G1-6-3 BB			2	0	1	2	2	0	2
Jim Landis, R (1, 8) OBP: 0.266, SLG: 0.392		E5 S 1-3 2-H	5-3		5-3 1-2		G1-6-3 1-2f			4	0	0	0	0	0	5
Earl Battey, R (1, 2) OBP: 0.273, SLG: 0.200		F3 1-2		K	K		1B			4	0	1	0	0	2	3
Jim Wilson, R (1, 1) OBP: 0.143, SLG: 0.077		6-3		P5		FC5 BB 1B	P6			4	0	1	0	0	0	3
Inning Stats	R: 0 E: 0 K: 0 S: 3 H: 0 LOB: 0 BB: 0 P: 3	R: 1 E: 1 K: 0 S: 4 H: 0 LOB: 2 BB: 2 P: 12	R: 2 E: 0 K: 0 S: 6 H: 3 LOB: 2 BB: 1 P: 10	R: 0 E: 0 K: 1 S: 6 H: 1 LOB: 1 BB: 0 P: 6	R: 2 E: 0 K: 2 S: 10 H: 3 LOB: 1 BB: 0 P: 10	R: 0 E: 0 K: 0 S: 4 H: 1 LOB: 3 BB: 2 P: 12	R: 0 E: 0 K: 0 S: 3 H: 1 LOB: 1 BB: 1 P: 7	R: 0 E: 0 K: 0 S: 3 H: 1 LOB: 0 BB: 0 P: 3		1B: 7 2B: 2 3B: 1 HR: 0	SF: 0 SAC: 0 DP: 1 HBP: 0					

BOTTOM

Baltimore Orioles @ Chicago White Sox

Comiskey Park, Chicago, IL

Thu May 22 1958, 4:33 AM EDT

Att. 632 - Unknown

livebaseballscorecards.com

AB	33
R	5
H	10
RBI	4
BB	6
SO	3
LOB	24

WP: 0 PB: 0 SB: 3 CS: 0 PA: 39

PITCHER		IP	WLS	BF	H	R	ER	SO	BB	IBB	HBP	BLK	WP	HR	S	P	ERA	WHIP
Arnie Portocarrero, R ERA: 2.42	(1, 1)	4.0	L	20	4	3	2	1	3	0	0	0	0	0	19	31	4.50	1.750
Ron Moeller, L ERA: 6.0	(5, 1)	2.0		12	4	2	2	2	2	0	0	0	0	0	14	22	9.00	3.000
Charlie Beamon, R ERA: 4.63	(7, 1)	2.0		7	2	0	0	0	1	0	0	0	0	0	6	10	0.00	1.500

PITCHER	IP	WLS	BF	H	R	ER	SO	BB	IBB	HBP	BLK	WP	HR	S	P	ERA	WHIP

Batter	1	2	3	4	5	6	7	8	9	AB	R	H	RBI	BB	SO	LOB
Billy Gardner, R (1, 4) OBP: 0.267, SLG: 0.323	B B B B 4-0 1B BB		x 0-0 ② P4			S S S 0-3 ② K			x 0-0 ① F3	3	0	0	0	1	1	0
Al Pilarcik, L (1, 9) OBP: 0.277, SLG: 0.257	S S S 0-3 ① K		x 0-0 ③ 4-3			x 0-0 CS 1B			x 0-0 ② 1-3	4	0	1	0	0	1	1
Bob Nieman, R (1, 7) OBP: 0.494, SLG: 0.644	x 0-0 CS 1-3 1B			S S S 0-3 ① K		0-0 ③ CS 1-2	x 0-0 ① F7		S S S 0-3 ③ K	4	0	1	0	0	2	0
Jim Marshall, L (1, 3) OBP: 0.333, SLG: 0.400	S S S 0-3 ② ③ K 1-2			x 0-0 ② F5			x 0-0 ② 3-1			3	0	0	0	0	1	2
Gus Triandos, R (1, 2) OBP: 0.350, SLG: 0.512		S S S 0-3 ① K		x 0-0 ③ P5			B B B B 4-0 WP BB			2	0	0	0	1	1	0
Lenny Green, L (1, 8) OBP: 0.286, SLG: 0.333		S S S 0-3 ② K			x 0-0 ① F5		x 0-0 ③ 3-1 1-2			3	0	0	0	0	1	1
Brooks Robinson, R (1, 5) OBP: 0.388, SLG: 0.461		x 0-0 FC4-6 1B			x 0-0 ② F2			x 0-0 ① 5-3		3	0	1	0	0	0	0
Willy Miranda, S (1, 6) OBP: 0.200, SLG: 0.214 Bert Hamric, L (8, PH) OBP: 0.143, SLG: 0.143 Foster Castleman, R (8, 6) OBP: 0.270, SLG: 0.310		x 0-0 ③ FC4-6 1-2f			x 0-0 ③ F7			S S S 0-3 ② K		2 1 0	0 0 0	0 0 0	0 0 0	0 0 0	0 1 0	1 0 0
Jack Harshman, L (1, 1) OBP: 0.261, SLG: 0.059			S S S 0-3 ① K			x 0-0 ① 4-3		x 0-0 ③ P4		3	0	0	0	0	1	0
Inning Stats	R: 0 H: 1 E: 0 LOB: 2 K: 2 BB: 1 S: 7 P: 11	R: 0 H: 1 E: 0 LOB: 1 K: 2 BB: 0 S: 8 P: 8	R: 0 H: 0 E: 0 LOB: 0 K: 1 BB: 0 S: 5 P: 5	R: 0 H: 0 E: 0 LOB: 0 K: 1 BB: 0 S: 5 P: 5	R: 0 H: 0 E: 0 LOB: 0 K: 0 BB: 0 S: 3 P: 3	R: 0 H: 1 E: 0 LOB: 0 K: 1 BB: 0 S: 5 P: 5	R: 0 H: 0 E: 0 LOB: 1 K: 0 BB: 1 S: 3 P: 7	R: 0 H: 0 E: 0 LOB: 0 K: 1 BB: 0 S: 5 P: 5	R: 0 H: 0 E: 0 LOB: 0 K: 1 BB: 0 S: 5 P: 5	1B: 3 SF: 0 2B: 1 SAC: 0 3B: 0 DP: 1 HR: 0 HBP: 0						

TOP

Baltimore Orioles @ Chicago White Sox

Comiskey Park, Chicago, IL

Fri May 23 1958, 4:33 AM EDT

Att. 10,192 - Unknown

livebaseballscorecards.com

AB	28
R	0
H	3
RBI	0
BB	2
SO	9
LOB	5

WP: 1 PA: 31
PB: 0
SB: 0
CS: 2

PITCHER		IP	WLS	BF	H	R	ER	SO	BB	IBB	HBP	BLK	WP	HR	S	P	ERA	WHIP
Early Wynn, R ERA: 3.4	(1, 1)	9.0	W	30	3	0	0	9	2	0	0	0	1	0	46	54	0.00	0.556

PITCHER		IP	WLS	BF	H	R	ER	SO	BB	IBB	HBP	BLK	WP	HR	S	P	ERA	WHIP

Batter	1	2	3	4	5	6	7	8	9	AB	R	H	RBI	BB	SO	LOB
Luis Aparicio, R (1, 6) OBP: 0.304, SLG: 0.349	G5-4-3 1B		G5-4-3 1-3 1B		S S S 0-3 ③ K			4-3		4	0	2	0	0	1	0
Nellie Fox, L (1, 4) OBP: 0.403, SLG: 0.402	G5-4-3 1-2f		E8 G5-4-3 3-H			6-3		CS 1B		4	0	1	0	0	0	2
Al Smith, R (1, 7) OBP: 0.328, SLG: 0.387	L8		G5-4-3 1-2f 2-3			HBP 1B		F8 1-2		4	0	1	0	0	0	3
Sherm Lollar, R (1, 2) OBP: 0.446, SLG: 0.483		B B B B 4-0 1B BB	S S S 0-3 ③ K			H 1-0 G6-4-3 1-2 HBP				1	0	0	0	1	1	1
Walt Dropo, R (1, 3) OBP: 0.261, SLG: 0.200		0-0 ① F9		S S S 0-3 ① K		0-0 ②③ G6-4-3 1-2f				3	0	0	0	0	1	3
Bubba Phillips, R (1, 5) OBP: 0.295, SLG: 0.365		0-0 ② F8		0-0 ② F8			0-0 ① F7			3	0	0	0	0	0	1
Tito Francona, L (1, 9) OBP: 0.306, SLG: 0.268 Jim Rivera, L (7, PR) OBP: 0.354, SLG: 0.388 (8, 9)		0-0 1-3 1B		S S S 0-3 ③ K			0-0 1B			3 0	0 0	2 0	0 0	0 0	1 0	0 0
Jim Landis, R (1, 8) OBP: 0.256, SLG: 0.377		0-0 ③ L4			0-0 ① 6-3		S S S 0-3 ② K			3	0	0	0	0	1	3
Early Wynn, S (1, 1) OBP: 0.316, SLG: 0.267			0-0 1B E 1B		0-0 ② P6		0-0 ③ 4-3			3	1	1	0	0	0	1
Inning Stats	R: 0 H: 1 E: 0 LOB: 0 K: 0 BB: 0 S: 3 P: 3	R: 0 H: 1 E: 0 LOB: 2 K: 0 BB: 1 S: 4 P: 8	R: 1 H: 2 E: 1 LOB: 1 K: 1 BB: 0 S: 7 P: 7	R: 0 H: 0 E: 0 LOB: 0 K: 2 BB: 0 S: 7 P: 7	R: 0 H: 0 E: 0 LOB: 0 K: 1 BB: 0 S: 5 P: 5	R: 0 H: 1 E: 0 LOB: 1 K: 0 BB: 0 S: 3 P: 4	R: 0 H: 1 E: 0 LOB: 1 K: 1 BB: 0 S: 6 P: 6	R: 0 H: 1 E: 0 LOB: 0 K: 0 BB: 0 S: 3 P: 3		1B: 7 SF: 0 2B: 0 SAC: 0 3B: 0 DP: 3 HR: 0 HBP: 1						

PITCHER	IP	WLS	BF	H	R	ER	SO	BB	IBB	HBP	BLK	WP	HR	S	P	ERA	WHIP
Jack Harshman, L (1, 1) ERA: 2.19	8.0	L	30	7	1	1	5	1	0	1	0	0	0	38	43	1.12	1.000

PITCHER	IP	WLS	BF	H	R	ER	SO	BB	IBB	HBP	BLK	WP	HR	S	P	ERA	WHIP

BOTTOM

Baltimore Orioles @ Chicago White Sox

Comiskey Park, Chicago, IL

Fri May 23 1958, 4:33 AM EDT

Att. 10,192 - Unknown

livebaseballscorecards.com

AB	28
R	1
H	7
RBI	0
BB	1
SO	5
LOB	14

WP: 0 PA: 30
PB: 0
SB: 0
CS: 1

Batter	1	2	3	4	5	6	7	8	9	AB	R	H	RBI	BB	SO	LOB
Billy Gardner, R (1, 4) OBP: 0.265, SLG: 0.318	F9	BB, 1B, 1B		6-3	6-3		F9			5	1	1	0	0	0	1
Bob Boyd, L (1, 3) OBP: 0.250, SLG: 0.343	4-3, 2B	B B B B	1B, 1-2, BB	1B	G3		4-3			4	0	2	0	1	0	1
Al Pilarcik, L (1, 9) OBP: 0.282, SLG: 0.264	4-3, 2-3	FC6-4, 1-3, 2-H, 1B		4-3	6-3				SH1-3, 1B	5	0	2	1	0	0	2
Bob Nieman, R (1, 7) OBP: 0.495, SLG: 0.671	B B B B, BB, BB	FC6-4, 1-2f			6-3		HR		SH1-3, 1-2	3	1	1	1	1	0	2
Gus Triandos, R (1, 2) OBP: 0.352, SLG: 0.500	B B B B, 1-2, BB		P3		FC4-6, 1B		4-3		6-3	4	0	1	0	1	0	1
Lenny Green, L (1, 8) OBP: 0.283, SLG: 0.310 Joe Ginsberg, L (9, PH) OBP: 0.345, SLG: 0.190	G3		B B B B, 4-0, BB		FC4-6, BB, 1B, 1-2f		L7		S S S, 0-3, K	3 1	0 0	0 0	0 0	1 0	0 1	4 1
Brooks Robinson, R (1, 5) OBP: 0.383, SLG: 0.453		F7, F9			BB, 1-2, 1B		P6			4	0	1	0	0	0	1
Willy Miranda, S (1, 6) OBP: 0.176, SLG: 0.188 Jim Marshall, L (5, PH) OBP: 0.344, SLG: 0.400 Foster Castleman, R (5, 6) OBP: 0.266, SLG: 0.305		6-3, P6			B B B B, 4-0, 1-2, 2-3, BB			1-3		2 0 1	0 0 0	0 0 0	0 0 0	0 1 0	0 0 0	1 0 0
Billy O'Dell, S (1, 1) OBP: 0.111, SLG: 0.235		HR	S S S, 0-3, K		F9			B B B B, 4-0, BB		3	1	1	1	1	1	3
Inning Stats	R: 0 E: 0 K: 0 S: 4 H: 1 LOB: 3 BB: 2 P: 12	R: 2 E: 0 K: 0 S: 6 H: 3 LOB: 2 BB: 1 P: 10	R: 0 E: 0 K: 0 S: 3 H: 0 LOB: 1 BB: 1 P: 7	R: 0 E: 0 K: 1 S: 6 H: 1 LOB: 1 BB: 0 P: 6	R: 0 E: 0 K: 0 S: 5 H: 2 LOB: 3 BB: 1 P: 9	R: 0 E: 0 K: 0 S: 3 H: 0 LOB: 0 BB: 0 P: 3	R: 1 E: 0 K: 0 S: 4 H: 1 LOB: 0 BB: 0 P: 4	R: 0 E: 0 K: 0 S: 3 H: 0 LOB: 1 BB: 1 P: 7	R: 0 E: 0 K: 1 S: 6 H: 1 LOB: 1 BB: 0 P: 6	1B: 6 2B: 1 3B: 0 HR: 2 SF: 0 SAC: 1 DP: 0 HBP: 0						

PITCHER	IP	WLS	BF	H	R	ER	SO	BB	IBB	HBP	BLK	WP	HR	S	P	ERA	WHIP
Bob Keegan, R (1, 1) ERA: 3.86	5.0		27	7	2	2	1	5	0	0	0	0	1	24	44	3.60	2.400
Bill Fischer, R (6, 1) ERA: 5.66	4.0	W	15	2	1	1	1	1	0	0	0	0	1	16	20	2.25	0.750

PITCHER	IP	WLS	BF	H	R	ER	SO	BB	IBB	HBP	BLK	WP	HR	S	P	ERA	WHIP

TOP

Baltimore Orioles @ Chicago White Sox

Comiskey Park, Chicago, IL

Sat May 24 1958, 4:33 AM EDT

Att. 4,653 - Unknown

livebaseballscorecards.com

AB	35
R	3
H	9
RBI	3
BB	6
SO	2
LOB	17

Batter	1	2	3	4	5	6	7	8	9	AB	R	H	RBI	BB	SO	LOB
Luis Aparicio, R (1, 6) OBP: 0.302, SLG: 0.346	E 1-3 1B 1B	6-3		F8		6-3				4	1	1	0	0	0	2
Nellie Fox, L (1, 4) OBP: 0.406, SLG: 0.395	1-3 1-2		1B HBP		G3		BBBB G5-4-3 BB			2	0	0	0	1	0	1
Al Smith, R (1, 7) OBP: 0.317, SLG: 0.374	E6 1B 2-3		F9		6-3		G5-4-3 1-2f			4	1	0	0	0	0	3
Sherm Lollar, R (1, 2) OBP: 0.448, SLG: 0.484	1B 1-3 3-H 1B		P5		1B		5-3			4	0	2	1	0	0	1
Walt Dropo, R (1, 3) OBP: 0.333, SLG: 0.417	1-2 3-H 1B		1-2 1B		5-3			HR		4	1	3	2	0	0	1
Bubba Phillips, R (1, 5) OBP: 0.294, SLG: 0.360	F8		F9			FC4-6 1B		F8		4	0	1	0	0	0	4
Tito Francona, L (1, 9) OBP: 0.303, SLG: 0.254 Jim Rivera, L (9, 9) OBP: 0.354, SLG: 0.388	F7			BBBB SH3-4 BB		FC4-6 1-2f FC6-4		4-3		3 0 0 0 1 0 3 0 0 0 0 0 0 0						
Jim Landis, R (1, 8) OBP: 0.244, SLG: 0.358		F8		SSS K		FC6-4 1-2f 2B		E6		4	1	0	0	0	1	2
Bob Keegan, R (1, 1) Bill Fischer, R (6, 1) OBP: 0.250, SLG: 0.500		1-3		SH3-4 1-2		1-H 2B		6-3		1 0 0 0 0 0 0 2 0 1 1 0 0 1						
Inning Stats	R: 2 E: 1 K: 0 S: 7 H: 3 LOB: 2 BB: 0 P: 7	R: 0 E: 0 K: 0 S: 3 H: 0 LOB: 0 BB: 0 P: 3	R: 0 E: 0 K: 0 S: 4 H: 1 LOB: 2 BB: 0 P: 5	R: 0 E: 0 K: 1 S: 5 H: 0 LOB: 1 BB: 1 P: 9	R: 0 E: 0 K: 0 S: 4 H: 1 LOB: 1 BB: 0 P: 4	R: 1 E: 0 K: 0 S: 5 H: 2 LOB: 1 BB: 0 P: 5	R: 0 E: 0 K: 0 S: 2 H: 0 LOB: 0 BB: 1 P: 6	R: 1 E: 1 K: 0 S: 5 H: 1 LOB: 1 BB: 0 P: 5		1B: 6 2B: 1 3B: 0 HR: 1	SF: 0 SAC: 1 DP: 1 HBP: 1					

PITCHER	IP	WLS	BF	H	R	ER	SO	BB	IBB	HBP	BLK	WP	HR	S	P	ERA	WHIP
Billy O'Dell, L (1, 1) ERA: 2.82	8.0	L	36	8	4	3	1	2	0	1	0	0	1	35	44	3.38	1.250

PITCHER	IP	WLS	BF	H	R	ER	SO	BB	IBB	HBP	BLK	WP	HR	S	P	ERA	WHIP

Baltimore Orioles @ Chicago White Sox

Comiskey Park, Chicago, IL

Sat May 24 1958, 4:33 AM EDT

Att. 4,653 - Unknown

BOTTOM

livebaseballscorecards.com

AB	32
R	4
H	8
RBI	4
BB	2
SO	1
LOB	18

Batter	1	2	3	4	5	6	7	8	9	AB	R	H	RBI	BB	SO	LOB
Don Buddin, R (1, 6) OBP: 0.406, SLG: 0.375	SSS 0-3 ① K	x 0-0 ③ L6		x 0-0 BB 1-3 2-H 3-H 1B		SSS 0-3 ③ K		SSS 0-3 ② K		5	0	1	2	0	3	1
Jim Piersall, R (1, 8) OBP: 0.359, SLG: 0.383	x 0-0 FC3-6 1B		x 0-0 ① F9	BBBB 4-0 1-2 BB			x 0-0 ① 6-3	x 0-0 ③ F9		4	0	1	0	1	0	1
Ted Williams, L (1, 7) OBP: 0.418, SLG: 0.413 Gene Stephens, L (9, 7) OBP: 0.264, SLG: 0.191	x 0-0 ② FC3-6 FC5-4 1-2f		x 0-0 ② G3	x 0-0 ③ F8			BBBB 4-0 FC6-4 1B 1B BB		x 0-0 ① 3-1	4 0	1 0	0 0	0 0	1 0	0 0	4 0
Dick Gernert, R (1, 3) OBP: 0.377, SLG: 0.531	x 0-0 ③ FC5-4 1-2f		x 0-0 ③ F8		BBBB 4-0 BB		x 0-0 FC6-4 1-2 1B		SSS 0-3 ② K	4	0	1	0	1	1	1
Frank Malzone, R (1, 5) OBP: 0.327, SLG: 0.351		x 0-0 1B HR 1B		x 0-0 ① F6	x 0-0 ① F4		x 0-0 ② FC6-4 1B 1-2f 2-3		x 0-0 1B 1B	5	1	2	0	0	0	3
Jackie Jensen, R (1, 9) OBP: 0.441, SLG: 0.585		x 0-0 ① F4		BBBB 4-0 1B G3 1B BB	SSS 0-3 ② K		x 0-0 1-3 3-H 1B		x 0-0 1-2 1B	4	1	2	1	1	1	2
Lou Berberet, L (1, 2) OBP: 0.375, SLG: 0.283		x 0-0 1-2 HR 1B		x 0-0 ② G3 1-2	x 0-0 ③ L9		x 0-0 ③ F8		x 0-0 ③ F8	5	1	1	0	0	0	6
Ted Lepcio, R (1, 4) OBP: 0.235, SLG: 0.563		x 0-0 1-H 2-H HR		4-0 1B 1B IBB		x 0-0 ① 6-3		x 0-0 ① F7		3	2	1	3	1	0	0
Frank Baumann, L (1, 1) OBP: 0.308, SLG: 0.273		x 0-0 ② 5-3		x 0-0 1B 1-2 2-3 1B		x 0-0 ② 4-3		BBBB 4-0 BB		3	0	1	0	1	0	0
Inning Stats	R: 0 H: 1 E: 0 LOB: 1 K: 1 BB: 0 S: 6 P: 6	R: 3 H: 3 E: 0 LOB: 0 K: 0 BB: 0 S: 6 P: 6	R: 0 H: 0 E: 0 LOB: 0 K: 0 BB: 0 S: 3 P: 3	R: 2 H: 2 E: 0 LOB: 3 K: 0 BB: 3 S: 5 P: 17	R: 0 H: 0 E: 0 LOB: 1 K: 1 BB: 1 S: 5 P: 9	R: 0 H: 0 E: 0 LOB: 0 K: 1 BB: 0 S: 5 P: 5	R: 1 H: 2 E: 0 LOB: 2 K: 0 BB: 1 S: 5 P: 9	R: 0 H: 0 E: 0 LOB: 1 K: 1 BB: 1 S: 5 P: 9	R: 0 H: 2 E: 0 LOB: 2 K: 1 BB: 0 S: 7 P: 7	1B: 9 SF: 0 2B: 0 SAC: 0 3B: 0 DP: 0 HR: 1 HBP: 0						

TOP

Boston Red Sox @ Chicago White Sox

Comiskey Park, Chicago, IL

Sun May 25 1958, 4:33 AM EDT

Unknown

livebaseballscorecards.com

AB	37
R	6
H	10
RBI	6
BB	6
SO	5
LOB	18

WP: 0 PA: 43
PB: 0
SB: 0
CS: 0

PITCHER		IP	WLS	BF	H	R	ER	SO	BB	IBB	HBP	BLK	WP	HR	S	P	ERA	WHIP
Dick Donovan, R ERA: 3.43	(1, 1)	3.2	L	20	6	5	5	1	2	1	0	0	0	1	19	31	12.27	2.182
Tom Qualters, R ERA: 1.8	(4, 1)	2.1		8	0	0	0	2	1	0	0	0	0	0	11	15	0.00	0.429
Bill Fischer, R ERA: 5.56	(7, 1)	2.0		10	2	1	1	1	2	0	0	0	0	0	10	18	4.50	2.000
Gerry Staley, R ERA: 2.37	(9, 1)	1.0		5	2	0	0	1	0	0	0	0	0	0	7	7	0.00	2.000

PITCHER		IP	WLS	BF	H	R	ER	SO	BB	IBB	HBP	BLK	WP	HR	S	P	ERA	WHIP

Batter	1	2	3	4	5	6	7	8	9	AB	R	H	RBI	BB	SO	LOB
Luis Aparicio, R (1, 6) OBP: 0.301, SLG: 0.343	F8		F8			6-3		1B 1-3 2-H		4	0	1	1	0	0	0
Nellie Fox, L (1, 4) OBP: 0.408, SLG: 0.394	1B 2B		F6			F7		HBP		3	1	1	0	0	0	0
Al Smith, R (1, 7) OBP: 0.308, SLG: 0.361	F4			F2		5-3		F9		4	0	0	0	0	0	3
Sherm Lollar, R (1, 2) OBP: 0.450, SLG: 0.495 Jim Rivera, L (9, PR) OBP: 0.354, SLG: 0.388	1-H 2B			6-3			1-3		1B	4 0	0 0	2 0	1 0	0 0	0 0	0 0
Walt Dropo, R (1, 3) OBP: 0.290, SLG: 0.357	F6			5-3			F3		F7	4	0	0	0	0	0	2
Bubba Phillips, R (1, 5) OBP: 0.283, SLG: 0.346		4-3			5-3		F3		F3	4	0	0	0	0	0	1
Tito Francona, L (1, 9) OBP: 0.300, SLG: 0.254		4-3			K			BB 1B 1B	K	4	1	1	0	0	2	1
Jim Landis, R (1, 8) OBP: 0.247, SLG: 0.349		F8			F4			1B 1-2 BB		2	0	0	0	1	0	0
Dick Donovan, L (1, 1) OBP: 0.409, SLG: 0.071 Tom Qualters, R (4, 1) Ron Jackson, R (6, PH) OBP: 0.346, SLG: 0.514 Bill Fischer, R (7, 1) OBP: 0.250, SLG: 0.500 Earl Battey, R (8, PH) OBP: 0.261, SLG: 0.190 Gerry Staley, R (9, 1)			4-3			HR		F2		1 0 1 0 1 0	0 0 1 0 0 0	0 0 1 0 0 0	0 0 1 0 0 0	0 0 0 0 0 0	0 0 0 0 0 0	0 0 0 0 2 0
Inning Stats	R: 1 E: 0 K: 0 S: 5 H: 2 LOB: 1 BB: 0 P: 5	R: 0 E: 0 K: 0 S: 3 H: 0 LOB: 0 BB: 0 P: 3	R: 0 E: 0 K: 0 S: 3 H: 0 LOB: 0 BB: 0 P: 3	R: 0 E: 0 K: 0 S: 3 H: 0 LOB: 0 BB: 0 P: 3	R: 0 E: 0 K: 1 S: 5 H: 0 LOB: 0 BB: 0 P: 5	R: 1 E: 0 K: 0 S: 4 H: 1 LOB: 0 BB: 0 P: 4	R: 0 E: 0 K: 0 S: 3 H: 0 LOB: 0 BB: 0 P: 3	R: 1 E: 0 K: 0 S: 4 H: 2 LOB: 2 BB: 1 P: 9	R: 0 E: 0 K: 1 S: 6 H: 1 LOB: 1 BB: 0 P: 6	1B: 4 2B: 1 3B: 0 HR: 1	SF: 0 SAC: 0 DP: 0 HBP: 1			WP: 0 PB: 0 SB: 0 CS: 0	PA: 34	

PITCHER	IP	WLS	BF	H	R	ER	SO	BB	IBB	HBP	BLK	WP	HR	S	P	ERA	WHIP
Frank Baumann, L (1, 1) ERA: 2.45	9.0	W	34	6	3	3	2	1	0	1	0	0	1	36	41	3.00	0.778

PITCHER	IP	WLS	BF	H	R	ER	SO	BB	IBB	HBP	BLK	WP	HR	S	P	ERA	WHIP

BOTTOM

Boston Red Sox @ Chicago White Sox

Comiskey Park, Chicago, IL

Sun May 25 1958, 4:33 AM EDT

Unknown

livebaseballscorecards.com

AB	32
R	3
H	6
RBI	3
BB	1
SO	2
LOB	9

Boston Red Sox @ Chicago White Sox

Comiskey Park, Chicago, IL

Sun May 25 1958, 4:38 AM EDT

Att. 19,121 - Unknown

Batter	1	2	3	4	5	6	7	8	9	AB	R	H	RBI	BB	SO	LOB
Don Buddin, R (1, 6) OBP: 0.394, SLG: 0.361	x 0-0 F8 ①	x 0-0 6-3 ③			SSS 0-3 K ②		SSS 0-3 K ② 2-3		x 0-0 6-3 ③	5	0	0	0	0	2	3
Jim Piersall, R (1, 8) OBP: 0.363, SLG: 0.390	x 0-0 F8 ②		x 0-0 F8 ①		x 0-0 1B 2B		BBBB 4-0 1B BB			3	1	1	0	1	0	0
Dick Gernert, R (1, 3) OBP: 0.398, SLG: 0.545	BBBB 4-0 BB		x 0-0 1B		x 0-0 2-H 1B		x 0-0 1-2 3-H 1B			3	0	3	2	1	0	0
Frank Malzone, R (1, 5) OBP: 0.319, SLG: 0.342	x 0-0 1-3 ③		SSS 0-3 K ②		x 0-0 F9 ③		SSS 0-3 K ③			4	0	0	0	0	2	5
Jackie Jensen, R (1, 9) OBP: 0.442, SLG: 0.579		BBBB 4-0 1B 2B BB	x 0-0 F6 ③			x 0-0 G6-4-3 1B		x 0-0 4-3 ①		3	1	1	0	1	0	1
Bill Renna, R (1, 7) OBP: 0.182, SLG: 0.400		SSS 0-3 K ①		SSS 0-3 K ①		SSS 0-3 K ①		x 0-0 6-3 ②		4	0	0	0	0	3	2
Sammy White, R (1, 2) OBP: 0.304, SLG: 0.391		x 0-0 2B 1-2 1B		SSS 0-3 K ②		x 0-0 G6-4-3 ② ③ 1-2f		x 0-0 F4 ③		4	0	1	0	0	1	1
Ted Lepcio, R (1, 4) OBP: 0.333, SLG: 0.611		x 0-0 1-3 2-H 2B		x 0-0 F4 ③			BBBB 4-0 WP E 1B BB		BBBB 4-0 B1-6-4 BB	2	1	1	1	2	0	0
Bob Smith, L (1, 1) OBP: 0.286, SLG: 0.167		SSS 0-3 K ②			x 0-0 1-3 ①		x 0-0 F9 ① 1-2		x 0-0 B1-6-4 ① ② 1-2f	2	0	0	0	0	1	2
Ted Williams, L (7, PH) OBP: 0.415, SLG: 0.410										1	0	0	0	0	0	1
Mike Fornieles, R (7, 1) OBP: 0.250, SLG: 0.250										1	0	0	0	0	0	1

Inning Stats	1	2	3	4	5	6	7	8	9		
	R: 0 H: 0	R: 1 H: 2	R: 0 H: 1	R: 0 H: 0	R: 1 H: 2	R: 0 H: 1	R: 1 H: 1	R: 0 H: 0	R: 0 H: 0	1B: 5 SF: 0	WP: 1 PA: 37
	E: 0 LOB: 1	E: 0 LOB: 2	E: 0 LOB: 1	E: 0 LOB: 0	E: 0 LOB: 1	E: 0 LOB: 0	E: 1 LOB: 2	E: 0 LOB: 0	E: 0 LOB: 0	2B: 2 SAC: 0	PB: 0
	K: 0 BB: 1	K: 2 BB: 1	K: 1 BB: 0	K: 2 BB: 0	K: 1 BB: 0	K: 1 BB: 0	K: 2 BB: 2	K: 0 BB: 0	K: 0 BB: 1	3B: 0 DP: 2	SB: 0
	S: 3 P: 7	S: 9 P: 13	S: 6 P: 6	S: 7 P: 7	S: 7 P: 7	S: 5 P: 5	S: 8 P: 16	S: 3 P: 3	S: 2 P: 6	HR: 0 HBP: 0	CS: 0

PITCHER	IP	WLS	BF	H	R	ER	SO	BB	IBB	HBP	BLK	WP	HR	S	P	ERA	WHIP
Billy Pierce, L (1, 1) ERA: 4.56	9.0	W	37	7	3	2	9	5	0	0	0	1	0	50	70	2.00	1.333

PITCHER	IP	WLS	BF	H	R	ER	SO	BB	IBB	HBP	BLK	WP	HR	S	P	ERA	WHIP

TOP

AB	32
R	3
H	7
RBI	3
BB	5
SO	9
LOB	16

livebaseballscorecards.com

Boston Red Sox @ Chicago White Sox

Comiskey Park, Chicago, IL

Sun May 25 1958, 4:38 AM EDT

Att. 19,121 - Unknown

BOTTOM

Batter	1	2	3	4	5	6	7	8	9	AB	R	H	RBI	BB	SO	LOB
Luis Aparicio, R (1, 6) OBP: 0.297, SLG: 0.338	E4		F2		F9		F3		1-2 2-H 1B	5	0	1	1	0	0	1
Nellie Fox, L (1, 4) OBP: 0.417, SLG: 0.404	1-2 1B		1B		1-2 1B		4-3			4	0	3	0	0	0	0
Al Smith, R (1, 7) OBP: 0.299, SLG: 0.350	B1		F3		K		K			4	0	0	0	0	2	5
Sherm Lollar, R (1, 2) OBP: 0.444, SLG: 0.485	K 2-3			6-3		1B 1B		5-3		4	1	1	0	0	1	2
Walt Dropo, R (1, 3) OBP: 0.286, SLG: 0.344		L8		6-3		1-3 1B		K		4	0	1	0	0	1	0
Bubba Phillips, R (1, 5) OBP: 0.299, SLG: 0.364		E9 1B 2B		1B		BBBB 4-0 E 1B BB		5-3		3	2	2	0	1	0	0
Tito Francona, L (1, 9) OBP: 0.306, SLG: 0.262 Ron Jackson, R (6, PH) OBP: 0.354, SLG: 0.521 Jim Rivera, L (6, PR) (7, 9) OBP: 0.350, SLG: 0.382		CS 3-H 1B		F8		FC4-6 1-2 3-H 1B			L3	2 1 1	0 0 0	1 1 0	1 1 0	0 0 0	0 0 0	1 0 0
Jim Landis, R (1, 8) OBP: 0.247, SLG: 0.345	K 1-2				F4	FC4-6 1-2f 2-H			S 1B 1B	4	1	1	0	0	1	2
Billy Pierce, L (1, 1) OBP: 0.176, SLG: 0.125 Earl Torgeson, L (9, PH) OBP: 0.362, SLG: 0.147			4-3		1B 1B	6-3			BBBB 4-0 1B 1-2 BB	3 0	0 0	1 0	0 0	0 0	0 1	2 0

	AB	35
	R	4
	H	12
	RBI	3
	BB	2
	SO	5
	LOB	13

livebaseballscorecards.com

Inning Stats	1	2	3	4	5	6	7	8	9
	R: 0 E: 1 K: 1 S: 6 H: 1 LOB: 1 BB: 0 P: 6	R: 1 E: 1 K: 1 S: 6 H: 2 LOB: 1 BB: 0 P: 6	R: 0 E: 0 K: 0 S: 4 H: 1 LOB: 1 BB: 0 P: 4	R: 0 E: 0 K: 0 S: 4 H: 1 LOB: 1 BB: 0 P: 4	R: 0 E: 0 K: 1 S: 7 H: 2 LOB: 2 BB: 0 P: 7	R: 2 E: 1 K: 0 S: 5 H: 3 LOB: 2 BB: 1 P: 9	R: 0 E: 0 K: 1 S: 5 H: 0 LOB: 0 BB: 0 P: 5	R: 0 E: 0 K: 1 S: 5 H: 0 LOB: 0 BB: 0 P: 5	R: 1 E: 0 K: 0 S: 3 H: 2 LOB: 2 BB: 1 P: 7

1B: 11 SF: 0
2B: 2 SAC: 0
3B: 0 DP: 1
HR: 0 HBP: 0

WP: 0 PA: 37
PB: 0
SB: 1
CS: 1

PITCHER		IP	WLS	BF	H	R	ER	SO	BB	IBB	HBP	BLK	WP	HR	S	P	ERA	WHIP
Bob Smith, L ERA: 3.26	(1, 1)	6.0		27	10	3	2	3	1	0	0	0	0	0	32	36	3.00	1.833
Mike Fornieles, R ERA: 3.76	(7, 1)	2.1	L	10	2	1	1	2	1	0	0	0	0	0	13	17	3.86	1.286

PITCHER	IP	WLS	BF	H	R	ER	SO	BB	IBB	HBP	BLK	WP	HR	S	P	ERA	WHIP

Washington Senators @ Chicago White Sox

Comiskey Park, Chicago, IL

Tue May 27 1958, 8:05 PM EDT

Att. 8,742 - Unknown

TOP

livebaseballscorecards.com

Batter	1	2	3	4	5	6	7	8	9	AB	R	H	RBI	BB	SO	LOB
Eddie Yost, R (1, 5) OBP: 0.329, SLG: 0.246	K		4-3		F9		F6		BB, 1B, 1-2, 2-3, BB	4	0	0	0	1	1	0
Albie Pearson, L (1, 8) OBP: 0.388, SLG: 0.333	E4, S		1B		1B			FC4-6, BB	BB, 1-2, 2-H, 3-H, 1B	4	0	3	2	1	0	0
Neil Chrisley, L (1, 9) OBP: 0.273, SLG: 0.435	P6		K		K			FC4-6, 1-2f	BB, 1-2, 2-3, BB	4	0	0	0	1	2	4
Roy Sievers, R (1, 7) OBP: 0.380, SLG: 0.495 Pedro Ramos, S (8, 1) OBP: 0.136, SLG: 0.136 Herb Plews, L (9, PH) OBP: 0.327, SLG: 0.375	K, 1-2			1B, S, 1B		F9, 2B		P4	L3	4 0 1	1 0 0	2 0 0	0 0 0	0 0 0	1 0 0	2 0 3
Clint Courtney, L (1, 2) OBP: 0.312, SLG: 0.306		F9		E, S, 1-3, 1B	F9, 2-3			G3		4	0	1	0	0	0	2
Rocky Bridges, R (1, 6) OBP: 0.382, SLG: 0.402		4-3		P4, 1-3, 3-H	K				BB, 1B, 1B	4	1	1	0	0	1	2
Norm Zauchin, R (1, 3) OBP: 0.388, SLG: 0.441 Julio Becquer, L (6, 3) OBP: 0.243, SLG: 0.297		1B		K	K				BB, 1-2, 1B, 1B	3 1	0 1	1 1	0 0	0 0	2 0	2 0
Ossie Alvarez, R (1, 4) OBP: 0.222, SLG: 0.222		1-3		1-3			G4-6-3, 1B		K	4	0	1	0	0	1	4
Hal Griggs, R (1, 1) OBP: 0.333, SLG: 0.667 Ralph Lumenti, L (5, 1) OBP: 0.333, SLG: 0.333 Al Cicotte, R (5, 1) OBP: 0.333, SLG: 0.333 Faye Throneberry, L (8, 7) OBP: 0.200, SLG: 0.111			K		F8		G4-6-3, 1-2f		F5	2 0 1 1	0 0 0 0	0 0 0 0	0 0 0 0	0 0 0 0	1 0 0 0	0 0 1 2
Inning Stats	R: 0 E: 1 K: 2 S: 8 H: 0 LOB: 1 BB: 0 P: 8	R: 0 E: 0 K: 0 S: 4 H: 1 LOB: 1 BB: 0 P: 4	R: 0 E: 0 K: 2 S: 8 H: 1 LOB: 1 BB: 0 P: 8	R: 1 E: 0 K: 1 S: 7 H: 2 LOB: 1 BB: 0 P: 7	R: 0 E: 0 K: 1 S: 6 H: 1 LOB: 1 BB: 0 P: 6	R: 0 E: 0 K: 2 S: 8 H: 1 LOB: 1 BB: 0 P: 8	R: 0 E: 0 K: 0 S: 3 H: 1 LOB: 0 BB: 0 P: 3	R: 0 E: 0 K: 0 S: 3 H: 0 LOB: 1 BB: 1 P: 7	R: 2 E: 0 K: 1 S: 8 H: 3 LOB: 3 BB: 2 P: 16	1B: 9 2B: 1 3B: 0 HR: 0 SF: 0 SAC: 0 DP: 1 HBP: 0						

	AB	37
	R	3
	H	10
	RBI	2
	BB	3
	SO	9
	LOB	22

WP: 0 PB: 0 SB: 3 CS: 0 PA: 40

PITCHER		IP	WLS	BF	H	R	ER	SO	BB	IBB	HBP	BLK	WP	HR	S	P	ERA	WHIP
Early Wynn, R ERA: 3.36	(1, 1)	8.2	W	39	10	3	3	9	3	0	0	0	0	0	54	66	3.12	1.500
Gerry Staley, R ERA: 2.35	(9, 1)	0.1	S	1	0	0	0	0	0	0	0	0	0	0	1	1	0.00	0.000

PITCHER	IP	WLS	BF	H	R	ER	SO	BB	IBB	HBP	BLK	WP	HR	S	P	ERA	WHIP

BOTTOM

Washington Senators @ Chicago White Sox

Comiskey Park, Chicago, IL

Tue May 27 1958, 8:05 PM EDT

Att. 8,742 - Unknown

livebaseballscorecards.com

Batter	1	2	3	4	5	6	7	8	9	AB	R	H	RBI	BB	SO	LOB
Luis Aparicio, R (1, 6) OBP: 0.298, SLG: 0.333	P6		4-3 S BB	G5-4-3 1-2f		SH FC6-4 1-3		F9		2	0	0	0	1	0	1
Jim Rivera, L (8, 9) OBP: 0.346, SLG: 0.377										1	0	0	0	0	0	0
Nellie Fox, L (1, 4) OBP: 0.410, SLG: 0.397	F7		4-3 1-3		BB BB BB 1B	FC6-4 CS 1-2f 3-H		4-3		5	1	1	1	0	0	2
Earl Torgeson, L (1, 3) OBP: 0.365, SLG: 0.135	1B BB		F2		BB BB SF7 1-2 BB	F8 1-2		G3		3	1	0	0	2	0	2
Sherm Lollar, R (1, 2) OBP: 0.461, SLG: 0.500	1-2 1B			1B E 1B	1-2 2-3 BB		BB BB 1B			3	1	3	0	1	0	0
Tito Francona, L (1, 9) OBP: 0.303, SLG: 0.261	1-3			BB E 1-3 1B	K		F7			4	1	1	0	0	1	6
(8, 7)																
Al Smith, R (1, 7) OBP: 0.304, SLG: 0.344		F9		E 1B 1-2 BB	1-2 2-3 3-H BB		F9			2	1	0	1	2	0	1
Sammy Esposito, R (8, 6) OBP: 0.235, SLG: 0.188										0	0	0	0	0	0	0
Bubba Phillips, R (1, 5) OBP: 0.298, SLG: 0.358		F8		F7	SF7 3-H		BB 1-2 BB			2	0	0	1	1	0	3
Jim Landis, R (1, 8) OBP: 0.247, SLG: 0.333		F5		E1 1B 1-3 2-H 3-H	F8		1-2 2-3 BB			3	1	0	0	1	0	3
Early Wynn, S (1, 1) OBP: 0.348, SLG: 0.278			1-3	G5-4-3 1B 2-H 3-H		E SH FC6-4 BB	K			3	1	1	2	1	1	3
Gerry Staley, R (9, 1)										0	0	0	0	0	0	0
Inning Stats	R: 0 E: 0 K: 0 S: 4 H: 1 LOB: 2 BB: 1 P: 8	R: 0 E: 0 K: 0 S: 3 H: 0 LOB: 0 BB: 0 P: 3	R: 0 E: 0 K: 0 S: 3 H: 0 LOB: 1 BB: 1 P: 7	R: 4 E: 1 K: 0 S: 6 H: 3 LOB: 0 BB: 1 P: 10	R: 2 E: 0 K: 1 S: 6 H: 1 LOB: 2 BB: 3 P: 18	R: 1 E: 1 K: 0 S: 3 H: 0 LOB: 0 BB: 1 P: 7	R: 0 E: 0 K: 1 S: 6 H: 1 LOB: 3 BB: 2 P: 14	R: 0 E: 0 K: 0 S: 3 H: 0 LOB: 0 BB: 0 P: 3		1B: 6 2B: 0 3B: 0 HR: 0 SF: 1 SAC: 1 DP: 1 HBP: 0						

	AB	28
	R	7
	H	6
	RBI	5
	BB	9
	SO	2
	LOB	21

WP: 0 PB: 0 SB: 1 CS: 1 PA: 39

PITCHER		IP	WLS	BF	H	R	ER	SO	BB	IBB	HBP	BLK	WP	HR	S	P	ERA	WHIP
Hal Griggs, R ERA: 6.85	(1, 1)	4.0	L	20	5	5	3	0	3	0	0	0	0	0	17	29	6.75	2.000
Ralph Lumenti, L ERA: 7.13	(5, 1)	0.1		4	0	0	0	1	3	0	0	0	0	0	3	15	0.00	9.000
Al Cicotte, R ERA: 5.91	(5, 1)	2.2		12	1	2	1	1	3	0	0	0	0	0	11	23	3.38	1.500
Pedro Ramos, R ERA: 3.09	(8, 1)	1.0		3	0	0	0	0	0	0	0	0	0	0	3	3	0.00	0.000

PITCHER	IP	WLS	BF	H	R	ER	SO	BB	IBB	HBP	BLK	WP	HR	S	P	ERA	WHIP

Batter	1	2	3	4	5	6	7	8	9	AB	R	H	RBI	BB	SO	LOB
Eddie Yost, R (1, 5) OBP: 0.320, SLG: 0.238	x 0-0 ① P4		x 0-0 ③ 6-3			x 0-0 ③ F3		x 0-0 ② P6		4	0	0	0	0	0	1
Albie Pearson, L (1, 8) OBP: 0.391, SLG: 0.342	x 0-0 ② F7			x 0-0 ① F3			B B B B 4-0 BB 1B BB	x 0-0 1-H 2B		3	1	1	1	1	0	0
Neil Chrisley, L (1, 9) OBP: 0.271, SLG: 0.424	x 0-0 ③ G3			x 0-0 L8-3 1B			x 0-0 ① F8	x 0-0 ③ 4-3		4	0	1	0	0	0	2
Roy Sievers, R (1, 7) OBP: 0.378, SLG: 0.484 Faye Throneberry, L (7, PR) OBP: 0.190, SLG: 0.105 (7, 7)		x 0-0 ① 6-3		x 0-0 ② L8-3 ③ 1-2			B B B B 4-0 1B 1-2 E BB		x 0-0 ① P6	2 1	0 1	0 0	0 0	1 0	0 0	1 0
Clint Courtney, L (1, 2) OBP: 0.318, SLG: 0.307		B B B B 4-0 BB			x 0-0 ① 4-3		x 0-0 E8 1-H 2-H 1B		x 0-0 ② 4-3	3	0	1	1	1	0	0
Rocky Bridges, R (1, 6) OBP: 0.372, SLG: 0.389		x 0-0 ② F9			x 0-0 ② F7		x 0-0 ② 6-3		x 0-0 ③ P6	4	0	0	0	0	0	3
Julio Becquer, L (1, 3) OBP: 0.225, SLG: 0.275		x 0-0 ③ F8			x 0-0 ③ F7		S S S 0-3 ③ K			3	0	0	0	0	1	3
Ossie Alvarez, R (1, 4) OBP: 0.250, SLG: 0.182			x 0-0 ① 1-3			x 0-0 ① P4		B B B B 4-0 2B BB		2	1	0	0	1	0	0
Chuck Stobbs, L (1, 1) Tex Clevenger, R (1, 1) OBP: 0.667, SLG: 0.500 Hal Griggs, R (2, 1) OBP: 0.273, SLG: 0.545 Herb Plews, L (8, PH) OBP: 0.321, SLG: 0.367 Ralph Lumenti, L (8, 1) OBP: 0.333, SLG: 0.333 Bud Byerly, R (8, 1)			x 0-0 ② F7			S S S 0-3 ② K		x 0-0 ① F8		0 0 2 1 0 0	0 0 0 0 0 0	0 0 0 0 0 0	0 0 0 0 0 0	0 0 1 0 0 0	0 0 0 0 0 0	0 0 0 1 0 0
Inning Stats	R: 0 E: 0 K: 0 S: 3 H: 0 LOB: 0 BB: 0 P: 3	R: 0 E: 0 K: 0 S: 3 H: 0 LOB: 1 BB: 1 P: 7	R: 0 E: 0 K: 0 S: 3 H: 0 LOB: 0 BB: 0 P: 3	R: 0 E: 0 K: 0 S: 3 H: 1 LOB: 0 BB: 0 P: 3	R: 0 E: 0 K: 0 S: 3 H: 0 LOB: 0 BB: 0 P: 3	R: 0 E: 0 K: 1 S: 5 H: 0 LOB: 0 BB: 0 P: 5	R: 2 E: 1 K: 1 S: 6 H: 1 LOB: 2 BB: 2 P: 14	R: 1 E: 0 K: 0 S: 4 H: 1 LOB: 1 BB: 1 P: 8	R: 0 E: 0 K: 0 S: 3 H: 0 LOB: 0 BB: 0 P: 3	1B: 2 2B: 2 3B: 0 HR: 0 SF: 0 SAC: 0 DP: 1 HBP: 0						

PITCHER	IP	WLS	BF	H	R	ER	SO	BB	IBB	HBP	BLK	WP	HR	S	P	ERA	WHIP
Jim Wilson, R (1, 1) ERA: 3.22	9.0	W	33	3	3	2	2	4	0	0	0	0	0	33	49	2.00	0.778

PITCHER	IP	WLS	BF	H	R	ER	SO	BB	IBB	HBP	BLK	WP	HR	S	P	ERA	WHIP

TOP

Washington Senators @ Chicago White Sox

Comiskey Park, Chicago, IL

Wed May 28 1958, 4:33 AM EDT

Att. 1,741 - Unknown

livebaseballscorecards.com

AB	29
R	3
H	3
RBI	2
BB	4
SO	2
LOB	11

WP: 0 PB: 0 SB: 0 CS: 0 PA: 33

Batter	1	2	3	4	5	6	7	8	9	AB	R	H	RBI	BB	SO	LOB
Luis Aparicio, R (1, 6) OBP: 0.308, SLG: 0.356	0-0 1B 3B	0-0 1B 1B 1B 1B	0-0 ① 2-3		0-0 ① 6-3		0-0 G4-6-3 1B			5	2	3	0	0	0	0
Nellie Fox, L (1, 4) OBP: 0.416, SLG: 0.400	0-0 BB 1B SF7 1B 3-H	0-0 1B 1B 1-2 1B 1B	0-0 ② F7		BBBB 4-0 BB		0-0 ①② G4-6-3 1-2f			4	2	2	1	1	0	1
Al Smith, R (1, 7) OBP: 0.315, SLG: 0.349	0-0 BB 2B 1B 1-2	0-0 1B HR 1B 1-2 2-3	BBBB 4-0 BB		0-0 ② F9		SSS 0-3 ③ K			4	2	2	0	1	1	1
Sherm Lollar, R (1, 2) OBP: 0.462, SLG: 0.495 Earl Battey, R (6, 2) OBP: 0.250, SLG: 0.182	BBBB 4-0 BB 2B 1-2 2-3	0-0 1B HR 1B 1-2 2-H 3-H	0-0 ③ F7		SSS 0-3 ③ K			0-0 ① P3		3 1	2 0	1 0	2 0	1 0	1 0	2 0
Walt Dropo, R (1, 3) OBP: 0.308, SLG: 0.429 Ron Jackson, R (7, 3) OBP: 0.361, SLG: 0.521	0-0 ① P3	0-0 1B HR 1-H 2-H		0-0 ① 3-1		BBBB 4-0 FC4-6 BB		BBBB 4-0 WP HR BB		3 0	1 1	1 0	3 0	1 1	0 0	3 0
Bubba Phillips, R (1, 5) OBP: 0.294, SLG: 0.348	0-0 ② SF7 3-H	0-0 ① F8		0-0 ② F9		0-0 ① F9		BBBB 4-0 HR BB 1-2		3	1	0	1	1	0	1
Tito Francona, L (1, 9) OBP: 0.333, SLG: 0.370	0-0 E 2B 1-H 2-H	0-0 3B		BBBB 4-0 BB BB		0-0 ② FC4-6 BB 1-2f		0-0 HR 1-H 2-H		4	2	3	5	1	0	1
Jim Landis, R (1, 8) OBP: 0.255, SLG: 0.323	0-0 E8 2-H	0-0 ② F3		BBBB 4-0 BB 1-2		BBBB 4-0 BB 1-2		0-0 ② 5-3		3	0	0	0	2	0	1
Jim Wilson, R (1, 1) OBP: 0.105, SLG: 0.056	SSS 0-3 ③ K	SSS 0-3 ③ K		0-0 ③ 6-3		SSS 0-3 ③ K		SSS 0-3 ③ K		5	0	0	0	0	4	6
Inning Stats	R: 5 E: 1 K: 1 S: 10 H: 4 LOB: 1 BB: 1 P: 14	R: 5 E: 0 K: 1 S: 11 H: 6 LOB: 1 BB: 0 P: 11	R: 0 E: 0 K: 0 S: 3 H: 0 LOB: 1 BB: 1 P: 7	R: 0 E: 0 K: 0 S: 3 H: 0 LOB: 2 BB: 2 P: 11	R: 0 E: 0 K: 1 S: 5 H: 0 LOB: 1 BB: 1 P: 9	R: 0 E: 0 K: 1 S: 5 H: 0 LOB: 2 BB: 2 P: 13	R: 0 E: 0 K: 1 S: 5 H: 1 LOB: 0 BB: 0 P: 5	R: 3 E: 0 K: 1 S: 6 H: 1 LOB: 0 BB: 2 P: 14		1B: 7 2B: 1 3B: 2 HR: 2	SF: 1 SAC: 0 DP: 1 HBP: 0					

PITCHER		IP	WLS	BF	H	R	ER	SO	BB	IBB	HBP	BLK	WP	HR	S	P	ERA	WHIP
Chuck Stobbs, L ERA: 5.53	(1, 1)	0.0	L	3	3	3	3	0	0	0	0	0	0	0	3	3	∞	∞
Tex Clevenger, R ERA: 4.13	(1, 1)	1.0		10	5	6	5	1	1	0	0	0	0	0	11	15	45.00	6.000
Hal Griggs, R ERA: 5.76	(2, 1)	6.0		26	3	1	1	4	6	0	0	0	0	1	28	52	1.50	1.500
Ralph Lumenti, L ERA: 8.0	(8, 1)	0.1		3	0	2	2	0	2	0	0	0	1	0	1	9	54.00	6.000
Bud Byerly, R ERA: 5.28	(8, 1)	0.2		3	1	1	1	1	0	0	0	0	0	1	5	5	13.50	1.500

PITCHER	IP	WLS	BF	H	R	ER	SO	BB	IBB	HBP	BLK	WP	HR	S	P	ERA	WHIP

BOTTOM

Washington Senators @ Chicago White Sox

Comiskey Park, Chicago, IL

Wed May 28 1958, 4:33 AM EDT

Att. 1,741 - Unknown

livebaseballscorecards.com

AB	35
R	13
H	12
RBI	12
BB	9
SO	6
LOB	16

Batter	1	2	3	4	5	6	7	8	9	AB	R	H	RBI	BB	SO	LOB
Luis Aparicio, R (1, 6) OBP: 0.298, SLG: 0.344	F2		L9	6-3			F8		L9	5	0	0	0	0	0	1
Nellie Fox, L (1, 4) OBP: 0.416, SLG: 0.400	4-3		HR 1B		4-3		3-1		1B 1B	5	2	2	0	0	0	0
Earl Torgeson, L (1, 3) OBP: 0.375, SLG: 0.317	HR		1-H HR		K		K		1B 1-3	4	2	2	3	0	2	0
Walt Dropo, R (9, PH) OBP: 0.325, SLG: 0.444										1	0	1	0	0	0	0
Jim Rivera, L (9, PR) OBP: 0.346, SLG: 0.377										0	0	0	0	0	0	0
(9, 9)																
Sherm Lollar, R (1, 2) OBP: 0.460, SLG: 0.518	HR		5-3		L7			6-3	1B 1-3 3-H	5	1	2	2	0	0	0
Tito Francona, L (1, 9) OBP: 0.349, SLG: 0.385	1B		K			CS 1B		FC6-4 FC5 1B	F7	5	0	3	0	0	1	2
Bob Keegan, R (9, 1)										0	0	0	0	0	0	0
Ray Moore, R (9, 1) OBP: 0.333, SLG: 0.667										0	0	0	0	0	0	0
Al Smith, R (1, 7) OBP: 0.320, SLG: 0.353	F5			1B 1B		FC6-4 1B 1-2 1B		FC5 FC6-4 1-2		4	0	2	0	0	0	2
Bubba Phillips, R (1, 5) OBP: 0.300, SLG: 0.353		F8		1-3 1B 1B		FC6-4 1-2 1B		FC6-4 FC5-4 1-2f 2-3		4	1	2	0	0	0	2
Jim Landis, R (1, 8) OBP: 0.255, SLG: 0.320		K		6-3 2-H 1B		FC6-4 FC4-6 1-2f 2-3		FC5-4 1-2f		4	0	1	1	0	1	4
Dick Donovan, L (1, 1) OBP: 0.391, SLG: 0.067		K		6-3 2-3		FC4-6 1-2f			F4	1	0	0	0	0	1	0
Bill Fischer, R (3, 1) OBP: 0.167, SLG: 0.333										2	0	0	0	0	0	3
Gerry Staley, R (7, 1)										0	0	0	0	0	0	0
Ron Jackson, R (9, PH) OBP: 0.357, SLG: 0.514										1	0	0	0	0	0	0
(9, 3)																
Inning Stats	R: 2 E: 0 K: 0 S: 6 H: 3 LOB: 1 BB: 0 P: 6	R: 0 E: 0 K: 2 S: 7 H: 0 LOB: 0 BB: 0 P: 7	R: 2 E: 0 K: 1 S: 7 H: 2 LOB: 0 BB: 0 P: 7	R: 1 E: 0 K: 0 S: 5 H: 3 LOB: 1 BB: 0 P: 5	R: 0 E: 0 K: 1 S: 5 H: 0 LOB: 0 BB: 0 P: 5	R: 0 E: 0 K: 0 S: 5 H: 3 LOB: 2 BB: 0 P: 5	R: 0 E: 0 K: 1 S: 5 H: 0 LOB: 0 BB: 0 P: 5	R: 0 E: 0 K: 0 S: 5 H: 1 LOB: 2 BB: 0 P: 5	R: 1 E: 0 K: 0 S: 6 H: 3 LOB: 2 BB: 0 P: 6	1B: 12 2B: 0 3B: 0 HR: 3 SF: 0 SAC: 0 DP: 0 HBP: 0							

PITCHER		IP	WLS	BF	H	R	ER	SO	BB	IBB	HBP	BLK	WP	HR	S	P	ERA	WHIP
Jim Bunning, R ERA: 5.22	(1, 1)	3.1		16	7	5	5	3	0	0	0	0	0	3	22	22	13.50	2.100
Tom Morgan, R ERA: 6.28	(4, 1)	0.2		3	1	0	0	0	0	0	0	0	0	0	3	3	0.00	1.500
Billy Hoeft, L ERA: 4.59	(5, 1)	4.2	L	20	6	1	1	2	0	0	0	0	0	0	24	24	1.93	1.286
Vito Valentinetti, R ERA: 2.08	(9, 1)	0.1		2	1	0	0	0	0	0	0	0	0	0	2	2	0.00	3.000

PITCHER		IP	WLS	BF	H	R	ER	SO	BB	IBB	HBP	BLK	WP	HR	S	P	ERA	WHIP

TOP

Chicago White Sox @ Detroit Tigers

Briggs Stadium, Detroit, MI

Fri May 30 1958, 4:33 AM EDT

Unknown

livebaseballscorecards.com

AB	41
R	6
H	15
RBI	6
BB	0
SO	5
LOB	14

PB: 0 SB: 0 CS: 1 PA: 41

BOTTOM

Chicago White Sox @ Detroit Tigers

Briggs Stadium, Detroit, MI

Fri May 30 1958, 4:33 AM EDT

Unknown

livebaseballscorecards.com

Batter	1	2	3	4	5	6	7	8	9	AB	R	H	RBI	BB	SO	LOB
Frank Bolling, R (1, 4) OBP: 0.346, SLG: 0.393	F7		1B	F3			FC1-6		L7-4-3 1-2	5	1	2	0	0	0	2
Billy Martin, R (1, 6) OBP: 0.309, SLG: 0.424	1B		SH1-3 1-2 4-3	PO 1-2	5-3		FC1-6 PB 1-2f			4	2	2	0	0	0	1
Harvey Kuenn, R (1, 8) OBP: 0.401, SLG: 0.529	1B 1-3		4-3 SH1-3 1-2 2-H 2B		5-3		K 1-2			4	1	2	1	0	1	1
Al Kaline, R (1, 9) OBP: 0.351, SLG: 0.410	F4		SH1-3 1-2 2-3		L5-3			FC2-6		3	0	1	0	0	0	2
Charlie Maxwell, L (1, 3) (9, 7) OBP: 0.360, SLG: 0.407	1-3 3-H		4-3 2-3 3-H			K		FC2-6 1-2f		4	0	1	2	0	1	2
Bob Hazle, L (1, 7) OBP: 0.303, SLG: 0.227 Gail Harris, L (8, PH) OBP: 0.426, SLG: 0.521 (9, 3)	4-3		3-H 2B	F4				K		3 1	0 0	1 0	1 0	0 0	0 1	2 1
Reno Bertoia, R (1, 5) OBP: 0.278, SLG: 0.328		L8	K	F4				F7		4	0	0	0	0	1	2
Red Wilson, R (1, 2) OBP: 0.295, SLG: 0.297 Lou Skizas, R (9, PH) OBP: 0.382, SLG: 0.448		6-3		PO BB			HR		L7-4-3 1B	2 1	1 0	1 1	1 0	1 0	0 0	0 0
Jim Bunning, R (1, 1) OBP: 0.143, SLG: 0.286 Tom Morgan, R (4, 1) Gus Zernial, R (4, PH) OBP: 0.333, SLG: 0.524 Billy Hoeft, L (5, 1) OBP: 0.375, SLG: 0.500 Vito Valentinetti, R (9, 1) Ray Boone, R (9, PH) OBP: 0.316, SLG: 0.415		6-3		K			F8		L7	1 0 1 1 0 0 1	0 0 0 0 0 0 0	0 0 0 0 0 0 0	0 0 0 0 0 0 0	0 0 0 0 0 0 0	0 0 1 0 0 0 0	0 0 1 0 0 0 1
Inning Stats	R: 1 E: 0 K: 0 S: 6 H: 3 LOB: 2 BB: 0 P: 6	R: 0 E: 0 K: 0 S: 3 H: 0 LOB: 0 BB: 0 P: 3	R: 3 E: 0 K: 1 S: 9 H: 4 LOB: 1 BB: 0 P: 9	R: 0 E: 0 K: 1 S: 4 H: 0 LOB: 0 BB: 1 P: 8	R: 0 E: 0 K: 0 S: 3 H: 0 LOB: 0 BB: 0 P: 3	R: 0 E: 0 K: 1 S: 5 H: 0 LOB: 0 BB: 0 P: 5	R: 1 E: 0 K: 1 S: 7 H: 2 LOB: 1 BB: 0 P: 7	R: 0 E: 0 K: 1 S: 6 H: 1 LOB: 1 BB: 0 P: 6	R: 0 E: 0 K: 0 S: 3 H: 1 LOB: 0 BB: 0 P: 3	1B: 9 2B: 2 3B: 0 HR: 1	SF: 0 SAC: 1 DP: 1 HBP: 0					

AB	35
R	5
H	11
RBI	5
BB	1
SO	5
LOB	15

WP: 0 PB: 1 SB: 0 CS: 0 PA: 38

PITCHER		IP	WLS	BF	H	R	ER	SO	BB	IBB	HBP	BLK	WP	HR	S	P	ERA	WHIP
Dick Donovan, R ERA: 3.92	(1, 1)	2.0		12	6	4	4	0	0	0	0	0	0	0	12	12	18.00	3.000
Bill Fischer, R ERA: 5.0	(3, 1)	4.1		16	3	1	1	3	1	0	0	0	0	1	21	25	2.08	0.923
Gerry Staley, R ERA: 2.23	(7, 1)	1.2	W	6	1	0	0	2	0	0	0	0	0	0	10	10	0.00	0.600
Bob Keegan, R ERA: 3.68	(9, 1)	0.1		2	1	0	0	0	0	0	0	0	0	0	2	2	0.00	3.000
Ray Moore, R ERA: 2.89	(9, 1)	0.2	S	1	0	0	0	0	0	0	0	0	0	0	1	1	0.00	0.000

PITCHER		IP	WLS	BF	H	R	ER	SO	BB	IBB	HBP	BLK	WP	HR	S	P	ERA	WHIP

Batter	1	2	3	4	5	6	7	8	9	AB	R	H	RBI	BB	SO	LOB
Jim Landis, R (1, 8) OBP: 0.261, SLG: 0.317	G6-3 1B	F8			F7	BBB 1B BB			1-3	4	0	1	0	1	0	2
Nellie Fox, L (1, 4) OBP: 0.415, SLG: 0.400	G6-3 1-2f	5-3			2B SF9 1B	1-3 2-H 1B			F7	5	1	2	1	0	0	1
Al Smith, R (1, 7) OBP: 0.329, SLG: 0.365	FC6-4 1B	L5			SF9 1-3 E 2B	F6			BBBB BB	4	1	2	0	1	0	2
Walt Dropo, R (1, 3) OBP: 0.295, SLG: 0.410	FC6-4 1-2f	SSS K			SF9 2-3 3-H		5-3		F7	3	0	0	1	0	1	1
Earl Torgeson, L (9, PH) OBP: 0.368, SLG: 0.310 (9, 3)										1	0	0	0	0	0	1
Bubba Phillips, R (1, 5) OBP: 0.291, SLG: 0.342		5-3		L9	E6 3-H		1-3			4	0	0	0	0	0	0
Tito Francona, L (1, 9) OBP: 0.344, SLG: 0.378		1B 1B 1B		SSS K	F4		F8			4	1	1	0	0	1	1
Jim Rivera, L (7, 9) OBP: 0.346, SLG: 0.377										0	0	0	0	0	0	0
Earl Battey, R (1, 2) OBP: 0.286, SLG: 0.231		1B 1-2 1B		1B 1B		F5		L9		4	0	2	0	0	0	0
Luis Aparicio, R (1, 6) OBP: 0.309, SLG: 0.351		1-3 2-H 1B		1-2 1B		BBBB SH1-4 1B BB		L1		3	1	2	1	1	0	0
Billy Pierce, L (1, 1) OBP: 0.150, SLG: 0.105	SSS K			F7		SH1-4 1-2		4-3		3	0	0	0	0	1	4
Inning Stats	R: 0 E: 0 K: 0 S: 4 H: 2 LOB: 1 BB: 0 P: 4	R: 1 E: 0 K: 1 S: 8 H: 3 LOB: 2 BB: 0 P: 8	R: 0 E: 0 K: 1 S: 5 H: 0 LOB: 0 BB: 0 P: 5	R: 0 E: 0 K: 1 S: 7 H: 2 LOB: 2 BB: 0 P: 7	R: 2 E: 1 K: 0 S: 6 H: 2 LOB: 1 BB: 0 P: 6	R: 1 E: 0 K: 0 S: 4 H: 1 LOB: 2 BB: 2 P: 12	R: 0 E: 0 K: 0 S: 3 H: 0 LOB: 0 BB: 0 P: 3	R: 0 E: 0 K: 0 S: 3 H: 0 LOB: 0 BB: 0 P: 3	R: 0 E: 0 K: 0 S: 3 H: 0 LOB: 1 BB: 1 P: 7	1B: 9 2B: 1 3B: 0 HR: 0 SF: 1 SAC: 1 DP: 1 HBP: 0						

PITCHER		IP	WLS	BF	H	R	ER	SO	BB	IBB	HBP	BLK	WP	HR	S	P	ERA	WHIP
Hank Aguirre, L ERA: 3.0	(1, 1)	5.2	L	29	10	4	3	3	2	0	0	0	0	0	33	41	4.76	2.118
George Susce, R ERA: 8.22	(6, 1)	2.1		7	0	0	0	0	0	0	0	0	0	0	7	7	0.00	0.000
Bob Shaw, R ERA: 5.06	(9, 1)	1.0		4	0	0	0	0	1	0	0	0	0	0	3	7	0.00	1.000

PITCHER	IP	WLS	BF	H	R	ER	SO	BB	IBB	HBP	BLK	WP	HR	S	P	ERA	WHIP

TOP

Chicago White Sox @ Detroit Tigers

Briggs Stadium, Detroit, MI

Fri May 30 1958, 4:38 AM EDT

Att. 30,411 - Unknown

livebaseballscorecards.com

AB	35
R	4
H	10
RBI	3
BB	3
SO	3
LOB	12

WP: 0 PB: 0 SB: 0 CS: 0 PA: 40

BOTTOM

Chicago White Sox @ Detroit Tigers

Briggs Stadium, Detroit, MI

Fri May 30 1958, 4:38 AM EDT

Att. 30,411 - Unknown

livebaseballscorecards.com

Batter	1	2	3	4	5	6	7	8	9	AB	R	H	RBI	BB	SO	LOB
Frank Bolling, R (1, 4) OBP: 0.339, SLG: 0.383	6-3		5-3			5-3		5-3		4	0	0	0	0	0	0
Billy Martin, R (1, 6) OBP: 0.300, SLG: 0.412	K		K			5-3		F7		4	0	0	0	0	2	0
Harvey Kuenn, R (1, 8) OBP: 0.398, SLG: 0.529	F3		5-3			2B			F4	4	0	1	0	0	0	0
Al Kaline, R (1, 9) OBP: 0.348, SLG: 0.428		HR		L5-3		F2			K	4	1	1	1	0	1	1
Ray Boone, R (1, 3) OBP: 0.333, SLG: 0.435		E SF8 1B 1B		BBBB G5-4-3 BB			2B		L6	3	1	2	0	1	0	0
Gus Zernial, R (1, 7) OBP: 0.333, SLG: 0.511 Johnny Groth, R (8, 7) OBP: 0.389, SLG: 0.471		E7 1-3 1B		G5-4-3 1-2f			6-3			3 0	0 0	1 0	0 0	0 0	0 0	1 0
Reno Bertoia, R (1, 5) OBP: 0.279, SLG: 0.331		SF8 3-H			6-3		FC6-4 1B			2	0	1	1	0	0	0
Jim Hegan, R (1, 2) OBP: 0.259, SLG: 0.267 Lou Skizas, R (7, PH) OBP: 0.371, SLG: 0.433 Charlie Lau, L (8, 2) OBP: 0.333, SLG: 0.600		K			F8		FC6-4 1-2f			2 1 0	0 0 0	0 0 0	0 0 0	0 0 0	1 0 0	1 1 0
Hank Aguirre, R (1, 1) OBP: 0.222, SLG: 0.250 George Susce, R (6, 1) Milt Bolling, R (8, PH) OBP: 0.321, SLG: 0.320 Bob Shaw, R (9, 1) OBP: 0.444, SLG: 0.375		K			F8			F2		2 0 1 0	0 0 0 0	0 0 0 0	0 0 0 0	0 0 0 0	1 0 0 0	1 0 0 0
Inning Stats	R: 0 E: 0 K: 1 S: 5 H: 0 LOB: 0 BB: 0 P: 5	R: 2 E: 1 K: 2 S: 10 H: 3 LOB: 1 BB: 0 P: 10	R: 0 E: 0 K: 1 S: 5 H: 0 LOB: 0 BB: 0 P: 5	R: 0 E: 0 K: 0 S: 2 H: 0 LOB: 0 BB: 1 P: 6	R: 0 E: 0 K: 0 S: 3 H: 0 LOB: 0 BB: 0 P: 3	R: 0 E: 0 K: 0 S: 4 H: 1 LOB: 1 BB: 0 P: 4	R: 0 E: 0 K: 0 S: 4 H: 2 LOB: 1 BB: 0 P: 4	R: 0 E: 0 K: 0 S: 3 H: 0 LOB: 0 BB: 0 P: 3	R: 0 E: 0 K: 1 S: 5 H: 0 LOB: 0 BB: 0 P: 5	1B: 3 2B: 2 3B: 0 HR: 1	SF: 1 SAC: 0 DP: 1 HBP: 0					

PITCHER	IP	WLS	BF	H	R	ER	SO	BB	IBB	HBP	BLK	WP	HR	S	P	ERA	WHIP
Billy Pierce, L (1, 1) ERA: 3.99	9.0	W	32	6	2	1	5	1	0	0	0	0	1	41	45	1.00	0.778

PITCHER	IP	WLS	BF	H	R	ER	SO	BB	IBB	HBP	BLK	WP	HR	S	P	ERA	WHIP

AB	30
R	2
H	6
RBI	2
BB	1
SO	5
LOB	5

WP: 0 PA: 32
PB: 0
SB: 0
CS: 0

Chicago White Sox @ Detroit Tigers

Briggs Stadium, Detroit, MI

Sat May 31 1958, 7:05 PM EDT

Att. 29,623 - Unknown

TOP

livebaseballscorecards.com

Batter	1	2	3	4	5	6	7	8	9	AB	R	H	RBI	BB	SO	LOB
Luis Aparicio, R (1, 6) OBP: 0.304, SLG: 0.344	F8		L9		L9		K			3	0	0	0	0	0	2
Ron Jackson, R (7, PH) OBP: 0.353, SLG: 0.507										1	0	0	0	0	1	2
Tom Qualters, R (7, 1)										0	0	0	0	0	0	0
Nellie Fox, L (1, 4) OBP: 0.406, SLG: 0.390	F4		FC6-4 (1-2f)			E4		F7		4	0	0	0	0	0	1
Earl Torgeson, L (1, 3) OBP: 0.344, SLG: 0.283	K		3-1			F4		L9		4	0	0	0	0	1	2
Sherm Lollar, R (1, 2) OBP: 0.447, SLG: 0.500		F8		L5		K		F8		4	0	0	0	0	1	1
Tito Francona, L (1, 9) OBP: 0.340, SLG: 0.384 (7, 7)		3-1		6-3		L9			2B	4	0	1	0	0	0	1
Al Smith, R (1, 7) OBP: 0.327, SLG: 0.357 (7, 8)		BB (1B)		5-3			5-3		L9	3	0	0	0	1	0	1
Bubba Phillips, R (1, 5) OBP: 0.304, SLG: 0.355		1-2 1B			5-3 1B		1B		6-3	4	0	3	0	0	0	1
Jim Landis, R (1, 8) OBP: 0.257, SLG: 0.311 Jim Rivera, L (7, PH) OBP: 0.337, SLG: 0.366 (7, 9)		K			5-3 (1-2)		F4		F5	2	0	0	0	0	1	3
										2	0	0	0	0	0	2
Early Wynn, S (1, 1) OBP: 0.360, SLG: 0.300 Don Mueller, L (7, PH) OBP: 0.286, SLG: 0.357 Sammy Esposito, R (7, 6) OBP: 0.235, SLG: 0.188			FC6-4 (1B)		K		1-2 1B			2	0	1	0	0	1	1
										1	0	1	0	0	0	0
										0	0	0	0	0	0	0

	AB	34
	R	0
	H	6
	RBI	0
	BB	1
	SO	5
	LOB	17

Inning Stats	1	2	3	4	5	6	7	8	9
	R: 0 E: 0 K: 1 S: 5	H: 0 LOB: 0 BB: 0 P: 5	R: 0 E: 0 K: 1 S: 6	H: 1 LOB: 2 BB: 1 P: 10	R: 0 E: 0 K: 0 S: 4	H: 1 LOB: 1 BB: 0 P: 4	R: 0 E: 0 K: 0 S: 3	H: 0 LOB: 0 BB: 0 P: 3	R: 0 E: 0 K: 1 S: 6	H: 1 LOB: 1 BB: 0 P: 6
	R: 0 E: 1 K: 1 S: 6	H: 0 LOB: 1 BB: 0 P: 6	R: 0 E: 0 K: 1 S: 7	H: 2 LOB: 2 BB: 0 P: 7	R: 0 E: 0 K: 0 S: 3	H: 0 LOB: 0 BB: 0 P: 3	R: 0 E: 0 K: 0 S: 4	H: 1 LOB: 1 BB: 0 P: 4	1B: 5 2B: 1 3B: 0 HR: 0	SF: 0 SAC: 0 DP: 0 HBP: 0
	WP: 0 PB: 0 SB: 0 CS: 0	PA: 35								

PITCHER	IP	WLS	BF	H	R	ER	SO	BB	IBB	HBP	BLK	WP	HR	S	P	ERA	WHIP
Paul Foytack, R (1, 1) ERA: 2.62	9.0	W	35	6	0	0	5	1	0	0	0	0	0	44	48	0.00	0.778

PITCHER	IP	WLS	BF	H	R	ER	SO	BB	IBB	HBP	BLK	WP	HR	S	P	ERA	WHIP

Batter	1	2	3	4	5	6	7	8	9	AB	R	H	RBI	BB	SO	LOB
Frank Bolling, R (1, 4) OBP: 0.340, SLG: 0.384	0-0 SH1-4 SF8 1B	0-0 3-H 1B		0-0 F4		0-0 FC4-6 1-2f		0-0 6-3		5	1	2	1	0	0	3
Billy Martin, R (1, 6) OBP: 0.303, SLG: 0.411	0-0 SH1-4 1-2 1B	0-0 6-3			0-0 L8 BB FC3-2 1B	0-0 F6		0-0 E5		5	0	2	0	0	0	2
Harvey Kuenn, R (1, 8) OBP: 0.400, SLG: 0.525	0-0 SH1-4 1-2 2-3		0-3 K2-3		4-0 FC3-2 1-2 BB		0-0 E 2-3 1B	0-0 F7		3	0	1	0	1	1	1
Al Kaline, R (1, 9) OBP: 0.340, SLG: 0.418	0-0 SF8 3-H		0-0 L1-3		0-0 L8 2-3		0-0 L6			3	0	0	1	0	0	3
Charlie Maxwell, L (1, 3) OBP: 0.357, SLG: 0.397	4-0 IBB		0-0 F6		0-0 FC3-2 1-2 3-H		0-0 2-3 1-2			3	0	0	0	1	0	3
Bob Hazle, L (1, 7) OBP: 0.313, SLG: 0.221 Johnny Groth, R (9, 7) OBP: 0.389, SLG: 0.471	0-0 F5			4-0 L9-3 BB	0-0 F4		4-0 E BB			2 0	0 0	0 0	0 0	2 0	0 0	4 0
Reno Bertoia, R (1, 5) OBP: 0.278, SLG: 0.324		4-0 4-3 S 1B BB		0-0 L9-3 1-2		0-0 F8	0-0 E6 1-2 2-3			3	1	0	0	1	0	3
Red Wilson, R (1, 2) OBP: 0.313, SLG: 0.390		0-3 K 1-2		0-0 1B 1B		0-0 HR	0-0 F9			4	1	2	1	0	1	4
Paul Foytack, R (1, 1) OBP: 0.286, SLG: 0.269		0-0 4-3 2-3		0-0 1-2 1B		0-0 FC4-6 1B		0-0 6-3		4	0	2	0	0	0	1
Inning Stats	R: 1 E: 0 K: 0 S: 5 H: 2 LOB: 2 BB: 1 P: 9	R: 1 E: 0 K: 1 S: 6 H: 1 LOB: 1 BB: 1 P: 10	R: 0 E: 0 K: 1 S: 5 H: 0 LOB: 0 BB: 0 P: 5	R: 0 E: 0 K: 0 S: 4 H: 2 LOB: 2 BB: 1 P: 8	R: 0 E: 0 K: 0 S: 4 H: 1 LOB: 2 BB: 1 P: 8	R: 1 E: 0 K: 0 S: 5 H: 2 LOB: 1 BB: 0 P: 5	R: 0 E: 1 K: 0 S: 5 H: 1 LOB: 3 BB: 1 P: 9	R: 0 E: 1 K: 0 S: 4 H: 0 LOB: 1 BB: 0 P: 4		1B: 8 2B: 1 3B: 0 HR: 1	SF: 1 SAC: 1 DP: 1 HBP: 0					

PITCHER		IP	WLS	BF	H	R	ER	SO	BB	IBB	HBP	BLK	WP	HR	S	P	ERA	WHIP
Early Wynn, R ERA: 3.46	(1, 1)	6.0	L	29	8	3	3	2	3	1	0	0	0	1	29	45	4.50	1.833
Tom Qualters, R ERA: 1.5	(7, 1)	2.0		10	1	0	0	0	1	0	0	0	0	0	9	13	0.00	1.000

PITCHER	IP	WLS	BF	H	R	ER	SO	BB	IBB	HBP	BLK	WP	HR	S	P	ERA	WHIP

BOTTOM

Chicago White Sox @ Detroit Tigers

Briggs Stadium, Detroit, MI

Sat May 31 1958, 7:05 PM EDT

Att. 29,623 - Unknown

livebaseballscorecards.com

AB	32
R	3
H	9
RBI	3
BB	5
SO	2
LOB	24

Chicago White Sox @ New York Yankees

Yankee Stadium, Bronx, NY

Mon Jun 02 1958, 7:05 PM EDT

Att. 12,641 - Unknown - 66 F

livebaseballscorecards.com

Batter	1	2	3	4	5	6	7	8	9	AB	R	H	RBI	BB	SO	LOB
Luis Aparicio, R (1, 6) OBP: 0.302, SLG: 0.342	x 0-0 L4 ①		x 0-0 CS 1B		x 0-0 6-3 ③			x 0-0 L1 ①		4	0	1	0	0	0	0
Nellie Fox, L (1, 4) OBP: 0.408, SLG: 0.389	x 0-0 1B 1B		x 0-0 6-3 ① ② 1-2			B B B B 4-0 G6-4-3 BB		x 0-0 E5 BB 1B		3	0	1	0	1	0	1
Al Smith, R (1, 7) OBP: 0.331, SLG: 0.375	x 0-0 F4 ②		x 0-0 3B			x 0-0 G6-4-3 ① ② 1-2f		x 0-0 BB 1-2 1B		4	0	2	0	0	0	2
Sherm Lollar, R (1, 2) OBP: 0.455, SLG: 0.500	x 0-0 1-2 1B		S S S 0-3 K ③			B B B B 4-0 PO 1B BB		B B B B 4-0 G6-4-3 1-2 2-3 BB		2	0	1	0	2	1	1
Walt Dropo, R (1, 3) OBP: 0.280, SLG: 0.378	S S S 0-3 K ③			S S S 0-3 K ①		x 0-0 1-2 1B		x 0-0 G6-4-3 ② ③ 1-2f		4	0	1	0	0	2	5
Bubba Phillips, R (1, 5) OBP: 0.296, SLG: 0.344		x 0-0 E1		S S S 0-3 K ②		0-0 PO ③ 2-3	x 0-0 6-3 ①		x 0-0 F8 ①	4	0	0	0	0	1	0
Tito Francona, L (1, 9) OBP: 0.330, SLG: 0.371		S S S 0-3 K ①		S S S 0-3 K ③			x 0-0 6-3 ②		x 0-0 L6 ②	3	0	0	0	0	2	1
Sammy Esposito, R (9, PH) OBP: 0.222, SLG: 0.176										1	0	0	0	0	0	0
Jim Landis, R (1, 8) OBP: 0.265, SLG: 0.311		x 0-0 F4 ②			S S S 0-3 K ①		x 0-0 1B		B B B B 4-0 BB	3	0	1	0	1	1	1
Jim Wilson, R (1, 1) OBP: 0.091, SLG: 0.048		S S S 0-3 K ③			S S S 0-3 K ②		x 0-0 L3 ③		S S S 0-3 K ③	3	0	0	0	0	2	2
Ron Jackson, R (9, PH) OBP: 0.349, SLG: 0.500										1	0	0	0	0	1	1

Inning Stats	1	2	3	4	5	6	7	8	9			
	R: 0 H: 2	R: 0 H: 0	R: 0 H: 2	R: 0 H: 0	R: 0 H: 0	R: 0 H: 1	R: 0 H: 1	R: 0 H: 1	R: 0 H: 0	1B: 6 SF: 0	WP: 0 PA: 37	
	E: 0 LOB: 2	E: 1 LOB: 1	E: 0 LOB: 1	E: 0 LOB: 0	E: 0 LOB: 0	E: 0 LOB: 1	E: 0 LOB: 1	E: 1 LOB: 2	E: 0 LOB: 1	2B: 0 SAC: 0	PB: 0	
	K: 1 BB: 0	K: 2 BB: 0	K: 1 BB: 0	K: 3 BB: 0	K: 2 BB: 0	K: 0 BB: 2	K: 0 BB: 0	K: 0 BB: 1	K: 1 BB: 1	3B: 1 DP: 2	SB: 0	
	S: 7 P: 7	S: 8 P: 8	S: 6 P: 6	S: 9 P: 9	S: 7 P: 7	S: 2 P: 10	S: 4 P: 4	S: 4 P: 8	S: 5 P: 9	HR: 0 HBP: 0	CS: 1	

PITCHER	IP	WLS	BF	H	R	ER	SO	BB	IBB	HBP	BLK	WP	HR	S	P	ERA	WHIP
Whitey Ford, L (1, 1) ERA: 1.62	9.0	W	36	7	0	0	10	4	0	0	0	0	0	52	68	0.00	1.222

PITCHER	IP	WLS	BF	H	R	ER	SO	BB	IBB	HBP	BLK	WP	HR	S	P	ERA	WHIP

AB	32
R	0
H	7
RBI	0
BB	4
SO	10
LOB	14

Batter	1	2	3	4	5	6	7	8	9	AB	R	H	RBI	BB	SO	LOB
Hank Bauer, R (1, 9) OBP: 0.300, SLG: 0.444	S S S 0-3 ① K		x 0-0 ②③ G5-4-3 1-2f			x 0-0 HR		x 0-0 HR		4	2	2	2	0	1	1
Tony Kubek, L (1, 6) OBP: 0.312, SLG: 0.349	x 0-0 ② F8			x 0-0 ① F9		x 0-0 ③ 5-3		x 0-0 ③ F6		4	0	0	0	0	0	0
Mickey Mantle, S (1, 8) OBP: 0.401, SLG: 0.481	x 0-0 HR			x 0-0 ② F2			x 0-0 ① 4-3			3	1	1	1	0	0	0
Bill Skowron, R (1, 3) OBP: 0.352, SLG: 0.541	x 0-0 ③ 5-3			x 0-0 ③ F7			x 0-0 ② F9			3	0	0	0	0	0	0
Gil McDougald, R (1, 4) OBP: 0.421, SLG: 0.504		x 0-0 ① 1B			x 0-0 ① 6-3		x 0-0 2B			3	0	2	0	0	0	0
Yogi Berra, L (1, 2) OBP: 0.287, SLG: 0.383		x 0-0 ② 4-3			x 0-0 ② G3		4-0 IBB			2	0	0	0	1	0	0
Harry Simpson, L (1, 7) OBP: 0.400, SLG: 0.452		x 0-0 ③ 6-3			x 0-0 ③ L6		S S S 0-3 ③ K			3	0	0	0	0	1	2
Andy Carey, R (1, 5) OBP: 0.308, SLG: 0.519			x 0-0 ① F4			x 0-0 ① 5-3		x 0-0 ① 5-3		3	0	0	0	0	0	0
Whitey Ford, L (1, 1) OBP: 0.308, SLG: 0.261			x 0-0 ② G5-4-3 1B			x 0-0 ② F6		x 0-0 ② 1-3		3	0	1	0	0	0	0
Inning Stats	R: 1 H: 1 E: 0 LOB: 0 K: 1 BB: 0 S: 6 P: 6	R: 0 H: 1 E: 0 LOB: 0 K: 0 BB: 0 S: 3 P: 3	R: 0 H: 1 E: 0 LOB: 0 K: 0 BB: 0 S: 3 P: 3	R: 0 H: 0 E: 0 LOB: 0 K: 0 BB: 0 S: 3 P: 3	R: 0 H: 0 E: 0 LOB: 0 K: 0 BB: 0 S: 3 P: 3	R: 1 H: 1 E: 0 LOB: 0 K: 0 BB: 0 S: 4 P: 4	R: 0 H: 1 E: 0 LOB: 2 K: 1 BB: 1 S: 6 P: 10	R: 1 H: 1 E: 0 LOB: 0 K: 0 BB: 0 S: 4 P: 4		1B: 2 SF: 0 2B: 1 SAC: 0 3B: 0 DP: 1 HR: 3 HBP: 0						

PITCHER	IP	WLS	BF	H	R	ER	SO	BB	IBB	HBP	BLK	WP	HR	S	P	ERA	WHIP
Jim Wilson, R (1, 1) ERA: 3.24	8.0	L	29	6	3	3	2	0	1	0	0	0	3	32	36	3.38	0.750

PITCHER	IP	WLS	BF	H	R	ER	SO	BB	IBB	HBP	BLK	WP	HR	S	P	ERA	WHIP

BOTTOM

Chicago White Sox @ New York Yankees

Yankee Stadium, Bronx, NY

Mon Jun 02 1958, 7:05 PM EDT
Att. 12,641 - Unknown - 66 F

livebaseballscorecards.com

AB	28
R	3
H	6
RBI	3
BB	1
SO	2
LOB	3

WP: 0 PA: 29
PB: 0
SB: 0
CS: 0

Chicago White Sox @ New York Yankees

Yankee Stadium, Bronx, NY

Tue Jun 03 1958, 7:05 PM EDT

Att. 30,970 - Unknown - 61 F

TOP

livebaseballscorecards.com

Batter	1	2	3	4	5	6	7	8	9	AB	R	H	RBI	BB	SO	LOB
Billy Goodman, L (1, 5) OBP: 0.229, SLG: 0.235	4-3 5-3 1B		1-2 FC3-6 1B		L1			E6 G4-6-3		4	0	2	0	0	0	1
Nellie Fox, L (1, 4) OBP: 0.399, SLG: 0.380	5-3 1-2		FC3-6 1-2f 2-3			L6		G4-6-3 1-2f		4	0	0	0	0	0	4
Earl Torgeson, L (1, 3) OBP: 0.323, SLG: 0.260	4-3 2-3		L1			3-1		G3		4	0	0	0	0	0	3
Sherm Lollar, R (1, 2) OBP: 0.453, SLG: 0.492	6-3			6-3		BBBB 4-0 BB			SSS K	2	0	0	0	1	0	1
Earl Battey, R (6, 2) OBP: 0.276, SLG: 0.222										1	0	0	0	0	1	0
Tito Francona, L (1, 9) OBP: 0.317, SLG: 0.355		4-3		1-3		4-3			1-4-3	4	0	0	0	0	0	1
Al Smith, R (1, 7) OBP: 0.323, SLG: 0.365		6-3		SSS K			F7		6-3	4	0	0	0	0	1	0
Bubba Phillips, R (1, 8) OBP: 0.290, SLG: 0.336		5-3			5-3		1-3			3	0	0	0	0	0	0
Luis Aparicio, R (1, 6) OBP: 0.303, SLG: 0.337			4-3		F9		H 1-0 HBP			2	0	0	0	0	0	0
Sammy Esposito, R (7, PR) OBP: 0.222, SLG: 0.176										0	0	0	0	0	0	0
(7, 6)																
Dick Donovan, L (1, 1) OBP: 0.391, SLG: 0.067			BBBB 4-0 FC3-6 1B BB		BBBB 4-0 BB		5-3			0	0	0	0	0	0	0
Tom Qualters, R (1, 1)										0	0	0	0	2	0	0
Bob Keegan, R (5, 1)										0	0	0	0	0	0	0
Don Mueller, L (7, PH) OBP: 0.267, SLG: 0.333										1	0	0	0	0	0	1
Bill Fischer, R (7, 1) OBP: 0.167, SLG: 0.333										0	0	0	0	0	0	0
Inning Stats	R: 0 E: 0 K: 0 S: 4 H: 1 LOB: 1 BB: 0 P: 4	R: 0 E: 0 K: 0 S: 3 H: 0 LOB: 0 BB: 0 P: 3	R: 0 E: 0 K: 0 S: 4 H: 1 LOB: 2 BB: 1 P: 8	R: 0 E: 0 K: 1 S: 5 H: 0 LOB: 0 BB: 0 P: 5	R: 0 E: 0 K: 0 S: 3 H: 0 LOB: 1 BB: 1 P: 7	R: 0 E: 0 K: 0 S: 3 H: 0 LOB: 1 BB: 1 P: 7	R: 0 E: 0 K: 0 S: 3 H: 0 LOB: 1 BB: 0 P: 4	R: 0 E: 1 K: 0 S: 3 H: 0 LOB: 0 BB: 0 P: 3	R: 0 E: 0 K: 1 S: 5 H: 0 LOB: 0 BB: 0 P: 5	1B: 2 2B: 0 3B: 0 HR: 0	SF: 0 SAC: 0 DP: 1 HBP: 1						

	AB	29
	R	0
	H	2
	RBI	0
	BB	3
	SO	2
	LOB	11

PITCHER	IP	WLS	BF	H	R	ER	SO	BB	IBB	HBP	BLK	WP	HR	S	P	ERA	WHIP
Johnny Kucks, R (1, 1) ERA: 2.23	9.0	W	33	2	0	0	2	3	0	1	0	0	0	33	46	0.00	0.556

PITCHER	IP	WLS	BF	H	R	ER	SO	BB	IBB	HBP	BLK	WP	HR	S	P	ERA	WHIP

Batter	1	2	3	4	5	6	7	8	9	AB	R	H	RBI	BB	SO	LOB
Hank Bauer, R (1, 9) OBP: 0.321, SLG: 0.475	0-0 SH HR 1B	0-0 1B 2B			0-0 2B 2B	BBB 4-0 E S SF7 BB	SSS 0-3 ② K			3	3	3	0	1	0	0
Norm Siebern, L (6, PR) (7, 7) OBP: 0.303, SLG: 0.348										1	1	0	0	0	1	1
Tony Kubek, L (1, 6) OBP: 0.319, SLG: 0.358	0-0 SH HR 1-2	0-0 1B 2-H 1B			0-0 ① F7	0-0 ① SF7 1-H	0-0 PB 2-H 1B			3	1	2	3	0	0	1
Mickey Mantle, S (1, 8) OBP: 0.414, SLG: 0.504	0-0 HR 1-H 2-H	0-0 ③ F8			IIII 4-0 2B 1B IBB	BBBB 4-0 1-3 1B BB	BBBB 4-0 1-3 BB			2	3	1	3	3	0	1
Bill Skowron, R (1, 3) OBP: 0.365, SLG: 0.589	0-0 HR	0-0 FC4-6 1B			0-0 1B 1-3 2-H 2B	0-0 ② 1-3 1-2	0-0 ③ 1-3			5	2	3	2	0	0	3
Gil McDougald, R (1, 4) OBP: 0.433, SLG: 0.511	BBBB 4-0 L3 BB	0-0 ① FC4-6 L4-3 1-2f			0-0 G3 BB 2-H 3-H 1B	0-0 HR 2-H 1B		0-0 G4-6-3 1B		4	1	3	3	1	0	1
Bobby Richardson, R (8, PR) (9, 4) OBP: 0.227, SLG: 0.266										0	0	0	0	0	0	0
Yogi Berra, L (1, 2) OBP: 0.291, SLG: 0.402	0-0 ① ② L3 1-2	0-0 ② ③ L4-3 1-2			BBB 4-0 G3 1-2 BB	0-0 HR 1-H		0-0 ① ② G4-6-3 1-2f		4	1	1	2	1	0	3
Harry Simpson, L (1, 7) (7, 9) OBP: 0.350, SLG: 0.389	0-0 ③ 1-3			0-0 ① L6	0-0 ② G3 1-2 2-3	0-0 ③ 1-3		0-0 ③ 4-3		5	0	0	0	0	0	4
Jerry Lumpe, L (1, 5) OBP: 0.294, SLG: 0.306		0-0 ① 5-3		0-0 ② 6-3	IIII 4-0 IBB		BBBB 4-0 SH1-3 1B BB			2	1	0	0	2	0	0
Johnny Kucks, R (1, 1) OBP: 0.125, SLG: 0.133		0-0 ② 6-3		0-0 ③ 6-3	0-0 ③ 6-3		0-0 ① SH1-3 1-2			3	0	0	0	0	0	3
Inning Stats	R: 4 H: 3 E: 1 LOB: 0 K: 0 BB: 1 S: 6 P: 10	R: 1 H: 2 E: 0 LOB: 1 K: 0 BB: 0 S: 5 P: 5	R: 0 H: 1 E: 0 LOB: 0 K: 0 BB: 0 S: 3 P: 3	R: 0 H: 0 E: 0 LOB: 0 K: 0 BB: 0 S: 3 P: 3	R: 3 H: 3 E: 0 LOB: 3 K: 0 BB: 3 S: 6 P: 18	R: 4 H: 2 E: 0 LOB: 1 K: 0 BB: 2 S: 5 P: 13	R: 1 H: 1 E: 0 LOB: 2 K: 1 BB: 2 S: 6 P: 14	R: 0 H: 1 E: 0 LOB: 1 K: 0 BB: 0 S: 3 P: 3		1B: 7 SF: 1 2B: 5 SAC: 2 3B: 0 DP: 3 HR: 3 HBP: 0						

PITCHER		IP	WLS	BF	H	R	ER	SO	BB	IBB	HBP	BLK	WP	HR	S	P	ERA	WHIP
Dick Donovan, R ERA: 4.37	(1, 1)	0.0	L	5	3	4	3	0	1	0	0	0	0	2	4	8	∞	∞
Tom Qualters, R ERA: 3.31	(1, 1)	4.1		19	6	4	4	0	1	1	0	0	0	0	17	25	8.31	1.615
Bob Keegan, R ERA: 7.0	(5, 1)	1.2		10	2	4	4	0	2	1	0	0	0	1	7	19	21.60	2.400
Bill Fischer, R ERA: 4.97	(7, 1)	2.0		9	2	1	1	1	2	0	0	0	0	0	9	17	4.50	2.000

PITCHER	IP	WLS	BF	H	R	ER	SO	BB	IBB	HBP	BLK	WP	HR	S	P	ERA	WHIP

BOTTOM

Chicago White Sox @ New York Yankees

Yankee Stadium, Bronx, NY

Tue Jun 03 1958, 7:05 PM EDT
Att. 30,970 - Unknown - 61 F

livebaseballscorecards.com

AB	32
R	13
H	13
RBI	13
BB	8
SO	1
LOB	17

WP: 0 PA: 43
PB: 2
SB: 1
CS: 0

Batter	1	2	3	4	5	6	7	8	9	AB	R	H	RBI	BB	SO	LOB
Jim Landis, R (1, 8) OBP: 0.267, SLG: 0.312	F2		FC6-4, 1B 2-3 3-H		6-3		G3-6-3, 1B 1-3 2-H 3-H	F7		3	0	1	1	0	0	0
Don Mueller, L (7, PH) OBP: 0.313, SLG: 0.375										1	0	1	2	0	0	0
Sammy Esposito, R (7, PR) OBP: 0.211, SLG: 0.167										1	0	0	0	0	0	2
(7, 5)																
Nellie Fox, L (1, 4) OBP: 0.388, SLG: 0.368	L4		FC6-4, HBP 1-2f 3-H		F9		G3-6-3 1-2f 3-H		6-3	5	0	0	1	0	0	2
Billy Goodman, L (1, 3) OBP: 0.225, SLG: 0.211	F9		HBP, BB			3-1	F2		1-3	4	0	0	0	1	0	1
Sherm Lollar, R (1, 2) OBP: 0.451, SLG: 0.484		F7	HBP 1-2 2-3			F3		HR, 1B	6-3	4	1	1	0	0	0	0
Jim Rivera, L (1, 9) OBP: 0.345, SLG: 0.405		4-3	K			BB		1-H HR		3	1	1	2	1	1	3
Al Smith, R (1, 7) OBP: 0.315, SLG: 0.355		F6		6-3		F6		6-3		4	0	0	0	0	0	1
Bubba Phillips, R (1, 5) OBP: 0.295, SLG: 0.336			F4	4-3			1B, 1B 1B	BB, FC4-6		3	1	1	0	1	0	0
(7, 8)																
Luis Aparicio, R (1, 6) OBP: 0.307, SLG: 0.341			2B, 1B 1B	6-3			S, 1B 1-3 1B	FC4-6, 1B 1-2f		4	2	2	0	0	0	1
Billy Pierce, L (1, 1) OBP: 0.250, SLG: 0.227			1B, FC6-4 1-3 2B		F7		G3-6-3 1-2 BB	1B 1-2		3	2	2	0	1	0	0

Inning Stats	1	2	3	4	5	6	7	8	9
	R: 0 E: 0 K: 0 S: 3	H: 0 LOB: 0 BB: 0 P: 3	R: 0 E: 0 K: 0 S: 3	H: 0 LOB: 0 BB: 0 P: 3	R: 2 E: 1 K: 1 S: 8	H: 3 LOB: 3 BB: 1 P: 13	R: 0 E: 0 K: 0 S: 3	H: 0 LOB: 0 BB: 0 P: 3	R: 0 E: 0 K: 0 S: 3	H: 0 LOB: 1 BB: 1 P: 7	R: 3 E: 0 K: 0 S: 5	H: 3 LOB: 1 BB: 1 P: 9	R: 2 E: 0 K: 0 S: 6	H: 3 LOB: 2 BB: 1 P: 10	R: 0 E: 0 K: 0 S: 3	H: 0 LOB: 0 BB: 0 P: 3

PITCHER		IP	WLS	BF	H	R	ER	SO	BB	IBB	HBP	BLK	WP	HR	S	P	ERA	WHIP
Tom Sturdivant, R ERA: 6.12	(1, 1)	6.0	L	28	6	5	5	1	3	0	1	0	0	0	26	39	7.50	1.500
Art Ditmar, R ERA: 2.76	(7, 1)	1.0		2	0	0	0	0	0	0	0	0	0	0	2	2	0.00	0.000
Bob Grim, R ERA: 7.15	(8, 1)	2.0		10	3	2	2	0	1	0	0	0	0	1	9	13	9.00	2.000

PITCHER	IP	WLS	BF	H	R	ER	SO	BB	IBB	HBP	BLK	WP	HR	S	P	ERA	WHIP

TOP

Chicago White Sox @ New York Yankees

Yankee Stadium, Bronx, NY

Wed Jun 04 1958, 3:33 AM EDT

Att. 8,582 - Sunny - 70 F

livebaseballscorecards.com

AB	35
R	7
H	9
RBI	6
BB	4
SO	1
LOB	10

1B: 7	SF: 0	WP: 0	PA: 40
2B: 1	SAC: 0	PB: 0	
3B: 0	DP: 1	SB: 1	
HR: 1	HBP: 1	CS: 0	

Batter	1	2	3	4	5	6	7	8	9	AB	R	H	RBI	BB	SO	LOB
Tony Kubek, L (1, 6) OBP: 0.316, SLG: 0.354	FC6-4 1B		6-3		K			L1		4	0	1	0	0	1	1
Hank Bauer, R (1, 9) OBP: 0.312, SLG: 0.460	F7		F8		1-3			6-3		4	0	0	0	0	0	2
Mickey Mantle, S (1, 8) OBP: 0.410, SLG: 0.518	FC6-4 1-2f			F8		HR		K		4	1	1	1	0	1	1
Bill Skowron, R (1, 3) OBP: 0.360, SLG: 0.574	F7			BB 1B		K			K	4	0	1	0	0	2	1
Gil McDougald, R (1, 4) OBP: 0.429, SLG: 0.500		5-3		1-2 BB		K			5-3	3	0	0	0	1	1	0
Yogi Berra, L (1, 2) OBP: 0.289, SLG: 0.419		HR		F7		F3			G3	4	1	1	1	0	0	2
Elston Howard, R (1, 7) OBP: 0.315, SLG: 0.552		1-3		K			G4-3 BB			2	0	0	0	1	1	2
Andy Carey, R (1, 5) OBP: 0.309, SLG: 0.512		F6			SH1-4 1B		G4-3 1-2f			3	0	1	0	0	0	1
Tom Sturdivant, L (1, 1) OBP: 0.333, SLG: 0.143			4-3		SH1-4 1-2		4-3			1	0	0	0	0	0	0
Art Ditmar, R (7, 1)										0	0	0	0	0	0	0
Enos Slaughter, L (7, PH) OBP: 0.400, SLG: 0.867										1	0	0	0	0	0	0
Bob Grim, R (8, 1)										0	0	0	0	0	0	0
Inning Stats	R: 0 E: 0 K: 0 S: 4 H: 1 LOB: 1 BB: 0 P: 4	R: 1 E: 0 K: 0 S: 4 H: 1 LOB: 0 BB: 0 P: 4	R: 0 E: 0 K: 0 S: 3 H: 0 LOB: 0 BB: 0 P: 3	R: 0 E: 0 K: 1 S: 6 H: 1 LOB: 2 BB: 1 P: 10	R: 0 E: 0 K: 1 S: 6 H: 1 LOB: 1 BB: 0 P: 6	R: 1 E: 0 K: 2 S: 8 H: 1 LOB: 0 BB: 0 P: 8	R: 0 E: 0 K: 0 S: 2 H: 0 LOB: 0 BB: 1 P: 6	R: 0 E: 0 K: 1 S: 5 H: 0 LOB: 0 BB: 0 P: 5	R: 0 E: 0 K: 1 S: 5 H: 0 LOB: 0 BB: 0 P: 5	1B: 3 2B: 0 3B: 0 HR: 2	SF: 0 SAC: 1 DP: 1 HBP: 0						

PITCHER		IP	WLS	BF	H	R	ER	SO	BB	IBB	HBP	BLK	WP	HR	S	P	ERA	WHIP
Billy Pierce, L ERA: 3.72	(1, 1)	9.0	W	33	5	2	2	6	2	0	0	0	0	2	43	51	2.00	0.778

PITCHER	IP	WLS	BF	H	R	ER	SO	BB	IBB	HBP	BLK	WP	HR	S	P	ERA	WHIP

BOTTOM

Chicago White Sox @ New York Yankees

Yankee Stadium, Bronx, NY

Wed Jun 04 1958, 3:33 AM EDT

Att. 8,582 - Sunny - 70 F

livebaseballscorecards.com

AB	30
R	2
H	5
RBI	2
BB	2
SO	6
LOB	10

WP: 0 PB: 0 SB: 0 CS: 0 PA: 33

Batter	1	2	3	4	5	6	7	8	9	AB	R	H	RBI	BB	SO	LOB
Jim Landis, R (1, 8) OBP: 0.280, SLG: 0.313	H 1-0 G3 4-3 HBP		B B B 4-0 1-2 3B BB		x 0-0 ① F7		x 0-0 2B 1B	S S S 0-3 ③ K		3	1	1	0	1	1	3
Nellie Fox, L (1, 4) OBP: 0.399, SLG: 0.394	x 0-0 ① 4-3 1-2		x 0-0 1-H 2-H SF7 3B		x 0-0 L3 1-2 1B		x 0-0 1-3 2B		B B B B 4-0 DI BB	4	1	3	2	1	0	1
Billy Goodman, L (1, 3) OBP: 0.227, SLG: 0.200 Earl Battey, R (7, 2) OBP: 0.267, SLG: 0.214	x 0-0 ② G3 2-3		x 0-0 ② SF7 3-H		x 0-0 ② ③ L3 1-2		B B B B 4-0 BB		S S S 0-3 ① 1-3 K	2 1	0 0	0 0	1 0	1 0	0 1	3 1
Sherm Lollar, R (1, 2) OBP: 0.439, SLG: 0.468 Sammy Esposito, R (7, 6) OBP: 0.200, SLG: 0.158	x 0-0 ③ F7		x 0-0 ③ P4			x 0-0 ① F8	x 0-0 ② F7		S S S 0-3 ② K	4 1	0 0	0 0	0 0	0 0	0 1	4 1
Jim Rivera, L (1, 9) OBP: 0.330, SLG: 0.385 Tom Qualters, R (7, 1) Tito Francona, L (9, PH) OBP: 0.314, SLG: 0.351		S S S 0-3 ① K		S S S 0-3 ① K		x 0-0 ② L9	S S S 0-3 ③ K		x 0-0 ③ 4-3	4 0 1	0 0 0	0 0 0	0 0 0	0 0 0	3 0 0	3 0 1
Al Smith, R (1, 7) OBP: 0.308, SLG: 0.346		x 0-0 ② F8		x 0-0 ② L7		x 0-0 ③ F8		x 0-0 ① 4-3		4	0	0	0	0	0	0
Bubba Phillips, R (1, 5) OBP: 0.307, SLG: 0.343		x 0-0 ③ 6-3		x 0-0 1B			x 0-0 G3 HR 1B	B B B 4-0 1B BB		3	1	2	0	1	0	0
Luis Aparicio, R (1, 6) OBP: 0.304, SLG: 0.337 Don Mueller, L (7, PH) OBP: 0.278, SLG: 0.333 (7, 9)			x 0-0 ① S S S F8	0-3 ③ K			x 0-0 ① 1-2 G3	x 0-0 ② F8		2 2	0 0	0 0	0 0	0 0	1 0	1 2
Early Wynn, S (1, 1) OBP: 0.407, SLG: 0.333 Bill Fischer, R (5, 1) OBP: 0.167, SLG: 0.333 Earl Torgeson, L (7, PH) OBP: 0.343, SLG: 0.346 (7, 3)			x 0-0 BB 3B 1B		B B B 4-0 1B BB		x 0-0 2-H HR	x 0-0 1-2 1B		1 0 2	1 0 1	1 0 2	0 0 2	1 0 0	0 0 0	0 0 0
Inning Stats	R: 0 E: 0 K: 0 S: 3 H: 0 LOB: 1 BB: 0 P: 4	R: 0 E: 0 K: 1 S: 5 H: 0 LOB: 0 BB: 0 P: 5	R: 3 E: 0 K: 0 S: 5 H: 2 LOB: 0 BB: 1 P: 9	R: 0 E: 0 K: 2 S: 8 H: 1 LOB: 1 BB: 0 P: 8	R: 0 E: 0 K: 0 S: 3 H: 1 LOB: 1 BB: 1 P: 7	R: 0 E: 0 K: 0 S: 3 H: 0 LOB: 0 BB: 0 P: 3	R: 2 E: 0 K: 1 S: 9 H: 4 LOB: 3 BB: 1 P: 13	R: 0 E: 0 K: 1 S: 6 H: 1 LOB: 2 BB: 1 P: 10	R: 0 E: 0 K: 2 S: 7 H: 0 LOB: 1 BB: 1 P: 11	1B: 6 2B: 2 3B: 1 HR: 1 SF: 1 SAC: 0 DP: 1 HBP: 1						

PITCHER		IP	WLS	BF	H	R	ER	SO	BB	IBB	HBP	BLK	WP	HR	S	P	ERA	WHIP
Don Larsen, R ERA: 1.98	(1, 1)	6.1	W	28	7	5	5	3	2	0	1	0	0	1	31	40	7.11	1.421
Ryne Duren, R ERA: 1.37	(7, 1)	2.2	S	13	2	0	0	4	3	0	0	0	0	0	18	30	0.00	1.875

PITCHER	IP	WLS	BF	H	R	ER	SO	BB	IBB	HBP	BLK	WP	HR	S	P	ERA	WHIP

TOP

Chicago White Sox @ New York Yankees

Yankee Stadium, Bronx, NY

Thu Jun 05 1958, 3:33 AM EDT

Sunny - 68 F

livebaseballscorecards.com

AB	34
R	5
H	9
RBI	5
BB	5
SO	7
LOB	20

WP: 0	PA: 41		
PB: 0			
SB: 0			
CS: 0			

Batter	1	2	3	4	5	6	7	8	9	AB	R	H	RBI	BB	SO	LOB
Hank Bauer, R (1, 9) OBP: 0.317, SLG: 0.452 Harry Simpson, L (7, PH) (8, 9) OBP: 0.366, SLG: 0.389	6-3	BB 1-2 2-3		FC6-4 BB 1-2	FC6-4 1-2f		1-4-3 1B BB			2 0 0 0 2 0 2 0 1 0 0 1 0 0						
Tony Kubek, L (1, 6) OBP: 0.311, SLG: 0.347	F8	K		FC6-4 1-2f	1B 1B		1-4-3 1-2			5 1 1 0 0 1 5						
Mickey Mantle, S (1, 8) OBP: 0.415, SLG: 0.538	4-3		IHR		F7	1B SF8 1-3	1B E IBB			4 3 2 1 1 0 0						
Bill Skowron, R (1, 3) OBP: 0.371, SLG: 0.586		6-3	6-3		1B 2B	G3 SF8 1B 1-3 3-H	E7 1B 1-H 2-H			5 2 3 2 0 0 0						
Gil McDougald, R (1, 4) OBP: 0.430, SLG: 0.500 Bobby Richardson, R (7, 4) OBP: 0.224, SLG: 0.262		1B 1B BB	4-3		FC4-6 1B 2-H	SF8 1-2 3-H	6-3			2 1 1 2 1 0 0 1 0 0 0 0 0 1						
Yogi Berra, L (1, 2) OBP: 0.287, SLG: 0.411		HBP 1B SF8 1-3 1B	F5		FC4-6 1B 1B 1-2f	G3 2-3		F8		5 2 1 0 0 0 2						
Enos Slaughter, L (1, 7) OBP: 0.526, SLG: 0.889 Norm Siebern, L (6, PR) (7, 7) OBP: 0.300, SLG: 0.344		BB HBP 1-2 3-H 1B		SH3-4 1B BB	1B 1B 1-2	1B 3-H		K		3 2 3 2 1 0 0 1 0 0 0 0 1 0						
Jerry Lumpe, L (1, 5) OBP: 0.304, SLG: 0.306 Andy Carey, R (2, PR) (3, 5) OBP: 0.320, SLG: 0.517		BB 1-2 2-3 HBP		SH3-4 1-2	1B 1-2 2-3 1B	L3		1B		0 0 0 0 0 0 0 3 0 2 0 0 0 1						
Don Larsen, R (1, 1) OBP: 0.500, SLG: 1.000 Ryne Duren, R (7, 1)		SF8 3-H		CS 2-H 1B	FC6-4 1-3 2-H 3-H 1B		4-3	K		2 0 2 4 0 0 0 2 0 0 0 0 1 1						
Inning Stats	R: 0 E: 0 K: 0 S: 3 H: 0 LOB: 0 BB: 0 P: 3	R: 2 E: 0 K: 1 S: 7 H: 2 LOB: 3 BB: 2 P: 16	R: 1 E: 0 K: 0 S: 4 H: 1 LOB: 0 BB: 0 P: 4	R: 1 E: 0 K: 0 S: 3 H: 1 LOB: 1 BB: 2 P: 11	R: 3 E: 0 K: 0 S: 8 H: 5 LOB: 2 BB: 0 P: 8	R: 3 E: 0 K: 0 S: 7 H: 4 LOB: 1 BB: 0 P: 7	R: 2 E: 1 K: 0 S: 4 H: 1 LOB: 1 BB: 2 P: 12	R: 0 E: 0 K: 2 S: 8 H: 1 LOB: 1 BB: 0 P: 8		1B: 13 2B: 1 3B: 0 HR: 1 SF: 2 SAC: 1 DP: 0 HBP: 1						

PITCHER		IP	WLS	BF	H	R	ER	SO	BB	IBB	HBP	BLK	WP	HR	S	P	ERA	WHIP
Early Wynn, R ERA: 4.11	(1, 1)	4.2	L	25	7	7	7	1	4	0	1	0	0	0	22	39	13.50	2.357
Bill Fischer, R ERA: 5.64	(5, 1)	1.1		10	6	3	3	0	0	0	0	0	0	0	10	10	20.25	4.500
Tom Qualters, R ERA: 3.44	(7, 1)	2.0		10	2	2	1	2	1	1	0	0	0	0	12	20	4.50	1.500

PITCHER	IP	WLS	BF	H	R	ER	SO	BB	IBB	HBP	BLK	WP	HR	S	P	ERA	WHIP

BOTTOM

Chicago White Sox @ New York Yankees

Yankee Stadium, Bronx, NY

Thu Jun 05 1958, 3:33 AM EDT

Sunny - 68 F

livebaseballscorecards.com

AB	35
R	12
H	15
RBI	11
BB	6
SO	3
LOB	12

WP: 0 PA: 45
PB: 0
SB: 0
CS: 1

Batter	1	2	3	4	5	6	7	8	9	AB	R	H	RBI	BB	SO	LOB
Luis Aparicio, R (1, 6) OBP: 0.306, SLG: 0.339	1-3		1-3		CS 1B		F9		4-3 S 1B 1B	5	1	2	0	0	0	0
Nellie Fox, L (1, 4) OBP: 0.404, SLG: 0.406	6-3 HR 1B		1B		F8 1-2		BB 2B		4-3 1-3	5	1	3	0	0	0	2
Al Smith, R (1, 7) OBP: 0.311, SLG: 0.344	6-3 1-2		F9		E7 1B		5-3		1B IBB	4	0	1	0	1	0	3
Sherm Lollar, R (1, 2) OBP: 0.444, SLG: 0.492	2-H HR		5-3		L8		BB IBB		G4-6-3 1-3 3-H 1B	4	1	2	3	1	0	2
Walt Dropo, R (1, 3) OBP: 0.283, SLG: 0.362	F9			G3		B B B B F8 1B FC1-2 BB	B B B B 1-2 2-3 BB		G4-6-3 1-2f	2	0	0	0	1	0	0
Earl Torgeson, L (6, PR) (6, 3) OBP: 0.348, SLG: 0.340										1	0	0	0	1	0	2
Bubba Phillips, R (1, 5) OBP: 0.312, SLG: 0.348		1-3		1B 1B		FC1-2 1-2 1B	F2			4	0	2	0	0	0	3
Jim Rivera, L (1, 9) OBP: 0.326, SLG: 0.378		K		S 1-3 1B		F8 2-3		K		4	0	1	0	0	2	2
Jim Landis, R (1, 8) OBP: 0.279, SLG: 0.310		1B		K 1-2		FC1-2 1-2 3-H		F2		4	0	1	0	0	1	4
Ray Moore, R (1, 1) OBP: 0.250, SLG: 0.500		4-3		6-3		K		F8		4	0	0	0	0	1	5
Inning Stats	R: 2 E: 0 K: 0 S: 5 H: 2 LOB: 0 BB: 0 P: 5	R: 0 E: 0 K: 1 S: 6 H: 1 LOB: 1 BB: 0 P: 6	R: 0 E: 0 K: 0 S: 4 H: 1 LOB: 1 BB: 0 P: 4	R: 0 E: 0 K: 1 S: 7 H: 2 LOB: 2 BB: 0 P: 7	R: 0 E: 1 K: 0 S: 4 H: 2 LOB: 1 BB: 0 P: 4	R: 0 E: 0 K: 1 S: 6 H: 1 LOB: 2 BB: 1 P: 10	R: 0 E: 0 K: 0 S: 4 H: 1 LOB: 3 BB: 2 P: 12	R: 0 E: 0 K: 1 S: 5 H: 0 LOB: 0 BB: 0 P: 5	R: 1 E: 0 K: 0 S: 4 H: 2 LOB: 1 BB: 1 P: 8	1B: 10 2B: 1 3B: 0 HR: 1 SF: 0 SAC: 0 DP: 1 HBP: 0							

PITCHER		IP	WLS	BF	H	R	ER	SO	BB	IBB	HBP	BLK	WP	HR	S	P	ERA	WHIP
Bobby Shantz, L ERA: 3.64	(1, 1)	8.0	L	36	10	2	2	4	2	1	0	0	0	1	41	53	2.25	1.500
Sal Maglie, R ERA: 3.72	(9, 1)	1.0		5	2	1	1	0	0	1	0	0	0	0	4	8	9.00	2.000

PITCHER	IP	WLS	BF	H	R	ER	SO	BB	IBB	HBP	BLK	WP	HR	S	P	ERA	WHIP

TOP

Chicago White Sox @ New York Yankees

Yankee Stadium, Bronx, NY

Thu Jun 05 1958, 3:38 AM EDT

Att. 14,102 - Sunny - 66 F

livebaseballscorecards.com

AB	37
R	3
H	12
RBI	3
BB	4
SO	4
LOB	23

1B: 10	SF: 0	WP: 0	PA: 41
2B: 1	SAC: 0	PB: 0	
3B: 0	DP: 1	SB: 2	
HR: 1	HBP: 0	CS: 1	

Batter	1	2	3	4	5	6	7	8	9	AB	R	H	RBI	BB	SO	LOB
Tony Kubek, L (1, 6) OBP: 0.302, SLG: 0.336	S S S 0-3 ① K		x 0-0 ② 3-1 2-3		x 0-0 ③ F7			x 0-0 ③ L6		4	0	0	0	0	1	3
Andy Carey, R (1, 5) OBP: 0.327, SLG: 0.516	S S S 0-3 ② K		x 0-0 ③ 6-3			x 0-0 L6-3 1B			x 0-0 E 1B 1B	4	1	2	0	0	1	1
Mickey Mantle, S (1, 8) OBP: 0.411, SLG: 0.527	B B B B 4-0 BB			S S S 0-3 ① K		x 0-0 ① ② L6-3 1-2			x 0-0 E3 1B 1-2 FC5-4	3	1	0	0	1	1	2
Bill Skowron, R (1, 3) OBP: 0.367, SLG: 0.573	x 0-0 ③ F2			x 0-0 ② F8		x 0-0 ③ 5-3			x 0-0 FC5-4 1-3 2-H 1B	4	0	1	1	0	0	1
Gil McDougald, R (1, 4) OBP: 0.420, SLG: 0.486		x 0-0 ① 1-3		x 0-0 ③ 6-3			S S S 0-3 ① K		x 0-0 ① FC5-4 FC5-4 1-2f	4	0	0	0	0	1	2
Enos Slaughter, L (1, 7) OBP: 0.435, SLG: 0.727		S S S 0-3 ② K			S S S 0-3 ① K		x 0-0 ② F8		x 0-0 ② FC5-4 FC6-4 1-2f 3-H	4	0	0	1	0	2	1
Harry Simpson, L (1, 9) OBP: 0.356, SLG: 0.375		S S S 0-3 ③ K			x 0-0 1B 1B		x 0-0 ③ F8		x 0-0 ③ FC6-4 1-2f	4	0	1	0	0	1	1
Elston Howard, R (1, 2) OBP: 0.316, SLG: 0.543			x 0-0 ① F4		x 0-0 1-2 1B			x 0-0 ① F8		3	0	1	0	0	0	0
Bobby Shantz, R (1, 1) OBP: 0.421, SLG: 0.471 Yogi Berra, L (8, PH) OBP: 0.285, SLG: 0.408 Sal Maglie, R (9, 1) OBP: 0.143, SLG: 0.571			x 0-0 3-1 2B		x 0-0 ② F2			x 0-0 ② 3-1		2 1 0	0 0 0	1 0 0	0 0 0	0 0 0	0 0 0	2 0 0
Inning Stats	R: 0 H: 0 E: 0 LOB: 1 K: 2 BB: 1 S: 7 P: 11	R: 0 H: 0 E: 0 LOB: 0 K: 2 BB: 0 S: 7 P: 7	R: 0 H: 1 E: 0 LOB: 1 K: 0 BB: 0 S: 4 P: 4	R: 0 H: 0 E: 0 LOB: 0 K: 1 BB: 0 S: 5 P: 5	R: 0 H: 2 E: 0 LOB: 2 K: 1 BB: 0 S: 7 P: 7	R: 0 H: 1 E: 0 LOB: 0 K: 0 BB: 0 S: 3 P: 3	R: 0 H: 0 E: 0 LOB: 0 K: 1 BB: 0 S: 5 P: 5	R: 0 H: 0 E: 0 LOB: 0 K: 0 BB: 0 S: 3 P: 3	R: 2 H: 2 E: 1 LOB: 1 K: 0 BB: 0 S: 6 P: 6	1B: 5 SF: 0 2B: 2 SAC: 0 3B: 0 DP: 1 HR: 0 HBP: 0							

PITCHER	IP	WLS	BF	H	R	ER	SO	BB	IBB	HBP	BLK	WP	HR	S	P	ERA	WHIP
Ray Moore, R (1, 1) ERA: 2.43	9.0	W	34	6	2	1	7	1	0	0	0	0	0	47	51	1.00	0.778

PITCHER	IP	WLS	BF	H	R	ER	SO	BB	IBB	HBP	BLK	WP	HR	S	P	ERA	WHIP

BOTTOM

Chicago White Sox @ New York Yankees

Yankee Stadium, Bronx, NY

Thu Jun 05 1958, 3:38 AM EDT
Att. 14,102 - Sunny - 66 F

livebaseballscorecards.com

AB	33
R	2
H	6
RBI	2
BB	1
SO	7
LOB	13

1B: 5	SF: 0	WP: 0	PA: 34
2B: 2	SAC: 0	PB: 0	
3B: 0	DP: 1	SB: 0	
HR: 0	HBP: 0	CS: 0	

Chicago White Sox @ Boston Red Sox

Fenway Park, Boston, MA

Fri Jun 06 1958, 7:05 PM EDT

Att. 22,506 - Unknown

TOP

livebaseballscorecards.com

Batter	1	2	3	4	5	6	7	8	9	AB	R	H	RBI	BB	SO	LOB
Luis Aparicio, R (1, 6) OBP: 0.300, SLG: 0.331	F3		1-3 1-2		6-3		K			4	0	0	0	0	1	3
Nellie Fox, L (1, 4) OBP: 0.401, SLG: 0.399	G5-4-3 BB		F8			L9		F9		3	0	0	0	1	0	1
Al Smith, R (1, 7) OBP: 0.315, SLG: 0.344	G5-4-3 1-2f			F8		F8 1B HBP		FC6-4 1B		3	0	1	0	0	0	1
Sherm Lollar, R (1, 2) OBP: 0.446, SLG: 0.489		F3		G4-6-3 BB		1-2 1B		FC6-4 1-2f		3	0	1	0	1	0	1
Jim Rivera, L (1, 9) OBP: 0.313, SLG: 0.360		F7		G4-6-3 1-2f		F8 2-3		4-3		4	0	0	0	0	0	4
Earl Torgeson, L (1, 3) OBP: 0.347, SLG: 0.327 Ron Jackson, R (9, PH) OBP: 0.345, SLG: 0.494		1-3			E 1B FC6-4 BB	F6			K	2 1	1 0	0 0	0 0	1 0	0 1	2 0
Bubba Phillips, R (1, 5) OBP: 0.317, SLG: 0.372			HR		E5 FC6-4 1-3 1B		F8		F4	4	1	2	1	0	0	0
Jim Landis, R (1, 8) OBP: 0.278, SLG: 0.308			K		FC6-4 F9 S 1-2f 3-H		5-3		1B	4	0	1	1	0	1	1
Jim Wilson, R (1, 1) OBP: 0.160, SLG: 0.045 Gerry Staley, R (7, 1) Walt Dropo, R (9, PH) OBP: 0.278, SLG: 0.354			1-3 BB		F9 1-3		HBP		F8	1 0 1	0 0 0	0 0 0	0 0 0	1 0 0	0 0 0	1 0 1

	AB	30
	R	2
	H	5
	RBI	2
	BB	4
	SO	3
	LOB	15

Inning Stats	1	2	3	4	5	6	7	8	9
	R: 0 E: 0 K: 0 S: 2	R: 0 E: 0 K: 0 S: 3	R: 1 E: 0 K: 1 S: 6	R: 0 E: 0 K: 0 S: 2	R: 1 E: 1 K: 0 S: 4	R: 0 E: 0 K: 0 S: 4	R: 0 E: 0 K: 1 S: 5	R: 0 E: 0 K: 0 S: 4	R: 0 E: 0 K: 1 S: 6
	H: 0 LOB: 0 BB: 1 P: 6	H: 0 LOB: 0 BB: 0 P: 3	H: 1 LOB: 1 BB: 1 P: 10	H: 0 LOB: 0 BB: 1 P: 6	H: 1 LOB: 1 BB: 1 P: 8	H: 1 LOB: 2 BB: 0 P: 5	H: 0 LOB: 1 BB: 0 P: 6	H: 1 LOB: 1 BB: 0 P: 4	H: 1 LOB: 1 BB: 0 P: 6

1B: 4 SF: 0
2B: 0 SAC: 0
3B: 0 DP: 2
HR: 1 HBP: 2

WP: 0 PA: 36
PB: 0
SB: 1
CS: 0

PITCHER		IP	WLS	BF	H	R	ER	SO	BB	IBB	HBP	BLK	WP	HR	S	P	ERA	WHIP
Willard Nixon, R ERA: 5.05	(1, 1)	1.0		3	0	0	0	0	1	0	0	0	0	0	2	6	0.00	1.000
Murray Wall, R ERA: 2.35	(2, 1)	6.0		25	3	2	1	2	3	0	2	0	0	1	24	38	1.50	1.000
Ike Delock, R ERA: 1.13	(8, 1)	1.0	W	4	1	0	0	0	0	0	0	0	0	0	4	4	0.00	1.000
Leo Kiely, L ERA: 1.02	(9, 1)	1.0	S	4	1	0	0	1	0	0	0	0	0	0	6	6	0.00	1.000

PITCHER	IP	WLS	BF	H	R	ER	SO	BB	IBB	HBP	BLK	WP	HR	S	P	ERA	WHIP

BOTTOM

Chicago White Sox @ Boston Red Sox

Fenway Park, Boston, MA

Fri Jun 06 1958, 7:05 PM EDT

Att. 22,506 - Unknown

Batter	1	2	3	4	5	6	7	8	9	AB	R	H	RBI	BB	SO	LOB
Don Buddin, R (1, 6) OBP: 0.368, SLG: 0.331	BBBB 4-0 1B FC3-2 BB		SSS 0-3 ① K		x 0-0 ① F5		BBBB 4-0 BB BB BB	x 0-0 ③ 1-3		3	0	0	0	2	1	2
Pete Runnels, L (1, 4) OBP: 0.397, SLG: 0.368	x 0-0 6-3 FC3-2 1-3 1B		x 0-0 G4-6-3 1B		x 0-0 ② F9		BBBB 4-0 BB 1-2 BB			3	0	2	0	1	0	0
Ted Williams, L (1, 7) OBP: 0.439, SLG: 0.448	x 0-0 ① FC3-2 6-3 1-2 3-H		x 0-0 ② ③ G4-6-3 1-2f		x 0-0 ③ F7		BBBB 4-0 1-2 2-3 BB			3	0	0	0	1	0	3
Dick Gernert, R (1, 3) OBP: 0.400, SLG: 0.570	x 0-0 ② 6-3 1-2 2-3			x 0-0 ① F7		BBBB 4-0 G6-4-3 BB	SSS 0-3 ③ K			3	0	0	0	1	1	5
Frank Malzone, R (1, 5) OBP: 0.332, SLG: 0.380	x 0-0 ③ G3			BBBB 4-0 1B 1B BB	x 0-0 ① ② G6-4-3 1-2f			x 0-0 HR		3	2	1	1	1	0	3
Jackie Jensen, R (1, 9) OBP: 0.421, SLG: 0.550		x 0-0 ① F2		x 0-0 F9 1B 1-2 1B	BBBB 4-0 BB			x 0-0 ① 4-3		3	0	1	0	1	0	0
Lou Berberet, L (1, 2) OBP: 0.398, SLG: 0.379 Billy Consolo, R (8, PR) OBP: 0.200, SLG: 0.156 Sammy White, R (9, 2) OBP: 0.288, SLG: 0.374		BBBB 4-0 BB		x 0-0 1-2 2-H 1B	x 0-0 ③ G3			x 0-0 SF9 3B		3 0 0	0 1 0	2 0 0	1 0 0	1 0 0	0 0 0	1 0 0
Jim Piersall, R (1, 8) OBP: 0.342, SLG: 0.356		x 0-0 ② F8		x 0-0 ② F9 2-3			x 0-0 ① 5-3	4-0 SF9 IBB		3	0	0	0	1	0	3
Willard Nixon, L (1, 1) OBP: 0.313, SLG: 0.375 Murray Wall, R (2, 1) Billy Klaus, L (7, PH) OBP: 0.256, SLG: 0.250 Ike Delock, R (8, 1) Marty Keough, L (8, PH) OBP: 0.250, SLG: 0.391 Leo Kiely, L (9, 1)		SSS 0-3 ③ K2-3		SSS 0-3 ③ K			x 0-0 ② F4	x 0-0 ② SF9 1-2 3-H		0 2 1 0 0 0 0	0 0 0 0 0 0 0	0 0 0 0 0 1 0	0 0 0 0 0 0 0	0 0 0 0 0 0 0	0 2 0 0 0 0 0	0 3 0 0 0 0 0
Inning Stats	R: 0 E: 0 K: 0 S: 4 H: 1 LOB: 2 BB: 1 P: 8	R: 0 E: 0 K: 1 S: 5 H: 0 LOB: 1 BB: 1 P: 9	R: 0 E: 0 K: 1 S: 5 H: 1 LOB: 0 BB: 0 P: 5	R: 1 E: 0 K: 1 S: 7 H: 2 LOB: 2 BB: 1 P: 11	R: 0 E: 0 K: 0 S: 3 H: 0 LOB: 0 BB: 0 P: 3	R: 0 E: 0 K: 0 S: 2 H: 0 LOB: 1 BB: 2 P: 10	R: 0 E: 0 K: 1 S: 5 H: 0 LOB: 3 BB: 3 P: 17	R: 2 E: 0 K: 0 S: 5 H: 2 LOB: 2 BB: 1 P: 9		1B: 4 2B: 0 3B: 1 HR: 1	SF: 1 SAC: 0 DP: 2 HBP: 0			WP: 0 PB: 0 SB: 0 CS: 0	PA: 37	

	AB	27
	R	3
	H	6
	RBI	3
	BB	9
	SO	4
	LOB	20

PITCHER		IP	WLS	BF	H	R	ER	SO	BB	IBB	HBP	BLK	WP	HR	S	P	ERA	WHIP
Jim Wilson, R ERA: 3.05	(1, 1)	6.2		30	4	1	1	3	8	0	0	0	0	0	28	60	1.35	1.800
Gerry Staley, R ERA: 2.67	(7, 1)	1.1	L	7	2	2	2	1	0	1	0	0	0	1	8	12	13.50	1.500

PITCHER	IP	WLS	BF	H	R	ER	SO	BB	IBB	HBP	BLK	WP	HR	S	P	ERA	WHIP

livebaseballscorecards.com

Batter	1	2	3	4	5	6	7	8	9	AB	R	H	RBI	BB	SO	LOB
Jim Landis, R (1, 8) OBP: 0.275, SLG: 0.304	S S S 0-3 ① K	x 0-0 ② F9			x 0-0 ① 5-3	x 0-0 CS 1B		x 0-0 ③ 6-3		5	0	1	0	0	1	3
Nellie Fox, L (1, 4) OBP: 0.406, SLG: 0.412	B B B B 4-0 2B BB	x 0-0 ③ 6-3			x 0-0 HR 2-H 1B	x 0-0 ②③ G3 1-2			x 0-0 2B 3B	4	2	2	1	1	0	3
Al Smith, R (1, 7) OBP: 0.328, SLG: 0.377	x 0-0 1-3 2B	B B B B 4-0 G5-4-3 BB			x 0-0 2-H HR		x 0-0 WP E 1B		x 0-0 ① F4	4	2	3	2	1	0	1
Sherm Lollar, R (1, 2) OBP: 0.444, SLG: 0.489 Jim Rivera, L (9, PR) OBP: 0.313, SLG: 0.360	x 0-0 ② F4	x 0-0 ① F4			B B B 4-0 6-3 E BB		x 0-0 ① 5-3 1-2		x 0-0 3-H 2B	4 0	0 0	1 0	1 0	1 0	0 0	4 0
Walt Dropo, R (1, 3) OBP: 0.263, SLG: 0.333 Bill Fischer, R (5, 1) OBP: 0.143, SLG: 0.286 Early Wynn, S (7, 1) OBP: 0.407, SLG: 0.333 Billy Goodman, L (9, PH) OBP: 0.227, SLG: 0.200 Earl Battey, R (9, PH) OBP: 0.258, SLG: 0.207	S S S 0-3 ③ K	x 0-0 ②③ G5-4-3 1-2f	x 0-0 E5 6-3 1-2	x 0-0 E5 5-3 2-H	x 0-0 ② F2	3 1 0 0 0 1	0 0 0 0 0 0	0 0 0 0 0 0	1 0 0 0 0 1	4 0 0 0 0 1
Bubba Phillips, R (1, 5) OBP: 0.313, SLG: 0.367	x 0-0 BB BB SF9 1B	x 0-0 ① F8	x 0-0 ② 6-3 1-2 2-3	x 0-0 ② 5-3 1-2	x 0-0 ③ 5-3	5	1	1	0	0	0	4
Tito Francona, L (1, 9) OBP: 0.321, SLG: 0.344	B B B 4-0 BB 1-2 BB	S S S 0-3 ② K	4-0 FC6 IBB	x 0-0 ③ G3		2	0	0	0	2	1	1
Luis Aparicio, R (1, 6) OBP: 0.299, SLG: 0.326	B B B B 4-0 1-2 2-3 BB	x 0-0 ③ 1-3	x 0-0 ③ FC6 1-2f	x 0-0 ① F9		3	0	0	0	1	0	3
Bob Keegan, R (1, 1) Tom Qualters, R (4, 1) Ron Jackson, R (5, PH) OBP: 0.352, SLG: 0.513 Earl Torgeson, L (5, 3) OBP: 0.338, SLG: 0.316	x 0-0 ① SF9 3-H	x 0-0 1B 2B	x 0-0 ① F9	x 0-0 ② 4-3		0 0 1 2	0 0 1 0	0 0 1 0	1 0 0 0	0 0 0 0	0 0 0 0	0 0 0 0
Inning Stats	R: 0 E: 0 K: 2 S: 8 H: 1 LOB: 2 BB: 1 P: 12	R: 1 E: 0 K: 0 S: 4 H: 1 LOB: 2 BB: 2 P: 12	R: 0 E: 0 K: 0 S: 2 H: 0 LOB: 0 BB: 1 P: 6	R: 0 E: 0 K: 1 S: 5 H: 0 LOB: 0 BB: 0 P: 5	R: 3 E: 1 K: 0 S: 7 H: 3 LOB: 3 BB: 2 P: 15	R: 0 E: 0 K: 0 S: 3 H: 1 LOB: 0 BB: 0 P: 3	R: 1 E: 1 K: 0 S: 5 H: 1 LOB: 1 BB: 0 P: 5	R: 0 E: 0 K: 0 S: 3 H: 0 LOB: 0 BB: 0 P: 3	R: 1 E: 0 K: 0 S: 5 H: 2 LOB: 1 BB: 0 P: 5	1B: 4 2B: 3 3B: 1 HR: 1 SF: 1 SAC: 0 DP: 1 HBP: 0						

PITCHER		IP	WLS	BF	H	R	ER	SO	BB	IBB	HBP	BLK	WP	HR	S	P	ERA	WHIP
Frank Baumann, L ERA: 3.4	(1, 1)	4.1		22	5	4	4	3	5	0	0	0	0	1	23	43	8.31	2.308
Ike Delock, R ERA: 1.5	(5, 1)	4.0	W	18	4	2	1	0	0	1	0	0	1	0	17	21	2.25	1.000
Leo Kiely, L ERA: 0.98	(9, 1)	0.2	S	2	0	0	0	0	0	0	0	0	0	0	2	2	0.00	0.000

PITCHER	IP	WLS	BF	H	R	ER	SO	BB	IBB	HBP	BLK	WP	HR	S	P	ERA	WHIP

TOP

Chicago White Sox @ Boston Red Sox

Fenway Park, Boston, MA

Sat Jun 07 1958, 3:33 AM EDT

Att. 13,924 - Unknown

livebaseballscorecards.com

AB	35
R	6
H	9
RBI	5
BB	6
SO	3
LOB	24

BOTTOM

Chicago White Sox @ Boston Red Sox

Fenway Park, Boston, MA

Sat Jun 07 1958, 3:33 AM EDT

Att. 13,924 - Unknown

Batter	1	2	3	4	5	6	7	8	9	AB	R	H	RBI	BB	SO	LOB
Don Buddin, R (1, 6) OBP: 0.368, SLG: 0.340	0-0 1B 2B		0-0 FC1-6 G3-6-3 1-2f ①	0-0 F7 ③			0-0 BB 1B 1B 1B	0-0 F4 ②		5	2	2	0	0	0	4
Pete Runnels, L (1, 4) OBP: 0.397, SLG: 0.369	0-0 G5-3 BB 2-H 1B		0-0 G3-6-3 1-2f ② ③		0-0 1B 1B		0-0 F7 ①	0-0 F7 ③		5	0	2	1	0	0	2
Ted Williams, L (1, 7) OBP: 0.452, SLG: 0.460	B B B B 4-0 G5-3 1-2 BB			0-0 2B 1B 1B	0-0 G5-4-3 1-3 1B		0-0 1B BB 1-2 2B 1B			3	2	3	0	1	0	0
Dick Gernert, R (1, 3) OBP: 0.402, SLG: 0.572	0-0 G5-3 1-2 2-3f ① ②			0-0 1B 2B 1-3	S S S 0-3 K ①		B B B B 4-0 1B 1-2 2-3 2B BB			3	2	1	0	1	1	4
Frank Malzone, R (1, 5) OBP: 0.335, SLG: 0.382	0-0 6-3 ③			0-0 2B 2-H 3-H 1B	0-0 G5-4-3 1-2f ② ③		0-0 1-2 2-3 3-H 2B 1B			4	1	2	3	0	0	3
Jackie Jensen, R (1, 9) OBP: 0.413, SLG: 0.537		0-0 5-3 ①		0-0 F2 ①		0-0 F8 ①	0-0 F5 ②			4	0	0	0	0	0	4
Lou Berberet, L (1, 2) OBP: 0.391, SLG: 0.386		S S S 0-3 K ②		0-0 F9 ②		0-0 1-3 ②	0-0 1-H 2-H 3-H 2B			4	0	1	3	0	1	1
Jim Piersall, R (1, 8) OBP: 0.346, SLG: 0.366		0-0 6-3 ③		0-0 1-3 2B		0-0 1B	S S S 0-3 K ③			4	0	2	0	0	1	1
Frank Baumann, L (1, 1) OBP: 0.375, SLG: 0.308			0-0 FC1-6 1B	B B B 4-0 BB		0-0 F7 ③		S S S 0-3 K ①		1	0	1	0	1	0	0
Ike Delock, R (5, 1)										2	0	0	0	0	1	1
Leo Kiely, L (9, 1)										0	0	0	0	0	0	0
Inning Stats	R: 1 E: 0 K: 0 S: 4 H: 2 LOB: 1 BB: 1 P: 8	R: 0 E: 0 K: 1 S: 5 H: 0 LOB: 0 BB: 0 P: 5	R: 0 E: 0 K: 0 S: 3 H: 1 LOB: 0 BB: 0 P: 3	R: 2 E: 0 K: 0 S: 7 H: 4 LOB: 3 BB: 1 P: 11	R: 0 E: 0 K: 1 S: 6 H: 2 LOB: 1 BB: 0 P: 6	R: 0 E: 0 K: 0 S: 4 H: 1 LOB: 1 BB: 0 P: 4	R: 4 E: 0 K: 1 S: 9 H: 4 LOB: 1 BB: 1 P: 13	R: 0 E: 0 K: 1 S: 5 H: 0 LOB: 0 BB: 0 P: 5		1B: 10 2B: 4 3B: 0 HR: 0	SF: 0 SAC: 0 DP: 3 HBP: 0					

livebaseballscorecards.com

AB	35
R	7
H	14
RBI	7
BB	3
SO	4
LOB	20

WP: 0 PB: 0 SB: 0 CS: 0 PA: 38

PITCHER		IP	WLS	BF	H	R	ER	SO	BB	IBB	HBP	BLK	WP	HR	S	P	ERA	WHIP
Bob Keegan, R ERA: 7.11	(1, 1)	3.2		17	7	3	3	1	1	0	0	0	0	0	18	22	7.36	2.182
Tom Qualters, R ERA: 3.38	(4, 1)	0.1		2	0	0	0	0	1	0	0	0	0	0	1	5	0.00	3.000
Bill Fischer, R ERA: 6.06	(5, 1)	2.1	L	12	5	3	3	1	1	0	0	0	0	0	13	17	11.57	2.571
Early Wynn, R ERA: 4.14	(7, 1)	1.2		7	2	1	1	2	0	0	0	0	0	0	11	11	5.40	1.200

PITCHER		IP	WLS	BF	H	R	ER	SO	BB	IBB	HBP	BLK	WP	HR	S	P	ERA	WHIP

Batter	1	2	3	4	5	6	7	8	9	10	AB	R	H	RBI	BB	SO	LOB
Billy Goodman, L (1, 3) (2, 5) OBP: 0.300, SLG: 0.304	F9		G3			L3				SH5-4	6	2	5	0	0	0	0
Nellie Fox, L (1, 4) OBP: 0.406, SLG: 0.405	BB		G3	BB		L3		F7		SH5-4	3	0	0	0	2	0	4
Al Smith, R (1, 7) OBP: 0.323, SLG: 0.370	G6-4-3		K	FC6-4		K			F9	F7	6	0	1	0	0	2	5
Sherm Lollar, R (1, 2) OBP: 0.452, SLG: 0.503	G6-4-3				FC4		G3-6-1		F2		6	1	4	2	0	0	2
Tito Francona, L (1, 9) OBP: 0.333, SLG: 0.350		G3			BB		F7			F6	4	0	2	0	1	0	1
Jim Rivera, L (9, PR) (9, 9) OBP: 0.310, SLG: 0.356											1	1	0	0	0	0	1
Bubba Phillips, R (1, 5) OBP: 0.311, SLG: 0.364		1-3	K		K		G3-6-1				1	0	0	0	0	0	0
Earl Torgeson, L (2, 3) OBP: 0.333, SLG: 0.311											4	0	1	0	0	2	5
Luis Aparicio, R (1, 6) OBP: 0.298, SLG: 0.330				6-3	FC4			6-3			4	1	1	0	0	0	2
Don Mueller, L (9, PH) OBP: 0.316, SLG: 0.368											1	0	1	1	0	0	0
Sammy Esposito, R (9, PR) (9, 6) OBP: 0.200, SLG: 0.158											0	0	0	0	0	0	0
Jim Landis, R (1, 8) OBP: 0.287, SLG: 0.313			BB	6-3				5-3		BB	3	0	1	2	2	0	0
Billy Pierce, L (1, 1) OBP: 0.310, SLG: 0.296					K						5	0	3	0	0	1	4
Inning Stats	R: 0 E: 0 K: 0 S: 3 H: 1 LOB: 1 BB: 1 P: 7	R: 0 E: 0 K: 0 S: 4 H: 2 LOB: 2 BB: 1 P: 8	R: 1 E: 0 K: 2 S: 10 H: 3 LOB: 2 BB: 0 P: 10	R: 0 E: 0 K: 0 S: 5 H: 2 LOB: 3 BB: 1 P: 9	R: 2 E: 0 K: 2 S: 9 H: 2 LOB: 1 BB: 1 P: 13	R: 0 E: 0 K: 1 S: 5 H: 1 LOB: 0 BB: 0 P: 5	R: 0 E: 0 K: 0 S: 3 H: 1 LOB: 0 BB: 0 P: 3	R: 0 E: 0 K: 0 S: 5 H: 2 LOB: 2 BB: 0 P: 5	R: 1 E: 0 K: 0 S: 6 H: 3 LOB: 3 BB: 1 P: 10	R: 1 E: 0 K: 0 S: 5 H: 2 LOB: 1 BB: 0 P: 5	1B: 15 2B: 5 3B: 0 HR: 0 SF: 0 SAC: 1 DP: 3 HBP: 0						

PITCHER	IP	WLS	BF	H	R	ER	SO	BB	IBB	HBP	BLK	WP	HR	S	P	ERA	WHIP
Tom Brewer, R (1, 1) ERA: 3.65	7.2		37	14	3	3	5	4	0	0	0	0	0	43	59	3.52	2.348
Murray Wall, R (8, 1) ERA: 2.5	1.1		8	3	1	1	0	1	0	0	0	0	0	7	11	6.75	3.000
Leo Kiely, L (10, 1) ERA: 1.4	1.0	W	5	2	1	1	0	0	0	0	0	0	0	5	5	9.00	2.000

PITCHER	IP	WLS	BF	H	R	ER	SO	BB	IBB	HBP	BLK	WP	HR	S	P	ERA	WHIP

TOP

Chicago White Sox @ Boston Red Sox

Fenway Park, Boston, MA

Sun Jun 08 1958, 3:33 AM EDT

Unknown

livebaseballscorecards.com

AB	44
R	5
H	19
RBI	5
BB	5
SO	5
LOB	24

WP: 0 PB: 0 SB: 0 CS: 0 PA: 50

Batter	1	2	3	4	5	6	7	8	9	10	AB	R	H	RBI	BB	SO	LOB
Don Buddin, R (1, 6) OBP: 0.374, SLG: 0.358	BBBB 4-0 G3-6-3 BB		x 0-0 HR		SSS 0-3 ② K		SSS 0-3 ② K		BBBB 4-0 1-2 BB		3	1	1	1	2	2	1
Pete Runnels, L (1, 4) OBP: 0.392, SLG: 0.360	BBBB 4-0 1-2 G3-6-3 BB		x 0-0 ② 6-3		x 0-0 ③ 4-3		x 0-0 ③ F9		x 0-0 ③ F7		4	0	0	0	1	0	3
Ted Williams, L (1, 7) OBP: 0.448, SLG: 0.450 Gene Stephens, L (8, PR) OBP: 0.254, SLG: 0.173 (9, 7) Ted Lepcio, R (10, PH) OBP: 0.310, SLG: 0.500	x 0-0 ①② G3-6-3 1-2f 2-3		x 0-0 ③ G3			BBBB 4-0 FC8-4 BB FC6-4 BB		x 0-0 E3 FC6-4		SSS 0-3 ① K	3 0 1	1 0 0	0 0 0	0 0 0	1 0 0	0 0 1	2 0 0
Dick Gernert, R (1, 3) OBP: 0.408, SLG: 0.589	BBBB 4-0 BB			x 0-0 HR		BBBB 4-0 1-2 FC8-4 BB		x 0-0 ① F9		SSS 0-3 ② K	3	1	1	1	2	1	1
Frank Malzone, R (1, 5) OBP: 0.332, SLG: 0.374	x 0-0 ③ F8			x 0-0 ① 5-3		x 0-0 ① FC8-4 1-2f 2-3 FC6-4		x 0-0 ② FC6-4 1-2f		BBBB 4-0 HR BB	4	1	0	0	1	0	5
Jackie Jensen, R (1, 9) OBP: 0.417, SLG: 0.571		H 1-0 CS HBP		x 0-0 HR		x 0-0 ② FC6-4 1-2f 3-H		x 0-0 ③ F8		x 0-0 1-H HR	4	2	2	4	0	0	2
Sammy White, R (1, 2) OBP: 0.287, SLG: 0.369 Billy Consolo, R (9, PR) OBP: 0.200, SLG: 0.156 Pete Daley, R (10, 2) OBP: 0.417, SLG: 0.222		x 0-0 ①② F9 1-2		x 0-0 ② 5-3		x 0-0 ③ F9			x 0-0 BB 1B		4 0 0	0 0 0	1 0 0	0 0 0	0 0 0	0 0 0	2 0 0
Jim Piersall, R (1, 8) OBP: 0.338, SLG: 0.357		x 0-0 ③ F4		x 0-0 ③ 5-3			x 0-0 ① F4		x 0-0 ① B5		4	0	0	0	0	0	1
Tom Brewer, R (1, 1) OBP: 0.167, SLG: 0.182 Murray Wall, R (8, 1) Bill Renna, R (9, PH) OBP: 0.231, SLG: 0.500 Leo Kiely, L (10, 1)			x 0-0 ① 4-3		SSS 0-3 ① K		BBBB 4-0 BB		x 0-0 ② F3		2 0 1 0	0 0 0 0	0 0 0 0	0 0 0 0	1 0 0 0	1 0 0 0	0 0 1 0
Inning Stats	R: 0 H: 0 E: 0 LOB: 2 K: 0 BB: 3 S: 2 P: 14	R: 0 H: 0 E: 0 LOB: 0 K: 0 BB: 0 S: 2 P: 3	R: 1 H: 1 E: 0 LOB: 0 K: 0 BB: 0 S: 4 P: 4	R: 2 H: 2 E: 0 LOB: 0 K: 0 BB: 0 S: 5 P: 5	R: 0 H: 0 E: 0 LOB: 0 K: 2 BB: 0 S: 7 P: 7	R: 1 H: 0 E: 0 LOB: 1 K: 0 BB: 2 S: 3 P: 11	R: 0 H: 0 E: 0 LOB: 1 K: 1 BB: 1 S: 5 P: 9	R: 0 H: 0 E: 1 LOB: 1 K: 0 BB: 0 S: 4 P: 4	R: 0 H: 1 E: 0 LOB: 2 K: 0 BB: 1 S: 4 P: 8	R: 2 H: 1 E: 0 LOB: 0 K: 2 BB: 1 S: 7 P: 11	1B: 1 2B: 0 3B: 0 HR: 4	SF: 0 SAC: 0 DP: 1 HBP: 1					

PITCHER	IP	WLS	BF	H	R	ER	SO	BB	IBB	HBP	BLK	WP	HR	S	P	ERA	WHIP
Billy Pierce, L (1, 1) ERA: 3.96	9.2	L	42	5	6	6	5	8	0	1	0	0	4	43	76	5.59	1.345

PITCHER	IP	WLS	BF	H	R	ER	SO	BB	IBB	HBP	BLK	WP	HR	S	P	ERA	WHIP

BOTTOM

Chicago White Sox @ Boston Red Sox

Fenway Park, Boston, MA

Sun Jun 08 1958, 3:33 AM EDT

Unknown

livebaseballscorecards.com

AB	33
R	6
H	5
RBI	6
BB	8
SO	5
LOB	18

WP: 0 PA: 42
PB: 0
SB: 0
CS: 1

Batter	1	2	3	4	5	6	7	8	9	AB	R	H	RBI	BB	SO	LOB
Billy Goodman, L (1, 5) OBP: 0.296, SLG: 0.300	F8		4-3		F7		1B			4	0	1	0	0	0	0
Nellie Fox, L (1, 4) OBP: 0.403, SLG: 0.399	F9		F9		BB		F9			3	0	0	0	1	0	2
Al Smith, R (1, 7) OBP: 0.327, SLG: 0.369	BB		BB		F9			F8		3	0	1	0	1	0	1
Tito Francona, L (1, 9) OBP: 0.348, SLG: 0.359	1B		BB			F8		L3		3	0	2	0	1	0	0
Earl Torgeson, L (1, 3) OBP: 0.317, SLG: 0.292	F8		F9			F2		L3		4	0	0	0	0	0	5
Luis Aparicio, R (1, 6) OBP: 0.294, SLG: 0.324		F5		F5		F3			F6	3	0	0	0	0	0	0
Jim Rivera, L (9, PH) OBP: 0.307, SLG: 0.352										1	0	0	0	0	0	0
Jim Landis, R (1, 8) OBP: 0.286, SLG: 0.333		HR		F7			F8		F7	4	1	1	1	0	0	0
Earl Battey, R (1, 2) OBP: 0.242, SLG: 0.194		F8		5-3			1B		BB	2	0	0	0	0	0	0
Don Mueller, L (7, PH) OBP: 0.350, SLG: 0.400										1	0	1	0	0	0	0
Gerry Staley, R (7, 1)										0	0	0	0	0	0	0
Ron Jackson, R (9, PH) OBP: 0.360, SLG: 0.513										0	0	0	0	1	0	0
Dick Donovan, L (1, 1) OBP: 0.360, SLG: 0.059		F9			F9		F8		6-3	2	0	0	0	0	0	0
Sherm Lollar, R (7, PH) OBP: 0.447, SLG: 0.497										2	0	0	0	0	0	2
(7, 2)																
Inning Stats	R: 0 E: 0 K: 0 S: 4 H: 1 LOB: 2 BB: 1 P: 8	R: 1 E: 0 K: 0 S: 4 H: 1 LOB: 0 BB: 0 P: 4	R: 0 E: 0 K: 0 S: 4 H: 1 LOB: 2 BB: 1 P: 8	R: 0 E: 0 K: 0 S: 3 H: 0 LOB: 0 BB: 0 P: 3	R: 0 E: 0 K: 0 S: 3 H: 0 LOB: 1 BB: 1 P: 7	R: 0 E: 0 K: 0 S: 3 H: 0 LOB: 0 BB: 0 P: 3	R: 0 E: 0 K: 0 S: 5 H: 2 LOB: 2 BB: 0 P: 5	R: 0 E: 0 K: 0 S: 3 H: 1 LOB: 0 BB: 0 P: 3	R: 0 E: 0 K: 0 S: 3 H: 0 LOB: 1 BB: 1 P: 7							

PITCHER	IP	WLS	BF	H	R	ER	SO	BB	IBB	HBP	BLK	WP	HR	S	P	ERA	WHIP
Dave Sisler, R (1, 1) ERA: 4.0	9.0	W	36	6	1	1	0	4	0	0	0	0	1	32	48	1.00	1.111

PITCHER	IP	WLS	BF	H	R	ER	SO	BB	IBB	HBP	BLK	WP	HR	S	P	ERA	WHIP

TOP

Chicago White Sox @ Boston Red Sox

Fenway Park, Boston, MA

Sun Jun 08 1958, 3:38 AM EDT

Att. 24,983 - Unknown

AB	32
R	1
H	6
RBI	1
BB	4
SO	0
LOB	10

1B: 5	SF: 0	WP: 0	PA: 36
2B: 1	SAC: 0	PB: 0	
3B: 0	DP: 1	SB: 0	
HR: 1	HBP: 0	CS: 0	

livebaseballscorecards.com

Batter	1	2	3	4	5	6	7	8	9	AB	R	H	RBI	BB	SO	LOB
Don Buddin, R (1, 6) OBP: 0.367, SLG: 0.350	5-3		F7		6-3		K			4	0	0	0	0	1	1
Pete Runnels, L (1, 4) OBP: 0.394, SLG: 0.363	1B		L7			HR 1B		F8		4	1	2	0	0	0	0
Gene Stephens, L (1, 7) OBP: 0.270, SLG: 0.250	F2			F1		1-H HR		1B 1B		4	1	2	2	0	0	1
Dick Gernert, R (1, 3) OBP: 0.399, SLG: 0.572	F9			L6		K		K		4	0	0	0	0	2	2
Jackie Jensen, R (1, 9) OBP: 0.414, SLG: 0.564		F3		F8		F5		1-3 1B		4	0	1	0	0	0	0
Frank Malzone, R (1, 5) OBP: 0.326, SLG: 0.367		6-3			6-3	6-3		F8		4	0	0	0	0	0	2
Lou Berberet, L (1, 2) OBP: 0.400, SLG: 0.411		1B			HR 2B		G3			3	1	2	0	0	0	0
Jim Piersall, R (1, 8) OBP: 0.343, SLG: 0.380		F9			2-H HR		SH3-4 1B			3	1	2	2	0	0	1
Dave Sisler, R (1, 1) OBP: 0.286, SLG: 0.316			G3		F5		SH3-4 1-2			2	0	0	0	0	0	0
Inning Stats	R: 0 H: 1 E: 0 LOB: 1 K: 0 BB: 0 S: 4 P: 4	R: 0 H: 1 E: 0 LOB: 1 K: 0 BB: 0 S: 4 P: 4	R: 0 H: 0 E: 0 LOB: 0 K: 0 BB: 0 S: 3 P: 3	R: 0 H: 0 E: 0 LOB: 0 K: 0 BB: 0 S: 3 P: 3	R: 2 H: 2 E: 0 LOB: 0 K: 0 BB: 0 S: 5 P: 5	R: 2 H: 2 E: 0 LOB: 0 K: 1 BB: 0 S: 7 P: 7	R: 0 H: 1 E: 0 LOB: 1 K: 1 BB: 0 S: 6 P: 6	R: 0 H: 2 E: 0 LOB: 2 K: 1 BB: 0 S: 7 P: 7		1B: 6 SF: 0 2B: 1 SAC: 1 3B: 0 DP: 0 HR: 2 HBP: 0						WP: 0 PA: 33 PB: 0 SB: 0 CS: 0

PITCHER		IP	WLS	BF	H	R	ER	SO	BB	IBB	HBP	BLK	WP	HR	S	P	ERA	WHIP
Dick Donovan, R ERA: 4.52	(1, 1)	6.0	L	24	6	4	4	1	0	0	0	0	0	2	26	26	6.00	1.000
Gerry Staley, R ERA: 2.52	(7, 1)	2.0		9	3	0	0	2	0	0	0	0	0	0	13	13	0.00	1.500

PITCHER	IP	WLS	BF	H	R	ER	SO	BB	IBB	HBP	BLK	WP	HR	S	P	ERA	WHIP

BOTTOM

Chicago White Sox @ Boston Red Sox

Fenway Park, Boston, MA

Sun Jun 08 1958, 3:38 AM EDT

Att. 24,983 - Unknown

livebaseballscorecards.com

AB	32
R	4
H	9
RBI	4
BB	0
SO	3
LOB	7

Chicago White Sox @ Washington Senators

Griffith Stadium, Washington, DC

Tue Jun 10 1958, 7:05 PM EDT

Unknown

TOP

livebaseballscorecards.com

Batter	1	2	3	4	5	6	7	8	9	AB	R	H	RBI	BB	SO	LOB
Billy Goodman, L (1, 5) OBP: 0.322, SLG: 0.333	BBBB 4-0 4-3 BB		SSS 0-3 ① K		x 0-0 2B		x 0-0 1B 1-2 2-H 1B		x 0-0 ②③ G4-6-3 1-2f	4	1	2	1	1	1	1
Nellie Fox, L (1, 4) OBP: 0.400, SLG: 0.396	x 0-0 ① 4-3 1-2		x 0-0 ② F5		x 0-0 ③ 4-1		x 0-0 2B 1-3 2-H 1B			4	1	1	1	0	0	2
Al Smith, R (1, 7) (7, 8) OBP: 0.325, SLG: 0.372	x 0-0 ② L9		x 0-0 ③ 6-3			x 0-0 ① P3	x 0-0 2B 1-H 3-H			4	0	1	2	0	0	1
Sherm Lollar, R (1, 2) OBP: 0.443, SLG: 0.490	x 0-0 ③ F9			x 0-0 L6-4 1B 1B		x 0-0 ② F7	x 0-0 ③ F8			4	0	1	0	0	0	3
Tito Francona, L (1, 9) (7, 7) OBP: 0.345, SLG: 0.355		SSS 0-3 ① K		x 0-0 S 1-2 1B		x 0-0 ③ P6		x 0-0 ① F7		4	0	1	0	0	1	0
Ron Jackson, R (1, 3) OBP: 0.370, SLG: 0.550 Earl Torgeson, L (7, PR) (7, 3) OBP: 0.313, SLG: 0.288		x 0-0 HR		x 0-0 ①② L6-4 2-3			BBBB 4-0 6-3 1B BB	x 0-0 ② F8		2	1	1	1	1	0	2
										1	1	0	0	0	0	0
Jim Landis, R (1, 8) OBP: 0.289, SLG: 0.336 Don Mueller, L (7, PH) OBP: 0.333, SLG: 0.381 Gerry Staley, R (7, 1) Bill Fischer, R (8, 1) OBP: 0.143, SLG: 0.286 Billy Pierce, L (9, 1) OBP: 0.310, SLG: 0.296		x 0-0 S 1B		SSS 0-3 ③ K 1-2			x 0-0 ① 6-3 1-2	x 0-0 ③ G1		2	0	1	0	0	1	1
										1	0	0	0	0	0	1
										1	0	0	0	0	0	0
										0	0	0	0	0	0	0
										0	0	0	0	0	0	0
Luis Aparicio, R (1, 6) OBP: 0.298, SLG: 0.328		x 0-0 ② F9 1-2			x 0-0 G6-4-3 1B		x 0-0 1B 1B 1B		x 0-0 ① F7	4	1	2	0	0	0	1
Ray Moore, R (1, 1) OBP: 0.222, SLG: 0.444 Jim Rivera, L (7, PH) (7, 9) OBP: 0.311, SLG: 0.356		x 0-0 ③ 5-3			x 0-0 ①② G6-4-3 1-2f		x 0-0 ② F8		x 0-0 G4-6-3 1B	2	0	0	0	0	0	2
										2	0	1	0	0	0	2

Inning Stats										
	R: 0	H: 0	R: 1	H: 2	R: 0	H: 0	R: 0	H: 2	R: 0	H: 2
	E: 0	LOB: 1	E: 0	LOB: 1	E: 0	LOB: 0	E: 0	LOB: 1	E: 0	LOB: 1
	K: 0	BB: 1	K: 1	BB: 0	K: 1	BB: 0	K: 1	BB: 0	K: 0	BB: 0
	S: 3	P: 7	S: 7	P: 7	S: 5	P: 5	S: 6	P: 6	S: 4	P: 4

Inning Stats										
	R: 0	H: 0	R: 4	H: 4	R: 0	H: 1	1B: 8	SF: 0	WP: 0	PA: 37
	E: 0	LOB: 0	E: 0	LOB: 2	E: 0	LOB: 0	2B: 3	SAC: 0	PB: 0	
	K: 0	BB: 0	K: 0	BB: 1	K: 0	BB: 0	3B: 0	DP: 3	SB: 2	
	S: 3	P: 3	S: 7	P: 11	S: 3	P: 3	HR: 1	HBP: 0	CS: 0	

PITCHER		IP	WLS	BF	H	R	ER	SO	BB	IBB	HBP	BLK	WP	HR	S	P	ERA	WHIP
Camilo Pascual, R ERA: 2.86	(1, 1)	5.0		20	6	1	1	3	1	0	0	0	0	1	25	29	1.80	1.400
Tex Clevenger, R ERA: 4.03	(6, 1)	3.0	L	14	4	4	4	0	1	0	0	0	0	0	13	17	12.00	1.667
Bud Byerly, R ERA: 6.75	(9, 1)	1.0		3	1	0	0	0	0	0	0	0	0	0	3	3	0.00	1.000

PITCHER	IP	WLS	BF	H	R	ER	SO	BB	IBB	HBP	BLK	WP	HR	S	P	ERA	WHIP

AB	35
R	5
H	11
RBI	5
BB	2
SO	3
LOB	16

BOTTOM

Chicago White Sox @ Washington Senators

Griffith Stadium, Washington, DC

Tue Jun 10 1958, 7:05 PM EDT

Unknown

livebaseballscorecards.com

Batter	1	2	3	4	5	6	7	8	9	AB	R	H	RBI	BB	SO	LOB
Herb Plews, L (1, 5) OBP: 0.363, SLG: 0.453	F7		F8		G4-3 1-2f			FC6-4 1-2 1B		4	0	1	0	0	0	1
Albie Pearson, L (1, 8) OBP: 0.344, SLG: 0.302	F8		L9			F7		FC6-4 1-2f 2-3 1B		4	0	0	0	0	0	2
Roy Sievers, R (1, 3) OBP: 0.365, SLG: 0.534	K			FC5-4 BB		P6		1-2 3-H 1B		3	0	1	1	1	1	0
Clint Courtney, L (1, 2) OBP: 0.326, SLG: 0.296		3-4-1		K		F6		G1-6-4-3 1-2f		4	0	0	0	0	1	3
Jim Lemon, R (1, 7) OBP: 0.315, SLG: 0.429		HR		F8			G4-6-3 1B		SH5-4 BB PB BB	3	2	2	1	1	0	1
Rocky Bridges, R (1, 6) OBP: 0.379, SLG: 0.409		6-3		FC5-4 1-2f			G4-6-3 1-2 1B		PB SH5-4 1-2 BB	3	0	1	0	1	0	1
Neil Chrisley, L (1, 9) OBP: 0.296, SLG: 0.397	WP BB				FC6-4 1B		G4-6-3 1-2f 2-3		SH5-4 1-2 2-3	2	0	1	0	1	0	2
Ken Aspromonte, R (1, 4) OBP: 0.320, SLG: 0.353	5-3 1-2				FC6-4 1-2f 1B		5-3		F2 2-3 3-H	4	1	0	0	0	0	4
Camilo Pascual, R (1, 1) OBP: 0.211, SLG: 0.316			F8		G4-3 2-H 1B			FC6-4 1B 1B	6-3	2	0	1	1	0	0	0
Tex Clevenger, R (6, 1) OBP: 0.500, SLG: 0.800										0	0	0	0	0	0	0
Eddie Yost, R (8, PH) OBP: 0.339, SLG: 0.239										1	1	1	0	0	0	0
Bud Byerly, R (9, 1)										0	0	0	0	0	0	0
Ed Fitz Gerald, R (9, PH) OBP: 0.407, SLG: 0.333										1	0	0	0	0	0	1
Inning Stats	R: 0 E: 0 K: 1 S: 5 H: 0 LOB: 0 BB: 0 P: 5	R: 1 E: 0 K: 0 S: 4 H: 1 LOB: 1 BB: 1 P: 8	R: 0 E: 0 K: 0 S: 3 H: 0 LOB: 0 BB: 0 P: 3	R: 0 E: 0 K: 1 S: 5 H: 0 LOB: 1 BB: 1 P: 9	R: 1 E: 1 K: 0 S: 4 H: 2 LOB: 0 BB: 0 P: 4	R: 0 E: 0 K: 0 S: 3 H: 0 LOB: 0 BB: 0 P: 3	R: 0 E: 0 K: 0 S: 4 H: 2 LOB: 1 BB: 0 P: 4	R: 1 E: 0 K: 0 S: 5 H: 3 LOB: 1 BB: 0 P: 5	R: 1 E: 0 K: 0 S: 3 H: 0 LOB: 1 BB: 2 P: 11	1B: 7 2B: 0 3B: 0 HR: 1 SF: 0 SAC: 1 DP: 3 HBP: 0						

PITCHER	IP	WLS	BF	H	R	ER	SO	BB	IBB	HBP	BLK	WP	HR	S	P	ERA	WHIP
Ray Moore, R (1, 1) ERA: 2.3	6.0	W	22	3	2	1	2	2	0	0	0	1	1	24	32	1.50	0.833
Gerry Staley, R (7, 1) ERA: 2.68	1.1		8	5	1	1	0	0	0	0	0	0	0	8	8	6.75	3.750
Bill Fischer, R (8, 1) ERA: 5.94	0.2		3	0	1	0	0	2	0	0	0	0	0	1	9	0.00	3.000
Billy Pierce, L (9, 1) ERA: 3.91	1.0	S	3	0	0	0	0	0	0	0	0	0	0	3	3	0.00	0.000

PITCHER	IP	WLS	BF	H	R	ER	SO	BB	IBB	HBP	BLK	WP	HR	S	P	ERA	WHIP

AB	31
R	4
H	8
RBI	3
BB	4
SO	2
LOB	15

WP: 1 PA: 36
PB: 1
SB: 0
CS: 0

Batter	1	2	3	4	5	6	7	8	9	AB	R	H	RBI	BB	SO	LOB
Billy Goodman, L (1, 5) OBP: 0.302, SLG: 0.310	F8		4-3		4-3			F7		4	0	0	0	0	0	0
Nellie Fox, L (1, 4) OBP: 0.402, SLG: 0.395	BB HBP		G3			F9		FC6-4 1B		3	0	1	0	0	0	0
Al Smith, R (1, 7) OBP: 0.324, SLG: 0.366	G1-6-3 BB		F7			F9		FC6-4		3	0	0	0	1	0	1
Tito Francona, L (1, 9) OBP: 0.341, SLG: 0.351	G1-6-3			G1-4-3 1B		F9			4-3	4	0	1	0	0	0	2
Ron Jackson, R (1, 3) OBP: 0.365, SLG: 0.536		6-3		G1-4-3			F3		1B 1B	4	0	1	0	0	0	1
Earl Battey, R (1, 2) OBP: 0.270, SLG: 0.314		K		6-3			HR		G4-6-3 1B	4	1	2	1	0	1	0
Jim Landis, R (1, 8) OBP: 0.301, SLG: 0.370		E 1B			HR		L6-3 1B		G4-6-3	4	1	3	1	0	0	2
Luis Aparicio, R (1, 6) OBP: 0.295, SLG: 0.325		E4			6-3		L6-3			2	0	0	0	0	0	1
Don Mueller, L (7, PH) OBP: 0.318, SLG: 0.364										1	0	0	0	0	0	1
Sammy Esposito, R (7, 6) OBP: 0.200, SLG: 0.158										0	0	0	0	0	0	0
Jim Wilson, R (1, 1) OBP: 0.148, SLG: 0.042		K			K2-3			F7		2	0	0	0	0	2	2
Earl Torgeson, L (8, PH) OBP: 0.310, SLG: 0.284										1	0	0	0	0	0	0
Tom Qualters, R (8, 1)										0	0	0	0	0	0	0
Inning Stats	R: 0 E: 0 K: 0 S: 2 H: 0 LOB: 1 BB: 1 P: 7	R: 0 E: 1 K: 2 S: 9 H: 1 LOB: 2 BB: 0 P: 9	R: 0 E: 0 K: 0 S: 3 H: 0 LOB: 0 BB: 0 P: 3	R: 0 E: 0 K: 0 S: 3 H: 1 LOB: 0 BB: 0 P: 3	R: 1 E: 0 K: 1 S: 6 H: 1 LOB: 0 BB: 0 P: 6	R: 0 E: 0 K: 0 S: 3 H: 0 LOB: 0 BB: 0 P: 3	R: 1 E: 0 K: 0 S: 4 H: 2 LOB: 0 BB: 0 P: 4	R: 0 E: 0 K: 0 S: 4 H: 1 LOB: 1 BB: 0 P: 4	R: 0 E: 0 K: 0 S: 4 H: 2 LOB: 0 BB: 0 P: 4	1B: 6 2B: 1 3B: 0 HR: 2 SF: 0 SAC: 0 DP: 4 HBP: 1	WP: 0 PB: 0 SB: 0 CS: 0 PA: 34					

TOP

Chicago White Sox @ Washington Senators

Griffith Stadium, Washington, DC

Tue Jun 10 1958, 7:05 PM EDT

Att. 8,365 - Unknown

livebaseballscorecards.com

AB	32
R	2
H	8
RBI	2
BB	1
SO	3
LOB	10

PITCHER		IP	WLS	BF	H	R	ER	SO	BB	IBB	HBP	BLK	WP	HR	S	P	ERA	WHIP
Hal Griggs, R ERA: 4.78	(1, 1)	6.1	W	25	5	2	2	3	1	0	1	0	0	2	29	34	2.84	0.947
Dick Hyde, R ERA: 2.0	(7, 1)	2.2	S	9	3	0	0	0	0	0	0	0	0	0	9	9	0.00	1.125

PITCHER		IP	WLS	BF	H	R	ER	SO	BB	IBB	HBP	BLK	WP	HR	S	P	ERA	WHIP

Batter	1	2	3	4	5	6	7	8	9	AB	R	H	RBI	BB	SO	LOB
Herb Plews, L (1, 5) OBP: 0.354, SLG: 0.451	4-1		F7		F8	2B		4-3		5	0	1	2	0	0	0
Albie Pearson, L (1, 8) OBP: 0.345, SLG: 0.312	4-3		5-3		3B	BB		1-3		4	0	1	0	1	0	0
Roy Sievers, R (1, 3) OBP: 0.368, SLG: 0.553	HR		1B		1-3	5-3				4	1	2	1	0	0	3
Clint Courtney, L (1, 2) OBP: 0.330, SLG: 0.293	BB		P4			SH5-4 1B 1B BB	F9			2	1	0	0	2	0	1
Jim Lemon, R (1, 7) OBP: 0.318, SLG: 0.431	1-3			F8		1B SH5-4 1-2 SF8 1B	F8 1B			4	1	2	0	0	0	1
Rocky Bridges, R (1, 6) OBP: 0.379, SLG: 0.408		5-3 1B		K		SH5-4 1-2 2-3	F8 1-2			3	0	1	0	0	1	1
Neil Chrisley, L (1, 9) OBP: 0.318, SLG: 0.400		F9		1B		SF8 1B 2B IBB	IBB			2	1	1	0	2	0	1
Ken Aspromonte, R (1, 4) OBP: 0.316, SLG: 0.348		5-3 1-2		F7		1-2 2-3 3-H 2B 1B	K			2	0	0	0	0	0	2
Julio Becquer, L (6, PH) OBP: 0.253, SLG: 0.243										1	1	1	1	0	0	0
Ossie Alvarez, R (7, 4) OBP: 0.235, SLG: 0.133										1	0	0	0	0	1	2
Hal Griggs, R (1, 1) OBP: 0.167, SLG: 0.353		K			6-3	SF8 2-3 3-H		F8		2	0	0	1	0	1	1
Dick Hyde, R (7, 1)										1	0	0	0	0	0	0
Inning Stats	R: 1 H: 1 E: 0 LOB: 1 K: 0 BB: 1 S: 4 P: 8	R: 0 H: 1 E: 0 LOB: 1 K: 1 BB: 0 S: 6 P: 6	R: 0 H: 1 E: 0 LOB: 1 K: 0 BB: 0 S: 4 P: 4	R: 0 H: 1 E: 0 LOB: 1 K: 1 BB: 0 S: 6 P: 6	R: 0 H: 1 E: 0 LOB: 1 K: 0 BB: 0 S: 4 P: 4	R: 4 H: 3 E: 0 LOB: 2 K: 0 BB: 3 S: 6 P: 18	R: 0 H: 1 E: 0 LOB: 2 K: 1 BB: 1 S: 6 P: 10	R: 0 H: 0 E: 0 LOB: 0 K: 0 BB: 0 S: 3 P: 3		1B: 6 SF: 1 2B: 1 SAC: 1 3B: 1 DP: 0 HR: 1 HBP: 0						

PITCHER		IP	WLS	BF	H	R	ER	SO	BB	IBB	HBP	BLK	WP	HR	S	P	ERA	WHIP
Jim Wilson, R ERA: 3.38	(1, 1)	7.0	L	35	9	5	5	3	3	2	0	0	0	1	36	56	6.43	1.714
Tom Qualters, R ERA: 3.2	(8, 1)	1.0		3	0	0	0	0	0	0	0	0	0	0	3	3	0.00	0.000

PITCHER	IP	WLS	BF	H	R	ER	SO	BB	IBB	HBP	BLK	WP	HR	S	P	ERA	WHIP

BOTTOM

Chicago White Sox @ Washington Senators

Griffith Stadium, Washington, DC

Tue Jun 10 1958, 7:05 PM EDT

Att. 8,365 - Unknown

livebaseballscorecards.com

AB	31
R	5
H	9
RBI	5
BB	5
SO	3
LOB	12

WP: 0 PA: 38
PB: 0
SB: 0
CS: 0

Batter	1	2	3	4	5	6	7	8	9	AB	R	H	RBI	BB	SO	LOB
Billy Goodman, L (1, 5) OBP: 0.299, SLG: 0.306	6-3		P6		1B			P6		4	0	1	0	0	0	0
Nellie Fox, L (1, 4) OBP: 0.395, SLG: 0.387	F8		F9		F9			F9		4	0	0	0	0	0	1
Al Smith, R (1, 7) OBP: 0.327, SLG: 0.369	FC5-4 1B			1B	P6			F8		4	0	2	0	0	0	1
Sherm Lollar, R (1, 2) OBP: 0.433, SLG: 0.477	FC5-4 1-2f			F3		6-3			F7	4	0	0	0	0	0	2
Tito Francona, L (1, 9) OBP: 0.331, SLG: 0.339		F8		K		F7			K	4	0	0	0	0	2	1
Ron Jackson, R (1, 3) OBP: 0.360, SLG: 0.523		BLK 1B		F7		F8			P4	4	0	1	0	0	0	1
Jim Landis, R (1, 8) OBP: 0.301, SLG: 0.369		F7			HR 1B		F8			3	1	1	0	0	0	1
Luis Aparicio, R (1, 6) OBP: 0.290, SLG: 0.320		F9 1-2			F9		F8			3	0	0	0	0	0	2
Bill Fischer, R (1, 1) OBP: 0.143, SLG: 0.286 Don Mueller, L (3, PH) OBP: 0.304, SLG: 0.348 Tom Qualters, R (3, 1) Earl Torgeson, L (5, PH) OBP: 0.318, SLG: 0.338 Bob Keegan, R (5, 1) Jim Rivera, L (7, PH) OBP: 0.308, SLG: 0.352 Gerry Staley, R (7, 1)			3-1		1-H HR			F8		0 1 0 1 0 1 0	0 0 0 1 0 0 0	0 0 0 1 0 0 0	0 0 0 2 0 0 0	0 0 0 0 0 0 0	0 0 0 0 0 0 0	0 0 0 0 0 0 0
Inning Stats	R: 0 E: 0 K: 0 S: 4 H: 1 LOB: 1 BB: 0 P: 4	R: 0 E: 0 K: 0 S: 4 H: 1 LOB: 1 BB: 0 P: 4	R: 0 E: 0 K: 0 S: 3 H: 0 LOB: 0 BB: 0 P: 3	R: 0 E: 0 K: 1 S: 6 H: 1 LOB: 1 BB: 0 P: 6	R: 2 E: 0 K: 0 S: 6 H: 3 LOB: 1 BB: 0 P: 6	R: 0 E: 0 K: 0 S: 3 H: 0 LOB: 0 BB: 0 P: 3	R: 0 E: 0 K: 0 S: 3 H: 0 LOB: 0 BB: 0 P: 3	R: 0 E: 0 K: 0 S: 3 H: 0 LOB: 0 BB: 0 P: 3	R: 0 E: 0 K: 1 S: 5 H: 0 LOB: 0 BB: 0 P: 5	1B: 5 2B: 0 3B: 0 HR: 1	SF: 0 SAC: 0 DP: 0 HBP: 0			WP: 0 PB: 0 SB: 0 CS: 0		PA: 33	

Chicago White Sox @ Washington Senators

Griffith Stadium, Washington, DC

Wed Jun 11 1958, 7:05 PM EDT

Att. 2,712 - Unknown

TOP

livebaseballscorecards.com

AB	33
R	2
H	6
RBI	2
BB	0
SO	2
LOB	9

PITCHER		IP	WLS	BF	H	R	ER	SO	BB	IBB	HBP	BLK	WP	HR	S	P	ERA	WHIP
Russ Kemmerer, R ERA: 4.17	(1, 1)	9.0	W	33	6	2	2	2	0	0	0	1	0	1	37	37	2.00	0.667

PITCHER		IP	WLS	BF	H	R	ER	SO	BB	IBB	HBP	BLK	WP	HR	S	P	ERA	WHIP

Batter	1	2	3	4	5	6	7	8	9	AB	R	H	RBI	BB	SO	LOB
Herb Plews, L (1, 5) OBP: 0.360, SLG: 0.474	6-3 3B	1-3 1B		L8			L4			4	1	2	0	0	0	1
Albie Pearson, L (1, 8) OBP: 0.343, SLG: 0.311	6-3	4-3		K			G6-4-3 1B			4	0	1	0	0	1	4
Roy Sievers, R (1, 3) OBP: 0.360, SLG: 0.538	6-3 3-H	F8			L4		G6-4-3 1-2f			4	0	0	1	0	0	3
Clint Courtney, L (1, 2) OBP: 0.328, SLG: 0.292	F7		4-3		4-3			G1-4-3 1B		4	0	1	0	0	0	0
Jim Lemon, R (1, 7) OBP: 0.317, SLG: 0.427		1B 3B 1B	F8		P4			G1-4-3 1-2f		4	1	1	0	0	0	1
Rocky Bridges, R (1, 6) OBP: 0.381, SLG: 0.410		1-2 3B 1B	6-3			BB 1B		P4		4	1	2	0	0	0	0
Neil Chrisley, L (1, 9) OBP: 0.341, SLG: 0.442		1-H 2-H 1B 3B		E7 1B 1B		WP 1-2 BB				2	2	2	2	1	0	0
Ken Aspromonte, R (1, 4) OBP: 0.316, SLG: 0.348		6-3		2-H 1B		F8				3	0	1	1	0	0	2
Russ Kemmerer, R (1, 1) OBP: 0.154, SLG: 0.083		1B 3-H 1B		K 1B		K 1-2				3	0	1	1	0	2	2
Inning Stats	R: 1 E: 0 K: 0 S: 4 H: 1 LOB: 0 BB: 0 P: 4	R: 3 E: 0 K: 0 S: 8 H: 5 LOB: 2 BB: 0 P: 8	R: 0 E: 0 K: 0 S: 3 H: 0 LOB: 0 BB: 0 P: 3	R: 1 E: 1 K: 2 S: 9 H: 2 LOB: 1 BB: 0 P: 9	R: 0 E: 0 K: 0 S: 3 H: 0 LOB: 0 BB: 0 P: 3	R: 0 E: 0 K: 1 S: 5 H: 1 LOB: 1 BB: 1 P: 9	R: 0 E: 0 K: 0 S: 3 H: 1 LOB: 0 BB: 0 P: 3	R: 0 E: 0 K: 0 S: 3 H: 1 LOB: 0 BB: 0 P: 3		1B: 9 2B: 0 3B: 2 HR: 0	SF: 0 SAC: 0 DP: 2 HBP: 0						

PITCHER		IP	WLS	BF	H	R	ER	SO	BB	IBB	HBP	BLK	WP	HR	S	P	ERA	WHIP
Bill Fischer, R ERA: 6.62	(1, 1)	2.0	L	12	6	4	4	0	0	0	0	0	0	0	12	12	18.00	3.000
Tom Qualters, R ERA: 2.91	(3, 1)	2.0		8	2	1	0	2	0	0	0	0	0	0	12	12	0.00	1.000
Bob Keegan, R ERA: 6.14	(5, 1)	2.0		7	1	0	0	1	1	0	0	0	1	0	8	12	0.00	1.000
Gerry Staley, R ERA: 2.54	(7, 1)	2.0		6	2	0	0	0	0	0	0	0	0	0	6	6	0.00	1.000

PITCHER	IP	WLS	BF	H	R	ER	SO	BB	IBB	HBP	BLK	WP	HR	S	P	ERA	WHIP

BOTTOM

Chicago White Sox @ Washington Senators

Griffith Stadium, Washington, DC

Wed Jun 11 1958, 7:05 PM EDT

Att. 2,712 - Unknown

livebaseballscorecards.com

AB	32
R	5
H	11
RBI	5
BB	1
SO	3
LOB	13

WP: 1 PA: 33
PB: 0
SB: 0
CS: 0

Batter	1	2	3	4	5	6	7	8	9	AB	R	H	RBI	BB	SO	LOB
Billy Goodman, L (1, 5) OBP: 0.278, SLG: 0.284	F7	P6			F7		4-3		E5 WP 1-2	5	0	0	0	0	0	4
Nellie Fox, L (1, 4) OBP: 0.395, SLG: 0.385	F2		B1-3		F9			HR 1B	FC4 IBB 1-2 2-3	4	1	1	0	1	0	1
Al Smith, R (1, 7) OBP: 0.329, SLG: 0.401	K		P3			HR		1-H HR	FC4 1-2f	5	2	2	3	0	1	3
Tito Francona, L (1, 9) OBP: 0.336, SLG: 0.353		2B 2B	F7			E6 F9 1B		G1		4	1	2	0	0	0	0
Ron Jackson, R (1, 3) OBP: 0.356, SLG: 0.505 Jim Rivera, L (8, PR) OBP: 0.308, SLG: 0.352 Walt Dropo, R (8, 3) OBP: 0.263, SLG: 0.333		6-3		F7		5-3		BBBB CS BB		3 0 0	0 0 0	0 0 0	0 0 0	1 0 0	0 0 0	2 0 0
Earl Battey, R (1, 2) OBP: 0.293, SLG: 0.342		1B 2-H 2B		BBBB G5-4-3 BB		F9 2-3		4-3 1-2		3	1	1	1	1	0	2
Jim Landis, R (1, 8) OBP: 0.300, SLG: 0.366		1B 2-H 1B		G5-4-3 1-2f		6-3			4-3	4	0	1	1	0	0	2
Luis Aparicio, R (1, 6) OBP: 0.296, SLG: 0.325 Sherm Lollar, R (9, PH) OBP: 0.431, SLG: 0.474		S 1-3 1B			S 1B		F9		F8	3 1	0 0	2 0	0 0	0 0	0 0	0 0
Dick Donovan, L (1, 1) OBP: 0.333, SLG: 0.053 Don Mueller, L (7, PH) OBP: 0.292, SLG: 0.333 Early Wynn, S (7, 1) OBP: 0.407, SLG: 0.333 Earl Torgeson, L (9, PH) OBP: 0.326, SLG: 0.348		SSS K 1-2			SSS K 1-2		F7		WP E 1B	2 1 0 1	0 0 0 0	0 0 0 1	0 0 0 0	0 0 0 0	2 0 0 0	3 0 0 0
Inning Stats	R: 0 E: 0 K: 1 S: 5 H: 0 LOB: 0 BB: 0 P: 5	R: 2 E: 0 K: 1 S: 9 H: 4 LOB: 2 BB: 0 P: 9	R: 0 E: 0 K: 0 S: 3 H: 0 LOB: 0 BB: 0 P: 3	R: 0 E: 0 K: 0 S: 2 H: 0 LOB: 0 BB: 1 P: 6	R: 0 E: 0 K: 1 S: 6 H: 1 LOB: 1 BB: 0 P: 6	R: 1 E: 1 K: 0 S: 5 H: 2 LOB: 1 BB: 0 P: 5	R: 0 E: 0 K: 0 S: 3 H: 0 LOB: 0 BB: 0 P: 3	R: 2 E: 0 K: 0 S: 4 H: 2 LOB: 1 BB: 1 P: 8	R: 0 E: 1 K: 0 S: 5 H: 1 LOB: 3 BB: 1 P: 9	1B: 6 2B: 2 3B: 0 HR: 2 SF: 0 SAC: 0 DP: 1 HBP: 0						

PITCHER		IP	WLS	BF	H	R	ER	SO	BB	IBB	HBP	BLK	WP	HR	S	P	ERA	WHIP
Pedro Ramos, R ERA: 3.56	(1, 1)	7.0		30	9	5	5	3	1	0	0	0	0	2	35	39	6.43	1.429
Dick Hyde, R ERA: 1.91	(8, 1)	2.0	W	9	1	0	0	0	1	1	0	0	1	0	7	15	0.00	1.000

PITCHER	IP	WLS	BF	H	R	ER	SO	BB	IBB	HBP	BLK	WP	HR	S	P	ERA	WHIP

TOP

Chicago White Sox @ Washington Senators

Griffith Stadium, Washington, DC

Thu Jun 12 1958, 7:05 PM EDT

Att. 5,332 - Unknown

livebaseballscorecards.com

AB	36
R	5
H	10
RBI	5
BB	3
SO	3
LOB	17

WP: 1	PA: 39
PB: 0	
SB: 2	
CS: 1	

Batter	1	2	3	4	5	6	7	8	9	AB	R	H	RBI	BB	SO	LOB
Herb Plews, L (1, 5) OBP: 0.356, SLG: 0.465	1-3		G4-6-3 1-2f	FC6-4 1-2f			SH5-4 1B			4	0	1	0	0	0	3
Albie Pearson, L (1, 8) OBP: 0.348, SLG: 0.317	1B			1B 1B 1B	F7		SH5-4 1-2			3	1	2	0	0	0	0
Roy Sievers, R (1, 3) OBP: 0.363, SLG: 0.556	F8			1B 1B 1-2 1B	HR		F9			4	2	2	1	0	0	2
Clint Courtney, L (1, 2) OBP: 0.321, SLG: 0.285	F7			L7	F7		F8			4	0	0	0	0	0	4
Jim Lemon, R (1, 7) OBP: 0.316, SLG: 0.420		F8		F3	K			BB FC2-6		3	0	0	0	1	1	2
Rocky Bridges, R (1, 6) OBP: 0.379, SLG: 0.406		F3		BB 1B 1B 1-2 2-H 1B		P4		FC2-6 1-2f 3B		4	2	1	1	0	0	1
Neil Chrisley, L (1, 9) OBP: 0.359, SLG: 0.481		4-3		BB 1B 1-2 2-H 1B		P4 1B		CS 1-H 3B		4	1	3	2	0	0	0
Ken Aspromonte, R (1, 4) OBP: 0.315, SLG: 0.340			6-3	1B 1-2 2-3 BB		P4		6-3 3-H		3	0	0	0	1	0	2
Pedro Ramos, S (1, 1) OBP: 0.212, SLG: 0.242 Dick Hyde, R (8, 1)			G4-6-3 1B	FC6-4 1-3 2-H 3-H 1B		F7				3 0	0 0	2 0	2 0	0 0	0 0	1 0
Inning Stats	R: 0 E: 0 K: 0 S: 4 H: 1 LOB: 1 BB: 0 P: 4	R: 0 E: 0 K: 0 S: 3 H: 0 LOB: 0 BB: 0 P: 3	R: 0 E: 0 K: 0 S: 3 H: 1 LOB: 0 BB: 0 P: 3	R: 4 E: 0 K: 0 S: 8 H: 5 LOB: 2 BB: 1 P: 12	R: 1 E: 0 K: 1 S: 6 H: 1 LOB: 0 BB: 0 P: 6	R: 0 E: 0 K: 0 S: 4 H: 1 LOB: 1 BB: 0 P: 4	R: 0 E: 0 K: 0 S: 4 H: 1 LOB: 1 BB: 0 P: 4	R: 1 E: 0 K: 0 S: 3 H: 1 LOB: 0 BB: 1 P: 7		1B: 9 2B: 0 3B: 1 HR: 1 SF: 0 SAC: 1 DP: 1 HBP: 0					

PITCHER		IP	WLS	BF	H	R	ER	SO	BB	IBB	HBP	BLK	WP	HR	S	P	ERA	WHIP
Dick Donovan, R ERA: 4.77	(1, 1)	6.0		27	9	5	5	1	1	0	0	0	0	1	28	32	7.50	1.667
Early Wynn, R ERA: 4.14	(7, 1)	2.0	L	8	2	1	1	0	1	0	0	0	0	0	7	11	4.50	1.500

PITCHER	IP	WLS	BF	H	R	ER	SO	BB	IBB	HBP	BLK	WP	HR	S	P	ERA	WHIP

BOTTOM

Chicago White Sox @ Washington Senators

Griffith Stadium, Washington, DC

Thu Jun 12 1958, 7:05 PM EDT

Att. 5,332 - Unknown

livebaseballscorecards.com

AB	32
R	6
H	11
RBI	6
BB	2
SO	1
LOB	15

WP: 0 PA: 35
PB: 0
SB: 0
CS: 1

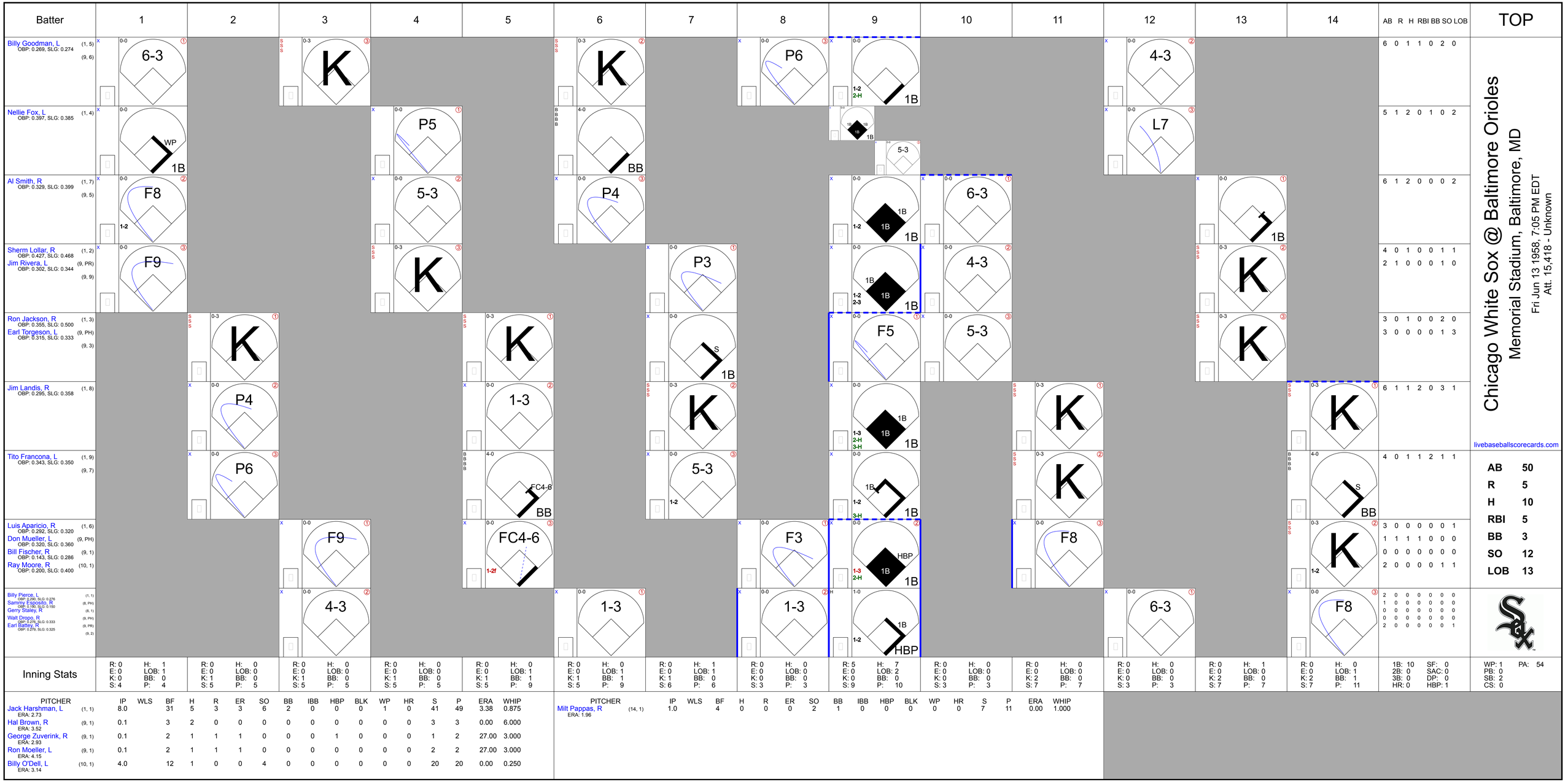

Chicago White Sox @ Baltimore Orioles

Memorial Stadium, Baltimore, MD

Fri Jun 13 1958, 7:05 PM EDT

Att. 15,418 - Unknown

Batter	1	2	3	4	5	6	7	8	9	10	11	12	13	14	AB R H RBI BB SO LOB
Billy Goodman, L (1, 5) OBP: 0.269, SLG: 0.274 (9, 6)	6-3		K			K		P6	1-2 2-H 1B			4-3			6 0 1 1 0 2 0
Nellie Fox, L (1, 4) OBP: 0.397, SLG: 0.385	WP 1B			P5		BB			1B 1B 1B 5-3			L7			5 1 2 0 1 0 2
Al Smith, R (1, 7) OBP: 0.329, SLG: 0.399 (9, 5)	F8 1-2			5-3		P4			1-2 1B 1B 1B	6-3			1B		6 1 2 0 0 0 2
Sherm Lollar, R (1, 2) OBP: 0.427, SLG: 0.468	F9			K			P3		1-2 2-3 1B 1B 1B	4-3			K		4 0 1 0 0 1 1
Jim Rivera, L (9, PR) OBP: 0.302, SLG: 0.344 (9, 9)															2 1 0 0 0 1 0
Ron Jackson, R (1, 3) OBP: 0.355, SLG: 0.500		K			K		S 1B		F5	5-3			K		3 0 1 0 0 2 0
Earl Torgeson, L (9, PH) OBP: 0.315, SLG: 0.333 (9, 3)															3 0 0 0 0 1 3
Jim Landis, R (1, 8) OBP: 0.295, SLG: 0.358		P4			1-3		K		1-3 2-H 3-H 1B 1B 1B		K			K	6 1 1 2 0 3 1
Tito Francona, L (1, 9) OBP: 0.343, SLG: 0.350 (9, 7)		P6			FC4-6 BB		5-3 1-2		1-2 3-H 1B 1B		K			S BB	4 0 1 1 2 1 1
Luis Aparicio, R (1, 6) OBP: 0.292, SLG: 0.320			F9		FC4-6 1-2f			F3	1-3 2-H HBP 1B 1B		F8			K 1-2	3 0 0 0 0 0 1
Don Mueller, L (9, PH) OBP: 0.320, SLG: 0.360															1 1 1 1 0 0 0
Bill Fischer, R (9, 1) OBP: 0.143, SLG: 0.286															0 0 0 0 0 0 0
Ray Moore, R (10, 1) OBP: 0.200, SLG: 0.400															2 0 0 0 0 1 1
Billy Pierce, L (1, 1) OBP: 0.290, SLG: 0.276			4-3			1-3		1-3	1-2 1B HBP			6-3		F8	2 0 0 0 0 0 0
Sammy Esposito, R (8, PH) OBP: 0.150, SLG: 0.150															1 0 0 0 0 0 0
Gerry Staley, R (8, 1)															0 0 0 0 0 0 0
Walt Dropo, R (9, PH) OBP: 0.276, SLG: 0.333															0 0 0 0 0 0 0
Earl Battey, R (9, PR) OBP: 0.279, SLG: 0.325 (9, 2)															2 0 0 0 0 0 1
Inning Stats	R: 0 E: 0 K: 0 S: 4 H: 1 LOB: 1 BB: 0 P: 4	R: 0 E: 0 K: 1 S: 5 H: 0 LOB: 0 BB: 0 P: 5	R: 0 E: 0 K: 1 S: 5 H: 0 LOB: 0 BB: 0 P: 5	R: 0 E: 0 K: 1 S: 5 H: 0 LOB: 0 BB: 0 P: 5	R: 0 E: 0 K: 1 S: 5 H: 0 LOB: 1 BB: 1 P: 9	R: 0 E: 0 K: 1 S: 5 H: 0 LOB: 1 BB: 1 P: 9	R: 0 E: 0 K: 1 S: 6 H: 1 LOB: 1 BB: 0 P: 6	R: 0 E: 0 K: 0 S: 3 H: 0 LOB: 0 BB: 0 P: 3	R: 5 E: 0 K: 0 S: 9 H: 7 LOB: 2 BB: 0 P: 10	R: 0 E: 0 K: 0 S: 3 H: 0 LOB: 0 BB: 0 P: 3	R: 0 E: 0 K: 2 S: 7 H: 0 LOB: 0 BB: 0 P: 7	R: 0 E: 0 K: 0 S: 3 H: 0 LOB: 0 BB: 0 P: 3	R: 0 E: 0 K: 2 S: 7 H: 1 LOB: 0 BB: 0 P: 7	R: 0 E: 0 K: 2 S: 7 H: 0 LOB: 1 BB: 1 P: 11	1B: 10 2B: 0 3B: 0 HR: 0 SF: 0 SAC: 0 DP: 0 HBP: 1	WP: 1 PB: 0 SB: 2 CS: 0 PA: 54

PITCHER	IP	WLS	BF	H	R	ER	SO	BB	IBB	HBP	BLK	WP	HR	S	P	ERA	WHIP
Jack Harshman, L (1, 1) ERA: 2.73	8.0		31	5	3	3	6	2	0	0	0	1	0	41	49	3.38	0.875
Hal Brown, R (9, 1) ERA: 3.52	0.1		3	2	0	0	0	0	0	0	0	0	0	3	3	0.00	6.000
George Zuverink, R (9, 1) ERA: 2.93	0.1		2	1	1	1	0	0	0	1	0	0	0	1	2	27.00	3.000
Ron Moeller, L (9, 1) ERA: 4.15	0.1		2	1	1	1	0	0	0	0	0	0	0	2	2	27.00	3.000
Billy O'Dell, L (10, 1) ERA: 3.14	4.0		12	1	0	0	4	0	0	0	0	0	0	20	20	0.00	0.250

PITCHER	IP	WLS	BF	H	R	ER	SO	BB	IBB	HBP	BLK	WP	HR	S	P	ERA	WHIP
Milt Pappas, R (14, 1) ERA: 1.96	1.0		4	0	0	0	2	1	0	0	0	0	0	7	11	0.00	1.000

livebaseballscorecards.com

AB	50
R	5
H	10
RBI	5
BB	3
SO	12
LOB	13

BOTTOM

Chicago White Sox @ Baltimore Orioles

Memorial Stadium, Baltimore, MD

Fri Jun 13 1958, 7:05 PM EDT

Att. 15,418 - Unknown

livebaseballscorecards.com

Batter	1	2	3	4	5	6	7	8	9	10	11	12	13	14	AB	R	H	RBI	BB	SO	LOB
Billy Gardner, R (1, 4) OBP: 0.262, SLG: 0.300	FC4-6 1B		E5			K		SH1-4 1-2		K		F8 1-2			5	0	1	0	0	2	1
Gene Woodling, L (1, 7) OBP: 0.391, SLG: 0.349	FC4-6 FC6-4 1-2f		4-3			G3		SF8 2-H			BB SH1-4		L6		3	0	0	1	0	0	2
Lenny Green, L (9, 7) OBP: 0.300, SLG: 0.308 (10, 8)															1	0	0	0	1	0	0
Dick Williams, R (1, 3) OBP: 0.354, SLG: 0.341 (10, 7) (12, 5)	FC6-4 1-2f			F8			SH5-4 1B HR 1B	K			SH1-4 1-2		6-3		5	1	1	0	0	1	1
Gus Triandos, R (1, 2) OBP: 0.347, SLG: 0.533	F7			F8			SH5-4 HR 1-2 1B		F7		BB		F9		5	1	1	0	1	0	1
Joe Ginsberg, L (14, 2) OBP: 0.306, SLG: 0.148															0	0	0	0	0	0	0
Brooks Robinson, R (1, 5) OBP: 0.322, SLG: 0.382		F8		F3			SH5-4 1-2 2-3		4-3		F7			4-3	3	0	0	0	0	0	0
Bob Boyd, L (11, PH) OBP: 0.225, SLG: 0.265 (12, 3)															2	0	0	0	0	0	2
Jim Busby, R (1, 8) OBP: 0.254, SLG: 0.354		5-3			F7		2-H 3-H HR		HR		G3			4-3 BB	3	1	1	3	0	0	0
Jim Marshall, L (9, PH) OBP: 0.325, SLG: 0.423 (10, 3) (12, 7)															2	1	1	1	1	0	2
Al Pilarcik, L (1, 9) OBP: 0.293, SLG: 0.282		4-3			4-3		F8		L1			4-3		4-3 1-2	6	0	0	0	0	0	1
Willy Miranda, S (1, 6) OBP: 0.179, SLG: 0.156			F3		1-3		F3			P4		2-3		6-3	5	0	0	0	0	0	0
Lou Sleater, L (14, PH) OBP: 0.200, SLG: 0.800															1	0	0	0	0	0	1
Jack Harshman, L (1, 1) OBP: 0.209, SLG: 0.207			F8			K		WP SH1-4 SF8 1B		K		S 1B			3	1	1	0	0	1	0
Hal Brown, R (9, 1) OBP: 0.000, SLG: 0.000															0	0	0	0	0	0	0
George Zuverink, R (9, 1) OBP: 0.333, SLG: 0.600															0	0	0	0	0	0	0
Ron Moeller, L (9, 1)															0	0	0	0	0	0	0
Billy O'Dell, S (10, 1) OBP: 0.167, SLG: 0.214															0	0	0	0	0	0	0
Milt Pappas, R (14, 1) OBP: 0.100, SLG: 0.100															2	0	1	0	0	1	0
															0	0	0	0	0	0	0
Inning Stats	R: 0 E: 0 K: 0 S: 4 H: 1 LOB: 1 BB: 0 P: 4	R: 0 E: 0 K: 0 S: 3 H: 0 LOB: 0 BB: 0 P: 3	R: 0 E: 1 K: 0 S: 4 H: 0 LOB: 1 BB: 0 P: 4	R: 0 E: 0 K: 0 S: 3 H: 0 LOB: 0 BB: 0 P: 3	R: 0 E: 0 K: 0 S: 3 H: 0 LOB: 0 BB: 0 P: 3	R: 0 E: 0 K: 2 S: 7 H: 0 LOB: 0 BB: 0 P: 7	R: 3 E: 0 K: 0 S: 6 H: 3 LOB: 0 BB: 0 P: 6	R: 1 E: 0 K: 1 S: 6 H: 1 LOB: 0 BB: 0 P: 6	R: 1 E: 0 K: 0 S: 4 H: 1 LOB: 0 BB: 0 P: 4	R: 0 E: 0 K: 2 S: 7 H: 0 LOB: 0 BB: 0 P: 7	R: 0 E: 0 K: 0 S: 3 H: 0 LOB: 2 BB: 2 P: 11	R: 0 E: 0 K: 0 S: 4 H: 1 LOB: 1 BB: 0 P: 4	R: 0 E: 0 K: 0 S: 3 H: 0 LOB: 0 BB: 0 P: 3	R: 0 E: 0 K: 0 S: 3 H: 0 LOB: 1 BB: 1 P: 7	1B: 5 2B: 0 3B: 0 HR: 2	SF: 1 SAC: 3 DP: 0 HBP: 0				

	AB	46
	R	5
	H	7
	RBI	5
	BB	3
	SO	5
	LOB	11

WP: 1 PB: 0 SB: 1 CS: 0 PA: 53

PITCHER		IP	WLS	BF	H	R	ER	SO	BB	IBB	HBP	BLK	WP	HR	S	P	ERA	WHIP
Billy Pierce, L ERA: 3.9	(1, 1)	7.0		26	4	3	3	2	0	0	0	0	0	1	30	30	3.86	0.571
Gerry Staley, R ERA: 2.7	(8, 1)	1.0		4	1	1	1	0	0	0	0	0	1	0	6	6	9.00	1.000
Bill Fischer, R ERA: 6.69	(9, 1)	1.0		4	1	1	1	0	0	0	0	0	0	1	4	4	9.00	1.000
Ray Moore, R ERA: 2.06	(10, 1)	5.0		19	1	0	0	2	3	0	0	0	0	0	20	32	0.00	0.800

PITCHER	IP	WLS	BF	H	R	ER	SO	BB	IBB	HBP	BLK	WP	HR	S	P	ERA	WHIP

Batter	1	2	3	4	5	6	7	8	9	AB	R	H	RBI	BB	SO	LOB
Billy Goodman, L (1, 5) OBP: 0.289, SLG: 0.286	H 1-0 BB 1B HBP		x 0-0 ① G3	x 0-0 1-2 1B			x 0-0 ① F7	x 0-0 ③ 2-H 3-H 1B		4	1	2	2	0	0	0
Nellie Fox, L (1, 4) OBP: 0.406, SLG: 0.398	B B B B 4-0 1B 1-2 BB		x 0-0 G6-4-3 1B	x 0-0 ③ 4-3			B B B B 4-0 BB		x 0-0 HR 3B	3	1	2	0	2	0	2
Al Smith, R (1, 7) OBP: 0.326, SLG: 0.394	S S S 0-3 ① K		x 0-0 ② ③ G6-4-3 1-2f		x 0-0 1-3 1B		x 0-0 ② P6		S S S 0-3 ① K	5	0	1	0	0	2	5
Tito Francona, L (1, 9) OBP: 0.331, SLG: 0.336	x 0-0 ② P3			x 0-0 ① F2	x 0-0 ① B5		x 0-0 ③ 5-3		x 0-0 ② G3	5	0	0	0	0	0	5
Earl Torgeson, L (1, 3) OBP: 0.340, SLG: 0.387	x 0-0 1-3 2-H 1B			B B B B 4-0 HR BB	x 0-0 ② 1-3 1-2			B B B B 4-0 1B 1B BB	x 0-0 3-H HR	3	3	2	3	2	0	1
Earl Battey, R (1, 2) OBP: 0.292, SLG: 0.400	x 0-0 ③ P5			x 0-0 ③ 1-H HR	x 0-0 ③ F7			x 0-0 G3 1B 1-2 1B 1B	x 0-0 ③ F8	5	2	2	2	0	0	3
Jim Landis, R (1, 8) OBP: 0.300, SLG: 0.368		x 0-0 ① F7		x 0-0 4-3 1B 2B		x 0-0 ① 6-3		x 0-0 G3 1-2 2-H 1B 1B		4	2	2	1	0	0	0
Luis Aparicio, R (1, 6) OBP: 0.291, SLG: 0.319		x 0-0 ② 1-3		x 0-0 ② 4-3 2-3		x 0-0 G4-6-3 1B		x 0-0 ① G3 1-2 2-3		4	0	1	0	0	0	3
Early Wynn, S (1, 1) OBP: 0.387, SLG: 0.320		S S S 0-3 ③ K		x 0-0 1B 3-H 1B		x 0-0 ② ③ G4-6-3 1-2f		x 0-0 ② 6-3		4	0	1	1	0	1	3
Inning Stats	R: 1 H: 1 E: 0 LOB: 2 K: 1 BB: 1 S: 6 P: 11	R: 0 H: 0 E: 0 LOB: 0 K: 1 BB: 0 S: 5 P: 5	R: 0 H: 1 E: 0 LOB: 0 K: 0 BB: 0 S: 3 P: 3	R: 3 H: 4 E: 0 LOB: 2 K: 0 BB: 1 S: 7 P: 11	R: 0 H: 1 E: 0 LOB: 1 K: 0 BB: 0 S: 4 P: 4	R: 0 H: 1 E: 0 LOB: 0 K: 0 BB: 0 S: 3 P: 3	R: 0 H: 0 E: 0 LOB: 1 K: 0 BB: 1 S: 3 P: 7	R: 3 H: 3 E: 0 LOB: 1 K: 0 BB: 1 S: 5 P: 9	R: 2 H: 2 E: 0 LOB: 0 K: 1 BB: 0 S: 7 P: 7	1B: 9 SF: 0 2B: 1 SAC: 0 3B: 1 DP: 2 HR: 2 HBP: 1						

TOP

Chicago White Sox @ Baltimore Orioles

Memorial Stadium, Baltimore, MD

Sat Jun 14 1958, 3:33 AM EDT

Att. 8,022 - Unknown

livebaseballscorecards.com

AB	37
R	9
H	13
RBI	9
BB	4
SO	3
LOB	22

WP: 0 PA: 42
PB: 0
SB: 0
CS: 0

PITCHER		IP	WLS	BF	H	R	ER	SO	BB	IBB	HBP	BLK	WP	HR	S	P	ERA	WHIP
Billy Loes, R ERA: 4.7	(1, 1)	7.0	L	31	8	4	4	2	3	0	1	0	0	1	31	44	5.14	1.571
Lou Sleater, L ERA: 12.27	(8, 1)	1.0		7	4	4	4	0	1	0	0	0	0	0	6	10	36.00	5.000
George Zuverink, R ERA: 3.13	(9, 1)	1.0		4	1	1	1	1	0	0	0	0	0	1	6	6	9.00	1.000

PITCHER	IP	WLS	BF	H	R	ER	SO	BB	IBB	HBP	BLK	WP	HR	S	P	ERA	WHIP

Batter	1	2	3	4	5	6	7	8	9	AB	R	H	RBI	BB	SO	LOB
Billy Gardner, R (1, 4) (8, 6) OBP: 0.262, SLG: 0.299	F7		F7		B2		1B			4	0	1	0	0	0	0
Al Pilarcik, L (1, 9) (8, 8) OBP: 0.292, SLG: 0.286	1B 2B		F8		F5		4-3			4	0	1	0	0	0	1
Gene Woodling, L (1, 7) OBP: 0.388, SLG: 0.369	K		HR		G3			K		4	1	1	1	0	2	1
Gus Triandos, R (1, 2) OBP: 0.351, SLG: 0.533	2-3 1B		1B 1B			F8		F8		4	0	2	0	0	0	0
Jim Marshall, L (1, 3) (8, 9) OBP: 0.323, SLG: 0.417	F7		1-3 1B			K		K		4	0	1	0	0	2	2
Brooks Robinson, R (1, 5) (8, 4) OBP: 0.330, SLG: 0.389		PB 2B	K			1-0 HBP			4-0 FC1-6-3 BB	2	0	1	0	1	1	2
Dick Williams, R (1, 8) (8, 5) OBP: 0.340, SLG: 0.326		F9		F7		4-3			FC1-6-3 1-2f	4	0	0	0	0	0	3
Willy Miranda, S (1, 6) OBP: 0.174, SLG: 0.152		K 2-3		5-3			F7		K	2	0	0	0	0	1	1
Bob Boyd, L (7, PH) (8, 3) OBP: 0.219, SLG: 0.257										2	0	0	0	0	1	1
Billy Loes, R (1, 1)		K		K			K		4-3	2	0	0	0	0	2	1
Lenny Green, L (7, PH) OBP: 0.296, SLG: 0.303										1	0	0	0	0	1	0
Lou Sleater, L (8, 1) OBP: 0.200, SLG: 0.800										0	0	0	0	0	0	0
George Zuverink, R (9, 1) OBP: 0.333, SLG: 0.600										0	0	0	0	0	0	0
Joe Ginsberg, L (9, PH) OBP: 0.297, SLG: 0.143										1	0	0	0	0	0	1
Inning Stats	R: 0 E: 0 K: 1 S: 7 H: 2 LOB: 2 P: 7	R: 0 E: 0 K: 2 S: 8 H: 1 LOB: 1 P: 8	R: 1 E: 0 K: 1 S: 8 H: 3 LOB: 2 P: 8	R: 0 E: 0 K: 1 S: 5 H: 0 LOB: 0 P: 5	R: 0 E: 0 K: 0 S: 3 H: 0 LOB: 0 P: 3	R: 0 E: 0 K: 1 S: 5 H: 0 LOB: 1 P: 6	R: 0 E: 0 K: 1 S: 6 H: 1 LOB: 1 P: 6	R: 0 E: 0 K: 2 S: 7 H: 0 LOB: 0 P: 7	R: 0 E: 0 K: 1 S: 5 H: 0 LOB: 1 P: 9	1B: 4 2B: 2 3B: 0 HR: 1	SF: 0 SAC: 0 DP: 0 HBP: 1					

PITCHER	IP	WLS	BF	H	R	ER	SO	BB	IBB	HBP	BLK	WP	HR	S	P	ERA	WHIP
Early Wynn, R (1, 1) ERA: 3.81	9.0	W	36	7	1	1	10	1	0	1	0	0	1	54	59	1.00	0.889

PITCHER	IP	WLS	BF	H	R	ER	SO	BB	IBB	HBP	BLK	WP	HR	S	P	ERA	WHIP

BOTTOM

Chicago White Sox @ Baltimore Orioles

Memorial Stadium, Baltimore, MD

Sat Jun 14 1958, 3:33 AM EDT

Att. 8,022 - Unknown

livebaseballscorecards.com

AB	34
R	1
H	7
RBI	1
BB	1
SO	10
LOB	13

WP: 0 PB: 1 SB: 0 CS: 0 PA: 36

Batter	1	2	3	4	5	6	7	8	9	AB	R	H	RBI	BB	SO	LOB
Billy Goodman, L (1, 5) OBP: 0.276, SLG: 0.272	S S S 0-3 ① K		x 0-0 ② 4-3		x 0-0 ② ③ G4-6-3 1-2f			x 0-0 ① 4-3		4	0	0	0	0	1	2
Sammy Esposito, R (8, 5) OBP: 0.190, SLG: 0.150										0	0	0	0	0	0	0
Nellie Fox, L (1, 4) OBP: 0.403, SLG: 0.395	x 0-0 FC3-6 1B		x 0-0 ③ 1-4-3			x 0-0 ① F3		x 0-0 ② 4-3		4	0	1	0	0	0	0
Al Smith, R (1, 7) OBP: 0.329, SLG: 0.398	x 0-0 ② FC3-6 1-2f			S S S 0-3 ① K		B B B B 4-0 HBP BB		x 0-0 2B		3	0	1	0	1	1	1
Earl Battey, R (1, 2) OBP: 0.269, SLG: 0.367	S S S 0-3 ③ K			x 0-0 ② F7		x 0-0 ② P3		x 0-0 ③ F2		4	0	0	0	0	1	3
Ron Jackson, R (1, 3) OBP: 0.369, SLG: 0.500		x 0-0 ① 5-3		B B B B 4-0 BB		H 1-0 PO HBP 1-2			x 0-0 SH1-4 HR 1B	2	0	1	0	1	0	0
Earl Torgeson, L (9, PR) OBP: 0.340, SLG: 0.387 (9, 3)										0	1	0	0	0	0	0
Jim Landis, R (1, 8) OBP: 0.306, SLG: 0.399		x 0-0 2B		x 0-0 ③ F7		0-0 ③ PO 1-2	x 0-0 HR		x 0-0 ① SH1-4 1-2	3	1	2	1	0	0	1
Jim Rivera, L (1, 9) OBP: 0.309, SLG: 0.381		S S S 0-3 ② K			x 0-0 SH1-3 1B		x 0-0 ① F7		x 0-0 2-H HR	4	1	2	2	0	1	1
Luis Aparicio, R (1, 6) OBP: 0.287, SLG: 0.314		x 0-0 ③ 4-3			x 0-0 ① SH1-3 1-2		x 0-0 ② 4-3		x 0-0 ② F9	3	0	0	0	0	0	2
Jim Wilson, R (1, 1) OBP: 0.161, SLG: 0.037			S S S 0-3 ① K		B B B B 4-0 G4-6-3 BB		x 0-0 ③ 5-3		x 0-0 ③ F8	3	0	0	0	1	1	1
Inning Stats	R: 0 H: 1 E: 0 LOB: 1 K: 2 BB: 0 S: 8 P: 8	R: 0 H: 1 E: 0 LOB: 1 K: 1 BB: 0 S: 6 P: 6	R: 0 H: 0 E: 0 LOB: 0 K: 1 BB: 0 S: 5 P: 5	R: 0 H: 0 E: 0 LOB: 1 K: 1 BB: 1 S: 5 P: 9	R: 0 H: 1 E: 0 LOB: 1 K: 0 BB: 1 S: 3 P: 7	R: 0 H: 0 E: 0 LOB: 1 K: 0 BB: 1 S: 2 P: 7	R: 1 H: 1 E: 0 LOB: 0 K: 0 BB: 0 S: 4 P: 4	R: 0 H: 1 E: 0 LOB: 1 K: 0 BB: 0 S: 4 P: 4	R: 2 H: 2 E: 0 LOB: 1 K: 0 BB: 0 S: 5 P: 5	1B: 3 SF: 0 2B: 2 SAC: 2 3B: 0 DP: 1 HR: 2 HBP: 1						

PITCHER	IP	WLS	BF	H	R	ER	SO	BB	IBB	HBP	BLK	WP	HR	S	P	ERA	WHIP
Ken Lehman, L (1, 1) ERA: 3.9	9.0	L	36	7	3	3	5	3	0	1	0	0	2	42	55	3.00	1.111

PITCHER	IP	WLS	BF	H	R	ER	SO	BB	IBB	HBP	BLK	WP	HR	S	P	ERA	WHIP

TOP

Chicago White Sox @ Baltimore Orioles

Memorial Stadium, Baltimore, MD

Sun Jun 15 1958, 3:33 AM EDT

Unknown

livebaseballscorecards.com

AB	30
R	3
H	7
RBI	3
BB	3
SO	5
LOB	11

Batter	1	2	3	4	5	6	7	8	9	AB	R	H	RBI	BB	SO	LOB
Billy Gardner, R (1, 4) OBP: 0.258, SLG: 0.295	L8			P2			L7			3	0	0	0	0	0	0
Al Pilarcik, L (1, 9) OBP: 0.288, SLG: 0.282	1-3			F9			F7			3	0	0	0	0	0	0
Gene Woodling, L (1, 7) OBP: 0.380, SLG: 0.361	5-3			4-3			K			3	0	0	0	0	1	0
Gus Triandos, R (1, 2) OBP: 0.350, SLG: 0.529		F7			G4-6-3 1B			6-3		3	0	1	0	0	0	0
Jim Marshall, L (1, 3) OBP: 0.316, SLG: 0.407		4-3			G4-6-3 1-2f			F8		3	0	0	0	0	0	1
Brooks Robinson, R (1, 5) OBP: 0.330, SLG: 0.388		PO 1B			F7			F9		3	0	1	0	0	0	0
Dick Williams, R (1, 8) OBP: 0.330, SLG: 0.316		PO 1-2		6-3			5-3			3	0	0	0	0	0	0
Willy Miranda, S (1, 6) OBP: 0.169, SLG: 0.147 Bob Boyd, L (9, PH) OBP: 0.216, SLG: 0.254				K			P1		F7 4-3	2 1	0 0	0 0	0 0	0 0	1 0	0 0
Ken Lehman, L (1, 1) Jim Busby, R (9, PH) OBP: 0.250, SLG: 0.348				K			F8		K	2 1	0 0	0 0	0 0	0 0	1 1	0 0
Inning Stats	R: 0 E: 0 K: 0 S: 3 H: 0 LOB: 0 BB: 0 P: 3	R: 0 E: 0 K: 0 S: 3 H: 1 LOB: 0 BB: 0 P: 3	R: 0 E: 0 K: 2 S: 7 H: 0 LOB: 0 BB: 0 P: 7	R: 0 E: 0 K: 0 S: 3 H: 0 LOB: 0 BB: 0 P: 3	R: 0 E: 0 K: 0 S: 3 H: 1 LOB: 0 BB: 0 P: 3	R: 0 E: 0 K: 0 S: 3 H: 0 LOB: 0 BB: 0 P: 3	R: 0 E: 0 K: 1 S: 5 H: 0 LOB: 0 BB: 0 P: 5	R: 0 E: 0 K: 0 S: 3 H: 0 LOB: 0 BB: 0 P: 3	R: 0 E: 0 K: 1 S: 5 H: 0 LOB: 0 BB: 0 P: 5	1B: 2 2B: 0 3B: 0 HR: 0 SF: 0 SAC: 0 DP: 1 HBP: 0						

PITCHER	IP	WLS	BF	H	R	ER	SO	BB	IBB	HBP	BLK	WP	HR	S	P	ERA	WHIP
Jim Wilson, R (1, 1) ERA: 3.0	9.0	W	27	2	0	0	4	0	0	0	0	0	0	35	35	0.00	0.222

PITCHER	IP	WLS	BF	H	R	ER	SO	BB	IBB	HBP	BLK	WP	HR	S	P	ERA	WHIP

BOTTOM

Chicago White Sox @ Baltimore Orioles

Memorial Stadium, Baltimore, MD

Sun Jun 15 1958, 3:33 AM EDT

Unknown

livebaseballscorecards.com

AB	27
R	0
H	2
RBI	0
BB	0
SO	4
LOB	1

PA: 28

Chicago White Sox @ Baltimore Orioles

Memorial Stadium, Baltimore, MD

Sun Jun 15 1958, 3:38 AM EDT

Att. 14,607 - Unknown

TOP

livebaseballscorecards.com

Batter	1	2	3	4	5	6	7	8	9	AB	R	H	RBI	BB	SO	LOB
Billy Goodman, L (1, 5) OBP: 0.272, SLG: 0.267	FC1-5 1B 1B		F7	F8			L8		1-3	5	0	1	0	0	0	2
Sammy Esposito, R (9, 5) OBP: 0.190, SLG: 0.150										0	0	0	0	0	0	0
Nellie Fox, L (1, 4) OBP: 0.405, SLG: 0.397	F8 FC1-5 1-2 1B		BB 1-2 2B 1B		F7		4-3			4	1	2	0	0	0	0
Al Smith, R (1, 7) OBP: 0.328, SLG: 0.392	FC1-5 1-2 2-3f		B B B B 4-0 1-2 2-3 2B BB		S S S 0-3 K			L6		3	1	0	0	1	1	2
Sherm Lollar, R (1, 2) OBP: 0.429, SLG: 0.475	F8 2-3		F9 1-H 2-H 3-H 1B 2B		1B			L7		4	1	2	3	0	0	2
Earl Torgeson, L (1, 3) OBP: 0.337, SLG: 0.392	4-3		F9 2-3		F5			2B		4	0	1	0	0	0	4
Jim Rivera, L (1, 9) OBP: 0.307, SLG: 0.376		F9	3-H 1B			6-3		F9		4	0	1	1	0	0	1
Jim Landis, R (1, 8) OBP: 0.299, SLG: 0.389		S S S 0-3 K	S S S 0-3 K			F7			S S S 0-3 K	4	0	0	0	0	3	1
Luis Aparicio, R (1, 6) OBP: 0.286, SLG: 0.313		F7		CS 1B		P6			5-3	4	0	1	0	0	0	0
Dick Donovan, L (1, 1) OBP: 0.355, SLG: 0.130			BB 1B 2B 1B	F7 1-2			5-3		1B	4	1	2	0	0	0	1

	AB	36
	R	4
	H	10
	RBI	4
	BB	1
	SO	4
	LOB	13

Inning Stats	1	2	3	4	5	6	7	8	9
	R: 0 E: 0 K: 0 S: 5	H: 2 LOB: 2 BB: 0 P: 5	R: 0 E: 0 K: 1 S: 5	H: 0 LOB: 0 BB: 0 P: 5	R: 4 E: 0 K: 1 S: 9	H: 4 LOB: 1 BB: 1 P: 13	R: 0 E: 0 K: 0 S: 3	H: 1 LOB: 0 BB: 0 P: 3	R: 0 E: 0 K: 1 S: 6	H: 1 LOB: 1 BB: 0 P: 6
	R: 0 E: 0 K: 0 S: 3	H: 0 LOB: 0 BB: 0 P: 3	R: 0 E: 0 K: 0 S: 3	H: 0 LOB: 0 BB: 0 P: 3	R: 0 E: 0 K: 0 S: 4	H: 1 LOB: 1 BB: 0 P: 4	R: 0 E: 0 K: 1 S: 6	H: 1 LOB: 1 BB: 0 P: 6	1B: 8 2B: 2 3B: 0 HR: 0	SF: 0 SAC: 0 DP: 0 HBP: 0	WP: 0 PB: 0 SB: 0 CS: 1	PA: 37

PITCHER		IP	WLS	BF	H	R	ER	SO	BB	IBB	HBP	BLK	WP	HR	S	P	ERA	WHIP
Arnie Portocarrero, R ERA: 2.48	(1, 1)	6.0	L	26	8	4	4	3	1	0	0	0	0	0	31	35	6.00	1.500
Connie Johnson, R ERA: 3.63	(7, 1)	2.0		7	1	0	0	0	0	0	0	0	0	0	7	7	0.00	0.500
George Zuverink, R ERA: 3.03	(9, 1)	1.0		4	1	0	0	1	0	0	0	0	0	0	6	6	0.00	1.000

PITCHER		IP	WLS	BF	H	R	ER	SO	BB	IBB	HBP	BLK	WP	HR	S	P	ERA	WHIP

Batter	1	2	3	4	5	6	7	8	9	AB	R	H	RBI	BB	SO	LOB
Dick Williams, R (1, 8) OBP: 0.345, SLG: 0.343	1-3			F7 2B		3-1 1B 1B		1B 1B		4	0	3	0	0	0	0
Al Pilarcik, L (1, 9) OBP: 0.292, SLG: 0.286	4-3			1-3		1-2 3-1 1B		1-2 1B		4	0	2	0	0	0	1
Gene Woodling, L (1, 7) OBP: 0.371, SLG: 0.350	F8			2-3 F7		1-2 2-3 3-1		K		4	0	0	0	0	1	5
Gus Triandos, R (1, 2) OBP: 0.343, SLG: 0.517		F8		6-3		F8			6-3	4	0	0	0	0	0	3
Jim Marshall, L (1, 3) OBP: 0.314, SLG: 0.402		K			4-3		K		4-3 1B	4	0	1	0	0	2	0
Brooks Robinson, R (1, 5) OBP: 0.329, SLG: 0.390		F9			2B		K		1-2 4-3	4	0	1	0	0	1	1
Billy Gardner, R (1, 4) OBP: 0.254, SLG: 0.290			K		4-3		F9		5-3	4	0	0	0	0	1	2
Foster Castleman, R (1, 6) OBP: 0.275, SLG: 0.301			4-3		5-3			6-3		3	0	0	0	0	0	1
Arnie Portocarrero, R (1, 1) OBP: 0.250, SLG: 0.263			4-3			B4		4-3		1	0	0	0	0	0	0
Lenny Green, L (6, PH) OBP: 0.292, SLG: 0.299										1	0	0	0	0	0	0
Connie Johnson, R (7, 1) OBP: 0.350, SLG: 0.368										0	0	0	0	0	0	0
Bob Boyd, L (8, PH) OBP: 0.213, SLG: 0.250										1	0	0	0	0	0	0
George Zuverink, R (9, 1) OBP: 0.333, SLG: 0.600										0	0	0	0	0	0	0
Inning Stats	R: 0 E: 0 K: 0 S: 3 H: 0 LOB: 0 BB: 0 P: 3	R: 0 E: 0 K: 1 S: 5 H: 0 LOB: 0 BB: 0 P: 5	R: 0 E: 0 K: 1 S: 5 H: 0 LOB: 0 BB: 0 P: 5	R: 0 E: 0 K: 0 S: 4 H: 1 LOB: 1 BB: 0 P: 4	R: 0 E: 0 K: 0 S: 4 H: 1 LOB: 1 BB: 0 P: 4	R: 0 E: 0 K: 0 S: 5 H: 2 LOB: 2 BB: 0 P: 5	R: 0 E: 0 K: 2 S: 7 H: 0 LOB: 0 BB: 0 P: 7	R: 0 E: 0 K: 1 S: 7 H: 2 LOB: 2 BB: 0 P: 7	R: 0 E: 0 K: 0 S: 4 H: 1 LOB: 1 BB: 0 P: 4	1B: 5 2B: 2 3B: 0 HR: 0	SF: 0 SAC: 0 DP: 0 HBP: 0						

PITCHER	IP	WLS	BF	H	R	ER	SO	BB	IBB	HBP	BLK	WP	HR	S	P	ERA	WHIP
Dick Donovan, R (1, 1) ERA: 4.24	9.0	W	34	7	0	0	5	0	0	0	0	0	0	44	44	0.00	0.778

PITCHER	IP	WLS	BF	H	R	ER	SO	BB	IBB	HBP	BLK	WP	HR	S	P	ERA	WHIP

BOTTOM

Chicago White Sox @ Baltimore Orioles

Memorial Stadium, Baltimore, MD

Sun Jun 15 1958, 3:38 AM EDT

Att. 14,607 - Unknown

livebaseballscorecards.com

AB	34
R	0
H	7
RBI	0
BB	0
SO	5
LOB	13

WP: 0 PB: 0 SB: 0 CS: 0 PA: 34

Batter	1	2	3	4	5	6	7	8	9	AB	R	H	RBI	BB	SO	LOB
Don Buddin, R (1, 6) OBP: 0.373, SLG: 0.364	S S S 0-3 ① K		x 0-0 ② F9		x 0-0 ③ F6			x 0-0 1B		4	0	1	0	0	1	0
Pete Runnels, L (1, 4) OBP: 0.408, SLG: 0.365	x 0-0 1B		x 0-0 ③ L6			B B B B 4-0 G4-6-3 BB		x 0-0 ② F6		3	0	1	0	1	0	1
Ted Williams, L (1, 7) OBP: 0.441, SLG: 0.452	S S S 0-3 ② K			x 0-0 ① 6-3		x 0-0 ① ② G4-6-3 1-2f		x 0-0 ③ F3		4	0	0	0	0	1	3
Dick Gernert, R (1, 3) OBP: 0.382, SLG: 0.539	S S S 0-3 ③ K			B B B 4-0 BB BB		x 0-0 1B			x 0-0 ① F9	3	0	1	0	1	1	1
Frank Malzone, R (1, 5) OBP: 0.361, SLG: 0.431		x 0-0 L5-4 1B		x 0-0 ② F7		x 0-0 ③ F8			x 0-0 ② F8	4	0	1	0	0	0	2
Jackie Jensen, R (1, 9) OBP: 0.415, SLG: 0.581		x 0-0 1-2 1B		B B B B 4-0 1-2 BB			x 0-0 ① 1-3		x 0-0 ③ 5-3	3	0	1	0	1	0	0
Sammy White, R (1, 2) OBP: 0.300, SLG: 0.376		x 0-0 ① F4		x 0-0 ③ F4			x 0-0 E3 G6-4-3			3	0	0	0	0	0	4
Jim Piersall, R (1, 8) OBP: 0.319, SLG: 0.365 Marty Keough, L (7, 8) OBP: 0.231, SLG: 0.360		x 0-0 ② ③ L5-4 2-3			x 0-0 ① 5-3		x 0-0 ② ③ G6-4-3 1-2f			3 0 0 0 0 0 3 0 0 0 0 0 0 0						
Dave Sisler, R (1, 1) OBP: 0.280, SLG: 0.304 Ted Lepcio, R (8, PH) OBP: 0.300, SLG: 0.481 Murray Wall, R (8, 1)			x 0-0 ① 6-3		S S S 0-3 ② K			x 0-0 ① F9		2 0 0 0 0 1 0 1 0 0 0 0 0 0 0 0 0 0 0 0 0						
Inning Stats	R: 0 H: 1 E: 0 LOB: 1 K: 3 BB: 0 S: 10 P: 10	R: 0 H: 2 E: 0 LOB: 1 K: 0 BB: 0 S: 4 P: 4	R: 0 H: 0 E: 0 LOB: 0 K: 0 BB: 0 S: 3 P: 3	R: 0 H: 0 E: 0 LOB: 2 K: 0 BB: 2 S: 3 P: 11	R: 0 H: 0 E: 0 LOB: 0 K: 1 BB: 0 S: 5 P: 5	R: 0 H: 1 E: 0 LOB: 1 K: 0 BB: 1 S: 3 P: 7	R: 0 H: 0 E: 1 LOB: 0 K: 0 BB: 0 S: 3 P: 3	R: 0 H: 1 E: 0 LOB: 1 K: 0 BB: 0 S: 4 P: 4	R: 0 H: 0 E: 0 LOB: 0 K: 0 BB: 0 S: 3 P: 3	1B: 5 SF: 0 2B: 1 SAC: 0 3B: 0 DP: 3 HR: 0 HBP: 0						

TOP

Boston Red Sox @ Chicago White Sox

Comiskey Park, Chicago, IL

Tue Jun 17 1958, 8:05 PM EDT

Att. 16,748 - Unknown

livebaseballscorecards.com

AB	30
R	0
H	5
RBI	0
BB	3
SO	4
LOB	14

PITCHER		IP	WLS	BF	H	R	ER	SO	BB	IBB	HBP	BLK	WP	HR	S	P	ERA	WHIP
Billy Pierce, L ERA: 3.52	(1, 1)	9.0	W	33	5	0	0	4	3	0	0	0	0	0	38	50	0.00	0.889

PITCHER		IP	WLS	BF	H	R	ER	SO	BB	IBB	HBP	BLK	WP	HR	S	P	ERA	WHIP

Batter	1	2	3	4	5	6	7	8	9	AB	R	H	RBI	BB	SO	LOB
Billy Goodman, L (1, 5) OBP: 0.292, SLG: 0.276	BBBB 4-0 FC3-6 BB	x 0-0 ② SF8 3-H			BBBB 4-0 BB		x 0-0 3-H 1B			1	0	1	2	2	0	0
Sammy Esposito, R (7, PR) OBP: 0.190, SLG: 0.150 (8, 5)										0	0	0	0	0	0	0
Nellie Fox, L (1, 4) OBP: 0.398, SLG: 0.390	x 0-0 ① FC3-6 BB 1-2f 1B	x 0-0 ③ FC6-4 1-2f			x 0-0 ② F8		x 0-0 ② F7			4	1	0	0	0	0	4
Al Smith, R (1, 9) OBP: 0.326, SLG: 0.387	BBBB 4-0 1B 1-2 BB		x 0-0 ① 6-3		x 0-0 ③ F4		x 0-0 ③ 5-3			3	0	0	0	1	0	2
Ray Boone, R (1, 3) OBP: 0.328, SLG: 0.444	x 0-0 G5-4-3 1-3 2-H 1B		SSS 0-3 ② K			x 0-0 ① F9		BBBB 4-0 FC4-6 BB		3	0	1	1	1	1	0
Sherm Lollar, R (1, 2) OBP: 0.420, SLG: 0.464	x 0-0 ② ③ G5-4-3 1-2f		x 0-0 ③ 5-3			x 0-0 ② F7		x 0-0 ① F8		4	0	0	0	0	0	3
Jim Rivera, L (1, 7) OBP: 0.305, SLG: 0.381		x 0-0 ① 4-3	SSS 0-3 ① K			x 0-0 2B		x 0-0 ② FC4-6 S 1-2f		4	0	1	0	0	1	1
Jim Landis, R (1, 8) OBP: 0.304, SLG: 0.404		x 0-0 1B 3B	x 0-0 G6-3 1B			x 0-0 ③ 1-3		SSS 0-3 ③ K 1-2		4	1	2	0	0	1	2
Luis Aparicio, R (1, 6) OBP: 0.291, SLG: 0.319		BBBB 4-0 1B SF8 BB	x 0-0 ② ③ G6-3 1-2f				x 0-0 SH1-4 1B 2B			2	2	1	0	1	0	1
Billy Pierce, L (1, 1) OBP: 0.303, SLG: 0.290		x 0-0 FC6-4 1-3 3-H 1B			x 0-0 ① F7		x 0-0 ① SH1-4 2-3			2	0	1	1	0	0	0
Inning Stats	R: 1 H: 1 E: 0 LOB: 1 K: 0 BB: 2 S: 3 P: 11	R: 2 H: 2 E: 0 LOB: 1 K: 0 BB: 1 S: 5 P: 9	R: 0 H: 0 E: 0 LOB: 0 K: 1 BB: 0 S: 5 P: 5	R: 0 H: 1 E: 0 LOB: 0 K: 1 BB: 0 S: 5 P: 5	R: 0 H: 0 E: 0 LOB: 1 K: 0 BB: 1 S: 3 P: 7	R: 0 H: 1 E: 0 LOB: 1 K: 0 BB: 0 S: 4 P: 4	R: 1 H: 2 E: 0 LOB: 1 K: 0 BB: 0 S: 5 P: 5	R: 0 H: 0 E: 0 LOB: 1 K: 1 BB: 1 S: 5 P: 9		1B: 4 SF: 1 2B: 2 SAC: 1 3B: 1 DP: 2 HR: 0 HBP: 0				WP: 0 PA: 34 PB: 0 SB: 1 CS: 0		

PITCHER		IP	WLS	BF	H	R	ER	SO	BB	IBB	HBP	BLK	WP	HR	S	P	ERA	WHIP
Dave Sisler, R ERA: 4.06	(1, 1)	7.0	L	30	7	4	4	2	4	0	0	0	0	0	30	46	5.14	1.571
Murray Wall, R ERA: 3.51	(8, 1)	1.0		4	0	0	0	1	1	0	0	0	0	0	5	9	0.00	1.000

PITCHER	IP	WLS	BF	H	R	ER	SO	BB	IBB	HBP	BLK	WP	HR	S	P	ERA	WHIP

BOTTOM

Boston Red Sox @ Chicago White Sox

Comiskey Park, Chicago, IL

Tue Jun 17 1958, 8:05 PM EDT

Att. 16,748 - Unknown

livebaseballscorecards.com

AB	27
R	4
H	7
RBI	4
BB	5
SO	3
LOB	13

Batter	1	2	3	4	5	6	7	8	9	AB	R	H	RBI	BB	SO	LOB
Marty Keough, L (1, 8) OBP: 0.290, SLG: 0.567	HR	K			1B G3 1B		B1-3	1B 2-H 3-H 3B		5	3	3	3	0	1	0
Pete Runnels, L (1, 4) OBP: 0.407, SLG: 0.376	F7		4-3		G3 1-2		SF7 3B	HR 3-H 1B		5	2	2	1	0	0	1
Ted Williams, L (1, 7) OBP: 0.445, SLG: 0.480	F7		2B		1B K2-5-2 IBB		SF7 3-H	1-H HR		3	1	2	3	1	0	0
Pete Daley, R (8, 2) OBP: 0.417, SLG: 0.222										0	0	0	0	0	0	0
Dick Gernert, R (1, 3) OBP: 0.378, SLG: 0.530	F9	6-3			1-3 2-H 1B		5-3	5-3		5	0	1	1	0	0	2
Frank Malzone, R (1, 5) OBP: 0.362, SLG: 0.443		F9 BB HR 1B	F7		K2-5-2 3-3			HR	K	5	2	2	1	0	2	3
Jackie Jensen, R (1, 9) OBP: 0.418, SLG: 0.592		BBBB 1-2 HR BB		F7		HR		F9	BB	3	2	1	1	2	0	0
Sammy White, R (1, 2) OBP: 0.306, SLG: 0.383		F9 2-3		BBBB 1B BB		6-3		SH3-4 3B 2B	F6	3	0	1	0	1	0	2
Billy Consolo, R (8, PR) OBP: 0.194, SLG: 0.152										0	1	0	0	0	0	0
Gene Stephens, L (8, 7) OBP: 0.270, SLG: 0.299										1	0	0	0	0	0	1
Don Buddin, R (1, 6) OBP: 0.378, SLG: 0.384		1-H 3-H HR		1-2 1B		5-3		SH3-4 3B 1B	F3	5	2	3	3	0	0	1
Tom Brewer, R (1, 1) OBP: 0.129, SLG: 0.138		F9		6-3		6-3		1-2 2-3 SH3-4		3	0	0	0	0	0	1
Ike Delock, R (7, 1)										0	0	0	0	0	0	0
Leo Kiely, L (9, 1)										0	0	0	0	0	0	0
Inning Stats	R: 1 E: 0 K: 0 S: 4 H: 1 LOB: 0 BB: 0 P: 4	R: 3 E: 0 K: 1 S: 7 H: 2 LOB: 0 BB: 1 P: 11	R: 0 E: 0 K: 0 S: 4 H: 1 LOB: 1 BB: 0 P: 4	R: 0 E: 0 K: 0 S: 3 H: 1 LOB: 1 BB: 1 P: 7	R: 1 E: 0 K: 1 S: 6 H: 2 LOB: 2 BB: 1 P: 10	R: 1 E: 0 K: 0 S: 4 H: 1 LOB: 0 BB: 0 P: 4	R: 1 E: 0 K: 0 S: 4 H: 1 LOB: 0 BB: 0 P: 4	R: 6 E: 0 K: 0 S: 9 H: 6 LOB: 1 BB: 0 P: 9	R: 0 E: 0 K: 1 S: 5 H: 0 LOB: 1 BB: 1 P: 9	1B: 6 2B: 3 3B: 2 HR: 5	SF: 1 SAC: 1 DP: 1 HBP: 0						

TOP

Boston Red Sox @ Chicago White Sox

Comiskey Park, Chicago, IL

Wed Jun 18 1958, 4:33 AM EDT

Att. 4,041 - Unknown

livebaseballscorecards.com

AB	38
R	13
H	15
RBI	13
BB	4
SO	3
LOB	11

WP: 0 PB: 0 SB: 0 CS: 0 PA: 44

PITCHER		IP	WLS	BF	H	R	ER	SO	BB	IBB	HBP	BLK	WP	HR	S	P	ERA	WHIP
Ray Moore, R ERA: 2.65	(1, 1)	3.0		14	4	4	4	1	1	0	0	0	0	2	15	19	12.00	1.667
Bob Keegan, R ERA: 5.94	(4, 1)	2.0		9	3	1	1	1	1	1	0	0	0	0	9	17	4.50	2.000
Bob Shaw, R ERA: 5.34	(6, 1)	2.0		8	2	2	2	0	0	0	0	0	0	1	8	8	9.00	1.000
Gerry Staley, R ERA: 3.95	(8, 1)	1.0	L	9	6	6	6	0	0	0	0	0	0	2	9	9	54.00	6.000
Tom Qualters, R ERA: 2.78	(9, 1)	1.0		4	0	0	0	1	1	0	0	0	0	0	5	9	0.00	1.000

PITCHER	IP	WLS	BF	H	R	ER	SO	BB	IBB	HBP	BLK	WP	HR	S	P	ERA	WHIP

Batter	1	2	3	4	5	6	7	8	9	AB	R	H	RBI	BB	SO	LOB
Billy Goodman, L (1, 5) OBP: 0.304, SLG: 0.301	4-3		1B		4-3 1-3 2-H 3-H		BB HR	3-1	G1-6-3 1-2f	6	1	3	2	0	0	2
Nellie Fox, L (1, 4) OBP: 0.402, SLG: 0.392	F7		1-2		5-3		1-2	1B		4	2	2	0	1	0	2
Al Smith, R (1, 9) OBP: 0.324, SLG: 0.382	6-3		K		4-3 2-3 3-H		F8	1B		5	0	1	1	0	1	5
Ray Boone, R (1, 3) OBP: 0.338, SLG: 0.479		1B		F6	K		1-H 2-H			4	2	2	3	1	1	1
Sherm Lollar, R (1, 2) OBP: 0.424, SLG: 0.468		CS 2-H		F8		F8	BB E	1-2 2-3 3-H		5	1	3	2	0	0	0
Jim Rivera, L (1, 7) OBP: 0.301, SLG: 0.367		K 1-2		F8		K	E 1-2	F9		4	0	0	0	1	2	4
Jim Landis, R (1, 8) OBP: 0.312, SLG: 0.409		5-3			1B 2B		E5 1-3 2-H		FC6-4	5	1	3	0	0	0	1
Luis Aparicio, R (1, 6) OBP: 0.294, SLG: 0.318			1-3		BB 1-3 2B				FC6-4 1-2	4	1	1	0	1	0	3
Ray Moore, R (7, 1) OBP: 0.000, SLG: 0.400 Earl Torgeson, L (3, PH) OBP: 0.333, SLG: 0.389 Bob Keegan, R (4, 1) Don Mueller, L (5, PH) OBP: 0.333, SLG: 0.500 Bob Shaw, R (8, 1) OBP: 0.000, SLG: 0.000 Ron Jackson, R (7, PH) OBP: 0.364, SLG: 0.455 Gerry Staley, R (8, 1) Walt Dropo, R (6, PH) OBP: 0.231, SLG: 0.327 Tom Qualters, R (9, 1) Earl Battey, R (9, PH) OBP: 0.364, SLG: 0.364 Norm Cash, L (9, PH)		5-3			1-3		F4	6-3	FC6-4 G1-6-3 1-2f 2-3							
Inning Stats	R: 0 E: 0 K: 0 S: 3 H: 0 LOB: 0 BB: 0 P: 3	R: 1 E: 0 K: 1 S: 6 H: 2 LOB: 0 BB: 0 P: 6	R: 0 E: 0 K: 1 S: 7 H: 2 LOB: 2 BB: 0 P: 7	R: 0 E: 0 K: 0 S: 3 H: 0 LOB: 0 BB: 0 P: 3	R: 3 E: 0 K: 1 S: 8 H: 3 LOB: 1 BB: 1 P: 12	R: 0 E: 0 K: 1 S: 6 H: 1 LOB: 1 BB: 0 P: 6	R: 4 E: 1 K: 0 S: 7 H: 3 LOB: 2 BB: 2 P: 15	R: 1 E: 0 K: 0 S: 6 H: 3 LOB: 3 BB: 1 P: 10	R: 0 E: 0 K: 0 S: 3 H: 1 LOB: 2 BB: 1 P: 7	1B: 12 2B: 3 3B: 0 HR: 1 SF: 0 SAC: 0 DP: 2 HBP: 0	WP: 0 PB: 0 SB: 0 CS: 1 PA: 46					

PITCHER		IP	WLS	BF	H	R	ER	SO	BB	IBB	HBP	BLK	WP	HR	S	P	ERA	WHIP
Tom Brewer, R ERA: 4.04	(1, 1)	6.2		32	11	8	7	4	2	0	0	0	0	1	38	46	9.45	1.950
Ike Delock, R ERA: 1.47	(7, 1)	1.2	W	13	4	1	1	0	3	0	0	0	0	0	10	22	5.40	4.200
Leo Kiely, L ERA: 1.67	(9, 1)	0.2	S	1	0	0	0	0	0	0	0	0	0	0	1	1	0.00	0.000

PITCHER	IP	WLS	BF	H	R	ER	SO	BB	IBB	HBP	BLK	WP	HR	S	P	ERA	WHIP

BOTTOM

Boston Red Sox @ Chicago White Sox

Comiskey Park, Chicago, IL

Wed Jun 18 1958, 4:33 AM EDT

Att. 4,041 - Unknown

livebaseballscorecards.com

AB	41
R	9
H	15
RBI	8
BB	5
SO	4
LOB	20

Batter	1	2	3	4	5	6	7	8	9	AB	R	H	RBI	BB	SO	LOB
Marty Keough, L (1, 8) OBP: 0.286, SLG: 0.515	K		5-3			F9			G4-6-3 BB	3	0	0	0	1	1	1
Pete Runnels, L (1, 3) OBP: 0.401, SLG: 0.368	5-3			F3		K			G4-6-3 1-2f	4	0	0	0	0	1	2
Ted Williams, L (1, 7) OBP: 0.437, SLG: 0.469	F7			F6		F8			K	4	0	0	0	0	1	1
Frank Malzone, R (1, 5) OBP: 0.361, SLG: 0.442		1B		6-3			6-3			3	0	1	0	0	0	0
Jackie Jensen, R (1, 9) OBP: 0.413, SLG: 0.584		F9			6-3		F8			3	0	0	0	0	0	1
Ted Lepcio, R (1, 4) OBP: 0.273, SLG: 0.433		F7			K		6-3			3	0	0	0	0	1	1
Sammy White, R (1, 2) OBP: 0.307, SLG: 0.377		K			BB			F8		2	0	0	0	1	1	1
Don Buddin, R (1, 6) OBP: 0.373, SLG: 0.379			K		F2			F7		3	0	0	0	0	1	1
Frank Sullivan, R (1, 1) OBP: 0.231, SLG: 0.240			K			1B		K		2	0	1	0	0	1	0
Billy Klaus, L (8, PH) OBP: 0.262, SLG: 0.256										1	0	0	0	0	1	0
Leo Kiely, L (8, 1)										0	0	0	0	0	0	0
Inning Stats	R: 0 E: 0 K: 1 S: 5 H: 0 LOB: 0 BB: 0 P: 5	R: 0 E: 0 K: 1 S: 6 H: 1 LOB: 1 BB: 0 P: 6	R: 0 E: 0 K: 2 S: 7 H: 0 LOB: 0 BB: 0 P: 7	R: 0 E: 0 K: 0 S: 3 H: 0 LOB: 0 BB: 0 P: 3	R: 0 E: 0 K: 1 S: 5 H: 0 LOB: 1 BB: 1 P: 9	R: 0 E: 0 K: 1 S: 6 H: 1 LOB: 1 BB: 0 P: 6	R: 0 E: 0 K: 0 S: 3 H: 0 LOB: 0 BB: 0 P: 3	R: 0 E: 0 K: 1 S: 5 H: 0 LOB: 0 BB: 0 P: 5	R: 0 E: 0 K: 1 S: 4 H: 0 LOB: 0 BB: 1 P: 8	1B: 2 2B: 0 3B: 0 HR: 0	SF: 0 SAC: 0 DP: 1 HBP: 0						

PITCHER	IP	WLS	BF	H	R	ER	SO	BB	IBB	HBP	BLK	WP	HR	S	P	ERA	WHIP
Early Wynn, R (1, 1) ERA: 3.45	9.0	W	30	2	0	0	8	2	0	0	0	0	0	44	52	0.00	0.444

PITCHER	IP	WLS	BF	H	R	ER	SO	BB	IBB	HBP	BLK	WP	HR	S	P	ERA	WHIP

TOP

Boston Red Sox @ Chicago White Sox

Comiskey Park, Chicago, IL

Thu Jun 19 1958, 4:33 AM EDT

Att. 3,553 - Unknown

livebaseballscorecards.com

AB	28
R	0
H	2
RBI	0
BB	2
SO	8
LOB	8

WP: 0 PB: 0 SB: 0 CS: 0 PA: 30

BOTTOM

Batter	1	2	3	4	5	6	7	8	9	AB	R	H	RBI	BB	SO	LOB
Jim Landis, R (1, 8) OBP: 0.321, SLG: 0.420	BBBB 4-0 FC5 1B BB		x 0-0 SF7 1B 1-2 1B	x 0-0 2-H 2B			x 0-0 ① G3			3	0	2	1	1	0	0
Nellie Fox, L (1, 4) OBP: 0.404, SLG: 0.394	x 0-0 1-2 1B		x 0-0 1-2 2-3 1B	x 0-0 ③ 1-3			x 0-0 ② 1-3			4	0	2	0	0	0	1
Billy Goodman, L (1, 5) OBP: 0.302, SLG: 0.302 Sammy Esposito, R (7, PR) OBP: 0.190, SLG: 0.150 (8, 5)	x 0-0 ① F7		x 0-0 ① SF7 2-3 3-H		x 0-0 ① F8		x 0-0 2B 1B			3 0	0 1	1 0	1 0	0 0	0 0	2 0
Ray Boone, R (1, 3) OBP: 0.343, SLG: 0.488	x 0-0 ② F3		x 0-0 ② F2		x 0-0 1B		x 0-0 1-H 2B			4	0	2	1	0	0	4
Sherm Lollar, R (1, 2) OBP: 0.416, SLG: 0.457	x 0-0 ③ FC5 2-3f		x 0-0 ③ F5		S S S 0-3 ② K		x 0-0 ③ 5-3			4	0	0	0	0	1	7
Al Smith, R (1, 9) OBP: 0.318, SLG: 0.376		x 0-0 ① F7	S S S 0-3 ① K	x 0-0 ③ F9				S S S 0-3 ① K		4	0	0	0	0	2	1
Jim Rivera, L (1, 7) OBP: 0.299, SLG: 0.363		S S S 0-3 ② K	x 0-0 S 2B 1B		x 0-0 ① G3			S S S 0-3 ② K		4	1	1	0	0	2	0
Luis Aparicio, R (1, 6) OBP: 0.297, SLG: 0.326		x 0-0 ③ 6-3	x 0-0 1-H 2B 2B		x 0-0 ② F9			x 0-0 1B		4	1	2	1	0	0	0
Early Wynn, S (1, 1) OBP: 0.371, SLG: 0.310			x 0-0 1B 1B SF7 1B	x 0-0 ② F7			x 0-0 ③ 1-3	x 0-0 ③ 1-3		4	1	1	0	0	0	2
Inning Stats	R: 0 E: 0 K: 0 S: 4 H: 1 LOB: 2 BB: 1 P: 8	R: 0 E: 0 K: 1 S: 5 H: 0 LOB: 0 BB: 0 P: 5	R: 1 E: 0 K: 0 S: 6 H: 3 LOB: 2 BB: 0 P: 6	R: 2 E: 0 K: 1 S: 8 H: 3 LOB: 1 BB: 0 P: 8	R: 0 E: 0 K: 1 S: 6 H: 1 LOB: 1 BB: 0 P: 6	R: 0 E: 0 K: 0 S: 3 H: 0 LOB: 0 BB: 0 P: 3	R: 1 E: 0 K: 0 S: 5 H: 2 LOB: 2 BB: 0 P: 5	R: 0 E: 0 K: 2 S: 8 H: 1 LOB: 1 BB: 0 P: 8		1B: 8 2B: 3 3B: 0 HR: 0	SF: 1 SAC: 0 DP: 0 HBP: 0					

PITCHER		IP	WLS	BF	H	R	ER	SO	BB	IBB	HBP	BLK	WP	HR	S	P	ERA	WHIP
Frank Sullivan, R ERA: 3.27	(1, 1)	7.0	L	32	10	4	4	3	1	0	0	0	0	0	37	41	5.14	1.571
Leo Kiely, L ERA: 1.61	(8, 1)	1.0		4	1	0	0	2	0	0	0	0	0	0	8	8	0.00	1.000

PITCHER	IP	WLS	BF	H	R	ER	SO	BB	IBB	HBP	BLK	WP	HR	S	P	ERA	WHIP

Boston Red Sox @ Chicago White Sox

Comiskey Park, Chicago, IL

Thu Jun 19 1958, 4:33 AM EDT

Att. 3,553 - Unknown

livebaseballscorecards.com

AB	34
R	4
H	11
RBI	4
BB	1
SO	5
LOB	17

1B: 8 2B: 3 3B: 0 HR: 0 SF: 1 SAC: 0 DP: 0 HBP: 0

WP: 0 PB: 0 SB: 1 CS: 0 PA: 36

Baltimore Orioles @ Chicago White Sox

Comiskey Park, Chicago, IL

Fri Jun 20 1958, 8:05 PM EDT

Att. 15,116 - Unknown

TOP

livebaseballscorecards.com

Batter	1	2	3	4	5	6	7	8	9	AB	R	H	RBI	BB	SO	LOB
Dick Williams, R (1, 8) OBP: 0.344, SLG: 0.345	6-3	1-2 1B		4-3 1-2 3-H		FC1-6 1B		5-3		5	0	2	1	0	0	1
Al Pilarcik, L (1, 9) OBP: 0.288, SLG: 0.282	1-3	F8		6-3		FC1-6 1B 1B 1-2f		1B		5	1	1	0	0	0	4
Gene Woodling, L (1, 7) OBP: 0.380, SLG: 0.386	BB 1B 1B		G3		1B 1B HBP BB	K		G6-4-3 1-2 1B		4	1	2	0	1	1	1
Gus Triandos, R (1, 2) OBP: 0.361, SLG: 0.534	BB 1-2 1B		FC6-4 1B		HBP 1B FC4-2 1-2 1B	1B 1-3 1B		G6-4-3 1-2f		5	0	4	0	0	0	2
Jim Marshall, L (1, 3) OBP: 0.303, SLG: 0.370	FC6-4 1-2 2-3 BB		F9		FC4-2 HBP FC5-2 1-2 2-3 1B	1-3 3-H 1B			G3	4	0	2	1	1	0	1
Brooks Robinson, R (1, 5) OBP: 0.329, SLG: 0.389	FC6-4 1-2f		FC6-4 1-2f		FC5-2 FC4-2 1-2 2-3 3-H HBP	F7			5-3	4	0	0	1	0	0	6
Foster Castleman, R (1, 6) OBP: 0.280, SLG: 0.337		1B 1B		F8	FC4-2 FC5-2 1-2 2-3 3-Hf		1-3		1B	2	0	1	0	0	0	0
Bob Boyd, L (5, PH) OBP: 0.221, SLG: 0.270										1	0	0	0	0	0	3
Willy Miranda, S (5, 6) OBP: 0.167, SLG: 0.145										1	0	0	0	0	0	0
Joe Ginsberg, L (9, PH) OBP: 0.316, SLG: 0.172										1	0	1	0	0	0	0
Billy Gardner, R (1, 4) OBP: 0.264, SLG: 0.301		K		1B 4-3 1B	FC5-2 1-2 2-3 3-Hf		F8		K	5	1	1	0	0	2	5
Jack Harshman, L (1, 1) OBP: 0.237, SLG: 0.219		K		4-3 1-3 1B	G3		4-3			3	0	1	0	0	1	4
George Zuverink, R (6, 1) OBP: 0.333, SLG: 0.600										0	0	0	0	0	0	0
Lenny Green, L (7, PH) OBP: 0.284, SLG: 0.290										1	0	0	0	0	0	0
Ken Lehman, L (7, 1)										0	0	0	0	0	0	0

	AB	41
	R	3
	H	15
	RBI	3
	BB	2
	SO	4
	LOB	27

Inning Stats	1	2	3	4	5	6	7	8	9
	R: 0 E: 0 K: 0 S: 5	R: 0 E: 0 K: 2 S: 9	R: 0 E: 0 K: 0 S: 4	R: 1 E: 0 K: 0 S: 5	R: 1 E: 0 K: 0 S: 5	R: 1 E: 0 K: 1 S: 8	R: 0 E: 0 K: 0 S: 3	R: 0 E: 0 K: 0 S: 4	R: 0 E: 0 K: 1 S: 6
	H: 2 LOB: 3 BB: 1 P: 9	H: 2 LOB: 2 BB: 0 P: 9	H: 1 LOB: 1 BB: 0 P: 4	H: 2 LOB: 1 BB: 0 P: 5	H: 2 LOB: 3 BB: 1 P: 10	H: 3 LOB: 2 BB: 0 P: 8	H: 0 LOB: 0 BB: 0 P: 3	H: 2 LOB: 1 BB: 0 P: 4	H: 1 LOB: 1 BB: 0 P: 6

1B: 15	SF: 0	WP: 0	PA: 44
2B: 0	SAC: 0	PB: 0	
3B: 0	DP: 1	SB: 0	
HR: 0	HBP: 1	CS: 0	

PITCHER		IP	WLS	BF	H	R	ER	SO	BB	IBB	HBP	BLK	WP	HR	S	P	ERA	WHIP
Dick Donovan, R ERA: 4.27	(1, 1)	5.2		32	12	3	3	3	2	0	1	0	0	0	35	44	4.76	2.471
Bob Shaw, R ERA: 4.78	(6, 1)	3.1	W	12	3	0	0	1	0	0	0	0	0	0	14	14	0.00	0.900

PITCHER	IP	WLS	BF	H	R	ER	SO	BB	IBB	HBP	BLK	WP	HR	S	P	ERA	WHIP

Batter	1	2	3	4	5	6	7	8	9	AB	R	H	RBI	BB	SO	LOB
Jim Landis, R (1, 8) OBP: 0.330, SLG: 0.441	L8		1B			HR	F8 1B BB			3	1	2	1	1	0	0
Nellie Fox, L (1, 4) OBP: 0.409, SLG: 0.400	1B 1B		F2			S 2B 1B	FC6-4 1-2 1B			4	1	3	0	0	0	1
Billy Goodman, L (1, 5) OBP: 0.309, SLG: 0.303 Sammy Esposito, R (8, 5) OBP: 0.190, SLG: 0.150	G4-3 1-2 1B			K		2B 1-2 BB	F8 2-3			3 0	1 0	1 0	0 0	1 0	1 0	2 0
Ray Boone, R (1, 3) OBP: 0.340, SLG: 0.488	G4-3 1-2f			5-3		4-3 SF7 1-H 2-H 2B	FC6-4 1-2f			4	1	1	2	0	0	4
Sherm Lollar, R (1, 2) OBP: 0.408, SLG: 0.447		P5		F9		4-3 2-3		K		4	0	0	0	0	1	1
Al Smith, R (1, 9) OBP: 0.317, SLG: 0.384		1-3			SF8 3B	SF7 3-H		6-3		3	1	1	1	0	0	0
Jim Rivera, L (1, 7) OBP: 0.298, SLG: 0.376		K			K	3B		K		4	0	1	0	0	3	1
Luis Aparicio, R (1, 6) OBP: 0.293, SLG: 0.323			K		SF8 3-H	1-3				2	0	0	1	0	1	1
Dick Donovan, L (1, 1) OBP: 0.333, SLG: 0.120 Bob Shaw, R (6, 1) OBP: 0.400, SLG: 0.333			K		K		5-3			2 1	0 0	0 0	0 0	0 0	2 0	0 0
Inning Stats	R: 0 H: 2 E: 0 LOB: 1 K: 0 BB: 0 S: 4 P: 4	R: 0 H: 0 E: 0 LOB: 0 K: 1 BB: 0 S: 5 P: 5	R: 0 H: 1 E: 0 LOB: 1 K: 2 BB: 0 S: 8 P: 8	R: 0 H: 0 E: 0 LOB: 0 K: 1 BB: 0 S: 5 P: 5	R: 1 H: 1 E: 0 LOB: 0 K: 2 BB: 0 S: 8 P: 8	R: 4 H: 4 E: 0 LOB: 1 K: 0 BB: 1 S: 7 P: 11	R: 0 H: 1 E: 0 LOB: 2 K: 0 BB: 1 S: 4 P: 8	R: 0 H: 0 E: 0 LOB: 0 K: 2 BB: 0 S: 7 P: 7		1B: 5 SF: 2 2B: 1 SAC: 0 3B: 2 DP: 1 HR: 1 HBP: 0						

PITCHER	IP	WLS	BF	H	R	ER	SO	BB	IBB	HBP	BLK	WP	HR	S	P	ERA	WHIP
Jack Harshman, L (1, 1) ERA: 3.06	5.0	L	22	7	5	5	6	1	0	0	0	0	1	33	37	9.00	1.600
George Zuverink, R (6, 1) ERA: 2.88	1.0		4	1	0	0	0	0	0	0	0	0	0	4	4	0.00	1.000
Ken Lehman, L (7, 1) ERA: 3.55	2.0		8	1	0	0	2	1	0	0	0	0	0	11	15	0.00	1.000

PITCHER	IP	WLS	BF	H	R	ER	SO	BB	IBB	HBP	BLK	WP	HR	S	P	ERA	WHIP

BOTTOM

Baltimore Orioles @ Chicago White Sox

Comiskey Park, Chicago, IL

Fri Jun 20 1958, 8:05 PM EDT

Att. 15,116 - Unknown

livebaseballscorecards.com

AB	30
R	5
H	9
RBI	5
BB	2
SO	8
LOB	10

WP: 0 PA: 34
PB: 0
SB: 1
CS: 0

Batter	1	2	3	4	5	6	7	8	9	AB	R	H	RBI	BB	SO	LOB
Jim Busby, R (1, 8) OBP: 0.239, SLG: 0.309	6-3			K		F9			F7	4	0	0	0	0	1	1
Gene Woodling, L (1, 7) OBP: 0.372, SLG: 0.376	G3			E3 1B CS			G3		FC6 1-2f	4	0	0	0	0	0	1
Dick Williams, R (1, 9) OBP: 0.344, SLG: 0.345	6-3			CS 1B 2-3			P6			3	0	1	0	0	0	0
Gus Triandos, R (1, 2) OBP: 0.356, SLG: 0.526		G3		5-3 1-2 3-H			K			3	0	0	0	0	1	2
Brooks Robinson, R (1, 5) OBP: 0.325, SLG: 0.384		P4			F8			F7		3	0	0	0	0	0	0
Foster Castleman, R (1, 6) OBP: 0.271, SLG: 0.326		F9			5-3			6-3		3	0	0	0	0	0	0
Billy Gardner, R (1, 4) OBP: 0.261, SLG: 0.297			1-3		F9			6-3		3	0	0	0	0	0	0
Bob Boyd, L (1, 3) OBP: 0.213, SLG: 0.260			6-3			F8			F8	3	0	0	0	0	0	0
Billy Loes, R (1, 1) Al Pilarcik, L (9, PH) OBP: 0.291, SLG: 0.285			K			F9			FC6 1B	2 1	0 0	0 1	0 0	0 0	1 0	0 0
Inning Stats	R: 0 H: 0 E: 0 LOB: 0 K: 0 BB: 0 S: 3 P: 3	R: 0 H: 0 E: 0 LOB: 0 K: 0 BB: 0 S: 3 P: 3	R: 0 H: 0 E: 0 LOB: 0 K: 1 BB: 0 S: 5 P: 5	R: 0 H: 1 E: 1 LOB: 1 K: 1 BB: 0 S: 6 P: 6	R: 0 H: 0 E: 0 LOB: 0 K: 0 BB: 0 S: 3 P: 3	R: 0 H: 0 E: 0 LOB: 0 K: 0 BB: 0 S: 3 P: 3	R: 0 H: 0 E: 0 LOB: 0 K: 1 BB: 0 S: 5 P: 5	R: 0 H: 0 E: 0 LOB: 0 K: 0 BB: 0 S: 3 P: 3	R: 0 H: 1 E: 0 LOB: 1 K: 0 BB: 0 S: 4 P: 4	1B: 2 SF: 0 2B: 0 SAC: 0 3B: 0 DP: 0 HR: 0 HBP: 0						

PITCHER	IP	WLS	BF	H	R	ER	SO	BB	IBB	HBP	BLK	WP	HR	S	P	ERA	WHIP
Billy Pierce, L (1, 1) ERA: 3.21	9.0	W	29	2	0	0	3	0	0	0	0	0	0	35	35	0.00	0.222

PITCHER	IP	WLS	BF	H	R	ER	SO	BB	IBB	HBP	BLK	WP	HR	S	P	ERA	WHIP

TOP

Baltimore Orioles @ Chicago White Sox

Comiskey Park, Chicago, IL

Sat Jun 21 1958, 4:33 AM EDT

Att. 6,585 - Unknown

livebaseballscorecards.com

AB	29
R	0
H	2
RBI	0
BB	0
SO	3
LOB	4

BOTTOM

Baltimore Orioles @ Chicago White Sox

Comiskey Park, Chicago, IL

Sat Jun 21 1958, 4:33 AM EDT

Att. 6,585 - Unknown

livebaseballscorecards.com

Batter	1	2	3	4	5	6	7	8	9	AB	R	H	RBI	BB	SO	LOB
Jim Landis, R (1, 8) OBP: 0.333, SLG: 0.439	BBBB 4-0 1B E BB		x 0-0 ② 4-3			x 0-0 1B SH5-3 FC1-2 1B		x 0-0 ② G3		3	1	1	0	1	0	0
Nellie Fox, L (1, 4) OBP: 0.408, SLG: 0.399	x 0-0 E 1-2 1B		x 0-0 ③ F8			x 0-0 ① SH5-3 1-2		x 0-0 ③ G3		3	0	1	0	0	0	0
Billy Goodman, L (1, 5) OBP: 0.310, SLG: 0.304 Sammy Esposito, R (7, 5) OBP: 0.190, SLG: 0.150	x 0-0 ① E1 1-3 2-H			x 0-0 ① F7		x 0-0 FC1-2 2-3 1B				3 0	0 0	1 0	0 0	0 0	0 0	1 0
Ray Boone, R (1, 3) OBP: 0.340, SLG: 0.481	BBBB 4-0 G4-3 BB			x 0-0 ② 5-3		x 0-0 ② FC1-2 1-2 3-H				2	0	0	0	1	0	2
Sherm Lollar, R (1, 2) OBP: 0.403, SLG: 0.440	x 0-0 ②③ G4-3 1-2f			x 0-0 ③ 6-3		x 0-0 ③ F2				3	0	0	0	0	0	4
Al Smith, R (1, 9) OBP: 0.317, SLG: 0.381		SSS 0-3 ① K			x 0-0 ① L7		BBBB 4-0 G6-3 BB			2	0	0	0	1	1	0
Jim Rivera, L (1, 7) OBP: 0.291, SLG: 0.367		x 0-0 ② F9			x 0-0 ② F9		x 0-0 ①② G6-3 1-2f			3	0	0	0	0	0	1
Luis Aparicio, R (1, 6) OBP: 0.294, SLG: 0.323		x 0-0 ③ F8			x 0-0 1B		x 0-0 ③ 6-3			3	0	1	0	0	0	0
Billy Pierce, L (1, 1) OBP: 0.278, SLG: 0.265			SSS 0-3 ① K		x 0-0 ③ G3			SSS 0-3 ① K		3	0	0	0	0	2	1
Inning Stats	R: 1 H: 1 E: 1 LOB: 1 K: 0 BB: 2 S: 3 P: 11	R: 0 H: 0 E: 0 LOB: 0 K: 1 BB: 0 S: 5 P: 5	R: 0 H: 0 E: 0 LOB: 0 K: 1 BB: 0 S: 5 P: 5	R: 0 H: 0 E: 0 LOB: 0 K: 0 BB: 0 S: 3 P: 3	R: 0 H: 1 E: 0 LOB: 1 K: 0 BB: 0 S: 4 P: 4	R: 0 H: 2 E: 0 LOB: 2 K: 0 BB: 0 S: 5 P: 5	R: 0 H: 0 E: 0 LOB: 0 K: 0 BB: 1 S: 2 P: 6	R: 0 H: 0 E: 0 LOB: 0 K: 1 BB: 0 S: 5 P: 5		1B: 4 SF: 0 2B: 0 SAC: 1 3B: 0 DP: 2 HR: 0 HBP: 0						

	AB	25
	R	1
	H	4
	RBI	0
	BB	3
	SO	3
	LOB	9

WP: 0 PA: 29
PB: 0
SB: 0
CS: 0

PITCHER	IP	WLS	BF	H	R	ER	SO	BB	IBB	HBP	BLK	WP	HR	S	P	ERA	WHIP
Billy Loes, R (1, 1) ERA: 4.09	8.0	L	29	4	1	0	3	3	0	0	0	0	0	32	44	0.00	0.875

PITCHER	IP	WLS	BF	H	R	ER	SO	BB	IBB	HBP	BLK	WP	HR	S	P	ERA	WHIP

Batter	1	2	3	4	5	6	7	8	9	AB	R	H	RBI	BB	SO	LOB
Jim Busby, R (1, 8) OBP: 0.239, SLG: 0.318	L4		1B 2B 2-H			1-3	1-3			4	1	1	1	0	0	2
Gene Woodling, L (1, 7) (7, 9) Lenny Green, L (8, 9) OBP: 0.370, SLG: 0.373 OBP: 0.284, SLG: 0.290	6-3		1B 2-H			P6		P6		4 0	0 0	1 0	1 0	0 0	0 0	0 0
Dick Williams, R (1, 9) (7, 7) OBP: 0.341, SLG: 0.341	F8		K SSS			1B 1B		5-3		4	0	1	0	0	1	1
Gus Triandos, R (1, 2) OBP: 0.354, SLG: 0.520		L8		5-3		1-2 1B		F9		4	0	1	0	0	0	0
Jim Marshall, L (1, 3) OBP: 0.296, SLG: 0.359		F7		K SSS		F8			4-3	4	0	0	0	0	1	2
Brooks Robinson, R (1, 5) OBP: 0.320, SLG: 0.377		F7		6-3			F8		P6	4	0	0	0	0	0	0
Foster Castleman, R (1, 6) OBP: 0.260, SLG: 0.312			L7		F8		F8		6-3	4	0	0	0	0	0	0
Billy Gardner, R (1, 4) OBP: 0.266, SLG: 0.302			SH1-4 2B 1B		F8		2B 1B			3	1	2	0	0	0	0
Billy O'Dell, S (1, 1) OBP: 0.194, SLG: 0.242			SH1-4 1-2		L9		1-3 2B			2	0	1	0	0	0	0
Inning Stats	R: 0 E: 0 K: 0 S: 3 H: 0 LOB: 0 BB: 0 P: 3	R: 0 E: 0 K: 0 S: 3 H: 0 LOB: 0 BB: 0 P: 3	R: 2 E: 0 K: 1 S: 8 H: 3 LOB: 1 BB: 0 P: 8	R: 0 E: 0 K: 1 S: 5 H: 0 LOB: 0 BB: 0 P: 5	R: 0 E: 0 K: 0 S: 3 H: 0 LOB: 0 BB: 0 P: 3	R: 0 E: 0 K: 0 S: 5 H: 2 LOB: 2 BB: 0 P: 5	R: 0 E: 0 K: 0 S: 5 H: 2 LOB: 2 BB: 0 P: 5	R: 0 E: 0 K: 0 S: 3 H: 0 LOB: 0 BB: 0 P: 3	R: 0 E: 0 K: 0 S: 3 H: 0 LOB: 0 BB: 0 P: 3	1B: 5 2B: 2 3B: 0 HR: 0 SF: 0 SAC: 1 DP: 0 HBP: 0						

TOP

Baltimore Orioles @ Chicago White Sox

Comiskey Park, Chicago, IL

Sun Jun 22 1958, 4:33 AM EDT

Att. 12,114 - Unknown

livebaseballscorecards.com

AB	33
R	2
H	7
RBI	2
BB	0
SO	2
LOB	5

WP: 0 PA: 34
PB: 0
SB: 0
CS: 0

PITCHER		IP	WLS	BF	H	R	ER	SO	BB	IBB	HBP	BLK	WP	HR	S	P	ERA	WHIP
Jim Wilson, R ERA: 2.93	(1, 1)	8.0	L	31	7	2	2	2	0	0	0	0	0	0	35	35	2.25	0.875
Gerry Staley, R ERA: 3.86	(9, 1)	1.0		3	0	0	0	0	0	0	0	0	0	0	3	3	0.00	0.000

PITCHER	IP	WLS	BF	H	R	ER	SO	BB	IBB	HBP	BLK	WP	HR	S	P	ERA	WHIP

Batter	1	2	3	4	5	6	7	8	9	AB	R	H	RBI	BB	SO	LOB
Jim Landis, R (1, 8) OBP: 0.332, SLG: 0.435	3-1 G3 1B		P6			P6		6-3 2-3		4	0	1	0	0	0	2
Nellie Fox, L (1, 4) OBP: 0.402, SLG: 0.393	G3 1-2		P3			F9		L8		4	0	0	0	0	0	3
Billy Goodman, L (1, 5) OBP: 0.299, SLG: 0.292	3-1 2-3			3-1			L5		3-1	4	0	0	0	0	0	1
Ray Boone, R (1, 3) OBP: 0.331, SLG: 0.467	K			6-3			E5 L8 1B		5-3	4	0	0	0	0	1	1
Earl Battey, R (1, 2) OBP: 0.268, SLG: 0.358		L4		L7			1-2 1B		F3	3	0	1	0	0	0	0
Norm Cash, L (7, PR)										0	0	0	0	0	0	0
(8, 9)																
Les Moss, R (9, PH)										1	0	0	0	0	0	0
Al Smith, R (1, 9) OBP: 0.320, SLG: 0.388		2B			P6		L8 2-3			1	0	1	0	0	0	0
Don Mueller, L (3, 9) OBP: 0.333, SLG: 0.346										1	0	0	0	0	0	0
Sherm Lollar, R (7, PH) OBP: 0.401, SLG: 0.437										1	0	0	0	0	0	2
(8, 2)																
Jim Rivera, L (1, 7) OBP: 0.287, SLG: 0.361		K			4-3		F8			2	0	0	0	0	1	0
Walt Dropo, R (7, PH) OBP: 0.267, SLG: 0.321										1	0	0	0	0	0	2
Sammy Esposito, R (8, 7) OBP: 0.190, SLG: 0.150										0	0	0	0	0	0	0
Luis Aparicio, R (1, 6) OBP: 0.298, SLG: 0.332			F9		PO 1B			6-3 2B		3	0	2	0	0	0	0
Jim Wilson, R (1, 1) OBP: 0.182, SLG: 0.069					PO 1-2	K		K		2	0	1	0	0	1	0
Ron Jackson, R (8, PH) OBP: 0.363, SLG: 0.490			1B							1	0	0	0	0	1	1
Gerry Staley, R (9, 1)										0	0	0	0	0	0	0
Inning Stats	R: 0 E: 0 K: 1 S: 6 H: 1 LOB: 1 BB: 0 P: 6	R: 0 E: 0 K: 1 S: 5 H: 1 LOB: 0 BB: 0 P: 5	R: 0 E: 0 K: 0 S: 4 H: 1 LOB: 1 BB: 0 P: 4	R: 0 E: 0 K: 0 S: 3 H: 0 LOB: 0 BB: 0 P: 3	R: 0 E: 0 K: 0 S: 3 H: 1 LOB: 0 BB: 0 P: 3	R: 0 E: 0 K: 1 S: 5 H: 0 LOB: 0 BB: 0 P: 5	R: 0 E: 1 K: 0 S: 5 H: 1 LOB: 2 BB: 0 P: 5	R: 0 E: 0 K: 1 S: 6 H: 1 LOB: 1 BB: 0 P: 6	R: 0 E: 0 K: 0 S: 3 H: 0 LOB: 0 BB: 0 P: 3	1B: 4 2B: 2 3B: 0 HR: 0	SF: 0 SAC: 0 DP: 0 HBP: 0						

PITCHER	IP	WLS	BF	H	R	ER	SO	BB	IBB	HBP	BLK	WP	HR	S	P	ERA	WHIP
Billy O'Dell, L (1, 1) ERA: 2.65	9.0	W	32	6	0	0	4	0	0	0	0	0	0	40	40	0.00	0.667

PITCHER	IP	WLS	BF	H	R	ER	SO	BB	IBB	HBP	BLK	WP	HR	S	P	ERA	WHIP

BOTTOM

Baltimore Orioles @ Chicago White Sox

Comiskey Park, Chicago, IL

Sun Jun 22 1958, 4:33 AM EDT

Att. 12,114 - Unknown

livebaseballscorecards.com

AB	32
R	0
H	6
RBI	0
BB	0
SO	4
LOB	12

1B: 4	SF: 0	WP: 0	PA: 33
2B: 2	SAC: 0	PB: 0	
3B: 0	DP: 0	SB: 0	
HR: 0	HBP: 0	CS: 0	

Batter	1	2	3	4	5	6	7	8	9	AB	R	H	RBI	BB	SO	LOB
Hank Bauer, R (1, 9) OBP: 0.326, SLG: 0.456	SH2-4 1B		K			F4			G4-6-3 BB	3	0	1	0	0	1	0
Enos Slaughter, L (9, PH) OBP: 0.418, SLG: 0.536										0	0	0	0	1	0	0
Bobby Richardson, R (9, PR) OBP: 0.245, SLG: 0.297										0	0	0	0	0	0	0
Tony Kubek, L (1, 6) OBP: 0.317, SLG: 0.345	SH2-4 1-2			FC6-4 1B		6-3			G4-6-3 1-2f	3	0	1	0	0	0	1
Mickey Mantle, S (1, 8) OBP: 0.416, SLG: 0.500	K			FC6-4 1-2f		4-3			F7	4	0	0	0	0	1	3
Yogi Berra, L (1, 2) OBP: 0.264, SLG: 0.408	L7			F7			F5			3	0	0	0	0	0	2
Bill Skowron, R (1, 3) OBP: 0.309, SLG: 0.442		G6-4-3 1B		K			6-3			3	0	1	0	0	1	1
Gil McDougald, R (1, 4) OBP: 0.400, SLG: 0.453		G6-4-3 1-2f			K		K			3	0	0	0	0	2	1
Andy Carey, R (1, 5) OBP: 0.351, SLG: 0.503		5-3			6-3			F5		2	0	0	0	0	0	0
Jerry Lumpe, L (8, PH) OBP: 0.300, SLG: 0.292 (8, 5)										1	0	0	0	0	0	0
Norm Siebern, L (1, 7) OBP: 0.328, SLG: 0.342			F5		BB			3-4-1		2	0	0	0	1	0	0
Whitey Ford, L (1, 1) OBP: 0.293, SLG: 0.243			5-3		L8			1-3		3	0	0	0	0	0	1
Inning Stats	R: 0 H: 1 E: 0 LOB: 1 K: 1 BB: 0 S: 6 P: 6	R: 0 H: 1 E: 0 LOB: 0 K: 0 BB: 0 S: 3 P: 3	R: 0 H: 0 E: 0 LOB: 0 K: 1 BB: 0 S: 5 P: 5	R: 0 H: 1 E: 0 LOB: 1 K: 1 BB: 0 S: 6 P: 6	R: 0 H: 0 E: 0 LOB: 1 K: 1 BB: 1 S: 5 P: 9	R: 0 H: 0 E: 0 LOB: 0 K: 0 BB: 0 S: 3 P: 3	R: 0 H: 0 E: 0 LOB: 0 K: 1 BB: 0 S: 5 P: 5	R: 0 H: 0 E: 0 LOB: 0 K: 0 BB: 0 S: 3 P: 3	R: 0 H: 0 E: 0 LOB: 1 K: 0 BB: 1 S: 2 P: 6	1B: 3 SF: 0 2B: 0 SAC: 1 3B: 0 DP: 2 HR: 0 HBP: 0						

TOP

New York Yankees @ Chicago White Sox

Comiskey Park, Chicago, IL

Mon Jun 23 1958, 8:05 PM EDT

Att. 30,388 - Unknown - 70 F

livebaseballscorecards.com

AB	27
R	0
H	3
RBI	0
BB	2
SO	5
LOB	9

WP: 0 PA: 30
PB: 0
SB: 0
CS: 0

PITCHER	IP	WLS	BF	H	R	ER	SO	BB	IBB	HBP	BLK	WP	HR	S	P	ERA	WHIP
Ray Moore, R (1, 1) ERA: 2.25	9.0	W	30	3	0	0	5	2	0	0	0	0	0	38	46	0.00	0.556

PITCHER	IP	WLS	BF	H	R	ER	SO	BB	IBB	HBP	BLK	WP	HR	S	P	ERA	WHIP

Batter	1	2	3	4	5	6	7	8	9	AB	R	H	RBI	BB	SO	LOB
Jim Landis, R (1, 8) OBP: 0.335, SLG: 0.433	1-3	K			BB		1B			3	0	1	0	1	1	1
Nellie Fox, L (1, 4) OBP: 0.396, SLG: 0.386	6-3		L7		F8		F7			4	0	0	0	0	0	3
Billy Goodman, L (1, 5) OBP: 0.314, SLG: 0.296	HR BB		G5-3 WP 1B		FC5-4 BB		G3			2	1	1	0	2	0	2
Sammy Esposito, R (8, 5) OBP: 0.190, SLG: 0.150										0	0	0	0	0	0	0
Sherm Lollar, R (1, 2) OBP: 0.407, SLG: 0.457	HR		BB		FC5-4			G6-4-3 1B		3	1	2	2	1	0	2
Al Smith, R (1, 9) OBP: 0.319, SLG: 0.385	1B		G5-3			K		G6-4-3		4	0	1	0	0	1	3
Ron Jackson, R (1, 3) OBP: 0.353, SLG: 0.475	5-3			4-3		K		F3		3	0	0	0	0	1	1
Walt Dropo, R (7, 3) OBP: 0.262, SLG: 0.315										1	0	0	0	0	0	0
Jim Rivera, L (1, 7) OBP: 0.281, SLG: 0.352		F8		4-3		K				3	0	0	0	0	1	0
Luis Aparicio, R (1, 6) OBP: 0.299, SLG: 0.332		SH1-3 1B		4-3			6-3			3	0	1	0	0	0	0
Ray Moore, R (1, 1) OBP: 0.227, SLG: 0.409		SH1-3			E6 BB		1B			2	0	1	0	0	0	0
Inning Stats	R: 2 H: 2 E: 0 LOB: 1 K: 0 BB: 1 S: 5 P: 9	R: 0 H: 1 E: 0 LOB: 1 K: 1 BB: 0 S: 6 P: 6	R: 0 H: 1 E: 0 LOB: 1 K: 0 BB: 1 S: 3 P: 7	R: 0 H: 0 E: 0 LOB: 0 K: 0 BB: 0 S: 3 P: 3	R: 0 H: 0 E: 1 LOB: 2 K: 0 BB: 2 S: 3 P: 11	R: 0 H: 0 E: 0 LOB: 0 K: 3 BB: 0 S: 9 P: 9	R: 0 H: 2 E: 0 LOB: 2 K: 0 BB: 0 S: 5 P: 5	R: 0 H: 1 E: 0 LOB: 0 K: 0 BB: 0 S: 3 P: 3		1B: 6 SF: 0 2B: 0 SAC: 1 3B: 0 DP: 2 HR: 1 HBP: 0						

PITCHER	IP	WLS	BF	H	R	ER	SO	BB	IBB	HBP	BLK	WP	HR	S	P	ERA	WHIP
Whitey Ford, L (1, 1) ERA: 1.66	8.0	L	33	7	2	2	4	4	0	0	0	1	1	37	53	2.25	1.375

PITCHER	IP	WLS	BF	H	R	ER	SO	BB	IBB	HBP	BLK	WP	HR	S	P	ERA	WHIP

BOTTOM

New York Yankees @ Chicago White Sox

Comiskey Park, Chicago, IL

Mon Jun 23 1958, 8:05 PM EDT

Att. 30,388 - Unknown - 70 F

livebaseballscorecards.com

AB	28
R	2
H	7
RBI	2
BB	4
SO	4
LOB	12

Batter	1	2	3	4	5	6	7	8	9	AB	R	H	RBI	BB	SO	LOB
Hank Bauer, R (1, 9) OBP: 0.323, SLG: 0.449	1-3		S 1B	FC6-4 1B 1-2f		FC5 1-2 2-3		5-3		5	0	1	0	0	0	4
Tony Kubek, L (1, 6) OBP: 0.315, SLG: 0.343	F6		4-3 1-2	1B 1-3		SF8 2-3 3-H		6-3		4	0	1	1	0	0	2
Mickey Mantle, S (1, 8) OBP: 0.412, SLG: 0.507	K			HR G3		4-3			F6	5	1	1	1	0	1	4
Gil McDougald, R (1, 4) OBP: 0.400, SLG: 0.449		F6		K	5-3		L7-4 1B 1B		2B FC1-2 BB	4	0	1	0	1	1	0
Bill Skowron, R (1, 3) OBP: 0.316, SLG: 0.449		5-3		1B HR HBP	K		1-2 1B		FC1-2 1-3 2B	4	1	2	0	0	1	0
Yogi Berra, L (1, 2) OBP: 0.271, SLG: 0.410		1B		1-2 HR 1B	F9		L7-4 2-3		FC1-2 IBB	4	1	2	0	1	0	2
Jerry Lumpe, L (1, 5) OBP: 0.306, SLG: 0.329		F6		1-H 2-H HR		1B FC5-2 BB	F8		FC1-2 1-2 2-3 3-Hf	4	1	1	3	1	0	5
Norm Siebern, L (1, 7) OBP: 0.338, SLG: 0.377			K	HR		FC5 FC5-2 SF8 1-3 1B		SH2-4 1B	4-3	5	2	3	1	0	1	3
Bob Turley, R (1, 1) OBP: 0.159, SLG: 0.150 Ryne Duren, R (7, 1)			L7	FC6-4 BB		FC5-2 SF8 FC5 1-2 3-H		SH2-4 1-2		2	0	0	0	1	0	2
										0	0	0	0	0	0	0
Inning Stats	R: 0 H: 0 E: 0 LOB: 0 K: 1 BB: 0 S: 5 P: 5	R: 0 H: 1 E: 0 LOB: 1 K: 0 BB: 0 S: 4 P: 4	R: 0 H: 1 E: 0 LOB: 1 K: 1 BB: 0 S: 6 P: 6	R: 5 H: 5 E: 0 LOB: 2 K: 1 BB: 1 S: 10 P: 15	R: 0 H: 0 E: 0 LOB: 0 K: 1 BB: 0 S: 5 P: 5	R: 1 H: 1 E: 0 LOB: 2 K: 0 BB: 1 S: 5 P: 9	R: 0 H: 2 E: 0 LOB: 1 K: 0 BB: 0 S: 4 P: 4	R: 0 H: 1 E: 0 LOB: 1 K: 0 BB: 0 S: 4 P: 4	R: 0 H: 1 E: 0 LOB: 3 K: 0 BB: 2 S: 4 P: 12	1B: 8 SF: 1 2B: 2 SAC: 1 3B: 0 DP: 1 HR: 3 HBP: 1						

PITCHER		IP	WLS	BF	H	R	ER	SO	BB	IBB	HBP	BLK	WP	HR	S	P	ERA	WHIP
Early Wynn, R ERA: 3.79	(1, 1)	3.1	L	17	6	5	5	3	0	0	1	0	0	3	22	23	13.50	1.800
Bob Shaw, R ERA: 4.54	(4, 1)	3.2		17	4	1	1	1	2	0	0	0	0	0	17	25	2.46	1.636
Bob Keegan, R ERA: 5.3	(8, 1)	2.0		10	2	0	0	0	1	1	0	0	0	0	8	16	0.00	1.500

PITCHER	IP	WLS	BF	H	R	ER	SO	BB	IBB	HBP	BLK	WP	HR	S	P	ERA	WHIP

TOP

New York Yankees @ Chicago White Sox

Comiskey Park, Chicago, IL

Tue Jun 24 1958, 8:05 PM EDT

Att. 27,845 - Unknown

livebaseballscorecards.com

AB	37
R	6
H	12
RBI	6
BB	4
SO	4
LOB	22

PA: 44

WP: 0
PB: 0
SB: 1
CS: 0

Batter	1	2	3	4	5	6	7	8	9	AB	R	H	RBI	BB	SO	LOB
Jim Landis, R (1, 8) OBP: 0.336, SLG: 0.448	5-3		G5-4-3 1-2f		HR		1B 1B		K	5	1	2	1	0	1	2
Nellie Fox, L (1, 4) OBP: 0.400, SLG: 0.388	FC3-6 1B		BB		5-3		1-2 1B		F7	4	0	2	0	1	0	1
Billy Goodman, L (1, 5) OBP: 0.304, SLG: 0.286	FC3-6 1-2f		4-3			K	K			4	0	0	0	0	2	4
Sherm Lollar, R (1, 2) OBP: 0.404, SLG: 0.453	K			5-3		WP BB 1B	5-3			4	0	1	0	0	1	3
Earl Torgeson, L (1, 3) OBP: 0.340, SLG: 0.422		F5		HR		4-0 WP 1-2 BB		K		3	1	1	1	1	1	0
Al Smith, R (1, 9) OBP: 0.318, SLG: 0.380		6-3		6-3		1-0 FC6-4 1-2 2-3 HBP		K		3	0	0	0	0	1	0
Jim Rivera, L (1, 7) OBP: 0.280, SLG: 0.349		S 1B		4-3		K		K		4	0	1	0	0	2	3
Luis Aparicio, R (1, 6) OBP: 0.296, SLG: 0.329 Ray Boone, R (6, PH) OBP: 0.329, SLG: 0.463 Sammy Esposito, R (7, 6) OBP: 0.227, SLG: 0.150		F6 1-2			4-3	FC6-4 1-2f			BB	2 1 0	0 0 0	0 0 0	0 0 0	0 0 1	0 0 0	1 3 0
Early Wynn, S (1, 1) OBP: 0.389, SLG: 0.310 Bob Shaw, R (4, 1) OBP: 0.364, SLG: 0.300 Don Mueller, L (7, PH) OBP: 0.321, SLG: 0.333 Bob Keegan, R (8, 1) Norm Cash, L (9, PH)			G5-4-3 BB		K		L8		K	0 1 1 0 1	0 0 0 0 0	0 0 0 0 0	0 0 0 0 0	1 0 0 0 1	0 1 0 0 1	0 0 0 0 1
Inning Stats	R: 0 E: 1 K: 1 S: 6 H: 1 LOB: 1 BB: 0 P: 6	R: 0 E: 0 K: 0 S: 4 H: 1 LOB: 1 BB: 0 P: 4	R: 0 E: 0 K: 0 S: 2 H: 0 LOB: 1 BB: 2 P: 10	R: 1 E: 0 K: 0 S: 4 H: 1 LOB: 0 BB: 0 P: 4	R: 1 E: 0 K: 1 S: 6 H: 1 LOB: 0 BB: 0 P: 6	R: 0 E: 0 K: 2 S: 8 H: 1 LOB: 3 BB: 1 P: 13	R: 0 E: 0 K: 1 S: 7 H: 2 LOB: 2 BB: 0 P: 7	R: 0 E: 0 K: 3 S: 9 H: 0 LOB: 0 BB: 0 P: 9	R: 0 E: 0 K: 2 S: 7 H: 0 LOB: 1 BB: 1 P: 11	1B: 5 2B: 0 3B: 0 HR: 2 SF: 0 SAC: 0 DP: 1 HBP: 1						

PITCHER	IP	WLS	BF	H	R	ER	SO	BB	IBB	HBP	BLK	WP	HR	S	P	ERA	WHIP
Bob Turley, R (1, 1) ERA: 2.36	6.1	W	29	7	2	2	4	3	0	1	0	1	2	33	46	2.84	1.579
Ryne Duren, R (7, 1) ERA: 1.1	2.2	S	9	0	0	0	6	1	0	0	0	0	0	20	24	0.00	0.375

PITCHER	IP	WLS	BF	H	R	ER	SO	BB	IBB	HBP	BLK	WP	HR	S	P	ERA	WHIP

BOTTOM

New York Yankees @ Chicago White Sox

Comiskey Park, Chicago, IL

Tue Jun 24 1958, 8:05 PM EDT

Att. 27,845 - Unknown

livebaseballscorecards.com

AB	33
R	2
H	7
RBI	2
BB	4
SO	10
LOB	18

PA: 38

WP: 1
PB: 0
SB: 1
CS: 0

Batter	1	2	3	4	5	6	7	8	9	AB	R	H	RBI	BB	SO	LOB
Hank Bauer, R (1, 9) OBP: 0.330, SLG: 0.459	0-0 1-3 2B		0-0 4-3			0-0 1B 1B	0-0 1B		0-0 FC3-6 CS 1-2f	5	1	3	0	0	0	1
Tony Kubek, L (1, 6) OBP: 0.312, SLG: 0.340	0-0 1-3 2-3			0-3 K		0-0 1B 1B 1-2 1B	0-0 4-3		0-0 4-3 1-2	5	1	1	0	0	1	3
Mickey Mantle, S (1, 8) OBP: 0.414, SLG: 0.505	0-3 K			0-3 K		0-0 F7 1B 1-3 2-H 1B		BBBB 4-0 BB SH1-4 BB		3	1	1	1	1	2	1
Gil McDougald, R (1, 4) OBP: 0.395, SLG: 0.442	0-0 F3			0-0 L8		0-0 F7 1-2		0-0 SH1-4 1-2		3	0	0	0	0	0	3
Bill Skowron, R (1, 3) OBP: 0.315, SLG: 0.444		0-0 5-3			0-3 K	0-0 2-H 3-H 1B		0-3 K		4	0	1	2	0	2	1
Yogi Berra, L (1, 2) OBP: 0.271, SLG: 0.404		0-0 L7			0-0 F6	0-0 L8		4-0 BB IBB		3	0	0	0	1	0	1
Andy Carey, R (1, 5) OBP: 0.354, SLG: 0.497		0-3 K			BBBB 4-0 FC4 BB		0-0 B5	BBBB 4-0 1-2 2-3 BB		2	0	0	0	2	1	0
Norm Siebern, L (1, 7) OBP: 0.336, SLG: 0.397			0-0 F7		0-0 FC4 1-2f		0-0 HR	SSS 0-3 K		4	1	1	1	0	1	4
Johnny Kucks, R (1, 1) OBP: 0.115, SLG: 0.083			0-0 5-3			0-0 F9	0-0 6-3		0-0 FC3-6 1B	3	0	0	0	0	0	0
Bobby Shantz, R (7, 1) OBP: 0.409, SLG: 0.500										0	0	0	0	0	0	0
Art Ditmar, R (8, 1) OBP: 0.222, SLG: 0.222										1	0	1	0	0	0	0
Inning Stats	R: 0 E: 0 K: 1 S: 6 H: 1 LOB: 1 BB: 0 P: 6	R: 0 E: 0 K: 1 S: 5 H: 0 LOB: 0 BB: 0 P: 5	R: 0 E: 0 K: 0 S: 3 H: 0 LOB: 0 BB: 0 P: 3	R: 0 E: 0 K: 2 S: 7 H: 0 LOB: 0 BB: 0 P: 7	R: 0 E: 0 K: 1 S: 5 H: 0 LOB: 1 BB: 1 P: 9	R: 3 E: 0 K: 0 S: 7 H: 4 LOB: 1 BB: 0 P: 7	R: 1 E: 0 K: 0 S: 5 H: 2 LOB: 1 BB: 0 P: 5	R: 0 E: 0 K: 2 S: 7 H: 0 LOB: 3 BB: 3 P: 19	R: 0 E: 0 K: 0 S: 3 H: 1 LOB: 0 BB: 0 P: 3	1B: 6 2B: 1 3B: 0 HR: 1	SF: 0 SAC: 1 DP: 0 HBP: 0						

PITCHER	IP	WLS	BF	H	R	ER	SO	BB	IBB	HBP	BLK	WP	HR	S	P	ERA	WHIP
Dick Donovan, R (1, 1) ERA: 4.34	7.0	L	29	7	4	4	5	1	0	0	0	0	1	38	42	5.14	1.143
Gerry Staley, R (8, 1) ERA: 3.68	2.0		9	1	0	0	2	2	1	0	0	0	0	10	22	0.00	1.500

PITCHER	IP	WLS	BF	H	R	ER	SO	BB	IBB	HBP	BLK	WP	HR	S	P	ERA	WHIP

TOP

New York Yankees @ Chicago White Sox

Comiskey Park, Chicago, IL

Thu Jun 26 1958, 4:33 AM EDT

Att. 18,214 - Sunny

livebaseballscorecards.com

AB	33
R	4
H	8
RBI	4
BB	4
SO	7
LOB	14

WP: 0 PB: 0 SB: 0 CS: 1 PA: 38

Batter	1	2	3	4	5	6	7	8	9	AB	R	H	RBI	BB	SO	LOB
Jim Landis, R (1, 8) OBP: 0.335, SLG: 0.441	BBBB 4-0 BB 1B BB		x 0-0 F6 ②		x 0-0 F7 ②		x 0-0 F4 ③			3	0	0	0	1	0	1
Nellie Fox, L (1, 4) OBP: 0.401, SLG: 0.388	x 0-0 F7 ①		x 0-0 CS 1B		x 0-0 F7 ③			H 1-0 G3 E HBP		3	0	1	0	0	0	2
Billy Goodman, L (1, 5) OBP: 0.302, SLG: 0.284	x 0-0 BB 1-2 1B		0-0 CS ③ 1-2	x 0-0 F9 ①		x 0-0 G3 ①		x 0-0 FC3 G3 1-2		4	0	1	0	0	0	1
Sherm Lollar, R (1, 2) OBP: 0.406, SLG: 0.451	BBBB 4-0 G3-6-1 1-2 2-3 BB			x 0-0 3-1 ②		x 0-0 L4-3 1B		x 0-0 F2 ①		3	0	1	0	1	0	2
Earl Torgeson, L (1, 3) OBP: 0.340, SLG: 0.412 Ray Boone, R (8, PH) OBP: 0.327, SLG: 0.460 (9, 3)	x 0-0 G3-6-1 ② ③ 1-2f			BBBB 4-0 S BB		x 0-0 L4-3 ② ③ 1-2		x 0-0 G3 ② 1-2 2-3		2 1	0 0	0 0	0 0	1 0	0 0	4 2
Al Smith, R (1, 9) OBP: 0.317, SLG: 0.378		x 0-0 L7 ①	x 0-0 L6 ③ 1-2				x 0-0 HR 1B	x 0-0 F7 ③		4	1	1	0	0	0	3
Jim Rivera, L (1, 7) OBP: 0.286, SLG: 0.391		x 0-0 G3 ②			x 0-0 2B 3B		x 0-0 1-H HR		x 0-0 F4 ①	4	2	2	2	0	0	0
Luis Aparicio, R (1, 6) OBP: 0.296, SLG: 0.332		x 0-0 F6 ③			x 0-0 SH1-4 3-H 2B		x 0-0 F5 ①		x 0-0 F7 ②	4	0	1	1	0	0	0
Dick Donovan, L (1, 1) OBP: 0.324, SLG: 0.115 Don Mueller, L (7, PH) OBP: 0.321, SLG: 0.333 Earl Battey, R (7, PH) OBP: 0.263, SLG: 0.352 Gerry Staley, R (8, 1) Ron Jackson, R (9, PH) OBP: 0.350, SLG: 0.471			x 0-0 L1 ①		x 0-0 SH1-4 ① 2-3		x 0-0 5-3 ②		SSS 0-3 K ③	1 0 1 0 1	0 0 0 0 0	0 0 0 0 0	0 0 0 0 0	0 0 0 0 1	0 0 0 0 0	0 0 0 0 0
Inning Stats	R: 0 E: 0 K: 0 S: 3 H: 1 LOB: 2 BB: 2 P: 11	R: 0 E: 0 K: 0 S: 3 H: 0 LOB: 0 BB: 0 P: 3	R: 0 E: 0 K: 0 S: 3 H: 1 LOB: 0 BB: 0 P: 3	R: 0 E: 0 K: 0 S: 3 H: 0 LOB: 1 BB: 1 P: 7	R: 1 E: 0 K: 0 S: 5 H: 2 LOB: 1 BB: 0 P: 5	R: 0 E: 0 K: 0 S: 3 H: 1 LOB: 0 BB: 0 P: 3	R: 2 E: 0 K: 0 S: 5 H: 2 LOB: 0 BB: 0 P: 5	R: 0 E: 1 K: 0 S: 4 H: 0 LOB: 2 BB: 0 P: 5	R: 0 E: 0 K: 1 S: 5 H: 0 LOB: 0 BB: 0 P: 5	1B: 4 2B: 2 3B: 1 HR: 1	SF: 0 SAC: 1 DP: 2 HBP: 1			WP: 0 PB: 0 SB: 1 CS: 1		PA: 37	

PITCHER		IP	WLS	BF	H	R	ER	SO	BB	IBB	HBP	BLK	WP	HR	S	P	ERA	WHIP
Johnny Kucks, R ERA: 3.09	(1, 1)	6.1	W	26	7	3	3	0	3	0	0	0	0	1	23	35	4.26	1.579
Bobby Shantz, L ERA: 3.46	(7, 1)	1.0		5	0	0	0	0	0	0	1	0	0	0	4	5	0.00	0.000
Art Ditmar, R ERA: 2.48	(8, 1)	1.2	S	5	0	0	0	1	0	0	0	0	0	0	7	7	0.00	0.000

PITCHER	IP	WLS	BF	H	R	ER	SO	BB	IBB	HBP	BLK	WP	HR	S	P	ERA	WHIP

BOTTOM

New York Yankees @ Chicago White Sox

Comiskey Park, Chicago, IL

Thu Jun 26 1958, 4:33 AM EDT

Att. 18,214 - Sunny

livebaseballscorecards.com

AB	31
R	3
H	7
RBI	3
BB	3
SO	1
LOB	15

Batter	1	2	3	4	5	6	7	8	9	AB	R	H	RBI	BB	SO	LOB
Albie Pearson, L (1, 8) OBP: 0.352, SLG: 0.353	G3			F9			G3		K	4	0	0	0	0	1	1
Rocky Bridges, R (1, 6) OBP: 0.364, SLG: 0.387	F9			6-3			K			3	0	0	0	0	1	0
Roy Sievers, R (1, 7) OBP: 0.340, SLG: 0.519	5-3			4-3			5-3			3	0	0	0	0	0	0
Jim Lemon, R (1, 9) OBP: 0.323, SLG: 0.436		K			F8			F9		3	0	0	0	0	1	0
Eddie Yost, R (1, 5) OBP: 0.340, SLG: 0.230		P6			K			5-3		3	0	0	0	0	1	0
Norm Zauchin, R (1, 3) OBP: 0.355, SLG: 0.400		6-3			K			K		3	0	0	0	0	2	0
Ken Aspromonte, R (1, 4) OBP: 0.309, SLG: 0.322			F7			5-3			6-3	3	0	0	0	0	0	0
Steve Korcheck, R (1, 2) OBP: 0.091, SLG: 0.136			5-3			K			K	3	0	0	0	0	2	0
Russ Kemmerer, R (1, 1) OBP: 0.171, SLG: 0.121			K			1-3				2	0	0	0	0	1	0
Ed Fitz Gerald, R (9, PH) OBP: 0.405, SLG: 0.364									2B	1	0	1	0	0	0	0
Inning Stats	R: 0 E: 0 K: 0 S: 3	H: 0 LOB: 0 BB: 0 P: 3	R: 0 E: 0 K: 1 S: 5	H: 0 LOB: 0 BB: 0 P: 5	R: 0 E: 0 K: 1 S: 5	H: 0 LOB: 0 BB: 0 P: 5	R: 0 E: 0 K: 0 S: 3	H: 0 LOB: 0 BB: 0 P: 3	R: 0 E: 0 K: 2 S: 7	H: 0 LOB: 0 BB: 0 P: 7	R: 0 E: 0 K: 1 S: 5	H: 0 LOB: 0 BB: 0 P: 5	R: 0 E: 0 K: 1 S: 5	H: 0 LOB: 0 BB: 0 P: 5	R: 0 E: 0 K: 1 S: 5	H: 0 LOB: 0 BB: 0 P: 5	R: 0 E: 0 K: 2 S: 8	H: 1 LOB: 1 BB: 0 P: 8	1B: 0 2B: 1 3B: 0 HR: 0	SF: 0 SAC: 0 DP: 0 HBP: 0	WP: 0 PB: 0 SB: 0 CS: 0	PA: 28

PITCHER		IP	WLS	BF	H	R	ER	SO	BB	IBB	HBP	BLK	WP	HR	S	P	ERA	WHIP
Billy Pierce, L ERA: 2.95	(1, 1)	9.0	W	28	1	0	0	9	0	0	0	0	0	0	46	46	0.00	0.111

PITCHER	IP	WLS	BF	H	R	ER	SO	BB	IBB	HBP	BLK	WP	HR	S	P	ERA	WHIP

TOP

Washington Senators @ Chicago White Sox

Comiskey Park, Chicago, IL

Fri Jun 27 1958, 8:05 PM EDT

Att. 11,300 - Unknown

livebaseballscorecards.com

AB	28
R	0
H	1
RBI	0
BB	0
SO	9
LOB	1

Batter	1	2	3	4	5	6	7	8	9	AB	R	H	RBI	BB	SO	LOB
Jim Landis, R (1, 8) OBP: 0.342, SLG: 0.447	S 1B		3-1 6-3 2-H 1B		P5			S SH5-3 1B 1B		4	1	3	1	0	0	0
Nellie Fox, L (1, 4) OBP: 0.397, SLG: 0.383	F7		6-3 1-2			F7		SH5-3 1-2		3	0	0	0	0	0	2
Billy Goodman, L (1, 5) OBP: 0.308, SLG: 0.286 Sammy Esposito, R (8, PR) OBP: 0.227, SLG: 0.150 (9, 5)	F7 1-2		3-1 2-3			1B		BBB S 1B BB		3 0	0 1	1 0	0 0	1 0	0 0	2 0
Ray Boone, R (1, 3) OBP: 0.319, SLG: 0.447	F9		P5			SSS K		SSS K 1-2 2-3		4	0	0	0	0	2	5
Sherm Lollar, R (1, 2) OBP: 0.403, SLG: 0.447		6-3		5-3		SSS K		FC6-4 2-H 3-H 1B		4	0	1	2	0	1	1
Al Smith, R (1, 9) OBP: 0.312, SLG: 0.372		F9		5-3			F9	FC6-4 1-2f		4	0	0	0	0	0	1
Jim Rivera, L (1, 7) OBP: 0.287, SLG: 0.397		2B		P4			P3			3	0	1	0	0	0	0
Luis Aparicio, R (1, 6) OBP: 0.296, SLG: 0.332		6-3			F8		1B			3	0	1	0	0	0	1
Billy Pierce, L (1, 1) OBP: 0.282, SLG: 0.297			1B 2B		5-3		F8			3	1	1	0	0	0	1
Inning Stats	R: 0 E: 0 K: 0 S: 4 H: 1 LOB: 1 BB: 0 P: 4	R: 0 E: 0 K: 0 S: 4 H: 1 LOB: 1 BB: 0 P: 4	R: 1 E: 0 K: 0 S: 5 H: 2 LOB: 1 BB: 0 P: 5	R: 0 E: 0 K: 0 S: 3 H: 0 LOB: 0 BB: 0 P: 3	R: 0 E: 0 K: 0 S: 3 H: 0 LOB: 0 BB: 0 P: 3	R: 0 E: 0 K: 2 S: 8 H: 1 LOB: 1 BB: 0 P: 8	R: 0 E: 0 K: 0 S: 4 H: 1 LOB: 1 BB: 0 P: 4	R: 2 E: 0 K: 1 S: 7 H: 2 LOB: 1 BB: 1 P: 11		1B: 6 2B: 2 3B: 0 HR: 0	SF: 0 SAC: 1 DP: 0 HBP: 0					

PITCHER	IP	WLS	BF	H	R	ER	SO	BB	IBB	HBP	BLK	WP	HR	S	P	ERA	WHIP
Russ Kemmerer, R (1, 1) ERA: 3.99	8.0	L	33	8	3	3	3	1	0	0	0	0	0	38	42	3.38	1.125

PITCHER	IP	WLS	BF	H	R	ER	SO	BB	IBB	HBP	BLK	WP	HR	S	P	ERA	WHIP

BOTTOM

Washington Senators @ Chicago White Sox

Comiskey Park, Chicago, IL

Fri Jun 27 1958, 8:05 PM EDT

Att. 11,300 - Unknown

livebaseballscorecards.com

AB	31
R	3
H	8
RBI	3
BB	1
SO	3
LOB	13

1B: 6	SF: 0	WP: 0	PA: 33
2B: 2	SAC: 1	PB: 0	
3B: 0	DP: 0	SB: 3	
HR: 0	HBP: 0	CS: 0	

Batter	1	2	3	4	5	6	7	8	9	AB	R	H	RBI	BB	SO	LOB
Eddie Yost, R (1, 5) OBP: 0.333, SLG: 0.225	1-4-3		K		5-3		F8			4	0	0	0	0	1	0
Albie Pearson, L (1, 8) OBP: 0.351, SLG: 0.351	P4		1B		L7		F7			4	0	1	0	0	0	0
Neil Chrisley, L (1, 9) OBP: 0.317, SLG: 0.439	4-3		G3			P4		P6		4	0	0	0	0	0	1
Roy Sievers, R (1, 7) OBP: 0.343, SLG: 0.545		F2		HR		HR		L6		4	2	2	2	0	0	0
Clint Courtney, L (1, 2) OBP: 0.313, SLG: 0.302		F6		F7		4-3 1B		F8		4	0	1	0	0	0	0
Rocky Bridges, R (1, 6) OBP: 0.363, SLG: 0.397		HR		4-3		4-3 1-2			6-3	4	1	1	1	0	0	1
Norm Zauchin, R (1, 3) OBP: 0.365, SLG: 0.429		E7 FC5-4		HR		BB			FC5-4 1B	3	1	2	1	1	0	0
Ken Aspromonte, R (1, 4) OBP: 0.303, SLG: 0.315		FC5-4 1-2f		K		L5			FC5-4 1-2f	4	0	0	0	0	1	4
Tex Clevenger, R (1, 1) OBP: 0.231, SLG: 0.333			1-3		L1		L9		P4	2	0	0	0	0	0	0
Dick Hyde, R (6, 1)										0	0	0	0	0	0	0
Faye Throneberry, L (7, PH) OBP: 0.167, SLG: 0.091										1	0	0	0	0	0	0
Chuck Stobbs, L (7, 1)										0	0	0	0	0	0	0
Herb Plews, L (9, PH) OBP: 0.333, SLG: 0.407										1	0	0	0	0	0	1
Inning Stats	R: 0 E: 0 K: 0 S: 3 H: 0 LOB: 0 BB: 0 P: 3	R: 1 E: 1 K: 0 S: 5 H: 1 LOB: 1 BB: 0 P: 5	R: 0 E: 0 K: 1 S: 6 H: 1 LOB: 1 BB: 0 P: 6	R: 2 E: 0 K: 1 S: 7 H: 2 LOB: 0 BB: 0 P: 7	R: 0 E: 0 K: 0 S: 3 H: 0 LOB: 0 BB: 0 P: 3	R: 1 E: 0 K: 0 S: 5 H: 2 LOB: 2 BB: 1 P: 9	R: 0 E: 0 K: 0 S: 3 H: 0 LOB: 0 BB: 0 P: 3	R: 0 E: 0 K: 0 S: 3 H: 0 LOB: 0 BB: 0 P: 3	R: 0 E: 0 K: 0 S: 4 H: 1 LOB: 1 BB: 0 P: 4	1B: 3 2B: 0 3B: 0 HR: 4 SF: 0 SAC: 0 DP: 0 HBP: 0						

PITCHER		IP	WLS	BF	H	R	ER	SO	BB	IBB	HBP	BLK	WP	HR	S	P	ERA	WHIP
Jim Wilson, R ERA: 3.15	(1, 1)	5.1		23	6	4	4	2	0	0	0	0	0	4	27	27	6.75	1.125
Bob Shaw, R ERA: 4.46	(6, 1)	0.2	W	3	0	0	0	0	1	0	0	0	0	0	2	6	0.00	1.500
Gerry Staley, R ERA: 3.45	(7, 1)	3.0	S	10	1	0	0	0	0	0	0	0	0	0	10	10	0.00	0.333

PITCHER	IP	WLS	BF	H	R	ER	SO	BB	IBB	HBP	BLK	WP	HR	S	P	ERA	WHIP

TOP

Washington Senators @ Chicago White Sox

Comiskey Park, Chicago, IL

Sat Jun 28 1958, 4:33 AM EDT

Att. 5,757 - Unknown

livebaseballscorecards.com

AB	35
R	4
H	7
RBI	4
BB	1
SO	2
LOB	7

WP: 0 PB: 0 SB: 0 CS: 0 PA: 36

Batter	1	2	3	4	5	6	7	8	9	AB	R	H	RBI	BB	SO	LOB
Jim Landis, R (1, 8) OBP: 0.344, SLG: 0.451	3-1 2B		6-3 2-3		K	1B 1-2 2-3 3-H 1B		5-3		5	0	2	1	0	1	1
Nellie Fox, L (1, 4) OBP: 0.394, SLG: 0.381	3-1 2-3		4-3		P4	SF8 3-H		1B		4	0	1	1	0	0	2
Billy Goodman, L (1, 5) OBP: 0.312, SLG: 0.298 Sammy Esposito, R (9, 5) OBP: 0.227, SLG: 0.150	P7			1-3	2B	1B 1-3 2-H		F8		5 0	0 0	2 0	1 0	0 0	0 0	2 0
Ray Boone, R (1, 3) OBP: 0.323, SLG: 0.444	K			1B 3B 1B	P4		BBBB G5-4-3 BB			3	1	1	0	1	1	2
Earl Battey, R (1, 2) OBP: 0.279, SLG: 0.379		P4		1-2 3B 1B		E SF9 2B	G5-4-3 1-2f			4	2	2	0	0	0	1
Al Smith, R (1, 9) OBP: 0.315, SLG: 0.382		1-3		1-H 2-H 1B 3B		E5 1B 1B 1B 2-3	1B			4	2	2	2	0	0	1
Jim Rivera, L (1, 7) OBP: 0.279, SLG: 0.388	K			P3		SF9 3-H	K			3	0	0	1	0	2	2
Luis Aparicio, R (1, 6) OBP: 0.307, SLG: 0.340			6-3 S 1B	FC4 3-H 1B		1B 1B SF8 1-2 1B		WP SF7 BB		3	2	3	1	1	0	0
Jim Wilson, R (1, 1) OBP: 0.171, SLG: 0.065 Bob Shaw, R (6, 1) OBP: 0.364, SLG: 0.300 Don Mueller, L (6, PH) OBP: 0.345, SLG: 0.357 Gerry Staley, R (7, 1)			K 1-2	FC4 1-2f		1B 1B 1-2 2-3 1B		SF7 1-H		2 0 1 0	0 0 1 0	0 0 1 0	0 0 0 1	1 0 0 0	2 0 0 0	2 0 0 0
Inning Stats	R: 0 E: 0 K: 1 S: 6 H: 1 LOB: 1 BB: 0 P: 6	R: 0 E: 0 K: 1 S: 5 H: 0 LOB: 0 BB: 0 P: 5	R: 0 E: 0 K: 1 S: 6 H: 1 LOB: 1 BB: 0 P: 6	R: 3 E: 0 K: 0 S: 7 H: 4 LOB: 1 BB: 0 P: 7	R: 0 E: 0 K: 1 S: 6 H: 1 LOB: 1 BB: 0 P: 6	R: 4 E: 1 K: 0 S: 8 H: 5 LOB: 2 BB: 0 P: 8	R: 0 E: 0 K: 1 S: 5 H: 1 LOB: 1 BB: 1 P: 9	R: 1 E: 0 K: 0 S: 4 H: 1 LOB: 1 BB: 1 P: 8		1B: 10 2B: 3 3B: 1 HR: 0	SF: 3 SAC: 0 DP: 1 HBP: 0					

PITCHER		IP	WLS	BF	H	R	ER	SO	BB	IBB	HBP	BLK	WP	HR	S	P	ERA	WHIP
Tex Clevenger, R ERA: 4.16	(1, 1)	5.1	L	25	8	5	4	4	0	0	0	0	0	0	33	33	6.75	1.500
Dick Hyde, R ERA: 1.86	(6, 1)	0.2		5	4	2	0	0	0	0	0	0	0	0	5	5	0.00	6.000
Chuck Stobbs, L ERA: 5.75	(7, 1)	2.0		9	2	1	1	1	2	0	0	0	1	0	9	17	4.50	2.000

PITCHER	IP	WLS	BF	H	R	ER	SO	BB	IBB	HBP	BLK	WP	HR	S	P	ERA	WHIP

BOTTOM

Washington Senators @ Chicago White Sox

Comiskey Park, Chicago, IL

Sat Jun 28 1958, 4:33 AM EDT

Att. 5,757 - Unknown

livebaseballscorecards.com

AB	34
R	8
H	14
RBI	8
BB	2
SO	5
LOB	13

Washington Senators @ Chicago White Sox

Comiskey Park, Chicago, IL

Sun Jun 29 1958, 4:33 AM EDT

Unknown

TOP

livebaseballscorecards.com

Batter	1	2	3	4	5	6	7	8	9	AB	R	H	RBI	BB	SO	LOB
Albie Pearson, L (1, 8) OBP: 0.354, SLG: 0.353 Faye Throneberry, L (6, 8) OBP: 0.192, SLG: 0.250	BBBB 4-0 K S BB			x 0-0 ① F8		x 0-0 1B 1B 1B	x 0-0 ③ 3-1		x 0-0 2-H HR	2 2	1 1	1 1	0 2	1 0	0 0	0 2
Herb Plews, L (1, 5) OBP: 0.335, SLG: 0.407	SSS 0-3 ① K			x 0-0 ② F8		x 0-0 1B 1-2 2B 1B		x 0-0 SH 1B BB 1B	x 0-0 E6 1B FC3-2-5	5	2	2	0	0	1	1
Roy Sievers, R (1, 7) OBP: 0.348, SLG: 0.547	SSS 0-3 ②③ K 1-3			x 0-0 ③ F9		x 0-0 1-2 2-H 2B 1B		x 0-0 BB SH 1-2 1B	x 0-0 FC3-2-5 1-3 HR 1B	5	1	3	1	0	1	1
Clint Courtney, L (1, 2) OBP: 0.312, SLG: 0.306		x 0-0 ① P6			x 0-0 HR 2B	x 0-0 ② F7		x 0-0 SH BB 1-2 2-3	x 0-0 ② FC3-2-5 1-2 HR 3-H	4	2	1	0	0	0	4
Jim Lemon, R (1, 9) OBP: 0.328, SLG: 0.454		SSS 0-3 ② K			SSS 0-3 ① K	x 0-0 ③ 1-H 2-H 2B		BBBB 4-0 G6-4-3 1-2 2-3 3-H BB	x 0-0 1-H 2-H HR	4	1	2	5	1	2	1
Rocky Bridges, R (1, 6) OBP: 0.363, SLG: 0.409		x 0-0 ③ P4			x 0-0 2-H HR		x 0-0 ① 1-3 SSS	0-3 ① K	x 0-0 HR 1B	5	2	2	2	0	1	3
Norm Zauchin, R (1, 3) OBP: 0.373, SLG: 0.453			SSS 0-3 ① K	BBB 4-0 G5-4-3 BB			x 0-0 2B 1B	x 0-0 ②③ G6-4-3 1-2f	x 0-0 1-H HR	4	1	2	2	1	1	3
Ken Aspromonte, R (1, 4) OBP: 0.310, SLG: 0.320		x 0-0 ② F8		x 0-0 ②③ G5-4-3 1-2f			x 0-0 1-3 2B		x 0-0 SH3-4 HR BB BBBB 4-0 BB	3	1	1	0	2	0	1
Pedro Ramos, S (1, 1) OBP: 0.209, SLG: 0.233		SSS 0-3 ③ K				SSS 0-3 ① K	SSS 0-3 ② K		x 0-0 SH3-4 1-2 x 0-0 ③ 5-3	4	0	0	0	0	3	3

| | | | |

Batter	1	2	3	4	5	6	7	8	9	AB	R	H	RBI	BB	SO	LOB
Jim Landis, R (1, 8) OBP: 0.342, SLG: 0.447	SH1-3 BB 1B		5-3		P6			P5		4	0	1	0	0	0	2
Nellie Fox, L (1, 4) OBP: 0.392, SLG: 0.377	BBBB 1-2 SH1-3 BB		4-3 2-3			6-3		G3		3	0	0	0	1	0	2
Billy Goodman, L (1, 5) OBP: 0.305, SLG: 0.291	SH1-3 1-2 2-3		F2			1-3			4-3	3	0	0	0	0	0	1
Ray Boone, R (1, 3) OBP: 0.315, SLG: 0.432	1-3			P6		F6			F9	4	0	0	0	0	0	2
Sherm Lollar, R (1, 2) OBP: 0.401, SLG: 0.440	5-3			BBBB 1B 9-2 BB			F8		5-3	3	0	0	0	1	0	2
Al Smith, R (1, 9) OBP: 0.315, SLG: 0.382		6-3		PB 1-3 1B			6-3			3	0	1	0	0	0	0
Jim Rivera, L (1, 7) OBP: 0.280, SLG: 0.387		G4-3 1B		9-2 1-2 3-Hf			SSS K			3	0	1	0	0	1	2
Luis Aparicio, R (1, 6) OBP: 0.307, SLG: 0.340		G4-3 1-2f			1-3			FC3-6 1B		3	0	1	0	0	0	1
Ray Moore, R (1, 1) OBP: 0.250, SLG: 0.458			4-3 2B		SSS K			FC3-6 1-2f		2	0	1	0	0	1	0
Turk Lown, R (7, 1)										0	0	0	0	0	0	0
Tom Qualters, R (8, 1)										0	0	0	0	0	0	0
Earl Torgeson, L (8, PH) OBP: 0.336, SLG: 0.407										1	0	0	0	0	0	1
Bob Keegan, R (9, 1)										0	0	0	0	0	0	0
Inning Stats	R: 0 E: 0 K: 0 S: 4 H: 1 LOB: 2 BB: 1 P: 8	R: 0 E: 0 K: 0 S: 3 H: 1 LOB: 0 BB: 0 P: 3	R: 0 E: 0 K: 0 S: 4 H: 1 LOB: 1 BB: 0 P: 4	R: 0 E: 0 K: 0 S: 3 H: 1 LOB: 1 BB: 1 P: 7	R: 0 E: 0 K: 1 S: 5 H: 0 LOB: 0 BB: 0 P: 5	R: 0 E: 0 K: 0 S: 3 H: 0 LOB: 0 BB: 0 P: 3	R: 0 E: 0 K: 1 S: 5 H: 0 LOB: 0 BB: 0 P: 5	R: 0 E: 0 K: 0 S: 4 H: 1 LOB: 1 BB: 0 P: 4	R: 0 E: 0 K: 0 S: 3 H: 0 LOB: 0 BB: 0 P: 3	1B: 4 2B: 2 3B: 0 HR: 0 SF: 0 SAC: 1 DP: 2 HBP: 0						

PITCHER		IP	WLS	BF	H	R	ER	SO	BB	IBB	HBP	BLK	WP	HR	S	P	ERA	WHIP
Pedro Ramos, R ERA: 4.07	(1, 1)	9.0	W	32	5	0	0	2	2	0	0	0	0	0	34	42	0.00	0.778

PITCHER	IP	WLS	BF	H	R	ER	SO	BB	IBB	HBP	BLK	WP	HR	S	P	ERA	WHIP

BOTTOM

Washington Senators @ Chicago White Sox

Comiskey Park, Chicago, IL

Sun Jun 29 1958, 4:33 AM EDT

Unknown

livebaseballscorecards.com

AB	29
R	0
H	5
RBI	0
BB	2
SO	2
LOB	13

PA: 32

Batter	1	2	3	4	5	6	7	8	9	10	11	AB	R	H	RBI	BB	SO	LOB
Faye Throneberry, L (1, 8) OBP: 0.219, SLG: 0.367	HR		K		1B HR 1-3 1B	F7		K2-3	1-3			6	2	2	1	0	2	3
Herb Plews, L (1, 5) (9, 4) OBP: 0.341, SLG: 0.423	6-3 3B		1B		HR 1-2 3-H 1B	L6		F7		6-3		6	1	3	1	0	0	0
Roy Sievers, R (1, 7) (9, 3) OBP: 0.348, SLG: 0.554	6-3 3-H		L7		HR 1-H 2-H	BB 3B 1B		F9		6-3		6	2	2	3	0	0	2
Clint Courtney, L (1, 2) OBP: 0.321, SLG: 0.308	G3			G6-4-3 1B	WP HR BB	3B BB 1-2			FC2-5 BB	K		2	2	1	0	3	0	0
Ossie Alvarez, R (9, PR) OBP: 0.200, SLG: 0.111												0	0	0	0	0	0	0
Steve Korcheck, R (9, 2) OBP: 0.087, SLG: 0.130												1	0	0	0	0	1	0
Jim Lemon, R (1, 9) OBP: 0.336, SLG: 0.475		P4		G6-4-3 1-2f	HR 1-H	3B 1-H 2-H			BB FC2-5 E 1-2 BB		SH3-4 BB	4	2	2	4	2	0	1
Rocky Bridges, R (1, 6) OBP: 0.364, SLG: 0.406		P3		1B	WP E BB	5-3			FC2-5 E BB 1-2 2-3f		SH3-4 1-2	4	1	1	0	1	0	3
Norm Zauchin, R (1, 3) OBP: 0.370, SLG: 0.443	1B BB			K	P4 1-2		G3		F7		L5	3	0	0	0	1	1	2
Neil Chrisley, L (9, PH) (9, 7) OBP: 0.313, SLG: 0.431							B1-6-4 BB		E 1-2 2-3 BB		5-3	2	0	0	0	0	0	3
Ken Aspromonte, R (1, 4) OBP: 0.324, SLG: 0.328					1B 1B BB							2	1	2	0	2	0	0
Albie Pearson, L (9, PH) OBP: 0.356, SLG: 0.353												0	0	0	0	1	0	0
Bobby Malkmus, R (9, PR) OBP: 0.273, SLG: 0.344												0	0	0	0	0	0	0
Vito Valentinetti, R (9, 1)												0	0	0	0	0	0	0
Ed Fitz Gerald, R (11, PH) OBP: 0.398, SLG: 0.353					E6 2-H 1B							1	0	0	0	0	0	1
Tex Clevenger, R (11, 1) OBP: 0.237, SLG: 0.333	1-3 1B											0	0	0	0	0	0	0
Jack Spring, R (1, 1)			G3		K P6		B1-6-4 1-2f		E5 1-2 2-3 3-H			1	0	0	0	0	0	0
Julio Becquer, L (5, PH) OBP: 0.241, SLG: 0.231												2	0	0	0	0	1	2
Dick Hyde, R (5, 1)												1	0	0	0	0	0	1
Russ Kemmerer, R (7, 1)												0	0	0	0	0	0	0
Eddie Yost, R (9, PH) OBP: 0.171, SLG: 0.121												1	0	0	0	0	0	2
(9, 5) OBP: 0.332, SLG: 0.224																		
Inning Stats	R: 1 E: 0 K: 0 S: 4 H: 2 LOB: 0 BB: 0 P: 4	R: 0 E: 0 K: 0 S: 3 H: 1 LOB: 2 BB: 1 P: 7	R: 0 E: 0 K: 1 S: 6 H: 1 LOB: 1 BB: 0 P: 6	R: 0 E: 0 K: 1 S: 6 H: 2 LOB: 1 BB: 0 P: 6	R: 7 E: 1 K: 1 S: 10 H: 5 LOB: 1 BB: 3 P: 22	R: 2 E: 0 K: 0 S: 5 H: 2 LOB: 1 BB: 1 P: 9	R: 0 E: 0 K: 0 S: 2 H: 0 LOB: 0 BB: 1 P: 6	R: 0 E: 0 K: 1 S: 5 H: 0 LOB: 0 BB: 0 P: 5	R: 1 E: 1 K: 0 S: 4 H: 0 LOB: 3 BB: 3 P: 16	R: 0 E: 0 K: 1 S: 5 H: 0 LOB: 0 BB: 0 P: 5	R: 0 E: 0 K: 0 S: 3 H: 0 LOB: 1 BB: 1 P: 7	1B: 8 2B: 0 3B: 2 HR: 3	SF: 0 SAC: 1 DP: 2 HBP: 0	WP: 2 PB: 0 SB: 0 CS: 0	PA: 53			

PITCHER		IP	WLS	BF	H	R	ER	SO	BB	IBB	HBP	BLK	WP	HR	S	P	ERA	WHIP
Early Wynn, R ERA: 4.16	(1, 1)	4.1		22	9	6	6	3	3	0	0	0	0	2	25	37	12.46	2.769
Gerry Staley, R ERA: 3.64	(5, 1)	0.0		2	1	1	1	0	1	0	0	0	1	1	1	5	∞	∞
Tom Qualters, R ERA: 3.08	(5, 1)	2.2		12	3	3	2	0	2	0	0	0	1	0	10	18	6.75	1.875
Bob Shaw, R ERA: 4.34	(8, 1)	1.0		3	0	0	0	1	0	0	0	0	0	0	5	5	0.00	0.000
Turk Lown, R ERA: 5.4	(9, 1)	0.0		2	0	1	0	0	2	0	0	0	0	0	0	8	∞	∞

PITCHER		IP	WLS	BF	H	R	ER	SO	BB	IBB	HBP	BLK	WP	HR	S	P	ERA	WHIP
Ray Moore, R ERA: 2.48	(9, 1)	3.0	W	12	0	0	0	1	2	0	0	0	0	0	12	20	0.00	0.667

TOP

Washington Senators @ Chicago White Sox

Comiskey Park, Chicago, IL

Sun Jun 29 1958, 4:38 AM EDT

Att. 13,441 - Unknown

livebaseballscorecards.com

AB	42
R	11
H	13
RBI	9
BB	10
SO	5
LOB	20

Batter	1	2	3	4	5	6	7	8	9	10	11	AB	R	H	RBI	BB	SO	LOB
Billy Goodman, L (1, 5) OBP: 0.331, SLG: 0.331	0-0 1B SF9 BB 1B	0-0 ② F8	4-0 2B BB		0-0 4-3 1B		0-0 E 5-3 1B	1-H 2-H 1B 3B		0-0 L1-4 WP 1-2 1B		6	3	5	2	1	0	0
Nellie Fox, L (1, 4) OBP: 0.399, SLG: 0.387	4-0 SF9 1B 1-2 2B BB	0-0 1B E 1B	0-0 1-3 3-H 2B		0-0 ② 4-3 1-2		0-0 E9 5-3 1-3 1B	0-0 3-H 1B		0-0 ① L8		6	2	4	2	1	0	3
Jim Landis, R (1, 8) OBP: 0.345, SLG: 0.444	0-0 1-2 2-3 2B 1B	0-0 1-2 E 1B	0-0 P4		0-0 6-3		0-0 ② 5-3 2-3 3-H	0-0 F8		4-0 1-2 2-3 IBB		6	2	2	1	1	0	5
Ray Boone, R (1, 3) OBP: 0.322, SLG: 0.447 Sammy Esposito, R (9, PR) OBP: 0.227, SLG: 0.150 Ron Jackson, R (10, 3) OBP: 0.347, SLG: 0.466	0-0 ① SF9 2-3 3-H	0-0 E2 1-H 2-H 2B		0-0 ① F8		0-3 ① K	4-0 BB		0-0 SH1-4 G3-2 2B	0-0 ② ③ L1-4 2-3		4 0 1	0 0 0	2 0 0	3 0 0	1 0 0	1 0 0	0 0 3
Earl Battey, R (1, 2) OBP: 0.313, SLG: 0.419	0-0 1-H 3-H 2B	4-0 S IBB		0-0 1B 2B		0-0 ② 1-3	0-0 ③ P4		0-0 ① SH1-4 2-3		4-0 BB 2B BB	4	2	2	2	2	0	2
Don Mueller, L (1, 9) OBP: 0.389, SLG: 0.364	0-0 ② 6-3	0-0 ③ G3 1-2		0-0 1B 2-H 1B		4-0 1B BB		0-0 1B 3B 1B	4-0 IBB		0-0 ① F8	5	1	2	1	2	0	4
Luis Aparicio, R (1, 6) OBP: 0.321, SLG: 0.344	4-0 IBB		4-0 4-3 S 2B BB	0-0 1-2 G1-6-3 1B		0-0 1-3 1B	0-0 P5		4-0 1-2 IBB		4-0 2B 1-2 BB	3	1	2	0	4	0	1
Jim Rivera, L (1, 7) OBP: 0.274, SLG: 0.383	0-0 G3		0-0 ① F8	0-0 ② ③ G1-6-3 1-2f		0-0 F8	0-3 ② K		0-0 ② ③ G3-2 3-Hf		0-0 1-3 2-H 2B	7	0	1	1	0	1	11
Early Wynn, S (1, 1) OBP: 0.000, SLG: 0.000 Gerry Staley, R (5, 1) Tom Qualters, R (5, 1) Earl Torgeson, L (7, PH) OBP: 0.500, SLG: 0.500 Bob Shaw, R (8, 1) OBP: 0.000, SLG: 0.000 Sherm Lollar, R (8, PH) OBP: 0.000, SLG: 0.000 Norm Cash, L (9, PR) Turk Lown, R (9, 1) Ray Moore, R (9, 1) OBP: 0.250, SLG: 0.438		0-3 ① K	0-0 ② 4-3 1-3		0-3 ① K		0-0 ① P2	0-0 1-2 3B 1B		4-0 WP 1B BB		2 0 1 1 0 0 1 0 0	0 0 0 0 0 0 0 0 0	0 0 0 0 0 0 1 0 0	0 0 0 0 0 0 0 0 0	1 0 0 0 0 0 0 1 0	1 0 0 0 0 0 0 0 0	1 0 0 0 0 0 0 0 0
Inning Stats	R: 3 E: 0 K: 0 S: 6 H: 3 LOB: 2 BB: 2 P: 14	R: 2 E: 1 K: 1 S: 8 H: 3 LOB: 2 BB: 1 P: 12	R: 1 E: 0 K: 0 S: 4 H: 1 LOB: 2 BB: 2 P: 12	R: 1 E: 0 K: 0 S: 5 H: 3 LOB: 1 BB: 0 P: 5	R: 0 E: 0 K: 1 S: 6 H: 1 LOB: 1 BB: 0 P: 6	R: 0 E: 0 K: 1 S: 6 H: 1 LOB: 2 BB: 1 P: 10	R: 1 E: 1 K: 0 S: 5 H: 2 LOB: 2 BB: 1 P: 9	R: 3 E: 0 K: 1 S: 9 H: 4 LOB: 1 BB: 0 P: 9	R: 0 E: 0 K: 0 S: 3 H: 1 LOB: 2 BB: 2 P: 11	R: 0 E: 0 K: 0 S: 3 H: 1 LOB: 2 BB: 2 P: 11	R: 1 E: 0 K: 0 S: 2 H: 1 LOB: 2 BB: 2 P: 10	1B: 14 2B: 7 3B: 1 HR: 0	SF: 1 SAC: 1 DP: 3 HBP: 0					

PITCHER		IP	WLS	BF	H	R	ER	SO	BB	IBB	HBP	BLK	WP	HR	S	P	ERA	WHIP
Jack Spring, L ERA: 15.75	(1, 1)	4.0		26	10	7	7	1	3	2	0	0	0	0	23	43	15.75	3.250
Dick Hyde, R ERA: 1.93	(5, 1)	2.2		14	4	1	1	2	2	0	0	0	0	0	16	24	3.38	2.250
Russ Kemmerer, R ERA: 4.19	(7, 1)	1.1		8	4	3	3	1	0	0	0	0	0	0	10	10	20.25	3.000
Vito Valentinetti, R ERA: 3.6	(9, 1)	2.0		10	2	0	0	0	1	3	0	0	1	0	6	22	0.00	1.500
Tex Clevenger, R ERA: 4.28	(11, 1)	0.1	L	4	1	1	1	0	2	0	0	0	0	0	2	10	27.00	9.000

PITCHER		IP	WLS	BF	H	R	ER	SO	BB	IBB	HBP	BLK	WP	HR	S	P	ERA	WHIP

BOTTOM

Washington Senators @ Chicago White Sox

Comiskey Park, Chicago, IL

Sun Jun 29 1958, 4:38 AM EDT

Att. 13,441 - Unknown

livebaseballscorecards.com

AB	47
R	12
H	21
RBI	12
BB	13
SO	4
LOB	30

WP: 1 PB: 0 SB: 2 CS: 0

PA: 62

Batter	1	2	3	4	5	6	7	8	9	AB	R	H	RBI	BB	SO	LOB
Bobby Avila, R (1, 4) OBP: 0.344, SLG: 0.421	B B B B 4-0 3-4-3 BB	x 0-0 ③ 6-3			B B B 4-0 1B 1-2 1B BB		x 0-0 1B 3B		x 0-0 ③ P6	2	1	1	0	2	0	1
Billy Hunter, R (7, PR) OBP: 0.230, SLG: 0.265 (7, 6)										1	1	0	0	0	0	0
Mickey Vernon, L (1, 3) OBP: 0.394, SLG: 0.503	x 0-0 ① 3-4-3 1-2		x 0-0 ① F7		x 0-0 1B WP 1-3 2-H 1B		x 0-0 E 3-H 1B			4	0	2	2	0	0	1
Vic Power, R (1, 5) OBP: 0.341, SLG: 0.508	x 0-0 ② 5-3		x 0-0 ② 6-3		x 0-0 ② P4 1-2		x 0-0 E5 G5-4-3 1-2			4	0	0	0	0	0	5
Rocky Colavito, R (1, 9) OBP: 0.392, SLG: 0.535	S S S 0-3 ③ K		S S S 0-3 ③ K		x 0-0 2-3 3-H 1B		x 0-0 ② ③ G5-4-3 1-2f			4	0	1	1	0	2	4
Minnie Minoso, R (1, 7) OBP: 0.370, SLG: 0.470		x 0-0 HR		x 0-0 ① F3	x 0-0 ③ F8			x 0-0 ① 5-3		4	1	1	1	0	0	2
Jay Porter, R (1, 2) OBP: 0.318, SLG: 0.500		H 1-0 2B HBP		x 0-0 ② 6-3		S S S 0-3 ① K		x 0-0 ② 6-3		3	1	0	0	0	1	0
Carroll Hardy, R (1, 8) OBP: 0.304, SLG: 0.375		S S S 0-3 ① K		S S S 0-3 ③ K		x 0-0 ② F3		x 0-0 ③ P6		4	0	0	0	0	2	1
Billy Moran, R (1, 6) OBP: 0.221, SLG: 0.261 (7, 4)		x 0-0 1-H 2B			x 0-0 ① 5-3	x 0-0 ③ P6			x 0-0 ① 6-3	4	0	1	1	0	0	0
Cal McLish, S (1, 1) OBP: 0.429, SLG: 0.077		x 0-0 ② L3			x 0-0 BB 1B 1B		S S S 0-3 ① K		x 0-0 ② 1-3	3	1	1	0	0	1	1
Hoyt Wilhelm, R (8, 1) OBP: 0.214, SLG: 0.154										1	0	0	0	0	0	0
Inning Stats	R: 0 E: 0 K: 1 S: 5 H: 0 LOB: 1 BB: 1 P: 9	R: 2 E: 0 K: 1 S: 7 H: 2 LOB: 1 BB: 0 P: 8	R: 0 E: 0 K: 1 S: 5 H: 0 LOB: 0 BB: 0 P: 5	R: 0 E: 0 K: 1 S: 5 H: 0 LOB: 0 BB: 0 P: 5	R: 2 E: 0 K: 0 S: 6 H: 3 LOB: 2 BB: 1 P: 10	R: 0 E: 0 K: 1 S: 5 H: 0 LOB: 0 BB: 0 P: 5	R: 1 E: 1 K: 1 S: 7 H: 2 LOB: 2 BB: 0 P: 7	R: 0 E: 0 K: 0 S: 3 H: 0 LOB: 0 BB: 0 P: 3	R: 0 E: 0 K: 0 S: 3 H: 0 LOB: 0 BB: 0 P: 3	1B: 4 2B: 1 3B: 1 HR: 1 SF: 0 SAC: 0 DP: 1 HBP: 1						

PITCHER		IP	WLS	BF	H	R	ER	SO	BB	IBB	HBP	BLK	WP	HR	S	P	ERA	WHIP
Dick Donovan, R ERA: 4.52	(1, 1)	6.1	L	30	7	5	5	6	2	0	1	0	1	1	39	48	7.11	1.421
Bob Shaw, R ERA: 4.15	(7, 1)	1.2		4	0	0	0	0	0	0	0	0	0	0	4	4	0.00	0.000
Gerry Staley, R ERA: 3.56	(9, 1)	1.0		3	0	0	0	0	0	0	0	0	0	0	3	3	0.00	0.000

PITCHER	IP	WLS	BF	H	R	ER	SO	BB	IBB	HBP	BLK	WP	HR	S	P	ERA	WHIP

TOP

Cleveland Indians @ Chicago White Sox

Comiskey Park, Chicago, IL

Mon Jun 30 1958, 8:05 PM EDT

Att. 13,204 - Unknown

livebaseballscorecards.com

AB	34
R	5
H	7
RBI	5
BB	2
SO	6
LOB	15

WP: 1	PB: 0	SB: 0	CS: 0	PA:	37

Batter	1	2	3	4	5	6	7	8	9	AB	R	H	RBI	BB	SO	LOB
Billy Goodman, L (1, 5) OBP: 0.333, SLG: 0.348	F8		4-3			2B		2B	F7	5	0	2	1	0	0	2
Nellie Fox, L (1, 4) OBP: 0.397, SLG: 0.385	1-3			L5-4, 1B		L5		6-3		4	0	1	0	0	0	2
Jim Landis, R (1, 8) OBP: 0.343, SLG: 0.454	HR			F8		1-3		F8		4	1	1	1	0	0	3
Ray Boone, R (1, 3) OBP: 0.326, SLG: 0.445	6-3			1-2, 1B			2-3	BBBB, BB		3	0	1	0	1	0	0
Norm Cash, L (8, PR)										0	0	0	0	0	0	0
Gerry Staley, R (9, 1)										0	0	0	0	0	0	0
Sherm Lollar, R (1, 2) OBP: 0.401, SLG: 0.439		P5		L5-4, 2-3			1B	1-3		4	0	1	0	0	0	4
Don Mueller, L (1, 9) OBP: 0.375, SLG: 0.351		G3			L3, 1B		F8		SSS, K	4	0	1	0	0	1	1
Jim Rivera, L (1, 7) OBP: 0.274, SLG: 0.375		F8			L3, 1-2		4-3		BBBB, PB, BB	3	0	0	0	1	0	2
Luis Aparicio, R (1, 6) OBP: 0.320, SLG: 0.342			1-3		4-3			2B, 1B	SSS, 1-2, K	4	1	1	0	0	1	1
Dick Donovan, L (1, 1) OBP: 0.306, SLG: 0.107			F8			F8		1-H, 2B, 2B	BBBB, BB	2	0	0	0	0	0	0
Bob Shaw, R (7, 1) OBP: 0.364, SLG: 0.300										0	0	0	0	0	0	0
Earl Torgeson, L (8, PH) (9, 3) OBP: 0.345, SLG: 0.420										1	1	1	1	1	0	0
Inning Stats	R: 1 E: 0 K: 0 S: 4 H: 1 LOB: 0 BB: 0 P: 4	R: 0 E: 0 K: 0 S: 3 H: 0 LOB: 0 BB: 0 P: 3	R: 0 E: 0 K: 0 S: 3 H: 0 LOB: 0 BB: 0 P: 3	R: 0 E: 0 K: 0 S: 4 H: 2 LOB: 1 BB: 0 P: 4	R: 0 E: 0 K: 0 S: 3 H: 1 LOB: 0 BB: 0 P: 3	R: 0 E: 0 K: 0 S: 4 H: 1 LOB: 1 BB: 0 P: 4	R: 0 E: 0 K: 0 S: 4 H: 1 LOB: 1 BB: 0 P: 4	R: 2 E: 0 K: 0 S: 6 H: 3 LOB: 2 BB: 1 P: 10	R: 0 E: 0 K: 2 S: 7 H: 0 LOB: 2 BB: 2 P: 15	1B: 5 2B: 5 3B: 0 HR: 1 SF: 0 SAC: 0 DP: 2 HBP: 0						

PITCHER	IP	WLS	BF	H	R	ER	SO	BB	IBB	HBP	BLK	WP	HR	S	P	ERA	WHIP
Cal McLish, R (1, 1) ERA: 3.64	7.0	W	28	9	3	3	0	0	0	0	0	0	1	28	28	3.86	1.286
Hoyt Wilhelm, R (8, 1) ERA: 2.16	2.0	S	9	0	0	0	2	3	0	0	0	0	0	10	22	0.00	1.500

PITCHER	IP	WLS	BF	H	R	ER	SO	BB	IBB	HBP	BLK	WP	HR	S	P	ERA	WHIP

BOTTOM

Cleveland Indians @ Chicago White Sox

Comiskey Park, Chicago, IL

Mon Jun 30 1958, 8:05 PM EDT

Att. 13,204 - Unknown

livebaseballscorecards.com

AB	34
R	3
H	9
RBI	3
BB	3
SO	2
LOB	15

Cleveland Indians @ Chicago White Sox

Comiskey Park, Chicago, IL

Tue Jul 01 1958, 4:33 AM EDT

Att. 16,639 - Unknown

TOP

livebaseballscorecards.com

Batter	1	2	3	4	5	6	7	8	9	10	11	AB	R	H	RBI	BB	SO	LOB
Bobby Avila, R (1, 4) OBP: 0.344, SLG: 0.415	F7		4-3		K		BB	1B			F7	5	0	1	0	1	1	1
Mickey Vernon, L (1, 3) OBP: 0.387, SLG: 0.494	G3		5-3			F1	BB	4-3			F7	3	0	0	0	0	0	1
Jay Porter, R (7, PH) OBP: 0.333, SLG: 0.500												0	0	0	1	1	0	0
Don Mossi, L (7, 1) OBP: 0.053, SLG: 0.056												0	0	0	0	0	0	0
Russ Nixon, L (8, PH) OBP: 0.301, SLG: 0.423												2	0	0	0	0	0	2
(8, 2)																		
Vic Power, R (1, 5) OBP: 0.338, SLG: 0.506	F4		F9			CS 2B	4-3		F2			5	0	1	0	0	0	4
(7, 3)																		
Rocky Colavito, R (1, 9) OBP: 0.396, SLG: 0.532		G6-4-3 1B		K		BB		FC1-6 BB	K			3	0	1	0	2	2	0
Minnie Minoso, R (1, 7) OBP: 0.367, SLG: 0.465		G6-4-3 1-2f		5-3 1B		K 2-3		F8	5-3			5	0	1	0	0	1	4
Dick Brown, R (1, 2) OBP: 0.293, SLG: 0.389		BB		5-3 1-2			E6 1B BB	FC1-6 BB 1-2f HR		K		2	1	0	0	1	0	1
Bob Lemon, L (8, PH) OBP: 0.286, SLG: 0.231												1	1	0	0	0	0	1
Hoyt Wilhelm, R (8, 1) OBP: 0.214, SLG: 0.154												0	0	0	0	0	0	0
Mudcat Grant, R (9, 1) OBP: 0.135, SLG: 0.167												1	0	0	0	0	1	0
Carroll Hardy, R (1, 8) OBP: 0.314, SLG: 0.349		BB 1-2		6-3			F8	HR 1-2 BB		K	K	3	1	0	0	2	1	2
Billy Moran, R (1, 6) OBP: 0.219, SLG: 0.257		F8			1-4		K			CS BB		2	0	0	0	0	0	2
Woodie Held, R (7, PH) OBP: 0.281, SLG: 0.313												1	0	0	0	0	1	1
(7, 5)																		
Larry Doby, L (8, PH) OBP: 0.308, SLG: 0.500								HR 1-H 2-H				1	1	1	3	0	0	0
Billy Hunter, R (8, 6) OBP: 0.236, SLG: 0.265												0	0	0	0	1	0	0
Ray Narleski, R (1, 1) OBP: 0.214, SLG: 0.175			4-3 1B		1-3		BB BB 1-3 1B	1B 1B		CS 1-2	K	2	0	1	0	0	0	0
Billy Harrell, R (7, PH) OBP: 0.297, SLG: 0.370												3	0	2	0	0	1	0
(7, 6)																		
(8, 5)																		
Inning Stats	R: 0 E: 0 K: 0 S: 3 H: 0 LOB: 0 BB: 0 P: 3	R: 0 E: 0 K: 0 S: 3 H: 1 LOB: 2 BB: 2 P: 11	R: 0 E: 0 K: 0 S: 4 H: 1 LOB: 1 BB: 0 P: 4	R: 0 E: 0 K: 1 S: 6 H: 1 LOB: 1 BB: 0 P: 6	R: 0 E: 0 K: 1 S: 5 H: 0 LOB: 0 BB: 0 P: 5	R: 0 E: 0 K: 1 S: 5 H: 1 LOB: 2 BB: 1 P: 9	R: 1 E: 1 K: 1 S: 7 H: 1 LOB: 3 BB: 2 P: 15	R: 3 E: 0 K: 0 S: 6 H: 3 LOB: 2 BB: 2 P: 14	R: 0 E: 0 K: 1 S: 5 H: 0 LOB: 0 BB: 0 P: 5	R: 0 E: 0 K: 2 S: 6 H: 0 LOB: 0 BB: 1 P: 10	R: 0 E: 0 K: 1 S: 5 H: 0 LOB: 0 BB: 0 P: 5	1B: 6 2B: 2 3B: 0 HR: 1	SF: 0 SAC: 0 DP: 2 HBP: 0	WP: 0 PB: 0 SB: 0 CS: 2	PA: 48			

PITCHER		IP	WLS	BF	H	R	ER	SO	BB	IBB	HBP	BLK	WP	HR	S	P	ERA	WHIP
Billy Pierce, L ERA: 2.78	(1, 1)	6.2		29	5	1	0	4	5	0	0	0	0	0	32	52	0.00	1.500
Gerry Staley, R ERA: 4.04	(7, 1)	1.0		6	1	3	3	0	2	0	0	0	0	1	4	12	27.00	3.000
Bob Shaw, R ERA: 3.92	(8, 1)	2.1		9	2	0	0	3	1	0	0	0	0	0	14	18	0.00	1.286
Early Wynn, R ERA: 4.12	(11, 1)	1.0	W	3	0	0	0	1	0	0	0	0	0	0	5	5	0.00	0.000

PITCHER	IP	WLS	BF	H	R	ER	SO	BB	IBB	HBP	BLK	WP	HR	S	P	ERA	WHIP

AB	39
R	4
H	8
RBI	4
BB	8
SO	8
LOB	19

Batter	1	2	3	4	5	6	7	8	9	10	11	AB	R	H	RBI	BB	SO	LOB
Billy Goodman, L (1, 5) OBP: 0.344, SLG: 0.369 Sammy Esposito, R (7, PR) OBP: 0.217, SLG: 0.143 (8, 5)	BBB 4-0 4-3 1B BB		x 0-0 SF8 3B		x 0-0 ② 4-3		x 0-0 SH5-3 1B		x 0-0 ① SH3-4 1-2	x 0-0 ③ 5-3		3 1	1 0	2 0	0 0	1 0	0 0	0 2
Nellie Fox, L (1, 4) OBP: 0.394, SLG: 0.381	x 0-0 ① 4-3 1-2		x 0-0 ② SF8 3-H		x 0-0 ③ 4-3		x 0-0 ① SH5-3 1-2		III 4-0 4-3 IBB		x 0-0 ① 6-3	3	0	0	1	1	0	1
Jim Landis, R (1, 8) OBP: 0.351, SLG: 0.469	x 0-0 ② 2-H 1B		x 0-0 1B 1B			x 0-0 1B HR 2B	SSS 0-3 ② K		x 0-0 ② 4-3 1-2 2-3		x 0-0 1B 2B	6	2	4	0	0	1	4
Ray Boone, R (1, 3) OBP: 0.337, SLG: 0.447	SSS 0-3 ③ K		x 0-0 1-3 1B			x 0-0 HR 2-3 1B	x 0-0 ③ F7		BBBB 4-0 BB		BBBB 4-0 1B BB	4	1	2	0	2	1	3
Sherm Lollar, R (1, 2) OBP: 0.399, SLG: 0.450		x 0-0 ① F7	x 0-0 ③ F8			x 0-0 1-H 3-H HR		SSS 0-3 ① K	x 0-0 ③ F1		x 0-0 1-2 2-H 1B	6	1	2	4	0	1	5
Don Mueller, L (1, 9) OBP: 0.356, SLG: 0.357		x 0-0 WP 2B		x 0-0 ① F6		x 0-0 ① F9		x 0-0 ② F6		x 0-0 ① F9		5	0	1	0	0	0	0
Jim Rivera, L (1, 7) OBP: 0.277, SLG: 0.372		SSS 0-3 ② K 2-3		x 0-0 ② G3		x 0-0 ② F9		x 0-0 S 1B		BBBB 4-0 S BB		4	0	1	0	1	1	1
Luis Aparicio, R (1, 6) OBP: 0.314, SLG: 0.336		x 0-0 ③ 1-3		x 0-0 ③ L7		x 0-0 WP E6		x 0-0 ③ F8 1-2		x 0-0 ② F8 1-2		5	0	0	0	0	0	3
Billy Pierce, L (1, 1) OBP: 0.262, SLG: 0.275 Gerry Staley, R (7, 1) Bob Shaw, R (8, 1) OBP: 0.417, SLG: 0.300 Earl Torgeson, L (10, PH) OBP: 0.351, SLG: 0.420 Early Wynn, S (11, 1) OBP: 0.368, SLG: 0.290			x 0-0 ① 4-3		x 0-0 ① F8	x 0-0 ③ 6-3 2-3			BBBB 4-0 4-3 SH3-4 BB		III 4-0 IBB	3 0 0 0 0 0	0 0 0 0 0 0	0 0 0 0 0 0	0 0 1 0 0 0	0 0 0 1 0 0	0 0 0 0 0 0	1 0 0 0 0 0
Inning Stats	R: 0 H: 1 E: 0 LOB: 1 K: 1 BB: 1 S: 5 P: 9	R: 0 H: 1 E: 0 LOB: 1 K: 1 BB: 0 S: 6 P: 6	R: 1 H: 3 E: 0 LOB: 2 K: 0 BB: 0 S: 6 P: 6	R: 0 H: 0 E: 0 LOB: 0 K: 0 BB: 0 S: 3 P: 3	R: 0 H: 0 E: 0 LOB: 0 K: 0 BB: 0 S: 3 P: 3	R: 3 H: 3 E: 1 LOB: 1 K: 0 BB: 0 S: 7 P: 7	R: 0 H: 1 E: 0 LOB: 2 K: 1 BB: 0 S: 6 P: 6	R: 0 H: 1 E: 0 LOB: 1 K: 1 BB: 0 S: 6 P: 6	R: 0 H: 0 E: 0 LOB: 3 K: 0 BB: 3 S: 3 P: 15	R: 0 H: 0 E: 0 LOB: 2 K: 0 BB: 2 S: 3 P: 11	R: 1 H: 2 E: 0 LOB: 2 K: 0 BB: 1 S: 3 P: 7	1B: 7 SF: 1 2B: 3 SAC: 2 3B: 1 DP: 0 HR: 1 HBP: 0						

PITCHER		IP	WLS	BF	H	R	ER	SO	BB	IBB	HBP	BLK	WP	HR	S	P	ERA	WHIP
Ray Narleski, R ERA: 4.21	(1, 1)	6.0		27	8	4	4	2	1	0	0	0	2	1	30	34	6.00	1.500
Don Mossi, L ERA: 3.08	(7, 1)	1.0		4	1	0	0	1	0	0	0	0	0	0	6	6	0.00	1.000
Hoyt Wilhelm, R ERA: 2.1	(8, 1)	1.2		9	1	0	0	1	2	1	0	0	0	0	8	20	0.00	1.800
Mudcat Grant, R ERA: 3.89	(9, 1)	1.2	L	10	2	1	1	0	2	1	0	0	0	0	7	19	5.40	2.400

PITCHER	IP	WLS	BF	H	R	ER	SO	BB	IBB	HBP	BLK	WP	HR	S	P	ERA	WHIP

BOTTOM

Cleveland Indians @ Chicago White Sox

Comiskey Park, Chicago, IL

Tue Jul 01 1958, 4:33 AM EDT

Att. 16,639 - Unknown

livebaseballscorecards.com

AB	40
R	5
H	12
RBI	5
BB	7
SO	4
LOB	20

PA: 50

WP: 2
PB: 0
SB: 2
CS: 0

Batter	1	2	3	4	5	6	7	8	9	AB	R	H	RBI	BB	SO	LOB
Mike Baxes, R (1, 4) OBP: 0.297, SLG: 0.284	F8		K	4-3			K	K	5	0	0	0	0	3	1
Chico Carrasquel, R (1, 5) OBP: 0.311, SLG: 0.319	L5		1B	5-3			BB	1B	3	1	1	0	1	0	0
Roger Maris, L (1, 8) OBP: 0.303, SLG: 0.403	BB		F8		K		1B	1B	3	1	1	0	1	1	1
Preston Ward, L (1, 3) OBP: 0.357, SLG: 0.447	3-4-3		1B		F8		1B	1B	4	0	2	1	0	0	1
Harry Simpson, L (1, 7) OBP: 0.344, SLG: 0.413		4-3	K		F8		1B	1B	4	0	1	1	0	1	2
Hal Smith, R (1, 2) OBP: 0.267, SLG: 0.415		1B		5-3			G4-6-3 1B	F7	4	0	2	0	0	0	2
Bob Martyn, L (1, 9) OBP: 0.349, SLG: 0.417		F6		F7			G4-6-3	K	4	0	0	0	0	1	2
Joe Demaestri, R (1, 6) OBP: 0.259, SLG: 0.282 Frank House, L (9, PH) OBP: 0.276, SLG: 0.316		1B		F7			F7	G3	3 1	0 0	1 0	0 0	0 0	0 0	0 0
Ray Herbert, R (1, 1) OBP: 0.273, SLG: 0.250 Hector Lopez, R (8, PH) OBP: 0.326, SLG: 0.409 Bob Grim, R (8, 1) Dick Tomanek, L (8, 1) OBP: 0.190, SLG: 0.263 Tom Gorman, R (8, 1) OBP: 0.111, SLG: 0.111 Whitey Herzog, L (9, PH) OBP: 0.286, SLG: 0.167		2-3			K			F7	1B	2 1 0 0 0 1	0 0 0 0 0 0	0 0 0 0 0 1	0 0 0 0 0 0	0 0 0 0 0 0	1 0 0 0 0 0	2 0 0 0 0 0
Inning Stats	R: 0 E: 0 K: 0 S: 3 H: 0 LOB: 1 BB: 1 P: 7	R: 0 E: 0 K: 0 S: 5 H: 2 LOB: 2 BB: 0 P: 5	R: 0 E: 0 K: 2 S: 9 H: 2 LOB: 2 BB: 0 P: 9	R: 0 E: 0 K: 0 S: 3 H: 0 LOB: 0 BB: 0 P: 3	R: 0 E: 0 K: 1 S: 5 H: 0 LOB: 0 BB: 0 P: 5	R: 0 E: 0 K: 1 S: 5 H: 0 LOB: 0 BB: 0 P: 5	R: 0 E: 0 K: 0 S: 3 H: 1 LOB: 0 BB: 0 P: 3	R: 2 E: 0 K: 1 S: 8 H: 3 LOB: 2 BB: 1 P: 12	R: 0 E: 0 K: 2 S: 8 H: 1 LOB: 1 BB: 0 P: 8	1B: 9 2B: 0 3B: 0 HR: 0 SF: 0 SAC: 0 DP: 1 HBP: 0						WP: 0 PB: 0 SB: 0 CS: 0 PA: 37	

PITCHER		IP	WLS	BF	H	R	ER	SO	BB	IBB	HBP	BLK	WP	HR	S	P	ERA	WHIP
Jim Wilson, R ERA: 3.09	(1, 1)	7.2	W	32	8	2	2	5	2	0	0	0	0	0	40	48	2.35	1.304
Bob Shaw, R ERA: 3.89	(8, 1)	0.1		1	0	0	0	0	0	0	0	0	0	0	1	1	0.00	0.000
Turk Lown, R ERA: 5.09	(9, 1)	1.0	S	4	1	0	0	2	0	0	0	0	0	0	8	8	0.00	1.000

PITCHER	IP	WLS	BF	H	R	ER	SO	BB	IBB	HBP	BLK	WP	HR	S	P	ERA	WHIP

TOP

Kansas City Athletics @ Chicago White Sox

Comiskey Park, Chicago, IL

Thu Jul 03 1958, 4:33 AM EDT

Att. 2,601 - Unknown

livebaseballscorecards.com

AB	35
R	2
H	9
RBI	2
BB	2
SO	7
LOB	11

Batter	1	2	3	4	5	6	7	8	9	AB	R	H	RBI	BB	SO	LOB
Billy Goodman, L (1, 5) OBP: 0.342, SLG: 0.366 Sammy Esposito, R (8, 5) OBP: 0.250, SLG: 0.143	S S S 0-3 K ①		x 0-0 SH2-3 1B	x 0-0 4-3 ③			x 0-0 F7 ② B B B B	4-0 1B 1-2 2-3 3-H BB		4 0	0 0	1 0	0 1	0 1	1 0	2 0
Nellie Fox, L (1, 4) OBP: 0.396, SLG: 0.380	x 0-0 1B		x 0-0 SH2-3 ① 1-2		x 0-0 1-6-3 ①		I I I I 4-0 2B IBB	x 0-0 F7 ②		3	1	1	0	1	0	3
Jim Landis, R (1, 8) OBP: 0.356, SLG: 0.474	x 0-0 F6 ②		H 1-0 FC4-6 HBP		S S S 0-3 K ②		x 0-0 1-H 2-H 2B	x 0-0 1-3 2-H 3-H 1B		4 0	0 2	2 4	4 0	0 1	1 1	1
Ray Boone, R (1, 3) OBP: 0.328, SLG: 0.433	x 0-0 5-3 ③		x 0-0 F4 ②		S S S 0-3 K ③		x 0-0 F8 ③	x 0-0 1-3 ③		5 0	0 0	0 0	0 0	0 0	1 0	7 0
Don Mueller, L (1, 9) OBP: 0.367, SLG: 0.391 Al Smith, R (8, PR) OBP: 0.315, SLG: 0.382 (9, 9)		x 0-0 1B HBP G1-2-3 1B	x 0-0 FC4-6 ③ 1-2f			x 0-0 F7 ①		x 0-0 1B BB 2B		4 0	0 1	2 0	0 0	0 0	0 0	2 0
Earl Battey, R (1, 2) OBP: 0.324, SLG: 0.462		H 1-0 G1-2-3 1B 1-2 HBP	x 0-0 HR		S S S 0-3 K ②			x 0-0 F2 ①		3 1	1 1	1 0	1 1	0 1	1 1	1
Jim Rivera, L (1, 7) OBP: 0.282, SLG: 0.371		x 0-0 G1-2-3 1-2 2-3 1B	x 0-0 L3 ①		x 0-0 G3 ③			I I I I 4-0 BB 1B BB IBB		3 1	1 1	1 0	0 1	1 0	0 0	0
Luis Aparicio, R (1, 6) OBP: 0.321, SLG: 0.340		x 0-0 G1-2-3 ① ② 1-2 2-3 3-Hf	B B B B 4-0 4-3 BB				x 0-0 SH2-4 2B 1B	x 0-0 BB BB 1B 1-2 2-3 1B		3 2	2 2	2 0	0 1	1 0	0 3	3
Jim Wilson, R (1, 1) OBP: 0.162, SLG: 0.061 Bob Shaw, R (8, 1) OBP: 0.417, SLG: 0.300 Earl Torgeson, L (8, PH) OBP: 0.351, SLG: 0.420 Sherm Lollar, R (8, PH) OBP: 0.402, SLG: 0.450 Norm Cash, L (8, PR) Turk Lown, R (9, 1)		x 0-0 F7 ③	x 0-0 4-3 ② 1-2				x 0-0 SH2-4 ① 1-2	B B B B 4-0 BB 1B 1-2 2-3 3-H BB		2 0 0 0 0 0	0 0 0 0 1 0	0 0 0 0 0 0	0 0 0 0 0 0	0 0 0 1 0 0	0 0 0 0 0 0	3 0 0 0 0 0
Inning Stats	R: 0 E: 0 K: 1 S: 6 H: 1 LOB: 1 BB: 0 P: 6	R: 0 E: 0 K: 0 S: 4 H: 2 LOB: 2 BB: 0 P: 5	R: 0 E: 0 K: 0 S: 4 H: 1 LOB: 2 BB: 0 P: 5	R: 1 E: 0 K: 0 S: 4 H: 1 LOB: 1 BB: 1 P: 8	R: 0 E: 0 K: 2 S: 7 H: 0 LOB: 0 BB: 0 P: 7	R: 0 E: 0 K: 1 S: 5 H: 0 LOB: 0 BB: 0 P: 5	R: 2 E: 0 K: 0 S: 5 H: 2 LOB: 1 BB: 1 P: 9	R: 4 E: 0 K: 0 S: 6 H: 3 LOB: 3 BB: 3 P: 18		1B: 7 2B: 2 3B: 0 HR: 1	SF: 0 SAC: 2 DP: 1 HBP: 2			WP: 0 PB: 0 SB: 0 CS: 0	PA: 40	

PITCHER		IP	WLS	BF	H	R	ER	SO	BB	IBB	HBP	BLK	WP	HR	S	P	ERA	WHIP
Ray Herbert, R ERA: 3.76	(1, 1)	7.0	L	31	7	3	3	4	1	1	2	0	0	1	35	45	3.86	1.143
Bob Grim, R ERA: 6.31	(8, 1)	0.1		4	2	3	3	0	0	1	0	0	0	0	3	7	81.00	6.000
Dick Tomanek, L ERA: 4.86	(8, 1)	0.1		4	1	1	1	0	2	0	0	0	0	0	2	10	27.00	9.000
Tom Gorman, R ERA: 3.59	(8, 1)	0.1		1	0	0	0	0	0	0	0	0	0	0	1	1	0.00	0.000

PITCHER	IP	WLS	BF	H	R	ER	SO	BB	IBB	HBP	BLK	WP	HR	S	P	ERA	WHIP

BOTTOM

Kansas City Athletics @ Chicago White Sox

Comiskey Park, Chicago, IL

Thu Jul 03 1958, 4:33 AM EDT

Att. 2,601 - Unknown

livebaseballscorecards.com

AB	31
R	7
H	10
RBI	7
BB	5
SO	4
LOB	22

Batter	1	2	3	4	5	6	7	8	9	AB	R	H	RBI	BB	SO	LOB
Bill Tuttle, R (1, 8) OBP: 0.343, SLG: 0.350	BBBB 4-0 CS BB		x 0-0 FC3-6 1B		x 0-0 ③ F9		x 0-0 ① FC1-4 1B 1-2f 6-3 3-H	x 0-0 ② 6-3		4	1	1	1	1	0	2
Roger Maris, L (1, 9) OBP: 0.308, SLG: 0.402	BBBB 4-0 ① 1-2 BB BB		x 0-0 ② FC3-6 1-2f			BBBB 4-0 1B 1B BB	x 0-0 1B 6-3 1-3 1B	x 0-0 ③ F8		3	2	1	0	2	0	1
Hector Lopez, R (1, 5) OBP: 0.321, SLG: 0.402	x 0-0 ② F9		x 0-0 ③ 4-3			SSS 0-3 ① K	x 0-0 ② 6-3 1-2 3-H		SSS 0-3 ① K	5	0	0	1	0	2	4
Preston Ward, L (1, 3) OBP: 0.367, SLG: 0.450	BBBB 4-0 1-2 BB			SSS 0-3 ① K2-3		x 0-0 1B 1-3 1B	x 0-0 1B 2-H 1B		BBBB 4-0 G4-6-3 BB	3	0	2	1	2	1	0
Harry Simpson, L (1, 7) OBP: 0.346, SLG: 0.412 Bob Martyn, L (9, 7) OBP: 0.349, SLG: 0.417	x 0-0 ③ F4			x 0-0 ② 4-3		x 0-0 1-3 3-H 1B	x 0-0 1-3 1B		x 0-0 ②③ G4-6-3 1-2f	5 0	0 0	2 0	1 0	0 0	0 0	3 0
Harry Chiti, R (1, 2) OBP: 0.310, SLG: 0.411 Hal Smith, R (3, 2) OBP: 0.258, SLG: 0.400		x 0-0 ① 1-3		SSS 0-3 ③ K		x 0-0 ② F4	x 0-0 ③ 1-3			1 3	0 0	0 0	0 0	0 0	0 1	0 4
Mike Baxes, R (1, 4) OBP: 0.296, SLG: 0.279		x 0-0 ② F7			BBBB 4-0 BB	x 0-0 ③ F7		SSS 0-3 ① K		3	0	0	0	1	1	2
Joe Demaestri, R (1, 6) OBP: 0.264, SLG: 0.295		x 0-0 ③ F4			SSS 0-3 ① K		x 0-0 1B FC1-4 1B	x 0-0 HR 3B		4	2	2	0	0	1	1
Murry Dickson, R (1, 1) OBP: 0.286, SLG: 0.368 Bob Grim, R (1, 1) Whitey Herzog, L (7, PH) OBP: 0.302, SLG: 0.189 Tom Gorman, R (7, 1) OBP: 0.111, SLG: 0.111 Bob Cerv, R (8, PH) OBP: 0.387, SLG: 0.652 Dick Tomanek, L (8, 1) OBP: 0.190, SLG: 0.263			x 0-0 ① L7		x 0-0 ② F5		x 0-0 FC1-4 1-3 1B	x 0-0 3-H HR		0 2 1 0 1 0	0 0 0 0 1 0	0 0 1 0 1 0	0 0 0 0 2 0	0 0 0 0 0 0	0 0 0 0 0 0	0 1 0 0 0 0
Inning Stats	R: 0 H: 0 E: 0 LOB: 2 K: 0 BB: 3 S: 2 P: 14	R: 0 H: 0 E: 0 LOB: 0 K: 0 BB: 0 S: 3 P: 3	R: 0 H: 1 E: 0 LOB: 1 K: 0 BB: 0 S: 4 P: 4	R: 0 H: 0 E: 0 LOB: 0 K: 2 BB: 0 S: 7 P: 7	R: 0 H: 0 E: 0 LOB: 1 K: 1 BB: 1 S: 5 P: 9	R: 1 H: 2 E: 0 LOB: 2 K: 1 BB: 1 S: 7 P: 11	R: 3 H: 5 E: 0 LOB: 2 K: 0 BB: 0 S: 8 P: 8	R: 2 H: 2 E: 0 LOB: 0 K: 1 BB: 0 S: 7 P: 7	R: 0 H: 0 E: 0 LOB: 0 K: 1 BB: 1 S: 4 P: 8	1B: 8 SF: 0 2B: 0 SAC: 0 3B: 1 DP: 1 HR: 1 HBP: 0						

TOP

Kansas City Athletics @ Chicago White Sox

Comiskey Park, Chicago, IL

Fri Jul 04 1958, 4:33 AM EDT

Unknown

livebaseballscorecards.com

AB	35
R	6
H	10
RBI	6
BB	6
SO	6
LOB	18

WP: 0 PA: 41
PB: 0
SB: 0
CS: 1

PITCHER		IP	WLS	BF	H	R	ER	SO	BB	IBB	HBP	BLK	WP	HR	S	P	ERA	WHIP
Early Wynn, R ERA: 4.14	(1, 1)	6.0		27	5	3	3	4	5	0	0	0	0	0	30	50	4.50	1.667
Bob Shaw, R ERA: 4.04	(7, 1)	0.2		5	3	1	1	0	0	0	0	0	0	0	5	5	13.50	4.500
Turk Lown, R ERA: 5.4	(7, 1)	2.1	L	9	2	2	2	2	1	0	0	0	0	1	12	16	7.71	1.286

PITCHER	IP	WLS	BF	H	R	ER	SO	BB	IBB	HBP	BLK	WP	HR	S	P	ERA	WHIP

Batter	1	2	3	4	5	6	7	8	9	AB	R	H	RBI	BB	SO	LOB
Billy Goodman, L (1, 5) OBP: 0.339, SLG: 0.369	G3 HR 2B	F7		G4-6-3 1-2f			4-3			4	1	1	0	0	0	1
Sammy Esposito, R (8, 5) OBP: 0.250, SLG: 0.143										0	0	0	0	0	0	0
Nellie Fox, L (1, 4) OBP: 0.391, SLG: 0.375	G3 2-3	5-3			F6		F9			4	0	0	0	0	0	1
Jim Landis, R (1, 8) OBP: 0.354, SLG: 0.483	HR 3-H		L7		F7			F5		4	1	1	2	0	0	0
Ray Boone, R (1, 3) OBP: 0.326, SLG: 0.446	6-3		HR		K			K		4	1	1	1	0	2	0
Don Mueller, L (1, 9) OBP: 0.365, SLG: 0.388			F8			E1		F9		3	1	1	0	0	0	0
Sherm Lollar, R (8, PH) OBP: 0.400, SLG: 0.448										1	0	0	0	0	0	0
Norm Cash, L (9, 9)	HR 1B									0	0	0	0	0	0	0
Earl Battey, R (1, 2) OBP: 0.333, SLG: 0.500	1-H HR		HBP			K		F2		3	1	1	2	0	1	1
Jim Rivera, L (1, 7) OBP: 0.283, SLG: 0.370	FC5-4 1B		K			K		F8		3	0	1	0	0	2	2
Al Smith, R (9, PH) OBP: 0.314, SLG: 0.380										1	0	0	0	0	0	0
Luis Aparicio, R (1, 6) OBP: 0.321, SLG: 0.337	FC5-4 1-2f			G4-6-3 BB		6-3		K		2	0	0	0	1	0	2
Ron Jackson, R (9, PH) OBP: 0.345, SLG: 0.462										1	0	0	0	0	1	0
Early Wynn, S (1, 1) OBP: 0.350, SLG: 0.273		1-3		K			F8			2	0	0	0	0	1	1
Bob Shaw, R (7, 1) OBP: 0.417, SLG: 0.300										0	0	0	0	0	0	0
Turk Lown, R (7, 1)										1	0	0	0	0	0	0
Inning Stats	R: 4 E: 0 K: 0 S: 8 H: 5 LOB: 1 BB: 0 P: 8	R: 0 E: 0 K: 0 S: 3 H: 0 LOB: 0 BB: 0 P: 3	R: 1 E: 0 K: 1 S: 6 H: 1 LOB: 1 BB: 0 P: 7	R: 0 E: 0 K: 1 S: 4 H: 0 LOB: 0 BB: 1 P: 8	R: 0 E: 0 K: 1 S: 5 H: 0 LOB: 0 BB: 0 P: 5	R: 0 E: 1 K: 2 S: 8 H: 0 LOB: 1 BB: 0 P: 8	R: 0 E: 0 K: 0 S: 3 H: 0 LOB: 0 BB: 0 P: 3	R: 0 E: 0 K: 1 S: 5 H: 0 LOB: 0 BB: 0 P: 5	R: 0 E: 0 K: 1 S: 5 H: 0 LOB: 0 BB: 0 P: 5	1B: 2 2B: 1 3B: 0 HR: 3 SF: 0 SAC: 0 DP: 1 HBP: 1							

PITCHER		IP	WLS	BF	H	R	ER	SO	BB	IBB	HBP	BLK	WP	HR	S	P	ERA	WHIP
Murry Dickson, R ERA: 3.38	(1, 1)	0.2		7	5	4	4	0	0	0	0	0	0	2	7	7	54.00	7.500
Bob Grim, R ERA: 5.52	(1, 1)	5.1		19	1	1	1	5	1	0	1	0	0	1	27	32	1.69	0.375
Tom Gorman, R ERA: 3.51	(7, 1)	1.0	W	3	0	0	0	0	0	0	0	0	0	0	3	3	0.00	0.000
Dick Tomanek, L ERA: 4.73	(8, 1)	2.0	S	6	0	0	0	2	0	0	0	0	0	0	10	10	0.00	0.000

PITCHER	IP	WLS	BF	H	R	ER	SO	BB	IBB	HBP	BLK	WP	HR	S	P	ERA	WHIP

BOTTOM

Kansas City Athletics @ Chicago White Sox

Comiskey Park, Chicago, IL

Fri Jul 04 1958, 4:33 AM EDT

Unknown

livebaseballscorecards.com

AB	33
R	5
H	6
RBI	5
BB	1
SO	7
LOB	8

PA: 35

WP: 0 PB: 0 SB: 0 CS: 0

Batter	1	2	3	4	5	6	7	8	9	AB	R	H	RBI	BB	SO	LOB
Mike Baxes, R (1, 4) OBP: 0.294, SLG: 0.277	5-3		FC5-4 1-2f			HR 1B		F2	5-3	5	1	1	0	0	0	2
Bill Tuttle, R (1, 8) OBP: 0.345, SLG: 0.361	BBBB L3 BB			SSS K		1-H HR		5-3		3	1	1	2	1	1	0
Roger Maris, L (1, 9) OBP: 0.307, SLG: 0.400	L3 1-2			G3		1-3		E 1B		4	0	1	0	0	0	1
Preston Ward, L (1, 3) OBP: 0.365, SLG: 0.451		6-3		F9		2B		E5 1-3		4	0	1	0	0	0	1
Harry Simpson, L (1, 7) OBP: 0.344, SLG: 0.432 Whitey Herzog, L (8, 7) OBP: 0.302, SLG: 0.189		F7			HR	F8		1-3		4 0	1 0	1 0	1 0	0 0	0 0	3 0
Hector Lopez, R (1, 5) OBP: 0.320, SLG: 0.404		6-3			6-3		SH3 2B		F3	4	0	1	0	0	0	0
Harry Chiti, R (1, 2) OBP: 0.310, SLG: 0.417			L6		F8		SH3 2-3		2B 2B	3	1	1	0	0	0	0
Joe Demaestri, R (1, 6) OBP: 0.268, SLG: 0.304			FC6-4 1B		5-3		SSS K		2-H 2B	4	0	2	1	0	1	1
Bud Daley, L (1, 1) Dick Tomanek, L (9, 1) OBP: 0.190, SLG: 0.263			FC6-4 FC5-4 1-2f			F6	1-3		6-3	4 0	0 0	0 0	0 0	0 0	0 0	3 0
Inning Stats	R: 0 E: 0 K: 0 S: 2 H: 0 LOB: 0 BB: 1 P: 6	R: 0 E: 0 K: 0 S: 3 H: 0 LOB: 0 BB: 0 P: 3	R: 0 E: 0 K: 0 S: 4 H: 1 LOB: 1 BB: 0 P: 4	R: 0 E: 0 K: 1 S: 5 H: 0 LOB: 0 BB: 0 P: 5	R: 1 E: 0 K: 0 S: 4 H: 1 LOB: 0 BB: 0 P: 4	R: 2 E: 0 K: 0 S: 6 H: 3 LOB: 1 BB: 0 P: 6	R: 0 E: 0 K: 1 S: 6 H: 1 LOB: 1 BB: 0 P: 6	R: 0 E: 1 K: 0 S: 5 H: 1 LOB: 2 BB: 0 P: 5	R: 1 E: 0 K: 0 S: 5 H: 2 LOB: 1 BB: 0 P: 5	1B: 3 2B: 5 3B: 0 HR: 2 SF: 0 SAC: 1 DP: 1 HBP: 0						

PITCHER		IP	WLS	BF	H	R	ER	SO	BB	IBB	HBP	BLK	WP	HR	S	P	ERA	WHIP
Ray Moore, R ERA: 2.64	(1, 1)	6.0	L	23	5	3	3	1	1	0	0	0	0	2	24	28	4.50	1.000
Gerry Staley, R ERA: 3.88	(7, 1)	2.0		9	2	0	0	1	0	0	0	0	0	0	11	11	0.00	1.000
Tom Qualters, R ERA: 3.29	(9, 1)	1.0		5	2	1	1	0	0	0	0	0	0	0	5	5	9.00	2.000

PITCHER	IP	WLS	BF	H	R	ER	SO	BB	IBB	HBP	BLK	WP	HR	S	P	ERA	WHIP

TOP

Kansas City Athletics @ Chicago White Sox

Comiskey Park, Chicago, IL

Fri Jul 04 1958, 4:38 AM EDT

Att. 18,047 - Unknown

livebaseballscorecards.com

AB	35
R	4
H	9
RBI	4
BB	1
SO	2
LOB	11

WP: 0 PA: 37
PB: 0
SB: 0
CS: 0

Batter	1	2	3	4	5	6	7	8	9	AB	R	H	RBI	BB	SO	LOB
Billy Goodman, L (1, 5) OBP: 0.347, SLG: 0.377	6-3 1B		6-3		SH 1B	FC5 BB 1-2 1B		FC6-4 1B		5	0	3	0	0	0	0
Nellie Fox, L (1, 4) OBP: 0.392, SLG: 0.375	1B		1-3		SH 1-3	BBBB 1-2 2-3 BB		FC6-4 1-2f		3	0	1	0	1	0	1
Jim Landis, R (1, 8) OBP: 0.351, SLG: 0.477	F7		1B 1B		SSS K	FC5 2-3f		F8		5	0	1	0	0	1	7
Ray Boone, R (1, 3) OBP: 0.333, SLG: 0.468	L7		1-2 1B		SSS K		FC6-4 3B		HR 2B	5	2	3	0	0	1	3
Sherm Lollar, R (1, 2) OBP: 0.400, SLG: 0.458		SSS K	F9		BBBB BB		1-3		2-H HR	4	1	1	2	1	1	3
Al Smith, R (1, 7) OBP: 0.312, SLG: 0.374		E6 FC6-4 1B		6-3	L7		H 1-0 FC6-4 HBP		F7	4	0	0	0	0	0	3
Don Mueller, L (1, 9) OBP: 0.375, SLG: 0.385 Earl Battey, R (9, PH) OBP: 0.329, SLG: 0.493		1-2 FC6-4 1B		6-3		BBBB BB 1B BB	FC6-4 1-2f 3-H FC6-4		SSS K	3 1	0 0	1 0	1 0	1 0	0 1	1 0
Luis Aparicio, R (1, 6) OBP: 0.319, SLG: 0.335		FC6-4 1-2f 2-3		1B		F9	FC6-4 1-2f		F9	5	0	1	0	0	0	4
Ray Moore, R (1, 1) OBP: 0.259, SLG: 0.423 Ron Jackson, R (6, PH) OBP: 0.342, SLG: 0.457 Gerry Staley, R (7, 1) Sammy Esposito, R (8, PH) OBP: 0.240, SLG: 0.136 Tom Qualters, R (9, 1)		SSS K		SSS K		F4		4-3		2 1 0 1 0	0 0 0 0 0	0 0 0 0 0	0 0 0 0 0	0 0 0 0 0	2 0 0 0 0	3 1 0 0 0
Inning Stats	R: 0 E: 0 K: 0 S: 4 H: 1 LOB: 1 BB: 0 P: 4	R: 0 E: 1 K: 2 S: 9 H: 1 LOB: 2 BB: 0 P: 9	R: 0 E: 0 K: 0 S: 5 H: 2 LOB: 0 BB: 0 P: 5	R: 0 E: 0 K: 1 S: 6 H: 1 LOB: 1 BB: 0 P: 6	R: 0 E: 1 K: 2 S: 9 H: 1 LOB: 3 BB: 1 P: 13	R: 0 E: 0 K: 0 S: 4 H: 1 LOB: 3 BB: 2 P: 12	R: 1 E: 0 K: 0 S: 4 H: 1 LOB: 1 BB: 0 P: 5	R: 0 E: 0 K: 0 S: 4 H: 1 LOB: 1 BB: 0 P: 4	R: 2 E: 0 K: 1 S: 7 H: 2 LOB: 0 BB: 0 P: 7	1B: 8 2B: 1 3B: 1 HR: 1	SF: 0 SAC: 1 DP: 0 HBP: 1						

PITCHER	IP	WLS	BF	H	R	ER	SO	BB	IBB	HBP	BLK	WP	HR	S	P	ERA	WHIP
Bud Daley, L (1, 1) ERA: 2.61	8.0	W	41	11	3	3	5	3	0	1	0	0	1	47	60	3.38	1.750
Dick Tomanek, L (9, 1) ERA: 4.66	1.0	S	3	0	0	0	1	0	0	0	0	0	0	5	5	0.00	0.000

PITCHER	IP	WLS	BF	H	R	ER	SO	BB	IBB	HBP	BLK	WP	HR	S	P	ERA	WHIP

BOTTOM

Kansas City Athletics @ Chicago White Sox

Comiskey Park, Chicago, IL

Fri Jul 04 1958, 4:38 AM EDT

Att. 18,047 - Unknown

livebaseballscorecards.com

AB	39
R	3
H	11
RBI	3
BB	3
SO	6
LOB	26

1B: 8 2B: 1 3B: 1 HR: 1 SF: 0 SAC: 1 DP: 0 HBP: 1

WP: 0 PB: 0 SB: 0 CS: 0 PA: 44

Batter	1	2	3	4	5	6	7	8	9	AB	R	H	RBI	BB	SO	LOB
Harvey Kuenn, R (1, 8) OBP: 0.369, SLG: 0.480	FC3-6 1B		F4		5-3			F7		4	0	1	0	0	0	0
Ozzie Virgil, R (1, 5) OBP: 0.312, SLG: 0.392	FC3-6 BB 1-2f 1B		6-3			F4		1B		4	1	1	0	0	0	1
Al Kaline, R (1, 9) OBP: 0.363, SLG: 0.492	L9		F2			L4		L9		4	0	0	0	0	0	2
Gail Harris, L (1, 3) OBP: 0.349, SLG: 0.478	B B B B 1B 1-2 BB			S S S K		F9			F9	3	0	0	0	1	1	0
Johnny Groth, R (1, 7) OBP: 0.386, SLG: 0.476	1-3 2-H 1B			FC6-4 1B			F7		4-3	4	0	2	1	0	0	0
Frank Bolling, R (1, 4) OBP: 0.342, SLG: 0.377		SH3-4 1B		FC6-4 1-2f			F8		F9	4	0	1	0	0	0	1
Billy Martin, R (1, 6) OBP: 0.298, SLG: 0.398		SH3-4 1-2		L6			1B			2	0	1	0	0	0	1
Jim Hegan, R (1, 2) OBP: 0.256, SLG: 0.257		L8			S S S K		F6			3	0	0	0	0	1	2
Frank Lary, R (1, 1) OBP: 0.163, SLG: 0.146 Tom Morgan, R (2, 1) Milt Bolling, R (5, PH) OBP: 0.333, SLG: 0.286 Herb Moford, R (5, 1) Bill Fischer, R (7, 1) OBP: 0.250, SLG: 0.286 Reno Bertoia, R (8, PH) OBP: 0.269, SLG: 0.305 Billy Hoeft, L (8, 1) OBP: 0.393, SLG: 0.520		F9			5-3			F8		1 0 1 0 0 1 0	0 0 0 0 0 0 0	0 0 0 0 0 0 0	0 0 0 0 0 0 0	0 0 0 0 0 0 0	0 0 0 0 0 0 0	1 0 0 0 0 0 0
Inning Stats	R: 1 E: 0 K: 0 S: 4 H: 2 LOB: 2 BB: 1 P: 8	R: 0 E: 0 K: 0 S: 4 H: 1 LOB: 1 BB: 0 P: 4	R: 0 E: 0 K: 0 S: 3 H: 0 LOB: 0 BB: 0 P: 3	R: 0 E: 0 K: 1 S: 6 H: 1 LOB: 1 BB: 0 P: 6	R: 0 E: 0 K: 1 S: 5 H: 0 LOB: 0 BB: 0 P: 5	R: 0 E: 0 K: 0 S: 3 H: 0 LOB: 0 BB: 0 P: 3	R: 0 E: 0 K: 0 S: 4 H: 1 LOB: 1 BB: 0 P: 4	R: 0 E: 0 K: 0 S: 4 H: 1 LOB: 1 BB: 0 P: 4	R: 0 E: 0 K: 0 S: 3 H: 0 LOB: 0 BB: 0 P: 3	1B: 6 2B: 0 3B: 0 HR: 0	SF: 0 SAC: 1 DP: 0 HBP: 0					

PITCHER	IP	WLS	BF	H	R	ER	SO	BB	IBB	HBP	BLK	WP	HR	S	P	ERA	WHIP
Billy Pierce, L (1, 1) ERA: 2.65	9.0	W	33	6	1	1	2	1	0	0	0	0	0	36	40	1.00	0.778

PITCHER	IP	WLS	BF	H	R	ER	SO	BB	IBB	HBP	BLK	WP	HR	S	P	ERA	WHIP

Detroit Tigers @ Chicago White Sox

Comiskey Park, Chicago, IL

Sat Jul 05 1958, 8:05 PM EDT

Att. 23,025 - Unknown

TOP

AB	31
R	1
H	6
RBI	1
BB	1
SO	2
LOB	8

1B: 6	SF: 0	WP: 0	PA: 33
2B: 0	SAC: 1	PB: 0	
3B: 0	DP: 0	SB: 0	
HR: 0	HBP: 0	CS: 0	

livebaseballscorecards.com

BOTTOM

Detroit Tigers @ Chicago White Sox

Comiskey Park, Chicago, IL

Sat Jul 05 1958, 8:05 PM EDT

Att. 23,025 - Unknown

Batter	1	2	3	4	5	6	7	8	9	AB	R	H	RBI	BB	SO	LOB
Billy Goodman, L (1, 5) OBP: 0.356, SLG: 0.374	BBBB 4-0 FC5-4 BB	BBBB 4-0 HBP 1B 1-2 2-3 BB		x 0-0 ③ 4-3			BBBB 4-0 1B 1B BB	BBBB 4-0 3B BB		1	1	0	0	3	0	0
Sammy Esposito, R (7, PR) OBP: 0.269, SLG: 0.136 (8, 5)										0	2	0	0	1	0	0
Nellie Fox, L (1, 4) OBP: 0.398, SLG: 0.384	x 0-0 ① FC5-4 HBP 1-2f	H 1-0 1B PO HBP 1-2 2-3 3-H			BBBB 4-0 L9 SH5-3 BB		x 0-0 1B 1B 1-3 1B	x 0-0 WP 1-H 3-H 3B		3	2	2	3	1	0	1
Jim Landis, R (1, 8) OBP: 0.357, SLG: 0.479	H 1-0 HBP 1-2	x 0-0 1B 1-3 2-H 3-H			x 0-0 ① SH5-3 1-2		x 0-0 G6-4-3 1B 1B 1-2 3-H	x 0-0 ③ F8 3-H		3	0	2	3	0	0	0
Ray Boone, R (1, 3) OBP: 0.332, SLG: 0.463	x 0-0 ② L9	0-0 ③ PO 3-H	x 0-0 ① F7		x 0-0 ② L9 2-3		x 0-0 G6-4-3 1B 1-2 2-H			4	0	1	1	0	0	3
Sherm Lollar, R (1, 2) OBP: 0.394, SLG: 0.450	x 0-0 ③ F8		x 0-0 ② L9		x 0-0 ③ F7		x 0-0 ①② G6-4-3 1-2f 2-3			4	0	0	0	0	0	5
Don Mueller, L (1, 9) OBP: 0.383, SLG: 0.393	x 0-0 1B FC5-2 1B	x 0-0 ① L9				x 0-0 ① L9	x 0-0 ③ F6			4	0	2	0	0	0	2
Jim Rivera, L (1, 7) OBP: 0.283, SLG: 0.364	x 0-0 ① F7	x 0-0 ③ F5				x 0-0 ② F5		BBBB 4-0 4-3 S 3B BB		3	1	0	0	1	0	2
Luis Aparicio, R (1, 6) OBP: 0.321, SLG: 0.337	x 0-0 BB FC5-2 HBP 1-3 1B			x 0-0 ① 1-3		x 0-0 1B		x 0-0 ① F4 1-2		4	1	2	0	0	0	1
Billy Pierce, L (1, 1) OBP: 0.239, SLG: 0.250	x 0-0 ② FC5-2 HBP BB 1B 1-2 3-H			x 0-0 ② 4-3		x 0-0 ③ F7		x 0-0 ② 4-3 2-3		4	1	0	0	0	0	4
Inning Stats	R: 0 E: 0 K: 0 S: 3 H: 0 LOB: 2 BB: 1 P: 8	R: 3 E: 0 K: 0 S: 5 H: 3 LOB: 1 BB: 1 P: 10	R: 0 E: 0 K: 0 S: 4 H: 1 LOB: 1 BB: 0 P: 4	R: 0 E: 0 K: 0 S: 3 H: 0 LOB: 0 BB: 0 P: 3	R: 0 E: 0 K: 0 S: 3 H: 0 LOB: 1 BB: 1 P: 7	R: 0 E: 0 K: 0 S: 4 H: 1 LOB: 1 BB: 0 P: 4	R: 2 E: 0 K: 0 S: 5 H: 3 LOB: 2 BB: 1 P: 9	R: 3 E: 0 K: 0 S: 4 H: 1 LOB: 0 BB: 2 P: 12		1B: 8 2B: 0 3B: 1 HR: 0	SF: 0 SAC: 1 DP: 1 HBP: 2			WP: 1 PB: 0 SB: 1 CS: 0	PA: 40		

livebaseballscorecards.com

	AB	30
	R	8
	H	9
	RBI	7
	BB	6
	SO	0
	LOB	18

PITCHER		IP	WLS	BF	H	R	ER	SO	BB	IBB	HBP	BLK	WP	HR	S	P	ERA	WHIP
Frank Lary, R ERA: 2.88	(1, 1)	1.2	L	12	3	3	3	0	2	0	2	0	0	0	8	18	16.20	3.000
Tom Morgan, R ERA: 3.56	(2, 1)	2.1		7	1	0	0	0	0	0	0	0	0	0	7	7	0.00	0.429
Herb Moford, R ERA: 5.3	(5, 1)	2.0		12	4	2	2	0	2	0	0	0	0	0	10	18	9.00	3.000
Bill Fischer, R ERA: 6.9	(7, 1)	1.0		2	0	0	0	0	0	0	0	0	0	0	2	2	0.00	0.000
Billy Hoeft, L ERA: 4.05	(8, 1)	1.0		6	1	3	3	0	2	0	0	0	1	0	4	12	27.00	3.000

PITCHER	IP	WLS	BF	H	R	ER	SO	BB	IBB	HBP	BLK	WP	HR	S	P	ERA	WHIP

Batter	1	2	3	4	5	6	7	8	9	AB	R	H	RBI	BB	SO	LOB
Harvey Kuenn, R (1, 8) OBP: 0.371, SLG: 0.484	FC6-4 1B		F8		4-3 2-3			SH1-4 FC5-2-5 2B		4	0	2	0	0	0	1
Ozzie Virgil, R (1, 5) OBP: 0.305, SLG: 0.382	FC6-4 1B 1-2f		6-3		5-3			SH1-4 2-3		3	0	0	0	0	0	2
Al Kaline, R (1, 9) OBP: 0.368, SLG: 0.492	BB 1-3 1B			BBBB FC4-6 BB		BBBB G4-6-3 BB		FC5-2-5 3-H		2	0	1	0	2	0	1
Gail Harris, L (1, 3) OBP: 0.346, SLG: 0.468	BBBB G6-4-3 1-2 BB			FC4-6 FC4 1-2f		F8		G3		3	0	0	0	1	0	3
Charlie Maxwell, L (1, 7) OBP: 0.335, SLG: 0.354 Johnny Groth, R (9, 7) OBP: 0.386, SLG: 0.476	G6-4-3 1-2f			FC4 1-2f 2B		G4-6-3 1-2f			4-3	4 0	1 0	0 0	0 0	0 0	0 0	5 0
Frank Bolling, R (1, 4) OBP: 0.347, SLG: 0.385		G4-6-3 1B		1-H 1B 2B					L7	4	1	3	1	0	0	0
Billy Martin, R (1, 6) OBP: 0.297, SLG: 0.395		F9		2-H PO 1B			SSS K 1B		4-3	4	0	1	1	0	1	2
Jim Hegan, R (1, 2) OBP: 0.250, SLG: 0.250		G4-6-3 1-2f		PO 1-2		E5 4-3 SH3-4		F8		3	0	0	0	0	0	2
Jim Bunning, R (1, 1) OBP: 0.206, SLG: 0.242			F6			SH3-4 1-2		F9		2	0	0	0	0	0	1
Inning Stats	R: 0 E: 0 K: 0 S: 4 H: 2 LOB: 2 BB: 1 P: 8	R: 0 E: 0 K: 0 S: 3 H: 1 LOB: 0 BB: 0 P: 3	R: 0 E: 0 K: 0 S: 3 H: 0 LOB: 0 BB: 0 P: 3	R: 2 E: 0 K: 0 S: 4 H: 2 LOB: 0 BB: 1 P: 8	R: 0 E: 1 K: 0 S: 4 H: 0 LOB: 1 BB: 0 P: 4	R: 0 E: 0 K: 0 S: 2 H: 0 LOB: 0 BB: 1 P: 6	R: 0 E: 0 K: 1 S: 6 H: 1 LOB: 1 BB: 0 P: 6	R: 0 E: 0 K: 0 S: 4 H: 1 LOB: 1 BB: 0 P: 4	R: 0 E: 0 K: 0 S: 3 H: 0 LOB: 0 BB: 0 P: 3	1B: 5 2B: 2 3B: 0 HR: 0	SF: 0 SAC: 2 DP: 3 HBP: 0						

PITCHER	IP	WLS	BF	H	R	ER	SO	BB	IBB	HBP	BLK	WP	HR	S	P	ERA	WHIP
Dick Donovan, R (1, 1) ERA: 4.31	9.0	L	34	7	2	2	1	3	0	0	0	0	0	33	45	2.00	1.111

PITCHER	IP	WLS	BF	H	R	ER	SO	BB	IBB	HBP	BLK	WP	HR	S	P	ERA	WHIP

TOP

Detroit Tigers @ Chicago White Sox

Comiskey Park, Chicago, IL

Sun Jul 06 1958, 4:33 AM EDT

Att. 12,144 - Unknown

livebaseballscorecards.com

AB	29
R	2
H	7
RBI	2
BB	3
SO	1
LOB	17

WP: 0 PA: 35
PB: 0
SB: 0
CS: 0

Detroit Tigers @ Chicago White Sox

Comiskey Park, Chicago, IL

Sun Jul 06 1958, 4:33 AM EDT

Att. 12,144 - Unknown

BOTTOM

Batter	1	2	3	4	5	6	7	8	9	AB	R	H	RBI	BB	SO	LOB
Billy Goodman, L (1, 5) OBP: 0.360, SLG: 0.373	F8		FC5 SH1-3 1B		BBB 4-0 BB			F2		3	0	1	0	1	0	0
Nellie Fox, L (1, 4) OBP: 0.398, SLG: 0.384	1B		SH1-3 1-2		F6			F8		3	0	1	0	0	0	1
Jim Landis, R (1, 8) OBP: 0.352, SLG: 0.471	K		F5			SSS 0-3 K		5-3		4	0	0	0	0	2	2
Ray Boone, R (1, 3) OBP: 0.325, SLG: 0.453	F7		FC5 2-3			F8			5-3	4	0	0	0	0	0	2
Sherm Lollar, R (1, 2) OBP: 0.392, SLG: 0.444		5-3		L7		BBB 4-0 BB			F2	3	0	0	0	1	0	0
Don Mueller, L (1, 9) OBP: 0.391, SLG: 0.400 Jim Rivera, L (9, PR) OBP: 0.283, SLG: 0.364	F7 1B 1B			F6		L9			S 2B 1B	4 0	0 1	2 0	0 0	0 0	0 0	1 0
Norm Cash, L (1, 7) OBP: 0.250, SLG: 0.250 Earl Torgeson, L (9, PH) OBP: 0.357, SLG: 0.438	1-2 1B			F4			4-3		1-H 2B	3 1	0 0	1 1	0 1	0 0	0 0	0 0
Luis Aparicio, R (1, 6) OBP: 0.317, SLG: 0.332		F7 2-3			5-3		6-3		SSS 0-3 K	4	0	0	0	0	1	4
Dick Donovan, L (1, 1) OBP: 0.282, SLG: 0.097		SSS 0-3 K			F8		SSS 0-3 K			3	0	0	0	0	2	2
Inning Stats	R: 0 H: 1 E: 0 LOB: 1 K: 1 BB: 0 S: 6 P: 6	R: 0 H: 2 E: 0 LOB: 2 K: 1 BB: 0 S: 7 P: 7	R: 0 H: 1 E: 0 LOB: 1 K: 0 BB: 0 S: 4 P: 4	R: 0 H: 0 E: 0 LOB: 0 K: 0 BB: 0 S: 3 P: 3	R: 0 H: 0 E: 0 LOB: 1 K: 0 BB: 1 S: 3 P: 7	R: 0 H: 0 E: 0 LOB: 1 K: 1 BB: 1 S: 5 P: 9	R: 0 H: 0 E: 0 LOB: 0 K: 1 BB: 0 S: 5 P: 5	R: 0 H: 0 E: 0 LOB: 0 K: 0 BB: 0 S: 3 P: 3	R: 1 H: 2 E: 0 LOB: 2 K: 1 BB: 0 S: 7 P: 7	1B: 5 SF: 0 2B: 1 SAC: 1 3B: 0 DP: 0 HR: 0 HBP: 0						

livebaseballscorecards.com

AB	32
R	1
H	6
RBI	1
BB	2
SO	5
LOB	12

WP: 0 PA: 35
PB: 0
SB: 1
CS: 0

PITCHER		IP	WLS	BF	H	R	ER	SO	BB	IBB	HBP	BLK	WP	HR	S	P	ERA	WHIP
Jim Bunning, R ERA: 3.39	(1, 1)	9.0	W	35	6	1	1	5	2	0	0	0	0	0	43	51	1.00	0.889

PITCHER	IP	WLS	BF	H	R	ER	SO	BB	IBB	HBP	BLK	WP	HR	S	P	ERA	WHIP

Batter	1	2	3	4	5	6	7	8	9	AB	R	H	RBI	BB	SO	LOB
Billy Goodman, L (1, 5) OBP: 0.368, SLG: 0.383	G4-6-3 1B		FC6 1B			1B		FC6-4 L6-3 1-2f		4	0	3	0	0	0	1
Nellie Fox, L (1, 4) OBP: 0.393, SLG: 0.379	G4-6-3 1-2f		FC6 1-2f			F8		L6-3 1-2		4	0	0	0	0	0	4
Jim Landis, R (1, 8) OBP: 0.354, SLG: 0.470	E3 S			BBBB 1B SF7 BB		SSS K			1B	3	1	1	0	1	1	1
Ray Boone, R (1, 3) OBP: 0.329, SLG: 0.451	6-3 1-2			G4-6-3 1-3 1B		5-3			BBBB 1B 1B BB	3	1	1	0	1	0	2
Sherm Lollar, R (1, 2) OBP: 0.387, SLG: 0.440 Sammy Esposito, R (7, 6) OBP: 0.259, SLG: 0.130		5-3		SF7 3-H			SSS K		F7	2 1	0 0	0 0	1 0	0 0	1 0	0 1
Al Smith, R (1, 7) OBP: 0.315, SLG: 0.380		F6		G4-6-3 1-2f			2B		1B 1-3 1B	4	0	2	0	0	0	1
Don Mueller, L (1, 9) OBP: 0.382, SLG: 0.391		4-3			F2		F7		1-2 3-H 1B	4	0	1	1	0	0	1
Luis Aparicio, R (1, 6) OBP: 0.315, SLG: 0.330 Earl Battey, R (7, PH) OBP: 0.321, SLG: 0.479 (7, 2)			SSS K		6-3		6-3		SSS K	2 2	0 0	0 0	0 0	0 0	1 1	0 3
Early Wynn, S (1, 1) OBP: 0.341, SLG: 0.265 Bob Keegan, R (4, 1) Norm Cash, L (5, PH) OBP: 0.200, SLG: 0.200 Tom Qualters, R (5, 1) Turk Lown, R (6, 1) Earl Torgeson, L (8, PH) OBP: 0.363, SLG: 0.444 Gerry Staley, R (8, 1)			F5		F9			FC6-4 1B		1 0 1 0 0 1 0	0 0 0 0 0 0 0	0 0 0 0 0 1 0	0 0 0 0 0 0 0	0 0 0 0 0 0 0	0 0 0 0 0 0 0	0 0 0 0 0 0 0
Inning Stats	R: 0 E: 1 K: 0 S: 4 H: 1 LOB: 1 BB: 0 P: 4	R: 0 E: 0 K: 0 S: 3 H: 0 LOB: 0 BB: 0 P: 3	R: 0 E: 0 K: 1 S: 6 H: 1 LOB: 1 BB: 0 P: 6	R: 1 E: 0 K: 0 S: 3 H: 1 LOB: 0 BB: 1 P: 7	R: 0 E: 0 K: 0 S: 3 H: 0 LOB: 0 BB: 0 P: 3	R: 0 E: 0 K: 1 S: 6 H: 1 LOB: 1 BB: 0 P: 6	R: 0 E: 0 K: 1 S: 6 H: 1 LOB: 1 BB: 0 P: 6	R: 0 E: 0 K: 0 S: 3 H: 1 LOB: 0 BB: 0 P: 3	R: 1 E: 0 K: 1 S: 7 H: 3 LOB: 2 BB: 1 P: 11	1B: 8 2B: 2 3B: 0 HR: 0 SF: 1 SAC: 0 DP: 3 HBP: 0						

PITCHER	IP	WLS	BF	H	R	ER	SO	BB	IBB	HBP	BLK	WP	HR	S	P	ERA	WHIP
Frank Sullivan, R (1, 1) ERA: 3.15	9.0	W	35	9	2	2	4	2	0	0	0	0	0	41	49	2.00	1.222

PITCHER	IP	WLS	BF	H	R	ER	SO	BB	IBB	HBP	BLK	WP	HR	S	P	ERA	WHIP

TOP

Chicago White Sox @ Boston Red Sox

Fenway Park, Boston, MA

Thu Jul 10 1958, 7:05 PM EDT

Att. 25,471 - Unknown

AB	32
R	2
H	9
RBI	2
BB	2
SO	4
LOB	14

WP: 0	PA: 35
PB: 0	
SB: 1	
CS: 0	

livebaseballscorecards.com

Batter	1	2	3	4	5	6	7	8	9	AB	R	H	RBI	BB	SO	LOB
Gene Stephens, L (1, 8) (8, 7) OBP: 0.299, SLG: 0.424	4-3 G3 2B	F4		1-H HR	4-3		4-3			5	2	2	2	0	0	3
Pete Runnels, L (1, 4) OBP: 0.420, SLG: 0.407	4-3 2-3		1B BB	1B BB HR BB		1B FC5-4 1B	2B			3	2	2	0	2	0	1
Ted Williams, L (1, 7) OBP: 0.437, SLG: 0.535	G3 3-H	F8		1B HR 1-2 BB		FC5-4 1-3 1B	K			4	1	1	1	1	1	2
Jim Piersall, R (8, 8) OBP: 0.315, SLG: 0.369										0	0	0	0	0	0	0
Frank Malzone, R (1, 5) OBP: 0.355, SLG: 0.424	1B	F8		HR 1-2 2-3 1B		FC5-4 1-2f 2B 3-H	4-3			5	2	2	1	0	0	3
Jackie Jensen, R (1, 9) OBP: 0.427, SLG: 0.651	F7	S 1-3 1B		1-H 2-H 3-H HR		6-3		3-1 1-3 1B		5	1	3	4	0	0	2
Dick Gernert, R (1, 3) OBP: 0.348, SLG: 0.455		SH2-4 BB BB	F6 1-2	5-3		2B BB		1-3 1-2		3	1	0	0	2	0	3
Lou Berberet, L (1, 2) OBP: 0.385, SLG: 0.347		SH2-4 1-2 BB		G1-4-3 BB	FC6-4 1B	WP 1-H 2-H 2B 2B		3-1 2-3		3	1	2	2	2	0	1
Don Buddin, R (1, 6) OBP: 0.359, SLG: 0.362		SH2-4 1-2 2-3		G1-4-3 1-2f	FC6-4 SH1-4 1-2f	2-H 2B		BB		3	0	1	1	1	0	2
Frank Sullivan, R (1, 1) OBP: 0.211, SLG: 0.171		K		HR BB	SH1-4 1-2	K		F4		3	1	0	0	1	2	5
Inning Stats	R: 1 H: 2 E: 0 LOB: 1 K: 0 BB: 0 S: 5 P: 5	R: 0 H: 0 E: 0 LOB: 2 K: 1 BB: 2 S: 5 P: 13	R: 0 H: 1 E: 0 LOB: 2 K: 0 BB: 1 S: 4 P: 8	R: 6 H: 3 E: 0 LOB: 0 K: 0 BB: 4 S: 5 P: 21	R: 0 H: 1 E: 0 LOB: 1 K: 0 BB: 0 S: 4 P: 4	R: 4 H: 4 E: 1 LOB: 1 K: 1 BB: 1 S: 9 P: 13	R: 0 H: 1 E: 0 LOB: 1 K: 1 BB: 0 S: 6 P: 6	R: 0 H: 1 E: 0 LOB: 2 K: 0 BB: 1 S: 4 P: 8		1B: 7 SF: 0 2B: 4 SAC: 2 3B: 0 DP: 1 HR: 2 HBP: 0						

PITCHER		IP	WLS	BF	H	R	ER	SO	BB	IBB	HBP	BLK	WP	HR	S	P	ERA	WHIP
Early Wynn, R ERA: 4.49	(1, 1)	3.2	L	22	5	6	6	1	7	0	0	0	0	1	17	45	14.73	3.273
Bob Keegan, R ERA: 6.3	(4, 1)	0.1		2	1	1	1	0	0	0	0	0	0	1	2	2	27.00	3.000
Tom Qualters, R ERA: 4.34	(5, 1)	1.2		11	5	4	4	0	1	0	0	0	1	0	10	14	21.60	3.600
Turk Lown, R ERA: 5.06	(6, 1)	1.1		5	1	0	0	2	0	0	0	0	0	0	9	9	0.00	0.750
Gerry Staley, R ERA: 3.81	(8, 1)	1.0		5	1	0	0	0	1	0	0	0	0	0	4	8	0.00	2.000

PITCHER	IP	WLS	BF	H	R	ER	SO	BB	IBB	HBP	BLK	WP	HR	S	P	ERA	WHIP

BOTTOM

Chicago White Sox @ Boston Red Sox

Fenway Park, Boston, MA

Thu Jul 10 1958, 7:05 PM EDT

Att. 25,471 - Unknown

livebaseballscorecards.com

AB	34
R	11
H	13
RBI	11
BB	9
SO	3
LOB	22

WP: 1 PA: 45
PB: 0
SB: 1
CS: 0

Batter	1	2	3	4	5	6	7	8	9	AB	R	H	RBI	BB	SO	LOB
Billy Goodman, L (1, 5) OBP: 0.371, SLG: 0.398	4-3 3B		F8			1B		F6		4	1	2	0	0	0	1
Nellie Fox, L (1, 4) OBP: 0.391, SLG: 0.377	4-3 3-H		G3			F8		E6 1B 1B		4	0	1	1	0	0	2
Jim Landis, R (1, 8) OBP: 0.360, SLG: 0.472	G1-4-3 1B			BBBB G6-4-3 BB		F8		2-3 1B		3	0	2	0	1	0	1
Ray Boone, R (1, 3) OBP: 0.322, SLG: 0.441	G1-4-3 1-2f			G6-4-3 1-2f			F9	F8		4	0	0	0	0	0	4
Earl Battey, R (1, 2) OBP: 0.317, SLG: 0.459		BBBB G6-4-3 BB		F5			SSS K		F7	3	0	0	0	1	1	0
Al Smith, R (1, 7) OBP: 0.314, SLG: 0.378		G6-4-3 1-2f			5-3		1B 1B		F8	4	0	1	0	0	0	1
Don Mueller, L (1, 9) OBP: 0.375, SLG: 0.382		F5			6-3		1-2 1B		6-3	4	0	1	0	0	0	0
Luis Aparicio, R (1, 6) OBP: 0.312, SLG: 0.326			6-3		F8		SSS K			3	0	0	0	0	1	2
Jim Wilson, R (1, 1) OBP: 0.179, SLG: 0.086 Earl Torgeson, L (8, PH) OBP: 0.360, SLG: 0.440 Turk Lown, R (8, 1)			1B			1-3		F2		2 1 0	0 0 0	1 0 0	0 0 0	0 0 0	0 0 0	0 0 0
Inning Stats	R: 1 H: 2 E: 0 LOB: 0 K: 0 BB: 0 S: 4 P: 4	R: 0 H: 0 E: 0 LOB: 0 K: 0 BB: 1 S: 2 P: 6	R: 0 H: 1 E: 0 LOB: 1 K: 0 BB: 0 S: 4 P: 4	R: 0 H: 0 E: 0 LOB: 0 K: 0 BB: 1 S: 2 P: 6	R: 0 H: 0 E: 0 LOB: 0 K: 0 BB: 0 S: 3 P: 3	R: 0 H: 1 E: 0 LOB: 1 K: 0 BB: 0 S: 4 P: 4	R: 0 H: 2 E: 0 LOB: 2 K: 2 BB: 0 S: 9 P: 9	R: 0 H: 2 E: 1 LOB: 2 K: 0 BB: 0 S: 5 P: 5	R: 0 H: 0 E: 0 LOB: 0 K: 0 BB: 0 S: 3 P: 3	1B: 7 SF: 0 2B: 0 SAC: 0 3B: 1 DP: 3 HR: 0 HBP: 0						

PITCHER	IP	WLS	BF	H	R	ER	SO	BB	IBB	HBP	BLK	WP	HR	S	P	ERA	WHIP
Ike Delock, R (1, 1) ERA: 1.81	9.0	W	34	8	1	1	2	2	0	0	0	0	0	36	44	1.00	1.111

PITCHER	IP	WLS	BF	H	R	ER	SO	BB	IBB	HBP	BLK	WP	HR	S	P	ERA	WHIP

TOP

Chicago White Sox @ Boston Red Sox

Fenway Park, Boston, MA

Fri Jul 11 1958, 3:33 AM EDT

Att. 8,914 - Unknown

livebaseballscorecards.com

AB	32
R	1
H	8
RBI	1
BB	2
SO	2
LOB	11

Batter	1	2	3	4	5	6	7	8	9	AB	R	H	RBI	BB	SO	LOB
Gene Stephens, L (1, 8) (9, 7) OBP: 0.306, SLG: 0.456	F8			SF7 3B		F8		WP 1B 2B		4	2	2	0	0	0	1
Pete Runnels, L (1, 4) OBP: 0.415, SLG: 0.402	G3			SF7 3-H		F3		F7		3	0	0	1	0	0	2
Ted Williams, L (1, 7) OBP: 0.438, SLG: 0.530 Jim Piersall, R (8, PR) OBP: 0.315, SLG: 0.369 (9, 8)	K			2-3		BB 1-2		WP 1B IBB		2 0	0 1	0 0	0 0	2 0	1 0	0 0
Frank Malzone, R (1, 5) OBP: 0.354, SLG: 0.421		K		6-3		PO 2-3	HR 1B	F5 1-2 2-3		4	1	1	0	0	1	2
Jackie Jensen, R (1, 9) OBP: 0.428, SLG: 0.659		4-3			6-3		HR 1-H	1B 2-H 3-H		4	1	2	4	0	0	0
Dick Gernert, R (1, 3) OBP: 0.351, SLG: 0.468		L6			BB 1B		HR	F4		4	1	2	1	0	0	1
Lou Berberet, L (1, 2) OBP: 0.384, SLG: 0.341			K CS		G5-4-3 BB 1-2		F7			2	0	0	0	1	1	0
Don Buddin, R (1, 6) OBP: 0.356, SLG: 0.358			6-3 1-2		G5-4-3 1-2f		K			3	0	0	0	0	1	3
Ike Delock, R (1, 1)			5-3			PO BB	F4			2	0	0	0	1	0	0
Inning Stats	R: 0 E: 0 K: 1 S: 5 H: 0 LOB: 0 P: 5	R: 0 E: 0 K: 1 S: 5 H: 0 LOB: 0 BB: 0 P: 5	R: 0 E: 0 K: 1 S: 5 H: 0 LOB: 0 BB: 0 P: 5	R: 1 E: 0 K: 0 S: 4 H: 1 LOB: 0 BB: 0 P: 4	R: 0 E: 0 K: 0 S: 3 H: 1 LOB: 1 BB: 1 P: 7	R: 0 E: 0 K: 0 S: 2 H: 0 LOB: 1 BB: 2 P: 10	R: 3 E: 0 K: 1 S: 8 H: 3 LOB: 0 BB: 0 P: 8	R: 2 E: 0 K: 0 S: 5 H: 2 LOB: 1 BB: 1 P: 9		1B: 3 2B: 1 3B: 1 HR: 2	SF: 1 SAC: 0 DP: 1 HBP: 0						

PITCHER	IP	WLS	BF	H	R	ER	SO	BB	IBB	HBP	BLK	WP	HR	S	P	ERA	WHIP
Jim Wilson, R (1, 1) ERA: 3.22	7.0	L	27	5	4	4	4	3	0	0	0	0	2	32	44	5.14	1.143
Turk Lown, R (8, 1) ERA: 5.64	1.0		6	2	2	2	0	0	1	0	0	1	0	5	9	18.00	2.000

PITCHER	IP	WLS	BF	H	R	ER	SO	BB	IBB	HBP	BLK	WP	HR	S	P	ERA	WHIP

BOTTOM

Chicago White Sox @ Boston Red Sox

Fenway Park, Boston, MA

Fri Jul 11 1958, 3:33 AM EDT

Att. 8,914 - Unknown

livebaseballscorecards.com

AB	28
R	6
H	7
RBI	6
BB	4
SO	4
LOB	9

1B: 3 SF: 1
2B: 1 SAC: 0
3B: 1 DP: 1
HR: 2 HBP: 0

WP: 1 PA: 34
PB: 1
SB: 0
CS: 1

Chicago White Sox @ Boston Red Sox

Fenway Park, Boston, MA

Sat Jul 12 1958, 3:33 AM EDT

Unknown

TOP

livebaseballscorecards.com

Batter	1	2	3	4	5	6	7	8	9	AB	R	H	RBI	BB	SO	LOB
Billy Goodman, L (1, 5) OBP: 0.366, SLG: 0.388	BBBB; 4-0 2B HR BB	x 0-0 ② FC4-6 E 1B 1-2f		x 0-0 ② 4-3		x 0-0 ① F7		x 0-0 ③ F5		4	1	0	0	1	0	1
Sammy Esposito, R (8, 5) OBP: 0.259, SLG: 0.130										0	0	0	0	0	0	0
Nellie Fox, L (1, 4) OBP: 0.394, SLG: 0.384	x 0-0 1-3 HR 2B	x 0-0 E1 1-3 1B		x 0-0 HR 1B		x 0-0 ② F7			x 0-0 ① G3	5	2	3	0	0	0	0
Jim Landis, R (1, 8) OBP: 0.364, SLG: 0.484	x 0-0 HR 1B	BBBB; 4-0 BB		x 0-0 1-H HR		x 0-0 ③ F3			x 0-0 ② F7	4	2	2	2	1	0	0
Sherm Lollar, R (1, 2) OBP: 0.391, SLG: 0.470	x 0-0 1-H 2-H 3-H HR	x 0-0 ③ F9		x 0-0 BB 1B			x 0-0 HR		x 0-0 ③ 6-3	5	2	3	5	0	0	3
Earl Torgeson, L (1, 3) OBP: 0.373, SLG: 0.452	x 0-0 ① 6-3		x 0-0 2B	BBBB; 4-0 1-2 BB			BBBB; 4-0 FC4-6 BB			2	0	1	0	2	0	0
Don Mueller, L (1, 9) OBP: 0.355, SLG: 0.361	x 0-0 ② 5-3	x 0-0 ① F9		x 0-0 ③ F8			x 0-0 ① FC4-6 G5-4-3 1-2f			4	0	0	0	0	0	4
Jim Rivera, L (1, 7) OBP: 0.281, SLG: 0.361	x 0-0 ③ 5-3	BBBB; 4-0 G6-4-3 BB		x 0-0 ① 4-3			x 0-0 ② ③ G5-4-3 1-2f			1	0	0	0	0	0	0
Al Smith, R (3, PH) (3, 7) OBP: 0.314, SLG: 0.375										2	0	0	0	1	0	1
Luis Aparicio, R (1, 6) OBP: 0.311, SLG: 0.325		x 0-0 ① 5-3	x 0-0 ② ③ G6-4-3 1-2f		x 0-0 ② F8			x 0-0 K 1B		4	0	1	0	0	0	2
Dick Donovan, L (1, 1) OBP: 0.279, SLG: 0.114		x 0-0 FC4-6 1B		x 0-0 ① F8	SSS; 0-3 ③ K			SSS; 0-3 ① ② K 1-2		4	0	1	0	0	2	1
Inning Stats	R: 4 E: 0 K: 0 S: 6 / H: 3 LOB: 0 BB: 1 P: 10	R: 0 E: 1 K: 0 S: 5 / H: 2 LOB: 3 BB: 1 P: 9	R: 0 E: 0 K: 0 S: 3 / H: 1 LOB: 1 BB: 1 P: 7	R: 2 E: 0 K: 0 S: 6 / H: 3 LOB: 2 BB: 1 P: 10	R: 0 E: 0 K: 1 S: 5 / H: 0 LOB: 0 BB: 0 P: 5	R: 0 E: 0 K: 0 S: 3 / H: 0 LOB: 0 BB: 0 P: 3	R: 1 E: 0 K: 0 S: 3 / H: 1 LOB: 0 BB: 1 P: 7	R: 0 E: 0 K: 1 S: 5 / H: 1 LOB: 0 BB: 0 P: 5	R: 0 E: 0 K: 0 S: 3 / H: 0 LOB: 0 BB: 0 P: 3	1B: 6 2B: 2 3B: 0 HR: 3	SF: 0 SAC: 0 DP: 2 HBP: 0						

	AB	35
	R	7
	H	11
	RBI	7
	BB	5
	SO	2
	LOB	12

WP: 0 PB: 0 SB: 0 CS: 0 — PA: 40

PITCHER		IP	WLS	BF	H	R	ER	SO	BB	IBB	HBP	BLK	WP	HR	S	P	ERA	WHIP
Dave Sisler, R (1, 1) ERA: 4.37		0.0		4	3	4	4	0	1	0	0	0	0	1	3	7	∞	∞
Bob Smith, L (1, 1) ERA: 3.74		4.0	L	20	6	2	2	0	3	0	0	0	0	1	17	29	4.50	2.250
Murray Wall, R (5, 1) ERA: 3.52		4.0		13	2	1	1	2	1	0	0	0	0	1	16	20	2.25	0.750
Leo Kiely, L (9, 1) ERA: 2.23		1.0		3	0	0	0	0	0	0	0	0	0	0	3	3	0.00	0.000

PITCHER	IP	WLS	BF	H	R	ER	SO	BB	IBB	HBP	BLK	WP	HR	S	P	ERA	WHIP

BOTTOM

Chicago White Sox @ Boston Red Sox

Fenway Park, Boston, MA

Sat Jul 12 1958, 3:33 AM EDT

Unknown

livebaseballscorecards.com

Batter	1	2	3	4	5	6	7	8	9	AB	R	H	RBI	BB	SO	LOB
Gene Stephens, L (1, 8) OBP: 0.310, SLG: 0.463	2B 2B	K		F9		1-2 1B		FC4-6 1-2f		5	1	2	0	0	1	1
Pete Runnels, L (1, 4) OBP: 0.414, SLG: 0.404	1B 1B 2-H 2B	BB		L1		5-3			4-3	4	1	1	1	1	0	2
Ted Williams, L (1, 7) OBP: 0.441, SLG: 0.536	BB 1B FC6-4 2-3 1B	K			F7		2B		1B	5	1	3	0	0	1	1
Frank Malzone, R (1, 5) OBP: 0.354, SLG: 0.421	FC6-4 BB 1-2 3-H 1B		FC5-4 BB G3 1B		F7		F8		F4	5	1	2	1	0	0	2
Jackie Jensen, R (1, 9) OBP: 0.430, SLG: 0.655	FC6-4 1-2 2-3 BB		FC5-4 1-2 BB		FC6-4 BB		F8		F2	2	0	0	0	3	0	2
Dick Gernert, R (1, 3) OBP: 0.346, SLG: 0.461	FC6-4 1-2f 2-3 3-H		FC5-4 G3 1-2f 2-3		FC6-4 1-2f		5-3			4	0	0	1	0	0	6
Lou Berberet, L (1, 2) OBP: 0.381, SLG: 0.333 Billy Consolo, R (8, PR) OBP: 0.194, SLG: 0.152 Sammy White, R (9, 2) OBP: 0.293, SLG: 0.385	K		G3 1-2 3-H			K		FC4-6 BB		3 0 0	0 0 0	0 0 0	1 0 0	1 0 0	2 0 0	3 0 0
Don Buddin, R (1, 6) OBP: 0.354, SLG: 0.356	K		5-3			1B 1B		K		4	0	1	0	0	2	4
Dave Sisler, R (1, 1) OBP: 0.258, SLG: 0.276 Bob Smith, L (1, 1) OBP: 0.100, SLG: 0.105 Marty Keough, L (4, PH) OBP: 0.288, SLG: 0.361 Murray Wall, R (5, 1) Billy Klaus, L (8, PH) OBP: 0.245, SLG: 0.224 Leo Kiely, L (9, 1)		F6		K		K		F9		0 1 1 1 1 0	0 0 0 0 0 0	0 0 0 0 0 0	0 0 0 0 0 0	0 0 0 1 0 0	0 0 1 0 0 0	0 0 0 1 1 1
Inning Stats	R: 3 E: 0 K: 2 S: 11 H: 4 LOB: 2 BB: 1 P: 15	R: 0 E: 0 K: 2 S: 7 H: 0 LOB: 1 BB: 1 P: 11	R: 1 E: 0 K: 0 S: 4 H: 1 LOB: 1 BB: 1 P: 8	R: 0 E: 0 K: 1 S: 5 H: 0 LOB: 0 BB: 0 P: 5	R: 0 E: 0 K: 0 S: 3 H: 0 LOB: 1 BB: 1 P: 7	R: 0 E: 0 K: 2 S: 9 H: 2 LOB: 2 BB: 0 P: 9	R: 0 E: 0 K: 0 S: 4 H: 1 LOB: 1 BB: 0 P: 4	R: 0 E: 0 K: 1 S: 5 H: 0 LOB: 1 BB: 1 P: 9	R: 0 E: 0 K: 0 S: 4 H: 1 LOB: 1 BB: 0 P: 4	1B: 6 2B: 3 3B: 0 HR: 0 SF: 0 SAC: 0 DP: 0 HBP: 0						

AB	36
R	4
H	9
RBI	4
BB	5
SO	8
LOB	23

PITCHER	IP	WLS	BF	H	R	ER	SO	BB	IBB	HBP	BLK	WP	HR	S	P	ERA	WHIP
Dick Donovan, R (1, 1) ERA: 4.28	9.0	W	41	9	4	4	8	5	0	0	0	0	0	52	72	4.00	1.556

PITCHER	IP	WLS	BF	H	R	ER	SO	BB	IBB	HBP	BLK	WP	HR	S	P	ERA	WHIP

WP: 0 PB: 0 SB: 0 CS: 0 PA: 41

Batter	1	2	3	4	5	6	7	8	9	AB	R	H	RBI	BB	SO	LOB
Billy Goodman, L (1, 5) OBP: 0.372, SLG: 0.387	BBBB 4-0 BB 1B SF8 BB	x 0-0 ② F6		BBB 4-0 1B HR BB		x 0-0 FC1-5 BB 1B		x 0-0 ① 1-3	x 0-0 E6 2-H	3	2	1	0	2	0	0
Sammy Esposito, R (8, 5) OBP: 0.250, SLG: 0.125										1	0	0	0	0	0	0
Nellie Fox, L (1, 4) OBP: 0.399, SLG: 0.385	x 0-0 SF8 BB 1-2 1B 1B	H 1-0 FC5-4 HBP		x 0-0 1-2 HR 1B		BBBB 4-0 FC1-5 1-2 1B BB		x 0-0 ② F8	x 0-0 ③ 1-3	4	3	2	0	1	0	1
Jim Landis, R (1, 8) OBP: 0.368, SLG: 0.496	BBBB 4-0 1B 1-2 2-3 HR BB	x 0-0 ③ FC5-4 1-2f		x 0-0 1-H 2-H HR		x 0-0 ① FC1-5 1B 1-2 2-3f SF7		x 0-0 1B		4	3	2	3	1	0	3
Ray Boone, R (1, 3) OBP: 0.324, SLG: 0.443	x 0-0 ① SF8 2-3 3-H		x 0-0 1B 1B	x 0-0 ② F6		x 0-0 SF7 1-3 2-H 1B		x 0-0 ③ F8		4	0	2	2	0	0	1
Al Smith, R (1, 7) OBP: 0.319, SLG: 0.378	x 0-0 1-2 3-H HR 1B		x 0-0 ① F8	x 0-0 1B		x 0-0 ② SF7 1-2 3-H			H 1-0 HR HBP	3	2	2	2	0	0	1
Earl Battey, R (1, 2) OBP: 0.333, SLG: 0.544	x 0-0 1-H 2-H HR		x 0-0 1-2 1B	x 0-0 ③ F4		x 0-0 F8			x 0-0 1-H HR	5	2	3	5	0	0	2
Don Mueller, L (1, 9) OBP: 0.350, SLG: 0.347	x 0-0 ② F7	x 0-0 ② F6		BBBB 4-0 F8-3 BB		x 0-0 ① 6-3		x 0-0 ① 6-3		3	0	0	0	1	0	2
Jim Rivera, L (7, 9) OBP: 0.280, SLG: 0.359										1	0	0	0	0	0	0
Luis Aparicio, R (1, 6) OBP: 0.309, SLG: 0.323	x 0-0 ③ F8	x 0-0 ③ F8		x 0-0 ① ② F8-3 1-2		x 0-0 ② 6-3		x 0-0 SH1-3 E 1B		5	1	1	0	0	0	3
Bob Shaw, R (1, 1) OBP: 0.385, SLG: 0.273		x 0-0 ① F4		x 0-0 ① 4-3	x 0-0 ③ 6-3	x 0-0 ③ F8		x 0-0 ② SH1-3 1-2		1	0	0	0	0	0	0
Norm Cash, L (4, PH) OBP: 0.167, SLG: 0.167										1	0	0	0	0	0	0
Gerry Staley, R (4, 1)										2	0	0	0	0	0	0
Inning Stats	R: 5 E: 0 K: 0 S: 6 H: 3 LOB: 0 BB: 2 P: 14	R: 0 E: 0 K: 0 S: 3 H: 0 LOB: 1 BB: 0 P: 4	R: 0 E: 0 K: 0 S: 5 H: 2 LOB: 2 BB: 0 P: 5	R: 3 E: 0 K: 0 S: 6 H: 3 LOB: 1 BB: 1 P: 10	R: 0 E: 0 K: 0 S: 2 H: 0 LOB: 0 BB: 1 P: 6	R: 2 E: 0 K: 0 S: 5 H: 2 LOB: 1 BB: 1 P: 9	R: 0 E: 0 K: 0 S: 3 H: 0 LOB: 0 BB: 0 P: 3	R: 0 E: 0 K: 0 S: 4 H: 1 LOB: 1 BB: 0 P: 4	R: 3 E: 1 K: 0 S: 6 H: 2 LOB: 1 BB: 0 P: 7	1B: 10 2B: 1 3B: 0 HR: 3 SF: 2 SAC: 1 DP: 1 HBP: 2						

PITCHER		IP	WLS	BF	H	R	ER	SO	BB	IBB	HBP	BLK	WP	HR	S	P	ERA	WHIP
Duane Wilson, L ERA: 5.68	(1, 1)	0.1		5	2	4	4	0	2	0	0	0	0	0	3	11	108.00	12.000
Mike Fornieles, R ERA: 5.73	(1, 1)	3.2	L	19	6	4	4	0	1	0	1	0	0	2	17	22	9.82	1.909
Leo Kiely, L ERA: 2.83	(5, 1)	5.0		23	5	5	4	0	2	0	1	0	0	1	20	29	7.20	1.400

PITCHER	IP	WLS	BF	H	R	ER	SO	BB	IBB	HBP	BLK	WP	HR	S	P	ERA	WHIP

TOP

Chicago White Sox @ Boston Red Sox

Fenway Park, Boston, MA

Sat Jul 12 1958, 3:38 AM EDT

Att. 14,991 - Unknown

livebaseballscorecards.com

AB	37
R	13
H	13
RBI	12
BB	5
SO	0
LOB	13

WP: 0 PA: 47
PB: 0
SB: 0
CS: 0

BOTTOM

Chicago White Sox @ Boston Red Sox

Fenway Park, Boston, MA

Sat Jul 12 1958, 3:38 AM EDT

Att. 14,991 - Unknown

livebaseballscorecards.com

Batter	1	2	3	4	5	6	7	8	9	AB	R	H	RBI	BB	SO	LOB
Billy Klaus, L (1, 6) OBP: 0.241, SLG: 0.241	2B	F7		4-3			1-3		L3	5	1	1	0	0	0	2
Pete Runnels, L (1, 4) OBP: 0.418, SLG: 0.410	1B		HR		3-1		1B			3	2	2	1	1	0	0
Gene Stephens, L (1, 7) OBP: 0.317, SLG: 0.464	K		F2		FC5-4		G5-4-3			4	0	2	0	0	1	2
Frank Malzone, R (1, 5) OBP: 0.356, SLG: 0.431	1B		HR		K		G5-4-3			4	1	2	3	0	1	3
Jackie Jensen, R (1, 9) OBP: 0.425, SLG: 0.645	F4		F6		FC5-4			6-3		4	0	0	0	0	0	2
Dick Gernert, R (1, 3) OBP: 0.341, SLG: 0.453	F7		5-3			K		5-3		4	0	0	0	0	1	1
Sammy White, R (1, 2) OBP: 0.292, SLG: 0.381		F7		F8		1B		6-3		4	0	1	0	0	0	0
Jim Piersall, R (1, 8) OBP: 0.318, SLG: 0.385		HR		1-3		F8			5-3	4	1	2	1	0	0	1
Duane Wilson, L (1, 1) Mike Fornieles, R (1, 1) OBP: 0.200, SLG: 0.200 Marty Keough, L (4, PH) OBP: 0.284, SLG: 0.356 Leo Kiely, L (5, 1) Ted Williams, L (9, PH) OBP: 0.443, SLG: 0.538 Billy Consolo, R (9, PR) OBP: 0.194, SLG: 0.152		F4		1-3		F9			L3 1B	0 1 1 1 1 0	0 0 0 0 0 0	0 0 0 0 0 0	0 0 0 0 0 0	0 0 0 0 0 0	0 0 0 0 0 0	0 0 1 1 0 0
Inning Stats	R: 2 E: 0 K: 1 S: 8 H: 3 LOB: 1 BB: 0 P: 8	R: 1 E: 0 K: 0 S: 4 H: 1 LOB: 0 BB: 0 P: 4	R: 2 E: 0 K: 0 S: 4 H: 1 LOB: 0 BB: 1 P: 8	R: 0 E: 0 K: 0 S: 4 H: 1 LOB: 1 BB: 0 P: 4	R: 0 E: 0 K: 1 S: 6 H: 1 LOB: 1 BB: 0 P: 6	R: 0 E: 0 K: 1 S: 6 H: 1 LOB: 1 BB: 0 P: 6	R: 0 E: 0 K: 0 S: 4 H: 2 LOB: 1 BB: 0 P: 4	R: 0 E: 0 K: 0 S: 3 H: 0 LOB: 0 BB: 0 P: 3	R: 0 E: 0 K: 0 S: 3 H: 1 LOB: 1 BB: 0 P: 3	1B: 7 2B: 3 3B: 0 HR: 2	SF: 0 SAC: 0 DP: 2 HBP: 0			WP: 0 PB: 0 SB: 0 CS: 0	PA: 37		

	AB	36
	R	5
	H	11
	RBI	5
	BB	1
	SO	3
	LOB	13

PITCHER		IP	WLS	BF	H	R	ER	SO	BB	IBB	HBP	BLK	WP	HR	S	P	ERA	WHIP
Bob Shaw, R ERA: 4.76	(1, 1)	3.0		15	5	5	5	1	1	0	0	0	0	2	16	20	15.00	2.000
Gerry Staley, R ERA: 3.41	(4, 1)	6.0	W	22	6	0	0	2	0	0	0	0	0	0	26	26	0.00	1.000

PITCHER	IP	WLS	BF	H	R	ER	SO	BB	IBB	HBP	BLK	WP	HR	S	P	ERA	WHIP

Batter	1	2	3	4	5	6	7	8	9	AB	R	H	RBI	BB	SO	LOB
Billy Goodman, L (1, 5) OBP: 0.378, SLG: 0.404	3B		1B E 1-3 1B	P5 ②		2B 1-2 2-H 3-H 1B		L9 ①		5	1	3	2	0	0	1
Sammy Esposito, R (8, 5) OBP: 0.250, SLG: 0.125										0	0	0	0	0	0	0
Nellie Fox, L (1, 4) OBP: 0.399, SLG: 0.389	F9 ①		SH1-3 E 1-3 3-H 1B 1B	F7 ③		1-3 2-H 2B		F9 ②		5	1	2	2	0	0	2
Jim Landis, R (1, 8) OBP: 0.362, SLG: 0.487	K ②		E3 SH1-3 1-2 3-H 1B		6-3 ① S S S	K ②		FC6-4 ③ 1-2f		5	1	0	0	0	2	5
Sherm Lollar, R (1, 2) OBP: 0.389, SLG: 0.464	L8 ③		SH1-3 ① 1-2 2-3		B B B G4-6-3 BB	F5 ③			F7 ①	3	0	0	0	1	0	3
Earl Torgeson, L (1, 3) OBP: 0.390, SLG: 0.458		L3 1B	BB 2-H 3-H 1B		G4-6-3 ② ③ 1-2f		B B B B G3 S BB		FC5 BB B B B B	3	0	2	2	2	0	1
Don Mueller, L (1, 9) OBP: 0.353, SLG: 0.333 Al Smith, R (9, 9) OBP: 0.319, SLG: 0.378	L3 ① ② 1-2 B B B B		1-2 BB			E5 1B 1B FC4-2	F6 ① 1-2		1-2 BB B B B B	3	0	0	0	2	0	2
										0	0	0	0	0	0	0
Jim Rivera, L (1, 7) OBP: 0.283, SLG: 0.360	S 1B		F2 ②			FC4-2 1B 1-2 1B 1B	G3 ② 2-3		K ② S S S	5	1	2	0	0	1	5
Luis Aparicio, R (1, 6) OBP: 0.307, SLG: 0.321	K ③ 1-2 S S S		6-3 ③			FC4-2 1-2 2-3 1B	5-3 ③		FC5 ③ 2-3f	5	1	1	0	0	1	6
Billy Pierce, L (1, 1) OBP: 0.245, SLG: 0.239 Turk Lown, R (7, 1) OBP: 0.333, SLG: 0.333			1B 1B B B B BB B B B	L9 ①		FC4-2 ① 1-2 2-3 3-Hf 1B 2B		FC6-4 1B		2	2	0	0	1	0	3
										1	0	1	0	0	0	0

TOP

Chicago White Sox @ New York Yankees

Yankee Stadium, Bronx, NY

Sun Jul 13 1958, 3:33 AM EDT

Unknown - 84 F

livebaseballscorecards.com

AB	37
R	7
H	11
RBI	6
BB	6
SO	4
LOB	28

Inning Stats	1	2	3	4	5	6	7	8	9	1B: 9	SF: 0	WP: 0	PA: 44
R:	0	0	4	0	0	3	0	0	0	2B: 2	SAC: 1	PB: 0	
E:	0	0	1	0	0	1	0	0	0	3B: 1	DP: 2	SB: 2	
K:	1	1	0	0	0	1	3	4	5	HR: 0	HBP: 0	CS: 0	
S:	6	6	7	3	2	10	3	4	5				
H:	1	2	3	0	0	4	0	1	0				
LOB:	1	1	2	0	0	2	1	1	2				
BB:	0	0	2	0	1	0	1	0	2				
P:	6	6	15	3	6	10	7	4	13				

PITCHER		IP	WLS	BF	H	R	ER	SO	BB	IBB	HBP	BLK	WP	HR	S	P	ERA	WHIP
Don Larsen, R ERA: 2.69	(1, 1)	2.1	L	15	6	4	3	2	2	0	0	0	0	0	17	25	11.57	3.429
Duke Maas, R ERA: 4.41	(3, 1)	3.2		16	4	3	2	1	1	0	0	0	0	0	17	21	4.91	1.364
Virgil Trucks, R ERA: 4.5	(7, 1)	2.0		8	1	0	0	0	1	0	0	0	0	0	7	11	0.00	1.000
Tom Sturdivant, R ERA: 5.11	(9, 1)	1.0		5	0	0	0	1	2	0	0	0	0	0	5	13	0.00	2.000

PITCHER	IP	WLS	BF	H	R	ER	SO	BB	IBB	HBP	BLK	WP	HR	S	P	ERA	WHIP

Batter	1	2	3	4	5	6	7	8	9	AB	R	H	RBI	BB	SO	LOB
Hank Bauer, R (1, 9) OBP: 0.341, SLG: 0.472	6-3	F7		2B 1B		L5		L6 2-3		5	0	1	0	0	0	4
Andy Carey, R (1, 5) OBP: 0.364, SLG: 0.552	3B		2B 1B	1-H 2B			1B G6-4-3 1B		BBBB BB	4	2	4	0	1	0	0
Gil McDougald, R (1, 4) OBP: 0.370, SLG: 0.387	5-3		1-H 1B 2B	5-3			G6-4-3 BB 1-3 1B		SSS K	5	1	2	1	0	1	3
Mickey Mantle, S (1, 8) OBP: 0.412, SLG: 0.545	SSS K		5-3		SSS K		BBBB G6-4-3 1-2 BB		SSS K	4	0	0	0	1	3	3
Bill Skowron, R (1, 3) OBP: 0.333, SLG: 0.457		BB 1B 3-1 1B	FC6-4 E 2-H 1B		BBBB 4-0 FC1-4 BB		G6-4-3 1-2f 2-3 3-H		SSS K	4	1	2	1	1	1	3
Elston Howard, R (1, 2) OBP: 0.378, SLG: 0.588		3-1 BB 1-2 1B	E5 FC6-4 1-2		FC1-4 1-2f FC4-6		SSS K			4	0	1	0	0	1	3
Tony Kubek, L (1, 6) OBP: 0.312, SLG: 0.339	SSS K		FC6-4 1-2f 2-3		FC4-6 1-2f			BBBB 4-0 L6 1B BB		3	0	0	0	1	1	5
Norm Siebern, L (1, 7) OBP: 0.363, SLG: 0.450		BBBB 3-1 1-2 2-3 BB	4-3			F6		SSS K		3	0	0	0	1	1	3
Don Larsen, R (1, 1) OBP: 0.387, SLG: 0.704 Duke Maas, R (3, 1) OBP: 0.148, SLG: 0.192 Enos Slaughter, L (6, PH) OBP: 0.425, SLG: 0.525 Virgil Trucks, R (7, 1) Jerry Lumpe, L (8, PH) OBP: 0.317, SLG: 0.341 Tom Sturdivant, L (9, 1) OBP: 0.364, SLG: 0.222		3-1 1-2 2-3 3-H		SSS K		F5		1-2 1B		1 1 1 0 1 0	0 0 0 0 0 0	0 0 0 0 1 0	1 0 0 0 0 0	0 0 0 0 0 0	0 1 0 0 0 0	2 0 0 0 0 0
Inning Stats	R: 0 E: 0 K: 1 S: 6 H: 1 LOB: 1 BB: 0 P: 6	R: 1 E: 0 K: 1 S: 7 H: 2 LOB: 2 BB: 1 P: 11	R: 2 E: 1 K: 0 S: 7 H: 3 LOB: 2 BB: 0 P: 7	R: 0 E: 0 K: 1 S: 6 H: 2 LOB: 1 BB: 0 P: 6	R: 0 E: 0 K: 1 S: 5 H: 0 LOB: 1 BB: 1 P: 9	R: 0 E: 0 K: 0 S: 3 H: 0 LOB: 0 BB: 0 P: 3	R: 1 E: 0 K: 1 S: 6 H: 2 LOB: 1 BB: 1 P: 10	R: 0 E: 0 K: 1 S: 5 H: 1 LOB: 1 BB: 1 P: 9	R: 0 E: 0 K: 3 S: 9 H: 0 LOB: 1 BB: 1 P: 13	1B: 8 2B: 3 3B: 1 HR: 0 SF: 0 SAC: 0 DP: 2 HBP: 0						

PITCHER		IP	WLS	BF	H	R	ER	SO	BB	IBB	HBP	BLK	WP	HR	S	P	ERA	WHIP
Billy Pierce, L ERA: 2.8	(1, 1)	6.0	W	31	10	4	4	4	3	0	0	0	0	0	36	48	6.00	2.167
Turk Lown, R ERA: 4.97	(7, 1)	3.0	S	10	1	0	0	5	2	0	0	0	0	0	18	26	0.00	1.000

PITCHER	IP	WLS	BF	H	R	ER	SO	BB	IBB	HBP	BLK	WP	HR	S	P	ERA	WHIP

BOTTOM

Chicago White Sox @ New York Yankees

Yankee Stadium, Bronx, NY

Sun Jul 13 1958, 3:33 AM EDT

Unknown - 84 F

livebaseballscorecards.com

AB	36
R	4
H	11
RBI	3
BB	5
SO	9
LOB	26

WP: 0 PB: 0 SB: 0 CS: 0 PA: 41

Batter	1	2	3	4	5	6	7	8	9	10	AB	R	H	RBI	BB	SO	LOB
Billy Goodman, L (1, 5) OBP: 0.369, SLG: 0.393	K		G1-6-3 1-2f		G3 1-2		5-3			P6	5	0	0	0	0	1	2
Nellie Fox, L (1, 4) OBP: 0.397, SLG: 0.387	3-1			1B 1B 1B	2-3			1-3			4	1	1	0	0	0	1
Jim Landis, R (1, 8) OBP: 0.364, SLG: 0.498	1-3			1B 1-2 1B	2-H HR			P6			4	1	2	2	0	0	0
Ray Boone, R (1, 3) OBP: 0.318, SLG: 0.434		P3		F7	6-3			K			4	0	0	0	0	1	2
Sherm Lollar, R (1, 2) OBP: 0.384, SLG: 0.456		K		F8		F7			F5		4	0	0	0	0	1	2
Al Smith, R (1, 7) OBP: 0.321, SLG: 0.380		1B		WP 1-3 2-H 1B		6-3			4-3		4	0	2	1	0	0	0
Don Mueller, L (1, 9) OBP: 0.337, SLG: 0.317		K		6-3 1-2		F9			1-3		4	0	0	0	0	1	3
Jim Rivera, L (10, 9) OBP: 0.283, SLG: 0.360											0	0	0	0	0	0	0
Luis Aparicio, R (1, 6) OBP: 0.307, SLG: 0.327			F9		WP 3B		1-3			F9	4	1	1	0	0	0	0
Ray Moore, R (1, 1) OBP: 0.286, SLG: 0.444			G1-6-3 1B		HR 3-H G3 BB		L6			4-3	1	0	1	0	0	0	0
Tom Qualters, R (3, 1)											0	0	0	0	0	0	0
Earl Battey, R (5, PH) OBP: 0.341, SLG: 0.544											0	1	0	0	1	0	0
Bob Keegan, R (5, 1)											2	0	0	0	0	0	0
Inning Stats	R: 0 E: 0 K: 1 S: 5 H: 0 LOB: 0 BB: 0 P: 5	R: 0 E: 0 K: 2 S: 8 H: 1 LOB: 1 BB: 0 P: 8	R: 0 E: 0 K: 0 S: 3 H: 1 LOB: 0 BB: 0 P: 3	R: 1 E: 0 K: 0 S: 6 H: 3 LOB: 2 BB: 0 P: 6	R: 3 E: 0 K: 0 S: 5 H: 2 LOB: 0 BB: 1 P: 9	R: 0 E: 0 K: 0 S: 3 H: 0 LOB: 0 BB: 0 P: 3	R: 0 E: 0 K: 0 S: 3 H: 0 LOB: 0 BB: 0 P: 3	R: 0 E: 0 K: 1 S: 5 H: 0 LOB: 0 BB: 0 P: 5	R: 0 E: 0 K: 0 S: 3 H: 0 LOB: 0 BB: 0 P: 3	R: 0 E: 0 K: 0 S: 3 H: 0 LOB: 0 BB: 0 P: 3	1B: 5 2B: 0 3B: 1 HR: 1 SF: 0 SAC: 0 DP: 1 HBP: 0						

PITCHER		IP	WLS	BF	H	R	ER	SO	BB	IBB	HBP	BLK	WP	HR	S	P	ERA	WHIP
Bobby Shantz, L ERA: 3.7	(1, 1)	4.2		21	7	4	4	3	1	0	0	0	2	1	26	30	7.71	1.714
Johnny Kucks, R ERA: 3.33	(5, 1)	3.1		10	0	0	0	1	0	0	0	0	0	0	12	12	0.00	0.000
Ryne Duren, R ERA: 1.2	(9, 1)	2.0	W	6	0	0	0	0	0	0	0	0	0	0	6	6	0.00	0.000

PITCHER	IP	WLS	BF	H	R	ER	SO	BB	IBB	HBP	BLK	WP	HR	S	P	ERA	WHIP

TOP

Chicago White Sox @ New York Yankees

Yankee Stadium, Bronx, NY

Sun Jul 13 1958, 7:05 PM EDT
Att. 39,854 - Unknown - 84 F

livebaseballscorecards.com

AB	36
R	4
H	7
RBI	3
BB	1
SO	4
LOB	10

WP: 2	PA: 37		
PB: 0			
SB: 0			
CS: 0			

Batter	1	2	3	4	5	6	7	8	9	10	AB	R	H	RBI	BB	SO	LOB
Hank Bauer, R (1, 9) OBP: 0.338, SLG: 0.467	1-3	F7		G3 1B		6-3		L6-4 2-3		1-2 2-3 3-H 1B	5	0	1	0	0	0	3
Jerry Lumpe, L (10, PH) OBP: 0.324, SLG: 0.348											1	0	1	1	0	0	0
Tony Kubek, L (1, 6) OBP: 0.314, SLG: 0.341	K2-3		BB 1B 1B	G3 1-2		1B			P3		5	1	2	0	0	1	1
Mickey Mantle, S (1, 8) OBP: 0.411, SLG: 0.539	K		1B 1-2 2B BB	P4		L4			S BB		3	1	0	0	2	1	2
Norm Siebern, L (1, 7) OBP: 0.364, SLG: 0.446		K	2B 1-3 2-H 1B	FC6-4 BB			F7		K 1-2		4	0	1	1	1	2	1
Bill Skowron, R (1, 3) OBP: 0.335, SLG: 0.460		BB 1B 1B 1B	1-3 3-H 2B	FC6-4 1-2f			5-3		6-3		5	1	2	1	0	0	3
Gil McDougald, R (1, 4) OBP: 0.374, SLG: 0.391		BB 1-2 1B 1B	5-3		K		1B			1B SH3-4 1B 1B	5	2	3	0	0	1	2
Andy Carey, R (1, 5) OBP: 0.362, SLG: 0.543		1B 1-2 2-3 BB	6-3	5-3		F8			SH3-4 1-2		3	0	0	0	1	0	3
Elston Howard, R (1, 2) OBP: 0.391, SLG: 0.596		1-2 2-H 3-H 1B	IBB	5-3				L6-4 2B		1B 1B IBB	3	0	2	2	2	0	0
Bobby Shantz, R (1, 1) OBP: 0.375, SLG: 0.455	P4	6-3		K				6-3		1-2 2-3 1B	2	0	0	0	0	0	5
Johnny Kucks, R (5, 1) OBP: 0.167, SLG: 0.143											1	0	0	0	0	1	0
Enos Slaughter, L (8, PH) OBP: 0.419, SLG: 0.516											1	0	0	0	0	0	1
Ryne Duren, R (9, 1) OBP: 0.125, SLG: 0.125											1	0	1	0	0	0	0
Inning Stats	R: 0 E: 0 K: 2 S: 7 H: 0 LOB: 0 BB: 0 P: 7	R: 2 E: 0 K: 1 S: 8 H: 3 LOB: 2 BB: 1 P: 12	R: 2 E: 0 K: 0 S: 6 H: 3 LOB: 3 BB: 2 P: 14	R: 0 E: 0 K: 0 S: 4 H: 1 LOB: 2 BB: 1 P: 8	R: 0 E: 0 K: 1 S: 5 H: 0 LOB: 0 BB: 0 P: 5	R: 0 E: 0 K: 1 S: 6 H: 1 LOB: 1 BB: 0 P: 6	R: 0 E: 0 K: 0 S: 4 H: 1 LOB: 1 BB: 0 P: 4	R: 0 E: 0 K: 0 S: 3 H: 1 LOB: 0 BB: 0 P: 3	R: 0 E: 0 K: 1 S: 5 H: 0 LOB: 1 BB: 1 P: 9	R: 1 E: 0 K: 0 S: 4 H: 3 LOB: 3 BB: 1 P: 8	1B: 11 2B: 3 3B: 0 HR: 0 SF: 0 SAC: 1 DP: 1 HBP: 0	WP: 0 PB: 0 SB: 1 CS: 0	PA: 46				

PITCHER		IP	WLS	BF	H	R	ER	SO	BB	IBB	HBP	BLK	WP	HR	S	P	ERA	WHIP
Ray Moore, R ERA: 3.04	(1, 1)	2.0		13	5	4	4	3	2	0	0	0	0	0	17	25	18.00	3.500
Tom Qualters, R ERA: 4.06	(3, 1)	2.0		10	2	0	0	0	1	1	0	0	0	0	8	16	0.00	1.500
Bob Keegan, R ERA: 5.33	(5, 1)	5.1	L	23	6	1	1	3	1	1	0	0	0	0	27	35	1.69	1.312

PITCHER	IP	WLS	BF	H	R	ER	SO	BB	IBB	HBP	BLK	WP	HR	S	P	ERA	WHIP

BOTTOM

Chicago White Sox @ New York Yankees

Yankee Stadium, Bronx, NY

Sun Jul 13 1958, 7:05 PM EDT
Att. 39,854 - Unknown - 84 F

livebaseballscorecards.com

AB	39
R	5
H	13
RBI	5
BB	6
SO	6
LOB	21

Chicago White Sox @ New York Yankees

Yankee Stadium, Bronx, NY

Mon Jul 14 1958, 7:05 PM EDT

Att. 15,311 - Unknown - 74 F

TOP

livebaseballscorecards.com

Batter	1	2	3	4	5	6	7	8	9	AB	R	H	RBI	BB	SO	LOB
Billy Goodman, L (1, 5) OBP: 0.367, SLG: 0.390	4-3		FC6 1B			6-3			1-3	4	0	1	0	0	0	0
Nellie Fox, L (1, 4) OBP: 0.393, SLG: 0.382	F9		FC6 1-2f			6-3			F8	4	0	0	0	0	0	1
Jim Landis, R (1, 8) OBP: 0.359, SLG: 0.491	6-3			K			P3		F3	4	0	0	0	0	1	0
Ray Boone, R (1, 3) OBP: 0.314, SLG: 0.427		F7		F7			L7			3	0	0	0	0	0	0
Sherm Lollar, R (1, 2) OBP: 0.383, SLG: 0.458		6-3		6-3			2B			3	0	1	0	0	0	0
Al Smith, R (1, 7) OBP: 0.321, SLG: 0.387		3B			F6		F8			3	0	1	0	0	0	1
Don Mueller, L (1, 9) OBP: 0.330, SLG: 0.310		F7			3-1			1-3		2	0	0	0	0	0	1
Sammy Esposito, R (8, PH) OBP: 0.241, SLG: 0.120										1	0	0	0	0	0	0
Tom Qualters, R (8, 1)										0	0	0	0	0	0	0
Luis Aparicio, R (1, 6) OBP: 0.304, SLG: 0.324			L6		P6			6-3		3	0	0	0	0	0	0
Early Wynn, S (1, 1) OBP: 0.326, SLG: 0.250			4-3			6-3		K		2	0	0	0	0	0	0
Ron Jackson, R (8, PH) OBP: 0.339, SLG: 0.453										1	0	0	0	0	1	0
Norm Cash, L (8, 9) OBP: 0.167, SLG: 0.167										0	0	0	0	0	0	0

	AB	30
	R	0
	H	3
	RBI	0
	BB	0
	SO	2
	LOB	3

Inning Stats	1	2	3	4	5	6	7	8	9
R	0	0	0	0	0	0	0	0	0
E	0	0	0	0	0	0	0	0	0
K	0	0	0	1	0	0	0	1	0
S	3	4	4	5	3	3	4	5	3
H	0	1	1	0	0	0	1	0	0
LOB	0	1	1	0	0	0	1	0	0
BB	0	0	0	0	0	0	0	0	0
P	3	4	4	5	3	3	4	5	3

1B	1	SF: 0
2B	1	SAC: 0
3B	1	DP: 0
HR	0	HBP: 0

WP	0	PA: 30
PB	0	
SB	0	
CS	0	

PITCHER	IP	WLS	BF	H	R	ER	SO	BB	IBB	HBP	BLK	WP	HR	S	P	ERA	WHIP
Whitey Ford, L (1, 1) ERA: 1.89	9.0	W	30	3	0	0	2	0	0	0	0	0	0	34	34	0.00	0.333

Batter	1	2	3	4	5	6	7	8	9	AB	R	H	RBI	BB	SO	LOB
Hank Bauer, R (1, 9) OBP: 0.339, SLG: 0.475	HR		BB FC2-6		E6 1B 1B	6-3 2-3		G6-4-3 1-2f		4	2	1	1	1	0	3
Tony Kubek, L (1, 6) OBP: 0.313, SLG: 0.339	K		FC2-6 G4-6-3 1-2f		1B 1-3 FC5-2-5 1B		F7			4	0	1	0	0	1	1
Mickey Mantle, S (1, 8) OBP: 0.412, SLG: 0.549	K		G4-6-3 1-2f		BB FC5-2-5 1-3 3-H 1B		HR			4	1	2	2	0	1	1
Gil McDougald, R (1, 4) OBP: 0.373, SLG: 0.387	6-3			E S 1B BB	FC5-2-5 BB 1-2 3-H		K			3	1	0	0	1	1	2
Norm Siebern, L (1, 7) OBP: 0.362, SLG: 0.439		K		K 1-3	BB 1-2 2-3		4-3			3	0	0	0	1	2	1
Bill Skowron, R (1, 3) OBP: 0.337, SLG: 0.460		1B 1B		FC5-4 3-H 1B	F8			5-3		4	0	2	1	0	0	3
Elston Howard, R (1, 2) OBP: 0.393, SLG: 0.591		1B 1-2		FC5-4 1-2f		K		2B 1B BB		3	1	1	0	1	1	1
Andy Carey, R (1, 5) OBP: 0.364, SLG: 0.545		F7		F8		WP SH1-4 BB		1B 1-3 2B		3	0	1	0	1	0	3
Whitey Ford, L (1, 1) OBP: 0.291, SLG: 0.240		F2			F7	SH1-4 1-2		G6-4-3 2-3 3-H 1B		3	0	1	1	0	0	2
Inning Stats	R: 1 E: 0 K: 2 S: 8 H: 1 LOB: 0 BB: 0 P: 8	R: 0 E: 0 K: 1 S: 7 H: 2 LOB: 2 BB: 0 P: 7	R: 0 E: 0 K: 0 S: 2 H: 0 LOB: 0 BB: 1 P: 6	R: 1 E: 0 K: 1 S: 6 H: 1 LOB: 1 BB: 1 P: 10	R: 1 E: 1 K: 0 S: 6 H: 2 LOB: 3 BB: 1 P: 10	R: 0 E: 0 K: 1 S: 5 H: 0 LOB: 1 BB: 1 P: 9	R: 1 E: 0 K: 1 S: 6 H: 1 LOB: 0 BB: 0 P: 6	R: 1 E: 0 K: 0 S: 4 H: 2 LOB: 1 BB: 1 P: 8		1B: 6 2B: 1 3B: 0 HR: 2 SF: 0 SAC: 1 DP: 2 HBP: 0						

PITCHER		IP	WLS	BF	H	R	ER	SO	BB	IBB	HBP	BLK	WP	HR	S	P	ERA	WHIP
Early Wynn, R ERA: 4.45	(1, 1)	7.0	L	32	7	4	3	6	4	0	0	0	1	2	40	56	3.86	1.571
Tom Qualters, R ERA: 4.22	(8, 1)	1.0		5	2	1	1	0	1	0	0	0	0	0	4	8	9.00	3.000

PITCHER	IP	WLS	BF	H	R	ER	SO	BB	IBB	HBP	BLK	WP	HR	S	P	ERA	WHIP

BOTTOM

Chicago White Sox @ New York Yankees

Yankee Stadium, Bronx, NY

Mon Jul 14 1958, 7:05 PM EDT
Att. 15,311 - Unknown - 74 F

livebaseballscorecards.com

AB	31
R	5
H	9
RBI	5
BB	5
SO	6
LOB	17

1B: 6 SF: 0
2B: 1 SAC: 1
3B: 0 DP: 2
HR: 2 HBP: 0

WP: 1 PA: 37
PB: 0
SB: 1
CS: 0

Chicago White Sox @ Baltimore Orioles

Memorial Stadium, Baltimore, MD

Tue Jul 15 1958, 7:05 PM EDT

Att. 9,528 - Unknown

TOP

livebaseballscorecards.com

Batter	1	2	3	4	5	6	7	8	9	10	11	12	AB	R	H	RBI	BB	SO	LOB
Billy Goodman, L (1, 5) OBP: 0.367, SLG: 0.396	1B SF9 1B		F8		G3			3-1			1B 2B		5	1	2	0	0	0	0
Sammy Esposito, R (11, PR) OBP: 0.241, SLG: 0.120													0	1	0	0	0	0	0
(11, 5)																			
Nellie Fox, L (1, 4) OBP: 0.390, SLG: 0.378	F8		F8			F9		F7			1B IBB		4	0	0	0	1	0	1
Jim Landis, R (1, 8) OBP: 0.360, SLG: 0.489	SF9 1B 1-3 1B		F9			5-3			L1		L4-3 1-3 2-H 1B		5	1	2	1	0	0	0
Earl Battey, R (1, 2) OBP: 0.326, SLG: 0.524	SF9 2-3 3-H			F9		K			F7		L4-3 1-2		3	0	0	1	0	1	0
Sherm Lollar, R (11, PH) OBP: 0.382, SLG: 0.456													1	0	0	0	0	0	3
(11, 2)																			
Earl Torgeson, L (1, 3) OBP: 0.383, SLG: 0.446	3-H 1B			K			F3		K			6-3	5	0	1	1	0	2	0
Al Smith, R (1, 7) OBP: 0.323, SLG: 0.385	K			BB			F8			F9		FC4-6 1B	4	0	1	0	1	1	1
Don Mueller, L (1, 9) OBP: 0.330, SLG: 0.310		G3		G3			1B			F9		FC4-6 1-2f	3	0	1	0	0	0	1
Jim Rivera, L (7, PR) OBP: 0.280, SLG: 0.356													2	0	0	0	0	0	1
(7, 9)																			
Luis Aparicio, R (1, 6) OBP: 0.299, SLG: 0.318		F4			F8		6-3			L5		F9	5	0	0	0	0	0	2
Jim Wilson, R (1, 1) OBP: 0.175, SLG: 0.083		F8			F6			F4			K		1	0	0	0	0	0	0
Ron Jackson, R (5, PH) OBP: 0.336, SLG: 0.449													1	0	0	0	0	0	0
Gerry Staley, R (5, 1)													2	0	0	0	0	1	0
Turk Lown, R (11, 1) OBP: 0.333, SLG: 0.333													0	0	0	0	0	0	0
Inning Stats	R: 2 H: 3 E: 0 LOB: 1 K: 1 BB: 0 S: 8 P: 8	R: 0 H: 0 E: 0 LOB: 0 K: 0 BB: 0 S: 3 P: 3	R: 0 H: 0 E: 0 LOB: 0 K: 0 BB: 0 S: 3 P: 3	R: 0 H: 0 E: 0 LOB: 1 K: 1 BB: 1 S: 5 P: 9	R: 0 H: 0 E: 0 LOB: 0 K: 0 BB: 0 S: 3 P: 3	R: 0 H: 0 E: 0 LOB: 0 K: 1 BB: 0 S: 5 P: 5	R: 0 H: 1 E: 0 LOB: 1 K: 0 BB: 0 S: 4 P: 4	R: 0 H: 0 E: 0 LOB: 0 K: 0 BB: 0 S: 3 P: 3	R: 0 H: 0 E: 0 LOB: 0 K: 1 BB: 0 S: 5 P: 5	R: 0 H: 0 E: 0 LOB: 0 K: 0 BB: 0 S: 3 P: 3	R: 1 H: 2 E: 0 LOB: 2 K: 1 BB: 1 S: 6 P: 10	R: 0 H: 1 E: 0 LOB: 1 K: 0 BB: 0 S: 4 P: 4	1B: 6 SF: 1 2B: 2 SAC: 0 3B: 0 DP: 1 HR: 0 HBP: 0						

PITCHER	IP	WLS	BF	H	R	ER	SO	BB	IBB	HBP	BLK	WP	HR	S	P	ERA	WHIP
Arnie Portocarrero, R (1, 1) ERA: 2.46	12.0	W	44	7	3	3	5	1	1	0	0	0	0	52	60	2.25	0.667

PITCHER	IP	WLS	BF	H	R	ER	SO	BB	IBB	HBP	BLK	WP	HR	S	P	ERA	WHIP

AB	41
R	3
H	7
RBI	3
BB	2
SO	5
LOB	9

WP: 0 PB: 0 SB: 0 CS: 0 PA: 44

Batter	1	2	3	4	5	6	7	8	9	10	11	12	AB	R	H	RBI	BB	SO	LOB
Bob Boyd, L (1, 3) OBP: 0.306, SLG: 0.442	G3-6-3 1B		1B 2B	1-3			1-3			4-3		E3 1B 1-3	6	1	2	0	0	0	3
Gene Woodling, L (1, 9) OBP: 0.380, SLG: 0.383	G3-6-3 1-2f		F4		G3		F8			4-3		1B IBB	5	0	0	0	1	0	2
Bob Nieman, R (1, 7) OBP: 0.437, SLG: 0.529 Jim Busby, R (11, PR) (12, 8) OBP: 0.267, SLG: 0.303	F9		F7 2-H 1B		5-3		6-3				B B B B G5-4-3 BB	K	4 1	0 0	1 0	1 0	1 0	0 1	0 3
Gus Triandos, R (1, 2) OBP: 0.332, SLG: 0.478		HR	F7 2-3		K		4-3				G5-4-3 1-2f	1-2 2-3 3-H 1B	6	1	2	2	0	1	2
Dick Williams, R (1, 8) (12, 7) OBP: 0.348, SLG: 0.351		1-3	F4			5-6-3	K				E5 1B		5	1	0	0	0	1	2
Brooks Robinson, R (1, 5) OBP: 0.328, SLG: 0.375		CS 1B		SH6-4 1B		2B			1-3		2-H 1B		5	0	4	1	0	0	0
Billy Gardner, R (1, 4) OBP: 0.275, SLG: 0.320		B B B B 1B 1-2 BB		S S S K		B B B B G1-6-3 BB			5-3		4-3		3	0	0	0	2	1	2
Willy Miranda, S (1, 6) OBP: 0.218, SLG: 0.189 Al Pilarcik, L (6, PH) OBP: 0.303, SLG: 0.307 Foster Castleman, R (7, 6) OBP: 0.272, SLG: 0.281		1-2 1B		1-2 SH6-4 1B		G1-6-3 1-2f			F6			E 1B 1B	2 1 2	0 0 1	2 0 1	0 0 0	0 0 0	0 2 0	0 0 0
Arnie Portocarrero, R (1, 1) OBP: 0.167, SLG: 0.171 Jim Marshall, L (12, PH) OBP: 0.299, SLG: 0.359		S S S K		SH6-4 1-2 2-3			6-3			6-3		S S S K	3 1	0 0	0 0	0 0	0 1	1 1	2 1
Inning Stats	R: 0 E: 0 K: 0 S: 3 H: 1 LOB: 0 BB: 0 P: 3	R: 1 E: 0 K: 1 S: 7 H: 3 LOB: 2 BB: 1 P: 11	R: 1 E: 0 K: 0 S: 5 H: 2 LOB: 1 BB: 0 P: 5	R: 0 E: 0 K: 1 S: 7 H: 2 LOB: 2 BB: 0 P: 7	R: 0 E: 0 K: 1 S: 5 H: 0 LOB: 0 BB: 0 P: 5	R: 0 E: 0 K: 0 S: 3 H: 1 LOB: 1 BB: 1 P: 7	R: 0 E: 0 K: 0 S: 3 H: 0 LOB: 0 BB: 0 P: 3	R: 0 E: 0 K: 1 S: 5 H: 0 LOB: 0 BB: 0 P: 5	R: 0 E: 0 K: 0 S: 3 H: 0 LOB: 0 BB: 0 P: 3	R: 0 E: 0 K: 0 S: 3 H: 0 LOB: 0 BB: 0 P: 3	R: 1 E: 1 K: 0 S: 4 H: 1 LOB: 1 BB: 1 P: 8	R: 1 E: 1 K: 2 S: 9 H: 2 LOB: 3 BB: 1 P: 13	1B: 9 2B: 2 3B: 0 HR: 1 SF: 0 SAC: 1 DP: 3 HBP: 0						

PITCHER	IP	WLS	BF	H	R	ER	SO	BB	IBB	HBP	BLK	WP	HR	S	P	ERA	WHIP
Jim Wilson, R (1, 1) ERA: 3.27	4.0		19	8	2	2	2	1	0	0	0	0	1	22	26	4.50	2.250
Gerry Staley, R (5, 1) ERA: 3.06	6.2		22	1	1	0	2	2	0	0	0	0	0	24	32	0.00	0.450
Turk Lown, R (11, 1) ERA: 4.78	1.0	L	8	3	1	0	2	0	1	0	0	0	0	11	15	0.00	3.000

PITCHER	IP	WLS	BF	H	R	ER	SO	BB	IBB	HBP	BLK	WP	HR	S	P	ERA	WHIP

BOTTOM

Chicago White Sox @ Baltimore Orioles

Memorial Stadium, Baltimore, MD

Tue Jul 15 1958, 7:05 PM EDT

Att. 9,528 - Unknown

livebaseballscorecards.com

AB	44
R	4
H	12
RBI	4
BB	4
SO	6
LOB	19

WP: 0 PA: 49
PB: 0
SB: 0
CS: 1

Batter	1	2	3	4	5	6	7	8	9	AB	R	H	RBI	BB	SO	LOB
Billy Goodman, L (1, 5) OBP: 0.374, SLG: 0.400	BBBB 4-0 FC5-4 BB	0-0 E 1B 1-2 2-H			0-0 F8 ①		0-0 E 1B		0-0 F8 ①	3	0	2	1	1	0	0
Sammy Esposito, R (7, PR) OBP: 0.233, SLG: 0.115 (7, 5)										1	0	0	0	0	0	0
Nellie Fox, L (1, 4) OBP: 0.388, SLG: 0.375	0-0 F8 ①	0-0 E6 1B 1-3 2-H			0-0 F8 ②		0-0 E5 G1-4-3 1-3		0-0 1-3 ②	5	0	1	1	0	0	2
Jim Landis, R (1, 8) OBP: 0.357, SLG: 0.482	0-0 FC5-4 1B ② 1-2f	0-0 F8 ③			0-0 F6 ③		0-0 G1-4-3 ②③ 1-2f		BBBB 4-0 BB	4	0	0	0	1	0	5
Sherm Lollar, R (1, 2) OBP: 0.385, SLG: 0.457	0-0 1B 1-2	SSS 0-3 K ①			H 1-0 1B F7 HBP			0-0 FC1-5 1B 1B	0-0 L5 ③	4	1	2	0	0	1	1
Earl Torgeson, L (1, 3) OBP: 0.386, SLG: 0.448	0-0 F6 ③	0-0 2-3 ②			0-0 F7 SF9 1-3 1B			0-0 FC1-5 2B 1-2 1B		4	2	2	0	0	0	2
Al Smith, R (1, 7) OBP: 0.318, SLG: 0.379	SSS 0-3 K ①	0-0 G3 ③			0-0 F7 ① 2-3 3-H			0-0 FC1-5 2B ① 1-2 2-3f		4	1	0	1	0	1	3
Jim Rivera, L (1, 9) OBP: 0.279, SLG: 0.362	0-0 F8 ②	0-0 F9 ①			0-0 SF9 ② 3-H			0-0 G3 2B 1-3 2-H		3	0	1	2	0	0	0
Luis Aparicio, R (1, 6) OBP: 0.299, SLG: 0.317	0-0 BB 1B 1B	0-0 6-3 ②			SSS 0-3 K ③			0-0 G3 ② 2-3 3-H		4	1	1	1	0	1	1
Dick Donovan, L (1, 1) OBP: 0.277, SLG: 0.105	BBBB 4-0 1B E BB 1-2	SSS 0-3 K ③			SSS 0-3 K ①			0-0 F7 ③		3	1	0	0	1	2	1
Inning Stats	R: 0 E: 0 K: 0 S: 4 H: 1 LOB: 2 BB: 1 P: 8	R: 2 E: 1 K: 1 S: 8 H: 3 LOB: 2 BB: 1 P: 12	R: 0 E: 0 K: 1 S: 5 H: 0 LOB: 0 BB: 0 P: 5	R: 0 E: 0 K: 1 S: 5 H: 0 LOB: 0 BB: 0 P: 5	R: 0 E: 0 K: 0 S: 3 H: 0 LOB: 0 BB: 0 P: 3	R: 2 E: 0 K: 1 S: 6 H: 1 LOB: 0 BB: 0 P: 7	R: 0 E: 1 K: 1 S: 6 H: 1 LOB: 2 BB: 0 P: 6	R: 2 E: 0 K: 0 S: 6 H: 3 LOB: 1 BB: 0 P: 6	R: 0 E: 0 K: 0 S: 3 H: 0 LOB: 1 BB: 1 P: 7	1B: 8 2B: 1 3B: 0 HR: 0 SF: 1 SAC: 0 DP: 1 HBP: 1						

TOP

Chicago White Sox @ Baltimore Orioles

Memorial Stadium, Baltimore, MD

Wed Jul 16 1958, 7:05 PM EDT

Unknown

livebaseballscorecards.com

AB	35
R	6
H	9
RBI	6
BB	3
SO	5
LOB	15

PITCHER		IP	WLS	BF	H	R	ER	SO	BB	IBB	HBP	BLK	WP	HR	S	P	ERA	WHIP
Milt Pappas, R ERA: 3.39	(1, 1)	7.0	L	30	6	4	4	5	2	0	1	0	0	0	37	46	5.14	1.143
Billy Loes, R ERA: 4.13	(8, 1)	2.0		10	3	2	2	0	1	0	0	0	0	0	9	13	9.00	2.000

PITCHER	IP	WLS	BF	H	R	ER	SO	BB	IBB	HBP	BLK	WP	HR	S	P	ERA	WHIP

Batter	1	2	3	4	5	6	7	8	9	AB	R	H	RBI	BB	SO	LOB
Billy Gardner, R (1, 4) OBP: 0.275, SLG: 0.319	F6		F7			2B FC4-6 1B	F9			4	1	1	0	0	0	2
Bob Boyd, L (1, 3) OBP: 0.299, SLG: 0.432	6-3		F5			F9		F7		4	0	0	0	0	0	2
Gene Woodling, L (1, 7) OBP: 0.385, SLG: 0.391	K			BB		FC4-6 1-3 2B		G6-4-3 1B		3	0	2	0	1	1	0
Lenny Green, L (9, 7) OBP: 0.300, SLG: 0.278										0	0	0	0	0	0	0
Gus Triandos, R (1, 2) OBP: 0.334, SLG: 0.480		2B		F7		FC4-6 BB		G6-4-3 1-2f		3	0	1	0	1	0	2
Al Pilarcik, L (1, 9) OBP: 0.299, SLG: 0.302		1-3		F7		FC4-6 1-2f 2-3 3-H			K2-3	4	0	0	1	0	1	4
Dick Williams, R (1, 8) OBP: 0.346, SLG: 0.350		F9		F4		F8			1B 1B	4	0	1	0	0	0	4
Brooks Robinson, R (1, 5) OBP: 0.330, SLG: 0.377		F6			F9		FC3-6 1B		1-2 1B	4	0	2	0	0	0	1
Willy Miranda, S (1, 6) OBP: 0.223, SLG: 0.188			SH5-4 BB		F7		FC3-6 1-2f FC6-4		F9	1	0	0	0	1	0	0
Jim Marshall, L (7, PH) OBP: 0.297, SLG: 0.357										1	0	0	0	0	0	1
Foster Castleman, R (8, 6) OBP: 0.270, SLG: 0.279										1	0	0	0	0	0	2
Milt Pappas, R (1, 1) OBP: 0.091, SLG: 0.136			SH5-4 1-2		K		FC6-4 1-2f		G3	1	0	0	0	0	1	0
Bob Nieman, R (7, PH) OBP: 0.434, SLG: 0.525										1	0	0	0	0	0	1
Billy Loes, R (8, 1)										0	0	0	0	0	0	0
Joe Ginsberg, L (9, PH) OBP: 0.385, SLG: 0.231										1	0	0	0	0	0	2
Inning Stats	R: 0 H: 0 E: 0 LOB: 0 K: 1 BB: 0 S: 5 P: 5	R: 0 H: 1 E: 0 LOB: 1 K: 0 BB: 0 S: 4 P: 4	R: 0 H: 0 E: 0 LOB: 1 K: 0 BB: 1 S: 3 P: 7	R: 0 H: 0 E: 0 LOB: 1 K: 0 BB: 1 S: 3 P: 7	R: 0 H: 0 E: 0 LOB: 0 K: 1 BB: 0 S: 5 P: 5	R: 1 H: 2 E: 0 LOB: 2 K: 0 BB: 1 S: 5 P: 9	R: 0 H: 1 E: 0 LOB: 1 K: 0 BB: 0 S: 4 P: 4	R: 0 H: 1 E: 0 LOB: 0 K: 0 BB: 0 S: 3 P: 3	R: 0 H: 2 E: 0 LOB: 2 K: 1 BB: 0 S: 7 P: 7	1B: 5 SF: 0 2B: 2 SAC: 1 3B: 0 DP: 1 HR: 0 HBP: 0						

PITCHER		IP	WLS	BF	H	R	ER	SO	BB	IBB	HBP	BLK	WP	HR	S	P	ERA	WHIP
Dick Donovan, R ERA: 4.05	(1, 1)	9.0	W	36	7	1	1	3	3	0	0	0	0	0	39	51	1.00	1.111

PITCHER	IP	WLS	BF	H	R	ER	SO	BB	IBB	HBP	BLK	WP	HR	S	P	ERA	WHIP

BOTTOM

Chicago White Sox @ Baltimore Orioles

Memorial Stadium, Baltimore, MD

Wed Jul 16 1958, 7:05 PM EDT

Unknown

livebaseballscorecards.com

AB	32
R	1
H	7
RBI	1
BB	3
SO	3
LOB	21

WP: 0 PA: 36
PB: 0
SB: 0
CS: 0

Chicago White Sox @ Baltimore Orioles

Memorial Stadium, Baltimore, MD

Wed Jul 16 1958, 7:05 PM EDT

Att. 16,565 - Unknown

TOP

livebaseballscorecards.com

Batter	1	2	3	4	5	6	7	8	9	AB	R	H	RBI	BB	SO	LOB
Billy Goodman, L (1, 5) OBP: 0.375, SLG: 0.400	6-3	E2 1-H 2-H			1B 1B 1B		3-1		6-3	5	1	2	1	0	0	0
Nellie Fox, L (1, 4) OBP: 0.392, SLG: 0.378	FC6-4 1B	HBP			1-2 1B		F8			3	1	2	0	0	0	0
Jim Landis, R (1, 8) OBP: 0.356, SLG: 0.479	FC6-4 1-2f 1B	F9			1B 1-2 2-3		F3			4	1	1	0	0	0	3
Ray Boone, R (1, 3) OBP: 0.317, SLG: 0.429	PB 1-H		F8		1-3 2-H 3-H			F8		4	0	2	3	0	0	0
Al Smith, R (1, 7) OBP: 0.318, SLG: 0.375	5-3 1-2		F8		5-3			B B B B 4-0 BB		3	0	0	0	1	0	2
Earl Battey, R (1, 2) OBP: 0.313, SLG: 0.500		5-3	L7		F7			F8		4	0	0	0	0	0	2
Don Mueller, L (1, 9) OBP: 0.327, SLG: 0.308		E5 1B 1B		G6-4-3 1B		L1		6-3		4	1	1	0	0	0	1
Luis Aparicio, R (1, 6) OBP: 0.298, SLG: 0.317		1B 1-2 E 1B		G6-4-3 1-2f		L8			F9	4	1	1	0	0	0	1
Bob Shaw, R (1, 1) OBP: 0.333, SLG: 0.231 Bob Keegan, R (4, 1) Ray Moore, R (6, 1) OBP: 0.286, SLG: 0.444 Sherm Lollar, R (9, PH) OBP: 0.384, SLG: 0.455		F9		S S S K		F9			5-3	2 1 0 1	0 0 0 0	0 0 0 0	0 0 0 0	0 0 0 0	1 0 0 0	2 0 0 0

Inning Stats										
	R: 1 H: 2 E: 0 LOB: 1 K: 0 BB: 0 S: 5 P: 5	R: 2 H: 2 E: 2 LOB: 2 K: 0 BB: 0 S: 6 P: 7	R: 0 H: 0 E: 0 LOB: 0 K: 0 BB: 0 S: 3 P: 3	R: 0 H: 1 E: 0 LOB: 0 K: 1 BB: 0 S: 5 P: 5	R: 2 H: 4 E: 0 LOB: 1 K: 0 BB: 0 S: 6 P: 6	R: 0 H: 0 E: 0 LOB: 0 K: 0 BB: 0 S: 3 P: 3	R: 0 H: 0 E: 0 LOB: 0 K: 0 BB: 0 S: 3 P: 3	R: 0 H: 0 E: 0 LOB: 1 K: 0 BB: 1 S: 3 P: 7	R: 0 H: 0 E: 0 LOB: 0 K: 0 BB: 0 S: 3 P: 3	1B: 9 SF: 0 2B: 0 SAC: 0 3B: 0 DP: 1 HR: 0 HBP: 1	WP: 0 PA: 37 PB: 1 SB: 0 CS: 0

PITCHER	IP	WLS	BF	H	R	ER	SO	BB	IBB	HBP	BLK	WP	HR	S	P	ERA	WHIP
Jack Harshman, L (1, 1) ERA: 2.84	9.0	W	37	9	5	3	1	1	0	1	0	0	0	37	42	3.00	1.111

PITCHER	IP	WLS	BF	H	R	ER	SO	BB	IBB	HBP	BLK	WP	HR	S	P	ERA	WHIP

AB	35
R	5
H	9
RBI	4
BB	1
SO	1
LOB	11

Batter	1	2	3	4	5	6	7	8	9	AB	R	H	RBI	BB	SO	LOB
Bob Boyd, L (1, 3) OBP: 0.308, SLG: 0.454	BB 1B		F7 ①		HR 3B	9-2 2B		F7 ③		5	1	3	0	0	0	2
Gene Woodling, L (1, 9) OBP: 0.387, SLG: 0.404	F8 ①		BBBB 1B BB		3-H HR	2-3f 9-2 ②③				3	1	1	2	1	0	2
(6, 7) Lenny Green, L (9, 7) OBP: 0.300, SLG: 0.278										0	0	0	0	0	0	0
Bob Nieman, R (1, 7) OBP: 0.425, SLG: 0.512	F7 ②		F9 ②		SSS 0-3 K ①		B1-3 ①			3	0	0	0	0	1	2
Al Pilarcik, L (6, 9) OBP: 0.298, SLG: 0.301										1	0	0	0	0	0	0
Dick Williams, R (1, 8) OBP: 0.349, SLG: 0.349	BBBB 1-2 BB		1-2 1B		F2 ②		SSS 0-3 K ②			3	0	1	0	1	1	0
Jim Busby, R (8, 8) OBP: 0.267, SLG: 0.303										0	0	0	0	0	0	0
Joe Ginsberg, L (1, 2) OBP: 0.375, SLG: 0.233	4-3 ③		4-3 ③		F5 ③		PO 1B			4	0	1	0	0	0	4
Brooks Robinson, R (1, 5) OBP: 0.332, SLG: 0.379	4-3 ①		1B 1B		F9 ①	PO ③ 1-2	SH1-4 1B			4	0	2	0	0	0	0
Billy Gardner, R (1, 4) OBP: 0.278, SLG: 0.322	F6 ②		1-2 G4-6-3 1B		1B HR 1B		SH1-4 ① 1-2			3	1	2	0	0	0	0
Foster Castleman, R (1, 6) OBP: 0.270, SLG: 0.279	F8 ③		F3 ①		1-3 HR 1B		SSS 0-3 K ②			4	1	1	0	0	1	3
Jack Harshman, L (1, 1) OBP: 0.333, SLG: 0.415		HR	1-2f G4-6-3 ②③		1-H 3-H HR		BBBB 4-0 BB			3	2	2	4	1	0	2
Inning Stats	R: 0 E: 0 K: 0 S: 4 H: 1 LOB: 2 BB: 1 P: 8	R: 0 E: 0 K: 0 S: 3 H: 0 LOB: 0 BB: 0 P: 3	R: 1 E: 0 K: 0 S: 5 H: 2 LOB: 2 BB: 1 P: 9	R: 0 E: 0 K: 0 S: 4 H: 2 LOB: 1 BB: 0 P: 4	R: 2 E: 0 K: 1 S: 7 H: 2 LOB: 0 BB: 0 P: 7	R: 3 E: 0 K: 0 S: 6 H: 4 LOB: 0 BB: 0 P: 6	R: 0 E: 0 K: 1 S: 5 H: 1 LOB: 0 BB: 0 P: 5	R: 0 E: 0 K: 1 S: 6 H: 1 LOB: 2 BB: 1 P: 10		1B: 8 2B: 2 3B: 1 HR: 3 SF: 0 SAC: 1 DP: 2 HBP: 0						

PITCHER		IP	WLS	BF	H	R	ER	SO	BB	IBB	HBP	BLK	WP	HR	S	P	ERA	WHIP
Bob Shaw, R ERA: 4.66	(1, 1)	3.0		16	5	1	1	0	2	0	0	0	0	1	14	22	3.00	2.333
Bob Keegan, R ERA: 6.51	(4, 1)	2.1	L	12	6	5	5	1	0	0	0	0	0	2	14	14	19.29	2.571
Ray Moore, R ERA: 2.94	(6, 1)	2.2		9	2	0	0	2	1	0	0	0	0	0	12	16	0.00	1.125

PITCHER	IP	WLS	BF	H	R	ER	SO	BB	IBB	HBP	BLK	WP	HR	S	P	ERA	WHIP

BOTTOM

Chicago White Sox @ Baltimore Orioles

Memorial Stadium, Baltimore, MD

Wed Jul 16 1958, 7:05 PM EDT

Att. 16,565 - Unknown

livebaseballscorecards.com

AB	33
R	6
H	13
RBI	6
BB	3
SO	3
LOB	15

1B: 8 SF: 0
2B: 2 SAC: 1
3B: 1 DP: 2
HR: 3 HBP: 0

WP: 0 PA: 38
PB: 0
SB: 0
CS: 0

Batter	1	2	3	4	5	6	7	8	9	AB	R	H	RBI	BB	SO	LOB
Billy Goodman, L (1, 5) OBP: 0.377, SLG: 0.402	K		1-2 1B		1B		F7			4	0	2	0	0	1	1
Nellie Fox, L (1, 4) OBP: 0.388, SLG: 0.373	5-3		L7		L3			6-3		4	0	0	0	0	0	3
Jim Landis, R (1, 8) OBP: 0.354, SLG: 0.476	1B		F8		F8			F9		4	0	1	0	0	0	3
Ray Boone, R (1, 3) OBP: 0.312, SLG: 0.420	F9			F8		F9		5-3		4	0	0	0	0	0	1
Sherm Lollar, R (1, 2) OBP: 0.382, SLG: 0.452		G1-4-3 1B		5-3		F4			5-3	4	0	1	0	0	0	0
Al Smith, R (1, 7) OBP: 0.320, SLG: 0.377		G1-4-3 1-2f		E 1B		F8			1B 1B	4	0	2	0	0	0	1
Don Mueller, L (1, 9) OBP: 0.317, SLG: 0.298		K		E4 1-2			6-3		K	3	0	0	0	0	1	1
Earl Battey, R (9, PH) OBP: 0.309, SLG: 0.494										1	0	0	0	0	1	1
Luis Aparicio, R (1, 6) OBP: 0.298, SLG: 0.316			F9	L6			F3		1-3 1B	4	0	1	0	0	0	2
Billy Pierce, L (1, 1) OBP: 0.269, SLG: 0.265			1B 1B		6-3		1B		6-3	3	0	2	0	0	0	0
Ron Jackson, R (9, PH) OBP: 0.333, SLG: 0.444										1	0	0	0	0	0	2
Inning Stats	R: 0 H: 1 E: 0 LOB: 1 K: 1 BB: 0 S: 6 P: 6	R: 0 H: 1 E: 0 LOB: 0 K: 1 BB: 0 S: 5 P: 5	R: 0 H: 2 E: 0 LOB: 2 K: 0 BB: 0 S: 5 P: 5	R: 0 H: 1 E: 1 LOB: 2 K: 0 BB: 0 S: 5 P: 5	R: 0 H: 1 E: 0 LOB: 1 K: 0 BB: 0 S: 4 P: 4	R: 0 H: 0 E: 0 LOB: 0 K: 0 BB: 0 S: 3 P: 3	R: 0 H: 1 E: 0 LOB: 1 K: 0 BB: 0 S: 4 P: 4	R: 0 H: 0 E: 0 LOB: 0 K: 0 BB: 0 S: 3 P: 3	R: 0 H: 2 E: 0 LOB: 2 K: 1 BB: 0 S: 7 P: 7	1B: 9 SF: 0 2B: 0 SAC: 0 3B: 0 DP: 1 HR: 0 HBP: 0						

PITCHER	IP	WLS	BF	H	R	ER	SO	BB	IBB	HBP	BLK	WP	HR	S	P	ERA	WHIP
Billy O'Dell, L (1, 1) ERA: 2.9	9.0	W	36	9	0	0	3	0	0	0	0	0	0	42	42	0.00	1.000

PITCHER	IP	WLS	BF	H	R	ER	SO	BB	IBB	HBP	BLK	WP	HR	S	P	ERA	WHIP

TOP

Chicago White Sox @ Baltimore Orioles

Memorial Stadium, Baltimore, MD

Thu Jul 17 1958, 7:05 PM EDT

Att. 14,666 - Unknown

livebaseballscorecards.com

AB	36
R	0
H	9
RBI	0
BB	0
SO	3
LOB	15

WP: 0	PA: 36				
PB: 0					
SB: 0					
CS: 0					

Batter	1	2	3	4	5	6	7	8	9	AB	R	H	RBI	BB	SO	LOB
Jim Busby, R (1, 8) OBP: 0.266, SLG: 0.295	F8		4-3		F9		BBBB 4-0 6-3 BB			3	0	0	0	1	0	0
Dick Williams, R (1, 9) OBP: 0.347, SLG: 0.347	1B 1B		F3		F6		6-3 1-2			4	0	1	0	0	0	1
Al Pilarcik, L (8, 9) OBP: 0.298, SLG: 0.301										0	0	0	0	0	0	0
Bob Nieman, R (1, 7) OBP: 0.420, SLG: 0.504	1-3 1B		F6		SSS 0-3 K		1-3			4	0	1	0	0	1	1
Lenny Green, L (8, 7) OBP: 0.300, SLG: 0.278										0	0	0	0	0	0	0
Gus Triandos, R (1, 2) OBP: 0.333, SLG: 0.477	F4			E PB 1B		SSS 0-3 K		F4		4	1	1	0	0	1	2
Brooks Robinson, R (1, 5) OBP: 0.334, SLG: 0.391	F7			E7 PB SF9 1-3 1B		HR		4-3		4	2	2	1	0	0	2
Bob Boyd, L (1, 3) OBP: 0.312, SLG: 0.458		2B 1B		SF9 2-H 3-H		4-3		1B		3	0	2	1	0	0	0
Billy Gardner, R (1, 4) OBP: 0.283, SLG: 0.328		1-H 2B				BBBB 4-0 BB		F9		3	0	2	0	1	0	1
Willy Miranda, S (1, 6) OBP: 0.217, SLG: 0.182		SSS 0-3 K		SSS 0-3 K		SSS 0-3 K				3	0	0	0	0	3	3
Billy O'Dell, S (1, 1) OBP: 0.149, SLG: 0.182		G3		1-3			6-3			3	0	0	0	0	0	2
Inning Stats	R: 0 H: 2 E: 0 LOB: 2 K: 0 BB: 0 S: 5 P: 5	R: 0 H: 2 E: 0 LOB: 1 K: 1 BB: 0 S: 6 P: 6	R: 0 H: 0 E: 0 LOB: 0 K: 0 BB: 0 S: 3 P: 3	R: 2 H: 3 E: 1 LOB: 1 K: 1 BB: 0 S: 8 P: 8	R: 0 H: 0 E: 0 LOB: 0 K: 1 BB: 0 S: 5 P: 5	R: 1 H: 1 E: 0 LOB: 1 K: 2 BB: 1 S: 8 P: 12	R: 0 H: 0 E: 0 LOB: 1 K: 0 BB: 1 S: 3 P: 7	R: 0 H: 1 E: 0 LOB: 1 K: 0 BB: 0 S: 4 P: 4		1B: 7 SF: 1 2B: 1 SAC: 0 3B: 0 DP: 0 HR: 1 HBP: 0						

PITCHER	IP	WLS	BF	H	R	ER	SO	BB	IBB	HBP	BLK	WP	HR	S	P	ERA	WHIP
Billy Pierce, L (1, 1) ERA: 2.77	8.0	L	34	9	3	2	5	2	0	0	0	0	1	42	50	2.25	1.375

PITCHER	IP	WLS	BF	H	R	ER	SO	BB	IBB	HBP	BLK	WP	HR	S	P	ERA	WHIP

BOTTOM

Chicago White Sox @ Baltimore Orioles

Memorial Stadium, Baltimore, MD

Thu Jul 17 1958, 7:05 PM EDT

Att. 14,666 - Unknown

livebaseballscorecards.com

AB	31
R	3
H	9
RBI	2
BB	2
SO	5
LOB	12

Batter	1	2	3	4	5	6	7	8	9	AB	R	H	RBI	BB	SO	LOB
Billy Goodman, L (1, 5) OBP: 0.382, SLG: 0.404	FC6-4 1B		6-3		1-3	1B		BBB 4-0 1B BB		4	0	2	0	1	0	0
Sammy Esposito, R (8, PR) OBP: 0.233, SLG: 0.115 (8, 5)										0	1	0	0	0	0	0
Nellie Fox, L (1, 4) OBP: 0.388, SLG: 0.376	F6		G3		BB HR 2B	4-3		1-2 2-3 3-H 1B		5	1	2	1	0	0	2
Jim Landis, R (1, 8) OBP: 0.352, SLG: 0.471	FC6-4 1-2f			1-3	SSS 0-3 K		5-3	1-2 2-H 3-H 1B		5	0	1	2	0	1	2
Ray Boone, R (1, 3) OBP: 0.310, SLG: 0.412	F8			F8	BBBB BB HR BB		6-3	F9		4	1	0	0	1	0	3
Earl Battey, R (1, 2) OBP: 0.324, SLG: 0.489		5-3		BBBB 2B BB	BBBB 1-2 2-3 HR BB		F4		G4-6-3 1B	3	2	1	0	2	0	0
Al Smith, R (1, 9) OBP: 0.324, SLG: 0.398 (8, 7)		L8		1-H 1B 2B	1-H 2-H 3-H HR			E 1B 2B	SSS K	5	3	3	5	0	1	1
Jim Rivera, L (1, 7) OBP: 0.289, SLG: 0.367		S 1B		2-H E 1B	F5			1B E 1B HBP	G4-6-3 1-2f	3	0	2	1	0	0	0
Don Mueller, L (8, PR) OBP: 0.314, SLG: 0.295 (8, 9)										1	1	0	0	0	0	1
Luis Aparicio, R (1, 6) OBP: 0.294, SLG: 0.312		SSS 0-3 K 1-2		E6 1-2		F4		F8 1-2 2-3		4	0	0	0	0	1	4
Early Wynn, S (1, 1) OBP: 0.298, SLG: 0.225			6-3	G3		SSS 0-3 K		SSS 0-3 K		4	0	0	0	0	2	5
Inning Stats	R: 0 E: 0 K: 0 S: 4 H: 1 LOB: 1 BB: 0 P: 4	R: 0 E: 0 K: 1 S: 6 H: 1 LOB: 1 BB: 0 P: 6	R: 0 E: 0 K: 0 S: 3 H: 0 LOB: 0 BB: 0 P: 3	R: 2 E: 1 K: 0 S: 6 H: 2 LOB: 2 BB: 1 P: 10	R: 4 E: 0 K: 1 S: 7 H: 2 LOB: 0 BB: 2 P: 15	R: 0 E: 0 K: 1 S: 6 H: 1 LOB: 1 BB: 0 P: 6	R: 0 E: 0 K: 0 S: 3 H: 0 LOB: 0 BB: 0 P: 3	R: 3 E: 1 K: 1 S: 8 H: 3 LOB: 2 BB: 1 P: 13	R: 0 E: 0 K: 1 S: 5 H: 1 LOB: 0 BB: 0 P: 5	1B: 7 2B: 3 3B: 0 HR: 1	SF: 0 SAC: 0 DP: 1 HBP: 1						

TOP

Chicago White Sox @ Washington Senators

Griffith Stadium, Washington, DC

Fri Jul 18 1958, 7:05 PM EDT

Att. 3,026 - Unknown

livebaseballscorecards.com

AB	38
R	9
H	11
RBI	9
BB	4
SO	5
LOB	18

PA: 43

PITCHER		IP	WLS	BF	H	R	ER	SO	BB	IBB	HBP	BLK	WP	HR	S	P	ERA	WHIP
John Romonosky, R ERA: 4.85	(1, 1)	6.0	L	29	7	6	6	3	3	0	0	0	0	1	32	44	9.00	1.667
Jim Constable, L ERA: 8.85	(7, 1)	2.0		11	3	3	3	1	1	0	1	0	0	0	11	16	13.50	2.000
Joe Albanese, R ERA:	(9, 1)	1.0		3	1	0	0	1	0	0	0	0	0	0	5	5	0.00	1.000

PITCHER	IP	WLS	BF	H	R	ER	SO	BB	IBB	HBP	BLK	WP	HR	S	P	ERA	WHIP

BOTTOM

Chicago White Sox @ Washington Senators

Griffith Stadium, Washington, DC

Fri Jul 18 1958, 7:05 PM EDT

Att. 3,026 - Unknown

livebaseballscorecards.com

Batter	1	2	3	4	5	6	7	8	9	AB	R	H	RBI	BB	SO	LOB
Herb Plews, L (1, 4) OBP: 0.317, SLG: 0.368	4-3		K			FC6-4 (1-2f)		E4 (E) (1-2, 2-3)		4	0	0	0	0	1	3
Albie Pearson, L (1, 8) OBP: 0.366, SLG: 0.356	BB (E, S)			L5-3 BB		F2		F3		2	0	0	0	2	0	4
Neil Chrisley, L (1, 7) OBP: 0.290, SLG: 0.410	F4 (1-3)			L5-3 (1-2)		L6		E6 (1-3, 2-H, 3-H)		4	0	0	1	0	0	4
Roy Sievers, R (1, 3) OBP: 0.361, SLG: 0.576	F5			F7			1B	K		4	0	1	0	0	1	3
Clint Courtney, L (1, 2) OBP: 0.316, SLG: 0.303		L9			K		F6	F6		4	0	0	0	0	1	3
Jim Lemon, R (1, 9) OBP: 0.316, SLG: 0.466		K			5-3		K		K	4	0	0	0	0	3	1
Eddie Yost, R (1, 5) OBP: 0.337, SLG: 0.268		K			1B		K		F7	4	0	1	0	0	2	1
Ossie Alvarez, R (1, 6) OBP: 0.311, SLG: 0.268			K		K			E BB E (1B)	F8	4	1	1	0	0	2	1
John Romonosky, R (1, 1)			K			FC6-4 (1B)		E (1-2) BB		1	0	0	0	0	1	0
Faye Throneberry, L (6, PH) OBP: 0.235, SLG: 0.313										1	0	1	0	0	0	0
Jim Constable, S (7, 1) OBP: 1.000, SLG: 1.333										0	0	0	0	0	0	0
Julio Becquer, L (8, PH) OBP: 0.258, SLG: 0.241										0	1	0	0	1	0	0
Joe Albanese, R (9, 1)										0	0	0	0	0	0	0
Inning Stats	R: 0 E: 0 K: 0 S: 3 H: 0 LOB: 1 BB: 1 P: 7	R: 0 E: 0 K: 2 S: 7 H: 0 LOB: 0 BB: 0 P: 7	R: 0 E: 0 K: 3 S: 9 H: 0 LOB: 0 BB: 0 P: 9	R: 0 E: 0 K: 0 S: 2 H: 0 LOB: 0 BB: 1 P: 6	R: 0 E: 0 K: 2 S: 8 H: 1 LOB: 1 BB: 0 P: 8	R: 0 E: 0 K: 0 S: 4 H: 1 LOB: 1 BB: 0 P: 4	R: 0 E: 0 K: 2 S: 8 H: 1 LOB: 1 BB: 0 P: 8	R: 2 E: 2 K: 1 S: 8 H: 1 LOB: 2 BB: 1 P: 12	R: 0 E: 0 K: 1 S: 5 H: 0 LOB: 0 BB: 0 P: 5	1B: 4 2B: 1 3B: 0 HR: 0	SF: 0 SAC: 0 DP: 1 HBP: 0						

PITCHER	IP	WLS	BF	H	R	ER	SO	BB	IBB	HBP	BLK	WP	HR	S	P	ERA	WHIP
Early Wynn, R (1, 1) ERA: 4.14	9.0	W	35	4	2	0	11	3	0	0	0	0	0	54	66	0.00	0.778

PITCHER	IP	WLS	BF	H	R	ER	SO	BB	IBB	HBP	BLK	WP	HR	S	P	ERA	WHIP

AB	32
R	2
H	4
RBI	1
BB	3
SO	11
LOB	20

1B: 4	SF: 0	WP: 0	PA: 35
2B: 1	SAC: 0	PB: 0	
3B: 0	DP: 1	SB: 1	
HR: 0	HBP: 0	CS: 0	

Batter	1	2	3	4	5	6	7	8	9	AB	R	H	RBI	BB	SO	LOB
Billy Goodman, L (1, 5) OBP: 0.391, SLG: 0.413	1B 2B 1B	2B 1-2 1B		1B		F4 ①		6-3 1B		5	1	4	0	0	0	1
Sammy Esposito, R (8, PR) OBP: 0.233, SLG: 0.115										0	0	0	0	0	0	0
(8, 5)																
Nellie Fox, L (1, 4) OBP: 0.388, SLG: 0.380	2B 1-3 G3 1B	1-3 2-H 2B		F9 ①		1-3 1-2 ②		L8 ①		5	1	2	1	0	0	3
Jim Landis, R (1, 8) OBP: 0.350, SLG: 0.470	G3 1-3 SF8 3-H 2B	F7 ③		F4 ②		F4 ③		6-3 1-2 ②		5	1	1	1	0	0	5
Earl Torgeson, L (1, 3) OBP: 0.387, SLG: 0.435	G3 ① 2-3 3-H	B B B B S 1B BB		L4 ③			F5 ①	B B B B BB		3	1	0	1	2	0	2
Earl Battey, R (1, 2) OBP: 0.318, SLG: 0.473	SF8 ② 3-H	S S S K ①			F9 ①		B B B B 1B 1B BB	S S S K ③		3	1	0	1	1	2	3
Al Smith, R (1, 7) OBP: 0.325, SLG: 0.408	F7 ③	BB 1-H 1B			F9 HR	F9 ②			6-3 ①	5	1	2	2	0	0	1
Don Mueller, L (1, 9) OBP: 0.318, SLG: 0.300		4-3 ① 1B	F9 ②		F8 ②	1B 1-3 1B			FC4-6 1B	5	0	2	0	0	0	1
Luis Aparicio, R (1, 6) OBP: 0.296, SLG: 0.311	F8 ②	B B B B 1-2 BB		F4 ③		1-2 3-H 1B			FC4-6 ② 1-2f S	4	0	1	1	1	0	1
Jim Wilson, R (1, 1) OBP: 0.195, SLG: 0.108	1B 2B 1B	1-3			B B B B 1-3 BB	S S S K ③			S S S K ③ 1-2	1	1	1	0	0	0	0
Bob Shaw, R (2, 1) OBP: 0.353, SLG: 0.214										1	0	0	0	1	0	2
Gerry Staley, R (6, 1)										2	0	0	0	0	2	3
Turk Lown, R (9, 1) OBP: 0.333, SLG: 0.333										0	0	0	0	0	0	0
Inning Stats	R: 3 E: 0 K: 0 S: 6 H: 3 LOB: 0 BB: 0 P: 6	R: 1 E: 0 K: 0 S: 6 H: 3 LOB: 2 BB: 0 P: 6	R: 1 E: 0 K: 1 S: 6 H: 1 LOB: 2 BB: 0 P: 14	R: 0 E: 0 K: 0 S: 4 H: 1 LOB: 1 BB: 0 P: 4	R: 1 E: 0 K: 0 S: 4 H: 1 LOB: 0 BB: 0 P: 4	R: 0 E: 0 K: 0 S: 3 H: 0 LOB: 1 BB: 1 P: 7	R: 1 E: 0 K: 1 S: 7 H: 2 LOB: 2 BB: 1 P: 11	R: 0 E: 0 K: 1 S: 6 H: 1 LOB: 2 BB: 1 P: 10	R: 0 E: 0 K: 1 S: 6 H: 1 LOB: 1 BB: 0 P: 6	1B: 10 2B: 2 3B: 0 HR: 1 SF: 1 SAC: 0 DP: 0 HBP: 0	WP: 0 PB: 0 SB: 2 CS: 0 PA: 45					

PITCHER		IP	WLS	BF	H	R	ER	SO	BB	IBB	HBP	BLK	WP	HR	S	P	ERA	WHIP
Pedro Ramos, R ERA: 3.97	(1, 1)	2.0	L	12	6	4	4	0	0	0	0	0	0	0	12	12	18.00	3.000
Tex Clevenger, R ERA: 4.5	(3, 1)	4.0		18	3	2	2	1	3	0	0	0	0	1	17	29	4.50	1.500
Dick Hyde, R ERA: 1.92	(7, 1)	1.0		6	2	1	1	1	1	0	0	0	0	0	7	11	9.00	3.000
Camilo Pascual, R ERA: 2.85	(8, 1)	2.0		9	2	0	0	2	1	0	0	0	0	0	12	16	0.00	1.500

PITCHER	IP	WLS	BF	H	R	ER	SO	BB	IBB	HBP	BLK	WP	HR	S	P	ERA	WHIP

TOP

Chicago White Sox @ Washington Senators

Griffith Stadium, Washington, DC

Sat Jul 19 1958, 3:33 AM EDT

Att. 4,096 - Unknown

livebaseballscorecards.com

AB	39
R	7
H	13
RBI	7
BB	5
SO	4
LOB	22

BOTTOM

Chicago White Sox @ Washington Senators

Griffith Stadium, Washington, DC

Sat Jul 19 1958, 3:33 AM EDT

Att. 4,096 - Unknown

livebaseballscorecards.com

Batter	1	2	3	4	5	6	7	8	9	AB	R	H	RBI	BB	SO	LOB
Eddie Yost, R (1, 5) OBP: 0.338, SLG: 0.282	K	SF8 2-3 3-H		BB		2-H HR			6-3	3	1	1	3	1	1	0
Albie Pearson, L (1, 8) OBP: 0.367, SLG: 0.357	1B 1B	PB 1-2 3-H 1B		F6		F9			F5	5	0	2	1	0	0	1
Neil Chrisley, L (1, 9) OBP: 0.285, SLG: 0.403 Dick Hyde, R (7, 1) Herb Plews, L (7, PH) OBP: 0.316, SLG: 0.366 Camilo Pascual, R (8, 1) OBP: 0.179, SLG: 0.250 Clint Courtney, L (9, PH) OBP: 0.318, SLG: 0.305 John Romonosky, R (9, PR)	F6	G3 1-2 2-3			1-3		G3		BB 1B	3 0 1 0 1 0	0 0 0 0 0 0	0 0 0 0 1 0	0 0 0 0 0 0	0 0 0 0 0 0	0 0 0 0 0 0	3 0 0 0 0 0
Roy Sievers, R (1, 7) OBP: 0.364, SLG: 0.574	FC6-4 1-2 1B		L7		3-1		G6-4-3 BB		1-2 BB	3	0	1	0	2	0	0
Ed Fitz Gerald, R (1, 2) OBP: 0.362, SLG: 0.346	FC6-4 1-2f		FC4 1B		F8		G6-4-3 1-2f		K	5	0	1	0	0	1	5
Norm Zauchin, R (1, 3) OBP: 0.354, SLG: 0.435		F6	F9			F8		FC6-4 1B		4	0	1	0	0	0	1
Ossie Alvarez, R (1, 6) OBP: 0.308, SLG: 0.267		1B 1B SF8 1B	FC4 1-2f			6-3		FC6-4 G6-3 1-2f		4	1	1	0	0	0	2
Bobby Malkmus, R (1, 4) OBP: 0.229, SLG: 0.298		SF8 1B 1-2 1B 1B		F4		2B 2B		G6-3 1-2f		4	2	2	0	0	0	1
Pedro Ramos, S (1, 1) OBP: 0.176, SLG: 0.196 Julio Becquer, L (2, PH) OBP: 0.266, SLG: 0.250 Tex Clevenger, R (3, 1) OBP: 0.188, SLG: 0.267 Jim Lemon, R (6, PH) OBP: 0.320, SLG: 0.482 (7, 9)		PB 1B 1-2 2-3 1B		K		2-H HR 2B			HR	0 1 1 2	0 0 0 2	0 1 0 2	0 0 0 2	0 0 1 0	0 0 0 0	0 0 0 0
Inning Stats	R: 0 E: 0 K: 1 S: 7 H: 2 LOB: 2 BB: 0 P: 7	R: 2 E: 0 K: 0 S: 7 H: 4 LOB: 2 BB: 0 P: 7	R: 0 E: 0 K: 0 S: 4 H: 1 LOB: 1 BB: 0 P: 4	R: 0 E: 0 K: 1 S: 5 H: 0 LOB: 1 BB: 1 P: 9	R: 0 E: 0 K: 0 S: 3 H: 0 LOB: 0 BB: 0 P: 3	R: 3 E: 0 K: 0 S: 6 H: 3 LOB: 0 BB: 0 P: 6	R: 0 E: 0 K: 0 S: 2 H: 0 LOB: 0 BB: 1 P: 6	R: 0 E: 0 K: 0 S: 3 H: 1 LOB: 0 BB: 0 P: 3	R: 1 E: 0 K: 1 S: 7 H: 2 LOB: 2 BB: 1 P: 11	1B: 9 2B: 2 3B: 0 HR: 2 SF: 1 SAC: 0 DP: 2 HBP: 0						

	AB	37
	R	6
	H	13
	RBI	6
	BB	3
	SO	3
	LOB	13

WP: 0 PB: 1 SB: 0 CS: 0 PA: 41

PITCHER		IP	WLS	BF	H	R	ER	SO	BB	IBB	HBP	BLK	WP	HR	S	P	ERA	WHIP
Jim Wilson, R ERA: 3.38	(1, 1)	1.2		11	6	2	2	1	0	0	0	0	0	0	13	13	10.80	3.600
Bob Shaw, R ERA: 4.82	(2, 1)	4.0		17	4	3	3	1	1	0	0	0	0	1	18	22	6.75	1.250
Gerry Staley, R ERA: 3.06	(6, 1)	3.0	W	12	3	1	1	0	2	0	0	0	0	1	10	18	3.00	1.667
Turk Lown, R ERA: 4.73	(9, 1)	0.1	S	1	0	0	0	1	0	0	0	0	0	0	3	3	0.00	0.000

PITCHER	IP	WLS	BF	H	R	ER	SO	BB	IBB	HBP	BLK	WP	HR	S	P	ERA	WHIP

Batter	1	2	3	4	5	6	7	8	9	AB	R	H	RBI	BB	SO	LOB
Billy Goodman, L (1, 5) OBP: 0.391, SLG: 0.413	L5		1B 2-H 1B		SH5-4 1B 2B 1B	6-3			F7	5	1	2	1	0	0	0
Sammy Esposito, R (9, 5) OBP: 0.233, SLG: 0.115										0	0	0	0	0	0	0
Nellie Fox, L (1, 4) OBP: 0.388, SLG: 0.380	F7		1-3 1B		1-2 SH5-4 2B 1B	F7			6-3	5	1	2	0	0	0	0
Jim Landis, R (1, 8) OBP: 0.345, SLG: 0.464	F5		S S S K		SH5-4 1-2 2-3		F8		1-3	4	0	0	0	0	1	2
Sherm Lollar, R (1, 2) OBP: 0.384, SLG: 0.457		PB 1B	S S S K		1B 2-H 3-H 2B		F8			4	1	2	2	0	1	2
Earl Torgeson, L (1, 3) OBP: 0.397, SLG: 0.446		F6 1-2	1B	1B	E 2-H 1B		1B			4	0	3	1	0	0	1
Al Smith, R (1, 7) OBP: 0.321, SLG: 0.403		6-3		F8	E5 1-2		S S S K			4	0	0	0	0	1	4
Don Mueller, L (1, 9) OBP: 0.315, SLG: 0.298		6-3		1-2 1B	F6			4-3		4	0	1	0	0	0	3
Luis Aparicio, R (1, 6) OBP: 0.298, SLG: 0.311			B B B B S 1B BB	F8	F8			CS 1B		3	1	1	0	1	0	4
Dick Donovan, L (1, 1) OBP: 0.255, SLG: 0.095			S S S K 1-2	F8		F9		1-2 F6		4	0	0	0	0	1	4
Inning Stats	R: 0 E: 0 K: 0 S: 3 H: 0 LOB: 0 BB: 0 P: 3	R: 0 E: 0 K: 0 S: 4 H: 1 LOB: 1 BB: 0 P: 4	R: 1 E: 0 K: 3 S: 11 H: 2 LOB: 2 BB: 1 P: 15	R: 0 E: 0 K: 0 S: 5 H: 2 LOB: 2 BB: 0 P: 5	R: 3 E: 1 K: 0 S: 8 H: 4 LOB: 2 BB: 0 P: 8	R: 0 E: 0 K: 0 S: 3 H: 0 LOB: 0 BB: 0 P: 3	R: 0 E: 0 K: 1 S: 6 H: 1 LOB: 1 BB: 0 P: 6	R: 0 E: 0 K: 0 S: 3 H: 1 LOB: 0 BB: 0 P: 3	R: 0 E: 0 K: 0 S: 3 H: 0 LOB: 0 BB: 0 P: 3	1B: 10 2B: 1 3B: 0 HR: 0 SF: 0 SAC: 1 DP: 0 HBP: 0						

TOP

Chicago White Sox @ Washington Senators

Griffith Stadium, Washington, DC

Sun Jul 20 1958, 3:33 AM EDT

Unknown

livebaseballscorecards.com

AB	37
R	4
H	11
RBI	4
BB	1
SO	4
LOB	20

WP: 0 PB: 1 SB: 1 CS: 1 PA: 39

PITCHER		IP	WLS	BF	H	R	ER	SO	BB	IBB	HBP	BLK	WP	HR	S	P	ERA	WHIP
Russ Kemmerer, R ERA: 4.58	(1, 1)	4.1	L	23	9	4	4	3	1	0	0	0	0	0	28	32	8.31	2.308
Vito Valentinetti, R ERA: 3.86	(5, 1)	3.2		13	2	0	0	1	0	0	0	0	0	0	15	15	0.00	0.545
Tex Clevenger, R ERA: 4.45	(9, 1)	1.0		3	0	0	0	0	0	0	0	0	0	0	3	3	0.00	0.000

PITCHER	IP	WLS	BF	H	R	ER	SO	BB	IBB	HBP	BLK	WP	HR	S	P	ERA	WHIP

Batter	1	2	3	4	5	6	7	8	9	AB	R	H	RBI	BB	SO	LOB
Eddie Yost, R (1, 5) OBP: 0.337, SLG: 0.282	5-3		1B			K		5-3		4	0	1	0	0	1	0
Albie Pearson, L (1, 8) OBP: 0.366, SLG: 0.355	6-3		G4-3-6-3-6 1-2f			4-3		2B 1B		4	0	1	0	0	0	1
Roy Sievers, R (1, 7) OBP: 0.366, SLG: 0.575	F3			F5		HBP BB		1-3 2B		3	0	1	0	1	0	0
Clint Courtney, L (1, 2) OBP: 0.317, SLG: 0.302		F8		G3		1-2 HBP		K		3	0	0	0	0	1	2
Jim Lemon, R (1, 9) OBP: 0.319, SLG: 0.489		HR		K		5-3			K	4	1	1	1	0	2	2
Herb Plews, L (1, 4) OBP: 0.310, SLG: 0.359		6-3			4-3		F8		L4	4	0	0	0	0	0	0
Norm Zauchin, R (1, 3) OBP: 0.357, SLG: 0.450		BB			HR		F9		F8	3	1	1	1	1	0	0
Ossie Alvarez, R (1, 6) OBP: 0.294, SLG: 0.254		3-1			5-3		F8			3	0	0	0	0	0	1
Russ Kemmerer, R (1, 1) OBP: 0.159, SLG: 0.119			K		F8			G3		1	0	0	0	0	1	0
Vito Valentinetti, R (5, 1) OBP: 0.250, SLG: 0.250										1	0	0	0	0	0	0
Neil Chrisley, L (8, PH) OBP: 0.283, SLG: 0.400										1	0	0	0	0	0	0
Tex Clevenger, R (9, 1) OBP: 0.188, SLG: 0.267										0	0	0	0	0	0	0
Inning Stats	R: 0 E: 0 K: 0 S: 3 H: 0 LOB: 0 BB: 0 P: 3	R: 1 E: 0 K: 0 S: 4 H: 1 LOB: 1 BB: 1 P: 8	R: 0 E: 0 K: 1 S: 5 H: 1 LOB: 0 BB: 0 P: 5	R: 0 E: 0 K: 1 S: 5 H: 0 LOB: 0 BB: 0 P: 5	R: 1 E: 0 K: 0 S: 4 H: 1 LOB: 0 BB: 0 P: 4	R: 0 E: 0 K: 1 S: 5 H: 0 LOB: 2 BB: 1 P: 10	R: 0 E: 0 K: 0 S: 3 H: 0 LOB: 0 BB: 0 P: 3	R: 0 E: 0 K: 1 S: 7 H: 2 LOB: 2 BB: 0 P: 7	R: 0 E: 0 K: 1 S: 5 H: 0 LOB: 0 BB: 0 P: 5	1B: 2 2B: 1 3B: 0 HR: 2 SF: 0 SAC: 0 DP: 1 HBP: 1						

PITCHER	IP	WLS	BF	H	R	ER	SO	BB	IBB	HBP	BLK	WP	HR	S	P	ERA	WHIP
Dick Donovan, R (1, 1) ERA: 3.91	9.0	W	34	5	2	2	5	2	0	1	0	0	2	41	50	2.00	0.778

PITCHER	IP	WLS	BF	H	R	ER	SO	BB	IBB	HBP	BLK	WP	HR	S	P	ERA	WHIP

BOTTOM

Chicago White Sox @ Washington Senators

Griffith Stadium, Washington, DC

Sun Jul 20 1958, 3:33 AM EDT

Unknown

livebaseballscorecards.com

AB	31
R	2
H	5
RBI	2
BB	2
SO	5
LOB	6

WP: 0	PA: 34
PB: 0	
SB: 0	
CS: 0	

Batter	1	2	3	4	5	6	7	8	9	AB	R	H	RBI	BB	SO	LOB
Billy Goodman, L (1, 5) OBP: 0.391, SLG: 0.413	4-1		G4-6-3 1B		1B		F6	G3		5	0	2	0	0	0	3
Nellie Fox, L (1, 4) OBP: 0.386, SLG: 0.376	6-3		G4-6-3 1-2f		F9		1B BB 1-2 2-3 BB		G3	4	0	0	0	1	0	2
Jim Landis, R (1, 8) OBP: 0.352, SLG: 0.472	2B		F3			2B	1B 1-2 2-3 3-H BB		1B SF8 BB	3	1	2	1	2	0	0
Ray Boone, R (1, 3) OBP: 0.309, SLG: 0.409 Tom Qualters, R (7, 1) Turk Lown, R (7, 1) OBP: 0.333, SLG: 0.333 Sherm Lollar, R (9, PH) OBP: 0.386, SLG: 0.459 Jim Rivera, L (9, PR) OBP: 0.289, SLG: 0.367 Early Wynn, S (9, 1) OBP: 0.298, SLG: 0.225	6-3			F4		5-3	FC6-4 1-2 2-3 3-H 1B		S 1-3 1B	4 0 0 1 0 0	0 0 0 0 0 0	1 0 0 1 0 0	1 0 0 0 0 0	0 0 0 0 0 0	0 0 0 0 0 0	2 0 0 0 0 0
Al Smith, R (1, 7) OBP: 0.323, SLG: 0.405		FC5 2B		1-3 BB		F6	FC6-4 1-2f		SF8 3-H	3	0	1	1	1	0	4
Earl Battey, R (1, 2) OBP: 0.313, SLG: 0.454		FC5 BB		1-3 1-2		F6		K	3-1 1-2	4	0	0	0	1	1	3
Don Mueller, L (1, 9) OBP: 0.304, SLG: 0.287		F7		G3			F6	L8		4	0	0	0	0	0	3
Luis Aparicio, R (1, 6) OBP: 0.300, SLG: 0.314		FC5 1-2 2-3f			K		BB 1B BB 1B	2B 1B		4	2	2	0	0	1	2
Ray Moore, R (1, 1) OBP: 0.267, SLG: 0.414 Earl Torgeson, L (7, PH) OBP: 0.406, SLG: 0.465 (7, 3)		L6			F3		BB BB 1-2 1B	1-H 2B		2 2	0 1	0 2	0 1	0 0	0 0	2 0
Inning Stats	R: 0 E: 0 K: 0 S: 4 H: 1 LOB: 1 BB: 0 P: 4	R: 0 E: 0 K: 0 S: 4 H: 1 LOB: 2 BB: 1 P: 8	R: 0 E: 0 K: 0 S: 3 H: 1 LOB: 0 BB: 0 P: 3	R: 0 E: 0 K: 0 S: 3 H: 0 LOB: 1 BB: 1 P: 7	R: 0 E: 0 K: 1 S: 6 H: 1 LOB: 1 BB: 0 P: 6	R: 0 E: 0 K: 0 S: 4 H: 1 LOB: 1 BB: 0 P: 4	R: 2 E: 0 K: 0 S: 6 H: 3 LOB: 3 BB: 2 P: 14	R: 1 E: 0 K: 1 S: 7 H: 2 LOB: 1 BB: 0 P: 7	R: 1 E: 0 K: 0 S: 4 H: 1 LOB: 2 BB: 1 P: 8	1B: 7 2B: 4 3B: 0 HR: 0 SF: 1 SAC: 0 DP: 1 HBP: 0						

PITCHER		IP	WLS	BF	H	R	ER	SO	BB	IBB	HBP	BLK	WP	HR	S	P	ERA	WHIP
Hal Griggs, R ERA: 5.29	(1, 1)	6.2		30	7	2	2	1	4	0	0	0	0	0	28	44	2.70	1.650
Dick Hyde, R ERA: 2.12	(7, 1)	2.1	W	12	4	2	2	1	1	0	0	0	0	0	13	17	7.71	2.143

PITCHER		IP	WLS	BF	H	R	ER	SO	BB	IBB	HBP	BLK	WP	HR	S	P	ERA	WHIP

TOP

Chicago White Sox @ Washington Senators

Griffith Stadium, Washington, DC

Sun Jul 20 1958, 3:38 AM EDT

Att. 9,084 - Unknown

livebaseballscorecards.com

AB	36
R	4
H	11
RBI	4
BB	5
SO	2
LOB	21

WP: 0 PB: 0 SB: 1 CS: 0 PA: 42

BOTTOM

Chicago White Sox @ Washington Senators

Griffith Stadium, Washington, DC

Sun Jul 20 1958, 3:38 AM EDT

Att. 9,084 - Unknown

livebaseballscorecards.com

Batter	1	2	3	4	5	6	7	8	9	AB	R	H	RBI	BB	SO	LOB
Eddie Yost, R (1, 5) OBP: 0.342, SLG: 0.286	0-0 FC4-6 1B		0-0 1B		0-0 ② F6	0-0 ③ FC4 1-2f		BBBB 4-0 BB		4	0	2	0	1	0	2
Albie Pearson, L (1, 8)	0-0 ① FC4-6 S 1-2f		0-0 ③ G3		0-0 2B		0-0 1B SF9 1B	0-0 ③ G3		5	1	2	0	0	0	4
Roy Sievers, R (1, 7) OBP: 0.370, SLG: 0.584	0-0 ② F6			0-0 ① 5-3	4-0 IBB		0-0 1-3 1B		0-0 HR	4	1	2	1	1	0	1
Jim Lemon, R (1, 9) OBP: 0.318, SLG: 0.486	0-0 ③ 6-3 1-2			BBBB 4-0 BB 1B BB	SSS 0-3 ③ K		0-0 ① SF9 3-H			2	1	0	1	1	1	3
Norm Zauchin, R (1, 3) OBP: 0.360, SLG: 0.448		0-0 ① F8		BBBB 4-0 1B 1-2 1B BB		0-0 FC3-6 1B	SSS 0-3 ② K			3	1	1	0	1	1	1
Clint Courtney, L (1, 2) OBP: 0.320, SLG: 0.302		BBBB 4-0 G6-4-3 BB		0-0 1B 1-2 2-H 1B		0-0 ① FC3-6 1B 1-2f BLK	SSS 0-3 ③ K			3	1	1	1	1	1	2
Bobby Malkmus, R (1, 4) OBP: 0.269, SLG: 0.320		0-0 ②③ G6-4-3 1-2f		0-0 G6-4-3 1-2 2-H 1B		0-0 BLK 1-3 1B		BBBB 4-0 SH1 BB		3	0	2	1	1	0	1
Ossie Alvarez, R (1, 6) OBP: 0.296, SLG: 0.246			0-0 ① 1-3	0-0 ②③ G6-4-3 1-2f		BBBB 4-0 FC4 1-2 3-H BB		0-0 ① SH1 1-2		2	0	0	0	1	0	2
Hal Griggs, R (1, 1) OBP: 0.118, SLG: 0.212 Dick Hyde, R (7, 1)			0-0 ② F3		SSS 0-3 ① K	SSS 0-3 ② K		SSS 0-3 ② K		3 1	0 0	0 0	0 0	0 0	2 1	2 1
Inning Stats	R: 0 E: 0 K: 0 S: 4 H: 1 LOB: 1 BB: 0 P: 4	R: 0 E: 0 K: 0 S: 2 H: 0 LOB: 0 BB: 1 P: 6	R: 0 E: 0 K: 0 S: 4 H: 1 LOB: 1 BB: 0 P: 4	R: 2 E: 0 K: 0 S: 4 H: 2 LOB: 1 BB: 2 P: 12	R: 0 E: 0 K: 2 S: 8 H: 1 LOB: 2 BB: 1 P: 12	R: 1 E: 0 K: 1 S: 7 H: 2 LOB: 2 BB: 1 P: 11	R: 1 E: 0 K: 2 S: 9 H: 2 LOB: 1 BB: 0 P: 9	R: 0 E: 0 K: 1 S: 5 H: 0 LOB: 2 BB: 2 P: 13	R: 1 E: 0 K: 0 S: 1 H: 1 LOB: 0 BB: 0 P: 1	1B: 8 2B: 1 3B: 0 HR: 1	SF: 1 SAC: 1 DP: 2 HBP: 0						

	AB	30
	R	5
	H	10
	RBI	4
	BB	7
	SO	6
	LOB	19

	WP: 0	PA: 39
	PB: 0	
	SB: 1	
	CS: 0	

PITCHER		IP	WLS	BF	H	R	ER	SO	BB	IBB	HBP	BLK	WP	HR	S	P	ERA	WHIP
Ray Moore, R ERA: 3.05	(1, 1)	6.0		28	7	3	3	3	4	1	0	1	0	0	29	49	4.50	1.833
Tom Qualters, R ERA: 4.45	(7, 1)	0.1		3	2	1	1	0	0	0	0	0	0	0	3	3	27.00	6.000
Turk Lown, R ERA: 4.45	(7, 1)	1.2		7	0	0	0	3	2	0	0	0	0	0	11	19	0.00	1.200
Early Wynn, R ERA: 4.21	(9, 1)	0.0	L	1	1	1	1	0	0	0	0	0	0	1	1	1	∞	∞

PITCHER	IP	WLS	BF	H	R	ER	SO	BB	IBB	HBP	BLK	WP	HR	S	P	ERA	WHIP

Baltimore Orioles @ Chicago White Sox

Comiskey Park, Chicago, IL

Tue Jul 22 1958, 8:05 PM EDT

Att. 14,563 - Unknown

TOP

livebaseballscorecards.com

Batter	1	2	3	4	5	6	7	8	9	AB	R	H	RBI	BB	SO	LOB
Jim Busby, R (1, 8) OBP: 0.273, SLG: 0.300	F7		1B			F4		K	F8	4	0	1	0	0	1	0
Jim Marshall, L (9, PH) OBP: 0.292, SLG: 0.350										1	0	0	0	0	0	3
Dick Williams, R (1, 9) OBP: 0.356, SLG: 0.358	1B		F8			1B		6-3		4	0	2	0	0	0	1
Bob Nieman, R (1, 7) OBP: 0.407, SLG: 0.493	K			K		F8			E BB 2B	4	1	1	0	0	2	1
Gus Triandos, R (1, 2) OBP: 0.333, SLG: 0.466		1B		6-3			K		F4	4	0	1	0	0	1	1
Brooks Robinson, R (1, 5) OBP: 0.322, SLG: 0.375		K		6-3			6-3		K	4	0	0	0	0	2	2
Bob Boyd, L (1, 3) OBP: 0.335, SLG: 0.487		F4			G5-4-3 1B		1B		E6 BB BB BB 2-3	4	1	2	0	0	0	2
Billy Gardner, R (1, 4) OBP: 0.283, SLG: 0.326		F4			G5-4-3 1-2f		1B		BB BB BB 1-2	3	0	1	0	1	0	2
Foster Castleman, R (1, 6) OBP: 0.269, SLG: 0.273			F8		F6		F4		BB 1-2 2-3 3-H	3	0	0	1	1	0	2
Jack Harshman, L (1, 1) OBP: 0.321, SLG: 0.395			F9			G3		6-3	BB 1-2 2-3 3-H	2	0	0	0	0	0	0
Al Pilarcik, L (8, PH) OBP: 0.296, SLG: 0.299										1	0	0	0	0	0	0
George Zuverink, R (8, 1) OBP: 0.300, SLG: 0.444										0	0	0	0	0	0	0
Gene Woodling, L (9, PH) OBP: 0.387, SLG: 0.398										0	0	0	1	1	0	0
Lenny Green, L (9, PR) OBP: 0.300, SLG: 0.278										0	0	0	0	0	0	0
Inning Stats	R: 0 E: 0 K: 1 S: 5 H: 1 LOB: 0 BB: 0 P: 5	R: 0 E: 0 K: 1 S: 6 H: 1 LOB: 1 BB: 0 P: 6	R: 0 E: 0 K: 0 S: 4 H: 1 LOB: 1 BB: 0 P: 4	R: 0 E: 0 K: 1 S: 5 H: 0 LOB: 0 BB: 0 P: 5	R: 0 E: 0 K: 0 S: 3 H: 1 LOB: 0 BB: 0 P: 3	R: 0 E: 0 K: 0 S: 4 H: 1 LOB: 1 BB: 0 P: 4	R: 0 E: 0 K: 1 S: 7 H: 2 LOB: 2 BB: 0 P: 7	R: 0 E: 0 K: 1 S: 5 H: 0 LOB: 0 BB: 0 P: 5	R: 2 E: 1 K: 1 S: 7 H: 1 LOB: 3 BB: 3 P: 19	1B: 7 2B: 1 3B: 0 HR: 0 SF: 0 SAC: 0 DP: 1 HBP: 0						

	AB	34
	R	2
	H	8
	RBI	2
	BB	3
	SO	6
	LOB	14

WP: 0 PB: 0 SB: 0 CS: 0 PA: 37

PITCHER		IP	WLS	BF	H	R	ER	SO	BB	IBB	HBP	BLK	WP	HR	S	P	ERA	WHIP
Billy Pierce, L ERA: 2.61	(1, 1)	8.2	W	36	8	2	0	6	3	0	0	0	0	0	45	57	0.00	1.269
Turk Lown, R ERA: 4.4	(9, 1)	0.1	S	1	0	0	0	0	0	0	0	0	0	0	1	1	0.00	0.000

PITCHER		IP	WLS	BF	H	R	ER	SO	BB	IBB	HBP	BLK	WP	HR	S	P	ERA	WHIP

Baltimore Orioles @ Chicago White Sox

Comiskey Park, Chicago, IL

Tue Jul 22 1958, 8:05 PM EDT

Att. 14,563 - Unknown

livebaseballscorecards.com

BOTTOM

Batter	1	2	3	4	5	6	7	8	9	AB	R	H	RBI	BB	SO	LOB
Billy Goodman, L (1, 5) OBP: 0.389, SLG: 0.410	K		4-3	1B 1-2 2-H		F8				4	0	1	1	0	1	0
Sammy Esposito, R (9, 5) OBP: 0.233, SLG: 0.115										0	0	0	0	0	0	0
Nellie Fox, L (1, 4) OBP: 0.389, SLG: 0.380	2B 1B		1-3	1B 1-2 2-3			FC1-6 1B			4	0	3	0	0	0	0
Jim Landis, R (1, 8) OBP: 0.351, SLG: 0.472	1-3 2B		F7	F8			FC1-6 1-2f			4	0	1	0	0	0	4
Ray Boone, R (1, 3) OBP: 0.312, SLG: 0.425	K			E BB FC4 1B	HR		F8			4	2	2	1	0	1	3
Sherm Lollar, R (1, 2) OBP: 0.384, SLG: 0.453	BB			F8	F3		F2			3	0	0	0	1	0	2
Al Smith, R (1, 7) OBP: 0.322, SLG: 0.401	F4			FC4 E 1B 1-2 BB	F9			F4		3	1	0	0	1	0	3
Don Mueller, L (1, 9) OBP: 0.294, SLG: 0.277		4-3		E1 FC4 1-2 2-3	4-1			1-3		4	0	0	0	0	0	2
Jim Rivera, L (9, 9) OBP: 0.289, SLG: 0.367										0	0	0	0	0	0	0
Luis Aparicio, R (1, 6) OBP: 0.297, SLG: 0.310		5-3		FC4 1B 1B 1-2f 2-3 3-H		F9		6-3		4	1	0	1	0	0	2
Billy Pierce, L (1, 1) OBP: 0.273, SLG: 0.269		6-3		1B 1B 1B 1-2 3-H		4-3				3	0	1	1	0	0	0
Turk Lown, R (9, 1) OBP: 0.333, SLG: 0.333										0	0	0	0	0	0	0
Inning Stats	R: 0 E: 0 K: 2 S: 9 H: 2 LOB: 3 BB: 1 P: 13	R: 0 E: 0 K: 0 S: 3 H: 0 LOB: 0 BB: 0 P: 3	R: 0 E: 0 K: 0 S: 3 H: 0 LOB: 0 BB: 0 P: 3	R: 3 E: 1 K: 0 S: 8 H: 4 LOB: 3 BB: 1 P: 12	R: 1 E: 0 K: 0 S: 4 H: 1 LOB: 0 BB: 0 P: 4	R: 0 E: 0 K: 0 S: 3 H: 0 LOB: 0 BB: 0 P: 3	R: 0 E: 0 K: 0 S: 4 H: 1 LOB: 1 BB: 0 P: 4	R: 0 E: 0 K: 0 S: 3 H: 0 LOB: 0 BB: 0 P: 3		1B: 6 2B: 1 3B: 0 HR: 1	SF: 0 SAC: 0 DP: 0 HBP: 0						

	AB	33
	R	4
	H	8
	RBI	4
	BB	2
	SO	2
	LOB	16

WP: 0 PB: 0 SB: 0 CS: 0 PA: 35

PITCHER		IP	WLS	BF	H	R	ER	SO	BB	IBB	HBP	BLK	WP	HR	S	P	ERA	WHIP
Jack Harshman, L ERA: 2.76	(1, 1)	7.0	L	32	8	4	1	2	2	0	0	0	0	1	34	42	1.29	1.429
George Zuverink, R ERA: 3.23	(8, 1)	1.0		3	0	0	0	0	0	0	0	0	0	0	3	3	0.00	0.000

PITCHER	IP	WLS	BF	H	R	ER	SO	BB	IBB	HBP	BLK	WP	HR	S	P	ERA	WHIP

Batter	1	2	3	4	5	6	7	8	9	AB	R	H	RBI	BB	SO	LOB
Bob Boyd, L (1, 3) OBP: 0.337, SLG: 0.490	G6-3 1B		F6		F8 1-2			F9	1-H 2-H 2B	5	0	2	2	0	0	2
Al Pilarcik, L (1, 8) (9, 9) OBP: 0.294, SLG: 0.295	G6-3 1-2f			6-3		4-3		BBBB WP BB	1-3	4	0	0	0	1	0	3
Gene Woodling, L (1, 9) OBP: 0.385, SLG: 0.396 Hal Brown, R (9, 5) OBP: 0.231, SLG: 0.308	F9			HR 1B		3-1		4-3 1-2		4 0	1 0	1 0	0 0	0 0	0 0	1 0
Bob Nieman, R (1, 7) OBP: 0.404, SLG: 0.493		K		K		6-3			1B 2B	4	1	1	0	0	2	1
Joe Ginsberg, L (1, 2) OBP: 0.369, SLG: 0.308 Jim Busby, R (9, PR) (9, 8) OBP: 0.273, SLG: 0.300		K		1-H HR			F8		SH1-4 2-H 1B 1B	4 0	1 1	2 0	3 0	0 0	1 0	0 0
Brooks Robinson, R (1, 5) (9, 4) OBP: 0.320, SLG: 0.371		F3		K			5-3		SH1-4 1-2	3	0	0	0	0	1	0
Billy Gardner, R (1, 4) (9, 6) OBP: 0.283, SLG: 0.323			F4		F3		BBBB 4-0 BB		SSS K	3	0	0	0	1	1	2
Foster Castleman, R (1, 6) OBP: 0.272, SLG: 0.271 Lenny Green, L (7, PH) OBP: 0.297, SLG: 0.275 Willy Miranda, S (7, 6) OBP: 0.200, SLG: 0.167 Gus Triandos, R (9, PH) OBP: 0.335, SLG: 0.466 (9, 2)			BBBB BB		G3		SSS K		BBBB 1B 2B BB	1 1 0 0	0 0 0 1	0 0 0 0	0 0 0 0	1 0 0 1	0 1 0 0	0 1 0 0
Billy O'Dell, S (1, 1) OBP: 0.163, SLG: 0.196 Jim Marshall, L (8, PH) OBP: 0.291, SLG: 0.348 George Zuverink, R (8, 1) OBP: 0.300, SLG: 0.444 Jack Harshman, L (9, PH) OBP: 0.333, SLG: 0.409 Arnie Portocarrero, R (9, 1) OBP: 0.150, SLG: 0.154			SSS K		S 1B			SSS K	1-2 2-H 2B 1B	2 1 0 1 0	0 0 0 1 0	1 0 0 1 0	0 0 0 1 0	0 1 0 0 0	1 0 0 0 0	1 0 0 0 0
Inning Stats	R: 0 E: 0 K: 0 S: 3 H: 1 LOB: 0 BB: 0 P: 3	R: 0 E: 0 K: 2 S: 7 H: 0 LOB: 0 BB: 0 P: 7	R: 0 E: 0 K: 1 S: 5 H: 0 LOB: 1 BB: 1 P: 9	R: 2 E: 0 K: 2 S: 9 H: 2 LOB: 0 BB: 0 P: 9	R: 0 E: 0 K: 0 S: 4 H: 1 LOB: 1 BB: 0 P: 4	R: 0 E: 0 K: 0 S: 3 H: 0 LOB: 0 BB: 0 P: 3	R: 0 E: 0 K: 1 S: 5 H: 0 LOB: 1 BB: 1 P: 9	R: 0 E: 0 K: 1 S: 5 H: 0 LOB: 1 BB: 1 P: 9	R: 4 E: 0 K: 1 S: 9 H: 4 LOB: 2 BB: 1 P: 13	1B: 5 2B: 2 3B: 0 HR: 1	SF: 0 SAC: 1 DP: 1 HBP: 0						

PITCHER		IP	WLS	BF	H	R	ER	SO	BB	IBB	HBP	BLK	WP	HR	S	P	ERA	WHIP
Early Wynn, R ERA: 4.34	(1, 1)	8.2	L	37	8	6	6	8	4	0	0	0	1	1	49	65	6.23	1.385
Gerry Staley, R ERA: 3.04	(9, 1)	0.1		1	0	0	0	0	0	0	0	0	0	0	1	1	0.00	0.000

PITCHER	IP	WLS	BF	H	R	ER	SO	BB	IBB	HBP	BLK	WP	HR	S	P	ERA	WHIP

TOP

Baltimore Orioles @ Chicago White Sox

Comiskey Park, Chicago, IL

Wed Jul 23 1958, 4:33 AM EDT

Att. 5,501 - Unknown

livebaseballscorecards.com

AB	33
R	6
H	8
RBI	6
BB	4
SO	8
LOB	11

WP: 1 PB: 0 SB: 1 CS: 0 PA: 38

Baltimore Orioles @ Chicago White Sox

Comiskey Park, Chicago, IL

Wed Jul 23 1958, 4:33 AM EDT

Att. 5,501 - Unknown

BOTTOM

Batter	1	2	3	4	5	6	7	8	9	AB	R	H	RBI	BB	SO	LOB
Billy Goodman, L (1, 5) OBP: 0.383, SLG: 0.403	1-3		K	FC6-4 (1-2f)			F9			4	0	0	0	0	1	1
Sammy Esposito, R (8, 5) OBP: 0.233, SLG: 0.115										0	0	0	0	0	0	0
Nellie Fox, L (1, 4) OBP: 0.388, SLG: 0.378	FC5-4 1B		F8		F9		L6			4	0	1	0	0	0	0
Jim Landis, R (1, 8) OBP: 0.353, SLG: 0.478	FC5-4 (1-2f)		5-3		3B			BBB; CS BB		3	0	1	0	1	0	1
Ray Boone, R (1, 3) OBP: 0.311, SLG: 0.422	6-3			5-3 SF9 1B	F4			F9 (1-2)		4	1	1	0	0	0	3
Sherm Lollar, R (1, 2) OBP: 0.386, SLG: 0.454		1B 1B 1B		E 5-3 (1-2) 1B	K			F7		4	2	2	0	0	1	1
Al Smith, R (1, 7) OBP: 0.321, SLG: 0.399		1B 1-3 1B		5-3 (1-2 2-3)		5-3			F7	4	0	1	0	0	0	2
Don Mueller, L (1, 9) OBP: 0.292, SLG: 0.274	K		E3 E 1B			F9		G3		1	0	0	0	0	1	2
Earl Battey, R (4, PH) OBP: 0.310, SLG: 0.449										1	0	0	0	0	0	2
Jim Rivera, L (4, PR) OBP: 0.286, SLG: 0.363										2	1	0	0	0	0	0
(5, 9)																
Luis Aparicio, R (1, 6) OBP: 0.296, SLG: 0.310	G3-6-1 1B			SF9		4-3			F8	3	0	1	2	0	0	0
Early Wynn, S (1, 1) OBP: 0.300, SLG: 0.233	G3-6-1 (1-2f)			FC6-4 1B			K			3	0	1	1	0	1	2
Gerry Staley, R (9, 1)										0	0	0	0	0	0	0

	AB	R	H	RBI	BB	SO	LOB
	33	4	8	3	1	4	14

Inning Stats	1	2	3	4	5	6	7	8	9
R	0	1	0	3	0	0	0	0	0
E	0	0	0	2	0	0	0	0	0
K	0	1	1	0	1	0	1	0	0
S	4	7	5	7	6	3	5	2	3
H	1	3	0	3	1	0	0	0	0
LOB	1	1	0	1	1	0	0	0	0
BB	0	0	0	0	0	0	0	1	0
P	4	7	5	7	6	3	5	6	3

	1B	SF	SAC	DP	HBP	PA
	7	1	0	1	0	35
	0					
	1					

	WP	PB	SB	CS
	0	0	0	1

PITCHER		IP	WLS	BF	H	R	ER	SO	BB	IBB	HBP	BLK	WP	HR	S	P	ERA	WHIP
Billy O'Dell, L ERA: 2.82	(1, 1)	7.0		29	8	4	1	4	0	0	0	0	0	0	37	37	1.29	1.143
George Zuverink, R ERA: 3.17	(8, 1)	1.0	W	3	0	0	0	0	1	0	0	0	0	0	2	6	0.00	1.000
Arnie Portocarrero, R ERA: 2.39	(9, 1)	1.0	S	3	0	0	0	0	0	0	0	0	0	0	3	3	0.00	0.000

PITCHER	IP	WLS	BF	H	R	ER	SO	BB	IBB	HBP	BLK	WP	HR	S	P	ERA	WHIP

livebaseballscorecards.com

Batter	1	2	3	4	5	6	7	8	9	AB	R	H	RBI	BB	SO	LOB
Bob Boyd, L (1, 3) OBP: 0.333, SLG: 0.483	S S S 0-3 ① K		x 0-0 ① F8	x 0-0 ③ FC4-6 1-2f		x 0-0 G1-6-3 1B			x 0-0 ① F5	5	0	1	0	0	1	2
Gene Woodling, L (1, 9) OBP: 0.392, SLG: 0.404	x 0-0 HR 1B		x 0-0 BB 1B 2-H		x 0-0 1B E 1B	x 0-0 ② ③ G1-6-3 1-2f			x 0-0 G3-6-3 1B	5	3	4	1	0	0	1
Lenny Green, L (9, PR) OBP: 0.297, SLG: 0.275 (9, 9)										0	0	0	0	0	0	0
Bob Nieman, R (1, 7) OBP: 0.409, SLG: 0.513	x 0-0 1-H HR		B B B B 4-0 1B 1-2 FC3-2-5 BB		x 0-0 E 1-2 1B 1B		x 0-0 ① L4		x 0-0 ② ③ G3-6-3 1-2f	4	2	2	2	1	0	1
Dick Williams, R (9, 7) OBP: 0.356, SLG: 0.358										0	0	0	0	0	0	0
Gus Triandos, R (1, 2) OBP: 0.334, SLG: 0.463	S S S 0-3 ② K		x 0-0 FC3-2-5 1-3 2-H 1B		x 0-0 E3 L6 1B 1-3 2-H		x 0-0 ② 1-3			4	0	1	1	0	1	1
Al Pilarcik, L (1, 8) OBP: 0.295, SLG: 0.296	x 0-0 ③ F8		x 0-0 ② FC3-2-5 1-2 3-3		x 0-0 1-2 3-H 1B		x 0-0 ③ F8			3	0	1	1	0	0	2
Jim Busby, R (5, 8) OBP: 0.271, SLG: 0.298										1	0	0	0	0	0	0
Brooks Robinson, R (1, 5) OBP: 0.316, SLG: 0.367		S S S 0-3 ① K	x 0-0 ③ F7		x 0-0 ① ② L6 2-3			x 0-0 ① 1-3		4	0	0	0	0	1	4
Billy Gardner, R (1, 4) OBP: 0.283, SLG: 0.322		x 0-0 ② 5-3		x 0-0 ① 1-3	x 0-0 ③ 5-3			x 0-0 1B		4	0	1	0	0	0	1
Willy Miranda, S (1, 6) OBP: 0.202, SLG: 0.162		S S S 0-3 ③ K		B B B B 4-0 FC1-6 BB		x 0-0 ① F7		x 0-0 ② F7		3	0	0	0	1	1	1
Milt Pappas, R (1, 1) OBP: 0.154, SLG: 0.346			x 0-0 1B 2B	x 0-0 ② FC1-6 FC4-6 1-2f		x 0-0 HR		x 0-0 ③ F4		4	2	2	1	0	0	2
Inning Stats	R: 2 H: 2 E: 0 LOB: 0 K: 2 BB: 0 S: 9 P: 9	R: 0 H: 0 E: 0 LOB: 0 K: 2 BB: 0 S: 7 P: 7	R: 2 H: 3 E: 0 LOB: 2 K: 0 BB: 1 S: 6 P: 10	R: 0 H: 0 E: 0 LOB: 1 K: 0 BB: 1 S: 3 P: 7	R: 2 H: 3 E: 1 LOB: 1 K: 0 BB: 0 S: 6 P: 6	R: 1 H: 2 E: 0 LOB: 0 K: 0 BB: 0 S: 4 P: 4	R: 0 H: 0 E: 0 LOB: 0 K: 0 BB: 0 S: 3 P: 3	R: 0 H: 1 E: 0 LOB: 1 K: 0 BB: 0 S: 4 P: 4	R: 0 H: 1 E: 0 LOB: 1 K: 0 BB: 0 S: 3 P: 3	1B: 9 SF: 0 2B: 2 SAC: 0 3B: 0 DP: 3 HR: 2 HBP: 0						

PITCHER		IP	WLS	BF	H	R	ER	SO	BB	IBB	HBP	BLK	WP	HR	S	P	ERA	WHIP
Jim Wilson, R ERA: 3.62	(1, 1)	2.1	L	13	5	4	4	4	1	0	0	0	0	1	20	24	15.43	2.571
Bob Shaw, R ERA: 4.91	(3, 1)	2.2		12	3	2	2	0	1	0	0	0	0	0	11	15	6.75	1.500
Gerry Staley, R ERA: 3.13	(6, 1)	1.0		4	2	1	1	0	0	0	0	0	0	1	4	4	9.00	2.000
Tom Qualters, R ERA: 4.32	(7, 1)	1.0		3	0	0	0	0	0	0	0	0	0	0	3	3	0.00	0.000
Bob Keegan, R ERA: 6.07	(8, 1)	2.0		7	2	0	0	0	0	0	0	0	0	0	7	7	0.00	1.000

PITCHER	IP	WLS	BF	H	R	ER	SO	BB	IBB	HBP	BLK	WP	HR	S	P	ERA	WHIP

TOP

Baltimore Orioles @ Chicago White Sox

Comiskey Park, Chicago, IL

Thu Jul 24 1958, 4:33 AM EDT

Att. 4,525 - Unknown

livebaseballscorecards.com

AB	37
R	7
H	12
RBI	6
BB	2
SO	4
LOB	15

WP: 0	PA: 39
PB: 0	
SB: 0	
CS: 0	

Baltimore Orioles @ Chicago White Sox

Comiskey Park, Chicago, IL

Thu Jul 24 1958, 4:33 AM EDT

Att. 4,525 - Unknown

livebaseballscorecards.com

BOTTOM

Batter	1	2	3	4	5	6	7	8	9	AB	R	H	RBI	BB	SO	LOB
Billy Goodman, L (1, 5) OBP: 0.381, SLG: 0.397	BBBB 4-0 BB, 1B BB		x 0-0 ① F7		x 0-0 ①② L1-3 1-2			x 0-0 ① 3-1		3	1	0	0	1	0	1
Nellie Fox, L (1, 4) OBP: 0.387, SLG: 0.375	BBBB 4-0 G4-6-3, 1B 1-2 BB		x 0-0 ② F9		x 0-0 ③ F5			x 0-0 ② 1-3		3	0	0	0	1	0	0
Jim Landis, R (1, 8) OBP: 0.352, SLG: 0.475	x 0-0 G4-6-3 1-2 2-H 1B		x 0-0 ③ 6-3			x 0-0 ① F6		x 0-0 ③ F8		4	0	1	1	0	0	0
Earl Torgeson, L (1, 3) OBP: 0.401, SLG: 0.453	x 0-0 ①② G4-6-3 1-2f 2-3			BBBB 4-0 2B BB		SSS 0-3 ② K			SSS 0-3 ① K	3	1	0	0	1	2	2
Al Smith, R (1, 7) OBP: 0.320, SLG: 0.396	x 0-0 ③ 1-3			x 0-0 ① F9		x 0-0 ③ 6-3			BBBB 4-0 1B 1B BB	3	1	0	0	1	0	2
Earl Battey, R (1, 2) OBP: 0.316, SLG: 0.446		BBBB 4-0 BB		SSS 0-3 ② K			x 0-0 ① F9		x 0-0 1B 1-2 1B	3	0	1	0	1	1	1
Don Mueller, L (1, 9) OBP: 0.290, SLG: 0.282		x 0-0 ① F9		x 0-0 1-H 2B			x 0-0 ② F8		x 0-0 ② F8	4	0	1	1	0	0	3
Luis Aparicio, R (1, 6) OBP: 0.297, SLG: 0.308 Sherm Lollar, R (9, PH) OBP: 0.388, SLG: 0.456		x 0-0 ② F9		x 0-0 ③ F9			BBBB 4-0 FC5-4 BB		x 0-0 FC6 1-2 2-H 1B	2 1	0 0	0 1	0 1	1 0	0 0	2 0
Jim Wilson, R (1, 1) OBP: 0.190, SLG: 0.105 Bob Shaw, R (3, 1) OBP: 0.353, SLG: 0.214 Norm Cash, L (5, PH) OBP: 0.286, SLG: 0.286 Gerry Staley, R (6, 1) Tom Qualters, R (7, 1) Bubba Phillips, R (7, PH) OBP: 0.310, SLG: 0.362 Bob Keegan, R (8, 1) Ray Boone, R (9, PH) OBP: 0.310, SLG: 0.420		SSS 0-3 ③ K			x 0-0 L1-3 1B		x 0-0 ③ FC5-4 1-2f		x 0-0 ③ FC6 1-2f	1 0 1 0 0 1 0 1	0 0 0 0 0 0 0 0	0 0 1 0 0 0 0 0	0 0 0 0 0 0 0 0	0 0 0 0 0 0 0 0	1 0 0 0 0 0 0 0	1 0 0 0 0 1 0 2
Inning Stats	R: 1 H: 1 E: 0 LOB: 1 K: 0 BB: 2 S: 3 P: 11	R: 0 H: 0 E: 0 LOB: 1 K: 1 BB: 1 S: 5 P: 9	R: 0 H: 0 E: 0 LOB: 0 K: 0 BB: 0 S: 3 P: 3	R: 1 H: 1 E: 0 LOB: 1 K: 1 BB: 1 S: 6 P: 10	R: 0 H: 1 E: 0 LOB: 0 K: 0 BB: 0 S: 3 P: 3	R: 0 H: 0 E: 0 LOB: 0 K: 1 BB: 0 S: 5 P: 5	R: 0 H: 0 E: 0 LOB: 1 K: 0 BB: 1 S: 3 P: 7	R: 0 H: 0 E: 0 LOB: 0 K: 0 BB: 0 S: 3 P: 3	R: 1 H: 2 E: 0 LOB: 2 K: 1 BB: 1 S: 7 P: 11	1B: 4 2B: 2 3B: 0 HR: 0	SF: 0 SAC: 0 DP: 2 HBP: 0			WP: 0 PB: 0 SB: 0 CS: 0		PA: 36	

PITCHER		IP	WLS	BF	H	R	ER	SO	BB	IBB	HBP	BLK	WP	HR	S	P	ERA	WHIP
Milt Pappas, R ERA: 3.35	(1, 1)	9.0	W	36	5	3	3	4	6	0	0	0	0	0	38	62	3.00	1.222

PITCHER	IP	WLS	BF	H	R	ER	SO	BB	IBB	HBP	BLK	WP	HR	S	P	ERA	WHIP

AB	30
R	3
H	5
RBI	3
BB	6
SO	4
LOB	15

Batter	1	2	3	4	5	6	7	8	9	AB	R	H	RBI	BB	SO	LOB
Gene Stephens, L (1, 8) OBP: 0.297, SLG: 0.380	G3	F9			3-1			G4-6-3, 1B		4	0	1	0	0	0	2
Pete Runnels, L (1, 4) OBP: 0.427, SLG: 0.437	K	1-3			F7			G4-6-3, 1-2f		4	0	0	0	0	1	1
Ted Williams, L (1, 7) OBP: 0.436, SLG: 0.533	2B	K			K			1-3		4	0	1	0	0	2	0
Frank Malzone, R (1, 5) OBP: 0.356, SLG: 0.428	BB	F8			F3				5-3	3	0	0	0	1	0	0
Jackie Jensen, R (1, 9) OBP: 0.418, SLG: 0.623	4-3		BB, 1B		1B				FC6-4, 1B	4	0	3	0	0	0	2
Dick Gernert, R (1, 3) OBP: 0.342, SLG: 0.439		1B, 1B	L7		1-3				FC6-4, 1-2f	4	0	1	0	0	0	3
Sammy White, R (1, 2) OBP: 0.321, SLG: 0.429		1-2, 1B	G4-6-3, 1-2, BB				G1-4-3, 1B		K	3	0	2	0	1	1	1
Billy Consolo, R (1, 6) OBP: 0.187, SLG: 0.186		K	G4-6-3, 1-2f				G1-4-3, 1-2f			3	0	0	0	0	1	5
Frank Sullivan, R (1, 1) OBP: 0.190, SLG: 0.154		F3			4-3		K			1	0	0	0	0	0	2
Mike Fornieles, R (3, 1) OBP: 0.231, SLG: 0.231										0	0	0	0	0	0	0
Marty Keough, L (5, PH) OBP: 0.286, SLG: 0.355										1	0	0	0	0	0	0
Bud Byerly, R (5, 1)										0	0	0	0	0	0	0
Billy Klaus, L (7, PH) OBP: 0.224, SLG: 0.222										1	0	0	0	0	1	0
Ted Bowsfield, R (7, 1)										0	0	0	0	0	0	0
Inning Stats	R: 0 E: 0 K: 1 S: 6 H: 1 LOB: 2 BB: 1 P: 10	R: 0 E: 0 K: 1 S: 7 H: 2 LOB: 2 BB: 0 P: 7	R: 0 E: 0 K: 1 S: 5 H: 0 LOB: 0 BB: 0 P: 5	R: 0 E: 0 K: 0 S: 3 H: 1 LOB: 1 BB: 1 P: 7	R: 0 E: 0 K: 0 S: 3 H: 0 LOB: 0 BB: 0 P: 3	R: 0 E: 0 K: 1 S: 6 H: 1 LOB: 1 BB: 0 P: 6	R: 0 E: 0 K: 1 S: 5 H: 1 LOB: 0 BB: 0 P: 5	R: 0 E: 0 K: 0 S: 3 H: 1 LOB: 0 BB: 0 P: 3	R: 0 E: 0 K: 1 S: 6 H: 1 LOB: 1 BB: 0 P: 6	1B: 7 2B: 1 3B: 0 HR: 0 SF: 0 SAC: 0 DP: 3 HBP: 0						

PITCHER	IP	WLS	BF	H	R	ER	SO	BB	IBB	HBP	BLK	WP	HR	S	P	ERA	WHIP
Dick Donovan, R (1, 1) ERA: 3.67	9.0	W	34	8	0	0	6	2	0	0	0	0	0	44	52	0.00	1.111

PITCHER	IP	WLS	BF	H	R	ER	SO	BB	IBB	HBP	BLK	WP	HR	S	P	ERA	WHIP

TOP

Boston Red Sox @ Chicago White Sox

Comiskey Park, Chicago, IL

Fri Jul 25 1958, 8:05 PM EDT

Att. 21,060 - Unknown

livebaseballscorecards.com

AB	32
R	0
H	8
RBI	0
BB	2
SO	6
LOB	16

WP: 0 PA: 34
PB: 0
SB: 0
CS: 0

Batter	1	2	3	4	5	6	7	8	9	AB	R	H	RBI	BB	SO	LOB
Billy Goodman, L (1, 5) OBP: 0.383, SLG: 0.397	BBB 4-0 2B 6-3 BB	x 0-0 1-3 3-H 2B 1B		x 0-0 ②③ G6-4-3 1-2f			SSS 0-3 ② K			3	2	1	1	1	1	1
Sammy Esposito, R (8, 5) OBP: 0.233, SLG: 0.115										0	0	0	0	0	0	0
Nellie Fox, L (1, 4) OBP: 0.388, SLG: 0.378	x 0-0 ① F9	x 0-0 1-H 3-H 2B			x 0-0 ① F8		H 1-0 FC4-6 HBP			3	0	1	2	0	0	1
Jim Landis, R (1, 8) OBP: 0.350, SLG: 0.475	x 0-0 6-3 1-3 2B	x 0-0 ③ F4			x 0-0 ② 6-3		x 0-0 ③ FC4-6 1-2f			4	0	1	0	0	0	2
Sherm Lollar, R (1, 2) OBP: 0.386, SLG: 0.451	x 0-0 ② 6-3 2-3 3-H		BBB 4-0 BB		x 0-0 ③ F7			SSS 0-3 ① K		3	0	0	1	1	1	1
Ray Boone, R (1, 3) OBP: 0.305, SLG: 0.412	x 0-0 ③ 5-3		x 0-0 ① L8			x 0-0 ① 6-3		x 0-0 ② L9		4	0	0	0	0	0	2
Al Smith, R (1, 9) OBP: 0.317, SLG: 0.391		SSS 0-3 ① K	x 0-0 ② F8			x 0-0 ② 5-3		x 0-0 ③ F3		4	0	0	0	0	1	1
Jim Rivera, L (1, 7) OBP: 0.286, SLG: 0.362		x 0-0 ② 3-1	x 0-0 ③ 4-1			x 0-0 S 1B				3	0	1	0	0	0	1
Luis Aparicio, R (1, 6) OBP: 0.297, SLG: 0.309		x 0-0 1B 1B 1B		x 0-0 ① 5-3		x 0-0 ③ F9 1-2				3	1	1	0	0	0	1
Dick Donovan, L (1, 1) OBP: 0.278, SLG: 0.133		x 0-0 1B 1-3 2B 1B		x 0-0 G6-4-3 1B			x 0-0 ① 4-3			3	1	2	0	0	0	0
Inning Stats	R: 1 H: 1 E: 0 LOB: 1 K: 0 BB: 1 S: 4 P: 8	R: 3 H: 4 E: 0 LOB: 1 K: 1 BB: 0 S: 9 P: 9	R: 0 H: 0 E: 0 LOB: 1 K: 0 BB: 1 S: 3 P: 7	R: 0 H: 1 E: 0 LOB: 0 K: 0 BB: 0 S: 3 P: 3	R: 0 H: 0 E: 0 LOB: 0 K: 0 BB: 0 S: 3 P: 3	R: 0 H: 1 E: 0 LOB: 1 K: 0 BB: 0 S: 4 P: 4	R: 0 H: 0 E: 0 LOB: 1 K: 1 BB: 0 S: 5 P: 6	R: 0 H: 0 E: 0 LOB: 0 K: 1 BB: 0 S: 5 P: 5		1B: 5 SF: 0 2B: 2 SAC: 0 3B: 0 DP: 1 HR: 0 HBP: 1				WP: 0 PA: 33 PB: 0 SB: 1 CS: 0		

PITCHER		IP	WLS	BF	H	R	ER	SO	BB	IBB	HBP	BLK	WP	HR	S	P	ERA	WHIP
Frank Sullivan, R ERA: 3.43	(1, 1)	2.0	L	13	5	4	4	1	2	0	0	0	0	0	13	21	18.00	3.500
Mike Fornieles, R ERA: 5.42	(3, 1)	2.0		6	1	0	0	0	0	0	0	0	0	0	6	6	0.00	0.500
Bud Byerly, R ERA: 5.72	(5, 1)	2.0		7	1	0	0	0	0	0	0	0	0	0	7	7	0.00	0.500
Ted Bowsfield, L ERA:	(7, 1)	2.0		7	0	0	0	2	0	0	1	0	0	0	10	11	0.00	0.000

PITCHER	IP	WLS	BF	H	R	ER	SO	BB	IBB	HBP	BLK	WP	HR	S	P	ERA	WHIP

BOTTOM

Boston Red Sox @ Chicago White Sox

Comiskey Park, Chicago, IL

Fri Jul 25 1958, 8:05 PM EDT

Att. 21,060 - Unknown

livebaseballscorecards.com

AB	30
R	4
H	7
RBI	4
BB	2
SO	3
LOB	10

Boston Red Sox @ Chicago White Sox

Comiskey Park, Chicago, IL

Sat Jul 26 1958, 4:33 AM EDT

Att. 7,558 - Unknown

TOP

livebaseballscorecards.com

Batter	1	2	3	4	5	6	7	8	9	AB	R	H	RBI	BB	SO	LOB
Jim Piersall, R (1, 8) OBP: 0.320, SLG: 0.384	6-3		F9 1B 1B		1B WP 1B	SF7 3-H		F8		4	1	2	1	0	0	0
Pete Runnels, L (1, 4) OBP: 0.426, SLG: 0.436	G3		1-2 1B		G6-4-3 WP 1-3 1B	E3 BB 1B 1B 2-H		S S S K		5	1	2	0	0	1	0
Ted Williams, L (1, 7) OBP: 0.441, SLG: 0.534	BB		F9 2-3		G6-4-3 1-2 3-H BB	BB 1B 1-2 1B		1B		3	1	2	0	2	0	2
Frank Malzone, R (1, 5) OBP: 0.354, SLG: 0.423	F4	S S S K			G6-4-3 1-2f 2-3	1B 1-2 2-3 BB		F8		4	0	0	0	1	1	6
Jackie Jensen, R (1, 9) OBP: 0.418, SLG: 0.620		S S S K	F9		F2	1-2 2-H 3-H 1B			BB 1B	5	0	2	2	0	1	3
Dick Gernert, R (1, 3) OBP: 0.346, SLG: 0.438		6-3		B B B B 5-3 BB		2B BB 1B F7			B B B B 1-2 BB	3	1	1	0	2	0	2
Sammy White, R (1, 2) OBP: 0.323, SLG: 0.425		FC5 PB 1B	L7			B B B B 2B 1-2 SF7 BB	4-3		F2	4	1	1	0	1	0	3
Don Buddin, R (1, 6) OBP: 0.353, SLG: 0.356	B B B B 1-2 BB		5-3 1-2			1-3 2-H E 2B	6-3		F6	4	1	1	1	1	0	3
Ike Delock, R (1, 1) OBP: 0.080, SLG: 0.042 Murray Wall, R (5, 1) OBP: 0.095, SLG: 0.095 Marty Keough, L (6, PH) OBP: 0.282, SLG: 0.351 Mike Fornieles, R (6, 1) OBP: 0.231, SLG: 0.231 Billy Klaus, L (7, PH) OBP: 0.221, SLG: 0.219 Leo Kiely, L (7, 1) Gene Stephens, L (9, PH) OBP: 0.295, SLG: 0.377	FC5 2-3f		S S S K			F9	6-3	S S S K		2 0 1 0 1 0 1	0 0 0 0 0 0 0	0 0 0 0 0 0 0	0 0 0 0 0 0 0	1 0 0 0 0 0 0	1 0 2 0 0 0 0	3 0 2 0 0 0 0
Inning Stats	R: 0 E: 0 K: 0 S: 3 H: 0 LOB: 1 BB: 1 P: 7	R: 0 E: 0 K: 1 S: 6 H: 1 LOB: 2 BB: 1 P: 10	R: 0 E: 0 K: 1 S: 7 H: 2 LOB: 2 BB: 0 P: 7	R: 0 E: 0 K: 1 S: 5 H: 0 LOB: 1 BB: 1 P: 9	R: 1 E: 0 K: 0 S: 4 H: 2 LOB: 1 BB: 1 P: 8	R: 5 E: 1 K: 0 S: 8 H: 4 LOB: 2 BB: 2 P: 16	R: 0 E: 0 K: 0 S: 3 H: 0 LOB: 0 BB: 0 P: 3	R: 0 E: 0 K: 1 S: 6 H: 1 LOB: 1 BB: 0 P: 6	R: 0 E: 0 K: 1 S: 6 H: 1 LOB: 2 BB: 1 P: 10	1B: 10 2B: 1 3B: 0 HR: 0 SF: 1 SAC: 0 DP: 1 HBP: 0						

	AB	37
	R	6
	H	11
	RBI	4
	BB	7
	SO	5
	LOB	26

WP: 1 PB: 1 SB: 0 CS: 0 PA: 45

PITCHER		IP	WLS	BF	H	R	ER	SO	BB	IBB	HBP	BLK	WP	HR	S	P	ERA	WHIP
Ray Moore, R ERA: 3.18	(1, 1)	5.0	W	26	7	4	3	3	5	0	0	0	1	0	27	47	5.40	2.400
Gerry Staley, R ERA: 3.1	(6, 1)	0.2		5	1	0	0	0	1	0	0	0	0	0	4	8	0.00	3.000
Turk Lown, R ERA: 4.06	(6, 1)	2.1		11	3	2	0	1	1	0	0	0	0	0	12	16	0.00	1.714
Early Wynn, R ERA: 4.3	(9, 1)	1.0	S	3	0	0	0	1	0	0	0	0	0	0	5	5	0.00	0.000

PITCHER		IP	WLS	BF	H	R	ER	SO	BB	IBB	HBP	BLK	WP	HR	S	P	ERA	WHIP

Batter	1	2	3	4	5	6	7	8	9	AB	R	H	RBI	BB	SO	LOB
Luis Aparicio, R (1, 6) OBP: 0.298, SLG: 0.310	L1		4-3		3B 1B 1B	B2	E8 1-3 2-H 1B			5	1	2	1	0	0	1
Nellie Fox, L (1, 4) OBP: 0.388, SLG: 0.378	F3		1B 1B 3-H 1B		3B 1-2 1B	5-3	1-3			5	2	2	1	0	0	2
Jim Landis, R (1, 8) OBP: 0.351, SLG: 0.480	F8		1B 1-2 1B		2B 1-H 2-H 3B	F3		S S S K		5	1	2	2	0	1	0
Sherm Lollar, R (1, 2) OBP: 0.392, SLG: 0.470		HR	1-3 2-H 1B		HR 3-H 2B		H 1B FC6 HBP	F8		4	3	3	3	0	0	0
Ray Boone, R (1, 3) OBP: 0.307, SLG: 0.416		F9	F3		F4		FC6 1-3 1B	2B		5	0	2	0	0	0	3
Al Smith, R (1, 9) OBP: 0.312, SLG: 0.385		5-3		6-3	5-3		FC6 1B 1-2f 3-H 1B	5-3		5	1	0	1	0	0	3
Jim Rivera, L (1, 7) OBP: 0.290, SLG: 0.381		3-1		L8	2-H HR		1-3 1B			4	1	2	2	0	0	0
Sammy Esposito, R (1, 5) OBP: 0.324, SLG: 0.148			B B B B 4-3 SH1 1B BB	B B B B BB	1B		I I I 1B E IBB			1	2	1	0	3	0	0
Ray Moore, R (1, 1) OBP: 0.250, SLG: 0.387 Gerry Staley, R (6, 1) Turk Lown, R (6, 1) OBP: 0.500, SLG: 0.500 Early Wynn, S (9, 1) OBP: 0.300, SLG: 0.233			SH1 1-2	F8	F8		E 1-2 3-H 1B			2	0	0	0	0	0	2
										0	0	0	0	0	0	0
										1	0	1	1	0	0	0
										0	0	0	0	0	0	0
Inning Stats	R: 0 E: 0 K: 0 S: 3 H: 0 LOB: 0 BB: 0 P: 3	R: 1 E: 0 K: 0 S: 4 H: 1 LOB: 0 BB: 0 P: 4	R: 2 E: 0 K: 0 S: 6 H: 3 LOB: 2 BB: 1 P: 10	R: 0 E: 0 K: 0 S: 3 H: 0 LOB: 1 BB: 1 P: 7	R: 5 E: 0 K: 0 S: 9 H: 6 LOB: 1 BB: 0 P: 9	R: 0 E: 0 K: 0 S: 3 H: 0 LOB: 0 BB: 0 P: 3	R: 3 E: 1 K: 0 S: 6 H: 4 LOB: 2 BB: 1 P: 11	R: 0 E: 0 K: 1 S: 6 H: 1 LOB: 1 BB: 0 P: 6		1B: 10 2B: 2 3B: 1 HR: 2		SF: 0 SAC: 1 DP: 0 HBP: 1				WP: 0 PB: 0 SB: 0 CS: 0	PA: 42

PITCHER		IP	WLS	BF	H	R	ER	SO	BB	IBB	HBP	BLK	WP	HR	S	P	ERA	WHIP
Ike Delock, R ERA: 2.69	(1, 1)	4.0	L	22	8	7	7	0	2	0	0	0	0	1	20	28	15.75	2.500
Murray Wall, R ERA: 3.54	(5, 1)	1.0		5	2	1	1	0	0	0	0	0	0	1	5	5	9.00	2.000
Mike Fornieles, R ERA: 5.36	(6, 1)	1.0		3	0	0	0	0	0	0	0	0	0	0	3	3	0.00	0.000
Leo Kiely, L ERA: 2.98	(7, 1)	2.0		12	5	3	3	1	0	1	1	0	0	0	12	17	13.50	2.500

PITCHER	IP	WLS	BF	H	R	ER	SO	BB	IBB	HBP	BLK	WP	HR	S	P	ERA	WHIP

BOTTOM

Boston Red Sox @ Chicago White Sox

Comiskey Park, Chicago, IL

Sat Jul 26 1958, 4:33 AM EDT

Att. 7,558 - Unknown

livebaseballscorecards.com

AB	37
R	11
H	15
RBI	11
BB	3
SO	1
LOB	11

Batter	1	2	3	4	5	6	7	8	9	AB	R	H	RBI	BB	SO	LOB
Jim Piersall, R (1, 8) OBP: 0.321, SLG: 0.397	HR		F9		F9		E9 HR 1B		F8	5	2	2	1	0	0	1
Pete Runnels, L (1, 4) OBP: 0.421, SLG: 0.429	6-3		L6		4-3		6-3		1-3	5	0	0	0	0	0	2
Ted Williams, L (1, 7) OBP: 0.440, SLG: 0.529	4-3		F9			BBBB 4-0 HR BB	4-0 HR IBB		6-3	3	2	0	0	2	0	0
Gene Stephens, L (9, 7) OBP: 0.295, SLG: 0.377										0	0	0	0	0	0	0
Frank Malzone, R (1, 5) OBP: 0.355, SLG: 0.432	FC5-4 1B			G3		F9	1-H 2-H HR			4	1	2	3	0	0	1
Jackie Jensen, R (1, 9) OBP: 0.416, SLG: 0.625	FC5-4 1-2f			F8		1-H HR	F9			4	1	1	2	0	0	1
Dick Gernert, R (1, 3) OBP: 0.345, SLG: 0.433		SSS K		6-3		BBBB 4-0 FC6-4 BB		6-3		3	0	0	0	1	1	0
Sammy White, R (1, 2) OBP: 0.317, SLG: 0.416		5-3			F7	L9		F4		4	0	0	0	0	0	1
Don Buddin, R (1, 6) OBP: 0.358, SLG: 0.370		BBBB 4-0 FC6-4 BB			0-0 HR	FC6-4 1-2f		1B		3	1	2	1	1	0	1
Tom Brewer, R (1, 1) OBP: 0.200, SLG: 0.208		FC6-4 1-2f			2B		SSS K	SSS K		1	0	0	0	0	0	1
Murray Wall, R (3, 1) OBP: 0.095, SLG: 0.095										0	0	0	0	0	0	0
Ted Lepcio, R (5, PH) OBP: 0.277, SLG: 0.465										1	0	1	0	0	0	0
Bud Byerly, R (5, 1)										2	0	0	0	0	2	1
Inning Stats	R: 1 E: 0 K: 0 S: 5 H: 2 LOB: 1 BB: 0 P: 5	R: 0 E: 0 K: 1 S: 5 H: 0 LOB: 1 BB: 1 P: 9	R: 0 E: 0 K: 0 S: 3 H: 0 LOB: 0 BB: 0 P: 3	R: 0 E: 0 K: 0 S: 3 H: 0 LOB: 0 BB: 0 P: 3	R: 1 E: 0 K: 0 S: 5 H: 2 LOB: 1 BB: 0 P: 5	R: 2 E: 0 K: 0 S: 4 H: 1 LOB: 1 BB: 2 P: 12	R: 3 E: 1 K: 1 S: 7 H: 2 LOB: 0 BB: 1 P: 11	R: 0 E: 0 K: 1 S: 6 H: 1 LOB: 1 BB: 0 P: 6	R: 0 E: 0 K: 0 S: 3 H: 0 LOB: 0 BB: 0 P: 3	1B: 3 2B: 1 3B: 0 HR: 4	SF: 0 SAC: 0 DP: 0 HBP: 0						

TOP

Boston Red Sox @ Chicago White Sox

Comiskey Park, Chicago, IL

Sun Jul 27 1958, 4:33 AM EDT

Att. 11,176 - Unknown

livebaseballscorecards.com

AB	35
R	7
H	8
RBI	7
BB	4
SO	3
LOB	9

WP: 0 PB: 0 SB: 0 CS: 0 PA: 39

PITCHER		IP	WLS	BF	H	R	ER	SO	BB	IBB	HBP	BLK	WP	HR	S	P	ERA	WHIP
Billy Pierce, L ERA: 2.75	(1, 1)	5.1	L	23	5	4	4	1	2	0	0	0	0	3	23	31	6.75	1.312
Bob Shaw, R ERA: 5.15	(6, 1)	2.2		13	3	3	3	2	1	1	0	0	0	1	15	23	10.12	1.500
Gerry Staley, R ERA: 3.06	(9, 1)	1.0		3	0	0	0	0	0	0	0	0	0	0	3	3	0.00	0.000

PITCHER	IP	WLS	BF	H	R	ER	SO	BB	IBB	HBP	BLK	WP	HR	S	P	ERA	WHIP

Batter	1	2	3	4	5	6	7	8	9	AB	R	H	RBI	BB	SO	LOB
Luis Aparicio, R (1, 6) OBP: 0.305, SLG: 0.317	1B		BB	1B		FC5		1-6-3		5	2	4	0	0	0	0
Nellie Fox, L (1, 4) OBP: 0.390, SLG: 0.381	1B		F8	G6-4-3					F8	5	0	3	0	0	0	1
Jim Landis, R (1, 8) OBP: 0.355, SLG: 0.480			FC4-6	G6-4-3		F8			5-3	4	1	2	1	1	0	5
Sherm Lollar, R (1, 2) OBP: 0.393, SLG: 0.469	F6		FC4-6		G3	FC5			5-3	5	0	2	1	0	0	4
Earl Torgeson, L (1, 3) OBP: 0.395, SLG: 0.438	FC5-4		FC4-6		G3		K		F9	4	0	0	1	1	1	3
Al Smith, R (1, 7) OBP: 0.311, SLG: 0.383	FC5-4				6-3		F8			4	0	1	0	0	0	3
Don Mueller, L (1, 9) OBP: 0.289, SLG: 0.275		6-3	G3		IBB		3-1			3	0	0	0	1	0	2
Sammy Esposito, R (1, 5) OBP: 0.324, SLG: 0.167		5-3		1B	F8			4-3		3	0	1	0	0	0	2
Norm Cash, L (8, PH) OBP: 0.250, SLG: 0.250										1	0	0	0	0	0	0
Bubba Phillips, R (9, 5) OBP: 0.310, SLG: 0.362										0	0	0	0	0	0	0
Billy Pierce, L (1, 1) OBP: 0.263, SLG: 0.259		4-3		F8		F8		K		2	0	0	0	0	0	1
Bob Shaw, R (6, 1) OBP: 0.333, SLG: 0.200										1	0	0	0	0	0	0
Jim Rivera, L (8, PH) OBP: 0.289, SLG: 0.379										1	0	0	0	0	1	0
Gerry Staley, R (9, 1)										0	0	0	0	0	0	0
Inning Stats	R: 1 E: 0 K: 0 S: 5 H: 3 LOB: 2 BB: 1 P: 9	R: 0 E: 0 K: 0 S: 3 H: 0 LOB: 0 BB: 0 P: 3	R: 2 E: 0 K: 0 S: 6 H: 3 LOB: 2 BB: 1 P: 10	R: 0 E: 0 K: 0 S: 5 H: 3 LOB: 2 BB: 0 P: 5	R: 0 E: 0 K: 0 S: 4 H: 1 LOB: 2 BB: 1 P: 8	R: 0 E: 0 K: 0 S: 5 H: 2 LOB: 2 BB: 0 P: 5	R: 0 E: 0 K: 1 S: 5 H: 0 LOB: 0 BB: 0 P: 5	R: 0 E: 0 K: 1 S: 5 H: 0 LOB: 0 BB: 0 P: 5	R: 0 E: 0 K: 0 S: 4 H: 1 LOB: 1 BB: 0 P: 4	1B: 13 2B: 0 3B: 0 HR: 0 SF: 0 SAC: 0 DP: 1 HBP: 0						

PITCHER		IP	WLS	BF	H	R	ER	SO	BB	IBB	HBP	BLK	WP	HR	S	P	ERA	WHIP
Tom Brewer, R ERA: 3.71	(1, 1)	2.2		15	6	3	3	0	2	0	0	0	0	0	13	21	10.12	3.000
Murray Wall, R ERA: 3.48	(3, 1)	1.1		6	3	0	0	0	0	0	0	0	0	0	6	6	0.00	2.250
Bud Byerly, R ERA: 4.86	(5, 1)	5.0	W	20	4	0	0	2	0	1	0	0	0	0	23	27	0.00	0.800

PITCHER	IP	WLS	BF	H	R	ER	SO	BB	IBB	HBP	BLK	WP	HR	S	P	ERA	WHIP

BOTTOM

Boston Red Sox @ Chicago White Sox

Comiskey Park, Chicago, IL

Sun Jul 27 1958, 4:33 AM EDT

Att. 11,176 - Unknown

livebaseballscorecards.com

AB	38
R	3
H	13
RBI	3
BB	3
SO	2
LOB	21

PA: 41

WP: 0
PB: 0
SB: 0
CS: 0

Washington Senators @ Chicago White Sox

Comiskey Park, Chicago, IL

Mon Jul 28 1958, 8:05 PM EDT

Att. 9,981 - Unknown

TOP

livebaseballscorecards.com

Batter	1	2	3	4	5	6	7	8	9	AB	R	H	RBI	BB	SO	LOB
Eddie Yost, R (1, 5) OBP: 0.356, SLG: 0.308	HR 2B	BB S 1B BB		4-3		CS 1B		1B 1B 1B		4	2	3	0	1	0	0
Albie Pearson, L (1, 8) OBP: 0.366, SLG: 0.372	2-H HR	BB 1-2 1B BB		2B		P6 1-2		1-2 1B		4	2	3	2	1	0	1
Herb Plews, L (1, 4) OBP: 0.305, SLG: 0.348	G3	1B 1-2 2-3 BB		4-3			K	1-2 2-3 1B		4	0	1	0	1	1	1
Roy Sievers, R (1, 7) OBP: 0.367, SLG: 0.569	1B BB	1-3 2-H 3-H 1B			1B SF7 1B		BB	F7		3	1	2	2	2	0	3
Clint Courtney, L (1, 2) OBP: 0.332, SLG: 0.312 John Romonosky, R (9, PR) OBP: 0.286, SLG: 1.000	F9	P4			SF7 1-3 1B		FC5-4 1-3 1B		BB	4 0	0 0	2 0	0 0	1 0	0 0	3 0
Jim Lemon, R (1, 9) OBP: 0.308, SLG: 0.466 Julio Becquer, L (9, PH) OBP: 0.265, SLG: 0.253	1-2 1B		L6		K		K	K	K	4 1	0 0	1 0	0 0	0 0	2 1	4 1
Norm Zauchin, R (1, 3) OBP: 0.336, SLG: 0.438 Neil Chrisley, L (9, PH) OBP: 0.271, SLG: 0.381	K		4-3		SF7 1-2 3-H		FC5-4 1-2f		F7	3 1	0 0	0 0	1 0	0 0	1 0	4 1
Ossie Alvarez, R (1, 6) OBP: 0.284, SLG: 0.248 Faye Throneberry, L (9, PH) OBP: 0.226, SLG: 0.300		P6	5-3		K			B1-6-3 BB	K	3 1	0 0	0 0	0 0	1 0	1 1	1 1
Jim Constable, S (1, 1) OBP: 0.750, SLG: 1.000 Tex Clevenger, R (2, 1) OBP: 0.167, SLG: 0.235 Dick Hyde, R (5, 1)		4-3		F9		K		B1-6-3 1-2f		1 1 2	0 0 0	0 0 0	0 0 0	0 0 0	0 0 1	0 0 1
Inning Stats	R: 2 E: 0 K: 1 S: 8 H: 3 LOB: 2 BB: 1 P: 12	R: 2 E: 0 K: 0 S: 4 H: 1 LOB: 2 BB: 3 P: 16	R: 0 E: 0 K: 0 S: 3 H: 0 LOB: 0 BB: 0 P: 3	R: 0 E: 0 K: 0 S: 4 H: 1 LOB: 1 BB: 0 P: 4	R: 1 E: 0 K: 2 S: 9 H: 2 LOB: 1 BB: 0 P: 9	R: 0 E: 0 K: 1 S: 5 H: 1 LOB: 0 BB: 0 P: 5	R: 0 E: 0 K: 2 S: 8 H: 1 LOB: 2 BB: 1 P: 12	R: 0 E: 0 K: 0 S: 5 H: 3 LOB: 3 BB: 1 P: 9	R: 0 E: 0 K: 2 S: 7 H: 0 LOB: 1 BB: 1 P: 11	1B: 9 2B: 2 3B: 0 HR: 1 SF: 1 SAC: 0 DP: 1 HBP: 0						

	AB	36
	R	5
	H	12
	RBI	5
	BB	7
	SO	8
	LOB	21

	WP: 0	PA: 44
	PB: 0	
	SB: 1	
	CS: 1	

PITCHER		IP	WLS	BF	H	R	ER	SO	BB	IBB	HBP	BLK	WP	HR	S	P	ERA	WHIP
Early Wynn, R ERA: 4.51	(1, 1)	1.2		13	4	4	4	1	4	0	0	0	0	1	11	27	21.60	4.800
Tom Qualters, R ERA: 4.28	(2, 1)	0.1		1	0	0	0	0	0	0	0	0	0	0	1	1	0.00	0.000
Gerry Staley, R ERA: 2.97	(3, 1)	2.0		7	1	0	0	0	0	0	0	0	0	0	7	7	0.00	0.500
Turk Lown, R ERA: 3.89	(5, 1)	3.2	W	17	6	1	1	5	2	0	0	0	0	0	25	33	2.46	2.182
Ray Moore, R ERA: 3.13	(8, 1)	1.1	S	6	1	0	0	2	1	0	0	0	0	0	9	13	0.00	1.500

PITCHER	IP	WLS	BF	H	R	ER	SO	BB	IBB	HBP	BLK	WP	HR	S	P	ERA	WHIP

Batter	1	2	3	4	5	6	7	8	9	AB	R	H	RBI	BB	SO	LOB
Luis Aparicio, R (1, 6) OBP: 0.304, SLG: 0.315	6-3	K		HR 1-2		4-3	K			5	1	1	0	0	2	4
Nellie Fox, L (1, 4) OBP: 0.390, SLG: 0.386	5-3	F8		HR 1-3 2-H		5-3 3B		4-3		5	2	2	1	0	0	3
Jim Landis, R (1, 8) OBP: 0.355, SLG: 0.477	FC6-4 BB		S 1B 1B	F8		FC6 5-3 IBB		5-3		4	0	1	0	1	0	3
Sherm Lollar, R (1, 2) OBP: 0.393, SLG: 0.477	FC6-4 1-2f		L7	HR 1-H 3-H		5-3 1-2 IBB		K		4	1	1	3	1	1	2
Ray Boone, R (1, 3) OBP: 0.306, SLG: 0.414		K	S 1-2 1B	F2		5-3 1-2 2-3 3-H				4	0	1	1	0	1	2
Al Smith, R (1, 9) OBP: 0.311, SLG: 0.380		1B 1B BB BB	K		6-3	P4				3	1	0	0	1	1	4
Jim Rivera, L (1, 7) OBP: 0.293, SLG: 0.381		BB 1B 1-2 1B	F3 1-2 2-3		1B CS 1B		F8			4	0	2	0	0	0	2
Sammy Esposito, R (1, 5) OBP: 0.366, SLG: 0.265		BB 1-2 2-3 1B		K	1-3 1B		1-3 2B			4	0	3	0	0	1	0
Early Wynn, S (1, 1) OBP: 0.300, SLG: 0.233 Tom Qualters, R (2, 1) Earl Battey, R (2, PH) OBP: 0.322, SLG: 0.446 Gerry Staley, R (3, 1) Billy Goodman, L (4, PH) OBP: 0.385, SLG: 0.399 Turk Lown, R (5, 1) OBP: 0.333, SLG: 0.333 Ray Moore, R (8, 1) OBP: 0.250, SLG: 0.387		1-2 2-3 3-H BB		1B 1B 1B	3-H	1-2	2-3			0 0 0 0 1 2 0	0 0 0 0 1 0 0	0 0 0 0 1 1 0	0 0 1 0 0 1 0	0 0 1 0 0 1 0	0 0 0 0 0 0 0	0 0 0 0 0 3 0
Inning Stats	R: 0 E: 0 K: 0 S: 3 H: 0 LOB: 1 BB: 1 P: 7	R: 1 E: 0 K: 2 S: 9 H: 2 LOB: 3 BB: 2 P: 17	R: 0 E: 0 K: 1 S: 7 H: 2 LOB: 2 BB: 0 P: 7	R: 4 E: 0 K: 1 S: 9 H: 4 LOB: 0 BB: 0 P: 9	R: 0 E: 0 K: 1 S: 6 H: 2 LOB: 1 BB: 0 P: 6	R: 1 E: 0 K: 0 S: 5 H: 1 LOB: 2 BB: 1 P: 9	R: 0 E: 0 K: 1 S: 6 H: 1 LOB: 1 BB: 0 P: 6	R: 0 E: 0 K: 1 S: 5 H: 0 LOB: 0 BB: 0 P: 5		1B: 9 2B: 1 3B: 1 HR: 1 SF: 0 SAC: 0 DP: 0 HBP: 0					

PITCHER		IP	WLS	BF	H	R	ER	SO	BB	IBB	HBP	BLK	WP	HR	S	P	ERA	WHIP
Jim Constable, L ERA: 8.34	(1, 1)	1.1		9	2	1	1	1	3	0	0	0	0	0	8	20	6.75	3.750
Tex Clevenger, R ERA: 4.5	(2, 1)	3.0		17	8	4	4	3	0	0	0	0	0	1	23	23	12.00	2.667
Dick Hyde, R ERA: 2.02	(5, 1)	3.2	L	14	2	1	1	3	0	1	0	0	0	0	19	23	2.46	0.545

PITCHER	IP	WLS	BF	H	R	ER	SO	BB	IBB	HBP	BLK	WP	HR	S	P	ERA	WHIP

BOTTOM

Washington Senators @ Chicago White Sox

Comiskey Park, Chicago, IL

Mon Jul 28 1958, 8:05 PM EDT

Att. 9,981 - Unknown

AB	36
R	6
H	12
RBI	6
BB	4
SO	7
LOB	23

livebaseballscorecards.com

Batter	1	2	3	4	5	6	7	8	9	AB	R	H	RBI	BB	SO	LOB
Herb Plews, L (1, 4) OBP: 0.304, SLG: 0.346	G4-6-3 1B		G3		F8			4-3		4	0	1	0	0	0	1
Albie Pearson, L (1, 8) OBP: 0.362, SLG: 0.367	F8		E1 1B 1B		F8			P6		4	1	0	0	0	0	2
Julio Becquer, L (1, 3) OBP: 0.264, SLG: 0.253	G4-6-3 1-2f		1B 1-3 1B		K			K		4	0	1	0	0	2	2
Roy Sievers, R (1, 7) OBP: 0.369, SLG: 0.568		FC3-6 1B	1B 1-2 3-H 1B			F7			P6	4	0	2	1	0	0	0
Clint Courtney, L (1, 2) OBP: 0.328, SLG: 0.308		FC3-6 3-1 1B 1-2f	G3			3-1			1-3	4	0	0	0	0	0	3
Neil Chrisley, L (1, 9) OBP: 0.270, SLG: 0.378		3-1 1-2 1B		P4		G3			4-3	4	0	1	0	0	0	0
Eddie Yost, R (1, 5) OBP: 0.353, SLG: 0.305		3-1 1-2 2-3		F7			F5			3	0	0	0	0	0	2
Ossie Alvarez, R (1, 6) OBP: 0.277, SLG: 0.240		F8		L4			F6			3	0	0	0	0	0	2
Russ Kemmerer, R (1, 1) OBP: 0.140, SLG: 0.104			P3		E5		4-3			3	0	0	0	0	0	0
Inning Stats	R: 0 E: 0 K: 0 S: 3 H: 1 LOB: 0 BB: 0 P: 3	R: 0 E: 0 K: 0 S: 5 H: 2 LOB: 2 BB: 0 P: 5	R: 1 E: 1 K: 0 S: 6 H: 2 LOB: 2 BB: 0 P: 6	R: 0 E: 0 K: 0 S: 3 H: 0 LOB: 0 BB: 0 P: 3	R: 0 E: 1 K: 1 S: 6 H: 0 LOB: 1 BB: 0 P: 6	R: 0 E: 0 K: 0 S: 3 H: 0 LOB: 0 BB: 0 P: 3	R: 0 E: 0 K: 0 S: 3 H: 0 LOB: 0 BB: 0 P: 3	R: 0 E: 0 K: 1 S: 5 H: 0 LOB: 0 BB: 0 P: 5	R: 0 E: 0 K: 0 S: 3 H: 0 LOB: 0 BB: 0 P: 3	1B: 5 2B: 0 3B: 0 HR: 0 SF: 0 SAC: 0 DP: 1 HBP: 0						

PITCHER		IP	WLS	BF	H	R	ER	SO	BB	IBB	HBP	BLK	WP	HR	S	P	ERA	WHIP
Dick Donovan, R ERA: 3.48	(1, 1)	8.0		30	5	1	0	2	0	0	0	0	0	0	34	34	0.00	0.625
Bob Shaw, R ERA: 5.06	(9, 1)	1.0	W	3	0	0	0	0	0	0	0	0	0	0	3	3	0.00	0.000

PITCHER	IP	WLS	BF	H	R	ER	SO	BB	IBB	HBP	BLK	WP	HR	S	P	ERA	WHIP

TOP

Washington Senators @ Chicago White Sox

Comiskey Park, Chicago, IL

Tue Jul 29 1958, 8:05 PM EDT

Att. 7,885 - Unknown

livebaseballscorecards.com

AB	33
R	1
H	5
RBI	1
BB	0
SO	2
LOB	12

WP: 0 PA: 33
PB: 0
SB: 0
CS: 0

BOTTOM

Washington Senators @ Chicago White Sox

Comiskey Park, Chicago, IL

Tue Jul 29 1958, 8:05 PM EDT

Att. 7,885 - Unknown

livebaseballscorecards.com

Batter	1	2	3	4	5	6	7	8	9	AB	R	H	RBI	BB	SO	LOB
Luis Aparicio, R (1, 6) OBP: 0.301, SLG: 0.313	3-1		4-3			1-3			F2	3	0	0	0	0	0	0
Earl Battey, R (9, PH) OBP: 0.319, SLG: 0.441										1	0	0	0	0	0	0
Nellie Fox, L (1, 4) OBP: 0.389, SLG: 0.385	F6			P4			L9		4-3 HR 1B	4	1	1	0	0	0	0
Jim Landis, R (1, 8) OBP: 0.354, SLG: 0.475	5-3			5-3			1B		4-3 1-2	4	0	1	0	0	0	1
Sherm Lollar, R (1, 2) OBP: 0.391, SLG: 0.484		5-3		P4			F8		2-H HR	4	1	1	2	0	0	1
Earl Torgeson, L (1, 3) OBP: 0.387, SLG: 0.427		4-3			P6		G3			3	0	0	0	0	0	1
Billy Goodman, L (1, 5) OBP: 0.384, SLG: 0.398		1B			1-3			F8		3	0	1	0	0	0	0
Jim Rivera, L (1, 7) OBP: 0.289, SLG: 0.376		F7			G3			F7		3	0	0	0	0	0	1
Al Smith, R (1, 9) OBP: 0.311, SLG: 0.379			6-3			P6		E4		3	0	1	0	0	0	0
Dick Donovan, L (1, 1) OBP: 0.268, SLG: 0.128			F7			K		K		2	0	0	0	0	1	0
Don Mueller, L (8, PH) OBP: 0.287, SLG: 0.273										1	0	0	0	0	1	1
Bob Shaw, R (9, 1) OBP: 0.333, SLG: 0.200										0	0	0	0	0	0	0

Inning Stats	1	2	3	4	5	6	7	8	9
R	0	0	0	0	0	0	0	0	2
H	0	1	0	0	0	0	1	1	2
E	0	0	0	0	0	0	0	1	0
LOB	0	1	0	0	0	0	1	1	0
K	0	4	3	3	3	5	4	6	4
BB	0	0	0	0	0	0	0	0	0
P	3	4	3	3	3	5	4	6	4

	AB	31
	R	2
	H	5
	RBI	2
	BB	0
	SO	2
	LOB	5

	1B: 4	SF: 0	WP: 0	PA: 31
	2B: 0	SAC: 0	PB: 0	
	3B: 0	DP: 0	SB: 0	
	HR: 1	HBP: 0	CS: 0	

PITCHER	IP	WLS	BF	H	R	ER	SO	BB	IBB	HBP	BLK	WP	HR	S	P	ERA	WHIP
Russ Kemmerer, R (1, 1) ERA: 4.35	8.2	L	31	5	2	2	2	0	0	0	0	0	1	35	35	2.08	0.577

Batter	1	2	3	4	5	6	7	8	9	AB	R	H	RBI	BB	SO	LOB
Eddie Yost, R (1, 5) OBP: 0.352, SLG: 0.314	6-3	BBB FC4-6 1-2 2-3 BB		1-H 2-H 3-H HR		E6 1B 2-H		F8	F8	5	1	1	4	1	0	3
Herb Plews, L (1, 4) OBP: 0.306, SLG: 0.347	F5	FC4-6 1-2f		2-3		1-2 1B		E3 1-H 2B 1B		5	1	2	0	0	0	3
Albie Pearson, L (1, 8) OBP: 0.363, SLG: 0.371	4-3		CS 1B	4-3		F6		2-H 2B		5	0	2	1	0	0	2
Roy Sievers, R (1, 7) OBP: 0.369, SLG: 0.563		BBB HR BB	F9 1-2		F6		4-3	BBB BB		3	1	0	0	2	0	1
Jim Lemon, R (1, 9) OBP: 0.307, SLG: 0.470 Tex Clevenger, R (8, 1) OBP: 0.167, SLG: 0.235		1-H HR	F3		F9		F9	F9		5 0	1 0	1 0	2 0	0 0	0 0	2 0
Norm Zauchin, R (1, 3) OBP: 0.342, SLG: 0.437		BBBB BB 1B BB		BBBB F8 1B HR BB	1-3		FC5-4 1B		F8	3	1	1	0	2	0	0
Ossie Alvarez, R (1, 6) OBP: 0.291, SLG: 0.250	F4			1-2 F8 HR 1B		BBBB G4-6-3 BB	FC5-4 1-2f		1B 1B	4	1	2	0	1	0	2
Steve Korcheck, R (1, 2) OBP: 0.103, SLG: 0.107 Clint Courtney, L (4, PH) OBP: 0.325, SLG: 0.304 (4, 2)	SSS K			F8 1-2 2-3		G4-6-3 1-2f		4-3	F7	1 4	0 0	0 0	0 0	0 0	1 0	1 4
John Romonosky, R (1, 1) OBP: 0.375, SLG: 1.000 Vito Valentinetti, R (3, 1) OBP: 0.200, SLG: 0.200 Julio Becquer, L (4, PH) OBP: 0.271, SLG: 0.253 Jim Constable, S (4, 1) OBP: 0.750, SLG: 1.000 Faye Throneberry, L (6, PH) OBP: 0.241, SLG: 0.333 Hal Griggs, R (6, 1) OBP: 0.114, SLG: 0.206 Neil Chrisley, L (8, PH) OBP: 0.278, SLG: 0.385 (8, 9)		BB 1-2 1B		BBBB HR BB		E 2B		1B E 1B	1-2 1B	1 0 0 0 1 0 2	0 0 1 0 1 0 1	1 0 0 0 1 0 2	0 0 0 0 1 0 2	0 0 0 0 0 0 0	0 0 0 0 0 0 0	0 0 0 0 0 0 0
Inning Stats	R: 0 E: 0 K: 0 S: 3 H: 0 LOB: 0 BB: 0 P: 3	R: 2 E: 0 K: 1 S: 7 H: 2 LOB: 3 BB: 3 P: 19	R: 0 E: 0 K: 0 S: 3 H: 1 LOB: 0 BB: 0 P: 3	R: 4 E: 0 K: 0 S: 5 H: 2 LOB: 0 BB: 2 P: 13	R: 0 E: 0 K: 0 S: 3 H: 0 LOB: 0 BB: 0 P: 3	R: 1 E: 1 K: 0 S: 5 H: 2 LOB: 2 BB: 1 P: 9	R: 0 E: 0 K: 0 S: 4 H: 1 LOB: 1 BB: 0 P: 4	R: 2 E: 1 K: 0 S: 6 H: 3 LOB: 2 BB: 1 P: 10	R: 0 E: 0 K: 0 S: 5 H: 2 LOB: 2 BB: 0 P: 5	1B: 9 2B: 2 3B: 0 HR: 2	SF: 0 SAC: 0 DP: 1 HBP: 0					

PITCHER	IP	WLS	BF	H	R	ER	SO	BB	IBB	HBP	BLK	WP	HR	S	P	ERA	WHIP
Jim Wilson, R (1, 1) ERA: 3.89	3.1		18	4	5	5	1	5	0	0	0	0	1	15	35	13.50	2.700
Gerry Staley, R (4, 1) ERA: 3.04	4.1	W	21	7	4	2	0	1	0	0	0	0	1	20	24	4.15	1.846
Turk Lown, R (8, 1) ERA: 3.75	1.1	S	7	2	0	0	0	1	0	0	0	0	0	6	10	0.00	2.250

PITCHER	IP	WLS	BF	H	R	ER	SO	BB	IBB	HBP	BLK	WP	HR	S	P	ERA	WHIP

TOP

Washington Senators @ Chicago White Sox

Comiskey Park, Chicago, IL

Wed Jul 30 1958, 4:33 AM EDT

Att. 2,554 - Unknown

livebaseballscorecards.com

AB	39
R	9
H	13
RBI	7
BB	7
SO	1
LOB	18

WP: 0 PA: 46
PB: 0
SB: 0
CS: 1

Batter	1	2	3	4	5	6	7	8	9	AB	R	H	RBI	BB	SO	LOB
Luis Aparicio, R (1, 6) OBP: 0.303, SLG: 0.322	6-3		1B 1B 1-3 1B	K	1-H HR			K		5	2	2	2	0	2	0
Nellie Fox, L (1, 4) OBP: 0.391, SLG: 0.388	4-3		BB 1B 1-3 3-H 1B	1B 1B	6-3			FC4-6 1B		5	2	3	1	0	0	0
Jim Landis, R (1, 8) OBP: 0.352, SLG: 0.469	K		1B 2B 1-2 BB	F8		6-3		FC4-6 1-2f		4	1	0	0	1	1	2
Ray Boone, R (1, 3) OBP: 0.309, SLG: 0.415		5-3	2B 1B 1-2 2-H 3-H	1B 1-3 1B		6-3				4	1	2	2	0	0	0
Billy Goodman, L (1, 5) OBP: 0.390, SLG: 0.406		BB	HR 2B 1-H 2-H	1-2 3-H 1B		F9				3	1	2	3	1	0	0
Earl Battey, R (1, 2) OBP: 0.309, SLG: 0.425		F9	F6	F9			K			4	0	0	0	0	1	4
Jim Rivera, L (1, 7) OBP: 0.288, SLG: 0.370		K	HR BB	K			F6			3	1	0	0	1	2	1
Al Smith, R (1, 9) OBP: 0.316, SLG: 0.389			1B 1B BB 1-H 2-H HR	S HR BB			F9			2	3	1	3	2	0	0
Jim Wilson, R (1, 1) OBP: 0.182, SLG: 0.100 Gerry Staley, R (4, 1) Turk Lown, R (8, 1) OBP: 0.286, SLG: 0.286			F5 F8	K				5-3		2 1 1	0 0 0	0 0 0	0 0 0	0 1 0	0 1 0	1 1 0
Inning Stats	R: 0 H: 0 E: 0 LOB: 0 K: 1 BB: 0 S: 5 P: 5	R: 0 H: 0 E: 0 LOB: 1 K: 1 BB: 1 S: 5 P: 9	R: 8 H: 5 E: 0 LOB: 0 K: 0 BB: 3 S: 8 P: 20	R: 1 H: 3 E: 0 LOB: 2 K: 1 BB: 0 S: 8 P: 8	R: 2 H: 1 E: 0 LOB: 0 K: 2 BB: 1 S: 8 P: 12	R: 0 H: 0 E: 0 LOB: 0 K: 0 BB: 0 S: 3 P: 3	R: 0 H: 0 E: 0 LOB: 0 K: 1 BB: 0 S: 5 P: 5	R: 0 H: 1 E: 0 LOB: 1 K: 1 BB: 0 S: 6 P: 6		1B: 7 SF: 0 2B: 1 SAC: 0 3B: 0 DP: 0 HR: 2 HBP: 0						

PITCHER		IP	WLS	BF	H	R	ER	SO	BB	IBB	HBP	BLK	WP	HR	S	P	ERA	WHIP
John Romonosky, R ERA: 6.91	(1, 1)	2.1	L	14	4	6	6	2	3	0	0	0	0	0	15	27	23.14	3.000
Vito Valentinetti, R ERA: 4.87	(3, 1)	0.2		4	1	2	2	0	1	0	0	0	0	1	3	7	27.00	3.000
Jim Constable, L ERA: 8.76	(4, 1)	2.0		11	4	3	3	3	1	0	0	0	0	1	16	20	13.50	2.500
Hal Griggs, R ERA: 5.21	(6, 1)	2.0		6	0	0	0	1	0	0	0	0	0	0	8	8	0.00	0.000
Tex Clevenger, R ERA: 4.45	(8, 1)	1.0		4	1	0	0	1	0	0	0	0	0	0	6	6	0.00	1.000

PITCHER	IP	WLS	BF	H	R	ER	SO	BB	IBB	HBP	BLK	WP	HR	S	P	ERA	WHIP

BOTTOM

Washington Senators @ Chicago White Sox

Comiskey Park, Chicago, IL

Wed Jul 30 1958, 4:33 AM EDT

Att. 2,554 - Unknown

livebaseballscorecards.com

AB	34
R	11
H	10
RBI	11
BB	5
SO	7
LOB	9

WP: 0	PA: 39		
PB: 0			
SB: 1			
CS: 0			

New York Yankees @ Chicago White Sox

Comiskey Park, Chicago, IL

Fri Aug 01 1958, 8:05 PM EDT

Att. 38,832 - Cloudy

TOP

livebaseballscorecards.com

Batter	1	2	3	4	5	6	7	8	9	AB	R	H	RBI	BB	SO	LOB
Hank Bauer, R (1, 9) OBP: 0.338, SLG: 0.457	6-3		K		PO 3-H	1B		BB	4-3 2-3	4	1	1	0	1	1	1
Norm Siebern, L (1, 7) OBP: 0.386, SLG: 0.458	F9		3-1			F7		2B 1-3	BB	4	1	1	0	1	0	1
Mickey Mantle, S (1, 8) OBP: 0.427, SLG: 0.577	6-3			F4		F6		IBB 1B	1B 3-H	4	1	1	1	1	0	1
Elston Howard, R (1, 2) OBP: 0.394, SLG: 0.587		F9		SF8		K		K	K	5	1	1	0	0	3	6
Bill Skowron, R (1, 3) OBP: 0.334, SLG: 0.449		HR		SF8 3-H			SH2-3 FC3	1B 1-3 2-H 3-H		3	2	3	4	0	0	0
Gil McDougald, R (1, 4) OBP: 0.353, SLG: 0.403		L9		5-3			SH2-3 2-3	SF7 3-H		2	0	0	1	0	0	0
Andy Carey, R (1, 5) OBP: 0.362, SLG: 0.513		E6			SH1-3 PO 2B		B1-5-4 E IBB	K		3	0	1	0	1	1	1
Tony Kubek, L (1, 6) OBP: 0.303, SLG: 0.319		G3			SH1-3 2-3		FC3 1-2 3-H		4-3 SH3-4 1B	3	1	1	1	0	0	2
Bob Turley, R (1, 1) OBP: 0.152, SLG: 0.194			5-3		K		B1-5-4 2-3f		SH3-4 1-2	3	0	0	0	0	1	3

Inning Stats	R: 0 E: 0 K: 0 S: 3	H: 0 LOB: 0 BB: 0 P: 3	R: 1 E: 1 K: 0 S: 5	H: 1 LOB: 1 BB: 0 P: 5	R: 0 E: 0 K: 1 S: 5	H: 0 LOB: 0 BB: 0 P: 5	R: 1 E: 0 K: 0 S: 4	H: 1 LOB: 0 BB: 0 P: 4	R: 0 E: 0 K: 1 S: 5	H: 1 LOB: 0 BB: 0 P: 5	R: 0 E: 0 K: 1 S: 6	H: 1 LOB: 1 BB: 0 P: 6	R: 1 E: 1 K: 0 S: 4	H: 1 LOB: 1 BB: 1 P: 8	R: 3 E: 0 K: 2 S: 9	H: 2 LOB: 1 BB: 2 P: 17	R: 1 E: 0 K: 1 S: 7	H: 2 LOB: 2 BB: 1 P: 11	1B: 4 2B: 3 3B: 1 HR: 1	SF: 2 SAC: 3 DP: 1 HBP: 0	WP: 0 PB: 0 SB: 0 CS: 0	PA: 41

	AB	31
	R	7
	H	9
	RBI	7
	BB	4
	SO	6
	LOB	15

PITCHER		IP	WLS	BF	H	R	ER	SO	BB	IBB	HBP	BLK	WP	HR	S	P	ERA	WHIP
Billy Pierce, L ERA: 2.8	(1, 1)	7.0	L	27	5	3	3	3	0	1	0	0	0	1	32	36	3.86	0.714
Turk Lown, R ERA: 4.46	(8, 1)	0.1		5	2	3	3	1	1	1	0	0	0	0	5	13	81.00	9.000
Barry Latman, R ERA: 5.4	(8, 1)	1.2		8	2	1	1	2	1	0	0	0	0	0	11	15	5.40	1.800

PITCHER		IP	WLS	BF	H	R	ER	SO	BB	IBB	HBP	BLK	WP	HR	S	P	ERA	WHIP

Batter	1	2	3	4	5	6	7	8	9	AB	R	H	RBI	BB	SO	LOB
Luis Aparicio, R (1, 6) OBP: 0.306, SLG: 0.326	0-0 FC1-6 2B		0-3 K		0-0 1-2 1B		4-0 BB		0-0 5-3	4	0	2	0	1	1	1
Nellie Fox, L (1, 4) OBP: 0.388, SLG: 0.384	0-0 FC1-6 FC6-4 2-3		0-0 F5		0-0 L8		0-0 L6			4	0	0	0	0	0	4
Jim Landis, R (1, 8) OBP: 0.351, SLG: 0.465	0-0 F3		4-0 E BB		0-0 F7 2-3			0-0 F2		3	0	0	0	1	0	3
Sherm Lollar, R (1, 2) OBP: 0.386, SLG: 0.477	0-0 FC6-4 1-2f		0-0 F7 1-2		0-0 6-3			0-0 L7		4	0	0	0	0	0	4
Ray Boone, R (1, 3) OBP: 0.308, SLG: 0.410		0-0 F5		0-0 F8		0-0 5-3		4-0 BB		3	0	0	0	1	0	0
Billy Goodman, L (1, 5) OBP: 0.391, SLG: 0.405		0-0 1-3 1B		4-0 BB		0-0 4-3		0-0 F9		3	0	1	0	1	0	1
Jim Rivera, L (1, 7) OBP: 0.283, SLG: 0.363		0-0 1-3 1-2		0-0 F6		0-3 K			0-0 G3	4	0	0	0	0	1	2
Al Smith, R (1, 9) OBP: 0.320, SLG: 0.394		4-0 BB		0-0 F8			0-0 G3-6-3 1B		0-0 2B	3	0	2	0	1	0	1
Billy Pierce, L (1, 1) OBP: 0.271, SLG: 0.255		0-0 1-3			4-0 F7 1B BB		0-0 G3-6-3 1-2f		0-3 K	1	0	0	0	1	0	2
Earl Torgeson, L (7, PH) OBP: 0.385, SLG: 0.424										1	0	0	0	0	0	1
Turk Lown, R (8, 1) OBP: 0.286, SLG: 0.286										0	0	0	0	0	0	0
Barry Latman, R (8, 1)										0	0	0	0	0	0	0
Ron Jackson, R (9, PH) OBP: 0.331, SLG: 0.440										1	0	0	0	0	1	1
Inning Stats	R: 0 E: 0 K: 0 S: 4 H: 1 LOB: 1 BB: 0 P: 4	R: 0 E: 0 K: 0 S: 4 H: 1 LOB: 2 BB: 1 P: 8	R: 0 E: 1 K: 1 S: 5 H: 0 LOB: 1 BB: 1 P: 9	R: 0 E: 0 K: 0 S: 3 H: 0 LOB: 1 BB: 1 P: 7	R: 0 E: 0 K: 0 S: 4 H: 1 LOB: 2 BB: 1 P: 8	R: 0 E: 0 K: 1 S: 5 H: 0 LOB: 0 BB: 0 P: 5	R: 0 E: 0 K: 0 S: 3 H: 1 LOB: 1 BB: 1 P: 7	R: 0 E: 0 K: 0 S: 3 H: 0 LOB: 1 BB: 1 P: 7	R: 0 E: 0 K: 1 S: 6 H: 1 LOB: 1 BB: 0 P: 6	1B: 3 2B: 2 3B: 0 HR: 0	SF: 0 SAC: 0 DP: 1 HBP: 0						

PITCHER	IP	WLS	BF	H	R	ER	SO	BB	IBB	HBP	BLK	WP	HR	S	P	ERA	WHIP
Bob Turley, R (1, 1) ERA: 2.63	9.0	W	37	5	0	0	3	6	0	0	0	0	0	37	61	0.00	1.222

PITCHER	IP	WLS	BF	H	R	ER	SO	BB	IBB	HBP	BLK	WP	HR	S	P	ERA	WHIP

BOTTOM

New York Yankees @ Chicago White Sox

Comiskey Park, Chicago, IL

Fri Aug 01 1958, 8:05 PM EDT

Att. 38,832 - Cloudy

livebaseballscorecards.com

AB	31
R	0
H	5
RBI	0
BB	6
SO	3
LOB	20

1B: 3	SF: 0	WP: 0	PA: 37
2B: 2	SAC: 0	PB: 0	
3B: 0	DP: 1	SB: 0	
HR: 0	HBP: 0	CS: 0	

Batter	1	2	3	4	5	6	7	8	9	AB	R	H	RBI	BB	SO	LOB
Gil McDougald, R (1, 4) OBP: 0.353, SLG: 0.399	BBBB 4-0 1B 1B BB		SSS 0-3 ① K			BBBB 4-0 1B HR BB	x 0-0 ③ FC6-4 1-2f		SSS 0-3 ② K	3	2	0	0	2	2	1
Tony Kubek, L (1, 6) OBP: 0.307, SLG: 0.323	x 0-0 1B 1-3 CS 1B		x 0-0 ② 4-3			x 0-0 1-2 HR 1B		x 0-0 BB 2B 1B	x 0-0 ③ L9	5	2	3	0	0	0	0
Mickey Mantle, S (1, 8) OBP: 0.426, SLG: 0.572	SSS 0-3 ① K		SSS 0-3 ③ K			x 0-0 ① P4		BBBB 4-0 1-2 2B BB		3	1	0	0	1	2	4
Yogi Berra, L (1, 9) OBP: 0.315, SLG: 0.486 Hank Bauer, R (8, 9) OBP: 0.338, SLG: 0.457	x 0-0 CS 1-3 3-H 1B			SSS 0-3 ① K		x 0-0 1-H 2-H HR		x 0-0 F8 FC3-2-5-2 1-H 2-H 2B		4 0	1 0	3 0	6 0	0 0	1 0	0 0
Elston Howard, R (1, 2) OBP: 0.388, SLG: 0.576	SSS 0-3 ②③ K 1-2 3-H			x 0-0 ② F6		x 0-0 ② L9		x 0-0 ① F8 2-3		4	0	0	0	0	1	3
Bill Skowron, R (1, 3) OBP: 0.333, SLG: 0.445		x 0-0 ① F9		x 0-0 ③ F4		x 0-0 ③ 4-3		BBBB 4-0 WP FC3-2-5-2 BB		3	0	0	0	1	0	0
Norm Siebern, L (1, 7) OBP: 0.388, SLG: 0.458		x 0-0 1B			x 0-0 ① 4-3		x 0-0 CS 1B	x 0-0 ② FC3-2-5-2 WP 1-2 3-H		4	0	2	0	0	0	2
Andy Carey, R (1, 5) OBP: 0.360, SLG: 0.506		SSS 0-3 ② K			BBBB 4-0 CS BB		SSS 0-3 ①② K 1-2	x 0-0 ③ F7 1-2 2-3		3	0	0	0	1	2	4
Art Ditmar, R (1, 1) OBP: 0.419, SLG: 0.379		SSS 0-3 ③ K			SSS 0-3 ②③ K 1-2		x 0-0 E4 FC6-4		x 0-0 ① 6-3	4	0	0	0	0	2	2
Inning Stats	R: 1 E: 0 K: 2 S: 8 H: 2 LOB: 1 BB: 1 P: 12	R: 0 E: 0 K: 2 S: 8 H: 1 LOB: 1 BB: 0 P: 8	R: 0 E: 0 K: 2 S: 7 H: 0 LOB: 0 BB: 0 P: 7	R: 0 E: 0 K: 1 S: 5 H: 0 LOB: 0 BB: 0 P: 5	R: 0 E: 0 K: 1 S: 4 H: 0 LOB: 0 BB: 1 P: 8	R: 3 E: 0 K: 0 S: 5 H: 2 LOB: 0 BB: 1 P: 9	R: 0 E: 1 K: 1 S: 6 H: 1 LOB: 1 BB: 0 P: 6	R: 2 E: 0 K: 0 S: 5 H: 2 LOB: 2 BB: 2 P: 13	R: 0 E: 0 K: 1 S: 5 H: 0 LOB: 0 BB: 0 P: 5	1B: 6 2B: 2 3B: 0 HR: 1 SF: 0 SAC: 0 DP: 1 HBP: 0						

PITCHER		IP	WLS	BF	H	R	ER	SO	BB	IBB	HBP	BLK	WP	HR	S	P	ERA	WHIP
Early Wynn, R ERA: 4.66	(1, 1)	7.0	L	31	8	6	6	9	4	0	0	0	0	1	45	61	7.71	1.714
Bob Shaw, R ERA: 4.98	(8, 1)	1.0		4	0	0	0	0	1	0	0	0	1	0	3	7	0.00	1.000
Barry Latman, R ERA: 3.38	(9, 1)	1.0		3	0	0	0	1	0	0	0	0	0	0	5	5	0.00	0.000

PITCHER	IP	WLS	BF	H	R	ER	SO	BB	IBB	HBP	BLK	WP	HR	S	P	ERA	WHIP

TOP

New York Yankees @ Chicago White Sox

Comiskey Park, Chicago, IL

Sat Aug 02 1958, 4:33 AM EDT

Att. 18,661 - Sunny

livebaseballscorecards.com

AB	33
R	6
H	8
RBI	6
BB	5
SO	10
LOB	16

WP: 1	PB: 0	SB: 0	CS: 4
PA: 38			

Batter	1	2	3	4	5	6	7	8	9	AB	R	H	RBI	BB	SO	LOB
Luis Aparicio, R (1, 6) OBP: 0.306, SLG: 0.325	6-3		P3		5-3-6 2-3f			1-2 1B		4	0	1	0	0	0	1
Nellie Fox, L (1, 4) OBP: 0.385, SLG: 0.380	4-3		4-3			4-3		F2		4	0	0	0	0	0	2
Jim Landis, R (1, 8) OBP: 0.350, SLG: 0.463	F3		FC6-4 1B			F3		L7		4	0	1	0	0	0	2
Sherm Lollar, R (1, 2) OBP: 0.382, SLG: 0.471		L8	FC6-4 1-2f			F8			6-3	4	0	0	0	0	0	1
Earl Torgeson, L (1, 3) OBP: 0.388, SLG: 0.417		BBBB 1B 1B BB		F9			F8		BBBB BB	2	1	0	0	2	0	0
Billy Goodman, L (1, 5) OBP: 0.393, SLG: 0.406		1B 1-3 1B		G3-6 1B			F7		F7	4	0	2	0	0	0	1
Jim Rivera, L (1, 7) OBP: 0.287, SLG: 0.365		S 1-3 3-H 1B		G3-6 1-2f			1B		P6	4	0	2	1	0	0	2
Al Smith, R (1, 9) OBP: 0.320, SLG: 0.394		K 1-2			5-3-6 3-4 1B			F8		3	0	1	0	0	1	2
Early Wynn, S (1, 1) OBP: 0.288, SLG: 0.222		1-3			3-4 1-2			1B 1B		2	0	0	0	0	0	3
Bob Shaw, R (8, 1) OBP: 0.333, SLG: 0.200										0	0	0	0	0	0	0
Don Mueller, L (8, PH) OBP: 0.292, SLG: 0.279										1	0	1	0	0	0	0
Barry Latman, R (9, 1)										0	0	0	0	0	0	0
Inning Stats	R: 0 E: 0 K: 0 S: 3 H: 0 LOB: 0 BB: 0 P: 3	R: 1 E: 0 K: 1 S: 7 H: 2 LOB: 2 BB: 1 P: 11	R: 0 E: 0 K: 0 S: 4 H: 1 LOB: 1 BB: 0 P: 4	R: 0 E: 0 K: 0 S: 3 H: 1 LOB: 0 BB: 0 P: 3	R: 0 E: 0 K: 0 S: 3 H: 1 LOB: 0 BB: 0 P: 3	R: 0 E: 0 K: 0 S: 3 H: 0 LOB: 0 BB: 0 P: 3	R: 0 E: 0 K: 0 S: 3 H: 1 LOB: 1 BB: 0 P: 3	R: 0 E: 0 K: 0 S: 5 H: 2 LOB: 2 BB: 0 P: 5	R: 0 E: 0 K: 0 S: 3 H: 0 LOB: 1 BB: 1 P: 7	1B: 8 2B: 1 3B: 0 HR: 0 SF: 0 SAC: 0 DP: 2 HBP: 0						

PITCHER		IP	WLS	BF	H	R	ER	SO	BB	IBB	HBP	BLK	WP	HR	S	P	ERA	WHIP
Art Ditmar, R ERA: 2.66	(1, 1)	9.0	W	34	8	1	1	1	2	0	0	0	0	0	34	42	1.00	1.111

PITCHER	IP	WLS	BF	H	R	ER	SO	BB	IBB	HBP	BLK	WP	HR	S	P	ERA	WHIP

BOTTOM

New York Yankees @ Chicago White Sox

Comiskey Park, Chicago, IL

Sat Aug 02 1958, 4:33 AM EDT

Att. 18,661 - Sunny

livebaseballscorecards.com

AB	32
R	1
H	8
RBI	1
BB	2
SO	1
LOB	14

Batter	1	2	3	4	5	6	7	8	9	AB	R	H	RBI	BB	SO	LOB
Gil McDougald, R (1, 4) OBP: 0.350, SLG: 0.395	F2		P4			5-3		5-3		4	0	0	0	0	0	0
Tony Kubek, L (1, 6) OBP: 0.306, SLG: 0.322	SH5-3 1B		K2-3			G3			4-3	4	0	1	0	0	1	0
Mickey Mantle, S (1, 8) OBP: 0.425, SLG: 0.569	SH5-3 1-2			BB S		F8			L8	2	0	0	0	1	0	0
Yogi Berra, L (1, 9) OBP: 0.311, SLG: 0.480	F9			F5 1-2			F9		F8	4	0	0	0	0	0	2
Norm Siebern, L (1, 7) OBP: 0.384, SLG: 0.453		K		K			4-3			3	0	0	0	0	2	1
Bill Skowron, R (1, 3) OBP: 0.336, SLG: 0.459		HR		P4			2B			3	1	2	1	0	0	1
Elston Howard, R (1, 2) OBP: 0.383, SLG: 0.569		5-3			F8		F7			3	0	0	0	0	0	1
Andy Carey, R (1, 5) Enos Slaughter, L (8, PH) Virgil Trucks, R (8, 1) Duke Maas, R (8, 1) OBP: 0.171, SLG: 0.156		6-3			F7			G3		2 1 0 0	0 0 0 0	0 0 0 0	0 0 0 0	0 0 0 0	0 0 0 0	0 0 0 0
Whitey Ford, L (1, 1) OBP: 0.273, SLG: 0.230 Jerry Lumpe, L (8, PH) (8, 5) OBP: 0.335, SLG: 0.407			K		3-1			3-1		2 1	0 0	0 0	0 0	0 0	1 0	0 0
Inning Stats	R: 0 E: 0 K: 0 S: 4 H: 1 LOB: 1 BB: 0 P: 4	R: 1 E: 0 K: 1 S: 6 H: 1 LOB: 0 BB: 0 P: 6	R: 0 E: 0 K: 2 S: 7 H: 0 LOB: 0 BB: 0 P: 7	R: 0 E: 0 K: 1 S: 5 H: 0 LOB: 1 BB: 1 P: 9	R: 0 E: 0 K: 0 S: 3 H: 0 LOB: 0 BB: 0 P: 3	R: 0 E: 0 K: 0 S: 3 H: 0 LOB: 0 BB: 0 P: 3	R: 0 E: 0 K: 0 S: 4 H: 1 LOB: 1 BB: 0 P: 4	R: 0 E: 0 K: 0 S: 3 H: 0 LOB: 0 BB: 0 P: 3	R: 0 E: 0 K: 0 S: 3 H: 0 LOB: 0 BB: 0 P: 3	1B: 1 2B: 1 3B: 0 HR: 1 SF: 0 SAC: 1 DP: 0 HBP: 0						

PITCHER	IP	WLS	BF	H	R	ER	SO	BB	IBB	HBP	BLK	WP	HR	S	P	ERA	WHIP
Dick Donovan, R (1, 1) ERA: 3.34	9.0	W	31	3	1	1	4	1	0	0	0	0	1	38	42	1.00	0.444

PITCHER	IP	WLS	BF	H	R	ER	SO	BB	IBB	HBP	BLK	WP	HR	S	P	ERA	WHIP

TOP

New York Yankees @ Chicago White Sox

Comiskey Park, Chicago, IL

Sun Aug 03 1958, 4:33 AM EDT

Sunny - 90 F

livebaseballscorecards.com

AB	29
R	1
H	3
RBI	1
BB	1
SO	4
LOB	5

WP: 0 PA: 31
PB: 0
SB: 1
CS: 0

Batter	1	2	3	4	5	6	7	8	9	AB	R	H	RBI	BB	SO	LOB
Luis Aparicio, R (1, 6) OBP: 0.303, SLG: 0.322	S S S 0-3 K ①	x 0-0 P5 ③		x 0-0 6-3 ③			x 0-0 E6			4	0	0	0	0	1	3
Nellie Fox, L (1, 4) OBP: 0.381, SLG: 0.376	x 0-0 4-3 ②		x 0-0 6-3 ①		x 0-0 L7 ①		x 0-0 5-3 ③			4	0	0	0	0	0	1
Jim Landis, R (1, 8) OBP: 0.354, SLG: 0.463	S S S 0-3 K ③		B B B 4-0 1B BB		x 0-0 CS 1B			B B B 4-0 1B E BB		2	1	1	0	2	1	0
Ray Boone, R (1, 3) OBP: 0.307, SLG: 0.407 Earl Torgeson, L (8, PR) OBP: 0.388, SLG: 0.417 (9, 3)		x 0-0 5-3 ①	x 0-0 F6 ②		S S S 0-3 K ② ③ 1-2			x 0-0 E5 1-H 1B		4 0	0 0	1 0	0 0	0 0	1 0	2 0
Al Smith, R (1, 9) OBP: 0.320, SLG: 0.392		S S S 0-3 K ②	x 0-0 1-3 1B			x 0-0 1-3 ①		S S S 0-3 K ①		4	0	1	0	0	2	1
Earl Battey, R (1, 2) OBP: 0.323, SLG: 0.426		x 0-0 BB 1B 1B	x 0-0 P3 ③			B B B 4-0 G4-6-3 BB		B B B 4-0 G6-4-3 BB		2	1	1	0	2	0	2
Billy Goodman, L (1, 5) OBP: 0.392, SLG: 0.403 Sammy Esposito, R (8, 5) OBP: 0.357, SLG: 0.257		B B B 4-0 1B E 1-2 BB		x 0-0 3-1 ①		x 0-0 G4-6-3 ② ③ 1-2f		x 0-0 G6-4-3 ② ③ 1-2f		2 1	1 0	0 0	0 0	1 0	0 0	1 2
Bubba Phillips, R (1, 7) OBP: 0.316, SLG: 0.368 Jim Rivera, L (8, 7) OBP: 0.287, SLG: 0.365		x 0-0 E 1-2 2-H 1B		x 0-0 E5 1B			x 0-0 5-3 ①			3 0	0 0	2 0	1 0	0 0	0 0	0 0
Dick Donovan, L (1, 1) OBP: 0.271, SLG: 0.140		x 0-0 E8 1-3 2-H 1B		S S S 0-3 K ②			S S S 0-3 K ②			3	0	1	1	0	2	1
Inning Stats	R: 0 E: 0 K: 2 S: 7 H: 0 LOB: 0 BB: 0 P: 7	R: 2 E: 1 K: 1 S: 8 H: 3 LOB: 2 BB: 1 P: 12	R: 0 E: 0 K: 0 S: 4 H: 1 LOB: 2 BB: 1 P: 8	R: 0 E: 1 K: 1 S: 6 H: 1 LOB: 1 BB: 0 P: 6	R: 0 E: 0 K: 1 S: 5 H: 1 LOB: 1 BB: 0 P: 5	R: 0 E: 0 K: 0 S: 2 H: 0 LOB: 0 BB: 1 P: 6	R: 0 E: 1 K: 1 S: 6 H: 0 LOB: 1 BB: 0 P: 6	R: 1 E: 1 K: 1 S: 5 H: 1 LOB: 1 BB: 2 P: 13		1B: 7 2B: 1 3B: 0 HR: 0 SF: 0 SAC: 0 DP: 3 HBP: 0						

BOTTOM

New York Yankees @ Chicago White Sox

Comiskey Park, Chicago, IL

Sun Aug 03 1958, 4:33 AM EDT

Sunny - 90 F

livebaseballscorecards.com

AB	29
R	3
H	7
RBI	2
BB	5
SO	7
LOB	13

WP: 0 PB: 0 SB: 0 CS: 1 PA: 34

PITCHER		IP	WLS	BF	H	R	ER	SO	BB	IBB	HBP	BLK	WP	HR	S	P	ERA	WHIP
Whitey Ford, L ERA: 1.75	(1, 1)	7.0	L	29	6	2	2	6	3	0	0	0	0	0	38	50	2.57	1.286
Virgil Trucks, R ERA: 4.12	(8, 1)	0.1		4	1	1	0	1	2	0	0	0	0	0	4	12	0.00	9.000
Duke Maas, R ERA: 4.09	(8, 1)	0.2		1	0	0	0	0	0	0	0	0	0	0	1	1	0.00	0.000

PITCHER	IP	WLS	BF	H	R	ER	SO	BB	IBB	HBP	BLK	WP	HR	S	P	ERA	WHIP

Batter	1	2	3	4	5	6	7	8	9	AB	R	H	RBI	BB	SO	LOB
Enos Slaughter, L (1, 9) OBP: 0.448, SLG: 0.531	P4		BB		F8			1B		3	0	1	0	1	0	0
Tony Kubek, L (1, 6) OBP: 0.306, SLG: 0.320	F7		4-3			G6-3 BB		L9		3	0	0	0	1	0	2
Mickey Mantle, S (1, 8) OBP: 0.421, SLG: 0.562	K			4-3		G6-3 1-2f		K		4	0	0	0	0	2	2
Yogi Berra, L (1, 2) OBP: 0.313, SLG: 0.478		1-3		1B BB		1B 1B		F7		3	0	1	0	1	0	1
Norm Siebern, L (1, 7) OBP: 0.389, SLG: 0.465		3B		1-3 1B		FC6-4 1-2 1B			G3	4	0	3	0	0	0	0
Bill Skowron, R (1, 3) OBP: 0.332, SLG: 0.453		1-3		P4		FC6-4 1-2f			6-3	4	0	0	0	0	0	5
Jerry Lumpe, L (1, 5) OBP: 0.333, SLG: 0.399		F8		F9			L7		BB	3	0	0	0	1	0	3
Bobby Richardson, R (1, 4) OBP: 0.223, SLG: 0.267 Marv Throneberry, L (9, PH) OBP: 0.352, SLG: 0.489			4-3		5-3		6-3		K	3 1	0 0	0 0	0 0	0 1	0 1	0 1
Johnny Kucks, R (1, 1) OBP: 0.147, SLG: 0.125 Bobby Shantz, R (2, 1) OBP: 0.357, SLG: 0.400			K		K		6-3			0 3	0 0	0 0	0 0	0 0	0 2	0 0
Inning Stats	R: 0 E: 0 K: 1 S: 5 H: 0 LOB: 0 BB: 0 P: 5	R: 0 E: 0 K: 0 S: 4 H: 1 LOB: 1 BB: 0 P: 4	R: 0 E: 0 K: 1 S: 5 H: 0 LOB: 1 BB: 1 P: 9	R: 0 E: 0 K: 0 S: 4 H: 1 LOB: 2 BB: 1 P: 8	R: 0 E: 0 K: 1 S: 5 H: 0 LOB: 0 BB: 0 P: 5	R: 0 E: 0 K: 0 S: 4 H: 2 LOB: 2 BB: 1 P: 8	R: 0 E: 0 K: 0 S: 3 H: 0 LOB: 0 BB: 0 P: 3	R: 0 E: 0 K: 1 S: 6 H: 1 LOB: 1 BB: 0 P: 6	R: 0 E: 0 K: 1 S: 5 H: 0 LOB: 1 BB: 1 P: 9	1B: 4 2B: 0 3B: 1 HR: 0 SF: 0 SAC: 0 DP: 1 HBP: 0						

PITCHER	IP	WLS	BF	H	R	ER	SO	BB	IBB	HBP	BLK	WP	HR	S	P	ERA	WHIP
Ray Moore, R (1, 1) ERA: 2.85	9.0	W	35	5	0	0	5	4	0	0	0	0	0	41	57	0.00	1.000

PITCHER	IP	WLS	BF	H	R	ER	SO	BB	IBB	HBP	BLK	WP	HR	S	P	ERA	WHIP

TOP

New York Yankees @ Chicago White Sox

Comiskey Park, Chicago, IL

Sun Aug 03 1958, 4:38 AM EDT

Att. 35,695 - Sunny - 86 F

livebaseballscorecards.com

AB	31
R	0
H	5
RBI	0
BB	4
SO	5
LOB	14

PA: 35

WP: 0
PB: 0
SB: 0
CS: 0

Batter	1	2	3	4	5	6	7	8	9	AB	R	H	RBI	BB	SO	LOB
Billy Goodman, L (1, 5) OBP: 0.390, SLG: 0.401	F8	G6-3 1-2 2-3		K			E4 CS			4	0	1	0	0	1	1
Sammy Esposito, R (7, PR) OBP: 0.357, SLG: 0.257 (8, 5)										0	0	0	0	0	0	0
Nellie Fox, L (1, 4) OBP: 0.380, SLG: 0.375	1B 1B	G6-3 1-2f 2-3 3-H			4-3		P6			4	1	1	0	0	0	3
Jim Landis, R (1, 8) OBP: 0.355, SLG: 0.462	1B 1B 1-2	F3			CS BB		K 1-2			3	1	1	0	1	1	2
Sherm Lollar, R (1, 2) OBP: 0.383, SLG: 0.469	F9		5-3		BB 1-2 BB			SH1 BLK FC6-4		3	1	1	0	1	0	2
Earl Torgeson, L (1, 3) OBP: 0.396, SLG: 0.419	1B 1-3 2-H		K		BB 1-2 BB			FC6-4 SH1 1-2 BB		2	0	1	1	2	1	0
Don Mueller, L (1, 9) OBP: 0.293, SLG: 0.280	1-3 3-H		K		3-1			SH1 1-2 2-3		3	0	1	1	0	1	2
Jim Rivera, L (1, 7) OBP: 0.283, SLG: 0.360	K			4-3		F2		FC6-4 IBB		3	0	0	0	0	1	2
Ray Boone, R (8, PH) OBP: 0.309, SLG: 0.407										0	0	0	0	1	0	0
Bubba Phillips, R (8, PR) OBP: 0.316, SLG: 0.368 (9, 7)										0	0	0	0	0	0	0
Luis Aparicio, R (1, 6) OBP: 0.305, SLG: 0.324		1B 1B G6-3		SH1-3		6-3		FC6-4 1-2f 2-3 3-H		4	1	2	1	0	0	2
Ray Moore, R (1, 1) OBP: 0.257, SLG: 0.382		G6-3 1B 1-2		SH1-3		4-3		P6		3	0	1	0	0	0	2
Inning Stats	R: 2 E: 0 K: 1 S: 9 H: 4 LOB: 2 BB: 0 P: 9	R: 1 E: 0 K: 0 S: 5 H: 3 LOB: 1 BB: 0 P: 5	R: 0 E: 0 K: 2 S: 7 H: 0 LOB: 0 BB: 0 P: 7	R: 0 E: 0 K: 1 S: 6 H: 1 LOB: 1 BB: 0 P: 6	R: 0 E: 0 K: 0 S: 2 H: 0 LOB: 2 BB: 3 P: 14	R: 0 E: 0 K: 0 S: 3 H: 0 LOB: 0 BB: 0 P: 3	R: 0 E: 1 K: 1 S: 5 H: 0 LOB: 1 BB: 0 P: 5	R: 1 E: 0 K: 0 S: 4 H: 1 LOB: 2 BB: 2 P: 12		1B: 9 2B: 1 3B: 0 HR: 0 SF: 0 SAC: 2 DP: 2 HBP: 0						

PITCHER		IP	WLS	BF	H	R	ER	SO	BB	IBB	HBP	BLK	WP	HR	S	P	ERA	WHIP
Johnny Kucks, R ERA: 3.63	(1, 1)	1.0	L	7	4	2	2	1	0	0	0	0	0	0	9	9	18.00	4.000
Bobby Shantz, L ERA: 3.44	(2, 1)	7.0		29	5	2	2	4	4	1	0	1	0	0	32	52	2.57	1.286

PITCHER	IP	WLS	BF	H	R	ER	SO	BB	IBB	HBP	BLK	WP	HR	S	P	ERA	WHIP

BOTTOM

New York Yankees @ Chicago White Sox

Comiskey Park, Chicago, IL

Sun Aug 03 1958, 4:38 AM EDT
Att. 35,695 - Sunny - 86 F

livebaseballscorecards.com

AB	29
R	4
H	9
RBI	3
BB	5
SO	5
LOB	16

PA: 36

WP: 0
PB: 0
SB: 0
CS: 2

Batter	1	2	3	4	5	6	7	8	9	AB	R	H	RBI	BB	SO	LOB
Luis Aparicio, R (1, 6) OBP: 0.304, SLG: 0.323	6-3		1B	F2			6-3			4	1	1	0	0	0	0
Nellie Fox, L (1, 4) OBP: 0.379, SLG: 0.374	F7		1B		4-3		F8			4	1	1	1	0	0	0
Jim Landis, R (1, 8) OBP: 0.352, SLG: 0.457	K		F6		F3			F7		4	0	0	0	0	1	2
Ray Boone, R (1, 3) OBP: 0.316, SLG: 0.417		6-3	2B		1B			L4-6		4	1	3	2	0	0	0
Al Smith, R (1, 9) OBP: 0.319, SLG: 0.393		4-3	1B		K			L4-6		4	1	1	1	0	1	2
Jim Rivera, L (9, 9) OBP: 0.283, SLG: 0.360										0	0	0	0	0	0	0
Billy Goodman, L (1, 5) OBP: 0.392, SLG: 0.402		1B	1B			6-3			K	4	0	2	1	0	1	0
Sammy Esposito, R (9, 5) OBP: 0.357, SLG: 0.257										0	0	0	0	0	0	0
Earl Battey, R (1, 2) OBP: 0.313, SLG: 0.411		K	K			F4			4-3	4	0	0	0	0	2	2
Bubba Phillips, R (1, 7) OBP: 0.309, SLG: 0.358			E5	F7		6-3			K	4	1	0	0	0	1	0
Jim Wilson, R (1, 1) OBP: 0.174, SLG: 0.095			F4	K			K			2	0	0	0	0	1	1
Gerry Staley, R (5, 1)										0	0	0	0	0	0	0
Turk Lown, R (5, 1) OBP: 0.250, SLG: 0.250										1	0	0	0	0	1	0
Inning Stats	R: 0 E: 0 K: 1 S: 5 H: 0 LOB: 0 BB: 0 P: 5	R: 0 E: 0 K: 1 S: 6 H: 1 LOB: 1 BB: 0 P: 6	R: 5 E: 1 K: 1 S: 11 H: 5 LOB: 1 BB: 0 P: 11	R: 0 E: 0 K: 1 S: 5 H: 0 LOB: 0 BB: 0 P: 5	R: 0 E: 0 K: 1 S: 6 H: 1 LOB: 1 BB: 0 P: 6	R: 0 E: 0 K: 0 S: 3 H: 0 LOB: 0 BB: 0 P: 3	R: 0 E: 0 K: 1 S: 5 H: 0 LOB: 0 BB: 0 P: 5	R: 0 E: 0 K: 0 S: 3 H: 1 LOB: 0 BB: 0 P: 3	R: 0 E: 0 K: 2 S: 7 H: 0 LOB: 0 BB: 0 P: 7	1B: 6 2B: 3 3B: 0 HR: 0 SF: 0 SAC: 0 DP: 1 HBP: 0						

PITCHER	IP	WLS	BF	H	R	ER	SO	BB	IBB	HBP	BLK	WP	HR	S	P	ERA	WHIP
Bob Grim, R (1, 1) ERA: 4.53	2.2	L	15	6	5	0	2	0	0	0	0	0	0	19	19	0.00	2.250
Ray Herbert, R (3, 1) ERA: 3.93	1.1		4	0	0	0	2	0	0	0	0	0	0	8	8	0.00	0.000
Tom Gorman, R (5, 1) ERA: 4.09	1.0		4	1	0	0	1	0	0	0	0	0	0	6	6	0.00	1.000
Dick Tomanek, L (6, 1) ERA: 4.31	3.0		9	1	0	0	1	0	0	0	0	0	0	11	11	0.00	0.333
Ned Garver, R (9, 1) ERA: 3.92	1.0		3	0	0	0	2	0	0	0	0	0	0	7	7	0.00	0.000

PITCHER	IP	WLS	BF	H	R	ER	SO	BB	IBB	HBP	BLK	WP	HR	S	P	ERA	WHIP

TOP

Chicago White Sox @ Kansas City Athletics

Municipal Stadium, Kansas City, MO

Tue Aug 05 1958, 8:05 PM EDT

Att. 10,578 - Unknown

livebaseballscorecards.com

AB	35
R	5
H	8
RBI	5
BB	0
SO	8
LOB	7

PA: 35

WP: 0
PB: 0
SB: 0
CS: 0

BOTTOM

Chicago White Sox @ Kansas City Athletics

Municipal Stadium, Kansas City, MO

Tue Aug 05 1958, 8:05 PM EDT

Att. 10,578 - Unknown

livebaseballscorecards.com

Batter	1	2	3	4	5	6	7	8	9	AB	R	H	RBI	BB	SO	LOB
Chico Carrasquel, R (1, 6) OBP: 0.301, SLG: 0.321	5-3		BBB 4-0 5-3 1B BB	0-0 1-2 2-3 1B	SSS 0-3 K			0-0 FC7-4 2-3		3	0	1	0	1	1	2
Bob Martyn, L (8, PH) OBP: 0.345, SLG: 0.422										1	0	0	0	0	0	1
Ned Garver, R (9, 1) OBP: 0.170, SLG: 0.176										0	0	0	0	0	0	0
Bill Tuttle, R (1, 8) OBP: 0.333, SLG: 0.365	0-0 6-3		0-0 F7	0-0 F8		0-0 F9			0-0 F9	5	0	0	0	0	0	4
Roger Maris, L (1, 9) OBP: 0.311, SLG: 0.451	0-0 2B		0-0 1-2 5-3 1B		0-0 2B 2B	0-0 F9			0-0 F6	5	1	3	0	0	0	0
Bob Cerv, R (1, 7) OBP: 0.377, SLG: 0.627		0-0 FC1-4 1B 1B	0-0 1-2 2-3 5-3		0-0 2-H 1B 2B	SSS 0-3 K			0-0 F2	5	2	2	1	0	1	2
Preston Ward, L (1, 5) OBP: 0.347, SLG: 0.411		0-0 1-2 FC1-4 1B	0-0 1-3		0-0 1B 2-H G4-6-3 1B		0-0 F9			4	1	2	1	0	0	2
Hal Smith, R (1, 3) OBP: 0.297, SLG: 0.424	0-0 FC1-4 1B 1-2f 2-3			0-0 1B 3-1 1B	0-0 G4-6-3 1-3 1B		0-0 F8			4	0	2	0	0	0	2
Frank House, L (1, 2) OBP: 0.309, SLG: 0.379	0-0 1-2 3-H 1B			0-0 3-1 1-2	0-0 G4-6-3 1-2f 3-H		0-0 4-3			4	0	1	1	0	0	2
Mike Baxes, R (1, 4) OBP: 0.286, SLG: 0.268	0-0 F5			BBBB 4-0 1B BB	0-0 2B			BBBB 4-0 FC7-4 SH3-4 BB		1	0	0	0	0	0	2
Hector Lopez, R (4, PH) OBP: 0.315, SLG: 0.382										1	0	1	0	2	0	0
(5, 4)																
Bob Grim, R (1, 1)	0-0 F2			0-0 F7	4-0 IBB			0-0 SH3-4 1-2		1	0	0	0	0	0	2
Ray Herbert, R (3, 1) OBP: 0.250, SLG: 0.231										0	0	0	0	0	0	0
Whitey Herzog, L (4, PH) OBP: 0.319, SLG: 0.250										1	0	0	0	0	0	2
Tom Gorman, R (5, 1) OBP: 0.091, SLG: 0.091										0	0	0	0	0	0	0
Harry Simpson, L (5, PH) OBP: 0.327, SLG: 0.364										0	0	0	0	1	0	0
Dick Tomanek, L (6, 1) OBP: 0.222, SLG: 0.320										0	0	0	0	0	0	0
Joe Demaestri, R (8, PH) OBP: 0.247, SLG: 0.296										0	0	0	0	0	0	0
(9, 6)																
Inning Stats	R: 0 E: 0 K: 0 S: 3 H: 1 LOB: 1 BB: 0 P: 3	R: 1 E: 0 K: 0 S: 6 H: 3 LOB: 2 BB: 0 P: 6	R: 0 E: 0 K: 0 S: 4 H: 1 LOB: 2 BB: 1 P: 8	R: 0 E: 0 K: 0 S: 5 H: 2 LOB: 3 BB: 1 P: 9	R: 3 E: 0 K: 1 S: 9 H: 5 LOB: 2 BB: 1 P: 13	R: 0 E: 0 K: 1 S: 5 H: 0 LOB: 0 BB: 0 P: 5	R: 0 E: 0 K: 0 S: 3 H: 0 LOB: 0 BB: 0 P: 3	R: 0 E: 0 K: 0 S: 2 H: 0 LOB: 0 BB: 1 P: 6	R: 0 E: 0 K: 0 S: 3 H: 0 LOB: 0 BB: 0 P: 3							

	AB	35
	R	4
	H	12
	RBI	3
	BB	4
	SO	2
	LOB	21

	1B: 8	SF: 0	WP: 0	PA: 40
	2B: 5	SAC: 1	PB: 0	
	3B: 0	DP: 2	SB: 0	
	HR: 0	HBP: 0	CS: 0	

PITCHER		IP	WLS	BF	H	R	ER	SO	BB	IBB	HBP	BLK	WP	HR	S	P	ERA	WHIP
Jim Wilson, R ERA: 3.98	(1, 1)	4.0		22	9	3	3	0	2	0	0	0	0	0	20	28	6.75	2.750
Gerry Staley, R ERA: 3.13	(5, 1)	0.2		4	3	1	1	0	0	0	0	0	0	0	4	4	13.50	4.500
Turk Lown, R ERA: 3.98	(5, 1)	4.1	W	14	0	0	0	2	1	1	0	0	0	0	16	24	0.00	0.231

PITCHER		IP	WLS	BF	H	R	ER	SO	BB	IBB	HBP	BLK	WP	HR	S	P	ERA	WHIP

Batter	1	2	3	4	5	6	7	8	9	AB	R	H	RBI	BB	SO	LOB
Luis Aparicio, R (1, 6) OBP: 0.310, SLG: 0.339	G6-4-3 1B		F9		1-H PB 3B		6-2 3B		1-3 1B	5	1	4	1	0	0	0
Nellie Fox, L (1, 4) OBP: 0.376, SLG: 0.370	F7			4-3	1-3		6-2 3-Hf			4	0	0	0	0	0	3
Jim Landis, R (1, 8) OBP: 0.351, SLG: 0.453	G6-4-3 1-2f			HR HBP	K S WP 3-H			F4		3	1	0	0	0	1	1
Ray Boone, R (1, 3) OBP: 0.318, SLG: 0.434 Earl Torgeson, L (8, PR) OBP: 0.396, SLG: 0.419 (8, 3)		K		1-H HR	K 1-3			3-1 2B		4 0	1 0	2 0	2 0	0 0	2 0	1 0
Al Smith, R (1, 9) OBP: 0.318, SLG: 0.392 Jim Rivera, L (8, 9) OBP: 0.283, SLG: 0.360		1-3 1B		K	K			3-1 2-3		4 0	0 0	1 0	0 0	0 0	2 0	1 0
Billy Goodman, L (1, 5) OBP: 0.390, SLG: 0.408 Sammy Esposito, R (8, 5) OBP: 0.357, SLG: 0.257		1-3 1-2		3B	6-3			F7		4 0	0 0	1 0	0 0	0 0	0 0	3 0
Earl Battey, R (1, 2) OBP: 0.319, SLG: 0.409		4-3		K	1B				1B BB	3	0	1	0	1	1	2
Bubba Phillips, R (1, 7) OBP: 0.302, SLG: 0.350			1-3		4-3	F4			F4	4	0	0	0	0	0	2
Billy Pierce, L (1, 1) OBP: 0.270, SLG: 0.254			4-3		3B 1B		K		F7	4	1	1	0	0	1	1
Inning Stats	R: 0 E: 0 K: 0 S: 3 H: 1 LOB: 0 BB: 0 P: 3	R: 0 E: 0 K: 1 S: 6 H: 1 LOB: 1 BB: 0 P: 6	R: 0 E: 0 K: 0 S: 3 H: 0 LOB: 0 BB: 0 P: 3	R: 2 E: 0 K: 2 S: 9 H: 2 LOB: 1 BB: 0 P: 10	R: 2 E: 0 K: 2 S: 10 H: 2 LOB: 1 BB: 0 P: 10	R: 0 E: 0 K: 1 S: 6 H: 1 LOB: 1 BB: 0 P: 6	R: 0 E: 0 K: 1 S: 5 H: 1 LOB: 0 BB: 0 P: 5	R: 0 E: 0 K: 0 S: 4 H: 1 LOB: 2 BB: 0 P: 4	R: 0 E: 0 K: 0 S: 3 H: 1 LOB: 2 BB: 1 P: 7	1B: 5 2B: 2 3B: 3 HR: 1 SF: 0 SAC: 0 DP: 2 HBP: 1						

TOP

Chicago White Sox @ Kansas City Athletics

Municipal Stadium, Kansas City, MO

Wed Aug 06 1958, 8:05 PM EDT

Att. 10,050 - Unknown

livebaseballscorecards.com

AB	35
R	4
H	10
RBI	3
BB	1
SO	7
LOB	14

PITCHER		IP	WLS	BF	H	R	ER	SO	BB	IBB	HBP	BLK	WP	HR	S	P	ERA	WHIP
Bob Davis, R ERA: 6.6	(1, 1)	4.1	L	19	6	4	3	3	0	0	1	0	0	1	24	25	6.23	1.385
Bud Daley, L ERA: 4.3	(5, 1)	0.2		3	0	0	0	2	0	0	0	0	1	0	7	7	0.00	0.000
Ray Herbert, R ERA: 3.76	(6, 1)	4.0		15	4	0	0	2	1	0	0	0	0	0	18	22	0.00	1.250

PITCHER	IP	WLS	BF	H	R	ER	SO	BB	IBB	HBP	BLK	WP	HR	S	P	ERA	WHIP

Batter	1	2	3	4	5	6	7	8	9	AB	R	H	RBI	BB	SO	LOB
Chico Carrasquel, R (1, 5) OBP: 0.297, SLG: 0.317	F7	K			5-3		FC6-4 1-2f			4	0	0	0	0	1	2
Bill Tuttle, R (1, 8) OBP: 0.333, SLG: 0.363	HR 1B		6-3		6-3			F1		4	1	1	0	0	0	0
Roger Maris, L (1, 9) OBP: 0.308, SLG: 0.446	F9		4-3			3-1		K		4	0	0	0	0	1	1
Bob Cerv, R (1, 7) OBP: 0.376, SLG: 0.631	1-H HR		6-3			F6		F9		4	1	1	2	0	0	0
Hector Lopez, R (1, 4) OBP: 0.317, SLG: 0.383	1B			6-3		FC5-4 1B			F2	4	0	2	0	0	0	0
Hal Smith, R (1, 3) OBP: 0.296, SLG: 0.419	K			FC6-4 1B		FC5-4 1-2f			F2	4	0	1	0	0	1	2
Harry Chiti, R (1, 2) OBP: 0.288, SLG: 0.366		L7		FC6-4 FC5-4 1-2f			F8		F8	4	0	0	0	0	0	1
Joe Demaestri, R (1, 6) OBP: 0.247, SLG: 0.296		SH1-4 1B		FC5-4 1-2f			F7			3	0	1	0	0	0	1
Bob Davis, R (1, 1) Bud Daley, L (5, 1) OBP: 0.167, SLG: 0.333 Mike Baxes, R (5, PH) OBP: 0.285, SLG: 0.267 Ray Herbert, R (6, 1) OBP: 0.276, SLG: 0.231		SH1-4 1-2			L7		BB FC6-4			0 0 1 0	0 0 0 0	0 0 0 0	0 0 0 1	0 0 0 0	0 0 0 0	0 0 0 0
Inning Stats	R: 2 E: 0 K: 1 S: 8 H: 3 LOB: 1 BB: 0 P: 8	R: 0 E: 0 K: 1 S: 6 H: 1 LOB: 1 BB: 0 P: 6	R: 0 E: 0 K: 0 S: 3 H: 0 LOB: 0 BB: 0 P: 3	R: 0 E: 0 K: 0 S: 4 H: 1 LOB: 1 BB: 0 P: 4	R: 0 E: 0 K: 0 S: 3 H: 0 LOB: 0 BB: 0 P: 3	R: 0 E: 0 K: 0 S: 4 H: 1 LOB: 1 BB: 0 P: 4	R: 0 E: 0 K: 0 S: 3 H: 0 LOB: 1 BB: 1 P: 7	R: 0 E: 0 K: 1 S: 5 H: 0 LOB: 0 BB: 0 P: 5	R: 0 E: 0 K: 0 S: 3 H: 0 LOB: 0 BB: 0 P: 3	1B: 5 2B: 0 3B: 0 HR: 1	SF: 0 SAC: 1 DP: 0 HBP: 0						

PITCHER	IP	WLS	BF	H	R	ER	SO	BB	IBB	HBP	BLK	WP	HR	S	P	ERA	WHIP
Billy Pierce, L (1, 1) ERA: 2.76	9.0	W	34	6	2	2	3	1	0	0	0	0	1	39	43	2.00	0.778

PITCHER	IP	WLS	BF	H	R	ER	SO	BB	IBB	HBP	BLK	WP	HR	S	P	ERA	WHIP

BOTTOM

Chicago White Sox @ Kansas City Athletics

Municipal Stadium, Kansas City, MO

Wed Aug 06 1958, 8:05 PM EDT

Att. 10,050 - Unknown

livebaseballscorecards.com

AB	32
R	2
H	6
RBI	2
BB	1
SO	3
LOB	7

Chicago White Sox @ Detroit Tigers

Briggs Stadium, Detroit, MI

Fri Aug 08 1958, 7:05 PM EDT

Att. 25,480 - Unknown

TOP

livebaseballscorecards.com

Batter	1	2	3	4	5	6	7	8	9	AB	R	H	RBI	BB	SO	LOB
Luis Aparicio, R (1, 6) OBP: 0.311, SLG: 0.340	3-1		K	1B		1B		FC4-6		5	0	2	0	0	1	1
Nellie Fox, L (1, 4) OBP: 0.372, SLG: 0.366	F6		4-3		L9	FC5		4-3		5	0	0	0	0	0	3
Jim Landis, R (1, 8) OBP: 0.354, SLG: 0.453	1B		BB		F2		1B		1-3	4	0	2	0	1	0	0
Sherm Lollar, R (1, 2) OBP: 0.386, SLG: 0.473 Sammy Esposito, R (9, PR) OBP: 0.357, SLG: 0.257	6-3		BB		2B		F2		1B	4 0	0 0	2 0	0 0	1 0	0 0	2 0
Ray Boone, R (1, 3) OBP: 0.316, SLG: 0.429		E5 CS	F8		L9		G4-6-3 1B		K	5	0	1	0	0	1	4
Billy Goodman, L (1, 5) OBP: 0.383, SLG: 0.400		F5		6-3		K	G4-6-3		K	5	0	0	0	0	2	4
Jim Rivera, L (1, 7) OBP: 0.291, SLG: 0.391		K 1B		E 6-3 1B		HR		1B		4	2	3	1	0	1	0
Al Smith, R (1, 9) OBP: 0.320, SLG: 0.393		1B		6-3		K		1B		4	0	2	1	0	1	1
Early Wynn, S (1, 1) OBP: 0.291, SLG: 0.229 Earl Torgeson, L (8, PH) OBP: 0.400, SLG: 0.423 Turk Lown, R (8, 1) OBP: 0.250, SLG: 0.250		5-3		E5 1B		FC5 1B		FC4-6 1B		3 1 0	0 0 0	1 1 0	0 0 0	0 0 0	0 0 0	3 0 0
Inning Stats	R: 0 E: 0 K: 0 S: 4 H: 1 LOB: 1 BB: 0 P: 4	R: 0 E: 1 K: 1 S: 7 H: 1 LOB: 2 BB: 0 P: 7	R: 0 E: 0 K: 1 S: 5 H: 0 LOB: 2 BB: 2 P: 13	R: 0 E: 1 K: 0 S: 5 H: 2 LOB: 2 BB: 0 P: 5	R: 0 E: 0 K: 0 S: 4 H: 1 LOB: 1 BB: 0 P: 4	R: 1 E: 0 K: 2 S: 10 H: 3 LOB: 2 BB: 0 P: 10	R: 0 E: 0 K: 0 S: 4 H: 2 LOB: 1 BB: 0 P: 4	R: 1 E: 0 K: 0 S: 5 H: 3 LOB: 1 BB: 0 P: 5	R: 0 E: 0 K: 2 S: 8 H: 1 LOB: 1 BB: 0 P: 8	1B: 11 2B: 1 3B: 1 HR: 1 SF: 0 SAC: 0 DP: 1 HBP: 0						

	AB	40
	R	2
	H	14
	RBI	2
	BB	2
	SO	6
	LOB	18

PITCHER	IP	WLS	BF	H	R	ER	SO	BB	IBB	HBP	BLK	WP	HR	S	P	ERA	WHIP
Frank Lary, R (1, 1) ERA: 3.28	9.0	W	42	14	2	2	6	2	0	0	0	0	1	52	60	2.00	1.778

PITCHER	IP	WLS	BF	H	R	ER	SO	BB	IBB	HBP	BLK	WP	HR	S	P	ERA	WHIP

WP: 0 PB: 1 SB: 1 CS: 1 PA: 42

Chicago White Sox @ Detroit Tigers

Briggs Stadium, Detroit, MI

Fri Aug 08 1958, 7:05 PM EDT

Att. 25,480 - Unknown

livebaseballscorecards.com

BOTTOM

Batter	1	2	3	4	5	6	7	8	9	AB	R	H	RBI	BB	SO	LOB
Harvey Kuenn, R (1, 8) OBP: 0.385, SLG: 0.469	0-0 S E 1B		0-0 F8 ②		0-0 F9 ①			BBBB 4-0 SH3 1B BB		3	2	1	0	1	0	1
Billy Martin, R (1, 5) OBP: 0.293, SLG: 0.372	SSS 0-3 K ① 1-H		BBBB 4-0 1B 1B BB		0-0 F7 ②			0-0 SH3 ① 1-2		2	1	0	0	1	1	0
Al Kaline, R (1, 9) OBP: 0.375, SLG: 0.503	0-0 L7 ②		0-0 1B 1B 1-3 2-H 1B		0-0 L6-3 ③			0-0 FC4-6 1B 2-H		4	1	2	2	0	0	0
Gail Harris, L (1, 3) OBP: 0.331, SLG: 0.490	SSS 0-3 K2-3 ③		0-0 1B 1-3 3-H 1B			0-0 G3 ①		0-0 FC4-6 ② 1-2f 2B		4	1	1	1	0	1	1
Charlie Maxwell, L (1, 7) OBP: 0.341, SLG: 0.386 Johnny Groth, R (9, 7) OBP: 0.372, SLG: 0.442		0-0 1-3 ①	0-0 1-3 3-H 1B			SSS 0-3 K ②		0-0 1H 2B		4 0	0 0	2 0	2 0	0 0	1 0	0 0
Frank Bolling, R (1, 4) OBP: 0.334, SLG: 0.387		0-0 F7 ②	0-0 F4 ③			0-0 F7 ③		0-0 F5 ③		4	0	0	0	0	0	3
Red Wilson, R (1, 2) OBP: 0.391, SLG: 0.387		SSS 0-3 K ③		0-0 1-3 ①			0-0 L7-3 1B			3	0	1	0	0	1	0
Coot Veal, R (1, 6) OBP: 0.407, SLG: 0.375			BBBB 4-0 SH1-4 1B BB	0-0 L5 ②			0-0 L7-3 ①② 1-2			2	1	0	0	1	0	1
Frank Lary, R (1, 1) OBP: 0.150, SLG: 0.138			0-0 SH1-4 ① 1-2	0-0 F6 ③			0-0 1-3 ③			2	0	0	0	0	0	0

Inning Stats	1	2	3	4	5	6	7	8	9
	R: 1 H: 1 E: 0 LOB: 0 K: 2 BB: 0 S: 8 P: 8	R: 0 H: 0 E: 0 LOB: 0 K: 1 BB: 0 S: 5 P: 5	R: 3 H: 3 E: 0 LOB: 2 K: 0 BB: 2 S: 6 P: 14	R: 0 H: 0 E: 0 LOB: 0 K: 0 BB: 0 S: 3 P: 3	R: 0 H: 0 E: 0 LOB: 0 K: 0 BB: 0 S: 3 P: 3	R: 0 H: 0 E: 0 LOB: 0 K: 1 BB: 0 S: 5 P: 5	R: 0 H: 1 E: 0 LOB: 0 K: 0 BB: 0 S: 3 P: 3	R: 2 H: 2 E: 0 LOB: 1 K: 0 BB: 1 S: 5 P: 9	

	AB	28
	R	6
	H	7
	RBI	5
	BB	3
	SO	4
	LOB	6

	1B: 6	SF: 0	WP: 0	PA: 33
	2B: 2	SAC: 2	PB: 0	
	3B: 0	DP: 1	SB: 1	
	HR: 0	HBP: 0	CS: 0	

PITCHER		IP	WLS	BF	H	R	ER	SO	BB	IBB	HBP	BLK	WP	HR	S	P	ERA	WHIP
Early Wynn, R ERA: 4.63	(1, 1)	7.0	L	27	5	4	3	4	2	0	0	0	0	0	33	41	3.86	1.000
Turk Lown, R ERA: 4.32	(8, 1)	1.0		6	2	2	2	0	1	0	0	0	0	0	5	9	18.00	3.000

PITCHER	IP	WLS	BF	H	R	ER	SO	BB	IBB	HBP	BLK	WP	HR	S	P	ERA	WHIP

Batter	1	2	3	4	5	6	7	8	9	AB	R	H	RBI	BB	SO	LOB
Luis Aparicio, R (1, 6) OBP: 0.312, SLG: 0.341	L9		F8		HR BB 1-2 3-H 1B	2-H 1B			L9	5	1	2	2	0	0	0
Nellie Fox, L (1, 4) OBP: 0.372, SLG: 0.365	BBBB S 1B BB		3-1		L9	F8			S 1B 1B	4	2	1	0	1	0	3
Jim Landis, R (1, 8) OBP: 0.352, SLG: 0.448	SSS K 1-2		5-3		BBBB HR BB 1-2 2-3		SSS K		F7 1-2	4	1	0	0	1	2	2
Sherm Lollar, R (1, 2) OBP: 0.389, SLG: 0.485	2-H 1B			F2	HR 1-H 2-H 3-H		SSS K		2-H 1B	5	1	3	6	0	1	0
Earl Torgeson, L (1, 3) OBP: 0.394, SLG: 0.422	SSS K			G3	G3		2B		SSS K	5	0	1	0	0	2	2
Billy Goodman, L (1, 5) OBP: 0.382, SLG: 0.398 Sammy Esposito, R (7, 5) OBP: 0.357, SLG: 0.257		4-3		F7		FC1-6 1B	F8			4 0	0 0	1 0	0 0	0 0	0 0	1 0
Jim Rivera, L (1, 7) OBP: 0.295, SLG: 0.390		F6			BBBB E S 1B BB	FC1-6 1-2f 2B		CS 1B		3	2	1	0	1	0	1
Al Smith, R (1, 9) OBP: 0.324, SLG: 0.403		3B			BBBB BB 1B HR 1-3 BB	1-H 1B 2B		SSS K 1-2		3	2	2	1	1	1	1
Dick Donovan, L (1, 1) OBP: 0.254, SLG: 0.130		L9			F3	F7		4-3		4	0	0	0	0	0	4

TOP

Chicago White Sox @ Detroit Tigers

Briggs Stadium, Detroit, MI

Sat Aug 09 1958, 4:33 AM EDT

Att. 10,689 - Unknown

livebaseballscorecards.com

AB	37
R	9
H	11
RBI	9
BB	4
SO	6
LOB	14

Inning Stats	1	2	3	4	5	6	7	8	9
R	1	0	0	0	5	2	0	0	1
E	0	0	0	0	0	0	0	0	0
K	2	0	0	0	0	0	2	1	1
S	8	4	3	3	5	6	8	5	7
H	1	1	0	0	2	3	1	1	2
LOB	1	1	0	0	0	1	1	0	1
BB	1	0	0	0	3	0	0	0	0
P	12	4	3	3	17	6	8	5	7

1B	7	SF	0
2B	2	SAC	0
3B	1	DP	0
HR	1	HBP	0

WP	0
PB	0
SB	3
CS	1
PA	41

PITCHER		IP	WLS	BF	H	R	ER	SO	BB	IBB	HBP	BLK	WP	HR	S	P	ERA	WHIP
Herb Moford, R ERA: 3.88	(1, 1)	4.2	L	22	4	6	6	2	4	0	0	0	0	1	22	38	11.57	1.714
Hank Aguirre, L ERA: 4.15	(5, 1)	1.1		7	3	2	2	0	0	0	0	0	0	0	7	7	13.50	2.250
Bill Fischer, R ERA: 7.04	(7, 1)	3.0		12	4	1	1	4	0	0	0	0	0	0	20	20	3.00	1.333

PITCHER	IP	WLS	BF	H	R	ER	SO	BB	IBB	HBP	BLK	WP	HR	S	P	ERA	WHIP

Batter	1	2	3	4	5	6	7	8	9	AB	R	H	RBI	BB	SO	LOB
Harvey Kuenn, R (1, 8) OBP: 0.380, SLG: 0.463	6-3		F9		1-3		5-3		F4	5	0	0	0	0	0	1
Billy Martin, R (1, 5) OBP: 0.294, SLG: 0.373	1-3		1-2 FC6-4 1B		F5		4-3		1B	5	0	2	0	0	0	0
Al Kaline, R (1, 9) OBP: 0.378, SLG: 0.507	1B		FC6-4 1-2f		1B 2B		L5-3		1-2 1B	5	1	3	0	0	0	2
Gail Harris, L (1, 3) OBP: 0.336, SLG: 0.502	F2			HR	B B B 1B BB			S S S FC5-4 1B	K	4	1	2	1	1	1	3
Charlie Maxwell, L (1, 7) OBP: 0.340, SLG: 0.384		S S S K		F4	1-3 2-H 1B			F2		4	0	1	1	0	1	1
Frank Bolling, R (1, 4) OBP: 0.333, SLG: 0.386		S S S K		1B 4-3 1B	F7			FC5-4 1-2f 1B		4	1	1	0	0	1	3
Red Wilson, R (1, 2) OBP: 0.393, SLG: 0.390		S S S K		4-3 1-3 1B		4-1		1-2 1B		4	0	2	0	0	1	0
Coot Veal, R (1, 6) OBP: 0.400, SLG: 0.370			5-3	4-3 1-2 3-H		G6-4-3 1B		F8		3	0	1	1	0	0	1
Bob Hazle, L (8, PH) OBP: 0.320, SLG: 0.299										1	0	0	0	0	0	2
Reno Bertoia, R (9, 6) OBP: 0.262, SLG: 0.287										0	0	0	0	0	0	0
Herb Moford, R (1, 1) OBP: 0.050, SLG: 0.050			E3	4-3		G6-4-3 1-2f			S S S K	2	0	0	0	0	0	1
Hank Aguirre, R (5, 1) OBP: 0.267, SLG: 0.286			1B							0	0	0	0	0	0	0
Tito Francona, L (6, PH) OBP: 0.328, SLG: 0.320										1	0	0	0	0	0	1
Bill Fischer, R (7, 1) OBP: 0.222, SLG: 0.250										0	0	0	0	0	0	0
Gus Zernial, R (9, PH) OBP: 0.324, SLG: 0.519										1	0	0	0	0	1	0
Inning Stats	R: 0 E: 0 K: 0 S: 4 H: 1 LOB: 1 BB: 0 P: 4	R: 0 E: 0 K: 3 S: 9 H: 0 LOB: 0 BB: 0 P: 9	R: 0 E: 1 K: 0 S: 5 H: 1 LOB: 2 BB: 0 P: 5	R: 2 E: 0 K: 0 S: 6 H: 3 LOB: 1 BB: 0 P: 6	R: 1 E: 0 K: 0 S: 5 H: 2 LOB: 2 BB: 1 P: 9	R: 0 E: 0 K: 0 S: 3 H: 1 LOB: 0 BB: 0 P: 3	R: 0 E: 0 K: 0 S: 3 H: 0 LOB: 0 BB: 0 P: 3	R: 0 E: 0 K: 0 S: 5 H: 2 LOB: 2 BB: 0 P: 5	R: 0 E: 0 K: 2 S: 9 H: 2 LOB: 2 BB: 0 P: 9	1B: 10 2B: 1 3B: 0 HR: 1	SF: 0 SAC: 0 DP: 1 HBP: 0					

PITCHER	IP	WLS	BF	H	R	ER	SO	BB	IBB	HBP	BLK	WP	HR	S	P	ERA	WHIP
Dick Donovan, R (1, 1) ERA: 3.32	9.0	W	40	12	3	3	5	1	0	0	0	0	1	49	53	3.00	1.444

PITCHER	IP	WLS	BF	H	R	ER	SO	BB	IBB	HBP	BLK	WP	HR	S	P	ERA	WHIP

BOTTOM

Chicago White Sox @ Detroit Tigers

Briggs Stadium, Detroit, MI

Sat Aug 09 1958, 4:33 AM EDT

Att. 10,689 - Unknown

livebaseballscorecards.com

AB	39
R	3
H	12
RBI	3
BB	1
SO	5
LOB	15

WP: 0	PA: 40		
PB: 0			
SB: 0			
CS: 0			

Chicago White Sox @ Detroit Tigers

Briggs Stadium, Detroit, MI

Sun Aug 10 1958, 4:33 AM EDT

Unknown

TOP

Batter	1	2	3	4	5	6	7	8	9	AB	R	H	RBI	BB	SO	LOB
Luis Aparicio, R (1, 6) OBP: 0.311, SLG: 0.339	S S S 0-3 ① K	x 0-0 ③ L9		x 0-0 ③ 1-3			x 0-0 1-2 1B		x 0-0 ① 4-3	5	0	1	0	0	1	3
Nellie Fox, L (1, 4) OBP: 0.370, SLG: 0.363	x 0-0 ② 5-3		x 0-0 ① F8		x 0-0 1B		x 0-0 ① L3		x 0-0 ② L7	5	0	1	0	0	0	2
Jim Landis, R (1, 8) OBP: 0.350, SLG: 0.445	S S S 0-3 ③ K2-3		x 0-0 CS 1B		x 0-0 ① F2		x 0-0 ② F5		x 0-0 ③ F7	5	0	1	0	0	1	3
Sherm Lollar, R (1, 2) OBP: 0.385, SLG: 0.479		x 0-0 ① 6-3	S S S 0-3 ② ③ 1-2 K		x 0-0 ② L9		x 0-0 ③ F3			4	0	0	0	0	1	4
Earl Torgeson, L (1, 3) OBP: 0.402, SLG: 0.423 Ray Boone, R (8, 3) OBP: 0.316, SLG: 0.429		x 0-0 1B 1B 1B		B B B B 4-0 FC6-4 BB	x 0-0 ③ F8			B B B B 4-0 1B SF7 BB		2	2	1	0	2	0	1
										0	0	0	0	0	0	0
Billy Goodman, L (1, 5) OBP: 0.383, SLG: 0.399 Sammy Esposito, R (8, PR) OBP: 0.357, SLG: 0.257 (8, 5)		x 0-0 1B 1-2 1B 1B		x 0-0 ① FC6-4 1-2f HR		x 0-0 ① 6-3		x 0-0 6-3 1-3 1B		4	2	2	0	0	0	1
										0	0	0	0	0	0	0
Jim Rivera, L (1, 7) OBP: 0.298, SLG: 0.407		x 0-0 1B 1-3 2-H 1B		x 0-0 1-H HR		x 0-0 E6 4-3		x 0-0 ① SF7 3-H		3	1	2	4	0	0	0
Don Mueller, L (1, 9) OBP: 0.299, SLG: 0.281		x 0-0 1-2 3-H 1B		B B B 4-0 BB		x 0-0 ② ③ 4-3 1-2		x 0-0 ② 6-3 1-2		3	0	1	1	1	0	2
Ray Moore, R (1, 1) OBP: 0.256, SLG: 0.368 Early Wynn, S (8, 1) OBP: 0.291, SLG: 0.229		S S S 0-3 ② K		x 0-0 ② L9			x 0-0 1B 1B	x 0-0 ③ 4-3		4	0	1	0	0	1	5
										0	0	0	0	0	0	0

	AB	35
	R	5
	H	10
	RBI	5
	BB	3
	SO	4
	LOB	21

Inning Stats																								
	R: 0	H: 0	R: 2	H: 4	R: 0	H: 1	R: 2	H: 1	R: 0	H: 1	R: 0	H: 0	R: 0	H: 2	R: 1	H: 1	R: 0	H: 0	1B: 9	SF: 1	WP: 0	PA: 39
	E: 0	LOB: 0	E: 0	LOB: 2	E: 0	LOB: 0	E: 0	LOB: 1	E: 0	LOB: 1	E: 1	LOB: 0	E: 0	LOB: 2	E: 0	LOB: 2	E: 0	LOB: 0	2B: 0	SAC: 0	PB: 0	
	K: 2	BB: 0	K: 1	BB: 0	K: 1	BB: 0	K: 0	BB: 2	K: 0	BB: 0	K: 0	BB: 0	K: 0	BB: 0	K: 0	BB: 1	K: 0	BB: 0	3B: 0	DP: 0	SB: 0	
	S: 7	P: 7	S: 9	P: 9	S: 5	P: 5	S: 4	P: 12	S: 4	P: 4	S: 3	P: 3	S: 5	P: 5	S: 4	P: 8	S: 3	P: 3	HR: 1	HBP: 0	CS: 1	

PITCHER		IP	WLS	BF	H	R	ER	SO	BB	IBB	HBP	BLK	WP	HR	S	P	ERA	WHIP
Paul Foytack, R ERA: 4.36	(1, 1)	3.1	L	16	6	4	4	4	1	0	0	0	0	1	23	27	10.80	2.100
Hank Aguirre, L ERA: 3.98	(4, 1)	2.2		10	1	0	0	0	1	0	0	0	0	0	9	13	0.00	0.750
Al Cicotte, R ERA: 4.5	(7, 1)	1.0		7	3	1	1	0	1	0	0	0	0	0	6	10	9.00	4.000
Bill Fischer, R ERA: 6.93	(8, 1)	1.0		3	0	0	0	0	0	0	0	0	0	0	3	3	0.00	0.000
Tom Morgan, R ERA: 2.85	(9, 1)	1.0		3	0	0	0	0	0	0	0	0	0	0	3	3	0.00	0.000

PITCHER	IP	WLS	BF	H	R	ER	SO	BB	IBB	HBP	BLK	WP	HR	S	P	ERA	WHIP

livebaseballscorecards.com

Chicago White Sox @ Detroit Tigers

Briggs Stadium, Detroit, MI

Sun Aug 10 1958, 4:33 AM EDT

Unknown

livebaseballscorecards.com

Batter	1	2	3	4	5	6	7	8	9	AB	R	H	RBI	BB	SO	LOB
Harvey Kuenn, R (1, 8) OBP: 0.381, SLG: 0.463	F6			L5-4-3 1B		SF8 BLK 1-2 2-3 1B			6-3	4	0	2	0	0	0	0
Billy Martin, R (1, 5) OBP: 0.291, SLG: 0.370	4-3			F5		SF8 1-3 2-H 3-H			F2	3	0	0	1	0	0	1
Al Kaline, R (1, 9) OBP: 0.374, SLG: 0.501	L6-3			L5-4-3 1-2		L4-3			L1-3	4	0	0	0	0	0	2
Gail Harris, L (1, 3) OBP: 0.332, SLG: 0.496		G3			F2		4-3			3	0	0	0	0	0	0
Charlie Maxwell, L (1, 7) OBP: 0.337, SLG: 0.379		4-3			G3		F9			3	0	0	0	0	0	0
Frank Bolling, R (1, 4) OBP: 0.331, SLG: 0.383		6-3			5-3		F8			3	0	0	0	0	0	0
Charlie Lau, L (1, 2) OBP: 0.297, SLG: 0.267			1-3			1B BB BLK 1B		4-3		3	1	1	0	0	0	0
Coot Veal, R (1, 6) OBP: 0.364, SLG: 0.333			1-3			SSS 0-3 K		SSS 0-3 K		3	0	0	0	0	2	1
Paul Foytack, R (1, 1) OBP: 0.348, SLG: 0.326 Hank Aguirre, R (4, 1) OBP: 0.267, SLG: 0.286 Tito Francona, L (6, PH) OBP: 0.332, SLG: 0.320 Al Cicotte, R (7, 1) OBP: 0.188, SLG: 0.188 Bill Fischer, R (8, 1) OBP: 0.222, SLG: 0.250 Gus Zernial, R (8, PH) OBP: 0.321, SLG: 0.514 Tom Morgan, R (9, 1) OBP: 0.143, SLG: 0.143			F9			BBBB 4-0 BLK 1B 1-2 SF8 BB		SSS 0-3 K		1 0 0 0 0 0 0 0 0 0 0 0 0 0 0 1 0 0 1 0 0 0 0 0 0 0 0 0 0 0 0 0 0 0 0 1 0 0 0 0 1 0 0 0 0 0 0 0 0						

Inning Stats	1	2	3	4	5	6	7	8	9		
	R: 0 H: 0 E: 0 LOB: 0 K: 0 BB: 0 S: 3 P: 3	R: 0 H: 0 E: 0 LOB: 0 K: 0 BB: 0 S: 3 P: 3	R: 0 H: 0 E: 0 LOB: 0 K: 0 BB: 0 S: 3 P: 3	R: 0 H: 1 E: 0 LOB: 0 K: 0 BB: 0 S: 3 P: 3	R: 0 H: 0 E: 0 LOB: 0 K: 0 BB: 0 S: 3 P: 3	R: 2 H: 2 E: 0 LOB: 1 K: 1 BB: 1 S: 7 P: 11	R: 0 H: 0 E: 0 LOB: 0 K: 0 BB: 0 S: 3 P: 3	R: 0 H: 0 E: 0 LOB: 0 K: 2 BB: 0 S: 7 P: 7	R: 0 H: 0 E: 0 LOB: 0 K: 0 BB: 0 S: 3 P: 3	1B: 3 SF: 1 2B: 0 SAC: 0 3B: 0 DP: 1 HR: 0 HBP: 0	WP: 0 PA: 30 PB: 0 SB: 0 CS: 0

PITCHER		IP	WLS	BF	H	R	ER	SO	BB	IBB	HBP	BLK	WP	HR	S	P	ERA	WHIP
Ray Moore, R ERA: 2.83	(1, 1)	7.0	W	24	3	2	2	1	1	0	0	1	0	0	25	29	2.57	0.571
Early Wynn, R ERA: 4.57	(8, 1)	2.0	S	6	0	0	0	2	0	0	0	0	0	0	10	10	0.00	0.000

PITCHER	IP	WLS	BF	H	R	ER	SO	BB	IBB	HBP	BLK	WP	HR	S	P	ERA	WHIP

AB	28
R	2
H	3
RBI	1
BB	1
SO	3
LOB	4

Batter	1	2	3	4	5	6	7	8	9	10	11	12	AB	R	H	RBI	BB	SO	LOB
Luis Aparicio, R (1, 6) OBP: 0.309, SLG: 0.340	6-3 ①		K ②	FC6-4 ③ 1-2f			6-3 WP 2B		F8 ②		SH5-3 ② 1-2		5	1	1	0	0	1	4
Nellie Fox, L (1, 4) OBP: 0.368, SLG: 0.359	L9 ②		3B BB		F8 ①		6-3 ① 2-3		G3 ③		5-3 ③		5	1	0	0	1	0	4
Jim Landis, R (1, 8) OBP: 0.352, SLG: 0.454	E3		1B 3B 1-H		K 1B		5-3 ② 3-H			F2 ①		2B	6	1	3	1	0	0	0
Ray Boone, R (1, 3) OBP: 0.313, SLG: 0.423	F4 ③		1B 3-H		K ② ③ 1-2		F3 ③			L6 ②		6-3 ①	6	0	1	1	0	1	3
Al Smith, R (1, 9) OBP: 0.322, SLG: 0.398		L9 ①	F8 ③			K 1-3		L7 ①		E BB		F7 ②	5	0	0	0	1	1	2
Billy Goodman, L (1, 5) OBP: 0.378, SLG: 0.394 Sammy Esposito, R (8, 5) OBP: 0.364, SLG: 0.250		F7 ②		F6 ①		1-3 ① 1-2		F7 ②		FC4 1-2		HBP H	4 1	0 0	0 0	0 0	0 0	0 0	1 1
Earl Battey, R (1, 2) OBP: 0.319, SLG: 0.405	1B			1B		F8 ②		F3 ③		K		F7 ③	6	0	2	0	0	1	5
Bubba Phillips, R (1, 7) OBP: 0.311, SLG: 0.355 Jim Rivera, L (9, PR) OBP: 0.297, SLG: 0.405 (9, 7)	6-3 ③			FC6-4 1-2 1B		IBB			S 1B		F8 ①		3 1	0 0	2 0	0 0	1 0	0 0	1 0
Barry Latman, R (1, 1) Bob Shaw, R (4, 1) OBP: 0.316, SLG: 0.188 Turk Lown, R (8, 1) OBP: 0.250, SLG: 0.250 Gerry Staley, R (8, 1) Earl Torgeson, L (9, PH) OBP: 0.400, SLG: 0.420 Jim Wilson, R (9, 1) OBP: 0.191, SLG: 0.095			K ①	K ②		K ③			K ① 1-2		SH5-3 BB		2 1 0 0 1 0	0 0 0 0 0 0	0 0 0 0 0 0	0 0 0 0 0 1	2 1 0 0 1 0	2 2 0 0 1 0	2 0 0 0 1 0
Inning Stats	R: 0 E: 1 K: 0 S: 4 H: 0 LOB: 1 BB: 0 P: 4	R: 0 E: 0 K: 0 S: 4 H: 1 LOB: 1 BB: 0 P: 4	R: 2 E: 0 K: 2 S: 9 H: 2 LOB: 1 BB: 1 P: 13	R: 0 E: 0 K: 1 S: 7 H: 2 LOB: 2 BB: 0 P: 7	R: 0 E: 0 K: 1 S: 5 H: 1 LOB: 0 BB: 0 P: 5	R: 0 E: 0 K: 2 S: 8 H: 0 LOB: 2 BB: 1 P: 12	R: 1 E: 0 K: 0 S: 4 H: 1 LOB: 0 BB: 0 P: 4	R: 0 E: 0 K: 0 S: 3 H: 0 LOB: 0 BB: 0 P: 3	R: 0 E: 0 K: 1 S: 6 H: 1 LOB: 2 BB: 0 P: 6	R: 0 E: 1 K: 1 S: 6 H: 0 LOB: 2 BB: 1 P: 10	R: 0 E: 0 K: 0 S: 3 H: 0 LOB: 1 BB: 1 P: 7	R: 0 E: 0 K: 0 S: 4 H: 1 LOB: 2 BB: 0 P: 5	1B: 6 2B: 2 3B: 1 HR: 0	SF: 0 SAC: 1 DP: 0 HBP: 1		WP: 1 PB: 1 SB: 1 CS: 0		PA: 52

PITCHER		IP	WLS	BF	H	R	ER	SO	BB	IBB	HBP	BLK	WP	HR	S	P	ERA	WHIP
Billy Hoeft, L ERA: 4.08	(1, 1)	7.0		31	7	3	3	6	1	1	0	0	1	0	41	49	3.86	1.143
Tom Morgan, R ERA: 2.79	(8, 1)	1.0		3	0	0	0	0	0	0	0	0	0	0	3	3	0.00	0.000
George Susce, R ERA: 3.43	(9, 1)	4.0	W	18	2	0	0	2	2	0	1	0	0	0	19	28	0.00	1.000

PITCHER	IP	WLS	BF	H	R	ER	SO	BB	IBB	HBP	BLK	WP	HR	S	P	ERA	WHIP

TOP

Chicago White Sox @ Detroit Tigers

Briggs Stadium, Detroit, MI

Sun Aug 10 1958, 4:38 AM EDT

Att. 21,694 - Unknown

livebaseballscorecards.com

AB	46
R	3
H	9
RBI	2
BB	4
SO	8
LOB	26

Chicago White Sox @ Detroit Tigers

Briggs Stadium, Detroit, MI

Sun Aug 10 1958, 4:38 AM EDT

Att. 21,694 - Unknown

livebaseballscorecards.com

BOTTOM

Batter	1	2	3	4	5	6	7	8	9	10	11	12	AB	R	H	RBI	BB	SO	LOB
Harvey Kuenn, R (1, 8) OBP: 0.381, SLG: 0.461	6-3		6-3		F6		1B	1-3			CS 1B		6	0	2	0	0	0	3
Frank Bolling, R (1, 4) OBP: 0.333, SLG: 0.385	E 1B		1B		1-3		F3		F5		CS	BB SH2-4 1B 1B	6	1	3	0	0	0	2
Al Kaline, R (1, 9) OBP: 0.370, SLG: 0.495	FC4		L4-3		L7			L9	K			SH2-4	5	0	0	0	0	1	2
Gail Harris, L (1, 3) OBP: 0.332, SLG: 0.491	K			F7		G3		1B BB 1B	G3			IBB	5	1	1	0	1	1	2
Charlie Maxwell, L (1, 7) OBP: 0.339, SLG: 0.390	1-3			HR		6-3		BB 1B 1B		F2		BB	3	1	1	1	1	0	2
Johnny Groth, R (8, PR) OBP: 0.375, SLG: 0.437 (9, 7)													1	1	0	0	1	0	0
Billy Martin, R (1, 5) OBP: 0.292, SLG: 0.371		F6		BB CS 1B 1B		F6		1B BB FC5-2 1B		F7		1B	2	0	1	0	0	0	0
Reno Bertoia, R (5, 5) OBP: 0.267, SLG: 0.292 (9, 6)													4	0	2	1	0	0	0
Red Wilson, R (1, 2) OBP: 0.393, SLG: 0.386		F3		CS BB 1B			F4	FC5-2 1B BB		K			4	0	1	1	1	1	0
Coot Veal, R (1, 6) OBP: 0.389, SLG: 0.344		L5		CS BB			1B	FC5-2			K		2	0	1	0	1	0	0
Gus Zernial, R (8, PH) OBP: 0.327, SLG: 0.519													1	0	1	1	0	0	0
Jim Bunning, R (8, PR) OBP: 0.191, SLG: 0.217													0	0	0	0	0	0	0
George Susce, R (9, 1) OBP: 0.227, SLG: 0.200													1	0	0	0	0	1	0
Billy Hoeft, L (1, 1) OBP: 0.308, SLG: 0.389			6-3	4-3			F7	FC5-2			6-3		2	0	0	0	0	0	3
Tito Francona, L (7, PH) OBP: 0.330, SLG: 0.319													1	0	0	0	0	0	1
Tom Morgan, R (8, 1) OBP: 0.143, SLG: 0.143													0	0	0	0	0	0	0
Ozzie Virgil, R (8, PH) OBP: 0.272, SLG: 0.363 (9, 5)													2	0	0	0	0	0	3
Inning Stats	R: 0 H: 1 E: 1 LOB: 2 K: 1 BB: 0 S: 7 P: 7	R: 0 H: 0 E: 0 LOB: 0 K: 0 BB: 0 S: 3 P: 3	R: 0 H: 1 E: 0 LOB: 1 K: 0 BB: 0 S: 4 P: 4	R: 1 H: 3 E: 0 LOB: 2 K: 0 BB: 1 S: 5 P: 9	R: 0 H: 0 E: 0 LOB: 0 K: 0 BB: 0 S: 3 P: 3	R: 0 H: 0 E: 0 LOB: 0 K: 0 BB: 0 S: 3 P: 3	R: 0 H: 2 E: 0 LOB: 2 K: 0 BB: 0 S: 5 P: 5	R: 2 H: 3 E: 0 LOB: 3 K: 0 BB: 2 S: 6 P: 14	R: 0 H: 0 E: 0 LOB: 0 K: 1 BB: 0 S: 5 P: 5	R: 0 H: 0 E: 0 LOB: 0 K: 1 BB: 0 S: 5 P: 5	R: 0 H: 1 E: 0 LOB: 0 K: 1 BB: 0 S: 5 P: 5	R: 1 H: 2 E: 0 LOB: 3 K: 0 BB: 2 S: 3 P: 11	1B: 12 SF: 0 2B: 0 SAC: 1 3B: 0 DP: 0 HR: 1 HBP: 0						

	AB	45
	R	4
	H	13
	RBI	4
	BB	5
	SO	4
	LOB	18

PITCHER	IP	WLS	BF	H	R	ER	SO	BB	IBB	HBP	BLK	WP	HR	S	P	ERA	WHIP
Barry Latman, R (1, 1) ERA: 3.0	3.1		16	5	1	1	1	0	0	0	0	0	1	18	18	2.70	1.500
Bob Shaw, R (4, 1) ERA: 4.95	4.0		17	4	2	2	0	2	0	0	0	0	0	15	23	4.50	1.500
Turk Lown, R (8, 1) ERA: 4.32	0.0		2	1	0	0	0	1	0	0	0	0	0	1	5	∞	∞
Gerry Staley, R (8, 1) ERA: 3.1	0.2		2	0	0	0	0	0	0	0	0	0	0	2	2	0.00	0.000
Jim Wilson, R (9, 1) ERA: 3.95	3.1	L	14	3	1	1	3	1	1	0	0	0	0	18	26	2.70	1.200

PITCHER	IP	WLS	BF	H	R	ER	SO	BB	IBB	HBP	BLK	WP	HR	S	P	ERA	WHIP

Chicago White Sox @ Cleveland Indians

Cleveland Municipal Stadium, Cleveland, OH

Mon Aug 11 1958, 7:05 PM EDT

Att. 8,717 - Unknown

TOP

livebaseballscorecards.com

Batter	1	2	3	4	5	6	7	8	9	AB	R	H	RBI	BB	SO	LOB
Luis Aparicio, R (1, 6) OBP: 0.309, SLG: 0.339	F3			2B S 1B	FC6-4 1-2f		6-3			4	1	1	0	0	0	1
Nellie Fox, L (1, 4) OBP: 0.369, SLG: 0.365	F5			S SF8 1-H 2B	SH5-4 E 2B			F7		4	2	2	1	0	0	0
Jim Landis, R (1, 8) OBP: 0.352, SLG: 0.453	K			SF8 S 2-3 1B	SH5-4 2-3			4-3		3	0	1	0	0	1	0
Sherm Lollar, R (1, 2) OBP: 0.383, SLG: 0.474		F3		F7 1-2	BBB E BB			G3		3	0	0	0	1	0	2
Ray Boone, R (1, 3) OBP: 0.309, SLG: 0.419		F8		SF8 2-3 3-H	FC5 FC6-4 1-2 3-H				F6	3	0	0	2	0	0	1
Billy Goodman, L (1, 5) OBP: 0.375, SLG: 0.389		F8		F7	F8				HBP	3	0	0	0	0	0	3
Sammy Esposito, R (6, 5) OBP: 0.378, SLG: 0.250										0	0	0	0	0	0	0
Jim Rivera, L (1, 7) OBP: 0.292, SLG: 0.398			G3		4-3	FC6-4 1-2f			K	4	0	0	0	0	1	3
Al Smith, R (1, 9) OBP: 0.321, SLG: 0.396			K		FC6-4 1B		F4		F3	4	0	1	0	0	1	1
Billy Pierce, L (1, 1) OBP: 0.258, SLG: 0.242			L4		K		1-3			3	0	0	0	0	1	1
Inning Stats	R: 0 E: 0 K: 1 S: 5 H: 0 LOB: 0 BB: 0 P: 5	R: 0 E: 0 K: 0 S: 3 H: 0 LOB: 0 BB: 0 P: 3	R: 0 E: 0 K: 1 S: 5 H: 0 LOB: 0 BB: 0 P: 5	R: 2 E: 0 K: 0 S: 6 H: 3 LOB: 1 BB: 0 P: 6	R: 0 E: 0 K: 1 S: 6 H: 1 LOB: 1 BB: 0 P: 6	R: 1 E: 1 K: 0 S: 5 H: 1 LOB: 2 BB: 1 P: 9	R: 0 E: 0 K: 0 S: 3 H: 0 LOB: 0 BB: 0 P: 3	R: 0 E: 0 K: 0 S: 3 H: 0 LOB: 0 BB: 0 P: 3	R: 0 E: 0 K: 1 S: 5 H: 0 LOB: 1 BB: 0 P: 6	1B: 3 2B: 2 3B: 0 HR: 0	SF: 1 SAC: 1 DP: 0 HBP: 1						

	AB	31
	R	3
	H	5
	RBI	3
	BB	1
	SO	4
	LOB	12

WP: 0 PB: 0 SB: 3 CS: 0 PA: 35

PITCHER		IP	WLS	BF	H	R	ER	SO	BB	IBB	HBP	BLK	WP	HR	S	P	ERA	WHIP
Ray Narleski, R ERA: 4.36	(1, 1)	6.0	L	25	5	3	3	3	1	0	0	0	0	0	30	34	4.50	1.000
Don Ferrarese, L ERA: 5.14	(7, 1)	2.0		6	0	0	0	0	0	0	0	0	0	0	6	6	0.00	0.000
Don Mossi, L ERA: 4.38	(9, 1)	1.0		4	0	0	0	1	0	0	1	0	0	0	5	6	0.00	0.000

PITCHER	IP	WLS	BF	H	R	ER	SO	BB	IBB	HBP	BLK	WP	HR	S	P	ERA	WHIP

Batter	1	2	3	4	5	6	7	8	9	AB	R	H	RBI	BB	SO	LOB
Billy Harrell, R (1, 5) OBP: 0.279, SLG: 0.363	F8		K			F8		1B		4	0	1	0	0	1	0
Bobby Avila, R (1, 4) OBP: 0.353, SLG: 0.392	F7			BB		K		1B		3	0	1	0	1	1	0
Vic Power, R (1, 3) OBP: 0.338, SLG: 0.482	1B			G5-4-3			F7	6-3		4	0	2	0	0	0	3
Russ Nixon, L (1, 2) OBP: 0.331, SLG: 0.452 Mickey Vernon, L (9, PH) OBP: 0.395, SLG: 0.495	G3			F5			K		K	3 1	0 0	0 0	0 0	0 0	1 1	3 0
Minnie Minoso, R (1, 7) OBP: 0.373, SLG: 0.471		F9		G5-4-3			HR		2B	4	1	2	1	0	0	2
Rocky Colavito, R (1, 9) OBP: 0.372, SLG: 0.545		K			F7		F6		F7	4	0	0	0	0	1	1
Woodie Held, R (1, 8) OBP: 0.296, SLG: 0.346		K			5-3			1B 1B	F7	4	0	1	0	0	1	1
Billy Hunter, R (1, 6) OBP: 0.249, SLG: 0.273			F3		L9			F7		3	0	0	0	0	0	1
Ray Narleski, R (1, 1) OBP: 0.259, SLG: 0.220 Billy Moran, R (6, PH) OBP: 0.230, SLG: 0.260 Don Ferrarese, R (7, 1) OBP: 0.286, SLG: 0.167 Jay Porter, R (8, PH) OBP: 0.295, SLG: 0.348 Don Mossi, L (9, 1) OBP: 0.095, SLG: 0.100			F3			K		F2		1 1 0 1 0	0 0 0 0 0	0 1 0 0 0	0 0 0 0 0	0 1 0 0 0	0 0 0 1 0	0 0 0 1 0
Inning Stats	R: 0 E: 0 K: 0 S: 4 H: 1 LOB: 1 BB: 0 P: 4	R: 0 E: 0 K: 2 S: 7 H: 0 LOB: 0 BB: 0 P: 7	R: 0 E: 0 K: 1 S: 5 H: 0 LOB: 0 BB: 0 P: 5	R: 0 E: 0 K: 0 S: 3 H: 1 LOB: 1 BB: 1 P: 7	R: 0 E: 0 K: 0 S: 3 H: 0 LOB: 0 BB: 0 P: 3	R: 0 E: 0 K: 2 S: 7 H: 0 LOB: 0 BB: 0 P: 7	R: 1 E: 0 K: 1 S: 6 H: 1 LOB: 0 BB: 0 P: 6	R: 0 E: 0 K: 0 S: 6 H: 3 LOB: 3 BB: 0 P: 6	R: 0 E: 0 K: 1 S: 6 H: 1 LOB: 1 BB: 0 P: 6	1B: 5 2B: 1 3B: 0 HR: 1	SF: 0 SAC: 0 DP: 1 HBP: 0			WP: 0 PB: 0 SB: 0 CS: 0	PA: 34	

PITCHER	IP	WLS	BF	H	R	ER	SO	BB	IBB	HBP	BLK	WP	HR	S	P	ERA	WHIP
Billy Pierce, L (1, 1) ERA: 2.67	9.0	W	34	7	1	1	7	1	0	0	0	0	1	47	51	1.00	0.889

PITCHER	IP	WLS	BF	H	R	ER	SO	BB	IBB	HBP	BLK	WP	HR	S	P	ERA	WHIP

BOTTOM

Chicago White Sox @ Cleveland Indians

Cleveland Municipal Stadium, Cleveland, OH

Mon Aug 11 1958, 7:05 PM EDT

Att. 8,717 - Unknown

livebaseballscorecards.com

AB	33
R	1
H	7
RBI	1
BB	1
SO	7
LOB	12

Batter	1	2	3	4	5	6	7	8	9	AB	R	H	RBI	BB	SO	LOB
Luis Aparicio, R (1, 6) OBP: 0.310, SLG: 0.338	E6 E SF8	F3			F5		WP 1B 1B 1B		BBBB 4-0 SH5-3 BB	4	2	1	0	1	0	2
Nellie Fox, L (1, 4) OBP: 0.368, SLG: 0.364	E3 SF8 1-3		6-3		F5		WP 1B 1-2 1B		SH5-3 1-2	4	1	1	0	0	0	1
Jim Landis, R (1, 8) OBP: 0.353, SLG: 0.453	SF8 2-3 3-H		1B			6-3	BB 1-H 2-H 1B		F9	4	0	2	3	0	0	1
Sherm Lollar, R (1, 2) OBP: 0.384, SLG: 0.471	1-3		F8			1B SF8 1B	BBBB 4-0 1-2 BB		F7	4	1	1	0	1	0	3
Billy Goodman, L (1, 5) OBP: 0.374, SLG: 0.389 Ray Boone, R (7, PH) OBP: 0.308, SLG: 0.417 Sammy Esposito, R (7, 5) OBP: 0.378, SLG: 0.250	5-3		4-3			1-3 1B	SSS 0-3 K			3 1 0	0 0 0	1 0 0	0 0 0	0 0 0	0 1 0	2 2 0
Ron Jackson, R (1, 3) OBP: 0.328, SLG: 0.438 Earl Torgeson, L (8, PR) OBP: 0.400, SLG: 0.420 (8, 3)		F7		6-3		SF8 3-H		SH1-3 WP 1B		3 0	0 0	1 0	1 0	0 0	0 0	0 0
Jim Rivera, L (1, 7) OBP: 0.289, SLG: 0.393		G3		F2		B1-3		SH1-3 1-3		3	0	0	0	0	0	1
Al Smith, R (1, 9) OBP: 0.321, SLG: 0.393		BBBB 4-0 BB BB		F3			6-3	K		3	0	0	0	1	1	2
Early Wynn, S (1, 1) OBP: 0.288, SLG: 0.216		BBBB 4-0 1-2 BB			SSS 0-3 K		1-3	4-3		3	0	0	0	1	1	2
Inning Stats	R: 1 E: 2 K: 0 S: 5 H: 0 LOB: 1 BB: 0 P: 5	R: 0 E: 0 K: 0 S: 3 H: 0 LOB: 2 BB: 2 P: 11	R: 0 E: 0 K: 0 S: 4 H: 1 LOB: 1 BB: 0 P: 4	R: 0 E: 0 K: 0 S: 3 H: 0 LOB: 0 BB: 0 P: 3	R: 0 E: 0 K: 1 S: 5 H: 0 LOB: 0 BB: 0 P: 5	R: 1 E: 0 K: 0 S: 5 H: 2 LOB: 1 BB: 0 P: 5	R: 2 E: 0 K: 1 S: 8 H: 3 LOB: 2 BB: 1 P: 12	R: 0 E: 0 K: 1 S: 6 H: 1 LOB: 2 BB: 0 P: 6	R: 0 E: 0 K: 0 S: 3 H: 0 LOB: 1 BB: 1 P: 7	1B: 7 2B: 0 3B: 0 HR: 0 SF: 2 SAC: 2 DP: 0 HBP: 0						

TOP

Chicago White Sox @ Cleveland Indians

Cleveland Municipal Stadium, Cleveland, OH

Tue Aug 12 1958, 3:33 AM EDT
Att. 3,448 - Unknown

livebaseballscorecards.com

AB	32
R	4
H	7
RBI	4
BB	4
SO	3
LOB	16

		WP: 2	PA: 40
		PB: 0	
		SB: 0	
		CS: 0	

PITCHER		IP	WLS	BF	H	R	ER	SO	BB	IBB	HBP	BLK	WP	HR	S	P	ERA	WHIP
Mudcat Grant, R ERA: 3.73	(1, 1)	6.2	L	31	6	4	3	1	3	0	0	0	1	0	30	42	4.05	1.350
Don Ferrarese, L ERA: 4.95	(7, 1)	1.1		5	1	0	0	2	0	0	0	0	1	0	9	9	0.00	0.750
Morrie Martin, L ERA: 4.85	(9, 1)	1.0		4	0	0	0	0	1	0	0	0	0	0	3	7	0.00	1.000

PITCHER	IP	WLS	BF	H	R	ER	SO	BB	IBB	HBP	BLK	WP	HR	S	P	ERA	WHIP

Batter	1	2	3	4	5	6	7	8	9	AB	R	H	RBI	BB	SO	LOB
Bobby Avila, R (1, 4) OBP: 0.350, SLG: 0.388	F8		SH2-3 1-2			F4		6-3		3	0	0	0	0	0	0
Mickey Vernon, L (1, 3) OBP: 0.390, SLG: 0.488	1-3		G3			F3			6-3	4	0	0	0	0	0	1
Vic Power, R (1, 5) OBP: 0.335, SLG: 0.477	F9			F8		F6			1-3	4	0	0	0	0	0	0
Russ Nixon, L (1, 2) OBP: 0.330, SLG: 0.449		6-3		1B 1B			3-1		G3	4	0	1	0	0	0	0
Minnie Minoso, R (1, 7) OBP: 0.377, SLG: 0.482		HR		G4-6-3 1-2 1B			1B 1B			3	1	3	1	0	0	0
Larry Doby, L (1, 8) OBP: 0.356, SLG: 0.519		K		G4-6-3 1-2f			G4-6-3 1-3 1B			3	0	1	0	0	1	2
Gary Geiger, L (1, 9) OBP: 0.311, SLG: 0.263		K			G3		G4-6-3 1-2f			3	0	0	0	0	1	2
Billy Hunter, R (1, 6) OBP: 0.247, SLG: 0.270			K		F7			K		2	0	0	0	0	1	0
Rocky Colavito, R (8, PH) OBP: 0.371, SLG: 0.543										1	0	0	0	0	1	0
Morrie Martin, L (9, 1)										0	0	0	0	0	0	0
Mudcat Grant, R (1, 1) OBP: 0.105, SLG: 0.109			BB SH2-3		6-3			4-3		1	0	0	0	1	0	0
Don Ferrarese, R (7, 1) OBP: 0.286, SLG: 0.167										0	0	0	0	0	0	0
Vic Wertz, L (8, PH) OBP: 0.500, SLG: 0.250										1	0	0	0	0	0	0
Billy Moran, R (9, 6) OBP: 0.230, SLG: 0.260										0	0	0	0	0	0	0
Inning Stats	R: 0 E: 0 K: 0 S: 3 H: 0 LOB: 0 BB: 0 P: 3	R: 1 E: 0 K: 2 S: 8 H: 1 LOB: 0 BB: 0 P: 8	R: 0 E: 0 K: 1 S: 5 H: 0 LOB: 1 BB: 1 P: 9	R: 0 E: 0 K: 0 S: 4 H: 2 LOB: 1 BB: 0 P: 4	R: 0 E: 0 K: 0 S: 3 H: 0 LOB: 0 BB: 0 P: 3	R: 0 E: 0 K: 0 S: 3 H: 0 LOB: 0 BB: 0 P: 3	R: 0 E: 0 K: 0 S: 4 H: 2 LOB: 1 BB: 0 P: 4	R: 0 E: 0 K: 1 S: 5 H: 0 LOB: 0 BB: 0 P: 5	R: 0 E: 0 K: 0 S: 3 H: 0 LOB: 0 BB: 0 P: 3	1B: 4 2B: 0 3B: 0 HR: 1	SF: 0 SAC: 1 DP: 2 HBP: 0						

PITCHER	IP	WLS	BF	H	R	ER	SO	BB	IBB	HBP	BLK	WP	HR	S	P	ERA	WHIP
Early Wynn, R (1, 1) ERA: 4.37	9.0	W	31	5	1	1	4	1	0	0	0	0	1	38	42	1.00	0.667

PITCHER	IP	WLS	BF	H	R	ER	SO	BB	IBB	HBP	BLK	WP	HR	S	P	ERA	WHIP

BOTTOM

Chicago White Sox @ Cleveland Indians

Cleveland Municipal Stadium, Cleveland, OH

Tue Aug 12 1958, 3:33 AM EDT

Att. 3,448 - Unknown

livebaseballscorecards.com

AB	29
R	1
H	5
RBI	1
BB	1
SO	4
LOB	5

1B: 4	SF: 0	WP: 0	PA: 31
2B: 0	SAC: 1	PB: 0	
3B: 0	DP: 2	SB: 0	
HR: 1	HBP: 0	CS: 0	

Batter	1	2	3	4	5	6	7	8	9	10	11	AB	R	H	RBI	BB	SO	LOB
Bill Tuttle, R (1, 8) OBP: 0.331, SLG: 0.352	S S S 0-3 K ①		x 0-0 6-3 ③		x 0-0 6-3 ③		x 0-0 F8 ③			x 0-0 E6 E3 1B ③	x 0-0 FC6-4 1-2f ③	6	0	1	0	0	1	5
Bob Martyn, L (1, 7) OBP: 0.356, SLG: 0.437	x 0-0 3-1 ②			x 0-0 1-3 ①		x 0-0 BB 1B		x 0-0 FC3-6 1B		x 0-0 E3 2-H ②		5	0	2	0	0	0	1
Hector Lopez, R (1, 4) OBP: 0.308, SLG: 0.372	x 0-0 F2 ③			x 0-0 F9 ②		x 0-0 F7 ①		x 0-0 F6 ①		S S S 0-3 K ③		5	0	0	0	0	1	3
Roger Maris, L (1, 9) OBP: 0.309, SLG: 0.443		x 0-0 4-3 ①		x 0-0 2B		x 0-0 F7 ②		x 0-0 FC3-6 1-2f ②			x 0-0 4-3 ①	5	0	1	0	0	0	2
Harry Simpson, L (1, 3) OBP: 0.335, SLG: 0.409		B B B B 4-0 BB		x 0-0 4-3 ③		B B B B 4-0 1-2 BB		x 0-0 F8 ③			x 0-0 HR	3	1	1	1	2	0	2
Hal Smith, R (1, 5) OBP: 0.305, SLG: 0.405		x 0-0 F8 ②			x 0-0 2B 1B	x 0-0 4-3 ③			x 0-0 F8 ①		x 0-0 6-3 ②	5	1	1	0	0	0	3
Frank House, L (1, 2) OBP: 0.299, SLG: 0.384		S S S 0-3 K ③			x 0-0 1-H 2B		x 0-0 1-3 ①		S S S 0-3 K ②		x 0-0 E3 1B	5	0	1	1	0	2	1
Joe Demaestri, R (1, 6) OBP: 0.244, SLG: 0.290			S S S 0-3 K ①		x 0-0 F9 ①		S S S 0-3 K ②		x 0-0 F8 ③		x 0-0 BB 1-3 1B	5	0	1	0	0	2	1
Ned Garver, R (1, 1) OBP: 0.203, SLG: 0.200			x 0-0 F9 ②		x 0-0 F8 ②		x 0-0 2B			x 0-0 1-3 ①	B B B B 4-0 1-2 FC6-4 BB	4	0	1	0	1	0	1
Inning Stats	R: 0 E: 0 K: 1 S: 5 H: 0 LOB: 0 BB: 0 P: 5	R: 0 E: 0 K: 1 S: 5 H: 0 LOB: 1 BB: 1 P: 9	R: 0 E: 0 K: 1 S: 5 H: 0 LOB: 0 BB: 0 P: 5	R: 0 E: 0 K: 0 S: 4 H: 1 LOB: 1 BB: 0 P: 4	R: 1 E: 0 K: 0 S: 5 H: 2 LOB: 1 BB: 0 P: 5	R: 0 E: 0 K: 0 S: 4 H: 1 LOB: 2 BB: 1 P: 8	R: 0 E: 0 K: 1 S: 6 H: 1 LOB: 1 BB: 0 P: 6	R: 0 E: 0 K: 0 S: 4 H: 1 LOB: 1 BB: 0 P: 4	R: 0 E: 0 K: 1 S: 5 H: 0 LOB: 0 BB: 0 P: 5	R: 0 E: 2 K: 1 S: 6 H: 1 LOB: 1 BB: 0 P: 6	R: 1 E: 1 K: 0 S: 6 H: 2 LOB: 3 BB: 1 P: 10	1B: 5 2B: 3 3B: 0 HR: 1 SF: 0 SAC: 0 DP: 0 HBP: 0						

PITCHER	IP	WLS	BF	H	R	ER	SO	BB	IBB	HBP	BLK	WP	HR	S	P	ERA	WHIP
Dick Donovan, R (1, 1) ERA: 3.23	10.2	L	45	9	2	2	6	3	0	0	0	0	1	54	66	1.69	1.125
Gerry Staley, R (11, 1) ERA: 3.09	0.1		1	0	0	0	0	0	0	0	0	0	0	1	1	0.00	0.000

PITCHER	IP	WLS	BF	H	R	ER	SO	BB	IBB	HBP	BLK	WP	HR	S	P	ERA	WHIP

TOP

Kansas City Athletics @ Chicago White Sox

Comiskey Park, Chicago, IL

Wed Aug 13 1958, 4:33 AM EDT

Unknown

livebaseballscorecards.com

AB	43
R	2
H	9
RBI	2
BB	3
SO	6
LOB	19
PA:	46
WP:	0
PB:	0
SB:	0
CS:	0

Batter	1	2	3	4	5	6	7	8	9	10	11	AB	R	H	RBI	BB	SO	LOB
Luis Aparicio, R (1, 6) OBP: 0.310, SLG: 0.336	5-3		E S 1B	F7			6-3		1-3		BB	5	0	1	0	1	0	1
Nellie Fox, L (1, 4) OBP: 0.368, SLG: 0.362	F8		E 1-2 BB	F7			B1-3			BB SH3-4 1B	F9	5	0	1	0	1	0	1
Jim Landis, R (1, 8) OBP: 0.352, SLG: 0.450	5-3		F7		G3 BB		F6			SH3-4 1-2		3	0	0	0	1	0	2
Sherm Lollar, R (1, 2) OBP: 0.384, SLG: 0.469		1-4-3	E5 1-2 2-3		G3 1-2 BB			F9 SH3 1B		F5		4	0	1	0	1	0	3
Billy Goodman, L (1, 5) OBP: 0.376, SLG: 0.388		1B 1B	F7		G3 1-2 2-3			SH3 1-2		BB IBB		3	0	1	0	1	0	5
Earl Torgeson, L (1, 3) OBP: 0.406, SLG: 0.423					K			F9 2-3				4	1	2	0	1	1	3
Al Smith, R (11, 7) OBP: 0.321, SLG: 0.393		1-2 1B		1B SF9 1B						1-2 2-3 BB		0	0	0	0	0	0	0
Jim Rivera, L (1, 7) OBP: 0.288, SLG: 0.391		F6		E S 1-3 1B			F7	F8		5-3		4	0	1	0	0	0	3
Ray Boone, R (10, PH) OBP: 0.307, SLG: 0.415 (11, 3)												1	0	0	0	0	0	3
Don Mueller, L (1, 9) OBP: 0.289, SLG: 0.273		4-3		SF9 3-H			F7		F7		K	4	0	0	1	0	1	2
Dick Donovan, L (1, 1) OBP: 0.239, SLG: 0.121			K	F9 1-3			F4		F8		K	4	0	0	0	0	1	1
Gerry Staley, R (11, 1)												0	0	0	0	0	0	0
Earl Battey, R (11, PH) OBP: 0.317, SLG: 0.402												1	0	0	0	0	1	0
Inning Stats	R: 0 H: 0 E: 0 LOB: 0 K: 0 BB: 0 S: 3 P: 3	R: 0 H: 2 E: 0 LOB: 2 K: 0 BB: 0 S: 5 P: 5	R: 0 H: 1 E: 1 LOB: 3 K: 1 BB: 1 S: 7 P: 11	R: 1 H: 2 E: 0 LOB: 1 K: 0 BB: 0 S: 5 P: 5	R: 0 H: 0 E: 0 LOB: 2 K: 1 BB: 2 S: 5 P: 13	R: 0 H: 0 E: 0 LOB: 0 K: 0 BB: 0 S: 3 P: 3	R: 0 H: 0 E: 0 LOB: 0 K: 0 BB: 0 S: 3 P: 3	R: 0 H: 1 E: 0 LOB: 1 K: 0 BB: 0 S: 4 P: 4	R: 0 H: 0 E: 0 LOB: 0 K: 0 BB: 0 S: 3 P: 3	R: 0 H: 1 E: 0 LOB: 3 K: 0 BB: 2 S: 4 P: 12	R: 0 H: 0 E: 0 LOB: 1 K: 2 BB: 1 S: 7 P: 11	1B: 7 SF: 1 2B: 0 SAC: 2 3B: 0 DP: 0 HR: 0 HBP: 0						

PITCHER	IP	WLS	BF	H	R	ER	SO	BB	IBB	HBP	BLK	WP	HR	S	P	ERA	WHIP
Ned Garver, R (1, 1) ERA: 3.98	11.0	W	47	7	1	1	4	5	1	0	0	0	0	49	73	0.82	1.091

PITCHER	IP	WLS	BF	H	R	ER	SO	BB	IBB	HBP	BLK	WP	HR	S	P	ERA	WHIP

BOTTOM

Kansas City Athletics @ Chicago White Sox

Comiskey Park, Chicago, IL

Wed Aug 13 1958, 4:33 AM EDT

Unknown

livebaseballscorecards.com

AB	38
R	1
H	7
RBI	1
BB	6
SO	4
LOB	24

WP: 0	PA: 47
PB: 0	
SB: 2	
CS: 0	

Batter	1	2	3	4	5	6	7	8	9	AB	R	H	RBI	BB	SO	LOB
Bill Tuttle, R (1, 8) OBP: 0.332, SLG: 0.351	F9		1B 1B	HR 1-2 2-3 3-H BB		FC1-5-4 2-3			1-3	4	1	1	1	1	0	1
Roger Maris, L (1, 9) OBP: 0.307, SLG: 0.447	F4		F9	HR 1-H 2-H 3-H			F8		F9	5	1	1	4	0	0	1
Hector Lopez, R (1, 4) OBP: 0.307, SLG: 0.369	K		FC6-4 1-3 1B	4-3			6-3		F6	5	0	1	0	0	1	0
Bob Cerv, R (1, 7) OBP: 0.377, SLG: 0.618		5-3	FC6-4 1-2f		6-3 2B		BB 1B			4	0	2	0	0	0	2
Harry Simpson, L (1, 3) OBP: 0.333, SLG: 0.402		E4 E		F6	K		BB 1-2			3	0	0	0	1	1	1
Hal Smith, R (1, 5) OBP: 0.298, SLG: 0.395		E8 FC6-4 1-2		5-3	6-3 2-3		F6			4	0	0	0	0	0	4
Harry Chiti, R (1, 2) OBP: 0.291, SLG: 0.388		K		BB BB BB 1B	6-3			4-3		4	1	1	0	0	1	3
Joe Demaestri, R (1, 6) OBP: 0.245, SLG: 0.288		FC6-4 1-2f		BB BB HR 1-2 BB		6-3		5-3		3	1	0	0	1	0	2
Murry Dickson, R (1, 1) OBP: 0.333, SLG: 0.387			F7	BB HR 1-2 2-3 BB		FC1-5-4 2B		4-3		0	0	0	0	0	0	0
Ray Herbert, R (2, 1) OBP: 0.303, SLG: 0.276										2	1	1	0	1	0	0
Tom Gorman, R (7, 1) OBP: 0.083, SLG: 0.083										0	0	0	0	0	0	0
Preston Ward, L (8, PH) OBP: 0.343, SLG: 0.401										1	0	0	0	0	0	0
Bob Grim, R (8, 1)										0	0	0	0	0	0	0
Inning Stats	R: 0 E: 0 K: 1 S: 5 H: 0 LOB: 0 BB: 0 P: 5	R: 0 E: 2 K: 1 S: 7 H: 0 LOB: 2 BB: 0 P: 7	R: 0 E: 0 K: 0 S: 5 H: 2 LOB: 2 BB: 0 P: 5	R: 5 E: 0 K: 0 S: 5 H: 2 LOB: 0 BB: 3 P: 17	R: 0 E: 0 K: 1 S: 6 H: 1 LOB: 1 BB: 0 P: 6	R: 0 E: 0 K: 0 S: 3 H: 1 LOB: 2 BB: 1 P: 8	R: 0 E: 0 K: 0 S: 4 H: 1 LOB: 0 BB: 0 P: 3	R: 0 E: 0 K: 0 S: 3 H: 0 LOB: 0 BB: 0 P: 3	R: 0 E: 0 K: 0 S: 3 H: 0 LOB: 0 BB: 0 P: 3	1B: 4 2B: 3 3B: 0 HR: 1 SF: 0 SAC: 0 DP: 1 HBP: 0				WP: 0 PB: 0 SB: 0 CS: 0		PA: 39	

PITCHER		IP	WLS	BF	H	R	ER	SO	BB	IBB	HBP	BLK	WP	HR	S	P	ERA	WHIP
Jim Wilson, R ERA: 4.18	(1, 1)	3.2		20	4	5	5	2	3	0	0	0	0	1	21	33	12.27	1.909
Bob Shaw, R ERA: 4.57	(4, 1)	5.1	W	19	3	0	0	1	1	0	0	0	0	0	20	24	0.00	0.750

PITCHER	IP	WLS	BF	H	R	ER	SO	BB	IBB	HBP	BLK	WP	HR	S	P	ERA	WHIP

TOP

Kansas City Athletics @ Chicago White Sox

Comiskey Park, Chicago, IL

Wed Aug 13 1958, 8:05 PM EDT

Att. 18,135 - Unknown

livebaseballscorecards.com

AB	35
R	5
H	7
RBI	5
BB	4
SO	3
LOB	14

Batter	1	2	3	4	5	6	7	8	9	AB	R	H	RBI	BB	SO	LOB
Luis Aparicio, R (1, 6) OBP: 0.313, SLG: 0.340	1-3		4-3		FC6-4 1B 1-2		BBBB 4-0 1B S BB		BB 1B 2B	4	1	2	0	1	0	0
Nellie Fox, L (1, 4) OBP: 0.370, SLG: 0.365	E 2B		4-3		FC6-4 1-2f 2-3		IIII 0-0 FC6-2-5-1 1-3 1B		1B BB IBB	4	1	2	0	1	0	2
Jim Landis, R (1, 8) OBP: 0.352, SLG: 0.448	E8 1B 2-H 1B		SSS 0-3 K		SSS 0-3 K		FC6-2-5-1 1-3		BBBB 4-0 1B 1-2 2-3 BB	4	1	1	1	1	2	4
Ron Jackson, R (1, 3) OBP: 0.331, SLG: 0.426	1-3			BBBB 4-0 1B SF8 BB		BBBB 4-0 G3 HR BB	SSS 0-3 K		F3	3	2	0	0	2	1	6
Billy Goodman, L (1, 5) OBP: 0.379, SLG: 0.392	2-H 1B			G6-4-3 1-3 1B		G3 1-2		6-3	1-2 2-3 3-H 1B	5	0	3	2	0	0	1
Jim Rivera, L (1, 7) OBP: 0.287, SLG: 0.390	G3			SF8 3-H		F5		BB 1B		3	0	1	1	0	0	2
Earl Battey, R (1, 2) OBP: 0.329, SLG: 0.432		G4-6-3 1B		G6-4-3 1-2f		2-H HR		BBBB 4-0 G6-4-3 1-2 BB		3	1	2	2	1	0	1
Bubba Phillips, R (1, 9) OBP: 0.306, SLG: 0.349		G4-6-3 1-2f			4-3	6-3		G6-4-3 1-2f		3	0	0	0	0	0	1
Don Mueller, L (8, PH) OBP: 0.287, SLG: 0.271 (9, 9)										1	0	0	0	0	0	2
Jim Wilson, R (1, 1) OBP: 0.188, SLG: 0.093		F9			BBBB 4-0 FC6-4 1B BB		SSS 0-3 K		SSS 0-3 K	1	0	0	0	0	0	0
Bob Shaw, R (4, 1) OBP: 0.318, SLG: 0.167										2	0	0	0	1	2	0
Inning Stats	R: 2 E: 1 K: 0 S: 6 H: 3 LOB: 1 BB: 0 P: 6		R: 0 E: 0 K: 0 S: 3 H: 1 LOB: 0 BB: 0 P: 3	R: 0 E: 0 K: 1 S: 5 H: 0 LOB: 0 BB: 0 P: 5	R: 1 E: 0 K: 0 S: 3 H: 1 LOB: 0 BB: 1 P: 7	R: 0 E: 0 K: 1 S: 6 H: 1 LOB: 2 BB: 1 P: 10	R: 2 E: 0 K: 0 S: 4 H: 1 LOB: 0 BB: 1 P: 8	R: 0 E: 0 K: 0 S: 8 H: 1 LOB: 2 BB: 1 P: 12	R: 0 E: 0 K: 0 S: 3 H: 1 LOB: 1 BB: 1 P: 7	R: 1 E: 0 K: 1 S: 6 H: 2 LOB: 3 BB: 2 P: 14	1B: 8 2B: 2 3B: 0 HR: 1	SF: 1 SAC: 0 DP: 3 HBP: 0					

PITCHER		IP	WLS	BF	H	R	ER	SO	BB	IBB	HBP	BLK	WP	HR	S	P	ERA	WHIP
Murry Dickson, R ERA: 3.2	(1, 1)	1.0		7	4	2	1	0	0	0	0	0	0	0	7	7	9.00	4.000
Ray Herbert, R ERA: 4.22	(2, 1)	5.1		21	3	3	3	3	4	0	0	0	0	1	23	39	5.06	1.312
Tom Gorman, R ERA: 3.78	(7, 1)	0.2		3	1	0	0	1	0	0	0	0	0	0	5	5	0.00	1.500
Bob Grim, R ERA: 4.65	(8, 1)	1.2	L	10	3	1	1	1	2	1	0	0	0	0	9	21	5.40	3.000

PITCHER	IP	WLS	BF	H	R	ER	SO	BB	IBB	HBP	BLK	WP	HR	S	P	ERA	WHIP

BOTTOM

Kansas City Athletics @ Chicago White Sox

Comiskey Park, Chicago, IL

Wed Aug 13 1958, 8:05 PM EDT

Att. 18,135 - Unknown

livebaseballscorecards.com

AB	33
R	6
H	11
RBI	6
BB	7
SO	5
LOB	19

1B: 8	SF: 1	WP: 0	PA: 41
2B: 2	SAC: 0	PB: 0	
3B: 0	DP: 3	SB: 1	
HR: 1	HBP: 0	CS: 0	

Batter	1	2	3	4	5	6	7	8	9	AB	R	H	RBI	BB	SO	LOB
Whitey Herzog, L (1, 8) OBP: 0.333, SLG: 0.250	F7		4-3		F7			BB, FC4-6	4-3	4	0	0	0	1	0	2
Bob Martyn, L (1, 7) OBP: 0.348, SLG: 0.426	4-3		4-3			K		FC4-6 (1-2f)		4	1	0	0	0	1	1
Hector Lopez, R (1, 4) OBP: 0.311, SLG: 0.374	BB			F8		1B		2B (1-H)		3	0	2	1	1	0	0
Roger Maris, L (1, 9) OBP: 0.305, SLG: 0.443	F3			F2		F4		F8		4	0	0	0	0	0	3
Harry Simpson, L (1, 3) OBP: 0.332, SLG: 0.396		F7		4-3		F8		BB		3	0	0	0	1	0	1
Hal Smith, R (1, 5) OBP: 0.297, SLG: 0.389		BB			2-3		F7	L6		3	0	0	0	1	0	2
Harry Chiti, R (1, 2) OBP: 0.291, SLG: 0.384		F7			FC5-4 (1B)		F2		5-3	4	0	1	0	0	0	1
Joe Demaestri, R (1, 6) OBP: 0.242, SLG: 0.285 Frank House, L (9, PH) OBP: 0.303, SLG: 0.405		G3			FC5-4 (1B, 1-2f)		E5		HR	3 1	0 1	0 1	0 1	0 0	0 0	2 0
Bud Daley, L (1, 1) OBP: 0.167, SLG: 0.250 Murry Dickson, R (6, 1) OBP: 0.333, SLG: 0.387 Dick Tomanek, L (6, 1) OBP: 0.222, SLG: 0.320 Preston Ward, L (7, PH) OBP: 0.342, SLG: 0.399 Walt Craddock, R (7, 1) OBP: 0.376, SLG: 0.616 Bob Cerv, R (9, PH) OBP: 0.376, SLG: 0.616			F7		1-2 1B		K		F5	2 0 0 1 0 1	0 0 0 0 0 0	1 0 0 0 0 0	0 0 0 0 0 0	0 0 0 0 0 0	0 0 0 1 0 0	0 0 0 1 0 0
Inning Stats	R: 0 E: 0 K: 0 S: 3 H: 0 LOB: 1 BB: 1 P: 7	R: 0 E: 0 K: 0 S: 3 H: 0 LOB: 1 BB: 1 P: 7	R: 0 E: 0 K: 0 S: 3 H: 0 LOB: 0 BB: 0 P: 3	R: 0 E: 0 K: 0 S: 3 H: 0 LOB: 0 BB: 0 P: 3	R: 0 E: 0 K: 0 S: 5 H: 2 LOB: 2 BB: 0 P: 5	R: 0 E: 0 K: 1 S: 6 H: 1 LOB: 1 BB: 0 P: 6	R: 0 E: 1 K: 1 S: 6 H: 0 LOB: 1 BB: 0 P: 6	R: 1 E: 0 K: 0 S: 4 H: 1 LOB: 2 BB: 2 P: 12	R: 1 E: 0 K: 0 S: 4 H: 1 LOB: 0 BB: 0 P: 4	1B: 3 2B: 1 3B: 0 HR: 1	SF: 0 SAC: 0 DP: 0 HBP: 0			WP: 0 PB: 0 SB: 0 CS: 0	PA: 37	

PITCHER	IP	WLS	BF	H	R	ER	SO	BB	IBB	HBP	BLK	WP	HR	S	P	ERA	WHIP
Ray Moore, R (1, 1) ERA: 2.77	9.0	W	37	5	2	2	2	4	0	0	0	0	1	37	53	2.00	1.000

PITCHER	IP	WLS	BF	H	R	ER	SO	BB	IBB	HBP	BLK	WP	HR	S	P	ERA	WHIP

TOP

Kansas City Athletics @ Chicago White Sox

Comiskey Park, Chicago, IL

Thu Aug 14 1958, 4:33 AM EDT

Att. 4,877 - Unknown

livebaseballscorecards.com

AB	33
R	2
H	5
RBI	2
BB	4
SO	2
LOB	13

Batter	1	2	3	4	5	6	7	8	9	AB	R	H	RBI	BB	SO	LOB
Luis Aparicio, R (1, 6) OBP: 0.314, SLG: 0.343	3-1 WP 2B		L9 ①		5-3 ①	1B 2-H 1B		E5 S		5	1	2	1	0	0	0
Nellie Fox, L (1, 4) OBP: 0.368, SLG: 0.363	3-1 ① 2-3		G3 ②		1B PB 1B	F8 ②		F7 ③ 1-2		5	0	1	0	0	0	3
Jim Landis, R (1, 8) OBP: 0.358, SLG: 0.451	BBBB 4-0 WP BB		H 1-0 HBP		0-0 G5-4-3 1-3 1B	0-0 1-2 1B				2	0	2	0	1	0	0
Sherm Lollar, R (1, 2) OBP: 0.380, SLG: 0.463	0-0 ② 6-3 1-2 3-H		0-0 ③ F4		0-0 ②③ G5-4-3 1-2f	0-0 ③ 6-3				4	0	0	0	0	0	6
Al Smith, R (1, 9) OBP: 0.322, SLG: 0.391	BBBB 4-0 BB			0-0 ① 5-3		BBBB 4-0 1B 1B BB	0-0 ① F8			2	1	0	0	2	0	0
Billy Goodman, L (1, 5) OBP: 0.381, SLG: 0.391 Sammy Esposito, R (8, 5) OBP: 0.378, SLG: 0.250	0-0 ③ 4-3			BBBB 4-0 BB BB		0-0 WP 1B 1-3 1B	0-0 ② 4-3			3 0	1 0	1 0	0 0	1 0	0 0	2 0
Ron Jackson, R (1, 3) OBP: 0.336, SLG: 0.424		SSS 0-3 ① K		BBBB 4-0 1-2 BB		0-0 WP 1B 1-2 3-H 1B	0-0 ③ 1-3			3	1	1	1	1	0	0
Bubba Phillips, R (1, 7) OBP: 0.305, SLG: 0.347		0-0 ② F5		0-0 ② F8		0-0 SH5-3 1-H 2-H 1B		0-0 ① F8		4	1	1	2	0	0	2
Ray Moore, R (1, 1) OBP: 0.238, SLG: 0.341		SSS 0-3 ③ K		0-0 ③ 4-3		0-0 ① SH5-3 1-2		0-0 ② 1-3		3	0	0	0	0	1	2
Inning Stats	R: 1 H: 1 E: 0 LOB: 2 K: 0 BB: 2 S: 4 P: 12	R: 0 H: 0 E: 0 LOB: 0 K: 2 BB: 0 S: 7 P: 7	R: 0 H: 0 E: 0 LOB: 1 K: 0 BB: 0 S: 3 P: 4	R: 0 H: 0 E: 0 LOB: 2 K: 0 BB: 2 S: 3 P: 11	R: 0 H: 2 E: 0 LOB: 1 K: 0 BB: 0 S: 4 P: 4	R: 4 H: 5 E: 0 LOB: 2 K: 0 BB: 1 S: 8 P: 12	R: 0 H: 0 E: 0 LOB: 0 K: 0 BB: 0 S: 3 P: 3	R: 0 H: 0 E: 1 LOB: 1 K: 0 BB: 0 S: 4 P: 4		1B: 7 SF: 0 2B: 1 SAC: 1 3B: 0 DP: 1 HR: 0 HBP: 1						

PITCHER		IP	WLS	BF	H	R	ER	SO	BB	IBB	HBP	BLK	WP	HR	S	P	ERA	WHIP
Bud Daley, L ERA: 4.06	(1, 1)	5.0	L	25	5	4	4	2	5	0	1	0	1	0	23	44	7.20	2.000
Murry Dickson, R ERA: 3.29	(6, 1)	0.1		3	2	1	1	0	0	0	0	0	1	0	3	3	27.00	6.000
Dick Tomanek, L ERA: 4.26	(6, 1)	0.2		3	1	0	0	0	0	0	0	0	0	0	3	3	0.00	1.500
Walt Craddock, L ERA: 5.01	(7, 1)	2.0		7	0	0	0	0	0	0	0	0	0	0	7	7	0.00	0.000

PITCHER	IP	WLS	BF	H	R	ER	SO	BB	IBB	HBP	BLK	WP	HR	S	P	ERA	WHIP

BOTTOM

Kansas City Athletics @ Chicago White Sox

Comiskey Park, Chicago, IL

Thu Aug 14 1958, 4:33 AM EDT

Att. 4,877 - Unknown

livebaseballscorecards.com

AB	31
R	5
H	8
RBI	4
BB	5
SO	2
LOB	15

Batter	1	2	3	4	5	6	7	8	9	AB	R	H	RBI	BB	SO	LOB
Billy Hunter, R (1, 6) OBP: 0.248, SLG: 0.272	BBBB 4-0 E BB		x 0-0 F8 ③			x 0-0 4-3 2B	SSS 0-3 K ②		x 0-0 F7 ③	4	0	1	0	1	1	3
Mickey Vernon, L (1, 3) OBP: 0.377, SLG: 0.468	x 0-0 F4 ①			x 0-0 6-3 ①		x 0-0 4-3 ① 2-3	SSS 0-3 K ③			4	0	0	0	0	1	5
Vic Power, R (1, 5) (7, 4) OBP: 0.335, SLG: 0.478	x 0-0 E1 G4-6-3 1-2			x 0-0 F6 ②		x 0-0 F9 ②		x 0-0 3B 1B		4	1	1	0	0	0	2
Russ Nixon, L (1, 2) OBP: 0.334, SLG: 0.452 Dick Brown, R (8, 2) OBP: 0.314, SLG: 0.390	x 0-0 G4-6-3 ②③ 1-2f			x 0-0 F7 ③		SSS 0-3 K ③		x 0-0 1B 3B 1-H		4	1	1	1	0	1	3
										0	0	0	0	0	0	0
Minnie Minoso, R (1, 7) OBP: 0.378, SLG: 0.475		x 0-0 1-3 ①			x 0-0 F8 ①		x 0-0 1B 1B 1B	x 0-0 CS 1B 3-H		4	1	2	1	0	0	0
Larry Doby, L (1, 8) OBP: 0.374, SLG: 0.503 Woodie Held, R (7, PR) OBP: 0.286, SLG: 0.333 Mudcat Grant, R (7, 1) OBP: 0.105, SLG: 0.109 Jay Porter, R (8, PH) OBP: 0.293, SLG: 0.384 Don Mossi, L (8, 1) OBP: 0.091, SLG: 0.095		BBBB 4-0 CS BB			BBBB 4-0 WP BB		x 0-0 BB 1B 1-3 1B	SSS 0-3 K ①② 1-2		1	0	1	0	2	0	0
										0	0	0	0	0	0	0
										0	0	0	0	0	0	0
										1	0	0	0	0	1	1
										0	0	0	0	0	0	0
Rocky Colavito, R (1, 9) OBP: 0.378, SLG: 0.564		x 0-0 F6 ②③ 1-2			BBBB 4-0 1-2 BB		x 0-0 BB 1B 1-2 3-H	SSS 0-3 K ③		3	0	1	1	1	1	1
Billy Moran, R (1, 4) OBP: 0.228, SLG: 0.257 Gary Geiger, L (7, PH) (7, 8) OBP: 0.318, SLG: 0.264			SSS 0-3 K ①		x 0-0 F4 ②		BBBB 4-0 1-2 2-3 BB		SSS 0-3 K ①	2	0	0	0	0	1	2
										1	0	0	0	1	1	0
Hal Woodeshick, R (1, 1) OBP: 0.111, SLG: 0.111 Vic Wertz, L (7, PH) OBP: 0.400, SLG: 0.625 Billy Harrell, R (7, 5) OBP: 0.274, SLG: 0.356			x 0-0 G3 ②		x 0-0 F9 ③		x 0-0 F7 ①		x 0-0 F9 ②	2	0	0	0	0	0	2
										1	0	0	0	0	0	3
										1	0	0	0	0	0	0

Cleveland Indians @ Chicago White Sox

Comiskey Park, Chicago, IL

Fri Aug 15 1958, 4:33 AM EDT

Att. 5,440 - Unknown

TOP

livebaseballscorecards.com

AB	32
R	3
H	7
RBI	3
BB	5
SO	7
LOB	22

Inning Stats	1	2	3	4	5	6	7	8	9
	R: 0 E: 1 K: 0 S: 3	R: 0 E: 0 K: 0 S: 2	R: 0 E: 0 K: 1 S: 5	R: 0 E: 0 K: 0 S: 3	R: 0 E: 0 K: 0 S: 3	R: 0 E: 0 K: 1 S: 6	R: 1 E: 0 K: 2 S: 10	R: 2 E: 0 K: 2 S: 9	R: 0 E: 0 K: 1 S: 5
	H: 0 LOB: 1 BB: 1 P: 7	H: 0 LOB: 0 BB: 1 P: 6	H: 0 LOB: 0 BB: 0 P: 5	H: 0 LOB: 0 BB: 0 P: 3	H: 0 LOB: 2 BB: 2 P: 11	H: 1 LOB: 1 BB: 0 P: 6	H: 3 LOB: 3 BB: 1 P: 14	H: 3 LOB: 0 BB: 0 P: 9	H: 0 LOB: 0 BB: 0 P: 5

	1B	2B	3B	HR	SF	SAC	DP	HBP	WP	PB	SB	CS	PA
	5	1	1	0	0	0	1	0	1	0	0	2	37

PITCHER		IP	WLS	BF	H	R	ER	SO	BB	IBB	HBP	BLK	WP	HR	S	P	ERA	WHIP
Barry Latman, R ERA: 2.25	(1, 1)	6.0	W	26	4	1	1	2	5	0	0	0	1	0	25	45	1.50	1.500
Turk Lown, R ERA: 4.43	(7, 1)	3.0	S	11	3	2	2	5	0	0	0	0	0	0	21	21	6.00	1.000

PITCHER		IP	WLS	BF	H	R	ER	SO	BB	IBB	HBP	BLK	WP	HR	S	P	ERA	WHIP

Cleveland Indians @ Chicago White Sox

Comiskey Park, Chicago, IL

Fri Aug 15 1958, 4:33 AM EDT

Att. 5,440 - Unknown

livebaseballscorecards.com

BOTTOM

Batter	1	2	3	4	5	6	7	8	9	AB	R	H	RBI	BB	SO	LOB
Luis Aparicio, R (1, 6) OBP: 0.314, SLG: 0.342	E6 SH5-3 BLK	1-2 1B		1-3		SH5-3 1-2		F9		4	0	1	0	0	0	2
Nellie Fox, L (1, 4) OBP: 0.366, SLG: 0.361	SH5-3 1-3	L5			F5	E1 2-H				3	0	0	0	0	0	2
Jim Landis, R (1, 8) OBP: 0.360, SLG: 0.451	5-3		G1-4-3 1B		4-3 1B 1B	K				4	1	2	0	0	1	2
Sherm Lollar, R (1, 2) OBP: 0.378, SLG: 0.458	S HBP		G1-4-3 1-2f		4-3 1-2		K			3	0	0	0	0	1	2
Al Smith, R (1, 9) OBP: 0.324, SLG: 0.391 Jim Rivera, L (8, 9) OBP: 0.287, SLG: 0.390	1-2 BB		F9		2-H 1B		K			3 0	0 0	1 0	1 0	1 0	1 0	0 0
Billy Goodman, L (1, 5) OBP: 0.379, SLG: 0.389 Sammy Esposito, R (8, 5) OBP: 0.378, SLG: 0.250	3-1			1B 1B	3-1		F8			4 0	1 0	1 0	0 0	0 0	0 0	4 0
Ron Jackson, R (1, 3) OBP: 0.340, SLG: 0.421		K		1B 1-2 1B		2B HBP		1-3		3	1	1	0	0	1	0
Bubba Phillips, R (1, 7) OBP: 0.320, SLG: 0.367		FC1-6 1B		4-3 1-3 2-H 1B		1-H 2B		SH3-4 1B		4	0	4	2	0	0	0
Barry Latman, R (1, 1) OBP: 0.200, SLG: 0.200 Turk Lown, R (7, 1) OBP: 0.250, SLG: 0.250	FC1-6 1-2f 1B			4-3 2-3		SH5-3 E 1B		SH3-4 1-2		3 0	1 0	1 0	0 0	0 0	0 0	2 0
Inning Stats	R: 0 E: 1 K: 0 S: 4 H: 0 LOB: 3 BB: 1 P: 9	R: 0 E: 0 K: 1 S: 7 H: 2 LOB: 2 BB: 0 P: 7	R: 0 E: 0 K: 0 S: 3 H: 1 LOB: 0 BB: 0 P: 3	R: 1 E: 0 K: 0 S: 5 H: 3 LOB: 1 BB: 0 P: 5	R: 1 E: 0 K: 0 S: 5 H: 2 LOB: 1 BB: 0 P: 5	R: 2 E: 1 K: 1 S: 7 H: 2 LOB: 1 BB: 0 P: 8	R: 0 E: 0 K: 2 S: 7 H: 0 LOB: 0 BB: 0 P: 7	R: 0 E: 0 K: 0 S: 4 H: 1 LOB: 1 BB: 0 P: 4		1B: 10 2B: 1 3B: 0 HR: 0 SF: 0 SAC: 3 DP: 1 HBP: 2				WP: 0 PB: 0 SB: 1 CS: 0 PA: 37		

PITCHER		IP	WLS	BF	H	R	ER	SO	BB	IBB	HBP	BLK	WP	HR	S	P	ERA	WHIP
Hal Woodeshick, L ERA: 2.39	(1, 1)	6.0	L	30	10	4	3	2	1	0	2	1	0	0	31	37	4.50	1.833
Mudcat Grant, R ERA: 3.71	(7, 1)	1.0		3	0	0	0	2	0	0	0	0	0	0	7	7	0.00	0.000
Don Mossi, L ERA: 4.14	(8, 1)	1.0		4	1	0	0	0	0	0	0	0	0	0	4	4	0.00	1.000

PITCHER	IP	WLS	BF	H	R	ER	SO	BB	IBB	HBP	BLK	WP	HR	S	P	ERA	WHIP

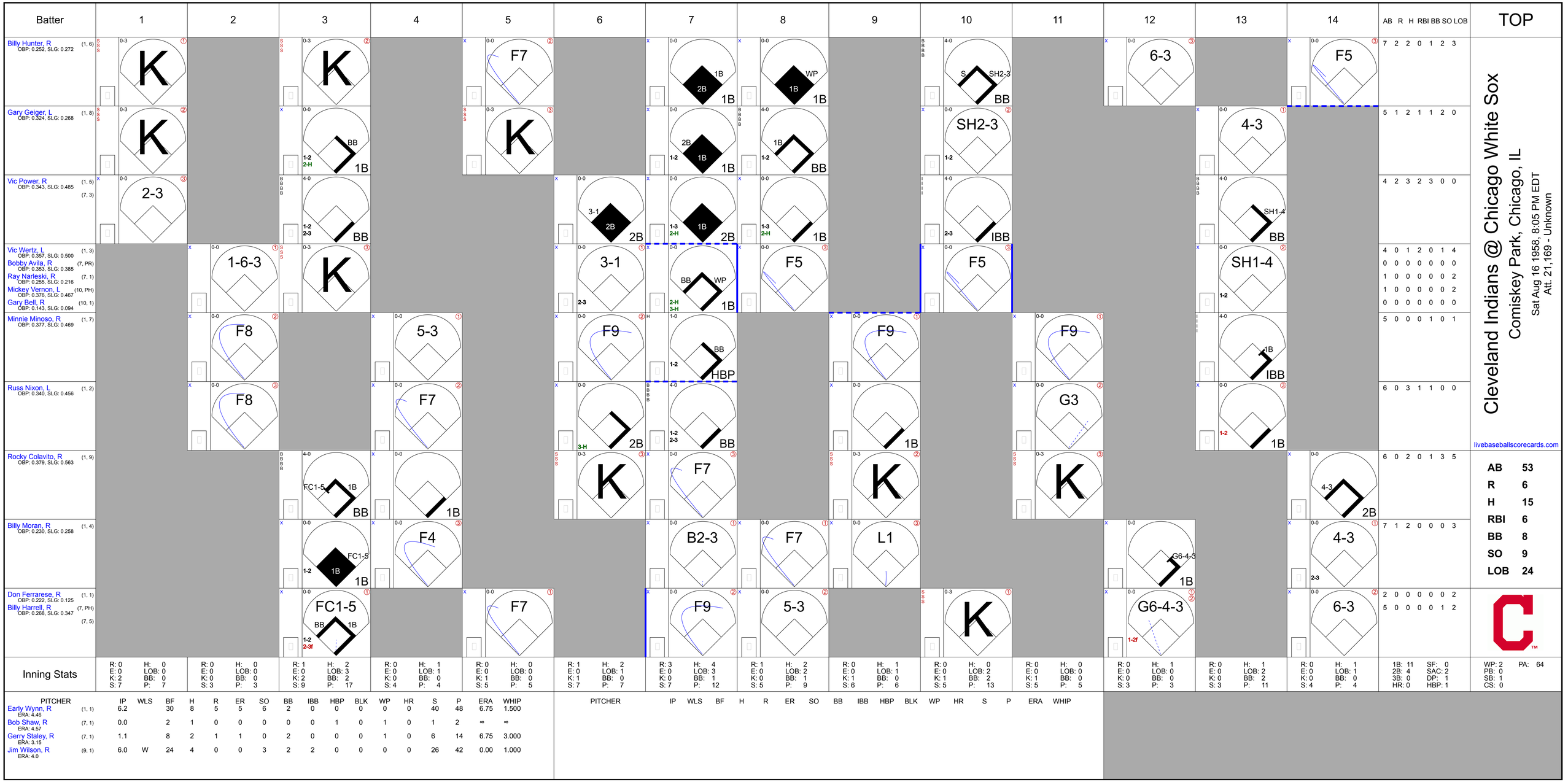
Batter
1
2
3
4
5
6
7
8
9
10
11
12
13
14
AB R H RBI BB SO LOB
TOP
Billy Hunter, R (1, 6) OBP: 0.252, SLG: 0.272
Gary Geiger, L (1, 8) OBP: 0.324, SLG: 0.268
Vic Power, R (1, 5) (7, 3) OBP: 0.343, SLG: 0.485
Vic Wertz, L (1, 3) OBP: 0.357, SLG: 0.500
Bobby Avila, R (7, PR) OBP: 0.353, SLG: 0.385
Ray Narleski, R (7, 1) OBP: 0.255, SLG: 0.216
Mickey Vernon, L (10, PH) OBP: 0.376, SLG: 0.467
Gary Bell, R (10, 1) OBP: 0.143, SLG: 0.094
Minnie Minoso, R (1, 7) OBP: 0.377, SLG: 0.469
Russ Nixon, L (1, 2) OBP: 0.340, SLG: 0.456
Rocky Colavito, R (1, 9) OBP: 0.379, SLG: 0.563
Billy Moran, R (1, 4) OBP: 0.230, SLG: 0.258
Don Ferrarese, R (1, 1) OBP: 0.222, SLG: 0.125
Billy Harrell, R (7, PH) OBP: 0.268, SLG: 0.347 (7, 5)
Cleveland Indians @ Chicago White Sox
Comiskey Park, Chicago, IL
Sat Aug 16 1958, 8:05 PM EDT
Att. 21,169 - Unknown
livebaseballscorecards.com
AB 53
R 6
H 15
RBI 6
BB 8
SO 9
LOB 24
Inning Stats
PITCHER IP WLS BF H R ER SO BB IBB HBP BLK WP HR S P ERA WHIP
Early Wynn, R (1, 1) ERA: 4.46
Bob Shaw, R (7, 1) ERA: 4.57
Gerry Staley, R (7, 1) ERA: 3.15
Jim Wilson, R (9, 1) ERA: 4.0
1B: 11 SF: 0
2B: 4 SAC: 2
3B: 0 DP: 1
HR: 0 HBP: 1
WP: 2 PA: 64
PB: 0
SB: 1
CS: 0

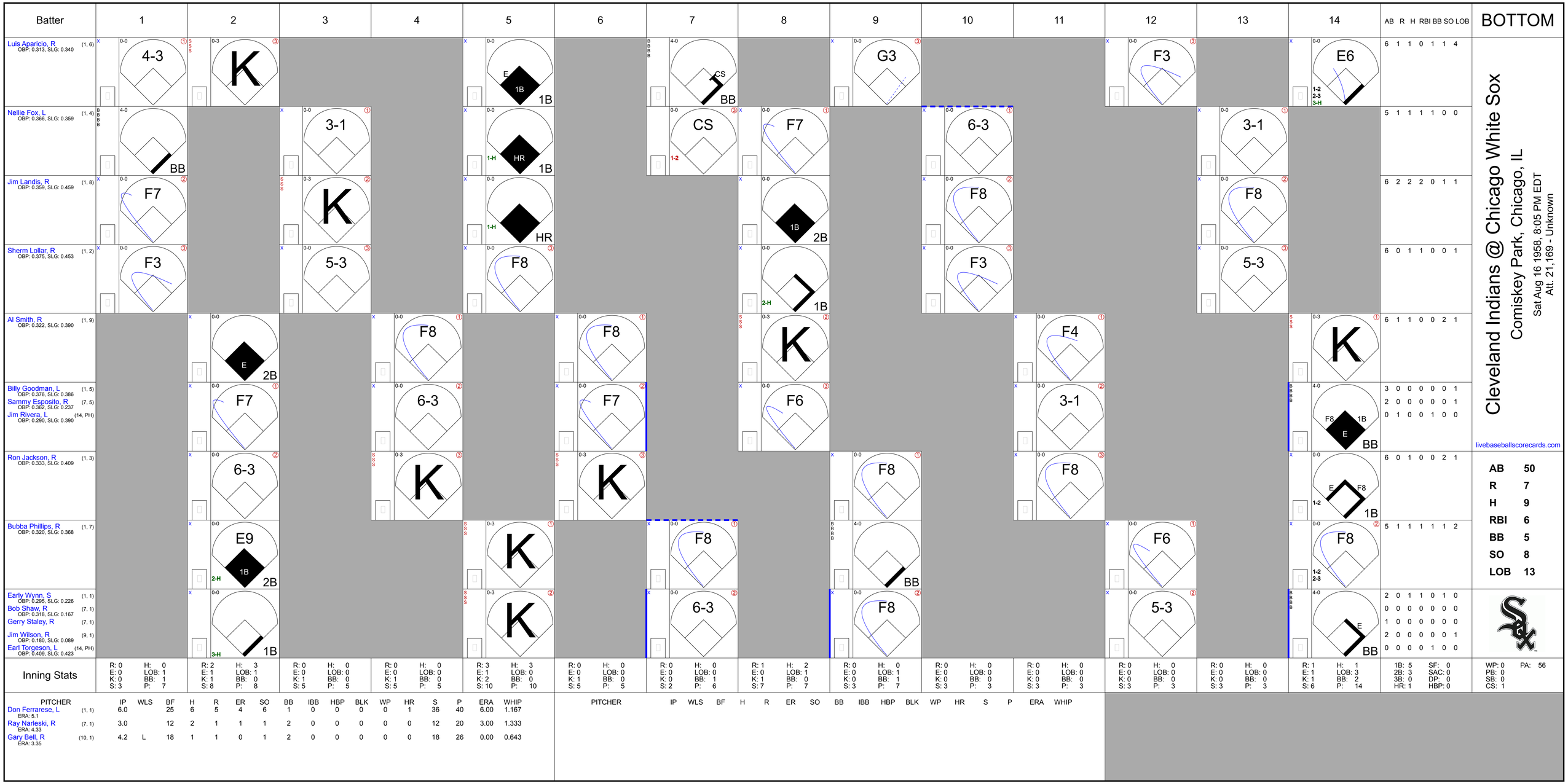
Batter
1
2
3
4
5
6
7
8
9
10
11
12
13
14
AB R H RBI BB SO LOB
BOTTOM
Luis Aparicio, R (1, 6) OBP: 0.313, SLG: 0.340
4-3
K
E 1B 1B
BB CS
G3
F3
E6 1-2 2-3 3-H
6 1 1 0 1 1 4
Nellie Fox, L (1, 4) OBP: 0.366, SLG: 0.359
BB
3-1
1-H HR 1B
CS 1-2
F7
6-3
3-1
5 1 1 1 1 0 0
Jim Landis, R (1, 8) OBP: 0.359, SLG: 0.459
F7
K
1-H HR
1B 2B
F8
F8
6 2 2 2 0 1 1
Sherm Lollar, R (1, 2) OBP: 0.375, SLG: 0.453
F3
5-3
F8
2-H 1B
F3
5-3
6 0 1 1 0 0 1
Al Smith, R (1, 9) OBP: 0.322, SLG: 0.390
E 2B
F8
F8
K
F4
K
6 1 1 0 0 2 1
Billy Goodman, L (1, 5) OBP: 0.376, SLG: 0.386
Sammy Esposito, R (7, 5) OBP: 0.362, SLG: 0.237
Jim Rivera, L (14, PH) OBP: 0.290, SLG: 0.390
F7
6-3
F7
F6
3-1
F8 1B E BB
3 0 0 0 0 0 1
2 0 0 0 0 0 1
0 1 0 0 1 0 0
Ron Jackson, R (1, 3) OBP: 0.333, SLG: 0.409
6-3
K
K
F8
F8
E F8 1-2 1B
6 0 1 0 0 2 1
Bubba Phillips, R (1, 7) OBP: 0.320, SLG: 0.368
E9 2-H 1B 2B
K
F8
BB
F6
F8 1-2 2-3
5 1 1 1 1 1 2
Early Wynn, S (1, 1) OBP: 0.295, SLG: 0.226
Bob Shaw, R (7, 1) OBP: 0.318, SLG: 0.167
Gerry Staley, R (7, 1)
Jim Wilson, R (9, 1) OBP: 0.180, SLG: 0.089
Earl Torgeson, L (14, PH) OBP: 0.409, SLG: 0.423
3-H 1B
K
6-3
F8
5-3
E BB
2 0 1 1 0 1 0
0 0 0 0 0 0 0
1 0 0 0 0 0 0
2 0 0 0 0 0 1
0 0 0 0 1 0 0
Cleveland Indians @ Chicago White Sox
Comiskey Park, Chicago, IL
Sat Aug 16 1958, 8:05 PM EDT
Att. 21,169 - Unknown
livebaseballscorecards.com
AB 50
R 7
H 9
RBI 6
BB 5
SO 8
LOB 13
Inning Stats
R: 0 E: 0 K: 0 S: 3 H: 0 LOB: 1 BB: 1 P: 7
R: 2 E: 1 K: 1 S: 8 H: 3 LOB: 1 BB: 0 P: 8
R: 0 E: 0 K: 1 S: 5 H: 0 LOB: 0 BB: 0 P: 5
R: 0 E: 0 K: 1 S: 5 H: 0 LOB: 0 BB: 0 P: 5
R: 3 E: 1 K: 2 S: 10 H: 3 LOB: 0 BB: 0 P: 10
R: 0 E: 0 K: 1 S: 5 H: 0 LOB: 0 BB: 0 P: 5
R: 0 E: 0 K: 2 S: 2 H: 0 LOB: 0 BB: 1 P: 6
R: 1 E: 0 K: 1 S: 7 H: 2 LOB: 1 BB: 0 P: 7
R: 0 E: 0 K: 0 S: 3 H: 0 LOB: 1 BB: 1 P: 7
R: 0 E: 0 K: 0 S: 3 H: 0 LOB: 0 BB: 0 P: 3
R: 0 E: 0 K: 0 S: 3 H: 0 LOB: 0 BB: 0 P: 3
R: 0 E: 0 K: 0 S: 3 H: 0 LOB: 0 BB: 0 P: 3
R: 0 E: 0 K: 0 S: 3 H: 0 LOB: 0 BB: 0 P: 3
R: 1 E: 1 K: 1 S: 6 H: 1 LOB: 3 BB: 2 P: 14
1B: 5 2B: 3 3B: 0 HR: 1
SF: 0 SAC: 0 DP: 0 HBP: 0
WP: 0 PB: 0 SB: 0 CS: 1
PA: 56
PITCHER IP WLS BF H R ER SO BB IBB HBP BLK WP HR S P ERA WHIP
Don Ferrarese, L (1, 1) ERA: 5.1 6.0 25 6 5 4 6 1 0 0 0 0 1 36 40 6.00 1.167
Ray Narleski, R (7, 1) ERA: 4.33 3.0 12 2 1 1 1 2 0 0 0 0 0 12 20 3.00 1.333
Gary Bell, R (10, 1) ERA: 3.35 4.2 L 18 1 1 0 1 2 0 0 0 0 0 18 26 0.00 0.643
PITCHER IP WLS BF H R ER SO BB IBB HBP BLK WP HR S P ERA WHIP

Batter	1	2	3	4	5	6	7	8	9	AB	R	H	RBI	BB	SO	LOB
Woodie Held, R (1, 8) OBP: 0.280, SLG: 0.326	F7		F2	K			5-3		F9	5	0	0	0	0	1	2
Billy Hunter, R (1, 6) OBP: 0.256, SLG: 0.273	FC6-4, BB		1B		F5		1-6-3			3	0	1	0	1	0	0
Vic Power, R (1, 5) OBP: 0.340, SLG: 0.481	FC6-4 1-2f		F9		F7		5-3			4	0	0	0	0	0	2
Minnie Minoso, R (1, 7) OBP: 0.378, SLG: 0.469	F4		F7		1B			CS, 1B		4	0	2	0	0	0	2
Vic Wertz, L (1, 3) OBP: 0.389, SLG: 0.467		1B, 1B, 1B		HR, BB	F6			K 1-2		3	1	1	0	1	1	2
Mickey Vernon, L (8, 3) OBP: 0.376, SLG: 0.467										0	0	0	0	0	0	0
Rocky Colavito, R (1, 9) OBP: 0.380, SLG: 0.569		F8		1-H, HR		CS, BB		F8		3	1	1	2	1	0	1
Dick Brown, R (1, 2) OBP: 0.314, SLG: 0.388		1B 1-2		6-3		K 1-2			K	3	0	1	0	0	1	1
Randy Jackson, R (9, PH) OBP: 0.250, SLG: 0.313		1B								1	0	0	0	0	1	0
Billy Moran, R (1, 4) OBP: 0.245, SLG: 0.269		G4-6-3 1-2 2-3 1B		E, S, BB		1B			1B	3	0	3	0	1	0	0
Mudcat Grant, R (1, 1) OBP: 0.100, SLG: 0.103		G4-6-3 1-2f		F4 1-3		K			K	3	0	0	0	0	1	5
Jay Porter, R (9, PH) OBP: 0.289, SLG: 0.378										1	0	0	0	0	1	1
Inning Stats	R: 0 E: 0 K: 0 S: 3 H: 0 LOB: 1 BB: 1 P: 7	R: 0 E: 0 K: 0 S: 5 H: 3 LOB: 2 BB: 0 P: 5	R: 0 E: 0 K: 0 S: 4 H: 1 LOB: 1 BB: 0 P: 4	R: 2 E: 0 K: 1 S: 6 H: 1 LOB: 1 BB: 2 P: 14	R: 0 E: 0 K: 0 S: 4 H: 1 LOB: 1 BB: 0 P: 4	R: 0 E: 0 K: 2 S: 7 H: 1 LOB: 1 BB: 1 P: 11	R: 0 E: 0 K: 0 S: 3 H: 0 LOB: 0 BB: 0 P: 3	R: 0 E: 0 K: 1 S: 5 H: 1 LOB: 0 BB: 0 P: 5	R: 0 E: 0 K: 2 S: 8 H: 1 LOB: 1 BB: 0 P: 8	1B: 8 2B: 2 3B: 0 HR: 1 SF: 0 SAC: 0 DP: 3 HBP: 0						

PITCHER	IP	WLS	BF	H	R	ER	SO	BB	IBB	HBP	BLK	WP	HR	S	P	ERA	WHIP
Billy Pierce, L (1, 1) ERA: 2.64	9.0	W	37	9	2	2	6	4	0	0	0	0	1	45	61	2.00	1.444

PITCHER	IP	WLS	BF	H	R	ER	SO	BB	IBB	HBP	BLK	WP	HR	S	P	ERA	WHIP

TOP

Cleveland Indians @ Chicago White Sox

Comiskey Park, Chicago, IL

Sun Aug 17 1958, 4:33 AM EDT

Att. 12,632 - Unknown

livebaseballscorecards.com

AB	33
R	2
H	9
RBI	2
BB	4
SO	6
LOB	16

Batter	1	2	3	4	5	6	7	8	9	AB	R	H	RBI	BB	SO	LOB
Luis Aparicio, R (1, 6) OBP: 0.311, SLG: 0.337	S S S 0-3 ① K	x 0-0 ③ F4		x 0-0 ② 1-3		x 0-0 ③ L9				4	0	0	0	0	1	4
Nellie Fox, L (1, 4) OBP: 0.367, SLG: 0.359	x 0-0 ② F7		x 0-0 ① 1-3	B B B B 4-0 BB			x 0-0 FC3-6 1B			3	0	1	0	1	0	0
Jim Landis, R (1, 8) OBP: 0.360, SLG: 0.458	B B B B 4-0 BB		x 0-0 1B 1B 1B	x 0-0 ③ F9			x 0-0 ① FC3-6 G5-4-3 1-2f			3	1	1	0	1	0	3
Ray Boone, R (1, 3) OBP: 0.306, SLG: 0.413	x 0-0 ③ F4		x 0-0 1B 1-3 1B		x 0-0 ① 6-3		x 0-0 ②③ G5-4-3 1-2f			4	0	1	0	0	0	2
Billy Goodman, L (1, 5) OBP: 0.377, SLG: 0.387 Sammy Esposito, R (9, 5) OBP: 0.362, SLG: 0.237		x 0-0 1B SF8 1B	x 0-0 1-2 3-H 1B		x 0-0 ② 4-3			x 0-0 ① F7		4 0	1 0	2 0	1 0	0 0	0 0	0 0
Jim Rivera, L (1, 7) OBP: 0.289, SLG: 0.388		x 0-0 1B S 1-3 1B	x 0-0 ② F2		S S S 0-3 ③ K			x 0-0 ② F6		4	0	1	0	0	1	2
Earl Battey, R (1, 2) OBP: 0.333, SLG: 0.453	S S S 0-3 ① K 1-2	x 0-0 ③ F8				B B B B 4-0 SH1-4 BB		x 0-0 HR		3	1	1	1	1	1	4
Bubba Phillips, R (1, 9) OBP: 0.320, SLG: 0.370		x 0-0 ② SF8 3-H		x 0-0 SH1-4 1B		x 0-0 ① SH1-4 1-2		S S S 0-3 ③ K		2	0	1	1	0	1	0
Billy Pierce, L (1, 1) OBP: 0.265, SLG: 0.250		x 0-0 2-3 1B		x 0-0 ① SH1-4 1-2		S S S 0-3 ② K				2	0	1	0	0	1	1
Inning Stats	R: 0 E: 0 K: 1 S: 5 H: 0 LOB: 1 BB: 1 P: 9	R: 1 E: 0 K: 1 S: 8 H: 3 LOB: 2 BB: 0 P: 8	R: 1 E: 0 K: 0 S: 6 H: 3 LOB: 2 BB: 0 P: 6	R: 0 E: 0 K: 0 S: 4 H: 1 LOB: 2 BB: 1 P: 8	R: 0 E: 0 K: 1 S: 5 H: 0 LOB: 0 BB: 0 P: 5	R: 0 E: 0 K: 1 S: 5 H: 0 LOB: 1 BB: 1 P: 9	R: 0 E: 0 K: 0 S: 3 H: 1 LOB: 0 BB: 0 P: 3	R: 1 E: 0 K: 1 S: 6 H: 1 LOB: 0 BB: 0 P: 6		1B: 8 2B: 0 3B: 0 HR: 1	SF: 1 SAC: 2 DP: 1 HBP: 0					

PITCHER	IP	WLS	BF	H	R	ER	SO	BB	IBB	HBP	BLK	WP	HR	S	P	ERA	WHIP
Mudcat Grant, R (1, 1) ERA: 3.69	8.0	L	35	9	3	3	5	3	0	0	0	0	1	42	54	3.38	1.500

PITCHER	IP	WLS	BF	H	R	ER	SO	BB	IBB	HBP	BLK	WP	HR	S	P	ERA	WHIP

BOTTOM

Cleveland Indians @ Chicago White Sox

Comiskey Park, Chicago, IL

Sun Aug 17 1958, 4:33 AM EDT

Att. 12,632 - Unknown

livebaseballscorecards.com

AB	29
R	3
H	9
RBI	3
BB	3
SO	5
LOB	16

PA: 35

Chicago White Sox @ Boston Red Sox

Fenway Park, Boston, MA

Tue Aug 19 1958, 7:05 PM EDT

Att. 27,544 - Unknown

TOP

livebaseballscorecards.com

Batter	1	2	3	4	5	6	7	8	9	AB	R	H	RBI	BB	SO	LOB
Luis Aparicio, R (1, 6) OBP: 0.310, SLG: 0.340	PB 3B		4-3 1-3		F7		FC4 1-2f		L4	5	1	1	0	0	0	3
Nellie Fox, L (1, 4) OBP: 0.369, SLG: 0.362	F8 3-H		1B 3-H			1-3		BLK SH2-4 SF7 1B	2B 1B	5	1	3	1	0	0	0
Jim Landis, R (1, 8) OBP: 0.357, SLG: 0.454	K		F7			6-3		SH2-4 1-2	F8	4	0	0	0	0	1	2
Sherm Lollar, R (1, 2) OBP: 0.373, SLG: 0.454	6-3			5-3		F8		SF7 2-H	2B 1-3	4	0	1	1	0	0	0
Ray Boone, R (1, 3) OBP: 0.304, SLG: 0.407		K		K			6-3 HR BB	E5 1B	K	4	2	0	0	1	3	2
Billy Goodman, L (1, 5) OBP: 0.374, SLG: 0.383 Sammy Esposito, R (7, 5) OBP: 0.375, SLG: 0.256		4-3		4-3			6-3 1-2	E 2-H 1B		3 1	0 1	0 1	0 1	0 0	0 0	1 0
Jim Rivera, L (1, 7) OBP: 0.293, SLG: 0.399		F6			K		HR 2-H	E IBB		3	1	1	2	1	1	0
Al Smith, R (1, 9) OBP: 0.326, SLG: 0.393			K		1B		FC4 1B	E7 1-3 2-H 1B		4	0	3	1	0	1	0
Dick Donovan, L (1, 1) OBP: 0.239, SLG: 0.115			4-3 E 1B BB		F8		F9	K		3	1	0	0	1	1	4
Inning Stats	R: 1 H: 1 E: 0 LOB: 0 K: 1 BB: 0 S: 6 P: 6	R: 0 H: 0 E: 0 LOB: 0 K: 1 BB: 0 S: 5 P: 5	R: 1 H: 1 E: 1 LOB: 1 K: 1 BB: 1 S: 6 P: 10	R: 0 H: 0 E: 0 LOB: 0 K: 1 BB: 0 S: 5 P: 5	R: 0 H: 1 E: 0 LOB: 1 K: 1 BB: 0 S: 6 P: 6	R: 0 H: 0 E: 0 LOB: 0 K: 0 BB: 0 S: 3 P: 3	R: 2 H: 2 E: 0 LOB: 1 K: 0 BB: 1 S: 5 P: 9	R: 3 H: 3 E: 2 LOB: 2 K: 1 BB: 1 S: 9 P: 13	R: 0 H: 2 E: 0 LOB: 2 K: 1 BB: 0 S: 7 P: 7	1B: 7 SF: 1 2B: 1 SAC: 1 3B: 1 DP: 0 HR: 1 HBP: 0						

	AB	36
	R	7
	H	10
	RBI	6
	BB	3
	SO	7
	LOB	12

WP: 0 PB: 1 SB: 0 CS: 0 PA: 41

PITCHER		IP	WLS	BF	H	R	ER	SO	BB	IBB	HBP	BLK	WP	HR	S	P	ERA	WHIP
Frank Sullivan, R ERA: 3.88	(1, 1)	7.2	L	33	7	7	4	5	2	0	0	1	0	1	41	49	4.70	1.174
Bud Byerly, R ERA: 4.17	(8, 1)	0.1		3	1	0	0	1	0	1	0	0	0	0	4	8	0.00	3.000
Bill Monbouquette, R ERA: 3.62	(9, 1)	1.0		5	2	0	0	1	0	0	0	0	0	0	7	7	0.00	2.000

PITCHER		IP	WLS	BF	H	R	ER	SO	BB	IBB	HBP	BLK	WP	HR	S	P	ERA	WHIP

Batter	1	2	3	4	5	6	7	8	9	AB	R	H	RBI	BB	SO	LOB
Don Buddin, R (1, 6) OBP: 0.348, SLG: 0.372	L7		F7			K			4-3	4	0	0	0	0	1	0
Pete Runnels, L (1, 4) OBP: 0.421, SLG: 0.439	F7			F8		4-3			L6	4	0	0	0	0	0	0
Ted Williams, L (1, 7) OBP: 0.449, SLG: 0.560	K			5-3			6-3		1B	4	0	1	0	0	1	0
Frank Malzone, R (1, 5) OBP: 0.350, SLG: 0.428		6-3		F7			F3		F6	4	0	0	0	0	0	1
Jackie Jensen, R (1, 9) OBP: 0.419, SLG: 0.609		S 1B			HR		5-3			3	1	2	1	0	0	0
Dick Gernert, R (1, 3) OBP: 0.334, SLG: 0.428		K 1-2			K			1-6-3		3	0	0	0	0	2	1
Jim Piersall, R (1, 8) OBP: 0.309, SLG: 0.381		5-3			6-3			1B		3	0	1	0	0	0	1
Sammy White, R (1, 2) OBP: 0.293, SLG: 0.370			6-3		K			F8		3	0	0	0	0	1	1
Frank Sullivan, R (1, 1) OBP: 0.208, SLG: 0.163			F8			6-3		F9		2	0	0	0	0	0	0
Bud Byerly, R (8, 1)										0	0	0	0	0	0	0
Gene Stephens, L (8, PH) OBP: 0.286, SLG: 0.389										1	0	0	0	0	0	1
Bill Monbouquette, R (9, 1) OBP: 0.182, SLG: 0.182										0	0	0	0	0	0	0
Inning Stats	R: 0 E: 0 K: 1 S: 5 H: 0 LOB: 0 BB: 0 P: 5	R: 0 E: 0 K: 1 S: 6 H: 1 LOB: 1 BB: 0 P: 6	R: 0 E: 0 K: 0 S: 3 H: 0 LOB: 0 BB: 0 P: 3	R: 0 E: 0 K: 0 S: 3 H: 0 LOB: 0 BB: 0 P: 3	R: 1 E: 0 K: 2 S: 8 H: 1 LOB: 0 BB: 0 P: 8	R: 0 E: 0 K: 1 S: 5 H: 0 LOB: 0 BB: 0 P: 5	R: 0 E: 0 K: 0 S: 3 H: 0 LOB: 0 BB: 0 P: 3	R: 0 E: 0 K: 0 S: 4 H: 1 LOB: 1 BB: 0 P: 4	R: 0 E: 0 K: 0 S: 4 H: 1 LOB: 1 BB: 0 P: 4	1B: 3 2B: 0 3B: 0 HR: 1 SF: 0 SAC: 0 DP: 0 HBP: 0	WP: 0 PB: 0 SB: 1 CS: 0 PA: 31					

PITCHER		IP	WLS	BF	H	R	ER	SO	BB	IBB	HBP	BLK	WP	HR	S	P	ERA	WHIP
Dick Donovan, R ERA: 3.12	(1, 1)	9.0	W	31	4	1	1	5	0	0	0	0	0	1	41	41	1.00	0.444

PITCHER	IP	WLS	BF	H	R	ER	SO	BB	IBB	HBP	BLK	WP	HR	S	P	ERA	WHIP

BOTTOM

Chicago White Sox @ Boston Red Sox

Fenway Park, Boston, MA

Tue Aug 19 1958, 7:05 PM EDT

Att. 27,544 - Unknown

livebaseballscorecards.com

AB	31
R	1
H	4
RBI	1
BB	0
SO	5
LOB	5

Batter	1	2	3	4	5	6	7	8	9	AB	R	H	RBI	BB	SO	LOB
Luis Aparicio, R (1, 6) OBP: 0.313, SLG: 0.343	1B	6-3		1B		K		G4-6-3		5	2	3	0	0	1	0
Nellie Fox, L (1, 4) OBP: 0.371, SLG: 0.364	1B	F8		1B			HR	G4-6-3		5	3	3	0	0	0	2
Jim Landis, R (1, 8) OBP: 0.360, SLG: 0.465	B2	1B		2B			HR		F8	5	1	3	4	0	0	2
Sherm Lollar, R (1, 2) OBP: 0.371, SLG: 0.450	2B	F3		6-3			6-3		F4	5	1	1	1	0	0	2
Ray Boone, R (1, 3) OBP: 0.306, SLG: 0.411	2B		5-3		1-3		6-3		1B	5	1	2	2	0	0	0
Al Smith, R (1, 9) OBP: 0.324, SLG: 0.391	1B		F8		K		F9		F2	5	1	1	1	0	1	1
Billy Goodman, L (1, 5) OBP: 0.372, SLG: 0.382	4-3		F8		F8			SH1-3		4	0	1	0	0	0	1
Jim Rivera, L (8, PR) OBP: 0.293, SLG: 0.399 (8, 7)								1B		0	1	0	0	0	0	0
Bubba Phillips, R (1, 7) OBP: 0.320, SLG: 0.369	E4			B5-3		5-3		SH1-3		3	0	1	1	0	0	0
Sammy Esposito, R (8, 5) OBP: 0.375, SLG: 0.256	1B									0	0	0	0	0	0	0
Jim Wilson, R (1, 1) OBP: 0.173, SLG: 0.085	F5			6-3		1-3		1B		2	0	0	0	0	0	1
Bob Shaw, R (5, 1) OBP: 0.304, SLG: 0.158										1	0	0	0	0	0	0
Turk Lown, R (6, 1) OBP: 0.333, SLG: 0.333										1	0	1	1	0	0	0
Gerry Staley, R (9, 1)										0	0	0	0	0	0	0
Inning Stats	R: 5 E: 1 K: 0 S: 9 H: 6 LOB: 1 BB: 0 P: 9	R: 0 E: 0 K: 0 S: 4 H: 1 LOB: 1 BB: 0 P: 4	R: 0 E: 0 K: 0 S: 3 H: 0 LOB: 0 BB: 0 P: 3	R: 2 E: 0 K: 0 S: 6 H: 3 LOB: 1 BB: 0 P: 6	R: 0 E: 0 K: 1 S: 5 H: 0 LOB: 0 BB: 0 P: 5	R: 0 E: 0 K: 1 S: 5 H: 0 LOB: 0 BB: 0 P: 5	R: 2 E: 0 K: 0 S: 5 H: 2 LOB: 0 BB: 0 P: 5	R: 1 E: 0 K: 0 S: 5 H: 3 LOB: 2 BB: 0 P: 5	R: 0 E: 0 K: 0 S: 4 H: 1 LOB: 1 BB: 0 P: 4	1B: 13 2B: 2 3B: 0 HR: 1 SF: 0 SAC: 1 DP: 1 HBP: 0						

PITCHER		IP	WLS	BF	H	R	ER	SO	BB	IBB	HBP	BLK	WP	HR	S	P	ERA	WHIP
Ted Bowsfield, L ERA: 3.45	(1, 1)	0.1		5	4	4	4	0	0	0	0	0	0	0	5	5	108.00	12.000
Murray Wall, R ERA: 3.48	(1, 1)	1.2		8	3	1	1	0	0	0	0	0	0	0	8	8	5.40	1.800
Mike Fornieles, R ERA: 5.16	(3, 1)	4.0		15	3	2	2	2	0	0	0	0	0	0	19	19	4.50	0.750
Bud Byerly, R ERA: 4.5	(7, 1)	1.0	L	5	2	2	2	0	0	0	0	0	0	1	5	5	18.00	2.000
Leo Kiely, L ERA: 3.06	(8, 1)	2.0		9	4	1	1	0	0	0	0	0	0	0	9	9	4.50	2.000

PITCHER	IP	WLS	BF	H	R	ER	SO	BB	IBB	HBP	BLK	WP	HR	S	P	ERA	WHIP

TOP

Chicago White Sox @ Boston Red Sox

Fenway Park, Boston, MA

Wed Aug 20 1958, 3:33 AM EDT

Att. 12,401 - Unknown

livebaseballscorecards.com

AB	41
R	10
H	16
RBI	10
BB	0
SO	2
LOB	9

Batter	1	2	3	4	5	6	7	8	9	AB	R	H	RBI	BB	SO	LOB
Don Buddin, R (1, 6) OBP: 0.347, SLG: 0.371	F2		5-3		BB, HR, 1B	BB, 1B, 1-3, SF9, 3-H, 1B	F7		SSS, 0-3, K	6	2	2	1	0	1	4
Pete Runnels, L (1, 4) OBP: 0.423, SLG: 0.440	G4-6-3, 1B		F6		BBBB, 4-0, 1-2, HR, BB	SF9, BB, 1-2, 3-H, 2B, 1B		6-3		4	2	2	1	1	0	0
Ted Williams, L (1, 7) OBP: 0.451, SLG: 0.566	G4-6-3, 1-2f		BBBB, 4-0, BB		1-H, 2-H, HR	BBBB, 4-0, 2B, 1-2, 2-3, BB		F3		3	1	1	3	2	0	1
Frank Malzone, R (1, 5) OBP: 0.346, SLG: 0.425		6-3	F7		F7	SF9, 2-3, 3-H		F9		4	0	0	1	0	0	1
Jackie Jensen, R (1, 9) OBP: 0.421, SLG: 0.610		BBBB, 4-0, 1B, 1B, E, BB	5-3		BBBB, 4-0, FC6-4, BB	1-3, 3-H, 2B			5-3	3	1	1	1	2	0	0
Dick Gernert, R (1, 3) OBP: 0.335, SLG: 0.428		F8	FC6-4, 1B		FC6-4, 1-2f	SSS, 0-3, K			FC1-4, 1B	5	0	2	0	0	1	4
Jim Piersall, R (1, 8) OBP: 0.307, SLG: 0.378		E, 1-2, 1B	FC6-4, 1-2f		1-3	F8			FC1-4, BB, 1B, 1-2f	5	0	1	0	0	0	2
Sammy White, R (1, 2) OBP: 0.299, SLG: 0.378 Marty Keough, L (9, PR) OBP: 0.278, SLG: 0.327		E6, 1-3, 2-H, 1B	F8		1B, 1B, 2B	6-3			BB, 1-2, 1B	5 0	1 0	3 0	0 0	0 0	0 0	1 0
Ted Bowsfield, R (1, 1) Murray Wall, R (1, 1) OBP: 0.000, SLG: 0.000 Billy Klaus, L (2, PH) OBP: 0.143, SLG: 0.200 Mike Fornieles, R (3, 1) OBP: 0.214, SLG: 0.214 Gene Stephens, L (5, PH) OBP: 0.250, SLG: 0.292 Bud Byerly, R (7, 1) Bill Renna, R (7, PH) OBP: 0.000, SLG: 0.364 Billy Consolo, R (7, PR) OBP: 0.300, SLG: 0.183 Leo Kiely, L (8, 1) Lou Berberet, L (9, PH) OBP: 0.000, SLG: 0.308 Tom Brewer, R (9, PR) OBP: 0.214, SLG: 0.230		SSS, 0-3, K		SSS, 0-3, K	1B, 1B, 2-3, 1B	BBBB, 4-0, BB		BBBB, 4-0, 1-2, 2-3, BB	0 0 1 1 0 0 0 0 0 0 0 0	0 0 0 0 0 1 1 0 0 0 0 0	0 0 0 0 0 0 0 0 0 0 0 0	0 0 0 0 0 0 0 0 0 0 1 0	0 0 0 0 0 0 0 0 0 0 0 0	0 0 1 1 0 1 0 0 0 0 0 0	0 0 2 0 0 0 0 0 0 0 0 0
Inning Stats	R: 0 E: 0 K: 0 S: 3 H: 1 LOB: 0 BB: 0 P: 3	R: 1 E: 1 K: 1 S: 7 H: 2 LOB: 2 BB: 1 P: 11	R: 0 E: 0 K: 0 S: 3 H: 0 LOB: 1 BB: 1 P: 7	R: 0 E: 0 K: 0 S: 4 H: 1 LOB: 1 BB: 0 P: 4	R: 3 E: 0 K: 1 S: 7 H: 2 LOB: 1 BB: 2 P: 15	R: 4 E: 0 K: 1 S: 10 H: 5 LOB: 2 BB: 1 P: 14	R: 0 E: 0 K: 0 S: 3 H: 0 LOB: 1 BB: 1 P: 7	R: 0 E: 0 K: 0 S: 3 H: 0 LOB: 0 BB: 0 P: 3	R: 0 E: 0 K: 1 S: 7 H: 2 LOB: 3 BB: 1 P: 11	1B: 10 2B: 2 3B: 0 HR: 1 SF: 1 SAC: 0 DP: 1 HBP: 0						

PITCHER		IP	WLS	BF	H	R	ER	SO	BB	IBB	HBP	BLK	WP	HR	S	P	ERA	WHIP
Jim Wilson, R ERA: 4.06	(1, 1)	4.2		23	6	4	3	2	4	0	0	0	0	1	23	39	5.79	2.143
Bob Shaw, R ERA: 4.91	(5, 1)	0.2		5	3	3	3	0	0	0	0	0	0	0	5	5	40.50	4.500
Turk Lown, R ERA: 4.31	(6, 1)	3.1	W	17	4	1	1	1	3	0	0	0	0	0	16	28	2.70	2.100
Gerry Staley, R ERA: 3.14	(9, 1)	0.1	S	1	0	0	0	1	0	0	0	0	0	0	3	3	0.00	0.000

PITCHER	IP	WLS	BF	H	R	ER	SO	BB	IBB	HBP	BLK	WP	HR	S	P	ERA	WHIP

BOTTOM

Chicago White Sox @ Boston Red Sox

Fenway Park, Boston, MA

Wed Aug 20 1958, 3:33 AM EDT

Att. 12,401 - Unknown

livebaseballscorecards.com

AB	38
R	8
H	13
RBI	7
BB	7
SO	4
LOB	15

WP: 0	PA: 46		
PB: 0			
SB: 0			
CS: 0			

Batter	1	2	3	4	5	6	7	8	9	AB	R	H	RBI	BB	SO	LOB
Luis Aparicio, R (1, 6) OBP: 0.312, SLG: 0.344	4-3 2B		K		G3			6-3		4	1	1	0	0	1	2
Nellie Fox, L (1, 4) OBP: 0.372, SLG: 0.366	4-3 2-3		L9-3 1-2			FC5 2B		BBBB FC6-4 BB		3	0	1	0	1	0	2
Jim Landis, R (1, 8) OBP: 0.359, SLG: 0.468	SSS K			SF7 3B		SSS K		FC6-4 1-2f		4	1	1	0	0	2	3
Sherm Lollar, R (1, 2) OBP: 0.369, SLG: 0.452	3-H 2B			SF7 3-H		FC5 BB 2-3		FC6-4 1-2f		3	0	1	2	0	0	2
Ray Boone, R (1, 3) OBP: 0.305, SLG: 0.406	F9			F6		BBBB 1-2			6-3	3	0	0	0	1	0	1
Billy Goodman, L (1, 5) OBP: 0.368, SLG: 0.377		6-3		F7		3-1			F8	4	0	0	0	0	0	2
Jim Rivera, L (1, 7) OBP: 0.292, SLG: 0.409		F7			3-1		3-1		HR	4	1	1	1	0	0	0
Al Smith, R (1, 9) OBP: 0.326, SLG: 0.390		F9			BBBB SH1-4 BB		6-3		1B	3	0	1	0	1	0	0
Ray Moore, R (1, 1) OBP: 0.250, SLG: 0.333			BBBB L9-3 BB		SH1-4 1-2		6-3	SSS	K	1	0	0	0	1	0	0
Gerry Staley, R (7, 1)										0	0	0	0	0	0	0
Barry Latman, R (8, 1) OBP: 0.200, SLG: 0.200										0	0	0	0	0	0	0
Earl Torgeson, L (9, PH) OBP: 0.407, SLG: 0.420										1	0	0	0	0	1	1
Inning Stats	R: 1 E: 0 K: 1 S: 7 H: 2 LOB: 1 BB: 0 P: 7	R: 0 E: 0 K: 0 S: 3 H: 0 LOB: 0 BB: 0 P: 3	R: 0 E: 0 K: 1 S: 4 H: 0 LOB: 0 BB: 1 P: 8	R: 1 E: 0 K: 0 S: 4 H: 1 LOB: 0 BB: 0 P: 4	R: 0 E: 0 K: 0 S: 3 H: 0 LOB: 1 BB: 1 P: 7	R: 0 E: 0 K: 1 S: 6 H: 1 LOB: 2 BB: 1 P: 10	R: 0 E: 0 K: 0 S: 3 H: 0 LOB: 0 BB: 0 P: 3	R: 0 E: 0 K: 0 S: 3 H: 0 LOB: 1 BB: 1 P: 7	R: 1 E: 0 K: 1 S: 7 H: 2 LOB: 1 BB: 0 P: 7	1B: 1 2B: 4 3B: 1 HR: 1 SF: 1 SAC: 1 DP: 1 HBP: 0						

PITCHER	IP	WLS	BF	H	R	ER	SO	BB	IBB	HBP	BLK	WP	HR	S	P	ERA	WHIP
Bob Turley, R (1, 1) ERA: 2.81	9.0	W	36	6	3	3	4	4	0	0	0	0	1	40	56	3.00	1.111

PITCHER	IP	WLS	BF	H	R	ER	SO	BB	IBB	HBP	BLK	WP	HR	S	P	ERA	WHIP

TOP

Chicago White Sox @ New York Yankees

Yankee Stadium, Bronx, NY

Thu Aug 21 1958, 7:05 PM EDT

Att. 26,829 - Sunny - 80 F

livebaseballscorecards.com

AB	30
R	3
H	6
RBI	3
BB	4
SO	4
LOB	13

BOTTOM

Chicago White Sox @ New York Yankees

Yankee Stadium, Bronx, NY

Thu Aug 21 1958, 7:05 PM EDT

Att. 26,829 - Sunny - 80 F

livebaseballscorecards.com

Batter	1	2	3	4	5	6	7	8	9	AB	R	H	RBI	BB	SO	LOB
Gil McDougald, R (1, 4) OBP: 0.329, SLG: 0.367	F9	BB			F7	F8 2-3		K		4	0	0	0	1	1	1
Norm Siebern, L (1, 7) OBP: 0.387, SLG: 0.451	BB	1-2 BB			4-3 BB	1B BB SF8 1B		4-3		2	1	1	0	3	0	0
Mickey Mantle, S (1, 8) OBP: 0.442, SLG: 0.605	K	G3			1-2 4-3 BB	SF8 1B 1-2 SF9 BB				2	1	0	0	2	1	4
Yogi Berra, L (1, 9) OBP: 0.318, SLG: 0.483 Hank Bauer, R (8, 9) OBP: 0.332, SLG: 0.445	6-3		F2		4-3 1-2 2-3		SF9 SF8 1B 1-2 2-3 1B			4 0	1 0	1 0	0 0	0 0	0 0	3 0
Bill Skowron, R (1, 3) OBP: 0.332, SLG: 0.467		1B 1B	P4		6-3		SF8 1-2 2-3 3-H			3	1	1	1	0	0	2
Elston Howard, R (1, 2) OBP: 0.364, SLG: 0.517		WP 1B 1-2 5-3 1B	K			6-3	SF9 2-3 3-H			3	1	1	1	0	1	0
Tony Kubek, L (1, 6) OBP: 0.307, SLG: 0.320	K			5-3		S 1B 1B	3-H 1B			4	1	2	1	0	1	2
Andy Carey, R (1, 5) OBP: 0.355, SLG: 0.485	5-3 WP 1-2 2-H 1B			K		WP SH1-4 1-H 1B	P6			4	0	2	2	0	1	1
Bob Turley, R (1, 1) OBP: 0.156, SLG: 0.192	5-3 1-3 2-H			K		SH1-4 1-2		6-3		3	0	0	1	0	1	1
Inning Stats	R: 0 E: 0 K: 1 S: 5 H: 0 LOB: 1 BB: 1 P: 9	R: 2 E: 0 K: 1 S: 8 H: 3 LOB: 3 BB: 2 P: 16	R: 0 E: 0 K: 1 S: 5 H: 0 LOB: 0 BB: 0 P: 5	R: 0 E: 0 K: 2 S: 7 H: 0 LOB: 0 BB: 0 P: 7	R: 0 E: 0 K: 0 S: 3 H: 0 LOB: 2 BB: 2 P: 11	R: 1 E: 0 K: 0 S: 5 H: 2 LOB: 1 BB: 0 P: 5	R: 3 E: 0 K: 0 S: 6 H: 3 LOB: 1 BB: 1 P: 10	R: 0 E: 0 K: 1 S: 5 H: 0 LOB: 0 BB: 0 P: 5		1B: 8 2B: 0 3B: 0 HR: 0	SF: 2 SAC: 1 DP: 0 HBP: 0		WP: 2 PB: 0 SB: 1 CS: 0	PA: 38		

	AB	29
	R	6
	H	8
	RBI	6
	BB	6
	SO	6
	LOB	14

PITCHER		IP	WLS	BF	H	R	ER	SO	BB	IBB	HBP	BLK	WP	HR	S	P	ERA	WHIP
Ray Moore, R ERA: 3.0	(1, 1)	6.0	L	30	6	5	5	5	6	0	0	0	2	0	34	58	7.50	2.000
Gerry Staley, R ERA: 3.21	(7, 1)	1.0		5	2	1	1	0	0	0	0	0	0	0	5	5	9.00	2.000
Barry Latman, R ERA: 2.08	(8, 1)	1.0		3	0	0	0	1	0	0	0	0	0	0	5	5	0.00	0.000

PITCHER	IP	WLS	BF	H	R	ER	SO	BB	IBB	HBP	BLK	WP	HR	S	P	ERA	WHIP

Batter	1	2	3	4	5	6	7	8	9	AB	R	H	RBI	BB	SO	LOB
Luis Aparicio, R (1, 6) OBP: 0.309, SLG: 0.340	4-3		F9		FC4-6 S 1B 1-2f		F8		F8	5	1	0	0	0	0	2
Nellie Fox, L (1, 4) OBP: 0.370, SLG: 0.364	F5			F7	1-H 1B		5-3		F7	5	0	1	1	0	0	1
Jim Landis, R (1, 8) OBP: 0.355, SLG: 0.462	E5 PO			F7	F7		5-3		F9	5	0	0	0	0	0	2
Sherm Lollar, R (1, 2) OBP: 0.373, SLG: 0.464	PO 1-2	F8		1B 1B		HR		WP 1B		4	3	3	1	0	0	0
Billy Goodman, L (1, 5) OBP: 0.375, SLG: 0.385		1B		1B 1-3 1B		WP S 4-3 1B		1-3 WP 1-3 1B		4	1	4	0	0	0	0
Earl Torgeson, L (1, 3) OBP: 0.403, SLG: 0.415		F7		1-3 3-H 1B		1-3 1-3		1-3 1-3 3-H		4	0	1	1	0	0	3
Jim Rivera, L (1, 7) OBP: 0.291, SLG: 0.404		F8		1-3		E3 4-3		B B B B 4-0 L7-3 BB		3	0	0	0	1	0	4
Don Mueller, L (1, 9) OBP: 0.286, SLG: 0.270		4-3			FC4-6 1B	4-3 1-2 3-H		L7-3 1-2		4	0	1	1	0	0	3
Early Wynn, S (1, 1) OBP: 0.281, SLG: 0.214		K			K	F7			1B	3	0	0	0	0	2	2
Turk Lown, R (7, 1) OBP: 0.333, SLG: 0.333										0	0	0	0	0	0	0
Bob Shaw, R (7, 1) OBP: 0.304, SLG: 0.158										0	0	0	0	0	0	0
Ray Boone, R (9, PH) OBP: 0.307, SLG: 0.408										1	0	1	0	0	0	0
Bubba Phillips, R (9, PR) OBP: 0.320, SLG: 0.369										0	0	0	0	0	0	0
Inning Stats	R: 0 E: 1 K: 0 S: 3 H: 0 LOB: 0 BB: 0 P: 3	R: 0 E: 0 K: 0 S: 4 H: 1 LOB: 1 BB: 0 P: 4	R: 0 E: 0 K: 1 S: 5 H: 0 LOB: 0 BB: 0 P: 5	R: 1 E: 0 K: 0 S: 6 H: 3 LOB: 2 BB: 0 P: 6	R: 1 E: 0 K: 1 S: 7 H: 2 LOB: 1 BB: 0 P: 7	R: 2 E: 1 K: 0 S: 6 H: 2 LOB: 1 BB: 0 P: 6	R: 0 E: 0 K: 0 S: 3 H: 0 LOB: 0 BB: 0 P: 3	R: 1 E: 0 K: 0 S: 4 H: 2 LOB: 1 BB: 1 P: 8	R: 0 E: 0 K: 0 S: 4 H: 1 LOB: 1 BB: 0 P: 4	1B: 10 2B: 1 3B: 0 HR: 1 SF: 0 SAC: 0 DP: 1 HBP: 0						

PITCHER		IP	WLS	BF	H	R	ER	SO	BB	IBB	HBP	BLK	WP	HR	S	P	ERA	WHIP
Johnny Kucks, R ERA: 3.78	(1, 1)	5.0		23	8	4	3	2	0	0	0	0	0	1	27	27	5.40	1.600
Duke Maas, R ERA: 4.49	(6, 1)	2.0	W	7	0	0	0	0	0	0	0	0	1	0	7	7	0.00	0.000
Virgil Trucks, R ERA: 3.59	(8, 1)	2.0	S	9	3	1	1	0	1	0	0	0	1	0	8	12	4.50	2.000

PITCHER	IP	WLS	BF	H	R	ER	SO	BB	IBB	HBP	BLK	WP	HR	S	P	ERA	WHIP

TOP

Chicago White Sox @ New York Yankees

Yankee Stadium, Bronx, NY

Fri Aug 22 1958, 3:33 AM EDT
Att. 12,527 - Sunny - 77 F

livebaseballscorecards.com

AB	38
R	5
H	11
RBI	4
BB	1
SO	2
LOB	17

WP: 2	PA: 40		
PB: 0			
SB: 2			
CS: 0			

Batter	1	2	3	4	5	6	7	8	9	AB	R	H	RBI	BB	SO	LOB
Gil McDougald, R (1, 4) OBP: 0.328, SLG: 0.373	F9	1-3		4-3			SH3-4 1-2	HR		4	1	1	1	0	0	3
Tony Kubek, L (1, 6) OBP: 0.306, SLG: 0.318	6-3		K		F8		2B 2-H 1B	K		5	1	1	1	0	2	0
Mickey Mantle, S (1, 8) OBP: 0.447, SLG: 0.617	HR		BB CS		BB G6-3		WP 1-H 1B 2B	BB		2	2	2	2	3	0	0
Yogi Berra, L (1, 9) OBP: 0.319, SLG: 0.481	F8		BB FC6-4 1-2		G6-3 1-2f		2B 2-H 1B	P6		3	0	1	1	1	0	1
Hank Bauer, R (8, 9) OBP: 0.331, SLG: 0.444										1	0	0	0	0	0	1
Bill Skowron, R (1, 3) OBP: 0.334, SLG: 0.468		BB G3 HR	FC6-4 1-2f			K	1-3 2B			3	1	1	0	1	1	1
Norm Siebern, L (1, 7) OBP: 0.386, SLG: 0.447		G3 1-2		K		L5	4-0 IBB			3	0	0	0	1	1	1
Elston Howard, R (1, 2) OBP: 0.366, SLG: 0.527		HR 2-H		BB 1B		F3	L4			4	1	2	2	0	0	3
Andy Carey, R (1, 5) OBP: 0.358, SLG: 0.489		BB		F7			1B 2B			2	1	1	0	1	0	1
Jerry Lumpe, L (7, PH) OBP: 0.335, SLG: 0.404							G3			1	0	0	0	0	0	3
Bobby Richardson, R (8, 5) OBP: 0.231, SLG: 0.266										0	0	0	0	0	0	0
Johnny Kucks, R (1, 1) OBP: 0.171, SLG: 0.158		F2		BB 1-2			SH3-4 2-H 1B	6-3		1	0	0	0	1	0	1
Duke Maas, R (6, 1) OBP: 0.205, SLG: 0.171										0	0	0	0	0	0	0
Enos Slaughter, L (7, PH) OBP: 0.431, SLG: 0.495										1	1	1	1	0	0	0
Virgil Trucks, R (8, 1) OBP: 0.200, SLG: 0.200										1	0	0	0	0	0	0
Inning Stats	R: 1 H: 1 E: 0 LOB: 0 K: 0 BB: 0 S: 4 P: 4	R: 2 H: 1 E: 0 LOB: 1 K: 0 BB: 2 S: 4 P: 12	R: 0 H: 0 E: 0 LOB: 1 K: 1 BB: 2 S: 4 P: 12	R: 0 H: 1 E: 0 LOB: 2 K: 1 BB: 1 S: 6 P: 10	R: 0 H: 0 E: 0 LOB: 0 K: 0 BB: 1 S: 2 P: 6	R: 0 H: 0 E: 0 LOB: 0 K: 1 BB: 0 S: 5 P: 5	R: 4 H: 6 E: 0 LOB: 3 K: 0 BB: 1 S: 9 P: 13	R: 1 H: 1 E: 0 LOB: 1 K: 1 BB: 1 S: 6 P: 10		1B: 4 SF: 0 2B: 3 SAC: 1 3B: 0 DP: 1 HR: 3 HBP: 0						

PITCHER		IP	WLS	BF	H	R	ER	SO	BB	IBB	HBP	BLK	WP	HR	S	P	ERA	WHIP
Early Wynn, R ERA: 4.61	(1, 1)	6.1	L	29	6	6	6	3	6	0	0	0	0	2	29	53	8.53	1.895
Turk Lown, R ERA: 4.5	(7, 1)	0.0		3	3	1	1	0	0	0	0	0	1	0	3	3	∞	∞
Bob Shaw, R ERA: 4.92	(7, 1)	1.2		8	1	1	1	1	1	1	0	0	0	1	8	16	5.40	1.200

PITCHER	IP	WLS	BF	H	R	ER	SO	BB	IBB	HBP	BLK	WP	HR	S	P	ERA	WHIP

BOTTOM

Chicago White Sox @ New York Yankees

Yankee Stadium, Bronx, NY

Fri Aug 22 1958, 3:33 AM EDT
Att. 12,527 - Sunny - 77 F

livebaseballscorecards.com

AB	31
R	8
H	10
RBI	8
BB	8
SO	4
LOB	15

WP: 1 PA: 40
PB: 0
SB: 0
CS: 1

Batter	1	2	3	4	5	6	7	8	9	AB	R	H	RBI	BB	SO	LOB
Luis Aparicio, R (1, 6) OBP: 0.308, SLG: 0.339	6-3		F8		K		FC5-2, 1B, E 1-2 2-H 1B		K	5	1	1	1	0	2	1
Nellie Fox, L (1, 4) OBP: 0.371, SLG: 0.365	K		FC6-5-4-6 2-3			SH2-4 1B 1B	FC5-2 E 1-2 2-3 1B		4-3	5	2	2	0	0	1	1
Jim Landis, R (1, 8) OBP: 0.354, SLG: 0.460	1B		P3			SH2-4 1-2	FC5-2 E 1-2 2-3 3-Hf		6-3	4	1	1	0	0	0	4
Ray Boone, R (1, 3) OBP: 0.310, SLG: 0.423	F8			HR		K	E1 1B 1-H 2-H 3-H 2B			4	1	2	4	0	1	2
Al Smith, R (1, 9) OBP: 0.327, SLG: 0.390		K L5-3		F2		1B 2-H	BB			3	0	1	1	1	1	0
Earl Battey, R (1, 2) OBP: 0.325, SLG: 0.439		F9		6-3		F8	6-3			4	0	0	0	0	0	4
Billy Goodman, L (1, 5) OBP: 0.375, SLG: 0.382		L5-3 1-2		4-3		1B BB	1B 1B		F9	2	0	0	0	1	0	1
Sammy Esposito, R (7, PR) OBP: 0.367, SLG: 0.250 (7, 5)										1	1	0	0	0	0	0
Bubba Phillips, R (1, 7) OBP: 0.324, SLG: 0.377			E 2B		F4		1B FC5-2 1-2 1B		5-3	4	1	2	0	0	0	0
Billy Pierce, L (1, 1) OBP: 0.254, SLG: 0.239			SH FC6-5-4-3 2-H		6-3		F4		6-3	3	0	0	0	0	0	2
Inning Stats	R: 0 E: 0 K: 1 S: 6 H: 1 LOB: 1 BB: 0 P: 6	R: 0 E: 0 K: 1 S: 5 H: 0 LOB: 0 BB: 0 P: 5	R: 1 E: 1 K: 0 S: 5 H: 1 LOB: 1 BB: 0 P: 5	R: 1 E: 0 K: 0 S: 4 H: 1 LOB: 0 BB: 0 P: 4	R: 0 E: 0 K: 1 S: 5 H: 0 LOB: 0 BB: 0 P: 5	R: 1 E: 0 K: 1 S: 7 H: 2 LOB: 1 BB: 0 P: 7	R: 4 E: 1 K: 0 S: 7 H: 4 LOB: 2 BB: 2 P: 15	R: 0 E: 0 K: 0 S: 3 H: 0 LOB: 0 BB: 0 P: 3	R: 0 E: 0 K: 1 S: 5 H: 0 LOB: 0 BB: 0 P: 5	1B: 6 2B: 3 3B: 0 HR: 1 SF: 0 SAC: 2 DP: 1 HBP: 0						

PITCHER		IP	WLS	BF	H	R	ER	SO	BB	IBB	HBP	BLK	WP	HR	S	P	ERA	WHIP
Whitey Ford, L ERA: 2.11	(1, 1)	6.2	L	31	9	7	7	4	1	0	0	0	0	1	38	42	9.45	1.500
Zach Monroe, R ERA: 3.76	(7, 1)	1.1		5	0	0	0	0	1	0	0	0	0	0	4	8	0.00	0.750
Duke Maas, R ERA: 4.45	(9, 1)	1.0		3	0	0	0	1	0	0	0	0	0	0	5	5	0.00	0.000

PITCHER	IP	WLS	BF	H	R	ER	SO	BB	IBB	HBP	BLK	WP	HR	S	P	ERA	WHIP

TOP

Chicago White Sox @ New York Yankees

Yankee Stadium, Bronx, NY

Sat Aug 23 1958, 3:33 AM EDT

Att. 23,183 - Sunny - 80 F

livebaseballscorecards.com

AB	35
R	7
H	9
RBI	6
BB	2
SO	5
LOB	15

WP: 0	PA: 39		
PB: 1			
SB: 0			
CS: 0			

Chicago White Sox @ New York Yankees

Yankee Stadium, Bronx, NY

Sat Aug 23 1958, 3:33 AM EDT
Att. 23,183 - Sunny - 80 F

livebaseballscorecards.com

Batter	1	2	3	4	5	6	7	8	9	AB	R	H	RBI	BB	SO	LOB
Gil McDougald, R (1, 4) OBP: 0.330, SLG: 0.373	F9		F7			L3 1B		1B BB		3	0	1	0	1	0	1
Bobby Richardson, R (9, 4) OBP: 0.231, SLG: 0.266										0	0	0	0	0	0	0
Hank Bauer, R (1, 7) OBP: 0.330, SLG: 0.442	K		F4			L3		G6-4-3 1B		4	0	1	0	0	1	2
Mickey Mantle, S (1, 8) OBP: 0.444, SLG: 0.611	L7			F6		5-3		K		4	0	0	0	0	1	3
Bill Skowron, R (1, 3) OBP: 0.333, SLG: 0.474		F9		K			HR	G6-4-3		4	1	1	1	0	1	3
Yogi Berra, L (1, 9) OBP: 0.319, SLG: 0.477		K2-3		F8			FC4-6 BB		G3	3	0	0	0	1	1	0
Elston Howard, R (1, 2) OBP: 0.364, SLG: 0.523		1B			F9		K		G3	4	0	1	0	0	1	1
Andy Carey, R (1, 5) OBP: 0.357, SLG: 0.489		F8			2B		FC4-6 FC6		F9	4	0	1	0	0	0	2
Tony Kubek, L (1, 6) OBP: 0.304, SLG: 0.316			E1		P6		FC6			3	0	0	0	0	0	2
Whitey Ford, L (1, 1) OBP: 0.247, SLG: 0.206			B3		L3			1B BB 1B		2	0	0	0	0	0	2
Zach Monroe, R (7, 1)										0	0	0	0	0	0	0
Enos Slaughter, L (8, PH) OBP: 0.436, SLG: 0.500										1	0	1	0	0	0	0
Duke Maas, R (9, 1) OBP: 0.205, SLG: 0.171										0	0	0	0	0	0	0

Inning Stats	1	2	3	4	5	6	7	8	9	1B: 4	SF: 0	WP: 0	PA: 34
	R: 0 H: 0	R: 0 H: 1	R: 0 H: 0	R: 0 H: 0	R: 0 H: 1	R: 0 H: 1	R: 1 H: 1	R: 0 H: 2	R: 0 H: 0	2B: 2	SAC: 0	PB: 0	
	E: 0 LOB: 0	E: 0 LOB: 1	E: 1 LOB: 1	E: 0 LOB: 0	E: 0 LOB: 1	E: 0 LOB: 0	E: 0 LOB: 1	E: 0 LOB: 2	E: 0 LOB: 0	3B: 0	DP: 2	SB: 0	
	K: 1 BB: 0	K: 1 BB: 0	K: 0 BB: 0	K: 1 BB: 0	K: 0 BB: 0	K: 0 BB: 0	K: 1 BB: 1	K: 1 BB: 1	K: 0 BB: 0	HR: 1	HBP: 0	CS: 0	
	S: 5 P: 5	S: 6 P: 6	S: 4 P: 4	S: 5 P: 5	S: 4 P: 4	S: 3 P: 3	S: 6 P: 10	S: 6 P: 10	S: 3 P: 3				

PITCHER	IP	WLS	BF	H	R	ER	SO	BB	IBB	HBP	BLK	WP	HR	S	P	ERA	WHIP
Billy Pierce, L (1, 1) ERA: 2.56	9.0	W	34	6	1	1	5	2	0	0	0	0	1	42	50	1.00	0.889

PITCHER	IP	WLS	BF	H	R	ER	SO	BB	IBB	HBP	BLK	WP	HR	S	P	ERA	WHIP

Batter	1	2	3	4	5	6	7	8	9	AB	R	H	RBI	BB	SO	LOB
Luis Aparicio, R (1, 6) OBP: 0.307, SLG: 0.342	4-3		G4-6-3 1-2f		5-3		1-H 3B			4	0	1	1	0	0	1
Nellie Fox, L (1, 4) OBP: 0.370, SLG: 0.364	K			F9		BB 1B	F8			4	0	1	0	0	1	1
Jim Landis, R (1, 8) OBP: 0.353, SLG: 0.459	F7			1B 1B 1B		F6		K		4	1	1	0	0	1	1
Sherm Lollar, R (1, 2) OBP: 0.374, SLG: 0.463		F7		1B 1-3 1B		BBBB 1-2 BB		F8		3	0	1	0	1	0	0
Ray Boone, R (1, 3) OBP: 0.315, SLG: 0.428		1B		1-2 3-H 1B		F5		1B		4	0	3	1	0	0	2
Al Smith, R (1, 9) OBP: 0.325, SLG: 0.386		F8		F8		F5		F4		4	0	0	0	0	0	6
Billy Goodman, L (1, 5) OBP: 0.374, SLG: 0.379		G3		F8			BBBB G6-4-3 BB		5-3	3	0	0	0	1	0	3
Bubba Phillips, R (1, 7) OBP: 0.324, SLG: 0.376 Don Mueller, L (9, PH) OBP: 0.284, SLG: 0.268			G4-6-3 1B	F9			G6-4-3 1-2f		1-3	3 1	0 0	1 0	0 0	0 0	0 0	1 0
Dick Donovan, L (1, 1) OBP: 0.236, SLG: 0.113 Barry Latman, R (3, 1) OBP: 0.167, SLG: 0.167 Ron Jackson, R (7, PH) OBP: 0.331, SLG: 0.406 Tom Qualters, R (7, 1) Earl Torgeson, L (9, PH) OBP: 0.401, SLG: 0.412			K	K			E6 3B		F3	1 1 1 0 1	0 0 1 0 0	0 0 0 0 0	0 0 0 0 0	1 1 0 0 0	1 0 0 0 0	1 0 0 0 0
Inning Stats	R: 0 E: 0 K: 1 S: 5 H: 0 LOB: 0 BB: 0 P: 5	R: 0 E: 0 K: 0 S: 4 H: 1 LOB: 1 BB: 0 P: 4	R: 0 E: 0 K: 1 S: 5 H: 1 LOB: 0 BB: 0 P: 5	R: 1 E: 0 K: 0 S: 6 H: 3 LOB: 2 BB: 0 P: 6	R: 0 E: 0 K: 1 S: 5 H: 0 LOB: 0 BB: 0 P: 5	R: 0 E: 0 K: 0 S: 4 H: 1 LOB: 2 BB: 1 P: 8	R: 1 E: 1 K: 0 S: 4 H: 1 LOB: 1 BB: 1 P: 8	R: 0 E: 0 K: 1 S: 6 H: 1 LOB: 1 BB: 0 P: 6	R: 0 E: 0 K: 0 S: 3 H: 0 LOB: 0 BB: 0 P: 3	1B: 7 2B: 0 3B: 1 HR: 0 SF: 0 SAC: 0 DP: 2 HBP: 0						

PITCHER	IP	WLS	BF	H	R	ER	SO	BB	IBB	HBP	BLK	WP	HR	S	P	ERA	WHIP
Billy O'Dell, L (1, 1) ERA: 2.87	7.0	W	29	7	2	1	3	2	0	0	0	0	0	33	41	1.29	1.286
Billy Loes, R (8, 1) ERA: 3.76	2.0	S	7	1	0	0	1	0	0	0	0	0	0	9	9	0.00	0.500

PITCHER	IP	WLS	BF	H	R	ER	SO	BB	IBB	HBP	BLK	WP	HR	S	P	ERA	WHIP

TOP

Chicago White Sox @ Baltimore Orioles

Memorial Stadium, Baltimore, MD

Sun Aug 24 1958, 3:33 AM EDT
Att. 6,897 - Unknown

livebaseballscorecards.com

AB	34
R	2
H	8
RBI	2
BB	2
SO	4
LOB	16

WP: 0 PA: 36
PB: 0
SB: 0
CS: 0

BOTTOM

Chicago White Sox @ Baltimore Orioles

Memorial Stadium, Baltimore, MD

Sun Aug 24 1958, 3:33 AM EDT

Att. 6,897 - Unknown

Batter	1	2	3	4	5	6	7	8	9	AB	R	H	RBI	BB	SO	LOB
Dick Williams, R (1, 8) OBP: 0.346, SLG: 0.363 Billy Loes, R (8, 1) OBP: 0.100, SLG: 0.071	6-3		1B 1B	FC4-2 HBP BB		4-3 2B		6-3		3 1	1 0	2 0	0 0	1 0	0 0	0 0
Bob Boyd, L (1, 3) OBP: 0.342, SLG: 0.441	1-3		F9	FC4-2 HBP 1-2 2-3		4-3 2-3		1-3		4	0	0	0	0	0	2
Gene Woodling, L (1, 9) OBP: 0.391, SLG: 0.438 Al Pilarcik, L (9, 9) OBP: 0.303, SLG: 0.302	K		1B 1B 1-3	FC4-2 FC6-4 1-2 2-3 3-Hf		6-3				4 0	1 0	1 0	0 0	0 0	1 0	4 0
Bob Nieman, R (1, 7) OBP: 0.414, SLG: 0.585		SH3-4 BB 2B 1B	1B 1B FC3-6 IBB	F7		K				3	2	1	0	1	1	4
Gus Triandos, R (1, 2) OBP: 0.336, SLG: 0.475 Jim Busby, R (7, PR) (8, 8) OBP: 0.296, SLG: 0.304		SH3-4 BB 2B 1-2	FC3-6 1B 1-2 2-H 3-H	FC6-4 1-2f			3-1 SH1-4 BB			2 0	1 0	1 0	2 0	2 0	0 0	3 0
Brooks Robinson, R (1, 5) OBP: 0.298, SLG: 0.327	SH3-4 1-2 2-3		FC3-6 1B 1-2 2-3		F8		SH1-4 1-2			2	0	1	0	0	0	0
Billy Gardner, R (1, 4) OBP: 0.278, SLG: 0.311		4-3 2B 2-H 3-H	FC3-6 1-2f 2-3 3-H				3-1 2-3			4	0	2	3	0	0	4
Willy Miranda, S (1, 6) OBP: 0.239, SLG: 0.232		4-3 2-3	F8		F7		1-3			4	0	0	0	0	0	6
Billy O'Dell, S (1, 1) OBP: 0.154, SLG: 0.180 Joe Ginsberg, L (8, 2) OBP: 0.314, SLG: 0.322		4-3		HBP FC4-2 2B	F8			4-3		3 1	0 0	1 0	0 0	0 0	0 0	2 0
Inning Stats	R: 0 H: 0 E: 0 LOB: 0 K: 1 BB: 0 S: 5 P: 5	R: 2 H: 2 E: 0 LOB: 1 K: 0 BB: 1 S: 5 P: 9	R: 3 H: 4 E: 0 LOB: 2 K: 0 BB: 1 S: 7 P: 11	R: 0 H: 1 E: 0 LOB: 3 K: 0 BB: 1 S: 4 P: 9	R: 0 H: 1 E: 0 LOB: 1 K: 0 BB: 0 S: 4 P: 4	R: 0 H: 1 E: 0 LOB: 1 K: 1 BB: 0 S: 6 P: 6	R: 0 H: 0 E: 0 LOB: 2 K: 0 BB: 1 S: 3 P: 7	R: 0 H: 0 E: 0 LOB: 0 K: 0 BB: 0 S: 3 P: 3		1B: 5 SF: 0 2B: 4 SAC: 2 3B: 0 DP: 0 HR: 0 HBP: 1						WP: 0 PA: 38 PB: 0 SB: 0 CS: 0	

livebaseballscorecards.com

AB	31
R	5
H	9
RBI	5
BB	4
SO	2
LOB	25

PITCHER		IP	WLS	BF	H	R	ER	SO	BB	IBB	HBP	BLK	WP	HR	S	P	ERA	WHIP
Dick Donovan, R ERA: 3.32	(1, 1)	2.1	L	15	6	5	5	1	1	1	0	0	0	0	15	23	19.29	3.000
Barry Latman, R ERA: 1.62	(3, 1)	3.2		16	3	0	0	1	1	0	1	0	0	0	16	21	0.00	1.091
Tom Qualters, R ERA: 4.04	(7, 1)	2.0		7	0	0	0	0	1	0	0	0	0	0	6	10	0.00	0.500

PITCHER	IP	WLS	BF	H	R	ER	SO	BB	IBB	HBP	BLK	WP	HR	S	P	ERA	WHIP

Chicago White Sox @ Baltimore Orioles

Memorial Stadium, Baltimore, MD

Mon Aug 25 1958, 7:05 PM EDT

Att. 7,741 - Unknown

TOP

livebaseballscorecards.com

Batter	1	2	3	4	5	6	7	8	9	AB	R	H	RBI	BB	SO	LOB
Luis Aparicio, R (1, 6) OBP: 0.308, SLG: 0.345	F7		1B 2B		SH2-4 BB PB 1B		F7		6-3	5	2	2	0	0	0	1
Nellie Fox, L (1, 4) OBP: 0.372, SLG: 0.365	1B		2-H 1B		B B B 4-0 PB SH2-4 1-2 BB		6-3		L8	4	0	2	1	1	0	1
Jim Landis, R (1, 8) OBP: 0.351, SLG: 0.455	S S S 0-3 K			1-3	SH2-4 1-2 2-3		6-3			3	0	0	0	0	1	1
Ray Boone, R (1, 3) OBP: 0.314, SLG: 0.425	5-3			F7	5-3 2-3 3-H			4-3 1B		4	0	1	0	0	0	2
Earl Torgeson, L (8, PR) (8, 3) OBP: 0.401, SLG: 0.412										0	0	0	0	0	0	0
Al Smith, R (1, 9) OBP: 0.324, SLG: 0.383		S S S K		B B B 2B 1B BB	S S S K			L5		3	1	0	0	1	2	2
Earl Battey, R (1, 2) OBP: 0.329, SLG: 0.456		L8		1-3 1B 2B		1B 2B		4-3 1-2		4	2	2	0	0	0	1
Billy Goodman, L (1, 5) OBP: 0.375, SLG: 0.380		F6		1B 2-H 3-H 1B		2-H 1B		L8		4	0	2	3	0	0	2
Bubba Phillips, R (1, 7) OBP: 0.326, SLG: 0.378			1-3	1-3 1B	S S S K				F6	2	0	1	0	0	0	0
Jim Rivera, L (6, PH) (6, 7) OBP: 0.289, SLG: 0.401										2	0	0	0	0	1	0
Ray Moore, R (1, 1) OBP: 0.244, SLG: 0.326			S S S K	S S S K	S S S K					1	0	0	0	0	1	0
Ron Jackson, R (4, PH) OBP: 0.329, SLG: 0.403										1	0	0	0	0	1	2
Bob Shaw, R (4, 1) OBP: 0.292, SLG: 0.150										1	0	0	0	0	1	0
Sherm Lollar, R (9, PH) OBP: 0.376, SLG: 0.467										1	0	1	0	0	0	0
Sammy Esposito, R (9, PR) OBP: 0.367, SLG: 0.250									2B	0	0	0	0	0	0	0
Inning Stats	R: 0 E: 0 K: 1 S: 6 H: 1 LOB: 1 BB: 0 P: 6	R: 0 E: 0 K: 1 S: 5 H: 0 LOB: 0 BB: 0 P: 5	R: 1 E: 0 K: 1 S: 6 H: 2 LOB: 1 BB: 0 P: 6	R: 2 E: 0 K: 1 S: 8 H: 3 LOB: 2 BB: 1 P: 12	R: 1 E: 0 K: 1 S: 6 H: 1 LOB: 1 BB: 1 P: 10	R: 1 E: 0 K: 2 S: 8 H: 2 LOB: 0 BB: 0 P: 8	R: 0 E: 0 K: 0 S: 3 H: 0 LOB: 0 BB: 0 P: 3	R: 0 E: 0 K: 0 S: 4 H: 1 LOB: 2 BB: 0 P: 4	R: 0 E: 0 K: 0 S: 4 H: 1 LOB: 1 BB: 0 P: 4	1B: 7 2B: 4 3B: 0 HR: 0	SF: 0 SAC: 1 DP: 0 HBP: 0						

PITCHER	IP	WLS	BF	H	R	ER	SO	BB	IBB	HBP	BLK	WP	HR	S	P	ERA	WHIP
Jack Harshman, L (1, 1) ERA: 2.82	4.0		20	7	4	3	4	2	0	0	0	0	0	26	34	6.75	2.250
Milt Pappas, R (5, 1) ERA: 4.31	2.0	W	7	2	1	1	3	0	0	0	0	0	0	13	13	4.50	1.000
George Zuverink, R (7, 1) ERA: 3.84	1.0		4	1	0	0	0	0	0	0	0	0	0	4	4	0.00	1.000
Hoyt Wilhelm, R (8, 1) ERA: 2.46	1.0		3	0	0	0	0	0	0	0	0	0	0	3	3	0.00	0.000
Billy Loes, R (9, 1) ERA: 3.72	1.0	S	4	1	0	0	0	0	0	0	0	0	0	4	4	0.00	1.000

PITCHER	IP	WLS	BF	H	R	ER	SO	BB	IBB	HBP	BLK	WP	HR	S	P	ERA	WHIP

AB	35
R	5
H	11
RBI	4
BB	2
SO	7
LOB	12

WP: 0 PB: 1 SB: 0 CS: 0 PA: 38

Batter	1	2	3	4	5	6	7	8	9	AB	R	H	RBI	BB	SO	LOB
Dick Williams, R (1, 8) (8, 9) OBP: 0.346, SLG: 0.361	B B B B 4-0 3B BB		x 0-0 ① SH1-4 1-2	x 0-0 ③ F9		x 0-0 ③ FC6-4 1-2f				2	1	0	0	1	0	2
Bob Boyd, L (1, 3) OBP: 0.341, SLG: 0.446	x 0-0 1-H 1B 3B		x 0-0 ② F8		x 0-0 ① 6-3		x 0-0 ① 4-3			4	1	1	1	0	0	1
Gene Woodling, L (1, 9) OBP: 0.392, SLG: 0.445 Jim Busby, R (7, PR) OBP: 0.296, SLG: 0.304 (8, 8)	S S S 0-3 ① K		x 0-0 2-H 1B 3B		x 0-0 ② F8		x 0-0 G6-4-3 1B			4 0	1 0	2 0	1 0	0 0	1 0	1 0
Bob Nieman, R (1, 7) OBP: 0.415, SLG: 0.582	x 0-0 ② 3-H 1B		B B B B 4-0 BB 1B BB		x 0-0 ③ 5-3		x 0-0 ②③ G6-4-3 1-2f			3	1	1	1	1	0	1
Gus Triandos, R (1, 2) OBP: 0.337, SLG: 0.474	x 0-0 ③ 6-3		B B B B 4-0 1B 1-2 BB		S S S 0-3 ① K			x 0-0 ① 1B		3	0	1	0	1	1	0
Brooks Robinson, R (1, 5) OBP: 0.302, SLG: 0.330		x 0-0 ① 6-3	x 0-0 FC6-4 1-2 2-H 3-H 1B			x 0-0 6-3 1B 1B		B B B B 4-0 BB BB		3	1	2	2	1	0	0
Billy Gardner, R (1, 4) OBP: 0.278, SLG: 0.309		x 0-0 ② 6-3	x 0-0 ③ FC6-4 1-2f			x 0-0 ② 6-3 1-2		B B B B 4-0 1-2 BB		3	0	0	0	1	0	3
Willy Miranda, S (1, 6) OBP: 0.236, SLG: 0.229 Joe Taylor, R (6, PH) OBP: 0.346, SLG: 0.429 Foster Castleman, R (7, 6) OBP: 0.257, SLG: 0.245		x 0-0 ③ F6		x 0-0 ① 1-3		4-0 1B IBB		x 0-0 ② F7		2 0 1	0 0 0	0 0 0	0 0 0	0 1 0	0 0 0	0 0 2
Jack Harshman, L (1, 1) OBP: 0.310, SLG: 0.357 Milt Pappas, R (5, 1) OBP: 0.188, SLG: 0.344 Al Pilarcik, L (6, PH) OBP: 0.305, SLG: 0.304 George Zuverink, R (7, 1) OBP: 0.300, SLG: 0.444 Hoyt Wilhelm, R (8, 1) OBP: 0.136, SLG: 0.095 Joe Ginsberg, L (8, PH) OBP: 0.311, SLG: 0.318 Billy Loes, R (9, 1) OBP: 0.100, SLG: 0.071			B B B B 4-0 SH1-4 3B BB	x 0-0 ② G3		x 0-0 FC6-4 1-3 2-H 1B		x 0-0 ③ G3		1 0 1 0 0 0 1 0	1 0 0 0 0 0 0 0	0 0 1 0 0 0 0 0	0 0 1 0 0 0 0 0	1 0 0 0 0 0 0 0	0 0 0 0 0 0 2 0	0 0 0 0 0 0 0 0
Inning Stats	R: 2 H: 2 E: 0 LOB: 0 K: 1 BB: 1 S: 6 P: 10	R: 0 H: 0 E: 0 LOB: 0 K: 0 BB: 0 S: 3 P: 3	R: 3 H: 2 E: 0 LOB: 2 K: 0 BB: 3 S: 5 P: 17	R: 0 H: 0 E: 0 LOB: 0 K: 0 BB: 0 S: 3 P: 3	R: 0 H: 0 E: 0 LOB: 0 K: 0 BB: 0 S: 3 P: 3	R: 1 H: 2 E: 0 LOB: 2 K: 1 BB: 1 S: 7 P: 11	R: 0 H: 1 E: 0 LOB: 1 K: 0 BB: 0 S: 3 P: 3	R: 0 H: 1 E: 0 LOB: 2 K: 0 BB: 2 S: 3 P: 11		1B: 6 SF: 0 2B: 0 SAC: 1 3B: 2 DP: 1 HR: 0 HBP: 0						

PITCHER		IP	WLS	BF	H	R	ER	SO	BB	IBB	HBP	BLK	WP	HR	S	P	ERA	WHIP
Ray Moore, R ERA: 3.29	(1, 1)	3.0		16	4	5	5	1	4	0	0	0	0	0	14	30	15.00	2.667
Bob Shaw, R ERA: 4.72	(4, 1)	5.0	L	20	4	1	1	1	2	1	0	0	0	0	19	31	1.80	1.200

PITCHER	IP	WLS	BF	H	R	ER	SO	BB	IBB	HBP	BLK	WP	HR	S	P	ERA	WHIP

BOTTOM

Chicago White Sox @ Baltimore Orioles

Memorial Stadium, Baltimore, MD

Mon Aug 25 1958, 7:05 PM EDT

Att. 7,741 - Unknown

livebaseballscorecards.com

AB	28
R	6
H	8
RBI	6
BB	7
SO	2
LOB	12

WP: 0 PA: 36
PB: 0
SB: 0
CS: 0

Chicago White Sox @ Washington Senators

Griffith Stadium, Washington, DC

Tue Aug 26 1958, 7:05 PM EDT

Att. 4,353 - Unknown

livebaseballscorecards.com

TOP

Batter	1	2	3	4	5	6	7	8	9	AB	R	H	RBI	BB	SO	LOB
Luis Aparicio, R (1, 6) OBP: 0.307, SLG: 0.348	6-3	1-3		WP, 3B	FC4-6			F4		5	1	1	1	0	0	5
Nellie Fox, L (1, 4) OBP: 0.374, SLG: 0.366	K		FC5-4, 1B	WP, HBP		6-3, BB, 1B		4-3		4	0	2	0	0	1	0
Jim Landis, R (1, 8) OBP: 0.352, SLG: 0.452	5-3		FC5-4, FC3-6	K		BBBB, 6-3, BB		BBBB, S, BB		3	0	0	0	2	1	2
Sherm Lollar, R (1, 2) OBP: 0.376, SLG: 0.473		BBBB, FC5-4, BB	FC3-6, 2B		HR	6-3		6-3		4	1	1	1	1	0	4
Ray Boone, R (1, 3) OBP: 0.316, SLG: 0.428		FC5-4, 1B	2B		G3, 1B	K			6-3	5	2	2	0	0	1	3
Billy Goodman, L (1, 5) Sammy Esposito, R (7, 5) OBP: 0.380, SLG: 0.268		BBBB, 1B, 1-3, BB	F8		G3	6-3			1B	3 1	0 0	0 1	0 0	1 0	0 0	5 0
Al Smith, R (1, 9) OBP: 0.320, SLG: 0.379		1-3	K	F8			K		F6	5	0	0	0	0	2	4
Jim Rivera, L (1, 7) OBP: 0.291, SLG: 0.396		1B, IBB	L5	1B, IBB		L5			4-3	3	0	0	0	2	0	1
Early Wynn, S (1, 1) OBP: 0.309, SLG: 0.237		1B	BB, 3B	FC4-6		K				3	1	2	2	1	1	0

	AB	36
	R	5
	H	9
	RBI	4
	BB	7
	SO	6
	LOB	24

Inning Stats																																		
	R: 0	E: 0	K: 1	S: 5	H: 0	LOB: 0	BB: 0	P: 5	R: 1	E: 1	K: 0	S: 4	H: 1	LOB: 3	BB: 3	P: 16	R: 0	E: 0	K: 0	S: 5	H: 2	LOB: 2	BB: 0	P: 5	R: 2	E: 0	K: 2	S: 8	H: 1	LOB: 1	BB: 1	P: 13	R: 2	E: 0	K: 0	S: 6	H: 3	LOB: 2	BB: 1	P: 10
	R: 0	E: 0	K: 1	S: 6	H: 1	LOB: 2	BB: 1	P: 10	R: 0	E: 0	K: 2	S: 7	H: 0	LOB: 0	BB: 0	P: 7	R: 0	E: 0	K: 0	S: 3	H: 0	LOB: 1	BB: 1	P: 7	R: 0	E: 0	K: 0	S: 4	H: 1	LOB: 1	BB: 0	P: 4	1B: 6	2B: 1	3B: 1	HR: 1	SF: 0	SAC: 0	DP: 0	HBP: 1	WP: 2	PB: 0	SB: 1	CS: 0	PA: 44

PITCHER		IP	WLS	BF	H	R	ER	SO	BB	IBB	HBP	BLK	WP	HR	S	P	ERA	WHIP
Russ Kemmerer, R ERA: 4.48	(1, 1)	4.2	L	27	7	5	5	3	3	2	1	0	1	1	27	48	9.64	2.143
Jim Constable, L ERA: 6.69	(5, 1)	2.1		9	1	0	0	3	1	0	0	0	0	0	14	18	0.00	0.857
Hal Griggs, R ERA: 5.18	(8, 1)	2.0		8	1	0	0	0	1	0	0	0	0	0	7	11	0.00	1.000

PITCHER	IP	WLS	BF	H	R	ER	SO	BB	IBB	HBP	BLK	WP	HR	S	P	ERA	WHIP

BOTTOM

Chicago White Sox @ Washington Senators

Griffith Stadium, Washington, DC

Tue Aug 26 1958, 7:05 PM EDT

Att. 4,353 - Unknown

livebaseballscorecards.com

Batter	1	2	3	4	5	6	7	8	9	AB	R	H	RBI	BB	SO	LOB
Neil Chrisley, L (1, 7) OBP: 0.274, SLG: 0.366	0-0 1B		0-0 F9 ②		0-0 F7 ①		BBBB 4-0 1B BB		0-0 4-3 ②	4	0	1	0	1	0	2
Albie Pearson, L (1, 8) OBP: 0.353, SLG: 0.353	0-0 F3 ①		BBBB 4-0 1-2 2B BB		0-0 1-3 BB 1B		0-0 F8 ②		0-0 BB 1B	4	1	2	0	1	0	2
Roy Sievers, R (1, 3) OBP: 0.382, SLG: 0.583	0-0 F5 ②		BBBB 4-0 2B 1-2 2-3 BB		BBBB 4-0 1-2 BB		0-0 1-2 1B		BBBB 4-0 1-2 BB	2	0	1	0	3	0	1
Clint Courtney, L (1, 2) OBP: 0.320, SLG: 0.330	0-0 F6 ③		0-0 1-3 2-H 3-H 2B		0-0 F8 ②		0-0 F4 ③		0-0 F5 ③	5	0	1	2	0	0	8
Herb Plews, L (1, 4) OBP: 0.301, SLG: 0.332		0-0 F8 ①	0-0 F7 ③		0-0 F7 ③			0-0 G3 ①		4	0	0	0	0	0	5
Faye Throneberry, L (1, 9) OBP: 0.240, SLG: 0.314		SSS 0-3 K ②		0-0 F3 ①		SSS 0-3 K ①		H 1-0 G3 HBP		3	0	0	0	0	2	0
Rocky Bridges, R (1, 6) OBP: 0.339, SLG: 0.379		0-0 F4 ③		0-0 6-3 ②		0-0 6-3 ②		0-0 G3 1-2 ②		3	0	0	0	0	0	0
Julio Becquer, L (8, PH) OBP: 0.274, SLG: 0.268										1	0	0	0	0	0	1
Ossie Alvarez, R (9, 6) OBP: 0.270, SLG: 0.235										0	0	0	0	0	0	0
Ken Aspromonte, R (1, 5) OBP: 0.304, SLG: 0.326			0-0 F5 ①	0-0 5-3 ③		0-0 6-3 ③		SSS 0-3 K ③		3	0	0	0	0	0	0
Jim Lemon, R (8, PH) OBP: 0.308, SLG: 0.486										1	0	0	0	0	1	1
Bobby Malkmus, R (9, 5) OBP: 0.239, SLG: 0.254										0	0	0	0	0	0	0
Russ Kemmerer, R (1, 1) OBP: 0.183, SLG: 0.155			0-0 BB BB 2B 1B		0-0 1B 1B		0-0 F9 ①		0-0 6-3 ①	1	1	1	0	0	0	0
Jim Constable, S (5, 1) OBP: 0.667, SLG: 0.833										1	0	1	0	0	0	0
Eddie Yost, R (7, PH) OBP: 0.346, SLG: 0.310										1	0	0	0	0	0	0
Hal Griggs, R (8, 1) OBP: 0.122, SLG: 0.200										0	0	0	0	0	0	0
Ed Fitz Gerald, R (9, PH) OBP: 0.333, SLG: 0.325										1	0	0	0	0	0	0

Inning Stats	1	2	3	4	5	6	7	8	9
	R: 0 H: 1 E: 0 LOB: 1 K: 0 BB: 0 S: 4 P: 4	R: 0 H: 0 E: 0 LOB: 0 K: 1 BB: 0 S: 5 P: 5	R: 2 H: 2 E: 0 LOB: 2 K: 0 BB: 2 S: 5 P: 13	R: 0 H: 0 E: 0 LOB: 0 K: 0 BB: 0 S: 3 P: 3	R: 0 H: 2 E: 0 LOB: 3 K: 0 BB: 1 S: 5 P: 9	R: 0 H: 0 E: 0 LOB: 0 K: 1 BB: 0 S: 5 P: 5	R: 0 H: 1 E: 0 LOB: 2 K: 0 BB: 1 S: 4 P: 8	R: 0 H: 0 E: 0 LOB: 1 K: 1 BB: 0 S: 5 P: 6	R: 0 H: 1 E: 0 LOB: 2 K: 0 BB: 1 S: 4 P: 8

AB	34
R	2
H	7
RBI	2
BB	5
SO	3
LOB	20

| | | | | | | | | | |

Batter	1	2	3	4	5	6	7	8	9	AB	R	H	RBI	BB	SO	LOB
Luis Aparicio, R (1, 6) OBP: 0.307, SLG: 0.347	S S S 0-3 ① K		x 0-0 ③ 6-3		x 0-0 ③ 5-3			x 0-0 S BB 1B		4	0	1	0	0	1	0
Nellie Fox, L (1, 4) OBP: 0.375, SLG: 0.367	x 0-0 6-3 BLK 1B			x 0-0 2B 1B		x 0-0 ① G3		x 0-0 ① F7		4	1	2	0	0	0	1
Billy Goodman, L (1, 5) OBP: 0.372, SLG: 0.378 Sammy Esposito, R (8, 5) OBP: 0.380, SLG: 0.268	x 0-0 ② 6-3 1-3			x 0-0 6-3 1-H 2B		x 0-0 ② F8		x 0-0 ② L8		4 0	1 0	1 0	1 0	0 0	0 0	2 0
Sherm Lollar, R (1, 2) OBP: 0.377, SLG: 0.472	x 0-0 ③ 5-3			x 0-0 ① 6-3 2-3		x 0-0 1B		B B B B 4-0 S 1-2 BB		3	0	1	0	1	0	2
Ray Boone, R (1, 3) OBP: 0.315, SLG: 0.424		S S S 0-3 ① K		x 0-0 ② 6-3		x 0-0 ③ F4		B B B B 4-0 1-2 2-3 BB		3	0	0	0	1	1	2
Don Mueller, L (1, 9) OBP: 0.283, SLG: 0.275 Al Smith, R (9, 9) OBP: 0.320, SLG: 0.379		x 0-0 ② G3		x 0-0 3-H 2B			x 0-0 ① F6	x 0-0 ③ L8		4 0	0 0	1 0	1 0	0 0	0 0	3 0
Jim Rivera, L (1, 7) OBP: 0.291, SLG: 0.398		x 0-0 ③ 4-3		x 0-0 ③ F4			x 0-0 6-3 2B		x 0-0 ① F8	4	0	1	0	0	0	1
Bubba Phillips, R (1, 8) OBP: 0.320, SLG: 0.370			x 0-0 ① B1-3		x 0-0 ① F4		x 0-0 ② 6-3 2-3		x 0-0 ② F7	4	0	0	0	0	0	1
Billy Pierce, L (1, 1) OBP: 0.240, SLG: 0.225			x 0-0 ② 5-3		S S S 0-3 ② K		S S S 0-3 ③ K		x 0-0 ③ 5-3	4	0	0	0	0	2	1
Inning Stats	R: 0 E: 0 K: 1 S: 6 H: 1 LOB: 1 BB: 0 P: 6	R: 0 E: 0 K: 1 S: 5 H: 0 LOB: 0 BB: 0 P: 5	R: 0 E: 0 K: 0 S: 3 H: 0 LOB: 0 BB: 0 P: 3	R: 2 E: 0 K: 0 S: 6 H: 3 LOB: 1 BB: 0 P: 6	R: 0 E: 0 K: 1 S: 5 H: 0 LOB: 0 BB: 0 P: 5	R: 0 E: 0 K: 0 S: 4 H: 1 LOB: 1 BB: 0 P: 4	R: 0 E: 0 K: 1 S: 6 H: 1 LOB: 1 BB: 0 P: 6	R: 0 E: 0 K: 0 S: 4 H: 1 LOB: 3 BB: 2 P: 12	R: 0 E: 0 K: 0 S: 3 H: 0 LOB: 0 BB: 0 P: 3	1B: 4 2B: 3 3B: 0 HR: 0	SF: 0 SAC: 0 DP: 0 HBP: 0					

PITCHER		IP	WLS	BF	H	R	ER	SO	BB	IBB	HBP	BLK	WP	HR	S	P	ERA	WHIP
Camilo Pascual, R ERA: 3.31	(1, 1)	8.0	L	33	7	2	2	4	2	0	0	1	0	0	39	47	2.25	1.125
Dick Hyde, R ERA: 1.96	(9, 1)	1.0		3	0	0	0	0	0	0	0	0	0	0	3	3	0.00	0.000

PITCHER	IP	WLS	BF	H	R	ER	SO	BB	IBB	HBP	BLK	WP	HR	S	P	ERA	WHIP

TOP

Chicago White Sox @ Washington Senators

Griffith Stadium, Washington, DC

Wed Aug 27 1958, 3:33 AM EDT

Att. 2,487 - Unknown

livebaseballscorecards.com

AB	34
R	2
H	7
RBI	2
BB	2
SO	4
LOB	13

Batter	1	2	3	4	5	6	7	8	9	AB	R	H	RBI	BB	SO	LOB
Eddie Yost, R (1, 5) OBP: 0.345, SLG: 0.310	F9		1B			F6		F4		4	0	1	0	0	0	0
Albie Pearson, L (1, 8) OBP: 0.352, SLG: 0.352	FC5-4 1B		K			F9			F7	4	0	1	0	0	1	1
Roy Sievers, R (1, 7) OBP: 0.379, SLG: 0.577	K			F4		L5			5-3	4	0	0	0	0	1	1
Jim Lemon, R (1, 9) OBP: 0.308, SLG: 0.484	FC5-4 1-2f			1B			F4		F3	4	0	1	0	0	0	1
Norm Zauchin, R (1, 3) OBP: 0.320, SLG: 0.424		5-3		F9			HR			3	1	1	1	0	0	1
Ken Aspromonte, R (1, 4) OBP: 0.300, SLG: 0.322		5-3		G3			L7			3	0	0	0	0	0	1
Clint Courtney, L (1, 2) OBP: 0.318, SLG: 0.327		4-3			F8		F8			3	0	0	0	0	0	0
Ossie Alvarez, R (1, 6) OBP: 0.265, SLG: 0.231			F8		4-3			6-3		3	0	0	0	0	0	0
Camilo Pascual, R (1, 1) OBP: 0.174, SLG: 0.239			F9		6-3			F7		2	0	0	0	0	0	0
Rocky Bridges, R (8, PH) OBP: 0.338, SLG: 0.378										1	0	0	0	0	0	0
Dick Hyde, R (9, 1)										0	0	0	0	0	0	0
Inning Stats	R: 0 E: 0 K: 1 S: 6 H: 1 LOB: 1 BB: 0 P: 6	R: 0 E: 0 K: 0 S: 3 H: 0 LOB: 0 BB: 0 P: 3	R: 0 E: 0 K: 1 S: 6 H: 1 LOB: 1 BB: 0 P: 6	R: 0 E: 0 K: 0 S: 4 H: 1 LOB: 1 BB: 0 P: 4	R: 0 E: 0 K: 0 S: 3 H: 0 LOB: 0 BB: 0 P: 3	R: 0 E: 0 K: 0 S: 3 H: 0 LOB: 0 BB: 0 P: 3	R: 1 E: 0 K: 0 S: 4 H: 1 LOB: 0 BB: 0 P: 4	R: 0 E: 0 K: 0 S: 3 H: 0 LOB: 0 BB: 0 P: 3	R: 0 E: 0 K: 0 S: 3 H: 0 LOB: 0 BB: 0 P: 3	1B: 3 2B: 0 3B: 0 HR: 1 SF: 0 SAC: 0 DP: 0 HBP: 0						

PITCHER	IP	WLS	BF	H	R	ER	SO	BB	IBB	HBP	BLK	WP	HR	S	P	ERA	WHIP
Billy Pierce, L (1, 1) ERA: 2.49	9.0	W	31	4	1	1	2	0	0	0	0	0	1	35	35	1.00	0.444

PITCHER	IP	WLS	BF	H	R	ER	SO	BB	IBB	HBP	BLK	WP	HR	S	P	ERA	WHIP

BOTTOM

Chicago White Sox @ Washington Senators

Griffith Stadium, Washington, DC

Wed Aug 27 1958, 3:33 AM EDT

Att. 2,487 - Unknown

livebaseballscorecards.com

AB	31
R	1
H	4
RBI	1
BB	0
SO	2
LOB	5

WP: 0 PA: 31
PB: 0
SB: 0
CS: 0

Batter	1	2	3	4	5	6	7	8	9	AB	R	H	RBI	BB	SO	LOB
Harvey Kuenn, R (1, 8) OBP: 0.382, SLG: 0.455	1-3		L6			F6		6-3		4	0	0	0	0	0	0
Coot Veal, R (1, 6) OBP: 0.357, SLG: 0.388	F5			F6		5-3			K	3	0	0	0	0	0	0
Charlie Lau, L (9, PH) OBP: 0.277, SLG: 0.250										1	0	0	0	0	1	0
Frank Bolling, R (1, 4) OBP: 0.334, SLG: 0.384	K			1-3		1B			F8	4	0	1	0	0	1	0
Gail Harris, L (1, 3) OBP: 0.333, SLG: 0.490		F8		BB		F9			6-3	3	0	0	0	1	0	1
Charlie Maxwell, L (1, 7) OBP: 0.354, SLG: 0.416		FC4-6 1B		G3			F6			3	0	1	0	0	0	1
Billy Martin, R (1, 5) OBP: 0.288, SLG: 0.358		FC4-6 S 1-2f			1B S 1B		F1			3	0	1	0	0	0	1
Tito Francona, L (1, 9) OBP: 0.333, SLG: 0.316		K 1-2			K 1-2		K			3	0	0	0	0	3	2
Red Wilson, R (1, 2) OBP: 0.392, SLG: 0.395			F5		G4-6-3 1B 2-3			F7		3	0	1	0	0	0	0
Herb Moford, R (1, 1) OBP: 0.063, SLG: 0.032			L1		G4-6-3 1-2f			K		2	0	0	0	0	0	2
Billy Hoeft, L (7, 1) OBP: 0.317, SLG: 0.378										0	0	0	0	0	0	0
Bob Hazle, L (8, PH) OBP: 0.310, SLG: 0.288										1	0	0	0	0	1	0
George Susce, R (8, 1) OBP: 0.200, SLG: 0.174										0	0	0	0	0	0	0
Inning Stats	R: 0 E: 0 K: 1 S: 5 H: 0 LOB: 0 BB: 0 P: 5	R: 0 E: 0 K: 1 S: 6 H: 1 LOB: 1 BB: 0 P: 6	R: 0 E: 0 K: 0 S: 3 H: 0 LOB: 0 BB: 0 P: 3	R: 0 E: 0 K: 0 S: 3 H: 0 LOB: 1 BB: 1 P: 7	R: 0 E: 0 K: 1 S: 6 H: 2 LOB: 1 BB: 0 P: 6	R: 0 E: 0 K: 0 S: 4 H: 1 LOB: 1 BB: 0 P: 4	R: 0 E: 0 K: 1 S: 5 H: 0 LOB: 0 BB: 0 P: 5	R: 0 E: 0 K: 1 S: 5 H: 0 LOB: 0 BB: 0 P: 5	R: 0 E: 0 K: 1 S: 5 H: 0 LOB: 0 BB: 0 P: 5	1B: 4 2B: 0 3B: 0 HR: 0 SF: 0 SAC: 0 DP: 1 HBP: 0						

PITCHER	IP	WLS	BF	H	R	ER	SO	BB	IBB	HBP	BLK	WP	HR	S	P	ERA	WHIP
Dick Donovan, R (1, 1) ERA: 3.17	9.0	W	31	4	0	0	6	1	0	0	0	0	0	42	46	0.00	0.556

PITCHER	IP	WLS	BF	H	R	ER	SO	BB	IBB	HBP	BLK	WP	HR	S	P	ERA	WHIP

TOP

Detroit Tigers @ Chicago White Sox

Comiskey Park, Chicago, IL

Fri Aug 29 1958, 8:05 PM EDT

Att. 17,993 - Unknown

livebaseballscorecards.com

AB	30
R	0
H	4
RBI	0
BB	1
SO	6
LOB	7

WP: 0 PA: 31
PB: 0
SB: 2
CS: 0

Batter	1	2	3	4	5	6	7	8	9	AB	R	H	RBI	BB	SO	LOB
Luis Aparicio, R (1, 6) OBP: 0.306, SLG: 0.348	S SF6 2B		1-3			F9		G3		4	1	1	0	0	0	0
Nellie Fox, L (1, 4) OBP: 0.372, SLG: 0.364	6-3		1-3			4-3		L4		4	0	0	0	0	0	1
Jim Landis, R (1, 8) OBP: 0.351, SLG: 0.449	B B B B S S BB		F3			F8		F9		3	0	0	0	1	0	0
Sherm Lollar, R (1, 2) OBP: 0.377, SLG: 0.472	SF6 1-2 2-H			6-3			SH3-4 1B 1B			2	1	1	1	0	0	0
Ray Boone, R (1, 3) OBP: 0.313, SLG: 0.421	S S S K 2-3			F2			SH3-4 1-2			2	0	0	0	0	1	1
Billy Goodman, L (1, 5) OBP: 0.372, SLG: 0.378		G3		3-1			1B 4-3 1B 2-H			3	0	1	1	0	0	0
Sammy Esposito, R (7, PR) OBP: 0.380, SLG: 0.268 (8, 5)										0	1	0	0	0	0	0
Don Mueller, L (1, 9) OBP: 0.290, SLG: 0.283					F9		4-3 1-3 1B			3	0	2	0	0	0	0
Al Smith, R (7, PR) OBP: 0.320, SLG: 0.379 (8, 9)		1B								0	0	0	0	0	0	0
Jim Rivera, L (1, 7) OBP: 0.289, SLG: 0.395		F9			F8		4-3 1-2 3-H			2	0	0	0	0	0	1
Bubba Phillips, R (7, PH) OBP: 0.318, SLG: 0.368 (8, 7)										1	0	0	1	0	0	1
Dick Donovan, L (1, 1) OBP: 0.227, SLG: 0.108		S S S K			4-3		S S S K			3	0	0	0	0	2	3
Inning Stats	R: 1 E: 0 K: 1 S: 6 / H: 1 LOB: 1 BB: 1 P: 10	R: 0 E: 0 K: 1 S: 6 / H: 1 LOB: 1 BB: 0 P: 6	R: 0 E: 0 K: 0 S: 3 / H: 0 LOB: 0 BB: 0 P: 3	R: 0 E: 0 K: 0 S: 3 / H: 0 LOB: 0 BB: 0 P: 3	R: 0 E: 0 K: 0 S: 3 / H: 0 LOB: 0 BB: 0 P: 3	R: 0 E: 0 K: 0 S: 3 / H: 0 LOB: 0 BB: 0 P: 3	R: 2 E: 0 K: 1 S: 8 / H: 3 LOB: 2 BB: 0 P: 8	R: 0 E: 0 K: 0 S: 3 / H: 0 LOB: 0 BB: 0 P: 3		1B: 4 2B: 1 3B: 0 HR: 0	SF: 1 SAC: 1 DP: 0 HBP: 0					

PITCHER		IP	WLS	BF	H	R	ER	SO	BB	IBB	HBP	BLK	WP	HR	S	P	ERA	WHIP
Herb Moford, R ERA: 3.71	(1, 1)	6.1	L	25	5	3	3	2	1	0	0	0	0	0	28	32	4.26	0.947
Billy Hoeft, L ERA: 4.43	(7, 1)	0.2		2	0	0	0	1	0	0	0	0	0	0	4	4	0.00	0.000
George Susce, R ERA: 4.05	(8, 1)	1.0		3	0	0	0	0	0	0	0	0	0	0	3	3	0.00	0.000

PITCHER	IP	WLS	BF	H	R	ER	SO	BB	IBB	HBP	BLK	WP	HR	S	P	ERA	WHIP

BOTTOM

Detroit Tigers @ Chicago White Sox

Comiskey Park, Chicago, IL

Fri Aug 29 1958, 8:05 PM EDT

Att. 17,993 - Unknown

livebaseballscorecards.com

AB	27
R	3
H	5
RBI	3
BB	1
SO	3
LOB	7

1B: 4	SF: 1	WP: 0	PA: 30
2B: 1	SAC: 1	PB: 0	
3B: 0	DP: 0	SB: 3	
HR: 0	HBP: 0	CS: 0	

Detroit Tigers @ Chicago White Sox

Comiskey Park, Chicago, IL

Sat Aug 30 1958, 4:33 AM EDT

Att. 8,040 - Unknown

TOP

livebaseballscorecards.com

Batter	1	2	3	4	5	6	7	8	9	AB	R	H	RBI	BB	SO	LOB
Harvey Kuenn, R (1, 8) OBP: 0.381, SLG: 0.453	4-3	6-3			F7		CS 1B	1B		4	0	1	0	0	0	0
Johnny Groth, R (8, PH) OBP: 0.359, SLG: 0.407										1	0	1	0	0	0	0
(8, 8)																
Coot Veal, R (1, 6) OBP: 0.350, SLG: 0.380	K	F8			L3		BB BB 1B	K		5	1	1	0	0	2	2
Al Kaline, R (1, 9) OBP: 0.352, SLG: 0.475	BB BB 2B BB		K		L6-3		BB BB 1B		L6-3	4	1	1	0	1	1	0
Gail Harris, L (1, 3) OBP: 0.334, SLG: 0.485	BB 2B BB		F6			E4 1B 1B	BB		K	3	2	0	0	2	1	0
Charlie Maxwell, L (1, 7) OBP: 0.362, SLG: 0.420	2B BB		1B			1B 1B	BB		BB	2	1	2	1	3	0	0
Frank Bolling, R (1, 4) OBP: 0.335, SLG: 0.386	2B		F4			L4-3 1B	F7		F6	5	0	2	4	0	0	5
Billy Martin, R (1, 5) OBP: 0.285, SLG: 0.355	4-3		K			L4-3	6-3			4	0	0	0	0	1	3
Red Wilson, R (1, 2) OBP: 0.386, SLG: 0.388		L7	K			6-3		F7		4	0	0	0	0	1	1
Frank Lary, R (1, 1) OBP: 0.164, SLG: 0.197		HR	F9				CS 1B	1B		4	1	3	1	0	0	0

AB	36
R	6
H	11
RBI	6
BB	6
SO	6
LOB	11

Inning Stats	1	2	3	4	5	6	7	8	9
	R: 3 H: 1 E: 0 LOB: 1 K: 1 BB: 3 S: 6 P: 18	R: 1 H: 1 E: 0 LOB: 0 K: 0 BB: 0 S: 4 P: 4	R: 0 H: 1 E: 0 LOB: 1 K: 1 BB: 0 S: 6 P: 6	R: 0 H: 0 E: 0 LOB: 0 K: 2 BB: 0 S: 7 P: 7	R: 0 H: 0 E: 0 LOB: 0 K: 0 BB: 0 S: 3 P: 3	R: 1 H: 2 E: 1 LOB: 1 K: 0 BB: 0 S: 5 P: 5	R: 1 H: 4 E: 0 LOB: 3 K: 0 BB: 2 S: 5 P: 13	R: 0 H: 2 E: 0 LOB: 2 K: 1 BB: 0 S: 7 P: 7	R: 0 H: 0 E: 0 LOB: 1 K: 1 BB: 1 S: 5 P: 9

1B: 9 SF: 0
2B: 2 SAC: 0
3B: 0 DP: 1
HR: 1 HBP: 0

WP: 0 PA: 42
PB: 0
SB: 0
CS: 2

PITCHER		IP	WLS	BF	H	R	ER	SO	BB	IBB	HBP	BLK	WP	HR	S	P	ERA	WHIP
Ray Moore, R ERA: 3.49	(1, 1)	3.0	L	15	3	4	4	2	3	0	0	0	0	1	16	28	12.00	2.000
Barry Latman, R ERA: 1.45	(4, 1)	2.0		9	2	1	0	2	0	0	0	0	0	0	13	13	0.00	1.000
Tom Qualters, R ERA: 4.1	(6, 1)	1.2		6	4	1	1	0	0	0	0	0	0	0	6	6	5.40	2.400
Gerry Staley, R ERA: 3.2	(7, 1)	0.1		3	0	0	0	0	2	0	0	0	0	0	1	9	0.00	6.000
Turk Lown, R ERA: 4.32	(8, 1)	2.0		9	2	0	0	2	1	0	0	0	0	0	12	16	0.00	1.500

PITCHER	IP	WLS	BF	H	R	ER	SO	BB	IBB	HBP	BLK	WP	HR	S	P	ERA	WHIP

Batter	1	2	3	4	5	6	7	8	9	AB	R	H	RBI	BB	SO	LOB
Luis Aparicio, R (1, 6) OBP: 0.307, SLG: 0.350	G6-4-3 1B		F8		2B		1-3		L1	5	0	2	0	0	0	2
Nellie Fox, L (1, 4) OBP: 0.373, SLG: 0.367	G6-4-3 1-2f			1B 2B 1B	L5			2B		4	1	2	0	0	0	2
Earl Torgeson, L (1, 3) OBP: 0.403, SLG: 0.414	K			2B 4-3 1-3 1B		E G3 1B		K		4	2	2	0	0	2	1
Sherm Lollar, R (1, 2) OBP: 0.376, SLG: 0.473		L9		4-3 1-3 3-H 2B		E3 4-3 G3 1-3		F7		4	0	1	1	0	0	2
Billy Goodman, L (1, 5) OBP: 0.368, SLG: 0.374		F7		F8		G3 1-2 3-H		L6		4	0	0	1	0	0	4
Don Mueller, L (1, 9) OBP: 0.296, SLG: 0.289		1B		4-3 2-3 3-H		4-3 2-3			FC5-4 1B	4	0	2	1	0	0	2
Jim Landis, R (1, 8) OBP: 0.348, SLG: 0.445		F4		L4		F8			FC5-4 1B 1-2f	4	0	0	0	0	0	4
Jim Rivera, L (1, 7) OBP: 0.285, SLG: 0.389			F2		F8		G3		F8	4	0	0	0	0	0	1
Ray Moore, R (1, 1) OBP: 0.244, SLG: 0.326 Bubba Phillips, R (3, PH) OBP: 0.317, SLG: 0.366 Barry Latman, R (4, 1) OBP: 0.143, SLG: 0.143 Tom Qualters, R (6, 1) Gerry Staley, R (7, 1) Ray Boone, R (7, PH) OBP: 0.312, SLG: 0.420 Turk Lown, R (8, 1) OBP: 0.333, SLG: 0.333 Earl Battey, R (9, PH) OBP: 0.333, SLG: 0.460			4-3		3-1		K		1-3 1B	0 1 1 0 0 1 0 1	0 0 0 0 0 0 0 0	0 0 0 0 0 1 0 1	0 0 0 0 0 0 0 0	0 0 0 0 0 1 0 0	0 0 0 0 0 0 0 0	0 0 0 0 0 0 0 0
Inning Stats	R: 0 E: 0 K: 1 S: 5 H: 1 LOB: 0 BB: 0 P: 5	R: 0 E: 0 K: 0 S: 4 H: 1 LOB: 1 BB: 0 P: 4	R: 0 E: 0 K: 0 S: 3 H: 0 LOB: 0 BB: 0 P: 3	R: 2 E: 0 K: 0 S: 6 H: 3 LOB: 1 BB: 0 P: 6	R: 0 E: 0 K: 0 S: 4 H: 1 LOB: 1 BB: 0 P: 4	R: 1 E: 1 K: 0 S: 5 H: 1 LOB: 1 BB: 0 P: 5	R: 0 E: 0 K: 1 S: 5 H: 0 LOB: 0 BB: 0 P: 5	R: 0 E: 0 K: 1 S: 6 H: 1 LOB: 1 BB: 0 P: 6	R: 0 E: 0 K: 0 S: 5 H: 2 LOB: 2 BB: 0 P: 5	1B: 7 2B: 3 3B: 0 HR: 0	SF: 0 SAC: 0 DP: 1 HBP: 0					

PITCHER	IP	WLS	BF	H	R	ER	SO	BB	IBB	HBP	BLK	WP	HR	S	P	ERA	WHIP
Frank Lary, R (1, 1) ERA: 3.18	9.0	W	37	10	3	2	3	0	0	0	0	0	0	43	43	2.00	1.111

PITCHER	IP	WLS	BF	H	R	ER	SO	BB	IBB	HBP	BLK	WP	HR	S	P	ERA	WHIP

BOTTOM

Detroit Tigers @ Chicago White Sox

Comiskey Park, Chicago, IL

Sat Aug 30 1958, 4:33 AM EDT

Att. 8,040 - Unknown

livebaseballscorecards.com

AB	37
R	3
H	10
RBI	3
BB	0
SO	3
LOB	18

WP: 0 PB: 0 SB: 0 CS: 0 PA: 37

Batter	1	2	3	4	5	6	7	8	9	AB	R	H	RBI	BB	SO	LOB
Johnny Groth, R (1, 8) OBP: 0.355, SLG: 0.402	F2		1B			4-3		4-3		4	0	1	0	0	0	1
Coot Veal, R (1, 6) OBP: 0.342, SLG: 0.369	F7		F6			K			1B	3	0	0	0	0	1	1
Harvey Kuenn, R (9, PH) OBP: 0.383, SLG: 0.454										1	0	1	0	0	0	0
Al Kaline, R (1, 9) OBP: 0.349, SLG: 0.471	K			L6 4-3		L8			L8	4	0	0	0	0	1	1
Gail Harris, L (1, 3) OBP: 0.333, SLG: 0.481		BB		F8			F5		F9	3	0	0	0	1	0	2
Charlie Maxwell, L (1, 7) OBP: 0.358, SLG: 0.414		F5 1-2		4-3 2-3			F9		F9	4	0	0	0	0	0	3
Frank Bolling, R (1, 4) OBP: 0.333, SLG: 0.384		K		F8			6-3			3	0	0	0	0	1	2
Billy Martin, R (1, 5) OBP: 0.283, SLG: 0.352		4-3			5-3			6-3		3	0	0	0	0	0	1
Red Wilson, R (1, 2) OBP: 0.385, SLG: 0.385			K		L6			BB		2	0	0	0	1	1	0
Jim Bunning, R (1, 1) OBP: 0.207, SLG: 0.228			K		K			K		2	0	0	0	0	2	0
Tito Francona, L (8, PH) OBP: 0.332, SLG: 0.314										1	0	0	0	0	1	1
George Susce, R (8, 1) OBP: 0.200, SLG: 0.174										0	0	0	0	0	0	0
Inning Stats	R: 0 H: 0 E: 0 LOB: 0 K: 1 BB: 0 S: 5 P: 5	R: 0 H: 0 E: 0 LOB: 1 K: 1 BB: 1 S: 5 P: 9	R: 0 H: 1 E: 0 LOB: 1 K: 2 BB: 0 S: 8 P: 8	R: 0 H: 0 E: 1 LOB: 1 K: 0 BB: 0 S: 4 P: 4	R: 0 H: 0 E: 0 LOB: 0 K: 1 BB: 0 S: 5 P: 5	R: 0 H: 0 E: 0 LOB: 0 K: 1 BB: 0 S: 5 P: 5	R: 0 H: 0 E: 0 LOB: 0 K: 0 BB: 0 S: 3 P: 3	R: 0 H: 0 E: 0 LOB: 1 K: 1 BB: 1 S: 5 P: 9	R: 0 H: 1 E: 0 LOB: 1 K: 0 BB: 0 S: 4 P: 4	1B: 2 SF: 0 2B: 0 SAC: 0 3B: 0 DP: 0 HR: 0 HBP: 0						

TOP

Detroit Tigers @ Chicago White Sox

Comiskey Park, Chicago, IL

Sun Aug 31 1958, 4:33 AM EDT

Att. 11,362 - Unknown

livebaseballscorecards.com

AB	30
R	0
H	2
RBI	0
BB	2
SO	7
LOB	12

PITCHER	IP	WLS	BF	H	R	ER	SO	BB	IBB	HBP	BLK	WP	HR	S	P	ERA	WHIP
Early Wynn, R (1, 1) ERA: 4.28	9.0	W	32	2	0	0	7	2	0	0	0	0	0	44	52	0.00	0.444

PITCHER	IP	WLS	BF	H	R	ER	SO	BB	IBB	HBP	BLK	WP	HR	S	P	ERA	WHIP

Batter	1	2	3	4	5	6	7	8	9	AB	R	H	RBI	BB	SO	LOB
Luis Aparicio, R (1, 6) OBP: 0.307, SLG: 0.348	K	FC6-4 BB		1-3		1-3				3	0	0	0	1	1	1
Nellie Fox, L (1, 4) OBP: 0.372, SLG: 0.366	1B	FC6-4		F8		F8				4	1	1	0	0	0	3
Jim Landis, R (1, 8) OBP: 0.351, SLG: 0.449	SF7		F8 HBP		2B		5-3			3	2	2	0	0	0	0
Ray Boone, R (1, 3) OBP: 0.314, SLG: 0.421			F8		1B		F8			4	0	2	1	0	0	1
Earl Torgeson, L (8, 3) OBP: 0.403, SLG: 0.414										0	0	0	0	0	0	0
Billy Goodman, L (1, 5) OBP: 0.364, SLG: 0.370	SF7	F2		L4			L9			3	0	0	1	0	0	3
Sammy Esposito, R (8, 5) OBP: 0.380, SLG: 0.268										0	0	0	0	0	0	0
Don Mueller, L (1, 9) OBP: 0.294, SLG: 0.283	F7		IBB	F8				F7		3	0	0	0	1	0	3
Al Smith, R (9, 9) OBP: 0.320, SLG: 0.379										0	0	0	0	0	0	0
Earl Battey, R (1, 2) OBP: 0.331, SLG: 0.454		L8	F7	F2				F2		4	0	1	1	0	0	2
Bubba Phillips, R (1, 7) OBP: 0.316, SLG: 0.364		F5				1-3		4-3		4	0	1	0	0	0	2
Early Wynn, S (1, 1) OBP: 0.310, SLG: 0.242		BB		K		K				3	0	1	0	0	2	1
Inning Stats	R: 2 E: 0 K: 1 S: 8 H: 3 LOB: 1 BB: 0 P: 8	R: 0 E: 0 K: 0 S: 4 H: 1 LOB: 2 BB: 1 P: 8	R: 1 E: 0 K: 0 S: 4 H: 1 LOB: 2 BB: 1 P: 9	R: 0 E: 0 K: 1 S: 5 H: 0 LOB: 0 BB: 0 P: 5	R: 0 E: 0 K: 0 S: 5 H: 2 LOB: 2 BB: 0 P: 5	R: 0 E: 0 K: 1 S: 6 H: 1 LOB: 1 BB: 0 P: 6	R: 0 E: 0 K: 0 S: 3 H: 0 LOB: 0 BB: 0 P: 3	R: 0 E: 0 K: 0 S: 3 H: 0 LOB: 0 BB: 0 P: 3		1B: 7 2B: 1 3B: 0 HR: 0	SF: 1 SAC: 0 DP: 0 HBP: 1					

PITCHER		IP	WLS	BF	H	R	ER	SO	BB	IBB	HBP	BLK	WP	HR	S	P	ERA	WHIP
Jim Bunning, R ERA: 3.96	(1, 1)	7.0	L	32	8	3	3	3	1	1	1	0	0	0	35	44	3.86	1.286
George Susce, R ERA: 4.0	(8, 1)	1.0		3	0	0	0	0	0	0	0	0	0	0	3	3	0.00	0.000

PITCHER	IP	WLS	BF	H	R	ER	SO	BB	IBB	HBP	BLK	WP	HR	S	P	ERA	WHIP

Detroit Tigers @ Chicago White Sox

Comiskey Park, Chicago, IL

Sun Aug 31 1958, 4:33 AM EDT

Att. 11,362 - Unknown

BOTTOM

livebaseballscorecards.com

AB	31
R	3
H	8
RBI	3
BB	2
SO	3
LOB	16

Cleveland Indians @ Chicago White Sox

Comiskey Park, Chicago, IL

Mon Sep 01 1958, 4:33 AM EDT

Unknown

livebaseballscorecards.com

Batter	1	2	3	4	5	6	7	8	9	AB	R	H	RBI	BB	SO	LOB
Billy Moran, R (1, 6) OBP: 0.261, SLG: 0.283	L4	1B		5-3		F4			5-3	5	0	1	0	0	0	1
Bobby Avila, R (1, 4) OBP: 0.347, SLG: 0.372	2B HR 1B	K		F4			F4		1-3	5	1	1	0	0	1	1
Vic Power, R (1, 3) OBP: 0.337, SLG: 0.484	1-3 HR 2B		F9	F8			1-3			4	1	1	0	0	0	0
Minnie Minoso, R (1, 7) OBP: 0.379, SLG: 0.483	2-H 3-H HR		G3 BB E 1B		F7		K			4	2	2	3	0	1	0
Rocky Colavito, R (1, 9) OBP: 0.385, SLG: 0.602	F5		BBBB 4-0 G3 1-2 E BB		F7			F9		3	1	0	0	1	0	0
Randy Jackson, R (1, 5) OBP: 0.235, SLG: 0.367	2B		G3 1-2 2-3		K			F4		4	0	1	0	0	1	2
Woodie Held, R (1, 8) OBP: 0.278, SLG: 0.309	3-1		E9 E 2-H 3-H			F4		BBBB 4-0 BB		3	1	0	0	1	0	1
Dick Brown, R (1, 2) OBP: 0.306, SLG: 0.392		K	E5 3-H			6-3		L6		4	0	0	0	0	1	1
Don Ferrarese, R (1, 1) OBP: 0.235, SLG: 0.188		F8	5-3			1B			4-3	4	0	1	0	0	0	1
Herb Score, L (9, 1) OBP: 0.231, SLG: 0.091										0	0	0	0	0	0	0

Inning Stats	1	2	3	4	5	6	7	8	9	1B: 4	SF: 0	WP: 0	PA: 38
	R: 3 H: 4	R: 0 H: 1	R: 3 H: 1	R: 0 H: 0	R: 0 H: 0	R: 0 H: 1	R: 0 H: 0	R: 0 H: 0	R: 0 H: 0	2B: 2	SAC: 0	PB: 0	
	E: 0 LOB: 1	E: 0 LOB: 1	E: 2 LOB: 1	E: 0 LOB: 0	E: 0 LOB: 0	E: 0 LOB: 1	E: 0 LOB: 0	E: 0 LOB: 1	E: 0 LOB: 0	3B: 0	DP: 0	SB: 0	
	K: 0 BB: 0	K: 2 BB: 0	K: 0 BB: 1	K: 0 BB: 0	K: 1 BB: 0	K: 0 BB: 0	K: 1 BB: 0	K: 0 BB: 1	K: 0 BB: 0	HR: 1	HBP: 0	CS: 0	
	S: 7 P: 7	S: 8 P: 8	S: 6 P: 10	S: 3 P: 3	S: 5 P: 5	S: 4 P: 4	S: 5 P: 5	S: 3 P: 7	S: 3 P: 3				

PITCHER		IP	WLS	BF	H	R	ER	SO	BB	IBB	HBP	BLK	WP	HR	S	P	ERA	WHIP
Billy Pierce, L ERA: 2.6	(1, 1)	2.1	L	14	6	5	3	2	1	0	0	0	0	1	17	21	11.57	3.000
Barry Latman, R ERA: 1.16	(3, 1)	4.2		17	1	1	0	2	0	0	0	0	0	0	21	21	0.00	0.214
Tom Qualters, R ERA: 3.89	(8, 1)	2.0		7	0	0	0	0	1	0	0	0	0	0	6	10	0.00	0.500

PITCHER	IP	WLS	BF	H	R	ER	SO	BB	IBB	HBP	BLK	WP	HR	S	P	ERA	WHIP

AB	R	H	RBI	BB	SO	LOB
5	0	1	0	0	0	1
5	1	1	0	0	1	1
4	1	1	0	0	0	0
4	2	2	3	0	1	0
3	1	0	0	1	0	0
4	0	1	0	0	1	2
3	1	0	0	1	0	1
4	0	0	0	0	1	1
4	0	1	0	0	0	1
0	0	0	0	0	0	0

Batter	1	2	3	4	5	6	7	8	9	AB	R	H	RBI	BB	SO	LOB
Luis Aparicio, R (1, 6) OBP: 0.307, SLG: 0.348	S S S 0-3 K ①	x 0-0 FC6-4 1B ① 1-2 2-H 3-H			x 0-0 F9 ②		x 0-0 F2 ②		x 0-0 F4 ②	3	0	1	2	0	1	0
Sammy Esposito, R (6, 6) OBP: 0.365, SLG: 0.256										2	0	0	0	0	0	3
Nellie Fox, L (1, 4) OBP: 0.372, SLG: 0.365	B B B B 4-0 L6-4 BB BB	x 0-0 FC6-4 ③ 1-2f			x 0-0 1B 1B		x 0-0 F7 ③		x 0-0 E1 1-H 2-H 3-H	4	0	1	0	1	0	2
Jim Landis, R (1, 8) OBP: 0.352, SLG: 0.447	B B B B 4-0 1-2 BB		S S S 0-3 K ①		x 0-0 1-2 1B			x 0-0 F5 ①	S S S 0-3 K ③	4	0	1	0	1	2	2
Sherm Lollar, R (1, 2) OBP: 0.372, SLG: 0.467	x 0-0 L6-4 ② ③ 2-3		x 0-0 L7 ②		x 0-0 L8 ③			x 0-0 F8 ②		4	0	0	0	0	0	4
Ray Boone, R (1, 3) OBP: 0.311, SLG: 0.416		x 0-0 L7 ①	x 0-0 5-3 ③			x 0-0 6-3 ①		x 0-0 F7 ③		4	0	0	0	0	0	0
Al Smith, R (1, 9) OBP: 0.324, SLG: 0.383		B B B B 4-0 1B 1B BB		x 0-0 F9 ①		x 0-0 2B			x 0-0 1B E 1B	3	2	2	0	1	0	0
Billy Goodman, L (1, 5) OBP: 0.363, SLG: 0.369		x 0-0 1-3 1B 1B		x 0-0 G3 ②		x 0-0 F8 ②			x 0-0 F6 ①	4	1	1	0	0	0	2
Bubba Phillips, R (1, 7) OBP: 0.314, SLG: 0.362		x 0-0 F3 ②		S S S 0-3 K ③		S S S 0-3 K ③			x 0-0 1-3 BB E 1B	4	1	1	0	0	2	3
Billy Pierce, L (1, 1) OBP: 0.250, SLG: 0.225		H 1-0 1B HBP			S S S 0-3 K ①		x 0-0 L7 ①		B B B B 4-0 1-2 E BB	0	0	0	0	0	0	0
Barry Latman, R (3, 1) OBP: 0.125, SLG: 0.125										1	0	0	0	0	1	0
Earl Battey, R (7, PH) OBP: 0.529, SLG: 0.451										1	0	0	0	0	0	0
Tom Qualters, R (8, 1)										0	0	0	0	0	0	0
Les Moss, R (9, PH)										0	0	0	0	0	0	0
Jim Rivera, L (9, PR) OBP: 0.285, SLG: 0.389										0	1	0	0	0	0	0
Inning Stats	R: 0 E: 0 K: 1 S: 4 H: 0 LOB: 1 BB: 2 P: 12	R: 2 E: 0 K: 0 S: 5 H: 2 LOB: 2 BB: 1 P: 10	R: 0 E: 0 K: 1 S: 5 H: 0 LOB: 0 BB: 0 P: 5	R: 0 E: 0 K: 1 S: 5 H: 0 LOB: 0 BB: 0 P: 5	R: 0 E: 0 K: 1 S: 7 H: 2 LOB: 2 BB: 0 P: 7	R: 0 E: 0 K: 1 S: 6 H: 1 LOB: 1 BB: 0 P: 6	R: 0 E: 0 K: 0 S: 3 H: 0 LOB: 0 BB: 0 P: 3	R: 0 E: 0 K: 0 S: 3 H: 0 LOB: 0 BB: 0 P: 3	R: 3 E: 1 K: 1 S: 8 H: 2 LOB: 2 BB: 1 P: 12	1B: 6 2B: 2 3B: 0 HR: 0	SF: 0 SAC: 0 DP: 1 HBP: 1						

PITCHER		IP	WLS	BF	H	R	ER	SO	BB	IBB	HBP	BLK	WP	HR	S	P	ERA	WHIP
Don Ferrarese, L ERA: 3.65	(1, 1)	8.1	W	36	7	5	2	5	4	0	1	0	0	0	41	58	2.16	1.320
Herb Score, L ERA: 3.08	(9, 1)	0.2	S	3	0	0	0	1	0	0	0	0	0	0	5	5	0.00	0.000

PITCHER	IP	WLS	BF	H	R	ER	SO	BB	IBB	HBP	BLK	WP	HR	S	P	ERA	WHIP

BOTTOM

Cleveland Indians @ Chicago White Sox

Comiskey Park, Chicago, IL

Mon Sep 01 1958, 4:33 AM EDT

Unknown

livebaseballscorecards.com

AB	34
R	5
H	7
RBI	2
BB	4
SO	6
LOB	16

Batter	1	2	3	4	5	6	7	8	9	AB	R	H	RBI	BB	SO	LOB
Mickey Vernon, L (1, 3) OBP: 0.371, SLG: 0.446	K		HR 1B	1B SF9 1B		4-3		6-3		5	2	2	1	0	1	0
Vic Power, R (1, 4) OBP: 0.337, SLG: 0.489	1-3		HR	BB 1B		5-3		6-3		5	1	2	3	0	0	0
Larry Doby, L (1, 8) OBP: 0.376, SLG: 0.519	F7		SH5-3 1B G1-2-3 1B	SF9		WP 2B 2B			K	4	1	2	1	0	1	0
Minnie Minoso, R (1, 7) OBP: 0.381, SLG: 0.486		F4	SH5-3 1B	BB		WP 2-H 2B			5-3	4	0	2	1	1	0	0
Russ Nixon, L (1, 2) OBP: 0.323, SLG: 0.429		B1-3 1B 1B	SH5-3	1-3		6-3			G3	4	1	1	0	0	0	3
Rocky Colavito, R (1, 9) OBP: 0.384, SLG: 0.598		B1-3	IBB		6-3		K			3	0	0	0	1	1	1
Randy Jackson, R (1, 5) OBP: 0.244, SLG: 0.372		2-H 1B	G1-2-3 3-Hf		E 1B		K			4	0	2	1	0	1	3
Billy Hunter, R (1, 6) OBP: 0.249, SLG: 0.277		6-3		F8	E5 1-3		5-3			4	0	0	0	0	0	2
Gary Bell, R (1, 1) OBP: 0.186, SLG: 0.154			HR 1B BB	1B 2B	5-3			K		3	2	1	0	1	1	1
Inning Stats	R: 0 E: 0 K: 1 S: 5 H: 0 LOB: 0 BB: 0 P: 5	R: 1 E: 0 K: 0 S: 5 H: 2 LOB: 1 BB: 0 P: 5	R: 3 E: 0 K: 0 S: 6 H: 4 LOB: 2 BB: 2 P: 14	R: 2 E: 0 K: 0 S: 6 H: 3 LOB: 2 BB: 1 P: 10	R: 0 E: 1 K: 0 S: 4 H: 1 LOB: 1 BB: 0 P: 4	R: 1 E: 0 K: 0 S: 5 H: 2 LOB: 1 BB: 0 P: 5	R: 0 E: 0 K: 2 S: 7 H: 0 LOB: 0 BB: 0 P: 7	R: 0 E: 0 K: 1 S: 5 H: 0 LOB: 0 BB: 0 P: 5	R: 0 E: 0 K: 1 S: 5 H: 0 LOB: 0 BB: 0 P: 5	1B: 8 2B: 3 3B: 0 HR: 1 SF: 1 SAC: 1 DP: 1 HBP: 0							

TOP

Cleveland Indians @ Chicago White Sox

Comiskey Park, Chicago, IL

Mon Sep 01 1958, 4:38 AM EDT

Att. 17,326 - Unknown

livebaseballscorecards.com

AB	36
R	7
H	12
RBI	7
BB	3
SO	5
LOB	10

WP: 2 PB: 0 SB: 0 CS: 0 PA: 41

PITCHER		IP	WLS	BF	H	R	ER	SO	BB	IBB	HBP	BLK	WP	HR	S	P	ERA	WHIP
Bob Shaw, R (1, 1) ERA: 5.06		2.0	L	13	6	4	4	1	1	0	0	0	0	1	14	18	18.00	3.500
Jim Wilson, R (3, 1) ERA: 4.13		2.0		10	3	2	2	0	1	1	0	0	0	0	8	16	9.00	2.000
Tom Qualters, R (5, 1) ERA: 3.83		3.0		12	3	1	1	2	0	0	0	0	2	0	16	16	3.00	1.000
Gerry Staley, R (8, 1) ERA: 3.12		2.0		6	0	0	0	2	0	0	0	0	0	0	10	10	0.00	0.000

PITCHER	IP	WLS	BF	H	R	ER	SO	BB	IBB	HBP	BLK	WP	HR	S	P	ERA	WHIP

BOTTOM

Cleveland Indians @ Chicago White Sox

Comiskey Park, Chicago, IL

Mon Sep 01 1958, 4:38 AM EDT

Att. 17,326 - Unknown

livebaseballscorecards.com

Batter	1	2	3	4	5	6	7	8	9	AB	R	H	RBI	BB	SO	LOB
Billy Goodman, L (1, 5) OBP: 0.366, SLG: 0.375	B1-6, E, 1B		WP, 2B		4-3 ①		E, 1B		L8 ②	5	0	3	0	0	0	0
Nellie Fox, L (1, 4) OBP: 0.369, SLG: 0.362	E5 1-2		5-3 ②		5-3 ②		E6 1-2		6-3 ③	5	0	0	0	0	0	3
Jim Landis, R (1, 8) OBP: 0.351, SLG: 0.444	B1-6 ① ② 2-3f		BBB 2-3, BB		F5 ③		SSS K ③			3	0	0	0	1	1	4
Sherm Lollar, R (1, 2) OBP: 0.369, SLG: 0.462	6-3 ③		F5 ③			F6 ①		5-3 ①		4	0	0	0	0	0	3
Earl Torgeson, L (1, 3) OBP: 0.405, SLG: 0.413		F8 ①		1B, SF9, 1B		6-3 ②		BBBB 1B, BB		3	1	1	0	1	0	0
Don Mueller, L (1, 9) OBP: 0.305, SLG: 0.295		F6 ②		E, 1-3, 1B		1B		1-2, 1B		4	0	3	0	0	0	0
Jim Rivera, L (1, 7) OBP: 0.284, SLG: 0.388		1B		SF9 ① 1-2 3-H		F6 ③		F8 ②		3	0	1	1	0	0	3
Sammy Esposito, R (1, 6) OBP: 0.339, SLG: 0.234		L4 ③		F9 ②			SSS K ①	5-3 ③		4	0	0	0	0	1	4
Bob Shaw, R (1, 1) OBP: 0.292, SLG: 0.150 Jim Wilson, R (3, 1) OBP: 0.170, SLG: 0.083 Bubba Phillips, R (4, PH) OBP: 0.313, SLG: 0.360 Tom Qualters, R (5, 1) Earl Battey, R (7, PH) OBP: 0.327, SLG: 0.448 Gerry Staley, R (8, 1) Ray Boone, R (9, PH) OBP: 0.310, SLG: 0.414			F2 ① SSS	K ③			F4 ②		F6 ①	0 1 1 0 1 0 1	0 0 0 0 0 0 0	0 0 0 0 0 0 0	0 0 0 0 0 0 0	0 0 0 0 1 0 0	0 0 0 0 0 0 0	0 0 1 0 0 0 0
Inning Stats	R: 0 E: 1 K: 0 S: 4 H: 1 LOB: 1 BB: 0 P: 4	R: 0 E: 0 K: 0 S: 4 H: 1 LOB: 1 BB: 0 P: 4	R: 0 E: 0 K: 0 S: 4 H: 1 LOB: 2 BB: 1 P: 8	R: 1 E: 1 K: 1 S: 7 H: 2 LOB: 1 BB: 0 P: 7	R: 0 E: 0 K: 0 S: 3 H: 0 LOB: 0 BB: 0 P: 3	R: 0 E: 0 K: 0 S: 4 H: 1 LOB: 1 BB: 0 P: 4	R: 0 E: 1 K: 2 S: 9 H: 1 LOB: 2 BB: 0 P: 9	R: 0 E: 0 K: 0 S: 4 H: 1 LOB: 2 BB: 1 P: 8	R: 0 E: 0 K: 0 S: 3 H: 0 LOB: 0 BB: 0 P: 3	1B: 7 2B: 2 3B: 0 HR: 0 SF: 1 SAC: 0 DP: 1 HBP: 0						

	AB	35
	R	1
	H	8
	RBI	1
	BB	2
	SO	3
	LOB	18

PITCHER	IP	WLS	BF	H	R	ER	SO	BB	IBB	HBP	BLK	WP	HR	S	P	ERA	WHIP
Gary Bell, R (1, 1) ERA: 3.28	9.0	W	38	8	1	1	3	2	0	0	0	1	0	42	50	1.00	1.111

PITCHER	IP	WLS	BF	H	R	ER	SO	BB	IBB	HBP	BLK	WP	HR	S	P	ERA	WHIP

WP: 1 PA: 38
PB: 0
SB: 0
CS: 0

Batter	1	2	3	4	5	6	7	8	9	AB	R	H	RBI	BB	SO	LOB
Jim Landis, R (1, 8) OBP: 0.350, SLG: 0.441	F8			BB G4-6-3		FC6-4 1-2f			K	3	0	0	0	1	1	1
Nellie Fox, L (1, 4) OBP: 0.367, SLG: 0.359	F8			G4-6-3 1-2f			4-3		F8	4	0	0	0	0	0	1
Billy Goodman, L (1, 5) OBP: 0.366, SLG: 0.375	6-3			F7			WP 2B 1B		F5	3	1	1	0	0	0	0
Bubba Phillips, R (8, 5) OBP: 0.312, SLG: 0.358										1	0	0	0	0	0	0
Sherm Lollar, R (1, 2) OBP: 0.369, SLG: 0.464		K			1-3		L9 1-H 2B			3	0	1	1	0	1	0
Ray Boone, R (1, 3) OBP: 0.307, SLG: 0.410		L9			5-3		L9 2-3			3	0	0	0	0	0	1
Earl Torgeson, L (9, 3) OBP: 0.405, SLG: 0.413										0	0	0	0	0	0	0
Don Mueller, L (1, 9) OBP: 0.300, SLG: 0.289		5-3			4-3		F7			3	0	0	0	0	0	1
Al Smith, R (9, 9) OBP: 0.324, SLG: 0.383										0	0	0	0	0	0	0
Jim Rivera, L (1, 7) OBP: 0.281, SLG: 0.384			F4			K		K		3	0	0	0	0	2	0
Sammy Esposito, R (1, 6) OBP: 0.339, SLG: 0.224			6-3			BB FC6-4		6-3		2	0	0	0	1	0	0
Dick Donovan, L (1, 1) OBP: 0.218, SLG: 0.103			K			F7		4-3		3	0	0	0	0	1	1
Inning Stats	R: 0 E: 0 K: 0 S: 3 H: 0 LOB: 0 BB: 0 P: 3	R: 0 E: 0 K: 1 S: 5 H: 0 LOB: 0 BB: 0 P: 5	R: 0 E: 0 K: 1 S: 5 H: 0 LOB: 0 BB: 0 P: 5	R: 0 E: 0 K: 0 S: 2 H: 0 LOB: 0 BB: 1 P: 6	R: 0 E: 0 K: 0 S: 3 H: 0 LOB: 0 BB: 0 P: 3	R: 0 E: 0 K: 1 S: 5 H: 0 LOB: 1 BB: 1 P: 9	R: 1 E: 0 K: 0 S: 5 H: 2 LOB: 1 BB: 0 P: 5	R: 0 E: 0 K: 1 S: 5 H: 0 LOB: 0 BB: 0 P: 5	R: 0 E: 0 K: 1 S: 5 H: 0 LOB: 0 BB: 0 P: 5	1B: 1 2B: 1 3B: 0 HR: 0 SF: 0 SAC: 0 DP: 1 HBP: 0						

PITCHER	IP	WLS	BF	H	R	ER	SO	BB	IBB	HBP	BLK	WP	HR	S	P	ERA	WHIP
Frank Lary, R (1, 1) ERA: 3.09	9.0	L	30	2	1	1	5	2	0	0	0	1	0	38	46	1.00	0.444

PITCHER	IP	WLS	BF	H	R	ER	SO	BB	IBB	HBP	BLK	WP	HR	S	P	ERA	WHIP

TOP

Chicago White Sox @ Detroit Tigers

Briggs Stadium, Detroit, MI

Wed Sep 03 1958, 7:05 PM EDT

Att. 13,303 - Unknown

livebaseballscorecards.com

AB	28
R	1
H	2
RBI	1
BB	2
SO	5
LOB	5

WP: 1 PA: 30
PB: 0
SB: 0
CS: 0

BOTTOM

Chicago White Sox @ Detroit Tigers

Briggs Stadium, Detroit, MI

Wed Sep 03 1958, 7:05 PM EDT

Att. 13,303 - Unknown

livebaseballscorecards.com

Batter	1	2	3	4	5	6	7	8	9	AB	R	H	RBI	BB	SO	LOB
Harvey Kuenn, R (1, 8) OBP: 0.382, SLG: 0.454	0-0 6-3 2B		0-0 6-3 ②		0-0 2-3 ③		0-0 5-3 ③			4	0	1	0	0	0	2
Coot Veal, R (1, 6) OBP: 0.321, SLG: 0.339	0-0 6-3 ① 2-3		0-0 E4 S			0-0 B1-3 ①		0-0 6-3 ①		4	0	0	0	0	0	1
Al Kaline, R (1, 9) OBP: 0.351, SLG: 0.474	0-0 L6 ②		S S S 0-3 K ③ 1-2			0-0 2B		0-0 L8 ②		4	0	1	0	0	1	2
Gail Harris, L (1, 3) OBP: 0.337, SLG: 0.490	B B B 4-0 BB			S S S 0-3 K ①		0-0 F7 ②		0-0 4-3 ③		3	0	0	0	1	1	1
Charlie Maxwell, L (1, 7) OBP: 0.359, SLG: 0.412	0-0 F6 ③			0-0 F2 ②		4-0 IBB			0-0 1B ①	3	0	1	0	1	0	2
Frank Bolling, R (1, 4) OBP: 0.332, SLG: 0.396		0-0 F4 ①		0-0 5-3 ③		0-0 5-3 ③			S S S 0-3 K ②	4	0	0	0	0	1	2
Billy Martin, R (1, 5) OBP: 0.283, SLG: 0.350 Gus Zernial, R (9, PH) OBP: 0.317, SLG: 0.496		0-0 F4 ②			0-0 F2 ①		0-0 F8 SH1-4 1B		S S S 0-3 K ③	3 1	0 0	1 0	0 0	0 0	0 1	0 0
Red Wilson, R (1, 2) OBP: 0.382, SLG: 0.383		0-0 F7 ③			0-0 S 2B		0-0 SH1-4 ① 1-2			2	0	1	0	0	0	0
Frank Lary, R (1, 1) OBP: 0.158, SLG: 0.189			0-0 6-3 ①		S S S 0-3 K ② 2-3		0-0 F8 ② 2-3			3	0	0	0	0	1	2

Inning Stats	1	2	3	4	5	6	7	8	9
	R: 0 H: 1 E: 0 LOB: 2 K: 0 BB: 1 S: 4 P: 8	R: 0 H: 0 E: 0 LOB: 0 K: 0 BB: 0 S: 3 P: 3	R: 0 H: 0 E: 1 LOB: 1 K: 1 BB: 0 S: 6 P: 6	R: 0 H: 0 E: 0 LOB: 0 K: 1 BB: 0 S: 5 P: 5	R: 0 H: 1 E: 0 LOB: 1 K: 1 BB: 0 S: 6 P: 6	R: 0 H: 1 E: 0 LOB: 2 K: 0 BB: 1 S: 4 P: 8	R: 0 H: 1 E: 0 LOB: 1 K: 0 BB: 0 S: 4 P: 4	R: 0 H: 0 E: 0 LOB: 0 K: 0 BB: 0 S: 3 P: 3	R: 0 H: 1 E: 0 LOB: 0 K: 2 BB: 0 S: 7 P: 7

1B: 2	SF: 0
2B: 3	SAC: 1
3B: 0	DP: 0
HR: 0	HBP: 0
WP: 0	PA: 34
PB: 0	
SB: 2	
CS: 0	

AB	31
R	0
H	5
RBI	0
BB	2
SO	5
LOB	12

PITCHER		IP	WLS	BF	H	R	ER	SO	BB	IBB	HBP	BLK	WP	HR	S	P	ERA	WHIP
Dick Donovan, R ERA: 3.03	(1, 1)	9.0	W	34	5	0	0	5	1	1	0	0	0	0	42	50	0.00	0.667

PITCHER	IP	WLS	BF	H	R	ER	SO	BB	IBB	HBP	BLK	WP	HR	S	P	ERA	WHIP

Batter	1	2	3	4	5	6	7	8	9	AB	R	H	RBI	BB	SO	LOB
Jim Landis, R (1, 8) OBP: 0.347, SLG: 0.438	F2			K		5-3	F8			4	0	0	0	0	1	2
Nellie Fox, L (1, 4) OBP: 0.366, SLG: 0.358	4-3			L9		1B		K		4	0	1	0	0	1	0
Billy Goodman, L (1, 5) OBP: 0.365, SLG: 0.373	F8			F9		G5-4-3		6-3		4	0	1	0	0	0	0
Sherm Lollar, R (1, 2) OBP: 0.368, SLG: 0.462		5-3			SF7	G5-4-3		F7		4	1	1	0	0	0	2
Earl Torgeson, L (1, 3) OBP: 0.412, SLG: 0.447		3-1			2B		HR		4-3	4	3	3	1	0	0	0
Don Mueller, L (1, 9) OBP: 0.299, SLG: 0.284		L4			F4		BB		4-3	3	0	0	0	1	0	3
Al Smith, R (1, 7) OBP: 0.323, SLG: 0.383			L7		SF7		F8		1B	3	0	1	2	0	0	1
Sammy Esposito, R (1, 6) OBP: 0.333, SLG: 0.245			F8		2B		F8		L9	4	0	1	1	0	0	2
Ray Moore, R (1, 1) OBP: 0.364, SLG: 0.326 Ron Jackson, R (3, PH) OBP: 0.357, SLG: 0.400 Barry Latman, R (3, 1) OBP: 0.000, SLG: 0.125 Ray Boone, R (5, PH) OBP: 0.304, SLG: 0.409 Tom Qualters, R (5, 1) Bob Shaw, R (6, 1) OBP: 0.000, SLG: 0.150 Bubba Phillips, R (7, PH) OBP: 0.313, SLG: 0.308 Turk Lown, R (7, 1) OBP: 0.333, SLG: 0.333 Gerry Staley, R (7, 1) Earl Battey, R (9, PH) OBP: 0.286, SLG: 0.444			K2-3		K		BB		K	0 0 0 0 0 0 0 1 0 0 0 0 1 0 0 0 0 0 0 0 0 1 0 0 0 0 1 1 0 0 0 0 0 0 0 0 0 0 0 0 0 0 0 0 0 0 1 0 0 0 0 0 0 0 0 0 0 0 0 0 0 0 0 1 0 0 0 0 1 1					
Inning Stats	R: 0 E: 0 K: 0 S: 3 H: 0 LOB: 0 BB: 0 P: 3	R: 0 E: 0 K: 0 S: 3 H: 0 LOB: 0 BB: 0 P: 3	R: 0 E: 0 K: 1 S: 5 H: 0 LOB: 0 BB: 0 P: 5	R: 0 E: 0 K: 1 S: 5 H: 0 LOB: 0 BB: 0 P: 5	R: 2 E: 0 K: 1 S: 8 H: 3 LOB: 1 BB: 0 P: 8	R: 0 E: 0 K: 0 S: 4 H: 2 LOB: 1 BB: 0 P: 4	R: 1 E: 0 K: 0 S: 4 H: 1 LOB: 2 BB: 2 P: 12	R: 0 E: 0 K: 1 S: 5 H: 0 LOB: 0 BB: 0 P: 5	R: 1 E: 0 K: 1 S: 7 H: 2 LOB: 1 BB: 0 P: 7	1B: 5 2B: 2 3B: 0 HR: 1 SF: 1 SAC: 0 DP: 1 HBP: 0	WP: 0 PB: 0 SB: 0 CS: 0 PA: 36					

PITCHER		IP	WLS	BF	H	R	ER	SO	BB	IBB	HBP	BLK	WP	HR	S	P	ERA	WHIP
Jim Bunning, R ERA: 3.96	(1, 1)	7.0	W	28	6	3	3	3	2	0	0	0	0	1	32	40	3.86	1.143
Hank Aguirre, L ERA: 3.8	(8, 1)	2.0	S	8	2	1	1	2	0	0	0	0	0	0	12	12	4.50	1.000

PITCHER		IP	WLS	BF	H	R	ER	SO	BB	IBB	HBP	BLK	WP	HR	S	P	ERA	WHIP

TOP

Chicago White Sox @ Detroit Tigers

Briggs Stadium, Detroit, MI

Thu Sep 04 1958, 4:33 AM EDT

Att. 3,461 - Unknown

AB	33
R	4
H	8
RBI	4
BB	2
SO	5
LOB	12

livebaseballscorecards.com

BOTTOM

Chicago White Sox @ Detroit Tigers

Briggs Stadium, Detroit, MI

Thu Sep 04 1958, 4:33 AM EDT

Att. 3,461 - Unknown

livebaseballscorecards.com

Batter	1	2	3	4	5	6	7	8	9	AB	R	H	RBI	BB	SO	LOB
Harvey Kuenn, R (1, 8) OBP: 0.380, SLG: 0.452	F4	FC4-6 CS 1-2f		L4-3 1-2		1B 1-2 2-H 3-H	6-3			5	0	1	2	0	0	3
Coot Veal, R (1, 6) OBP: 0.319, SLG: 0.336	E 1B 1B	F8 1-2			1-3	6-3		6-3		4	1	1	0	0	0	3
Reno Bertoia, R (8, 6) OBP: 0.276, SLG: 0.296										1	0	0	0	0	0	0
Al Kaline, R (1, 9) OBP: 0.353, SLG: 0.475	E9 1-H HR 1B		E FC3 SF8 1B		G4-6-3 1B		L6-3	L7		5	2	3	0	0	0	0
Gail Harris, L (1, 3) OBP: 0.337, SLG: 0.497	2-H HR		FC3 1-3		G4-6-3 1-2f		2B 1B	4-3		5	2	2	2	0	0	2
Charlie Maxwell, L (1, 7) OBP: 0.363, SLG: 0.420	E E 1B		SF8 3-H			1B 1B	PB 1-H FC5-2 2B			3	1	3	2	0	0	0
Frank Bolling, R (1, 4) OBP: 0.333, SLG: 0.395	F8		K			1B 1-3 1B	FC5-2 2-3 2B	BB		3	2	1	0	1	1	2
Billy Martin, R (1, 5) OBP: 0.285, SLG: 0.352	E2 1-H 1B		F3			1B 1-3 1B	FC5-2 1-2 3-H 2B			4	2	2	0	0	0	3
Red Wilson, R (1, 2) OBP: 0.387, SLG: 0.388	F8			L4-3 BB		1B IBB	E 1-H 2-H 2B			2	1	1	2	2	0	1
Jim Bunning, R (1, 1) OBP: 0.213, SLG: 0.233		FC4-6 1B		K		K	E2 2-H 1B			3	0	1	0	0	2	4
Tito Francona, L (7, PH) OBP: 0.335, SLG: 0.318										1	0	1	1	0	0	0
Hank Aguirre, R (8, 1) OBP: 0.267, SLG: 0.286										0	0	0	0	0	0	0
Inning Stats	R: 4 E: 2 K: 0 S: 8 H: 5 LOB: 1 BB: 0 P: 8	R: 0 E: 0 K: 0 S: 3 H: 1 LOB: 0 BB: 0 P: 3	R: 1 E: 1 K: 1 S: 7 H: 1 LOB: 1 BB: 0 P: 7	R: 0 E: 0 K: 1 S: 4 H: 0 LOB: 0 BB: 1 P: 8	R: 0 E: 0 K: 0 S: 3 H: 1 LOB: 0 BB: 0 P: 3	R: 2 E: 0 K: 1 S: 8 H: 4 LOB: 2 BB: 1 P: 12	R: 4 E: 1 K: 0 S: 7 H: 4 LOB: 1 BB: 1 P: 11	R: 0 E: 0 K: 0 S: 3 H: 0 LOB: 0 BB: 0 P: 3		1B: 13 2B: 3 3B: 0 HR: 1 SF: 1 SAC: 0 DP: 2 HBP: 0						

AB	36
R	11
H	16
RBI	9
BB	3
SO	3
LOB	18

WP: 0 PB: 1 SB: 0 CS: 1 PA: 40

PITCHER		IP	WLS	BF	H	R	ER	SO	BB	IBB	HBP	BLK	WP	HR	S	P	ERA	WHIP
Ray Moore, R ERA: 3.64	(1, 1)	2.0	L	11	6	4	3	0	0	0	0	0	0	1	11	11	13.50	3.000
Barry Latman, R ERA: 1.07	(3, 1)	2.0		8	1	1	0	2	1	0	0	0	0	0	11	15	0.00	1.000
Tom Qualters, R ERA: 4.09	(5, 1)	1.2		9	5	2	2	1	0	1	0	0	0	0	10	14	10.80	3.000
Bob Shaw, R ERA: 5.03	(6, 1)	0.1		1	0	0	0	0	0	0	0	0	0	0	1	1	0.00	0.000
Turk Lown, R ERA: 4.83	(7, 1)	0.1		4	2	3	3	0	1	0	0	0	0	0	3	7	81.00	9.000
Gerry Staley, R ERA: 3.16	(7, 1)	1.2		7	2	1	1	0	0	0	0	0	0	0	7	7	5.40	1.200

Batter	1	2	3	4	5	6	7	8	9	AB	R	H	RBI	BB	SO	LOB
Jim Landis, R (1, 8) OBP: 0.347, SLG: 0.436	F8		F3		K		1B			4	0	1	1	0	1	1
Nellie Fox, L (1, 4) Don Mueller, L (5, 9) Jim Wilson, R (7, 1) OBP: 0.365, SLG: 0.357 OBP: 0.295, SLG: 0.280 OBP: 0.170, SLG: 0.083	F7		F7			K	4-3			2 2 0	0 0 0	0 0 0	0 0 0	0 0 0	0 1 0	1 0 0
Al Smith, R (1, 9) (5, 7) OBP: 0.327, SLG: 0.392	F9			HR		FC6-4 1B		BB			3	1	2	1	1	0	0
Ray Boone, R (1, 3) OBP: 0.303, SLG: 0.404		1-3		F9		FC6-4 FC6-4		F9 1-2		4	0	0	0	0	0	2
Earl Battey, R (1, 2) OBP: 0.324, SLG: 0.446		F4		2B		FC6-4 1-2f		F6		4	0	1	0	0	0	1
Billy Goodman, L (1, 5) (5, 4) OBP: 0.366, SLG: 0.376		2B		F2			2B 2B BB		F6	3	1	1	0	1	0	1
Bubba Phillips, R (1, 7) (5, 5) OBP: 0.309, SLG: 0.352		F7		L7			L8		F3	4	0	0	0	0	0	3
Sammy Esposito, R (1, 6) OBP: 0.358, SLG: 0.298			1B		1-3		1-3 2B 2B		1B	4	1	3	0	0	0	0
Early Wynn, S (1, 1) Sherm Lollar, R (7, PH) Jim Rivera, L (7, 9) OBP: 0.301, SLG: 0.234 OBP: 0.369, SLG: 0.466 OBP: 0.281, SLG: 0.382			K		B2-3		2-H 3-H 1B 2B		K	2 1 1	0 1 0	0 1 0	0 2 0	0 0 1	1 0 1	1 0 1
Inning Stats	R: 0 E: 0 K: 0 S: 3 H: 0 LOB: 0 BB: 0 P: 3	R: 0 E: 0 K: 0 S: 4 H: 1 LOB: 1 BB: 0 P: 4	R: 0 E: 0 K: 1 S: 6 H: 1 LOB: 1 BB: 0 P: 6	R: 1 E: 0 K: 0 S: 5 H: 2 LOB: 1 BB: 0 P: 5	R: 0 E: 0 K: 1 S: 5 H: 0 LOB: 0 BB: 0 P: 5	R: 0 E: 0 K: 1 S: 6 H: 1 LOB: 1 BB: 0 P: 6	R: 3 E: 0 K: 0 S: 5 H: 3 LOB: 0 BB: 1 P: 9	R: 0 E: 0 K: 0 S: 2 H: 0 LOB: 0 BB: 1 P: 6	R: 0 E: 0 K: 1 S: 6 H: 1 LOB: 1 BB: 0 P: 6	1B: 4 2B: 4 3B: 0 HR: 1 SF: 0 SAC: 0 DP: 0 HBP: 0						

PITCHER		IP	WLS	BF	H	R	ER	SO	BB	IBB	HBP	BLK	WP	HR	S	P	ERA	WHIP
Don Mossi, L ERA: 3.91	(1, 1)	6.1		26	6	3	3	3	1	0	0	0	0	1	31	35	4.26	1.105
Herb Score, L ERA: 3.1	(7, 1)	0.2	L	3	2	1	1	0	0	0	0	0	0	0	3	3	13.50	3.000
Ray Narleski, R ERA: 4.09	(8, 1)	2.0		7	1	0	0	1	1	0	0	0	0	0	8	12	0.00	1.000

PITCHER	IP	WLS	BF	H	R	ER	SO	BB	IBB	HBP	BLK	WP	HR	S	P	ERA	WHIP

TOP

Chicago White Sox @ Cleveland Indians

Cleveland Municipal Stadium, Cleveland, OH

Fri Sep 05 1958, 7:05 PM EDT

Att. 6,709 - Unknown

livebaseballscorecards.com

AB	34
R	4
H	9
RBI	4
BB	2
SO	4
LOB	11

WP: 0 PB: 0 SB: 0 CS: 1 PA: 36

BOTTOM

Chicago White Sox @ Cleveland Indians

Cleveland Municipal Stadium, Cleveland, OH

Fri Sep 05 1958, 7:05 PM EDT

Att. 6,709 - Unknown

livebaseballscorecards.com

Batter	1	2	3	4	5	6	7	8	9	AB	R	H	RBI	BB	SO	LOB
Woodie Held, R (1, 6) OBP: 0.277, SLG: 0.304 Mickey Vernon, L (9, PH) OBP: 0.372, SLG: 0.447	K		F7		SH1-4 (1-2)		BB		1-3	2 1	0 0	0 0	0 0	1 0	1 0	0 2
Vic Power, R (1, 4) OBP: 0.335, SLG: 0.486	1B			HR	F7		F7		F7	4	1	1	0	1	0	4
Larry Doby, L (1, 8) OBP: 0.374, SLG: 0.538	K			HR (1-H)	1B (2-H)		G3			4	1	2	3	0	1	2
Minnie Minoso, R (1, 7) OBP: 0.382, SLG: 0.485	F4			F6	F8			F8		4	0	0	0	0	0	2
Vic Wertz, L (1, 3) OBP: 0.389, SLG: 0.613		3-1		1B		F8		K		4	0	1	0	0	1	0
Rocky Colavito, R (1, 9) OBP: 0.386, SLG: 0.597		K		1B (1-2)		4-3		2B		4	0	3	0	0	1	0
Russ Nixon, L (1, 2) OBP: 0.322, SLG: 0.425		F2		F7		4-3 (1-2)		K		4	0	0	0	0	1	4
Randy Jackson, R (1, 5) OBP: 0.229, SLG: 0.339 Billy Harrell, R (9, PR) OBP: 0.270, SLG: 0.345			K	K		F8			SH1-4 BB	3 0	0 0	0 0	0 0	1 0	2 0	3 0
Don Mossi, L (1, 1) OBP: 0.115, SLG: 0.120 Herb Score, L (7, 1) OBP: 0.231, SLG: 0.091 Gary Geiger, L (7, PH) OBP: 0.333, SLG: 0.280 Ray Narleski, R (8, 1) OBP: 0.268, SLG: 0.231 Billy Moran, R (9, PH) OBP: 0.261, SLG: 0.283			K		SH1-4 (1B)		4-3		SH1-4 (1-2)	2 0 1 0 0	1 0 0 0 0	1 0 0 0 0	0 0 0 0 0	0 0 0 0 0	1 0 0 0 0	0 0 0 0 0
Inning Stats	R: 0 E: 0 K: 2 S: 8 H: 1 LOB: 1 BB: 0 P: 8	R: 0 E: 0 K: 1 S: 5 H: 0 LOB: 0 BB: 0 P: 5	R: 0 E: 0 K: 2 S: 7 H: 0 LOB: 0 BB: 0 P: 7	R: 2 E: 0 K: 1 S: 8 H: 3 LOB: 2 BB: 1 P: 12	R: 1 E: 0 K: 0 S: 5 H: 2 LOB: 1 BB: 0 P: 5	R: 0 E: 0 K: 0 S: 4 H: 1 LOB: 1 BB: 0 P: 4	R: 0 E: 0 K: 0 S: 3 H: 0 LOB: 1 BB: 1 P: 7	R: 0 E: 0 K: 2 S: 8 H: 1 LOB: 1 BB: 0 P: 8	R: 0 E: 0 K: 0 S: 3 H: 0 LOB: 2 BB: 1 P: 7	1B: 6 2B: 1 3B: 0 HR: 1 SF: 0 SAC: 2 DP: 0 HBP: 0						

	AB	33
	R	3
	H	8
	RBI	3
	BB	3
	SO	8
	LOB	17

PITCHER	IP	WLS	BF	H	R	ER	SO	BB	IBB	HBP	BLK	WP	HR	S	P	ERA	WHIP
Early Wynn, R (1, 1) ERA: 4.28	6.0	W	26	7	3	3	6	1	0	0	0	0	1	37	41	4.50	1.333
Jim Wilson, R (7, 1) ERA: 4.04	3.0	S	12	1	0	0	2	2	0	0	0	0	0	14	22	0.00	1.000

PITCHER	IP	WLS	BF	H	R	ER	SO	BB	IBB	HBP	BLK	WP	HR	S	P	ERA	WHIP

Batter	1	2	3	4	5	6	7	8	9	AB	R	H	RBI	BB	SO	LOB
Jim Landis, R (1, 8) OBP: 0.346, SLG: 0.434	1B		5-3			F6		L3		4	0	1	0	0	0	0
Nellie Fox, L (1, 4) OBP: 0.367, SLG: 0.360	CS 1B 1-3			1B		F7		G1-6-3 1B		4	0	3	0	0	0	0
Billy Goodman, L (1, 5) OBP: 0.363, SLG: 0.372	4-3 1-2			F7		E6		G1-6-3 1-2f		4	0	0	0	0	0	3
Sherm Lollar, R (1, 2) OBP: 0.370, SLG: 0.463		4-3		F7		BB			FC3-6 BB	2	0	0	0	2	0	1
Earl Torgeson, L (1, 3) OBP: 0.409, SLG: 0.438		BB		4-3		F9			FC3-6 BB 1-2f	3	0	0	0	1	0	4
Al Smith, R (1, 9) OBP: 0.326, SLG: 0.398		K			F9		HR		F3	4	1	1	1	0	1	2
Jim Rivera, L (1, 7) OBP: 0.283, SLG: 0.382		K			4-3		L6-3 1B		BB 1-2	3	0	1	0	1	1	1
Sammy Esposito, R (1, 6) OBP: 0.352, SLG: 0.283			F7		BB		L6-3 1-2		6-3	3	0	0	0	1	0	3
Billy Pierce, L (1, 1) OBP: 0.247, SLG: 0.222			6-3		K		F7			1	0	0	0	0	0	0
Barry Latman, R (3, 1) OBP: 0.111, SLG: 0.111										1	0	0	0	0	1	1
Ray Boone, R (7, PH) OBP: 0.302, SLG: 0.403										1	0	0	0	0	0	0
Bob Shaw, R (7, 1) OBP: 0.292, SLG: 0.150										0	0	0	0	0	0	0
Inning Stats	R: 0 E: 0 K: 0 S: 3 H: 2 LOB: 0 BB: 0 P: 3	R: 0 E: 0 K: 2 S: 7 H: 0 LOB: 1 BB: 1 P: 11	R: 0 E: 0 K: 0 S: 3 H: 0 LOB: 0 BB: 0 P: 3	R: 0 E: 0 K: 0 S: 4 H: 1 LOB: 1 BB: 0 P: 4	R: 0 E: 0 K: 1 S: 5 H: 0 LOB: 1 BB: 1 P: 9	R: 0 E: 1 K: 0 S: 4 H: 0 LOB: 2 BB: 1 P: 8	R: 1 E: 0 K: 0 S: 4 H: 2 LOB: 0 BB: 0 P: 4	R: 0 E: 0 K: 0 S: 3 H: 1 LOB: 0 BB: 0 P: 3	R: 0 E: 0 K: 0 S: 3 H: 0 LOB: 2 BB: 2 P: 11	1B: 5 2B: 1 3B: 0 HR: 1	SF: 0 SAC: 0 DP: 2 HBP: 0						

TOP

Chicago White Sox @ Cleveland Indians

Cleveland Municipal Stadium, Cleveland, OH

Sat Sep 06 1958, 7:05 PM EDT

Att. 7,207 - Unknown

livebaseballscorecards.com

AB	30
R	1
H	6
RBI	1
BB	5
SO	3
LOB	15

WP: 0 PB: 0 SB: 0 CS: 1 PA: 35

PITCHER		IP	WLS	BF	H	R	ER	SO	BB	IBB	HBP	BLK	WP	HR	S	P	ERA	WHIP
Gary Bell, R ERA: 3.14	(1, 1)	9.0	W	35	6	1	1	3	5	0	0	0	0	1	36	56	1.00	1.222

PITCHER	IP	WLS	BF	H	R	ER	SO	BB	IBB	HBP	BLK	WP	HR	S	P	ERA	WHIP

Batter	1	2	3	4	5	6	7	8	9	AB	R	H	RBI	BB	SO	LOB
Billy Harrell, R (1, 5) OBP: 0.268, SLG: 0.341	5-3	1B		4-3			6-3	4-3		5	0	1	0	0	0	2
Billy Moran, R (1, 4) OBP: 0.261, SLG: 0.282	HR 1B	F9		F7			6-3			4	1	1	0	0	0	1
Vic Power, R (1, 3) OBP: 0.336, SLG: 0.490	1-H HR		BBBB 1B 1B BB		5-3		4-3			3	2	1	2	1	0	0
Minnie Minoso, R (1, 7) OBP: 0.387, SLG: 0.488	BB 1B		1B 1-2 1B 1B		G6-4-3 1B			BBBB 1B FC1-5-2-5 BB		3	1	3	0	1	0	0
Rocky Colavito, R (1, 9) OBP: 0.389, SLG: 0.597	BBBB FC6-4 1-2 BB		1-3 2-H 1B 1B		G6-4-3 1-2f			1-3 1B		3	1	2	1	1	0	1
Woodie Held, R (1, 8) OBP: 0.277, SLG: 0.303	SSS K		2-H 3-H 1B			6-3		FC1-5-2-5 1B 3-H		4	1	1	2	0	1	3
Dick Brown, R (1, 2) OBP: 0.298, SLG: 0.379	FC6-4 1-2f		5-3			F2		2-H 1B 1B		4	1	1	1	0	0	2
Billy Hunter, R (1, 6) OBP: 0.251, SLG: 0.275		F3	6-3			1B		BBBB 1B BB		3	0	1	0	1	0	0
Gary Bell, R (1, 1) OBP: 0.191, SLG: 0.163		F9		L4		F9		1-3 2-H 1B		4	0	1	1	0	0	1
Inning Stats	R: 2 E: 0 K: 1 S: 8 H: 3 LOB: 2 BB: 1 P: 12	R: 0 E: 0 K: 0 S: 4 H: 1 LOB: 1 BB: 0 P: 4	R: 3 E: 0 K: 0 S: 5 H: 3 LOB: 0 BB: 1 P: 9	R: 0 E: 0 K: 0 S: 3 H: 0 LOB: 0 BB: 0 P: 3	R: 0 E: 0 K: 0 S: 3 H: 1 LOB: 0 BB: 0 P: 3	R: 0 E: 0 K: 0 S: 4 H: 1 LOB: 1 BB: 0 P: 4	R: 0 E: 0 K: 0 S: 3 H: 0 LOB: 0 BB: 0 P: 3	R: 2 E: 0 K: 0 S: 5 H: 3 LOB: 2 BB: 2 P: 13		1B: 11 2B: 0 3B: 0 HR: 1 SF: 0 SAC: 0 DP: 1 HBP: 0						

PITCHER		IP	WLS	BF	H	R	ER	SO	BB	IBB	HBP	BLK	WP	HR	S	P	ERA	WHIP
Billy Pierce, L ERA: 2.78	(1, 1)	2.1	L	15	7	5	5	1	2	0	0	0	0	1	15	23	19.29	3.857
Barry Latman, R ERA: 0.93	(3, 1)	3.2		12	2	0	0	0	0	0	0	0	0	0	12	12	0.00	0.545
Bob Shaw, R ERA: 5.13	(7, 1)	2.0		10	3	2	2	0	2	0	0	0	0	0	8	16	9.00	2.500

PITCHER	IP	WLS	BF	H	R	ER	SO	BB	IBB	HBP	BLK	WP	HR	S	P	ERA	WHIP

BOTTOM

Chicago White Sox @ Cleveland Indians

Cleveland Municipal Stadium, Cleveland, OH

Sat Sep 06 1958, 7:05 PM EDT

Att. 7,207 - Unknown

livebaseballscorecards.com

AB	33
R	7
H	12
RBI	7
BB	4
SO	1
LOB	10

Chicago White Sox @ Cleveland Indians

Cleveland Municipal Stadium, Cleveland, OH

Sun Sep 07 1958, 3:33 AM EDT

Att. 7,180 - Unknown

TOP

livebaseballscorecards.com

Batter	1	2	3	4	5	6	7	8	9	AB	R	H	RBI	BB	SO	LOB
Jim Landis, R (1, 8) OBP: 0.345, SLG: 0.433	S S S 0-3 ① K		x 0-0 ① F7		x 0-0 ② 5-3		x 0-0 2-3 1B			4	0	1	0	0	1	0
Nellie Fox, L (1, 4) OBP: 0.365, SLG: 0.357	S S S 0-3 ② K		x 0-0 ② 6-3		x 0-0 ③ 6-3		x 0-0 ③ F7			4	0	0	0	0	1	2
Al Smith, R (1, 9) OBP: 0.326, SLG: 0.399	S S S 0-3 ③ K		x 0-0 1B 2B			x 0-0 ① F7		x 0-0 ① 5-3		4	1	1	0	0	1	0
Sherm Lollar, R (1, 2) OBP: 0.374, SLG: 0.464		B B B B 4-0 HR BB	x 0-0 2-H 1B			S S S 0-3 ② K		B B B B 4-0 BB		2	1	1	1	2	1	0
Ray Boone, R (1, 3) OBP: 0.304, SLG: 0.411 Earl Torgeson, L (8, 3) OBP: 0.409, SLG: 0.438		x 0-0 1-H HR	x 0-0 ③ 6-3			B B B B 4-0 BB		x 0-0 ② F8		3 0	1 0	1 0	2 0	1 0	0 0	2 0
Billy Goodman, L (1, 5) OBP: 0.361, SLG: 0.370 Jim Rivera, L (8, 7) OBP: 0.283, SLG: 0.382		x 0-0 ① F8		x 0-0 G4-6-3 1B		x 0-0 ③ 3-1		x 0-0 ③ 4-3		4 0	0 0	1 0	0 0	0 0	0 0	2 0
Bubba Phillips, R (1, 7) OBP: 0.304, SLG: 0.345 (8, 5)		S S S 0-3 ② K		x 0-0 ① ② G4-6-3 1-2f			x 0-0 ① F6		x 0-0 ① F6	4	0	0	0	0	1	1
Sammy Esposito, R (1, 6) OBP: 0.347, SLG: 0.270		B B B B 4-0 BB	x 0-0 ③ F2				x 0-0 E6 1B		x 0-0 ② F9	3	0	0	0	1	0	0
Dick Donovan, L (1, 1) OBP: 0.210, SLG: 0.099 Earl Battey, R (9, PH) OBP: 0.322, SLG: 0.443		S S S 0-3 ③ K			S S S 0-3 ① K		S S S 0-3 ② K		x 0-0 ③ 6-3	3 1	0 0	0 0	0 0	0 0	3 0	2 0

	AB	32
	R	3
	H	5
	RBI	3
	BB	4
	SO	8
	LOB	9

Inning Stats										
	R: 0 E: 0 K: 3 S: 9	H: 0 LOB: 0 BB: 0 P: 9	R: 2 E: 0 K: 2 S: 8	H: 1 LOB: 1 BB: 2 P: 16	R: 1 E: 0 K: 0 S: 5	H: 2 LOB: 1 BB: 0 P: 5	R: 0 E: 0 K: 0 S: 3	H: 1 LOB: 0 BB: 0 P: 3	R: 0 E: 0 K: 1 S: 5	H: 0 LOB: 0 BB: 0 P: 5
	R: 0 E: 0 K: 1 S: 5	H: 0 LOB: 1 BB: 1 P: 9	R: 0 E: 1 K: 1 S: 7	H: 1 LOB: 2 BB: 0 P: 7	R: 0 E: 0 K: 0 S: 3	H: 0 LOB: 1 BB: 1 P: 7	R: 0 E: 0 K: 0 S: 3	H: 0 LOB: 0 BB: 0 P: 3	1B: 3 2B: 1 3B: 0 HR: 1	SF: 0 SAC: 0 DP: 1 HBP: 0
	WP: 0 PB: 0 SB: 0 CS: 0	PA: 36								

PITCHER		IP	WLS	BF	H	R	ER	SO	BB	IBB	HBP	BLK	WP	HR	S	P	ERA	WHIP
Don Ferrarese, L ERA: 3.72	(1, 1)	6.0		24	4	3	3	7	3	0	0	0	0	1	35	47	4.50	1.167
Ray Narleski, R ERA: 4.04	(7, 1)	2.0	W	9	1	0	0	1	1	0	0	0	0	0	10	14	0.00	1.000
Morrie Martin, L ERA: 4.34	(9, 1)	1.0	S	3	0	0	0	0	0	0	0	0	0	0	3	3	0.00	0.000

PITCHER	IP	WLS	BF	H	R	ER	SO	BB	IBB	HBP	BLK	WP	HR	S	P	ERA	WHIP

BOTTOM

Chicago White Sox @ Cleveland Indians

Cleveland Municipal Stadium, Cleveland, OH

Sun Sep 07 1958, 3:33 AM EDT

Att. 7,180 - Unknown

livebaseballscorecards.com

Batter	1	2	3	4	5	6	7	8	9	AB	R	H	RBI	BB	SO	LOB
Billy Harrell, R (1, 5) OBP: 0.272, SLG: 0.344	x 0-0 S 1B		x 0-0 S 1B		x 0-0 ① 6-3		x 0-0 ① 5-3			4	0	2	0	0	0	0
Mickey Vernon, L (1, 3) OBP: 0.370, SLG: 0.443	x 0-0 ① F4 1-2		B B B B 4-0 1-2 BB		x 0-0 ② F6		S S S 0-3 ② K			3	0	0	0	1	1	1
Vic Power, R (1, 4) OBP: 0.337, SLG: 0.495	x 0-0 ② F2		x 0-0 ③ F6		H 1-0 HBP		x 0-0 HR			3	1	1	1	0	0	3
Larry Doby, L (1, 8) OBP: 0.372, SLG: 0.537	S S S 0-3 ③ K			x 0-0 1B 2B	S S S 0-3 ③ K		x 0-0 ③ 5-3			4	1	1	0	0	2	2
Minnie Minoso, R (1, 7) OBP: 0.386, SLG: 0.486		x 0-0 ① G3		x 0-0 5-3 2-H 1B		x 0-0 ① F7		S S S 0-3 ① K		4	0	1	1	0	1	0
Rocky Colavito, R (1, 9) OBP: 0.390, SLG: 0.596		S S S 0-3 ② K		x 0-0 ① 5-3 1-2		B B B B 4-0 1B BB		x 0-0 2B 1B 1B		3	1	1	0	1	1	1
Woodie Held, R (1, 6) OBP: 0.280, SLG: 0.310		x 0-0 ③ 4-3		x 0-0 ② F8		x 0-0 1-2 1B		x 0-0 1-3 1B 2B		4	1	2	0	0	0	1
Dick Brown, R (1, 2) OBP: 0.300, SLG: 0.377			x 0-0 ① F8	B B B B 4-0 FC6 BB		x 0-0 ② F8		x 0-0 CS 2-H 3-H 1B		1	0	0	0	1	0	0
Vic Wertz, L (6, PH) OBP: 0.378, SLG: 0.594										1	0	0	0	0	0	2
Ray Narleski, R (7, 1) OBP: 0.268, SLG: 0.231										0	0	0	0	0	0	0
Bobby Avila, R (8, PH) OBP: 0.349, SLG: 0.373										1	0	1	2	0	0	0
Morrie Martin, L (9, 1)										0	0	0	0	0	0	0
Don Ferrarese, R (1, 1) OBP: 0.211, SLG: 0.167			x 0-0 ② 6-3	x 0-0 ③ FC6 1-2f		S S S 0-3 ③ K		S S S 0-3 ②③ K2-3 1-2		2	0	0	0	0	0	2
Russ Nixon, L (6, PH) OBP: 0.320, SLG: 0.422										2	0	0	0	0	2	3
(7, 2)																
Inning Stats	R: 0 H: 1 E: 0 LOB: 1 K: 1 BB: 0 S: 6 P: 6	R: 0 H: 0 E: 0 LOB: 0 K: 1 BB: 0 S: 5 P: 5	R: 0 H: 1 E: 0 LOB: 2 K: 0 BB: 1 S: 4 P: 8	R: 1 H: 2 E: 0 LOB: 2 K: 0 BB: 1 S: 5 P: 9	R: 0 H: 0 E: 0 LOB: 1 K: 1 BB: 0 S: 5 P: 6	R: 0 H: 1 E: 0 LOB: 2 K: 1 BB: 1 S: 6 P: 10	R: 1 H: 1 E: 0 LOB: 0 K: 1 BB: 0 S: 6 P: 6	R: 2 H: 3 E: 0 LOB: 0 K: 2 BB: 0 S: 9 P: 9		1B: 6 SF: 0 2B: 2 SAC: 0 3B: 0 DP: 0 HR: 1 HBP: 1						

	AB	32
	R	4
	H	9
	RBI	4
	BB	3
	SO	7
	LOB	15

WP: 0 PA: 36
PB: 0
SB: 2
CS: 1

PITCHER		IP	WLS	BF	H	R	ER	SO	BB	IBB	HBP	BLK	WP	HR	S	P	ERA	WHIP
Dick Donovan, R ERA: 3.09	(1, 1)	8.0	L	36	9	4	4	7	3	0	1	0	0	1	46	59	4.50	1.500

PITCHER	IP	WLS	BF	H	R	ER	SO	BB	IBB	HBP	BLK	WP	HR	S	P	ERA	WHIP

Batter	1	2	3	4	5	6	7	8	9	AB	R	H	RBI	BB	SO	LOB
Don Buddin, R (1, 6) OBP: 0.345, SLG: 0.366	0-0 1B 2B		0-3 K		0-0 6-3			0-3 K		4	1	1	0	0	2	1
Pete Runnels, L (1, 4) OBP: 0.419, SLG: 0.435	0-3 K		1-0 1B HBP		0-0 4-3			0-0 L4-3 1-2		3	0	0	0	0	1	2
Ted Williams, L (1, 7) OBP: 0.450, SLG: 0.554	0-0 BB 1B 2-H		0-0 1B 1-3			0-0 L5			0-0 4-1	4	0	2	1	0	0	0
Frank Malzone, R (1, 5) OBP: 0.346, SLG: 0.424	0-3 K		0-0 F8			0-0 E6 CS			0-0 F3	4	0	0	0	0	1	3
Jackie Jensen, R (1, 9) OBP: 0.409, SLG: 0.570	4-0 FC5-4 BB 1-2		0-0 F3			0-3 K 1-2			0-0 F8	3	0	0	0	1	1	3
Dick Gernert, R (1, 3) OBP: 0.331, SLG: 0.429	0-0 FC5-4 1-2f			0-0 F7			0-0 5-3			3	0	0	0	0	0	2
Jim Piersall, R (1, 8) OBP: 0.311, SLG: 0.367		4-0 G4-6-3 BB		0-3 K				0-0 F9		2	0	0	0	1	1	0
Pete Daley, R (1, 2) OBP: 0.400, SLG: 0.477		0-0 F9		0-0 5-3				0-0 F8		3	0	0	0	0	0	1
Frank Sullivan, R (1, 1) OBP: 0.224, SLG: 0.177		0-0 G4-6-3 1-2f			0-3 K			4-0 L4-3 BB		2	0	0	0	0	1	1
Leo Kiely, L (6, 1)										0	0	0	0	0	0	0
Gene Stephens, L (8, PH) OBP: 0.285, SLG: 0.375										0	0	0	0	1	0	0
Bud Byerly, R (8, 1)										0	0	0	0	0	0	0
Inning Stats	R: 1 E: 0 K: 2 S: 9 H: 2 LOB: 2 BB: 1 P: 13	R: 0 E: 0 K: 0 S: 2 H: 0 LOB: 0 BB: 1 P: 6	R: 0 E: 0 K: 1 S: 6 H: 1 LOB: 2 BB: 0 P: 7	R: 0 E: 0 K: 1 S: 5 H: 0 LOB: 0 BB: 0 P: 5	R: 0 E: 0 K: 1 S: 5 H: 0 LOB: 0 BB: 0 P: 5	R: 0 E: 1 K: 1 S: 5 H: 0 LOB: 1 BB: 0 P: 5	R: 0 E: 0 K: 0 S: 3 H: 0 LOB: 0 BB: 0 P: 3	R: 0 E: 0 K: 1 S: 4 H: 0 LOB: 0 BB: 1 P: 8	R: 0 E: 0 K: 0 S: 3 H: 0 LOB: 0 BB: 0 P: 3	1B: 2 2B: 3 3B: 0 HR: 0	SF: 0 SAC: 0 DP: 3 HBP: 1						

PITCHER	IP	WLS	BF	H	R	ER	SO	BB	IBB	HBP	BLK	WP	HR	S	P	ERA	WHIP
Early Wynn, R (1, 1) ERA: 4.14	9.0	W	32	3	1	1	7	3	0	1	0	0	0	42	55	1.00	0.667

PITCHER	IP	WLS	BF	H	R	ER	SO	BB	IBB	HBP	BLK	WP	HR	S	P	ERA	WHIP

TOP

Boston Red Sox @ Chicago White Sox

Comiskey Park, Chicago, IL

Tue Sep 09 1958, 8:05 PM EDT

Att. 11,447 - Unknown

livebaseballscorecards.com

AB	28
R	1
H	3
RBI	1
BB	3
SO	7
LOB	13

WP: 0 PB: 0 SB: 0 CS: 1 PA: 32

BOTTOM

Boston Red Sox @ Chicago White Sox

Comiskey Park, Chicago, IL

Tue Sep 09 1958, 8:05 PM EDT

Att. 11,447 - Unknown

Batter	1	2	3	4	5	6	7	8	9	AB	R	H	RBI	BB	SO	LOB
Luis Aparicio, R (1, 6) OBP: 0.308, SLG: 0.350	6-3		BB, 1B, 1B	4-3		SH5-3 (1-2)		4-3 (2-3), 1B		4	0	2	0	0	0	1
Nellie Fox, L (1, 4) OBP: 0.367, SLG: 0.358	2B, HBP		FC5, BB (1-2), 1B		4-3	1B (2-3)		4-3 (1-2, 3-H)		4	0	2	1	0	0	1
Billy Goodman, L (1, 5) OBP: 0.360, SLG: 0.372	2B (1-3)		F2		4-3	G3		5-3		4	0	1	0	0	0	4
Sammy Esposito, R (7, 5) OBP: 0.342, SLG: 0.266										1	0	0	0	0	0	2
Sherm Lollar, R (1, 2) OBP: 0.373, SLG: 0.460	F6		BB (1-2, 2-3)		K		F7			3	0	0	0	1	1	2
Earl Torgeson, L (1, 3) OBP: 0.411, SLG: 0.440	4-3		F3			BB, 2B, 1B	S, 1B			4	1	2	0	0	0	5
Al Smith, R (1, 9) OBP: 0.323, SLG: 0.395		F8	FC5 (2-3f)			K	F6 (1-2)			4	0	0	0	0	1	5
Jim Landis, R (1, 8) OBP: 0.345, SLG: 0.430		F5		5-3		2B, 1B (1-2), BB	5-3			3	1	0	0	1	0	1
Johnny Callison, L (1, 7) OBP: 1.000, SLG: 1.667		BB		2B		1B (1-3, 2-H), 2B		1B, S, 4-3, 1B		3	1	3	1	1	0	0
Jim Rivera, L (8, PR) OBP: 0.283, SLG: 0.382										0	1	0	0	0	0	0
(9, 7)																
Early Wynn, S (1, 1) OBP: 0.299, SLG: 0.235		K		K		1B, SH5-3 (2-H, 3-H)		K (1-2)		4	0	1	2	0	3	3
Inning Stats	R: 0 E: 0 K: 0 S: 4 H: 1 LOB: 2 BB: 0 P: 5	R: 0 E: 0 K: 1 S: 5 H: 0 LOB: 1 BB: 1 P: 9	R: 0 E: 0 K: 0 S: 5 H: 2 LOB: 3 BB: 1 P: 9	R: 0 E: 0 K: 1 S: 6 H: 1 LOB: 1 BB: 0 P: 6	R: 0 E: 0 K: 1 S: 5 H: 0 LOB: 0 BB: 0 P: 5	R: 3 E: 0 K: 1 S: 9 H: 4 LOB: 2 BB: 1 P: 13	R: 0 E: 0 K: 0 S: 4 H: 1 LOB: 1 BB: 0 P: 4	R: 1 E: 0 K: 1 S: 7 H: 2 LOB: 2 BB: 0 P: 7		1B: 8 2B: 3 3B: 0 HR: 0	SF: 0 SAC: 1 DP: 0 HBP: 1			WP: 0 PB: 0 SB: 2 CS: 0	PA: 39		

livebaseballscorecards.com

AB	34
R	4
H	11
RBI	4
BB	3
SO	5
LOB	24

PITCHER	IP	WLS	BF	H	R	ER	SO	BB	IBB	HBP	BLK	WP	HR	S	P	ERA	WHIP
Frank Sullivan, R (1, 1) ERA: 3.77	5.2	L	29	8	3	3	4	3	0	1	0	0	0	33	46	4.76	1.941
Leo Kiely, L (6, 1) ERA: 3.01	1.1		5	1	0	0	0	0	0	0	0	0	0	5	5	0.00	0.750
Bud Byerly, R (8, 1) ERA: 4.18	1.0		5	2	1	1	1	0	0	0	0	0	0	7	7	9.00	2.000

PITCHER	IP	WLS	BF	H	R	ER	SO	BB	IBB	HBP	BLK	WP	HR	S	P	ERA	WHIP

Batter	1	2	3	4	5	6	7	8	9	AB	R	H	RBI	BB	SO	LOB
Don Buddin, R (1, 6) OBP: 0.343, SLG: 0.364	S S S 0-3 ① K		x 0-0 ① SH3-4 1-2 2-3			x 0-0 ① F8	x 0-0 ③ F5			3	0	0	0	0	1	2
Pete Runnels, L (1, 4) OBP: 0.418, SLG: 0.434	x 0-0 1B		x 0-0 ② ③ L1-4 2-3			x 0-0 ② F7		x 0-0 ① F6		4	0	1	0	0	0	2
Ted Williams, L (1, 7) OBP: 0.451, SLG: 0.552	x 0-0 ② F2			x 0-0 G5-4-3 1B		B B B B 4-0 BB		x 0-0 ② L8		3	0	1	0	1	0	1
Frank Malzone, R (1, 5) OBP: 0.344, SLG: 0.421	x 0-0 ③ F3			x 0-0 ① ② G5-4-3 1-2f		x 0-0 ③ F3		x 0-0 ③ F7		4	0	0	0	0	0	3
Jackie Jensen, R (1, 9) OBP: 0.406, SLG: 0.565		x 0-0 E7 F8		x 0-0 ③ F7			x 0-0 ① F4		x 0-0 ① F7	4	0	0	0	0	0	0
Dick Gernert, R (1, 3) OBP: 0.330, SLG: 0.427		x 0-0 ① ② F8 1-2			x 0-0 ① 6-3		x 0-0 1B 2B 1B		S S S 0-3 ② K	4	1	1	0	0	1	1
Jim Piersall, R (1, 8) OBP: 0.313, SLG: 0.368		x 0-0 ③ F7			x 0-0 FC4-6 1B		x 0-0 ② F3		x 0-0 1B 1B	4	0	2	0	0	0	1
Pete Daley, R (1, 2) Billy Consolo, R (7, PR) OBP: 0.184, SLG: 0.183 Sammy White, R (7, 2) OBP: 0.301, SLG: 0.363			B B B B 4-0 SH3-4 SH BB		x 0-0 ② L8		x 0-0 1-2 2B 1B		x 0-0 1-3 1B	2 0 1	0 1 0	1 0 1	0 0 0	1 0 0	0 0 0	1 0 0
Tom Brewer, R (1, 1) OBP: 0.228, SLG: 0.227 Bill Renna, R (7, PH) OBP: 0.349, SLG: 0.553 Marty Keough, L (7, PR) OBP: 0.258, SLG: 0.302 Murray Wall, R (7, 1) OBP: 0.107, SLG: 0.107 Ted Lepcio, R (9, PH) OBP: 0.283, SLG: 0.385			x 0-0 SH L1-4 SH3-4 1-2		x 0-0 ③ FC4-6 1-2f		x 0-0 1-H 2-H 2B		S S S 0-3 ③ K	1 1 0 0 1	0 0 0 0 0	0 1 0 0 0	0 2 0 0 0	0 0 0 0 0	0 0 0 0 1	1 0 0 0 2
Inning Stats	R: 0 E: 0 K: 1 S: 6 H: 1 LOB: 1 BB: 0 P: 6	R: 0 E: 1 K: 0 S: 3 H: 0 LOB: 0 BB: 0 P: 3	R: 0 E: 0 K: 0 S: 3 H: 0 LOB: 1 BB: 1 P: 7	R: 0 E: 0 K: 0 S: 3 H: 1 LOB: 0 BB: 0 P: 3	R: 0 E: 0 K: 0 S: 4 H: 1 LOB: 1 BB: 0 P: 4	R: 0 E: 0 K: 0 S: 3 H: 0 LOB: 1 BB: 1 P: 7	R: 2 E: 0 K: 0 S: 6 H: 3 LOB: 2 BB: 0 P: 6	R: 0 E: 0 K: 0 S: 3 H: 0 LOB: 0 BB: 0 P: 3	R: 0 E: 0 K: 2 S: 9 H: 2 LOB: 2 BB: 0 P: 9	1B: 7 2B: 2 3B: 0 HR: 0	SF: 0 SAC: 2 DP: 2 HBP: 0					

PITCHER	IP	WLS	BF	H	R	ER	SO	BB	IBB	HBP	BLK	WP	HR	S	P	ERA	WHIP
Billy Pierce, L (1, 1) ERA: 2.75	9.0	W	36	8	2	2	3	2	0	0	0	0	0	40	48	2.00	1.111

PITCHER	IP	WLS	BF	H	R	ER	SO	BB	IBB	HBP	BLK	WP	HR	S	P	ERA	WHIP

TOP

Boston Red Sox @ Chicago White Sox

Comiskey Park, Chicago, IL

Wed Sep 10 1958, 4:33 AM EDT

Att. 2,240 - Unknown

livebaseballscorecards.com

AB	32
R	2
H	8
RBI	2
BB	2
SO	3
LOB	14

Boston Red Sox @ Chicago White Sox

Comiskey Park, Chicago, IL

Wed Sep 10 1958, 4:33 AM EDT

Att. 2,240 - Unknown

livebaseballscorecards.com

BOTTOM

Batter	1	2	3	4	5	6	7	8	9	AB	R	H	RBI	BB	SO	LOB
Jim Landis, R (1, 8) OBP: 0.343, SLG: 0.427	BBBB 4-0 L6-3 BB		SSS 0-3 ② K			x 0-0 ① 1-3	x 0-0 ③ F6	x 0-0 ③ 6-3		4	0	0	0	1	1	3
Nellie Fox, L (1, 4) OBP: 0.365, SLG: 0.356	x 0-0 ①② L6-3 1-2		x 0-0 ③ 4-3			x 0-0 ② L9		x 0-0 ① F8		4	0	0	0	0	0	1
Billy Goodman, L (1, 5) OBP: 0.364, SLG: 0.372 Jim Rivera, L (8, PR) OBP: 0.283, SLG: 0.382 (9, 7)	BBBB 4-0 FC6-4 BB			x 0-0 ① F5		BBBB 4-0 1B 1B BB		x 0-0 1B 1B 1B		2 0	1 1	1 0	0 0	2 0	0 0	0 0
Sherm Lollar, R (1, 2) OBP: 0.374, SLG: 0.460 Sammy Esposito, R (8, PR) OBP: 0.342, SLG: 0.266 (9, 5)	x 0-0 ③ FC6-4 1-2f			x 0-0 ② 4-3		x 0-0 1B E 1-2 1B		x 0-0 BB 1B 1-3 1B		4 0	1 1	2 0	0 0	0 0	0 0	1 0
Earl Torgeson, L (1, 3) OBP: 0.417, SLG: 0.440		BBBB 4-0 BB		x 0-0 ③ 4-3		x 0-0 E7 1-H 2-H 1B		BBBB 4-0 1B FC1-6 1-2 BB		2	1	1	1	2	0	0
Al Smith, R (1, 9) OBP: 0.324, SLG: 0.398		x 0-0 ① F8			x 0-0 2B	x 0-0 ③ 5-3		x 0-0 FC1-6 1-3 2-H 3-H 1B		4	0	2	2	0	0	2
Johnny Callison, L (1, 7) OBP: 0.625, SLG: 0.857 Earl Battey, R (9, 2) OBP: 0.322, SLG: 0.443		SSS 0-3 ② K			SSS 0-3 ① K		x 0-0 ② 5-3 SH1-4 1B	x 0-0 ② FC1-6 1B 2B 1-2f 3-H		4 0	1 0	1 0	1 0	0 0	2 0	3 0
Luis Aparicio, R (1, 6) OBP: 0.309, SLG: 0.349		x 0-0 ③ 6-3			x 0-0 ② F4		x 0-0 ① SH1-4 1-2	x 0-0 S 2B 1B 1-3		3	1	1	0	0	0	2
Billy Pierce, L (1, 1) OBP: 0.247, SLG: 0.237			x 0-0 ① B5-3		x 0-0 ③ 5-3		x 0-0 ② 5-3 2-3	x 0-0 2B 1-H 3-H		4	0	1	2	0	0	2
Inning Stats	R: 0 E: 0 K: 0 S: 2 H: 0 LOB: 1 BB: 2 P: 10	R: 0 E: 0 K: 1 S: 5 H: 0 LOB: 1 BB: 1 P: 9	R: 0 E: 0 K: 1 S: 5 H: 0 LOB: 0 BB: 0 P: 5	R: 0 E: 0 K: 0 S: 3 H: 0 LOB: 0 BB: 0 P: 3	R: 0 E: 0 K: 1 S: 6 H: 1 LOB: 1 BB: 0 P: 6	R: 2 E: 1 K: 0 S: 5 H: 2 LOB: 1 BB: 1 P: 9	R: 0 E: 0 K: 0 S: 4 H: 1 LOB: 1 BB: 0 P: 4	R: 5 E: 0 K: 0 S: 8 H: 5 LOB: 2 BB: 1 P: 12		1B: 7 2B: 3 3B: 0 HR: 0 SF: 0 SAC: 1 DP: 1 HBP: 0						

	AB	31
	R	7
	H	9
	RBI	6
	BB	5
	SO	3
	LOB	14

WP: 0 PA: 37
PB: 0
SB: 1
CS: 0

PITCHER		IP	WLS	BF	H	R	ER	SO	BB	IBB	HBP	BLK	WP	HR	S	P	ERA	WHIP
Tom Brewer, R ERA: 3.52	(1, 1)	6.0		24	3	2	1	3	4	0	0	0	0	0	26	42	1.50	1.167
Murray Wall, R ERA: 3.54	(7, 1)	2.0	L	13	6	5	5	0	1	0	0	0	0	0	12	16	22.50	3.500

PITCHER	IP	WLS	BF	H	R	ER	SO	BB	IBB	HBP	BLK	WP	HR	S	P	ERA	WHIP

Batter	1	2	3	4	5	6	7	8	9	AB	R	H	RBI	BB	SO	LOB
Don Buddin, R (1, 6) OBP: 0.342, SLG: 0.361	F7		F7			K		BB 1B BB		3	1	0	0	1	1	1
Pete Runnels, L (1, 4) OBP: 0.418, SLG: 0.433	6-3		F8			1B 1B		1B 1-2 BB		3	0	1	0	1	0	1
Ted Williams, L (1, 7) OBP: 0.451, SLG: 0.552	F7			K		1-2 1B		1-2 2-H 1B		4	0	2	1	0	1	0
Frank Malzone, R (1, 5) OBP: 0.343, SLG: 0.420		1B 1B		F7		K		F8		4	0	1	0	0	1	4
Jackie Jensen, R (1, 9) OBP: 0.403, SLG: 0.560		F8		L8			1-3	F8		4	0	0	0	0	0	3
Dick Gernert, R (1, 3) OBP: 0.331, SLG: 0.428		1-3 1B			5-3		FC6 1B		F4	4	0	2	0	0	0	0
Jim Piersall, R (1, 8) OBP: 0.310, SLG: 0.364		F2			5-3		K		K	4	0	0	0	0	2	2
Sammy White, R (1, 2) OBP: 0.301, SLG: 0.363			SH1-3 1B		6-3		FC6 1-2f		1B	3	0	1	0	0	0	1
Bill Renna, R (9, PH) OBP: 0.364, SLG: 0.564										1	0	1	0	0	0	0
Ike Delock, R (1, 1) OBP: 0.116, SLG: 0.075										0	0	0	0	0	0	0
Billy Klaus, L (6, PH) OBP: 0.207, SLG: 0.207										1	0	0	0	0	1	0
Mike Fornieles, R (6, 1) OBP: 0.214, SLG: 0.214										0	0	0	0	0	0	0
Leo Kiely, L (7, 1)										0	0	0	0	0	0	0
Gene Stephens, L (8, PH) OBP: 0.284, SLG: 0.374										1	0	0	0	0	0	0
Bud Byerly, R (8, 1)										0	0	0	0	0	0	0
Lou Berberet, L (9, PH) OBP: 0.353, SLG: 0.319		SH1-3 1-2				K		G3	K	1	0	0	0	0	1	1
Inning Stats	R: 0 E: 0 K: 0 S: 3 H: 0 LOB: 0 BB: 0 P: 3	R: 0 E: 0 K: 0 S: 4 H: 2 LOB: 1 BB: 0 P: 4	R: 0 E: 0 K: 0 S: 4 H: 1 LOB: 1 BB: 0 P: 4	R: 0 E: 0 K: 1 S: 5 H: 0 LOB: 0 BB: 0 P: 5	R: 0 E: 0 K: 0 S: 3 H: 0 LOB: 0 BB: 0 P: 3	R: 0 E: 0 K: 3 S: 11 H: 2 LOB: 2 BB: 0 P: 11	R: 0 E: 0 K: 1 S: 6 H: 1 LOB: 1 BB: 0 P: 6	R: 1 E: 0 K: 0 S: 4 H: 1 LOB: 2 BB: 2 P: 12	R: 0 E: 0 K: 2 S: 8 H: 1 LOB: 1 BB: 0 P: 8	1B: 8 2B: 0 3B: 0 HR: 0 SF: 0 SAC: 1 DP: 0 HBP: 0						

PITCHER		IP	WLS	BF	H	R	ER	SO	BB	IBB	HBP	BLK	WP	HR	S	P	ERA	WHIP
Dick Donovan, R ERA: 3.03	(1, 1)	7.1	W	30	7	1	1	5	2	0	0	0	0	0	38	46	1.23	1.227
Turk Lown, R ERA: 4.67	(8, 1)	1.2	S	6	1	0	0	2	0	0	0	0	0	0	10	10	0.00	0.600

PITCHER	IP	WLS	BF	H	R	ER	SO	BB	IBB	HBP	BLK	WP	HR	S	P	ERA	WHIP

TOP

Boston Red Sox @ Chicago White Sox

Comiskey Park, Chicago, IL

Thu Sep 11 1958, 4:33 AM EDT

Att. 1,594 - Unknown

livebaseballscorecards.com

AB	33
R	1
H	8
RBI	1
BB	2
SO	7
LOB	13

WP: 0 PA: 36
PB: 0
SB: 0
CS: 0

Batter	1	2	3	4	5	6	7	8	9	AB	R	H	RBI	BB	SO	LOB
Jim Landis, R (1, 8) OBP: 0.344, SLG: 0.426	6-3		L8		1B		BB			3	1	1	2	1	0	0
Nellie Fox, L (1, 4) OBP: 0.365, SLG: 0.357	F9			3-1			G6-4-3			4	0	2	2	0	0	0
Billy Goodman, L (1, 5) OBP: 0.362, SLG: 0.370	F5			F9	F8		F8			3	0	0	0	0	0	1
Ray Boone, R (7, PH) OBP: 0.304, SLG: 0.410										1	0	0	0	0	0	3
Sammy Esposito, R (8, 5) OBP: 0.342, SLG: 0.266										0	0	0	0	0	0	0
Sherm Lollar, R (1, 2) OBP: 0.370, SLG: 0.456		6-3		K		K	G6-4-3			4	0	0	0	0	2	3
Earl Torgeson, L (1, 3) OBP: 0.428, SLG: 0.444		BB			BB	S		BB		1	1	1	0	3	0	0
Al Smith, R (1, 9) OBP: 0.328, SLG: 0.404		2B			1-3	FC6-4		K		4	1	3	0	0	1	1
Johnny Callison, L (1, 7) OBP: 0.500, SLG: 0.636		F7			1-3	F8		1B		4	0	1	0	0	0	5
Luis Aparicio, R (1, 6) OBP: 0.308, SLG: 0.347			K		BB	FC6-4		B1-3		3	1	0	0	1	1	3
Dick Donovan, L (1, 1) OBP: 0.214, SLG: 0.108			K		K		BB			3	0	1	0	0	2	3
Turk Lown, R (8, 1) OBP: 0.333, SLG: 0.333										0	0	0	0	0	0	0
Inning Stats	R: 0 E: 0 K: 0 S: 3 H: 0 LOB: 0 BB: 0 P: 3	R: 0 E: 0 K: 0 S: 3 H: 1 LOB: 1 BB: 1 P: 7	R: 0 E: 0 K: 2 S: 7 H: 0 LOB: 0 BB: 0 P: 7	R: 0 E: 0 K: 1 S: 5 H: 0 LOB: 0 BB: 0 P: 5	R: 4 E: 0 K: 1 S: 8 H: 3 LOB: 1 BB: 2 P: 16	R: 0 E: 0 K: 1 S: 7 H: 2 LOB: 2 BB: 0 P: 7	R: 0 E: 0 K: 0 S: 4 H: 2 LOB: 2 BB: 1 P: 8	R: 0 E: 0 K: 1 S: 5 H: 1 LOB: 1 BB: 1 P: 9		1B: 8 2B: 1 3B: 0 HR: 0 SF: 0 SAC: 0 DP: 1 HBP: 0						

PITCHER		IP	WLS	BF	H	R	ER	SO	BB	IBB	HBP	BLK	WP	HR	S	P	ERA	WHIP
Ike Delock, R ERA: 3.35	(1, 1)	5.0	L	21	4	4	4	4	3	0	0	0	0	0	26	38	7.20	1.400
Mike Fornieles, R ERA: 5.12	(6, 1)	1.0		8	4	0	0	1	1	0	0	0	0	0	9	13	0.00	5.000
Leo Kiely, L ERA: 2.97	(7, 1)	1.0		2	0	0	0	0	0	0	0	0	0	0	2	2	0.00	0.000
Bud Byerly, R ERA: 4.1	(8, 1)	1.0		4	1	0	0	1	1	0	0	0	0	0	5	9	0.00	2.000

PITCHER	IP	WLS	BF	H	R	ER	SO	BB	IBB	HBP	BLK	WP	HR	S	P	ERA	WHIP

BOTTOM

Boston Red Sox @ Chicago White Sox

Comiskey Park, Chicago, IL

Thu Sep 11 1958, 4:33 AM EDT

Att. 1,594 - Unknown

livebaseballscorecards.com

AB	30
R	4
H	9
RBI	4
BB	5
SO	6
LOB	19

Batter	1	2	3	4	5	6	7	8	9	AB	R	H	RBI	BB	SO	LOB
Hank Bauer, R (1, 9) OBP: 0.319, SLG: 0.426	F8		5-3		F2	K			4-3	5	0	0	0	0	1	1
Tony Kubek, L (1, 6) OBP: 0.300, SLG: 0.322	G4-6-3, 1B		1-3		3-1		F8		WP, 1B	5	0	2	0	0	0	0
Mickey Mantle, S (1, 8) OBP: 0.444, SLG: 0.603	G4-6-3 1-2f			5-3, BB, 1B, 1B	2B, BB		BB		L9 1-3	3	2	1	0	2	0	2
Yogi Berra, L (1, 2) OBP: 0.321, SLG: 0.480		F9, 6-3, BB		1B, 5-3 1-2 FC4-6, BB	1-H 2B		F9		4-3	3	1	1	1	2	0	2
Bill Skowron, R (1, 3) OBP: 0.321, SLG: 0.442		6-3 1-2		5-3 1-2 2-3	6-3		F7			4	0	0	0	0	0	5
Norm Siebern, L (1, 7) OBP: 0.393, SLG: 0.452		F9 2-3		1B FC4-6, IBB		1-3 1B, BB		E, S FC5-2, BB		1	2	0	0	3	0	1
Gil McDougald, R (1, 4) OBP: 0.326, SLG: 0.357		BB		FC4-6 1-2 2-3 3-H, 1B		1-3 1-2		K 1-3		3	0	1	1	1	1	2
Bobby Richardson, R (1, 5) OBP: 0.255, SLG: 0.277 Jerry Lumpe, L (4, PH) (4, 5) OBP: 0.313, SLG: 0.362		F9		FC4-6 1-2f 2-H 3-H		F7		FC5-2 3-H		1 3	0 0	0 0	0 1	0 0	0 0	2 3
Bob Turley, R (1, 1) OBP: 0.170, SLG: 0.193			K	L8		1B 2-H		K		4	0	1	1	0	2	2
Inning Stats	R: 0 E: 0 K: 0 S: 3 H: 1 LOB: 0 BB: 0 P: 3	R: 0 E: 0 K: 0 S: 3 H: 0 LOB: 2 BB: 2 P: 11	R: 0 E: 0 K: 1 S: 5 H: 0 LOB: 0 BB: 0 P: 5	R: 3 E: 1 K: 0 S: 5 H: 2 LOB: 1 BB: 2 P: 13	R: 1 E: 0 K: 0 S: 4 H: 1 LOB: 1 BB: 1 P: 8	R: 1 E: 0 K: 1 S: 6 H: 1 LOB: 1 BB: 1 P: 10	R: 0 E: 0 K: 0 S: 3 H: 0 LOB: 1 BB: 1 P: 7	R: 0 E: 0 K: 2 S: 7 H: 0 LOB: 1 BB: 1 P: 11	R: 0 E: 0 K: 0 S: 4 H: 1 LOB: 1 BB: 0 P: 4	1B: 5 2B: 1 3B: 0 HR: 0 SF: 0 SAC: 0 DP: 1 HBP: 0						

PITCHER		IP	WLS	BF	H	R	ER	SO	BB	IBB	HBP	BLK	WP	HR	S	P	ERA	WHIP
Ray Moore, R ERA: 3.71	(1, 1)	5.0	L	23	4	4	3	1	4	1	0	0	0	0	20	40	5.40	1.600
Barry Latman, R ERA: 1.16	(6, 1)	2.0		9	1	1	1	1	2	0	0	0	0	0	9	17	4.50	1.500
Bob Shaw, R ERA: 5.01	(8, 1)	2.0		8	1	0	0	2	1	0	0	0	1	0	11	15	0.00	1.000

PITCHER	IP	WLS	BF	H	R	ER	SO	BB	IBB	HBP	BLK	WP	HR	S	P	ERA	WHIP

TOP

New York Yankees @ Chicago White Sox

Comiskey Park, Chicago, IL

Fri Sep 12 1958, 8:05 PM EDT

Att. 24,892 - Unknown - 73 F

livebaseballscorecards.com

AB	32
R	5
H	6
RBI	4
BB	8
SO	4
LOB	20

WP: 2	PA: 40		
PB: 0			
SB: 1			
CS: 0			

Batter	1	2	3	4	5	6	7	8	9	AB	R	H	RBI	BB	SO	LOB
Jim Landis, R (1, 8) OBP: 0.344, SLG: 0.427	F9 2B		6-3			L5	F3			4	0	1	0	0	0	3
Nellie Fox, L (1, 4) OBP: 0.363, SLG: 0.354	F9 2-3		4-1			F8		F9		4	0	0	0	0	0	1
Billy Goodman, L (1, 5) OBP: 0.363, SLG: 0.369	BBBB G6-4-3 BB			F8		1B		F7		3	0	1	0	1	0	0
Sherm Lollar, R (1, 2) OBP: 0.369, SLG: 0.452	G6-4-3 1-2f			6-3		F3		BBBB BB		3	0	0	0	1	0	3
Earl Torgeson, L (1, 3) OBP: 0.425, SLG: 0.436		SSS K		4-3			F8	4-0 1-2 BB		3	0	0	0	1	1	0
Al Smith, R (1, 9) OBP: 0.327, SLG: 0.401		BBBB BB			5-3		K	5-3		3	0	0	0	1	1	2
Johnny Callison, L (1, 7) OBP: 0.500, SLG: 0.643		F5			BBBB BB		1B 2B		F4	3	0	1	0	1	0	1
Luis Aparicio, R (1, 6) OBP: 0.308, SLG: 0.347		5-3			F7		2-3 BB 1B		F7	4	0	1	0	0	0	2
Ray Moore, R (1, 1) John Romano, R (5, PH) Barry Latman, R (6, 1) OBP: 0.111, SLG: 0.111 Ray Boone, R (7, PH) OBP: 0.305, SLG: 0.410 Bubba Phillips, R (7, PR) OBP: 0.304, SLG: 0.345 Bob Shaw, R (8, 1) OBP: 0.292, SLG: 0.150 Earl Battey, R (9, PH) OBP: 0.320, SLG: 0.440			SSS K		F6		BBBB 1-2 BB		SSS K	1 1 0 0 0 0 1	0 0 0 0 0 0 0	0 0 0 0 0 0 0	0 0 0 1 0 0 0	1 0 0 0 0 0 0	0 1 0 0 0 0 1	0 1 0 0 0 0 0
Inning Stats	R: 0 H: 1 E: 0 LOB: 1 K: 0 BB: 1 S: 3 P: 7	R: 0 H: 0 E: 0 LOB: 1 K: 1 BB: 1 S: 5 P: 9	R: 0 H: 0 E: 0 LOB: 0 K: 1 BB: 0 S: 5 P: 5	R: 0 H: 0 E: 0 LOB: 0 K: 0 BB: 0 S: 3 P: 3	R: 0 H: 0 E: 0 LOB: 1 K: 0 BB: 1 S: 3 P: 7	R: 0 H: 1 E: 0 LOB: 1 K: 0 BB: 0 S: 4 P: 4	R: 0 H: 2 E: 0 LOB: 3 K: 1 BB: 1 S: 7 P: 11	R: 0 H: 0 E: 0 LOB: 2 K: 0 BB: 2 S: 3 P: 11	R: 0 H: 0 E: 0 LOB: 0 K: 1 BB: 0 S: 5 P: 5	1B: 2 2B: 2 3B: 0 HR: 0	SF: 0 SAC: 0 DP: 1 HBP: 0			WP: 0 PB: 0 SB: 0 CS: 0	PA: 36	

PITCHER	IP	WLS	BF	H	R	ER	SO	BB	IBB	HBP	BLK	WP	HR	S	P	ERA	WHIP
Bob Turley, R (1, 1) ERA: 2.65	9.0	W	36	4	0	0	4	6	0	0	0	0	0	38	62	0.00	1.111

PITCHER	IP	WLS	BF	H	R	ER	SO	BB	IBB	HBP	BLK	WP	HR	S	P	ERA	WHIP

BOTTOM

New York Yankees @ Chicago White Sox

Comiskey Park, Chicago, IL

Fri Sep 12 1958, 8:05 PM EDT

Att. 24,892 - Unknown - 73 F

livebaseballscorecards.com

AB	30
R	0
H	4
RBI	0
BB	6
SO	4
LOB	13

Batter	1	2	3	4	5	6	7	8	9	AB	R	H	RBI	BB	SO	LOB
Tony Kubek, L (1, 6) OBP: 0.301, SLG: 0.323	F8	1-2 1B			L7		1B		1-3	5	0	2	0	0	0	0
Norm Siebern, L (1, 7) OBP: 0.393, SLG: 0.452	BB 1B 1B	F8			CS 1B		F7		K	5	1	2	0	0	1	3
Mickey Mantle, S (1, 8) OBP: 0.445, SLG: 0.601	BB 1B 1-2 BB	G3			F4 1-2			FC6-4 1B		3	0	1	0	1	0	3
Yogi Berra, L (1, 9) OBP: 0.323, SLG: 0.485	BB 1-2 2-H 1B		9-2 3B			F7		FC6-4 BB 1-2f HR		4	1	2	1	0	0	1
Hank Bauer, R (8, 9) OBP: 0.319, SLG: 0.426										0	0	0	0	0	0	0
Elston Howard, R (1, 2) OBP: 0.361, SLG: 0.510	K		9-2 3-Hf			L8		K		4	0	0	0	0	2	4
Bill Skowron, R (1, 3) OBP: 0.323, SLG: 0.440	1-2 2-3 BB		K			K		1-2 HR BB		2	1	0	0	2	2	0
Gil McDougald, R (1, 4) OBP: 0.328, SLG: 0.368	6-3			6-3			SF9 3B	1-H 2-H HR		4	2	2	3	0	0	3
Bobby Richardson, R (1, 5) OBP: 0.252, SLG: 0.273		F3		F3			SF9 3-H	K		2	0	0	0	0	0	0
Jerry Lumpe, L (7, PH) OBP: 0.311, SLG: 0.360 (7, 5)										1	0	0	1	0	1	0
Bobby Shantz, R (1, 1) OBP: 0.289, SLG: 0.314		1B 1B		K			K		5-3	2	0	1	0	0	1	0
Enos Slaughter, L (7, PH) OBP: 0.421, SLG: 0.454										1	0	0	0	0	1	0
Murry Dickson, R (7, 1) OBP: 0.295, SLG: 0.333										1	0	0	0	0	0	0
Ryne Duren, R (9, 1) OBP: 0.286, SLG: 0.091										0	0	0	0	0	0	0
Inning Stats	R: 1 H: 2 E: 0 LOB: 3 K: 1 BB: 2 S: 7 P: 15	R: 0 H: 2 E: 0 LOB: 2 K: 0 BB: 0 S: 5 P: 5	R: 0 H: 1 E: 0 LOB: 0 K: 1 BB: 0 S: 5 P: 5	R: 0 H: 0 E: 0 LOB: 0 K: 1 BB: 0 S: 5 P: 5	R: 0 H: 1 E: 0 LOB: 0 K: 0 BB: 0 S: 3 P: 3	R: 0 H: 0 E: 0 LOB: 0 K: 1 BB: 0 S: 5 P: 5	R: 1 H: 2 E: 0 LOB: 1 K: 1 BB: 0 S: 7 P: 7	R: 3 H: 2 E: 0 LOB: 0 K: 2 BB: 1 S: 9 P: 13	R: 0 H: 0 E: 0 LOB: 0 K: 1 BB: 0 S: 5 P: 5	1B: 7 SF: 1 2B: 1 SAC: 0 3B: 2 DP: 1 HR: 1 HBP: 0						

TOP

New York Yankees @ Chicago White Sox

Comiskey Park, Chicago, IL

Sat Sep 13 1958, 4:33 AM EDT

Att. 13,962 - Unknown

livebaseballscorecards.com

AB	34
R	5
H	10
RBI	5
BB	3
SO	8
LOB	14

WP: 0 PB: 0 SB: 0 CS: 1 PA: 38

PITCHER		IP	WLS	BF	H	R	ER	SO	BB	IBB	HBP	BLK	WP	HR	S	P	ERA	WHIP
Early Wynn, R ERA: 4.2	(1, 1)	8.0	L	35	10	5	5	7	3	0	0	0	0	1	46	58	5.62	1.625
Don Rudolph, L ERA: 3.38	(9, 1)	1.0		3	0	0	0	1	0	0	0	0	0	0	5	5	0.00	0.000

PITCHER	IP	WLS	BF	H	R	ER	SO	BB	IBB	HBP	BLK	WP	HR	S	P	ERA	WHIP

Batter	1	2	3	4	5	6	7	8	9	AB	R	H	RBI	BB	SO	LOB
Luis Aparicio, R (1, 6) OBP: 0.307, SLG: 0.348	6-3		E7 1B 1-3		6-3	1-H 2B			BBBB 4-0 HBP BB	4	1	1	1	0	0	1
Earl Torgeson, L (9, PH) OBP: 0.427, SLG: 0.436										0	0	0	0	1	0	0
Nellie Fox, L (1, 4) OBP: 0.362, SLG: 0.353	F9		SH1-3 1B 2-H 3-H		SSS 0-3 K	F8			F8	5	0	1	2	0	1	2
Jim Landis, R (1, 8) OBP: 0.348, SLG: 0.429	BBBB 4-0 BB		SH1-3 2-3		1B 1B		CS 1B		H 1-0 HBP 1-2	2	1	2	0	1	0	0
Ray Boone, R (1, 3) OBP: 0.304, SLG: 0.407	1-3		SSS K		1B 1B 1-2		F9 1-2		SSS K	5	0	1	0	0	2	5
Al Smith, R (1, 9) OBP: 0.327, SLG: 0.400		5-3	6-3		1-3 2-H		F4			4	0	1	1	0	0	1
Billy Goodman, L (1, 5) OBP: 0.359, SLG: 0.365		F7		SSS K	L1			4-3		4	0	0	0	0	1	2
Earl Battey, R (1, 2) OBP: 0.324, SLG: 0.438		1B		BBBB 4-0 BB		F2		SSS K		3	0	1	0	1	1	0
Johnny Callison, L (1, 7) OBP: 0.450, SLG: 0.556		4-3		SSS K		2B 1B		3-1		4	1	1	0	0	1	2
Early Wynn, S (1, 1) OBP: 0.300, SLG: 0.229			BBBB 4-0 E 1B BB	B1-3		SSS K			6-3	2	1	0	0	1	1	2
Don Rudolph, L (9, 1)										0	0	0	0	0	0	0
Sherm Lollar, R (9, PH) OBP: 0.369, SLG: 0.451										1	0	0	0	0	0	0
Inning Stats	R: 0 E: 0 K: 0 S: 3 H: 0 LOB: 1 BB: 1 P: 7	R: 0 E: 0 K: 0 S: 4 H: 1 LOB: 1 BB: 0 P: 4	R: 2 E: 1 K: 1 S: 7 H: 1 LOB: 1 BB: 1 P: 11	R: 0 E: 0 K: 2 S: 7 H: 0 LOB: 1 BB: 1 P: 11	R: 1 E: 0 K: 1 S: 8 H: 3 LOB: 2 BB: 0 P: 8	R: 1 E: 0 K: 1 S: 7 H: 2 LOB: 1 BB: 0 P: 7	R: 0 E: 0 K: 0 S: 3 H: 1 LOB: 0 BB: 0 P: 3	R: 0 E: 0 K: 1 S: 5 H: 0 LOB: 0 BB: 0 P: 5	R: 0 E: 0 K: 1 S: 5 H: 0 LOB: 2 BB: 1 P: 10	1B: 7 2B: 1 3B: 0 HR: 0	SF: 0 SAC: 1 DP: 0 HBP: 1					

PITCHER	IP	WLS	BF	H	R	ER	SO	BB	IBB	HBP	BLK	WP	HR	S	P	ERA	WHIP
Bobby Shantz, L (1, 1) ERA: 3.42	6.0		29	7	4	2	5	3	0	0	0	0	0	36	48	3.00	1.667
Murry Dickson, R (7, 1) ERA: 3.8	2.0	W	6	1	0	0	1	0	0	0	0	0	0	8	8	0.00	0.500
Ryne Duren, R (9, 1) ERA: 2.2	1.0	S	5	0	0	0	1	1	0	1	0	0	0	5	10	0.00	1.000

PITCHER	IP	WLS	BF	H	R	ER	SO	BB	IBB	HBP	BLK	WP	HR	S	P	ERA	WHIP

BOTTOM

New York Yankees @ Chicago White Sox

Comiskey Park, Chicago, IL

Sat Sep 13 1958, 4:33 AM EDT

Att. 13,962 - Unknown

livebaseballscorecards.com

AB	34
R	4
H	8
RBI	4
BB	4
SO	7
LOB	15

WP: 0	PB: 0	SB: 0	CS: 1
PA: 40			

Batter	1	2	3	4	5	6	7	8	9	AB	R	H	RBI	BB	SO	LOB
Eddie Yost, R (1, 5) OBP: 0.355, SLG: 0.316	F9		BBBB 4-0 4-3 1-2 BB		4-3			1B 1B		3	0	1	0	1	0	1
Albie Pearson, L (1, 8) OBP: 0.357, SLG: 0.362	F7		4-3 1-2 2-3			6-3		1-2 1B		4	0	1	0	0	0	2
Ed Fitz Gerald, R (1, 2) OBP: 0.330, SLG: 0.310	L4		F7			6-3		F7		4	0	0	0	0	0	4
Roy Sievers, R (1, 7) OBP: 0.365, SLG: 0.565		HR		G3		F2			F8	4	1	1	1	0	0	0
Jim Lemon, R (1, 9) OBP: 0.313, SLG: 0.474		F7		K			F8		K	4	0	0	0	0	2	0
Norm Zauchin, R (1, 3) OBP: 0.315, SLG: 0.426		6-3		L5			F9		F7	4	0	0	0	0	0	0
Rocky Bridges, R (1, 6) OBP: 0.319, SLG: 0.354		4-3			F7		5-3			3	0	0	0	0	0	0
Ken Aspromonte, R (1, 4) OBP: 0.296, SLG: 0.318			SSS K		6-3 1B			6-3		3	0	1	0	0	1	0
Bill Fischer, R (1, 1) OBP: 0.273, SLG: 0.300			4-3 BB 1B		6-3 1-2			SSS K		2	0	1	0	0	0	1
Bobby Malkmus, R (8, PH) OBP: 0.230, SLG: 0.243										1	0	0	0	0	1	0
John Romonosky, R (8, 1) OBP: 0.308, SLG: 0.692										0	0	0	0	0	0	0
Inning Stats	R: 0 E: 0 K: 0 S: 3 H: 0 LOB: 0 BB: 0 P: 3	R: 1 E: 0 K: 0 S: 4 H: 1 LOB: 0 BB: 0 P: 4	R: 0 E: 0 K: 1 S: 6 H: 1 LOB: 2 BB: 1 P: 10	R: 0 E: 0 K: 1 S: 5 H: 0 LOB: 0 BB: 0 P: 5	R: 0 E: 0 K: 0 S: 4 H: 1 LOB: 1 BB: 0 P: 4	R: 0 E: 0 K: 0 S: 3 H: 0 LOB: 0 BB: 0 P: 3	R: 0 E: 0 K: 0 S: 3 H: 0 LOB: 0 BB: 0 P: 3	R: 0 E: 0 K: 1 S: 7 H: 2 LOB: 2 BB: 0 P: 7	R: 0 E: 0 K: 1 S: 5 H: 0 LOB: 0 BB: 0 P: 5	1B: 4 2B: 0 3B: 0 HR: 1	SF: 0 SAC: 0 DP: 0 HBP: 0						

PITCHER	IP	WLS	BF	H	R	ER	SO	BB	IBB	HBP	BLK	WP	HR	S	P	ERA	WHIP
Billy Pierce, L (1, 1) ERA: 2.68	9.0	W	33	5	1	1	4	1	0	0	0	0	1	40	44	1.00	0.667

PITCHER	IP	WLS	BF	H	R	ER	SO	BB	IBB	HBP	BLK	WP	HR	S	P	ERA	WHIP

TOP

Washington Senators @ Chicago White Sox

Comiskey Park, Chicago, IL

Sun Sep 14 1958, 4:33 AM EDT

Unknown

livebaseballscorecards.com

AB	32
R	1
H	5
RBI	1
BB	1
SO	4
LOB	8

PA: 33

WP: 0 PB: 0 SB: 0 CS: 0

BOTTOM

Washington Senators @ Chicago White Sox

Comiskey Park, Chicago, IL

Sun Sep 14 1958, 4:33 AM EDT

Unknown

livebaseballscorecards.com

Batter	1	2	3	4	5	6	7	8	9	AB	R	H	RBI	BB	SO	LOB
Luis Aparicio, R (1, 6) OBP: 0.307, SLG: 0.352	4-3		SF7 3B 1-H		SH3-1 1-2 3-H		F8			3	1	1	2	0	0	0
Nellie Fox, L (1, 4) OBP: 0.361, SLG: 0.353	FC6-5-6 5-4-3 1B		SF7 3-H		6-3 2-3			G3		3	0	1	1	0	0	1
Billy Goodman, L (1, 5) OBP: 0.359, SLG: 0.368	5-4-3 1-2		4-3		2B 3-H			1B E 1B		3	0	1	1	0	0	1
Sammy Esposito, R (8, 5) OBP: 0.351, SLG: 0.277										1	1	1	0	0	0	0
Ray Boone, R (1, 3) OBP: 0.303, SLG: 0.405	FC6-5-6 2-3		F7		6-3			1B E 1B 1-2		4	1	1	0	0	0	2
Al Smith, R (1, 9) OBP: 0.328, SLG: 0.399		F9		CS BB B B B B		F7		E 1B 1-2 2-3		3	1	1	0	1	0	0
Jim Landis, R (1, 8) OBP: 0.348, SLG: 0.426		S BB B B B		L6 1-2		E6 G1-6-3		K S S S		3	0	0	0	1	1	4
Johnny Callison, L (1, 7) OBP: 0.417, SLG: 0.545		F8 1-2		G3		G1-6-3 1-2f		E8 2B 1-H 2-H 3-H		4	0	1	3	0	0	2
Earl Battey, R (1, 2) OBP: 0.322, SLG: 0.439		F3			SH SH3-1 2B		4-3	K S S S		4	1	1	0	0	1	2
Billy Pierce, L (1, 1) OBP: 0.253, SLG: 0.244			3B 1B		SH 6-3 SH3-1 2B 2-3		6-3			2	2	1	0	0	0	0
Inning Stats	R: 0 H: 1 E: 0 LOB: 1 K: 0 BB: 0 S: 4 P: 4	R: 0 H: 0 E: 0 LOB: 1 K: 0 BB: 1 S: 3 P: 7	R: 2 H: 2 E: 0 LOB: 0 K: 0 BB: 0 S: 5 P: 5	R: 0 H: 0 E: 0 LOB: 0 K: 0 BB: 1 S: 2 P: 6	R: 2 H: 2 E: 0 LOB: 1 K: 0 BB: 0 S: 6 P: 6	R: 0 H: 0 E: 1 LOB: 0 K: 0 BB: 0 S: 3 P: 3	R: 0 H: 0 E: 0 LOB: 0 K: 0 BB: 0 S: 3 P: 3	R: 3 H: 4 E: 1 LOB: 1 K: 2 BB: 0 S: 11 P: 11		1B: 5 SF: 1 2B: 3 SAC: 2 3B: 1 DP: 1 HR: 0 HBP: 0						

	AB	30
	R	7
	H	9
	RBI	7
	BB	2
	SO	2
	LOB	12

WP: 0 PA: 35
PB: 0
SB: 1
CS: 1

PITCHER		IP	WLS	BF	H	R	ER	SO	BB	IBB	HBP	BLK	WP	HR	S	P	ERA	WHIP
Bill Fischer, R ERA: 6.93	(1, 1)	7.0	L	28	5	4	4	0	2	0	0	0	0	0	26	34	5.14	1.000
John Romonosky, R ERA: 6.19	(8, 1)	1.0		7	4	3	3	2	0	0	0	0	0	0	11	11	27.00	4.000

PITCHER	IP	WLS	BF	H	R	ER	SO	BB	IBB	HBP	BLK	WP	HR	S	P	ERA	WHIP

Batter	1	2	3	4	5	6	7	8	9	AB	R	H	RBI	BB	SO	LOB
Eddie Yost, R (1, 5) OBP: 0.355, SLG: 0.314	BBBB 4-0 1B 2B BB	x 0-0 ③ F4			x 0-0 ① F3		x 0-0 ③ F5		BBBB 4-0 BB	3	1	0	0	2	0	1
John Romonosky, R (9, PR) OBP: 0.308, SLG: 0.692										0	0	0	0	0	0	0
Albie Pearson, L (1, 8) OBP: 0.357, SLG: 0.361	x 0-0 ① F9		x 0-0 ① 4-3		x 0-0 ① G6-4-3 1B			x 0-0 ① F4	x 0-0 ③ F7	4	0	1	0	0	0	1
Ed Fitz Gerald, R (9, PH) OBP: 0.327, SLG: 0.307										1	0	0	0	0	0	1
Roy Sievers, R (1, 3) OBP: 0.366, SLG: 0.567	x 0-0 2B 1-2 1B		x 0-0 ② 6-3		x 0-0 ②③ G6-4-3 1-2f			x 0-0 F9 1B 2B		4	1	2	0	0	0	1
Clint Courtney, L (1, 2) OBP: 0.328, SLG: 0.346	x 0-0 1-3 2-H 2B		BBBB 4-0 BB			x 0-0 ① G3		x 0-0 ② F9 2-3		3	0	1	1	1	0	1
Herb Plews, L (1, 4) OBP: 0.295, SLG: 0.341	SSS 0-3 ② K		x 0-0 ③ 4-3			x 0-0 ② 4-3		x 0-0 2B 3-H 1B		4	1	1	1	0	1	3
Neil Chrisley, L (1, 7) OBP: 0.272, SLG: 0.359	x 0-0 ③ G3			x 0-0 ① F5		x 0-0 ③ F5		x 0-0 1-H 2B		4	0	1	1	0	0	2
Faye Throneberry, L (1, 9) OBP: 0.264, SLG: 0.388		x 0-0 HR		x 0-0 HR			x 0-0 ① G3	x 0-0 ③ F8		4	2	2	2	0	0	1
Ossie Alvarez, R (1, 6) OBP: 0.266, SLG: 0.223	x 0-0 ① 6-3		x 0-0 ② F4				x 0-0 ② F2		x 0-0 ① F9	2	0	0	0	0	0	0
Norm Zauchin, R (7, PH) OBP: 0.314, SLG: 0.424										1	0	0	0	0	0	0
Rocky Bridges, R (7, 6) OBP: 0.319, SLG: 0.353										1	0	0	0	0	0	0
Russ Kemmerer, R (1, 1) OBP: 0.174, SLG: 0.149	x 0-0 ② 6-3		x 0-0 ③ F6				x 0-0 1B		x 0-0 ② G3	2	0	0	0	0	0	0
Jim Lemon, R (7, PH) OBP: 0.315, SLG: 0.475										1	0	1	0	0	0	0
Pedro Ramos, S (7, PR) OBP: 0.222, SLG: 0.238										0	0	0	0	0	0	0
Tex Clevenger, R (7, 1) OBP: 0.217, SLG: 0.238										0	0	0	0	0	0	0
Julio Becquer, L (9, PH) OBP: 0.278, SLG: 0.268										1	0	0	0	0	0	0
Inning Stats	R: 1 E: 0 K: 1 S: 7 H: 2 LOB: 2 BB: 1 P: 11	R: 1 E: 0 K: 0 S: 4 H: 1 LOB: 0 BB: 0 P: 4	R: 0 E: 0 K: 0 S: 3 H: 0 LOB: 1 BB: 1 P: 7	R: 1 E: 0 K: 0 S: 4 H: 1 LOB: 0 BB: 0 P: 4	R: 0 E: 0 K: 0 S: 3 H: 1 LOB: 0 BB: 0 P: 3	R: 0 E: 0 K: 0 S: 3 H: 0 LOB: 0 BB: 0 P: 3	R: 0 E: 0 K: 0 S: 4 H: 1 LOB: 1 BB: 0 P: 4	R: 2 E: 0 K: 0 S: 6 H: 3 LOB: 1 BB: 0 P: 6	R: 0 E: 0 K: 0 S: 3 H: 0 LOB: 1 BB: 1 P: 7	1B: 4 2B: 3 3B: 0 HR: 2 SF: 0 SAC: 0 DP: 1 HBP: 0						

PITCHER		IP	WLS	BF	H	R	ER	SO	BB	IBB	HBP	BLK	WP	HR	S	P	ERA	WHIP
Jim Wilson, R ERA: 4.1	(1, 1)	8.2	W	37	9	5	5	1	3	0	0	0	0	2	36	48	5.19	1.385
Don Rudolph, L ERA: 3.18	(9, 1)	0.1	S	1	0	0	0	0	0	0	0	0	0	0	1	1	0.00	0.000

PITCHER		IP	WLS	BF	H	R	ER	SO	BB	IBB	HBP	BLK	WP	HR	S	P	ERA	WHIP

TOP

Washington Senators @ Chicago White Sox

Comiskey Park, Chicago, IL

Sun Sep 14 1958, 4:38 AM EDT

Att. 7,820 - Unknown

livebaseballscorecards.com

AB	35
R	5
H	9
RBI	5
BB	3
SO	1
LOB	11

Batter	1	2	3	4	5	6	7	8	9	AB	R	H	RBI	BB	SO	LOB
Luis Aparicio, R (1, 6) OBP: 0.307, SLG: 0.351	F8		F5		S 1B		F8			4	0	1	0	0	0	0
Nellie Fox, L (1, 4) OBP: 0.362, SLG: 0.353	BB BB FC4-6-3-2 BB		CS 1B		F7		G3			3	1	1	0	1	0	1
Billy Goodman, L (1, 5) OBP: 0.361, SLG: 0.367	BB 1-2 FC4-6-3-2 BB		F7 1-2		BB 1-2			G3		1	0	0	0	2	0	1
Sammy Esposito, R (8, 5) OBP: 0.346, SLG: 0.273										1	0	0	0	0	0	0
Sherm Lollar, R (1, 2) OBP: 0.370, SLG: 0.458	FC4-6-3-2 1-2 2-3 BB			HR	F6			F2		3	1	1	1	1	0	2
Earl Torgeson, L (1, 3) OBP: 0.429, SLG: 0.472	FC4-6-3-2 1-2 2-H 3-H			K	HR			HR		4	2	2	3	0	1	2
Al Smith, R (1, 9) OBP: 0.325, SLG: 0.396		F8		K	L4			K		4	0	0	0	0	2	0
Johnny Callison, L (1, 7) OBP: 0.407, SLG: 0.640		HR		K	K					3	1	1	1	0	2	0
Bubba Phillips, R (1, 8) OBP: 0.305, SLG: 0.359		5-3			IHR	K				3	1	1	1	0	1	0
Jim Wilson, R (1, 1) OBP: 0.161, SLG: 0.078		F8			5-3		K			3	0	0	0	0	1	0
Don Rudolph, L (9, 1)										0	0	0	0	0	0	0
Inning Stats	R: 1 E: 0 K: 0 S: 2 H: 0 LOB: 1 BB: 3 P: 14	R: 1 E: 0 K: 0 S: 4 H: 1 LOB: 0 BB: 0 P: 4	R: 0 E: 0 K: 0 S: 3 H: 1 LOB: 0 BB: 0 P: 3	R: 1 E: 0 K: 3 S: 10 H: 1 LOB: 0 BB: 0 P: 10	R: 1 E: 0 K: 0 S: 5 H: 2 LOB: 2 BB: 1 P: 9	R: 1 E: 0 K: 2 S: 8 H: 1 LOB: 0 BB: 0 P: 8	R: 0 E: 0 K: 1 S: 5 H: 0 LOB: 0 BB: 0 P: 5	R: 1 E: 0 K: 1 S: 6 H: 1 LOB: 0 BB: 0 P: 6		1B: 2 2B: 1 3B: 0 HR: 5	SF: 0 SAC: 0 DP: 1 HBP: 0						

PITCHER	IP	WLS	BF	H	R	ER	SO	BB	IBB	HBP	BLK	WP	HR	S	P	ERA	WHIP
Russ Kemmerer, R (1, 1) ERA: 4.68	6.0		26	6	5	5	5	4	0	0	0	0	3	32	48	7.50	1.667
Tex Clevenger, R (7, 1) ERA: 4.56	2.0	L	7	1	1	1	2	0	0	0	0	0	1	11	11	4.50	0.500

PITCHER	IP	WLS	BF	H	R	ER	SO	BB	IBB	HBP	BLK	WP	HR	S	P	ERA	WHIP

BOTTOM

Washington Senators @ Chicago White Sox

Comiskey Park, Chicago, IL

Sun Sep 14 1958, 4:38 AM EDT

Att. 7,820 - Unknown

livebaseballscorecards.com

AB	29
R	6
H	7
RBI	6
BB	4
SO	7
LOB	6

WP: 0	PB: 0	SB: 1	CS: 1
PA: 33			

Batter	1	2	3	4	5	6	7	8	9	AB	R	H	RBI	BB	SO	LOB
Al Pilarcik, L (1, 8) OBP: 0.315, SLG: 0.311	x 0-0 ① F8	S S S 0-3 ③ K		x 0-0 ③ 1-2 1B			x 0-0 ② 1-3			2	0	0	0	0	1	2
Jim Busby, R (3, 8) OBP: 0.318, SLG: 0.332										2	0	1	0	0	0	0
Bob Boyd, L (1, 3) OBP: 0.346, SLG: 0.442	x 0-0 ② F8		x 0-0 ① 6-3		x 0-0 FC6-4 1B		x 0-0 ③ F8			4	0	1	0	0	0	0
Bob Nieman, R (1, 7) OBP: 0.405, SLG: 0.549	x 0-0 1B		x 0-0 HR 1B		x 0-0 ① FC6-4 1-2f			x 0-0 ① F7		4	1	2	0	0	0	1
Gene Woodling, L (1, 9) OBP: 0.373, SLG: 0.427	x 0-0 ③ L9		x 0-0 1-H HR		S S S 0-3 ② K			x 0-0 ② F9		4	1	1	2	0	1	2
Willie Tasby, R (8, 9) OBP: 0.478, SLG: 0.611										0	0	0	0	0	0	0
Gus Triandos, R (1, 2) OBP: 0.333, SLG: 0.464		x 0-0 HR	x 0-0 ② F9		x 0-0 ③ L9			x 0-0 ③ F4		4	1	1	1	0	0	1
Brooks Robinson, R (1, 5) OBP: 0.295, SLG: 0.310		x 0-0 ① F6	x 0-0 ③ F9			x 0-0 ① F6			S S S 0-3 ① K	3	0	0	0	0	0	0
Dick Williams, R (9, PH) OBP: 0.339, SLG: 0.353										1	0	0	0	0	1	0
Billy Gardner, R (1, 4) OBP: 0.272, SLG: 0.301		x 0-0 ② F8		x 0-0 FC5-4 1B		S S S 0-3 ② K			x 0-0 ② 4-3	3	0	1	0	0	1	0
Chuck Oertel, L (9, PH) OBP: 0.250, SLG: 0.455										1	0	0	0	0	0	0
Willy Miranda, S (1, 6) OBP: 0.252, SLG: 0.245		x 0-0 BB 1B		x 0-0 ① FC5-4 FC1-6 1-2f		x 0-0 ③ 6-3			x 0-0 ③ F6	1	0	1	0	0	0	0
Joe Taylor, R (4, PH) OBP: 0.350, SLG: 0.430										1	0	0	0	0	0	1
Ron Hansen, R (4, 6)										1	0	0	0	0	0	0
Bob Hale, L (9, PH) OBP: 0.417, SLG: 0.364										1	0	0	0	0	0	0
Billy O'Dell, S (1, 1) OBP: 0.179, SLG: 0.181		B B B 4-0 1-2 BB		x 0-0 ② FC1-6 1B 1-2f			S S S 0-3 ① K			2	0	0	0	1	1	1
Hoyt Wilhelm, R (8, 1) OBP: 0.148, SLG: 0.115										0	0	0	0	0	0	0
George Zuverink, R (8, 1) OBP: 0.300, SLG: 0.444										0	0	0	0	0	0	0
Inning Stats	R: 0 E: 0 K: 0 S: 4 H: 1 LOB: 1 BB: 0 P: 4	R: 1 E: 0 K: 1 S: 7 H: 2 LOB: 2 BB: 1 P: 11	R: 2 E: 0 K: 0 S: 5 H: 2 LOB: 0 BB: 0 P: 5	R: 0 E: 0 K: 0 S: 4 H: 2 LOB: 1 BB: 0 P: 4	R: 0 E: 1 K: 1 S: 6 H: 1 LOB: 1 BB: 0 P: 6	R: 0 E: 0 K: 1 S: 5 H: 0 LOB: 0 BB: 0 P: 5	R: 0 E: 0 K: 1 S: 5 H: 0 LOB: 0 BB: 0 P: 5	R: 0 E: 0 K: 0 S: 3 H: 0 LOB: 0 BB: 0 P: 3	R: 0 E: 0 K: 1 S: 5 H: 0 LOB: 0 BB: 0 P: 5	1B: 6 2B: 0 3B: 0 HR: 2	SF: 0 SAC: 0 DP: 0 HBP: 0						

PITCHER	IP	WLS	BF	H	R	ER	SO	BB	IBB	HBP	BLK	WP	HR	S	P	ERA	WHIP
Dick Donovan, R (1, 1) ERA: 3.03	9.0	W	35	8	3	3	5	1	0	0	0	0	2	44	48	3.00	1.000

PITCHER	IP	WLS	BF	H	R	ER	SO	BB	IBB	HBP	BLK	WP	HR	S	P	ERA	WHIP

TOP

Baltimore Orioles @ Chicago White Sox

Comiskey Park, Chicago, IL

Tue Sep 16 1958, 8:05 PM EDT

Att. 5,241 - Unknown

livebaseballscorecards.com

AB	34
R	3
H	8
RBI	3
BB	1
SO	5
LOB	8

WP: 0 PA: 35
PB: 0
SB: 0
CS: 0

Batter	1	2	3	4	5	6	7	8	9	AB	R	H	RBI	BB	SO	LOB
Luis Aparicio, R (1, 6) OBP: 0.306, SLG: 0.348	BBB 4-0 S BB		x 0-0 ① F4	x 0-0 ③ F2			x 0-0 ② 6-3	x 0-0 ③ FC5-4 1-2f		4	0	0	0	1	0	4
Nellie Fox, L (1, 4) OBP: 0.363, SLG: 0.356	x 0-0 ① F8 1-2		x 0-0 SF9 1-H 3B		x 0-0 ① F9		BBBB 4-0 1B BB			3	1	1	1	1	0	1
Al Smith, R (1, 9) OBP: 0.325, SLG: 0.395	SSS 0-3 ② K		x 0-0 ② SF9 3-H		x 0-0 ② F3		x 0-0 1-3 1B			3	0	1	1	0	1	1
Sherm Lollar, R (1, 2) OBP: 0.371, SLG: 0.466	SSS 0-3 ③ K		x 0-0 HR		x 0-0 1B		x 0-0 ③ 6-3			4	1	2	1	0	1	3
Ray Boone, R (1, 3) OBP: 0.303, SLG: 0.402		x 0-0 ① 5-3	BBBB 4-0 BB		x 0-0 ③ F8			x 0-0 ① 5-3		3	0	0	0	1	0	1
Billy Goodman, L (1, 5) OBP: 0.360, SLG: 0.366 Jim Rivera, L (8, PR) OBP: 0.283, SLG: 0.382 Sammy Esposito, R (9, 5) OBP: 0.346, SLG: 0.273		x 0-0 ② 6-3	x 0-0 ③ F9			x 0-0 ① 1-3		x 0-0 BLK 1B 1B		4 0 0	0 1 0	1 0 0	0 0 0	0 0 0	0 0 0	1 0 0
Bubba Phillips, R (1, 8) OBP: 0.312, SLG: 0.370		x 0-0 2B	x 0-0 SH1-3 1B			x 0-0 ② 5-3		x 0-0 S 1-H 1B		4	0	3	1	0	0	0
Johnny Callison, L (1, 7) OBP: 0.355, SLG: 0.552		x 0-0 ③ 4-3	SSS 0-3 ① K			x 0-0 ③ F9		x 0-0 ② F8 1-2		4	0	0	0	0	1	3
Dick Donovan, L (1, 1) OBP: 0.230, SLG: 0.107			BBBB 4-0 3B BB	x 0-0 ② SH1-3 1-2			x 0-0 ① 5-3	H 1-0 FC5-4 HBP		1	1	0	0	1	0	0
Inning Stats	R: 0 H: 0 E: 0 LOB: 1 K: 2 BB: 1 S: 7 P: 11	R: 0 H: 1 E: 0 LOB: 1 K: 0 BB: 0 S: 4 P: 4	R: 3 H: 2 E: 0 LOB: 1 K: 0 BB: 2 S: 5 P: 13	R: 0 H: 1 E: 0 LOB: 1 K: 1 BB: 0 S: 6 P: 6	R: 0 H: 1 E: 0 LOB: 1 K: 0 BB: 0 S: 4 P: 4	R: 0 H: 0 E: 0 LOB: 0 K: 0 BB: 0 S: 3 P: 3	R: 0 H: 1 E: 0 LOB: 2 K: 0 BB: 1 S: 4 P: 8	R: 1 H: 2 E: 0 LOB: 2 K: 0 BB: 0 S: 5 P: 6		1B: 5 SF: 1 2B: 1 SAC: 1 3B: 1 DP: 0 HR: 1 HBP: 1						WP: 0 PA: 37 PB: 0 SB: 2 CS: 0

PITCHER		IP	WLS	BF	H	R	ER	SO	BB	IBB	HBP	BLK	WP	HR	S	P	ERA	WHIP
Billy O'Dell, L ERA: 2.97	(1, 1)	7.1		32	6	3	3	3	4	0	0	0	0	1	34	50	3.68	1.364
Hoyt Wilhelm, R ERA: 2.63	(8, 1)	0.1	L	3	2	1	1	0	0	0	0	1	0	0	3	3	27.00	6.000
George Zuverink, R ERA: 3.39	(8, 1)	0.1		2	0	0	0	0	0	0	1	0	0	0	1	2	0.00	0.000

PITCHER	IP	WLS	BF	H	R	ER	SO	BB	IBB	HBP	BLK	WP	HR	S	P	ERA	WHIP

BOTTOM

Baltimore Orioles @ Chicago White Sox

Comiskey Park, Chicago, IL

Tue Sep 16 1958, 8:05 PM EDT

Att. 5,241 - Unknown

livebaseballscorecards.com

AB	30
R	4
H	8
RBI	4
BB	4
SO	3
LOB	14

Batter	1	2	3	4	5	6	7	8	9	AB	R	H	RBI	BB	SO	LOB
Al Pilarcik, L (1, 8) OBP: 0.316, SLG: 0.309	SSS 0-3 ① K		BBBB 4-0 FC6-4 BB		x 0-0 ③ F7		BBBB 4-0 BB		x 0-0 ③ F2	3	0	0	0	2	1	1
Bob Boyd, L (1, 3) OBP: 0.348, SLG: 0.441	BBBB 4-0 BB BB 1B BB		x 0-0 ① F8			x 0-0 BB 1B	x 0-0 ③ 3-1			3	1	1	0	1	0	3
Gene Woodling, L (1, 9) OBP: 0.376, SLG: 0.428	BBBB 4-0 BB 1B 1-2 BB		x 0-0 ② F9			BBBB 4-0 1-2 BB		x 0-0 1B		2	1	1	0	2	0	1
Bob Nieman, R (1, 7) OBP: 0.403, SLG: 0.544	BBBB 4-0 1B 1-2 2-3 BB		x 0-0 ③ FC6-4 1-2f			x 0-0 ① F8		x 0-0 ① F8		3	0	0	0	1	0	4
Gus Triandos, R (1, 2) OBP: 0.333, SLG: 0.462	x 0-0 G4-6-3 1-2 2-H 3-H 1B			x 0-0 ① 5-3		x 0-0 ② F5		x 0-0 ② F7		4	0	1	2	0	0	3
Brooks Robinson, R (1, 5) OBP: 0.294, SLG: 0.309 Bob Hale, L (6, PH) OBP: 0.385, SLG: 0.333 Foster Castleman, R (6, 5) OBP: 0.245, SLG: 0.247 (7, 4)	x 0-0 ② ③ G4-6-3 1-2f			x 0-0 ② F3		SSS 0-3 ③ K		x 0-0 ③ L6		2 1 1	0 0 0	0 0 0	0 0 0	0 0 0	0 1 0	2 2 1
Billy Gardner, R (1, 4) OBP: 0.271, SLG: 0.300 Dick Williams, R (7, PH) OBP: 0.342, SLG: 0.355 (7, 5)		x 0-0 ① F6		x 0-0 ③ F7			x 0-0 5-3 1B		BBBB 4-0 BB	2 1	0 0	0 1	0 0	0 1	0 0	0 0
Willy Miranda, S (1, 6) OBP: 0.250, SLG: 0.243 Chuck Oertel, L (7, PH) OBP: 0.231, SLG: 0.417 Jerry Adair, R (7, 6)		x 0-0 ② 4-3			SSS 0-3 ① K		x 0-0 ① 5-3 1-2		SSS 0-3 ① K	2 1 1	0 0 0	0 0 0	0 0 0	0 0 0	1 0 1	0 1 1
Jack Harshman, L (1, 1) OBP: 0.298, SLG: 0.321 Joe Taylor, R (7, PH) OBP: 0.346, SLG: 0.426 Billy Loes, R (7, 1) OBP: 0.100, SLG: 0.071 Willie Tasby, R (9, PH) OBP: 0.458, SLG: 0.579		x 0-0 ③ 5-3			SSS 0-3 ② K		SSS 0-3 ② K		SSS 0-3 ② K	2 1 0 1	0 0 0 0	0 0 0 0	0 0 0 0	1 1 0 1	0 1 0 1	0 1 0 1
Inning Stats	R: 2 H: 1 E: 0 LOB: 1 K: 1 BB: 3 S: 5 P: 17	R: 0 H: 0 E: 0 LOB: 0 K: 0 BB: 0 S: 3 P: 3	R: 0 H: 0 E: 0 LOB: 1 K: 0 BB: 1 S: 3 P: 7	R: 0 H: 0 E: 0 LOB: 0 K: 0 BB: 0 S: 3 P: 3	R: 0 H: 0 E: 0 LOB: 0 K: 2 BB: 0 S: 7 P: 7	R: 0 H: 1 E: 0 LOB: 2 K: 1 BB: 1 S: 6 P: 10	R: 0 H: 1 E: 0 LOB: 2 K: 1 BB: 1 S: 6 P: 10	R: 0 H: 1 E: 0 LOB: 1 K: 0 BB: 0 S: 4 P: 4	R: 0 H: 0 E: 0 LOB: 1 K: 2 BB: 1 S: 7 P: 11	1B: 4 SF: 0 2B: 0 SAC: 0 3B: 0 DP: 1 HR: 0 HBP: 0						PA: 37 WP: 0 PB: 0 SB: 0 CS: 0

PITCHER		IP	WLS	BF	H	R	ER	SO	BB	IBB	HBP	BLK	WP	HR	S	P	ERA	WHIP
Ray Moore, R ERA: 3.83	(1, 1)	0.1		5	1	2	2	1	3	0	0	0	0	0	4	16	54.00	12.000
Barry Latman, R ERA: 0.93	(1, 1)	7.2	W	29	3	0	0	4	4	0	0	0	0	0	33	49	0.00	0.913
Turk Lown, R ERA: 4.58	(9, 1)	1.0	S	3	0	0	0	2	0	0	0	0	0	0	7	7	0.00	0.000

PITCHER	IP	WLS	BF	H	R	ER	SO	BB	IBB	HBP	BLK	WP	HR	S	P	ERA	WHIP

Baltimore Orioles @ Chicago White Sox

Comiskey Park, Chicago, IL

Thu Sep 18 1958, 4:33 AM EDT

Att. 734 - Unknown

TOP

livebaseballscorecards.com

AB	30
R	2
H	4
RBI	2
BB	7
SO	7
LOB	21

Baltimore Orioles @ Chicago White Sox

Comiskey Park, Chicago, IL

Thu Sep 18 1958, 4:33 AM EDT

Att. 734 - Unknown

livebaseballscorecards.com

BOTTOM

Batter	1	2	3	4	5	6	7	8	9	AB	R	H	RBI	BB	SO	LOB
Luis Aparicio, R (1, 6) OBP: 0.309, SLG: 0.349	4-3		BB		1B		BB			2	1	1	0	2	0	0
Nellie Fox, L (1, 4) OBP: 0.361, SLG: 0.354	L3		F9		F6		6-3			4	0	0	0	0	0	4
Al Smith, R (1, 9) OBP: 0.324, SLG: 0.396	K		K		1B		F9			4	1	1	2	0	2	1
Sherm Lollar, R (1, 2) OBP: 0.372, SLG: 0.465		5-3	FC6-4		F6			2B SF7	BB	3	1	1	0	1	0	1
Ray Boone, R (1, 3) OBP: 0.305, SLG: 0.411		HR	FC6-4		FC6-4			F2		4	1	2	2	0	0	3
Jim Landis, R (1, 8) OBP: 0.349, SLG: 0.429		BB		F7	FC6-4			E		4	1	2	0	0	0	1
Bubba Phillips, R (1, 5) OBP: 0.307, SLG: 0.365		F9		F9		6-3		SF7		3	0	0	1	0	0	1
Johnny Callison, L (1, 7) OBP: 0.343, SLG: 0.500		BB		F8		B1-3		K		3	0	0	0	1	1	0
Ray Moore, R (1, 1) OBP: 0.239, SLG: 0.318		K			1B 2B					0	0	0	0	0	0	0
Barry Latman, R (1, 1) OBP: 0.167, SLG: 0.091					BB		K			2	1	0	0	1	2	2
Turk Lown, R (9, 1) OBP: 0.333, SLG: 0.333										0	0	0	0	0	0	0
Inning Stats	R: 0 E: 0 K: 1 S: 5 H: 0 LOB: 0 BB: 0 P: 5	R: 1 E: 0 K: 1 S: 7 H: 2 LOB: 2 BB: 1 P: 11	R: 0 E: 0 K: 1 S: 6 H: 1 LOB: 2 BB: 1 P: 10	R: 0 E: 0 K: 0 S: 3 H: 0 LOB: 0 BB: 0 P: 3	R: 3 E: 0 K: 0 S: 6 H: 3 LOB: 1 BB: 1 P: 10	R: 0 E: 0 K: 1 S: 5 H: 0 LOB: 0 BB: 0 P: 5	R: 0 E: 0 K: 0 S: 2 H: 0 LOB: 0 BB: 1 P: 6	R: 2 E: 1 K: 1 S: 6 H: 1 LOB: 0 BB: 1 P: 10		1B: 4 2B: 2 3B: 0 HR: 1 SF: 1 SAC: 0 DP: 0 HBP: 0				WP: 0 PB: 0 SB: 0 CS: 1 PA: 35		

	AB	29
	R	6
	H	7
	RBI	5
	BB	5
	SO	5
	LOB	13

PITCHER		IP	WLS	BF	H	R	ER	SO	BB	IBB	HBP	BLK	WP	HR	S	P	ERA	WHIP
Jack Harshman, L ERA: 2.85	(1, 1)	6.0	L	27	6	4	4	4	3	0	0	0	0	1	32	44	6.00	1.500
Billy Loes, R ERA: 3.65	(7, 1)	2.0		8	1	2	1	1	2	0	0	0	0	0	8	16	4.50	1.500

PITCHER	IP	WLS	BF	H	R	ER	SO	BB	IBB	HBP	BLK	WP	HR	S	P	ERA	WHIP

Chicago White Sox @ Kansas City Athletics

Municipal Stadium, Kansas City, MO

Fri Sep 19 1958, 8:05 PM EDT

Att. 8,017 - Unknown

TOP

livebaseballscorecards.com

Batter	1	2	3	4	5	6	7	8	9	AB	R	H	RBI	BB	SO	LOB
Luis Aparicio, R (1, 6) OBP: 0.310, SLG: 0.347	F8		WP SF7 BB		6-3		SH BB		F3	3	1	0	0	2	0	0
Nellie Fox, L (1, 4) OBP: 0.359, SLG: 0.353	4-3		SF7 1-H			F8	SH FC5-6-4 1-2			2	0	0	1	0	0	0
Al Smith, R (1, 9) OBP: 0.326, SLG: 0.402	K		HR			E 1B BB	FC5-6-4 G6-4-3 1-2f			3	2	1	1	1	1	2
Sherm Lollar, R (1, 2) OBP: 0.369, SLG: 0.460		K	F8			E5 1B 1-3	G6-4-3 1-2f			4	1	0	0	0	1	3
Ray Boone, R (1, 3) OBP: 0.307, SLG: 0.412		1-3 1B 1B		F8		K		FC6-4 1B		4	0	2	0	0	1	2
Jim Landis, R (1, 8) OBP: 0.350, SLG: 0.429		1-3 1-2 1B		F6		1B 1-2 3-H 1B		FC6-4 CS 1-2f		4	1	2	1	0	0	1
Johnny Callison, L (1, 7) OBP: 0.333, SLG: 0.472		1-3 1-2 2-3		3-1		1B 1-3 2-H 1B		K 1-2		4	1	1	1	0	1	3
Bubba Phillips, R (1, 5) OBP: 0.304, SLG: 0.362 Billy Goodman, L (6, PH) (6, 5) OBP: 0.361, SLG: 0.366		5-3			F8		F9			2 2	0 0	0 1	0 2	0 0	0 0	2 0
Early Wynn, S (1, 1) OBP: 0.296, SLG: 0.225 Jim McAnany, R (5, PH) Bob Shaw, R (5, 1) OBP: 0.280, SLG: 0.143 Turk Lown, R (7, 1) OBP: 0.300, SLG: 0.300			F7		K	K			K	1 1 1 1	0 0 0 0	0 0 0 0	0 0 0 0	0 0 0 0	0 1 1 1	0 0 1 0

| Inning Stats | | |

Batter	1	2	3	4	5	6	7	8	9	AB	R	H	RBI	BB	SO	LOB
Bill Tuttle, R (1, 8) OBP: 0.329, SLG: 0.359	F7	SF9 3-H		HR BB		1-3 1-2		6-3		3	1	0	1	1	0	1
Roger Maris, L (1, 9) OBP: 0.293, SLG: 0.430	4-3	1-3 1B		F8		F9 2-3		G3		5	0	1	0	0	0	2
Hector Lopez, R (1, 4) OBP: 0.320, SLG: 0.420	E3 1B	F9		1-H HR		5-3		F8		5	1	1	2	0	0	3
Bob Cerv, R (1, 7) OBP: 0.379, SLG: 0.610	1-3 1B		K	F7			BB SF9 BB		K	4	1	1	0	1	2	0
Preston Ward, L (1, 3) OBP: 0.334, SLG: 0.398	G3		G3	F8			SF9 1-2 CS BB		F8	4	0	0	0	1	0	2
Hal Smith, R (1, 5) OBP: 0.324, SLG: 0.394 Chico Carrasquel, R (7, PH) OBP: 0.304, SLG: 0.307 (8, 5)		1B SF8 2B	BB 1B BB		1-3		CS 1-2 2-3 BB		1B E 1B	2 1	2 1	1 1	0 0	1 1	0 0	0 0
Harry Chiti, R (1, 2) OBP: 0.303, SLG: 0.389		1B E SF9 2-3 1B	1B 1-2 BB		G1-4-3 1B		SF9 2-3 3-H		E 1-3 1B	3	1	3	1	1	0	0
Joe Demaestri, R (1, 6) OBP: 0.252, SLG: 0.294		SF8 1-2 3-H	1-2 2-H 1B		G1-4-3 1-2f		1-2 3-H BB		E4 1-2 3-H	3	0	1	2	1	0	2
Ralph Terry, R (1, 1) OBP: 0.200, SLG: 0.191 Tom Gorman, R (6, 1) OBP: 0.118, SLG: 0.176 Bob Martyn, L (6, PH) OBP: 0.337, SLG: 0.396 Dick Tomanek, L (7, 1) OBP: 0.219, SLG: 0.333		1B 2-3 1B	F8			F9 1-3 BB	F5			2 0 0 1	0 0 0 0	1 0 0 0	0 0 0 0	0 0 1 0	0 0 0 0	2 0 0 2
Inning Stats	R: 0 E: 1 K: 0 S: 5 H: 1 LOB: 2 BB: 0 P: 5	R: 2 E: 1 K: 0 S: 7 H: 4 LOB: 2 BB: 0 P: 7	R: 1 E: 0 K: 1 S: 6 H: 1 LOB: 2 BB: 2 P: 14	R: 2 E: 0 K: 0 S: 4 H: 1 LOB: 0 BB: 1 P: 8	R: 0 E: 0 K: 0 S: 3 H: 1 LOB: 0 BB: 0 P: 3	R: 0 E: 0 K: 0 S: 3 H: 0 LOB: 1 BB: 1 P: 7	R: 1 E: 0 K: 0 S: 2 H: 0 LOB: 2 BB: 4 P: 18	R: 0 E: 0 K: 0 S: 3 H: 0 LOB: 0 BB: 0 P: 3	R: 1 E: 1 K: 1 S: 7 H: 2 LOB: 2 BB: 0 P: 7	1B: 8 2B: 1 3B: 0 HR: 1	SF: 3 SAC: 0 DP: 1 HBP: 0			WP: 0 PB: 0 SB: 0 CS: 2		PA: 44	

PITCHER		IP	WLS	BF	H	R	ER	SO	BB	IBB	HBP	BLK	WP	HR	S	P	ERA	WHIP
Early Wynn, R ERA: 4.32	(1, 1)	4.0		23	7	5	5	1	3	0	0	0	0	1	22	34	11.25	2.500
Bob Shaw, R ERA: 5.0	(5, 1)	2.0		9	1	1	1	0	3	0	0	0	0	0	6	18	4.50	2.000
Turk Lown, R ERA: 4.37	(7, 1)	2.2	L	12	2	1	0	1	2	0	0	0	0	0	12	20	0.00	1.500

PITCHER	IP	WLS	BF	H	R	ER	SO	BB	IBB	HBP	BLK	WP	HR	S	P	ERA	WHIP

BOTTOM

Chicago White Sox @ Kansas City Athletics

Municipal Stadium, Kansas City, MO

Fri Sep 19 1958, 8:05 PM EDT

Att. 8,017 - Unknown

livebaseballscorecards.com

AB	33
R	7
H	10
RBI	6
BB	8
SO	2
LOB	14

Batter	1	2	3	4	5	6	7	8	9	AB	R	H	RBI	BB	SO	LOB
Luis Aparicio, R (1, 6) OBP: 0.310, SLG: 0.346	0-0 1B		0-0 F9 ①		0-0 F8 ①		0-0 F2 ② 2-3		0-0 4-3 ③	4	0	1	0	0	0	1
Billy Goodman, L (9, PH) OBP: 0.360, SLG: 0.365										1	0	0	0	0	0	2
Nellie Fox, L (1, 4) OBP: 0.360, SLG: 0.355	0-0 G5-4-3 1-2 1B		0-0 1B 2B		0-0 F9 ②		0-0 F3 ③			4	1	2	0	0	0	1
Al Smith, R (1, 9) OBP: 0.325, SLG: 0.401	0-3 K ① S S S		0-0 HBP 2-H 1B		0-0 5-3 ③			0-0 F8 ①		4	0	1	1	0	1	2
Ray Boone, R (1, 3) OBP: 0.306, SLG: 0.409	0-0 G5-4-3 ② ③ 1-2f		1-0 G5-4-3 1-2 HBP			0-0 F7 ①		0-0 F8 ②		3	0	0	0	0	0	2
Earl Torgeson, L (8, 3) OBP: 0.429, SLG: 0.472										0	0	0	0	0	0	0
Jim Landis, R (1, 8) OBP: 0.349, SLG: 0.430		0-0 1B 2B	0-0 G5-4-3 ② ③ 1-2f			S S S 0-3 K ②		0-0 F7 ③		4	1	1	0	0	1	2
Earl Battey, R (1, 2) OBP: 0.332, SLG: 0.440	B B B B 4-0 1B 9-2 BB			0-0 F7 ①		0-0 1B			B B B B 4-0 4-3 S BB	2	0	1	0	2	0	0
Jim Rivera, L (9, PR) OBP: 0.283, SLG: 0.382										0	0	0	0	0	0	0
Johnny Callison, L (1, 7) OBP: 0.326, SLG: 0.450	0-0 9-2 1-3 2-H 1B		S S S 0-3 K2-3 ②			0-0 F9 ③			S S S 0-3 K ① 1-2	4	0	1	1	0	2	2
Bubba Phillips, R (1, 5) OBP: 0.307, SLG: 0.364	0-0 9-2 ① ② 1-2 3-Hf		0-0 1B				0-0 WP SH1-4 1B		0-0 4-3 ② 2-3	4	0	2	0	0	0	4
Billy Pierce, L (1, 1) OBP: 0.247, SLG: 0.238	0-0 4-3 ③		0-0 F7 ③				0-0 SH1-4 ① 1-2		B B B B 4-0 BB	2	0	0	0	0	0	2
Sherm Lollar, R (9, PH) OBP: 0.370, SLG: 0.460										0	0	0	0	1	0	0
Jim McAnany, R (9, PR)										0	0	0	0	0	0	0
Inning Stats	R: 0 H: 2 E: 0 LOB: 1 K: 1 BB: 0 S: 6 P: 6	R: 1 H: 2 E: 0 LOB: 1 K: 0 BB: 1 S: 4 P: 8	R: 1 H: 2 E: 0 LOB: 1 K: 0 BB: 0 S: 4 P: 5	R: 0 H: 1 E: 0 LOB: 1 K: 1 BB: 0 S: 6 P: 6	R: 0 H: 0 E: 0 LOB: 0 K: 0 BB: 0 S: 3 P: 3	R: 0 H: 1 E: 0 LOB: 1 K: 1 BB: 0 S: 6 P: 6	R: 0 H: 1 E: 0 LOB: 1 K: 0 BB: 0 S: 4 P: 4	R: 0 H: 0 E: 0 LOB: 0 K: 0 BB: 0 S: 3 P: 3	R: 0 H: 0 E: 0 LOB: 2 K: 1 BB: 2 S: 5 P: 13	1B: 7 SF: 0 2B: 3 SAC: 1 3B: 0 DP: 3 HR: 0 HBP: 1						

PITCHER	IP	WLS	BF	H	R	ER	SO	BB	IBB	HBP	BLK	WP	HR	S	P	ERA	WHIP
Bob Grim, R (1, 1) ERA: 3.91	9.0	W	37	9	2	2	4	3	0	1	0	1	0	41	54	2.00	1.333

PITCHER	IP	WLS	BF	H	R	ER	SO	BB	IBB	HBP	BLK	WP	HR	S	P	ERA	WHIP

TOP

Chicago White Sox @ Kansas City Athletics

Municipal Stadium, Kansas City, MO

Sat Sep 20 1958, 8:05 PM EDT

Att. 8,652 - Unknown

livebaseballscorecards.com

AB	32
R	2
H	9
RBI	2
BB	3
SO	4
LOB	18

1B: 7	SF: 0	WP: 1	PA: 37
2B: 3	SAC: 1	PB: 0	
3B: 0	DP: 3	SB: 1	
HR: 0	HBP: 1	CS: 0	

Batter	1	2	3	4	5	6	7	8	9	AB	R	H	RBI	BB	SO	LOB
Bill Tuttle, R (1, 8) OBP: 0.328, SLG: 0.364	5-3		FC6-4 1-2f E E		F8		HR			4	2	1	1	0	0	1
Roger Maris, L (1, 9) OBP: 0.294, SLG: 0.429	F9		E6 1-H 1B			L9	BB			3	0	1	0	1	0	0
Hector Lopez, R (1, 4) OBP: 0.318, SLG: 0.417	K		5-3			K	F9			4	0	0	0	0	2	2
Bob Cerv, R (1, 7) OBP: 0.380, SLG: 0.615		5-3	4-3			1B 1B BB		HR		3	1	1	1	1	0	1
Preston Ward, L (1, 3) OBP: 0.336, SLG: 0.399		BB BB 1B		F6		1B 1-2		K		4	0	2	0	0	1	0
Chico Carrasquel, R (1, 5) OBP: 0.310, SLG: 0.310		BB 1-2 BB		5-3		1B 1-2 2-3		G6-4-3 1B		3	0	2	0	1	0	0
Harry Chiti, R (1, 2) OBP: 0.303, SLG: 0.385		G5-4-3 1-2 2-3 BB		K		K		G6-4-3 1-2f		3	0	0	0	1	2	4
Joe Demaestri, R (1, 6) OBP: 0.250, SLG: 0.292		G5-4-3 1-2f			F4		5-3			3	0	0	0	0	0	3
Bob Grim, R (1, 1) OBP: 0.219, SLG: 0.194			FC6-4 1B		K		K			3	0	1	0	0	2	0
Inning Stats	R: 0 E: 0 K: 1 S: 5 H: 0 LOB: 0 BB: 0 P: 5	R: 0 E: 0 K: 0 S: 3 H: 1 LOB: 2 BB: 2 P: 11	R: 1 E: 1 K: 0 S: 5 H: 2 LOB: 1 BB: 0 P: 5	R: 0 E: 0 K: 1 S: 5 H: 0 LOB: 0 BB: 0 P: 5	R: 0 E: 0 K: 1 S: 5 H: 0 LOB: 0 BB: 0 P: 5	R: 0 E: 0 K: 2 S: 9 H: 2 LOB: 3 BB: 1 P: 13	R: 1 E: 0 K: 1 S: 6 H: 1 LOB: 1 BB: 1 P: 10	R: 1 E: 0 K: 1 S: 6 H: 2 LOB: 0 BB: 0 P: 6		1B: 6 2B: 0 3B: 0 HR: 2 SF: 0 SAC: 0 DP: 2 HBP: 0						

PITCHER	IP	WLS	BF	H	R	ER	SO	BB	IBB	HBP	BLK	WP	HR	S	P	ERA	WHIP
Billy Pierce, L (1, 1) ERA: 2.67	8.0	L	34	8	3	2	7	4	0	0	0	0	2	44	60	2.25	1.500

PITCHER	IP	WLS	BF	H	R	ER	SO	BB	IBB	HBP	BLK	WP	HR	S	P	ERA	WHIP

BOTTOM

Chicago White Sox @ Kansas City Athletics

Municipal Stadium, Kansas City, MO

Sat Sep 20 1958, 8:05 PM EDT

Att. 8,652 - Unknown

livebaseballscorecards.com

AB	30
R	3
H	8
RBI	2
BB	4
SO	7
LOB	11

Batter	1	2	3	4	5	6	7	8	9	AB	R	H	RBI	BB	SO	LOB
Jim Landis, R (1, 8) OBP: 0.348, SLG: 0.430	SSS 0-3 ① K		x 0-0 ① F9		x 0-0 ② 1-3			x 0-0 E 1B 2B	x 0-0 ③ F4	5	1	1	0	0	1	1
Nellie Fox, L (1, 4) OBP: 0.358, SLG: 0.353	x 0-0 ② F9		x 0-0 ② F8		x 0-0 ③ F7			x 0-0 E1 1B 2-3		4	0	0	0	0	0	1
Billy Goodman, L (1, 5) Sammy Esposito, R (8, 5) OBP: 0.361, SLG: 0.367 OBP: 0.346, SLG: 0.273	x 0-0 1B		x 0-0 ③ F8			x 0-0 1-3 1B		x 0-0 ① L4		4 0	0 0	2 0	0 0	0 0	0 0	2 0
Earl Torgeson, L (1, 3) OBP: 0.430, SLG: 0.489	SSS 0-3 ③ K			x 0-0 HR		x 0-0 ① 1-3 1-2		x 0-0 S 1-3 3-H 1B		4	1	2	2	0	1	2
Earl Battey, R (1, 2) OBP: 0.330, SLG: 0.432		x 0-0 ① F5	BBBB 4-0 FC4-6 BB			x 0-0 ② F4		x 0-0 ② F9 1-2		3	0	0	0	1	0	3
Al Smith, R (1, 9) OBP: 0.325, SLG: 0.398		H 1-0 FC6-4 1B HBP	x 0-0 ① F9			x 0-0 ③ F4		x 0-0 ③ 6-3		3	0	0	0	0	0	4
Johnny Callison, L (1, 7) OBP: 0.319, SLG: 0.432		x 0-0 FC6-4 1-2 1B	x 0-0 ② FC4-6 FC6-4 1-2f				x 0-0 ① 1-3		SSS 0-3 ① K	4	0	1	0	0	1	1
Luis Aparicio, R (1, 6) OBP: 0.307, SLG: 0.344		x 0-0 ② FC6-4 1-2f 2-3	x 0-0 ③ FC6-4 1-2f				x 0-0 ② L4		x 0-0 ② L8	4	0	0	0	0	0	3
Dick Donovan, L (1, 1) OBP: 0.231, SLG: 0.114		SSS 0-3 ③ K			SSS 0-3 ① K		x 0-0 ③ F8		x 0-0 1B	4	0	1	0	0	2	2
Inning Stats	R: 0 E: 0 K: 2 S: 8 H: 1 LOB: 1 BB: 0 P: 8	R: 0 E: 0 K: 1 S: 6 H: 1 LOB: 2 BB: 0 P: 7	R: 0 E: 0 K: 0 S: 3 H: 0 LOB: 0 BB: 0 P: 3	R: 1 E: 0 K: 0 S: 4 H: 1 LOB: 1 BB: 1 P: 8	R: 0 E: 0 K: 1 S: 5 H: 0 LOB: 0 BB: 0 P: 5	R: 0 E: 0 K: 0 S: 4 H: 1 LOB: 1 BB: 0 P: 4	R: 0 E: 0 K: 0 S: 3 H: 0 LOB: 0 BB: 0 P: 3	R: 1 E: 1 K: 0 S: 6 H: 2 LOB: 2 BB: 0 P: 6	R: 0 E: 0 K: 1 S: 6 H: 1 LOB: 1 BB: 0 P: 6	1B: 5 2B: 1 3B: 0 HR: 1	SF: 0 SAC: 0 DP: 0 HBP: 1			WP: 0 PB: 0 SB: 1 CS: 0		PA: 37	

PITCHER		IP	WLS	BF	H	R	ER	SO	BB	IBB	HBP	BLK	WP	HR	S	P	ERA	WHIP
Ray Herbert, R ERA: 3.54	(1, 1)	7.1	L	31	6	2	2	4	1	0	1	0	0	1	37	42	2.46	0.955
Tom Gorman, R ERA: 3.52	(8, 1)	0.2		2	0	0	0	0	0	0	0	0	0	0	2	2	0.00	0.000
Dick Tomanek, L ERA: 4.4	(9, 1)	1.0		4	1	0	0	1	0	0	0	0	0	0	6	6	0.00	1.000

PITCHER	IP	WLS	BF	H	R	ER	SO	BB	IBB	HBP	BLK	WP	HR	S	P	ERA	WHIP

TOP

Chicago White Sox @ Kansas City Athletics

Municipal Stadium, Kansas City, MO

Sun Sep 21 1958, 4:33 AM EDT

Att. 11,590 - Unknown

livebaseballscorecards.com

AB	35
R	2
H	7
RBI	2
BB	1
SO	5
LOB	19

Batter	1	2	3	4	5	6	7	8	9	AB	R	H	RBI	BB	SO	LOB
Bill Tuttle, R (1, 8) OBP: 0.328, SLG: 0.363	6-3		5-3			5-3			FC5-6 1B	4	0	1	0	0	0	0
Roger Maris, L (1, 9) OBP: 0.294, SLG: 0.427	F4			BB		L4			FC5-6 1-2f	3	0	0	0	1	0	1
Hector Lopez, R (1, 4) OBP: 0.316, SLG: 0.414 (9, 5)	F9			F8			6-3		K	4	0	0	0	0	1	2
Bob Cerv, R (1, 7) OBP: 0.377, SLG: 0.610		F6		F4			K		K	4	0	0	0	0	2	2
Preston Ward, L (1, 3) OBP: 0.336, SLG: 0.401		2B		L3			F4			3	0	1	0	0	0	1
Chico Carrasquel, R (1, 5) OBP: 0.308, SLG: 0.308 Harry Simpson, L (8, PH) OBP: 0.334, SLG: 0.381 Mike Baxes, R (9, 6) OBP: 0.283, SLG: 0.259		F4			F7			F8		2 1 0	0 0 0	0 0 0	0 0 0	0 0 0	0 0 0	1 0 0
Harry Chiti, R (1, 2) OBP: 0.303, SLG: 0.395		6-3			F8			HR		3	1	1	1	0	0	1
Joe Demaestri, R (1, 6) OBP: 0.249, SLG: 0.291 Whitey Herzog, L (8, PH) OBP: 0.339, SLG: 0.280 Milt Graff, L (9, 4)			F9		K			CS BB		2 0 0	0 0 0	0 0 0	0 0 0	0 1 0	1 0 0	0 0 0
Ray Herbert, R (1, 1) OBP: 0.268, SLG: 0.255 Tom Gorman, R (8, 1) OBP: 0.118, SLG: 0.176 Bob Martyn, L (8, PH) OBP: 0.336, SLG: 0.395 Dick Tomanek, L (9, 1) OBP: 0.219, SLG: 0.333			6-3			6-3		K 1-2		2 0 1 0	0 0 0 0	0 0 0 0	0 0 0 0	0 0 0 0	0 0 1 0	0 0 1 0
Inning Stats	R: 0 E: 0 K: 0 S: 3 H: 0 LOB: 0 BB: 0 P: 3	R: 0 E: 0 K: 0 S: 4 H: 1 LOB: 1 BB: 0 P: 4	R: 0 E: 0 K: 0 S: 3 H: 0 LOB: 0 BB: 0 P: 3	R: 0 E: 0 K: 0 S: 3 H: 0 LOB: 1 BB: 1 P: 7	R: 0 E: 0 K: 1 S: 5 H: 0 LOB: 0 BB: 0 P: 5	R: 0 E: 0 K: 0 S: 3 H: 0 LOB: 0 BB: 0 P: 3	R: 0 E: 0 K: 1 S: 5 H: 0 LOB: 0 BB: 0 P: 5	R: 1 E: 0 K: 1 S: 5 H: 1 LOB: 0 BB: 1 P: 9	R: 0 E: 0 K: 2 S: 8 H: 1 LOB: 1 BB: 0 P: 8	1B: 1 2B: 1 3B: 0 HR: 1 SF: 0 SAC: 0 DP: 0 HBP: 0						

PITCHER	IP	WLS	BF	H	R	ER	SO	BB	IBB	HBP	BLK	WP	HR	S	P	ERA	WHIP
Dick Donovan, R (1, 1) ERA: 2.95	9.0	W	31	3	1	1	5	2	0	0	0	0	1	39	47	1.00	0.556

PITCHER	IP	WLS	BF	H	R	ER	SO	BB	IBB	HBP	BLK	WP	HR	S	P	ERA	WHIP

BOTTOM

Chicago White Sox @ Kansas City Athletics

Municipal Stadium, Kansas City, MO

Sun Sep 21 1958, 4:33 AM EDT

Att. 11,590 - Unknown

livebaseballscorecards.com

AB	29
R	1
H	3
RBI	1
BB	2
SO	5
LOB	9

PA: 31

WP: 0
PB: 0
SB: 0
CS: 1

Batter	1	2	3	4	5	6	7	8	9	AB	R	H	RBI	BB	SO	LOB
Harvey Kuenn, R (1, 8) OBP: 0.374, SLG: 0.444	F6		5-3			F4		K	BB 1-2 1B	5	0	1	0	0	1	1
Frank Bolling, R (1, 4) OBP: 0.324, SLG: 0.386	L7		F2			F9		HR	F9	5	1	1	1	0	0	3
Al Kaline, R (1, 9) OBP: 0.371, SLG: 0.481	L9			L4		1B		BB S	BB 1-2 2-3	3	0	1	0	2	0	0
Gail Harris, L (1, 3) OBP: 0.331, SLG: 0.485		1B		1-3		F9		F7 1-2	1-3	5	0	1	0	0	0	5
Charlie Maxwell, L (1, 7) OBP: 0.366, SLG: 0.420 Johnny Groth, R (8, PR) OBP: 0.358, SLG: 0.407 (8, 7)		F8	L9				F8	IBB		3 0	0 0	0 0	0 0	1 0	0 0	1 0
Billy Martin, R (1, 5) OBP: 0.282, SLG: 0.345		F8			G5-4-3 BB 1B		G3 1B 1B	F7		4	1	2	0	0	0	3
Charlie Lau, L (1, 2) OBP: 0.293, SLG: 0.221		F4			BB G5-4-3 1-2		G3 1-2		E9 SH1-3 1B	3	1	0	0	1	0	2
Coot Veal, R (1, 6) OBP: 0.317, SLG: 0.339			SH1-4 BB		G5-4-3 1-2f 2-3		1B 2-H		SH1-3 2-3	2	0	1	1	1	0	2
Paul Foytack, R (1, 1) OBP: 0.304, SLG: 0.274			SH1-4 1-2		F9		K		BB 1B 1B 3-H	3	0	1	1	0	1	2
Inning Stats	R: 0 E: 0 K: 0 S: 3 H: 0 LOB: 0 BB: 0 P: 3	R: 0 E: 0 K: 0 S: 4 H: 1 LOB: 1 BB: 0 P: 4	R: 0 E: 0 K: 0 S: 3 H: 0 LOB: 1 BB: 1 P: 7	R: 0 E: 0 K: 0 S: 3 H: 0 LOB: 0 BB: 0 P: 3	R: 0 E: 0 K: 0 S: 3 H: 1 LOB: 1 BB: 1 P: 7	R: 0 E: 0 K: 0 S: 4 H: 1 LOB: 1 BB: 0 P: 4	R: 1 E: 0 K: 1 S: 7 H: 2 LOB: 1 BB: 0 P: 7	R: 1 E: 0 K: 1 S: 6 H: 1 LOB: 2 BB: 2 P: 14	R: 1 E: 1 K: 0 S: 6 H: 2 LOB: 3 BB: 1 P: 10	1B: 7 2B: 0 3B: 0 HR: 1 SF: 0 SAC: 2 DP: 1 HBP: 0						

TOP

Detroit Tigers @ Chicago White Sox

Comiskey Park, Chicago, IL

Tue Sep 23 1958, 8:05 PM EDT

Att. 6,723 - Unknown

livebaseballscorecards.com

AB	33
R	3
H	8
RBI	3
BB	5
SO	2
LOB	19

WP: 0 PB: 0 SB: 1 CS: 0 PA: 40

PITCHER		IP	WLS	BF	H	R	ER	SO	BB	IBB	HBP	BLK	WP	HR	S	P	ERA	WHIP
Early Wynn, R ERA: 4.25	(1, 1)	8.0	L	33	6	2	2	2	3	1	0	0	0	1	33	49	2.25	1.125
Turk Lown, R ERA: 4.31	(9, 1)	0.2		6	2	1	0	0	1	0	0	0	0	0	5	9	0.00	4.500
Don Rudolph, L ERA: 3.0	(9, 1)	0.1		1	0	0	0	0	0	0	0	0	0	0	1	1	0.00	0.000

PITCHER	IP	WLS	BF	H	R	ER	SO	BB	IBB	HBP	BLK	WP	HR	S	P	ERA	WHIP

Detroit Tigers @ Chicago White Sox

Comiskey Park, Chicago, IL

Tue Sep 23 1958, 8:05 PM EDT

Att. 6,723 - Unknown

BOTTOM

Batter	1	2	3	4	5	6	7	8	9	AB	R	H	RBI	BB	SO	LOB
Luis Aparicio, R (1, 6) OBP: 0.308, SLG: 0.344 Ray Boone, R (8, PH) OBP: 0.306, SLG: 0.408 Sammy Esposito, R (9, 6) OBP: 0.346, SLG: 0.273	6-3		1-2 1B			F7		1-3		3 1 0	0 0 0	1 0 0	0 0 0	0 0 0	0 0 0	0 1 0
Nellie Fox, L (1, 4) OBP: 0.357, SLG: 0.352	F6		L9			FC6-4 1B		L5		4	0	1	0	0	0	3
Billy Goodman, L (1, 5) OBP: 0.358, SLG: 0.363	F8			F5		FC6-4 1-2f			6-3	4	0	0	0	0	0	1
Sherm Lollar, R (1, 2) OBP: 0.367, SLG: 0.456		L7		F5			K		F7	4	0	0	0	0	1	0
Earl Torgeson, L (1, 3) OBP: 0.422, SLG: 0.478		G3		G3			L9		1-3	4	0	0	0	0	0	0
Al Smith, R (1, 9) OBP: 0.323, SLG: 0.396		6-3			F8		K			3	0	0	0	0	1	0
Johnny Callison, L (1, 7) OBP: 0.320, SLG: 0.468			F5		4-3			FC4 3B		3	1	1	0	0	0	0
Bubba Phillips, R (1, 8) OBP: 0.308, SLG: 0.364			1B 1B		L9			FC4 SH1-3 3-H		3	0	1	1	0	0	0
Early Wynn, S (1, 1) OBP: 0.289, SLG: 0.219 Don Mueller, L (8, PH) OBP: 0.295, SLG: 0.280 Turk Lown, R (9, 1) OBP: 0.300, SLG: 0.300 Don Rudolph, L (9, 1)			K			K		SH1-3 1-2		2 0 0 0	0 0 0 0	0 0 0 0	0 0 0 0	0 0 0 0	2 0 0 0	1 0 0 0

Inning Stats	1	2	3	4	5	6	7	8	9
	R: 0 E: 0 K: 0 S: 3	R: 0 E: 0 K: 0 S: 3	R: 0 E: 0 K: 1 S: 7	R: 0 E: 0 K: 0 S: 3	R: 0 E: 0 K: 0 S: 3	R: 0 E: 0 K: 1 S: 6	R: 0 E: 0 K: 2 S: 7	R: 1 E: 0 K: 0 S: 5	R: 0 E: 0 K: 0 S: 3
	H: 0 LOB: 0 BB: 0 P: 3	H: 0 LOB: 0 BB: 0 P: 3	H: 2 LOB: 2 BB: 0 P: 7	H: 0 LOB: 0 BB: 0 P: 3	H: 0 LOB: 0 BB: 0 P: 3	H: 1 LOB: 1 BB: 0 P: 6	H: 0 LOB: 0 BB: 0 P: 7	H: 1 LOB: 1 BB: 0 P: 5	H: 0 LOB: 0 BB: 0 P: 3

1B: 3	SF: 0
2B: 0	SAC: 1
3B: 1	DP: 0
HR: 0	HBP: 0
WP: 0	PA: 32
PB: 0	
SB: 0	
CS: 0	

PITCHER	IP	WLS	BF	H	R	ER	SO	BB	IBB	HBP	BLK	WP	HR	S	P	ERA	WHIP
Paul Foytack, R (1, 1) ERA: 3.51	9.0	W	32	4	1	1	4	0	0	0	0	0	0	40	40	1.00	0.444

PITCHER	IP	WLS	BF	H	R	ER	SO	BB	IBB	HBP	BLK	WP	HR	S	P	ERA	WHIP

livebaseballscorecards.com

AB	31
R	1
H	4
RBI	1
BB	0
SO	4
LOB	6

Batter	1	2	3	4	5	6	7	8	9	10	AB	R	H	RBI	BB	SO	LOB
Harvey Kuenn, R (1, 8) OBP: 0.372, SLG: 0.441	F7		L7-6-3 1-2		3-1			FC5 SH1-4 1B	F9		5	0	1	0	0	0	4
Red Wilson, R (1, 2) OBP: 0.383, SLG: 0.390	F8			6-3		G3		SH1-4 1-2	FC4 1-3 2-H 1B		4	0	1	1	0	0	0
Al Kaline, R (1, 9) OBP: 0.372, SLG: 0.479	1B			L9		L4		BBBB FC5 BB	FC4 1-2f		4	0	1	0	1	0	2
Gail Harris, L (1, 3) OBP: 0.331, SLG: 0.486	F8			1B		2B		L8		L8	5	0	2	0	0	0	3
Johnny Groth, R (1, 7) OBP: 0.353, SLG: 0.400		F4		SSS K		1-3		FC5 1-2 2-3		CS 1B	5	0	1	0	0	1	4
Frank Bolling, R (1, 4) OBP: 0.325, SLG: 0.386		1-3			1B 4-3 1B		1B G6-3 1B	F2		F4 1-2	5	2	2	0	0	0	4
Billy Martin, R (1, 5) OBP: 0.286, SLG: 0.349		F7			4-3 1-3 1B		G6-3 1-3 1B		SH1-4 1B 1B		4	1	3	0	0	0	0
Coot Veal, R (1, 6) OBP: 0.313, SLG: 0.333			F8		4-3 2-3 3-H		G6-3 1-2f 3-H		SH1-4 1-2		3	0	0	1	0	0	2
Frank Lary, R (1, 1) OBP: 0.200, SLG: 0.241 Gus Zernial, R (9, PH) OBP: 0.339, SLG: 0.508 Reno Bertoia, R (9, PR) OBP: 0.291, SLG: 0.335 Tom Morgan, R (9, 1) OBP: 0.200, SLG: 0.200			L7-6-3 1B		6-3		4-3		BBBB 1B BB		3 0 0 0	0 0 0 0	1 0 0 0	0 0 0 0	0 1 0 0	0 0 0 0	1 0 0 0
Inning Stats	R: 0 E: 0 K: 0 S: 4 H: 1 LOB: 1 BB: 0 P: 4	R: 0 E: 0 K: 0 S: 3 H: 0 LOB: 0 BB: 0 P: 3	R: 0 E: 0 K: 0 S: 3 H: 1 LOB: 0 BB: 0 P: 3	R: 0 E: 0 K: 1 S: 6 H: 1 LOB: 1 BB: 0 P: 6	R: 1 E: 0 K: 0 S: 5 H: 2 LOB: 1 BB: 0 P: 5	R: 0 E: 0 K: 0 S: 4 H: 1 LOB: 1 BB: 0 P: 4	R: 1 E: 0 K: 0 S: 4 H: 2 LOB: 0 BB: 0 P: 4	R: 0 E: 0 K: 0 S: 5 H: 1 LOB: 3 BB: 1 P: 9	R: 1 E: 0 K: 0 S: 5 H: 2 LOB: 2 BB: 1 P: 9	R: 0 E: 0 K: 0 S: 3 H: 1 LOB: 0 BB: 0 P: 3	1B: 11 2B: 2 3B: 0 HR: 0	SF: 0 SAC: 2 DP: 2 HBP: 0						

PITCHER		IP	WLS	BF	H	R	ER	SO	BB	IBB	HBP	BLK	WP	HR	S	P	ERA	WHIP
Billy Pierce, L ERA: 2.68	(1, 1)	8.2		38	11	3	3	1	2	0	0	0	0	0	38	46	3.12	1.500
Ray Moore, R ERA: 3.82	(9, 1)	0.1		1	0	0	0	0	0	0	0	0	0	0	1	1	0.00	0.000
Don Rudolph, L ERA: 2.57	(10, 1)	1.0	W	3	1	0	0	0	0	0	0	0	0	0	3	3	0.00	1.000

PITCHER	IP	WLS	BF	H	R	ER	SO	BB	IBB	HBP	BLK	WP	HR	S	P	ERA	WHIP

TOP

Detroit Tigers @ Chicago White Sox

Comiskey Park, Chicago, IL

Wed Sep 24 1958, 4:33 AM EDT

Att. 1,565 - Unknown

livebaseballscorecards.com

AB	38
R	3
H	12
RBI	2
BB	2
SO	1
LOB	20

WP: 0	PB: 0	SB: 0	CS: 1
PA: 42	SF: 0	SAC: 2	DP: 2
	HBP: 0		

Batter	1	2	3	4	5	6	7	8	9	10	AB	R	H	RBI	BB	SO	LOB
Al Smith, R (1, 9) OBP: 0.323, SLG: 0.396	0-0 G3 4-3 1B		0-0 ① L9		0-3 ① K		0-0 G4-6-3 1-2 1B		0-3 ② K		5	0	2	0	0	2	0
Nellie Fox, L (1, 4) OBP: 0.356, SLG: 0.351	0-0 ① 4-3 1-2		0-0 FC6 1B		0-0 ② 6-3		0-0 ②③ G4-6-3 1-2f		0-0 ③ F8		5	0	1	0	0	0	3
Billy Goodman, L (1, 5) OBP: 0.355, SLG: 0.360 Jim Landis, R (9, 8) OBP: 0.349, SLG: 0.435	0-0 ② G3 2-3		0-0 FC6 1-2		0-0 ③ F5			0-0 ① 4-3		0-0 1B 3B	4 1	0 1	0 1	0 1	0 0	0 0	2 0
Sherm Lollar, R (1, 2) OBP: 0.367, SLG: 0.454	0-0 ③ F7		0-0 ② F7			0-0 ① F5		BBBB 4-0 1B 1B BB		0-0 3-H 1B	4	1	1	1	1	0	3
Earl Torgeson, L (1, 3) OBP: 0.415, SLG: 0.468		0-0 ① F8	0-0 ③ 4-3			0-0 ② G3		0-0 ② F6			4	0	0	0	0	0	3
Bubba Phillips, R (1, 8) (9, 5) OBP: 0.311, SLG: 0.366		0-0 1B 1B 1B		0-0 ① 4-3		0-0 ③ F7		0-0 1B 1-3 1B			4	1	2	0	0	0	0
Johnny Callison, L (1, 7) OBP: 0.352, SLG: 0.490	0-0 1B 1-3 1B			0-0 ② F7			0-0 SH3-4 E 1B	0-0 1-3 3-H 1B			4	1	3	1	0	0	0
Luis Aparicio, R (1, 6) OBP: 0.309, SLG: 0.345 Sammy Esposito, R (4, 6) OBP: 0.350, SLG: 0.269	0-0 ② 1-3 3-H 1B			BBBB 4-0 BB			0-0 ① SH3-4 1-2	0-0 ③ L9			1 1	0 0	1 0	1 0	0 1	0 0	0 2
Billy Pierce, L (1, 1) OBP: 0.250, SLG: 0.241 Ray Moore, R (9, 1) OBP: 0.239, SLG: 0.318 Ray Boone, R (9, PH) OBP: 0.305, SLG: 0.407 Don Rudolph, L (10, 1)	0-0 ③ F7			SSS 0-3 ③ K			0-0 E8 2-H 1B		0-0 ① 5-3		3 0 1 0	0 0 0 0	1 0 0 0	0 0 0 0	0 0 0 0	1 0 0 0	2 0 0 0
Inning Stats	R: 0 H: 1 E: 0 LOB: 1 K: 0 BB: 0 S: 4 P: 4	R: 1 H: 3 E: 0 LOB: 1 K: 0 BB: 0 S: 5 P: 5	R: 0 H: 1 E: 0 LOB: 2 K: 0 BB: 0 S: 5 P: 5	R: 0 H: 0 E: 0 LOB: 1 K: 1 BB: 1 S: 5 P: 9	R: 0 H: 0 E: 0 LOB: 0 K: 1 BB: 0 S: 5 P: 5	R: 0 H: 0 E: 0 LOB: 0 K: 0 BB: 0 S: 3 P: 3	R: 1 H: 3 E: 1 LOB: 1 K: 0 BB: 0 S: 5 P: 5	R: 1 H: 2 E: 0 LOB: 2 K: 0 BB: 1 S: 5 P: 9	R: 0 H: 0 E: 0 LOB: 0 K: 1 BB: 0 S: 5 P: 5	R: 1 H: 2 E: 0 LOB: 1 K: 0 BB: 0 S: 2 P: 2	1B: 11 SF: 0 2B: 0 SAC: 1 3B: 1 DP: 1 HR: 0 HBP: 0						

PITCHER	IP	WLS	BF	H	R	ER	SO	BB	IBB	HBP	BLK	WP	HR	S	P	ERA	WHIP
Frank Lary, R (1, 1) ERA: 2.93	8.0		35	10	3	3	2	2	0	0	0	0	0	37	45	3.38	1.500
Tom Morgan, R (9, 1) ERA: 3.03	1.0	L	5	2	1	1	1	0	0	0	0	0	0	7	7	9.00	2.000

PITCHER	IP	WLS	BF	H	R	ER	SO	BB	IBB	HBP	BLK	WP	HR	S	P	ERA	WHIP

BOTTOM

Detroit Tigers @ Chicago White Sox

Comiskey Park, Chicago, IL

Wed Sep 24 1958, 4:33 AM EDT

Att. 1,565 - Unknown

livebaseballscorecards.com

AB	37
R	4
H	12
RBI	3
BB	2
SO	3
LOB	15

1B: 11 SF: 0
2B: 0 SAC: 1
3B: 1 DP: 1
HR: 0 HBP: 0

WP: 0 PA: 40
PB: 0
SB: 0
CS: 0

Batter	1	2	3	4	5	6	7	8	9	AB	R	H	RBI	BB	SO	LOB
Frank Bolling, R (1, 4) OBP: 0.327, SLG: 0.388	E8 G4-6-3	6-3 1-2		SF8 1-3 1B 1B		HBP 1-2 1B		G3 1B		5	1	3	0	0	0	1
Harvey Kuenn, R (1, 8) OBP: 0.371, SLG: 0.440	G4-6-3 1-2f	FC5-4 2-H 1B		SF8 1-2 3-H		F9		G3 1-2		4	0	1	2	0	0	4
Al Kaline, R (1, 9) OBP: 0.374, SLG: 0.482 Johnny Groth, R (6, PR) OBP: 0.351, SLG: 0.397 (6, 9)	WP 2B	FC5-4 1-2f		2-H 1B		H 1-0 1-2 2-3 HBP		F9		3 1	0 0	2 0	1 0	0 0	0 0	1 1
Gail Harris, L (1, 3) OBP: 0.332, SLG: 0.491	B B B B 2-3 BB		F3	4-3		F6			HR	4	1	1	1	1	0	4
Billy Martin, R (1, 5) OBP: 0.285, SLG: 0.347	5-3		F8		CS 1B		G3		5-3	5	0	1	0	0	0	2
Charlie Maxwell, L (1, 7) OBP: 0.369, SLG: 0.426		S S S K 1B			S S S K 1-2		SF7 3B		B B B B L1-3 BB	4	1	2	0	1	2	1
Red Wilson, R (1, 2) OBP: 0.380, SLG: 0.388		2B 1B 1B	1-3		6-3		SF7 3-H		L1-3 1-2	4	1	1	1	0	0	2
Coot Veal, R (1, 6) OBP: 0.312, SLG: 0.337		1-3 E 2B		E6 1B SF8		F2	L9			4	2	1	0	0	0	0
Jim Bunning, R (1, 1) OBP: 0.221, SLG: 0.216		E6 6-3 1B 2-H 3-H 1B		S S S K		B B B HBP 1B BB		F3		3	1	1	1	1	1	1

Inning Stats																		
	R: 0	H: 1	R: 3	H: 4	R: 0	H: 1	R: 2	H: 2	R: 0	H: 1	R: 0	H: 1	R: 1	H: 1	R: 0	H: 1	R: 1	H: 1
	E: 1	LOB: 2	E: 1	LOB: 1	E: 0	LOB: 1	E: 1	LOB: 1	E: 0	LOB: 0	E: 0	LOB: 3	E: 0	LOB: 0	E: 0	LOB: 1	E: 0	LOB: 0
	K: 0	BB: 1	K: 1	BB: 0	K: 0	BB: 0	K: 1	BB: 0	K: 1	BB: 0	K: 0	BB: 1	K: 0	BB: 0	K: 0	BB: 0	K: 0	BB: 1
	S: 4	P: 8	S: 9	P: 9	S: 4	P: 4	S: 8	P: 8	S: 5	P: 5	S: 4	P: 9	S: 4	P: 4	S: 4	P: 4	S: 3	P: 7

	1B: 9	SF: 2	WP: 1	PA: 43
	2B: 4	SAC: 0	PB: 0	
	3B: 1	DP: 3	SB: 0	
	HR: 1	HBP: 1	CS: 1	

PITCHER		IP	WLS	BF	H	R	ER	SO	BB	IBB	HBP	BLK	WP	HR	S	P	ERA	WHIP
Dick Donovan, R ERA: 3.01	(1, 1)	4.0	L	22	8	5	3	2	1	0	0	0	1	0	25	29	6.75	2.250
Hal Trosky, R ERA:	(5, 1)	1.0		3	1	0	0	1	0	0	0	0	0	0	5	5	0.00	1.000
Bob Shaw, R ERA: 4.93	(6, 1)	3.0		14	3	1	1	0	1	0	1	0	0	0	12	17	3.00	1.333
Tom Qualters, R ERA: 4.2	(9, 1)	1.0		4	1	1	1	0	1	0	0	0	0	1	3	7	9.00	2.000

PITCHER	IP	WLS	BF	H	R	ER	SO	BB	IBB	HBP	BLK	WP	HR	S	P	ERA	WHIP

TOP

Detroit Tigers @ Chicago White Sox

Comiskey Park, Chicago, IL

Thu Sep 25 1958, 4:33 AM EDT

Att. 709 - Unknown

livebaseballscorecards.com

AB	37
R	7
H	13
RBI	6
BB	3
SO	3
LOB	17

Detroit Tigers @ Chicago White Sox

Comiskey Park, Chicago, IL

Thu Sep 25 1958, 4:33 AM EDT

Att. 709 - Unknown

livebaseballscorecards.com

BOTTOM

Batter	1	2	3	4	5	6	7	8	9	AB	R	H	RBI	BB	SO	LOB
Jim McAnany, R (1, 9)	S S S 0-3 ① K		S S S 0-3 ③ K			S S S 0-3 ① K		x 0-0 ② F4		4	0	0	0	0	3	1
Nellie Fox, L (1, 4) OBP: 0.357, SLG: 0.352	x 0-0 HBP 1B			x 0-0 ① F8		x 0-0 ② F8		x 0-0 1-2 1B		4	0	2	0	0	0	0
Billy Goodman, L (1, 5) OBP: 0.354, SLG: 0.357	H 1-0 1-2 G5-4-3 HBP			x 0-0 ② 4-3		x 0-0 ③ F7		x 0-0 ③ F6		3	0	0	0	0	0	2
Earl Battey, R (1, 2) OBP: 0.323, SLG: 0.422	x 0-0 ② ③ G5-4-3 1-2f			x 0-0 ③ F8			x 0-0 ① F8		x 0-0 ① F7	4	0	0	0	0	0	2
Ron Jackson, R (1, 3) OBP: 0.331, SLG: 0.421		S S S S 0-3 ① K			x 0-0 HR		B B B B 4-0 FC6-4 BB		x 0-0 ② G3	3	1	1	1	1	1	0
Bubba Phillips, R (1, 8) OBP: 0.313, SLG: 0.372		x 0-0 ② L9			x 0-0 1B 1B		x 0-0 ② FC6-4 1-2f		x 0-0 2B	4	0	2	0	0	0	1
Johnny Callison, L (1, 7) OBP: 0.345, SLG: 0.473		x 0-0 ③ L9			x 0-0 G6-4-3 1-3 1B		S S S 0-3 ③ K		x 0-0 ③ F8	4	0	1	0	0	1	2
Sammy Esposito, R (1, 6) OBP: 0.349, SLG: 0.261			x 0-0 ① F2		x 0-0 ① F5			B B B B 4-0 1B BB		2	0	0	0	1	0	2
Dick Donovan, L (1, 1) OBP: 0.228, SLG: 0.113 Hal Trosky, R (5, 1) Ray Boone, R (5, PH) OBP: 0.304, SLG: 0.406 Bob Shaw, R (6, 1) OBP: 0.280, SLG: 0.143 John Romano, R (8, PH) Tom Qualters, R (9, 1)			x 0-0 ② F5		x 0-0 ② ③ G6-4-3 1-2f			x 0-0 ① F4		1 0 1 0 0 1 0	0 0 0 0 0 0 0	0 0 0 0 0 0 0	0 0 0 0 0 0 0	0 0 0 0 0 0 0	0 0 0 0 0 0 0	0 0 2 0 0 1 0
Inning Stats	R: 0 H: 1 E: 0 LOB: 1 K: 1 BB: 0 S: 5 P: 6	R: 0 H: 0 E: 0 LOB: 0 K: 1 BB: 0 S: 5 P: 5	R: 0 H: 0 E: 0 LOB: 0 K: 1 BB: 0 S: 5 P: 5	R: 0 H: 0 E: 0 LOB: 0 K: 0 BB: 0 S: 3 P: 3	R: 1 H: 3 E: 0 LOB: 1 K: 0 BB: 0 S: 5 P: 5	R: 0 H: 0 E: 0 LOB: 0 K: 1 BB: 0 S: 5 P: 5	R: 0 H: 0 E: 0 LOB: 1 K: 1 BB: 1 S: 5 P: 9	R: 0 H: 1 E: 0 LOB: 2 K: 0 BB: 1 S: 4 P: 8	R: 0 H: 1 E: 0 LOB: 1 K: 0 BB: 0 S: 4 P: 4	1B: 4 2B: 1 3B: 0 HR: 1	SF: 0 SAC: 0 DP: 2 HBP: 1						

	AB	31
	R	1
	H	6
	RBI	1
	BB	2
	SO	5
	LOB	13

PITCHER	IP	WLS	BF	H	R	ER	SO	BB	IBB	HBP	BLK	WP	HR	S	P	ERA	WHIP
Jim Bunning, R (1, 1) ERA: 3.46	9.0	W	34	6	1	1	5	2	0	1	0	0	1	41	50	1.00	0.889

PITCHER	IP	WLS	BF	H	R	ER	SO	BB	IBB	HBP	BLK	WP	HR	S	P	ERA	WHIP

WP: 0 PA: 34
PB: 0
SB: 0
CS: 0

Batter	1	2	3	4	5	6	7	8	9	AB	R	H	RBI	BB	SO	LOB
Bill Tuttle, R (1, 8) OBP: 0.327, SLG: 0.358	S S S 0-3 ① K		B B B 4-0 BB			x 0-0 ① 6-3		x 0-0 ③ F8		3	0	0	0	1	1	1
Roger Maris, L (1, 9) OBP: 0.294, SLG: 0.435	S S S 0-3 ② K		x 0-0 ③ F5			x 0-0 ② F9			S S S 0-3 ① K	4	0	0	0	0	2	1
Hector Lopez, R (1, 4) OBP: 0.317, SLG: 0.415	x 0-0 ③ F8			x 0-0 1B		x 0-0 ③ 6-3			x 0-0 G6-4-3 1B	4	0	2	0	0	0	0
Bob Cerv, R (1, 7) OBP: 0.369, SLG: 0.595		S S S 0-3 ① K		S S S 0-3 ① K			S S S 0-3 ① K		x 0-0 ② ③ G6-4-3 1-2f	4	0	0	0	0	3	2
Preston Ward, L (1, 3) OBP: 0.338, SLG: 0.397		B B B B 4-0 FC5-4 BB		x 0-0 ② F9			x 0-0 ② F7			2	0	0	0	1	0	1
Chico Carrasquel, R (1, 5) (8, 6) OBP: 0.309, SLG: 0.314		x 0-0 ② F6		x 0-0 ③ G3			x 0-0 ③ F7			3	0	0	0	0	0	2
Harry Chiti, R (1, 2) OBP: 0.311, SLG: 0.409		x 0-0 ③ FC5-4 1-2f			S S S 0-3 ① K			x 0-0 FC4 1B		3	0	1	0	0	1	1
Joe Demaestri, R (1, 6) OBP: 0.248, SLG: 0.291 Harry Simpson, L (8, PH) OBP: 0.332, SLG: 0.378 Hal Smith, R (8, 5) OBP: 0.324, SLG: 0.394			S S S 0-3 ① K		x 0-0 ② F8			x 0-0 ① L8		2 1 0	0 0 0	0 0 0	0 0 0	0 0 0	1 0 0	0 1 0
Bob Grim, R (1, 1) OBP: 0.206, SLG: 0.182 Tom Gorman, R (6, 1) OBP: 0.118, SLG: 0.176 Bob Martyn, L (8, PH) OBP: 0.335, SLG: 0.393 Jack Urban, R (8, 1) OBP: 0.170, SLG: 0.152			x 0-0 ② G1		S S S 0-3 ③ K			x 0-0 ② FC4 1-2f		2 0 1 0	0 0 0 0	0 0 0 0	0 0 0 0	1 0 0 0	0 0 0 0	0 0 1 0
Inning Stats	R: 0 H: 0 E: 0 LOB: 0 K: 2 BB: 0 S: 7 P: 7	R: 0 H: 0 E: 0 LOB: 1 K: 1 BB: 1 S: 5 P: 9	R: 0 H: 0 E: 0 LOB: 1 K: 1 BB: 1 S: 5 P: 9	R: 0 H: 1 E: 0 LOB: 1 K: 1 BB: 0 S: 6 P: 6	R: 0 H: 0 E: 0 LOB: 0 K: 2 BB: 0 S: 7 P: 7	R: 0 H: 0 E: 0 LOB: 0 K: 0 BB: 0 S: 3 P: 3	R: 0 H: 0 E: 0 LOB: 0 K: 1 BB: 0 S: 5 P: 5	R: 0 H: 1 E: 0 LOB: 1 K: 0 BB: 0 S: 4 P: 4	R: 0 H: 1 E: 0 LOB: 0 K: 1 BB: 0 S: 5 P: 5	1B: 3 SF: 0 2B: 0 SAC: 0 3B: 0 DP: 1 HR: 0 HBP: 0						

PITCHER		IP	WLS	BF	H	R	ER	SO	BB	IBB	HBP	BLK	WP	HR	S	P	ERA	WHIP
Barry Latman, R ERA: 0.76	(1, 1)	9.0	W	31	3	0	0	9	2	0	0	0	0	0	47	55	0.00	0.556

PITCHER	IP	WLS	BF	H	R	ER	SO	BB	IBB	HBP	BLK	WP	HR	S	P	ERA	WHIP

TOP

Kansas City Athletics @ Chicago White Sox

Comiskey Park, Chicago, IL

Fri Sep 26 1958, 8:05 PM EDT

Att. 6,105 - Unknown

livebaseballscorecards.com

AB	29
R	0
H	3
RBI	0
BB	2
SO	9
LOB	10

PA: 31

WP: 0
PB: 0
SB: 0
CS: 0

Batter	1	2	3	4	5	6	7	8	9	AB	R	H	RBI	BB	SO	LOB
Jim McAnany, R (1, 9)	F9		K		FC6-5 1B 2-3	5-3				4	0	0	0	0	1	5
Nellie Fox, L (1, 4) OBP: 0.356, SLG: 0.351	6-3		E6 1-3		1B 1-2		F9			4	0	1	0	0	0	1
Jim Landis, R (1, 8) OBP: 0.348, SLG: 0.433	1B		G3		F7		6-3			4	0	1	0	0	0	4
John Romano, R (1, 2) OBP: 0.167, SLG: 0.167	F9			F2		1B SF7 1B	5-3			4	1	1	0	0	0	1
Ron Jackson, R (1, 3) OBP: 0.329, SLG: 0.416		F8		F8		FC6-5-4 S SF7 1-3 1B		K		4	0	1	0	0	1	0
Johnny Callison, L (1, 7) OBP: 0.339, SLG: 0.466		4-3		S 1B		SF7 1-2 3-H		3-1		3	0	1	1	0	0	0
Bubba Phillips, R (1, 5) OBP: 0.309, SLG: 0.367		6-3		F8 1-2		FC6-5-4-5 1B 2-3		2-3		4	0	0	0	0	0	2
Sammy Esposito, R (1, 6) OBP: 0.372, SLG: 0.292			E 1B		FC6-5 SH3-4 1B	BB 1-3 1B				3	0	3	0	0	0	0
Barry Latman, R (1, 1) OBP: 0.214, SLG: 0.083			F3		SH3-4 1-2	BB 4-0 1-2				1	0	0	0	1	0	1
Inning Stats	R: 0 H: 1 E: 0 LOB: 1 K: 0 BB: 0 S: 4 P: 4	R: 0 H: 0 E: 0 LOB: 0 K: 0 BB: 0 S: 3 P: 3	R: 0 H: 1 E: 1 LOB: 2 K: 1 BB: 0 S: 7 P: 7	R: 0 H: 1 E: 0 LOB: 1 K: 0 BB: 0 S: 4 P: 4	R: 0 H: 2 E: 0 LOB: 2 K: 0 BB: 0 S: 5 P: 5	R: 1 H: 3 E: 0 LOB: 3 K: 0 BB: 1 S: 6 P: 10	R: 0 H: 0 E: 0 LOB: 0 K: 0 BB: 0 S: 3 P: 3	R: 0 H: 0 E: 0 LOB: 0 K: 1 BB: 0 S: 5 P: 5		1B: 8 SF: 1 2B: 0 SAC: 1 3B: 0 DP: 0 HR: 0 HBP: 0				WP: 0 PA: 34 PB: 0 SB: 1 CS: 0		

PITCHER		IP	WLS	BF	H	R	ER	SO	BB	IBB	HBP	BLK	WP	HR	S	P	ERA	WHIP
Bob Grim, R ERA: 3.81	(1, 1)	5.2	L	26	8	1	1	1	0	0	0	0	0	0	28	28	1.59	1.412
Tom Gorman, R ERA: 3.55	(6, 1)	1.1		5	0	0	0	0	1	0	0	0	0	0	4	8	0.00	0.750
Jack Urban, R ERA: 5.93	(8, 1)	1.0		3	0	0	0	1	0	0	0	0	0	0	5	5	0.00	0.000

PITCHER	IP	WLS	BF	H	R	ER	SO	BB	IBB	HBP	BLK	WP	HR	S	P	ERA	WHIP

BOTTOM

Kansas City Athletics @ Chicago White Sox

Comiskey Park, Chicago, IL

Fri Sep 26 1958, 8:05 PM EDT

Att. 6,105 - Unknown

livebaseballscorecards.com

AB	31
R	1
H	8
RBI	1
BB	1
SO	2
LOB	14

Batter	1	2	3	4	5	6	7	8	9	AB	R	H	RBI	BB	SO	LOB
Lou Klimchock, L (1, 4)	F9	K			F4 2-3		FC3-6 E, 1-2f 1B		F6	5	1	0	0	0	1	3
Roger Maris, L (1, 8) (9, 9) OBP: 0.295, SLG: 0.433	K	4-3			BB		F5		BB	3	0	0	0	2	1	1
Kent Hadley, L (1, 3) OBP: 0.167, SLG: 0.167	BB 1B	K			K		E4 1B 1-2		F9	5	0	1	0	0	2	4
Bob Cerv, R (1, 7) OBP: 0.371, SLG: 0.596	BB 1-2	F8				BB 1B	1-2 2-H 1B			3	0	2	1	1	0	0
Whitey Herzog, L (9, 7) OBP: 0.339, SLG: 0.280										0	0	0	0	0	0	0
Jim Small, L (1, 9)	G3			3-1		BB 1-2	F7			3	0	0	0	1	0	4
Bill Tuttle, R (9, 8) OBP: 0.327, SLG: 0.358										0	0	0	0	0	0	0
Hal Smith, R (1, 5) OBP: 0.323, SLG: 0.392		F3		6-3		K		CS 1B		4	0	1	0	0	1	2
Harry Chiti, R (1, 2) OBP: 0.311, SLG: 0.417		HR		F9		F9		K 1-2		4	1	1	1	0	1	3
Mike Baxes, R (1, 6) OBP: 0.286, SLG: 0.264		1-3 2B			BB PB SH1-4	4-3		6-3		3	0	1	0	1	0	2
Joe Demaestri, R (9, 6) OBP: 0.248, SLG: 0.291										0	0	0	0	0	0	0
Howie Reed, R (1, 1)		1-3 2-3			SH1-4 1-2		BB FC3-6		K	2	0	0	0	1	1	1

TOP

Kansas City Athletics @ Chicago White Sox

Comiskey Park, Chicago, IL

Sat Sep 27 1958, 4:33 AM EDT

Att. 2,092 - Unknown

livebaseballscorecards.com

AB	32
R	2
H	6
RBI	2
BB	6
SO	7
LOB	20

Inning Stats	1	2	3	4	5	6	7	8	9
	R: 0 E: 0 K: 1 S: 6	H: 1 LOB: 2 BB: 1 P: 10	R: 1 E: 0 K: 1 S: 7	H: 2 LOB: 1 BB: 0 P: 7	R: 0 E: 0 K: 1 S: 5	H: 0 LOB: 0 BB: 0 P: 5	R: 0 E: 0 K: 0 S: 3	H: 0 LOB: 0 BB: 0 P: 3	R: 0 E: 0 K: 1 S: 5	H: 0 LOB: 2 BB: 2 P: 13	R: 0 E: 0 K: 1 S: 6	H: 1 LOB: 2 BB: 1 P: 10	R: 1 E: 1 K: 0 S: 5	H: 1 LOB: 2 BB: 1 P: 9	R: 0 E: 0 K: 1 S: 5	H: 1 LOB: 0 BB: 0 P: 5	R: 0 E: 0 K: 1 S: 5	H: 0 LOB: 1 BB: 1 P: 9

| | | | | | | | | | |

Batter	1	2	3	4	5	6	7	8	9	AB	R	H	RBI	BB	SO	LOB
Jim McAnany, R (1, 9)	5-3			6-3		5-3		F7		4	0	0	0	0	0	2
Nellie Fox, L (1, 4) OBP: 0.357, SLG: 0.354	G3			2B		4-3		BB 1-2 2-H	1B	4	0	2	1	0	0	0
Jim Landis, R (1, 8) OBP: 0.349, SLG: 0.433	F9			BB		FC6-4		F8		3	0	1	0	1	0	2
Earl Battey, R (1, 2) OBP: 0.327, SLG: 0.417		BB G5-4-3		K		FC6-4 1-2f		BB 1-2 2-3		2	0	0	0	2	1	3
Ron Jackson, R (1, 3) OBP: 0.321, SLG: 0.404		G5-4-3 1-2f		1-3			K	F3		4	0	0	0	0	1	6
Johnny Callison, L (1, 7) OBP: 0.318, SLG: 0.435		K	F9			4-3			K	4	0	0	0	0	2	0
Bubba Phillips, R (1, 5) OBP: 0.304, SLG: 0.361			F8	F6		6-3		6-3		4	0	0	0	0	0	0
Sammy Esposito, R (1, 6) OBP: 0.378, SLG: 0.303			5-3	1B				BB 1B 1B	F2	4	1	2	0	0	0	0
Early Wynn, S (1, 1) OBP: 0.291, SLG: 0.213			4-3	4-3				BB 1B 1-2 BB		2	0	0	0	1	0	1
Inning Stats	R: 0 E: 0 K: 0 S: 3 H: 0 LOB: 0 BB: 0 P: 3	R: 0 E: 0 K: 1 S: 4 H: 0 LOB: 0 BB: 1 P: 8	R: 0 E: 0 K: 0 S: 3 H: 0 LOB: 0 BB: 0 P: 3	R: 0 E: 0 K: 1 S: 6 H: 1 LOB: 2 BB: 1 P: 10	R: 0 E: 0 K: 0 S: 4 H: 1 LOB: 1 BB: 0 P: 4	R: 0 E: 0 K: 0 S: 4 H: 1 LOB: 1 BB: 0 P: 4	R: 0 E: 0 K: 1 S: 5 H: 0 LOB: 0 BB: 0 P: 5	R: 1 E: 0 K: 0 S: 5 H: 2 LOB: 3 BB: 2 P: 13	R: 0 E: 0 K: 1 S: 5 H: 0 LOB: 0 BB: 0 P: 5	1B: 4 2B: 1 3B: 0 HR: 0 SF: 0 SAC: 0 DP: 1 HBP: 0						

PITCHER	IP	WLS	BF	H	R	ER	SO	BB	IBB	HBP	BLK	WP	HR	S	P	ERA	WHIP
Howie Reed, R (1, 1) ERA: 0.87	9.0	W	35	5	1	1	4	4	0	0	0	0	0	39	55	1.00	1.000

PITCHER	IP	WLS	BF	H	R	ER	SO	BB	IBB	HBP	BLK	WP	HR	S	P	ERA	WHIP

BOTTOM

Kansas City Athletics @ Chicago White Sox

Comiskey Park, Chicago, IL

Sat Sep 27 1958, 4:33 AM EDT

Att. 2,092 - Unknown

livebaseballscorecards.com

AB	31
R	1
H	5
RBI	1
BB	4
SO	4
LOB	14

WP: 0	PA: 35		
PB: 0			
SB: 0			
CS: 0			

Kansas City Athletics @ Chicago White Sox

Comiskey Park, Chicago, IL

Sun Sep 28 1958, 4:33 AM EDT

Att. 4,174 - Unknown

livebaseballscorecards.com

Batter	1	2	3	4	5	6	7	8	9	AB	R	H	RBI	BB	SO	LOB
Lou Klimchock, L (1, 4) OBP: 0.200, SLG: 0.500	HR		1B		FC4-6 PB 1-2f	4-3			4-3	5	1	2	1	0	0	3
Roger Maris, L (1, 8) OBP: 0.294, SLG: 0.431	L3		F4		4-3 1-2		1-3		1B	5	0	1	0	0	0	2
Kent Hadley, L (1, 3) OBP: 0.182, SLG: 0.182	3-1		K			1B 1B 1B	5-3		F7	5	1	1	0	0	1	2
Bob Cerv, R (1, 7) OBP: 0.370, SLG: 0.592	F4			F3		F9	1B		F8	3	0	0	0	0	0	1
Bob Davis, R (6, 1) OBP: 0.167, SLG: 0.167										1	0	1	0	0	0	0
Whitey Herzog, L (9, PH) OBP: 0.336, SLG: 0.277										1	0	0	0	0	0	1
Harry Simpson, L (1, 9) OBP: 0.338, SLG: 0.384		4-3 1B		K		1B E 1-2 1B	1-3 1B			4	1	3	0	0	1	0
Hal Smith, R (1, 5) OBP: 0.325, SLG: 0.394		4-3 1-2		1B		E8 4-3 1B 1-H 2-H 1B	1-3			4	1	2	1	0	0	3
Frank House, L (1, 2) OBP: 0.295, SLG: 0.371		K		F4		4-3 2-3		6-3		4	0	0	0	0	1	3
Joe Demaestri, R (1, 6) OBP: 0.247, SLG: 0.290		K			5-3	BB 3-H 1B		K		2	0	0	0	0	1	1
Bob Martyn, L (6, PH) OBP: 0.336, SLG: 0.394										2	0	1	1	0	1	0
(6, 7)																
John Tsitouris, R (1, 1)			4-3		FC4-6 BB	BB 1-2		K		1	0	0	0	0	0	0
Walt Craddock, R (4, 1)										0	0	0	0	0	0	0
Preston Ward, L (5, PH) OBP: 0.340, SLG: 0.397										0	0	0	0	1	0	0
Ken Johnson, R (5, 1)										0	0	0	0	0	0	0
Chico Carrasquel, R (6, PH) OBP: 0.311, SLG: 0.313										1	0	0	0	1	1	0
(6, 6)																

Inning Stats									
	R: 1 E: 0 K: 0 S: 4	H: 1 LOB: 0 BB: 0 P: 4	R: 0 E: 0 K: 2 S: 8	H: 1 LOB: 1 BB: 0 P: 8	R: 0 E: 0 K: 1 S: 6	H: 1 LOB: 1 BB: 0 P: 6	R: 0 E: 0 K: 1 S: 6	H: 1 LOB: 1 BB: 0 P: 6	R: 0 E: 0 K: 0 S: 3	H: 0 LOB: 1 BB: 1 P: 7
	R: 3 E: 1 K: 0 S: 7	H: 4 LOB: 2 BB: 1 P: 11	R: 0 E: 0 K: 0 S: 5	H: 2 LOB: 2 BB: 0 P: 5	R: 0 E: 0 K: 2 S: 7	H: 0 LOB: 0 BB: 0 P: 7	R: 0 E: 0 K: 0 S: 4	H: 1 LOB: 1 BB: 0 P: 4	1B: 10 2B: 0 3B: 0 HR: 1	SF: 0 SAC: 0 DP: 0 HBP: 0

PITCHER		IP	WLS	BF	H	R	ER	SO	BB	IBB	HBP	BLK	WP	HR	S	P	ERA	WHIP
Stover McIlwain, R ERA: 2.25	(1, 1)	4.0		16	4	1	1	4	0	0	0	0	0	1	24	24	2.25	1.000
Hal Trosky, R ERA: 6.0	(5, 1)	2.0	W	12	4	3	2	0	2	0	0	0	0	0	10	18	9.00	3.000
Bob Shaw, R ERA: 4.76	(7, 1)	3.0	S	12	3	0	0	2	0	0	0	0	0	0	16	16	0.00	1.000

PITCHER	IP	WLS	BF	H	R	ER	SO	BB	IBB	HBP	BLK	WP	HR	S	P	ERA	WHIP

TOP	
AB	38
R	4
H	11
RBI	3
BB	2
SO	6
LOB	16

WP: 0	PA: 40
PB: 1	
SB: 0	
CS: 0	

Batter	1	2	3	4	5	6	7	8	9	AB	R	H	RBI	BB	SO	LOB
Billy Goodman, L (1, 5) OBP: 0.355, SLG: 0.358	F7		B1-3	G3		1B 1-2 1B		E 1B 1B 1B		5	1	2	0	0	0	1
Nellie Fox, L (1, 4) OBP: 0.357, SLG: 0.353	4-3		F9		BBB 4-0 1B 1B BB	F9		1-2 E 1B 1B		4	2	1	0	1	0	2
Jim Landis, R (1, 8) OBP: 0.351, SLG: 0.434 Don Mueller, L (6, 9) OBP: 0.298, SLG: 0.283	F9		S 1B		0-0 1B 1-2 3B 1B	1-3 2-H 1B		F7 1-2 2-3		3 2	1 0	2 1	0 1	0 1	0 0	0 2
Ron Jackson, R (1, 3) OBP: 0.323, SLG: 0.404	SSS K	6-3 1-2			1-3 2-H 3B 1B	5-3		2-H 3-H 2B 1B		5	2	2	3	0	1	3
Johnny Callison, L (1, 7) OBP: 0.352, SLG: 0.469	BBBB 4-0 E WP BB		BBBB 4-0 1B 1B BB	0-0 1-H 3-H 3B		BBBB 4-0 3B BB	F8			2	3	1	2	3	0	1
Bubba Phillips, R (1, 9) OBP: 0.310, SLG: 0.369 (6, 8)	0-0 E9 WP 1-3 1B		0-0 1B 1-2 SF9 1B	SSS 0-3 K		0-0 F7	0-0 1-H 2B			5	1	3	1	0	1	1
Sammy Esposito, R (1, 6) OBP: 0.358, SLG: 0.284	0-0 F2 2-3 3-H		0-0 F9	0-0 F3		0-0 F7	SSS 0-3 K			5	0	0	0	0	1	5
John Romano, R (1, 2) OBP: 0.375, SLG: 0.286 Charlie Lindstrom, R (5, 2) OBP: 1.000, SLG: 3.000	BBBB 4-0 BB		1-3 2-H 1B	BBBB 4-0 1B 1B BB		1-H 3B				1 1	0 1	1 1	1 1	1 1	0 0	0 0
Stover McIlwain, R (1, 1) Earl Battey, R (4, PH) OBP: 0.325, SLG: 0.417 Hal Trosky, R (5, 1) Jim Rivera, L (6, PH) OBP: 0.282, SLG: 0.380 Bob Shaw, R (7, 1) OBP: 0.269, SLG: 0.136	F7			SF9		SSS 0-3 K	1-3			1 0 0 1 1	0 0 0 0 0	0 0 0 0 0	0 1 0 0 0	0 0 0 1 0	0 0 0 1 0	2 0 0 1 1
Inning Stats	R: 0 E: 0 K: 0 S: 3 H: 0 LOB: 0 BB: 0 P: 3	R: 1 E: 1 K: 1 S: 6 H: 1 LOB: 2 BB: 2 P: 14	R: 0 E: 0 K: 0 S: 4 H: 1 LOB: 1 BB: 0 P: 4	R: 2 E: 0 K: 0 S: 5 H: 2 LOB: 1 BB: 1 P: 9	R: 3 E: 0 K: 1 S: 7 H: 3 LOB: 0 BB: 1 P: 11	R: 1 E: 0 K: 1 S: 7 H: 2 LOB: 2 BB: 1 P: 11	R: 1 E: 0 K: 0 S: 4 H: 1 LOB: 1 BB: 1 P: 8	R: 3 E: 1 K: 1 S: 9 H: 4 LOB: 1 BB: 0 P: 9		1B: 11 2B: 1 3B: 2 HR: 0	SF: 1 SAC: 0 DP: 0 HBP: 0					

PITCHER		IP	WLS	BF	H	R	ER	SO	BB	IBB	HBP	BLK	WP	HR	S	P	ERA	WHIP
John Tsitouris, R ERA: 3.0	(1, 1)	3.0		13	2	1	1	1	2	0	0	0	1	0	13	21	3.00	1.333
Walt Craddock, L ERA: 5.73	(4, 1)	1.0	L	6	2	2	2	0	1	0	0	0	0	0	5	9	18.00	3.000
Ken Johnson, R ERA: 18.9	(5, 1)	1.0		6	3	3	3	1	1	0	0	0	0	0	7	11	27.00	4.000
Bob Davis, R ERA: 7.84	(6, 1)	3.0		18	7	5	5	2	2	0	0	0	0	0	20	28	15.00	3.000

PITCHER	IP	WLS	BF	H	R	ER	SO	BB	IBB	HBP	BLK	WP	HR	S	P	ERA	WHIP

BOTTOM

Kansas City Athletics @ Chicago White Sox

Comiskey Park, Chicago, IL

Sun Sep 28 1958, 4:33 AM EDT

Att. 4,174 - Unknown

livebaseballscorecards.com

AB	36
R	11
H	14
RBI	10
BB	6
SO	4
LOB	19

WP: 1 PA: 43
PB: 0
SB: 1
CS: 0