


Chicago White Sox - 1958

Batter	1	2	3	4	5	6	7	8	9	AB	R	H	RBI	BB	SO	LOB	TOP			
Frank Bolling, R OBP: 0.643, SLG: 0.923 (1, 4)										4	1	2	0	1	1	3				
Billy Martin, R OBP: 0.286, SLG: 0.286 (1, 6)										5	0	1	0	0	1	3				
Harvey Kuenn, R OBP: 0.533, SLG: 0.867 (1, 8)										5	0	3	1	0	0	1				
Al Kaline, R OBP: 0.077, SLG: 0.077 (1, 9)										5	0	1	0	0	1	3				
Ray Boone, R OBP: 0.385, SLG: 0.583 (1, 3)										5	0	0	0	0	0	4				
Charlie Maxwell, L OBP: 0.625, SLG: 1.000 Johnny Groth, R (8, 7)										3	0	1	0	1	0	0				
Reno Bertoia, R OBP: 0.167, SLG: 0.400 (1, 5)										3	2	1	1	1	0	1				
Jim Hegan, R OBP: 0.400, SLG: 0.333 (1, 2)										3	0	2	1	1	0	2				
Frank Lary, R George Spencer, R Gail Harris, L Joe Presko, R (1, 1) (6, 1) (8, PH) (8, 1)										2	0	0	0	0	1	2				
Inning Stats	R: 1 E: 0 K: 2 S: 9	H: 2 LOB: 1 P: 9	R: 1 E: 0 K: 0 S: 4	H: 1 LOB: 2 BB: 2 P: 12	R: 0 E: 0 K: 0 S: 3	H: 0 LOB: 0 BB: 0 P: 3	R: 0 E: 0 K: 1 S: 6	H: 1 LOB: 1 BB: 0 P: 6	R: 0 E: 0 K: 0 S: 4	H: 1 LOB: 1 BB: 1 P: 4	R: 0 E: 0 K: 0 S: 5	H: 3 LOB: 2 BB: 0 P: 5	R: 0 E: 0 K: 1 S: 6	H: 1 LOB: 3 BB: 1 P: 10	R: 0 E: 0 K: 0 S: 4	H: 1 LOB: 1 BB: 0 P: 4	1B: 7 2B: 3 3B: 0 HR: 1	SF: 0 SAC: 1 DP: 0 HBP: 0	WP: 0 PB: 0 SB: 1 CS: 0	PA: 41
PITCHER	IP WLS BF H R ER SO BB IBB HBP BLK WP HR S P ERA WHIP	6.2 W 31 9 3 3 3 3 0 0 0 0 1 34 46 4.05 1.800	7.1 S 10 2 0 0 1 1 0 0 0 0 0 0 11 15 0.00 1.286																	

Detroit Tigers @ Chicago White Sox
Comiskey Park, Chicago, IL
Thu Apr 17 1958, 4:33 AM EST
Att. 4,426 - Unknown


AB	36
R	3
H	11
RBI	3
BB	4
SO	4
LOB	21



Batter	1	2	3	4	5	6	7	8	9	AB	R	H	RBI	BB	SO	LOB	BOTTOM			
Luis Aparicio, R OBP: 0.167, SLG: 0.250 (1, 6)										4	1	1	0	0	0	0				
Nellie Fox, L OBP: 0.308, SLG: 0.308 (1, 4)										4	0	1	1	0	0	0				
Billy Goodman, L OBP: 0.333, SLG: 0.273 (1, 5)										4	0	0	0	0	0	1				
Sherm Lollar, R OBP: 0.583, SLG: 1.091 (1, 2)										3	1	1	0	1	0	0				
Ron Jackson, R Earl Torgeson, L (1, 3) (8, 3)										1	1	0	0	2	0	0				
Tito Francona, L OBP: 0.333, SLG: 0.333 (1, 9)										4	1	3	0	0	0	2				
Al Smith, R Ted Beard, L OBP: 0.250, SLG: 0.250 (1, 7) (9, 7)										4	0	2	2	0	0	4				
Bubba Phillips, R OBP: 0.364, SLG: 0.727 (1, 8)										3	0	1	1	0	0	1				
Early Wynn, S Gerry Staley, R (1, 1) (7, 1)										3	0	0	0	0	0	3				
Inning Stats	R: 0 E: 0 K: 0 S: 3	H: 0 LOB: 0 BB: 0 P: 3	R: 2 E: 0 K: 0 S: 5	H: 2 LOB: 1 BB: 1 P: 9	R: 0 E: 0 K: 0 S: 3	H: 0 LOB: 0 BB: 0 P: 3	R: 0 E: 0 K: 0 S: 3	H: 1 LOB: 1 BB: 1 P: 7	R: 1 E: 0 K: 0 S: 5	H: 2 LOB: 1 BB: 0 P: 5	R: 1 E: 0 K: 0 S: 6	H: 3 LOB: 2 BB: 0 P: 6	R: 0 E: 0 K: 0 S: 3	H: 0 LOB: 0 BB: 0 P: 3	R: 0 E: 0 K: 0 S: 3	H: 1 LOB: 1 BB: 1 P: 7	1B: 8 2B: 2 3B: 0 HR: 0	SF: 0 SAC: 0 DP: 2 HBP: 0	WP: 0 PB: 0 SB: 0 CS: 0	PA: 34
PITCHER	IP WLS BF H R ER SO BB IBB HBP BLK WP HR S P ERA WHIP	5.2 L 26 8 4 4 0 0 0 0 0 0 0 4 4 0.00 0.000	8.1 4 1 0 0 0 1 0 0 0 0 0 0 3 7 0.00 2.000																	

Detroit Tigers @ Chicago White Sox
Comiskey Park, Chicago, IL
Thu Apr 17 1958, 4:33 AM EST
Att. 4,426 - Unknown

AB	31
R	4
H	9
RBI	4
BB	3
SO	0
LOB	12



Batter	1	2	3	4	5	6	7	8	9	AB	R	H	RBI	BB	SO	LOB	TOP																					
Luis Aparicio, R OBP: 0.222, SLG: 0.407	1-3		F7		L9		FC1-6		F3	5	0	0	0	0	0	2																						
Nelle Fox, L OBP: 0.481, SLG: 0.542	2B		4-3			HBP BB HBP BB	3-1		F8	4	1	1	0	1	0	1																						
Earl Torgeson, L	F7			K		HBP HBP 1-2 BB				2	0	0	0	2	1	1																						
Sherm Lollar, R OBP: 0.550, SLG: 0.813	BB			1B		HBP 1-2 2-3 HBP	F8			2	0	1	0	1	0	2																						
Tito Francona, L OBP: 0.333, SLG: 0.208 Jim Rivera, L	F6			K				L9		4	0	0	0	0	2	6																						
Al Smith, R OBP: 0.333, SLG: 0.348 Ted Beard, L		5-3		F8						4	0	1	0	0	1	4																						
Bubba Phillips, R OBP: 0.292, SLG: 0.571		5-3			F8		FC6-4 HBP		5-3	3	0	0	1	0	0	1																						
Jim Landis, R OBP: 0.444, SLG: 0.857		F6			1-3 BB		FC6-4		F8	3	0	0	0	1	0	4																						
Dick Donovan, L Ray Moore, R			4-3		1-3				4-3	3	0	0	0	1	0	1																						
Inning Stats	R: 0 E: 0 K: 0 S: 4	H: 1 LOB: 2 BB: 1 P: 8	R: 0 E: 0 K: 0 S: 3	H: 0 LOB: 0 BB: 0 P: 3	R: 0 E: 0 K: 0 S: 3	H: 0 LOB: 0 BB: 0 P: 3	R: 0 E: 0 K: 2 S: 8	H: 1 LOB: 1 BB: 0 P: 8	R: 0 E: 0 K: 0 S: 3	H: 0 LOB: 1 BB: 1 P: 7	R: 1 E: 0 K: 2 S: 7	H: 0 LOB: 3 BB: 2 P: 17	R: 0 E: 0 K: 0 S: 3	H: 0 LOB: 2 BB: 2 P: 11	R: 0 E: 0 K: 0 S: 4	H: 1 LOB: 1 BB: 0 P: 4	R: 0 E: 0 K: 0 S: 3	H: 0 LOB: 0 BB: 0 P: 3	1B: 1 2B: 2 3B: 0 HR: 0	SF: 0 SAC: 0 DP: 0 HBP: 2	WP: 0 PB: 0 CS: 0	PA: 38																
PITCHER	IP	WLS	BF	H	R	ER	SO	BB	IBB	HBP	BLK	WP	HR	S	P	ERA	WHIP	PITCHER				IP	WLS	BF	H	R	ER	SO	BB	IBB	HBP	BLK	WP	HR	S	P	ERA	WHIP
Frank Lary, R ERA: 3.25	(1, 1)	8.0	35	3	1	1	4	6	0	2	0	0	0	35	61	1.12	1.125																					
Vito Valentineti, R ERA: 1.69	(9, 1)	1.0	W	3	0	0	0	0	0	0	0	0	0	3	3	0.00	0.000																					

Chicago White Sox @ Detroit Tigers
Briggs Stadium, Detroit, MI
Mon Apr 21 1958, 3:33 AM EST
Att: 5,334 - Unknown

AB 30
R 1
H 3
RBI 1
BB 6
SO 4
LOB 22



Batter	1	2	3	4	5	6	7	8	9	AB	R	H	RBI	BB	SO	LOB	BOTTOM																					
Frank Bolling, R OBP: 0.545, SLG: 0.593	F8		F8		5-3			F7		4	0	0	0	0	0	1																						
Billy Martin, R OBP: 0.300, SLG: 0.300	L5-3 BB 1B		5-3		5-3			F7		4	0	1	0	0	0	1																						
Harvey Kuenn, R OBP: 0.500, SLG: 0.733	1-2 BB			4-3 1B		L5-4-3 1B		1B		3	0	3	0	1	0	0																						
Al Kaline, R OBP: 0.300, SLG: 0.393	L5-3 2-3			1-2 1B		L5-4-3 1-2		1B		4	0	2	1	0	0	3																						
Ray Boone, R OBP: 0.357, SLG: 0.520		6-3		4-3 1-2 2-3		F8		F4		4	0	0	0	0	0	4																						
Charlie Maxwell, L OBP: 0.474, SLG: 0.647 Johnny Groth, R		6-3		FC6-4 IBB			4-3		1B 2B	3	0	1	0	1	0	0																						
Reno Bertoia, R OBP: 0.333, SLG: 0.458 Mickey McDermott, L OBP: 1.000, SLG: 1.000			BB		K		F9		1B	2	0	0	0	1	1	3																						
Jim Hegan, R OBP: 0.294, SLG: 0.200			BB		FC6-4		6-3			3	0	0	0	0	1	4																						
Frank Lary, R					L8					2	0	0	0	0	0	0																						
Bill Taylor, L OBP: 0.500, SLG: 0.500 Billy Hoelt, L Vito Valentineti, R					F8			1B 1B		1	0	1	0	0	0	0																						
Inning Stats	R: 0 E: 0 K: 0 S: 3	H: 1 LOB: 1 BB: 1 P: 7	R: 0 E: 0 K: 1 S: 5	H: 0 LOB: 1 BB: 1 P: 9	R: 0 E: 0 K: 0 S: 3	H: 0 LOB: 0 BB: 0 P: 3	R: 0 E: 0 K: 1 S: 7	H: 2 LOB: 3 BB: 1 P: 11	R: 0 E: 0 K: 0 S: 3	H: 0 LOB: 0 BB: 0 P: 3	R: 0 E: 0 K: 0 S: 3	H: 1 LOB: 0 BB: 0 P: 3	R: 0 E: 0 K: 0 S: 6	H: 3 LOB: 2 BB: 0 P: 6	R: 1 E: 0 K: 0 S: 2	H: 2 LOB: 2 BB: 0 P: 2	1B: 8 2B: 1 3B: 0 HR: 0	SF: 0 SAC: 0 DP: 2 HBP: 0	WP: 0 PB: 0 CS: 0	PA: 34																		
PITCHER	IP	WLS	BF	H	R	ER	SO	BB	IBB	HBP	BLK	WP	HR	S	P	ERA	WHIP	PITCHER				IP	WLS	BF	H	R	ER	SO	BB	IBB	HBP	BLK	WP	HR	S	P	ERA	WHIP
Dick Donovan, R ERA: 3.78	(1, 1)	8.0	L	33	8	2	2	2	0	0	0	0	0	34	46	2.25	1.250																					
Ray Moore, R ERA:	(9, 1)	0.0		1	1	0	0	0	0	0	0	0	0	1	1	∞	∞																					

Chicago White Sox @ Detroit Tigers
Briggs Stadium, Detroit, MI
Mon Apr 21 1958, 3:33 AM EST
Att: 5,334 - Unknown


AB 31
R 2
H 9
RBI 2
BB 3
SO 2
LOB 16



Batter	1	2	3	4	5	6	7	8	9	AB	R	H	RBI	BB	SO	LOB	TOP		
Luis Aparicio, R OBP: 0.281, SLG: 0.500 (1, 6)	B5-3		1B 3B		1B		F4		BB 1B	5	1	3	0	0	0	0			
Nellie Fox, L OBP: 0.500, SLG: 0.536 (1, 4)	G3		FC6-4 1B		F6		1B		BB 1B	4	0	2	1	1	0	2			
Al Smith, R OBP: 0.276, SLG: 0.286 (1, 7)	K		FC6-4 1-2		F4		F5		F8	5	0	0	0	0	1	7			
Sherm Lollar, R OBP: 0.500, SLG: 0.750 (1, 2)		2B		6-3	F3				K	4	0	1	0	0	1	2			
Ron Jackson, R OBP: 0.385, SLG: 0.636 (1, 3)	K			F3		K		L5		4	0	0	0	0	2	1			
Tito Francona, L OBP: 0.241, SLG: 0.185 (1, 9)	K			BB BB	4-3			3-1		3	0	0	0	1	1	1			
Bubba Phillips, R OBP: 0.286, SLG: 0.500 (1, 5)	F2			1-2	BB		6-3		5-3	3	0	0	0	1	0	1			
Jim Landis, R OBP: 0.385, SLG: 0.909 (1, 8)			F8	5-3			HR		F7	4	1	1	1	0	0	2			
Early Wynn, S Ray Moore, R Walt Dropo, R Ted Beard, L	K		K				F8		BB 1B	0	0	0	0	0	0	0			
Inning Stats	R: 0 E: 0 K: 1 S: 5	H: 0 LOB: 0 BB: 0 P: 5	R: 0 E: 0 K: 2 S: 8	H: 1 LOB: 1 BB: 0 P: 8	R: 1 E: 0 K: 1 S: 7	H: 2 LOB: 1 BB: 0 P: 7	R: 0 E: 0 K: 0 S: 3	H: 0 LOB: 2 BB: 0 P: 11	R: 0 E: 0 K: 1 S: 5	H: 0 LOB: 0 BB: 0 P: 5	R: 1 E: 0 K: 0 S: 5	H: 2 LOB: 0 BB: 0 P: 5	R: 0 E: 0 K: 1 S: 5	H: 0 LOB: 0 BB: 0 P: 5	R: 0 E: 0 K: 0 S: 5	H: 2 LOB: 0 BB: 1 P: 9	1B: 5 2B: 2 3B: 1 HR: 1	SF: 0 SAC: 0 DP: 0 HBP: 0	WP: 0 PA: 39
PITCHER Billy Hoelt, L ERA: 3.86 (1, 1)	IP: 9.0 WLS: W BF: 39 H: 9 R: 2 ER: 2 SO: 6 BB: 3 IBB: 0 HBP: 0 BLK: 0 WP: 0 HR: 1 S: 48 P: 60 ERA: 2.00 WHIP: 1.333																		

Chicago White Sox @ Detroit Tigers
Briggs Stadium, Detroit, MI
Tue Apr 22 1958, 3:33 AM EST
Att: 6,688 - Unknown


AB	36
R	2
H	9
RBI	2
BB	3
SO	6
LOB	16



Batter	1	2	3	4	5	6	7	8	9	AB	R	H	RBI	BB	SO	LOB	BOTTOM
Frank Bolling, R OBP: 0.514, SLG: 0.533 (1, 4)	K	K		F9			2B BB			3	1	0	0	1	2	2	
Billy Martin, R OBP: 0.333, SLG: 0.394 (1, 6)	1B 2B	SH1-4			6-3		WP 3B 2B			3	2	2	2	0	0	0	
Harvey Kuenn, R OBP: 0.500, SLG: 0.765 (1, 8)	1B HR	5-3			F9		3B			4	1	2	1	0	0	1	
Al Kaline, R Johnny Groth, R	HR 1B		L5-3		L8		6-3			3	1	1	1	0	0	0	
Ray Boone, R Gail Harris, L	F9					6-3		3-1 BLK SF8 BB		2	1	0	0	2	0	2	
Charlie Maxwell, L Reno Bertoia, R	HR	E3			F7		F8		3-1	4	1	1	3	0	0	2	
Jim Hegan, R Billy Hoelt, L	CS	CS			5-3		K		SF8	3	0	0	1	0	1	1	
Early Wynn, S Ray Moore, R	CS	1B SH1-4 2B			5-3		F7		F8	4	1	1	0	0	0	0	
Inning Stats	R: 4 E: 1 K: 1 S: 9	H: 4 LOB: 0 BB: 0 P: 9	R: 1 E: 0 K: 1 S: 7	H: 2 LOB: 1 BB: 0 P: 7	R: 0 E: 0 K: 0 S: 3	H: 0 LOB: 1 BB: 1 P: 7	R: 0 E: 0 K: 1 S: 5	H: 0 LOB: 0 BB: 0 P: 5	R: 0 E: 0 K: 1 S: 5	H: 0 LOB: 0 BB: 0 P: 5	R: 2 E: 0 K: 0 S: 5	H: 2 LOB: 1 BB: 1 P: 9	R: 1 E: 0 K: 0 S: 3	H: 0 LOB: 0 BB: 1 P: 7	1B: 3 2B: 3 3B: 1 HR: 1	SF: 1 SAC: 1 DP: 0 HBP: 0	WP: 1 PA: 36
PITCHER Early Wynn, R Ray Moore, R ERA: 3.24 (1, 1)	IP: 1.0 WLS: L BF: 9 H: 2 R: 3 ER: 3 SO: 3 BB: 3 IBB: 0 HBP: 0 BLK: 1 WP: 1 HR: 0 S: 11 P: 41 ERA: 45.00 WHIP: 6.000																

Chicago White Sox @ Detroit Tigers
Briggs Stadium, Detroit, MI
Tue Apr 22 1958, 3:33 AM EST
Att: 6,688 - Unknown

AB	30
R	8
H	8
RBI	8
BB	3
SO	4
LOB	9



Batter	1	2	3	4	5	6	7	8	9	AB	R	H	RBI	BB	SO	LOB	TOP			
Luis Aparicio, R (1, 6) OBP: 0.306, SLG: 0.486	F2		FC5-2 E 1B		S BB			E5 E S		3	0	1	0	1	0	0	Chicago White Sox @ Cleveland Indians Cleveland Municipal Stadium, Cleveland, OH Wed Apr 23 1958, 3:33 AM EST Att: 2,391 - Unknown livebaseballscorecards.com			
Nellie Fox, L (1, 4) OBP: 0.472, SLG: 0.500	CS 1B		E1 FC5-2		F9			F9		4	0	1	0	0	0	4				
Al Smith, R (1, 7) OBP: 0.242, SLG: 0.250	K		FC5-2 FC5-4		K			F4		4	0	0	0	0	2	5				
Sherm Lollar, R (1, 2) OBP: 0.500, SLG: 0.682 Jim Rivera, L (8, PR) Earl Battey, R (8, 2)		BB	FC5-4		K			S BB		2	0	0	0	2	1	3				
Ron Jackson, R (1, 3) OBP: 0.313, SLG: 0.500 Walt Dropo, R (8, PH) OBP: 0.250, SLG: 0.250	K				K			K		3	0	0	0	0	3	1				
Bubba Phillips, R (1, 9) OBP: 0.250, SLG: 0.429	K				K			K		1	0	0	0	0	1	2				
Jim Landis, R (1, 8) OBP: 0.294, SLG: 0.667	F3				5-3			F8		4	0	0	0	0	2	1				
Sammy Esposito, R (1, 5) OBP: 0.500, SLG: 0.333			E FC5-2 BB		F8			K		3	0	1	0	1	1	0				
Billy Pierce, L (1, 1)			K		F8			5-3		3	0	0	0	0	1	2				
Inning Stats	R: 0 E: 0 K: 1 S: 5	H: 1 LOB: 1 BB: 0 P: 5	R: 0 E: 0 K: 2 S: 7	H: 0 LOB: 1 BB: 1 P: 11	R: 0 E: 1 K: 1 S: 7	H: 1 LOB: 3 BB: 1 P: 11	R: 0 E: 0 K: 2 S: 3	H: 0 LOB: 0 BB: 0 P: 7	R: 0 E: 0 K: 0 S: 9	H: 0 LOB: 1 BB: 1 P: 7	R: 0 E: 0 K: 3 S: 9	H: 1 LOB: 1 BB: 0 P: 6	R: 0 E: 1 K: 1 S: 6	H: 0 LOB: 3 BB: 1 P: 10	R: 0 E: 0 K: 2 S: 7	H: 0 LOB: 0 BB: 0 P: 7		1B: 3 2B: 1 3B: 0 HR: 0	SF: 0 SAC: 0 DP: 1 HBP: 0	WP: 0 PB: 0 SB: 3 CS: 1
PITCHER Herb Score, L (1, 1) ERA: 2.91	IP: 9.0 WLS: W BF: 35 H: 3 R: 0 ER: 0 SO: 13 BB: 4 IBB: 0 HBP: 0 BLK: 0 WP: 0 HR: 0 S: 57 P: 73 ERA: 0.00 WHIP: 0.778															PITCHER				

Batter	1	2	3	4	5	6	7	8	9	AB	R	H	RBI	BB	SO	LOB	BOTTOM			
Roger Maris, L (1, 9) OBP: 0.282, SLG: 0.472	F9		F9		K					4	0	0	0	0	2	0	Chicago White Sox @ Cleveland Indians Cleveland Municipal Stadium, Cleveland, OH Wed Apr 23 1958, 3:33 AM EST Att: 2,391 - Unknown livebaseballscorecards.com			
Bobby Avila, R (1, 5) OBP: 0.208, SLG: 0.273 Billy Harrell, R (9, 5)	K		HR		F9			BB		3	1	1	1	1	1	0				
Minnie Minoso, R (1, 7) OBP: 0.333, SLG: 0.389	5-3		F7				1B	F9		4	0	1	0	0	0	1				
Rocky Colavito, R (1, 3) OBP: 0.538, SLG: 0.818 Mickey Vernon, L (7, 3) OBP: 0.538, SLG: 0.545		1B SF8 2B	1B			FC3 1B		SH1-4 1B		3	1	3	0	0	0	0				
Chico Carrasquel, R (1, 6) OBP: 0.342, SLG: 0.400		E 1B	F2			FC3		SH1-4		3	0	1	0	0	0	3				
Carroll Hardy, R (1, 8)	SF8				5-3		K			3	0	0	1	0	1	4				
Dick Brown, R (1, 2) OBP: 0.385, SLG: 0.545	F7				F4		F4			3	0	0	0	1	0	4				
Billy Moran, R (1, 4) OBP: 0.250, SLG: 0.292	E6				6-3		F9			4	0	0	0	0	0	6				
Herb Score, L (1, 1) OBP: 0.250, SLG: 0.143	B4-3				K			F8		3	0	0	0	0	1	2				
Inning Stats	R: 0 E: 0 K: 1 S: 5	H: 0 LOB: 0 BB: 0 P: 5	R: 1 E: 1 K: 0 S: 6	H: 2 LOB: 2 BB: 0 P: 6	R: 1 E: 0 K: 0 S: 5	H: 2 LOB: 1 BB: 0 P: 5	R: 0 E: 0 K: 0 S: 3	H: 0 LOB: 0 BB: 0 P: 3	R: 0 E: 0 K: 2 S: 7	H: 0 LOB: 0 BB: 0 P: 7	R: 0 E: 0 K: 1 S: 8	H: 2 LOB: 2 BB: 0 P: 8	R: 0 E: 0 K: 1 S: 5	H: 0 LOB: 1 BB: 1 P: 9	R: 0 E: 0 K: 0 S: 4	H: 1 LOB: 2 BB: 1 P: 8		1B: 5 2B: 1 3B: 0 HR: 1	SF: 1 SAC: 1 DP: 0 HBP: 0	WP: 0 PB: 0 SB: 0 CS: 0
PITCHER Billy Pierce, L (1, 1) ERA: 3.86	IP: 8.0 WLS: L BF: 35 H: 7 R: 2 ER: 2 SO: 5 BB: 1 IBB: 1 HBP: 0 BLK: 0 WP: 0 HR: 1 S: 43 P: 51 ERA: 2.25 WHIP: 1.000															PITCHER				

Batter	1	2	3	4	5	6	7	8	9	AB	R	H	RBI	BB	SO	LOB	TOP																					
Luis Aparicio, R OBP: 0.300, SLG: 0.462	1-3		5-3														4 0 1 1 0 0 1																					
Nelle Fox, L OBP: 0.450, SLG: 0.472	1-3																4 0 1 1 0 0 0																					
Bubba Phillips, R OBP: 0.222, SLG: 0.375	F3			B1-3	F4												4 0 0 0 0 0 2																					
Walt Dropo, R OBP: 0.125, SLG: 0.125		F8		5-3	F7												4 0 0 0 0 0 2																					
Al Smith, R OBP: 0.243, SLG: 0.229 Ted Beard, L (8, PR) (8, 7)	F5				5-3	F8											3 0 0 0 1 0 0 0 0 0 0 0 0 0																					
Jim Landis, R OBP: 0.333, SLG: 0.684	K				2B 1B	1-3 2B											4 1 2 0 0 2 1																					
Jim Rivera, L OBP: 0.333, SLG: 0.500			K		1-3 1B	1-3 2B											4 1 2 0 0 1 1																					
Earl Batley, R OBP: 0.375, SLG: 0.167 Ray Moore, R OBP: 0.333, SLG: 0.667 Ron Jackson, R OBP: 0.294, SLG: 0.467					1B 1B	1B 1B											2 1 1 2 1 1 1 0 0 0 0 0 0 0 1 0 0 0 0 0 1																					
Jim Wilson, R Don Rudolph, L Bill Fischer, R Sammy Esposito, R Gerry Staley, R Sherm Lollar, R			K		1-3 1B	1-3 1B											1 0 0 0 0 1 1 0 0 0 0 0 0 0 0 0 0 0 0 0 0 1 1 1 0 0 0 0 0 0 0 0 0 0 0 2 0 0 0 0 0 1																					
Inning Stats	R: 0 E: 0 K: 0 S: 3	H: 0 LOB: 0 BB: 0 P: 3	R: 0 E: 0 K: 1 S: 5	H: 0 LOB: 0 BB: 0 P: 5	R: 0 E: 0 K: 2 S: 7	H: 0 LOB: 1 BB: 1 P: 11	R: 0 E: 0 K: 0 S: 3	H: 0 LOB: 0 BB: 0 P: 3	R: 4 E: 0 K: 1 S: 9	H: 6 LOB: 2 BB: 0 P: 9	R: 0 E: 0 K: 0 S: 6	H: 1 LOB: 1 BB: 0 P: 6	R: 0 E: 0 K: 0 S: 3	H: 0 LOB: 0 BB: 0 P: 3	R: 0 E: 0 K: 1 S: 5	H: 0 LOB: 1 BB: 1 P: 9	1B: 6 2B: 2 3B: 0 HR: 0	SF: 0 SAC: 0 DP: 1 HBP: 0	WP: 0 PB: 0 CS: 0	PA: 36																		
PITCHER	IP	WLS	BF	H	R	ER	SO	BB	IBB	HBP	BLK	WP	HR	S	P	ERA	WHIP	PITCHER				IP	WLS	BF	H	R	ER	SO	BB	IBB	HBP	BLK	WP	HR	S	P	ERA	WHIP
Dick Tomaneck, L ERA: 6.48	4.1		18	4	4	4	3	1	0	0	0	0	0	23	27	8.31	1.154																					
Don Mossi, L ERA: 2.57	4.2	W	18	4	0	0	2	1	0	0	0	0	0	21	25	0.00	1.071																					

Chicago White Sox @ Cleveland Indians
Cleveland Municipal Stadium, Cleveland, OH
Thu Apr 24 1958, 3:33 AM EST
Att: 1,763 - Unknown

AB 34
R 4
H 8
RBI 4
BB 2
SO 5
LOB 11



Batter	1	2	3	4	5	6	7	8	9	AB	R	H	RBI	BB	SO	LOB	BOTTOM																					
Roger Maris, L OBP: 0.302, SLG: 0.475	2B 1B		F4	FC6-4 1B													4 1 2 0 0 1 0																					
Bobby Avila, R OBP: 0.250, SLG: 0.385 Billy Harrell, R	1-3 2B			E 2B													4 1 2 1 0 1 1 0 0 0 0 0 0 0																					
Minnie Minoza, R OBP: 0.349, SLG: 0.475	F6		E7 1B														4 1 2 2 0 0 1																					
Preston Ward, L OBP: 0.526, SLG: 0.500	F2		2B 1B														4 1 1 0 0 1 1																					
Gary Geiger, L OBP: 0.345, SLG: 0.217	F6		2B BB														3 1 0 0 1 0 1																					
Chico Carasquel, R OBP: 0.333, SLG: 0.410		6-3															4 0 1 2 0 1 0																					
Russ Nixon, L OBP: 0.346, SLG: 0.462																	3 1 1 1 0 1 1																					
Billy Moran, R OBP: 0.222, SLG: 0.259																	3 0 0 0 0 1 0																					
Dick Tomaneck, L Don Mossi, L																	2 0 0 0 0 2 0 1 0 0 0 0 1 0																					
Inning Stats	R: 1 E: 0 K: 0 S: 5	H: 2 LOB: 1 BB: 0 P: 5	R: 1 E: 0 K: 1 S: 6	H: 1 LOB: 0 BB: 0 P: 6	R: 3 E: 1 K: 1 S: 8	H: 4 LOB: 1 BB: 1 P: 12	R: 0 E: 0 K: 2 S: 8	H: 1 LOB: 0 BB: 0 P: 8	R: 0 E: 0 K: 0 S: 3	H: 0 LOB: 0 BB: 0 P: 3	R: 0 E: 0 K: 3 S: 9	H: 0 LOB: 0 BB: 0 P: 9	R: 0 E: 0 K: 0 S: 8	H: 0 LOB: 0 BB: 0 P: 8	R: 1 E: 0 K: 2 S: 8	H: 1 LOB: 0 BB: 0 P: 8	1B: 4 2B: 3 3B: 0 HR: 2	SF: 0 SAC: 0 DP: 0 HBP: 0	WP: 0 PB: 0 CS: 0	PA: 33																		
PITCHER	IP	WLS	BF	H	R	ER	SO	BB	IBB	HBP	BLK	WP	HR	S	P	ERA	WHIP	PITCHER				IP	WLS	BF	H	R	ER	SO	BB	IBB	HBP	BLK	WP	HR	S	P	ERA	WHIP
Jim Wilson, R ERA: 6.52	2.2	L	13	6	4	4	1	0	0	0	0	0	0	4	8	27.00	6.000																					
Don Rudolph, L ERA: 7.71	0.1		3	1	1	1	1	1	0	0	0	0	0	4	8																							
Bill Fischer, R ERA: 10.8	1.0		4	1	0	0	2	0	0	0	0	0	0	8	8	0.00	1.000																					
Gerry Staley, R ERA: 10.8	2.0		6	0	0	0	0	0	0	0	0	0	0	6	6	0.00	0.000																					
Ray Moore, R ERA: 3.48	2.0		7	1	1	1	5	0	0	0	0	0	1	17	17	4.50	0.500																					

Chicago White Sox @ Cleveland Indians
Cleveland Municipal Stadium, Cleveland, OH
Thu Apr 24 1958, 3:33 AM EST
Att: 1,763 - Unknown

AB 32
R 6
H 9
RBI 6
BB 1
SO 9
LOB 5




Batter	1	2	3	4	5	6	7	8	9	AB	R	H	RBI	BB	SO	LOB	TOP			
Mike Baxes, R OBP: 0.426, SLG: 0.417 (1,4)										5	0	3	0	0	0	2	Kansas City Athletics @ Chicago White Sox Comiskey Park, Chicago, IL Sat Apr 26 1958, 4:33 AM EST Att: 3,906 - Unknown livebaseballscorecards.com			
Bill Tuttle, R OBP: 0.460, SLG: 0.487 (1,9)										4	1	1	0	1	0	1				
Hector Lopez, R OBP: 0.373, SLG: 0.429 (1,5)										3	2	1	0	2	0	4				
Vic Power, R OBP: 0.245, SLG: 0.283 (1,3)										5	1	0	0	0	0	5				
Bob Cerv, R OBP: 0.447, SLG: 0.780 (1,7)										5	2	1	0	1	1	2				
Woodie Held, R OBP: 0.382, SLG: 0.375 (1,8)										3	1	3	1	2	0	0				
Frank House, L OBP: 0.304, SLG: 0.409 (1,2)										5	0	2	2	0	1	5				
Joe Demaestri, R OBP: 0.310, SLG: 0.310 (1,6)										5	0	0	1	0	0	6				
Ralph Terry, R OBP: 0.111, SLG: 0.111 (1,1)										4	0	1	1	0	0	2				
Inning Stats	R: 0 E: 0 K: 0 S: 3	H: 1 LOB: 1 BB: 1 P: 7	R: 0 E: 0 K: 1 S: 7	H: 2 LOB: 2 BB: 0 P: 7	R: 2 E: 0 K: 1 S: 9	H: 4 LOB: 2 BB: 0 P: 9	R: 0 E: 0 K: 0 S: 4	H: 1 LOB: 2 BB: 1 P: 8	R: 2 E: 1 K: 0 S: 7	H: 3 LOB: 2 BB: 0 P: 7	R: 3 E: 0 K: 0 S: 5	H: 1 LOB: 0 BB: 0 P: 13	R: 0 E: 0 K: 0 S: 3	H: 0 LOB: 0 BB: 0 P: 3	R: 0 E: 0 K: 0 S: 2	H: 0 LOB: 0 BB: 1 P: 6	1B: 12 2B: 1 3B: 0 HR: 0	SF: 0 SAC: 0 DP: 4 HBP: 0	WP: 0 PB: 0 CS: 0	PA: 44
PITCHER	IP WLS BF H R ER SO BB IBB HBP BLK WP HR S P ERA WHIP	IP WLS BF H R ER SO BB IBB HBP BLK WP HR S P ERA WHIP																		
Dick Donovan, R ERA: 3.74 (1,1)	5.0 L 28 11 4 2 2 2 2 0 0 0 0 0 0 30 38 3.60 2.600																			
Jim McDonald, R ERA: 19.29 (6,1)	0.1 6 1 3 0 0 2 0 0 0 0 0 0 0 4 12 0.00 9.000																			
Dixie Howell, R ERA: (6,1)	1.2 4 0 0 0 0 0 0 0 0 0 0 0 0 4 4 0.00 0.000																			
Don Rudolph, L ERA: 4.15 (8,1)	2.0 6 1 0 0 0 1 0 0 0 0 0 0 0 5 9 0.00 1.000																			

Batter	1	2	3	4	5	6	7	8	9	AB	R	H	RBI	BB	SO	LOB	BOTTOM					
Luis Aparicio, R OBP: 0.300, SLG: 0.417 (1,6)										3	0	1	0	1	0	1	Kansas City Athletics @ Chicago White Sox Comiskey Park, Chicago, IL Sat Apr 26 1958, 4:33 AM EST Att: 3,906 - Unknown livebaseballscorecards.com					
Nellie Fox, L OBP: 0.408, SLG: 0.422 (1,4)										4	0	0	0	0	0	3						
Earl Torgeson, L OBP: 0.391, SLG: 0.067 (1,3)										3	0	1	0	1	0	2						
Sherm Lollar, R OBP: 0.447, SLG: 0.645 (1,2)										4	0	0	0	0	0	3						
Al Smith, R OBP: 0.250, SLG: 0.293 (1,7)										3	1	1	1	1	1	0						
Jim Rivera, L OBP: 0.400, SLG: 0.429 (1,9)										4	0	1	0	0	1	1						
Jim Landis, R OBP: 0.333, SLG: 0.571 (1,8)										4	0	2	0	0	1	1						
Bubba Phillips, R OBP: 0.214, SLG: 0.324 (7, PH)										2	0	0	0	0	1	0						
Sammy Esposito, R OBP: 0.571, SLG: 0.500 (8, 5)										1	0	1	0	0	0	0						
Inning Stats	R: 0 E: 0 K: 0 S: 3	H: 1 LOB: 0 BB: 0 P: 3	R: 0 E: 0 K: 1 S: 6	H: 1 LOB: 1 BB: 0 P: 6	R: 0 E: 0 K: 0 S: 3	H: 0 LOB: 1 BB: 1 P: 7	R: 0 E: 0 K: 1 S: 5	H: 1 LOB: 1 BB: 1 P: 9	R: 0 E: 0 K: 0 S: 5	H: 0 LOB: 0 BB: 0 P: 5	R: 0 E: 0 K: 0 S: 3	H: 0 LOB: 1 BB: 1 P: 7	R: 1 E: 0 K: 0 S: 5	H: 2 LOB: 1 BB: 0 P: 5	R: 0 E: 0 K: 0 S: 3	H: 0 LOB: 1 BB: 1 P: 7	R: 0 E: 0 K: 2 S: 9	H: 2 LOB: 2 BB: 0 P: 9	1B: 6 2B: 0 3B: 0 HR: 1	SF: 0 SAC: 0 DP: 2 HBP: 0	WP: 1 PB: 0 SB: 3 CS: 0	PA: 36
PITCHER	IP WLS BF H R ER SO BB IBB HBP BLK WP HR S P ERA WHIP	IP WLS BF H R ER SO BB IBB HBP BLK WP HR S P ERA WHIP																				
Ralph Terry, R ERA: 3.57 (1,1)	9.0 W 36 7 1 1 5 4 0 0 0 1 1 1 42 58 1.00 1.222																					

Batter	1	2	3	4	5	6	7	8	9	AB	R	H	RBI	BB	SO	LOB	TOP		
Luis Aparicio, R (1,6) OBP: 0.283, SLG: 0.392 Walt Dropo, R (9, PH) OBP: 0.250, SLG: 0.100	F8		SH1-4		K2-3		F8		F5	3	0	0	0	0	1	2			
Nelle Fox, L (1,4) OBP: 0.377, SLG: 0.388	4-3		1-3				F7		F7	4	0	0	0	0	0	1			
Earl Torgeson, L (1,3) OBP: 0.407, SLG: 0.167	K		K						FC5-4 BB	3	0	1	0	1	2	1			
Sherm Lollar, R (1,2) OBP: 0.452, SLG: 0.618					F5				FC5-4 BB	3	1	1	0	1	0	1			
Al Smith, R (1,7) OBP: 0.271, SLG: 0.295							F2		F8	3	0	1	0	1	0	3			
Jim Landis, R (1,8) OBP: 0.323, SLG: 0.552 Bubba Phillips, R (2,8) OBP: 0.205, SLG: 0.308 Ted Beard, L (9, PH)	F5				G6-4-3		F1		6-3	1	0	0	0	0	0	2			
Jim Rivera, L (1,9) OBP: 0.421, SLG: 0.471										3	1	1	1	1	0	1			
Sammy Esposito, R (1,5) OBP: 0.444, SLG: 0.375 Billy Goodman, L (7, PH) OBP: 0.222, SLG: 0.176										2	0	0	0	0	0	2			
Early Wynn, S (1,1) Don Mueller, L (7, PH) OBP: 0.200, SLG: 0.400 Gerry Staley, R (7,1) Tito Francona, L (9, PH) OBP: 0.250, SLG: 0.200										0	0	0	0	1	0	0			
Inning Stats	R: 0 E: 0 K: 1 S: 5	H: 0 LOB: 0 BB: 0 P: 5	R: 1 E: 1 K: 0 S: 5	H: 2 LOB: 1 BB: 0 P: 5	R: 0 E: 0 K: 1 S: 5	H: 0 LOB: 1 BB: 1 P: 9	R: 0 E: 0 K: 0 S: 2	H: 0 LOB: 0 BB: 1 P: 6	R: 0 E: 0 K: 1 S: 5	H: 1 LOB: 2 BB: 1 P: 8	R: 0 E: 0 K: 0 S: 4	H: 1 LOB: 1 BB: 1 P: 4	R: 0 E: 1 K: 0 S: 3	H: 0 LOB: 1 BB: 1 P: 7	R: 1 E: 0 K: 0 S: 5	H: 2 LOB: 1 BB: 0 P: 5	1B: 3 2B: 3 3B: 0 HR: 0	SF: 0 SAC: 2 DP: 1 HBP: 0	WP: 0 PA: 37 CS: 0
PITCHER	IP	WLS	BF	H	R	ER	SO	BB	IBB	HBP	BLK	WP	HR	S	P	ERA	WHIP		
Jack Harshman, L (1,1) ERA: 1.5	5.1	W	22	3	1	1	3	4	0	0	0	0	0	24	40	1.69	1.312		
Milt Pappas, R (6,1) ERA: 1.74	0.2		2	0	0	0	0	0	0	0	0	0	0	2	2	0.00	0.000		
George Zuverink, R (7,1) ERA: 3.12	3.0	S	13	3	1	1	0	1	0	0	0	0	0	12	16	3.00	1.333		

Chicago White Sox @ Baltimore Orioles
Memorial Stadium, Baltimore, MD
Wed Apr 30 1958, 7:05 PM EDT
Att: 10,759 - Unknown


AB 30
R 2
H 6
RBI 2
BB 5
SO 3
LOB 18



Batter	1	2	3	4	5	6	7	8	9	AB	R	H	RBI	BB	SO	LOB	BOTTOM		
Billy Gardner, R (1,4) OBP: 0.204, SLG: 0.234	K		F8		F3	F3				4	0	0	0	0	1	4			
Al Pilarcik, L (1,9) OBP: 0.295, SLG: 0.243	3-1		F8		K				1-3	4	0	0	0	0	1	2			
Gene Woodling, L (1,7) OBP: 0.412, SLG: 0.333 Jim Busby, R (8,8) OBP: 0.286, SLG: 0.118										4	0	1	0	0	0	0			
Jim Marshall, L (1,3) OBP: 0.188, SLG: 0.313										4	1	1	0	0	0	1			
Gus Triandos, R (1,2) OBP: 0.326, SLG: 0.513										3	1	1	1	1	0	0			
Lenny Green, L (1,8) OBP: 0.385, SLG: 0.500										4	1	1	0	0	0	2			
Brooks Robinson, R (1,5) OBP: 0.512, SLG: 0.657										3	0	1	1	0	0	1			
Foster Castleman, R (1,6) OBP: 0.273, SLG: 0.450										1	0	1	0	1	0	0			
Jack Harshman, L (1,1) Milt Pappas, R (6,1) Bob Boyd, L (6, PH) OBP: 0.083, SLG: 0.083 George Zuverink, R (7,1)										1	0	0	0	1	0	2			
Inning Stats	R: 0 E: 0 K: 1 S: 5	H: 0 LOB: 0 BB: 0 P: 5	R: 0 E: 0 K: 0 S: 2	H: 0 LOB: 0 BB: 1 P: 6	R: 0 E: 0 K: 0 S: 3	H: 0 LOB: 2 BB: 1 P: 8	R: 2 E: 0 K: 0 S: 7	H: 4 LOB: 2 BB: 0 P: 7	R: 0 E: 0 K: 1 S: 6	H: 1 LOB: 1 BB: 0 P: 6	R: 1 E: 0 K: 0 S: 5	H: 2 LOB: 2 BB: 1 P: 9	R: 0 E: 0 K: 0 S: 3	H: 0 LOB: 0 BB: 0 P: 3	R: 0 E: 0 K: 0 S: 3	H: 0 LOB: 0 BB: 0 P: 3	1B: 3 2B: 3 3B: 1 HR: 0	SF: 0 SAC: 1 DP: 1 HBP: 1	WP: 0 PA: 34 CS: 0
PITCHER	IP	WLS	BF	H	R	ER	SO	BB	IBB	HBP	BLK	WP	HR	S	P	ERA	WHIP		
Early Wynn, R (1,1) ERA: 7.11	6.0	L	28	7	3	3	2	2	1	0	0	0	0	28	41	4.50	1.500		
Gerry Staley, R (7,1) ERA: 0.75	2.0		6	0	0	0	0	0	0	0	0	0	0	6	6	0.00	0.000		

Chicago White Sox @ Baltimore Orioles
Memorial Stadium, Baltimore, MD
Wed Apr 30 1958, 7:05 PM EDT
Att: 10,759 - Unknown


AB 29
R 3
H 7
RBI 3
BB 3
SO 2
LOB 12



Batter	1	2	3	4	5	6	7	8	9	10	AB	R	H	RBI	BB	SO	LOB	TOP					
Ted Beard, L (1, 8) OBP: 0.365, SLG: 0.373	K				E6 1-3 2-3 1B		K											3 1 0 0 2 2 0					
Nellie Fox, L (1, 4) OBP: 0.365, SLG: 0.373	1B		K		2-3		F7			G4-6-3								5 1 1 0 0 1 3					
Billy Goodman, L (1, 5) OBP: 0.154, SLG: 0.120	K		K		1-3		F2			6-3								5 0 0 0 0 2 3					
Sherm Lollar, R (1, 2) OBP: 0.500, SLG: 0.634										G6-3 1B								3 0 3 2 1 0 0					
Tito Francona, L (1, 9) OBP: 0.225, SLG: 0.162	K		K							G6-3								4 0 0 0 0 3 5					
Ron Jackson, R (1, 3) OBP: 0.348, SLG: 0.421																		3 0 1 0 1 1 0 0					
Earl Torgeson, L (8, PR) (8, 3) OBP: 0.387, SLG: 0.143		6-3																0 0 0 0 0 0 0 0					
Al Smith, R (1, 7) OBP: 0.250, SLG: 0.255	K		K				F7			CS 1B								4 0 0 0 0 2 1					
Luis Aparicio, R (1, 6) OBP: 0.311, SLG: 0.414					6-3													3 0 1 0 1 0 1					
Dick Donovan, L (1, 1) Gerry Staley, R (7, 1)																		3 0 0 0 0 2 3					
																		1 0 0 0 0 1 0					
Inning Stats	R: 1 E: 0 K: 3 S: 11	H: 2 LOB: 1 BB: 0 P: 11	R: 0 E: 0 K: 2 S: 7	H: 0 LOB: 1 BB: 1 P: 11	R: 0 E: 0 K: 3 S: 9	H: 0 LOB: 2 BB: 2 P: 17	R: 0 E: 0 K: 2 S: 7	H: 0 LOB: 1 BB: 1 P: 11	R: 1 E: 1 K: 1 S: 7	H: 1 LOB: 1 BB: 0 P: 7	R: 0 E: 0 K: 0 S: 4	H: 1 LOB: 1 BB: 0 P: 4	R: 0 E: 0 K: 1 S: 5	H: 0 LOB: 0 BB: 0 P: 5	R: 0 E: 0 K: 0 S: 3	H: 2 LOB: 1 BB: 0 P: 3	R: 0 E: 0 K: 1 S: 5	H: 0 LOB: 0 BB: 0 P: 5	R: 0 E: 0 K: 0 S: 2	H: 0 LOB: 0 BB: 1 P: 6	1B: 6 2B: 0 3B: 0 HR: 0	SF: 0 SAC: 0 DP: 2 HBP: 0	WP: 0 PA: 40
PITCHER Camilo Pascual, R (1, 1) ERA: 2.81	IP: 10.0 W: 10 L: 0 S: 11	WLS: 39 BF: 6 R: 2 ER: 1 SO: 13	H: 6 R: 2 ER: 1 SO: 13	BB: 5 IBB: 0 HBP: 0 BLK: 0	WP: 0 HR: 0 S: 60 P: 80	ERA: 0.90 WHIP: 1.100	PITCHER IP WLS BF H R ER SO BB IBB HBP BLK WP HR S P ERA WHIP																

Chicago White Sox @ Washington Senators
Griffith Stadium, Washington, DC
Fri May 02 1958, 7:05 PM EDT
Att: 7,165 - Unknown

AB 34
R 2
H 6
RBI 2
BB 5
SO 13
LOB 16



Batter	1	2	3	4	5	6	7	8	9	10	AB	R	H	RBI	BB	SO	LOB	BOTTOM					
Eddie Yost, R (1, 5) OBP: 0.350, SLG: 0.245	F8																	4 0 0 0 0 0 1					
Albie Pearson, L (1, 8) OBP: 0.417, SLG: 0.289	3-1																	3 0 0 0 0 1 0					
Neil Chrissy, L (1, 9) OBP: 0.200, SLG: 0.200	6-3																	4 0 0 0 0 0 1					
Roy Sievers, R (1, 7) OBP: 0.351, SLG: 0.520																		4 1 2 1 0 0 0					
Clint Courtney, L (1, 2) OBP: 0.409, SLG: 0.474																		2 1 1 0 1 0 0					
Norm Zaichin, R (1, 3) OBP: 0.417, SLG: 0.512																		4 0 1 0 0 0 3					
Rocky Bridges, R (1, 6) OBP: 0.413, SLG: 0.375																		4 1 2 1 0 0 0					
Ossie Alvarez, R (1, 4) OBP: 0.333, SLG: 0.333																		3 0 1 0 0 0 1					
Jim Lemon, R (10, PH) OBP: 0.280, SLG: 0.285																		1 0 0 0 0 0 1					
Camilo Pascual, R (1, 1) OBP: 0.333, SLG: 0.333																		2 0 0 0 0 0 0					
Julio Becquer, L (10, PH) OBP: 0.300, SLG: 0.300																		1 0 1 1 0 0 0					
Inning Stats	R: 0 E: 0 K: 0 S: 3	H: 0 LOB: 0 BB: 0 P: 3	R: 1 E: 0 K: 0 S: 3	H: 1 LOB: 0 BB: 1 P: 7	R: 0 E: 0 K: 0 S: 3	H: 0 LOB: 0 BB: 0 P: 3	R: 0 E: 0 K: 0 S: 4	H: 2 LOB: 2 BB: 0 P: 5	R: 0 E: 0 K: 0 S: 4	H: 1 LOB: 1 BB: 0 P: 4	R: 0 E: 0 K: 1 S: 5	H: 0 LOB: 0 BB: 0 P: 5	R: 1 E: 0 K: 0 S: 3	H: 2 LOB: 0 BB: 0 P: 4	R: 0 E: 0 K: 0 S: 3	H: 0 LOB: 0 BB: 0 P: 3	R: 0 E: 0 K: 0 S: 3	H: 0 LOB: 0 BB: 0 P: 3	R: 1 E: 0 K: 0 S: 4	H: 2 LOB: 1 BB: 0 P: 4	1B: 6 2B: 1 3B: 0 HR: 1	SF: 0 SAC: 1 DP: 2 HBP: 2	WP: 0 PA: 36
PITCHER Dick Donovan, R (1, 1) ERA: 3.54	IP: 6.1 W: 6 L: 1 S: 11	WLS: 25 BF: 2 R: 1 ER: 1 SO: 0	H: 6 R: 2 ER: 1 SO: 0	BB: 1 IBB: 0 HBP: 0 BLK: 0	WP: 0 HR: 1 S: 24 P: 30	ERA: 2.84 WHIP: 1.105	PITCHER IP WLS BF H R ER SO BB IBB HBP BLK WP HR S P ERA WHIP																

Chicago White Sox @ Washington Senators
Griffith Stadium, Washington, DC
Fri May 02 1958, 7:05 PM EDT
Att: 7,165 - Unknown


AB 32
R 3
H 8
RBI 3
BB 1
SO 1
LOB 7



Batter	1	2	3	4	5	6	7	8	9	AB	R	H	RBI	BB	SO	LOB	TOP					
Ted Beard, L OBP: 0.316, SLG: 0.071 (1, 8)	0-0 1-3		4-0 S 2B BB	4-0 1B BB		0-0 1B 1-2 1B		0-0 F9		3	1	1	0	2	0	1						
Nellie Fox, L OBP: 0.366, SLG: 0.381 (1, 4)	0-0 4-3 1B		0-0 F2	0-0 SF7		0-0 1-3 2-H 1B		0-0 6-3		4	0	2	2	0	0	2						
Billy Goodman, L OBP: 0.194, SLG: 0.200 (1, 5)	0-0 4-3 1-2		0-0 2B	0-0 1-2 2-H 1B		0-0 6-3			0-0 F8	5	0	2	1	0	0	3						
Sherm Lollar, R OBP: 0.473, SLG: 0.578 (1, 2)	0-0 F7		1-0 HBP		0-0 5-3		0-0 5-3		0-0 F6	4	0	0	0	0	0	1						
Jim Rivera, L OBP: 0.375, SLG: 0.381 (1, 9)		4-0 FC3-6 1B SF8-3-4 BB	0-0 3-1		0-3 K		0-0 1-3		0-0 4-3	4	1	0	0	1	1	2						
Ron Jackson, R OBP: 0.346, SLG: 0.409 Tom Qualters, R (6, 1)		0-0 FC3-6 1B		0-3 K		0-0 5-3				3	0	1	0	0	1	0						
Tito Francona, L OBP: 0.244, SLG: 0.184 Gerry Staley, R (7, PH)		0-0 FC3-6 1B		0-0 K		0-0 1B				1	0	1	0	0	0	0						
Al Smith, R OBP: 0.250, SLG: 0.255 (1, 7)		0-0 FC3-6 1-2 2-3		0-0 1B 1B		0-3 K		0-0 1-3		4	1	1	0	0	1	3						
Luis Aparicio, R OBP: 0.308, SLG: 0.410 (1, 6)		0-0 SF8-3-4		0-0 1B 1-2 SF7 1B		0-0 6-3		0-0 F2		3	1	1	1	0	0	0						
Billy Pierce, L (1, 1)				0-0 5-3		0-0 1-3 2-H 1B 1B		4-0 1B BB		0	0	0	0	0	0	0						
Ray Moore, R OBP: 0.400, SLG: 0.600 Bill Fischer, R (4, 1)				0-0 5-3		0-0 1B BB		4-0 1B BB		2	0	1	1	0	0	0						
Earl Torgeson, L OBP: 0.424, SLG: 0.143 (6, PH)				0-0 5-3		0-0 1-3 2-H 1B 1B		4-0 1B BB		0	0	0	0	0	0	0						
Inning Stats	R: 0 E: 0 K: 0 S: 4	H: 1 LOB: 1 BB: 0 P: 4	R: 1 E: 0 K: 0 S: 3	H: 1 LOB: 0 BB: 1 P: 7	R: 1 E: 0 K: 0 S: 4	H: 1 LOB: 2 BB: 1 P: 9	R: 2 E: 0 K: 1 S: 8	H: 4 LOB: 2 BB: 1 P: 12	R: 0 E: 0 K: 1 S: 5	H: 0 LOB: 0 BB: 0 P: 5	R: 1 E: 0 K: 1 S: 7	H: 2 LOB: 2 BB: 1 P: 11	R: 0 E: 0 K: 0 S: 4	H: 1 LOB: 1 BB: 0 P: 4	R: 0 E: 0 K: 0 S: 3	H: 0 LOB: 0 BB: 0 P: 3	1B: 9 2B: 2 3B: 0 HR: 0	SF: 2 SAC: 0 DP: 1 HBP: 1	WP: 0 PB: 0 SB: 1 CS: 0	PA: 41		
PITCHER	IP WLS BF H R ER SO BB IBB HBP BLK WP HR S P ERA WHIP	IP WLS BF H R ER SO BB IBB HBP BLK WP HR S P ERA WHIP	IP WLS BF H R ER SO BB IBB HBP BLK WP HR S P ERA WHIP	IP WLS BF H R ER SO BB IBB HBP BLK WP HR S P ERA WHIP	IP WLS BF H R ER SO BB IBB HBP BLK WP HR S P ERA WHIP	IP WLS BF H R ER SO BB IBB HBP BLK WP HR S P ERA WHIP	IP WLS BF H R ER SO BB IBB HBP BLK WP HR S P ERA WHIP	IP WLS BF H R ER SO BB IBB HBP BLK WP HR S P ERA WHIP	IP WLS BF H R ER SO BB IBB HBP BLK WP HR S P ERA WHIP	IP WLS BF H R ER SO BB IBB HBP BLK WP HR S P ERA WHIP	IP WLS BF H R ER SO BB IBB HBP BLK WP HR S P ERA WHIP	IP WLS BF H R ER SO BB IBB HBP BLK WP HR S P ERA WHIP	IP WLS BF H R ER SO BB IBB HBP BLK WP HR S P ERA WHIP	IP WLS BF H R ER SO BB IBB HBP BLK WP HR S P ERA WHIP	IP WLS BF H R ER SO BB IBB HBP BLK WP HR S P ERA WHIP	IP WLS BF H R ER SO BB IBB HBP BLK WP HR S P ERA WHIP	IP WLS BF H R ER SO BB IBB HBP BLK WP HR S P ERA WHIP	IP WLS BF H R ER SO BB IBB HBP BLK WP HR S P ERA WHIP	IP WLS BF H R ER SO BB IBB HBP BLK WP HR S P ERA WHIP	IP WLS BF H R ER SO BB IBB HBP BLK WP HR S P ERA WHIP	IP WLS BF H R ER SO BB IBB HBP BLK WP HR S P ERA WHIP	IP WLS BF H R ER SO BB IBB HBP BLK WP HR S P ERA WHIP

Chicago White Sox @ Boston Red Sox
Fenway Park, Boston, MA
Tue May 06 1958, 3:33 AM EDT
Att: 3,376 - Unknown


AB	33
R	5
H	10
RBI	5
BB	5
SO	3
LOB	12



Batter	1	2	3	4	5	6	7	8	9	AB	R	H	RBI	BB	SO	LOB	BOTTOM					
Don Buddin, R OBP: 0.464, SLG: 0.406 (1, 6)	0-3 K	0-0 BB BB 1B	0-0 F6		0-0 SH2-4		4-0 E BB			3	0	1	1	1	1	2						
Pete Runnels, L OBP: 0.398, SLG: 0.372 (1, 4)	0-3 K	4-0 3-H BB BB		0-0 1B 1B 1B	0-0 4-3		0-0 E3			4	1	1	0	1	1	2						
Ted Williams, L OBP: 0.457, SLG: 0.408 Gene Stephens, L OBP: 0.282, SLG: 0.229 (9, 7)	4-0 HR BB	0-0 F9		0-0 1B 1-2 5-3 1B	4-0 IBB		0-3 K			3	2	1	0	2	1	4						
Dick Gemert, R OBP: 0.475, SLG: 0.581 (1, 3)	0-0 1-H HR	4-0 1-2 2-3 BB		0-0 5-3 1B 1-2 2-3 WP 1B	0-3 K		0-0 F9			4	2	2	2	1	1	4						
Frank Matzone, R OBP: 0.360, SLG: 0.432 (1, 5)	0-0 HR	0-3 K		0-0 WP 5-3 1B		0-0 FC5-4 1B		0-0 6-3		5	1	3	2	0	1	3						
Jackie Jensen, R OBP: 0.342, SLG: 0.431 (1, 9)	0-0 2B		0-0 WP S 1B	0-0 5-3		0-0 F7		0-0 2B		5	0	3	1	0	0	3						
Sammy White, R OBP: 0.295, SLG: 0.379 (1, 2)	0-0 1-3		0-3 K	0-0 6-3		0-3 K		0-0 6-3		5	0	0	0	0	2	5						
Jim Piersall, R OBP: 0.333, SLG: 0.333 (1, 8)		4-0 4-3 S 1B BB	4-0 BB	0-0 5-3		0-0 FC5-4		4-0 IBB		2	1	0	0	3	0	2						
Mike Fomieses, R OBP: 0.333, SLG: 0.333 Murray Wall, R (4, 1)	0-0 4-3		0-3 K		0-0 E5		0-0 F6		0-0 F9	2	0	0	0	0	1	3						
Inning Stats	R: 3 E: 0 K: 2 S: 10	H: 3 LOB: 1 BB: 1 P: 14	R: 1 E: 0 K: 1 S: 6	H: 1 LOB: 3 BB: 3 P: 18	R: 0 E: 0 K: 2 S: 8	H: 1 LOB: 2 BB: 1 P: 12	R: 3 E: 0 K: 0 S: 7	H: 4 LOB: 1 BB: 0 P: 7	R: 0 E: 1 K: 1 S: 6	H: 0 LOB: 2 BB: 1 P: 10	R: 0 E: 0 K: 1 S: 6	H: 1 LOB: 1 BB: 0 P: 6	R: 0 E: 0 K: 1 S: 6	H: 0 LOB: 2 BB: 1 P: 10	R: 0 E: 0 K: 0 S: 4	H: 1 LOB: 2 BB: 1 P: 8	1B: 7 2B: 2 3B: 0 HR: 2	SF: 0 SAC: 1 DP: 0 HBP: 0	WP: 2 PB: 0 SB: 2 CS: 0	PA: 45		
PITCHER	IP WLS BF H R ER SO BB IBB HBP BLK WP HR S P ERA WHIP	IP WLS BF H R ER SO BB IBB HBP BLK WP HR S P ERA WHIP	IP WLS BF H R ER SO BB IBB HBP BLK WP HR S P ERA WHIP	IP WLS BF H R ER SO BB IBB HBP BLK WP HR S P ERA WHIP	IP WLS BF H R ER SO BB IBB HBP BLK WP HR S P ERA WHIP	IP WLS BF H R ER SO BB IBB HBP BLK WP HR S P ERA WHIP	IP WLS BF H R ER SO BB IBB HBP BLK WP HR S P ERA WHIP	IP WLS BF H R ER SO BB IBB HBP BLK WP HR S P ERA WHIP	IP WLS BF H R ER SO BB IBB HBP BLK WP HR S P ERA WHIP	IP WLS BF H R ER SO BB IBB HBP BLK WP HR S P ERA WHIP	IP WLS BF H R ER SO BB IBB HBP BLK WP HR S P ERA WHIP	IP WLS BF H R ER SO BB IBB HBP BLK WP HR S P ERA WHIP	IP WLS BF H R ER SO BB IBB HBP BLK WP HR S P ERA WHIP	IP WLS BF H R ER SO BB IBB HBP BLK WP HR S P ERA WHIP	IP WLS BF H R ER SO BB IBB HBP BLK WP HR S P ERA WHIP	IP WLS BF H R ER SO BB IBB HBP BLK WP HR S P ERA WHIP	IP WLS BF H R ER SO BB IBB HBP BLK WP HR S P ERA WHIP	IP WLS BF H R ER SO BB IBB HBP BLK WP HR S P ERA WHIP	IP WLS BF H R ER SO BB IBB HBP BLK WP HR S P ERA WHIP	IP WLS BF H R ER SO BB IBB HBP BLK WP HR S P ERA WHIP	IP WLS BF H R ER SO BB IBB HBP BLK WP HR S P ERA WHIP	IP WLS BF H R ER SO BB IBB HBP BLK WP HR S P ERA WHIP

Chicago White Sox @ Boston Red Sox
Fenway Park, Boston, MA
Tue May 06 1958, 3:33 AM EDT
Att: 3,376 - Unknown

AB	36
R	7
H	11
RBI	6
BB	8
SO	8
LOB	30



Batter	1	2	3	4	5	6	7	8	9	AB	R	H	RBI	BB	SO	LOB	TOP
Gary Geiger, L (1, 8) OBP: 0.345, SLG: 0.255 Dick Tomanek, L (6, 1) Preston Ward, L (9, PH) OBP: 0.444, SLG: 0.520	0-3 K		0-0 F8			0-3 K			0-3 K	3	0	0	0	0	2	0	Cleveland Indians @ Chicago White Sox Comiskey Park, Chicago, IL Fri May 09 1958, 4:33 AM EDT Att: 2,055 - Unknown
Bobby Avila, R (1, 5) OBP: 0.365, SLG: 0.455	4-0 G3 S BB		0-0 5-3			0-3 K			4-0 BB	2	0	0	0	2	1	0	
Minnie Minoso, R (1, 7) OBP: 0.366, SLG: 0.407	0-0 G3			0-0 6-3			0-0 F7		0-0 L7	4	0	0	0	0	0	2	
Mickey Vernon, L (1, 3) OBP: 0.407, SLG: 0.592	0-0 F6			0-0 G3			0-0 F7		0-0 F8	4	0	0	0	0	0	2	
Rocky Colavito, R (1, 9) OBP: 0.450, SLG: 0.521		4-0 G5-3 1B BB		0-0 F8			0-0 2B			2	0	1	0	1	0	0	
Russ Nixon, L (1, 2) OBP: 0.340, SLG: 0.400		0-0 1-2 1B			0-0 2-3		0-3 K			3	0	1	0	0	1	1	
Chico Carrasquel, R (1, 6) OBP: 0.273, SLG: 0.345		0-0 F8			0-0 F8			0-0 5-3		3	0	0	0	0	0	2	
Billy Moran, R (1, 4) OBP: 0.206, SLG: 0.212		0-0 G5-3			0-0 6-3			0-0 F8		3	0	0	0	0	0	2	
Mudcat Grant, R (1, 1) OBP: 0.071, SLG: 0.071 Cal McLish, S (4, 1) Roger Maris, L (6, PH) OBP: 0.356, SLG: 0.442 (6, 8)			0-0 F8			0-0 6-3		0-0 L3		1	0	0	0	0	0	0	
Inning Stats	R: 0 E: 0 K: 1 S: 5	H: 0 LOB: 1 BB: 1 P: 9	R: 0 E: 0 K: 0 S: 3	H: 1 LOB: 1 BB: 1 P: 7	R: 0 E: 0 K: 0 S: 3	H: 0 LOB: 0 BB: 0 P: 3	R: 0 E: 0 K: 0 S: 3	H: 0 LOB: 0 BB: 0 P: 3	R: 0 E: 0 K: 1 S: 6	H: 1 LOB: 1 BB: 0 P: 6	R: 0 E: 0 K: 0 S: 3	H: 0 LOB: 0 BB: 1 P: 3	R: 0 E: 0 K: 1 S: 5	H: 0 LOB: 1 BB: 1 P: 9	1B: 1 2B: 1 3B: 0 HR: 0	SF: 0 SAC: 0 DP: 1 HBP: 0	
PITCHER Early Wynn, R (1, 1) ERA: 4.82	IP: 9.0 WLS: W BF: 31 H: 2 R: 0 ER: 0 SO: 5 BB: 3 IBB: 0 HBP: 0 BLK: 0 WP: 0 HR: 0 S: 38 P: 50 ERA: 0.00 WHIP: 0.556																

Batter	1	2	3	4	5	6	7	8	9	AB	R	H	RBI	BB	SO	LOB	BOTTOM		
Ted Beard, L (1, 8) OBP: 0.292, SLG: 0.263 (9, 7)	0-0 4-3			0-0 HR		0-0 4-3			0-0 F8	5	1	1	2	0	1	4	Cleveland Indians @ Chicago White Sox Comiskey Park, Chicago, IL Fri May 09 1958, 4:33 AM EDT Att: 2,055 - Unknown		
Nellie Fox, L (1, 4) OBP: 0.370, SLG: 0.382	0-0 F7		0-0 F8	0-0 1B		0-0 F7		0-0 SH1-3 1B		5	0	2	0	0	0	0			
Al Smith, R (1, 7) OBP: 0.261, SLG: 0.276 Jim Landis, R (9, 8) OBP: 0.323, SLG: 0.552	4-0 FC6-4 BB		0-0 BB 1B	0-0 1-2 1B		0-0 6-3		0-0 SH1-3 1-2		3	1	2	0	1	0	0			
Sherm Lollar, R (1, 2) OBP: 0.483, SLG: 0.563	0-0 FC6-4		0-0 BB 1B	0-0 F7		4-0 E 1B BB		4-0 BB		3	0	1	0	2	0	3			
Jim Rivera, L (1, 9) OBP: 0.414, SLG: 0.440		0-0 1B 2B	4-0 1-2 2-3 BB	0-3 K		0-0 E6 1-3 1B		0-0 F2		4	1	2	0	1	1	4			
Ron Jackson, R (1, 3) OBP: 0.290, SLG: 0.333 Earl Torgeson, L (9, 3) OBP: 0.424, SLG: 0.143		0-3 K	0-3 K		0-0 6-3		0-0 F8		0-3 K	5	0	0	0	0	3	8			
Luis Aparicio, R (1, 6) OBP: 0.319, SLG: 0.415		0-3 K	0-0 1-2 2-H 3-H 1B		0-0 F7		0-0 G6-4-3 1B			4	0	2	1	0	1	1			
Bubba Phillips, R (1, 5) OBP: 0.250, SLG: 0.333		0-0 BB 2H 1B		4-0 FC5-6 BB		0-0 S 1B		0-0 G6-4-3 1-2 BB		3	1	2	1	1	0	1			
Early Wynn, S (1, 1) OBP: 0.400, SLG: 0.143		4-0 BB		0-0 FC5-6 1-2 HR		0-0 1-2 1B				2	1	1	1	2	0	1			
Inning Stats	R: 0 E: 0 K: 0 S: 3	H: 0 LOB: 1 BB: 1 P: 7	R: 1 E: 0 K: 3 S: 11	H: 2 LOB: 2 BB: 1 P: 15	R: 1 E: 0 K: 1 S: 7	H: 3 LOB: 2 BB: 1 P: 11	R: 2 E: 0 K: 1 S: 8	H: 3 LOB: 2 BB: 1 P: 12	R: 1 E: 0 K: 0 S: 5	H: 2 LOB: 1 BB: 0 P: 5	R: 0 E: 1 K: 0 S: 4	H: 1 LOB: 2 BB: 1 P: 8	R: 0 E: 0 K: 0 S: 3	H: 1 LOB: 1 BB: 1 P: 7	R: 0 E: 0 K: 1 S: 6	H: 1 LOB: 2 BB: 1 P: 10		1B: 11 2B: 1 3B: 0 HR: 1	SF: 0 SAC: 1 DP: 1 HBP: 0
PITCHER Mudcat Grant, R (1, 1) ERA: 2.65 Cal McLish, R (4, 1) ERA: 5.17 Dick Tomanek, L (6, 1) ERA: 6.35	IP: 3.1 WLS: L BF: 20 H: 4 R: 4 ER: 4 SO: 4 BB: 4 IBB: 0 HBP: 0 BLK: 0 WP: 0 HR: 1 S: 24 P: 40 ERA: 10.80 WHIP: 3.300																		

Batter	1	2	3	4	5	6	7	8	9	AB	R	H	RBI	BB	SO	LOB	TOP			
Billy Harrell, R OBP: 0.289, SLG: 0.308 Preston Ward, L OBP: 0.464, SLG: 0.577 Carroll Hardy, R OBP: 0.333, SLG: 0.320 Chico Carrasquel, R OBP: 0.273, SLG: 0.345	0-0 3B 1B		0-0 6-3		0-0 6-3			0-0 SH1-4 E 2B		3	1	1	0	0	0	0	Cleveland Indians @ Chicago White Sox Comiskey Park, Chicago, IL Sat May 10 1958, 4:33 AM EDT Att: 7,749 - Unknown			
Bobby Avila, R OBP: 0.364, SLG: 0.483	0-0 1-H 3B		0-0 1-3		0-3 K			0-0 SH1-4 2-3		3	0	1	1	0	1	0				
Minnie Minoso, R OBP: 0.351, SLG: 0.388	0-0 5-3			0-0 6-3		0-0 F4		0-0 E4 3-1		4	0	0	0	0	0	2				
Roger Maris, L OBP: 0.349, SLG: 0.429	0-0 F5			0-0 1B FC3-6 1B		0-0 F8		0-0 3-1 1-2		4	1	1	0	0	0	3				
Rocky Colavito, R OBP: 0.453, SLG: 0.519	0-3 K			0-0 1-2 1B FC3-6 1B		0-0 1B		0-0 F8		4	0	2	0	0	1	2				
Gary Geiger, L OBP: 0.323, SLG: 0.235		0-0 F5		0-0 FC3-6 1B 1-2 2-H		0-3 K			0-3 K	4	1	0	0	0	2	2				
Dick Brown, R OBP: 0.375, SLG: 0.649	0-0 F6			0-0 1B S 2-H		0-3 K			0-0 F8	4	0	1	1	0	1	0				
Billy Moran, R OBP: 0.197, SLG: 0.203 Mickey Vernon, L OBP: 0.400, SLG: 0.580	0-3 K			0-0 6-3 1-2		0-0 6-3		0-0 F6		3	0	0	0	0	1	1				
Don Ferrarese, R Don Mossi, L			0-0 F8		0-0 6-3		0-3 K			2	0	0	0	0	0	0				
										1	0	0	0	0	1	0				
Inning Stats	R: 1 E: 0 K: 1 S: 7	H: 2 LOB: 1 BB: 0 P: 7	R: 0 E: 0 K: 1 S: 5	H: 0 LOB: 0 BB: 0 P: 5	R: 0 E: 0 K: 0 S: 3	H: 0 LOB: 0 BB: 0 P: 3	R: 2 E: 1 K: 0 S: 6	H: 3 LOB: 1 BB: 0 P: 6	R: 0 E: 0 K: 1 S: 5	H: 1 LOB: 0 BB: 0 P: 6	R: 0 E: 0 K: 1 S: 6	H: 0 LOB: 0 BB: 0 P: 7	R: 1 E: 1 K: 0 S: 5	H: 1 LOB: 1 BB: 0 P: 5	R: 0 E: 0 K: 1 S: 5	H: 0 LOB: 0 BB: 0 P: 5	1B: 5 2B: 1 3B: 1 HR: 0	SF: 0 SAC: 1 DP: 0 HBP: 0	WP: 0 PB: 0 SB: 1 CS: 0	PA: 35
PITCHER Dick Donovan, R ERA: 3.16	IP: 9.0 WLS: W BF: 35 H: 7 R: 4 ER: 2 SO: 7 BB: 0 IBB: 0 HBP: 0 BLK: 0 WP: 0 HR: 0 S: 49 P: 49 ERA: 2.00 WHIP: 0.778															PITCHER				

Batter	1	2	3	4	5	6	7	8	9	AB	R	H	RBI	BB	SO	LOB	BOTTOM			
Luis Aparicio, R OBP: 0.297, SLG: 0.386	0-0 4-3	0-0 FC6-4 1-2			0-0 F8	0-0 F2		0-0 F9		5	0	0	0	0	0	6	Cleveland Indians @ Chicago White Sox Comiskey Park, Chicago, IL Sat May 10 1958, 4:33 AM EDT Att: 7,749 - Unknown			
Nellie Fox, L OBP: 0.397, SLG: 0.417	4-0 1B BB		0-0 E 1B		0-0 2B	4-3		0-0 1-2 2-H 1B		4	1	3	1	1	0	2				
Al Smith, R OBP: 0.275, SLG: 0.286 Ted Beard, L OBP: 0.292, SLG: 0.263	0-0 F9		0-0 F9 1-2		0-0 2B		0-0 F7	0-0 F5		5	1	1	1	0	0	4				
Sherm Lollar, R OBP: 0.484, SLG: 0.549	0-0 1-2 1B		0-0 6-3		4-0 2B BB		0-3 K			3	1	1	0	1	1	1				
Ron Jackson, R OBP: 0.314, SLG: 0.484	0-0 F3		0-0 6-3		0-0 1-H 2-H 2B		0-0 HR			4	1	2	3	0	0	3				
Jim Landis, R OBP: 0.314, SLG: 0.576		0-0 FC5-2 3B		0-3 K	0-0 1-3		0-0 5-3			4	0	1	0	0	1	1				
Jim Rivera, L OBP: 0.424, SLG: 0.429		0-0 G3		4-0 G4-3 BB		0-0 1B 1B		0-0 F8		3	0	1	0	1	0	1				
Bubba Phillips, R OBP: 0.250, SLG: 0.326		0-0 FC5-2 BB		0-0 G4-3 1-2		0-0 1-3 1B		0-0 E6 1B HBP		4	1	1	0	0	2	2				
Dick Donovan, L		3-H 4-0 FC6-4 BB			0-0 F9	0-3 K		1-0 1B 1-2 HBP		2	0	0	0	1	1	2				
Inning Stats	R: 0 E: 0 K: 0 S: 4	H: 1 LOB: 2 BB: 1 P: 8	R: 0 E: 0 K: 0 S: 4	H: 1 LOB: 2 BB: 1 P: 8	R: 0 E: 1 K: 1 S: 4	H: 0 LOB: 1 BB: 0 P: 4	R: 0 E: 0 K: 1 S: 4	H: 0 LOB: 1 BB: 1 P: 8	R: 3 E: 0 K: 0 S: 6	H: 3 LOB: 1 BB: 1 P: 10	R: 0 E: 0 K: 1 S: 7	H: 2 LOB: 2 BB: 0 P: 7	R: 1 E: 0 K: 1 S: 6	H: 1 LOB: 0 BB: 0 P: 6	R: 1 E: 1 K: 0 S: 5	H: 1 LOB: 2 BB: 0 P: 6		1B: 5 2B: 3 3B: 1 HR: 1	SF: 0 SAC: 0 DP: 1 HBP: 1	WP: 0 PB: 0 SB: 0 CS: 0
PITCHER Don Ferrarese, L ERA: 5.19 Don Mossi, L ERA: 2.3	IP: 5.0 WLS: L BF: 15 H: 4 R: 2 ER: 1 SO: 2 BB: 0 IBB: 0 HBP: 1 BLK: 0 WP: 0 HR: 1 S: 18 P: 19 ERA: 3.00 WHIP: 1.333															PITCHER				

Batter	1	2	3	4	5	6	7	8	9	AB	R	H	RBI	BB	SO	LOB	TOP				
Carroll Hardy, R OBP: 0.353, SLG: 0.379 (1, 8)										4	1	2	2	0	0	1					
Billy Moran, R OBP: 0.200, SLG: 0.205 (1, 4)										4	0	1	0	0	0	4					
Bobby Avila, R OBP: 0.386, SLG: 0.492 (1, 5)										3	0	2	1	1	0	1					
Rocky Colavito, R OBP: 0.426, SLG: 0.482 (1, 9)										4	0	0	0	0	1	3					
Minnie Minoso, R OBP: 0.347, SLG: 0.375 (1, 7)										3	1	0	0	1	0	0					
Dick Brown, R OBP: 0.364, SLG: 0.610 (1, 2)										4	1	1	0	0	1	0					
Preston Ward, L OBP: 0.469, SLG: 0.567 (1, 3)										4	0	2	1	0	1	0					
Billy Harrell, R OBP: 0.233, SLG: 0.267 (1, 6)										4	1	0	0	0	1	3					
Ray Narleski, R OBP: 0.133, SLG: 0.071 Chico Carrasquel, R OBP: 0.291, SLG: 0.345 Cal McLish, S (7, 1)										2	0	1	0	0	0	0					
Inning Stats	R: 1 E: 0 K: 0 S: 4	H: 2 LOB: 0 BB: 0 P: 4	R: 0 E: 0 K: 0 S: 4	H: 1 LOB: 1 BB: 0 P: 4	R: 0 E: 0 K: 0 S: 3	H: 1 LOB: 0 BB: 0 P: 3	R: 0 E: 0 K: 2 S: 7	H: 0 LOB: 0 BB: 0 P: 7	R: 0 E: 0 K: 0 S: 4	H: 1 LOB: 1 BB: 0 P: 4	R: 3 E: 0 K: 1 S: 8	H: 3 LOB: 3 BB: 2 P: 16	R: 0 E: 0 K: 1 S: 5	H: 0 LOB: 0 BB: 1 P: 6	R: 0 E: 0 K: 1 S: 5	H: 0 LOB: 0 BB: 0 P: 5	1B: 8 2B: 1 3B: 0 HR: 0	SF: 0 SAC: 0 DP: 3 HBP: 0	WP: 0 PB: 0 CS: 1	PA: 35	
PITCHER	IP WLS BF H R ER SO BB IBB HBP BLK WP HR S P ERA WHIP	IP WLS BF H R ER SO BB IBB HBP BLK WP HR S P ERA WHIP	IP WLS BF H R ER SO BB IBB HBP BLK WP HR S P ERA WHIP	IP WLS BF H R ER SO BB IBB HBP BLK WP HR S P ERA WHIP	IP WLS BF H R ER SO BB IBB HBP BLK WP HR S P ERA WHIP	IP WLS BF H R ER SO BB IBB HBP BLK WP HR S P ERA WHIP	IP WLS BF H R ER SO BB IBB HBP BLK WP HR S P ERA WHIP	IP WLS BF H R ER SO BB IBB HBP BLK WP HR S P ERA WHIP	IP WLS BF H R ER SO BB IBB HBP BLK WP HR S P ERA WHIP	IP WLS BF H R ER SO BB IBB HBP BLK WP HR S P ERA WHIP	IP WLS BF H R ER SO BB IBB HBP BLK WP HR S P ERA WHIP	IP WLS BF H R ER SO BB IBB HBP BLK WP HR S P ERA WHIP	IP WLS BF H R ER SO BB IBB HBP BLK WP HR S P ERA WHIP	IP WLS BF H R ER SO BB IBB HBP BLK WP HR S P ERA WHIP	IP WLS BF H R ER SO BB IBB HBP BLK WP HR S P ERA WHIP	IP WLS BF H R ER SO BB IBB HBP BLK WP HR S P ERA WHIP	IP WLS BF H R ER SO BB IBB HBP BLK WP HR S P ERA WHIP	IP WLS BF H R ER SO BB IBB HBP BLK WP HR S P ERA WHIP	IP WLS BF H R ER SO BB IBB HBP BLK WP HR S P ERA WHIP	IP WLS BF H R ER SO BB IBB HBP BLK WP HR S P ERA WHIP	IP WLS BF H R ER SO BB IBB HBP BLK WP HR S P ERA WHIP

Cleveland Indians @ Chicago White Sox
Comiskey Park, Chicago, IL
Sun May 11 1958, 4:33 AM EDT
Unknown

AB 32
R 4
H 9
RBI 4
BB 3
SO 4
LOB 12



Batter	1	2	3	4	5	6	7	8	9	AB	R	H	RBI	BB	SO	LOB	BOTTOM					
Luis Aparicio, R OBP: 0.286, SLG: 0.370 Tito Francona, L OBP: 0.256, SLG: 0.200 (8, 7)										3	0	0	0	0	1	1						
Nellie Fox, L OBP: 0.410, SLG: 0.421 (1, 4)										4	0	2	0	1	0	1						
Al Smith, R OBP: 0.274, SLG: 0.273 Sammy Esposito, R OBP: 0.444, SLG: 0.375 Walt Dropo, R OBP: 0.231, SLG: 0.091 (9, PH)										3	0	0	0	1	1	3						
Sherm Lollar, R OBP: 0.485, SLG: 0.593 (1, 2)										3	1	1	1	1	1	3						
Ron Jackson, R OBP: 0.333, SLG: 0.571 (1, 3)										4	1	2	1	0	0	1						
Jim Rivera, L OBP: 0.459, SLG: 0.433 (1, 9)										2	0	1	0	2	0	1						
Jim Landis, R OBP: 0.282, SLG: 0.514 (1, 8)										4	0	0	0	0	1	5						
Bubba Phillips, R OBP: 0.232, SLG: 0.300 (1, 5)										4	0	0	0	0	2							
Billy Pierce, L OBP: 0.125, SLG: 0.125 Gerry Staley, R (7, 1)										2	0	1	0	0	1	0						
Earl Torgeson, L OBP: 0.441, SLG: 0.182 Bill Fischer, R (8, 1)										1	0	1	0	0	0	0						
Ted Beard, L OBP: 0.280, SLG: 0.250 (9, PH)										1	0	0	0	0	0	0						
Inning Stats	R: 0 E: 0 K: 1 S: 5	H: 0 LOB: 0 BB: 0 P: 5	R: 1 E: 0 K: 0 S: 3	H: 1 LOB: 1 BB: 1 P: 7	R: 0 E: 0 K: 1 S: 7	H: 2 LOB: 2 BB: 0 P: 7	R: 1 E: 0 K: 1 S: 7	H: 2 LOB: 1 BB: 0 P: 7	R: 0 E: 0 K: 1 S: 5	H: 0 LOB: 1 BB: 1 P: 9	R: 0 E: 0 K: 0 S: 2	H: 0 LOB: 1 BB: 2 P: 10	R: 0 E: 0 K: 1 S: 5	H: 2 LOB: 3 BB: 1 P: 9	R: 0 E: 0 K: 1 S: 6	H: 1 LOB: 1 BB: 0 P: 6	R: 0 E: 0 K: 1 S: 6	H: 1 LOB: 1 BB: 0 P: 6	1B: 7 2B: 0 3B: 0 HR: 2	SF: 0 SAC: 0 DP: 1 HBP: 0	WP: 1 PB: 0 CS: 2	PA: 39
PITCHER	IP WLS BF H R ER SO BB IBB HBP BLK WP HR S P ERA WHIP	IP WLS BF H R ER SO BB IBB HBP BLK WP HR S P ERA WHIP	IP WLS BF H R ER SO BB IBB HBP BLK WP HR S P ERA WHIP	IP WLS BF H R ER SO BB IBB HBP BLK WP HR S P ERA WHIP	IP WLS BF H R ER SO BB IBB HBP BLK WP HR S P ERA WHIP	IP WLS BF H R ER SO BB IBB HBP BLK WP HR S P ERA WHIP	IP WLS BF H R ER SO BB IBB HBP BLK WP HR S P ERA WHIP	IP WLS BF H R ER SO BB IBB HBP BLK WP HR S P ERA WHIP	IP WLS BF H R ER SO BB IBB HBP BLK WP HR S P ERA WHIP	IP WLS BF H R ER SO BB IBB HBP BLK WP HR S P ERA WHIP	IP WLS BF H R ER SO BB IBB HBP BLK WP HR S P ERA WHIP	IP WLS BF H R ER SO BB IBB HBP BLK WP HR S P ERA WHIP	IP WLS BF H R ER SO BB IBB HBP BLK WP HR S P ERA WHIP	IP WLS BF H R ER SO BB IBB HBP BLK WP HR S P ERA WHIP	IP WLS BF H R ER SO BB IBB HBP BLK WP HR S P ERA WHIP	IP WLS BF H R ER SO BB IBB HBP BLK WP HR S P ERA WHIP	IP WLS BF H R ER SO BB IBB HBP BLK WP HR S P ERA WHIP	IP WLS BF H R ER SO BB IBB HBP BLK WP HR S P ERA WHIP	IP WLS BF H R ER SO BB IBB HBP BLK WP HR S P ERA WHIP	IP WLS BF H R ER SO BB IBB HBP BLK WP HR S P ERA WHIP	IP WLS BF H R ER SO BB IBB HBP BLK WP HR S P ERA WHIP	IP WLS BF H R ER SO BB IBB HBP BLK WP HR S P ERA WHIP

Cleveland Indians @ Chicago White Sox
Comiskey Park, Chicago, IL
Sun May 11 1958, 4:33 AM EDT
Unknown


AB 34
R 2
H 9
RBI 2
BB 5
SO 6
LOB 19



Batter	1	2	3	4	5	6	7	8	9	AB	R	H	RBI	BB	SO	LOB	TOP					
Jim Landis, R (1, 8) <small>OBP: 0.280, SLG: 0.447</small>	6-3	F6				K											4 1 1 0 0 1 1					
Nelle Fox, L (1, 4) <small>OBP: 0.411, SLG: 0.419</small> Sammy Esposito, R (8, 4) <small>OBP: 0.333, SLG: 0.273</small>	K 1B																4 2 1 0 1 1 1 0 0 0 0 0 0 0					
Al Smith, R (1, 7) <small>OBP: 0.301, SLG: 0.355</small> Ted Beard, L (9, 7) <small>OBP: 0.286, SLG: 0.227</small>	1B SF7 1B																4 2 2 2 0 0 0 0 0 0 0 0 0 0					
Sherm Lollar, R (1, 2) <small>OBP: 0.474, SLG: 0.541</small>																	4 0 1 1 1 0 0					
Jim Rivera, L (1, 9) <small>OBP: 0.451, SLG: 0.488</small>	SF7																3 1 0 1 1 0 4					
Ron Jackson, R (1, 3) <small>OBP: 0.294, SLG: 0.457</small> Earl Torgeson, L (8, 3) <small>OBP: 0.405, SLG: 0.160</small>	F2																4 0 0 0 0 0 4 1 0 0 0 0 0 1					
Bubba Phillips, R (1, 5) <small>OBP: 0.265, SLG: 0.323</small>																	4 1 1 0 0 1 0					
Luis Aparicio, R (1, 6) <small>OBP: 0.278, SLG: 0.360</small>	6-3																4 2 1 2 0 0 0					
Early Wynn, S (1, 1) <small>OBP: 0.385, SLG: 0.333</small>																	2 0 1 1 0 0 0					
Inning Stats	R: 2 E: 0 K: 1 S: 8	H: 2 LOB: 1 BB: 0 P: 8	R: 0 E: 0 K: 0 S: 4	H: 1 LOB: 1 BB: 0 P: 4	R: 2 E: 0 K: 0 S: 5	H: 2 LOB: 0 BB: 0 P: 5	R: 0 E: 0 K: 0 S: 3	H: 0 LOB: 0 BB: 0 P: 3	R: 1 E: 0 K: 0 S: 3	H: 0 LOB: 2 BB: 2 P: 12	R: 1 E: 1 K: 2 S: 8	H: 0 LOB: 0 BB: 0 P: 8	R: 0 E: 0 K: 0 S: 3	H: 0 LOB: 0 BB: 0 P: 3	R: 3 E: 0 K: 0 S: 6	H: 3 LOB: 1 BB: 1 P: 10	R: 0 E: 1 K: 0 S: 4	H: 0 LOB: 1 BB: 0 P: 4	1B: 4 2B: 3 3B: 0 HR: 1	SF: 2 SAC: 2 DP: 1 HBP: 1	WP: 1 PB: 3 CS: 1	PA: 42
PITCHER	IP WLS BF H R ER SO BB IBB HBP BLK WP HR S P ERA WHIP																					
Wally Burnette, R (1, 1) <small>ERA: 4.4</small> Ray Herbert, R (4, 1) <small>ERA: 4.5</small> Bud Daley, L (5, 1) <small>ERA: 4.5</small> Tom Gorman, R (6, 1) <small>ERA: 4.05</small> Murry Dickson, R (8, 1) <small>ERA: 6.3</small>	3.0 L 15 5 4 2 1 0 0 0 0 0 1 17 13 6.00 1.667	1.0 7 0 1 1 0 2 0 1 0 0 0 4 13 9.00 2.000	1.0 2 0 0 0 0 0 0 0 0 0 2 2 0.00 0.000	2.0 7 0 1 0 2 0 0 0 0 0 0 11 11 0.00 0.000	2.0 11 3 3 3 0 1 0 0 0 0 0 10 14 13.50 2.000																	
Batter	1	2	3	4	5	6	7	8	9	AB	R	H	RBI	BB	SO	LOB	BOTTOM					
Mike Baxes, R (1, 4) <small>OBP: 0.330, SLG: 0.288</small>	F7	K															5 0 0 0 0 1 1					
Bill Tuttle, R (1, 9) <small>OBP: 0.376, SLG: 0.364</small>																	4 0 2 0 0 0 0					
Hector Lopez, R (1, 5) <small>OBP: 0.301, SLG: 0.373</small>	K																4 0 0 0 0 3 2					
Vic Power, R (1, 3) <small>OBP: 0.275, SLG: 0.337</small>	F9																4 0 0 0 0 0 1					
Bob Cerv, R (1, 7) <small>OBP: 0.438, SLG: 0.831</small>																	4 1 2 0 0 1 0					
Woodie Held, R (1, 8) <small>OBP: 0.384, SLG: 0.403</small>																	3 0 2 0 1 0 1					
Hal Smith, R (1, 2) <small>OBP: 0.346, SLG: 0.550</small>																	3 0 1 1 0 2 3					
Joe Demaestri, R (1, 6) <small>OBP: 0.297, SLG: 0.323</small>																	4 1 1 1 0 1 3					
Wally Burnette, R (1, 1) <small>OBP: 0.280, SLG: 0.250</small> Ray Herbert, R (4, 1) <small>OBP: 0.309, SLG: 2.000</small> Bud Daley, L (5, 1) <small>ERA: 4.5</small> Dave Melton, R (5, PH) <small>OBP: 0.333, SLG: 0.333</small> Tom Gorman, R (6, 1) <small>OBP: 0.275, SLG: 0.429</small> Bob Martin, R (7, PH) <small>OBP: 0.333, SLG: 0.370</small> Murry Dickson, R (8, 1) <small>OBP: 0.333, SLG: 0.370</small>																	1 0 1 0 0 0 0 0 0 0 0 0 0 0 0 0 0 0 0 0 0 1 0 0 0 0 1 0 0 0 0 0 0 0 0 1 0 0 0 0 0 0 0 0 0 0 0 0 0 1 0 0 0 0 0 0					
Inning Stats	R: 0 E: 0 K: 1 S: 6	H: 1 LOB: 1 BB: 0 P: 6	R: 2 E: 0 K: 1 S: 8	H: 3 LOB: 1 BB: 0 P: 8	R: 0 E: 0 K: 1 S: 5	H: 0 LOB: 0 BB: 0 P: 5	R: 0 E: 0 K: 3 S: 10	H: 1 LOB: 1 BB: 0 P: 10	R: 0 E: 0 K: 2 S: 8	H: 1 LOB: 2 BB: 1 P: 8	R: 0 E: 0 K: 0 S: 4	H: 0 LOB: 0 BB: 0 P: 3	R: 0 E: 0 K: 1 S: 7	H: 2 LOB: 2 BB: 0 P: 7	R: 0 E: 0 K: 0 S: 3	H: 0 LOB: 0 BB: 0 P: 3	1B: 7 2B: 1 3B: 0 HR: 1	SF: 1 SAC: 0 DP: 0 HBP: 0	WP: 0 PB: 0 SB: 0 CS: 0	PA: 37		
PITCHER	IP WLS BF H R ER SO BB IBB HBP BLK WP HR S P ERA WHIP																					
Early Wynn, R (1, 1) <small>ERA: 4.14</small>	9.0 W 37 9 2 2 9 1 0 0 0 0 1 54 58 2.00 1.111																					


Chicago White Sox @ Kansas City Athletics
Municipal Stadium, Kansas City, MO
Tue May 13 1958, 4:33 AM EDT
Att: 8,797 - Unknown

AB 34
R 9
H 8
RBI 7
BB 3
SO 3
LOB 11



Chicago White Sox @ Kansas City Athletics
Municipal Stadium, Kansas City, MO
Tue May 13 1958, 4:33 AM EDT
Att: 8,797 - Unknown


AB 35
R 2
H 9
RBI 2
BB 1
SO 9
LOB 11



Batter	1	2	3	4	5	6	7	8	9	AB	R	H	RBI	BB	SO	LOB	TOP
Jim Landis, R OBP: 0.278, SLG: 0.431 (1, 8)	0-3 K		0-0 6-3		0-3 K			0-0 SH1-3 1B		4	1	1	0	0	2	1	
Nelle Fox, L OBP: 0.408, SLG: 0.416 (1, 4)	0-3 K		0-0 F7			0-0 G4-6-3 1B		0-0 SH1-3		3	0	1	0	0	1	0	
Al Smith, R OBP: 0.299, SLG: 0.350 (1, 7)	0-3 K			0-0 F3		0-0 G4-6-3 1-2		0-0 1B		4	0	1	1	0	1	1	
Sherm Lollar, R OBP: 0.488, SLG: 0.594 (1, 2)		0-0 3B 1B		4-0 G3 BB		0-0 HR		0-3 K		3	2	2	1	1	1	1	
Jim Rivera, L OBP: 0.436, SLG: 0.511 (1, 9)		0-0 1B 3B		0-0 G3		0-0 F6		0-0 F5		4	1	1	1	0	0	2	
Ron Jackson, R OBP: 0.315, SLG: 0.469 (7, PR)		0-0 G6-4-3 1B		0-3 K				0-0 SH3-4 1B		3	0	2	1	0	1	1	
Earl Torgeson, L OBP: 0.395, SLG: 0.154 (7, 3)		0-0 3-H 1B								1	0	0	0	0	0	0	
Bubba Phillips, R OBP: 0.254, SLG: 0.308 (1, 5)		0-0 G6-4-3 1-2						0-0 SH3-4 1-2		3	0	0	0	0	0	1	
Luis Aparicio, R OBP: 0.277, SLG: 0.348 (1, 6)		0-0 5-3						0-0 1-3		3	0	0	0	1	0	2	
Dick Donovan, L (1, 1)			0-0 F8		4-0 BB			0-0 3-1		3	0	0	0	1	1	3	
Inning Stats	R: 0 E: 0 K: 3 S: 9	H: 0 LOB: 0 BB: 0 P: 9	R: 2 E: 0 K: 0 S: 5	H: 3 LOB: 0 BB: 0 P: 5	R: 0 E: 0 K: 0 S: 3	H: 0 LOB: 0 BB: 0 P: 3	R: 0 E: 0 K: 1 S: 5	H: 0 LOB: 1 BB: 1 P: 9	R: 0 E: 0 K: 0 S: 4	H: 1 LOB: 2 BB: 0 P: 4	R: 1 E: 0 K: 0 S: 7	H: 2 LOB: 1 BB: 0 P: 7	R: 0 E: 0 K: 1 S: 5	H: 0 LOB: 1 BB: 1 P: 9	1B: 6 2B: 0 3B: 1 HR: 1	SF: 0 SAC: 2 DP: 2 HBP: 0	WP: 0 PA: 36 CS: 1
PITCHER	IP WLS BF H R ER SO BB IBB HBP BLK WP HR S P ERA WHIP																
Duke Maas, R ERA: 5.03 (1, 1)	8.0 L 32 8 4 4 6 2 0 0 0 0 0 1 42 50 4.50 1.250																
Virgil Trucks, R ERA: 0.84 (9, 1)	1.0 4 0 0 0 1 1 0 0 0 0 0 0 5 9 0.00 1.000																

Chicago White Sox @ Kansas City Athletics
Municipal Stadium, Kansas City, MO
Wed May 14 1958, 8:05 PM EDT
Att: 6,353 - Unknown


AB 31
R 4
H 8
RBI 4
BB 3
SO 7
LOB 12



Batter	1	2	3	4	5	6	7	8	9	AB	R	H	RBI	BB	SO	LOB	BOTTOM		
Mike Baxes, R OBP: 0.326, SLG: 0.286 (1, 4)	0-0 1-3		0-0 F8			0-0 F7		0-0 HBP 1B		4	0	1	1	0	0	1			
Bill Tuttle, R OBP: 0.381, SLG: 0.354 (1, 9)	0-0 4-3		4-0 BB			0-0 4-3		1-0 1-2 HBP		2	0	0	0	1	0	0			
Milt Graff, L (8, PR)										0	0	0	0	0	0	0			
Virgil Trucks, R (9, 1)										0	0	0	0	0	0	0			
Hector Lopez, R OBP: 0.299, SLG: 0.360 (1, 5)	4-0 BB		0-0 F9			0-3 K		0-0 F4		3	0	0	0	1	1	4			
Vic Power, R OBP: 0.274, SLG: 0.333 (1, 3)	0-0 F9			0-0 G1-4-3 1B		0-0 6-3		0-0 F6		4	0	1	0	0	0	1			
Bob Cerv, R OBP: 0.430, SLG: 0.802 (1, 7)		0-0 5-3		0-0 G1-4-3 1-2		0-0 6-3		0-0 1B		4	0	1	0	0	0	1			
Woodie Held, R OBP: 0.346, SLG: 0.380 (1, 8)		0-0 F4		0-0 6-3		0-3 K		0-0 F8		4	0	0	0	0	1	1			
Frank House, L OBP: 0.233, SLG: 0.286 (1, 2)	0-3 K				0-0 4-3			0-3 K		4	0	0	0	0	2	1			
Joe Demaestri, R OBP: 0.284, SLG: 0.308 (1, 6)			0-0 E5 2-3		0-0 F8			0-0 6-3		3	0	0	0	0	0	0			
Duke Maas, R OBP: 0.167, SLG: 0.167 (1, 1)					0-0 K			0-0 E5 1B		2	0	0	0	0	1	1			
Bob Martyn, L (8, PH)										1	1	1	0	0	0	0			
Inning Stats	R: 0 E: 0 K: 0 S: 3	H: 0 LOB: 1 BB: 1 P: 7	R: 0 E: 0 K: 1 S: 5	H: 0 LOB: 0 BB: 0 P: 5	R: 0 E: 1 K: 0 S: 4	H: 0 LOB: 2 BB: 1 P: 8	R: 0 E: 0 K: 0 S: 3	H: 1 LOB: 0 BB: 0 P: 3	R: 0 E: 0 K: 1 S: 5	H: 0 LOB: 0 BB: 0 P: 5	R: 0 E: 0 K: 1 S: 5	H: 0 LOB: 0 BB: 0 P: 5	R: 0 E: 0 K: 1 S: 7	H: 2 LOB: 2 BB: 0 P: 8	R: 0 E: 0 K: 0 S: 4	H: 1 LOB: 1 BB: 0 P: 4	1B: 4 2B: 0 3B: 0 HR: 0	SF: 0 SAC: 0 DP: 1 HBP: 1	WP: 0 PA: 34 CS: 0
PITCHER	IP WLS BF H R ER SO BB IBB HBP BLK WP HR S P ERA WHIP																		
Dick Donovan, R ERA: 2.54 (1, 1)	9.0 W 34 4 1 0 5 2 0 1 0 0 0 0 41 50 0.00 0.667																		

Chicago White Sox @ Kansas City Athletics
Municipal Stadium, Kansas City, MO
Wed May 14 1958, 8:05 PM EDT
Att: 6,353 - Unknown

AB 31
R 1
H 4
RBI 1
BB 2
SO 5
LOB 10



Batter	1	2	3	4	5	6	7	8	9	AB	R	H	RBI	BB	SO	LOB	TOP			
Jim Landis, R (1,8) OBP: 0.263, SLG: 0.407 Earl Torgeson, L (7, PH) OBP: 0.385, SLG: 0.148 Tom Qualters, R (7, 1)	1-3		1-3		5-3		FC4-6			3	0	0	0	0	0	1				
Nelle Fox, L (1,4) OBP: 0.392, SLG: 0.398	L6		4-3		3-1			F8		4	0	0	0	0	0	1				
Al Smith, R (1,7) OBP: 0.308, SLG: 0.357	FC5-4 1B		FC6-4 1B		L6			6-3		4	0	2	0	0	0	0				
Sherm Lollar, R (1,2) OBP: 0.477, SLG: 0.574	FC5-4 1-2		FC6-4 1-2		L6 1B			F2		4	0	1	0	0	0	2				
Jim Rivera, L (1,9) OBP: 0.407, SLG: 0.469 (7, 8)		1-3		4-3		3-1			5-3	4	0	0	0	0	0	0				
Ron Jackson, R (1,3) OBP: 0.310, SLG: 0.442		2B FC5-2 BB		F2			F7		F7	3	0	0	0	1	0	0				
Bubba Phillips, R (1,5) OBP: 0.260, SLG: 0.328 Don Mueller, L (7, PH) OBP: 0.143, SLG: 0.286 Sammy Esposito, R (7, 5) OBP: 0.308, SLG: 0.250		FC5-2 1-3 2B		5-3			F9		4-3	2	0	1	0	0	0	0	AB 33 R 0 H 7 RBI 0 BB 1 SO 0 LOB 11			
Luis Aparicio, R (1,6) OBP: 0.289, SLG: 0.359		FC5-2 2-3 3-H			S 1B			1B 1B		3	0	2	0	0	0	2				
Jim Wilson, R (1,1) Tito Francona, L (7, PH) OBP: 0.277, SLG: 0.227 (7, 9)		1-3			F7 1-2			FC4-6 1B		2	0	0	0	0	0	3				
Inning Stats	R: 0 E: 0 K: 0 S: 4	H: 1 LOB: 1 BB: 0 P: 4	R: 0 E: 0 K: 0 S: 4	H: 1 LOB: 2 BB: 1 P: 8	R: 0 E: 0 K: 0 S: 4	H: 0 LOB: 0 BB: 0 P: 3	R: 0 E: 0 K: 0 S: 3	H: 1 LOB: 1 BB: 0 P: 4	R: 0 E: 0 K: 0 S: 5	H: 2 LOB: 2 BB: 0 P: 5	R: 0 E: 0 K: 0 S: 3	H: 0 LOB: 0 BB: 0 P: 3	R: 0 E: 0 K: 0 S: 3	H: 0 LOB: 0 BB: 0 P: 3	R: 0 E: 0 K: 0 S: 3	H: 0 LOB: 0 BB: 0 P: 3	1B: 6 2B: 1 3B: 0 HR: 0	SF: 0 SAC: 0 DP: 0 HBP: 0	WP: 0 PB: 0 SB: 1 CS: 0	PA: 34
PITCHER Ned Garver, R (1,1) ERA: 3.32	IP: 9.0 WLS: W BF: 34 H: 7 R: 0 ER: 0 SO: 0 BB: 1 IBB: 0 HBP: 0 BLK: 0 WP: 0 HR: 0 S: 33 P: 37 ERA: 0.00 WHIP: 0.889															PITCHER				

Chicago White Sox @ Kansas City Athletics
Municipal Stadium, Kansas City, MO
Thu May 15 1958, 4:33 AM EDT
Att: 5,079 - Unknown


livebaseballscorecards.com



Batter	1	2	3	4	5	6	7	8	9	AB	R	H	RBI	BB	SO	LOB	BOTTOM			
Mike Baxes, R (1,4) OBP: 0.323, SLG: 0.284	F5		F4			1B HR 6-3 1B		6-3		4	1	1	0	0	0	0				
Bill Tuttle, R (1,9) OBP: 0.386, SLG: 0.354	1B		6-3			6-3 1-2		4-3 BB		3	0	1	0	1	0	1				
Hector Lopez, R (1,5) OBP: 0.307, SLG: 0.367	G5-4-3 1B			1-3		HR 1B 2-3		4-3 1-2		4	1	2	0	0	0	1				
Vic Power, R (1,3) OBP: 0.273, SLG: 0.362	G5-4-3 1-2			E6 G6-4-3		HR 1B 1-H 3-H		F3		4	1	1	3	0	0	3				
Bob Cerv, R (1,7) OBP: 0.417, SLG: 0.774		F7		G6-4-3 1-2		6-3				3	0	0	0	0	0	1				
Woodie Held, R (1,8) OBP: 0.345, SLG: 0.378					K		L7			3	0	1	0	0	1	0				
Frank House, L (1,2) OBP: 0.239, SLG: 0.289					F8			1B		3	0	1	0	0	0	1	AB 30 R 3 H 7 RBI 3 BB 1 SO 4 LOB 10			
Joe Demaestri, R (1,6) OBP: 0.271, SLG: 0.294					5-3		K			3	0	0	0	0	2	2				
Ned Garver, R (1,1) OBP: 0.125, SLG: 0.067					K		F7	F9		3	0	0	0	0	1	1				
Inning Stats	R: 0 E: 0 K: 0 S: 4	H: 2 LOB: 1 BB: 0 P: 4	R: 0 E: 0 K: 0 S: 4	H: 1 LOB: 1 BB: 0 P: 4	R: 0 E: 1 K: 0 S: 5	H: 0 LOB: 0 BB: 0 P: 5	R: 0 E: 0 K: 2 S: 7	H: 0 LOB: 0 BB: 0 P: 7	R: 3 E: 0 K: 0 S: 6	H: 3 LOB: 0 BB: 0 P: 6	R: 0 E: 0 K: 1 S: 6	H: 1 LOB: 1 BB: 0 P: 6	R: 0 E: 0 K: 0 S: 3	H: 0 LOB: 1 BB: 1 P: 7	R: 0 E: 0 K: 0 S: 3	H: 0 LOB: 1 BB: 1 P: 7	1B: 6 2B: 0 3B: 0 HR: 1	SF: 0 SAC: 0 DP: 2 HBP: 0	WP: 0 PB: 0 SB: 0 CS: 0	PA: 31
PITCHER Jim Wilson, R (1,1) ERA: 4.06 Tom Qualters, R (7, 1) ERA: 1.6	IP: 6.0 WLS: L BF: 23 H: 6 R: 3 ER: 3 SO: 3 BB: 0 IBB: 0 HBP: 0 BLK: 0 WP: 0 HR: 1 S: 29 P: 29 ERA: 4.50 WHIP: 1.000															PITCHER				


Chicago White Sox @ Kansas City Athletics
Municipal Stadium, Kansas City, MO
Thu May 15 1958, 4:33 AM EDT
Att: 5,079 - Unknown

livebaseballscorecards.com



Batter	1	2	3	4	5	6	7	8	9	AB	R	H	RBI	BB	SO	LOB	TOP			
Luis Aparicio, R OBP: 0.284, SLG: 0.344 (1, 6)										4	1	0	0	1	0	4	Chicago White Sox @ Cleveland Indians Cleveland Municipal Stadium, Cleveland, OH Fri May 16 1958, 7:05 PM EDT Att: 12,466 - Unknown			
Nelle Fox, L OBP: 0.411, SLG: 0.418 (1, 4)										5	1	4	0	0	1	0				
Al Smith, R OBP: 0.305, SLG: 0.345 (1, 7)										3	1	0	0	1	2	2				
Sherm Lollar, R OBP: 0.473, SLG: 0.569 (1, 2)										4	2	1	1	1	1	3				
Ron Jackson, R OBP: 0.302, SLG: 0.421 Earl Torgeson, L OBP: 0.385, SLG: 0.148 (9, 3)										5	0	1	1	0	3	6				
Jim Rivera, L OBP: 0.413, SLG: 0.472 (1, 9)										4	1	2	1	0	0	2				
Bubba Phillips, R OBP: 0.273, SLG: 0.338 (1, 5)										4	0	2	1	0	0	2				
Jim Landis, R OBP: 0.262, SLG: 0.397 (1, 8)										4	0	1	1	0	0	1				
Billy Pierce, L OBP: 0.167, SLG: 0.091 (1, 1)										3	0	0	0	1	0	3				
Inning Stats	R: 5 E: 2 K: 1 S: 10	H: 4 LOB: 2 BB: 2 P: 18	R: 1 E: 0 K: 0 S: 6	H: 4 LOB: 2 BB: 0 P: 6	R: 0 E: 0 K: 0 S: 3	H: 0 LOB: 0 BB: 0 P: 3	R: 0 E: 0 K: 2 S: 7	H: 0 LOB: 0 BB: 0 P: 7	R: 0 E: 0 K: 1 S: 5	H: 0 LOB: 0 BB: 1 P: 6	R: 0 E: 0 K: 1 S: 6	H: 1 LOB: 2 BB: 1 P: 10	R: 0 E: 0 K: 0 S: 4	H: 1 LOB: 1 BB: 0 P: 4	R: 0 E: 0 K: 2 S: 8	H: 1 LOB: 1 BB: 0 P: 8		1B: 10 2B: 1 3B: 0 HR: 0	SF: 0 SAC: 1 DP: 2 HBP: 0	WP: 0 PB: 1 CS: 1
PITCHER	IP WLS BF H R ER SO BB IBB HBP BLK WP HR S P ERA WHIP																			
Don Ferrarese, L ERA: 6.59 (1, 1)	2.0	L	16	8	6	5	1	2	0	0	0	0	0	0	0	16	24	22.50	5.000	
Dick Tomaneck, L ERA: 4.89 (3, 1)	6.0		21	2	0	0	4	2	0	0	0	0	0	0	0	27	35	0.00	0.667	
Hoyt Wilhelm, R ERA: 4.24 (9, 1)	1.0		4	1	0	0	2	0	0	0	0	0	0	0	0	8	8	0.00	1.000	

AB	36
R	6
H	11
RBI	5
BB	4
SO	7
LOB	23



Batter	1	2	3	4	5	6	7	8	9	AB	R	H	RBI	BB	SO	LOB	BOTTOM					
Roger Maris, L OBP: 0.337, SLG: 0.564 (3, 9)										5	0	0	0	0	2	4	Chicago White Sox @ Cleveland Indians Cleveland Municipal Stadium, Cleveland, OH Fri May 16 1958, 7:05 PM EDT Att: 12,466 - Unknown					
Bobby Avila, R OBP: 0.363, SLG: 0.463 (1, 5)										3	1	1	1	1	0	2						
Minnie Minoso, R OBP: 0.352, SLG: 0.415 (1, 7)										4	1	1	1	0	0	1						
Rocky Colavito, R OBP: 0.393, SLG: 0.403 (3, 3)										4	0	0	0	0	3	1						
Dick Brown, R OBP: 0.339, SLG: 0.538 (8, PR)										4	1	1	0	0	1	0						
Gary Geiger, L OBP: 0.344, SLG: 0.264 Hoyt Wilhelm, R ERA: 4.24 (9, 1)										0	0	0	0	0	0	0						
Mickey Vernon, L OBP: 0.406, SLG: 0.563 Dick Tomaneck, L (8, PH)										1	0	0	0	0	1	1						
Jay Porter, R OBP: 0.333, SLG: 0.333 (9, 2)										2	0	0	0	0	1	0						
Chico Carrasquel, R OBP: 0.299, SLG: 0.344 (1, 6)										3	0	2	1	1	0	1						
Billy Harrell, R OBP: 0.231, SLG: 0.282 (1, 4)										4	0	1	0	0	1	2						
Don Ferrarese, R Carroll Hardy, R OBP: 0.333, SLG: 0.333 (2, PH)										0	0	0	0	0	0	0						
Inning Stats	R: 0 E: 0 K: 2 S: 7	H: 0 LOB: 1 BB: 1 P: 11	R: 1 E: 1 K: 2 S: 9	H: 1 LOB: 2 BB: 1 P: 13	R: 0 E: 0 K: 0 S: 3	H: 0 LOB: 0 BB: 0 P: 3	R: 0 E: 0 K: 1 S: 5	H: 0 LOB: 0 BB: 1 P: 9	R: 1 E: 0 K: 1 S: 6	H: 1 LOB: 0 BB: 0 P: 6	R: 0 E: 0 K: 2 S: 7	H: 0 LOB: 0 BB: 0 P: 7	R: 0 E: 0 K: 0 S: 5	H: 2 LOB: 2 BB: 0 P: 5	R: 1 E: 0 K: 2 S: 9	H: 2 LOB: 1 BB: 0 P: 9	R: 0 E: 0 K: 0 S: 3	H: 0 LOB: 0 BB: 0 P: 3	1B: 3 2B: 1 3B: 0 HR: 2	SF: 0 SAC: 0 DP: 0 HBP: 0	WP: 0 PB: 0 CS: 0	PA: 37
PITCHER	IP WLS BF H R ER SO BB IBB HBP BLK WP HR S P ERA WHIP																					
Billy Pierce, L ERA: 4.45 (1, 1)	9.0	W	37	6	3	2	10	3	0	0	0	0	0	0	0	54	66	2.00	1.000			

AB	34
R	3
H	6
RBI	3
BB	3
SO	10
LOB	15



Batter	1	2	3	4	5	6	7	8	9	AB	R	H	RBI	BB	SO	LOB	TOP			
Luis Aparicio, R OBP: 0.280, SLG: 0.330										4	1	0	0	1	0	3	Chicago White Sox @ Cleveland Indians Cleveland Municipal Stadium, Cleveland, OH Sat May 17 1958, 3:33 AM EDT Att: 4,257 - Unknown livebaseballscorecards.com			
Nellie Fox, L OBP: 0.405, SLG: 0.412										4	0	1	0	0	0	1				
Al Smith, R OBP: 0.313, SLG: 0.363										4	0	2	1	0	1	0				
Sherm Lollar, R OBP: 0.453, SLG: 0.539										4	0	0	0	0	0	3				
Jim Rivera, L OBP: 0.388, SLG: 0.439										4	0	0	0	0	0	3				
Ron Jackson, R OBP: 0.328, SLG: 0.483										3	1	2	1	1	1	0				
Earl Torgeson, L OBP: 0.385, SLG: 0.148										0	0	0	0	0	0	0				
Bubba Phillips, R OBP: 0.259, SLG: 0.320										4	0	0	0	0	0	2				
Jim Landis, R OBP: 0.277, SLG: 0.383										2	0	0	0	2	0	0				
Ray Moore, R OBP: 0.333, SLG: 0.667										3	1	2	1	0	0	2				
Gerry Staley, R (6, 1)										0	0	0	0	1	0	0				
Inning Stats	R: 1 E: 0 K: 0 S: 4	H: 1 LOB: 1 BB: 1 P: 8	R: 0 E: 0 K: 1 S: 6	H: 1 LOB: 2 BB: 1 P: 10	R: 0 E: 0 K: 0 S: 4	H: 2 LOB: 1 BB: 0 P: 4	R: 2 E: 0 K: 0 S: 5	H: 2 LOB: 0 BB: 0 P: 5	R: 0 E: 0 K: 0 S: 3	H: 0 LOB: 2 BB: 2 P: 11	R: 0 E: 0 K: 0 S: 3	H: 0 LOB: 0 BB: 0 P: 3	R: 0 E: 0 K: 0 S: 4	H: 1 LOB: 1 BB: 0 P: 4	R: 0 E: 0 K: 0 S: 2	H: 0 LOB: 0 BB: 1 P: 6	1B: 4 2B: 3 3B: 0 HR: 2	SF: 0 SAC: 0 DP: 2 HBP: 0	WP: 1 PB: 0 SB: 1 CS: 0	PA: 37
PITCHER	IP WLS BF H R ER SO BB IBB HBP BLK WP HR S P ERA WHIP																			
Cal McLish, R ERA: 4.15	(1, 1) 7.0 L 30 6 3 3 2 4 0 0 0 0 2 30 46 3.86 1.429																			
Don Mossi, L ERA: 1.96	(8, 1) 2.0 7 1 0 0 0 1 0 0 0 1 0 6 10 0.00 1.000																			

Batter	1	2	3	4	5	6	7	8	9	AB	R	H	RBI	BB	SO	LOB	BOTTOM					
Gary Geiger, L OBP: 0.353, SLG: 0.286										3	1	1	0	1	0	1	Chicago White Sox @ Cleveland Indians Cleveland Municipal Stadium, Cleveland, OH Sat May 17 1958, 3:33 AM EDT Att: 4,257 - Unknown livebaseballscorecards.com					
Bobby Avila, R OBP: 0.358, SLG: 0.458										3	0	1	1	0	0	4						
Roger Maris, L OBP: 0.322, SLG: 0.543										3	0	0	1	0	1	1						
Minnie Minoso, R OBP: 0.349, SLG: 0.404										3	0	0	0	1	2	1						
Mickey Vernon, L OBP: 0.384, SLG: 0.529										4	0	0	0	0	1	2						
Dick Brown, R OBP: 0.317, SLG: 0.500										4	0	0	0	0	1	0						
Billy Harrell, R OBP: 0.214, SLG: 0.262										3	0	0	0	0	1	0						
Chico Carrasquel, R OBP: 0.295, SLG: 0.340										1	0	0	0	0	0	0						
Billy Moran, R OBP: 0.183, SLG: 0.188										2	0	0	0	0	0	0						
Rocky Colavito, R OBP: 0.400, SLG: 0.411										1	0	1	0	0	0	0						
Mudcat Grant, R OBP: 0.133, SLG: 0.133										0	0	0	0	0	0	0						
Don Mossi, L (8, 1)										0	0	0	0	0	0	0						
Russ Nixon, L OBP: 0.333, SLG: 0.407										1	0	0	0	0	1	0						
Cal McLish, S (1, 1)										0	1	0	0	2	0	0						
Preston Ward, L OBP: 0.408, SLG: 0.522										1	0	1	0	0	0	0						
Inning Stats	R: 0 E: 1 K: 1 S: 7	H: 1 LOB: 2 BB: 0 P: 7	R: 0 E: 0 K: 0 S: 3	H: 0 LOB: 0 BB: 0 P: 3	R: 2 E: 0 K: 0 S: 3	H: 1 LOB: 0 BB: 2 P: 11	R: 0 E: 0 K: 2 S: 7	H: 0 LOB: 0 BB: 0 P: 7	R: 0 E: 0 K: 0 S: 3	H: 0 LOB: 1 BB: 1 P: 7	R: 0 E: 0 K: 1 S: 5	H: 0 LOB: 0 BB: 0 P: 5	R: 0 E: 0 K: 0 S: 5	H: 2 LOB: 3 BB: 1 P: 9	R: 0 E: 0 K: 1 S: 5	H: 0 LOB: 0 BB: 0 P: 5	R: 0 E: 0 K: 2 S: 7	H: 0 LOB: 0 BB: 0 P: 7	1B: 3 2B: 1 3B: 0 HR: 0	SF: 2 SAC: 0 DP: 0 HBP: 0	WP: 0 PB: 0 SB: 1 CS: 1	PA: 36
PITCHER	IP WLS BF H R ER SO BB IBB HBP BLK WP HR S P ERA WHIP																					
Ray Moore, R ERA: 2.96	(1, 1) 5.0 W 20 2 2 2 3 3 0 0 0 0 0 23 35 3.60 1.000																					
Gerry Staley, R ERA: 1.19	(6, 1) 4.0 S 15 2 0 0 4 1 0 0 0 0 0 22 26 0.00 0.750																					

Batter	1	2	3	4	5	6	7	8	9	10	11	AB	R	H	RBI	BB	SO	LOB	TOP					
Luis Aparicio, R OBP: 0.274, SLG: 0.321 (1.6)	F9		6-3		F9		6-3		1B SH5-4 SF7 1B	F8		6	1	1	0	0	0	2						
Nellie Fox, L OBP: 0.397, SLG: 0.411 (1.4)	L7			4-3		4-3		4-3	SH5-4		4-3	5	1	1	0	0	0	0						
Al Smith, R OBP: 0.333, SLG: 0.385 (1.7)	F9				BB 1B 2B		F9		WP 1B IBB		1B	5	1	3	1	1	0	0						
Sherm Lollar, R OBP: 0.455, SLG: 0.525 (1.2)		F8				1B BB BB		6-3	WP 1B		F8	4	0	1	1	2	0	1						
Jim Rivera, L OBP: 0.370, SLG: 0.410 (1.9)	F3			K		F3		1-3 BB	SF7		F2	4	0	0	1	1	1	4						
Ron Jackson, R OBP: 0.333, SLG: 0.469 (1.3)								1-3				4	0	1	0	1	2	3						
Bob Keegan, R (9.1)												0	0	0	0	0	0	0						
Jim Wilson, R (10.1)												0	0	0	0	0	0	0						
Billy Pierce, L OBP: 0.167, SLG: 0.091 (11.1)					1B BB		1B					0	0	0	0	0	0	0						
Bubba Phillips, R OBP: 0.279, SLG: 0.329 (6.8)			F8			1B		1-3			5-3	4	0	2	1	1	0	0						
Jim Landis, R OBP: 0.269, SLG: 0.371 (1.8)												2	0	0	0	0	1	3						
Earl Tonnesson, L OBP: 0.375, SLG: 0.143 (6. PH)			E6					F9			F4	1	0	0	0	0	0	3						
Sammy Esposito, R OBP: 0.287, SLG: 0.214 (6.5)												2	0	0	0	0	0	2						
Early Wynn, S OBP: 0.313, SLG: 0.250 (1.1)												3	0	0	0	0	2	4						
Gerry Staley, R (8.1)												0	0	0	0	0	0	0						
Tito Francona, L OBP: 0.292, SLG: 0.227 (9. PH)												0	1	0	0	1	0	0						
Walt Dropo, R OBP: 0.286, SLG: 0.167 (9.3)									SH5-4 1B		1B	1	0	1	0	0	0	0						
Inning Stats	R: 0 E: 0 K: 0 S: 3	H: 0 LOB: 0 BB: 0 P: 3	R: 0 E: 0 K: 1 S: 5	H: 0 LOB: 0 BB: 0 P: 5	R: 0 E: 1 K: 1 S: 6	H: 0 LOB: 1 BB: 0 P: 6	R: 1 E: 0 K: 2 S: 9	H: 2 LOB: 3 BB: 2 P: 17	R: 1 E: 0 K: 1 S: 6	H: 2 LOB: 1 BB: 0 P: 6	R: 0 E: 0 K: 0 S: 5	H: 0 LOB: 0 BB: 0 P: 3	R: 0 E: 0 K: 0 S: 3	H: 0 LOB: 2 BB: 2 P: 11	R: 2 E: 0 K: 1 S: 7	H: 2 LOB: 2 BB: 2 P: 15	R: 0 E: 0 K: 0 S: 4	H: 1 LOB: 1 BB: 0 P: 4	R: 0 E: 0 K: 0 S: 4	H: 1 LOB: 1 BB: 0 P: 4	1B: 8 2B: 2 3B: 0 HR: 0	SF: 1 SAC: 1 DP: 0 HBP: 0	WP: 1 PB: 0 SB: 1 CS: 0	PA: 50
PITCHER	IP ERA WLS BF H R ER SO BB IBB HBP BLK WP HR S P ERA WHIP	IP ERA WLS BF H R ER SO BB IBB HBP BLK WP HR S P ERA WHIP																						
Mudcat Grant, R ERA: 3.47 (1.1)	8.0	0.1	3	1	0	0	0	0	1	0	0	0	0	0	2	6	0.00	3.000						
Don Mossi, L ERA: 2.31 (9.1)	0.1	W	11	3	1	1	1	0	0	0	0	1	0	13	13	3.38	1.125							
Ray Narleski, R ERA: 4.63 (9.1)	2.2																							

Chicago White Sox @ Cleveland Indians
Cleveland Municipal Stadium, Cleveland, OH
Sun May 18 1958, 3:33 AM EDT
Unknown

AB 41
R 4
H 10
RBI 4
BB 7
SO 6
LOB 22





Batter	1	2	3	4	5	6	7	8	9	10	11	AB	R	H	RBI	BB	SO	LOB	BOTTOM			
Gary Geiger, L OBP: 0.356, SLG: 0.295 (1.8)	F7		4-3			5-3		FC5-4 1B			SH1-4 HR 1B	5	1	2	0	0	0	1				
Bobby Avila, R OBP: 0.354, SLG: 0.448 (1.5) (7.4)	6-3				F7		2B 1B	FC5-4			SH1-4	4	1	1	0	0	0	1				
Minnie Minoso, R OBP: 0.351, SLG: 0.407 (1.7)	F9				F9		2B 2B		F4		HR IBB	4	1	1	0	1	0	0				
Roger Maris, L OBP: 0.319, SLG: 0.541 (1.9)		G3							F5			4	1	1	1	0	1	0				
Carroll Hardy, R OBP: 0.350, SLG: 0.441 (11. PH)								1B 2B				1	1	1	3	0	0	0				
Rocky Colavito, R OBP: 0.391, SLG: 0.400 (1.3)								2B 2B				2	0	0	0	0	2	0				
Mickey Vernon, L OBP: 0.400, SLG: 0.586 (7. PH) (8.3)								G6-4-3 1B			HR	2	1	2	2	0	0	0				
Russ Nixon, L OBP: 0.313, SLG: 0.381 (1.2)								G6-4-3 1B			L5	4	0	0	0	0	0	1				
Billy Harrell, R OBP: 0.239, SLG: 0.333 (1.6) (9.5)												3	1	1	1	1	1	0				
Billy Moran, R OBP: 0.181, SLG: 0.185 (1.4)												1	0	0	0	0	0	1				
Preston Ward, L OBP: 0.392, SLG: 0.500 (7.5) (6. PH)												2	0	0	0	0	2	0				
Chico Carrasquel, R OBP: 0.262, SLG: 0.337 (9.6)												1	0	0	0	0	0	0				
Mudcat Grant, R OBP: 0.111, SLG: 0.111 (1.1)												3	0	0	0	0	1	1				
Don Mossi, L (9.1)												0	0	0	0	0	0	0				
Ray Narleski, R OBP: 0.119, SLG: 0.063 (9.1)												1	0	0	0	0	1	0				
Inning Stats	R: 0 E: 0 K: 0 S: 3	H: 0 LOB: 0 BB: 0 P: 3	R: 0 E: 0 K: 1 S: 5	H: 0 LOB: 0 BB: 0 P: 5	R: 0 E: 0 K: 0 S: 3	H: 0 LOB: 0 BB: 1 P: 7	R: 0 E: 0 K: 1 S: 5	H: 0 LOB: 0 BB: 0 P: 5	R: 0 E: 0 K: 2 S: 7	H: 4 LOB: 0 BB: 0 P: 5	R: 1 E: 0 K: 1 S: 7	H: 2 LOB: 1 BB: 0 P: 7	R: 1 E: 0 K: 0 S: 4	H: 1 LOB: 0 BB: 0 P: 4	R: 0 E: 0 K: 2 S: 7	H: 0 LOB: 0 BB: 0 P: 7	R: 3 E: 0 K: 0 S: 3	H: 2 LOB: 0 BB: 1 P: 7	1B: 4 2B: 2 3B: 0 HR: 3	SF: 0 SAC: 1 DP: 1 HBP: 0	WP: 0 PB: 0 SB: 0 CS: 0	PA: 40
PITCHER	IP ERA WLS BF H R ER SO BB IBB HBP BLK WP HR S P ERA WHIP	IP ERA WLS BF H R ER SO BB IBB HBP BLK WP HR S P ERA WHIP																				
Early Wynn, R ERA: 4.09 (1.1)	7.0	1.0	4	1	0	0	1	0	0	0	0	0	0	6	6	0.00	1.000					
Gerry Staley, R ERA: 1.14 (8.1)	1.0	4	1	1	1	0	0	0	0	0	0	0	1	4	4	9.00	1.000					
Bob Keegan, R ERA: 4.5 (9.1)	1.0	L	6	1	2	2	2	0	1	0	0	0	0	9	13	13.50	0.750					
Jim Wilson, R ERA: 4.45 (10.1)	1.1																					
Billy Pierce, L ERA: 4.73 (11.1)	0.0																					

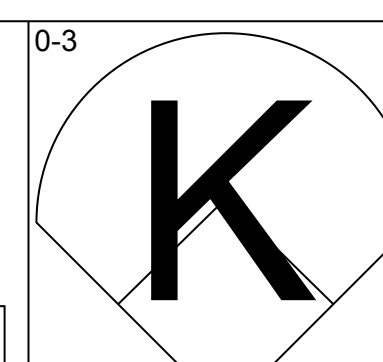
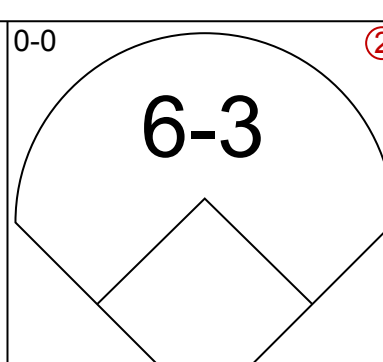
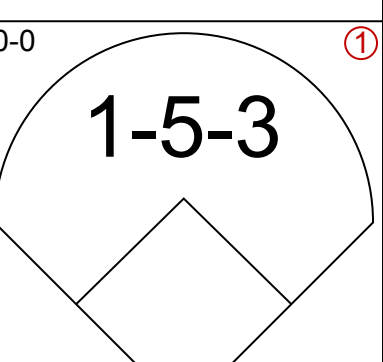
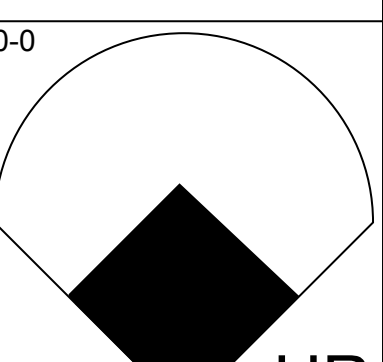
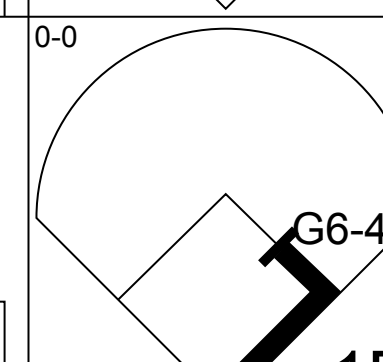
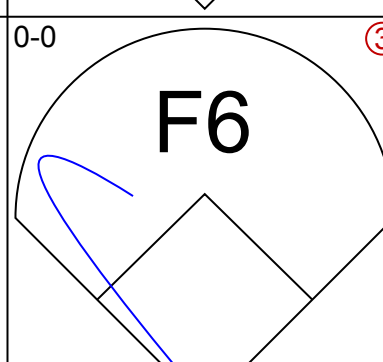
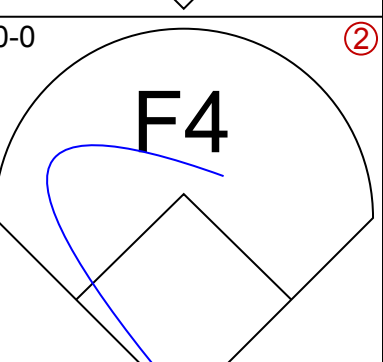
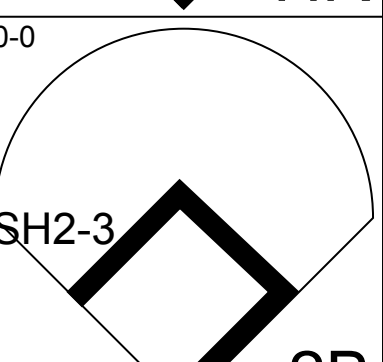
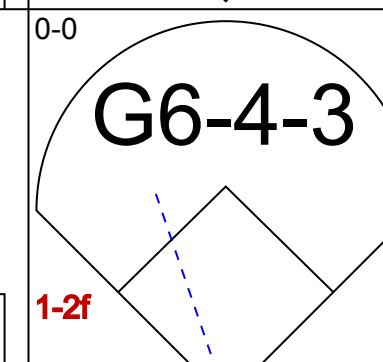
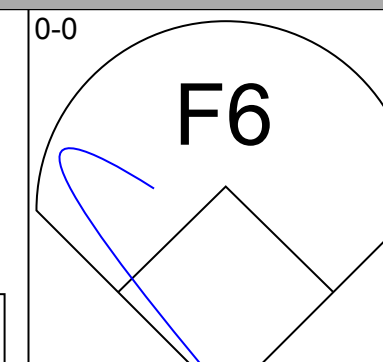
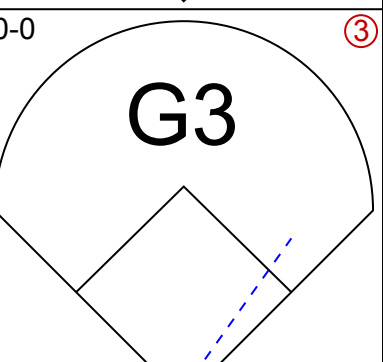
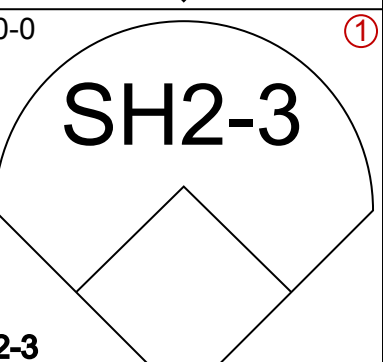
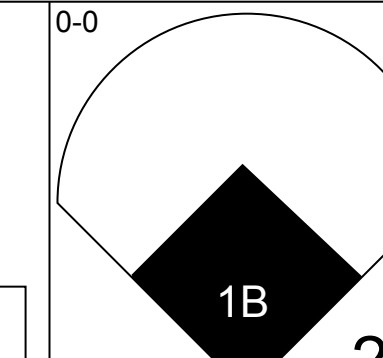
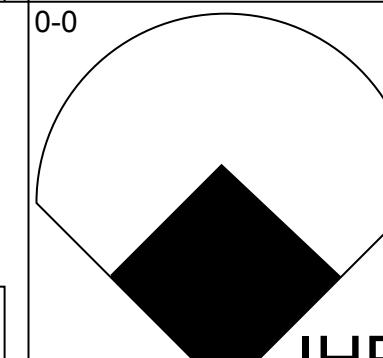
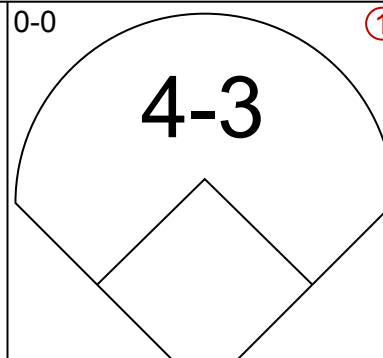
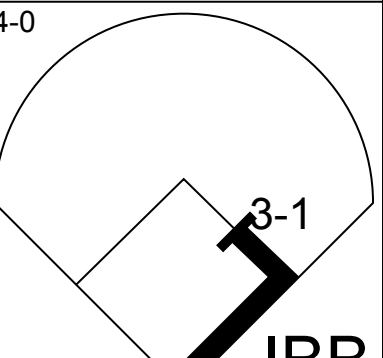
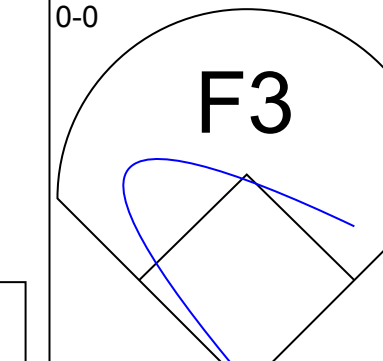
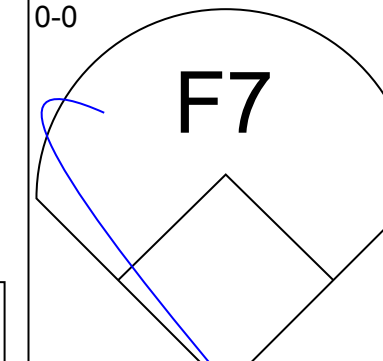
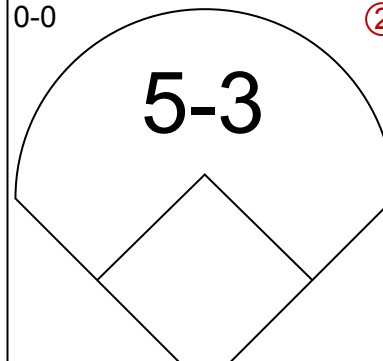
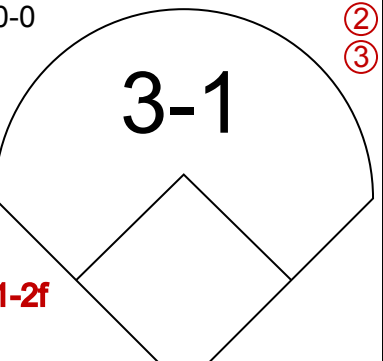
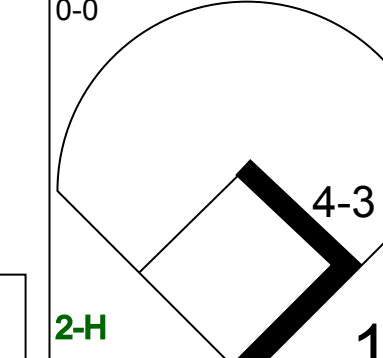
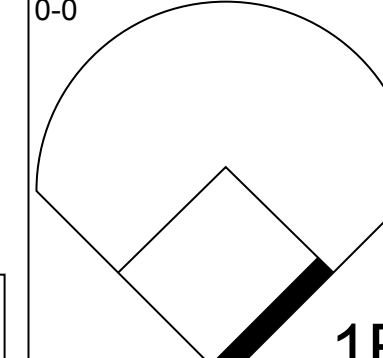
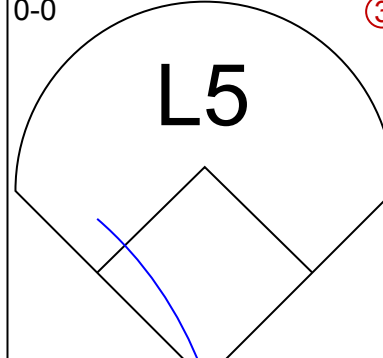
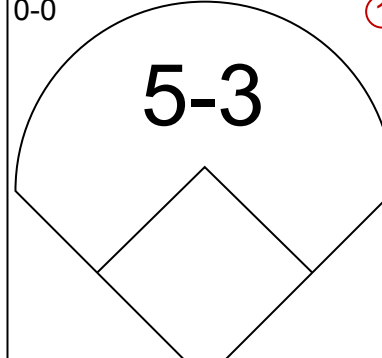
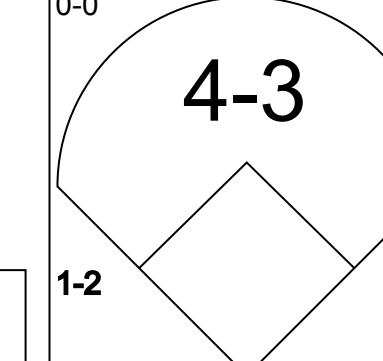
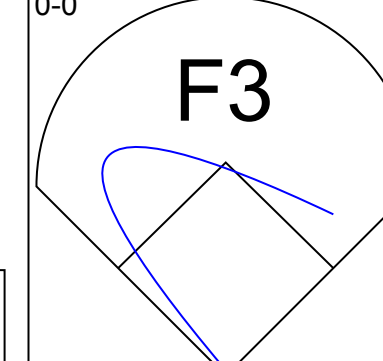
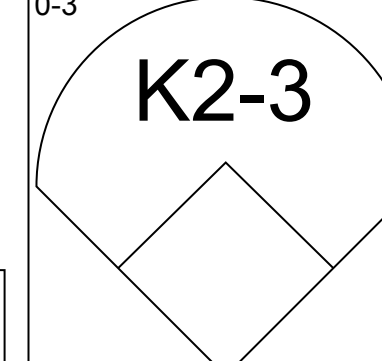
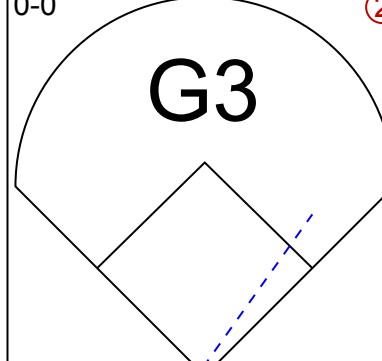
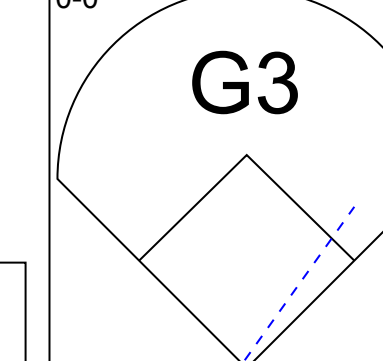
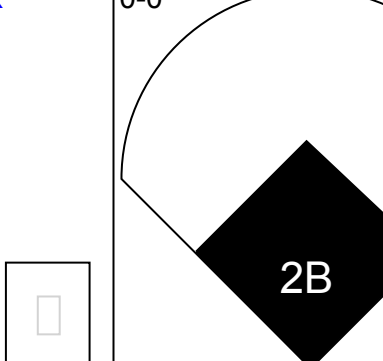
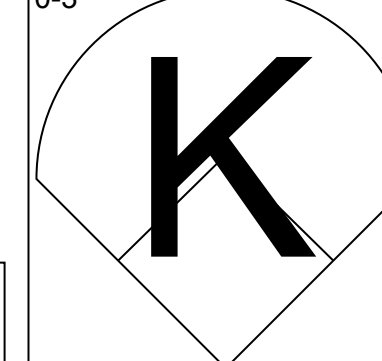
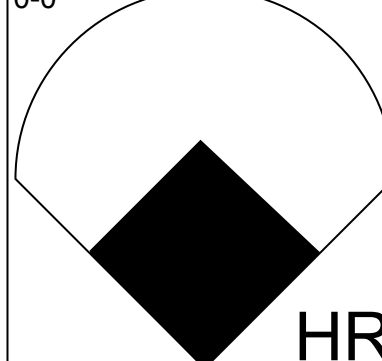
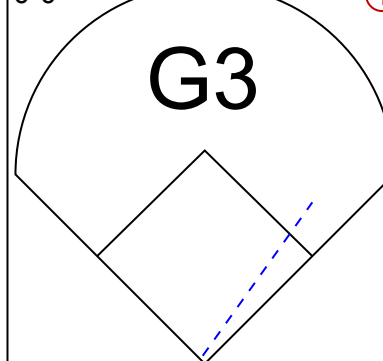
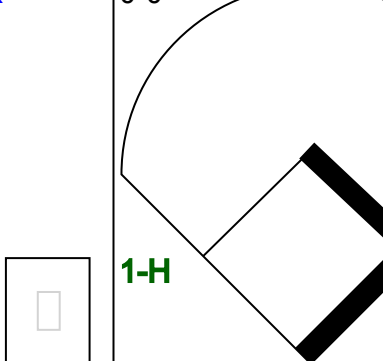
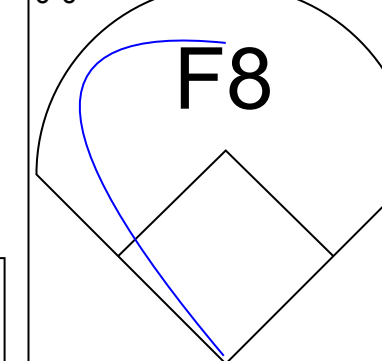
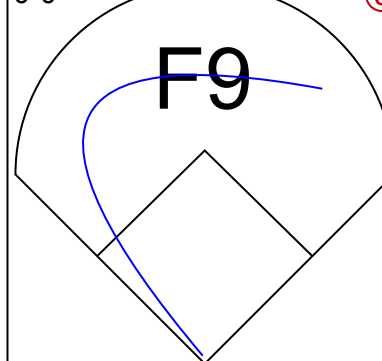
Chicago White Sox @ Cleveland Indians
Cleveland Municipal Stadium, Cleveland, OH
Sun May 18 1958, 3:33 AM EDT
Unknown

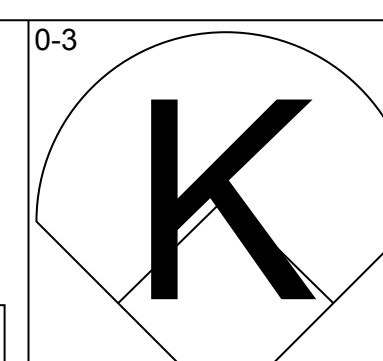
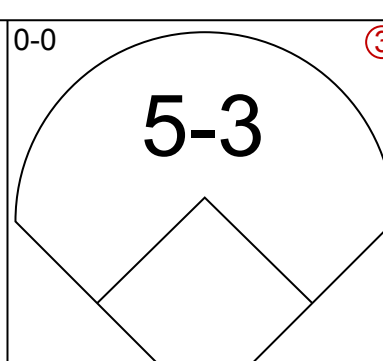
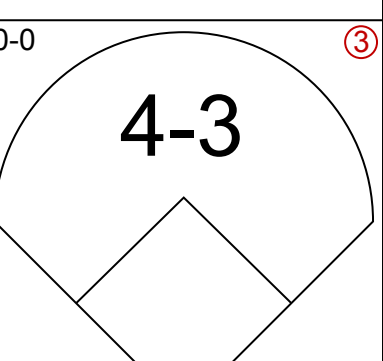
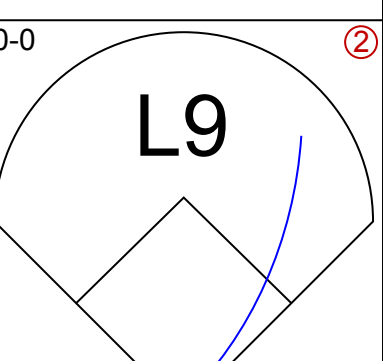
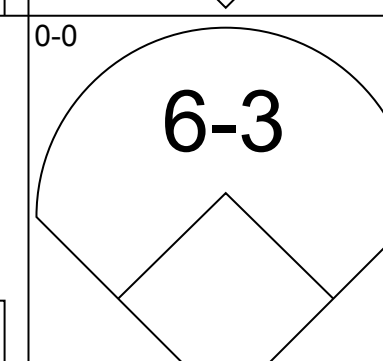
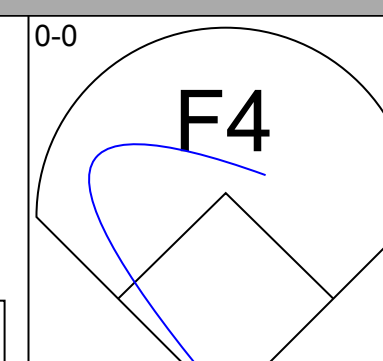
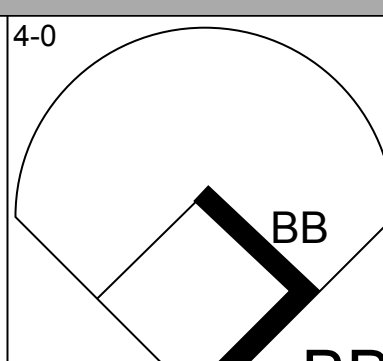
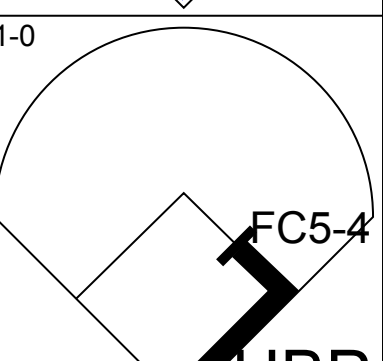
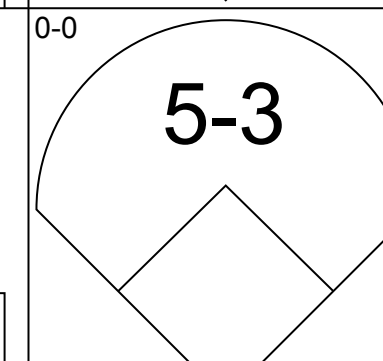
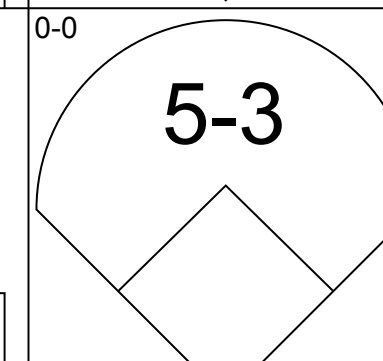
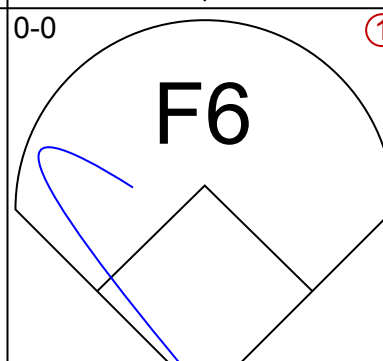
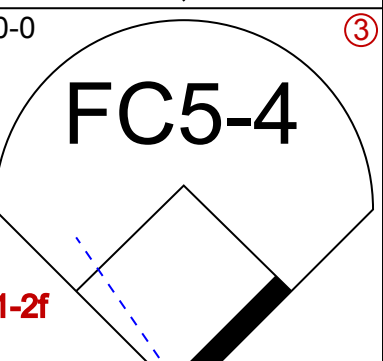
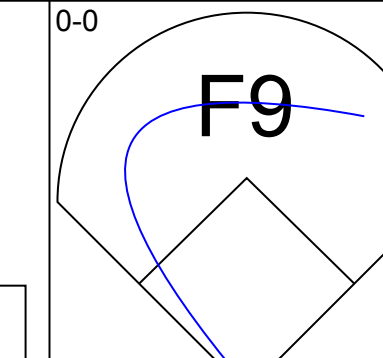
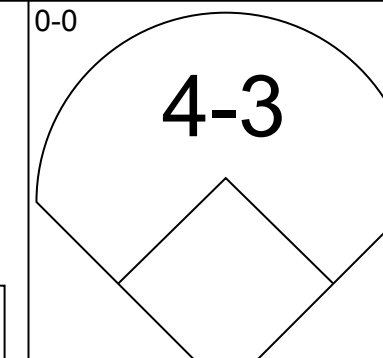
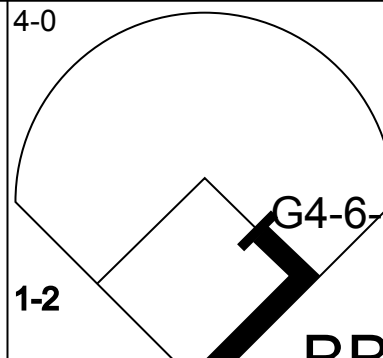

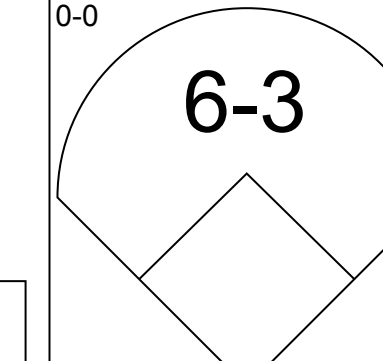
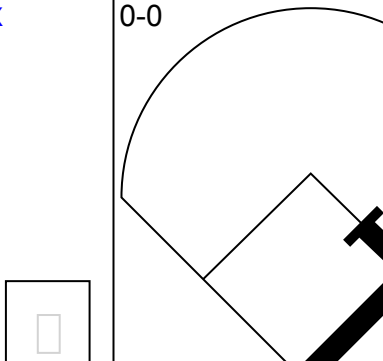
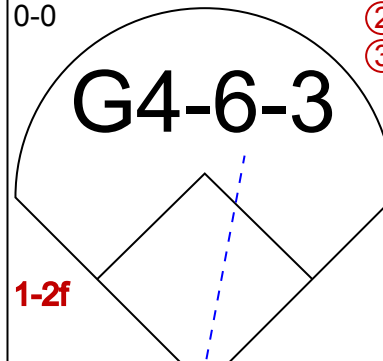
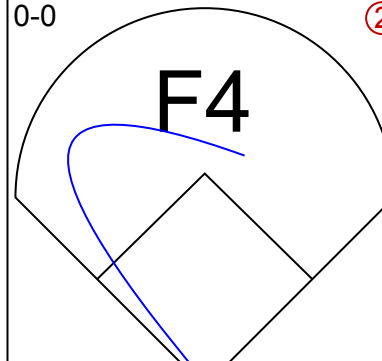
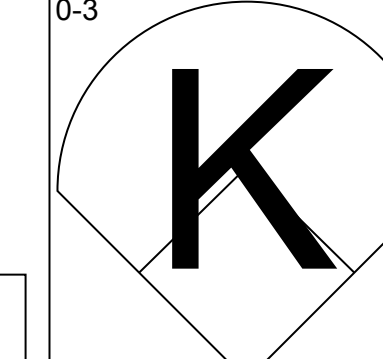
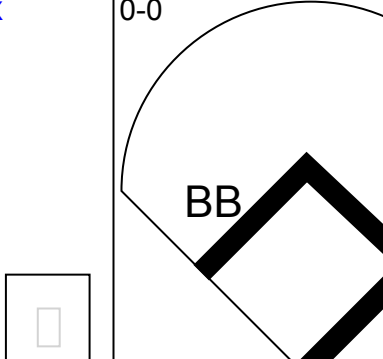
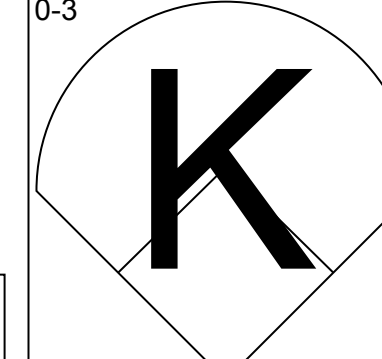
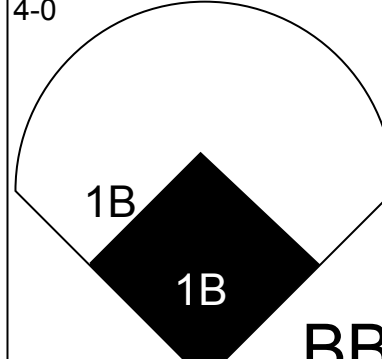
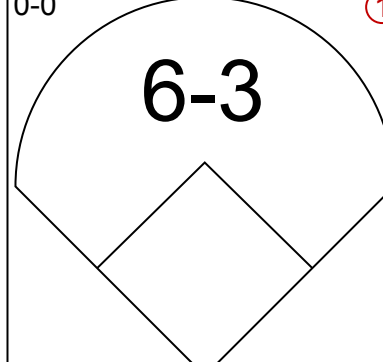
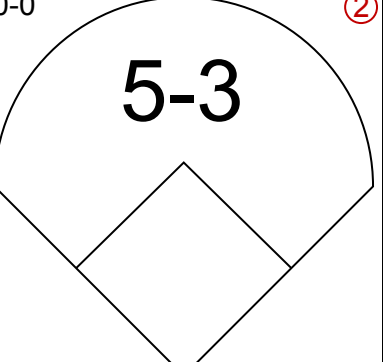
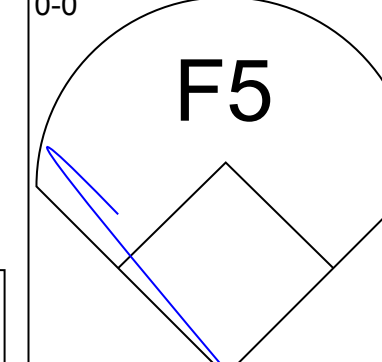
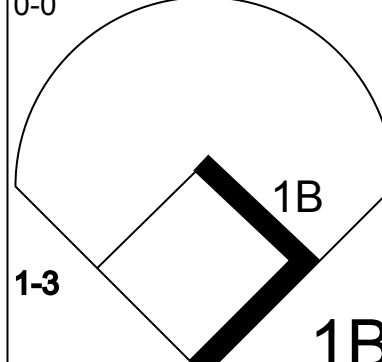
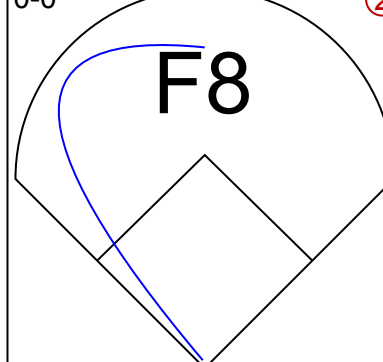
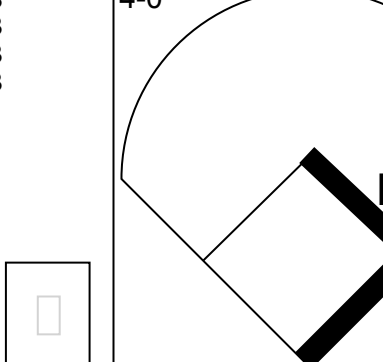
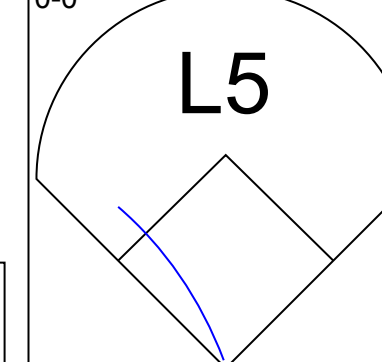
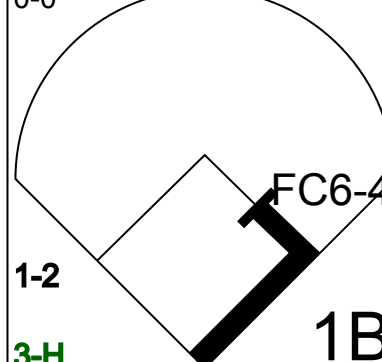
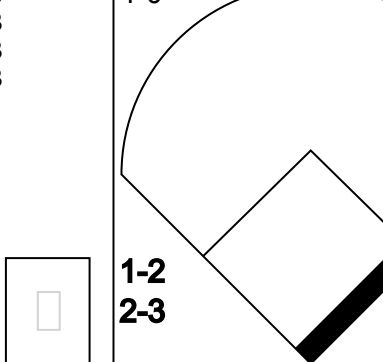
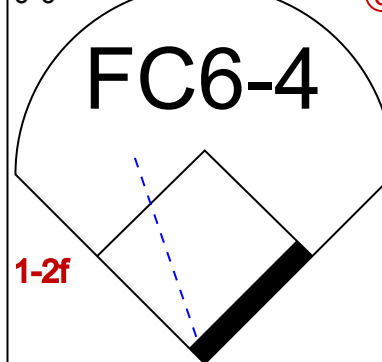
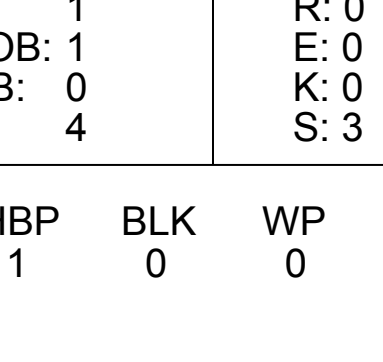
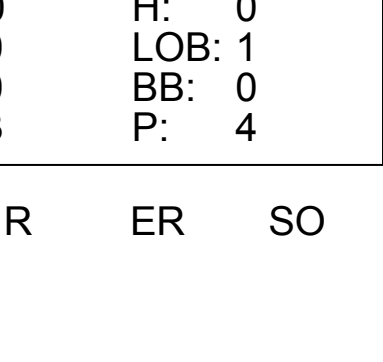
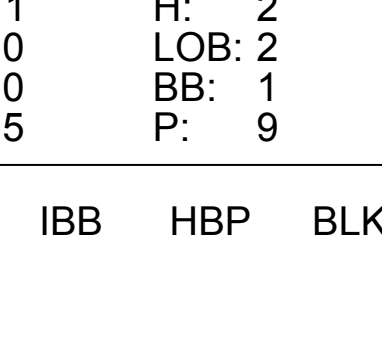
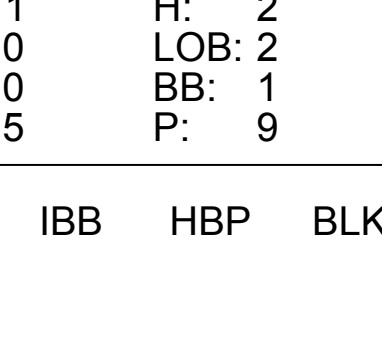
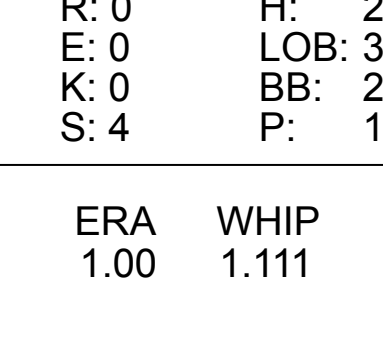
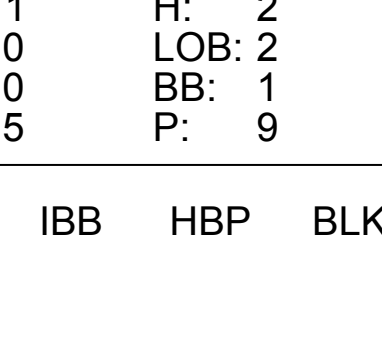
AB 37
R 7
H 9
RBI 7
BB 2
SO 8
LOB 5



Batter	1	2	3	4	5	6	7	8	9	AB	R	H	RBI	BB	SO	LOB	TOP										
Luis Aparicio, R OBP: 0.280, SLG: 0.324 (1, 6)	F9						F3		4-3	5	0	2	1	0	0	0	Chicago White Sox @ Cleveland Indians Cleveland Municipal Stadium, Cleveland, OH Sun May 18 1958, 3:38 AM EDT Att: 12,788 - Unknown AB 35 R 6 H 10 RBI 6 BB 2 SO 7 LOB 9 										
Nelle Fox, L OBP: 0.405, SLG: 0.414 (1, 4)	BB 2B	1B		5-3					F6	4	1	2	0	1	0	1											
Tito Francona, L OBP: 0.294, SLG: 0.217 Al Smith, R OBP: 0.330, SLG: 0.381 (7, PH) (7, 7)	2B	BB					L7			2	1	0	0	1	2	2											
Walt Dropo, R OBP: 0.278, SLG: 0.250 (1, 3)	HR	2B					K			4	1	1	2	0	2	3											
Don Mueller, L OBP: 0.182, SLG: 0.273 (1, 9)	F7								K	4	0	1	0	0	1	1											
Bubba Phillips, R OBP: 0.289, SLG: 0.386 (1, 5)	HR						FC6-4		1B	4	2	2	2	0	0	1											
Earl Batley, R OBP: 0.294, SLG: 0.200 (1, 2)	F3								2B	4	0	1	1	0	0	0											
Jim Landis, R OBP: 0.268, SLG: 0.364 (1, 8)							F4		F3	4	1	1	0	0	1	0											
Bill Fischer, R (1, 1)									L6	0	0	0	0	0	0	0											
Tom Qualters, R (2, 1)							4-3			1	0	0	0	0	1	0											
Gerry Staley, R (5, 1)										1	0	0	0	0	0	0											
Sammy Esposito, R OBP: 0.250, SLG: 0.200 (9, PH)										1	0	0	0	0	0	0											
Inning Stats	R: 4 E: 0 K: 0 S: 6	H: 3 LOB: 0 BB: 1 P: 10	R: 1 E: 0 K: 2 S: 9	H: 2 LOB: 1 BB: 1 P: 13	R: 0 E: 0 K: 0 S: 3	H: 0 LOB: 0 BB: 0 P: 3	R: 0 E: 0 K: 2 S: 8	H: 1 LOB: 1 BB: 0 P: 8	R: 0 E: 0 K: 1 S: 6	H: 1 LOB: 1 BB: 0 P: 6	R: 0 E: 0 K: 0 S: 3	H: 0 LOB: 0 BB: 0 P: 3	R: 0 E: 0 K: 1 S: 6	H: 1 LOB: 1 BB: 0 P: 6	R: 1 E: 0 K: 0 S: 6	H: 2 LOB: 2 BB: 0 P: 6	R: 0 E: 0 K: 0 S: 3	H: 0 LOB: 0 BB: 0 P: 3	1B: 7 2B: 2 3B: 0 HR: 1	SF: 0 SAC: 1 DP: 0 HBP: 0	WP: 0 PB: 0 SB: 2 CS: 0	PA: 38					
PITCHER	IP	WLS	BF	H	R	ER	SO	BB	IBB	HBP	BLK	WP	HR	S	P	ERA	WHIP										
Bob Kelly, R ERA: 5.63 (1, 1)	1.1		10	5	5	5	0	1	0	0	0	0	1	9	13	33.75	4.500										
Dick Tomaneck, L ERA: 4.74 (2, 1)	0.2		3	0	0	0	2	1	0	0	0	0	0	6	10	0.00	1.500										
Don Mossi, L ERA: 2.08 (3, 1)	7.0	W	25	5	1	1	5	0	0	0	0	0	0	35	35	1.29	0.714										

Batter	1	2	3	4	5	6	7	8	9	AB	R	H	RBI	BB	SO	LOB	BOTTOM										
Gary Geiger, L OBP: 0.359, SLG: 0.303 (1, 8)	4-3	2B 1B		G3		1B	3-1			5	1	2	1	0	0	1	Chicago White Sox @ Cleveland Indians Cleveland Municipal Stadium, Cleveland, OH Sun May 18 1958, 3:38 AM EDT Att: 12,788 - Unknown AB 36 R 10 H 15 RBI 10 BB 3 SO 3 LOB 16 										
Bobby Avila, R OBP: 0.365, SLG: 0.467 (3, 4)	F3	1B				SH2-4 1B	F8		CS 1B	5	1	3	1	0	0	2											
Minnie Minoso, R OBP: 0.363, SLG: 0.419 (1, 7)	1B	2B				SH2-4			F4	4	0	3	2	0	0	1											
Roger Maris, L OBP: 0.313, SLG: 0.522 (1, 9)	K			G3		FC4-6 1B	F9		F5	5	0	1	1	0	1	3											
Preston Ward, L OBP: 0.382, SLG: 0.481 (3, 5)		1B BB FC4-6 1B		F5		FC4-6			L9	4	1	1	0	0	0	1											
Dick Brown, R OBP: 0.328, SLG: 0.500 Don Mossi, L (3, 1)		FC4-6 1B BB		K		G3			6-3	0	1	0	0	1	0	0											
Billy Harrell, R OBP: 0.280, SLG: 0.354 (1, 6)							F9		2B 1B	3	2	2	0	1	0	0											
Billy Moran, R OBP: 0.181, SLG: 0.185 Mickey Vernon, L OBP: 0.419, SLG: 0.603 (2, PH) (3, 3)		F6							1B 2B	0	0	0	0	0	0	0											
Bob Kelly, R (1, 1)									HR 1B	0	0	0	0	0	0	0											
Dick Tomaneck, L (2, 1)		FC4-6								0	0	0	0	0	0	0											
Russ Nixon, L OBP: 0.309, SLG: 0.418 (2, PH) (3, 2)		1B 2B							HR	4	2	1	3	0	1	4											
Inning Stats	R: 0 E: 0 K: 1 S: 6	H: 1 LOB: 0 BB: 0 P: 6	R: 4 E: 0 K: 0 S: 7	H: 5 LOB: 2 BB: 1 P: 11	R: 0 E: 0 K: 1 S: 5	H: 0 LOB: 0 BB: 0 P: 5	R: 0 E: 0 K: 0 S: 3	H: 0 LOB: 1 BB: 1 P: 7	R: 1 E: 0 K: 0 S: 5	H: 2 LOB: 1 BB: 0 P: 5	R: 2 E: 0 K: 1 S: 9	H: 4 LOB: 2 BB: 0 P: 9	R: 3 E: 0 K: 0 S: 5	H: 2 LOB: 0 BB: 1 P: 9	R: 0 E: 0 K: 0 S: 3	H: 1 LOB: 0 BB: 0 P: 3	1B: 12 2B: 2 3B: 0 HR: 1	SF: 0 SAC: 1 DP: 0 HBP: 0	WP: 0 PB: 0 SB: 1 CS: 1	PA: 40							
PITCHER	IP	WLS	BF	H	R	ER	SO	BB	IBB	HBP	BLK	WP	HR	S	P	ERA	WHIP										
Bill Fischer, R ERA: 6.75 (1, 1)	1.2		11	5	4	4	1	1	0	0	0	0	0	12	16	21.60	3.600										
Tom Qualters, R ERA: 2.35 (2, 1)	2.2		11	3	1	1	1	1	0	0	0	0	0	12	16	3.38	1.500										
Gerry Staley, R ERA: 2.63 (5, 1)	3.2	L	18	7	5	5	1	1	0	0	0	0	1	19	23	12.27	2.182										

Batter	1	2	3	4	5	6	7	8	9	AB	R	H	RBI	BB	SO	LOB	TOP					
Hank Bauer, R (1, 9) OBP: 0.311, SLG: 0.427										4	1	1	1	0	1	1	New York Yankees @ Chicago White Sox Comiskey Park, Chicago, IL Tue May 20 1958, 8:05 PM EDT Att: 36,167 - Unknown					
Yogi Berra, L (1, 2) OBP: 0.286, SLG: 0.345										4	0	2	0	0	0	1						
Tony Kubek, L (1, 6) OBP: 0.340, SLG: 0.354										3	0	0	0	0	0	2						
Mickey Mantle, S (1, 8) OBP: 0.410, SLG: 0.541										3	2	2	1	1	0	0						
Gil McDougald, R (1, 4) OBP: 0.417, SLG: 0.529										4	0	0	0	0	0	3						
Jerry Lumpe, L (1, 5) OBP: 0.333, SLG: 0.367										4	0	2	1	0	0	0						
Norm Siebern, L (1, 7) OBP: 0.325, SLG: 0.386										4	0	0	0	0	1	2						
Mary Throneberry, L (1, 3) OBP: 0.313, SLG: 0.448										4	2	2	1	0	1	1						
Johnny Kucks, R (1, 1) OBP: 0.100, SLG: 0.200										4	0	1	1	0	0	0						
Inning Stats	R: 0 E: 0 K: 1 S: 5	H: 1 LOB: 0 BB: 0 P: 5	R: 1 E: 0 K: 0 S: 5	H: 2 LOB: 1 BB: 0 P: 5	R: 0 E: 0 K: 0 S: 3	H: 0 LOB: 0 BB: 0 P: 3	R: 1 E: 0 K: 0 S: 5	H: 2 LOB: 1 BB: 0 P: 5	R: 1 E: 0 K: 0 S: 5	H: 2 LOB: 1 BB: 0 P: 5	R: 0 E: 0 K: 2 S: 7	H: 0 LOB: 0 BB: 0 P: 7	R: 0 E: 0 K: 2 S: 7	H: 0 LOB: 0 BB: 0 P: 7	R: 1 E: 0 K: 0 S: 4	H: 2 LOB: 1 BB: 1 P: 8	R: 1 E: 0 K: 0 S: 4	H: 1 LOB: 0 BB: 0 P: 4	1B: 4 2B: 4 3B: 0 HR: 3	SF: 0 SAC: 1 DP: 2 HBP: 0	WP: 0 PB: 0 CS: 0	PA: 36
PITCHER	IP WLS BF H R ER SO BB IBB HBP BLK WP HR S P ERA WHIP																					
Dick Donovan, R (1, 1) ERA: 2.83	8.0 L 32 9 4 4 3 0 0 0 0 0 0 1 37 41 4.50 1.125																					
Bill Fischer, R (9, 1) ERA: 6.89	1.0 4 1 1 1 0 0 0 0 0 0 0 1 4 4 9.00 1.000																					

Batter	1	2	3	4	5	6	7	8	9	AB	R	H	RBI	BB	SO	LOB	BOTTOM					
Tito Francona, L (1, 9) OBP: 0.273, SLG: 0.200										4	0	0	0	0	1	4	New York Yankees @ Chicago White Sox Comiskey Park, Chicago, IL Tue May 20 1958, 8:05 PM EDT Att: 36,167 - Unknown					
Nellie Fox, L (1, 4) OBP: 0.408, SLG: 0.407										2	0	0	0	1	0	0						
Al Smith, R (1, 7) OBP: 0.318, SLG: 0.366										4	0	0	0	0	0	2						
Sherm Lollar, R (1, 2) OBP: 0.448, SLG: 0.506										3	0	0	0	1	0	0						
Jim Rivera, L (1, 8) OBP: 0.364, SLG: 0.400										4	0	1	0	0	0	2						
Ron Jackson, R (1, 3) OBP: 0.342, SLG: 0.478										3	1	1	0	1	2	0						
Bubba Phillips, R (1, 5) OBP: 0.287, SLG: 0.379										4	0	1	0	0	0	1						
Luis Aparicio, R (1, 6) OBP: 0.281, SLG: 0.319										2	0	0	0	1	0	0						
Don Mueller, L (9, PH) OBP: 0.250, SLG: 0.333										1	0	1	1	0	0	0						
Dick Donovan, L (1, 1) OBP: 0.429, SLG: 0.077										1	0	1	0	1	0	0						
Earl Torgeson, L (8, PH) OBP: 0.386, SLG: 0.138										1	0	0	0	0	0	0						
Bill Fischer, R (9, 1) OBP: 0.342, SLG: 0.478										0	0	0	0	0	0	0						
Walt Dropo, R (9, PH) OBP: 0.263, SLG: 0.235										1	0	0	0	0	0	2						
Inning Stats	R: 0 E: 0 K: 1 S: 5	H: 0 LOB: 0 BB: 0 P: 5	R: 0 E: 0 K: 1 S: 5	H: 0 LOB: 0 BB: 0 P: 5	R: 0 E: 0 K: 0 S: 4	H: 1 LOB: 1 BB: 0 P: 4	R: 0 E: 0 K: 0 S: 3	H: 0 LOB: 0 BB: 0 P: 3	R: 0 E: 0 K: 0 S: 4	H: 2 LOB: 3 BB: 2 P: 12	R: 0 E: 0 K: 0 S: 2	H: 0 LOB: 1 BB: 2 P: 10	R: 0 E: 0 K: 1 S: 5	H: 0 LOB: 0 BB: 0 P: 5	R: 0 E: 0 K: 0 S: 3	H: 0 LOB: 1 BB: 0 P: 4	R: 1 E: 0 K: 0 S: 5	H: 2 LOB: 2 BB: 1 P: 9	1B: 4 2B: 1 3B: 0 HR: 0	SF: 0 SAC: 0 DP: 1 HBP: 1	WP: 0 PB: 0 CS: 0	PA: 36
PITCHER	IP WLS BF H R ER SO BB IBB HBP BLK WP HR S P ERA WHIP																					
Johnny Kucks, R (1, 1) ERA: 2.83	9.0 W 36 5 1 1 3 5 0 0 1 0 0 0 36 57 1.00 1.111																					

AB	34
R	5
H	10
RBI	5
BB	1
SO	3
LOB	10



AB	30
R	1
H	5
RBI	1
BB	5
SO	3
LOB	11



Batter	1	2	3	4	5	6	7	8	9	AB	R	H	RBI	BB	SO	LOB	TOP																			
Hank Bauer, R (1, 9) OBP: 0.298, SLG: 0.407	F7			F7		6-3		F7		4	0	0	0	0	0	0	New York Yankees @ Chicago White Sox Comiskey Park, Chicago, IL Wed May 21, 1958, 4:33 AM EDT Att: 9,002 - Sunny - 65 F																			
Yogi Berra, L (1, 2) OBP: 0.286, SLG: 0.341	G6-4-3 1B			K		4-3		G3		4	0	1	0	0	1	0																				
Tony Kubek, L (1, 6) OBP: 0.352, SLG: 0.365	G6-4-3 1-2			1B		1B HR		F8		4	1	2	0	0	0	1																				
Mickey Mantle, S (1, 8) OBP: 0.404, SLG: 0.528		F8		K		1B HR		4-3		4	1	1	0	0	1	1																				
Gil McDougald, R (1, 4) OBP: 0.430, SLG: 0.571	F9				HR	1B 1-H 2-H		BB 1B		4	2	3	3	0	0	0																				
Elston Howard, R (1, 7) OBP: 0.424, SLG: 0.621	F3				HR	K		F9		4	1	1	2	0	1	1																				
Andy Carey, R (1, 5) OBP: 0.250, SLG: 0.435				F7		L7		5-3		3	0	0	0	1	0	0																				
Mary Thronberry, L (1, 3) OBP: 0.278, SLG: 0.394				K		6-3		K		4	0	0	0	0	2	2																				
Whitey Ford, L (1, 1) OBP: 0.263, SLG: 0.188				K		K		K		3	0	0	0	0	3	0																				
Inning Stats	R: 0 E: 0 K: 0 S: 3	H: 1 LOB: 0 BB: 0 P: 3	R: 0 E: 0 K: 0 S: 3	H: 0 LOB: 0 BB: 0 P: 3	R: 0 E: 0 K: 2 S: 7	H: 0 LOB: 1 BB: 0 P: 7	R: 0 E: 0 K: 2 S: 8	H: 1 LOB: 0 BB: 0 P: 8	R: 2 E: 0 K: 1 S: 7	H: 2 LOB: 0 BB: 0 P: 7	R: 3 E: 0 K: 1 S: 8	H: 3 LOB: 0 BB: 0 P: 8	R: 0 E: 0 K: 2 S: 7	H: 0 LOB: 0 BB: 0 P: 7	R: 0 E: 0 K: 0 S: 3	H: 1 LOB: 2 BB: 1 P: 8	1B: 6 2B: 0 3B: 0 HR: 2	SF: 0 SAC: 0 DP: 1 HBP: 0	WP: 0 PB: 0 CS: 0	PA: 35																
PITCHER	IP	WLS	BF	H	R	ER	SO	BB	IBB	HBP	BLK	WP	HR	S	P	ERA	WHIP	PITCHER		IP	WLS	BF	H	R	ER	SO	BB	IBB	HBP	BLK	WP	HR	S	P	ERA	WHIP
Billy Pierce, L (1, 1) ERA: 5.17	6.0	L	24	7	5	5	6	0	0	0	0	0	2	36	36	7.50	1.167			6.0	L	24	7	5	5	6	0	0	0	0	0	2	36	36	7.50	1.167
Bill Fischer, R (7, 1) ERA: 8.48	1.0		3	0	0	0	2	0	0	0	0	0	0	7	7	0.00	0.000			1.0		3	0	0	0	2	0	0	0	0	0	7	7	0.00	0.000	
Gerry Staley, R (8, 1) ERA: 2.45	2.0		8	1	0	0	0	1	0	0	0	0	0	7	11	0.00	1.000			2.0		8	1	0	0	0	1	0	0	0	0	7	11	0.00	1.000	

AB	34
R	5
H	8
RBI	5
BB	1
SO	8
LOB	5



Batter	1	2	3	4	5	6	7	8	9	AB	R	H	RBI	BB	SO	LOB	BOTTOM																			
Luis Aparicio, R (1, 6) OBP: 0.286, SLG: 0.322	E6 1-3 1B	6-3			1-3			1B		5	0	2	0	0	0	0	New York Yankees @ Chicago White Sox Comiskey Park, Chicago, IL Wed May 21, 1958, 4:33 AM EDT Att: 9,002 - Sunny - 65 F																			
Nellie Fox, L (1, 4) OBP: 0.408, SLG: 0.407	1-3 1B		4-3		4-3		1B	6-4-3 1B		5	0	2	0	0	0	2																				
Al Smith, R (1, 7) OBP: 0.316, SLG: 0.390	1-3 1-2 2-3		HR		5-3		G6-4-3 1-2			4	1	1	1	0	0	4																				
Sherm Lollar, R (1, 2) OBP: 0.440, SLG: 0.488	IBB		E5 G5-4-3		5-3		5-3			3	0	0	0	1	0	0																				
Ron Jackson, R (1, 3) OBP: 0.338, SLG: 0.465	K		G5-4-3 1-2		BB 1B		F9			4	0	1	0	0	1	4																				
Bubba Phillips, R (1, 5) OBP: 0.286, SLG: 0.374	1-3				5-3		BB 1B			4	0	1	0	0	0	3																				
Jim Rivera, L (1, 9) OBP: 0.354, SLG: 0.388			1-3		G3		1-2 2-3 BB			2	0	0	0	0	0	0																				
Walt Dropo, R (6, PH) OBP: 0.300, SLG: 0.235			1-3				6-3			0	0	0	0	1	0	0																				
Sammy Esposito, R (6, PR) OBP: 0.235, SLG: 0.188										1	0	0	0	0	0	0																				
Jim Landis, R (1, 8) OBP: 0.280, SLG: 0.414			HR		F8		K			4	1	2	1	0	1	3																				
Billy Pierce, L (1, 1) OBP: 0.143, SLG: 0.077			5-3				1-3			2	0	0	0	0	0	0																				
Bill Fischer, R (7, 1) OBP: 0.231, SLG: 0.308										0	0	0	0	0	0	0																				
Don Mueller, L (7, PH) OBP: 0.231, SLG: 0.308										1	0	0	0	0	0	0																				
Gerry Staley, R (8, 1) OBP: 0.235, SLG: 0.188										0	0	0	0	0	0	0																				
Earl Battey, R (9, PH) OBP: 0.276, SLG: 0.188										1	0	0	0	0	0	1																				
Inning Stats	R: 0 E: 1 K: 1 S: 7	H: 1 LOB: 3 BB: 1 P: 11	R: 1 E: 0 K: 0 S: 4	H: 1 LOB: 0 BB: 0 P: 4	R: 1 E: 1 K: 0 S: 4	H: 1 LOB: 0 BB: 0 P: 4	R: 0 E: 0 K: 0 S: 3	H: 0 LOB: 0 BB: 0 P: 3	R: 0 E: 0 K: 1 S: 7	H: 2 LOB: 3 BB: 1 P: 11	R: 0 E: 0 K: 0 S: 4	H: 2 LOB: 1 BB: 0 P: 4	R: 0 E: 0 K: 0 S: 3	H: 0 LOB: 0 BB: 0 P: 3	R: 0 E: 0 K: 0 S: 5	H: 2 LOB: 2 BB: 0 P: 5	1B: 7 2B: 0 3B: 0 HR: 2	SF: 0 SAC: 0 DP: 2 HBP: 0	WP: 0 PB: 0 CS: 0	PA: 38																
PITCHER	IP	WLS	BF	H	R	ER	SO	BB	IBB	HBP	BLK	WP	HR	S	P	ERA	WHIP	PITCHER		IP	WLS	BF	H	R	ER	SO	BB	IBB	HBP	BLK	WP	HR	S	P	ERA	WHIP
Whitey Ford, L (1, 1) ERA: 1.75	9.0	W	38	9	2	2	2	1	1	0	0	0	2	40	48	2.00	1.111			9.0	W	38	9	2	2	2	1	1	0	0	2	40	48	2.00	1.111	

AB	36
R	2
H	9
RBI	2
BB	2
SO	2
LOB	17



Batter	1	2	3	4	5	6	7	8	9	AB	R	H	RBI	BB	SO	LOB	TOP		
Billy Gardner, R OBP: 0.288, SLG: 0.331 (1, 4)										5	0	3	0	0	0	3	Baltimore Orioles @ Chicago White Sox Comiskey Park, Chicago, IL Thu May 22 1958, 4:33 AM EDT Att: 632 - Unknown		
Al Pilarcik, L OBP: 0.276, SLG: 0.257 (1, 8)										5	0	0	0	0	0	6			
Bob Nieman, R OBP: 0.306, SLG: 0.667 (1, 7)										3	0	2	0	1	0	1			
Gene Woodling, L OBP: 0.436, SLG: 0.425 (1, 9)										4	0	0	0	0	1	5			
Jim Marshall, L OBP: 0.350, SLG: 0.423 (1, 3)										3	0	0	0	1	0	3			
Gus Triandos, R OBP: 0.351, SLG: 0.524 (1, 2)										4	1	2	0	0	1	1			
Brooks Robinson, R OBP: 0.389, SLG: 0.465 (1, 5)										3	0	1	0	1	0	1			
Foster Castleman, R OBP: 0.270, SLG: 0.310 (1, 6)										4	0	1	1	0	0	2			
Arnie Portocarrero, R OBP: 0.200, SLG: 0.571 (5, PH)										1	0	0	0	0	1	0			
Bob Boyd, R OBP: 0.194, SLG: 0.290 (5, PH)										1	0	0	0	0	0	1			
Ron Moeller, L OBP: 0.197, SLG: 0.107 (5, PH)										0	0	0	0	0	0	0			
Bert Hamric, L OBP: 0.167, SLG: 0.107 (7, PH)										1	0	0	0	0	1	0			
Charlie Beamon, R OBP: 0.208, SLG: 0.363 (7, PH)										0	0	0	0	0	0	0			
Lenny Green, L OBP: 0.208, SLG: 0.363 (9, PH)										1	0	0	0	0	1	2			
Inning Stats	R: 0 E: 0 K: 0 S: 3	H: 1 LOB: 1 BB: 1 P: 7	R: 0 E: 0 K: 1 S: 5	H: 0 LOB: 1 BB: 1 P: 9	R: 0 E: 0 K: 1 S: 6	H: 1 LOB: 1 BB: 0 P: 6	R: 0 E: 0 K: 1 S: 5	H: 1 LOB: 1 BB: 0 P: 9	R: 0 E: 0 K: 0 S: 4	H: 1 LOB: 1 BB: 0 P: 4	R: 0 E: 0 K: 1 S: 5	H: 0 LOB: 0 BB: 0 P: 5	R: 0 E: 0 K: 0 S: 5	H: 2 LOB: 2 BB: 0 P: 5	R: 1 E: 2 K: 1 S: 8	H: 2 LOB: 2 BB: 0 P: 8	1B: 7 2B: 2 3B: 0 HR: 0	SF: 0 SAC: 0 DP: 1 HBP: 0	WP: 0 PA: 38 PB: 0 SB: 0 CS: 0
PITCHER Jim Wilson, R ERA: 3.48 (1, 1)	IP: 9.0 WLS: W BF: 38 H: 9 R: 1 ER: 0 SO: 5 BB: 3 IBB: 0 HBP: 0 BLK: 0 WP: 0 HR: 0 S: 45 P: 57 ERA: 0.00 WHIP: 1.333																		

Batter	1	2	3	4	5	6	7	8	9	AB	R	H	RBI	BB	SO	LOB	BOTTOM		
Luis Aparicio, R OBP: 0.298, SLG: 0.344 (1, 6)										4	1	2	0	1	0	0	Baltimore Orioles @ Chicago White Sox Comiskey Park, Chicago, IL Thu May 22 1958, 4:33 AM EDT Att: 632 - Unknown		
Nellie Fox, L OBP: 0.407, SLG: 0.407 (1, 4)										5	1	2	0	0	0	3			
Earl Torgeson, L OBP: 0.348, SLG: 0.147 (1, 3)										5	1	1	0	0	0	4			
Tito Francona, L OBP: 0.288, SLG: 0.245 (1, 9)										3	0	1	2	1	1	1			
Al Smith, R OBP: 0.331, SLG: 0.393 (1, 7)										2	2	1	0	2	0	3			
Bubba Phillips, R OBP: 0.304, SLG: 0.376 (1, 5)										2	0	1	2	2	0	2			
Jim Landis, R OBP: 0.266, SLG: 0.392 (1, 8)										4	0	0	0	0	0	5			
Earl Batley, R OBP: 0.273, SLG: 0.200 (1, 2)										4	0	1	0	0	2	3			
Jim Wilson, R OBP: 0.143, SLG: 0.077 (1, 1)										4	0	1	0	0	0	3			
Inning Stats	R: 0 E: 0 K: 0 S: 3	H: 0 LOB: 0 BB: 0 P: 3	R: 1 E: 1 K: 0 S: 4	H: 0 LOB: 2 BB: 2 P: 12	R: 2 E: 0 K: 0 S: 6	H: 3 LOB: 2 BB: 1 P: 10	R: 0 E: 0 K: 1 S: 6	H: 1 LOB: 1 BB: 0 P: 6	R: 2 E: 0 K: 2 S: 10	H: 3 LOB: 1 BB: 0 P: 10	R: 0 E: 0 K: 0 S: 4	H: 1 LOB: 1 BB: 2 P: 12	R: 0 E: 0 K: 0 S: 3	H: 1 LOB: 1 BB: 1 P: 7	R: 0 E: 0 K: 0 S: 3	H: 1 LOB: 0 BB: 0 P: 3	1B: 7 2B: 2 3B: 1 HR: 0	SF: 0 SAC: 0 DP: 1 HBP: 0	WP: 0 PA: 39 PB: 0 SB: 3 CS: 0
PITCHER Arnie Portocarrero, R ERA: 2.42 (1, 1)	IP: 4.0 WLS: L BF: 20 H: 4 R: 3 ER: 2 SO: 1 BB: 3 IBB: 0 HBP: 0 BLK: 0 WP: 0 HR: 0 S: 19 P: 31 ERA: 4.50 WHIP: 1.750																		
Ron Moeller, L ERA: 6.0 (5, 1)	2.0	12	4	2	2	2	2	0	0	0	0	14	22	9.00	3.000				
Charlie Beamon, R ERA: 4.63 (7, 1)	2.0	7	2	0	0	0	1	0	0	0	0	6	10	0.00	1.500				

Batter	1	2	3	4	5	6	7	8	9	AB	R	H	RBI	BB	SO	LOB	TOP
Billy Gardner, R (1, 4) OBP: 0.267, SLG: 0.323	4-0 1B BB		0-0 P4			0-3 K			0-0 F3	3	0	0	0	1	1	0	Baltimore Orioles @ Chicago White Sox Comiskey Park, Chicago, IL Fri May 23 1958, 4:33 AM EDT Att: 10,192 - Unknown livebaseballscorecards.com
Al Pilarcik, L (1, 9) OBP: 0.277, SLG: 0.257	0-3 K		0-0 4-3			0-0 CS 1B			0-0 1-3	4	0	1	0	0	1	1	
Bob Nieman, R (1, 7) OBP: 0.494, SLG: 0.644	0-0 CS 1B			0-3 K		0-0 CS 1-2	0-0 F7		0-3 K	4	0	1	0	0	2	0	
Jim Marshall, L (1, 3) OBP: 0.333, SLG: 0.400	0-3 K 1-2			0-0 F5			0-0 3-1			3	0	0	0	0	1	2	
Gus Triandos, R (1, 2) OBP: 0.350, SLG: 0.512		0-3 K		0-0 P5			4-0 WP BB			2	0	0	0	1	1	0	
Lenny Green, L (1, 8) OBP: 0.286, SLG: 0.333		0-3 K			0-0 F5		0-0 3-1 1-2			3	0	0	0	0	1	1	
Brooks Robinson, R (1, 5) OBP: 0.388, SLG: 0.461		0-0 FC4-6 1B		0-0 F2				0-0 5-3		3	0	1	0	0	0	0	
Willy Miranda, S (1, 6) OBP: 0.200, SLG: 0.214 Bert Hamric, L (8, PH) OBP: 0.143, SLG: 0.143 Foster Castleman, R (8, 6) OBP: 0.270, SLG: 0.310		0-0 FC4-6 1-2		0-0 F7				0-3 K		2	0	0	0	0	0	1	
Jack Harshman, L (1, 1) OBP: 0.261, SLG: 0.059			0-3 K			0-0 4-3		0-0 P4		3	0	0	0	0	1	0	
Inning Stats	R: 0 E: 0 K: 2 S: 7	H: 1 LOB: 2 BB: 1 P: 11	R: 0 E: 0 K: 2 S: 8	H: 1 LOB: 1 BB: 0 P: 8	R: 0 E: 0 K: 1 S: 5	H: 0 LOB: 0 BB: 0 P: 5	R: 0 E: 0 K: 1 S: 5	H: 0 LOB: 0 BB: 0 P: 5	R: 0 E: 0 K: 0 S: 3	H: 0 LOB: 1 BB: 1 P: 7	R: 0 E: 0 K: 1 S: 5	H: 0 LOB: 0 BB: 0 P: 5	R: 0 E: 0 K: 1 S: 5	H: 0 LOB: 0 BB: 0 P: 5	1B: 3 2B: 1 3B: 0 HR: 0	SF: 0 SAC: 0 DP: 1 HBP: 0	
PITCHER Early Wynn, R (1, 1) ERA: 3.4	IP: 9.0 WLS: W BF: 30 H: 3 R: 0 ER: 0 SO: 9 BB: 2 IBB: 0 HBP: 0 BLK: 0 WP: 1 HR: 0 S: 46 P: 54 ERA: 0.00 WHIP: 0.556																

Batter	1	2	3	4	5	6	7	8	9	AB	R	H	RBI	BB	SO	LOB	BOTTOM		
Luis Aparicio, R (1, 6) OBP: 0.304, SLG: 0.349	0-0 G5-4-3 1B		0-0 G5-4-3 1-3 1B		0-3 K			0-0 4-3		4	0	2	0	0	1	0	Baltimore Orioles @ Chicago White Sox Comiskey Park, Chicago, IL Fri May 23 1958, 4:33 AM EDT Att: 10,192 - Unknown livebaseballscorecards.com		
Nellie Fox, L (1, 4) OBP: 0.403, SLG: 0.402	0-0 G5-4-3 1-2		0-0 E8 G5-4-3			0-0 6-3		0-0 CS 1B		4	0	1	0	0	0	2			
Al Smith, R (1, 7) OBP: 0.328, SLG: 0.387	0-0 L8		0-0 G5-4-3 1-2 2-3			0-0 HBP 1B		0-0 F8 1-2		4	0	1	0	0	0	3			
Sherm Lollar, R (1, 2) OBP: 0.446, SLG: 0.483		4-0 1B BB	0-3 K			1-0 G6-4-3 HBP		1-2 HBP		1	0	0	0	1	1	1			
Walt Dropo, R (1, 3) OBP: 0.261, SLG: 0.200		0-0 F9		0-3 K		0-0 G6-4-3 1-2				3	0	0	0	0	1	3			
Bubba Phillips, R (1, 5) OBP: 0.295, SLG: 0.365		0-0 F8		0-0 F8			0-0 F7			3	0	0	0	0	0	1			
Tito Francona, L (1, 9) OBP: 0.306, SLG: 0.268 Jim Rivera, L (7, PR) OBP: 0.354, SLG: 0.388		0-0 1B		0-3 K			0-0 1B			3	0	2	0	0	1	0			
Jim Landis, R (1, 8) OBP: 0.256, SLG: 0.377		0-0 L4			0-0 6-3		0-3 K			3	0	0	0	0	1	3			
Early Wynn, S (1, 1) OBP: 0.316, SLG: 0.267			0-0 1B E 1B		0-0 P6		0-0 4-3			3	1	1	0	0	0	1			
Inning Stats	R: 0 E: 0 K: 0 S: 3	H: 1 LOB: 0 BB: 0 P: 3	R: 0 E: 0 K: 0 S: 4	H: 1 LOB: 2 BB: 1 P: 8	R: 1 E: 1 K: 1 S: 7	H: 2 LOB: 1 BB: 0 P: 7	R: 0 E: 0 K: 2 S: 7	H: 0 LOB: 0 BB: 0 P: 7	R: 0 E: 0 K: 1 S: 5	H: 0 LOB: 0 BB: 0 P: 5	R: 0 E: 0 K: 0 S: 3	H: 1 LOB: 1 BB: 0 P: 4	R: 0 E: 0 K: 1 S: 6	H: 1 LOB: 1 BB: 0 P: 6	R: 0 E: 0 K: 0 S: 3	H: 1 LOB: 0 BB: 0 P: 3		1B: 7 2B: 0 3B: 0 HR: 0	SF: 0 SAC: 0 DP: 3 HBP: 1
PITCHER Jack Harshman, L (1, 1) ERA: 2.19	IP: 8.0 WLS: L BF: 30 H: 7 R: 1 ER: 1 SO: 5 BB: 1 IBB: 0 HBP: 1 BLK: 0 WP: 0 HR: 0 S: 38 P: 43 ERA: 1.12 WHIP: 1.000																		

Batter	1	2	3	4	5	6	7	8	9	AB	R	H	RBI	BB	SO	LOB	TOP										
Billy Gardner, R (1, 4) OBP: 0.265, SLG: 0.318	F9	BB 1B		6-3		6-3		F9		5	1	1	0	0	0	1	Baltimore Orioles @ Chicago White Sox Comiskey Park, Chicago, IL Sat May 24 1958, 4:33 AM EDT Att: 4,653 - Unknown livebaseballscorecards.com										
Bob Boyd, L (1, 3) OBP: 0.250, SLG: 0.343	4-3	1B 2B				G3		4-3		4	0	2	0	1	0	1											
Al Pilarcik, L (1, 9) OBP: 0.282, SLG: 0.264	4-3	FC6-4 1B		4-3		6-3			SH1-3 1B	5	0	2	1	0	0	2											
Bob Nieman, R (1, 7) OBP: 0.495, SLG: 0.671	BB BB	FC6-4 1-2		6-3					SH1-3 1-2	3	1	1	1	1	0	2											
Gus Triandos, R (1, 2) OBP: 0.352, SLG: 0.500	1-2 BB		P3	FC4-6 1B		4-3		6-3		4	0	1	0	1	0	1											
Lenny Green, L (1, 8) OBP: 0.283, SLG: 0.310	G3			FC4-6 BB 1B		L7		K		3	0	0	0	1	0	4											
Joe Ginsberg, L (9, PH) OBP: 0.345, SLG: 0.190				BB						1	0	0	0	0	1	1											
Brooks Robinson, R (1, 5) OBP: 0.383, SLG: 0.453			F7	F9		BB 1B		P6		4	0	1	0	0	0	1											
Willy Miranda, S (1, 6) OBP: 0.176, SLG: 0.188			6-3					1-3		2	0	0	0	0	0	1											
Jim Marshall, L (5, PH) OBP: 0.344, SLG: 0.400										0	0	0	0	1	0	0											
Foster Castleman, R (5, 6) OBP: 0.266, SLG: 0.325						1-2 2-3 BB				1	0	0	0	0	0	0											
Billy O'Dell, S (1, 1) OBP: 0.111, SLG: 0.235				K		F9				3	1	1	1	1	1	3											
Inning Stats	R: 0 E: 0 K: 0 S: 4	H: 1 LOB: 3 BB: 2 P: 12	R: 2 E: 0 K: 0 S: 6	H: 3 LOB: 2 BB: 1 P: 10	R: 0 E: 0 K: 1 S: 3	H: 0 LOB: 1 BB: 0 P: 7	R: 0 E: 0 K: 1 S: 6	H: 1 LOB: 1 BB: 0 P: 6	R: 0 E: 0 K: 0 S: 5	H: 2 LOB: 3 BB: 1 P: 9	R: 0 E: 0 K: 0 S: 3	H: 0 LOB: 0 BB: 0 P: 3	R: 1 E: 0 K: 0 S: 4	H: 1 LOB: 0 BB: 0 P: 4	R: 0 E: 0 K: 0 S: 3	H: 0 LOB: 1 BB: 1 P: 7	R: 0 E: 0 K: 1 S: 6	H: 1 LOB: 1 BB: 0 P: 6	1B: 6 2B: 1 3B: 0 HR: 2	SF: 0 SAC: 1 DP: 0 HBP: 0	WP: 0 PB: 0 SB: 0 CS: 0	PA: 42					
PITCHER	IP	WLS	BF	H	R	ER	SO	BB	IBB	HBP	BLK	WP	HR	S	P	ERA	WHIP										
Bob Keegan, R (1, 1) ERA: 3.86	5.0		27	7	2	2	1	5	0	0	0	0	1	24	44	3.60	2.400										
Bill Fischer, R (6, 1) ERA: 5.66	4.0	W	15	2	1	1	1	1	0	0	0	0	1	16	20	2.25	0.750										

Batter	1	2	3	4	5	6	7	8	9	AB	R	H	RBI	BB	SO	LOB	BOTTOM										
Luis Aparicio, R (1, 6) OBP: 0.302, SLG: 0.346	E 1B 1-3	6-3		F8		6-3				4	1	1	0	0	0	2	Baltimore Orioles @ Chicago White Sox Comiskey Park, Chicago, IL Sat May 24 1958, 4:33 AM EDT Att: 4,653 - Unknown livebaseballscorecards.com										
Nellie Fox, L (1, 4) OBP: 0.406, SLG: 0.395	1-3			1B HBP		G3		G5-4-3 BB		2	0	0	0	1	0	1											
Al Smith, R (1, 7) OBP: 0.317, SLG: 0.374	E6 1B 2-3			F9		6-3		G5-4-3 1-2		4	1	0	0	0	0	3											
Sherm Lollar, R (1, 2) OBP: 0.448, SLG: 0.484	1B			P5				5-3		4	0	2	1	0	0	1											
Walt Dropo, R (1, 3) OBP: 0.333, SLG: 0.417	1-3 3-H	1B								4	1	3	2	0	0	1											
Bubba Phillips, R (1, 5) OBP: 0.294, SLG: 0.360	1-2 3-H	1B		1-2		1B				4	0	1	0	0	0	4											
Tito Francona, L (1, 9) OBP: 0.303, SLG: 0.254	F8			F9		FC4-6 1B		F8		3	0	0	0	1	0	3											
Jim Rivera, L (9, 9) OBP: 0.354, SLG: 0.388	F7			SH3-4 BB		FC4-6 FC6-4		4-3		0	0	0	0	0	0	0											
Jim Landis, R (1, 8) OBP: 0.244, SLG: 0.358				F8		FC6-4 2B		E6		4	1	0	0	0	1	2											
Bob Keegan, R (1, 1) ERA: 3.86				1-3				6-3		1	0	0	0	0	0	0											
Bill Fischer, R (6, 1) ERA: 5.66				SH3-4		SH3-4 2B				2	0	1	1	0	0	1											
Inning Stats	R: 2 E: 1 K: 0 S: 7	H: 3 LOB: 2 BB: 0 P: 7	R: 0 E: 0 K: 0 S: 3	H: 0 LOB: 0 BB: 0 P: 3	R: 0 E: 0 K: 0 S: 4	H: 1 LOB: 2 BB: 0 P: 5	R: 0 E: 0 K: 1 S: 5	H: 0 LOB: 1 BB: 1 P: 9	R: 0 E: 0 K: 0 S: 4	H: 1 LOB: 1 BB: 0 P: 4	R: 1 E: 0 K: 0 S: 5	H: 2 LOB: 1 BB: 0 P: 5	R: 0 E: 0 K: 0 S: 2	H: 0 LOB: 0 BB: 1 P: 6	R: 1 E: 1 K: 0 S: 5	H: 1 LOB: 1 BB: 0 P: 5	R: 1 E: 0 K: 0 S: 5	H: 1 LOB: 1 BB: 0 P: 5	1B: 6 2B: 1 3B: 0 HR: 1	SF: 0 SAC: 1 DP: 1 HBP: 1	WP: 0 PB: 0 SB: 0 CS: 0	PA: 36					
PITCHER	IP	WLS	BF	H	R	ER	SO	BB	IBB	HBP	BLK	WP	HR	S	P	ERA	WHIP										
Billy O'Dell, L (1, 1) ERA: 2.82	8.0	L	36	8	4	3	1	2	0	1	0	0	1	35	44	3.38	1.250										

Batter	1	2	3	4	5	6	7	8	9	AB	R	H	RBI	BB	SO	LOB	TOP	
Don Buddin, R OBP: 0.406, SLG: 0.375	0-3 K	0-0 L6		0-0 BB 1B	0-3 K		0-3 K			5	0	1	2	0	3	1		
Jim Piersall, R OBP: 0.359, SLG: 0.383	0-0 FC3-6 1B		0-0 F9	1-2 BB			0-0 6-3	0-0 F9		4	0	1	0	1	0	1		
Ted Williams, L Gene Stephens, L OBP: 0.413, SLG: 0.191	0-0 FC3-6 FC5-4		0-0 G3	0-0 F8			4-0 FC6-4 1B BB		0-0 3-1	4	1	0	0	1	0	4		
Dick Gemert, R OBP: 0.377, SLG: 0.531	0-0 FC5-4		0-0 F8		4-0 BB		0-0 FC6-4 1B		0-3 K	4	0	1	0	1	1	1		
Frank Matzone, R OBP: 0.327, SLG: 0.351		0-0 1B HR 1B		0-0 F6	0-0 F4		0-0 FC6-4 1B		0-0 1B	5	1	2	0	0	0	3		
Jackie Jensen, R OBP: 0.441, SLG: 0.585		0-0 F4		4-0 1B G3 BB	0-3 K		0-0 1-3 2-3 1B		0-0 1B	4	1	2	1	1	1	2		
Lou Berberet, L OBP: 0.375, SLG: 0.283		0-0 1-2 HR 1B		0-0 G3	0-0 L9		0-0 3-H 2-3 1B		0-0 F8	5	1	1	0	0	0	6		
Ted Lepcio, R OBP: 0.235, SLG: 0.563		0-0 1-H 2-H HR		4-0 1B IBB		0-0 6-3		0-0 F7		3	2	1	3	1	0	0		
Frank Baumann, L OBP: 0.308, SLG: 0.273		0-0 5-3		0-0 1B 1-2 3		0-0 4-3		4-0 BB		3	0	1	0	1	0	0		
Inning Stats	R: 0 E: 0 K: 1 S: 6	H: 1 LOB: 1 BB: 0 P: 6	R: 3 E: 0 K: 0 S: 6	H: 3 LOB: 0 BB: 0 P: 6	R: 0 E: 0 K: 0 S: 3	H: 0 LOB: 0 BB: 0 P: 3	R: 2 E: 0 K: 0 S: 5	H: 2 LOB: 3 BB: 3 P: 17	R: 0 E: 0 K: 1 S: 5	H: 0 LOB: 1 BB: 1 P: 9	R: 1 E: 0 K: 0 S: 5	H: 2 LOB: 2 BB: 1 P: 9	R: 0 E: 0 K: 1 S: 7	H: 0 LOB: 2 BB: 0 P: 7	1B: 9 2B: 0 3B: 0 HR: 1	SF: 0 SAC: 0 DP: 0 HBP: 0	WP: 0 PA: 43 CS: 0	
PITCHER	IP WLS BF H R ER SO BB IBB HBP BLK WP HR S P ERA WHIP	IP WLS BF H R ER SO BB IBB HBP BLK WP HR S P ERA WHIP	IP WLS BF H R ER SO BB IBB HBP BLK WP HR S P ERA WHIP	IP WLS BF H R ER SO BB IBB HBP BLK WP HR S P ERA WHIP	IP WLS BF H R ER SO BB IBB HBP BLK WP HR S P ERA WHIP	IP WLS BF H R ER SO BB IBB HBP BLK WP HR S P ERA WHIP	IP WLS BF H R ER SO BB IBB HBP BLK WP HR S P ERA WHIP	IP WLS BF H R ER SO BB IBB HBP BLK WP HR S P ERA WHIP	IP WLS BF H R ER SO BB IBB HBP BLK WP HR S P ERA WHIP	IP WLS BF H R ER SO BB IBB HBP BLK WP HR S P ERA WHIP	IP WLS BF H R ER SO BB IBB HBP BLK WP HR S P ERA WHIP	IP WLS BF H R ER SO BB IBB HBP BLK WP HR S P ERA WHIP	IP WLS BF H R ER SO BB IBB HBP BLK WP HR S P ERA WHIP	IP WLS BF H R ER SO BB IBB HBP BLK WP HR S P ERA WHIP	IP WLS BF H R ER SO BB IBB HBP BLK WP HR S P ERA WHIP	IP WLS BF H R ER SO BB IBB HBP BLK WP HR S P ERA WHIP	IP WLS BF H R ER SO BB IBB HBP BLK WP HR S P ERA WHIP	
Dick Donovan, R ERA: 3.43	3.2	L	20	6	5	5	1	2	1	0	0	0	0	0	0	0	12.27	2.182
Tom Qualters, R ERA: 1.5	2.1		8	0	0	0	2	1	0	0	0	0	0	0	11	15	0.00	0.429
Bill Fischer, R ERA: 5.56	7.1		2.0	10	2	1	1	2	0	0	0	0	0	10	18	4.50	2.000	
Gerry Staley, R ERA: 2.37	9.1		1.0	5	2	0	0	1	0	0	0	0	0	7	7	0.00	2.000	

Boston Red Sox @ Chicago White Sox
Comiskey Park, Chicago, IL
Sun May 25 1958, 4:33 AM EDT
Unknown

AB 37
R 6
H 10
RBI 6
BB 6
SO 5
LOB 18



Batter	1	2	3	4	5	6	7	8	9	AB	R	H	RBI	BB	SO	LOB	BOTTOM	
Luis Aparicio, R OBP: 0.301, SLG: 0.343	0-0 F8		0-0 F8			0-0 6-3		0-0 1-3 2-H 1B		4	0	1	1	0	0	0		
Nellie Fox, L OBP: 0.408, SLG: 0.394	0-0 2B 1B		0-0 F6			0-0 F7		1-0 HBP		3	1	1	0	0	0	0		
Al Smith, R OBP: 0.308, SLG: 0.361	0-0 F4			0-0 F2		0-0 5-3		0-0 F9		4	0	0	0	0	0	3		
Sherm Lollar, R OBP: 0.450, SLG: 0.495	0-0 1-H 2B			0-0 6-3		0-0 1-3			0-0 1B	4	0	2	1	0	0	0		
Jim Rivera, L OBP: 0.354, SLG: 0.388				0-0 5-3		0-0 F3			0-0 F7	0	0	0	0	0	0	0		
Walt Dropo, R OBP: 0.290, SLG: 0.357	0-0 F6			0-0 5-3		0-0 F3			0-0 F3	4	0	0	0	0	0	2		
Bubba Phillips, R OBP: 0.283, SLG: 0.346		0-0 4-3			0-0 5-3		0-0 F3		0-0 F3	4	0	0	0	0	0	1		
Tito Francona, L OBP: 0.300, SLG: 0.254		0-0 4-3			0-3 K			0-0 BB 1B	0-3 K	4	1	1	0	0	2	1		
Jim Landis, R OBP: 0.247, SLG: 0.349		0-0 F8			0-0 F4			4-0 1B 1-2 BB		2	0	0	0	1	0	0		
Dick Donovan, L Tom Qualters, R Ron Jackson, R Bill Fischer, R Earl Battey, R Gerry Staley, R	11.1 4.1 (6. PH) (7.1) (8. PH) (9.1)			0-0 4-3		0-0 HR		0-0 F2		1	0	0	0	0	0	0		
Inning Stats	R: 1 E: 0 K: 0 S: 5	H: 2 LOB: 1 BB: 0 P: 5	R: 0 E: 0 K: 0 S: 3	H: 0 LOB: 0 BB: 0 P: 3	R: 0 E: 0 K: 0 S: 3	H: 0 LOB: 0 BB: 0 P: 3	R: 0 E: 0 K: 0 S: 3	H: 0 LOB: 0 BB: 0 P: 3	R: 1 E: 0 K: 0 S: 4	H: 2 LOB: 2 BB: 1 P: 9	R: 0 E: 0 K: 1 S: 6	H: 1 LOB: 1 BB: 0 P: 6	1B: 4 2B: 1 3B: 0 HR: 1	SF: 0 SAC: 0 DP: 0 HBP: 1	WP: 0 PA: 34 CS: 0			
PITCHER	IP WLS BF H R ER SO BB IBB HBP BLK WP HR S P ERA WHIP	IP WLS BF H R ER SO BB IBB HBP BLK WP HR S P ERA WHIP	IP WLS BF H R ER SO BB IBB HBP BLK WP HR S P ERA WHIP	IP WLS BF H R ER SO BB IBB HBP BLK WP HR S P ERA WHIP	IP WLS BF H R ER SO BB IBB HBP BLK WP HR S P ERA WHIP	IP WLS BF H R ER SO BB IBB HBP BLK WP HR S P ERA WHIP	IP WLS BF H R ER SO BB IBB HBP BLK WP HR S P ERA WHIP	IP WLS BF H R ER SO BB IBB HBP BLK WP HR S P ERA WHIP	IP WLS BF H R ER SO BB IBB HBP BLK WP HR S P ERA WHIP	IP WLS BF H R ER SO BB IBB HBP BLK WP HR S P ERA WHIP	IP WLS BF H R ER SO BB IBB HBP BLK WP HR S P ERA WHIP	IP WLS BF H R ER SO BB IBB HBP BLK WP HR S P ERA WHIP	IP WLS BF H R ER SO BB IBB HBP BLK WP HR S P ERA WHIP	IP WLS BF H R ER SO BB IBB HBP BLK WP HR S P ERA WHIP	IP WLS BF H R ER SO BB IBB HBP BLK WP HR S P ERA WHIP	IP WLS BF H R ER SO BB IBB HBP BLK WP HR S P ERA WHIP		
Frank Baumann, L ERA: 2.45	9.0	W	34	6	3	3	2	1	0	1	0	0	0	0	0	0	3.00	0.778

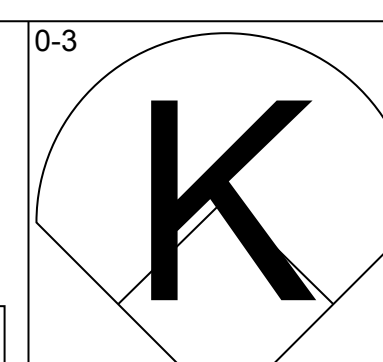
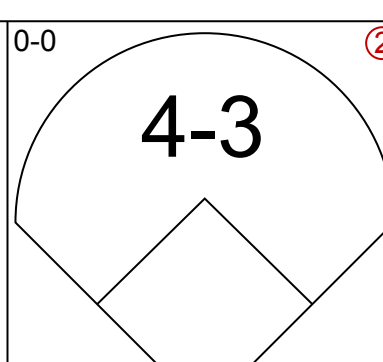
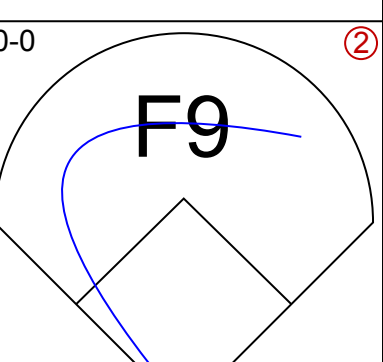
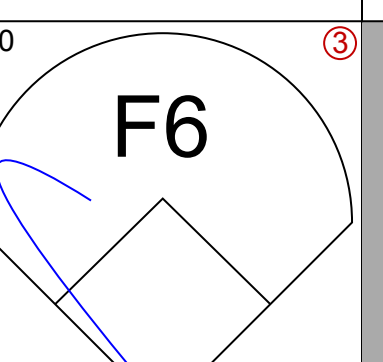
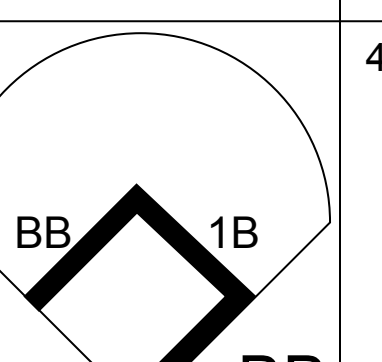
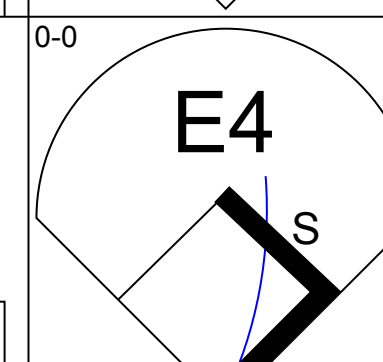
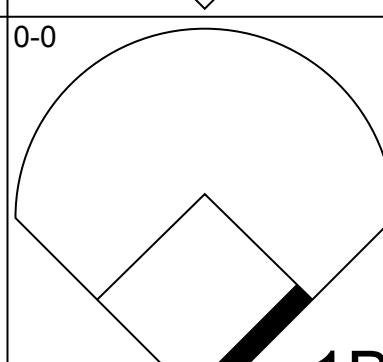
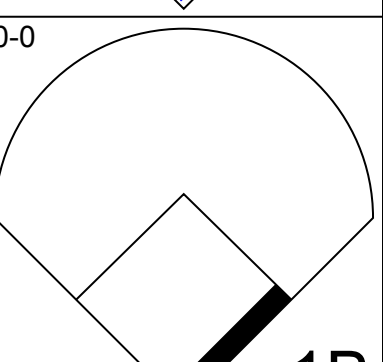
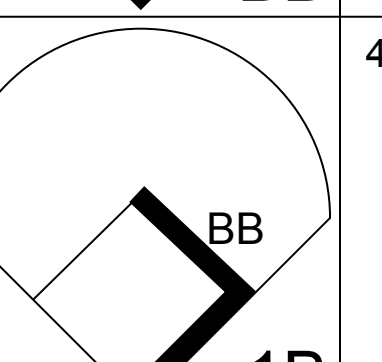
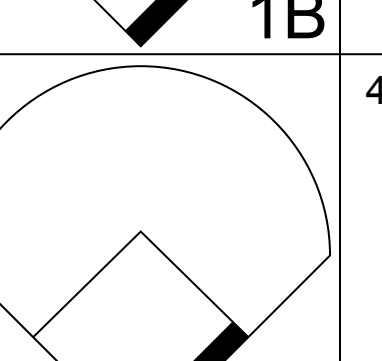
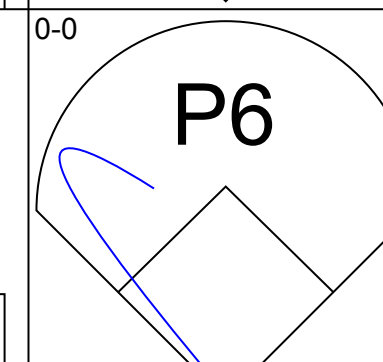
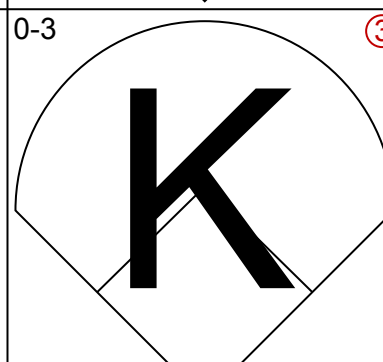
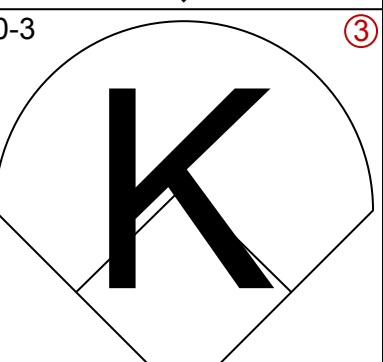
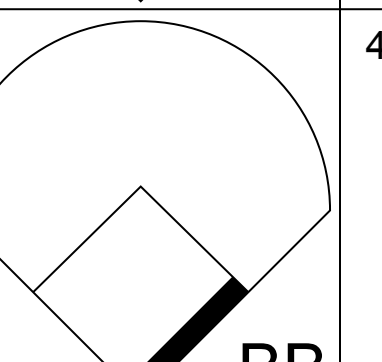
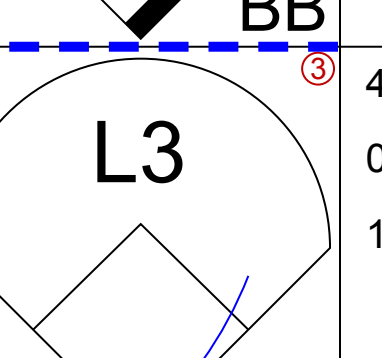
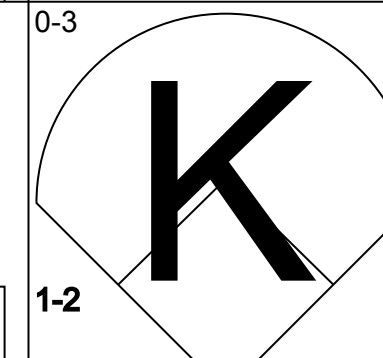
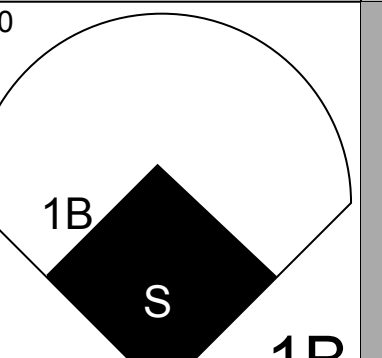
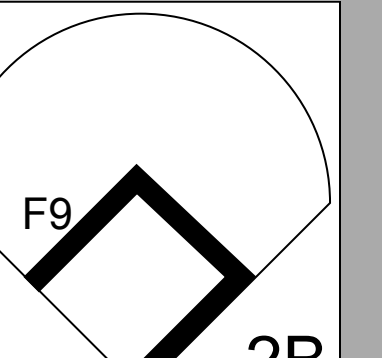
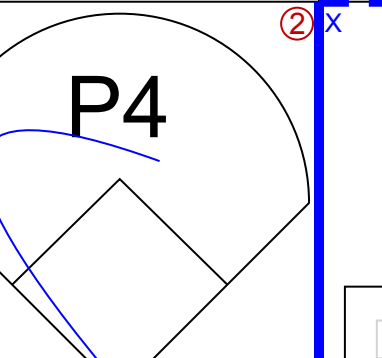
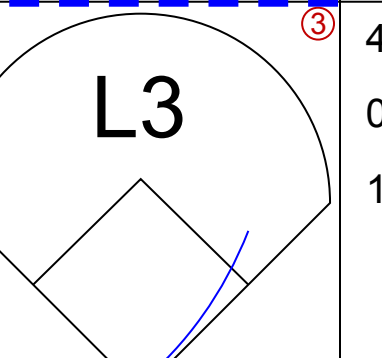
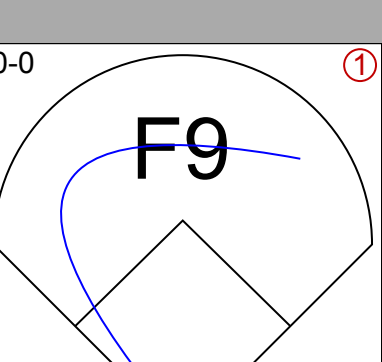
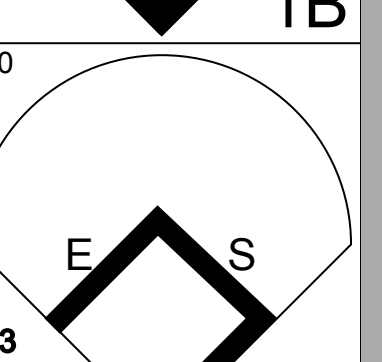
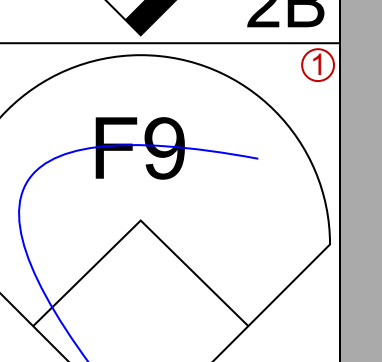
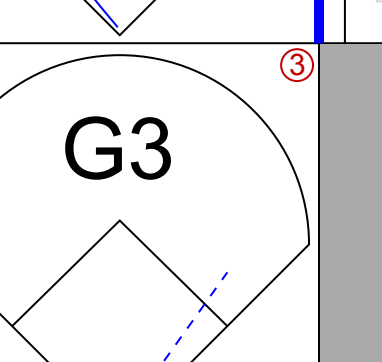
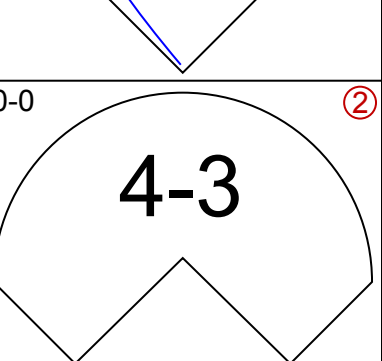
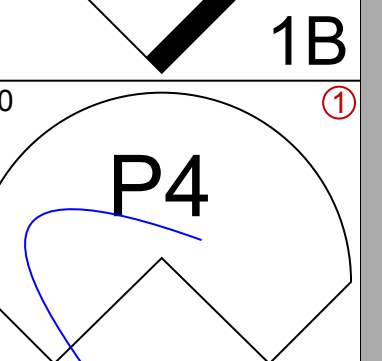
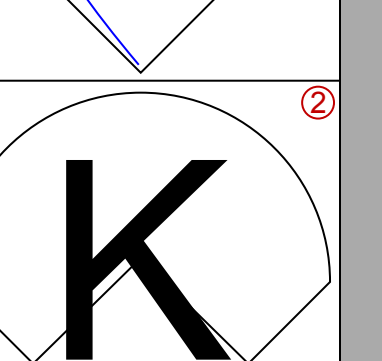
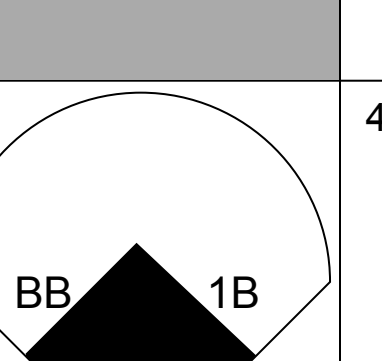
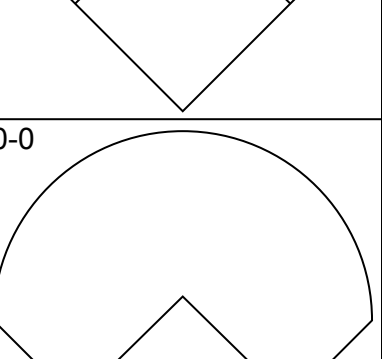
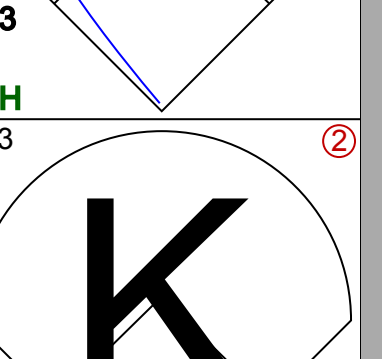
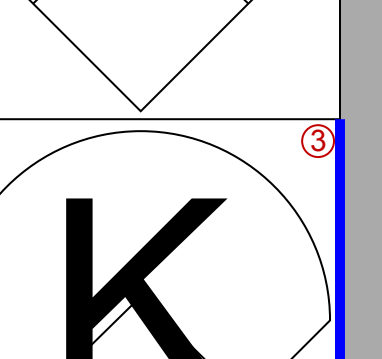
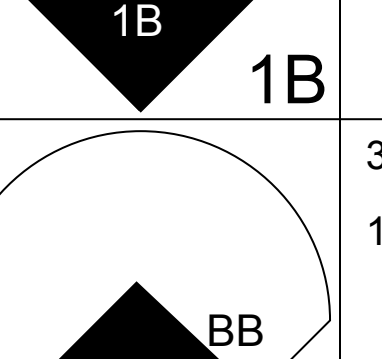
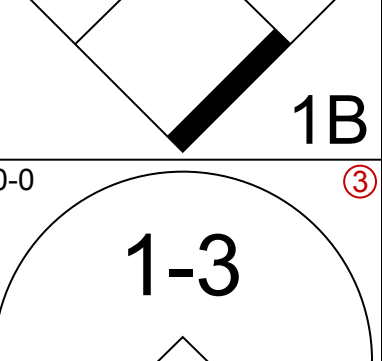
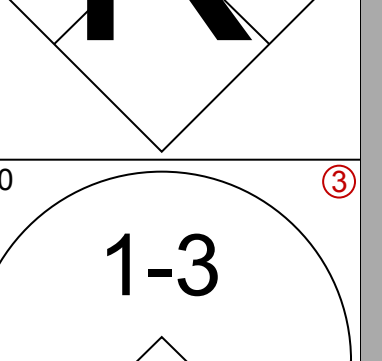
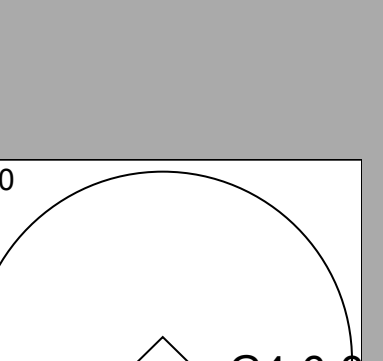
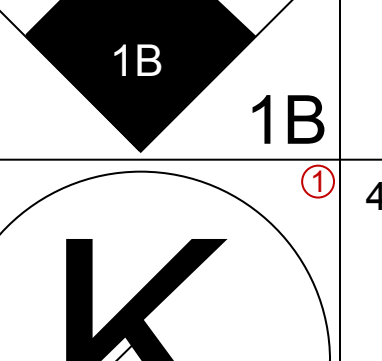
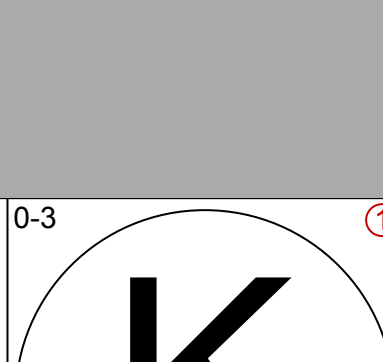
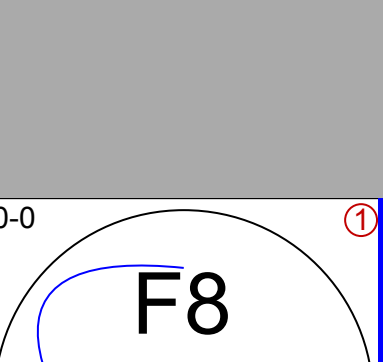
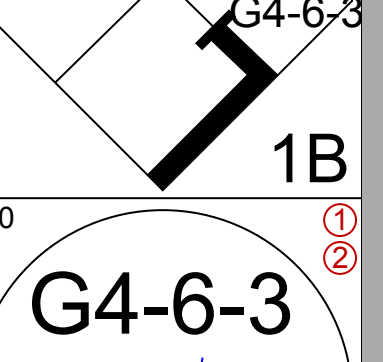

Boston Red Sox @ Chicago White Sox
Comiskey Park, Chicago, IL
Sun May 25 1958, 4:33 AM EDT
Unknown

AB 32
R 3
H 6
RBI 3
BB 1
SO 2
LOB 9



Batter	1	2	3	4	5	6	7	8	9	AB	R	H	RBI	BB	SO	LOB	TOP					
Don Buddin, R (1, 6) OBP: 0.394, SLG: 0.361										5	0	0	0	0	2	3	Boston Red Sox @ Chicago White Sox Comiskey Park, Chicago, IL Sun May 25 1958, 4:38 AM EDT Att: 19,121 - Unknown livebaseballscorecards.com					
Jim Piersall, R (1, 8) OBP: 0.363, SLG: 0.390										3	1	1	0	1	0	0						
Dick Gemert, R (1, 3) OBP: 0.398, SLG: 0.545										3	0	3	2	1	0	0						
Frank Maltzone, R (1, 5) OBP: 0.319, SLG: 0.342										4	0	0	0	0	2	5						
Jackie Jensen, R (1, 9) OBP: 0.442, SLG: 0.579										3	1	1	0	1	0	1						
Bill Renne, R (1, 7) OBP: 0.182, SLG: 0.400										4	0	0	0	0	3	2						
Sammy White, R (1, 2) OBP: 0.304, SLG: 0.391										4	0	1	0	0	1	1						
Ted Lepcio, R (1, 4) OBP: 0.333, SLG: 0.611										2	1	1	1	2	0	0						
Bob Smith, L (1, 1) OBP: 0.286, SLG: 0.167										2	0	0	0	0	1	2						
Ted Williams, L (7, PH) OBP: 0.415, SLG: 0.410										1	0	0	0	0	0	1						
Mike Fomiele, R (7, 1) OBP: 0.250, SLG: 0.250										1	0	0	0	0	0	1						
Inning Stats	R: 0 E: 0 K: 0 S: 3	H: 0 LOB: 1 BB: 1 P: 7	R: 1 E: 0 K: 2 S: 9	H: 2 LOB: 2 BB: 1 P: 13	R: 0 E: 0 K: 1 S: 6	H: 1 LOB: 1 BB: 0 P: 6	R: 0 E: 0 K: 2 S: 7	H: 0 LOB: 0 BB: 0 P: 7	R: 1 E: 0 K: 1 S: 7	H: 2 LOB: 1 BB: 0 P: 7	R: 0 E: 0 K: 1 S: 5	H: 1 LOB: 0 BB: 0 P: 5	R: 1 E: 0 K: 2 S: 8	H: 1 LOB: 2 BB: 2 P: 16	R: 0 E: 0 K: 0 S: 3	H: 0 LOB: 0 BB: 0 P: 3	R: 0 E: 0 K: 0 S: 2	H: 0 LOB: 0 BB: 1 P: 6	1B: 5 2B: 2 3B: 0 HR: 0	SF: 0 SAC: 0 DP: 2 HBP: 0	WP: 1 PB: 0 SB: 0 CS: 0	PA: 37
PITCHER Billy Pierce, L (1, 1) ERA: 4.56	IP: 9.0 WLS: W BF: 37 H: 7 R: 3 ER: 2 SO: 9 BB: 5 IBB: 0 HBP: 0 BLK: 0 WP: 1 HR: 0 S: 50 P: 70 ERA: 2.00 WHIP: 1.333															PITCHER						


Batter	1	2	3	4	5	6	7	8	9	AB	R	H	RBI	BB	SO	LOB	BOTTOM					
Luis Aparicio, R (1, 6) OBP: 0.297, SLG: 0.338										5	0	1	1	0	0	1	Boston Red Sox @ Chicago White Sox Comiskey Park, Chicago, IL Sun May 25 1958, 4:38 AM EDT Att: 19,121 - Unknown livebaseballscorecards.com					
Nellie Fox, L (1, 4) OBP: 0.417, SLG: 0.404										4	0	3	0	0	0	0						
Al Smith, R (1, 7) OBP: 0.299, SLG: 0.350										4	0	0	0	0	2	5						
Sherm Lollar, R (1, 2) OBP: 0.444, SLG: 0.485										4	1	1	0	0	1	2						
Walt Dropo, R (1, 3) OBP: 0.286, SLG: 0.344										4	0	1	0	0	1	0						
Bubba Phillips, R (1, 5) OBP: 0.299, SLG: 0.364										3	2	2	0	1	0	0						
Tito Francona, L (1, 9) OBP: 0.306, SLG: 0.262										2	0	1	1	0	0	1						
Ron Jackson, R (6, PH) OBP: 0.354, SLG: 0.521										1	0	1	1	0	0	0						
Jim Rivera, L (6, PR) OBP: 0.350, SLG: 0.382										1	0	0	0	0	0	0						
Jim Landis, R (1, 8) OBP: 0.247, SLG: 0.345										4	1	1	0	0	1	2						
Billy Pierce, L (1, 1) OBP: 0.176, SLG: 0.125										3	0	1	0	0	0	2						
Earl Torgeson, L (9, PH) OBP: 0.362, SLG: 0.147										0	0	0	0	1	0	0						
Inning Stats	R: 0 E: 1 K: 1 S: 6	H: 1 LOB: 1 BB: 0 P: 6	R: 1 E: 1 K: 1 S: 6	H: 2 LOB: 1 BB: 0 P: 6	R: 0 E: 0 K: 0 S: 4	H: 1 LOB: 1 BB: 0 P: 4	R: 0 E: 0 K: 0 S: 4	H: 1 LOB: 1 BB: 0 P: 4	R: 0 E: 0 K: 0 S: 7	H: 2 LOB: 2 BB: 0 P: 7	R: 2 E: 1 K: 0 S: 5	H: 3 LOB: 0 BB: 1 P: 9	R: 0 E: 0 K: 1 S: 5	H: 0 LOB: 0 BB: 0 P: 5	R: 0 E: 0 K: 1 S: 5	H: 0 LOB: 0 BB: 0 P: 5	R: 1 E: 0 K: 0 S: 3	H: 2 LOB: 2 BB: 1 P: 7	1B: 11 2B: 2 3B: 0 HR: 0	SF: 0 SAC: 0 DP: 1 HBP: 0	WP: 0 PB: 0 SB: 1 CS: 1	PA: 37
PITCHER Bob Smith, L (1, 1) ERA: 3.26	IP: 6.0 WLS: L BF: 27 H: 10 R: 3 ER: 2 SO: 3 BB: 1 IBB: 0 HBP: 0 BLK: 0 WP: 0 HR: 0 S: 32 P: 36 ERA: 3.00 WHIP: 1.833															PITCHER						
Mike Fomiele, R (7, 1) ERA: 3.76	IP: 2.1 WLS: L BF: 10 H: 2 R: 1 ER: 1 SO: 2 BB: 1 IBB: 0 HBP: 0 BLK: 0 WP: 0 HR: 0 S: 13 P: 17 ERA: 3.86 WHIP: 1.286															PITCHER						

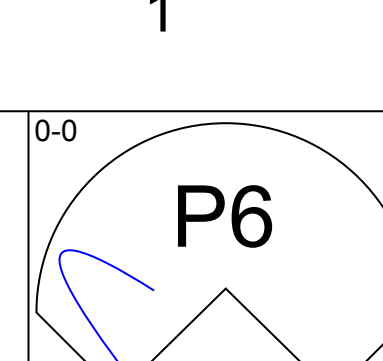
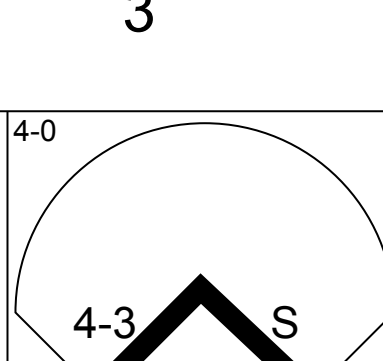
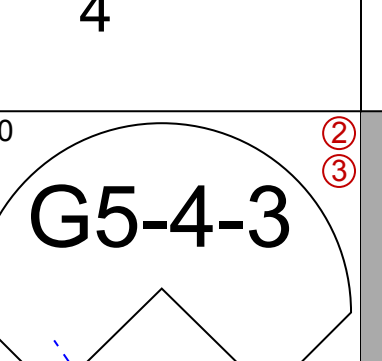
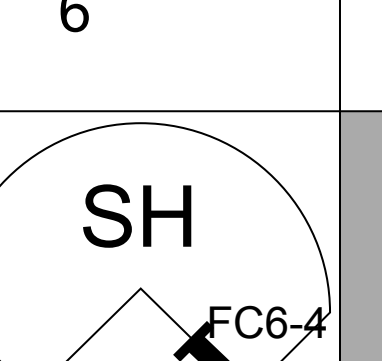
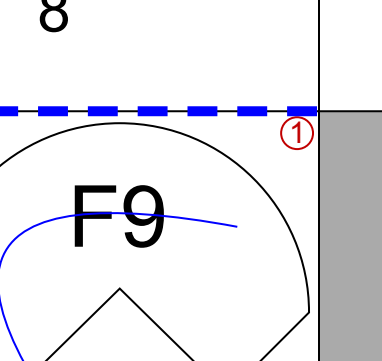
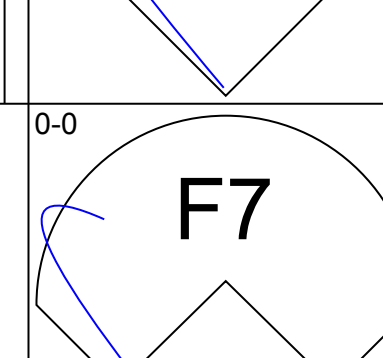
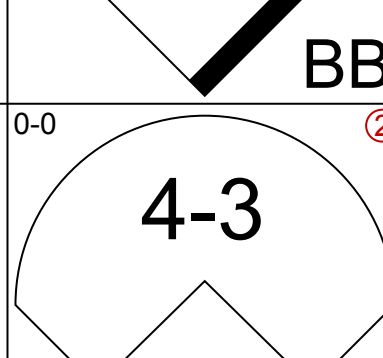
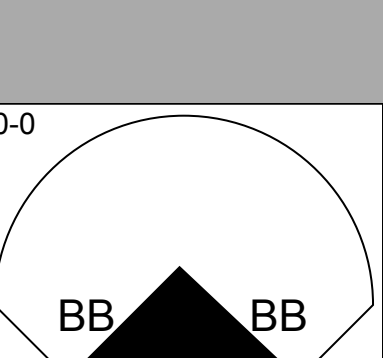

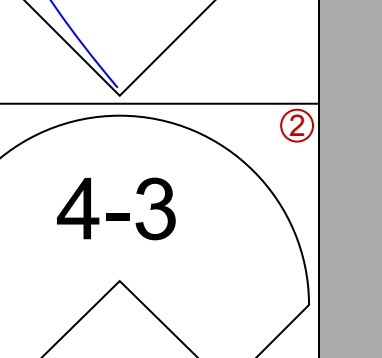
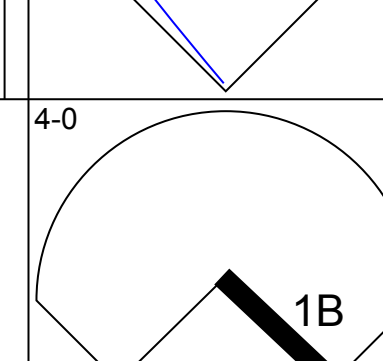
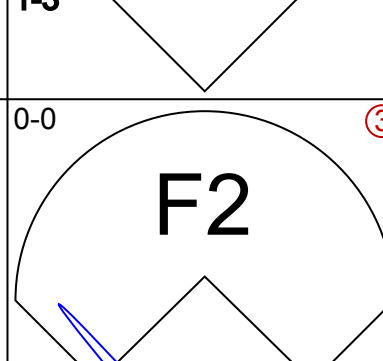
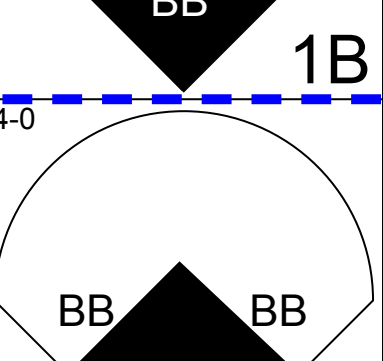

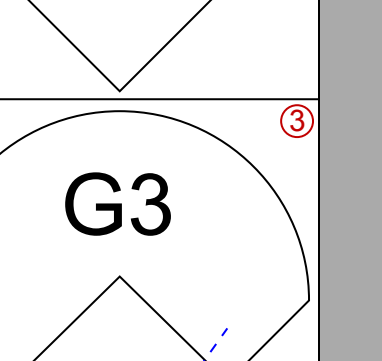
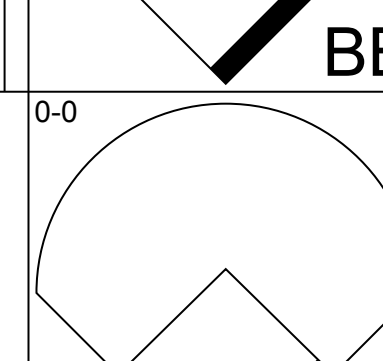
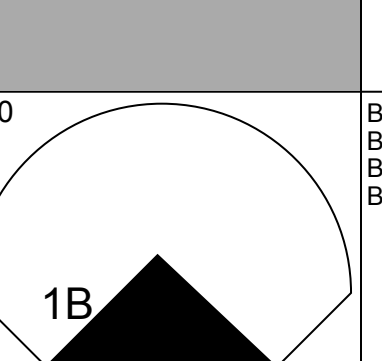
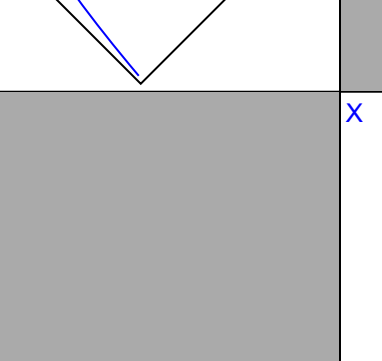
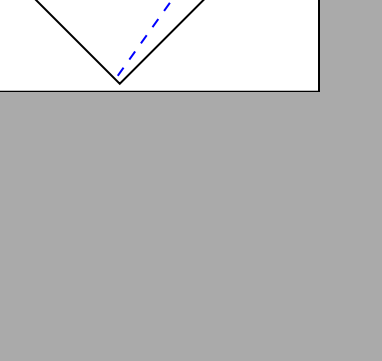
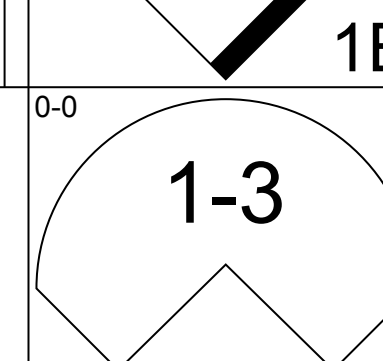
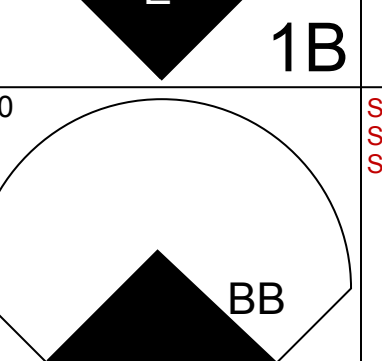


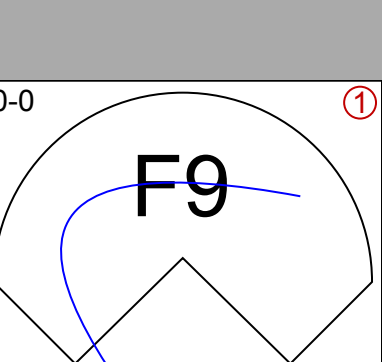
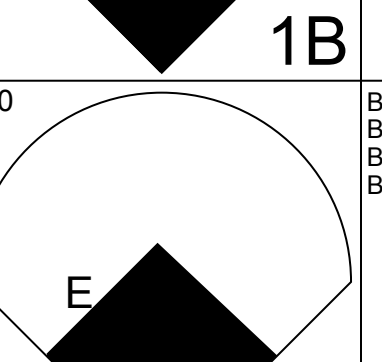


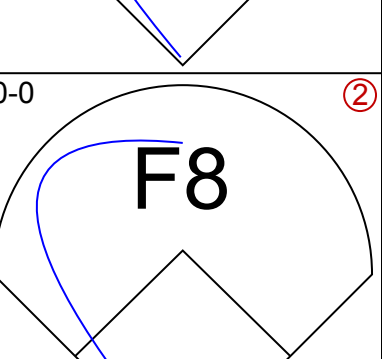
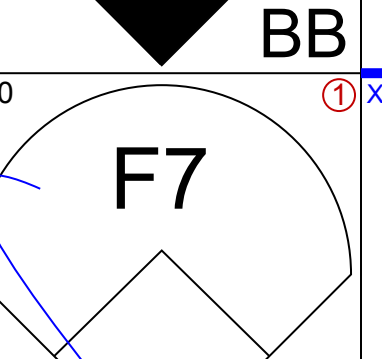


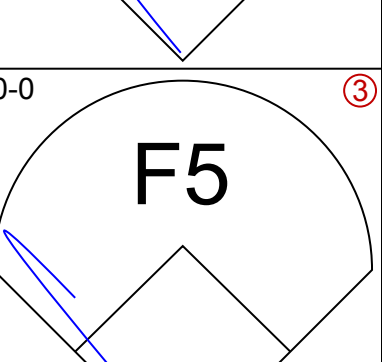
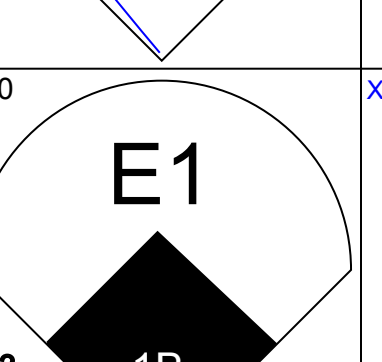


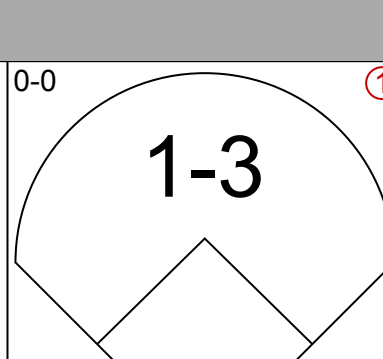
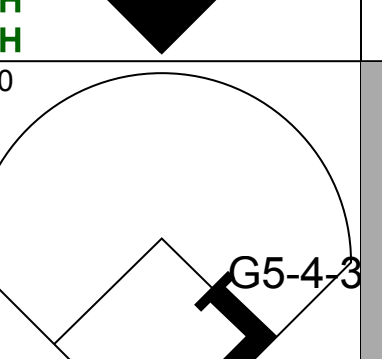
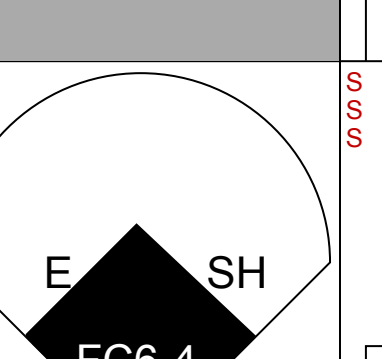

Batter	1	2	3	4	5	6	7	8	9	AB	R	H	RBI	BB	SO	LOB	TOP			
Eddie Yost, R OBP: 0.329, SLG: 0.246 (1, 5)										4	0	0	0	1	1	0				
Albie Pearson, L OBP: 0.196, SLG: 0.333 (1, 8)										4	0	3	2	1	0	0				
Neil Chrisley, L OBP: 0.273, SLG: 0.435 (1, 9)										4	0	0	0	1	2	4				
Roy Sievers, R OBP: 0.380, SLG: 0.495 Pedro Ramos, S OBP: 0.196, SLG: 0.136 Herb Plews, L OBP: 0.327, SLG: 0.375 (1, 7) (8, 1) (9, FH)										4	1	2	0	0	1	2				
Clint Courtney, L OBP: 0.312, SLG: 0.306 (1, 2)										4	0	1	0	0	0	2				
Rocky Bridges, R OBP: 0.382, SLG: 0.402 (1, 6)										4	1	1	0	0	1	2				
Norm Zauchin, R OBP: 0.388, SLG: 0.441 Julio Becquer, L OBP: 0.243, SLG: 0.297 (1, 3) (6, 3)										3	0	1	0	0	2	2				
Ossie Alvarez, R OBP: 0.222, SLG: 0.222 (1, 4)										4	0	1	0	0	1	4				
Hal Griggs, R OBP: 0.333, SLG: 0.667 Ralph Lumentl, L OBP: 0.333, SLG: 0.333 Al Cicotte, R OBP: 0.333, SLG: 0.333 Faye Throneberry, L OBP: 0.200, SLG: 0.111 (1, 1) (5, 1) (5, 1) (8, 7)										2	0	0	0	0	1	0				
Inning Stats	R: 0 E: 1 K: 2 S: 8	H: 0 LOB: 1 BB: 0 P: 8	R: 0 E: 0 K: 0 S: 4	H: 1 LOB: 1 BB: 0 P: 4	R: 0 E: 0 K: 2 S: 8	H: 1 LOB: 1 BB: 0 P: 8	R: 1 E: 0 K: 1 S: 7	H: 2 LOB: 1 BB: 0 P: 7	R: 0 E: 0 K: 2 S: 6	H: 1 LOB: 1 BB: 0 P: 6	R: 0 E: 0 K: 0 S: 3	H: 1 LOB: 0 BB: 0 P: 3	R: 0 E: 0 K: 0 S: 3	H: 0 LOB: 1 BB: 1 P: 7	R: 2 E: 0 K: 1 S: 8	H: 3 LOB: 3 BB: 2 P: 16	1B: 9 2B: 1 3B: 0 HR: 0	SF: 0 SAC: 0 DP: 1 HBP: 0	WP: 0 PB: 0 CS: 3	PA: 40
PITCHER	IP	WLS	BF	H	R	ER	SO	BB	IBB	HBP	BLK	WP	HR	S	P	ERA	WHIP			
Early Wynn, R ERA: 3.36 Gerry Staley, R ERA: 2.35 (1, 1) (9, 1)	8.2	W	39	10	3	3	9	3	0	0	0	0	0	54	66	3.12	1.500			

Washington Senators @ Chicago White Sox
Comiskey Park, Chicago, IL
Tue May 27 1958, 8:05 PM EDT
Att: 8,742 - Unknown

livebaseballscorecards.com

AB 37
R 3
H 10
RBI 2
BB 3
SO 9
LOB 22




Batter	1	2	3	4	5	6	7	8	9	AB	R	H	RBI	BB	SO	LOB	BOTTOM			
Luis Aparicio, R OBP: 0.298, SLG: 0.333 Jim Rivera, L OBP: 0.346, SLG: 0.377 (1, 6) (8, 9)										2	0	0	0	1	0	1				
Nellie Fox, L OBP: 0.410, SLG: 0.397 (1, 4)										5	1	1	1	0	0	2				
Earl Torgeson, L OBP: 0.365, SLG: 0.135 (1, 3)										3	1	0	0	2	0	2				
Sherm Lollar, R OBP: 0.461, SLG: 0.500 (1, 2)										3	1	3	0	1	0	0				
Tito Francona, L OBP: 0.303, SLG: 0.261 (8, 7)										4	1	1	0	0	1	6				
Al Smith, R OBP: 0.304, SLG: 0.344 Sammy Esposito, R OBP: 0.235, SLG: 0.188 (1, 7) (8, 6)										2	1	0	1	2	0	1				
Bubba Phillips, R OBP: 0.296, SLG: 0.358 (1, 5)										2	0	0	1	1	0	3				
Jim Landis, R OBP: 0.247, SLG: 0.333 (1, 8)										3	1	0	0	1	0	3				
Early Wynn, S OBP: 0.348, SLG: 0.278 Gerry Staley, R (1, 1) (9, 1)										3	1	1	2	1	1	3				
Inning Stats	R: 0 E: 0 K: 0 S: 4	H: 1 LOB: 2 BB: 1 P: 8	R: 0 E: 0 K: 0 S: 3	H: 0 LOB: 0 BB: 0 P: 3	R: 0 E: 0 K: 0 S: 3	H: 0 LOB: 1 BB: 1 P: 7	R: 4 E: 1 K: 0 S: 6	H: 3 LOB: 0 BB: 1 P: 10	R: 2 E: 0 K: 1 S: 6	H: 1 LOB: 0 BB: 3 P: 18	R: 1 E: 1 K: 0 S: 3	H: 0 LOB: 0 BB: 1 P: 7	R: 0 E: 0 K: 1 S: 6	H: 1 LOB: 3 BB: 2 P: 14	R: 0 E: 0 K: 0 S: 3	H: 0 LOB: 0 BB: 0 P: 3	1B: 6 2B: 0 3B: 0 HR: 0	SF: 1 SAC: 1 DP: 1 HBP: 0	WP: 0 PB: 0 CS: 1	PA: 39
PITCHER	IP	WLS	BF	H	R	ER	SO	BB	IBB	HBP	BLK	WP	HR	S	P	ERA	WHIP			
Hal Griggs, R ERA: 6.85 Ralph Lumentl, L ERA: 7.13 Al Cicotte, R ERA: 5.91 Pedro Ramos, R ERA: 3.09 (1, 1) (5, 1) (5, 1) (8, 1)	4.0	L	20	5	5	3	0	3	0	0	0	0	0	3	15	0.00	9.000			

Washington Senators @ Chicago White Sox
Comiskey Park, Chicago, IL
Tue May 27 1958, 8:05 PM EDT
Att: 8,742 - Unknown

livebaseballscorecards.com

AB 28
R 7
H 6
RBI 5
BB 9
SO 2
LOB 21



Batter	1	2	3	4	5	6	7	8	9	AB	R	H	RBI	BB	SO	LOB	TOP		
Eddie Yost, R OBP: 0.320, SLG: 0.238 (1.5)										4	0	0	0	0	0	1	Washington Senators @ Chicago White Sox Comiskey Park, Chicago, IL Wed May 28 1958, 4:33 AM EDT Att: 1,741 - Unknown 		
Albie Pearson, L OBP: 0.391, SLG: 0.342 (1.8)										3	1	1	1	1	0	0			
Neil Chrisley, L OBP: 0.271, SLG: 0.424 (1.9)										4	0	1	0	0	0	2			
Roy Sievers, R OBP: 0.378, SLG: 0.484 (7. PR)										2	0	0	0	1	0	1			
Faye Throneberry, L OBP: 0.190, SLG: 0.105 (7.7)										1	1	0	0	0	0	0			
Clint Courtney, L OBP: 0.318, SLG: 0.307 (1.2)										3	0	1	1	1	0	0			
Rocky Bridges, R OBP: 0.372, SLG: 0.389 (1.6)										4	0	0	0	0	0	3			
Julio Becquer, L OBP: 0.225, SLG: 0.275 (1.3)										3	0	0	0	0	1	3			
Ossie Alvarez, R OBP: 0.250, SLG: 0.182 (1.4)										2	1	0	0	1	0	0			
Chuck Stobbs, L OBP: 0.267, SLG: 0.500 (2.1)										0	0	0	0	0	0	0			
Tex Clevenger, R OBP: 0.273, SLG: 0.545 (8. PH)										2	0	0	0	0	1	0			
Hal Griggs, R OBP: 0.320, SLG: 0.333 (8.1)										0	0	0	0	0	0	0			
Bud Byerly, R OBP: 0.250, SLG: 0.333 (8.1)										0	0	0	0	0	0	0			
Inning Stats	R: 0 E: 0 K: 0 S: 3	H: 0 LOB: 0 BB: 0 P: 3	R: 0 E: 0 K: 0 S: 3	H: 0 LOB: 1 BB: 1 P: 7	R: 0 E: 0 K: 0 S: 3	H: 0 LOB: 0 BB: 0 P: 3	R: 0 E: 0 K: 0 S: 3	H: 1 LOB: 0 BB: 0 P: 3	R: 0 E: 0 K: 1 S: 5	H: 0 LOB: 0 BB: 0 P: 5	R: 2 E: 1 K: 1 S: 6	H: 1 LOB: 2 BB: 2 P: 14	R: 1 E: 0 K: 0 S: 4	H: 1 LOB: 1 BB: 1 P: 8	R: 0 E: 0 K: 0 S: 3	H: 0 LOB: 0 BB: 0 P: 3	1B: 2 2B: 2 3B: 0 HR: 0	SF: 0 SAC: 0 DP: 1 HBP: 0	WP: 0 PA: 33 CS: 0
PITCHER Jim Wilson, R ERA: 3.22 (1.1)	IP: 9.0 WLS: W BF: 33 H: 3 R: 3 ER: 2 SO: 2 BB: 4 IBB: 0 HBP: 0 BLK: 0 WP: 0 HR: 0 S: 33 P: 49 ERA: 2.00 WHIP: 0.778																		

Batter	1	2	3	4	5	6	7	8	9	AB	R	H	RBI	BB	SO	LOB	BOTTOM		
Luis Aparicio, R OBP: 0.308, SLG: 0.356 (1.6)										5	2	3	0	0	0	0	Washington Senators @ Chicago White Sox Comiskey Park, Chicago, IL Wed May 28 1958, 4:33 AM EDT Att: 1,741 - Unknown 		
Nellie Fox, L OBP: 0.416, SLG: 0.400 (1.4)										4	2	2	1	1	0	1			
Al Smith, R OBP: 0.315, SLG: 0.349 (1.7)										4	2	2	0	1	1	1			
Sherm Lollar, R OBP: 0.462, SLG: 0.495 (1.2)										3	2	1	2	1	1	2			
Earl Battey, R OBP: 0.250, SLG: 0.182 (6.2)										1	0	0	0	0	0	0			
Walt Dropo, R OBP: 0.308, SLG: 0.429 (1.3)										3	1	1	3	1	0	3			
Ron Jackson, R OBP: 0.361, SLG: 0.521 (7.3)										0	1	0	0	1	0	0			
Bubba Phillips, R OBP: 0.294, SLG: 0.348 (1.5)										3	1	0	1	1	0	1			
Tito Francona, L OBP: 0.333, SLG: 0.370 (1.9)										4	2	3	5	1	0	1			
Jim Landis, R OBP: 0.255, SLG: 0.323 (1.8)										3	0	0	0	2	0	1			
Jim Wilson, R OBP: 0.105, SLG: 0.056 (1.1)										5	0	0	0	0	4	6			
Inning Stats	R: 5 E: 1 K: 1 S: 10	H: 4 LOB: 1 BB: 1 P: 14	R: 5 E: 0 K: 1 S: 11	H: 6 LOB: 0 BB: 0 P: 11	R: 0 E: 0 K: 0 S: 3	H: 0 LOB: 1 BB: 1 P: 7	R: 0 E: 0 K: 0 S: 3	H: 0 LOB: 2 BB: 2 P: 11	R: 0 E: 0 K: 1 S: 5	H: 0 LOB: 2 BB: 2 P: 13	R: 0 E: 0 K: 1 S: 5	H: 1 LOB: 0 BB: 0 P: 5	R: 3 E: 0 K: 1 S: 6	H: 1 LOB: 0 BB: 2 P: 14	R: 0 E: 0 K: 0 S: 3	H: 0 LOB: 0 BB: 0 P: 3	1B: 7 2B: 1 3B: 2 HR: 2	SF: 1 SAC: 0 DP: 1 HBP: 0	WP: 1 PA: 45 CS: 0
PITCHER Chuck Stobbs, L ERA: 5.53 (1.1)	IP: 0.0 WLS: L BF: 10 H: 5 R: 3 ER: 5 SO: 1 BB: 1 IBB: 0 HBP: 0 BLK: 0 WP: 0 HR: 0 S: 11 P: 15 ERA: 45.00 WHIP: 6.000																		
Tex Clevenger, R ERA: 4.13 (2.1)	IP: 6.0 WLS: 3 BF: 26 H: 3 R: 1 ER: 1 SO: 4 BB: 6 IBB: 0 HBP: 0 BLK: 0 WP: 0 HR: 1 S: 28 P: 52 ERA: 1.50 WHIP: 1.500																		
Hal Griggs, R ERA: 5.76 (8.1)	IP: 0.1 WLS: 3 BF: 0 H: 0 R: 2 ER: 2 SO: 0 BB: 2 IBB: 0 HBP: 0 BLK: 0 WP: 1 HR: 0 S: 1 P: 9 ERA: 54.00 WHIP: 6.000																		
Ralph Lumentli, L ERA: 8.0 (8.1)	IP: 0.2 WLS: 3 BF: 1 H: 1 R: 1 ER: 1 SO: 1 BB: 0 IBB: 0 HBP: 0 BLK: 0 WP: 0 HR: 1 S: 5 P: 5 ERA: 13.50 WHIP: 1.500																		

Batter	1	2	3	4	5	6	7	8	9	AB	R	H	RBI	BB	SO	LOB	TOP								
Luis Aparicio, R OBP: 0.298, SLG: 0.344 (1, 6)	F2		L9	6-3			F8		L9	5	0	0	0	0	0	1									
Nelle Fox, L OBP: 0.416, SLG: 0.400 (1, 4)	4-3		HR			4-3	3-1		1B	5	2	2	0	0	0	0									
Earl Torgeson, L OBP: 0.375, SLG: 0.317 Walt Dropo, R OBP: 0.325, SLG: 0.444 Jim Rivera, L OBP: 0.346, SLG: 0.377 (9, 9)	HR		HR			K	K		1B	4	2	2	3	0	2	0									
Sherm Lollar, R OBP: 0.460, SLG: 0.518 (1, 2)	HR		5-3			L7			6-3	5	1	2	2	0	0	0									
Tito Francona, L OBP: 0.349, SLG: 0.385 Bob Keegan, R (9, 1)			K						F7	5	0	3	0	0	1	2									
Ray Moore, R OBP: 0.333, SLG: 0.667 (9, 1)	1B								FC6-4	0	0	0	0	0	0	0									
Al Smith, R OBP: 0.320, SLG: 0.353 (1, 7)	F5								FC5	4	0	2	0	0	0	2									
Bubba Phillips, R OBP: 0.300, SLG: 0.353 (1, 5)			F8						FC6-4	4	1	2	0	0	0	2									
Jim Landis, R OBP: 0.255, SLG: 0.320 (1, 8)			K						FC6-4	4	0	1	1	0	1	4									
Dick Donovan, L OBP: 0.391, SLG: 0.067 Bill Fischer, R OBP: 0.167, SLG: 0.333 Gerry Staley, R (7, 1)			K						FC5-4	1	0	0	0	0	1	0									
Ron Jackson, R OBP: 0.357, SLG: 0.514 (9, 3)									F4	2	0	0	0	0	0	3									
										0	0	0	0	0	0	0									
										1	0	0	0	0	1	0									
										2	0	0	0	0	0	3									
										0	0	0	0	0	0	0									
										1	0	0	0	0	0	0									
Inning Stats	R: 2 E: 0 K: 0 S: 6	H: 3 LOB: 1 BB: 0 P: 6	R: 0 E: 0 K: 2 S: 7	H: 0 LOB: 0 BB: 0 P: 7	R: 2 E: 0 K: 1 S: 7	H: 2 LOB: 1 BB: 0 P: 7	R: 1 E: 0 K: 0 S: 5	H: 3 LOB: 1 BB: 0 P: 5	R: 0 E: 0 K: 1 S: 5	H: 0 LOB: 0 BB: 0 P: 5	R: 0 E: 0 K: 1 S: 5	H: 3 LOB: 2 BB: 0 P: 5	R: 0 E: 0 K: 1 S: 5	H: 0 LOB: 0 BB: 0 P: 5	R: 0 E: 0 K: 0 S: 5	H: 1 LOB: 2 BB: 0 P: 5	R: 1 E: 0 K: 0 S: 6	H: 3 LOB: 2 BB: 0 P: 6	1B: 12 2B: 0 3B: 0 HR: 3	SF: 0 SAC: 0 DP: 0 HBP: 0	WP: 0 PB: 0 SB: 0 CS: 1	PA: 41			
PITCHER	IP	WLS	BF	H	R	ER	SO	BB	IBB	HBP	BLK	WP	HR	S	P	ERA	WHIP								
Jim Bunning, R ERA: 3.22 (1, 1)	3.1		16	7	5	5	3	0	0	0	0	0	0	3	22	13.50	2.100								
Tom Morgan, R ERA: 6.28 (4, 1)	0.2		3	1	0	0	0	0	0	0	0	0	0	0	3	0.00	1.500								
Billy Hoelt, L ERA: 4.59 (5, 1)	4.2	L	20	6	1	1	2	0	0	0	0	0	0	24	24	1.93	1.286								
Vito Valentineti, R ERA: 2.08 (9, 1)	0.1		2	1	0	0	0	0	0	0	0	0	0	2	2	0.00	3.000								

Chicago White Sox @ Detroit Tigers
Briggs Stadium, Detroit, MI
Fri May 30 1958, 4:33 AM EDT
Unknown

AB	41
R	6
H	15
RBI	6
BB	0
SO	5
LOB	14



Batter	1	2	3	4	5	6	7	8	9	AB	R	H	RBI	BB	SO	LOB	BOTTOM								
Frank Bolling, R OBP: 0.346, SLG: 0.393 (1, 4)	F7		1B	F3					L7-4-3	5	1	2	0	0	0	2									
Billy Martin, R OBP: 0.309, SLG: 0.424 (1, 6)	1B		SH1-3	PO			FC1-6			4	2	2	0	0	0	1									
Harvey Kuenn, R OBP: 0.401, SLG: 0.529 (1, 8)	1B		4-3	5-3			FC1-6			4	1	2	1	0	1	1									
Al Kaline, R OBP: 0.351, SLG: 0.410 (1, 9)	F4		SH1-3	L5-3			K		FC2-6	3	0	1	0	0	0	2									
Charlie Maxwell, L OBP: 0.360, SLG: 0.407 (9, 7)			4-3				K		FC2-6	4	0	1	2	0	1	2									
Bob Hazle, L OBP: 0.303, SLG: 0.227 Gail Harris, L OBP: 0.426, SLG: 0.521 (1, 7)	4-3						F4		K	3	0	1	1	0	0	2									
										1	0	0	0	0	1	1									
Reno Bertoia, R OBP: 0.276, SLG: 0.328 (1, 5)			L8				F4		F7	4	0	0	0	0	1	2									
Red Wilson, R OBP: 0.295, SLG: 0.297 Lou Skizas, R OBP: 0.382, SLG: 0.448 (9, PH)	6-3								L7-4-3	2	1	1	1	1	0	0									
										1	0	1	0	0	0	0									
Jim Bunning, R OBP: 0.145, SLG: 0.286 Tom Morgan, R Gus Zernial, R OBP: 0.524 Billy Hoelt, L OBP: 0.315, SLG: 0.699 Vito Valentineti, R Ray Boone, R OBP: 0.316, SLG: 0.415 (1, 1)	6-3								L7	1	0	0	0	0	0	0									
										0	0	0	0	0	0	0									
										1	0	0	0	0	0	1									
										1	0	0	0	0	0	0									
										1	0	0	0	0	0	0									
										1	0	0	0	0	0	1									
Inning Stats	R: 1 E: 0 K: 0 S: 6	H: 3 LOB: 2 BB: 0 P: 6	R: 0 E: 0 K: 0 S: 3	H: 0 LOB: 0 BB: 0 P: 3	R: 3 E: 0 K: 1 S: 9	H: 4 LOB: 1 BB: 0 P: 9	R: 0 E: 0 K: 1 S: 4	H: 0 LOB: 0 BB: 1 P: 8	R: 0 E: 0 K: 1 S: 3	H: 0 LOB: 0 BB: 0 P: 3	R: 0 E: 0 K: 1 S: 5	H: 0 LOB: 0 BB: 0 P: 5	R: 1 E: 0 K: 1 S: 7	H: 2 LOB: 1 BB: 0 P: 7	R: 0 E: 0 K: 1 S: 6	H: 1 LOB: 1 BB: 0 P: 6	R: 0 E: 0 K: 0 S: 3	H: 1 LOB: 0 BB: 0 P: 3	1B: 9 2B: 2 3B: 0 HR: 1	SF: 0 SAC: 1 DP: 1 HBP: 0	WP: 0 PB: 1 SB: 0 CS: 0	PA: 38			
PITCHER	IP	WLS	BF	H	R	ER	SO	BB	IBB	HBP	BLK	WP	HR	S	P	ERA	WHIP								
Dick Donovan, R ERA: 3.92 (1, 1)	2.0		12	6	4	4	0	0	0	0	0	0	0	12	12	18.00	3.000								
Bill Fischer, R ERA: 5.0 (3, 1)	4.1		16	3	1	1	3	1	0	0	0	0	0	1	21	2.08	0.923								
Gerry Staley, R ERA: 2.23 (7, 1)	1.2	W	6	1	0	0	2	0	0	0	0	0	0	10	10	0.00	0.600								
Bob Keegan, R ERA: 3.88 (9, 1)	0.1		2	1	0	0	0	0	0	0	0	0	0	2	2	0.00	3.000								
Ray Moore, R ERA: 2.89 (9, 1)	0.2	S	1	0	0	0	0	0	0	0	0	0	0	1	1	0.00	0.000								

Chicago White Sox @ Detroit Tigers
Briggs Stadium, Detroit, MI
Fri May 30 1958, 4:33 AM EDT
Unknown


AB	35
R	5
H	11
RBI	5
BB	1
SO	5
LOB	15



Batter	1	2	3	4	5	6	7	8	9	AB	R	H	RBI	BB	SO	LOB	TOP					
Luis Aparicio, R (1,6) OBP: 0.304, SLG: 0.344 Ron Jackson, R (7, PH) OBP: 0.353, SLG: 0.507 Tom Qualters, R (7, 1)	0-0 F8		0-0 L9		0-0 L9		0-3 K			3	0	0	0	0	0	2						
Nelle Fox, L (1,4) OBP: 0.406, SLG: 0.390	0-0 F4		0-0 FC6-4			0-0 E4		0-0 F7		4	0	0	0	0	0	1						
Earl Torgeson, L (1,3) OBP: 0.344, SLG: 0.283	0-3 K		0-0 3-1			0-0 F4		0-0 L9		4	0	0	0	0	1	2						
Sherm Lollar, R (1,2) OBP: 0.447, SLG: 0.500		0-0 F8		0-0 L5		0-3 K		0-0 F8		4	0	0	0	0	1	1						
Tito Francona, L (1,9) OBP: 0.340, SLG: 0.384 (7, 7)		0-0 3-1		0-0 6-3		0-0 L9			0-0 2B	4	0	1	0	0	0	1						
Al Smith, R (1,7) OBP: 0.327, SLG: 0.357 (7, 8)		4-0 1B BB		0-0 5-3			0-0 5-3		0-0 L9	3	0	0	0	1	0	1						
Bubba Phillips, R (1,5) OBP: 0.304, SLG: 0.355		0-0 1B		0-0 5-3 1B		0-0 1B		0-0 6-3		4	0	3	0	0	0	1						
Jim Landis, R (1,8) OBP: 0.257, SLG: 0.311 (7, PH) Jim Rivera, L (7, 9) OBP: 0.337, SLG: 0.366 (7, 9)		0-3 K		0-0 5-3		0-0 5-3		0-0 F4		2	0	0	0	0	1	3						
Early Wynn, S (1,1) OBP: 0.360, SLG: 0.300 (7, PH) Don Mueller, L (7, PH) OBP: 0.286, SLG: 0.357 Sammy Esposito, R (7, 6) OBP: 0.235, SLG: 0.188			0-0 FC6-4 1B		0-3 K		0-0 1-2 1B		0-0 F5	2	0	1	0	0	1	1						
Inning Stats	R: 0 E: 0 K: 1 S: 5	H: 0 LOB: 0 BB: 0 P: 5	R: 0 E: 0 K: 1 S: 6	H: 1 LOB: 2 BB: 1 P: 10	R: 0 E: 0 K: 0 S: 4	H: 1 LOB: 1 BB: 0 P: 4	R: 0 E: 0 K: 0 S: 3	H: 0 LOB: 0 BB: 0 P: 3	R: 0 E: 0 K: 1 S: 6	H: 1 LOB: 1 BB: 0 P: 6	R: 0 E: 1 K: 1 S: 6	H: 0 LOB: 1 BB: 0 P: 6	R: 0 E: 0 K: 1 S: 7	H: 2 LOB: 2 BB: 0 P: 7	R: 0 E: 0 K: 0 S: 3	H: 0 LOB: 0 BB: 0 P: 3	R: 0 E: 0 K: 0 S: 4	H: 1 LOB: 1 BB: 0 P: 4	1B: 5 2B: 1 3B: 0 HR: 0	SF: 0 SAC: 0 DP: 0 HBP: 0	WP: 0 PB: 0 CS: 0	PA: 35
PITCHER Paul Foytack, R (1,1) ERA: 2.62	IP: 9.0 WLS: W BF: 35 H: 6 R: 0 ER: 0 SO: 5 BB: 1 IBB: 0 HBP: 0 BLK: 0 WP: 0 HR: 0 S: 44 P: 48 ERA: 0.00 WHIP: 0.778															PITCHER	IP: 9.0 WLS: W BF: 35 H: 6 R: 0 ER: 0 SO: 5 BB: 1 IBB: 0 HBP: 0 BLK: 0 WP: 0 HR: 0 S: 44 P: 48 ERA: 0.00 WHIP: 0.778					

Chicago White Sox @ Detroit Tigers
Briggs Stadium, Detroit, MI
Sat May 31 1958, 7:05 PM EDT
Att: 29,623 - Unknown


AB	34
R	0
H	6
RBI	0
BB	1
SO	5
LOB	17



Batter	1	2	3	4	5	6	7	8	9	AB	R	H	RBI	BB	SO	LOB	BOTTOM			
Frank Bolling, R (1,4) OBP: 0.340, SLG: 0.384	0-0 SH1-4 1B SF8			0-0 F4		0-0 FC4-6		0-0 6-3		5	1	2	1	0	0	3				
Billy Martin, R (1,6) OBP: 0.303, SLG: 0.411	0-0 SH1-4 1B	0-0 6-3			0-0 L8 FC3-2 1B		0-0 F6		0-0 E5	5	0	2	0	0	0	2				
Harvey Kuenn, R (1,8) OBP: 0.400, SLG: 0.525	0-0 SH1-4		0-3 K2-3		4-0 FC3-2 BB		0-0 E 2-3 1B		0-0 F7	3	0	1	0	1	1	1				
Al Kaline, R (1,9) OBP: 0.340, SLG: 0.418	0-0 SF8		0-0 L1-3		0-0 L8		0-0 L6			3	0	0	1	0	0	3				
Charlie Maxwell, L (1,3) OBP: 0.357, SLG: 0.397	0-0 3-H 4-0 IBB		0-0 F6		0-0 FC3-2		0-0 2-3			3	0	0	0	1	0	3				
Bob Hazle, L (1,7) OBP: 0.313, SLG: 0.221 (9, 7) Johnny Groth, R (9, 7) OBP: 0.389, SLG: 0.471	0-0 F5			4-0 L9-3 BB	0-0 F4		4-0 E BB			2	0	0	0	2	0	4				
Reno Bertoia, R (1,5) OBP: 0.276, SLG: 0.324		4-0 4-3 1B S BB		0-0 L9-3		0-0 F8		0-0 E6		3	1	0	0	1	0	3				
Red Wilson, R (1,2) OBP: 0.313, SLG: 0.390		0-3 K		0-0 1B		0-0 HR		0-0 F9		4	1	2	1	0	1	4				
Paul Foytack, R (1,1) OBP: 0.286, SLG: 0.269		0-0 4-3		0-0 1B		0-0 FC4-6 1B		0-0 6-3		4	0	2	0	0	0	1				
Inning Stats	R: 1 E: 0 K: 0 S: 5	H: 2 LOB: 2 BB: 1 P: 9	R: 1 E: 0 K: 1 S: 6	H: 1 LOB: 1 BB: 1 P: 10	R: 0 E: 0 K: 1 S: 5	H: 0 LOB: 0 BB: 0 P: 5	R: 0 E: 0 K: 0 S: 4	H: 2 LOB: 2 BB: 1 P: 8	R: 0 E: 0 K: 0 S: 4	H: 1 LOB: 3 BB: 1 P: 9	R: 1 E: 0 K: 0 S: 5	H: 2 LOB: 1 BB: 0 P: 5	R: 0 E: 1 K: 0 S: 5	H: 1 LOB: 3 BB: 1 P: 9	R: 0 E: 1 K: 0 S: 4	H: 0 LOB: 1 BB: 0 P: 4	1B: 8 2B: 1 3B: 0 HR: 1	SF: 1 SAC: 1 DP: 1 HBP: 0	WP: 0 PB: 0 CS: 0	PA: 39
PITCHER Early Wynn, R (1,1) ERA: 3.46 Tom Qualters, R (7, 1) ERA: 1.5	IP: 6.0 WLS: L BF: 29 H: 8 R: 3 ER: 3 SO: 2 BB: 3 IBB: 1 HBP: 0 BLK: 0 WP: 0 HR: 1 S: 29 P: 45 ERA: 4.50 WHIP: 1.833															PITCHER	IP: 6.0 WLS: L BF: 29 H: 8 R: 3 ER: 3 SO: 2 BB: 3 IBB: 1 HBP: 0 BLK: 0 WP: 0 HR: 1 S: 29 P: 45 ERA: 4.50 WHIP: 1.833			


Chicago White Sox @ Detroit Tigers
Briggs Stadium, Detroit, MI
Sat May 31 1958, 7:05 PM EDT
Att: 29,623 - Unknown

AB	32
R	3
H	9
RBI	3
BB	5
SO	2
LOB	24



Batter	1	2	3	4	5	6	7	8	9	AB	R	H	RBI	BB	SO	LOB	TOP			
Luis Aparicio, R (1, 6) OBP: 0.302, SLG: 0.342	L4		CS 1B		6-3			L1		4	0	1	0	0	0	0	Chicago White Sox @ New York Yankees Yankee Stadium, Bronx, NY Mon Jun 02 1958, 7:05 PM EDT Att: 12,641 - Unknown - 66 F livebaseballscorecards.com			
Nelle Fox, L (1, 4) OBP: 0.406, SLG: 0.389	1B		6-3			G6-4-3 BB		E5 BB 1B		3	0	1	0	1	0	1				
Al Smith, R (1, 7) OBP: 0.331, SLG: 0.375	F4					G6-4-3		BB 1B		4	0	2	0	0	0	2				
Sherm Lollar, R (1, 2) OBP: 0.455, SLG: 0.500	1-2 1B					PO 1B BB		G6-4-3 BB		2	0	1	0	2	1	1				
Walt Dropo, R (1, 3) OBP: 0.280, SLG: 0.378	K					1-2 1B		G6-4-3		4	0	1	0	0	2	5				
Bubba Phillips, R (1, 5)		E1				PO	6-3		F8	4	0	0	0	0	1	0				
Tito Francona, L (1, 9) OBP: 0.330, SLG: 0.371 Sammy Esposito, R (9, PH) OBP: 0.222, SLG: 0.176		K					6-3		L6	3	0	0	0	0	2	1				
Jim Landis, R (1, 8) OBP: 0.265, SLG: 0.311		F4					6-3			1	0	0	0	0	0	0				
Jim Wilson, R (1, 1) OBP: 0.091, SLG: 0.048 Ron Jackson, R (9, PH) OBP: 0.349, SLG: 0.500		K					1B		BB	3	0	1	0	1	1	1				
							L3		K	3	0	0	0	0	2	2				
										1	0	0	0	0	1	1				
Inning Stats	R: 0 E: 0 K: 1 S: 7	H: 2 LOB: 2 BB: 0 P: 7	R: 0 E: 1 K: 2 S: 8	H: 0 LOB: 1 BB: 0 P: 8	R: 0 E: 0 K: 1 S: 6	H: 2 LOB: 1 BB: 0 P: 6	R: 0 E: 0 K: 3 S: 9	H: 0 LOB: 0 BB: 0 P: 9	R: 0 E: 0 K: 0 S: 2	H: 1 LOB: 1 BB: 2 P: 10	R: 0 E: 0 K: 0 S: 4	H: 1 LOB: 1 BB: 0 P: 4	R: 0 E: 1 K: 0 S: 4	H: 1 LOB: 2 BB: 1 P: 8	R: 0 E: 0 K: 1 S: 5	H: 0 LOB: 1 BB: 1 P: 9	1B: 6 2B: 0 3B: 1 HR: 0	SF: 0 SAC: 0 DP: 2 HBP: 0	WP: 0 PB: 0 SB: 0 CS: 1	PA: 37
PITCHER Whitey Ford, L (1, 1) ERA: 1.62	IP: 9.0 WLS: W BF: 36 H: 7 R: 0 ER: 0 SO: 10 BB: 4 IBB: 0 HBP: 0 BLK: 0 WP: 0 HR: 0 S: 52 P: 68 ERA: 0.00 WHIP: 1.222															PITCHER				

Batter	1	2	3	4	5	6	7	8	9	AB	R	H	RBI	BB	SO	LOB	BOTTOM			
Hank Bauer, R (1, 9) OBP: 0.300, SLG: 0.444	K		G5-4-3			HR		HR		4	2	2	2	0	1	1	Chicago White Sox @ New York Yankees Yankee Stadium, Bronx, NY Mon Jun 02 1958, 7:05 PM EDT Att: 12,641 - Unknown - 66 F livebaseballscorecards.com			
Tony Kubek, L (1, 6) OBP: 0.312, SLG: 0.349	F8					5-3		F6		4	0	0	0	0	0	0				
Mickey Mantle, S (1, 8) OBP: 0.401, SLG: 0.481						F2		4-3		3	1	1	1	0	0	0				
Bill Skowron, R (1, 3) OBP: 0.352, SLG: 0.541						F7		F9		3	0	0	0	0	0	0				
Gil McDougald, R (1, 4) OBP: 0.421, SLG: 0.504								6-3		3	0	2	0	0	0	0				
Yogi Berra, L (1, 2) OBP: 0.287, SLG: 0.383								G3		2	0	0	0	1	0	0				
Harry Simpson, L (1, 7) OBP: 0.400, SLG: 0.452								L6		3	0	0	0	0	1	2				
Andy Carey, R (1, 5) OBP: 0.308, SLG: 0.519								F4		3	0	0	0	0	0	0				
Whitey Ford, L (1, 1) OBP: 0.308, SLG: 0.261								F6		3	0	1	0	0	0	0				
								1B												
Inning Stats	R: 1 E: 0 K: 1 S: 6	H: 1 LOB: 0 BB: 0 P: 6	R: 0 E: 0 K: 0 S: 3	H: 1 LOB: 0 BB: 0 P: 3	R: 0 E: 0 K: 0 S: 3	H: 1 LOB: 0 BB: 0 P: 3	R: 0 E: 0 K: 0 S: 3	H: 0 LOB: 0 BB: 0 P: 3	R: 1 E: 0 K: 0 S: 4	H: 1 LOB: 0 BB: 0 P: 4	R: 0 E: 0 K: 1 S: 6	H: 1 LOB: 2 BB: 1 P: 10	R: 0 E: 0 K: 0 S: 4	H: 1 LOB: 0 BB: 0 P: 4	R: 1 E: 0 K: 0 S: 4	H: 1 LOB: 0 BB: 0 P: 4	1B: 2 2B: 1 3B: 0 HR: 3	SF: 0 SAC: 0 DP: 1 HBP: 0	WP: 0 PB: 0 SB: 0 CS: 0	PA: 29
PITCHER Jim Wilson, R (1, 1) ERA: 3.24	IP: 8.0 WLS: L BF: 29 H: 6 R: 3 ER: 3 SO: 2 BB: 0 IBB: 1 HBP: 0 BLK: 0 WP: 0 HR: 3 S: 32 P: 36 ERA: 3.38 WHIP: 0.750															PITCHER				



Batter	1	2	3	4	5	6	7	8	9	AB	R	H	RBI	BB	SO	LOB	TOP								
Luis Aparicio, R (1, 6) OBP: 0.300, SLG: 0.331	F3		1-3		6-3		K			4	0	0	0	0	1	3	Chicago White Sox @ Boston Red Sox Fenway Park, Boston, MA Fri Jun 06 1958, 7:05 PM EDT Att: 22,506 - Unknown livebaseballscorecards.com								
Nelle Fox, L (1, 4) OBP: 0.401, SLG: 0.399	G5-4-3 BB		F8			L9		F9		3	0	0	0	1	0	1									
Al Smith, R (1, 7) OBP: 0.315, SLG: 0.344	G5-4-3			F8		F8 1B HBP		FC6-4 1B		3	0	1	0	0	0	1									
Sherm Lollar, R (1, 2) OBP: 0.446, SLG: 0.489		F3		G4-6-3 BB				FC6-4 1B		3	0	1	0	1	0	1									
Jim Rivera, L (1, 9) OBP: 0.313, SLG: 0.360		F7		G4-6-3		F8		4-3		4	0	0	0	0	0	4									
Earl Torgerson, L (1, 3) OBP: 0.347, SLG: 0.327 Ron Jackson, R (9, PH) OBP: 0.345, SLG: 0.494		1-3				F6			K	2	1	0	0	1	0	2									
Bubba Phillips, R (1, 5) OBP: 0.317, SLG: 0.372						E5 FC6-4 1B		F8		4	1	2	1	0	0	0									
Jim Landis, R (1, 8) OBP: 0.276, SLG: 0.308			K			FC6-4 F9 S		5-3		4	0	1	1	0	1	1									
Jim Wilson, R (1, 1) OBP: 0.160, SLG: 0.045 Gerry Staley, R (7, 1)						F9 3-H				1	0	0	0	1	0	1									
Walt Dropo, R (9, PH) OBP: 0.276, SLG: 0.354						F9 1-3			F8	0	0	0	0	0	0	0									
Inning Stats	R: 0 E: 0 K: 0 S: 2	H: 0 LOB: 0 BB: 1 P: 6	R: 0 E: 0 K: 0 S: 3	H: 0 LOB: 0 BB: 0 P: 3	R: 1 E: 0 K: 1 S: 6	H: 1 LOB: 1 BB: 1 P: 10	R: 0 E: 0 K: 0 S: 2	H: 0 LOB: 0 BB: 1 P: 6	R: 1 E: 1 K: 0 S: 4	H: 1 LOB: 1 BB: 1 P: 8	R: 0 E: 0 K: 0 S: 4	H: 1 LOB: 2 BB: 0 P: 5	R: 0 E: 0 K: 1 S: 5	H: 0 LOB: 1 BB: 0 P: 6	R: 0 E: 0 K: 0 S: 4	H: 1 LOB: 1 BB: 0 P: 4	R: 0 E: 0 K: 1 S: 6	H: 1 LOB: 1 BB: 0 P: 6	1B: 4 2B: 0 3B: 0 HR: 1	SF: 0 SAC: 0 DP: 2 HBP: 2	WP: 0 PB: 0 SB: 1 CS: 0	PA: 36			
PITCHER	IP	WLS	BF	H	R	ER	SO	BB	IBB	HBP	BLK	WP	HR	S	P	ERA	WHIP								
Willard Nixon, R (1, 1) ERA: 5.05	1.0		3	0	0	0	0	1	0	0	0	0	0	2	6	0.00	1.000								
Murray Wall, R (2, 1) ERA: 2.35	6.0		25	3	2	1	2	3	0	2	0	0	1	24	38	1.50	1.000								
Ike Delock, R (8, 1) ERA: 1.13	1.0	W	4	1	0	0	0	0	0	0	0	0	0	4	4	0.00	1.000								
Leo Kiely, L (9, 1) ERA: 1.02	1.0	S	4	1	0	0	1	0	0	0	0	0	0	6	6	0.00	1.000								

Batter	1	2	3	4	5	6	7	8	9	AB	R	H	RBI	BB	SO	LOB	BOTTOM								
Don Buddin, R (1, 6) OBP: 0.368, SLG: 0.331	1B FC3-2 BB		K		F5		BB BB	1-3		3	0	0	0	2	1	2	Chicago White Sox @ Boston Red Sox Fenway Park, Boston, MA Fri Jun 06 1958, 7:05 PM EDT Att: 22,506 - Unknown livebaseballscorecards.com								
Pete Runnels, L (1, 4) OBP: 0.397, SLG: 0.368	6-3 FC3-2 1B		G4-6-3 1B		F9		BB BB			3	0	2	0	1	0	0									
Ted Williams, L (1, 7) OBP: 0.439, SLG: 0.448	FC3-2 6-3 1-2 3-H		G4-6-3		F7		1-2 2-3 BB			3	0	0	0	1	0	3									
Dick Gemert, R (1, 3) OBP: 0.400, SLG: 0.570	6-3				F7		G6-4-3 BB		K	3	0	0	0	1	1	5									
Frank Matzone, R (1, 5) OBP: 0.332, SLG: 0.380	G3				G6-4-3 1B BB		G6-4-3			3	2	1	1	1	0	3									
Jackie Jensen, R (1, 9) OBP: 0.421, SLG: 0.550		F2			F9 1B 1-2		BB		4-3	3	0	1	0	1	0	0									
Lou Berberet, L (1, 2) OBP: 0.398, SLG: 0.379 Billy Consolo, R (6, PR) OBP: 0.200, SLG: 0.156 Sammy White, R (9, 2) OBP: 0.288, SLG: 0.374							G3			3	0	2	1	1	0	1									
Jim Piersall, R (1, 8) OBP: 0.342, SLG: 0.356										0	1	0	0	0	0	0									
Willard Nixon, L (1, 1) OBP: 0.313, SLG: 0.375 Murry Klaus, L (7, PH) OBP: 0.296, SLG: 0.290 Ike Delock, R (8, 1) OBP: 0.345, SLG: 0.494 Marty Keough, L (9, PH) OBP: 0.276, SLG: 0.354 Leo Kiely, L (9, 1) ERA: 1.02										0	0	0	0	0	0	0									
Inning Stats	R: 0 E: 0 K: 0 S: 4	H: 1 LOB: 2 BB: 1 P: 8	R: 0 E: 0 K: 1 S: 5	H: 0 LOB: 1 BB: 1 P: 9	R: 0 E: 0 K: 1 S: 5	H: 1 LOB: 0 BB: 0 P: 5	R: 1 E: 0 K: 1 S: 7	H: 2 LOB: 2 BB: 1 P: 11	R: 0 E: 0 K: 0 S: 3	H: 0 LOB: 0 BB: 0 P: 3	R: 0 E: 0 K: 0 S: 2	H: 0 LOB: 1 BB: 2 P: 10	R: 0 E: 0 K: 1 S: 5	H: 0 LOB: 3 BB: 3 P: 17	R: 2 E: 0 K: 0 S: 5	H: 2 LOB: 2 BB: 1 P: 9		R: 0 E: 0 K: 1 S: 6	H: 2 LOB: 1 BB: 0 P: 6	1B: 4 2B: 0 3B: 1 HR: 1	SF: 1 SAC: 0 DP: 2 HBP: 0	WP: 0 PB: 0 SB: 0 CS: 0	PA: 37		
PITCHER	IP	WLS	BF	H	R	ER	SO	BB	IBB	HBP	BLK	WP	HR	S	P	ERA	WHIP								
Jim Wilson, R (1, 1) ERA: 3.05	6.2		30	4	1	1	3	8	0	0	0	0	0	28	60	1.35	1.800								
Gerry Staley, R (7, 1) ERA: 2.67	1.1	L	7	2	2	2	1	0	1	0	0	0	1	8	12	13.50	1.500								

Batter	1	2	3	4	5	6	7	8	9	AB	R	H	RBI	BB	SO	LOB	TOP											
Jim Landis, R OBP: 0.275, SLG: 0.304 (1, 8)	0-3 K	0-0 F9			0-0 5-3	0-0 CS 1B		0-0 6-3		5	0	1	0	0	1	3	Chicago White Sox @ Boston Red Sox Fenway Park, Boston, MA Sat Jun 07 1958, 3:33 AM EDT Att: 13,924 - Unknown											
Nelle Fox, L OBP: 0.406, SLG: 0.412 (1, 4)	4-0 2B BB	0-0 6-3			0-0 HR 1B	0-0 1-2		0-0 2B 3B		4	2	2	1	1	0	3												
Al Smith, R OBP: 0.328, SLG: 0.377 (1, 7)	0-0 2B		4-0 G5-4-3 BB		0-0 HR		0-0 WP E 1B		0-0 F4		4	2	3	2	1	0		1										
Sherm Lollar, R OBP: 0.444, SLG: 0.489 Jim Rivera, L OBP: 0.313, SLG: 0.360 (9, PR)	0-0 F4		0-0 F4		4-0 6-3 E BB		0-0 5-3		0-0 2B		4	0	1	1	1	0		4										
Walt Dropo, R OBP: 0.263, SLG: 0.333 Bill Fischer, R OBP: 0.143, SLG: 0.286 Early Wynn, S OBP: 0.407, SLG: 0.333 Billy Goodman, L OBP: 0.227, SLG: 0.200 Earl Battey, R OBP: 0.298, SLG: 0.207 (9, PH)	0-3 K		0-0 G5-4-3		0-0 E5 6-3		0-0 E5 5-3		0-0 F2		3	0	0	0	0	1		4										
Bubba Phillips, R OBP: 0.313, SLG: 0.367 (1, 5)		0-0 BB BB SF9 1B			0-0 F8	0-0 6-3		0-0 5-3		0-0 5-3		5	1	1	0	0		4										
Tito Francona, L OBP: 0.321, SLG: 0.344 (1, 9)		4-0 BB BB		0-3 K	4-0 FC6 IBB		0-0 G3				2	0	0	0	2	1		1										
Luis Aparicio, R OBP: 0.299, SLG: 0.326 (1, 6)		4-0 BB BB		0-0 1-3	0-0 FC6		0-0 F9				3	0	0	0	1	0		3										
Bob Keegan, R Tom Qualters, R Ron Jackson, R Earl Torgeson, L (5, PH)		0-0 SF9			0-0 F9		0-0 F9		0-0 4-3		0	0	0	1	0	0		0										
Inning Stats	R: 0 E: 0 K: 2 S: 8	H: 1 LOB: 2 BB: 1 P: 12	R: 1 E: 0 K: 0 S: 4	H: 1 LOB: 2 BB: 2 P: 12	R: 0 E: 0 K: 0 S: 2	H: 0 LOB: 0 BB: 1 P: 6	R: 0 E: 0 K: 1 S: 5	H: 0 LOB: 0 BB: 0 P: 5	R: 3 E: 1 K: 0 S: 7	H: 3 LOB: 3 BB: 2 P: 15	R: 0 E: 0 K: 0 S: 3	H: 1 LOB: 0 BB: 0 P: 3	R: 1 E: 1 K: 0 S: 5	H: 1 LOB: 1 BB: 0 P: 5	R: 0 E: 0 K: 0 S: 3	H: 0 LOB: 0 BB: 0 P: 3		R: 1 E: 0 K: 0 S: 5	H: 2 LOB: 1 BB: 0 P: 5	1B: 4 2B: 3 3B: 1 HR: 1	SF: 1 SAC: 0 DP: 1 HBP: 0	WP: 1 PB: 0 SB: 0 CS: 1	PA: 42					
PITCHER	IP	WLS	BF	H	R	ER	SO	BB	IBB	HBP	BLK	WP	HR	S	P	ERA		WHIP										
Frank Baumann, L ERA: 3.4	4.1		22	5	4	4	3	5	0	0	0	0	1	23	43	8.31		2.308										
Ike Delock, R ERA: 1.5	4.0	W	18	4	2	1	0	0	1	0	0	1	0	17	21	2.25		1.000										
Leo Kiely, L ERA: 0.98	0.2	S	2	0	0	0	0	0	0	0	0	0	0	2	2	0.00		0.000										

Batter	1	2	3	4	5	6	7	8	9	AB	R	H	RBI	BB	SO	LOB	BOTTOM											
Don Buddin, R OBP: 0.368, SLG: 0.340 (1, 6)	0-0 1B 2B		0-0 FC1-6 G3-6-3	0-0 F7			0-0 BB 1B 1B	0-0 F4		5	2	2	0	0	0	4	Chicago White Sox @ Boston Red Sox Fenway Park, Boston, MA Sat Jun 07 1958, 3:33 AM EDT Att: 13,924 - Unknown											
Pete Runnels, L OBP: 0.397, SLG: 0.369 (1, 4)	0-0 G5-3 2H 1B		0-0 G3-6-3		0-0 1B		0-0 F7	0-0 F7		5	0	2	1	0	0	2												
Ted Williams, L OBP: 0.452, SLG: 0.460 (1, 7)	4-0 G5-3 BB			0-0 2B 1B	0-0 G5-4-3 1B		0-0 1B 2B 1B			3	2	3	0	1	0	0												
Dick Gemert, R OBP: 0.402, SLG: 0.572 (1, 3)	0-0 G5-3			0-0 1B 2B	0-3 K		4-0 1B 2B BB			3	2	1	0	1	1	4												
Frank Matzone, R OBP: 0.335, SLG: 0.382 (1, 5)	0-0 6-3			0-0 2B 1B	0-0 G5-4-3		0-0 2B 1B			4	1	2	3	0	0	3												
Jackie Jensen, R OBP: 0.413, SLG: 0.537 (1, 9)		0-0 5-3		0-0 F2		0-0 F8	0-0 F5			4	0	0	0	0	0	4												
Lou Berberet, L OBP: 0.391, SLG: 0.386 (1, 2)		0-3 K		0-0 F9		0-0 1-3	0-0 2B			4	0	1	3	0	1	1												
Jim Piersall, R OBP: 0.346, SLG: 0.366 (1, 8)		0-0 6-3		0-0 2B		0-0 1B	0-0 K			4	0	2	0	0	1	1												
Frank Baumann, L OBP: 0.375, SLG: 0.308 Ike Delock, R Leo Kiely, L			0-0 FC1-6 1B	4-0 BB		0-0 F7		0-3 K		1	0	1	0	1	0	0												
Inning Stats	R: 1 E: 0 K: 0 S: 4	H: 2 LOB: 1 BB: 1 P: 8	R: 0 E: 0 K: 1 S: 5	H: 0 LOB: 0 BB: 0 P: 5	R: 0 E: 0 K: 0 S: 3	H: 1 LOB: 0 BB: 0 P: 3	R: 2 E: 0 K: 0 S: 7	H: 4 LOB: 3 BB: 1 P: 11	R: 0 E: 0 K: 1 S: 6	H: 2 LOB: 1 BB: 0 P: 6	R: 0 E: 0 K: 0 S: 4	H: 1 LOB: 0 BB: 0 P: 4	R: 4 E: 0 K: 1 S: 9	H: 4 LOB: 1 BB: 1 P: 13	R: 0 E: 0 K: 1 S: 5	H: 0 LOB: 0 BB: 0 P: 5		1B: 10 2B: 4 3B: 0 HR: 0	SF: 0 SAC: 0 DP: 3 HBP: 0	WP: 0 PB: 0 SB: 0 CS: 0	PA: 38							
PITCHER	IP	WLS	BF	H	R	ER	SO	BB	IBB	HBP	BLK	WP	HR	S	P	ERA		WHIP										
Bob Keegan, R ERA: 7.11	3.2		17	7	3	3	1	1	0	0	0	0	0	18	22	7.36		2.182										
Tom Qualters, R ERA: 3.39	0.1		2	0	0	0	0	1	0	0	0	0	0	1	5	0.00		3.000										
Bill Fischer, R ERA: 6.06	2.1	L	12	5	3	3	1	1	0	0	0	0	0	13	17	11.57		2.571										
Early Wynn, R ERA: 4.14	1.2		7	2	1	1	2	0	0	0	0	0	0	11	11	5.40		1.200										

Batter	1	2	3	4	5	6	7	8	9	10	AB	R	H	RBI	BB	SO	LOB	TOP									
Billy Goodman, L OBP: 0.300, SLG: 0.304 (1, 3) (2, 5)	F9		G3 1B	2B		L3 1B		1-2 1B		SH5-4 1B	6	2	5	0	0	0	0										
Nellie Fox, L OBP: 0.406, SLG: 0.405 (1, 4) BB	1B BB		G3	FC6-4 BB		L3		F7		SH5-4	3	0	0	0	2	0	4										
Al Smith, R OBP: 0.323, SLG: 0.370 (1, 7)	G6-4-3 1B		K	FC6-4		K		F9		F7	6	0	1	0	0	2	5										
Sherm Lollar, R OBP: 0.452, SLG: 0.503 (1, 2)	G6-4-3		1B			FC4 2B		G3-6-1 1B		F2	6	1	4	2	0	0	2										
Tito Francona, L OBP: 0.298, SLG: 0.350 (9, PR)			G3			FC4 BB		F7		F6	4	0	2	0	1	0	1										
Jim Rivera, L OBP: 0.310, SLG: 0.356 (9, 9)			1-3	1B		BB		1B		1B	1	1	0	0	0	0	1										
Bubba Phillips, R OBP: 0.311, SLG: 0.364 (1, 5)			1-3			K		G3-6-1		1B	1	0	0	0	0	0	0										
Earl Torgeson, L OBP: 0.333, SLG: 0.311 (2, 3) S: 3			K			K		1-2		1B	4	0	1	0	0	2	5										
Luis Aparicio, R OBP: 0.298, SLG: 0.330 (9, PH)			1B			6-3		6-3		BB	4	1	1	0	0	0	2										
Don Mueller, L OBP: 0.316, SLG: 0.368 (9, PR)			2B			FC4 2B		1-2 2-3		1B	1	0	1	1	0	0	0										
Sammy Esposito, R OBP: 0.200, SLG: 0.158 (9, 9)			1B			1-2 2-3		3-H		1B	3	0	1	2	2	0	0										
Jim Landis, R OBP: 0.287, SLG: 0.313 (1, 8) BB			BB			6-3		5-3		BB	3	0	1	2	2	0	0										
Billy Pierce, L OBP: 0.310, SLG: 0.296 (1, 1)			1-2 2-H	1B		1-H 3-H		2B		BB	5	0	3	0	0	1	4										
Inning Stats	R: 0 E: 0 K: 0 S: 3	H: 1 LOB: 1 BB: 1 P: 7	R: 0 E: 0 K: 0 S: 4	H: 2 LOB: 2 BB: 1 P: 8	R: 1 E: 0 K: 2 S: 10	H: 3 LOB: 3 BB: 1 P: 9	R: 0 E: 0 K: 0 S: 5	H: 2 LOB: 3 BB: 1 P: 9	R: 2 E: 0 K: 2 S: 9	H: 2 LOB: 1 BB: 1 P: 13	R: 0 E: 0 K: 1 S: 5	H: 1 LOB: 0 BB: 0 P: 5	R: 0 E: 0 K: 0 S: 3	H: 1 LOB: 0 BB: 0 P: 3	R: 0 E: 0 K: 0 S: 5	H: 2 LOB: 2 BB: 0 P: 5	R: 1 E: 0 K: 0 S: 5	H: 3 LOB: 3 BB: 1 P: 10	R: 1 E: 0 K: 0 S: 5	H: 2 LOB: 1 BB: 0 P: 5	1B: 15 2B: 5 3B: 0 HR: 0	SF: 0 SAC: 1 DP: 3 HBP: 0	WP: 0 PA: 50 PB: 0 SB: 0 CS: 0				
PITCHER	IP	WLS	BF	H	R	ER	SO	BB	IBB	HBP	BLK	WP	HR	S	P	ERA	WHIP										
Tom Brewer, R ERA: 3.65 (1, 1)	7.2		37	14	3	3	5	4	0	0	0	0	0	43	59	3.52	2.348										
Murray Wall, R ERA: 2.5 (8, 1)	1.1		8	3	1	1	0	1	0	0	0	0	0	7	11	6.75	3.000										
Leo Kiely, L ERA: 1.4 (10, 1)	1.0	W	5	2	1	1	0	0	0	0	0	0	0	5	5	9.00	2.000										

Chicago White Sox @ Boston Red Sox
Fenway Park, Boston, MA
Sun Jun 08 1958, 3:33 AM EDT
Unknown

AB 44
R 5
H 19
RBI 5
BB 5
SO 5
LOB 24



Batter	1	2	3	4	5	6	7	8	9	10	AB	R	H	RBI	BB	SO	LOB	BOTTOM									
Don Buddin, R OBP: 0.374, SLG: 0.358 (1, 6) BB	G3-6-3 BB		HR			K					3	1	1	1	2	2	1										
Pete Runnels, L OBP: 0.392, SLG: 0.360 (1, 4) BB	G3-6-3 BB		6-3			4-3		F9		F7	4	0	0	0	1	0	3										
Ted Williams, L OBP: 0.448, SLG: 0.450 (1, 7)	G3-6-3		G3			FC8-4 BB		FC6-4		K	3	1	0	0	1	0	2										
Gene Stephens, L OBP: 0.254, SLG: 0.173 (9, PR)	G3-6-3		G3			FC8-4 BB		FC6-4		K	0	0	0	0	0	0	0										
Ted Lepcio, R OBP: 0.310, SLG: 0.500 (10, PH)	1-2 2-3		G3			FC8-4 BB		FC6-4		K	1	0	0	0	0	1	0										
Dick Gernert, R OBP: 0.408, SLG: 0.589 (1, 3) BB	BB					FC8-4 BB		F9		K	3	1	1	1	2	1	1										
Frank Matzone, R OBP: 0.332, SLG: 0.374 (1, 5)	F8					FC8-4 BB		FC6-4		HR	4	1	0	0	1	0	5										
Jackie Jensen, R OBP: 0.417, SLG: 0.571 (1, 9)						FC8-4 BB		FC6-4		HR	4	2	2	4	0	0	2										
Sammy White, R OBP: 0.287, SLG: 0.369 (1, 2)						FC6-4		F8		HR	4	2	2	4	0	0	2										
Billy Conso, R OBP: 0.200, SLG: 0.156 (9, PR)	F9					1-2 2-3		F9		BB	4	0	1	0	0	0	2										
Pete Daley, R OBP: 0.417, SLG: 0.222 (10, 2)	1-2					1-2 2-3		F9		1B	0	0	0	0	0	0	0										
Jim Piersall, R OBP: 0.338, SLG: 0.357 (1, 8)	F4					1-2 2-3		F9		1B	4	0	0	0	0	0	1										
Tom Brewer, R OBP: 0.167, SLG: 0.182 (8, 1)						1-2 2-3		F9		1B	2	0	0	0	1	1	0										
Bill Renna, R OBP: 0.231, SLG: 0.500 (9, PH)						1-2 2-3		F9		1B	0	0	0	0	0	0	0										
Leo Kiely, L (10, 1)						1-2 2-3		F9		1B	1	0	0	0	0	0	0										
Inning Stats	R: 0 E: 0 K: 0 S: 2	H: 0 LOB: 2 BB: 3 P: 14	R: 0 E: 0 K: 0 S: 2	H: 0 LOB: 0 BB: 0 P: 3	R: 1 E: 0 K: 0 S: 4	H: 1 LOB: 0 BB: 0 P: 4	R: 2 E: 0 K: 0 S: 5	H: 2 LOB: 0 BB: 0 P: 5	R: 0 E: 0 K: 2 S: 7	H: 0 LOB: 0 BB: 0 P: 7	R: 1 E: 0 K: 0 S: 3	H: 0 LOB: 1 BB: 1 P: 11	R: 0 E: 0 K: 0 S: 4	H: 0 LOB: 1 BB: 0 P: 4	R: 0 E: 0 K: 0 S: 4	H: 1 LOB: 2 BB: 1 P: 8	R: 2 E: 0 K: 2 S: 7	H: 1 LOB: 0 BB: 1 P: 11	1B: 1 2B: 0 3B: 0 HR: 4	SF: 0 SAC: 0 DP: 1 HBP: 1	WP: 0 PA: 42 PB: 0 SB: 0 CS: 1						
PITCHER	IP	WLS	BF	H	R	ER	SO	BB	IBB	HBP	BLK	WP	HR	S	P	ERA	WHIP										
Billy Pierce, L ERA: 3.96 (1, 1)	9.2	L	42	5	6	6	5	8	0	1	0	0	4	43	76	5.59	1.345										

Chicago White Sox @ Boston Red Sox
Fenway Park, Boston, MA
Sun Jun 08 1958, 3:33 AM EDT
Unknown

AB 33
R 6
H 5
RBI 6
BB 8
SO 5
LOB 18



Batter	1	2	3	4	5	6	7	8	9	AB	R	H	RBI	BB	SO	LOB	TOP			
Billy Goodman, L (1, 5) OBP: 0.296, SLG: 0.300	F8		4-3		F7		1-3 1B			4	0	1	0	0	0	0	Chicago White Sox @ Boston Red Sox Fenway Park, Boston, MA Sun Jun 08 1958, 3:38 AM EDT Att: 24,983 - Unknown			
Nellie Fox, L (1, 4) OBP: 0.403, SLG: 0.399	F9		F9		F9		F9			3	0	0	0	1	0	2				
Al Smith, R (1, 7) OBP: 0.327, SLG: 0.369	1B BB		1B BB		F9			F8		3	0	1	0	1	0	1				
Tito Francona, L (1, 9) OBP: 0.348, SLG: 0.359	1-2 1B		1-2 BB		F8			L3 1B		3	0	2	0	1	0	0				
Earl Torgeson, L (1, 3) OBP: 0.317, SLG: 0.292	F8		F9		F2			L3		4	0	0	0	0	0	5				
Luis Aparicio, R (1, 6) OBP: 0.294, SLG: 0.324		F5		F5					F6	3	0	0	0	0	0	0				
Jim Rivera, L (9, PH) OBP: 0.307, SLG: 0.352					F3					1	0	0	0	0	0	0				
Jim Landis, R (1, 8) OBP: 0.286, SLG: 0.333					F7			F8	F7	4	1	1	1	0	0	0				
Earl Batley, R (1, 2) OBP: 0.242, SLG: 0.194										2	0	0	0	0	0	0				
Don Mueller, L (7, PH) OBP: 0.350, SLG: 0.400	F8		5-3				1B 1B		BB	1	0	1	0	0	0	0				
Gerry Staley, R (7, 1)										0	0	0	0	0	0	0				
Ron Jackson, R (9, PH) OBP: 0.360, SLG: 0.513										0	0	0	0	1	0	0				
Dick Donovan, L (1, 1) OBP: 0.360, SLG: 0.059										2	0	0	0	0	0	0				
Sherm Lollar, R (7, PH) OBP: 0.447, SLG: 0.497	F9				F9			F8	6-3	2	0	0	0	0	0	2				
Inning Stats	R: 0 E: 0 K: 0 S: 4	H: 1 LOB: 2 BB: 1 P: 8	R: 1 E: 0 K: 0 S: 4	H: 1 LOB: 0 BB: 0 P: 4	R: 0 E: 0 K: 0 S: 4	H: 1 LOB: 2 BB: 1 P: 8	R: 0 E: 0 K: 0 S: 3	H: 0 LOB: 0 BB: 0 P: 3	R: 0 E: 0 K: 0 S: 3	H: 0 LOB: 1 BB: 1 P: 7	R: 0 E: 0 K: 0 S: 5	H: 2 LOB: 2 BB: 0 P: 5	R: 0 E: 0 K: 0 S: 3	H: 1 LOB: 1 BB: 1 P: 7	R: 0 E: 0 K: 0 S: 3	H: 0 LOB: 1 BB: 1 P: 7	1B: 5 2B: 1 3B: 0 HR: 1	SF: 0 SAC: 0 DP: 1 HBP: 0	WP: 0 PB: 0 SB: 0 CS: 0	PA: 36
PITCHER Dave Sisler, R (1, 1) ERA: 4.0	IP: 9.0 WLS: W BF: 36 H: 6 R: 1 ER: 1 SO: 0 BB: 4 IBB: 0 HBP: 0 BLK: 0 WP: 0 HR: 1 S: 32 P: 48 ERA: 1.00 WHIP: 1.111															PITCHER				

Batter	1	2	3	4	5	6	7	8	9	AB	R	H	RBI	BB	SO	LOB	BOTTOM			
Don Buddin, R (1, 6) OBP: 0.367, SLG: 0.350	5-3		F7		6-3		K			4	0	0	0	0	1	1	Chicago White Sox @ Boston Red Sox Fenway Park, Boston, MA Sun Jun 08 1958, 3:38 AM EDT Att: 24,983 - Unknown			
Pete Runnels, L (1, 4) OBP: 0.394, SLG: 0.363			L7			HR 1B		F8		4	1	2	0	0	0	0				
Gene Stephens, L (1, 7) OBP: 0.270, SLG: 0.250	F2				F1		HR 1B		1B 1B	4	1	2	2	0	0	1				
Dick Gemert, R (1, 3) OBP: 0.399, SLG: 0.572	F9				L6		K		K	4	0	0	0	0	2	2				
Jackie Jensen, R (1, 9) OBP: 0.414, SLG: 0.564			F3		F8		F5			4	0	1	0	0	0	0				
Frank Malzone, R (1, 5) OBP: 0.326, SLG: 0.367					6-3		6-3			4	0	0	0	0	0	2				
Lou Berberet, L (1, 2) OBP: 0.400, SLG: 0.411							G3			3	1	2	0	0	0	0				
Jim Piersall, R (1, 8) OBP: 0.343, SLG: 0.380							HR 2B			3	1	2	2	0	0	1				
Dave Sisler, R (1, 1) OBP: 0.286, SLG: 0.316					G3		F5		SH3-4 1B	2	0	0	0	0	0	0				
Inning Stats	R: 0 E: 0 K: 0 S: 4	H: 1 LOB: 1 BB: 0 P: 4	R: 0 E: 0 K: 0 S: 4	H: 1 LOB: 0 BB: 0 P: 4	R: 0 E: 0 K: 0 S: 3	H: 0 LOB: 0 BB: 0 P: 3	R: 0 E: 0 K: 0 S: 3	H: 0 LOB: 0 BB: 0 P: 3	R: 2 E: 0 K: 1 S: 7	H: 2 LOB: 0 BB: 0 P: 7	R: 0 E: 0 K: 1 S: 6	H: 1 LOB: 1 BB: 0 P: 6	R: 0 E: 0 K: 1 S: 7	H: 2 LOB: 2 BB: 0 P: 7	R: 0 E: 0 K: 1 S: 7	H: 2 LOB: 2 BB: 0 P: 7		1B: 6 2B: 1 3B: 0 HR: 2	SF: 0 SAC: 1 DP: 0 HBP: 0	WP: 0 PB: 0 SB: 0 CS: 0
PITCHER Dick Donovan, R (1, 1) ERA: 4.52	IP: 6.0 WLS: L BF: 24 H: 6 R: 4 ER: 4 SO: 1 BB: 0 IBB: 0 HBP: 0 BLK: 0 WP: 0 HR: 2 S: 26 P: 26 ERA: 6.00 WHIP: 1.000															PITCHER				
Gerry Staley, R (7, 1) ERA: 2.52	IP: 2.0 WLS: 9 BF: 3 H: 3 R: 0 ER: 0 SO: 2 BB: 0 IBB: 0 HBP: 0 BLK: 0 WP: 0 HR: 0 S: 13 P: 13 ERA: 0.00 WHIP: 1.500															PITCHER				

Batter	1	2	3	4	5	6	7	8	9	AB	R	H	RBI	BB	SO	LOB	TOP			
Billy Goodman, L OBP: 0.299, SLG: 0.306 (1, 5)	0-0 6-3		0-0 P6		0-0 1B			0-0 P6		4	0	1	0	0	0	0	Chicago White Sox @ Washington Senators Griffith Stadium, Washington, DC Wed Jun 11 1958, 7:05 PM EDT Att: 2,712 - Unknown			
Nellie Fox, L OBP: 0.395, SLG: 0.387 (1, 4)	0-0 F8		0-0 F9		0-0 F9			0-0 F9		4	0	0	0	0	0	1				
Al Smith, R OBP: 0.327, SLG: 0.369 (1, 7)	0-0 FC5-4 1B			0-0 1B				0-0 F8		4	0	2	0	0	0	1				
Sherm Lollar, R OBP: 0.433, SLG: 0.477 (1, 2)	0-0 FC5-4 1-2			0-0 F3				0-0 6-3		4	0	0	0	0	0	2				
Tito Francona, L OBP: 0.331, SLG: 0.339 (1, 9)		0-0 F8		0-3 K				0-3 F7		4	0	0	0	0	2	1				
Ron Jackson, R OBP: 0.360, SLG: 0.523 (1, 3)		BLK 1B		0-0 F7				0-0 F8		4	0	1	0	0	0	1				
Jim Landis, R OBP: 0.301, SLG: 0.369 (1, 8)		0-0 F7			0-0 HR 1B			0-0 F8		3	1	1	0	0	0	1				
Luis Aparicio, R OBP: 0.290, SLG: 0.320 (1, 6)		0-0 F9 1-2			0-0 F9			0-0 F8		3	0	0	0	0	0	2				
Bill Fischer, R OBP: 0.143, SLG: 0.286 (3, PH) Don Mueller, L OBP: 0.204, SLG: 0.348 (3, 1) Tom Qualters, R OBP: 0.316, SLG: 0.338 (5, PH) Earl Torgerson, L OBP: 0.316, SLG: 0.338 (5, 1) Bob Keegan, R OBP: 0.300, SLG: 0.302 (7, PH) Jim Rivera, L OBP: 0.300, SLG: 0.302 (7, 1)			0-0 3-1		0-0 HR			0-0 F8		0	0	0	0	0	0	0	AB 33 R 2 H 6 RBI 2 BB 0 SO 2 LOB 9			
Inning Stats	R: 0 E: 0 K: 0 S: 4	H: 1 LOB: 1 BB: 0 P: 4	R: 0 E: 0 K: 0 S: 4	H: 1 LOB: 0 BB: 0 P: 4	R: 0 E: 0 K: 0 S: 3	H: 0 LOB: 0 BB: 0 P: 3	R: 0 E: 0 K: 1 S: 6	H: 1 LOB: 1 BB: 0 P: 6	R: 2 E: 0 K: 0 S: 6	H: 3 LOB: 1 BB: 0 P: 6	R: 0 E: 0 K: 0 S: 3	H: 0 LOB: 0 BB: 0 P: 3	R: 0 E: 0 K: 0 S: 3	H: 0 LOB: 0 BB: 0 P: 3	R: 0 E: 0 K: 1 S: 5	H: 0 LOB: 0 BB: 0 P: 5		1B: 5 2B: 0 3B: 0 HR: 1	SF: 0 SAC: 0 DP: 0 HBP: 0	WP: 0 PB: 0 CS: 0
PITCHER Russ Kemmerer, R ERA: 4.17 (1, 1)	IP: 9.0 WLS: W BF: 33 H: 6 R: 2 ER: 2 SO: 2 BB: 0 IBB: 0 HBP: 0 BLK: 1 WP: 0 HR: 1 S: 37 P: 37 ERA: 2.00 WHIP: 0.667															PITCHER Russ Kemmerer, R ERA: 4.17 (1, 1)	IP: 9.0 WLS: W BF: 33 H: 6 R: 2 ER: 2 SO: 2 BB: 0 IBB: 0 HBP: 0 BLK: 1 WP: 0 HR: 1 S: 37 P: 37 ERA: 2.00 WHIP: 0.667			


Batter	1	2	3	4	5	6	7	8	9	AB	R	H	RBI	BB	SO	LOB	BOTTOM			
Herb Plews, L OBP: 0.360, SLG: 0.474 (1, 5)	0-0 6-3 3B	0-0 1-3 1B		0-0 L8			0-0 L4			4	1	2	0	0	0	1	Chicago White Sox @ Washington Senators Griffith Stadium, Washington, DC Wed Jun 11 1958, 7:05 PM EDT Att: 2,712 - Unknown			
Albie Pearson, L OBP: 0.343, SLG: 0.311 (1, 8)	0-0 6-3	0-0 4-3		0-3 K			0-0 G6-4-3 1B			4	0	1	0	0	1	4				
Roy Sievers, R OBP: 0.360, SLG: 0.538 (1, 3)	0-0 6-3 3H	0-0 F8			0-0 L4		0-0 G6-4-3 1-2			4	0	0	1	0	0	3				
Clint Courtney, L OBP: 0.328, SLG: 0.292 (1, 2)	0-0 F7		0-0 4-3		0-0 4-3			0-0 G1-4-3 1B		4	0	1	0	0	0	0				
Jim Lemon, R OBP: 0.317, SLG: 0.427 (1, 7)		0-0 1B 3B 1B	0-0 F8		0-0 P4			0-0 G1-4-3 1-2		4	1	1	0	0	0	1				
Rocky Bridges, R OBP: 0.381, SLG: 0.410 (1, 6)		0-0 1-2 3B 1B	0-0 6-3			0-0 BB 1B		0-0 P4		4	1	2	0	0	0	0				
Neil Chrisley, L OBP: 0.341, SLG: 0.442 (1, 9)		0-0 1-1 2H 1B 3B		0-0 E7 1B 1B		0-0 WP BB				2	2	2	2	1	0	0				
Ken Aspromonte, R OBP: 0.316, SLG: 0.348 (1, 4)		0-0 6-3		0-0 2H 1B			0-0 F8			3	0	1	1	0	0	2				
Russ Kemmerer, R OBP: 0.154, SLG: 0.083 (1, 1)		0-0 1B 3H 1B		0-3 K			0-3 K			3	0	1	1	0	2	2	AB 32 R 5 H 11 RBI 5 BB 1 SO 3 LOB 13			
Inning Stats	R: 1 E: 0 K: 0 S: 4	H: 1 LOB: 0 BB: 0 P: 4	R: 3 E: 0 K: 0 S: 8	H: 5 LOB: 2 BB: 0 P: 8	R: 0 E: 0 K: 0 S: 3	H: 0 LOB: 0 BB: 0 P: 3	R: 1 E: 1 K: 2 S: 9	H: 2 LOB: 1 BB: 0 P: 9	R: 0 E: 0 K: 0 S: 3	H: 0 LOB: 0 BB: 0 P: 3	R: 0 E: 0 K: 1 S: 5	H: 1 LOB: 1 BB: 1 P: 9	R: 0 E: 0 K: 0 S: 3	H: 1 LOB: 0 BB: 0 P: 3	R: 0 E: 0 K: 0 S: 3	H: 1 LOB: 0 BB: 0 P: 3		1B: 9 2B: 0 3B: 2 HR: 0	SF: 0 SAC: 0 DP: 2 HBP: 0	WP: 1 PB: 0 CS: 0
PITCHER Bill Fischer, R ERA: 6.62 (3, 1) Tom Qualters, R ERA: 2.91 (5, 1) Bob Keegan, R ERA: 6.14 (7, 1) Gerry Staley, R ERA: 2.54 (7, 1)	IP: 2.0 WLS: L BF: 12 H: 6 R: 4 ER: 4 SO: 0 BB: 0 IBB: 0 HBP: 0 BLK: 0 WP: 0 HR: 0 S: 12 P: 12 ERA: 18.00 WHIP: 3.000															PITCHER Bill Fischer, R ERA: 6.62 (3, 1) Tom Qualters, R ERA: 2.91 (5, 1) Bob Keegan, R ERA: 6.14 (7, 1) Gerry Staley, R ERA: 2.54 (7, 1)	IP: 2.0 WLS: L BF: 12 H: 6 R: 4 ER: 4 SO: 0 BB: 0 IBB: 0 HBP: 0 BLK: 0 WP: 0 HR: 0 S: 12 P: 12 ERA: 18.00 WHIP: 3.000			

Batter	1	2	3	4	5	6	7	8	9	AB	R	H	RBI	BB	SO	LOB	TOP								
Billy Goodman, L OBP: 0.278, SLG: 0.284 (1, 5)	F7	P6			F7		4-3		E5 WP	5	0	0	0	0	0	4									
Nelle Fox, L OBP: 0.395, SLG: 0.385 (1, 4)	F2		B1-3		F9			HR	FC4 IBB	4	1	1	0	1	0	1									
Al Smith, R OBP: 0.329, SLG: 0.401 (1, 7)	K		P3			HR		HR	FC4	5	2	2	3	0	1	3									
Tito Francona, L OBP: 0.336, SLG: 0.353 (1, 9)		2B	F7			E6 F9 1B		G1		4	1	2	0	0	0	0									
Ron Jackson, R OBP: 0.356, SLG: 0.505 (1, 3)		6-3			F7					3	0	0	0	1	0	2									
Jim Rivera, L OBP: 0.308, SLG: 0.352 (8, PR)						5-3				0	0	0	0	0	0	0									
Walt Dropo, R OBP: 0.263, SLG: 0.333 (8, 3)								CS	BB	0	0	0	0	0	0	0									
Earl Battey, R OBP: 0.293, SLG: 0.342 (1, 2)		1B			F9			4-3		3	1	1	1	1	0	2									
Jim Landis, R OBP: 0.300, SLG: 0.366 (1, 8)		1B	G5-4-3			6-3			4-3	4	0	1	1	0	0	2									
Luis Aparicio, R OBP: 0.296, SLG: 0.325 (1, 6)									F8	3	0	2	0	0	0	0									
Sherm Lollar, R OBP: 0.431, SLG: 0.474 (9, PH)		S							F8	1	0	0	0	0	0	0									
Dick Donovan, L OBP: 0.333, SLG: 0.053 (1, 1)										2	0	0	0	0	2	3									
Don Mueller, L OBP: 0.292, SLG: 0.333 (7, PH)										1	0	0	0	0	0	0									
Early Wynn, S OBP: 0.407, SLG: 0.333 (7, 1)		K								0	0	0	0	0	0	0									
Earl Torgeson, L OBP: 0.326, SLG: 0.348 (9, PH)									WP	1	0	1	0	0	0	0									
Inning Stats	R: 0 E: 0 K: 1 S: 5	H: 0 LOB: 0 BB: 0 P: 5	R: 2 E: 0 K: 1 S: 9	H: 4 LOB: 2 BB: 0 P: 9	R: 0 E: 0 K: 0 S: 3	H: 0 LOB: 0 BB: 0 P: 3	R: 0 E: 0 K: 0 S: 2	H: 0 LOB: 1 BB: 1 P: 6	R: 0 E: 0 K: 1 S: 6	H: 1 LOB: 1 BB: 0 P: 6	R: 1 E: 1 K: 0 S: 5	H: 2 LOB: 1 BB: 0 P: 5	R: 0 E: 0 K: 0 S: 3	H: 0 LOB: 0 BB: 0 P: 3	R: 2 E: 0 K: 0 S: 4	H: 2 LOB: 1 BB: 1 P: 8	R: 0 E: 1 K: 0 S: 5	H: 1 LOB: 3 BB: 1 P: 9	1B: 6 2B: 2 3B: 0 HR: 2	SF: 0 SAC: 0 DP: 1 HBP: 0	WP: 1 PB: 0 SB: 2 CS: 1	PA: 39			
PITCHER	IP	WLS	BF	H	R	ER	SO	BB	IBB	HBP	BLK	WP	HR	S	P	ERA	WHIP								
Pedro Ramos, R ERA: 3.56 (1, 1)	7.0		30	9	5	5	3	1	0	0	0	0	2	35	39	6.43	1.429								
Dick Hyde, R ERA: 1.91 (8, 1)	2.0	W	9	1	0	0	0	1	1	0	0	1	0	7	15	0.00	1.000								

Chicago White Sox @ Washington Senators
Griffith Stadium, Washington, DC
Thu Jun 12 1958, 7:05 PM EDT
Att: 5,332 - Unknown

livebaseballscorecards.com

AB 36
R 5
H 10
RBI 5
BB 3
SO 3
LOB 17




Batter	1	2	3	4	5	6	7	8	9	AB	R	H	RBI	BB	SO	LOB	BOTTOM								
Herb Plews, L OBP: 0.356, SLG: 0.465 (1, 5)	1-3		G4-6-3	FC6-4			SH5-4 1B			4	0	1	0	0	0	3									
Albie Pearson, L OBP: 0.346, SLG: 0.317 (1, 8)				1B	F7		SH5-4			3	1	2	0	0	0	0									
Roy Sievers, R OBP: 0.363, SLG: 0.556 (1, 3)				1B			F9			4	2	2	1	0	0	2									
Clint Courtney, L OBP: 0.321, SLG: 0.285 (1, 2)				L7	F7		F8			4	0	0	0	0	0	4									
Jim Lemon, R OBP: 0.316, SLG: 0.420 (1, 7)		F8		F3	K			FC2-6 BB		3	0	0	0	1	1	2									
Rocky Bridges, R OBP: 0.378, SLG: 0.406 (1, 6)		F3		BB			P4	FC2-6		4	2	1	1	0	0	1									
Neil Chrisley, L OBP: 0.359, SLG: 0.481 (1, 9)				1B				3B		4	1	3	2	0	0	0									
Ken Aspromonte, R OBP: 0.315, SLG: 0.340 (1, 4)				1B			P4	6-3		3	0	0	0	1	0	2									
Pedro Ramos, S OBP: 0.212, SLG: 0.242 (1, 1)										3	0	2	2	0	0	1									
Dick Hyde, R ERA: 1.91 (8, 1)										0	0	0	0	0	0	0									
Inning Stats	R: 0 E: 0 K: 0 S: 4	H: 1 LOB: 1 BB: 0 P: 4	R: 0 E: 0 K: 0 S: 3	H: 0 LOB: 0 BB: 0 P: 3	R: 0 E: 0 K: 0 S: 3	H: 1 LOB: 0 BB: 0 P: 3	R: 4 E: 0 K: 0 S: 8	H: 5 LOB: 2 BB: 1 P: 12	R: 1 E: 0 K: 1 S: 6	H: 1 LOB: 0 BB: 0 P: 6	R: 0 E: 0 K: 0 S: 4	H: 1 LOB: 1 BB: 0 P: 4	R: 0 E: 0 K: 0 S: 4	H: 1 LOB: 1 BB: 0 P: 4	R: 1 E: 0 K: 0 S: 3	H: 1 LOB: 0 BB: 1 P: 7	1B: 9 2B: 0 3B: 1 HR: 1	SF: 0 SAC: 1 DP: 1 HBP: 0	WP: 0 PB: 0 SB: 0 CS: 1	PA: 35					
PITCHER	IP	WLS	BF	H	R	ER	SO	BB	IBB	HBP	BLK	WP	HR	S	P	ERA	WHIP								
Dick Donovan, R ERA: 4.77 (1, 1)	6.0		27	9	5	5	1	1	0	0	0	0	0	7	11	4.50	1.667								
Early Wynn, R ERA: 4.14 (7, 1)	2.0	L	8	2	1	1	0	1	0	0	0	0	0	7	11	4.50	1.500								

Chicago White Sox @ Washington Senators
Griffith Stadium, Washington, DC
Thu Jun 12 1958, 7:05 PM EDT
Att: 5,332 - Unknown

livebaseballscorecards.com


AB 32
R 6
H 11
RBI 6
BB 2
SO 1
LOB 15



Batter	1	2	3	4	5	6	7	8	9	10	11	12	13	14	AB	R	H	RBI	BB	SO	LOB	TOP					
Billy Goodman, L OBP: 0.269, SLG: 0.274 (1, 5)	6-3		K			K		P6	1B			4-3			6	0	1	1	0	2	0						
Nellie Fox, L OBP: 0.397, SLG: 0.385 (1, 4)	WP 1B			P5					1B			L7			5	1	2	0	1	0	2						
Al Smith, R OBP: 0.329, SLG: 0.399 (1, 7)	F8			5-3						6-3					6	1	2	0	0	0	2						
Sherm Lollar, R OBP: 0.427, SLG: 0.468 (1, 2)	F9								1B	6-3					4	0	1	0	0	1	1						
Jim Rivera, L OBP: 0.302, SLG: 0.344 (9, PR)				K					1B	4-3					2	1	0	0	0	1	0						
Ron Jackson, R OBP: 0.355, SLG: 0.500 (9, PH)			K			K			F5	5-3					3	0	1	0	0	2	0						
Earl Torresani, L OBP: 0.315, SLG: 0.333 (9, 3)												K			3	0	0	0	0	1	3						
Jim Landis, R OBP: 0.295, SLG: 0.358 (1, 8)	P4			1-3								K			6	1	1	2	0	3	1						
Tito Francona, L OBP: 0.343, SLG: 0.350 (9, 7)	P6							5-3				K			4	0	1	1	2	1	1						
Luis Aparicio, R OBP: 0.292, SLG: 0.320 (9, PH)			F9												3	0	0	0	0	0	1						
Don Mueller, L OBP: 0.320, SLG: 0.360 (9, 1)				FC4-6				F3							1	1	1	1	0	0	0						
Bill Fischer, R OBP: 0.453, SLG: 0.286 (10, 1)									HBP			F8			0	0	0	0	0	0	0						
Ray Moore, R OBP: 0.200, SLG: 0.400 (10, 1)									1B						2	0	0	0	0	1	1						
Billy Pierce, L OBP: 0.329, SLG: 0.329 (8, PH)															2	0	0	0	0	0	0						
Sammy Sosa, R OBP: 0.350, SLG: 0.500 (8, 1)															1	0	0	0	0	0	0						
Walt Doggs, R OBP: 0.333, SLG: 0.333 (8, PH)			4-3					1-3							0	0	0	0	0	0	0						
Earl Battey, R OBP: 0.300, SLG: 0.300 (8, 2)												6-3			0	0	0	0	0	0	1						
Inning Stats	R: 0 E: 0 K: 0 S: 4	H: 1 LOB: 1 BB: 0 P: 4	R: 0 E: 0 K: 1 S: 5	H: 0 LOB: 0 BB: 0 P: 5	R: 0 E: 0 K: 1 S: 5	H: 0 LOB: 0 BB: 0 P: 5	R: 0 E: 0 K: 1 S: 5	H: 0 LOB: 0 BB: 0 P: 9	R: 0 E: 0 K: 1 S: 6	H: 1 LOB: 1 BB: 0 P: 6	R: 0 E: 0 K: 0 S: 3	H: 0 LOB: 0 BB: 0 P: 3	R: 0 E: 0 K: 2 S: 7	H: 0 LOB: 0 BB: 0 P: 7	R: 0 E: 0 K: 2 S: 7	H: 0 LOB: 0 BB: 0 P: 7	R: 0 E: 0 K: 2 S: 7	H: 1 LOB: 0 BB: 0 P: 7	R: 0 E: 0 K: 2 S: 7	H: 0 LOB: 1 BB: 1 P: 11	R: 0 E: 0 K: 2 S: 7	H: 0 LOB: 1 BB: 1 P: 11	1B: 10 2B: 0 3B: 0 HR: 0	SF: 0 SAC: 0 DP: 0 HBP: 1	WP: 1 PB: 0 CS: 0	PA: 54	
PITCHER	IP	WLS	BF	H	R	ER	SO	BB	IBB	HBP	BLK	WP	HR	S	P	ERA	WHIP										
Jack Harshman, L ERA: 2.73	8.0		31	5	3	3	6	2	0	0	0	0	0	41	49	3.38	0.875										
Hal Brown, R ERA: 3.62	0.1		3	2	0	0	0	0	0	0	0	0	0	3	3	0.00	6.000										
George Zuverink, R ERA: 2.93	0.1		2	1	1	1	0	0	0	1	0	0	0	2	2	27.00	3.000										
Ron Mueller, L ERA: 4.15	0.1		2	1	1	1	0	0	0	0	0	0	0	2	2	27.00	3.000										
Billy O'Dell, L ERA: 3.14	4.0		12	1	0	0	4	0	0	0	0	0	0	20	20	0.00	0.250										

Chicago White Sox @ Baltimore Orioles
Memorial Stadium, Baltimore, MD
Fri Jun 13 1956, 7:05 PM EDT
Att: 15,418 - Unknown


AB 50
R 5
H 10
RBI 5
BB 3
SO 12
LOB 13



Batter	1	2	3	4	5	6	7	8	9	10	11	12	13	14	AB	R	H	RBI	BB	SO	LOB	BOTTOM					
Billy Gardner, R OBP: 0.262, SLG: 0.300 (1, 4)	FC4-6 1B		E5			K		SH1-4				F8			5	0	1	0	0	2	1						
Gene Woodling, L OBP: 0.301, SLG: 0.349 (1, 7)	FC4-6		4-3			G3		SF8							3	0	0	1	0	0	2						
Lenny Green, L OBP: 0.300, SLG: 0.306 (9, 7)	FC6-4											SH1-4 BB			1	0	0	0	1	0	0						
Dick Williams, R OBP: 0.354, SLG: 0.341 (1, 3)	FC6-4														5	1	1	0	0	1	1						
Gus Triandos, R OBP: 0.347, SLG: 0.533 (1, 2)	F7														5	1	1	0	1	0	1						
Joe Ginsberg, L OBP: 0.366, SLG: 0.148 (14, 2)															0	0	0	0	0	0	0						
Brooks Robinson, R OBP: 0.322, SLG: 0.382 (11, PH)			F8												3	0	0	0	0	0	0						
Bob Boyd, R OBP: 0.225, SLG: 0.285 (12, 3)															2	0	0	0	0	0	2						
Jim Busby, R OBP: 0.254, SLG: 0.354 (1, 8)															3	1	1	3	0	0	0						
Jim Marshall, L OBP: 0.325, SLG: 0.423 (10, 3)															2	1	1	1	1	0	2						
Al Pilarcik, L OBP: 0.293, SLG: 0.282 (1, 9)															6	0	0	0	0	0	1						
Willy Miranda, S OBP: 0.173, SLG: 0.156 (1, 6)															5	0	0	0	0	0	0						
Lou Sleater, L OBP: 0.200, SLG: 0.800 (14, PH)			F3												1	0	0	0	0	0	1						
Jack Harshman, L OBP: 0.276, SLG: 0.302 (8, 1)															3	1	1	0	0	1	0						
Hal Brown, R OBP: 0.301, SLG: 0.349 (8, 1)															0	0	0	0	0	0	0						
George Zuverink, R OBP: 0.352, SLG: 0.500 (8, 1)															0	0	0	0	0	0	0						
Ron Mueller, L OBP: 0.347, SLG: 0.533 (8, 1)															2	0	1	0	0	1	0						
Billy O'Dell, S OBP: 0.303, SLG: 0.314 (10, 1)															0	0	1	0	0	1	0						
Milt Pappas, R ERA: 1.96															2	0	0	0	0	0	0						
Inning Stats	R: 0 E: 0 K: 0 S: 4	H: 1 LOB: 1 BB: 0 P: 4	R: 0 E: 0 K: 0 S: 3	H: 0 LOB: 0 BB: 0 P: 3	R: 0 E: 0 K: 0 S: 3	H: 0 LOB: 0 BB: 0 P: 3	R: 0 E: 0 K: 0 S: 7	H: 0 LOB: 0 BB: 0 P: 7	R: 3 E: 0 K: 0 S: 6	H: 3 LOB: 0 BB: 0 P: 6	R: 1 E: 0 K: 0 S: 4	H: 1 LOB: 0 BB: 0 P: 4	R: 0 E: 0 K: 0 S: 3	H: 0 LOB: 0 BB: 0 P: 11	R: 0 E: 0 K: 0 S: 4	H: 1 LOB: 1 BB: 1 P: 4	R: 0 E: 0 K: 0 S: 3	H: 0 LOB: 0 BB: 0 P: 3	R: 0 E: 0 K: 0 S: 3	H: 0 LOB: 1 BB: 1 P: 7	R: 0 E: 0 K: 0 S: 3	H: 0 LOB: 1 BB: 1 P: 7	1B: 5 2B: 0 3B: 0 HR: 2	SF: 1 SAC: 3 DP: 0 HBP: 0	WP: 1 PB: 0 CS: 0	PA: 53	
PITCHER	IP	WLS	BF	H	R	ER	SO	BB	IBB	HBP	BLK	WP	HR	S	P	ERA	WHIP										
Billy Pierce, L ERA: 3.9	7.0		26	4	3	3	2	0	0	0	0	0	0	30	30	3.86	0.571										
Gerry Staley, R ERA: 2.7	1.0		4	1	1	1	1	0	0	0	0	1	0	6	6	9.00	1.000										
Bill Fischer, R ERA: 6.69	1.0		4	1	1	1	0	0	0	0	0	1	4	4	9.00	1.000											
Ray Moore, R ERA: 2.06	5.0		19	1	0	0	2	3	0	0	0	0	0	20	32	0.00	0.800										

Chicago White Sox @ Baltimore Orioles
Memorial Stadium, Baltimore, MD
Fri Jun 13 1956, 7:05 PM EDT
Att: 15,418 - Unknown

AB 46
R 5
H 7
RBI 5
BB 3
SO 5
LOB 11



Batter	1	2	3	4	5	6	7	8	9	AB	R	H	RBI	BB	SO	LOB	TOP			
Billy Goodman, L OBP: 0.289, SLG: 0.286 (1, 5)	1-0 BB 1B HBP		0-0 G3	0-0 1-2 1B			0-0 F7	0-0 2H 3H 1B		4	1	2	2	0	0	0	Chicago White Sox @ Baltimore Orioles Memorial Stadium, Baltimore, MD Sat Jun 14 1958, 3:33 AM EDT Att: 8,022 - Unknown			
Nelle Fox, L OBP: 0.406, SLG: 0.398 (1, 4)	4-0 1B 1-2 BB		0-0 G6-4-3 1B	0-0 4-3			4-0 BB		0-0 HR 3B	3	1	2	0	2	0	2				
Al Smith, R OBP: 0.326, SLG: 0.394 (1, 7)	0-3 K		0-0 G6-4-3 1-2		0-0 1-3 1B		0-0 P6		0-3 K	5	0	1	0	0	2	5				
Tito Francona, L OBP: 0.331, SLG: 0.336 (1, 9)	0-0 P3			0-0 F2	0-0 B5		0-0 5-3		0-0 G3	5	0	0	0	0	0	5				
Earl Torgeson, L OBP: 0.340, SLG: 0.387 (1, 3)	0-0 1-3 2H 1B			4-0 HR BB	0-0 1-3			4-0 1B BB	0-0 HR	3	3	2	3	2	0	1				
Earl Battey, R OBP: 0.292, SLG: 0.400 (1, 2)	0-0 P5			0-0 HR	0-0 F7			0-0 G3 1B 1B	0-0 F8	5	2	2	2	0	0	3				
Jim Landis, R OBP: 0.300, SLG: 0.368 (1, 8)				0-0 F7	0-0 4-3 1B 2B		0-0 6-3		0-0 G3 1B 1B	4	2	2	1	0	0	0				
Luis Aparicio, R OBP: 0.291, SLG: 0.319 (1, 6)				0-0 1-3	0-0 4-3			0-0 G3	0-0 1-2 2-3	4	0	1	0	0	0	3				
Early Wynn, S OBP: 0.387, SLG: 0.320 (1, 1)	0-3 K			0-0 1B	0-0 1B		0-0 G4-6-3 1-2		0-0 6-3	4	0	1	1	0	1	3				
Inning Stats	R: 1 E: 0 K: 1 S: 6	H: 1 LOB: 2 BB: 1 P: 11	R: 0 E: 0 K: 1 S: 5	H: 0 LOB: 0 BB: 0 P: 5	R: 0 E: 0 K: 0 S: 3	H: 1 LOB: 0 BB: 0 P: 3	R: 3 E: 0 K: 0 S: 7	H: 4 LOB: 2 BB: 1 P: 11	R: 0 E: 0 K: 0 S: 4	H: 1 LOB: 1 BB: 0 P: 4	R: 0 E: 0 K: 0 S: 3	H: 0 LOB: 1 BB: 1 P: 7	R: 3 E: 0 K: 0 S: 5	H: 3 LOB: 1 BB: 1 P: 9	R: 2 E: 0 K: 1 S: 7	H: 2 LOB: 0 BB: 0 P: 7	1B: 9 2B: 1 3B: 1 HR: 2	SF: 0 SAC: 0 DP: 2 HBP: 1	WP: 0 PB: 0 SB: 0 CS: 0	PA: 42
PITCHER	IP WLS BF H R ER SO BB IBB HBP BLK WP HR S P ERA WHIP	IP WLS BF H R ER SO BB IBB HBP BLK WP HR S P ERA WHIP																		
Billy Loes, R ERA: 4.7 (1, 1)	7.0 L	31 31	8 8	4 4	4 4	2 2	3 3	0 0	1 1	0 0	0 0	0 0	0 0	0 0	1 1	6 6	44 44	5.14 5.14	1.571 1.571	
Lou Sleater, L ERA: 12.27 (8, 1)	1.0	7	4	4	4	0	1	0	0	0	0	0	0	0	0	6	10	36.00	5.000	
George Zuverink, R ERA: 3.13 (9, 1)	1.0	4	1	1	1	1	0	0	0	0	0	0	0	0	1	6	6	9.00	1.000	

Batter	1	2	3	4	5	6	7	8	9	AB	R	H	RBI	BB	SO	LOB	BOTTOM					
Billy Gardner, R OBP: 0.262, SLG: 0.299 (1, 4) (8, 6)	0-0 F7		0-0 F7				0-0 B2			4	0	1	0	0	0	0	Chicago White Sox @ Baltimore Orioles Memorial Stadium, Baltimore, MD Sat Jun 14 1958, 3:33 AM EDT Att: 8,022 - Unknown					
Al Pilarcik, L OBP: 0.292, SLG: 0.286 (1, 9) (8, 8)	0-0 1B 2B		0-0 F8				0-0 F5		0-0 4-3	4	0	1	0	0	0	1						
Gene Woodling, L OBP: 0.388, SLG: 0.369 (1, 7)	0-3 K		0-0 HR				0-0 G3		0-3 K	4	1	1	1	0	2	1						
Gus Triandos, R OBP: 0.351, SLG: 0.533 (1, 2)	0-0 2-3 1B		0-0 1B 1B				0-0 F8		0-0 F8	4	0	2	0	0	0	0						
Jim Marshall, L OBP: 0.323, SLG: 0.417 (1, 3) (8, 9)	0-0 F7		0-0 1-3 1B				0-3 K		0-3 K	4	0	1	0	0	2	2						
Brooks Robinson, R OBP: 0.330, SLG: 0.389 (1, 5) (8, 4)		0-0 PB 2B	0-3 K				1-0 HBP		4-0 BB	2	0	1	0	1	1	2						
Dick Williams, R OBP: 0.340, SLG: 0.326 (1, 8) (8, 5)	0-0 F9						0-0 F7		0-0 4-3	4	0	0	0	0	0	3						
Willy Miranda, S OBP: 0.174, SLG: 0.152 (1, 6) (7, PH) (8, 3)	0-3 K		0-0 2-3				0-0 5-3		0-0 F7	2	0	0	0	0	1	1						
Billy Loes, R (1, 1)	0-3 K		0-3 K				0-3 K		0-0 4-3	2	0	0	0	0	2	1						
Lenny Green, L OBP: 0.296, SLG: 0.303 (7, PH) (8, 1)										1	0	0	0	0	1	0						
Lou Sleater, L OBP: 0.200, SLG: 0.800 (8, 1)										0	0	0	0	0	0	0						
George Zuverink, R OBP: 0.333, SLG: 0.600 (9, 1)										0	0	0	0	0	0	0						
Joe Ginsberg, L OBP: 0.297, SLG: 0.143 (9, PH)										1	0	0	0	0	0	1						
Inning Stats	R: 0 E: 0 K: 1 S: 7	H: 2 LOB: 2 BB: 0 P: 7	R: 0 E: 0 K: 2 S: 8	H: 1 LOB: 1 BB: 0 P: 8	R: 1 E: 0 K: 1 S: 8	H: 3 LOB: 2 BB: 0 P: 8	R: 0 E: 0 K: 1 S: 5	H: 0 LOB: 0 BB: 0 P: 5	R: 0 E: 0 K: 0 S: 3	H: 0 LOB: 0 BB: 0 P: 3	R: 0 E: 0 K: 1 S: 5	H: 0 LOB: 1 BB: 0 P: 6	R: 0 E: 0 K: 1 S: 6	H: 1 LOB: 1 BB: 0 P: 6	R: 0 E: 0 K: 2 S: 7	H: 0 LOB: 0 BB: 0 P: 7	R: 0 E: 0 K: 1 S: 5	H: 0 LOB: 1 BB: 1 P: 9	1B: 4 2B: 2 3B: 0 HR: 1	SF: 0 SAC: 0 DP: 0 HBP: 1	WP: 0 PB: 1 SB: 0 CS: 0	PA: 36
PITCHER	IP WLS BF H R ER SO BB IBB HBP BLK WP HR S P ERA WHIP	IP WLS BF H R ER SO BB IBB HBP BLK WP HR S P ERA WHIP																				
Early Wynn, R ERA: 3.81 (1, 1)	9.0 W	36 36	7 7	1 1	1 1	10 10	1 1	0 0	1 1	0 0	0 0	0 0	0 0	0 0	0 0	54 54	59 59	1.00	0.889			

AB	37
R	9
H	13
RBI	9
BB	4
SO	3
LOB	22



Batter	1	2	3	4	5	6	7	8	9	AB	R	H	RBI	BB	SO	LOB	TOP			
Billy Goodman, L (1,5) OBP: 0.276, SLG: 0.272 Sammy Esposito, R (8,5) OBP: 0.190, SLG: 0.150	0-3 K		0-0 4-3		0-0 G4-6-3			0-0 4-3		4	0	0	0	0	1	2	Chicago White Sox @ Baltimore Orioles Memorial Stadium, Baltimore, MD Sun Jun 15 1958, 3:33 AM EDT Unknown			
Nelle Fox, L (1,4) OBP: 0.403, SLG: 0.395	0-0 FC3-6 1B		0-0 1-4-3				0-0 F3	0-0 4-3		4	0	1	0	0	0	0				
Al Smith, R (1,7) OBP: 0.329, SLG: 0.398	0-0 FC3-6 1-2			0-3 K		4-0 HBP BB		0-0 2B		3	0	1	0	1	1	1				
Earl Batley, R (1,2) OBP: 0.269, SLG: 0.367	0-3 K			0-0 F7		0-0 P3		0-0 F2		4	0	0	0	0	1	3				
Ron Jackson, R (1,3) OBP: 0.369, SLG: 0.500 Earl Torgeson, L (9, PR) OBP: 0.340, SLG: 0.387		0-0 5-3		4-0 BB		1-0 PO HBP		0-0 SH1-4 HR 1B		2	0	1	0	1	0	0				
Jim Landis, R (1,8) OBP: 0.306, SLG: 0.399		0-0 2B		0-0 F7		0-0 PO 1-2	0-0 HR	0-0 SH1-4 1-2		3	1	2	1	0	0	1				
Jim Rivera, L (1,9) OBP: 0.309, SLG: 0.381	0-3 K			0-0 SH1-3 1B		0-0 F7		0-0 HR		4	1	2	2	0	1	1				
Luis Aparicio, R (1,6) OBP: 0.287, SLG: 0.314		0-0 4-3		0-0 SH1-3 1-2		0-0 4-3		0-0 F9		3	0	0	0	0	0	2				
Jim Wilson, R (1,1) OBP: 0.161, SLG: 0.037			0-3 K		4-0 G4-6-3 BB		0-0 5-3		0-0 F8	3	0	0	0	1	1	1				
Inning Stats	R: 0 E: 0 K: 2 S: 8	H: 1 LOB: 1 BB: 0 P: 8	R: 0 E: 0 K: 1 S: 6	H: 1 LOB: 1 BB: 0 P: 6	R: 0 E: 0 K: 1 S: 5	H: 0 LOB: 0 BB: 0 P: 5	R: 0 E: 0 K: 1 S: 5	H: 0 LOB: 1 BB: 1 P: 9	R: 0 E: 0 K: 0 S: 2	H: 0 LOB: 1 BB: 1 P: 7	R: 1 E: 0 K: 0 S: 4	H: 1 LOB: 0 BB: 0 P: 4	R: 0 E: 0 K: 0 S: 4	H: 1 LOB: 1 BB: 0 P: 4	R: 2 E: 0 K: 0 S: 5	H: 2 LOB: 1 BB: 0 P: 5		1B: 3 2B: 2 3B: 0 HR: 2	SF: 0 SAC: 2 DP: 1 HBP: 1	WP: 0 PB: 0 CS: 0
PITCHER Ken Lehman, L (1,1) ERA: 3.9	IP: 9.0 WLS: L BF: 36	H: 7 R: 3 ER: 3 SO: 5	BB: 3 IBB: 0 HBP: 1 BLK: 0	WP: 0 HR: 2 S: 42 P: 55	ERA: 3.00 WHIP: 1.111											ERA: 3.00 WHIP: 0.222				

Batter	1	2	3	4	5	6	7	8	9	AB	R	H	RBI	BB	SO	LOB	BOTTOM			
Billy Gardner, R (1,4) OBP: 0.258, SLG: 0.295	0-0 L8			0-0 P2			0-0 L7			3	0	0	0	0	0	0	Chicago White Sox @ Baltimore Orioles Memorial Stadium, Baltimore, MD Sun Jun 15 1958, 3:33 AM EDT Unknown			
Al Pilarcik, L (1,9) OBP: 0.288, SLG: 0.282	0-0 1-3			0-0 F9			0-0 F7			3	0	0	0	0	0	0				
Gene Woodling, L (1,7) OBP: 0.380, SLG: 0.361	0-0 5-3			0-0 4-3			0-3 K			3	0	0	0	0	1	0				
Gus Triandos, R (1,2) OBP: 0.350, SLG: 0.529		0-0 F7		0-0 G4-6-3 1B			0-0 6-3			3	0	1	0	0	0	0				
Jim Marshall, L (1,3) OBP: 0.316, SLG: 0.407		0-0 4-3		0-0 G4-6-3 1-2			0-0 F8			3	0	0	0	0	0	1				
Brooks Robinson, R (1,5) OBP: 0.330, SLG: 0.388		0-0 PO 1B		0-0 F7			0-0 F9			3	0	1	0	0	0	0				
Dick Williams, R (1,8) OBP: 0.330, SLG: 0.316		0-0 PO 1-2	0-0 6-3		0-0 5-3		0-0 F7			3	0	0	0	0	0	0				
Willy Miranda, S (1,6) OBP: 0.169, SLG: 0.147 Bob Boyd, L (9, PH) OBP: 0.216, SLG: 0.254			0-3 K		0-0 P1		0-0 4-3			2	0	0	0	0	1	0				
Ken Lehman, L (1,1) Jim Busby, R (9, PH) OBP: 0.250, SLG: 0.348			0-3 K		0-0 F8		0-3 K			2	0	0	0	0	1	0				
Inning Stats	R: 0 E: 0 K: 0 S: 3	H: 0 LOB: 0 BB: 0 P: 3	R: 0 E: 0 K: 0 S: 3	H: 1 LOB: 0 BB: 0 P: 3	R: 0 E: 0 K: 2 S: 7	H: 0 LOB: 0 BB: 0 P: 7	R: 0 E: 0 K: 0 S: 3	H: 0 LOB: 0 BB: 0 P: 3	R: 0 E: 0 K: 0 S: 3	H: 0 LOB: 0 BB: 0 P: 3	R: 0 E: 0 K: 1 S: 5	H: 0 LOB: 0 BB: 0 P: 5	R: 0 E: 0 K: 0 S: 3	H: 0 LOB: 0 BB: 0 P: 3	R: 0 E: 0 K: 1 S: 5	H: 0 LOB: 0 BB: 0 P: 5		1B: 2 2B: 0 3B: 0 HR: 0	SF: 0 SAC: 0 DP: 1 HBP: 0	WP: 0 PB: 0 CS: 0
PITCHER Jim Wilson, R (1,1) ERA: 3.0	IP: 9.0 WLS: W BF: 27	H: 2 R: 0 ER: 0 SO: 4	BB: 0 IBB: 0 HBP: 0 BLK: 0	WP: 0 HR: 0 S: 35 P: 35	ERA: 0.00 WHIP: 0.222											ERA: 0.00 WHIP: 0.222				

Batter	1	2	3	4	5	6	7	8	9	AB	R	H	RBI	BB	SO	LOB	TOP										
Billy Goodman, L (1, 5) OBP: 0.272, SLG: 0.267 Sammy Esposito, R (9, 5) OBP: 0.190, SLG: 0.150	0-0 FC1-5 1B		0-0 F7	0-0 F8			0-0 L8		0-0 1-3	5	0	1	0	0	0	2											
Nellie Fox, L (1, 4) OBP: 0.405, SLG: 0.397	0-0 F8 FC1-5 1B		0-0 BB 2B 1B		0-0 F7		0-0 4-3			4	1	2	0	0	0	0											
Al Smith, R (1, 7) OBP: 0.328, SLG: 0.392	0-0 FC1-5 1-2 2-3f		4-0 BB 2B BB		0-3 K			0-0 L6		3	1	0	0	1	1	2											
Sherm Lollar, R (1, 2) OBP: 0.429, SLG: 0.475	0-0 F8		0-0 F9 1B 2B		0-0 1B			0-0 L7		4	1	2	3	0	0	2											
Earl Torgeson, L (1, 3) OBP: 0.337, SLG: 0.392	0-0 4-3		0-0 F9 2-3		0-0 F5			0-0 2B		4	0	1	0	0	0	4											
Jim Rivera, L (1, 9)		0-0 F9	0-0 1B		0-0 6-3			0-0 F9		4	0	1	1	0	0	1											
Jim Landis, R (1, 8) OBP: 0.299, SLG: 0.389		0-3 K	0-3 K		0-0 F7			0-3 K		4	0	0	0	0	3	1											
Luis Aparicio, R (1, 6) OBP: 0.286, SLG: 0.313		0-0 F7		0-0 CS 1B		0-0 P6		0-0 5-3		4	0	1	0	0	0	0											
Dick Donovan, L (1, 1) OBP: 0.355, SLG: 0.130			0-0 BB 2B 1B		0-0 F7		0-0 5-3		0-0 1B	4	1	2	0	0	0	1											
Inning Stats	R: 0 E: 0 K: 0 S: 5	H: 2 LOB: 2 BB: 0 P: 5	R: 0 E: 0 K: 1 S: 5	H: 0 LOB: 0 BB: 0 P: 5	R: 4 E: 0 K: 1 S: 9	H: 4 LOB: 1 BB: 1 P: 13	R: 0 E: 0 K: 0 S: 3	H: 1 LOB: 0 BB: 0 P: 3	R: 0 E: 0 K: 0 S: 6	H: 0 LOB: 0 BB: 0 P: 3	R: 0 E: 0 K: 0 S: 3	H: 0 LOB: 0 BB: 0 P: 3	R: 0 E: 0 K: 0 S: 4	H: 1 LOB: 1 BB: 0 P: 4	R: 0 E: 0 K: 1 S: 6	H: 1 LOB: 1 BB: 0 P: 6	1B: 8 2B: 2 3B: 0 HR: 0	SF: 0 SAC: 0 DP: 0 HBP: 0	WP: 0 PB: 0 SB: 0 CS: 1	PA: 37							
PITCHER	IP	WLS	BF	H	R	ER	SO	BB	IBB	HBP	BLK	WP	HR	S	P	ERA	WHIP										
Arnie Portocarrero, R (1, 1) ERA: 2.48	6.0	L	26	8	4	4	3	1	0	0	0	0	0	31	35	6.00	1.500										
Connie Johnson, R (7, 1) ERA: 3.63	2.0		7	1	0	0	0	0	0	0	0	0	0	7	7	0.00	0.500										
George Zuverink, R (9, 1) ERA: 5.03	1.0		4	1	0	0	1	0	0	0	0	0	0	6	6	0.00	1.000										

Chicago White Sox @ Baltimore Orioles
Memorial Stadium, Baltimore, MD
 Sun Jun 15 1958, 3:38 AM EDT
 Att: 14,607 - Unknown

AB	36
R	4
H	10
RBI	4
BB	1
SO	4
LOB	13



Batter	1	2	3	4	5	6	7	8	9	AB	R	H	RBI	BB	SO	LOB	BOTTOM										
Dick Williams, R (1, 8) OBP: 0.345, SLG: 0.343	0-0 1-3			0-0 F7 2B		0-0 3-1 1B		0-0 1B		4	0	3	0	0	0	0											
Al Pilarcik, L (1, 9) OBP: 0.292, SLG: 0.286	0-0 4-3			0-0 1-3		0-0 1-2 1B		0-0 1B		4	0	2	0	0	0	1											
Gene Woodling, L (1, 7) OBP: 0.371, SLG: 0.350	0-0 F8			0-0 F7 2-3		0-0 3-1 2-3		0-3 K		4	0	0	0	0	1	5											
Gus Triandos, R (1, 2) OBP: 0.343, SLG: 0.517		0-0 F8		0-0 6-3		0-0 F8			0-0 6-3	4	0	0	0	0	0	3											
Jim Marshall, L (1, 3) OBP: 0.314, SLG: 0.402		0-3 K			0-0 4-3		0-3 K		0-0 4-3 1B	4	0	1	0	0	2	0											
Brooks Robinson, R (1, 5) OBP: 0.329, SLG: 0.390		0-0 F9			0-0 2B		0-3 K		0-0 4-3	4	0	1	0	0	1	1											
Billy Gardner, R (1, 4) OBP: 0.254, SLG: 0.290			0-3 K		0-0 4-3		0-0 F9		0-0 5-3	4	0	0	0	0	1	2											
Foster Castleman, R (1, 6) OBP: 0.275, SLG: 0.301			0-0 4-3		0-0 5-3			0-0 6-3		3	0	0	0	0	0	1											
Arnie Portocarrero, R (1, 1) OBP: 0.250, SLG: 0.263			0-0 4-3			0-0 B4		0-0 4-3		1	0	0	0	0	0	0											
Lenny Green, L (6, PH) OBP: 0.292, SLG: 0.299										1	0	0	0	0	0	0											
Connie Johnson, R (7, 1) OBP: 0.350, SLG: 0.368										0	0	0	0	0	0	0											
Bob Boyd, L (8, PH) OBP: 0.213, SLG: 0.250										1	0	0	0	0	0	0											
George Zuverink, R (9, 1) OBP: 0.333, SLG: 0.600										0	0	0	0	0	0	0											
Inning Stats	R: 0 E: 0 K: 0 S: 3	H: 0 LOB: 0 BB: 0 P: 3	R: 0 E: 0 K: 1 S: 5	H: 0 LOB: 0 BB: 0 P: 5	R: 0 E: 0 K: 1 S: 5	H: 0 LOB: 0 BB: 0 P: 5	R: 0 E: 0 K: 0 S: 4	H: 1 LOB: 1 BB: 0 P: 4	R: 0 E: 0 K: 0 S: 4	H: 1 LOB: 1 BB: 0 P: 4	R: 0 E: 0 K: 0 S: 5	H: 2 LOB: 2 BB: 0 P: 5	R: 0 E: 0 K: 2 S: 7	H: 0 LOB: 0 BB: 0 P: 7	R: 0 E: 0 K: 1 S: 7	H: 2 LOB: 2 BB: 0 P: 7	R: 0 E: 0 K: 0 S: 4	H: 1 LOB: 1 BB: 0 P: 4	1B: 5 2B: 2 3B: 0 HR: 0	SF: 0 SAC: 0 DP: 0 HBP: 0	WP: 0 PB: 0 SB: 0 CS: 0	PA: 34					
PITCHER	IP	WLS	BF	H	R	ER	SO	BB	IBB	HBP	BLK	WP	HR	S	P	ERA	WHIP										
Dick Donovan, R (1, 1) ERA: 4.24	9.0	W	34	7	0	0	5	0	0	0	0	0	0	44	44	0.00	0.778										

Chicago White Sox @ Baltimore Orioles
Memorial Stadium, Baltimore, MD
 Sun Jun 15 1958, 3:38 AM EDT
 Att: 14,607 - Unknown

AB	34
R	0
H	7
RBI	0
BB	0
SO	5
LOB	13



Batter	1	2	3	4	5	6	7	8	9	AB	R	H	RBI	BB	SO	LOB	TOP					
Don Buddin, R OBP: 0.373, SLG: 0.364 (1, 6)										4	0	1	0	0	1	0	Boston Red Sox @ Chicago White Sox Comiskey Park, Chicago, IL Tue Jun 17 1958, 8:05 PM EDT Att: 16,748 - Unknown					
Pete Runnels, L OBP: 0.408, SLG: 0.365 (1, 4)										3	0	1	0	1	0	1						
Ted Williams, L OBP: 0.441, SLG: 0.452 (1, 7)										4	0	0	0	0	1	3						
Dick Gemert, R OBP: 0.382, SLG: 0.539 (1, 3)										3	0	1	0	1	1	1						
Frank Matzone, R OBP: 0.361, SLG: 0.431 (1, 5)										4	0	1	0	0	0	2						
Jackie Jensen, R OBP: 0.415, SLG: 0.581 (1, 9)										3	0	1	0	1	0	0						
Sammy White, R OBP: 0.300, SLG: 0.376 (1, 2)										3	0	0	0	0	0	4						
Jim Piersall, R OBP: 0.319, SLG: 0.365 (1, 8)										3	0	0	0	0	0	3						
Marty Keough, L OBP: 0.251, SLG: 0.360 (7, 8)										0	0	0	0	0	0	0						
Dave Sisler, R OBP: 0.280, SLG: 0.304 (1, 1)										2	0	0	0	0	1	0						
Ted Lepcio, R OBP: 0.300, SLG: 0.481 (8, PH)										1	0	0	0	0	0	0						
Murray Wall, R (8, 1)										0	0	0	0	0	0	0						
Inning Stats	R: 0 E: 0 K: 3 S: 10	H: 1 LOB: 1 BB: 0 P: 10	R: 0 E: 0 K: 0 S: 4	H: 2 LOB: 1 BB: 0 P: 4	R: 0 E: 0 K: 0 S: 3	H: 0 LOB: 0 BB: 0 P: 3	R: 0 E: 0 K: 0 S: 3	H: 0 LOB: 2 BB: 2 P: 11	R: 0 E: 0 K: 1 S: 5	H: 0 LOB: 0 BB: 0 P: 5	R: 0 E: 0 K: 0 S: 3	H: 1 LOB: 1 BB: 1 P: 7	R: 0 E: 1 K: 0 S: 3	H: 0 LOB: 0 BB: 0 P: 3	R: 0 E: 0 K: 0 S: 4	H: 1 LOB: 1 BB: 0 P: 4	R: 0 E: 0 K: 0 S: 3	H: 0 LOB: 0 BB: 0 P: 3	1B: 5 2B: 1 3B: 0 HR: 0	SF: 0 SAC: 0 DP: 3 HBP: 0	WP: 0 PB: 0 SB: 0 CS: 0	PA: 33
PITCHER Billy Pierce, L ERA: 3.52 (1, 1)	IP: 9.0 WLS: W BF: 33 H: 5 R: 0 ER: 0 SO: 4 BB: 3 IBB: 0 HBP: 0 BLK: 0 WP: 0 HR: 0 S: 38 P: 50 ERA: 0.00 WHIP: 0.889															PITCHER IP: WLS: BF: H: R: ER: SO: BB: IBB: HBP: BLK: WP: HR: S: P: ERA: WHIP						

AB 30
R 0
H 5
RBI 0
BB 3
SO 4
LOB 14



Batter	1	2	3	4	5	6	7	8	9	AB	R	H	RBI	BB	SO	LOB	BOTTOM			
Billy Goodman, L OBP: 0.292, SLG: 0.276 (1, 5)										1	0	1	2	2	0	0	Boston Red Sox @ Chicago White Sox Comiskey Park, Chicago, IL Tue Jun 17 1958, 8:05 PM EDT Att: 16,748 - Unknown			
Sammy Esposito, R OBP: 0.190, SLG: 0.150 (7, FR)										0	0	0	0	0	0	0				
Nellie Fox, L OBP: 0.398, SLG: 0.390 (1, 4)										4	1	0	0	0	0	4				
Al Smith, R OBP: 0.326, SLG: 0.387 (1, 9)										3	0	0	0	1	0	2				
Ray Boone, R OBP: 0.328, SLG: 0.444 (1, 3)										3	0	1	1	1	1	0				
Sherm Lollar, R OBP: 0.420, SLG: 0.464 (1, 2)										4	0	0	0	0	0	3				
Jim Rivera, L OBP: 0.305, SLG: 0.381 (1, 7)										4	0	1	0	0	1	1				
Jim Landis, R OBP: 0.304, SLG: 0.404 (1, 8)										4	1	2	0	0	1	2				
Luis Aparicio, R OBP: 0.291, SLG: 0.319 (1, 6)										2	2	1	0	1	0	1				
Billy Pierce, L OBP: 0.303, SLG: 0.290 (1, 1)										2	0	1	1	0	0	0				
Inning Stats	R: 1 E: 0 K: 0 S: 3	H: 1 LOB: 2 BB: 2 P: 11	R: 2 E: 0 K: 0 S: 5	H: 2 LOB: 1 BB: 1 P: 9	R: 0 E: 0 K: 1 S: 5	H: 0 LOB: 0 BB: 0 P: 5	R: 0 E: 0 K: 1 S: 5	H: 1 LOB: 0 BB: 0 P: 5	R: 0 E: 0 K: 0 S: 4	H: 1 LOB: 1 BB: 0 P: 4	R: 1 E: 0 K: 0 S: 5	H: 2 LOB: 1 BB: 0 P: 5	R: 0 E: 0 K: 1 S: 5	H: 0 LOB: 1 BB: 1 P: 9	R: 0 E: 0 K: 1 S: 5	H: 0 LOB: 1 BB: 1 P: 9	1B: 4 2B: 2 3B: 1 HR: 0	SF: 1 SAC: 1 DP: 2 HBP: 0	WP: 0 PB: 0 SB: 1 CS: 0	PA: 34
PITCHER Dave Sisler, R ERA: 4.06 Murray Wall, R ERA: 3.51 (8, 1)	IP: 7.0 WLS: L BF: 30 H: 7 R: 4 ER: 4 SO: 2 BB: 4 IBB: 0 HBP: 0 BLK: 0 WP: 0 HR: 0 S: 30 P: 46 ERA: 5.14 WHIP: 1.571															PITCHER IP: WLS: BF: H: R: ER: SO: BB: IBB: HBP: BLK: WP: HR: S: P: ERA: WHIP				

AB 27
R 4
H 7
RBI 4
BB 5
SO 3
LOB 13



Batter	1	2	3	4	5	6	7	8	9	AB	R	H	RBI	BB	SO	LOB	TOP										
Marty Keough, L (1, 8) OBP: 0.290, SLG: 0.567	0-0 HR	0-3 K			0-0 1B		0-0 B1-3	0-0 1B		5	3	3	3	0	1	0	Boston Red Sox @ Chicago White Sox Comiskey Park, Chicago, IL Wed Jun 18 1958, 4:33 AM EDT Att: 4,041 - Unknown										
Pete Runnels, L (1, 4) OBP: 0.407, SLG: 0.376	0-0 F7		0-0 4-3		0-0 G3		0-0 SF7	0-0 HR		5	2	2	1	0	0	1											
Ted Williams, L (1, 7) OBP: 0.445, SLG: 0.480	0-0 F7				4-0 1B		0-0 SF7	0-0 HR		3	1	2	3	1	0	0											
Pete Daley, R (8, 2) OBP: 0.417, SLG: 0.222	0-0 F7				K2-5-2 IBB		0-0 SF7	0-0 HR		0	0	0	0	0	0	0											
Dick Gemert, R (1, 3) OBP: 0.378, SLG: 0.530	0-0 F9				0-0 1B		0-0 5-3	0-0 5-3		5	0	1	1	0	0	2											
Frank Matzone, R (1, 5) OBP: 0.362, SLG: 0.443		0-0 F9			0-3 K2-5-2			0-0 HR	0-3 K	5	2	2	1	0	2	3											
Jackie Jensen, R (1, 9) OBP: 0.418, SLG: 0.592	4-0 HR				0-0 F7			0-0 F9	4-0 BB	3	2	1	1	2	0	0											
Sammy White, R (1, 2) OBP: 0.306, SLG: 0.383	0-0 F9				4-0 1B			0-0 SH3-4	0-0 F6	3	0	1	0	1	0	2											
Billy Conzolo, R (8, PR) OBP: 0.194, SLG: 0.152	0-0 F9				0-0 BB			0-0 SH3-4	0-0 F6	0	1	0	0	0	0	0											
Gene Stephens, L (8, 7) OBP: 0.270, SLG: 0.299	2-3				0-0 BB			0-0 SH3-4	0-0 F6	1	0	0	0	0	0	1											
Don Buddin, R (1, 6) OBP: 0.378, SLG: 0.384	0-0 HR				0-0 1B			0-0 SH3-4	0-0 F3	5	2	3	3	0	0	1											
Tom Brewer, R (1, 1) OBP: 0.129, SLG: 0.138	0-0 F9				0-0 1B			0-0 SH3-4		3	0	0	0	0	0	1											
Ike Delock, R (7, 1)	0-0 F9				0-0 1B			0-0 SH3-4		0	0	0	0	0	0	0											
Leo Kiely, L (9, 1)	0-0 F9				0-0 1B			0-0 SH3-4		0	0	0	0	0	0	0											
Inning Stats	R: 1 E: 0 K: 0 S: 4	H: 1 LOB: 0 BB: 0 P: 4	R: 3 E: 0 K: 1 S: 7	H: 2 LOB: 0 BB: 1 P: 11	R: 0 E: 0 K: 0 S: 4	H: 1 LOB: 1 BB: 0 P: 4	R: 0 E: 0 K: 0 S: 3	H: 1 LOB: 1 BB: 1 P: 7	R: 1 E: 0 K: 1 S: 6	H: 2 LOB: 2 BB: 1 P: 10	R: 1 E: 0 K: 0 S: 4	H: 1 LOB: 0 BB: 0 P: 4	R: 6 E: 0 K: 0 S: 9	H: 6 LOB: 1 BB: 0 P: 9	R: 0 E: 0 K: 1 S: 5	H: 0 LOB: 1 BB: 1 P: 9	1B: 6 2B: 3 3B: 2 HR: 5	SF: 1 SAC: 1 DP: 1 HBP: 0	WP: 0 PB: 0 SB: 0 CS: 0	PA: 44							
PITCHER	IP	WLS	BF	H	R	ER	SO	BB	IBB	HBP	BLK	WP	HR	S	P	ERA	WHIP										
Ray Moore, R (1, 1) ERA: 2.65	3.0		14	4	4	4	1	1	0	0	0	0	2	15	19	12.00	1.667										
Bob Keegan, R (4, 1) ERA: 5.34	2.0		9	3	1	1	1	1	1	0	0	0	0	9	17	4.50	2.000										
Bob Shaw, R (6, 1) ERA: 5.34	2.0		8	2	2	2	0	0	0	0	0	0	1	8	8	9.00	1.000										
Gerry Staley, R (8, 1) ERA: 3.95	1.0	L	9	6	6	6	0	0	0	0	0	0	2	9	9	54.00	6.000										
Tom Qualters, R (9, 1) ERA: 2.78	1.0		4	0	0	0	1	1	0	0	0	0	0	5	9	0.00	1.000										

AB	38
R	13
H	15
RBI	13
BB	4
SO	3
LOB	11




Batter	1	2	3	4	5	6	7	8	9	AB	R	H	RBI	BB	SO	LOB	BOTTOM										
Billy Goodman, L (1, 5) OBP: 0.304, SLG: 0.301	0-0 4-3		0-0 1B		0-0 4-3		0-0 HR	0-0 3-1	0-0 G1-6-3	6	1	3	2	0	0	2	Boston Red Sox @ Chicago White Sox Comiskey Park, Chicago, IL Wed Jun 18 1958, 4:33 AM EDT Att: 4,041 - Unknown										
Nellie Fox, L (1, 4) OBP: 0.402, SLG: 0.392	0-0 F7		0-0 1B		0-0 5-3		0-0 HR	0-0 1B		4	2	2	0	1	0	2											
Al Smith, R (1, 9) OBP: 0.324, SLG: 0.382	0-0 6-3		0-3 K		0-0 4-3		0-0 F8	0-0 1B		5	0	1	1	0	1	5											
Ray Boone, R (1, 3) OBP: 0.338, SLG: 0.479		0-0 1B			0-0 F6		0-0 HR	4-0 1B		4	2	2	3	1	1	1											
Sherm Lollar, R (1, 2) OBP: 0.424, SLG: 0.468		0-0 CS			0-0 F8		0-0 F8	0-0 BB		5	1	3	2	0	0	0											
Jim Rivera, L (1, 7) OBP: 0.301, SLG: 0.367	0-3 K		0-3 K		0-0 F8		0-0 K	4-0 BB		4	0	0	0	1	2	4											
Jim Landis, R (1, 8) OBP: 0.312, SLG: 0.409		0-0 5-3			0-0 1B		0-0 1B	0-0 E5		5	1	3	0	0	0	1											
Luis Aparicio, R (1, 6) OBP: 0.294, SLG: 0.318			0-0 1-3		0-0 2B		0-0 4-3	0-0 FC6-4		4	1	1	0	1	0	3											
Ray Moore, R (1, 1) ERA: 2.65			0-0 5-3		4-0 2B		0-0 F4	0-0 6-3		0	0	0	0	0	0	0											
Earl Sogomonian, L (1, 1) ERA: 1.47					0-0 4-3		0-0 F4	0-0 6-3		0	0	0	0	0	0	0											
Inning Stats	R: 0 E: 0 K: 0 S: 3	H: 0 LOB: 0 BB: 0 P: 3	R: 1 E: 0 K: 1 S: 6	H: 2 LOB: 0 BB: 0 P: 6	R: 0 E: 0 K: 0 S: 3	H: 0 LOB: 0 BB: 0 P: 3	R: 0 E: 0 K: 0 S: 3	H: 0 LOB: 0 BB: 0 P: 3	R: 3 E: 0 K: 1 S: 8	H: 3 LOB: 1 BB: 1 P: 12	R: 0 E: 0 K: 1 S: 6	H: 1 LOB: 1 BB: 0 P: 6	R: 4 E: 1 K: 0 S: 7	H: 3 LOB: 2 BB: 2 P: 15	R: 1 E: 0 K: 0 S: 6	H: 3 LOB: 3 BB: 1 P: 10	R: 0 E: 0 K: 0 S: 3	H: 1 LOB: 2 BB: 1 P: 7	1B: 12 2B: 3 3B: 0 HR: 1	SF: 0 SAC: 0 DP: 2 HBP: 0	WP: 0 PB: 0 SB: 0 CS: 1	PA: 46					
PITCHER	IP	WLS	BF	H	R	ER	SO	BB	IBB	HBP	BLK	WP	HR	S	P	ERA	WHIP										
Tom Brewer, R (1, 1) ERA: 4.04	6.2		32	11	8	7	4	2	0	0	0	0	0	10	22	9.45	1.950										
Ike Delock, R (7, 1) ERA: 1.47	1.2	W	13	4	1	1	0	3	0	0	0	0	0	10	22	5.40	4.200										
Leo Kiely, L (9, 1) ERA: 1.67	0.2	S	1	0	0	0	0	0	0	0	0	0	0	1	1	0.00	0.000										




Batter	1	2	3	4	5	6	7	8	9	AB	R	H	RBI	BB	SO	LOB	TOP			
Marty Keough, L (1, 8) OBP: 0.286, SLG: 0.515	0-3 K		0-0 5-3			0-0 F9			4-0 G4-6-3 BB	3	0	0	0	1	1	1	Boston Red Sox @ Chicago White Sox Comiskey Park, Chicago, IL Thu Jun 19 1958, 4:33 AM EDT Att: 3,553 - Unknown			
Pete Runnels, L (1, 3) OBP: 0.401, SLG: 0.368	0-0 5-3			0-0 F3		0-3 K			0-0 G4-6-3 1-2f	4	0	0	0	0	1	2				
Ted Williams, L (1, 7) OBP: 0.437, SLG: 0.469	0-0 F7			0-0 F6		0-0 F8			0-3 K	4	0	0	0	0	1	1				
Frank Malzone, R (1, 5) OBP: 0.361, SLG: 0.442		0-0 1B		0-0 6-3			0-0 6-3			3	0	1	0	0	0	0				
Jackie Jensen, R (1, 9) OBP: 0.413, SLG: 0.584		0-0 F9			0-0 6-3		0-0 F8			3	0	0	0	0	0	1				
Ted Lepcio, R (1, 4) OBP: 0.273, SLG: 0.433		0-0 F7			0-3 K		0-0 6-3			3	0	0	0	0	1	1				
Sammy White, R (1, 2) OBP: 0.307, SLG: 0.377		0-3 K			4-0 BB		0-0 F8			2	0	0	0	1	1	1				
Don Buddin, R (1, 6) OBP: 0.373, SLG: 0.379			0-3 K		0-0 F2		0-0 F7			3	0	0	0	0	1	1				
Frank Sullivan, R (1, 1) OBP: 0.231, SLG: 0.240			0-3 K			0-0 1B		0-3 K		2	0	1	0	0	1	0				
Billy Klaus, L (8, PH) OBP: 0.262, SLG: 0.256										1	0	0	0	0	1	0				
Leo Kiely, L (8, 1)										0	0	0	0	0	0	0				
Inning Stats	R: 0 E: 0 K: 1 S: 5	H: 0 LOB: 0 BB: 0 P: 5	R: 0 E: 0 K: 1 S: 6	H: 1 LOB: 1 BB: 0 P: 6	R: 0 E: 0 K: 2 S: 7	H: 0 LOB: 0 BB: 0 P: 7	R: 0 E: 0 K: 0 S: 3	H: 0 LOB: 0 BB: 0 P: 3	R: 0 E: 0 K: 1 S: 5	H: 0 LOB: 1 BB: 1 P: 9	R: 0 E: 0 K: 0 S: 3	H: 0 LOB: 0 BB: 0 P: 3	R: 0 E: 0 K: 1 S: 5	H: 0 LOB: 0 BB: 0 P: 5	R: 0 E: 0 K: 1 S: 4	H: 0 LOB: 0 BB: 1 P: 8	1B: 2 2B: 0 3B: 0 HR: 0	SF: 0 SAC: 0 DP: 1 HBP: 0	WP: 0 PB: 0 SB: 0 CS: 0	PA: 30
PITCHER Early Wynn, R (1, 1) ERA: 3.45	IP: 9.0 WLS: W BF: 30 H: 2 R: 0 ER: 0 SO: 8 BB: 2 IBB: 0 HBP: 0 BLK: 0 WP: 0 HR: 0 S: 44 P: 52 ERA: 0.00 WHIP: 0.444															PITCHER				

AB 28
R 0
H 2
RBI 0
BB 2
SO 8
LOB 8



Batter	1	2	3	4	5	6	7	8	9	AB	R	H	RBI	BB	SO	LOB	BOTTOM	
Jim Landis, R (1, 8) OBP: 0.321, SLG: 0.420	4-0 FC5 1B BB		0-0 SF7 1-2 1B	0-0 2H 2B			0-0 G3			3	0	2	1	1	0	0	Boston Red Sox @ Chicago White Sox Comiskey Park, Chicago, IL Thu Jun 19 1958, 4:33 AM EDT Att: 3,553 - Unknown	
Nellie Fox, L (1, 4) OBP: 0.404, SLG: 0.394	0-0 1-2 1B		0-0 1-2 2-3 1B	0-0 1-3			0-0 1-3			4	0	2	0	0	0	1		
Billy Goodman, L (1, 5) OBP: 0.302, SLG: 0.302	0-0 F7		0-0 SF7		0-0 F8		0-0 2B			3	0	1	1	0	0	2		
Sammy Esposito, R (7, PR) OBP: 0.190, SLG: 0.150			2-3 3-H 1B			0-0 1B		0-0 1-H 2B		0	1	0	0	0	0	0		
Ray Boone, R (1, 3) OBP: 0.343, SLG: 0.488	0-0 F3		0-0 F2		0-0 1B		0-0 2B			4	0	2	1	0	0	4		
Sherm Lollar, R (1, 2) OBP: 0.416, SLG: 0.457	0-0 FC5 2-3f		0-0 F5		0-3 K		0-0 5-3			4	0	0	0	0	1	7		
Al Smith, R (1, 9) OBP: 0.318, SLG: 0.376		0-0 F7		0-3 K		0-0 F9		0-3 K		4	0	0	0	0	2	1		
Jim Rivera, L (1, 7) OBP: 0.299, SLG: 0.363		0-3 K		0-0 S 2B 1B		0-0 G3		0-3 K		4	1	1	0	0	2	0		
Luis Aparicio, R (1, 6) OBP: 0.297, SLG: 0.326		0-0 6-3		0-0 1-H 2B 2B		0-0 F9		0-0 1B		4	1	2	1	0	0	0		
Early Wynn, S (1, 1) OBP: 0.371, SLG: 0.310			0-0 1B SF7 1B		0-0 F7		0-0 1-3		0-0 1-3	4	1	1	0	0	0	2		
Inning Stats	R: 0 E: 0 K: 0 S: 4	H: 1 LOB: 2 BB: 1 P: 8	R: 0 E: 0 K: 1 S: 5	H: 0 LOB: 0 BB: 0 P: 5	R: 1 E: 0 K: 0 S: 6	H: 3 LOB: 2 BB: 0 P: 6	R: 2 E: 0 K: 1 S: 8	H: 3 LOB: 1 BB: 0 P: 8	R: 0 E: 0 K: 0 S: 3	H: 0 LOB: 0 BB: 0 P: 3	R: 1 E: 0 K: 0 S: 5	H: 2 LOB: 2 BB: 0 P: 5	R: 0 E: 0 K: 2 S: 8	H: 1 LOB: 1 BB: 0 P: 8	1B: 8 2B: 3 3B: 0 HR: 0	SF: 1 SAC: 0 DP: 0 HBP: 0	WP: 0 PB: 0 SB: 1 CS: 0	PA: 36
PITCHER Frank Sullivan, R (1, 1) ERA: 3.27	IP: 7.0 WLS: L BF: 32 H: 10 R: 4 ER: 4 SO: 3 BB: 1 IBB: 0 HBP: 0 BLK: 0 WP: 0 HR: 0 S: 37 P: 41 ERA: 5.14 WHIP: 1.571															PITCHER		
Leo Kiely, L (8, 1) ERA: 1.61	IP: 1.0 WLS: L BF: 4 H: 1 R: 0 ER: 0 SO: 2 BB: 0 IBB: 0 HBP: 0 BLK: 0 WP: 0 HR: 0 S: 8 P: 8 ERA: 0.00 WHIP: 1.000															PITCHER		

AB 34
R 4
H 11
RBI 4
BB 1
SO 5
LOB 17



Batter	1	2	3	4	5	6	7	8	9	AB	R	H	RBI	BB	SO	LOB	TOP								
Dick Williams, R (1, 8) OBP: 0.344, SLG: 0.345	0-0 6-3	0-0 1-2 1B		0-0 4-3		0-0 FC1-6 1B		0-0 5-3		5	0	2	1	0	0	1	Baltimore Orioles @ Chicago White Sox Comiskey Park, Chicago, IL Fri Jun 20 1958, 8:05 PM EDT Att: 15,116 - Unknown								
Al Pilarcik, L (1, 9) OBP: 0.286, SLG: 0.282	0-0 1-3	0-0 F8		0-0 6-3		0-0 FC1-6 1B 1-2 1B		0-0 1B 1B		5	1	1	0	0	0	4									
Gene Woodling, L (1, 7) OBP: 0.380, SLG: 0.386	0-0 BB 1B		0-0 G3		4-0 1B HBP BB	0-3 K		0-0 G6-4-3 1B		4	1	2	0	1	1	1									
Gus Triandos, R (1, 2) OBP: 0.361, SLG: 0.534	0-0 BB 1B		0-0 FC6-4 1B		0-0 HBP FC4-2 1B	0-0 1B 1B		0-0 G6-4-3 1B 1-2		5	0	4	0	0	0	2									
Jim Marshall, L (1, 3) OBP: 0.303, SLG: 0.370	4-0 FC6-4 BB		0-0 F9		0-0 FC4-2 HBP FC5-2 1B	0-0 1-3 1B		0-0 G3		4	0	2	1	1	0	1									
Brooks Robinson, R (1, 5) OBP: 0.329, SLG: 0.389	0-0 FC6-4 1-2 BB		0-0 FC6-4		1-0 FC5-2 FC4-2 HBP	0-0 F7		0-0 5-3		4	0	0	1	0	0	6									
Foster Castleman, R (1, 6) OBP: 0.290, SLG: 0.337		0-0 1B 1B		0-0 F8	0-0 FC4-2 FC5-2		0-0 1-3 1B		0-0 1B	2	0	1	0	0	0	0									
Bob Boyd, L (5, PH) OBP: 0.221, SLG: 0.270				0-0 F8	0-0 FC4-2 FC5-2		0-0 1-3 1B		0-0 1B	1	0	0	0	0	0	3									
Willy Miranda, S (5, 6) OBP: 0.187, SLG: 0.145				0-0 F8	0-0 FC4-2 FC5-2		0-0 1-3 1B		0-0 1B	1	0	0	0	0	0	0									
Joe Ginsberg, L (9, PH) OBP: 0.316, SLG: 0.172				0-0 F8	0-0 FC4-2 FC5-2		0-0 1-3 1B		0-0 1B	1	0	1	0	0	0	0									
Billy Gardner, R (1, 4) OBP: 0.264, SLG: 0.301	0-3 K		0-0 K	0-0 1B 4-3 1B	0-0 FC5-2		0-0 F8	0-3 K	0-3 K	5	1	1	0	0	2	5									
Jack Harshman, L (1, 1) OBP: 0.237, SLG: 0.219	0-3 K		0-3 K	0-0 1B 4-3 1B	0-0 G3		0-0 4-3			3	0	1	0	0	1	4									
George Zuverink, R (6, 1) OBP: 0.333, SLG: 0.600				0-0 1B 4-3 1B	0-0 G3		0-0 4-3			0	0	0	0	0	0	0									
Lenny Green, L (7, PH) OBP: 0.284, SLG: 0.290				0-0 1B 4-3 1B	0-0 G3		0-0 4-3			1	0	0	0	0	0	0									
Ken Lehman, L (7, 1) OBP: 0.284, SLG: 0.290				0-0 1B 4-3 1B	0-0 G3		0-0 4-3			0	0	0	0	0	0	0									
Inning Stats	R: 0 E: 0 K: 0 S: 5	H: 2 LOB: 3 BB: 1 P: 9	R: 0 E: 0 K: 2 S: 9	H: 2 LOB: 2 BB: 0 P: 9	R: 0 E: 0 K: 0 S: 4	H: 1 LOB: 1 BB: 0 P: 4	R: 1 E: 0 K: 0 S: 5	H: 2 LOB: 1 BB: 0 P: 5	R: 1 E: 0 K: 0 S: 5	H: 2 LOB: 3 BB: 1 P: 10	R: 1 E: 0 K: 0 S: 8	H: 3 LOB: 2 BB: 0 P: 8	R: 0 E: 0 K: 0 S: 3	H: 0 LOB: 0 BB: 0 P: 3	R: 0 E: 0 K: 0 S: 4	H: 2 LOB: 1 BB: 0 P: 4	R: 0 E: 0 K: 1 S: 6	H: 1 LOB: 1 BB: 0 P: 6	1B: 15 2B: 0 3B: 0 HR: 0	SF: 0 SAC: 0 DP: 1 HBP: 1	WP: 0 PB: 0 SB: 0 CS: 0	PA: 44			
PITCHER	IP WLS BF H R ER SO BB IBB HBP BLK WP HR S P ERA WHIP	5.2 L 32 12 3 3 3 2 0 1 0 0 0 0 35 44 4.76 2.471	6.1 W 12 3 0 0 1 0 0 0 0 0 0 0 14 14 0.00 0.900																						

AB	41
R	3
H	15
RBI	3
BB	2
SO	4
LOB	27



Batter	1	2	3	4	5	6	7	8	9	AB	R	H	RBI	BB	SO	LOB	BOTTOM							
Jim Landis, R (1, 8) OBP: 0.330, SLG: 0.441	0-0 L8		0-0 1B			0-0 HR	4-0 F8 1B BB			3	1	2	1	1	0	0	Baltimore Orioles @ Chicago White Sox Comiskey Park, Chicago, IL Fri Jun 20 1958, 8:05 PM EDT Att: 15,116 - Unknown							
Nellie Fox, L (1, 4) OBP: 0.409, SLG: 0.400	0-0 1B 1B		0-0 F2			0-0 S 2B 1B	0-0 FC6-4 1B			4	1	3	0	0	0	1								
Billy Goodman, L (1, 5) OBP: 0.309, SLG: 0.393	0-0 G4-3 1B			0-3 K		4-0 2B BB	0-0 F8			3	1	1	0	1	1	2								
Sammy Esposito, R (8, 5) OBP: 0.190, SLG: 0.150	0-0 G4-3 1B			0-0 5-3		0-0 4-3 SF7 2B	0-0 FC6-4			4	1	1	2	0	0	4								
Ray Boone, R (1, 3) OBP: 0.340, SLG: 0.488	0-0 G4-3 1-2			0-0 F9		0-0 4-3	0-3 K			4	0	0	0	0	1	1								
Sherm Lollar, R (1, 2) OBP: 0.408, SLG: 0.447		0-0 P5		0-0 F9		0-0 4-3	2-3 K			4	0	0	0	0	1	1								
Al Smith, R (1, 9) OBP: 0.317, SLG: 0.384	0-0 1-3			0-0 SF8 3B		0-0 SF7	0-0 6-3			3	1	1	1	0	0	0								
Jim Rivera, L (1, 7) OBP: 0.298, SLG: 0.376	0-3 K			0-3 K		0-0 K	0-3 K			4	0	1	0	0	3	1								
Luis Aparicio, R (1, 6) OBP: 0.293, SLG: 0.323			0-3 K		0-0 SF8	0-0 1-3				2	0	0	1	0	1	1								
Dick Donovan, L (1, 1) OBP: 0.333, SLG: 0.120			0-3 K		0-3 K		0-0 5-3			2	0	0	0	0	2	0								
Bob Shaw, R (6, 1) OBP: 0.400, SLG: 0.333					0-3 K					1	0	0	0	0	0	0								
Inning Stats	R: 0 E: 0 K: 0 S: 4	H: 2 LOB: 1 BB: 0 P: 4	R: 0 E: 0 K: 1 S: 5	H: 0 LOB: 0 BB: 0 P: 5	R: 0 E: 0 K: 2 S: 8	H: 1 LOB: 1 BB: 0 P: 8	R: 0 E: 0 K: 1 S: 5	H: 0 LOB: 0 BB: 0 P: 5	R: 1 E: 0 K: 2 S: 8	H: 1 LOB: 0 BB: 0 P: 8	R: 4 E: 0 K: 0 S: 7	H: 4 LOB: 1 BB: 1 P: 11	R: 0 E: 0 K: 0 S: 4	H: 1 LOB: 2 BB: 1 P: 8	R: 0 E: 0 K: 2 S: 7	H: 0 LOB: 0 BB: 0 P: 7	1B: 5 2B: 1 3B: 2 HR: 1	SF: 2 SAC: 0 DP: 1 HBP: 0	WP: 0 PB: 0 SB: 1 CS: 0	PA: 34				
PITCHER	IP WLS BF H R ER SO BB IBB HBP BLK WP HR S P ERA WHIP	5.0 L 22 7 5 5 6 1 0 0 0 0 0 0 4 4 9.00 1.600	1.0 L 4 1 0 0 0 0 0 0 0 0 0 0 4 4 0.00 1.000	2.0 L 8 1 0 0 2 1 0 0 0 0 0 0 11 15 0.00 1.000																				

AB	30
R	5
H	9
RBI	5
BB	2
SO	8
LOB	10



Batter	1	2	3	4	5	6	7	8	9	AB	R	H	RBI	BB	SO	LOB	TOP			
Jim Busby, R OBP: 0.239, SLG: 0.309 (1, 8)	0-0 6-3			0-3 K		0-0 F9			0-0 F7	4	0	0	0	0	1	1				
Gene Woodling, L OBP: 0.372, SLG: 0.376 (1, 7)	0-0 G3			0-0 E3 1B CS					0-0 G3	4	0	0	0	0	0	1				
Dick Williams, R OBP: 0.344, SLG: 0.345 (1, 9)	0-0 6-3			0-0 CS 1B					0-0 P6	3	0	1	0	0	0	0				
Gus Triandos, R OBP: 0.356, SLG: 0.526 (1, 2)		0-0 G3		0-0 5-3					0-3 K	3	0	0	0	0	1	2				
Brooks Robinson, R OBP: 0.325, SLG: 0.384 (1, 5)		0-0 P4				0-0 F8			0-0 F7	3	0	0	0	0	0	0				
Foster Castleman, R OBP: 0.271, SLG: 0.326 (1, 6)		0-0 F9				0-0 5-3			0-0 6-3	3	0	0	0	0	0	0				
Billy Gardner, R OBP: 0.261, SLG: 0.297 (1, 4)			0-0 1-3			0-0 F9			0-0 6-3	3	0	0	0	0	0	0				
Bob Boyd, L OBP: 0.213, SLG: 0.260 (1, 3)			0-0 6-3			0-0 F8			0-0 F8	3	0	0	0	0	0	0				
Billy Loes, R OBP: 0.291, SLG: 0.285 (9, PH)			0-3 K			0-0 F9			0-0 FC6 1B	2	0	0	0	0	1	0				
										1	0	1	0	0	0	0				
Inning Stats	R: 0 E: 0 K: 0 S: 3	H: 0 LOB: 0 BB: 0 P: 3	R: 0 E: 0 K: 0 S: 3	H: 0 LOB: 0 BB: 0 P: 3	R: 0 E: 0 K: 1 S: 5	H: 0 LOB: 0 BB: 0 P: 5	R: 0 E: 1 K: 1 S: 6	H: 1 LOB: 1 BB: 0 P: 6	R: 0 E: 0 K: 0 S: 3	H: 0 LOB: 0 BB: 0 P: 3	R: 0 E: 0 K: 0 S: 5	H: 0 LOB: 0 BB: 0 P: 5	R: 0 E: 0 K: 0 S: 3	H: 0 LOB: 0 BB: 0 P: 3	R: 0 E: 0 K: 0 S: 4	H: 1 LOB: 1 BB: 0 P: 4	1B: 2 2B: 0 3B: 0 HR: 0	SF: 0 SAC: 0 DP: 0 HBP: 0	WP: 0 PB: 0 CS: 2	PA: 29
PITCHER Billy Pierce, L ERA: 3.21 (1, 1)	IP: 9.0 WLS: W BF: 29 H: 2 R: 0 ER: 0 SO: 3 BB: 0 IBB: 0 HBP: 0 BLK: 0 WP: 0 HR: 0 S: 35 P: 35 ERA: 0.00 WHIP: 0.222																			

Baltimore Orioles @ Chicago White Sox
Comiskey Park, Chicago, IL
Sat Jun 21 1958, 4:33 AM EDT
Att: 6,585 - Unknown

AB 29
R 0
H 2
RBI 0
BB 0
SO 3
LOB 4



Batter	1	2	3	4	5	6	7	8	9	AB	R	H	RBI	BB	SO	LOB	BOTTOM			
Jim Landis, R OBP: 0.333, SLG: 0.439 (1, 8)	4-0 1B E BB		0-0 4-3			0-0 1B SH5-3 FC1-2 1B			0-0 G3	3	1	1	0	1	0	0				
Nellie Fox, L OBP: 0.408, SLG: 0.399 (1, 4)	0-0 E 1-2 1B		0-0 F8			0-0 SH5-3			0-0 G3	3	0	1	0	0	0	0				
Billy Goodman, L OBP: 0.310, SLG: 0.394 Sammy Esposito, R OBP: 0.190, SLG: 0.150 (1, 5) (7, 5)	0-0 E1 1-3 2-H			0-0 F7		0-0 FC1-2 1B				3	0	1	0	0	0	1				
Ray Boone, R OBP: 0.340, SLG: 0.481 (1, 3)	4-0 G4-3 BB			0-0 5-3		0-0 FC1-2				2	0	0	0	1	0	2				
Sherm Lollar, R OBP: 0.403, SLG: 0.440 (1, 2)	0-0 G4-3 1-2f			0-0 6-3		0-0 F2				3	0	0	0	0	0	4				
Al Smith, R OBP: 0.317, SLG: 0.381 (1, 9)		0-3 K			0-0 L7			4-0 G6-3 BB		2	0	0	0	1	1	0				
Jim Rivera, L OBP: 0.291, SLG: 0.367 (1, 7)		0-0 F9			0-0 F9			0-0 G6-3 1-2f		3	0	0	0	0	0	1				
Luis Aparicio, R OBP: 0.294, SLG: 0.323 (1, 6)		0-0 F8			0-0 1B			0-0 6-3		3	0	1	0	0	0	0				
Billy Pierce, L OBP: 0.278, SLG: 0.265 (1, 1)			0-3 K		0-0 G3			0-3 K		3	0	0	0	0	2	1				
Inning Stats	R: 1 E: 1 K: 0 S: 3	H: 1 LOB: 1 BB: 2 P: 11	R: 0 E: 0 K: 1 S: 5	H: 0 LOB: 0 BB: 0 P: 5	R: 0 E: 0 K: 1 S: 5	H: 0 LOB: 0 BB: 0 P: 5	R: 0 E: 0 K: 0 S: 3	H: 0 LOB: 0 BB: 0 P: 3	R: 0 E: 0 K: 0 S: 4	H: 1 LOB: 1 BB: 0 P: 4	R: 0 E: 0 K: 0 S: 5	H: 2 LOB: 2 BB: 0 P: 5	R: 0 E: 0 K: 0 S: 2	H: 0 LOB: 0 BB: 1 P: 6	R: 0 E: 0 K: 1 S: 5	H: 0 LOB: 0 BB: 0 P: 5	1B: 4 2B: 0 3B: 0 HR: 0	SF: 0 SAC: 1 DP: 2 HBP: 0	WP: 0 PB: 0 CS: 0	PA: 29
PITCHER Billy Loes, R ERA: 4.09 (1, 1)	IP: 8.0 WLS: L BF: 29 H: 4 R: 1 ER: 0 SO: 3 BB: 3 IBB: 0 HBP: 0 BLK: 0 WP: 0 HR: 0 S: 32 P: 44 ERA: 0.00 WHIP: 0.875																			

Baltimore Orioles @ Chicago White Sox
Comiskey Park, Chicago, IL
Sat Jun 21 1958, 4:33 AM EDT
Att: 6,585 - Unknown

AB 25
R 1
H 4
RBI 0
BB 3
SO 3
LOB 9




Batter	1	2	3	4	5	6	7	8	9	AB	R	H	RBI	BB	SO	LOB	TOP	
Jim Busby, R OBP: 0.238, SLG: 0.318 (1, 8)	L4		1B			1-3	1-3			4	1	1	1	0	0	2	Baltimore Orioles @ Chicago White Sox Comiskey Park, Chicago, IL Sun Jun 22 1958, 4:33 AM EDT Att: 12,114 - Unknown	
Gene Woodling, L OBP: 0.370, SLG: 0.373 (1, 7)	6-3		2B			P6		P6		4	0	1	1	0	0	0		
Lenny Green, L OBP: 0.284, SLG: 0.290 (8, 9)			1B							0	0	0	0	0	0	0		
Dick Williams, R OBP: 0.341, SLG: 0.341 (1, 9)	F8		K			1B		5-3		4	0	1	0	0	1	1		
Gus Triandos, R OBP: 0.354, SLG: 0.520 (1, 2)		L8		5-3		1B		F9		4	0	1	0	0	0	0		
Jim Marshall, L OBP: 0.296, SLG: 0.359 (1, 3)		F7		K		F8			4-3	4	0	0	0	0	1	2		
Brooks Robinson, R OBP: 0.320, SLG: 0.377 (1, 5)		F7		6-3				F8		4	0	0	0	0	0	0		
Foster Castleman, R OBP: 0.260, SLG: 0.312 (1, 6)			L7		F8		F8		6-3	4	0	0	0	0	0	0		
Billy Gardner, R OBP: 0.266, SLG: 0.302 (1, 4)			SH1-4 2B 1B		F8		2B 1B			3	1	2	0	0	0	0		
Billy O'Dell, S OBP: 0.194, SLG: 0.242 (1, 1)			SH1-4 1-2		L9		1-3 2B			2	0	1	0	0	0	0		
Inning Stats	R: 0 E: 0 K: 0 S: 3	H: 0 LOB: 0 BB: 0 P: 3	R: 0 E: 0 K: 0 S: 3	H: 0 LOB: 0 BB: 0 P: 3	R: 2 E: 0 K: 1 S: 8	H: 3 LOB: 1 BB: 0 P: 8	R: 0 E: 0 K: 0 S: 5	H: 0 LOB: 0 BB: 0 P: 5	R: 0 E: 0 K: 0 S: 5	H: 2 LOB: 2 BB: 0 P: 5	R: 0 E: 0 K: 0 S: 3	H: 0 LOB: 0 BB: 0 P: 3	R: 0 E: 0 K: 0 S: 3	H: 0 LOB: 0 BB: 0 P: 3	1B: 5 2B: 2 3B: 0 HR: 0	SF: 0 SAC: 1 DP: 0 HBP: 0	WP: 0 PA: 34 CS: 0	
PITCHER	IP WLS BF H R ER SO BB IBB HBP BLK WP HR S P ERA WHIP	IP WLS BF H R ER SO BB IBB HBP BLK WP HR S P ERA WHIP	IP WLS BF H R ER SO BB IBB HBP BLK WP HR S P ERA WHIP	IP WLS BF H R ER SO BB IBB HBP BLK WP HR S P ERA WHIP	IP WLS BF H R ER SO BB IBB HBP BLK WP HR S P ERA WHIP	IP WLS BF H R ER SO BB IBB HBP BLK WP HR S P ERA WHIP	IP WLS BF H R ER SO BB IBB HBP BLK WP HR S P ERA WHIP	IP WLS BF H R ER SO BB IBB HBP BLK WP HR S P ERA WHIP	IP WLS BF H R ER SO BB IBB HBP BLK WP HR S P ERA WHIP	IP WLS BF H R ER SO BB IBB HBP BLK WP HR S P ERA WHIP	IP WLS BF H R ER SO BB IBB HBP BLK WP HR S P ERA WHIP	IP WLS BF H R ER SO BB IBB HBP BLK WP HR S P ERA WHIP	IP WLS BF H R ER SO BB IBB HBP BLK WP HR S P ERA WHIP	IP WLS BF H R ER SO BB IBB HBP BLK WP HR S P ERA WHIP	IP WLS BF H R ER SO BB IBB HBP BLK WP HR S P ERA WHIP	IP WLS BF H R ER SO BB IBB HBP BLK WP HR S P ERA WHIP	IP WLS BF H R ER SO BB IBB HBP BLK WP HR S P ERA WHIP	
Jim Wilson, R ERA: 2.93	8.0	L	31	7	2	2	2	0	0	0	0	0	0	0	0	0	2.25	0.875
Gerry Staley, R ERA: 3.85	1.0		3	0	0	0	0	0	0	0	0	0	0	0	0	0	0.00	0.000

AB	33
R	2
H	7
RBI	2
BB	0
SO	2
LOB	5



Batter	1	2	3	4	5	6	7	8	9	AB	R	H	RBI	BB	SO	LOB	BOTTOM		
Jim Landis, R OBP: 0.332, SLG: 0.435 (1, 8)	3-1 G3 1B		P6			P6		6-3		4	0	1	0	0	0	2	Baltimore Orioles @ Chicago White Sox Comiskey Park, Chicago, IL Sun Jun 22 1958, 4:33 AM EDT Att: 12,114 - Unknown		
Nellie Fox, L OBP: 0.402, SLG: 0.393 (1, 4)	G3		P3			F9		L8		4	0	0	0	0	0	3			
Billy Goodman, L OBP: 0.299, SLG: 0.292 (1, 5)	3-1			3-1				L5		4	0	0	0	0	0	1			
Ray Boone, R OBP: 0.331, SLG: 0.467 (1, 3)	K			6-3		E5 L8 1B		5-3		4	0	0	0	0	1	1			
Earl Battey, R OBP: 0.268, SLG: 0.358 (7, PR)		L4		L7				F3		3	0	1	0	0	0	0			
Norm Cash, L (8, 9)										0	0	0	0	0	0	0			
Les Moss, R (8, PH)						1-2 1B				1	0	0	0	0	0	0			
Al Smith, R OBP: 0.320, SLG: 0.388 (1, 9)						P6		L8		1	0	1	0	0	0	0			
Don Mueller, L OBP: 0.333, SLG: 0.346 (7, PH)			2B							1	0	0	0	0	0	0			
Sherm Lollar, R OBP: 0.401, SLG: 0.437 (8, 2)						2-3 1B				1	0	0	0	0	0	2			
Jim Rivera, L OBP: 0.287, SLG: 0.361 (1, 7)										2	0	0	0	0	1	0			
Walt Dropo, R OBP: 0.267, SLG: 0.321 (7, PH)						4-3		F8		1	0	0	0	0	0	2			
Sammy Esposito, R OBP: 0.190, SLG: 0.150 (8, 7)										0	0	0	0	0	0	0			
Luis Aparicio, R OBP: 0.298, SLG: 0.332 (1, 6)			F9					6-3 2B		3	0	2	0	0	0	0			
Jim Wilson, R OBP: 0.182, SLG: 0.069 (1, 1)						PO 1B				2	0	1	0	0	1	0			
Ron Jackson, R OBP: 0.360, SLG: 0.490 (8, PH)						PO				1	0	0	0	0	1	1			
Gerry Staley, R (9, 1)					1-2					0	0	0	0	0	0	0			
Inning Stats	R: 0 E: 0 K: 1 S: 6	H: 1 LOB: 1 BB: 0 P: 6	R: 0 E: 0 K: 1 S: 5	H: 1 LOB: 0 BB: 0 P: 5	R: 0 E: 0 K: 0 S: 4	H: 1 LOB: 1 BB: 0 P: 4	R: 0 E: 0 K: 0 S: 3	H: 0 LOB: 0 BB: 0 P: 3	R: 0 E: 0 K: 1 S: 5	H: 0 LOB: 0 BB: 0 P: 5	R: 0 E: 1 K: 0 S: 5	H: 1 LOB: 2 BB: 0 P: 5	R: 0 E: 0 K: 1 S: 6	H: 1 LOB: 1 BB: 0 P: 6	R: 0 E: 0 K: 0 S: 3	H: 0 LOB: 0 BB: 0 P: 3	1B: 4 2B: 2 3B: 0 HR: 0	SF: 0 SAC: 0 DP: 0 HBP: 0	WP: 0 PA: 33 CS: 0
PITCHER	IP WLS BF H R ER SO BB IBB HBP BLK WP HR S P ERA WHIP	IP WLS BF H R ER SO BB IBB HBP BLK WP HR S P ERA WHIP	IP WLS BF H R ER SO BB IBB HBP BLK WP HR S P ERA WHIP	IP WLS BF H R ER SO BB IBB HBP BLK WP HR S P ERA WHIP	IP WLS BF H R ER SO BB IBB HBP BLK WP HR S P ERA WHIP	IP WLS BF H R ER SO BB IBB HBP BLK WP HR S P ERA WHIP	IP WLS BF H R ER SO BB IBB HBP BLK WP HR S P ERA WHIP	IP WLS BF H R ER SO BB IBB HBP BLK WP HR S P ERA WHIP	IP WLS BF H R ER SO BB IBB HBP BLK WP HR S P ERA WHIP	IP WLS BF H R ER SO BB IBB HBP BLK WP HR S P ERA WHIP	IP WLS BF H R ER SO BB IBB HBP BLK WP HR S P ERA WHIP	IP WLS BF H R ER SO BB IBB HBP BLK WP HR S P ERA WHIP	IP WLS BF H R ER SO BB IBB HBP BLK WP HR S P ERA WHIP	IP WLS BF H R ER SO BB IBB HBP BLK WP HR S P ERA WHIP	IP WLS BF H R ER SO BB IBB HBP BLK WP HR S P ERA WHIP	IP WLS BF H R ER SO BB IBB HBP BLK WP HR S P ERA WHIP			
Billy O'Dell, L ERA: 2.85	9.0	W	32	6	0	0	4	0	0	0	0	0	0	0	0	0	0.00	0.667	




Batter	1	2	3	4	5	6	7	8	9	AB	R	H	RBI	BB	SO	LOB	TOP	
Hank Bauer, R OBP: 0.329, SLG: 0.456 Enos Slaughter, L OBP: 0.419, SLG: 0.536 Bobby Richardson, R OBP: 0.245, SLG: 0.297	(1, 9) X SH2-4 1B		(0, 3) K			(0, 0) F4		(4, 0) BB G4-6-3	3 0 1 0 0 1 0 0 0 0 0 1 0 0 0 0 0 0 0 0 0									
Tony Kubek, L OBP: 0.317, SLG: 0.345	(1, 6) X SH2-4 1-2			(0, 0) FC6-4 1B		(0, 0) 6-3		(0, 0) G4-6-3 1-2	3 0 1 0 0 0 1									
Mickey Mantle, S OBP: 0.416, SLG: 0.500	(1, 8) S K			(0, 0) FC6-4 1-2		(0, 0) 4-3		(0, 0) F7	4 0 0 0 0 1 3									
Yogi Berra, L OBP: 0.264, SLG: 0.408	(1, 2) X L7			(0, 0) F7			(0, 0) F5		3 0 0 0 0 0 2									
Bill Skowron, R OBP: 0.309, SLG: 0.442	(1, 3) X G6-4-3 1B			(0, 3) K			(0, 0) 6-3		3 0 1 0 0 1 1									
Gil McDougald, R OBP: 0.400, SLG: 0.453	(1, 4) X G6-4-3 1-2			(0, 3) K			(0, 3) K		3 0 0 0 0 2 1									
Andy Carey, R OBP: 0.351, SLG: 0.503 Jerry Lumpe, L OBP: 0.300, SLG: 0.292	(1, 5) (8, PH) (8, 5) 5-3			(0, 0) 6-3			(0, 0) F5		2 0 0 0 0 0 0 1 0 0 0 0 0 0								AB 27 R 0 H 3 RBI 0 BB 2 SO 5 LOB 9	
Norm Siebern, L OBP: 0.328, SLG: 0.342	(1, 7) X F5			(4, 0) BB 3-4-1			(0, 0) 3-4-1		2 0 0 0 1 0 0									
Whitey Ford, L OBP: 0.293, SLG: 0.243	(1, 1) X 5-3			(0, 0) 5-3			(0, 0) L8		3 0 0 0 0 0 1									
Inning Stats	R: 0 H: 1 E: 0 LOB: 1 K: 1 BB: 0 S: 6 P: 6	R: 0 H: 1 E: 0 LOB: 0 K: 0 BB: 0 S: 3 P: 3	R: 0 H: 0 E: 0 LOB: 0 K: 1 BB: 0 S: 5 P: 5	R: 0 H: 1 E: 0 LOB: 1 K: 1 BB: 0 S: 6 P: 6	R: 0 H: 0 E: 0 LOB: 1 K: 1 BB: 1 S: 5 P: 9	R: 0 H: 0 E: 0 LOB: 0 K: 0 BB: 0 S: 3 P: 3	R: 0 H: 0 E: 0 LOB: 0 K: 1 BB: 0 S: 5 P: 5	R: 0 H: 0 E: 0 LOB: 1 K: 0 BB: 0 S: 3 P: 3	R: 0 H: 0 E: 0 LOB: 1 K: 0 BB: 1 S: 2 P: 6	1B: 3 SF: 0 2B: 0 SAC: 1 3B: 0 DP: 2 HR: 0 HBP: 0	WP: 0 PA: 30 SB: 0 CS: 0							
PITCHER Ray Moore, R ERA: 2.25	(1, 1)																	
	IP: 9.0 WLS: W BF: 30 H: 3 R: 0 ER: 0 SO: 5 BB: 2 IBB: 0 HBP: 0 BLK: 0 WP: 0 HR: 0 S: 38 P: 46 ERA: 0.00 WHIP: 0.556																	

New York Yankees @ Chicago White Sox
Comiskey Park, Chicago, IL
Mon Jun 23 1958, 8:05 PM EDT
Att: 30,388 - Unknown - 70 F

AB 27
R 0
H 3
RBI 0
BB 2
SO 5
LOB 9



Batter	1	2	3	4	5	6	7	8	9	AB	R	H	RBI	BB	SO	LOB	BOTTOM	
Jim Landis, R OBP: 0.335, SLG: 0.433	(1, 8) X 1-3		(0, 3) K			(4, 0) BB 1-2			3 0 1 0 1 1 1									
Nellie Fox, L OBP: 0.396, SLG: 0.386	(1, 4) X 6-3			(0, 0) L7		(0, 0) F8		(0, 0) F7	4 0 0 0 0 0 3									
Billy Goodman, L OBP: 0.314, SLG: 0.296 Sammy Esposito, R OBP: 0.190, SLG: 0.150	(1, 5) (8, 5) BB HR			(4, 0) WP G5-3 1B		(4, 0) FC5-4 1-2		(0, 0) G3	2 1 1 0 2 0 2 0 0 0 0 0 0 0									
Sherm Lollar, R OBP: 0.407, SLG: 0.457	(1, 2) X HR			(4, 0) FC5-4 1-2				(0, 0) G6-4-3 1B	3 1 2 2 1 0 2									
Al Smith, R OBP: 0.319, SLG: 0.385	(1, 9) X 1B			(0, 0) G5-3				(0, 0) G6-4-3 1-2	4 0 1 0 0 1 3									
Ron Jackson, R OBP: 0.353, SLG: 0.475 Walt Dropo, R OBP: 0.262, SLG: 0.315	(1, 3) (7, 3) X 5-3			(0, 0) 4-3				(0, 0) F3	3 0 0 0 0 1 1 1 0 0 0 0 0 0									
Jim Rivera, L OBP: 0.281, SLG: 0.352	(1, 7) X F8			(0, 0) 4-3				(0, 3) K	3 0 0 0 0 1 0								AB 28 R 2 H 7 RBI 2 BB 4 SO 4 LOB 12	
Luis Aparicio, R OBP: 0.299, SLG: 0.332	(1, 6) X SH1-3 1B			(0, 0) 4-3				(0, 0) 6-3	3 0 1 0 0 0 0									
Ray Moore, R OBP: 0.227, SLG: 0.409	(1, 1) X SH1-3			(0, 0) E6 BB				(0, 0) 1B	2 0 1 0 0 0 0									
Inning Stats	R: 2 H: 2 E: 0 LOB: 1 K: 0 BB: 1 S: 5 P: 9	R: 0 H: 1 E: 0 LOB: 1 K: 1 BB: 0 S: 6 P: 6	R: 0 H: 1 E: 0 LOB: 1 K: 0 BB: 1 S: 3 P: 7	R: 0 H: 0 E: 0 LOB: 0 K: 0 BB: 0 S: 3 P: 3	R: 0 H: 0 E: 1 LOB: 2 K: 0 BB: 2 S: 3 P: 11	R: 0 H: 0 E: 0 LOB: 0 K: 3 BB: 0 S: 9 P: 9	R: 0 H: 2 E: 0 LOB: 2 K: 0 BB: 0 S: 5 P: 5	R: 0 H: 1 E: 0 LOB: 0 K: 0 BB: 0 S: 3 P: 3	R: 0 H: 1 E: 0 LOB: 0 K: 0 BB: 0 S: 3 P: 3	1B: 6 SF: 0 2B: 0 SAC: 1 3B: 0 DP: 2 HR: 1 HBP: 0	WP: 1 PA: 33 SB: 0 CS: 0							
PITCHER Whitey Ford, L ERA: 1.66	(1, 1)																	
	IP: 8.0 WLS: L BF: 33 H: 7 R: 2 ER: 2 SO: 4 BB: 4 IBB: 0 HBP: 0 BLK: 0 WP: 1 HR: 1 S: 37 P: 53 ERA: 2.25 WHIP: 1.375																	


New York Yankees @ Chicago White Sox
Comiskey Park, Chicago, IL
Mon Jun 23 1958, 8:05 PM EDT
Att: 30,388 - Unknown - 70 F


Batter	1	2	3	4	5	6	7	8	9	AB	R	H	RBI	BB	SO	LOB	TOP			
Hank Bauer, R (1, 9) OBP: 0.323, SLG: 0.449	1-3		FC6-4	FC5		FC5		5-3		5	0	1	0	0	0	4	New York Yankees @ Chicago White Sox Comiskey Park, Chicago, IL Tue Jun 24 1958, 8:05 PM EDT Att: 27,845 - Unknown livebaseballscorecards.com			
Tony Kubek, L (1, 6) OBP: 0.315, SLG: 0.343	F6		4-3			SF8		6-3		4	0	1	1	0	0	2				
Mickey Mantle, S (1, 8) OBP: 0.412, SLG: 0.507	K					4-3			F6	5	1	1	1	0	1	4				
Gil McDougald, R (1, 4) OBP: 0.400, SLG: 0.449		F6		K		5-3				4	0	1	0	1	1	0				
Bill Skowron, R (1, 3) OBP: 0.316, SLG: 0.449		5-3		HR		K				4	1	2	0	0	1	0				
Yogi Berra, L (1, 2) OBP: 0.271, SLG: 0.410				HR		F9				4	1	2	0	1	0	2				
Jerry Lumpe, L (1, 5) OBP: 0.306, SLG: 0.329				HR						4	1	1	3	1	0	5				
Norm Siebern, L (1, 7) OBP: 0.338, SLG: 0.377			K							5	2	3	1	0	1	3				
Bob Turley, R (1, 1) OBP: 0.199, SLG: 0.150			L7							2	0	0	0	1	0	2				
Ryne Duren, R (7, 1)										0	0	0	0	0	0	0				
Inning Stats	R: 0 E: 0 K: 1 S: 5	H: 0 LOB: 0 BB: 0 P: 5	R: 0 E: 0 K: 0 S: 4	H: 1 LOB: 1 BB: 0 P: 4	R: 0 E: 0 K: 1 S: 6	H: 1 LOB: 1 BB: 0 P: 6	R: 5 E: 0 K: 1 S: 10	H: 5 LOB: 2 BB: 1 P: 15	R: 0 E: 0 K: 1 S: 5	H: 0 LOB: 0 BB: 0 P: 5	R: 0 E: 0 K: 0 S: 5	H: 2 LOB: 1 BB: 0 P: 4	R: 0 E: 0 K: 0 S: 4	H: 1 LOB: 1 BB: 0 P: 4	R: 0 E: 0 K: 0 S: 4	H: 1 LOB: 3 BB: 2 P: 12	1B: 8 2B: 2 3B: 0 HR: 3	SF: 1 SAC: 1 DP: 1 HBP: 1	WP: 0 PB: 0 SB: 1 CS: 0	PA: 44
PITCHER	IP WLS BF H R ER SO BB IBB HBP BLK WP HR S P ERA WHIP	IP WLS BF H R ER SO BB IBB HBP BLK WP HR S P ERA WHIP																		
Early Wynn, R (1, 1) ERA: 3.79	3.1 L 17 6 5 5 3 0 0 1 0 0 0 3 22 23 13.50 1.800																			
Bob Shaw, R (4, 1) ERA: 4.54	3.2 17 4 1 1 1 2 0 0 0 0 0 0 17 25 2.46 1.636																			
Bob Keegan, R (8, 1) ERA: 5.3	2.0 10 2 0 0 0 1 1 0 0 0 0 0 8 16 0.00 1.500																			

Batter	1	2	3	4	5	6	7	8	9	AB	R	H	RBI	BB	SO	LOB	BOTTOM					
Jim Landis, R (1, 8) OBP: 0.336, SLG: 0.448	5-3		G5-4-3							5	1	2	1	0	1	2	New York Yankees @ Chicago White Sox Comiskey Park, Chicago, IL Tue Jun 24 1958, 8:05 PM EDT Att: 27,845 - Unknown livebaseballscorecards.com					
Nellie Fox, L (1, 4) OBP: 0.364, SLG: 0.388										4	0	2	0	1	0	1						
Billy Goodman, L (1, 5) OBP: 0.304, SLG: 0.286										4	0	0	0	0	2	4						
Sherm Lollar, R (1, 2) OBP: 0.404, SLG: 0.453										4	0	1	0	0	1	3						
Earl Torgeson, L (1, 3) OBP: 0.340, SLG: 0.422										3	1	1	1	1	1	0						
Al Smith, R (1, 9) OBP: 0.318, SLG: 0.380										3	0	0	0	0	1	0						
Jim Rivera, L (1, 7) OBP: 0.280, SLG: 0.349										4	0	1	0	0	2	3						
Luis Aparicio, R (1, 6) OBP: 0.296, SLG: 0.329										2	0	0	0	0	0	1						
Ray Boone, R (6, PH) OBP: 0.328, SLG: 0.463										1	0	0	0	0	0	3						
Sammy Esposito, R (7, 6) OBP: 0.227, SLG: 0.150										0	0	0	0	1	0	0						
Early Wynn, S (1, 1) OBP: 0.389, SLG: 0.310										0	0	0	0	1	0	0						
Bob Shaw, R (4, 1) OBP: 0.364, SLG: 0.388										1	0	0	0	0	1	0						
Don Mueller, L (7, PH) OBP: 0.321, SLG: 0.333										1	0	0	0	0	0	0						
Bob Keegan, R (8, 1) OBP: 0.404, SLG: 0.453										0	0	0	0	0	0	0						
Norm Cash, L (9, PH) OBP: 0.280, SLG: 0.349										1	0	0	0	0	1	1						
Inning Stats	R: 0 E: 1 K: 1 S: 6	H: 1 LOB: 1 BB: 0 P: 6	R: 0 E: 0 K: 0 S: 4	H: 1 LOB: 1 BB: 0 P: 4	R: 0 E: 0 K: 0 S: 2	H: 0 LOB: 1 BB: 2 P: 10	R: 1 E: 0 K: 0 S: 4	H: 1 LOB: 0 BB: 0 P: 4	R: 1 E: 0 K: 1 S: 6	H: 1 LOB: 0 BB: 0 P: 6	R: 0 E: 0 K: 2 S: 8	H: 1 LOB: 3 BB: 1 P: 13	R: 0 E: 0 K: 1 S: 7	H: 2 LOB: 2 BB: 0 P: 7	R: 0 E: 0 K: 3 S: 9	H: 0 LOB: 0 BB: 0 P: 9	R: 0 E: 0 K: 2 S: 7	H: 0 LOB: 1 BB: 1 P: 11	1B: 5 2B: 0 3B: 0 HR: 2	SF: 0 SAC: 0 DP: 1 HBP: 1	WP: 1 PB: 0 SB: 1 CS: 0	PA: 38
PITCHER	IP WLS BF H R ER SO BB IBB HBP BLK WP HR S P ERA WHIP	IP WLS BF H R ER SO BB IBB HBP BLK WP HR S P ERA WHIP																				
Bob Turley, R (1, 1) ERA: 2.36	6.1 W 29 7 2 2 4 3 0 1 0 0 0 0 2 33 46 2.84 1.579																					
Ryne Duren, R (7, 1) ERA: 1.1	2.2 S 9 0 0 0 6 1 0 0 0 0 0 0 20 24 0.00 0.375																					

Batter	1	2	3	4	5	6	7	8	9	AB	R	H	RBI	BB	SO	LOB	TOP		
Albie Pearson, L OBP: 0.352, SLG: 0.353	G3			F9			G3		K	4	0	0	0	0	1	1	Washington Senators @ Chicago White Sox Comiskey Park, Chicago, IL Fri Jun 27 1958, 8:05 PM EDT Att: 11,300 - Unknown		
Rocky Bridges, R OBP: 0.364, SLG: 0.387	F9			6-3			K			3	0	0	0	0	1	0			
Roy Sievers, R OBP: 0.340, SLG: 0.519	5-3			4-3			5-3			3	0	0	0	0	0	0			
Jim Lemon, R OBP: 0.323, SLG: 0.436		K			F8			F9		3	0	0	0	0	1	0			
Eddie Yost, R OBP: 0.340, SLG: 0.230		P6				K		5-3		3	0	0	0	0	1	0			
Norm Zauchin, R OBP: 0.355, SLG: 0.400						K			K	3	0	0	0	0	2	0			
Ken Aspromonte, R OBP: 0.309, SLG: 0.322				F7			5-3			3	0	0	0	0	0	0			
Steve Korcheck, R OBP: 0.091, SLG: 0.136				5-3			K			3	0	0	0	0	2	0			
Russ Kemmerer, R OBP: 0.171, SLG: 0.121										2	0	0	0	0	1	0			
Ed Fitz Gerald, R OBP: 0.405, SLG: 0.364				K			1-3			1	0	1	0	0	0	0			
Inning Stats	R: 0 E: 0 K: 0 S: 3	H: 0 LOB: 0 BB: 0 P: 3	R: 0 E: 0 K: 1 S: 5	H: 0 LOB: 0 BB: 0 P: 5	R: 0 E: 0 K: 1 S: 5	H: 0 LOB: 0 BB: 0 P: 5	R: 0 E: 0 K: 0 S: 3	H: 0 LOB: 0 BB: 0 P: 3	R: 0 E: 0 K: 2 S: 7	H: 0 LOB: 0 BB: 0 P: 7	R: 0 E: 0 K: 1 S: 5	H: 0 LOB: 0 BB: 0 P: 5	R: 0 E: 0 K: 1 S: 5	H: 0 LOB: 0 BB: 0 P: 5	R: 0 E: 0 K: 2 S: 8	H: 1 LOB: 1 BB: 0 P: 8	1B: 0 2B: 1 3B: 0 HR: 0	SF: 0 SAC: 0 DP: 0 HBP: 0	WP: 0 PA: 28
PITCHER Billy Pierce, L ERA: 2.95	IP: 9.0 WLS: W BF: 28 H: 1 R: 0 ER: 0 SO: 9 BB: 0 IBB: 0 HBP: 0 BLK: 0 WP: 0 HR: 0 S: 46 P: 46 ERA: 0.00 WHIP: 0.111															PITCHER			

Batter	1	2	3	4	5	6	7	8	9	AB	R	H	RBI	BB	SO	LOB	BOTTOM
Jim Landis, R OBP: 0.342, SLG: 0.447	S 1B									4	1	3	1	0	0	0	Washington Senators @ Chicago White Sox Comiskey Park, Chicago, IL Fri Jun 27 1958, 8:05 PM EDT Att: 11,300 - Unknown
Nellie Fox, L OBP: 0.397, SLG: 0.383	F7									3	0	0	0	0	0	2	
Billy Goodman, L OBP: 0.308, SLG: 0.286	F7									3	0	1	0	1	0	2	
Sammy Esposito, R OBP: 0.227, SLG: 0.150	F7									0	1	0	0	0	0	0	
Ray Boone, R OBP: 0.319, SLG: 0.447	F9									4	0	0	0	0	2	5	
Sherm Lollar, R OBP: 0.403, SLG: 0.447		6-3								4	0	1	2	0	1	1	
Al Smith, R OBP: 0.312, SLG: 0.372										4	0	0	0	0	0	1	
Jim Rivera, L OBP: 0.287, SLG: 0.397										3	0	1	0	0	0	0	
Luis Aparicio, R OBP: 0.296, SLG: 0.332										3	0	1	0	0	0	1	
Billy Pierce, L OBP: 0.282, SLG: 0.297										3	1	1	0	0	0	1	
Inning Stats	R: 0 E: 0 K: 0 S: 4	H: 1 LOB: 1 BB: 0 P: 4	R: 0 E: 0 K: 0 S: 4	H: 1 LOB: 1 BB: 0 P: 4	R: 1 E: 0 K: 0 S: 5	H: 2 LOB: 1 BB: 0 P: 5	R: 0 E: 0 K: 0 S: 3	H: 0 LOB: 0 BB: 0 P: 3	R: 0 E: 0 K: 2 S: 8	H: 1 LOB: 1 BB: 0 P: 8	R: 0 E: 0 K: 0 S: 4	H: 1 LOB: 1 BB: 0 P: 4	R: 2 E: 0 K: 1 S: 7	H: 2 LOB: 1 BB: 1 P: 11	1B: 6 2B: 2 3B: 0 HR: 0	SF: 0 SAC: 1 DP: 0 HBP: 0	WP: 0 PA: 33
PITCHER Russ Kemmerer, R ERA: 3.99	IP: 8.0 WLS: L BF: 33 H: 8 R: 3 ER: 3 SO: 3 BB: 1 IBB: 0 HBP: 0 BLK: 0 WP: 0 HR: 0 S: 38 P: 42 ERA: 3.38 WHIP: 1.125															PITCHER	


Batter	1	2	3	4	5	6	7	8	9	AB	R	H	RBI	BB	SO	LOB	TOP								
Eddie Yost, R OBP: 0.333, SLG: 0.225 (1.5)	0-0 1-4-3		0-3 K		0-0 5-3		0-0 F8			4	0	0	0	0	1	0	Washington Senators @ Chicago White Sox Comiskey Park, Chicago, IL Sat Jun 28 1958, 4:33 AM EDT Att: 5,757 - Unknown 								
Albie Pearson, L OBP: 0.351, SLG: 0.351 (1.8)	0-0 P4		0-0 1B		0-0 L7		0-0 F7			4	0	1	0	0	0	0									
Neil Chrisley, L OBP: 0.317, SLG: 0.439 (1.9)	0-0 4-3		0-0 G3			0-0 P4		0-0 P6		4	0	0	0	0	0	1									
Roy Sievers, R OBP: 0.343, SLG: 0.545 (1.7)		0-0 F2		0-0 HR		0-0 HR		0-0 L6		4	2	2	2	0	0	0									
Clint Courtney, L OBP: 0.313, SLG: 0.302 (1.2)		0-0 F6		0-0 F7		0-0 4-3 1B		0-0 F8		4	0	1	0	0	0	0									
Rocky Bridges, R OBP: 0.393, SLG: 0.397 (1.6)		0-0 HR		0-0 4-3		0-0 4-3 1-2			0-0 6-3	4	1	1	1	0	0	1									
Norm Zauchin, R OBP: 0.365, SLG: 0.429 (1.3)		0-0 E7 FC5-4		0-0 HR		0-0 BB			0-0 FC5-4 1B	3	1	2	1	1	0	0									
Ken Aspromonte, R OBP: 0.303, SLG: 0.315 (1.4)		0-0 FC5-4 1-2		0-3 K		0-0 L5			0-0 FC5-4 1-2	4	0	0	0	0	1	4									
Tex Clevenger, R OBP: 0.231, SLG: 0.333 Dick Hyde, R (6.1)									0-0 P4	2	0	0	0	0	0	0									
Faye Throneberry, L OBP: 0.167, SLG: 0.091 Chuck Stobbs, L (7.1)			0-0 1-3						0-0 L1	0	0	0	0	0	0	0									
Herb Plews, L OBP: 0.333, SLG: 0.407 (9. PH)									0-0 L9	1	0	0	0	0	0	1									
Inning Stats	R: 0 E: 0 K: 0 S: 3	H: 0 LOB: 0 BB: 0 P: 3	R: 1 E: 1 K: 0 S: 5	H: 1 LOB: 1 BB: 0 P: 5	R: 0 E: 0 K: 1 S: 6	H: 1 LOB: 1 BB: 0 P: 6	R: 2 E: 0 K: 1 S: 7	H: 2 LOB: 0 BB: 0 P: 7	R: 0 E: 0 K: 0 S: 3	H: 0 LOB: 0 BB: 0 P: 3	R: 1 E: 0 K: 0 S: 5	H: 2 LOB: 2 BB: 1 P: 9	R: 0 E: 0 K: 0 S: 3	H: 0 LOB: 0 BB: 0 P: 3	R: 0 E: 0 K: 0 S: 4	H: 1 LOB: 1 BB: 0 P: 4	1B: 3 2B: 0 3B: 0 HR: 4	SF: 0 SAC: 0 DP: 0 HBP: 0	WP: 0 SB: 0 CS: 0	PA: 36					
PITCHER	IP	WLS	BF	H	R	ER	SO	BB	IBB	HBP	BLK	WP	HR	S	P	ERA	WHIP								
Jim Wilson, R ERA: 3.15 Bob Shaw, R ERA: 4.46 Gerry Staley, R ERA: 3.45	(1.1)		5.1	23	6	4	4	2	0	0	0	0	4	27	27	6.75	1.125								
	(6.1)	0.2	W	3	0	0	0	0	1	0	0	0	0	2	6	0.00	1.500								
	(7.1)	3.0	S	10	1	0	0	0	0	0	0	0	0	10	10	0.00	0.333								

Batter	1	2	3	4	5	6	7	8	9	AB	R	H	RBI	BB	SO	LOB	BOTTOM								
Jim Landis, R OBP: 0.344, SLG: 0.451 (1.8)	0-0 3-1 2B		0-0 6-3		0-3 K	0-0 1B		0-0 5-3		5	0	2	1	0	1	1	Washington Senators @ Chicago White Sox Comiskey Park, Chicago, IL Sat Jun 28 1958, 4:33 AM EDT Att: 5,757 - Unknown 								
Nellie Fox, L OBP: 0.394, SLG: 0.381 (1.4)	0-0 3-1 2-3		0-0 4-3		0-0 P4	0-0 SF8		0-0 1B		4	0	1	1	0	0	2									
Billy Goodman, L OBP: 0.312, SLG: 0.298 Sammy Esposito, R OBP: 0.227, SLG: 0.150 (9.5)	0-0 P7			0-0 1-3	0-0 2B	0-0 1B		0-0 F8		5	0	2	1	0	0	2									
Ray Boone, R OBP: 0.323, SLG: 0.444 (1.3)	0-3 K			0-0 1B 3B	0-0 P4	0-0 1B		0-0 G5-4-3 BB		3	1	1	0	1	1	2									
Earl Battey, R OBP: 0.279, SLG: 0.379 (1.2)		0-0 P4		0-0 3B 1B		0-0 SF9 2B		0-0 G5-4-3 1-2		4	2	2	0	0	0	1									
Al Smith, R OBP: 0.315, SLG: 0.382 (1.9)		0-0 1-3		0-0 1B 3B		0-0 E5 1B 1B		0-0 1B		4	2	2	2	0	0	1									
Jim Rivera, L OBP: 0.279, SLG: 0.388 (1.7)			0-3 K		0-0 P3	0-0 SF9	0-3 K			3	0	0	1	0	2	2									
Luis Aparicio, R OBP: 0.307, SLG: 0.340 (1.6)				0-0 6-3 1B	0-0 FC4 1B	0-0 1B 1B		0-0 WP SF7 BB		3	2	3	1	1	0	0									
Jim Wilson, R OBP: 0.171, SLG: 0.065 Bob Shaw, R OBP: 0.364, SLG: 0.300 Don Mueller, L OBP: 0.345, SLG: 0.357 Gerry Staley, R (7.1)				0-3 K	0-0 FC4	0-0 1B 1B		0-0 SF7		2	0	0	0	0	1	2									
Inning Stats	R: 0 E: 0 K: 1 S: 6	H: 1 LOB: 1 BB: 0 P: 6	R: 0 E: 0 K: 1 S: 5	H: 0 LOB: 0 BB: 0 P: 5	R: 0 E: 0 K: 1 S: 6	H: 1 LOB: 1 BB: 0 P: 6	R: 3 E: 0 K: 0 S: 7	H: 4 LOB: 1 BB: 0 P: 7	R: 0 E: 0 K: 1 S: 6	H: 1 LOB: 1 BB: 0 P: 6	R: 4 E: 1 K: 0 S: 8	H: 5 LOB: 2 BB: 0 P: 8	R: 0 E: 0 K: 1 S: 5	H: 1 LOB: 1 BB: 1 P: 9	R: 1 E: 0 K: 0 S: 4	H: 1 LOB: 1 BB: 1 P: 8		1B: 10 2B: 3 3B: 1 HR: 0	SF: 3 SAC: 0 DP: 1 HBP: 0	WP: 2 SB: 0 CS: 0	PA: 39				
PITCHER	IP	WLS	BF	H	R	ER	SO	BB	IBB	HBP	BLK	WP	HR	S	P	ERA	WHIP								
Tex Clevenger, R ERA: 4.16 Dick Hyde, R ERA: 1.86 Chuck Stobbs, L ERA: 5.75	(1.1)		5.1	25	8	5	4	4	0	0	0	0	5	5	5	0.00	6.000								
	(6.1)	0.2	5	4	2	0	0	0	0	0	0	0	0	5	5	0.00	6.000								
	(7.1)	2.0	9	2	1	1	1	2	0	0	0	1	0	9	17	4.50	2.000								

Batter	1	2	3	4	5	6	7	8	9	AB	R	H	RBI	BB	SO	LOB	TOP											
Bobby Avila, R OBP: 0.344, SLG: 0.421 Billy Hunter, R OBP: 0.230, SLG: 0.265	4-0 3-4-3 BB	0-0 6-3			4-0 1B BB		0-0 1B 3B		0-0 P6	2	1	1	0	2	0	1												
Mickey Vernon, L OBP: 0.394, SLG: 0.503	0-0 3-4-3		0-0 F7		0-0 1B WP 1B		0-0 E			4	0	2	2	2	0	1												
Vic Power, R OBP: 0.341, SLG: 0.508	0-0 5-3		0-0 6-3		0-0 P4		0-0 E5			4	0	0	0	0	0	5												
Rocky Colavito, R OBP: 0.392, SLG: 0.535	0-3 K		0-3 K		0-0 1B		0-0 G5-4-3			4	0	1	1	0	2	4												
Minnie Minoso, R OBP: 0.370, SLG: 0.470		0-0 HR		0-0 F3	0-0 F8			0-0 5-3		4	1	1	1	0	0	2												
Jay Porter, R OBP: 0.318, SLG: 0.500		1-0 2B HBP		0-0 6-3		0-3 K		0-0 6-3		3	1	0	0	0	1	0												
Carroll Hardy, R OBP: 0.304, SLG: 0.375		0-3 K		0-3 K		0-0 F3		0-0 P6		4	0	0	0	0	2	1												
Billy Moran, R OBP: 0.221, SLG: 0.261		0-0 2B			0-0 5-3		0-0 P6		0-0 6-3	4	0	1	1	0	0	0												
Cal McLish, S OBP: 0.429, SLG: 0.077 Hoyt Wilhelm, R OBP: 0.214, SLG: 0.154		0-0 L3			0-0 1B BB		0-3 K		0-0 1-3	3	1	1	0	0	1	1												
Inning Stats	R: 0 E: 0 K: 1 S: 5	H: 0 LOB: 1 BB: 1 P: 9	R: 2 E: 0 K: 1 S: 7	H: 2 LOB: 1 BB: 0 P: 8	R: 0 E: 0 K: 1 S: 5	H: 0 LOB: 0 BB: 0 P: 5	R: 0 E: 0 K: 1 S: 5	H: 0 LOB: 0 BB: 0 P: 5	R: 2 E: 0 K: 0 S: 6	H: 3 LOB: 2 BB: 1 P: 10	R: 0 E: 0 K: 0 S: 5	H: 0 LOB: 0 BB: 0 P: 5	R: 1 E: 1 K: 1 S: 7	H: 2 LOB: 2 BB: 0 P: 7	R: 0 E: 0 K: 0 S: 3	H: 0 LOB: 0 BB: 0 P: 3	R: 0 E: 0 K: 0 S: 3	H: 0 LOB: 0 BB: 0 P: 3	1B: 4 2B: 1 3B: 1 HR: 1	SF: 0 SAC: 0 DP: 1 HBP: 1	WP: 1 PB: 0 CS: 0	PA: 37						
PITCHER	IP	WLS	BF	H	R	ER	SO	BB	IBB	HBP	BLK	WP	HR	S	P	ERA	WHIP											
Dick Donovan, R ERA: 4.52	(1, 1)	6.1	L	30	7	5	5	6	2	0	1	0	1	1	39	48	7.11	1.421										
Bob Shaw, R ERA: 4.15	(7, 1)	1.2		4	0	0	0	0	0	0	0	0	0	0	4	4	0.00	0.000										
Gerry Staley, R ERA: 3.56	(9, 1)	1.0		3	0	0	0	0	0	0	0	0	0	0	3	3	0.00	0.000										

Cleveland Indians @ Chicago White Sox
Comiskey Park, Chicago, IL
Mon Jun 30 1958, 8:05 PM EDT
Att: 13,204 - Unknown


AB 34
R 5
H 7
RBI 5
BB 2
SO 6
LOB 15



Batter	1	2	3	4	5	6	7	8	9	AB	R	H	RBI	BB	SO	LOB	BOTTOM										
Billy Goodman, L OBP: 0.333, SLG: 0.348	0-0 F8		0-0 4-3			0-0 2B		0-0 2B	0-0 F7	5	0	2	1	0	0	2											
Nellie Fox, L OBP: 0.397, SLG: 0.385	0-0 1-3			0-0 L5-4 1B		0-0 L5		0-0 6-3		4	0	1	0	0	0	2											
Jim Landis, R OBP: 0.343, SLG: 0.454	0-0 HR			0-0 F8		0-0 1-3		0-0 F8		4	1	1	1	0	0	3											
Ray Boone, R OBP: 0.326, SLG: 0.445 Norm Cash, L Gerry Staley, R	0-0 6-3			0-0 1B		0-0 2-3		4-0 BB		3	0	1	0	1	0	0											
Sherm Lollar, R OBP: 0.401, SLG: 0.439		0-0 P5		0-0 L5-4		0-0 1B		0-0 1-3		4	0	1	0	0	0	4											
Don Mueller, L OBP: 0.375, SLG: 0.351		0-0 G3			0-0 L3 1B		0-0 F8		0-3 K	4	0	1	0	0	1	1											
Jim Rivera, L OBP: 0.274, SLG: 0.375		0-0 F8			0-0 L3		0-0 4-3		4-0 PB BB	3	0	0	0	1	0	2											
Luis Aparicio, R OBP: 0.320, SLG: 0.342			0-0 1-3		0-0 4-3			0-0 2B 1B	0-3 K	4	1	1	0	0	1	1											
Dick Donovan, L OBP: 0.306, SLG: 0.107 Bob Shaw, R Earl Torgeson, L	0-0 F8				0-0 F8			0-0 2B 2B	4-0 BB	2	0	0	0	0	0	0											
Inning Stats	R: 1 E: 0 K: 0 S: 4	H: 1 LOB: 0 BB: 0 P: 4	R: 0 E: 0 K: 0 S: 3	H: 0 LOB: 0 BB: 0 P: 3	R: 0 E: 0 K: 0 S: 4	H: 2 LOB: 1 BB: 0 P: 4	R: 0 E: 0 K: 0 S: 4	H: 1 LOB: 1 BB: 0 P: 4	R: 0 E: 0 K: 0 S: 4	H: 1 LOB: 1 BB: 0 P: 4	R: 2 E: 0 K: 0 S: 6	H: 3 LOB: 2 BB: 1 P: 10	R: 0 E: 0 K: 2 S: 7	H: 0 LOB: 2 BB: 2 P: 15	1B: 5 2B: 5 3B: 0 HR: 1	SF: 0 SAC: 0 DP: 2 HBP: 0	WP: 0 PB: 1 CS: 0	PA: 37									
PITCHER	IP	WLS	BF	H	R	ER	SO	BB	IBB	HBP	BLK	WP	HR	S	P	ERA	WHIP										
Cal McLish, R ERA: 3.64	(1, 1)	7.0	W	28	9	3	3	0	0	0	0	0	0	28	28	3.86	1.286										
Hoyt Wilhelm, R ERA: 2.16	(8, 1)	2.0	S	9	0	0	0	2	3	0	0	0	0	10	22	0.00	1.500										

Cleveland Indians @ Chicago White Sox
Comiskey Park, Chicago, IL
Mon Jun 30 1958, 8:05 PM EDT
Att: 13,204 - Unknown

AB 34
R 3
H 9
RBI 3
BB 3
SO 2
LOB 15



Batter	1	2	3	4	5	6	7	8	9	10	11	AB	R	H	RBI	BB	SO	LOB	TOP					
Bobby Avila, R OBP: 0.344, SLG: 0.415 (1, 4)	F7		4-3		K						F7	5	0	1	0	1	1	1						
Mickey Vernon, L OBP: 0.397, SLG: 0.494 Jay Porter, R OBP: 0.333, SLG: 0.500 Don Mossi, L OBP: 0.353, SLG: 0.056 Russ Nixon, L OBP: 0.301, SLG: 0.423 (1, 3)	G3		5-3								F7	3	0	0	0	0	0	1						
Vic Power, R OBP: 0.338, SLG: 0.506 (7, 3)	F4		F9									5	0	1	0	0	0	4						
Rocky Colavito, R OBP: 0.396, SLG: 0.532 (1, 9)					K							3	0	1	0	2	2	0						
Minnie Minoso, R OBP: 0.367, SLG: 0.465 (1, 7)												5	0	1	0	0	1	4						
Dick Brown, R OBP: 0.293, SLG: 0.389 Bob Lemon, L OBP: 0.286, SLG: 0.231 Hoyt Wilhelm, R OBP: 0.214, SLG: 0.154 Mudcat Grant, R OBP: 0.135, SLG: 0.167 (1, 2)												2	1	0	0	1	0	1						
Carroll Hardy, R OBP: 0.314, SLG: 0.349 (1, 8)												3	1	0	0	2	1	2						
Billy Moran, R OBP: 0.219, SLG: 0.257 Woodie Held, R OBP: 0.281, SLG: 0.313 (7, 5)												2	0	0	0	0	0	2						
Larry Doby, L OBP: 0.308, SLG: 0.500 Billy Hunter, R OBP: 0.236, SLG: 0.265 (8, 6)												1	1	1	3	0	0	0						
Ray Nieveski, R OBP: 0.214, SLG: 0.175 Billy Harrell, R OBP: 0.297, SLG: 0.370 (7, 6)												2	0	1	0	0	0	0						
Inning Stats	R: 0 E: 0 K: 0 S: 3	H: 0 LOB: 0 BB: 0 P: 3	R: 0 E: 0 K: 0 S: 3	H: 1 LOB: 2 BB: 2 P: 11	R: 0 E: 0 K: 0 S: 4	H: 1 LOB: 1 BB: 0 P: 4	R: 0 E: 0 K: 1 S: 5	H: 1 LOB: 1 BB: 0 P: 6	R: 0 E: 0 K: 1 S: 5	H: 1 LOB: 2 BB: 1 P: 9	R: 1 E: 1 K: 1 S: 7	H: 1 LOB: 3 BB: 2 P: 15	R: 3 E: 0 K: 0 S: 6	H: 3 LOB: 2 BB: 0 P: 14	R: 0 E: 0 K: 2 S: 5	H: 0 LOB: 0 BB: 0 P: 5	R: 0 E: 0 K: 2 S: 6	H: 0 LOB: 1 BB: 1 P: 10	R: 0 E: 0 K: 1 S: 5	H: 0 LOB: 0 BB: 0 P: 5	1B: 6 2B: 2 3B: 0 HR: 1	SF: 0 SAC: 0 DP: 2 HBP: 0	WP: 0 PB: 0 SB: 0 CS: 2	PA: 48
PITCHER	IP: 6.2 WLS: 29 BF: 29 H: 5 R: 1 ER: 0 SO: 4 BB: 5 IBB: 0 HBP: 0 BLK: 0 WP: 0 HR: 0 S: 32 P: 52 ERA: 0.00 WHIP: 1.500	IP: 7.1 WLS: 6 BF: 13 H: 3 R: 3 ER: 0 SO: 0 BB: 2 IBB: 0 HBP: 0 BLK: 0 WP: 0 HR: 1 S: 12 P: 27.00 ERA: 4.04 WHIP: 3.000	IP: 8.1 WLS: 9 BF: 20 H: 2 R: 0 ER: 0 SO: 3 BB: 1 IBB: 0 HBP: 0 BLK: 0 WP: 0 HR: 0 S: 14 P: 18.00 ERA: 3.92 WHIP: 1.286	IP: 11.1 WLS: 3 BF: 0 H: 0 R: 0 ER: 0 SO: 1 BB: 0 IBB: 0 HBP: 0 BLK: 0 WP: 0 HR: 0 S: 5 P: 5 ERA: 4.12 WHIP: 0.000	PITCHER	IP: 6.0 WLS: 27 BF: 27 H: 8 R: 4 ER: 4 SO: 2 BB: 1 IBB: 0 HBP: 0 BLK: 0 WP: 2 HR: 1 S: 30 P: 34 ERA: 6.00 WHIP: 1.500	IP: 7.1 WLS: 4 BF: 18 H: 0 R: 0 ER: 0 SO: 6 BB: 0 IBB: 0 HBP: 0 BLK: 0 WP: 0 HR: 6 S: 20 P: 6.00 ERA: 1.000	IP: 8.1 WLS: 9 BF: 10 H: 1 R: 0 ER: 0 SO: 1 BB: 2 IBB: 1 HBP: 0 BLK: 0 WP: 0 HR: 8 S: 20 P: 18.00 ERA: 2.1 WHIP: 1.800	IP: 9.1 WLS: 10 BF: 21 H: 2 R: 1 ER: 1 SO: 0 BB: 2 IBB: 1 HBP: 0 BLK: 0 WP: 0 HR: 7 S: 19 P: 5.40 ERA: 3.89 WHIP: 2.400	PITCHER	IP: 6.0 WLS: 30 BF: 30 H: 8 R: 4 ER: 4 SO: 3 BB: 1 IBB: 0 HBP: 0 BLK: 0 WP: 2 HR: 1 S: 30 P: 34 ERA: 6.00 WHIP: 1.500	IP: 7.1 WLS: 6 BF: 13 H: 3 R: 3 ER: 0 SO: 0 BB: 2 IBB: 0 HBP: 0 BLK: 0 WP: 0 HR: 1 S: 12 P: 27.00 ERA: 4.04 WHIP: 3.000	IP: 8.1 WLS: 9 BF: 20 H: 2 R: 0 ER: 0 SO: 3 BB: 1 IBB: 0 HBP: 0 BLK: 0 WP: 0 HR: 0 S: 14 P: 18.00 ERA: 3.92 WHIP: 1.286	IP: 11.1 WLS: 3 BF: 0 H: 0 R: 0 ER: 0 SO: 1 BB: 0 IBB: 0 HBP: 0 BLK: 0 WP: 0 HR: 0 S: 5 P: 5 ERA: 4.12 WHIP: 0.000										

Cleveland Indians @ Chicago White Sox
Comiskey Park, Chicago, IL
Tue Jul 01 1958, 4:33 AM EDT
Att: 16,639 - Unknown

AB 39
R 4
H 8
RBI 4
BB 8
SO 8
LOB 19



Batter	1	2	3	4	5	6	7	8	9	10	11	AB	R	H	RBI	BB	SO	LOB	BOTTOM					
Billy Goodman, L OBP: 0.344, SLG: 0.369 Sammy Esposito, R OBP: 0.217, SLG: 0.143 (8, 5)	4-3				4-3							3	1	2	0	1	0	0						
Nellie Fox, L OBP: 0.394, SLG: 0.381 (1, 4)	4-3				4-3							3	0	0	1	1	0	1						
Jim Landis, R OBP: 0.351, SLG: 0.469 (1, 8)												6	2	4	0	0	1	4						
Ray Boone, R OBP: 0.337, SLG: 0.447 (1, 3)												4	1	2	0	2	1	3						
Sherm Lollar, R OBP: 0.399, SLG: 0.450 (1, 2)												6	1	2	4	0	1	5						
Don Mueller, L OBP: 0.356, SLG: 0.357 (1, 9)												5	0	1	0	0	0	0						
Jim Rivera, L OBP: 0.277, SLG: 0.372 (1, 7)												4	0	1	0	1	1	1						
Luis Aparicio, R OBP: 0.314, SLG: 0.336 (1, 6)												5	0	0	0	0	0	3						
Billy Pierce, L OBP: 0.262, SLG: 0.275 Gerry Staley, R OBP: 0.417, SLG: 0.300 Earl Torgeson, L OBP: 0.351, SLG: 0.420 Early Wynn, S OBP: 0.368, SLG: 0.290 (1, 1)												3	0	0	0	0	0	1						
Inning Stats	R: 0 E: 0 K: 1 S: 5	H: 1 LOB: 1 BB: 1 P: 9	R: 0 E: 0 K: 1 S: 6	H: 1 LOB: 1 BB: 0 P: 6	R: 1 E: 1 K: 0 S: 6	H: 3 LOB: 2 BB: 0 P: 6	R: 0 E: 0 K: 0 S: 3	H: 0 LOB: 0 BB: 0 P: 3	R: 0 E: 0 K: 0 S: 3	H: 0 LOB: 0 BB: 0 P: 3	R: 3 E: 1 K: 0 S: 7	H: 3 LOB: 1 BB: 0 P: 7	R: 0 E: 0 K: 1 S: 6	H: 1 LOB: 1 BB: 0 P: 6	R: 0 E: 0 K: 1 S: 6	H: 0 LOB: 3 BB: 3 P: 15	R: 0 E: 0 K: 0 S: 3	H: 0 LOB: 2 BB: 2 P: 11	R: 1 E: 0 K: 0 S: 3	H: 2 LOB: 2 BB: 1 P: 7	1B: 7 2B: 3 3B: 1 HR: 1	SF: 1 SAC: 2 DP: 0 HBP: 0	WP: 2 PB: 0 SB: 2 CS: 0	PA: 50
PITCHER	IP: 6.0 WLS: 27 BF: 27 H: 8 R: 4 ER: 4 SO: 2 BB: 1 IBB: 0 HBP: 0 BLK: 0 WP: 2 HR: 1 S: 30 P: 34 ERA: 6.00 WHIP: 1.500	IP: 7.1 WLS: 4 BF: 18 H: 0 R: 0 ER: 0 SO: 6 BB: 0 IBB: 0 HBP: 0 BLK: 0 WP: 0 HR: 6 S: 20 P: 6.00 ERA: 1.000	IP: 8.1 WLS: 9 BF: 10 H: 1 R: 0 ER: 0 SO: 1 BB: 2 IBB: 1 HBP: 0 BLK: 0 WP: 0 HR: 8 S: 20 P: 18.00 ERA: 2.1 WHIP: 1.800	IP: 9.1 WLS: 10 BF: 21 H: 2 R: 1 ER: 1 SO: 0 BB: 2 IBB: 1 HBP: 0 BLK: 0 WP: 0 HR: 7 S: 19 P: 5.40 ERA: 3.89 WHIP: 2.400	PITCHER	IP: 6.0 WLS: 30 BF: 30 H: 8 R: 4 ER: 4 SO: 3 BB: 1 IBB: 0 HBP: 0 BLK: 0 WP: 2 HR: 1 S: 30 P: 34 ERA: 6.00 WHIP: 1.500	IP: 7.1 WLS: 6 BF: 13 H: 3 R: 3 ER: 0 SO: 0 BB: 2 IBB: 0 HBP: 0 BLK: 0 WP: 0 HR: 1 S: 12 P: 27.00 ERA: 4.04 WHIP: 3.000	IP: 8.1 WLS: 9 BF: 20 H: 2 R: 0 ER: 0 SO: 3 BB: 1 IBB: 0 HBP: 0 BLK: 0 WP: 0 HR: 0 S: 14 P: 18.00 ERA: 3.92 WHIP: 1.286	IP: 11.1 WLS: 3 BF: 0 H: 0 R: 0 ER: 0 SO: 1 BB: 0 IBB: 0 HBP: 0 BLK: 0 WP: 0 HR: 0 S: 5 P: 5 ERA: 4.12 WHIP: 0.000															

Cleveland Indians @ Chicago White Sox
Comiskey Park, Chicago, IL
Tue Jul 01 1958, 4:33 AM EDT
Att: 16,639 - Unknown

AB 40
R 5
H 12
RBI 5
BB 7
SO 4
LOB 20



Batter	1	2	3	4	5	6	7	8	9	AB	R	H	RBI	BB	SO	LOB	TOP										
Mike Baxes, R OBP: 0.297, SLG: 0.284 (1, 4)	F8		K		4-3			K	K	5	0	0	0	0	3	1											
Chico Carrasquel, R OBP: 0.311, SLG: 0.319 (1, 5)	L5		1B		5-3			1B	BB	3	1	1	0	1	0	0											
Roger Maris, L OBP: 0.303, SLG: 0.403 (1, 8)	BB		F8					1B	1B	3	1	1	0	1	1	1											
Preston Ward, L OBP: 0.357, SLG: 0.447 (1, 3)	3-4-3		1B					1B	1B	4	0	2	1	0	0	1											
Harry Simpson, L OBP: 0.344, SLG: 0.413 (1, 7)		4-3	K					1B	1B	4	0	1	1	0	1	2											
Hal Smith, R OBP: 0.267, SLG: 0.415 (1, 2)	1B				5-3			F7		4	0	2	0	0	0	2											
Bob Martyn, L OBP: 0.349, SLG: 0.417 (1, 9)	F6		F7				G4-6-3	1B	K	4	0	0	0	0	1	2											
Joe Demaestri, R OBP: 0.259, SLG: 0.282 (9, PH)	1B		F7				F7		G3	3	0	1	0	0	0	0											
Frank House, L OBP: 0.276, SLG: 0.316 (9, PH)	1B									1	0	0	0	0	0	0											
Ray Herbert, R OBP: 0.273, SLG: 0.250 (8, PH)								F7		2	0	0	0	0	1	2											
Hector Lopez, R OBP: 0.262, SLG: 0.406 (8, PH)										1	0	0	0	0	0	0											
Bob Grim, R OBP: 0.305, SLG: 0.269 (8, 1)										0	0	0	0	0	0	0											
Dick Tomaneck, L OBP: 0.301, SLG: 0.269 (8, 1)										0	0	0	0	0	0	0											
Tom Gorman, R OBP: 0.111, SLG: 0.111 (8, 1)										0	0	0	0	0	0	0											
Whitley Herzog, L OBP: 0.296, SLG: 0.167 (8, PH)										1	0	1	0	0	0	0											
Inning Stats	R: 0 E: 0 K: 0 S: 3	H: 0 LOB: 1 BB: 1 P: 7	R: 0 E: 0 K: 0 S: 5	H: 2 LOB: 2 BB: 0 P: 5	R: 0 E: 0 K: 2 S: 9	H: 2 LOB: 2 BB: 0 P: 9	R: 0 E: 0 K: 0 S: 3	H: 0 LOB: 0 BB: 0 P: 3	R: 0 E: 0 K: 1 S: 5	H: 0 LOB: 0 BB: 0 P: 5	R: 0 E: 0 K: 0 S: 5	H: 1 LOB: 1 BB: 0 P: 3	R: 2 E: 0 K: 1 S: 8	H: 3 LOB: 2 BB: 1 P: 12	R: 0 E: 0 K: 2 S: 8	H: 1 LOB: 1 BB: 0 P: 8	1B: 9 2B: 0 3B: 0 HR: 0	SF: 0 SAC: 0 DP: 1 HBP: 0	WP: 0 PA: 37 CS: 0								
PITCHER	IP	WLS	BF	H	R	ER	SO	BB	IBB	HBP	BLK	WP	HR	S	P	ERA	WHIP										
Jim Wilson, R ERA: 3.09 (1, 1)	7.2	W	32	8	2	2	5	2	0	0	0	0	0	40	48	2.35	1.304										
Bob Shaw, R ERA: 3.89 (8, 1)	0.1		1	0	0	0	0	0	0	0	0	0	0	1	1	0.00	0.000										
Turk Lown, R ERA: 5.09 (9, 1)	1.0	S	4	1	0	0	2	0	0	0	0	0	0	8	8	0.00	1.000										

Kansas City Athletics @ Chicago White Sox
Comiskey Park, Chicago, IL
Thu Jul 03 1958, 4:33 AM EDT
Att: 2,601 - Unknown

AB	35
R	2
H	9
RBI	2
BB	2
SO	7
LOB	11



Batter	1	2	3	4	5	6	7	8	9	AB	R	H	RBI	BB	SO	LOB	BOTTOM										
Billy Goodman, L OBP: 0.342, SLG: 0.366 (1, 5)	K		SH2-3		4-3			F7	1B	4	0	1	0	0	1	2											
Sammy Esposito, R OBP: 0.250, SLG: 0.143 (8, 5)			1B					1B	BB	0	0	0	1	1	0	0											
Nellie Fox, L OBP: 0.396, SLG: 0.380 (1, 4)	1B		SH2-3		1-6-3			F7		3	1	1	0	1	0	3											
Jim Landis, R OBP: 0.356, SLG: 0.474 (1, 8)	F6		FC4-6		K			2B	IBB	4	0	2	4	0	1	1											
Ray Boone, R OBP: 0.328, SLG: 0.433 (1, 3)	5-3		F4		K			F8	1B	5	0	0	0	0	1	7											
Don Mueller, L OBP: 0.367, SLG: 0.391 (8, PR)			FC4-6					F7		4	0	2	0	0	0	2											
Al Smith, R OBP: 0.315, SLG: 0.382 (9, 9)	1B		1B					1B	BB	0	1	0	0	0	0	0											
Earl Battey, R OBP: 0.324, SLG: 0.462 (1, 2)	G1-2-3		1B		HR			K	F2	3	1	1	1	0	1	1											
Jim Rivera, L OBP: 0.282, SLG: 0.371 (1, 7)	G1-2-3		1B		L3			G3		3	1	1	0	1	0	0											
Luis Aparicio, R OBP: 0.321, SLG: 0.340 (1, 6)	G1-2-3		4-3		BB			SH2-4	BB	3	2	2	0	1	0	3											
Jim Wilson, R OBP: 0.162, SLG: 0.061 (8, 1)								SH2-4	BB	2	0	0	0	0	0	3											
Bob Shaw, R OBP: 0.417, SLG: 0.300 (8, PH)										0	0	0	0	0	0	0											
Earl Tompkins, L OBP: 0.301, SLG: 0.430 (8, PH)										0	0	0	1	1	0	0											
Sherm Lollar, R OBP: 0.442, SLG: 0.430 (8, PH)										0	1	0	0	0	0	0											
Norm Cash, L OBP: 0.296, SLG: 0.167 (8, PH)										0	0	0	0	0	0	0											
Turk Lown, R (9, 1)										0	0	0	0	0	0	0											
Inning Stats	R: 0 E: 0 K: 1 S: 6	H: 1 LOB: 1 BB: 0 P: 6	R: 0 E: 0 K: 0 S: 4	H: 2 LOB: 2 BB: 0 P: 5	R: 0 E: 0 K: 0 S: 4	H: 1 LOB: 1 BB: 0 P: 5	R: 1 E: 0 K: 0 S: 4	H: 1 LOB: 1 BB: 1 P: 8	R: 0 E: 0 K: 2 S: 7	H: 0 LOB: 0 BB: 0 P: 7	R: 0 E: 0 K: 1 S: 5	H: 0 LOB: 0 BB: 0 P: 5	R: 2 E: 0 K: 0 S: 5	H: 2 LOB: 1 BB: 1 P: 9	R: 4 E: 0 K: 0 S: 6	H: 3 LOB: 3 BB: 3 P: 18	1B: 7 2B: 2 3B: 0 HR: 1	SF: 0 SAC: 2 DP: 1 HBP: 2	WP: 0 PA: 40 CS: 0								
PITCHER	IP	WLS	BF	H	R	ER	SO	BB	IBB	HBP	BLK	WP	HR	S	P	ERA	WHIP										
Ray Herbert, R ERA: 3.76 (1, 1)	7.0	L	31	7	3	3	4	1	1	2	0	0	0	35	45	3.86	1.143										
Bob Grim, R ERA: 6.31 (8, 1)	0.1		4	2	3	3	0	0	1	0	0	0	0	3	7	81.00	6.000										
Dick Tomaneck, L ERA: 4.86 (8, 1)	0.1		4	1	1	1	0	2	0	0	0	0	0	2	10	27.00	9.000										
Tom Gorman, R ERA: 3.59 (8, 1)	0.1		1	0	0	0	0	0	0	0	0	0	0	1	1	0.00	0.000										

Kansas City Athletics @ Chicago White Sox
Comiskey Park, Chicago, IL
Thu Jul 03 1958, 4:33 AM EDT
Att: 2,601 - Unknown

AB	31
R	7
H	10
RBI	7
BB	5
SO	4
LOB	22



Batter	1	2	3	4	5	6	7	8	9	AB	R	H	RBI	BB	SO	LOB	TOP										
Bill Tuttle, R OBP: 0.343, SLG: 0.350 (1, 8)	4-0 CS BB		0-0 FC3-6 1B		0-0 F9		0-0 FC1-4 1B 6-3	0-0 6-3		4	1	1	1	1	0	2											
Roger Maris, L OBP: 0.308, SLG: 0.402 (1, 9)	4-0 BB BB		0-0 FC3-6			4-0 1B BB	0-0 6-3 1B	0-0 F8		3	2	1	0	2	0	1											
Hector Lopez, R OBP: 0.321, SLG: 0.402 (1, 5)	0-0 F9		0-0 4-3			0-3 K	0-0 6-3		0-3 K	5	0	0	1	0	2	4											
Preston Ward, L OBP: 0.367, SLG: 0.450 (1, 3)	4-0 BB			0-3 K2-3		0-0 1B 1B	0-0 1B 1B		4-0 BB	3	0	2	1	2	1	0											
Harry Simpson, L OBP: 0.346, SLG: 0.412 Bob Martyn, L OBP: 0.349, SLG: 0.417 (1, 7) (9, 7)	0-0 F4			0-0 4-3		0-0 1B	0-0 1B		0-0 BB	5	0	2	1	0	0	3											
Harry Chiti, R OBP: 0.310, SLG: 0.411 Hal Smith, R OBP: 0.258, SLG: 0.400 (1, 2) (3, 2)		0-0 1-3		0-3 K		0-0 F4	0-0 1-3			1	0	0	0	0	0	0											
Mike Baxes, R OBP: 0.296, SLG: 0.279 (1, 4)		0-0 F7			4-0 BB	0-0 F7		0-3 K		3	0	0	0	1	1	2											
Joe Demaestri, R OBP: 0.264, SLG: 0.295 (1, 6)		0-0 F4			0-3 K		0-0 1B FC1-4	0-0 HR		4	2	2	0	0	1	1											
Murry Dickson, R OBP: 0.286, SLG: 0.368 Bob Grim, R OBP: 0.302, SLG: 0.189 Tom Gorman, R OBP: 0.287, SLG: 0.111 Bob Cerv, R OBP: 0.287, SLG: 0.652 Dick Tomaneck, L OBP: 0.190, SLG: 0.203 (1, 1) (1, 1) (7, PH) (7, 1) (8, PH) (8, 1)			0-0 L7		0-0 F5		0-0 1B FC1-4	0-0 HR		0	0	0	0	0	0	0											
Inning Stats	R: 0 E: 0 K: 0 S: 2	H: 0 LOB: 2 BB: 3 P: 14	R: 0 E: 0 K: 0 S: 3	H: 0 LOB: 0 BB: 0 P: 3	R: 0 E: 0 K: 0 S: 4	H: 1 LOB: 1 BB: 0 P: 4	R: 0 E: 0 K: 2 S: 7	H: 0 LOB: 0 BB: 0 P: 7	R: 0 E: 0 K: 1 S: 5	H: 0 LOB: 1 BB: 1 P: 9	R: 1 E: 0 K: 1 S: 7	H: 2 LOB: 2 BB: 1 P: 11	R: 3 E: 0 K: 0 S: 8	H: 5 LOB: 5 BB: 0 P: 8	R: 2 E: 0 K: 1 S: 7	H: 2 LOB: 0 BB: 0 P: 7	R: 0 E: 0 K: 1 S: 4	H: 0 LOB: 0 BB: 1 P: 8	1B: 8 2B: 0 3B: 1 HR: 1	SF: 0 SAC: 0 DP: 1 HBP: 0	WP: 0 PB: 0 CS: 1	PA: 41					
PITCHER	IP	WLS	BF	H	R	ER	SO	BB	IBB	HBP	BLK	WP	HR	S	P	ERA	WHIP										
Early Wynn, R ERA: 4.14 Bob Shaw, R ERA: 4.04 Turk Lown, R ERA: 5.4	(1, 1) (7, 1) (7, 1)	6.0 0.2 2.1	L	27 5 9	3 3 2	3 1 2	4 0 2	5 0 1	0 0 0	0 0 0	0 0 0	0 0 0	0 0 1	30 5 12	50 5 16	4.50 13.50 7.71	1.667 4.500 1.286										

Kansas City Athletics @ Chicago White Sox
Comiskey Park, Chicago, IL
Fri Jul 04 1958, 4:33 AM EDT
Unknown

AB 35
R 6
H 10
RBI 6
BB 6
SO 6
LOB 18



Batter	1	2	3	4	5	6	7	8	9	AB	R	H	RBI	BB	SO	LOB	BOTTOM										
Billy Goodman, L OBP: 0.339, SLG: 0.369 Sammy Esposito, R OBP: 0.250, SLG: 0.143 (1, 5) (8, 5)	0-0 G3 HR		0-0 F7		0-0 G4-6-3		0-0 4-3			4	1	1	0	0	0	1											
Nellie Fox, L OBP: 0.391, SLG: 0.375 (1, 4)	0-0 G3	0-0 5-3			0-0 F6		0-0 F9			4	0	0	0	0	0	1											
Jim Landis, R OBP: 0.354, SLG: 0.483 (1, 8)	0-0 HR		0-0 L7		0-0 F7			0-0 F5		4	1	1	2	0	0	0											
Ray Boone, R OBP: 0.326, SLG: 0.446 (1, 3)	0-0 6-3		0-0 HR		0-3 K			0-3 K		4	1	1	1	0	2	0											
Don Mueller, L OBP: 0.365, SLG: 0.388 Sherm Lollar, R OBP: 0.400, SLG: 0.448 Norm Cash, L (8, PH) (9, 9)	0-0 HR		0-0 F8			0-0 E1		0-0 F9		3	1	1	0	0	0	0											
Earl Battey, R OBP: 0.333, SLG: 0.500 (1, 2)	0-0 HR		1-0 HBP		0-3 K			0-0 F2		3	1	1	2	0	1	1											
Jim Rivera, L SLG: 0.370 Al Smith, R OBP: 0.314, SLG: 0.380 (1, 7) (9, PH)	0-0 FC5-4		0-3 K			0-3 K			0-0 F8	3	0	1	0	0	2	2											
Luis Aparicio, R OBP: 0.321, SLG: 0.337 Ron Jackson, R OBP: 0.345, SLG: 0.462 (1, 6) (9, PH)	0-0 FC5-4			4-0 G4-6-3		0-0 6-3			0-3 K	2	0	0	0	1	0	2											
Early Wynn, S OBP: 0.350, SLG: 0.273 Bob Shaw, R OBP: 0.417, SLG: 0.300 Turk Lown, R (1, 1) (7, 1) (7, 1)		0-0 1-3		0-3 K			0-0 F8			2	0	0	0	0	1	1											
Inning Stats	R: 4 E: 0 K: 0 S: 8	H: 5 LOB: 1 BB: 0 P: 8	R: 0 E: 0 K: 0 S: 3	H: 0 LOB: 0 BB: 0 P: 3	R: 1 E: 0 K: 1 S: 6	H: 1 LOB: 1 BB: 0 P: 7	R: 0 E: 0 K: 1 S: 4	H: 0 LOB: 0 BB: 1 P: 8	R: 0 E: 0 K: 2 S: 8	H: 0 LOB: 1 BB: 0 P: 8	R: 0 E: 0 K: 0 S: 3	H: 0 LOB: 0 BB: 0 P: 3	R: 0 E: 0 K: 1 S: 5	H: 0 LOB: 0 BB: 0 P: 5	R: 0 E: 0 K: 1 S: 5	H: 0 LOB: 0 BB: 0 P: 5	R: 0 E: 0 K: 1 S: 5	H: 0 LOB: 0 BB: 0 P: 5	1B: 2 2B: 1 3B: 0 HR: 3	SF: 0 SAC: 0 DP: 1 HBP: 1	WP: 0 PB: 0 CS: 0	PA: 35					
PITCHER	IP	WLS	BF	H	R	ER	SO	BB	IBB	HBP	BLK	WP	HR	S	P	ERA	WHIP										
Murry Dickson, R ERA: 3.38 Bob Grim, R ERA: 5.52 Tom Gorman, R ERA: 3.51 Dick Tomaneck, L ERA: 4.73	(1, 1) (1, 1) (7, 1) (8, 1)	0.2 5.1 1.0 2.0		7 19 3 6	4 1 0 0	4 1 0 0	0 5 0 2	0 4 0 0	0 0 0 0	0 1 0 0	0 0 0 0	0 0 0 0	0 1 0 0	27 32 3 10	32 1.69 0.00 0.00	54.00 0.375 0.000 0.000											

Kansas City Athletics @ Chicago White Sox
Comiskey Park, Chicago, IL
Fri Jul 04 1958, 4:33 AM EDT
Unknown

AB 33
R 5
H 6
RBI 5
BB 1
SO 7
LOB 8




Batter	1	2	3	4	5	6	7	8	9	AB	R	H	RBI	BB	SO	LOB	TOP								
Mike Baxes, R OBP: 0.294, SLG: 0.277 (1, 4)	5-3		FC5-4			HR		F2	5-3	5	1	1	0	0	0	2									
Bill Tuttle, R OBP: 0.345, SLG: 0.361 (1, 8)	BB					HR		5-3		3	1	1	2	1	1	0									
Roger Maris, L OBP: 0.307, SLG: 0.400 (1, 9)	L3					1-3		E		4	0	1	0	0	0	1									
Preston Ward, L OBP: 0.365, SLG: 0.451 (1, 3)		6-3				2B		E5		4	0	1	0	0	0	1									
Harry Simpson, L OBP: 0.344, SLG: 0.432 Whitley Herzog, L OBP: 0.302, SLG: 0.189 (1, 7) (8, 7)	F7					HR		1-3		4	1	1	1	0	0	3									
Hector Lopez, R OBP: 0.320, SLG: 0.404 (1, 5)	6-3					HR		1-3		0	0	0	0	0	0	0									
Harry Chiti, R OBP: 0.310, SLG: 0.417 (1, 2)			L6			F8		SH3		3	1	1	0	0	0	0									
Joe Demaestri, R OBP: 0.266, SLG: 0.304 (1, 6)			FC6-4			5-3		K		4	0	2	1	0	1	1									
Bud Daley, L Dick Tomanek, L OBP: 0.190, SLG: 0.263 (1, 1) (9, 1)	FC6-4		FC6-4			F6		1-3		4	0	0	0	0	0	3									
Inning Stats	R: 0 E: 0 K: 0 S: 2	H: 0 LOB: 0 BB: 1 P: 6	R: 0 E: 0 K: 0 S: 3	H: 0 LOB: 0 BB: 0 P: 3	R: 0 E: 0 K: 0 S: 4	H: 1 LOB: 1 BB: 0 P: 4	R: 0 E: 0 K: 1 S: 5	H: 0 LOB: 0 BB: 0 P: 5	R: 1 E: 0 K: 0 S: 4	H: 1 LOB: 0 BB: 0 P: 4	R: 2 E: 0 K: 0 S: 6	H: 3 LOB: 1 BB: 0 P: 6	R: 0 E: 0 K: 1 S: 6	H: 1 LOB: 1 BB: 0 P: 6	R: 0 E: 1 K: 0 S: 5	H: 1 LOB: 1 BB: 0 P: 5	R: 1 E: 0 K: 0 S: 5	H: 2 LOB: 1 BB: 0 P: 5	1B: 3 2B: 5 3B: 0 HR: 2	SF: 0 SAC: 1 DP: 1 HBP: 0	WP: 0 PB: 0 CS: 0	PA: 37			
PITCHER	IP	WLS	BF	H	R	ER	SO	BB	IBB	HBP	BLK	WP	HR	S	P	ERA	WHIP								
Ray Moore, R ERA: 2.64 (1, 1)	6.0	L	23	5	3	3	1	1	0	0	0	0	2	24	28	4.50	1.000								
Gerry Staley, R ERA: 3.89 (7, 1)	2.0		9	2	0	0	1	0	0	0	0	0	0	11	11	0.00	1.000								
Tom Qualters, R ERA: 3.29 (9, 1)	1.0		5	2	1	1	0	0	0	0	0	0	0	5	5	9.00	2.000								

Kansas City Athletics @ Chicago White Sox
Comiskey Park, Chicago, IL
Fri Jul 04, 1958, 4:38 AM EDT
Att: 18,047 - Unknown

livebaseballscores.com

AB 35
R 4
H 9
RBI 4
BB 1
SO 2
LOB 11



Batter	1	2	3	4	5	6	7	8	9	AB	R	H	RBI	BB	SO	LOB	BOTTOM								
Billy Goodman, L OBP: 0.347, SLG: 0.377 (1, 5)	6-3		6-3			SH		FC6-4		5	0	3	0	0	0	0									
Nellie Fox, L OBP: 0.392, SLG: 0.375 (1, 4)	1B		1-3			SH		FC6-4		3	0	1	0	1	0	1									
Jim Landis, R OBP: 0.351, SLG: 0.477 (1, 8)	F7		1B			K		F8		5	0	1	0	0	1	7									
Ray Boone, R OBP: 0.333, SLG: 0.468 (1, 3)	L7		1B			K		FC6-4		5	2	3	0	0	1	3									
Sherm Lollar, R OBP: 0.400, SLG: 0.458 (1, 2)			F9			BB		1-3		4	1	1	2	1	1	3									
Al Smith, R OBP: 0.312, SLG: 0.374 (1, 7)	E6		FC6-4			6-3		L7		4	0	0	0	0	0	3									
Don Mueller, L OBP: 0.375, SLG: 0.385 Earl Battey, R OBP: 0.329, SLG: 0.493 (1, 9) (9, PH)	FC6-4		1B			6-3		FC6-4		3	0	1	1	1	0	1									
Luis Aparicio, R OBP: 0.319, SLG: 0.335 (1, 6)	FC6-4		1B			6-3		FC6-4		1	0	0	0	0	1	0									
Ray Moore, R OBP: 0.299, SLG: 0.423 Ron Jackson, R OBP: 0.342, SLG: 0.457 Gerry Staley, R Sammy Esposito, R OBP: 0.240, SLG: 0.136 Tom Qualters, R (1, 1) (6, PH) (7, 1) (8, PH) (9, 1)	K		FC6-4			K		F9		5	0	1	0	0	0	4									
Inning Stats	R: 0 E: 0 K: 0 S: 4	H: 1 LOB: 1 BB: 0 P: 4	R: 0 E: 1 K: 2 S: 9	H: 1 LOB: 2 BB: 0 P: 9	R: 0 E: 0 K: 0 S: 5	H: 2 LOB: 2 BB: 0 P: 5	R: 0 E: 0 K: 1 S: 6	H: 1 LOB: 1 BB: 0 P: 6	R: 0 E: 1 K: 2 S: 9	H: 1 LOB: 3 BB: 1 P: 13	R: 0 E: 0 K: 0 S: 4	H: 1 LOB: 3 BB: 2 P: 12	R: 1 E: 0 K: 0 S: 4	H: 1 LOB: 1 BB: 0 P: 5	R: 0 E: 0 K: 0 S: 4	H: 1 LOB: 1 BB: 0 P: 4	R: 2 E: 0 K: 1 S: 7	H: 2 LOB: 0 BB: 0 P: 7	1B: 8 2B: 1 3B: 1 HR: 1	SF: 0 SAC: 1 DP: 0 HBP: 1	WP: 0 PB: 0 CS: 0	PA: 44			
PITCHER	IP	WLS	BF	H	R	ER	SO	BB	IBB	HBP	BLK	WP	HR	S	P	ERA	WHIP								
Bud Daley, L ERA: 2.61 Dick Tomanek, L ERA: 4.66 (1, 1) (9, 1)	8.0	W	41	11	3	3	5	3	0	1	0	0	1	47	60	3.38	1.750								
	1.0	S	3	0	0	0	1	0	0	0	0	0	0	5	5	0.00	0.000								

Kansas City Athletics @ Chicago White Sox
Comiskey Park, Chicago, IL
Fri Jul 04, 1958, 4:38 AM EDT
Att: 18,047 - Unknown

livebaseballscores.com

AB 39
R 3
H 11
RBI 3
BB 3
SO 6
LOB 26



Batter	1	2	3	4	5	6	7	8	9	AB	R	H	RBI	BB	SO	LOB	TOP		
Harvey Kuenn, R OBP: 0.369, SLG: 0.480 (1, 8)	0-0 FC3-6 1B		0-0 F4		0-0 5-3			0-0 F7		4	0	1	0	0	0	0	Detroit Tigers @ Chicago White Sox Comiskey Park, Chicago, IL Sat Jul 05 1958, 8:05 PM EDT Att: 23,025 - Unknown		
Ozzie Virgil, R OBP: 0.312, SLG: 0.392 (1, 5)	0-0 FC3-6 1B		0-0 6-3			0-0 F4		0-0 1B		4	1	1	0	0	0	1			
Al Kaline, R OBP: 0.363, SLG: 0.492 (1, 9)	0-0 L9		0-0 F2			0-0 L4		0-0 L9		4	0	0	0	0	0	2			
Gail Harris, L OBP: 0.349, SLG: 0.478 (1, 3)	4-0 1B 1-2 BB			0-3 K		0-0 F9			0-0 F9	3	0	0	0	1	1	0			
Johnny Groth, R OBP: 0.386, SLG: 0.476 (1, 7)	0-0 1B		0-0 FC6-4 1B			0-0 F7			0-0 4-3	4	0	2	1	0	0	0			
Frank Bolling, R OBP: 0.342, SLG: 0.377 (1, 4)		0-0 SH3-4 1B		0-0 FC6-4 1B		0-0 F8			0-0 F9	4	0	1	0	0	0	1			
Billy Martin, R OBP: 0.298, SLG: 0.398 (1, 6)		0-0 SH3-4 1-2		0-0 L6			0-0 1B			2	0	1	0	0	0	1			
Jim Hegan, R OBP: 0.256, SLG: 0.257 (1, 2)		0-0 L8		0-3 K		0-0 F6				3	0	0	0	0	1	2			
Frank Lary, R OBP: 0.183, SLG: 0.146 (1, 1)		0-0 F9		0-0 5-3			0-0 F8			1	0	0	0	0	0	1			
Tom Morgan, R OBP: 0.355, SLG: 0.286 (5, PH)										0	0	0	0	0	0	0			
Milt Bolling, R OBP: 0.269, SLG: 0.286 (5, 1)										0	0	0	0	0	0	0			
Herb Motford, R OBP: 0.355, SLG: 0.286 (5, 1)										0	0	0	0	0	0	0			
Bill Fischer, R OBP: 0.269, SLG: 0.286 (7, 1)										0	0	0	0	0	0	0			
Reno Bertoia, R OBP: 0.269, SLG: 0.286 (8, PH)										1	0	0	0	0	0	0			
Billy Hoelt, L OBP: 0.303, SLG: 0.520 (8, 1)										0	0	0	0	0	0	0			
Inning Stats	R: 1 E: 0 K: 0 S: 4	H: 2 LOB: 2 BB: 1 P: 8	R: 0 E: 0 K: 0 S: 4	H: 1 LOB: 1 BB: 0 P: 4	R: 0 E: 0 K: 0 S: 3	H: 0 LOB: 0 BB: 0 P: 3	R: 0 E: 0 K: 1 S: 6	H: 1 LOB: 1 BB: 0 P: 6	R: 0 E: 0 K: 0 S: 5	H: 0 LOB: 0 BB: 0 P: 5	R: 0 E: 0 K: 0 S: 3	H: 0 LOB: 0 BB: 0 P: 3	R: 0 E: 0 K: 0 S: 4	H: 1 LOB: 1 BB: 0 P: 4	R: 0 E: 0 K: 0 S: 3	H: 0 LOB: 0 BB: 0 P: 3	1B: 6 2B: 0 3B: 0 HR: 0	SF: 0 SAC: 1 DP: 0 HBP: 0	WP: 0 PA: 33 FB: 0 SB: 0 CS: 0
PITCHER Billy Pierce, L ERA: 2.65 (1, 1)	IP: 9.0 WLS: W BF: 33 H: 6 R: 1 ER: 1 SO: 2 BB: 1 IBB: 0 HBP: 0 BLK: 0 WP: 0 HR: 0 S: 36 P: 40 ERA: 1.00 WHIP: 0.778																		

Batter	1	2	3	4	5	6	7	8	9	AB	R	H	RBI	BB	SO	LOB	BOTTOM		
Billy Goodman, L OBP: 0.356, SLG: 0.374 (1, 5)	4-0 FC5-4 BB	4-0 HBP 1B BB		0-0 4-3				4-0 1B BB	4-0 3B BB	1	1	0	0	3	0	0	Detroit Tigers @ Chicago White Sox Comiskey Park, Chicago, IL Sat Jul 05 1958, 8:05 PM EDT Att: 23,025 - Unknown		
Sammy Esposito, R OBP: 0.269, SLG: 0.136 (7, PR)		1-2 2-3 BB								0	2	0	0	1	0	0			
Nellie Fox, L OBP: 0.398, SLG: 0.384 (1, 4)	0-0 FC5-4 HBP	1-0 1B PO HBP			4-0 L9 SH5-3 BB		0-0 1B BB	0-0 1B WP 3B		3	2	2	3	1	0	1			
Jim Landis, R OBP: 0.357, SLG: 0.479 (1, 8)	1-0 HBP	0-0 1-3 2-3 3-H 1B			0-0 SH5-3 1-2		0-0 G6-4-3 1B	0-0 F8 3-H		3	0	2	3	0	0	0			
Ray Boone, R OBP: 0.332, SLG: 0.463 (1, 3)	0-0 L9	0-0 PO 3-H	0-0 F7		0-0 L9 2-3		0-0 G6-4-3 1B	0-0 1B 3-H		4	0	1	1	0	0	3			
Sherm Lollar, R OBP: 0.394, SLG: 0.450 (1, 2)	0-0 F8		0-0 L9		0-0 F7 2-3		0-0 G6-4-3 1B	0-0 1B 1-2 2-H		4	0	0	0	0	0	5			
Don Mueller, L OBP: 0.383, SLG: 0.393 (1, 9)		0-0 1B FC5-2 1B	0-0 1B		0-0 L9		0-0 F6			4	0	2	0	0	0	2			
Jim Rivera, L OBP: 0.283, SLG: 0.364 (1, 7)		0-0 F7	0-0 F5			0-0 F5		4-0 4-3 3B BB		3	1	0	0	1	0	2			
Luis Aparicio, R OBP: 0.321, SLG: 0.337 (1, 6)		0-0 BB FC5-2 HBP 1B		0-0 1-3		0-0 1B		0-0 F4 1-2		4	1	2	0	0	0	1			
Billy Pierce, L OBP: 0.239, SLG: 0.250 (1, 1)		0-0 FC5-2 HBP BB 1B		0-0 4-3		0-0 F7		0-0 4-3 2-3		4	1	0	0	0	0	4			
Inning Stats	R: 0 E: 0 K: 0 S: 3	H: 0 LOB: 2 BB: 1 P: 8	R: 3 E: 0 K: 0 S: 5	H: 3 LOB: 1 BB: 1 P: 10	R: 0 E: 0 K: 0 S: 4	H: 1 LOB: 1 BB: 0 P: 4	R: 0 E: 0 K: 0 S: 3	H: 0 LOB: 0 BB: 0 P: 3	R: 0 E: 0 K: 0 S: 3	H: 1 LOB: 1 BB: 0 P: 7	R: 0 E: 0 K: 0 S: 4	H: 1 LOB: 1 BB: 0 P: 4	R: 2 E: 0 K: 0 S: 5	H: 3 LOB: 2 BB: 1 P: 9	R: 3 E: 0 K: 0 S: 4	H: 1 LOB: 0 BB: 2 P: 12	1B: 8 2B: 0 3B: 1 HR: 0	SF: 0 SAC: 1 DP: 1 HBP: 2	WP: 1 PA: 40 FB: 0 SB: 1 CS: 0
PITCHER Frank Lary, R ERA: 2.88 (1, 1)	IP: 1.2 WLS: L BF: 12 H: 3 R: 3 ER: 3 SO: 3 BB: 2 IBB: 0 HBP: 0 BLK: 0 WP: 0 HR: 0 S: 8 P: 18 ERA: 16.20 WHIP: 3.000																		
Tom Morgan, R ERA: 3.56 (2, 1)	2.1 7 1 0 0 0 0 0 0 0 0 0 7 7 0.00 0.429																		
Herb Motford, R ERA: 5.3 (5, 1)	2.0 12 4 2 2 0 2 0 0 0 0 0 10 18 9.00 3.000																		
Bill Fischer, R ERA: 6.5 (7, 1)	1.0 2 0 0 0 0 0 0 0 0 0 0 2 2 0.00 0.000																		
Billy Hoelt, L ERA: 4.05 (8, 1)	1.0 6 1 3 3 0 2 0 0 0 0 1 0 4 12 27.00 3.000																		

Batter	1	2	3	4	5	6	7	8	9	AB	R	H	RBI	BB	SO	LOB	TOP					
Harvey Kuenn, R (1, 8) OBP: 0.371, SLG: 0.484	0-0 FC6-4 1B		0-0 F8		0-0 4-3			0-0 SH1-4 2B		4	0	2	0	0	0	1	Detroit Tigers @ Chicago White Sox Comiskey Park, Chicago, IL Sun Jul 06 1958, 4:33 AM EDT Att: 12,144 - Unknown					
Ozzie Virgil, R (1, 5) OBP: 0.305, SLG: 0.382	0-0 FC6-4 1B		0-0 6-3		0-0 5-3			0-0 SH1-4		3	0	0	0	0	0	2						
Al Kaline, R (1, 9) OBP: 0.368, SLG: 0.492	0-0 BB 1B			4-0 FC4-6 BB		4-0 G4-6-3 BB		0-0 FC5-2-5		2	0	1	0	2	0	1						
Gail Harris, L (1, 3) OBP: 0.346, SLG: 0.468	4-0 G6-4-3 BB			0-0 FC4-6 FC4		0-0 F8		0-0 G3		3	0	0	0	1	0	3						
Charlie Maxwell, L (1, 7) OBP: 0.335, SLG: 0.354 Johnny Groth, R (9, 7) OBP: 0.386, SLG: 0.476	0-0 G6-4-3			0-0 FC4 2B		0-0 G4-6-3			0-0 4-3	4	1	0	0	0	0	5						
Frank Bolling, R (1, 4) OBP: 0.347, SLG: 0.385		0-0 G4-6-3 1B		0-0 1B 2B			0-0 1B		0-0 L7	4	1	3	1	0	0	0						
Billy Martin, R (1, 6) OBP: 0.297, SLG: 0.395		0-0 F9		0-0 PO 1B		0-3 K			0-0 4-3	4	0	1	1	0	1	2						
Jim Hegan, R (1, 2) OBP: 0.250, SLG: 0.250		0-0 G4-6-3		0-0 PO	0-0 E5 4-3 SH3-4		0-0 F8			3	0	0	0	0	0	2						
Jim Bunning, R (1, 1) OBP: 0.208, SLG: 0.242			0-0 F6				0-0 SH3-4		0-0 F9	2	0	0	0	0	0	1						
Inning Stats	R: 0 E: 0 K: 0 S: 4	H: 2 LOB: 2 BB: 1 P: 8	R: 0 E: 0 K: 0 S: 3	H: 1 LOB: 0 BB: 0 P: 3	R: 0 E: 0 K: 0 S: 3	H: 0 LOB: 0 BB: 0 P: 3	R: 2 E: 0 K: 0 S: 4	H: 2 LOB: 0 BB: 1 P: 8	R: 0 E: 1 K: 0 S: 4	H: 0 LOB: 1 BB: 0 P: 4	R: 0 E: 0 K: 0 S: 2	H: 0 LOB: 0 BB: 1 P: 6	R: 0 E: 0 K: 1 S: 6	H: 1 LOB: 1 BB: 0 P: 6	R: 0 E: 0 K: 0 S: 4	H: 1 LOB: 0 BB: 0 P: 4	R: 0 E: 0 K: 0 S: 3	H: 0 LOB: 0 BB: 0 P: 3	1B: 5 2B: 2 3B: 0 HR: 0	SF: 0 SAC: 0 DP: 3 HBP: 0	WP: 0 PB: 0 SB: 0 CS: 0	PA: 35
PITCHER Dick Donovan, R (1, 1) ERA: 4.31	IP: 9.0 WLS: L BF: 34	H: 7 R: 2 ER: 2 SO: 1	BB: 3 IBB: 0 HBP: 0 BLK: 0	WP: 0 HR: 0 S: 33 P: 45	ERA: 2.00 WHIP: 1.111	PITCHER														ERA: 2.00 WHIP: 1.111		

Batter	1	2	3	4	5	6	7	8	9	AB	R	H	RBI	BB	SO	LOB	BOTTOM					
Billy Goodman, L (1, 5) OBP: 0.360, SLG: 0.373	0-0 F8		0-0 FC5 SH1-3 1B		4-0 BB			0-0 F2		3	0	1	0	1	0	0	Detroit Tigers @ Chicago White Sox Comiskey Park, Chicago, IL Sun Jul 06 1958, 4:33 AM EDT Att: 12,144 - Unknown					
Nellie Fox, L (1, 4) OBP: 0.398, SLG: 0.384	0-0 1B		0-0 SH1-3		0-0 F6			0-0 F8		3	0	1	0	0	0	1						
Jim Landis, R (1, 8) OBP: 0.352, SLG: 0.471	0-3 K		0-0 F5		0-3 K			0-0 5-3		4	0	0	0	0	2	2						
Ray Boone, R (1, 3) OBP: 0.325, SLG: 0.453	0-0 F7		0-0 FC5		0-0 F8			0-0 5-3		4	0	0	0	0	0	2						
Sherm Lollar, R (1, 2) OBP: 0.392, SLG: 0.444		0-0 5-3		0-0 L7		4-0 BB		0-0 F2		3	0	0	0	1	0	0						
Don Mueller, L (1, 9) OBP: 0.391, SLG: 0.400 Jim Rivera, L (9, FR) OBP: 0.283, SLG: 0.364		0-0 F7 1B		0-0 F6		0-0 L9		0-0 2B		4	0	2	0	0	0	1						
Norm Cash, L (1, 7) OBP: 0.250, SLG: 0.250 Earl Torgeson, L (9, PH) OBP: 0.357, SLG: 0.438		0-0 1B		0-0 F4			0-0 4-3		0-0 1B	3	0	1	0	0	0	0						
Luis Aparicio, R (1, 6) OBP: 0.317, SLG: 0.332		0-0 F7		0-0 5-3			0-0 6-3		0-3 K	4	0	0	0	0	1	4						
Dick Donovan, L (1, 1) OBP: 0.282, SLG: 0.097		0-3 K		0-0 F8			0-3 K			3	0	0	0	0	2	2						
Inning Stats	R: 0 E: 0 K: 1 S: 6	H: 1 LOB: 1 BB: 0 P: 6	R: 0 E: 0 K: 1 S: 7	H: 2 LOB: 2 BB: 0 P: 7	R: 0 E: 0 K: 0 S: 4	H: 1 LOB: 1 BB: 0 P: 4	R: 0 E: 0 K: 0 S: 3	H: 0 LOB: 0 BB: 0 P: 3	R: 0 E: 0 K: 0 S: 3	H: 0 LOB: 1 BB: 1 P: 7	R: 0 E: 0 K: 1 S: 5	H: 0 LOB: 1 BB: 1 P: 9	R: 0 E: 0 K: 1 S: 5	H: 0 LOB: 0 BB: 0 P: 5	R: 0 E: 0 K: 0 S: 3	H: 0 LOB: 0 BB: 0 P: 3	R: 1 E: 0 K: 1 S: 7	H: 2 LOB: 2 BB: 0 P: 7	1B: 5 2B: 1 3B: 0 HR: 0	SF: 0 SAC: 1 DP: 0 HBP: 0	WP: 0 PB: 0 SB: 1 CS: 0	PA: 35
PITCHER Jim Bunning, R (1, 1) ERA: 3.39	IP: 9.0 WLS: W BF: 35	H: 6 R: 1 ER: 1 SO: 5	BB: 2 IBB: 0 HBP: 0 BLK: 0	WP: 0 HR: 0 S: 43 P: 51	ERA: 1.00 WHIP: 0.889	PITCHER														ERA: 1.00 WHIP: 0.889		


Batter	1	2	3	4	5	6	7	8	9	AB	R	H	RBI	BB	SO	LOB	TOP			
Billy Goodman, L OBP: 0.368, SLG: 0.383 (1, 5)										4	0	3	0	0	0	1	Chicago White Sox @ Boston Red Sox Fenway Park, Boston, MA Thu Jul 10 1958, 7:05 PM EDT Att: 25,471 - Unknown			
Nellie Fox, L OBP: 0.393, SLG: 0.379 (1, 4)										4	0	0	0	0	0	4				
Jim Landis, R OBP: 0.354, SLG: 0.470 (1, 8)										3	1	1	0	1	1	1				
Ray Boone, R OBP: 0.329, SLG: 0.451 (1, 3)										3	1	1	0	1	0	2				
Sherm Lollar, R OBP: 0.387, SLG: 0.440 Sammy Esposito, R OBP: 0.259, SLG: 0.130 (7, 6)											2	0	0	1	0	1		0		
Al Smith, R OBP: 0.315, SLG: 0.380 (1, 7)											4	0	2	0	0	0		1		
Don Mueller, L OBP: 0.382, SLG: 0.391 (1, 9)											4	0	1	1	0	0		1		
Luis Aparicio, R OBP: 0.315, SLG: 0.330 Earl Battey, R OBP: 0.321, SLG: 0.479 (7, PH) (7, 2)											2	0	0	0	0	1		0		
Early Wynn, S OBP: 0.341, SLG: 0.265 Bob Keegan, R OBP: 0.200, SLG: 0.200 Norm Cash, L OBP: 0.200, SLG: 0.200 Tom Qualters, R OBP: 0.200, SLG: 0.200 Turk Lown, R OBP: 0.200, SLG: 0.200 Earl Torgerson, L OBP: 0.200, SLG: 0.200 Gerry Staley, R OBP: 0.200, SLG: 0.200 (1, 1) (4, 1) (5, PH) (5, 1) (6, 1) (6, PH) (8, 1)										1	0	0	0	0	0	0		0		
Inning Stats	R: 0 E: 1 K: 0 S: 4	H: 1 LOB: 1	R: 0 E: 0 K: 0 S: 3	H: 0 LOB: 0 BB: 0 P: 3	R: 0 E: 0 K: 1 S: 6	H: 1 LOB: 1 BB: 0 P: 6	R: 1 E: 0 K: 0 S: 3	H: 1 LOB: 0 BB: 1 P: 7	R: 0 E: 0 K: 1 S: 6	H: 0 LOB: 0 BB: 0 P: 3	R: 0 E: 0 K: 1 S: 6	H: 1 LOB: 1 BB: 0 P: 6	R: 0 E: 0 K: 1 S: 6	H: 1 LOB: 1 BB: 0 P: 6	R: 0 E: 0 K: 0 S: 3	H: 3 LOB: 2 BB: 1 P: 11		1B: 8 2B: 2 3B: 0 HR: 0	SF: 1 SAC: 0 DP: 3 HBP: 0	WP: 0 PB: 0 SB: 1 CS: 0
PITCHER Frank Sullivan, R ERA: 3.15 (1, 1)	IP: 9.0 WLS: W BF: 35 H: 9 R: 2 ER: 2 SO: 4 BB: 2 IBB: 0 HBP: 0 BLK: 0 WP: 0 HR: 0 S: 41 P: 49 ERA: 2.00 WHIP: 1.222															PITCHER				

Batter	1	2	3	4	5	6	7	8	9	AB	R	H	RBI	BB	SO	LOB	BOTTOM			
Gene Stephens, L OBP: 0.299, SLG: 0.424 (1, 8) (8, 7)										5	2	2	2	0	0	3	Chicago White Sox @ Boston Red Sox Fenway Park, Boston, MA Thu Jul 10 1958, 7:05 PM EDT Att: 25,471 - Unknown			
Pete Runnels, L OBP: 0.420, SLG: 0.407 (1, 4)										3	2	2	0	2	0	1				
Ted Williams, L OBP: 0.437, SLG: 0.535 Jim Piersall, R OBP: 0.315, SLG: 0.369 (1, 7) (8, 8)										4	1	1	1	1	1	2				
Frank Malzone, R OBP: 0.355, SLG: 0.424 (1, 5)										5	2	2	1	0	0	3				
Jackie Jensen, R OBP: 0.427, SLG: 0.651 (1, 9)										5	1	3	4	0	0	2				
Dick Gemert, R OBP: 0.348, SLG: 0.455 (1, 3)										3	1	0	0	2	0	3				
Lou Berberet, L OBP: 0.385, SLG: 0.347 (1, 2)										3	1	2	2	2	0	1				
Don Buddin, R OBP: 0.359, SLG: 0.362 (1, 6)										3	0	1	1	1	0	2				
Frank Sullivan, R OBP: 0.211, SLG: 0.171 (1, 1)										3	1	0	0	1	2	5				
Inning Stats	R: 1 E: 0 K: 0 S: 5	H: 2 LOB: 1	R: 0 E: 0 K: 1 S: 5	H: 0 LOB: 2 BB: 2 P: 13	R: 0 E: 0 K: 0 S: 4	H: 1 LOB: 2 BB: 1 P: 8	R: 6 E: 0 K: 0 S: 5	H: 3 LOB: 0 BB: 4 P: 21	R: 0 E: 0 K: 0 S: 4	H: 1 LOB: 1 BB: 0 P: 4	R: 4 E: 1 K: 1 S: 9	H: 4 LOB: 1 BB: 1 P: 13	R: 0 E: 0 K: 1 S: 6	H: 1 LOB: 1 BB: 0 P: 6	R: 0 E: 0 K: 0 S: 4	H: 1 LOB: 2 BB: 1 P: 8		1B: 7 2B: 4 3B: 0 HR: 2	SF: 0 SAC: 2 DP: 1 HBP: 0	WP: 1 PB: 0 SB: 1 CS: 0
PITCHER Early Wynn, R ERA: 4.49 Bob Keegan, R ERA: 6.3 Tom Qualters, R ERA: 4.34 Turk Lown, R ERA: 5.06 Gerry Staley, R ERA: 3.81 (1, 1) (4, 1) (5, 1) (6, 1) (8, 1)	IP: 3.2 WLS: L BF: 22 H: 5 R: 6 ER: 6 SO: 1 BB: 7 IBB: 0 HBP: 0 BLK: 0 WP: 0 HR: 1 S: 17 P: 45 ERA: 14.73 WHIP: 3.273															PITCHER				

Batter	1	2	3	4	5	6	7	8	9	AB	R	H	RBI	BB	SO	LOB	TOP										
Billy Goodman, L (1.5) OBP: 0.371, SLG: 0.398	0-0 4-3 3B		0-0 F8			0-0 1B		0-0 F6		4	1	2	0	0	0	1											
Nelle Fox, L (1.4) OBP: 0.391, SLG: 0.377	0-0 4-3		0-0 G3			0-0 F8		0-0 E6 1B		4	0	1	1	0	0	2											
Jim Landis, R (1.8) OBP: 0.360, SLG: 0.472	0-0 G1-4-3 1B			4-0 G6-4-3 BB		0-0 F8		0-0 1B		3	0	2	0	1	0	1											
Ray Boone, R (1.3) OBP: 0.322, SLG: 0.441	0-0 G1-4-3 1-2			0-0 G6-4-3 1-2				0-0 F9	0-0 F8	4	0	0	0	0	0	4											
Earl Battey, R (1.2) OBP: 0.317, SLG: 0.459		4-0 G6-4-3 BB		0-0 F5			0-3 K		0-0 F7	3	0	0	0	1	1	0											
Al Smith, R (1.7) OBP: 0.314, SLG: 0.378		0-0 G6-4-3 1-2		0-0 5-3			0-0 1B 1B		0-0 F8	4	0	1	0	0	0	1											
Don Mueller, L (1.9) OBP: 0.375, SLG: 0.382		0-0 F5		0-0 6-3			0-0 1-2 1B		0-0 6-3	4	0	1	0	0	0	0											
Luis Aparicio, R (1.6) OBP: 0.312, SLG: 0.326			0-0 6-3		0-0 F8		0-3 K			3	0	0	0	0	1	2											
Jim Wilson, R (1.1) OBP: 0.179, SLG: 0.086						0-0 1-3			0-0 F2	2	0	1	0	0	0	0											
Earl Torgeson, L (8, PH) OBP: 0.360, SLG: 0.440										1	0	0	0	0	0	0											
Turk Lown, R (8.1)										0	0	0	0	0	0	0											
Inning Stats	R: 1 E: 0 K: 0 S: 4	H: 2 LOB: 0 BB: 0 P: 4	R: 0 E: 0 K: 0 S: 2	H: 0 LOB: 0 BB: 1 P: 6	R: 0 E: 0 K: 0 S: 4	H: 1 LOB: 1 BB: 0 P: 4	R: 0 E: 0 K: 0 S: 2	H: 0 LOB: 0 BB: 1 P: 6	R: 0 E: 0 K: 0 S: 3	H: 0 LOB: 0 BB: 0 P: 3	R: 0 E: 0 K: 2 S: 9	H: 2 LOB: 2 BB: 0 P: 9	R: 0 E: 1 K: 0 S: 5	H: 2 LOB: 2 BB: 0 P: 5	R: 0 E: 0 K: 0 S: 3	H: 0 LOB: 0 BB: 0 P: 3	1B: 7 2B: 0 3B: 1 HR: 0	SF: 0 SAC: 0 DP: 3 HBP: 0	WP: 0 PB: 0 SB: 0 CS: 0	PA: 34							
PITCHER	IP	WLS	BF	H	R	ER	SO	BB	IBB	HBP	BLK	WP	HR	S	P	ERA	WHIP										
Ike Delock, R (1.1) ERA: 1.81	9.0	W	34	8	1	1	2	2	0	0	0	0	0	36	44	1.00	1.111										

Chicago White Sox @ Boston Red Sox
Fenway Park, Boston, MA
Fri Jul 11 1958, 3:33 AM EDT
Att: 8,914 - Unknown


AB	32
R	1
H	8
RBI	1
BB	2
SO	2
LOB	11



Batter	1	2	3	4	5	6	7	8	9	AB	R	H	RBI	BB	SO	LOB	BOTTOM											
Gene Stephens, L (1.8) OBP: 0.306, SLG: 0.456	0-0 F8			0-0 SF7 3B		0-0 F8		0-0 WP 1B		4	2	2	0	0	0	1												
Pete Runnels, L (1.4) OBP: 0.415, SLG: 0.402	0-0 G3			0-0 SF7		0-0 F3		0-0 F7		3	0	0	1	0	0	2												
Ted Williams, L (1.7) OBP: 0.438, SLG: 0.530				0-0 2-3		4-0 1-2 BB		4-0 WP 1B		2	0	0	0	2	1	0												
Jim Piersall, R (8, PR) OBP: 0.315, SLG: 0.369								4-0 WP 1B IBB		0	1	0	0	0	0	0												
Frank Maltzone, R (1.5) OBP: 0.354, SLG: 0.421		0-3 K		0-0 6-3		0-0 PO		0-0 F5		4	1	1	0	0	1	2												
Jackie Jensen, R (1.9) OBP: 0.428, SLG: 0.659		0-0 4-3				0-0 6-3		0-0 1B		4	1	2	4	0	0	0												
Dick Gemert, R (1.3) OBP: 0.351, SLG: 0.468		0-0 L6				0-0 BB 1B		0-0 F4		4	1	2	1	0	0	1												
Lou Berberet, L (1.2) OBP: 0.384, SLG: 0.341			0-3 K CS		4-0 G5-4-3 BB		0-0 F7			2	0	0	0	1	1	0												
Don Buddin, R (1.6) OBP: 0.356, SLG: 0.358			0-0 6-3		0-0 G5-4-3		0-3 K			3	0	0	0	0	1	3												
Ike Delock, R (1.1)				0-0 5-3		4-0 PO BB BB		0-0 F4		2	0	0	0	1	0	0												
Inning Stats	R: 0 E: 0 K: 1 S: 5	H: 0 LOB: 0 BB: 0 P: 5	R: 0 E: 0 K: 1 S: 5	H: 0 LOB: 0 BB: 0 P: 5	R: 0 E: 0 K: 1 S: 5	H: 0 LOB: 0 BB: 0 P: 5	R: 1 E: 0 K: 0 S: 4	H: 1 LOB: 0 BB: 0 P: 4	R: 0 E: 0 K: 0 S: 3	H: 1 LOB: 1 BB: 1 P: 7	R: 3 E: 0 K: 1 S: 8	H: 3 LOB: 0 BB: 0 P: 8	R: 2 E: 0 K: 0 S: 5	H: 2 LOB: 1 BB: 1 P: 9	R: 0 E: 0 K: 0 S: 3	H: 0 LOB: 0 BB: 0 P: 3	1B: 3 2B: 1 3B: 1 HR: 2	SF: 1 SAC: 0 DP: 1 HBP: 0	WP: 1 PB: 1 SB: 0 CS: 1	PA: 34								
PITCHER	IP	WLS	BF	H	R	ER	SO	BB	IBB	HBP	BLK	WP	HR	S	P	ERA	WHIP											
Jim Wilson, R (1.1) ERA: 3.22	7.0	L	27	5	4	4	4	3	0	0	0	0	1	0	5	9	18.00	2.000										
Turk Lown, R (8.1) ERA: 5.64	1.0		6	2	2	2	0	0	1	0	0	1	0	5	9	18.00	2.000											

Chicago White Sox @ Boston Red Sox
Fenway Park, Boston, MA
Fri Jul 11 1958, 3:33 AM EDT
Att: 8,914 - Unknown

AB	28
R	6
H	7
RBI	6
BB	4
SO	4
LOB	9



Batter	1	2	3	4	5	6	7	8	9	AB	R	H	RBI	BB	SO	LOB	TOP																			
Billy Goodman, L (1, 5) OBP: 0.372, SLG: 0.387 Sammy Esposito, R (8, 5) OBP: 0.250, SLG: 0.125	4-0 BB SF8 1B BB	0-0 F6		4-0 HR 1B BB		0-0 FC1-5 BB 1B		0-0 1-3	0-0 E6 2H	3	2	1	0	2	0	0																				
Nellie Fox, L (1, 4) OBP: 0.399, SLG: 0.385	0-0 SF8 1B BB	1-0 FC5-4 HBP		0-0 HR 1B		4-0 FC1-5 1B BB		0-0 F8	0-0 1-3	4	3	2	0	1	0	1																				
Jim Landis, R (1, 8) OBP: 0.368, SLG: 0.496	4-0 HR 1B BB	0-0 FC5-4		0-0 HR 1B		0-0 FC1-5 1B SF7		0-0 1B		4	3	2	3	1	0	3																				
Ray Boone, R (1, 3) OBP: 0.324, SLG: 0.443	0-0 SF8 2-3 3H			0-0 1B 1B		0-0 SF7 1B		0-0 F8		4	0	2	2	0	0	1																				
Al Smith, R (1, 7) OBP: 0.319, SLG: 0.378	0-0 HR 1B			0-0 F8 1B		0-0 SF7			1-0 HR HBP	3	2	2	2	0	0	1																				
Earl Batters, R (1, 2) OBP: 0.333, SLG: 0.544	0-0 HR			0-0 F4 1B		0-0 F8			0-0 HR	5	2	3	5	0	0	2																				
Don Mueller, L (1, 9) OBP: 0.385, SLG: 0.347 Jim Rivera, L (7, 9) OBP: 0.280, SLG: 0.359	0-0 F7			0-0 F6		4-0 F8-3 BB		0-0 6-3	0-0 6-3	3	0	0	0	1	0	2																				
Luis Aparicio, R (1, 6) OBP: 0.309, SLG: 0.323	0-0 F8			0-0 F8		0-0 F8-3		0-0 6-3	0-0 SH1-3 E 1B	5	1	1	0	0	0	3																				
Bob Shaw, R (1, 1) OBP: 0.385, SLG: 0.273 Norm Cash, L (4, PH) OBP: 0.167, SLG: 0.167 Gerry Staley, R (4, 1)		0-0 F4		0-0 4-3		0-0 6-3		0-0 F8	0-0 SH1-3	1	0	0	0	0	0	0																				
Inning Stats	R: 5 E: 0 K: 0 S: 6	H: 3 LOB: 0 BB: 2 P: 14	R: 0 E: 0 K: 0 S: 3	H: 0 LOB: 1 BB: 0 P: 4	R: 0 E: 0 K: 0 S: 5	H: 2 LOB: 2 BB: 0 P: 5	R: 3 E: 0 K: 0 S: 6	H: 3 LOB: 1 BB: 1 P: 10	R: 0 E: 0 K: 0 S: 2	H: 0 LOB: 0 BB: 1 P: 6	R: 2 E: 0 K: 0 S: 5	H: 2 LOB: 1 BB: 1 P: 9	R: 0 E: 0 K: 0 S: 3	H: 0 LOB: 0 BB: 0 P: 3	R: 0 E: 0 K: 0 S: 4	H: 1 LOB: 1 BB: 0 P: 4	R: 3 E: 1 K: 0 S: 6	H: 2 LOB: 1 BB: 0 P: 7	1B: 10 2B: 1 3B: 0 HR: 3	SF: 2 SAC: 1 DP: 1 HBP: 2	WP: 0 PB: 0 SB: 0 CS: 0	PA: 47														
PITCHER	IP	WLS	BF	H	R	ER	SO	BB	IBB	HBP	BLK	WP	HR	S	P	ERA	WHIP	PITCHER		IP	WLS	BF	H	R	ER	SO	BB	IBB	HBP	BLK	WP	HR	S	P	ERA	WHIP
Duane Wilson, L (1, 1) ERA: 5.68	0.1		5	2	4	4	0	2	0	0	0	0	0	3	11	108.00	12.000																			
Mike Fornieles, R (1, 1) ERA: 5.73	3.2	L	19	6	4	4	0	1	0	1	0	0	2	17	22	9.82	1.909																			
Leo Kiely, L (5, 1) ERA: 2.83	5.0		23	5	5	4	0	2	0	1	0	0	1	20	29	7.20	1.400																			
Batter	1	2	3	4	5	6	7	8	9	AB	R	H	RBI	BB	SO	LOB	BOTTOM																			
Billy Klaus, L (1, 6) OBP: 0.241, SLG: 0.241	0-0 2B	0-0 F7		0-0 4-3				0-0 1-3	0-0 L3	5	1	1	0	0	0	2																				
Pete Runnels, L (1, 4) OBP: 0.418, SLG: 0.410	0-0 1B 2B		4-0 HR BB		0-0 3-1		0-0 1B			3	2	2	1	1	0	0																				
Gene Stephens, L (1, 7) OBP: 0.317, SLG: 0.464	0-3 K		0-0 F2		0-0 FC5-4 1B		0-0 G5-4-3 1B			4	0	2	0	0	1	2																				
Frank Maltzone, R (1, 5) OBP: 0.356, SLG: 0.431	0-0 1B		0-0 HR		0-3 K		0-0 G5-4-3			4	1	2	3	0	1	3																				
Jackie Jensen, R (1, 9) OBP: 0.425, SLG: 0.645	0-0 F4		0-0 F6		0-0 FC5-4		0-0 6-3			4	0	0	0	0	0	2																				
Dick Gemert, R (1, 3) OBP: 0.341, SLG: 0.453	0-0 F7		0-0 5-3		0-3 K		0-0 5-3			4	0	0	0	0	1	1																				
Sammy White, R (1, 2) OBP: 0.292, SLG: 0.381		0-0 F7		0-0 F8		0-0 1B		0-0 6-3		4	0	1	0	0	0	0																				
Jim Piersall, R (1, 8) OBP: 0.318, SLG: 0.385		0-0 HR		0-0 1-3 1B		0-0 F8		0-0 5-3		4	1	2	1	0	0	1																				
Duane Wilson, L (1, 1) Mike Fornieles, R (1, 1) Mary Keough, L (4, PH) Leo Kiely, L (5, 1) Ted Williams, L (9, PH) Billy Consolo, R (9, PH)		0-0 F4		0-0 1-3		0-0 F9		0-0 L3 1B		0	0	0	0	0	0	0																				
Inning Stats	R: 2 E: 0 K: 1 S: 8	H: 3 LOB: 1 BB: 0 P: 8	R: 1 E: 0 K: 0 S: 4	H: 1 LOB: 0 BB: 0 P: 4	R: 2 E: 0 K: 0 S: 4	H: 1 LOB: 0 BB: 1 P: 8	R: 0 E: 0 K: 0 S: 4	H: 1 LOB: 1 BB: 0 P: 4	R: 0 E: 0 K: 1 S: 6	H: 1 LOB: 1 BB: 0 P: 6	R: 0 E: 0 K: 0 S: 4	H: 2 LOB: 1 BB: 0 P: 4	R: 0 E: 0 K: 0 S: 3	H: 0 LOB: 0 BB: 0 P: 3	R: 0 E: 0 K: 0 S: 3	H: 1 LOB: 1 BB: 0 P: 3	1B: 7 2B: 3 3B: 0 HR: 2	SF: 0 SAC: 0 DP: 2 HBP: 0	WP: 0 PB: 0 SB: 0 CS: 0	PA: 37																
PITCHER	IP	WLS	BF	H	R	ER	SO	BB	IBB	HBP	BLK	WP	HR	S	P	ERA	WHIP	PITCHER		IP	WLS	BF	H	R	ER	SO	BB	IBB	HBP	BLK	WP	HR	S	P	ERA	WHIP
Bob Shaw, R (1, 1) ERA: 4.76	3.0		15	5	5	5	1	1	0	0	0	0	0	16	20	15.00	2.000																			
Gerry Staley, R (4, 1) ERA: 3.41	6.0	W	22	6	0	0	2	0	0	0	0	0	0	26	26	0.00	1.000																			

Chicago White Sox @ Boston Red Sox
Fenway Park, Boston, MA
Sat Jul 12 1958, 3:38 AM EDT
Att: 14,991 - Unknown

AB 37
R 13
H 13
RBI 12
BB 5
SO 0
LOB 13



Chicago White Sox @ Boston Red Sox
Fenway Park, Boston, MA
Sat Jul 12 1958, 3:38 AM EDT
Att: 14,991 - Unknown

AB 36
R 5
H 11
RBI 5
BB 1
SO 3
LOB 13



Batter	1	2	3	4	5	6	7	8	9	10	AB	R	H	RBI	BB	SO	LOB				
Billy Goodman, L OBP: 0.369, SLG: 0.393 (1.5)	K		G1-6-3		G3		5-3			P6	5	0	0	0	0	1	2				
Nellie Fox, L OBP: 0.397, SLG: 0.387 (1.4)	3-1			1B	2-3			1-3			4	1	1	0	0	0	1				
Jim Landis, R OBP: 0.364, SLG: 0.498 (1.8)	1-3			1B				P6			4	1	2	2	0	0	0				
Ray Boone, R OBP: 0.318, SLG: 0.434 (1.3)		P3		F7	6-3			K			4	0	0	0	0	1	2				
Sherm Lollar, R OBP: 0.337, SLG: 0.456 (1.2)	K			F8			F7			F5	4	0	0	0	0	1	2				
Al Smith, R OBP: 0.321, SLG: 0.380 (1.7)				WP	6-3					4-3	4	0	2	1	0	0	0				
Don Mueller, L OBP: 0.337, SLG: 0.317 (1.9)				1B							4	0	0	0	0	1	3				
Jim Rivera, L OBP: 0.283, SLG: 0.360 (10.9)	K			6-3			F9				0	0	0	0	0	0	0				
Luis Aparicio, R OBP: 0.307, SLG: 0.327 (1.6)				F9			1-3			F9	4	1	1	0	0	0	0				
Ray Moore, R OBP: 0.288, SLG: 0.444 (3.1)											1	0	1	0	0	0	0				
Tom Qualters, R OBP: 0.341, SLG: 0.544 (5. PH)											0	0	0	0	0	0	0				
Earl Battey, R OBP: 0.341, SLG: 0.544 (5.1)											0	1	0	0	1	0	0				
Bob Keegan, R OBP: 0.283, SLG: 0.360 (5.1)											2	0	0	0	0	0	0				
Inning Stats	R: 0 E: 0 K: 1 S: 5	H: 0 LOB: 0 BB: 0 P: 5	R: 0 E: 0 K: 2 S: 8	H: 1 LOB: 1 BB: 0 P: 8	R: 0 E: 0 K: 0 S: 3	H: 1 LOB: 0 BB: 0 P: 3	R: 1 E: 0 K: 0 S: 6	H: 3 LOB: 2 BB: 0 P: 6	R: 3 E: 0 K: 0 S: 5	H: 2 LOB: 0 BB: 1 P: 9	R: 0 E: 0 K: 0 S: 3	H: 0 LOB: 0 BB: 0 P: 3	R: 0 E: 0 K: 1 S: 5	H: 0 LOB: 0 BB: 0 P: 5	R: 0 E: 0 K: 0 S: 3	H: 0 LOB: 0 BB: 0 P: 3	R: 0 E: 0 K: 0 S: 3	H: 0 LOB: 0 BB: 0 P: 3	1B: 5 2B: 0 3B: 1 HR: 1	SF: 0 SAC: 0 DP: 1 HBP: 0	WP: 2 PA: 37
PITCHER	IP	WLS	BF	H	R	ER	SO	BB	IBB	HBP	BLK	WP	HR	S	P	ERA	WHIP				
Bobby Shantz, L ERA: 3.7 (1.1)	4.2		21	7	4	4	3	1	0	0	0	2	1	26	30	7.71	1.714				
Johnny Kucks, R ERA: 3.33 (5.1)	3.1		10	0	0	0	1	0	0	0	0	0	0	12	12	0.00	0.000				
Ryne Duren, R ERA: 1.2 (9.1)	2.0	W	6	0	0	0	0	0	0	0	0	0	0	6	6	0.00	0.000				


TOP

Chicago White Sox @ New York Yankees
Yankee Stadium, Bronx, NY

Sun Jul 13 1958, 7:05 PM EDT
Att: 39,854 - Unknown - 84 F

livebaseballscorecards.com

AB	36
R	4
H	7
RBI	3
BB	1
SO	4
LOB	10



Batter	1	2	3	4	5	6	7	8	9	10	AB	R	H	RBI	BB	SO	LOB				
Hank Bauer, R OBP: 0.338, SLG: 0.467 (1.9)	1-3			G3		6-3		L6-4			5	0	1	0	0	0	3				
Jerry Lumpe, L OBP: 0.324, SLG: 0.348 (10. PH)		F7		1B						1B	1	0	1	1	0	0	0				
Tony Kubek, L OBP: 0.314, SLG: 0.341 (1.6)	K2-3			G3						P3	5	1	2	0	0	1	1				
Mickey Mantle, S OBP: 0.411, SLG: 0.539 (1.8)	K			P4		L4				S	3	1	0	0	2	1	2				
Norm Siebern, L OBP: 0.364, SLG: 0.446 (1.7)				1B						K	4	0	1	1	1	2	1				
Bill Skowron, R OBP: 0.335, SLG: 0.460 (1.3)				1B							5	1	2	1	0	0	3				
Gl McDougald, R OBP: 0.374, SLG: 0.391 (1.4)				1B							5	2	3	0	0	1	2				
Andy Carey, R OBP: 0.362, SLG: 0.543 (1.5)				1B							3	0	0	0	1	0	3				
Elston Howard, R OBP: 0.391, SLG: 0.596 (1.2)				1B							3	0	2	2	2	0	0				
Bobby Shantz, R OBP: 0.375, SLG: 0.455 (1.1)				1B							2	0	0	0	0	0	5				
Johnny Kucks, R ERA: 4.06 (5.1)											1	0	0	0	0	1	0				
Enos Slaughter, L OBP: 0.419, SLG: 0.516 (8. PH)											1	0	0	0	0	1	1				
Ryne Duren, R OBP: 0.125, SLG: 0.125 (9.1)											1	0	1	0	0	0	0				
Inning Stats	R: 0 E: 0 K: 2 S: 7	H: 3 LOB: 2 BB: 1 P: 12	R: 2 E: 0 K: 0 S: 6	H: 3 LOB: 3 BB: 2 P: 14	R: 0 E: 0 K: 0 S: 4	H: 1 LOB: 2 BB: 1 P: 8	R: 0 E: 0 K: 1 S: 5	H: 1 LOB: 1 BB: 0 P: 6	R: 0 E: 0 K: 0 S: 4	H: 1 LOB: 1 BB: 0 P: 4	R: 0 E: 0 K: 0 S: 3	H: 1 LOB: 0 BB: 0 P: 3	R: 0 E: 0 K: 1 S: 5	H: 0 LOB: 1 BB: 1 P: 9	R: 1 E: 0 K: 0 S: 4	H: 3 LOB: 3 BB: 1 P: 8	1B: 11 2B: 3 3B: 0 HR: 0	SF: 0 SAC: 1 DP: 1 HBP: 0	WP: 0 PA: 46		
PITCHER	IP	WLS	BF	H	R	ER	SO	BB	IBB	HBP	BLK	WP	HR	S	P	ERA	WHIP				
Ray Moore, R ERA: 3.04 (1.1)	2.0		13	5	4	4	3	2	0	0	0	0	0	17	25	18.00	3.500				
Tom Qualters, R ERA: 4.06 (3.1)	2.0		10	2	0	0	0	1	1	0	0	0	0	8	16	0.00	1.500				
Bob Keegan, R ERA: 5.33 (5.1)	5.1	L	23	6	1	1	3	1	1	0	0	0	0	27	35	1.69	1.312				


BOTTOM

Chicago White Sox @ New York Yankees
Yankee Stadium, Bronx, NY

Sun Jul 13 1958, 7:05 PM EDT
Att: 39,854 - Unknown - 84 F

livebaseballscorecards.com

AB	39
R	5
H	13
RBI	5
BB	6
SO	6
LOB	21



Batter	1	2	3	4	5	6	7	8	9	AB	R	H	RBI	BB	SO	LOB	TOP			
Billy Goodman, L OBP: 0.367, SLG: 0.390 (1, 5)	0-0 4-3		0-0 FC6 1B			0-0 6-3		0-0 1-3	0-0 1-3	4	0	1	0	0	0	0				
Nelle Fox, L OBP: 0.393, SLG: 0.382 (1, 4)	0-0 F9		0-0 FC6 1-2			0-0 6-3		0-0 F8	0-0 F8	4	0	0	0	0	0	1				
Jim Landis, R OBP: 0.359, SLG: 0.491 (1, 8)	0-0 6-3			0-3 K				0-0 P3	0-0 F3	4	0	0	0	0	1	0				
Ray Boone, R OBP: 0.314, SLG: 0.427 (1, 3)		0-0 F7		0-0 F7				0-0 L7		3	0	0	0	0	0	0				
Sherm Lollar, R OBP: 0.383, SLG: 0.458 (1, 2)		0-0 6-3		0-0 6-3				0-0 2B		3	0	1	0	0	0	0				
Al Smith, R OBP: 0.321, SLG: 0.387 (1, 7)		0-0 3B			0-0 F6			0-0 F8		3	0	1	0	0	0	1				
Don Mueller, L OBP: 0.330, SLG: 0.310 (1, 9)									0-0 1-3	2	0	0	0	0	0	1				
Sammy Esposito, R OBP: 0.241, SLG: 0.120 (8, PH)										1	0	0	0	0	0	0				
Tom Qualters, R OBP: 0.167, SLG: 0.167 (8, 1)										0	0	0	0	0	0	0				
Luis Aparicio, R OBP: 0.304, SLG: 0.324 (1, 6)			0-0 L6		0-0 P6			0-0 6-3		3	0	0	0	0	0	0				
Early Wynn, S OBP: 0.326, SLG: 0.250 (1, 1)			0-0 4-3					0-3 K		2	0	0	0	0	0	0				
Ron Jackson, R OBP: 0.339, SLG: 0.453 (8, PH)										1	0	0	0	0	1	0				
Norm Cash, L OBP: 0.167, SLG: 0.167 (8, 9)										0	0	0	0	0	0	0				
Inning Stats	R: 0 E: 0 K: 0 S: 3	H: 0 LOB: 0 BB: 0 P: 3	R: 0 E: 0 K: 0 S: 4	H: 1 LOB: 1 BB: 0 P: 4	R: 0 E: 0 K: 0 S: 4	H: 1 LOB: 1 BB: 0 P: 4	R: 0 E: 0 K: 1 S: 5	H: 0 LOB: 0 BB: 0 P: 5	R: 0 E: 0 K: 0 S: 3	H: 0 LOB: 0 BB: 0 P: 3	R: 0 E: 0 K: 0 S: 4	H: 1 LOB: 1 BB: 0 P: 4	R: 0 E: 0 K: 1 S: 5	H: 0 LOB: 0 BB: 0 P: 5	R: 0 E: 0 K: 0 S: 3	H: 0 LOB: 0 BB: 0 P: 3	1B: 1 2B: 1 3B: 1 HR: 0	SF: 0 SAC: 0 DP: 0 HBP: 0	WP: 0 PB: 0 SB: 0 CS: 0	PA: 30
PITCHER Whitey Ford, L ERA: 1.89 (1, 1)	IP: 9.0 WLS: W BF: 30 H: 3 R: 0 ER: 0 SO: 2 BB: 0 IBB: 0 HBP: 0 BLK: 0 WP: 0 HR: 0 S: 34 P: 34 ERA: 0.00 WHIP: 0.333															IP: 9.0 WLS: W BF: 30 H: 3 R: 0 ER: 0 SO: 2 BB: 0 IBB: 0 HBP: 0 BLK: 0 WP: 0 HR: 0 S: 34 P: 34 ERA: 0.00 WHIP: 0.333				

Chicago White Sox @ New York Yankees
Yankee Stadium, Bronx, NY
Mon Jul 14 1958, 7:05 PM EDT
Att: 15,311 - Unknown - 74 F

AB 30
R 0
H 3
RBI 0
BB 0
SO 2
LOB 3



Batter	1	2	3	4	5	6	7	8	9	AB	R	H	RBI	BB	SO	LOB	BOTTOM			
Hank Bauer, R OBP: 0.339, SLG: 0.475 (1, 9)	0-0 HR		4-0 FC2-6 BB		0-0 E6 1B 1B	0-0 6-3		0-0 G6-4-3		4	2	1	1	1	0	3				
Tony Kubek, L OBP: 0.313, SLG: 0.339 (1, 6)	0-3 K		0-0 FC2-6 G4-6-3 1-2		0-0 1B 1-3 FC5-2-5 1B			0-0 F7		4	0	1	0	0	1	1				
Mickey Mantle, S OBP: 0.412, SLG: 0.549 (1, 8)	0-3 K		0-0 G4-6-3 1-2		0-0 1B 1-3 BB FC5-2-5 1B 3-H			0-0 HR		4	1	2	2	0	1	1				
Gil McDougald, R OBP: 0.373, SLG: 0.387 (1, 4)	0-0 6-3			4-0 E 1B BB	0-0 FC5-2-5 BB			0-3 K		3	1	0	0	1	1	2				
Norm Siebern, L OBP: 0.362, SLG: 0.439 (1, 7)		0-3 K		0-3 K	0-0 1B 1-2 2-3 BB			0-0 4-3		3	0	0	0	1	2	1				
Bill Skowron, R OBP: 0.337, SLG: 0.460 (1, 3)		0-0 1B		0-0 1B	0-0 F8			0-0 5-3		4	0	2	1	0	0	3				
Elston Howard, R OBP: 0.393, SLG: 0.591 (1, 2)		0-0 1B		0-0 FC5-4 1-2	0-0 FC5-4 1-2			0-3 K		3	1	1	0	1	1	1				
Andy Carey, R OBP: 0.364, SLG: 0.545 (1, 5)		0-0 F7		0-0 F8	0-0 F8			0-0 1B 2B		3	0	1	0	1	0	3				
Whitey Ford, L OBP: 0.291, SLG: 0.240 (1, 1)		0-0 F2			0-0 F7			0-0 SH1-4 1B		3	0	1	1	0	0	2				
Inning Stats	R: 1 E: 0 K: 2 S: 8	H: 1 LOB: 0 BB: 0 P: 8	R: 0 E: 0 K: 1 S: 7	H: 2 LOB: 2 BB: 0 P: 7	R: 0 E: 0 K: 0 S: 2	H: 0 LOB: 0 BB: 1 P: 6	R: 1 E: 0 K: 1 S: 6	H: 1 LOB: 1 BB: 1 P: 10	R: 1 E: 1 K: 0 S: 6	H: 2 LOB: 3 BB: 1 P: 10	R: 0 E: 0 K: 1 S: 5	H: 0 LOB: 1 BB: 1 P: 9	R: 1 E: 0 K: 1 S: 6	H: 1 LOB: 0 BB: 0 P: 6	R: 1 E: 0 K: 0 S: 4	H: 2 LOB: 1 BB: 1 P: 8	1B: 6 2B: 1 3B: 0 HR: 2	SF: 0 SAC: 1 DP: 2 HBP: 0	WP: 1 PB: 0 SB: 1 CS: 0	PA: 37
PITCHER Early Wynn, R ERA: 4.45 (1, 1)	IP: 7.0 WLS: L BF: 32 H: 7 R: 4 ER: 3 SO: 6 BB: 4 IBB: 0 HBP: 0 BLK: 0 WP: 1 HR: 2 S: 40 P: 56 ERA: 3.86 WHIP: 1.571															IP: 7.0 WLS: L BF: 32 H: 7 R: 4 ER: 3 SO: 6 BB: 4 IBB: 0 HBP: 0 BLK: 0 WP: 1 HR: 2 S: 40 P: 56 ERA: 3.86 WHIP: 1.571				
Tom Qualters, R ERA: 4.22 (8, 1)	IP: 1.0 WLS: L BF: 5 H: 2 R: 1 ER: 1 SO: 0 BB: 1 IBB: 0 HBP: 0 BLK: 0 WP: 0 HR: 0 S: 4 P: 8 ERA: 9.00 WHIP: 3.000															IP: 1.0 WLS: L BF: 5 H: 2 R: 1 ER: 1 SO: 0 BB: 1 IBB: 0 HBP: 0 BLK: 0 WP: 0 HR: 0 S: 4 P: 8 ERA: 9.00 WHIP: 3.000				

Chicago White Sox @ New York Yankees
Yankee Stadium, Bronx, NY
Mon Jul 14 1958, 7:05 PM EDT
Att: 15,311 - Unknown - 74 F

AB 31
R 5
H 9
RBI 5
BB 5
SO 6
LOB 17



Batter	1	2	3	4	5	6	7	8	9	10	11	12	AB	R	H	RBI	BB	SO	LOB	TOP
Billy Goodman, L (1, 5) Sammy Esposito, R (11, PR) OBP: 0.241, SLG: 0.120	0-0 1B SF9 1B		0-0 F8		0-0 G3			0-0 3-1			0-0 1B 2B		5 1 2 0 0 0 0 0 1 0 0 0 0 0							
Nellie Fox, L (1, 4) OBP: 0.390, SLG: 0.378	0-0 F8		0-0 F8			0-0 F9		0-0 F7			4-0 1B IBB		4 0 0 0 1 0 1							
Jim Landis, R (1, 8) OBP: 0.360, SLG: 0.489	0-0 SF9 1B		0-0 F9			0-0 5-3			0-0 L1		0-0 1B L4-3		5 1 2 1 0 0 0							
Earl Battey, R (1, 2) Sherm Lollar, R (11, PH) OBP: 0.326, SLG: 0.524 OBP: 0.382, SLG: 0.456	0-0 SF9		0-0 F9			0-3 K			0-0 F7		0-0 L4-3		3 0 0 1 0 1 0 1 0 0 0 0 0 3							
Earl Torgeson, L (1, 3) OBP: 0.383, SLG: 0.446	0-0 1B					0-0 K			0-0 F3		0-0 K		5 0 1 1 0 2 0							
Al Smith, R (1, 7) OBP: 0.323, SLG: 0.385	0-3 K					4-0 BB			0-0 F8				4 0 1 0 1 1 1							
Don Mueller, L (1, 9) Jim Rivera, L (7, PR) OBP: 0.330, SLG: 0.310 OBP: 0.280, SLG: 0.356		0-0 G3			0-0 G3				0-0 1B				3 0 1 0 0 0 1 2 0 0 0 0 0 1							
Luis Aparicio, R (1, 6) OBP: 0.259, SLG: 0.318		0-0 F4							0-0 F8				5 0 0 0 0 0 2							
Jim Wilson, R (1, 1) Ron Jackson, R (5, PH) Gerry Staley, R (5, 1) Turk Lowm, R (11, 1) OBP: 0.176, SLG: 0.083 OBP: 0.336, SLG: 0.449 OBP: 0.333, SLG: 0.333		0-0 F8							0-0 F6				1 0 0 0 0 0 0 1 0 0 0 0 0 0 2 0 0 0 0 1 0 0 0 0 0 0 0 0							
Inning Stats	R: 2 E: 0 K: 1 S: 8	H: 3 LOB: 1 BB: 0 P: 8	R: 0 E: 0 K: 0 S: 3	H: 0 LOB: 0 BB: 3	R: 0 E: 0 K: 0 S: 3	H: 0 LOB: 1 BB: 9	R: 0 E: 0 K: 0 S: 3	H: 0 LOB: 0 BB: 0 P: 5	R: 0 E: 0 K: 1 S: 4	H: 1 LOB: 1 BB: 0 P: 4	R: 0 E: 0 K: 0 S: 3	H: 0 LOB: 0 BB: 0 P: 10	R: 1 E: 0 K: 1 S: 6	H: 2 LOB: 2 BB: 1 P: 10	R: 0 E: 0 K: 0 S: 4	H: 1 LOB: 1 BB: 0 P: 4	1B: 6 2B: 2 3B: 0 HR: 0	SF: 1 SAC: 0 DP: 1 HBP: 0	WP: 0 PB: 0 SB: 0 CS: 0	PA: 44
PITCHER Amie Portocarrero, R (1, 1) ERA: 2.46	IP: 12.0 WLS: 7 BF: 44 H: 7 R: 3 ER: 3 SO: 5 BB: 1 IBB: 1 HBP: 0 BLK: 0 WP: 0 HR: 0 S: 52 P: 60 ERA: 2.25 WHIP: 0.667																			

Chicago White Sox @ Baltimore Orioles
 Memorial Stadium, Baltimore, MD
 Tue Jul 15 1958, 7:05 PM EDT
 Att. 9,528 - Unknown

AB	41
R	3
H	7
RBI	3
BB	2
SO	5
LOB	9



Batter	1	2	3	4	5	6	7	8	9	10	11	12	AB	R	H	RBI	BB	SO	LOB	BOTTOM		
Bob Boyd, L (1, 3) OBP: 0.306, SLG: 0.442	0-0 G3-6-3 1B		0-0 1B 2B		0-0 1-3					0-0 4-3		0-0 E3	6 1 2 0 0 0 3									
Gene Woodling, L (1, 9) OBP: 0.380, SLG: 0.383	0-0 G3-6-3 1-2r		0-0 F4			0-0 G3		0-0 F8		0-0 4-3		4-0 1B IBB	5 0 0 0 1 0 2									
Bob Nieman, R (1, 7) Jim Busby, R (11, PR) OBP: 0.437, SLG: 0.529 OBP: 0.267, SLG: 0.303	0-0 F9		0-0 F7 2H 1B		0-0 5-3			0-0 6-3			4-0 G5-4-3 BB	0-3 K	4 0 1 1 1 0 0 1 0 0 0 0 1 3									
Gus Triandos, R (1, 2) OBP: 0.332, SLG: 0.478		0-0 HR	0-0 F7 2-3			0-3 K			0-0 4-3		0-0 G5-4-3 1-2r	0-0 1B	6 1 2 2 0 1 2									
Dick Williams, R (1, 8) OBP: 0.348, SLG: 0.351		0-0 1-3	0-0 F4			0-0 5-6-3		0-3 K			0-0 E5 1B		5 1 0 0 0 1 2									
Brooks Robinson, R (1, 5) OBP: 0.326, SLG: 0.375										0-0 1-3		0-0 1B	5 0 4 1 0 0 0									
Billy Gardner, R (1, 4) OBP: 0.275, SLG: 0.320		4-0 1B BB				4-0 K				0-0 5-3		0-0 4-3	3 0 0 0 2 1 2									
Willy Miranda, S (1, 6) Al Pizarro, L (6, PH) Foster Castleman, R (7, 6) OBP: 0.218, SLG: 0.189 OBP: 0.303, SLG: 0.307 OBP: 0.272, SLG: 0.281										0-0 G1-6-3			2 0 2 0 0 0 0 1 0 0 0 0 0 2 2 1 1 0 0 0 0									
Amie Portocarrero, R (1, 1) Jim Marshall, L (12, PH) OBP: 0.167, SLG: 0.111 OBP: 0.299, SLG: 0.359										0-0 G1-6-3 1-2r			3 0 0 0 0 1 2 1 0 0 0 0 1 1									
Inning Stats	R: 0 E: 0 K: 0 S: 3	H: 1 LOB: 0 BB: 0 P: 3	R: 1 E: 0 K: 1 S: 7	H: 3 LOB: 2 BB: 1 P: 11	R: 1 E: 0 K: 0 S: 5	H: 2 LOB: 1 BB: 0 P: 5	R: 0 E: 0 K: 1 S: 7	H: 2 LOB: 2 BB: 7	R: 0 E: 0 K: 0 S: 5	H: 0 LOB: 0 BB: 0 P: 5	R: 0 E: 0 K: 0 S: 3	H: 0 LOB: 0 BB: 0 P: 5	R: 0 E: 0 K: 0 S: 4	H: 0 LOB: 0 BB: 0 P: 3	R: 1 E: 1 K: 2 S: 6	H: 1 LOB: 1 BB: 1 P: 8	R: 1 E: 1 K: 2 S: 6	H: 2 LOB: 3 BB: 1 P: 13	1B: 9 2B: 2 3B: 0 HR: 1	SF: 0 SAC: 1 DP: 3 HBP: 0	WP: 0 PB: 0 SB: 0 CS: 1	PA: 49
PITCHER Jim Wilson, R (1, 1) ERA: 3.27	IP: 4.0 WLS: 2 BF: 19 H: 8 R: 2 ER: 2 SO: 2 BB: 1 IBB: 0 HBP: 0 BLK: 0 WP: 0 HR: 1 S: 22 P: 26 ERA: 4.50 WHIP: 2.250																					
Gerry Staley, R (5, 1) Turk Lowm, R (11, 1) ERA: 3.06 ERA: 4.78	IP: 6.2 WLS: 2 BF: 22 H: 1 R: 1 ER: 0 SO: 2 BB: 1 IBB: 0 HBP: 0 BLK: 0 WP: 0 HR: 0 S: 24 P: 32 ERA: 0.00 WHIP: 0.450																					
	IP: 1.0 WLS: 1 BF: 8 H: 3 R: 1 ER: 0 SO: 2 BB: 0 IBB: 1 HBP: 0 BLK: 0 WP: 0 HR: 0 S: 11 P: 15 ERA: 0.00 WHIP: 3.000																					

Chicago White Sox @ Baltimore Orioles
 Memorial Stadium, Baltimore, MD
 Tue Jul 15 1958, 7:05 PM EDT
 Att. 9,528 - Unknown


AB	44
R	4
H	12
RBI	4
BB	4
SO	6
LOB	19




Batter	1	2	3	4	5	6	7	8	9	AB	R	H	RBI	BB	SO	LOB	TOP										
Billy Goodman, L (1, 5) OBP: 0.374, SLG: 0.400 Sammy Esposito, R (7, FR) OBP: 0.233, SLG: 0.115 (7, 5)	4-0 FC5-4 BB	0-0 E 1-2 2-H 1B			0-0 F8		0-0 E 1B		0-0 F8	3	0	2	1	1	0	0	Chicago White Sox @ Baltimore Orioles Memorial Stadium, Baltimore, MD Wed Jul 16 1958, 7:05 PM EDT Unknown										
Nelle Fox, L (1, 4) OBP: 0.386, SLG: 0.375	0-0 F8	0-0 E6 1-3 2-H 1B			0-0 F8		0-0 E5 G1-4-3		0-0 1-3	5	0	1	1	0	0	2											
Jim Landis, R (1, 8) OBP: 0.357, SLG: 0.482	0-0 FC5-4 1-2 1B	0-0 F8			0-0 F6		0-0 G1-4-3 1-2		4-0 BB	4	0	0	0	1	0	5											
Sherm Lollar, R (1, 2) OBP: 0.385, SLG: 0.457	0-0 1-2 1B		0-3 K		1-0 1B F7 HBP			0-0 FC1-5 1B	0-0 L5	4	1	2	0	0	1	1											
Earl Torgeson, L (1, 3) OBP: 0.386, SLG: 0.448	0-0 F6		0-0 2-3		0-0 F7 SF9 1B			0-0 FC1-5 2B 1B		4	2	2	0	0	0	2											
Al Smith, R (1, 7) OBP: 0.318, SLG: 0.379		0-3 K	0-0 G3		0-0 F7			0-0 FC1-5 2B G3		4	1	0	1	0	1	3											
Jim Rivera, L (1, 9) OBP: 0.279, SLG: 0.362		0-0 F8			0-0 F9			0-0 G3 1-3 2-H 2B		3	0	1	2	0	0	0											
Luis Aparicio, R (1, 6) OBP: 0.299, SLG: 0.317		0-0 BB 1B			0-0 6-3			0-0 G3		4	1	1	1	0	1	1											
Dick Donovan, L (1, 1) OBP: 0.277, SLG: 0.105		4-0 1-2 1B E BB			0-3 K			0-0 F7		3	1	0	0	1	2	1											
Inning Stats	R: 0 E: 0 K: 0 S: 4	H: 1 LOB: 2 BB: 1 P: 8	R: 2 E: 1 K: 1 S: 8	H: 3 LOB: 2 BB: 1 P: 12	R: 0 E: 0 K: 1 S: 5	H: 0 LOB: 0 BB: 0 P: 5	R: 0 E: 0 K: 1 S: 5	H: 0 LOB: 0 BB: 0 P: 5	R: 0 E: 0 K: 0 S: 3	H: 0 LOB: 0 BB: 0 P: 3	R: 2 E: 0 K: 1 S: 6	H: 1 LOB: 2 BB: 0 P: 7	R: 0 E: 1 K: 0 S: 6	H: 1 LOB: 2 BB: 0 P: 6	R: 2 E: 0 K: 0 S: 6	H: 3 LOB: 1 BB: 1 P: 6	R: 0 E: 0 K: 0 S: 3	H: 0 LOB: 1 BB: 1 P: 7	1B: 8 2B: 1 3B: 0 HR: 0	SF: 1 SAC: 0 DP: 1 HBP: 1	WP: 0 PB: 0 SB: 0 CS: 0	PA: 40					
PITCHER	IP	WLS	BF	H	R	ER	SO	BB	IBB	HBP	BLK	WP	HR	S	P	ERA	WHIP										
Mitt Pappas, R (1, 1) ERA: 3.39	7.0	L	30	6	4	4	5	2	0	1	0	0	0	37	46	5.14	1.143										
Billy Loes, R (8, 1) ERA: 4.13	2.0		10	3	2	2	0	1	0	0	0	0	0	9	13	9.00	2.000										

Batter	1	2	3	4	5	6	7	8	9	AB	R	H	RBI	BB	SO	LOB	BOTTOM										
Billy Gardner, R (1, 4) OBP: 0.275, SLG: 0.319	0-0 F6		0-0 F7			0-0 2B FC4-6 1B	0-0 F9			4	1	1	0	0	0	2	Chicago White Sox @ Baltimore Orioles Memorial Stadium, Baltimore, MD Wed Jul 16 1958, 7:05 PM EDT Unknown										
Bob Boyd, L (1, 3) OBP: 0.299, SLG: 0.432	0-0 6-3		0-0 F5			0-0 F9		0-0 F7		4	0	0	0	0	0	2											
Gene Woodling, L (1, 7) OBP: 0.385, SLG: 0.391 Lenny Green, L (9, 7) OBP: 0.300, SLG: 0.278	0-3 K			4-0 BB		0-0 FC4-6 1-3 2B		0-0 G6-4-3 1B		3	0	2	0	1	1	0											
Gus Triandos, R (1, 2) OBP: 0.334, SLG: 0.480		0-0 2B			0-0 F7		4-0 FC4-6 BB		0-0 G6-4-3 1-2	3	0	1	0	1	0	2											
Al Pilarcik, L (1, 9) OBP: 0.299, SLG: 0.302		0-0 1-3			0-0 F7		0-0 FC4-6 1-2 2-3 3-H		0-3 K2-3	4	0	0	1	0	1	4											
Dick Williams, R (1, 8) OBP: 0.346, SLG: 0.350		0-0 F9			0-0 F4		0-0 F8		0-0 1B	4	0	1	0	0	0	4											
Brooks Robinson, R (1, 5) OBP: 0.330, SLG: 0.377		0-0 F6			0-0 F9			0-0 FC3-6 1B	0-0 1-2 1B	4	0	2	0	0	0	1											
Willy Miranda, S (1, 6) OBP: 0.223, SLG: 0.188 Jim Marshall, L (7, PH) OBP: 0.297, SLG: 0.357 Foster Castleman, R (8, 6) OBP: 0.270, SLG: 0.279			4-0 SH5-4 BB		0-0 F7		0-0 FC3-6 FC6-4 1-2		0-0 F9	1	0	0	0	1	0	0											
Mitt Pappas, R (1, 1) OBP: 0.091, SLG: 0.136 Bob Nieman, R (7, PH) OBP: 0.434, SLG: 0.525 Billy Loes, R (8, 1) Joe Ginsberg, L (9, PH) OBP: 0.385, SLG: 0.231			0-0 SH5-4		0-3 K		0-0 FC6-4 1-2		0-0 G3	1	0	0	0	0	0	1											
Inning Stats	R: 0 E: 0 K: 1 S: 5	H: 0 LOB: 0 BB: 0 P: 5	R: 0 E: 0 K: 0 S: 4	H: 1 LOB: 1 BB: 0 P: 4	R: 0 E: 0 K: 0 S: 3	H: 0 LOB: 1 BB: 1 P: 7	R: 0 E: 0 K: 0 S: 3	H: 0 LOB: 1 BB: 1 P: 7	R: 0 E: 0 K: 0 S: 5	H: 0 LOB: 0 BB: 0 P: 5	R: 1 E: 0 K: 0 S: 5	H: 2 LOB: 2 BB: 1 P: 9	R: 0 E: 0 K: 0 S: 4	H: 1 LOB: 1 BB: 0 P: 4	R: 0 E: 0 K: 0 S: 3	R: 0 E: 0 K: 1 S: 7	H: 2 LOB: 2 BB: 0 P: 7	1B: 5 2B: 2 3B: 0 HR: 0	SF: 0 SAC: 1 DP: 1 HBP: 0	WP: 0 PB: 0 SB: 0 CS: 0	PA: 36						
PITCHER	IP	WLS	BF	H	R	ER	SO	BB	IBB	HBP	BLK	WP	HR	S	P	ERA	WHIP										
Dick Donovan, R (1, 1) ERA: 4.05	9.0	W	36	7	1	1	3	3	0	0	0	0	0	39	51	1.00	1.111										

AB	35
R	6
H	9
RBI	6
BB	3
SO	5
LOB	15

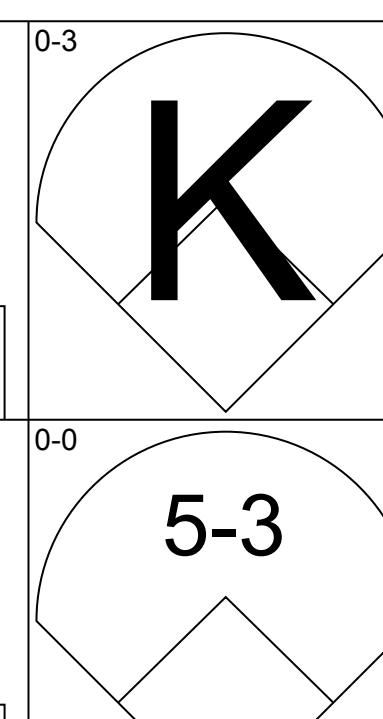
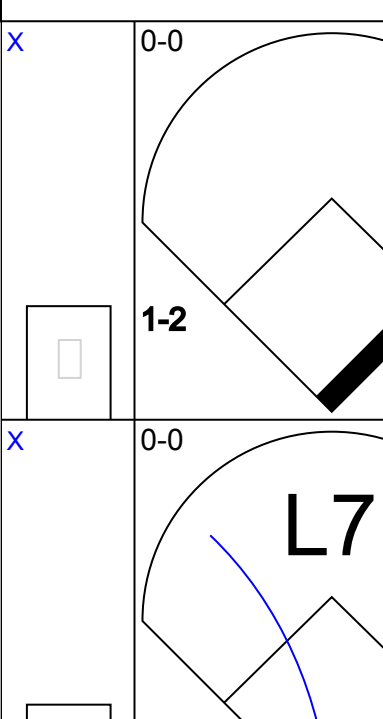
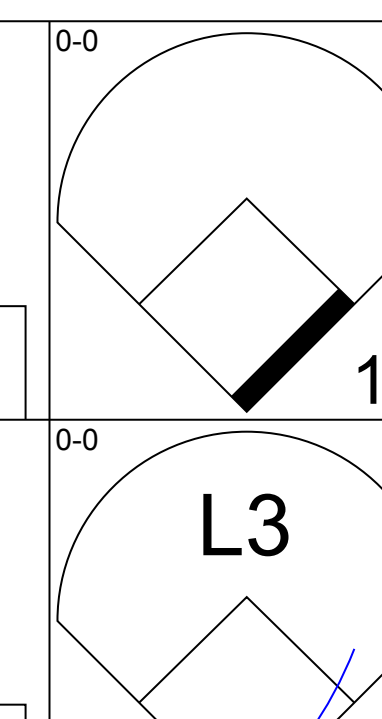
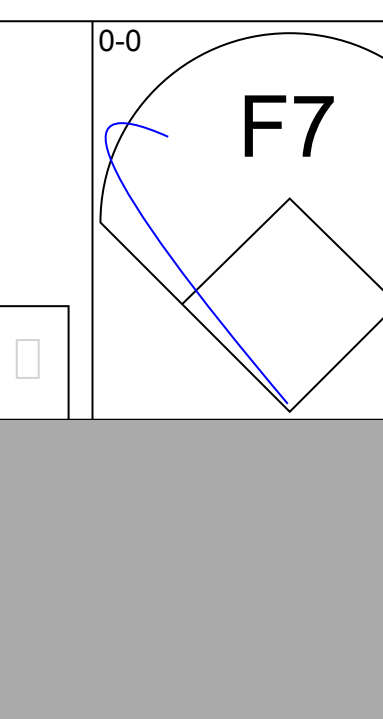
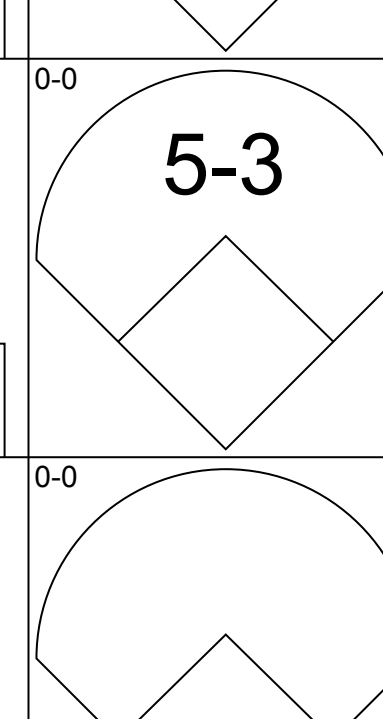
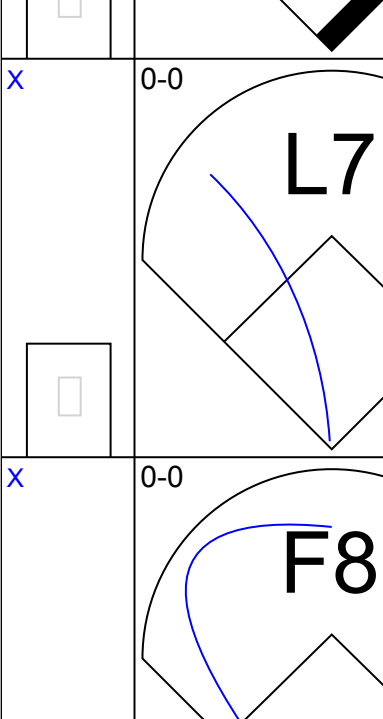
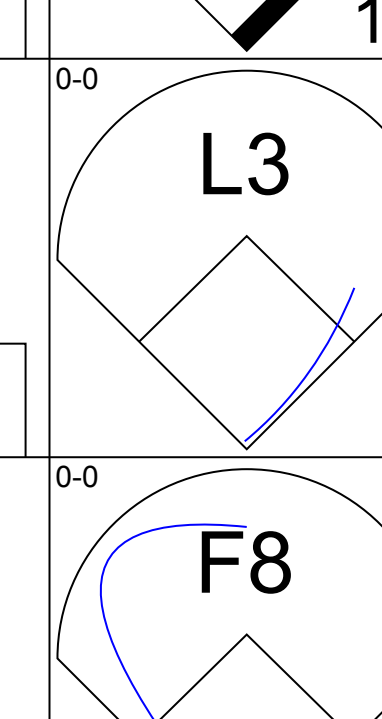
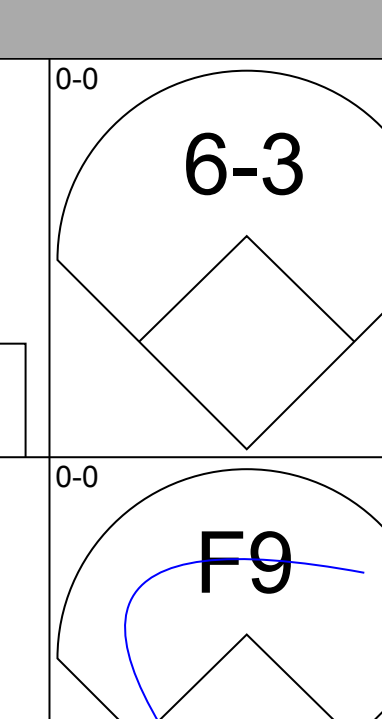
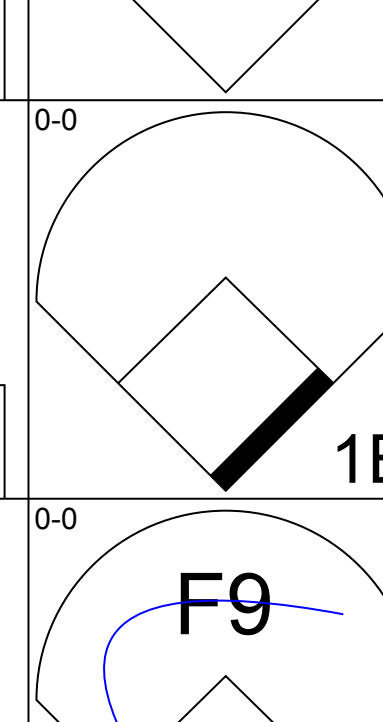
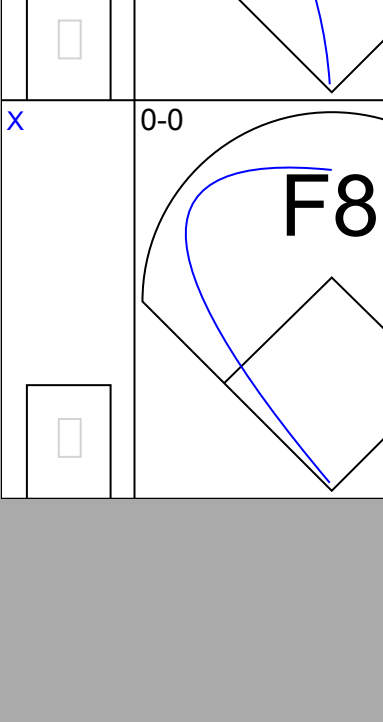
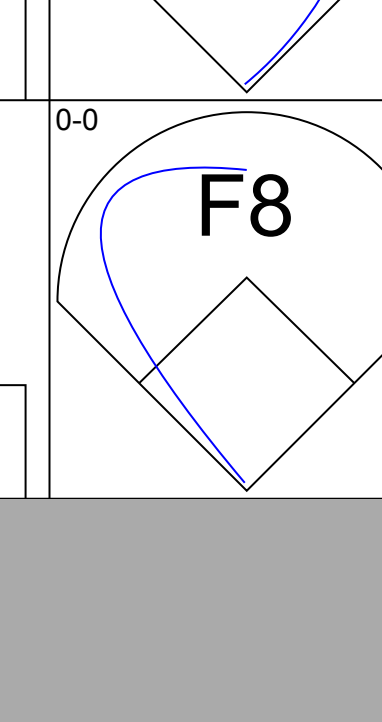
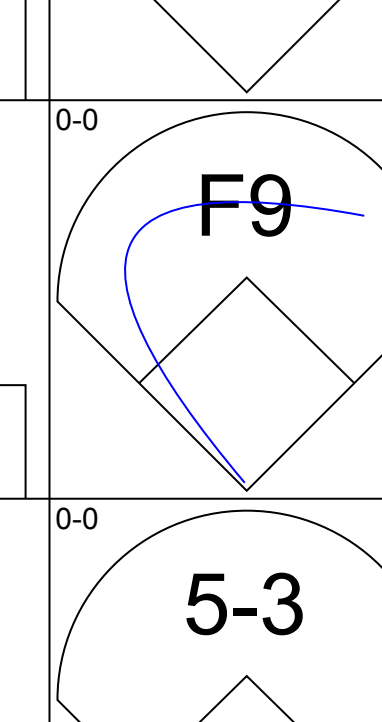
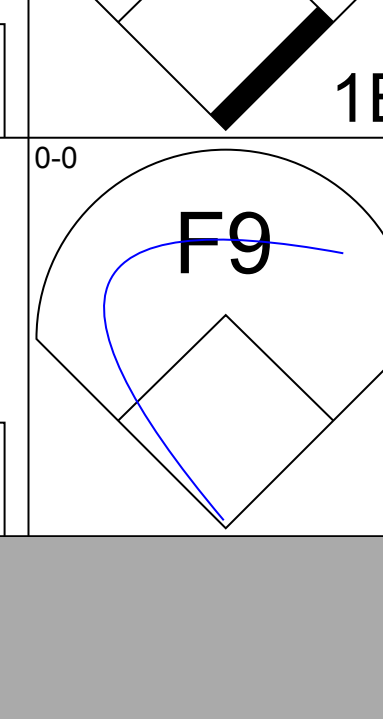
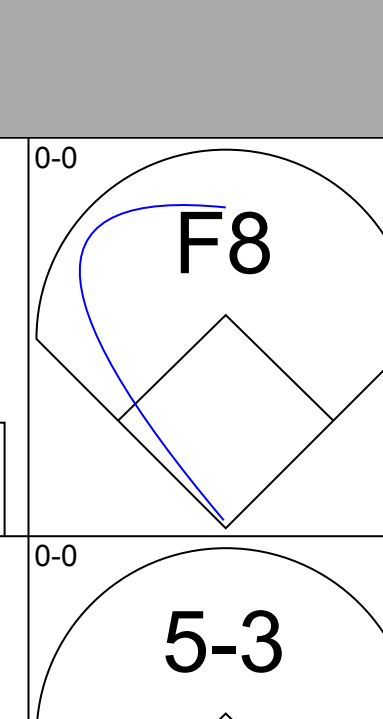
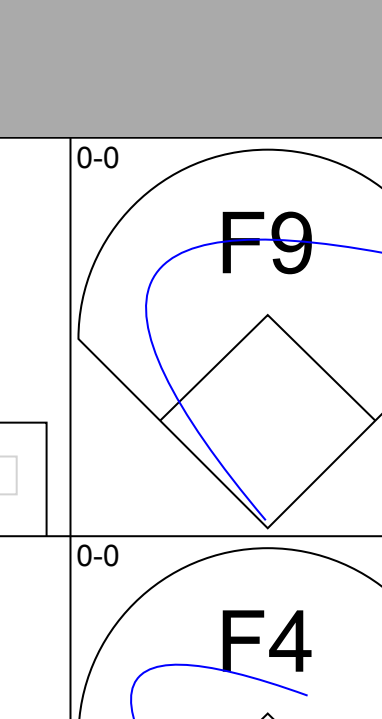
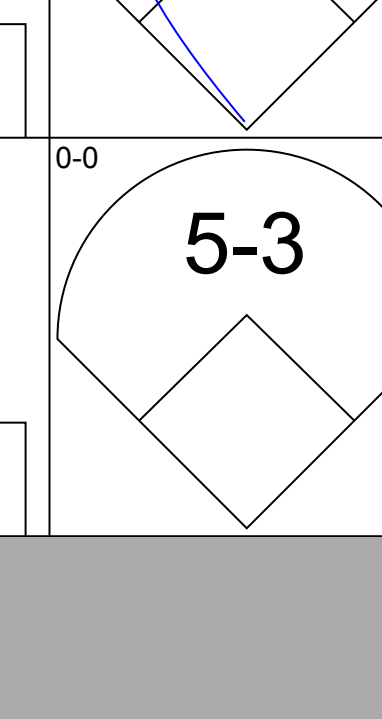
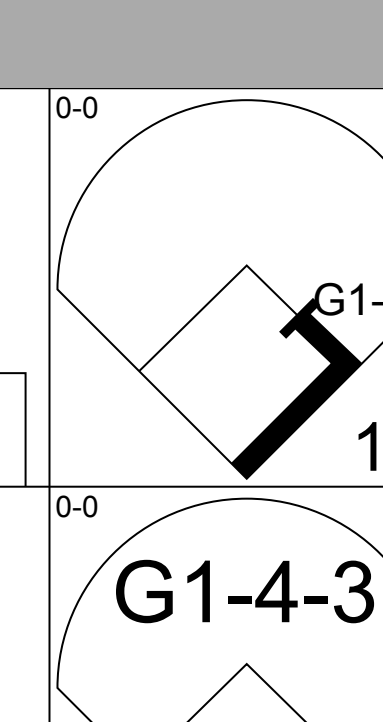
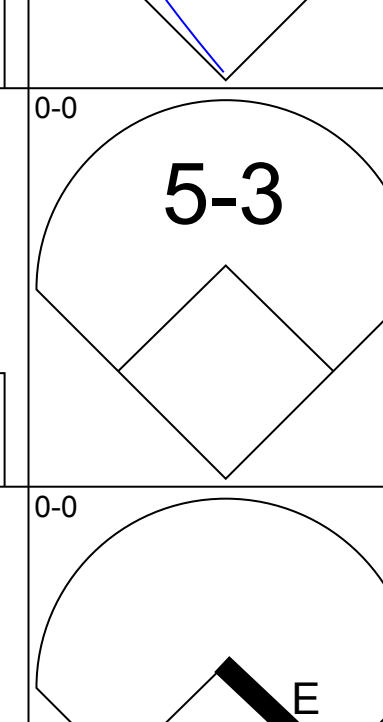
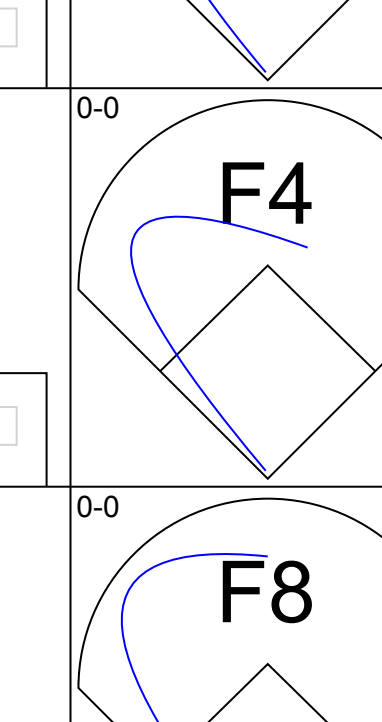

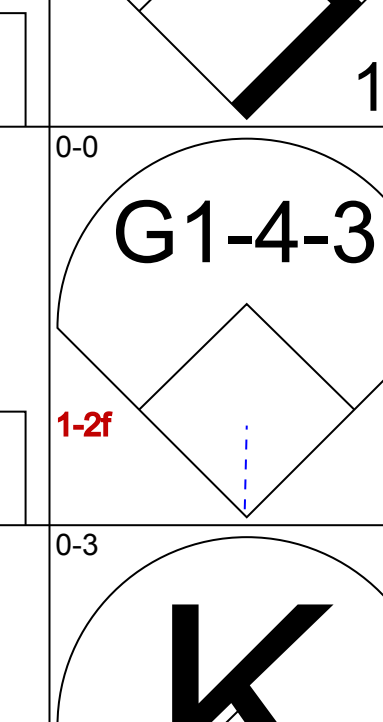
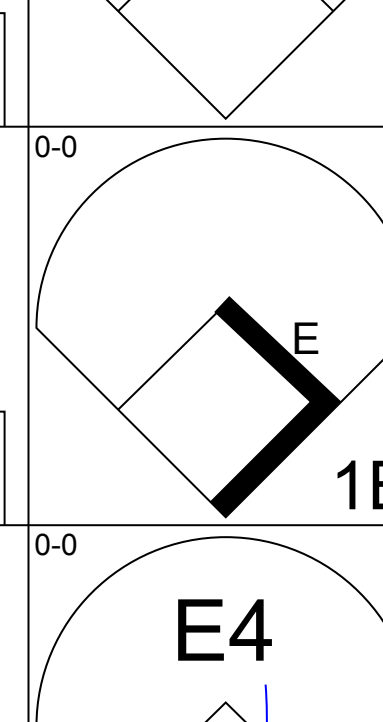
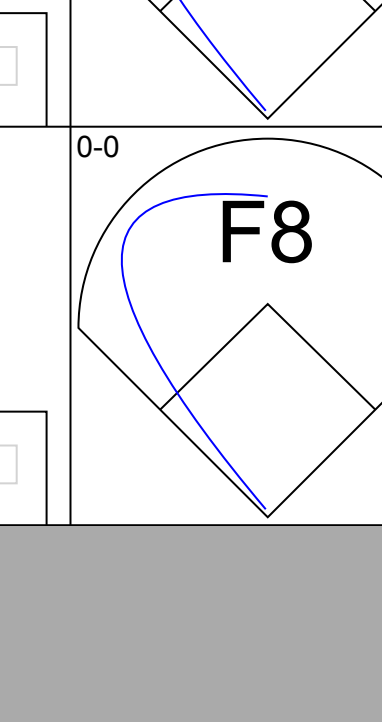

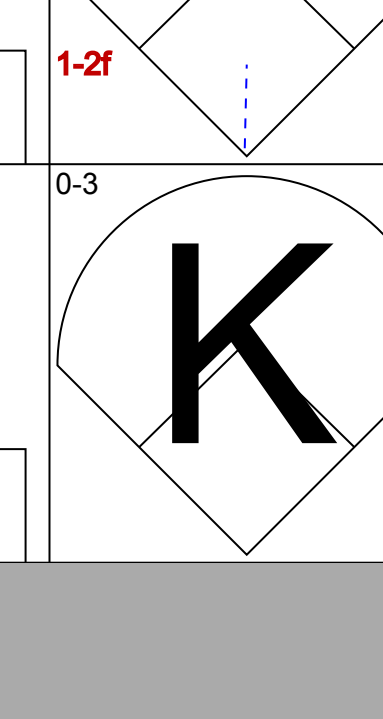
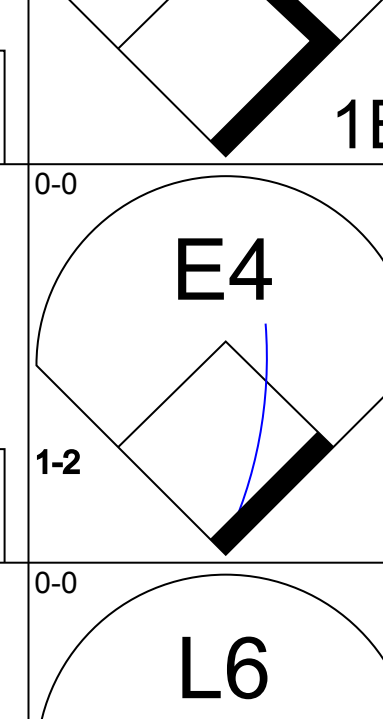
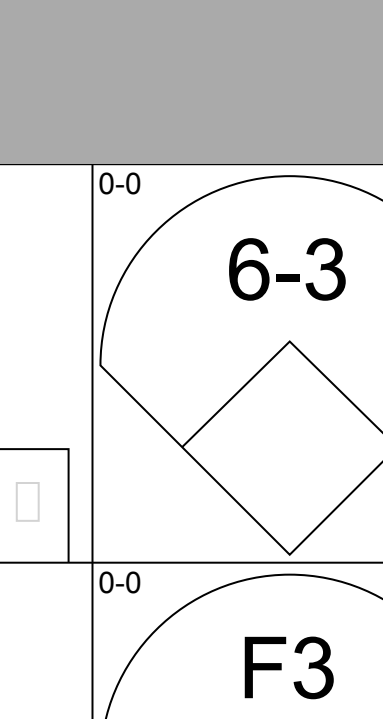
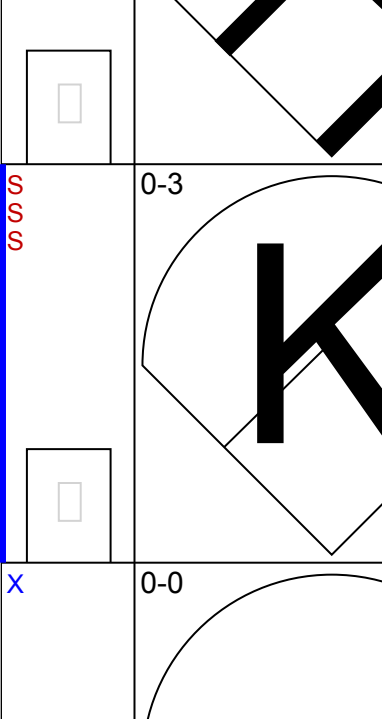
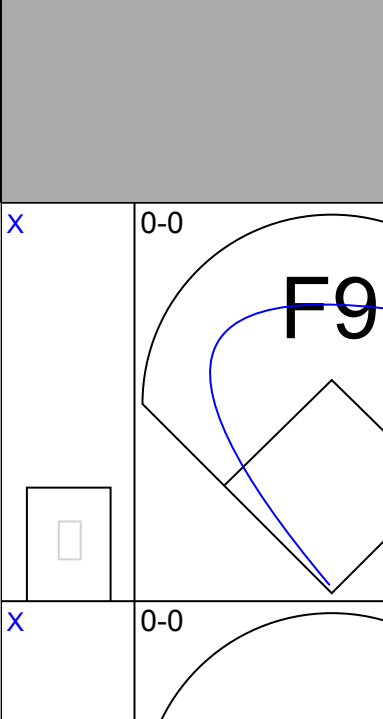
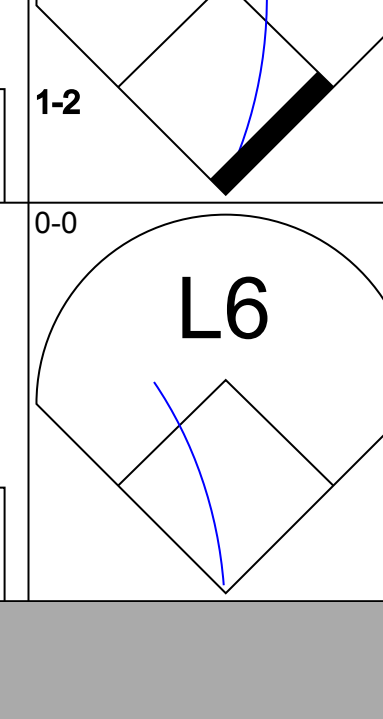
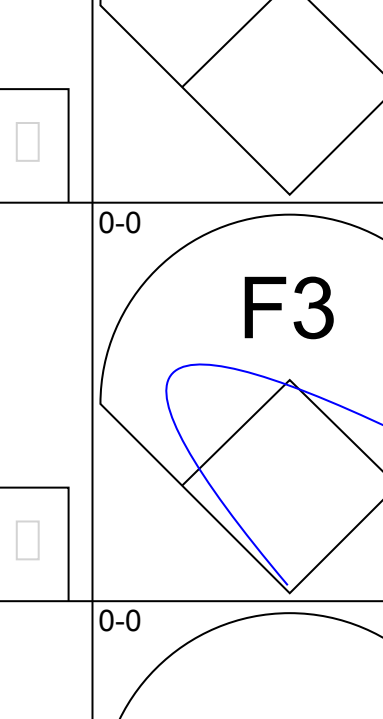
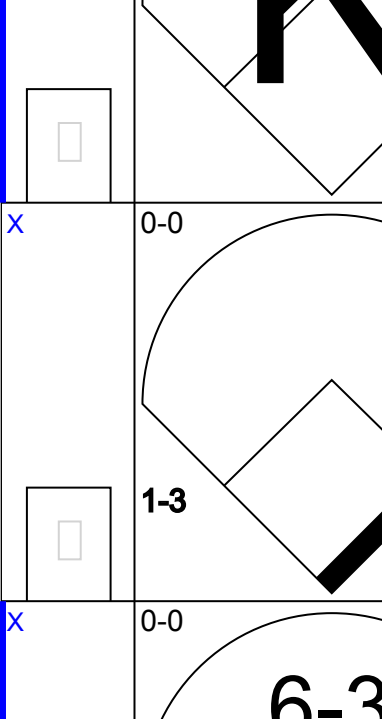
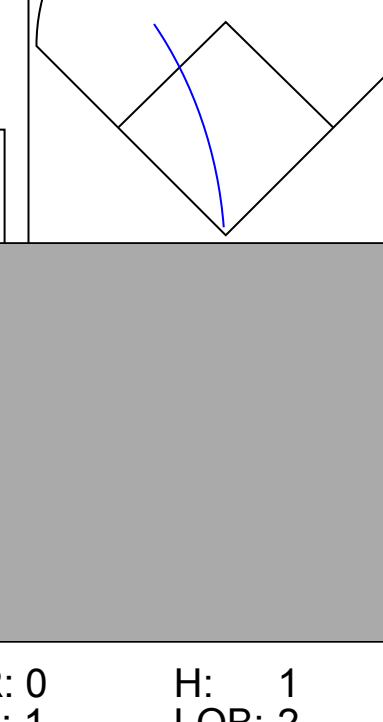
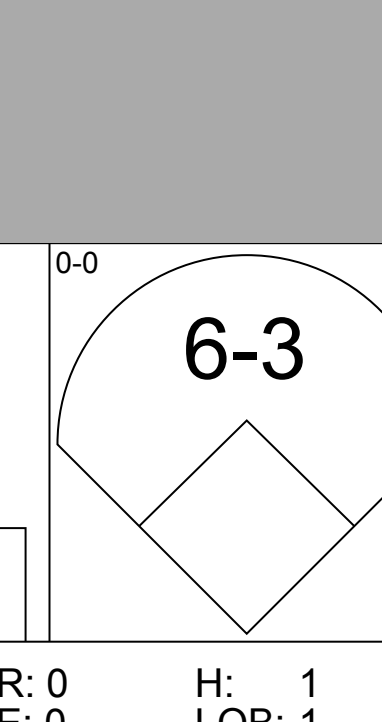



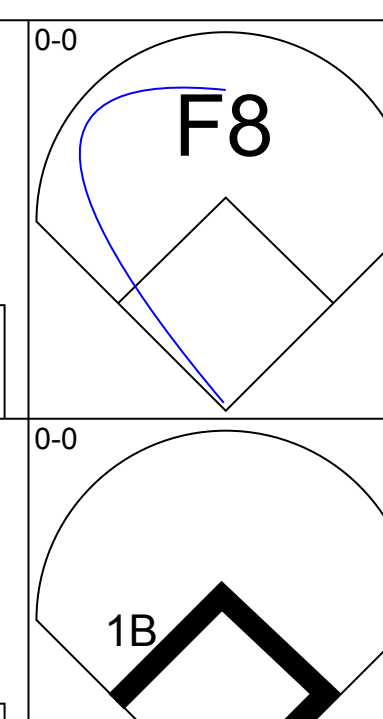
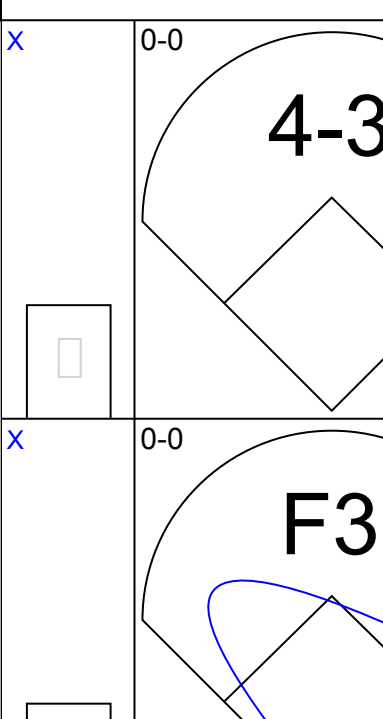
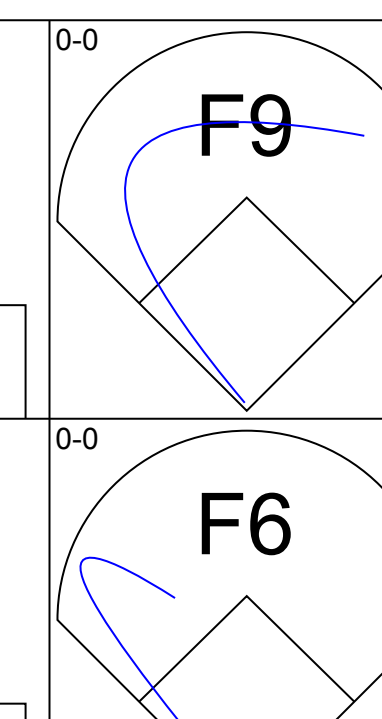
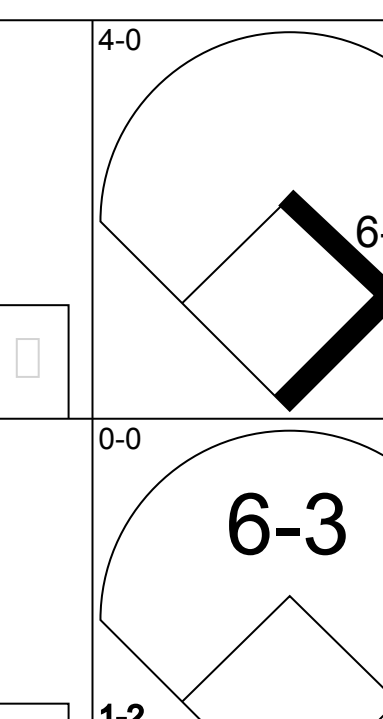
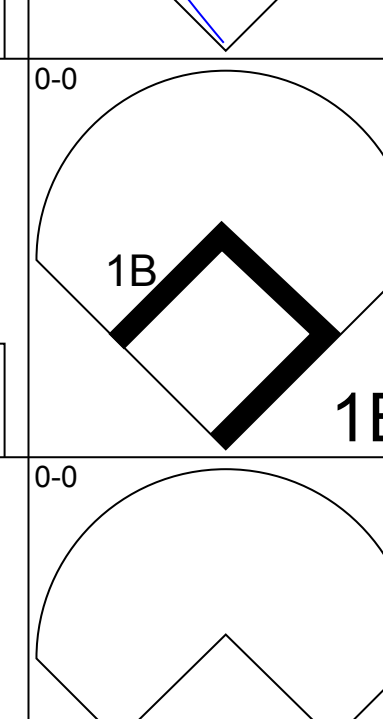
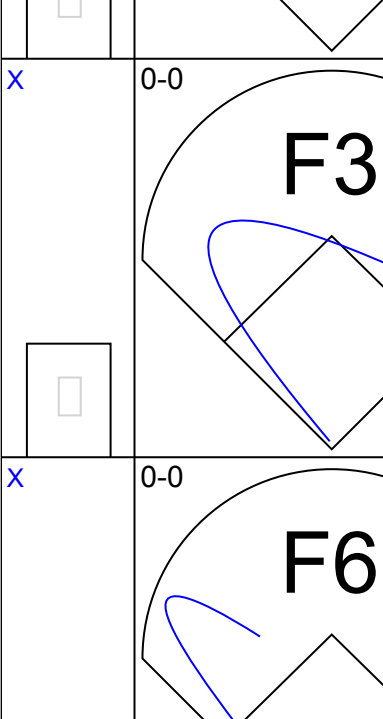
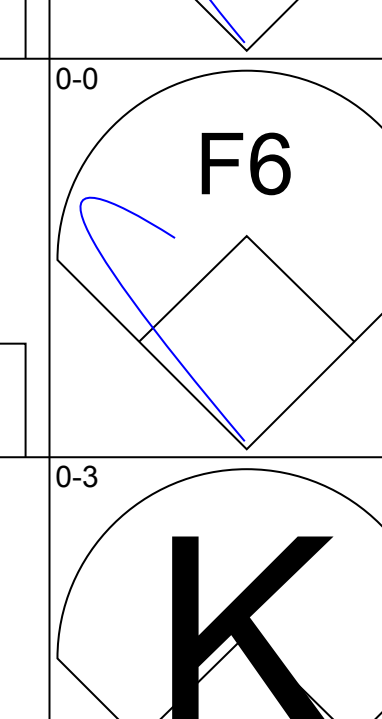
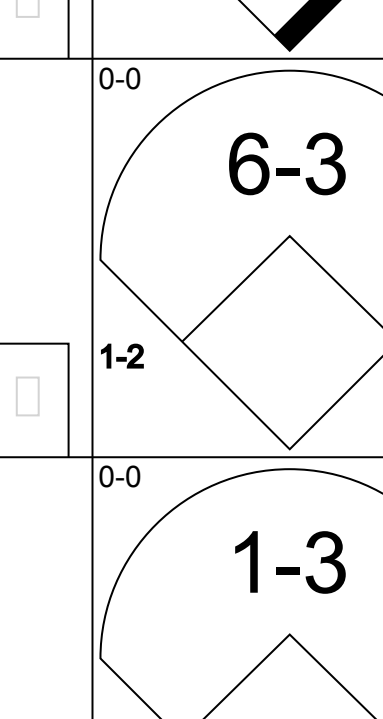
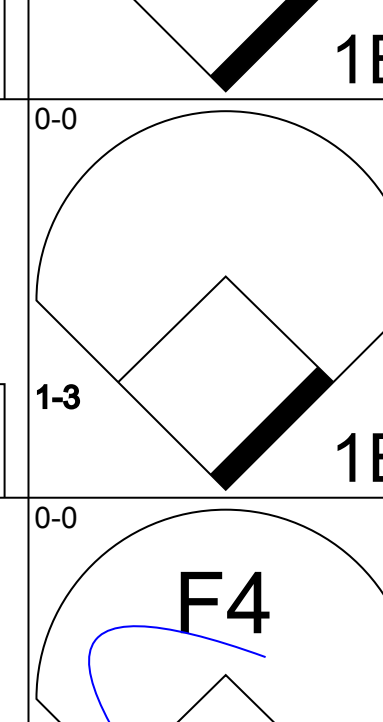
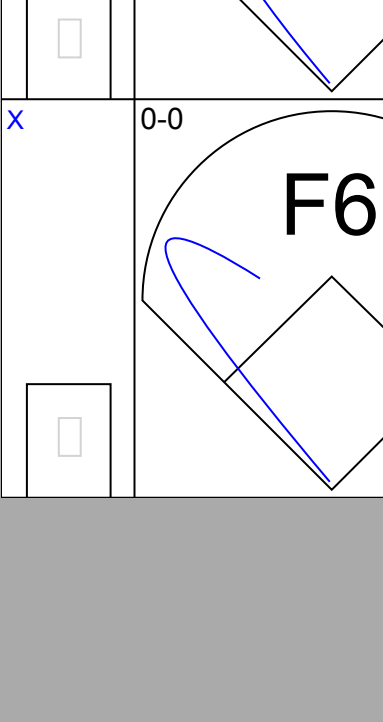
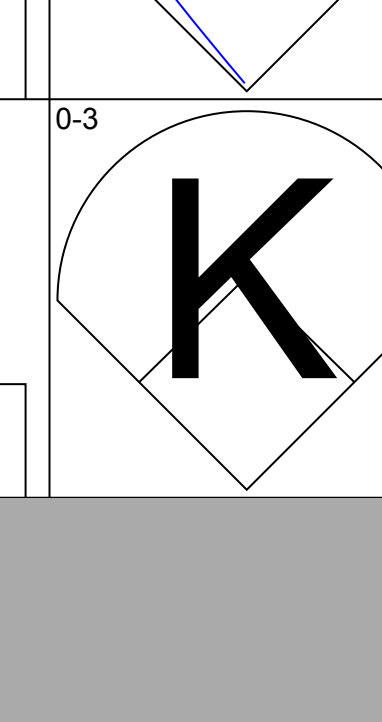
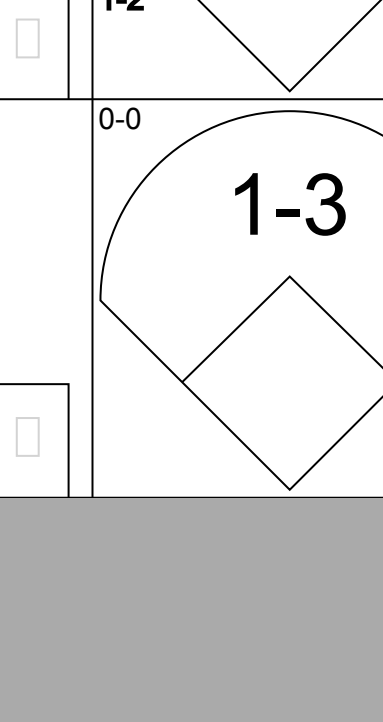
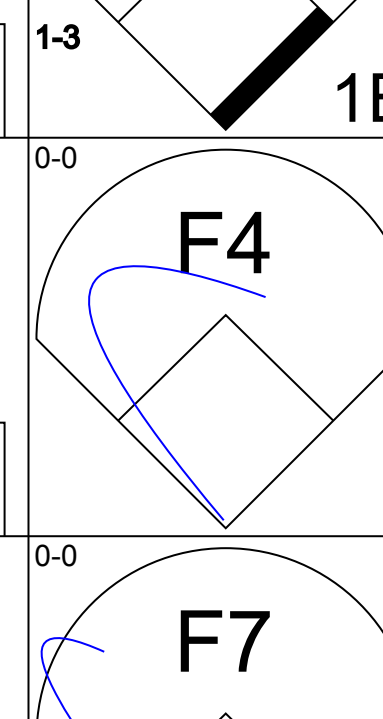
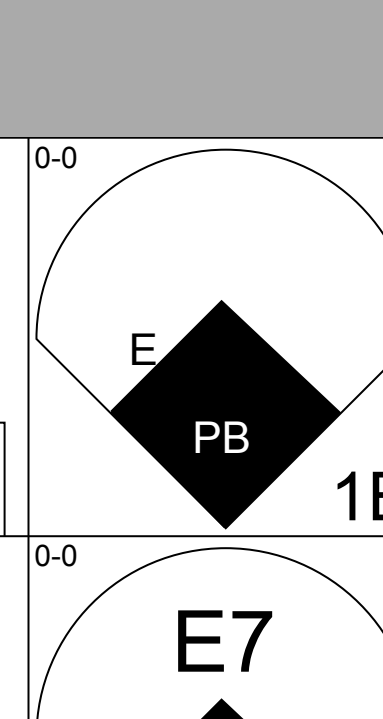
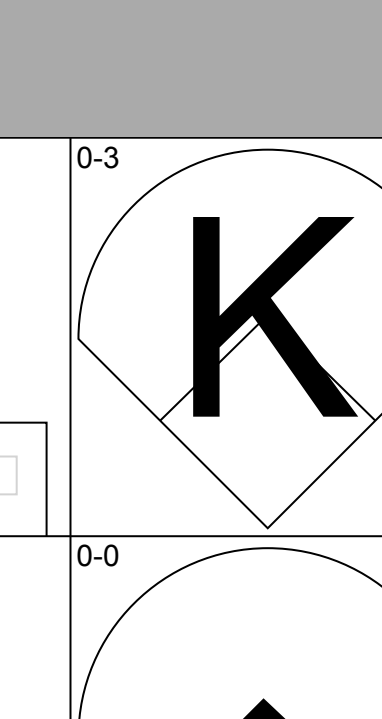
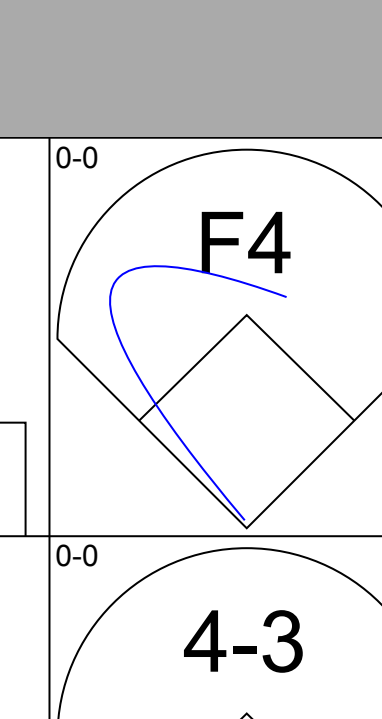
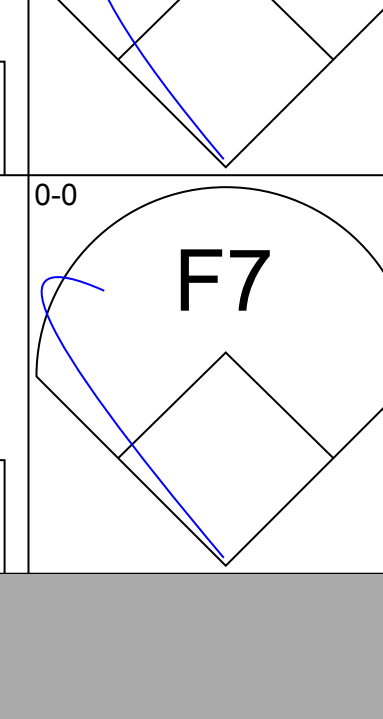
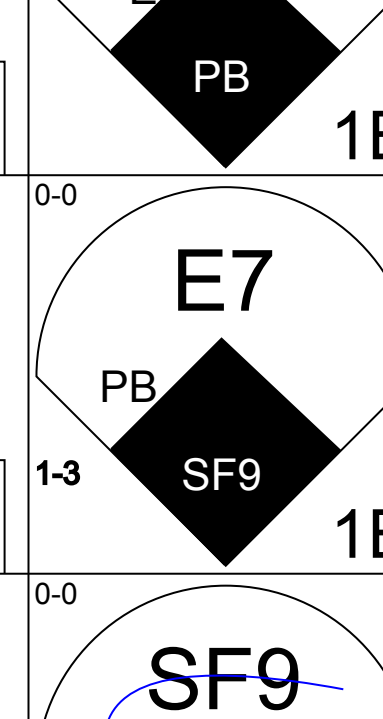
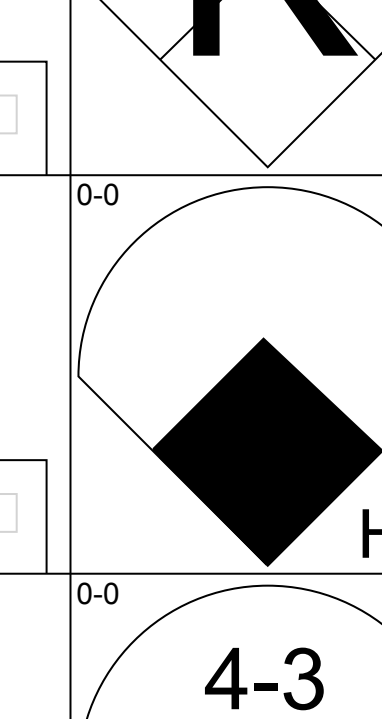
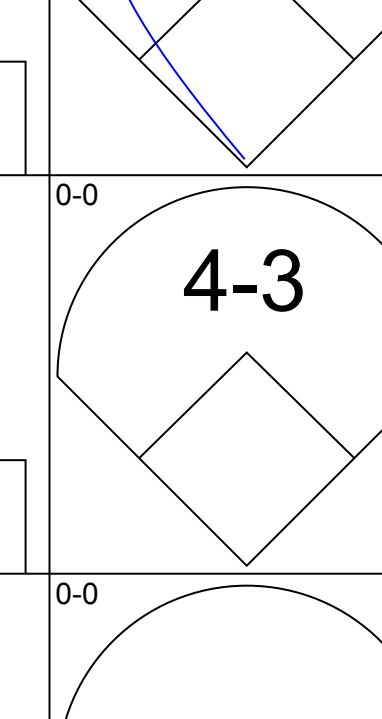
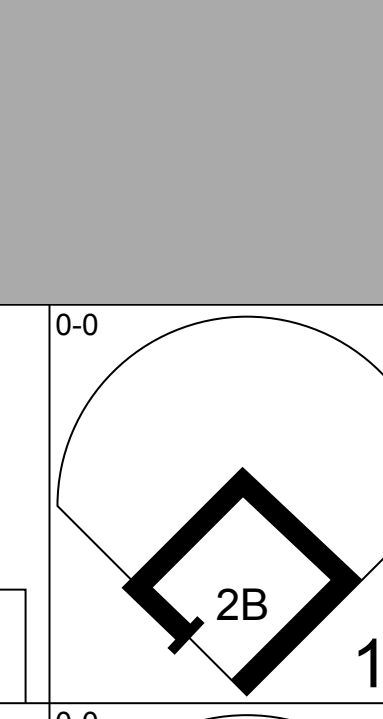
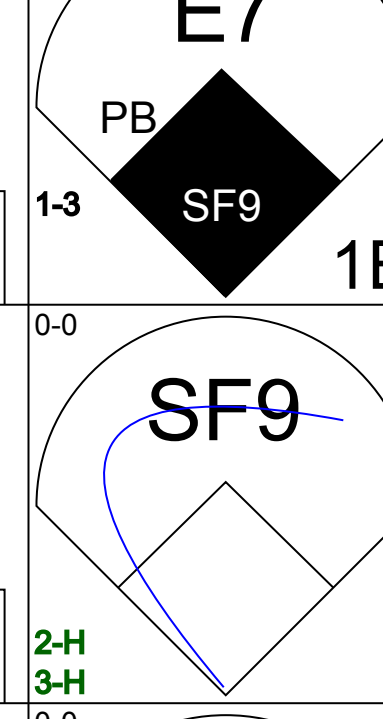
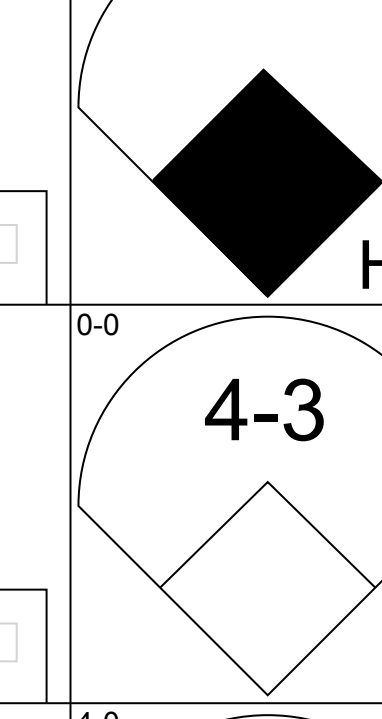
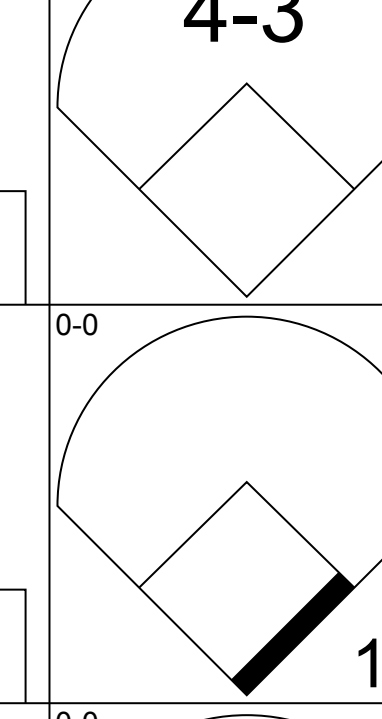
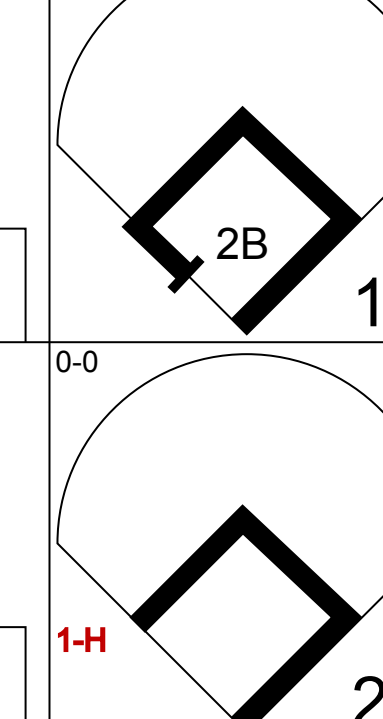
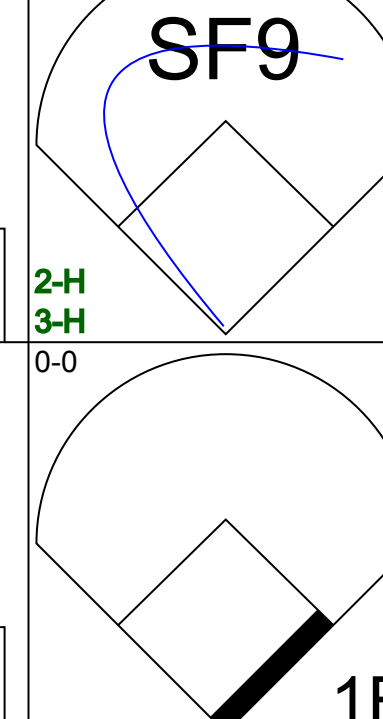
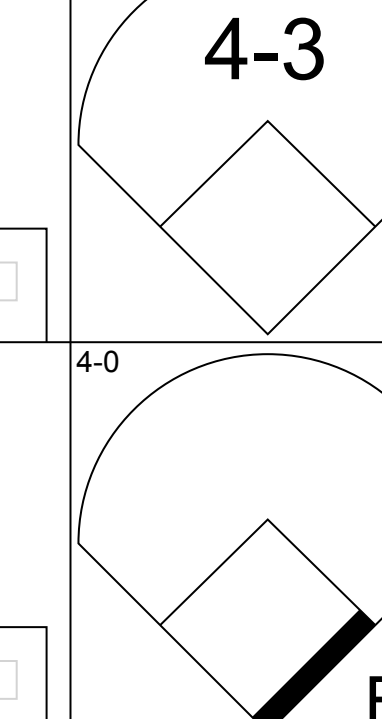
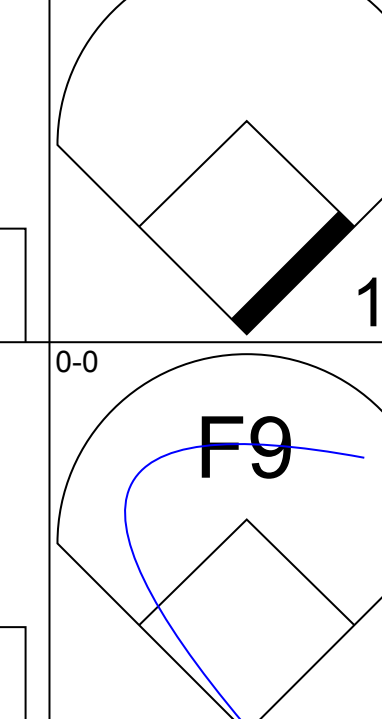
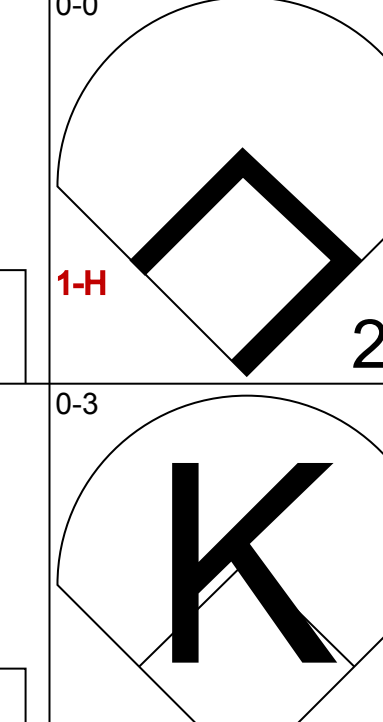
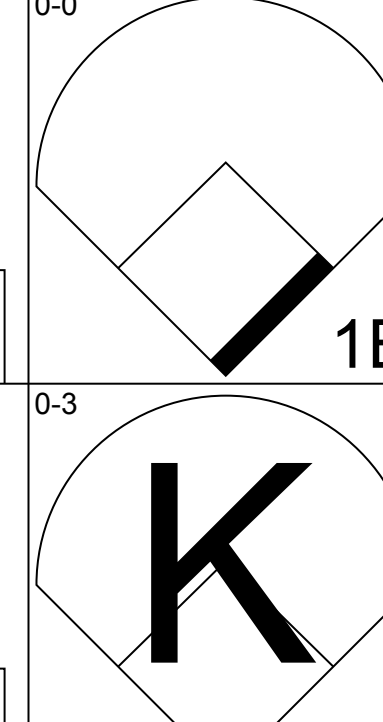
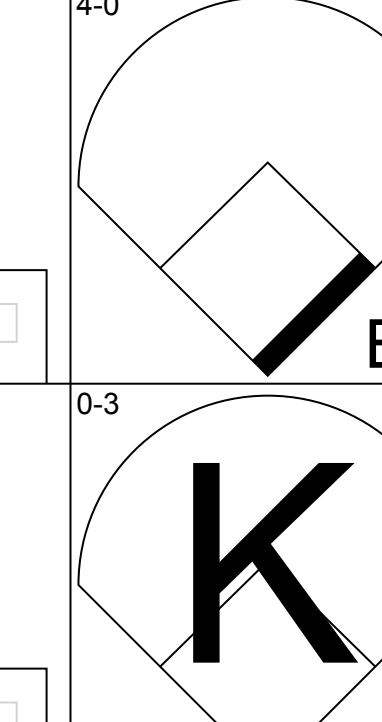
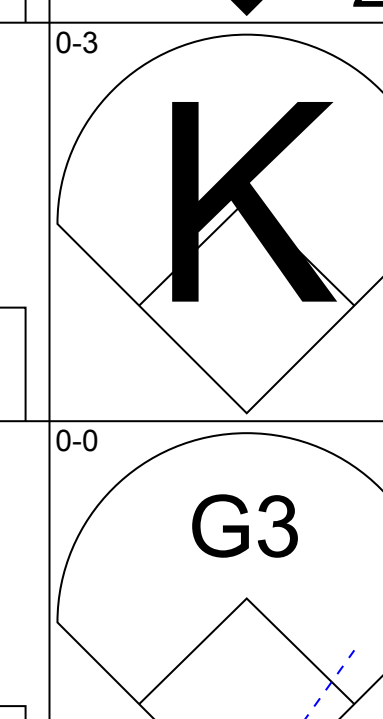
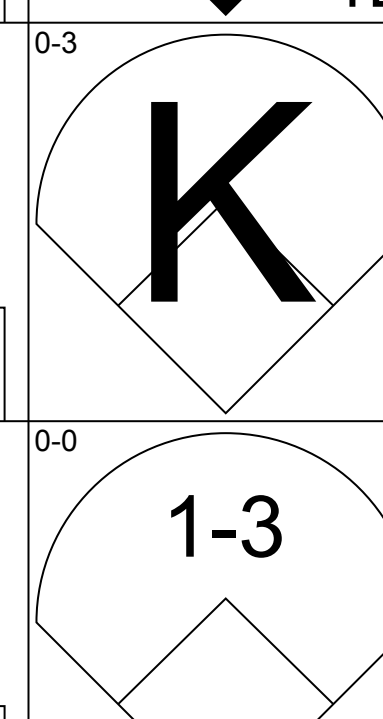
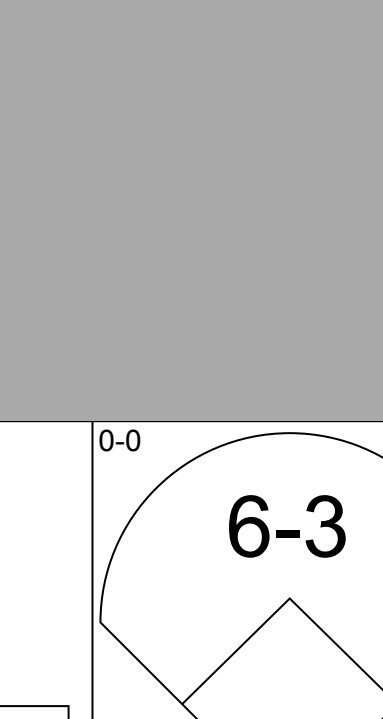
AB	32
R	1
H	7
RBI	1
BB	3
SO	3
LOB	21



Batter	1	2	3	4	5	6	7	8	9	AB	R	H	RBI	BB	SO	LOB	TOP			
Billy Goodman, L (1, 5) OBP: 0.375, SLG: 0.400	6-3	E2							6-3	5	1	2	1	0	0	0	Chicago White Sox @ Baltimore Orioles Memorial Stadium, Baltimore, MD Wed Jul 16 1958, 7:05 PM EDT Att: 16,565 - Unknown			
Nelle Fox, L (1, 4) OBP: 0.392, SLG: 0.378										3	1	2	0	0	0	0				
Jim Landis, R (1, 8) OBP: 0.356, SLG: 0.479	FC6-4	HBP								4	1	1	0	0	0	3				
Ray Boone, R (1, 3) OBP: 0.317, SLG: 0.429										4	0	2	3	0	0	0				
Al Smith, R (1, 7) OBP: 0.318, SLG: 0.375	5-3									3	0	0	0	1	0	2				
Earl Batters, R (1, 2) OBP: 0.313, SLG: 0.500										4	0	0	0	0	0	2				
Don Mueller, L (1, 9) OBP: 0.327, SLG: 0.308										4	1	1	0	0	0	1				
Luis Aparicio, R (1, 6) OBP: 0.298, SLG: 0.317										4	1	1	0	0	0	1				
Bob Shaw, R (1, 1) OBP: 0.333, SLG: 0.231										2	0	0	0	0	1	2				
Bob Keegan, R (4, 1) OBP: 0.286, SLG: 0.444										1	0	0	0	0	0	0				
Ray Moore, R (6, 1) OBP: 0.384, SLG: 0.455										1	0	0	0	0	0	0				
Sherm Lollar, R (9, PH) OBP: 0.384, SLG: 0.455										1	0	0	0	0	0	0				
Inning Stats	R: 1 E: 0 K: 0 S: 5	H: 2 LOB: 1 BB: 0 P: 5	R: 2 E: 2 K: 0 S: 6	H: 2 LOB: 2 BB: 0 P: 7	R: 0 E: 0 K: 0 S: 3	H: 0 LOB: 0 BB: 0 P: 3	R: 0 E: 0 K: 1 S: 5	H: 1 LOB: 0 BB: 0 P: 5	R: 2 E: 0 K: 0 S: 6	H: 4 LOB: 1 BB: 0 P: 6	R: 0 E: 0 K: 0 S: 3	H: 0 LOB: 0 BB: 0 P: 3	R: 0 E: 0 K: 0 S: 3	H: 0 LOB: 1 BB: 0 P: 7	R: 0 E: 0 K: 0 S: 3	H: 0 LOB: 0 BB: 0 P: 3	1B: 9 2B: 0 3B: 0 HR: 0	SF: 0 SAC: 0 DP: 1 HBP: 1	WP: 0 PB: 1 SB: 0 CS: 0	PA: 37
PITCHER Jack Harshman, L (1, 1) ERA: 2.84	IP: 9.0 WLS: W BF: 37 H: 9 R: 5 ER: 3 SO: 1 BB: 1 IBB: 0 HBP: 1 BLK: 0 WP: 0 HR: 0 S: 37 P: 42 ERA: 3.00 WHIP: 1.111																			

Batter	1	2	3	4	5	6	7	8	9	AB	R	H	RBI	BB	SO	LOB	BOTTOM			
Bob Boyd, L (1, 3) OBP: 0.308, SLG: 0.454										5	1	3	0	0	0	2	Chicago White Sox @ Baltimore Orioles Memorial Stadium, Baltimore, MD Wed Jul 16 1958, 7:05 PM EDT Att: 16,565 - Unknown			
Gene Woodling, L (1, 9) OBP: 0.387, SLG: 0.404										3	1	1	2	1	0	2				
Lenny Green, L (9, 7) OBP: 0.300, SLG: 0.278										0	0	0	0	0	0	0				
Bob Nieman, R (1, 7) OBP: 0.425, SLG: 0.512										3	0	0	0	0	1	2				
Al Pilarcik, L (6, 9) OBP: 0.298, SLG: 0.301										1	0	0	0	0	0	0				
Dick Williams, R (1, 8) OBP: 0.349, SLG: 0.349										3	0	1	0	1	1	0				
Jim Busby, R (8, 8) OBP: 0.287, SLG: 0.303										0	0	0	0	0	0	0				
Joe Ginsberg, L (1, 2) OBP: 0.375, SLG: 0.233										4	0	1	0	0	0	4				
Brooks Robinson, R (1, 5) OBP: 0.332, SLG: 0.379										4	0	2	0	0	0	0				
Billy Gardner, R (1, 4) OBP: 0.278, SLG: 0.322										3	1	2	0	0	0	0				
Foster Castleman, R (1, 6) OBP: 0.270, SLG: 0.279										4	1	1	0	0	1	3				
Jack Harshman, L (1, 1) OBP: 0.333, SLG: 0.415										3	2	2	4	1	0	2				
Inning Stats	R: 0 E: 0 K: 0 S: 4	H: 1 LOB: 2 BB: 1 P: 8	R: 0 E: 0 K: 0 S: 3	H: 0 LOB: 0 BB: 0 P: 3	R: 1 E: 0 K: 0 S: 5	H: 2 LOB: 2 BB: 1 P: 9	R: 0 E: 0 K: 0 S: 4	H: 2 LOB: 1 BB: 0 P: 4	R: 2 E: 0 K: 1 S: 7	H: 2 LOB: 0 BB: 0 P: 7	R: 3 E: 0 K: 0 S: 6	H: 4 LOB: 0 BB: 0 P: 6	R: 0 E: 0 K: 1 S: 5	H: 1 LOB: 0 BB: 0 P: 5	R: 0 E: 0 K: 1 S: 6	H: 1 LOB: 2 BB: 1 P: 10	1B: 8 2B: 2 3B: 1 HR: 3	SF: 0 SAC: 1 DP: 2 HBP: 0	WP: 0 PB: 0 SB: 0 CS: 0	PA: 38
PITCHER Bob Shaw, R (1, 1) ERA: 4.66	IP: 3.0 WLS: L BF: 16 H: 6 R: 5 ER: 5 SO: 1 BB: 0 IBB: 0 HBP: 0 BLK: 0 WP: 0 HR: 2 S: 14 P: 22 ERA: 19.29 WHIP: 2.571																			
Bob Keegan, R (4, 1) ERA: 6.51	IP: 2.1 WLS: L BF: 12 H: 6 R: 5 ER: 5 SO: 1 BB: 0 IBB: 0 HBP: 0 BLK: 0 WP: 0 HR: 2 S: 14 P: 14 ERA: 0.00 WHIP: 1.125																			
Ray Moore, R (6, 1) ERA: 2.94	IP: 2.2 WLS: L BF: 9 H: 2 R: 0 ER: 0 SO: 2 BB: 1 IBB: 0 HBP: 0 BLK: 0 WP: 0 HR: 0 S: 12 P: 16 ERA: 0.00 WHIP: 1.125																			

Batter	1	2	3	4	5	6	7	8	9	AB	R	H	RBI	BB	SO	LOB	TOP
Billy Goodman, L (1, 5) OBP: 0.377, SLG: 0.402										4	0	2	0	0	1	1	Chicago White Sox @ Baltimore Orioles Memorial Stadium, Baltimore, MD Thu Jul 17 1958, 7:05 PM EDT Att: 14,666 - Unknown
Nelle Fox, L (1, 4) OBP: 0.386, SLG: 0.373										4	0	0	0	0	0	3	
Jim Landis, R (1, 8) OBP: 0.354, SLG: 0.476										4	0	1	0	0	0	3	
Ray Boone, R (1, 3) OBP: 0.312, SLG: 0.420										4	0	0	0	0	0	1	
Sherm Lollar, R (1, 2) OBP: 0.382, SLG: 0.452										4	0	1	0	0	0	0	
Al Smith, R (1, 7) OBP: 0.320, SLG: 0.377										4	0	2	0	0	0	1	
Don Mueller, L (1, 9) Earl Battey, R (9, PH) OBP: 0.298, SLG: 0.298 OBP: 0.309, SLG: 0.494										3	0	0	0	0	1	1	
Luis Aparicio, R (1, 6) OBP: 0.296, SLG: 0.316										4	0	1	0	0	0	2	
Billy Pierce, L (1, 1) Ron Jackson, R (9, PH) OBP: 0.269, SLG: 0.265 OBP: 0.333, SLG: 0.444										3	0	2	0	0	0	0	
Inning Stats	R: 0 E: 0 K: 1 S: 6	H: 1 LOB: 1 BB: 0 P: 6	R: 0 E: 0 K: 1 S: 5	H: 1 LOB: 0 BB: 0 P: 5	R: 0 E: 1 K: 0 S: 5	H: 1 LOB: 2 BB: 0 P: 5	R: 0 E: 0 K: 0 S: 4	H: 0 LOB: 0 BB: 0 P: 3	R: 0 E: 0 K: 0 S: 4	H: 1 LOB: 1 BB: 0 P: 4	R: 0 E: 0 K: 0 S: 3	H: 0 LOB: 0 BB: 0 P: 3	R: 0 E: 0 K: 1 S: 7	H: 2 LOB: 2 BB: 0 P: 7	1B: 9 2B: 0 3B: 0 HR: 0	SF: 0 SAC: 0 DP: 1 HBP: 0	WP: 0 PA: 36 CS: 0
PITCHER Billy O'Dell, L (1, 1) ERA: 2.9	IP: 9.0 WLS: W BF: 36 H: 9 R: 0 ER: 0 SO: 3 BB: 0 IBB: 0 HBP: 0 BLK: 0 WP: 0 HR: 0 S: 42 P: 42 ERA: 0.00 WHIP: 1.000															PITCHER	


Batter	1	2	3	4	5	6	7	8	9	AB	R	H	RBI	BB	SO	LOB	BOTTOM		
Jim Busby, R (1, 8) OBP: 0.266, SLG: 0.295										3	0	0	0	1	0	0	Chicago White Sox @ Baltimore Orioles Memorial Stadium, Baltimore, MD Thu Jul 17 1958, 7:05 PM EDT Att: 14,666 - Unknown		
Dick Williams, R (1, 9) Al Pilarcik, L (8, 9) OBP: 0.347, SLG: 0.347 OBP: 0.298, SLG: 0.301										4	0	1	0	0	0	1			
Bob Nieman, R (1, 7) Lenny Green, L (8, 7) OBP: 0.420, SLG: 0.504 OBP: 0.300, SLG: 0.278										4	0	1	0	0	1	1			
Gus Triandos, R (1, 2) OBP: 0.333, SLG: 0.477										4	1	1	0	0	1	2			
Brooks Robinson, R (1, 5) OBP: 0.334, SLG: 0.391										4	2	2	1	0	0	2			
Bob Boyd, L (1, 3) OBP: 0.312, SLG: 0.458										3	0	2	1	0	0	0			
Billy Gardner, R (1, 4) OBP: 0.283, SLG: 0.328										3	0	2	0	1	0	1			
Willy Miranda, S (1, 6) OBP: 0.217, SLG: 0.182										3	0	0	0	0	3	3			
Billy O'Dell, S (1, 1) OBP: 0.149, SLG: 0.182										3	0	0	0	0	0	2			
Inning Stats	R: 0 E: 0 K: 0 S: 5	H: 2 LOB: 2 BB: 0 P: 5	R: 0 E: 0 K: 1 S: 6	H: 2 LOB: 1 BB: 0 P: 6	R: 0 E: 0 K: 0 S: 3	H: 0 LOB: 0 BB: 0 P: 3	R: 2 E: 1 K: 1 S: 8	H: 3 LOB: 1 BB: 0 P: 8	R: 0 E: 0 K: 1 S: 5	H: 0 LOB: 0 BB: 0 P: 5	R: 1 E: 0 K: 2 S: 8	H: 1 LOB: 1 BB: 1 P: 12	R: 0 E: 0 K: 0 S: 3	H: 0 LOB: 1 BB: 1 P: 7	R: 0 E: 0 K: 0 S: 4	H: 1 LOB: 1 BB: 0 P: 4	1B: 7 2B: 1 3B: 0 HR: 1	SF: 1 SAC: 0 DP: 0 HBP: 0	WP: 0 PA: 34 CS: 0
PITCHER Billy Pierce, L (1, 1) ERA: 2.77	IP: 8.0 WLS: L BF: 34 H: 9 R: 3 ER: 2 SO: 5 BB: 2 IBB: 0 HBP: 0 BLK: 0 WP: 0 HR: 1 S: 42 P: 50 ERA: 2.25 WHIP: 1.375															PITCHER			

Batter	1	2	3	4	5	6	7	8	9	AB	R	H	RBI	BB	SO	LOB	TOP			
Billy Goodman, L OBP: 0.391, SLG: 0.413 Sammy Esposito, R OBP: 0.233, SLG: 0.115	L5		1B		SH5-4 2B	6-3			F7	5	1	2	1	0	0	0				
Nelle Fox, L OBP: 0.386, SLG: 0.380	F7		1B		SH5-4 2B	F7			6-3	5	1	2	0	0	0	0				
Jim Landis, R OBP: 0.345, SLG: 0.464	F5		K		SH5-4				1-3	4	0	0	0	0	1	2				
Sherm Lollar, R OBP: 0.384, SLG: 0.457		PB 1B	K		1B 2B				F8	4	1	2	2	0	1	2				
Earl Torgeson, L OBP: 0.397, SLG: 0.446	F6				1B					4	0	3	1	0	0	1				
Al Smith, R OBP: 0.321, SLG: 0.403	6-3				1B	E5			K	4	0	0	0	0	1	4				
Don Mueller, L OBP: 0.315, SLG: 0.298	6-3				1B	F6			4-3	4	0	1	0	0	0	3				
Luis Aparicio, R OBP: 0.296, SLG: 0.311			S 1B BB		F8	F8			CS 1B	3	1	1	0	1	0	4				
Dick Donovan, L OBP: 0.255, SLG: 0.095			K		F8				F6	4	0	0	0	0	1	4				
Inning Stats	R: 0 E: 0 K: 0 S: 3	H: 0 LOB: 0 BB: 0 P: 3	R: 0 E: 0 K: 0 S: 4	H: 1 LOB: 1 BB: 0 P: 4	R: 1 E: 0 K: 3 S: 11	H: 2 LOB: 2 BB: 1 P: 15	R: 0 E: 0 K: 0 S: 5	H: 2 LOB: 2 BB: 0 P: 5	R: 3 E: 1 K: 0 S: 8	H: 4 LOB: 2 BB: 0 P: 8	R: 0 E: 0 K: 1 S: 6	H: 1 LOB: 1 BB: 0 P: 6	R: 0 E: 0 K: 0 S: 3	H: 1 LOB: 0 BB: 0 P: 3	R: 0 E: 0 K: 0 S: 3	H: 0 LOB: 0 BB: 0 P: 3	1B: 10 2B: 1 3B: 0 HR: 0	SF: 0 SAC: 1 DP: 0 HBP: 0	WP: 0 PB: 1 CS: 1	PA: 39
PITCHER	IP	WLS	BF	H	R	ER	SO	BB	IBB	HBP	BLK	WP	HR	S	P	ERA	WHIP			
Russ Kemmerer, R ERA: 4.88	(1, 1)	4.1	L	23	9	4	4	3	1	0	0	0	0	28	32	8.31	2.308			
Vito Valentini, R ERA: 3.86	(5, 1)	3.2		13	2	0	0	1	0	0	0	0	0	15	15	0.00	0.545			
Tex Clevenger, R ERA: 4.45	(9, 1)	1.0		3	0	0	0	0	0	0	0	0	0	3	3	0.00	0.000			

Chicago White Sox @ Washington Senators
Griffith Stadium, Washington, DC
Sun Jul 20 1958, 3:33 AM EDT
Unknown

livebaseballscorecards.com

AB 37
R 4
H 11
RBI 4
BB 1
SO 4
LOB 20




Batter	1	2	3	4	5	6	7	8	9	AB	R	H	RBI	BB	SO	LOB	BOTTOM					
Eddie Yost, R OBP: 0.337, SLG: 0.282	5-3		1B			K			5-3	4	0	1	0	0	1	0						
Albie Pearson, L OBP: 0.386, SLG: 0.355	6-3		G4-3-6-3-6			4-3			2B 1B	4	0	1	0	0	0	1						
Roy Sievers, R OBP: 0.366, SLG: 0.575	F3				F5	HBP BB			2B	3	0	1	0	1	0	0						
Clint Courtney, L OBP: 0.317, SLG: 0.302		F8			G3				K	3	0	0	0	0	1	2						
Jim Lemon, R OBP: 0.319, SLG: 0.489		HR			K				5-3	4	1	1	1	0	2	2						
Herb Plews, L OBP: 0.310, SLG: 0.359	6-3				4-3				F8	4	0	0	0	0	0	0						
Norm Zauchin, R OBP: 0.357, SLG: 0.450		BB			HR				F9	3	1	1	1	1	0	0						
Ossie Alvarez, R OBP: 0.294, SLG: 0.254		BB			5-3				F8	3	0	0	0	0	0	1						
Russ Kemmerer, R OBP: 0.159, SLG: 0.119 Vito Valentini, R OBP: 0.250, SLG: 0.250 Neil Christley, L OBP: 0.253, SLG: 0.400 Tex Clevenger, R OBP: 0.188, SLG: 0.267			K			F8			G3	1	0	0	0	0	1	0						
Inning Stats	R: 0 E: 0 K: 0 S: 3	H: 0 LOB: 0 BB: 0 P: 3	R: 1 E: 0 K: 0 S: 4	H: 1 LOB: 1 BB: 1 P: 8	R: 0 E: 0 K: 1 S: 5	H: 1 LOB: 0 BB: 0 P: 5	R: 0 E: 0 K: 1 S: 5	H: 0 LOB: 0 BB: 0 P: 5	R: 1 E: 0 K: 0 S: 4	H: 1 LOB: 0 BB: 0 P: 4	R: 0 E: 0 K: 1 S: 5	H: 0 LOB: 2 BB: 1 P: 10	R: 0 E: 0 K: 0 S: 3	H: 0 LOB: 0 BB: 0 P: 3	R: 0 E: 0 K: 1 S: 7	H: 2 LOB: 2 BB: 0 P: 7	R: 0 E: 0 K: 1 S: 5	H: 0 LOB: 0 BB: 0 P: 5	1B: 2 2B: 1 3B: 0 HR: 2	SF: 0 SAC: 0 DP: 1 HBP: 1	WP: 0 PB: 0 CS: 0	PA: 34
PITCHER	IP	WLS	BF	H	R	ER	SO	BB	IBB	HBP	BLK	WP	HR	S	P	ERA	WHIP					
Dick Donovan, R ERA: 3.91	(1, 1)	9.0	W	34	5	2	2	5	2	0	1	0	0	2	41	50	2.00	0.778				

Chicago White Sox @ Washington Senators
Griffith Stadium, Washington, DC
Sun Jul 20 1958, 3:33 AM EDT
Unknown

livebaseballscorecards.com


AB 31
R 2
H 5
RBI 2
BB 2
SO 5
LOB 6



Batter	1	2	3	4	5	6	7	8	9	AB	R	H	RBI	BB	SO	LOB	TOP										
Billy Goodman, L OBP: 0.391, SLG: 0.413 (1, 5)	0-0 4-1 1B		0-0 G4-6-3 1B		0-0 1B		0-0 F6	0-0 G3		5	0	2	0	0	0	3											
Nelle Fox, L OBP: 0.386, SLG: 0.376 (1, 4)	0-0 6-3		0-0 G4-6-3 1-2f		0-0 F9		4-0 1B BB		0-0 G3	4	0	0	0	1	0	2											
Jim Landis, R OBP: 0.352, SLG: 0.472 (1, 8)	0-0 2B		0-0 F3			0-0 2B	4-0 1B BB		4-0 1B SF8 BB	3	1	2	1	2	0	0											
Ray Boone, R OBP: 0.306, SLG: 0.409 Tom Qualters, R OBP: 0.333, SLG: 0.333 Turk Lown, R OBP: 0.296, SLG: 0.459 Sherm Lollar, R OBP: 0.367, SLG: 0.367 Jim Rivera, L OBP: 0.225 (1, 3) (7, 1) (7, 1) (9, PH) (9, PH) (9, 1)	0-0 6-3			0-0 F4		0-0 5-3	0-0 FC6-4 1B		0-0 1-3 1B	4	0	1	1	0	0	2											
Al Smith, R OBP: 0.323, SLG: 0.405 (1, 7)		0-0 FC5 2B		4-0 1-3 BB		0-0 F6	0-0 FC6-4 1-2f		0-0 SF8	3	0	1	1	1	0	4											
Earl Batten, R OBP: 0.313, SLG: 0.454 (1, 2)		4-0 FC5 BB		0-0 1-3		0-0 F6		0-3 K	0-0 3-1	4	0	0	0	1	1	3											
Don Mueller, L OBP: 0.304, SLG: 0.287 (1, 9)		0-0 F7		0-0 G3			0-0 F6	0-0 L8		4	0	0	0	0	0	3											
Luis Aparicio, R OBP: 0.300, SLG: 0.314 (1, 6)		0-0 FC5 1-2 2-3f		0-3 K			0-0 BB BB 1B	0-0 2B 1B		4	2	2	0	0	1	2											
Ray Moore, R OBP: 0.267, SLG: 0.414 Earl Torgeson, L (7, PH) (7, 3)	0-0 L6		0-0 F3				0-0 BB BB 1B	0-0 1B		2	0	0	0	0	0	2											
Inning Stats	R: 0 E: 0 K: 0 S: 4	H: 1 LOB: 1 BB: 0 P: 4	R: 0 E: 0 K: 0 S: 4	H: 1 LOB: 2 BB: 1 P: 8	R: 0 E: 0 K: 0 S: 3	H: 1 LOB: 1 BB: 0 P: 3	R: 0 E: 0 K: 0 S: 3	H: 0 LOB: 1 BB: 1 P: 7	R: 0 E: 0 K: 1 S: 6	H: 1 LOB: 1 BB: 0 P: 6	R: 0 E: 0 K: 0 S: 4	H: 1 LOB: 1 BB: 0 P: 4	R: 2 E: 0 K: 0 S: 6	H: 3 LOB: 3 BB: 2 P: 14	R: 1 E: 0 K: 1 S: 7	H: 2 LOB: 1 BB: 0 P: 7	R: 1 E: 0 K: 0 S: 4	H: 1 LOB: 2 BB: 1 P: 8	1B: 7 2B: 4 3B: 0 HR: 0	SF: 1 SAC: 0 DP: 1 HBP: 0	WP: 0 PB: 0 SB: 1 CS: 0	PA: 42					
PITCHER	IP	WLS	BF	H	R	ER	SO	BB	IBB	HBP	BLK	WP	HR	S	P	ERA	WHIP										
Hal Griggs, R ERA: 5.29 Dick Hyde, R ERA: 2.12	(1, 1)	6.2	30	7	2	2	1	4	0	0	0	0	0	28	44	2.70	1.650										
	(7, 1)	2.1	W	12	4	2	2	1	1	0	0	0	0	13	17	7.71	2.143										

Chicago White Sox @ Washington Senators
Griffith Stadium, Washington, DC
Sun Jul 20 1958, 3:38 AM EDT
Att: 9,084 - Unknown


AB 36
R 4
H 11
RBI 4
BB 5
SO 2
LOB 21



Batter	1	2	3	4	5	6	7	8	9	AB	R	H	RBI	BB	SO	LOB	BOTTOM										
Eddie Yost, R OBP: 0.342, SLG: 0.286 (1, 5)	0-0 FC4-6 1B		0-0 1B		0-0 F6	0-0 FC4 1-2f		4-0 BB		4	0	2	0	1	0	2											
Albie Pearson, L OBP: 0.386, SLG: 0.359 (1, 8)	0-0 FC4-6 1-2f		0-0 G3		0-0 2B		0-0 1B SF9 1B	0-0 G3		5	1	2	0	0	0	4											
Roy Sievers, R OBP: 0.370, SLG: 0.584 (1, 7)	0-0 F6			0-0 5-3	4-0 IBB		0-0 1-3 1B		0-0 HR	4	1	2	1	1	0	1											
Jim Lemon, R OBP: 0.318, SLG: 0.486 (1, 9)	0-0 6-3 1-2			4-0 BB 1B	0-3 K		0-0 SF9			2	1	0	1	1	1	3											
Norm Zauchin, R OBP: 0.360, SLG: 0.448 (1, 3)		0-0 F8		4-0 1-2 1B BB		0-0 FC3-6 1B	0-0 K			3	1	1	0	1	1	1											
Clint Courtney, L OBP: 0.320, SLG: 0.302 (1, 2)		4-0 G6-4-3 BB		0-0 1-2 2-H 1B		0-0 FC3-6 1-2f BLK	0-3 K			3	1	1	1	1	1	2											
Bobby Malkmus, R OBP: 0.269, SLG: 0.320 (1, 4)	0-0 G6-4-3 1-2f			0-0 1-2 2-H 1B		0-0 BLK 1B		4-0 SH1 BB		3	0	2	1	1	0	1											
Ossie Alvarez, R OBP: 0.296, SLG: 0.246 (1, 6)			0-0 1-3	0-0 G6-4-3 1-2f		4-0 1-2 3-H BB	0-0 SH1		0-0 SH1	2	0	0	0	1	0	2											
Hal Griggs, R OBP: 0.118, SLG: 0.212 Dick Hyde, R (7, 1)			0-0 F3		0-3 K		0-3 K		0-3 K	3	0	0	0	0	2	2											
Inning Stats	R: 0 E: 0 K: 0 S: 4	H: 1 LOB: 0 BB: 0 P: 4	R: 0 E: 0 K: 0 S: 2	H: 0 LOB: 1 BB: 1 P: 6	R: 0 E: 0 K: 0 S: 4	H: 1 LOB: 1 BB: 0 P: 4	R: 2 E: 0 K: 0 S: 4	H: 2 LOB: 1 BB: 2 P: 12	R: 0 E: 0 K: 2 S: 8	H: 1 LOB: 2 BB: 1 P: 12	R: 1 E: 0 K: 1 S: 7	H: 2 LOB: 2 BB: 1 P: 11	R: 1 E: 0 K: 2 S: 9	H: 2 LOB: 1 BB: 0 P: 9	R: 0 E: 0 K: 1 S: 5	H: 0 LOB: 2 BB: 2 P: 13	R: 1 E: 0 K: 0 S: 1	H: 1 LOB: 0 BB: 0 P: 1	1B: 8 2B: 1 3B: 0 HR: 1	SF: 1 SAC: 1 DP: 2 HBP: 0	WP: 0 PB: 0 SB: 1 CS: 0	PA: 39					
PITCHER	IP	WLS	BF	H	R	ER	SO	BB	IBB	HBP	BLK	WP	HR	S	P	ERA	WHIP										
Ray Moore, R ERA: 3.05 Tom Qualters, R ERA: 4.45 Turk Lown, R ERA: 4.45 Early Wynn, R ERA: 4.21	(1, 1)	6.0	28	7	3	3	3	4	1	0	1	0	0	29	49	4.50	1.833										
	(7, 1)	0.1	3	2	1	1	0	0	0	0	0	0	0	3	3	27.00	6.000										
	(7, 1)	1.2	7	0	0	0	3	2	0	0	0	0	0	11	19	0.00	1.200										
	(9, 1)	0.0	L	1	1	1	0	0	0	0	0	0	1	1	1	∞	∞										

Chicago White Sox @ Washington Senators
Griffith Stadium, Washington, DC
Sun Jul 20 1958, 3:38 AM EDT
Att: 9,084 - Unknown

AB 30
R 5
H 10
RBI 4
BB 7
SO 6
LOB 19



Batter	1	2	3	4	5	6	7	8	9	AB	R	H	RBI	BB	SO	LOB	TOP			
Jim Busby, R (1, 8) OBP: 0.273, SLG: 0.300 Jim Marshall, L (9, PH) OBP: 0.292, SLG: 0.350	0-0 F7		0-0 1B			0-0 F4		0-3 K	0-0 F8	4	0	1	0	0	1	0				
Dick Williams, R (1, 9) OBP: 0.356, SLG: 0.358	0-0 1B		0-0 F8			0-0 1B		0-0 6-3		4	0	2	0	0	0	1				
Bob Nieman, R (1, 7) OBP: 0.407, SLG: 0.493	0-3 K			0-3 K		0-0 F8			0-0 BB 2B	4	1	1	0	0	2	1				
Gus Triandos, R (1, 2) OBP: 0.333, SLG: 0.466		0-0 1B		0-0 6-3			0-3 K		0-0 F4	4	0	1	0	0	1	1				
Brooks Robinson, R (1, 5) OBP: 0.322, SLG: 0.375		0-3 K		0-0 6-3			0-0 6-3		0-3 K	4	0	0	0	0	2	2				
Bob Boyd, L (1, 3) OBP: 0.335, SLG: 0.487		0-0 F4			0-0 G5-4-3 1B		0-0 1B		0-0 BB BB BB	4	1	2	0	0	0	2				
Billy Gardner, R (1, 4) OBP: 0.283, SLG: 0.326		0-0 F4			0-0 G5-4-3 1-2 1B		0-0 1B		4-0 BB BB BB	3	0	1	0	1	0	2				
Foster Castleman, R (1, 6) OBP: 0.269, SLG: 0.273			0-0 F8		0-0 F6		0-0 F4		4-0 BB BB	3	0	0	1	1	0	2				
Jack Harshman, L (1, 1) OBP: 0.321, SLG: 0.395 Al Pilarcik, L (8, PH) OBP: 0.296, SLG: 0.299 George Zuverink, R (8, 1) OBP: 0.300, SLG: 0.444 Gene Woodling, L (9, PH) OBP: 0.387, SLG: 0.398 Lenny Green, L (9, PR) OBP: 0.300, SLG: 0.278			0-0 F9			0-0 G3		0-0 6-3	4-0 BB	2	0	0	0	0	0	0				
Inning Stats	R: 0 E: 0 K: 1 S: 5	H: 1 LOB: 0 BB: 0 P: 5	R: 0 E: 0 K: 1 S: 6	H: 1 LOB: 1 BB: 0 P: 6	R: 0 E: 0 K: 0 S: 4	H: 1 LOB: 1 BB: 0 P: 4	R: 0 E: 0 K: 1 S: 5	H: 0 LOB: 0 BB: 0 P: 5	R: 0 E: 0 K: 0 S: 3	H: 1 LOB: 0 BB: 0 P: 3	R: 0 E: 0 K: 1 S: 7	H: 2 LOB: 2 BB: 0 P: 7	R: 0 E: 0 K: 1 S: 5	H: 0 LOB: 0 BB: 0 P: 5	R: 2 E: 1 K: 1 S: 7	H: 1 LOB: 3 BB: 3 P: 19	1B: 7 2B: 1 3B: 0 HR: 0	SF: 0 SAC: 0 DP: 1 HBP: 0	WP: 0 PB: 0 SB: 0 CS: 0	PA: 37
PITCHER	IP WLS BF H R ER SO BB IBB HBP BLK WP HR S P ERA WHIP																			
Billy Pierce, L (1, 1) ERA: 2.61 Turk Lown, R (9, 1) ERA: 4.4	8.2 W 36 8 2 0 6 3 0 0 0 0 0 0 45 57 0.00 1.269																			

Baltimore Orioles @ Chicago White Sox
Comiskey Park, Chicago, IL
Tue Jul 22 1958, 8:05 PM EDT
Att: 14,563 - Unknown

AB	34
R	2
H	8
RBI	2
BB	3
SO	6
LOB	14



Batter	1	2	3	4	5	6	7	8	9	AB	R	H	RBI	BB	SO	LOB	BOTTOM			
Billy Goodman, L (1, 5) OBP: 0.389, SLG: 0.410 Sammy Esposito, R (9, 5) OBP: 0.233, SLG: 0.115	0-3 K		0-0 4-3	0-0 1B		0-0 F8				4	0	1	1	0	1	0				
Nellie Fox, L (1, 4) OBP: 0.389, SLG: 0.380	0-0 2B 1B		0-0 1-3	0-0 1-2 2-3 1B			0-0 FC1-6 1B			4	0	3	0	0	0	0				
Jim Landis, R (1, 8) OBP: 0.351, SLG: 0.472	0-0 1-3 2B		0-0 F7	0-0 F8			0-0 FC1-6 1-2 1B			4	0	1	0	0	0	4				
Ray Boone, R (1, 3) OBP: 0.312, SLG: 0.425	0-3 K			0-0 E BB FC4 1B	0-0 HR		0-0 F8			4	2	2	1	0	1	3				
Sherm Lollar, R (1, 2) OBP: 0.384, SLG: 0.453	4-0 BB		0-0 F8	0-0 F3			0-0 F2			3	0	0	0	1	0	2				
Al Smith, R (1, 7) OBP: 0.322, SLG: 0.401	0-0 F4			4-0 FC4 E BB 1-2 2-3 3-H 1B	0-0 F9		0-0 F4			3	1	0	0	1	0	3				
Don Mueller, L (1, 9) OBP: 0.294, SLG: 0.277 Jim Rivera, L (9, 9) OBP: 0.289, SLG: 0.367		0-0 4-3		0-0 E1 FC4	0-0 4-1			0-0 1-3		4	0	0	0	0	0	2				
Luis Aparicio, R (1, 6) OBP: 0.297, SLG: 0.310		0-0 5-3		0-0 FC4 BB 1-2 2-3 3-H 1B		0-0 F9		0-0 6-3		4	1	0	1	0	2					
Billy Pierce, L (1, 1) OBP: 0.273, SLG: 0.269 Turk Lown, R (9, 1) OBP: 0.333, SLG: 0.333		0-0 6-3		0-0 1B 1B 1-2 3-H 1B		0-0 4-3				3	0	1	1	0	0	0				
Inning Stats	R: 0 E: 0 K: 2 S: 9	H: 2 LOB: 3 BB: 1 P: 13	R: 0 E: 0 K: 0 S: 3	H: 0 LOB: 0 BB: 0 P: 3	R: 0 E: 0 K: 0 S: 3	H: 0 LOB: 0 BB: 0 P: 3	R: 3 E: 1 K: 0 S: 8	H: 4 LOB: 3 BB: 1 P: 12	R: 1 E: 0 K: 0 S: 4	H: 1 LOB: 0 BB: 0 P: 4	R: 0 E: 0 K: 0 S: 3	H: 0 LOB: 0 BB: 0 P: 3	R: 0 E: 0 K: 0 S: 4	H: 1 LOB: 1 BB: 0 P: 4	R: 0 E: 0 K: 0 S: 3	H: 0 LOB: 0 BB: 0 P: 3	1B: 6 2B: 1 3B: 0 HR: 1	SF: 0 SAC: 0 DP: 0 HBP: 0	WP: 0 PB: 0 SB: 0 CS: 0	PA: 35
PITCHER	IP WLS BF H R ER SO BB IBB HBP BLK WP HR S P ERA WHIP																			
Jack Harshman, L (1, 1) ERA: 2.76 George Zuverink, R (8, 1) ERA: 3.23	7.0 L 32 8 4 1 2 0 0 0 0 0 0 0 3 3 0.00 0.000																			

Baltimore Orioles @ Chicago White Sox
Comiskey Park, Chicago, IL
Tue Jul 22 1958, 8:05 PM EDT
Att: 14,563 - Unknown

AB	33
R	4
H	8
RBI	4
BB	2
SO	2
LOB	16



Batter	1	2	3	4	5	6	7	8	9	AB	R	H	RBI	BB	SO	LOB	TOP					
Bob Boyd, L OBP: 0.337, SLG: 0.490 (1, 3)										5	0	2	2	0	0	2						
Al Pilarcik, L OBP: 0.294, SLG: 0.295 (1, 8) (9, 9)										4	0	0	0	1	0	3						
Gene Woodling, L OBP: 0.385, SLG: 0.396 Hal Brown, R OBP: 0.231, SLG: 0.308 (1, 9) (9, 5)										4	1	1	0	0	0	1						
Bob Nieman, R OBP: 0.404, SLG: 0.493 (1, 7)										4	1	1	0	0	2	1						
Joe Ginsberg, L OBP: 0.369, SLG: 0.308 Jim Busby, R OBP: 0.273, SLG: 0.300 (1, 2) (9, PR) (9, 8)										4	1	2	3	0	1	0						
Brooks Robinson, R OBP: 0.320, SLG: 0.371 (1, 5) (9, 4)										3	0	0	0	0	1	0						
Billy Gardner, R OBP: 0.283, SLG: 0.323 (1, 4) (9, 6)										3	0	0	0	1	1	2						
Foster Castleman, R OBP: 0.272, SLG: 0.271 Lenny Green, L OBP: 0.297, SLG: 0.275 Wily Miranda, S OBP: 0.200, SLG: 0.167 Gus Triandos, R OBP: 0.335, SLG: 0.466 (1, 6) (7, PH) (7, 6) (9, PH) (9, 2)										1	0	0	0	1	0	0						
Billy O'Dell, S OBP: 0.163, SLG: 0.196 Jim Marshall, L OBP: 0.251, SLG: 0.348 George Zuverink, R OBP: 0.300, SLG: 0.444 Jack Harshman, L OBP: 0.333, SLG: 0.409 Amie Portocarrero, R OBP: 0.150, SLG: 0.154 (1, 1) (8, PH) (8, 1) (9, PH) (9, 1)										2	0	1	0	0	1	1						
Inning Stats	R: 0 E: 0 K: 0 S: 3	H: 1 LOB: 0 BB: 0 P: 3	R: 0 E: 0 K: 2 S: 7	H: 0 LOB: 0 BB: 0 P: 7	R: 0 E: 0 K: 1 S: 5	H: 0 LOB: 1 BB: 1 P: 9	R: 2 E: 0 K: 2 S: 9	H: 2 LOB: 0 BB: 0 P: 9	R: 0 E: 0 K: 0 S: 4	H: 1 LOB: 1 BB: 0 P: 4	R: 0 E: 0 K: 0 S: 3	H: 0 LOB: 0 BB: 0 P: 3	R: 0 E: 0 K: 1 S: 5	H: 0 LOB: 1 BB: 1 P: 9	R: 0 E: 0 K: 1 S: 5	H: 0 LOB: 1 BB: 1 P: 9	R: 4 E: 0 K: 1 S: 9	H: 4 LOB: 2 BB: 1 P: 13	1B: 5 2B: 2 3B: 0 HR: 1	SF: 0 SAC: 1 DP: 1 HBP: 0	WP: 1 PB: 0 SB: 1 CS: 0	PA: 38
PITCHER	IP WLS BF H R ER SO BB IBB HBP BLK WP HR S P ERA WHIP																					
Early Wynn, R ERA: 4.34 Gerry Staley, R ERA: 3.04 (1, 1) (9, 1)	8.2 L 37 8 6 6 8 4 0 0 0 0 1 1 49 65 6.23 1.385																					

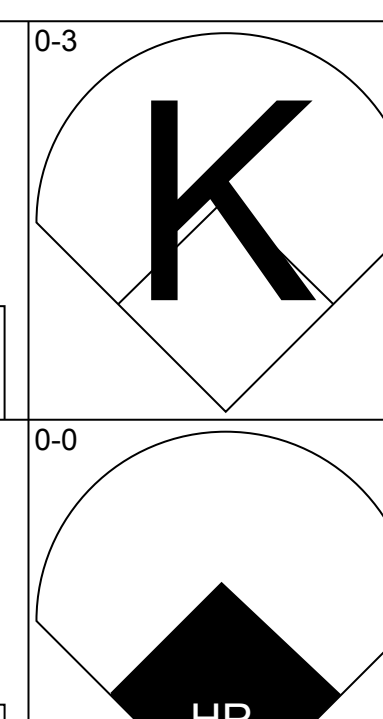
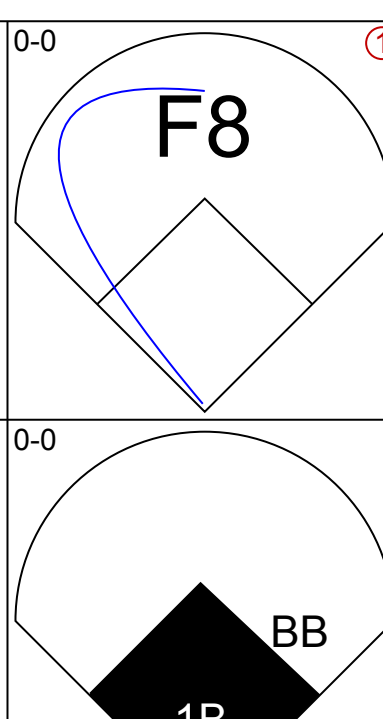
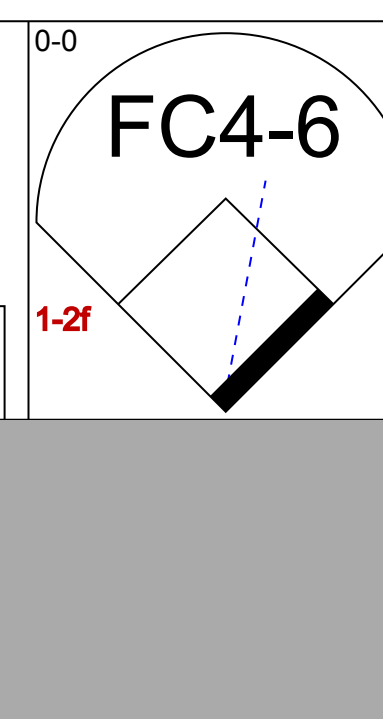
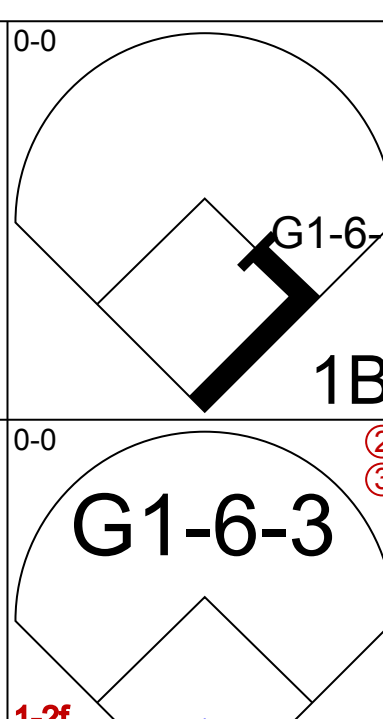
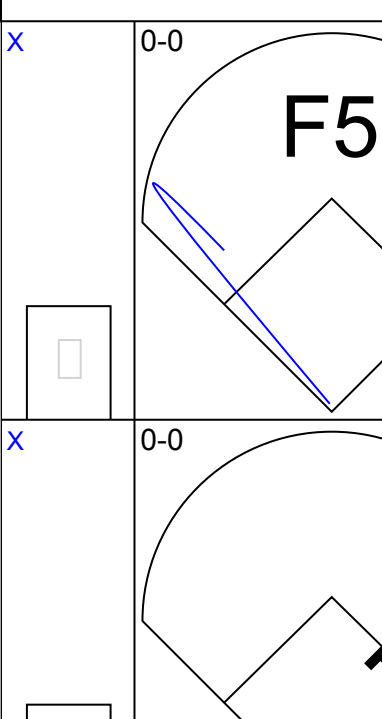
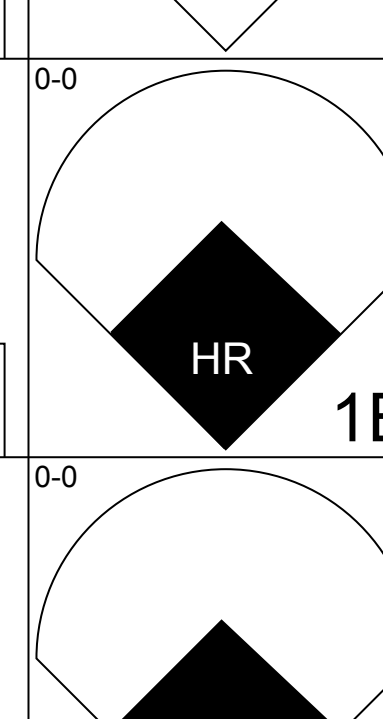
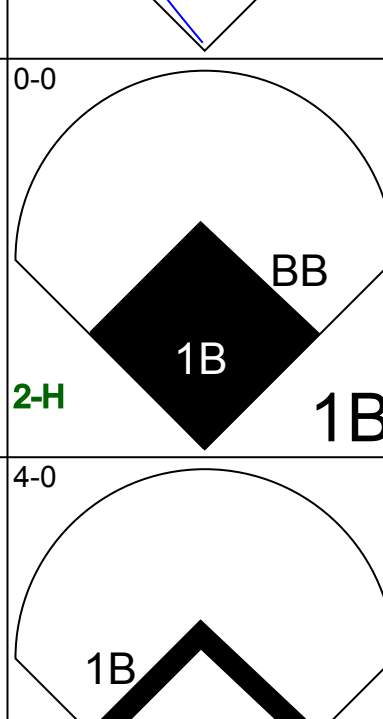

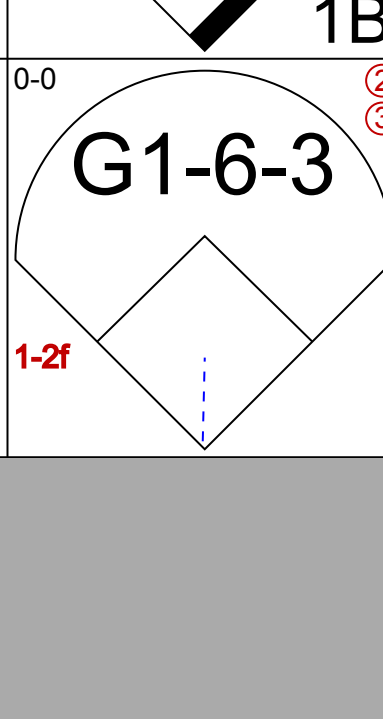
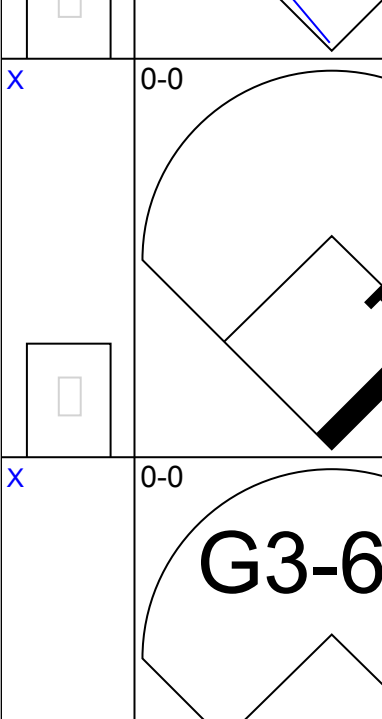
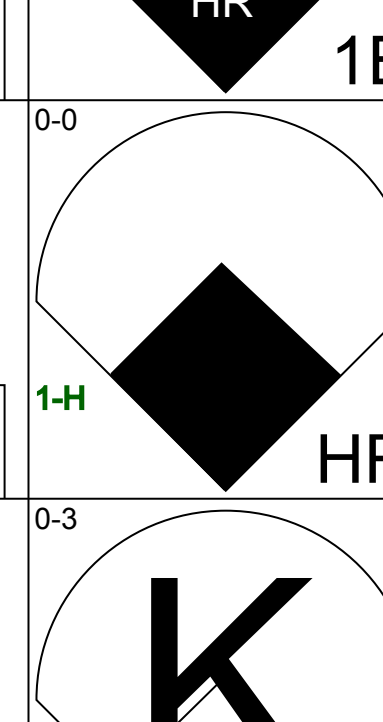
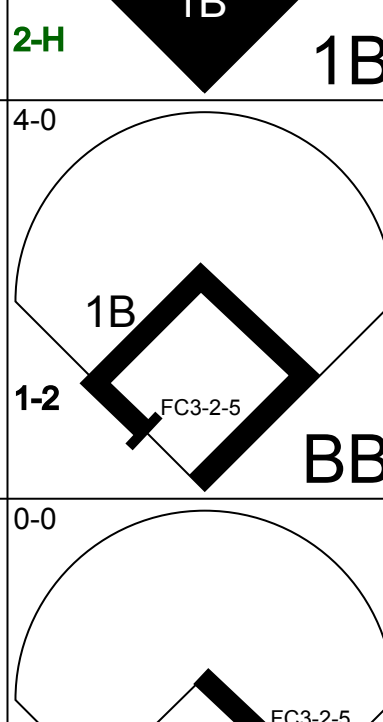


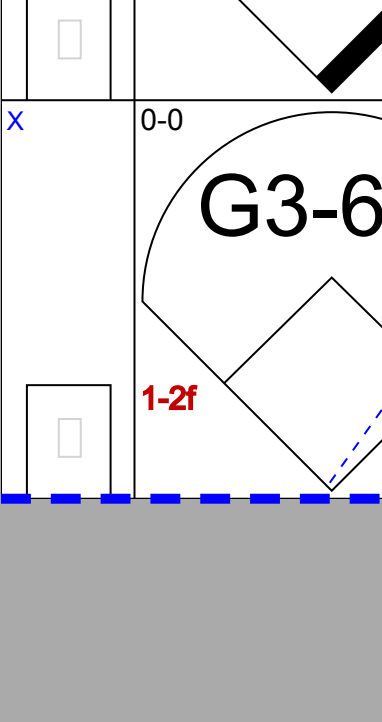
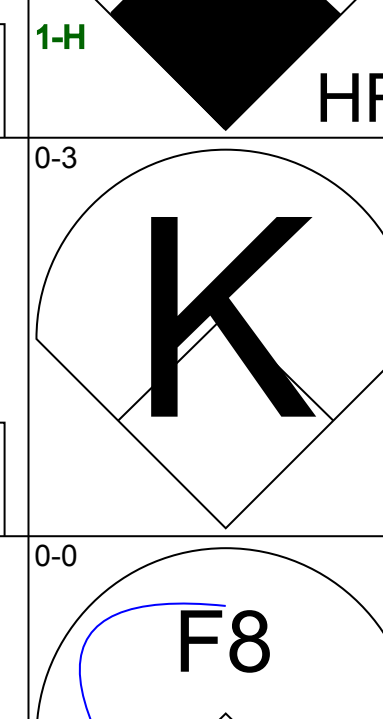
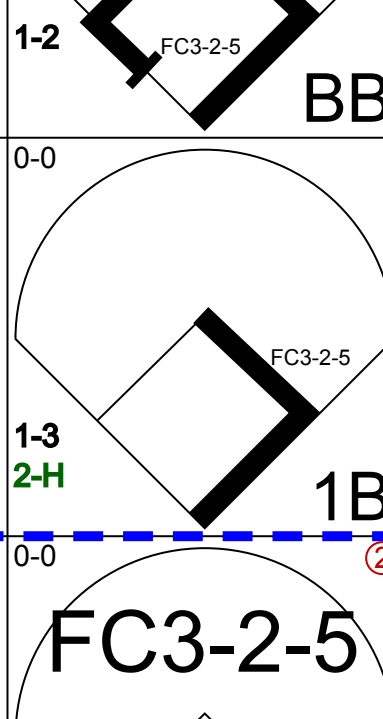



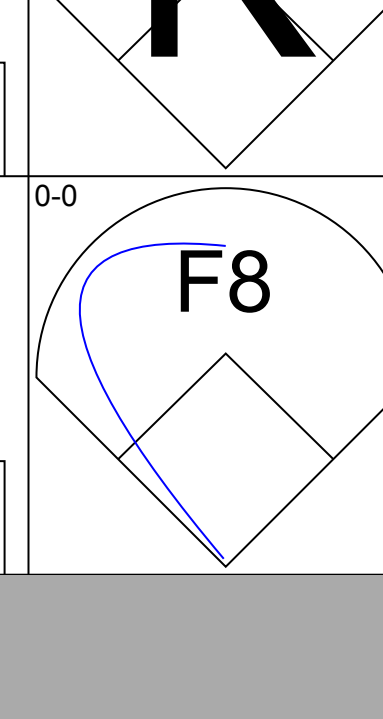
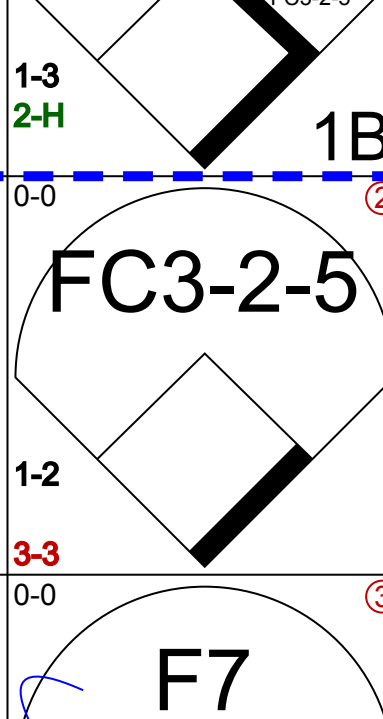



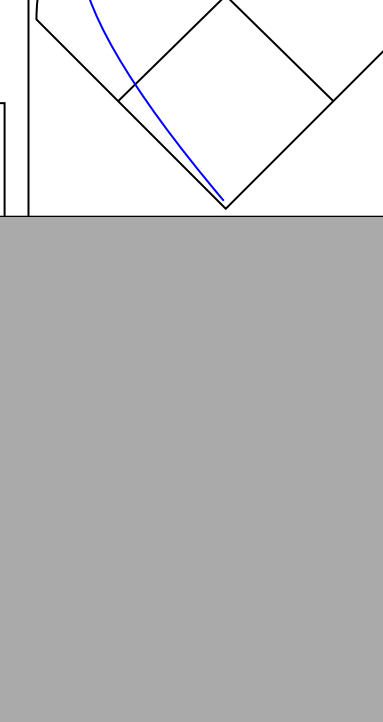
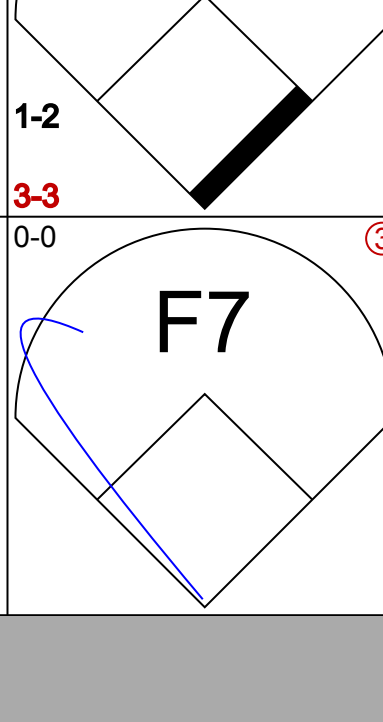




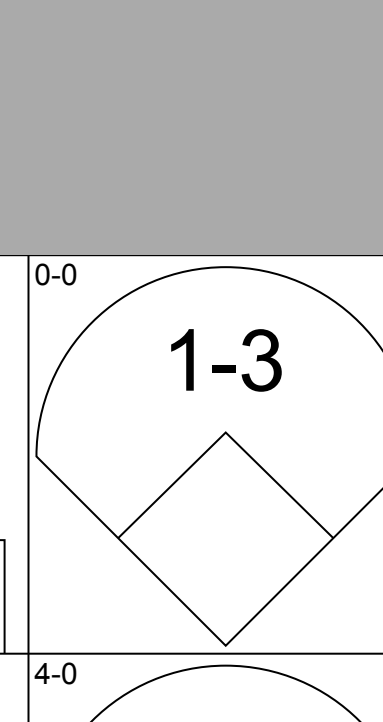



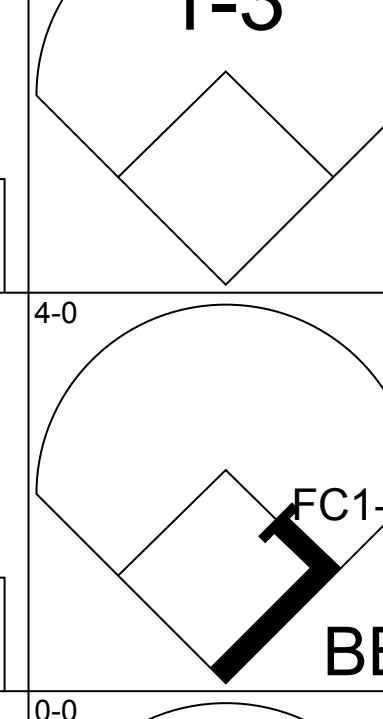
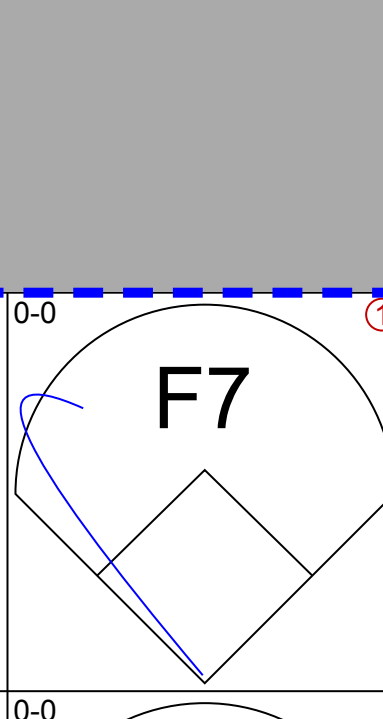

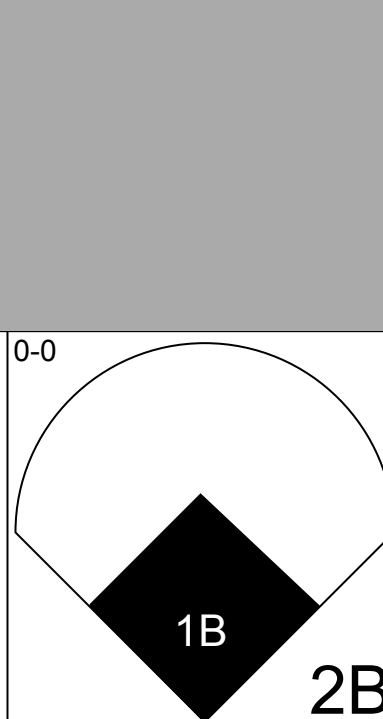
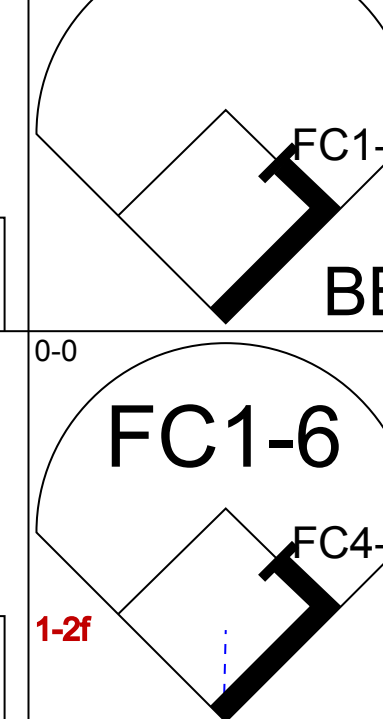
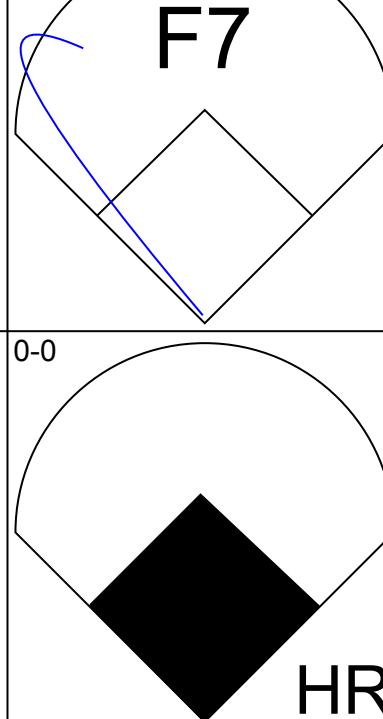

Baltimore Orioles @ Chicago White Sox
Comiskey Park, Chicago, IL
Wed Jul 23 1958, 4:33 AM EDT
Att: 5,501 - Unknown

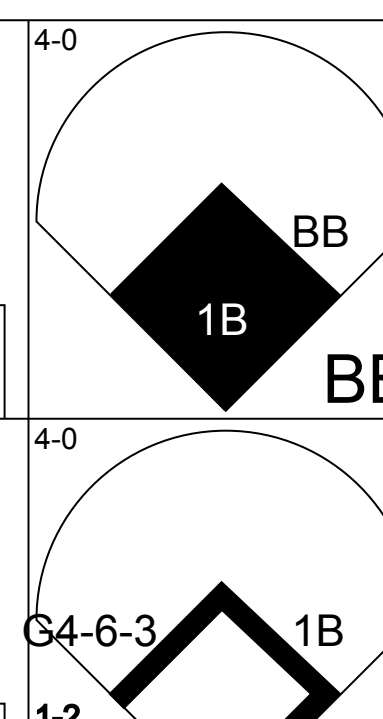
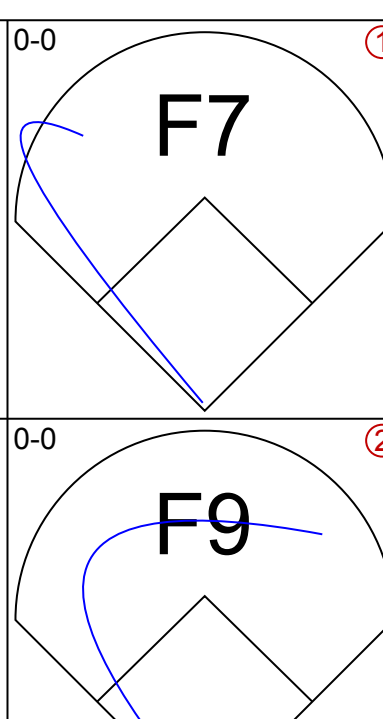


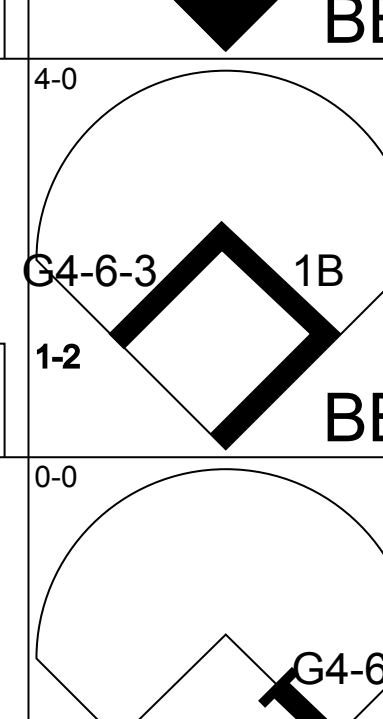
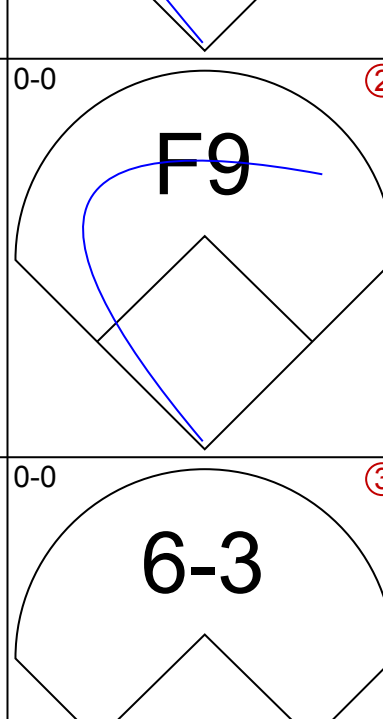
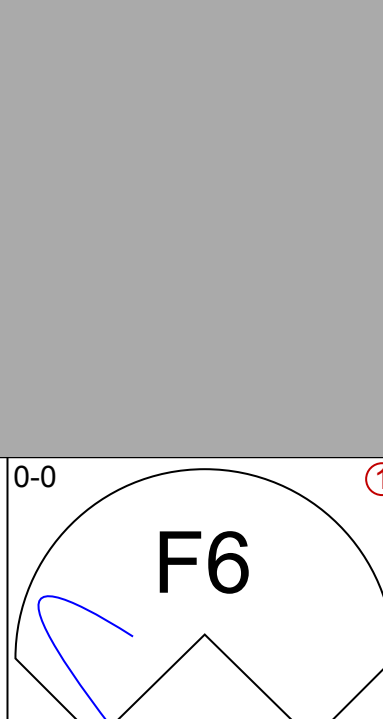

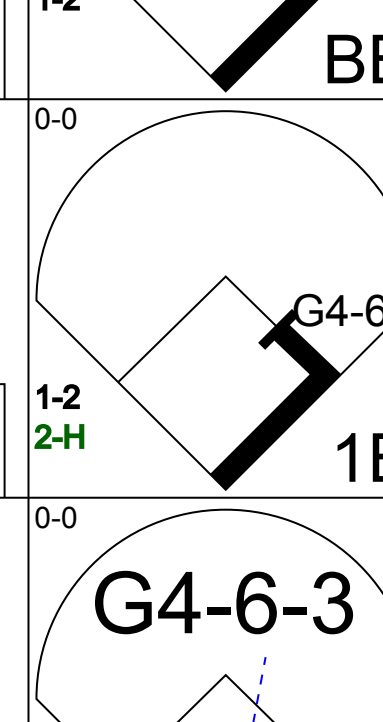
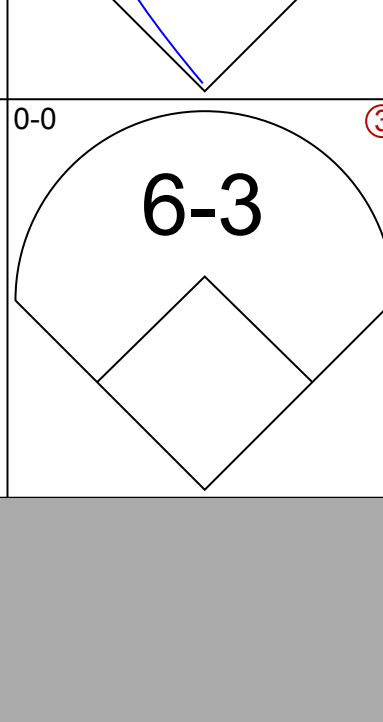
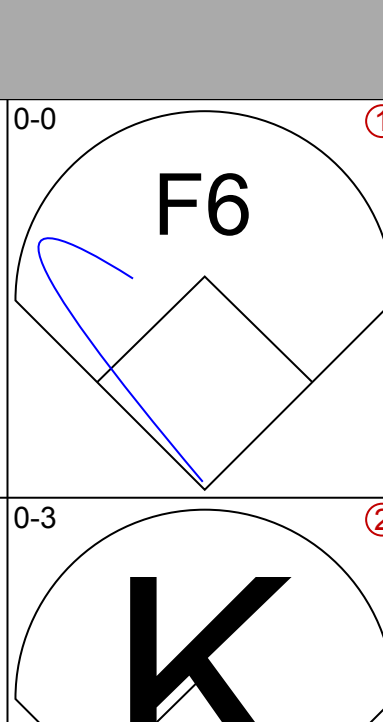
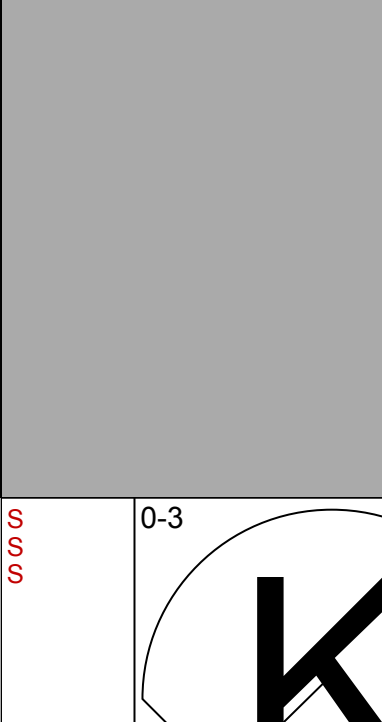
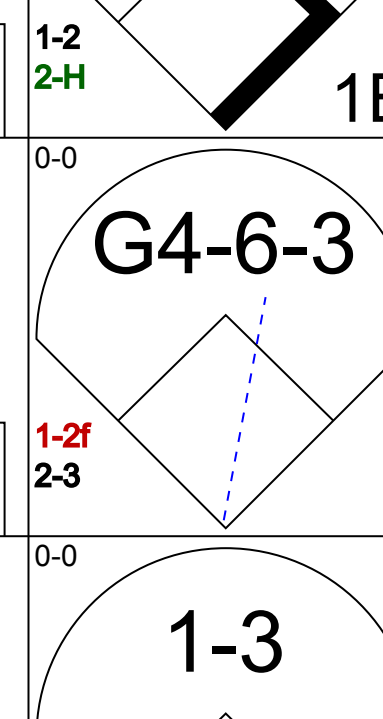
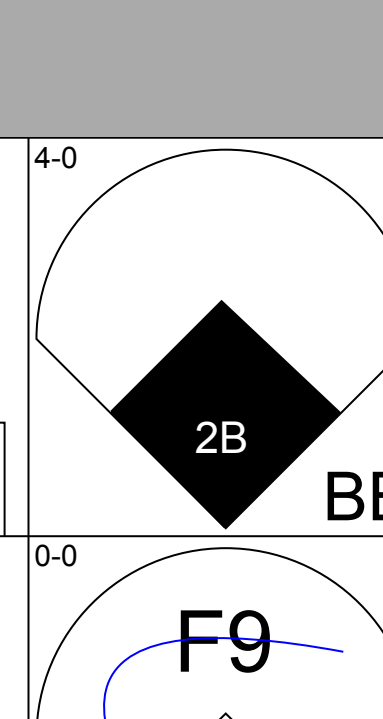
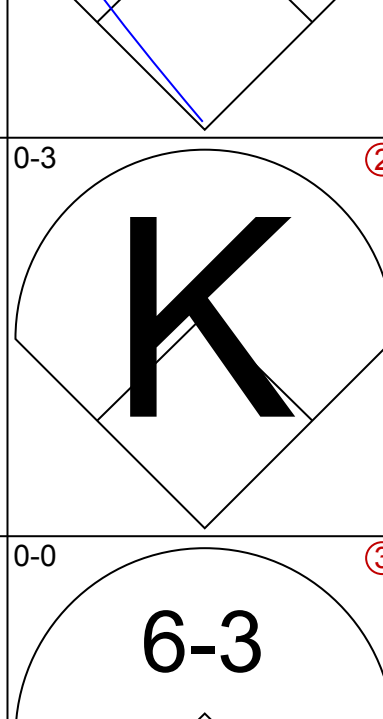
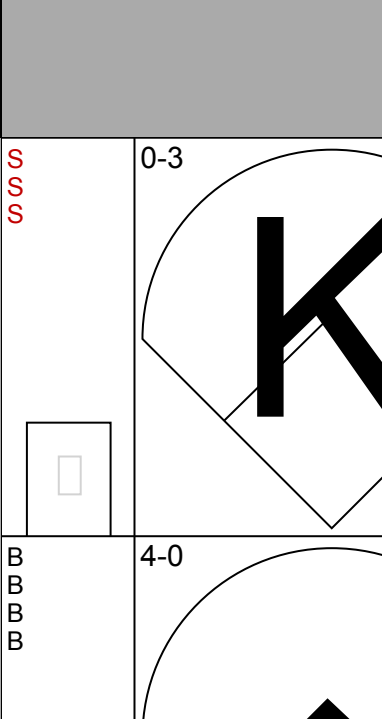
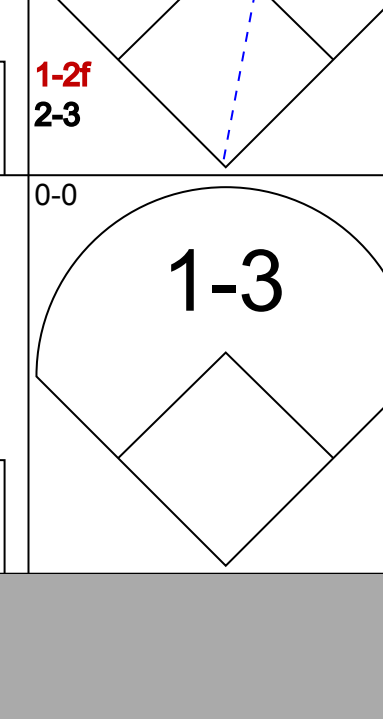
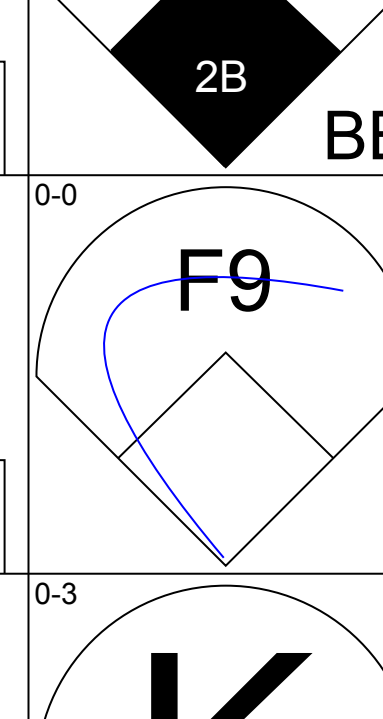
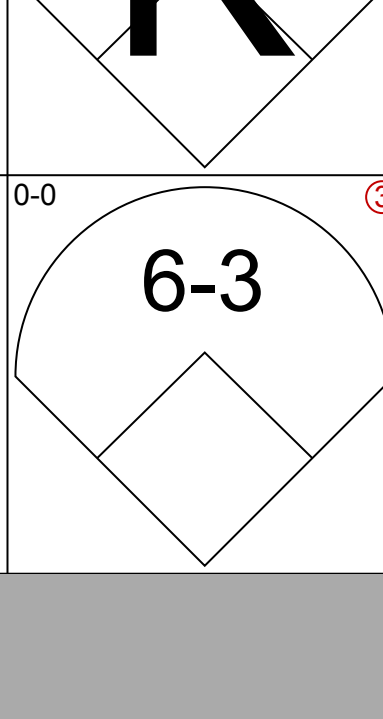
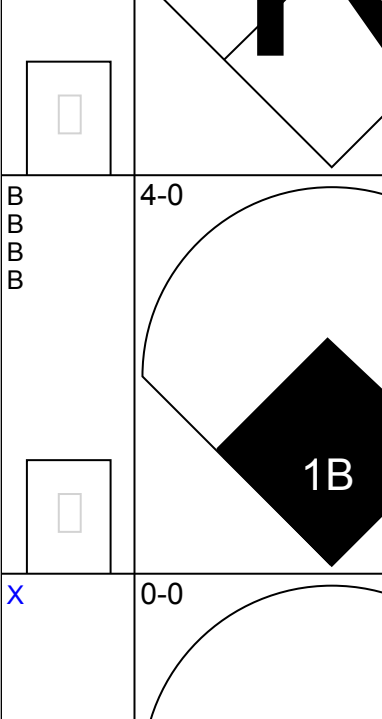

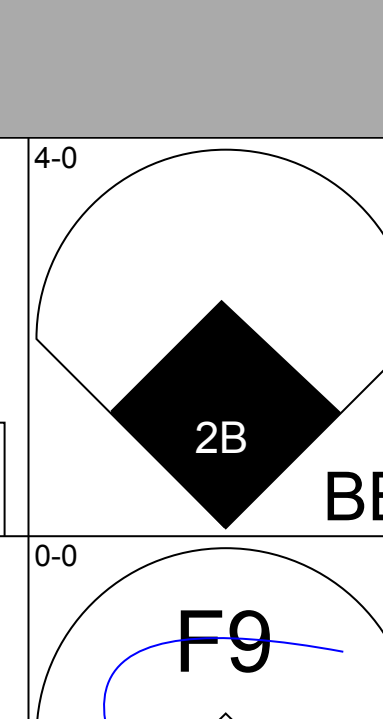
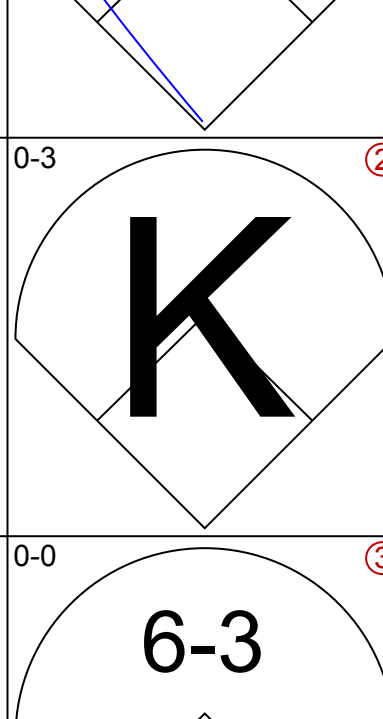
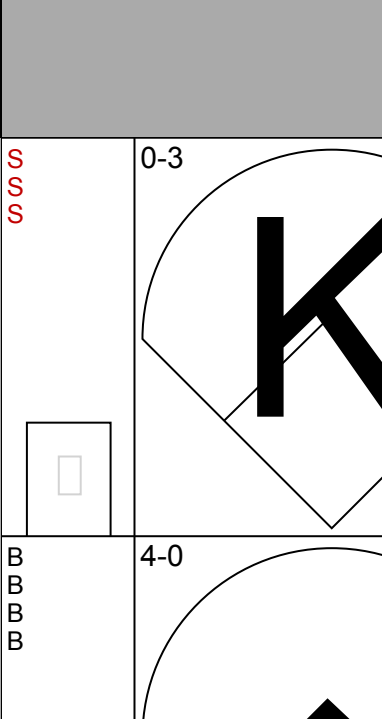

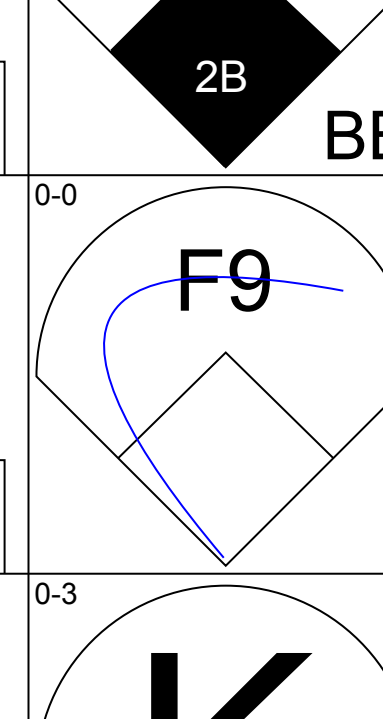
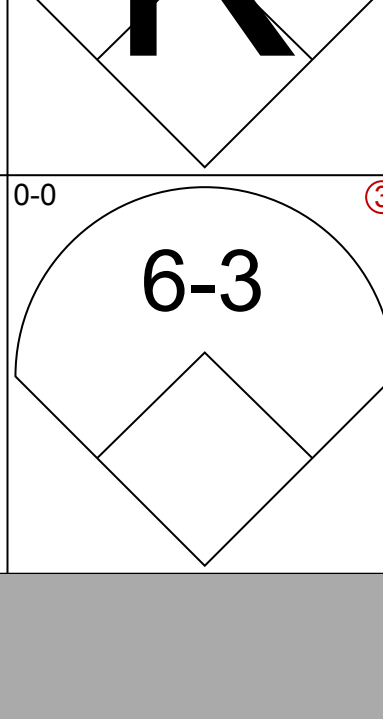
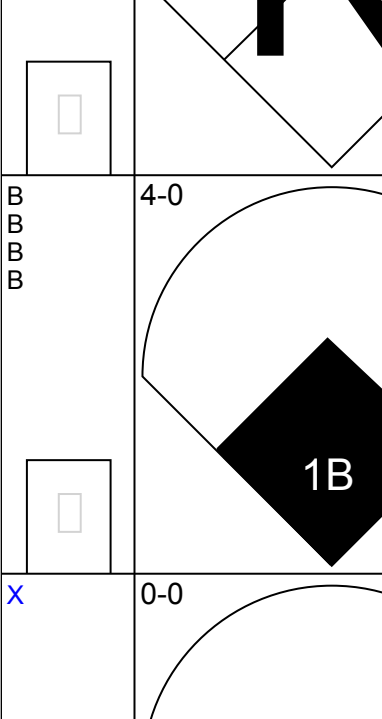
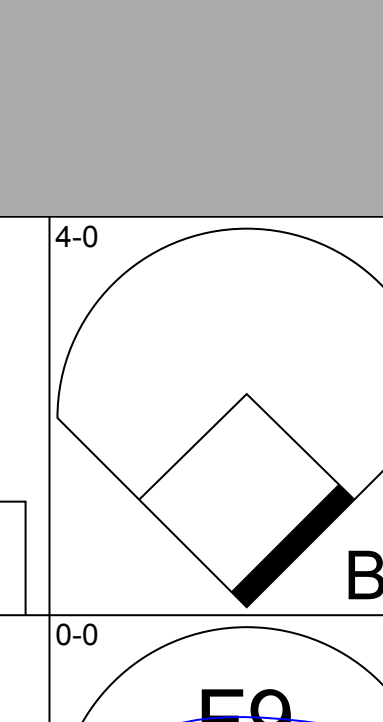
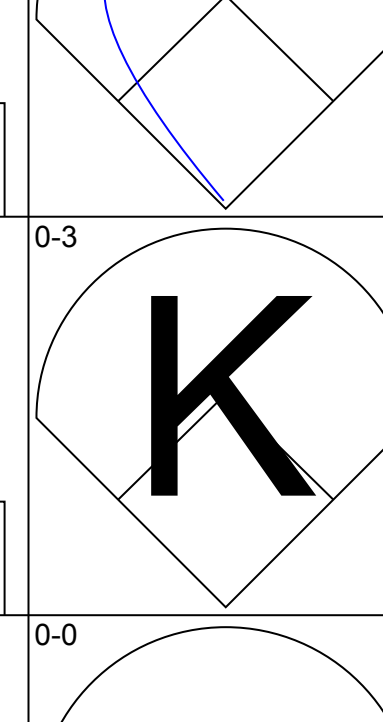
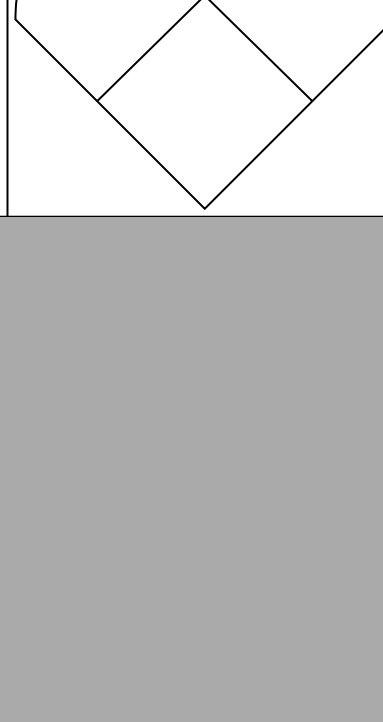
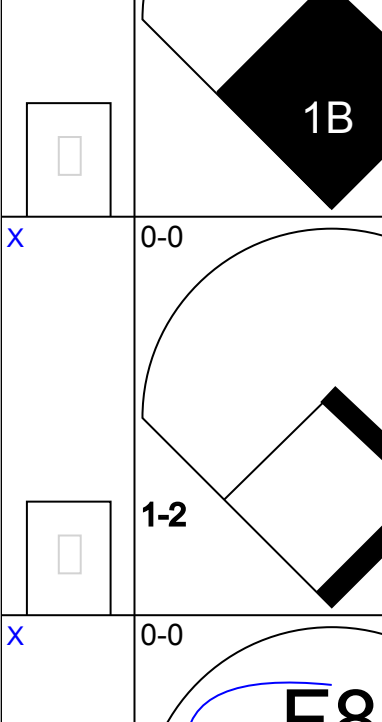



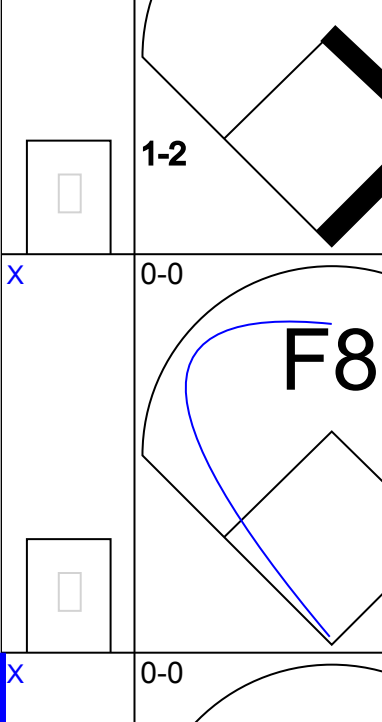
AB 33
R 6
H 8
RBI 6
BB 4
SO 8
LOB 11

Batter	1	2	3	4	5	6	7	8	9	AB	R	H	RBI	BB	SO	LOB	BOTTOM			
Billy Goodman, L OBP: 0.383, SLG: 0.403 Sammy Esposito, R OBP: 0.233, SLG: 0.115 (1, 5) (8, 5)										4	0	0	0	0	1	1				
Nellie Fox, L OBP: 0.388, SLG: 0.378 (1, 4)										4	0	1	0	0	0	0				
Jim Landis, R OBP: 0.353, SLG: 0.478 (1, 8)										3	0	1	0	1	0	1				
Ray Boone, R OBP: 0.311, SLG: 0.422 (1, 3)										4	1	1	0	0	0	3				
Sherm Lollar, R OBP: 0.386, SLG: 0.454 (1, 2)										4	2	2	0	0	1	1				
Al Smith, R OBP: 0.321, SLG: 0.399 (1, 7)										4	0	1	0	0	0	2				
Don Mueller, L OBP: 0.292, SLG: 0.274 Earl Battey, R OBP: 0.310, SLG: 0.449 Jim Rivera, L OBP: 0.286, SLG: 0.363 (1, 9) (4, PH) (4, PR) (5, 9)										1	0	0	0	0	1	2				
Luis Aparicio, R OBP: 0.296, SLG: 0.310 (1, 6)										3	0	1	2	0	0	0				
Early Wynn, S OBP: 0.300, SLG: 0.233 Gerry Staley, R (1, 1) (9, 1)										3	0	1	1	0	1	2				
Inning Stats	R: 0 E: 0 K: 0 S: 4	H: 3 LOB: 1 BB: 0 P: 7	R: 0 E: 0 K: 1 S: 5	H: 0 LOB: 0 BB: 0 P: 5	R: 3 E: 2 K: 0 S: 7	H: 3 LOB: 1 BB: 0 P: 7	R: 0 E: 0 K: 1 S: 6	H: 1 LOB: 1 BB: 0 P: 6	R: 0 E: 0 K: 0 S: 3	H: 0 LOB: 0 BB: 0 P: 3	R: 0 E: 0 K: 1 S: 5	H: 0 LOB: 0 BB: 0 P: 5	R: 0 E: 0 K: 0 S: 2	H: 0 LOB: 0 BB: 1 P: 6	R: 0 E: 0 K: 0 S: 3	H: 0 LOB: 0 BB: 0 P: 3	1B: 7 2B: 0 3B: 1 HR: 0	SF: 1 SAC: 0 DP: 1 HBP: 0	WP: 0 PB: 0 SB: 0 CS: 1	PA: 35
PITCHER	IP WLS BF H R ER SO BB IBB HBP BLK WP HR S P ERA WHIP																			
Billy O'Dell, L ERA: 2.85 George Zuverink, R ERA: 3.17 Amie Portocarrero, R ERA: 2.39 (1, 1) (8, 1) (9, 1)	7.0 W 3 0 0 0 0 0 0 0 0 0 0 2 6 1.29 1.143																			

Baltimore Orioles @ Chicago White Sox
Comiskey Park, Chicago, IL
Wed Jul 23 1958, 4:33 AM EDT
Att: 5,501 - Unknown

AB 33
R 4
H 8
RBI 3
BB 1
SO 4
LOB 14

Batter	1	2	3	4	5	6	7	8	9	AB	R	H	RBI	BB	SO	LOB	TOP					
Bob Boyd, L OBP: 0.333, SLG: 0.483 (1, 3)										5	0	1	0	0	1	2	Baltimore Orioles @ Chicago White Sox Comiskey Park, Chicago, IL Thu Jul 24 1958, 4:33 AM EDT Att: 4,525 - Unknown					
Gene Woodling, L OBP: 0.392, SLG: 0.404 Lenny Green, L OBP: 0.297, SLG: 0.275 (9, FR) (9, 9)										5	3	4	1	0	0	1						
Bob Nieman, R OBP: 0.409, SLG: 0.513 Dick Williams, R OBP: 0.356, SLG: 0.358 (1, 7) (9, 7)										4	2	2	2	1	0	1						
Gus Triandos, R OBP: 0.334, SLG: 0.463 (1, 2)										4	2	2	2	1	0	1						
Al Pilarcik, L OBP: 0.295, SLG: 0.296 Jim Busby, R OBP: 0.271, SLG: 0.298 (1, 8) (5, 8)										4	0	1	1	0	1	1						
Brooks Robinson, R OBP: 0.316, SLG: 0.367 (1, 5)										4	0	0	0	0	1	4						
Billy Gardner, R OBP: 0.283, SLG: 0.322 (1, 4)										4	0	1	0	0	0	1						
Willy Miranda, S OBP: 0.202, SLG: 0.162 (1, 6)										3	0	0	0	1	1	1						
Mitt Pappas, R OBP: 0.154, SLG: 0.346 (1, 1)										4	2	2	1	0	0	2						
Inning Stats	R: 2 E: 0 K: 2 S: 9	H: 2 LOB: 0 BB: 0 P: 9	R: 0 E: 0 K: 2 S: 7	H: 0 LOB: 0 BB: 0 P: 7	R: 2 E: 0 K: 0 S: 6	H: 3 LOB: 2 BB: 1 P: 10	R: 0 E: 0 K: 0 S: 3	H: 0 LOB: 1 BB: 1 P: 7	R: 2 E: 1 K: 0 S: 6	H: 3 LOB: 1 BB: 0 P: 6	R: 1 E: 0 K: 0 S: 4	H: 2 LOB: 0 BB: 0 P: 4	R: 0 E: 0 K: 0 S: 3	H: 0 LOB: 0 BB: 0 P: 3	R: 0 E: 0 K: 0 S: 4	H: 1 LOB: 1 BB: 0 P: 4		R: 0 E: 0 K: 0 S: 3	H: 1 LOB: 1 BB: 0 P: 3	1B: 9 2B: 2 3B: 0 HR: 2	SF: 0 SAC: 0 DP: 3 HBP: 0	WP: 0 PB: 0 CS: 0
PITCHER	IP	WLS	BF	H	R	ER	SO	BB	IBB	HBP	BLK	WP	HR	S	P	ERA	WHIP					
Jim Wilson, R ERA: 3.62 (1, 1)	2.1	L	13	5	4	4	4	1	0	0	0	0	1	20	24	15.43	2.571					
Bob Shaw, R ERA: 4.91 (3, 1)	2.2		12	3	2	2	0	1	0	0	0	0	0	11	15	6.75	1.500					
Gerry Staley, R ERA: 3.13 (6, 1)	1.0		4	2	1	1	0	0	0	0	0	0	1	4	4	9.00	2.000					
Tom Qualters, R ERA: 4.32 (7, 1)	1.0		3	0	0	0	0	0	0	0	0	0	0	3	3	0.00	0.000					
Bob Keegan, R ERA: 6.07 (8, 1)	2.0		7	2	0	0	0	0	0	0	0	0	0	7	7	0.00	1.000					

Batter	1	2	3	4	5	6	7	8	9	AB	R	H	RBI	BB	SO	LOB	BOTTOM					
Billy Goodman, L OBP: 0.381, SLG: 0.397 (1, 5)										3	1	0	0	1	0	1	Baltimore Orioles @ Chicago White Sox Comiskey Park, Chicago, IL Thu Jul 24 1958, 4:33 AM EDT Att: 4,525 - Unknown					
Nellie Fox, L OBP: 0.387, SLG: 0.375 (1, 4)										3	0	0	0	1	0	0						
Jim Landis, R OBP: 0.352, SLG: 0.475 (1, 8)										4	0	1	1	0	0	0						
Earl Torgeson, L OBP: 0.401, SLG: 0.453 (1, 3)										3	1	0	0	1	2	2						
Al Smith, R OBP: 0.320, SLG: 0.396 (1, 7)										3	1	0	0	1	0	2						
Earl Battey, R OBP: 0.316, SLG: 0.446 (1, 2)										3	0	1	0	1	1	1						
Don Mueller, L OBP: 0.290, SLG: 0.282 (1, 9)										4	0	1	1	0	0	3						
Luis Aparicio, R OBP: 0.297, SLG: 0.308 Sherm Lollar, R OBP: 0.388, SLG: 0.456 (9, PH) (9, PH)										2	0	0	0	1	0	2						
Jim Wilson, R OBP: 0.199, SLG: 0.105 (1, 1) Bob Shaw, R OBP: 0.307, SLG: 0.214 (3, 1) Norm Cash, R OBP: 0.286, SLG: 0.296 (5, PH) Gerry Staley, R (6, 1) Tom Qualters, R (7, 1) Bubba Phillips, R OBP: 0.315, SLG: 0.362 (8, 1) Bob Keegan, R (8, 1) Ray Boone, R OBP: 0.310, SLG: 0.420 (9, PH)										1	0	0	0	0	1	1						
Inning Stats	R: 1 E: 0 K: 0 S: 3	H: 1 LOB: 1 BB: 2 P: 11	R: 0 E: 0 K: 1 S: 5	H: 0 LOB: 1 BB: 1 P: 9	R: 0 E: 0 K: 0 S: 3	H: 0 LOB: 0 BB: 0 P: 3	R: 1 E: 0 K: 1 S: 6	H: 1 LOB: 1 BB: 1 P: 10	R: 0 E: 0 K: 0 S: 3	H: 1 LOB: 0 BB: 0 P: 3	R: 0 E: 0 K: 1 S: 5	H: 0 LOB: 0 BB: 0 P: 5	R: 0 E: 0 K: 0 S: 3	H: 0 LOB: 0 BB: 0 P: 3	R: 0 E: 0 K: 0 S: 3	H: 0 LOB: 0 BB: 0 P: 3		R: 1 E: 0 K: 1 S: 7	H: 2 LOB: 2 BB: 1 P: 11	1B: 4 2B: 2 3B: 0 HR: 0	SF: 0 SAC: 0 DP: 2 HBP: 0	WP: 0 PB: 0 CS: 0
PITCHER	IP	WLS	BF	H	R	ER	SO	BB	IBB	HBP	BLK	WP	HR	S	P	ERA	WHIP					
Mitt Pappas, R ERA: 3.35 (1, 1)	9.0	W	36	5	3	3	4	6	0	0	0	0	0	38	62	3.00	1.222					

Batter	1	2	3	4	5	6	7	8	9	AB	R	H	RBI	BB	SO	LOB	TOP					
Jim Piersall, R (1, 8) OBP: 0.321, SLG: 0.397	0-0 HR		0-0 F9		0-0 F9		0-0 E9 HR 1B		0-0 F8	5	2	1	0	0	0	1						
Pete Runnels, L (1, 4) OBP: 0.421, SLG: 0.429	0-0 6-3		0-0 L6		0-0 4-3		0-0 6-3		0-0 1-3	5	0	0	0	0	0	2						
Ted Williams, L (1, 7) OBP: 0.440, SLG: 0.529	0-0 4-3		0-0 F9			4-0 HR BB	4-0 HR IBB		0-0 6-3	3	2	0	0	2	0	0						
Gene Stephens, L (9, 7) OBP: 0.295, SLG: 0.377										0	0	0	0	0	0	0						
Frank Maltzone, R (1, 5) OBP: 0.355, SLG: 0.432	0-0 FC5-4 1B			0-0 G3		0-0 F9	0-0 HR		0-0 HR	4	1	2	3	0	0	1						
Jackie Jensen, R (1, 9) OBP: 0.416, SLG: 0.625	0-0 FC5-4 1-2			0-0 F8		0-0 HR	0-0 F9			4	1	1	2	0	0	1						
Dick Gemert, R (1, 3) OBP: 0.345, SLG: 0.433		0-3 K		0-0 6-3		4-0 FC6-4 BB			0-0 6-3	3	0	0	0	1	1	0						
Sammy White, R (1, 2) OBP: 0.317, SLG: 0.416		0-0 5-3			0-0 F7	0-0 L9			0-0 F4	4	0	0	0	0	0	1						
Don Buddin, R (1, 6) OBP: 0.356, SLG: 0.370		4-0 FC6-4 BB			0-0 HR	0-0 FC6-4 1-2			0-0 1B	3	1	2	1	1	0	1						
Tom Brewer, R (1, 1) OBP: 0.200, SLG: 0.208		0-0 FC6-4			0-0 2B				0-3 K	1	0	0	0	0	0	1						
Murray Wall, R (3, 1) OBP: 0.095, SLG: 0.095									0-0 K	0	0	0	0	0	0	0						
Ted Lepcio, R (5, PH) OBP: 0.277, SLG: 0.465									0-0 K	1	0	1	0	0	0	0						
Bud Byerly, R (5, 1)									0-0 K	2	0	0	0	0	2	1						
Inning Stats	R: 1 E: 0 K: 0 S: 5	H: 2 LOB: 1 BB: 0 P: 5	R: 0 E: 0 K: 1 S: 5	H: 0 LOB: 1 BB: 1 P: 9	R: 0 E: 0 K: 0 S: 3	H: 0 LOB: 0 BB: 0 P: 3	R: 0 E: 0 K: 0 S: 3	H: 0 LOB: 0 BB: 0 P: 3	R: 1 E: 0 K: 0 S: 5	H: 2 LOB: 1 BB: 0 P: 5	R: 2 E: 0 K: 0 S: 4	H: 1 LOB: 1 BB: 2 P: 12	R: 3 E: 1 K: 1 S: 7	H: 2 LOB: 0 BB: 1 P: 11	R: 0 E: 0 K: 1 S: 6	H: 1 LOB: 1 BB: 0 P: 6	R: 0 E: 0 K: 0 S: 3	H: 0 LOB: 0 BB: 0 P: 3	1B: 3 2B: 1 3B: 0 HR: 4	SF: 0 SAC: 0 DP: 0 HBP: 0	WP: 0 PB: 0 SB: 0 CS: 0	PA: 39
PITCHER	IP WLS BF H R ER SO BB IBB HBP BLK WP HR S P ERA WHIP																					
Billy Pierce, L (1, 1) ERA: 2.75	5.1 L 23 5 4 4 1 2 2 0 0 0 0 3 23 31 6.75 1.312																					
Bob Shaw, R (6, 1) ERA: 5.15	2.2 13 3 3 3 2 1 1 0 0 0 1 15 23 10.12 1.500																					
Gerry Staley, R (9, 1) ERA: 3.06	1.0 3 0 0 0 0 0 0 0 0 0 0 3 3 0.00 0.000																					

Boston Red Sox @ Chicago White Sox
Comiskey Park, Chicago, IL
Sun Jul 27 1958, 4:33 AM EDT
Att: 11,176 - Unknown

AB 35
R 7
H 8
RBI 7
BB 4
SO 3
LOB 9



Batter	1	2	3	4	5	6	7	8	9	AB	R	H	RBI	BB	SO	LOB	BOTTOM					
Luis Aparicio, R (1, 6) OBP: 0.305, SLG: 0.317	0-0 1B 1B		0-0 BB 1B	0-0 1B	0-0 1-2 1B	0-0 FC5 1B		0-0 1-6-3		5	2	4	0	0	0	0						
Nellie Fox, L (1, 4) OBP: 0.390, SLG: 0.381	0-0 1B		0-0 F8	0-0 G6-4-3 1B	0-0 1-2 2-3 1B	0-0 1-2 1B		0-0 F8		5	0	3	0	0	0	1						
Jim Landis, R (1, 8) OBP: 0.355, SLG: 0.480	0-0 1-3 2-H 1B		4-0 1B 1-2 FC4-6 BB	0-0 G6-4-3 1-2		0-0 F8		0-0 5-3 1B		4	1	2	1	1	0	5						
Sherm Lollar, R (1, 2) OBP: 0.393, SLG: 0.469	0-0 F6		0-0 FC4-6 1B		0-0 G3 1B	0-0 FC5 2-3		0-0 5-3		5	0	2	1	0	0	4						
Earl Torgeson, L (1, 3) OBP: 0.333, SLG: 0.438	4-0 FC5-4 BB		0-0 FC4-6 1B		0-0 G3		0-3 K		0-0 F9	4	0	0	1	1	1	3						
Al Smith, R (1, 7) OBP: 0.311, SLG: 0.383	0-0 FC5-4 1-2		0-0 3-H 1B		0-0 6-3		0-0 F8		0-0 F8	4	0	1	0	0	0	3						
Don Mueller, L (1, 9) OBP: 0.289, SLG: 0.275		0-0 6-3	0-0 G3		4-0 IBB		0-0 3-1			3	0	0	0	1	0	2						
Sammy Esposito, R (1, 5) OBP: 0.324, SLG: 0.167		0-0 5-3		0-0 1B 1B		0-0 F8		0-0 4-3		3	0	1	0	0	0	2						
Norm Cash, L (8, PH) OBP: 0.250, SLG: 0.250										1	0	0	0	0	0	0						
Bubba Phillips, R (9, 5) OBP: 0.310, SLG: 0.362										0	0	0	0	0	0	0						
Billy Pierce, L (1, 1) OBP: 0.263, SLG: 0.259		0-0 4-3		0-0 F8		0-0 F8		0-3 K		2	0	0	0	0	0	1						
Bob Shaw, R (6, 1) OBP: 0.333, SLG: 0.200										1	0	0	0	0	0	0						
Jim Rivera, L (6, PH) OBP: 0.289, SLG: 0.379										1	0	0	0	0	1	0						
Gerry Staley, R (9, 1) ERA: 4.66										0	0	0	0	0	0	0						
Inning Stats	R: 1 E: 0 K: 0 S: 5	H: 3 LOB: 2 BB: 1 P: 9	R: 0 E: 0 K: 0 S: 3	H: 0 LOB: 0 BB: 0 P: 3	R: 2 E: 0 K: 0 S: 6	H: 3 LOB: 2 BB: 1 P: 10	R: 0 E: 0 K: 0 S: 5	H: 3 LOB: 0 BB: 0 P: 5	R: 0 E: 0 K: 0 S: 4	H: 1 LOB: 2 BB: 1 P: 8	R: 0 E: 0 K: 0 S: 5	H: 2 LOB: 2 BB: 0 P: 5	R: 0 E: 0 K: 1 S: 5	H: 0 LOB: 0 BB: 0 P: 5	R: 0 E: 0 K: 1 S: 5	H: 0 LOB: 0 BB: 0 P: 5	R: 0 E: 0 K: 0 S: 4	H: 1 LOB: 1 BB: 0 P: 4	1B: 13 2B: 0 3B: 0 HR: 0	SF: 0 SAC: 0 DP: 1 HBP: 0	WP: 0 PB: 0 SB: 0 CS: 0	PA: 41
PITCHER	IP WLS BF H R ER SO BB IBB HBP BLK WP HR S P ERA WHIP																					
Tom Brewer, R (1, 1) ERA: 3.71	2.2 6 3 0 0 0 0 0 0 0 0 0 6 6 0.00 2.250																					
Murray Wall, R (3, 1) ERA: 3.49	1.1 6 3 0 0 0 0 0 0 0 0 0 6 6 0.00 2.250																					
Bud Byerly, R (5, 1) ERA: 4.66	5.0 W 20 4 0 0 2 0 1 0 0 0 0 23 27 0.00 0.800																					

Boston Red Sox @ Chicago White Sox
Comiskey Park, Chicago, IL
Sun Jul 27 1958, 4:33 AM EDT
Att: 11,176 - Unknown

AB 38
R 3
H 13
RBI 3
BB 3
SO 2
LOB 21



Batter	1	2	3	4	5	6	7	8	9	AB	R	H	RBI	BB	SO	LOB	TOP										
Herb Plews, L OBP: 0.304, SLG: 0.346 (1, 4)										4	0	1	0	0	0	1	Washington Senators @ Chicago White Sox Comiskey Park, Chicago, IL Tue Jul 29 1958, 8:05 PM EDT Att: 7,885 - Unknown livebaseballscorecards.com										
Albie Pearson, L OBP: 0.362, SLG: 0.367 (1, 8)										4	1	0	0	0	0	2											
Julio Becquer, L OBP: 0.264, SLG: 0.253 (1, 3)										4	0	1	0	0	2	2											
Roy Sievers, R OBP: 0.369, SLG: 0.568 (1, 7)										4	0	2	1	0	0	0											
Clint Courtney, L OBP: 0.328, SLG: 0.308 (1, 2)										4	0	0	0	0	0	3											
Neil Christley, L OBP: 0.270, SLG: 0.378 (1, 9)										4	0	1	0	0	0	0											
Eddie Yost, R OBP: 0.353, SLG: 0.305 (1, 5)										3	0	0	0	0	0	2											
Ossie Alvarez, R OBP: 0.277, SLG: 0.240 (1, 6)										3	0	0	0	0	0	2											
Russ Kemmerer, R OBP: 0.140, SLG: 0.104 (1, 1)										3	0	0	0	0	0	0											
Inning Stats	R: 0 E: 0 K: 0 S: 3	H: 1 LOB: 0 BB: 0 P: 3	R: 0 E: 0 K: 0 S: 5	H: 2 LOB: 2 BB: 0 P: 5	R: 1 E: 1 K: 0 S: 6	H: 2 LOB: 2 BB: 0 P: 6	R: 0 E: 0 K: 0 S: 3	H: 0 LOB: 0 BB: 0 P: 3	R: 0 E: 0 K: 1 S: 6	H: 0 LOB: 1 BB: 0 P: 6	R: 0 E: 0 K: 0 S: 3	H: 0 LOB: 0 BB: 0 P: 3	R: 0 E: 0 K: 1 S: 5	H: 0 LOB: 0 BB: 0 P: 5	R: 0 E: 0 K: 0 S: 3	H: 0 LOB: 0 BB: 0 P: 3	1B: 5 2B: 0 3B: 0 HR: 0	SF: 0 SAC: 0 DP: 1 HBP: 0	WP: 0 PB: 0 CS: 0	PA: 33							
PITCHER	IP	WLS	BF	H	R	ER	SO	BB	IBB	HBP	BLK	WP	HR	S	P	ERA	WHIP										
Dick Donovan, R ERA: 3.48 (1, 1)	8.0		30	5	1	0	2	0	0	0	0	0	0	34	34	0.00	0.625										
Bob Shaw, R ERA: 5.06 (9, 1)	1.0	W	3	0	0	0	0	0	0	0	0	0	0	3	3	0.00	0.000										

Batter	1	2	3	4	5	6	7	8	9	AB	R	H	RBI	BB	SO	LOB	BOTTOM										
Luis Aparicio, R OBP: 0.301, SLG: 0.313 (1, 6)										3	0	0	0	0	0	0	Washington Senators @ Chicago White Sox Comiskey Park, Chicago, IL Tue Jul 29 1958, 8:05 PM EDT Att: 7,885 - Unknown livebaseballscorecards.com										
Earl Battey, R OBP: 0.319, SLG: 0.441 (9, PH)										1	0	0	0	0	0	0											
Nellie Fox, L OBP: 0.389, SLG: 0.385 (1, 4)										4	1	1	0	0	0	0											
Jim Landis, R OBP: 0.354, SLG: 0.475 (1, 8)										4	0	1	0	0	0	1											
Sherm Lollar, R OBP: 0.391, SLG: 0.484 (1, 2)										4	1	1	2	0	0	1											
Earl Torgeson, L OBP: 0.387, SLG: 0.427 (1, 3)										3	0	0	0	0	0	1											
Billy Goodman, L OBP: 0.384, SLG: 0.398 (1, 5)										3	0	1	0	0	0	0											
Jim Rivera, L OBP: 0.289, SLG: 0.376 (1, 7)										3	0	0	0	0	0	1											
Al Smith, R OBP: 0.311, SLG: 0.379 (1, 9)										3	0	1	0	0	0	0											
Dick Donovan, L OBP: 0.268, SLG: 0.128 (1, 1)										2	0	0	0	0	1	0											
Don Mueller, L OBP: 0.287, SLG: 0.273 (8, PH)										1	0	0	0	0	1	1											
Bob Shaw, R OBP: 0.333, SLG: 0.200 (9, 1)										0	0	0	0	0	0	0											
Inning Stats	R: 0 E: 0 K: 0 S: 3	H: 0 LOB: 0 BB: 0 P: 3	R: 0 E: 0 K: 0 S: 4	H: 1 LOB: 1 BB: 0 P: 4	R: 0 E: 0 K: 0 S: 3	H: 0 LOB: 0 BB: 0 P: 3	R: 0 E: 0 K: 0 S: 3	H: 0 LOB: 0 BB: 0 P: 3	R: 0 E: 0 K: 1 S: 5	H: 0 LOB: 0 BB: 0 P: 5	R: 0 E: 0 K: 0 S: 4	H: 1 LOB: 1 BB: 0 P: 4	R: 0 E: 1 K: 1 S: 6	H: 1 LOB: 1 BB: 0 P: 6	R: 2 E: 0 K: 0 S: 4	H: 2 LOB: 0 BB: 0 P: 4	1B: 4 2B: 0 3B: 0 HR: 1	SF: 0 SAC: 0 DP: 0 HBP: 0	WP: 0 PB: 0 CS: 0	PA: 31							
PITCHER	IP	WLS	BF	H	R	ER	SO	BB	IBB	HBP	BLK	WP	HR	S	P	ERA	WHIP										
Russ Kemmerer, R ERA: 4.35 (1, 1)	8.2	L	31	5	2	2	2	0	0	0	0	0	1	35	35	2.08	0.577										

Batter	1	2	3	4	5	6	7	8	9	AB	R	H	RBI	BB	SO	LOB	TOP					
Eddie Yost, R OBP: 0.352, SLG: 0.314 (1, 5)	0-0 6-3	4-0 FC4-6 BB		0-0 HR		0-0 E6 1B		0-0 F8	0-0 F8	5	1	4	1	0	3							
Herb Plews, L OBP: 0.306, SLG: 0.347 (1, 4)	0-0 F5	0-0 FC4-6		0-0 2-3		0-0 1B		0-0 E3 2B 1B		5	1	2	0	0	3							
Albie Pearson, L OBP: 0.363, SLG: 0.371 (1, 8)	0-0 4-3			0-0 CS 1B		0-0 F6		0-0 2B		5	0	2	1	0	2							
Roy Sievers, R OBP: 0.369, SLG: 0.563 (1, 7)		4-0 HR BB	0-0 F9		0-0 F6		0-0 4-3	4-0 BB		3	1	0	0	2	0	1						
Jim Lemon, R OBP: 0.307, SLG: 0.470 Tex Clevenger, R OBP: 0.167, SLG: 0.235 (8, 1)		0-0 HR	0-0 F3		0-0 F9		0-0 F9	0-0 F9		5	1	1	2	0	0	2						
Norm Zauchin, R OBP: 0.342, SLG: 0.437 (1, 3)		4-0 BB 1B BB		4-0 F8 HR BB	0-0 1-3		0-0 FC5-4 1B		0-0 F8	3	1	1	0	2	0	0						
Ossie Alvarez, R OBP: 0.291, SLG: 0.250 (1, 6)		0-0 F4		0-0 F8 HR 1B		4-0 G4-6-3 BB	0-0 FC5-4 1B		0-0 1B	4	1	2	0	1	0	2						
Steve Korcheck, R OBP: 0.103, SLG: 0.107 Clint Courtney, L OBP: 0.325, SLG: 0.304 (4, PH) (4, 2)		0-3 K		0-0 F8		0-0 G4-6-3 1-2 2-3		0-0 4-3	0-0 F7	1	0	0	0	0	1	1						
John Romonosky, R OBP: 0.315, SLG: 0.600 Vito Valentini, R OBP: 0.206, SLG: 0.200 Julio Sanchez, L OBP: 0.271, SLG: 0.253 Jim Constable, L OBP: 0.184, SLG: 0.323 Faye Throneberry, L OBP: 0.174, SLG: 0.206 Hal Griggs, R OBP: 0.278, SLG: 0.385 (1, 1) (3, 1) (4, PH) (4, 1) (5, PH) (5, 1) (5, PH) (5, 9)		0-0 BB 1B		4-0 HR BB		0-0 E 2B		0-0 E 1B	0-0 1-2 1B	1	0	1	0	0	0	0						
Inning Stats	R: 0 E: 0 K: 0 S: 3	H: 0 LOB: 0 BB: 0 P: 3	R: 2 E: 0 K: 1 S: 7	H: 2 LOB: 3 BB: 3 P: 19	R: 0 E: 0 K: 0 S: 3	H: 1 LOB: 0 BB: 0 P: 3	R: 4 E: 0 K: 0 S: 5	H: 2 LOB: 0 BB: 2 P: 13	R: 0 E: 0 K: 0 S: 3	H: 0 LOB: 0 BB: 0 P: 3	R: 1 E: 1 K: 0 S: 5	H: 2 LOB: 2 BB: 1 P: 9	R: 0 E: 0 K: 0 S: 4	H: 1 LOB: 1 BB: 0 P: 4	R: 2 E: 1 K: 0 S: 6	H: 3 LOB: 2 BB: 1 P: 10	R: 0 E: 0 K: 0 S: 5	H: 2 LOB: 2 BB: 0 P: 5	1B: 9 2B: 2 3B: 0 HR: 2	SF: 0 SAC: 0 DP: 1 HBP: 0	WP: 0 PB: 0 CS: 1	PA: 46
PITCHER	IP	WLS	BF	H	R	ER	SO	BB	IBB	HBP	BLK	WP	HR	S	P	ERA	WHIP					
Jim Wilson, R ERA: 3.89 Gerry Staley, R ERA: 3.04 Turk Lowm, R ERA: 3.75 (1, 1) (4, 1) (5, 1)	3.1		18	4	5	5	1	5	0	0	0	0	1	15	35	13.50	2.700					
	4.1	W	21	7	4	2	0	1	0	0	0	0	1	20	24	4.15	1.846					
	1.1	S	7	2	0	0	0	1	0	0	0	0	0	6	10	0.00	2.250					

Washington Senators @ Chicago White Sox
Comiskey Park, Chicago, IL
Wed Jul 30 1958, 4:33 AM EDT
Att: 2,554 - Unknown

AB 39
R 9
H 13
RBI 7
BB 7
SO 1
LOB 18



Batter	1	2	3	4	5	6	7	8	9	AB	R	H	RBI	BB	SO	LOB	BOTTOM				
Luis Aparicio, R OBP: 0.303, SLG: 0.322 (1, 6)	0-0 6-3		0-0 1B 1B	0-3 K	0-0 HR			0-3 K		5	2	2	2	0	2	0					
Nellie Fox, L OBP: 0.391, SLG: 0.388 (1, 4)	0-0 4-3		0-0 1B 1B	0-0 1B 1B	0-0 6-3			0-0 FC4-6 1B		5	2	3	1	0	0	0					
Jim Landis, R OBP: 0.352, SLG: 0.469 (1, 8)	0-3 K		0-0 1B 2B BB	0-0 F8		0-0 6-3		0-0 FC4-6		4	1	0	0	1	1	2					
Ray Boone, R OBP: 0.309, SLG: 0.415 (1, 3)		0-0 5-3	0-0 2B 1B	0-0 1B 1B		0-0 6-3		0-0 6-3		4	1	2	2	0	0	0					
Billy Goodman, L OBP: 0.390, SLG: 0.406 (1, 5)		4-0 BB	0-0 HR 2B	0-0 1B		0-0 F9				3	1	2	3	1	0	0					
Earl Battey, R OBP: 0.309, SLG: 0.425 (1, 2)		0-0 F9	0-0 F6	0-0 F9			0-3 K			4	0	0	0	0	1	4					
Jim Rivera, L OBP: 0.286, SLG: 0.370 (1, 7)		0-3 K	4-0 HR BB		0-3 K		0-0 F6			3	1	0	0	1	2	1					
Al Smith, R OBP: 0.316, SLG: 0.389 (1, 9)			0-0 BB	4-0 HR BB		0-0 F9		0-0 F9		2	3	1	3	2	0	0					
Jim Wilson, R OBP: 0.182, SLG: 0.100 Gerry Staley, R Turk Lowm, R OBP: 0.286, SLG: 0.286 (1, 1) (4, 1) (5, 1)			0-0 F5	0-0 HR BB		0-3 K		0-0 5-3		2	0	0	0	0	0	1					
Inning Stats	R: 0 E: 0 K: 1 S: 5	H: 0 LOB: 0 BB: 0 P: 5	R: 0 E: 0 K: 1 S: 5	H: 0 LOB: 1 BB: 1 P: 9	R: 8 E: 0 K: 0 S: 8	H: 5 LOB: 0 BB: 3 P: 20	R: 1 E: 0 K: 1 S: 8	H: 3 LOB: 0 BB: 0 P: 8	R: 2 E: 0 K: 2 S: 8	H: 1 LOB: 0 BB: 1 P: 12	R: 0 E: 0 K: 0 S: 3	H: 0 LOB: 0 BB: 0 P: 3	R: 0 E: 0 K: 1 S: 5	H: 0 LOB: 0 BB: 0 P: 5	R: 0 E: 0 K: 1 S: 6	H: 1 LOB: 1 BB: 0 P: 6	1B: 7 2B: 1 3B: 0 HR: 2	SF: 0 SAC: 0 DP: 0 HBP: 0	WP: 0 PB: 0 CS: 0	PA: 39	
PITCHER	IP	WLS	BF	H	R	ER	SO	BB	IBB	HBP	BLK	WP	HR	S	P	ERA	WHIP				
John Romonosky, R ERA: 6.91 Vito Valentini, R ERA: 4.87 Jim Constable, L ERA: 9.76 Hal Griggs, R ERA: 5.21 Tex Clevenger, R ERA: 4.46 (1, 1) (3, 1) (4, 1) (5, 1) (5, 1)	2.1	L	14	4	6	6	2	3	0	0	0	0	1	3	7	27.00	3.000				
	2.0		11	4	3	3	3	1	0	0	0	0	1	16	20	13.50	2.500				
	2.0		6	0	0	0	1	0	0	0	0	0	0	8	8	0.00	0.000				
	1.0		4	1	0	0	1	0	0	0	0	0	0	6	6	0.00	1.000				

Washington Senators @ Chicago White Sox
Comiskey Park, Chicago, IL
Wed Jul 30 1958, 4:33 AM EDT
Att: 2,554 - Unknown

AB 34
R 11
H 10
RBI 11
BB 5
SO 7
LOB 9



Batter	1	2	3	4	5	6	7	8	9	AB	R	H	RBI	BB	SO	LOB	TOP							
Hank Bauer, R (1,9) OBP: 0.338, SLG: 0.457	0-0 6-3		0-3 K		0-0 PO	0-0 1B		4-0 2B 1B BB	0-0 4-3	4	1	0	1	1	1		New York Yankees @ Chicago White Sox Comiskey Park, Chicago, IL Fri Aug 01 1958, 8:05 PM EDT Att. 38,832 - Cloudy							
Norm Siebern, L (1,7) OBP: 0.386, SLG: 0.458	0-0 F9		0-0 3-1			0-0 F7		0-0 1B 2B	4-0 1B BB	4	1	0	1	0	1									
Mickey Mantle, S (1,8) OBP: 0.427, SLG: 0.577	0-0 6-3			0-0 F4		0-0 F6		4-0 1B SF7 IBB	0-0 1B	4	1	1	1	1	0	1								
Elston Howard, R (1,2)		0-0 F9		0-0 SF8 3B		0-3 K		0-3 K	0-3 K	5	1	1	0	0	3	6								
Bill Skowron, R (1,3) OBP: 0.334, SLG: 0.449		0-0 HR		0-0 SF8			0-0 SH2-3 FC3 2B	0-0 1B		3	2	3	4	0	0	0								
Gil McDougald, R (1,4) OBP: 0.353, SLG: 0.403		0-0 L9		0-0 5-3			0-0 SH2-3	0-0 SF7		2	0	0	1	0	0	0								
Andy Carey, R (1,5) OBP: 0.362, SLG: 0.513		0-0 E6			0-0 SH1-3 PO 2B		4-0 B1-5-4 E IBB	0-3 K		3	0	1	0	1	1	1								
Tony Kubek, L (1,6) OBP: 0.303, SLG: 0.319		0-0 G3			0-0 SH1-3		0-0 FC3		0-0 4-3 1B SH3-4	3	1	1	1	0	0	2								
Bob Turley, R (1,1) OBP: 0.152, SLG: 0.194			0-0 5-3		0-3 K		0-0 B1-5-4		0-0 SH3-4	3	0	0	0	0	1	3								
Inning Stats	R: 0 E: 0 K: 0 S: 3	H: 0 LOB: 0 BB: 0 P: 3	R: 1 E: 1 K: 0 S: 5	H: 1 LOB: 1 BB: 0 P: 5	R: 0 E: 0 K: 1 S: 5	H: 0 LOB: 0 BB: 0 P: 5	R: 1 E: 0 K: 0 S: 4	H: 1 LOB: 0 BB: 0 P: 4	R: 0 E: 0 K: 1 S: 5	H: 1 LOB: 0 BB: 0 P: 5	R: 0 E: 0 K: 1 S: 6	H: 1 LOB: 1 BB: 0 P: 6	R: 1 E: 0 K: 0 S: 4	H: 1 LOB: 1 BB: 1 P: 8	R: 3 E: 0 K: 2 S: 9	H: 2 LOB: 1 BB: 2 P: 17	R: 1 E: 0 K: 1 S: 7	H: 2 LOB: 2 BB: 1 P: 11	1B: 4 2B: 3 3B: 1 HR: 1	SF: 2 SAC: 3 DP: 1 HBP: 0	WP: 0 PB: 0 CS: 0	PA: 41		
PITCHER	IP WLS BF H R ER SO BB IBB HBP BLK WP HR S P ERA WHIP	7.0 L 27 5 3 3 3 0 1 0 0 0 1 32 36 3.86 0.714	0.1 5 2 3 3 1 1 1 0 0 0 0 0 5 13 81.00 9.000	1.2 8 2 1 1 2 1 0 0 0 0 0 0 11 15 5.40 1.800																				

AB	31
R	7
H	9
RBI	7
BB	4
SO	6
LOB	15



Batter	1	2	3	4	5	6	7	8	9	AB	R	H	RBI	BB	SO	LOB	BOTTOM							
Luis Aparicio, R (1,6) OBP: 0.306, SLG: 0.326	0-0 FC1-6 2B		0-3 K		0-0 1-2 1B		4-0 BB		0-0 5-3	4	0	2	0	1	1	1	New York Yankees @ Chicago White Sox Comiskey Park, Chicago, IL Fri Aug 01 1958, 8:05 PM EDT Att. 38,832 - Cloudy							
Nellie Fox, L (1,4) OBP: 0.388, SLG: 0.384	0-0 FC1-6 FC6-4 2-3		0-0 F5		0-0 L8		0-0 L6			4	0	0	0	0	0	4								
Jim Landis, R (1,8) OBP: 0.351, SLG: 0.465	0-0 F3		4-0 E BB		0-0 F7		0-0 F2		0-0 F2	3	0	0	0	1	0	3								
Sherm Lollar, R (1,2) OBP: 0.386, SLG: 0.477	0-0 FC6-4 1-2		0-0 F7		0-0 6-3		0-0 L7		0-0 L7	4	0	0	0	0	0	4								
Ray Boone, R (1,3) OBP: 0.308, SLG: 0.410		0-0 F5		0-0 F8		0-0 5-3		4-0 BB	0-0 BB	3	0	0	0	1	0	0								
Billy Goodman, L (1,5) OBP: 0.391, SLG: 0.405		0-0 1-3 1B		4-0 BB		0-0 4-3		0-0 F9		3	0	1	0	1	0	1								
Jim Rivera, L (1,7) OBP: 0.283, SLG: 0.363		0-0 1-3		0-0 F6		0-3 K			0-0 G3	4	0	0	0	0	1	2								
Al Smith, R (1,9) OBP: 0.320, SLG: 0.394		4-0 BB		0-0 F8			0-0 G3-6-3 1B		0-0 2B	3	0	2	0	1	0	1								
Billy Pierce, L (1,1) OBP: 0.271, SLG: 0.255		0-0 1-3			4-0 F7 1B		0-0 G3-6-3		0-3 K	1	0	0	0	1	0	2								
Earl Torgeson, L (7, PH) OBP: 0.385, SLG: 0.424										1	0	0	0	0	0	1								
Turk Lown, R (8, 1) OBP: 0.286, SLG: 0.286										0	0	0	0	0	0	0								
Barry Latman, R (8, 1)										0	0	0	0	0	0	0								
Ron Jackson, R (8, PH) OBP: 0.331, SLG: 0.440										1	0	0	0	0	1	1								
Inning Stats	R: 0 E: 0 K: 0 S: 4	H: 1 LOB: 1 BB: 0 P: 4	R: 0 E: 0 K: 0 S: 4	H: 1 LOB: 2 BB: 1 P: 8	R: 0 E: 1 K: 1 S: 5	H: 0 LOB: 1 BB: 1 P: 9	R: 0 E: 0 K: 0 S: 3	H: 0 LOB: 1 BB: 1 P: 7	R: 0 E: 0 K: 0 S: 3	H: 0 LOB: 0 BB: 1 P: 7	R: 0 E: 0 K: 1 S: 5	H: 0 LOB: 0 BB: 0 P: 5	R: 0 E: 0 K: 0 S: 3	H: 1 LOB: 1 BB: 1 P: 7	R: 0 E: 0 K: 0 S: 3	H: 0 LOB: 1 BB: 1 P: 7	R: 0 E: 0 K: 1 S: 6	H: 1 LOB: 1 BB: 0 P: 6	1B: 3 2B: 2 3B: 0 HR: 0	SF: 0 SAC: 0 DP: 1 HBP: 0	WP: 0 PB: 0 CS: 0	PA: 37		
PITCHER	IP WLS BF H R ER SO BB IBB HBP BLK WP HR S P ERA WHIP	9.0 W 37 5 0 0 3 6 0 0 0 0 0 37 61 0.00 1.222																						

AB	31
R	0
H	5
RBI	0
BB	6
SO	3
LOB	20



Batter	1	2	3	4	5	6	7	8	9	AB	R	H	RBI	BB	SO	LOB	TOP			
Gil McDougald, R (1,4) OBP: 0.350, SLG: 0.395	F2		P4			5-3		5-3		4	0	0	0	0	0	0				
Tony Kubek, L (1,6) OBP: 0.306, SLG: 0.322	SH5-3 1B		K2-3			G3		4-3		4	0	1	0	0	1	0				
Mickey Mantle, S (1,8) OBP: 0.425, SLG: 0.569	SH5-3 1-2			S BB		F8		L8		2	0	0	0	1	0	0				
Yogi Berra, L (1,9) OBP: 0.311, SLG: 0.480	F9					F5		F8		4	0	0	0	0	0	2				
Norm Siebern, L (1,7) OBP: 0.384, SLG: 0.453		K				4-3				3	0	0	0	0	2	1				
Bill Skowron, R (1,3) OBP: 0.336, SLG: 0.459		HR				P4		2B		3	1	2	1	0	0	1				
Elston Howard, R (1,2) OBP: 0.383, SLG: 0.569		5-3				F8		F7		3	0	0	0	0	0	1				
Andy Carey, R (1,5) OBP: 0.357, SLG: 0.502						F7				2	0	0	0	0	0	0				
Enos Slaughter, L (8, PH) OBP: 0.446, SLG: 0.538										1	0	0	0	0	0	0				
Virgil Trucks, R (8,1) OBP: 0.171, SLG: 0.156										0	0	0	0	0	0	0				
Duke Maas, R (8,1) OBP: 0.171, SLG: 0.156										0	0	0	0	0	0	0				
Whitey Ford, L (1,1) OBP: 0.273, SLG: 0.230										2	0	0	0	0	1	0				
Jerry Lumpe, L (8, PH) OBP: 0.335, SLG: 0.407										1	0	0	0	0	0	0				
Inning Stats	R: 0 E: 0 K: 0 S: 4	H: 1 LOB: 1 BB: 0 P: 4	R: 1 E: 0 K: 1 S: 6	H: 1 LOB: 0 BB: 0 P: 6	R: 0 E: 0 K: 2 S: 7	H: 0 LOB: 0 BB: 0 P: 7	R: 0 E: 0 K: 1 S: 5	H: 0 LOB: 1 BB: 1 P: 9	R: 0 E: 0 K: 0 S: 3	H: 0 LOB: 0 BB: 0 P: 3	R: 0 E: 0 K: 0 S: 3	H: 1 LOB: 1 BB: 0 P: 4	R: 0 E: 0 K: 0 S: 3	H: 0 LOB: 0 BB: 0 P: 3	R: 0 E: 0 K: 0 S: 3	H: 0 LOB: 0 BB: 0 P: 3	1B: 1 2B: 1 3B: 0 HR: 1	SF: 0 SAC: 1 DP: 0 HBP: 0	WP: 0 PB: 0 SB: 1 CS: 1	PA: 31
PITCHER Dick Donovan, R (1,1) ERA: 3.34	IP: 9.0 WLS: W BF: 31 H: 3 R: 1 ER: 1 SO: 4 BB: 1 IBB: 0 HBP: 0 BLK: 0 WP: 0 HR: 1 S: 38 P: 42 ERA: 1.00 WHIP: 0.444															PITCHER				

New York Yankees @ Chicago White Sox
Comiskey Park, Chicago, IL
Sun Aug 03 1958, 4:33 AM EDT
Sunny - 90 F

AB 29
R 1
H 3
RBI 1
BB 1
SO 4
LOB 5



Batter	1	2	3	4	5	6	7	8	9	AB	R	H	RBI	BB	SO	LOB	BOTTOM	
Luis Aparicio, R (1,6) OBP: 0.303, SLG: 0.322	K	P5		6-3				E6		4	0	0	0	0	1	3		
Nellie Fox, L (1,4) OBP: 0.381, SLG: 0.376	4-3		6-3				L7	5-3		4	0	0	0	0	0	1		
Jim Landis, R (1,8) OBP: 0.354, SLG: 0.463	K		1B BB				CS 1B	1B BB		2	1	1	0	2	1	0		
Ray Boone, R (1,3) OBP: 0.307, SLG: 0.407		5-3						E5		4	0	1	0	0	1	2		
Earl Torgerson, L (8, PR) OBP: 0.388, SLG: 0.417		F6						1B		0	0	0	0	0	0	0		
Al Smith, R (1,9) OBP: 0.320, SLG: 0.392		K		1-3 1B				K		4	0	1	0	0	2	1		
Earl Battey, R (1,2) OBP: 0.323, SLG: 0.426		BB 1B		P3				G4-6-3 BB		2	1	1	0	2	0	2		
Billy Goodman, L (1,5) OBP: 0.392, SLG: 0.403		4-0 BB						G6-4-3 BB		2	1	0	0	1	0	1		
Sammy Esposito, R (8,5) OBP: 0.357, SLG: 0.257		1-2 BB		3-1				G4-6-3 1-2		1	0	0	0	0	0	2		
Bubba Phillips, R (1,7) OBP: 0.316, SLG: 0.368		1-2 2H 1B						5-3		3	0	2	1	0	0	0		
Jim Rivera, L (8,7) OBP: 0.287, SLG: 0.365		E 1-2 2H 1B		E5 1B						0	0	0	0	0	0	0		
Dick Donovan, L (1,1) OBP: 0.271, SLG: 0.140		1-3 2H 1B		E8 1B				K		3	0	1	1	0	2	1		
Inning Stats	R: 0 E: 0 K: 2 S: 7	H: 0 LOB: 0 BB: 0 P: 7	R: 2 E: 1 K: 1 S: 8	H: 3 LOB: 2 BB: 1 P: 12	R: 0 E: 0 K: 0 S: 4	H: 1 LOB: 2 BB: 1 P: 8	R: 0 E: 0 K: 1 S: 6	H: 1 LOB: 1 BB: 0 P: 6	R: 0 E: 0 K: 0 S: 2	H: 0 LOB: 0 BB: 1 P: 6	R: 0 E: 1 K: 1 S: 6	H: 0 LOB: 1 BB: 0 P: 6	R: 1 E: 1 K: 1 S: 5	H: 1 LOB: 1 BB: 2 P: 13	1B: 7 2B: 1 3B: 0 HR: 0	SF: 0 SAC: 0 DP: 3 HBP: 0	WP: 0 PB: 0 SB: 0 CS: 1	PA: 34
PITCHER Whitey Ford, L (1,1) ERA: 1.75	IP: 7.0 WLS: L BF: 29 H: 6 R: 2 ER: 2 SO: 6 BB: 3 IBB: 0 HBP: 0 BLK: 0 WP: 0 HR: 0 S: 38 P: 50 ERA: 2.57 WHIP: 1.286															PITCHER		
Virgil Trucks, R (8,1) ERA: 4.12	0.1 WLS: L BF: 4 H: 1 R: 1 ER: 0 SO: 1 BB: 2 IBB: 0 HBP: 0 BLK: 0 WP: 0 HR: 0 S: 4 P: 12 ERA: 0.00 WHIP: 9.000															PITCHER		
Duke Maas, R (8,1) ERA: 4.09	0.2 WLS: L BF: 1 H: 0 R: 0 ER: 0 SO: 0 BB: 0 IBB: 0 HBP: 0 BLK: 0 WP: 0 HR: 0 S: 1 P: 1 ERA: 0.00 WHIP: 0.000															PITCHER		

New York Yankees @ Chicago White Sox
Comiskey Park, Chicago, IL
Sun Aug 03 1958, 4:33 AM EDT
Sunny - 90 F

AB 29
R 3
H 7
RBI 2
BB 5
SO 7
LOB 13



Batter	1	2	3	4	5	6	7	8	9	AB	R	H	RBI	BB	SO	LOB	TOP	
Enos Slaughter, L (1, 9) OBP: 0.446, SLG: 0.531										3	0	1	0	1	0	0	New York Yankees @ Chicago White Sox Comiskey Park, Chicago, IL Sun Aug 03 1958, 4:38 AM EDT Att: 35,695 - Sunny - 86 F	
Tony Kubek, L (1, 6) OBP: 0.306, SLG: 0.320										3	0	0	0	1	0	2		
Mickey Mantle, S (1, 8) OBP: 0.421, SLG: 0.562										4	0	0	0	0	2	2		
Yogi Berra, L (1, 2) OBP: 0.313, SLG: 0.478										3	0	1	0	1	0	1		
Norm Siebern, L (1, 7) OBP: 0.389, SLG: 0.465										4	0	3	0	0	0	0		
Bill Skowron, R (1, 3) OBP: 0.332, SLG: 0.453										4	0	0	0	0	0	5		
Jerry Lumpe, L (1, 5) OBP: 0.333, SLG: 0.399										3	0	0	0	1	0	3		
Bobby Richardson, R (1, 4) OBP: 0.223, SLG: 0.267										3	0	0	0	0	0	0		
Mary Throneberry, L (9, PH) OBP: 0.352, SLG: 0.489										1	0	0	0	0	1	1		
Johnny Kucks, R (1, 1) OBP: 0.147, SLG: 0.125										0	0	0	0	0	0	0		
Bobby Shantz, R (2, 1) OBP: 0.357, SLG: 0.400										3	0	0	0	0	2	0		
Inning Stats	R: 0 E: 0 K: 1 S: 5	H: 0 LOB: 0 BB: 0 P: 5	R: 0 E: 0 K: 0 S: 4	H: 1 LOB: 1 BB: 0 P: 4	R: 0 E: 0 K: 1 S: 5	H: 0 LOB: 1 BB: 1 P: 9	R: 0 E: 0 K: 0 S: 4	H: 1 LOB: 2 BB: 1 P: 8	R: 0 E: 0 K: 0 S: 3	H: 0 LOB: 0 BB: 0 P: 3	R: 0 E: 0 K: 1 S: 6	H: 1 LOB: 1 BB: 0 P: 6	R: 0 E: 0 K: 1 S: 5	H: 0 LOB: 1 BB: 1 P: 9	1B: 4 2B: 0 3B: 1 HR: 0	SF: 0 SAC: 0 DP: 1 HBP: 0	WP: 0 PB: 0 CS: 0	PA: 35
PITCHER Ray Moore, R (1, 1) ERA: 2.85	IP: 9.0 WLS: W BF: 35 H: 5 R: 0 ER: 0 SO: 5 BB: 4 IBB: 0 HBP: 0 BLK: 0 WP: 0 HR: 0 S: 41 P: 57 ERA: 0.00 WHIP: 1.000															PITCHER		

Batter	1	2	3	4	5	6	7	8	9	AB	R	H	RBI	BB	SO	LOB	BOTTOM			
Billy Goodman, L (1, 5) OBP: 0.390, SLG: 0.401										4	0	1	0	0	1	1	New York Yankees @ Chicago White Sox Comiskey Park, Chicago, IL Sun Aug 03 1958, 4:38 AM EDT Att: 35,695 - Sunny - 86 F			
Sammy Esposito, R (7, FR) OBP: 0.357, SLG: 0.257										0	0	0	0	0	0	0				
Nellie Fox, L (1, 4) OBP: 0.380, SLG: 0.375										4	1	1	0	0	0	3				
Jim Landis, R (1, 8) OBP: 0.355, SLG: 0.462										3	1	1	0	1	1	2				
Sherm Lollar, R (1, 2) OBP: 0.383, SLG: 0.469										3	1	1	0	1	0	2				
Earl Torgeson, L (1, 3) OBP: 0.396, SLG: 0.419										2	0	1	1	2	1	0				
Don Mueller, L (1, 9) OBP: 0.293, SLG: 0.280										3	0	1	1	0	1	2				
Jim Rivera, L (1, 7) OBP: 0.283, SLG: 0.360										3	0	0	0	0	1	2				
Ray Boone, R (6, PH) OBP: 0.309, SLG: 0.407										0	0	0	0	1	0	0				
Bubba Phillips, R (8, FR) OBP: 0.316, SLG: 0.368										0	0	0	0	0	0	0				
Luis Aparicio, R (1, 6) OBP: 0.305, SLG: 0.324										4	1	2	1	0	0	2				
Ray Moore, R (1, 1) OBP: 0.257, SLG: 0.382										3	0	1	0	0	0	2				
Inning Stats	R: 2 E: 0 K: 1 S: 9	H: 4 LOB: 2 BB: 0 P: 9	R: 1 E: 0 K: 0 S: 5	H: 3 LOB: 1 BB: 0 P: 5	R: 0 E: 0 K: 2 S: 7	H: 0 LOB: 0 BB: 0 P: 7	R: 0 E: 0 K: 1 S: 6	H: 1 LOB: 1 BB: 0 P: 6	R: 0 E: 0 K: 0 S: 2	H: 0 LOB: 2 BB: 3 P: 14	R: 0 E: 0 K: 0 S: 3	H: 0 LOB: 0 BB: 0 P: 3	R: 0 E: 1 K: 1 S: 5	H: 0 LOB: 1 BB: 0 P: 5	R: 1 E: 0 K: 0 S: 4	H: 1 LOB: 2 BB: 2 P: 12	1B: 9 2B: 1 3B: 0 HR: 0	SF: 0 SAC: 2 DP: 2 HBP: 0	WP: 0 PB: 0 CS: 2	PA: 36
PITCHER Johnny Kucks, R (1, 1) ERA: 3.63	IP: 1.0 WLS: L BF: 7 H: 4 R: 2 ER: 2 SO: 1 BB: 0 IBB: 0 HBP: 0 BLK: 0 WP: 0 HR: 0 S: 9 P: 9 ERA: 18.00 WHIP: 4.000															PITCHER				
Bobby Shantz, L (2, 1) ERA: 3.44	IP: 7.0 WLS: L BF: 29 H: 5 R: 2 ER: 2 SO: 4 BB: 4 IBB: 1 HBP: 0 BLK: 1 WP: 0 HR: 0 S: 32 P: 52 ERA: 2.57 WHIP: 1.286															PITCHER				

Batter	1	2	3	4	5	6	7	8	9	AB	R	H	RBI	BB	SO	LOB	TOP										
Luis Aparicio, R OBP: 0.304, SLG: 0.323	6-3		F2				6-3			4	1	1	0	0	0	0											
Nellie Fox, L OBP: 0.379, SLG: 0.374	F7		1B				F8			4	1	1	1	0	0	0											
Jim Landis, R OBP: 0.352, SLG: 0.457	K		F6				F3		F7	4	0	0	0	0	1	2											
Ray Boone, R OBP: 0.316, SLG: 0.417		6-3	2B				1B		L4-6	4	1	3	2	0	0	0											
Al Smith, R OBP: 0.319, SLG: 0.393		4-3	1B				K		L4-6	4	1	1	1	0	1	2											
Jim Rivera, L OBP: 0.283, SLG: 0.360			2B							0	0	0	0	0	0	0											
Billy Goodman, L OBP: 0.392, SLG: 0.402			1B				6-3			4	0	2	1	0	1	0											
Sammy Esposito, R OBP: 0.357, SLG: 0.257			1B						K	0	0	0	0	0	0	0											
Earl Batley, R OBP: 0.313, SLG: 0.411	K		K				F4		4-3	4	0	0	0	0	2	2											
Bubba Phillips, R OBP: 0.309, SLG: 0.358			E5				6-3		K	4	1	0	0	0	1	0											
Jim Wilson, R OBP: 0.174, SLG: 0.095			1B							2	0	0	0	0	1	1											
Gerry Staley, R			F4							0	0	0	0	0	0	0											
Turk Lown, R OBP: 0.250, SLG: 0.250							K			1	0	0	0	0	1	0											
Inning Stats	R: 0 E: 0 K: 1 S: 5	H: 0 LOB: 0 BB: 0 P: 5	R: 0 E: 0 K: 1 S: 6	H: 1 LOB: 1 BB: 0 P: 6	R: 5 E: 1 K: 1 S: 11	H: 5 LOB: 1 BB: 0 P: 11	R: 0 E: 0 K: 1 S: 5	H: 0 LOB: 0 BB: 0 P: 5	R: 0 E: 0 K: 1 S: 6	H: 1 LOB: 1 BB: 0 P: 6	R: 0 E: 0 K: 0 S: 3	H: 0 LOB: 0 BB: 0 P: 3	R: 0 E: 0 K: 1 S: 5	H: 0 LOB: 0 BB: 0 P: 5	R: 0 E: 0 K: 2 S: 7	H: 0 LOB: 0 BB: 0 P: 7	1B: 6 2B: 3 3B: 0 HR: 0	SF: 0 SAC: 0 DP: 1 HBP: 0	WP: 0 PB: 0 CS: 0	PA: 35							
PITCHER	IP	WLS	BF	H	R	ER	SO	BB	IBB	HBP	BLK	WP	HR	S	P	ERA	WHIP										
Bob Grim, R ERA: 4.53	2.2	L	15	6	5	0	2	0	0	0	0	0	0	19	19	0.00	2.250										
Ray Herbert, R ERA: 3.93	1.1		4	0	0	0	2	0	0	0	0	0	0	8	8	0.00	0.000										
Tom Gorman, R ERA: 4.09	1.0		4	1	0	0	1	0	0	0	0	0	0	6	6	0.00	1.000										
Dick Tomaneck, L ERA: 4.31	3.0		9	1	0	0	1	0	0	0	0	0	0	11	11	0.00	0.333										
Ned Garver, R ERA: 3.92	1.0		3	0	0	0	2	0	0	0	0	0	0	7	7	0.00	0.000										

Chicago White Sox @ Kansas City Athletics
Municipal Stadium, Kansas City, MO
Tue Aug 05 1958, 8:05 PM EDT
Att: 10,578 - Unknown


AB 35
R 5
H 8
RBI 5
BB 0
SO 8
LOB 7



Batter	1	2	3	4	5	6	7	8	9	AB	R	H	RBI	BB	SO	LOB	BOTTOM										
Chico Carrasquel, R OBP: 0.301, SLG: 0.321	5-3		1B					FC7-4		3	0	1	0	1	1	2											
Bob Martyn, L OBP: 0.345, SLG: 0.422			BB							1	0	0	0	0	0	1											
Ned Garver, R OBP: 0.170, SLG: 0.176										0	0	0	0	0	0	0											
Bill Tuttle, R OBP: 0.333, SLG: 0.365	6-3		F7				F9		F9	5	0	0	0	0	0	4											
Roger Maris, L OBP: 0.311, SLG: 0.451			1B				F9		F6	5	1	3	0	0	0	0											
Bob Cerv, R OBP: 0.377, SLG: 0.627		FC1-4	1B				2B		F2	5	2	2	1	0	1	2											
Preston Ward, L OBP: 0.347, SLG: 0.411		FC1-4	1B				1B		F9	4	1	2	1	0	0	2											
Hal Smith, R OBP: 0.297, SLG: 0.424		FC1-4	1B				1B		F8	4	0	2	0	0	0	2											
Frank House, L OBP: 0.309, SLG: 0.379			1B				1B		4-3	4	0	1	1	0	0	2											
Mike Baxes, R OBP: 0.286, SLG: 0.268		F5								1	0	0	0	0	0	2											
Hector Lopez, R OBP: 0.315, SLG: 0.382										1	0	1	0	2	0	0											
Bob Grim, R ERA: 4.53										1	0	0	0	0	0	2											
Ray Herbert, R ERA: 3.93										0	0	0	0	0	0	0											
Whitey Herzog, L ERA: 3.16										1	0	0	0	0	0	2											
Tom Gorman, R ERA: 4.09										0	0	0	0	0	0	0											
Harry Simpson, L ERA: 3.57										0	0	0	0	1	0	0											
Dick Tomaneck, L ERA: 4.31										0	0	0	0	0	0	0											
Joe Demaestri, R ERA: 3.29										0	0	0	0	0	0	0											
Inning Stats	R: 0 E: 0 K: 0 S: 3	H: 1 LOB: 1 BB: 0 P: 3	R: 1 E: 0 K: 0 S: 6	H: 3 LOB: 2 BB: 0 P: 6	R: 0 E: 0 K: 0 S: 4	H: 1 LOB: 2 BB: 1 P: 8	R: 0 E: 0 K: 0 S: 5	H: 2 LOB: 3 BB: 1 P: 9	R: 3 E: 0 K: 1 S: 9	H: 5 LOB: 2 BB: 1 P: 13	R: 0 E: 0 K: 1 S: 5	H: 0 LOB: 0 BB: 0 P: 5	R: 0 E: 0 K: 0 S: 3	H: 0 LOB: 0 BB: 0 P: 3	R: 0 E: 0 K: 0 S: 2	H: 0 LOB: 0 BB: 1 P: 6	R: 0 E: 0 K: 0 S: 3	H: 0 LOB: 0 BB: 0 P: 3	1B: 8 2B: 5 3B: 0 HR: 0	SF: 0 SAC: 1 DP: 2 HBP: 0	WP: 0 PB: 0 CS: 0	PA: 40					
PITCHER	IP	WLS	BF	H	R	ER	SO	BB	IBB	HBP	BLK	WP	HR	S	P	ERA	WHIP										
Jim Wilson, R ERA: 3.98	4.0		22	9	3	3	0	2	0	0	0	0	0	20	28	6.75	2.750										
Gerry Staley, R ERA: 3.13	0.2		4	3	1	1	0	0	0	0	0	0	0	4	4	13.50	4.500										
Turk Lown, R ERA: 3.98	4.1	W	14	0	0	0	2	1	1	0	0	0	0	16	24	0.00	0.231										

Chicago White Sox @ Kansas City Athletics
Municipal Stadium, Kansas City, MO
Tue Aug 05 1958, 8:05 PM EDT
Att: 10,578 - Unknown

AB 35
R 4
H 12
RBI 3
BB 4
SO 2
LOB 21




Batter	1	2	3	4	5	6	7	8	9	AB	R	H	RBI	BB	SO	LOB	TOP								
Luis Aparicio, R (1,6) X OBP: 0.310, SLG: 0.339	0-0 G6-4-3 1B		0-0 F9		0-0 PB 3B		0-0 6-2 3B		0-0 1-3 1B	5	1	4	1	0	0	0									
Nelle Fox, L (1,4) X OBP: 0.376, SLG: 0.370	0-0 F7			0-0 4-3	0-0 1-3		0-0 6-2 3B			4	0	0	0	0	0	3									
Jim Landis, R (1,8) X OBP: 0.351, SLG: 0.453	0-0 G6-4-3 1-2			1-0 HR HBP	0-3 K S WP			0-0 F4		3	1	0	0	0	1	1									
Ray Boone, R (1,3) X Earl Torgeson, L (8, PR) (8, 3)		0-3 K		0-0 HR	0-3 K			0-0 3-1 2B		4	1	2	2	0	2	1									
Al Smith, R (1,9) X Jim Rivera, L (8, 9)		0-0 1-3 1B		0-3 K		0-3 K		0-0 3-1		4	0	1	0	0	2	1									
Billy Goodman, L (1,5) X Sammy Esposito, R (8, 5)		0-0 1-3 1-2		0-0 3B		0-0 6-3		0-0 F7		4	0	1	0	0	0	3									
Earl Batley, R (1,2) X OBP: 0.319, SLG: 0.409		0-0 4-3		0-3 K		0-0 1B		4-0 1B BB		3	0	1	0	1	1	2									
Bubba Phillips, R (1,7) X OBP: 0.302, SLG: 0.350			0-0 1-3		0-0 4-3		0-0 F4		0-0 F4	4	0	0	0	0	0	2									
Billy Pierce, L (1,1) X OBP: 0.270, SLG: 0.254			0-0 4-3		0-0 3B 1B		0-3 K		0-0 F7	4	1	1	0	0	1	1									
Inning Stats	R: 0 E: 0 K: 0 S: 3	H: 1 LOB: 0 BB: 0 P: 3	R: 0 E: 0 K: 1 S: 6	H: 1 LOB: 1 BB: 0 P: 6	R: 0 E: 0 K: 0 S: 3	H: 0 LOB: 0 BB: 0 P: 3	R: 2 E: 0 K: 2 S: 9	H: 2 LOB: 1 BB: 0 P: 10	R: 2 E: 0 K: 1 S: 10	H: 2 LOB: 1 BB: 0 P: 10	R: 0 E: 0 K: 1 S: 6	H: 1 LOB: 1 BB: 0 P: 6	R: 0 E: 0 K: 1 S: 5	H: 1 LOB: 0 BB: 0 P: 5	R: 0 E: 0 K: 0 S: 4	H: 1 LOB: 2 BB: 0 P: 4	R: 0 E: 0 K: 0 S: 3	H: 1 LOB: 2 BB: 1 P: 7	1B: 5 2B: 2 3B: 3 HR: 1	SF: 0 SAC: 0 DP: 2 HBP: 1	WP: 1 PB: 1 CS: 0	PA: 37			
PITCHER	IP	WLS	BF	H	R	ER	SO	BB	IBB	HBP	BLK	WP	HR	S	P	ERA	WHIP								
Bob Davis, R (1,1) ERA: 6.6	4.1	L	19	6	4	3	3	0	0	1	0	0	1	24	25	6.23	1.385								
Bud Daley, L (5,1) ERA: 4.3	0.2		3	0	0	0	2	0	0	0	0	1	0	7	7	0.00	0.000								
Ray Herbert, R (6,1) ERA: 3.76	4.0		15	4	0	0	2	1	0	0	0	0	0	18	22	0.00	1.250								

Chicago White Sox @ Kansas City Athletics
Municipal Stadium, Kansas City, MO
Wed Aug 06 1958, 8:05 PM EDT
Att: 10,050 - Unknown

livebaseballscorecards.com

AB	35
R	4
H	10
RBI	3
BB	1
SO	7
LOB	14




Batter	1	2	3	4	5	6	7	8	9	AB	R	H	RBI	BB	SO	LOB	BOTTOM								
Chico Carrasquel, R (1,5) X OBP: 0.297, SLG: 0.317	0-0 F7				0-0 5-3		0-0 FC6-4 1-2			4	0	0	0	0	1	2									
Bill Tuttle, R (1,8) X OBP: 0.333, SLG: 0.363	0-0 HR 1B		0-0 6-3		0-0 6-3			0-0 F1		4	1	1	0	0	0	0									
Roger Maris, L (1,9) X OBP: 0.308, SLG: 0.446	0-0 F9		0-0 4-3			0-0 3-1		0-3 K		4	0	0	0	0	1	1									
Bob Cerv, R (1,7) X OBP: 0.376, SLG: 0.631	0-0 HR		0-0 6-3			0-0 F6		0-0 F9		4	1	1	2	0	0	0									
Hector Lopez, R (1,4) X OBP: 0.317, SLG: 0.383	0-0 1B		0-0 6-3		0-0 FC6-4 1B		0-0 FC5-4 1B		0-0 F2	4	0	2	0	0	0	0									
Hal Smith, R (1,3) X OBP: 0.296, SLG: 0.419	0-3 K			0-0 FC6-4 1B		0-0 FC5-4 1-2		0-0 F2		4	0	1	0	0	1	2									
Harry Chiti, R (1,2) X OBP: 0.288, SLG: 0.366		0-0 L7		0-0 FC6-4 FC5-4 1-2			0-0 F8		0-0 F8	4	0	0	0	0	0	1									
Joe Demaestri, R (1,6) X OBP: 0.247, SLG: 0.296		0-0 SH1-4 1B		0-0 FC5-4 1-2			0-0 F7			3	0	1	0	0	0	1									
Bob Davis, R (1,1)		0-0 SH1-4			0-0 L7			4-0 FC6-4 BB		0	0	0	0	0	0	0									
Bud Daley, L (5,1)										0	0	0	0	0	0	0									
Mike Baxes, R (5, PH)										1	0	0	0	0	0	0									
Ray Herbert, R (6,1)										0	0	0	0	1	0	0									
Inning Stats	R: 2 E: 0 K: 1 S: 8	H: 3 LOB: 1 BB: 0 P: 8	R: 0 E: 0 K: 1 S: 6	H: 1 LOB: 0 BB: 0 P: 6	R: 0 E: 0 K: 0 S: 3	H: 0 LOB: 0 BB: 0 P: 3	R: 0 E: 0 K: 0 S: 4	H: 1 LOB: 0 BB: 0 P: 4	R: 0 E: 0 K: 0 S: 4	H: 1 LOB: 1 BB: 0 P: 4	R: 0 E: 0 K: 0 S: 3	H: 0 LOB: 0 BB: 1 P: 7	R: 0 E: 0 K: 1 S: 5	H: 0 LOB: 0 BB: 0 P: 5	R: 0 E: 0 K: 0 S: 3	H: 0 LOB: 0 BB: 0 P: 3	1B: 5 2B: 0 3B: 0 HR: 1	SF: 0 SAC: 1 DP: 0 HBP: 0	WP: 0 PB: 0 CS: 0	PA: 34					
PITCHER	IP	WLS	BF	H	R	ER	SO	BB	IBB	HBP	BLK	WP	HR	S	P	ERA	WHIP								
Billy Pierce, L (1,1) ERA: 2.76	9.0	W	34	6	2	2	3	1	0	0	0	0	1	39	43	2.00	0.778								

Chicago White Sox @ Kansas City Athletics
Municipal Stadium, Kansas City, MO
Wed Aug 06 1958, 8:05 PM EDT
Att: 10,050 - Unknown

livebaseballscorecards.com


AB	32
R	2
H	6
RBI	2
BB	1
SO	3
LOB	7



Batter	1	2	3	4	5	6	7	8	9	AB	R	H	RBI	BB	SO	LOB	TOP			
Luis Aparicio, R OBP: 0.311, SLG: 0.340 (1, 6)	3-1		K	1B		1B		FC4-6		5	0	2	0	0	1	1				
Nelle Fox, L OBP: 0.372, SLG: 0.366 (1, 4)	F6		4-3			L9		4-3		5	0	0	0	0	0	3				
Jim Landis, R OBP: 0.354, SLG: 0.453 (1, 8)	1B		BB			F2		1B		4	0	2	0	1	0	0				
Sherm Lollar, R OBP: 0.386, SLG: 0.473 (1, 2)	6-3		BB			F2		1B		4	0	2	0	1	0	2				
Sammy Esposito, R OBP: 0.357, SLG: 0.257 (9, PR)			BB			2B		1B		0	0	0	0	0	0	0				
Ray Boone, R OBP: 0.316, SLG: 0.429 (1, 3)		E5	F8			L9		G4-6-3		5	0	1	0	0	1	4				
Billy Goodman, L OBP: 0.383, SLG: 0.400 (1, 5)	F5				6-3	K		G4-6-3		5	0	0	0	0	2	4				
Jim Rivera, L OBP: 0.291, SLG: 0.391 (1, 7)	K				E	HR		1B		4	2	3	1	0	1	0				
Al Smith, R OBP: 0.320, SLG: 0.393 (1, 9)					6-3	K		1B		4	0	2	1	0	1	1				
Early Wynn, S OBP: 0.291, SLG: 0.229 (1, 1)										3	0	1	0	0	0	3				
Earl Torgeson, L OBP: 0.400, SLG: 0.423 (8, PH)	5-3				E5					1	0	1	0	0	0	0				
Turk Lown, R OBP: 0.250, SLG: 0.250 (8, 1)					1B	FC5		FC4-6		0	0	0	0	0	0	0				
Inning Stats	R: 0 E: 0 K: 0 S: 4	H: 1 LOB: 1 BB: 0 P: 4	R: 0 E: 1 K: 1 S: 7	H: 1 LOB: 2 BB: 0 P: 7	R: 0 E: 0 K: 1 S: 5	H: 0 LOB: 2 BB: 2 P: 13	R: 0 E: 1 K: 0 S: 5	H: 2 LOB: 2 BB: 0 P: 5	R: 0 E: 0 K: 2 S: 10	H: 1 LOB: 1 BB: 0 P: 10	R: 0 E: 0 K: 0 S: 4	H: 2 LOB: 1 BB: 0 P: 4	R: 1 E: 0 K: 0 S: 5	H: 3 LOB: 1 BB: 0 P: 5	R: 0 E: 0 K: 2 S: 8	H: 1 LOB: 1 BB: 0 P: 8	1B: 11 2B: 1 3B: 1 HR: 1	SF: 0 SAC: 0 DP: 1 HBP: 0	WP: 0 PB: 1 SB: 1 CS: 1	PA: 42
PITCHER Frank Lary, R ERA: 3.28 (1, 1)	IP: 9.0 WLS: W BF: 42	H: 14 R: 2 ER: 2 SO: 6	BB: 2 IBB: 0 HBP: 0 BLK: 0	WP: 0 HR: 1 S: 52 P: 60	ERA: 2.00 WHIP: 1.778	PITCHER														

Chicago White Sox @ Detroit Tigers
Briggs Stadium, Detroit, MI
Fri Aug 08 1958, 7:05 PM EDT
Att: 25,480 - Unknown


AB 40
R 2
H 14
RBI 2
BB 2
SO 6
LOB 18



Batter	1	2	3	4	5	6	7	8	9	AB	R	H	RBI	BB	SO	LOB	BOTTOM			
Harvey Kuenn, R OBP: 0.385, SLG: 0.469 (1, 8)	S		F8		F9			SH3		3	2	1	0	1	0	1				
Billy Martin, R OBP: 0.293, SLG: 0.372 (1, 5)	K		1B		F7			SH3		2	1	0	0	1	1	0				
Al Kaline, R OBP: 0.375, SLG: 0.503 (1, 9)	L7		1B		L6-3			FC4-6		4	1	2	2	0	0	0				
Gail Harris, L OBP: 0.331, SLG: 0.490 (1, 3)	K2-3		1B		G3			FC4-6		4	1	1	1	0	1	1				
Charlie Maxwell, L OBP: 0.341, SLG: 0.386 (1, 7)	1-3				K					4	0	2	2	0	1	0				
Johnny Groth, R OBP: 0.372, SLG: 0.442 (9, 7)			1B							0	0	0	0	0	0	0				
Frank Bolling, R OBP: 0.334, SLG: 0.387 (1, 4)	F7		F4		F7			F5		4	0	0	0	0	0	3				
Red Wilson, R OBP: 0.391, SLG: 0.387 (1, 2)	K				1-3					3	0	1	0	0	1	0				
Coot Veal, R OBP: 0.407, SLG: 0.375 (1, 6)			SH1-4		L5			L7-3		2	1	0	0	1	0	1				
Frank Lary, R OBP: 0.150, SLG: 0.138 (1, 1)			SH1-4		F6			1-3		2	0	0	0	0	0	0				
Inning Stats	R: 1 E: 0 K: 2 S: 8	H: 1 LOB: 0 BB: 0 P: 8	R: 0 E: 0 K: 1 S: 5	H: 0 LOB: 0 BB: 0 P: 5	R: 3 E: 0 K: 0 S: 6	H: 3 LOB: 2 BB: 2 P: 14	R: 0 E: 0 K: 0 S: 3	H: 0 LOB: 0 BB: 0 P: 3	R: 0 E: 0 K: 1 S: 5	H: 0 LOB: 0 BB: 0 P: 5	R: 0 E: 0 K: 0 S: 3	H: 1 LOB: 0 BB: 0 P: 3	R: 2 E: 0 K: 0 S: 5	H: 2 LOB: 1 BB: 1 P: 9	R: 6 E: 0 K: 0 S: 8	H: 7 LOB: 1 BB: 1 P: 9	1B: 6 2B: 2 3B: 0 HR: 0	SF: 0 SAC: 2 DP: 1 HBP: 0	WP: 0 PB: 0 SB: 1 CS: 0	PA: 33
PITCHER Early Wynn, R ERA: 4.63 (1, 1)	IP: 7.0 WLS: L BF: 27	H: 5 R: 4 ER: 3 SO: 4	BB: 2 IBB: 0 HBP: 0 BLK: 0	WP: 0 HR: 0 S: 33 P: 41	ERA: 3.86 WHIP: 1.000	PITCHER														
Turk Lown, R ERA: 4.32 (8, 1)	IP: 1.0 WLS: L BF: 6	H: 2 R: 2 ER: 2 SO: 0	BB: 1 IBB: 0 HBP: 0 BLK: 0	WP: 0 HR: 0 S: 5 P: 9	ERA: 18.00 WHIP: 3.000	PITCHER														

Chicago White Sox @ Detroit Tigers
Briggs Stadium, Detroit, MI
Fri Aug 08 1958, 7:05 PM EDT
Att: 25,480 - Unknown

AB 28
R 6
H 7
RBI 5
BB 3
SO 4
LOB 6



Batter	1	2	3	4	5	6	7	8	9	AB	R	H	RBI	BB	SO	LOB	TOP					
Luis Aparicio, R OBP: 0.312, SLG: 0.341 (1, 6)	L9		F8			HR 1B			L9	5	1	2	2	0	0	0	Chicago White Sox @ Detroit Tigers Briggs Stadium, Detroit, MI Sat Aug 09 1958, 4:33 AM EDT Att: 10,689 - Unknown					
Nelle Fox, L OBP: 0.372, SLG: 0.365 (1, 4)	1B BB		3-1			L9		F8	1B	4	2	1	0	1	0	3						
Jim Landis, R OBP: 0.352, SLG: 0.448 (1, 8)	K		5-3			HR BB			F7	4	1	0	0	1	2	2						
Sherm Lollar, R OBP: 0.389, SLG: 0.485 (1, 2)	1B					HR			1B	5	1	3	6	0	1	0						
Earl Torgeson, L OBP: 0.394, SLG: 0.422 (1, 3)	K					G3			K	5	0	1	0	0	2	2						
Billy Goodman, L OBP: 0.382, SLG: 0.398 Sammy Esposito, R OBP: 0.357, SLG: 0.257 (1, 5) (7, 5)			4-3			F7			F8	4	0	1	0	0	0	1						
Jim Rivera, L OBP: 0.295, SLG: 0.390 (1, 7)			F6			1B BB			1B	3	2	1	0	1	0	1						
Al Smith, R OBP: 0.324, SLG: 0.403 (1, 9)			3B			HR BB			K	3	2	2	1	1	1	1						
Dick Donovan, L OBP: 0.254, SLG: 0.130 (1, 1)	L9					F3			4-3	4	0	0	0	0	0	4						
Inning Stats	R: 1 E: 0 K: 2 S: 8	H: 1 LOB: 1 BB: 1 P: 12	R: 0 E: 0 K: 0 S: 4	H: 1 LOB: 1 BB: 0 P: 4	R: 0 E: 0 K: 0 S: 3	H: 0 LOB: 0 BB: 0 P: 3	R: 0 E: 0 K: 0 S: 3	H: 0 LOB: 0 BB: 0 P: 3	R: 5 E: 0 K: 0 S: 5	H: 2 LOB: 2 BB: 3 P: 17	R: 2 E: 0 K: 2 S: 6	H: 3 LOB: 1 BB: 0 P: 6	R: 0 E: 0 K: 2 S: 8	H: 1 LOB: 1 BB: 0 P: 8	R: 0 E: 0 K: 1 S: 5	H: 1 LOB: 0 BB: 0 P: 5		R: 1 E: 0 K: 1 S: 7	H: 2 LOB: 1 BB: 0 P: 7	1B: 7 2B: 2 3B: 1 HR: 1	SF: 0 SAC: 0 DP: 0 HBP: 0	WP: 0 PB: 0 SB: 3 CS: 1
PITCHER	IP WLS BF H R ER SO BB IBB HBP BLK WP HR S P ERA WHIP	IP WLS BF H R ER SO BB IBB HBP BLK WP HR S P ERA WHIP															IP WLS BF H R ER SO BB IBB HBP BLK WP HR S P ERA WHIP					
Herb Moford, R ERA: 3.88 (1, 1)	4.2 L 22 4 6 6 2 4 0 0 0 0 1 22 38 11.57 1.714																					
Hank Aguirre, L ERA: 4.15 (5, 1)	1.1 7 3 2 2 0 0 0 0 0 0 0 0 7 7 13.50 2.250																					
Bill Fischer, R ERA: 7.04 (7, 1)	3.0 12 4 1 1 4 0 0 0 0 0 0 0 20 20 3.00 1.333																					

AB	37
R	9
H	11
RBI	9
BB	4
SO	6
LOB	14



Batter	1	2	3	4	5	6	7	8	9	AB	R	H	RBI	BB	SO	LOB	BOTTOM					
Harvey Kuenn, R OBP: 0.380, SLG: 0.463 (1, 8)	6-3		F9			1-3			F4	5	0	0	0	0	0	1	Chicago White Sox @ Detroit Tigers Briggs Stadium, Detroit, MI Sat Aug 09 1958, 4:33 AM EDT Att: 10,689 - Unknown					
Billy Martin, R OBP: 0.297, SLG: 0.373 (1, 5)	1-3		FC6-4 1B			F5			1B	5	0	2	0	0	0	0						
Al Kaline, R OBP: 0.378, SLG: 0.507 (1, 9)	1B		FC6-4 1-2			1B 2B			1B	5	1	3	0	0	0	2						
Gail Harris, L OBP: 0.336, SLG: 0.502 (1, 3)	F2					1B BB			K	4	1	2	1	1	1	3						
Charlie Maxwell, L OBP: 0.340, SLG: 0.384 (1, 7)			K			F4			F2	4	0	1	1	0	1	1						
Frank Bolling, R OBP: 0.333, SLG: 0.386 (1, 4)	K					1-3 2H			1B	4	1	1	0	0	1	3						
Red Wilson, R OBP: 0.393, SLG: 0.390 (1, 2)	K					1B 4-3			FC5-4 1B	4	1	1	0	0	1	3						
Coot Veal, R OBP: 0.400, SLG: 0.370 Bob Hazle, L OBP: 0.320, SLG: 0.299 Reno Bertoia, R OBP: 0.262, SLG: 0.287 (1, 6) (6, PH) (9, 6)			5-3			4-3			F8	3	0	1	1	0	0	1						
Herb Moford, R OBP: 0.050, SLG: 0.050 Hank Aguirre, R OBP: 0.287, SLG: 0.286 Tito Francona, L OBP: 0.328, SLG: 0.320 Bill Fischer, R OBP: 0.222, SLG: 0.250 Gus Zernial, R OBP: 0.324, SLG: 0.519 (1, 1) (5, 1) (6, PH) (7, 1) (9, PH)			E3 1B			4-3			K	2	0	0	0	0	0	1						
Inning Stats	R: 0 E: 0 K: 0 S: 4	H: 1 LOB: 0 BB: 0 P: 4	R: 0 E: 0 K: 3 S: 9	H: 0 LOB: 0 BB: 0 P: 9	R: 0 E: 1 K: 0 S: 5	H: 1 LOB: 2 BB: 0 P: 5	R: 2 E: 0 K: 0 S: 6	H: 3 LOB: 1 BB: 0 P: 6	R: 1 E: 0 K: 0 S: 5	H: 2 LOB: 2 BB: 1 P: 9	R: 0 E: 0 K: 0 S: 3	H: 1 LOB: 0 BB: 0 P: 3	R: 0 E: 0 K: 0 S: 3	H: 0 LOB: 0 BB: 0 P: 3	R: 0 E: 0 K: 0 S: 5	H: 2 LOB: 2 BB: 0 P: 5		R: 0 E: 0 K: 2 S: 9	H: 2 LOB: 2 BB: 0 P: 9	1B: 10 2B: 1 3B: 0 HR: 1	SF: 0 SAC: 0 DP: 1 HBP: 0	WP: 0 PB: 0 SB: 0 CS: 0
PITCHER	IP WLS BF H R ER SO BB IBB HBP BLK WP HR S P ERA WHIP	IP WLS BF H R ER SO BB IBB HBP BLK WP HR S P ERA WHIP															IP WLS BF H R ER SO BB IBB HBP BLK WP HR S P ERA WHIP					
Dick Donovan, R ERA: 3.32 (1, 1)	9.0 W 40 12 3 3 5 1 0 0 0 0 1 49 53 3.00 1.444																					



Batter	1	2	3	4	5	6	7	8	9	AB	R	H	RBI	BB	SO	LOB	TOP			
Luis Aparicio, R (1, 6) OBP: 0.311, SLG: 0.339	0-3 K	0-0 L9		0-0 1-3			0-0 1B		0-0 4-3	5	0	1	0	0	1	3				
Nellie Fox, L (1, 4) OBP: 0.370, SLG: 0.363	0-0 5-3		0-0 F8		0-0 1B		0-0 L3		0-0 L7	5	0	1	0	0	0	2				
Jim Landis, R (1, 8) OBP: 0.350, SLG: 0.445	0-3 K2-3		0-0 1B		0-0 F2		0-0 F5		0-0 F7	5	0	1	0	0	1	3				
Sherm Lollar, R (1, 2) OBP: 0.385, SLG: 0.479		0-0 6-3	0-3 K		0-0 L9		0-0 F3			4	0	0	0	0	1	4				
Earl Torgeson, L (1, 3) OBP: 0.402, SLG: 0.423		0-0 1B		4-0 FC6-4		0-0 F8		4-0 1B		2	2	1	0	2	0	1				
Ray Boone, R (8, 3) OBP: 0.316, SLG: 0.429		0-0 1B		0-0 BB				0-0 BB		0	0	0	0	0	0	0				
Billy Goodman, L (1, 5) OBP: 0.383, SLG: 0.399		0-0 1B		0-0 FC6-4		0-0 6-3		0-0 6-3		4	2	2	0	0	0	1				
Sammy Esposito, R (8, FR) OBP: 0.357, SLG: 0.257		0-0 1B		1-2 HR				0-0 1B		0	0	0	0	0	0	0				
Jim Rivera, L (1, 7) OBP: 0.298, SLG: 0.407		0-0 1B		0-0 HR		0-0 E6		0-0 SF7		3	1	2	4	0	0	0				
Don Mueller, L (1, 9) OBP: 0.299, SLG: 0.281		0-0 1B		4-0 BB		0-0 4-3		0-0 6-3		3	0	1	1	1	0	2				
Ray Moore, R (1, 1) OBP: 0.256, SLG: 0.368	0-3 K			0-0 L9				0-0 1B		4	0	1	0	0	1	5				
Early Wynn, S (8, 1) OBP: 0.291, SLG: 0.229								0-0 1B		0	0	0	0	0	0	0				
Inning Stats	R: 0 E: 0 K: 2 S: 7	H: 0 LOB: 0 BB: 0 P: 7	R: 2 E: 0 K: 1 S: 9	H: 4 LOB: 2 BB: 0 P: 9	R: 0 E: 0 K: 1 S: 5	H: 1 LOB: 0 BB: 0 P: 5	R: 2 E: 0 K: 0 S: 4	H: 1 LOB: 1 BB: 2 P: 12	R: 0 E: 0 K: 0 S: 4	H: 0 LOB: 0 BB: 0 P: 3	R: 0 E: 1 K: 0 S: 3	H: 2 LOB: 2 BB: 0 P: 5	R: 1 E: 0 K: 0 S: 4	H: 1 LOB: 2 BB: 1 P: 8	R: 0 E: 0 K: 0 S: 3	H: 0 LOB: 0 BB: 0 P: 3	1B: 9 2B: 0 3B: 0 HR: 1	SF: 1 SAC: 0 DP: 0 HBP: 0	WP: 0 PB: 0 SB: 0 CS: 1	PA: 39
PITCHER	IP WLS BF H R ER SO BB IBB HBP BLK WP HR S P ERA WHIP																			
Paul Foytack, R (1, 1) ERA: 4.36	3.1 L 16 6 4 0 4 1 0 0 0 0 0 1 23 27 10.80 2.100																			
Hank Aguirre, L (4, 1) ERA: 3.98	2.2 10 1 0 0 0 1 0 0 0 0 0 0 9 13 0.00 0.750																			
Al Cicotte, R (7, 1) ERA: 4.5	1.0 7 3 1 1 0 1 0 0 0 0 0 0 6 10 9.00 4.000																			
Bill Fischer, R (8, 1) ERA: 6.93	1.0 3 0 0 0 0 0 0 0 0 0 0 0 3 3 0.00 0.000																			
Tom Morgan, R (9, 1) ERA: 2.85	1.0 3 0 0 0 0 0 0 0 0 0 0 0 3 3 0.00 0.000																			

Chicago White Sox @ Detroit Tigers
Briggs Stadium, Detroit, MI
Sun Aug 10 1958, 4:33 AM EDT
Unknown

AB 35
R 5
H 10
RBI 5
BB 3
SO 4
LOB 21



Batter	1	2	3	4	5	6	7	8	9	AB	R	H	RBI	BB	SO	LOB	BOTTOM					
Harvey Kuenn, R (1, 8) OBP: 0.381, SLG: 0.463	0-0 F6			0-0 1B		0-0 SF8			0-0 6-3	4	0	2	0	0	0	0						
Billy Martin, R (1, 5) OBP: 0.291, SLG: 0.370	0-0 4-3			0-0 F5		0-0 SF8			0-0 F2	3	0	0	1	0	0	1						
Al Kaline, R (1, 9) OBP: 0.374, SLG: 0.501	0-0 L6-3			0-0 L5-4-3		0-0 L4-3			0-0 L1-3	4	0	0	0	0	0	2						
Gail Harris, L (1, 3) OBP: 0.332, SLG: 0.496		0-0 G3			0-0 F2		0-0 4-3			3	0	0	0	0	0	0						
Charlie Maxwell, L (1, 7) OBP: 0.337, SLG: 0.379		0-0 4-3			0-0 G3		0-0 F9			3	0	0	0	0	0	0						
Frank Bolling, R (1, 4) OBP: 0.331, SLG: 0.383		0-0 6-3			0-0 5-3		0-0 F8			3	0	0	0	0	0	0						
Charlie Lau, L (1, 2) OBP: 0.297, SLG: 0.267			0-0 1-3			0-0 1B		0-0 4-3		3	1	1	0	0	0	0						
Coot Veal, R (1, 6) OBP: 0.364, SLG: 0.333			0-0 1-3			0-0 K		0-0 K		3	0	0	0	0	2	1						
Paul Foytack, R (1, 1) ERA: 4.36				0-0 F9		4-0 BLK		0-0 K		1	0	0	0	0	0	0						
Hank Aguirre, R (4, 1) ERA: 3.98						0-0 1B		0-0 K		0	0	0	0	0	0	0						
Tito Francona, L (6, PH) OBP: 0.267, SLG: 0.286						0-0 BLK		0-0 K		0	1	0	0	0	1	0						
Al Cicotte, R (7, 1) ERA: 4.5						0-0 1B		0-0 K		0	0	0	0	0	0	0						
Bill Fischer, R (8, 1) ERA: 6.93						0-0 BLK		0-0 K		0	0	0	0	0	0	0						
Gus Zernial, R (8, PH) OBP: 0.321, SLG: 0.250						0-0 SF8		0-0 K		1	0	0	0	0	1	0						
Tom Morgan, R (9, 1) ERA: 2.85						0-0 BB		0-0 K		0	0	0	0	0	0	0						
Inning Stats	R: 0 E: 0 K: 0 S: 3	H: 0 LOB: 0 BB: 0 P: 3	R: 0 E: 0 K: 0 S: 3	H: 0 LOB: 0 BB: 0 P: 3	R: 0 E: 0 K: 0 S: 3	H: 0 LOB: 0 BB: 0 P: 3	R: 0 E: 0 K: 0 S: 3	H: 1 LOB: 0 BB: 0 P: 3	R: 0 E: 0 K: 0 S: 3	H: 0 LOB: 0 BB: 0 P: 3	R: 2 E: 0 K: 1 S: 7	H: 2 LOB: 1 BB: 1 P: 11	R: 0 E: 0 K: 0 S: 3	H: 0 LOB: 0 BB: 0 P: 3	R: 0 E: 0 K: 2 S: 7	H: 0 LOB: 0 BB: 0 P: 7	R: 0 E: 0 K: 0 S: 3	H: 0 LOB: 0 BB: 0 P: 3	1B: 3 2B: 0 3B: 0 HR: 0	SF: 1 SAC: 0 DP: 1 HBP: 0	WP: 0 PB: 0 SB: 0 CS: 0	PA: 30
PITCHER	IP WLS BF H R ER SO BB IBB HBP BLK WP HR S P ERA WHIP																					
Ray Moore, R (1, 1) ERA: 2.83	7.0 W 24 3 2 2 1 1 0 0 0 0 0 0 25 29 2.57 0.571																					
Early Wynn, R (8, 1) ERA: 4.57	2.0 S 6 0 0 0 2 0 0 0 0 0 0 0 10 10 0.00 0.000																					

Chicago White Sox @ Detroit Tigers
Briggs Stadium, Detroit, MI
Sun Aug 10 1958, 4:33 AM EDT
Unknown

AB 28
R 2
H 3
RBI 1
BB 1
SO 3
LOB 4



Batter	1	2	3	4	5	6	7	8	9	AB	R	H	RBI	BB	SO	LOB	TOP			
Luis Aparicio, R (1, 6) OBP: 0.309, SLG: 0.339	F3			2B	FC6-4		6-3			4	1	1	0	0	0	1	Chicago White Sox @ Cleveland Indians Cleveland Municipal Stadium, Cleveland, OH Mon Aug 11 1958, 7:05 PM EDT Att: 8,717 - Unknown			
Nelle Fox, L (1, 4) OBP: 0.369, SLG: 0.365	F5			SF8		SH5-4		F7		4	2	2	1	0	0	0				
Jim Landis, R (1, 8) OBP: 0.352, SLG: 0.453	K			SF8		SH5-4		4-3		3	0	1	0	0	1	0				
Sherm Lollar, R (1, 2) OBP: 0.383, SLG: 0.474		F3		F7		E		G3		3	0	0	0	1	0	2				
Ray Boone, R (1, 3) OBP: 0.309, SLG: 0.419		F8		SF8		FC5		F6		3	0	0	2	0	0	1				
Billy Goodman, L (1, 5) OBP: 0.375, SLG: 0.389		F8		F7		F8				3	0	0	0	0	0	3				
Sammy Esposito, R (6, 5) OBP: 0.376, SLG: 0.250		F8		F7		F8		HBP		0	0	0	0	0	0	0				
Jim Rivera, L (1, 7) OBP: 0.292, SLG: 0.398			G3		4-3	FC6-4		K		4	0	0	0	0	1	3				
Al Smith, R (1, 9) OBP: 0.321, SLG: 0.396			K			FC6-4		F3		4	0	1	0	0	1	1				
Billy Pierce, L (1, 1) OBP: 0.258, SLG: 0.242			L4			K		1-3		3	0	0	0	0	1	1				
Inning Stats	R: 0 E: 0 K: 1 S: 5	H: 0 LOB: 0 BB: 0 P: 5	R: 0 E: 0 K: 0 S: 3	H: 0 LOB: 0 BB: 0 P: 3	R: 0 E: 0 K: 1 S: 5	H: 0 LOB: 0 BB: 0 P: 5	R: 2 E: 0 K: 0 S: 6	H: 3 LOB: 1 BB: 0 P: 6	R: 0 E: 0 K: 1 S: 6	H: 1 LOB: 1 BB: 0 P: 6	R: 1 E: 1 K: 0 S: 5	H: 1 LOB: 2 BB: 1 P: 9	R: 0 E: 0 K: 0 S: 3	H: 0 LOB: 0 BB: 0 P: 3	R: 0 E: 0 K: 1 S: 5	H: 0 LOB: 1 BB: 0 P: 6	1B: 3 2B: 2 3B: 0 HR: 0	SF: 1 SAC: 1 DP: 0 HBP: 1	WP: 0 PB: 0 SB: 3 CS: 0	PA: 35
PITCHER	IP WLS BF H R ER SO BB IBB HBP BLK WP HR S P ERA WHIP																			
Ray Narleski, R (1, 1) ERA: 4.36	6.0 L 25 5 3 3 3 1 0 0 0 0 0 0 30 34 4.50 1.000																			
Don Ferrarese, L (7, 1) ERA: 5.14	2.0 6 0 0 0 0 0 0 0 0 0 0 0 6 6 0.00 0.000																			
Don Mossi, L (9, 1) ERA: 4.38	1.0 4 0 0 0 0 1 0 0 0 1 0 0 0 5 6 0.00 0.000																			

AB	31
R	3
H	5
RBI	3
BB	1
SO	4
LOB	12



Batter	1	2	3	4	5	6	7	8	9	AB	R	H	RBI	BB	SO	LOB	BOTTOM					
Billy Harrell, R (1, 5) OBP: 0.279, SLG: 0.363	F8		K			F8		1B		4	0	1	0	0	1	0	Chicago White Sox @ Cleveland Indians Cleveland Municipal Stadium, Cleveland, OH Mon Aug 11 1958, 7:05 PM EDT Att: 8,717 - Unknown					
Bobby Avila, R (1, 4) OBP: 0.353, SLG: 0.392	F7			1B		K		1B		3	0	1	0	1	1	0						
Vic Power, R (1, 3) OBP: 0.338, SLG: 0.482								1B		4	0	2	0	0	0	3						
Russ Nixon, L (1, 2) OBP: 0.331, SLG: 0.452								F7		4	0	2	0	0	0	3						
Mickey Vernon, L (9, PH) OBP: 0.395, SLG: 0.495	G3							K		3	0	0	0	0	1	3						
Minnie Minoso, R (1, 7) OBP: 0.373, SLG: 0.471								K		1	0	0	0	0	1	0						
Rocky Colavito, R (1, 9) OBP: 0.372, SLG: 0.545								G5-4-3		4	1	2	1	0	0	2						
Woodie Held, R (1, 8) OBP: 0.296, SLG: 0.346								HR		4	0	0	0	0	1	1						
Billy Hunter, R (1, 6) OBP: 0.249, SLG: 0.273								F7		4	0	1	0	0	1	1						
Ray Narleski, R (1, 1) OBP: 0.259, SLG: 0.220								1B		4	0	1	0	0	1	1						
Billy Moran, R (6, PH) OBP: 0.230, SLG: 0.260								1B		1	0	0	0	0	1	0						
Don Ferrarese, R (7, 1) OBP: 0.286, SLG: 0.167								1B		0	0	0	0	0	0	0						
Jay Porter, R (8, PH) OBP: 0.295, SLG: 0.348								1B		1	0	0	0	0	0	1						
Don Mossi, L (9, 1) OBP: 0.395, SLG: 0.100								F7		0	0	0	0	0	0	0						
Inning Stats	R: 0 E: 0 K: 0 S: 4	H: 1 LOB: 1 BB: 0 P: 4	R: 0 E: 0 K: 2 S: 7	H: 0 LOB: 0 BB: 0 P: 7	R: 0 E: 0 K: 1 S: 5	H: 0 LOB: 0 BB: 0 P: 5	R: 0 E: 0 K: 0 S: 3	H: 1 LOB: 1 BB: 1 P: 7	R: 0 E: 0 K: 0 S: 3	H: 0 LOB: 0 BB: 0 P: 3	R: 0 E: 0 K: 2 S: 7	H: 0 LOB: 0 BB: 0 P: 7	R: 1 E: 0 K: 1 S: 6	H: 1 LOB: 0 BB: 0 P: 6	R: 0 E: 0 K: 0 S: 6	H: 3 LOB: 3 BB: 0 P: 6	R: 0 E: 0 K: 1 S: 6	H: 1 LOB: 1 BB: 0 P: 6	1B: 5 2B: 1 3B: 0 HR: 1	SF: 0 SAC: 0 DP: 1 HBP: 0	WP: 0 PB: 0 SB: 0 CS: 0	PA: 34
PITCHER	IP WLS BF H R ER SO BB IBB HBP BLK WP HR S P ERA WHIP																					
Billy Pierce, L (1, 1) ERA: 2.67	9.0 W 34 7 1 1 7 1 0 0 0 0 0 1 47 51 1.00 0.889																					


AB	33
R	1
H	7
RBI	1
BB	1
SO	7
LOB	12



Batter	1	2	3	4	5	6	7	8	9	10	11	AB	R	H	RBI	BB	SO	LOB	TOP							
Bill Tuttle, R OBP: 0.331, SLG: 0.352 (1, 8)	K		6-3		6-3		F8			E6 E3 1B	FC6-4 1-2	6	0	1	0	0	1	5								
Bob Martyn, L OBP: 0.356, SLG: 0.437 (1, 7)	3-1			1-3						E3 2H		5	0	2	0	0	0	1								
Hector Lopez, R OBP: 0.308, SLG: 0.372 (1, 4)	F2			F9		F7		F6		K		5	0	0	0	0	1	3								
Roger Maris, L OBP: 0.309, SLG: 0.443 (1, 9)		4-3				F7		FC3-6 1-2			4-3	5	0	1	0	0	0	2								
Harry Simpson, L OBP: 0.335, SLG: 0.409 (1, 3)				4-3				F8				3	1	1	1	2	0	2								
Hal Smith, R OBP: 0.305, SLG: 0.405 (1, 5)				F8				4-3			6-3	5	1	1	0	0	0	3								
Frank House, L OBP: 0.299, SLG: 0.384 (1, 2)				K				1-3			E3 1B	5	0	1	1	0	2	1								
Joe Demaestri, R OBP: 0.244, SLG: 0.290 (1, 6)				K				F9			K	5	0	1	0	0	2	1								
Ned Garver, R OBP: 0.293, SLG: 0.200 (1, 1)				F9				F8			1-3	4	0	1	0	1	0	1								
											FC6-4 1-2															
Inning Stats	R: 0 E: 0 K: 1 S: 5	H: 0 LOB: 0 BB: 0 P: 5	R: 0 E: 0 K: 1 S: 5	H: 0 LOB: 1 BB: 1 P: 9	R: 0 E: 0 K: 1 S: 5	H: 0 LOB: 0 BB: 0 P: 5	R: 0 E: 0 K: 0 S: 4	H: 1 LOB: 1 BB: 0 P: 4	R: 1 E: 0 K: 0 S: 5	H: 2 LOB: 1 BB: 0 P: 5	R: 0 E: 0 K: 0 S: 4	H: 1 LOB: 2 BB: 1 P: 8	R: 0 E: 0 K: 0 S: 4	H: 1 LOB: 1 BB: 0 P: 4	R: 0 E: 0 K: 1 S: 5	H: 0 LOB: 0 BB: 0 P: 5	R: 0 E: 2 K: 1 S: 6	H: 1 LOB: 1 BB: 1 P: 6	R: 0 E: 0 K: 1 S: 6	H: 1 LOB: 3 BB: 1 P: 10	1B: 5 2B: 3 3B: 0 HR: 1	SF: 0 SAC: 0 DP: 0 HBP: 0	WP: 0 PB: 0 SB: 0 CS: 0	PA: 46		
PITCHER	IP 10.2	WLS L	BF 45	H 9	R 2	ER 2	SO 6	BB 3	IBB 0	HBP 0	BLK 0	WP 0	HR 1	S 54	P 66	ERA 1.69	WHIP 1.125									
Dick Donovan, R ERA: 3.23 (1, 1)																										
Gerry Staley, R ERA: 3.09 (11, 1)	0.1	1	0	0	0	0	0	0	0	0	0	0	0	1	1	0.00	0.000									

Kansas City Athletics @ Chicago White Sox
Comiskey Park, Chicago, IL
Wed Aug 13 1958, 4:33 AM EDT
Unknown

AB	43
R	2
H	9
RBI	2
BB	3
SO	6
LOB	19



Batter	1	2	3	4	5	6	7	8	9	10	11	AB	R	H	RBI	BB	SO	LOB	BOTTOM							
Luis Aparicio, R OBP: 0.310, SLG: 0.336 (1, 6)	5-3			F7			6-3			1-3		5	0	1	0	1	0	1								
Nellie Fox, L OBP: 0.368, SLG: 0.362 (1, 4)	F8						B1-3				F9	5	0	1	0	1	0	1								
Jim Landis, R OBP: 0.352, SLG: 0.450 (1, 8)	5-3			F7			F6			SH3-4 1B		3	0	0	0	1	0	2								
Sherm Lollar, R OBP: 0.384, SLG: 0.469 (1, 2)		1-4-3		E5						F5		4	0	1	0	1	0	3								
Billy Goodman, L OBP: 0.376, SLG: 0.388 (1, 5)				F7			G3			SH3		3	0	1	0	1	0	5								
Earl Torgeson, L OBP: 0.406, SLG: 0.423 (1, 3)												4	1	2	0	1	1	3								
Al Smith, R OBP: 0.321, SLG: 0.393 (11, 7)							K			F9		0	0	0	0	0	0	0								
Jim Rivera, L OBP: 0.288, SLG: 0.391 (1, 7)												4	0	1	0	0	0	3								
Ray Boone, R OBP: 0.307, SLG: 0.415 (10, PH) (11, 3)												1	0	0	0	0	0	3								
Don Mueller, L OBP: 0.289, SLG: 0.273 (1, 9)												4	0	0	1	0	1	2								
Dick Donovan, L OBP: 0.121, SLG: 0.121 (1, 1)												4	0	0	0	0	1	1								
Gerry Staley, R (11, 1)												0	0	0	0	0	0	0								
Earl Battey, R OBP: 0.317, SLG: 0.402 (11, PH)												1	0	0	0	0	1	0								
Inning Stats	R: 0 E: 0 K: 0 S: 3	H: 0 LOB: 0 BB: 0 P: 3	R: 0 E: 0 K: 0 S: 5	H: 2 LOB: 2 BB: 0 P: 5	R: 0 E: 1 K: 1 S: 7	H: 1 LOB: 3 BB: 1 P: 11	R: 1 E: 0 K: 0 S: 5	H: 2 LOB: 1 BB: 0 P: 5	R: 0 E: 0 K: 0 S: 3	H: 0 LOB: 0 BB: 0 P: 3	R: 0 E: 0 K: 0 S: 4	H: 1 LOB: 1 BB: 0 P: 4	R: 0 E: 0 K: 0 S: 3	H: 0 LOB: 0 BB: 0 P: 3	R: 0 E: 0 K: 0 S: 4	H: 1 LOB: 3 BB: 2 P: 12	R: 0 E: 0 K: 2 S: 7	H: 0 LOB: 1 BB: 1 P: 11	1B: 7 2B: 0 3B: 0 HR: 0	SF: 1 SAC: 2 DP: 0 HBP: 0	WP: 0 PB: 0 SB: 0 CS: 0	PA: 47				
PITCHER	IP 11.0	WLS W	BF 47	H 7	R 1	ER 1	SO 4	BB 5	IBB 1	HBP 0	BLK 0	WP 0	HR 0	S 49	P 73	ERA 0.82	WHIP 1.091									
Ned Garver, R ERA: 3.96 (1, 1)																										


Kansas City Athletics @ Chicago White Sox
Comiskey Park, Chicago, IL
Wed Aug 13 1958, 4:33 AM EDT
Unknown

AB	38
R	1
H	7
RBI	1
BB	6
SO	4
LOB	24



Batter	1	2	3	4	5	6	7	8	9	AB	R	H	RBI	BB	SO	LOB	TOP					
Bill Tuttle, R OBP: 0.332, SLG: 0.351 (1, 8)	F9		1B	HR		FC1-5-4			1-3	4	1	1	1	1	0	1	Kansas City Athletics @ Chicago White Sox Comiskey Park, Chicago, IL Wed Aug 13 1958, 8:05 PM EDT Att: 18,135 - Unknown					
Roger Maris, L OBP: 0.307, SLG: 0.447 (1, 9)	F4		F9	HR			F8		F9	5	1	1	4	0	0	1						
Hector Lopez, R OBP: 0.307, SLG: 0.369 (1, 4)	K		FC6-4	4-3			6-3		F6	5	0	1	0	0	1	0						
Bob Cerv, R OBP: 0.377, SLG: 0.618 (1, 7)		5-3	FC6-4							4	0	2	0	0	0	2						
Harry Simpson, L OBP: 0.333, SLG: 0.402 (1, 3)	E4									3	0	0	0	1	1	1						
Hal Smith, R OBP: 0.298, SLG: 0.395 (1, 5)	E8									4	0	0	0	0	0	4						
Harry Chiti, R OBP: 0.291, SLG: 0.388 (1, 2)	K									4	1	1	0	0	1	3						
Joe Demaestri, R OBP: 0.245, SLG: 0.288 (1, 6)	FC6-4									3	1	0	0	1	0	2						
Murry Dickson, R OBP: 0.333, SLG: 0.387 Ray Herbert, R OBP: 0.303, SLG: 0.276 Tom Gorman, R OBP: 0.083, SLG: 0.083 Preston Ward, L OBP: 0.343, SLG: 0.401 Bob Grim, R (8, 1)	F7									0	0	0	0	0	0	0						
Inning Stats	R: 0 E: 0 K: 1 S: 5	H: 0 LOB: 0 BB: 0 P: 5	R: 0 E: 2 K: 1 S: 7	H: 0 LOB: 2 BB: 0 P: 7	R: 0 E: 0 K: 0 S: 5	H: 2 LOB: 0 BB: 0 P: 5	R: 5 E: 0 K: 0 S: 5	H: 2 LOB: 0 BB: 3 P: 17	R: 0 E: 0 K: 1 S: 6	H: 1 LOB: 1 BB: 0 P: 6	R: 0 E: 0 K: 0 S: 3	H: 1 LOB: 0 BB: 0 P: 3	R: 0 E: 0 K: 0 S: 4	H: 1 LOB: 2 BB: 1 P: 8	R: 0 E: 0 K: 0 S: 3	H: 0 LOB: 0 BB: 0 P: 3		R: 0 E: 0 K: 0 S: 3	H: 0 LOB: 0 BB: 0 P: 3	1B: 4 2B: 3 3B: 0 HR: 1	SF: 0 SAC: 0 DP: 1 HBP: 0	WP: 0 PB: 0 CS: 0
PITCHER	IP	WLS	BF	H	R	ER	SO	BB	IBB	HBP	BLK	WP	HR	S	P	ERA	WHIP					
Jim Wilson, R ERA: 4.18 Bob Shaw, R ERA: 4.57	(1, 1) (4, 1)		3.2 5.1	20 W 19	4 3	5 0	5 0	2 1	3 0	0 0	0 0	0 0	1 0	0 0	0 20	33 24	12.27 0.00	1.909 0.750				

Batter	1	2	3	4	5	6	7	8	9	AB	R	H	RBI	BB	SO	LOB	BOTTOM					
Luis Aparicio, R OBP: 0.313, SLG: 0.340 (1, 6)	1-3		4-3							4	1	2	0	1	0	0	Kansas City Athletics @ Chicago White Sox Comiskey Park, Chicago, IL Wed Aug 13 1958, 8:05 PM EDT Att: 18,135 - Unknown					
Nellie Fox, L OBP: 0.370, SLG: 0.365 (1, 4)	E		4-3							4	1	2	0	1	0	2						
Jim Landis, R OBP: 0.352, SLG: 0.448 (1, 8)	E8		K							4	1	1	1	1	2	4						
Ron Jackson, R OBP: 0.331, SLG: 0.426 (1, 3)	1-3									3	2	0	0	2	1	6						
Billy Goodman, L OBP: 0.379, SLG: 0.392 (1, 5)										5	0	3	2	0	0	1						
Jim Rivera, L OBP: 0.287, SLG: 0.390 (1, 7)	G3									3	0	1	1	0	0	2						
Earl Batley, R OBP: 0.329, SLG: 0.432 (1, 2)										3	1	2	2	1	0	1						
Bubba Phillips, R OBP: 0.306, SLG: 0.349 Don Mueller, L OBP: 0.287, SLG: 0.271 (8, 9) (9, 9)	G4-6-3									3	0	0	0	0	0	1						
Jim Wilson, R OBP: 0.188, SLG: 0.093 Bob Shaw, R OBP: 0.318, SLG: 0.167 (4, 1)	F9									1	0	0	0	0	0	0						
Inning Stats	R: 2 E: 1 K: 0 S: 6	H: 3 LOB: 1 BB: 0 P: 6	R: 0 E: 0 K: 0 S: 3	H: 1 LOB: 0 BB: 0 P: 3	R: 0 E: 0 K: 1 S: 5	H: 0 LOB: 0 BB: 0 P: 5	R: 1 E: 0 K: 0 S: 3	H: 1 LOB: 0 BB: 1 P: 7	R: 0 E: 0 K: 1 S: 6	H: 1 LOB: 2 BB: 1 P: 10	R: 2 E: 0 K: 2 S: 4	H: 1 LOB: 0 BB: 1 P: 8	R: 0 E: 0 K: 2 S: 8	H: 1 LOB: 2 BB: 1 P: 12	R: 0 E: 0 K: 0 S: 3	H: 1 LOB: 1 BB: 1 P: 7		R: 1 E: 0 K: 1 S: 6	H: 2 LOB: 3 BB: 2 P: 14	1B: 8 2B: 2 3B: 0 HR: 1	SF: 1 SAC: 0 DP: 3 HBP: 0	WP: 0 PB: 0 CS: 0
PITCHER	IP	WLS	BF	H	R	ER	SO	BB	IBB	HBP	BLK	WP	HR	S	P	ERA	WHIP					
Murry Dickson, R ERA: 3.2 Ray Herbert, R ERA: 4.22 Tom Gorman, R ERA: 3.78 Bob Grim, R ERA: 4.65	(1, 1) (2, 1) (7, 1) (8, 1)		1.0 5.1 0.2 1.2	7 21 3 L 10	4 3 1 3	2 3 0 1	1 3 0 1	0 4 0 2	0 0 0 1	0 0 0 0	0 0 0 0	0 0 0 0	0 0 5 9	0 1 5 21	7 39	9.00 5.06 0.00 5.40	4.000 1.312 1.500 3.000					



Batter	1	2	3	4	5	6	7	8	9	AB	R	H	RBI	BB	SO	LOB	TOP				
Whitey Herzog, L OBP: 0.333, SLG: 0.250 (1, 8)	F7		4-3		F7			FC4-6 BB	4-3	4	0	0	0	1	0	2					
Bob Martyn, L OBP: 0.348, SLG: 0.426 (1, 7)	4-3		4-3			K		FC4-6 2B		4	1	0	0	0	1	1					
Hector Lopez, R OBP: 0.311, SLG: 0.374 (1, 4)					F8					3	0	2	1	1	0	0					
Roger Maris, L OBP: 0.305, SLG: 0.443 (1, 9)	F3				F2		F4	F8		4	0	0	0	0	0	3					
Harry Simpson, L OBP: 0.332, SLG: 0.396 (1, 3)			F7		4-3			F8		3	0	0	0	1	0	1					
Hal Smith, R OBP: 0.297, SLG: 0.389 (1, 5)					2-3			F7	L6	3	0	0	0	1	0	2					
Harry Chiti, R OBP: 0.291, SLG: 0.384 (1, 2)			F7				F2		5-3	4	0	1	0	0	0	1					
Joe Demaestri, R OBP: 0.242, SLG: 0.285 (9, PH)			G3				E5			3	0	0	0	0	0	2					
Frank House, L OBP: 0.303, SLG: 0.405 (9, PH)							FC5-4 1B			1	1	1	1	0	0	0					
Bud Daley, L OBP: 0.167, SLG: 0.250 (6, 1)			F7							2	0	1	0	0	0	0					
Murry Dickson, R OBP: 0.333, SLG: 0.387 (6, 1)										0	0	0	0	0	0	0					
Dick Tomaneck, L OBP: 0.222, SLG: 0.320 (7, PH)										0	0	0	0	0	0	0					
Preston Ward, L OBP: 0.243, SLG: 0.399 (7, 1)										1	0	0	0	0	0	1					
Walt Craddock, R OBP: 0.278, SLG: 0.618 (9, PH)										0	0	0	0	0	0	0					
										1	0	0	0	0	0	0					
Inning Stats	R: 0 E: 0 K: 0 S: 3	H: 0 LOB: 1 BB: 1 P: 7	R: 0 E: 0 K: 0 S: 3	H: 0 LOB: 1 BB: 1 P: 7	R: 0 E: 0 K: 0 S: 3	H: 0 LOB: 0 BB: 0 P: 3	R: 0 E: 0 K: 0 S: 3	H: 0 LOB: 0 BB: 0 P: 3	R: 0 E: 0 K: 0 S: 5	H: 2 LOB: 2 BB: 0 P: 5	R: 0 E: 0 K: 1 S: 6	H: 1 LOB: 1 BB: 0 P: 6	R: 0 E: 1 K: 1 S: 6	H: 0 LOB: 1 BB: 0 P: 6	R: 1 E: 0 K: 0 S: 4	H: 1 LOB: 2 BB: 2 P: 12	R: 1 E: 0 K: 0 S: 4	H: 1 LOB: 0 BB: 0 P: 4	1B: 3 2B: 1 3B: 0 HR: 1	SF: 0 SAC: 0 DP: 0 HBP: 0	WP: 0 PA: 37
PITCHER Ray Moore, R ERA: 2.77 (1, 1)	IP: 9.0 WLS: W BF: 37 H: 5 R: 2 ER: 2 SO: 2 BB: 4 IBB: 0 HBP: 0 BLK: 0 WP: 0 HR: 1 S: 37 P: 53 ERA: 2.00 WHIP: 1.000																				

Kansas City Athletics @ Chicago White Sox
Comiskey Park, Chicago, IL
Thu Aug 14 1958, 4:33 AM EDT
Att: 4,877 - Unknown


AB 33
R 2
H 5
RBI 2
BB 4
SO 2
LOB 13



Batter	1	2	3	4	5	6	7	8	9	AB	R	H	RBI	BB	SO	LOB	BOTTOM			
Luis Aparicio, R OBP: 0.314, SLG: 0.343 (1, 6)	3-1 WP 2B		L9		5-3	1B		E5		5	1	2	1	0	0	0				
Nellie Fox, L OBP: 0.368, SLG: 0.363 (1, 4)	3-1		G3		1B PB 1B	F8		F7		5	0	1	0	0	0	3				
Jim Landis, R OBP: 0.358, SLG: 0.451 (1, 8)	4-0 WP BB				G5-4-3 1B					2	0	2	0	1	0	0				
Sherm Lollar, R OBP: 0.380, SLG: 0.463 (1, 2)	6-3		F4		G5-4-3 1B	6-3				4	0	0	0	0	0	6				
Al Smith, R OBP: 0.322, SLG: 0.391 (1, 9)	4-0 BB				5-3	1B BB		F8		2	1	0	0	2	0	0				
Billy Goodman, L OBP: 0.381, SLG: 0.391 (8, 5)	4-3				BB BB	WP 1B		4-3		3	1	1	0	1	0	2				
Sammy Esposito, R OBP: 0.378, SLG: 0.250 (8, 5)					BB BB	1B 1B				0	0	0	0	0	0	0				
Ron Jackson, R OBP: 0.336, SLG: 0.424 (1, 3)			K		1-2 BB	WP 1B		1-3		3	1	1	1	1	1	0				
Bubba Phillips, R OBP: 0.305, SLG: 0.347 (1, 7)			F5		F8	SH5-3 1B		F8		4	1	1	2	0	0	2				
Ray Moore, R OBP: 0.238, SLG: 0.341 (1, 1)			K		4-3	SH5-3 1B		1-3		3	0	0	0	0	1	2				
Inning Stats	R: 1 E: 0 K: 0 S: 4	H: 1 LOB: 2 BB: 2 P: 12	R: 0 E: 0 K: 2 S: 7	H: 0 LOB: 0 BB: 0 P: 7	R: 0 E: 0 K: 0 S: 3	H: 0 LOB: 1 BB: 0 P: 4	R: 0 E: 0 K: 0 S: 3	H: 0 LOB: 2 BB: 2 P: 11	R: 0 E: 0 K: 0 S: 4	H: 2 LOB: 1 BB: 0 P: 4	R: 4 E: 0 K: 0 S: 8	H: 5 LOB: 2 BB: 1 P: 12	R: 0 E: 0 K: 0 S: 3	H: 0 LOB: 0 BB: 0 P: 3	R: 0 E: 1 K: 0 S: 4	H: 0 LOB: 1 BB: 0 P: 4	1B: 7 2B: 1 3B: 0 HR: 0	SF: 0 SAC: 1 DP: 1 HBP: 1	WP: 2 PA: 38	
PITCHER Bud Daley, L ERA: 4.06 (1, 1)	IP: 5.0 WLS: L BF: 25 H: 5 R: 4 ER: 4 SO: 2 BB: 5 IBB: 0 HBP: 0 BLK: 0 WP: 1 HR: 0 S: 23 P: 44 ERA: 7.20 WHIP: 2.000																			
Murry Dickson, R ERA: 3.29 (6, 1)	0.1	3	2	1	1	0	0	0	0	0	0	0	0	0	0	0	3	3	27.00	6.000
Dick Tomaneck, L ERA: 4.26 (6, 1)	0.2	3	1	0	0	0	0	0	0	0	0	0	0	0	0	0	3	3	0.00	1.500
Walt Craddock, L ERA: 5.01 (7, 1)	2.0	7	0	0	0	0	0	0	0	0	0	0	0	0	0	0	7	7	0.00	0.000

Kansas City Athletics @ Chicago White Sox
Comiskey Park, Chicago, IL
Thu Aug 14 1958, 4:33 AM EDT
Att: 4,877 - Unknown

AB 31
R 5
H 8
RBI 4
BB 5
SO 2
LOB 15



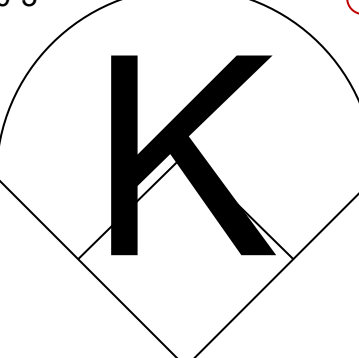
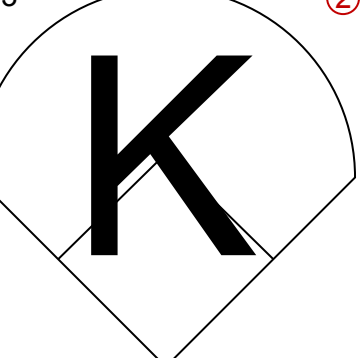
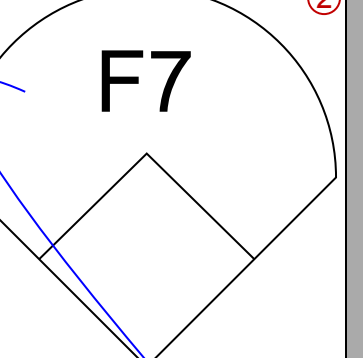
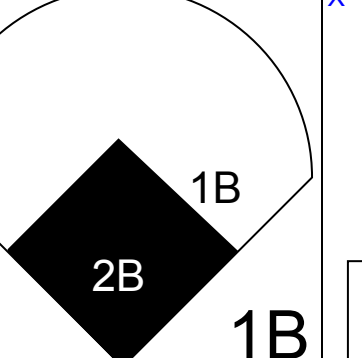
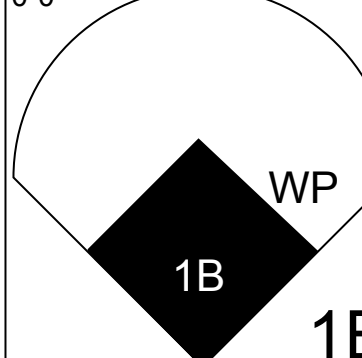
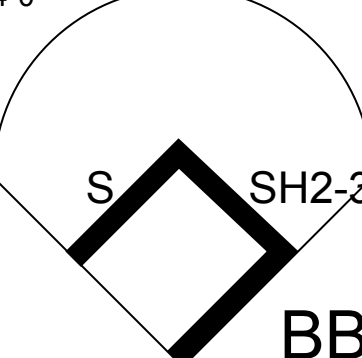
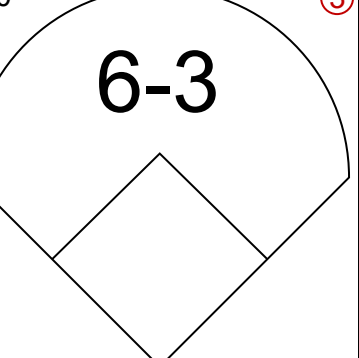
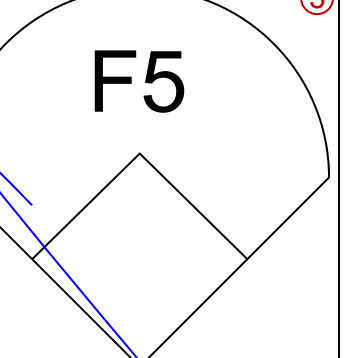
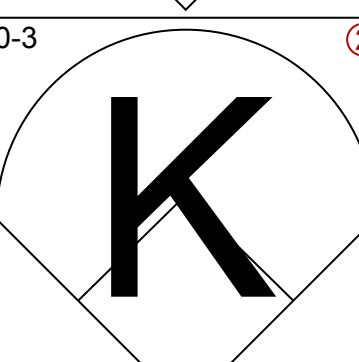
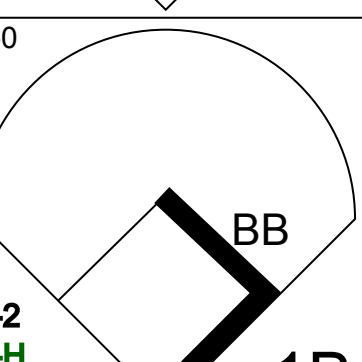
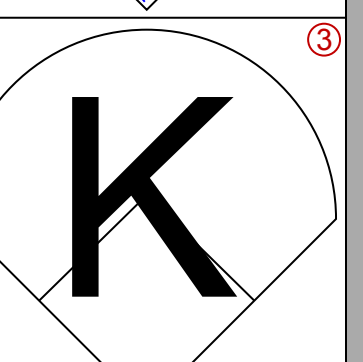
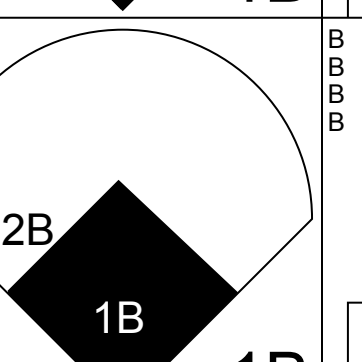
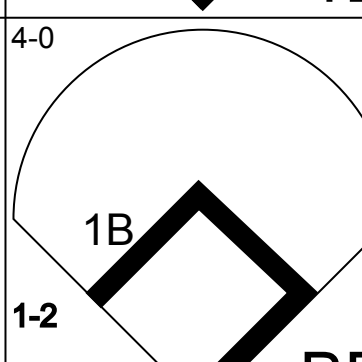
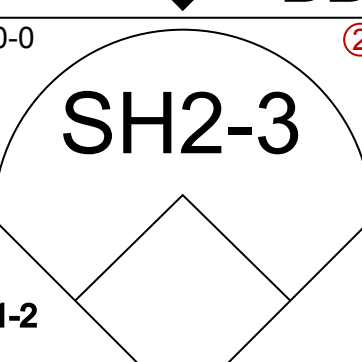

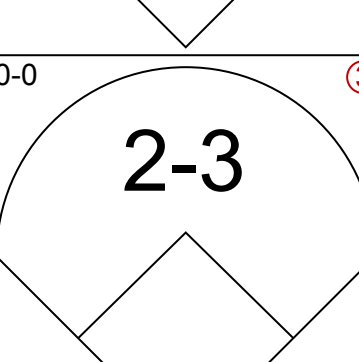
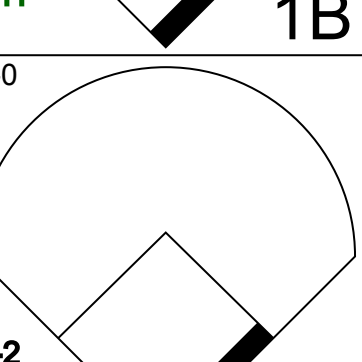
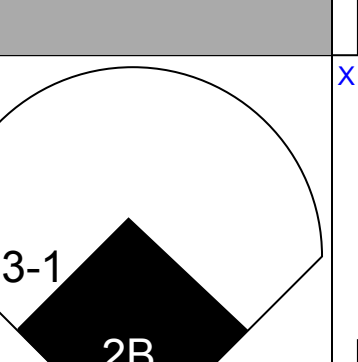
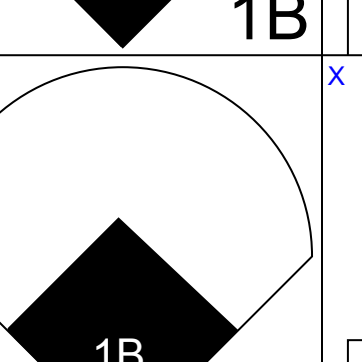
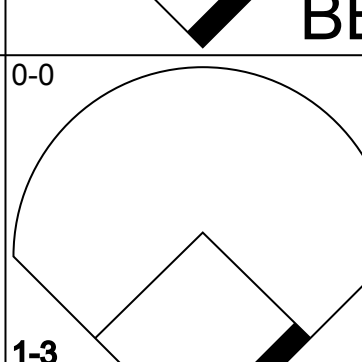
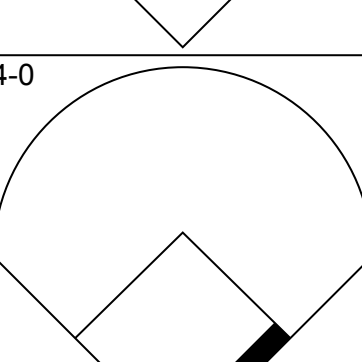

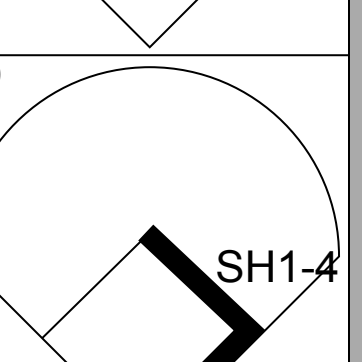
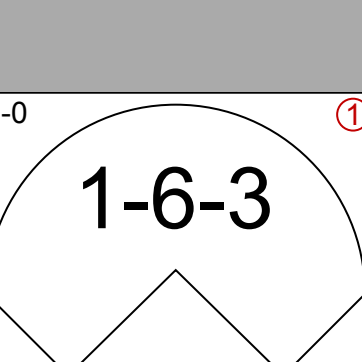
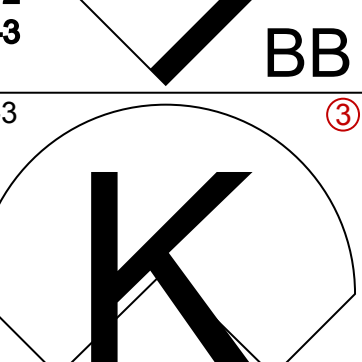

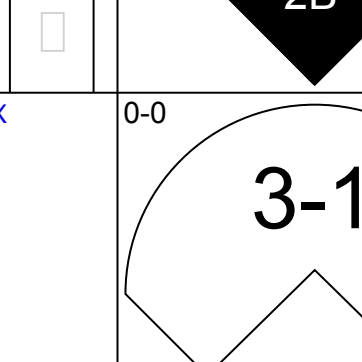
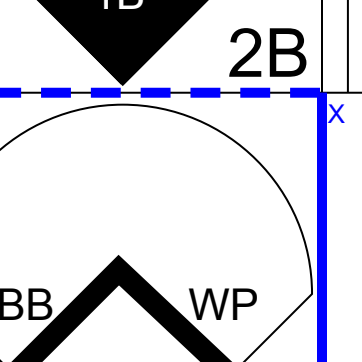
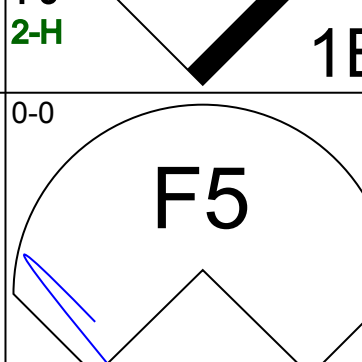
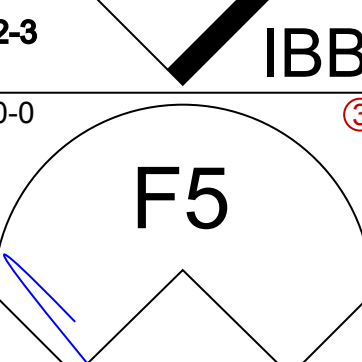

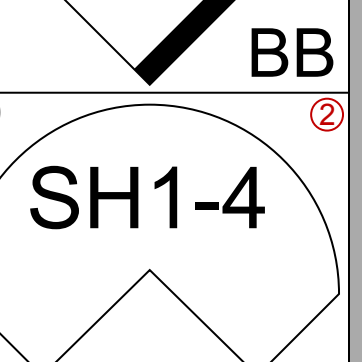
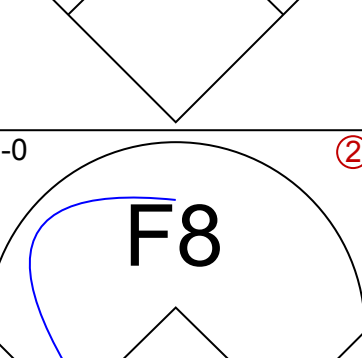
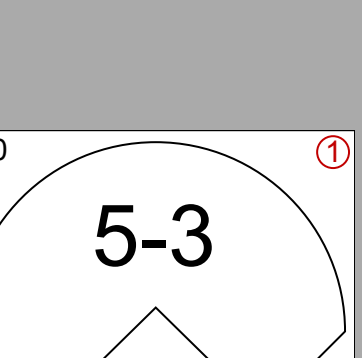
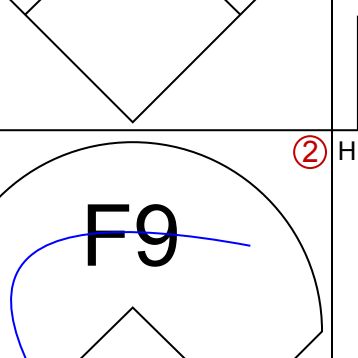
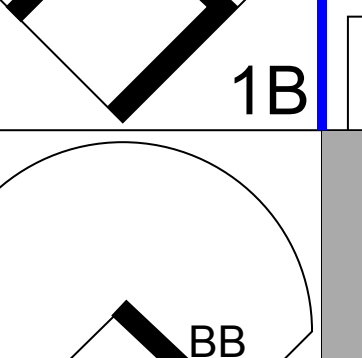
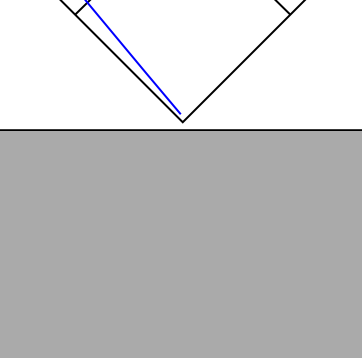


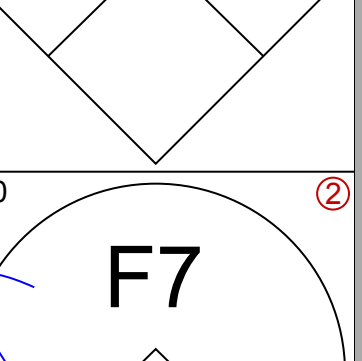
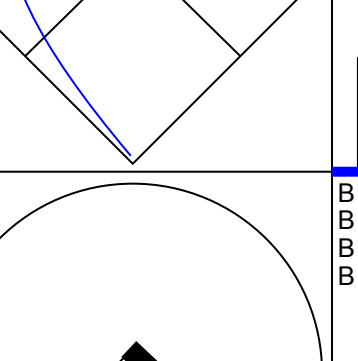
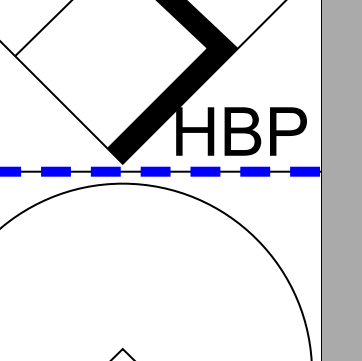


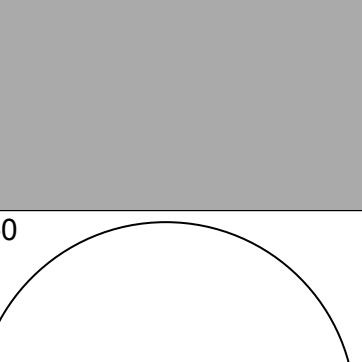
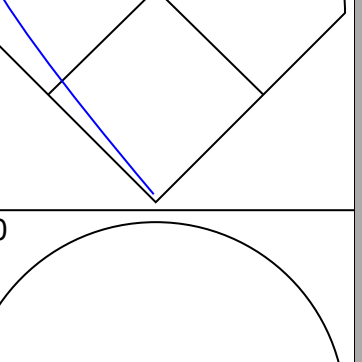
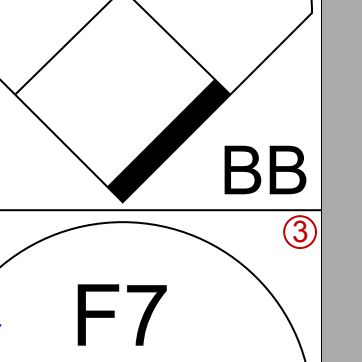

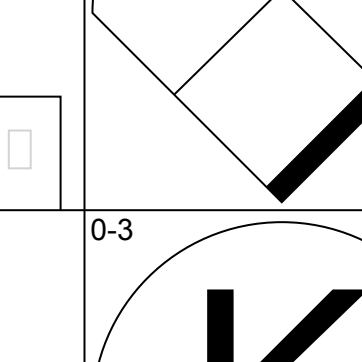

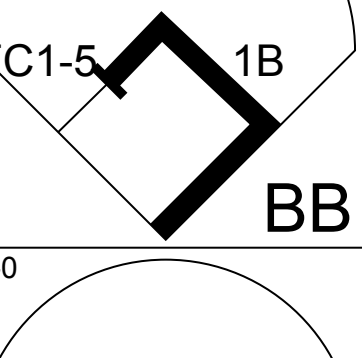
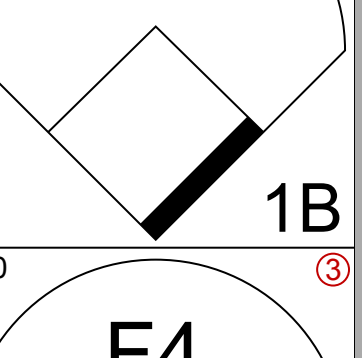
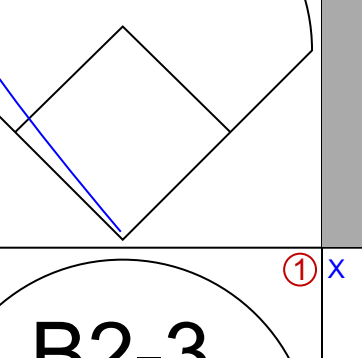
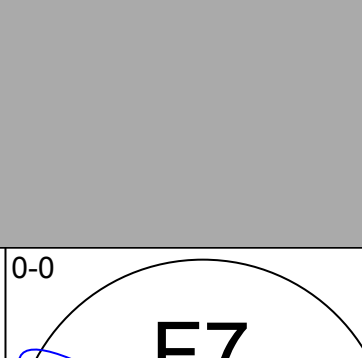

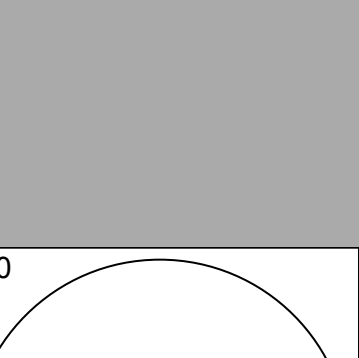
Batter	1	2	3	4	5	6	7	8	9	AB	R	H	RBI	BB	SO	LOB	TOP						
Billy Hunter, R OBP: 0.248, SLG: 0.272 (1, 6)										4	0	1	0	1	1	3	Cleveland Indians @ Chicago White Sox Comiskey Park, Chicago, IL Fri Aug 15 1958, 4:33 AM EDT Att: 5,440 - Unknown						
Mickey Vernon, L OBP: 0.377, SLG: 0.468 (1, 3)										4	0	0	0	0	1	5							
Vic Power, R OBP: 0.335, SLG: 0.478 (1, 5) (7, 4)										4	1	1	0	0	0	2							
Russ Nixon, L OBP: 0.334, SLG: 0.452 Dick Brown, R OBP: 0.314, SLG: 0.390 (1, 2) (8, 2)										4	1	1	1	0	1	3							
Minnie Minoso, R OBP: 0.378, SLG: 0.475 (1, 7)										4	1	2	1	0	0	0							
Larry Doby, L OBP: 0.374, SLG: 0.503 Woodie Held, R OBP: 0.286, SLG: 0.333 (7, PR)										1	0	1	0	2	0	0							
Mudcat Grant, R OBP: 0.105, SLG: 0.109 Jay Porter, R OBP: 0.293, SLG: 0.384 Don Mossi, L OBP: 0.091, SLG: 0.095 (7, 1) (8, PH) (8, 1)										0	0	0	0	0	0	0							
Rocky Colavito, R OBP: 0.378, SLG: 0.564 (1, 9)										3	0	1	1	1	1	1							
Billy Moran, R OBP: 0.228, SLG: 0.257 Gary Geiger, L OBP: 0.316, SLG: 0.264 (1, 4) (7, PH) (7, 8)										2	0	0	0	0	1	2							
Hal Woodeshick, R OBP: 0.111, SLG: 0.111 Vic Wertz, L OBP: 0.400, SLG: 0.625 Billy Harrell, R OBP: 0.274, SLG: 0.356 (1, 1) (7, PH) (7, 5)										2	0	0	0	0	0	2							
Inning Stats	R: 0 E: 1 K: 0 S: 3	H: 0 LOB: 1 BB: 1 P: 7	R: 0 E: 0 K: 0 S: 2	H: 0 LOB: 0 BB: 1 P: 6	R: 0 E: 0 K: 1 S: 5	H: 0 LOB: 0 BB: 0 P: 5	R: 0 E: 0 K: 0 S: 3	H: 0 LOB: 0 BB: 0 P: 3	R: 0 E: 0 K: 0 S: 3	H: 0 LOB: 2 BB: 2 P: 11	R: 0 E: 0 K: 1 S: 6	H: 1 LOB: 1 BB: 0 P: 6	R: 1 E: 0 K: 2 S: 10	H: 3 LOB: 3 BB: 1 P: 14	R: 2 E: 0 K: 2 S: 9	H: 3 LOB: 0 BB: 0 P: 9		R: 0 E: 0 K: 1 S: 5	H: 0 LOB: 0 BB: 0 P: 5	1B: 5 2B: 1 3B: 1 HR: 0	SF: 0 SAC: 0 DP: 1 HBP: 0	WP: 1 PB: 0 SB: 0 CS: 2	PA: 37
PITCHER	IP WLS BF H R ER SO BB IBB HBP BLK WP HR S P ERA WHIP	IP WLS BF H R ER SO BB IBB HBP BLK WP HR S P ERA WHIP																IP WLS BF H R ER SO BB IBB HBP BLK WP HR S P ERA WHIP					
Barry Latman, R ERA: 2.25 Turk Lown, R ERA: 4.43 (1, 1) (7, 1)	6.0 W 26 4 1 1 2 5 0 0 0 0 1 0 25 45 1.50 1.500	3.0 S 11 3 2 2 5 0 0 0 0 0 0 21 21 6.00 1.000																					

AB	32
R	3
H	7
RBI	3
BB	5
SO	7
LOB	22



Batter	1	2	3	4	5	6	7	8	9	AB	R	H	RBI	BB	SO	LOB	BOTTOM				
Luis Aparicio, R OBP: 0.314, SLG: 0.342 (1, 6)										4	0	1	0	0	0	2	Cleveland Indians @ Chicago White Sox Comiskey Park, Chicago, IL Fri Aug 15 1958, 4:33 AM EDT Att: 5,440 - Unknown				
Nellie Fox, L OBP: 0.366, SLG: 0.361 (1, 4)										3	0	0	0	0	0	2					
Jim Landis, R OBP: 0.360, SLG: 0.451 (1, 8)										4	1	2	0	0	1	2					
Sherm Lollar, R OBP: 0.378, SLG: 0.458 (1, 2)										3	0	0	0	0	1	2					
Al Smith, R OBP: 0.324, SLG: 0.391 Jim Rivera, L OBP: 0.287, SLG: 0.390 (1, 9) (8, 9)										3	0	1	1	1	1	0					
Billy Goodman, L OBP: 0.379, SLG: 0.389 Sammy Esposito, R OBP: 0.378, SLG: 0.250 (1, 5) (8, 5)										4	1	1	0	0	0	4					
Ron Jackson, R OBP: 0.340, SLG: 0.421 (1, 3)										3	1	1	0	0	1	0					
Bubba Phillips, R OBP: 0.320, SLG: 0.367 (1, 7)										4	0	4	2	0	0	0					
Barry Latman, R OBP: 0.200, SLG: 0.200 Turk Lown, R OBP: 0.250, SLG: 0.250 (1, 1) (7, 1)										3	1	1	0	0	0	2					
Inning Stats	R: 0 E: 1 K: 0 S: 4	H: 2 LOB: 2 BB: 0 P: 7	R: 0 E: 0 K: 1 S: 7	H: 1 LOB: 0 BB: 0 P: 3	R: 1 E: 0 K: 0 S: 5	H: 3 LOB: 1 BB: 0 P: 5	R: 1 E: 0 K: 0 S: 5	H: 2 LOB: 1 BB: 0 P: 5	R: 2 E: 1 K: 1 S: 7	H: 2 LOB: 1 BB: 0 P: 8	R: 0 E: 0 K: 2 S: 7	H: 0 LOB: 0 BB: 0 P: 7	R: 0 E: 0 K: 0 S: 4	H: 1 LOB: 1 BB: 0 P: 4	R: 0 E: 0 K: 0 S: 4	H: 1 LOB: 0 BB: 0 P: 4		1B: 10 2B: 1 3B: 0 HR: 0	SF: 0 SAC: 3 DP: 1 HBP: 2	WP: 0 PB: 0 SB: 1 CS: 0	PA: 37
PITCHER	IP WLS BF H R ER SO BB IBB HBP BLK WP HR S P ERA WHIP	IP WLS BF H R ER SO BB IBB HBP BLK WP HR S P ERA WHIP																IP WLS BF H R ER SO BB IBB HBP BLK WP HR S P ERA WHIP			
Hal Woodeshick, L ERA: 2.39 Mudcat Grant, R ERA: 3.71 Don Mossi, L ERA: 4.14 (1, 1) (7, 1) (8, 1)	6.0 L 30 10 4 3 2 2 0 0 0 0 0 0 7 7 0.00 0.000	1.0 3 0 0 0 0 2 0 0 0 0 0 0 0 4 4 0.00 1.000																			

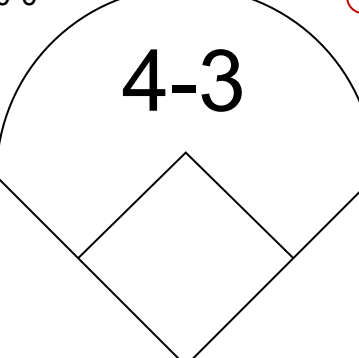
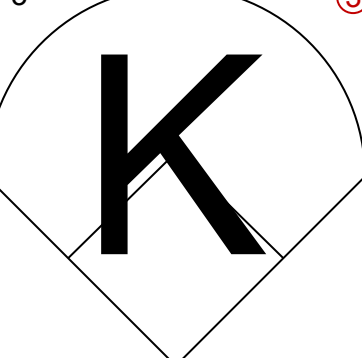
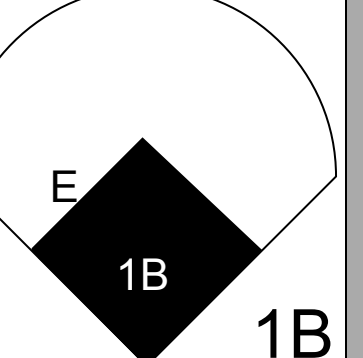
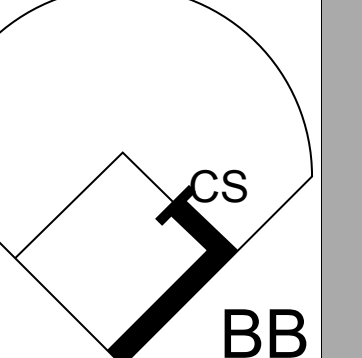
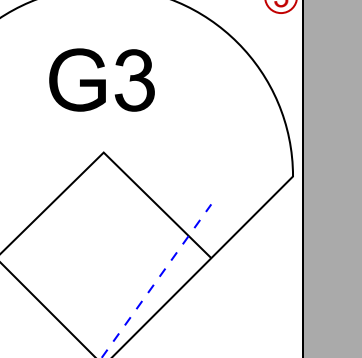
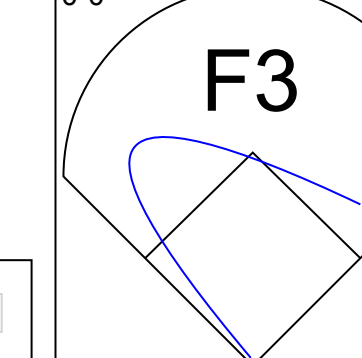
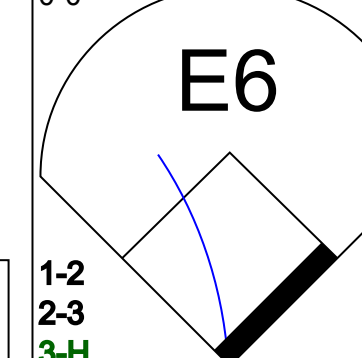
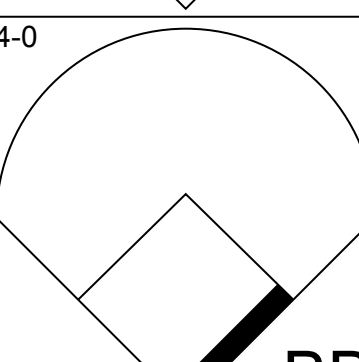
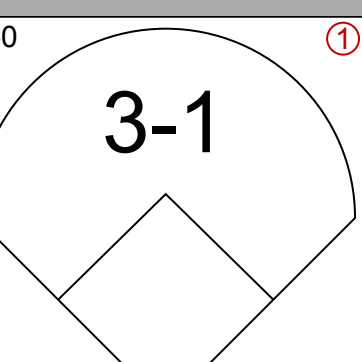
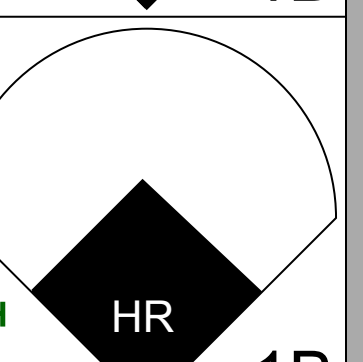
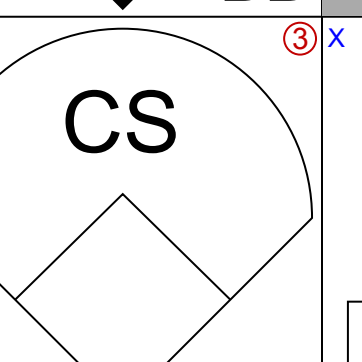
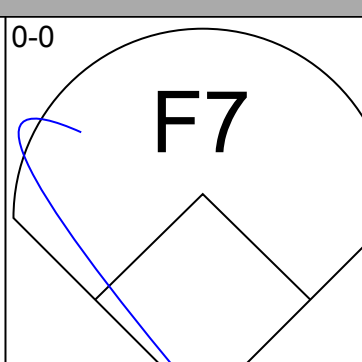
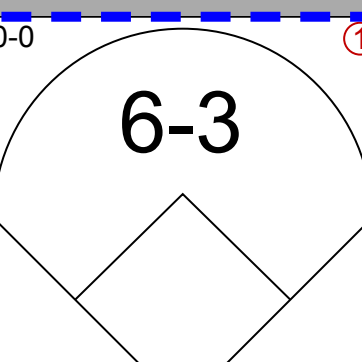

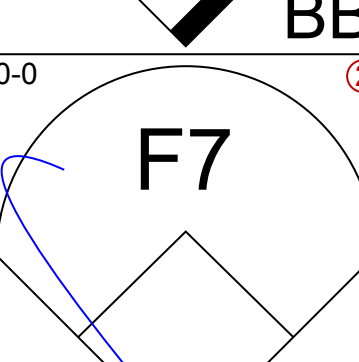
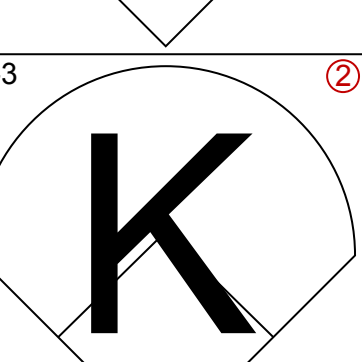
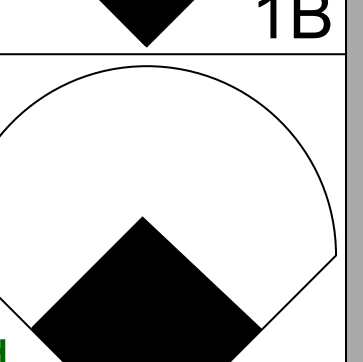
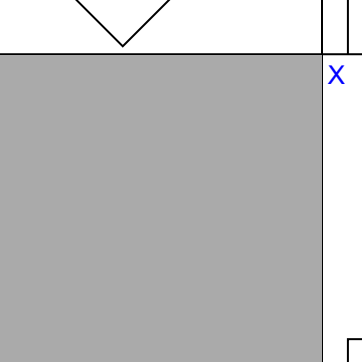
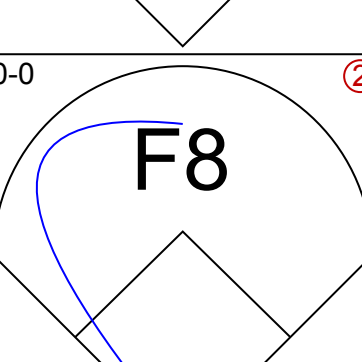

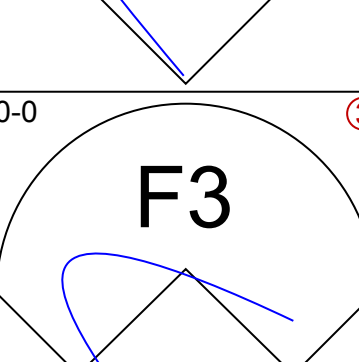
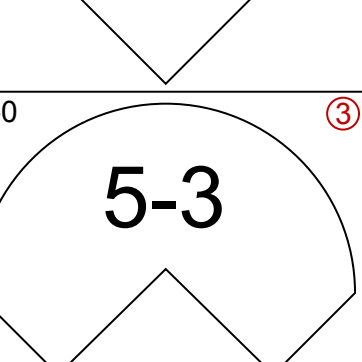
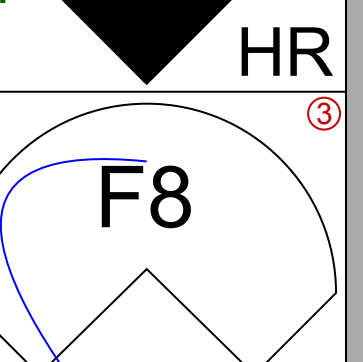

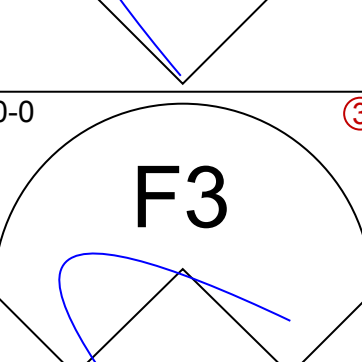

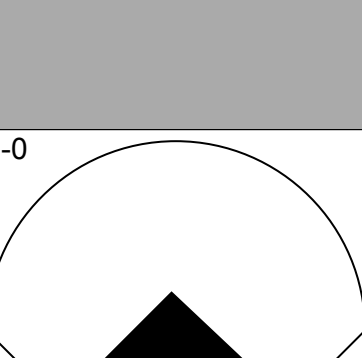
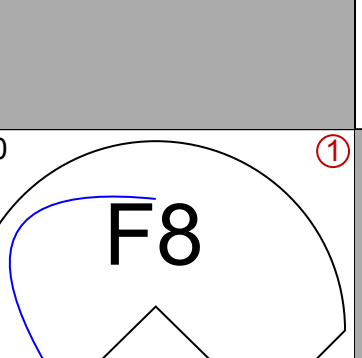
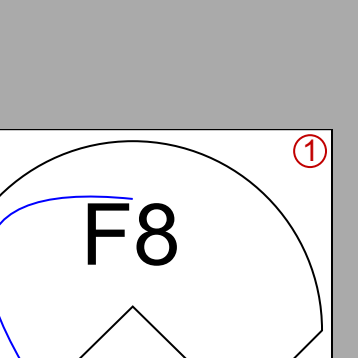
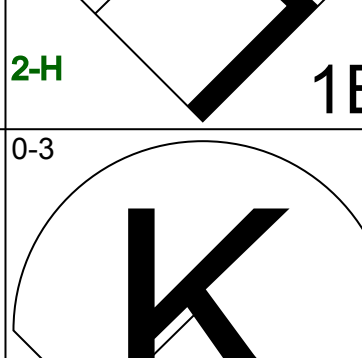
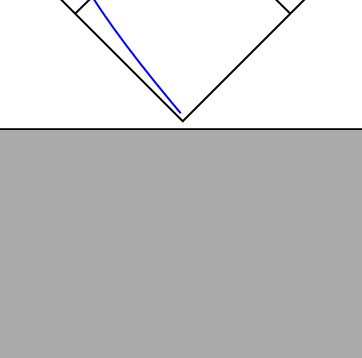
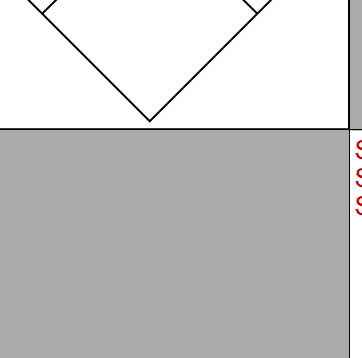


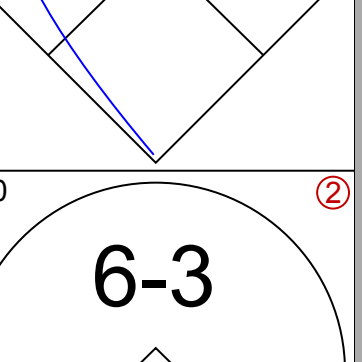
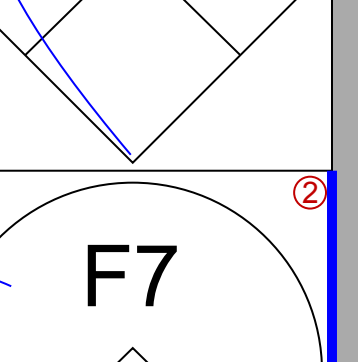
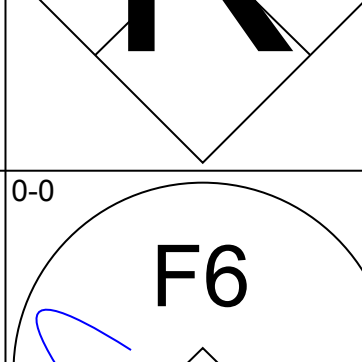


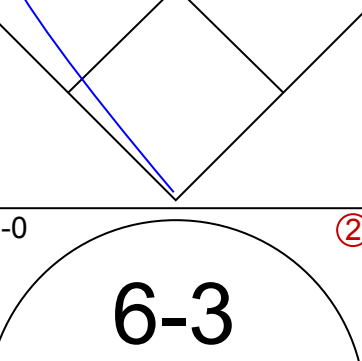
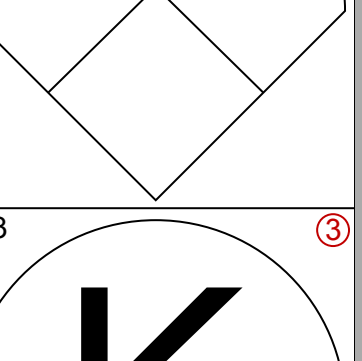
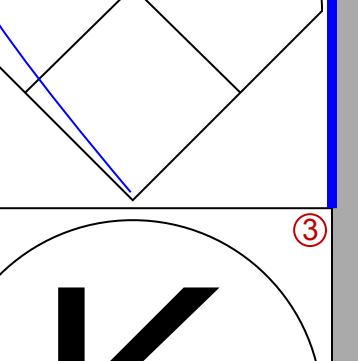
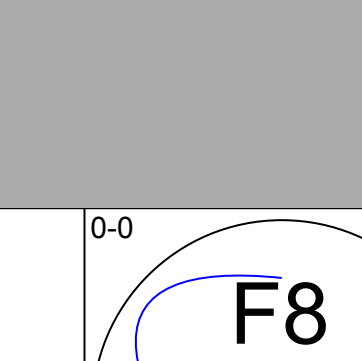
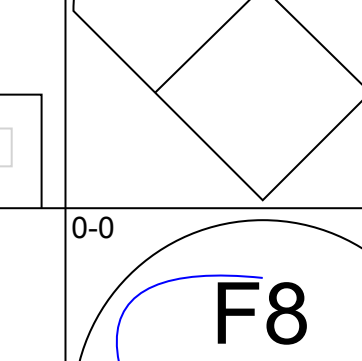

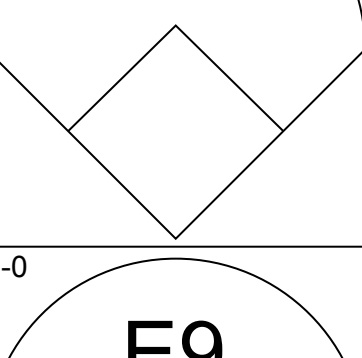
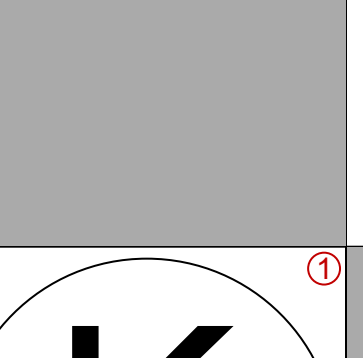
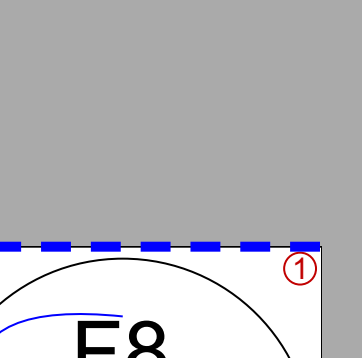

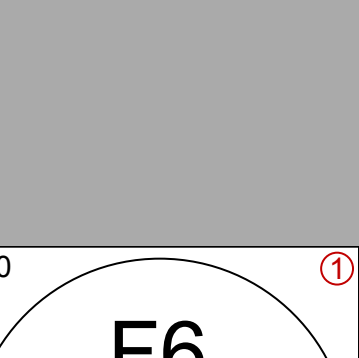



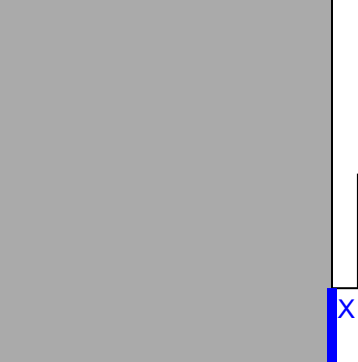


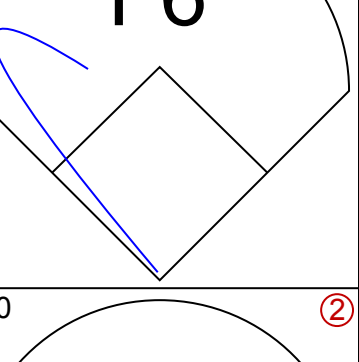


Batter	1	2	3	4	5	6	7	8	9	10	11	12	13	14	AB	R	H	RBI	BB	SO	LOB	TOP									
Billy Hunter, R OBP: 0.252, SLG: 0.272 (1, 6)															7	2	2	0	1	2	3										
Gary Geiger, L OBP: 0.324, SLG: 0.268 (1, 8)															5	1	2	1	1	2	0										
Vic Power, R OBP: 0.343, SLG: 0.485 (1, 5) (7, 3)															4	2	3	2	3	0	0										
Vic Wertz, L OBP: 0.357, SLG: 0.500 Bobby Avila, R OBP: 0.353, SLG: 0.385 Ray Nateski, R OBP: 0.295, SLG: 0.216 Mickey Vernon, L OBP: 0.376, SLG: 0.467 Gary Bell, R OBP: 0.143, SLG: 0.094 Minnie Minoso, R OBP: 0.377, SLG: 0.469 (1, 3) (7, PR) (7, 1) (10, PH) (10, 1) (1, 7)															4	0	1	2	0	1	4										
Russ Nixon, L OBP: 0.340, SLG: 0.456 (1, 2)															6	0	3	1	1	0	0										
Rocky Colavito, R OBP: 0.379, SLG: 0.563 (1, 9)															6	0	2	0	1	3	5										
Billy Moran, R OBP: 0.230, SLG: 0.258 (1, 4)															7	1	2	0	0	0	3										
Don Ferrarese, R OBP: 0.222, SLG: 0.125 Billy Harrell, R OBP: 0.268, SLG: 0.347 (1, 1) (7, PH) (7, 5)															2	0	0	0	0	0	2										
Inning Stats	R: 0 E: 0 K: 2 S: 7	H: 0 LOB: 0 BB: 0 P: 7	R: 0 E: 0 K: 0 S: 3	H: 0 LOB: 0 BB: 0 P: 3	R: 1 E: 0 K: 2 S: 9	H: 2 LOB: 3 BB: 2 P: 17	R: 0 E: 0 K: 1 S: 5	H: 0 LOB: 0 BB: 0 P: 5	R: 0 E: 0 K: 1 S: 5	H: 1 LOB: 1 BB: 0 P: 4	R: 1 E: 0 K: 1 S: 7	H: 2 LOB: 1 BB: 0 P: 7	R: 0 E: 0 K: 0 S: 3	H: 1 LOB: 0 BB: 0 P: 3	R: 0 E: 0 K: 0 S: 3	H: 1 LOB: 0 BB: 0 P: 3	R: 0 E: 0 K: 0 S: 3	H: 1 LOB: 2 BB: 2 P: 11	R: 0 E: 0 K: 0 S: 4	H: 1 LOB: 1 BB: 0 P: 4	1B: 11 2B: 4 3B: 0 HR: 0	SF: 0 SAC: 0 DP: 1 HBP: 1	WP: 2 PB: 0 SB: 1 CS: 0	PA: 64							
PITCHER	IP WLS BF H R ER SO BB IBB HBP BLK WP HR S P ERA WHIP	IP WLS BF H R ER SO BB IBB HBP BLK WP HR S P ERA WHIP															IP WLS BF H R ER SO BB IBB HBP BLK WP HR S P ERA WHIP														
Early Wynn, R ERA: 4.46 Bob Shaw, R ERA: 4.27 Gerry Staley, R ERA: 3.15 Jim Wilson, R ERA: 4.0 (1, 1) (7, 1) (7, 1) (9, 1)	6.2 0.0 1.1 6.0	WLS 30 2 8	BF 8 1 24	H 5 0 4	R 5 0 0	ER 5 0 0	SO 6 0 3	BB 2 0 2	IBB 0 0 2	HBP 0 0 0	BLK 0 0 0	WP 0 1 0	HR 0 1 0	S 40 1 26	P 48 2 14	ERA 6.75 6.75 0.00	WHIP 1.500 3.000 1.000														

Cleveland Indians @ Chicago White Sox
Comiskey Park, Chicago, IL
Sat Aug 16 1958, 8:05 PM EDT
Att.: 21,169 - Unknown

AB	53
R	6
H	15
RBI	6
BB	8
SO	9
LOB	24



Batter	1	2	3	4	5	6	7	8	9	10	11	12	13	14	AB	R	H	RBI	BB	SO	LOB	BOTTOM									
Luis Aparicio, R OBP: 0.313, SLG: 0.340 (1, 6)															6	1	1	0	1	1	4										
Nellie Fox, L OBP: 0.366, SLG: 0.359 (1, 4)															5	1	1	1	1	0	0										
Jim Landis, R OBP: 0.359, SLG: 0.459 (1, 9)															6	2	2	2	0	1	1										
Sherm Lollar, R OBP: 0.375, SLG: 0.453 (1, 2)															6	0	1	1	0	0	1										
Al Smith, R OBP: 0.322, SLG: 0.390 (1, 9)																6	1	1	0	0	2	1									
Billy Goodman, L OBP: 0.376, SLG: 0.386 Sammy Esposito, R OBP: 0.362, SLG: 0.237 Jim Rivera, L OBP: 0.250, SLG: 0.390 (1, 5) (7, 5) (14, PH)															3	0	0	0	0	0	1										
Ron Jackson, R OBP: 0.333, SLG: 0.409 (1, 3)															6	0	1	0	0	2	1										
Bubba Phillips, R OBP: 0.320, SLG: 0.368 (1, 7)															5	1	1	1	1	1	2										
Early Wynn, S OBP: 0.296, SLG: 0.226 Bob Shaw, R OBP: 0.318, SLG: 0.167 Gerry Staley, R OBP: 0.160, SLG: 0.089 Earl Torgerson, L OBP: 0.405, SLG: 0.423 (1, 1) (7, 1) (7, 1) (9, 1) (14, PH)															2	0	1	1	0	1	0										
Inning Stats	R: 0 E: 0 K: 0 S: 3	H: 0 LOB: 1 BB: 1 P: 7	R: 2 E: 1 K: 1 S: 8	H: 3 LOB: 1 BB: 0 P: 8	R: 0 E: 0 K: 1 S: 5	H: 0 LOB: 0 BB: 0 P: 5	R: 3 E: 1 K: 1 S: 10	H: 3 LOB: 0 BB: 0 P: 10	R: 0 E: 0 K: 1 S: 5	H: 0 LOB: 0 BB: 0 P: 5	R: 0 E: 0 K: 0 S: 2	H: 0 LOB: 0 BB: 1 P: 6	R: 1 E: 0 K: 1 S: 7	H: 2 LOB: 1 BB: 0 P: 7	R: 0 E: 0 K: 0 S: 3	H: 0 LOB: 0 BB: 0 P: 3	R: 0 E: 0 K: 0 S: 3	H: 0 LOB: 0 BB: 0 P: 3	R: 0 E: 0 K: 0 S: 3	H: 0 LOB: 0 BB: 0 P: 3	R: 1 E: 1 K: 1 S: 6	H: 1 LOB: 3 BB: 2 P: 14	1B: 5 2B: 3 3B: 0 HR: 1	SF: 0 SAC: 0 DP: 0 HBP: 0	WP: 0 PB: 0 SB: 0 CS: 1	PA: 56					
PITCHER	IP WLS BF H R ER SO BB IBB HBP BLK WP HR S P ERA WHIP	IP WLS BF H R ER SO BB IBB HBP BLK WP HR S P ERA WHIP															IP WLS BF H R ER SO BB IBB HBP BLK WP HR S P ERA WHIP														
Don Ferrarese, L ERA: 5.1 Ray Nateski, R ERA: 4.33 Gary Bell, R ERA: 3.35 (1, 1) (7, 1) (10, 1)	6.0 3.0 4.2	WLS 25 12	BF 25 12	H 6 2	R 5 1	ER 4 1	SO 6 1	BB 1 1	IBB 0 0	HBP 0 0	BLK 0 0	WP 0 0	HR 1 0	S 36 12	P 40 20	ERA 6.00 3.00	WHIP 1.167 1.333														

Cleveland Indians @ Chicago White Sox
Comiskey Park, Chicago, IL
Sat Aug 16 1958, 8:05 PM EDT
Att.: 21,169 - Unknown

AB	50
R	7
H	9
RBI	6
BB	5
SO	8
LOB	13



Batter	1	2	3	4	5	6	7	8	9	AB	R	H	RBI	BB	SO	LOB	TOP			
Woodie Held, R (1, 8) OBP: 0.280, SLG: 0.326	F7		F2	K			5-3		F9	5	0	0	0	0	1	2				
Billy Hunter, R (1, 6) OBP: 0.256, SLG: 0.273	FC6-4 BB		1B		F5		1-6-3			3	0	1	0	1	0	0				
Vic Power, R (1, 5) OBP: 0.340, SLG: 0.481	FC6-4 1-2		F9		F7		5-3			4	0	0	0	0	0	2				
Minnie Minoso, R (1, 7) OBP: 0.378, SLG: 0.469	F4		F7						CS 1B	4	0	2	0	0	0	2				
Vic Wertz, L (1, 3) OBP: 0.389, SLG: 0.467									CS 1B	3	1	1	0	1	1	2				
Mickey Vernon, L (8, 3) OBP: 0.376, SLG: 0.467		1B 1B 1B		HR BB	F6			1-2	K	0	0	0	0	0	0	0				
Rocky Colavito, R (1, 9) OBP: 0.380, SLG: 0.569	F8			HR		CS BB			F8	3	1	1	2	1	0	1				
Dick Brown, R (1, 2) OBP: 0.314, SLG: 0.388									K	3	0	1	0	0	1	1				
Randy Jackson, R (9, PH) OBP: 0.250, SLG: 0.313	1B 1-2		6-3			1-2	K		K	1	0	0	0	0	1	0				
Billy Moran, R (1, 4) OBP: 0.245, SLG: 0.269										3	0	3	0	1	0	0				
Mudcat Grant, R (1, 1) OBP: 0.100, SLG: 0.103																				
Jay Porter, R (9, PH) OBP: 0.289, SLG: 0.378	G4-6-3 1-2 2-3																			
Inning Stats	R: 0 E: 0 K: 0 S: 3	H: 0 LOB: 1 BB: 1 P: 7	R: 0 E: 0 K: 0 S: 5	H: 3 LOB: 2 BB: 0 P: 5	R: 0 E: 0 K: 0 S: 4	H: 1 LOB: 1 BB: 2 P: 14	R: 2 E: 0 K: 1 S: 6	H: 1 LOB: 1 BB: 0 P: 4	R: 0 E: 0 K: 0 S: 4	H: 1 LOB: 1 BB: 1 P: 11	R: 0 E: 0 K: 0 S: 3	H: 0 LOB: 0 BB: 0 P: 3	R: 0 E: 0 K: 1 S: 5	H: 1 LOB: 0 BB: 0 P: 5	R: 0 E: 0 K: 2 S: 8	H: 1 LOB: 1 BB: 0 P: 8	1B: 8 2B: 2 3B: 0 HR: 1	SF: 0 SAC: 0 DP: 3 HBP: 0	WP: 0 PB: 0 SB: 1 CS: 2	PA: 37
PITCHER Billy Pierce, L (1, 1) ERA: 2.64	IP: 9.0 WLS: W BF: 37 H: 9 R: 2 ER: 2 SO: 6 BB: 4 IBB: 0 HBP: 0 BLK: 0 WP: 0 HR: 1 S: 45 P: 61 ERA: 2.00 WHIP: 1.444															PITCHER				

Cleveland Indians @ Chicago White Sox
Comiskey Park, Chicago, IL
Sun Aug 17 1958, 4:33 AM EDT
Att: 12,632 - Unknown

AB 33
R 2
H 9
RBI 2
BB 4
SO 6
LOB 16



Batter	1	2	3	4	5	6	7	8	9	AB	R	H	RBI	BB	SO	LOB	BOTTOM			
Luis Aparicio, R (1, 6) OBP: 0.311, SLG: 0.337	K	F4		1-3		L9				4	0	0	0	0	1	4				
Nellie Fox, L (1, 4) OBP: 0.367, SLG: 0.359	F7		1-3	BB			FC3-6 1B			3	0	1	0	1	0	0				
Jim Landis, R (1, 8) OBP: 0.360, SLG: 0.458	BB		1B 1B		F9		FC3-6 G5-4-3 1-2			3	1	1	0	1	0	3				
Ray Boone, R (1, 3) OBP: 0.306, SLG: 0.413	F4		1B 1-3		6-3		G5-4-3 1-2			4	0	1	0	0	0	2				
Billy Goodman, L (1, 5) OBP: 0.377, SLG: 0.387									F7	4	1	2	1	0	0	0				
Sammy Esposito, R (9, 5) OBP: 0.362, SLG: 0.237		1B SF8 1B		1B 3-4		4-3				0	0	0	0	0	0	0				
Jim Rivera, L (1, 7) OBP: 0.289, SLG: 0.388		1B S 1B 1-3		F2		K			F6	4	0	1	0	0	1	2				
Earl Batley, R (1, 2) OBP: 0.333, SLG: 0.453			K	F8		SH1-4 BB				3	1	1	1	1	1	4				
Bubba Phillips, R (1, 9) OBP: 0.320, SLG: 0.370		SF8				SH1-4 1B				2	0	1	1	0	1	0				
Billy Pierce, L (1, 1) OBP: 0.265, SLG: 0.250		3-H 1B 2-3		SH1-4 1B		SH1-4			K	2	0	1	0	0	1	1				
Inning Stats	R: 0 E: 0 K: 1 S: 5	H: 0 LOB: 1 BB: 1 P: 9	R: 1 E: 0 K: 1 S: 8	H: 3 LOB: 0 BB: 0 P: 8	R: 1 E: 0 K: 0 S: 6	H: 3 LOB: 2 BB: 0 P: 6	R: 0 E: 0 K: 0 S: 4	H: 1 LOB: 1 BB: 1 P: 8	R: 0 E: 0 K: 1 S: 5	H: 0 LOB: 0 BB: 1 P: 9	R: 0 E: 0 K: 0 S: 3	H: 1 LOB: 0 BB: 0 P: 3	R: 1 E: 0 K: 1 S: 6	H: 1 LOB: 0 BB: 0 P: 6	R: 0 E: 0 K: 0 S: 3	H: 0 LOB: 0 BB: 0 P: 6	1B: 8 2B: 0 3B: 0 HR: 1	SF: 1 SAC: 2 DP: 1 HBP: 0	WP: 0 PB: 0 SB: 1 CS: 0	PA: 35
PITCHER Mudcat Grant, R (1, 1) ERA: 3.69	IP: 8.0 WLS: L BF: 35 H: 9 R: 3 ER: 3 SO: 5 BB: 3 IBB: 0 HBP: 0 BLK: 0 WP: 0 HR: 1 S: 42 P: 54 ERA: 3.38 WHIP: 1.500															PITCHER				

Cleveland Indians @ Chicago White Sox
Comiskey Park, Chicago, IL
Sun Aug 17 1958, 4:33 AM EDT
Att: 12,632 - Unknown

AB 29
R 3
H 9
RBI 3
BB 3
SO 5
LOB 16



Batter	1	2	3	4	5	6	7	8	9	AB	R	H	RBI	BB	SO	LOB	TOP			
Luis Aparicio, R (1, 6) OBP: 0.310, SLG: 0.340										5	1	1	0	0	0	3	Chicago White Sox @ Boston Red Sox Fenway Park, Boston, MA Tue Aug 19 1958, 7:05 PM EDT Att: 27,544 - Unknown			
Nelle Fox, L (1, 4) OBP: 0.369, SLG: 0.362										5	1	3	1	0	0	0				
Jim Landis, R (1, 8) OBP: 0.357, SLG: 0.454										4	0	0	0	0	1	2				
Sherm Lollar, R (1, 2) OBP: 0.373, SLG: 0.454										4	0	1	1	0	0	0				
Ray Boone, R (1, 3) OBP: 0.304, SLG: 0.407										4	2	0	0	1	3	2				
Billy Goodman, L (1, 5) OBP: 0.374, SLG: 0.383										3	0	0	0	0	0	1				
Sammy Esposito, R (7, 5) OBP: 0.375, SLG: 0.256										1	1	1	1	0	0	0				
Jim Rivera, L (1, 7) OBP: 0.293, SLG: 0.399										3	1	1	2	1	1	0				
Al Smith, R (1, 9) OBP: 0.326, SLG: 0.393										4	0	3	1	0	1	0				
Dick Donovan, L (1, 1) OBP: 0.239, SLG: 0.115										3	1	0	0	1	1	4				
Inning Stats	R: 1 E: 0 K: 1 S: 6	H: 1 LOB: 0 BB: 0 P: 6	R: 0 E: 0 K: 1 S: 5	H: 0 LOB: 0 BB: 0 P: 5	R: 1 E: 1 K: 1 S: 6	H: 1 LOB: 1 BB: 1 P: 10	R: 0 E: 0 K: 1 S: 5	H: 0 LOB: 0 BB: 0 P: 5	R: 0 E: 0 K: 0 S: 3	H: 0 LOB: 0 BB: 0 P: 3	R: 2 E: 0 K: 0 S: 5	H: 2 LOB: 1 BB: 1 P: 9	R: 3 E: 2 K: 1 S: 9	H: 3 LOB: 2 BB: 1 P: 13	R: 0 E: 0 K: 1 S: 7	H: 2 LOB: 2 BB: 0 P: 7	1B: 7 2B: 1 3B: 1 HR: 1	SF: 1 SAC: 1 DP: 0 HBP: 0	WP: 0 PB: 1 SB: 0 CS: 0	PA: 41
PITCHER	IP WLS BF H R ER SO BB IBB HBP BLK WP HR S P ERA WHIP																			
Frank Sullivan, R (1, 1) ERA: 3.88	7.2 L 33 7 7 4 5 2 0 0 0 1 0 1 41 49 4.70 1.174																			
Bud Byerly, R (8, 1) ERA: 4.17	0.1 3 1 0 0 1 0 1 0 0 0 0 0 4 8 0.00 3.000																			
Bill Monbouquette, R (9, 1) ERA: 3.62	1.0 5 2 0 0 1 0 0 0 0 0 0 0 7 7 0.00 2.000																			

Batter	1	2	3	4	5	6	7	8	9	AB	R	H	RBI	BB	SO	LOB	BOTTOM					
Don Buddin, R (1, 6) OBP: 0.348, SLG: 0.372										4	0	0	0	0	1	0	Chicago White Sox @ Boston Red Sox Fenway Park, Boston, MA Tue Aug 19 1958, 7:05 PM EDT Att: 27,544 - Unknown					
Pete Runnels, L (1, 4) OBP: 0.421, SLG: 0.439										4	0	0	0	0	0	0						
Ted Williams, L (1, 7) OBP: 0.449, SLG: 0.560										4	0	1	0	0	1	0						
Frank Maltzone, R (1, 5) OBP: 0.350, SLG: 0.428										4	0	0	0	0	0	1						
Jackie Jensen, R (1, 9) OBP: 0.419, SLG: 0.609										3	1	2	1	0	0	0						
Dick Gemert, R (1, 3) OBP: 0.334, SLG: 0.428										3	0	0	0	0	2	1						
Jim Piersall, R (1, 8) OBP: 0.309, SLG: 0.381										3	0	1	0	0	0	1						
Sammy White, R (1, 2) OBP: 0.293, SLG: 0.370										3	0	0	0	0	1	1						
Frank Sullivan, R (1, 1) OBP: 0.208, SLG: 0.163										2	0	0	0	0	0	0						
Bud Byerly, R (8, 1) ERA: 4.17										0	0	0	0	0	0	0						
Gene Stephens, L (8, PH) OBP: 0.286, SLG: 0.389										1	0	0	0	0	0	1						
Bill Monbouquette, R (9, 1) OBP: 0.182, SLG: 0.182										0	0	0	0	0	0	0						
Inning Stats	R: 0 E: 0 K: 1 S: 5	H: 0 LOB: 0 BB: 0 P: 5	R: 0 E: 0 K: 1 S: 6	H: 1 LOB: 1 BB: 0 P: 6	R: 0 E: 0 K: 0 S: 3	H: 0 LOB: 0 BB: 0 P: 3	R: 0 E: 0 K: 0 S: 3	H: 0 LOB: 0 BB: 0 P: 3	R: 1 E: 0 K: 2 S: 8	H: 1 LOB: 0 BB: 0 P: 8	R: 0 E: 0 K: 1 S: 5	H: 0 LOB: 0 BB: 0 P: 5	R: 0 E: 0 K: 0 S: 3	H: 0 LOB: 0 BB: 0 P: 3	R: 0 E: 0 K: 0 S: 4	H: 1 LOB: 1 BB: 0 P: 4	R: 0 E: 0 K: 0 S: 4	H: 1 LOB: 1 BB: 0 P: 4	1B: 3 2B: 0 3B: 0 HR: 1	SF: 0 SAC: 0 DP: 0 HBP: 0	WP: 0 PB: 0 SB: 1 CS: 0	PA: 31
PITCHER	IP WLS BF H R ER SO BB IBB HBP BLK WP HR S P ERA WHIP																					
Dick Donovan, R (1, 1) ERA: 3.12	9.0 W 31 4 1 1 5 0 0 0 0 0 1 41 41 1.00 0.444																					

Batter	1	2	3	4	5	6	7	8	9	AB	R	H	RBI	BB	SO	LOB	TOP					
Luis Aparicio, R OBP: 0.313, SLG: 0.343										5	2	3	0	0	1	0	Chicago White Sox @ Boston Red Sox Fenway Park, Boston, MA Wed Aug 20 1958, 3:33 AM EDT Att: 12,401 - Unknown					
Nellie Fox, L OBP: 0.371, SLG: 0.364										5	3	3	0	0	0	2						
Jim Landis, R OBP: 0.360, SLG: 0.465										5	1	3	4	0	0	2						
Sherm Lollar, R OBP: 0.371, SLG: 0.450										5	1	1	1	0	0	2						
Ray Boone, R OBP: 0.306, SLG: 0.411										5	1	2	2	0	0	0						
Al Smith, R OBP: 0.324, SLG: 0.391										5	1	1	1	0	1	1						
Billy Goodman, L OBP: 0.372, SLG: 0.382										4	0	1	0	0	0	1						
Jim Rivera, L OBP: 0.293, SLG: 0.399										0	1	0	0	0	0	0						
Bubba Phillips, R OBP: 0.320, SLG: 0.369										3	0	1	1	0	0	0						
Sammy Esposito, R OBP: 0.375, SLG: 0.256										0	0	0	0	0	0	0						
Jim Wilson, R OBP: 0.173, SLG: 0.085										2	0	0	0	0	0	1						
Bob Shaw, R OBP: 0.304, SLG: 0.158										1	0	0	0	0	0	0						
Turk Lown, R OBP: 0.333, SLG: 0.333										1	0	1	1	0	0	0						
Gerry Staley, R OBP: 0.333, SLG: 0.333										0	0	0	0	0	0	0						
Inning Stats	R: 5 E: 1 K: 0 S: 9	H: 6 LOB: 1 BB: 0 P: 9	R: 0 E: 0 K: 0 S: 4	H: 1 LOB: 1 BB: 0 P: 4	R: 0 E: 0 K: 0 S: 3	H: 0 LOB: 0 BB: 0 P: 3	R: 2 E: 0 K: 0 S: 6	H: 3 LOB: 1 BB: 0 P: 6	R: 0 E: 0 K: 1 S: 5	H: 0 LOB: 0 BB: 0 P: 5	R: 0 E: 0 K: 1 S: 5	H: 0 LOB: 0 BB: 0 P: 5	R: 2 E: 0 K: 0 S: 5	H: 2 LOB: 0 BB: 0 P: 5	R: 1 E: 0 K: 0 S: 5	H: 3 LOB: 2 BB: 0 P: 5	R: 0 E: 0 K: 0 S: 4	H: 1 LOB: 1 BB: 0 P: 4	1B: 13 2B: 2 3B: 0 HR: 1	SF: 0 SAC: 1 DP: 1 HBP: 0	WP: 0 PB: 0 SB: 0 CS: 0	PA: 42
PITCHER	IP WLS BF H R ER SO BB IBB HBP BLK WP HR S P ERA WHIP																					
Ted Bowfield, L ERA: 3.45	(1, 1) 0.1 5 4 4 4 0 0 0 0 0 0 0 0 5 5 108.00 12.000																					
Murray Wall, R ERA: 3.45	(1, 1) 1.2 8 3 1 1 0 0 0 0 0 0 0 0 8 8 5.40 1.800																					
Mike Fornieles, R ERA: 5.16	(3, 1) 4.0 15 3 2 2 2 0 0 0 0 0 0 0 19 19 4.50 0.750																					
Bud Byerly, R ERA: 4.5	(7, 1) 1.0 L 5 2 2 2 0 0 0 0 0 0 0 1 5 5 18.00 2.000																					
Leo Kiely, L ERA: 3.06	(8, 1) 2.0 9 4 1 1 0 0 0 0 0 0 0 0 9 9 4.50 2.000																					

Batter	1	2	3	4	5	6	7	8	9	AB	R	H	RBI	BB	SO	LOB	BOTTOM					
Don Buddin, R OBP: 0.347, SLG: 0.371										6	2	2	1	0	1	4	Chicago White Sox @ Boston Red Sox Fenway Park, Boston, MA Wed Aug 20 1958, 3:33 AM EDT Att: 12,401 - Unknown					
Pete Runnels, L OBP: 0.423, SLG: 0.440										4	2	2	1	1	0	0						
Ted Williams, L OBP: 0.451, SLG: 0.566										3	1	1	3	2	0	1						
Frank Malzone, R OBP: 0.346, SLG: 0.425										4	0	0	1	0	0	1						
Jackie Jensen, R OBP: 0.421, SLG: 0.610										3	1	1	1	2	0	0						
Dick Gemert, R OBP: 0.335, SLG: 0.428										5	0	2	0	0	1	4						
Jim Piersall, R OBP: 0.307, SLG: 0.378										5	0	1	0	0	0	2						
Sammy White, R OBP: 0.299, SLG: 0.378										5	1	3	0	0	0	1						
Marty Keough, L OBP: 0.276, SLG: 0.327										0	0	0	0	0	0	0						
Inning Stats	R: 0 E: 0 K: 0 S: 3	H: 1 LOB: 0 BB: 0 P: 3	R: 1 E: 1 K: 1 S: 7	H: 2 LOB: 2 BB: 1 P: 11	R: 0 E: 0 K: 0 S: 3	H: 0 LOB: 1 BB: 1 P: 7	R: 0 E: 0 K: 0 S: 4	H: 1 LOB: 1 BB: 0 P: 4	R: 3 E: 0 K: 1 S: 7	H: 2 LOB: 1 BB: 2 P: 15	R: 4 E: 0 K: 1 S: 10	H: 5 LOB: 2 BB: 1 P: 14	R: 0 E: 0 K: 0 S: 3	H: 0 LOB: 0 BB: 1 P: 7	R: 0 E: 0 K: 0 S: 3	H: 0 LOB: 0 BB: 0 P: 3		R: 0 E: 0 K: 1 S: 7	H: 2 LOB: 3 BB: 1 P: 11	1B: 10 2B: 2 3B: 0 HR: 1	SF: 1 SAC: 0 DP: 1 HBP: 0	WP: 0 PB: 0 SB: 0 CS: 0
PITCHER	IP WLS BF H R ER SO BB IBB HBP BLK WP HR S P ERA WHIP																					
Jim Wilson, R ERA: 4.06	(1, 1) 4.2 23 6 4 3 2 4 0 0 0 0 0 0 23 39 5.79 2.143																					
Bob Shaw, R ERA: 4.31	(5, 1) 0.2 5 3 3 3 0 0 0 0 0 0 0 5 5 40.50 4.500																					
Turk Lown, R ERA: 4.31	(6, 1) 3.1 W 17 4 1 1 1 3 0 0 0 0 0 0 16 28 2.70 2.100																					
Gerry Staley, R ERA: 3.14	(9, 1) 0.1 S 1 0 0 0 1 0 0 0 0 0 0 0 3 3 0.00 0.000																					

Batter	1	2	3	4	5	6	7	8	9	AB	R	H	RBI	BB	SO	LOB	TOP					
Luis Aparicio, R (1, 6) OBP: 0.312, SLG: 0.344	0-0 4-3 2B		0-3 K		0-0 G3			0-0 6-3		4	1	1	0	0	1	2						
Nelle Fox, L (1, 4) OBP: 0.372, SLG: 0.366	0-0 4-3		0-0 L9-3			0-0 FC5 2B		4-0 FC6-4 BB		3	0	1	0	1	0	2						
Jim Landis, R (1, 8) OBP: 0.359, SLG: 0.468	0-3 K			0-0 SF7 3B		0-3 K		0-0 FC6-4 FC6-4		4	1	1	0	0	2	3						
Sherm Lollar, R (1, 2) OBP: 0.369, SLG: 0.452	0-0 2B			0-0 SF7		0-0 FC5 BB		0-0 FC6-4		3	0	1	2	0	0	2						
Ray Boone, R (1, 3) OBP: 0.305, SLG: 0.406	0-0 F9			0-0 F6		4-0 BB		0-0 6-3		3	0	0	0	1	0	1						
Billy Goodman, L (1, 5) OBP: 0.368, SLG: 0.377		0-0 6-3		0-0 F7		0-0 3-1		0-0 F8		4	0	0	0	0	0	2						
Jim Rivera, L (1, 7) OBP: 0.292, SLG: 0.409		0-0 F7			0-0 3-1		0-0 3-1		0-0 HR	4	1	1	1	0	0	0						
Al Smith, R (1, 9) OBP: 0.326, SLG: 0.390		0-0 F9			4-0 SH1-4 BB		0-0 6-3		0-0 1B	3	0	1	0	1	0	0						
Ray Moore, R (1, 1) OBP: 0.250, SLG: 0.333			4-0 L9-3 BB		0-0 SH1-4		0-0 6-3		0-3 K	1	0	0	0	1	0	0						
Gerry Staley, R (7, 1)										0	0	0	0	0	0	0						
Barry Latman, R (8, 1) OBP: 0.200, SLG: 0.200										0	0	0	0	0	0	0						
Earl Torgeson, L (9, FH) OBP: 0.407, SLG: 0.420										1	0	0	0	0	1	1						
Inning Stats	R: 1 E: 0 K: 1 S: 7	H: 2 LOB: 1 BB: 0 P: 7	R: 0 E: 0 K: 0 S: 3	H: 0 LOB: 0 BB: 0 P: 3	R: 0 E: 0 K: 1 S: 4	H: 0 LOB: 0 BB: 1 P: 8	R: 1 E: 0 K: 0 S: 4	H: 1 LOB: 0 BB: 0 P: 4	R: 0 E: 0 K: 0 S: 3	H: 0 LOB: 1 BB: 1 P: 7	R: 0 E: 0 K: 1 S: 6	H: 0 LOB: 2 BB: 1 P: 10	R: 0 E: 0 K: 0 S: 3	H: 0 LOB: 0 BB: 0 P: 3	R: 0 E: 0 K: 0 S: 3	H: 0 LOB: 1 BB: 0 P: 7	R: 1 E: 0 K: 1 S: 7	H: 2 LOB: 1 BB: 0 P: 7	1B: 1 2B: 4 3B: 1 HR: 1	SF: 1 SAC: 1 DP: 1 HBP: 0	WP: 0 PB: 0 SB: 0 CS: 0	PA: 36
PITCHER Bob Turley, R (1, 1) ERA: 2.81	IP: 9.0 WLS: W BF: 36 H: 6 R: 3 ER: 3 SO: 4 BB: 4 IBB: 0 HBP: 0 BLK: 0 WP: 0 HR: 1 S: 40 P: 56 ERA: 3.00 WHIP: 1.111															PITCHER	IP: 9.0 WLS: W BF: 36 H: 6 R: 3 ER: 3 SO: 4 BB: 4 IBB: 0 HBP: 0 BLK: 0 WP: 0 HR: 1 S: 40 P: 56 ERA: 3.00 WHIP: 1.111					

Chicago White Sox @ New York Yankees
Yankee Stadium, Bronx, NY
Thu Aug 21 1958, 7:05 PM EDT
Att: 26,829 - Sunny - 80 F

AB 30
R 3
H 6
RBI 3
BB 4
SO 4
LOB 13



Batter	1	2	3	4	5	6	7	8	9	AB	R	H	RBI	BB	SO	LOB	BOTTOM			
Gil McDougald, R (1, 4) OBP: 0.326, SLG: 0.367	0-0 F9	4-0 BB BB			0-0 F7	0-0 F8		0-3 K		4	0	0	0	1	1	1				
Norm Siebern, L (1, 7) OBP: 0.387, SLG: 0.451	4-0 BB	4-0 BB BB			4-0 4-3 BB BB		0-0 1B BB SF8 1B	0-0 4-3		2	1	1	0	3	0	0				
Mickey Mantle, S (1, 8) OBP: 0.442, SLG: 0.605	0-3 K		0-0 G3		4-0 4-3 BB		4-0 SF8 SF9 BB			2	1	0	0	2	1	4				
Yogi Berra, L (1, 9) OBP: 0.318, SLG: 0.483	0-0 6-3			0-0 F2		0-0 4-3		0-0 SF9 1B SF8		4	1	1	0	0	0	3				
Hank Bauer, R (8, 9) OBP: 0.332, SLG: 0.445					0-0 4-3		0-0 1B 1B			0	0	0	0	0	0	0				
Bill Skowron, R (1, 3) OBP: 0.332, SLG: 0.467		0-0 1B 1B		0-0 P4		0-0 6-3		0-0 SF8		3	1	1	1	0	0	2				
Eiston Howard, R (1, 2) OBP: 0.364, SLG: 0.517		0-0 WP 1B 5-3 1B		0-3 K		0-0 6-3		0-0 SF9		3	1	1	1	0	1	0				
Tony Kubek, L (1, 6) OBP: 0.307, SLG: 0.320		0-3 K			0-0 5-3		0-0 1B 1B	0-0 3H 1B		4	1	2	1	0	1	2				
Andy Carey, R (1, 5) OBP: 0.355, SLG: 0.485		0-0 5-3 WP 1B			0-3 K		0-0 WP SH1-4 1B	0-0 3H P6		4	0	2	2	0	1	1				
Bob Turley, R (1, 1) OBP: 0.156, SLG: 0.192		0-0 5-3			0-3 K		0-0 SH1-4	0-0 6-3		3	0	0	1	0	1	1				
Inning Stats	R: 0 E: 0 K: 1 S: 5	H: 0 LOB: 1 BB: 1 P: 9	R: 2 E: 0 K: 1 S: 8	H: 3 LOB: 3 BB: 2 P: 16	R: 0 E: 0 K: 1 S: 5	H: 0 LOB: 0 BB: 0 P: 5	R: 0 E: 0 K: 2 S: 7	H: 0 LOB: 0 BB: 0 P: 7	R: 0 E: 0 K: 0 S: 3	H: 0 LOB: 2 BB: 2 P: 11	R: 1 E: 0 K: 0 S: 5	H: 2 LOB: 1 BB: 0 P: 5	R: 3 E: 0 K: 0 S: 6	H: 3 LOB: 1 BB: 1 P: 10	R: 0 E: 0 K: 1 S: 5	H: 0 LOB: 0 BB: 0 P: 5	1B: 8 2B: 0 3B: 0 HR: 0	SF: 2 SAC: 1 DP: 0 HBP: 0	WP: 2 PB: 0 SB: 1 CS: 0	PA: 38
PITCHER Ray Moore, R (1, 1) ERA: 3.0	IP: 6.0 WLS: L BF: 30 H: 6 R: 5 ER: 5 SO: 0 BB: 6 IBB: 0 HBP: 0 BLK: 0 WP: 2 HR: 0 S: 34 P: 58 ERA: 7.50 WHIP: 2.000															PITCHER	IP: 6.0 WLS: L BF: 30 H: 6 R: 5 ER: 5 SO: 0 BB: 6 IBB: 0 HBP: 0 BLK: 0 WP: 2 HR: 0 S: 34 P: 58 ERA: 7.50 WHIP: 2.000			
PITCHER Gerry Staley, R (7, 1) ERA: 3.21	IP: 1.0 WLS: 5 BF: 2 H: 1 R: 1 ER: 1 SO: 0 BB: 0 IBB: 0 HBP: 0 BLK: 0 WP: 0 HR: 0 S: 5 P: 5 ERA: 9.00 WHIP: 2.000															PITCHER	IP: 1.0 WLS: 5 BF: 2 H: 1 R: 1 ER: 1 SO: 0 BB: 0 IBB: 0 HBP: 0 BLK: 0 WP: 0 HR: 0 S: 5 P: 5 ERA: 9.00 WHIP: 2.000			
PITCHER Barry Latman, R (8, 1) ERA: 2.08	IP: 1.0 WLS: 3 BF: 0 H: 0 R: 0 ER: 0 SO: 1 BB: 0 IBB: 0 HBP: 0 BLK: 0 WP: 0 HR: 0 S: 5 P: 5 ERA: 0.00 WHIP: 0.000															PITCHER	IP: 1.0 WLS: 3 BF: 0 H: 0 R: 0 ER: 0 SO: 1 BB: 0 IBB: 0 HBP: 0 BLK: 0 WP: 0 HR: 0 S: 5 P: 5 ERA: 0.00 WHIP: 0.000			

Chicago White Sox @ New York Yankees
Yankee Stadium, Bronx, NY
Thu Aug 21 1958, 7:05 PM EDT
Att: 26,829 - Sunny - 80 F

AB 29
R 6
H 8
RBI 6
BB 6
SO 6
LOB 14



Batter	1	2	3	4	5	6	7	8	9	AB	R	H	RBI	BB	SO	LOB	TOP					
Luis Aparicio, R OBP: 0.309, SLG: 0.340	4-3		F9		FC4-6 1B		F8		F8	5	1	0	0	0	0	2	Chicago White Sox @ New York Yankees Yankee Stadium, Bronx, NY Fri Aug 22 1958, 3:33 AM EDT Att: 12,527 - Sunny - 77 F					
Nellie Fox, L OBP: 0.370, SLG: 0.364	F5			F7			5-3		F7	5	0	1	1	0	0	1						
Jim Landis, R OBP: 0.355, SLG: 0.462	E5			F7	F7		5-3		F9	5	0	0	0	0	0	2						
Sherm Lollar, R OBP: 0.373, SLG: 0.464	PO	F8		1B					1B	4	3	3	1	0	0	0						
Billy Goodman, L OBP: 0.375, SLG: 0.385				1B					1B	4	1	4	0	0	0	0						
Earl Torgeson, L OBP: 0.403, SLG: 0.415		F7		1B			1-3		1-3	4	0	1	1	0	0	3						
Jim Rivera, L OBP: 0.291, SLG: 0.404		F8		1-3			E3		BB	3	0	0	0	1	0	4						
Don Mueller, L OBP: 0.286, SLG: 0.270			4-3				4-3		L7-3	4	0	1	1	0	0	3						
Early Wynn, S OBP: 0.281, SLG: 0.214			K							3	0	0	0	0	2	2						
Turk Lowm, R OBP: 0.333, SLG: 0.333							F7			0	0	0	0	0	0	0						
Bob Shaw, R OBP: 0.304, SLG: 0.158										0	0	0	0	0	0	0						
Ray Boone, R OBP: 0.307, SLG: 0.408										1	0	1	0	0	0	0						
Bubba Phillips, R OBP: 0.320, SLG: 0.369									1B	0	0	0	0	0	0	0						
Inning Stats	R: 0 E: 1 K: 0 S: 3	H: 0 LOB: 0 BB: 0 P: 3	R: 0 E: 0 K: 0 S: 4	H: 1 LOB: 1 BB: 0 P: 4	R: 0 E: 0 K: 1 S: 5	H: 0 LOB: 0 BB: 0 P: 5	R: 1 E: 0 K: 0 S: 6	H: 3 LOB: 2 BB: 0 P: 6	R: 1 E: 0 K: 1 S: 7	H: 2 LOB: 1 BB: 0 P: 7	R: 2 E: 1 K: 0 S: 6	H: 2 LOB: 1 BB: 0 P: 6	R: 0 E: 0 K: 0 S: 3	H: 0 LOB: 0 BB: 0 P: 3	R: 1 E: 0 K: 0 S: 4	H: 2 LOB: 1 BB: 1 P: 8	R: 0 E: 0 K: 0 S: 4	H: 1 LOB: 1 BB: 0 P: 4	1B: 10 2B: 1 3B: 0 HR: 1	SF: 0 SAC: 0 DP: 1 HBP: 0	WP: 2 PB: 0 SB: 2 CS: 0	PA: 40
PITCHER	IP WLS BF H R ER SO BB IBB HBP BLK WP HR S P ERA WHIP	5.0 23 8 4 3 2 0 0 0 0 0 1 27 27 5.40 1.600	2.0 W 7 0 0 0 0 0 0 0 0 0 1 0 7 7 0.00 0.000	2.0 S 9 3 1 1 0 1 0 0 0 0 1 0 8 12 4.50 2.000											IP WLS BF H R ER SO BB IBB HBP BLK WP HR S P ERA WHIP							
Johnny Kucks, R ERA: 3.78											5.0 23 8 4 3 2 0 0 0 0 0 1 27 27 5.40 1.600											
Duke Maas, R ERA: 4.49											2.0 W 7 0 0 0 0 0 0 0 0 0 1 0 7 7 0.00 0.000											
Virgil Trucks, R ERA: 3.59											2.0 S 9 3 1 1 0 1 0 0 0 0 1 0 8 12 4.50 2.000											


Batter	1	2	3	4	5	6	7	8	9	AB	R	H	RBI	BB	SO	LOB	BOTTOM				
Gil McDougald, R OBP: 0.326, SLG: 0.373	F9	1-3		4-3			SH3-4			4	1	1	1	0	0	3	Chicago White Sox @ New York Yankees Yankee Stadium, Bronx, NY Fri Aug 22 1958, 3:33 AM EDT Att: 12,527 - Sunny - 77 F				
Tony Kubek, L OBP: 0.306, SLG: 0.318	6-3		K		F8		2B		K	5	1	1	1	0	2	0					
Mickey Mantle, S OBP: 0.447, SLG: 0.617							1B			2	2	2	2	3	0	0					
Yogi Berra, L OBP: 0.319, SLG: 0.481							2B			3	0	1	1	1	0	1					
Hank Bauer, R OBP: 0.331, SLG: 0.444	F8				G6-3		1B		P6	1	0	0	0	0	0	1					
Bill Skowron, R OBP: 0.334, SLG: 0.468					FC6-4					3	1	1	0	1	1	1					
Norm Siebern, L OBP: 0.386, SLG: 0.447										3	0	0	0	1	1	1					
Elston Howard, R OBP: 0.366, SLG: 0.527										4	1	2	2	0	0	3					
Andy Carey, R OBP: 0.358, SLG: 0.489										2	1	1	0	1	0	1					
Jerry Lumpe, L OBP: 0.335, SLG: 0.404										1	0	0	0	0	0	3					
Bobby Richardson, R OBP: 0.231, SLG: 0.266										0	0	0	0	0	0	0					
Johnny Kucks, R OBP: 0.171, SLG: 0.158										1	0	0	0	1	0	1					
Duke Maas, R OBP: 0.205, SLG: 0.171										0	0	0	0	0	0	0					
Enos Slaughter, L OBP: 0.431, SLG: 0.495										1	1	1	1	0	0	0					
Virgil Trucks, R OBP: 0.200, SLG: 0.200										1	0	0	0	0	0	0					
Inning Stats	R: 1 E: 0 K: 0 S: 4	H: 1 LOB: 0 BB: 0 P: 4	R: 2 E: 0 K: 0 S: 4	H: 1 LOB: 1 BB: 2 P: 12	R: 0 E: 0 K: 1 S: 4	H: 0 LOB: 1 BB: 2 P: 12	R: 0 E: 0 K: 1 S: 6	H: 1 LOB: 2 BB: 1 P: 10	R: 0 E: 0 K: 0 S: 2	H: 0 LOB: 0 BB: 1 P: 6	R: 0 E: 0 K: 1 S: 5	H: 0 LOB: 0 BB: 0 P: 5	R: 4 E: 0 K: 0 S: 9	H: 6 LOB: 3 BB: 1 P: 13	R: 1 E: 0 K: 1 S: 6	H: 1 LOB: 1 BB: 1 P: 10	1B: 4 2B: 3 3B: 0 HR: 3	SF: 0 SAC: 1 DP: 1 HBP: 0	WP: 1 PB: 0 SB: 0 CS: 1	PA: 40	
PITCHER	IP WLS BF H R ER SO BB IBB HBP BLK WP HR S P ERA WHIP	6.1 L 29 6 6 6 3 6 0 0 0 0 0 1 29 53 8.53 1.895	0.0 3 3 1 1 0 0 0 0 0 0 1 0 3 3	1.2 8 1 1 1 1 1 1 0 0 0 0 1 8 16 5.40 1.200											IP WLS BF H R ER SO BB IBB HBP BLK WP HR S P ERA WHIP						
Early Wynn, R ERA: 4.61											6.1 L 29 6 6 6 3 6 0 0 0 0 0 1 29 53 8.53 1.895										
Turk Lowm, R ERA: 4.5											0.0 3 3 1 1 0 0 0 0 0 0 1 0 3 3										
Bob Shaw, R ERA: 4.92											1.2 8 1 1 1 1 1 1 0 0 0 0 1 8 16 5.40 1.200										

Batter	1	2	3	4	5	6	7	8	9	AB	R	H	RBI	BB	SO	LOB	TOP					
Luis Aparicio, R OBP: 0.308, SLG: 0.339	6-3		F8		K		FC5-2 1B 1-2 2-H		K	5	1	1	1	0	2	1						
Nelle Fox, L OBP: 0.371, SLG: 0.365	K		FC6-5-4-6			SH2-4 1B	FC5-2 E 1B		4-3	5	2	2	0	0	1	1						
Jim Landis, R OBP: 0.354, SLG: 0.460			P3			SH2-4	FC5-2 E 1B		6-3	4	1	1	0	0	0	4						
Ray Boone, R OBP: 0.310, SLG: 0.423	F8				HR	K	E1 2B			4	1	2	4	0	1	2						
Al Smith, R OBP: 0.327, SLG: 0.390		K L5-3			F2					3	0	1	1	1	1	0						
Earl Battey, R OBP: 0.325, SLG: 0.439	F9				6-3		2-H 1B		6-3	4	0	0	0	0	0	4						
Billy Goodman, L OBP: 0.375, SLG: 0.382 Sammy Esposito, R (7, PR) OBP: 0.367, SLG: 0.250	L5-3				4-3					2	0	0	0	1	0	1						
Bubba Phillips, R OBP: 0.324, SLG: 0.377			E 2B			F4	1B 1B FC5-2 1B		5-3	4	1	2	0	0	0	0						
Billy Pierce, L OBP: 0.254, SLG: 0.239			SH FC6-5-4 2-H			6-3	F4		6-3	3	0	0	0	0	0	2						
Inning Stats	R: 0 E: 0 K: 1 S: 6	H: 1 LOB: 1 BB: 0 P: 6	R: 0 E: 0 K: 1 S: 5	H: 0 LOB: 0 BB: 0 P: 5	R: 1 E: 1 K: 0 S: 5	H: 1 LOB: 1 BB: 0 P: 5	R: 1 E: 0 K: 0 S: 4	H: 1 LOB: 0 BB: 0 P: 4	R: 0 E: 0 K: 1 S: 5	H: 0 LOB: 0 BB: 0 P: 5	R: 1 E: 0 K: 1 S: 7	H: 2 LOB: 1 BB: 0 P: 7	R: 4 E: 1 K: 0 S: 7	H: 4 LOB: 2 BB: 2 P: 15	R: 0 E: 0 K: 0 S: 3	H: 0 LOB: 0 BB: 0 P: 3	R: 0 E: 0 K: 1 S: 5	H: 0 LOB: 0 BB: 0 P: 5	1B: 6 2B: 3 3B: 0 HR: 1	SF: 0 SAC: 2 DP: 1 HBP: 0	WP: 0 PB: 1 CS: 0	PA: 39
PITCHER	IP	WLS	BF	H	R	ER	SO	BB	IBB	HBP	BLK	WP	HR	S	P	ERA	WHIP					
Whitey Ford, L ERA: 2.11	(1, 1)	6.2	L	31	9	7	7	4	1	0	0	0	0	1	38	42	9.45	1.500				
Zach Monroe, R ERA: 3.79	(7, 1)	1.1		5	0	0	0	0	1	0	0	0	0	0	4	8	0.00	0.750				
Duke Maas, R ERA: 4.45	(9, 1)	1.0		3	0	0	0	1	0	0	0	0	0	0	5	5	0.00	0.000				

Chicago White Sox @ New York Yankees
Yankee Stadium, Bronx, NY
Sat Aug 23 1958, 3:33 AM EDT
Att: 23,183 - Sunny - 80 F

livebaseballscores.com

AB 35
R 7
H 9
RBI 6
BB 2
SO 5
LOB 15




Batter	1	2	3	4	5	6	7	8	9	AB	R	H	RBI	BB	SO	LOB	BOTTOM				
Gil McDougald, R OBP: 0.330, SLG: 0.373 Bobby Richardson, R OBP: 0.231, SLG: 0.266	F9		F7			L3 1B				3	0	1	0	1	0	1					
Hank Bauer, R OBP: 0.330, SLG: 0.442	K		F4			L3				4	0	1	0	0	1	2					
Mickey Mantle, S OBP: 0.444, SLG: 0.611	L7				F6					4	0	0	0	0	1	3					
Bill Skowron, R OBP: 0.333, SLG: 0.474		F9			K					4	1	1	1	0	1	3					
Yogi Berra, L OBP: 0.319, SLG: 0.477		K2-3			F8					3	0	0	0	1	1	0					
Elston Howard, R OBP: 0.364, SLG: 0.523						F9				4	0	1	0	0	1	1					
Andy Carey, R OBP: 0.357, SLG: 0.489										4	0	1	0	0	0	2					
Tony Kubek, L OBP: 0.304, SLG: 0.316			E1			P6				3	0	0	0	0	0	2					
Whitey Ford, L OBP: 0.247, SLG: 0.206 Zach Monroe, R	(1, 1)	(7, 1)								2	0	0	0	0	0	2					
Enos Slaughter, L OBP: 0.436, SLG: 0.500 Duke Maas, R OBP: 0.205, SLG: 0.171	(6, PH)	(9, 1)								1	0	1	0	0	0	0					
										0	0	0	0	0	0	0					
										1	0	1	0	0	0	0					
										0	0	0	0	0	0	0					
Inning Stats	R: 0 E: 0 K: 1 S: 5	H: 0 LOB: 0 BB: 0 P: 5	R: 0 E: 0 K: 1 S: 6	H: 1 LOB: 1 BB: 0 P: 6	R: 0 E: 1 K: 0 S: 4	H: 0 LOB: 1 BB: 0 P: 4	R: 0 E: 0 K: 1 S: 5	H: 0 LOB: 0 BB: 0 P: 5	R: 0 E: 0 K: 1 S: 3	H: 1 LOB: 0 BB: 0 P: 3	R: 1 E: 0 K: 1 S: 6	H: 1 LOB: 1 BB: 1 P: 10	R: 0 E: 0 K: 1 S: 6	H: 2 LOB: 2 BB: 1 P: 10	R: 0 E: 0 K: 0 S: 3	H: 0 LOB: 0 BB: 0 P: 3	1B: 4 2B: 2 3B: 0 HR: 1	SF: 0 SAC: 0 DP: 2 HBP: 0	WP: 0 PB: 0 CS: 0	PA: 34	
PITCHER	IP	WLS	BF	H	R	ER	SO	BB	IBB	HBP	BLK	WP	HR	S	P	ERA	WHIP				
Billy Pierce, L ERA: 2.56	(1, 1)	9.0	W	34	6	1	1	5	2	0	0	0	1	42	50	1.00	0.889				

Chicago White Sox @ New York Yankees
Yankee Stadium, Bronx, NY
Sat Aug 23 1958, 3:33 AM EDT
Att: 23,183 - Sunny - 80 F

livebaseballscores.com

AB 32
R 1
H 6
RBI 1
BB 2
SO 5
LOB 16



Batter	1	2	3	4	5	6	7	8	9	AB	R	H	RBI	BB	SO	LOB	TOP					
Luis Aparicio, R (1, 6) OBP: 0.307, SLG: 0.342	4-3		G4-6-3		5-3		3B			4	0	1	1	0	0	1	Chicago White Sox @ Baltimore Orioles Memorial Stadium, Baltimore, MD Sun Aug 24 1958, 3:33 AM EDT Att: 6,897 - Unknown					
Nelle Fox, L (1, 4) OBP: 0.370, SLG: 0.364	K			F9		1B	F8			4	0	1	0	0	1							
Jim Landis, R (1, 8) OBP: 0.353, SLG: 0.459	F7			1B		F6		K		4	1	1	0	0	1							
Sherm Lollar, R (1, 2) OBP: 0.374, SLG: 0.463		F7		1B				F8		3	0	1	0	1	0							
Ray Boone, R (1, 3) OBP: 0.315, SLG: 0.428				1B		BB				4	0	3	1	0	0	2						
Al Smith, R (1, 9) OBP: 0.325, SLG: 0.386				1B	F8		F5			4	0	0	0	0	0	6						
Billy Goodman, L (1, 5) OBP: 0.374, SLG: 0.379				F8						3	0	0	0	1	0	3						
Bubba Phillips, R (1, 7) OBP: 0.324, SLG: 0.376										3	0	1	0	0	0	1						
Don Mueller, L (9, PH) OBP: 0.294, SLG: 0.268			G4-6-3	1B		F9	G6-4-3	1-3		1	0	0	0	0	0	0						
Dick Donovan, L (1, 1) OBP: 0.236, SLG: 0.113			K				E6			1	0	0	0	0	1	1						
Barry Latman, R (3, 1) OBP: 0.167, SLG: 0.167										1	0	0	0	0	1	0						
Ron Jackson, R (7, PH) OBP: 0.331, SLG: 0.406										1	1	0	0	0	0	0						
Tom Qualters, R (7, 1) OBP: 0.301, SLG: 0.412										0	0	0	0	0	0	0						
Earl Torgeson, L (9, PH) OBP: 0.301, SLG: 0.412										1	0	0	0	0	0	0						
Inning Stats	R: 0 E: 0 K: 1 S: 5	H: 0 LOB: 0 BB: 0 P: 5	R: 0 E: 0 K: 0 S: 4	H: 1 LOB: 1 BB: 0 P: 4	R: 0 E: 0 K: 1 S: 5	H: 1 LOB: 0 BB: 0 P: 5	R: 1 E: 0 K: 0 S: 6	H: 3 LOB: 2 BB: 0 P: 6	R: 0 E: 0 K: 1 S: 4	H: 0 LOB: 0 BB: 1 P: 5	R: 0 E: 0 K: 0 S: 4	H: 1 LOB: 1 BB: 1 P: 8	R: 1 E: 1 K: 0 S: 4	H: 1 LOB: 1 BB: 1 P: 8	R: 0 E: 0 K: 1 S: 6	H: 1 LOB: 1 BB: 0 P: 6	R: 0 E: 0 K: 0 S: 3	H: 0 LOB: 0 BB: 0 P: 3	1B: 7 2B: 0 3B: 1 HR: 0	SF: 0 SAC: 0 DP: 2 HBP: 0	WP: 0 PB: 0 SB: 0 CS: 0	PA: 36
PITCHER	IP WLS BF H R ER SO BB IBB HBP BLK WP HR S P ERA WHIP																					
Billy O'Dell, L (1, 1) ERA: 2.87	7.0 W 29 7 2 1 3 2 0 0 0 0 0 0 33 41 1.29 1.286																					
Billy Loes, R (8, 1) ERA: 3.75	2.0 S 7 1 0 0 1 0 0 0 0 0 0 0 9 9 0.00 0.500																					

Batter	1	2	3	4	5	6	7	8	9	AB	R	H	RBI	BB	SO	LOB	BOTTOM	
Dick Williams, R (1, 8) OBP: 0.346, SLG: 0.363	6-3									3	1	2	0	1	0	0	Chicago White Sox @ Baltimore Orioles Memorial Stadium, Baltimore, MD Sun Aug 24 1958, 3:33 AM EDT Att: 6,897 - Unknown	
Billy Loes, R (8, 1) OBP: 0.100, SLG: 0.071										1	0	0	0	0	0			
Bob Boyd, L (1, 3) OBP: 0.342, SLG: 0.441	1-3									4	0	0	0	0	0	2		
Gene Woodling, L (1, 9) OBP: 0.391, SLG: 0.438										4	1	1	0	0	1	4		
Al Pizarcik, L (9, 9) OBP: 0.303, SLG: 0.302	K									0	0	0	0	0	0	0		
Bob Nieman, R (1, 7) OBP: 0.414, SLG: 0.585										3	2	1	0	1	1	4		
Gus Triandos, R (1, 2) OBP: 0.336, SLG: 0.475										2	1	1	2	2	0	3		
Jim Busby, R (7, PR) OBP: 0.296, SLG: 0.304										0	0	0	0	0	0	0		
Brooks Robinson, R (1, 5) OBP: 0.298, SLG: 0.327										2	0	1	0	0	0	0		
Billy Gardner, R (1, 4) OBP: 0.278, SLG: 0.311										4	0	2	3	0	0	4		
Willy Miranda, S (1, 6) OBP: 0.239, SLG: 0.232										4	0	0	0	0	0	6		
Billy O'Dell, S (1, 1) OBP: 0.154, SLG: 0.180										3	0	1	0	0	0	2		
Joe Ginsberg, L (8, 2) OBP: 0.314, SLG: 0.322										1	0	0	0	0	0	0		
Inning Stats	R: 0 E: 0 K: 1 S: 5	H: 0 LOB: 0 BB: 0 P: 5	R: 2 E: 0 K: 0 S: 5	H: 2 LOB: 1 BB: 1 P: 9	R: 3 E: 0 K: 0 S: 7	H: 4 LOB: 2 BB: 1 P: 11	R: 0 E: 0 K: 0 S: 4	H: 1 LOB: 3 BB: 1 P: 9	R: 0 E: 0 K: 1 S: 6	H: 1 LOB: 1 BB: 0 P: 6	R: 0 E: 0 K: 0 S: 3	H: 0 LOB: 2 BB: 1 P: 7	R: 0 E: 0 K: 0 S: 3	H: 0 LOB: 0 BB: 0 P: 3	1B: 5 2B: 4 3B: 0 HR: 0	SF: 0 SAC: 2 DP: 0 HBP: 1	WP: 0 PB: 0 SB: 0 CS: 0	PA: 38
PITCHER	IP WLS BF H R ER SO BB IBB HBP BLK WP HR S P ERA WHIP																	
Dick Donovan, R (1, 1) ERA: 3.32	15 L 15 6 3 0 0 1 1 0 1 0 0 0 15 23 19.29 3.000																	
Barry Latman, R (3, 1) ERA: 1.62	3.2 16 3 0 0 1 1 0 1 0 0 0 0 16 21 0.00 1.091																	
Tom Qualters, R (7, 1) ERA: 4.04	2.0 7 0 0 0 0 0 1 0 0 0 0 0 6 10 0.00 0.500																	

Batter	1	2	3	4	5	6	7	8	9	AB	R	H	RBI	BB	SO	LOB	TOP										
Luis Aparicio, R (1, 6) OBP: 0.308, SLG: 0.345	F7		1B				F7		6-3	5	2	0	0	0	0	1	Chicago White Sox @ Baltimore Orioles Memorial Stadium, Baltimore, MD Mon Aug 25 1958, 7:05 PM EDT Att: 7,741 - Unknown										
Nellie Fox, L (1, 4) OBP: 0.372, SLG: 0.365	1B		2B				6-3		L8	4	0	2	1	1	0	1											
Jim Landis, R (1, 8) OBP: 0.351, SLG: 0.455	K			1-3			6-3			3	0	0	0	0	1	1											
Ray Boone, R (1, 3) Earl Torgeson, L (8, PR) OBP: 0.314, SLG: 0.425 OBP: 0.401, SLG: 0.412	5-3			F7			5-3			4	0	1	0	0	0	2											
Al Smith, R (1, 9) OBP: 0.324, SLG: 0.383	K			2B			K		L5	3	1	0	0	1	2	2											
Earl Battey, R (1, 2) OBP: 0.329, SLG: 0.456	L8			1B			1B		4-3	4	2	2	0	0	0	1											
Billy Goodman, L (1, 5) OBP: 0.375, SLG: 0.380	F6			1B			1B		L8	4	0	2	3	0	0	2											
Bubba Phillips, R (1, 7) Jim Rivera, L (6, PH) OBP: 0.326, SLG: 0.378 OBP: 0.289, SLG: 0.401	1-3			1B			K		F6	2	0	1	0	0	0	0											
Ray Moore, R (1, 1) Ron Jackson, R (4, PH) Bob Shaw, R (4, PH) Sherm Lollar, R (9, PH) Sammy Esposito, R (9, PR) OBP: 0.244, SLG: 0.326 OBP: 0.329, SLG: 0.403 OBP: 0.292, SLG: 0.150 OBP: 0.376, SLG: 0.467 OBP: 0.367, SLG: 0.250	K			K			K		2B	1	0	0	0	0	1	0											
Inning Stats	R: 0 E: 0 K: 1 S: 6	H: 1 LOB: 1 BB: 0 P: 6	R: 0 E: 0 K: 1 S: 5	H: 0 LOB: 0 BB: 0 P: 5	R: 1 E: 0 K: 1 S: 6	H: 2 LOB: 1 BB: 0 P: 6	R: 2 E: 0 K: 1 S: 8	H: 3 LOB: 2 BB: 1 P: 12	R: 1 E: 0 K: 2 S: 6	H: 1 LOB: 1 BB: 0 P: 10	R: 0 E: 0 K: 0 S: 3	H: 0 LOB: 0 BB: 0 P: 3	R: 0 E: 0 K: 0 S: 4	H: 1 LOB: 2 BB: 0 P: 4	R: 0 E: 0 K: 0 S: 4	H: 1 LOB: 0 BB: 0 P: 4		1B: 7 2B: 4 3B: 0 HR: 0	SF: 0 SAC: 1 DP: 0 HBP: 0	WP: 0 PB: 1 SB: 0 CS: 0	PA: 38						
PITCHER	IP	WLS	BF	H	R	ER	SO	BB	IBB	HBP	BLK	WP	HR	S	P	ERA	WHIP										
Jack Harshman, L (1, 1) ERA: 2.82	4.0		20	7	4	3	4	2	0	0	0	0	0	26	34	6.75	2.250										
Bill Pappas, R (5, 1) ERA: 4.31	2.0	W	7	2	1	1	3	0	0	0	0	0	0	13	13	4.50	1.000										
George Zuverink, R (7, 1) ERA: 3.84	1.0		4	1	0	0	0	0	0	0	0	0	0	4	4	0.00	1.000										
Hoyt Wilhelm, R (8, 1) ERA: 2.46	1.0	S	3	0	0	0	0	0	0	0	0	0	0	3	3	0.00	0.000										
Billy Loes, R (9, 1) ERA: 3.72	1.0		4	1	0	0	0	0	0	0	0	0	0	4	4	0.00	1.000										

Batter	1	2	3	4	5	6	7	8	9	AB	R	H	RBI	BB	SO	LOB	BOTTOM										
Dick Williams, R (1, 8) OBP: 0.346, SLG: 0.361	3B		SH1-4	F9		FC6-4				2	1	0	0	1	0	2	Chicago White Sox @ Baltimore Orioles Memorial Stadium, Baltimore, MD Mon Aug 25 1958, 7:05 PM EDT Att: 7,741 - Unknown										
Bob Boyd, L (1, 3) OBP: 0.341, SLG: 0.446	1B		F8			6-3			4-3	4	1	1	1	0	0	1											
Gene Woodling, L (1, 9) Jim Busby, R (7, PR) OBP: 0.392, SLG: 0.445 OBP: 0.296, SLG: 0.304	K		1B			F8			G6-4-3	4	1	2	1	0	1	1											
Bob Nieman, R (1, 7) OBP: 0.415, SLG: 0.582	1B		3B			5-3			G6-4-3	3	1	1	1	1	0	1											
Gus Triandos, R (1, 2) OBP: 0.337, SLG: 0.474	6-3		1B			K			1B	3	0	1	0	1	1	0											
Brooks Robinson, R (1, 5) OBP: 0.302, SLG: 0.330	6-3		1B			1B			BB	3	1	2	2	1	0	0											
Billy Gardner, R (1, 4) OBP: 0.278, SLG: 0.309	6-3		FC6-4			6-3			BB	3	0	0	0	1	0	3											
Willy Miranda, S (1, 6) Joe Taylor, R (6, PH) Foster Castleman, R (7, 6) OBP: 0.236, SLG: 0.229 OBP: 0.346, SLG: 0.429 OBP: 0.297, SLG: 0.245	F6			1-3		1B			F7	2	0	0	0	0	0	0											
Jack Harshman, L (1, 1) Bill Pappas, R (5, 1) Al Pizarro, L (6, PH) George Zuverink, R (7, 1) Hoyt Wilhelm, R (8, 1) Joe Ginsberg, L (8, PH) Billy Loes, R (9, 1) OBP: 0.310, SLG: 0.357 OBP: 0.199, SLG: 0.344 OBP: 0.305, SLG: 0.394 OBP: 0.376, SLG: 0.467 OBP: 0.311, SLG: 0.378 OBP: 0.367, SLG: 0.271	SH1-4		3B			G3			G3	1	1	0	0	1	0	0											
Inning Stats	R: 2 E: 0 K: 1 S: 6	H: 2 LOB: 0 BB: 1 P: 10	R: 0 E: 0 K: 0 S: 3	H: 0 LOB: 0 BB: 0 P: 3	R: 3 E: 0 K: 0 S: 5	H: 2 LOB: 2 BB: 3 P: 17	R: 0 E: 0 K: 0 S: 3	H: 0 LOB: 0 BB: 0 P: 3	R: 0 E: 0 K: 1 S: 7	H: 2 LOB: 2 BB: 1 P: 11	R: 0 E: 0 K: 0 S: 3	H: 1 LOB: 1 BB: 0 P: 3	R: 0 E: 0 K: 0 S: 3	H: 1 LOB: 2 BB: 2 P: 11	1B: 6 2B: 0 3B: 2 HR: 0	SF: 0 SAC: 1 DP: 1 HBP: 0		WP: 0 PB: 0 SB: 0 CS: 0	PA: 36								
PITCHER	IP	WLS	BF	H	R	ER	SO	BB	IBB	HBP	BLK	WP	HR	S	P	ERA	WHIP										
Ray Moore, R (1, 1) ERA: 3.29	3.0		16	4	5	5	1	4	0	0	0	0	0	14	30	15.00	2.667										
Bob Shaw, R (4, 1) ERA: 4.72	5.0	L	20	4	1	1	1	2	1	0	0	0	0	19	31	1.80	1.200										

Batter	1	2	3	4	5	6	7	8	9	AB	R	H	RBI	BB	SO	LOB	TOP					
Luis Aparicio, R OBP: 0.307, SLG: 0.348	6-3	1-3		WP 3B	FC4-6			F4		5	1	1	1	0	0	5	Chicago White Sox @ Washington Senators Griffith Stadium, Washington, DC Tue Aug 26 1958, 7:05 PM EDT Att: 4,353 - Unknown livebaseballscorecards.com					
Nellie Fox, L OBP: 0.374, SLG: 0.366	K		FC5-4 1B	WP HBP		6-3 BB 1B		4-3		4	0	2	0	0	1	0						
Jim Landis, R OBP: 0.352, SLG: 0.452	5-3		FC5-4 FC3-6 1-2	K		6-3 BB		S BB		3	0	0	0	2	1	2						
Sherm Lollar, R OBP: 0.376, SLG: 0.473		FC5-4 BB	FC3-6 2B 1-2			6-3		6-3		4	1	1	1	1	0	4						
Ray Boone, R OBP: 0.316, SLG: 0.428		FC5-4 1-3 1B 1-2			G3 1B	K		6-3		5	2	2	0	0	1	3						
Billy Goodman, L OBP: 0.374, SLG: 0.377		1B 1-3 BB	F8		G3	6-3				3	0	0	0	1	0	5						
Sammy Esposito, R OBP: 0.380, SLG: 0.268					1-2	6-3				1	0	1	0	0	0	0						
Al Smith, R OBP: 0.320, SLG: 0.379	1-3 1-2 2-3			K	F8		K	F6		5	0	0	0	0	2	4						
Jim Rivera, L OBP: 0.291, SLG: 0.396		1B IBB	L5	L5	1B IBB		L5	4-3		3	0	0	0	2	0	1						
Early Wynn, S OBP: 0.309, SLG: 0.237		1-2 2-3 3-H 1B		3B BB	1-3 2-H 1B		K			3	1	2	2	1	1	0						
Inning Stats	R: 0 E: 0 K: 1 S: 5	H: 0 LOB: 0 BB: 0 P: 5	R: 1 E: 1 K: 0 S: 4	H: 1 LOB: 3 BB: 3 P: 16	R: 0 E: 0 K: 0 S: 5	H: 2 LOB: 2 BB: 0 P: 5	R: 2 E: 0 K: 2 S: 8	H: 1 LOB: 1 BB: 1 P: 13	R: 2 E: 0 K: 0 S: 6	H: 3 LOB: 2 BB: 1 P: 10	R: 0 E: 0 K: 1 S: 6	H: 0 LOB: 0 BB: 0 P: 7	R: 0 E: 0 K: 0 S: 3	H: 0 LOB: 1 BB: 1 P: 7	R: 0 E: 0 K: 0 S: 4	H: 1 LOB: 0 BB: 0 P: 4	1B: 6 2B: 1 3B: 1 HR: 1	SF: 0 SAC: 0 DP: 0 HBP: 1	WP: 2 PB: 0 SB: 1 CS: 0	PA: 44		
PITCHER	IP WLS BF H R ER SO BB IBB HBP BLK WP HR S P ERA WHIP	IP WLS BF H R ER SO BB IBB HBP BLK WP HR S P ERA WHIP	IP WLS BF H R ER SO BB IBB HBP BLK WP HR S P ERA WHIP	IP WLS BF H R ER SO BB IBB HBP BLK WP HR S P ERA WHIP	IP WLS BF H R ER SO BB IBB HBP BLK WP HR S P ERA WHIP	IP WLS BF H R ER SO BB IBB HBP BLK WP HR S P ERA WHIP	IP WLS BF H R ER SO BB IBB HBP BLK WP HR S P ERA WHIP	IP WLS BF H R ER SO BB IBB HBP BLK WP HR S P ERA WHIP	IP WLS BF H R ER SO BB IBB HBP BLK WP HR S P ERA WHIP	IP WLS BF H R ER SO BB IBB HBP BLK WP HR S P ERA WHIP	IP WLS BF H R ER SO BB IBB HBP BLK WP HR S P ERA WHIP	IP WLS BF H R ER SO BB IBB HBP BLK WP HR S P ERA WHIP	IP WLS BF H R ER SO BB IBB HBP BLK WP HR S P ERA WHIP	IP WLS BF H R ER SO BB IBB HBP BLK WP HR S P ERA WHIP	IP WLS BF H R ER SO BB IBB HBP BLK WP HR S P ERA WHIP	IP WLS BF H R ER SO BB IBB HBP BLK WP HR S P ERA WHIP	IP WLS BF H R ER SO BB IBB HBP BLK WP HR S P ERA WHIP	IP WLS BF H R ER SO BB IBB HBP BLK WP HR S P ERA WHIP	IP WLS BF H R ER SO BB IBB HBP BLK WP HR S P ERA WHIP	IP WLS BF H R ER SO BB IBB HBP BLK WP HR S P ERA WHIP	IP WLS BF H R ER SO BB IBB HBP BLK WP HR S P ERA WHIP	
Russ Kemmerer, R ERA: 4.48	4.2	27	7	5	5	3	3	2	1	0	0	0	0	0	0	0	1	1	27	48	9.64	2.143
Jim Constable, L ERA: 6.69	2.1	9	1	0	0	3	1	0	0	0	0	0	0	0	0	0	0	0	14	18	0.00	0.857
Hal Griggs, R ERA: 5.18	2.0	8	1	0	0	0	1	0	0	0	0	0	0	0	0	0	0	0	7	11	0.00	1.000

Batter	1	2	3	4	5	6	7	8	9	AB	R	H	RBI	BB	SO	LOB	BOTTOM					
Neil Christley, L OBP: 0.274, SLG: 0.366			F9		F7				4-3	4	0	1	0	1	0	2	Chicago White Sox @ Washington Senators Griffith Stadium, Washington, DC Tue Aug 26 1958, 7:05 PM EDT Att: 4,353 - Unknown livebaseballscorecards.com					
Albie Pearson, L OBP: 0.353, SLG: 0.353	1B		F3	BB 2B BB	BB 1B		F8		BB 1B	4	1	2	0	1	0	2						
Roy Sievers, R OBP: 0.382, SLG: 0.583	F5		F5	2B BB	BB		BB		BB	2	0	1	0	3	0	1						
Clint Courtney, L OBP: 0.320, SLG: 0.330	F6		F6	1-3 2-H 3-H 2B	F8		F8		F4	5	0	1	2	0	0	8						
Herb Plews, L OBP: 0.301, SLG: 0.332		F8	F7		F7			G3		4	0	0	0	0	0	5						
Faye Throneberry, L OBP: 0.240, SLG: 0.314	K		K		F3		K		G3 HBP	3	0	0	0	0	2	0						
Rocky Bridges, R OBP: 0.339, SLG: 0.379									G3	3	0	0	0	0	0	0						
Julio Becquer, L OBP: 0.274, SLG: 0.268	F4				6-3				G3	1	0	0	0	0	0	1						
Ossie Alvarez, R OBP: 0.270, SLG: 0.235									1-2	0	0	0	0	0	0	0						
Ken Aspromonte, R OBP: 0.304, SLG: 0.326			F5		5-3				K	3	0	0	0	0	0	0						
Jim Lemon, R OBP: 0.308, SLG: 0.486										1	0	0	0	0	1	1						
Bobby Malkmus, R OBP: 0.239, SLG: 0.254										0	0	0	0	0	0	0						
Russ Kemmerer, R OBP: 0.183, SLG: 0.155									F9	1	1	1	0	0	0	0						
Jim Constable, S OBP: 0.667, SLG: 0.833									6-3	1	0	1	0	0	0	0						
Eddie Yost, R OBP: 0.346, SLG: 0.310			BB BB							1	0	0	0	0	0	0						
Hal Griggs, R OBP: 0.122, SLG: 0.200			2B							0	0	0	0	0	0	0						
Ed Fitz Gerald, R OBP: 0.233, SLG: 0.325					1B					1	0	0	0	0	0	0						
Inning Stats	R: 0 E: 0 K: 0 S: 4	H: 1 LOB: 1 BB: 0 P: 4	R: 0 E: 0 K: 1 S: 5	H: 0 LOB: 0 BB: 0 P: 5	R: 2 E: 0 K: 0 S: 5	H: 2 LOB: 2 BB: 2 P: 13	R: 0 E: 0 K: 0 S: 3	H: 0 LOB: 0 BB: 0 P: 3	R: 0 E: 0 K: 0 S: 5	H: 2 LOB: 3 BB: 1 P: 9	R: 0 E: 0 K: 1 S: 5	H: 0 LOB: 0 BB: 0 P: 5	R: 0 E: 0 K: 0 S: 4	H: 1 LOB: 2 BB: 1 P: 8	R: 0 E: 0 K: 1 S: 5	H: 0 LOB: 1 BB: 0 P: 6	R: 0 E: 0 K: 0 S: 4	H: 1 LOB: 2 BB: 1 P: 8	1B: 6 2B: 1 3B: 1 HR: 0	SF: 0 SAC: 0 DP: 0 HBP: 1	WP: 0 PB: 0 SB: 0 CS: 0	PA: 40
PITCHER	IP WLS BF H R ER SO BB IBB HBP BLK WP HR S P ERA WHIP	IP WLS BF H R ER SO BB IBB HBP BLK WP HR S P ERA WHIP	IP WLS BF H R ER SO BB IBB HBP BLK WP HR S P ERA WHIP	IP WLS BF H R ER SO BB IBB HBP BLK WP HR S P ERA WHIP	IP WLS BF H R ER SO BB IBB HBP BLK WP HR S P ERA WHIP	IP WLS BF H R ER SO BB IBB HBP BLK WP HR S P ERA WHIP	IP WLS BF H R ER SO BB IBB HBP BLK WP HR S P ERA WHIP	IP WLS BF H R ER SO BB IBB HBP BLK WP HR S P ERA WHIP	IP WLS BF H R ER SO BB IBB HBP BLK WP HR S P ERA WHIP	IP WLS BF H R ER SO BB IBB HBP BLK WP HR S P ERA WHIP	IP WLS BF H R ER SO BB IBB HBP BLK WP HR S P ERA WHIP	IP WLS BF H R ER SO BB IBB HBP BLK WP HR S P ERA WHIP	IP WLS BF H R ER SO BB IBB HBP BLK WP HR S P ERA WHIP	IP WLS BF H R ER SO BB IBB HBP BLK WP HR S P ERA WHIP	IP WLS BF H R ER SO BB IBB HBP BLK WP HR S P ERA WHIP	IP WLS BF H R ER SO BB IBB HBP BLK WP HR S P ERA WHIP	IP WLS BF H R ER SO BB IBB HBP BLK WP HR S P ERA WHIP	IP WLS BF H R ER SO BB IBB HBP BLK WP HR S P ERA WHIP	IP WLS BF H R ER SO BB IBB HBP BLK WP HR S P ERA WHIP	IP WLS BF H R ER SO BB IBB HBP BLK WP HR S P ERA WHIP	IP WLS BF H R ER SO BB IBB HBP BLK WP HR S P ERA WHIP	
Early Wynn, R ERA: 4.48	9.0	40	7	2	2	3	5	0	1	0	0	0	0	0	0	0	1	1	40	61	2.00	1.333

Batter	1	2	3	4	5	6	7	8	9	AB	R	H	RBI	BB	SO	LOB	TOP					
Luis Aparicio, R (1, 6) OBP: 0.307, SLG: 0.347	0-3 K		0-0 6-3		0-0 5-3			0-0 S BB 1B		4	0	1	0	0	0	1						
Nelle Fox, L (1, 4) OBP: 0.375, SLG: 0.367	0-0 6-3 BLK 1B			0-0 2B 1B		0-0 G3		0-0 F7		4	1	2	0	0	0	1						
Billy Goodman, L (1, 5) OBP: 0.372, SLG: 0.378 Sammy Esposito, R (8, 5) OBP: 0.380, SLG: 0.268	0-0 6-3			0-0 6-3 1-H 2B 2B		0-0 F8		0-0 L8		4	1	1	1	0	0	2						
Sherm Lollar, R (1, 2) OBP: 0.377, SLG: 0.472	0-0 5-3			0-0 6-3		0-0 1B		4-0 S BB		3	0	1	0	1	0	2						
Ray Boone, R (1, 3) OBP: 0.315, SLG: 0.424	0-3 K			0-0 6-3		0-0 F4		4-0 1-2 2-3 BB		3	0	0	0	1	1	2						
Don Mueller, L (1, 9) OBP: 0.283, SLG: 0.275 Al Smith, R (9, 9) OBP: 0.320, SLG: 0.379	0-0 G3			0-0 2B			0-0 F6	0-0 L8		4	0	1	1	0	0	3						
Jim Rivera, L (1, 7) OBP: 0.291, SLG: 0.398	0-0 4-3			3-H 0-0 F4			0-0 6-3 2B		0-0 F8	4	0	1	0	0	0	1	AB 34					
Bubba Phillips, R (1, 8) OBP: 0.320, SLG: 0.370			0-0 B1-3		0-0 F4		0-0 6-3		0-0 F7	4	0	0	0	0	0	1	R 2					
Billy Pierce, L (1, 1) OBP: 0.240, SLG: 0.225	0-0 5-3						0-3 K		0-0 5-3	4	0	0	0	0	2	1	H 7					
Inning Stats	R: 0 E: 0 K: 1 S: 6	H: 1 LOB: 1 P: 6	R: 0 E: 0 K: 1 S: 5	H: 0 LOB: 0 BB: 0 P: 5	R: 0 E: 0 K: 0 S: 3	H: 0 LOB: 0 BB: 0 P: 3	R: 2 E: 0 K: 0 S: 6	H: 3 LOB: 1 BB: 0 P: 6	R: 0 E: 0 K: 0 S: 5	H: 0 LOB: 0 BB: 0 P: 5	R: 0 E: 0 K: 0 S: 4	H: 1 LOB: 1 BB: 0 P: 4	R: 0 E: 0 K: 1 S: 6	H: 1 LOB: 1 BB: 0 P: 6	R: 0 E: 0 K: 0 S: 4	H: 1 LOB: 3 BB: 2 P: 12	R: 0 E: 0 K: 0 S: 3	H: 0 LOB: 0 BB: 0 P: 3	1B: 4 2B: 3 3B: 0 HR: 0	SF: 0 SAC: 0 DP: 0 HBP: 0	WP: 0 PB: 0 CS: 2	PA: 36
PITCHER	IP WLS BF H R ER SO BB IBB HBP BLK WP HR S P ERA WHIP																					
Camilo Pascual, R (1, 1) ERA: 3.31	8.0 L 33 7 2 2 4 2 0 0 0 0 0 0 39 47 2.25 1.125																					
Dick Hyde, R (9, 1) ERA: 1.96	1.0 3 0 0 0 0 0 0 0 0 0 0 0 3 3 0.00 0.000																					

Chicago White Sox @ Washington Senators
Griffith Stadium, Washington, DC
Wed Aug 27 1958, 3:33 AM EDT
Att: 2,487 - Unknown

AB	34
R	2
H	7
RBI	2
BB	2
SO	4
LOB	13



Batter	1	2	3	4	5	6	7	8	9	AB	R	H	RBI	BB	SO	LOB	BOTTOM			
Eddie Yost, R (1, 5) OBP: 0.345, SLG: 0.310	0-0 F9		0-0 1B			0-0 F6		0-0 F4		4	0	1	0	0	0	0				
Albie Pearson, L (1, 8) OBP: 0.352, SLG: 0.352	0-0 FC5-4 1B		0-3 K			0-0 F9			0-0 F7	4	0	1	0	0	1	1				
Roy Sievers, R (1, 7) OBP: 0.379, SLG: 0.577	0-3 K			0-0 F4		0-0 L5			0-0 5-3	4	0	0	0	0	1	1				
Jim Lemon, R (1, 9) OBP: 0.308, SLG: 0.484	0-0 FC5-4 1-2			0-0 1B		0-0 F4			0-0 F3	4	0	1	0	0	0	1				
Norm Zauchin, R (1, 3) OBP: 0.320, SLG: 0.424		0-0 5-3		0-0 F9		0-0 HR				3	1	1	1	0	0	1				
Ken Aspromonte, R (1, 4) OBP: 0.300, SLG: 0.322		0-0 5-3		0-0 G3		0-0 L7				3	0	0	0	0	0	1				
Clint Courtney, L (1, 2) OBP: 0.318, SLG: 0.327		0-0 4-3			0-0 F8		0-0 F8			3	0	0	0	0	0	0				
Ossie Alvarez, R (1, 6) OBP: 0.265, SLG: 0.231			0-0 F8		0-0 4-3			0-0 6-3		3	0	0	0	0	0	0				
Camilo Pascual, R (1, 1) OBP: 0.174, SLG: 0.239 Rocky Bridges, R (8, PH) OBP: 0.338, SLG: 0.378 Dick Hyde, R (9, 1)	0-0 F9				0-0 6-3			0-0 F7		2	0	0	0	0	0	0				
Inning Stats	R: 0 E: 0 K: 1 S: 6	H: 1 LOB: 1 P: 6	R: 0 E: 0 K: 0 S: 3	H: 0 LOB: 0 BB: 0 P: 3	R: 0 E: 0 K: 1 S: 6	H: 1 LOB: 1 BB: 0 P: 6	R: 0 E: 0 K: 0 S: 4	H: 1 LOB: 1 BB: 0 P: 4	R: 0 E: 0 K: 0 S: 3	H: 0 LOB: 0 BB: 0 P: 3	R: 1 E: 0 K: 0 S: 4	H: 1 LOB: 0 BB: 0 P: 4	R: 0 E: 0 K: 0 S: 3	H: 0 LOB: 0 BB: 0 P: 3	R: 0 E: 0 K: 0 S: 3	H: 0 LOB: 0 BB: 0 P: 3	1B: 3 2B: 0 3B: 0 HR: 1	SF: 0 SAC: 0 DP: 0 HBP: 0	WP: 0 PB: 0 CS: 0	PA: 31
PITCHER	IP WLS BF H R ER SO BB IBB HBP BLK WP HR S P ERA WHIP																			
Billy Pierce, L (1, 1) ERA: 2.49	9.0 W 31 4 1 1 2 0 0 0 0 0 0 1 35 35 1.00 0.444																			

Chicago White Sox @ Washington Senators
Griffith Stadium, Washington, DC
Wed Aug 27 1958, 3:33 AM EDT
Att: 2,487 - Unknown


AB	31
R	1
H	4
RBI	1
BB	0
SO	2
LOB	5



Batter	1	2	3	4	5	6	7	8	9	AB	R	H	RBI	BB	SO	LOB	TOP				
Harvey Kuenn, R OBP: 0.382, SLG: 0.455 (1, 8)	0-0 1-3		0-0 L6			0-0 F6		0-0 6-3		4	0	0	0	0	0	0					
Coot Veal, R OBP: 0.357, SLG: 0.388 Charlie Lau, L OBP: 0.277, SLG: 0.250 (1, 6) (9, PH)	0-0 F5			0-0 F6		0-0 5-3		0-3 K		3	0	0	0	0	0	0					
Frank Bolling, R OBP: 0.334, SLG: 0.384 (1, 4)	0-3 K			0-0 1-3		0-0 1B		0-0 F8		4	0	1	0	0	1	0					
Gail Harris, L OBP: 0.333, SLG: 0.490 (1, 3)		0-0 F8		4-0 BB		0-0 F9		0-0 6-3		3	0	0	0	1	0	1					
Charlie Maxwell, L OBP: 0.354, SLG: 0.416 (1, 7)		0-0 FC4-6 1B		0-0 G3			0-0 F6			3	0	1	0	0	0	1					
Billy Martin, R OBP: 0.288, SLG: 0.358 (1, 5)		0-0 FC4-6 1B			0-0 1B S 1B		0-0 F1			3	0	1	0	0	0	1					
Tito Francona, L OBP: 0.333, SLG: 0.316 (1, 9)		0-3 K		0-3 K		0-3 K				3	0	0	0	0	3	2					
Red Wilson, R OBP: 0.392, SLG: 0.395 (1, 2)			0-0 F5		0-0 G4-6-3 1B		0-0 F7			3	0	1	0	0	0	0					
Herb Moford, R OBP: 0.063, SLG: 0.032 Billy Hoelt, L OBP: 0.317, SLG: 0.378 Bob Hazle, L OBP: 0.310, SLG: 0.288 George Susce, R OBP: 0.200, SLG: 0.174 (1, 1) (7, 1) (8, PH) (8, 1)			0-0 L1		0-0 G4-6-3 1B		0-3 K			2	0	0	0	0	0	2					
Inning Stats	R: 0 E: 0 K: 1 S: 5	H: 0 LOB: 0 BB: 0 P: 5	R: 0 E: 0 K: 1 S: 6	H: 1 LOB: 1 BB: 0 P: 6	R: 0 E: 0 K: 0 S: 3	H: 0 LOB: 0 BB: 0 P: 3	R: 0 E: 0 K: 0 S: 3	H: 0 LOB: 1 BB: 1 P: 7	R: 0 E: 0 K: 1 S: 6	H: 2 LOB: 1 BB: 0 P: 6	R: 0 E: 0 K: 0 S: 4	H: 1 LOB: 1 BB: 0 P: 4	R: 0 E: 0 K: 1 S: 5	H: 0 LOB: 0 BB: 0 P: 5	R: 0 E: 0 K: 1 S: 5	H: 0 LOB: 0 BB: 0 P: 5	1B: 4 2B: 0 3B: 0 HR: 0	SF: 0 SAC: 0 DP: 1 HBP: 0	WP: 0 PB: 0 SB: 2 CS: 0	PA: 31	
PITCHER Dick Donovan, R ERA: 3.17 (1, 1)	IP 9.0	WLS W	BF 31	H 4	R 0	ER 0	SO 6	BB 1	IBB 0	HBP 0	BLK 0	WP 0	HR 0	S 42	P 46	ERA 0.00	WHIP 0.556				

Detroit Tigers @ Chicago White Sox
Comiskey Park, Chicago, IL
Fri Aug 29 1958, 8:05 PM EDT
Att: 17,993 - Unknown


AB 30
R 0
H 4
RBI 0
BB 1
SO 6
LOB 7



Batter	1	2	3	4	5	6	7	8	9	AB	R	H	RBI	BB	SO	LOB	BOTTOM				
Luis Aparicio, R OBP: 0.306, SLG: 0.348 (1, 6)	0-0 S SF6 2B		0-0 1-3			0-0 F9		0-0 G3		4	1	1	0	0	0	0					
Nellie Fox, L OBP: 0.372, SLG: 0.364 (1, 4)	0-0 6-3		0-0 1-3			0-0 4-3		0-0 L4		4	0	0	0	0	0	1					
Jim Landis, R OBP: 0.351, SLG: 0.449 (1, 8)	4-0 S S BB		0-0 F3			0-0 F8		0-0 F9		3	0	0	0	1	0	0					
Sherm Lollar, R OBP: 0.377, SLG: 0.472 (1, 2)	0-0 SF6 1-2 2H			0-0 6-3			0-0 SH3-4 1B			2	1	1	1	0	0	0					
Ray Boone, R OBP: 0.313, SLG: 0.421 (1, 3)	0-3 K 2-3			0-0 F2		0-0 SH3-4		1-2 SH3-4		2	0	0	0	0	1	1					
Billy Goodman, L OBP: 0.290, SLG: 0.378 Sammy Esposito, R OBP: 0.380, SLG: 0.268 (1, 5) (7, PR) (8, 5)		0-0 G3		0-0 3-1			0-0 1B 4-3 1B			3	0	1	1	0	0	0					
Don Mueller, L OBP: 0.290, SLG: 0.283 Al Smith, R OBP: 0.320, SLG: 0.379 (1, 9) (7, PR) (8, 9)		0-0 1B			0-0 F9		0-0 4-3 1B			3	0	2	0	0	0	0					
Jim Rivera, L OBP: 0.289, SLG: 0.395 Bubba Phillips, R OBP: 0.316, SLG: 0.368 (1, 7) (7, PH) (8, 7)		0-0 F9			0-0 F8		0-0 4-3			2	0	0	0	0	0	1					
Dick Donovan, L OBP: 0.227, SLG: 0.108 (1, 1)		0-3 K			0-0 4-3		0-3 K			3	0	0	0	0	2	3					
Inning Stats	R: 1 E: 0 K: 1 S: 6	H: 1 LOB: 1 BB: 1 P: 10	R: 0 E: 0 K: 1 S: 6	H: 1 LOB: 1 BB: 0 P: 6	R: 0 E: 0 K: 0 S: 3	H: 0 LOB: 0 BB: 0 P: 3	R: 0 E: 0 K: 0 S: 3	H: 0 LOB: 0 BB: 0 P: 3	R: 0 E: 0 K: 0 S: 3	H: 0 LOB: 0 BB: 0 P: 3	R: 2 E: 0 K: 1 S: 8	H: 3 LOB: 2 BB: 0 P: 8	R: 0 E: 0 K: 0 S: 3	H: 0 LOB: 0 BB: 0 P: 3	1B: 4 2B: 1 3B: 0 HR: 0	SF: 1 SAC: 1 DP: 0 HBP: 0	WP: 0 PB: 0 SB: 3 CS: 0	PA: 30			
PITCHER Herb Moford, R ERA: 3.71 (1, 1)	IP 6.1	WLS L	BF 25	H 5	R 3	ER 3	SO 2	BB 1	IBB 0	HBP 0	BLK 0	WP 0	HR 0	S 28	P 32	ERA 4.26	WHIP 0.947				
Billy Hoelt, L ERA: 4.53 (7, 1)	0.2		2	0	0	0	1	0	0	0	0	0	0	4	4	0.00	0.000				
George Susce, R ERA: 4.05 (8, 1)	1.0		3	0	0	0	0	0	0	0	0	0	0	3	3	0.00	0.000				

Detroit Tigers @ Chicago White Sox
Comiskey Park, Chicago, IL
Fri Aug 29 1958, 8:05 PM EDT
Att: 17,993 - Unknown

AB 27
R 3
H 5
RBI 3
BB 1
SO 3
LOB 7



Batter	1	2	3	4	5	6	7	8	9	AB	R	H	RBI	BB	SO	LOB	TOP			
Johnny Groth, R OBP: 0.355, SLG: 0.402 (1, 8)	F2					4-3		4-3		4	0	1	0	0	0	1				
Coot Veal, R OBP: 0.342, SLG: 0.369 (1, 6)	F7					K				3	0	0	0	0	1	1				
Harvey Kuenn, R OBP: 0.383, SLG: 0.454 (9, PH)	F7					K				1	0	1	0	0	0	0				
Al Kaline, R OBP: 0.349, SLG: 0.471 (1, 9)	K					L6		L8		4	0	0	0	0	1	1				
Gail Harris, L OBP: 0.333, SLG: 0.481 (1, 3)						F8		F5		3	0	0	0	1	0	2				
Charlie Maxwell, L OBP: 0.358, SLG: 0.414 (1, 7)	F5					4-3		F9		4	0	0	0	0	0	3				
Frank Bolling, R OBP: 0.333, SLG: 0.384 (1, 4)	K					F8		6-3		3	0	0	0	0	1	2				
Billy Martin, R OBP: 0.283, SLG: 0.352 (1, 5)	4-3					5-3		6-3		3	0	0	0	0	0	1				
Red Wilson, R OBP: 0.385, SLG: 0.385 (1, 2)						L6				2	0	0	0	1	1	0				
Jim Bunning, R OBP: 0.207, SLG: 0.228 (1, 1)						K				2	0	0	0	0	2	0				
Tito Francona, L OBP: 0.332, SLG: 0.314 (8, PH)						K				1	0	0	0	0	1	1				
George Susce, R OBP: 0.200, SLG: 0.174 (8, 1)						K				0	0	0	0	0	0	0				
Inning Stats	R: 0 E: 0 K: 1 S: 5	H: 0 LOB: 0 BB: 0 P: 5	R: 0 E: 0 K: 1 S: 5	H: 0 LOB: 1 BB: 1 P: 9	R: 0 E: 0 K: 2 S: 8	H: 1 LOB: 1 BB: 0 P: 8	R: 0 E: 1 K: 0 S: 4	H: 0 LOB: 0 BB: 0 P: 4	R: 0 E: 0 K: 1 S: 5	H: 0 LOB: 0 BB: 0 P: 5	R: 0 E: 0 K: 0 S: 3	H: 0 LOB: 0 BB: 0 P: 3	R: 0 E: 0 K: 1 S: 5	H: 0 LOB: 1 BB: 0 P: 9	R: 0 E: 0 K: 0 S: 4	H: 1 LOB: 1 BB: 0 P: 4	1B: 2 2B: 0 3B: 0 HR: 0	SF: 0 SAC: 0 DP: 0 HBP: 0	WP: 0 PB: 0 SB: 1 CS: 0	PA: 32
PITCHER Early Wynn, R ERA: 4.28 (1, 1)	IP: 9.0 WLS: W BF: 32 H: 2 R: 0 ER: 0 SO: 7 BB: 2 IBB: 0 HBP: 0 BLK: 0 WP: 0 HR: 0 S: 44 P: 52 ERA: 0.00 WHIP: 0.444															PITCHER				

Detroit Tigers @ Chicago White Sox
 Comiskey Park, Chicago, IL
 Sun Aug 31 1958, 4:33 AM EDT
 Att: 11,362 - Unknown

AB	30
R	0
H	2
RBI	0
BB	2
SO	7
LOB	12





Batter	1	2	3	4	5	6	7	8	9	AB	R	H	RBI	BB	SO	LOB	BOTTOM			
Luis Aparicio, R OBP: 0.307, SLG: 0.348 (1, 6)	K					1-3		1-3		3	0	0	0	1	1	1				
Nellie Fox, L OBP: 0.372, SLG: 0.366 (1, 4)	1B					F8		F8		4	1	1	0	0	0	3				
Jim Landis, R OBP: 0.351, SLG: 0.449 (1, 8)	1B					F8		5-3		3	2	2	0	0	0	0				
Ray Boone, R OBP: 0.314, SLG: 0.421 (1, 3)	1B					F8		F8		4	0	2	1	0	0	1				
Earl Torgeson, L OBP: 0.403, SLG: 0.414 (8, 3)	1B					F8		L4		0	0	0	0	0	0	0				
Billy Goodman, L OBP: 0.364, SLG: 0.370 (1, 5)	SF7					F2		L9		3	0	0	1	0	0	3				
Sammy Esposito, R OBP: 0.380, SLG: 0.268 (8, 5)	SF7					L4		L9		0	0	0	0	0	0	0				
Don Mueller, L OBP: 0.284, SLG: 0.283 (1, 9)	F7					F8		F7		3	0	0	0	1	0	3				
Al Smith, R OBP: 0.320, SLG: 0.379 (9, 9)	F7					F8		F7		0	0	0	0	0	0	0				
Earl Batley, R OBP: 0.331, SLG: 0.454 (1, 2)						F2		F2		4	0	1	1	0	0	2				
Bubba Phillips, R OBP: 0.316, SLG: 0.364 (1, 7)	F5					F7		4-3		4	0	1	0	0	0	2				
Early Wynn, S OBP: 0.310, SLG: 0.242 (1, 1)	1B					K		K		3	0	1	0	0	2	1				
Inning Stats	R: 2 E: 0 K: 1 S: 8	H: 3 LOB: 1 BB: 0 P: 8	R: 0 E: 0 K: 0 S: 4	H: 1 LOB: 2 BB: 1 P: 8	R: 1 E: 0 K: 0 S: 4	H: 1 LOB: 2 BB: 1 P: 9	R: 0 E: 0 K: 1 S: 5	H: 0 LOB: 0 BB: 0 P: 5	R: 0 E: 0 K: 1 S: 6	H: 1 LOB: 1 BB: 0 P: 6	R: 0 E: 0 K: 0 S: 3	H: 0 LOB: 0 BB: 0 P: 3	R: 0 E: 0 K: 0 S: 3	H: 0 LOB: 0 BB: 0 P: 3	R: 0 E: 0 K: 0 S: 3	H: 0 LOB: 0 BB: 0 P: 3	1B: 7 2B: 1 3B: 0 HR: 0	SF: 1 SAC: 0 DP: 0 HBP: 1	WP: 0 PB: 0 SB: 1 CS: 0	PA: 35
PITCHER Jim Bunning, R ERA: 3.96 (1, 1)	IP: 7.0 WLS: L BF: 32 H: 8 R: 3 ER: 3 SO: 3 BB: 1 IBB: 1 HBP: 1 BLK: 0 WP: 0 HR: 0 S: 35 P: 44 ERA: 3.86 WHIP: 1.286															PITCHER				
George Susce, R ERA: 4.0 (8, 1)	IP: 1.0 WLS: L BF: 3 H: 0 R: 0 ER: 0 SO: 0 BB: 0 IBB: 0 HBP: 0 BLK: 0 WP: 0 HR: 0 S: 3 P: 3 ERA: 0.00 WHIP: 0.000															PITCHER				

Detroit Tigers @ Chicago White Sox
 Comiskey Park, Chicago, IL
 Sun Aug 31 1958, 4:33 AM EDT
 Att: 11,362 - Unknown

AB	31
R	3
H	8
RBI	3
BB	2
SO	3
LOB	16



Batter	1	2	3	4	5	6	7	8	9	AB	R	H	RBI	BB	SO	LOB	TOP										
Billy Moran, R OBP: 0.261, SLG: 0.283 (1, 6)	L4	1B		5-3		F4			5-3	5	0	1	0	0	0	1	Cleveland Indians @ Chicago White Sox Comiskey Park, Chicago, IL Mon Sep 01 1958, 4:33 AM EDT Unknown										
Bobby Avila, R OBP: 0.347, SLG: 0.372 (1, 4)	2B HR	1B		F4			F4		1-3	5	1	1	0	0	1	1											
Vic Power, R OBP: 0.337, SLG: 0.484 (1, 3)	1-3 HR	2B		F9			1-3			4	1	1	0	0	0	0											
Minnie Minoso, R OBP: 0.379, SLG: 0.483 (1, 7)	HR			G3 BB E		F7			K	4	2	2	3	0	1	0											
Rocky Colavito, R OBP: 0.385, SLG: 0.602 (1, 9)	F5			G3 E BB		F7			F9	3	1	0	0	1	0	0											
Randy Jackson, R OBP: 0.235, SLG: 0.367 (1, 5)	2B			G3		K			F4	4	0	1	0	0	1	2											
Woodie Held, R OBP: 0.278, SLG: 0.309 (1, 8)	3-1			E9 E		F4			BB	3	1	0	0	1	0	1											
Dick Brown, R OBP: 0.306, SLG: 0.392 (1, 2)		K		E5		6-3			L6	4	0	0	0	0	1	1											
Don Ferrarese, R OBP: 0.235, SLG: 0.188 Herb Score, L OBP: 0.231, SLG: 0.091 (9, 1)	F8			5-3					4-3	4	0	1	0	0	0	1	AB 36 R 6 H 7 RBI 3 BB 2 SO 4 LOB 7 										
Inning Stats	R: 3 E: 0 K: 0 S: 7	H: 4 LOB: 1 BB: 0 P: 7	R: 0 E: 0 K: 2 S: 8	H: 1 LOB: 1 BB: 0 P: 8	R: 3 E: 2 K: 0 S: 6	H: 1 LOB: 1 BB: 1 P: 10	R: 0 E: 0 K: 0 S: 3	H: 0 LOB: 0 BB: 0 P: 3	R: 0 E: 0 K: 1 S: 5	H: 1 LOB: 0 BB: 0 P: 4	R: 0 E: 0 K: 1 S: 5	H: 0 LOB: 0 BB: 0 P: 5	R: 0 E: 0 K: 0 S: 3	H: 0 LOB: 1 BB: 1 P: 7	R: 0 E: 0 K: 0 S: 3	H: 0 LOB: 0 BB: 0 P: 3		1B: 4 2B: 2 3B: 0 HR: 1	SF: 0 SAC: 0 DP: 0 HBP: 0	WP: 0 PB: 0 SB: 0 CS: 0	PA: 38						
PITCHER	IP	WLS	BF	H	R	ER	SO	BB	IBB	HBP	BLK	WP	HR	S	P	ERA	WHIP										
Billy Pierce, L ERA: 2.6 (1, 1)	2.1	L	14	6	5	3	2	1	0	0	0	0	1	17	21	11.57	3.000										
Barry Latman, R ERA: 1.19 (3, 1)	4.2		17	1	1	0	2	0	0	0	0	0	0	21	21	0.00	0.214										
Tom Qualters, R ERA: 3.89 (8, 1)	2.0		7	0	0	0	0	1	0	0	0	0	0	6	10	0.00	0.500										

Batter	1	2	3	4	5	6	7	8	9	AB	R	H	RBI	BB	SO	LOB	BOTTOM										
Luis Aparicio, R OBP: 0.307, SLG: 0.348 Sammy Esposito, R OBP: 0.365, SLG: 0.256 (6, 6)	K	FC6-4 1B			F9		F2		F4	3	0	1	2	0	1	0	Cleveland Indians @ Chicago White Sox Comiskey Park, Chicago, IL Mon Sep 01 1958, 4:33 AM EDT Unknown										
Nellie Fox, L OBP: 0.372, SLG: 0.365 (1, 4)	L6-4 BB	FC6-4			1B		F7		E1	4	0	1	0	1	0	2											
Jim Landis, R OBP: 0.352, SLG: 0.447 (1, 8)	1-2 BB			K					F5	4	0	1	0	1	2	2											
Sherm Lollar, R OBP: 0.372, SLG: 0.467 (1, 2)	L6-4			L7					F8	4	0	0	0	0	0	4											
Ray Boone, R OBP: 0.311, SLG: 0.416 (1, 3)				L7					F7	4	0	0	0	0	0	0											
Al Smith, R OBP: 0.324, SLG: 0.383 (1, 9)		1B BB			F9				1B E 1B	3	2	2	0	1	0	0											
Billy Goodman, L OBP: 0.363, SLG: 0.369 (1, 5)		1B 1B			G3				F6	4	1	1	0	0	0	2											
Bubba Phillips, R OBP: 0.314, SLG: 0.362 (1, 7)		F3			K				BB E 1B	4	1	1	0	0	2	3											
Billy Pierce, L OBP: 0.259, SLG: 0.225 Barry Latman, R OBP: 0.125, SLG: 0.125 Earl Battey, R OBP: 0.325, SLG: 0.451 Tom Qualters, R Les Moss, R Jim Rivera, L OBP: 0.255, SLG: 0.399 (1, 1) (3, 1) (7, PH) (8, 1) (9, PH) (9, PH)		1B HBP			K				L7 E BB	0	0	0	0	0	0	0	AB 34 R 5 H 7 RBI 2 BB 4 SO 6 LOB 16 										
Inning Stats	R: 0 E: 0 K: 1 S: 4	H: 0 LOB: 1 BB: 2 P: 12	R: 2 E: 0 K: 0 S: 5	H: 2 LOB: 2 BB: 1 P: 10	R: 0 E: 0 K: 1 S: 5	H: 0 LOB: 0 BB: 0 P: 5	R: 0 E: 0 K: 1 S: 5	H: 0 LOB: 0 BB: 0 P: 5	R: 0 E: 0 K: 1 S: 6	H: 2 LOB: 2 BB: 0 P: 7	R: 0 E: 0 K: 1 S: 3	H: 1 LOB: 1 BB: 0 P: 6	R: 0 E: 0 K: 0 S: 3	H: 0 LOB: 0 BB: 0 P: 3	R: 0 E: 0 K: 0 S: 3	H: 0 LOB: 0 BB: 0 P: 3		R: 3 E: 1 K: 1 S: 8	H: 2 LOB: 2 BB: 1 P: 12	1B: 6 2B: 2 3B: 0 HR: 0	SF: 0 SAC: 0 DP: 1 HBP: 1	WP: 0 PB: 0 SB: 0 CS: 0	PA: 39				
PITCHER	IP	WLS	BF	H	R	ER	SO	BB	IBB	HBP	BLK	WP	HR	S	P	ERA	WHIP										
Don Ferrarese, L ERA: 3.65 (1, 1)	8.1	W	36	7	5	2	5	4	0	1	0	0	0	41	58	2.16	1.320										
Herb Score, L ERA: 3.09 (9, 1)	0.2	S	3	0	0	0	1	0	0	0	0	0	0	5	5	0.00	0.000										

Batter	1	2	3	4	5	6	7	8	9	AB	R	H	RBI	BB	SO	LOB	TOP					
Mickey Vernon, L OBP: 0.371, SLG: 0.446 (1, 3)										5	2	1	0	1	0		Cleveland Indians @ Chicago White Sox Comiskey Park, Chicago, IL Mon Sep 01 1958, 4:38 AM EDT Att: 17,326 - Unknown					
Vic Power, R OBP: 0.337, SLG: 0.489 (1, 4)										5	1	2	3	0	0							
Larry Doby, L OBP: 0.376, SLG: 0.519 (1, 8)										4	1	2	1	0	1	0						
Minnie Minoso, R OBP: 0.381, SLG: 0.486 (1, 7)										4	0	2	1	1	0	0						
Russ Nixon, L OBP: 0.323, SLG: 0.429 (1, 2)										4	1	1	0	0	0	3						
Rocky Colavito, R OBP: 0.384, SLG: 0.598 (1, 9)										3	0	0	0	1	1	1						
Randy Jackson, R OBP: 0.244, SLG: 0.372 (1, 5)										4	0	2	1	0	1	3						
Billy Hunter, R OBP: 0.249, SLG: 0.277 (1, 6)										4	0	0	0	0	0	2						
Gary Bell, R OBP: 0.186, SLG: 0.154 (1, 1)										3	2	1	0	1	1	1						
Inning Stats	R: 0 E: 0 K: 1 S: 5	H: 0 LOB: 0 BB: 0 P: 5	R: 1 E: 0 K: 0 S: 5	H: 2 LOB: 1 BB: 0 P: 5	R: 3 E: 0 K: 0 S: 6	H: 4 LOB: 2 BB: 2 P: 14	R: 2 E: 0 K: 0 S: 6	H: 3 LOB: 2 BB: 1 P: 10	R: 0 E: 1 K: 0 S: 4	H: 1 LOB: 1 BB: 0 P: 4	R: 1 E: 0 K: 0 S: 5	H: 2 LOB: 1 BB: 0 P: 5	R: 0 E: 0 K: 2 S: 7	H: 0 LOB: 0 BB: 0 P: 7	R: 0 E: 0 K: 1 S: 5	H: 0 LOB: 0 BB: 0 P: 5	R: 0 E: 0 K: 1 S: 5	H: 0 LOB: 0 BB: 0 P: 5	1B: 8 2B: 3 3B: 0 HR: 1	SF: 1 SAC: 1 DP: 1 HBP: 0	WP: 2 PB: 0 CS: 0	PA: 41
PITCHER	IP WLS BF H R ER SO BB IBB HBP BLK WP HR S P ERA WHIP																					
Bob Shaw, R ERA: 5.06 (1, 1)	2.0 L 13 6 4 2 0 1 1 0 0 0 0 1 14 18 18.00 3.500																					
Jim Wilson, R ERA: 4.13 (3, 1)	2.0 10 3 2 2 0 1 1 0 0 0 0 0 8 16 9.00 2.000																					
Tom Qualters, R ERA: 3.83 (5, 1)	3.0 12 3 1 1 2 0 0 0 0 0 2 0 16 16 3.00 1.000																					
Gerry Staley, R ERA: 3.12 (8, 1)	2.0 6 0 0 0 2 0 0 0 0 0 0 0 10 10 0.00 0.000																					

Batter	1	2	3	4	5	6	7	8	9	AB	R	H	RBI	BB	SO	LOB	BOTTOM					
Billy Goodman, L OBP: 0.366, SLG: 0.375 (1, 5)										5	0	3	0	0	0	0	Cleveland Indians @ Chicago White Sox Comiskey Park, Chicago, IL Mon Sep 01 1958, 4:38 AM EDT Att: 17,326 - Unknown					
Nellie Fox, L OBP: 0.369, SLG: 0.362 (1, 4)										5	0	0	0	0	0	3						
Jim Landis, R OBP: 0.351, SLG: 0.444 (1, 8)										3	0	0	0	1	1	4						
Sherm Lollar, R OBP: 0.369, SLG: 0.462 (1, 2)										4	0	0	0	0	0	3						
Earl Torgeson, L OBP: 0.405, SLG: 0.413 (1, 3)										3	1	1	0	1	0	0						
Don Mueller, L OBP: 0.305, SLG: 0.295 (1, 9)										4	0	3	0	0	0	0						
Jim Rivera, L OBP: 0.284, SLG: 0.388 (1, 7)										3	0	1	1	0	0	3						
Sammy Esposito, R OBP: 0.339, SLG: 0.234 (1, 6)										4	0	0	0	0	1	4						
Bob Shaw, R OBP: 0.269, SLG: 0.150 (1, 1)										0	0	0	0	0	0	0						
Inning Stats	R: 0 E: 1 K: 0 S: 4	H: 1 LOB: 1 BB: 0 P: 4	R: 0 E: 0 K: 0 S: 4	H: 1 LOB: 0 BB: 0 P: 4	R: 0 E: 0 K: 0 S: 4	H: 1 LOB: 1 BB: 1 P: 8	R: 1 E: 1 K: 1 S: 7	H: 2 LOB: 1 BB: 0 P: 7	R: 0 E: 0 K: 0 S: 3	H: 0 LOB: 0 BB: 0 P: 3	R: 0 E: 0 K: 0 S: 4	H: 1 LOB: 1 BB: 0 P: 4	R: 0 E: 1 K: 2 S: 9	H: 1 LOB: 2 BB: 0 P: 9	R: 0 E: 0 K: 0 S: 4	H: 1 LOB: 2 BB: 1 P: 8	R: 0 E: 0 K: 0 S: 3	H: 0 LOB: 0 BB: 0 P: 3	1B: 7 2B: 2 3B: 0 HR: 0	SF: 1 SAC: 0 DP: 1 HBP: 0	WP: 1 PB: 0 CS: 0	PA: 38
PITCHER	IP WLS BF H R ER SO BB IBB HBP BLK WP HR S P ERA WHIP																					
Gary Bell, R ERA: 3.28 (1, 1)	9.0 W 38 8 1 1 3 2 0 0 0 0 1 0 42 50 1.00 1.111																					

Batter	1	2	3	4	5	6	7	8	9	AB	R	H	RBI	BB	SO	LOB	TOP				
Jim Landis, R (1, 8) OBP: 0.350, SLG: 0.441	F8			G4-6-3 BB		FC6-4			K	3	0	0	0	1	1	1	Chicago White Sox @ Detroit Tigers Briggs Stadium, Detroit, MI Wed Sep 03 1958, 7:05 PM EDT Att: 13,303 - Unknown livebaseballscorecards.com				
Nelle Fox, L (1, 4) OBP: 0.367, SLG: 0.359	F8		G4-6-3				4-3		F8	4	0	0	0	0	0	1					
Billy Goodman, L (1, 5) OBP: 0.366, SLG: 0.375 Bubba Phillips, R (6, 5) OBP: 0.312, SLG: 0.358	6-3			F7			WP 2B 1B		F5	3	1	1	0	0	0	0					
Sherm Lollar, R (1, 2) OBP: 0.369, SLG: 0.464		K			1-3					3	0	1	1	0	1	0					
Ray Boone, R (1, 3) OBP: 0.307, SLG: 0.410 Earl Torgeson, L (9, 3) OBP: 0.405, SLG: 0.413		L9			5-3					3	0	0	0	0	0	1					
Don Mueller, L (1, 9) OBP: 0.300, SLG: 0.289 Al Smith, R (9, 9) OBP: 0.324, SLG: 0.383					4-3					0	0	0	0	0	0	0					
Don Mueller, L (1, 9) OBP: 0.300, SLG: 0.289 Al Smith, R (9, 9) OBP: 0.324, SLG: 0.383					4-3					3	0	0	0	0	0	1					
Jim Rivera, L (1, 7) OBP: 0.281, SLG: 0.384				F4		K			K	3	0	0	0	0	2	0					
Sammy Esposito, R (1, 6) OBP: 0.339, SLG: 0.224				6-3		FC6-4 BB			6-3	2	0	0	0	1	0	0					
Dick Donovan, L (1, 1) OBP: 0.218, SLG: 0.103				K		F7			4-3	3	0	0	0	0	1	1					
Inning Stats	R: 0 E: 0 K: 0 S: 3	H: 0 LOB: 0 BB: 0 P: 3	R: 0 E: 0 K: 1 S: 5	H: 0 LOB: 0 BB: 0 P: 5	R: 0 E: 0 K: 1 S: 5	H: 0 LOB: 0 BB: 0 P: 5	R: 0 E: 0 K: 0 S: 2	H: 0 LOB: 0 BB: 1 P: 6	R: 0 E: 0 K: 0 S: 3	H: 0 LOB: 0 BB: 0 P: 3	R: 1 E: 0 K: 0 S: 5	H: 2 LOB: 1 BB: 0 P: 5	R: 0 E: 0 K: 1 S: 5	H: 0 LOB: 0 BB: 0 P: 5	R: 0 E: 0 K: 1 S: 5	H: 0 LOB: 0 BB: 0 P: 5	1B: 1 2B: 1 3B: 0 HR: 0	SF: 0 SAC: 0 DP: 1 HBP: 0	WP: 1 PB: 0 CS: 0	PA: 30	
PITCHER Frank Lary, R (1, 1) ERA: 3.09	IP: 9.0 WLS: L BF: 30	H: 2 R: 1 ER: 1 SO: 5	BB: 2 IBB: 0 HBP: 0 BLK: 0	WP: 1 HR: 0 S: 38 P: 46	ERA: 1.00 WHIP: 0.444											PITCHER	IP: 9.0 WLS: L BF: 30	H: 2 R: 1 ER: 1 SO: 5	BB: 2 IBB: 0 HBP: 0 BLK: 0	WP: 1 HR: 0 S: 38 P: 46	ERA: 1.00 WHIP: 0.444

Batter	1	2	3	4	5	6	7	8	9	AB	R	H	RBI	BB	SO	LOB	BOTTOM				
Harvey Kuenn, R (1, 8) OBP: 0.382, SLG: 0.454	6-3 2B		6-3		2-3		5-3			4	0	1	0	0	0	2	Chicago White Sox @ Detroit Tigers Briggs Stadium, Detroit, MI Wed Sep 03 1958, 7:05 PM EDT Att: 13,303 - Unknown livebaseballscorecards.com				
Cool Veal, R (1, 6) OBP: 0.321, SLG: 0.339	6-3		E4			B1-3			6-3	4	0	0	0	0	1						
Al Kaline, R (1, 9) OBP: 0.351, SLG: 0.474	L6		K						L8	4	0	1	0	0	1	2					
Gail Harris, L (1, 3) OBP: 0.337, SLG: 0.490	4-0 BB			K		F7			4-3	3	0	0	0	1	1						
Charlie Maxwell, L (1, 7) OBP: 0.359, SLG: 0.412	F6			F2						3	0	1	0	1	0	2					
Frank Bolling, R (1, 4) OBP: 0.332, SLG: 0.396			F4		5-3					4	0	0	0	0	1	2					
Billy Martin, R (1, 5) OBP: 0.283, SLG: 0.350 Gus Zernial, R (9, PH) OBP: 0.317, SLG: 0.496			F4							3	0	1	0	0	0	0					
Red Wilson, R (1, 2) OBP: 0.382, SLG: 0.383			F7							2	0	1	0	0	0	0					
Frank Lary, R (1, 1) OBP: 0.158, SLG: 0.189			6-3							3	0	0	0	0	1	2					
Inning Stats	R: 0 E: 0 K: 0 S: 4	H: 1 LOB: 2 BB: 1 P: 8	R: 0 E: 0 K: 0 S: 3	H: 0 LOB: 0 BB: 0 P: 3	R: 0 E: 1 K: 1 S: 6	H: 0 LOB: 1 BB: 0 P: 6	R: 0 E: 0 K: 1 S: 5	H: 0 LOB: 0 BB: 0 P: 5	R: 0 E: 0 K: 1 S: 6	H: 1 LOB: 1 BB: 0 P: 6	R: 0 E: 0 K: 0 S: 4	H: 1 LOB: 2 BB: 1 P: 8	R: 0 E: 0 K: 0 S: 4	H: 1 LOB: 1 BB: 0 P: 4	R: 0 E: 0 K: 2 S: 7	H: 0 LOB: 0 BB: 0 P: 7		1B: 2 2B: 3 3B: 0 HR: 0	SF: 0 SAC: 1 DP: 0 HBP: 0	WP: 0 PB: 0 CS: 0	PA: 34
PITCHER Dick Donovan, R (1, 1) ERA: 3.03	IP: 9.0 WLS: W BF: 34	H: 5 R: 0 ER: 0 SO: 5	BB: 1 IBB: 1 HBP: 0 BLK: 0	WP: 0 HR: 0 S: 42 P: 50	ERA: 0.00 WHIP: 0.667											PITCHER	IP: 9.0 WLS: W BF: 34	H: 5 R: 0 ER: 0 SO: 5	BB: 1 IBB: 1 HBP: 0 BLK: 0	WP: 0 HR: 0 S: 42 P: 50	ERA: 0.00 WHIP: 0.667

Batter	1	2	3	4	5	6	7	8	9	AB	R	H	RBI	BB	SO	LOB	TOP								
Jim Landis, R OBP: 0.347, SLG: 0.438 (1, 8)	F2			K		5-3	F8			4	0	0	0	0	1	2									
Nelle Fox, L OBP: 0.366, SLG: 0.358 (1, 4)	4-3			L9		1B			K	4	0	1	0	0	1	0									
Billy Goodman, L OBP: 0.365, SLG: 0.373 (1, 5)	F8			F9		1B			6-3	4	0	1	0	0	0	0									
Sherm Lollar, R OBP: 0.368, SLG: 0.462 (1, 2)		5-3			1B	SF7	1B		F7	4	1	1	0	0	0	2									
Earl Torgeson, L OBP: 0.412, SLG: 0.447 (1, 3)		3-1			1B	2B	1B		4-3	4	3	3	1	0	0	0									
Don Mueller, L OBP: 0.299, SLG: 0.284 (1, 9)		L4			F4				4-3	3	0	0	0	1	0	3									
Al Smith, R OBP: 0.323, SLG: 0.383 (1, 7)			L7		SF7				F8	3	0	1	2	0	0	1									
Sammy Esposito, R OBP: 0.333, SLG: 0.245 (1, 6)			F8		2B				L9	4	0	1	1	0	0	2									
Ray Moore, R Ron Jackson, R Barry Latman, R Tom Qualters, R Bob Shaw, R Turk Lown, R Gerry Staley, R Earl Babbie, R			K2-3		K				K	8	1	0	0	0	0	0									
Inning Stats	R: 0 E: 0 K: 0 S: 3	H: 0 LOB: 0 BB: 0 P: 3	R: 0 E: 0 K: 0 S: 3	H: 0 LOB: 0 BB: 0 P: 3	R: 0 E: 0 K: 1 S: 5	H: 0 LOB: 0 BB: 0 P: 5	R: 0 E: 0 K: 1 S: 5	H: 0 LOB: 0 BB: 0 P: 5	R: 2 E: 0 K: 0 S: 8	H: 3 LOB: 1 BB: 0 P: 8	R: 0 E: 0 K: 0 S: 4	H: 2 LOB: 1 BB: 0 P: 4	R: 1 E: 0 K: 0 S: 4	H: 1 LOB: 2 BB: 0 P: 12	R: 0 E: 0 K: 1 S: 5	H: 0 LOB: 0 BB: 0 P: 5	R: 1 E: 0 K: 1 S: 7	H: 2 LOB: 1 BB: 0 P: 7	1B: 5 2B: 2 3B: 0 HR: 1	SF: 1 SAC: 0 DP: 1 HBP: 0	WP: 0 PB: 0 SB: 0 CS: 0	PA: 36			
PITCHER	IP	WLS	BF	H	R	ER	SO	BB	IBB	HBP	BLK	WP	HR	S	P	ERA	WHIP								
Jim Bunning, R ERA: 3.96 (1, 1)	7.0	W	28	6	3	3	3	2	0	0	0	0	1	32	40	3.86	1.143								
Hank Aguirre, L ERA: 3.8 (8, 1)	2.0	S	8	2	1	1	2	0	0	0	0	0	0	12	12	4.50	1.000								

Chicago White Sox @ Detroit Tigers
Briggs Stadium, Detroit, MI
Thu Sep 04 1958, 4:33 AM EDT
Att: 3,461 - Unknown

AB 33
R 4
H 8
RBI 4
BB 2
SO 5
LOB 12



Batter	1	2	3	4	5	6	7	8	9	AB	R	H	RBI	BB	SO	LOB	BOTTOM								
Harvey Kuenn, R OBP: 0.380, SLG: 0.452 (1, 8)	F4	FC4-6		L4-3						5	0	1	2	0	0	3									
Cool Veal, R OBP: 0.319, SLG: 0.336 Reno Bertoia, R OBP: 0.276, SLG: 0.296 (1, 6) (8, 6)		F8			1-3	6-3			6-3	4	1	1	0	0	0	3									
Al Kaline, R OBP: 0.353, SLG: 0.475 (1, 9)	E9			E	FC3				L6-3	5	2	3	0	0	0	0									
Gail Harris, L OBP: 0.337, SLG: 0.497 (1, 3)		F8		FC3		G4-6-3			4-3	5	2	2	2	0	0	2									
Charlie Maxwell, L OBP: 0.363, SLG: 0.420 (1, 7)				SF8						3	1	3	2	0	0	0									
Frank Bolling, R OBP: 0.333, SLG: 0.395 (1, 4)		F8		K						3	2	1	0	1	1	2									
Billy Martin, R OBP: 0.285, SLG: 0.352 (1, 5)		E2		F3					FC5-2	4	2	2	0	0	0	3									
Red Wilson, R OBP: 0.387, SLG: 0.388 (1, 2)		F8			L4-3					2	1	1	2	2	0	1									
Jim Bunning, R OBP: 0.213, SLG: 0.233 Tito Francona, L OBP: 0.335, SLG: 0.318 Hank Aguirre, R OBP: 0.267, SLG: 0.286 (1, 1) (7, PH) (8, 1)					K				E2	3	0	1	0	0	2	4									
Inning Stats	R: 4 E: 2 K: 0 S: 8	H: 5 LOB: 1 BB: 0 P: 8	R: 0 E: 0 K: 0 S: 3	H: 1 LOB: 0 BB: 0 P: 3	R: 1 E: 1 K: 1 S: 7	H: 1 LOB: 1 BB: 0 P: 7	R: 0 E: 0 K: 1 S: 4	H: 0 LOB: 1 BB: 1 P: 8	R: 0 E: 0 K: 0 S: 3	H: 1 LOB: 0 BB: 0 P: 3	R: 2 E: 0 K: 1 S: 8	H: 4 LOB: 2 BB: 1 P: 12	R: 4 E: 1 K: 0 S: 7	H: 4 LOB: 1 BB: 1 P: 11	R: 0 E: 0 K: 0 S: 3	H: 0 LOB: 0 BB: 0 P: 3	1B: 13 2B: 3 3B: 0 HR: 1	SF: 1 SAC: 0 DP: 2 HBP: 0	WP: 0 PB: 1 SB: 0 CS: 1	PA: 40					
PITCHER	IP	WLS	BF	H	R	ER	SO	BB	IBB	HBP	BLK	WP	HR	S	P	ERA	WHIP								
Ray Moore, R ERA: 3.64 (1, 1)	2.0	L	11	6	4	3	0	0	0	0	0	0	0	11	15	0.00	1.000								
Barry Latman, R ERA: 1.07 (3, 1)	2.0		8	1	1	0	2	1	0	0	0	0	0	11	15	0.00	1.000								
Tom Qualters, R ERA: 4.09 (5, 1)	1.2		9	5	2	2	1	0	1	0	0	0	0	10	14	10.80	3.000								
Bob Shaw, R ERA: 5.03 (6, 1)	0.1		1	0	0	0	0	0	0	0	0	0	0	1	1	0.00	0.000								
Turk Lown, R ERA: 4.83 (7, 1)	0.1		4	2	3	3	0	1	0	0	0	0	0	3	7	81.00	9.000								
PITCHER	IP	WLS	BF	H	R	ER	SO	BB	IBB	HBP	BLK	WP	HR	S	P	ERA	WHIP								
Gerry Staley, R ERA: 3.16 (7, 1)	1.2		7	2	1	1	0	0	0	0	0	0	0	7	7	5.40	1.200								

Chicago White Sox @ Detroit Tigers
Briggs Stadium, Detroit, MI
Thu Sep 04 1958, 4:33 AM EDT
Att: 3,461 - Unknown


AB 36
R 11
H 16
RBI 9
BB 3
SO 3
LOB 18



Batter	1	2	3	4	5	6	7	8	9	AB	R	H	RBI	BB	SO	LOB	TOP										
Jim Landis, R OBP: 0.347, SLG: 0.436 (1, 8)										4	0	1	1	0	1	1											
Nelle Fox, L OBP: 0.365, SLG: 0.357 Don Mueller, L OBP: 0.295, SLG: 0.280 Jim Wilson, R OBP: 0.170, SLG: 0.083 (1, 4) (5, 9) (7, 1)										2	0	0	0	0	0	1											
Al Smith, R OBP: 0.327, SLG: 0.392 (1, 9) (5, 7)										3	1	2	1	1	0	0											
Ray Boone, R OBP: 0.303, SLG: 0.404 (1, 3)										4	0	0	0	0	0	2											
Earl Battey, R OBP: 0.324, SLG: 0.446 (1, 2)										4	0	1	0	0	0	1											
Billy Goodman, L OBP: 0.366, SLG: 0.376 (1, 5) (5, 4)										3	1	1	0	1	0	1											
Bubba Phillips, R OBP: 0.309, SLG: 0.352 (1, 7) (5, 5)										4	0	0	0	0	0	3											
Sammy Esposito, R OBP: 0.356, SLG: 0.298 (1, 6)										4	1	3	0	0	0	0											
Early Wynn, S OBP: 0.301, SLG: 0.234 Sherm Lollar, R OBP: 0.369, SLG: 0.466 Jim Rivera, L OBP: 0.281, SLG: 0.382 (1, 1) (7, PH) (7, 9)										2	0	0	0	0	1	1											
Inning Stats	R: 0 E: 0 K: 0 S: 3	H: 0 LOB: 0 BB: 0 P: 3	R: 0 E: 0 K: 0 S: 4	H: 1 LOB: 1 BB: 0 P: 4	R: 0 E: 0 K: 1 S: 6	H: 1 LOB: 1 BB: 0 P: 6	R: 1 E: 0 K: 0 S: 5	H: 2 LOB: 2 BB: 0 P: 5	R: 0 E: 0 K: 1 S: 5	H: 1 LOB: 1 BB: 0 P: 6	R: 3 E: 0 K: 0 S: 5	H: 3 LOB: 0 BB: 1 P: 9	R: 0 E: 0 K: 0 S: 2	H: 0 LOB: 0 BB: 1 P: 6	R: 0 E: 0 K: 1 S: 6	H: 1 LOB: 1 BB: 0 P: 6	1B: 4 2B: 4 3B: 0 HR: 1	SF: 0 SAC: 0 DP: 0 HBP: 0	WP: 0 PB: 0 SB: 0 CS: 1	PA: 36							
PITCHER	IP	WLS	BF	H	R	ER	SO	BB	IBB	HBP	BLK	WP	HR	S	P	ERA	WHIP										
Don Mossi, L ERA: 3.91 (1, 1)	6.1		26	6	3	3	3	1	0	0	0	0	1	31	35	4.26	1.105										
Herb Score, L ERA: 3.1 (7, 1)	0.2	L	3	2	1	1	0	0	0	0	0	0	0	3	3	13.50	3.000										
Ray Narleski, R ERA: 4.09 (8, 1)	2.0		7	1	0	0	1	1	0	0	0	0	0	8	12	0.00	1.000										

Chicago White Sox @ Cleveland Indians
Cleveland Municipal Stadium, Cleveland, OH
Fri Sep 05 1958, 7:05 PM EDT
Att: 6,709 - Unknown

AB 34
R 4
H 9
RBI 4
BB 2
SO 4
LOB 11



Batter	1	2	3	4	5	6	7	8	9	AB	R	H	RBI	BB	SO	LOB	BOTTOM										
Woodie Held, R OBP: 0.277, SLG: 0.304 Mickey Vernon, L OBP: 0.372, SLG: 0.447 (1, 6) (9, PH)										2	0	0	0	1	1	0											
Vic Power, R OBP: 0.335, SLG: 0.486 (1, 4)										4	1	1	0	1	0	4											
Larry Doby, L OBP: 0.374, SLG: 0.538 (1, 8)										4	1	2	3	0	1	2											
Minnie Minoso, R OBP: 0.382, SLG: 0.485 (1, 7)										4	0	0	0	0	0	2											
Vic Wertz, L OBP: 0.389, SLG: 0.613 (1, 3)										4	0	1	0	0	1	0											
Rocky Colavito, R OBP: 0.386, SLG: 0.597 (1, 9)										4	0	3	0	0	1	0											
Russ Nixon, L OBP: 0.322, SLG: 0.425 (1, 2)										4	0	0	0	0	1	4											
Randy Jackson, R OBP: 0.229, SLG: 0.339 Billy Harrell, R OBP: 0.270, SLG: 0.345 (1, 5) (9, PR)										3	0	0	0	1	2	3											
Don Mossi, L OBP: 0.115, SLG: 0.120 Herb Score, L OBP: 0.231, SLG: 0.091 Gary Geiger, L OBP: 0.333, SLG: 0.280 Ray Narleski, R OBP: 0.268, SLG: 0.231 Billy Moran, R OBP: 0.281, SLG: 0.283 (1, 1) (7, 1) (7, PH) (8, 1) (9, PH)										2	1	1	0	0	1	0											
Inning Stats	R: 0 E: 0 K: 2 S: 8	H: 1 LOB: 0 BB: 0 P: 8	R: 0 E: 0 K: 1 S: 5	H: 0 LOB: 0 BB: 0 P: 5	R: 0 E: 0 K: 2 S: 7	H: 0 LOB: 0 BB: 0 P: 7	R: 2 E: 0 K: 1 S: 8	H: 3 LOB: 2 BB: 1 P: 12	R: 1 E: 0 K: 0 S: 5	H: 2 LOB: 1 BB: 0 P: 5	R: 0 E: 0 K: 0 S: 4	H: 1 LOB: 1 BB: 0 P: 4	R: 0 E: 0 K: 0 S: 3	H: 0 LOB: 1 BB: 1 P: 7	R: 0 E: 0 K: 2 S: 8	H: 1 LOB: 0 BB: 0 P: 8	R: 0 E: 0 K: 0 S: 3	H: 0 LOB: 2 BB: 1 P: 7	1B: 6 2B: 1 3B: 0 HR: 1	SF: 0 SAC: 2 DP: 0 HBP: 0	WP: 0 PB: 0 SB: 0 CS: 0	PA: 38					
PITCHER	IP	WLS	BF	H	R	ER	SO	BB	IBB	HBP	BLK	WP	HR	S	P	ERA	WHIP										
Early Wynn, R ERA: 4.28 Jim Wilson, R ERA: 4.04 (1, 1) (7, 1)	6.0	W	26	7	3	3	6	1	0	0	0	0	1	37	41	4.50	1.333										
	3.0	S	12	1	0	0	2	2	0	0	0	0	0	14	22	0.00	1.000										

Chicago White Sox @ Cleveland Indians
Cleveland Municipal Stadium, Cleveland, OH
Fri Sep 05 1958, 7:05 PM EDT
Att: 6,709 - Unknown

AB 33
R 3
H 8
RBI 3
BB 3
SO 8
LOB 17



Batter	1	2	3	4	5	6	7	8	9	AB	R	H	RBI	BB	SO	LOB	TOP			
Jim Landis, R OBP: 0.346, SLG: 0.434 (1, 8)	0-0 1B		0-0 5-3			0-0 F6		0-0 L3		4	0	1	0	0	0	0	Chicago White Sox @ Cleveland Indians Cleveland Municipal Stadium, Cleveland, OH Sat Sep 06 1958, 7:05 PM EDT Att: 7,207 - Unknown livebaseballscorecards.com			
Nelle Fox, L OBP: 0.367, SLG: 0.360 (1, 4)	0-0 CS 1B					0-0 F7		0-0 G1-6-3 1B		4	0	3	0	0	0	0				
Billy Goodman, L OBP: 0.363, SLG: 0.372 (1, 5)	0-0 1-2 4-3					0-0 F7		0-0 E6 G1-6-3 1B		4	0	0	0	0	0	3				
Sherm Lollar, R OBP: 0.370, SLG: 0.463 (1, 2)		0-0 4-3				0-0 F7		4-0 FC3-6 BB		2	0	0	0	2	0	1				
Earl Torgeson, L OBP: 0.409, SLG: 0.438 (1, 3)		4-0 BB				0-0 4-3		0-0 FC3-6 BB		3	0	0	0	1	0	4				
Al Smith, R OBP: 0.326, SLG: 0.398 (1, 9)		0-3 K				0-0 F9		0-0 HR		4	1	1	1	0	1	2				
Jim Rivera, L OBP: 0.283, SLG: 0.382 (1, 7)		0-3 K				0-0 4-3		4-0 L6-3 1B		3	0	1	0	1	1	1				
Sammy Esposito, R OBP: 0.352, SLG: 0.283 (1, 6)						0-0 F7		0-0 L6-3 1-2		3	0	0	0	1	0	3				
Billy Pierce, L OBP: 0.247, SLG: 0.222 (1, 1)						0-0 6-3		0-0 F7		1	0	0	0	0	0	0				
Barry Latman, R OBP: 0.111, SLG: 0.111 (3, 1)										1	0	0	0	0	1	1				
Ray Boone, R OBP: 0.302, SLG: 0.403 (7, PH)										1	0	0	0	0	0	0				
Bob Shaw, R OBP: 0.292, SLG: 0.150 (7, 1)										0	0	0	0	0	0	0				
Inning Stats	R: 0 E: 0 K: 0 S: 3	H: 2 LOB: 0 BB: 0 P: 3	R: 0 E: 0 K: 2 S: 7	H: 0 LOB: 1 BB: 1 P: 11	R: 0 E: 0 K: 0 S: 3	H: 0 LOB: 0 BB: 0 P: 3	R: 0 E: 0 K: 0 S: 4	H: 1 LOB: 1 BB: 0 P: 4	R: 0 E: 0 K: 1 S: 5	H: 0 LOB: 1 BB: 1 P: 9	R: 0 E: 1 K: 0 S: 4	H: 0 LOB: 2 BB: 1 P: 8	R: 1 E: 0 K: 0 S: 4	H: 2 LOB: 0 BB: 0 P: 4	R: 0 E: 0 K: 0 S: 3	H: 1 LOB: 0 BB: 2 P: 11	1B: 5 2B: 1 3B: 0 HR: 1	SF: 0 SAC: 0 DP: 2 HBP: 0	WP: 0 PB: 0 SB: 0 CS: 1	PA: 35
PITCHER Gary Bell, R ERA: 3.14 (1, 1)	IP: 9.0 WLS: W BF: 35 H: 6 R: 1 ER: 1 SO: 3 BB: 5 IBB: 0 HBP: 0 BLK: 0 WP: 0 HR: 1 S: 36 P: 56 ERA: 1.00 WHIP: 1.222															PITCHER IP: WLS: BF: H: R: ER: SO: BB: IBB: HBP: BLK: WP: HR: S: P: ERA: WHIP				

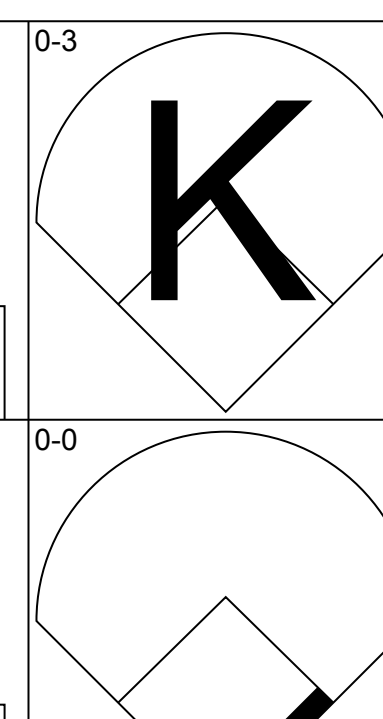
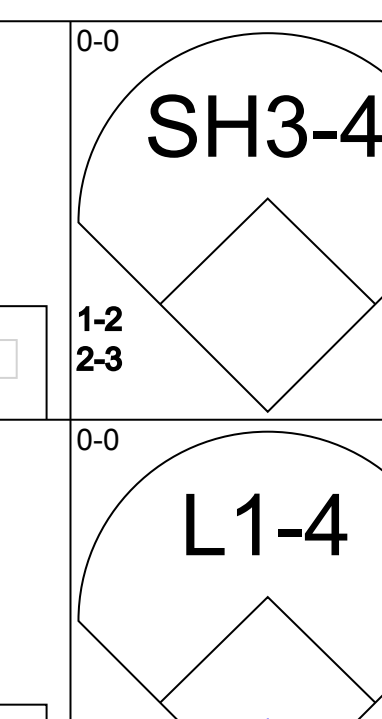
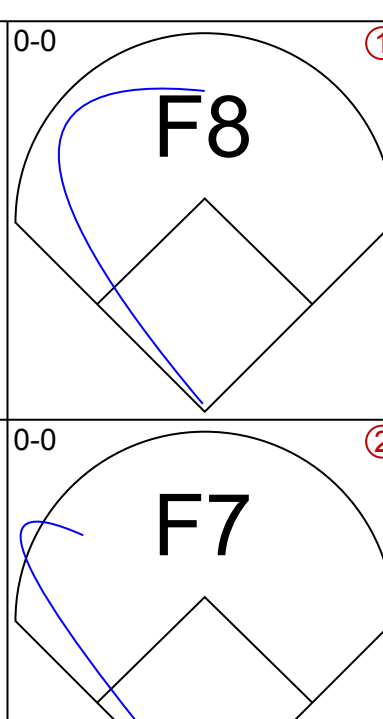
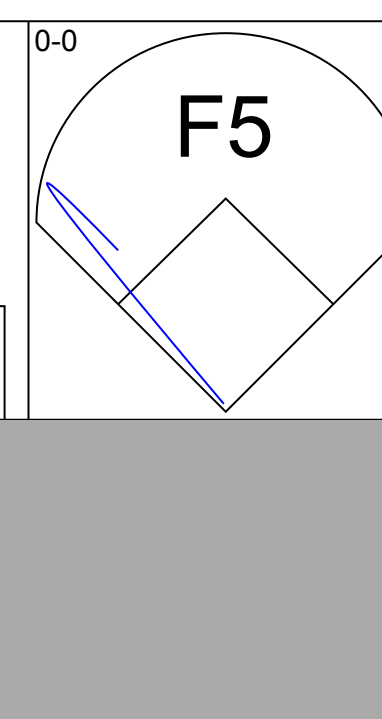
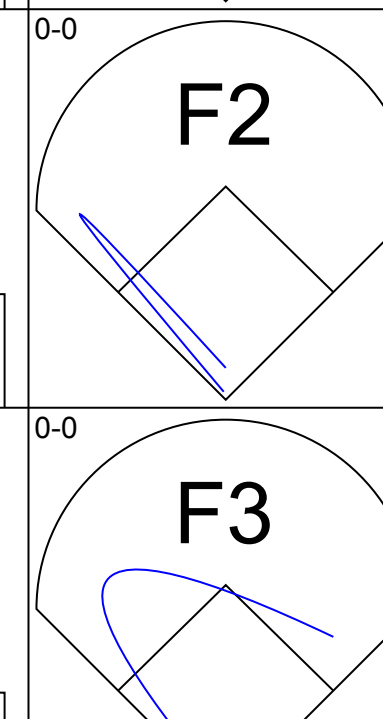

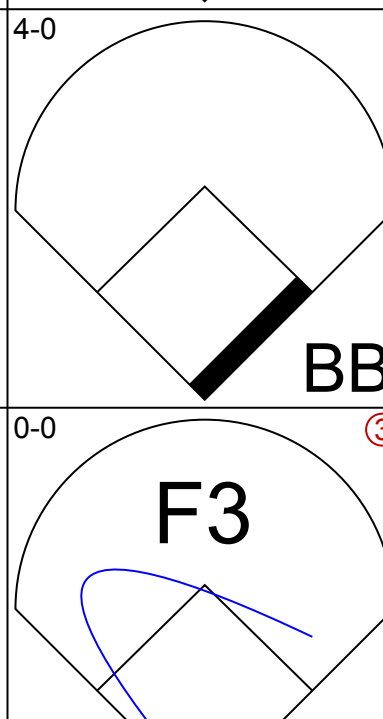
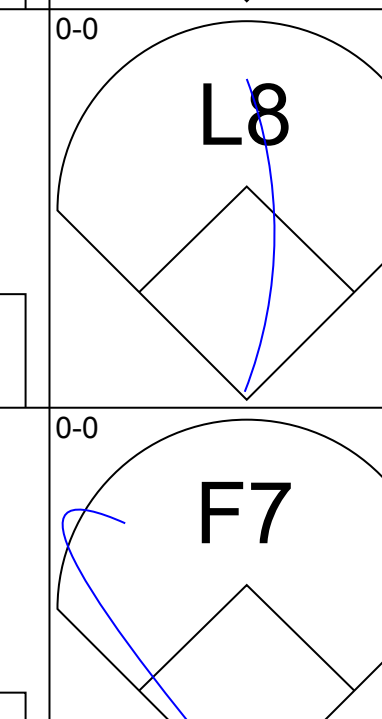

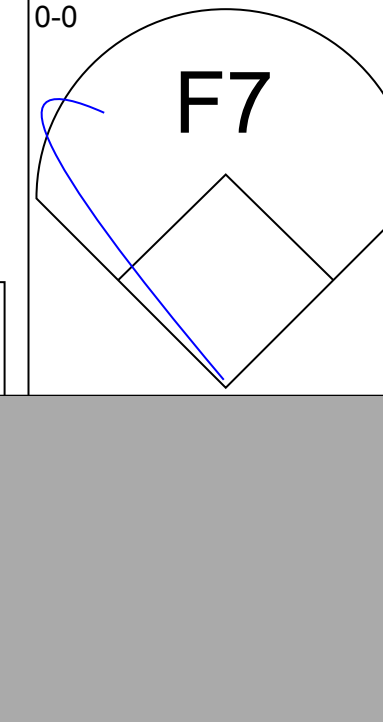




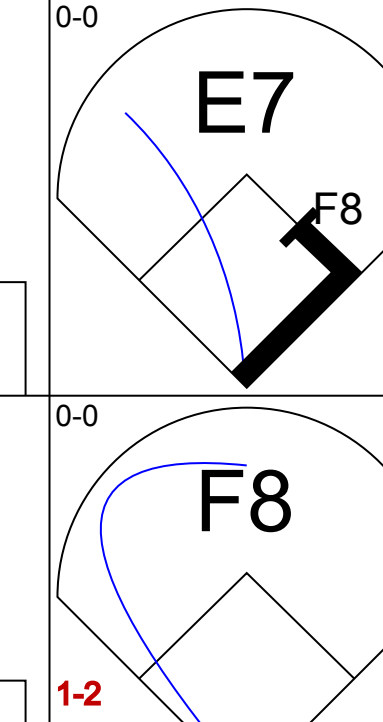
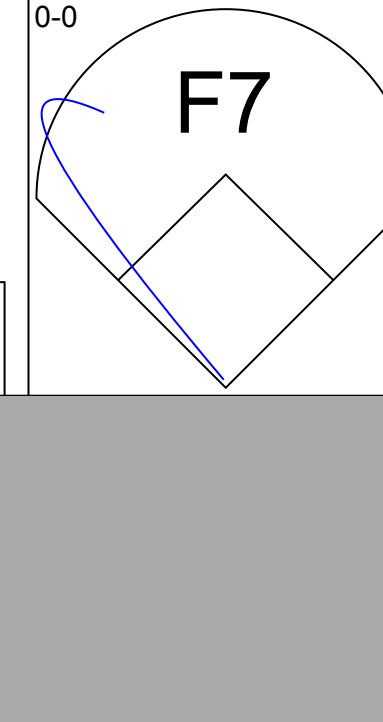
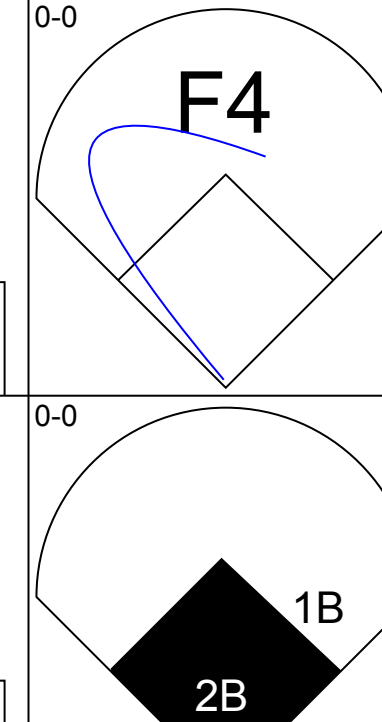

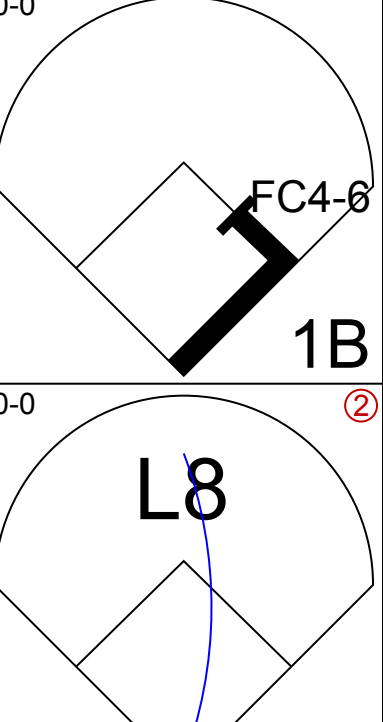
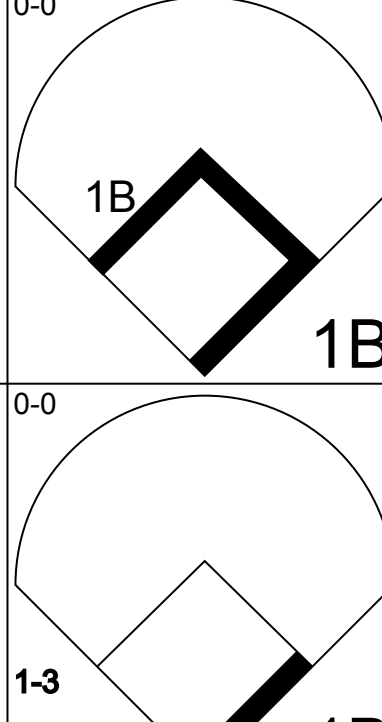

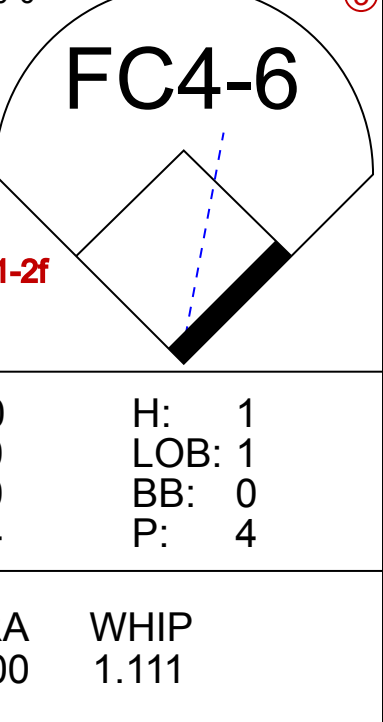
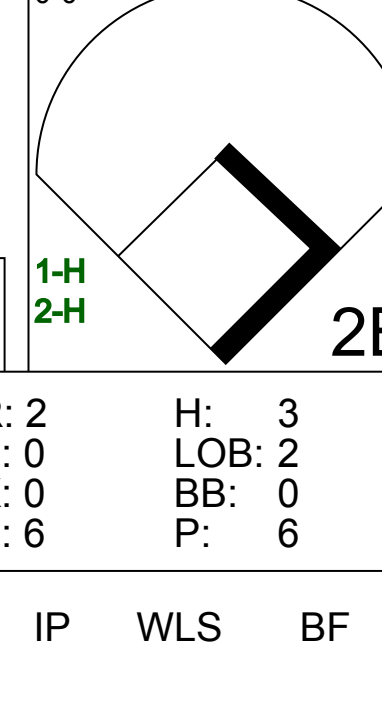
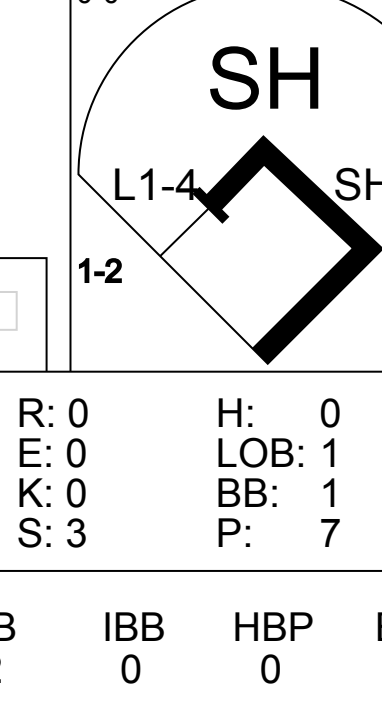
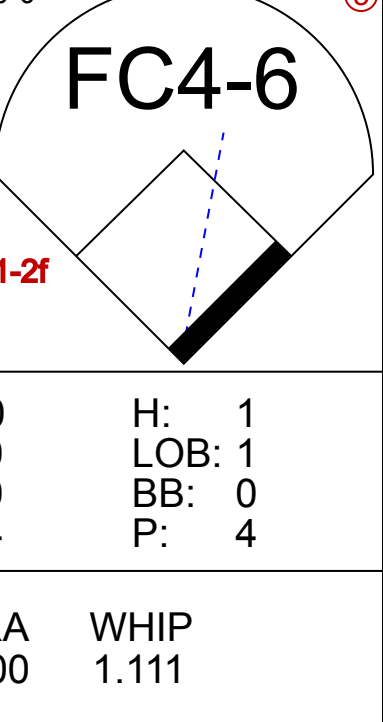
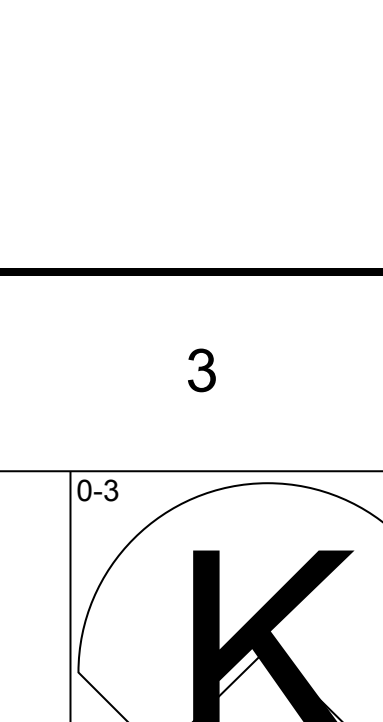
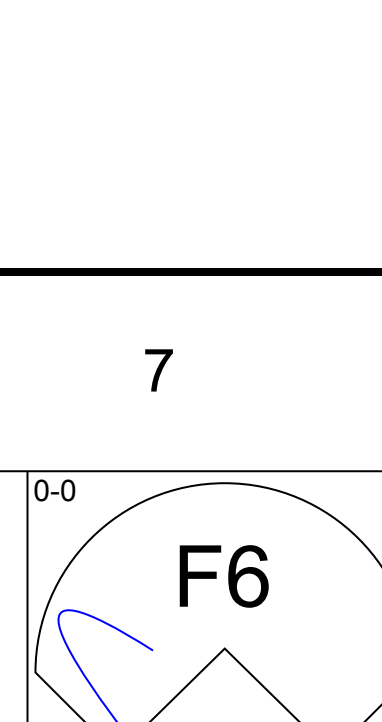
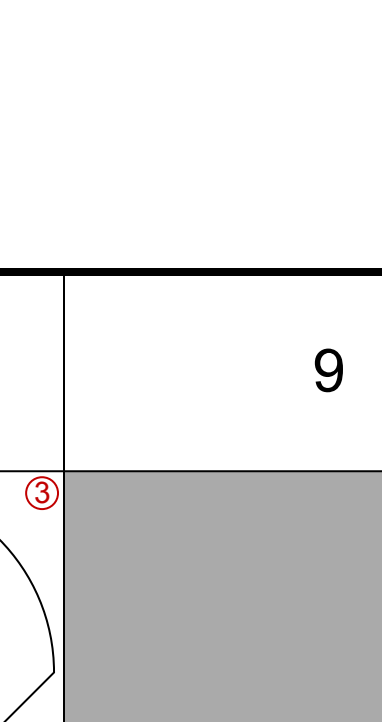
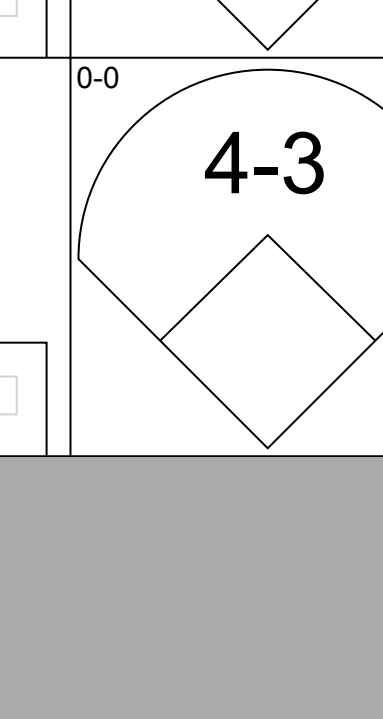




Batter	1	2	3	4	5	6	7	8	9	AB	R	H	RBI	BB	SO	LOB	BOTTOM			
Billy Harrell, R OBP: 0.266, SLG: 0.341 (1, 5)	0-0 5-3							0-0 4-3		5	0	1	0	0	0	2	Chicago White Sox @ Cleveland Indians Cleveland Municipal Stadium, Cleveland, OH Sat Sep 06 1958, 7:05 PM EDT Att: 7,207 - Unknown livebaseballscorecards.com			
Billy Moran, R OBP: 0.281, SLG: 0.282 (1, 4)	0-0 HR 1B							0-0 F9		4	1	1	0	0	0	1				
Vic Power, R OBP: 0.336, SLG: 0.490 (1, 3)	0-0 1-H HR							4-0 1B BB		3	2	1	2	1	0	0				
Minnie Minoso, R OBP: 0.387, SLG: 0.488 (1, 7)	0-0 BB 1B							0-0 1B 1B		3	1	3	0	1	0	0				
Rocky Colavito, R OBP: 0.389, SLG: 0.597 (1, 9)	4-0 FC6-4 1-2 BB							0-0 G6-4-3 1-2		3	1	2	1	1	0	1				
Woodie Held, R OBP: 0.277, SLG: 0.303 (1, 8)	0-3 K							0-0 1B		4	1	1	2	0	1	3				
Dick Brown, R OBP: 0.298, SLG: 0.379 (1, 2)	0-0 FC6-4 1-2							0-0 5-3		4	1	1	1	0	0	2				
Billy Hunter, R OBP: 0.251, SLG: 0.275 (1, 6)								0-0 F3		3	0	1	0	1	0	0				
Gary Bell, R OBP: 0.191, SLG: 0.163 (1, 1)								0-0 F9		4	0	1	1	0	0	1				
Inning Stats	R: 2 E: 0 K: 1 S: 8	H: 3 LOB: 2 BB: 1 P: 12	R: 0 E: 0 K: 0 S: 4	H: 1 LOB: 0 BB: 0 P: 4	R: 3 E: 0 K: 0 S: 5	H: 3 LOB: 0 BB: 1 P: 9	R: 0 E: 0 K: 0 S: 3	H: 0 LOB: 0 BB: 0 P: 3	R: 0 E: 0 K: 0 S: 4	H: 1 LOB: 1 BB: 0 P: 4	R: 0 E: 0 K: 0 S: 3	H: 0 LOB: 0 BB: 0 P: 3	R: 0 E: 0 K: 0 S: 5	H: 3 LOB: 2 BB: 2 P: 13	R: 2 E: 0 K: 0 S: 5	H: 3 LOB: 3 BB: 2 P: 13		1B: 11 2B: 0 3B: 0 HR: 1	SF: 0 SAC: 0 DP: 1 HBP: 0	WP: 0 PB: 0 SB: 0 CS: 0
PITCHER Billy Pierce, L ERA: 2.78 (1, 1)	IP: 2.1 WLS: L BF: 15 H: 7 R: 5 ER: 5 SO: 1 BB: 2 IBB: 0 HBP: 0 BLK: 0 WP: 0 HR: 1 S: 15 P: 23 ERA: 19.29 WHIP: 3.857															PITCHER IP: WLS: BF: H: R: ER: SO: BB: IBB: HBP: BLK: WP: HR: S: P: ERA: WHIP				
Barry Latman, R ERA: 0.93 (3, 1)	3.2 2 0 0 0 0 0 0 0 0 0 0 12 12 0.00 0.545																			
Bob Shaw, R ERA: 5.13 (7, 1)	2.0 10 3 2 2 0 2 0 0 0 0 0 8 16 9.00 2.500																			

Batter	1	2	3	4	5	6	7	8	9	AB	R	H	RBI	BB	SO	LOB	TOP								
Jim Landis, R (1, 8) OBP: 0.345, SLG: 0.433	0-3 K		0-0 F7		0-0 5-3		0-0 1B			4	0	1	0	0	1	0	Chicago White Sox @ Cleveland Indians Cleveland Municipal Stadium, Cleveland, OH Sun Sep 07 1958, 3:33 AM EDT Att: 7,180 - Unknown livebaseballscorecards.com								
Nelle Fox, L (1, 4) OBP: 0.365, SLG: 0.357	0-3 K		0-0 6-3		0-0 6-3		0-0 F7			4	0	0	0	0	1	2									
Al Smith, R (1, 9) OBP: 0.326, SLG: 0.399	0-3 K		0-0 1B 2B		0-0 F7		0-0 5-3			4	1	1	0	0	1	0									
Sherm Lollar, R (1, 2) OBP: 0.374, SLG: 0.464		4-0 HR BB	0-0 2H 1B		0-0 K		4-0 BB			2	1	1	1	2	1	0									
Ray Boone, R (1, 3) OBP: 0.304, SLG: 0.411		0-0 BB	0-0 1B		4-0 BB		0-0 BB			3	1	1	2	1	0	2									
Earl Torgeson, L (8, 3) OBP: 0.409, SLG: 0.438		1-H HR	0-0 6-3		0-0 BB		0-0 F8			0	0	0	0	0	0	0									
Billy Goodman, L (1, 5) OBP: 0.361, SLG: 0.370		0-0 F8		0-0 G4-6-3 1B		0-0 3-1		0-0 4-3		4	0	1	0	0	0	2									
Jim Rivera, L (8, 7) OBP: 0.283, SLG: 0.382		0-0 F8		0-0 G4-6-3 1B		0-0 3-1		0-0 4-3		0	0	0	0	0	0	0									
Bubba Phillips, R (1, 7) OBP: 0.304, SLG: 0.345		0-3 K		0-0 G4-6-3 1-2		0-0 F6		0-0 F6		4	0	0	0	0	1	1									
Sammy Esposito, R (1, 6) OBP: 0.347, SLG: 0.270		4-0 BB		0-0 F2		0-0 E6 1B		0-0 F9		3	0	0	0	1	0	0									
Dick Donovan, L (1, 1) OBP: 0.210, SLG: 0.099		0-3 K		0-3 K		0-3 K		0-0 6-3		3	0	0	0	0	3	2									
Earl Batley, R (9, PH) OBP: 0.322, SLG: 0.443		0-3 K		0-3 K		0-3 K		0-0 6-3		1	0	0	0	0	0	0									
Inning Stats	R: 0 E: 0 K: 3 S: 9	H: 0 LOB: 0 BB: 0 P: 9	R: 2 E: 0 K: 2 S: 8	H: 1 LOB: 1 BB: 2 P: 16	R: 1 E: 0 K: 0 S: 5	H: 2 LOB: 1 BB: 0 P: 5	R: 0 E: 0 K: 0 S: 3	H: 1 LOB: 0 BB: 0 P: 3	R: 0 E: 0 K: 1 S: 5	H: 0 LOB: 1 BB: 1 P: 9	R: 0 E: 0 K: 1 S: 7	H: 1 LOB: 2 BB: 0 P: 7	R: 0 E: 0 K: 0 S: 3	H: 0 LOB: 1 BB: 1 P: 7	R: 0 E: 0 K: 0 S: 3	H: 0 LOB: 0 BB: 0 P: 3	1B: 3 2B: 1 3B: 0 HR: 1	SF: 0 SAC: 0 DP: 1 HBP: 0	WP: 0 PB: 0 SB: 0 CS: 0	PA: 36					
PITCHER	IP	WLS	BF	H	R	ER	SO	BB	IBB	HBP	BLK	WP	HR	S	P	ERA	WHIP								
Don Ferrarese, L (1, 1) ERA: 3.72	6.0		24	4	3	3	7	3	0	0	0	0	1	35	47	4.50	1.167								
Ray Narleski, R (7, 1) ERA: 4.04	2.0	W	9	1	0	0	1	1	0	0	0	0	0	10	14	0.00	1.000								
Morrie Martin, L (9, 1) ERA: 4.34	1.0	S	3	0	0	0	0	0	0	0	0	0	0	3	3	0.00	0.000								

Batter	1	2	3	4	5	6	7	8	9	AB	R	H	RBI	BB	SO	LOB	BOTTOM								
Billy Harrell, R (1, 5) OBP: 0.272, SLG: 0.344	0-0 S 1B		0-0 S 1B		0-0 6-3		0-0 5-3			4	0	2	0	0	0	0	Chicago White Sox @ Cleveland Indians Cleveland Municipal Stadium, Cleveland, OH Sun Sep 07 1958, 3:33 AM EDT Att: 7,180 - Unknown livebaseballscorecards.com								
Mickey Vernon, L (1, 3) OBP: 0.370, SLG: 0.443	0-0 F4 1-2		4-0 BB		0-0 F6		0-3 K			3	0	0	0	1	1	1									
Vic Power, R (1, 4) OBP: 0.337, SLG: 0.495	0-0 F2		0-0 F6		1-0 HBP		0-0 HR			3	1	1	1	0	0	3									
Larry Doby, L (1, 8) OBP: 0.372, SLG: 0.537	0-3 K		0-0 1B 2B		0-3 K		0-0 5-3			4	1	1	0	0	2	2									
Minnie Minoso, R (1, 7) OBP: 0.386, SLG: 0.486		0-0 G3		0-0 5-3 1B		0-0 F7		0-3 K		4	0	1	1	0	1	0									
Rocky Colavito, R (1, 9) OBP: 0.390, SLG: 0.596	0-3 K		0-0 5-3		0-0 5-3		4-0 1B BB		0-0 2B 1B	3	1	1	0	1	1	1									
Woodie Held, R (1, 6) OBP: 0.280, SLG: 0.310	0-0 4-3		0-0 F8		0-0 F8		1-2 1B		0-0 1B 2B	4	1	2	0	0	0	1									
Dick Brown, R (1, 2) OBP: 0.300, SLG: 0.377		0-0 F8		4-0 FC6		0-0 F8		0-0 CS		1	0	0	0	1	0	0									
Vic Wertz, L (6, PH) OBP: 0.378, SLG: 0.594		0-0 F8		0-0 BB		0-0 F8		0-0 CS		1	0	0	0	0	0	2									
Ray Narleski, R (7, 1) OBP: 0.268, SLG: 0.231		0-0 F8		0-0 BB		0-0 F8		0-0 CS		0	0	0	0	0	0	0									
Bobby Avila, R (8, PH) OBP: 0.349, SLG: 0.373		0-0 F8		0-0 BB		0-0 F8		0-0 CS		1	0	1	2	0	0	0									
Morrie Martin, L (9, 1) OBP: 0.372, SLG: 0.537		0-0 F8		0-0 BB		0-0 F8		0-0 CS		0	0	0	0	0	0	0									
Don Ferrarese, R (1, 1) OBP: 0.211, SLG: 0.167		0-0 6-3		0-0 FC6		0-3 K		0-3 K2-3		2	0	0	0	0	2	3									
Russ Nixon, L (6, PH) OBP: 0.320, SLG: 0.422		0-3 K		0-3 K		0-3 K		0-0 6-3		2	0	0	0	0	2	3									
Inning Stats	R: 0 E: 0 K: 1 S: 6	H: 1 LOB: 1 BB: 0 P: 6	R: 0 E: 0 K: 1 S: 5	H: 0 LOB: 0 BB: 0 P: 5	R: 0 E: 0 K: 0 S: 4	H: 1 LOB: 2 BB: 1 P: 8	R: 1 E: 0 K: 0 S: 5	H: 2 LOB: 2 BB: 1 P: 9	R: 0 E: 0 K: 1 S: 5	H: 0 LOB: 1 BB: 1 P: 6	R: 0 E: 0 K: 1 S: 6	H: 1 LOB: 2 BB: 1 P: 10	R: 1 E: 0 K: 1 S: 6	H: 1 LOB: 0 BB: 0 P: 6	R: 2 E: 0 K: 2 S: 9	H: 3 LOB: 0 BB: 0 P: 9	1B: 6 2B: 2 3B: 0 HR: 1	SF: 0 SAC: 0 DP: 0 HBP: 1	WP: 0 PB: 0 SB: 0 CS: 1	PA: 36					
PITCHER	IP	WLS	BF	H	R	ER	SO	BB	IBB	HBP	BLK	WP	HR	S	P	ERA	WHIP								
Dick Donovan, R (1, 1) ERA: 3.09	8.0	L	36	9	4	4	7	3	0	1	0	0	1	46	59	4.50	1.500								

Batter	1	2	3	4	5	6	7	8	9	AB	R	H	RBI	BB	SO	LOB	TOP			
Don Buddin, R (1, 6) OBP: 0.345, SLG: 0.366										4	1	1	0	0	2	1	Boston Red Sox @ Chicago White Sox Comiskey Park, Chicago, IL Tue Sep 09 1958, 8:05 PM EDT Att: 11,447 - Unknown			
Pete Runnels, L (1, 4) OBP: 0.419, SLG: 0.435										3	0	0	0	0	1	2				
Ted Williams, L (1, 7) OBP: 0.450, SLG: 0.554										4	0	2	1	0	0	0				
Frank Malzone, R (1, 5) OBP: 0.346, SLG: 0.424										4	0	0	0	0	1	3				
Jackie Jensen, R (1, 9) OBP: 0.409, SLG: 0.570										3	0	0	0	1	1	3				
Dick Gemert, R (1, 3) OBP: 0.331, SLG: 0.429										3	0	0	0	0	0	2				
Jim Piersall, R (1, 8) OBP: 0.311, SLG: 0.367										2	0	0	0	1	1	0				
Pete Daley, R (1, 2) OBP: 0.400, SLG: 0.477										3	0	0	0	0	0	1				
Frank Sullivan, R (1, 1) OBP: 0.224, SLG: 0.177										2	0	0	0	0	1	1				
Leo Kiely, L (6, 1)										0	0	0	0	0	0	0				
Gene Stephens, L (8, PH) OBP: 0.285, SLG: 0.375										0	0	0	0	1	0	0				
Bud Byerly, R (8, 1)										0	0	0	0	0	0	0				
Inning Stats	R: 1 E: 0 K: 2 S: 9	H: 2 LOB: 2 BB: 1 P: 13	R: 0 E: 0 K: 0 S: 2	H: 0 LOB: 0 BB: 1 P: 6	R: 0 E: 0 K: 1 S: 6	H: 1 LOB: 2 BB: 0 P: 7	R: 0 E: 0 K: 1 S: 5	H: 0 LOB: 0 BB: 0 P: 5	R: 0 E: 0 K: 1 S: 5	H: 0 LOB: 0 BB: 0 P: 5	R: 0 E: 0 K: 0 S: 3	H: 0 LOB: 0 BB: 0 P: 3	R: 0 E: 0 K: 1 S: 4	H: 0 LOB: 0 BB: 1 P: 8	R: 0 E: 0 K: 0 S: 3	H: 0 LOB: 0 BB: 0 P: 3	1B: 2 2B: 3 3B: 0 HR: 0	SF: 0 SAC: 0 DP: 3 HBP: 1	WP: 0 PB: 0 SB: 0 CS: 1	PA: 32
PITCHER Early Wynn, R (1, 1) ERA: 4.14	IP: 9.0 WLS: W BF: 32 H: 3 R: 1 ER: 1 SO: 7 BB: 3 IBB: 0 HBP: 1 BLK: 0 WP: 0 HR: 0 S: 42 P: 55 ERA: 1.00 WHIP: 0.667															PITCHER				

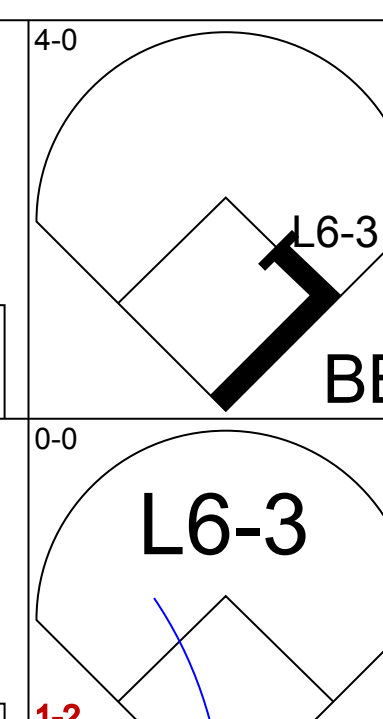
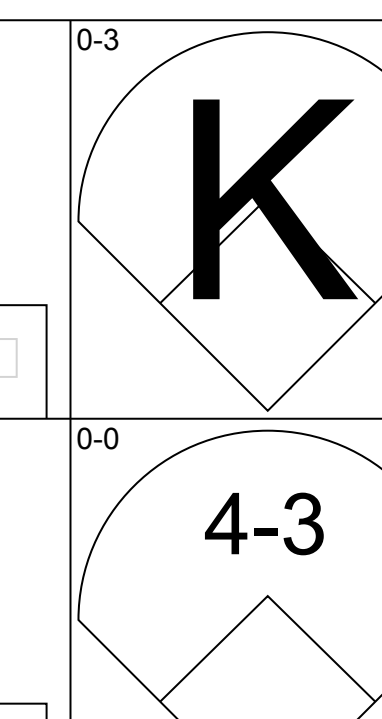
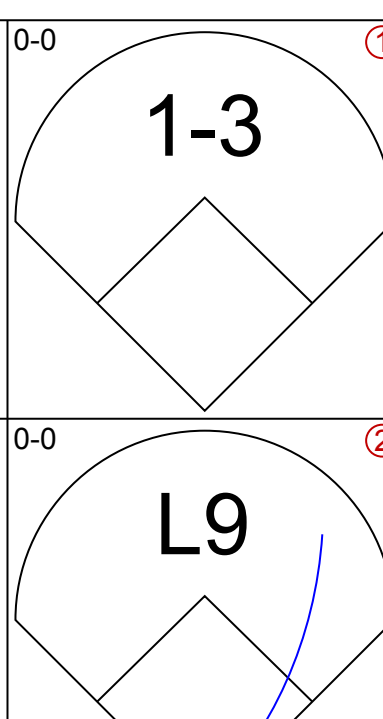
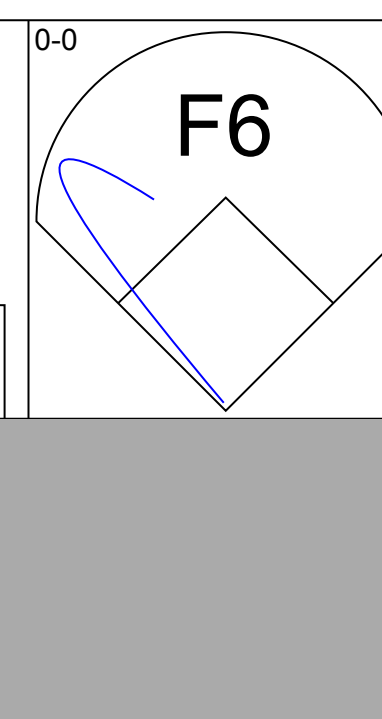
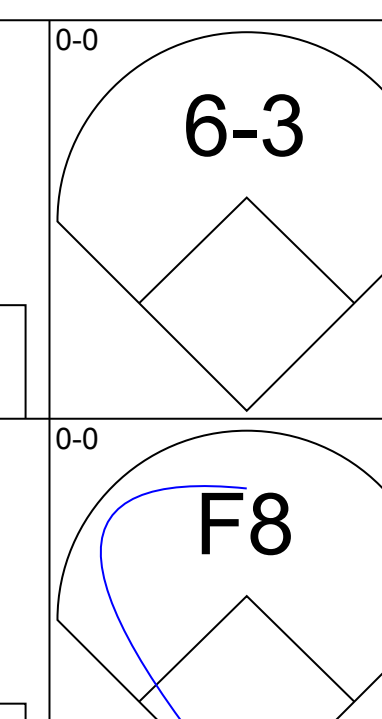
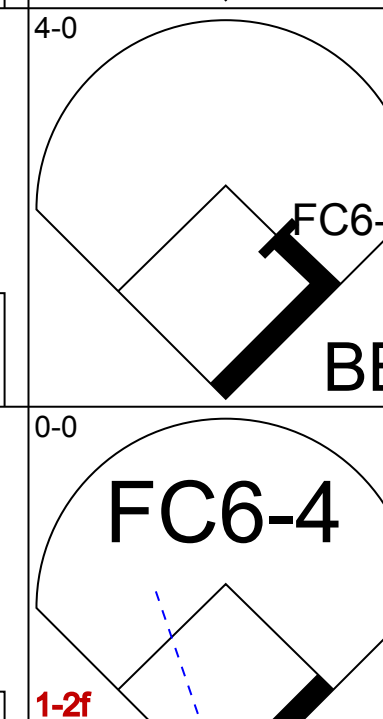

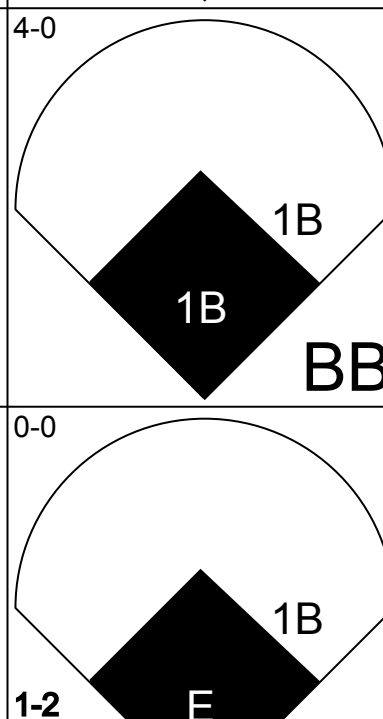
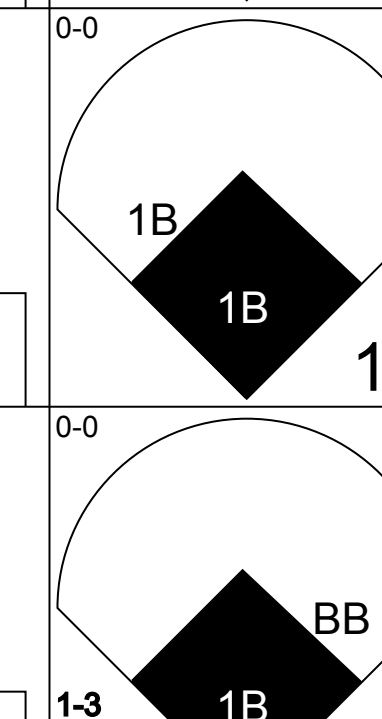

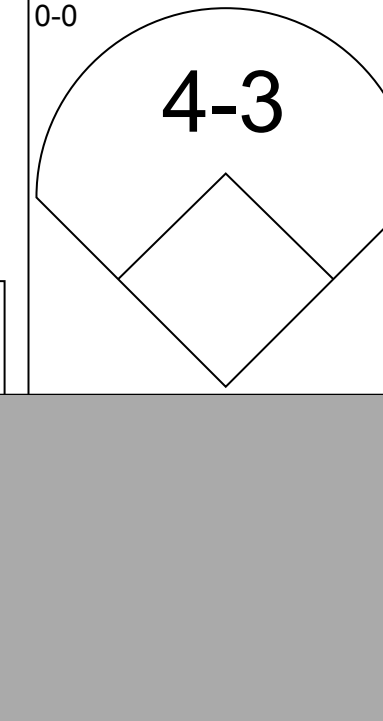
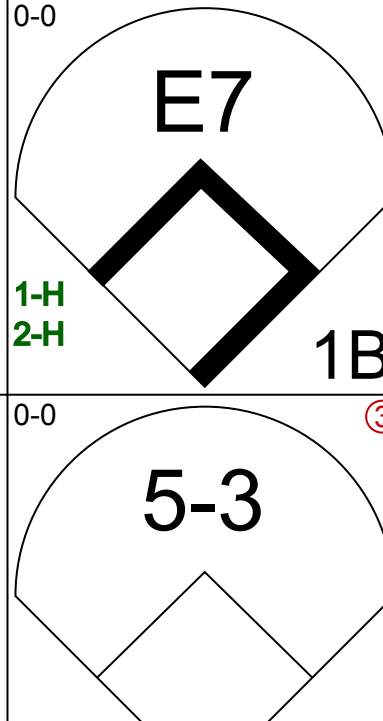


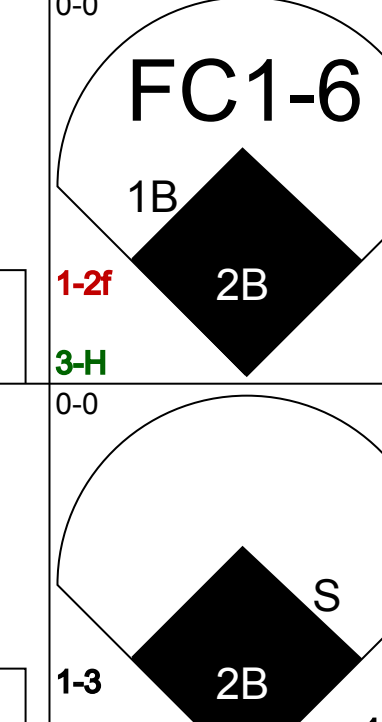
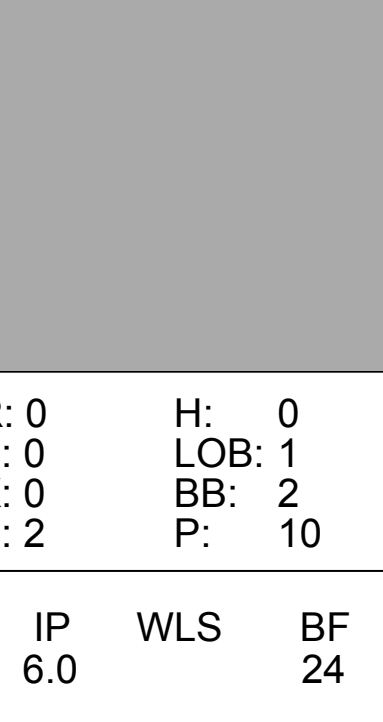

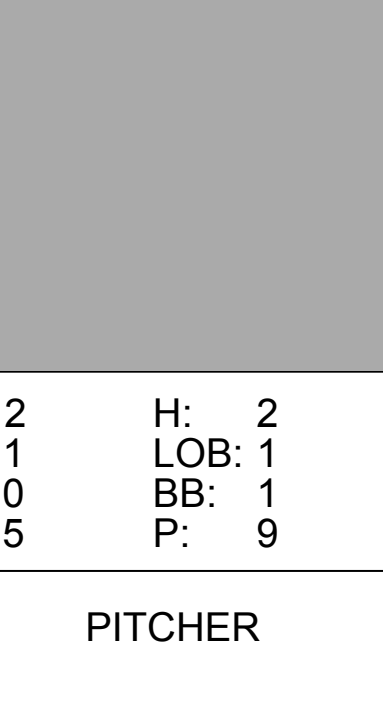



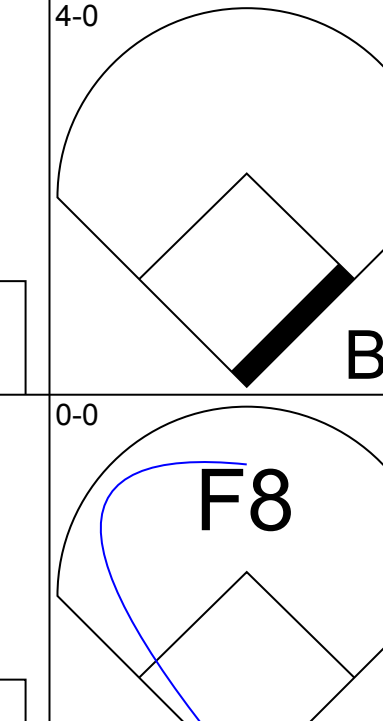
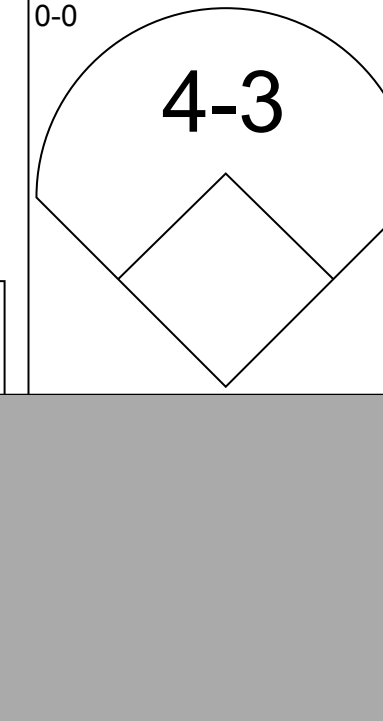
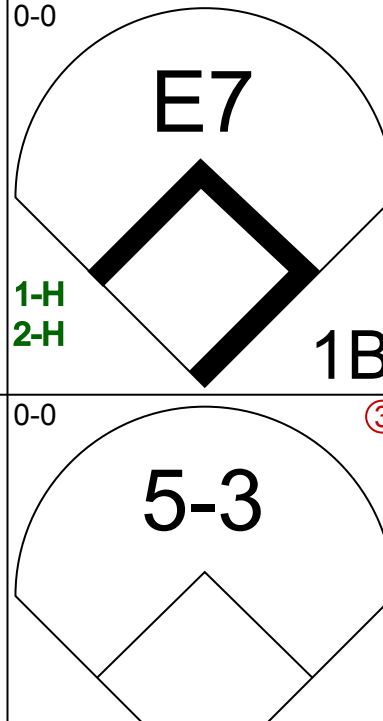
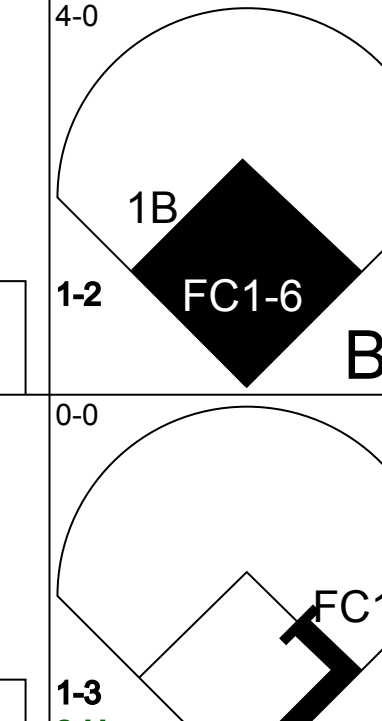

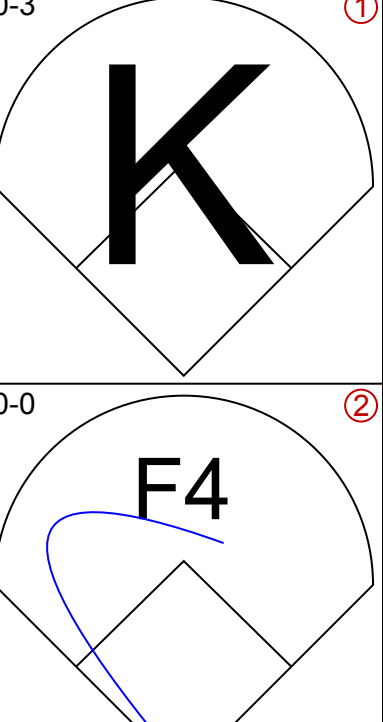


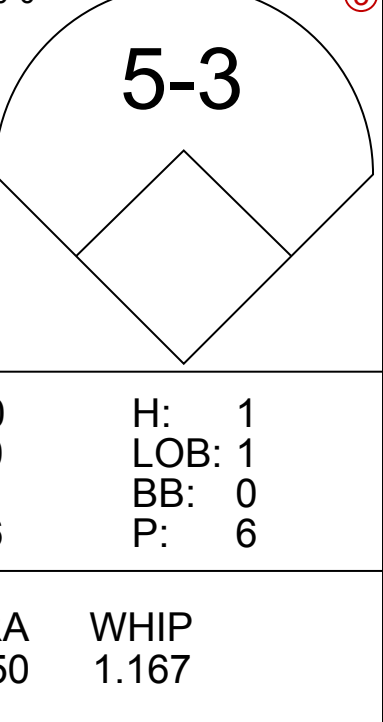

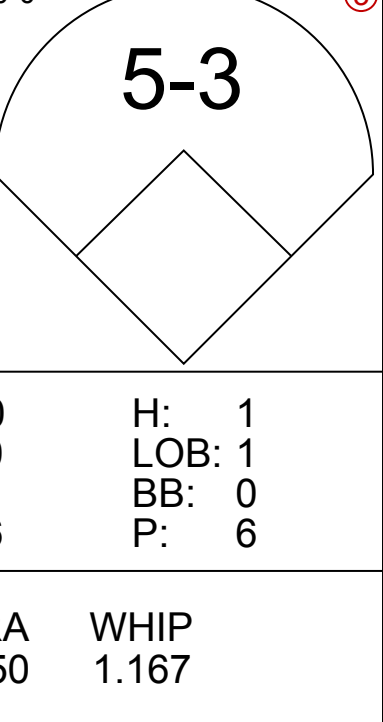
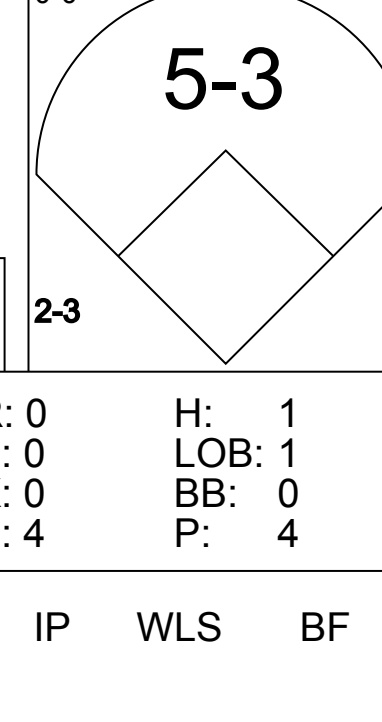



Batter	1	2	3	4	5	6	7	8	9	AB	R	H	RBI	BB	SO	LOB	BOTTOM			
Luis Aparicio, R (1, 6) OBP: 0.308, SLG: 0.350										4	0	2	0	0	0	1	Boston Red Sox @ Chicago White Sox Comiskey Park, Chicago, IL Tue Sep 09 1958, 8:05 PM EDT Att: 11,447 - Unknown			
Nellie Fox, L (1, 4) OBP: 0.367, SLG: 0.358										4	0	2	1	0	0	1				
Billy Goodman, L (1, 5) OBP: 0.360, SLG: 0.372										4	0	1	0	0	0	4				
Sammy Esposito, R (7, 5) OBP: 0.342, SLG: 0.266										1	0	0	0	0	0	2				
Sherm Lollar, R (1, 2) OBP: 0.373, SLG: 0.460										3	0	0	0	1	1	2				
Earl Torgeson, L (1, 3) OBP: 0.411, SLG: 0.440										4	1	2	0	0	0	5				
Al Smith, R (1, 9) OBP: 0.323, SLG: 0.395										4	0	0	0	0	1	5				
Jim Landis, R (1, 8) OBP: 0.345, SLG: 0.430										3	1	0	0	1	0	1				
Johnny Callison, L (1, 7) OBP: 1.000, SLG: 1.667										3	1	3	1	1	0	0				
Jim Rivera, L (8, PR) OBP: 0.265, SLG: 0.382										0	1	0	0	0	0	0				
Early Wynn, S (1, 1) OBP: 0.299, SLG: 0.235										4	0	1	2	0	3	3				
Inning Stats	R: 0 E: 0 K: 0 S: 4	H: 1 LOB: 2 BB: 0 P: 5	R: 0 E: 0 K: 1 S: 5	H: 0 LOB: 1 BB: 1 P: 9	R: 0 E: 0 K: 0 S: 5	H: 2 LOB: 3 BB: 1 P: 9	R: 0 E: 0 K: 1 S: 6	H: 1 LOB: 1 BB: 0 P: 6	R: 0 E: 0 K: 1 S: 5	H: 0 LOB: 0 BB: 0 P: 5	R: 3 E: 0 K: 1 S: 9	H: 4 LOB: 2 BB: 1 P: 13	R: 0 E: 0 K: 0 S: 4	H: 1 LOB: 1 BB: 0 P: 4	R: 1 E: 0 K: 1 S: 7	H: 2 LOB: 2 BB: 0 P: 7	1B: 8 2B: 3 3B: 0 HR: 0	SF: 0 SAC: 1 DP: 0 HBP: 1	WP: 0 PB: 0 SB: 2 CS: 0	PA: 39
PITCHER Frank Sullivan, R (1, 1) ERA: 3.77	IP: 5.2 WLS: L BF: 29 H: 8 R: 3 ER: 3 SO: 4 BB: 3 IBB: 0 HBP: 1 BLK: 0 WP: 0 HR: 0 S: 33 P: 46 ERA: 4.76 WHIP: 1.941															PITCHER				
Leo Kiely, L (6, 1) ERA: 3.01	1.1 5 1 0 0 0																			
Bud Byerly, R (8, 1) ERA: 4.18	1.0 5 2 1 1 1																			

Batter	1	2	3	4	5	6	7	8	9	AB	R	H	RBI	BB	SO	LOB	TOP		
Don Buddin, R (1, 6) OBP: 0.343, SLG: 0.364										3	0	0	0	0	1	2			
Pete Runnels, L (1, 4) OBP: 0.418, SLG: 0.434										4	0	1	0	0	0	2			
Ted Williams, L (1, 7) OBP: 0.451, SLG: 0.552										3	0	1	0	1	0	1			
Frank Maltzone, R (1, 5) OBP: 0.344, SLG: 0.421										4	0	0	0	0	0	3			
Jackie Jensen, R (1, 9) OBP: 0.406, SLG: 0.565										4	0	0	0	0	0	0			
Dick Gemert, R (1, 3) OBP: 0.330, SLG: 0.427										4	1	1	0	0	1	1			
Jim Piersall, R (1, 8) OBP: 0.313, SLG: 0.368										4	0	2	0	0	0	1			
Pete Daley, R (1, 2) OBP: 0.415, SLG: 0.478										2	0	1	0	1	0	1			
Billy Conoso, R (7, PR) OBP: 0.194, SLG: 0.183										0	1	0	0	0	0	0			
Sammy White, R (7, 2) OBP: 0.301, SLG: 0.363										1	0	1	0	0	0	0			
Tom Brewer, R (1, 1) OBP: 0.228, SLG: 0.227										1	0	0	0	0	0	1			
Bill Renna, R (7, PH) OBP: 0.349, SLG: 0.553										1	0	1	2	0	0	0			
Marty Keough, L (7, PR) OBP: 0.258, SLG: 0.302										0	0	0	0	0	0	0			
Murray Wall, R (7, 1) OBP: 0.107, SLG: 0.107										0	0	0	0	0	0	0			
Ted Lepcio, R (9, PH) OBP: 0.283, SLG: 0.385										1	0	0	0	0	1	2			
Inning Stats	R: 0 E: 0 K: 1 S: 6	H: 1 LOB: 1 BB: 0 P: 6	R: 0 E: 1 K: 0 S: 3	H: 0 LOB: 0 BB: 0 P: 3	R: 0 E: 0 K: 0 S: 3	H: 0 LOB: 1 BB: 1 P: 7	R: 0 E: 0 K: 0 S: 3	H: 1 LOB: 0 BB: 0 P: 3	R: 0 E: 0 K: 0 S: 4	H: 1 LOB: 1 BB: 0 P: 4	R: 2 E: 0 K: 0 S: 6	H: 3 LOB: 2 BB: 0 P: 6	R: 0 E: 0 K: 2 S: 3	H: 0 LOB: 2 BB: 0 P: 3	R: 0 E: 0 K: 2 S: 9	H: 2 LOB: 2 BB: 0 P: 9	1B: 7 2B: 2 3B: 0 HR: 0	SF: 0 SAC: 2 DP: 2 HBP: 0	WP: 0 PA: 36
PITCHER Billy Pierce, L (1, 1) ERA: 2.75	IP: 9.0 WLS: W BF: 36 H: 8 R: 2 ER: 2 SO: 3 BB: 2 IBB: 0 HBP: 0 BLK: 0 WP: 0 HR: 0 S: 40 P: 48 ERA: 2.00 WHIP: 1.111															PITCHER			

Boston Red Sox @ Chicago White Sox
Comiskey Park, Chicago, IL
Wed Sep 10 1958, 4:33 AM EDT
Att: 2,240 - Unknown

AB 32
R 2
H 8
RBI 2
BB 2
SO 3
LOB 14



Batter	1	2	3	4	5	6	7	8	9	AB	R	H	RBI	BB	SO	LOB	BOTTOM
Jim Landis, R (1, 8) OBP: 0.343, SLG: 0.427										4	0	0	0	1	1	3	
Nellie Fox, L (1, 4) OBP: 0.365, SLG: 0.356										4	0	0	0	0	0	1	
Billy Goodman, L (1, 5) OBP: 0.394, SLG: 0.372										2	1	1	0	2	0	0	
Jim Rivera, L (6, PR) OBP: 0.283, SLG: 0.382										0	1	0	0	0	0	0	
Sherm Lollar, R (1, 2) OBP: 0.374, SLG: 0.460										4	1	2	0	0	0	1	
Sammy Esposito, R (6, PR) OBP: 0.342, SLG: 0.299										0	1	0	0	0	0	0	
Earl Torgeson, L (1, 3) OBP: 0.417, SLG: 0.440										2	1	1	1	2	0	0	
Al Smith, R (1, 9) OBP: 0.324, SLG: 0.398										4	0	2	2	0	0	2	
Johnny Callison, L (1, 7) OBP: 0.625, SLG: 0.857										4	1	1	1	0	2	3	
Earl Battey, R (9, 2) OBP: 0.322, SLG: 0.443										0	0	0	0	0	0	0	
Luis Aparicio, R (1, 6) OBP: 0.309, SLG: 0.349										3	1	1	0	0	0	2	
Billy Pierce, L (1, 1) OBP: 0.247, SLG: 0.237										4	0	1	2	0	0	2	
Inning Stats	R: 0 E: 0 K: 0 S: 2	H: 0 LOB: 1 BB: 2 P: 10	R: 0 E: 0 K: 1 S: 5	H: 0 LOB: 1 BB: 1 P: 9	R: 0 E: 0 K: 1 S: 5	H: 0 LOB: 0 BB: 0 P: 5	R: 0 E: 0 K: 0 S: 3	H: 0 LOB: 0 BB: 0 P: 3	R: 0 E: 1 K: 0 S: 5	H: 2 LOB: 1 BB: 1 P: 9	R: 0 E: 0 K: 0 S: 4	H: 1 LOB: 1 BB: 0 P: 4	R: 5 E: 0 K: 0 S: 8	H: 5 LOB: 2 BB: 1 P: 12	1B: 7 2B: 3 3B: 0 HR: 0	SF: 0 SAC: 1 DP: 1 HBP: 0	WP: 0 PA: 37
PITCHER Tom Brewer, R (1, 1) ERA: 3.52	IP: 6.0 WLS: L BF: 24 H: 3 R: 2 ER: 1 SO: 3 BB: 4 IBB: 0 HBP: 0 BLK: 0 WP: 0 HR: 0 S: 26 P: 42 ERA: 1.50 WHIP: 1.167															PITCHER	
Murray Wall, R (7, 1) ERA: 3.54	IP: 2.0 WLS: L BF: 13 H: 6 R: 5 ER: 5 SO: 0 BB: 1 IBB: 0 HBP: 0 BLK: 0 WP: 0 HR: 0 S: 12 P: 16 ERA: 22.50 WHIP: 3.500															PITCHER	


Boston Red Sox @ Chicago White Sox
Comiskey Park, Chicago, IL
Wed Sep 10 1958, 4:33 AM EDT
Att: 2,240 - Unknown

AB 31
R 7
H 9
RBI 6
BB 5
SO 3
LOB 14

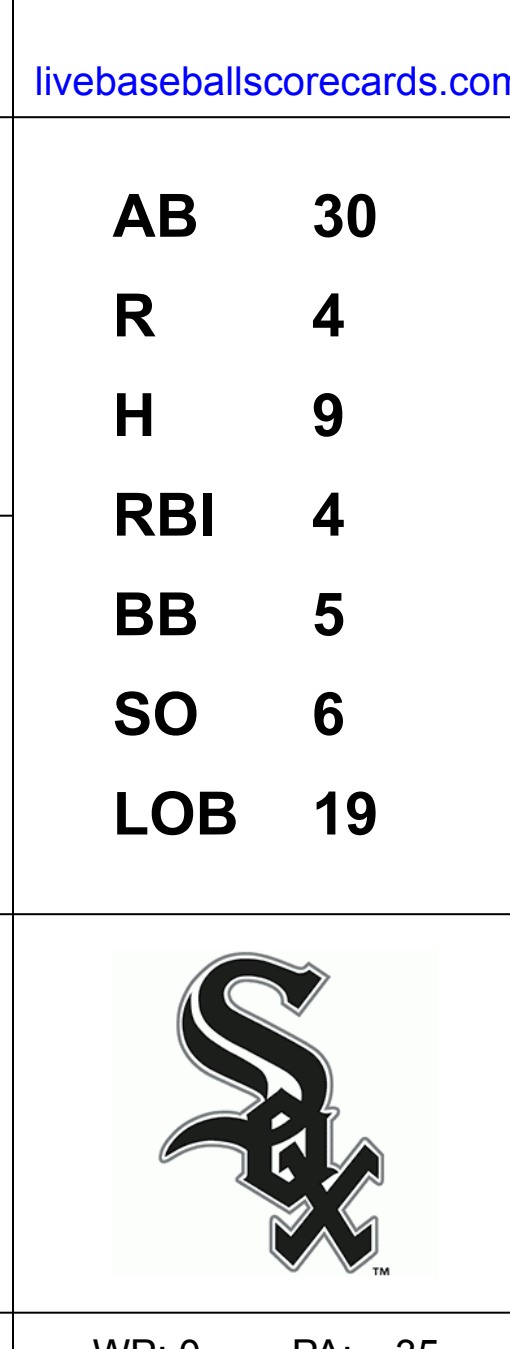


Batter	1	2	3	4	5	6	7	8	9	AB	R	H	RBI	BB	SO	LOB	TOP					
Don Buddin, R OBP: 0.342, SLG: 0.361 (1, 6)	F7		F7			K		BB 1B BB		3	1	0	0	1	1	1	Boston Red Sox @ Chicago White Sox Comiskey Park, Chicago, IL Thu Sep 11 1958, 4:33 AM EDT Att: 1,594 - Unknown					
Pete Runnels, L OBP: 0.418, SLG: 0.433 (1, 4)	6-3		F8			1B 1B		1B BB		3	0	1	0	1	0	1						
Ted Williams, L OBP: 0.451, SLG: 0.552 (1, 7)	F7			K		1B		1B		4	0	2	1	0	1	0						
Frank Malzone, R OBP: 0.343, SLG: 0.420 (1, 5)		1B 1B		F7		K		F8		4	0	1	0	0	1	4						
Jackie Jensen, R OBP: 0.403, SLG: 0.560 (1, 9)	F8		L8				1-3	F8		4	0	0	0	0	0	3						
Dick Gemert, R OBP: 0.331, SLG: 0.428 (1, 3)					5-3		FC6 1B		F4	4	0	2	0	0	0	0						
Jim Piersall, R OBP: 0.310, SLG: 0.364 (1, 8)					5-3		K		K	4	0	0	0	0	2	2						
Sammy White, R OBP: 0.301, SLG: 0.363 (1, 2)					6-3		FC6			3	0	1	0	0	0	1						
Bill Renna, R OBP: 0.364, SLG: 0.564 (9, PH)			SH1-3 1B				1-2		1B	1	0	1	0	0	0	0						
Ike Delock, R OBP: 0.116, SLG: 0.075 (5, PH)			SH1-3			K		G3		0	0	0	0	0	0	0						
Billy Gentry, L OBP: 0.267, SLG: 0.207 (6, PH)										1	0	0	0	0	1	0						
Mike Fornieles, R OBP: 0.214, SLG: 0.214 (6, 1)										0	0	0	0	0	0	0						
Leo Kiely, L OBP: 0.294, SLG: 0.214 (7, 1)										0	0	0	0	0	0	0						
Gene Stephens, L OBP: 0.249, SLG: 0.214 (8, PH)										0	0	0	0	0	0	0						
Bud Byerly, R OBP: 0.303, SLG: 0.310 (9, PH)										1	0	0	0	0	1	1						
Inning Stats	R: 0 E: 0 K: 0 S: 3	H: 0 LOB: 0 BB: 0 P: 3	R: 0 E: 0 K: 0 S: 4	H: 2 LOB: 1 BB: 0 P: 4	R: 0 E: 0 K: 0 S: 4	H: 1 LOB: 1 BB: 0 P: 4	R: 0 E: 0 K: 1 S: 5	H: 0 LOB: 0 BB: 0 P: 5	R: 0 E: 0 K: 0 S: 3	H: 0 LOB: 0 BB: 0 P: 3	R: 0 E: 0 K: 3 S: 11	H: 2 LOB: 2 BB: 0 P: 11	R: 0 E: 0 K: 1 S: 6	H: 1 LOB: 1 BB: 0 P: 6	R: 1 E: 0 K: 0 S: 4	H: 1 LOB: 2 BB: 2 P: 12	R: 0 E: 0 K: 2 S: 8	H: 1 LOB: 1 BB: 0 P: 8	1B: 8 2B: 0 3B: 0 HR: 0	SF: 0 SAC: 1 DP: 0 HBP: 0	WP: 0 PB: 0 SB: 0 CS: 0	PA: 36
PITCHER	IP WLS BF H R ER SO BB IBB HBP BLK WP HR S P ERA WHIP																					
Dick Donovan, R ERA: 3.03 (1, 1)	7.1 W 30 7 1 1 5 2 0 0 0 0 0 0 0 0 1.23 1.227																					
Turk Lown, R ERA: 4.67 (8, 1)	1.2 S 6 1 0 0 2 0 0 0 0 0 0 0 0 10 0.00 0.600																					

AB	33
R	1
H	8
RBI	1
BB	2
SO	7
LOB	13



Batter	1	2	3	4	5	6	7	8	9	AB	R	H	RBI	BB	SO	LOB	BOTTOM			
Jim Landis, R OBP: 0.344, SLG: 0.426 (1, 8)	6-3		L8			1B 1B		1B BB		3	1	1	2	1	0	0	Boston Red Sox @ Chicago White Sox Comiskey Park, Chicago, IL Thu Sep 11 1958, 4:33 AM EDT Att: 1,594 - Unknown			
Nellie Fox, L OBP: 0.365, SLG: 0.357 (1, 4)	F9			3-1		1B		G6-4-3 1B		4	0	2	2	0	0	0				
Billy Goodman, L OBP: 0.362, SLG: 0.370 (1, 5)	F5				F8			F8		3	0	0	0	0	0	1				
Ray Boone, R OBP: 0.304, SLG: 0.410 (7, PH)										1	0	0	0	0	0	3				
Sammy Esposito, R OBP: 0.342, SLG: 0.266 (8, 5)										0	0	0	0	0	0	0				
Sherm Lollar, R OBP: 0.370, SLG: 0.456 (1, 2)		6-3		K		K		G6-4-3 1-2		4	0	0	0	0	2	3				
Earl Torgeson, L OBP: 0.428, SLG: 0.444 (1, 3)						1-3 1B BB		S 1B		1	1	1	0	3	0	0				
Al Smith, R OBP: 0.328, SLG: 0.404 (1, 9)						1-3 1B 1B		FC6-4 1B		4	1	3	0	0	1	1				
Johnny Callison, L OBP: 0.500, SLG: 0.636 (1, 7)						1-3 1B		F8		4	0	1	0	0	0	5				
Luis Aparicio, R OBP: 0.308, SLG: 0.347 (1, 6)						1B 1B BB		FC6-4 1-2		3	1	0	0	1	1	3				
Dick Donovan, L OBP: 0.214, SLG: 0.108 (1, 1)						K				3	0	1	0	0	2	3				
Turk Lown, R OBP: 0.333, SLG: 0.333 (8, 1)						K		1B BB 1B		0	0	0	0	0	0	0				
Inning Stats	R: 0 E: 0 K: 0 S: 3	H: 0 LOB: 0 BB: 0 P: 3	R: 0 E: 0 K: 0 S: 3	H: 1 LOB: 1 BB: 1 P: 7	R: 0 E: 0 K: 2 S: 7	H: 0 LOB: 0 BB: 0 P: 7	R: 0 E: 0 K: 1 S: 5	H: 0 LOB: 0 BB: 0 P: 5	R: 4 E: 0 K: 1 S: 8	H: 3 LOB: 1 BB: 2 P: 16	R: 0 E: 0 K: 1 S: 7	H: 2 LOB: 2 BB: 0 P: 7	R: 0 E: 0 K: 0 S: 4	H: 2 LOB: 1 BB: 1 P: 8	R: 0 E: 0 K: 1 S: 5	H: 1 LOB: 1 BB: 1 P: 9	1B: 8 2B: 1 3B: 0 HR: 0	SF: 0 SAC: 0 DP: 1 HBP: 0	WP: 0 PB: 0 SB: 1 CS: 0	PA: 35
PITCHER	IP WLS BF H R ER SO BB IBB HBP BLK WP HR S P ERA WHIP																			
Ike Delock, R ERA: 3.35 (1, 1)	5.0 L 21 4 4 4 4 3 0 0 0 0 0 0 9 7.20 1.400																			
Mike Fornieles, R ERA: 5.12 (6, 1)	1.0 8 4 0 0 1 1 0 0 0 0 0 0 9 0.00 5.000																			
Leo Kiely, L ERA: 2.97 (7, 1)	1.0 2 0 0 0 0 0 0 0 0 0 0 0 2 0.00 0.000																			
Bud Byerly, R ERA: 4.1 (8, 1)	1.0 4 1 0 0 1 1 0 0 0 0 0 0 5 0.00 2.000																			



Batter	1	2	3	4	5	6	7	8	9	AB	R	H	RBI	BB	SO	LOB	TOP			
Hank Bauer, R OBP: 0.319, SLG: 0.426 (1, 9)										5	0	0	0	0	1	1	New York Yankees @ Chicago White Sox Comiskey Park, Chicago, IL Fri Sep 12, 1958, 8:05 PM EDT Att: 24,892 - Unknown - 73 F AB 32 R 5 H 6 RBI 4 BB 8 SO 4 LOB 20 			
Tony Kubek, L OBP: 0.300, SLG: 0.322 (1, 6)										5	0	2	0	0	0	0				
Mickey Mantle, S OBP: 0.444, SLG: 0.603 (1, 8)										3	2	1	0	2	0	2				
Yogi Berra, L OBP: 0.321, SLG: 0.480 (1, 2)										3	1	1	1	2	0	2				
Bill Skowron, R OBP: 0.321, SLG: 0.442 (1, 3)										4	0	0	0	0	0	5				
Norm Siebern, L OBP: 0.393, SLG: 0.452 (1, 7)										1	2	0	0	3	0	1				
Gil McDougald, R OBP: 0.326, SLG: 0.357 (1, 4)										3	0	1	1	1	1	2				
Bobby Richardson, R OBP: 0.255, SLG: 0.277 ERA: 1.15 Jerry Lumpe, L OBP: 0.313, SLG: 0.362 (4, PH) (4, 5)										1	0	0	0	0	0	2				
Bob Turley, R OBP: 0.170, SLG: 0.193 (1, 1)										3	0	0	1	0	0	3				
Inning Stats	R: 0 E: 0 K: 0 S: 3	H: 1 LOB: 0 BB: 2 P: 3	R: 0 E: 0 K: 0 S: 3	H: 0 LOB: 2 BB: 11	R: 0 E: 0 K: 1 S: 5	H: 0 LOB: 0 BB: 0 P: 5	R: 3 E: 1 K: 0 S: 5	H: 2 LOB: 1 BB: 2 P: 13	R: 1 E: 0 K: 0 S: 4	H: 1 LOB: 1 BB: 1 P: 8	R: 0 E: 0 K: 0 S: 3	H: 0 LOB: 1 BB: 1 P: 7	R: 0 E: 0 K: 2 S: 7	H: 0 LOB: 1 BB: 0 P: 11	R: 0 E: 0 K: 0 S: 4	H: 1 LOB: 1 BB: 0 P: 4	1B: 5 2B: 1 3B: 0 HR: 0	SF: 0 SAC: 0 DP: 1 HBP: 0	WP: 2 PB: 0 CS: 1	PA: 40
PITCHER	IP WLS BF H R ER SO BB IBB HBP BLK WP HR S P ERA WHIP																			
Ray Moore, R ERA: 3.71 (1, 1)	5.0 L 23 4 4 3 1 4 1 0 0 0 0 0 20 40 5.40 1.600																			
Barry Latman, R ERA: 1.15 (6, 1)	2.0 9 1 1 1 1 2 0 0 0 0 0 0 9 17 4.50 1.500																			
Bob Shaw, R ERA: 5.01 (8, 1)	2.0 8 1 0 0 2 1 0 0 0 1 0 0 11 15 0.00 1.000																			

Batter	1	2	3	4	5	6	7	8	9	AB	R	H	RBI	BB	SO	LOB	BOTTOM					
Jim Landis, R OBP: 0.344, SLG: 0.427 (1, 8)										4	0	1	0	0	0	3	New York Yankees @ Chicago White Sox Comiskey Park, Chicago, IL Fri Sep 12, 1958, 8:05 PM EDT Att: 24,892 - Unknown - 73 F AB 30 R 0 H 4 RBI 0 BB 6 SO 4 LOB 13 					
Nellie Fox, L OBP: 0.363, SLG: 0.354 (1, 4)										4	0	0	0	0	0	1						
Billy Goodman, L OBP: 0.363, SLG: 0.369 (1, 5)										3	0	1	0	1	0	0						
Sherm Lollar, R OBP: 0.369, SLG: 0.452 (1, 2)										3	0	0	0	1	0	3						
Earl Torgeson, L OBP: 0.425, SLG: 0.436 (1, 3)										3	0	0	0	1	1	0						
Al Smith, R OBP: 0.327, SLG: 0.401 (1, 9)										3	0	0	0	1	1	2						
Johnny Callison, L OBP: 0.500, SLG: 0.643 (1, 7)										3	0	1	0	1	0	1						
Luis Aparicio, R OBP: 0.308, SLG: 0.347 (1, 6)										4	0	1	0	0	0	2						
Ray Moore, R OBP: 0.236, SLG: 0.318 John Nottaro, R OBP: 0.111, SLG: 0.111 Barry Latman, R OBP: 0.363, SLG: 0.410 Ray Boone, R OBP: 0.302, SLG: 0.345 Bubba Phillips, R OBP: 0.200, SLG: 0.150 Bob Shaw, R OBP: 0.320, SLG: 0.440 (1, 1) (5, PH) (6, 1) (7, PH) (7, PH) (8, 1) (8, 1) (9, PH)										1	0	0	0	0	1	0						
Inning Stats	R: 0 E: 0 K: 0 S: 3	H: 1 LOB: 1 BB: 1 P: 7	R: 0 E: 0 K: 1 S: 5	H: 0 LOB: 1 BB: 1	R: 0 E: 0 K: 1 S: 5	H: 0 LOB: 0 BB: 0 P: 5	R: 0 E: 0 K: 0 S: 3	H: 0 LOB: 0 BB: 0 P: 3	R: 0 E: 0 K: 0 S: 3	H: 0 LOB: 1 BB: 1 P: 7	R: 0 E: 0 K: 0 S: 4	H: 1 LOB: 1 BB: 0 P: 4	R: 0 E: 0 K: 1 S: 7	H: 2 LOB: 3 BB: 1 P: 11	R: 0 E: 0 K: 0 S: 3	H: 0 LOB: 2 BB: 2 P: 11	R: 0 E: 0 K: 1 S: 5	H: 0 LOB: 0 BB: 0 P: 5	1B: 2 2B: 2 3B: 0 HR: 0	SF: 0 SAC: 0 DP: 1 HBP: 0	WP: 0 PB: 0 CS: 0	PA: 36
PITCHER	IP WLS BF H R ER SO BB IBB HBP BLK WP HR S P ERA WHIP																					
Bob Turley, R ERA: 2.65 (1, 1)	9.0 W 36 4 0 0 4 6 0 0 0 0 0 0 38 62 0.00 1.111																					

Batter	1	2	3	4	5	6	7	8	9	AB	R	H	RBI	BB	SO	LOB	TOP			
Tony Kubek, L (1,6) OBP: 0.391, SLG: 0.323	F8								1-3	5	0	2	0	0	0	0				
Norm Siebern, L (1,7) OBP: 0.393, SLG: 0.452	BB 1B	F8							K	5	1	2	0	0	1	3				
Mickey Mantle, S (1,8) OBP: 0.445, SLG: 0.601	BB 1B	G3							FC6-4 1B	3	0	1	0	1	0	3				
Yogi Berra, L (1,9) OBP: 0.323, SLG: 0.485	BB 1B								FC6-4 BB HR	4	1	2	1	0	0	1				
Hank Bauer, R (8,9) OBP: 0.319, SLG: 0.426	1-2 2-H 1B									0	0	0	0	0	0	0				
Elston Howard, R (1,2) OBP: 0.361, SLG: 0.510	K								K	4	0	0	0	0	2	4				
Bill Skowron, R (1,3) OBP: 0.323, SLG: 0.440	BB								HR BB	2	1	0	0	2	2	0				
Gil McDougald, R (1,4) OBP: 0.328, SLG: 0.368	6-3									4	2	2	3	0	0	3				
Bobby Richardson, R (1,5) OBP: 0.252, SLG: 0.273										2	0	0	0	0	0	0				
Jerry Lumpe, L (7,PH) OBP: 0.311, SLG: 0.360										1	0	0	1	0	1	0				
Bobby Shantz, R (1,1) OBP: 0.289, SLG: 0.314										2	0	1	0	0	1	0				
Enos Slaughter, L (7,PH) OBP: 0.421, SLG: 0.454										1	0	0	0	0	1	0				
Murry Dickson, R (7,1) OBP: 0.295, SLG: 0.333										1	0	0	0	0	0	0				
Ryne Duren, R (9,1) OBP: 0.286, SLG: 0.091										0	0	0	0	0	0	0				
Inning Stats	R: 1 E: 0 K: 1 S: 7	H: 2 LOB: 3 BB: 2 P: 15	R: 0 E: 0 K: 0 S: 5	H: 2 LOB: 2 BB: 0 P: 5	R: 0 E: 0 K: 1 S: 5	H: 1 LOB: 0 BB: 0 P: 5	R: 0 E: 0 K: 1 S: 5	H: 0 LOB: 0 BB: 0 P: 5	R: 0 E: 0 K: 1 S: 3	H: 0 LOB: 1 BB: 0 P: 3	R: 1 E: 0 K: 1 S: 7	H: 2 LOB: 1 BB: 0 P: 7	R: 3 E: 0 K: 2 S: 9	H: 2 LOB: 0 BB: 1 P: 13	R: 0 E: 0 K: 1 S: 5	H: 0 LOB: 0 BB: 0 P: 5	1B: 7 2B: 1 3B: 2 HR: 1	SF: 1 SAC: 0 DP: 1 HBP: 0	WP: 0 PB: 0 CS: 1	PA: 38
PITCHER	IP WLS BF H R ER SO BB IBB HBP BLK WP HR S P ERA WHIP																			
Early Wynn, R (1,1) ERA: 4.2	8.0 L 35 10 5 5 7 3 0 0 0 0 1 46 58 5.62 1.625																			
Don Rudolph, L (9,1) ERA: 3.35	1.0 3 0 0 0 1 0 0 0 0 0 0 5 5 0.00 0.000																			

New York Yankees @ Chicago White Sox
Comiskey Park, Chicago, IL
Sat Sep 13 1958, 4:33 AM EDT
Att: 13,962 - Unknown

AB 34
R 5
H 10
RBI 5
BB 3
SO 8
LOB 14





Batter	1	2	3	4	5	6	7	8	9	AB	R	H	RBI	BB	SO	LOB	BOTTOM			
Luis Aparicio, R (1,6) OBP: 0.307, SLG: 0.348	6-3									4	1	1	1	0	0	1				
Earl Torgeson, L (9,PH) OBP: 0.427, SLG: 0.436										0	0	0	0	1	0	0				
Nellie Fox, L (1,4) OBP: 0.362, SLG: 0.353	F9									5	0	1	2	0	1	2				
Jim Landis, R (1,8) OBP: 0.348, SLG: 0.429	BB									2	1	2	0	1	0	0				
Ray Boone, R (1,3) OBP: 0.304, SLG: 0.407	1-3									5	0	1	0	0	2	5				
Al Smith, R (1,9) OBP: 0.327, SLG: 0.400										4	0	1	1	0	0	1				
Billy Goodman, L (1,5) OBP: 0.359, SLG: 0.365	F7									4	0	0	0	0	1	2				
Earl Batley, R (1,2) OBP: 0.324, SLG: 0.438										3	0	1	0	1	1	0				
Johnny Callison, L (1,7) OBP: 0.450, SLG: 0.556	4-3									4	1	1	0	0	1	2				
Early Wynn, S (1,1) OBP: 0.300, SLG: 0.229										2	1	0	0	1	1	2				
Don Rudolph, L (9,1) ERA: 3.35										0	0	0	0	0	0	0				
Sherm Lollar, R (9,PH) OBP: 0.369, SLG: 0.451										1	0	0	0	0	0	0				
Inning Stats	R: 0 E: 0 K: 0 S: 3	H: 0 LOB: 1 BB: 1 P: 7	R: 0 E: 0 K: 0 S: 4	H: 1 LOB: 1 BB: 0 P: 4	R: 2 E: 1 K: 1 S: 7	H: 1 LOB: 1 BB: 1 P: 11	R: 0 E: 0 K: 2 S: 7	H: 0 LOB: 1 BB: 1 P: 11	R: 1 E: 0 K: 1 S: 8	H: 3 LOB: 2 BB: 0 P: 8	R: 1 E: 0 K: 1 S: 7	H: 2 LOB: 1 BB: 0 P: 7	R: 0 E: 0 K: 1 S: 3	H: 1 LOB: 0 BB: 0 P: 3	R: 0 E: 0 K: 1 S: 5	H: 0 LOB: 2 BB: 1 P: 10	1B: 7 2B: 1 3B: 0 HR: 0	SF: 0 SAC: 1 DP: 0 HBP: 1	WP: 0 PB: 0 CS: 1	PA: 40
PITCHER	IP WLS BF H R ER SO BB IBB HBP BLK WP HR S P ERA WHIP																			
Bobby Shantz, L (1,1) ERA: 3.42	6.0 29 7 4 2 5 3 0 0 0 0 0 36 48 3.00 1.667																			
Murry Dickson, R (7,1) ERA: 3.3	2.0 W 6 1 0 0 1 0 0 0 0 0 0 8 8 0.00 0.500																			
Ryne Duren, R (9,1) ERA: 2.2	1.0 S 5 0 0 0 1 1 0 1 0 0 0 5 10 0.00 1.000																			

New York Yankees @ Chicago White Sox
Comiskey Park, Chicago, IL
Sat Sep 13 1958, 4:33 AM EDT
Att: 13,962 - Unknown

AB 34
R 4
H 8
RBI 4
BB 4
SO 7
LOB 15



Batter	1	2	3	4	5	6	7	8	9	AB	R	H	RBI	BB	SO	LOB	TOP					
Eddie Yost, R OBP: 0.355, SLG: 0.316 (1.5)	F9		4-3 BB		4-3			1B		3	0	1	0	1	0	1	Washington Senators @ Chicago White Sox Comiskey Park, Chicago, IL Sun Sep 14 1958, 4:33 AM EDT Unknown 					
Albie Pearson, L OBP: 0.357, SLG: 0.362 (1.8)	F7		4-3			6-3		1B		4	0	1	0	0	0	2						
Ed Fitz Gerald, R OBP: 0.330, SLG: 0.310 (1.2)	L4		F7			6-3		F7		4	0	0	0	0	0	4						
Roy Sievers, R OBP: 0.365, SLG: 0.565 (1.7)		HR			G3			F2		4	1	1	1	0	0	0						
Jim Lemon, R OBP: 0.313, SLG: 0.474 (1.9)	F7		4-3		K			F8		4	0	0	0	0	2	0						
Norm Zauchin, R OBP: 0.315, SLG: 0.426 (1.3)	6-3				L5			F9		4	0	0	0	0	0	0						
Rocky Bridges, R OBP: 0.319, SLG: 0.354 (1.6)	4-3							F7		3	0	0	0	0	0	0						
Ken Aspromonte, R OBP: 0.296, SLG: 0.318 (1.4)			K					6-3		3	0	1	0	0	1	0						
Bill Fischer, R OBP: 0.273, SLG: 0.300 (1.1)								6-3		2	0	1	0	0	0	1						
Bobby Malkmus, R (8, PH) OBP: 0.230, SLG: 0.243 (0.8)								6-3		1	0	0	0	0	1	0						
John Romonosky, R OBP: 0.308, SLG: 0.692 (8.1)			4-3 BB					K		0	0	0	0	0	0	0						
Inning Stats	R: 0 E: 0 K: 0 S: 3	H: 0 LOB: 0 BB: 0 P: 3	R: 1 E: 0 K: 0 S: 4	H: 1 LOB: 0 BB: 0 P: 4	R: 0 E: 0 K: 1 S: 6	H: 1 LOB: 2 BB: 1 P: 10	R: 0 E: 0 K: 1 S: 5	H: 0 LOB: 0 BB: 0 P: 5	R: 0 E: 0 K: 0 S: 4	H: 1 LOB: 1 BB: 0 P: 4	R: 0 E: 0 K: 0 S: 3	H: 0 LOB: 0 BB: 0 P: 3	R: 0 E: 0 K: 0 S: 3	H: 0 LOB: 0 BB: 0 P: 3	R: 0 E: 0 K: 1 S: 7	H: 2 LOB: 2 BB: 0 P: 7	R: 0 E: 0 K: 1 S: 5	H: 0 LOB: 0 BB: 0 P: 5	1B: 4 2B: 0 3B: 0 HR: 1	SF: 0 SAC: 0 DP: 0 HBP: 0	WP: 0 PB: 0 CS: 0	PA: 33
PITCHER Billy Pierce, L ERA: 2.68 (1.1)	IP: 9.0 WLS: W BF: 33 H: 5 R: 1 ER: 1 SO: 4 BB: 1 IBB: 0 HBP: 0 BLK: 0 WP: 0 HR: 1 S: 40 P: 44 ERA: 1.00 WHIP: 0.667															PITCHER Billy Pierce, L ERA: 2.68 (1.1)	IP: 9.0 WLS: W BF: 33 H: 5 R: 1 ER: 1 SO: 4 BB: 1 IBB: 0 HBP: 0 BLK: 0 WP: 0 HR: 1 S: 40 P: 44 ERA: 1.00 WHIP: 0.667					

Batter	1	2	3	4	5	6	7	8	9	AB	R	H	RBI	BB	SO	LOB	BOTTOM					
Luis Aparicio, R OBP: 0.307, SLG: 0.352 (1.6)	4-3		SF7 3B		SH3-1			F8		3	1	1	2	0	0	0	Washington Senators @ Chicago White Sox Comiskey Park, Chicago, IL Sun Sep 14 1958, 4:33 AM EDT Unknown 					
Nellie Fox, L OBP: 0.361, SLG: 0.353 (1.4)	5-4-3 1B		SF7		6-3			G3		3	0	1	1	0	0	1						
Billy Goodman, L OBP: 0.359, SLG: 0.368 (1.5)	5-4-3		4-3					1B		3	0	1	1	0	0	1						
Sammy Esposito, R OBP: 0.351, SLG: 0.277 (8.5)	1-2							1B		1	1	1	0	0	0	0						
Ray Boone, R OBP: 0.303, SLG: 0.405 (1.3)	FC6-5-6		F7		6-3			1B		4	1	1	0	0	0	2						
Al Smith, R OBP: 0.328, SLG: 0.399 (1.9)			F9					F7		3	1	1	0	1	0	0						
Jim Landis, R OBP: 0.348, SLG: 0.426 (1.8)					L6			E6		3	0	0	0	1	1	4						
Johnny Callison, L OBP: 0.417, SLG: 0.545 (1.7)			F8		G3			G1-6-3		4	0	1	3	0	0	2						
Earl Batley, R OBP: 0.322, SLG: 0.439 (1.2)			F3					SH SH3-1		4	1	1	0	0	1	2						
Billy Pierce, L OBP: 0.253, SLG: 0.244 (1.1)					SH 3B			6-3		2	2	1	0	0	0	0						
Inning Stats	R: 0 E: 0 K: 0 S: 4	H: 1 LOB: 1 BB: 0 P: 4	R: 0 E: 0 K: 0 S: 3	H: 0 LOB: 1 BB: 1 P: 7	R: 2 E: 0 K: 0 S: 5	H: 2 LOB: 0 BB: 0 P: 5	R: 0 E: 0 K: 0 S: 2	H: 0 LOB: 0 BB: 1 P: 6	R: 2 E: 0 K: 0 S: 6	H: 2 LOB: 1 BB: 0 P: 6	R: 0 E: 0 K: 0 S: 3	H: 0 LOB: 0 BB: 0 P: 3	R: 0 E: 0 K: 0 S: 3	H: 0 LOB: 0 BB: 0 P: 3	R: 3 E: 1 K: 2 S: 11	H: 4 LOB: 1 BB: 0 P: 11	R: 0 E: 0 K: 2 S: 11	H: 0 LOB: 0 BB: 0 P: 11	1B: 5 2B: 3 3B: 1 HR: 0	SF: 1 SAC: 2 DP: 1 HBP: 0	WP: 0 PB: 0 CS: 1	PA: 35
PITCHER Bill Fischer, R ERA: 6.93 (1.1)	IP: 7.0 WLS: L BF: 28 H: 5 R: 4 ER: 4 SO: 4 BB: 2 IBB: 0 HBP: 0 BLK: 0 WP: 0 HR: 0 S: 26 P: 34 ERA: 5.14 WHIP: 1.000															PITCHER John Romonosky, R ERA: 6.19 (8.1)	IP: 1.0 WLS: 7 BF: 4 H: 4 R: 3 ER: 3 SO: 2 BB: 0 IBB: 0 HBP: 0 BLK: 0 WP: 0 HR: 1 S: 11 P: 11 ERA: 27.00 WHIP: 4.000					

Batter	1	2	3	4	5	6	7	8	9	AB	R	H	RBI	BB	SO	LOB	TOP				
Eddie Yost, R (1,5) OBP: 0.355, SLG: 0.314 John Romonosky, R (9, PR) OBP: 0.308, SLG: 0.692										3	1	0	0	2	0	1	Washington Senators @ Chicago White Sox Comiskey Park, Chicago, IL Sun Sep 14 1958, 4:38 AM EDT Att: 7,820 - Unknown livebaseballscorecards.com				
Albie Pearson, L (1,8) OBP: 0.357, SLG: 0.361 Ed Fitz Gerald, R (9, PH) OBP: 0.327, SLG: 0.307										4	0	1	0	0	0	1					
Roy Sievers, R (1,3) OBP: 0.366, SLG: 0.567										4	1	2	0	0	0	1					
Clint Courtney, L (1,2) OBP: 0.328, SLG: 0.346										3	0	1	1	1	0	1					
Herb Plews, L (1,4) OBP: 0.295, SLG: 0.341										4	1	1	1	0	1	3					
Neil Christley, L (1,7) OBP: 0.272, SLG: 0.359										4	0	1	1	0	0	2					
Faye Throneberry, L (1,9) OBP: 0.264, SLG: 0.388										4	2	2	2	0	0	1					
Ossie Alvarez, R (1,6) OBP: 0.266, SLG: 0.223 Norm Zauchin, R (7, PH) OBP: 0.314, SLG: 0.424 Rocky Bridges, R (7, 6) OBP: 0.319, SLG: 0.353										2	0	0	0	0	0	0					
Russ Kemmerer, R (1,1) OBP: 0.174, SLG: 0.149 Jim Lemon, R (7, PH) OBP: 0.315, SLG: 0.475 Pedro Ramos, S (7, PR) OBP: 0.222, SLG: 0.238 Tex Clevenger, R (7, 1) OBP: 0.217, SLG: 0.238 Julio Becquer, L (9, PH) OBP: 0.276, SLG: 0.268										1	0	1	0	0	0	0					
Inning Stats	R: 1 E: 0 K: 1 S: 7	H: 2 LOB: 2 BB: 1 P: 11	R: 1 E: 0 K: 0 S: 4	H: 1 LOB: 0 BB: 0 P: 4	R: 0 E: 0 K: 0 S: 3	H: 0 LOB: 1 BB: 1 P: 7	R: 1 E: 0 K: 0 S: 4	H: 1 LOB: 0 BB: 0 P: 4	R: 0 E: 0 K: 0 S: 3	H: 0 LOB: 0 BB: 0 P: 3	R: 0 E: 0 K: 0 S: 4	H: 1 LOB: 1 BB: 0 P: 4	R: 2 E: 0 K: 0 S: 6	H: 3 LOB: 1 BB: 0 P: 6	R: 0 E: 0 K: 0 S: 3	H: 0 LOB: 1 BB: 1 P: 7		1B: 4 2B: 3 3B: 0 HR: 2	SF: 0 SAC: 0 DP: 1 HBP: 0	WP: 0 BS: 0 CS: 0	PA: 38
PITCHER	IP WLS BF H R ER SO BB IBB HBP BLK WP HR S P ERA WHIP																				
Jim Wilson, R (1,1) ERA: 4.1	8.2 W 37	H 9 R 5 ER 5 SO 1	BB 3 IBB 0 HBP 0 BLK 0	WP 0 HR 2 S 36 P 48	ERA 5.19 WHIP 1.385																
Don Rudolph, L (9,1) ERA: 3.18	0.1 S 1	H 0 R 0 ER 0 SO 0	BB 0 IBB 0 HBP 0 BLK 0	WP 0 HR 0 S 1 P 1	ERA 0.00 WHIP 0.000																

Batter	1	2	3	4	5	6	7	8	9	AB	R	H	RBI	BB	SO	LOB	BOTTOM				
Luis Aparicio, R (1,6) OBP: 0.307, SLG: 0.351										4	0	1	0	0	0	0	Washington Senators @ Chicago White Sox Comiskey Park, Chicago, IL Sun Sep 14 1958, 4:38 AM EDT Att: 7,820 - Unknown livebaseballscorecards.com				
Nellie Fox, L (1,4) OBP: 0.362, SLG: 0.353										3	1	1	0	1	0	1					
Billy Goodman, L (1,5) OBP: 0.361, SLG: 0.367 Sammy Esposito, R (8,5) OBP: 0.346, SLG: 0.273										1	0	0	0	2	0	1					
Sherm Lollar, R (1,2) OBP: 0.370, SLG: 0.458										3	1	1	1	1	0	2					
Earl Torgeson, L (1,3) OBP: 0.429, SLG: 0.472										4	2	2	3	0	1	2					
Al Smith, R (1,9) OBP: 0.325, SLG: 0.396										4	0	0	0	0	2	0					
Johnny Callison, L (1,7) OBP: 0.407, SLG: 0.640										3	1	1	1	0	2	0					
Bubba Phillips, R (1,8) OBP: 0.305, SLG: 0.359										3	1	1	1	0	1	0					
Jim Wilson, R (1,1) OBP: 0.161, SLG: 0.078 Don Rudolph, L (9,1)										3	0	0	0	0	1	0					
Inning Stats	R: 1 E: 0 K: 0 S: 2	H: 0 LOB: 3 BB: 3 P: 14	R: 1 E: 0 K: 0 S: 4	H: 1 LOB: 0 BB: 0 P: 4	R: 0 E: 0 K: 3 S: 10	H: 1 LOB: 0 BB: 0 P: 10	R: 1 E: 0 K: 2 S: 8	H: 1 LOB: 0 BB: 0 P: 8	R: 0 E: 0 K: 1 S: 5	H: 0 LOB: 0 BB: 0 P: 5	R: 1 E: 0 K: 1 S: 6	H: 1 LOB: 0 BB: 0 P: 6	1B: 2 2B: 1 3B: 0 HR: 5	SF: 0 SAC: 0 DP: 1 HBP: 0	WP: 0 BS: 0 CS: 1	PA: 33					
PITCHER	IP WLS BF H R ER SO BB IBB HBP BLK WP HR S P ERA WHIP																				
Russ Kemmerer, R (1,1) ERA: 4.68	6.0 L 7	H 6 R 5 ER 5 SO 2	BB 4 IBB 0 HBP 0 BLK 0	WP 0 HR 3 S 32 P 48	ERA 7.50 WHIP 1.667																
Tex Clevenger, R (7,1) ERA: 4.96	2.0 L 7	H 1 R 1 ER 1 SO 2	BB 0 IBB 0 HBP 0 BLK 0	WP 0 HR 1 S 11 P 11	ERA 4.50 WHIP 0.500																

Batter	1	2	3	4	5	6	7	8	9	AB	R	H	RBI	BB	SO	LOB	TOP					
Al Pilarcik, L OBP: 0.315, SLG: 0.311 Jim Busby, R OBP: 0.318, SLG: 0.332	(1, 8) X F8	(0, 3) S K		(0, 0) X 1B			(0, 0) X 1-3			2	0	0	0	0	1	2						
Bob Boyd, L OBP: 0.346, SLG: 0.442	(1, 3) X F8		(0, 0) X 6-3		(0, 0) X FC6-4 1B		(0, 0) X F8			4	0	1	0	0	0	0						
Bob Nieman, R OBP: 0.405, SLG: 0.549	(1, 7) X 1B		(0, 0) X HR 1B		(0, 0) X FC6-4 1-2		(0, 0) X F7			4	1	2	0	0	0	1						
Gene Woodling, L OBP: 0.373, SLG: 0.427 Willie Tasby, R OBP: 0.476, SLG: 0.611	(1, 9) X L9		(0, 0) X HR		(0, 3) X K		(0, 0) X F9			4	1	1	2	0	1	2						
Gus Triandos, R OBP: 0.333, SLG: 0.464		(0, 0) X HR	(0, 0) X F9		(0, 0) X L9			(0, 0) X F4		4	1	1	1	0	0	1						
Brooks Robinson, R OBP: 0.295, SLG: 0.310 Dick Williams, R OBP: 0.339, SLG: 0.353	(1, 5) X F6		(0, 0) X F9			(0, 0) X F6			(0, 3) X K	3	0	0	0	0	0	0						
Billy Gardner, R OBP: 0.272, SLG: 0.301 Chuck Oertel, L OBP: 0.250, SLG: 0.455	(1, 4) X F8			(0, 0) X FC5-4 1B		(0, 3) X K			(0, 0) X 4-3	3	0	1	0	0	1	0						
Willy Miranda, S OBP: 0.252, SLG: 0.245 Joe Taylor, R OBP: 0.350, SLG: 0.430 Ron Hansen, R	(1, 6) X BB 1B			(0, 0) X FC5-4 FC1-6 1-2		(0, 0) X 6-3			(0, 0) X F6	1	0	1	0	0	0	0						
Bob Hale, L OBP: 0.417, SLG: 0.364				(0, 0) X FC1-6 1-2						1	0	0	0	0	0	0						
Billy O'Dell, S OBP: 0.179, SLG: 0.181 Hoyt Wilhelm, R OBP: 0.148, SLG: 0.115 George Zuverink, R OBP: 0.300, SLG: 0.444	(1, 1) X BB 1-2					(0, 3) X K				2	0	0	0	1	1	1						
Inning Stats	R: 0 E: 0 K: 0 S: 4	H: 1 LOB: 1 BB: 0 P: 4	R: 1 E: 0 K: 1 S: 7	H: 2 LOB: 2 BB: 1 P: 11	R: 2 E: 0 K: 0 S: 5	H: 2 LOB: 1 BB: 0 P: 5	R: 0 E: 0 K: 0 S: 4	H: 2 LOB: 1 BB: 0 P: 4	R: 0 E: 1 K: 1 S: 6	H: 0 LOB: 0 BB: 0 P: 5	R: 0 E: 0 K: 1 S: 5	H: 0 LOB: 0 BB: 0 P: 5	R: 0 E: 0 K: 0 S: 3	H: 0 LOB: 0 BB: 0 P: 3	R: 0 E: 0 K: 1 S: 5	H: 0 LOB: 0 BB: 0 P: 5	1B: 6 2B: 0 3B: 0 HR: 2	SF: 0 SAC: 0 DP: 0 HBP: 0	WP: 0 PB: 0 CS: 0	PA: 35		
PITCHER Dick Donovan, R ERA: 3.03	(1, 1)	IP: 9.0 WLS: W BF: 35	H: 8 R: 3 ER: 3 SO: 5	BB: 1 IBB: 0 HBP: 0 BLK: 0	WP: 0 HR: 2 S: 44 P: 48	ERA: 3.00 WHIP: 1.000		PITCHER	IP: 9.0 WLS: W BF: 35	H: 8 R: 3 ER: 3 SO: 5	BB: 1 IBB: 0 HBP: 0 BLK: 0	WP: 0 HR: 2 S: 44 P: 48	ERA: 3.00 WHIP: 1.000									

Baltimore Orioles @ Chicago White Sox
Comiskey Park, Chicago, IL
Tue Sep 16 1958, 8:05 PM EDT
Att: 5,241 - Unknown

livebaseballscores.com

AB 34
R 3
H 8
RBI 3
BB 1
SO 5
LOB 8




Batter	1	2	3	4	5	6	7	8	9	AB	R	H	RBI	BB	SO	LOB	BOTTOM				
Luis Aparicio, R OBP: 0.306, SLG: 0.348	(1, 6) X S BB		(0, 0) X F4	(0, 0) X F2			(0, 0) X 6-3	(0, 0) X FC5-4 1-2		4	0	0	0	1	0	4					
Nellie Fox, L OBP: 0.363, SLG: 0.356	(1, 4) X F8 1-2		(0, 0) X SF9 1-H		(0, 0) X F9		(0, 0) X 1B BB			3	1	1	1	1	0	1					
Al Smith, R OBP: 0.325, SLG: 0.395	(1, 9) X K		(0, 0) X SF9 3-H		(0, 0) X F3		(0, 0) X 1-3 1B			3	0	1	1	0	1	1					
Sherm Lollar, R OBP: 0.371, SLG: 0.466	(1, 2) X K		(0, 0) X HR		(0, 0) X 1B		(0, 0) X 6-3			4	1	2	1	0	1	3					
Ray Boone, R OBP: 0.303, SLG: 0.402		(0, 0) X 5-3	(0, 0) X BB		(0, 0) X F8			(0, 0) X 5-3		3	0	0	0	1	0	1					
Billy Goodman, L OBP: 0.360, SLG: 0.366 Jim Rivera, L OBP: 0.283, SLG: 0.382 Sammy Esposito, R OBP: 0.346, SLG: 0.273	(1, 5) X 6-3		(0, 0) X F9			(0, 0) X 1-3		(0, 0) X BLK 1B 1B		4	0	1	0	0	0	1					
Bubba Phillips, R OBP: 0.312, SLG: 0.370		(0, 0) X 2B		(0, 0) X SH1-3 1B		(0, 0) X 5-3		(0, 0) X S 1-H 1B		4	0	3	1	0	0	0					
Johnny Callison, L OBP: 0.355, SLG: 0.552		(0, 0) X 4-3		(0, 3) X K		(0, 0) X F9		(0, 0) X F8 1-2		4	0	0	0	0	1	3					
Dick Donovan, L OBP: 0.230, SLG: 0.107			(0, 0) X 3B BB		(0, 0) X SH1-3 1-2			(0, 0) X 5-3 HBP		1	1	0	0	1	0	0					
Inning Stats	R: 0 E: 0 K: 2 S: 7	H: 0 LOB: 1 BB: 1 P: 11	R: 0 E: 0 K: 0 S: 4	H: 1 LOB: 1 BB: 0 P: 4	R: 3 E: 0 K: 0 S: 5	H: 2 LOB: 1 BB: 2 P: 13	R: 0 E: 0 K: 1 S: 6	H: 1 LOB: 1 BB: 0 P: 6	R: 0 E: 0 K: 0 S: 4	H: 1 LOB: 2 BB: 1 P: 8	R: 0 E: 0 K: 0 S: 5	H: 2 LOB: 2 BB: 0 P: 6	R: 1 E: 0 K: 0 S: 5	H: 2 LOB: 2 BB: 0 P: 6	1B: 5 2B: 1 3B: 1 HR: 1	SF: 1 SAC: 1 DP: 0 HBP: 1	WP: 0 PB: 0 CS: 0	PA: 37			
PITCHER Billy O'Dell, L ERA: 2.97 Hoyt Wilhelm, R ERA: 2.63 George Zuverink, R ERA: 3.39	(1, 1)	IP: 7.1 WLS: L BF: 32	H: 6 R: 3 ER: 3 SO: 3	BB: 4 IBB: 0 HBP: 0 BLK: 0	WP: 0 HR: 1 S: 34 P: 50	ERA: 3.68 WHIP: 1.364		PITCHER	IP: 8.1 WLS: L BF: 32	H: 6 R: 3 ER: 3 SO: 3	BB: 4 IBB: 0 HBP: 0 BLK: 0	WP: 0 HR: 1 S: 34 P: 50	ERA: 3.68 WHIP: 1.364								

Baltimore Orioles @ Chicago White Sox
Comiskey Park, Chicago, IL
Tue Sep 16 1958, 8:05 PM EDT
Att: 5,241 - Unknown

livebaseballscores.com

AB 30
R 4
H 8
RBI 4
BB 4
SO 3
LOB 14



Batter	1	2	3	4	5	6	7	8	9	AB	R	H	RBI	BB	SO	LOB	TOP				
Al Pizarro, L OBP: 0.316, SLG: 0.309 (1, 8)										3	0	0	0	2	1	1	Baltimore Orioles @ Chicago White Sox Comiskey Park, Chicago, IL Thu Sep 18, 1958, 4:33 AM EDT Att: 734 - Unknown livebaseballscores.com				
Bob Boyd, L OBP: 0.348, SLG: 0.441 (1, 3)										3	1	1	0	1	0	3					
Gene Woodling, L OBP: 0.376, SLG: 0.428 (1, 9)										2	1	1	0	2	0	1					
Bob Nieman, R OBP: 0.403, SLG: 0.544 (1, 7)										3	0	0	0	1	0	4					
Gus Triandos, R OBP: 0.333, SLG: 0.462 (1, 2)										4	0	1	2	0	0	3					
Brooks Robinson, R OBP: 0.294, SLG: 0.309 (6, PH)										2	0	0	0	0	0	2					
Bob Hale, L OBP: 0.345, SLG: 0.333 (6, 5)										1	0	0	0	0	1	2					
Foster Castleman, R OBP: 0.245, SLG: 0.247 (7, 4)										1	0	0	0	0	0	1					
Billy Gardner, R OBP: 0.271, SLG: 0.300 (7, PH)										2	0	0	0	0	0	0					
Dick Williams, R OBP: 0.342, SLG: 0.355 (7, 5)										1	0	1	0	1	0	0					
Willy Miranda, S OBP: 0.250, SLG: 0.243 (7, PH)										2	0	0	0	0	1	0					
Chuck Oertel, L OBP: 0.231, SLG: 0.417 (7, 6)										1	0	0	0	0	1	1					
Jerry Adair, R (7, 6)										1	0	0	0	0	1	1					
Jack Harshman, L OBP: 0.298, SLG: 0.321 (7, PH)										2	0	0	0	0	1	0					
Joe Taylor, R OBP: 0.346, SLG: 0.426 (7, 1)										1	0	0	0	0	1	1					
Billy Loes, R OBP: 0.100, SLG: 0.071 (8, PH)										0	0	0	0	0	0	0					
Willie Tasby, R OBP: 0.458, SLG: 0.579 (8, PH)										1	0	0	0	0	1	1					
Inning Stats	R: 2 E: 0 K: 1 S: 5	H: 1 LOB: 1 BB: 3 P: 17	R: 0 E: 0 K: 0 S: 3	H: 0 LOB: 0 BB: 0 P: 3	R: 0 E: 0 K: 0 S: 3	H: 0 LOB: 1 BB: 1 P: 7	R: 0 E: 0 K: 0 S: 3	H: 0 LOB: 0 BB: 0 P: 3	R: 0 E: 0 K: 2 S: 7	H: 1 LOB: 2 BB: 1 P: 7	R: 0 E: 0 K: 1 S: 6	H: 1 LOB: 2 BB: 1 P: 10	R: 0 E: 0 K: 0 S: 4	H: 1 LOB: 1 BB: 0 P: 4	R: 0 E: 0 K: 2 S: 7	H: 0 LOB: 1 BB: 1 P: 11	1B: 4 2B: 0 3B: 0 HR: 0	SF: 0 SAC: 0 DP: 1 HBP: 0	WP: 0 PB: 0 SB: 0 CS: 0	PA: 37	
PITCHER	IP	WLS	BF	H	R	ER	SO	BB	IBB	HBP	BLK	WP	HR	S	P	ERA	WHIP				
Ray Moore, R ERA: 3.83 (1, 1)	0.1		5	1	2	2	1	3	0	0	0	0	0	4	16	54.00	12.000				
Barry Latman, R ERA: 0.53 (1, 1)	7.2	W	29	3	0	0	4	4	0	0	0	0	0	33	49	0.00	0.913				
Turk Lown, R ERA: 4.58 (8, 1)	1.0	S	3	0	0	0	2	0	0	0	0	0	0	7	7	0.00	0.000				

Batter	1	2	3	4	5	6	7	8	9	AB	R	H	RBI	BB	SO	LOB	BOTTOM				
Luis Aparicio, R OBP: 0.309, SLG: 0.349 (1, 6)										2	1	1	0	2	0	0	Baltimore Orioles @ Chicago White Sox Comiskey Park, Chicago, IL Thu Sep 18, 1958, 4:33 AM EDT Att: 734 - Unknown livebaseballscores.com				
Nellie Fox, L OBP: 0.361, SLG: 0.354 (1, 4)										4	0	0	0	0	0	4					
Al Smith, R OBP: 0.324, SLG: 0.396 (1, 9)										4	1	1	2	0	2	1					
Sherm Lollar, R OBP: 0.372, SLG: 0.465 (1, 2)										3	1	1	0	1	0	1					
Ray Boone, R OBP: 0.305, SLG: 0.411 (1, 3)										4	1	2	2	0	0	3					
Jim Landis, R OBP: 0.349, SLG: 0.429 (1, 8)										4	1	2	0	0	0	1					
Bubba Phillips, R OBP: 0.307, SLG: 0.365 (1, 5)										3	0	0	1	0	0	1					
Johnny Callison, L OBP: 0.343, SLG: 0.500 (1, 7)										3	0	0	0	1	1	0					
Ray Moore, R OBP: 0.239, SLG: 0.318 (1, 1)										0	0	0	0	0	0	0					
Barry Latman, R OBP: 0.167, SLG: 0.091 (8, 1)										2	1	0	0	1	2	2					
Turk Lown, R OBP: 0.333, SLG: 0.333 (8, 1)										0	0	0	0	0	0	0					
Inning Stats	R: 0 E: 0 K: 1 S: 5	H: 0 LOB: 0 BB: 0 P: 5	R: 1 E: 0 K: 1 S: 7	H: 2 LOB: 1 BB: 1 P: 11	R: 0 E: 0 K: 1 S: 6	H: 1 LOB: 2 BB: 1 P: 10	R: 0 E: 0 K: 0 S: 3	H: 0 LOB: 0 BB: 0 P: 3	R: 3 E: 0 K: 0 S: 6	H: 3 LOB: 1 BB: 1 P: 10	R: 0 E: 0 K: 1 S: 5	H: 0 LOB: 0 BB: 0 P: 5	R: 0 E: 0 K: 0 S: 2	H: 0 LOB: 1 BB: 1 P: 6	R: 2 E: 1 S: 6	H: 1 LOB: 0 BB: 1 P: 10	1B: 4 2B: 2 3B: 0 HR: 1	SF: 1 SAC: 0 DP: 0 HBP: 0	WP: 0 PB: 0 SB: 0 CS: 1	PA: 35	
PITCHER	IP	WLS	BF	H	R	ER	SO	BB	IBB	HBP	BLK	WP	HR	S	P	ERA	WHIP				
Jack Harshman, L ERA: 2.85 (1, 1)	6.0	L	27	6	4	4	4	3	0	0	0	0	0	32	44	6.00	1.500				
Billy Loes, R ERA: 3.65 (7, 1)	2.0		8	1	2	1	1	2	0	0	0	0	0	8	16	4.50	1.500				

Batter	1	2	3	4	5	6	7	8	9	AB	R	H	RBI	BB	SO	LOB	TOP			
Luis Aparicio, R (1, 6) OBP: 0.310, SLG: 0.346 Billy Goodman, L (9, PH) OBP: 0.360, SLG: 0.365	0-0 1B		0-0 F9		0-0 F8		0-0 F2		0-0 4-3	4	0	1	0	0	0	1				
Nellie Fox, L (1, 4) OBP: 0.360, SLG: 0.355	0-0 1B		0-0 1B		0-0 F9		0-0 F3			4	1	2	0	0	0	1				
Al Smith, R (1, 9) OBP: 0.325, SLG: 0.401	0-3 K		0-0 HBP		0-0 5-3				0-0 F8	4	0	1	1	0	1	2				
Ray Boone, R (1, 3) OBP: 0.306, SLG: 0.409 Earl Torgeson, L (8, 3) OBP: 0.429, SLG: 0.472	0-0 G5-4-3		1-0 HBP		0-0 F7				0-0 F8	3	0	0	0	0	0	2				
Jim Landis, R (1, 8) OBP: 0.349, SLG: 0.430		0-0 1B	0-0 G5-4-3		0-0 K				0-0 F7	4	1	1	0	0	1	2				
Earl Battey, R (1, 2) OBP: 0.332, SLG: 0.440 Jim Rivera, L (9, PR) OBP: 0.283, SLG: 0.382		4-0 1B			0-0 F7				4-0 S	2	0	1	0	2	0	0				
Johnny Callison, L (1, 7) OBP: 0.326, SLG: 0.450		0-0 BB			0-3 K2-3				0-3 K	4	0	1	1	0	2	2				
Bubba Phillips, R (1, 5) OBP: 0.307, SLG: 0.364		0-0 1B			0-0 1B				0-0 4-3	4	0	2	0	0	0	4				
Billy Pierce, L (1, 1) OBP: 0.247, SLG: 0.238 Sherm Lollar, R (9, PH) OBP: 0.370, SLG: 0.460 Jim McNaney, R (9, PR)		0-0 4-3			0-0 F7				4-0 BB	2	0	0	0	0	0	2				
Inning Stats	R: 0 E: 0 K: 1 S: 6	H: 2 LOB: 1 BB: 0 P: 6	R: 1 E: 0 K: 0 S: 4	H: 2 LOB: 1 BB: 1 P: 8	R: 1 E: 0 K: 0 S: 4	H: 2 LOB: 1 BB: 0 P: 5	R: 0 E: 0 K: 1 S: 6	H: 1 LOB: 0 BB: 0 P: 6	R: 0 E: 0 K: 1 S: 3	H: 1 LOB: 0 BB: 0 P: 3	R: 0 E: 0 K: 0 S: 4	H: 1 LOB: 1 BB: 0 P: 4	R: 0 E: 0 K: 0 S: 3	H: 0 LOB: 0 BB: 0 P: 3	R: 0 E: 0 K: 1 S: 5	H: 0 LOB: 2 BB: 2 P: 13	1B: 7 2B: 3 3B: 0 HR: 0	SF: 0 SAC: 1 DP: 3 HBP: 1	WP: 1 PB: 0 CS: 1	PA: 37
PITCHER Bob Grim, R (1, 1) ERA: 3.91	IP: 9.0 WLS: W BF: 37	H: 9 R: 2 ER: 2 SO: 4	BB: 3 IBB: 0 HBP: 1 BLK: 0	WP: 1 HR: 0 S: 41 P: 54	ERA: 2.00 WHIP: 1.333	PITCHER	IP: 9.0 WLS: W BF: 37	H: 9 R: 2 ER: 2 SO: 4	BB: 3 IBB: 0 HBP: 1 BLK: 0	WP: 1 HR: 0 S: 41 P: 54	ERA: 2.00 WHIP: 1.333									

Chicago White Sox @ Kansas City Athletics
Municipal Stadium, Kansas City, MO
Sat Sep 20 1958, 8:05 PM EDT
Att: 8,652 - Unknown

AB 32
R 2
H 9
RBI 2
BB 3
SO 4
LOB 18



Batter	1	2	3	4	5	6	7	8	9	AB	R	H	RBI	BB	SO	LOB	BOTTOM	
Bill Tuttle, R (1, 8) OBP: 0.328, SLG: 0.364	0-0 5-3		0-0 FC6-4		0-0 F8		0-0 HR			4	2	1	1	0	0	1		
Roger Maris, L (1, 9) OBP: 0.294, SLG: 0.429	0-0 F9		0-0 E6		0-0 L9		4-0 BB			3	0	1	0	1	0	0		
Hector Lopez, R (1, 4) OBP: 0.318, SLG: 0.417	0-3 K		0-0 5-3		0-3 K		0-0 F9			4	0	0	0	0	2	2		
Bob Cerv, R (1, 7) OBP: 0.380, SLG: 0.615		0-0 5-3	0-0 4-3		4-0 1B		0-0 HR		0-0 HR	3	1	1	1	1	0	1		
Preston Ward, L (1, 3) OBP: 0.336, SLG: 0.399		0-0 BB			0-0 F6		0-0 1B		0-3 K	4	0	2	0	0	1	0		
Chico Carrasquel, R (1, 5) OBP: 0.310, SLG: 0.310		4-0 BB			0-0 5-3		0-0 1B		0-0 G6-4-3	3	0	2	0	1	0	0		
Harry Chiti, R (1, 2) OBP: 0.303, SLG: 0.385		4-0 BB			0-3 K		0-3 K		0-0 G6-4-3	3	0	0	0	1	2	4		
Joe Demaestri, R (1, 6) OBP: 0.250, SLG: 0.292		0-0 G5-4-3			0-0 F4		0-0 5-3			3	0	0	0	0	0	3		
Bob Grim, R (1, 1) OBP: 0.219, SLG: 0.194			0-0 FC6-4		0-3 K		0-3 K			3	0	1	0	0	2	0		
Inning Stats	R: 0 E: 0 K: 1 S: 5	H: 0 LOB: 0 BB: 0 P: 5	R: 0 E: 0 K: 0 S: 3	H: 1 LOB: 2 BB: 2 P: 11	R: 1 E: 1 K: 0 S: 5	H: 2 LOB: 1 BB: 0 P: 5	R: 0 E: 0 K: 1 S: 5	H: 0 LOB: 0 BB: 0 P: 5	R: 0 E: 0 K: 2 S: 9	H: 2 LOB: 3 BB: 1 P: 13	R: 1 E: 0 K: 1 S: 6	H: 1 LOB: 1 BB: 1 P: 10	R: 1 E: 0 K: 1 S: 6	H: 2 LOB: 2 BB: 0 P: 6	1B: 6 2B: 0 3B: 0 HR: 2	SF: 0 SAC: 0 DP: 2 HBP: 0	WP: 0 PB: 0 CS: 0	PA: 34
PITCHER Billy Pierce, L (1, 1) ERA: 2.67	IP: 8.0 WLS: L BF: 34	H: 8 R: 3 ER: 2 SO: 7	BB: 4 IBB: 0 HBP: 0 BLK: 0	WP: 0 HR: 2 S: 44 P: 60	ERA: 2.25 WHIP: 1.500	PITCHER	IP: 8.0 WLS: L BF: 34	H: 8 R: 3 ER: 2 SO: 7	BB: 4 IBB: 0 HBP: 0 BLK: 0	WP: 0 HR: 2 S: 44 P: 60	ERA: 2.25 WHIP: 1.500							

Chicago White Sox @ Kansas City Athletics
Municipal Stadium, Kansas City, MO
Sat Sep 20 1958, 8:05 PM EDT
Att: 8,652 - Unknown

AB 30
R 3
H 8
RBI 2
BB 4
SO 7
LOB 11



Batter	1	2	3	4	5	6	7	8	9	AB	R	H	RBI	BB	SO	LOB	TOP										
Jim Landis, R (1, 8) OBP: 0.348, SLG: 0.430	0-3 K		0-0 F9		0-0 1-3			0-0 E 1B 2B	0-0 F4	5	1	1	0	0	1	1	Chicago White Sox @ Kansas City Athletics Municipal Stadium, Kansas City, MO Sun Sep 21 1958, 4:33 AM EDT Att: 11,590 - Unknown livebaseballscorecards.com										
Nelle Fox, L (1, 4) OBP: 0.358, SLG: 0.353	0-0 F9		0-0 F8		0-0 F7			0-0 E1 1B 2-3		4	0	0	0	0	0	1											
Billy Goodman, L (1, 5) OBP: 0.361, SLG: 0.367 Sammy Esposito, R (8, 5) OBP: 0.346, SLG: 0.273	0-0 1B		0-0 F8					0-0 L4		4	0	2	0	0	0	2											
Earl Torgeson, L (1, 3) OBP: 0.430, SLG: 0.489	0-3 K				0-0 1-3 1B			0-0 L4		4	1	2	2	0	1	2											
Earl Battey, R (1, 2) OBP: 0.330, SLG: 0.432		0-0 F5		4-0 FC4-6 BB		0-0 F4		0-0 F9	0-0 F9	3	0	0	0	1	0	3											
Al Smith, R (1, 9) OBP: 0.325, SLG: 0.398		1-0 FC6-4 1B HBP		0-0 F9		0-0 F4		0-0 F4	0-0 6-3	3	0	0	0	0	0	4											
Johnny Callison, L (1, 7) OBP: 0.319, SLG: 0.432		0-0 FC6-4 1B		0-0 FC4-6 FC6-4 1-2		0-0 1-3			0-3 K	4	0	1	0	0	1	1											
Luis Aparicio, R (1, 6) OBP: 0.307, SLG: 0.344		0-0 FC6-4 1-2 2-3		0-0 FC6-4 1-2		0-0 L4			0-0 L8	4	0	0	0	0	0	3											
Dick Donovan, L (1, 1) OBP: 0.231, SLG: 0.114	0-3 K				0-3 K			0-0 F8		4	0	1	0	0	2	2											
Inning Stats	R: 0 E: 0 K: 2 S: 8	H: 1 LOB: 1 BB: 0 P: 8	R: 0 E: 0 K: 1 S: 6	H: 1 LOB: 2 BB: 0 P: 7	R: 0 E: 0 K: 0 S: 3	H: 0 LOB: 0 BB: 0 P: 3	R: 1 E: 0 K: 0 S: 4	H: 1 LOB: 1 BB: 1 P: 8	R: 0 E: 0 K: 0 S: 5	H: 0 LOB: 0 BB: 0 P: 5	R: 0 E: 0 K: 0 S: 4	H: 1 LOB: 0 BB: 0 P: 4	R: 0 E: 0 K: 0 S: 3	H: 0 LOB: 0 BB: 0 P: 3	R: 1 E: 1 K: 0 S: 6	H: 2 LOB: 2 BB: 0 P: 6	R: 0 E: 0 K: 1 S: 6	H: 1 LOB: 1 BB: 0 P: 6	1B: 5 2B: 1 3B: 0 HR: 1	SF: 0 SAC: 0 DP: 0 HBP: 1	WP: 0 PB: 0 SB: 1 CS: 0	PA: 37					
PITCHER	IP	WLS	BF	H	R	ER	SO	BB	IBB	HBP	BLK	WP	HR	S	P	ERA	WHIP	PITCHER									
Ray Herbert, R (1, 1) ERA: 3.54	7.1	L	31	6	2	2	4	1	0	1	0	0	1	37	42	2.46	0.955										
Tom Gorman, R (8, 1) ERA: 3.52	0.2		2	0	0	0	0	0	0	0	0	0	0	2	2	0.00	0.000										
Dick Tomanek, L (9, 1) ERA: 4.4	1.0		4	1	0	0	1	0	0	0	0	0	0	6	6	0.00	1.000										

Batter	1	2	3	4	5	6	7	8	9	AB	R	H	RBI	BB	SO	LOB	BOTTOM										
Bill Tuttle, R (1, 8) OBP: 0.328, SLG: 0.363	0-0 6-3		0-0 5-3			0-0 5-3			0-0 FC5-6 1B	4	0	1	0	0	0	0	Chicago White Sox @ Kansas City Athletics Municipal Stadium, Kansas City, MO Sun Sep 21 1958, 4:33 AM EDT Att: 11,590 - Unknown livebaseballscorecards.com										
Roger Maris, L (1, 9) OBP: 0.294, SLG: 0.427	0-0 F4			4-0 BB		0-0 L4			0-0 FC5-6 1-2	3	0	0	0	1	0	1											
Hector Lopez, R (1, 4) OBP: 0.316, SLG: 0.414	0-0 F9			0-0 F8		0-0 6-3			0-3 K	4	0	0	0	0	1	2											
Bob Cerv, R (1, 7) OBP: 0.377, SLG: 0.610		0-0 F6		0-0 F4		0-3 K			0-3 K	4	0	0	0	0	2	2											
Preston Ward, L (1, 3) OBP: 0.336, SLG: 0.401		0-0 2B		0-0 L3		0-0 F4				3	0	1	0	0	0	1											
Chico Carrasquel, R (1, 5) OBP: 0.308, SLG: 0.308 Harry Simpson, L (8, PH) OBP: 0.334, SLG: 0.381 Mike Baxes, R (9, 6) OBP: 0.283, SLG: 0.259		0-0 F4			0-0 F7			0-0 F8		2	0	0	0	0	0	1											
Harry Chiti, R (1, 2) OBP: 0.303, SLG: 0.395		0-0 6-3			0-0 F8				0-0 HR	3	1	1	1	0	0	1											
Joe Demaestri, R (1, 6) OBP: 0.249, SLG: 0.291 Whitney Herzog, L (8, PH) OBP: 0.339, SLG: 0.280 Milt Graff, L (9, 4)			0-0 F9		0-3 K				4-0 CS BB	2	0	0	0	0	1	0											
Ray Herbert, R (1, 1) OBP: 0.268, SLG: 0.255 Tom Gorman, R (8, 1) OBP: 0.118, SLG: 0.176 Bob Martyn, L (8, PH) OBP: 0.336, SLG: 0.395 Dick Tomanek, L (9, 1) OBP: 0.219, SLG: 0.333			0-0 6-3			0-0 6-3			0-3 K 1-2	2	0	0	0	0	0	0											
Inning Stats	R: 0 E: 0 K: 0 S: 3	H: 0 LOB: 0 BB: 0 P: 3	R: 0 E: 0 K: 0 S: 4	H: 1 LOB: 1 BB: 0 P: 4	R: 0 E: 0 K: 0 S: 3	H: 0 LOB: 0 BB: 0 P: 3	R: 0 E: 0 K: 0 S: 3	H: 0 LOB: 0 BB: 0 P: 3	R: 0 E: 0 K: 1 S: 5	H: 0 LOB: 0 BB: 0 P: 5	R: 0 E: 0 K: 1 S: 5	H: 0 LOB: 0 BB: 0 P: 5	R: 0 E: 0 K: 1 S: 5	H: 1 LOB: 1 BB: 1 P: 9	R: 0 E: 0 K: 2 S: 8	H: 1 LOB: 1 BB: 0 P: 8	1B: 1 2B: 1 3B: 0 HR: 1	SF: 0 SAC: 0 DP: 0 HBP: 0	WP: 0 PB: 0 SB: 0 CS: 1	PA: 31							
PITCHER	IP	WLS	BF	H	R	ER	SO	BB	IBB	HBP	BLK	WP	HR	S	P	ERA	WHIP	PITCHER									
Dick Donovan, R (1, 1) ERA: 2.95	9.0	W	31	3	1	1	5	2	0	0	0	0	1	39	47	1.00	0.556										

Batter	1	2	3	4	5	6	7	8	9	AB	R	H	RBI	BB	SO	LOB	TOP			
Harvey Kuenn, R OBP: 0.374, SLG: 0.444 (1, 8)										5	0	1	0	0	1	1	Detroit Tigers @ Chicago White Sox Comiskey Park, Chicago, IL Tue Sep 23 1958, 8:05 PM EDT Att: 6,723 - Unknown			
Frank Bolling, R OBP: 0.324, SLG: 0.386 (1, 4)										5	1	1	1	0	0	3				
Al Kaline, R OBP: 0.371, SLG: 0.481 (1, 9)										3	0	1	0	2	0	0				
Gail Harris, L OBP: 0.331, SLG: 0.485 (1, 3)										5	0	1	0	0	0	5				
Charlie Maxwell, L OBP: 0.366, SLG: 0.420 Johnny Groth, R OBP: 0.358, SLG: 0.407 (8, 7)										3	0	0	0	1	0	1				
Billy Martin, R OBP: 0.282, SLG: 0.345 (1, 5)										4	1	2	0	0	0	3				
Charlie Lau, L OBP: 0.293, SLG: 0.221 (1, 2)										3	1	0	0	1	0	2				
Coot Veal, R OBP: 0.317, SLG: 0.339 (1, 6)										2	0	1	1	1	0	2				
Paul Foytack, R OBP: 0.304, SLG: 0.274 (1, 1)										3	0	1	1	0	1	2				
Inning Stats	R: 0 E: 0 K: 0 S: 3	H: 0 LOB: 0 BB: 0 P: 3	R: 0 E: 0 K: 0 S: 4	H: 1 LOB: 1 BB: 0 P: 4	R: 0 E: 0 K: 0 S: 3	H: 0 LOB: 0 BB: 0 P: 7	R: 0 E: 0 K: 0 S: 3	H: 0 LOB: 0 BB: 0 P: 3	R: 0 E: 0 K: 0 S: 4	H: 1 LOB: 1 BB: 0 P: 7	R: 1 E: 0 K: 1 S: 7	H: 2 LOB: 1 BB: 0 P: 7	R: 1 E: 0 K: 1 S: 6	H: 1 LOB: 2 BB: 2 P: 14	R: 1 E: 1 K: 0 S: 6	H: 2 LOB: 3 BB: 1 P: 10		1B: 7 2B: 0 3B: 0 HR: 1	SF: 0 SAC: 2 DP: 1 HBP: 0	WP: 0 PB: 0 SB: 1 CS: 0
PITCHER	IP WLS BF H R ER SO BB IBB HBP BLK WP HR S P ERA WHIP																			
Early Wynn, R ERA: 4.25 (1, 1)	8.0 L 33 6 2 2 2 3 1 0 0 0 0 1 33 49 2.25 1.125																			
Turk Lown, R ERA: 4.31 (9, 1)	0.2 6 2 1 0 0 1 0 0 0 0 0 0 5 9 0.00 4.500																			
Don Rudolph, L ERA: 3.0 (9, 1)	0.1 1 0 0 0 0 0 0 0 0 0 0 0 1 1 0.00 0.000																			

Batter	1	2	3	4	5	6	7	8	9	AB	R	H	RBI	BB	SO	LOB	BOTTOM	
Luis Aparicio, R OBP: 0.308, SLG: 0.344 Ray Boone, R OBP: 0.306, SLG: 0.408 Sammy Esposito, R OBP: 0.346, SLG: 0.273 (1, 6)										3	0	1	0	0	0	0	Detroit Tigers @ Chicago White Sox Comiskey Park, Chicago, IL Tue Sep 23 1958, 8:05 PM EDT Att: 6,723 - Unknown	
Nellie Fox, L OBP: 0.357, SLG: 0.352 (1, 4)										4	0	1	0	0	0	3		
Billy Goodman, L OBP: 0.358, SLG: 0.363 (1, 5)										4	0	0	0	0	0	1		
Sherm Lollar, R OBP: 0.367, SLG: 0.456 (1, 2)										4	0	0	0	0	1	0		
Earl Torgeson, L OBP: 0.422, SLG: 0.478 (1, 3)										4	0	0	0	0	0	0		
Al Smith, R OBP: 0.323, SLG: 0.396 (1, 9)										3	0	0	0	0	1	0		
Johnny Callison, L OBP: 0.320, SLG: 0.468 (1, 7)										3	1	1	0	0	0	0		
Bubba Phillips, R OBP: 0.308, SLG: 0.364 (1, 8)										3	0	1	1	0	0	0		
Early Wynn, S OBP: 0.289, SLG: 0.219 Don Mueller, L OBP: 0.295, SLG: 0.280 Turk Lown, R OBP: 0.300, SLG: 0.300 Don Rudolph, L (9, 1)										2	0	0	0	0	2	1		
Inning Stats	R: 0 E: 0 K: 0 S: 3	H: 0 LOB: 0 BB: 0 P: 3	R: 0 E: 0 K: 0 S: 3	H: 0 LOB: 0 BB: 0 P: 3	R: 0 E: 0 K: 1 S: 7	H: 2 LOB: 2 BB: 0 P: 7	R: 0 E: 0 K: 0 S: 3	H: 0 LOB: 0 BB: 0 P: 3	R: 0 E: 0 K: 2 S: 7	H: 0 LOB: 0 BB: 0 P: 7	R: 1 E: 0 K: 0 S: 5	H: 1 LOB: 1 BB: 0 P: 5	R: 0 E: 0 K: 0 S: 3	H: 0 LOB: 0 BB: 0 P: 3	1B: 3 2B: 0 3B: 1 HR: 0	SF: 0 SAC: 1 DP: 0 HBP: 0		WP: 0 PB: 0 SB: 0 CS: 0
PITCHER	IP WLS BF H R ER SO BB IBB HBP BLK WP HR S P ERA WHIP																	
Paul Foytack, R ERA: 3.51 (1, 1)	9.0 W 32 4 1 1 4 0 0 0 0 0 0 0 40 40 1.00 0.444																	

Batter	1	2	3	4	5	6	7	8	9	AB	R	H	RBI	BB	SO	LOB	TOP				
Bill Tuttle, R OBP: 0.327, SLG: 0.358 (1, 8)										3	0	0	0	1	1	1	Kansas City Athletics @ Chicago White Sox Comiskey Park, Chicago, IL Fri Sep 26 1958, 8:05 PM EDT Att: 6,105 - Unknown livebaseballscorecards.com				
Roger Maris, L OBP: 0.294, SLG: 0.435 (1, 9)										4	0	0	0	0	2	1					
Hector Lopez, R OBP: 0.317, SLG: 0.415 (1, 4)										4	0	2	0	0	0	0					
Bob Cerv, R OBP: 0.369, SLG: 0.595 (1, 7)										4	0	0	0	0	3	2					
Preston Ward, L OBP: 0.338, SLG: 0.397 (1, 3)										2	0	0	0	1	0	1					
Chico Carrasquel, R OBP: 0.309, SLG: 0.314 (1, 5) (8, 6)										3	0	0	0	0	0	2					
Harry Chiti, R OBP: 0.311, SLG: 0.409 (1, 2)										3	0	1	0	0	1	1					
Joe Demaestri, R OBP: 0.248, SLG: 0.291 (1, 6)										2	0	0	0	0	1	0					
Harry Simpson, L OBP: 0.332, SLG: 0.378 (8, PH)										1	0	0	0	0	0	1					
Hal Smith, R OBP: 0.324, SLG: 0.394 (8, 5)										0	0	0	0	0	0	0					
Bob Grim, R OBP: 0.206, SLG: 0.182 (1, 1)										2	0	0	0	0	1	0					
Tom Gorman, R OBP: 0.176, SLG: 0.176 (6, 1)										0	0	0	0	0	0	0					
Bob Martyn, L OBP: 0.335, SLG: 0.393 (8, PH)										1	0	0	0	0	0	1					
Jack Urban, R OBP: 0.170, SLG: 0.152 (8, 1)										0	0	0	0	0	0	0					
Inning Stats	R: 0 E: 0 K: 2 S: 7	H: 0 LOB: 0 BB: 0 P: 7	R: 0 E: 0 K: 1 S: 5	H: 0 LOB: 1 BB: 1 P: 9	R: 0 E: 0 K: 1 S: 5	H: 0 LOB: 1 BB: 1 P: 9	R: 0 E: 0 K: 1 S: 6	H: 1 LOB: 1 BB: 0 P: 6	R: 0 E: 0 K: 2 S: 7	H: 0 LOB: 0 BB: 0 P: 7	R: 0 E: 0 K: 0 S: 3	H: 0 LOB: 0 BB: 0 P: 3	R: 0 E: 0 K: 1 S: 5	H: 0 LOB: 0 BB: 0 P: 5	R: 0 E: 0 K: 0 S: 4	H: 1 LOB: 1 BB: 0 P: 4	R: 0 E: 0 K: 1 S: 5	H: 1 LOB: 0 BB: 0 P: 5	1B: 3 2B: 0 3B: 0 HR: 0	SF: 0 SAC: 0 DP: 1 HBP: 0	WP: 0 PA: 31
PITCHER Barry Latman, R ERA: 0.76 (1, 1)	IP: 9.0 WLS: W BF: 31 H: 3 R: 0 ER: 0 SO: 9 BB: 2 IBB: 0 HBP: 0 BLK: 0 WP: 0 HR: 0 S: 47 P: 55 ERA: 0.00 WHIP: 0.556											PITCHER	IP: 9.0 WLS: W BF: 31 H: 3 R: 0 ER: 0 SO: 9 BB: 2 IBB: 0 HBP: 0 BLK: 0 WP: 0 HR: 0 S: 47 P: 55 ERA: 0.00 WHIP: 0.556								

Batter	1	2	3	4	5	6	7	8	9	AB	R	H	RBI	BB	SO	LOB	BOTTOM			
Jim McAnany, R (1, 9)										4	0	0	0	0	1	5	Kansas City Athletics @ Chicago White Sox Comiskey Park, Chicago, IL Fri Sep 26 1958, 8:05 PM EDT Att: 6,105 - Unknown livebaseballscorecards.com			
Nellie Fox, L OBP: 0.356, SLG: 0.351 (1, 4)										4	0	1	0	0	0	1				
Jim Landis, R OBP: 0.348, SLG: 0.433 (1, 8)										4	0	1	0	0	0	4				
John Romano, R OBP: 0.167, SLG: 0.167 (1, 2)										4	1	1	0	0	0	1				
Ron Jackson, R OBP: 0.329, SLG: 0.416 (1, 3)										4	0	1	0	0	1	0				
Johnny Callison, L OBP: 0.339, SLG: 0.466 (1, 7)										3	0	1	1	0	0	0				
Bubba Phillips, R OBP: 0.309, SLG: 0.367 (1, 5)										4	0	0	0	0	0	2				
Sammy Esposito, R OBP: 0.372, SLG: 0.292 (1, 6)										3	0	3	0	0	0	0				
Barry Latman, R OBP: 0.214, SLG: 0.083 (1, 1)										1	0	0	0	1	0	1				
Inning Stats	R: 0 E: 0 K: 0 S: 4	H: 1 LOB: 1 BB: 0 P: 4	R: 0 E: 0 K: 0 S: 3	H: 0 LOB: 0 BB: 0 P: 3	R: 0 E: 1 K: 1 S: 7	H: 1 LOB: 2 BB: 0 P: 7	R: 0 E: 0 K: 0 S: 4	H: 1 LOB: 1 BB: 0 P: 4	R: 0 E: 0 K: 0 S: 5	H: 2 LOB: 2 BB: 0 P: 5	R: 1 E: 0 K: 0 S: 6	H: 3 LOB: 3 BB: 1 P: 10	R: 0 E: 0 K: 0 S: 3	H: 0 LOB: 0 BB: 0 P: 3	R: 0 E: 0 K: 1 S: 5	H: 0 LOB: 0 BB: 0 P: 5		1B: 8 2B: 0 3B: 0 HR: 0	SF: 1 SAC: 1 DP: 0 HBP: 0	WP: 0 PA: 34
PITCHER Bob Grim, R ERA: 3.81 (1, 1)	IP: 5.2 WLS: L BF: 26 H: 8 R: 1 ER: 1 SO: 1 BB: 0 IBB: 0 HBP: 0 BLK: 0 WP: 0 HR: 0 S: 28 P: 28 ERA: 1.59 WHIP: 1.412											PITCHER	IP: 5.2 WLS: L BF: 26 H: 8 R: 1 ER: 1 SO: 1 BB: 0 IBB: 0 HBP: 0 BLK: 0 WP: 0 HR: 0 S: 28 P: 28 ERA: 1.59 WHIP: 1.412							
Tom Gorman, R ERA: 3.55 (6, 1)	IP: 1.1 WLS: 0 BF: 5 H: 0 R: 0 ER: 0 SO: 0 BB: 1 IBB: 0 HBP: 0 BLK: 0 WP: 0 HR: 4 S: 8 P: 8 ERA: 0.00 WHIP: 0.750											PITCHER	IP: 1.1 WLS: 0 BF: 5 H: 0 R: 0 ER: 0 SO: 0 BB: 1 IBB: 0 HBP: 0 BLK: 0 WP: 0 HR: 4 S: 8 P: 8 ERA: 0.00 WHIP: 0.750							
Jack Urban, R ERA: 5.93 (8, 1)	IP: 1.0 WLS: 3 BF: 0 H: 0 R: 0 ER: 0 SO: 1 BB: 0 IBB: 0 HBP: 0 BLK: 0 WP: 0 HR: 5 S: 5 P: 5 ERA: 0.00 WHIP: 0.000											PITCHER	IP: 1.0 WLS: 3 BF: 0 H: 0 R: 0 ER: 0 SO: 1 BB: 0 IBB: 0 HBP: 0 BLK: 0 WP: 0 HR: 5 S: 5 P: 5 ERA: 0.00 WHIP: 0.000							

Batter	1	2	3	4	5	6	7	8	9	AB	R	H	RBI	BB	SO	LOB	TOP			
Lou Klimchok, L (1,4)	F9	K			F4		FC3-6 E 1B		F6	5	1	0	0	0	1	3	Kansas City Athletics @ Chicago White Sox Comiskey Park, Chicago, IL Sat Sep 27 1958, 4:33 AM EDT Att: 2,092 - Unknown			
Roger Maris, L (1,8) OBP: 0.295, SLG: 0.433	K		4-3		BB		F5		BB	3	0	0	0	2	1					
Kent Hadley, L (1,3) OBP: 0.167, SLG: 0.167	BB 1B		K		K		E4 1B		F9	5	0	1	0	0	2	4				
Bob Cerv, R (1,7) OBP: 0.371, SLG: 0.596	BB		F8				BB 1B			3	0	2	1	1	0	0				
Whitey Herzog, L (9,7) OBP: 0.339, SLG: 0.280	1-2 BB						BB 1B		BB	0	0	0	0	0	0	0				
Jim Small, L (1,9)							BB 1B		BB	3	0	0	0	1	0	4				
Bill Tuttle, R (9,8) OBP: 0.327, SLG: 0.358	G3				3-1		BB		F7	0	0	0	0	0	0	0				
Hal Smith, R (1,5) OBP: 0.323, SLG: 0.392			F3		6-3		K		CS 1B	4	0	1	0	0	1	2				
Harry Chiti, R (1,2) OBP: 0.311, SLG: 0.417			HR		F9		F9		K	4	1	1	1	0	1	3				
Mike Baxes, R (1,6) OBP: 0.286, SLG: 0.264										3	0	1	0	1	0	2				
Joe Demaestri, R (9,6) OBP: 0.245, SLG: 0.291	1-3 2B				PB SH1-4 BB		4-3		6-3	0	0	0	0	0	0	0				
Howie Reed, R (1,1)	1-3 2-3				SH1-4				FC3-6 BB	2	0	0	0	1	1	1				
Inning Stats	R: 0 E: 0 K: 1 S: 6	H: 1 LOB: 2 BB: 1 P: 10	R: 1 E: 0 K: 1 S: 7	H: 2 LOB: 1 BB: 0 P: 7	R: 0 E: 0 K: 1 S: 5	H: 0 LOB: 0 BB: 0 P: 5	R: 0 E: 0 K: 0 S: 3	H: 0 LOB: 2 BB: 0 P: 3	R: 0 E: 0 K: 1 S: 5	H: 1 LOB: 2 BB: 1 P: 10	R: 1 E: 1 K: 0 S: 5	H: 1 LOB: 2 BB: 1 P: 9	R: 0 E: 0 K: 1 S: 5	H: 0 LOB: 1 BB: 1 P: 5	R: 0 E: 0 K: 1 S: 5	H: 0 LOB: 1 BB: 1 P: 9	1B: 4 2B: 2 3B: 0 HR: 1	SF: 0 SAC: 1 DP: 1 HBP: 0	WP: 0 PB: 1 CS: 0	PA: 39
PITCHER Early Wynn, R (1,1) ERA: 4.13	IP: 9.0 WLS: L BF: 39	H: 6 R: 2 ER: 1 SO: 7	BB: 6 IBB: 0 HBP: 0 BLK: 0	WP: 0 HR: 1 S: 47 P: 71	ERA: 1.00 WHIP: 1.333											PA: 39				

Batter	1	2	3	4	5	6	7	8	9	AB	R	H	RBI	BB	SO	LOB	BOTTOM			
Jim McAnany, R (1,9)	5-3			6-3		5-3		F7		4	0	0	0	0	0	2	Kansas City Athletics @ Chicago White Sox Comiskey Park, Chicago, IL Sat Sep 27 1958, 4:33 AM EDT Att: 2,092 - Unknown			
Nellie Fox, L (1,4) OBP: 0.357, SLG: 0.354	G3			2B		4-3		BB 1B		4	0	2	1	0	0	0				
Jim Landis, R (1,8) OBP: 0.349, SLG: 0.433	F9			BB		FC6-4 1B		F8		3	0	1	0	1	0	2				
Earl Battey, R (1,2) OBP: 0.327, SLG: 0.417			G5-4-3 BB	K		FC6-4		BB		2	0	0	0	2	1	3				
Ron Jackson, R (1,3) OBP: 0.321, SLG: 0.404	G5-4-3			1-3				K		4	0	0	0	0	1	6				
Johnny Callison, L (1,7) OBP: 0.318, SLG: 0.435	K				F9		4-3		K	4	0	0	0	0	2	0				
Bubba Phillips, R (1,5) OBP: 0.304, SLG: 0.361			F8		F6		6-3		6-3	4	0	0	0	0	0	0				
Sammy Esposito, R (1,6) OBP: 0.376, SLG: 0.303			5-3		1B			BB 1B		4	1	2	0	0	0	0				
Early Wynn, S (1,1) OBP: 0.291, SLG: 0.213			4-3		4-3			BB 1B		2	0	0	0	1	0	1				
Inning Stats	R: 0 E: 0 K: 0 S: 3	H: 0 LOB: 0 BB: 0 P: 3	R: 0 E: 0 K: 1 S: 4	H: 0 LOB: 0 BB: 1 P: 8	R: 0 E: 0 K: 0 S: 3	H: 0 LOB: 0 BB: 0 P: 3	R: 0 E: 0 K: 1 S: 6	H: 1 LOB: 2 BB: 1 P: 10	R: 0 E: 0 K: 0 S: 4	H: 1 LOB: 1 BB: 0 P: 4	R: 0 E: 0 K: 0 S: 4	H: 1 LOB: 1 BB: 0 P: 4	R: 0 E: 0 K: 1 S: 5	H: 0 LOB: 2 BB: 2 P: 13	R: 0 E: 0 K: 1 S: 5	H: 0 LOB: 0 BB: 0 P: 5		1B: 4 2B: 1 3B: 0 HR: 0	SF: 0 SAC: 0 DP: 1 HBP: 0	WP: 0 PB: 0 CS: 0
PITCHER Howie Reed, R (1,1) ERA: 0.87	IP: 9.0 WLS: W BF: 35	H: 5 R: 1 ER: 1 SO: 4	BB: 4 IBB: 0 HBP: 0 BLK: 0	WP: 0 HR: 0 S: 39 P: 55	ERA: 1.00 WHIP: 1.000											PA: 35				

Batter	1	2	3	4	5	6	7	8	9	AB	R	H	RBI	BB	SO	LOB	TOP			
Lou Klimchok, L OBP: 0.200, SLG: 0.500 (1, 4)										5	1	2	1	0	0	3	Kansas City Athletics @ Chicago White Sox Comiskey Park, Chicago, IL Sun Sep 28 1958, 4:33 AM EDT Att: 4,174 - Unknown			
Roger Maris, L OBP: 0.294, SLG: 0.431 (1, 8)										5	0	1	0	0	0	2				
Kent Hadley, L OBP: 0.182, SLG: 0.182 (1, 3)										5	1	1	0	0	1	2				
Bob Cerv, R OBP: 0.370, SLG: 0.592 Bob Davis, R OBP: 0.167, SLG: 0.167 Whitey Herzog, L OBP: 0.336, SLG: 0.277 (1, 7)										3	0	0	0	0	0	1				
Harry Simpson, L OBP: 0.338, SLG: 0.384 (1, 9)										4	1	3	0	0	1	0				
Hal Smith, R OBP: 0.325, SLG: 0.394 (1, 5)										4	1	2	1	0	0	3				
Frank House, L OBP: 0.295, SLG: 0.371 (1, 2)										4	0	0	0	0	1	3				
Joe Demaestri, R OBP: 0.247, SLG: 0.290 Bob Martyn, L OBP: 0.336, SLG: 0.394 (1, 6)										2	0	0	0	0	1	1				
John Taitours, R Walt Craddock, R Preston Ward, L Ken Johnson, R Chico Carrasquel, R OBP: 0.311, SLG: 0.313 (1, 1)										1	0	0	0	0	0	0				
Inning Stats	R: 1 E: 0 K: 0 S: 4	H: 1 LOB: 0 BB: 0 P: 4	R: 0 E: 0 K: 2 S: 8	H: 1 LOB: 1 BB: 0 P: 8	R: 0 E: 0 K: 1 S: 6	H: 1 LOB: 1 BB: 0 P: 6	R: 0 E: 0 K: 1 S: 6	H: 0 LOB: 1 BB: 1 P: 7	R: 3 E: 1 K: 0 S: 7	H: 4 LOB: 2 BB: 1 P: 11	R: 0 E: 0 K: 0 S: 5	H: 2 LOB: 2 BB: 0 P: 5	R: 0 E: 0 K: 2 S: 7	H: 0 LOB: 0 BB: 0 P: 7	R: 0 E: 0 K: 0 S: 4	H: 1 LOB: 1 BB: 0 P: 4		1B: 10 2B: 0 3B: 0 HR: 1	SF: 0 SAC: 0 DP: 0 HBP: 0	WP: 0 PB: 1 SB: 0 CS: 0
PITCHER	IP WLS BF H R ER SO BB IBB HBP BLK WP HR S P ERA WHIP																			
Stover McIlwain, R ERA: 2.25 Hal Trosky, R ERA: 6.0 Bob Shaw, R ERA: 4.76 (1, 1)	4.0	W	16	4	1	1	4	0	0	0	0	0	0	0	1	24	24	2.25	1.000	
(5, 1)	2.0	L	12	4	3	2	0	2	0	0	0	0	0	0	0	10	18	9.00	3.000	
(7, 1)	3.0	S	12	3	0	0	2	0	0	0	0	0	0	0	0	16	16	0.00	1.000	

Batter	1	2	3	4	5	6	7	8	9	AB	R	H	RBI	BB	SO	LOB	BOTTOM			
Billy Goodman, L OBP: 0.355, SLG: 0.358 (1, 5)										5	1	2	0	0	0	1	Kansas City Athletics @ Chicago White Sox Comiskey Park, Chicago, IL Sun Sep 28 1958, 4:33 AM EDT Att: 4,174 - Unknown			
Nellie Fox, L OBP: 0.357, SLG: 0.353 (1, 4)										4	2	1	0	1	0	2				
Jim Landis, R Don Mueller, L OBP: 0.298, SLG: 0.283 (1, 8)										3	1	2	0	0	0	0				
Ron Jackson, R OBP: 0.323, SLG: 0.404 (1, 3)										5	2	2	3	0	1	3				
Johnny Callison, L OBP: 0.352, SLG: 0.469 (1, 7)										2	3	1	2	3	0	1				
Bubba Phillips, R OBP: 0.310, SLG: 0.369 (1, 9)										5	1	3	1	0	1	1				
Sammy Esposito, R OBP: 0.358, SLG: 0.284 (1, 6)										5	0	0	0	0	1	5				
John Romano, R Charlie Lindstrom, R OBP: 1.000, SLG: 3.000 (1, 2)										1	0	1	1	1	0	0				
Stover McIlwain, R Earl Batley, R Hal Trosky, R Jim Rivera, L Bob Shaw, R OBP: 0.269, SLG: 0.136 (1, 1)										1	0	0	0	0	0	2				
(4, PH)										0	0	0	1	0	0	0				
(5, 1)										0	0	0	0	0	0	0				
(6, PH)										1	0	0	0	0	1	1				
(7, 1)										1	0	0	0	0	1	1				
Inning Stats	R: 0 E: 0 K: 0 S: 3	H: 0 LOB: 0 BB: 0 P: 3	R: 1 E: 1 K: 1 S: 6	H: 1 LOB: 2 BB: 2 P: 14	R: 0 E: 0 K: 0 S: 4	H: 1 LOB: 1 BB: 0 P: 4	R: 2 E: 0 K: 0 S: 5	H: 2 LOB: 1 BB: 1 P: 9	R: 3 E: 0 K: 1 S: 7	H: 3 LOB: 0 BB: 1 P: 11	R: 1 E: 0 K: 0 S: 4	H: 2 LOB: 1 BB: 1 P: 8	R: 1 E: 0 K: 1 S: 9	H: 4 LOB: 1 BB: 0 P: 9	R: 3 E: 1 K: 1 S: 9	H: 4 LOB: 1 BB: 0 P: 9	1B: 11 2B: 1 3B: 2 HR: 0	SF: 1 SAC: 0 DP: 0 HBP: 0	WP: 1 PB: 0 SB: 1 CS: 0	PA: 43
PITCHER	IP WLS BF H R ER SO BB IBB HBP BLK WP HR S P ERA WHIP																			
John Taitours, R ERA: 3.0 Walt Craddock, L ERA: 5.73 Ken Johnson, R ERA: 18.9 Bob Davis, R ERA: 7.84 (1, 1)	3.0	L	13	2	2	2	0	1	0	0	0	0	0	0	5	9	18.00	3.000		
(4, 1)	1.0	L	6	2	2	2	0	1	0	0	0	0	0	7	11	27.00	4.000			
(5, 1)	1.0	L	6	3	3	3	1	1	0	0	0	0	0	0	0	0	0	0		
(6, 1)	3.0	L	18	7	5	5	2	2	0	0	0	0	0	20	28	15.00	3.000			