Chicago White Sox - 1959

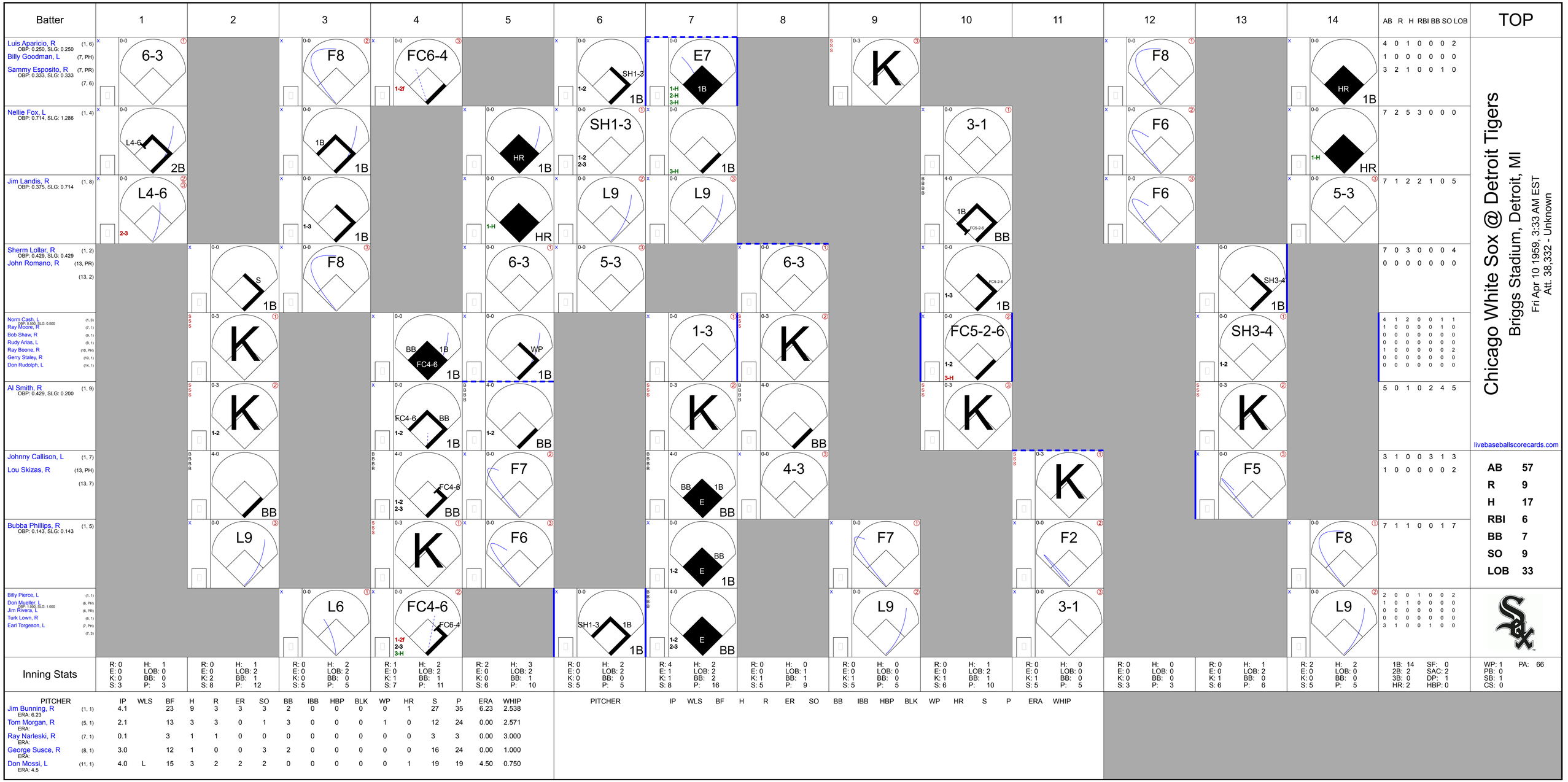
Batter
1
2
3
4
5
6
7
8
9
10
11
12
13
14
AB R H RBI BB SO LOB
TOP
Luis Aparicio, R (1, 6)
OBP: 0.250, SLG: 0.250
Billy Goodman, L (7, PH)
Sammy Esposito, R (7, PR)
OBP: 0.333, SLG: 0.333
(7, 6)
6-3
F8
FC6-4
1-2f
SH1-3
1-2
1B
E7
1B
1-H
2-H
3-H
K
F8
HR
1B
4 0 1 0 0 0 2
1 0 0 0 0 0 0
3 2 1 0 0 1 0
Nellie Fox, L (1, 4)
OBP: 0.714, SLG: 1.286
L4-6
2B
1B
1B
HR
1B
SH1-3
1-2
2-3
3-1
F6
HR
1-H
7 2 5 3 0 0 0
Jim Landis, R (1, 8)
OBP: 0.375, SLG: 0.714
L4-6
2-3
1-3
1B
1-H
HR
L9
L9
3-H
1B
BB
FC5-2-6
F6
5-3
7 1 2 2 1 0 5
Sherm Lollar, R (1, 2)
OBP: 0.429, SLG: 0.429
John Romano, R (13, PR)
(13, 2)
S
1B
F8
6-3
5-3
6-3
1B
FC5-2-6
SH3-4
7 0 3 0 0 0 4
0 0 0 0 0 0 0 0
Norm Cash, L (1, 3)
OBP: 0.500, SLG: 0.500
Ray Moore, R (7, 1)
Bob Shaw, R (9, 1)
Rudy Arias, L (9, 1)
Ray Boone, R (10, PH)
Gerry Staley, R (10, 1)
Don Rudolph, L (14, 1)
K
BB
1B
FC4-6
1B
WP
1B
1-3
K
FC5-2-6
3-H
SH3-4
1-2
4 1 2 0 0 1 1
1 0 0 0 0 1 0 0
0 0 0 0 0 0 0 0
0 0 0 0 0 0 0 0
1 0 0 0 0 0 2 0
0 0 0 0 0 0 0 0
0 0 0 0 0 0 0 0
Al Smith, R (1, 9)
OBP: 0.429, SLG: 0.200
K
1-2
FC4-6
BB
1B
BB
1-2
K
BB
K
K
1-2
K
5 0 1 0 2 4 5
Johnny Callison, L (1, 7)
Lou Skizas, R (13, PH)
(13, 7)
BB
FC4-6
1-2
2-3
BB
F7
BB
1B
E
BB
4-3
K
3 1 0 0 3 1 3
1 0 0 0 0 0 2
Bubba Phillips, R (1, 5)
OBP: 0.143, SLG: 0.143
L9
K
F6
BB
E
1B
F7
F2
F5
F8
7 1 1 0 0 1 7
Billy Pierce, L (1, 1)
Don Mueller, L (6, PH)
OBP: 1.000, SLG: 1.000
Jim Rivera, L (6, PR)
Turk Lown, R (6, 1)
Earl Torgeson, L (7, PH)
(7, 3)
L6
FC4-6
FC6-4
1-2f
2-3
3-H
SH1-3
1B
1B
E
BB
L9
3-1
L9
2 0 0 1 0 0 2
1 0 1 0 0 0 0
0 0 0 0 0 0 0
0 0 0 0 0 0 0
3 1 0 0 1 0 0
Chicago White Sox @ Detroit Tigers
Briggs Stadium, Detroit, MI
Fri Apr 10 1959, 3:33 AM EST
Att. 38,332 - Unknown
livebaseballscorecards.com
AB 57
R 9
H 17
RBI 6
BB 7
SO 9
LOB 33
Inning Stats
R: 0 E: 0 K: 0 S: 3 H: 1 LOB: 0 BB: 0 P: 3
R: 0 E: 0 K: 2 S: 8 H: 1 LOB: 1 BB: 1 P: 12
R: 0 E: 0 K: 0 S: 5 H: 2 LOB: 2 BB: 0 P: 5
R: 1 E: 0 K: 1 S: 7 H: 2 LOB: 2 BB: 1 P: 11
R: 2 E: 0 K: 0 S: 6 H: 3 LOB: 2 BB: 1 P: 10
R: 0 E: 0 K: 0 S: 5 H: 2 LOB: 2 BB: 0 P: 5
R: 4 E: 1 K: 1 S: 8 H: 2 LOB: 2 BB: 2 P: 16
R: 0 E: 0 K: 1 S: 5 H: 0 LOB: 1 BB: 1 P: 9
R: 0 E: 0 K: 1 S: 5 H: 0 LOB: 0 BB: 0 P: 5
R: 0 E: 0 K: 1 S: 6 H: 1 LOB: 2 BB: 1 P: 10
R: 0 E: 0 K: 1 S: 5 H: 0 LOB: 0 BB: 0 P: 5
R: 0 E: 0 K: 0 S: 3 H: 0 LOB: 0 BB: 0 P: 3
R: 0 E: 0 K: 1 S: 6 H: 1 LOB: 2 BB: 0 P: 6
R: 2 E: 0 K: 0 S: 5 H: 2 LOB: 0 BB: 0 P: 5
1B: 14 2B: 2 3B: 0 HR: 2
SF: 0 SAC: 2 DP: 1 HBP: 0
WP: 1 PB: 0 SB: 1 CS: 0
PA: 66
PITCHER IP WLS BF H R ER SO BB IBB HBP BLK WP HR S P ERA WHIP
Jim Bunning, R (1, 1) ERA: 6.23 4.1 23 9 3 3 3 2 0 0 0 0 1 27 35 6.23 2.538
Tom Morgan, R (5, 1) ERA: 2.1 13 3 3 0 1 3 0 0 0 1 0 12 24 0.00 2.571
Ray Narleski, R (7, 1) ERA: 0.1 3 1 1 0 0 0 0 0 0 0 0 3 3 0.00 3.000
George Susce, R (8, 1) ERA: 3.0 12 1 0 0 3 2 0 0 0 0 0 16 24 0.00 1.000
Don Mossi, L (11, 1) ERA: 4.5 4.0 L 15 3 2 2 2 0 0 0 0 0 1 19 19 4.50 0.750
PITCHER IP WLS BF H R ER SO BB IBB HBP BLK WP HR S P ERA WHIP

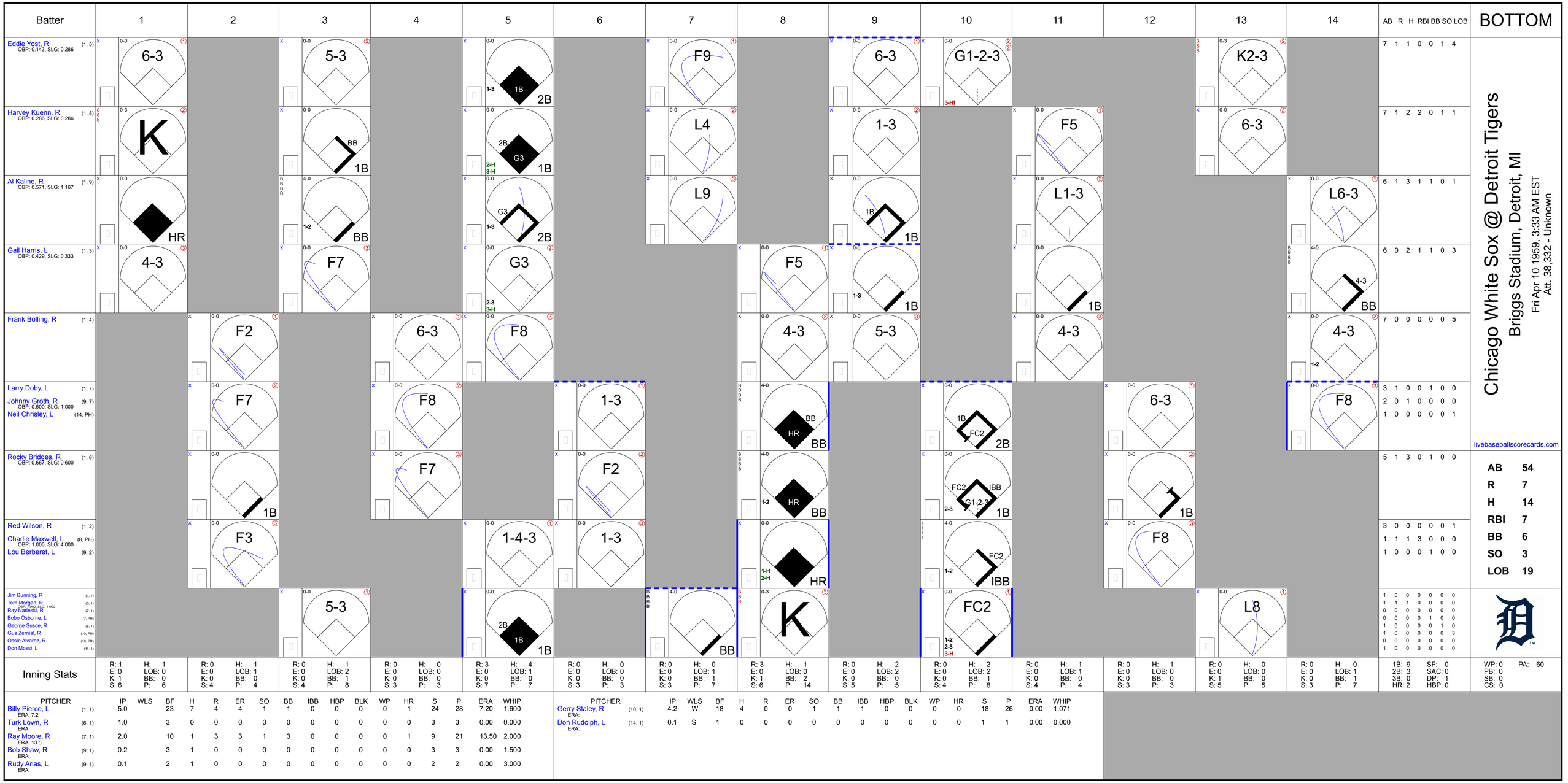

Chicago White Sox @ Detroit Tigers

Briggs Stadium, Detroit, MI

Fri Apr 10 1959, 3:33 AM EST

Att. 38,332 - Unknown

livebaseballscorecards.com

Batter	1	2	3	4	5	6	7	8	9	10	11	12	13	14	AB	R	H	RBI	BB	SO	LOB
Eddie Yost, R (1, 5) OBP: 0.143, SLG: 0.286	6-3		5-3		1-3 1B 2B		F9		6-3	G1-2-3 3-Hf			K2-3		7	1	1	0	0	1	4
Harvey Kuenn, R (1, 8) OBP: 0.286, SLG: 0.286	K		BB 1B		2B G3 2-H 3-H 1B		L4		1-3		F5		6-3		7	1	2	2	0	1	1
Al Kaline, R (1, 9) OBP: 0.571, SLG: 1.167	HR		1-2 BB		G3 1-3 2B		L9		1B 1B		L1-3			L6-3	6	1	3	1	1	0	1
Gail Harris, L (1, 3) OBP: 0.429, SLG: 0.333	4-3		F7		G3 2-3 3-H			F5	1-3 1B		1B			4-3 BB	6	0	2	1	1	0	3
Frank Bolling, R (1, 4)		F2		6-3	F8			4-3	5-3		4-3			4-3 1-2	7	0	0	0	0	0	5
Larry Doby, L (1, 7)		F7		F8		1-3		HR BB		1B FC2 2B		6-3		F8	3	1	0	0	1	0	0
Johnny Groth, R (9, 7) OBP: 0.500, SLG: 1.000															2	0	1	0	0	0	0
Neil Chrisley, L (14, PH)															1	0	0	0	0	0	1
Rocky Bridges, R (1, 6) OBP: 0.667, SLG: 0.600		1B		F7		F2		HR BB 1-2		FC2 IBB G1-2-3 2-3 1B		1B			5	1	3	0	1	0	0
Red Wilson, R (1, 2)		F3			1-4-3	1-3		HR 1-H 2-H		FC2 1-2 IBB		F8			3	0	0	0	0	0	1
Charlie Maxwell, L (8, PH) OBP: 1.000, SLG: 4.000															1	1	1	3	0	0	0
Lou Berberet, L (9, 2)															1	0	0	0	1	0	0
Jim Bunning, R (1, 1)			5-3		2B 1B 1B		BB	K		FC2 1-2 2-3 3-H			L8		1	0	0	0	0	0	0
Tom Morgan, R (5, 1) OBP: 1.000, SLG: 1.000															1	1	1	0	0	0	0
Ray Narleski, R (7, 1)															0	0	0	0	0	0	0
Bobo Osborne, L (7, PH)															0	0	0	0	1	0	0
George Susce, R (8, 1)															1	0	0	0	0	1	0
Gus Zernial, R (10, PH)															1	0	0	0	0	0	3
Ossie Alvarez, R (10, PR)															0	0	0	0	0	0	0
Don Mossi, L (11, 1)															1	0	0	0	0	0	0
Inning Stats	R: 1 E: 0 K: 1 S: 6 H: 1 LOB: 0 BB: 0 P: 6	R: 0 E: 0 K: 0 S: 4 H: 1 LOB: 1 BB: 0 P: 4	R: 0 E: 0 K: 0 S: 4 H: 1 LOB: 2 BB: 1 P: 8	R: 0 E: 0 K: 0 S: 3 H: 0 LOB: 0 BB: 0 P: 3	R: 3 E: 0 K: 0 S: 7 H: 4 LOB: 1 BB: 0 P: 7	R: 0 E: 0 K: 0 S: 3 H: 0 LOB: 0 BB: 0 P: 3	R: 0 E: 0 K: 0 S: 3 H: 0 LOB: 1 BB: 1 P: 7	R: 3 E: 0 K: 1 S: 6 H: 1 LOB: 0 BB: 2 P: 14	R: 0 E: 0 K: 0 S: 5 H: 2 LOB: 2 BB: 0 P: 5	R: 0 E: 0 K: 0 S: 4 H: 2 LOB: 2 BB: 1 P: 8	R: 0 E: 0 K: 0 S: 4 H: 1 LOB: 1 BB: 0 P: 4	R: 0 E: 0 K: 0 S: 3 H: 1 LOB: 0 BB: 0 P: 3	R: 0 E: 0 K: 1 S: 5 H: 0 LOB: 0 BB: 0 P: 5	R: 0 E: 0 K: 0 S: 3 H: 0 LOB: 1 BB: 1 P: 7	1B: 9 2B: 3 3B: 0 HR: 2 SF: 0 SAC: 0 DP: 1 HBP: 0	WP: 0 PB: 0 SB: 0 CS: 0 PA: 60

PITCHER		IP	WLS	BF	H	R	ER	SO	BB	IBB	HBP	BLK	WP	HR	S	P	ERA	WHIP
Billy Pierce, L ERA: 7.2	(1, 1)	5.0		23	7	4	4	1	1	0	0	0	0	1	24	28	7.20	1.600
Turk Lown, R ERA:	(6, 1)	1.0		3	0	0	0	0	0	0	0	0	0	0	3	3	0.00	0.000
Ray Moore, R ERA: 13.5	(7, 1)	2.0		10	1	3	3	1	3	0	0	0	0	1	9	21	13.50	2.000
Bob Shaw, R ERA:	(9, 1)	0.2		3	1	0	0	0	0	0	0	0	0	0	3	3	0.00	1.500
Rudy Arias, L ERA:	(9, 1)	0.1		2	1	0	0	0	0	0	0	0	0	0	2	2	0.00	3.000

PITCHER		IP	WLS	BF	H	R	ER	SO	BB	IBB	HBP	BLK	WP	HR	S	P	ERA	WHIP
Gerry Staley, R ERA:	(10, 1)	4.2	W	18	4	0	0	1	1	1	0	0	0	0	18	26	0.00	1.071
Don Rudolph, L ERA:	(14, 1)	0.1	S	1	0	0	0	0	0	0	0	0	0	0	1	1	0.00	0.000

AB	54
R	7
H	14
RBI	7
BB	6
SO	3
LOB	19

Chicago White Sox @ Detroit Tigers

Briggs Stadium, Detroit, MI

Sat Apr 11 1959, 3:33 AM EST

Att. 5,529 - Unknown

livebaseballscorecards.com

Batter	1	2	3	4	5	6	7	8	9	AB	R	H	RBI	BB	SO	LOB
Luis Aparicio, R (1, 6) OBP: 0.333, SLG: 0.667	6-3		1B 1B 1B		K		HR		K	5	2	2	1	0	2	1
Nellie Fox, L (1, 4) OBP: 0.583, SLG: 0.917	F8		1B 1-3 1B		FC4-6 1-2f		1B		L9	5	0	2	0	0	0	1
Jim Landis, R (1, 8) OBP: 0.417, SLG: 0.600	1B 1B BB		1-2 3-H 1B		6-3		K			3	1	1	1	1	1	2
Sherm Lollar, R (1, 2) OBP: 0.545, SLG: 1.091	1-H 1B		F3			HR		HR		4	2	3	3	0	0	2
Norm Cash, L (1, 3) OBP: 0.500, SLG: 0.333	4-3		4-3			7-6 BB		FC5 S BB		2	0	0	0	2	0	3
Al Smith, R (1, 9) OBP: 0.273, SLG: 0.111		F4		F2		K		K 1-2		4	0	0	0	0	2	2
Johnny Callison, L (1, 7)		1-3		4-3		7-6 1-2f		F5		4	0	0	0	0	0	2
Bubba Phillips, R (1, 5) OBP: 0.091, SLG: 0.091		3-1		K			K	FC5 2-3		4	0	0	0	0	2	1
Early Wynn, S (1, 1)			K		FC4-6 BB		4-3		K	3	0	0	0	1	2	0

Inning Stats	1	2	3	4	5	6	7	8	9		
	R: 1 H: 1 E: 0 LOB: 1 K: 0 BB: 1 S: 4 P: 8	R: 0 H: 0 E: 0 LOB: 0 K: 0 BB: 0 S: 3 P: 3	R: 1 H: 3 E: 0 LOB: 2 K: 1 BB: 0 S: 8 P: 8	R: 0 H: 0 E: 0 LOB: 0 K: 1 BB: 0 S: 5 P: 5	R: 0 H: 0 E: 0 LOB: 1 K: 1 BB: 1 S: 5 P: 9	R: 1 H: 1 E: 0 LOB: 0 K: 1 BB: 1 S: 5 P: 9	R: 1 H: 2 E: 0 LOB: 1 K: 2 BB: 0 S: 9 P: 9	R: 1 H: 1 E: 0 LOB: 1 K: 1 BB: 1 S: 6 P: 10	R: 0 H: 0 E: 0 LOB: 0 K: 2 BB: 0 S: 7 P: 7	1B: 5 SF: 0 2B: 1 SAC: 0 3B: 0 DP: 1 HR: 3 HBP: 0	WP: 0 PA: 38 PB: 0 SB: 1 CS: 0

PITCHER		IP	WLS	BF	H	R	ER	SO	BB	IBB	HBP	BLK	WP	HR	S	P	ERA	WHIP
Paul Foytack, R ERA: 4.5	(1, 1)	6.0		25	5	3	3	4	3	0	0	0	0	1	30	42	4.50	1.333
Ray Narleski, R ERA: 5.4	(7, 1)	3.0	L	13	3	2	2	5	1	0	0	0	0	2	22	26	6.00	1.333

PITCHER	IP	WLS	BF	H	R	ER	SO	BB	IBB	HBP	BLK	WP	HR	S	P	ERA	WHIP

Batter	1	2	3	4	5	6	7	8	9	AB	R	H	RBI	BB	SO	LOB
Eddie Yost, R (1, 5) OBP: 0.333, SLG: 0.400	0-0 1B L1-4-3 2B	4-0 1-2 BB			0-0 6-3	4-0 BB			0-0 F6	3	1	1	0	2	0	0
Harvey Kuenn, R (1, 8) OBP: 0.250, SLG: 0.250	0-0 L1-4-3 2-3 1B	0-3 K			0-0 4-3	0-0 4-3			0-0 1-3	5	0	1	0	0	1	6
Al Kaline, R (1, 9) OBP: 0.364, SLG: 0.700	0-0 L1-4-3 1-2 3-H		0-3 K		0-0 L4-3		0-3 K			4	0	0	0	0	2	1
Gail Harris, L (1, 3) OBP: 0.364, SLG: 0.222	4-0 BB		0-0 F7			0-0 4-1	0-3 K			3	0	0	0	1	1	0
Larry Doby, L (1, 7)	0-0 4-3		0-0 F8			0-0 4-3	0-0 4-3			4	0	0	0	0	0	1
Frank Bolling, R (1, 4) OBP: 0.182, SLG: 0.100		1-0 1B HBP		0-0 5-3 1B		0-0 E8 1B 1B 1B		0-0 6-3		3	1	1	0	0	0	0
Rocky Bridges, R (1, 6) OBP: 0.600, SLG: 0.556		0-0 BB 1-3 1B		0-0 5-3 1-2		0-0 1B 1-2 1B		0-0 F8		4	1	2	0	0	0	1
Lou Berberet, L (1, 2) OBP: 0.400, SLG: 0.250 Ossie Alvarez, R (6, PR) Red Wilson, R (7, 2)		0-3 K		0-0 F7		0-0 1B 1-2 2-3 1B		0-0 F8		3 0 1	0 0 0	1 0 0	0 0 0	0 0 0	1 0 0	3 0 0
Paul Foytack, R (1, 1) Charlie Maxwell, L (6, PH) OBP: 1.000, SLG: 2.500 Ray Narleski, R (7, 1) Neil Chrisley, L (9, PH)		0-3 K		0-0 F8		0-0 1-3 2-H 3-H 1B			0-0 F3	2 1 0 1	0 0 0 0	0 1 0 0	0 2 0 0	0 0 0 0	1 0 0 0	3 0 0 0
Inning Stats	R: 1 E: 0 K: 0 S: 4 H: 2 LOB: 1 BB: 1 P: 8	R: 0 E: 0 K: 3 S: 10 H: 1 LOB: 3 BB: 1 P: 15	R: 0 E: 0 K: 1 S: 5 H: 0 LOB: 0 BB: 0 P: 5	R: 0 E: 0 K: 0 S: 4 H: 1 LOB: 1 BB: 0 P: 4	R: 0 E: 0 K: 0 S: 3 H: 0 LOB: 0 BB: 0 P: 3	R: 2 E: 1 K: 0 S: 7 H: 3 LOB: 3 BB: 1 P: 11	R: 0 E: 0 K: 2 S: 7 H: 0 LOB: 0 BB: 0 P: 7	R: 0 E: 0 K: 0 S: 3 H: 0 LOB: 0 BB: 0 P: 3	R: 0 E: 0 K: 0 S: 3 H: 0 LOB: 0 BB: 0 P: 3	1B: 6 2B: 1 3B: 0 HR: 0	SF: 0 SAC: 0 DP: 1 HBP: 1						

PITCHER	IP	WLS	BF	H	R	ER	SO	BB	IBB	HBP	BLK	WP	HR	S	P	ERA	WHIP
Early Wynn, R (1, 1) ERA: 1.0	9.0	W	38	7	3	1	6	3	0	1	0	0	0	46	59	1.00	1.111

PITCHER	IP	WLS	BF	H	R	ER	SO	BB	IBB	HBP	BLK	WP	HR	S	P	ERA	WHIP

BOTTOM

Chicago White Sox @ Detroit Tigers

Briggs Stadium, Detroit, MI

Sat Apr 11 1959, 3:33 AM EST

Att. 5,529 - Unknown

livebaseballscorecards.com

AB	34
R	3
H	7
RBI	2
BB	3
SO	6
LOB	15

Batter	1	2	3	4	5	6	7	8	9	AB	R	H	RBI	BB	SO	LOB
Luis Aparicio, R (1, 6) OBP: 0.286, SLG: 0.500	0-0 G3 1B 1B	0-0 L9			0-0 4-3		0-3 K		0-0 F2	5	1	1	0	0	1	2
Nellie Fox, L (1, 4) OBP: 0.438, SLG: 0.688	0-0 G3 1-2		0-0 L9		0-0 P3		0-0 4-3			4	0	0	0	0	0	3
Jim Landis, R (1, 8) OBP: 0.375, SLG: 0.643	0-3 K		0-0 1-3			0-0 1B 3B		0-0 E6 E S SF7		4	2	1	0	0	1	1
Sherm Lollar, R (1, 2) OBP: 0.533, SLG: 0.933	0-0 HR 2-H 1B		0-0 4-3			0-0 S 3-H 1B		0-0 P4 1-2		4	1	2	2	0	0	1
Norm Cash, L (1, 3) OBP: 0.417, SLG: 0.600	0-0 1-H HR			0-0 P6		0-0 P6		0-0 E3 2-3		4	1	1	2	0	0	2
Al Smith, R (1, 9) OBP: 0.333, SLG: 0.250	0-0 1B			0-0 G4-6-3 1B		0-3 K 1-2		0-0 SF7 3-H		3	0	2	1	0	1	1
Johnny Callison, L (1, 7)	0-0 4-3			0-0 G4-6-3 1-2f		0-0 F5		0-0 L9		4	0	0	0	0	0	4
Bubba Phillips, R (1, 5) OBP: 0.133, SLG: 0.133		0-0 L9			0-0 SH1-4 1B		0-0 L9		0-0 L6	4	0	1	0	0	0	0
Dick Donovan, L (1, 1) Rudy Arias, L (7, 1) Turk Lown, R (8, 1) Don Rudolph, L (8, 1) Bob Shaw, R (8, 1)		0-3 K			0-0 SH1-4 1-2		4-0 BB		0-0 6-3	1 0 0 0 1	0 0 0 0 0	0 0 0 0 0	0 0 0 0 0	1 0 0 0 0	1 0 0 0 0	0 0 0 0 0
Inning Stats	R: 3 H: 4 E: 0 LOB: 1 K: 1 BB: 0 S: 9 P: 9	R: 0 H: 0 E: 0 LOB: 0 K: 1 BB: 0 S: 5 P: 5	R: 0 H: 0 E: 0 LOB: 0 K: 0 BB: 0 S: 3 P: 3	R: 0 H: 1 E: 0 LOB: 0 K: 0 BB: 0 S: 3 P: 3	R: 0 H: 1 E: 0 LOB: 1 K: 0 BB: 0 S: 4 P: 4	R: 1 H: 2 E: 0 LOB: 1 K: 1 BB: 0 S: 7 P: 7	R: 0 H: 0 E: 0 LOB: 1 K: 1 BB: 1 S: 5 P: 9	R: 1 H: 0 E: 2 LOB: 1 K: 0 BB: 0 S: 5 P: 5	R: 0 H: 0 E: 0 LOB: 0 K: 0 BB: 0 S: 3 P: 3	1B: 6 SF: 1 2B: 0 SAC: 1 3B: 1 DP: 1 HR: 1 HBP: 0					WP: 0 PA: 37 PB: 0 SB: 2 CS: 0	

PITCHER	IP	WLS	BF	H	R	ER	SO	BB	IBB	HBP	BLK	WP	HR	S	P	ERA	WHIP
Frank Lary, R (1, 1) ERA: 5.14	7.0	L	29	8	4	4	4	1	0	0	0	0	1	36	40	5.14	1.286
Tom Morgan, R (8, 1) ERA:	1.0		5	0	1	0	0	0	0	0	0	0	0	5	5	0.00	0.000
George Susce, R (9, 1) ERA:	1.0		3	0	0	0	0	0	0	0	0	0	0	3	3	0.00	0.000

PITCHER	IP	WLS	BF	H	R	ER	SO	BB	IBB	HBP	BLK	WP	HR	S	P	ERA	WHIP

TOP

Chicago White Sox @ Detroit Tigers

Briggs Stadium, Detroit, MI

Sun Apr 12 1959, 3:33 AM EST

Att. 11,228 - Unknown

livebaseballscorecards.com

AB	34
R	5
H	8
RBI	5
BB	1
SO	4
LOB	14

Batter	1	2	3	4	5	6	7	8	9	AB	R	H	RBI	BB	SO	LOB
Eddie Yost, R (1, 5) OBP: 0.375, SLG: 0.643	P6		1-2 2B 1B		HR		SH SH5-4 1-2	G5-3 2-3f		4	2	2	1	0	0	3
Harvey Kuenn, R (1, 8) OBP: 0.250, SLG: 0.313	6-3		1-H 2-H 2B		6-3		SH5-4 1-2 2-3		K	4	0	1	2	0	1	0
Al Kaline, R (1, 9) OBP: 0.375, SLG: 0.571	K		L5-3		L6-3		IBB		FC4-6 1B	4	0	1	0	1	1	1
Gail Harris, L (1, 3) OBP: 0.250, SLG: 0.143		F7		4-3	4-3		K		FC4-6 1-2f	5	0	0	0	0	1	4
Charlie Maxwell, L (1, 7) OBP: 0.400, SLG: 1.000 Gus Zernial, R (7, PH) Johnny Groth, R (8, 7) OBP: 0.500, SLG: 1.000 Neil Chrisley, L (9, PH)		F9		K		4-3	F9		P6	3 1 0 1	0 0 0 0	0 0 0 0	0 0 0 0	0 0 0 0	1 0 0 0	0 3 0 1
Frank Bolling, R (1, 4) OBP: 0.267, SLG: 0.214	6-3			BB 1B		FC6-4 1B		6-3		4	0	2	0	0	0	0
Rocky Bridges, R (1, 6) OBP: 0.571, SLG: 0.500			F8	BB 1-2 1B		FC6-4 1-2f		BB BB BB		3	0	1	0	1	0	1
Lou Berberet, L (1, 2) OBP: 0.444, SLG: 0.167 Ossie Alvarez, R (8, PR) George Susce, R (9, 1)			K	BB 1-2 2-3		4-3		G5-3 BB 1-2 BB		2 0 0	0 0 0	0 0 0	0 0 0	2 0 0	1 0 0	1 0 0
Frank Lary, R (1, 1) OBP: 0.500, SLG: 0.500 Bobo Osborne, L (7, PH) Tom Morgan, R (8, 1) OBP: 1.000, SLG: 1.000 Larry Doby, L (8, PH) Red Wilson, R (8, PR) (9, 2)			1B 2B 1B	L9			SH5-4 SH BB	1-2 2-3 BB		2 0 0 0 0	1 0 0 0 0	1 0 0 1 0	0 1 0 0 0	0 0 0 0 0	0 0 0 0 0	3 0 0 0 0
Inning Stats	R: 0 E: 0 K: 1 S: 5 H: 0 LOB: 0 BB: 0 P: 5	R: 0 E: 0 K: 0 S: 3 H: 0 LOB: 0 BB: 0 P: 3	R: 2 E: 0 K: 1 S: 8 H: 3 LOB: 1 BB: 0 P: 8	R: 0 E: 0 K: 1 S: 7 H: 2 LOB: 3 BB: 1 P: 11	R: 1 E: 0 K: 0 S: 4 H: 1 LOB: 0 BB: 0 P: 4	R: 0 E: 0 K: 0 S: 4 H: 1 LOB: 1 BB: 0 P: 4	R: 0 E: 0 K: 1 S: 6 H: 0 LOB: 3 BB: 2 P: 14	R: 0 E: 0 K: 0 S: 2 H: 0 LOB: 2 BB: 3 P: 14	R: 0 E: 0 K: 1 S: 6 H: 1 LOB: 1 BB: 0 P: 6	1B: 6 2B: 1 3B: 0 HR: 1	SF: 0 SAC: 2 DP: 1 HBP: 0					

PITCHER		IP	WLS	BF	H	R	ER	SO	BB	IBB	HBP	BLK	WP	HR	S	P	ERA	WHIP
Dick Donovan, R ERA: 4.26	(1, 1)	6.1	W	30	7	3	3	3	2	1	0	0	0	1	33	45	4.26	1.421
Rudy Arias, L ERA:	(7, 1)	0.2		2	0	0	0	1	0	0	0	0	0	0	4	4	0.00	0.000
Turk Lown, R ERA:	(8, 1)	0.1		3	0	0	0	0	2	0	0	0	0	0	1	9	0.00	6.000
Don Rudolph, L ERA:	(8, 1)	0.0		1	0	0	0	0	1	0	0	0	0	0	0	4	∞	∞
Bob Shaw, R ERA:	(8, 1)	1.2	S	5	1	0	0	1	0	0	0	0	0	0	7	7	0.00	0.600

PITCHER	IP	WLS	BF	H	R	ER	SO	BB	IBB	HBP	BLK	WP	HR	S	P	ERA	WHIP

BOTTOM

Chicago White Sox @ Detroit Tigers

Briggs Stadium, Detroit, MI

Sun Apr 12 1959, 3:33 AM EST

Att. 11,228 - Unknown

livebaseballscorecards.com

AB	33
R	3
H	8
RBI	3
BB	6
SO	5
LOB	17

WP: 0	PA: 41		
PB: 0			
SB: 0			
CS: 0			

Batter	1	2	3	4	5	6	7	8	9	AB	R	H	RBI	BB	SO	LOB
Bill Tuttle, R (1, 8) OBP: 0.385, SLG: 0.545	F8		HBP			F2		FC4-6, 1B		3	0	1	0	0	0	0
Roger Maris, L (1, 9) OBP: 0.231, SLG: 0.091	1-3		F5			F3		FC4-6, 1-2f		4	0	0	0	0	0	3
Hector Lopez, R (1, 4) OBP: 0.333, SLG: 0.818	K			1-3		1B			4-3	4	0	1	0	0	1	0
Bob Cery, R (1, 7) OBP: 0.250, SLG: 0.364		K		F6		5-3			F8	4	0	0	0	0	1	1
Hal Smith, R (1, 5) OBP: 0.333, SLG: 0.273		4-3		5-3			L4-3, 1B		6-3	4	0	1	0	0	0	0
Dick Williams, R (1, 3) OBP: 0.286, SLG: 0.333		F8			6-3, 2B		L4-3, 1-2			3	0	1	0	0	0	1
Harry Chiti, R (1, 2) OBP: 0.250, SLG: 0.143			F8		K		5-3			3	0	0	0	0	1	1
Joe Demaestri, R (1, 6) OBP: 0.444, SLG: 0.286			SH2-3, 1B		6-3 2-3			G6-4-3, 1B		3	0	2	0	0	0	1
Ralph Terry, R (1, 1)			SH2-3 1-2		6-3			G6-4-3 1-2f		1	0	0	0	0	0	1
Zeke Bella, R (8, PH)										1	0	0	0	0	0	1
Bud Daley, L (8, 1)										0	0	0	0	0	0	0

TOP

Kansas City Athletics @ Chicago White Sox

Comiskey Park, Chicago, IL

Tue Apr 14 1959, 4:33 AM EST
Att. 19,303 - Unknown

livebaseballscorecards.com

	AB	R	H	RBI	BB	SO	LOB
	30	0	6	0	0	3	9

Inning Stats	1	2	3	4	5	6	7	8	9	1B	SF	WP	PA
R	0	0	0	0	0	0	0	0	0	5	0	0	32
E	0	0	0	0	0	0	0	0	0	2B	SAC	PB	
K	1	1	0	0	1	0	0	0	0	2	1	0	
S	5	5	4	3	6	4	3	4	3	3B	DP	SB	
H	0	0	1	0	1	1	1	2	0	0	2	0	
LOB	0	0	2	0	1	0	1	1	0	HR	HBP	CS	
BB	0	0	0	0	0	0	0	0	0	0	1	0	
P	5	5	5	3	6	4	3	4	3				

PITCHER	IP	WLS	BF	H	R	ER	SO	BB	IBB	HBP	BLK	WP	HR	S	P	ERA	WHIP
Billy Pierce, L (1, 1) ERA: 2.57	9.0	W	32	6	0	0	3	0	0	1	0	0	0	37	38	0.00	0.667

PITCHER	IP	WLS	BF	H	R	ER	SO	BB	IBB	HBP	BLK	WP	HR	S	P	ERA	WHIP

Batter	1	2	3	4	5	6	7	8	9	AB	R	H	RBI	BB	SO	LOB
Luis Aparicio, R (1, 6) OBP: 0.389, SLG: 0.611	1B		2B		BB 1-2 2-H 3-H		L1-6 2-3			4	0	3	2	0	0	1
Nellie Fox, L (1, 4) OBP: 0.400, SLG: 0.600	F9		G3		F7			G5-4-3 HBP		4	0	1	0	0	0	4
Jim Landis, R (1, 8) OBP: 0.450, SLG: 0.625	G1-6-3 1-3			K	G6-4-3 1-2 2-3			G5-4-3 1-2		2	0	1	0	1	1	0
Sherm Lollar, R (1, 2) OBP: 0.474, SLG: 0.789	G1-6-3 1-2f			G1	G6-4-3 1-2f			G5-4-3 1-2f 2-3		4	0	1	0	0	0	7
Norm Cash, L (1, 3) OBP: 0.375, SLG: 0.462		F4		G1 1-2		G4-6-3 BB		F7		3	0	0	0	1	0	2
Al Smith, R (1, 9) OBP: 0.278, SLG: 0.200		F9		L9		F7				3	0	0	0	0	0	2
Johnny Callison, L (1, 7) OBP: 0.235, SLG: 0.071		K			2B 1B	G4-6-3 1-2f				3	1	1	0	0	1	1
Bubba Phillips, R (1, 5) OBP: 0.222, SLG: 0.235			6-3		1-3 1B					2	1	1	0	0	0	0
Billy Pierce, L (1, 1)			K		BB 1B		SH5-4 1-2			1	0	0	0	1	1	0
Inning Stats	R: 0 E: 0 K: 0 S: 4 H: 2 LOB: 1 BB: 0 P: 4	R: 0 E: 0 K: 1 S: 5 H: 0 LOB: 0 BB: 0 P: 5	R: 0 E: 0 K: 1 S: 6 H: 1 LOB: 1 BB: 0 P: 6	R: 0 E: 0 K: 1 S: 6 H: 1 LOB: 1 BB: 0 P: 6	R: 2 E: 0 K: 0 S: 5 H: 3 LOB: 2 BB: 2 P: 13	R: 0 E: 0 K: 0 S: 2 H: 0 LOB: 0 BB: 1 P: 6	R: 0 E: 0 K: 0 S: 2 H: 0 LOB: 0 BB: 0 P: 3	R: 0 E: 0 K: 0 S: 3 H: 1 LOB: 1 BB: 0 P: 4		1B: 6 2B: 3 3B: 0 HR: 0 SF: 0 SAC: 1 DP: 5 HBP: 2						

PITCHER		IP	WLS	BF	H	R	ER	SO	BB	IBB	HBP	BLK	WP	HR	S	P	ERA	WHIP
Ralph Terry, R ERA: 2.57	(1, 1)	7.0	L	28	7	2	2	3	3	0	1	0	0	0	30	43	2.57	1.429
Bud Daley, L ERA:	(8, 1)	1.0		4	1	0	0	0	0	0	1	0	0	0	3	4	0.00	1.000

PITCHER	IP	WLS	BF	H	R	ER	SO	BB	IBB	HBP	BLK	WP	HR	S	P	ERA	WHIP

BOTTOM

Kansas City Athletics @ Chicago White Sox

Comiskey Park, Chicago, IL

Tue Apr 14 1959, 4:33 AM EST

Att. 19,303 - Unknown

livebaseballscorecards.com

AB	26
R	2
H	8
RBI	2
BB	3
SO	3
LOB	17

Kansas City Athletics @ Chicago White Sox

Comiskey Park, Chicago, IL

Wed Apr 15 1959, 4:33 AM EST

Att. 4,713 - Unknown

TOP

livebaseballscorecards.com

Batter	1	2	3	4	5	6	7	8	9	AB	R	H	RBI	BB	SO	LOB
Joe Demaestri, R (1, 6) OBP: 0.500, SLG: 0.556 Wayne Terwilliger, R (3, PR) (3, 6) (8, 4)	6-3	2-H 3-H 3B	2B HBP		F7			K		2 2	0 0	1 0	2 0	0 0	0 1	0 0
Whitey Herzog, L (1, 8) OBP: 0.750, SLG: 1.500 Bill Tuttle, R (6, 8) OBP: 0.357, SLG: 0.500	5-3 3B	4-3	1-3 2B		1B			1-3		4 1	1 0	3 0	0 0	0 0	0 0	1 0
Hector Lopez, R (1, 4) OBP: 0.294, SLG: 0.600 Tom Carroll, R (8, 6)	5-3 3-H	BB L3			L9			5-3		4 0	1 0	0 0	1 0	1 0	0 0	4 0
Bob Cery, R (1, 7) OBP: 0.412, SLG: 0.538	BB	1-2 2B HR BB	S HR BB			6-3			3B	2	2	1	0	3	0	0
Roger Maris, L (1, 9) OBP: 0.222, SLG: 0.067	F8	F6	1-2 F8			5-3			BB	4	0	0	0	1	0	4
Hal Smith, R (1, 5) OBP: 0.235, SLG: 0.188		E5 E 1B 3B	F9	F6		6-3			K	5	1	0	0	0	1	5
Kent Hadley, L (1, 3) OBP: 0.500, SLG: 0.900		E9 1-3 3B 1B	1-3 2-H HR 2B	2-H HR			K		K	5	3	3	3	0	2	2
Frank House, L (1, 2) OBP: 0.222, SLG: 0.125		F6	HR IBB	4-3			1-3		1-3	4	1	0	0	1	0	4
Bob Grim, R (1, 1) OBP: 0.167, SLG: 0.667 Dick Tomanek, L (8, 1) Russ Meyer, S (8, 1) Tom Gorman, R (8, 1)		K	1-H 2-H 3-H HR		K		K			4 0 0 0	1 0 0 0	1 0 0 0	4 0 0 0	0 0 0 0	3 0 0 0	2 0 0 0
Inning Stats	R: 1 E: 0 K: 0 S: 4 H: 1 LOB: 1 BB: 1 P: 8	R: 2 E: 2 K: 1 S: 8 H: 2 LOB: 1 BB: 0 P: 8	R: 5 E: 0 K: 0 S: 6 H: 3 LOB: 3 BB: 3 P: 19	R: 2 E: 0 K: 0 S: 4 H: 1 LOB: 0 BB: 1 P: 8	R: 0 E: 0 K: 1 S: 6 H: 1 LOB: 1 BB: 0 P: 6	R: 0 E: 0 K: 0 S: 3 H: 0 LOB: 0 BB: 0 P: 3	R: 0 E: 0 K: 2 S: 7 H: 0 LOB: 0 BB: 0 P: 7	R: 0 E: 0 K: 1 S: 5 H: 0 LOB: 0 BB: 0 P: 5	R: 0 E: 0 K: 2 S: 8 H: 1 LOB: 2 BB: 1 P: 12	1B: 2 2B: 2 3B: 3 HR: 2 SF: 0 SAC: 0 DP: 0 HBP: 1						

	AB	37
	R	10
	H	9
	RBI	10
	BB	6
	SO	7
	LOB	22

WP: 0 PB: 0 SB: 1 CS: 0 PA: 44

PITCHER		IP	WLS	BF	H	R	ER	SO	BB	IBB	HBP	BLK	WP	HR	S	P	ERA	WHIP
Barry Latman, R ERA: 20.25	(1, 1)	2.2	L	19	5	8	6	1	3	1	1	0	0	1	16	33	20.25	3.000
Bob Shaw, R ERA:	(3, 1)	0.1		2	1	0	0	0	0	0	0	0	0	0	2	2	0.00	3.000
Claude Raymond, R ERA: 9.0	(4, 1)	2.0		9	2	2	2	1	1	0	0	0	0	1	10	14	9.00	1.500
Rudy Arias, L ERA:	(6, 1)	2.0		6	0	0	0	2	0	0	0	0	0	0	10	10	0.00	0.000
Gerry Staley, R ERA:	(8, 1)	1.0		3	0	0	0	1	0	0	0	0	0	0	5	5	0.00	0.000

PITCHER		IP	WLS	BF	H	R	ER	SO	BB	IBB	HBP	BLK	WP	HR	S	P	ERA	WHIP
Turk Lown, R ERA:	(9, 1)	1.0		5	1	0	0	2	1	0	0	0	0	0	8	12	0.00	2.000

BOTTOM

Batter	1	2	3	4	5	6	7	8	9	AB	R	H	RBI	BB	SO	LOB
Luis Aparicio, R (1, 6) OBP: 0.391, SLG: 0.652	F9		1B 2B 3-H		F9		F5	BB 2B 1-3 2-H 3-H		5	0	2	3	0	0	3
Nellie Fox, L (1, 4) OBP: 0.480, SLG: 0.667 Sammy Esposito, R (8, PR) OBP: 0.333, SLG: 0.333 (9, 4)	F7		1B 2-3			2-3 8-2 2B		FC5-4 1B HBP		4 0	0 0	3 0	0 0	0 0	0 0	0 0
Jim Landis, R (1, 8) OBP: 0.440, SLG: 0.550	6-3			5-3 E 1B		2-3		FC5-4 BB 1-2f	BB	4	1	1	1	1	0	2
Sherm Lollar, R (1, 2) OBP: 0.417, SLG: 0.652		F2		E4 5-3 1-2		8-2 3-Hf		BB	F5	4	1	0	0	1	0	5
Norm Cash, L (1, 3) OBP: 0.381, SLG: 0.412		F7		F8			BB BB HBP	1B 1B 1B 1-3 2-H	F4	4	1	1	1	0	0	5
Al Smith, R (1, 9) OBP: 0.261, SLG: 0.200		F5		5-3 1-2 2-3			F8	1B 1B BB 1B 1-2 3-H	K	5	1	1	1	0	1	3
Johnny Callison, L (1, 7) OBP: 0.250, SLG: 0.063 Ray Boone, R (8, PH) OBP: 0.500, SLG: 0.500 Jim Rivera, L (8, PR) OBP: 1.000, SLG: 3.000 (9, 7)			F7	F9			BBBB BB 1-2	BB 1B 2B 1B 1-2 2-3	K 3B	2 1 1	0 0 1	0 1 1	0 0 0	1 0 0	0 0 0	2 0 0
Bubba Phillips, R (1, 5) OBP: 0.217, SLG: 0.227			E8 2B		F8		F8	BB 2B 1B 1-2 2-3 3-H	K	5	2	1	1	0	1	3
Barry Latman, R (1, 1) Bob Shaw, R (1, 1) Ron Jackson, R (3, PH) Claude Raymond, R (4, 1) Billy Goodman, L (5, PH) Rudy Arias, L (6, 1) Lou Skizas, R (7, PH) Gerry Staley, R (8, 1) Earl Battey, R (8, PH) Turk Lown, R (9, 1) Earl Torgeson, L (9, PH)			F4		5-3		BBBB 1-2 2-3	2B BB 1-2 2-3 3-H	4-3	0 0 1 0 1 0 0 0 0 0 1	0 0 0 0 0 0 0 1 0 0 0	0 0 0 0 0 0 0 0 0 0 0	0 0 0 0 0 0 0 1 0 0 0	0 0 1 0 0 0 0 0 0 0 0	0 0 0 0 0 0 0 0 0 0 0	0 0 0 0 0 0 0 0 0 0 1
Inning Stats	R: 0 E: 0 K: 0 S: 3 H: 0 LOB: 0 BB: 0 P: 3	R: 0 E: 0 K: 0 S: 3 H: 0 LOB: 0 BB: 0 P: 3	R: 1 E: 1 K: 0 S: 5 H: 2 LOB: 2 BB: 0 P: 5	R: 0 E: 1 K: 0 S: 5 H: 1 LOB: 2 BB: 0 P: 5	R: 0 E: 0 K: 0 S: 3 H: 0 LOB: 0 BB: 0 P: 3	R: 0 E: 0 K: 0 S: 3 H: 1 LOB: 0 BB: 0 P: 3	R: 0 E: 0 K: 0 S: 3 H: 0 LOB: 3 BB: 2 P: 12	R: 7 E: 0 K: 0 S: 9 H: 6 LOB: 3 BB: 3 P: 22	R: 0 E: 0 K: 2 S: 8 H: 1 LOB: 1 BB: 0 P: 8	1B: 7 2B: 4 3B: 1 HR: 0	SF: 0 SAC: 0 DP: 1 HBP: 2					WP: 0 PB: 0 SB: 0 CS: 0	PA: 45

PITCHER		IP	WLS	BF	H	R	ER	SO	BB	IBB	HBP	BLK	WP	HR	S	P	ERA	WHIP
Bob Grim, R ERA: 3.52	(1, 1)	7.1	W	33	7	5	4	0	3	0	1	0	0	0	29	42	4.91	1.364
Dick Tomanek, L ERA: 27.0	(8, 1)	0.0		4	3	2	2	0	1	0	0	0	0	0	3	7	∞	∞
Russ Meyer, R ERA:	(8, 1)	0.0		2	0	1	1	0	1	0	1	0	0	0	0	5	∞	∞
Tom Gorman, R ERA:	(8, 1)	1.2	S	6	1	0	0	2	0	0	0	0	0	0	10	10	0.00	0.600

PITCHER	IP	WLS	BF	H	R	ER	SO	BB	IBB	HBP	BLK	WP	HR	S	P	ERA	WHIP

Kansas City Athletics @ Chicago White Sox

Comiskey Park, Chicago, IL

Wed Apr 15 1959, 4:33 AM EST

Att. 4,713 - Unknown

livebaseballscorecards.com

AB	38
R	8
H	11
RBI	8
BB	5
SO	2
LOB	25

Batter	1	2	3	4	5	6	7	8	9	AB	R	H	RBI	BB	SO	LOB
Whitey Herzog, L (1, 8) OBP: 0.750, SLG: 1.286	0-0 2B	0-0 F4			BBBB 4-0 4-3 BB	0-0 1-2 2-H 1B		0-0 F9		3	0	2	1	1	0	1
Bill Tuttle, R (7, 8) OBP: 0.333, SLG: 0.462										1	0	0	0	0	0	0
Roger Maris, L (1, 9) OBP: 0.217, SLG: 0.100	0-0 L7	0-0 F9			SSS 0-3 K	0-0 4-3		0-0 BLK 1B		5	0	1	0	0	1	5
Hector Lopez, R (1, 4) OBP: 0.227, SLG: 0.450	SSS 0-3 K		0-0 F8		0-0 4-3 1-2		0-0 E2 HR	0-0 F9 1-2		5	1	0	0	0	1	3
Bob Cerv, R (1, 7) OBP: 0.455, SLG: 0.688	BBBB 4-0 BB		0-0 F9		0-0 F8		0-0 1-H HR	4-0 IBB		3	1	1	2	2	0	1
Kent Hadley, L (1, 3) OBP: 0.400, SLG: 0.667	SSS 0-3 K		SSS 0-3 K			0-0 1B 1B 1B	0-0 F2	0-0 F6		5	1	1	0	0	2	4
Hal Smith, R (1, 5) OBP: 0.318, SLG: 0.211		BBBB 4-0 HR BB		0-0 F7		0-0 1B 1-3 FC1-2 1B	BBBB 4-0 2B FC6-2-5 BB		SSS 0-3 K	3	1	1	0	2	1	0
Frank House, L (1, 2) OBP: 0.429, SLG: 0.750		0-0 1-H HR		BBBB 4-0 BB		0-0 F4	0-0 FC6-2-5 1-3 2B		0-0 3-1 2B	4	1	3	2	1	0	2
Tom Carroll, R (1, 6) OBP: 0.200, SLG: 0.200		0-0 4-3		SSS 0-3 K		0-0 FC1-2 1B 1-3 3-H 1B	0-0 FC6-2-5 2-3 3-H		0-0 3-1 2-3	5	1	1	1	0	1	4
Ned Garver, R (1, 1) OBP: 0.167, SLG: 0.167		0-0 1B		SSS 0-3 K		0-0 FC1-2 1B 1-2 3-H	0-0 F8		0-0 F5	5	0	1	0	0	1	6
Inning Stats	R: 0 H: 1 E: 0 LOB: 2 K: 2 BB: 1 S: 8 P: 12	R: 2 H: 2 E: 0 LOB: 1 K: 0 BB: 1 S: 5 P: 9	R: 0 H: 0 E: 0 LOB: 0 K: 1 BB: 0 S: 5 P: 5	R: 0 H: 0 E: 0 LOB: 1 K: 2 BB: 1 S: 7 P: 11	R: 0 H: 0 E: 0 LOB: 1 K: 1 BB: 1 S: 5 P: 9	R: 2 H: 4 E: 0 LOB: 2 K: 0 BB: 0 S: 7 P: 7	R: 2 H: 2 E: 1 LOB: 2 K: 0 BB: 1 S: 6 P: 10	R: 0 H: 1 E: 0 LOB: 2 K: 0 BB: 1 S: 4 P: 8	R: 0 H: 1 E: 0 LOB: 1 K: 1 BB: 0 S: 6 P: 6	1B: 6 SF: 0 2B: 3 SAC: 0 3B: 0 DP: 0 HR: 2 HBP: 0						WP: 0 PA: 45 PB: 0 SB: 0 CS: 0	

PITCHER		IP	WLS	BF	H	R	ER	SO	BB	IBB	HBP	BLK	WP	HR	S	P	ERA	WHIP
Early Wynn, R ERA: 3.52	(1, 1)	6.1	L	33	8	6	5	6	5	0	0	0	0	2	40	60	7.11	2.053
Don Rudolph, L ERA:	(7, 1)	1.2		8	2	0	0	0	0	1	0	1	0	0	7	11	0.00	1.200
Bob Shaw, R ERA:	(9, 1)	1.0		4	1	0	0	1	0	0	0	0	0	0	6	6	0.00	1.000

PITCHER IP WLS BF H R ER SO BB IBB HBP BLK WP HR S P ERA WHIP

TOP

Kansas City Athletics @ Chicago White Sox

Comiskey Park, Chicago, IL

Thu Apr 16 1959, 4:33 AM EST

Att. 3,211 - Sunny

livebaseballscorecards.com

AB	39
R	6
H	11
RBI	6
BB	6
SO	7
LOB	26

Batter	1	2	3	4	5	6	7	8	9	AB	R	H	RBI	BB	SO	LOB
Luis Aparicio, R (1, 6) OBP: 0.370, SLG: 0.593	6-3		F2		L4			G3, 1-2, 1B		4	0	1	0	0	0	1
Nellie Fox, L (1, 4) OBP: 0.448, SLG: 0.607	F5		FC6-4, 1B			F9		G3, 1-2, 2-3		4	0	1	0	0	0	2
Jim Landis, R (1, 8) OBP: 0.414, SLG: 0.478	BB		FC6-4, 1-2f			F6		F9		3	0	0	0	1	0	3
Sherm Lollar, R (1, 2) OBP: 0.357, SLG: 0.556	5-3			5-3		F7			5-3	4	0	0	0	0	0	1
Norm Cash, L (1, 3) OBP: 0.320, SLG: 0.333		F8		F8			L4		F8	4	0	0	0	0	0	0
Al Smith, R (1, 9) OBP: 0.259, SLG: 0.208		S, 1B		6-3			F8		F7	4	0	1	0	0	0	0
Johnny Callison, L (1, 7) OBP: 0.217, SLG: 0.053		S, S, S, K			4-3		6-3			3	0	0	0	0	1	1
Bubba Phillips, R (1, 5) OBP: 0.231, SLG: 0.240		6-3, 1-2			1B			F6		3	0	1	0	0	0	1
Early Wynn, S (1, 1) Don Rudolph, L (7, 1) Billy Goodman, L (8, PH) OBP: 0.333, SLG: 0.333 Bob Shaw, R (9, 1)			6-3		F8			G3, 1B, 1B		2 0 1 0	0 0 0 0	0 0 1 0	0 0 0 0	0 0 0 0	0 0 0 0	1 0 0 0
Inning Stats	R: 0, H: 0, E: 0, LOB: 1, K: 0, BB: 1, S: 3, P: 7	R: 0, H: 1, E: 0, LOB: 1, K: 1, BB: 0, S: 6, P: 6	R: 0, H: 1, E: 0, LOB: 1, K: 0, BB: 0, S: 4, P: 4	R: 0, H: 0, E: 0, LOB: 0, K: 0, BB: 0, S: 3, P: 3	R: 0, H: 1, E: 0, LOB: 1, K: 0, BB: 0, S: 4, P: 4	R: 0, H: 0, E: 0, LOB: 0, K: 0, BB: 0, S: 3, P: 3	R: 0, H: 0, E: 0, LOB: 0, K: 0, BB: 0, S: 3, P: 3	R: 0, H: 2, E: 0, LOB: 2, K: 0, BB: 0, S: 5, P: 5	R: 0, H: 0, E: 0, LOB: 0, K: 0, BB: 0, S: 3, P: 3	1B: 5, 2B: 0, 3B: 0, HR: 0	SF: 0, SAC: 0, DP: 0, HBP: 0						

PITCHER	IP	WLS	BF	H	R	ER	SO	BB	IBB	HBP	BLK	WP	HR	S	P	ERA	WHIP
Ned Garver, R (1, 1) ERA: 1.08	9.0	W	33	5	0	0	1	1	0	0	0	0	0	34	38	0.00	0.667

PITCHER	IP	WLS	BF	H	R	ER	SO	BB	IBB	HBP	BLK	WP	HR	S	P	ERA	WHIP

BOTTOM

Kansas City Athletics @ Chicago White Sox

Comiskey Park, Chicago, IL

Thu Apr 16 1959, 4:33 AM EST

Att. 3,211 - Sunny

livebaseballscorecards.com

AB	32
R	0
H	5
RBI	0
BB	1
SO	1
LOB	10

WP: 0 PB: 0 SB: 1 CS: 0 PA: 33

Batter	1	2	3	4	5	6	7	8	9	AB	R	H	RBI	BB	SO	LOB
Eddie Yost, R (1, 5) OBP: 0.333, SLG: 0.556	F8		1B		1-H HR	1-3		4-3		5	1	2	2	0	0	4
Harvey Kuenn, R (1, 8) OBP: 0.300, SLG: 0.345	5-3		1-3 1B		BBB FC3-6 BB		4-3 2B		1B FC4-6 1B	4	1	3	0	1	0	0
Larry Doby, L (1, 7) OBP: 0.222, SLG: 0.313	6-3		SSS K		FC3-6 1-2f		SSS K		FC4-6 1-3 1B	4	0	0	0	0	2	3
Johnny Groth, R (9, PH) OBP: 0.500, SLG: 0.667										1	0	1	0	0	0	0
Gail Harris, L (1, 3) OBP: 0.207, SLG: 0.231		BBB 1B FC5-4 BB	L9		SSS K		4-3 2-3		FC4-6 1-2f 3-H	4	1	0	1	1	1	4
Bobo Osborne, L (9, PR)										0	0	0	0	0	0	0
Al Kaline, R (1, 9) OBP: 0.448, SLG: 0.654		FC5-4 1-3 1B		G1-4-3 1B		HR	L1-3		L8	5	1	3	1	0	0	2
Rocky Bridges, R (1, 6) OBP: 0.444, SLG: 0.400		FC5-4 1B 1-2f 3-H		G1-4-3 1-2f		F8		FC1-6 1B	F7	5	0	1	1	0	0	3
Frank Bolling, R (1, 4) OBP: 0.185, SLG: 0.154		1-3 1B	5-3		HR 1B	F9		FC1-6 1B 1-2f		4	0	1	0	0	0	1
Lou Berberet, L (1, 2) OBP: 0.471, SLG: 0.308		SSS K				BBB 1B BB		1-3 1B		3	1	2	0	1	1	2
Ossie Alvarez, R (8, PR)										0	0	0	0	0	0	0
Red Wilson, R (8, 2)										0	0	0	0	0	0	0
Frank Lary, R (1, 1) OBP: 0.400, SLG: 0.400		5-3			F4	1-2 1B		F6		3	0	1	0	0	0	3
Tom Morgan, R (6, 1) OBP: 1.000, SLG: 1.000										0	0	0	0	0	0	0
Gus Zernial, R (8, PH)										1	0	0	0	0	0	2
Ray Narleski, R (8, 1)										0	0	0	0	0	0	0
Inning Stats	R: 0 E: 0 K: 0 S: 3 H: 0 LOB: 0 BB: 0 P: 3	R: 1 E: 0 K: 1 S: 7 H: 2 LOB: 2 BB: 1 P: 11	R: 0 E: 0 K: 1 S: 6 H: 2 LOB: 1 BB: 0 P: 6	R: 0 E: 0 K: 0 S: 3 H: 1 LOB: 0 BB: 0 P: 3	R: 2 E: 0 K: 1 S: 7 H: 2 LOB: 1 BB: 1 P: 11	R: 1 E: 0 K: 0 S: 5 H: 2 LOB: 2 BB: 1 P: 9	R: 0 E: 0 K: 1 S: 6 H: 1 LOB: 1 BB: 0 P: 6	R: 0 E: 0 K: 0 S: 5 H: 2 LOB: 2 BB: 0 P: 5	R: 1 E: 0 K: 0 S: 5 H: 2 LOB: 1 BB: 0 P: 5	1B: 11 2B: 1 3B: 0 HR: 2 SF: 0 SAC: 0 DP: 1 HBP: 0						

TOP

Detroit Tigers @ Chicago White Sox

Comiskey Park, Chicago, IL

Fri Apr 17 1959, 4:33 AM EST

Att. 2,656 - Overcast

livebaseballscorecards.com

AB	39
R	5
H	14
RBI	5
BB	3
SO	4
LOB	24

PITCHER		IP	WLS	BF	H	R	ER	SO	BB	IBB	HBP	BLK	WP	HR	S	P	ERA	WHIP
Dick Donovan, R ERA: 5.25	(1, 1)	5.2		27	9	4	4	3	3	0	0	0	0	2	30	42	6.35	2.118
Rudy Arias, L ERA: 1.59	(6, 1)	2.2	W	13	5	1	1	1	0	0	0	0	0	0	15	15	3.38	1.875
Turk Lown, R ERA:	(9, 1)	0.2	S	2	0	0	0	0	0	0	0	0	0	0	2	2	0.00	0.000

PITCHER	IP	WLS	BF	H	R	ER	SO	BB	IBB	HBP	BLK	WP	HR	S	P	ERA	WHIP

BOTTOM

Detroit Tigers @ Chicago White Sox

Comiskey Park, Chicago, IL

Fri Apr 17 1959, 4:33 AM EST

Att. 2,656 - Overcast

Batter	1	2	3	4	5	6	7	8	9	AB	R	H	RBI	BB	SO	LOB
Luis Aparicio, R (1, 6) OBP: 0.367, SLG: 0.552	5-3		6-3		BB		L5			2	0	0	0	1	0	1
Billy Goodman, L (7, PH) OBP: 0.250, SLG: 0.250										1	0	0	0	0	0	0
Sammy Esposito, R (8, 6) OBP: 0.333, SLG: 0.333										0	0	0	0	0	0	0
Nellie Fox, L (1, 4) OBP: 0.424, SLG: 0.563	CS 1B			6-3	F4 1-2		4-3			4	0	1	0	0	0	1
Jim Landis, R (1, 8) OBP: 0.455, SLG: 0.538	K 1-2			HR 2B		4-3 1B 1B		BB S 2B BB		3	3	2	0	1	1	1
Sherm Lollar, R (1, 2) OBP: 0.344, SLG: 0.500		5-3		HR BB		4-3 1-2		K 1-2		3	1	0	0	1	1	2
Norm Cash, L (1, 3) OBP: 0.379, SLG: 0.478		3-1		1-H 2-H HR		1B HBP		2B IBB		2	2	1	3	1	0	0
Al Smith, R (1, 9) OBP: 0.226, SLG: 0.179		6-3		5-3		F8		K		4	0	0	0	0	1	4
Johnny Callison, L (1, 7) OBP: 0.200, SLG: 0.048			4-3	1-6-3		1-3 2-H 1B		1-H 2-H 2B		2	0	0	0	0	0	0
Earl Torgeson, L (6, PH) OBP: 0.333, SLG: 0.200										1	0	1	1	0	0	0
Jim Rivera, L (6, PR) OBP: 1.000, SLG: 2.500										1	0	1	2	0	0	0
(7, 7)																
Bubba Phillips, R (1, 5) OBP: 0.200, SLG: 0.207			6-3		L6	6-3		K		4	0	0	0	0	1	3
Dick Donovan, L (1, 1) OBP: 0.500, SLG: 0.667			2B		K		K			2	0	1	0	0	1	0
Rudy Arias, L (6, 1)										1	0	0	0	0	1	0
Turk Lown, R (9, 1)										0	0	0	0	0	0	0
Inning Stats	R: 0 E: 0 K: 1 S: 5 H: 1 LOB: 1 BB: 0 P: 5	R: 0 E: 0 K: 0 S: 3 H: 0 LOB: 0 BB: 0 P: 3	R: 0 E: 0 K: 0 S: 4 H: 1 LOB: 1 BB: 0 P: 4	R: 3 E: 0 K: 0 S: 5 H: 2 LOB: 0 BB: 1 P: 9	R: 0 E: 0 K: 1 S: 5 H: 0 LOB: 1 BB: 1 P: 9	R: 1 E: 0 K: 0 S: 5 H: 2 LOB: 2 BB: 0 P: 6	R: 0 E: 0 K: 1 S: 5 H: 0 LOB: 0 BB: 0 P: 5	R: 2 E: 0 K: 3 S: 10 H: 1 LOB: 1 BB: 2 P: 18		1B: 3 2B: 4 3B: 0 HR: 1	SF: 0 SAC: 0 DP: 1 HBP: 1						

PITCHER		IP	WLS	BF	H	R	ER	SO	BB	IBB	HBP	BLK	WP	HR	S	P	ERA	WHIP
Frank Lary, R ERA: 5.68	(1, 1)	5.2		25	6	4	4	2	2	0	1	0	0	1	26	35	6.35	1.412
Tom Morgan, R ERA:	(6, 1)	1.1		4	0	0	0	1	0	0	0	0	0	0	6	6	0.00	0.000
Ray Narleski, R ERA: 7.04	(8, 1)	1.0	L	6	1	2	2	3	1	1	0	0	0	0	10	18	18.00	2.000

PITCHER	IP	WLS	BF	H	R	ER	SO	BB	IBB	HBP	BLK	WP	HR	S	P	ERA	WHIP

AB	30
R	6
H	7
RBI	6
BB	4
SO	6
LOB	12

WP: 0 PB: 0 SB: 2 CS: 1 PA: 35

livebaseballscorecards.com

Batter	1	2	3	4	5	6	7	8	9	AB	R	H	RBI	BB	SO	LOB
Eddie Yost, R (1, 5) OBP: 0.371, SLG: 0.633	F9		BB: E, 1B		BB: E, S		HR: 2-H		F7	3	2	1	2	2	0	0
Bobo Osborne, L (1, 3)	G3		E3: 1B; 1-2, 2-3		F5: 1-3		BB: 1B, BB, G1-2-3		K	4	0	0	0	1	1	3
Harvey Kuenn, R (1, 8) OBP: 0.314, SLG: 0.344	6-3		SF9: 3-H		1-3		BB: 1B; 1-2		E6: 1B	3	1	1	1	1	0	1
Al Kaline, R (1, 9) OBP: 0.529, SLG: 0.700		CS: 1B	1-3, 2-H: 1B			E, S: 1B	1-2, 2-3: 1B		IBB: 1B	4	0	4	1	1	0	0
Charlie Maxwell, L (1, 7) OBP: 0.200, SLG: 0.500	K: 1-2		4-3			L9	G1-2-3: 3-Hf		1-3, 2-H: 1B	4	0	0	0	0	1	7
Johnny Groth, R (8, 7) OBP: 0.571, SLG: 0.714										1	0	1	1	0	0	0
Rocky Bridges, R (1, 6) OBP: 0.419, SLG: 0.379	1B			5-3		K: 1-3		L4		4	0	1	0	0	1	1
Frank Bolling, R (1, 4) OBP: 0.226, SLG: 0.200	1-3		1B		K			1B: B1-5		4	0	2	0	0	1	2
Lou Berberet, L (1, 2) OBP: 0.524, SLG: 0.375			BB: E, SH1-4; SF9	F5			HR: SH3-4	1-3: 1B		3	2	2	0	1	0	0
Billy Hoeft, L (1, 1)			SH1-4: 1-2		F7		SH3-4: 1-2	B1-5: 3-Hf		1	0	0	0	0	0	0
Tom Morgan, R (7, 1) OBP: 0.500, SLG: 0.500										1	0	0	0	0	0	2
Inning Stats	R: 0 E: 0 K: 0 S: 3 H: 0 LOB: 0 BB: 0 P: 3	R: 0 E: 0 K: 1 S: 6 H: 2 LOB: 1 BB: 0 P: 6	R: 2 E: 1 K: 0 S: 5 H: 1 LOB: 2 BB: 2 P: 13	R: 0 E: 0 K: 0 S: 3 H: 1 LOB: 0 BB: 0 P: 3	R: 0 E: 0 K: 0 S: 3 H: 0 LOB: 1 BB: 1 P: 7	R: 0 E: 0 K: 2 S: 8 H: 1 LOB: 1 BB: 0 P: 8	R: 2 E: 0 K: 0 S: 5 H: 3 LOB: 2 BB: 2 P: 13	R: 0 E: 0 K: 0 S: 4 H: 2 LOB: 1 BB: 0 P: 4	R: 1 E: 1 K: 1 S: 6 H: 2 LOB: 2 BB: 1 P: 10	1B: 11 2B: 1 3B: 0 HR: 1 SF: 1 SAC: 2 DP: 2 HBP: 0							

TOP

Detroit Tigers @ Chicago White Sox

Comiskey Park, Chicago, IL

Sat Apr 18 1959, 4:33 AM EST

Att. 7,159 - Unknown

livebaseballscorecards.com

AB	32
R	5
H	12
RBI	5
BB	6
SO	4
LOB	16

WP: 0 PB: 0 SB: 2 CS: 1 PA: 41

PITCHER		IP	WLS	BF	H	R	ER	SO	BB	IBB	HBP	BLK	WP	HR	S	P	ERA	WHIP
Ray Moore, R ERA: 5.4	(1, 1)	6.1	L	30	7	4	2	3	5	0	0	0	0	1	31	51	2.84	1.895
Bob Shaw, R ERA:	(7, 1)	0.2		2	1	0	0	0	0	0	0	0	0	0	2	2	0.00	1.500
Don Rudolph, L ERA:	(8, 1)	1.0		4	2	0	0	0	0	0	0	0	0	0	4	4	0.00	2.000
Gerry Staley, R ERA:	(9, 1)	1.0		5	2	1	0	1	0	1	0	0	0	0	6	10	0.00	2.000

PITCHER	IP	WLS	BF	H	R	ER	SO	BB	IBB	HBP	BLK	WP	HR	S	P	ERA	WHIP

Detroit Tigers @ Chicago White Sox

Comiskey Park, Chicago, IL

Sat Apr 18 1959, 4:33 AM EST

Att. 7,159 - Unknown

BOTTOM

Batter	1	2	3	4	5	6	7	8	9	AB	R	H	RBI	BB	SO	LOB
Al Smith, R (1, 9) OBP: 0.229, SLG: 0.188	5-3		1B			F7	5-3			4	0	1	0	0	0	1
Nellie Fox, L (1, 4) OBP: 0.405, SLG: 0.528	4-3		F3			4-3		G5-3 BB 1B		4	0	1	0	0	0	1
Jim Landis, R (1, 8) OBP: 0.432, SLG: 0.500	L9			6-3		1B		F6		4	0	1	0	0	0	1
Ray Boone, R (1, 3) OBP: 0.667, SLG: 0.333		BB		BB		F3		1-2 BB		1	0	0	0	3	0	1
Jim Rivera, L (8, PR) OBP: 1.000, SLG: 2.500										0	0	0	0	0	0	0
Ron Jackson, R (9, 3)										0	0	0	0	0	0	0
Lou Skizas, R (1, 7)		K		F7			5-3 BB 4-3 BB	G5-3 2-3f		3	1	0	0	1	1	4
John Romano, R (1, 2)		F6		F8			4-3 4-3 5-3 1B 1-2 BB		4-3	2	1	0	0	1	0	2
Don Mueller, L (9, PH) OBP: 0.500, SLG: 0.500										1	0	0	0	0	0	0
Bubba Phillips, R (1, 5) OBP: 0.176, SLG: 0.182		1-3		1-3			5-3 1-2 2-3		5-3	4	0	0	0	0	0	3
Sammy Esposito, R (1, 6) OBP: 0.200, SLG: 0.200			6-3							2	0	0	0	0	0	0
Earl Torgeson, L (7, PH) OBP: 0.286, SLG: 0.167										1	0	0	1	0	0	1
Don Rudolph, L (8, 1)										0	0	0	0	0	0	0
Gerry Staley, R (9, 1)										0	0	0	0	0	0	0
Norm Cash, L (9, PH) OBP: 0.400, SLG: 0.500										1	0	1	0	0	0	0
Ray Moore, R (1, 1)			K							2	0	0	0	0	1	0
Bob Shaw, R (7, 1)										0	0	0	0	0	0	0
Billy Goodman, L (7, PH) OBP: 0.400, SLG: 0.400										1	0	1	1	0	0	0
Luis Aparicio, R (7, PR) OBP: 0.355, SLG: 0.533										1	0	0	0	0	0	1
(8, 6)																
Inning Stats	R: 0 H: 0 E: 0 LOB: 0 K: 0 BB: 0 S: 3 P: 3	R: 0 H: 0 E: 0 LOB: 1 K: 1 BB: 1 S: 5 P: 9	R: 0 H: 1 E: 0 LOB: 1 K: 1 BB: 0 S: 6 P: 6	R: 0 H: 0 E: 0 LOB: 1 K: 0 BB: 1 S: 3 P: 7	R: 0 H: 0 E: 0 LOB: 0 K: 0 BB: 0 S: 3 P: 3	R: 0 H: 1 E: 0 LOB: 1 K: 0 BB: 0 S: 4 P: 4	R: 2 H: 1 E: 0 LOB: 1 K: 0 BB: 2 S: 4 P: 12	R: 0 H: 1 E: 0 LOB: 1 K: 0 BB: 1 S: 3 P: 7	R: 0 H: 1 E: 0 LOB: 1 K: 0 BB: 0 S: 4 P: 4						

livebaseballscorecards.com

AB	31
R	2
H	5
RBI	2
BB	5
SO	2
LOB	15

1B: 5 SF: 0
2B: 0 SAC: 0
3B: 0 DP: 1
HR: 0 HBP: 0

WP: 0 PA: 36
PB: 0
SB: 0
CS: 0

PITCHER	IP	WLS	BF	H	R	ER	SO	BB	IBB	HBP	BLK	WP	HR	S	P	ERA	WHIP
Billy Hoeft, L (1, 1) ERA: 3.0	6.0	W	24	2	2	2	2	4	0	0	0	0	0	24	40	3.00	1.000
Tom Morgan, R (7, 1) ERA:	3.0	S	12	3	0	0	0	1	0	0	0	0	0	11	15	0.00	1.333

PITCHER	IP	WLS	BF	H	R	ER	SO	BB	IBB	HBP	BLK	WP	HR	S	P	ERA	WHIP

Chicago White Sox @ Kansas City Athletics

Municipal Stadium, Kansas City, MO

Tue Apr 21 1959, 7:05 PM EST

Att. 6,569 - Unknown

livebaseballscorecards.com

TOP

Batter	1	2	3	4	5	6	7	8	9	AB	R	H	RBI	BB	SO	LOB
Luis Aparicio, R (1, 6) OBP: 0.314, SLG: 0.471	6-3		G5-4-3 1-2f			L6		F7		4	0	0	0	0	0	3
Nellie Fox, L (1, 4) OBP: 0.366, SLG: 0.475	F8			G3		FC3-6 1B 1-2f E		F9		4	1	0	0	0	0	1
Jim Landis, R (1, 8) OBP: 0.415, SLG: 0.471	K			K		E 1B 1-2		F9		4	1	1	0	0	2	0
Sherm Lollar, R (1, 2) OBP: 0.333, SLG: 0.500		5-3		F6		E4 2B 1-H 2-H			5-3	4	0	1	2	0	0	0
Norm Cash, L (1, 3) OBP: 0.353, SLG: 0.429		F8			F9	F7			F9	4	0	0	0	0	0	1
Al Smith, R (1, 9) OBP: 0.205, SLG: 0.167		5-3			F8		5-3		K	4	0	0	0	0	1	0
Johnny Callison, L (1, 7) OBP: 0.286, SLG: 0.227			BB BB		FC5-4 BB		HR			1	1	1	1	2	0	0
Bubba Phillips, R (1, 5) OBP: 0.189, SLG: 0.171			G5-4-3 1-2 BB		FC5-4 1-2f		K			2	0	0	0	1	1	1
Billy Pierce, L (1, 1)			L7			FC3-6 1B	K			0	0	0	0	0	0	0
Earl Torgeson, L (3, PH) OBP: 0.250, SLG: 0.143										1	0	0	0	0	0	2
Bob Shaw, R (3, 1)										0	0	0	0	0	0	0
Don Mueller, L (6, PH) OBP: 0.667, SLG: 0.667										1	0	1	0	0	0	0
Claude Raymond, R (6, 1)										0	0	0	0	0	0	0
Jim Rivera, L (7, PH) OBP: 0.667, SLG: 1.667										1	0	0	0	0	1	0
Gerry Staley, R (7, 1)										0	0	0	0	0	0	0
Inning Stats	R: 0 E: 0 K: 1 S: 5 H: 0 LOB: 0 BB: 0 P: 5	R: 0 E: 0 K: 0 S: 3 H: 0 LOB: 0 BB: 0 P: 3	R: 0 E: 0 K: 0 S: 2 H: 0 LOB: 2 BB: 0 P: 10	R: 0 E: 0 K: 1 S: 5 H: 0 LOB: 0 BB: 0 P: 5	R: 0 E: 0 K: 0 S: 3 H: 0 LOB: 1 BB: 1 P: 7	R: 2 E: 1 K: 0 S: 6 H: 3 LOB: 1 BB: 0 P: 6	R: 1 E: 0 K: 2 S: 8 H: 1 LOB: 0 BB: 0 P: 8	R: 0 E: 0 K: 0 S: 3 H: 0 LOB: 0 BB: 0 P: 3	R: 0 E: 0 K: 1 S: 5 H: 0 LOB: 0 BB: 0 P: 5	1B: 2 2B: 1 3B: 0 HR: 1	SF: 0 SAC: 0 DP: 1 HBP: 0						

	AB	30
	R	3
	H	4
	RBI	3
	BB	3
	SO	5
	LOB	8

PITCHER	IP	WLS	BF	H	R	ER	SO	BB	IBB	HBP	BLK	WP	HR	S	P	ERA	WHIP
Bob Grim, R (1, 1) ERA: 3.33	9.0	W	33	4	3	3	5	3	0	0	0	0	1	40	52	3.00	0.778

PITCHER	IP	WLS	BF	H	R	ER	SO	BB	IBB	HBP	BLK	WP	HR	S	P	ERA	WHIP

WP: 0 PB: 0 SB: 0 CS: 0 PA: 33

Batter	1	2	3	4	5	6	7	8	9	AB	R	H	RBI	BB	SO	LOB
Bill Tuttle, R (1, 8) OBP: 0.357, SLG: 0.542	0-0 1-3 1B 2B	4-0 1B E 1-2 2-3 BB		0-0 1-3 ②	0-0 F4 ②		0-3 K ③			4	2	1	0	1	1	2
Dick Williams, R (1, 3) OBP: 0.263, SLG: 0.389	0-0 L4 ①	0-0 E 1-3 2-H 3-H 1B		0-0 2-H 2B	0-0 L7 ③					4	1	2	3	0	0	2
Hector Lopez, R (1, 4) OBP: 0.263, SLG: 0.472	0-0 1-3 ② 2-3	0-0 E9 2-H 3-H		0-3 K ③			0-0 E E 2B			4	1	1	0	0	1	2
Roger Maris, L (1, 9) OBP: 0.282, SLG: 0.417	0-0 3-H 1B	0-0 2-3 ③			0-0 CS 1B		0-0 F9 ①			4	0	2	1	0	0	2
Bob Cerv, R (1, 7) OBP: 0.368, SLG: 0.500	0-3 K ③		0-0 4-3 ①		0-3 K ①② 1-2		0-0 E4 CS E 2-3			4	0	0	0	0	2	3
Hal Smith, R (1, 5) OBP: 0.316, SLG: 0.281		0-0 F3 ①	0-0 F9 ②		0-0 F8 ③		0-0 E4 1-2 3-H			4	0	0	0	0	0	1
Joe Demaestri, R (1, 6) OBP: 0.269, SLG: 0.227		0-0 F7 ②	0-0 1-3 ③			4-0 1B SF7 BB	0-3 K ②③ 2-3			3	1	0	0	1	1	2
Frank House, L (1, 2) OBP: 0.414, SLG: 0.615		0-0 BB BB 1B 1B		0-0 SH1-4 2B 1B		0-0 1-3 1B		0-0 F5 ①		4	2	3	0	0	0	0
Bob Grim, R (1, 1) OBP: 0.222, SLG: 0.571		4-0 BB 1B 1-2 BB		0-0 SH1-4 ① 1-2		0-0 SF7 ① 3-H		0-0 5-3 ②		1	1	0	1	1	0	0
Inning Stats	R: 1 E: 0 K: 1 S: 7 H: 2 LOB: 1 BB: 0 P: 7	R: 4 E: 1 K: 0 S: 6 H: 2 LOB: 1 BB: 2 P: 14	R: 0 E: 0 K: 0 S: 3 H: 0 LOB: 0 BB: 0 P: 3	R: 1 E: 0 K: 1 S: 7 H: 2 LOB: 1 BB: 0 P: 7	R: 0 E: 0 K: 1 S: 5 H: 1 LOB: 0 BB: 0 P: 5	R: 1 E: 0 K: 0 S: 4 H: 1 LOB: 1 BB: 1 P: 8	R: 1 E: 2 K: 1 S: 7 H: 1 LOB: 2 BB: 0 P: 7	R: 0 E: 0 K: 1 S: 5 H: 0 LOB: 0 BB: 0 P: 5		1B: 6 2B: 4 3B: 0 HR: 0	SF: 1 SAC: 1 DP: 1 HBP: 0			WP: 0 PB: 0 SB: 0 CS: 2	PA: 37	

PITCHER		IP	WLS	BF	H	R	ER	SO	BB	IBB	HBP	BLK	WP	HR	S	P	ERA	WHIP
Billy Pierce, L ERA: 3.94	(1, 1)	2.0	L	13	4	5	3	1	2	0	0	0	0	0	13	21	13.50	3.000
Bob Shaw, R ERA: 1.23	(3, 1)	3.0		11	3	1	1	2	0	0	0	0	0	0	15	15	3.00	1.000
Claude Raymond, R ERA: 9.0	(6, 1)	1.0		5	1	1	1	0	1	0	0	0	0	0	4	8	9.00	2.000
Gerry Staley, R ERA:	(7, 1)	2.0		8	1	1	0	2	0	0	0	0	0	0	12	12	0.00	0.500

PITCHER	IP	WLS	BF	H	R	ER	SO	BB	IBB	HBP	BLK	WP	HR	S	P	ERA	WHIP

BOTTOM

Chicago White Sox @ Kansas City Athletics

Municipal Stadium, Kansas City, MO

Tue Apr 21 1959, 7:05 PM EST

Att. 6,569 - Unknown

livebaseballscorecards.com

AB	32
R	8
H	9
RBI	5
BB	3
SO	5
LOB	14

Chicago White Sox @ Kansas City Athletics

Municipal Stadium, Kansas City, MO

Wed Apr 22 1959, 7:05 PM EST

Att. 7,446 - Unknown

TOP

livebaseballscorecards.com

Batter	1	2	3	4	5	6	7	8	9	AB	R	H	RBI	BB	SO	LOB
Billy Goodman, L (1, 5) OBP: 0.500, SLG: 0.625	4-3		2B		SH1-4, 1B, SF9	1B	FC1-2		1-3	3	1	2	0	0	0	0
Sammy Esposito, R (5, PR) OBP: 0.333, SLG: 0.200						BB	BB		2-3	0	1	0	0	1	0	0
(5, 5)							BB									
Earl Torgeson, L (7, PH) OBP: 0.333, SLG: 0.143										0	1	0	1	1	0	0
Bubba Phillips, R (7, PH) OBP: 0.205, SLG: 0.167										1	0	0	1	1	0	1
(7, 5)																
Nellie Fox, L (1, 4) OBP: 0.438, SLG: 0.533	F9		2-H 2B		SF9, SH1-4 1-2 1B	1-3 2-H 1B	BB		1B 3-H 1B	5	1	4	5	2	0	0
Jim Landis, R (1, 8) OBP: 0.383, SLG: 0.425	F8		F8		SH1-4 1-2 2-3	K	FC1-2 1-3		1-3 1B	6	1	1	0	0	1	9
Sherm Lollar, R (1, 2) OBP: 0.372, SLG: 0.538		2B 2B		F8	SF9 IBB	6-3	BB HBP BB 1-2 2-3 3-H	2B	K	5	2	2	1	2	1	4
Norm Cash, L (1, 3) OBP: 0.361, SLG: 0.414	5-3			1B HR BB	SF9 1-2 2-3 3-H		E6 SH 1B	K		1	1	0	0	1	0	1
Ray Boone, R (5, PH) OBP: 0.500, SLG: 0.200										2	2	0	2	1	1	1
(5, 3)																
Jim Rivera, L (1, 9) OBP: 0.800, SLG: 1.600	2-H 2B			1-2 HR 1B	F7		SH 1B E	F8		2	1	2	1	0	0	0
Al Smith, R (5, PH) OBP: 0.214, SLG: 0.158										2	2	0	1	1	0	4
(5, 9)																
Johnny Callison, L (1, 7) OBP: 0.303, SLG: 0.231	4-3			F7		4-3	E9 1-H 2-H 1B	K		4	1	1	2	0	0	2
Lou Skizas, R (7, PR)										1	1	0	0	0	1	1
(7, 7)																
Luis Aparicio, R (1, 6) OBP: 0.390, SLG: 0.579			F8	1-H 2-H HR		E 1-H 1B	BB S BB		1-3 SH1-4 1B	4	4	3	4	2	0	0
Early Wynn, S (1, 1)			L7	1-6-3		E4 1-H 1B	FC1-2	K		0	0	0	0	0	0	0
Bob Shaw, R (2, 1) OBP: 0.333, SLG: 0.200									1-2	4	1	1	0	1	1	3

	AB	40
	R	20
	H	16
	RBI	18
	BB	13
	SO	5
	LOB	26

Inning Stats	1	2	3	4	5	6	7	8	9
	R: 0 H: 0 E: 0 LOB: 0 K: 0 BB: 0 S: 3 P: 3	R: 1 H: 2 E: 0 LOB: 0 K: 0 BB: 0 S: 4 P: 4	R: 1 H: 2 E: 0 LOB: 0 K: 0 BB: 0 S: 5 P: 5	R: 3 H: 2 E: 0 LOB: 0 K: 0 BB: 1 S: 5 P: 9	R: 1 H: 2 E: 0 LOB: 3 K: 0 BB: 1 S: 5 P: 9	R: 2 H: 3 E: 1 LOB: 2 K: 1 BB: 1 S: 8 P: 12	R: 11 H: 1 E: 3 LOB: 3 K: 1 BB: 10 S: 8 P: 49	R: 0 H: 1 E: 0 LOB: 1 K: 2 BB: 0 S: 8 P: 8	R: 1 H: 3 E: 0 LOB: 2 K: 1 BB: 0 S: 8 P: 8

| | | | | | | | | | | | | | | | |

Batter	1	2	3	4	5	6	7	8	9	AB	R	H	RBI	BB	SO	LOB
Bill Tuttle, R (1, 8) OBP: 0.364, SLG: 0.500	4-3 S 1B 1B	L8		1-3		FC1-5 2-3			BB	4	1	1	0	1	0	3
Whitey Herzog, L (1, 7) OBP: 0.529, SLG: 0.933	4-3 1-3	HR 1-2 2-H 1B		BB		F9			F7	4	1	1	1	1	0	3
Hector Lopez, R (1, 4) OBP: 0.279, SLG: 0.463	4-6-3 3-H 1B	K		F8			6-3		1-2 1B	5	0	2	1	0	1	3
Roger Maris, L (1, 9) OBP: 0.295, SLG: 0.512	4-6-3 1-2	HR 1-H 2-H			4-3 2B		3-1		K	5	1	2	3	0	1	3
Kent Hadley, L (1, 3) OBP: 0.318, SLG: 0.476	BB	K			4-3 2-3		K			3	0	0	0	1	2	1
Hal Smith, R (1, 5) OBP: 0.286, SLG: 0.250	K		6-3		K			F8		4	0	0	0	0	2	3
Frank House, L (1, 2) OBP: 0.394, SLG: 0.552		1B 1B BB	F8		F5			F8		3	1	0	0	1	0	1
Joe Demaestri, R (1, 6) OBP: 0.267, SLG: 0.231		1-3 1B 1B	1-3			6-3		K		4	1	1	0	0	1	0
Ned Garver, R (1, 1) OBP: 0.286, SLG: 0.286		1-2 HR 1B 3-H		K		FC1-5 2B			F9	1	1	1	1	0	0	0
Bud Daley, L (4, 1)										1	0	0	0	0	1	0
Russ Meyer, S (6, 1)										0	0	0	0	0	0	0
Preston Ward, L (6, PH) OBP: 0.500, SLG: 1.000										1	0	1	0	0	0	0
Tom Gorman, R (7, 1)										0	0	0	0	0	0	0
Mark Freeman, R (7, 1)										0	0	0	0	0	0	0
George Brunet, R (7, 1)										0	0	0	0	0	0	0
Harry Simpson, L (9, PH)										1	0	0	0	0	0	0
Inning Stats	R: 1 E: 0 K: 1 S: 7 H: 2 LOB: 2 BB: 1 P: 11	R: 5 E: 0 K: 2 S: 11 H: 4 LOB: 0 BB: 1 P: 15	R: 0 E: 0 K: 0 S: 3 H: 0 LOB: 0 BB: 0 P: 3	R: 0 E: 0 K: 1 S: 5 H: 0 LOB: 1 BB: 1 P: 9	R: 0 E: 0 K: 1 S: 6 H: 1 LOB: 1 BB: 0 P: 6	R: 0 E: 0 K: 0 S: 4 H: 1 LOB: 1 BB: 0 P: 4	R: 0 E: 0 K: 1 S: 5 H: 0 LOB: 0 BB: 0 P: 5	R: 0 E: 0 K: 1 S: 5 H: 0 LOB: 0 BB: 0 P: 5	R: 0 E: 0 K: 1 S: 6 H: 1 LOB: 2 BB: 1 P: 10	1B: 6 2B: 2 3B: 0 HR: 1	SF: 0 SAC: 0 DP: 0 HBP: 0						

PITCHER	IP	WLS	BF	H	R	ER	SO	BB	IBB	HBP	BLK	WP	HR	S	P	ERA	WHIP
Early Wynn, R (1, 1) ERA: 6.35	1.2		13	6	6	6	2	2	0	0	0	0	1	15	23	32.40	4.800
Bob Shaw, R (2, 1) ERA: 0.61	7.1	W	27	3	0	0	6	2	0	0	0	0	0	37	45	0.00	0.682

PITCHER	IP	WLS	BF	H	R	ER	SO	BB	IBB	HBP	BLK	WP	HR	S	P	ERA	WHIP

BOTTOM

Chicago White Sox @ Kansas City Athletics

Municipal Stadium, Kansas City, MO

Wed Apr 22 1959, 7:05 PM EST

Att. 7,446 - Unknown

livebaseballscorecards.com

AB	36
R	6
H	9
RBI	6
BB	4
SO	8
LOB	17

WP: 0 PB: 0 SB: 1 CS: 0 PA: 40

Chicago White Sox @ Cleveland Indians

Cleveland Municipal Stadium, Cleveland, OH

Fri Apr 24 1959, 6:05 PM EST

Att. 28,498 - Unknown

TOP

livebaseballscorecards.com

Batter	1	2	3	4	5	6	7	8	9	AB	R	H	RBI	BB	SO	LOB
Luis Aparicio, R (1, 6) OBP: 0.391, SLG: 0.548	BB S BB BB	F9 ②		1B 1B		FC1-3-6 S 1-2f ②			6-3 ①	4	1	1	0	1	0	2
Nellie Fox, L (1, 4) OBP: 0.434, SLG: 0.510	BB BB SF7 1-2 BB	4-3 ③		WP 1-3 1B		G3 1-2 ③			G3 ②	4	1	1	0	1	0	2
Jim Landis, R (1, 8) OBP: 0.385, SLG: 0.395	SF7 BB 1-2 2-3 BB		K BB	K 1-2 ③			5-3 ①		K ③	3	0	0	0	2	2	2
Sherm Lollar, R (1, 2) OBP: 0.362, SLG: 0.500	1-2 2-3 3-H BB		K ① ② 1-2		F8 ①		F8 ②			3	0	0	1	1	1	1
Ray Boone, R (1, 3) OBP: 0.500, SLG: 0.750	SF7 ① 2-3 3-H		HR		L3 1B		6-3 ③			3	1	2	2	0	0	0
Al Smith, R (1, 9) OBP: 0.217, SLG: 0.146	K ②		BB		L3 1-2 ② ③			K ①		3	0	0	0	1	2	3
Lou Skizas, R (1, 7) Jim Rivera, L (3, 7) OBP: 0.857, SLG: 1.500	P6 ③		P5 ③			S 1B BB		CS S 1B		2 1	0 1	0 1	0 0	0 1	0 0	3 0
Bubba Phillips, R (1, 5) OBP: 0.214, SLG: 0.158 Billy Goodman, L (8, PH) OBP: 0.556, SLG: 0.625 (8, 5)		BLK BB		F7 ①		P4 ①		1-2 BB		2 0	0 0	0 0	0 0	1 1	0 0	1 0
Dick Donovan, L (1, 1) OBP: 0.429, SLG: 0.500 Turk Lown, R (7, 1) Earl Torgeson, L (8, PH) OBP: 0.300, SLG: 0.125 Gerry Staley, R (8, 1) Rudy Arias, L (8, 1) Bob Shaw, R (8, 1) OBP: 0.333, SLG: 0.200		K ① 1-2		K ②		FC1-3-6 1-H 1B		K ② ③ 2-3		3 0 1 0 0 0	0 0 0 0 0 0	1 0 0 0 0 0	1 0 0 0 0 0	0 0 1 0 0 0	2 0 0 0 0 0	1 0 2 0 0 0
Inning Stats	R: 2 E: 0 K: 1 S: 5 H: 0 LOB: 2 BB: 4 P: 21	R: 0 E: 0 K: 1 S: 5 H: 0 LOB: 1 BB: 1 P: 9	R: 1 E: 0 K: 1 S: 5 H: 1 LOB: 1 BB: 2 P: 13	R: 0 E: 0 K: 2 S: 9 H: 2 LOB: 2 BB: 0 P: 9	R: 0 E: 0 K: 0 S: 3 H: 1 LOB: 0 BB: 0 P: 3	R: 1 E: 0 K: 0 S: 4 H: 1 LOB: 1 BB: 1 P: 8	R: 0 E: 0 K: 0 S: 3 H: 0 LOB: 0 BB: 0 P: 3	R: 0 E: 0 K: 2 S: 7 H: 1 LOB: 2 BB: 1 P: 11	R: 0 E: 0 K: 1 S: 5 H: 0 LOB: 0 BB: 0 P: 5	1B: 5 2B: 2 3B: 0 HR: 1	SF: 1 SAC: 0 DP: 2 HBP: 0						

AB	29
R	4
H	6
RBI	4
BB	9
SO	8
LOB	17

WP: 1 PB: 0 SB: 4 CS: 1 PA: 39

PITCHER		IP	WLS	BF	H	R	ER	SO	BB	IBB	HBP	BLK	WP	HR	S	P	ERA	WHIP
Herb Score, L ERA: 3.43	(1, 1)	3.0		16	1	3	3	3	7	0	0	1	0	1	15	43	9.00	2.667
John Briggs, R ERA: 3.0	(4, 1)	3.0		13	4	1	1	2	1	0	0	0	1	0	16	20	3.00	1.667
Al Cicotte, R ERA:	(7, 1)	1.0		3	0	0	0	0	0	0	0	0	0	0	3	3	0.00	0.000
Humberto Robinson, R ERA:	(8, 1)	2.0	W	7	1	0	0	3	1	0	0	0	0	0	12	16	0.00	1.000

PITCHER	IP	WLS	BF	H	R	ER	SO	BB	IBB	HBP	BLK	WP	HR	S	P	ERA	WHIP

BOTTOM

Chicago White Sox @ Cleveland Indians

Cleveland Municipal Stadium, Cleveland, OH

Fri Apr 24 1959, 6:05 PM EST

Att. 28,498 - Unknown

livebaseballscorecards.com

Batter	1	2	3	4	5	6	7	8	9	AB	R	H	RBI	BB	SO	LOB
Jim Piersall, R (1, 8) OBP: 0.300, SLG: 0.368	F9		P4			6-3	1-3			4	0	0	0	0	0	2
Vic Power, R (1, 3) OBP: 0.480, SLG: 0.682	F9			L7		F8		SH, PB, 1B		4	1	1	0	0	0	0
Minnie Minoso, R (1, 7) OBP: 0.360, SLG: 0.500	L4			F8			HBP, 1B, 1B	SH, PB, SF7 1-3		3	2	1	0	0	0	0
Rocky Colavito, R (1, 9) OBP: 0.400, SLG: 0.500		F9		6-3			FC1-5, 1B 1-2	SF7, PB, BB		2	0	0	0	1	0	0
Russ Nixon, L (1, 2) OBP: 0.346, SLG: 0.348 Jim Bolger, R (8, PH) Dick Brown, R (9, 2)		4-3			6-3, 3B		BB, FC1-5, 1B 1-2 2-H	K 1-2 2-3 3-H		3 1 0	2 0 0	2 0 0	1 0 0	0 0 0	0 1 0	0 2 0
George Strickland, R (1, 6) OBP: 0.447, SLG: 0.692	1B				6-3 3-H		FC1-5, BB, 1B 1-2 2-3f	SF7, IBB		3	1	1	1	1	0	2
Gene Leek, R (1, 5) OBP: 0.273, SLG: 0.500 Woodie Held, R (5, PH) OBP: 0.342, SLG: 0.727 (6, 5)	F9				K		1B, BB 1-2 2-3	SF7 1-2 2-3 3-H		1 1	0 0	0 0	0 1	0 1	0 1	1 0
Billy Martin, R (1, 4) OBP: 0.196, SLG: 0.302 Hal Naragon, L (7, PH) OBP: 0.455, SLG: 0.611 Ray Webster, R (8, 4)			L6		6-3		P5	4-3		2 1 1	0 0 0	0 0 0	0 0 0	0 0 0	0 3 2	0 0 0
Herb Score, L (1, 1) OBP: 0.286, SLG: 0.286 Don Dillard, L (3, PH) John Briggs, R (4, 1) Carroll Hardy, R (6, PH) OBP: 0.250, SLG: 0.182 Al Cicotte, R (7, 1) Tito Francona, L (7, PH) OBP: 0.500, SLG: 0.500 Humberto Robinson, R (8, 1)			G3			5-3	1-3 2-H 3-H			0 1 0 1 0 1 0	0 0 0 0 0 0 0	0 0 0 0 0 1 0	0 0 0 0 0 2 0	0 0 0 0 0 0 0	0 0 0 0 0 0 0	0 0 0 0 0 0 0
Inning Stats	R: 0 E: 0 K: 0 S: 3 H: 0 LOB: 0 BB: 0 P: 3	R: 0 E: 0 K: 0 S: 4 H: 1 LOB: 1 BB: 0 P: 4	R: 0 E: 0 K: 0 S: 3 H: 0 LOB: 0 BB: 0 P: 3	R: 0 E: 0 K: 0 S: 3 H: 0 LOB: 0 BB: 0 P: 3	R: 1 E: 0 K: 1 S: 6 H: 1 LOB: 0 BB: 0 P: 6	R: 0 E: 0 K: 0 S: 3 H: 0 LOB: 0 BB: 0 P: 3	R: 3 E: 0 K: 0 S: 6 H: 3 LOB: 2 BB: 1 P: 11	R: 2 E: 1 K: 1 S: 7 H: 1 LOB: 2 BB: 2 P: 15		1B: 5 2B: 0 3B: 1 HR: 0	SF: 1 SAC: 1 DP: 0 HBP: 1			WP: 0 PB: 1 SB: 0 CS: 0	PA: 35	

	AB	29
	R	6
	H	6
	RBI	5
	BB	3
	SO	2
	LOB	12

PITCHER		IP	WLS	BF	H	R	ER	SO	BB	IBB	HBP	BLK	WP	HR	S	P	ERA	WHIP
Dick Donovan, R ERA: 5.4	(1, 1)	6.1		25	4	4	4	1	1	0	1	0	0	0	25	30	5.68	0.789
Turk Lown, R ERA:	(7, 1)	0.2		3	1	0	0	0	0	0	0	0	0	0	3	3	0.00	1.500
Gerry Staley, R ERA: 1.04	(8, 1)	0.0	L	3	1	2	1	0	1	0	0	0	0	0	2	6	∞	∞
Rudy Arias, L ERA: 1.5	(8, 1)	0.1		2	0	0	0	1	0	1	0	0	0	0	3	7	0.00	0.000
Bob Shaw, R ERA: 0.59	(8, 1)	0.2		2	0	0	0	0	0	0	0	0	0	0	2	2	0.00	0.000

PITCHER		IP	WLS	BF	H	R	ER	SO	BB	IBB	HBP	BLK	WP	HR	S	P	ERA	WHIP

Batter	1	2	3	4	5	6	7	8	9	AB	R	H	RBI	BB	SO	LOB
Billy Goodman, L (1, 5) OBP: 0.500, SLG: 0.500 Earl Battey, R (9, 2)	BBBB 4-0 SH5-3 2B BB		x 0-0 2B 1B		x 0-0 ③ L6			x 0-0 ① F8	x 0-0 ② F7	4 0	1 0	1 0	0 0	1 0	0 0	2 0
Nellie Fox, L (1, 4) OBP: 0.421, SLG: 0.509	x 0-0 ① SH5-3 1-2		x 0-0 1-3 2B			x 0-0 ① F7		x 0-0 ② G3	x 0-0 ③ P4	4	0	1	0	0	0	2
Jim Landis, R (1, 8) OBP: 0.357, SLG: 0.362	x 0-0 ② P6		x 0-0 ② 5-3			x 0-0 ② P3		x 0-0 ③ 5-3		4	0	0	0	0	0	3
Sherm Lollar, R (1, 2) OBP: 0.373, SLG: 0.511 Bubba Phillips, R (9, PR) OBP: 0.214, SLG: 0.158 (9, 5)	x 0-0 2-H 2B		SSS 0-3 ③ K			x 0-0 ③ 5-3			BBBB 4-0 E E BB	3 0	0 1	1 0	1 0	1 0	1 0	2 0
Ray Boone, R (1, 3) OBP: 0.389, SLG: 0.500 Al Smith, R (9, PR) OBP: 0.217, SLG: 0.146 Bob Shaw, R (9, 1) OBP: 0.333, SLG: 0.200	x 0-0 ③ P3			x 0-0 ① 5-3			x 0-0 ① P4		x 0-0 1-H E E6	4 0 0	0 1 0	0 0 0	0 0 0	0 0 0	0 0 0	1 0 0
Jim Rivera, L (1, 9) OBP: 0.636, SLG: 1.100		x 0-0 ① P6		x 0-0 ② 4-3			x 0-0 HR 2B		x 0-0 ① F3	4	1	1	0	0	0	2
Johnny Callison, L (1, 7) OBP: 0.297, SLG: 0.333		x 0-0 ② 4-3		x 0-0 ③ G3			x 0-0 2-H HR		x 0-0 2-H E1 WP HR	4	2	1	2	0	0	1
Luis Aparicio, R (1, 6) OBP: 0.380, SLG: 0.511		x 0-0 ③ 5-3			x 0-0 ① F7		x 0-0 ② F7		BBBB 4-0 1-2 HR BB	3	1	0	0	1	0	0
Barry Latman, R (1, 1) Turk Lown, R (7, 1) Earl Torgeson, L (9, PH) OBP: 0.364, SLG: 0.556 (9, 3)			x 0-0 ① 5-3		x 0-0 ② 4-3		x 0-0 ③ 4-3		x 0-0 1-H 2-H HR	3 0 1	0 0 1	0 0 1	0 0 3	0 0 0	0 0 0	0 0 0
Inning Stats	R: 1 E: 0 K: 0 S: 4 H: 1 LOB: 1 BB: 1 P: 8	R: 0 E: 0 K: 0 S: 3 H: 0 LOB: 0 BB: 0 P: 3	R: 0 E: 0 K: 1 S: 7 H: 2 LOB: 2 BB: 0 P: 7	R: 0 E: 0 K: 0 S: 3 H: 0 LOB: 0 BB: 0 P: 3	R: 0 E: 0 K: 0 S: 3 H: 0 LOB: 0 BB: 0 P: 3	R: 0 E: 0 K: 0 S: 3 H: 0 LOB: 0 BB: 0 P: 3	R: 2 E: 0 K: 0 S: 5 H: 2 LOB: 0 BB: 0 P: 5	R: 0 E: 0 K: 0 S: 3 H: 0 LOB: 0 BB: 0 P: 3	R: 5 E: 2 K: 0 S: 6 H: 1 LOB: 2 BB: 2 P: 14	1B: 1 2B: 3 3B: 0 HR: 2 SF: 0 SAC: 1 DP: 0 HBP: 0						

TOP

Chicago White Sox @ Cleveland Indians

Cleveland Municipal Stadium, Cleveland, OH

Sat Apr 25 1959, 3:33 AM EST
Att. 7,290 - Unknown

livebaseballscorecards.com

AB	34
R	8
H	6
RBI	6
BB	3
SO	1
LOB	13

PITCHER		IP	WLS	BF	H	R	ER	SO	BB	IBB	HBP	BLK	WP	HR	S	P	ERA	WHIP
Cal McLish, R ERA: 1.38	(1, 1)	7.0		27	5	3	3	1	1	0	0	0	0	1	28	32	3.86	0.857
Dick Brodowski, R ERA:	(8, 1)	2.0	L	11	1	5	0	0	2	0	0	0	1	1	9	17	0.00	1.500

PITCHER	IP	WLS	BF	H	R	ER	SO	BB	IBB	HBP	BLK	WP	HR	S	P	ERA	WHIP

BOTTOM

Chicago White Sox @ Cleveland Indians

Cleveland Municipal Stadium, Cleveland, OH

Sat Apr 25 1959, 3:33 AM EST

Att. 7,290 - Unknown

livebaseballscorecards.com

Batter	1	2	3	4	5	6	7	8	9	AB	R	H	RBI	BB	SO	LOB
Jim Piersall, R (1, 8) OBP: 0.318, SLG: 0.350	BBBB 4-0 E 1B BB		x 0-0 ② F9		BBB 4-0 FC4-6 BB		x 0-0 ① SH3-4 1-2		SSS 0-3 ① K	2	1	0	0	2	1	0
Vic Power, R (1, 3) OBP: 0.491, SLG: 0.714	x 0-0 ① F9		x 0-0 2B		x 0-0 ② FC4-6 S 1-2f		x 0-0 4-3 S 2-H 2B		x 0-0 WP 6-3 1B	5	2	3	1	0	0	2
Minnie Minoso, R (1, 7) OBP: 0.327, SLG: 0.451	x 0-0 ② F8		SSS 0-3 ③ K		x 0-0 ③ F8 1-2		x 0-0 ② 4-3 2-3		x 0-0 ② 6-3 1-H	5	0	0	1	0	1	5
Rocky Colavito, R (1, 9) OBP: 0.400, SLG: 0.551	x 0-0 E8 1-H 1B			x 0-0 ① 5-3		SSS 0-3 ① K	x 0-0 ③ HR 3-H		x 0-0 ③ 5-3	5	1	2	1	0	1	0
Russ Nixon, L (1, 2) OBP: 0.333, SLG: 0.308	x 0-0 ③ L7			x 0-0 ② 1-3		BBBB 4-0 FC6-4 BB	x 0-0 ③ P6			3	0	0	0	1	0	2
George Strickland, R (1, 6) OBP: 0.431, SLG: 0.651		x 0-0 ① F3		x 0-0 BB 1B		SSS 0-3 ② K		x 0-0 ① L8		4	0	1	0	0	1	1
Woodie Held, R (1, 5) OBP: 0.333, SLG: 0.667		SSS 0-3 ② K		BBBB 4-0 1-2 BB		x 0-0 ③ FC6-4 1-2f		x 0-0 ② 4-3		3	0	0	0	1	1	1
Billy Martin, R (1, 4) OBP: 0.220, SLG: 0.326		x 0-0 ③ P6		x 0-0 ③ L8			x 0-0 1B 2B	H 1-0 HBP		3	1	1	0	0	0	2
Cal McLish, S (1, 1) OBP: 0.222, SLG: 0.250			SSS 0-3 ① K		SSS 0-3 ① K		x 0-0 SH3-4 2B 2-H 1B	SSS 0-3 ③ K		2	0	0	0	0	2	0
Tito Francona, L (7, PH) OBP: 0.667, SLG: 0.667										1	0	1	1	0	0	0
Carroll Hardy, R (7, PR) OBP: 0.250, SLG: 0.182										0	1	0	0	0	0	0
Dick Brodowski, R (8, 1) OBP: 0.333, SLG: 0.333										1	0	0	0	0	1	1
Inning Stats	R: 1 E: 1 K: 0 S: 4 H: 1 LOB: 1 BB: 1 P: 8	R: 0 E: 0 K: 1 S: 5 H: 0 LOB: 0 BB: 0 P: 5	R: 0 E: 0 K: 2 S: 8 H: 1 LOB: 1 BB: 0 P: 8	R: 0 E: 0 K: 0 S: 4 H: 1 LOB: 2 BB: 1 P: 8	R: 0 E: 0 K: 1 S: 5 H: 0 LOB: 1 BB: 1 P: 9	R: 0 E: 0 K: 2 S: 7 H: 0 LOB: 1 BB: 1 P: 11	R: 4 E: 0 K: 0 S: 7 H: 4 LOB: 1 BB: 0 P: 7	R: 0 E: 0 K: 1 S: 5 H: 0 LOB: 1 BB: 0 P: 6	R: 1 E: 0 K: 1 S: 6 H: 1 LOB: 0 BB: 0 P: 6	1B: 4 2B: 3 3B: 0 HR: 1	SF: 0 SAC: 1 DP: 0 HBP: 1						

	AB	34
	R	6
	H	8
	RBI	4
	BB	4
	SO	8
	LOB	14

PITCHER		IP	WLS	BF	H	R	ER	SO	BB	IBB	HBP	BLK	WP	HR	S	P	ERA	WHIP	PITCHER	IP	WLS	BF	H	R	ER	SO	BB	IBB	HBP	BLK	WP	HR	S	P	ERA	WHIP
Barry Latman, R ERA: 9.0	(1, 1)	6.1		29	6	5	4	6	4	0	0	0	0	0	37	53	5.68	1.579																	
Turk Lown, R ERA: 1.69	(7, 1)	1.2	W	7	1	0	0	1	0	0	1	0	0	1	8	9	0.00	0.600																	
Bob Shaw, R ERA: 1.1	(9, 1)	1.0	S	4	1	1	1	1	0	0	0	0	1	0	6	6	9.00	1.000																	

Chicago White Sox @ Cleveland Indians

Cleveland Municipal Stadium, Cleveland, OH

Sun Apr 26 1959, 3:33 AM EDT

Unknown

livebaseballscorecards.com

Batter	1	2	3	4	5	6	7	8	9	AB	R	H	RBI	BB	SO	LOB
Luis Aparicio, R (1, 6) OBP: 0.382, SLG: 0.490	B B B B 4-0 FC1-5 1B BB	x 0-0 ③ F9		x 0-0 BB 1B BB 1B		S S S 0-3 ① K		x 0-0 ② 4-3		4	1	1	0	1	1	2
Nellie Fox, L (1, 4) OBP: 0.435, SLG: 0.509	x 0-0 BB FC1-5 1-2 1B		S S S 0-3 ① K2-3	x 0-0 BB BB 1-2 2-3 SF9 1B		x 0-0 ② P4		I I I 4-0 IBB		4	1	2	0	1	1	0
Jim Landis, R (1, 8) OBP: 0.344, SLG: 0.333	x 0-0 ① FC1-5 BB 1-2 2-3f		S S S 0-3 ② K	B B B B 4-0 SF9 BB 1-2 2-3 3-H BB		S S S 0-3 ③ K		S S S 0-3 ③ K		4	0	0	1	1	3	4
Ray Boone, R (1, 3) OBP: 0.435, SLG: 0.429	B B B B 4-0 1-2 2-3 BB		S S S 0-3 ③ K	B B B B 4-0 SF9 1-2 2-3 3-H BB			B B B B 4-0 S BB		x 0-0 ① F9	2	0	0	1	3	1	0
Lou Skizas, R (1, 7) Jim Rivera, L (4, PH) (4, 7) OBP: 0.500, SLG: 0.917	x 0-0 ② F3			S S S 4-0 1B 1B BB			x 0-0 ① F4		x 0-0 ② 3-1	1 2	1 0	0 0	0 1	1 0	0 0	3 1
Earl Battey, R (1, 2)	x 0-0 ③ F8			S S S 0-3 ① K x 0-0 ③ P6			S S S 0-3 ② K		B B B B 4-0 BB	4	0	0	0	1	2	7
Al Smith, R (1, 9) OBP: 0.235, SLG: 0.174		x 0-0 ① P4		x 0-0 1B 1-2 2B 1B	x 0-0 L5-3 1B		x 0-0 ③ 6-3 1-2		x 0-0 ③ L6	5	1	2	0	0	0	2
Bubba Phillips, R (1, 5) OBP: 0.239, SLG: 0.214		x 0-0 ② L7		x 0-0 1-3 2-H 2B 1B	x 0-0 ① F7			x 0-0 SH1-4 2B		4	1	2	1	0	0	1
Early Wynn, S (1, 1) OBP: 0.333, SLG: 0.286 Gerry Staley, R (6, 1)	B B B B 4-0 BB			x 0-0 1B 2-H 3-H BB 2B	x 0-0 ②③ L5-3 1-2			x 0-0 ① SH1-4 2-3		2 0	1 0	1 0	2 0	1 0	0 0	1 0

AB	**32**																	
R	**6**																	
H	**8**																	
RBI	**6**																	
BB	**9**																	
SO	**8**																	
LOB	**21**																	

Inning Stats																		
	R: 0 E: 0 K: 0 S: 4	H: 1 LOB: 3 BB: 2 P: 12	R: 0 E: 0 K: 0 S: 3	H: 0 LOB: 1 BB: 1 P: 7	R: 0 E: 0 K: 3 S: 9	H: 0 LOB: 0 BB: 0 P: 9	R: 6 E: 0 K: 1 S: 10	H: 5 LOB: 2 BB: 3 P: 22	R: 0 E: 0 K: 0 S: 3	H: 1 LOB: 0 BB: 0 P: 3	R: 0 E: 0 K: 2 S: 7	H: 0 LOB: 0 BB: 0 P: 7	R: 0 E: 0 K: 1 S: 5	H: 0 LOB: 1 BB: 1 P: 9	R: 0 E: 0 K: 1 S: 6	H: 1 LOB: 2 BB: 1 P: 10	R: 0 E: 0 K: 0 S: 3	H: 0 LOB: 1 BB: 1 P: 7

	1B: 6 2B: 3 3B: 0 HR: 0	SF: 1 SAC: 1 DP: 1 HBP: 0	WP: 0 PB: 0 SB: 1 CS: 0	PA: 43

PITCHER		IP	WLS	BF	H	R	ER	SO	BB	IBB	HBP	BLK	WP	HR	S	P	ERA	WHIP
Don Ferrarese, L ERA: 5.49	(1, 1)	3.1	L	20	6	6	6	4	4	0	0	0	0	0	24	40	16.20	3.000
Al Cicotte, R ERA:	(4, 1)	1.2		7	1	0	0	0	2	0	0	0	0	0	5	13	0.00	1.800
Jim Perry, R ERA: 6.35	(6, 1)	1.0		3	0	0	0	2	0	0	0	0	0	0	7	7	0.00	0.000
Humberto Robinson, R ERA:	(7, 1)	2.0		9	1	0	0	2	1	1	0	0	0	0	11	19	0.00	1.000
John Briggs, R ERA: 2.25	(9, 1)	1.0		4	0	0	0	0	1	0	0	0	0	0	3	7	0.00	1.000

PITCHER		IP	WLS	BF	H	R	ER	SO	BB	IBB	HBP	BLK	WP	HR	S	P	ERA	WHIP

BOTTOM

Chicago White Sox @ Cleveland Indians

Cleveland Municipal Stadium, Cleveland, OH

Sun Apr 26 1959, 3:33 AM EDT

Unknown

livebaseballscorecards.com

Batter	1	2	3	4	5	6	7	8	9	AB	R	H	RBI	BB	SO	LOB
Jim Piersall, R (1, 8) OBP: 0.306, SLG: 0.333	0-0 1B SF8 1B	0-3 K			0-0 E6 1B 2B	0-0 6-3			0-0 5-3	5	2	1	0	0	1	2
Vic Power, R (1, 3) OBP: 0.483, SLG: 0.685	0-3 K		0-0 F7		0-0 2B E 1B 1-2 2-3		0-0 CS 1B		0-0 P4	5	1	2	0	0	1	1
Minnie Minoso, R (1, 7) OBP: 0.333, SLG: 0.464	0-0 BB BB 1B 1-3		0-0 6-3		0-0 E 2B 1-3 2-H 3-H		0-0 P6 1-2		0-0 E5	5	0	2	2	0	0	1
Rocky Colavito, R (1, 9) OBP: 0.383, SLG: 0.509	4-0 BB BB 1-2		0-0 F9		0-0 L1 2-3 3-H		0-0 F7		0-0 F7	4	0	0	0	1	0	2
Russ Nixon, L (1, 2) OBP: 0.294, SLG: 0.276	0-0 SF8 3-H			0-3 K2-4	0-3 K			0-0 F8		3	0	0	1	0	2	1
George Strickland, R (1, 6) OBP: 0.436, SLG: 0.630	4-0 BB 1-2 2-3			0-3 K		0-0 SH3-4 BB SF8 1B		0-0 6-3		3	1	1	0	1	1	0
Woodie Held, R (1, 5) OBP: 0.348, SLG: 0.641	0-3 K			0-0 F3		4-0 SF8 SH3-4 BB 1-2		0-0 1B 1B		3	0	1	0	1	1	3
Billy Martin, R (1, 4) OBP: 0.245, SLG: 0.367		0-0 L5			0-0 1B 2B 2B	0-0 SH3-4 1-2 2-3		0-0 1B 1-2		3	1	2	0	0	0	0
Don Ferrarese, R (1, 1) OBP: 0.250, SLG: 0.375										1	0	0	0	0	1	0
Al Cicotte, R (4, 1)										0	0	0	0	0	0	0
Carroll Hardy, R (5, PH) OBP: 0.231, SLG: 0.167										1	0	0	0	0	1	1
Jim Perry, S (6, 1) OBP: 0.500, SLG: 0.500										0	0	0	0	0	0	0
Tito Francona, L (6, PH) OBP: 0.500, SLG: 0.667										0	0	0	1	0	0	0
Humberto Robinson, R (7, 1)										0	0	0	0	0	0	0
Hal Naragon, L (8, PH) OBP: 0.435, SLG: 0.579										1	0	0	0	0	1	2
John Briggs, R (9, 1)		0-3 K			0-3 K	0-0 SF8 2-3 3-H		0-3 K		0	0	0	0	0	0	0
Inning Stats	R: 1 E: 0 K: 2 S: 9 H: 2 LOB: 3 BB: 2 P: 17	R: 0 E: 0 K: 2 S: 7 H: 0 LOB: 0 BB: 0 P: 7	R: 0 E: 0 K: 0 S: 3 H: 0 LOB: 0 BB: 0 P: 3	R: 0 E: 0 K: 2 S: 7 H: 0 LOB: 0 BB: 0 P: 7	R: 3 E: 2 K: 2 S: 11 H: 3 LOB: 1 BB: 0 P: 11	R: 1 E: 0 K: 0 S: 4 H: 1 LOB: 1 BB: 1 P: 8	R: 0 E: 0 K: 0 S: 3 H: 1 LOB: 0 BB: 0 P: 3	R: 0 E: 0 K: 1 S: 7 H: 2 LOB: 2 BB: 0 P: 7	R: 0 E: 1 K: 0 S: 4 H: 0 LOB: 1 BB: 0 P: 4	1B: 7 2B: 2 3B: 0 HR: 0	SF: 2 SAC: 1 DP: 0 HBP: 0						

	AB	34
	R	5
	H	9
	RBI	4
	BB	3
	SO	9
	LOB	13

WP: 0 PB: 0 SB: 0 CS: 1 PA: 40

PITCHER		IP	WLS	BF	H	R	ER	SO	BB	IBB	HBP	BLK	WP	HR	S	P	ERA	WHIP
Early Wynn, R ERA: 6.14	(1, 1)	5.0	W	25	6	5	3	8	3	0	0	0	0	0	38	50	5.40	1.800
Gerry Staley, R ERA: 0.71	(6, 1)	4.0	S	15	3	0	0	1	0	0	0	0	0	0	17	17	0.00	0.750

PITCHER	IP	WLS	BF	H	R	ER	SO	BB	IBB	HBP	BLK	WP	HR	S	P	ERA	WHIP

Chicago White Sox @ Cleveland Indians

Cleveland Municipal Stadium, Cleveland, OH

Sun Apr 26 1959, 3:38 AM EDT

Att. 14,358 - Unknown

livebaseballscorecards.com

Batter	1	2	3	4	5	6	7	8	9	AB	R	H	RBI	BB	SO	LOB
Luis Aparicio, R (1, 6) OBP: 0.383, SLG: 0.472	F9	6-3		BB			F3		1B CS 1B 3-H	4	0	1	1	1	0	1
Nellie Fox, L (1, 4) OBP: 0.433, SLG: 0.500	1B	3-1		P6			3-1		CS 2B 1B 1-3	5	1	2	0	0	0	3
Billy Goodman, L (1, 5) OBP: 0.500, SLG: 0.429	F9		F8 S BB		6-3		BB			2	0	0	0	2	0	1
Bubba Phillips, R (7, 5) OBP: 0.255, SLG: 0.256									1-H 3-H 2B	1	0	1	1	0	0	0
Sherm Lollar, R (1, 2) OBP: 0.339, SLG: 0.460	P6		F8 1-3		F7		F7		K	5	0	0	0	0	1	4
Earl Torgeson, L (1, 3) OBP: 0.333, SLG: 0.417		K	P4		BB			3-1		3	0	0	0	1	1	1
Jim Rivera, L (1, 7) OBP: 0.444, SLG: 0.750		1B 1B	1-3		K			4-3		4	1	1	0	0	1	2
Al Smith, R (1, 9) OBP: 0.273, SLG: 0.188		1B 2B 1B 1-3		2-3		G4-6-3 HBP		CS BB		2	1	1	0	1	0	0
Jim Landis, R (1, 8) OBP: 0.338, SLG: 0.327		2B 1B 1-2 3-H		K		P6		CS 1-2	P3	4	1	1	1	0	1	1
Billy Pierce, L (1, 1) OBP: 0.500, SLG: 0.857		1-H 2-H 2B		PB 1B		G4-6-3 1-2f			1B 3B	4	1	3	2	0	0	1
Inning Stats	R: 0 E: 0 K: 0 S: 4 / H: 1 LOB: 1 BB: 0 P: 4	R: 3 E: 0 K: 1 S: 9 / H: 4 LOB: 1 BB: 0 P: 9	R: 0 E: 0 K: 0 S: 3 / H: 0 LOB: 1 BB: 1 P: 7	R: 0 E: 0 K: 1 S: 6 / H: 1 LOB: 2 BB: 1 P: 10	R: 0 E: 0 K: 1 S: 5 / H: 0 LOB: 1 BB: 1 P: 9	R: 0 E: 0 K: 0 S: 2 / H: 0 LOB: 0 BB: 0 P: 3	R: 0 E: 0 K: 0 S: 3 / H: 0 LOB: 1 BB: 1 P: 7	R: 0 E: 0 K: 0 S: 2 / H: 0 LOB: 0 BB: 1 P: 6	R: 2 E: 0 K: 1 S: 8 / H: 4 LOB: 1 BB: 0 P: 8	1B: 7 2B: 2 3B: 1 HR: 0 / SF: 0 SAC: 0 DP: 1 HBP: 1						

TOP

AB	34
R	5
H	10
RBI	5
BB	5
SO	4
LOB	14

WP: 0 PB: 1 SB: 1 CS: 3 / PA: 41

PITCHER		IP	WLS	BF	H	R	ER	SO	BB	IBB	HBP	BLK	WP	HR	S	P	ERA	WHIP
Gary Bell, R ERA: 3.62	(1, 1)	3.0	L	15	5	3	3	1	1	0	0	0	0	0	16	20	9.00	2.000
Mudcat Grant, R ERA:	(4, 1)	4.0		16	1	0	0	2	3	0	1	0	0	0	16	29	0.00	1.000
Jim Perry, R ERA: 5.4	(8, 1)	1.0		3	0	0	0	0	1	0	0	0	0	0	2	6	0.00	1.000
Humberto Robinson, R ERA: 3.86	(9, 1)	0.2		5	4	2	2	0	0	0	0	0	0	0	5	5	27.00	6.000
Herb Score, L ERA: 3.38	(9, 1)	0.1		1	0	0	0	1	0	0	0	0	0	0	3	3	0.00	0.000

PITCHER		IP	WLS	BF	H	R	ER	SO	BB	IBB	HBP	BLK	WP	HR	S	P	ERA	WHIP

Batter	1	2	3	4	5	6	7	8	9	AB	R	H	RBI	BB	SO	LOB
Jim Piersall, R (1, 8) OBP: 0.302, SLG: 0.327	F3			P2		F9		1B		4	0	1	0	0	0	0
Vic Power, R (1, 3) OBP: 0.484, SLG: 0.690	F8			6-3			1B 2B	1-3 1B		4	1	2	0	0	0	0
Minnie Minoso, R (1, 7) OBP: 0.328, SLG: 0.441	6-3			P4			BBBB 1B BB	F8		3	0	0	0	1	0	2
Rocky Colavito, R (1, 9) OBP: 0.375, SLG: 0.491		6-3			SSS K		SSS K		2B 1B	4	1	1	0	0	2	2
George Strickland, R (1, 6) OBP: 0.424, SLG: 0.600		4-3			1B		P4		SSS K	4	0	1	0	0	1	3
Billy Martin, R (1, 4) OBP: 0.246, SLG: 0.358		F3			F9		1-3 2-H 1B		F9	4	0	1	1	0	0	2
Gene Leek, R (1, 5) OBP: 0.267, SLG: 0.500			6-3		F8		SSS K		1B 1-3 2B	4	0	1	0	0	1	3
Dick Brown, R (1, 2) OBP: 0.400, SLG: 0.250			BBBB G6-4-3 BB			5-3		5-3	2-3 3-H 1B	3	0	1	1	1	0	0
Gary Bell, R (1, 1) OBP: 0.286, SLG: 0.286 Randy Jackson, R (3, PH) Mudcat Grant, R (4, 1) Jim Perry, S (8, 1) OBP: 0.500, SLG: 0.500 Jim Bolger, R (8, PH) Humberto Robinson, R (9, 1) Herb Score, L (9, 1) OBP: 0.286, SLG: 0.286 Carroll Hardy, R (9, PH) OBP: 0.214, SLG: 0.154			G6-4-3 1-2f			F9		5-3	F3	0 1 1 0 1 0 0 1	0 0 0 0 0 0 0 0	0 0 0 0 0 0 0 0	0 0 0 0 0 0 0 0	0 1 0 0 0 0 0 0	0 0 0 0 0 0 0 0	0 1 0 0 0 0 0 2
Inning Stats	R: 0 E: 0 K: 0 S: 3 H: 0 LOB: 0 BB: 0 P: 3	R: 0 E: 0 K: 0 S: 3 H: 0 LOB: 0 BB: 0 P: 3	R: 0 E: 0 K: 0 S: 2 H: 0 LOB: 0 BB: 1 P: 6	R: 0 E: 0 K: 0 S: 3 H: 0 LOB: 0 BB: 0 P: 3	R: 0 E: 0 K: 1 S: 6 H: 1 LOB: 1 BB: 0 P: 6	R: 0 E: 0 K: 0 S: 3 H: 0 LOB: 0 BB: 0 P: 3	R: 1 E: 0 K: 2 S: 9 H: 2 LOB: 2 BB: 1 P: 13	R: 0 E: 0 K: 0 S: 5 H: 2 LOB: 2 BB: 0 P: 5	R: 1 E: 0 K: 1 S: 8 H: 3 LOB: 2 BB: 0 P: 8	1B: 6 2B: 2 3B: 0 HR: 0	SF: 0 SAC: 0 DP: 1 HBP: 0			WP: 0 PB: 0 SB: 0 CS: 0	PA: 36		

PITCHER	IP	WLS	BF	H	R	ER	SO	BB	IBB	HBP	BLK	WP	HR	S	P	ERA	WHIP
Billy Pierce, L (1, 1) ERA: 3.24	9.0	W	36	8	2	2	4	2	0	0	0	0	0	42	50	2.00	1.111

PITCHER	IP	WLS	BF	H	R	ER	SO	BB	IBB	HBP	BLK	WP	HR	S	P	ERA	WHIP

BOTTOM

Chicago White Sox @ Cleveland Indians

Cleveland Municipal Stadium, Cleveland, OH

Sun Apr 26 1959, 3:38 AM EDT

Att. 14,358 - Unknown

livebaseballscorecards.com

AB	34
R	2
H	8
RBI	2
BB	2
SO	4
LOB	15

Batter	1	2	3	4	5	6	7	8	9	AB	R	H	RBI	BB	SO	LOB
Hank Bauer, R (1, 9) OBP: 0.385, SLG: 0.500	S S S 0-3 ① K2-3		x 0-0 ② F8		x 0-0 HR	x 0-0 ③ G3			x 0-0 G3-6-3 1B	5	1	2	1	0	1	3
Norm Siebern, L (1, 7) OBP: 0.343, SLG: 0.452	x 0-0 HR 2B		x 0-0 ③ F6		x 0-0 ② 4-3		x 0-0 ① F2		x 0-0 ②③ G3-6-3 1-2f	5	1	1	0	0	0	1
Mickey Mantle, S (1, 8) OBP: 0.368, SLG: 0.483	x 0-0 2-H HR			x 0-0 1B S E 1B	B B B 4-0 BB		x 0-0 ② F8			3	2	2	2	1	0	0
Bill Skowron, R (1, 3) OBP: 0.410, SLG: 0.722	B B B B 4-0 G6-3 BB			B B B 4-0 E 1B 1-2 FC6-2-5 BB	x 0-0 ③ 6-3		x 0-0 HR			2	1	1	1	2	0	1
Yogi Berra, L (1, 2) OBP: 0.286, SLG: 0.167	x 0-0 ②③ G6-3 1-2f			x 0-0 FC6-2-5 E 1-2 2-3 1B		x 0-0 ① F8	x 0-0 ③ F7			4	0	1	0	0	0	1
Gil McDougald, R (1, 4) OBP: 0.429, SLG: 0.348		x 0-0 ① F8		x 0-0 ① F3 1-2 2-3 3-H		x 0-0 BB 1-3 1B		B B B B 4-0 CS BB		3	0	1	0	1	0	2
Andy Carey, R (1, 5) OBP: 0.321, SLG: 0.327		x 0-0 ② 5-3		x 0-0 ② FC6-2-5 FC6-4 2-3 3-H		x 0-0 ② 1-3 1-2		x 0-0 ① F8		4	0	0	0	0	0	4
Bobby Richardson, R (1, 6) OBP: 0.273, SLG: 0.308		x 0-0 ③ F4		x 0-0 ③ FC6-4 1-2f		I I I I 4-0 BB IBB		x 0-0 ② F6		3	0	0	0	1	0	3
Bob Turley, R (1, 1) OBP: 0.182, SLG: 0.100			x 0-0 ① F7		x 0-0 ① F2	B B B 4-0 1-2 2-3 BB		0-0 ③ CS 1-2	x 0-0 ① F3	3	0	0	0	1	0	0
Inning Stats	R: 2 H: 2 E: 0 LOB: 0 K: 1 BB: 1 S: 6 P: 10	R: 0 H: 0 E: 0 LOB: 0 K: 0 BB: 0 S: 3 P: 3	R: 0 H: 0 E: 0 LOB: 0 K: 0 BB: 0 S: 3 P: 3	R: 1 H: 2 E: 1 LOB: 2 K: 0 BB: 1 S: 5 P: 9	R: 1 H: 1 E: 0 LOB: 1 K: 0 BB: 1 S: 4 P: 8	R: 0 H: 1 E: 0 LOB: 3 K: 0 BB: 2 S: 4 P: 12	R: 1 H: 1 E: 0 LOB: 0 K: 0 BB: 0 S: 4 P: 4	R: 0 H: 0 E: 0 LOB: 0 K: 0 BB: 1 S: 2 P: 6	R: 0 H: 1 E: 0 LOB: 0 K: 0 BB: 0 S: 3 P: 3	1B: 4 SF: 0 2B: 1 SAC: 0 3B: 0 DP: 2 HR: 3 HBP: 0						

TOP

New York Yankees @ Chicago White Sox

Comiskey Park, Chicago, IL

Wed Apr 29 1959, 4:33 AM EDT

Att. 9,952 - Unknown

livebaseballscorecards.com

AB	32
R	5
H	8
RBI	4
BB	6
SO	1
LOB	15

WP: 0 PA: 39
PB: 0
SB: 1
CS: 1

PITCHER		IP	WLS	BF	H	R	ER	SO	BB	IBB	HBP	BLK	WP	HR	S	P	ERA	WHIP
Ray Moore, R ERA: 5.4	(1, 1)	5.0	L	22	5	4	3	1	3	0	0	0	0	2	21	33	5.40	1.600
Bob Shaw, R ERA: 1.04	(6, 1)	1.0		6	1	0	0	0	1	1	0	0	0	0	4	12	0.00	2.000
Turk Lown, R ERA: 2.45	(7, 1)	2.0		7	1	1	1	0	1	0	0	0	0	1	6	10	4.50	1.000
Gerry Staley, R ERA: 0.66	(9, 1)	1.0		3	1	0	0	0	0	0	0	0	0	0	3	3	0.00	1.000

PITCHER	IP	WLS	BF	H	R	ER	SO	BB	IBB	HBP	BLK	WP	HR	S	P	ERA	WHIP

Batter	1	2	3	4	5	6	7	8	9	AB	R	H	RBI	BB	SO	LOB
Luis Aparicio, R (1, 6) OBP: 0.385, SLG: 0.456	S S S 0-3 ① K		B B B B 4-0 1B 1B BB		x 0-0 1B 1-2 1B	x 0-0 ③ 1-3		x 0-0 ③ F3		4	1	1	0	1	1	4
Nellie Fox, L (1, 4) OBP: 0.458, SLG: 0.537	x 0-0 G5-4-3 1B		x 0-0 1B 1-3 1B		x 0-0 1-3 2-H 1B		x 0-0 G4-6-3 2B		x 0-0 ① F5	5	0	4	1	0	0	0
Jim Landis, R (1, 8) OBP: 0.343, SLG: 0.322	x 0-0 ② ③ G5-4-3 1-2f		x 0-0 FC6-4 1-3 3-H 1B		B B B B 4-0 BB		x 0-0 E6 G4-6-3		x 0-0 ② 1-3	4	0	1	1	1	0	2
Sherm Lollar, R (1, 2) OBP: 0.328, SLG: 0.426		B B B B 4-0 BB	x 0-0 ③ FC6-4 1-2f		x 0-0 ② F7		x 0-0 ① ② G4-6-3 1-2f 2-3		S S S 0-3 ③ K	4	0	0	0	1	1	7
Norm Cash, L (1, 3) OBP: 0.325, SLG: 0.364		x 0-0 ① F8		x 0-0 ① L3	x 0-0 ③ 2-3		x 0-0 ③ F6			4	0	0	0	0	0	5
Al Smith, R (1, 9) OBP: 0.271, SLG: 0.176		x 0-0 ② F8		x 0-0 ② F4		B B B B 4-0 SH2-4 E BB		x 0-0 ① 5-3		3	0	0	0	1	0	1
Jim Rivera, L (1, 7) OBP: 0.409, SLG: 0.650		x 0-0 ③ F8		x 0-0 ③ F4		x 0-0 E6 SH2-4 1-2		x 0-0 2B 1B		4	0	1	0	0	0	2
Bubba Phillips, R (1, 5) OBP: 0.260, SLG: 0.283			x 0-0 ① F5		x 0-0 ① F5	x 0-0 ① SH2-4 1-2 2-3		x 0-0 1-3 2B		3	0	1	0	0	0	0
Ray Moore, R (1, 1) Ron Jackson, R (5, PH) OBP: 0.500, SLG: 0.500 Bob Shaw, R (6, 1) OBP: 0.333, SLG: 0.200 Lou Skizas, R (6, PH) Turk Lown, R (7, 1) Ray Boone, R (8, PH) OBP: 0.417, SLG: 0.400 Gerry Staley, R (9, 1)			S S S 0-3 ② K		x 0-0 1B 1B 1B	x 0-0 ② F5		S S S 0-3 ② K		1 1 0 1 0 1 0	0 1 0 0 0 0 0	0 1 0 0 0 1 0	0 0 0 0 0 0 0	1 0 0 0 0 1 0	0 0 0 2 0 2 0	0 2 0 0 0 2 0
Inning Stats	R: 0 E: 0 K: 1 S: 5 H: 1 LOB: 0 BB: 0 P: 5	R: 0 E: 0 K: 0 S: 3 H: 0 LOB: 1 BB: 1 P: 7	R: 1 E: 0 K: 1 S: 7 H: 2 LOB: 2 BB: 1 P: 11	R: 0 E: 0 K: 0 S: 3 H: 0 LOB: 0 BB: 0 P: 3	R: 1 E: 0 K: 0 S: 6 H: 3 LOB: 3 BB: 1 P: 10	R: 0 E: 1 K: 0 S: 4 H: 0 LOB: 2 BB: 1 P: 8	R: 0 E: 1 K: 0 S: 4 H: 1 LOB: 1 BB: 0 P: 4	R: 0 E: 0 K: 1 S: 7 H: 2 LOB: 2 BB: 0 P: 7	R: 0 E: 0 K: 1 S: 5 H: 0 LOB: 0 BB: 0 P: 5	1B: 7 2B: 2 3B: 0 HR: 0	SF: 0 SAC: 1 DP: 2 HBP: 0						

PITCHER	IP	WLS	BF	H	R	ER	SO	BB	IBB	HBP	BLK	WP	HR	S	P	ERA	WHIP
Bob Turley, R (1, 1) ERA: 2.56	9.0	W	40	9	2	2	4	4	0	0	0	0	0	44	60	2.00	1.444

PITCHER	IP	WLS	BF	H	R	ER	SO	BB	IBB	HBP	BLK	WP	HR	S	P	ERA	WHIP

BOTTOM

New York Yankees @ Chicago White Sox

Comiskey Park, Chicago, IL

Wed Apr 29 1959, 4:33 AM EDT

Att. 9,952 - Unknown

livebaseballscorecards.com

AB	35
R	2
H	9
RBI	2
BB	4
SO	4
LOB	25

1B: 7	SF: 0	WP: 0	PA: 40
2B: 2	SAC: 1	PB: 0	
3B: 0	DP: 2	SB: 0	
HR: 0	HBP: 0	CS: 0	

Batter	1	2	3	4	5	6	7	8	9	10	11	AB	R	H	RBI	BB	SO	LOB
Hank Bauer, R (1, 9) OBP: 0.357, SLG: 0.459	F6		F6		L6		F2			K		5	0	0	0	0	1	2
Gil McDougald, R (1, 4) OBP: 0.424, SLG: 0.357	FC3-6 1B		1-3 1-2 2B 1B		F8			K		5-3		5	1	2	0	0	1	1
Tony Kubek, L (1, 8) OBP: 0.211, SLG: 0.237	FC3-6 1-2f		1-3 1-2 2-3		FC5-4 1-2f			E3 F9 1B		F8		5	0	0	0	0	0	4
Bill Skowron, R (1, 3) OBP: 0.409, SLG: 0.712	5-3		2-H 3-H 2B			1-3		FC5-4 1-2 1B			F9	5	0	2	2	0	0	1
Elston Howard, R (1, 7) OBP: 0.357, SLG: 0.475		F8	1-3			G6-4-3 BB		F9 2-3			1B 1B	4	0	1	0	1	0	3
Andy Carey, R (1, 5) OBP: 0.310, SLG: 0.315		F3		F6		G6-4-3 1-2f		FC5-4 1-2f			1-2 1B	5	0	1	0	0	0	3
Yogi Berra, L (1, 2) OBP: 0.300, SLG: 0.229		1B		1-3			SH1-4 WP 2B		L9		F7	5	1	2	0	0	0	2
Bobby Richardson, R (1, 6) OBP: 0.259, SLG: 0.291 Norm Siebern, L (11, PH) OBP: 0.338, SLG: 0.444 Jerry Lumpe, L (11, 6) OBP: 0.333, SLG: 0.250		K		F4			SH1-4 2-3		F7		F8	3 1 0	0 0 0	0 0 0	0 0 0	0 0 0	1 0 0	1 2 0
Whitey Ford, L (1, 1) OBP: 0.500, SLG: 0.375 Enos Slaughter, L (7, PH) OBP: 0.333, SLG: 0.833 Ryne Duren, R (7, 1)			1-3 1B 2B BB		FC5-4 1B		K 3-H		F2			1 1 1	1 0 0	1 0 0	0 0 0	1 0 0	0 1 0	0 0 0
Inning Stats	R: 0 E: 0 K: 0 S: 4 H: 1 LOB: 1 BB: 0 P: 4	R: 0 E: 0 K: 1 S: 6 H: 1 LOB: 1 BB: 0 P: 6	R: 2 E: 0 K: 0 S: 5 H: 2 LOB: 1 BB: 1 P: 9	R: 0 E: 0 K: 0 S: 3 H: 0 LOB: 0 BB: 0 P: 3	R: 0 E: 0 K: 0 S: 4 H: 1 LOB: 1 BB: 0 P: 4	R: 0 E: 0 K: 0 S: 2 H: 0 LOB: 0 BB: 1 P: 6	R: 1 E: 0 K: 1 S: 6 H: 1 LOB: 0 BB: 0 P: 6	R: 0 E: 1 K: 1 S: 7 H: 1 LOB: 2 BB: 0 P: 7	R: 0 E: 0 K: 0 S: 3 H: 0 LOB: 0 BB: 0 P: 3	R: 0 E: 0 K: 1 S: 5 H: 0 LOB: 0 BB: 0 P: 5	R: 0 E: 0 K: 0 S: 5 H: 2 LOB: 2 BB: 0 P: 5	1B: 7 2B: 2 3B: 0 HR: 0 SF: 0 SAC: 1 DP: 1 HBP: 0						

PITCHER	IP	WLS	BF	H	R	ER	SO	BB	IBB	HBP	BLK	WP	HR	S	P	ERA	WHIP
Billy Pierce, L (1, 1) ERA: 3.0	11.0	W	44	9	3	3	4	2	0	0	0	1	0	50	58	2.46	1.000

PITCHER	IP	WLS	BF	H	R	ER	SO	BB	IBB	HBP	BLK	WP	HR	S	P	ERA	WHIP

New York Yankees @ Chicago White Sox

Comiskey Park, Chicago, IL

Thu Apr 30 1959, 8:05 PM EDT

Att. 26,944 - Unknown

TOP

livebaseballscorecards.com

AB	41
R	3
H	9
RBI	2
BB	2
SO	4
LOB	19

WP: 1 PB: 0 SB: 0 CS: 0

PA: 44

Batter	1	2	3	4	5	6	7	8	9	10	11	AB	R	H	RBI	BB	SO	LOB
Luis Aparicio, R (1, 6) OBP: 0.394, SLG: 0.460	0-0 1B 4-3 1B		0-0 E 1B 1B		0-0 ① F7	0-0 BB 1-2 2-H 1B		0-0 ③ F8		0-0 ③ F4		6	1	3	1	0	0	2
Nellie Fox, L (1, 4) OBP: 0.474, SLG: 0.535	0-0 ① 4-3 1-2		0-0 E7 1-H 8-2 1B		0-0 ② G3	B B B 4-0 1-2 2-3 BB			0-0 BB 1B		B B B 4-0 6-3 SH1-4 1B BB	4	1	2	0	2	0	1
Jim Landis, R (1, 8) OBP: 0.347, SLG: 0.306	H 1-0 1B HBP		0-0 ① ② 8-2 3-Hf		B B B 4-0 BB	S S S 0-3 ③ K			S S S 0-3 ① K		0-0 ① SH1-4 1-2	3	0	0	0	1	2	5
Ray Boone, R (1, 3) OBP: 0.400, SLG: 0.381	0-0 1-2 2-3 1B		0-0 1B		0-0 ③ 6-3		S S S 0-3 ① K		S S S 0-3 ② K		0-0 ② 6-3 2-3	6	0	2	0	0	2	3
Sherm Lollar, R (1, 2) OBP: 0.343, SLG: 0.466	S S S 0-3 ② K		0-0 ③ F5			0-0 HR	0-0 ② 6-3		B B B 4-0 1-2 BB		I I I 4-0 1B BB IBB	4	1	1	1	2	1	4
Lou Skizas, R (1, 7) OBP: 0.250, SLG: 0.077 Jim Rivera, L (8, 7) OBP: 0.391, SLG: 0.619 Sammy Esposito, R (11, 5) OBP: 0.333, SLG: 0.200 Billy Goodman, L (11, PH) OBP: 0.526, SLG: 0.429	0-0 ③ 6-3			0-0 G5-4-3 1B		0-0 ① 5-3	0-0 ③ 6-3		S S S 0-3 ③ K		B B B 4-0 1-2 1B BB	4 1 0 0	0 0 0 0	1 0 0 0	0 0 0 1	0 1 0 0	0 2 0 0	3 2 0 0
Al Smith, R (1, 9) OBP: 0.277, SLG: 0.179		S S S 0-3 ① K		0-0 ① ② G5-4-3 1-2f		0-0 ② 5-3		B B B 4-0 S BB		S S S 0-3 ① K	0-0 1-2 2-3 3-H 1B	5	0	1	1	2	1	
Bubba Phillips, R (1, 5) OBP: 0.273, SLG: 0.294 (11, 7)		0-0 ② G3		0-0 E5 1B		0-0 1B 1B 1B		0-0 ① B3 1-2		0-0 ② F7		5	1	2	0	0	0	1
Billy Pierce, L (1, 1) OBP: 0.462, SLG: 0.636		0-0 ③ F8		0-0 ③ 2-3		0-0 BB 1B 1-2 1B		S S S 0-3 ② K		B B B 4-0 BB		4	0	1	0	1	1	2
Inning Stats	R: 0 H: 2 E: 0 LOB: 3 K: 1 BB: 0 S: 7 P: 8	R: 0 H: 0 E: 0 LOB: 0 K: 1 BB: 0 S: 5 P: 5	R: 1 H: 3 E: 1 LOB: 1 K: 0 BB: 0 S: 5 P: 5	R: 0 H: 2 E: 1 LOB: 1 K: 0 BB: 0 S: 4 P: 4	R: 0 H: 0 E: 0 LOB: 1 K: 0 BB: 1 S: 3 P: 7	R: 2 H: 4 E: 0 LOB: 3 K: 1 BB: 1 S: 9 P: 13	R: 0 H: 0 E: 0 LOB: 0 K: 1 BB: 0 S: 5 P: 5	R: 0 H: 0 E: 0 LOB: 1 K: 1 BB: 1 S: 5 P: 9	R: 0 H: 1 E: 0 LOB: 2 K: 3 BB: 1 S: 10 P: 14	R: 0 H: 0 E: 0 LOB: 1 K: 1 BB: 1 S: 5 P: 9	R: 1 H: 1 E: 0 LOB: 3 K: 0 BB: 3 S: 3 P: 15	1B: 12 SF: 0 2B: 1 SAC: 1 3B: 0 DP: 2 HR: 1 HBP: 1						

PITCHER		IP	WLS	BF	H	R	ER	SO	BB	IBB	HBP	BLK	WP	HR	S	P	ERA	WHIP
Whitey Ford, L ERA: 1.86	(1, 1)	6.0		30	11	3	3	3	2	0	1	0	0	1	33	42	4.50	2.167
Ryne Duren, R ERA: 2.92	(7, 1)	4.2	L	22	2	1	1	6	5	1	0	0	0	0	28	52	1.93	1.500

PITCHER	IP	WLS	BF	H	R	ER	SO	BB	IBB	HBP	BLK	WP	HR	S	P	ERA	WHIP

BOTTOM

New York Yankees @ Chicago White Sox

Comiskey Park, Chicago, IL

Thu Apr 30 1959, 8:05 PM EDT

Att. 26,944 - Unknown

livebaseballscorecards.com

AB	42
R	4
H	13
RBI	3
BB	8
SO	9
LOB	24

WP: 0 PA: 52
PB: 0
SB: 1
CS: 0

Batter	1	2	3	4	5	6	7	8	9	AB	R	H	RBI	BB	SO	LOB
Don Buddin, R (1, 6) OBP: 0.358, SLG: 0.296	S S S 0-3 ① K		S S S 0-3 ② K		S S S 0-3 ③ K			B B B B 4-0 F9 PB BB		3	0	0	0	1	3	3
Pete Runnels, L (1, 4) (6, 3) OBP: 0.500, SLG: 0.460	X 0-0 CS 1B		S S S 0-3 ③ K 1-2			B B B B 4-0 1-3 BB		X 0-0 ① F9 1-3		3	0	1	0	1	1	2
Gene Stephens, L (1, 8) OBP: 0.277, SLG: 0.339	S S S 0-3 ② K			S S S 0-3 ① K		X 0-0 ① 1-3 1-2		S S S 0-3 ② K		4	0	0	0	0	3	3
Vic Wertz, L (1, 3) OBP: 0.345, SLG: 0.560 Dick Gernert, R (1, 3) OBP: 0.378, SLG: 0.343 Ted Lepcio, R (6, 4) OBP: 0.333, SLG: 0.667	0-0 ③ CS 1-2	B B B B 4-0 S BB		S S S 0-3 ② K		S S S 0-3 ② K		S S S 0-3 ③ K		0 2 1	0 0 0	0 0 0	0 0 0	0 1 0	0 2 1	0 1 1
Jackie Jensen, R (1, 9) OBP: 0.403, SLG: 0.560		S S S 0-3 ① K 1-2		X 0-0 ③ F8		X 0-0 ③ F9			S S S 0-3 ① K	4	0	0	0	0	2	2
Frank Malzone, R (1, 5) OBP: 0.322, SLG: 0.421		X 0-0 ② F2			X 0-0 ① 1-3		X 0-0 ① 6-3		X 0-0 ② F6	4	0	0	0	0	0	1
Bill Renna, R (1, 7) OBP: 0.500, SLG: 0.250		S S S 0-3 ③ K			B B B B 4-0 BB BB		B B B B 4-0 WP BB		S S S 0-3 ③ K	2	0	0	0	2	2	1
Sammy White, R (1, 2) OBP: 0.389, SLG: 0.406			B B B B 4-0 FC4-6 BB		B B B B 4-0 1-2 BB		X 0-0 ② F9 1-2			1	0	0	0	2	0	1
Tom Brewer, R (1, 1) OBP: 0.167, SLG: 0.167			X 0-0 ① FC4-6 S 1-2f		X 0-0 ② F8		X 0-0 ③ F8			3	0	0	0	0	0	4

TOP

Boston Red Sox @ Chicago White Sox

Comiskey Park, Chicago, IL

Fri May 01 1959, 8:05 PM EDT

Att. 13,022 - Unknown

livebaseballscorecards.com

AB	27
R	0
H	1
RBI	0
BB	7
SO	14
LOB	19

Inning Stats	1	2	3	4	5	6	7	8	9	1B	SF	WP	PA
R	0	0	0	0	0	0	0	0	0	1	0	1	35
E	0	0	0	0	0	0	0	0	0	2B 0	SAC 0	PB 1	
K	2	2	2	2	1	1	0	2	2	3B 0	DP 0	SB 2	
S	7	7	7	7	5	5	3	7	7	HR 0	HBP 0	CS 1	
H	1	0	0	0	0	0	0	0	0				
LOB	0	1	1	0	2	1	1	1	0				
BB	0	1	1	0	2	1	1	1	0				
P	7	11	11	7	13	9	7	11	7				

PITCHER	IP	WLS	BF	H	R	ER	SO	BB	IBB	HBP	BLK	WP	HR	S	P	ERA	WHIP
Early Wynn, R (1, 1) ERA: 4.35	9.0	W	34	1	0	0	14	7	0	0	0	1	0	55	83	0.00	0.889

Boston Red Sox @ Chicago White Sox

Comiskey Park, Chicago, IL

Fri May 01 1959, 8:05 PM EDT

Att. 13,022 - Unknown

BOTTOM

Batter	1	2	3	4	5	6	7	8	9	AB	R	H	RBI	BB	SO	LOB
Luis Aparicio, R (1, 6) OBP: 0.387, SLG: 0.439	6-3		6-3			BBBB 4-0 FC5 FC1-5 BB		1-3		3	0	0	0	1	0	0
Nellie Fox, L (1, 4) OBP: 0.463, SLG: 0.520	3-1 1B		1-3			FC1-5 FC5 1-2 2-3f		1-3		4	0	1	0	0	0	2
Billy Goodman, L (1, 5) OBP: 0.435, SLG: 0.333 Sammy Esposito, R (9, 5) OBP: 0.333, SLG: 0.200	3-1 1-2			F8		FC5 1-2 2-3f		F8		4 0	0 0	0 0	0 0	0 0	0 0	3 0
Sherm Lollar, R (1, 2) OBP: 0.329, SLG: 0.443	5-3			6-3		F6				3	0	0	0	0	0	3
Norm Cash, L (1, 3) OBP: 0.302, SLG: 0.333 Earl Torgeson, L (9, 3) OBP: 0.333, SLG: 0.417		1-3		6-3			4-3			3 0	0 0	0 0	0 0	0 0	0 0	0 0
Al Smith, R (1, 9) OBP: 0.294, SLG: 0.203		1B			F6		1-3 1B			3	0	2	0	0	0	0
Bubba Phillips, R (1, 7) OBP: 0.259, SLG: 0.278		F9			F6		1-3 1-2			3	0	0	0	0	0	2
Jim Landis, R (1, 8) OBP: 0.333, SLG: 0.292		SSS K			F8		6-3			3	0	0	0	0	1	2
Early Wynn, S (1, 1) OBP: 0.417, SLG: 0.800			5-3			FC1-5 2B		HR		3	1	2	1	0	0	0
Inning Stats	R: 0 E: 0 K: 0 S: 4 H: 1 LOB: 1 BB: 0 P: 4	R: 0 E: 0 K: 1 S: 6 H: 1 LOB: 1 BB: 0 P: 6	R: 0 E: 0 K: 0 S: 3 H: 0 LOB: 0 BB: 0 P: 3	R: 0 E: 0 K: 0 S: 3 H: 0 LOB: 0 BB: 0 P: 3	R: 0 E: 0 K: 0 S: 3 H: 0 LOB: 0 BB: 0 P: 3	R: 0 E: 0 K: 0 S: 4 H: 1 LOB: 2 BB: 1 P: 8	R: 0 E: 0 K: 0 S: 4 H: 1 LOB: 1 BB: 0 P: 4	R: 1 E: 0 K: 0 S: 4 H: 1 LOB: 0 BB: 0 P: 4		1B: 3 2B: 1 3B: 0 HR: 1 SF: 0 SAC: 0 DP: 0 HBP: 0						

PITCHER	IP	WLS	BF	H	R	ER	SO	BB	IBB	HBP	BLK	WP	HR	S	P	ERA	WHIP
Tom Brewer, R (1, 1) ERA: 2.43	8.0	L	30	5	1	1	1	1	0	0	0	0	1	31	35	1.12	0.750

PITCHER	IP	WLS	BF	H	R	ER	SO	BB	IBB	HBP	BLK	WP	HR	S	P	ERA	WHIP

AB	29
R	1
H	5
RBI	1
BB	1
SO	1
LOB	12

livebaseballscorecards.com

Batter	1	2	3	4	5	6	7	8	9	AB	R	H	RBI	BB	SO	LOB
Don Buddin, R (1, 6) OBP: 0.361, SLG: 0.305	0-0 2B 6-3 1B	0-0 ③ F2		0-0 ② 1-3		0-0 2-H 1B			0-0 ① G3	5	1	2	1	0	0	2
Marty Keough, L (1, 8) OBP: 0.125, SLG: 0.250	0-0 1-3 2B		0-0 ① 4-3	S S S 0-3 ③ K		0-0 ③ G3			0-0 ② F5	5	0	1	0	0	1	2
Pete Runnels, L (1, 4) OBP: 0.493, SLG: 0.509	0-0 ① 6-3 3-H	0-0 ② F7			0-0 G1-4-3 1B		0-0 ① 4-3		0-0 HR	5	1	2	2	0	0	1
Jackie Jensen, R (1, 9) OBP: 0.433, SLG: 0.630	B B B B 4-0 BB	0-0 HR			0-0 ① ② G1-4-3 1-2f		0-0 5-3 1B		0-0 BB 1B	4	1	3	1	1	0	1
Frank Malzone, R (1, 5) OBP: 0.344, SLG: 0.443	S S S 0-3 ② K	0-0 3B 1B			0-0 2B		0-0 ② 5-3 1-2		B B B B 4-0 1-2 BB	4	1	2	0	1	1	3
Dick Gernert, R (1, 3) OBP: 0.360, SLG: 0.375	S S S 0-3 ③ K		0-0 1-H 3B		0-0 ③ 5-3		0-0 ③ 6-3		0-0 ③ F8	5	0	1	1	0	1	6
Bill Renna, R (1, 7) OBP: 0.300, SLG: 0.125		0-0 ① F6	S S S 0-3 ③ K			S S S 0-3 ① K		0-0 ① 4-3		4	0	0	0	0	2	1
Gary Geiger, L (8, 7) OBP: 0.242, SLG: 0.219										0	0	0	0	0	0	0
Sammy White, R (1, 2) OBP: 0.425, SLG: 0.444		0-0 FC3-6 1B		0-0 SH1-4 1B		0-0 SH1 1B		S S S 0-3 ② K		4	1	3	0	0	1	0
Ike Delock, R (1, 1)		0-0 ② FC3-6 1-2f		0-0 ① SH1-4 1-2		0-0 ② SH1 1-2		S S S 0-3 ③ K		2	0	0	0	0	1	1
Murray Wall, R (8, 1)										0	0	0	0	0	0	0
Inning Stats	R: 1 E: 0 K: 2 S: 9 H: 2 LOB: 2 BB: 1 P: 13	R: 0 E: 0 K: 0 S: 4 H: 1 LOB: 1 BB: 0 P: 4	R: 2 E: 0 K: 1 S: 8 H: 3 LOB: 1 BB: 0 P: 8	R: 0 E: 0 K: 1 S: 6 H: 1 LOB: 1 BB: 0 P: 6	R: 0 E: 0 K: 0 S: 4 H: 2 LOB: 1 BB: 0 P: 4	R: 1 E: 0 K: 1 S: 7 H: 2 LOB: 1 BB: 0 P: 7	R: 0 E: 0 K: 0 S: 4 H: 1 LOB: 1 BB: 0 P: 4	R: 0 E: 0 K: 2 S: 7 H: 0 LOB: 0 BB: 0 P: 7	R: 1 E: 0 K: 0 S: 5 H: 2 LOB: 2 BB: 1 P: 9	1B: 9 2B: 2 3B: 1 HR: 2	SF: 0 SAC: 2 DP: 1 HBP: 0						

TOP

Boston Red Sox @ Chicago White Sox

Comiskey Park, Chicago, IL

Sat May 02 1959, 4:33 AM EDT

Att. 7,718 - Unknown

livebaseballscorecards.com

AB	38
R	5
H	14
RBI	5
BB	2
SO	7
LOB	17

WP: 0 PB: 0 SB: 0 CS: 0 PA: 42

PITCHER		IP	WLS	BF	H	R	ER	SO	BB	IBB	HBP	BLK	WP	HR	S	P	ERA	WHIP
Barry Latman, R ERA: 9.0	(1, 1)	3.0	L	16	6	3	3	3	1	0	0	0	0	1	21	25	9.00	2.333
Bob Shaw, R ERA: 0.93	(4, 1)	2.0		8	3	0	0	1	0	0	0	0	0	0	10	10	0.00	1.500
Gerry Staley, R ERA: 1.15	(6, 1)	2.0		9	3	1	1	1	0	0	0	0	0	0	11	11	4.50	1.500
Rudy Arias, L ERA: 2.25	(8, 1)	2.0		9	2	1	1	2	1	0	0	0	0	1	12	16	4.50	1.500

PITCHER	IP	WLS	BF	H	R	ER	SO	BB	IBB	HBP	BLK	WP	HR	S	P	ERA	WHIP

BOTTOM

Boston Red Sox @ Chicago White Sox

Comiskey Park, Chicago, IL

Sat May 02 1959, 4:33 AM EDT

Att. 7,718 - Unknown

Batter	1	2	3	4	5	6	7	8	9	AB	R	H	RBI	BB	SO	LOB
Luis Aparicio, R (1, 6) OBP: 0.375, SLG: 0.465	F2		B1		F6			F4	2-H HR	5	1	1	2	0	0	4
Nellie Fox, L (1, 4) OBP: 0.460, SLG: 0.532	BB		K		F7			SF8 3B	K	4	1	1	0	1	2	4
Jim Landis, R (1, 8) OBP: 0.317, SLG: 0.279	F8		1-3			K		SF8 3-H	BB	3	0	0	1	0	1	3
Sherm Lollar, R (9, PH) OBP: 0.338, SLG: 0.443										0	0	0	0	1	0	0
Sammy Esposito, R (9, PR) OBP: 0.333, SLG: 0.200										0	0	0	0	0	0	0
Del Ennis, R (1, 7) OBP: 0.368, SLG: 0.353	6-3			6-3		5-3		1B 2B	6-3	5	1	1	0	0	0	2
Norm Cash, L (1, 3) OBP: 0.298, SLG: 0.308		4-3		F8		L9		BB 1B		3	0	0	0	1	0	0
Al Smith, R (1, 9) OBP: 0.292, SLG: 0.206		F2		6-3			F6	1-2 2-H 1B		4	0	1	1	0	0	0
John Romano, R (1, 2) OBP: 0.286, SLG: 0.167		F2			BB 1B		F6	F9		4	0	1	0	0	0	2
Bubba Phillips, R (1, 5) OBP: 0.306, SLG: 0.321			1B 1B		1-2 BB		BB		HR 2B	2	1	2	0	2	0	0
Barry Latman, R (1, 1)			1-2 1B		K		F9		K	0	0	0	0	0	0	0
Billy Goodman, L (3, PH) OBP: 0.458, SLG: 0.368										1	0	1	0	0	0	0
Bob Shaw, R (4, 1) OBP: 0.333, SLG: 0.200										0	0	0	0	0	0	0
Earl Torgeson, L (5, PH) OBP: 0.313, SLG: 0.385										1	0	0	0	0	1	2
Gerry Staley, R (6, 1)										0	0	0	0	0	0	0
Don Mueller, L (7, PH) OBP: 0.500, SLG: 0.500										1	0	0	0	0	0	1
Rudy Arias, L (8, 1)										0	0	0	0	0	0	0
Johnny Callison, L (9, PH) OBP: 0.289, SLG: 0.323										1	0	0	0	0	1	1
Inning Stats	R: 0 E: 0 K: 0 S: 3 H: 0 LOB: 1 BB: 1 P: 7	R: 0 E: 0 K: 0 S: 3 H: 0 LOB: 0 BB: 0 P: 3	R: 0 E: 0 K: 1 S: 7 H: 2 LOB: 2 BB: 0 P: 7	R: 0 E: 0 K: 0 S: 3 H: 0 LOB: 0 BB: 0 P: 3	R: 0 E: 0 K: 1 S: 6 H: 1 LOB: 2 BB: 1 P: 10	R: 0 E: 0 K: 1 S: 5 H: 0 LOB: 0 BB: 0 P: 5	R: 0 E: 0 K: 0 S: 3 H: 0 LOB: 1 BB: 1 P: 7	R: 2 E: 0 K: 0 S: 6 H: 3 LOB: 2 BB: 1 P: 10	R: 2 E: 0 K: 2 S: 9 H: 2 LOB: 1 BB: 1 P: 13	1B: 4 2B: 2 3B: 1 HR: 1	SF: 1 SAC: 0 DP: 0 HBP: 0						

livebaseballscorecards.com

AB	34
R	4
H	8
RBI	4
BB	5
SO	5
LOB	19

WP: 0 PB: 0 SB: 0 CS: 0 PA: 40

PITCHER		IP	WLS	BF	H	R	ER	SO	BB	IBB	HBP	BLK	WP	HR	S	P	ERA	WHIP
Ike Delock, R ERA: 2.61	(1, 1)	7.2	W	33	6	2	2	3	4	0	0	0	0	0	35	51	2.35	1.304
Murray Wall, R ERA: 2.53	(8, 1)	1.1	S	7	2	2	2	2	1	0	0	0	0	1	10	14	13.50	2.250

PITCHER	IP	WLS	BF	H	R	ER	SO	BB	IBB	HBP	BLK	WP	HR	S	P	ERA	WHIP

Batter	1	2	3	4	5	6	7	8	9	10	AB	R	H	RBI	BB	SO	LOB
Chico Carrasquel, R (1, 6) OBP: 0.286, SLG: 0.346	F8		F8			G3 2B 1B		SH5-3 1-2		HR	4	2	2	1	0	0	1
Bob Boyd, L (1, 3) OBP: 0.324, SLG: 0.375	1-3			F7		G3 1-2		2B 2-H		1B	5	0	2	1	0	0	1
Whitey Lockman, L (10, 3) OBP: 0.412, SLG: 0.286											0	0	0	0	0	0	0
Gene Woodling, L (1, 7) OBP: 0.426, SLG: 0.447	4-3			F9		2B 2-H		3-1		K SSS	4	0	1	1	0	0	1
Lenny Green, L (8, 7) OBP: 0.364, SLG: 0.450											1	0	0	0	0	1	1
Gus Triandos, R (1, 2) OBP: 0.389, SLG: 0.544		F7		BB BBB		G3			BB BBB	1B 1-2	2	0	0	0	2	0	1
Willy Miranda, S (9, PR) OBP: 0.200, SLG: 0.300											0	0	0	0	0	0	0
Joe Ginsberg, L (9, 2) OBP: 0.286, SLG: 0.167											1	0	1	0	0	0	0
Willie Tasby, R (1, 8) OBP: 0.407, SLG: 0.452		6-3		F9			5-3		F7 SSS	K	5	0	0	0	0	1	4
Billy Klaus, L (1, 5) OBP: 0.167, SLG: 0.050		K SSS			1-3		4-3		F9		4	0	0	0	0	1	1
Billy Loes, R (9, 1)											0	0	0	0	0	0	0
Al Pilarcik, L (1, 9) OBP: 0.303, SLG: 0.355			F8		G4-6-3		F9		L6		4	0	1	0	0	0	1
Billy Gardner, R (1, 4) OBP: 0.288, SLG: 0.411			S 1B		G4-6-3 1-2f			FC5-6 1B		HR	4	1	3	1	0	0	1
Billy O'Dell, S (1, 1)			K SSS 1-2			B3		FC5-6 SH5-3 1-2f 2B		6-3	3	1	0	0	0	1	2
Brooks Robinson, R (9, 5) OBP: 0.231, SLG: 0.280											1	0	0	0	0	0	0
Inning Stats	R: 0 E: 0 K: 0 S: 3 H: 0 LOB: 0 BB: 0 P: 3	R: 0 E: 0 K: 1 S: 5 H: 0 LOB: 0 BB: 0 P: 5	R: 0 E: 0 K: 1 S: 6 H: 1 LOB: 1 BB: 0 P: 6	R: 0 E: 0 K: 0 S: 3 H: 0 LOB: 1 BB: 1 P: 7	R: 0 E: 0 K: 0 S: 3 H: 1 LOB: 0 BB: 0 P: 3	R: 1 E: 0 K: 0 S: 5 H: 2 LOB: 1 BB: 0 P: 5	R: 0 E: 0 K: 0 S: 3 H: 0 LOB: 0 BB: 0 P: 3	R: 1 E: 0 K: 0 S: 5 H: 2 LOB: 1 BB: 0 P: 5	R: 0 E: 0 K: 0 S: 3 H: 0 LOB: 1 BB: 1 P: 7	R: 2 E: 0 K: 2 S: 11 H: 4 LOB: 2 BB: 0 P: 11	1B: 6 2B: 2 3B: 0 HR: 2	SF: 0 SAC: 1 DP: 1 HBP: 0						

PITCHER		IP	WLS	BF	H	R	ER	SO	BB	IBB	HBP	BLK	WP	HR	S	P	ERA	WHIP
Dick Donovan, R ERA: 4.44	(1, 1)	8.0		30	6	2	2	2	1	0	0	0	0	0	33	37	2.25	0.875
Turk Lown, R ERA: 4.15	(9, 1)	1.1	L	8	3	2	2	0	1	0	0	0	0	2	7	11	13.50	3.000
Rudy Arias, L ERA: 2.08	(10, 1)	0.2		3	1	0	0	2	0	0	0	0	0	0	7	7	0.00	1.500

PITCHER	IP	WLS	BF	H	R	ER	SO	BB	IBB	HBP	BLK	WP	HR	S	P	ERA	WHIP

TOP

Baltimore Orioles @ Chicago White Sox

Comiskey Park, Chicago, IL

Sun May 03 1959, 4:33 AM EDT
Att. 11,208 - Unknown

livebaseballscorecards.com

AB	38
R	4
H	10
RBI	4
BB	2
SO	4
LOB	14

WP: 0 PA: 41
PB: 0
SB: 1
CS: 0

Batter	1	2	3	4	5	6	7	8	9	10	AB	R	H	RBI	BB	SO	LOB
Luis Aparicio, R (1, 6) OBP: 0.357, SLG: 0.440	K		F8			K		5-3			4	0	0	0	0	2	0
Nellie Fox, L (1, 4) OBP: 0.451, SLG: 0.530	1-3			F7		L6-4 2B			F5		4	0	1	0	0	0	0
Al Smith, R (1, 9) OBP: 0.303, SLG: 0.212	F9			BB BB		L6-4 2-3			G4-3 1B		3	0	1	0	1	0	1
Sherm Lollar, R (1, 2) OBP: 0.333, SLG: 0.422		6-3		1-2 BB			F2		G4-3 1-2f		3	0	0	0	1	0	1
Del Ennis, R (1, 7) OBP: 0.304, SLG: 0.286		1-3		K			6-3			K	4	0	0	0	0	2	2
Ron Jackson, R (1, 3) OBP: 0.333, SLG: 0.833		HR		F4			F3			L2	4	1	1	1	0	0	2
Jim Landis, R (1, 8) OBP: 0.314, SLG: 0.278		F8			G4-6-3 1B			6-3		K	4	0	1	0	0	1	0
Bubba Phillips, R (1, 5) OBP: 0.292, SLG: 0.305			4-3		G4-6-3 1-2f			3-1			3	0	0	0	0	0	1
Dick Donovan, L (1, 1) OBP: 0.333, SLG: 0.375			K		4-3			HR			2	0	0	0	0	1	0
John Romano, R (8, PH) OBP: 0.375, SLG: 0.714											1	1	1	1	0	0	0
Turk Lown, R (9, 1)											0	0	0	0	0	0	0
Rudy Arias, L (10, 1)											0	0	0	0	0	0	0
Inning Stats	R: 0 E: 0 K: 1 S: 5 H: 0 LOB: 0 BB: 0 P: 5	R: 1 E: 0 K: 0 S: 4 H: 1 LOB: 0 BB: 0 P: 4	R: 0 E: 0 K: 1 S: 5 H: 0 LOB: 0 BB: 0 P: 5	R: 0 E: 0 K: 1 S: 5 H: 0 LOB: 2 BB: 2 P: 13	R: 0 E: 0 K: 0 S: 3 H: 1 LOB: 0 BB: 0 P: 3	R: 0 E: 0 K: 1 S: 5 H: 1 LOB: 0 BB: 0 P: 5	R: 0 E: 0 K: 0 S: 3 H: 0 LOB: 0 BB: 0 P: 3	R: 1 E: 0 K: 0 S: 4 H: 1 LOB: 0 BB: 0 P: 4	R: 0 E: 0 K: 0 S: 3 H: 1 LOB: 0 BB: 0 P: 3	R: 0 E: 0 K: 2 S: 7 H: 0 LOB: 0 BB: 0 P: 7	1B: 2 2B: 2 3B: 0 HR: 2	SF: 0 SAC: 0 DP: 3 HBP: 0						

PITCHER	IP	WLS	BF	H	R	ER	SO	BB	IBB	HBP	BLK	WP	HR	S	P	ERA	WHIP
Billy O'Dell, L (1, 1) ERA: 3.52	8.1		30	5	2	2	4	2	0	0	0	0	2	36	44	2.16	0.840
Billy Loes, R (9, 1) ERA: 1.04	1.2	W	4	0	0	0	2	0	0	0	0	0	0	8	8	0.00	0.000

PITCHER	IP	WLS	BF	H	R	ER	SO	BB	IBB	HBP	BLK	WP	HR	S	P	ERA	WHIP

BOTTOM

Baltimore Orioles @ Chicago White Sox

Comiskey Park, Chicago, IL

Sun May 03 1959, 4:33 AM EDT

Att. 11,208 - Unknown

livebaseballscorecards.com

AB	32
R	2
H	5
RBI	2
BB	2
SO	6
LOB	7

Washington Senators @ Chicago White Sox

Comiskey Park, Chicago, IL

Tue May 05 1959, 4:33 AM EDT

Att. 2,087 - Unknown

livebaseballscorecards.com

Batter	1	2	3	4	5	6	7	8	9	AB	R	H	RBI	BB	SO	LOB
Reno Bertoia, R (1, 4) OBP: 0.343, SLG: 0.454	F8		F8	F8		F3		SF8 2-3 3-H		4	0	0	1	0	0	1
Bob Allison, R (1, 8) OBP: 0.333, SLG: 0.435	K		4-3	5-3			HR	6-3		5	1	1	1	0	1	2
Harmon Killebrew, R (1, 5) OBP: 0.391, SLG: 0.623	BB 1B 1B		HR 1B		F7		5-3		HR	5	3	3	1	0	0	0
Jim Lemon, R (1, 9) OBP: 0.405, SLG: 0.683	1B 1-2 BB		1-H HR		1B 1B BB		F8		WP SH1-4 1B	3	2	2	2	2	0	0
Ed Fitz Gerald, R (1, 2) OBP: 0.222, SLG: 0.125	1-3 2-H 1B		1B BB		1-3 1B		6-3		SH1-4 1-2	3	0	2	1	1	0	0
Ron Samford, R (1, 6) OBP: 0.333, SLG: 0.478	F8		1-2 1B		1-2 G4-6-3 3-H 1B			S 2B 1B	6-3 2-3	5	1	3	1	0	0	3
Julio Becquer, L (1, 3) OBP: 0.150, SLG: 0.158		4-3	F9		G4-6-3 1-2f			K	F7	5	0	0	0	0	1	6
Faye Throneberry, L (1, 7) OBP: 0.200, SLG: 0.077		6-3	4-3		F8			2B 1-2 SF8 IBB		3	1	0	0	1	0	0
Chuck Stobbs, L (1, 1) OBP: 0.125, SLG: 0.125 Tex Clevenger, R (7, 1) OBP: 1.000, SLG: 2.000		L1	1B		K			SF8 1-3 2-H 2B		3 1	0 0	1 1	0 1	0 1	1 0	0 0
Inning Stats	R: 1 E: 0 K: 1 S: 7 H: 2 LOB: 2 BB: 1 P: 11	R: 0 E: 0 K: 0 S: 3 H: 0 LOB: 0 BB: 0 P: 3	R: 2 E: 0 K: 0 S: 6 H: 3 LOB: 2 BB: 1 P: 10	R: 0 E: 0 K: 0 S: 4 H: 1 LOB: 1 BB: 0 P: 4	R: 1 E: 0 K: 0 S: 4 H: 2 LOB: 1 BB: 1 P: 8	R: 0 E: 0 K: 1 S: 5 H: 0 LOB: 0 BB: 0 P: 5	R: 1 E: 0 K: 0 S: 4 H: 1 LOB: 0 BB: 0 P: 4	R: 2 E: 0 K: 1 S: 7 H: 2 LOB: 1 BB: 1 P: 11	R: 1 E: 0 K: 0 S: 5 H: 2 LOB: 1 BB: 0 P: 5	1B: 9 2B: 1 3B: 0 HR: 3 SF: 1 SAC: 1 DP: 1 HBP: 0						

TOP	
AB	37
R	8
H	13
RBI	8
BB	4
SO	3
LOB	12

WP: 1 PB: 0 SB: 1 CS: 0 PA: 43

PITCHER		IP	WLS	BF	H	R	ER	SO	BB	IBB	HBP	BLK	WP	HR	S	P	ERA	WHIP
Billy Pierce, L ERA: 3.46	(1, 1)	3.0	L	16	5	3	3	1	2	0	0	0	0	1	16	24	9.00	2.333
Bob Shaw, R ERA: 1.27	(4, 1)	2.0		9	3	1	1	0	1	0	0	0	0	0	8	12	4.50	2.000
Rudy Arias, L ERA: 2.53	(6, 1)	2.0		7	1	1	1	1	0	0	0	0	0	1	9	9	4.50	0.500
Turk Lown, R ERA: 5.59	(8, 1)	1.0		6	2	2	2	1	0	1	0	0	0	0	7	11	18.00	2.000
Claude Raymond, R ERA: 9.0	(9, 1)	1.0		5	2	1	1	0	0	0	0	0	1	1	5	5	9.00	2.000

PITCHER		IP	WLS	BF	H	R	ER	SO	BB	IBB	HBP	BLK	WP	HR	S	P	ERA	WHIP

BOTTOM

Washington Senators @ Chicago White Sox

Comiskey Park, Chicago, IL

Tue May 05 1959, 4:33 AM EDT

Att. 2,087 - Unknown

livebaseballscorecards.com

Batter	1	2	3	4	5	6	7	8	9	AB	R	H	RBI	BB	SO	LOB
Luis Aparicio, R (1, 6) OBP: 0.341, SLG: 0.418	6-3		5-3		5-3			6-3		4	0	0	0	0	0	2
Nellie Fox, L (1, 4) OBP: 0.453, SLG: 0.523	F8			F8		HR 1B		BBBB 4-0 CS BB		3	1	1	0	1	0	0
Al Smith, R (1, 9) OBP: 0.288, SLG: 0.200	6-3			5-3		F7		SSS 0-3 K 1-2		4	0	0	0	0	1	2
Sherm Lollar, R (1, 2) OBP: 0.342, SLG: 0.471		F2		F8		1-H HR			G6-4-3 1B	4	1	2	2	0	0	0
Del Ennis, R (1, 7) OBP: 0.333, SLG: 0.400		2B			2B 2B	SSS K			SSS K	4	1	2	0	0	2	1
Ron Jackson, R (1, 3) OBP: 0.300, SLG: 0.700		F7			2-H 2B	F2			1-2f G6-4-3	4	0	1	1	0	0	2
Jim Landis, R (1, 8) OBP: 0.315, SLG: 0.270		SSS K			BBBB BB	6-3				2	0	0	0	1	1	1
Bubba Phillips, R (1, 5) OBP: 0.284, SLG: 0.295			6-3		F5	F9				2	0	0	0	0	0	2
Billy Goodman, L (7, PH) (8, 5) OBP: 0.440, SLG: 0.350										1	0	0	0	0	0	0
Billy Pierce, L (1, 1) OBP: 0.462, SLG: 0.636			SSS K		F2	SSS K				0	0	0	0	0	0	0
Earl Battey, R (3, PH)										1	0	0	0	0	1	0
Bob Shaw, R (4, 1) OBP: 0.333, SLG: 0.200										0	0	0	0	0	0	0
Harry Simpson, L (5, PH) OBP: 0.368, SLG: 0.467										1	0	0	0	0	0	2
Rudy Arias, L (6, 1)										0	0	0	0	0	0	0
Norm Cash, L (7, PH) OBP: 0.292, SLG: 0.300										1	0	0	0	0	1	0
Turk Lown, R (8, 1)										0	0	0	0	0	0	0
Claude Raymond, R (9, 1)										0	0	0	0	0	0	0
Inning Stats	R: 0 E: 0 K: 0 S: 3 H: 0 LOB: 0 BB: 0 P: 3	R: 0 E: 0 K: 1 S: 6 H: 1 LOB: 1 BB: 0 P: 6	R: 0 E: 0 K: 1 S: 5 H: 0 LOB: 0 BB: 0 P: 5	R: 0 E: 0 K: 0 S: 3 H: 0 LOB: 0 BB: 0 P: 3	R: 1 E: 0 K: 0 S: 5 H: 2 LOB: 2 BB: 1 P: 9	R: 2 E: 0 K: 1 S: 7 H: 2 LOB: 0 BB: 0 P: 7	R: 0 E: 0 K: 1 S: 5 H: 0 LOB: 0 BB: 0 P: 5	R: 0 E: 0 K: 1 S: 4 H: 0 LOB: 1 BB: 1 P: 8	R: 0 E: 0 K: 1 S: 5 H: 1 LOB: 0 BB: 0 P: 5							

AB	31
R	3
H	6
RBI	3
BB	2
SO	6
LOB	12

1B: 2 SF: 0 WP: 0 PA: 33
2B: 4 SAC: 0 PB: 0
3B: 0 DP: 2 SB: 0
HR: 1 HBP: 0 CS: 1

PITCHER		IP	WLS	BF	H	R	ER	SO	BB	IBB	HBP	BLK	WP	HR	S	P	ERA	WHIP
Chuck Stobbs, L ERA: 3.22	(1, 1)	6.0	W	24	5	3	3	3	1	0	0	0	0	1	29	33	4.50	1.000
Tex Clevenger, R ERA: 3.68	(7, 1)	3.0	S	9	1	0	0	3	1	0	0	0	0	0	14	18	0.00	0.667

PITCHER	IP	WLS	BF	H	R	ER	SO	BB	IBB	HBP	BLK	WP	HR	S	P	ERA	WHIP

Batter	1	2	3	4	5	6	7	8	9	AB	R	H	RBI	BB	SO	LOB
Reno Bertoia, R (1, 4) OBP: 0.345, SLG: 0.446	F5		G4-6-3 SH 1B		1-3		HR IBB	6-3		4	1	1	0	1	0	1
Bob Allison, R (1, 8) OBP: 0.350, SLG: 0.479	S 2B 1B		SH G4-6-3 1-2			1-3	1-H 2-H 3-H HR		E9 CS 1B	4	2	3	4	0	0	0
Harmon Killebrew, R (1, 5) OBP: 0.392, SLG: 0.600	K		G4-6-3 1-2f 2-3			2B BB	FC5-4 BB		K	3	1	0	0	2	2	4
Jim Lemon, R (1, 9) OBP: 0.418, SLG: 0.701	1-H 2B		5-3			3-1 1-H 2B	FC5-4 HBP 1-2f		FC4-6 2-3 BB	4	0	2	2	1	0	2
Julio Becquer, L (1, 3) OBP: 0.200, SLG: 0.174	1-3			G6-4-3 1B		3-1 2-3	1-2 HBP		FC4-6 1-2f	4	0	1	0	0	0	3
Ed Fitz Gerald, R (1, 2) OBP: 0.225, SLG: 0.139		E 1B		G6-4-3 1-2f		6-3	F8			4	0	1	0	0	0	4
Ron Samford, R (1, 6) OBP: 0.346, SLG: 0.469		E3 G4-3-6 1-2		6-3			2B HR 1B		FC4-6 BB	3	1	1	0	1	0	1
Faye Throneberry, L (1, 7) OBP: 0.211, SLG: 0.176		K			3-1		1-3 HR 2B		FC4-6 S 1-2f	4	1	1	0	0	1	3
Camilo Pascual, R (1, 1) OBP: 0.364, SLG: 0.300		G4-3-6 1-2f			F9		5-3		K 1-2	2	0	0	0	0	0	2
Herb Plews, L (7, PH) OBP: 0.444, SLG: 0.444										1	0	0	0	0	0	2
Dick Hyde, R (7, 1)										1	0	0	0	0	1	1
Tex Clevenger, R (8, 1) OBP: 1.000, SLG: 2.000										0	0	0	0	0	0	0
Inning Stats	R: 1 E: 0 K: 1 S: 7 H: 2 LOB: 1 BB: 0 P: 7	R: 0 E: 1 K: 1 S: 6 H: 1 LOB: 1 BB: 0 P: 6	R: 0 E: 0 K: 0 S: 4 H: 1 LOB: 1 BB: 0 P: 4	R: 0 E: 0 K: 0 S: 3 H: 1 LOB: 0 BB: 0 P: 3	R: 0 E: 0 K: 0 S: 3 H: 0 LOB: 0 BB: 0 P: 3	R: 1 E: 0 K: 0 S: 4 H: 1 LOB: 1 BB: 1 P: 8	R: 4 E: 0 K: 0 S: 6 H: 3 LOB: 2 BB: 2 P: 15	R: 0 E: 0 K: 1 S: 5 H: 0 LOB: 1 BB: 1 P: 9	R: 0 E: 1 K: 1 S: 5 H: 1 LOB: 1 BB: 1 P: 9	1B: 6 2B: 3 3B: 0 HR: 1	SF: 0 SAC: 1 DP: 3 HBP: 1			WP: 0 PB: 0 SB: 2 CS: 1	PA: 41		

PITCHER		IP	WLS	BF	H	R	ER	SO	BB	IBB	HBP	BLK	WP	HR	S	P	ERA	WHIP
Early Wynn, R ERA: 4.97	(1, 1)	7.0	L	33	9	6	6	2	2	1	1	0	0	1	33	46	7.71	1.571
Gerry Staley, R ERA: 1.08	(8, 1)	1.0		4	0	0	0	1	1	0	0	0	0	0	5	9	0.00	1.000
Bob Shaw, R ERA: 1.21	(9, 1)	1.0		4	1	0	0	1	1	0	0	0	0	0	5	9	0.00	2.000

PITCHER	IP	WLS	BF	H	R	ER	SO	BB	IBB	HBP	BLK	WP	HR	S	P	ERA	WHIP

TOP

Washington Senators @ Chicago White Sox

Comiskey Park, Chicago, IL

Wed May 06 1959, 4:33 AM EDT

Att. 1,710 - Unknown

livebaseballscorecards.com

AB	34
R	6
H	10
RBI	6
BB	5
SO	4
LOB	23

Batter	1	2	3	4	5	6	7	8	9	AB	R	H	RBI	BB	SO	LOB
Jim Landis, R (1, 8) OBP: 0.298, SLG: 0.253	F9	F8		L9		5-3		F3		5	0	0	0	0	0	3
Nellie Fox, L (1, 4) OBP: 0.450, SLG: 0.511	1B		BB E FC7-4	4-3			F6	1-3		4	1	1	0	1	0	1
Harry Simpson, L (1, 9) OBP: 0.333, SLG: 0.368	K		E3 FC7-4 1-3		4-3		BB FC5-4 1B		4-3	4	0	0	0	1	1	2
Sherm Lollar, R (1, 2) OBP: 0.345, SLG: 0.479	F8		FC7-4 1B 1B 1-2f 3-H		2B		FC5-4 1-2 1B		5-3	5	1	2	1	0	0	2
Del Ennis, R (1, 7) OBP: 0.344, SLG: 0.433		4-3	1B 1-2 1B		5-3		FC5-4 1-2f 2-3		2B	5	0	2	0	0	0	3
Norm Cash, L (1, 3) OBP: 0.321, SLG: 0.364		1B 3B	FC6-4 1-3 2-H 1B		BB		F8		1-3	4	1	2	1	1	0	3
Billy Goodman, L (1, 5) OBP: 0.448, SLG: 0.375		FC5-4 1B 3-H 1B	L6		1-3			1-3 2B 1B		4	1	2	1	0	0	4
Luis Aparicio, R (1, 6) OBP: 0.337, SLG: 0.410		FC5-4 1-2 1B	FC6-4 1-2f			6-3		1-3 1-2		4	0	1	0	0	0	3
Early Wynn, S (1, 1) OBP: 0.333, SLG: 0.615		FC5-4 1-2f 2-3		F8		F7		2B 2-H		3	0	0	0	0	0	2
Gerry Staley, R (8, 1)										0	0	0	0	0	0	0
Earl Torgeson, L (8, PH) OBP: 0.353, SLG: 0.500										1	0	1	1	0	0	0
Bob Shaw, R (9, 1) OBP: 0.333, SLG: 0.200										0	0	0	0	0	0	0
Inning Stats	R: 0 E: 0 K: 1 S: 6 H: 1 LOB: 1 BB: 0 P: 6	R: 1 E: 0 K: 0 S: 6 H: 3 LOB: 2 BB: 0 P: 6	R: 2 E: 1 K: 0 S: 6 H: 2 LOB: 2 BB: 1 P: 10	R: 0 E: 0 K: 0 S: 3 H: 0 LOB: 0 BB: 0 P: 3	R: 0 E: 0 K: 0 S: 4 H: 1 LOB: 2 BB: 1 P: 8	R: 0 E: 0 K: 0 S: 3 H: 0 LOB: 0 BB: 0 P: 3	R: 0 E: 0 K: 0 S: 4 H: 1 LOB: 2 BB: 1 P: 8	R: 1 E: 0 K: 0 S: 5 H: 2 LOB: 1 BB: 0 P: 5	R: 0 E: 0 K: 0 S: 4 H: 1 LOB: 1 BB: 0 P: 4	1B: 7 2B: 3 3B: 1 HR: 0 SF: 0 SAC: 0 DP: 0 HBP: 0	WP: 0 PB: 0 SB: 0 CS: 0 PA: 42					

PITCHER		IP	WLS	BF	H	R	ER	SO	BB	IBB	HBP	BLK	WP	HR	S	P	ERA	WHIP
Camilo Pascual, R ERA: 3.81	(1, 1)	6.0	W	28	7	3	2	1	2	0	0	0	0	0	28	36	3.00	1.500
Dick Hyde, R ERA: 4.91	(7, 1)	1.1		8	3	1	1	0	1	0	0	0	0	0	7	11	6.75	3.000
Tex Clevenger, R ERA: 3.0	(8, 1)	1.2	S	6	1	0	0	0	0	0	0	0	0	0	6	6	0.00	0.600

PITCHER	IP	WLS	BF	H	R	ER	SO	BB	IBB	HBP	BLK	WP	HR	S	P	ERA	WHIP

BOTTOM

Washington Senators @ Chicago White Sox

Comiskey Park, Chicago, IL

Wed May 06 1959, 4:33 AM EDT

Att. 1,710 - Unknown

livebaseballscorecards.com

AB	39
R	4
H	11
RBI	4
BB	3
SO	1
LOB	23

Cleveland Indians @ Chicago White Sox

Comiskey Park, Chicago, IL

Fri May 08 1959, 8:05 PM EDT

Att. 19,170 - Unknown

TOP

livebaseballscorecards.com

Batter	1	2	3	4	5	6	7	8	9	AB	R	H	RBI	BB	SO	LOB
Jim Piersall, R (1, 8) OBP: 0.305, SLG: 0.316	6-3		FC6-4 1-2f			5-3		5-3		4	0	0	0	0	0	1
Vic Power, R (1, 3) OBP: 0.404, SLG: 0.586	5-3			4-3		6-3		6-3		4	0	0	0	0	0	0
Minnie Minoso, R (1, 7) OBP: 0.312, SLG: 0.357	6-3			S 1B 1B		BBBB E HR BB		1-3		3	2	1	0	1	0	0
Rocky Colavito, R (1, 9) OBP: 0.398, SLG: 0.627		L5		FC1-6 1-H 1B		1-H HR			F7	4	1	2	3	0	0	0
Russ Nixon, L (1, 2) OBP: 0.281, SLG: 0.224		L6		FC1-6 FC6-4 1-2f		BBBB BB			F5	3	0	0	0	1	0	1
George Strickland, R (1, 6) OBP: 0.381, SLG: 0.493		SSS K		FC6-4 1-2f		6-3			F6	4	0	0	0	0	1	2
Woodie Held, R (1, 5) OBP: 0.371, SLG: 0.558			F9		5-3		F7			3	0	0	0	0	0	0
Billy Martin, R (1, 4) OBP: 0.278, SLG: 0.425			F2		F9		4-3			3	0	0	0	0	0	0
Cal McLish, S (1, 1) OBP: 0.133, SLG: 0.143			E6 FC6-4		F4		4-3			3	0	0	0	0	0	0
Inning Stats	R: 0 E: 0 K: 0 S: 3 H: 0 LOB: 0 BB: 0 P: 3	R: 0 E: 0 K: 1 S: 5 H: 0 LOB: 0 BB: 0 P: 5	R: 0 E: 1 K: 0 S: 4 H: 0 LOB: 0 BB: 0 P: 4	R: 1 E: 0 K: 0 S: 5 H: 2 LOB: 1 BB: 0 P: 5	R: 0 E: 0 K: 0 S: 3 H: 0 LOB: 0 BB: 0 P: 3	R: 2 E: 1 K: 0 S: 4 H: 1 LOB: 1 BB: 2 P: 12	R: 0 E: 0 K: 0 S: 3 H: 0 LOB: 0 BB: 0 P: 3	R: 0 E: 0 K: 0 S: 3 H: 0 LOB: 0 BB: 0 P: 3	R: 0 E: 0 K: 0 S: 3 H: 0 LOB: 0 BB: 0 P: 3	1B: 2 2B: 0 3B: 0 HR: 1	SF: 0 SAC: 0 DP: 0 HBP: 0			WP: 0 PB: 0 SB: 1 CS: 0	PA: 33		

	AB	31
	R	3
	H	3
	RBI	3
	BB	2
	SO	1
	LOB	4

PITCHER		IP	WLS	BF	H	R	ER	SO	BB	IBB	HBP	BLK	WP	HR	S	P	ERA	WHIP
Dick Donovan, R ERA: 4.45	(1, 1)	6.0	L	24	3	3	3	1	2	0	0	0	0	1	24	32	4.50	0.833
Bob Shaw, R ERA: 1.11	(7, 1)	2.0		6	0	0	0	0	0	0	0	0	0	0	6	6	0.00	0.000
Gerry Staley, R ERA: 1.02	(9, 1)	1.0		3	0	0	0	0	0	0	0	0	0	0	3	3	0.00	0.000

PITCHER		IP	WLS	BF	H	R	ER	SO	BB	IBB	HBP	BLK	WP	HR	S	P	ERA	WHIP

Batter	1	2	3	4	5	6	7	8	9	AB	R	H	RBI	BB	SO	LOB
Jim Landis, R (1, 8) OBP: 0.306, SLG: 0.301	5-3			HR		F2			FC5-4, 1B	4	1	2	1	0	0	0
Nellie Fox, L (1, 4) OBP: 0.442, SLG: 0.511	4-3			4-3		2B			FC5-4, G4-6-3, 1-2f	4	0	1	0	0	0	1
Billy Goodman, L (1, 5) OBP: 0.424, SLG: 0.333	4-3			BBBB, G4-3, BB		4-3			G4-6-3, 1-2f	3	0	0	0	1	0	2
Sherm Lollar, R (1, 2) OBP: 0.333, SLG: 0.461		4-3		G4-3, 1-2f			4-3			3	0	0	0	0	0	1
Norm Cash, L (1, 3) OBP: 0.321, SLG: 0.362		6-3			CS, 1B, 1B		3-1			3	0	1	0	0	0	0
Al Smith, R (1, 9) OBP: 0.289, SLG: 0.205		L4			1-2, 1B		5-3			3	0	1	0	0	0	0
Johnny Callison, L (1, 7) OBP: 0.268, SLG: 0.294			3-1		F9			G3		3	0	0	0	0	0	2
Luis Aparicio, R (1, 6) OBP: 0.326, SLG: 0.395			1-3		SSS, K, 2-3			F8		3	0	0	0	0	1	2
Dick Donovan, L (1, 1) OBP: 0.300, SLG: 0.333			SSS, K			1-3		SSS, K		1	0	0	0	0	1	0
Harry Simpson, L (6, PH) OBP: 0.320, SLG: 0.350										1	0	0	0	0	0	0
Bob Shaw, R (7, 1) OBP: 0.333, SLG: 0.200										0	0	0	0	0	0	0
Earl Torgeson, L (8, PH) OBP: 0.333, SLG: 0.467										1	0	0	0	0	1	0
Gerry Staley, R (9, 1)										0	0	0	0	0	0	0
Inning Stats	R: 0 E: 0 K: 0 S: 3 H: 0 LOB: 0 BB: 0 P: 3	R: 0 E: 0 K: 0 S: 3 H: 0 LOB: 0 BB: 0 P: 3	R: 0 E: 0 K: 1 S: 5 H: 0 LOB: 0 BB: 0 P: 5	R: 1 E: 0 K: 0 S: 3 H: 1 LOB: 0 BB: 1 P: 7	R: 0 E: 0 K: 1 S: 6 H: 2 LOB: 2 BB: 0 P: 6	R: 0 E: 0 K: 0 S: 4 H: 1 LOB: 1 BB: 0 P: 4	R: 0 E: 0 K: 0 S: 3 H: 0 LOB: 0 BB: 0 P: 3	R: 0 E: 0 K: 1 S: 5 H: 0 LOB: 0 BB: 0 P: 5	R: 0 E: 0 K: 0 S: 3 H: 1 LOB: 0 BB: 0 P: 3	1B: 3 2B: 2 3B: 0 HR: 1 SF: 0 SAC: 0 DP: 3 HBP: 0						

PITCHER	IP	WLS	BF	H	R	ER	SO	BB	IBB	HBP	BLK	WP	HR	S	P	ERA	WHIP
Cal McLish, R (1, 1) ERA: 1.4	9.0	W	30	5	1	1	3	1	0	0	0	0	1	35	39	1.00	0.667

PITCHER	IP	WLS	BF	H	R	ER	SO	BB	IBB	HBP	BLK	WP	HR	S	P	ERA	WHIP

BOTTOM

Cleveland Indians @ Chicago White Sox

Comiskey Park, Chicago, IL

Fri May 08 1959, 8:05 PM EDT

Att. 19,170 - Unknown

livebaseballscorecards.com

AB	29
R	1
H	5
RBI	1
BB	1
SO	3
LOB	8

PA: 30

Cleveland Indians @ Chicago White Sox

Comiskey Park, Chicago, IL

Sat May 09 1959, 4:33 AM EDT

Att. 6,325 - Unknown

TOP

livebaseballscorecards.com

Batter	1	2	3	4	5	6	7	8	9	AB	R	H	RBI	BB	SO	LOB
Jim Piersall, R (1, 8) OBP: 0.333, SLG: 0.350	G5-4-3 1B		BBBB 4-0 G6-4-3 1-2 2-3 BB	0-0 1-H 2-H 2B		0-0 F8			0-0 G4-6-3 1B	4	0	3	2	1	0	1
Vic Power, R (1, 3) OBP: 0.384, SLG: 0.554	0-0 F9		0-0 G6-4-3 1-2f 2-3 3-H	0-0 6-3			0-0 F9		0-0 G4-6-3 1-2f	5	0	0	0	0	0	5
Minnie Minoso, R (1, 7) OBP: 0.309, SLG: 0.352	0-0 G5-4-3 1-2f		0-0 BB 3-H 1B		0-0 5-3		0-0 G3			4	0	1	1	0	0	1
Rocky Colavito, R (1, 9) OBP: 0.402, SLG: 0.612		BBBB 4-0 FC5-4 BB	BBBB 4-0 1-2 BB		0-0 5-3		0-0 F6			2	0	0	0	2	0	0
Russ Nixon, L (1, 2) OBP: 0.262, SLG: 0.208		0-0 FC5-4 1-2f	0-0 5-3		0-0 L6			0-0 4-3		4	0	0	0	0	0	3
George Strickland, R (1, 6) (8, 4) OBP: 0.386, SLG: 0.487		0-0 F2		BBBB 4-0 1B 2B BB		0-0 4-3 1B 1B 1B		0-0 F8		3	2	1	0	1	0	1
Woodie Held, R (1, 5) (8, 6) OBP: 0.379, SLG: 0.554		SSS 0-3 K		0-0 F9		0-0 4-3 1-2 1B		0-0 1B		4	0	2	0	0	1	2
Billy Martin, R (1, 4) OBP: 0.296, SLG: 0.440			0-0 BB 1B G6-4-3 1B	0-0 1-2 2B 1B		0-0 4-3 1-2 2-3		0-0 F7		2	2	2	0	0	0	0
Ray Webster, R (4, 4) OBP: 0.167, SLG: 0.667										1	0	0	0	0	0	2
Tito Francona, L (8, PH) OBP: 0.375, SLG: 0.857										1	0	0	0	0	0	1
Gene Leek, R (8, 5) OBP: 0.222, SLG: 0.412										0	0	0	0	0	0	0
Herb Score, L (1, 1) OBP: 0.200, SLG: 0.200			0-0 G6-4-3 1-2 BB 1B	SSS 0-3 K		0-0 3-H 1B			0-0 4-3	0	0	0	0	0	0	0
Jim Perry, S (2, 1) OBP: 0.667, SLG: 0.667										1	1	1	0	0	0	0
Gary Bell, R (3, 1) OBP: 0.222, SLG: 0.222										1	0	0	0	0	1	2
Don Dillard, L (6, PH) OBP: 0.250, SLG: 0.250										1	0	1	1	0	0	0
Humberto Robinson, R (6, 1) OBP: 0.400, SLG: 0.524										0	0	0	0	0	0	0
Hal Naragon, L (9, PH)										1	0	0	0	0	0	0
Inning Stats	R: 0 E: 0 K: 0 S: 3 H: 1 LOB: 0 BB: 0 P: 3	R: 0 E: 0 K: 1 S: 5 H: 0 LOB: 1 BB: 1 P: 9	R: 2 E: 0 K: 0 S: 5 H: 3 LOB: 2 BB: 2 P: 13	R: 2 E: 0 K: 1 S: 7 H: 2 LOB: 1 BB: 1 P: 11	R: 0 E: 0 K: 0 S: 3 H: 0 LOB: 0 BB: 0 P: 3	R: 1 E: 0 K: 0 S: 5 H: 3 LOB: 1 BB: 0 P: 5	R: 0 E: 0 K: 0 S: 3 H: 0 LOB: 0 BB: 0 P: 3	R: 0 E: 0 K: 0 S: 4 H: 1 LOB: 1 BB: 0 P: 4	R: 0 E: 0 K: 0 S: 3 H: 1 LOB: 0 BB: 0 P: 3	1B: 10 2B: 1 3B: 0 HR: 0	SF: 0 SAC: 0 DP: 3 HBP: 0						

AB	34
R	5
H	11
RBI	4
BB	4
SO	2
LOB	18

WP: 0 PB: 0 SB: 0 CS: 0 PA: 38

PITCHER		IP	WLS	BF	H	R	ER	SO	BB	IBB	HBP	BLK	WP	HR	S	P	ERA	WHIP
Barry Latman, R ERA: 9.19	(1, 1)	3.2		19	6	4	4	2	4	0	0	0	0	0	19	35	9.82	2.727
Ray Moore, R ERA: 4.34	(4, 1)	5.1	W	19	5	1	1	0	0	0	0	0	0	0	19	19	1.69	0.938

PITCHER		IP	WLS	BF	H	R	ER	SO	BB	IBB	HBP	BLK	WP	HR	S	P	ERA	WHIP

BOTTOM

Cleveland Indians @ Chicago White Sox

Comiskey Park, Chicago, IL

Sat May 09 1959, 4:33 AM EDT

Att. 6,325 - Unknown

livebaseballscorecards.com

Batter	1	2	3	4	5	6	7	8	9	AB	R	H	RBI	BB	SO	LOB
Luis Aparicio, R (1, 6) OBP: 0.330, SLG: 0.391	0-0 ① 6-3	BBBB 4-0 1B CS 1-2 2-3 3-H BB	SSS 0-3 ②③ K 1-2		0-0 ③ 5-3			0-0 ① F8		1	0	0	1	1	0	0
Sammy Esposito, R (3, 6) OBP: 0.222, SLG: 0.125										3	0	0	0	0	1	2
Nellie Fox, L (1, 4) OBP: 0.450, SLG: 0.510	0-0 ② F8	0-0 1-3 2-H 3-H 1B		BBBB 4-0 F8 1B BLK BB		0-0 1-3 1B		0-0 ② 4-3		4	1	2	2	1	0	0
Jim Landis, R (1, 8) OBP: 0.320, SLG: 0.310	0-0 S 1B	0-0 ③ CS 3-H	BBBB 4-0 S 1B BB	0-0 BLK E 1-2 1B		0-0 ① F4		SSS 0-3 ③ K		4	1	2	0	1	1	1
Sherm Lollar, R (1, 2) OBP: 0.330, SLG: 0.450	SSS 0-3 ③ K 1-2		0-0 BB BB SF7 1-H 1B	0-0 ① F8 1-2 2-3		0-0 ② 1-3 1-2				4	1	1	1	0	1	4
Del Ennis, R (1, 7) OBP: 0.333, SLG: 0.394	0-0 ① 1-3	BBBB 4-0 BB 2B 1-2 BB	0-0 ② 5-3		0-0 ③ 5-3					3	1	0	0	1	0	3
Johnny Callison, L (7, 7) OBP: 0.268, SLG: 0.294										0	0	0	0	0	0	0
Al Smith, R (1, 9) OBP: 0.299, SLG: 0.200	BBBB 4-0 F9 HBP BB BB	BBBB 4-0 2B 1B 1-2 2-3 BB	0-0 ③ 6-3 2-3 3-H				0-0 ① F7			2	2	0	0	2	0	1
Ron Jackson, R (1, 3) OBP: 0.364, SLG: 0.700	H 1-0 BB BB 1B 1-2 HBP	0-0 ① SF7 3-H			0-0 ① F9		0-0 1B			0	1	0	0	0	0	0
Earl Torgeson, L (3, 3) OBP: 0.333, SLG: 0.471										2	0	1	1	0	0	0
Bubba Phillips, R (1, 5) OBP: 0.296, SLG: 0.323	0-0 ② F9 2-3	0-0 1B 1-3 2-H 2B			0-0 SH3 1B		0-0 ② F8			4	1	2	1	0	0	3
Barry Latman, R (1, 1) OBP: 0.400, SLG: 0.250	BBBB 4-0 BB 1B 1-2 BB	0-0 CS 2-H 3-H 1B			0-0 ② SH3 1-2		0-0 ③ F7			1	1	1	2	1	0	0
Ray Moore, R (4, 1)										1	0	0	0	0	0	1
Inning Stats	R: 0 E: 0 K: 1 S: 6 H: 1 LOB: 1 BB: 0 P: 6	R: 3 E: 0 K: 0 S: 3 H: 1 LOB: 1 BB: 3 P: 16	R: 5 E: 0 K: 1 S: 7 H: 3 LOB: 1 BB: 3 P: 19	R: 1 E: 1 K: 0 S: 4 H: 1 LOB: 1 BB: 1 P: 8	R: 0 E: 0 K: 0 S: 4 H: 1 LOB: 1 BB: 0 P: 4	R: 0 E: 0 K: 0 S: 4 H: 1 LOB: 1 BB: 0 P: 4	R: 0 E: 0 K: 0 S: 4 H: 1 LOB: 1 BB: 0 P: 4	R: 0 E: 0 K: 1 S: 5 H: 0 LOB: 0 BB: 0 P: 5		1B: 8 2B: 2 3B: 0 HR: 0	SF: 1 SAC: 1 DP: 1 HBP: 1					

	AB	29
	R	9
	H	9
	RBI	8
	BB	7
	SO	3
	LOB	15

WP: 0 PB: 0 SB: 2 CS: 2 PA: 40

PITCHER		IP	WLS	BF	H	R	ER	SO	BB	IBB	HBP	BLK	WP	HR	S	P	ERA	WHIP
Herb Score, L ERA: 3.66	(1, 1)	1.2	L	11	2	3	3	1	3	0	1	0	0	0	9	22	16.20	3.000
Jim Perry, R ERA: 8.0	(2, 1)	0.1		4	1	4	4	0	3	0	0	0	0	0	1	13	108.00	12.000
Gary Bell, R ERA: 3.82	(3, 1)	3.0		13	4	2	2	1	1	0	0	1	0	0	14	18	6.00	1.667
Humberto Robinson, R ERA: 4.15	(6, 1)	3.0		11	2	0	0	1	0	0	0	0	0	0	13	13	0.00	0.667

PITCHER	IP	WLS	BF	H	R	ER	SO	BB	IBB	HBP	BLK	WP	HR	S	P	ERA	WHIP

Cleveland Indians @ Chicago White Sox

Comiskey Park, Chicago, IL

Sun May 10 1959, 4:33 AM EDT

Unknown

TOP

livebaseballscorecards.com

Batter	1	2	3	4	5	6	7	8	9	10	11	AB	R	H	RBI	BB	SO	LOB
Jim Piersall, R (1, 8) OBP: 0.333, SLG: 0.360	F7		G4-6-3 1-3 1B		1-4-3 2B		F7		F7		5-3	6	0	2	0	0	0	0
Vic Power, R (1, 3) OBP: 0.390, SLG: 0.573	F4		SF8 3-H		1-4-3 2-3		FC5 1B BB		5-3 2B		S 1B 2B	4	1	2	1	1	0	1
Minnie Minoso, R (1, 7) OBP: 0.320, SLG: 0.355	BB		G4-6-3 1-2f		F8		1-2 1B		5-3 2-3		2-H 1B	5	0	2	1	1	0	3
Rocky Colavito, R (1, 9) OBP: 0.388, SLG: 0.582	K			2B FC1-5-2 1B	K		FC5 2-3f		5-3		F8	6	0	1	0	0	2	6
Woodie Held, R (1, 5) OBP: 0.352, SLG: 0.508		5-3		F7		F8		F9		K		5	0	0	0	0	1	1
George Strickland, R (1, 6) OBP: 0.409, SLG: 0.513		1B		FC1-5-2 1-3 1B 2B		BB		1B		K		4	1	3	0	1	1	0
Billy Martin, R (1, 4) OBP: 0.291, SLG: 0.425		L9		FC1-5-2 2-3 3-H 1B		F8		FC6-4 1-2 1B		E6		5	1	1	0	0	0	4
Russ Nixon, L (1, 2) OBP: 0.258, SLG: 0.207		4-3		2-H 3-H 1B		4-3		F7		4-3		5	0	1	2	0	0	5
Mudcat Grant, R (1, 1) OBP: 0.125, SLG: 0.125			1B SF8 1B	F8			K	FC6-4 1-2f			L6	4	1	1	0	0	1	3
Dick Brodowski, R (8, 1) OBP: 0.250, SLG: 0.250												1	0	0	0	0	0	0
Inning Stats	R: 0 E: 0 K: 1 S: 5 H: 0 LOB: 1 BB: 1 P: 9	R: 0 E: 0 K: 0 S: 4 H: 1 LOB: 1 BB: 0 P: 4	R: 1 E: 0 K: 0 S: 4 H: 2 LOB: 0 BB: 0 P: 4	R: 2 E: 0 K: 0 S: 6 H: 3 LOB: 1 BB: 0 P: 6	R: 0 E: 0 K: 1 S: 6 H: 1 LOB: 1 BB: 0 P: 6	R: 0 E: 0 K: 0 S: 3 H: 0 LOB: 1 BB: 1 P: 7	R: 0 E: 0 K: 1 S: 6 H: 1 LOB: 2 BB: 1 P: 10	R: 0 E: 0 K: 0 S: 5 H: 2 LOB: 2 BB: 0 P: 5	R: 0 E: 0 K: 0 S: 4 H: 1 LOB: 1 BB: 0 P: 4	R: 0 E: 1 K: 2 S: 8 H: 0 LOB: 1 BB: 0 P: 8	R: 1 E: 0 K: 0 S: 5 H: 2 LOB: 1 BB: 0 P: 5	1B: 9 2B: 4 3B: 0 HR: 0 SF: 1 SAC: 0 DP: 1 HBP: 0						

PITCHER	IP	WLS	BF	H	R	ER	SO	BB	IBB	HBP	BLK	WP	HR	S	P	ERA	WHIP
Billy Pierce, L (1, 1) ERA: 3.42	11.0	W	49	13	4	4	5	3	0	0	0	0	0	56	68	3.27	1.455

PITCHER	IP	WLS	BF	H	R	ER	SO	BB	IBB	HBP	BLK	WP	HR	S	P	ERA	WHIP

AB	45
R	4
H	13
RBI	4
BB	3
SO	5
LOB	23

WP: 0 PB: 0 SB: 1 CS: 0 PA: 49

Batter	1	2	3	4	5	6	7	8	9	10	11	AB	R	H	RBI	BB	SO	LOB
Luis Aparicio, R (1, 6) OBP: 0.324, SLG: 0.374	F7		F8			6-3		K		S BB		4	0	0	0	1	1	0
Nellie Fox, L (1, 4) OBP: 0.456, SLG: 0.505	F8			F6		BB		BB 1B		1-2 IBB		3	0	1	0	2	0	0
Jim Landis, R (1, 8) OBP: 0.315, SLG: 0.297	F2			F2		F9		FC6-4 BB 1-2		L6		4	0	0	0	1	0	3
Sherm Lollar, R (1, 2) OBP: 0.323, SLG: 0.429		2B BB		5-3		F8		FC6-4 1-2f			F7	4	0	0	0	1	0	3
Earl Torgeson, L (1, 3) OBP: 0.385, SLG: 0.500		1-H 2B 2B			K 1B BB		G3		G3		E 1B BB	3	2	1	0	2	0	0
Al Smith, R (1, 9) OBP: 0.319, SLG: 0.241		L3-6 2B 3-H			S 1B 1B 1-2		K		G4-6-3 1B		E6 1B 1B 1-2	4	1	3	1	0	1	0
Harry Simpson, L (11, PH) OBP: 0.308, SLG: 0.333												1	1	0	0	0	0	1
Johnny Callison, L (1, 7) OBP: 0.244, SLG: 0.263		L3-6 2-3			K 1-2 2-3		F9		G4-6-3 1-2f		1B 1-3 2-H 1B	4	0	0	0	0	1	4
Billy Goodman, L (11, PH) OBP: 0.441, SLG: 0.357												1	0	1	1	0	0	0
Bubba Phillips, R (1, 5) OBP: 0.316, SLG: 0.386			F7		2-H 1B			HR		6-3	1-2 3-H 1B	5	1	3	3	0	0	0
Billy Pierce, L (1, 1) OBP: 0.353, SLG: 0.467			K		4-3			F6		G3		4	0	0	0	0	1	1
Inning Stats	R: 0 H: 0 E: 0 LOB: 0 K: 0 BB: 0 S: 3 P: 3	R: 1 H: 2 E: 0 LOB: 0 K: 0 BB: 1 S: 3 P: 7	R: 0 H: 0 E: 0 LOB: 0 K: 1 BB: 0 S: 5 P: 5	R: 0 H: 0 E: 0 LOB: 0 K: 0 BB: 0 S: 3 P: 3	R: 1 H: 2 E: 0 LOB: 1 K: 1 BB: 1 S: 6 P: 10	R: 0 H: 0 E: 0 LOB: 1 K: 0 BB: 1 S: 3 P: 7	R: 0 H: 0 E: 0 LOB: 0 K: 1 BB: 0 S: 5 P: 5	R: 1 H: 2 E: 0 LOB: 2 K: 1 BB: 1 S: 7 P: 11	R: 0 H: 1 E: 0 LOB: 0 K: 0 BB: 0 S: 3 P: 3	R: 0 H: 0 E: 0 LOB: 2 K: 0 BB: 2 S: 3 P: 11	R: 2 H: 2 E: 1 LOB: 2 K: 0 BB: 1 S: 4 P: 8	1B: 6 SF: 0 2B: 3 SAC: 0 3B: 0 DP: 2 HR: 1 HBP: 0						

PITCHER	IP	WLS	BF	H	R	ER	SO	BB	IBB	HBP	BLK	WP	HR	S	P	ERA	WHIP
Mudcat Grant, R (1, 1) ERA: 1.31	7.2		30	6	3	3	4	4	0	0	0	0	1	34	50	3.52	1.304
Dick Brodowski, R (8, 1) ERA: 0.68	2.2	L	14	3	2	1	0	2	1	0	0	0	0	11	23	3.38	1.875

PITCHER	IP	WLS	BF	H	R	ER	SO	BB	IBB	HBP	BLK	WP	HR	S	P	ERA	WHIP

BOTTOM

Cleveland Indians @ Chicago White Sox

Comiskey Park, Chicago, IL

Sun May 10 1959, 4:33 AM EDT

Unknown

livebaseballscorecards.com

AB	37
R	5
H	9
RBI	5
BB	7
SO	4
LOB	12

Batter	1	2	3	4	5	6	7	8	9	AB	R	H	RBI	BB	SO	LOB
Jim Piersall, R (1, 8) (7, 5) OBP: 0.320, SLG: 0.344	S S S 0-3 ① K		x 0-0 ② F8		x 0-0 ③ 5-3			x 0-0 ③ F6		4	0	0	0	0	1	0
Vic Power, R (1, 3) OBP: 0.376, SLG: 0.550	x 0-0 ② F2		x 0-0 ③ F1			x 0-0 ① F9			x 0-0 ① 6-3	4	0	0	0	0	0	0
Minnie Minoso, R (1, 7) OBP: 0.327, SLG: 0.371	x 0-0 2B			x 0-0 2B 6-5-2 1B		x 0-0 ② 6-3			x 0-0 ② 6-3	4	0	2	0	0	0	0
Rocky Colavito, R (1, 9) OBP: 0.383, SLG: 0.579	S S S 0-3 ③ K			x 0-0 1-3 2B		S S S 0-3 ③ K			x 0-0 ③ F7	4	0	1	0	0	2	1
Woodie Held, R (1, 5) OBP: 0.342, SLG: 0.492 Carroll Hardy, R (7, PH) (7, 8) OBP: 0.176, SLG: 0.125		x 0-0 ① 5-3		x 0-0 ① ② 6-5-2 3-Hf			x 0-0 ① 5-3			2 1	0 0	0 0	0 0	0 0	0 0	2 0
George Strickland, R (1, 6) OBP: 0.406, SLG: 0.500		x 0-0 ② F7		B B B B 4-0 BB			x 0-0 ② 5-3			2	0	0	0	1	0	0
Russ Nixon, L (1, 2) OBP: 0.261, SLG: 0.213		x 0-0 1B		x 0-0 ③ 6-3			x 0-0 ③ 4-3			3	0	1	0	0	0	2
Billy Martin, R (1, 4) OBP: 0.284, SLG: 0.415 Tito Francona, L (8, PH) OBP: 0.333, SLG: 0.750 Ray Webster, R (8, 4) OBP: 0.167, SLG: 0.667		x 0-0 ③ 6-3			x 0-0 ① F9			x 0-0 ① F6		2 1 0	0 0 0	0 0 0	0 0 0	0 0 0	0 0 0	1 0 0
Mike Garcia, R (1, 1) Don Dillard, L (8, PH) OBP: 0.200, SLG: 0.200 Al Cicotte, R (8, 1)			S S S 0-3 ① K		x 0-0 ② 4-3			S S S 0-3 ② K		2 1 0	0 0 0	0 0 0	0 0 0	0 0 0	1 1 0	0 0 0
Inning Stats	R: 0 E: 0 K: 2 S: 8 H: 1 LOB: 1 BB: 0 P: 8	R: 0 E: 0 K: 0 S: 4 H: 1 LOB: 1 BB: 0 P: 4	R: 0 E: 0 K: 1 S: 5 H: 0 LOB: 0 BB: 0 P: 5	R: 0 E: 0 K: 0 S: 4 H: 2 LOB: 2 BB: 1 P: 8	R: 0 E: 0 K: 0 S: 3 H: 0 LOB: 0 BB: 0 P: 3	R: 0 E: 0 K: 1 S: 5 H: 0 LOB: 0 BB: 0 P: 5	R: 0 E: 0 K: 0 S: 3 H: 0 LOB: 0 BB: 0 P: 3	R: 0 E: 0 K: 1 S: 5 H: 0 LOB: 0 BB: 0 P: 5	R: 0 E: 0 K: 0 S: 3 H: 0 LOB: 0 BB: 0 P: 3	1B: 2 2B: 3 3B: 0 HR: 0	SF: 0 SAC: 0 DP: 1 HBP: 0						

TOP

Cleveland Indians @ Chicago White Sox

Comiskey Park, Chicago, IL

Sun May 10 1959, 4:38 AM EDT

Att. 24,346 - Unknown

livebaseballscorecards.com

AB	30
R	0
H	4
RBI	0
BB	1
SO	5
LOB	6

PITCHER		IP	WLS	BF	H	R	ER	SO	BB	IBB	HBP	BLK	WP	HR	S	P	ERA	WHIP
Early Wynn, R ERA: 4.02	(1, 1)	9.0	W	31	4	0	0	5	1	0	0	0	0	0	40	44	0.00	0.556

PITCHER	IP	WLS	BF	H	R	ER	SO	BB	IBB	HBP	BLK	WP	HR	S	P	ERA	WHIP

Cleveland Indians @ Chicago White Sox

Comiskey Park, Chicago, IL

Sun May 10 1959, 4:38 AM EDT

Att. 24,346 - Unknown

livebaseballscorecards.com

BOTTOM

Batter	1	2	3	4	5	6	7	8	9	AB	R	H	RBI	BB	SO	LOB
Luis Aparicio, R (1, 6) OBP: 0.336, SLG: 0.389	1B 2B		BBBB 4-0 S BB		x 0-0 ① 4-3		x 0-0 4-3 S 1B	x 0-0 ③ B1		4	2	2	0	1	0	2
Nellie Fox, L (1, 4) OBP: 0.458, SLG: 0.500	2-H 1B 1B		BBBB 4-0 1-2 G6-3 BB		x 0-0 ② 3-1		x 0-0 ② 4-3 1-3			3	0	1	1	1	0	1
Jim Landis, R (1, 8) OBP: 0.330, SLG: 0.316	1-3 1B		x 0-0 ① B1		x 0-0 1B		x 0-0 CS 3-H 1B			4	0	3	1	0	0	2
Earl Torgeson, L (1, 3) OBP: 0.367, SLG: 0.458	0-0 ② F5		x 0-0 ② ③ G6-3 1-2f		x 0-0 ③ 4-3		0-0 ③ CS 1-2	x 0-0 SH2 BB 1B 1B		4	1	1	0	0	0	4
Del Ennis, R (1, 7) OBP: 0.333, SLG: 0.472 Johnny Callison, L (7, 7) OBP: 0.261, SLG: 0.263	0-0 ③ 6-3			x 0-0 HR		x 0-0 ① F6		BBBB 4-0 1B SH2 1-2 SF8 BB		3 0	1 1	1 0	1 0	0 1	0 0	1 0
Al Smith, R (1, 9) OBP: 0.319, SLG: 0.244		SSS 0-3 ① K		x 0-0 ① F7		x 0-0 S 1B		x 0-0 ① SH2 1-2 2-3		3	0	1	0	0	1	0
Bubba Phillips, R (1, 5) OBP: 0.338, SLG: 0.397		x 0-0 S 1B		x 0-0 CS 1B		SSS 0-3 ② K 1-2		4-0 1B IBB		3	0	2	0	1	1	1
Earl Battey, R (1, 2) OBP: 0.364, SLG: 0.222		SSS 0-3 ② K 1-2		x 0-0 ② 1-2 1B		x 0-0 ③ 1-6-3		x 0-0 1-2 2-3 3-H 1B		4	0	2	1	0	1	2
Early Wynn, S (1, 1) OBP: 0.263, SLG: 0.500		x 0-0 ③ 1-3		x 0-0 ③ 4-3			SSS 0-3 ① K	x 0-0 ② SF8 3-H		3	0	0	1	0	1	2
Inning Stats	R: 1 H: 3 E: 0 LOB: 1 K: 0 BB: 0 S: 5 P: 5	R: 0 H: 1 E: 0 LOB: 1 K: 2 BB: 0 S: 8 P: 8	R: 0 H: 0 E: 0 LOB: 1 K: 0 BB: 2 S: 2 P: 10	R: 1 H: 3 E: 0 LOB: 1 K: 0 BB: 0 S: 5 P: 5	R: 0 H: 1 E: 0 LOB: 1 K: 0 BB: 0 S: 4 P: 4	R: 0 H: 1 E: 0 LOB: 1 K: 1 BB: 0 S: 6 P: 6	R: 1 H: 2 E: 0 LOB: 0 K: 1 BB: 0 S: 6 P: 6	R: 2 H: 2 E: 0 LOB: 2 K: 0 BB: 2 S: 5 P: 13		1B: 11 SF: 1 2B: 1 SAC: 1 3B: 0 DP: 1 HR: 1 HBP: 0						

PITCHER		IP	WLS	BF	H	R	ER	SO	BB	IBB	HBP	BLK	WP	HR	S	P	ERA	WHIP
Mike Garcia, R ERA: 1.69	(1, 1)	7.0	L	30	11	3	3	4	2	0	0	0	0	1	36	44	3.86	1.857
Al Cicotte, R ERA: 9.0	(8, 1)	1.0		7	2	2	2	0	1	1	0	0	0	0	5	13	18.00	3.000

PITCHER	IP	WLS	BF	H	R	ER	SO	BB	IBB	HBP	BLK	WP	HR	S	P	ERA	WHIP

AB	31
R	5
H	13
RBI	5
BB	4
SO	4
LOB	15

WP: 0 PA: 38
PB: 0
SB: 4
CS: 2

Chicago White Sox @ Boston Red Sox

Fenway Park, Boston, MA

Tue May 12 1959, 7:05 PM EDT

Att. 22,012 - Unknown

TOP

livebaseballscorecards.com

Batter	1	2	3	4	5	6	7	8	9	10	11	12	AB	R	H	RBI	BB	SO	LOB
Luis Aparicio, R (1, 6) OBP: 0.327, SLG: 0.370	1-3	F3		BB		1-3		5-3			F4		5	0	0	0	1	0	1
Nellie Fox, L (1, 4) OBP: 0.452, SLG: 0.481	F9		G3	1-2 2-3 BB		BB		F7			F8		4	0	0	0	2	0	0
Jim Landis, R (1, 8) OBP: 0.347, SLG: 0.340	BB 1B		2B	F7		F9			G6-4-3 1B		2B BB		5	0	3	0	1	0	5
Sherm Lollar, R (1, 2) OBP: 0.333, SLG: 0.438	1-2 BB		F7		K		6-3 1B		G6-4-3 1-2f		1-H 2B		5	0	2	0	1	1	2
Del Ennis, R (1, 7) OBP: 0.386, SLG: 0.500	F8		BB		BB 1B		1-2 6-3 1B		1B			4-3	4	0	3	0	1	0	2
Johnny Callison, L (9, 7) OBP: 0.255, SLG: 0.256													1	0	0	0	0	0	0
Earl Torgeson, L (1, 3) OBP: 0.389, SLG: 0.407		G6-4-3 HR BB	G3		1-2 G6-4-3 BB		K		G3			HR BB	3	2	0	0	3	1	5
Al Smith, R (1, 9) OBP: 0.320, SLG: 0.276		1-2 G6-4-3 BB		K	1-2f G6-4-3		6-3 1-2 2-3			K		1-H HR	5	1	1	2	1	2	4
Bubba Phillips, R (1, 5) OBP: 0.337, SLG: 0.405		1-2f 2-3 G6-4-3		BB 2B		1-3 1B	F7			F2		F7	6	0	2	0	0	0	4
Dick Donovan, L (1, 1) OBP: 0.308, SLG: 0.583													3	1	1	2	0	2	2
Gerry Staley, R (7, 1)		3-H HR		K	K	K		4-3		4-3		1-3	0	0	0	0	0	0	0
Billy Goodman, L (8, PH) OBP: 0.429, SLG: 0.345													1	0	0	0	0	0	0
Turk Lown, R (8, 1)													1	0	0	0	0	0	0
Rudy Arias, L (11, 1)													1	0	0	0	0	0	0
Inning Stats	R: 0 E: 0 K: 0 S: 4 H: 1 LOB: 2 BB: 1 P: 8	R: 2 E: 0 K: 0 S: 3 H: 1 LOB: 0 BB: 2 P: 11	R: 0 E: 0 K: 0 S: 4 H: 1 LOB: 2 BB: 1 P: 8	R: 0 E: 0 K: 2 S: 8 H: 1 LOB: 3 BB: 2 P: 16	R: 0 E: 0 K: 1 S: 5 H: 1 LOB: 1 BB: 1 P: 9	R: 0 E: 0 K: 1 S: 6 H: 1 LOB: 2 BB: 1 P: 10	R: 0 E: 0 K: 1 S: 7 H: 2 LOB: 2 BB: 0 P: 7	R: 0 E: 0 K: 0 S: 3 H: 0 LOB: 0 BB: 0 P: 3	R: 0 E: 0 K: 0 S: 4 H: 2 LOB: 1 BB: 0 P: 4	R: 0 E: 0 K: 1 S: 5 H: 0 LOB: 0 BB: 0 P: 5	R: 0 E: 0 K: 0 S: 3 H: 1 LOB: 2 BB: 1 P: 7	R: 2 E: 0 K: 0 S: 4 H: 1 LOB: 0 BB: 1 P: 8	1B: 7 2B: 3 3B: 0 HR: 2	SF: 0 SAC: 0 DP: 3 HBP: 0	WP: 0 PB: 0 SB: 0 CS: 0	PA: 54			

	AB	44
	R	4
	H	12
	RBI	4
	BB	10
	SO	6
	LOB	25

PITCHER	IP	WLS	BF	H	R	ER	SO	BB	IBB	HBP	BLK	WP	HR	S	P	ERA	WHIP
Ike Delock, R (1, 1) ERA: 2.76	4.1		24	5	2	2	3	7	0	0	0	0	1	23	51	4.15	2.769
Bill Monbouquette, R (5, 1) ERA: 3.52	2.2		11	3	0	0	2	1	0	0	0	0	0	14	18	0.00	1.500
Murray Wall, R (8, 1) ERA: 2.65	5.0	L	19	4	2	2	1	2	0	0	0	0	1	19	27	3.60	1.200

PITCHER	IP	WLS	BF	H	R	ER	SO	BB	IBB	HBP	BLK	WP	HR	S	P	ERA	WHIP

Batter	1	2	3	4	5	6	7	8	9	10	11	12	AB	R	H	RBI	BB	SO	LOB
Marty Keough, L (1, 8) OBP: 0.319, SLG: 0.442	4-3		FC1-6 1B	F6			SH1-4		4-3		1B		5	0	2	0	0	0	1
Pete Runnels, L (1, 4) OBP: 0.447, SLG: 0.516	FC6-4 BB		FC1-6 WP HBP	4-3 2B			1B BB 1B		CS BB		F8		4	1	2	0	2	0	2
Ted Williams, L (1, 7)	K		F6	4-3			BB 1B IBB		K			4-3	5	0	0	0	1	2	4
Frank Malzone, R (1, 5) OBP: 0.370, SLG: 0.570	FC6-4		WP HBP	5-3			BB 1B			F9 2B		F4	5	0	2	0	0	0	2
Jackie Jensen, R (1, 9) OBP: 0.384, SLG: 0.581		F9	BB	L7			BB			F9		HR	4	1	1	2	2	0	2
Dick Gernert, R (1, 3) OBP: 0.389, SLG: 0.469		1B 2B	6-3	6-3			5-3			5-3		E5	6	1	1	0	0	0	7
Sammy White, R (1, 2) OBP: 0.338, SLG: 0.333		F9		5-3			1-3			F7		F7	6	0	0	0	0	0	3
Don Buddin, R (1, 6) OBP: 0.333, SLG: 0.310		2-H 1B		L7			F2			F4	F8		5	0	1	1	0	0	0
Ike Delock, R (1, 1)		F3		BB			SH1-4 1B BB			F9	K		1	0	0	0	1	0	1
Bill Monbouquette, R (5, 1)													0	0	0	0	0	0	0
Gary Geiger, L (7, PH) OBP: 0.262, SLG: 0.362													0	0	0	0	1	0	0
Murray Wall, R (8, 1)													2	0	0	0	0	1	0
Inning Stats	R: 0 H: 0 E: 0 LOB: 1 K: 1 BB: 1 S: 5 P: 9	R: 1 H: 2 E: 0 LOB: 1 K: 0 BB: 0 S: 5 P: 5	R: 0 H: 1 E: 0 LOB: 3 K: 0 BB: 1 S: 4 P: 9	R: 0 H: 0 E: 0 LOB: 1 K: 0 BB: 1 S: 3 P: 7	R: 0 H: 1 E: 0 LOB: 1 K: 0 BB: 0 S: 4 P: 4	R: 0 H: 0 E: 0 LOB: 0 K: 0 BB: 0 S: 3 P: 3	R: 1 H: 2 E: 0 LOB: 3 K: 0 BB: 3 S: 4 P: 16	R: 0 H: 0 E: 0 LOB: 0 K: 0 BB: 0 S: 3 P: 3	R: 0 H: 0 E: 0 LOB: 1 K: 1 BB: 1 S: 4 P: 8	R: 0 H: 1 E: 0 LOB: 1 K: 0 BB: 0 S: 4 P: 4	R: 0 H: 1 E: 0 LOB: 1 K: 1 BB: 0 S: 6 P: 6	R: 1 H: 1 E: 1 LOB: 1 K: 0 BB: 0 S: 5 P: 5	1B: 5 2B: 4 3B: 0 HR: 1	SF: 0 SAC: 1 DP: 1 HBP: 1	WP: 1 PB: 0 SB: 0 CS: 1	PA: 52				

PITCHER	IP	WLS	BF	H	R	ER	SO	BB	IBB	HBP	BLK	WP	HR	S	P	ERA	WHIP
Dick Donovan, R (1, 1) ERA: 4.15	6.2		31	6	2	2	1	4	1	1	0	1	0	27	48	2.70	1.500
Gerry Staley, R (7, 1) ERA: 1.0	0.1		2	0	0	0	0	1	0	0	0	0	0	1	5	0.00	3.000
Turk Lown, R (8, 1) ERA: 4.26	3.0		10	1	0	0	1	1	0	0	0	0	0	11	15	0.00	0.667
Rudy Arias, L (11, 1) ERA: 2.84	2.0	W	9	2	1	1	1	0	0	0	0	0	1	11	11	4.50	1.000

PITCHER	IP	WLS	BF	H	R	ER	SO	BB	IBB	HBP	BLK	WP	HR	S	P	ERA	WHIP

BOTTOM

Chicago White Sox @ Boston Red Sox

Fenway Park, Boston, MA

Tue May 12 1959, 7:05 PM EDT

Att. 22,012 - Unknown

livebaseballscorecards.com

AB	43
R	3
H	9
RBI	3
BB	7
SO	3
LOB	22

Batter	1	2	3	4	5	6	7	8	9	AB	R	H	RBI	BB	SO	LOB
Luis Aparicio, R (1, 6) OBP: 0.314, SLG: 0.352	F2	F2		F9		F8		F4		5	0	0	0	0	0	1
Nellie Fox, L (1, 4) OBP: 0.434, SLG: 0.460	F9	F9		F7		L5		F7		5	0	0	0	0	0	1
Jim Landis, R (1, 8) OBP: 0.350, SLG: 0.343	1B		6-3	S		K			6-3	5	2	2	0	0	1	0
Sherm Lollar, R (1, 2) OBP: 0.336, SLG: 0.436	1-3		F8	1-H			6-3		F6	5	1	2	1	0	0	0
Del Ennis, R (1, 7) OBP: 0.396, SLG: 0.500	1-2 3-H		2B	1-3			K		FC5 BB	4	1	2	1	0	1	1
Johnny Callison, L (7, 7) OBP: 0.271, SLG: 0.275										1	0	1	0	0	0	0
Earl Torgeson, L (1, 3) OBP: 0.439, SLG: 0.433	1-2 2-H		2B 1-2		F9		S		1-2	3	0	2	1	2	0	0
Al Smith, R (1, 9) OBP: 0.324, SLG: 0.286	K		1-3 2-H		F7		1-2		2-3f	4	0	1	1	1	1	4
Bubba Phillips, R (1, 5) OBP: 0.344, SLG: 0.402		5-3	IBB		1B		F6			3	0	1	0	1	0	2
Bob Shaw, R (1, 1) OBP: 0.300, SLG: 0.222		1B	F4		6-3			F6		4	0	1	0	0	0	4
Inning Stats	R: 2 E: 0 K: 1 S: 9 H: 4 LOB: 2 BB: 0 P: 9	R: 0 E: 0 K: 0 S: 4 H: 1 LOB: 1 BB: 0 P: 4	R: 1 E: 0 K: 0 S: 6 H: 3 LOB: 3 BB: 1 P: 10	R: 1 E: 0 K: 0 S: 5 H: 2 LOB: 1 BB: 0 P: 5	R: 0 E: 0 K: 0 S: 4 H: 1 LOB: 1 BB: 0 P: 4	R: 0 E: 0 K: 1 S: 5 H: 0 LOB: 0 BB: 0 P: 5	R: 0 E: 0 K: 1 S: 5 H: 0 LOB: 2 BB: 2 P: 13	R: 0 E: 0 K: 0 S: 3 H: 0 LOB: 0 BB: 0 P: 3	R: 0 E: 0 K: 0 S: 4 H: 1 LOB: 2 BB: 1 P: 8	1B: 11 2B: 1 3B: 0 HR: 0 SF: 0 SAC: 0 DP: 0 HBP: 0	WP: 0 PB: 0 SB: 2 CS: 0 PA: 43					

PITCHER		IP	WLS	BF	H	R	ER	SO	BB	IBB	HBP	BLK	WP	HR	S	P	ERA	WHIP
Frank Sullivan, R ERA: 4.22	(1, 1)	5.0	L	27	11	4	4	1	0	1	0	0	0	0	28	32	7.20	2.200
Jerry Casale, R ERA: 4.5	(6, 1)	4.0		16	1	0	0	2	3	0	0	0	0	0	17	29	0.00	1.000

PITCHER		IP	WLS	BF	H	R	ER	SO	BB	IBB	HBP	BLK	WP	HR	S	P	ERA	WHIP

TOP

Chicago White Sox @ Boston Red Sox

Fenway Park, Boston, MA

Wed May 13 1959, 3:33 AM EDT

Att. 4,787 - Unknown

livebaseballscorecards.com

AB	39
R	4
H	12
RBI	4
BB	4
SO	3
LOB	13

Batter	1	2	3	4	5	6	7	8	9	AB	R	H	RBI	BB	SO	LOB
Marty Keough, L (1, 8) OBP: 0.314, SLG: 0.426	1-3		1B		E1 FC4 1-2 2-3			F6		4	0	1	0	0	0	2
Pete Runnels, L (1, 4) OBP: 0.432, SLG: 0.495	6-3		F9		FC4 1-2f			1-3		4	0	0	0	0	0	4
Ted Williams, L (1, 7) OBP: 0.200, SLG: 0.111	F5			F9		1B		4-3		4	0	1	0	0	0	0
Frank Malzone, R (1, 5) OBP: 0.357, SLG: 0.548		F4		6-3		F4			K	4	0	0	0	0	1	1
Jackie Jensen, R (1, 9) OBP: 0.371, SLG: 0.557		K		F8		F5			F6	4	0	0	0	0	1	1
Dick Gernert, R (1, 3) OBP: 0.394, SLG: 0.471		1B			FC1-4 1B	1-3			F7	4	0	2	0	0	0	1
Sammy White, R (1, 2) OBP: 0.325, SLG: 0.320		5-3			K	6-3				3	0	0	0	0	1	2
Don Buddin, R (1, 6) OBP: 0.325, SLG: 0.301			5-3		FC1-4 E 1B 1-2f	F8				3	0	0	0	0	0	1
Frank Sullivan, R (1, 1) OBP: 0.250, SLG: 0.250			4-3		E 1-2 1B	F4				1	0	0	0	0	0	0
Gary Geiger, L (5, PH) OBP: 0.274, SLG: 0.373										1	0	1	0	0	0	0
Jerry Casale, R (6, 1) OBP: 0.250, SLG: 0.571										1	0	0	0	0	0	0
Inning Stats	R: 0 H: 0 E: 0 LOB: 0 K: 0 BB: 0 S: 3 P: 3	R: 0 H: 1 E: 0 LOB: 1 K: 1 BB: 0 S: 6 P: 6	R: 0 H: 1 E: 0 LOB: 1 K: 0 BB: 0 S: 4 P: 4	R: 0 H: 0 E: 0 LOB: 0 K: 0 BB: 0 S: 3 P: 3	R: 0 H: 2 E: 1 LOB: 3 K: 1 BB: 0 S: 8 P: 8	R: 0 H: 1 E: 0 LOB: 1 K: 0 BB: 0 S: 4 P: 4	R: 0 H: 0 E: 0 LOB: 0 K: 0 BB: 0 S: 3 P: 3	R: 0 H: 0 E: 0 LOB: 0 K: 0 BB: 0 S: 3 P: 3	R: 0 H: 0 E: 0 LOB: 0 K: 1 BB: 0 S: 5 P: 5	1B: 5 SF: 0 2B: 0 SAC: 0 3B: 0 DP: 0 HR: 0 HBP: 0						

PITCHER	IP	WLS	BF	H	R	ER	SO	BB	IBB	HBP	BLK	WP	HR	S	P	ERA	WHIP
Bob Shaw, R (1, 1) ERA: 0.81	9.0	W	33	5	0	0	3	0	0	0	0	0	0	39	39	0.00	0.556

PITCHER	IP	WLS	BF	H	R	ER	SO	BB	IBB	HBP	BLK	WP	HR	S	P	ERA	WHIP

BOTTOM

Chicago White Sox @ Boston Red Sox

Fenway Park, Boston, MA

Wed May 13 1959, 3:33 AM EDT

Att. 4,787 - Unknown

livebaseballscorecards.com

AB	33
R	0
H	5
RBI	0
BB	0
SO	3
LOB	12

Chicago White Sox @ Boston Red Sox

Fenway Park, Boston, MA

Thu May 14 1959, 3:33 AM EDT

Att. 3,554 - Unknown

TOP

livebaseballscorecards.com

Batter	1	2	3	4	5	6	7	8	9	AB	R	H	RBI	BB	SO	LOB
Luis Aparicio, R (1, 6) OBP: 0.323, SLG: 0.355	BBBB 4-0 SH5-4 1B HBP BB	0-0 3-1 ②		0-0 BB 1B 1-2 2-3	0-0 L6 ② 1-2 3-H 1B		0-0 3-4 HR 1B	0-0 6-3 ③		5	2	2	0	1	0	2
Nellie Fox, L (1, 4) OBP: 0.437, SLG: 0.462	H 1-0 SH5-4 1B HBP 1-2	0-0 4-3 ③		0-0 SF7 ① 3-H	0-0 1B 1-2 3-H		0-0 3-4 ① 1-2		0-0 1B BB SF9 1B	4	2	2	2	0	0	1
Jim Landis, R (1, 8) OBP: 0.367, SLG: 0.380	0-0 SH5-4 ① 1-2 2-3		0-0 E S FC5-2-1-2 1B	BBBB 4-0 BB 1-2 2-3	0-0 F9 ③		0-0 HR 2-H		BBBB 4-0 SF9 1B BB 1-2	3	1	2	2	2	0	2
Sherm Lollar, R (1, 2) OBP: 0.354, SLG: 0.469	BBBB 4-0 1B 2B BB	SSS 0-3 K ① 1-3	0-0 SF8 ② 3-H		0-0 HR 2B	0-0 2B		0-0 1B 1-2 2-3	4	2	3	1	1	1	1
Del Ennis, R (1, 7) OBP: 0.396, SLG: 0.551 Johnny Callison, L (7, 7) OBP: 0.265, SLG: 0.268	0-0 2B 1B 1-3 2-H 3-H	0-0 FC5-2-1-2 1B ② 3-H	0-0 F8 ③		0-0 HR 2-H	0-0 6-3 ②		0-0 F4 ①	5 1	2 0	2 0	4 0	0 0	0 0	4 3
Earl Torgeson, L (1, 3) OBP: 0.426, SLG: 0.514	SSS 0-3 K ②	0-0 S 1B 2-H		0-0 HR	0-0 F3 ①	0-0 3-1 ③		0-0 SF9 ② 2-3 3-H	5	1	2	3	0	1	3
Al Smith, R (1, 9) OBP: 0.333, SLG: 0.302	0-0 2B 1-3 3-H	0-0 F6 ③ 1-2		0-0 F8 ①	0-0 FC5-4 1B		BBBB 4-0 1B G4-3 BB	0-0 F7 ③	5	1	2	1	1	0	3
Bubba Phillips, R (1, 5) OBP: 0.358, SLG: 0.414	0-0 F8 ③			0-0 1B E SF7 1B	0-0 1B 1B	0-0 FC5-4 FC6-4 ② 1-2f		0-0 G4-3 1B 1-3	5	2	3	0	0	0	3
Early Wynn, S (1, 1) OBP: 0.250, SLG: 0.429 Turk Lown, R (8, 1)		0-0 5-3 ①		0-0 FC3 BB 1B SF8 1-2	0-0 1B 1-3	0-0 FC6-4 ③ 1-2f		0-0 G4-3 ①② 1-2f 3-H	5 0	1 0	1 0	0 0	0 0	0 0	3 0
Inning Stats	R: 3 H: 2 E: 0 LOB: 2 K: 1 BB: 2 S: 7 P: 16	R: 0 H: 0 E: 0 LOB: 0 K: 0 BB: 0 S: 3 P: 3	R: 1 H: 2 E: 0 LOB: 1 K: 1 BB: 0 S: 7 P: 7	R: 2 H: 2 E: 1 LOB: 2 K: 0 BB: 1 S: 6 P: 10	R: 2 H: 4 E: 0 LOB: 2 K: 0 BB: 0 S: 7 P: 7	R: 2 H: 3 E: 0 LOB: 1 K: 0 BB: 0 S: 6 P: 6	R: 2 H: 3 E: 0 LOB: 1 K: 0 BB: 0 S: 6 P: 6	R: 1 H: 1 E: 0 LOB: 0 K: 0 BB: 1 S: 3 P: 7	R: 1 H: 2 E: 0 LOB: 2 K: 0 BB: 1 S: 5 P: 9	1B: 13 SF: 3 2B: 3 SAC: 1 3B: 0 DP: 1 HR: 3 HBP: 1						WP: 0 PA: 52 PB: 0 SB: 2 CS: 0	

	AB	R	H	RBI	BB	SO	LOB
	42	14	19	13	5	2	25

PITCHER		IP	WLS	BF	H	R	ER	SO	BB	IBB	HBP	BLK	WP	HR	S	P	ERA	WHIP
Billy Hoeft, L ERA: 6.89	(1, 1)	0.2	L	7	2	3	3	1	2	0	1	0	0	0	6	15	40.50	6.000
Bill Monbouquette, R ERA: 4.12	(1, 1)	4.1		23	8	5	3	1	1	0	0	0	0	1	24	28	6.23	2.077
Ted Bowsfield, L ERA: 16.71	(6, 1)	3.0		16	7	5	5	0	1	0	0	0	0	2	15	19	15.00	2.667
Mike Fornieles, R ERA: 4.97	(9, 1)	1.0		6	2	1	1	0	1	0	0	0	0	0	5	9	9.00	3.000

Batter	1	2	3	4	5	6	7	8	9	AB	R	H	RBI	BB	SO	LOB
Marty Keough, L (1, 8) OBP: 0.321, SLG: 0.412	S S S 0-3 K ①		x 0-0 F9 ②		S S S 0-3 K ③		B B B B 4-0 1B BB	x 0-0 2-H 3-H 1B		4	0	1	2	1	2	3
Pete Runnels, L (1, 4) OBP: 0.431, SLG: 0.510	S S S 0-3 K ②		S S S 0-3 K ③			x 0-0 SF9 3B	x 0-0 1-2 1B	x 0-0 4-3 ③		5	1	2	0	0	2	2
Ted Williams, L (1, 7) OBP: 0.214, SLG: 0.083 Jim Busby, R (8, 7) OBP: 0.286, SLG: 0.300	x 0-0 6-3 ③			x 0-0 F6 ①		B B B B 4-0 BB	x 0-0 F9 ③		x 0-0 G4-6-3 1B	3 1	0 0	0 1	0 0	1 0	0 0	2 0
Frank Malzone, R (1, 5) OBP: 0.350, SLG: 0.546		x 0-0 F8 ①		x 0-0 F6 ②		x 0-0 SF9 ① 3-H		x 0-0 1B 2B 2B	x 0-0 ① ② G4-6-3 1-2f	4	1	1	1	0	0	1
Jackie Jensen, R (1, 9) OBP: 0.372, SLG: 0.554		x 0-0 2B		x 0-0 F6 ③		x 0-0 F5 ②		x 0-0 F9 ①	B B B B 4-0 BB	4	0	1	0	1	0	2
Dick Gernert, R (1, 3) OBP: 0.385, SLG: 0.456		S S S 0-3 K ②			x 0-0 5-3 ①	x 0-0 F3 ③		x 0-0 BB 2-3 2B 1B	S S S 0-3 K ③	5	1	1	0	0	2	3
Sammy White, R (1, 2) OBP: 0.333, SLG: 0.312		x 0-0 F6 ③			B B B B 4-0 1B BB		x 0-0 F8 ①	B B B B 4-0 2B 1-2 1B BB		2	1	0	0	2	0	1
Don Buddin, R (1, 6) OBP: 0.331, SLG: 0.346			x 0-0 5-3 ①		x 0-0 F7 ②		x 0-0 HR	x 0-0 1-3 2-H 3-H 1B 2B		4	2	2	3	0	0	1
Billy Hoeft, L (1, 1) OBP: 0.200, SLG: 0.200 Bill Monbouquette, R (1, 1) OBP: 0.167, SLG: 0.167 Gary Geiger, L (5, PH) OBP: 0.286, SLG: 0.383 Ted Bowsfield, R (6, 1) Bill Renna, R (8, PH) OBP: 0.292, SLG: 0.105 Mike Fornieles, R (9, 1) OBP: 0.333, SLG: 0.333			x 0-0 1B		x 0-0 1-2 1B		S S S 0-3 K ②	S S S 0-3 K ②		0 1 1 1 1 0	0 0 0 0 0 0	0 1 1 0 0 0	0 0 0 0 0 0	0 0 0 0 0 0	0 0 0 1 0 0	0 0 0 0 2 0

| Inning Stats | | |

Chicago White Sox @ New York Yankees

Yankee Stadium, Bronx, NY

Fri May 15 1959, 7:05 PM EDT

Att. 27,863 - Unknown - 55 F

TOP

livebaseballscorecards.com

Batter	1	2	3	4	5	6	7	8	9	AB	R	H	RBI	BB	SO	LOB
Luis Aparicio, R (1, 6) OBP: 0.326, SLG: 0.357	G3 1B 6-3 1B		6-3		E6 1-3	F8		E2 F9 1B 2-H 3-H		5	1	2	1	0	0	1
Nellie Fox, L (1, 4) OBP: 0.429, SLG: 0.451	G3 1B 1-2		1-3		1-3 1-2		6-3	F9 2-3		5	0	1	0	0	0	2
Jim Landis, R (1, 8) OBP: 0.361, SLG: 0.372	G3 1-2 2-3			BB 1B 1B	K		1-3	K		5	0	1	0	0	2	4
Sherm Lollar, R (1, 2) OBP: 0.364, SLG: 0.471	6-3 3-H			BB 1-2 1B		1-3	BB		4-3 1B	4	0	2	1	1	0	1
Del Ennis, R (1, 7) OBP: 0.404, SLG: 0.529	4-3			BB 1-2 2-3		E6 BB 1B	1-2 BB		F7	2	1	0	0	2	0	1
Johnny Callison, L (7, PR) OBP: 0.260, SLG: 0.262 (7, 7)										1	0	0	0	0	0	1
Al Smith, R (1, 9) OBP: 0.328, SLG: 0.290		6-3		K		1B 1-2 2B BB	K		4-3 1-2	4	1	0	0	1	2	6
Earl Torgeson, L (1, 3) OBP: 0.442, SLG: 0.500		K		K		1-3 2-H 2B 1B		SH1-4 1B 1B BB	BB	3	2	1	1	2	2	3
Bubba Phillips, R (1, 5) OBP: 0.360, SLG: 0.424		K		F7		2-H 3-H 2B		1-2 E SH1-4 1B	F4	5	1	2	2	0	1	5
Billy Pierce, L (1, 1) OBP: 0.300, SLG: 0.389			K	F9		1-3		SH1-4 1-2 2-3		3	0	0	0	0	1	1
Inning Stats	R: 1 E: 0 K: 0 S: 5 H: 2 LOB: 1 BB: 0 P: 5	R: 0 E: 0 K: 2 S: 7 H: 0 LOB: 0 BB: 0 P: 7	R: 0 E: 0 K: 1 S: 5 H: 0 LOB: 0 BB: 0 P: 5	R: 0 E: 0 K: 2 S: 9 H: 2 LOB: 3 BB: 1 P: 13	R: 0 E: 1 K: 1 S: 6 H: 0 LOB: 1 BB: 0 P: 6	R: 3 E: 1 K: 0 S: 6 H: 2 LOB: 1 BB: 1 P: 10	R: 0 E: 0 K: 1 S: 5 H: 0 LOB: 2 BB: 2 P: 13	R: 2 E: 1 K: 1 S: 7 H: 2 LOB: 1 BB: 1 P: 11	R: 0 E: 0 K: 0 S: 4 H: 1 LOB: 2 BB: 1 P: 8	1B: 8 2B: 1 3B: 0 HR: 0 SF: 0 SAC: 1 DP: 0 HBP: 0						

	AB	37
	R	6
	H	9
	RBI	5
	BB	6
	SO	8
	LOB	25

WP: 0 PB: 0 SB: 0 CS: 0 PA: 44

PITCHER		IP	WLS	BF	H	R	ER	SO	BB	IBB	HBP	BLK	WP	HR	S	P	ERA	WHIP
Whitey Ford, L ERA: 2.28	(1, 1)	6.0	L	28	6	4	2	6	2	0	0	0	0	0	38	46	3.00	1.333
Jim Coates, R ERA: 3.27	(7, 1)	2.0		11	2	2	2	2	3	0	0	0	0	0	12	24	9.00	2.500
Johnny Kucks, R ERA: 7.11	(9, 1)	1.0		5	1	0	0	0	1	0	0	0	0	0	4	8	0.00	2.000

PITCHER	IP	WLS	BF	H	R	ER	SO	BB	IBB	HBP	BLK	WP	HR	S	P	ERA	WHIP

Batter	1	2	3	4	5	6	7	8	9	AB	R	H	RBI	BB	SO	LOB
Hank Bauer, R (1, 9) OBP: 0.318, SLG: 0.341	F6			F8		BBBB FC5-4 BB		F7		3	0	0	0	1	0	2
Gil McDougald, R (1, 4) OBP: 0.346, SLG: 0.342	5-3			F9		FC5-4 1-2f		F6		4	0	0	0	0	0	3
Mickey Mantle, S (1, 8) OBP: 0.380, SLG: 0.513	5-3			1B			6-3	F8		4	0	1	0	0	0	2
Yogi Berra, L (1, 2) OBP: 0.333, SLG: 0.391		G5-4-3 1B		5-3			1B 1B		G3	4	0	2	0	0	0	1
Elston Howard, R (1, 3) OBP: 0.289, SLG: 0.383		K			F9		1-2 1B		K	4	0	1	0	0	2	1
Andy Carey, R (1, 5) OBP: 0.270, SLG: 0.275		G5-4-3 1-2f			5-3		F8		F6	4	0	0	0	0	0	3
Norm Siebern, L (1, 7) OBP: 0.324, SLG: 0.444			K		K		K			3	0	0	0	0	3	2
Bobby Richardson, R (1, 6) OBP: 0.276, SLG: 0.301			CS 1B			L4		BB 1B		3	0	2	0	0	0	0
Whitey Ford, L (1, 1) OBP: 0.286, SLG: 0.176			K 1-2			K		BB 1-2		1	0	0	0	0	1	1
Clete Boyer, R (6, PH) OBP: 0.214, SLG: 0.154										1	0	0	0	0	1	0
Jim Coates, R (7, 1)										0	0	0	0	0	0	0
Enos Slaughter, L (8, PH) OBP: 0.353, SLG: 0.429										0	0	0	0	1	0	0
Johnny Kucks, R (9, 1)										0	0	0	0	0	0	0
Inning Stats	R: 0 E: 0 K: 0 S: 3 H: 0 LOB: 0 BB: 0 P: 3	R: 0 E: 0 K: 1 S: 5 H: 1 LOB: 0 BB: 0 P: 5	R: 0 E: 0 K: 2 S: 7 H: 1 LOB: 1 BB: 0 P: 7	R: 0 E: 0 K: 0 S: 4 H: 1 LOB: 1 BB: 0 P: 4	R: 0 E: 0 K: 1 S: 5 H: 0 LOB: 0 BB: 0 P: 5	R: 0 E: 0 K: 1 S: 5 H: 0 LOB: 1 BB: 1 P: 9	R: 0 E: 0 K: 1 S: 7 H: 2 LOB: 2 BB: 0 P: 7	R: 0 E: 0 K: 0 S: 4 H: 1 LOB: 2 BB: 1 P: 8	R: 0 E: 0 K: 1 S: 5 H: 0 LOB: 0 BB: 0 P: 5	1B: 6 2B: 1 3B: 0 HR: 0	SF: 0 SAC: 0 DP: 2 HBP: 0						

PITCHER	IP	WLS	BF	H	R	ER	SO	BB	IBB	HBP	BLK	WP	HR	S	P	ERA	WHIP
Billy Pierce, L (1, 1) ERA: 2.9	9.0	W	33	6	0	0	7	2	0	0	0	0	0	45	53	0.00	0.889

PITCHER	IP	WLS	BF	H	R	ER	SO	BB	IBB	HBP	BLK	WP	HR	S	P	ERA	WHIP

BOTTOM

Chicago White Sox @ New York Yankees

Yankee Stadium, Bronx, NY

Fri May 15 1959, 7:05 PM EDT
Att. 27,863 - Unknown - 55 F

livebaseballscorecards.com

AB	31
R	0
H	6
RBI	0
BB	2
SO	7
LOB	15

1B: 6 SF: 0
2B: 1 SAC: 0
3B: 0 DP: 2
HR: 0 HBP: 0

WP: 0 PA: 33
PB: 0
SB: 0
CS: 1

Batter	1	2	3	4	5	6	7	8	9	10	11	AB	R	H	RBI	BB	SO	LOB
Luis Aparicio, R (1, 6) OBP: 0.331, SLG: 0.361	F9		1B SF9 1B	2-H 1B		4-3			3-1	K		4	1	2	1	0	0	0
Larry Doby, L (9, PH)												1	0	0	0	0	0	0
Rudy Arias, L (9, 1)												0	0	0	0	0	0	0
Harry Simpson, L (10, PH) OBP: 0.296, SLG: 0.318												1	0	0	0	0	1	2
Turk Lown, R (10, 1)												0	0	0	0	0	0	0
Nellie Fox, L (1, 4) OBP: 0.438, SLG: 0.448	BB CS BB		1-3 SF9 1B	BB FC6-4 BB			P6		E8 1B		BB SH3-4 1B BB	3	2	1	0	3	0	0
Jim Landis, R (1, 8) OBP: 0.355, SLG: 0.362	F8 1-2		1-2 SF9 3-H	FC6-4 1-2f			4-3		BB 1B BB		SH3-4 1-2	3	0	0	1	1	0	3
Sherm Lollar, R (1, 2) OBP: 0.379, SLG: 0.472		BB BB BB BB			6-3		1-3		1-3 1B 3-H		K2-5-2 1B IBB	4	0	2	1	2	0	0
Del Ennis, R (1, 7) OBP: 0.397, SLG: 0.509	F8	F8			4-3 1B			5-3	4-3		1-2 2-H 1B	6	0	2	1	0	0	5
Johnny Callison, L (11, PR) OBP: 0.260, SLG: 0.262 (11, 7)												0	0	0	0	0	0	0
Earl Torgeson, L (1, 3) OBP: 0.414, SLG: 0.442		BB 1-2 BB	L9		4-3 1-2			4-3		F5	K2-5-2 2-3f	5	0	0	0	1	1	5
Al Smith, R (1, 9) OBP: 0.339, SLG: 0.314 (9, 5)		K		E 1B 1B	6-3			2B		S 1B		5	1	3	0	0	1	3
Bubba Phillips, R (1, 5) OBP: 0.359, SLG: 0.415		1-2 2-3 BB		K 1-2		F7		4-3		K 1-2		2	0	0	0	1	1	1
Billy Goodman, L (8, PH) OBP: 0.417, SLG: 0.333												1	0	0	0	0	0	1
Sammy Esposito, R (8, 5) OBP: 0.200, SLG: 0.111 (9, 6)												1	0	0	0	0	1	1
Ray Moore, R (1, 1)		K		F3		K			K		IBB	3	0	0	0	0	2	4
Gerry Staley, R (8, 1)												0	0	0	0	0	0	0
Norm Cash, L (9, PH) OBP: 0.316, SLG: 0.354												1	0	0	0	0	1	0
Jim Rivera, L (9, 9) OBP: 0.417, SLG: 0.619												0	0	0	0	1	0	0
Inning Stats	R: 0 E: 0 K: 0 S: 2 H: 0 LOB: 0 BB: 1 P: 6	R: 0 E: 0 K: 2 S: 7 H: 0 LOB: 3 BB: 3 P: 19	R: 1 E: 0 K: 0 S: 6 H: 3 LOB: 2 BB: 0 P: 6	R: 1 E: 1 K: 1 S: 7 H: 2 LOB: 2 BB: 1 P: 11	R: 0 E: 0 K: 0 S: 4 H: 1 LOB: 1 BB: 0 P: 4	R: 0 E: 0 K: 1 S: 5 H: 0 LOB: 0 BB: 0 P: 5	R: 0 E: 0 K: 0 S: 3 H: 0 LOB: 0 BB: 0 P: 3	R: 0 E: 0 K: 0 S: 4 H: 1 LOB: 1 BB: 0 P: 4	R: 1 E: 1 K: 1 S: 7 H: 1 LOB: 2 BB: 1 P: 11	R: 0 E: 0 K: 2 S: 8 H: 1 LOB: 2 BB: 1 P: 12	R: 1 E: 0 K: 1 S: 5 H: 1 LOB: 2 BB: 2 P: 13	1B: 9 2B: 2 3B: 0 HR: 0	SF: 1 SAC: 1 DP: 1 HBP: 0		WP: 0 PB: 0 SB: 1 CS: 1	PA: 51		

PITCHER		IP	WLS	BF	H	R	ER	SO	BB	IBB	HBP	BLK	WP	HR	S	P	ERA	WHIP
Bob Turley, R ERA: 3.0	(1, 1)	9.0		41	8	3	1	5	6	0	0	0	0	0	45	69	1.00	1.556
Ryne Duren, R ERA: 2.35	(10, 1)	1.0		5	1	0	0	2	0	1	0	0	0	0	8	12	0.00	1.000
Art Ditmar, R ERA: 3.78	(11, 1)	1.0	L	5	1	1	1	1	1	1	0	0	0	0	5	13	9.00	2.000

PITCHER	IP	WLS	BF	H	R	ER	SO	BB	IBB	HBP	BLK	WP	HR	S	P	ERA	WHIP

TOP

Chicago White Sox @ New York Yankees

Yankee Stadium, Bronx, NY

Sat May 16 1959, 3:33 AM EDT

Att. 26,899 - Unknown - 61 F

livebaseballscorecards.com

AB	40
R	4
H	10
RBI	4
BB	9
SO	8
LOB	25

Batter	1	2	3	4	5	6	7	8	9	10	11	AB	R	H	RBI	BB	SO	LOB
Tony Kubek, L (1, 6) OBP: 0.280, SLG: 0.405	F9		SH1-3 1-2		6-3		2B 2-H 3B		G3		4-3	5	1	1	1	0	0	0
Gil McDougald, R (1, 4) OBP: 0.333, SLG: 0.329	6-3		5-3		F9		F7		1B		6-3	6	0	1	0	0	0	2
Mickey Mantle, S (1, 8) OBP: 0.378, SLG: 0.506	K		K		BB		2B 3-H		F8		K	5	0	1	1	1	3	2
Yogi Berra, L (1, 2) OBP: 0.338, SLG: 0.384		5-3		BB 1B SF9 1B	F4		IBB			K		4	1	1	0	1	1	1
Enos Slaughter, L (1, 9) OBP: 0.381, SLG: 0.412		FC3-6 S BB		SF9 BB 1-2 1B		4-3	4-3			1B BB		3	0	1	0	1	0	2
Hank Bauer, R (8, 9) OBP: 0.324, SLG: 0.341												0	0	0	0	1	0	0
Elston Howard, R (1, 3) OBP: 0.307, SLG: 0.381		FC3-6 1-2 BB		1-3 1-2 2-3 BB		5-3		F8		IBB 1-3 1B		3	0	1	0	2	0	0
Norm Siebern, L (1, 7) OBP: 0.309, SLG: 0.427	FC3-6 1-2f 2-3			SF9 2-3 3-H		K		4-3		K		4	0	0	1	0	2	4
Jerry Lumpe, L (1, 5) OBP: 0.351, SLG: 0.226	K			1-3 1-2			SH3-4 3B BB	4-3		IBB 1-2		3	1	0	0	2	1	4
Bob Turley, R (1, 1) OBP: 0.200, SLG: 0.143			SH1-3 1B	K			SH3-4 1-2		F4	F2		2	0	1	0	0	1	2
Andy Carey, R (9, PH) OBP: 0.267, SLG: 0.271												1	0	0	0	0	0	0
Ryne Duren, R (10, 1)												0	0	0	0	0	0	0
Johnny Blanchard, L (10, PH) OBP: 0.286, SLG: 0.429												1	0	0	0	0	0	3
Art Ditmar, R (11, 1) OBP: 0.250, SLG: 0.273												0	0	0	0	0	0	0
Inning Stats	R: 0 H: 0 E: 0 LOB: 0 K: 1 BB: 0 S: 5 P: 5	R: 0 H: 0 E: 0 LOB: 2 K: 1 BB: 2 S: 5 P: 13	R: 0 H: 1 E: 0 LOB: 1 K: 1 BB: 0 S: 6 P: 6	R: 1 H: 2 E: 0 LOB: 2 K: 1 BB: 1 S: 7 P: 11	R: 0 H: 0 E: 0 LOB: 1 K: 0 BB: 1 S: 3 P: 7	R: 0 H: 0 E: 0 LOB: 0 K: 1 BB: 0 S: 5 P: 5	R: 2 H: 2 E: 0 LOB: 2 K: 0 BB: 2 S: 5 P: 13	R: 0 H: 0 E: 0 LOB: 0 K: 0 BB: 0 S: 3 P: 3	R: 0 H: 1 E: 0 LOB: 1 K: 0 BB: 0 S: 4 P: 4	R: 0 H: 1 E: 0 LOB: 3 K: 2 BB: 2 S: 8 P: 16	R: 0 H: 0 E: 0 LOB: 0 K: 1 BB: 0 S: 5 P: 5						

PITCHER		IP	WLS	BF	H	R	ER	SO	BB	IBB	HBP	BLK	WP	HR	S	P	ERA	WHIP
Ray Moore, R ERA: 4.21	(1, 1)	7.0		32	5	3	3	5	5	1	0	0	0	0	36	60	3.86	1.429
Gerry Staley, R ERA: 0.95	(8, 1)	1.0		3	0	0	0	0	0	0	0	0	0	0	3	3	0.00	0.000
Rudy Arias, L ERA: 2.63	(9, 1)	1.0		4	1	0	0	0	0	0	0	0	0	0	4	4	0.00	1.000
Turk Lown, R ERA: 3.38	(10, 1)	2.0	W	9	1	0	0	3	1	1	0	0	0	0	13	21	0.00	1.000

PITCHER	IP	WLS	BF	H	R	ER	SO	BB	IBB	HBP	BLK	WP	HR	S	P	ERA	WHIP

BOTTOM

Chicago White Sox @ New York Yankees

Yankee Stadium, Bronx, NY

Sat May 16 1959, 3:33 AM EDT

Att. 26,899 - Unknown - 61 F

livebaseballscorecards.com

AB	37
R	3
H	7
RBI	3
BB	8
SO	8
LOB	20

1B: 5	SF: 1	WP: 0	PA: 48
2B: 1	SAC: 2	PB: 0	
3B: 1	DP: 0	SB: 1	
HR: 0	HBP: 0	CS: 0	

Batter	1	2	3	4	5	6	7	8	9	AB	R	H	RBI	BB	SO	LOB
Luis Aparicio, R (1, 6) OBP: 0.343, SLG: 0.364	BBBB 4-0 S 1B BB		BBBB 4-0 K BB		x 0-0 ③ F4			x 0-0 1B WP 1B		2	2	1	0	2	0	0
Nellie Fox, L (1, 4) OBP: 0.433, SLG: 0.442	x 0-0 ① 4-3 1-2		SSS 0-3 ①② K 1-2			x 0-0 ① F6		x 0-0 WP 1-3 1B		4	0	1	0	0	1	2
Jim Landis, R (1, 8) OBP: 0.348, SLG: 0.353	x 0-0 ② L6		x 0-0 ③ F4			x 0-0 ② F2		x 0-0 ③ F8 1-2 3-H		3	0	0	0	0	0	1
Sherm Lollar, R (8, PH) OBP: 0.376, SLG: 0.467 (8, 2)										1	0	0	0	0	0	1
Earl Torgeson, L (1, 3) OBP: 0.403, SLG: 0.426	x 0-0 FC5-4 2-H 1B			SSS 0-3 ① K		x 0-0 ③ F3			x 0-0 ① F7	4	0	1	1	0	1	0
Del Ennis, R (1, 7) OBP: 0.373, SLG: 0.475	x 0-0 ③ FC5-4 1-2f			x 0-0 ② F7			x 0-0 ① F8		x 0-0 ② F8	4	0	0	0	0	0	1
Al Smith, R (1, 9) OBP: 0.336, SLG: 0.321		x 0-0 ① F6		x 0-0 2B			x 0-0 ② F4		x 0-0 ③ F8	4	0	1	0	0	0	0
Bubba Phillips, R (1, 5) OBP: 0.358, SLG: 0.412		x 0-0 1B		x 0-0 ③ F4			x 0-0 ③ F7			3	0	1	0	0	0	1
Earl Battey, R (1, 2) OBP: 0.308, SLG: 0.182		x 0-0 ② F2			x 0-0 ① 1-3			x 0-0 ① F7		2	0	0	0	0	0	1
Billy Goodman, L (8, PH) OBP: 0.405, SLG: 0.323										1	0	0	0	0	0	0
Barry Latman, R (8, 1) OBP: 0.400, SLG: 0.250										0	0	0	0	0	0	0
Dick Donovan, L (1, 1) OBP: 0.286, SLG: 0.538		x 0-0 ③ F7			SSS 0-3 ② K			SSS 0-3 ② K		1	0	0	0	0	0	1
Gerry Staley, R (2, 1)										1	0	0	0	0	1	0
Larry Doby, L (8, PH) OBP: 0.303, SLG: 0.298 (8, 8)										1	0	0	0	0	1	0
Inning Stats	R: 1 E: 0 K: 0 S: 4 H: 1 LOB: 1 BB: 1 P: 8	R: 0 E: 0 K: 0 S: 4 H: 1 LOB: 1 BB: 0 P: 4	R: 0 E: 0 K: 1 S: 4 H: 0 LOB: 0 BB: 1 P: 8	R: 0 E: 0 K: 1 S: 6 H: 1 LOB: 1 BB: 0 P: 6	R: 0 E: 0 K: 1 S: 5 H: 0 LOB: 0 BB: 0 P: 5	R: 0 E: 0 K: 0 S: 3 H: 0 LOB: 0 BB: 0 P: 3	R: 0 E: 0 K: 0 S: 3 H: 0 LOB: 0 BB: 0 P: 3	R: 1 E: 0 K: 1 S: 7 H: 2 LOB: 1 BB: 0 P: 7	R: 0 E: 0 K: 0 S: 3 H: 0 LOB: 0 BB: 0 P: 3	1B: 4 2B: 1 3B: 0 HR: 0	SF: 0 SAC: 0 DP: 0 HBP: 0						

PITCHER	IP	WLS	BF	H	R	ER	SO	BB	IBB	HBP	BLK	WP	HR	S	P	ERA	WHIP
Pedro Ramos, R (1, 1) ERA: 5.06	9.0	W	33	5	2	2	4	2	0	0	0	1	0	39	47	2.00	0.778

PITCHER	IP	WLS	BF	H	R	ER	SO	BB	IBB	HBP	BLK	WP	HR	S	P	ERA	WHIP

TOP

Chicago White Sox @ Washington Senators

Griffith Stadium, Washington, DC

Sun May 17 1959, 3:33 AM EDT

Unknown

livebaseballscorecards.com

AB	31
R	2
H	5
RBI	1
BB	2
SO	4
LOB	8

1B: 4	SF: 0	WP: 1	PA: 33
2B: 1	SAC: 0	PB: 0	
3B: 0	DP: 0	SB: 1	
HR: 0	HBP: 0	CS: 0	

Batter	1	2	3	4	5	6	7	8	9	AB	R	H	RBI	BB	SO	LOB
Albie Pearson, L (1, 9) OBP: 0.311, SLG: 0.164	F9	G3			F6		FC5-4, 1B			4	0	1	0	0	0	1
Bob Allison, R (1, 8) OBP: 0.340, SLG: 0.537	6-3		K		5-3		FC5-4 (1-2f)			4	0	0	0	0	1	1
Harmon Killebrew, R (1, 5) OBP: 0.391, SLG: 0.617	5-3		PB, WP, 2B			5-3		1B		4	1	2	0	0	0	0
Roy Sievers, R (1, 3) OBP: 0.338, SLG: 0.460		E6, HR	F4 (2-H)			F8		F9		4	1	0	0	0	0	1
Jim Lemon, R (1, 7) OBP: 0.370, SLG: 0.623		HR (1-H)	K			1B		K		4	1	2	2	0	2	1
Reno Bertoia, R (1, 4) OBP: 0.343, SLG: 0.454		HR	5-3			1B (1-2)		K		4	1	2	1	0	1	1
Jay Porter, R (1, 2) OBP: 0.293, SLG: 0.265		BB	6-3			F7				2	0	0	0	1	0	2
Ron Samford, R (1, 6) OBP: 0.299, SLG: 0.375		K	6-3				4-3			3	0	0	0	0	1	1
Pedro Ramos, S (1, 1) OBP: 0.368, SLG: 0.353		K			K		K			3	0	0	0	0	3	1
Inning Stats	R: 0 E: 0 K: 0 S: 3 H: 0 LOB: 0 BB: 0 P: 3	R: 3 E: 1 K: 2 S: 10 H: 2 LOB: 1 BB: 1 P: 14	R: 1 E: 0 K: 2 S: 8 H: 1 LOB: 0 BB: 0 P: 8	R: 0 E: 0 K: 0 S: 3 H: 0 LOB: 0 BB: 0 P: 3	R: 0 E: 0 K: 1 S: 5 H: 0 LOB: 0 BB: 0 P: 5	R: 0 E: 0 K: 0 S: 5 H: 2 LOB: 2 BB: 0 P: 5	R: 0 E: 0 K: 1 S: 6 H: 1 LOB: 1 BB: 0 P: 6	R: 0 E: 0 K: 2 S: 8 H: 1 LOB: 1 BB: 0 P: 8		1B: 4 2B: 1 3B: 0 HR: 2 SF: 0 SAC: 0 DP: 0 HBP: 0						

PITCHER		IP	WLS	BF	H	R	ER	SO	BB	IBB	HBP	BLK	WP	HR	S	P	ERA	WHIP
Dick Donovan, R ERA: 4.5	(1, 1)	1.0	L	7	2	3	2	0	1	0	0	0	0	2	6	10	18.00	3.000
Gerry Staley, R ERA: 0.72	(2, 1)	6.0		22	4	1	0	6	0	0	0	0	1	0	34	34	0.00	0.667
Barry Latman, R ERA: 8.64	(8, 1)	1.0		4	1	0	0	2	0	0	0	0	0	0	8	8	0.00	1.000

PITCHER	IP	WLS	BF	H	R	ER	SO	BB	IBB	HBP	BLK	WP	HR	S	P	ERA	WHIP

BOTTOM

Chicago White Sox @ Washington Senators

Griffith Stadium, Washington, DC

Sun May 17 1959, 3:33 AM EDT

Unknown

livebaseballscorecards.com

AB	32
R	4
H	7
RBI	3
BB	1
SO	8
LOB	9

Batter	1	2	3	4	5	6	7	8	9	AB	R	H	RBI	BB	SO	LOB
Luis Aparicio, R (1, 6) OBP: 0.352, SLG: 0.368	F9		1B S SF8 1B		FC1-5 FC5-4 1-3 2-3f		1B 1B 1B		BBBB S 2B BB	4	3	2	0	1	0	2
Nellie Fox, L (1, 4) OBP: 0.445, SLG: 0.463	2B 1B		CS 1-3 1B		FC5-4 1-2f 3-H		1B G6-4-3 1-3 1B		1-3 1-H 1B 2B	5	3	4	2	0	0	1
Jim Landis, R (1, 8) OBP: 0.342, SLG: 0.350	K		SF8 1-2 3-H		5-3		G6-4-3 1-3 3-H 1B		1-3 2-3	4	0	1	2	0	1	3
Sherm Lollar, R (1, 2) OBP: 0.385, SLG: 0.482	1-H 2B		F7			1B 3B 1B	G6-4-3 1-2f 3-H		G3 S 3-H 1B	5	1	3	2	0	0	1
Del Ennis, R (1, 7) OBP: 0.371, SLG: 0.469	5-3			F7		1-2 3B 1B	BBBB CS BB		G3 1-3	3	1	1	0	0	0	1
Johnny Callison, L (6, 7) OBP: 0.269, SLG: 0.256										1	0	0	0	1	0	1
Earl Torgeson, L (1, 3) OBP: 0.403, SLG: 0.451		B2		F5		1-H PB 3B 2-H	CS 1-2	BBBB 5-3 S BB	SSS K	4	1	1	2	1	1	1
Al Smith, R (1, 9) OBP: 0.326, SLG: 0.310		E5		SSS K		SSS K 3-H		SSS K 1-2		4	0	0	0	0	3	1
Bubba Phillips, R (1, 5) OBP: 0.355, SLG: 0.406		F6			FC1-5 SH 1B	SSS K			5-3 2-3	4	0	1	0	0	1	2
Bob Shaw, R (1, 1) OBP: 0.231, SLG: 0.167		1-3			SH FC1-5 1-2 FC5-4	F9		SSS K		3	1	0	0	0	1	2
Turk Lown, R (8, 1)										0	0	0	0	0	0	0
Inning Stats	R: 1 H: 2 E: 0 LOB: 1 K: 1 BB: 0 S: 7 P: 7	R: 0 H: 0 E: 1 LOB: 1 K: 0 BB: 0 S: 4 P: 4	R: 1 H: 2 E: 0 LOB: 0 K: 0 BB: 0 S: 4 P: 4	R: 0 H: 0 E: 0 LOB: 0 K: 1 BB: 0 S: 5 P: 5	R: 1 H: 1 E: 0 LOB: 1 K: 0 BB: 0 S: 5 P: 5	R: 3 H: 3 E: 0 LOB: 0 K: 2 BB: 0 S: 10 P: 10	R: 2 H: 3 E: 0 LOB: 0 K: 0 BB: 1 S: 4 P: 8	R: 0 H: 0 E: 0 LOB: 1 K: 2 BB: 1 S: 7 P: 11	R: 2 H: 2 E: 0 LOB: 1 K: 1 BB: 1 S: 7 P: 11	1B: 10 SF: 1 2B: 2 SAC: 1 3B: 1 DP: 1 HR: 0 HBP: 0						

TOP

Chicago White Sox @ Washington Senators

Griffith Stadium, Washington, DC

Sun May 17 1959, 3:38 AM EDT

Att. 22,240 - Unknown

livebaseballscorecards.com

AB	37
R	10
H	13
RBI	8
BB	3
SO	7
LOB	15

PITCHER		IP	WLS	BF	H	R	ER	SO	BB	IBB	HBP	BLK	WP	HR	S	P	ERA	WHIP
Bill Fischer, R ERA: 2.54	(1, 1)	5.0	L	24	8	6	5	2	0	0	0	0	0	0	28	28	9.00	1.600
Tex Clevenger, R ERA: 3.0	(6, 1)	1.0		3	0	0	0	2	0	0	0	0	0	0	7	7	0.00	0.000
Dick Hyde, R ERA: 4.67	(7, 1)	2.0		9	3	2	2	2	2	0	0	0	0	0	11	19	9.00	2.500
John Romonosky, R ERA: 3.86	(9, 1)	1.0		6	2	2	2	1	1	0	0	0	0	0	7	11	18.00	3.000

PITCHER	IP	WLS	BF	H	R	ER	SO	BB	IBB	HBP	BLK	WP	HR	S	P	ERA	WHIP

Batter	1	2	3	4	5	6	7	8	9	AB	R	H	RBI	BB	SO	LOB
Albie Pearson, L (1, 9) OBP: 0.316, SLG: 0.182	G3		2B 1B	F2		E6 1-2 2-3		HR 1B 3-H		5	2	2	1	0	0	3
Bob Allison, R (1, 8) OBP: 0.342, SLG: 0.547	6-3		1-H 2B		S 2B	FC5 2-3f		F2		5	0	2	1	0	0	4
Harmon Killebrew, R (1, 5) OBP: 0.392, SLG: 0.658	1-3		F6		F2 2-3		HR	1-H HR		5	2	2	3	0	0	2
Roy Sievers, R (1, 3) OBP: 0.329, SLG: 0.441		FC4 1B 2B 1B	F5		F4		L7	F7		5	1	1	0	0	0	2
Jim Lemon, R (1, 7) OBP: 0.387, SLG: 0.624		FC4 1-2 1B	B B B B BB		S S S K		G6-4-3 1B		B B B B FC6-4 BB	3	0	2	0	2	1	1
Reno Bertoia, R (1, 4) OBP: 0.331, SLG: 0.437		FC4 2B 1-2f 2-3	F7			5-3	G6-4-3 1-2f		S S S K	5	0	0	0	0	1	6
Jay Porter, R (1, 2) OBP: 0.300, SLG: 0.274		F9		6-3		E 1B 1B		3B 1B	S S S K	5	1	2	0	0	1	3
Ron Samford, R (1, 6) OBP: 0.315, SLG: 0.400		1-3 3-H 2B		SH1-3 1B		FC5 E 1-2 1B		L6	FC6-4 1-2f	5	0	3	1	0	0	2
Bill Fischer, R (1, 1) OBP: 0.286, SLG: 0.231 Tex Clevenger, R (6, 1) OBP: 1.000, SLG: 2.000 Herb Plews, L (6, PH) OBP: 0.227, SLG: 0.227 Dick Hyde, R (7, 1) Julio Becquer, L (8, PH) OBP: 0.236, SLG: 0.288 John Romonosky, R (9, 1) OBP: 1.000, SLG: 1.000		1-3		SH1-3 1-2		F6		1-H 1B 3B		1 0 1 0 1 0	0 0 0 0 1 0	0 0 0 0 1 0	0 0 0 0 0 0	0 0 0 0 0 0	0 0 0 0 0 0	2 0 2 0 0 0
Inning Stats	R: 0 E: 0 K: 0 S: 3 H: 0 LOB: 0 BB: 0 P: 3	R: 1 E: 0 K: 0 S: 6 H: 3 LOB: 2 BB: 0 P: 6	R: 1 E: 0 K: 0 S: 5 H: 2 LOB: 2 BB: 1 P: 9	R: 0 E: 0 K: 0 S: 4 H: 1 LOB: 1 BB: 0 P: 4	R: 0 E: 0 K: 1 S: 6 H: 1 LOB: 1 BB: 0 P: 6	R: 0 E: 1 K: 0 S: 6 H: 2 LOB: 3 BB: 0 P: 6	R: 1 E: 0 K: 0 S: 4 H: 2 LOB: 0 BB: 0 P: 4	R: 4 E: 0 K: 0 S: 7 H: 4 LOB: 0 BB: 0 P: 7	R: 0 E: 0 K: 2 S: 7 H: 0 LOB: 1 BB: 1 P: 11	1B: 9 2B: 3 3B: 1 HR: 2	SF: 0 SAC: 1 DP: 1 HBP: 0						

PITCHER		IP	WLS	BF	H	R	ER	SO	BB	IBB	HBP	BLK	WP	HR	S	P	ERA	WHIP
Bob Shaw, R ERA: 1.99	(1, 1)	7.1	W	37	14	6	6	1	1	0	0	0	0	1	38	42	7.36	2.045
Turk Lown, R ERA: 3.57	(8, 1)	1.2	S	7	1	1	1	2	1	0	0	0	0	1	10	14	5.40	1.200

PITCHER	IP	WLS	BF	H	R	ER	SO	BB	IBB	HBP	BLK	WP	HR	S	P	ERA	WHIP

BOTTOM

Chicago White Sox @ Washington Senators

Griffith Stadium, Washington, DC

Sun May 17 1959, 3:38 AM EDT

Att. 22,240 - Unknown

livebaseballscorecards.com

AB	41
R	7
H	15
RBI	7
BB	2
SO	3
LOB	27

1B: 9	SF: 0	WP: 0	PA:	44
2B: 3	SAC: 1	PB: 0		
3B: 1	DP: 1	SB: 1		
HR: 2	HBP: 0	CS: 0		

Chicago White Sox @ Washington Senators

Griffith Stadium, Washington, DC

Mon May 18 1959, 7:05 PM EDT

Att. 3,995 - Unknown

livebaseballscorecards.com

TOP

Batter	1	2	3	4	5	6	7	8	9	AB	R	H	RBI	BB	SO	LOB
Luis Aparicio, R (1, 6) OBP: 0.358, SLG: 0.364	0-0 2B 1B	0-0 F9 ②		4-0 BB		WP S 4-0 SF8 BB	0-0 F7 ③		0-0 4-3 ②	4	2	1	0	2	0	1
Nellie Fox, L (1, 4) OBP: 0.447, SLG: 0.468	0-0 1-H SF8 2B	0-0 F7 ③		0-0 4-3 ③		SF8 S 4-0 1-3 BB		0-0 G3 ①	0-0 E 1B	5	1	2	1	1	0	2
Jim Landis, R (1, 8) OBP: 0.336, SLG: 0.341	0-0 SF8 ① 3-H		0-3 K ①		0-0 5-3 ①	0-0 SF8 ② 1-3 3-H		1-0 2B HBP	0-0 E6 1-2	3	1	0	2	0	1	1
Sherm Lollar, R (1, 2) OBP: 0.397, SLG: 0.517	0-0 6-3 ②		0-0 HR		4-0 BB BB BB	4-0 BB		0-0 1-H 2B 2B	0-0 F8 ③	4	2	2	2	2	0	2
Del Ennis, R (1, 7) OBP: 0.375, SLG: 0.485	0-0 1B 2B		0-3 K ②		4-0 BB 1-2 BB	0-0 4-3 ③		0-0 5-3 1-H 2-H 2B		2	1	1	0	0	1	0
Johnny Callison, L (3, 7) OBP: 0.291, SLG: 0.289										2	1	1	1	1	0	2
Al Smith, R (1, 9) OBP: 0.328, SLG: 0.333	4-0 1B BB		0-0 F6 ③		0-0 F3 ②		0-0 HR	0-0 5-3 ② 2-3		4	1	1	1	1	0	3
Earl Torgeson, L (1, 3) OBP: 0.431, SLG: 0.473	0-0 1-3 2-H 1B			0-0 2-3 1B	4-0 1-2 2-3 BB		0-0 F7 ①	0-0 3-H 1B		4	0	3	2	1	0	0
Bubba Phillips, R (1, 5) OBP: 0.348, SLG: 0.396	0-0 F5 ③			0-0 2-3 ① 1-2	0-0 1-3 ③		0-0 1B	0-0 G3 ③		5	0	1	0	0	0	7
Early Wynn, S (1, 1) OBP: 0.207, SLG: 0.346		0-3 K ①		0-0 F8 ②		0-0 6-3 ①	0-0 F5 ②		0-0 1-3 ①	5	0	0	0	0	1	2
Inning Stats	R: 3 E: 0 K: 0 S: 7 H: 4 LOB: 2 BB: 1 P: 11	R: 0 E: 0 K: 1 S: 5 H: 0 LOB: 0 BB: 0 P: 5	R: 1 E: 0 K: 2 S: 8 H: 1 LOB: 0 BB: 0 P: 8	R: 0 E: 0 K: 0 S: 4 H: 1 LOB: 2 BB: 1 P: 8	R: 0 E: 0 K: 0 S: 3 H: 0 LOB: 3 BB: 3 P: 15	R: 1 E: 0 K: 0 S: 3 H: 0 LOB: 2 BB: 3 P: 15	R: 1 E: 0 K: 0 S: 5 H: 2 LOB: 1 BB: 0 P: 5	R: 3 E: 0 K: 0 S: 6 H: 3 LOB: 1 BB: 0 P: 7	R: 0 E: 1 K: 0 S: 5 H: 1 LOB: 2 BB: 0 P: 5	1B: 6 2B: 4 3B: 0 HR: 2 SF: 2 SAC: 0 DP: 0 HBP: 1							

AB	38
R	9
H	12
RBI	9
BB	8
SO	3
LOB	20

WP: 1 PB: 0 SB: 2 CS: 0 PA: 49

PITCHER		IP	WLS	BF	H	R	ER	SO	BB	IBB	HBP	BLK	WP	HR	S	P	ERA	WHIP
Chuck Stobbs, L ERA: 4.15	(1, 1)	3.0	L	15	5	4	4	3	1	0	0	0	0	1	20	24	12.00	2.000
John Romonosky, R ERA: 4.15	(4, 1)	4.0		22	3	2	2	0	7	0	0	0	1	1	15	43	4.50	2.500
Dick Hyde, R ERA: 5.59	(8, 1)	2.0		12	4	3	3	0	0	0	1	0	0	0	11	12	13.50	2.000

PITCHER	IP	WLS	BF	H	R	ER	SO	BB	IBB	HBP	BLK	WP	HR	S	P	ERA	WHIP

Batter	1	2	3	4	5	6	7	8	9	AB	R	H	RBI	BB	SO	LOB
Albie Pearson, L (1, 9) OBP: 0.325, SLG: 0.203	F8		G3 2-3		BB		2B			3	0	1	0	1	0	1
Bob Allison, R (1, 8) OBP: 0.333, SLG: 0.531	F8		1-3		1-3		1-3			4	0	0	0	0	0	3
Harmon Killebrew, R (1, 5) OBP: 0.401, SLG: 0.656	BB			1B BB		HR 1B		K		2	1	1	0	2	1	0
Roy Sievers, R (1, 3) OBP: 0.325, SLG: 0.423	K			F6		F8		FC4-6 BB		3	0	0	0	1	1	3
Jim Lemon, R (1, 7) OBP: 0.375, SLG: 0.602		F5		F7		K		FC4-6 1-2f		4	0	0	0	0	1	3
Reno Bertoia, R (1, 4) OBP: 0.336, SLG: 0.460		F9		1-2 1B		1-H HR		F8		4	1	2	2	0	0	1
Ed Fitz Gerald, R (1, 2) OBP: 0.212, SLG: 0.146		5-3		F4		5-3			F7	4	0	0	0	0	0	2
Ron Samford, R (1, 6) OBP: 0.313, SLG: 0.404			G3 2B		F6		F8		F4	4	0	1	0	0	0	0
Chuck Stobbs, L (1, 1) OBP: 0.111, SLG: 0.111 Herb Plews, L (3, PH) OBP: 0.217, SLG: 0.217 John Romonosky, R (4, 1) OBP: 0.500, SLG: 0.500 Faye Throneberry, L (7, PH) OBP: 0.200, SLG: 0.156 Dick Hyde, R (8, 1) Julio Becquer, L (9, PH) OBP: 0.232, SLG: 0.283			K		4-3		4-3		F9	0 1 1 1 0 1	0 0 0 0 0 0	0 0 0 0 0 0	0 1 0 0 0 0	0 0 0 0 0 0	0 1 0 0 0 0	0 1 0 0 0 0
Inning Stats	R: 0 E: 0 K: 1 S: 5 H: 0 LOB: 1 BB: 1 P: 9	R: 0 E: 0 K: 0 S: 3 H: 0 LOB: 0 BB: 0 P: 3	R: 0 E: 0 K: 1 S: 6 H: 1 LOB: 1 BB: 0 P: 6	R: 0 E: 0 K: 0 S: 4 H: 1 LOB: 2 BB: 1 P: 8	R: 0 E: 0 K: 0 S: 3 H: 0 LOB: 1 BB: 1 P: 7	R: 2 E: 0 K: 1 S: 7 H: 2 LOB: 0 BB: 0 P: 7	R: 0 E: 0 K: 0 S: 4 H: 1 LOB: 1 BB: 0 P: 4	R: 0 E: 0 K: 1 S: 5 H: 0 LOB: 1 BB: 1 P: 9	R: 0 E: 0 K: 0 S: 3 H: 0 LOB: 0 BB: 0 P: 3	1B: 2 2B: 2 3B: 0 HR: 1	SF: 0 SAC: 0 DP: 0 HBP: 0		WP: 0 PB: 0 SB: 0 CS: 0	PA: 36			

PITCHER	IP	WLS	BF	H	R	ER	SO	BB	IBB	HBP	BLK	WP	HR	S	P	ERA	WHIP
Early Wynn, R (1, 1) ERA: 4.1	9.0	W	36	5	2	2	4	4	0	0	0	0	1	40	56	2.00	1.000

PITCHER	IP	WLS	BF	H	R	ER	SO	BB	IBB	HBP	BLK	WP	HR	S	P	ERA	WHIP

BOTTOM

Chicago White Sox @ Washington Senators

Griffith Stadium, Washington, DC

Mon May 18 1959, 7:05 PM EDT

Att. 3,995 - Unknown

livebaseballscorecards.com

AB	32
R	2
H	5
RBI	2
BB	4
SO	4
LOB	14

Batter	1	2	3	4	5	6	7	8	9	AB	R	H	RBI	BB	SO	LOB
Luis Aparicio, R (1, 6) OBP: 0.362, SLG: 0.368	1B		E5			F8	1-2 2-H 1B			4	0	2	1	0	0	0
Nellie Fox, L (1, 4) OBP: 0.442, SLG: 0.469	F6		L9			2B	1-3			4	0	1	0	0	0	4
Jim Landis, R (1, 8) OBP: 0.333, SLG: 0.333	K			F3		BB		K		3	0	0	0	1	2	1
Sherm Lollar, R (1, 2) OBP: 0.386, SLG: 0.500	F8			4-3		F6		5-3		4	0	0	0	0	0	3
Del Ennis, R (1, 7) OBP: 0.355, SLG: 0.457		6-3		F9		K		K		4	0	0	0	0	2	2
Al Smith, R (1, 9) OBP: 0.326, SLG: 0.331		G4-6-3 1B			6-3		F7		F4	4	0	1	0	0	0	0
Earl Torgeson, L (1, 3) OBP: 0.421, SLG: 0.448		G4-6-3 1-2f			BB		K		F9	3	0	0	0	1	1	1
Bubba Phillips, R (1, 5) OBP: 0.347, SLG: 0.389			F3		F7		1B 1B BB		2B	2	1	0	0	1	0	1
Larry Doby, L (9, PH) OBP: 0.313, SLG: 0.328										1	0	1	0	0	0	0
Johnny Callison, L (9, PR) OBP: 0.291, SLG: 0.289										0	0	0	0	0	0	0
Billy Pierce, L (1, 1) OBP: 0.273, SLG: 0.350			K		1-3		1B 1-2 1B		K	2	0	0	0	0	1	1
John Romano, R (7, PH) OBP: 0.444, SLG: 0.750										1	0	1	0	0	0	0
Jim Rivera, L (7, PR) OBP: 0.417, SLG: 0.619										0	0	0	0	0	0	0
Barry Latman, R (7, 1) OBP: 0.400, SLG: 0.250										0	0	0	0	0	0	0
Billy Goodman, L (9, PH) OBP: 0.395, SLG: 0.313										1	0	0	0	0	1	1
Inning Stats	R: 0 E: 0 K: 1 S: 6 H: 1 LOB: 1 BB: 0 P: 6	R: 0 E: 0 K: 0 S: 3 H: 1 LOB: 0 BB: 0 P: 3	R: 0 E: 1 K: 1 S: 6 H: 0 LOB: 1 BB: 0 P: 6	R: 0 E: 0 K: 0 S: 3 H: 0 LOB: 0 BB: 0 P: 3	R: 0 E: 0 K: 0 S: 3 H: 0 LOB: 1 BB: 1 P: 7	R: 0 E: 0 K: 1 S: 6 H: 1 LOB: 2 BB: 1 P: 10	R: 1 E: 0 K: 1 S: 7 H: 2 LOB: 2 BB: 1 P: 11	R: 0 E: 0 K: 2 S: 7 H: 0 LOB: 0 BB: 0 P: 7	R: 0 E: 0 K: 1 S: 6 H: 1 LOB: 1 BB: 0 P: 6	1B: 4 2B: 2 3B: 0 HR: 0 SF: 0 SAC: 0 DP: 1 HBP: 0	WP: 0 PB: 0 SB: 0 CS: 0 PA: 36					

PITCHER		IP	WLS	BF	H	R	ER	SO	BB	IBB	HBP	BLK	WP	HR	S	P	ERA	WHIP
Billy O'Dell, L ERA: 2.8	(1, 1)	7.0	W	29	5	1	1	4	3	0	0	0	0	0	34	46	1.29	1.143
Jerry Walker, R ERA: 1.45	(8, 1)	2.0	S	7	1	0	0	3	0	0	0	0	0	0	13	13	0.00	0.500

PITCHER	IP	WLS	BF	H	R	ER	SO	BB	IBB	HBP	BLK	WP	HR	S	P	ERA	WHIP

TOP

Chicago White Sox @ Baltimore Orioles

Memorial Stadium, Baltimore, MD

Tue May 19 1959, 7:05 PM EDT

Att. 6,819 - Unknown

livebaseballscorecards.com

AB	33
R	1
H	6
RBI	1
BB	3
SO	7
LOB	14

Batter	1	2	3	4	5	6	7	8	9	AB	R	H	RBI	BB	SO	LOB
Willie Tasby, R (1, 8) OBP: 0.365, SLG: 0.422	F3	K			F4		6-3			4	0	0	0	0	1	1
Bob Boyd, L (1, 3) OBP: 0.304, SLG: 0.322	4-3		F8		F8		L4			4	0	0	0	0	0	1
Bob Nieman, R (1, 7) OBP: 0.373, SLG: 0.465	BB		F9		F9			4-3		2	0	0	0	1	0	0
Al Pilarcik, L (8, 9) OBP: 0.275, SLG: 0.367										1	0	0	0	0	0	0
Gus Triandos, R (1, 2) OBP: 0.414, SLG: 0.557	BB		BB			FC5 2B		F4		2	0	1	0	2	0	0
Bobby Avila, R (1, 9) OBP: 0.235, SLG: 0.170	F9		F8			5-3		1-3		3	0	0	0	0	0	4
Lenny Green, L (7, 9) OBP: 0.320, SLG: 0.391										1	0	0	0	0	0	0
(8, 7)																
Chico Carrasquel, R (1, 6) OBP: 0.282, SLG: 0.316		6-3		6-3		F2				3	0	0	0	0	0	1
Jim Finigan, R (1, 5) OBP: 0.328, SLG: 0.357		5-3		1B		FC5 2-3				3	0	1	0	0	0	1
Billy Gardner, R (1, 4) OBP: 0.297, SLG: 0.355		HR BB		K			F3			2	1	0	0	1	1	1
Billy O'Dell, S (1, 1) OBP: 0.250, SLG: 0.455		1-H HR		4-3			2B			2	1	1	2	0	0	1
Gene Woodling, L (7, PH) OBP: 0.391, SLG: 0.443										1	0	1	0	0	0	0
Jerry Walker, S (8, 1) OBP: 0.133, SLG: 0.133										0	0	0	0	0	0	0
Inning Stats	R: 0 E: 0 K: 0 S: 3 H: 0 LOB: 2 BB: 2 P: 11	R: 2 E: 0 K: 1 S: 6 H: 1 LOB: 0 BB: 1 P: 10	R: 0 E: 0 K: 0 S: 3 H: 0 LOB: 1 BB: 1 P: 7	R: 0 E: 0 K: 1 S: 6 H: 1 LOB: 1 BB: 0 P: 6	R: 0 E: 0 K: 0 S: 3 H: 0 LOB: 0 BB: 0 P: 3	R: 0 E: 0 K: 0 S: 4 H: 1 LOB: 1 BB: 0 P: 4	R: 0 E: 0 K: 0 S: 4 H: 1 LOB: 1 BB: 0 P: 4	R: 0 E: 0 K: 0 S: 3 H: 0 LOB: 0 BB: 0 P: 3		1B: 1 2B: 2 3B: 0 HR: 1	SF: 0 SAC: 0 DP: 0 HBP: 0					

PITCHER	IP	WLS	BF	H	R	ER	SO	BB	IBB	HBP	BLK	WP	HR	S	P	ERA	WHIP
Billy Pierce, L (1, 1) ERA: 2.91	6.0	L	25	3	2	2	2	4	0	0	0	0	1	25	41	3.00	1.167
Barry Latman, R (7, 1) ERA: 7.71	2.0		7	1	0	0	0	0	0	0	0	0	0	7	7	0.00	0.500

PITCHER	IP	WLS	BF	H	R	ER	SO	BB	IBB	HBP	BLK	WP	HR	S	P	ERA	WHIP

BOTTOM

Chicago White Sox @ Baltimore Orioles

Memorial Stadium, Baltimore, MD

Tue May 19 1959, 7:05 PM EDT

Att. 6,819 - Unknown

livebaseballscorecards.com

AB	28
R	2
H	4
RBI	2
BB	4
SO	2
LOB	10

Chicago White Sox @ Baltimore Orioles

Memorial Stadium, Baltimore, MD

Wed May 20 1959, 3:33 AM EDT

Att. 16,026 - Unknown

livebaseballscorecards.com

Batter	1	2	3	4	5	6	7	8	9	AB	R	H	RBI	BB	SO	LOB
Luis Aparicio, R (1, 6) OBP: 0.376, SLG: 0.384	K		1B		SF9		F7		4-3 SH1-3	5	2	4	0	0	1	0
Nellie Fox, L (1, 4) OBP: 0.444, SLG: 0.469	F6		1B 1-2		SF9 BB 1-3		F7 1-2		SH1-3 1-2	4	0	2	0	0	0	1
Jim Landis, R (1, 8) OBP: 0.342, SLG: 0.353	3B		FC5-4 1-3 2-H		BBBB G6-4-3 1-2		F7		4-3 2-3	4	0	2	1	1	0	1
Sherm Lollar, R (1, 2) OBP: 0.379, SLG: 0.488	F7		FC5-4 1-2f		SF9 2-3 3-H			BBBB E 1B BB	1-3	3	1	0	1	1	0	4
Del Ennis, R (1, 7) OBP: 0.338, SLG: 0.432		K		F7	G6-4-3 1-2f			SSS K		4	0	0	0	0	2	3
Johnny Callison, L (8, 7) OBP: 0.291, SLG: 0.289										0	0	0	0	0	0	0
Al Smith, R (1, 9) OBP: 0.324, SLG: 0.344		F3		FC1-5-2-5-1 3B		F7		E5 1-3		4	1	1	0	0	0	1
Earl Torgeson, L (1, 3) OBP: 0.425, SLG: 0.433		K		FC1-5-2-5-1 1B 3-H		BBBB E S BB		IIII CS 1B IBB		2	1	0	0	2	1	1
Bubba Phillips, R (1, 5) OBP: 0.355, SLG: 0.391			F7	1B 2-H		IIII G4-6-3 1-3 IBB		1-2 2-H 3-H 1B		2	0	1	1	1	0	0
Harry Simpson, L (8, PH) OBP: 0.321, SLG: 0.348										1	0	1	2	0	0	0
Sammy Esposito, R (8, PR) OBP: 0.200, SLG: 0.111										0	0	0	0	0	0	0
(8, 5)																
Dick Donovan, L (1, 1) OBP: 0.222, SLG: 0.412			K	4-3		G4-6-3 1-2f		K 2-3		4	0	0	0	0	2	5

	AB	33
	R	5
	H	11
	RBI	5
	BB	5
	SO	6
	LOB	16

Inning Stats										
	R: 0	H: 1	R: 0	H: 0	R: 1	H: 3	R: 1	H: 2	R: 1	H: 2
	E: 0	LOB: 1	E: 0	LOB: 0	E: 0	LOB: 2	E: 0	LOB: 1	E: 0	LOB: 1
	K: 1	BB: 0	K: 2	BB: 0	K: 1	BB: 0	K: 0	BB: 0	K: 0	BB: 1
	S: 6	P: 6	S: 7	P: 7	S: 8	P: 8	S: 5	P: 5	S: 4	P: 8

Inning Stats										
	R: 0	H: 0	R: 0	H: 1	R: 2	H: 1	R: 0	H: 1	1B: 9	SF: 1
	E: 0	LOB: 1	E: 0	LOB: 0	E: 1	LOB: 2	E: 0	LOB: 1	2B: 1	SAC: 1
	K: 0	BB: 2	K: 0	BB: 0	K: 2	BB: 2	K: 0	BB: 0	3B: 2	DP: 3
	S: 2	P: 10	S: 3	P: 3	S: 8	P: 16	S: 4	P: 4	HR: 0	HBP: 0

WP: 0	PA: 40
PB: 0	
SB: 1	
CS: 1	

PITCHER		IP	WLS	BF	H	R	ER	SO	BB	IBB	HBP	BLK	WP	HR	S	P	ERA	WHIP
Jack Harshman, L ERA: 5.77	(1, 1)	7.0	L	30	9	3	3	4	2	1	0	0	0	0	35	47	3.86	1.571
Billy Loes, R ERA: 1.62	(8, 1)	1.0		6	1	2	1	2	1	1	0	0	0	0	8	16	9.00	2.000
Arnie Portocarrero, R ERA: 9.28	(9, 1)	1.0		4	1	0	0	0	0	0	0	0	0	0	4	4	0.00	1.000

PITCHER	IP	WLS	BF	H	R	ER	SO	BB	IBB	HBP	BLK	WP	HR	S	P	ERA	WHIP

Batter	1	2	3	4	5	6	7	8	9	AB	R	H	RBI	BB	SO	LOB
Willie Tasby, R (1, 8) OBP: 0.355, SLG: 0.410	F5		K		1-3			4-3		4	0	0	0	0	1	1
Bob Boyd, L (1, 3) OBP: 0.295, SLG: 0.311	3-1		4-3			5-3		F9		4	0	0	0	0	0	0
Gene Woodling, L (1, 9) OBP: 0.375, SLG: 0.422	F9		K			4-3		1-3		4	0	0	0	0	1	0
Bob Nieman, R (1, 7) OBP: 0.368, SLG: 0.478		5-3 3B		K		6-3			F9	4	1	1	0	0	1	0
Gus Triandos, R (1, 2) OBP: 0.400, SLG: 0.533		K		F3			L7		K	4	0	0	0	0	2	1
Billy Klaus, L (1, 5) OBP: 0.302, SLG: 0.241		5-3 BB		G3			F8		4-3	3	0	0	0	1	0	0
Chico Carrasquel, R (1, 6) OBP: 0.295, SLG: 0.321		5-3 1-2 3-H			SH3-4 1B		1B BB			2	0	1	1	1	0	1
Billy Gardner, R (1, 4) OBP: 0.301, SLG: 0.358		F8			SH3-4 1-2		1-2 1B			2	0	1	0	0	0	1
Jack Harshman, L (1, 1) OBP: 0.222, SLG: 0.500 Bob Hale, L (7, PH) OBP: 0.190, SLG: 0.238 Billy Loes, R (8, 1) Arnie Portocarrero, R (9, 1)			HR		F2		4-3			2 1 0 0	1 0 0 0	1 0 0 0	1 0 0 0	0 0 0 0	0 0 0 0	1 2 0 0
Inning Stats	R: 0 E: 0 K: 0 S: 3 H: 0 LOB: 0 BB: 0 P: 3	R: 1 E: 0 K: 1 S: 6 H: 1 LOB: 1 BB: 1 P: 10	R: 1 E: 0 K: 2 S: 8 H: 1 LOB: 0 BB: 0 P: 8	R: 0 E: 0 K: 1 S: 5 H: 0 LOB: 0 BB: 0 P: 5	R: 0 E: 0 K: 0 S: 4 H: 1 LOB: 1 BB: 0 P: 4	R: 0 E: 0 K: 0 S: 3 H: 0 LOB: 0 BB: 0 P: 3	R: 0 E: 0 K: 0 S: 4 H: 1 LOB: 2 BB: 1 P: 8	R: 0 E: 0 K: 0 S: 3 H: 0 LOB: 0 BB: 0 P: 3	R: 0 E: 0 K: 1 S: 5 H: 0 LOB: 0 BB: 0 P: 5	1B: 2 2B: 0 3B: 1 HR: 1 SF: 0 SAC: 1 DP: 0 HBP: 0				WP: 0 PB: 0 SB: 0 CS: 0	PA: 33	

PITCHER	IP	WLS	BF	H	R	ER	SO	BB	IBB	HBP	BLK	WP	HR	S	P	ERA	WHIP
Dick Donovan, R (1, 1) ERA: 4.04	9.0	W	33	4	2	2	5	2	0	0	0	0	1	41	49	2.00	0.667

PITCHER	IP	WLS	BF	H	R	ER	SO	BB	IBB	HBP	BLK	WP	HR	S	P	ERA	WHIP

BOTTOM

Chicago White Sox @ Baltimore Orioles

Memorial Stadium, Baltimore, MD

Wed May 20 1959, 3:33 AM EDT

Att. 16,026 - Unknown

livebaseballscorecards.com

AB	30
R	2
H	4
RBI	2
BB	2
SO	5
LOB	7

Batter	1	2	3	4	5	6	7	8	9	AB	R	H	RBI	BB	SO	LOB
Luis Aparicio, R (1, 6) OBP: 0.379, SLG: 0.394	S 1B 1B		E 2B		B1-3		E6 CS			4	2	2	0	0	0	0
Nellie Fox, L (1, 4) OBP: 0.448, SLG: 0.470	SH3 1-H 1B		SH FC4 2-H		BBBB 1B 9-2 BB		CS 1-2	F4		2	0	1	1	1	0	0
Jim Landis, R (1, 8) OBP: 0.341, SLG: 0.353	SH3 1-2		FC4 1B 1-2f		1-3 1B			6-3		3	0	1	0	0	0	1
Sherm Lollar, R (1, 2) OBP: 0.376, SLG: 0.480	SSS K		1-2 1B		9-2 3-Hf			F2		4	0	1	0	0	1	3
Del Ennis, R (1, 7) OBP: 0.321, SLG: 0.410	F9		L4			6-3			F5	4	0	0	0	0	0	3
Johnny Callison, L (9, 7) OBP: 0.291, SLG: 0.289										0	0	0	0	0	0	0
Earl Torgeson, L (1, 3) OBP: 0.417, SLG: 0.422		SSS K		SSS K		G3			FC5-4 1B	4	0	1	0	0	2	0
Jim Rivera, L (1, 9) OBP: 0.357, SLG: 0.520		3-1		SSS K 2B		6-3			F8	4	0	0	0	0	1	1
Bubba Phillips, R (1, 5) OBP: 0.360, SLG: 0.398		5-3		2B			BBBB G5-4-3 BB		FC5-4 1-2f	3	0	1	0	1	0	1
Bob Shaw, R (1, 1) OBP: 0.188, SLG: 0.133			6-3	6-3			G5-4-3 1-2f			3	0	0	0	0	0	2
Turk Lown, R (9, 1)										0	0	0	0	0	0	0
Inning Stats	R: 1 E: 0 K: 1 S: 7 H: 2 LOB: 1 BB: 0 P: 7	R: 0 E: 0 K: 1 S: 5 H: 0 LOB: 0 BB: 0 P: 5	R: 1 E: 1 K: 0 S: 6 H: 2 LOB: 2 BB: 0 P: 6	R: 0 E: 0 K: 2 S: 8 H: 1 LOB: 1 BB: 0 P: 8	R: 0 E: 0 K: 0 S: 3 H: 1 LOB: 1 BB: 1 P: 7	R: 0 E: 0 K: 0 S: 3 H: 0 LOB: 0 BB: 0 P: 3	R: 0 E: 1 K: 0 S: 2 H: 0 LOB: 0 BB: 1 P: 6	R: 0 E: 0 K: 0 S: 3 H: 0 LOB: 0 BB: 0 P: 3	R: 0 E: 0 K: 0 S: 4 H: 1 LOB: 1 BB: 0 P: 4	1B: 5 2B: 3 3B: 0 HR: 0	SF: 0 SAC: 2 DP: 2 HBP: 0					

PITCHER	IP	WLS	BF	H	R	ER	SO	BB	IBB	HBP	BLK	WP	HR	S	P	ERA	WHIP
Bob Grim, R (1, 1) ERA: 3.28	9.0	L	35	7	2	1	4	2	0	0	0	0	0	41	49	1.00	1.000

PITCHER	IP	WLS	BF	H	R	ER	SO	BB	IBB	HBP	BLK	WP	HR	S	P	ERA	WHIP

TOP

Chicago White Sox @ Kansas City Athletics

Municipal Stadium, Kansas City, MO

Fri May 22 1959, 8:05 PM EDT

Att. 13,527 - Unknown

livebaseballscorecards.com

AB	31
R	2
H	7
RBI	1
BB	2
SO	4
LOB	11

PB: 0
SB: 1
CS: 1

Batter	1	2	3	4	5	6	7	8	9	AB	R	H	RBI	BB	SO	LOB
Bill Tuttle, R (1, 8) OBP: 0.387, SLG: 0.418	F3		F8			5-3		6-3		4	0	0	0	0	0	0
Whitey Herzog, L (1, 9) OBP: 0.469, SLG: 0.500	1B			E7 (4-3, 6-3)		F5		BB		3	0	1	0	1	0	0
Ray Boone, R (1, 3) OBP: 0.448, SLG: 0.447	F8			6-3 (1-2)		E (1B)		F8		4	1	1	0	0	0	3
Bob Cerv, R (1, 7) OBP: 0.328, SLG: 0.504	K			4-3 (2-3)		E6 (1-H, 2B)			6-3	4	0	1	1	0	1	2
Hector Lopez, R (1, 4) OBP: 0.308, SLG: 0.439		1-3		K		F7			E9 (FC1-5)	4	0	0	0	0	1	2
Hal Smith, R (1, 5) OBP: 0.309, SLG: 0.291 Preston Ward, L (9, PH) OBP: 0.250, SLG: 0.300 Wayne Terwilliger, R (9, PR) OBP: 0.211, SLG: 0.412	K		6-3			3-1		FC1-5 (BB, 1B, 2-3)		3 1 0	0 0 0	0 0 0	0 0 0	0 0 0	1 0 0	0 1 0
Frank House, L (1, 2) OBP: 0.333, SLG: 0.427 Tom Carroll, R (9, PR) OBP: 0.143, SLG: 0.143	F6		F7			F9			BB (1-2, 1B)	4 0	0 0	1 0	0 0	0 0	0 0	0 0
Joe Demaestri, R (1, 6) OBP: 0.297, SLG: 0.370 Kent Hadley, L (9, PH) OBP: 0.324, SLG: 0.500			5-3			6-3			BB (1-2, 2-3)	2 0	0 0	0 0	0 0	1 1	0 0	0 0
Bob Grim, R (1, 1) OBP: 0.150, SLG: 0.278 Dick Williams, R (9, PH) OBP: 0.250, SLG: 0.402			F8		K			K	F8	3 1	0 0	0 0	0 0	0 0	2 0	1 3
Inning Stats	R: 0 E: 0 K: 1 S: 6 H: 1 LOB: 1 BB: 0 P: 6	R: 0 E: 0 K: 1 S: 5 H: 0 LOB: 0 BB: 0 P: 5	R: 0 E: 0 K: 0 S: 3 H: 0 LOB: 0 BB: 0 P: 3	R: 0 E: 1 K: 1 S: 6 H: 0 LOB: 1 BB: 0 P: 6	R: 0 E: 0 K: 1 S: 5 H: 0 LOB: 1 BB: 1 P: 9	R: 1 E: 1 K: 0 S: 5 H: 2 LOB: 1 BB: 0 P: 5	R: 0 E: 0 K: 0 S: 3 H: 0 LOB: 0 BB: 0 P: 3	R: 0 E: 0 K: 1 S: 5 H: 0 LOB: 1 BB: 1 P: 9	R: 0 E: 1 K: 0 S: 5 H: 1 LOB: 3 BB: 1 P: 9	1B: 3 2B: 1 3B: 0 HR: 0	SF: 0 SAC: 0 DP: 0 HBP: 0						

PITCHER	IP	WLS	BF	H	R	ER	SO	BB	IBB	HBP	BLK	WP	HR	S	P	ERA	WHIP
Bob Shaw, R (1, 1) ERA: 1.82	8.2	W	35	4	1	1	5	3	0	0	0	0	0	42	54	1.04	0.808
Turk Lown, R (9, 1) ERA: 3.5	0.1	S	1	0	0	0	0	0	0	0	0	0	0	1	1	0.00	0.000

PITCHER	IP	WLS	BF	H	R	ER	SO	BB	IBB	HBP	BLK	WP	HR	S	P	ERA	WHIP

BOTTOM

Chicago White Sox @ Kansas City Athletics

Municipal Stadium, Kansas City, MO

Fri May 22 1959, 8:05 PM EDT

Att. 13,527 - Unknown

livebaseballscorecards.com

AB	33
R	1
H	4
RBI	1
BB	3
SO	5
LOB	12

1B: 3 2B: 1 3B: 0 HR: 0 SF: 0 SAC: 0 DP: 0 HBP: 0

WP: 0 PB: 0 SB: 0 CS: 0 PA: 36

Batter	1	2	3	4	5	6	7	8	9	AB	R	H	RBI	BB	SO	LOB
Luis Aparicio, R (1, 6) OBP: 0.376, SLG: 0.390	4-3			6-3			F8		G1-6-3 1B 1-2	4	0	1	0	0	0	0
Nellie Fox, L (1, 4) OBP: 0.438, SLG: 0.458	6-3			F9			L6		G1-6-3 1-2f	4	0	0	0	0	0	2
Jim Landis, R (1, 8) OBP: 0.341, SLG: 0.353	6-3			B1-3			1B			3	0	1	0	0	0	0
Sherm Lollar, R (1, 2) OBP: 0.371, SLG: 0.473		6-3			K		K			2	0	0	0	0	1	0
Rudy Arias, L (6, 1)										1	0	0	0	0	1	1
Ray Moore, R (8, 1)										0	0	0	0	0	0	0
Del Ennis, R (1, 7) OBP: 0.310, SLG: 0.395		4-3			5-3			5-3		3	0	0	0	0	0	0
Johnny Callison, L (8, 7) OBP: 0.291, SLG: 0.289										0	0	0	0	0	0	0
Larry Doby, L (1, 3) OBP: 0.300, SLG: 0.311		K			F9			F8		3	0	0	0	0	1	0
Al Smith, R (1, 9) OBP: 0.317, SLG: 0.336			4-3			K		1-3		3	0	0	0	0	1	0
Bubba Phillips, R (1, 5) OBP: 0.359, SLG: 0.397			5-3			6-3			1B	3	0	1	0	0	0	0
Early Wynn, S (1, 1) OBP: 0.200, SLG: 0.333			6-3			1B			F3	1	0	0	0	0	0	0
Barry Latman, R (5, 1) OBP: 0.400, SLG: 0.250										0	0	0	0	0	0	0
Gerry Staley, R (5, 1)										0	0	0	0	0	0	0
John Romano, R (6, PH) OBP: 0.455, SLG: 0.700 (6, 2)										2	0	1	0	0	0	1

Inning Stats	1	2	3	4	5	6	7	8	9
R	0	0	0	0	0	0	0	0	0
E	0	0	0	0	0	0	0	0	0
K	0	1	0	0	1	1	1	0	0
S	3	5	3	3	5	5	6	3	4
H	0	0	0	0	0	1	1	0	2
LOB	0	0	0	0	0	1	1	0	1
BB	0	0	0	0	0	0	0	0	0
P	3	5	3	3	5	5	6	3	4

PITCHER	IP	WLS	BF	H	R	ER	SO	BB	IBB	HBP	BLK	WP	HR	S	P	ERA	WHIP
Bud Daley, L (1, 1) ERA: 1.72	9.0	W	29	4	0	0	4	0	0	0	0	0	0	37	37	0.00	0.444

PITCHER	IP	WLS	BF	H	R	ER	SO	BB	IBB	HBP	BLK	WP	HR	S	P	ERA	WHIP

TOP

Chicago White Sox @ Kansas City Athletics

Municipal Stadium, Kansas City, MO

Sat May 23 1959, 8:05 PM EDT

Att. 12,416 - Unknown

livebaseballscorecards.com

AB	29
R	0
H	4
RBI	0
BB	0
SO	4
LOB	4

1B: 4	SF: 0	WP: 0	PA: 29
2B: 0	SAC: 0	PB: 0	
3B: 0	DP: 1	SB: 0	
HR: 0	HBP: 0	CS: 0	

Batter	1	2	3	4	5	6	7	8	9	AB	R	H	RBI	BB	SO	LOB
Bill Tuttle, R (1, 8) OBP: 0.393, SLG: 0.433	FC6-4 1B	F4			1B BB 2B FC5-4 1-2f	F8		G4-6-3 1B		6	1	3	0	0	0	5
Whitey Herzog, L (1, 9) OBP: 0.457, SLG: 0.463	F8		BBBB 4-0 CS BB		BB 1B 2B BB F9		6-3	G4-6-3 1-2f		4	1	0	0	2	0	3
Preston Ward, L (1, 3) OBP: 0.270, SLG: 0.343 Kent Hadley, L (7, PR) OBP: 0.316, SLG: 0.486 (8, 3)	F7		SSS 0-3 K 1-2		BB 2B 1B 1-2 2-3	4-3	PB 3B 2B	SSS 0-3 K		5 1	1 1	2 0	0 0	0 0	1 1	2 0
Bob Cery, R (1, 7) OBP: 0.331, SLG: 0.500 Hal Smith, R (9, 5) OBP: 0.309, SLG: 0.291	FC6-4 1-2f		1B		SSS 0-3 K	2B 1B	SSS 0-3 K 2-3			5 0	1 0	2 0	0 0	0 0	2 0	5 0
Hector Lopez, R (1, 4) OBP: 0.326, SLG: 0.496 Wayne Terwilliger, R (7, PR) OBP: 0.211, SLG: 0.412 (8, 4)		HR	L6		BBBB 4-0 2B 1B BB 1-2 2-3 3-H	E G3 2B 1-H	3B 3-H			4 0	3 1	3 0	4 0	1 0	0 0	1 0
Dick Williams, R (1, 5) OBP: 0.270, SLG: 0.448 (9, 7)	F8	1B 2B		1B 2B 1-3 2-H 3-H	E3 G3 1B 2-3	2B 3-H				5	4	3	3	0	0	1
Frank House, L (1, 2) OBP: 0.353, SLG: 0.449	1B 1B	G4-6-3 2-H 1B		1B 1B IBB	G3 1-2 3-H	2B 2-H				4	2	3	3	1	0	1
Joe Demaestri, R (1, 6) OBP: 0.319, SLG: 0.394 Tom Carroll, R (7, PR) OBP: 0.143, SLG: 0.143 (8, 6)	1-3 1B	G4-6-3 1-2f		1B 1-3 2-H 3-H	BBB 4-0 1B BB	2B 2-H				4 0	1 0	3 0	3 0	1 0	0 0	1 0
Bud Daley, L (1, 1) OBP: 0.462, SLG: 0.500	SSS 0-3 K	6-3		FC5-4 1B 2-H 3-H	1B 1-3 2-H	F8				5	0	2	3	0	1	4
Inning Stats	R: 0 H: 1 E: 0 LOB: 1 K: 0 BB: 0 S: 4 P: 4	R: 1 H: 3 E: 0 LOB: 2 K: 1 BB: 0 S: 8 P: 8	R: 0 H: 1 E: 0 LOB: 1 K: 1 BB: 1 S: 5 P: 9	R: 1 H: 2 E: 0 LOB: 0 K: 0 BB: 0 S: 4 P: 4	R: 7 H: 5 E: 0 LOB: 1 K: 1 BB: 3 S: 10 P: 22	R: 3 H: 3 E: 1 LOB: 2 K: 0 BB: 1 S: 7 P: 11	R: 4 H: 5 E: 0 LOB: 2 K: 1 BB: 0 S: 10 P: 10	R: 0 H: 1 E: 0 LOB: 0 K: 1 BB: 0 S: 5 P: 5		1B: 11 SF: 0 2B: 9 SAC: 0 3B: 1 DP: 3 HR: 1 HBP: 0						

PITCHER		IP	WLS	BF	H	R	ER	SO	BB	IBB	HBP	BLK	WP	HR	S	P	ERA	WHIP
Early Wynn, R ERA: 4.39	(1, 1)	4.0	L	20	8	4	4	2	2	0	0	0	0	1	22	30	9.00	2.500
Barry Latman, R ERA: 9.95	(5, 1)	0.1		6	3	3	3	1	1	1	0	0	0	0	6	14	81.00	12.000
Gerry Staley, R ERA: 0.7	(5, 1)	0.2		3	1	2	2	0	0	0	0	0	0	0	3	3	27.00	1.500
Rudy Arias, L ERA: 5.17	(6, 1)	2.0		16	8	7	5	1	1	0	0	0	0	0	17	21	22.50	4.500
Ray Moore, R ERA: 4.05	(8, 1)	1.0		3	1	0	0	1	0	0	0	0	0	0	5	5	0.00	1.000

PITCHER	IP	WLS	BF	H	R	ER	SO	BB	IBB	HBP	BLK	WP	HR	S	P	ERA	WHIP

BOTTOM

Chicago White Sox @ Kansas City Athletics

Municipal Stadium, Kansas City, MO

Sat May 23 1959, 8:05 PM EDT

Att. 12,416 - Unknown

livebaseballscorecards.com

AB	43
R	16
H	21
RBI	16
BB	5
SO	5
LOB	23

Batter	1	2	3	4	5	6	7	8	9	AB	R	H	RBI	BB	SO	LOB
Luis Aparicio, R (1, 6) OBP: 0.376, SLG: 0.397	F7	FC4 1-2f			FC6-4 1B 1B		1B 2B	F3		5	1	2	0	0	0	2
Nellie Fox, L (1, 4) OBP: 0.442, SLG: 0.459	BB		4-3		F5		E FC6 E 2-H 1B		HR 1B	4	2	2	1	1	0	1
Jim Landis, R (1, 8) OBP: 0.343, SLG: 0.361	F8		1B 2B		FC6-4 1-2 1B		FC6 E 1-3		F8	5	1	2	0	0	0	3
Sherm Lollar, R (1, 2) OBP: 0.372, SLG: 0.493	F4		2-H 1B		FC6-4 1-2f 2-3		F8		1-H HR	5	1	2	3	0	0	5
Larry Doby, L (1, 3) OBP: 0.280, SLG: 0.288		4-3	L5		K		E4 1-2 3-H		6-3	5	0	0	1	0	1	4
Del Ennis, R (1, 7) OBP: 0.293, SLG: 0.372		5-3	6-3			F2	F9		F9	5	0	0	0	0	0	3
Al Smith, R (1, 9) OBP: 0.315, SLG: 0.333		1B 1B 1B		F7		F4	L4			4	1	1	0	0	0	2
Bubba Phillips, R (1, 5) OBP: 0.364, SLG: 0.408		1B 1-3 1B		5-3		2B		5-3		4	0	2	0	0	0	0
Billy Pierce, L (1, 1) OBP: 0.304, SLG: 0.381 Ray Moore, R (2, 1) Barry Latman, R (3, 1) OBP: 0.333, SLG: 0.200 Billy Goodman, L (6, PH) OBP: 0.385, SLG: 0.303 Gerry Staley, R (6, 1) Johnny Callison, L (8, PH) OBP: 0.286, SLG: 0.283 Turk Lown, R (8, 1)		FC4 1-3 3-H 1B		K		K		F5		1 0 1 1 0 1 0	0 0 0 0 0 0 0	1 0 0 0 0 0 0	1 0 0 0 1 0 0	0 0 1 1 0 0 0	0 0 0 1 0 0 0	0 0 0 1 0 0 0
Inning Stats	R: 0 E: 0 K: 0 S: 3 H: 0 LOB: 1 BB: 1 P: 7	R: 1 E: 0 K: 0 S: 6 H: 3 LOB: 2 BB: 0 P: 6	R: 1 E: 0 K: 0 S: 5 H: 2 LOB: 1 BB: 0 P: 5	R: 0 E: 0 K: 1 S: 5 H: 0 LOB: 0 BB: 0 P: 5	R: 0 E: 0 K: 1 S: 7 H: 2 LOB: 2 BB: 0 P: 7	R: 0 E: 0 K: 1 S: 6 H: 1 LOB: 1 BB: 0 P: 6	R: 2 E: 2 K: 0 S: 7 H: 2 LOB: 2 BB: 0 P: 7	R: 0 E: 0 K: 0 S: 3 H: 0 LOB: 0 BB: 0 P: 3	R: 2 E: 0 K: 0 S: 5 H: 2 LOB: 0 BB: 0 P: 5	1B: 8 2B: 3 3B: 0 HR: 1	SF: 0 SAC: 0 DP: 0 HBP: 0			WP: 0 PB: 0 SB: 0 CS: 0	PA: 42	

PITCHER	IP	WLS	BF	H	R	ER	SO	BB	IBB	HBP	BLK	WP	HR	S	P	ERA	WHIP
Ray Herbert, R (1, 1) ERA: 3.98	9.0	W	42	12	6	5	3	1	0	0	0	0	1	47	51	5.00	1.444

PITCHER	IP	WLS	BF	H	R	ER	SO	BB	IBB	HBP	BLK	WP	HR	S	P	ERA	WHIP

TOP

Chicago White Sox @ Kansas City Athletics

Municipal Stadium, Kansas City, MO

Sun May 24 1959, 4:33 AM EDT

Att. 14,985 - Unknown

livebaseballscorecards.com

AB	41
R	6
H	12
RBI	6
BB	1
SO	3
LOB	21

Batter	1	2	3	4	5	6	7	8	9	AB	R	H	RBI	BB	SO	LOB
Bill Tuttle, R (1, 8) OBP: 0.402, SLG: 0.436	0-0 CS 1B	FC1-2 BB 1B 1-2	BBBB 4-0 BB 1-2		0-0 ③ 6-3		0-0 ③ FC5-4 1-2f			4	1	2	0	1	0	1
Whitey Herzog, L (1, 9) OBP: 0.480, SLG: 0.474	BBBB 4-0 ① FC6-4 1B 3B BB 1-2	BBBB 4-0 FC1-2 1B BB 1-2 2-3	SSS 0-3 ③ K			0-0 SH3 1B 1B		0-0 G6-4-3 1B		3	3	2	0	2	1	2
Ray Boone, R (1, 3) OBP: 0.452, SLG: 0.471 Kent Hadley, L (9, 3) OBP: 0.316, SLG: 0.486	0-0 FC6-4 1B 1-2	0-0 ② FC1-2 1B 2B 1-2 2-3 3-Hf		0-0 FC6-5 2B		0-0 ① SH3 1-2		0-0 ①② G6-4-3 1-2f		4 0	1 0	2 0	0 0	0 0	0 0	4 0
Bob Cerv, R (1, 7) OBP: 0.333, SLG: 0.496 Hal Smith, R (9, 5) OBP: 0.309, SLG: 0.291	0-0 ② FC6-4 3B 1-2f 2-3	0-0 2B 1B 1-2 2-H 3-H		0-0 ① F7		0-0 2B 1B 2-H		0-0 ③ 4-3		5 0	2 0	2 0	3 0	0 0	0 0	3 0
Hector Lopez, R (1, 4) OBP: 0.331, SLG: 0.519 Wayne Terwilliger, R (9, 4) OBP: 0.211, SLG: 0.412	0-0 2B 3B 1-H 3-H	0-0 2B 1-H 2-H		0-0 ② FC6-5 1B 2-3		0-0 ② F9				4 0	1 0	2 0	4 0	0 0	0 0	2 0
Dick Williams, R (1, 5) OBP: 0.280, SLG: 0.462 (9, 7)	0-0 2B 3-H	0-0 ③ F8		0-0 1B 1-3		0-0 ③ 5-3				4	0	2	1	0	0	2
Frank House, L (1, 2) OBP: 0.350, SLG: 0.441	0-0 ③ F9		0-0 CS 1B	0-0 ③ F8			0-0 ① 3-1			4	0	1	0	0	0	3
Joe Demaestri, R (1, 6) OBP: 0.308, SLG: 0.380		SSS 0-3 ① K	0-0 ①② 6-3 1-2		0-0 ① 1-6-3		0-0 ② 5-3			4	0	0	0	0	1	1
Ray Herbert, R (1, 1) OBP: 0.333, SLG: 0.263		0-0 BB 1B FC1-2 1B	BBBB 4-0 BB BB		SSS 0-3 ② K		0-0 FC5-4 1B			3	0	2	0	1	1	0
Inning Stats	R: 3 H: 4 E: 0 LOB: 1 K: 0 BB: 1 S: 6 P: 10	R: 4 H: 4 E: 0 LOB: 1 K: 1 BB: 1 S: 9 P: 13	R: 0 H: 1 E: 0 LOB: 2 K: 1 BB: 2 S: 5 P: 13	R: 0 H: 2 E: 0 LOB: 2 K: 0 BB: 0 S: 5 P: 5	R: 0 H: 0 E: 0 LOB: 0 K: 1 BB: 0 S: 5 P: 5	R: 1 H: 2 E: 0 LOB: 1 K: 0 BB: 0 S: 5 P: 5	R: 0 H: 1 E: 0 LOB: 1 K: 0 BB: 0 S: 4 P: 4	R: 0 H: 1 E: 0 LOB: 0 K: 0 BB: 0 S: 3 P: 3		1B: 11 SF: 0 2B: 3 SAC: 1 3B: 1 DP: 1 HR: 0 HBP: 0						

PITCHER		IP	WLS	BF	H	R	ER	SO	BB	IBB	HBP	BLK	WP	HR	S	P	ERA	WHIP
Billy Pierce, L ERA: 3.78	(1, 1)	1.2	L	13	7	7	7	1	2	0	0	0	0	0	13	21	37.80	5.400
Ray Moore, R ERA: 3.9	(2, 1)	1.0		6	2	0	0	0	2	0	0	0	0	0	4	12	0.00	4.000
Barry Latman, R ERA: 8.86	(3, 1)	2.1		9	2	0	0	2	0	0	0	0	0	0	13	13	0.00	0.857
Gerry Staley, R ERA: 0.98	(6, 1)	2.0		9	3	1	1	0	0	0	0	0	0	0	9	9	4.50	1.500
Turk Lown, R ERA: 3.32	(8, 1)	1.0		3	1	0	0	0	0	0	0	0	0	0	3	3	0.00	1.000

PITCHER	IP	WLS	BF	H	R	ER	SO	BB	IBB	HBP	BLK	WP	HR	S	P	ERA	WHIP

BOTTOM

Chicago White Sox @ Kansas City Athletics

Municipal Stadium, Kansas City, MO

Sun May 24 1959, 4:33 AM EDT

Att. 14,985 - Unknown

livebaseballscorecards.com

AB	35
R	8
H	15
RBI	8
BB	4
SO	3
LOB	18

Batter	1	2	3	4	5	6	7	8	9	AB	R	H	RBI	BB	SO	LOB
Jim Piersall, R (1, 8) OBP: 0.320, SLG: 0.369	6-3		BB		2B		FC5			3	0	1	1	1	0	1
Ed Fitz Gerald, R (1, 2) OBP: 0.229, SLG: 0.227	6-3		F9		4-3			4-3		4	0	0	0	0	0	3
Minnie Minoso, R (1, 7) OBP: 0.364, SLG: 0.465	F8			K	5-3			4-3		4	0	0	0	0	1	0
Rocky Colavito, R (1, 9) OBP: 0.383, SLG: 0.626		F8		K	K			6-3		4	0	0	0	0	2	0
Vic Power, R (1, 3) OBP: 0.333, SLG: 0.481		F7		F4	F9				2B	4	0	1	0	0	0	0
Jim Baxes, R (1, 5) OBP: 0.385, SLG: 0.532		F4			6-3		6-3		5-3	4	0	0	0	0	0	0
Woodie Held, R (1, 6) OBP: 0.333, SLG: 0.474			F8		E 2B 1B		2B 1B		5-3	4	2	2	0	0	0	0
Billy Martin, R (1, 4) OBP: 0.267, SLG: 0.366			F6		5-3 1-2		F7			3	0	0	0	0	0	2
Don Ferrarese, R (1, 1) OBP: 0.375, SLG: 0.625										3	1	3	2	0	0	0
Jim Perry, S (7, 1) OBP: 0.500, SLG: 0.500			2B		2B 2-H		FC5 1-H 2B			0	0	0	0	0	0	0
Inning Stats	R: 0 E: 0 K: 0 S: 3 H: 0 LOB: 0 BB: 0 P: 3	R: 0 E: 0 K: 0 S: 3 H: 0 LOB: 0 BB: 0 P: 3	R: 0 E: 0 K: 0 S: 4 H: 1 LOB: 2 BB: 1 P: 8	R: 0 E: 0 K: 2 S: 7 H: 0 LOB: 0 BB: 0 P: 7	R: 2 E: 1 K: 0 S: 6 H: 3 LOB: 1 BB: 0 P: 6	R: 0 E: 0 K: 1 S: 5 H: 0 LOB: 0 BB: 0 P: 5	R: 1 E: 0 K: 0 S: 5 H: 2 LOB: 1 BB: 0 P: 5	R: 0 E: 0 K: 0 S: 3 H: 0 LOB: 0 BB: 0 P: 3	R: 0 E: 0 K: 0 S: 3 H: 1 LOB: 0 BB: 0 P: 3	1B: 2 2B: 5 3B: 0 HR: 0 SF: 0 SAC: 0 DP: 0 HBP: 0						

TOP

Cleveland Indians @ Chicago White Sox

Comiskey Park, Chicago, IL

Tue May 26 1959, 8:05 PM EDT

Att. 40,018 - Unknown

livebaseballscorecards.com

AB	33
R	3
H	7
RBI	3
BB	1
SO	3
LOB	6

PITCHER		IP	WLS	BF	H	R	ER	SO	BB	IBB	HBP	BLK	WP	HR	S	P	ERA	WHIP
Dick Donovan, R ERA: 4.02	(1, 1)	7.0	L	28	6	3	3	3	1	0	0	0	0	0	33	37	3.86	1.000
Gerry Staley, R ERA: 0.91	(8, 1)	2.0		6	1	0	0	0	0	0	0	0	0	0	6	6	0.00	0.500

PITCHER	IP	WLS	BF	H	R	ER	SO	BB	IBB	HBP	BLK	WP	HR	S	P	ERA	WHIP

Batter	1	2	3	4	5	6	7	8	9	AB	R	H	RBI	BB	SO	LOB
Luis Aparicio, R (1, 6) OBP: 0.385, SLG: 0.403	BBBB 4-0 CS BB		x 0-0 S 1B		x 0-0 ③ 5-3			x 0-0 SH5-3 1B		3	0	2	0	1	0	1
Nellie Fox, L (1, 4) OBP: 0.446, SLG: 0.459	BBBBB 4-0 ① 1-2 BB		x 0-0 ③ F7 1-2			x 0-0 G6-4-3 1B		x 0-0 SH5-3 ① 1-2		2	0	1	0	1	0	1
Jim Landis, R (1, 8) OBP: 0.341, SLG: 0.354	SSS 0-3 ② K			BBBB 4-0 1B BB		x 0-0 ① ② G6-4-3 1-2f		SSS 0-3 ② K		3	0	0	0	1	2	3
Sherm Lollar, R (1, 2) OBP: 0.369, SLG: 0.482	x 0-0 ③ F4			x 0-0 ① F8		BBBB 4-0 BB		x 0-0 ③ F3		3	0	0	0	1	0	3
Del Ennis, R (1, 7) OBP: 0.292, SLG: 0.367		x 0-0 ① F3		x 0-0 ② 1-3 1B		x 0-0 ③ F3			x 0-0 ① F8	4	0	1	0	0	0	1
Al Smith, R (1, 9) OBP: 0.309, SLG: 0.326 Billy Goodman, L (9, PH) OBP: 0.375, SLG: 0.294		x 0-0 ② F8		x 0-0 ③ F8			x 0-0 ① 6-3		SSS 0-3 ② K	3 1	0 0	0 0	0 0	0 1	0 0	1 0
Earl Torgeson, L (1, 3) OBP: 0.420, SLG: 0.409		SSS 0-3 ③ K			BBBB 4-0 BB		BBBB 4-0 G3 BB		x 0-0 ③ F8	2	0	0	0	2	1	0
Bubba Phillips, R (1, 5) OBP: 0.356, SLG: 0.398			x 0-0 ① 6-3		x 0-0 ① F7		x 0-0 ② G3 1-2			3	0	0	0	0	0	2
Dick Donovan, L (1, 1) OBP: 0.200, SLG: 0.368 Larry Doby, L (7, PH) OBP: 0.276, SLG: 0.284 Gerry Staley, R (8, 1)			SSS 0-3 ② K		SSS 0-3 ② K		SSS 0-3 ③ K			2 1 0	0 0 0	0 0 0	0 0 0	0 1 0	2 1 0	1 1 0
Inning Stats	R: 0 H: 0 E: 0 LOB: 1 K: 1 BB: 2 S: 4 P: 12	R: 0 H: 0 E: 0 LOB: 0 K: 1 BB: 0 S: 5 P: 5	R: 0 H: 1 E: 0 LOB: 1 K: 1 BB: 0 S: 6 P: 6	R: 0 H: 1 E: 0 LOB: 1 K: 0 BB: 1 S: 3 P: 7	R: 0 H: 0 E: 0 LOB: 1 K: 1 BB: 1 S: 5 P: 9	R: 0 H: 1 E: 0 LOB: 1 K: 0 BB: 1 S: 3 P: 7	R: 0 H: 0 E: 0 LOB: 1 K: 1 BB: 1 S: 5 P: 9	R: 0 H: 1 E: 0 LOB: 1 K: 1 BB: 0 S: 6 P: 6	R: 0 H: 0 E: 0 LOB: 0 K: 1 BB: 0 S: 5 P: 5	1B: 4 2B: 0 3B: 0 HR: 0	SF: 0 SAC: 1 DP: 1 HBP: 0			WP: 0 PB: 0 SB: 1 CS: 1	PA: 34		

PITCHER		IP	WLS	BF	H	R	ER	SO	BB	IBB	HBP	BLK	WP	HR	S	P	ERA	WHIP
Don Ferrarese, L ERA: 3.43	(1, 1)	6.1	W	25	3	0	0	4	6	0	0	0	0	0	27	51	0.00	1.421
Jim Perry, R ERA: 4.58	(7, 1)	2.2	S	9	1	0	0	3	0	0	0	0	0	0	15	15	0.00	0.375

PITCHER	IP	WLS	BF	H	R	ER	SO	BB	IBB	HBP	BLK	WP	HR	S	P	ERA	WHIP

BOTTOM

Cleveland Indians @ Chicago White Sox

Comiskey Park, Chicago, IL

Tue May 26 1959, 8:05 PM EDT

Att. 40,018 - Unknown

livebaseballscorecards.com

AB	27
R	0
H	4
RBI	0
BB	6
SO	7
LOB	14

Batter	1	2	3	4	5	6	7	8	9	AB	R	H	RBI	BB	SO	LOB
Jim Piersall, R (1, 8) OBP: 0.321, SLG: 0.368	S S S 0-3 ① K		x 0-0 ② 4-3			x 0-0 CS 1B			B B B B 4-0 2B BB	3	0	1	0	0	1	0
Tito Francona, L (9, PH) OBP: 0.375, SLG: 0.500										0	0	0	0	1	0	0
Ed Fitz Gerald, R (1, 2) OBP: 0.243, SLG: 0.271	x 0-0 2B 2B		x 0-0 ③ 4-3			S S S 0-3 ②③ K2-3 1-2			x 0-0 1-3 2B	4	1	2	0	0	1	1
Minnie Minoso, R (1, 7) OBP: 0.367, SLG: 0.473	x 0-0 2-H 2B			x 0-0 G6-4-3 1B			x 0-0 ① 5-3		x 0-0 ② 5-3	4	0	2	1	0	0	2
Rocky Colavito, R (1, 9) OBP: 0.380, SLG: 0.613	S S S 0-3 ② K			x 0-0 ①② G6-4-3 1-2f			B B B B 4-0 G4-3-6-4 BB		x 0-0 ③ L5	3	0	0	0	1	1	4
Vic Power, R (1, 3) OBP: 0.327, SLG: 0.471	S S S 0-3 ③ K			x 0-0 ③ F8			x 0-0 ②③ G4-3-6-4 1-2f			3	0	0	0	0	1	2
Jim Baxes, R (1, 5) OBP: 0.364, SLG: 0.500		x 0-0 ① F7			x 0-0 ① F4			x 0-0 ① 4-3		3	0	0	0	0	0	0
Woodie Held, R (1, 6) OBP: 0.326, SLG: 0.462		x 0-0 ② F6			x 0-0 ② 4-3			S S S 0-3 ② K		3	0	0	0	0	1	0
Billy Martin, R (1, 4) OBP: 0.262, SLG: 0.360		x 0-0 ③ 1-3			x 0-0 ③ F5			S S S 0-3 ③ K		2	0	0	0	0	0	0
Granny Hamner, R (8, PH) OBP: 0.323, SLG: 0.425										1	0	0	0	0	1	0
(8, 4)																
Gary Bell, R (1, 1) OBP: 0.222, SLG: 0.176			x 0-0 ① 1-3			S S S 0-3 ① K			x 0-0 ① F7	2	0	0	0	0	1	0
Jim Bolger, R (9, PH)										1	0	0	0	0	0	0
Inning Stats	R: 1 H: 2 E: 0 LOB: 1 K: 3 BB: 0 S: 11 P: 11	R: 0 H: 0 E: 0 LOB: 0 K: 0 BB: 0 S: 3 P: 3	R: 0 H: 0 E: 0 LOB: 0 K: 0 BB: 0 S: 3 P: 3	R: 0 H: 1 E: 0 LOB: 0 K: 0 BB: 0 S: 3 P: 3	R: 0 H: 0 E: 0 LOB: 0 K: 0 BB: 0 S: 3 P: 3	R: 0 H: 1 E: 0 LOB: 0 K: 2 BB: 0 S: 7 P: 7	R: 0 H: 0 E: 0 LOB: 0 K: 0 BB: 1 S: 2 P: 6	R: 0 H: 0 E: 0 LOB: 0 K: 2 BB: 0 S: 7 P: 7	R: 0 H: 1 E: 0 LOB: 2 K: 0 BB: 1 S: 4 P: 8	1B: 2 SF: 0 2B: 3 SAC: 0 3B: 0 DP: 2 HR: 0 HBP: 0						

TOP

Cleveland Indians @ Chicago White Sox

Comiskey Park, Chicago, IL

Wed May 27 1959, 4:33 AM EDT

Att. 6,883 - Unknown

livebaseballscorecards.com

AB	29
R	1
H	5
RBI	1
BB	2
SO	7
LOB	9

WP: 0 PA: 31
PB: 0
SB: 0
CS: 1

PITCHER		IP	WLS	BF	H	R	ER	SO	BB	IBB	HBP	BLK	WP	HR	S	P	ERA	WHIP
Early Wynn, R ERA: 4.03	(1, 1)	8.1	W	29	5	1	1	7	2	0	0	0	0	0	41	49	1.08	0.840
Gerry Staley, R ERA: 0.89	(9, 1)	0.2	S	2	0	0	0	0	0	0	0	0	0	0	2	2	0.00	0.000

PITCHER	IP	WLS	BF	H	R	ER	SO	BB	IBB	HBP	BLK	WP	HR	S	P	ERA	WHIP

Batter	1	2	3	4	5	6	7	8	9	AB	R	H	RBI	BB	SO	LOB
Luis Aparicio, R (1, 6) OBP: 0.382, SLG: 0.399	F7		6-3		F9		G4-6-3 1-2 1B			4	0	1	0	0	0	2
Nellie Fox, L (1, 4) OBP: 0.447, SLG: 0.460	1B			F9		SH1-4 1B 1B	G4-6-3 1-2f			4	1	2	0	0	0	2
Jim Landis, R (1, 8) OBP: 0.335, SLG: 0.347	K			5-3		SH1-4 1-2		F3		3	0	0	0	0	1	1
Sherm Lollar, R (1, 2) OBP: 0.366, SLG: 0.496	F8			F5		5-3		HR		4	1	1	1	0	0	2
Larry Doby, L (1, 9) OBP: 0.275, SLG: 0.282 Jim Rivera, L (9, 9) OBP: 0.357, SLG: 0.520		F9			K	HR 2-H 1B		F6		4 0	1 0	1 0	1 0	0 0	1 0	0 0
Earl Torgeson, L (1, 3) OBP: 0.424, SLG: 0.457		K			G3	HR 1-H		1B		4	1	2	2	0	1	0
Johnny Callison, L (1, 7) OBP: 0.283, SLG: 0.265		K			2B BB	K		4-3		3	1	0	0	1	2	1
Bubba Phillips, R (1, 5) OBP: 0.355, SLG: 0.405			F5		2B 1-H		6-3			3	0	1	1	0	0	0
Early Wynn, S (1, 1) OBP: 0.242, SLG: 0.321 Gerry Staley, R (9, 1)			K		BB		1B BB			1 0	0 0	0 0	0 0	2 0	1 0	0 0
Inning Stats	R: 0 E: 0 K: 1 S: 6 H: 1 LOB: 1 BB: 0 P: 6	R: 0 E: 0 K: 2 S: 7 H: 0 LOB: 0 BB: 0 P: 7	R: 0 E: 0 K: 1 S: 5 H: 0 LOB: 0 BB: 0 P: 5	R: 0 E: 0 K: 0 S: 3 H: 0 LOB: 0 BB: 0 P: 3	R: 1 E: 0 K: 1 S: 6 H: 1 LOB: 2 BB: 2 P: 14	R: 3 E: 0 K: 1 S: 8 H: 3 LOB: 0 BB: 0 P: 8	R: 0 E: 0 K: 0 S: 3 H: 1 LOB: 1 BB: 1 P: 7	R: 1 E: 0 K: 0 S: 5 H: 2 LOB: 1 BB: 0 P: 5		1B: 5 2B: 1 3B: 0 HR: 2 SF: 0 SAC: 1 DP: 1 HBP: 0						

PITCHER	IP	WLS	BF	H	R	ER	SO	BB	IBB	HBP	BLK	WP	HR	S	P	ERA	WHIP
Gary Bell, R (1, 1) ERA: 3.38	8.0	L	34	8	5	5	6	3	0	0	0	0	2	43	55	5.62	1.375

PITCHER	IP	WLS	BF	H	R	ER	SO	BB	IBB	HBP	BLK	WP	HR	S	P	ERA	WHIP

BOTTOM

Cleveland Indians @ Chicago White Sox

Comiskey Park, Chicago, IL

Wed May 27 1959, 4:33 AM EDT

Att. 6,883 - Unknown

livebaseballscorecards.com

AB	30
R	5
H	8
RBI	5
BB	3
SO	6
LOB	8

Detroit Tigers @ Chicago White Sox

Comiskey Park, Chicago, IL

Fri May 29 1959, 4:33 AM EDT

Att. 4,114 - Unknown

TOP

livebaseballscorecards.com

Batter	1	2	3	4	5	6	7	8	9	AB	R	H	RBI	BB	SO	LOB
Eddie Yost, R (1, 5) OBP: 0.427, SLG: 0.535	S S S 0-3 ① K		x 0-0 ② F8		x 0-0 ③ F9			x 0-0 1B SF9 1B		4	1	1	0	0	1	1
Harvey Kuenn, R (1, 9) OBP: 0.410, SLG: 0.462	x 0-0 ② F8		x 0-0 ③ 6-3			x 0-0 ① F4		x 0-0 2B 1-3 E 1B		4	1	1	0	0	0	1
Charlie Maxwell, L (1, 7) OBP: 0.320, SLG: 0.482	x 0-0 ③ G3			x 0-0 ① F8		x 0-0 ② F4		x 0-0 ① SF9 3-H		3	0	0	1	0	0	0
Al Kaline, R (1, 8) OBP: 0.401, SLG: 0.586		x 0-0 ① L8		x 0-0 HR		x 0-0 E7 1B		x 0-0 ① E7 3-1 1-H 2B		4	1	3	1	0	0	0
Gail Harris, L (1, 3) OBP: 0.241, SLG: 0.330		x 0-0 ② F8		x 0-0 ② 3-1		x 0-0 ③ E7 1-3		x 0-0 ② 3-1 2-3		4	0	0	0	0	0	2
Lou Berberet, L (1, 2) OBP: 0.386, SLG: 0.505		x 0-0 FC6-4 1B		x 0-0 HR			x 0-0 ① 4-3	x 0-0 ③ 3-1		4	1	2	1	0	0	1
Rocky Bridges, R (1, 6) OBP: 0.358, SLG: 0.386 Coot Veal, R (9, 6) OBP: 0.667, SLG: 0.667	x 0-0 ③ FC6-4 1-2f		x 0-0 ③ 1-3				x 0-0 FC4-6 1B		x 0-0 ① F8	4 0	0 0	1 0	0 0	0 0	0 0	1 0
Frank Bolling, R (1, 4) OBP: 0.279, SLG: 0.340			x 0-0 SH2-3 1B		x 0-0 ① 5-3		x 0-0 ② FC4-6 1-2f		S S S 0-3 ② K	4	0	1	0	0	1	1
Don Mossi, L (1, 1) OBP: 0.100, SLG: 0.053			x 0-0 ① SH2-3 1-2		x 0-0 ② 3-1		x 0-0 ③ G3		x 0-0 ③ G3	3	0	0	0	0	0	1

AB	34
R	4
H	9
RBI	3
BB	0
SO	2
LOB	8

Inning Stats																																
	R: 0 E: 0 K: 1 S: 5	H: 0 LOB: 0 BB: 0 P: 5	R: 0 E: 0 K: 0 S: 4	H: 1 LOB: 1 BB: 0 P: 4	R: 0 E: 0 K: 0 S: 4	H: 1 LOB: 1 BB: 0 P: 4	R: 2 E: 0 K: 0 S: 5	H: 2 LOB: 0 BB: 0 P: 5	R: 0 E: 0 K: 0 S: 3	H: 0 LOB: 0 BB: 0 P: 3	R: 0 E: 1 K: 0 S: 4	H: 1 LOB: 1 BB: 0 P: 4	R: 0 E: 0 K: 0 S: 4	H: 1 LOB: 1 BB: 0 P: 4	R: 2 E: 1 K: 0 S: 6	H: 3 LOB: 1 BB: 0 P: 6	R: 0 E: 0 K: 1 S: 5	H: 0 LOB: 0 BB: 0 P: 5	1B: 6 2B: 1 3B: 0 HR: 2	SF: 1 SAC: 1 DP: 0 HBP: 0	WP: 0 PB: 0 SB: 0 CS: 0	PA: 36

PITCHER		IP	WLS	BF	H	R	ER	SO	BB	IBB	HBP	BLK	WP	HR	S	P	ERA	WHIP
Bob Shaw, R ERA: 2.22	(1, 1)	7.1	L	31	9	4	4	1	0	0	0	0	0	2	33	33	4.91	1.227
Rudy Arias, L ERA: 4.67	(8, 1)	1.2		5	0	0	0	1	0	0	0	0	0	0	7	7	0.00	0.000

PITCHER		IP	WLS	BF	H	R	ER	SO	BB	IBB	HBP	BLK	WP	HR	S	P	ERA	WHIP

Detroit Tigers @ Chicago White Sox

Comiskey Park, Chicago, IL

Fri May 29 1959, 4:33 AM EDT

Att. 4,114 - Unknown

BOTTOM

Batter	1	2	3	4	5	6	7	8	9	AB	R	H	RBI	BB	SO	LOB
Luis Aparicio, R (1, 6) OBP: 0.379, SLG: 0.395	4-3 1B	F9			6-3			L8		4	0	1	0	0	0	2
Nellie Fox, L (1, 4) OBP: 0.438, SLG: 0.449	4-3 1-2		1-3		F6			F9		4	0	0	0	0	0	1
Jim Landis, R (1, 8) OBP: 0.328, SLG: 0.338	F5		4-3			L5		F7		4	0	0	0	0	0	1
Sherm Lollar, R (1, 2) OBP: 0.357, SLG: 0.483	F5		5-3			F9			1-3	4	0	0	0	0	0	1
Del Ennis, R (1, 7) OBP: 0.290, SLG: 0.362 Johnny Callison, L (9, PR) OBP: 0.283, SLG: 0.265		F3		L8		6-3			FC4-6 1B	4 0	0 0	1 0	0 0	0 0	0 0	0 0
Al Smith, R (1, 9) OBP: 0.314, SLG: 0.333		6-3 1B 2B		BBBB FC6-4 BB			F5		FC4-6 2B 1-2f	3	1	1	0	1	0	1
Earl Torgeson, L (1, 3) OBP: 0.411, SLG: 0.438 John Romano, R (9, PH) OBP: 0.500, SLG: 0.818	6-3 2-3			SSS K			SSS K		1-3 2B	3 1	0 0	0 1	0 0	0 0	2 0	2 0
Bubba Phillips, R (1, 5) OBP: 0.359, SLG: 0.403	BB 1B 3-H			FC6-4 1-2f			BBBB BB		F7	3	0	1	1	1	0	4
Bob Shaw, R (1, 1) OBP: 0.211, SLG: 0.118 Rudy Arias, L (8, 1)	BBBB BB 1-2				5-3		6-3			2 0	0 0	0 0	0 0	1 0	0 0	1 0
Inning Stats	R: 0 H: 1 E: 0 LOB: 1 K: 0 BB: 0 S: 4 P: 4	R: 1 H: 2 E: 0 LOB: 2 K: 0 BB: 1 S: 5 P: 9	R: 0 H: 0 E: 0 LOB: 0 K: 0 BB: 0 S: 3 P: 3	R: 0 H: 0 E: 0 LOB: 1 K: 1 BB: 1 S: 5 P: 9	R: 0 H: 0 E: 0 LOB: 0 K: 0 BB: 0 S: 3 P: 3	R: 0 H: 0 E: 0 LOB: 0 K: 0 BB: 0 S: 3 P: 3	R: 0 H: 0 E: 0 LOB: 1 K: 1 BB: 1 S: 5 P: 9	R: 0 H: 0 E: 0 LOB: 0 K: 0 BB: 0 S: 3 P: 3	R: 0 H: 2 E: 0 LOB: 3 K: 0 BB: 0 S: 5 P: 5	1B: 3 SF: 0 2B: 2 SAC: 0 3B: 0 DP: 0 HR: 0 HBP: 0							

livebaseballscorecards.com

AB	32
R	1
H	5
RBI	1
BB	3
SO	2
LOB	13

WP: 0 PA: 35
PB: 0
SB: 0
CS: 0

PITCHER		IP	WLS	BF	H	R	ER	SO	BB	IBB	HBP	BLK	WP	HR	S	P	ERA	WHIP
Don Mossi, L ERA: 2.59	(1, 1)	9.0	W	35	5	1	1	2	3	0	0	0	0	0	36	48	1.00	0.889

PITCHER	IP	WLS	BF	H	R	ER	SO	BB	IBB	HBP	BLK	WP	HR	S	P	ERA	WHIP

Detroit Tigers @ Chicago White Sox

Comiskey Park, Chicago, IL

Sat May 30 1959, 4:33 AM EDT

Unknown

TOP

livebaseballscorecards.com

Batter	1	2	3	4	5	6	7	8	9	AB	R	H	RBI	BB	SO	LOB
Eddie Yost, R (1, 5) OBP: 0.423, SLG: 0.527	F8		F6		F7		1B		SH1-4 1-2 2-3	4	0	1	0	0	0	0
Harvey Kuenn, R (1, 9) OBP: 0.416, SLG: 0.463	F8		1B		5-3		1-2 1B		FC5-4 BB	4	0	2	0	1	0	0
Charlie Maxwell, L (1, 7) OBP: 0.315, SLG: 0.487	F5		F4		1B 3B		F9		K	5	1	1	0	0	1	6
Al Kaline, R (1, 8) OBP: 0.396, SLG: 0.575		K	L5-3		3-H 1B		L4-3		FC5-4 1-2f	5	0	1	1	0	1	6
Red Wilson, R (1, 2) OBP: 0.267, SLG: 0.273		HR 1B		F7	1-3			F4		4	1	1	0	0	0	1
Rocky Bridges, R (1, 6) OBP: 0.367, SLG: 0.403 Coot Veal, R (8, 6) OBP: 0.667, SLG: 0.667	1-2 HR 1B			2B		1B		F6		4 0	1 0	3 0	0 0	0 0	0 0	0 0
Gail Harris, L (1, 3) OBP: 0.259, SLG: 0.370	1-H 2-H HR			1-0 HBP		9-4-3 1B		G3		3	1	2	3	0	0	0
Frank Bolling, R (1, 4) OBP: 0.278, SLG: 0.338	F8			F8	9-4-3 1-2f				SH1-4 SH 1B	4	0	1	0	0	0	3
Frank Lary, R (1, 1) OBP: 0.188, SLG: 0.226	1-3			F8			K		SH 1-2 SH1-4	3	0	0	0	0	1	2

	AB	36
	R	4
	H	12
	RBI	4
	BB	1
	SO	3
	LOB	18

Inning Stats																		
	R: 0	H: 0	R: 3	H: 3	R: 0	H: 1	R: 0	H: 1	R: 1	H: 2	R: 0	H: 2	R: 0	H: 2	R: 0	H: 0	R: 0	H: 1
	E: 0	LOB: 0	E: 0	LOB: 0	E: 0	LOB: 1	E: 0	LOB: 2	E: 0	LOB: 1	E: 0	LOB: 0	E: 0	LOB: 2	E: 0	LOB: 0	E: 0	LOB: 3
	K: 0	BB: 0	K: 1	BB: 0	K: 0	BB: 0	K: 0	BB: 0	K: 0	BB: 0	K: 0	BB: 0	K: 1	BB: 0	K: 3	BB: 0	K: 1	BB: 1
	S: 3	P: 3	S: 8	P: 8	S: 4	P: 4	S: 4	P: 5	S: 5	P: 5	S: 3	P: 3	S: 7	P: 7	S: 3	P: 3	S: 7	P: 11

1B: 9	SF: 0
2B: 2	SAC: 2
3B: 1	DP: 1
HR: 1	HBP: 1

WP: 0	PA: 40
PB: 0	
SB: 0	
CS: 0	

PITCHER		IP	WLS	BF	H	R	ER	SO	BB	IBB	HBP	BLK	WP	HR	S	P	ERA	WHIP
Billy Pierce, L ERA: 4.02	(1, 1)	5.0	L	23	7	4	4	1	0	0	1	0	0	1	24	25	7.20	1.400
Ray Moore, R ERA: 3.77	(6, 1)	1.0		3	2	0	0	0	0	0	0	0	0	0	3	3	0.00	2.000
Barry Latman, R ERA: 8.46	(7, 1)	1.0		5	2	0	0	1	0	0	0	0	0	0	7	7	0.00	2.000
Gerry Staley, R ERA: 0.85	(8, 1)	1.1		7	1	0	0	0	1	0	0	0	0	0	6	10	0.00	1.500
Rudy Arias, L ERA: 4.5	(9, 1)	0.2		2	0	0	0	1	0	0	0	0	0	0	4	4	0.00	0.000

PITCHER		IP	WLS	BF	H	R	ER	SO	BB	IBB	HBP	BLK	WP	HR	S	P	ERA	WHIP

BOTTOM

Detroit Tigers @ Chicago White Sox

Comiskey Park, Chicago, IL

Sat May 30 1959, 4:33 AM EDT

Unknown

Batter	1	2	3	4	5	6	7	8	9	AB	R	H	RBI	BB	SO	LOB
Luis Aparicio, R (1, 6) OBP: 0.373, SLG: 0.388	L8		SH5-3 1-2 2-3		FC6-4 3-1 1-2f 3-H		6-3			3	0	0	1	0	0	1
Nellie Fox, L (1, 4) OBP: 0.434, SLG: 0.444	F9		2-3 3-H 1B		3-1 1-2		F9			4	0	1	1	0	0	1
Jim Landis, R (1, 8) OBP: 0.326, SLG: 0.331	L4		F4		BB			5-3		3	0	0	0	1	0	2
Sherm Lollar, R (1, 2) OBP: 0.355, SLG: 0.477		1B 1B	F7		F3			6-3		4	0	1	0	0	0	4
Larry Doby, L (1, 9) OBP: 0.286, SLG: 0.293		4-3 1-3 1B		6-3		G3-6-3 1B		F7		4	0	2	0	0	0	0
Earl Torgeson, L (1, 3) OBP: 0.394, SLG: 0.416		4-3 2-3		F3		G3-6-3 1-2f			S S S K	4	0	0	0	0	1	2
Johnny Callison, L (1, 7) OBP: 0.281, SLG: 0.283		F7		S S S K		WP 2B			S S S K	4	0	1	0	0	2	1
Bubba Phillips, R (1, 5) OBP: 0.363, SLG: 0.406			SH5-3 1B 1B		1B FC6-4	F5 2-3			6-3	4	2	2	0	0	0	1
Billy Pierce, L (1, 1) OBP: 0.333, SLG: 0.409			1B SH5-3 1-2		1B FC6-4 1-3		4-3			1	0	1	0	0	0	0
Billy Goodman, L (5, PH) OBP: 0.360, SLG: 0.314										1	0	1	0	0	0	0
Ray Moore, R (6, 1)										0	0	0	0	0	0	0
Barry Latman, R (7, 1) OBP: 0.333, SLG: 0.200										0	0	0	0	0	0	0
Harry Simpson, L (7, PH) OBP: 0.310, SLG: 0.333										1	0	0	0	0	0	0
Gerry Staley, R (8, 1)										0	0	0	0	0	0	0
Rudy Arias, L (9, 1)										0	0	0	0	0	0	0
Inning Stats	R: 0 E: 0 K: 0 S: 3 H: 0 LOB: 0 BB: 0 P: 3	R: 0 E: 0 K: 0 S: 4 H: 2 LOB: 1 BB: 0 P: 4	R: 1 E: 0 K: 0 S: 6 H: 3 LOB: 2 BB: 0 P: 6	R: 0 E: 0 K: 1 S: 5 H: 0 LOB: 0 BB: 0 P: 5	R: 1 E: 0 K: 0 S: 5 H: 2 LOB: 2 BB: 1 P: 9	R: 0 E: 0 K: 0 S: 4 H: 2 LOB: 1 BB: 0 P: 4	R: 0 E: 0 K: 0 S: 3 H: 0 LOB: 0 BB: 0 P: 3	R: 0 E: 0 K: 0 S: 3 H: 0 LOB: 0 BB: 0 P: 3	R: 0 E: 0 K: 2 S: 7 H: 0 LOB: 0 BB: 0 P: 7	1B: 8 2B: 1 3B: 0 HR: 0	SF: 0 SAC: 1 DP: 1 HBP: 0						

livebaseballscorecards.com

AB	33
R	2
H	9
RBI	2
BB	1
SO	3
LOB	12

PITCHER		IP	WLS	BF	H	R	ER	SO	BB	IBB	HBP	BLK	WP	HR	S	P	ERA	WHIP
Frank Lary, R ERA: 3.5	(1, 1)	9.0	W	35	9	2	2	3	1	0	0	0	1	0	40	44	2.00	1.111

PITCHER	IP	WLS	BF	H	R	ER	SO	BB	IBB	HBP	BLK	WP	HR	S	P	ERA	WHIP

Detroit Tigers @ Chicago White Sox

Comiskey Park, Chicago, IL

Sat May 30 1959, 4:38 AM EDT

Att. 23,621 - Unknown

TOP

livebaseballscorecards.com

Batter	1	2	3	4	5	6	7	8	9	AB	R	H	RBI	BB	SO	LOB
Eddie Yost, R (1, 5) OBP: 0.434, SLG: 0.537	SH1-3 BB 1B		1-2 1B		F8	1-2 3-H 1B		1-2 1B		5	0	4	1	0	0	0
Harvey Kuenn, R (1, 9) OBP: 0.409, SLG: 0.450	1-2 SH1-3 BB		F4		E6 2B 1B	F8		4-3		4	1	0	0	1	0	6
Charlie Maxwell, L (1, 7) OBP: 0.313, SLG: 0.488	SH1-3 1-2 2-3		F6		1-3 1B 2B	3-1			F4	4	1	1	0	0	0	4
Al Kaline, R (1, 8) OBP: 0.385, SLG: 0.558	L8		L8		L5-3		L5-3		L5-3	5	0	0	0	0	0	6
Gail Harris, L (1, 3) OBP: 0.265, SLG: 0.371	4-3			FC4-6 1B	2-H 3-H 1B		K		G3	5	0	2	2	0	1	2
Lou Berberet, L (1, 2) OBP: 0.373, SLG: 0.486		4-1		FC4-6 HBP 1-2f	F4		4-3			4	0	0	0	0	0	2
Rocky Bridges, R (1, 6) OBP: 0.371, SLG: 0.401		F8		1-2 HBP		1B 1B		K		3	1	1	0	0	1	0
Coot Veal, R (8, 6) OBP: 0.667, SLG: 0.667										0	0	0	0	0	0	0
Frank Bolling, R (1, 4) OBP: 0.278, SLG: 0.331		5-3		F2		F7		FC6-4 BB		3	0	0	0	1	0	3
Jim Bunning, R (1, 1) OBP: 0.300, SLG: 0.429			BB 1B	F9		1-3 1B		FC6-4 1-2f 1B		3	0	1	0	1	0	3
Tom Morgan, R (8, 1) OBP: 0.333, SLG: 0.833										0	0	0	0	0	0	0

	AB	36
	R	3
	H	9
	RBI	3
	BB	3
	SO	2
	LOB	26

Inning Stats	1	2	3	4	5	6	7	8	9
	R: 0 H: 1 E: 0 LOB: 2 K: 0 BB: 1 S: 4 P: 8	R: 0 H: 0 E: 0 LOB: 0 K: 0 BB: 0 S: 3 P: 3	R: 0 H: 1 E: 0 LOB: 2 K: 0 BB: 1 S: 4 P: 8	R: 0 H: 1 E: 0 LOB: 2 K: 0 BB: 0 S: 4 P: 5	R: 2 H: 2 E: 1 LOB: 1 K: 0 BB: 0 S: 6 P: 6	R: 1 H: 3 E: 0 LOB: 2 K: 0 BB: 0 S: 6 P: 6	R: 0 H: 0 E: 0 LOB: 0 K: 1 BB: 0 S: 5 P: 5	R: 0 H: 1 E: 0 LOB: 2 K: 1 BB: 1 S: 6 P: 10	R: 0 H: 0 E: 0 LOB: 0 K: 0 BB: 0 S: 3 P: 3

1B: 8 SF: 0
2B: 1 SAC: 1
3B: 0 DP: 0
HR: 0 HBP: 1

WP: 0 PA: 41
PB: 0
SB: 0
CS: 0

PITCHER		IP	WLS	BF	H	R	ER	SO	BB	IBB	HBP	BLK	WP	HR	S	P	ERA	WHIP
Dick Donovan, R ERA: 3.71	(1, 1)	7.0		33	8	3	1	1	2	0	1	0	0	0	32	41	1.29	1.429
Turk Lown, R ERA: 3.0	(8, 1)	2.0	W	8	1	0	0	1	1	0	0	0	0	0	9	13	0.00	1.000

PITCHER	IP	WLS	BF	H	R	ER	SO	BB	IBB	HBP	BLK	WP	HR	S	P	ERA	WHIP

BOTTOM

Detroit Tigers @ Chicago White Sox

Comiskey Park, Chicago, IL

Sat May 30 1959, 4:38 AM EDT

Att. 23,621 - Unknown

Batter	1	2	3	4	5	6	7	8	9	AB	R	H	RBI	BB	SO	LOB
Luis Aparicio, R (1, 6) OBP: 0.368, SLG: 0.382	6-3		L8		S 1B (1-3)		5-3 (3-H)		1-3	5	0	1	1	0	0	1
Nellie Fox, L (1, 4) OBP: 0.428, SLG: 0.443	L8		F9		L8 (1-2)		L3		BLK 1B 2B (2-H)	5	1	1	1	0	0	2
Norm Cash, L (1, 3) OBP: 0.323, SLG: 0.346	F7			L3		K		1B WP 1B	1B IBB (2-3)	4	1	1	0	1	1	0
John Romano, R (1, 2) OBP: 0.412, SLG: 0.625		6-3		5-3		6-3		K	1B (1-2 3-H)	5	0	1	1	0	1	1
Larry Doby, L (1, 9) (9, 8) OBP: 0.295, SLG: 0.304		E6		1B		1B		L8		4	0	2	0	0	0	1
Johnny Callison, L (1, 7) OBP: 0.309, SLG: 0.304		BB		F3		1B (1-3)		WP BB (1-3)		3	0	2	0	1	0	1
Bubba Phillips, R (1, 5) (8, 8) OBP: 0.362, SLG: 0.404		F2			1B	F6		BB WP (1-2)		3	0	1	0	0	0	4
Earl Torgeson, L (8, PH) OBP: 0.400, SLG: 0.416										0	0	0	0	1	0	0
Al Smith, R (8, PR) (9, 9) OBP: 0.314, SLG: 0.333										0	0	0	0	0	0	0
Jim Landis, R (1, 8) OBP: 0.323, SLG: 0.327		K			F6		3-1	4-3 (1-2 2-3 3-H)		2	0	0	0	0	1	3
Billy Goodman, L (7, PH) (8, 5) OBP: 0.372, SLG: 0.297										2	0	0	0	0	0	2
Dick Donovan, L (1, 1) OBP: 0.182, SLG: 0.333			K		L8		5-3 3B		2B 2B	2	0	0	0	0	1	1
Harry Simpson, L (7, PH) OBP: 0.333, SLG: 0.440										1	1	1	0	0	0	0
Turk Lown, R (8, 1)										0	0	0	0	0	0	0
Sherm Lollar, R (9, PH) OBP: 0.358, SLG: 0.487										1	0	1	0	0	0	0
Jim Rivera, L (9, PR) OBP: 0.357, SLG: 0.520										0	1	0	0	0	0	0
Inning Stats	R: 0 E: 0 K: 0 S: 3 H: 0 LOB: 0 BB: 0 P: 3	R: 0 E: 1 K: 1 S: 6 H: 0 LOB: 2 BB: 1 P: 10	R: 0 E: 0 K: 1 S: 5 H: 0 LOB: 0 BB: 0 P: 5	R: 0 E: 0 K: 0 S: 4 H: 1 LOB: 1 BB: 0 P: 4	R: 0 E: 0 K: 0 S: 5 H: 2 LOB: 2 BB: 0 P: 5	R: 0 E: 0 K: 1 S: 7 H: 2 LOB: 2 BB: 0 P: 7	R: 1 E: 0 K: 0 S: 4 H: 1 LOB: 0 BB: 0 P: 4	R: 1 E: 0 K: 1 S: 7 H: 2 LOB: 3 BB: 1 P: 11	R: 2 E: 0 K: 0 S: 4 H: 3 LOB: 2 BB: 1 P: 8	1B: 8 2B: 2 3B: 1 HR: 0	SF: 0 SAC: 0 DP: 0 HBP: 0						

PITCHER	IP	WLS	BF	H	R	ER	SO	BB	IBB	HBP	BLK	WP	HR	S	P	ERA	WHIP
Jim Bunning, R (1, 1) ERA: 3.86	7.2		34	8	2	2	4	2	0	0	0	0	0	40	48	2.35	1.304
Tom Morgan, R (8, 1) ERA: 4.88	0.2	L	6	3	2	2	0	0	1	0	1	1	0	5	9	27.00	4.500

PITCHER	IP	WLS	BF	H	R	ER	SO	BB	IBB	HBP	BLK	WP	HR	S	P	ERA	WHIP

livebaseballscorecards.com

AB	37
R	4
H	11
RBI	3
BB	3
SO	4
LOB	16

WP: 1	PA: 40		
PB: 0			
SB: 1			
CS: 0			

Batter	1	2	3	4	5	6	7	8	9	AB	R	H	RBI	BB	SO	LOB
Bill Tuttle, R (1, 8) OBP: 0.388, SLG: 0.430	6-3	1B 2B BB 1-2 2-3		FC5-4 1B 1-2f		WP HR 1B 1-2	K			4	2	1	0	1	1	2
Whitey Herzog, L (1, 9) OBP: 0.486, SLG: 0.444	BB	2B 1B 1-3 2-H 3-H		1B 1-3		F5		K		4	1	2	2	1	1	2
Dick Williams, R (1, 5) (6, 7) OBP: 0.317, SLG: 0.500	F8	2B 1-H 3-H		K		HR BB 1-2 2-3		F8		4	1	1	2	1	1	3
Preston Ward, L (1, 3) OBP: 0.245, SLG: 0.362 Hal Smith, R (6, 5) OBP: 0.340, SLG: 0.295	K	F6		4-3		HR 1-H 2-H 3-H		BB		4 0	1 0	1 0	4 0	0 1	1 0	4 0
Jerry Lumpe, L (1, 4) OBP: 0.362, SLG: 0.276		1B 6-3 1B	F8		F5	BB		G3		4	1	1	0	1	0	1
Zeke Bella, R (1, 7) OBP: 0.300, SLG: 0.278 Kent Hadley, L (6, 3) OBP: 0.310, SLG: 0.447		6-3 1-2	5-3		K	F9			K	4 1	0 0	0 0	0 0	0 0	1 1	2 0
Frank House, L (1, 2) OBP: 0.317, SLG: 0.391		K	1B	4-3			CS 1B		K	5	0	2	0	0	2	1
Joe Demaestri, R (1, 6) OBP: 0.306, SLG: 0.362		BB BB 1B 1B 2-H	F8			FC1-6 1B	F9		6-3	5	1	2	1	0	0	2
Ned Garver, R (1, 1) OBP: 0.417, SLG: 0.364		BB 1B BB 1-2		FC5-4 1B		FC1-6 WP 1B HR 1-2f	1B 1-2			3	2	2	0	1	0	1
Inning Stats	R: 0 E: 0 K: 1 S: 5 H: 0 LOB: 1 BB: 1 P: 9	R: 5 E: 0 K: 1 S: 9 H: 4 LOB: 1 BB: 2 P: 17	R: 0 E: 0 K: 0 S: 4 H: 1 LOB: 1 BB: 0 P: 4	R: 0 E: 0 K: 1 S: 7 H: 2 LOB: 2 BB: 0 P: 7	R: 0 E: 0 K: 1 S: 5 H: 0 LOB: 0 BB: 0 P: 5	R: 4 E: 0 K: 0 S: 6 H: 3 LOB: 1 BB: 2 P: 14	R: 0 E: 0 K: 1 S: 6 H: 2 LOB: 1 BB: 0 P: 6	R: 0 E: 0 K: 1 S: 5 H: 0 LOB: 1 BB: 1 P: 9	R: 0 E: 0 K: 2 S: 7 H: 0 LOB: 0 BB: 0 P: 7	1B: 10 2B: 1 3B: 0 HR: 1 SF: 0 SAC: 0 DP: 0 HBP: 0						

PITCHER		IP	WLS	BF	H	R	ER	SO	BB	IBB	HBP	BLK	WP	HR	S	P	ERA	WHIP
Early Wynn, R ERA: 4.52	(1, 1)	1.2	L	12	4	5	5	2	3	0	0	0	0	0	13	25	27.00	4.200
Barry Latman, R ERA: 8.54	(2, 1)	4.0		20	6	4	4	2	2	0	0	0	1	1	22	30	9.00	2.000
Rudy Arias, L ERA: 3.98	(6, 1)	2.1		9	2	0	0	2	1	0	0	0	0	0	12	16	0.00	1.286
Turk Lown, R ERA: 2.86	(9, 1)	1.0		3	0	0	0	2	0	0	0	0	0	0	7	7	0.00	0.000

PITCHER	IP	WLS	BF	H	R	ER	SO	BB	IBB	HBP	BLK	WP	HR	S	P	ERA	WHIP

TOP

Kansas City Athletics @ Chicago White Sox

Comiskey Park, Chicago, IL

Sun May 31 1959, 4:33 AM EDT

Att. 11,414 - Unknown

livebaseballscorecards.com

AB	38
R	9
H	12
RBI	9
BB	6
SO	8
LOB	18

Batter	1	2	3	4	5	6	7	8	9	AB	R	H	RBI	BB	SO	LOB
Luis Aparicio, R (1, 6) OBP: 0.368, SLG: 0.382	5-3		1B			6-3		F9		3	0	1	0	0	0	0
Sammy Esposito, R (7, 6) OBP: 0.182, SLG: 0.100										1	0	0	0	0	0	0
Nellie Fox, L (1, 4) OBP: 0.420, SLG: 0.433	1-3		1-3			F9			5-3	4	0	0	0	0	0	1
Earl Torgeson, L (1, 3) OBP: 0.423, SLG: 0.475	HR			BB, G5-4-3		1B			1B, G5-4-3	3	1	3	1	1	0	0
Sherm Lollar, R (1, 2) OBP: 0.350, SLG: 0.474	1-3			G5-4-3, 1-2f		F6			G5-4-3, 1-2f	4	0	0	0	0	0	3
Larry Doby, L (1, 9) OBP: 0.286, SLG: 0.293		1-3		F7			4-3			3	0	0	0	0	0	0
Billy Goodman, L (1, 5) OBP: 0.348, SLG: 0.275		F8			F9		3-1			3	0	0	0	0	0	0
Johnny Callison, L (1, 7) OBP: 0.296, SLG: 0.288		L3			4-3		5-3			3	0	0	0	0	0	0
Jim Landis, R (1, 8) OBP: 0.323, SLG: 0.323			5-6-3		BB			F8		2	0	0	0	1	0	0
Early Wynn, S (1, 1) OBP: 0.242, SLG: 0.321										0	0	0	0	0	0	0
Barry Latman, R (2, 1) OBP: 0.250, SLG: 0.143										2	0	0	0	0	1	1
Rudy Arias, L (6, 1)										0	0	0	0	0	0	0
Harry Simpson, L (8, PH) OBP: 0.323, SLG: 0.423			3-1		K			L7		1	0	0	0	0	0	0
Turk Lown, R (9, 1)										0	0	0	0	0	0	0
Inning Stats	R: 1 E: 0 K: 0 S: 4 H: 1 LOB: 0 BB: 0 P: 4	R: 0 E: 0 K: 0 S: 3 H: 0 LOB: 0 BB: 0 P: 3	R: 0 E: 0 K: 0 S: 4 H: 1 LOB: 1 BB: 0 P: 4	R: 0 E: 0 K: 0 S: 2 H: 0 LOB: 0 BB: 1 P: 6	R: 0 E: 0 K: 1 S: 5 H: 0 LOB: 1 BB: 1 P: 9	R: 0 E: 0 K: 0 S: 4 H: 1 LOB: 1 BB: 0 P: 4	R: 0 E: 0 K: 0 S: 3 H: 0 LOB: 0 BB: 0 P: 3	R: 0 E: 0 K: 0 S: 3 H: 0 LOB: 0 BB: 0 P: 3	R: 0 E: 0 K: 0 S: 3 H: 1 LOB: 0 BB: 0 P: 3	1B: 3 2B: 0 3B: 0 HR: 1 SF: 0 SAC: 0 DP: 2 HBP: 0						

PITCHER	IP	WLS	BF	H	R	ER	SO	BB	IBB	HBP	BLK	WP	HR	S	P	ERA	WHIP
Ned Garver, R (1, 1) ERA: 3.02	9.0	W	31	4	1	1	1	2	0	0	0	0	1	31	39	1.00	0.667

PITCHER	IP	WLS	BF	H	R	ER	SO	BB	IBB	HBP	BLK	WP	HR	S	P	ERA	WHIP

BOTTOM

Kansas City Athletics @ Chicago White Sox

Comiskey Park, Chicago, IL

Sun May 31 1959, 4:33 AM EDT

Att. 11,414 - Unknown

livebaseballscorecards.com

AB	29
R	1
H	4
RBI	1
BB	2
SO	1
LOB	5

WP: 0 PA: 31
PB: 0
SB: 0
CS: 0

Batter	1	2	3	4	5	6	7	8	9	AB	R	H	RBI	BB	SO	LOB
Bill Tuttle, R (1, 8) OBP: 0.377, SLG: 0.417	x 0-0 ① L4		S S S 0-3 ③ K		x 0-0 ② 5-3			x 0-0 ① F4		4	0	0	0	0	1	0
Whitey Herzog, L (1, 9) OBP: 0.477, SLG: 0.435	x 0-0 1B 1B			x 0-0 ① F6	x 0-0 ③ F2			S S S 0-3 ② K		4	0	1	0	0	1	0
Dick Williams, R (1, 5) (8, 7) OBP: 0.331, SLG: 0.508	x 0-0 ② 1-3 1B			x 0-0 FC4-6 1B		x 0-0 ① 6-3		x 0-0 1B		4	0	3	0	0	0	0
Preston Ward, L (1, 3) OBP: 0.226, SLG: 0.333 Hal Smith, R (8, 5) OBP: 0.340, SLG: 0.295	x 0-0 ③ G3			x 0-0 ② FC4-6 1B 1-2f		x 0-0 ② F6		x 0-0 ③ F8		4 0	0 0	0 0	0 0	0 0	0 0	3 0
Jerry Lumpe, L (1, 4) OBP: 0.356, SLG: 0.274		S S S 0-3 ① K		x 0-0 1-3 1B		x 0-0 ③ F7			x 0-0 ① F9	4	0	1	0	0	1	0
Zeke Bella, R (1, 7) OBP: 0.261, SLG: 0.238 Kent Hadley, L (8, 3) OBP: 0.302, SLG: 0.436		x 0-0 ② G3		x 0-0 ③ 1-3			x 0-0 ① L1		x 0-0 ② F8	3 1	0 0	0 0	0 0	0 0	0 0	2 0
Frank House, L (1, 2) OBP: 0.322, SLG: 0.401		x 0-0 ③ L7			x 0-0 3B 1B		x 0-0 ② F8		x 0-0 2B	4	1	2	0	0	0	0
Joe Demaestri, R (1, 6) OBP: 0.318, SLG: 0.406			x 0-0 ① F8		x 0-0 1-H WP 3B		x 0-0 HR		x 4-0 IBB	3	2	2	2	1	0	0
Bud Daley, L (1, 1) OBP: 0.429, SLG: 0.421			S S S 0-3 ② K		x 0-0 ① 1-4 3-H		x 0-0 ③ 6-3		x 0-0 ③ 1-6-3	4	0	0	0	0	1	2
Inning Stats	R: 0 E: 0 K: 0 S: 4 H: 2 LOB: 1 BB: 0 P: 4	R: 0 E: 0 K: 1 S: 5 H: 0 LOB: 0 BB: 0 P: 5	R: 0 E: 0 K: 2 S: 7 H: 0 LOB: 0 BB: 0 P: 7	R: 0 E: 0 K: 0 S: 5 H: 2 LOB: 2 BB: 0 P: 5	R: 2 E: 0 K: 0 S: 5 H: 2 LOB: 0 BB: 0 P: 5	R: 0 E: 0 K: 0 S: 3 H: 0 LOB: 0 BB: 0 P: 3	R: 1 E: 0 K: 0 S: 4 H: 1 LOB: 0 BB: 0 P: 4	R: 0 E: 0 K: 1 S: 6 H: 1 LOB: 1 BB: 0 P: 6	R: 0 E: 0 K: 0 S: 4 H: 1 LOB: 2 BB: 1 P: 8	1B: 6 2B: 1 3B: 1 HR: 1		SF: 0 SAC: 0 DP: 0 HBP: 0				

TOP

Kansas City Athletics @ Chicago White Sox

Comiskey Park, Chicago, IL

Mon Jun 01 1959, 8:05 PM EDT

Att. 8,221 - Unknown

livebaseballscorecards.com

AB	35
R	3
H	9
RBI	2
BB	1
SO	4
LOB	7

WP: 1 PB: 0 SB: 0 CS: 0 PA: 36

PITCHER		IP	WLS	BF	H	R	ER	SO	BB	IBB	HBP	BLK	WP	HR	S	P	ERA	WHIP
Ray Moore, R ERA: 3.68	(1, 1)	8.0	L	31	8	3	3	4	0	0	0	0	1	1	39	39	3.38	1.000
Gerry Staley, R ERA: 0.83	(9, 1)	1.0		5	1	0	0	0	0	1	0	0	0	0	4	8	0.00	1.000

PITCHER	IP	WLS	BF	H	R	ER	SO	BB	IBB	HBP	BLK	WP	HR	S	P	ERA	WHIP

Batter	1	2	3	4	5	6	7	8	9	AB	R	H	RBI	BB	SO	LOB
Luis Aparicio, R (1, 6) OBP: 0.365, SLG: 0.384	F8			1B 2B		F9		F9		4	1	1	0	0	0	1
Nellie Fox, L (1, 4) OBP: 0.416, SLG: 0.429	F7			2-H G6-4-3 1B		F4			F8	4	0	1	1	0	0	1
John Romano, R (1, 2) OBP: 0.381, SLG: 0.550	K			G6-4-3 1-2f		FC6-4 1-2f			G6-4-3 1B	4	0	1	0	0	1	2
Sherm Lollar, R (1, 3) OBP: 0.348, SLG: 0.468		F7		F8			FC5-4 1B		G6-4-3 1-2f	4	0	1	0	0	0	1
Del Ennis, R (1, 7) OBP: 0.282, SLG: 0.351		F9			F9		FC5-4 WP 1-2f			3	0	0	0	0	0	1
Larry Doby, L (1, 9) OBP: 0.287, SLG: 0.294		K			1B 1B		K 1-2			3	0	1	0	0	2	1
Bubba Phillips, R (1, 5) OBP: 0.362, SLG: 0.403			6-3		1-3 1B		F8			3	0	1	0	0	0	1
Jim Landis, R (1, 8) OBP: 0.318, SLG: 0.317			4-3		F2			F5		3	0	0	0	0	0	1
Ray Moore, R (1, 1) OBP: 0.100, SLG: 0.100			5-3			FC6-4 1B		K		2	0	1	0	0	0	0
Earl Battey, R (8, PH) OBP: 0.286, SLG: 0.167										1	0	0	0	0	1	0
Gerry Staley, R (9, 1)										0	0	0	0	0	0	0
Inning Stats	R: 0 E: 0 K: 1 S: 5 H: 0 LOB: 0 BB: 0 P: 5	R: 0 E: 0 K: 1 S: 5 H: 0 LOB: 0 BB: 0 P: 5	R: 0 E: 0 K: 0 S: 3 H: 0 LOB: 0 BB: 0 P: 3	R: 1 E: 0 K: 0 S: 4 H: 2 LOB: 0 BB: 0 P: 4	R: 0 E: 0 K: 0 S: 4 H: 2 LOB: 1 BB: 0 P: 4	R: 0 E: 0 K: 0 S: 4 H: 1 LOB: 1 BB: 0 P: 4	R: 0 E: 0 K: 1 S: 6 H: 1 LOB: 1 BB: 0 P: 6	R: 0 E: 0 K: 1 S: 5 H: 0 LOB: 0 BB: 0 P: 5	R: 0 E: 0 K: 0 S: 3 H: 1 LOB: 0 BB: 0 P: 3	1B: 6 2B: 1 3B: 0 HR: 0 SF: 0 SAC: 0 DP: 2 HBP: 0						

PITCHER	IP	WLS	BF	H	R	ER	SO	BB	IBB	HBP	BLK	WP	HR	S	P	ERA	WHIP
Bud Daley, L (1, 1) ERA: 1.48	9.0	W	31	7	1	1	4	0	0	0	0	1	0	39	39	1.00	0.778

PITCHER	IP	WLS	BF	H	R	ER	SO	BB	IBB	HBP	BLK	WP	HR	S	P	ERA	WHIP

BOTTOM

Kansas City Athletics @ Chicago White Sox

Comiskey Park, Chicago, IL

Mon Jun 01 1959, 8:05 PM EDT

Att. 8,221 - Unknown

livebaseballscorecards.com

AB	31
R	1
H	7
RBI	1
BB	0
SO	4
LOB	9

PA: 31

WP: 1
PB: 0
SB: 0
CS: 0

Baltimore Orioles @ Chicago White Sox

Comiskey Park, Chicago, IL

Tue Jun 02 1959, 8:05 PM EDT

Att. 12,482 - Unknown

TOP

Batter	1	2	3	4	5	6	7	8	9	AB	R	H	RBI	BB	SO	LOB
Chico Carrasquel, R (1, 6) OBP: 0.301, SLG: 0.292	6-3	F8		L7		5-3		F7		5	0	0	0	0	0	4
Al Pilarcik, L (1, 9) OBP: 0.324, SLG: 0.412	FC5-4 1B		G3 1B		FC6-4 1B		6-3		3-1	5	0	3	0	0	0	0
Willie Tasby, R (1, 8) OBP: 0.356, SLG: 0.450	FC5-4 1B 1-2f		F7		FC6-4 FC5-4 1-2f		F3		1B 1B	5	1	1	0	0	0	3
Gene Woodling, L (1, 7) OBP: 0.393, SLG: 0.504	FC5-4 1B 1-2		G3 1-2		F8		BBBB 1B BB		BB 1B FC6-2 1B 1-2	4	0	2	0	1	0	2
Gus Triandos, R (1, 2) OBP: 0.402, SLG: 0.532	FC5-4 1-2f		H 1-0 HBP		FC5-4 1-2f		1-2 1B		FC6-2 BB 1B 1-2 2-H	4	0	2	1	0	0	3
Whitey Lockman, L (1, 3) OBP: 0.323, SLG: 0.293		F8	L3			HR 3B	F8		BBBB FC6-2 BB 1-2 2-3	4	1	1	0	1	0	4
Billy Klaus, L (1, 5) OBP: 0.358, SLG: 0.313		BBBB 1B BB		F8		3-H HR		F8	FC6-2 1-2 2-3 3-H	4	1	1	2	1	0	3
Willy Miranda, S (9, 5) OBP: 0.135, SLG: 0.189										0	0	0	0	0	0	0
Billy Gardner, R (1, 4) OBP: 0.299, SLG: 0.311		1-2 1B		BBBB SH1-3 BB		4-3		FC1-6 1B	SSS K	4	0	2	0	1	1	3
Hoyt Wilhelm, R (1, 1) OBP: 0.103, SLG: 0.037		SSS K		SH1-3 1-2		F9		FC1-6 1-2f		3	0	0	0	0	1	3

	AB	38
	R	3
	H	12
	RBI	3
	BB	4
	SO	2
	LOB	25

Inning Stats	1	2	3	4	5	6	7	8	9	1B: 10	SF: 0	WP: 0	PA: 44
	R: 0	R: 0	R: 0	R: 0	R: 0	R: 2	R: 0	R: 0	R: 1	2B: 0	SAC: 1	PB: 0	
	E: 0	E: 0	E: 0	E: 0	E: 0	E: 0	E: 0	E: 0	E: 0	3B: 1	DP: 0	SB: 0	
	K: 0	K: 1	K: 0	K: 0	K: 0	K: 0	K: 0	K: 0	K: 1	HR: 1	HBP: 1	CS: 0	
	S: 5	S: 6	S: 4	S: 3	S: 4	S: 5	S: 4	S: 4	S: 8				
	H: 2	H: 1	H: 1	H: 0	H: 1	H: 2	H: 1	H: 1	H: 3				
	LOB: 2	LOB: 2	LOB: 2	LOB: 1	LOB: 1	LOB: 0	LOB: 2	LOB: 1	LOB: 3				
	BB: 0	BB: 1	BB: 0	BB: 1	BB: 0	BB: 0	BB: 1	BB: 0	BB: 1				
	P: 5	P: 10	P: 5	P: 7	P: 4	P: 5	P: 8	P: 4	P: 12				

PITCHER	IP	WLS	BF	H	R	ER	SO	BB	IBB	HBP	BLK	WP	HR	S	P	ERA	WHIP
Bob Shaw, R (1, 1) ERA: 2.35	8.1	L	41	12	3	3	1	3	0	1	0	0	1	39	52	3.24	1.800
Turk Lown, R (9, 1) ERA: 2.78	0.2		3	0	0	0	1	1	0	0	0	0	0	4	8	0.00	1.500

PITCHER	IP	WLS	BF	H	R	ER	SO	BB	IBB	HBP	BLK	WP	HR	S	P	ERA	WHIP

livebaseballscorecards.com

Baltimore Orioles @ Chicago White Sox

Comiskey Park, Chicago, IL

Tue Jun 02 1959, 8:05 PM EDT

Att. 12,482 - Unknown

livebaseballscorecards.com

Batter	1	2	3	4	5	6	7	8	9	AB	R	H	RBI	BB	SO	LOB
Luis Aparicio, R (1, 6) OBP: 0.356, SLG: 0.374	E6 CS		K		6-3		1-3		6-3	5	0	0	0	0	1	2
Nellie Fox, L (1, 4) OBP: 0.413, SLG: 0.422	HBP FC5-4 BB 1-2		F7		1-5-3			F6		3	1	0	0	1	0	0
Earl Torgeson, L (1, 3) OBP: 0.426, SLG: 0.470	FC5-4 HBP BB 1-2		F4		K2-3			1B 1B		3	0	1	0	1	1	0
Sherm Lollar, R (1, 2) OBP: 0.351, SLG: 0.466	FC5-4 HBP 1-2 2-3			G4-6-3 1B		6-3		K		3	0	1	0	0	1	1
Larry Doby, L (1, 9) OBP: 0.286, SLG: 0.292	FC5-4 S 1-2f 2-3 3-H			G4-6-3 1-2f		F2		1B 1-2		4	0	1	1	0	0	3
Billy Goodman, L (1, 5) OBP: 0.320, SLG: 0.250 Jim Landis, R (9, 8) OBP: 0.318, SLG: 0.317	K 1-2			E6 1B 2B		K		4-3		4 0	1 0	0 0	0 0	0 0	2 0	4 0
Johnny Callison, L (1, 7) OBP: 0.307, SLG: 0.302		K		2B 1B 1-2			K		SH3-4 1B	4	0	2	0	0	2	0
Bubba Phillips, R (1, 8) OBP: 0.368, SLG: 0.415 (9, 5)		F5		2B 1-3 2-H			1B		SH3-4 1-2	3	0	2	1	0	0	0
Bob Shaw, R (1, 1) OBP: 0.182, SLG: 0.100 Turk Lown, R (9, 1) Harry Simpson, L (9, PH) OBP: 0.313, SLG: 0.407		5-3		F9			K		L9	3 0 1	0 0 0	0 0 0	0 0 0	0 0 0	1 0 0	3 0 1
Inning Stats	R: 1 E: 1 K: 1 S: 5 H: 0 LOB: 2 BB: 2 P: 14	R: 0 E: 0 K: 1 S: 5 H: 0 LOB: 0 BB: 0 P: 5	R: 0 E: 0 K: 1 S: 5 H: 0 LOB: 0 BB: 0 P: 5	R: 1 E: 1 K: 0 S: 6 H: 3 LOB: 2 BB: 0 P: 6	R: 0 E: 0 K: 1 S: 5 H: 0 LOB: 0 BB: 0 P: 5	R: 0 E: 0 K: 1 S: 5 H: 0 LOB: 0 BB: 0 P: 5	R: 0 E: 0 K: 2 S: 8 H: 1 LOB: 1 BB: 0 P: 8	R: 0 E: 0 K: 1 S: 7 H: 2 LOB: 2 BB: 0 P: 7	R: 0 E: 0 K: 0 S: 4 H: 1 LOB: 1 BB: 0 P: 4	1B: 6 2B: 1 3B: 0 HR: 0	SF: 0 SAC: 1 DP: 1 HBP: 1					

	AB	33
	R	2
	H	7
	RBI	2
	BB	2
	SO	8
	LOB	14

PITCHER	IP	WLS	BF	H	R	ER	SO	BB	IBB	HBP	BLK	WP	HR	S	P	ERA	WHIP
Hoyt Wilhelm, R (1, 1) ERA: 1.11	9.0	W	37	7	2	1	8	2	0	1	0	0	0	50	59	1.00	1.000

PITCHER	IP	WLS	BF	H	R	ER	SO	BB	IBB	HBP	BLK	WP	HR	S	P	ERA	WHIP

WP: 0 PB: 0 SB: 1 CS: 1 PA: 37

Baltimore Orioles @ Chicago White Sox

Comiskey Park, Chicago, IL

Wed Jun 03 1959, 4:33 AM EDT

Att. 3,607 - Unknown

TOP

livebaseballscorecards.com

Batter	1	2	3	4	5	6	7	8	9	AB	R	H	RBI	BB	SO	LOB
Chico Carrasquel, R (1, 6) OBP: 0.292, SLG: 0.282	F3		6-3		F3		F7			4	0	0	0	0	0	2
Gene Woodling, L (1, 9) OBP: 0.389, SLG: 0.519	6-3		K			1-3		HR		4	1	1	1	0	1	0
Bob Nieman, R (1, 7) OBP: 0.345, SLG: 0.447	K			F8		BB		2B		3	0	1	0	1	1	0
Gus Triandos, R (1, 2) OBP: 0.405, SLG: 0.531		F3		FC3-6 1B		G6-4-3 1-2		F2		4	0	2	0	0	0	1
Willie Tasby, R (1, 8) OBP: 0.359, SLG: 0.451		FC3-6 S 1B		FC3-6 1-2		G6-4-3 1-2f		5-3		4	0	2	0	0	0	3
Jim Finigan, R (1, 5) OBP: 0.298, SLG: 0.312		BB FC3-6 1-2		FC3-6 1-2f 2-3			6-3	F7		3	0	0	0	1	0	3
Whitey Lockman, L (1, 3) OBP: 0.319, SLG: 0.290		FC3-6 1-2f 2-3		K			2B 1B		F8	4	0	1	0	0	1	4
Billy Gardner, R (1, 4) OBP: 0.298, SLG: 0.317		F9			F9		1-3 2B		1-3	4	0	1	0	0	0	2
Billy O'Dell, S (1, 1) OBP: 0.222, SLG: 0.313 Bob Boyd, L (7, PH) OBP: 0.272, SLG: 0.283 Arnie Portocarrero, R (7, 1) Al Pilarcik, L (9, PH) OBP: 0.319, SLG: 0.406			4-3		F3		F7		4-3	2 1 0 1	0 0 0 0	0 0 0 0	0 0 0 0	0 0 0 0	0 0 0 0	0 2 0 0
Inning Stats	R: 0 E: 0 K: 1 S: 5 H: 0 LOB: 0 BB: 0 P: 5	R: 0 E: 0 K: 0 S: 4 H: 1 LOB: 2 BB: 1 P: 8	R: 0 E: 0 K: 1 S: 5 H: 0 LOB: 0 BB: 0 P: 5	R: 0 E: 0 K: 1 S: 7 H: 2 LOB: 2 BB: 0 P: 7	R: 0 E: 0 K: 0 S: 3 H: 0 LOB: 0 BB: 0 P: 3	R: 0 E: 0 K: 0 S: 3 H: 1 LOB: 1 BB: 1 P: 7	R: 0 E: 0 K: 0 S: 5 H: 2 LOB: 2 BB: 0 P: 5	R: 1 E: 0 K: 0 S: 5 H: 2 LOB: 1 BB: 0 P: 5	R: 0 E: 0 K: 0 S: 3 H: 0 LOB: 0 BB: 0 P: 3	1B: 5 2B: 2 3B: 0 HR: 1 SF: 0 SAC: 0 DP: 1 HBP: 0						

	AB	34
	R	1
	H	8
	RBI	1
	BB	2
	SO	3
	LOB	17

WP: 0 PA: 36
PB: 0
SB: 1
CS: 0

PITCHER		IP	WLS	BF	H	R	ER	SO	BB	IBB	HBP	BLK	WP	HR	S	P	ERA	WHIP
Billy Pierce, L ERA: 3.68	(1, 1)	9.0	W	36	8	1	1	3	2	0	0	0	0	1	40	48	1.00	1.111

PITCHER	IP	WLS	BF	H	R	ER	SO	BB	IBB	HBP	BLK	WP	HR	S	P	ERA	WHIP

Baltimore Orioles @ Chicago White Sox

Comiskey Park, Chicago, IL

Wed Jun 03 1959, 4:33 AM EDT

Att. 3,607 - Unknown

livebaseballscorecards.com

BOTTOM

Batter	1	2	3	4	5	6	7	8	9	AB	R	H	RBI	BB	SO	LOB
Luis Aparicio, R (1, 6) OBP: 0.359, SLG: 0.382	4-3 ①		1B		3B 2B 1-3 2-H		6-3 ①	SH1-3 ② 1-2		4	1	2	1	0	0	0
Nellie Fox, L (1, 4) OBP: 0.408, SLG: 0.427	F5 ②		F6 ③		3B 2-H 3-H		F8 ②	F7 ③		5	0	1	2	0	0	2
Bubba Phillips, R (1, 5) OBP: 0.365, SLG: 0.411	F9 ③			L7 ①	1-3 ③		1B 1B 1B			4	1	1	0	0	0	1
Sherm Lollar, R (1, 3) OBP: 0.349, SLG: 0.461 Earl Torgeson, L (7, PR) OBP: 0.426, SLG: 0.470 (8, 3)		6-3 ①		F8 ②		F7 ①	1B 1-2 1B			4 0	0 0	1 0	0 0	0 0	0 0	0 0
John Romano, R (1, 2) OBP: 0.440, SLG: 0.565	WP BB			F8 ③		3B 1B	1-2 2-H 1B			3	1	2	1	1	0	0
Larry Doby, L (1, 9) OBP: 0.284, SLG: 0.312 Jim Rivera, L (8, 9) OBP: 0.357, SLG: 0.520	K 1-2				5-3 ①	3B 1-H	4-3 ③			4 0	0 0	1 0	1 0	0 0	1 0	3 0
Al Smith, R (1, 7) OBP: 0.313, SLG: 0.326	F7 ③				6-3 ②	F8 ②		SH5-3 E BB		3	1	0	0	1	0	2
Jim Landis, R (1, 8) OBP: 0.323, SLG: 0.315		4-3 ①			1B 2B BB	FC6-4 IBB		SH5-3 1-2		1	1	0	0	2	0	0
Billy Pierce, L (1, 1) OBP: 0.321, SLG: 0.385		4-3 ②			2B 3B 1B 1-2	FC6-4 ③ 1-2f		E4 SH1-3 2-H		4	1	1	0	0	0	2
Inning Stats	R: 0 H: 0 E: 0 LOB: 0 K: 0 BB: 0 S: 3 P: 3	R: 0 H: 0 E: 0 LOB: 1 K: 1 BB: 1 S: 5 P: 9	R: 0 H: 1 E: 0 LOB: 1 K: 0 BB: 0 S: 4 P: 4	R: 0 H: 0 E: 0 LOB: 0 K: 0 BB: 0 S: 3 P: 3	R: 3 H: 3 E: 0 LOB: 1 K: 0 BB: 1 S: 6 P: 10	R: 1 H: 2 E: 0 LOB: 2 K: 0 BB: 1 S: 5 P: 9	R: 1 H: 3 E: 0 LOB: 2 K: 0 BB: 0 S: 6 P: 6	R: 1 H: 0 E: 1 LOB: 1 K: 0 BB: 1 S: 4 P: 8		1B: 6 SF: 0 2B: 1 SAC: 2 3B: 2 DP: 0 HR: 0 HBP: 0				WP: 1 PA: 38 PB: 0 SB: 0 CS: 0		

	AB	32
	R	6
	H	9
	RBI	5
	BB	4
	SO	1
	LOB	10

PITCHER	IP	WLS	BF	H	R	ER	SO	BB	IBB	HBP	BLK	WP	HR	S	P	ERA	WHIP
Billy O'Dell, L (1, 1) ERA: 4.2	6.0	L	27	6	4	4	1	2	1	0	0	1	0	26	38	6.00	1.333
Arnie Portocarrero, R (7, 1) ERA: 9.21	2.0		11	3	2	1	0	1	0	0	0	0	0	10	14	4.50	2.000

PITCHER	IP	WLS	BF	H	R	ER	SO	BB	IBB	HBP	BLK	WP	HR	S	P	ERA	WHIP

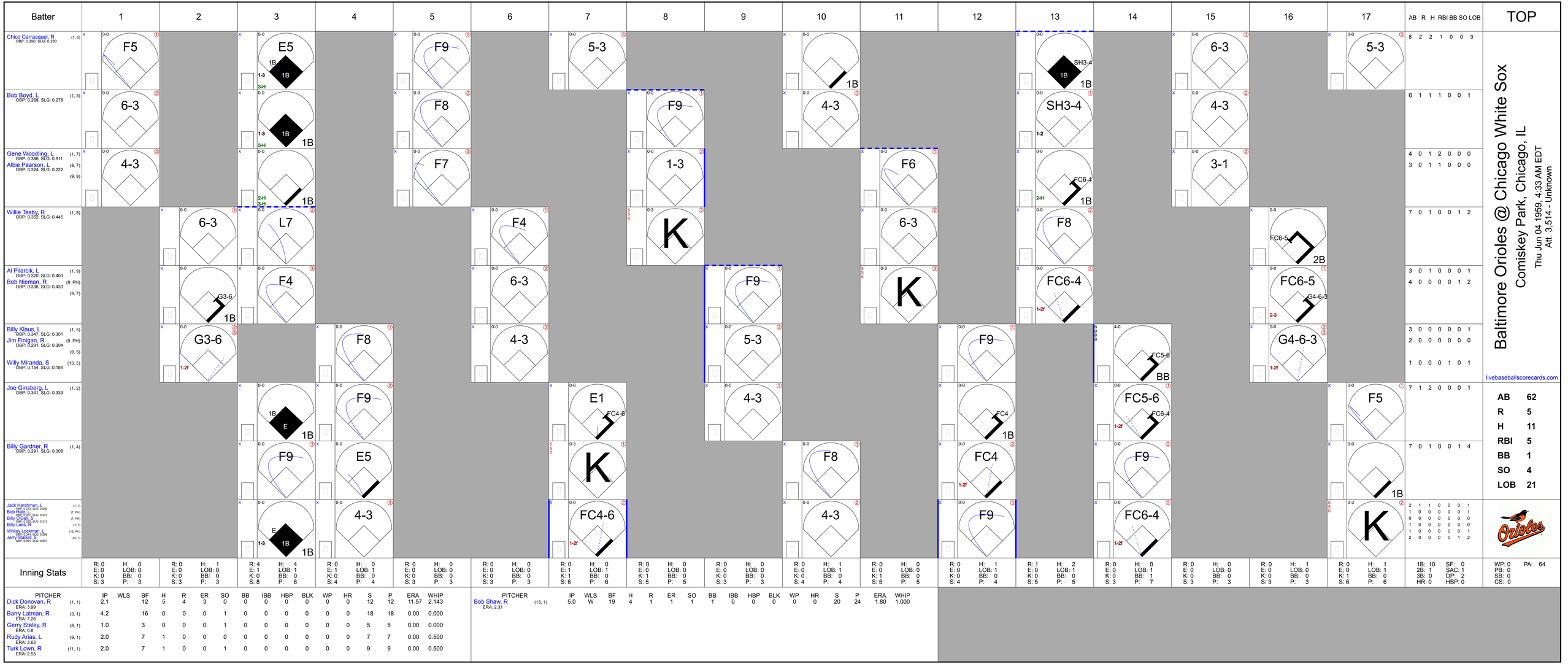
Batter
1
2
3
4
5
6
7
8
9
10
11
12
13
14
15
16
17
AB R H RBI BB SO LOB
TOP
Chico Carrasquel, R (1, 6) OBP: 0.290, SLG: 0.280
F5
E5
F9
5-3
1B
SH3-4
6-3
Bob Boyd, L (1, 3) OBP: 0.268, SLG: 0.278
6-3
F8
F9
4-3
SH3-4
4-3
Gene Woodling, L (1, 7) OBP: 0.386, SLG: 0.511
Albie Pearson, L (8, 7) OBP: 0.324, SLG: 0.222 (9, 9)
4-3
F7
1-3
F6
FC6-4
3-1
Willie Tasby, R (1, 8) OBP: 0.352, SLG: 0.445
6-3
L7
F4
K
6-3
F8
FC6-5
2B
Al Pilarcik, L (1, 9) OBP: 0.320, SLG: 0.403
Bob Nieman, R (9, PH) OBP: 0.336, SLG: 0.433 (9, 7)
G3-6
F4
6-3
F9
K
FC6-4
FC6-5
G4-6-3
Billy Klaus, L (1, 5) OBP: 0.347, SLG: 0.301
Jim Finigan, R (9, PH) OBP: 0.291, SLG: 0.304 (9, 5)
Willy Miranda, S (13, 5) OBP: 0.154, SLG: 0.184
G3-6
F8
4-3
5-3
F9
FC5-6
G4-6-3
Joe Ginsberg, L (1, 2) OBP: 0.341, SLG: 0.333
E
F9
E1
FC4-6
4-3
FC4
F5
Billy Gardner, R (1, 4) OBP: 0.291, SLG: 0.308
F9
E5
K
F8
FC4
FC5-6
F9
1B
Jack Harshman, L (1, 1) OBP: 0.273, SLG: 0.500
Bob Hale, Jr (7, PH) OBP: 0.241, SLG: 0.241
Billy O'Dell, R (7, PR) OBP: 0.232, SLG: 0.313
Billy Loes, R (7, 1)
Whitey Lockman, L (12, PH) OBP: 0.214, SLG: 0.286
Jerry Walker, R (12, 1) OBP: 0.091, SLG: 0.091
E
4-3
FC4-6
4-3
F9
FC6-4
K
Baltimore Orioles @ Chicago White Sox
Comiskey Park, Chicago, IL
Thu Jun 04 1959, 4:33 AM EDT
Att. 3,514 - Unknown
livebaseballscorecards.com
AB 62
R 5
H 11
RBI 5
BB 1
SO 4
LOB 21
Inning Stats
PITCHER
IP WLS BF H R ER SO BB IBB HBP BLK WP HR S P ERA WHIP
Dick Donovan, R (1, 1) ERA: 3.99
Barry Latman, R (3, 1) ERA: 7.26
Gerry Staley, R (8, 1) ERA: 0.8
Rudy Arias, L (9, 1) ERA: 3.63
Turk Lown, R (11, 1) ERA: 2.55
Bob Shaw, R (13, 1) ERA: 2.31
1B: 10 SF: 0
2B: 1 SAC: 1
3B: 0 DP: 2
HR: 0 HBP: 0
WP: 0 PA: 64
PB: 0
SB: 0
CS: 0

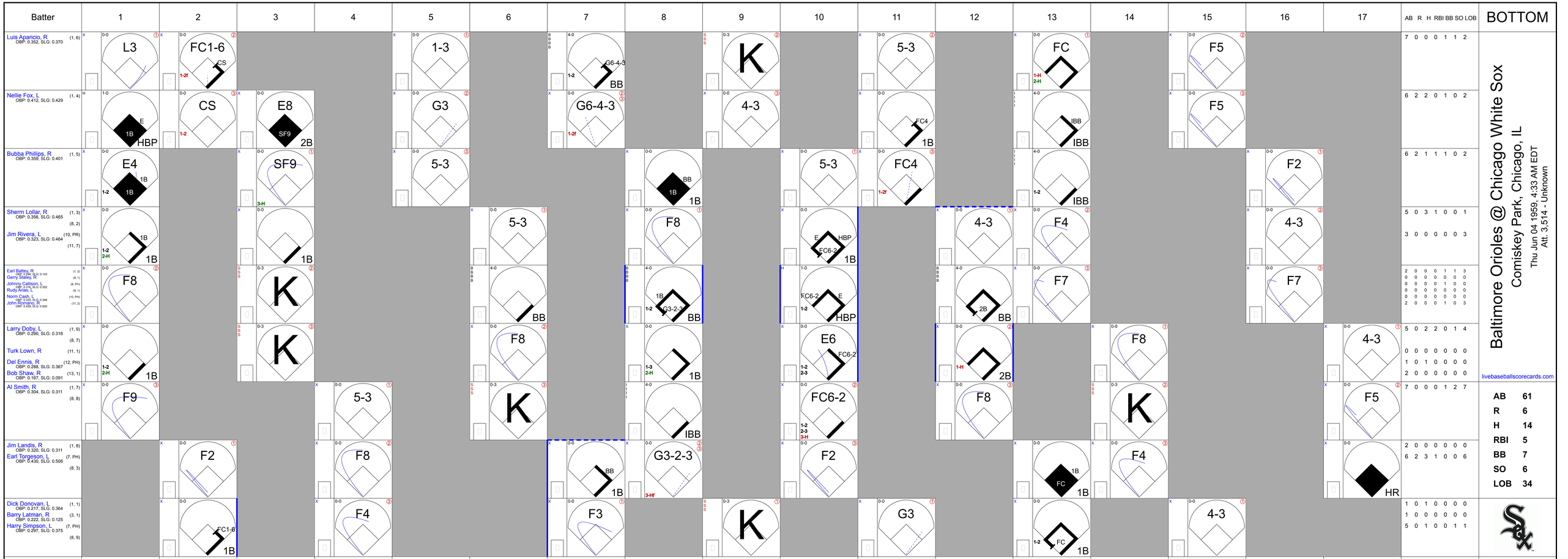
Batter
1
2
3
4
5
6
7
8
9
10
11
12
13
14
15
16
17
AB R H RBI BB SO LOB
BOTTOM
Luis Aparicio, R (1, 6) OBP: 0.352, SLG: 0.370
L3
FC1-6 CS 1-2f
1-3
G6-4-3 BB
K
5-3
FC
F5
7 0 0 0 1 1 2
Nellie Fox, L (1, 4) OBP: 0.412, SLG: 0.429
E 1B HBP
CS 1-2
E8 SF9 2B
G3
G6-4-3 1-2f
4-3
FC4 1B
IBB IBB
F5
6 2 2 0 1 0 2
Baltimore Orioles @ Chicago White Sox
Comiskey Park, Chicago, IL
Thu Jun 04 1959, 4:33 AM EDT
Att. 3,514 - Unknown
Bubba Phillips, R (1, 5) OBP: 0.359, SLG: 0.401
E4 1B 1-2 1B
SF9 3-H
5-3
BB 1B
5-3
FC4 1-2f
F2
6 2 1 1 1 0 2
Sherm Lollar, R (1, 3) OBP: 0.356, SLG: 0.465
(8, 2)
Jim Rivera, L (10, PR) OBP: 0.323, SLG: 0.464
(11, 7)
1-2 2-H 1B
1B
5-3
F8
E HBP FC6-2 1B
4-3
F4
4-3
5 0 3 1 0 0 1
3 0 0 0 0 0 3
Earl Battey, R (1, 2) OBP: 0.294, SLG: 0.143
Gerry Staley, R (8, 1)
Johnny Callison, L (8, PH) OBP: 0.316, SLG: 0.302
Rudy Arias, L (9, 1)
Norm Cash, L (10, PH) OBP: 0.333, SLG: 0.346
John Romano, R (11, 2) OBP: 0.429, SLG: 0.520
F8
K
BB
G3-2-3 BB
FC6-2 E HBP
BB 2B
F7
F7
2 0 0 0 1 1 3
0 0 0 0 0 0 0
0 0 0 0 1 0 0
0 0 0 0 0 0 0
0 0 0 0 0 0 0
2 0 0 0 1 0 3
Larry Doby, L (1, 9) OBP: 0.290, SLG: 0.316
(8, 7)
Turk Lown, R (11, 1)
Del Ennis, R (12, PH) OBP: 0.288, SLG: 0.367
Bob Shaw, R (13, 1) OBP: 0.167, SLG: 0.091
1-2 2-H 1B
K
F8
1-3 2-H 1B
E6 FC6-2 1-2 2-3
1-H 2B
F8
4-3
5 0 2 2 0 1 4
0 0 0 0 0 0 0
1 0 1 0 0 0 0
2 0 0 0 0 0 0
Al Smith, R (1, 7) OBP: 0.304, SLG: 0.311
(8, 8)
F9
K
5-3
IBB
FC6-2 1-2 2-3 3-H
F8
K
F5
7 0 0 0 1 2 7
Jim Landis, R (1, 8) OBP: 0.320, SLG: 0.311
Earl Torgeson, L (7, PH) OBP: 0.430, SLG: 0.506
(8, 3)
F2
F8
BB 1B
G3-2-3 3-Hf
F2
1B FC 1B
F4
HR
2 0 0 0 0 0 0
6 2 3 1 0 0 6
Dick Donovan, L (1, 1) OBP: 0.217, SLG: 0.364
Barry Latman, R (3, 1) OBP: 0.222, SLG: 0.125
Harry Simpson, L (7, PH) OBP: 0.297, SLG: 0.375
(8, 9)
FC1-6 1B
F4
F3
K
G3
FC 1-2 1B
4-3
1 0 1 0 0 0 0
1 0 0 0 0 0 0
5 0 1 0 0 1 1
Inning Stats
R: 2 E: 1 K: 0 S: 6
H: 2 LOB: 2 BB: 0 P: 7
R: 0 E: 0 K: 0 S: 3
H: 1 LOB: 0 BB: 0 P: 3
R: 1 E: 1 K: 2 S: 9
H: 2 LOB: 1 BB: 0 P: 9
R: 0 E: 0 K: 0 S: 3
H: 0 LOB: 0 BB: 0 P: 3
R: 0 E: 0 K: 0 S: 3
H: 0 LOB: 0 BB: 0 P: 3
R: 0 E: 0 K: 1 S: 5
H: 0 LOB: 1 BB: 1 P: 9
R: 0 E: 0 K: 0 S: 3
H: 1 LOB: 1 BB: 1 P: 7
R: 1 E: 0 K: 0 S: 4
H: 2 LOB: 2 BB: 2 P: 12
R: 0 E: 0 K: 2 S: 7
H: 0 LOB: 0 BB: 0 P: 7
R: 0 E: 1 K: 0 S: 5
H: 1 LOB: 3 BB: 0 P: 6
R: 0 E: 0 K: 0 S: 4
H: 1 LOB: 1 BB: 0 P: 4
R: 0 E: 0 K: 0 S: 3
H: 1 LOB: 1 BB: 1 P: 7
R: 1 E: 1 K: 0 S: 5
H: 2 LOB: 3 BB: 2 P: 13
R: 0 E: 0 K: 1 S: 5
H: 0 LOB: 0 BB: 0 P: 5
R: 0 E: 0 K: 0 S: 3
H: 0 LOB: 0 BB: 0 P: 3
R: 0 E: 0 K: 0 S: 3
H: 0 LOB: 0 BB: 0 P: 3
R: 1 E: 0 K: 0 S: 3
H: 1 LOB: 0 BB: 0 P: 3
1B: 11 2B: 2 3B: 0 HR: 1
SF: 1 SAC: 1 DP: 2 HBP: 2
WP: 0 PB: 0 SB: 0 CS: 1
PA: 72
livebaseballscorecards.com
AB 61
R 6
H 14
RBI 5
BB 7
SO 6
LOB 34
PITCHER IP WLS BF H R ER SO BB IBB HBP BLK WP HR S P ERA WHIP
Jack Harshman, L (1, 1) ERA: 6.7 6.0 25 5 3 2 3 1 0 1 0 0 0 29 34 3.00 1.000
Billy Loes, R (7, 1) ERA: 1.82 5.0 23 5 1 1 2 2 1 1 0 0 0 23 36 1.80 1.400
Jerry Walker, R (12, 1) ERA: 2.14 5.2 L 23 4 2 1 1 1 2 0 0 0 1 22 34 1.59 0.882
PITCHER IP WLS BF H R ER SO BB IBB HBP BLK WP HR S P ERA WHIP

Batter	1	2	3	4	5	6	7	8	9	AB	R	H	RBI	BB	SO	LOB
Don Buddin, R (1, 6) OBP: 0.348, SLG: 0.354	BB 1B		K	F6			K		G3	5	0	1	0	0	2	3
Pete Runnels, L (1, 4) OBP: 0.421, SLG: 0.497	F5		1-3 2B		6-3		F7		1-3	5	0	1	0	0	0	1
Ted Williams, L (1, 7) OBP: 0.341, SLG: 0.301	1-2 G4-6-3 BB		IBB		5-3			BB BB FC5-2 1B	BB BB 1B	2	0	1	0	2	0	0
Jim Busby, R (8, PR) OBP: 0.314, SLG: 0.420 (8, 8)										1	0	1	0	0	0	0
Dick Gernert, R (1, 3) OBP: 0.398, SLG: 0.484	1-2f G4-6-3		F4		F7			BB FC5-2 FC6-2 1-2	BB 1-2	3	0	0	0	2	0	5
Jackie Jensen, R (1, 9) OBP: 0.377, SLG: 0.535		F9	F8			G3 1B		BB FC6-2 FC5-2 E 1-2 2-3	FC6-4 1-2 2-3	3	1	1	0	2	0	3
Frank Malzone, R (1, 5) OBP: 0.345, SLG: 0.473	HR			1B S BB		F7		FC5-2 E FC6-2 1-2 2-3 3-H	FC6-4 1-2f	4	1	1	1	1	0	7
Gary Geiger, L (1, 8) OBP: 0.278, SLG: 0.372 (8, 7)	1-3			F2 1-2		G3 1-2		FC6-2 E 1-2 2-3 3-H		4	0	0	0	0	0	5
Pete Daley, R (1, 2) OBP: 0.299, SLG: 0.278	K			F4		K		E3 1-2 2-3 3-H		3	0	0	0	0	2	2
Vic Wertz, L (8, PH) OBP: 0.315, SLG: 0.433										1	0	0	0	0	0	2
Tom Brewer, R (8, PR) OBP: 0.120, SLG: 0.083										0	0	0	0	0	0	0
Sammy White, R (8, 2) OBP: 0.320, SLG: 0.304										0	0	0	0	0	0	0
Frank Baumann, L (1, 1) OBP: 0.333, SLG: 0.455			2B BB	2-3 1B			K	F4		1	0	1	0	1	0	0
Bill Monbouquette, R (5, 1) OBP: 0.111, SLG: 0.111										1	0	0	0	0	1	0
Marty Keough, L (8, PH) OBP: 0.348, SLG: 0.475										1	0	0	0	0	0	3
Murray Wall, R (8, 1)										0	0	0	0	0	0	0
Leo Kiely, L (8, 1)										0	0	0	0	0	0	0
Inning Stats	R: 0 E: 0 K: 0 S: 3 H: 1 LOB: 1 BB: 1 P: 7	R: 1 E: 0 K: 1 S: 6 H: 1 LOB: 0 BB: 0 P: 6	R: 0 E: 0 K: 1 S: 6 H: 1 LOB: 3 BB: 2 P: 14	R: 0 E: 0 K: 0 S: 4 H: 1 LOB: 2 BB: 1 P: 8	R: 0 E: 0 K: 0 S: 3 H: 0 LOB: 0 BB: 0 P: 3	R: 0 E: 0 K: 1 S: 6 H: 1 LOB: 1 BB: 0 P: 6	R: 0 E: 0 K: 2 S: 7 H: 0 LOB: 0 BB: 0 P: 7	R: 1 E: 1 K: 0 S: 5 H: 1 LOB: 3 BB: 2 P: 13	R: 0 E: 0 K: 0 S: 4 H: 1 LOB: 3 BB: 2 P: 12	1B: 5 2B: 1 3B: 0 HR: 1 SF: 0 SAC: 0 DP: 1 HBP: 0						

PITCHER		IP	WLS	BF	H	R	ER	SO	BB	IBB	HBP	BLK	WP	HR	S	P	ERA	WHIP
Early Wynn, R ERA: 4.25	(1, 1)	7.0		32	6	2	1	5	5	1	0	0	0	1	36	60	1.29	1.571
Gerry Staley, R ERA: 0.78	(8, 1)	1.0	W	4	0	0	0	0	0	0	0	0	0	0	4	4	0.00	0.000
Turk Lown, R ERA: 2.49	(9, 1)	0.2		4	1	0	0	0	1	0	0	0	0	0	3	7	0.00	3.000
Rudy Arias, L ERA: 3.57	(9, 1)	0.1	S	2	0	0	0	0	1	0	0	0	0	0	1	5	0.00	3.000

PITCHER	IP	WLS	BF	H	R	ER	SO	BB	IBB	HBP	BLK	WP	HR	S	P	ERA	WHIP

TOP

Boston Red Sox @ Chicago White Sox

Comiskey Park, Chicago, IL

Fri Jun 05 1959, 8:05 PM EDT

Att. 32,321 - Unknown

livebaseballscorecards.com

AB	34
R	2
H	7
RBI	1
BB	8
SO	5
LOB	31

1B: 5	SF: 0	WP: 0	PA: 42
2B: 1	SAC: 0	PB: 0	
3B: 0	DP: 1	SB: 1	
HR: 1	HBP: 0	CS: 0	

Red Sox @ Chicago White Sox

Comiskey Park, Chicago, IL

Fri Jun 05 1959, 8:05 PM EDT

Att. 32,321 - Unknown

BOTTOM

Batter	1	2	3	4	5	6	7	8	9	AB	R	H	RBI	BB	SO	LOB
Luis Aparicio, R (1, 6) OBP: 0.359, SLG: 0.385	K		2B		BB		2B	SH1-3		3	1	2	0	1	1	0
Nellie Fox, L (1, 4) OBP: 0.411, SLG: 0.426	F5		BB		FC5-2-6 1B		F9	6-3		4	0	1	0	1	0	2
Bubba Phillips, R (1, 5) OBP: 0.355, SLG: 0.395	5-3		F2		FC5-2-6		1B	5-3		5	0	1	1	0	0	6
Sherm Lollar, R (1, 3) OBP: 0.348, SLG: 0.454 (8, 2)		6-3		L7	K		F8			4	0	0	0	0	1	3
Del Ennis, R (1, 7) OBP: 0.278, SLG: 0.353		6-3		F9		L3	6-3			4	0	0	0	0	0	1
Jim Rivera, L (8, 7) OBP: 0.323, SLG: 0.464										0	0	0	0	0	0	0
John Romano, R (1, 2) OBP: 0.452, SLG: 0.519		BB		3B		F9		WP SH 2B	1B	2	1	1	0	1	0	0
Earl Torgeson, L (8, 3) OBP: 0.435, SLG: 0.511										1	1	1	0	0	0	0
Al Smith, R (1, 9) OBP: 0.310, SLG: 0.331		1-3		3B		1B		SH WP 2B		3	1	2	1	0	0	1
Jim Landis, R (1, 8) OBP: 0.324, SLG: 0.312			F9	F9		1B		2B	IBB	3	1	1	0	1	0	1
Early Wynn, S (1, 1) OBP: 0.250, SLG: 0.300			F5		BB		K			2	0	0	0	1	1	2
Gerry Staley, R (8, 1)										0	0	0	0	0	0	0
Harry Simpson, L (8, PH) OBP: 0.316, SLG: 0.424										1	0	1	3	0	0	0
Turk Lown, R (9, 1)										0	0	0	0	0	0	0
Rudy Arias, L (9, 1)								SH1-3 2B		0	0	0	0	0	0	0
Inning Stats	R: 0 E: 0 K: 1 S: 5 H: 0 LOB: 0 BB: 0 P: 5	R: 0 E: 0 K: 0 S: 3 H: 0 LOB: 1 BB: 1 P: 7	R: 0 E: 0 K: 0 S: 4 H: 1 LOB: 2 BB: 1 P: 8	R: 1 E: 0 K: 0 S: 5 H: 2 LOB: 1 BB: 0 P: 5	R: 0 E: 0 K: 1 S: 5 H: 1 LOB: 2 BB: 2 P: 13	R: 0 E: 0 K: 1 S: 7 H: 2 LOB: 2 BB: 0 P: 7	R: 1 E: 0 K: 0 S: 5 H: 2 LOB: 1 BB: 0 P: 5	R: 3 E: 0 K: 0 S: 6 H: 2 LOB: 1 BB: 1 P: 10		1B: 6 2B: 4 3B: 1 HR: 0 SF: 0 SAC: 2 DP: 1 HBP: 0						

AB	32
R	5
H	10
RBI	5
BB	5
SO	3
LOB	16

WP: 1 PB: 0 SB: 0 CS: 0 PA: 39

livebaseballscorecards.com

PITCHER		IP	WLS	BF	H	R	ER	SO	BB	IBB	HBP	BLK	WP	HR	S	P	ERA	WHIP
Frank Baumann, L ERA: 5.93	(1, 1)	4.0		20	4	1	1	1	4	0	0	0	0	0	18	34	2.25	2.000
Bill Monbouquette, R ERA: 5.81	(5, 1)	3.0		12	4	1	1	2	0	0	0	0	0	0	16	16	3.00	1.333
Murray Wall, R ERA: 5.97	(8, 1)	0.0	L	3	1	3	3	0	0	1	0	0	1	0	2	6	∞	∞
Leo Kiely, L ERA: 3.28	(8, 1)	1.0		4	1	0	0	0	0	0	0	0	0	0	4	4	0.00	1.000

PITCHER	IP	WLS	BF	H	R	ER	SO	BB	IBB	HBP	BLK	WP	HR	S	P	ERA	WHIP

Boston Red Sox @ Chicago White Sox

Comiskey Park, Chicago, IL

Sat Jun 06 1959, 4:33 AM EDT

Att. 10,301 - Unknown

TOP

livebaseballscorecards.com

Batter	1	2	3	4	5	6	7	8	9	AB	R	H	RBI	BB	SO	LOB
Don Buddin, R (1, 6) OBP: 0.344, SLG: 0.350	CS 1B		F3		K		F7		F9	5	0	1	0	0	1	0
Pete Runnels, L (1, 4) OBP: 0.423, SLG: 0.500	HR BB		6-3 2B		F8		4-3			3	1	1	0	1	0	0
Ted Williams, L (1, 7) OBP: 0.326, SLG: 0.286	K		6-3			F8		3-1		4	0	0	0	0	1	2
Dick Gernert, R (8, 3) OBP: 0.398, SLG: 0.484										0	0	0	0	0	0	0
Vic Wertz, L (1, 3) OBP: 0.338, SLG: 0.493	HR		4-3			HR 1B		FC5-4 1B		4	2	3	2	0	0	1
Jim Busby, R (8, PR) OBP: 0.314, SLG: 0.420 (8, 8)										0	0	0	0	0	0	0
Jackie Jensen, R (1, 9) OBP: 0.374, SLG: 0.526	BB			1-3		F8		FC5-4 S		3	0	0	0	1	0	2
Frank Malzone, R (1, 5) OBP: 0.348, SLG: 0.487	K			F7		HR		IBB		3	1	1	2	1	1	1
Gary Geiger, L (1, 8) (8, 7) OBP: 0.287, SLG: 0.389		F8		2B		S 1B		K		4	0	2	0	0	1	2
Sammy White, R (1, 2) OBP: 0.308, SLG: 0.292		F7		6-3		6-3			5-3	4	0	0	0	0	0	2
Ted Wills, L (1, 1) OBP: 0.167, SLG: 0.333		F8			4-3		K		F7	3	0	0	0	0	1	0
Mike Fornieles, R (8, 1) OBP: 0.200, SLG: 0.200										1	0	0	0	0	0	0
Inning Stats	R: 2 E: 0 K: 2 S: 8 H: 2 LOB: 1 BB: 2 P: 16	R: 0 E: 0 K: 0 S: 3 H: 0 LOB: 0 BB: 0 P: 3	R: 0 E: 0 K: 0 S: 4 H: 1 LOB: 1 BB: 0 P: 4	R: 0 E: 0 K: 0 S: 4 H: 1 LOB: 1 BB: 0 P: 4	R: 0 E: 0 K: 1 S: 5 H: 0 LOB: 0 BB: 0 P: 5	R: 2 E: 0 K: 0 S: 6 H: 3 LOB: 1 BB: 0 P: 6	R: 0 E: 0 K: 1 S: 5 H: 0 LOB: 0 BB: 0 P: 5	R: 0 E: 0 K: 1 S: 6 H: 1 LOB: 2 BB: 1 P: 10	R: 0 E: 0 K: 0 S: 3 H: 0 LOB: 0 BB: 0 P: 3	1B: 4 2B: 2 3B: 0 HR: 2 SF: 0 SAC: 0 DP: 0 HBP: 0	WP: 0 PB: 0 SB: 3 CS: 1 PA: 37					

	AB	34
	R	4
	H	8
	RBI	4
	BB	3
	SO	5
	LOB	10

PITCHER		IP	WLS	BF	H	R	ER	SO	BB	IBB	HBP	BLK	WP	HR	S	P	ERA	WHIP
Ray Moore, R ERA: 3.92	(1, 1)	7.0	L	29	7	4	4	4	2	0	0	0	0	2	35	43	5.14	1.286
Rudy Arias, L ERA: 3.28	(8, 1)	2.0		8	1	0	0	1	0	1	0	0	0	0	9	13	0.00	0.500

PITCHER		IP	WLS	BF	H	R	ER	SO	BB	IBB	HBP	BLK	WP	HR	S	P	ERA	WHIP

BOTTOM

Red Sox @ Chicago White Sox

Comiskey Park, Chicago, IL

Sat Jun 06 1959, 4:33 AM EDT

Att. 10,301 - Unknown

Batter	1	2	3	4	5	6	7	8	9	AB	R	H	RBI	BB	SO	LOB
Luis Aparicio, R (1, 6) OBP: 0.360, SLG: 0.385	0-0 G4-6-3 1B		0-0 BB 1B 1B		0-3 K2-3		0-3 K		0-0 G4-3 1-2f	5	1	2	0	0	2	1
Nellie Fox, L (1, 4) OBP: 0.409, SLG: 0.420	0-0 G4-6-3 1-2f		4-0 1B 1-2 BB		0-0 1-3		0-0 F9			3	0	0	0	1	0	1
Bubba Phillips, R (1, 5) OBP: 0.364, SLG: 0.404	0-0 1B		0-0 G6-4-3 1-2 2-H 1B		0-0 E6 1B			0-0 5-3		4	0	3	1	0	0	0
Sherm Lollar, R (1, 3) (9, 2) OBP: 0.347, SLG: 0.446	0-0 F2		0-0 G6-4-3 1-2f		0-0 6-3			4-0 1B 1B BB		3	0	0	0	1	0	4
Del Ennis, R (1, 7) OBP: 0.277, SLG: 0.349 Jim Rivera, L (8, PR) OBP: 0.323, SLG: 0.464 (9, 9)		0-0 F4		0-0 F8		0-0 1-3		0-0 1B 1-2 1B		4 0	0 0	1 0	0 0	0 0	0 0	0 0
John Romano, R (1, 2) OBP: 0.457, SLG: 0.548 Johnny Callison, L (8, PR) OBP: 0.316, SLG: 0.302 (9, 7)		0-3 K		0-0 1B 2B		0-0 F8		0-0 G4-6-3 1-2 2-3 1B		4 0	1 0	2 0	0 0	0 0	1 0	0 0
Al Smith, R (1, 9) OBP: 0.316, SLG: 0.329 Harry Simpson, L (8, PH) OBP: 0.308, SLG: 0.412 Norm Cash, L (9, 3) OBP: 0.333, SLG: 0.346		4-0 BB		0-0 F8		4-0 BB		0-0 G4-6-3 1-2f		1 1 0	0 0 0	0 0 0	0 0 0	2 0 0	0 0 0	1 3 0
Jim Landis, R (1, 8) OBP: 0.322, SLG: 0.310		0-0 F8		0-0 2-H 1B		0-3 K			0-0 4-3	4	0	1	1	0	1	2
Ray Moore, R (1, 1) OBP: 0.083, SLG: 0.083 Earl Battey, R (7, PH) OBP: 0.278, SLG: 0.133 Rudy Arias, L (8, 1) Earl Torgeson, L (9, PH) OBP: 0.440, SLG: 0.511			0-3 K	0-0 F3			0-3 K		4-0 G4-3 BB	2 1 0 0	0 0 0 0	0 0 0 0	0 0 0 1	1 1 0 0	1 0 0 0	1 0 0 0
Inning Stats	R: 0 E: 0 K: 0 S: 4 H: 2 LOB: 1 BB: 0 P: 4	R: 0 E: 0 K: 1 S: 5 H: 0 LOB: 1 BB: 1 P: 9	R: 1 E: 0 K: 1 S: 6 H: 2 LOB: 1 BB: 1 P: 10	R: 1 E: 0 K: 0 S: 5 H: 2 LOB: 1 BB: 0 P: 5	R: 0 E: 1 K: 1 S: 6 H: 1 LOB: 1 BB: 0 P: 6	R: 0 E: 0 K: 1 S: 5 H: 0 LOB: 1 BB: 1 P: 9	R: 0 E: 0 K: 2 S: 7 H: 0 LOB: 0 BB: 0 P: 7	R: 0 E: 0 K: 0 S: 4 H: 2 LOB: 3 BB: 1 P: 8	R: 0 E: 0 K: 0 S: 2 H: 0 LOB: 0 BB: 1 P: 6	1B: 8 2B: 1 3B: 0 HR: 0	SF: 0 SAC: 0 DP: 4 HBP: 0						

PITCHER	IP	WLS	BF	H	R	ER	SO	BB	IBB	HBP	BLK	WP	HR	S	P	ERA	WHIP
Ted Wills, L (1, 1) ERA: 3.72	7.1	W	33	9	2	2	6	4	0	0	0	0	0	41	57	2.46	1.773
Mike Fornieles, R (8, 1) ERA: 4.43	1.2	S	4	0	0	0	0	1	0	0	0	0	0	3	7	0.00	0.600

PITCHER	IP	WLS	BF	H	R	ER	SO	BB	IBB	HBP	BLK	WP	HR	S	P	ERA	WHIP

AB	32
R	2
H	9
RBI	2
BB	5
SO	6
LOB	13

WP: 0 PB: 0 SB: 0 CS: 0 PA: 37

livebaseballscorecards.com

Batter	1	2	3	4	5	6	7	8	9	AB	R	H	RBI	BB	SO	LOB
Don Buddin, R (1, 6) OBP: 0.345, SLG: 0.351	BB, 1B 1B	4-3 ①	F2 ②	4-3 1-2 2-3 3-H 1B	L5-4 ①② 2-3	5	1	2	1	0	0	4
Pete Runnels, L (1, 4) OBP: 0.418, SLG: 0.492	K ①	4-3 ②	4-3 ③	4-3 ② 1-2 2-3 3-H	1-2 1B	5	0	1	1	0	1	5
Ted Williams, L (1, 7) OBP: 0.320, SLG: 0.272	FC6-4 1-2 1B BB	K ③	3-1 ①	G3 ③	G3 ③	4	0	0	0	1	1	4
Vic Wertz, L (1, 3) OBP: 0.333, SLG: 0.480	FC6-4 1-2 2-H 1B	F8 ①	K ②	F4 ①	4	0	1	1	0	1	0
Jackie Jensen, R (1, 9) OBP: 0.372, SLG: 0.536	FC6-4 S 1-2f 2-3 ②	5-3 ②	K ③	HR	4	1	1	1	0	1	2
Frank Malzone, R (1, 5) OBP: 0.346, SLG: 0.482	4-3 ③ 1-2	F2 ③	1B G3 1B 1B	F8 ②	4	1	1	0	0	0	2
Gary Geiger, L (1, 8) OBP: 0.286, SLG: 0.394	F8 ①	2B	G3 ① 1-2	K ③	4	0	1	0	0	1	1
Pete Daley, R (1, 2) OBP: 0.319, SLG: 0.293	K ②	BB	1B BB 4-3 2-3 1B	L5-4 1B 1B	3	1	2	0	1	1	0
Ike Delock, R (1, 1) OBP: 0.103, SLG: 0.037 Billy Hoeft, L (2, 1) OBP: 0.167, SLG: 0.167 Marty Keough, L (5, PH) OBP: 0.343, SLG: 0.468 Murray Wall, R (5, 1) Dick Gernert, R (7, PH) OBP: 0.401, SLG: 0.484 Frank Baumann, L (7, 1) OBP: 0.333, SLG: 0.455 Bobby Avila, R (9, PH) OBP: 0.241, SLG: 0.180	K ③	F5 ①	4-3 1B 1-2 BB	1B 1-2 1B	1 0 1 0 0 0 1	0 0 0 0 0 0 0	0 0 0 0 1 0 0	1 0 0 0 0 0 0	0 0 2 0 0 0 0	1 0 0 0 0 0 0	0 0 0 0 0 0 0
Inning Stats	R: 1 E: 0 K: 1 S: 7 H: 2 LOB: 2 BB: 1 P: 11	R: 0 E: 0 K: 2 S: 7 H: 0 LOB: 0 BB: 0 P: 7	R: 0 E: 0 K: 1 S: 5 H: 0 LOB: 0 BB: 0 P: 5	R: 0 E: 0 K: 0 S: 3 H: 0 LOB: 0 BB: 0 P: 3	R: 0 E: 0 K: 0 S: 4 H: 1 LOB: 2 BB: 1 P: 8	R: 0 E: 0 K: 2 S: 7 H: 0 LOB: 0 BB: 0 P: 7	R: 2 E: 0 K: 0 S: 6 H: 3 LOB: 2 BB: 1 P: 10	R: 1 E: 0 K: 1 S: 6 H: 1 LOB: 0 BB: 0 P: 6	R: 0 E: 0 K: 0 S: 5 H: 3 LOB: 2 BB: 0 P: 5	1B: 8 2B: 2 3B: 0 HR: 1 SF: 0 SAC: 0 DP: 1 HBP: 0						

TOP

Boston Red Sox @ Chicago White Sox

Comiskey Park, Chicago, IL

Sun Jun 07 1959, 4:33 AM EDT

Unknown

livebaseballscorecards.com

AB	36
R	4
H	10
RBI	4
BB	3
SO	7
LOB	20

WP: 0 PB: 0 SB: 1 CS: 0 PA: 39

PITCHER		IP	WLS	BF	H	R	ER	SO	BB	IBB	HBP	BLK	WP	HR	S	P	ERA	WHIP
Dick Donovan, R ERA: 4.02	(1, 1)	6.1	W	28	6	3	3	6	3	0	0	0	0	0	37	49	4.26	1.421
Gerry Staley, R ERA: 0.96	(7, 1)	2.2	S	11	4	1	1	1	0	0	0	0	0	1	13	13	3.38	1.500

PITCHER	IP	WLS	BF	H	R	ER	SO	BB	IBB	HBP	BLK	WP	HR	S	P	ERA	WHIP

Batter	1	2	3	4	5	6	7	8	9	AB	R	H	RBI	BB	SO	LOB
Luis Aparicio, R (1, 6) OBP: 0.370, SLG: 0.392	F7	SF9 1B SF7 1-2 2-H 3-H 1B	BB			1B		S 1B 1B		4	2	3	2	1	0	0
Nellie Fox, L (1, 4) OBP: 0.413, SLG: 0.421	FC6-4 BB	1-2 2-3 1B	F2			4-3		E 1-H 1B 1B		4	1	2	1	1	0	2
Earl Torgeson, L (1, 3) OBP: 0.430, SLG: 0.495	F6	SF9 2-3 3-H		CS BB			F4	F9		3	0	0	1	1	0	2
Sherm Lollar, R (1, 2) OBP: 0.348, SLG: 0.444	FC6-4 1-2f	SF7 3-H		G4-6-3 1-2 BB			BB BB 1B	E4 1B 1-2		3	0	1	1	1	0	2
Johnny Callison, L (1, 7) OBP: 0.333, SLG: 0.313	1B 1B	4-3		G4-6-3 1-2f			BB 1-2 BB	1-3 2-H 1B		4	1	2	1	1	0	2
Bubba Phillips, R (1, 5) OBP: 0.361, SLG: 0.400	1B 1-2 1B 1B	6-3			4-3		F2			4	1	1	0	0	0	2
Jim Rivera, L (1, 9) OBP: 0.371, SLG: 0.581	1B BB 1-3 2-H 1B 1B	HR			F7		1-2 2-3 BB			3	2	2	2	1	0	0
Jim Landis, R (1, 8) OBP: 0.325, SLG: 0.307	1B 1-2 1B BB	SH5-3 BB			F3		5-3			2	1	0	0	2	0	3
Dick Donovan, L (1, 1) OBP: 0.240, SLG: 0.375	1B 1B SF9 1-2 2-3 3-H 1B	SH5-3 1-2				F4		6-3		2	1	1	1	0	0	0
Gerry Staley, R (7, 1)										1	0	0	0	0	0	0
Inning Stats	R: 0 E: 0 K: 0 S: 3 H: 0 LOB: 1 BB: 1 P: 7	R: 6 E: 0 K: 0 S: 9 H: 6 LOB: 1 BB: 1 P: 13	R: 1 E: 0 K: 0 S: 4 H: 1 LOB: 2 BB: 2 P: 12	R: 0 E: 0 K: 0 S: 1 H: 0 LOB: 0 BB: 2 P: 9	R: 0 E: 0 K: 0 S: 3 H: 0 LOB: 0 BB: 0 P: 3	R: 0 E: 0 K: 0 S: 3 H: 1 LOB: 0 BB: 0 P: 3	R: 0 E: 0 K: 0 S: 4 H: 1 LOB: 3 BB: 2 P: 12	R: 2 E: 1 K: 0 S: 6 H: 3 LOB: 2 BB: 0 P: 6		1B: 11 2B: 0 3B: 0 HR: 1 SF: 2 SAC: 1 DP: 1 HBP: 0						

PITCHER		IP	WLS	BF	H	R	ER	SO	BB	IBB	HBP	BLK	WP	HR	S	P	ERA	WHIP
Ike Delock, R ERA: 2.95	(1, 1)	1.0	L	10	5	6	6	0	2	0	0	0	0	0	8	16	54.00	7.000
Billy Hoeft, L ERA: 5.4	(2, 1)	3.0		13	2	1	1	0	4	0	0	0	0	1	9	25	3.00	2.000
Murray Wall, R ERA: 5.58	(5, 1)	2.0		6	1	0	0	0	0	0	0	0	0	0	6	6	0.00	0.500
Frank Baumann, L ERA: 5.85	(7, 1)	2.0		12	4	2	1	0	2	0	0	0	0	0	10	18	4.50	3.000

PITCHER	IP	WLS	BF	H	R	ER	SO	BB	IBB	HBP	BLK	WP	HR	S	P	ERA	WHIP

BOTTOM

Boston Red Sox @ Chicago White Sox

Comiskey Park, Chicago, IL

Sun Jun 07 1959, 4:33 AM EDT

Unknown

livebaseballscorecards.com

AB	30
R	9
H	12
RBI	9
BB	8
SO	0
LOB	13

Batter	1	2	3	4	5	6	7	8	9	AB	R	H	RBI	BB	SO	LOB
Don Buddin, R (1, 6) OBP: 0.347, SLG: 0.349	BBBB 4-0 PB 4-3 2B BB		x 0-0 ① 5-3	x 0-0 1-2 1B		SSS 0-3 ② K			x 0-0 ① F7	4	1	1	0	1	1	0
Pete Runnels, L (1, 3) OBP: 0.422, SLG: 0.497	x 0-0 ① 4-3 1-2		x 0-0 PB 2B	x 0-0 ③ 1-3		x 0-0 1B			BBBB 4-0 G4-6-3 BB	4	0	2	0	1	0	3
Dick Gernert, R (1, 7) OBP: 0.403, SLG: 0.481 Vic Wertz, L (9, PH) OBP: 0.329, SLG: 0.474 Jim Busby, R (9, 8) OBP: 0.314, SLG: 0.420	BBBB 4-0 2B 1B 2-3 BB		x 0-0 ② 5-3 2-3		x 0-0 1B 1B 1B	x 0-0 ③ F3			x 0-0 ②③ G4-6-3 1-2f	3 1 0	1 0 0	1 0 0	0 0 0	1 0 0	0 0 0	2 1 0
Jackie Jensen, R (1, 9) OBP: 0.374, SLG: 0.538	x 0-0 ① 1-3 1B 3-H 2B		BBBB 4-0 BB		SSS 0-3 ① K		x 0-0 ① F2			3	1	1	1	1	1	1
Frank Malzone, R (1, 5) OBP: 0.349, SLG: 0.482	x 0-0 G6-4-3 2-H 3-H 1B		SSS 0-3 ③ K2-3		x 0-0 1B 1-2 1B		x 0-0 ② F6			4	0	2	2	0	1	2
Bobby Avila, R (1, 4) OBP: 0.224, SLG: 0.167	x 0-0 ②③ G6-4-3 1-2f			x 0-0 ① F8	SSS 0-3 ② K		x 0-0 ③ F7			4	0	0	0	0	1	3
Gary Geiger, L (1, 8) (9, 7) OBP: 0.294, SLG: 0.418		SSS 0-3 ① K		x 0-0 1B 3B	x 0-0 1-2 2-3 1B			x 0-0 ① 4-3		4	1	2	0	0	1	0
Sammy White, R (1, 2) OBP: 0.306, SLG: 0.290		x 0-0 ② F4		x 0-0 1B 3-H 1B	SSS 0-3 ③ K			x 0-0 ② 6-3		4	0	1	1	0	1	3
Frank Sullivan, R (1, 1) OBP: 0.105, SLG: 0.105 Leo Kiely, L (9, 1) Mike Fornieles, R (9, 1) OBP: 0.200, SLG: 0.200		SSS 0-3 ③ K		SSS 0-3 ② K		SSS 0-3 ① K		SSS 0-3 ③ K		4 0 0	0 0 0	0 0 0	0 0 0	0 0 0	4 0 0	1 0 0
Inning Stats	R: 3 E: 0 K: 0 S: 4 H: 2 LOB: 0 BB: 2 P: 12	R: 0 E: 0 K: 2 S: 7 H: 0 LOB: 0 BB: 0 P: 7	R: 0 E: 0 K: 1 S: 6 H: 1 LOB: 2 BB: 1 P: 10	R: 1 E: 0 K: 1 S: 8 H: 3 LOB: 2 BB: 0 P: 8	R: 0 E: 0 K: 3 S: 12 H: 3 LOB: 3 BB: 0 P: 12	R: 0 E: 0 K: 2 S: 8 H: 1 LOB: 1 BB: 0 P: 8	R: 0 E: 0 K: 0 S: 3 H: 0 LOB: 0 BB: 0 P: 3	R: 0 E: 0 K: 1 S: 5 H: 0 LOB: 0 BB: 0 P: 5	R: 0 E: 0 K: 0 S: 2 H: 0 LOB: 0 BB: 1 P: 6	1B: 7 2B: 2 3B: 1 HR: 0 SF: 0 SAC: 0 DP: 2 HBP: 0						

PITCHER		IP	WLS	BF	H	R	ER	SO	BB	IBB	HBP	BLK	WP	HR	S	P	ERA	WHIP
Billy Pierce, L ERA: 3.92	(1, 1)	4.1	L	23	8	4	4	5	3	0	0	0	0	0	30	42	8.31	2.538
Barry Latman, R ERA: 6.68	(5, 1)	2.2		10	2	0	0	4	0	0	0	0	0	0	18	18	0.00	0.750
Turk Lown, R ERA: 2.3	(8, 1)	2.0		6	0	0	0	1	1	0	0	0	0	0	7	11	0.00	0.500

PITCHER	IP	WLS	BF	H	R	ER	SO	BB	IBB	HBP	BLK	WP	HR	S	P	ERA	WHIP

TOP

Boston Red Sox @ Chicago White Sox

Comiskey Park, Chicago, IL

Sun Jun 07 1959, 4:38 AM EDT

Att. 25,844 - Unknown

livebaseballscorecards.com

AB	35
R	4
H	10
RBI	4
BB	4
SO	10
LOB	16

WP: 0	PA: 39
PB: 2	
SB: 0	
CS: 0	

Batter	1	2	3	4	5	6	7	8	9	AB	R	H	RBI	BB	SO	LOB
Luis Aparicio, R (1, 6) OBP: 0.371, SLG: 0.389	BBBB 4-0 3-4-1 S 1-3-2 BB		x 0-0 ② 3-1 2-3		x 0-0 BB 1-3 1B		x 0-0 ③ F9		x 0-0 ① FC5-4 BB 1-2f 3-H	4	0	1	1	1	0	3
Nellie Fox, L (1, 4) OBP: 0.416, SLG: 0.417	x 0-0 ① 3-4-1 1-3		BBBB 4-0 BB		BBBB 4-0 BB 1-2			x 0-0 ① 6-3	BBBB 4-0 BB 1-2	2	0	0	0	3	0	1
Al Smith, R (9, PR) OBP: 0.316, SLG: 0.329										0	0	0	0	0	0	0
Earl Torgeson, L (1, 3) OBP: 0.424, SLG: 0.485	x 0-0 ②③ 1-3-2 3-Hf		x 0-0 ③ F9		x 0-0 ③ G3			x 0-0 F9 BB 1B	SSS 0-3 ② K	4	0	1	0	0	0	6
Sherm Lollar, R (9, PH) OBP: 0.346, SLG: 0.442										1	0	0	0	0	1	2
John Romano, R (1, 2) OBP: 0.425, SLG: 0.486		x 0-0 ① 6-3		x 0-0 ① F7		x 0-0 ① F6		BBBB 4-0 1-2 BB	SSS 0-3 ③ K	4	0	0	0	1	1	2
Johnny Callison, L (1, 7) OBP: 0.318, SLG: 0.296		x 0-0 ② 1-3		SSS 0-3 ② K		x 0-0 ② F5		x 0-0 ② F9 2-3		4	0	0	0	0	1	2
Bubba Phillips, R (1, 5) OBP: 0.359, SLG: 0.396		x 0-0 1B		x 0-0 ③ G3		x 0-0 ③ 6-3		x 0-0 ③ F7		4	0	1	0	0	0	2
Jim Rivera, L (1, 9) OBP: 0.385, SLG: 0.629		x 0-0 ③ G3			x 0-0 ① F8		x 0-0 1B		x 0-0 1B 3B	4	1	2	0	0	0	1
Jim Landis, R (1, 8) OBP: 0.333, SLG: 0.313			BBBB 4-0 3-1 3-1 BB		x 0-0 FC3-6 1B		x 0-0 ① F9		x 0-0 1B FC5-4 1B 3-H	3	1	2	1	1	0	1
Billy Pierce, L (1, 1) OBP: 0.310, SLG: 0.370			x 0-0 ① 3-1 1-2		x 0-0 ② FC3-6 1B 1-2f		SSS 0-3 ② K		x 0-0 FC5-4 1B 1-3	1	0	0	0	0	0	1
Barry Latman, R (5, 1) OBP: 0.200, SLG: 0.111										1	0	0	0	0	0	1
Harry Simpson, L (7, PH) OBP: 0.300, SLG: 0.400										1	0	0	0	0	1	1
Turk Lown, R (8, 1)										0	0	0	0	0	0	0
Norm Cash, L (9, PH) OBP: 0.344, SLG: 0.358										1	0	1	0	0	0	0
Inning Stats	R: 0 E: 0 K: 0 S: 2 H: 0 LOB: 0 BB: 1 P: 6	R: 0 E: 0 K: 0 S: 4 H: 1 LOB: 1 BB: 0 P: 4	R: 0 E: 0 K: 0 S: 3 H: 0 LOB: 2 BB: 2 P: 11	R: 0 E: 0 K: 1 S: 5 H: 0 LOB: 0 BB: 0 P: 5	R: 0 E: 0 K: 0 S: 5 H: 2 LOB: 3 BB: 1 P: 9	R: 0 E: 0 K: 0 S: 3 H: 0 LOB: 0 BB: 0 P: 3	R: 0 E: 0 K: 1 S: 6 H: 1 LOB: 1 BB: 0 P: 6	R: 0 E: 0 K: 0 S: 4 H: 1 LOB: 2 BB: 1 P: 8	R: 2 E: 0 K: 2 S: 10 H: 3 LOB: 2 BB: 1 P: 14	1B: 7 2B: 1 3B: 1 HR: 0	SF: 0 SAC: 0 DP: 1 HBP: 0						

BOTTOM

Boston Red Sox @ Chicago White Sox

Comiskey Park, Chicago, IL

Sun Jun 07 1959, 4:38 AM EDT

Att. 25,844 - Unknown

livebaseballscorecards.com

AB	34
R	2
H	8
RBI	2
BB	6
SO	4
LOB	23

PITCHER		IP	WLS	BF	H	R	ER	SO	BB	IBB	HBP	BLK	WP	HR	S	P	ERA	WHIP
Frank Sullivan, R ERA: 4.01	(1, 1)	8.0	W	36	8	2	2	2	5	0	0	0	0	0	35	55	2.25	1.625
Leo Kiely, L ERA: 3.24	(9, 1)	0.1		2	0	0	0	0	1	0	0	0	0	0	1	5	0.00	3.000
Mike Fornieles, R ERA: 4.29	(9, 1)	0.2	S	2	0	0	0	2	0	0	0	0	0	0	6	6	0.00	0.000

PITCHER	IP	WLS	BF	H	R	ER	SO	BB	IBB	HBP	BLK	WP	HR	S	P	ERA	WHIP

Batter	1	2	3	4	5	6	7	8	9	AB	R	H	RBI	BB	SO	LOB
Luis Aparicio, R (1, 6) OBP: 0.367, SLG: 0.385	F7	F9			5-3		3B 1B	K		5	1	1	0	0	1	3
Nellie Fox, L (1, 4) OBP: 0.420, SLG: 0.431	BB 1B 1B		5-3		FC6-4 1B		1-H 1B 3B	5-3		5	2	3	1	0	0	2
Earl Torgeson, L (1, 3) OBP: 0.423, SLG: 0.475	BBBB 1-2 1B BB		4-3		F5		G3 S 3-H 1B		3-1	4	0	1	1	1	0	1
Sherm Lollar, R (1, 2) OBP: 0.343, SLG: 0.435	1-2 2-H 1B		F7		FC6-4 1-2f		1-3 1-2		6-3	5	0	1	1	0	0	2
Johnny Callison, L (1, 7) OBP: 0.322, SLG: 0.303	F8			2B SF9 1B		K	G3 2-3		1B	5	1	2	0	0	1	3
Bubba Phillips, R (1, 5) OBP: 0.354, SLG: 0.397	F8			SF9 1-3 2B		5-3	6-3		1-3	5	0	1	0	0	0	4
Jim Rivera, L (1, 9) OBP: 0.395, SLG: 0.684		4-3		SF9 2-3 3-H		2B		1B 2B		3	0	2	1	0	0	0
Jim Landis, R (1, 8) OBP: 0.341, SLG: 0.315		BBBB 1-3 BB		5-3		IBB		2-3 1B		2	0	1	0	2	0	1
Bob Shaw, R (1, 1) OBP: 0.148, SLG: 0.080		1-3 1-2		F4		F8		F6		3	0	0	0	0	0	4
Gerry Staley, R (7, 1)										0	0	0	0	0	0	0
Harry Simpson, L (8, PH) OBP: 0.293, SLG: 0.389										1	0	0	0	0	0	2
Turk Lown, R (8, 1)										0	0	0	0	0	0	0
Inning Stats	R: 1 E: 0 K: 0 S: 5 H: 2 LOB: 2 BB: 1 P: 9	R: 0 E: 0 K: 0 S: 3 H: 0 LOB: 1 BB: 1 P: 7	R: 0 E: 0 K: 0 S: 3 H: 0 LOB: 0 BB: 0 P: 3	R: 1 E: 0 K: 0 S: 5 H: 2 LOB: 1 BB: 0 P: 5	R: 0 E: 0 K: 0 S: 4 H: 1 LOB: 1 BB: 0 P: 4	R: 0 E: 0 K: 1 S: 6 H: 1 LOB: 2 BB: 1 P: 10	R: 2 E: 0 K: 0 S: 6 H: 3 LOB: 1 BB: 0 P: 6	R: 0 E: 0 K: 1 S: 7 H: 2 LOB: 2 BB: 0 P: 7	R: 0 E: 0 K: 0 S: 4 H: 1 LOB: 1 BB: 0 P: 4	1B: 8 2B: 3 3B: 1 HR: 0 SF: 1 SAC: 0 DP: 0 HBP: 0						

TOP

Chicago White Sox @ Washington Senators

Griffith Stadium, Washington, DC

Tue Jun 09 1959, 7:05 PM EDT

Att. 19,157 - Unknown

livebaseballscorecards.com

AB	38
R	4
H	12
RBI	4
BB	3
SO	2
LOB	22

WP: 0 PB: 0 SB: 1 CS: 0 PA: 42

PITCHER		IP	WLS	BF	H	R	ER	SO	BB	IBB	HBP	BLK	WP	HR	S	P	ERA	WHIP
Bill Fischer, R ERA: 2.58	(1, 1)	7.0		33	9	4	4	1	2	1	0	0	0	0	32	44	5.14	1.571
Tex Clevenger, R ERA: 3.95	(8, 1)	2.0	W	9	3	0	0	1	0	0	0	0	0	0	11	11	0.00	1.500

PITCHER		IP	WLS	BF	H	R	ER	SO	BB	IBB	HBP	BLK	WP	HR	S	P	ERA	WHIP

BOTTOM

Chicago White Sox @ Washington Senators

Griffith Stadium, Washington, DC

Tue Jun 09 1959, 7:05 PM EDT

Att. 19,157 - Unknown

livebaseballscorecards.com

Batter	1	2	3	4	5	6	7	8	9	AB	R	H	RBI	BB	SO	LOB
Herb Plews, L (1, 4) OBP: 0.282, SLG: 0.243	F8		G6-4-3 1B		3-1		HR 1B	G3		5	1	2	0	0	0	3
Bob Allison, R (1, 8) OBP: 0.351, SLG: 0.562	HR		G6-4-3 1-2f		6-3		1-H HR	BB HBP BB IBB		4	3	2	3	1	0	1
Harmon Killebrew, R (1, 5) OBP: 0.373, SLG: 0.601	G6-4-3 HBP			2B HBP BB	E 1B BB		1B 1B FC3-2 BB	BB BB 1-2 2-3 3-H HBP		0	1	0	1	3	0	0
Roy Sievers, R (1, 3) OBP: 0.347, SLG: 0.465	G6-4-3 1-2f			HBP 1-3 2B	E7 1-3 1B		FC3-2 1-2 1B	BB 1-2 2-3 3-H BB		4	0	3	1	1	0	1
Jim Lemon, R (1, 7) OBP: 0.363, SLG: 0.548 John Romonosky, R (7, PR) OBP: 0.333, SLG: 0.333 Ken Aspromonte, R (8, 6) OBP: 0.348, SLG: 0.333		1-3 S 1B		K	F4		FC3-2 1-2 2-3 1B	F2		4 0 1	0 0 0	2 0 0	0 0 0	0 0 0	1 0 0	4 0 3
Faye Throneberry, L (1, 9) OBP: 0.346, SLG: 0.370		K 1-2		HBP IBB		1-3	FC3-2 1-2 2-3 3-Hf	BB 1-2 2-3 3-H		3	0	0	1	2	1	4
Jay Porter, R (1, 2) OBP: 0.347, SLG: 0.333 Ron Samford, R (4, PR) OBP: 0.289, SLG: 0.399 (5, 6) Julio Becquer, L (7, PH) OBP: 0.252, SLG: 0.306 Tex Clevenger, R (8, 1) OBP: 0.167, SLG: 0.400	1-3 2-3		HBP 1-2 2-3 3-H		6-3	4-3		K		1 1 1 1	0 0 0 0	0 0 0 0	1 0 0 1	0 0 0 1	0 0 0 3	1 0 3 3
Jose Valdivielso, R (1, 6) OBP: 0.750, SLG: 0.750 Clint Courtney, L (4, PH) OBP: 0.393, SLG: 0.360 (5, 2) Pedro Ramos, S (8, PR) OBP: 0.276, SLG: 0.231 Hal Naragon, L (9, 2) OBP: 0.346, SLG: 0.394	6-3		F6		L9			SH BLK HBP 1B		1 3 0 0	0 0 1 0	0 1 0 0	0 0 0 0	0 0 0 0	0 0 0 0	1 3 0 0
Bill Fischer, R (1, 1) OBP: 0.240, SLG: 0.174 Lenny Green, L (7, PH) OBP: 0.243, SLG: 0.286 (8, 7)			G3	F8			3-1	SH HBP 1-3 BB		2 1	0 1	0 0	0 0	0 0	0 0	3 0
Inning Stats	R: 1 H: 1 E: 0 LOB: 0 K: 0 BB: 0 S: 3 P: 4	R: 0 H: 1 E: 0 LOB: 1 K: 1 BB: 0 S: 6 P: 6	R: 0 H: 1 E: 0 LOB: 0 K: 0 BB: 0 S: 3 P: 3	R: 1 H: 1 E: 0 LOB: 3 K: 1 BB: 2 S: 6 P: 15	R: 0 H: 1 E: 1 LOB: 2 K: 0 BB: 1 S: 4 P: 8	R: 0 H: 0 E: 0 LOB: 0 K: 0 BB: 0 S: 3 P: 3	R: 2 H: 4 E: 0 LOB: 3 K: 0 BB: 1 S: 7 P: 11	R: 3 H: 1 E: 1 LOB: 3 K: 1 BB: 3 S: 7 P: 20		1B: 7 SF: 0 2B: 1 SAC: 1 3B: 0 DP: 2 HR: 2 HBP: 3						WP: 0 PA: 43 PB: 0 SB: 1 CS: 0

PITCHER		IP	WLS	BF	H	R	ER	SO	BB	IBB	HBP	BLK	WP	HR	S	P	ERA	WHIP
Bob Shaw, R ERA: 2.59	(1, 1)	6.1		30	7	4	4	2	3	1	2	0	0	2	28	46	5.68	1.579
Gerry Staley, R ERA: 0.95	(7, 1)	0.2		4	2	0	0	0	0	0	0	0	0	0	4	4	0.00	3.000
Turk Lown, R ERA: 3.18	(8, 1)	1.0	L	9	1	3	3	1	2	1	1	1	0	0	7	20	27.00	3.000

PITCHER		IP	WLS	BF	H	R	ER	SO	BB	IBB	HBP	BLK	WP	HR	S	P	ERA	WHIP

AB	32
R	7
H	10
RBI	7
BB	7
SO	3
LOB	30

Chicago White Sox @ Washington Senators

Griffith Stadium, Washington, DC

Wed Jun 10 1959, 7:05 PM EDT

Att. 9,121 - Unknown

livebaseballscorecards.com

Batter	1	2	3	4	5	6	7	8	9	AB	R	H	RBI	BB	SO	LOB
Luis Aparicio, R (1, 6) OBP: 0.368, SLG: 0.382	H 1-0 S E HBP	x 0-0 G6-3 1-2f			x 0-0 1B		x 0-0 FC6-4 S 1-2f 1B		x 0-0 F4	4	2	1	0	0	0	2
Nellie Fox, L (1, 4) OBP: 0.420, SLG: 0.434	x 0-0 6-3 1-2		x 0-0 1B 2B		x 0-0 F4		x 0-0 BB 1B 1-H 1B		x 0-0 G3	5	1	2	1	0	0	2
Al Smith, R (1, 9) OBP: 0.318, SLG: 0.344	x 0-0 E2 2-H 3B		SSS 0-3 K		x 0-0 F9		x 0-0 BB 1-2 1B		SSS 0-3 K	5	1	2	1	0	2	2
Sherm Lollar, R (1, 3) OBP: 0.350, SLG: 0.439	x 0-0 BB 1B		x 0-0 5-3 2-H 1B		x 0-0 F4		BBBB 4-0 1-2 2-3 BB			3	0	2	1	1	0	1
Bubba Phillips, R (1, 5) OBP: 0.347, SLG: 0.388	x 0-0 F6		x 0-0 5-3 1-2			x 0-0 1-3	x 0-0 6-3			4	0	0	0	0	0	5
Jim Landis, R (1, 8) OBP: 0.339, SLG: 0.310	BBBB 4-0 1-2 BB		SSS 0-3 K			x 0-0 F8		x 0-0 6-3		3	0	0	0	1	1	1
Earl Battey, R (1, 2) OBP: 0.273, SLG: 0.158	x 0-0 6-3			x 0-0 L7		x 0-0 5-3		x 0-0 1B		4	0	1	0	0	0	2
Johnny Callison, L (1, 7) OBP: 0.309, SLG: 0.288		x 0-0 F8		x 0-0 F5			x 0-0 4-3	SSS 0-3 K		4	0	0	0	0	1	1
Early Wynn, S (1, 1) OBP: 0.275, SLG: 0.324		x 0-0 G6-3 1B		SSS 0-3 K			x 0-0 FC6-4 1B	SSS 0-3 K		4	0	2	0	0	2	1

Inning Stats	1	2	3	4	5	6	7	8	9	
	R: 2 H: 2 E: 1 LOB: 2 K: 0 BB: 1 S: 5 P: 10	R: 0 H: 1 E: 0 LOB: 0 K: 0 BB: 0 S: 3 P: 3	R: 1 H: 2 E: 0 LOB: 1 K: 2 BB: 0 S: 9 P: 9	R: 0 H: 0 E: 0 LOB: 0 K: 1 BB: 0 S: 5 P: 5	R: 0 H: 1 E: 0 LOB: 1 K: 0 BB: 0 S: 4 P: 4	R: 0 H: 0 E: 0 LOB: 0 K: 0 BB: 0 S: 3 P: 3	R: 1 H: 3 E: 0 LOB: 3 K: 0 BB: 1 S: 6 P: 10	R: 0 H: 1 E: 0 LOB: 1 K: 2 BB: 0 S: 8 P: 8	R: 0 H: 0 E: 0 LOB: 0 K: 1 BB: 0 S: 5 P: 5	1B: 8 SF: 0 2B: 1 SAC: 0 3B: 1 DP: 1 HR: 0 HBP: 1	WP: 0 PA: 39 PB: 0 SB: 2 CS: 0

PITCHER		IP	WLS	BF	H	R	ER	SO	BB	IBB	HBP	BLK	WP	HR	S	P	ERA	WHIP
Hal Woodeshick, L ERA: 14.54	(1, 1)	0.1	L	4	2	2	1	0	0	0	1	0	0	0	3	4	27.00	6.000
John Romonosky, R ERA: 2.42	(1, 1)	7.2		32	8	2	2	5	2	0	0	0	0	0	40	48	2.35	1.304
Hal Griggs, R ERA: 3.63	(9, 1)	1.0		3	0	0	0	1	0	0	0	0	0	0	5	5	0.00	0.000

PITCHER	IP	WLS	BF	H	R	ER	SO	BB	IBB	HBP	BLK	WP	HR	S	P	ERA	WHIP

Batter	1	2	3	4	5	6	7	8	9	AB	R	H	RBI	BB	SO	LOB
Herb Plews, L (1, 4) OBP: 0.279, SLG: 0.225	BBBB 4-0 BB		x 0-0 ② G3		x 0-0 ③ F8			x 0-0 ①② G4-6-3 1-2f		3	0	0	0	1	0	1
Bob Allison, R (1, 8) OBP: 0.349, SLG: 0.561	x 0-0 ① F2		SSS 0-3 ③ K			SSS 0-3 ① K		x 0-0 2B		4	0	1	0	0	2	1
Harmon Killebrew, R (1, 5) OBP: 0.376, SLG: 0.597	x 0-0 ② L7			x 0-0 2B 1B		x 0-0 ② F6		BBBB 4-0 BB		3	1	1	0	1	0	1
Roy Sievers, R (1, 3) OBP: 0.333, SLG: 0.444	x 0-0 ③ F4			x 0-0 ① F7		SSS 0-3 ③ K		SSS 0-3 ③ K		4	0	0	0	0	2	4
Jim Lemon, R (1, 7) OBP: 0.356, SLG: 0.536		x 0-0 ① F9		x 0-0 ② F2			x 0-0 ① F8		x 0-0 ① F4	4	0	0	0	0	0	1
Faye Throneberry, L (1, 9) OBP: 0.360, SLG: 0.389		x 0-0 1B		x 0-0 1-H 2B			BBBB 4-0 FC4-6 BB		x 0-0 ② 4-3	3	0	2	1	1	0	0
Hal Naragon, L (1, 2) OBP: 0.329, SLG: 0.373		x 0-0 ② F7		x 0-0 ③ 1-3			x 0-0 ② FC4-6 1-2f		x 0-0 ③ 6-3	4	0	0	0	0	0	3
Jose Valdivielso, R (1, 6) OBP: 0.500, SLG: 0.500 Julio Becquer, L (7, PH) OBP: 0.250, SLG: 0.304 Ron Samford, R (8, 6) OBP: 0.289, SLG: 0.399		SSS 0-3 ③ K			x 0-0 ① G3		SSS 0-3 ③ K			2 1 0	0 0 0	0 0 0	0 0 0	0 0 0	1 1 0	1 1 0
Hal Woodeshick, R (1, 1) John Romonosky, R (1, 1) OBP: 0.200, SLG: 0.200 Lenny Green, L (8, PH) OBP: 0.263, SLG: 0.306 Hal Griggs, R (9, 1)			SSS 0-3 ① K		x 0-0 ② 4-3			x 0-0 G4-6-3 1B		0 2 1 0	0 0 0 0	0 0 1 0	0 0 0 0	0 1 0 0	0 0 0 0	0 0 0 0
Inning Stats	R: 0 H: 0 E: 0 LOB: 1 K: 0 BB: 1 S: 3 P: 7	R: 0 H: 1 E: 0 LOB: 1 K: 1 BB: 0 S: 6 P: 6	R: 0 H: 0 E: 0 LOB: 0 K: 2 BB: 0 S: 7 P: 7	R: 1 H: 2 E: 0 LOB: 1 K: 0 BB: 0 S: 5 P: 5	R: 0 H: 0 E: 0 LOB: 0 K: 0 BB: 0 S: 3 P: 3	R: 0 H: 0 E: 0 LOB: 0 K: 2 BB: 0 S: 7 P: 7	R: 0 H: 0 E: 0 LOB: 1 K: 1 BB: 1 S: 5 P: 9	R: 0 H: 2 E: 0 LOB: 2 K: 1 BB: 1 S: 6 P: 10	R: 0 H: 0 E: 0 LOB: 0 K: 0 BB: 0 S: 3 P: 3	1B: 3 2B: 2 3B: 0 HR: 0	SF: 0 SAC: 0 DP: 1 HBP: 0					

PITCHER	IP	WLS	BF	H	R	ER	SO	BB	IBB	HBP	BLK	WP	HR	S	P	ERA	WHIP
Early Wynn, R (1, 1) ERA: 3.94	9.0	W	34	5	1	1	7	3	0	0	0	0	0	45	57	1.00	0.889

PITCHER	IP	WLS	BF	H	R	ER	SO	BB	IBB	HBP	BLK	WP	HR	S	P	ERA	WHIP

BOTTOM

Chicago White Sox @ Washington Senators

Griffith Stadium, Washington, DC

Wed Jun 10 1959, 7:05 PM EDT

Att. 9,121 - Unknown

livebaseballscorecards.com

AB	31
R	1
H	5
RBI	1
BB	3
SO	7
LOB	13

1B: 3 SF: 0
2B: 2 SAC: 0
3B: 0 DP: 1
HR: 0 HBP: 0

WP: 0 PA: 34
PB: 0
SB: 0
CS: 0

Batter	1	2	3	4	5	6	7	8	9	AB	R	H	RBI	BB	SO	LOB
Luis Aparicio, R (1, 6) OBP: 0.370, SLG: 0.385	CS 1B		5-3		F7			PB 1B		4	0	2	0	0	0	1
Nellie Fox, L (1, 4) OBP: 0.421, SLG: 0.438	F9 1-2		2B 2-H			F8		IBB 1-2		3	0	1	1	1	0	1
Earl Torgeson, L (1, 3) OBP: 0.418, SLG: 0.462	F7		K			BB CS		F4		3	0	0	0	1	1	3
Sherm Lollar, R (1, 2) OBP: 0.353, SLG: 0.440		F4		6-3		CS 1B 1-2			BB 2B 1B	4	1	2	0	0	0	0
Jim Rivera, L (1, 9) OBP: 0.383, SLG: 0.643		F9		S 1B		CS 1-2	F4		F8	4	0	1	0	0	0	1
Bubba Phillips, R (1, 5) OBP: 0.350, SLG: 0.387		1B		F8 1-2			F6		2B BB 1-2	3	1	1	0	1	0	1
Johnny Callison, L (1, 7) OBP: 0.296, SLG: 0.274		G3		4-3			K		K	4	0	0	0	0	2	4
Jim Landis, R (1, 8) OBP: 0.342, SLG: 0.319			SH1-4 2B 1B		K			F7	S 2B 1-H 2-H	4	1	2	2	0	1	0
Billy Pierce, L (1, 1) OBP: 0.281, SLG: 0.333			SH1-4 1-2		K			K	6-3 2-3	3	0	0	0	0	2	1
Inning Stats	R: 0 H: 1 E: 0 LOB: 0 K: 0 BB: 0 S: 3 P: 3	R: 0 H: 1 E: 0 LOB: 1 K: 0 BB: 0 S: 4 P: 4	R: 1 H: 2 E: 0 LOB: 1 K: 1 BB: 0 S: 7 P: 7	R: 0 H: 1 E: 0 LOB: 0 K: 0 BB: 0 S: 4 P: 4	R: 0 H: 0 E: 0 LOB: 0 K: 2 BB: 0 S: 7 P: 7	R: 0 H: 1 E: 0 LOB: 0 K: 0 BB: 1 S: 2 P: 6	R: 0 H: 0 E: 0 LOB: 0 K: 1 BB: 0 S: 5 P: 5	R: 0 H: 1 E: 0 LOB: 2 K: 1 BB: 1 S: 6 P: 10	R: 2 H: 2 E: 0 LOB: 1 K: 1 BB: 1 S: 7 P: 11	1B: 7 SF: 0 2B: 2 SAC: 1 3B: 0 DP: 0 HR: 0 HBP: 0						

PITCHER	IP	WLS	BF	H	R	ER	SO	BB	IBB	HBP	BLK	WP	HR	S	P	ERA	WHIP
Camilo Pascual, R (1, 1) ERA: 2.84	9.0	L	36	9	3	3	6	2	1	0	0	0	0	45	57	3.00	1.222

PITCHER	IP	WLS	BF	H	R	ER	SO	BB	IBB	HBP	BLK	WP	HR	S	P	ERA	WHIP

TOP

Chicago White Sox @ Washington Senators

Griffith Stadium, Washington, DC

Thu Jun 11 1959, 7:05 PM EDT

Att. 6,738 - Unknown

livebaseballscorecards.com

AB	32
R	3
H	9
RBI	3
BB	3
SO	6
LOB	12

PA: 37

WP: 0 PB: 1 SB: 2 CS: 3

Batter	1	2	3	4	5	6	7	8	9	AB	R	H	RBI	BB	SO	LOB
Reno Bertoia, R (1, 4) OBP: 0.300, SLG: 0.381	0-0 6-3		4-0 BB BB BB		0-0 6-3			4-0 BB		2	0	0	0	2	0	1
Bob Allison, R (1, 8) OBP: 0.347, SLG: 0.553	0-0 F4		4-0 BB 1-2 BB		0-0 5-3			0-0 F3		3	0	0	0	1	0	2
Harmon Killebrew, R (1, 5) OBP: 0.373, SLG: 0.588	0-0 6-3		4-0 1-2 2-3 3-H BB			0-3 K		0-0 5-3		3	0	0	1	1	1	1
Roy Sievers, R (1, 3) OBP: 0.321, SLG: 0.426		0-3 K	0-0 F9			0-0 F8			0-0 F8	4	0	0	0	0	1	3
Jim Lemon, R (1, 7) OBP: 0.349, SLG: 0.524		0-0 F9		0-0 F9		0-0 5-3			0-3 K	4	0	0	0	0	1	0
Jay Porter, R (1, 2) OBP: 0.333, SLG: 0.319		0-0 F3		0-0 F8			0-0 5-3		0-0 F7	4	0	0	0	0	0	0
Ron Samford, R (1, 6) OBP: 0.290, SLG: 0.404			0-0 6-3 BB 2B	0-0 F9			0-3 K			3	1	1	0	0	1	0
Faye Throneberry, L (1, 9) OBP: 0.360, SLG: 0.381			0-3 K		4-0 SH1-4 BB		0-3 K			2	0	0	0	1	2	1
Camilo Pascual, R (1, 1) OBP: 0.242, SLG: 0.219			0-0 6-3 2-3		0-0 SH1-4 1-2			0-0 1-3		2	0	0	0	0	0	1
Inning Stats	R: 0 E: 0 K: 0 S: 3 H: 0 LOB: 0 BB: 0 P: 3	R: 0 E: 0 K: 1 S: 5 H: 0 LOB: 0 BB: 0 P: 5	R: 1 E: 0 K: 1 S: 6 H: 1 LOB: 3 BB: 3 P: 18	R: 0 E: 0 K: 0 S: 3 H: 0 LOB: 0 BB: 0 P: 3	R: 0 E: 0 K: 0 S: 3 H: 0 LOB: 1 BB: 1 P: 7	R: 0 E: 0 K: 1 S: 5 H: 0 LOB: 0 BB: 0 P: 5	R: 0 E: 0 K: 2 S: 7 H: 0 LOB: 0 BB: 0 P: 7	R: 0 E: 0 K: 0 S: 3 H: 0 LOB: 1 BB: 1 P: 7	R: 0 E: 0 K: 1 S: 5 H: 0 LOB: 0 BB: 0 P: 5	1B: 0 2B: 1 3B: 0 HR: 0 SF: 0 SAC: 1 DP: 0 HBP: 0							

PITCHER	IP	WLS	BF	H	R	ER	SO	BB	IBB	HBP	BLK	WP	HR	S	P	ERA	WHIP
Billy Pierce, L (1, 1) ERA: 3.64	9.0	W	33	1	1	1	6	5	0	0	0	0	0	40	60	1.00	0.667

PITCHER	IP	WLS	BF	H	R	ER	SO	BB	IBB	HBP	BLK	WP	HR	S	P	ERA	WHIP

BOTTOM

Chicago White Sox @ Washington Senators

Griffith Stadium, Washington, DC

Thu Jun 11 1959, 7:05 PM EDT

Att. 6,738 - Unknown

livebaseballscorecards.com

AB	27
R	1
H	1
RBI	1
BB	5
SO	6
LOB	9

WP: 0 PB: 0 SB: 0 CS: 0 PA: 33

Batter	1	2	3	4	5	6	7	8	9	AB	R	H	RBI	BB	SO	LOB
Luis Aparicio, R (1, 6) OBP: 0.368, SLG: 0.384	S S S 0-3 ① K		x 0-0 ② SF8 3-H			x 0-0 ② 6-3		x 0-0 HR 2-3 1B		3	1	1	1	0	1	0
Nellie Fox, L (1, 4) OBP: 0.422, SLG: 0.456	x 0-0 ② F9		x 0-0 ③ F7			x 0-0 2B		x 0-0 1-H 3-H HR		4	1	2	3	0	0	0
Earl Torgeson, L (1, 3) OBP: 0.406, SLG: 0.444	x 0-0 ③ 4-3			x 0-0 ① G3		x 0-0 ③ 4-3		x 0-0 ② F5		4	0	0	0	0	0	1
Sherm Lollar, R (1, 2) OBP: 0.351, SLG: 0.434		B B B 4-0 BB		x 0-0 ② 6-3			x 0-0 ① F8	x 0-0 ③ F8		3	0	0	0	1	0	0
Jim Rivera, L (1, 9) OBP: 0.373, SLG: 0.630		x 0-0 ① L8		S S S 0-3 ③ K			x 0-0 F9 2B		x 0-0 ① 6-3	4	0	1	0	0	1	1
Bubba Phillips, R (1, 5) OBP: 0.343, SLG: 0.378		x 0-0 ② F6			x 0-0 ① F9		x 0-0 ② F9 2-3		x 0-0 ② 5-3	4	0	0	0	0	0	2
Johnny Callison, L (1, 7) OBP: 0.294, SLG: 0.273		x 0-0 ③ F7			x 0-0 ② L4		x 0-0 ③ F4		x 0-0 1B	4	0	1	0	0	0	2
Jim Landis, R (1, 8) OBP: 0.345, SLG: 0.328			x 0-0 E7 SH1-3 SF8 1B		x 0-0 ③ F9			x 0-0 1B HR 2B	x 0-0 ③ F8	4	2	2	0	0	0	1
Bob Shaw, R (1, 1) OBP: 0.148, SLG: 0.080			x 0-0 ① SH1-3 2-3			x 0-0 ① 1-3		x 0-0 ① F7		0	0	0	0	0	0	0
Barry Latman, R (3, 1) OBP: 0.182, SLG: 0.100										1	0	0	0	0	0	0
Rudy Arias, L (7, 1)										0	0	0	0	0	0	0
Billy Goodman, L (8, PH) OBP: 0.314, SLG: 0.244										1	0	0	0	0	0	1
Gerry Staley, R (8, 1)										0	0	0	0	0	0	0
Inning Stats	R: 0 E: 0 K: 1 S: 5 H: 0 LOB: 0 BB: 0 P: 5	R: 0 E: 0 K: 0 S: 3 H: 0 LOB: 1 BB: 1 P: 7	R: 1 E: 1 K: 0 S: 4 H: 1 LOB: 0 BB: 0 P: 4	R: 0 E: 0 K: 1 S: 5 H: 0 LOB: 0 BB: 0 P: 5	R: 0 E: 0 K: 0 S: 3 H: 0 LOB: 0 BB: 0 P: 3	R: 0 E: 0 K: 0 S: 4 H: 1 LOB: 1 BB: 0 P: 4	R: 0 E: 0 K: 0 S: 4 H: 1 LOB: 1 BB: 0 P: 4	R: 3 E: 0 K: 0 S: 6 H: 3 LOB: 0 BB: 0 P: 6	R: 0 E: 0 K: 0 S: 4 H: 1 LOB: 1 BB: 0 P: 4	1B: 3 2B: 3 3B: 0 HR: 1 SF: 1 SAC: 1 DP: 0 HBP: 0						

PITCHER		IP	WLS	BF	H	R	ER	SO	BB	IBB	HBP	BLK	WP	HR	S	P	ERA	WHIP
Hal Brown, R ERA: 2.53	(1, 1)	7.0		26	4	2	1	2	1	0	0	0	0	0	29	33	1.29	0.714
Billy Loes, R ERA: 2.12	(8, 1)	2.0	W	9	3	2	2	0	0	0	0	0	0	1	9	9	9.00	1.500

PITCHER	IP	WLS	BF	H	R	ER	SO	BB	IBB	HBP	BLK	WP	HR	S	P	ERA	WHIP

TOP

Chicago White Sox @ Baltimore Orioles

Memorial Stadium, Baltimore, MD

Sat Jun 13 1959, 3:33 AM EDT

Att. 8,081 - Unknown

livebaseballscorecards.com

AB	32
R	4
H	7
RBI	4
BB	1
SO	2
LOB	8

Batter	1	2	3	4	5	6	7	8	9	AB	R	H	RBI	BB	SO	LOB
Billy Klaus, L (1, 5) OBP: 0.353, SLG: 0.337	F5		2-3 2B 1B 3-H		CS SH1-3 1B		IBB			3	1	2	1	0	0	0
Bob Nieman, R (7, PH) OBP: 0.333, SLG: 0.422										0	0	0	0	1	0	0
Jim Finigan, R (8, 5) OBP: 0.309, SLG: 0.314										0	0	0	0	0	0	0
Al Pilarcik, L (1, 9) OBP: 0.357, SLG: 0.424	HR 2B		2-3 1-2		SH1-3 1-2		F5			3	1	1	0	0	0	3
Gene Woodling, L (1, 7) OBP: 0.397, SLG: 0.525	F4		BB L5 2B 2-H		BBB CS BB		F8			3	0	1	1	1	0	3
Albie Pearson, L (8, 7) OBP: 0.339, SLG: 0.232										0	0	0	0	0	0	0
Gus Triandos, R (1, 2) OBP: 0.403, SLG: 0.564	HR 2-H		H BB HBP		F9 1-2 2-3			F9		1	1	1	2	0	0	0
Joe Ginsberg, L (4, 2) OBP: 0.313, SLG: 0.286										2	0	0	0	0	0	2
Willie Tasby, R (1, 8) OBP: 0.351, SLG: 0.421	SSS K		BBBB BB 1-2 2-3			F9		HR 1B		3	1	1	0	1	1	0
Bob Boyd, L (1, 3) OBP: 0.262, SLG: 0.284		2-3	L5 3-H			F3		HR 1-H		4	1	1	2	0	0	3
Billy Gardner, R (1, 4) OBP: 0.303, SLG: 0.327		6-3	5-3			F8		BBBB CS BB		3	0	0	0	1	0	0
Willy Miranda, S (1, 6) OBP: 0.159, SLG: 0.186		F8	SSS K				SH1-3 1B	F5 1-2		4	0	1	0	0	1	1
Hal Brown, R (1, 1) OBP: 0.214, SLG: 0.250			1B 3B		SSS K		SH1-3 1-2			2	1	1	0	0	1	0
Billy Loes, R (8, 1)										0	0	0	0	0	0	0
Inning Stats	R: 2 E: 0 K: 1 S: 7 H: 2 LOB: 0 BB: 0 P: 7	R: 0 E: 0 K: 0 S: 3 H: 0 LOB: 0 BB: 0 P: 3	R: 2 E: 0 K: 0 S: 5 H: 3 LOB: 2 BB: 1 P: 10	R: 0 E: 0 K: 2 S: 7 H: 0 LOB: 0 BB: 0 P: 7	R: 0 E: 0 K: 0 S: 3 H: 1 LOB: 1 BB: 1 P: 7	R: 0 E: 0 K: 0 S: 3 H: 0 LOB: 0 BB: 0 P: 3	R: 0 E: 0 K: 0 S: 4 H: 1 LOB: 2 BB: 1 P: 8	R: 2 E: 0 K: 0 S: 4 H: 2 LOB: 0 BB: 1 P: 8		1B: 4 2B: 3 3B: 1 HR: 2	SF: 0 SAC: 2 DP: 1 HBP: 1						

BOTTOM

Chicago White Sox @ Baltimore Orioles

Memorial Stadium, Baltimore, MD

Sat Jun 13 1959, 3:33 AM EDT

Att. 8,081 - Unknown

livebaseballscorecards.com

AB	28
R	6
H	9
RBI	6
BB	4
SO	3
LOB	12

PITCHER	IP	WLS	BF	H	R	ER	SO	BB	IBB	HBP	BLK	WP	HR	S	P	ERA	WHIP
Bob Shaw, R (1, 1) ERA: 2.97	2.1		12	5	4	4	1	0	0	0	0	0	1	14	14	15.43	2.143
Barry Latman, R (3, 1) ERA: 5.97	4.0		15	2	0	0	2	2	0	1	0	0	0	16	25	0.00	1.000
Rudy Arias, L (7, 1) ERA: 3.2	0.2		3	0	0	0	0	0	1	0	0	0	0	2	6	0.00	0.000
Gerry Staley, R (8, 1) ERA: 1.38	1.0	L	5	2	2	2	0	1	0	0	0	0	1	4	8	18.00	3.000

PITCHER	IP	WLS	BF	H	R	ER	SO	BB	IBB	HBP	BLK	WP	HR	S	P	ERA	WHIP

WP: 0 PB: 0 SB: 0 CS: 3 PA: 35

Batter	1	2	3	4	5	6	7	8	9	AB	R	H	RBI	BB	SO	LOB
Luis Aparicio, R (1, 6) OBP: 0.373, SLG: 0.386	F3	BB, 1B		1B, 1-3, BB		1-3		1B, 1B		4	2	2	0	1	0	2
Nellie Fox, L (1, 4) OBP: 0.429, SLG: 0.461	1-3	BB		1-3, 1B		1B		1B, FC6-4, 1B		4	1	3	4	1	0	0
Jim Landis, R (1, 8) OBP: 0.348, SLG: 0.328 Larry Doby, L (1, 7) OBP: 0.288, SLG: 0.314 Sammy Esposito, R (8, PR) OBP: 0.182, SLG: 0.100 (8, 5)	HBP	F9		1-3		F8		FC6-4, 1B		0 4 0	0 0 0	0 1 0	0 2 0	0 0 0	0 0 0	0 4 0
Sherm Lollar, R (1, 3) OBP: 0.346, SLG: 0.427 Earl Torgeson, L (5, 3) OBP: 0.407, SLG: 0.445	K		F7	5-3			2B, FC4-2, 1B	F5		3 2	0 0	0 1	0 0	0 0	1 0	2 2
Bubba Phillips, R (1, 5) OBP: 0.350, SLG: 0.383 (8, 8)		L4-3, 1B, 3B, BB	BB	5-3		FC4-2, 2B		FC6-4, FC5-4		3	1	1	1	2	0	1
Al Smith, R (1, 7) (1, 8) (8, 7) OBP: 0.321, SLG: 0.342		L4-3, 1B	F9	5-3		L5-4, FC4-2, BB		FC5-4		4	0	1	0	1	0	2
Jim Rivera, L (1, 9) OBP: 0.339, SLG: 0.569		L4-3	K	F2		FC4-2			L6	5	0	0	0	0	1	6
Earl Battey, R (1, 2) OBP: 0.333, SLG: 0.333		1B, 3B	1B, 1B			2B, 1B		L5-4	F9	5	2	3	1	0	0	3
Early Wynn, S (1, 1) OBP: 0.333, SLG: 0.436 Rudy Arias, L (9, 1) Turk Lown, R (9, 1)		BB, 1B, 1B	BB, 1B, 1B			1B, 2B		1B, 2B	L8	5 0 0	3 0 0	4 0 0	1 0 0	0 0 0	0 0 0	0 0 0
Inning Stats	R: 0 E: 0 K: 1 S: 5 H: 0 LOB: 1 BB: 0 P: 6	R: 2 E: 0 K: 0 S: 6 H: 4 LOB: 3 BB: 2 P: 14	R: 0 E: 0 K: 1 S: 5 H: 0 LOB: 1 BB: 1 P: 9	R: 2 E: 0 K: 0 S: 5 H: 3 LOB: 1 BB: 1 P: 9	R: 0 E: 0 K: 0 S: 3 H: 0 LOB: 0 BB: 0 P: 3	R: 2 E: 0 K: 0 S: 5 H: 3 LOB: 2 BB: 1 P: 8	R: 0 E: 0 K: 0 S: 4 H: 2 LOB: 2 BB: 1 P: 5	R: 3 E: 0 K: 0 S: 7 H: 4 LOB: 1 BB: 0 P: 7	R: 0 E: 0 K: 0 S: 3 H: 0 LOB: 0 BB: 0 P: 3	1B: 12 2B: 5 3B: 1 HR: 0	SF: 0 SAC: 0 DP: 2 HBP: 1					

PITCHER		IP	WLS	BF	H	R	ER	SO	BB	IBB	HBP	BLK	WP	HR	S	P	ERA	WHIP
Jack Harshman, L ERA: 6.65	(1, 1)	3.0		17	5	3	3	2	3	0	1	0	0	0	17	30	9.00	2.667
George Zuverink, R ERA: 4.85	(4, 1)	4.0	L	18	7	3	3	0	2	0	0	0	0	0	16	24	6.75	2.250
Arnie Portocarrero, R ERA: 9.34	(8, 1)	2.0		10	4	3	3	0	0	0	0	0	0	0	10	10	13.50	2.000

PITCHER	IP	WLS	BF	H	R	ER	SO	BB	IBB	HBP	BLK	WP	HR	S	P	ERA	WHIP

TOP

Chicago White Sox @ Baltimore Orioles

Memorial Stadium, Baltimore, MD

Sun Jun 14 1959, 3:33 AM EDT

Unknown

livebaseballscorecards.com

AB	39
R	9
H	16
RBI	9
BB	5
SO	2
LOB	22

WP: 0 PA: 45
PB: 0
SB: 0
CS: 0

BOTTOM

Chicago White Sox @ Baltimore Orioles

Memorial Stadium, Baltimore, MD

Sun Jun 14 1959, 3:33 AM EDT

Unknown

livebaseballscorecards.com

Batter	1	2	3	4	5	6	7	8	9	AB	R	H	RBI	BB	SO	LOB
Billy Klaus, L (1, 5) (9, 6) OBP: 0.355, SLG: 0.333	F4		BBB 4-0 E E 1-2 BB	F8 1-2			L9 1-2		2B 1B	4	1	1	0	1	0	2
Al Pilarcik, L (1, 9) OBP: 0.359, SLG: 0.433	F7		FC1 WP 1-H 2-H		5-3			1B 2B 1B	1-3 2B	5	1	2	0	0	0	0
Willie Tasby, R (1, 8) OBP: 0.348, SLG: 0.416	HR 1B		SSS 0-3 K 2-3		F2			F8	L9	5	1	1	0	0	1	4
Bob Nieman, R (1, 7) OBP: 0.342, SLG: 0.446	1-H HR		BBBB 4-0 BB		5-3			2B 1-2 1B	6-3	4	1	2	2	1	0	2
Bob Boyd, L (1, 3) OBP: 0.261, SLG: 0.289	SSS 0-3 K		F7			F7		1-3 2-H 2B		4	0	1	1	0	1	2
Joe Ginsberg, L (1, 2) OBP: 0.288, SLG: 0.261		SSS 0-3 K	F8			F7		F5		4	0	0	0	0	1	4
Billy Gardner, R (1, 4) (8, 6) OBP: 0.298, SLG: 0.321		F8		SSS 0-3 K		F5		SSS 0-3 K2-3		3	0	0	0	0	1	0
Bob Hale, L (8, PH) OBP: 0.175, SLG: 0.225										1	0	0	0	0	1	2
Jim Finigan, R (9, 5) OBP: 0.309, SLG: 0.314										0	0	0	0	0	0	0
Willy Miranda, S (1, 6) OBP: 0.152, SLG: 0.178		F7		4-3			4-3		F7	2	0	0	0	0	0	0
Whitey Lockman, L (7, PH) (8, 4) OBP: 0.307, SLG: 0.269										2	0	0	0	0	0	0
Jack Harshman, L (1, 1) OBP: 0.333, SLG: 0.500			BBBB 4-0 FC1 BB E BB	BBBB 4-0 WP BB			BBBB 4-0 CS BB		1-2 HR	0	1	0	0	1	0	0
George Zuverink, R (4, 1)										0	0	0	0	1	0	0
Albie Pearson, L (7, PH) OBP: 0.345, SLG: 0.232										0	0	0	0	1	0	0
Arnie Portocarrero, R (8, 1)										0	0	0	0	0	0	0
Gene Woodling, L (9, PH) OBP: 0.400, SLG: 0.546										1	1	1	1	0	0	0

Inning Stats										
	R: 2	H: 2	R: 0	H: 0	R: 2	H: 0	R: 0	H: 0	R: 0	H: 0
	E: 0	LOB: 0	E: 0	LOB: 0	E: 1	LOB: 2	E: 0	LOB: 1	E: 0	LOB: 0
	K: 1	BB: 0	K: 1	BB: 0	K: 1	BB: 3	K: 1	BB: 1	K: 0	BB: 0
	S: 7	P: 7	S: 5	P: 5	S: 6	P: 18	S: 5	P: 9	S: 3	P: 3

Inning Stats										
	R: 0	H: 0	R: 0	H: 0	R: 0	H: 0	R: 1	H: 3	R: 1	H: 3
	E: 0	LOB: 0	E: 0	LOB: 0	E: 0	LOB: 1	E: 0	LOB: 2	E: 0	LOB: 2
	K: 0	BB: 0	K: 0	BB: 1	K: 0	BB: 0	K: 1	BB: 0	K: 0	BB: 0
	S: 3	P: 3	S: 2	P: 6	S: 8	P: 8	S: 6	P: 6		

1B: 4	SF: 0
2B: 2	SAC: 0
3B: 0	DP: 0
HR: 2	HBP: 0

WP: 2	PA: 40
PB: 0	
SB: 0	
CS: 1	

PITCHER		IP	WLS	BF	H	R	ER	SO	BB	IBB	HBP	BLK	WP	HR	S	P	ERA	WHIP
Early Wynn, R ERA: 3.97	(1, 1)	8.1	W	37	7	6	4	5	5	0	0	0	2	2	42	62	4.32	1.440
Rudy Arias, L ERA: 3.2	(9, 1)	0.0		1	1	0	0	0	0	0	0	0	0	0	1	1	∞	∞
Turk Lown, R ERA: 3.1	(9, 1)	0.2	S	2	0	0	0	0	0	0	0	0	0	0	2	2	0.00	0.000

PITCHER		IP	WLS	BF	H	R	ER	SO	BB	IBB	HBP	BLK	WP	HR	S	P	ERA	WHIP

AB	35
R	6
H	8
RBI	4
BB	5
SO	5
LOB	16

Batter	1	2	3	4	5	6	7	8	9	10	AB	R	H	RBI	BB	SO	LOB
Luis Aparicio, R (1, 6) OBP: 0.365, SLG: 0.378	6-3		F9			6-3		L4		E3 1B	5	1	0	0	0	0	0
Nellie Fox, L (1, 4) OBP: 0.425, SLG: 0.456	1-3			4-3		E4		F8		1-3 1B	5	0	1	0	0	0	0
Al Smith, R (1, 9) OBP: 0.323, SLG: 0.355	F8			1B 3B		F8			6-3	1-3 3-H 1B	5	1	2	1	0	0	1
Sherm Lollar, R (1, 3) OBP: 0.349, SLG: 0.426		6-3		FC6-4 3-H 1B		F8			BBBB 2B BB	G3	3	0	1	1	1	0	1
Jim Landis, R (9, PR) OBP: 0.348, SLG: 0.328											0	1	0	0	0	0	0
Earl Torgeson, L (9, 3) OBP: 0.404, SLG: 0.441											1	0	0	0	0	0	2
John Romano, R (1, 2) OBP: 0.409, SLG: 0.487		SSS K		F7			1-3		1-H 2B		4	0	1	1	0	1	1
Bubba Phillips, R (1, 8) OBP: 0.352, SLG: 0.382		E4		FC6-4 1-2f			FC6-4 1B		G6-4-3 IBB		3	0	1	0	1	0	1
Johnny Callison, L (1, 7) OBP: 0.288, SLG: 0.267		G3			SSS K		F9		G6-4-3 1-2f		2	0	0	0	0	1	1
Del Ennis, R (7, PH) OBP: 0.272, SLG: 0.343											2	0	0	0	0	0	3
(7, 7)																	
Jim Rivera, L (10, 7) OBP: 0.339, SLG: 0.569											0	0	0	0	0	0	0
Sammy Esposito, R (1, 5) OBP: 0.133, SLG: 0.071			4-3		SSS K		FC6-4 1-2f			SSS K	4	0	0	0	0	2	1
Dick Donovan, L (1, 1) OBP: 0.207, SLG: 0.321			G3		SSS K			3-1		SSS K	4	0	0	0	0	2	0
Rudy Arias, L (10, 1)											0	0	0	0	0	0	0

Inning Stats	1	2	3	4	5	6	7	8	9	10	1B	SF	WP	PA
	R: 0 E: 0 K: 0 S: 3	R: 0 E: 1 K: 1 S: 6	R: 0 E: 0 K: 0 S: 3	R: 1 E: 0 K: 0 S: 5	R: 0 E: 0 K: 3 S: 9	R: 0 E: 1 K: 0 S: 4	R: 0 E: 0 K: 0 S: 4	R: 0 E: 0 K: 0 S: 3	R: 1 E: 0 K: 0 S: 3	R: 1 E: 1 K: 2 S: 10	1B: 4	SF: 0	WP: 0	PA: 40
	H: 0 LOB: 0 BB: 0 P: 3	H: 0 LOB: 1 BB: 0 P: 6	H: 0 LOB: 0 BB: 0 P: 3	H: 2 LOB: 1 BB: 0 P: 5	H: 0 LOB: 0 BB: 0 P: 9	H: 0 LOB: 1 BB: 0 P: 4	H: 1 LOB: 1 BB: 0 P: 4	H: 0 LOB: 0 BB: 0 P: 3	H: 1 LOB: 2 BB: 2 P: 11	H: 2 LOB: 2 BB: 0 P: 10	2B: 1 3B: 1 HR: 0	SAC: 0 DP: 1 HBP: 0	PB: 0 SB: 0 CS: 0	

PITCHER	IP	WLS	BF	H	R	ER	SO	BB	IBB	HBP	BLK	WP	HR	S	P	ERA	WHIP
Billy O'Dell, L (1, 1) ERA: 3.91	10.0	L	40	6	3	2	6	1	1	0	0	0	0	50	58	1.80	0.700

PITCHER	IP	WLS	BF	H	R	ER	SO	BB	IBB	HBP	BLK	WP	HR	S	P	ERA	WHIP

TOP

Chicago White Sox @ Baltimore Orioles

Memorial Stadium, Baltimore, MD

Sun Jun 14 1959, 3:38 AM EDT
Att. 20,257 - Unknown

livebaseballscorecards.com

AB	38
R	3
H	6
RBI	3
BB	2
SO	6
LOB	11

Batter	1	2	3	4	5	6	7	8	9	10	AB	R	H	RBI	BB	SO	LOB
Billy Klaus, L (1, 5) (10, 6) OBP: 0.349, SLG: 0.327	1-3		FC3-6 1B 1-H 1B		K		F8		FC3-6 1-2f		5	0	1	1	0	1	3
Al Pilarcik, L (1, 9) (9, 8) OBP: 0.370, SLG: 0.430	G4-6-3 BB		FC3-6 1-2 1B		BB			6-3	F7		3	0	1	0	2	0	1
Bob Boyd, L (1, 3) OBP: 0.260, SLG: 0.287	G4-6-3 1-2f		FC3-6 1-2f 2-3		4-3			HBP 1B FC6-4 1B		F8	5	1	1	0	0	0	5
Gene Woodling, L (1, 7) (9, 9) OBP: 0.405, SLG: 0.551		2B	4-3			G6-4-3 BB		FC6-4 HBP 1-2 1B		F5	4	0	2	0	1	0	2
Willie Tasby, R (1, 8) OBP: 0.351, SLG: 0.415 Bob Nieman, R (8, PR) (9, 7) OBP: 0.346, SLG: 0.457	K			G4-6-3 1B		G6-4-3 1-2f		1-0 FC6-4 1-2 2-3 HBP		2B	3 1	0 0	1 1	0 0	0 0	1 0	2 0
Joe Ginsberg, L (1, 2) OBP: 0.268, SLG: 0.240 Gus Triandos, R (10, PH) OBP: 0.401, SLG: 0.560	F3			F9		4-3		FC6-4 FC6-4 1-2f 2-3 3-H		F7	4 1	0 0	0 0	1 0	0 0	0 0	4 1
Billy Gardner, R (1, 4) OBP: 0.297, SLG: 0.315	6-3			G4-6-3 1-2f			1-3 BB	FC6-4 1-2f			3	0	0	0	1	0	4
Willy Miranda, S (1, 6) OBP: 0.167, SLG: 0.174 Albie Pearson, L (7, PH) OBP: 0.342, SLG: 0.229 Chico Carrasquel, R (8, 6) OBP: 0.295, SLG: 0.306 Jerry Walker, S (9, PR) OBP: 0.130, SLG: 0.130 Jim Finigan, R (10, 5) OBP: 0.309, SLG: 0.314			F9		SH1-4 BB		1-3 1-2		FC3-6 BB		1 1 0 0 0	0 0 0 0 0	0 0 0 0 0	0 0 1 0 0	1 0 0 0 0	0 0 0 0 0	0 1 0 0 0
Billy O'Dell, S (1, 1) OBP: 0.227, SLG: 0.300			E 1B 1B		SH1-4 1-2		K		K		3	1	1	0	0	2	2
Inning Stats	R: 0 H: 0 E: 0 LOB: 0 K: 0 BB: 1 S: 2 P: 6	R: 0 H: 1 E: 0 LOB: 1 K: 1 BB: 0 S: 6 P: 6	R: 1 H: 3 E: 1 LOB: 2 K: 0 BB: 0 S: 6 P: 6	R: 0 H: 1 E: 0 LOB: 0 K: 0 BB: 0 S: 3 P: 3	R: 0 H: 0 E: 0 LOB: 2 K: 1 BB: 2 S: 5 P: 13	R: 0 H: 0 E: 0 LOB: 0 K: 0 BB: 1 S: 2 P: 6	R: 0 H: 0 E: 0 LOB: 1 K: 1 BB: 1 S: 5 P: 9	R: 1 H: 2 E: 0 LOB: 2 K: 0 BB: 0 S: 5 P: 6	R: 0 H: 0 E: 0 LOB: 1 K: 1 BB: 1 S: 5 P: 9	R: 0 H: 1 E: 0 LOB: 1 K: 0 BB: 0 S: 4 P: 4	1B: 6 SF: 0 2B: 2 SAC: 1 3B: 0 DP: 3 HR: 0 HBP: 1						

PITCHER	IP	WLS	BF	H	R	ER	SO	BB	IBB	HBP	BLK	WP	HR	S	P	ERA	WHIP
Dick Donovan, R (1, 1) ERA: 3.76	9.2	W	41	8	2	2	4	6	0	1	0	0	0	42	67	1.86	1.448
Rudy Arias, L (10, 1) ERA: 3.16	0.1	S	1	0	0	0	0	0	0	0	0	0	0	1	1	0.00	0.000

PITCHER	IP	WLS	BF	H	R	ER	SO	BB	IBB	HBP	BLK	WP	HR	S	P	ERA	WHIP

BOTTOM

Chicago White Sox @ Baltimore Orioles

Memorial Stadium, Baltimore, MD

Sun Jun 14 1959, 3:38 AM EDT
Att. 20,257 - Unknown

livebaseballscorecards.com

AB	34
R	2
H	8
RBI	2
BB	6
SO	4
LOB	25

WP: 0 PA: 42
PB: 0
SB: 0
CS: 0

Batter	1	2	3	4	5	6	7	8	9	AB	R	H	RBI	BB	SO	LOB
Luis Aparicio, R (1, 6) OBP: 0.360, SLG: 0.371	K		2-3		5-3			F9		4	0	0	0	0	1	0
Nellie Fox, L (1, 4) OBP: 0.422, SLG: 0.456	6-3 1B 2B		4-3			6-3		L9		4	1	1	0	0	0	0
Norm Cash, L (1, 3) OBP: 0.353, SLG: 0.368	6-3 2-3			FC1-5 BB 1B		G5-4-3 1B			L8	4	0	2	0	0	0	1
Sherm Lollar, R (1, 2) OBP: 0.352, SLG: 0.424	3-H 1B			FC4-6 FC1-5 BB 1-2		G5-4-3 1-2f			K	3	0	1	1	1	1	1
Larry Doby, L (1, 9) OBP: 0.278, SLG: 0.302	K			FC1-5 FC4-6 1-2 2-3f			K		L9	4	0	0	0	0	2	3
Johnny Callison, L (1, 7) OBP: 0.280, SLG: 0.258		F6		FC4-6 1-2f 2-3			G3			3	0	0	0	0	0	2
Bubba Phillips, R (1, 5) OBP: 0.347, SLG: 0.376		F7		5-3			E6 FC5-4			3	0	0	0	0	0	2
Jim Landis, R (1, 8) OBP: 0.343, SLG: 0.323		F3			F7		FC5-4 1-2f			3	0	0	0	0	0	1
Billy Pierce, L (1, 1) OBP: 0.265, SLG: 0.313			6-3		4-3			3-1		2	0	0	0	0	0	0
Earl Torgeson, L (8, PH) OBP: 0.401, SLG: 0.438										1	0	0	0	0	0	0
Gerry Staley, R (8, 1)										0	0	0	0	0	0	0
Inning Stats	R: 1 E: 0 K: 2 S: 9 H: 2 LOB: 1 BB: 0 P: 9	R: 0 E: 0 K: 0 S: 3 H: 0 LOB: 0 BB: 0 P: 3	R: 0 E: 0 K: 0 S: 3 H: 0 LOB: 0 BB: 0 P: 3	R: 0 E: 0 K: 0 S: 4 H: 1 LOB: 2 BB: 1 P: 8	R: 0 E: 0 K: 0 S: 3 H: 0 LOB: 0 BB: 0 P: 3	R: 0 E: 0 K: 0 S: 3 H: 1 LOB: 0 BB: 0 P: 3	R: 0 E: 1 K: 1 S: 6 H: 0 LOB: 1 BB: 0 P: 6	R: 0 E: 0 K: 0 S: 3 H: 0 LOB: 0 BB: 0 P: 3	R: 0 E: 0 K: 1 S: 5 H: 0 LOB: 0 BB: 0 P: 5	1B: 3 2B: 1 3B: 0 HR: 0	SF: 0 SAC: 0 DP: 1 HBP: 0						

PITCHER	IP	WLS	BF	H	R	ER	SO	BB	IBB	HBP	BLK	WP	HR	S	P	ERA	WHIP
Art Ditmar, R (1, 1) ERA: 2.95	9.0	W	32	4	1	1	4	1	0	0	0	0	0	39	43	1.00	0.556

PITCHER	IP	WLS	BF	H	R	ER	SO	BB	IBB	HBP	BLK	WP	HR	S	P	ERA	WHIP

Chicago White Sox @ New York Yankees

Yankee Stadium, Bronx, NY

Tue Jun 16 1959, 7:05 PM EDT

Att. 31,016 - Unknown - 63 F

TOP

livebaseballscorecards.com

AB	31
R	1
H	4
RBI	1
BB	1
SO	4
LOB	10

WP: 0 PB: 0 SB: 0 CS: 0 PA: 32

Batter	1	2	3	4	5	6	7	8	9	AB	R	H	RBI	BB	SO	LOB
Hank Bauer, R (1, 9) OBP: 0.365, SLG: 0.407	F7		FC6-4 1B 3-H		BB		1B G4-6-3 1B	5-3		4	1	2	1	1	0	2
Elston Howard, R (1, 7) OBP: 0.290, SLG: 0.457	F6		FC6-4 1-2f		F8		G4-6-3 1-3 1B			4	0	1	0	0	0	3
Jim Pisoni, R (8, 7) OBP: 0.226, SLG: 0.207										0	0	0	0	0	0	0
Yogi Berra, L (1, 2) OBP: 0.321, SLG: 0.420	F8			E4 FC5-4		4-3	G4-6-3 1-2f 3-H			4	0	0	0	0	0	1
Mickey Mantle, S (1, 8) OBP: 0.427, SLG: 0.570		6-3		K		2B 3B	F9			4	1	1	0	0	1	1
Bill Skowron, R (1, 3) OBP: 0.312, SLG: 0.489		K		P1		2B SF9 HBP		F8		3	1	0	0	0	1	1
Hector Lopez, R (1, 5) OBP: 0.350, SLG: 0.537		K		FC5-4 1-2f		SF9 1-3 3-H 2B		K		4	0	1	1	0	2	1
Bobby Richardson, R (1, 4) OBP: 0.289, SLG: 0.310			2B 1B		BB	SF9 2-3 3-H		2B		2	1	2	1	1	0	0
Tony Kubek, L (1, 6) OBP: 0.298, SLG: 0.391			G3 1B 1-2 2B		F9	IBB		2B IBB		2	1	1	0	2	0	1
Art Ditmar, R (1, 1) OBP: 0.152, SLG: 0.188			G3 2-3		5-3 1-2	4-3		1-3 2-H 2B		4	0	1	1	0	0	4
Inning Stats	R: 0 H: 0 E: 0 LOB: 0 K: 0 BB: 0 S: 3 P: 3	R: 0 H: 0 E: 0 LOB: 0 K: 2 BB: 0 S: 7 P: 7	R: 1 H: 3 E: 0 LOB: 1 K: 0 BB: 0 S: 5 P: 5	R: 0 H: 0 E: 1 LOB: 1 K: 1 BB: 0 S: 6 P: 6	R: 0 H: 0 E: 0 LOB: 2 K: 0 BB: 2 S: 3 P: 11	R: 2 H: 2 E: 0 LOB: 2 K: 0 BB: 1 S: 5 P: 10	R: 1 H: 2 E: 0 LOB: 0 K: 0 BB: 0 S: 4 P: 4	R: 1 H: 2 E: 0 LOB: 2 K: 1 BB: 1 S: 7 P: 11		1B: 4 SF: 1 2B: 4 SAC: 0 3B: 1 DP: 1 HR: 0 HBP: 1						

PITCHER		IP	WLS	BF	H	R	ER	SO	BB	IBB	HBP	BLK	WP	HR	S	P	ERA	WHIP
Billy Pierce, L ERA: 3.74	(1, 1)	7.0	L	31	7	4	4	3	2	1	1	0	0	0	33	46	5.14	1.286
Gerry Staley, R ERA: 1.58	(8, 1)	1.0		6	2	1	1	1	0	1	0	0	0	0	7	11	9.00	2.000

PITCHER	IP	WLS	BF	H	R	ER	SO	BB	IBB	HBP	BLK	WP	HR	S	P	ERA	WHIP

BOTTOM

Chicago White Sox @ New York Yankees

Yankee Stadium, Bronx, NY

Tue Jun 16 1959, 7:05 PM EDT
Att. 31,016 - Unknown - 63 F

livebaseballscorecards.com

AB	31
R	5
H	9
RBI	4
BB	4
SO	4
LOB	14

WP: 0	PA: 37		
PB: 0			
SB: 0			
CS: 0			

Chicago White Sox @ New York Yankees

Yankee Stadium, Bronx, NY

Wed Jun 17 1959, 3:33 AM EDT

Att. 14,392 - Unknown - 59 F

TOP

livebaseballscorecards.com

Batter	1	2	3	4	5	6	7	8	9	AB	R	H	RBI	BB	SO	LOB
Luis Aparicio, R (1, 6) OBP: 0.361, SLG: 0.369	K		F5		6-3		BB, 1B	1-3 1B		4	1	1	0	1	1	0
Nellie Fox, L (1, 4) OBP: 0.426, SLG: 0.465	3B 3B		F4		E4 G3 1B		1B 1-2 BB	F8		4	1	2	0	1	0	2
Norm Cash, L (1, 3) OBP: 0.342, SLG: 0.355	K		F4		G3 2-3		BB 1-3 2-H 1B		K	5	0	1	1	0	2	2
Sherm Lollar, R (1, 2) OBP: 0.353, SLG: 0.433	3-H 3B			1B G4-6-3 1B	K		F2		6-3	5	1	2	1	0	1	3
Larry Doby, L (1, 9) OBP: 0.292, SLG: 0.303	K			G4-6-3 1-3 1B		F8	1-2 BB		BB	3	0	1	0	2	1	1
Johnny Callison, L (1, 7) OBP: 0.273, SLG: 0.250		K		G4-6-3 1-2f 3-H		K	K		1-2 BB	3	0	0	0	0	2	1
Earl Torgeson, L (7, PH) OBP: 0.399, SLG: 0.434										1	0	0	0	0	1	3
Gerry Staley, R (7, 1)										0	0	0	0	0	0	0
Jim Rivera, L (9, PH) OBP: 0.351, SLG: 0.569										0	0	0	0	1	0	0
Bubba Phillips, R (1, 5) OBP: 0.349, SLG: 0.379 (7, 7)		K		BB		2B		F6	K	4	0	1	0	1	2	2
Jim Landis, R (1, 8) OBP: 0.346, SLG: 0.328		2B		BB		F7		F6		3	0	1	0	1	0	1
Ray Moore, R (1, 1) OBP: 0.077, SLG: 0.077										1	0	0	0	0	1	1
Barry Latman, R (2, 1) OBP: 0.182, SLG: 0.100										0	0	0	0	0	0	0
Harry Simpson, L (4, PH) OBP: 0.286, SLG: 0.378										1	0	0	0	0	1	2
Rudy Arias, L (4, 1)										0	0	0	0	0	0	0
Billy Goodman, L (7, PH) OBP: 0.321, SLG: 0.239										1	0	0	0	1	0	0
(7, 5)		K		K			4-3	1B BB								

	AB	35
	R	3
	H	9
	RBI	2
	BB	8
	SO	12
	LOB	18

Inning Stats																														
	R: 1	H: 2	R: 0	H: 1	R: 0	H: 0	R: 1	H: 2	R: 0	H: 1	R: 0	H: 1	R: 1	H: 1	R: 0	H: 1	R: 0	H: 0	1B: 5	SF: 0	WP: 0	PA: 43
	E: 0	LOB: 1	E: 0	LOB: 1	E: 0	LOB: 0	E: 0	LOB: 2	E: 1	LOB: 1	E: 0	LOB: 1	E: 0	LOB: 3	E: 0	LOB: 2	E: 0	LOB: 2	2B: 2	SAC: 0	PB: 0	
	K: 3	BB: 0	K: 3	BB: 0	K: 0	BB: 0	K: 1	BB: 2	K: 1	BB: 0	K: 1	BB: 0	K: 1	BB: 3	K: 0	BB: 1	K: 2	BB: 2	3B: 2	DP: 1	SB: 0	
	S: 11	P: 11	S: 10	P: 10	S: 3	P: 3	S: 6	P: 14	S: 6	P: 6	S: 6	P: 6	S: 6	P: 18	S: 4	P: 8	S: 7	P: 15	HR: 0	HBP: 0	CS: 0	

PITCHER		IP	WLS	BF	H	R	ER	SO	BB	IBB	HBP	BLK	WP	HR	S	P	ERA	WHIP
Bob Turley, R	(1, 1)	6.1	W	30	8	3	3	9	4	0	0	0	0	0	44	60	4.26	1.895
ERA: 4.05																		
Ryne Duren, R	(7, 1)	2.2	S	13	1	0	0	3	4	0	0	0	0	0	15	31	0.00	1.875
ERA: 1.2																		

PITCHER	IP	WLS	BF	H	R	ER	SO	BB	IBB	HBP	BLK	WP	HR	S	P	ERA	WHIP

Batter	1	2	3	4	5	6	7	8	9	AB	R	H	RBI	BB	SO	LOB
Hank Bauer, R (1, 9) OBP: 0.360, SLG: 0.407	K	G3-4-3 1-2f		F8		5-3		1B 2B		5	1	1	0	0	1	2
Norm Siebern, L (1, 7) OBP: 0.341, SLG: 0.395	4-3	HR BB		K		4-3		2-H 1B		4	1	1	1	1	1	0
Jim Pisoni, R (9, 7) OBP: 0.226, SLG: 0.207										0	0	0	0	0	0	0
Mickey Mantle, S (1, 8) OBP: 0.423, SLG: 0.576	E9 1B	1-H 3-H HR		F8			4-3	F7		5	2	1	3	0	0	1
Yogi Berra, L (1, 2) OBP: 0.325, SLG: 0.419	3-H 1B	BB			F6		L1			3	0	1	1	1	0	0
Bill Skowron, R (1, 3) OBP: 0.316, SLG: 0.490	F7	K			1B 1B		1B			4	0	2	0	0	1	2
Hector Lopez, R (1, 5) OBP: 0.357, SLG: 0.541		3B 1B	6-3		1B 1-2 1B		1B 1-3 1B			4	1	3	0	0	0	0
Bobby Richardson, R (1, 4) OBP: 0.309, SLG: 0.345		1-H 2B 3B	BB		G4-6-3 1-2 2-3 1B		5-3			3	1	2	1	1	0	2
Tony Kubek, L (1, 6) OBP: 0.302, SLG: 0.398		1B HR 3-H 2B	F3		G4-6-3 1-2f			G1-6-3 1B		4	1	2	1	0	0	4
Bob Turley, R (1, 1) OBP: 0.250, SLG: 0.160		G3-4-3 2-3 1B	K			F8		G1-6-3 1-2f		3	0	1	0	0	1	1
Ryne Duren, R (7, 1)										1	0	0	0	0	0	1
Inning Stats	R: 1 H: 1 E: 1 LOB: 1 K: 1 BB: 0 S: 7 P: 7	R: 5 H: 5 E: 0 LOB: 1 K: 1 BB: 2 S: 9 P: 17	R: 0 H: 0 E: 0 LOB: 1 K: 1 BB: 1 S: 5 P: 9	R: 0 H: 0 E: 0 LOB: 0 K: 1 BB: 0 S: 5 P: 5	R: 0 H: 3 E: 0 LOB: 2 K: 0 BB: 0 S: 5 P: 5	R: 0 H: 0 E: 0 LOB: 0 K: 0 BB: 0 S: 3 P: 3	R: 0 H: 2 E: 0 LOB: 2 K: 0 BB: 0 S: 5 P: 5	R: 1 H: 3 E: 0 LOB: 1 K: 0 BB: 0 S: 5 P: 5		1B: 10 SF: 0 2B: 2 SAC: 0 3B: 1 DP: 3 HR: 1 HBP: 0				WP: 0 PA: 39 PB: 0 SB: 0 CS: 0		

PITCHER		IP	WLS	BF	H	R	ER	SO	BB	IBB	HBP	BLK	WP	HR	S	P	ERA	WHIP
Ray Moore, R ERA: 4.76	(1, 1)	1.2	L	12	6	6	5	1	1	0	0	0	0	1	13	17	27.00	4.200
Barry Latman, R ERA: 5.77	(2, 1)	1.1		6	0	0	0	2	2	0	0	0	0	0	8	16	0.00	1.500
Rudy Arias, L ERA: 2.83	(4, 1)	3.0		11	3	0	0	1	0	0	0	0	0	0	13	13	0.00	1.000
Gerry Staley, R ERA: 1.71	(7, 1)	2.0		10	5	1	1	0	0	0	0	0	0	0	10	10	4.50	2.500

PITCHER	IP	WLS	BF	H	R	ER	SO	BB	IBB	HBP	BLK	WP	HR	S	P	ERA	WHIP

BOTTOM

Chicago White Sox @ New York Yankees

Yankee Stadium, Bronx, NY

Wed Jun 17 1959, 3:33 AM EDT
Att. 14,392 - Unknown - 59 F

livebaseballscorecards.com

AB	36
R	7
H	14
RBI	7
BB	3
SO	4
LOB	13

Batter	1	2	3	4	5	6	7	8	9	10	AB	R	H	RBI	BB	SO	LOB
Luis Aparicio, R (1, 6) OBP: 0.361, SLG: 0.370	x 0-0 ① 6-3			S S S 0-3 ① K	x 0-0 BB 1B 1-2 3-H 1B		x 0-0 S 2B 2-3 1B		x 0-0 ① 6-3		5	1	2	1	0	1	0
Nellie Fox, L (1, 4) OBP: 0.425, SLG: 0.468	x 0-0 ② L9			x 0-0 ② 6-3	x 0-0 BB 1-2 2-3 1B		x 0-0 FC6-5 1-H 3-H 2B		x 0-0 ② 1-3		5	0	2	2	0	0	0
Earl Torgeson, L (1, 3) OBP: 0.405, SLG: 0.426	B B B B 4-0 CS BB			B B B 4-0 1B BB	B B B 4-0 1-2 2-3 3-H BB		S S S 0-3 ① K		S S S 0-3 ③ K		2	0	0	1	3	2	1
Sherm Lollar, R (1, 2) OBP: 0.350, SLG: 0.428	0-0 ③ CS 1-2	x 0-0 ① 6-3		x 0-0 1-3 1B	x 0-0 ③ F7		x 0-0 ② FC6-5 1B 2-3			x 0-0 ① F7	5	0	1	0	0	0	4
Jim Rivera, L (1, 9) OBP: 0.339, SLG: 0.536		x 0-0 E4 CS		x 0-0 ③ L9		x 0-0 ① L9	x 0-0 1-2 1B			x 0-0 ② F8	5	0	1	0	0	0	2
Billy Goodman, L (1, 5) OBP: 0.316, SLG: 0.240 Bubba Phillips, R (7, 5) OBP: 0.347, SLG: 0.377		x 0-0 ② ③ F8 1-2			x 0-0 G5-4-3 1B	x 0-0 ② 4-3	x 0-0 ③ 1-3			x 0-0 ③ L9	4 1	0 0	1 0	0 0	0 0	0 0	3 0
Al Smith, R (1, 7) OBP: 0.321, SLG: 0.353			x 0-0 ① 6-3		x 0-0 ① ② G5-4-3 1-2f	x 0-0 1B		x 0-0 ① F5			4	0	1	0	0	0	1
Jim Landis, R (1, 8) OBP: 0.344, SLG: 0.327			x 0-0 ② 1-3		x 0-0 E 1B 1B	S S S 0-3 ③ K		x 0-0 ② 5-3			4	1	1	0	0	1	1
Bob Shaw, R (1, 1) OBP: 0.161, SLG: 0.138 Turk Lown, R (8, 1) Rudy Arias, L (8, 1) Gerry Staley, R (8, 1)			S S S 0-3 ③ K		x 0-0 E6 1B 1B 1-3 BB		x 0-0 1B 2B 2B	x 0-0 ③ 4-3			4 0 0 0	2 0 0 0	1 0 0 0	0 0 0 0	0 0 0 0	1 0 0 0	1 0 0 0
Inning Stats	R: 0 E: 0 K: 0 S: 2 H: 0 LOB: 0 BB: 1 P: 6	R: 0 E: 1 K: 0 S: 3 H: 0 LOB: 0 BB: 0 P: 3	R: 0 E: 0 K: 1 S: 5 H: 0 LOB: 0 BB: 0 P: 5	R: 0 E: 0 K: 1 S: 6 H: 1 LOB: 2 BB: 1 P: 10	R: 2 E: 1 K: 0 S: 7 H: 4 LOB: 3 BB: 1 P: 11	R: 0 E: 0 K: 1 S: 6 H: 1 LOB: 1 BB: 0 P: 6	R: 2 E: 0 K: 1 S: 9 H: 4 LOB: 2 BB: 0 P: 9	R: 0 E: 0 K: 0 S: 3 H: 0 LOB: 0 BB: 0 P: 3	R: 0 E: 0 K: 1 S: 5 H: 0 LOB: 0 BB: 0 P: 5	R: 0 E: 0 K: 0 S: 3 H: 0 LOB: 0 BB: 0 P: 3	1B: 8 2B: 2 3B: 0 HR: 0	SF: 0 SAC: 0 DP: 1 HBP: 0						

PITCHER		IP	WLS	BF	H	R	ER	SO	BB	IBB	HBP	BLK	WP	HR	S	P	ERA	WHIP
Jim Bronstad, R ERA: 1.93	(1, 1)	4.2		21	5	2	0	2	3	0	0	0	0	0	22	34	0.00	1.714
Ralph Terry, R ERA: 4.9	(5, 1)	2.1		12	5	2	2	2	0	0	0	0	0	0	16	16	7.71	2.143
Bobby Shantz, L ERA: 5.33	(8, 1)	3.0	W	9	0	0	0	1	0	0	0	0	0	0	11	11	0.00	0.000

PITCHER	IP	WLS	BF	H	R	ER	SO	BB	IBB	HBP	BLK	WP	HR	S	P	ERA	WHIP

TOP

Chicago White Sox @ New York Yankees

Yankee Stadium, Bronx, NY

Thu Jun 18 1959, 3:33 AM EDT
Att. 17,882 - Unknown - 70 F

livebaseballscorecards.com

AB	39
R	4
H	10
RBI	4
BB	3
SO	5
LOB	13

WP: 0 PB: 0 SB: 1 CS: 2 PA: 43

Batter	1	2	3	4	5	6	7	8	9	10	AB	R	H	RBI	BB	SO	LOB
Hank Bauer, R (1, 9) OBP: 0.355, SLG: 0.400	5-3		BB FC2-5 1B 1-2 2-H 3-H		6-3		F7		K		5	0	1	2	0	1	0
Jim Pisoni, R (10, 9) OBP: 0.226, SLG: 0.207											0	0	0	0	0	0	0
Norm Siebern, L (1, 7) OBP: 0.338, SLG: 0.390	K		FC2-5 BB 1-2 2-3		L8			4-3 2B 1B	K		5	1	1	0	0	2	2
Mickey Mantle, S (1, 8) OBP: 0.426, SLG: 0.589	K		BB 1-2 2-3		1B			4-3 1-2		HR	4	1	2	1	1	1	1
Yogi Berra, L (1, 2) OBP: 0.323, SLG: 0.420		4-3	F9		F4			1B 2B 2-H			4	1	1	1	0	0	4
Bill Skowron, R (1, 3) OBP: 0.315, SLG: 0.482		5-3	F8			F4		1B 9-2 BB			3	0	0	0	1	0	3
Hector Lopez, R (1, 5) OBP: 0.355, SLG: 0.536		4-3		F5		6-3		IBB 1B 1-3 2-H			4	0	1	1	0	0	0
Bobby Richardson, R (1, 4) OBP: 0.309, SLG: 0.344			HBP 1B 1B	6-3		F3		IBB 1-2			3	1	1	0	0	0	0
Johnny Blanchard, L (8, PH) OBP: 0.348, SLG: 0.450											0	0	0	0	0	0	0
Elston Howard, R (8, PH) OBP: 0.294, SLG: 0.457											0	0	0	0	1	0	0
Fritz Brickell, R (8, PR) (9, 6)											0	0	0	0	0	0	0
Tony Kubek, L (1, 6) OBP: 0.307, SLG: 0.402			HBP 1B 1-2	1B			L7	9-2 3-Hf			3	1	2	0	0	0	0
Gil McDougald, R (8, PH) OBP: 0.300, SLG: 0.332											1	0	0	0	0	0	3
(9, 4)																	
Jim Bronstad, R (1, 1)			FC2-5 1B HBP 1-2 2-3	4-3			F7		K2-3		1	0	0	0	0	0	1
Ralph Terry, R (5, 1) OBP: 0.160, SLG: 0.160											0	0	0	0	0	0	0
Enos Slaughter, L (7, PH) OBP: 0.289, SLG: 0.316											1	0	0	0	0	0	0
Bobby Shantz, R (8, 1)											1	0	0	0	0	1	0
Inning Stats	R: 0 H: 0 E: 0 LOB: 0 K: 2 BB: 0 S: 7 P: 7	R: 0 H: 0 E: 0 LOB: 0 K: 0 BB: 0 S: 3 P: 3	R: 2 H: 3 E: 0 LOB: 3 K: 0 BB: 1 S: 6 P: 11	R: 0 H: 1 E: 0 LOB: 1 K: 0 BB: 0 S: 4 P: 4	R: 0 H: 1 E: 0 LOB: 1 K: 0 BB: 0 S: 4 P: 4	R: 0 H: 0 E: 0 LOB: 0 K: 0 BB: 0 S: 3 P: 3	R: 0 H: 0 E: 0 LOB: 0 K: 0 BB: 0 S: 3 P: 3	R: 2 H: 3 E: 0 LOB: 2 K: 0 BB: 2 S: 5 P: 13	R: 0 H: 0 E: 0 LOB: 0 K: 3 BB: 0 S: 9 P: 9	R: 1 H: 1 E: 0 LOB: 0 K: 0 BB: 0 S: 1 P: 1	1B: 7 SF: 0 2B: 2 SAC: 0 3B: 0 DP: 1 HR: 1 HBP: 1						

PITCHER		IP	WLS	BF	H	R	ER	SO	BB	IBB	HBP	BLK	WP	HR	S	P	ERA	WHIP
Bob Shaw, R ERA: 3.14	(1, 1)	7.1		32	7	4	4	2	2	0	1	0	0	0	33	42	4.91	1.227
Turk Lown, R ERA: 3.1	(8, 1)	0.0		1	1	0	0	0	0	0	0	0	0	0	1	1	∞	∞
Rudy Arias, L ERA: 2.83	(8, 1)	0.0		1	0	0	0	0	0	1	0	0	0	0	0	4	∞	∞
Gerry Staley, R ERA: 1.85	(8, 1)	1.2	L	5	1	1	1	3	0	0	0	0	0	1	11	11	5.40	0.600

PITCHER	IP	WLS	BF	H	R	ER	SO	BB	IBB	HBP	BLK	WP	HR	S	P	ERA	WHIP

BOTTOM

Chicago White Sox @ New York Yankees

Yankee Stadium, Bronx, NY

Thu Jun 18 1959, 3:33 AM EDT
Att. 17,882 - Unknown - 70 F

livebaseballscorecards.com

AB	35
R	5
H	9
RBI	5
BB	3
SO	5
LOB	14

WP: 0 PA: 39
PB: 0
SB: 0
CS: 0

Chicago White Sox @ Boston Red Sox

Fenway Park, Boston, MA

Sat Jun 20 1959, 3:33 AM EDT

Att. 12,997 - Unknown

TOP

livebaseballscorecards.com

Batter	1	2	3	4	5	6	7	8	9	AB	R	H	RBI	BB	SO	LOB
Luis Aparicio, R (1, 6) OBP: 0.360, SLG: 0.368	6-3		K		FC6-4 1-2 1B		1B		BB BB	1	0	0	0	0	0	0
Sammy Esposito, R (3, PH) OBP: 0.263, SLG: 0.176 (3, 6)										3	0	2	0	1	1	0
Nellie Fox, L (1, 4) OBP: 0.421, SLG: 0.461	F9		4-3		F8		G3		FC4-6 1-2 BB	4	0	0	0	1	0	3
Billy Goodman, L (1, 5) OBP: 0.306, SLG: 0.236	F8			FC6-4 1B	FC6-4 1-2f 2-3 FC6-4			L4	FC4-6 1-2f	5	0	1	0	0	0	4
Sherm Lollar, R (1, 2) OBP: 0.348, SLG: 0.425		E6 2-3		FC6-4 1B 1-2f FC1-5	FC6-4 1-2f			WP 1B		4	0	1	0	0	0	3
Earl Torgeson, L (1, 3) OBP: 0.401, SLG: 0.420		F9		FC1-5 1-3 1B		K		K 1-2		4	0	1	0	0	2	2
Jim Rivera, L (1, 9) OBP: 0.318, SLG: 0.500		2-3 1-2		FC1-5 1-2 3-H		F9		1-3		4	0	0	0	0	0	4
Al Smith, R (1, 7) OBP: 0.320, SLG: 0.347		BB		F8		F9			6-3	3	0	0	0	1	0	2
Jim Landis, R (1, 8) OBP: 0.347, SLG: 0.350		K			1B 2B		5-3		HR	4	2	2	1	0	1	2
Early Wynn, S (1, 1) OBP: 0.333, SLG: 0.436			4-3		FC6-4 2-H 1B 1B		F9		4-3	0	0	0	0	0	0	0
Barry Latman, R (2, 1) OBP: 0.167, SLG: 0.091										1	0	0	0	0	0	0
Larry Doby, L (5, PH) OBP: 0.298, SLG: 0.309										1	0	1	1	0	0	0
Ray Moore, R (5, 1) OBP: 0.077, SLG: 0.077										0	0	0	0	0	0	0
Norm Cash, L (7, PH) OBP: 0.338, SLG: 0.349										1	0	0	0	0	0	0
Rudy Arias, L (7, 1)										0	0	0	0	0	0	0
Turk Lown, R (7, 1)										0	0	0	0	0	0	0
Harry Simpson, L (9, PH) OBP: 0.279, SLG: 0.368										1	0	0	0	0	0	0
Inning Stats	R: 0 E: 0 K: 0 S: 3 H: 0 LOB: 0 BB: 0 P: 3	R: 0 E: 1 K: 1 S: 6 H: 0 LOB: 2 BB: 1 P: 10	R: 0 E: 0 K: 1 S: 5 H: 0 LOB: 0 BB: 0 P: 5	R: 0 E: 0 K: 0 S: 5 H: 2 LOB: 2 BB: 0 P: 5	R: 1 E: 0 K: 0 S: 6 H: 3 LOB: 2 BB: 0 P: 6	R: 0 E: 0 K: 1 S: 5 H: 0 LOB: 0 BB: 0 P: 5	R: 0 E: 0 K: 0 S: 4 H: 1 LOB: 1 BB: 0 P: 4	R: 0 E: 0 K: 1 S: 6 H: 1 LOB: 1 BB: 0 P: 6	R: 1 E: 0 K: 0 S: 4 H: 1 LOB: 2 BB: 2 P: 12	1B: 6 2B: 1 3B: 0 HR: 1 SF: 0 SAC: 0 DP: 0 HBP: 0						

	AB	36
	R	2
	H	8
	RBI	2
	BB	3
	SO	4
	LOB	20

WP: 1 PA: 39
PB: 0
SB: 0
CS: 0

PITCHER	IP	WLS	BF	H	R	ER	SO	BB	IBB	HBP	BLK	WP	HR	S	P	ERA	WHIP
Tom Brewer, R (1, 1) ERA: 2.97	9.0	W	39	8	2	2	4	3	0	0	0	1	1	44	56	2.00	1.222

PITCHER	IP	WLS	BF	H	R	ER	SO	BB	IBB	HBP	BLK	WP	HR	S	P	ERA	WHIP

Batter	1	2	3	4	5	6	7	8	9	AB	R	H	RBI	BB	SO	LOB
Don Buddin, R (1, 6) OBP: 0.353, SLG: 0.347	S S S 0-3 ① K	x 0-0 1B BB 1-3 1B		x 0-0 ① F2			B B B B 4-0 1B 1B 1B BB	x 0-0 ② F5		4	1	1	0	1	1	0
Pete Runnels, L (1, 4) OBP: 0.439, SLG: 0.496	B B B B 4-0 E 1B BB	B B B B 4-0 1B 1-2 BB		x 0-0 ② F7			x 0-0 1B 1B BB 1-2 1B	B B B B 4-0 1B BB		2	2	1	0	3	0	0
Gene Stephens, L (1, 7) OBP: 0.289, SLG: 0.320	x 0-0 E3 1B 1-3	x 0-0 G4-6-3 1B 1-2 2-3 3-H		x 0-0 ③ F8			x 0-0 BB 1B SF8 1B 1-2 2-3	x 0-0 1B 1-3		5	2	3	1	0	0	1
Vic Wertz, L (1, 3) OBP: 0.356, SLG: 0.491 Gary Geiger, L (7, PR) OBP: 0.273, SLG: 0.381 Dick Gernert, R (8, 3) OBP: 0.395, SLG: 0.457	x 0-0 HR 1B 2-H 3-H	x 0-0 ② ③ G4-6-3 1-2f			x 0-0 ① F3		x 0-0 BB 1B 1-2 2-3 3-H	S S S 0-3 ③ K		4 0 1	1 0 0	2 0 0	3 0 0	0 0 1	0 0 2	3 0 2
Jackie Jensen, R (1, 9) OBP: 0.377, SLG: 0.520	x 0-0 ② F9		x 0-0 ① F5		x 0-0 ② F5		B B B B 4-0 BB 1-2 2-3 3-H			3	0	0	1	1	0	1
Frank Malzone, R (1, 5) OBP: 0.333, SLG: 0.462	x 0-0 HR 1-H		x 0-0 E5 2B		x 0-0 ③ F6		x 0-0 ① SF8 3-H			3	1	1	3	0	0	0
Marty Keough, L (1, 8) OBP: 0.344, SLG: 0.476	S S S 0-3 ③ K		x 0-0 2B 1-3			S S S 0-3 ① K	x 0-0 ② F8			4	0	1	0	0	2	2
Pete Daley, R (1, 2) OBP: 0.306, SLG: 0.327		B B B B 4-0 1B 1B BB	x 0-0 ② F4			x 0-0 ② F9	x 0-0 ③ F9			3	1	0	0	1	0	4
Tom Brewer, R (1, 1) OBP: 0.121, SLG: 0.094		S S S 0-3 ① K	x 0-0 ③ L5			S S S 0-3 ③ K		S S S 0-3 ① K		4	0	0	0	0	3	3
Inning Stats	R: 4 H: 2 E: 1 LOB: 0 K: 2 BB: 1 S: 10 P: 14	R: 1 H: 2 E: 0 LOB: 2 K: 1 BB: 2 S: 6 P: 14	R: 0 H: 1 E: 1 LOB: 2 K: 0 BB: 0 S: 5 P: 5	R: 0 H: 0 E: 0 LOB: 0 K: 0 BB: 0 S: 3 P: 3	R: 0 H: 0 E: 0 LOB: 0 K: 0 BB: 0 S: 3 P: 3	R: 0 H: 0 E: 0 LOB: 0 K: 2 BB: 0 S: 7 P: 7	R: 3 H: 3 E: 0 LOB: 2 K: 0 BB: 2 S: 6 P: 14	R: 0 H: 1 E: 0 LOB: 2 K: 2 BB: 1 S: 8 P: 12		1B: 7 SF: 1 2B: 1 SAC: 0 3B: 0 DP: 1 HR: 1 HBP: 0						

PITCHER		IP	WLS	BF	H	R	ER	SO	BB	IBB	HBP	BLK	WP	HR	S	P	ERA	WHIP
Early Wynn, R ERA: 4.09	(1, 1)	1.1	L	11	3	5	2	3	3	0	0	0	0	1	14	26	13.50	4.500
Barry Latman, R ERA: 5.4	(2, 1)	2.2		10	2	0	0	0	0	0	0	0	0	0	10	10	0.00	0.750
Ray Moore, R ERA: 4.56	(5, 1)	2.0		6	0	0	0	2	0	0	0	0	0	0	10	10	0.00	0.000
Rudy Arias, L ERA: 3.77	(7, 1)	0.0		4	3	3	3	0	1	0	0	0	0	0	3	7	∞	∞
Turk Lown, R ERA: 2.9	(7, 1)	2.0		9	1	0	0	2	2	0	0	0	0	0	11	19	0.00	1.500

PITCHER	IP	WLS	BF	H	R	ER	SO	BB	IBB	HBP	BLK	WP	HR	S	P	ERA	WHIP

BOTTOM

Chicago White Sox @ Boston Red Sox

Fenway Park, Boston, MA

Sat Jun 20 1959, 3:33 AM EDT

Att. 12,997 - Unknown

livebaseballscorecards.com

AB	33
R	8
H	9
RBI	8
BB	6
SO	7
LOB	16

WP: 0	PA: 40		
PB: 0			
SB: 0			
CS: 0			

Batter	1	2	3	4	5	6	7	8	9	AB	R	H	RBI	BB	SO	LOB
Al Smith, R (1, 7) OBP: 0.313, SLG: 0.339	K		5-3			K		K		4	0	0	0	0	3	0
Nellie Fox, L (1, 4) OBP: 0.416, SLG: 0.453	5-3		6-3			5-3		F9		4	0	0	0	0	0	0
Earl Torgeson, L (1, 3) OBP: 0.404, SLG: 0.413	K		F4				BB		BB	2	0	0	0	2	1	0
Harry Simpson, L (1, 9) OBP: 0.277, SLG: 0.381		2B	1-3				F5		F9	4	0	1	0	0	0	2
Jim Landis, R (1, 8) OBP: 0.345, SLG: 0.344		L4		F5			F7		5-3	3	0	0	0	1	0	2
Bubba Phillips, R (1, 5) OBP: 0.345, SLG: 0.379		F8		F7			2B		5-3	4	0	1	0	0	0	3
Earl Battey, R (1, 2) OBP: 0.355, SLG: 0.333		K		1B			BB		K	3	0	1	0	1	2	3
Sammy Esposito, R (1, 6) OBP: 0.238, SLG: 0.158			F6		L6		4-3			2	0	0	0	0	0	1
Larry Doby, L (7, PH) OBP: 0.295, SLG: 0.306										1	0	0	0	0	0	3
Luis Aparicio, R (7, 6) OBP: 0.360, SLG: 0.368			F5			F9		4-3		0	0	0	0	0	0	0
Dick Donovan, L (1, 1) OBP: 0.200, SLG: 0.310										1	0	0	0	0	0	0
Barry Latman, R (3, 1) OBP: 0.167, SLG: 0.091										0	0	0	0	0	0	0
Johnny Callison, L (6, PH) OBP: 0.270, SLG: 0.247										1	0	0	0	0	0	0
Gerry Staley, R (6, 1)										0	0	0	0	0	0	0
Billy Goodman, L (8, PH) OBP: 0.302, SLG: 0.232										1	0	0	0	0	0	0
Turk Lown, R (8, 1)										0	0	0	0	0	0	0
Inning Stats	R: 0 E: 0 K: 2 S: 7	H: 0 LOB: 0 BB: 0 P: 7	R: 0 E: 0 K: 1 S: 6	H: 1 LOB: 1 BB: 0 P: 6	R: 0 E: 0 K: 0 S: 3	H: 0 LOB: 0 BB: 0 P: 3	R: 0 E: 0 K: 0 S: 3	H: 0 LOB: 0 BB: 0 P: 3	R: 0 E: 0 K: 0 S: 4	H: 1 LOB: 1 BB: 0 P: 4	R: 0 E: 0 K: 1 S: 5	H: 0 LOB: 0 BB: 0 P: 5	R: 0 E: 0 K: 0 S: 4	H: 1 LOB: 3 BB: 2 P: 12	R: 0 E: 0 K: 1 S: 5	H: 0 LOB: 0 BB: 0 P: 5	R: 0 E: 0 K: 1 S: 5	H: 0 LOB: 2 BB: 2 P: 13	1B: 1 2B: 2 3B: 0 HR: 0	SF: 0 SAC: 0 DP: 0 HBP: 0	WP: 0 PB: 0 SB: 0 CS: 0	PA: 34

PITCHER	IP	WLS	BF	H	R	ER	SO	BB	IBB	HBP	BLK	WP	HR	S	P	ERA	WHIP
Jerry Casale, R (1, 1) ERA: 3.26	9.0	W	34	3	0	0	6	4	0	0	0	0	0	42	58	0.00	0.778

PITCHER

IP	WLS	BF	H	R	ER	SO	BB	IBB	HBP	BLK	WP	HR	S	P	ERA	WHIP

TOP

Chicago White Sox @ Boston Red Sox

Fenway Park, Boston, MA

Sat Jun 20 1959, 7:05 PM EDT

Att. 16,067 - Unknown

livebaseballscorecards.com

AB	30
R	0
H	3
RBI	0
BB	4
SO	6
LOB	14

Batter	1	2	3	4	5	6	7	8	9	AB	R	H	RBI	BB	SO	LOB
Don Buddin, R (1, 6) OBP: 0.358, SLG: 0.349	S S S 0-3 ① K		F6 ⓪ 0-0 1-2 2-H 1B 0-0		B B B B 4-0 BB		x 0-0 FC4-6 1-2 1B			4	0	2	1	1	1	0
Pete Runnels, L (1, 4) OBP: 0.438, SLG: 0.494	x 0-0 1B		BB BB 1B 0-0 F7 ③ 0-0		x 0-0 ③ F8		x 0-0 ③ FC4-6 1-2f			5	1	2	0	0	0	5
Gene Stephens, L (1, 7) OBP: 0.284, SLG: 0.304	x 0-0 ② F7		B B B B 4-0 BB 1B 1-2 BB	x 0-0 ① F4		x 0-0 ① F8		x 0-0 ① 6-3		4	1	0	0	1	0	1
Jackie Jensen, R (1, 9) OBP: 0.381, SLG: 0.516	x 0-0 ③ F8		B B B B 4-0 1B 1B 1-2 2-3 BB	B B B B 4-0 BB BB		x 0-0 ② 6-3		B B B B 4-0 1B 2B BB		2	2	0	0	3	0	1
Frank Malzone, R (1, 5) OBP: 0.335, SLG: 0.461		x 0-0 ① F8	x 0-0 1B 1B 1-2 2-H 3-H 1B	x 0-0 ② F5		x 0-0 ③ 5-3		x 0-0 1-3 1-3 2B 1B		5	2	2	2	0	0	1
Dick Gernert, R (1, 3) OBP: 0.405, SLG: 0.469		x 0-0 FC1-6 1B	x 0-0 1B FC6 1-2 2-H 1B	B B B B 4-0 1-2 BB			x 0-0 4-3 1B 2B	x 0-0 ② 1-3 1-2		4	2	3	1	1	0	2
Marty Keough, L (1, 8) OBP: 0.347, SLG: 0.483		x 0-0 ② FC1-6 1B 1-2f	x 0-0 E 1B 1-3 2-H 1B	S S S 0-3 ③ K			x 0-0 ① 4-3 2-3	x 0-0 2-H 3-H 2B		5	1	2	3	0	1	4
Sammy White, R (1, 2) OBP: 0.301, SLG: 0.286		x 0-0 1-2 1B	S S S 0-3 ② K		x 0-0 ① F8		x 0-0 3-H 1B 1B	x 0-0 ③ 6-3		5	0	2	1	0	1	3
Jerry Casale, R (1, 1) OBP: 0.250, SLG: 0.320		S S S 0-3 ③ K	x 0-0 FC6 1B 1-2 3-H		S S S 0-3 ② K		x 0-0 ② F4			4	0	0	0	0	2	4
Inning Stats	R: 0 E: 0 K: 1 S: 6 H: 1 LOB: 1 BB: 0 P: 6	R: 0 E: 0 K: 1 S: 7 H: 2 LOB: 2 BB: 0 P: 7	R: 6 E: 1 K: 1 S: 11 H: 5 LOB: 2 BB: 2 P: 19	R: 0 E: 0 K: 1 S: 5 H: 0 LOB: 2 BB: 2 P: 13	R: 0 E: 0 K: 1 S: 5 H: 0 LOB: 1 BB: 1 P: 9	R: 0 E: 0 K: 0 S: 3 H: 0 LOB: 0 BB: 0 P: 3	R: 1 E: 0 K: 0 S: 6 H: 3 LOB: 2 BB: 0 P: 6	R: 2 E: 0 K: 0 S: 5 H: 2 LOB: 1 BB: 1 P: 9		1B: 11 2B: 2 3B: 0 HR: 0 SF: 0 SAC: 0 DP: 0 HBP: 0						

PITCHER		IP	WLS	BF	H	R	ER	SO	BB	IBB	HBP	BLK	WP	HR	S	P	ERA	WHIP
Dick Donovan, R ERA: 4.09	(1, 1)	2.1	L	16	7	6	4	2	2	0	0	0	0	0	18	26	15.43	3.857
Barry Latman, R ERA: 5.08	(3, 1)	2.2		13	1	0	0	3	3	0	0	0	0	0	16	28	0.00	1.500
Gerry Staley, R ERA: 1.97	(6, 1)	2.0		9	3	1	1	0	0	0	0	0	0	0	9	9	4.50	1.500
Turk Lown, R ERA: 3.38	(8, 1)	1.0		6	2	2	2	0	1	0	0	0	0	0	5	9	18.00	3.000

PITCHER		IP	WLS	BF	H	R	ER	SO	BB	IBB	HBP	BLK	WP	HR	S	P	ERA	WHIP

BOTTOM

Chicago White Sox @ Boston Red Sox

Fenway Park, Boston, MA

Sat Jun 20 1959, 7:05 PM EDT

Att. 16,067 - Unknown

livebaseballscorecards.com

AB	38
R	9
H	13
RBI	8
BB	6
SO	5
LOB	21

Batter	1	2	3	4	5	6	7	8	9	AB	R	H	RBI	BB	SO	LOB
Al Smith, R (1, 7) OBP: 0.312, SLG: 0.333	B B B B 4-0 1B BB	x 0-0 ②③ G1-4-3 1-2f		x 0-0 ③ F6			S S S 0-3 ② K			3	0	0	0	1	1	3
Nellie Fox, L (1, 4) OBP: 0.410, SLG: 0.447	x 0-0 ① F7		x 0-0 ① 6-3		x 0-0 ① G3		x 0-0 ③ 6-3			4	0	0	0	0	0	1
Jim Landis, R (1, 8) OBP: 0.344, SLG: 0.347	x 0-0 ② F8		S S S 0-3 ② K		x 0-0 2B			x 0-0 ① F3		4	0	1	0	0	1	1
Sherm Lollar, R (1, 3) (8, 2) OBP: 0.346, SLG: 0.422	x 0-0 1-2 1B		x 0-0 ③ 6-3		S S S 0-3 ② K			x 0-0 ② F8		4	0	1	0	0	1	1
Bubba Phillips, R (1, 5) OBP: 0.344, SLG: 0.377	x 0-0 ③ F4			x 0-0 ① 5-3	x 0-0 ③ F7			x 0-0 FC1-4 1B		4	0	1	0	0	0	3
John Romano, R (1, 2) OBP: 0.396, SLG: 0.452 Earl Torgeson, L (8, 3) OBP: 0.404, SLG: 0.413		S S S 0-3 ① K		B B B B 4-0 2B FC4-6 BB		x 0-0 ① 5-3		x 0-0 ③ FC1-4 1-2f		3 0	1 0	0 0	0 0	1 0	1 0	1 0
Harry Simpson, L (1, 9) OBP: 0.294, SLG: 0.478		x 0-0 HR		x 0-0 FC4-6 1-3 2B		x 0-0 ② 1-3			x 0-0 ① 4-3	4	1	2	1	0	0	0
Sammy Esposito, R (1, 6) OBP: 0.280, SLG: 0.318		x 0-0 HR		I I I 4-0 FC4-6 IBB		S S S 0-3 ③ K			x 0-0 ② 5-3	3	1	1	1	1	1	0
Billy Pierce, L (1, 1) OBP: 0.263, SLG: 0.306		x 0-0 G1-4-3 1B		x 0-0 ② FC4-6 1-2f 2-3 3-H			x 0-0 ① 1-3		x 0-0 ③ 4-3	4	0	1	1	0	0	2
Inning Stats	R: 0 H: 1 E: 0 LOB: 2 K: 0 BB: 1 S: 4 P: 8	R: 2 H: 3 E: 0 LOB: 0 K: 1 BB: 0 S: 7 P: 7	R: 0 H: 0 E: 0 LOB: 0 K: 1 BB: 0 S: 5 P: 5	R: 1 H: 1 E: 0 LOB: 2 K: 0 BB: 2 S: 4 P: 12	R: 0 H: 1 E: 0 LOB: 1 K: 1 BB: 0 S: 6 P: 6	R: 0 H: 0 E: 0 LOB: 0 K: 1 BB: 0 S: 5 P: 5	R: 0 H: 0 E: 0 LOB: 0 K: 1 BB: 0 S: 5 P: 5	R: 0 H: 1 E: 0 LOB: 1 K: 0 BB: 0 S: 4 P: 4	R: 0 H: 0 E: 0 LOB: 0 K: 0 BB: 0 S: 3 P: 3	1B: 3 SF: 0 2B: 2 SAC: 0 3B: 0 DP: 1 HR: 2 HBP: 0						WP: 0 PA: 36 PB: 0 SB: 0 CS: 0	

PITCHER		IP	WLS	BF	H	R	ER	SO	BB	IBB	HBP	BLK	WP	HR	S	P	ERA	WHIP
Ted Wills, L ERA: 4.65	(1, 1)	6.0	L	26	6	3	3	4	2	1	0	0	0	2	31	43	4.50	1.333
Leo Kiely, L ERA: 3.48	(7, 1)	2.0		7	1	0	0	1	0	0	0	0	0	0	9	9	0.00	0.500
Frank Baumann, L ERA: 5.45	(9, 1)	1.0		3	0	0	0	0	0	0	0	0	0	0	3	3	0.00	0.000

PITCHER	IP	WLS	BF	H	R	ER	SO	BB	IBB	HBP	BLK	WP	HR	S	P	ERA	WHIP

TOP

Chicago White Sox @ Boston Red Sox

Fenway Park, Boston, MA

Sun Jun 21 1959, 3:33 AM EDT

Att. 21,094 - Unknown

livebaseballscorecards.com

AB	33
R	3
H	7
RBI	3
BB	3
SO	5
LOB	12

Chicago White Sox @ Boston Red Sox

Fenway Park, Boston, MA

Sun Jun 21 1959, 3:33 AM EDT

Att. 21,094 - Unknown

BOTTOM

Batter	1	2	3	4	5	6	7	8	9	AB	R	H	RBI	BB	SO	LOB
Don Buddin, R (1, 6) OBP: 0.356, SLG: 0.345	S S S 0-3 ① K		x 0-0 ③ 5-3			B B B 4-0 E BB		x 0-0 ① F6		3	0	0	0	1	1	2
Pete Runnels, L (1, 4) OBP: 0.432, SLG: 0.485	x 0-0 ② F7			x 0-0 ① 4-3		S S S 0-3 ① K		x 0-0 ②③ G1-6-3 1-2f		4	0	0	0	0	1	2
Jim Busby, R (1, 7) OBP: 0.286, SLG: 0.382	x 0-0 ③ L5			x 0-0 ② F8		S S S 0-3 ② K			x 0-0 ① F4	4	0	0	0	0	1	1
Jackie Jensen, R (1, 9) OBP: 0.380, SLG: 0.511		x 0-0 ① F3		S S S 0-3 ③ K		x 0-0 E1 1-2			x 0-0 2B 1B	4	1	1	0	0	1	1
Frank Malzone, R (1, 5) OBP: 0.337, SLG: 0.463		x 0-0 ② 5-3			B B B 4-0 1B BB	x 0-0 ③ 6-3			x 0-0 1-H 2B	3	0	1	1	1	0	2
Dick Gernert, R (1, 3) OBP: 0.402, SLG: 0.464		x 0-0 ③ L4			x 0-0 G6-4-3 1-2 1B		x 0-0 ① 6-3		x 0-0 ② F7	4	0	1	0	0	0	1
Marty Keough, L (1, 8) OBP: 0.337, SLG: 0.467 Pete Daley, R (9, PH) OBP: 0.304, SLG: 0.325			x 0-0 ① 3-1		x 0-0 ① F4		x 0-0 ② F6		x 0-0 ③ 6-3	3 1	0 0	0 0	0 0	0 0	0 0	2 1
Sammy White, R (1, 2) OBP: 0.294, SLG: 0.278			S S S 0-3 ② K		x 0-0 ②③ G6-4-3 1-2f		x 0-0 ③ 6-3			3	0	0	0	0	1	2
Ted Wills, L (1, 1) OBP: 0.250, SLG: 0.333 Bobby Avila, R (6, PH) OBP: 0.239, SLG: 0.226 Leo Kiely, L (7, 1) Ted Williams, L (8, PH) OBP: 0.310, SLG: 0.283 Tom Brewer, R (8, PR) OBP: 0.121, SLG: 0.094 Frank Baumann, L (9, 1) OBP: 0.333, SLG: 0.455			x 0-0 1B			x 0-0 HR		x 0-0 G1-6-3 1B		1 1 0 1 0 0 0	0 1 0 0 0 0 0	1 1 0 1 0 0 0	0 1 0 0 0 0 0	0 0 0 0 0 0 0	0 0 0 0 0 0 0	0 1 0 0 0 0 0
Inning Stats	R: 0 E: 0 K: 1 S: 5 H: 0 LOB: 0 BB: 0 P: 5	R: 0 E: 0 K: 0 S: 3 H: 0 LOB: 0 BB: 0 P: 3	R: 0 E: 0 K: 1 S: 6 H: 1 LOB: 1 BB: 0 P: 6	R: 0 E: 0 K: 1 S: 5 H: 0 LOB: 0 BB: 0 P: 5	R: 0 E: 0 K: 0 S: 3 H: 1 LOB: 1 BB: 1 P: 7	R: 1 E: 1 K: 2 S: 9 H: 1 LOB: 2 BB: 1 P: 13	R: 0 E: 0 K: 0 S: 3 H: 0 LOB: 0 BB: 0 P: 3	R: 0 E: 0 K: 0 S: 3 H: 1 LOB: 1 BB: 0 P: 3	R: 1 E: 0 K: 0 S: 5 H: 2 LOB: 1 BB: 0 P: 5	1B: 4 2B: 1 3B: 0 HR: 1	SF: 0 SAC: 0 DP: 2 HBP: 0						

PITCHER	IP	WLS	BF	H	R	ER	SO	BB	IBB	HBP	BLK	WP	HR	S	P	ERA	WHIP
Billy Pierce, L (1, 1) ERA: 3.6	9.0	W	34	6	2	2	5	2	0	0	0	0	1	42	50	2.00	0.889

PITCHER	IP	WLS	BF	H	R	ER	SO	BB	IBB	HBP	BLK	WP	HR	S	P	ERA	WHIP

AB	32
R	2
H	6
RBI	2
BB	2
SO	5
LOB	14

WP: 0 PB: 0 SB: 0 CS: 0 PA: 34

livebaseballscorecards.com

Batter	1	2	3	4	5	6	7	8	9	AB	R	H	RBI	BB	SO	LOB
Ken Aspromonte, R (1, 4) OBP: 0.360, SLG: 0.333	F4		BB		1B		K			3	0	1	0	1	1	0
Faye Throneberry, L (1, 9) OBP: 0.407, SLG: 0.453	1B		1-H 1B 2B		1-3 1B			BB		3	0	3	0	1	0	0
Harmon Killebrew, R (1, 5) OBP: 0.381, SLG: 0.605	F8		2-H 1B		K			F2		4	0	1	0	0	1	4
Jim Lemon, R (1, 7) OBP: 0.344, SLG: 0.545	F8			1-3		K		K 1-2		4	0	0	0	0	2	2
Bob Allison, R (1, 8) OBP: 0.337, SLG: 0.561		F6		BB		HR		4-3		3	1	1	1	1	0	1
Roy Sievers, R (1, 3) OBP: 0.291, SLG: 0.419		F2		F8 1-2		5-3			6-3	4	0	0	0	0	0	1
Hal Naragon, L (1, 2) OBP: 0.320, SLG: 0.379		1B 2B		4-3		G3			5-3	4	0	1	0	0	0	1
Ron Samford, R (1, 6) OBP: 0.290, SLG: 0.391		2-H 1B			5-3		L6		K	3	0	1	0	0	0	0
Clint Courtney, L (9, PH) OBP: 0.396, SLG: 0.357										1	0	0	0	0	1	0
Bill Fischer, R (1, 1) OBP: 0.200, SLG: 0.143			1-3		K		K			3	0	0	0	0	2	0
Inning Stats	R: 0 E: 0 K: 0 S: 4 H: 1 LOB: 1 BB: 0 P: 4	R: 0 E: 0 K: 0 S: 4 H: 2 LOB: 2 BB: 0 P: 4	R: 0 E: 0 K: 0 S: 3 H: 2 LOB: 2 BB: 1 P: 7	R: 0 E: 0 K: 0 S: 3 H: 0 LOB: 1 BB: 1 P: 7	R: 0 E: 0 K: 2 S: 9 H: 2 LOB: 2 BB: 0 P: 9	R: 1 E: 0 K: 1 S: 6 H: 1 LOB: 0 BB: 0 P: 6	R: 0 E: 0 K: 2 S: 7 H: 0 LOB: 0 BB: 0 P: 7	R: 0 E: 0 K: 1 S: 5 H: 0 LOB: 1 BB: 1 P: 9	R: 0 E: 0 K: 1 S: 5 H: 0 LOB: 0 BB: 0 P: 5	1B: 5 2B: 2 3B: 0 HR: 1 SF: 0 SAC: 0 DP: 0 HBP: 0						

PITCHER	IP	WLS	BF	H	R	ER	SO	BB	IBB	HBP	BLK	WP	HR	S	P	ERA	WHIP
Early Wynn, R (1, 1) ERA: 3.85	9.0	W	35	8	1	1	7	3	0	0	0	0	1	46	58	1.00	1.222

PITCHER	IP	WLS	BF	H	R	ER	SO	BB	IBB	HBP	BLK	WP	HR	S	P	ERA	WHIP

TOP

Washington Senators @ Chicago White Sox

Comiskey Park, Chicago, IL

Tue Jun 23 1959, 8:05 PM EDT

Att. 16,300 - Unknown

livebaseballscorecards.com

AB	32
R	1
H	8
RBI	1
BB	3
SO	7
LOB	9

WP: 0 PA: 35
PB: 0
SB: 2
CS: 0

Batter	1	2	3	4	5	6	7	8	9	AB	R	H	RBI	BB	SO	LOB
Luis Aparicio, R (1, 6) OBP: 0.362, SLG: 0.371	BB 1-6-3 1B		FC6-5 S 1B		E4 FC6-4 1-2		1-3			4	0	2	0	0	0	1
Nellie Fox, L (1, 4) OBP: 0.405, SLG: 0.440	1-6-3 1-2		FC6-5 2B 1-3		FC6-4 1B 1-2f 2-3		G3			4	1	0	0	0	0	4
Earl Torgeson, L (1, 3) OBP: 0.413, SLG: 0.427	BBBB BB BB		1-H 2B		1-3 3-H 1B			S S S K		3	0	2	2	1	1	0
Harry Simpson, L (1, 9) OBP: 0.309, SLG: 0.490	BBBB G6-4-3 1-2 2-3 BB		F8		4-3			HR 2B		3	1	1	0	1	0	3
Sherm Lollar, R (1, 2) OBP: 0.349, SLG: 0.441	G6-4-3 1-2f			F8		G1 2B		2-H HR		4	1	2	2	0	0	3
Jim Rivera, L (1, 7) OBP: 0.314, SLG: 0.476		G3		F8		G1 2-3		BBBB 4-0 5-3 S BB		3	0	0	0	1	0	1
Jim Landis, R (1, 8) OBP: 0.338, SLG: 0.341		F8		F2		F4		5-3 1-3		4	0	0	0	0	0	2
Bubba Phillips, R (1, 5) OBP: 0.338, SLG: 0.370		6-3			F8	5-3		F3		4	0	0	0	0	0	2
Early Wynn, S (1, 1) OBP: 0.333, SLG: 0.429			F7		FC6-4 E 1B 1B		6-3			3	1	1	0	0	0	0
Inning Stats	R: 0 H: 1 E: 0 LOB: 2 K: 0 BB: 2 S: 3 P: 11	R: 0 H: 0 E: 0 LOB: 0 K: 0 BB: 0 S: 3 P: 3	R: 1 H: 2 E: 0 LOB: 1 K: 0 BB: 0 S: 5 P: 5	R: 0 H: 0 E: 0 LOB: 0 K: 0 BB: 0 S: 3 P: 3	R: 1 H: 2 E: 1 LOB: 2 K: 0 BB: 0 S: 6 P: 6	R: 0 H: 1 E: 0 LOB: 1 K: 0 BB: 0 S: 4 P: 4	R: 0 H: 0 E: 0 LOB: 0 K: 0 BB: 0 S: 3 P: 3	R: 2 H: 2 E: 0 LOB: 1 K: 1 BB: 1 S: 7 P: 11		1B: 4 SF: 0 2B: 3 SAC: 0 3B: 0 DP: 1 HR: 1 HBP: 0						

PITCHER	IP	WLS	BF	H	R	ER	SO	BB	IBB	HBP	BLK	WP	HR	S	P	ERA	WHIP
Bill Fischer, R (1, 1) ERA: 3.29	8.0	L	35	8	4	3	1	3	0	0	0	0	1	34	46	3.38	1.375

PITCHER	IP	WLS	BF	H	R	ER	SO	BB	IBB	HBP	BLK	WP	HR	S	P	ERA	WHIP

BOTTOM

Washington Senators @ Chicago White Sox

Comiskey Park, Chicago, IL

Tue Jun 23 1959, 8:05 PM EDT

Att. 16,300 - Unknown

livebaseballscorecards.com

AB	32
R	4
H	8
RBI	4
BB	3
SO	1
LOB	16

Washington Senators @ Chicago White Sox

Comiskey Park, Chicago, IL

Wed Jun 24 1959, 4:33 AM EDT

Att. 5,370 - Unknown

TOP

livebaseballscorecards.com

Batter	1	2	3	4	5	6	7	8	9	AB	R	H	RBI	BB	SO	LOB
Ken Aspromonte, R (1, 4) (9, 6) OBP: 0.345, SLG: 0.319	5-3		L4			5-6-3	F5		E6 2-H 3-H 1B	5	0	1	1	0	0	2
Bob Allison, R (1, 8) OBP: 0.341, SLG: 0.562	FC6-4 1B			G6-4-3 1B		BB 1B		6-3	F4	5	0	3	0	0	0	1
Harmon Killebrew, R (1, 5) OBP: 0.379, SLG: 0.597	FC6-4 1-2f			G6-4-3 1-2f		G6-3 BB 1-2		K		3	0	0	0	1	1	2
Faye Throneberry, L (1, 9) OBP: 0.398, SLG: 0.440	1-3			1-3		G6-3 1-2f		F7		4	0	0	0	0	0	3
Jim Lemon, R (1, 7) OBP: 0.346, SLG: 0.544		5-3			K		BB 1B 1B		E 1B 1B	4	2	2	0	0	1	0
Roy Sievers, R (1, 3) OBP: 0.297, SLG: 0.421		5-3			E 1B		F8		E 1-2 1B	4	1	2	0	0	0	1
Clint Courtney, L (1, 2) OBP: 0.385, SLG: 0.333		F4			K		BB 1B 1-2		F6	3	0	0	0	1	1	3
Ron Samford, R (1, 6) OBP: 0.287, SLG: 0.386			5-3		E6 1-2		E3 1-2 2-H		E 1-3 2-H	2	0	0	0	0	0	1
Julio Becquer, L (7, PH) OBP: 0.252, SLG: 0.311										1	0	1	1	0	0	0
Jose Valdivielso, R (7, 6) OBP: 0.364, SLG: 0.364										0	0	0	0	0	0	0
Hal Naragon, L (9, PH) OBP: 0.317, SLG: 0.375										1	1	0	0	0	0	1
Hal Griggs, R (9, 1)										0	0	0	0	0	0	0
Russ Kemmerer, R (1, 1) OBP: 0.133, SLG: 0.107			K		F4		F8		1-3	2	0	0	0	0	1	2
Lenny Green, L (7, PH) OBP: 0.227, SLG: 0.262										1	0	0	0	0	0	2
Tex Clevenger, R (7, 1) OBP: 0.143, SLG: 0.333										0	0	0	0	0	0	0
Reno Bertoia, R (9, PH) (9, 4) OBP: 0.320, SLG: 0.389										1	0	0	0	0	0	2
Inning Stats	R: 0 E: 0 K: 0 S: 4 H: 1 LOB: 1 BB: 0 P: 4	R: 0 E: 0 K: 0 S: 3 H: 0 LOB: 0 BB: 0 P: 3	R: 0 E: 0 K: 1 S: 5 H: 0 LOB: 0 BB: 0 P: 5	R: 0 E: 0 K: 0 S: 3 H: 1 LOB: 0 BB: 0 P: 3	R: 0 E: 1 K: 2 S: 9 H: 1 LOB: 2 BB: 0 P: 9	R: 0 E: 0 K: 0 S: 3 H: 1 LOB: 1 BB: 1 P: 7	R: 1 E: 0 K: 0 S: 5 H: 2 LOB: 2 BB: 1 P: 9	R: 0 E: 0 K: 1 S: 5 H: 0 LOB: 0 BB: 0 P: 5	R: 3 E: 2 K: 0 S: 7 H: 3 LOB: 1 BB: 0 P: 7	1B: 9 2B: 0 3B: 0 HR: 0 SF: 0 SAC: 0 DP: 2 HBP: 0							

	AB	36
	R	4
	H	9
	RBI	2
	BB	2
	SO	4
	LOB	20

WP: 0 PB: 0 SB: 0 CS: 0 PA: 38

PITCHER	IP	WLS	BF	H	R	ER	SO	BB	IBB	HBP	BLK	WP	HR	S	P	ERA	WHIP
Dick Donovan, R (1, 1) ERA: 3.79	9.0	L	38	9	4	1	4	2	0	0	0	0	0	44	52	1.00	1.222

PITCHER	IP	WLS	BF	H	R	ER	SO	BB	IBB	HBP	BLK	WP	HR	S	P	ERA	WHIP

Batter	1	2	3	4	5	6	7	8	9	AB	R	H	RBI	BB	SO	LOB
Luis Aparicio, R (1, 6) OBP: 0.364, SLG: 0.384	S 1B 1B	1-3			IHR		5-3			4	2	2	1	0	0	1
Nellie Fox, L (1, 4) OBP: 0.403, SLG: 0.437	1B 1-H 1B		4-3		4-3			1-3		4	0	1	1	0	0	0
Earl Torgeson, L (1, 3) OBP: 0.402, SLG: 0.414	F8		B1		F2			K		4	0	0	0	0	1	1
Harry Simpson, L (1, 9) OBP: 0.305, SLG: 0.472	1-3 1B		6-3			K		K		4	0	1	0	0	2	0
Sherm Lollar, R (1, 2) OBP: 0.351, SLG: 0.448	K			FC1-4 BB HBP		3B			6-3	3	0	1	0	0	1	2
Jim Rivera, L (1, 7) OBP: 0.324, SLG: 0.470	6-3			FC1-4 1-2 BB		F3			1B	3	0	1	0	1	0	3
Jim Landis, R (1, 8) OBP: 0.335, SLG: 0.336		F8		FC1-4 6-3 1-2f 2-3		F3			F7	3	0	0	0	0	0	3
Billy Goodman, L (9, PH) OBP: 0.297, SLG: 0.228										1	0	0	0	0	0	1
Bubba Phillips, R (1, 5) OBP: 0.333, SLG: 0.364		F8		6-3 1-2			F7		1-3	3	0	0	0	0	0	2
Larry Doby, L (9, PH) OBP: 0.293, SLG: 0.304										1	0	0	0	0	0	1
Dick Donovan, L (1, 1) OBP: 0.212, SLG: 0.290		BB			K		3-1			2	0	0	0	1	1	0
Inning Stats	R: 1 E: 0 K: 1 S: 8 H: 3 LOB: 2 BB: 0 P: 8	R: 0 E: 0 K: 0 S: 3 H: 0 LOB: 1 BB: 1 P: 7	R: 0 E: 0 K: 0 S: 3 H: 0 LOB: 0 BB: 0 P: 3	R: 0 E: 0 K: 0 S: 2 H: 0 LOB: 1 BB: 1 P: 7	R: 1 E: 0 K: 1 S: 6 H: 1 LOB: 0 BB: 0 P: 6	R: 0 E: 0 K: 1 S: 6 H: 1 LOB: 1 BB: 0 P: 6	R: 0 E: 0 K: 0 S: 3 H: 0 LOB: 0 BB: 0 P: 3	R: 0 E: 0 K: 2 S: 7 H: 0 LOB: 0 BB: 0 P: 7	R: 0 E: 0 K: 0 S: 4 H: 1 LOB: 1 BB: 0 P: 4	1B: 4 2B: 0 3B: 1 HR: 1	SF: 0 SAC: 0 DP: 0 HBP: 1						

PITCHER		IP	WLS	BF	H	R	ER	SO	BB	IBB	HBP	BLK	WP	HR	S	P	ERA	WHIP
Russ Kemmerer, R ERA: 4.58	(1, 1)	6.0		25	5	2	2	3	2	0	1	0	0	0	28	37	3.00	1.167
Tex Clevenger, R ERA: 5.35	(7, 1)	2.0	W	6	0	0	0	2	0	0	0	0	0	0	10	10	0.00	0.000
Hal Griggs, R ERA: 4.44	(9, 1)	1.0	S	4	1	0	0	0	0	0	0	0	0	0	4	4	0.00	1.000

PITCHER	IP	WLS	BF	H	R	ER	SO	BB	IBB	HBP	BLK	WP	HR	S	P	ERA	WHIP

BOTTOM

Washington Senators @ Chicago White Sox

Comiskey Park, Chicago, IL

Wed Jun 24 1959, 4:33 AM EDT

Att. 5,370 - Unknown

livebaseballscorecards.com

AB	32
R	2
H	6
RBI	2
BB	2
SO	5
LOB	14

Washington Senators @ Chicago White Sox

Comiskey Park, Chicago, IL

Thu Jun 25 1959, 4:33 AM EDT

Att. 4,848 - Unknown

livebaseballscorecards.com

Batter	1	2	3	4	5	6	7	8	9	AB	R	H	RBI	BB	SO	LOB
Faye Throneberry, L (1, 9) OBP: 0.400, SLG: 0.438	F5		BBBB 4-0 CS BB		4-3 1-2 2-3			1B		3	0	1	0	1	0	2
Bob Allison, R (1, 8) OBP: 0.340, SLG: 0.565	F4		CS 1-2	1B 3B	4-3			SSS K		4	1	1	0	0	1	3
Harmon Killebrew, R (1, 5) OBP: 0.374, SLG: 0.588	SSS K			6-3		5-3		F9		4	0	0	0	0	1	2
Roy Sievers, R (1, 3) OBP: 0.302, SLG: 0.420		F7		G3 3-H 1B		BBBB 4-0 FC4-6 BB		F7		3	0	1	1	1	0	1
Jim Lemon, R (1, 7) OBP: 0.345, SLG: 0.543		2B		G3 1-2		FC4-6 1-2f			F5	4	0	1	0	0	0	2
Clint Courtney, L (1, 2) OBP: 0.357, SLG: 0.306		SSS K		F4		4-3			G3	4	0	0	0	0	1	3
Ron Samford, R (1, 6) OBP: 0.286, SLG: 0.380		5-3			BBBB 4-0 FC1-5 1B BB		F7		F5	3	0	0	0	1	0	1
Ken Aspromonte, R (1, 4) OBP: 0.345, SLG: 0.320			6-3		4-3 FC1-5 1-2 1B		F7			3	0	1	0	0	0	0
Pedro Ramos, S (1, 1) OBP: 0.250, SLG: 0.273			SSS K2-3		FC1-5 4-3 1-2 2-3f		SSS K			2	0	0	0	0	1	2
Billy Consolo, R (7, PH) OBP: 0.233, SLG: 0.185										1	0	0	0	0	1	0
Hal Woodeshick, R (7, 1)										0	0	0	0	0	0	0
Inning Stats	R: 0 E: 0 K: 1 S: 5 H: 0 LOB: 0 BB: 0 P: 5	R: 0 E: 0 K: 1 S: 6 H: 1 LOB: 1 BB: 0 P: 6	R: 0 E: 0 K: 1 S: 4 H: 0 LOB: 0 BB: 1 P: 8	R: 1 E: 0 K: 0 S: 5 H: 2 LOB: 1 BB: 0 P: 5	R: 0 E: 0 K: 0 S: 4 H: 1 LOB: 2 BB: 1 P: 8	R: 0 E: 0 K: 0 S: 3 H: 0 LOB: 1 BB: 1 P: 7	R: 0 E: 0 K: 1 S: 5 H: 0 LOB: 0 BB: 0 P: 5	R: 0 E: 0 K: 1 S: 6 H: 1 LOB: 1 BB: 0 P: 6	R: 0 E: 0 K: 0 S: 3 H: 0 LOB: 0 BB: 0 P: 3	1B: 3 2B: 1 3B: 1 HR: 0	SF: 0 SAC: 0 DP: 0 HBP: 0					

TOP	
AB	31
R	1
H	5
RBI	1
BB	3
SO	5
LOB	16

WP: 0 PB: 0 SB: 0 CS: 1 PA: 35

PITCHER	IP	WLS	BF	H	R	ER	SO	BB	IBB	HBP	BLK	WP	HR	S	P	ERA	WHIP
Barry Latman, R (1, 1) ERA: 4.39	9.0	W	34	5	1	1	5	3	0	0	0	0	0	41	53	1.00	0.889

PITCHER	IP	WLS	BF	H	R	ER	SO	BB	IBB	HBP	BLK	WP	HR	S	P	ERA	WHIP

Batter	1	2	3	4	5	6	7	8	9	AB	R	H	RBI	BB	SO	LOB
Luis Aparicio, R (1, 6) OBP: 0.359, SLG: 0.378	G3		F4		5-3			5-3		4	0	0	0	0	0	0
Nellie Fox, L (1, 4) OBP: 0.397, SLG: 0.431	4-3			E4 G3 FC4-2		F7		F7		4	0	0	0	0	0	0
Billy Goodman, L (1, 5) OBP: 0.299, SLG: 0.250 Jim Landis, R (7, 8) OBP: 0.333, SLG: 0.335	4-3			G3 2-3		G3 HR 2B		F3		3 1	1 0	1 0	0 0	0 0	0 0	1 0
Harry Simpson, L (1, 9) OBP: 0.290, SLG: 0.446		4-3		FC4-2 3-H		G3 2-3				3	0	0	0	0	0	2
Earl Torgeson, L (1, 3) OBP: 0.401, SLG: 0.435		G3		4-3		HR 3-H				3	1	1	2	0	0	1
Jim Rivera, L (1, 7) OBP: 0.338, SLG: 0.478		1B			S 3B 1B	F7				3	1	2	0	0	0	0
Earl Battey, R (1, 2) OBP: 0.324, SLG: 0.300		F6			F7 1-2		1-3			3	0	0	0	0	0	2
Bubba Phillips, R (1, 8) OBP: 0.333, SLG: 0.373 (7, 5)			F7		SF9 2-H 3B		6-3			3	1	1	1	0	0	0
Barry Latman, R (1, 1) OBP: 0.133, SLG: 0.077			4-3		SF9 3-H		4-3			2	0	0	1	0	0	0
Inning Stats	R: 0 E: 0 K: 0 S: 3 H: 0 LOB: 0 BB: 0 P: 3	R: 0 E: 0 K: 0 S: 4 H: 1 LOB: 1 BB: 0 P: 4	R: 0 E: 0 K: 0 S: 3 H: 0 LOB: 0 BB: 0 P: 3	R: 0 E: 1 K: 0 S: 4 H: 0 LOB: 1 BB: 0 P: 4	R: 2 E: 0 K: 0 S: 5 H: 2 LOB: 0 BB: 0 P: 5	R: 2 E: 0 K: 0 S: 5 H: 2 LOB: 0 BB: 0 P: 5	R: 0 E: 0 K: 0 S: 3 H: 0 LOB: 0 BB: 0 P: 3	R: 0 E: 0 K: 0 S: 3 H: 0 LOB: 0 BB: 0 P: 3		1B: 2 2B: 1 3B: 1 HR: 1 SF: 1 SAC: 0 DP: 0 HBP: 0				WP: 0 PB: 0 SB: 1 CS: 0 PA: 30		

PITCHER		IP	WLS	BF	H	R	ER	SO	BB	IBB	HBP	BLK	WP	HR	S	P	ERA	WHIP
Pedro Ramos, R ERA: 4.35	(1, 1)	6.0	L	24	5	4	4	0	0	0	0	0	0	1	24	24	6.00	0.833
Hal Woodeshick, L ERA: 6.1	(7, 1)	2.0		6	0	0	0	0	0	0	0	0	0	0	6	6	0.00	0.000

PITCHER	IP	WLS	BF	H	R	ER	SO	BB	IBB	HBP	BLK	WP	HR	S	P	ERA	WHIP

BOTTOM

Washington Senators @ Chicago White Sox

Comiskey Park, Chicago, IL

Thu Jun 25 1959, 4:33 AM EDT

Att. 4,848 - Unknown

livebaseballscorecards.com

AB	29
R	4
H	5
RBI	4
BB	0
SO	0
LOB	6

Batter	1	2	3	4	5	6	7	8	9	AB	R	H	RBI	BB	SO	LOB
Hank Bauer, R (1, 9) OBP: 0.348, SLG: 0.397	F7		K		HR / BB	1-3 / 1B	K / 3-H		F7	5	1	1	0	1	2	4
Hector Lopez, R (1, 5) OBP: 0.347, SLG: 0.510	F7		1B / 2B / BB		1-H / HR	1-3 / 1-2 / 3-H		F7		4	2	1	3	1	0	1
Mickey Mantle, S (1, 8) OBP: 0.431, SLG: 0.603	1B		2B / 1-2 / 1B		6-3	FC6-4 / IBB		2B		4	0	3	0	1	0	0
Bill Skowron, R (1, 3) OBP: 0.339, SLG: 0.536	F9		1-3 / 2-H / 2B		5-3	FC6-4 / 1-2f		K		5	0	1	1	0	1	4
Yogi Berra, L (1, 2) OBP: 0.321, SLG: 0.398		BB	K		L8		E / 1B / 1B	G3		4	1	1	0	1	1	3
Gil McDougald, R (1, 6) OBP: 0.321, SLG: 0.380		F9		1B / 1B		HR	K		SH / 2B	5	1	3	1	0	1	2
Bobby Richardson, R (1, 4) OBP: 0.338, SLG: 0.379		F4		G6-3 / 1-2 / 1B		SH1-3 / WP / 1B / BB	E7 / 1-3 / 1B / 1B		SH / G4-6-3 / 2-3	3	2	2	0	1	0	1
Jim Pisoni, R (1, 7) OBP: 0.263, SLG: 0.286 Tony Kubek, L (7, PH) OBP: 0.316, SLG: 0.409 (7, 7)	5-3		K		SH1-3 / 1-3	1B / K / IBB		G4-6-3 / 1-2f		2 1	0 0	0 0	0 0	0 1	1 0	3 2
Art Ditmar, R (1, 1) OBP: 0.158, SLG: 0.189 Ralph Terry, R (6, 1) OBP: 0.160, SLG: 0.160 Norm Siebern, L (7, PH) OBP: 0.348, SLG: 0.400 Ryne Duren, R (7, 1)		5-3		G6-3 / 1-2f		1B / 1-3 / 3-H / 1B	1-3 / 2-H / 3-H / 1B		HBP	3 0 1 0	1 0 0 0	1 0 1 0	1 0 2 0	0 0 0 0	0 0 0 0	2 0 0 0
Inning Stats	R: 0 E: 0 K: 0 S: 4 / H: 1 LOB: 1 BB: 0 P: 4	R: 0 E: 0 K: 0 S: 3 / H: 0 LOB: 1 BB: 1 P: 7	R: 1 E: 0 K: 2 S: 9 / H: 2 LOB: 2 BB: 1 P: 13	R: 0 E: 0 K: 1 S: 6 / H: 2 LOB: 1 BB: 0 P: 6	R: 2 E: 0 K: 0 S: 4 / H: 1 LOB: 0 BB: 1 P: 8	R: 3 E: 0 K: 0 S: 6 / H: 3 LOB: 2 BB: 2 P: 14	R: 2 E: 1 K: 2 S: 9 / H: 3 LOB: 2 BB: 1 P: 13	R: 0 E: 0 K: 1 S: 6 / H: 1 LOB: 1 BB: 0 P: 6	R: 0 E: 1 K: 0 S: 4 / H: 1 LOB: 2 BB: 0 P: 5	1B: 9 2B: 3 3B: 0 HR: 2 / SF: 0 SAC: 2 DP: 2 HBP: 1						

TOP

New York Yankees @ Chicago White Sox

Comiskey Park, Chicago, IL

Fri Jun 26 1959, 8:05 PM EDT

Att. 37,909 - Unknown

livebaseballscorecards.com

AB	37
R	8
H	14
RBI	8
BB	6
SO	6
LOB	22

WP: 1 PB: 0 SB: 0 CS: 0 / PA: 46

PITCHER		IP	WLS	BF	H	R	ER	SO	BB	IBB	HBP	BLK	WP	HR	S	P	ERA	WHIP
Billy Pierce, L ERA: 3.9	(1, 1)	5.1	L	27	8	6	6	3	4	0	0	0	1	2	29	45	10.12	2.250
Gerry Staley, R ERA: 1.94	(6, 1)	0.2		4	1	0	0	0	0	1	0	0	0	0	3	7	0.00	1.500
Turk Lown, R ERA: 3.71	(7, 1)	2.0		10	4	2	2	3	0	1	0	0	0	0	15	19	9.00	2.000
Rudy Arias, L ERA: 3.64	(9, 1)	1.0		5	1	0	0	0	0	0	1	0	0	0	4	5	0.00	1.000

PITCHER	IP	WLS	BF	H	R	ER	SO	BB	IBB	HBP	BLK	WP	HR	S	P	ERA	WHIP

BOTTOM

New York Yankees @ Chicago White Sox

Comiskey Park, Chicago, IL

Fri Jun 26 1959, 8:05 PM EDT

Att. 37,909 - Unknown

Batter	1	2	3	4	5	6	7	8	9	AB	R	H	RBI	BB	SO	LOB
Luis Aparicio, R (1, 6) OBP: 0.353, SLG: 0.371	K	F7			5-3	4-3			K	5	0	0	0	0	2	3
Nellie Fox, L (1, 4) OBP: 0.401, SLG: 0.432	K		G4-6-3 1B		1B		HBP		K	4	0	2	0	0	2	0
Earl Torgeson, L (1, 3) OBP: 0.395, SLG: 0.422	BB		G4-6-3 1-2f		F5		K 1-2		K	4	0	0	0	1	2	3
Harry Simpson, L (1, 9) OBP: 0.288, SLG: 0.450	L6		2B			F6	K			4	0	1	0	0	1	2
Sherm Lollar, R (1, 2) OBP: 0.353, SLG: 0.446		BB 2B FC5-2	5-3			1B 2B 1B	K			3	1	1	0	1	1	2
Jim Rivera, L (1, 7) OBP: 0.333, SLG: 0.466		F9		F9		2B 1-2 SF7 1B		F8		4	1	1	0	0	0	1
Jim Landis, R (1, 8) OBP: 0.343, SLG: 0.356		FC5-2 1-3 3B 2B		G6-4-3 1B		1-3 2-H 2B		1B		4	1	4	1	0	0	0
Bubba Phillips, R (1, 5) OBP: 0.331, SLG: 0.370		FC5-2 2-3 3-H 3B		G6-4-3 1-2f		BB		K		2	1	0	0	0	0	3
Billy Goodman, L (6, PH) OBP: 0.304, SLG: 0.246 (7, 5)										1	0	0	0	1	1	1
Billy Pierce, L (1, 1) OBP: 0.275, SLG: 0.368 Gerry Staley, R (6, 1) Norm Cash, L (6, PH) OBP: 0.333, SLG: 0.349 Turk Lown, R (7, 1) Johnny Callison, L (8, PH) OBP: 0.268, SLG: 0.245 Rudy Arias, L (9, 1)		1-H 3-H 3B			4-3	SF7 3-H		K		2 0 0 0 1 0	0 0 0 0 0 0	1 0 0 0 0 0	2 0 1 0 0 0	0 0 0 0 0 0	0 0 0 0 1 0	0 0 0 0 1 0
Inning Stats	R: 0 E: 0 K: 2 S: 7 H: 0 LOB: 1 BB: 1 P: 11	R: 2 E: 0 K: 0 S: 5 H: 2 LOB: 1 BB: 1 P: 9	R: 0 E: 0 K: 0 S: 4 H: 2 LOB: 1 BB: 0 P: 4	R: 0 E: 0 K: 0 S: 3 H: 1 LOB: 0 BB: 0 P: 3	R: 0 E: 0 K: 0 S: 4 H: 1 LOB: 1 BB: 0 P: 4	R: 2 E: 0 K: 0 S: 6 H: 3 LOB: 2 BB: 1 P: 10	R: 0 E: 0 K: 3 S: 9 H: 0 LOB: 1 BB: 0 P: 10	R: 0 E: 0 K: 2 S: 8 H: 1 LOB: 1 BB: 0 P: 8	R: 0 E: 0 K: 3 S: 9 H: 0 LOB: 0 BB: 0 P: 9	1B: 6 2B: 3 3B: 1 HR: 0 SF: 1 SAC: 0 DP: 2 HBP: 1						

livebaseballscorecards.com

AB	34
R	4
H	10
RBI	4
BB	3
SO	10
LOB	16

WP: 0 PB: 0 SB: 1 CS: 0 PA: 39

PITCHER		IP	WLS	BF	H	R	ER	SO	BB	IBB	HBP	BLK	WP	HR	S	P	ERA	WHIP
Art Ditmar, R ERA: 3.26	(1, 1)	5.1	W	26	9	4	4	2	3	0	0	0	0	0	27	39	6.75	2.250
Ralph Terry, R ERA: 4.84	(6, 1)	0.2		2	0	0	0	0	0	0	0	0	0	0	2	2	0.00	0.000
Ryne Duren, R ERA: 0.96	(7, 1)	3.0	S	11	1	0	0	8	0	0	1	0	0	0	26	27	0.00	0.333

PITCHER	IP	WLS	BF	H	R	ER	SO	BB	IBB	HBP	BLK	WP	HR	S	P	ERA	WHIP

Batter	1	2	3	4	5	6	7	8	9	AB	R	H	RBI	BB	SO	LOB
Tony Kubek, L (1, 7) OBP: 0.309, SLG: 0.401	F8		4-3			4-3		F9	K	5	0	0	0	0	1	2
Hector Lopez, R (1, 5) OBP: 0.353, SLG: 0.537	K			HR		HR		G4-6-3 1B		4	2	3	2	0	1	0
Mickey Mantle, S (1, 8) OBP: 0.428, SLG: 0.596	BB			K		L3		G4-6-3 1-2f		3	0	0	0	1	1	1
Norm Siebern, L (1, 9) OBP: 0.347, SLG: 0.411	F7			4-3		4-3			HR	4	1	1	1	0	0	1
Bill Skowron, R (1, 3) OBP: 0.341, SLG: 0.549		6-3		F8			6-3 1B		HR	4	1	2	1	0	0	0
Yogi Berra, L (1, 2) OBP: 0.315, SLG: 0.390		3-1			F2		F4		1-3	4	0	0	0	0	0	1
Gil McDougald, R (1, 6) OBP: 0.324, SLG: 0.382		F9			FC6-4 1B		6-3 1-2		1B 1B	4	0	2	0	0	0	1
Bobby Richardson, R (1, 4) OBP: 0.338, SLG: 0.373			F8		F9		IBB		F8	2	0	0	0	1	0	1
Johnny Blanchard, L (9, PH) OBP: 0.308, SLG: 0.391										1	0	0	0	0	0	1
Bob Turley, R (1, 1) OBP: 0.212, SLG: 0.133			1-3		FC6-4 1-2f		K		1-3 1B	3	0	0	0	0	1	3
Enos Slaughter, L (9, PH) OBP: 0.286, SLG: 0.310										1	0	1	0	0	0	0
Inning Stats	R: 0 H: 0 E: 0 LOB: 1 K: 1 BB: 1 S: 5 P: 9	R: 0 H: 0 E: 0 LOB: 0 K: 0 BB: 0 S: 3 P: 3	R: 0 H: 0 E: 0 LOB: 0 K: 0 BB: 0 S: 3 P: 3	R: 1 H: 1 E: 0 LOB: 0 K: 1 BB: 0 S: 6 P: 6	R: 0 H: 1 E: 0 LOB: 1 K: 0 BB: 0 S: 4 P: 4	R: 1 H: 1 E: 0 LOB: 0 K: 0 BB: 0 S: 4 P: 4	R: 0 H: 1 E: 0 LOB: 2 K: 1 BB: 1 S: 6 P: 10	R: 0 H: 1 E: 0 LOB: 0 K: 0 BB: 0 S: 3 P: 3	R: 2 H: 4 E: 0 LOB: 2 K: 1 BB: 0 S: 9 P: 9	1B: 5 SF: 0 2B: 0 SAC: 0 3B: 0 DP: 1 HR: 4 HBP: 0						

TOP

New York Yankees @ Chicago White Sox

Comiskey Park, Chicago, IL

Sat Jun 27 1959, 4:33 AM EDT

Att. 21,624 - Unknown

livebaseballscorecards.com

AB	35
R	4
H	9
RBI	4
BB	2
SO	4
LOB	11

PITCHER		IP	WLS	BF	H	R	ER	SO	BB	IBB	HBP	BLK	WP	HR	S	P	ERA	WHIP
Bob Shaw, R ERA: 3.06	(1, 1)	8.0	W	30	5	2	2	3	1	1	0	0	0	2	34	42	2.25	0.750
Rudy Arias, L ERA: 4.2	(9, 1)	0.1		3	2	2	2	0	0	0	0	0	0	2	3	3	54.00	6.000
Gerry Staley, R ERA: 1.91	(9, 1)	0.2	S	4	2	0	0	1	0	0	0	0	0	0	6	6	0.00	3.000

PITCHER	IP	WLS	BF	H	R	ER	SO	BB	IBB	HBP	BLK	WP	HR	S	P	ERA	WHIP

Batter	1	2	3	4	5	6	7	8	9	AB	R	H	RBI	BB	SO	LOB
Luis Aparicio, R (1, 6) OBP: 0.348, SLG: 0.366	F7		F8 2-3		F8			F8		4	0	0	0	0	0	2
Nellie Fox, L (1, 4) OBP: 0.405, SLG: 0.438	4-3		3-H 2B			G5-4-3 1B		BBBB 1B HR BB		3	1	2	1	1	0	0
Rudy Arias, L (9, 1)										0	0	0	0	0	0	0
Gerry Staley, R (9, 1)										0	0	0	0	0	0	0
Earl Torgeson, L (1, 3) OBP: 0.392, SLG: 0.417	2-3		SSS K			F9		1-3 HR BB 1B		4	1	1	0	0	1	2
Sherm Lollar, R (1, 2) OBP: 0.352, SLG: 0.441		F8		SSS K		1-2f G5-4-3		BBBB 1-2 HR BB		3	1	0	0	1	1	1
Harry Simpson, L (1, 9) OBP: 0.300, SLG: 0.500		SSS K		G4-6-3 1B			F8	1-H 2-H 3-H HR		4	1	2	4	0	1	0
Billy Goodman, L (1, 5) OBP: 0.315, SLG: 0.262		1B		1-2f G4-6-3			4-3	1B		4	0	2	0	0	0	1
Bubba Phillips, R (8, PR) OBP: 0.331, SLG: 0.370										0	0	0	0	0	0	0
(9, 5)																
Jim Rivera, L (1, 7) OBP: 0.329, SLG: 0.481		F7			F8		3B	F9		4	0	1	0	0	0	2
Jim Landis, R (1, 8) OBP: 0.343, SLG: 0.355			F8 SH1-4 2B 1B		F7		F2			3	1	1	0	0	0	1
Bob Shaw, R (1, 1) OBP: 0.188, SLG: 0.138			SH1-4 1-2		BBBB BB			SSS K		0	0	0	0	1	0	0
Norm Cash, L (8, PH) OBP: 0.329, SLG: 0.344										1	0	0	0	0	1	0
Sammy Esposito, R (9, 4) OBP: 0.280, SLG: 0.318										0	0	0	0	0	0	0
Inning Stats	R: 0 E: 0 K: 0 S: 3 H: 0 LOB: 0 BB: 0 P: 3	R: 0 E: 0 K: 1 S: 6 H: 1 LOB: 1 BB: 0 P: 6	R: 1 E: 0 K: 1 S: 7 H: 2 LOB: 1 BB: 0 P: 7	R: 0 E: 0 K: 1 S: 5 H: 1 LOB: 0 BB: 0 P: 5	R: 0 E: 0 K: 0 S: 3 H: 0 LOB: 1 BB: 0 P: 7	R: 0 E: 0 K: 0 S: 3 H: 1 LOB: 0 BB: 0 P: 3	R: 0 E: 0 K: 0 S: 4 H: 1 LOB: 1 BB: 0 P: 4	R: 4 E: 0 K: 1 S: 8 H: 3 LOB: 1 BB: 2 P: 16		1B: 6 2B: 1 3B: 1 HR: 1		SF: 0 SAC: 1 DP: 2 HBP: 0				

PITCHER		IP	WLS	BF	H	R	ER	SO	BB	IBB	HBP	BLK	WP	HR	S	P	ERA	WHIP
Bob Turley, R ERA: 4.56	(1, 1)	8.0	L	34	9	5	5	4	3	0	0	0	0	1	39	51	5.62	1.500

PITCHER		IP	WLS	BF	H	R	ER	SO	BB	IBB	HBP	BLK	WP	HR	S	P	ERA	WHIP

BOTTOM

New York Yankees @ Chicago White Sox

Comiskey Park, Chicago, IL

Sat Jun 27 1959, 4:33 AM EDT

Att. 21,624 - Unknown

livebaseballscorecards.com

AB	30
R	5
H	9
RBI	5
BB	3
SO	4
LOB	9

WP: 0 PB: 0 SB: 0 CS: 0 PA: 34

Batter	1	2	3	4	5	6	7	8	9	AB	R	H	RBI	BB	SO	LOB
Johnny Blanchard, L (1, 9) OBP: 0.290, SLG: 0.357	4-3		FC4-6 1B		F9		F9		F3	5	0	1	0	0	0	3
Hector Lopez, R (1, 5) OBP: 0.355, SLG: 0.535	HBP		F9			HR 1B		4-3		3	1	1	0	0	0	1
Mickey Mantle, S (1, 8) OBP: 0.426, SLG: 0.590	K		FC4-6 CS 1-2f			K		HBP 1B		4	0	1	0	0	2	3
Norm Siebern, L (1, 7) OBP: 0.349, SLG: 0.423	F8		CS 1-2	F8		1-H HR		G4-3 HBP 1-2		3	1	1	2	0	0	1
Bill Skowron, R (1, 3) OBP: 0.340, SLG: 0.544		1-3 1B 1B		4-3		6-3		G4-3 1-2f		4	0	1	0	0	0	2
Yogi Berra, L (1, 2) OBP: 0.319, SLG: 0.392		1-3 1-2		E9 1B		F9			4-3 1B	4	0	2	0	0	0	1
Gil McDougald, R (1, 6) OBP: 0.323, SLG: 0.377		1B BB		F8			K		4-3 1-2	3	0	0	0	1	1	2
Bobby Richardson, R (1, 4) OBP: 0.350, SLG: 0.380		1-3 2-H 1B			5-3		E5 1B		BB	3	0	2	0	1	0	0
Whitey Ford, L (1, 1) OBP: 0.318, SLG: 0.385		K			F8		K		F6	2	0	0	0	0	1	2
Enos Slaughter, L (7, PH) OBP: 0.280, SLG: 0.302										1	0	0	0	0	1	1
Jim Coates, R (7, 1)										0	0	0	0	0	0	0
Marv Throneberry, L (9, PH) OBP: 0.302, SLG: 0.375										1	0	0	0	0	0	2
Inning Stats	R: 0 E: 0 K: 1 S: 5 H: 0 LOB: 1 BB: 0 P: 6	R: 0 E: 0 K: 1 S: 6 H: 2 LOB: 2 BB: 1 P: 10	R: 0 E: 0 K: 0 S: 3 H: 1 LOB: 0 BB: 0 P: 3	R: 0 E: 1 K: 0 S: 4 H: 1 LOB: 1 BB: 0 P: 4	R: 0 E: 0 K: 0 S: 3 H: 0 LOB: 0 BB: 0 P: 3	R: 2 E: 0 K: 1 S: 7 H: 2 LOB: 0 BB: 0 P: 7	R: 0 E: 1 K: 2 S: 8 H: 1 LOB: 1 BB: 0 P: 8	R: 0 E: 0 K: 0 S: 3 H: 1 LOB: 1 BB: 0 P: 4	R: 0 E: 0 K: 0 S: 4 H: 1 LOB: 2 BB: 1 P: 8	1B: 8 2B: 0 3B: 0 HR: 1 SF: 0 SAC: 0 DP: 1 HBP: 2	WP: 0 PB: 0 SB: 0 CS: 1 PA: 38					

PITCHER	IP	WLS	BF	H	R	ER	SO	BB	IBB	HBP	BLK	WP	HR	S	P	ERA	WHIP
Early Wynn, R (1, 1) ERA: 3.71	9.0	W	37	9	2	2	5	2	0	2	0	0	1	43	53	2.00	1.222

PITCHER	IP	WLS	BF	H	R	ER	SO	BB	IBB	HBP	BLK	WP	HR	S	P	ERA	WHIP

TOP

New York Yankees @ Chicago White Sox

Comiskey Park, Chicago, IL

Sun Jun 28 1959, 4:33 AM EDT

Unknown

livebaseballscorecards.com

AB	33
R	2
H	9
RBI	2
BB	2
SO	5
LOB	18

Batter	1	2	3	4	5	6	7	8	9	AB	R	H	RBI	BB	SO	LOB
Luis Aparicio, R (1, 6) OBP: 0.346, SLG: 0.363	6-3		K		FC5-4 1-2f		F9 E 1-2 1B	F7		5	1	1	0	0	1	4
Nellie Fox, L (1, 4) OBP: 0.402, SLG: 0.437	3-1		F7			F8 HR 2B	F9 1-2 2-3	FC6-4 1-2f		5	1	1	0	0	0	5
Jim Landis, R (1, 8) OBP: 0.342, SLG: 0.353	5-3			F9		F8 2-3	E1 HR 2-H 3-H 1B			4	1	1	2	0	0	1
Sherm Lollar, R (1, 3) OBP: 0.350, SLG: 0.450		K		4-3		HR 3-H	6-3			4	1	1	2	0	1	1
Bubba Phillips, R (1, 5) OBP: 0.333, SLG: 0.386		F4		6-3		FC1-6 1B	HR 2-H			4	1	2	2	0	0	0
Al Smith, R (1, 9) OBP: 0.311, SLG: 0.348		E8			HR	FC1-6 HR 1-2f	F2			4	2	1	1	0	0	1
Earl Battey, R (1, 2) OBP: 0.342, SLG: 0.394		1-3			6-3	HR 1-H		FC1-6 BB		3	1	1	2	1	0	1
Jim McAnany, R (1, 7) OBP: 0.250, SLG: 0.250			SH1-4 1B		5-3	6-3		FC1-6 HBP 1-2f		4	0	1	0	0	0	1
Early Wynn, S (1, 1) OBP: 0.373, SLG: 0.442			SH1-4 1-2		FC5-4 BB		F9 1B E 1B	FC6-4 1-2 HBP		1	1	1	0	1	0	0
Inning Stats	R: 0 E: 0 K: 0 S: 3 H: 0 LOB: 0 BB: 0 P: 3	R: 0 E: 1 K: 1 S: 6 H: 0 LOB: 1 BB: 0 P: 6	R: 0 E: 0 K: 1 S: 6 H: 1 LOB: 1 BB: 0 P: 6	R: 0 E: 0 K: 0 S: 3 H: 0 LOB: 0 BB: 0 P: 3	R: 1 E: 0 K: 0 S: 4 H: 1 LOB: 1 BB: 1 P: 8	R: 4 E: 0 K: 0 S: 7 H: 4 LOB: 0 BB: 0 P: 7	R: 4 E: 1 K: 0 S: 7 H: 4 LOB: 0 BB: 0 P: 7	R: 0 E: 0 K: 0 S: 3 H: 0 LOB: 2 BB: 1 P: 8		1B: 5 2B: 1 3B: 0 HR: 4 SF: 0 SAC: 1 DP: 0 HBP: 1				WP: 0 PB: 0 SB: 0 CS: 0 PA: 38	

PITCHER		IP	WLS	BF	H	R	ER	SO	BB	IBB	HBP	BLK	WP	HR	S	P	ERA	WHIP
Whitey Ford, L ERA: 3.12	(1, 1)	6.0	L	26	6	5	5	2	1	0	0	0	0	3	29	33	7.50	1.167
Jim Coates, R ERA: 3.89	(7, 1)	2.0		12	4	4	4	0	1	0	1	0	0	1	10	15	18.00	2.500

PITCHER	IP	WLS	BF	H	R	ER	SO	BB	IBB	HBP	BLK	WP	HR	S	P	ERA	WHIP

BOTTOM

New York Yankees @ Chicago White Sox

Comiskey Park, Chicago, IL

Sun Jun 28 1959, 4:33 AM EDT

Unknown

livebaseballscorecards.com

AB	34
R	9
H	10
RBI	9
BB	2
SO	2
LOB	14

Batter	1	2	3	4	5	6	7	8	9	AB	R	H	RBI	BB	SO	LOB
Enos Slaughter, L (1, 9) OBP: 0.259, SLG: 0.277	4-3		F8			F8		F8		4	0	0	0	0	0	1
Hector Lopez, R (1, 5) OBP: 0.350, SLG: 0.527	K			F9		K			5-3	4	0	0	0	0	2	0
Mickey Mantle, S (1, 8) OBP: 0.423, SLG: 0.589	F7			G3			F7		1B 2B	4	1	1	0	0	0	0
Norm Siebern, L (1, 7) OBP: 0.347, SLG: 0.420		6-3		G3			G3		G3 BB 2-H 1B	4	0	1	1	0	0	0
Bill Skowron, R (1, 3) OBP: 0.342, SLG: 0.541		BB 1B			F8		F6		B B B B 4-0 G3 1-2 BB	3	0	1	0	1	0	0
Yogi Berra, L (1, 2) OBP: 0.322, SLG: 0.406		B B B B 4-0 G6-4-3 1-2 BB			S S S 0-3 K			0-0 HR	0-0 G3 1-2 2-3	3	1	1	1	1	1	2
Gil McDougald, R (1, 6) OBP: 0.322, SLG: 0.372		0-0 G6-4-3 1-2f			B B B B 4-0 BB			0-0 6-3	0-0 F9	3	0	0	0	1	0	4
Bobby Richardson, R (1, 4) OBP: 0.350, SLG: 0.379			0-0 F4		0-0 5-3			0-0 FC4-6 1B		3	0	1	0	0	0	1
Don Larsen, R (1, 1) OBP: 0.407, SLG: 0.393 Jim Bronstad, R (1, 1) Marv Throneberry, L (3, PH) OBP: 0.333, SLG: 0.556 Ralph Terry, R (9, 1) OBP: 0.154, SLG: 0.160 Hank Bauer, R (6, PH) OBP: 0.347, SLG: 0.394 Bobby Shantz, R (6, 1) OBP: 0.000, SLG: 0.000 Johnny Blanchard, L (6, PH) OBP: 0.421, SLG: 0.545 Jim Pisoni, R (6, PH) OBP: 0.000, SLG: 0.286 Art Ditmar, R (8, 1) OBP: 0.188, SLG: 0.189			0-0 F1			0-0 6-3		0-0 FC4-6 1-2f		0 0 0 0 0 0 0 0 0 0 0 0 0 0 1 0 0 0 0 0 0 0 0 0 0 0 0 0 1 0 0 0 0 0 0 0 0 0 0 0 0 0 1 0 0 0 0 0 1 0 0 0 0 0 0 0 0 0 0 0 0 0 0						
Inning Stats	R: 0 E: 0 K: 1 S: 5 H: 0 LOB: 0 BB: 0 P: 5	R: 0 E: 0 K: 0 S: 3 H: 1 LOB: 1 BB: 1 P: 7	R: 0 E: 0 K: 0 S: 3 H: 0 LOB: 0 BB: 0 P: 3	R: 0 E: 0 K: 0 S: 3 H: 0 LOB: 0 BB: 0 P: 3	R: 0 E: 0 K: 1 S: 5 H: 0 LOB: 1 BB: 1 P: 9	R: 0 E: 0 K: 1 S: 5 H: 0 LOB: 0 BB: 0 P: 5	R: 0 E: 0 K: 0 S: 3 H: 0 LOB: 0 BB: 0 P: 3	R: 1 E: 0 K: 0 S: 5 H: 2 LOB: 1 BB: 0 P: 5	R: 1 E: 0 K: 0 S: 5 H: 2 LOB: 2 BB: 1 P: 9	1B: 3 2B: 1 3B: 0 HR: 1	SF: 0 SAC: 0 DP: 1 HBP: 0						

PITCHER	IP	WLS	BF	H	R	ER	SO	BB	IBB	HBP	BLK	WP	HR	S	P	ERA	WHIP
Dick Donovan, R (1, 1) ERA: 3.65	8.1	W	32	5	2	2	3	3	0	0	0	0	1	35	47	2.16	0.960
Turk Lown, R (9, 1) ERA: 3.63	0.2	S	2	0	0	0	0	0	0	0	0	0	0	2	2	0.00	0.000

PITCHER	IP	WLS	BF	H	R	ER	SO	BB	IBB	HBP	BLK	WP	HR	S	P	ERA	WHIP

TOP

New York Yankees @ Chicago White Sox

Comiskey Park, Chicago, IL

Sun Jun 28 1959, 4:38 AM EDT

Att. 42,121 - Unknown

livebaseballscorecards.com

AB	31
R	2
H	5
RBI	2
BB	3
SO	3
LOB	9

WP: 0	PA: 34		
PB: 0			
SB: 0			
CS: 0			

Batter	1	2	3	4	5	6	7	8	9	AB	R	H	RBI	BB	SO	LOB
Luis Aparicio, R (1, 6) OBP: 0.344, SLG: 0.361	5-3	4-3 2-3		1B 1B		5-3				4	0	1	0	0	0	2
Nellie Fox, L (1, 4) OBP: 0.403, SLG: 0.443	WP HR 2B	SF9 3-H		1-2 1B			4-3			3	1	2	1	0	0	0
Earl Torgeson, L (1, 3) OBP: 0.389, SLG: 0.408	HR 2-3 BB	F8		K			K			3	1	0	0	1	2	2
Harry Simpson, L (1, 9) OBP: 0.284, SLG: 0.471	K	K		1-4-3			F7			4	0	0	0	0	2	2
Sherm Lollar, R (1, 2) OBP: 0.353, SLG: 0.467	HR 1-H 3-H	F9 2B		6-3				6-3		4	1	2	3	0	0	0
Jim Rivera, L (1, 7) OBP: 0.326, SLG: 0.469	1B 1B	F9 2-3		K				4-3		4	0	1	0	0	1	1
Bubba Phillips, R (1, 5) OBP: 0.340, SLG: 0.394	1-3 1B	6-3				2B		BB		3	0	2	0	1	0	1
Jim Landis, R (1, 8) OBP: 0.337, SLG: 0.347	F8			1-3		6-3		F2		4	0	0	0	0	0	4
Dick Donovan, L (1, 1) OBP: 0.222, SLG: 0.324		4-3 SF9 2B		K		K				3	1	1	0	0	2	1
Turk Lown, R (9, 1)										0	0	0	0	0	0	0
Inning Stats	R: 3 E: 0 K: 1 S: 9 H: 4 LOB: 2 BB: 1 P: 13	R: 1 E: 0 K: 0 S: 4 H: 1 LOB: 0 BB: 0 P: 4	R: 0 E: 0 K: 1 S: 6 H: 1 LOB: 1 BB: 0 P: 6	R: 0 E: 0 K: 2 S: 9 H: 2 LOB: 2 BB: 0 P: 9	R: 0 E: 0 K: 1 S: 5 H: 0 LOB: 0 BB: 0 P: 5	R: 0 E: 0 K: 1 S: 6 H: 1 LOB: 1 BB: 0 P: 6	R: 0 E: 0 K: 1 S: 5 H: 0 LOB: 0 BB: 0 P: 5	R: 0 E: 0 K: 0 S: 3 H: 0 LOB: 1 BB: 1 P: 7		1B: 4 2B: 4 3B: 0 HR: 1 SF: 1 SAC: 0 DP: 0 HBP: 0				WP: 1 PB: 0 SB: 0 CS: 0 PA: 35	

PITCHER		IP	WLS	BF	H	R	ER	SO	BB	IBB	HBP	BLK	WP	HR	S	P	ERA	WHIP
Don Larsen, R ERA: 3.0	(1, 1)	0.2	L	6	3	3	3	1	1	0	0	0	1	1	7	11	40.50	6.000
Jim Bronstad, R ERA: 2.82	(1, 1)	1.1		6	2	1	1	0	0	0	0	0	0	0	6	6	6.75	1.500
Ralph Terry, R ERA: 4.64	(3, 1)	3.0		12	3	0	0	4	0	0	0	0	0	0	20	20	0.00	1.000
Bobby Shantz, L ERA: 4.06	(6, 1)	2.0		7	1	0	0	2	0	0	0	0	0	0	11	11	0.00	0.500
Art Ditmar, R ERA: 3.23	(8, 1)	1.0		4	0	0	0	0	1	0	0	0	0	0	3	7	0.00	1.000

PITCHER	IP	WLS	BF	H	R	ER	SO	BB	IBB	HBP	BLK	WP	HR	S	P	ERA	WHIP

BOTTOM

New York Yankees @ Chicago White Sox

Comiskey Park, Chicago, IL

Sun Jun 28 1959, 4:38 AM EDT

Att. 42,121 - Unknown

livebaseballscorecards.com

AB	32
R	4
H	9
RBI	4
BB	2
SO	7
LOB	13

Batter	1	2	3	4	5	6	7	8	9	AB	R	H	RBI	BB	SO	LOB
Luis Aparicio, R (1, 6) OBP: 0.343, SLG: 0.359	1-3		6-3, 1B 2-H 1B		F9			FC1-6 1-2f		4	0	1	1	0	0	1
Nellie Fox, L (1, 4) OBP: 0.401, SLG: 0.440	F8		6-3 1-2 1B			K		F5		4	0	1	0	0	1	1
Earl Torgeson, L (1, 3) OBP: 0.380, SLG: 0.397	6-3		6-3 1-2 2-3			4-3			6-3	4	0	0	0	0	0	2
Harry Simpson, L (1, 9) OBP: 0.269, SLG: 0.444		G3	4-3			F8			4-3	4	0	0	0	0	0	2
Sherm Lollar, R (1, 2) OBP: 0.351, SLG: 0.464		FC7-4 1B		F8			F7		1-3	4	0	1	0	0	0	0
Jim Rivera, L (1, 7) OBP: 0.315, SLG: 0.452		FC7-4 FC4-6 1-2f		F3			P4			3	0	0	0	0	0	1
Bubba Phillips, R (1, 5) OBP: 0.336, SLG: 0.389		FC4-6 1-2f		L6			5-3			3	0	0	0	0	0	1
Jim Landis, R (1, 8) OBP: 0.337, SLG: 0.347			E6 SH1-3 1B		K			FC1-6 1B		3	1	1	0	0	1	0
Billy Pierce, L (1, 1) OBP: 0.268, SLG: 0.359			SH1-3 1-2		6-3			F8		1	0	0	0	0	0	0
Billy Goodman, L (8, PH) OBP: 0.311, SLG: 0.258										1	0	0	0	0	0	1
Gerry Staley, R (8, 1)										0	0	0	0	0	0	0
Inning Stats	R: 0 E: 0 K: 0 S: 3 H: 0 LOB: 0 BB: 0 P: 3	R: 0 E: 0 K: 0 S: 4 H: 1 LOB: 1 BB: 0 P: 4	R: 1 E: 1 K: 0 S: 6 H: 2 LOB: 2 BB: 0 P: 6	R: 0 E: 0 K: 0 S: 3 H: 0 LOB: 0 BB: 0 P: 3	R: 0 E: 0 K: 1 S: 5 H: 0 LOB: 0 BB: 0 P: 5	R: 0 E: 0 K: 1 S: 5 H: 0 LOB: 0 BB: 0 P: 5	R: 0 E: 0 K: 0 S: 3 H: 0 LOB: 0 BB: 0 P: 3	R: 0 E: 0 K: 0 S: 4 H: 1 LOB: 1 BB: 0 P: 4	R: 0 E: 0 K: 0 S: 3 H: 0 LOB: 0 BB: 0 P: 3	1B: 4 2B: 0 3B: 0 HR: 0 SF: 0 SAC: 1 DP: 0 HBP: 0						

PITCHER	IP	WLS	BF	H	R	ER	SO	BB	IBB	HBP	BLK	WP	HR	S	P	ERA	WHIP
Cal McLish, R (1, 1) ERA: 3.04	9.0	W	32	4	1	0	2	0	0	0	0	0	0	36	36	0.00	0.444

PITCHER	IP	WLS	BF	H	R	ER	SO	BB	IBB	HBP	BLK	WP	HR	S	P	ERA	WHIP

TOP

Chicago White Sox @ Cleveland Indians

Cleveland Municipal Stadium, Cleveland, OH

Tue Jun 30 1959, 7:05 PM EDT

Att. 23,416 - Unknown

livebaseballscorecards.com

AB	31
R	1
H	4
RBI	1
BB	0
SO	2
LOB	9

PA: 32

WP: 0
PB: 0
SB: 0
CS: 0

Batter	1	2	3	4	5	6	7	8	9	AB	R	H	RBI	BB	SO	LOB
Jim Piersall, R (1, 8) OBP: 0.283, SLG: 0.309	5-3		SH5-3 1-2		FC5-4 1B			6-3		3	0	1	0	0	0	0
Vic Power, R (1, 3) OBP: 0.339, SLG: 0.457	4-3		2-H IHR		FC5-4 1-2f			F6		4	1	1	2	0	0	1
Woodie Held, R (1, 6) OBP: 0.335, SLG: 0.473	K		F8			K		F9		4	0	0	0	0	2	0
Rocky Colavito, R (1, 9) OBP: 0.355, SLG: 0.584		3-1		FC6-4 1B		HR				3	1	2	1	0	0	0
Minnie Minoso, R (1, 7) OBP: 0.368, SLG: 0.487		2B		FC6-4 1-2f		F7				3	0	1	0	0	0	1
George Strickland, R (1, 5) OBP: 0.347, SLG: 0.393		K		F8		F7				3	0	0	0	0	1	2
Jim Baxes, R (1, 4) OBP: 0.319, SLG: 0.460		6-3		F8			5-3			3	0	0	0	0	0	2
Dick Brown, R (1, 2) OBP: 0.351, SLG: 0.433			FC1-5 2B		5-3		K			3	0	1	0	0	1	0
Cal McLish, S (1, 1) OBP: 0.211, SLG: 0.194			FC1-5 SH5-3 IHR 2-3		6-3		F2			3	1	0	0	0	0	1
Inning Stats	R: 0 E: 0 K: 1 S: 5 H: 0 LOB: 0 BB: 0 P: 5	R: 0 E: 0 K: 1 S: 6 H: 1 LOB: 1 BB: 0 P: 6	R: 2 E: 0 K: 0 S: 5 H: 2 LOB: 0 BB: 0 P: 5	R: 0 E: 0 K: 0 S: 4 H: 1 LOB: 1 BB: 0 P: 4	R: 0 E: 0 K: 0 S: 4 H: 1 LOB: 1 BB: 0 P: 4	R: 1 E: 0 K: 1 S: 6 H: 1 LOB: 0 BB: 0 P: 6	R: 0 E: 0 K: 1 S: 5 H: 0 LOB: 0 BB: 0 P: 5	R: 0 E: 0 K: 0 S: 3 H: 0 LOB: 0 BB: 0 P: 3		1B: 2 2B: 2 3B: 0 HR: 2 SF: 0 SAC: 1 DP: 0 HBP: 0						

PITCHER		IP	WLS	BF	H	R	ER	SO	BB	IBB	HBP	BLK	WP	HR	S	P	ERA	WHIP
Billy Pierce, L ERA: 3.9	(1, 1)	7.0	L	27	6	3	3	4	0	0	0	0	0	1	35	35	3.86	0.857
Gerry Staley, R ERA: 1.88	(8, 1)	1.0		3	0	0	0	0	0	0	0	0	0	0	3	3	0.00	0.000

PITCHER	IP	WLS	BF	H	R	ER	SO	BB	IBB	HBP	BLK	WP	HR	S	P	ERA	WHIP

BOTTOM

Chicago White Sox @ Cleveland Indians

Cleveland Municipal Stadium, Cleveland, OH

Tue Jun 30 1959, 7:05 PM EDT

Att. 23,416 - Unknown

livebaseballscorecards.com

AB	29
R	3
H	6
RBI	3
BB	0
SO	4
LOB	7

Chicago White Sox @ Cleveland Indians

Cleveland Municipal Stadium, Cleveland, OH

Wed Jul 01 1959, 7:05 PM EDT

Att. 16,700 - Unknown

TOP

livebaseballscorecards.com

Batter	1	2	3	4	5	6	7	8	9	AB	R	H	RBI	BB	SO	LOB
Jim Landis, R (1, 8) OBP: 0.334, SLG: 0.343	6-3		BBBB, CS, BB; BB	F9			F9; 2-3		SF9; 3-H	3	0	0	1	1	0	3
Nellie Fox, L (1, 4) OBP: 0.401, SLG: 0.436	6-3		BBBB, 1-2, CS, 1B; BB		F2		BBBB; BB		FC6-4; 1-2f	3	1	0	0	2	0	1
Billy Goodman, L (1, 5) OBP: 0.295, SLG: 0.243 Bubba Phillips, R (7, 5) OBP: 0.335, SLG: 0.387	3-1		SSS, 0-3, 1-2, 2-3, K		F6		P6		P4	4 1	0 0	0 0	0 0	0 0	1 0	4 1
Sherm Lollar, R (1, 2) OBP: 0.350, SLG: 0.460		F7	2-H, CS, 1B		L6			E3; 3-1, SH1-3		4	0	1	1	0	0	0
Earl Torgeson, L (1, 3) OBP: 0.385, SLG: 0.419		BBBB, 1B, E, BB	1-2, CS	HR		P4		SH1-3; 1-2		2	2	1	1	1	0	0
Jim Rivera, L (1, 9) OBP: 0.302, SLG: 0.432		F9		4-3		6-3		3-1; 2-3		4	0	0	0	0	0	2
Al Smith, R (1, 7) OBP: 0.310, SLG: 0.346		1-3, E, 1B		5-3		F9		F8		4	1	1	0	0	0	1
Luis Aparicio, R (1, 6) OBP: 0.351, SLG: 0.371		E4; 1-H, 3-H, 3B		BBBB, BB; BB			F9', S, 1B		BBBB, 1B, S, SF9; BB	2	2	2	2	2	0	0
Barry Latman, R (1, 1) OBP: 0.176, SLG: 0.071 Gerry Staley, R (6, 1) OBP: 0.250, SLG: 0.250 Turk Lown, R (9, 1)		6-3	BBBB, 1-2, BB				B3-4; 1-2		FC6-4; 1-3, 1B	1 2 0	0 0 0	0 1 0	0 0 0	1 0 0	0 0 0	0 1 0
Inning Stats	R: 0 E: 0 K: 0 S: 3 H: 0 LOB: 0 BB: 0 P: 3	R: 3 E: 1 K: 0 S: 5 H: 2 LOB: 0 BB: 1 P: 9	R: 1 E: 0 K: 1 S: 4 H: 1 LOB: 0 BB: 2 P: 12	R: 1 E: 0 K: 0 S: 4 H: 1 LOB: 2 BB: 2 P: 12	R: 0 E: 0 K: 0 S: 3 H: 0 LOB: 0 BB: 0 P: 3	R: 0 E: 0 K: 0 S: 3 H: 0 LOB: 0 BB: 0 P: 3	R: 0 E: 0 K: 0 S: 4 H: 1 LOB: 2 BB: 1 P: 8	R: 0 E: 1 K: 0 S: 4 H: 0 LOB: 1 BB: 0 P: 4	R: 1 E: 0 K: 0 S: 4 H: 1 LOB: 1 BB: 1 P: 8	1B: 4 2B: 1 3B: 1 HR: 1	SF: 1 SAC: 1 DP: 1 HBP: 0						

	AB	30
	R	6
	H	6
	RBI	5
	BB	7
	SO	1
	LOB	13

WP: 0 PB: 0 SB: 2 CS: 3 PA: 40

PITCHER		IP	WLS	BF	H	R	ER	SO	BB	IBB	HBP	BLK	WP	HR	S	P	ERA	WHIP
Mudcat Grant, R ERA: 3.54	(1, 1)	2.0	L	11	2	4	3	0	3	0	0	0	0	0	8	20	13.50	2.500
Jim Perry, R ERA: 3.74	(3, 1)	3.0		11	2	1	1	1	2	0	0	0	0	1	11	19	3.00	1.333
Bobby Locke, R ERA: 4.2	(6, 1)	2.0		8	1	0	0	0	1	0	0	0	0	0	7	11	0.00	1.000
Dick Brodowski, R ERA: 1.8	(8, 1)	2.0		9	1	1	1	0	1	0	0	0	0	0	8	12	4.50	1.000

PITCHER	IP	WLS	BF	H	R	ER	SO	BB	IBB	HBP	BLK	WP	HR	S	P	ERA	WHIP

Batter	1	2	3	4	5	6	7	8	9	AB	R	H	RBI	BB	SO	LOB
Woodie Held, R (1, 6) OBP: 0.332, SLG: 0.479	6-3	L5			F2		K		HR	5	1	1	2	0	1	1
Vic Power, R (1, 3) OBP: 0.340, SLG: 0.456	1B		G4-6-3 1B		4-3		FC6-4		G3	5	1	2	0	0	0	1
Tito Francona, L (1, 8) OBP: 0.397, SLG: 0.642	F8		G4-6-3			HR			6-3	5	1	2	1	0	0	2
Rocky Colavito, R (1, 9) OBP: 0.356, SLG: 0.579	BB		5-3			FC1-5 1B	6-3		6-3	4	1	1	0	1	0	2
Minnie Minoso, R (1, 7) OBP: 0.370, SLG: 0.485	BB			6-3		3-1 FC1-5		6-3		3	0	1	0	1	0	0
George Strickland, R (1, 5) OBP: 0.350, SLG: 0.396	1B			F2		FC1-5		1B		4	0	2	2	0	0	2
Jim Baxes, R (1, 4) OBP: 0.323, SLG: 0.455	F7			BB		3-1		F8		1	0	0	0	1	0	2
Elmer Valo, L (6, PH)										1	0	0	0	0	0	2
Billy Martin, R (7, 4) OBP: 0.274, SLG: 0.377										1	0	0	0	0	0	1
Dick Brown, R (1, 2) OBP: 0.333, SLG: 0.408		F7		F7	K		L7			4	0	0	0	0	1	4
Mudcat Grant, R (1, 1) OBP: 0.097, SLG: 0.097										1	0	0	0	0	0	0
Jim Perry, S (3, 1) OBP: 0.500, SLG: 0.500										0	0	0	0	0	0	0
Granny Hamner, R (5, PH) OBP: 0.278, SLG: 0.378										1	0	0	0	0	0	0
Bobby Locke, R (6, 1) OBP: 0.333, SLG: 1.333										0	0	0	0	0	0	0
Jim Piersall, R (7, PH) OBP: 0.286, SLG: 0.312										1	0	1	0	0	0	0
Dick Brodowski, R (8, 1) OBP: 0.333, SLG: 0.333										0	0	0	0	0	0	0
Russ Nixon, L (9, PH) OBP: 0.219, SLG: 0.187		5-3			F7		FC6-4 1B		HR 1B	1	1	1	0	0	0	0
Inning Stats	R: 2 E: 0 K: 0 S: 5 H: 2 LOB: 2 BB: 2 P: 13	R: 0 E: 0 K: 0 S: 3 H: 0 LOB: 0 BB: 0 P: 3	R: 0 E: 0 K: 0 S: 3 H: 1 LOB: 0 BB: 0 P: 3	R: 0 E: 0 K: 0 S: 3 H: 0 LOB: 1 BB: 1 P: 7	R: 0 E: 0 K: 0 S: 3 H: 0 LOB: 0 BB: 0 P: 3	R: 1 E: 0 K: 1 S: 8 H: 3 LOB: 2 BB: 0 P: 8	R: 0 E: 0 K: 1 S: 7 H: 2 LOB: 2 BB: 0 P: 7	R: 0 E: 0 K: 0 S: 4 H: 1 LOB: 1 BB: 0 P: 4	R: 2 E: 0 K: 0 S: 5 H: 2 LOB: 0 BB: 0 P: 5	1B: 9 2B: 0 3B: 0 HR: 2	SF: 0 SAC: 0 DP: 1 HBP: 0						

PITCHER	IP	WLS	BF	H	R	ER	SO	BB	IBB	HBP	BLK	WP	HR	S	P	ERA	WHIP
Barry Latman, R (1, 1) ERA: 4.47	5.0	W	23	6	3	3	0	3	0	0	0	0	1	20	32	5.40	1.800
Gerry Staley, R (6, 1) ERA: 2.12	3.0		14	5	2	2	2	0	0	0	0	0	1	18	18	6.00	1.667
Turk Lown, R (9, 1) ERA: 3.53	1.0	S	3	0	0	0	0	0	0	0	0	0	0	3	3	0.00	0.000

PITCHER	IP	WLS	BF	H	R	ER	SO	BB	IBB	HBP	BLK	WP	HR	S	P	ERA	WHIP

BOTTOM

Chicago White Sox @ Cleveland Indians

Cleveland Municipal Stadium, Cleveland, OH

Wed Jul 01 1959, 7:05 PM EDT

Att. 16,700 - Unknown

livebaseballscorecards.com

AB	37
R	5
H	11
RBI	5
BB	3
SO	2
LOB	17

1B: 9	SF: 0	WP: 0	PA: 40
2B: 0	SAC: 0	PB: 1	
3B: 0	DP: 1	SB: 1	
HR: 2	HBP: 0	CS: 0	

Chicago White Sox @ Detroit Tigers

Briggs Stadium, Detroit, MI

Thu Jul 02 1959, 7:05 PM EDT

Att. 29,312 - Unknown

TOP

Batter	1	2	3	4	5	6	7	8	9	AB	R	H	RBI	BB	SO	LOB
Luis Aparicio, R (1, 6) OBP: 0.346, SLG: 0.365	6-3		F8		G3		5-3		FC4-6 1-2f	5	1	0	0	0	0	1
Nellie Fox, L (1, 4) OBP: 0.407, SLG: 0.442	FC5-4 1B		F8			FC4-6 1B	BB 1B		BB HR 1-2	5	1	4	0	0	0	0
Jim Landis, R (1, 8) OBP: 0.336, SLG: 0.341	FC5-4 1-2f		F8			FC4-6 1-2f	BB 1-2		HR 1-2 2-3	4	2	1	0	1	0	2
Sherm Lollar, R (1, 3) OBP: 0.351, SLG: 0.457	K			5-3			F8		HR 1-2 2-3 3-H	4	2	1	1	1	1	3
Al Smith, R (1, 9) OBP: 0.317, SLG: 0.368		F2		1B		1B 1-2 3-H		P6	HR 1-H 2-H 3-H	5	1	3	5	0	0	0
Bubba Phillips, R (1, 5) OBP: 0.337, SLG: 0.389 Earl Torgeson, L (9, PH) OBP: 0.383, SLG: 0.416		5-3		F7		FC6-4 1-3 2-H		1B	K	4 1	0 0	2 0	1 0	0 0	0 1	1 0
Earl Battey, R (1, 2) OBP: 0.326, SLG: 0.368		2B 1B		F7		P5		L7	6-3	5	0	1	0	0	0	4
Jim McAnany, R (1, 7) OBP: 0.250, SLG: 0.375		1-3 2B			6-3	FC6-4 1-2f		L7		4	0	1	0	0	0	3
Bob Shaw, R (1, 1) OBP: 0.182, SLG: 0.133 Billy Goodman, L (5, PH) OBP: 0.291, SLG: 0.239 Ray Moore, R (5, 1) OBP: 0.077, SLG: 0.077 John Romano, R (7, PH) OBP: 0.388, SLG: 0.442 Rudy Arias, L (7, 1) Turk Lown, R (8, 1) Sammy Esposito, R (9, PH) OBP: 0.308, SLG: 0.318		K			F8		6-3		FC4-6 BB	1 1 0 1 0 0 0	0 0 0 0 0 0 0	0 0 0 0 0 0 0	0 0 0 0 0 0 0	1 0 0 0 0 0 1	0 0 0 0 0 0 0	2 0 0 0 0 0 0
Inning Stats	R: 0 E: 0 K: 1 S: 6 H: 1 LOB: 1 BB: 0 P: 6	R: 0 E: 0 K: 1 S: 7 H: 2 LOB: 2 BB: 0 P: 7	R: 0 E: 0 K: 0 S: 3 H: 0 LOB: 0 BB: 0 P: 3	R: 0 E: 0 K: 0 S: 4 H: 1 LOB: 1 BB: 0 P: 4	R: 0 E: 0 K: 0 S: 3 H: 0 LOB: 0 BB: 0 P: 3	R: 2 E: 0 K: 0 S: 7 H: 4 LOB: 2 BB: 0 P: 7	R: 0 E: 0 K: 0 S: 4 H: 1 LOB: 2 BB: 1 P: 8	R: 0 E: 0 K: 0 S: 4 H: 1 LOB: 1 BB: 0 P: 4	R: 5 E: 0 K: 1 S: 8 H: 3 LOB: 0 BB: 2 P: 16	1B: 11 2B: 1 3B: 0 HR: 1 SF: 0 SAC: 0 DP: 0 HBP: 0			WP: 0 PB: 0 SB: 0 CS: 0	PA: 43		

livebaseballscorecards.com

AB	40
R	7
H	13
RBI	7
BB	3
SO	3
LOB	16

PITCHER		IP	WLS	BF	H	R	ER	SO	BB	IBB	HBP	BLK	WP	HR	S	P	ERA	WHIP
Don Mossi, L ERA: 2.97	(1, 1)	8.1	W	41	13	7	7	2	3	0	0	0	0	1	42	54	7.56	1.920
Dave Sisler, R ERA: 4.91	(9, 1)	0.2	S	2	0	0	0	1	0	0	0	0	0	0	4	4	0.00	0.000

PITCHER		IP	WLS	BF	H	R	ER	SO	BB	IBB	HBP	BLK	WP	HR	S	P	ERA	WHIP

Batter	1	2	3	4	5	6	7	8	9	AB	R	H	RBI	BB	SO	LOB
Eddie Yost, R (1, 5) OBP: 0.397, SLG: 0.435	F7	FC6-4 1-2f		FC5-4 BB		5-3		HR BB 1-2 BB		3	1	0	0	2	0	2
Harvey Kuenn, R (1, 8) OBP: 0.412, SLG: 0.502	6-3		SF9 3B	FC5-4 1-2f		F9		HR 1-2 2-3 BB		4	2	1	0	1	0	1
Charlie Maxwell, L (1, 7) OBP: 0.344, SLG: 0.516	BB BB		HR BB	F2			F7	HR 1-H 2-H 3-H		3	2	1	4	2	0	1
Gus Zernial, R (1, 3) OBP: 0.310, SLG: 0.550 Bobo Osborne, L (7, PR) (8, 3) OBP: 0.280, SLG: 0.315	BB 1-2 BB		K		6-3		BB E 1B	G6-4-3 BB		3 0	0 1	1 0	0 0	1 1	1 0	2 0
Red Wilson, R (1, 2) OBP: 0.347, SLG: 0.444	F7		SF9 3-H		5-3 1B 1B		FC3-6 1-2 BB	G6-4-3 1-2f		3	1	1	1	1	0	3
Neil Chrisley, L (1, 9) OBP: 0.161, SLG: 0.357		4-1	HR 1-H		5-3 1-3		FC3-6 1-2f 2-H			4	1	1	2	0	0	2
Rocky Bridges, R (1, 6) (3, 4) OBP: 0.344, SLG: 0.391		6-3	1B		1B 3-H		F8			4	0	2	1	0	0	2
Ted Lepcio, R (1, 4) OBP: 0.358, SLG: 0.435 Coot Veal, R (2, PR) (3, 6) OBP: 0.375, SLG: 0.375		E 1B	5-3		4-3			P4		1 3	0 0	1 0	0 0	0 0	0 0	0 2
Don Mossi, L (1, 1) OBP: 0.154, SLG: 0.162 Dave Sisler, R (9, 1) OBP: 0.250, SLG: 0.250		E3 FC6-4 1-2		K		F7		BB BB HR 1B		4 0	1 0	1 0	0 0	0 0	1 0	1 0
Inning Stats	R: 0 E: 0 K: 0 S: 3 H: 0 LOB: 2 BB: 2 P: 11	R: 0 E: 1 K: 0 S: 5 H: 1 LOB: 2 BB: 0 P: 5	R: 3 E: 0 K: 1 S: 8 H: 3 LOB: 1 BB: 1 P: 12	R: 0 E: 0 K: 1 S: 5 H: 0 LOB: 1 BB: 1 P: 9	R: 1 E: 0 K: 0 S: 5 H: 2 LOB: 1 BB: 0 P: 5	R: 0 E: 0 K: 0 S: 3 H: 0 LOB: 0 BB: 0 P: 3	R: 1 E: 1 K: 0 S: 4 H: 1 LOB: 2 BB: 1 P: 8	R: 4 E: 0 K: 0 S: 4 H: 2 LOB: 0 BB: 3 P: 16		1B: 6 2B: 0 3B: 1 HR: 2 SF: 1 SAC: 0 DP: 1 HBP: 0						

PITCHER		IP	WLS	BF	H	R	ER	SO	BB	IBB	HBP	BLK	WP	HR	S	P	ERA	WHIP
Bob Shaw, R ERA: 3.21	(1, 1)	4.0	L	21	4	3	3	2	4	0	0	0	0	1	21	37	6.75	2.000
Ray Moore, R ERA: 4.56	(5, 1)	2.0		8	2	1	1	0	0	0	0	0	0	0	8	8	4.50	1.000
Rudy Arias, L ERA: 4.88	(7, 1)	1.1		9	2	4	3	0	3	0	0	0	0	0	6	18	20.25	3.750
Turk Lown, R ERA: 3.72	(8, 1)	0.2		3	1	1	1	0	1	0	0	0	0	1	2	6	13.50	3.000

PITCHER	IP	WLS	BF	H	R	ER	SO	BB	IBB	HBP	BLK	WP	HR	S	P	ERA	WHIP

BOTTOM

Chicago White Sox @ Detroit Tigers

Briggs Stadium, Detroit, MI

Thu Jul 02 1959, 7:05 PM EDT

Att. 29,312 - Unknown

livebaseballscorecards.com

AB	32
R	9
H	9
RBI	8
BB	8
SO	2
LOB	16

Batter	1	2	3	4	5	6	7	8	9	10	AB	R	H	RBI	BB	SO	LOB
Luis Aparicio, R (1, 6) OBP: 0.347, SLG: 0.365	F8		1B FC6-4 1B	1-H 1B			G6-3 1-2f 3-H		F3		5	1	2	0	0	0	1
Nellie Fox, L (1, 4) OBP: 0.407, SLG: 0.444	F7		F9		L1-3 1B		2B		6-3		5	0	2	0	0	0	1
Billy Goodman, L (1, 5) OBP: 0.286, SLG: 0.237	F7		1-3 FC6-4 1B		1-2 L1-3		F7		4-3		5	0	1	0	0	0	2
Bubba Phillips, R (9, 5) OBP: 0.337, SLG: 0.389											0	0	0	0	0	0	0
Sherm Lollar, R (1, 2) OBP: 0.351, SLG: 0.467		HR	1-2f 3-H FC6-4 BLK 1B		F8			2B 1B		K	5	3	2	2	0	1	1
Earl Torgeson, L (1, 3) OBP: 0.389, SLG: 0.425		L4	1-H 1B			BBB CS S BB		1-H 6-3 2B		F2	4	0	2	2	1	0	0
Al Smith, R (1, 7) OBP: 0.318, SLG: 0.381		BB HBP	L5			SSS 1-3 K		2-3 6-3		HR	4	1	1	1	0	1	3
Jim Rivera, L (1, 9) OBP: 0.287, SLG: 0.409		F3		P4		SSS K		G3		4-3	5	0	0	0	0	1	2
Jim Landis, R (1, 8) OBP: 0.345, SLG: 0.344		1-2 BB		1B 1B			BBBB 1B G6-3 BB	IIII S IBB			1	1	1	0	3	0	0
Early Wynn, S (1, 1) OBP: 0.358, SLG: 0.422		F8		SSS K			1-3 G6-3 1B	1-2 5-3			2	0	0	0	0	1	3
Norm Cash, L (7, PH) OBP: 0.338, SLG: 0.354											1	0	1	0	0	0	0
Gerry Staley, R (7, 1) OBP: 0.200, SLG: 0.200											1	0	0	0	0	0	2
Turk Lown, R (9, 1)											0	0	0	0	0	0	0
Inning Stats	R: 0 E: 0 K: 0 S: 3 H: 0 LOB: 0 BB: 0 P: 3	R: 1 E: 0 K: 0 S: 4 H: 1 LOB: 2 BB: 1 P: 9	R: 2 E: 0 K: 0 S: 6 H: 3 LOB: 1 BB: 0 P: 6	R: 0 E: 0 K: 1 S: 6 H: 2 LOB: 2 BB: 0 P: 6	R: 0 E: 0 K: 0 S: 3 H: 1 LOB: 0 BB: 0 P: 3	R: 0 E: 0 K: 2 S: 6 H: 0 LOB: 0 BB: 1 P: 10	R: 1 E: 0 K: 0 S: 4 H: 2 LOB: 1 BB: 1 P: 8	R: 1 E: 0 K: 0 S: 5 H: 2 LOB: 2 BB: 1 P: 9	R: 0 E: 0 K: 0 S: 3 H: 0 LOB: 0 BB: 0 P: 3	R: 1 E: 0 K: 1 S: 6 H: 1 LOB: 0 BB: 0 P: 6	1B: 8 2B: 4 3B: 0 HR: 2	SF: 0 SAC: 0 DP: 3 HBP: 1					

PITCHER	IP	WLS	BF	H	R	ER	SO	BB	IBB	HBP	BLK	WP	HR	S	P	ERA	WHIP
Jim Bunning, R (1, 1) ERA: 4.73	7.0		32	11	5	5	3	3	0	1	1	0	1	34	47	6.43	2.000
Tom Morgan, R (8, 1) ERA: 3.1	3.0	L	11	1	1	1	1	0	1	0	0	0	1	12	16	3.00	0.333

PITCHER	IP	WLS	BF	H	R	ER	SO	BB	IBB	HBP	BLK	WP	HR	S	P	ERA	WHIP

TOP

Chicago White Sox @ Detroit Tigers

Briggs Stadium, Detroit, MI

Fri Jul 03 1959, 4:33 AM EDT

Att. 11,729 - Unknown

livebaseballscorecards.com

AB	38
R	6
H	12
RBI	5
BB	4
SO	4
LOB	15

WP: 0 PB: 0 SB: 3 CS: 1 PA: 43

Batter	1	2	3	4	5	6	7	8	9	10	AB	R	H	RBI	BB	SO	LOB
Eddie Yost, R (1, 5) OBP: 0.397, SLG: 0.430	SSS 0-3 ① K		BBBB 4-0 G4-3-6 BB			BBBB 4-0 1B HR BB	x 0-0 ②③ G6-4-3 1-2f		x 0-0 ③ FC6-4 1-2f		3	1	0	0	2	1	3
Harvey Kuenn, R (1, 8) OBP: 0.415, SLG: 0.500	BBBB 4-0 BB 1B BB		x 0-0 ① P6			x 0-0 1-2 HR 1B		x 0-0 ① 5-3		BBBB 4-0 BB	3	2	1	0	2	0	1
Charlie Maxwell, L (1, 7) OBP: 0.341, SLG: 0.508	BBBB 4-0 1B 1-2 BB		x 0-0 ②③ G4-3-6 1-2f			x 0-0 ① L8		SSS 0-3 ② K		x 0-0 ① F7	4	0	0	0	1	1	4
Gus Zernial, R (1, 3) OBP: 0.298, SLG: 0.578	x 0-0 ② F3			SSS 0-3 ① K2-3		x 0-0 1-H 2-H HR		x 0-0 ③ 5-3		x 0-0 ② F8	5	1	1	3	0	1	3
Red Wilson, R (1, 2) OBP: 0.350, SLG: 0.474	x 0-0 1-2 2-H 1B			SSS 0-3 ② K		x 0-0 ② F5			x 0-0 HR	SSS 0-3 ③ K	5	1	2	2	0	2	1
Neil Chrisley, L (1, 9) OBP: 0.171, SLG: 0.323	x 0-0 ③ F2			x 0-0 ③ 4-3		BBBB 4-0 FC6-4 BB			x 0-0 ① 5-3		3	0	0	0	1	0	2
Rocky Bridges, R (1, 4) OBP: 0.339, SLG: 0.385		x 0-0 ① L5			x 0-0 ① F7	x 0-0 ③ FC6-4 1-2f			x 0-0 ② 6-3		4	0	0	0	0	0	1
Coot Veal, R (1, 6) OBP: 0.417, SLG: 0.364		x 0-0 ② F9			x 0-0 ② 4-3		BBBB 4-0 G6-4-3 BB		x 0-0 1B 1B		3	0	1	0	1	0	0
Jim Bunning, R (1, 1) OBP: 0.245, SLG: 0.304 Tom Morgan, R (8, 1) OBP: 0.267, SLG: 0.667		SSS 0-3 ③ K			x 0-0 ③ 6-3		SSS 0-3 ① K		x 0-0 1-2 FC6-4 1B		3 1	0 0	0 1	0 0	0 0	2 0	1 0
Inning Stats	R: 1 H: 1 E: 0 LOB: 2 K: 1 BB: 2 S: 6 P: 14	R: 0 H: 0 E: 0 LOB: 0 K: 1 BB: 0 S: 5 P: 5	R: 0 H: 0 E: 0 LOB: 0 K: 0 BB: 1 S: 2 P: 6	R: 0 H: 0 E: 0 LOB: 0 K: 2 BB: 0 S: 7 P: 7	R: 0 H: 0 E: 0 LOB: 0 K: 0 BB: 0 S: 3 P: 3	R: 3 H: 2 E: 0 LOB: 1 K: 0 BB: 2 S: 5 P: 13	R: 0 H: 0 E: 0 LOB: 0 K: 1 BB: 1 S: 4 P: 8	R: 0 H: 0 E: 0 LOB: 0 K: 1 BB: 0 S: 5 P: 5	R: 1 H: 3 E: 0 LOB: 2 K: 0 BB: 0 S: 6 P: 6	R: 0 H: 0 E: 0 LOB: 1 K: 1 BB: 1 S: 5 P: 9	1B: 4 SF: 0 2B: 0 SAC: 0 3B: 0 DP: 2 HR: 2 HBP: 0						

PITCHER		IP	WLS	BF	H	R	ER	SO	BB	IBB	HBP	BLK	WP	HR	S	P	ERA	WHIP
Early Wynn, R ERA: 3.82	(1, 1)	6.0		25	3	4	4	4	5	0	0	0	0	1	28	48	6.00	1.333
Gerry Staley, R ERA: 2.18	(7, 1)	2.2		11	3	1	1	2	1	0	0	0	0	1	14	18	3.38	1.500
Turk Lown, R ERA: 3.58	(9, 1)	1.1	W	5	0	0	0	1	1	0	0	0	0	0	6	10	0.00	0.750

PITCHER		IP	WLS	BF	H	R	ER	SO	BB	IBB	HBP	BLK	WP	HR	S	P	ERA	WHIP

BOTTOM

Chicago White Sox @ Detroit Tigers

Briggs Stadium, Detroit, MI

Fri Jul 03 1959, 4:33 AM EDT

Att. 11,729 - Unknown

livebaseballscorecards.com

AB	34
R	5
H	6
RBI	5
BB	7
SO	7
LOB	16

WP: 0 PA: 41
PB: 0
SB: 0
CS: 0

Chicago White Sox @ Kansas City Athletics

Municipal Stadium, Kansas City, MO

Sat Jul 04 1959, 4:33 AM EDT

Unknown

TOP

livebaseballscorecards.com

Batter	1	2	3	4	5	6	7	8	9	AB	R	H	RBI	BB	SO	LOB
Luis Aparicio, R (1, 6) OBP: 0.348, SLG: 0.366	0-0 2B 1B		0-0 E 1B 1B		0-0 ① 6-3	0-0 ② F3		0-0 ① 4-3		5	1	2	0	0	0	1
Nellie Fox, L (1, 4) OBP: 0.407, SLG: 0.444	0-0 ① F3		0-0 ① F3 1-2		0-0 1B 1B	0-0 ③ F7		0-0 1B 1B		5	0	2	0	0	0	3
Jim Landis, R (1, 8) OBP: 0.355, SLG: 0.361	0-0 1-3 2B		0-0 K 2-H 1B		0-0 1-2 1B		0-0 WP HR 1B	0-0 S 1-3 1B		5	1	5	1	0	0	0
Sherm Lollar, R (1, 3) OBP: 0.349, SLG: 0.474	0-0 ② F4		0-3 ② ③ K 1-2		0-0 ② F7		0-0 1-H HR	0-3 ② K 1-2		5	1	1	2	0	2	7
Al Smith, R (1, 7) OBP: 0.320, SLG: 0.383	0-3 ③ K			0-0 G1 1B 2B	0-0 ③ F8		4-0 5-3 2B BB	0-3 ③ K		4	2	1	0	1	2	6
John Romano, R (1, 2) OBP: 0.370, SLG: 0.479		0-0 ① 6-3		0-0 ① G1 2-3		0-0 HR	0-0 ① 5-3 1-2		0-0 ① 6-3	5	1	1	1	0	0	2
Bubba Phillips, R (1, 5) OBP: 0.335, SLG: 0.397		0-0 ② 5-3		0-0 ② F8		0-0 HR	0-0 ② F7		0-0 ② 6-3	5	1	1	1	0	0	2
Jim McAnany, R (1, 9) OBP: 0.462, SLG: 0.692		0-0 2B		0-0 3-H 1B		0-0 SH3-4 1B	0-0 2-H 2B		0-0 ③ L8	5	0	4	2	0	0	0
Dick Donovan, L (1, 1) OBP: 0.211, SLG: 0.306		0-3 ③ K		0-0 ③ F8		0-0 ① SH3-4 1-2	0-0 ③ 3-1			2	0	0	0	0	1	2
Bob Shaw, R (4, 1) OBP: 0.176, SLG: 0.129										1	0	0	0	0	0	1

	AB	42
	R	7
	H	17
	RBI	7
	BB	1
	SO	5
	LOB	24

Inning Stats	1	2	3	4	5	6	7	8	9
	R: 0 E: 0 K: 1 S: 7	H: 2 LOB: 2 BB: 0 P: 7	R: 0 E: 0 K: 1 S: 6	H: 1 LOB: 1 BB: 0 P: 6	R: 1 E: 1 K: 1 S: 6	H: 2 LOB: 0 BB: 0 P: 6	R: 1 E: 0 K: 0 S: 5	H: 2 LOB: 1 BB: 0 P: 5	R: 0 E: 0 K: 0 S: 5	H: 2 LOB: 2 BB: 0 P: 5	R: 2 E: 0 K: 0 S: 6	H: 3 LOB: 1 BB: 0 P: 6	R: 3 E: 0 K: 0 S: 6	H: 3 LOB: 1 BB: 1 P: 10	R: 0 E: 0 K: 2 S: 9	H: 2 LOB: 2 BB: 0 P: 9	R: 0 E: 0 K: 0 S: 3	H: 0 LOB: 0 BB: 0 P: 3

	1B: 10	SF: 0	WP: 1	PA: 44
	2B: 4	SAC: 1	PB: 0	
	3B: 0	DP: 0	SB: 1	
	HR: 3	HBP: 0	CS: 0	

PITCHER		IP	WLS	BF	H	R	ER	SO	BB	IBB	HBP	BLK	WP	HR	S	P	ERA	WHIP
Bud Daley, L ERA: 2.77	(1, 1)	5.0		26	12	4	3	3	0	0	0	0	0	2	32	32	5.40	2.400
Bob Grim, R ERA: 4.19	(6, 1)	1.0	L	6	2	3	3	0	1	0	0	0	1	1	5	9	27.00	3.000
Johnny Kucks, R ERA: 6.26	(7, 1)	1.0		4	1	0	0	0	0	0	0	0	0	0	4	4	0.00	1.000
Howie Reed, R ERA: 7.56	(8, 1)	2.0		8	2	0	0	2	0	0	0	0	0	0	12	12	0.00	1.000

PITCHER	IP	WLS	BF	H	R	ER	SO	BB	IBB	HBP	BLK	WP	HR	S	P	ERA	WHIP

Batter	1	2	3	4	5	6	7	8	9	AB	R	H	RBI	BB	SO	LOB
Bill Tuttle, R (1, 8) OBP: 0.343, SLG: 0.371	K		1B 2B	1-2 1B			5-3			4	1	2	0	0	1	0
Jerry Lumpe, L (1, 4) OBP: 0.333, SLG: 0.339	F7		F8	1-3			3-1			4	0	0	0	0	0	3
Kent Hadley, L (1, 3) OBP: 0.299, SLG: 0.474	F5		2-H 1B		4-3			G6-4-3 BB		3	0	1	1	1	0	0
Roger Maris, L (1, 9) OBP: 0.359, SLG: 0.542		4-3 1B 2B	F2		K			K		4	1	1	0	0	2	2
Bob Cerv, R (1, 7) OBP: 0.328, SLG: 0.458		4-3 2-3		HR 1B	F8			G6-4-3 1-2f		4	1	1	0	0	0	2
Frank House, L (1, 2) OBP: 0.323, SLG: 0.367		F6		F8		G3			K	3	0	0	0	0	0	2
Harry Chiti, R (8, 2) OBP: 0.304, SLG: 0.419										1	0	0	0	0	1	0
Hal Smith, R (1, 5) OBP: 0.385, SLG: 0.395		3-H 1B		1-H HR		G1-6-3 1B			K	4	1	3	3	0	1	0
Joe Demaestri, R (1, 6) OBP: 0.311, SLG: 0.431		K		F3		G1-6-3 1-2f			F5	3	0	0	0	0	1	2
Preston Ward, L (9, PH) OBP: 0.221, SLG: 0.256										1	0	0	0	0	0	0
Bud Daley, L (1, 1) OBP: 0.400, SLG: 0.395			4-3	1B 1B			6-3			2	0	1	0	0	0	0
Bob Grim, R (6, 1) OBP: 0.182, SLG: 0.300										0	0	0	0	0	0	0
Johnny Kucks, R (7, 1)										0	0	0	0	0	0	0
Ray Boone, R (7, PH) OBP: 0.406, SLG: 0.409										1	0	0	0	0	0	0
Howie Reed, R (8, 1)										0	0	0	0	0	0	0
Inning Stats	R: 0 E: 0 K: 1 S: 5 H: 0 LOB: 0 BB: 0 P: 5	R: 1 E: 0 K: 1 S: 7 H: 2 LOB: 1 BB: 0 P: 7	R: 1 E: 0 K: 0 S: 5 H: 2 LOB: 1 BB: 0 P: 5	R: 2 E: 0 K: 0 S: 7 H: 4 LOB: 2 BB: 0 P: 7	R: 0 E: 0 K: 1 S: 5 H: 0 LOB: 0 BB: 0 P: 5	R: 0 E: 0 K: 0 S: 3 H: 1 LOB: 0 BB: 0 P: 3	R: 0 E: 0 K: 0 S: 3 H: 0 LOB: 0 BB: 0 P: 3	R: 0 E: 0 K: 1 S: 4 H: 0 LOB: 0 BB: 1 P: 8	R: 0 E: 0 K: 2 S: 7 H: 0 LOB: 0 BB: 0 P: 7	1B: 6 2B: 2 3B: 0 HR: 1	SF: 0 SAC: 0 DP: 2 HBP: 0						

PITCHER	IP	WLS	BF	H	R	ER	SO	BB	IBB	HBP	BLK	WP	HR	S	P	ERA	WHIP
Dick Donovan, R (1, 1) ERA: 3.87	3.2		19	8	4	4	2	0	0	0	0	0	1	23	23	9.82	2.182
Bob Shaw, R (4, 1) ERA: 3.05	5.1	W	16	1	0	0	4	1	0	0	0	0	0	23	27	0.00	0.375

PITCHER	IP	WLS	BF	H	R	ER	SO	BB	IBB	HBP	BLK	WP	HR	S	P	ERA	WHIP

BOTTOM

Chicago White Sox @ Kansas City Athletics

Municipal Stadium, Kansas City, MO

Sat Jul 04 1959, 4:33 AM EDT

Unknown

livebaseballscorecards.com

AB	34
R	4
H	9
RBI	4
BB	1
SO	6
LOB	11

Chicago White Sox @ Kansas City Athletics

Municipal Stadium, Kansas City, MO

Sat Jul 04 1959, 4:38 AM EDT

Att. 18,884 - Unknown

TOP

livebaseballscorecards.com

Batter	1	2	3	4	5	6	7	8	9	AB	R	H	RBI	BB	SO	LOB
Luis Aparicio, R (1, 6) OBP: 0.349, SLG: 0.365	5-3		F9		S 1-3 2-H 3-H 1B		PB 1-2 HBP		1B BB	3	0	1	2	0	0	0
Norm Cash, L (9, PH) OBP: 0.346, SLG: 0.354										0	0	0	0	1	0	0
Nellie Fox, L (1, 4) OBP: 0.404, SLG: 0.440	G3			F3	F6 1-2		F5 1-2 2-3		1-2 1B	5	0	1	0	0	0	4
Jim Landis, R (1, 8) OBP: 0.353, SLG: 0.355	5-3			F9	BB		K		F2	4	0	0	0	1	1	4
Sherm Lollar, R (1, 3) OBP: 0.348, SLG: 0.470		1B		F9	F8			F3		4	0	1	0	0	0	3
Al Smith, R (1, 7) OBP: 0.328, SLG: 0.390		F7			E7 FC6-4 1B 1B	L3 1B		1B		4	1	3	0	0	0	1
Earl Battey, R (1, 2) OBP: 0.319, SLG: 0.341		K			FC6-4 BB	L3 1-2		F3		3	0	0	0	1	1	3
Bubba Phillips, R (1, 5) OBP: 0.330, SLG: 0.391		K			FC6-4 BB 1B 1-2f 2-3	F8		5-3		4	1	0	0	0	1	4
Jim McAnany, R (1, 9) OBP: 0.471, SLG: 0.647			F4		BB 1B 1-2 3-H 1B		FC5-4 1B		F9	4	1	2	1	0	0	0
Billy Pierce, L (1, 1) OBP: 0.262, SLG: 0.350 Ray Moore, R (3, 1) OBP: 0.077, SLG: 0.077 John Romano, R (5, PH) OBP: 0.382, SLG: 0.479 Rudy Arias, L (5, 1) Harry Simpson, L (7, PH) OBP: 0.266, SLG: 0.438 Gerry Staley, R (7, 1) OBP: 0.200, SLG: 0.200 Billy Goodman, L (9, PH) OBP: 0.282, SLG: 0.234			1-3		1B 1-2 2-3 BB		FC5-4 PB HBP 1-2f		G3	1 0 0 0 1 0 1	0 0 0 0 0 0 0	0 0 0 0 0 0 0	0 0 0 0 0 0 0	0 0 1 0 0 0 0	0 0 0 0 0 0 0	0 0 0 0 1 0 0
Inning Stats	R: 0 E: 0 K: 0 S: 3 H: 0 LOB: 0 BB: 0 P: 3	R: 0 E: 0 K: 2 S: 8 H: 1 LOB: 1 BB: 0 P: 8	R: 0 E: 0 K: 0 S: 3 H: 0 LOB: 0 BB: 0 P: 3	R: 0 E: 0 K: 0 S: 3 H: 0 LOB: 0 BB: 0 P: 3	R: 3 E: 1 K: 0 S: 6 H: 3 LOB: 3 BB: 3 P: 18	R: 0 E: 0 K: 0 S: 3 H: 1 LOB: 0 BB: 0 P: 3	R: 0 E: 0 K: 1 S: 6 H: 1 LOB: 2 BB: 0 P: 7	R: 0 E: 0 K: 0 S: 4 H: 1 LOB: 1 BB: 0 P: 4	R: 0 E: 0 K: 0 S: 4 H: 1 LOB: 2 BB: 1 P: 8	1B: 8 2B: 1 3B: 0 HR: 0 SF: 0 SAC: 0 DP: 1 HBP: 1						

	AB	34
	R	3
	H	8
	RBI	3
	BB	4
	SO	3
	LOB	20

WP: 0 PB: 1 SB: 1 CS: 0 PA: 39

PITCHER	IP	WLS	BF	H	R	ER	SO	BB	IBB	HBP	BLK	WP	HR	S	P	ERA	WHIP
Rip Coleman, L (1, 1) ERA: 3.81	4.1		19	4	3	3	2	2	0	0	0	0	0	21	29	6.23	1.385
Johnny Kucks, R (5, 1) ERA: 5.73	4.2	W	20	4	0	0	1	2	0	1	0	0	0	19	28	0.00	1.286

PITCHER	IP	WLS	BF	H	R	ER	SO	BB	IBB	HBP	BLK	WP	HR	S	P	ERA	WHIP

Batter	1	2	3	4	5	6	7	8	9	AB	R	H	RBI	BB	SO	LOB
Bill Tuttle, R (1, 8) OBP: 0.345, SLG: 0.371	B B B B 4-0 4-3 5-3 1B BB	S S S 0-3 ② K	x 0-0 FC6-4 1-2 2-3 3-H 1B		x 0-0 ① SH1-4 1-2	x 0-0 ② F9				3	1	1	1	1	1	3
Dick Williams, R (1, 3) OBP: 0.317, SLG: 0.465	x 0-0 ① 5-3 1-2	x 0-0 1-2 1B	x 0-0 ③ FC6-4 1-2f		x 0-0 2-H HR	S S S 0-3 ③ K				5	1	2	2	0	1	6
Roger Maris, L (1, 9) OBP: 0.355, SLG: 0.549	x 0-0 ② 4-3 2-3	x 0-0 ③ F9		x 0-0 ① G3	x 0-0 HR		x 0-0 ① F9			5	1	1	1	0	0	3
Bob Cerv, R (1, 7) OBP: 0.337, SLG: 0.464	x 0-0 S 3-H 1B		x 0-0 E6 1B 1B	B B B B 4-0 G3 BB BB	x 0-0 ② 4-3		x 0-0 BB 1B			4	1	3	1	1	0	0
Hal Smith, R (1, 5) OBP: 0.390, SLG: 0.390	S S S 0-3 ③ K 1-2		x 0-0 ① 4-3	B B B B 4-0 G3 1-2 BB	B B B B 4-0 BB		B B B B 4-0 G6-4-3 1-2 BB			2	0	0	0	3	1	2
Harry Chiti, R (1, 2) OBP: 0.310, SLG: 0.418		x 0-0 HR 1B	x 0-0 1B 2-H 1B 1B	x 0-0 ② G3 1-2 2-3	S S S 0-3 ③ K		x 0-0 ② ③ G6-4-3 1-2f			5	2	2	1	0	1	5
Jerry Lumpe, L (1, 4) OBP: 0.344, SLG: 0.359		x 0-0 1-H HR	x 0-0 1B BB 1-3 1B	4-0 FC6-4 IBB	B B B B 4-0 FC2-5 BB BB			x 0-0 ① 4-3		3	1	2	2	2	0	0
Joe Demaestri, R (1, 6) OBP: 0.313, SLG: 0.426		x 0-0 ① F7	B B B B 4-0 1B 1-2 BB	x 0-0 ③ FC6-4 1-2f	B B B B 4-0 FC2-5 1-2 BB			x 0-0 ② 6-3		3	0	0	0	2	0	3
Rip Coleman, L (1, 1) OBP: 0.100, SLG: 0.100 Johnny Kucks, R (5, 1) OBP: 0.200, SLG: 0.077	x 0-0 1B 1B	S S S 0-3 ② K		x 0-0 SH1-4 HR 1B	x 0-0 ① FC2-5 1-2 2-3f			x 0-0 ③ 4-3		2 3	0 1	1 1	0 0	0 0	1 0	3 2
Inning Stats	R: 1 H: 1 E: 0 LOB: 1 K: 1 BB: 1 S: 6 P: 10	R: 2 H: 4 E: 0 LOB: 2 K: 1 BB: 0 S: 9 P: 9	R: 2 H: 4 E: 1 LOB: 3 K: 1 BB: 1 S: 9 P: 13	R: 0 H: 0 E: 0 LOB: 3 K: 0 BB: 3 S: 3 P: 15	R: 3 H: 3 E: 0 LOB: 1 K: 1 BB: 1 S: 8 P: 12	R: 0 H: 0 E: 0 LOB: 2 K: 1 BB: 2 S: 5 P: 13	R: 0 H: 1 E: 0 LOB: 1 K: 0 BB: 1 S: 3 P: 7	R: 0 H: 0 E: 0 LOB: 0 K: 0 BB: 0 S: 3 P: 3		1B: 10 SF: 0 2B: 0 SAC: 1 3B: 0 DP: 1 HR: 3 HBP: 0						

PITCHER		IP	WLS	BF	H	R	ER	SO	BB	IBB	HBP	BLK	WP	HR	S	P	ERA	WHIP
Billy Pierce, L ERA: 4.19	(1, 1)	2.1	L	16	8	5	5	2	1	0	0	0	0	1	19	23	19.29	3.857
Ray Moore, R ERA: 4.41	(3, 1)	1.2		10	1	0	0	1	3	1	0	0	0	0	8	24	0.00	2.400
Rudy Arias, L ERA: 5.4	(5, 1)	2.0		12	3	3	3	2	3	0	0	0	0	2	13	25	13.50	3.000
Gerry Staley, R ERA: 2.1	(7, 1)	2.0		7	1	0	0	0	1	0	0	0	0	0	6	10	0.00	1.000

PITCHER	IP	WLS	BF	H	R	ER	SO	BB	IBB	HBP	BLK	WP	HR	S	P	ERA	WHIP

BOTTOM

Chicago White Sox @ Kansas City Athletics

Municipal Stadium, Kansas City, MO

Sat Jul 04 1959, 4:38 AM EDT

Att. 18,884 - Unknown

livebaseballscorecards.com

AB	35
R	8
H	13
RBI	8
BB	9
SO	5
LOB	27

Batter	1	2	3	4	5	6	7	8	9	10	AB	R	H	RBI	BB	SO	LOB
Luis Aparicio, R (1, 6) OBP: 0.353, SLG: 0.379	F8		F2			1B FC5-4 1B		HR		S 1B 1B	5	3	3	1	0	0	0
Nellie Fox, L (1, 4) OBP: 0.404, SLG: 0.439	F7			L3		FC5-4 1-3 1B		G3		1-H 1B	5	0	2	1	0	0	0
Jim Landis, R (1, 8) OBP: 0.350, SLG: 0.350	BB			F9		K		5-3		F9	4	0	0	0	1	1	3
Sherm Lollar, R (1, 2) OBP: 0.345, SLG: 0.469	F7			2B		FC5-4 WP 1-2f 3-H		5-3		F8	5	0	1	1	0	0	3
Earl Torgeson, L (1, 3) OBP: 0.391, SLG: 0.419		F9		BB		BB			4-3		2	0	0	0	2	0	0
Al Smith, R (1, 7) OBP: 0.326, SLG: 0.402		K		1-3		F5			HR		4	1	1	1	0	1	4
Billy Goodman, L (1, 5) OBP: 0.270, SLG: 0.222		6-3			F7		1-3		1-3		4	0	0	0	0	0	0
Bubba Phillips, R (10, 5) OBP: 0.330, SLG: 0.391											0	0	0	0	0	0	0
Jim Rivera, L (1, 9) OBP: 0.282, SLG: 0.400			K		F8		6-3		6-3		2	0	0	0	0	1	0
Jim McAnany, R (6, 9) OBP: 0.421, SLG: 0.579											2	0	0	0	0	0	0
Barry Latman, R (1, 1) OBP: 0.158, SLG: 0.063			F8		F8		F7			K	2	0	0	0	0	0	0
Norm Cash, L (7, PH) OBP: 0.342, SLG: 0.348											1	0	0	0	0	0	0
Turk Lown, R (7, 1)											1	0	0	0	0	1	0
Inning Stats	R: 0 E: 0 K: 0 S: 3 H: 0 LOB: 1 BB: 1 P: 7	R: 0 E: 0 K: 1 S: 5 H: 0 LOB: 0 BB: 0 P: 5	R: 0 E: 0 K: 1 S: 5 H: 0 LOB: 0 BB: 0 P: 5	R: 0 E: 0 K: 0 S: 4 H: 1 LOB: 2 BB: 1 P: 8	R: 0 E: 0 K: 0 S: 3 H: 0 LOB: 0 BB: 0 P: 3	R: 1 E: 0 K: 1 S: 7 H: 2 LOB: 2 BB: 1 P: 11	R: 0 E: 0 K: 0 S: 3 H: 0 LOB: 0 BB: 0 P: 3	R: 1 E: 0 K: 0 S: 4 H: 1 LOB: 0 BB: 0 P: 4	R: 1 E: 0 K: 0 S: 4 H: 1 LOB: 0 BB: 0 P: 4	R: 1 E: 0 K: 1 S: 7 H: 2 LOB: 1 BB: 0 P: 7	1B: 4 2B: 1 3B: 0 HR: 2 SF: 0 SAC: 0 DP: 0 HBP: 0	WP: 1 PB: 0 SB: 1 CS: 0	PA: 40				

PITCHER	IP	WLS	BF	H	R	ER	SO	BB	IBB	HBP	BLK	WP	HR	S	P	ERA	WHIP
Ned Garver, R (1, 1) ERA: 2.99	10.0	L	40	7	4	4	4	3	0	0	0	1	2	45	57	3.60	1.000

PITCHER	IP	WLS	BF	H	R	ER	SO	BB	IBB	HBP	BLK	WP	HR	S	P	ERA	WHIP

TOP

Chicago White Sox @ Kansas City Athletics

Municipal Stadium, Kansas City, MO

Sun Jul 05 1959, 4:33 AM EDT

Att. 9,669 - Unknown

livebaseballscorecards.com

AB	37
R	4
H	7
RBI	4
BB	3
SO	4
LOB	10

Batter	1	2	3	4	5	6	7	8	9	10	AB	R	H	RBI	BB	SO	LOB
Bill Tuttle, R (1, 8) OBP: 0.350, SLG: 0.368	5-3		BB FC1-5 1B 1-2	BB 1-2		BB			FC1-6 S 1-2f		2	1	0	0	3	0	1
Dick Williams, R (1, 3) OBP: 0.314, SLG: 0.459	CS 1B		FC1-5 G5-3 1B 1-2 2-3f	F4		4-3			F8 1-2		5	0	1	0	0	0	7
Roger Maris, L (1, 9) OBP: 0.356, SLG: 0.543	BB 1-2		1B 1-2 2-H		F7		F8		K		4	0	1	1	1	1	1
Bob Cerv, R (1, 7) OBP: 0.331, SLG: 0.453	K		G5-3 2-3f		F8		F4			F7	5	0	0	0	0	1	3
Hal Smith, R (1, 5) OBP: 0.385, SLG: 0.390		6-3		F5	2B		F9			K	5	0	1	0	0	1	0
Jerry Lumpe, L (1, 4) OBP: 0.336, SLG: 0.350		F7		E4 1B 1B	F5			F7		4-3	5	1	0	0	0	0	1
Frank House, L (1, 2) OBP: 0.322, SLG: 0.365		FC6-4 1B		F8		F9		1-3			4	0	1	0	0	0	1
Joe Demaestri, R (1, 6) OBP: 0.312, SLG: 0.423		FC6-4 1-2f		1B 1-3		F9		K			4	0	1	0	0	1	1
Ned Garver, R (1, 1) OBP: 0.432, SLG: 0.619			FC1-5 BB 1B	BB 1-3 3-H		HR			FC1-6 1B		4	1	4	2	0	0	0
Inning Stats	R: 0 H: 1 E: 0 LOB: 1 K: 1 BB: 1 S: 5 P: 9	R: 0 H: 1 E: 0 LOB: 1 K: 0 BB: 0 S: 4 P: 4	R: 1 H: 2 E: 0 LOB: 1 K: 0 BB: 1 S: 4 P: 8	R: 1 H: 2 E: 1 LOB: 3 K: 0 BB: 1 S: 6 P: 10	R: 0 H: 1 E: 0 LOB: 1 K: 0 BB: 0 S: 4 P: 4	R: 1 H: 1 E: 0 LOB: 1 K: 0 BB: 1 S: 4 P: 8	R: 0 H: 0 E: 0 LOB: 0 K: 0 BB: 0 S: 3 P: 3	R: 0 H: 0 E: 0 LOB: 0 K: 1 BB: 0 S: 5 P: 5	R: 0 H: 1 E: 0 LOB: 1 K: 1 BB: 0 S: 6 P: 6	R: 0 H: 0 E: 0 LOB: 0 K: 1 BB: 0 S: 5 P: 5	1B: 7 SF: 0 2B: 1 SAC: 0 3B: 0 DP: 1 HR: 1 HBP: 0						

PITCHER		IP	WLS	BF	H	R	ER	SO	BB	IBB	HBP	BLK	WP	HR	S	P	ERA	WHIP
Barry Latman, R ERA: 4.34	(1, 1)	6.0		29	8	3	2	1	4	0	0	0	0	1	27	43	3.00	2.000
Turk Lown, R ERA: 3.24	(7, 1)	4.0	W	13	1	0	0	3	0	0	0	0	0	0	19	19	0.00	0.250

PITCHER	IP	WLS	BF	H	R	ER	SO	BB	IBB	HBP	BLK	WP	HR	S	P	ERA	WHIP

BOTTOM

Chicago White Sox @ Kansas City Athletics

Municipal Stadium, Kansas City, MO

Sun Jul 05 1959, 4:33 AM EDT
Att. 9,669 - Unknown

livebaseballscorecards.com

AB	38
R	3
H	9
RBI	3
BB	4
SO	4
LOB	15

PA: 42
WP: 0
PB: 0
SB: 1
CS: 1

Batter	1	2	3	4	5	6	7	8	9	AB	R	H	RBI	BB	SO	LOB
George Strickland, R (1, 5) OBP: 0.353, SLG: 0.386	F7		F8		K			5-3		4	0	0	0	0	1	0
Vic Power, R (1, 3) OBP: 0.346, SLG: 0.465	L1-6 2B		4-3 1B			F7		L9		4	0	2	0	0	0	0
Minnie Minoso, R (1, 7) OBP: 0.366, SLG: 0.483	L1-6 2-3		4-3 1-2			6-3		K		4	0	0	0	0	1	2
Tito Francona, L (1, 8) OBP: 0.441, SLG: 0.654		BBBB E G6-4-3 E BB	1-3			1B			K	3	1	1	0	1	1	1
Rocky Colavito, R (1, 9) OBP: 0.355, SLG: 0.565		E5 G6-4-3 E 1-2 1B		5-3		4-3			BB	3	1	0	0	1	0	2
Woodie Held, R (1, 6) OBP: 0.333, SLG: 0.475		E1 G6-4-3 1-2 2-3		F8			F8		L5	4	0	0	0	0	0	3
Jim Baxes, R (1, 4) OBP: 0.303, SLG: 0.491		G6-4-3 1-2f 2-3 3-H		5-3			HR		F6	4	1	1	1	0	0	3
Dick Brown, R (1, 2) OBP: 0.333, SLG: 0.420		1B 3-H			6-3		K			3	0	1	1	0	1	0
Herb Score, L (1, 1) OBP: 0.070, SLG: 0.071		K			1-3		5-3			2	0	0	0	0	1	1
Jim Piersall, R (7, PH) OBP: 0.285, SLG: 0.311										1	0	0	0	0	0	0
Mudcat Grant, R (7, 1) OBP: 0.125, SLG: 0.219										0	0	0	0	0	0	0
Inning Stats	R: 0 E: 0 K: 0 S: 3 H: 1 LOB: 0 BB: 0 P: 3	R: 2 E: 2 K: 1 S: 7 H: 1 LOB: 1 BB: 1 P: 11	R: 0 E: 0 K: 0 S: 4 H: 1 LOB: 1 BB: 0 P: 4	R: 0 E: 0 K: 0 S: 3 H: 0 LOB: 0 BB: 0 P: 3	R: 0 E: 0 K: 1 S: 5 H: 0 LOB: 0 BB: 0 P: 5	R: 0 E: 0 K: 0 S: 4 H: 1 LOB: 1 BB: 0 P: 4	R: 1 E: 0 K: 1 S: 6 H: 1 LOB: 0 BB: 0 P: 6	R: 0 E: 0 K: 1 S: 5 H: 0 LOB: 0 BB: 0 P: 5	R: 0 E: 0 K: 1 S: 5 H: 0 LOB: 1 BB: 1 P: 9	1B: 3 2B: 2 3B: 0 HR: 1 SF: 0 SAC: 0 DP: 2 HBP: 0						

PITCHER	IP	WLS	BF	H	R	ER	SO	BB	IBB	HBP	BLK	WP	HR	S	P	ERA	WHIP
Billy Pierce, L (1, 1) ERA: 3.97	9.0	W	34	5	3	1	5	2	0	0	0	0	1	42	50	1.00	0.778

PITCHER	IP	WLS	BF	H	R	ER	SO	BB	IBB	HBP	BLK	WP	HR	S	P	ERA	WHIP

TOP

Cleveland Indians @ Chicago White Sox

Comiskey Park, Chicago, IL

Thu Jul 09 1959, 8:05 PM EDT

Att. 36,742 - Unknown

livebaseballscorecards.com

AB	32
R	3
H	5
RBI	2
BB	2
SO	5
LOB	12

PA: 34

WP: 0 PB: 0 SB: 0 CS: 0

Batter	1	2	3	4	5	6	7	8	9	AB	R	H	RBI	BB	SO	LOB
Luis Aparicio, R (1, 6) OBP: 0.355, SLG: 0.379	G3 S SF7 1B		G6-4-3 1-2f		1B 1B 1-2 BB		F9			3	2	1	0	1	0	1
Nellie Fox, L (1, 4) OBP: 0.408, SLG: 0.440	G3 1-3			WP BB BB	1B 1-2 2-3 1B		BB			2	0	1	0	2	0	1
Jim Landis, R (1, 8) OBP: 0.352, SLG: 0.351	SF7 3-H			WP 1-2 BB	1-3 2-H 3-H 1B		K			2	0	1	3	1	1	1
Sherm Lollar, R (1, 3) OBP: 0.341, SLG: 0.462	5-3			F4 1-2 2-3	6-3			F5		4	0	0	0	0	0	4
Al Smith, R (1, 7) OBP: 0.325, SLG: 0.396		F9 BB		K		F7		5-3		3	0	0	0	1	1	2
Earl Battey, R (1, 2) OBP: 0.314, SLG: 0.318		F9 1-2		F8		F4		1B BB		3	0	0	0	1	0	3
Bubba Phillips, R (1, 5) OBP: 0.336, SLG: 0.407		6-3			1B BB 1B BB	HR		1-3 1B		3	2	2	1	1	0	0
Jim McAnany, R (1, 9) OBP: 0.348, SLG: 0.478			K		F9	F7		4-3		4	0	0	0	0	1	3
Billy Pierce, L (1, 1) OBP: 0.267, SLG: 0.333			G6-4-3 BB		B1		F7			2	0	0	0	1	0	1
Inning Stats	R: 1 H: 1 E: 0 LOB: 0 K: 0 BB: 0 S: 4 P: 4	R: 0 H: 0 E: 0 LOB: 0 K: 0 BB: 1 S: 2 P: 6	R: 0 H: 0 E: 0 LOB: 0 K: 1 BB: 1 S: 4 P: 8	R: 0 H: 0 E: 0 LOB: 2 K: 1 BB: 2 S: 5 P: 13	R: 2 H: 2 E: 0 LOB: 2 K: 0 BB: 2 S: 5 P: 13	R: 1 H: 1 E: 0 LOB: 0 K: 0 BB: 0 S: 4 P: 4	R: 0 H: 0 E: 0 LOB: 1 K: 1 BB: 1 S: 5 P: 9	R: 0 H: 1 E: 0 LOB: 2 K: 0 BB: 1 S: 4 P: 8		1B: 4 SF: 1 2B: 0 SAC: 0 3B: 0 DP: 1 HR: 1 HBP: 0				WP: 1 PA: 35 PB: 0 SB: 1 CS: 0		

BOTTOM

Cleveland Indians @ Chicago White Sox

Comiskey Park, Chicago, IL

Thu Jul 09 1959, 8:05 PM EDT

Att. 36,742 - Unknown

livebaseballscorecards.com

AB	26
R	4
H	5
RBI	4
BB	8
SO	3
LOB	16

PITCHER		IP	WLS	BF	H	R	ER	SO	BB	IBB	HBP	BLK	WP	HR	S	P	ERA	WHIP
Herb Score, L ERA: 4.17	(1, 1)	6.0	L	26	4	4	4	2	6	0	0	0	1	1	24	48	6.00	1.667
Mudcat Grant, R ERA: 3.77	(7, 1)	2.0		9	1	0	0	1	2	0	0	0	0	0	9	17	0.00	1.500

PITCHER	IP	WLS	BF	H	R	ER	SO	BB	IBB	HBP	BLK	WP	HR	S	P	ERA	WHIP

Batter	1	2	3	4	5	6	7	8	9	AB	R	H	RBI	BB	SO	LOB
George Strickland, R (1, 5) OBP: 0.358, SLG: 0.389	HBP 1B 1B	K		BB 1-2		F9			SH5-4 1-2 1B	4	2	2	0	1	1	1
Vic Power, R (1, 3) OBP: 0.345, SLG: 0.462	F2		1B 1B	5-3		6-3			SH5-4 1-2 2-3	4	1	1	0	0	0	3
Minnie Minoso, R (1, 7) OBP: 0.369, SLG: 0.483	1B 5-3 1-2 HBP		1B 1-3 1B		1B 1B		5-3		F4	4	2	2	0	0	0	2
Tito Francona, L (1, 8) OBP: 0.453, SLG: 0.659	5-3 1-3 2-H 1B		F6		1B G6-3 1-2 1B		G6-4-3 1B		1B 1B 2-H 3-H	5	2	4	3	0	0	2
Rocky Colavito, R (1, 9) OBP: 0.359, SLG: 0.566	5-3 1-2 3-H		1B 1-3 3-H 1B		G6-3 1-3 2-H 1B		G6-4-3 1-2f		1B 1-2 1B	5	0	3	3	0	0	2
Woodie Held, R (1, 6) OBP: 0.331, SLG: 0.470	6-3		F6		G6-3 1-2f 3-H			F8	1-3 2-H 1B	5	0	1	0	0	0	3
Jim Baxes, R (1, 4) OBP: 0.310, SLG: 0.492		K		K	1B			G5-4-3 1B		4	0	2	0	0	2	0
Dick Brown, R (1, 2) OBP: 0.320, SLG: 0.402		F6		K	K			G5-4-3 1-2f		4	0	0	0	0	2	2
Cal McLish, S (1, 1) OBP: 0.244, SLG: 0.238 Gary Bell, R (8, 1) OBP: 0.175, SLG: 0.132		BB	S 1B			F4			SH5-4 1B 1B	2 1	0 1	1 1	0 0	1 0	0 0	0 0
Inning Stats	R: 2 E: 0 K: 0 S: 5 H: 2 LOB: 1 BB: 0 P: 6	R: 0 E: 0 K: 2 S: 7 H: 0 LOB: 1 BB: 1 P: 11	R: 1 E: 0 K: 0 S: 5 H: 3 LOB: 1 BB: 0 P: 5	R: 0 E: 0 K: 2 S: 8 H: 1 LOB: 2 BB: 1 P: 12	R: 2 E: 0 K: 1 S: 8 H: 4 LOB: 1 BB: 0 P: 8	R: 0 E: 0 K: 0 S: 3 H: 0 LOB: 0 BB: 0 P: 3	R: 0 E: 0 K: 0 S: 3 H: 1 LOB: 0 BB: 0 P: 3	R: 0 E: 0 K: 0 S: 3 H: 1 LOB: 0 BB: 0 P: 3	R: 3 E: 0 K: 0 S: 7 H: 5 LOB: 2 BB: 0 P: 7	1B: 17 2B: 0 3B: 0 HR: 0 SF: 0 SAC: 1 DP: 3 HBP: 1						

PITCHER		IP	WLS	BF	H	R	ER	SO	BB	IBB	HBP	BLK	WP	HR	S	P	ERA	WHIP
Early Wynn, R ERA: 4.04	(1, 1)	4.0	L	23	9	5	5	4	2	0	1	0	0	0	28	37	11.25	2.750
Gerry Staley, R ERA: 1.99	(5, 1)	3.0		9	2	0	0	1	0	0	0	0	0	0	11	11	0.00	0.667
Turk Lown, R ERA: 3.16	(8, 1)	1.0		3	1	0	0	0	0	0	0	0	0	0	3	3	0.00	1.000
Bob Shaw, R ERA: 3.28	(9, 1)	1.0		7	5	3	3	0	0	0	0	0	0	0	7	7	27.00	5.000

PITCHER	IP	WLS	BF	H	R	ER	SO	BB	IBB	HBP	BLK	WP	HR	S	P	ERA	WHIP

TOP

Cleveland Indians @ Chicago White Sox

Comiskey Park, Chicago, IL

Fri Jul 10 1959, 8:05 PM EDT

Att. 41,588 - Unknown

livebaseballscorecards.com

AB	38
R	8
H	17
RBI	6
BB	2
SO	5
LOB	15

PA: 42

WP: 0
PB: 0
SB: 1
CS: 0

Cleveland Indians @ Chicago White Sox

Comiskey Park, Chicago, IL

Fri Jul 10 1959, 8:05 PM EDT

Att. 41,588 - Unknown

livebaseballscorecards.com

BOTTOM

Batter	1	2	3	4	5	6	7	8	9	AB	R	H	RBI	BB	SO	LOB
Luis Aparicio, R (1, 6) OBP: 0.350, SLG: 0.373	6-3	F7		F9			1-3	FC6 1-2f		5	0	0	0	0	0	4
Nellie Fox, L (1, 4) OBP: 0.410, SLG: 0.440	1B		6-3		F9		BB 1B		G4-3 BB	4	0	2	0	1	0	0
Jim Landis, R (1, 8) OBP: 0.356, SLG: 0.351	K		S 3B 1B		G5-4-3 BB		1-2 BB		F8	3	1	1	0	2	1	2
Sherm Lollar, R (1, 2) OBP: 0.335, SLG: 0.454	K		F5 1-2		G5-4-3 1-2f		K		G4-3 1-2f	5	0	0	0	0	2	6
Earl Torgeson, L (1, 3) OBP: 0.398, SLG: 0.437		WP 2B 1B	2-H 3B			FC6-4 BB		3-1		3	1	2	1	1	0	0
Al Smith, R (1, 7) OBP: 0.324, SLG: 0.394		K	K			F5		5-3 1B 1B		4	1	1	0	0	2	3
Bubba Phillips, R (1, 5) OBP: 0.335, SLG: 0.408		1-H 1B 2B		4-3		FC6-4 1-2f		5-3 1-2		4	1	1	1	0	0	2
Jim McAnany, R (1, 9) OBP: 0.407, SLG: 0.500		2-H 1B		5-3 BB		F8		BB 2-H 1B		3	0	2	2	1	0	1
Early Wynn, S (1, 1) OBP: 0.345, SLG: 0.404		K		5-3 1-2			4-3	FC6 1-2 BB		2	0	0	0	0	1	2
Gerry Staley, R (5, 1) OBP: 0.200, SLG: 0.200										0	0	0	0	0	0	0
Billy Goodman, L (7, PH) OBP: 0.267, SLG: 0.220										1	0	0	0	0	0	0
Turk Lown, R (8, 1)										0	0	0	0	0	0	0
Harry Simpson, L (8, PH) OBP: 0.275, SLG: 0.438										0	0	0	0	1	0	0
Bob Shaw, R (9, 1) OBP: 0.176, SLG: 0.129										0	0	0	0	0	0	0

Inning Stats									
	R: 0 E: 0 K: 2 S: 8	H: 1 LOB: 1 BB: 0 P: 8	R: 2 E: 0 K: 2 S: 10	H: 3 LOB: 1 BB: 0 P: 10	R: 1 E: 0 K: 1 S: 7	H: 2 LOB: 1 BB: 0 P: 7	R: 0 E: 0 K: 0 S: 3	H: 0 LOB: 1 BB: 1 P: 7	R: 0 E: 0 K: 0 S: 2	H: 0 LOB: 0 BB: 1 P: 6
	R: 0 E: 0 K: 0 S: 3	H: 0 LOB: 1 BB: 1 P: 7	R: 0 E: 0 K: 1 S: 6	H: 1 LOB: 2 BB: 1 P: 10	R: 1 E: 0 K: 0 S: 5	H: 2 LOB: 2 BB: 1 P: 9	R: 0 E: 0 K: 0 S: 2	H: 0 LOB: 0 BB: 1 P: 6		

	AB	34
	R	4
	H	9
	RBI	4
	BB	6
	SO	6
	LOB	20

	1B: 7	SF: 0	WP: 1	PA: 40
	2B: 1	SAC: 0	PB: 0	
	3B: 1	DP: 2	SB: 1	
	HR: 0	HBP: 0	CS: 0	

PITCHER		IP	WLS	BF	H	R	ER	SO	BB	IBB	HBP	BLK	WP	HR	S	P	ERA	WHIP
Cal McLish, R	(1, 1)	7.2	W	36	9	4	4	6	5	0	0	0	1	0	43	63	4.70	1.826
ERA: 2.99																		
Gary Bell, R	(8, 1)	1.1	S	4	0	0	0	0	1	0	0	0	0	0	3	7	0.00	0.750
ERA: 4.04																		

PITCHER	IP	WLS	BF	H	R	ER	SO	BB	IBB	HBP	BLK	WP	HR	S	P	ERA	WHIP

Batter	1	2	3	4	5	6	7	8	9	AB	R	H	RBI	BB	SO	LOB
Bill Tuttle, R (1, 8) OBP: 0.348, SLG: 0.373	BBBB 4-0 1B SF8 BB		x 0-0 ② F9		x 0-0 ② 6-3			x 0-0 ① F8		3	1	0	0	1	0	0
Jerry Lumpe, L (1, 4) OBP: 0.335, SLG: 0.355	x 0-0 ① F9		x 0-0 BB 2B 1B		x 0-0 ③ F9			x 0-0 ② F7		4	1	1	0	0	0	1
Kent Hadley, L (1, 3) OBP: 0.294, SLG: 0.443	x 0-0 FC6-4 1-3 1B		BBBB 4-0 2B 1-2 BB			x 0-0 ① F5		x 0-0 ③ F8		3	1	1	0	1	0	0
Roger Maris, L (1, 9) OBP: 0.368, SLG: 0.548	x 0-0 ② SF8 3-H		x 0-0 1-H 2-H 2B			x 0-0 ② 4-3			BBBB 4-0 FC5-4 BB	2	0	1	3	1	0	0
Bob Cerv, R (1, 7) OBP: 0.323, SLG: 0.467	x 0-0 ③ FC6-4 1-2f		x 0-0 ③ F6			x 0-0 ③ 4-3			x 0-0 ① FC5-4 1-2f	4	0	0	0	0	0	3
Frank House, L (1, 2) OBP: 0.315, SLG: 0.353		x 0-0 G1-6-3 1B		x 0-0 ① 4-3			x 0-0 ① F7		x 0-0 ② F9	4	0	1	0	0	0	1
Hal Smith, R (1, 5) OBP: 0.371, SLG: 0.369		SSS 0-3 ① K		x 0-0 ② F4			x 0-0 ② F8		x 0-0 ③ F8	4	0	0	0	0	1	2
Joe Demaestri, R (1, 6) OBP: 0.305, SLG: 0.406		x 0-0 ② ③ G1-6-3 1-2f		x 0-0 ③ F8			BBBB 4-0 BB			2	0	0	0	1	0	1
Ned Garver, R (1, 1) OBP: 0.413, SLG: 0.591			SSS 0-3 ① K		x 0-0 ① 5-3		x 0-0 ③ 1-3			2	0	0	0	0	1	0
Tom Sturdivant, L (5, 1)										0	0	0	0	0	0	0
Russ Snyder, L (7, PH)										1	0	0	0	0	0	1
John Tsitouris, R (7, 1)										0	0	0	0	0	0	0
Murry Dickson, R (8, 1) OBP: 0.333, SLG: 0.333										0	0	0	0	0	0	0
Inning Stats	R: 1 E: 0 K: 0 S: 4 H: 1 LOB: 1 BB: 1 P: 8	R: 0 E: 0 K: 1 S: 5 H: 1 LOB: 0 BB: 0 P: 5	R: 2 E: 0 K: 1 S: 7 H: 2 LOB: 1 BB: 1 P: 11	R: 0 E: 0 K: 0 S: 3 H: 0 LOB: 0 BB: 0 P: 3	R: 0 E: 0 K: 0 S: 3 H: 0 LOB: 0 BB: 0 P: 3	R: 0 E: 0 K: 0 S: 3 H: 0 LOB: 0 BB: 0 P: 3	R: 0 E: 0 K: 0 S: 3 H: 0 LOB: 1 BB: 1 P: 7	R: 0 E: 0 K: 0 S: 3 H: 0 LOB: 0 BB: 0 P: 3	R: 0 E: 1 K: 0 S: 3 H: 0 LOB: 1 BB: 1 P: 7	1B: 3 2B: 1 3B: 0 HR: 0	SF: 1 SAC: 0 DP: 1 HBP: 0						

PITCHER		IP	WLS	BF	H	R	ER	SO	BB	IBB	HBP	BLK	WP	HR	S	P	ERA	WHIP
Barry Latman, R ERA: 4.17	(1, 1)	9.0	W	34	4	3	3	2	4	0	0	0	0	0	34	50	3.00	0.889

PITCHER	IP	WLS	BF	H	R	ER	SO	BB	IBB	HBP	BLK	WP	HR	S	P	ERA	WHIP

TOP

Kansas City Athletics @ Chicago White Sox

Comiskey Park, Chicago, IL

Sat Jul 11 1959, 4:33 AM EDT

Att. 7,346 - Unknown

livebaseballscorecards.com

AB	29
R	3
H	4
RBI	3
BB	4
SO	2
LOB	9

PA: 34

WP: 0 PB: 0 SB: 0 CS: 0

BOTTOM

Kansas City Athletics @ Chicago White Sox

Comiskey Park, Chicago, IL

Sat Jul 11 1959, 4:33 AM EDT

Att. 7,346 - Unknown

livebaseballscorecards.com

Batter	1	2	3	4	5	6	7	8	9	AB	R	H	RBI	BB	SO	LOB
Luis Aparicio, R (1, 6) OBP: 0.354, SLG: 0.379	F9		SH2-3		2B	1B		BB		3	1	2	2	1	0	0
Nellie Fox, L (1, 4) OBP: 0.413, SLG: 0.444	3-1		FC6-4		1B	F8		BB		4	1	2	3	1	0	2
Jim Landis, R (1, 8) OBP: 0.357, SLG: 0.349	K		FC6-4		G4-3	F7		BB		4	0	1	2	1	1	1
Sherm Lollar, R (1, 2) OBP: 0.333, SLG: 0.450		1B G6-4-3		6-3	G4-3	6-3		1-3		5	1	1	0	0	0	4
Earl Torgeson, L (1, 3) OBP: 0.405, SLG: 0.438		G6-4-3		BB	G3	FC6-4				2	0	1	0	2	0	0
Al Smith, R (1, 7) OBP: 0.323, SLG: 0.388		G6-4-3		F9		G1-4-3		FC6-4		3	0	0	0	1	0	3
Bubba Phillips, R (1, 5) OBP: 0.333, SLG: 0.409		F7		F7		G1-4-3		G3 BB		4	1	1	0	0	0	2
Jim McAnany, R (1, 9) OBP: 0.419, SLG: 0.483			5-3		1B 2B	1B 1B		G3		3	2	1	0	1	0	1
Barry Latman, R (1, 1) OBP: 0.261, SLG: 0.250			SH2-3 1B		2B 2B	1B		B3-4		4	2	3	0	0	0	1
Inning Stats	R: 0 E: 0 K: 1 S: 5 H: 0 LOB: 0 BB: 0 P: 5	R: 1 E: 0 K: 0 S: 4 H: 2 LOB: 0 BB: 0 P: 4	R: 1 E: 0 K: 0 S: 5 H: 2 LOB: 1 BB: 0 P: 5	R: 0 E: 0 K: 0 S: 3 H: 0 LOB: 1 BB: 1 P: 7	R: 4 E: 0 K: 0 S: 7 H: 5 LOB: 0 BB: 0 P: 7	R: 1 E: 0 K: 0 S: 4 H: 2 LOB: 2 BB: 2 P: 12	R: 0 E: 0 K: 0 S: 3 H: 0 LOB: 1 BB: 1 P: 7	R: 1 E: 0 K: 0 S: 4 H: 1 LOB: 3 BB: 3 P: 16		1B: 8 2B: 4 3B: 0 HR: 0 SF: 0 SAC: 1 DP: 3 HBP: 0						

	AB	32
	R	8
	H	12
	RBI	7
	BB	7
	SO	1
	LOB	14

WP: 0 PB: 0 SB: 1 CS: 0 PA: 40

PITCHER	IP	WLS	BF	H	R	ER	SO	BB	IBB	HBP	BLK	WP	HR	S	P	ERA	WHIP
Ned Garver, R (1, 1) ERA: 3.33	4.0	L	20	8	6	6	1	1	0	0	0	0	0	21	25	13.50	2.250
Tom Sturdivant, R (5, 1) ERA: 4.22	2.0		9	3	1	1	0	2	0	0	0	0	0	7	15	4.50	2.500
John Tsitouris, R (7, 1) ERA: 4.5	1.2		10	1	1	1	0	4	0	0	0	0	0	6	22	5.40	3.000
Murry Dickson, R (8, 1) ERA: 3.95	0.1		1	0	0	0	0	0	0	0	0	0	0	1	1	0.00	0.000

PITCHER	IP	WLS	BF	H	R	ER	SO	BB	IBB	HBP	BLK	WP	HR	S	P	ERA	WHIP

Batter	1	2	3	4	5	6	7	8	9	AB	R	H	RBI	BB	SO	LOB
Bill Tuttle, R (1, 8) OBP: 0.349, SLG: 0.374	K	S 1-3 2-H 1B			CS 1B		G6-4-3 1-2f		K	5	0	2	1	0	2	1
Russ Snyder, L (1, 7) OBP: 0.143, SLG: 0.143	E1 1B	K 1-2			CS 1-2 1B		3-1			4	1	1	0	0	1	2
Dick Williams, R (1, 3) (8, 5) OBP: 0.312, SLG: 0.454	F4	F3			1B 1-2 1B			K		4	0	1	0	0	1	3
Roger Maris, L (1, 9) OBP: 0.375, SLG: 0.550	2-H 1B		K		FC4-6 1-3 1B			G3 BB		3	0	2	1	1	1	0
Jerry Lumpe, L (1, 4) OBP: 0.329, SLG: 0.349	F6		4-3		FC4-6 1-2f			G3 1-2		4	0	0	0	0	0	4
Hal Smith, R (1, 5) OBP: 0.370, SLG: 0.369 Bob Cery, R (8, PH) OBP: 0.326, SLG: 0.467 Kent Hadley, L (8, PR) OBP: 0.294, SLG: 0.443 (8, 3)		2B 1B	F4			F5		BB		3 0 0	1 0 0	1 0 0	0 0 0	0 1 0	0 0 0	0 0 0
Frank House, L (1, 2) OBP: 0.314, SLG: 0.355	FC1-6 1-H 2B			F7		4-3		F6		4	0	1	1	0	0	2
Joe Demaestri, R (1, 6) OBP: 0.302, SLG: 0.401 Ray Boone, R (9, PH) OBP: 0.403, SLG: 0.405	FC1-6 1B 1B 2-3			K		F8			6-3	3 1	1 0	0 0	0 0	0 0	1 0	1 0
Bud Daley, L (1, 1) OBP: 0.400, SLG: 0.395 Preston Ward, L (2, PH) OBP: 0.227, SLG: 0.263 Bob Grim, R (2, 1) OBP: 0.208, SLG: 0.286 Zeke Bella, R (9, PH) OBP: 0.300, SLG: 0.286	1B 1-2 1B			K			G6-4-3 BB		5-3	0 1 1 1	0 0 0 0	0 1 0 0	0 0 1 0	0 0 1 0	0 0 0 0	0 0 0 0
Inning Stats	R: 1 E: 1 K: 1 S: 7 H: 1 LOB: 1 BB: 0 P: 7	R: 2 E: 0 K: 1 S: 9 H: 4 LOB: 2 BB: 0 P: 9	R: 0 E: 0 K: 1 S: 5 H: 0 LOB: 0 BB: 0 P: 5	R: 0 E: 0 K: 2 S: 7 H: 0 LOB: 0 BB: 0 P: 7	R: 0 E: 0 K: 0 S: 5 H: 4 LOB: 2 BB: 0 P: 5	R: 0 E: 0 K: 0 S: 3 H: 0 LOB: 0 BB: 0 P: 3	R: 0 E: 0 K: 0 S: 2 H: 0 LOB: 0 BB: 1 P: 6	R: 0 E: 0 K: 1 S: 5 H: 0 LOB: 2 BB: 2 P: 13	R: 0 E: 0 K: 1 S: 5 H: 0 LOB: 0 BB: 0 P: 5	1B: 8 2B: 1 3B: 0 HR: 0 SF: 0 SAC: 0 DP: 1 HBP: 0						

PITCHER		IP	WLS	BF	H	R	ER	SO	BB	IBB	HBP	BLK	WP	HR	S	P	ERA	WHIP
Dick Donovan, R ERA: 3.99	(1, 1)	1.1		10	5	3	2	1	0	0	0	0	0	0	12	12	13.50	3.750
Ray Moore, R ERA: 4.04	(2, 1)	4.2	W	17	4	0	0	4	1	0	0	0	0	0	24	28	0.00	1.071
Gerry Staley, R ERA: 1.9	(7, 1)	3.0	S	10	0	0	0	2	2	0	0	0	0	0	12	20	0.00	0.667

PITCHER	IP	WLS	BF	H	R	ER	SO	BB	IBB	HBP	BLK	WP	HR	S	P	ERA	WHIP

TOP

Kansas City Athletics @ Chicago White Sox

Comiskey Park, Chicago, IL

Sun Jul 12 1959, 4:33 AM EDT

Unknown

livebaseballscorecards.com

AB	34
R	3
H	9
RBI	3
BB	3
SO	7
LOB	13

WP: 0 PB: 0 SB: 1 CS: 2 PA: 37

Batter	1	2	3	4	5	6	7	8	9	AB	R	H	RBI	BB	SO	LOB
Luis Aparicio, R (1, 6) OBP: 0.353, SLG: 0.375	4-3	F8		BB		L4				3	0	0	0	1	0	1
Nellie Fox, L (1, 4) OBP: 0.411, SLG: 0.442	E 1B 1B	F7		F7			L6			4	1	1	0	0	0	1
Jim Landis, R (1, 8) OBP: 0.359, SLG: 0.355	E1 1-H	F4			4-3 2B		F7			4	1	2	0	0	0	0
Sherm Lollar, R (1, 3) (3, 2) OBP: 0.335, SLG: 0.449	2B 3B BB		K		F7		CS 1B			3	1	1	0	1	1	1
Al Smith, R (1, 7) OBP: 0.329, SLG: 0.404	1-3 3-H		2B		4-3 2-3		CS 1-2	1B		4	1	3	1	0	0	1
John Romano, R (1, 2) OBP: 0.375, SLG: 0.469	F2	F5			F2			F8		1	0	0	0	0	0	2
Earl Torgeson, L (3, 3) OBP: 0.399, SLG: 0.429										3	0	0	0	0	0	3
Bubba Phillips, R (1, 5) OBP: 0.332, SLG: 0.405	3B HBP	F8				F5		F5		3	1	0	0	0	0	2
Jim McAnany, R (1, 9) OBP: 0.429, SLG: 0.545	1-H 2-H 3-H			6-3		5-3		1-2		4	0	2	3	0	0	0
Dick Donovan, L (1, 1) OBP: 0.205, SLG: 0.297	1-3			K		BB		K		1	0	0	0	0	0	1
Ray Moore, R (2, 1) OBP: 0.133, SLG: 0.071										1	0	0	0	1	1	0
Gerry Staley, R (7, 1) OBP: 0.167, SLG: 0.167										1	0	0	0	0	1	2
Inning Stats	R: 5 E: 1 K: 0 S: 7 H: 4 LOB: 1 BB: 1 P: 12	R: 0 E: 0 K: 0 S: 3 H: 0 LOB: 0 BB: 0 P: 3	R: 0 E: 0 K: 1 S: 6 H: 1 LOB: 1 BB: 0 P: 6	R: 0 E: 0 K: 1 S: 5 H: 0 LOB: 1 BB: 1 P: 9	R: 0 E: 0 K: 0 S: 4 H: 1 LOB: 1 BB: 0 P: 4	R: 0 E: 0 K: 0 S: 3 H: 0 LOB: 1 BB: 1 P: 7	R: 0 E: 0 K: 0 S: 3 H: 1 LOB: 0 BB: 0 P: 3	R: 0 E: 0 K: 1 S: 7 H: 2 LOB: 2 BB: 0 P: 7		1B: 5 2B: 3 3B: 1 HR: 0 SF: 0 SAC: 0 DP: 0 HBP: 1						

PITCHER	IP	WLS	BF	H	R	ER	SO	BB	IBB	HBP	BLK	WP	HR	S	P	ERA	WHIP
Bud Daley, L (1, 1) ERA: 3.17	1.0	L	9	4	5	5	0	1	0	1	0	0	0	7	12	45.00	5.000
Bob Grim, R (2, 1) ERA: 3.93	7.0		27	5	0	0	3	2	0	0	0	0	0	31	39	0.00	1.000

PITCHER	IP	WLS	BF	H	R	ER	SO	BB	IBB	HBP	BLK	WP	HR	S	P	ERA	WHIP

BOTTOM

Kansas City Athletics @ Chicago White Sox

Comiskey Park, Chicago, IL

Sun Jul 12 1959, 4:33 AM EDT

Unknown

livebaseballscorecards.com

AB	32
R	5
H	9
RBI	4
BB	3
SO	3
LOB	14

WP: 0 PA: 37
PB: 0
SB: 0
CS: 1

Batter	1	2	3	4	5	6	7	8	9	AB	R	H	RBI	BB	SO	LOB
Russ Snyder, L (1, 8) OBP: 0.333, SLG: 0.417	0-0 1B		0-0 4-3 ①		0-0 2B	0-0 F8 ③		0-0 G6-4-3 1-2 1B		5	0	3	0	0	0	2
Jerry Lumpe, L (1, 4) (7, 6) OBP: 0.331, SLG: 0.350	0-0 1-3 1B		0-0 4-3 ②		0-0 F8 ②		0-0 WP BB E 1B	0-0 L9 ①		5	1	2	0	0	0	3
Kent Hadley, L (1, 3) OBP: 0.295, SLG: 0.436 John Tsitouris, R (5, 1) Zeke Bella, R (7, PH) (7, 7) OBP: 0.306, SLG: 0.281	0-0 F6 ①		1-0 2B HBP		0-3 K ③		4-0 WP E 1-2 BB	0-0 G6-4-3 ②③ 1-2f		2 0 1	0 0 1	0 0 1	0 0 0	0 0 1	1 0 0	3 0 2
Roger Maris, L (1, 9) OBP: 0.380, SLG: 0.556	0-3 K ②		0-0 1-3 2B			0-0 3-1 ①	0-0 E7 1-H 2-H 1B		0-0 E E 1B	5	2	3	2	0	1	2
Bob Cerv, R (1, 7) OBP: 0.321, SLG: 0.459 Wayne Terwilliger, R (7, 4) OBP: 0.205, SLG: 0.257	0-0 G3 ③		0-0 F8 ③			0-0 F8 ②	0-0 F9 ①		0-0 E5 1-3 1B	4 1	0 1	0 0	0 0	0 0	0 0	5 1
Harry Chiti, R (1, 2) OBP: 0.315, SLG: 0.417		0-0 F4 ①		0-0 4-3 ①		0-0 1B 1B 1B	0-0 2-H 1B		0-0 5-3 ①	5	1	2	1	0	0	2
Hal Smith, R (1, 5) OBP: 0.371, SLG: 0.370		0-0 1B		0-0 5-3 ②		0-0 1-2 E 1B	0-0 F2 ②		0-0 F4 ②	5	1	2	0	0	0	3
Joe Demaestri, R (1, 6) OBP: 0.301, SLG: 0.398 Murry Dickson, R (7, 1) OBP: 0.333, SLG: 0.333 Ray Boone, R (9, PH) OBP: 0.407, SLG: 0.411	S S S S	0-3 K ②		0-0 4-3 ③		0-0 E 1-2 2-H 1B	0-0 F8 ③		0-0 FC6-4 2-H 3-H 1B	4 0 1	0 0 0	1 0 1	1 0 2	0 0 0	1 0 0	2 0 0
Rip Coleman, L (1, 1) OBP: 0.095, SLG: 0.095 Preston Ward, L (5, PH) (5, 3) OBP: 0.239, SLG: 0.274		0-0 F7 ③			0-0 F9 ①	0-0 E5 1-3 2-H 1B		0-0 1B 1B	0-0 FC6-4 ③ 1-2f	1 4	0 0	0 2	0 1	0 0	0 0	1 1
Inning Stats	R: 0 E: 0 K: 1 S: 7 / H: 2 LOB: 2 BB: 0 P: 7	R: 0 E: 0 K: 1 S: 6 / H: 1 LOB: 1 BB: 0 P: 6	R: 0 E: 0 K: 0 S: 4 / H: 1 LOB: 2 BB: 0 P: 5	R: 0 E: 0 K: 0 S: 3 / H: 0 LOB: 0 BB: 0 P: 3	R: 0 E: 0 K: 1 S: 6 / H: 1 LOB: 1 BB: 0 P: 6	R: 2 E: 1 K: 0 S: 7 / H: 4 LOB: 2 BB: 0 P: 7	R: 3 E: 1 K: 0 S: 6 / H: 3 LOB: 1 BB: 1 P: 10	R: 0 E: 0 K: 0 S: 4 / H: 2 LOB: 1 BB: 0 P: 4	R: 2 E: 1 K: 0 S: 6 / H: 2 LOB: 1 BB: 0 P: 6	1B: 14 2B: 2 3B: 0 HR: 0	SF: 0 SAC: 0 DP: 1 HBP: 1						

PITCHER		IP	WLS	BF	H	R	ER	SO	BB	IBB	HBP	BLK	WP	HR	S	P	ERA	WHIP
Bob Shaw, R ERA: 3.26	(1, 1)	6.0	W	28	9	2	2	3	0	0	1	0	0	0	33	34	3.00	1.500
Turk Lown, R ERA: 3.5	(7, 1)	1.0		9	5	3	2	0	1	0	0	0	1	0	8	12	18.00	6.000
Gerry Staley, R ERA: 1.84	(8, 1)	2.0	S	8	2	2	0	0	0	0	0	0	0	0	8	8	0.00	1.000

PITCHER	IP	WLS	BF	H	R	ER	SO	BB	IBB	HBP	BLK	WP	HR	S	P	ERA	WHIP

TOP

Kansas City Athletics @ Chicago White Sox

Comiskey Park, Chicago, IL

Sun Jul 12 1959, 4:38 AM EDT
Att. 18,426 - Unknown

livebaseballscorecards.com

AB	43
R	7
H	16
RBI	7
BB	1
SO	3
LOB	27

1B: 14 2B: 2 3B: 0 HR: 0	SF: 0 SAC: 0 DP: 1 HBP: 1	WP: 1 PB: 0 SB: 0 CS: 0	PA: 45

Batter	1	2	3	4	5	6	7	8	9	AB	R	H	RBI	BB	SO	LOB
Luis Aparicio, R (1, 6) OBP: 0.355, SLG: 0.383	SH5-3 E 1B 1B	SH1-3 1-2		K	1-H 3B			1-3		4	1	2	1	0	1	0
Nellie Fox, L (1, 4) OBP: 0.408, SLG: 0.438	E3 SH5-3 1-2 1B	5-3 2-3		WP 1B	4-3			F9		5	1	1	0	0	0	3
Jim Landis, R (1, 8) OBP: 0.357, SLG: 0.351	SH5-3 1-2 2-3	1B BB		F9 1-2		4-3		F8		3	0	0	0	1	0	1
Sherm Lollar, R (1, 3) (8, 2) OBP: 0.340, SLG: 0.453	HR 1B 2-H 3-H	1B 1-2 3-H 1B			BB 1B 3B 1B	K				4	2	3	3	0	1	0
Al Smith, R (1, 7) OBP: 0.332, SLG: 0.419	HR 1-H	F7			BB 1-2 3B 1B	F8				4	2	2	2	0	0	2
John Romano, R (1, 2) OBP: 0.400, SLG: 0.481 Earl Torgeson, L (8, 3) OBP: 0.399, SLG: 0.429	1B	G1-4-3 1B			1-2 2-3 3B BB		F9			3 0	1 0	2 0	0 0	1 0	0 0	0 0
Bubba Phillips, R (1, 5) OBP: 0.331, SLG: 0.402	K	G1-4-3 1-2f			F4		1B			4	0	1	0	0	1	5
Jim McAnany, R (1, 9) OBP: 0.410, SLG: 0.568	2-3	K			FC4-2 1-H 2-H 3-H 3B		F9			4	0	1	3	0	1	2
Bob Shaw, R (1, 1) OBP: 0.189, SLG: 0.147 Turk Lown, R (7, 1) Gerry Staley, R (8, 1) OBP: 0.167, SLG: 0.167		5-3 SH1-3 1B 1B		K	FC4-2 3-H 3B		F8			3 1 0	2 0 0	1 0 0	0 0 0	0 0 0	1 0 0	1 1 0
Inning Stats	R: 4 H: 4 E: 1 LOB: 1 K: 1 BB: 0 S: 10 P: 10	R: 1 H: 2 E: 0 LOB: 2 K: 0 BB: 1 S: 5 P: 9	R: 0 H: 1 E: 0 LOB: 0 K: 1 BB: 0 S: 5 P: 5	R: 0 H: 1 E: 0 LOB: 1 K: 2 BB: 0 S: 8 P: 8	R: 4 H: 4 E: 0 LOB: 1 K: 0 BB: 1 S: 7 P: 11	R: 0 H: 0 E: 0 LOB: 0 K: 1 BB: 0 S: 5 P: 5	R: 0 H: 1 E: 0 LOB: 1 K: 0 BB: 0 S: 4 P: 4	R: 0 H: 0 E: 0 LOB: 0 K: 0 BB: 0 S: 3 P: 3		1B: 10 SF: 0 2B: 0 SAC: 2 3B: 2 DP: 1 HR: 1 HBP: 0						

BOTTOM

Kansas City Athletics @ Chicago White Sox

Comiskey Park, Chicago, IL

Sun Jul 12 1959, 4:38 AM EDT

Att. 18,426 - Unknown

livebaseballscorecards.com

AB	35
R	9
H	13
RBI	9
BB	2
SO	5
LOB	15

WP: 1 PA: 39
PB: 0
SB: 0
CS: 0

PITCHER		IP	WLS	BF	H	R	ER	SO	BB	IBB	HBP	BLK	WP	HR	S	P	ERA	WHIP
Rip Coleman, L ERA: 4.14	(1, 1)	4.0	L	21	8	5	4	4	1	0	0	0	1	1	28	32	9.00	2.250
John Tsitouris, R ERA: 6.75	(5, 1)	2.0		11	4	4	4	1	1	0	0	0	0	0	12	16	18.00	2.500
Murry Dickson, R ERA: 3.68	(7, 1)	2.0		7	1	0	0	0	0	0	0	0	0	0	7	7	0.00	0.500

PITCHER	IP	WLS	BF	H	R	ER	SO	BB	IBB	HBP	BLK	WP	HR	S	P	ERA	WHIP

Batter	1	2	3	4	5	6	7	8	9	AB	R	H	RBI	BB	SO	LOB
Luis Aparicio, R (1, 6) OBP: 0.352, SLG: 0.377	L6		4-3	F5		F8	FC4 1-2f		FC6-4 IBB	5	0	0	0	1	0	5
Nellie Fox, L (1, 4) OBP: 0.407, SLG: 0.436	3B 1B		F6	G3		4-3		1-3 S 1B	FC6-4 1-2f 2-3 3-H	6	1	2	1	0	0	5
Jim Landis, R (1, 8) OBP: 0.360, SLG: 0.359	1-H 3B			1B E 1B	F5	BBBB 1B BB		F8 1-2	FC6-4 1-2f	5	1	2	1	1	0	3
Sherm Lollar, R (1, 3) (9, 2) OBP: 0.341, SLG: 0.452	F5			IBB E E 1-3 1B	5-3	FC5-4 1-2 1B		1-3 2-3		5	1	2	0	0	0	2
Al Smith, R (1, 7) OBP: 0.330, SLG: 0.414	F3			E5 IBB E 1-2 3-H	1B 1B 1B	FC5-4 1-2f		2-3		5	2	1	1	0	0	5
John Romano, R (1, 2) OBP: 0.415, SLG: 0.536 Earl Torgeson, L (9, 3) OBP: 0.399, SLG: 0.429		F7		F9	1B 1-2 1B		H 1B HBP		HR	4 0	1 0	2 0	1 0	0 0	0 0	2 0
Bubba Phillips, R (1, 5) OBP: 0.336, SLG: 0.402		F7		E 1-2 2-3 IBB	IBB 1-3 2-H 1B		SSS K		BBBB SH5-4 1B FC6-4 BB	3	1	1	1	2	1	1
Jim McAnany, R (1, 9) OBP: 0.432, SLG: 0.561		F3		E8 1-3 2-H 3-H 1B	1-2 IBB		SSS K		FC6-4 SH5-4 1-2 1B	4	0	2	2	1	1	1
Billy Pierce, L (1, 1) OBP: 0.286, SLG: 0.333 Turk Lown, R (9, 1)			1-3	BBBB BB	F7		FC4 1-3 1B		SH5-4 1-2 2-3	3 0	0 0	1 0	0 0	1 0	0 0	3 0
Inning Stats	R: 1 H: 2 E: 0 LOB: 1 K: 0 BB: 0 S: 5 P: 5	R: 0 H: 0 E: 0 LOB: 0 K: 0 BB: 0 S: 3 P: 3	R: 0 H: 0 E: 0 LOB: 0 K: 0 BB: 0 S: 3 P: 3	R: 3 H: 3 E: 2 LOB: 3 K: 0 BB: 2 S: 7 P: 15	R: 1 H: 3 E: 0 LOB: 3 K: 0 BB: 1 S: 6 P: 10	R: 0 H: 1 E: 0 LOB: 2 K: 0 BB: 1 S: 4 P: 8	R: 0 H: 1 E: 0 LOB: 2 K: 2 BB: 0 S: 8 P: 9	R: 0 H: 1 E: 0 LOB: 1 K: 0 BB: 0 S: 4 P: 4	R: 2 H: 2 E: 0 LOB: 2 K: 0 BB: 2 S: 5 P: 13	1B: 11 SF: 0 2B: 0 SAC: 1 3B: 1 DP: 0 HR: 1 HBP: 1						

TOP

Chicago White Sox @ Boston Red Sox

Fenway Park, Boston, MA

Tue Jul 14 1959, 7:05 PM EDT

Att. 20,606 - Unknown

livebaseballscorecards.com

AB	40
R	7
H	13
RBI	7
BB	6
SO	2
LOB	27

WP: 0 PA: 48
PB: 0
SB: 1
CS: 0

PITCHER		IP	WLS	BF	H	R	ER	SO	BB	IBB	HBP	BLK	WP	HR	S	P	ERA	WHIP
Ted Wills, L ERA: 5.27	(1, 1)	3.1	L	16	4	4	3	0	0	1	0	0	0	0	15	19	8.10	1.200
Murray Wall, R ERA: 5.36	(4, 1)	3.2		21	6	1	1	2	2	1	1	0	0	0	21	34	2.46	2.182
Frank Baumann, L ERA: 4.98	(8, 1)	2.0		11	3	2	2	0	1	1	0	0	0	1	9	17	9.00	2.000

PITCHER	IP	WLS	BF	H	R	ER	SO	BB	IBB	HBP	BLK	WP	HR	S	P	ERA	WHIP

Batter	1	2	3	4	5	6	7	8	9	AB	R	H	RBI	BB	SO	LOB
Don Buddin, R (1, 6) OBP: 0.366, SLG: 0.360 Marty Keough, L (9, PH) OBP: 0.331, SLG: 0.450	K		HR		K		G6-3 1-2f		G3	4 1	1 0	1 0	1 0	0 0	2 0	3 2
Pete Runnels, L (1, 3) OBP: 0.430, SLG: 0.460	F5		FC6-4 1B		F7			F8		4	0	1	0	0	0	1
Jim Busby, R (1, 8) OBP: 0.267, SLG: 0.338	2B		FC6-4 1-2f			4-3		F4		4	0	1	0	0	0	1
Dick Gernert, R (1, 7) OBP: 0.366, SLG: 0.436	G3		F8			F8		F8		4	0	0	0	0	0	2
Jackie Jensen, R (1, 9) OBP: 0.403, SLG: 0.578		1B G1-4-3 BB		CS 1B		1B			HR	3	2	3	1	1	0	0
Frank Malzone, R (1, 5) OBP: 0.326, SLG: 0.430		G1-4-3 1-3 1B		K 1-2		F8			6-3	4	0	1	0	0	1	2
Bobby Avila, R (1, 4) OBP: 0.280, SLG: 0.318		G1-4-3 1-2f 3-H		F7			5-3		1B 1B	4	0	1	0	0	0	1
Sammy White, R (1, 2) OBP: 0.314, SLG: 0.318 Gene Stephens, L (9, PH) OBP: 0.330, SLG: 0.365		F4			3B		2B		1-2 1B	3 1	0 0	2 1	0 0	0 0	0 0	0 0
Ted Wills, L (1, 1) OBP: 0.294, SLG: 0.375 Murray Wall, R (4, 1) Ted Williams, L (7, PH) OBP: 0.350, SLG: 0.401 Tom Brewer, R (7, PR) OBP: 0.125, SLG: 0.103 Frank Baumann, L (8, 1) OBP: 0.333, SLG: 0.429 Vic Wertz, L (9, PH) OBP: 0.341, SLG: 0.442			F7		K		G6-3 BB		F7	1 1 0 0 0 1	0 0 0 0 0 0	0 0 0 0 0 0	0 0 1 0 0 0	0 1 0 0 0 0	0 1 0 0 0 0	0 1 0 0 0 2
Inning Stats	R: 0 E: 0 K: 1 S: 6 H: 1 LOB: 1 BB: 0 P: 6	R: 1 E: 0 K: 0 S: 3 H: 1 LOB: 0 BB: 1 P: 7	R: 1 E: 0 K: 0 S: 5 H: 2 LOB: 1 BB: 0 P: 5	R: 0 E: 0 K: 1 S: 5 H: 1 LOB: 0 BB: 0 P: 5	R: 0 E: 0 K: 2 S: 8 H: 1 LOB: 1 BB: 0 P: 8	R: 0 E: 0 K: 0 S: 4 H: 1 LOB: 1 BB: 0 P: 4	R: 0 E: 0 K: 0 S: 3 H: 1 LOB: 2 BB: 1 P: 7	R: 0 E: 0 K: 0 S: 3 H: 0 LOB: 0 BB: 0 P: 3	R: 1 E: 0 K: 0 S: 6 H: 3 LOB: 2 BB: 0 P: 6	1B: 6 2B: 2 3B: 1 HR: 2	SF: 0 SAC: 0 DP: 2 HBP: 0		WP: 0 PB: 0 SB: 0 CS: 1	PA: 37			

PITCHER	IP	WLS	BF	H	R	ER	SO	BB	IBB	HBP	BLK	WP	HR	S	P	ERA	WHIP
Billy Pierce, L (1, 1) ERA: 3.93	8.1	W	34	10	3	3	4	2	0	0	0	0	2	40	48	3.24	1.440
Turk Lown, R (9, 1) ERA: 3.45	0.2	S	3	1	0	0	0	0	0	0	0	0	0	3	3	0.00	1.500

PITCHER	IP	WLS	BF	H	R	ER	SO	BB	IBB	HBP	BLK	WP	HR	S	P	ERA	WHIP

BOTTOM

Chicago White Sox @ Boston Red Sox

Fenway Park, Boston, MA

Tue Jul 14 1959, 7:05 PM EDT

Att. 20,606 - Unknown

livebaseballscorecards.com

AB	35
R	3
H	11
RBI	2
BB	2
SO	4
LOB	15

Batter	1	2	3	4	5	6	7	8	9	AB	R	H	RBI	BB	SO	LOB
Luis Aparicio, R (1, 6) OBP: 0.350, SLG: 0.377	0-0 2B	0-0 F8		0-0 5-3			0-0 F9	0-0 F3		5	1	1	0	0	0	4
Nellie Fox, L (1, 4) OBP: 0.407, SLG: 0.434	BBBB 4-0 2B 4-3 BB		0-0 3-1		0-0 F7		0-0 FC5-4 1B		0-0 L4	4	1	1	0	1	0	0
Jim Landis, R (1, 8) OBP: 0.360, SLG: 0.364	0-0 4-3 1-3 2-H 2B		0-0 E S 1B		0-0 F8		0-0 FC5-4 1-2f 2B		SSS 0-3 K	5	1	2	1	0	1	1
Sherm Lollar, R (1, 2) OBP: 0.342, SLG: 0.452	0-0 1-3		SSS 0-3 K 1-3		BBBB 4-0 BB		0-0 1-H 2B		0-0 F8	4	0	1	1	1	1	3
Earl Torgeson, L (1, 3) OBP: 0.392, SLG: 0.419	0-0 4-3 2-3 3-H		0-0 4-3		0-0 F8		SSS 0-3 K			4	0	0	1	0	1	4
Al Smith, R (1, 7) OBP: 0.328, SLG: 0.409	0-0 1-3			SSS 0-3 K		0-0 5-3		BBBB 4-0 G5-4-3 BB		3	0	0	0	1	1	1
Bubba Phillips, R (1, 5) OBP: 0.331, SLG: 0.396		0-0 6-3		SSS 0-3 K		SSS 0-3 K		0-0 G5-4-3 1-2f		4	0	0	0	0	2	1
Jim McAnany, R (1, 9) OBP: 0.479, SLG: 0.614		BBBB 4-0 3-1 BB		0-0 2B 1B		0-0 2B		0-0 BB 1B		3	1	3	0	1	0	0
Dick Donovan, L (1, 1) OBP: 0.233, SLG: 0.325 Gerry Staley, R (8, 1) OBP: 0.167, SLG: 0.167		0-0 3-1 1-2		0-0 1-H 2B		SSS 0-3 K		BBBB 4-0 1-2 BB		3 0	0 0	1 0	1 0	1 0	1 0	2 0
Inning Stats	R: 2 E: 0 K: 0 S: 5 H: 2 LOB: 1 BB: 1 P: 9	R: 0 E: 0 K: 0 S: 3 H: 0 LOB: 1 BB: 1 P: 7	R: 0 E: 0 K: 1 S: 6 H: 1 LOB: 1 BB: 0 P: 6	R: 1 E: 0 K: 2 S: 9 H: 2 LOB: 1 BB: 0 P: 9	R: 0 E: 0 K: 0 S: 3 H: 0 LOB: 1 BB: 1 P: 7	R: 0 E: 0 K: 2 S: 8 H: 1 LOB: 1 BB: 0 P: 8	R: 1 E: 0 K: 1 S: 7 H: 2 LOB: 1 BB: 0 P: 7	R: 0 E: 0 K: 0 S: 3 H: 1 LOB: 2 BB: 2 P: 11	R: 0 E: 0 K: 1 S: 5 H: 0 LOB: 0 BB: 0 P: 5	1B: 4 2B: 5 3B: 0 HR: 0	SF: 0 SAC: 0 DP: 1 HBP: 0						

TOP

Chicago White Sox @ Boston Red Sox

Fenway Park, Boston, MA

Thu Jul 16 1959, 3:33 AM EDT

Unknown

livebaseballscorecards.com

AB	35
R	4
H	9
RBI	4
BB	5
SO	7
LOB	16

PITCHER		IP	WLS	BF	H	R	ER	SO	BB	IBB	HBP	BLK	WP	HR	S	P	ERA	WHIP
Tom Brewer, R ERA: 3.38	(1, 1)	8.0	L	37	9	4	4	6	5	0	0	0	0	0	44	64	4.50	1.750
Mike Fornieles, R ERA: 3.77	(9, 1)	1.0		3	0	0	0	1	0	0	0	0	0	0	5	5	0.00	0.000

PITCHER	IP	WLS	BF	H	R	ER	SO	BB	IBB	HBP	BLK	WP	HR	S	P	ERA	WHIP

Chicago White Sox @ Boston Red Sox

Fenway Park, Boston, MA

Thu Jul 16 1959, 3:33 AM EDT

Unknown

livebaseballscorecards.com

BOTTOM

Batter	1	2	3	4	5	6	7	8	9	AB	R	H	RBI	BB	SO	LOB
Don Buddin, R (1, 6) OBP: 0.365, SLG: 0.363	G3		F6			4-3 SF9 2B		SH1-4 1-2		3	1	1	0	0	0	0
Pete Runnels, L (1, 4) OBP: 0.425, SLG: 0.454	K			K		4-3 2-3		F7 2-3		4	0	0	0	0	2	2
Marty Keough, L (1, 8) OBP: 0.324, SLG: 0.442	F8			4-3		SF9 3-H		K		3	0	0	1	0	1	1
Vic Wertz, L (1, 3) OBP: 0.333, SLG: 0.431		F6		K		K			G3	4	0	0	0	0	2	0
Jackie Jensen, R (1, 9) OBP: 0.399, SLG: 0.571		F6			F8		K		6-3	4	0	0	0	0	1	0
Ted Williams, L (1, 7) OBP: 0.352, SLG: 0.397 Jim Busby, R (9, PR) OBP: 0.267, SLG: 0.338	E9				4-0 2B 1B BB		L6		FC5-4 BB	2 0	1 0	0 0	0 0	2 0	0 0	0 0
Frank Malzone, R (1, 5) OBP: 0.328, SLG: 0.432	F6				0-0 1-3 1B 2B		4-0 BB		FC5-4 1-2f	3	1	1	0	1	0	2
Sammy White, R (1, 2) OBP: 0.312, SLG: 0.316 Gene Stephens, L (5, PH) OBP: 0.336, SLG: 0.371 Pete Daley, R (6, 2) OBP: 0.295, SLG: 0.296			F9		G4-3 2-H 3-H 1B		F7			1 1 1	0 0 0	0 1 0	0 2 0	0 0 0	0 0 0	0 0 1
Tom Brewer, R (1, 1) OBP: 0.119, SLG: 0.098 Gary Geiger, L (8, PH) OBP: 0.285, SLG: 0.382 Mike Fornieles, R (9, 1) OBP: 0.100, SLG: 0.100			4-3		G4-3 1-2f			WP SH1-4 1B		2 1 0	0 0 0	0 1 0	0 0 0	0 0 0	0 0 0	1 0 0

Inning Stats	1	2	3	4	5	6	7	8	9
	R: 0 H: 0 E: 0 LOB: 0 K: 1 BB: 0 S: 5 P: 5	R: 0 H: 0 E: 1 LOB: 1 K: 0 BB: 0 S: 4 P: 4	R: 0 H: 0 E: 0 LOB: 0 K: 0 BB: 0 S: 3 P: 3	R: 0 H: 0 E: 0 LOB: 0 K: 2 BB: 0 S: 7 P: 7	R: 2 H: 2 E: 0 LOB: 0 K: 0 BB: 1 S: 4 P: 8	R: 1 H: 1 E: 0 LOB: 0 K: 1 BB: 0 S: 6 P: 6	R: 0 H: 0 E: 0 LOB: 1 K: 1 BB: 1 S: 5 P: 9	R: 0 H: 1 E: 0 LOB: 1 K: 1 BB: 0 S: 6 P: 6	R: 0 H: 0 E: 0 LOB: 1 K: 0 BB: 1 S: 3 P: 7

	1B	2B	3B	HR	SF	SAC	DP	HBP	WP	PB	SB	CS	PA
	2	2	0	0	1	1	1	0	1	0	0	0	34

	AB	29
	R	3
	H	4
	RBI	3
	BB	3
	SO	6
	LOB	7

PITCHER	IP	WLS	BF	H	R	ER	SO	BB	IBB	HBP	BLK	WP	HR	S	P	ERA	WHIP
Dick Donovan, R (1, 1) ERA: 3.98	7.0	W	27	4	3	3	5	2	0	0	0	0	0	35	43	3.86	0.857
Gerry Staley, R (8, 1) ERA: 1.78	2.0	S	7	0	0	0	1	1	0	0	0	1	0	8	12	0.00	0.500

PITCHER	IP	WLS	BF	H	R	ER	SO	BB	IBB	HBP	BLK	WP	HR	S	P	ERA	WHIP

Chicago White Sox @ Boston Red Sox

Fenway Park, Boston, MA

Thu Jul 16 1959, 3:38 AM EDT

Att. 17,285 - Unknown

livebaseballscorecards.com

Batter	1	2	3	4	5	6	7	8	9	AB	R	H	RBI	BB	SO	LOB
Luis Aparicio, R (1, 6) OBP: 0.345, SLG: 0.373	S S S 0-3 ① K		x 0-0 ① F5		x 0-0 ① F9	x 0-0 ② SF7 3-H			x 0-0 ① 4-3	4	0	0	1	0	1	0
Nellie Fox, L (1, 4) OBP: 0.409, SLG: 0.439	x 0-0 1B 2B		x 0-0 ② F6		x 0-0 BB BB 3-1 1B	x 0-0 ③ F9			x 0-0 1B	5	2	3	0	0	0	1
Jim Landis, R (1, 8) OBP: 0.364, SLG: 0.363	x 0-0 ② F7		B B B B 4-0 S 1B BB		B B B B 4-0 3-1 1-2 BB		x 0-0 CS 1B		S S S 0-3 ② K	3	1	1	0	2	1	2
John Romano, R (1, 2) OBP: 0.443, SLG: 0.550	x 0-0 2-H 1B		x 0-0 1-H 1B		B B B B 4-0 3-1 1-2 2-3 BB		x 0-0 ① 1-2 1B		x 0-0 ③ L6	4	0	3	2	1	0	1
Earl Torgeson, L (1, 3) OBP: 0.384, SLG: 0.409	S S S 0-3 ③ K		x 0-0 ③ F2		x 0-0 ② 3-1 1-2 2-3 3-H		S S S 0-3 ② K			4	0	0	1	0	2	5
Al Smith, R (1, 7) OBP: 0.331, SLG: 0.405		B B B B 4-0 FC6-4 BB		B B B B 4-0 F8 SH1-4 BB	x 0-0 ③ F6		x 0-0 ③ F6			2	0	0	0	2	0	3
Bubba Phillips, R (1, 5) OBP: 0.331, SLG: 0.395		x 0-0 ① FC6-4 1-2f		x 0-0 ① SH1-4 1-2		x 0-0 2B SF7 1B		x 0-0 ① F6		3	1	1	0	0	0	1
Jim McAnany, R (1, 9) OBP: 0.442, SLG: 0.563		x 0-0 ② F8		x 0-0 ② F8 2-3		x 0-0 ① F9		x 0-0 ② F9		4	0	0	0	0	0	3
Barry Latman, R (1, 1) OBP: 0.240, SLG: 0.227		x 0-0 ③ 4-3		x 0-0 ③ F8		x 0-0 1-3 2B		x 0-0 ③ 1B		2	0	0	0	0	0	2
Ray Moore, R (5, 1) OBP: 0.188, SLG: 0.200										1	0	1	0	0	0	0
Gerry Staley, R (7, 1) OBP: 0.167, SLG: 0.167										0	0	0	0	0	0	0
Sherm Lollar, R (8, PH) OBP: 0.344, SLG: 0.454										1	0	1	0	0	0	0
Turk Lown, R (8, 1)										0	0	0	0	0	0	0

TOP

AB	33
R	4
H	10
RBI	4
BB	5
SO	4
LOB	18

Inning Stats	1	2	3	4	5	6	7	8	9
	R: 1 E: 0 K: 2 S: 9	R: 0 E: 0 K: 0 S: 3	R: 1 E: 0 K: 0 S: 4	R: 0 E: 0 K: 0 S: 3	R: 1 E: 0 K: 0 S: 4	R: 1 E: 0 K: 0 S: 5	R: 0 E: 0 K: 1 S: 6	R: 0 E: 0 K: 0 S: 3	R: 0 E: 0 K: 1 S: 6
	H: 2 LOB: 1 BB: 0 P: 9	H: 0 LOB: 1 BB: 1 P: 7	H: 1 LOB: 1 BB: 1 P: 8	H: 0 LOB: 1 BB: 1 P: 7	H: 1 LOB: 2 BB: 2 P: 12	H: 2 LOB: 1 BB: 0 P: 5	H: 2 LOB: 1 BB: 0 P: 6	H: 1 LOB: 1 BB: 0 P: 3	H: 1 LOB: 1 BB: 0 P: 6

PITCHER		IP	WLS	BF	H	R	ER	SO	BB	IBB	HBP	BLK	WP	HR	S	P	ERA	WHIP	PITCHER	IP	WLS	BF	H	R	ER	SO	BB	IBB	HBP	BLK	WP	HR	S	P	ERA	WHIP
Jerry Casale, R ERA: 4.13	(1, 1)	6.0		29	6	4	4	2	5	0	0	0	0	0	28	48	6.00	1.833																	
Mike Fornieles, R ERA: 3.52	(7, 1)	3.0	W	11	4	0	0	2	0	0	0	0	0	0	15	15	0.00	1.333																	

PITCHER		IP	WLS	BF	H	R	ER	SO	BB	IBB	HBP	BLK	WP	HR	S	P	ERA	WHIP	PITCHER	IP	WLS	BF	H	R	ER	SO	BB	IBB	HBP	BLK	WP	HR	S	P	ERA	WHIP

PITCHER		IP	WLS	BF	H	R	ER	SO	BB	IBB	HBP	BLK	WP	HR	S	P	ERA	WHIP	PITCHER	IP	WLS	BF	H	R	ER	SO	BB	IBB	HBP	BLK	WP	HR	S	P	ERA	WHIP

PITCHER		IP	WLS	BF	H	R	ER	SO	BB	IBB	HBP	BLK	WP	HR	S	P	ERA	WHIP	PITCHER	IP	WLS	BF	H	R	ER	SO	BB	IBB	HBP	BLK	WP	HR	S	P	ERA	WHIP

PITCHER		IP	WLS	BF	H	R	ER	SO	BB	IBB	HBP	BLK	WP	HR	S	P	ERA	WHIP	PITCHER	IP	WLS	BF	H	R	ER	SO	BB	IBB	HBP	BLK	WP	HR	S	P	ERA	WHIP

BOTTOM

Chicago White Sox @ Boston Red Sox

Fenway Park, Boston, MA

Thu Jul 16 1959, 3:38 AM EDT

Att. 17,285 - Unknown

Batter	1	2	3	4	5	6	7	8	9	AB	R	H	RBI	BB	SO	LOB
Don Buddin, R (1, 6) OBP: 0.366, SLG: 0.362	BBBB 4-0 FC4-6 BB		x 0-0 9-2-6 1-2f ①②		x 0-0 E6 4-3 2B 1B	SSS 0-3 K ②		x 0-0 F5 ②		4	1	1	0	1	1	3
Pete Runnels, L (1, 4) OBP: 0.422, SLG: 0.449	x 0-0 FC4-6 1-2f ①		BBBB 4-0 BB		x 0-0 4-3 2-3 ①	x 0-0 G3 ③		x 0-0 6-3 ③		4	0	0	0	1	0	4
Marty Keough, L (1, 8) OBP: 0.322, SLG: 0.443	x 0-0 F9 ②		SSS 0-3 K ③		x 0-0 4-3 ②		x 0-0 1B 2B			4	1	1	0	0	1	3
Vic Wertz, L (1, 3) OBP: 0.343, SLG: 0.451 Dick Gernert, R (9, 3) OBP: 0.366, SLG: 0.436	x 0-0 F8 ③			x 0-0 1B 1B 2B	x 0-0 3-H 2B		x 0-0 BB 2-H 1B			4 0	1 0	3 0	2 0	0 0	0 0	1 0
Jackie Jensen, R (1, 9) OBP: 0.400, SLG: 0.568		x 0-0 WP S SF8 1B		x 0-0 F7 ①	BBBB 4-0 BB		x 0-0 F8 ①			3	1	1	0	1	0	2
Gene Stephens, L (1, 7) OBP: 0.342, SLG: 0.370		SSS 0-3 K 1-3 ①		x 0-0 1B 2-3 1B	x 0-0 F8 ③		BBBB 4-0 G5-4-3 1-2 BB			3	0	1	0	1	1	3
Frank Malzone, R (1, 5) OBP: 0.327, SLG: 0.434		x 0-0 SF8 3-H ②		x 0-0 F6 ②		x 0-0 1B 2B	x 0-0 G5-4-3 1-2f ②③			3	1	1	1	0	0	4
Sammy White, R (1, 2) OBP: 0.314, SLG: 0.319 Pete Daley, R (5, 2) OBP: 0.297, SLG: 0.306		x 0-0 F2 ③		x 0-0 1-2 3-H 1B	SSS 0-3 K ①			x 0-0 2B		2 2	0 0	1 1	1 0	0 0	0 1	0 1
Jerry Casale, R (1, 1) OBP: 0.265, SLG: 0.300 Ted Williams, L (6, PH) OBP: 0.355, SLG: 0.400 Jim Busby, R (6, PR) OBP: 0.267, SLG: 0.338 Mike Fornieles, R (7, 1) OBP: 0.091, SLG: 0.091			x 0-0 0-2-6 1B	x 0-0 F7 ③		x 0-0 2-H 1B		SSS 0-3 K ①		2 1 0 1	0 0 0 0	1 1 0 0	0 1 0 0	0 0 0 0	0 0 0 1	2 0 0 1
Inning Stats	R: 0 E: 1 K: 0 S: 3 H: 0 LOB: 1 BB: 1 P: 7	R: 1 E: 0 K: 1 S: 6 H: 1 LOB: 0 BB: 0 P: 6	R: 0 E: 0 K: 1 S: 5 H: 1 LOB: 1 BB: 1 P: 9	R: 1 E: 0 K: 0 S: 6 H: 3 LOB: 2 BB: 0 P: 6	R: 1 E: 1 K: 0 S: 5 H: 2 LOB: 2 BB: 1 P: 9	R: 1 E: 0 K: 2 S: 9 H: 2 LOB: 1 BB: 0 P: 9	R: 1 E: 0 K: 0 S: 4 H: 2 LOB: 1 BB: 1 P: 8	R: 0 E: 0 K: 1 S: 6 H: 1 LOB: 1 BB: 0 P: 6		1B: 7 2B: 6 3B: 0 HR: 0	SF: 1 SAC: 0 DP: 2 HBP: 0					

	AB	33
	R	5
	H	12
	RBI	5
	BB	4
	SO	5
	LOB	24

WP: 1 PB: 0 SB: 1 CS: 0 PA: 38

livebaseballscorecards.com

PITCHER	IP	WLS	BF	H	R	ER	SO	BB	IBB	HBP	BLK	WP	HR	S	P	ERA	WHIP
Barry Latman, R (1, 1) ERA: 4.27	4.2		23	7	3	3	2	3	0	0	0	1	0	24	36	5.79	2.143
Ray Moore, R (5, 1) ERA: 4.24	1.2	L	10	4	2	2	2	1	0	0	0	0	0	13	17	10.80	3.000
Gerry Staley, R (7, 1) ERA: 1.76	0.2		1	0	0	0	0	0	0	0	0	0	0	1	1	0.00	0.000
Turk Lown, R (8, 1) ERA: 3.38	1.0		4	1	0	0	1	0	0	0	0	0	0	6	6	0.00	1.000

PITCHER	IP	WLS	BF	H	R	ER	SO	BB	IBB	HBP	BLK	WP	HR	S	P	ERA	WHIP

Batter	1	2	3	4	5	6	7	8	9	AB	R	H	RBI	BB	SO	LOB
Luis Aparicio, R (1, 6) OBP: 0.342, SLG: 0.370	4-3			5-3		F9			SH5-4 1-2 2-3	3	0	0	0	0	0	0
Nellie Fox, L (1, 4) OBP: 0.408, SLG: 0.436	4-3			5-3			6-3		1B 8-3-6-2 IBB	3	0	0	0	1	0	0
Jim Landis, R (1, 8) OBP: 0.363, SLG: 0.362	6-3			1-3			4-3		1B 1-3 2-H 3-H	4	0	1	2	0	0	0
Sherm Lollar, R (1, 2) OBP: 0.340, SLG: 0.448		F8			6-3		5-3		8-3-6-2 3-Hf	4	0	0	0	0	0	2
Earl Torgeson, L (1, 3) OBP: 0.388, SLG: 0.407		F6			5-3 BB			L5-3 BB		1	0	0	0	2	0	0
Al Smith, R (1, 7) OBP: 0.331, SLG: 0.402		CS BB			5-3 1-2			L5-3 1-2		2	0	0	0	1	0	2
Billy Goodman, L (1, 5) OBP: 0.258, SLG: 0.212 Sammy Esposito, R (9, 5) OBP: 0.308, SLG: 0.318		CS 1-2	6-3		4-3			L4		3 0	0 0	0 0	0 0	0 0	0 0	1 0
Jim McAnany, R (1, 9) OBP: 0.436, SLG: 0.549			6-3			1-3			SH5-4 SH 1B 1B	3	1	1	0	0	0	0
Early Wynn, S (1, 1) OBP: 0.333, SLG: 0.388			K			G3			SH SH5-4 1-2 1B	2	1	0	0	0	1	0

TOP

Chicago White Sox @ New York Yankees

Yankee Stadium, Bronx, NY

Fri Jul 17 1959, 7:05 PM EDT

Att. 42,168 - Unknown - 78 F

livebaseballscorecards.com

	AB	25
	R	2
	H	2
	RBI	2
	BB	4
	SO	1
	LOB	5

Inning Stats	1	2	3	4	5	6	7	8	9	1B: 2	SF: 0	WP: 0	PA: 32
R:	0	0	0	0	0	0	0	0	2	2B: 2	SAC: 2	PB: 0	
E:	0	0	0	0	0	0	0	0	0	3B: 0	DP: 2	SB: 0	
K:	0	0	1	0	0	0	0	0	0	HR: 0	HBP: 0	CS: 1	
S:	3	2	5	3	3	3	3	2	5				
H:	0	0	0	0	0	0	0	0	2				
LOB:	0	0	0	0	1	0	0	1	1				
BB:	0	1	0	0	1	0	0	1	1				
P:	3	6	5	3	7	3	3	6	9				

PITCHER	IP	WLS	BF	H	R	ER	SO	BB	IBB	HBP	BLK	WP	HR	S	P	ERA	WHIP
Ralph Terry, R (1, 1) ERA: 4.18	9.0	L	31	2	2	2	1	3	1	0	0	0	0	29	45	2.00	0.556

Batter	1	2	3	4	5	6	7	8	9	AB	R	H	RBI	BB	SO	LOB
Bobby Richardson, R (1, 4) OBP: 0.313, SLG: 0.323	F8		5-3			SH1-4 1-2		L8		3	0	0	0	0	0	0
Norm Siebern, L (1, 7) OBP: 0.352, SLG: 0.423	K		F7			F8			G3-6-3 1B	4	0	1	0	0	1	1
Mickey Mantle, S (1, 8) OBP: 0.414, SLG: 0.546	E9			L8		BB			G3-6-3 1-2f	3	0	0	0	1	0	1
Yogi Berra, L (1, 2) OBP: 0.350, SLG: 0.457	BB			F7		F7			F4	3	0	0	0	1	0	2
Hector Lopez, R (1, 5) OBP: 0.336, SLG: 0.488	F9			6-3			L5			3	0	0	0	0	0	2
Enos Slaughter, L (1, 9) OBP: 0.290, SLG: 0.362		4-3			F7		1-3			3	0	0	0	0	0	0
Elston Howard, R (1, 3) OBP: 0.298, SLG: 0.462		5-3			F9		F8			3	0	0	0	0	0	0
Gil McDougald, R (1, 6) OBP: 0.322, SLG: 0.380		F3			4-3			F7		3	0	0	0	0	0	0
Ralph Terry, R (1, 1) OBP: 0.139, SLG: 0.139			1-3			SH1-4 1B		5-3		3	0	1	0	0	0	0
Inning Stats	R: 0 E: 1 K: 1 S: 6 H: 0 LOB: 2 BB: 1 P: 10	R: 0 E: 0 K: 0 S: 3 H: 0 LOB: 0 BB: 0 P: 3	R: 0 E: 0 K: 0 S: 3 H: 0 LOB: 0 BB: 0 P: 3	R: 0 E: 0 K: 0 S: 3 H: 0 LOB: 0 BB: 0 P: 3	R: 0 E: 0 K: 0 S: 3 H: 0 LOB: 0 BB: 0 P: 3	R: 0 E: 0 K: 0 S: 4 H: 1 LOB: 2 BB: 1 P: 8	R: 0 E: 0 K: 0 S: 3 H: 0 LOB: 0 BB: 0 P: 3	R: 0 E: 0 K: 0 S: 3 H: 0 LOB: 0 BB: 0 P: 3	R: 0 E: 0 K: 0 S: 3 H: 1 LOB: 0 BB: 0 P: 3	1B: 2 2B: 0 3B: 0 HR: 0 SF: 0 SAC: 1 DP: 1 HBP: 0						

PITCHER	IP	WLS	BF	H	R	ER	SO	BB	IBB	HBP	BLK	WP	HR	S	P	ERA	WHIP
Early Wynn, R (1, 1) ERA: 3.78	9.0	W	31	2	0	0	1	2	0	0	0	0	0	31	39	0.00	0.444

PITCHER	IP	WLS	BF	H	R	ER	SO	BB	IBB	HBP	BLK	WP	HR	S	P	ERA	WHIP

BOTTOM

Chicago White Sox @ New York Yankees

Yankee Stadium, Bronx, NY

Fri Jul 17 1959, 7:05 PM EDT
Att. 42,168 - Unknown - 78 F

livebaseballscorecards.com

AB	28
R	0
H	2
RBI	0
BB	2
SO	1
LOB	6

WP: 0 PA: 31
PB: 0
SB: 0
CS: 0

Batter	1	2	3	4	5	6	7	8	9	AB	R	H	RBI	BB	SO	LOB
Luis Aparicio, R (1, 6) OBP: 0.343, SLG: 0.370	F4		L9	G6-4-3 1-2f			S 1-3 1B		1B	5	0	2	0	0	0	2
Nellie Fox, L (1, 4) OBP: 0.408, SLG: 0.435	E 1B		6-3 1B		2-3		F7 1-2		4-3	5	0	2	0	0	0	2
Jim Landis, R (1, 8) OBP: 0.359, SLG: 0.357	F3		6-3 1-2		K			F8		4	0	0	0	0	1	2
Sherm Lollar, R (1, 2) OBP: 0.339, SLG: 0.446	E6 1-2		F8		6-3			FC4-6 1B		4	0	1	0	0	0	2
Earl Torgeson, L (1, 3) OBP: 0.381, SLG: 0.398	F2			K		6-3		FC4-6 1B 1-2f		4	0	0	0	0	1	3
Al Smith, R (1, 7) OBP: 0.337, SLG: 0.407		4-3 1B		BB 2B 1B		F7		1-3 1B		4	1	3	0	0	0	0
Billy Goodman, L (1, 5) OBP: 0.258, SLG: 0.205 Sammy Esposito, R (8, 5) OBP: 0.308, SLG: 0.318	4-3 1-2			4-0 2B 1-2 1B BB		4-3		K		3 0	1 0	0 0	0 0	1 0	1 0	3 0
Jim McAnany, R (1, 9) OBP: 0.424, SLG: 0.545	F4			1B 1-3 2-H 2B			F9		K	4	0	1	1	0	1	1
Bob Shaw, R (1, 1) OBP: 0.220, SLG: 0.184 Gerry Staley, R (9, 1) OBP: 0.167, SLG: 0.167	F8			G6-4-3 2-3 3-H 1B			1B 1B		1-3	4 0	0 0	2 0	1 0	0 0	0 0	1 0
Inning Stats	R: 0 E: 1 K: 0 S: 5 H: 1 LOB: 2 BB: 0 P: 5	R: 0 E: 0 K: 0 S: 4 H: 1 LOB: 1 BB: 0 P: 4	R: 0 E: 0 K: 0 S: 4 H: 1 LOB: 1 BB: 0 P: 4	R: 2 E: 0 K: 1 S: 7 H: 3 LOB: 1 BB: 1 P: 11	R: 0 E: 0 K: 1 S: 5 H: 0 LOB: 0 BB: 0 P: 5	R: 0 E: 0 K: 0 S: 3 H: 0 LOB: 0 BB: 0 P: 3	R: 0 E: 0 K: 0 S: 4 H: 2 LOB: 1 BB: 0 P: 4	R: 0 E: 0 K: 1 S: 7 H: 2 LOB: 2 BB: 0 P: 7	R: 0 E: 0 K: 1 S: 6 H: 1 LOB: 1 BB: 0 P: 6	1B: 10 2B: 1 3B: 0 HR: 0 SF: 0 SAC: 0 DP: 1 HBP: 0						

PITCHER		IP	WLS	BF	H	R	ER	SO	BB	IBB	HBP	BLK	WP	HR	S	P	ERA	WHIP
Don Larsen, R ERA: 3.59	(1, 1)	8.0	L	34	10	2	2	3	1	0	0	0	0	0	39	43	2.25	1.375
Duke Maas, R ERA: 4.35	(9, 1)	1.0		4	1	0	0	1	0	0	0	0	0	0	6	6	0.00	1.000

PITCHER | IP | WLS | BF | H | R | ER | SO | BB | IBB | HBP | BLK | WP | HR | S | P | ERA | WHIP

Chicago White Sox @ New York Yankees

Yankee Stadium, Bronx, NY

Sat Jul 18 1959, 3:33 AM EDT

Att. 33,744 - Unknown - 82 F

TOP

livebaseballscorecards.com

AB	37
R	2
H	11
RBI	2
BB	1
SO	4
LOB	16

Batter	1	2	3	4	5	6	7	8	9	AB	R	H	RBI	BB	SO	LOB
Hank Bauer, R (1, 9) OBP: 0.332, SLG: 0.388	F7		5-3		F3			6-3		4	0	0	0	0	0	0
Marv Throneberry, L (1, 3) OBP: 0.256, SLG: 0.296	F2		F7			G3		K		4	0	0	0	0	1	0
Mickey Mantle, S (1, 8) OBP: 0.415, SLG: 0.544	BB		1B			K			4-3	3	0	1	0	1	1	0
Yogi Berra, L (1, 2) OBP: 0.352, SLG: 0.456	F9		F8			BB			1B	3	0	1	0	1	0	2
Bobby Shantz, R (9, PR) OBP: 0.357, SLG: 0.417										0	0	0	0	0	0	0
Norm Siebern, L (1, 7) OBP: 0.354, SLG: 0.424		1B SF8 1B		4-3		4-3			G4-6-3 1B 1-3	4	1	2	0	0	0	1
Hector Lopez, R (1, 5) OBP: 0.335, SLG: 0.485		SF8 1B 1B 1-3		F8			6-3		G4-6-3 1-2f	4	0	1	0	0	0	2
Gil McDougald, R (1, 6) OBP: 0.319, SLG: 0.378		SF8 1-2 3-H		4-3			4-3			2	0	0	1	0	0	0
Bobby Richardson, R (1, 4) OBP: 0.313, SLG: 0.323		1B 2-H			5-3		6-3			3	0	1	0	0	0	0
Don Larsen, R (1, 1) OBP: 0.400, SLG: 0.333		L5			K			4-3		2	0	0	0	0	1	1
Enos Slaughter, L (8, PH) OBP: 0.286, SLG: 0.356										1	0	0	0	0	0	0
Duke Maas, R (9, 1) OBP: 0.207, SLG: 0.148										0	0	0	0	0	0	0
Inning Stats	R: 0 H: 0 E: 0 LOB: 1 K: 0 BB: 1 S: 3 P: 7	R: 1 H: 3 E: 0 LOB: 1 K: 0 BB: 0 S: 5 P: 5	R: 0 H: 1 E: 0 LOB: 1 K: 0 BB: 0 S: 4 P: 4	R: 0 H: 0 E: 0 LOB: 0 K: 0 BB: 0 S: 3 P: 3	R: 0 H: 0 E: 0 LOB: 0 K: 1 BB: 0 S: 5 P: 5	R: 0 H: 0 E: 0 LOB: 1 K: 1 BB: 1 S: 5 P: 9	R: 0 H: 0 E: 0 LOB: 0 K: 0 BB: 0 S: 3 P: 3	R: 0 H: 0 E: 0 LOB: 0 K: 1 BB: 0 S: 5 P: 5	R: 0 H: 2 E: 0 LOB: 2 K: 0 BB: 0 S: 4 P: 4	1B: 6 SF: 1 2B: 0 SAC: 0 3B: 0 DP: 1 HR: 0 HBP: 0						

PITCHER	IP	WLS	BF	H	R	ER	SO	BB	IBB	HBP	BLK	WP	HR	S	P	ERA	WHIP
Bob Shaw, R (1, 1) ERA: 3.11	8.1	W	32	6	1	1	3	2	0	0	0	0	0	36	44	1.08	0.960
Gerry Staley, R (9, 1) ERA: 1.75	0.2	S	1	0	0	0	0	0	0	0	0	0	0	1	1	0.00	0.000

PITCHER	IP	WLS	BF	H	R	ER	SO	BB	IBB	HBP	BLK	WP	HR	S	P	ERA	WHIP

BOTTOM

Chicago White Sox @ New York Yankees

Yankee Stadium, Bronx, NY

Sat Jul 18 1959, 3:33 AM EDT
Att. 33,744 - Unknown - 82 F

livebaseballscorecards.com

AB	30
R	1
H	6
RBI	1
BB	2
SO	3
LOB	6

PA: 33

Batter	1	2	3	4	5	6	7	8	9	AB	R	H	RBI	BB	SO	LOB
Luis Aparicio, R (1, 6) OBP: 0.346, SLG: 0.370	6-3		L7		L3 1B		FC6-4 BB		WP BB	3	0	1	0	2	0	1
Nellie Fox, L (1, 4) OBP: 0.405, SLG: 0.432	G6-4-3 1B		6-3		L3 1-2		F9		K 1-3	5	0	1	0	0	1	5
Jim Landis, R (1, 8) OBP: 0.357, SLG: 0.362	G6-4-3 1-2f			E5 1B 2B		FC5-2 3B	FC6-4 1-2f			4	1	1	0	0	0	3
Sherm Lollar, R (1, 3) OBP: 0.338, SLG: 0.443		F9		2B FC6 1-2 1B		L1		F9		4	1	1	0	0	0	1
Al Smith, R (1, 7) OBP: 0.339, SLG: 0.404		BB		K		FC5-2 BB 3-H		WP BB		2	0	0	0	2	1	3
John Romano, R (1, 2) OBP: 0.446, SLG: 0.556		F3		FC6 2B 1-3 2-H		FC6-4 BB 1-2		K 1-2		3	0	1	1	1	1	2
Bubba Phillips, R (1, 5) OBP: 0.328, SLG: 0.391		F7		FC6 G4-6-3 2-3 3-H		FC6-4 1-2f		K		3	0	0	1	0	0	4
Billy Goodman, L (8, PH) OBP: 0.255, SLG: 0.202 (8, 5)										1	0	0	0	0	1	1
Jim McAnany, R (1, 9) OBP: 0.413, SLG: 0.525			E6 SH1-3	G4-6-3 1-2f			SH1-3 1B		K	4	0	1	0	0	1	2
Barry Latman, R (1, 1) OBP: 0.240, SLG: 0.227			SH1-3 1-2		F8		SH1-3 1-2		K	0	0	0	0	0	0	0
Ray Moore, R (4, 1) OBP: 0.176, SLG: 0.188										1	0	0	0	0	0	0
Sammy Esposito, R (7, PH) OBP: 0.308, SLG: 0.318										0	0	0	0	0	0	0
Rudy Arias, L (7, 1)										0	0	0	0	0	0	0
Norm Cash, L (9, PH) OBP: 0.338, SLG: 0.343										1	0	0	0	0	1	0
Inning Stats	R: 0 E: 0 K: 0 S: 3 H: 1 LOB: 0 BB: 0 P: 3	R: 0 E: 0 K: 0 S: 3 H: 0 LOB: 1 BB: 1 P: 7	R: 0 E: 1 K: 0 S: 4 H: 0 LOB: 1 BB: 0 P: 4	R: 2 E: 1 K: 1 S: 8 H: 2 LOB: 1 BB: 0 P: 8	R: 0 E: 0 K: 0 S: 3 H: 1 LOB: 0 BB: 0 P: 3	R: 0 E: 0 K: 0 S: 4 H: 1 LOB: 2 BB: 1 P: 8	R: 0 E: 0 K: 0 S: 4 H: 1 LOB: 2 BB: 1 P: 8	R: 0 E: 0 K: 2 S: 7 H: 0 LOB: 1 BB: 1 P: 11	R: 0 E: 0 K: 3 S: 9 H: 0 LOB: 1 BB: 1 P: 13	1B: 4 2B: 2 3B: 1 HR: 0	SF: 0 SAC: 2 DP: 3 HBP: 0					

PITCHER	IP	WLS	BF	H	R	ER	SO	BB	IBB	HBP	BLK	WP	HR	S	P	ERA	WHIP
Whitey Ford, L (1, 1) ERA: 2.97	7.0	W	30	6	2	0	1	3	0	0	0	0	0	29	41	0.00	1.286
Ryne Duren, R (8, 1) ERA: 0.96	2.0	S	8	0	0	0	5	2	0	0	0	2	0	16	24	0.00	1.000

PITCHER	IP	WLS	BF	H	R	ER	SO	BB	IBB	HBP	BLK	WP	HR	S	P	ERA	WHIP

TOP

Chicago White Sox @ New York Yankees

Yankee Stadium, Bronx, NY

Sun Jul 19 1959, 3:33 AM EDT

Unknown - 88 F

livebaseballscorecards.com

AB	31
R	2
H	6
RBI	2
BB	5
SO	6
LOB	22

WP: 3	PA: 38		
PB: 0			
SB: 0			
CS: 0			

Batter	1	2	3	4	5	6	7	8	9	AB	R	H	RBI	BB	SO	LOB
Norm Siebern, L (1, 7) OBP: 0.352, SLG: 0.421	HR 1B		4-3	L3		L9				4	1	1	0	0	0	3
Enos Slaughter, L (1, 9) OBP: 0.297, SLG: 0.460 Marv Throneberry, L (8, 3) OBP: 0.256, SLG: 0.296	1-H HR		F8		K	1-H HR				4 0	2 0	2 0	4 0	0 0	1 0	0 0
Mickey Mantle, S (1, 8) OBP: 0.416, SLG: 0.547	F7		1B		S SF9 2B	4-3				4	1	2	0	0	0	0
Yogi Berra, L (1, 2) OBP: 0.350, SLG: 0.450	F6		F4		1B S BB		4-3			3	0	0	0	1	0	1
Elston Howard, R (1, 3) OBP: 0.301, SLG: 0.473 Hank Bauer, R (8, 9) OBP: 0.332, SLG: 0.388	K			SF9 3B	1-2 2-H SF9		G4-6-3 1B			3 0	1 0	2 0	1 0	0 0	1 0	0 0
Hector Lopez, R (1, 5) OBP: 0.337, SLG: 0.483		FC5-4 BB	L9	2-3 1B			1-2f G4-6-3			3	0	1	0	1	0	2
Gil McDougald, R (1, 6) OBP: 0.317, SLG: 0.376 Fritz Brickell, R (5, 6) OBP: 0.167, SLG: 0.167	1-2f FC5-4		3-H SF9	K				F8		1 2	0 0	0 0	1 0	0 0	0 1	1 2
Bobby Richardson, R (1, 4) OBP: 0.312, SLG: 0.327	K		2B			B2		F8		4	0	1	0	0	1	1
Whitey Ford, L (1, 1) OBP: 0.370, SLG: 0.400 Ryne Duren, R (8, 1)	1-3		BB			HR 1B		K		2 1	1 0	1 0	0 0	1 0	0 1	1 0
Inning Stats	R: 2 E: 0 K: 1 S: 7 H: 2 LOB: 0 BB: 0 P: 7	R: 0 E: 0 K: 1 S: 5 H: 0 LOB: 1 BB: 1 P: 9	R: 0 E: 0 K: 0 S: 4 H: 1 LOB: 1 BB: 0 P: 4	R: 1 E: 0 K: 0 S: 5 H: 2 LOB: 2 BB: 1 P: 9	R: 1 E: 0 K: 2 S: 9 H: 2 LOB: 2 BB: 1 P: 13	R: 2 E: 0 K: 0 S: 5 H: 2 LOB: 0 BB: 0 P: 5	R: 0 E: 0 K: 0 S: 3 H: 1 LOB: 0 BB: 0 P: 3	R: 0 E: 0 K: 1 S: 5 H: 0 LOB: 0 BB: 0 P: 5		1B: 5 2B: 2 3B: 1 HR: 2	SF: 2 SAC: 0 DP: 1 HBP: 0					

PITCHER		IP	WLS	BF	H	R	ER	SO	BB	IBB	HBP	BLK	WP	HR	S	P	ERA	WHIP
Barry Latman, R ERA: 4.41	(1, 1)	3.2	L	18	5	3	3	2	2	0	0	0	0	1	20	28	7.36	1.909
Ray Moore, R ERA: 4.53	(4, 1)	2.1		12	4	3	3	2	1	0	0	0	0	1	15	19	11.57	2.143
Rudy Arias, L ERA: 5.09	(7, 1)	2.0		6	1	0	0	1	0	0	0	0	0	0	8	8	0.00	0.500

PITCHER	IP	WLS	BF	H	R	ER	SO	BB	IBB	HBP	BLK	WP	HR	S	P	ERA	WHIP

BOTTOM

Chicago White Sox @ New York Yankees

Yankee Stadium, Bronx, NY

Sun Jul 19 1959, 3:33 AM EDT

Unknown - 88 F

livebaseballscorecards.com

AB	31
R	6
H	10
RBI	6
BB	3
SO	5
LOB	11

WP: 0 PB: 0 SB: 2 CS: 0 PA: 36

Batter	1	2	3	4	5	6	7	8	9	AB	R	H	RBI	BB	SO	LOB
Luis Aparicio, R (1, 6) OBP: 0.347, SLG: 0.366	6-3		F4		4-3		BBBB 4-0 1-2 BB		BBBB 4-0 FC5-4 1-2 2-3 BB	3	0	0	0	2	0	1
Nellie Fox, L (1, 4) OBP: 0.403, SLG: 0.429	1B			F8		F4	3-1		FC5-4 1-2f	5	0	1	0	0	0	5
Jim Landis, R (1, 8) OBP: 0.353, SLG: 0.357	B1			SSS 0-3 K		4-3		4-3		4	0	0	0	0	1	1
Sherm Lollar, R (1, 2) OBP: 0.334, SLG: 0.438	F4			F9		L7		5-3		4	0	0	0	0	0	1
Earl Torgeson, L (1, 3) OBP: 0.379, SLG: 0.391		G3			BBBB 4-0 E BB BB		F8	F9		3	1	0	0	1	0	0
Al Smith, R (1, 7) OBP: 0.345, SLG: 0.405		5-3			BBBB 4-0 E 1-2 FC1-6 BB		2B E 1B		BBBB 4-0 BB S BB	2	2	1	0	2	0	0
Billy Goodman, L (1, 5) OBP: 0.255, SLG: 0.215		6-3			F6		E 1-3 2B		F9 1-2	4	1	1	0	0	0	3
Jim McAnany, R (1, 9) OBP: 0.388, SLG: 0.492			F3		E6 FC1-6 1-3 2-H		SSS 0-3 K		SSS 0-3 K	4	0	0	0	0	2	4
Billy Pierce, L (1, 1) OBP: 0.280, SLG: 0.326 Harry Simpson, L (5, PH) OBP: 0.272, SLG: 0.432 Turk Lown, R (5, 1) Norm Cash, L (7, PH) OBP: 0.333, SLG: 0.338 Gerry Staley, R (7, 1) OBP: 0.167, SLG: 0.167 Jim Rivera, L (9, PH) OBP: 0.288, SLG: 0.400			6-3		FC1-6 1-2f 3-H		E7 BB 2-H 3-H		BBBB 4-0 BB BB	1 1 0 1 0 0	0 0 0 0 0 0	0 1 0 0 0 1	0 0 0 0 0 0	0 1 0 0 0 0	0 0 0 0 0 0	0 1 0 0 0 0
Inning Stats	R: 0 H: 1 E: 0 LOB: 1 K: 0 BB: 0 S: 4 P: 4	R: 0 H: 0 E: 0 LOB: 0 K: 0 BB: 0 S: 3 P: 3	R: 0 H: 0 E: 0 LOB: 0 K: 0 BB: 0 S: 3 P: 3	R: 0 H: 0 E: 0 LOB: 0 K: 1 BB: 0 S: 5 P: 5	R: 2 H: 0 E: 2 LOB: 1 K: 0 BB: 2 S: 4 P: 12	R: 0 H: 0 E: 0 LOB: 0 K: 0 BB: 0 S: 3 P: 3	R: 2 H: 2 E: 1 LOB: 2 K: 1 BB: 1 S: 8 P: 12	R: 0 H: 0 E: 0 LOB: 0 K: 0 BB: 0 S: 3 P: 3	R: 0 H: 0 E: 0 LOB: 3 K: 1 BB: 3 S: 5 P: 17	1B: 2 SF: 0 2B: 1 SAC: 0 3B: 0 DP: 0 HR: 0 HBP: 0						

TOP

Chicago White Sox @ New York Yankees

Yankee Stadium, Bronx, NY

Sun Jul 19 1959, 7:05 PM EDT

Att. 53,014 - Unknown

livebaseballscorecards.com

AB	32
R	4
H	3
RBI	1
BB	6
SO	3
LOB	16

WP: 0 PA: 38
PB: 0
SB: 1
CS: 0

PITCHER		IP	WLS	BF	H	R	ER	SO	BB	IBB	HBP	BLK	WP	HR	S	P	ERA	WHIP
Eli Grba, R ERA: 0.87	(1, 1)	6.2	W	27	3	4	0	2	2	0	0	0	0	0	29	37	0.00	0.750
Art Ditmar, R ERA: 4.03	(7, 1)	0.1		2	0	0	0	0	1	0	0	0	0	0	1	5	0.00	3.000
Ryne Duren, R ERA: 0.92	(8, 1)	2.0	S	9	0	0	0	1	3	0	0	0	0	0	8	20	0.00	1.500

PITCHER	IP	WLS	BF	H	R	ER	SO	BB	IBB	HBP	BLK	WP	HR	S	P	ERA	WHIP

Chicago White Sox @ New York Yankees

Yankee Stadium, Bronx, NY

Sun Jul 19 1959, 7:05 PM EDT

Att. 53,014 - Unknown

BOTTOM

livebaseballscorecards.com

Batter	1	2	3	4	5	6	7	8	9	AB	R	H	RBI	BB	SO	LOB
Bobby Richardson, R (1, 4) OBP: 0.320, SLG: 0.345	4-3 3B		2B 1B 1-2	F5			FC4-6 SH FC5-2 1B			4	2	3	0	0	0	1
Norm Siebern, L (1, 7) OBP: 0.349, SLG: 0.417	4-3 3-H		K		F7		SH FC4-6 1-2			3	0	0	1	0	1	2
Mickey Mantle, S (1, 8) OBP: 0.416, SLG: 0.559	F7		2B 1-H 2-H		HR		FC4-6 FC5-2 1-2f 2-3			4	1	2	3	0	0	2
Hector Lopez, R (1, 5) OBP: 0.336, SLG: 0.479	5-3		K		BB		FC5-2 1-3 3-H			3	0	0	0	1	1	3
Elston Howard, R (1, 2) OBP: 0.296, SLG: 0.465		K		E6 HR	F7		5-3			4	1	0	0	0	1	3
Hank Bauer, R (1, 9) OBP: 0.331, SLG: 0.399		6-3		HR 1-H	K			6-3		4	1	1	2	0	1	1
Fritz Brickell, R (1, 6) OBP: 0.200, SLG: 0.200		6-3		K		K		1B		4	0	1	0	0	2	0
Marv Throneberry, L (1, 3) OBP: 0.255, SLG: 0.294			1B 2B 1B	F8		K		F8		4	1	1	0	0	1	1
Eli Grba, R (1, 1) Art Ditmar, R (7, 1) OBP: 0.140, SLG: 0.167 Ryne Duren, R (8, 1)			F3	BB		K		K		2 0 1	0 0 0	0 0 0	0 0 0	1 0 0	1 0 1	1 0 1
Inning Stats	R: 1 H: 1 E: 0 LOB: 0 K: 0 BB: 0 S: 4 P: 4	R: 0 H: 0 E: 0 LOB: 0 K: 1 BB: 0 S: 5 P: 5	R: 2 H: 3 E: 0 LOB: 1 K: 2 BB: 0 S: 10 P: 10	R: 2 H: 1 E: 1 LOB: 1 K: 1 BB: 1 S: 7 P: 11	R: 1 H: 1 E: 0 LOB: 1 K: 1 BB: 1 S: 6 P: 10	R: 0 H: 0 E: 0 LOB: 0 K: 3 BB: 0 S: 9 P: 9	R: 0 H: 1 E: 0 LOB: 2 K: 0 BB: 0 S: 5 P: 5	R: 0 H: 1 E: 0 LOB: 1 K: 1 BB: 0 S: 6 P: 6		1B: 4 SF: 0 2B: 1 SAC: 1 3B: 1 DP: 0 HR: 2 HBP: 0						

PITCHER		IP	WLS	BF	H	R	ER	SO	BB	IBB	HBP	BLK	WP	HR	S	P	ERA	WHIP
Billy Pierce, L ERA: 4.07	(1, 1)	4.0	L	19	5	5	4	4	1	0	0	0	0	1	26	30	9.00	1.500
Turk Lown, R ERA: 3.42	(5, 1)	2.0		8	1	1	1	4	1	0	0	0	0	1	15	19	4.50	1.000
Gerry Staley, R ERA: 1.7	(7, 1)	2.0		9	2	0	0	1	0	0	0	0	0	0	11	11	0.00	1.000

PITCHER	IP	WLS	BF	H	R	ER	SO	BB	IBB	HBP	BLK	WP	HR	S	P	ERA	WHIP

AB	33
R	6
H	8
RBI	6
BB	2
SO	9
LOB	15

WP: 0 PA: 36
PB: 0
SB: 0
CS: 0

Batter	1	2	3	4	5	6	7	8	9	AB	R	H	RBI	BB	SO	LOB
Don Buddin, R (1, 6) OBP: 0.380, SLG: 0.378	F2		BB			HR		1B		2	1	1	1	1	0	0
Vic Wertz, L (8, PH) OBP: 0.354, SLG: 0.436										1	0	1	0	0	0	0
Pumpsie Green, S (8, PR) (8, 6)										0	0	0	0	0	0	0
Pete Runnels, L (1, 4) OBP: 0.414, SLG: 0.446	6-3		G3			F7		L9		4	0	0	0	0	0	2
Marty Keough, L (1, 8) OBP: 0.325, SLG: 0.446	1B			F2		F8		F5		4	0	1	0	0	0	1
Dick Gernert, R (1, 3) OBP: 0.368, SLG: 0.428	K			3-1		BB		F2		3	0	0	0	1	1	2
Gene Stephens, L (1, 9) OBP: 0.356, SLG: 0.359		F7		4-3		BB			1B	3	0	1	0	1	0	0
Ted Williams, L (1, 7) OBP: 0.348, SLG: 0.374		G3			F8	F7			F9	4	0	0	0	0	0	3
Frank Malzone, R (1, 5) OBP: 0.327, SLG: 0.432		4-3			5-3		5-3		F8	4	0	1	0	0	0	1
Sammy White, R (1, 2) OBP: 0.321, SLG: 0.331			5-3		5-3		6-3			3	0	0	0	0	0	1
Gary Geiger, L (9, PH) OBP: 0.289, SLG: 0.417									1B	1	0	1	0	0	0	0
Tom Brewer, R (1, 1) OBP: 0.111, SLG: 0.091			G3		K		6-3		G3	3	0	0	0	0	1	1
Jackie Jensen, R (9, PH) OBP: 0.399, SLG: 0.570										1	0	0	0	0	0	2
Inning Stats	R: 0 E: 0 K: 1 S: 6 H: 1 LOB: 1 BB: 0 P: 6	R: 0 E: 0 K: 0 S: 3 H: 0 LOB: 0 BB: 0 P: 3	R: 0 E: 0 K: 0 S: 3 H: 0 LOB: 1 BB: 1 P: 7	R: 0 E: 0 K: 0 S: 3 H: 0 LOB: 0 BB: 0 P: 3	R: 0 E: 0 K: 1 S: 6 H: 1 LOB: 1 BB: 0 P: 6	R: 1 E: 0 K: 0 S: 4 H: 1 LOB: 2 BB: 2 P: 12	R: 0 E: 0 K: 0 S: 3 H: 0 LOB: 0 BB: 0 P: 3	R: 0 E: 0 K: 0 S: 4 H: 1 LOB: 1 BB: 0 P: 4	R: 0 E: 0 K: 0 S: 5 H: 2 LOB: 2 BB: 0 P: 5	1B: 5 2B: 0 3B: 0 HR: 1 SF: 0 SAC: 0 DP: 0 HBP: 0	WP: 0 PB: 0 SB: 0 CS: 0 PA: 36					

PITCHER	IP	WLS	BF	H	R	ER	SO	BB	IBB	HBP	BLK	WP	HR	S	P	ERA	WHIP
Dick Donovan, R (1, 1) ERA: 3.76	9.0	W	36	6	1	1	2	3	0	0	0	0	1	37	49	1.00	1.000

PITCHER	IP	WLS	BF	H	R	ER	SO	BB	IBB	HBP	BLK	WP	HR	S	P	ERA	WHIP

TOP

Boston Red Sox @ Chicago White Sox

Comiskey Park, Chicago, IL

Tue Jul 21 1959, 8:05 PM EDT

Att. 28,534 - Unknown

livebaseballscorecards.com

AB	33
R	1
H	6
RBI	1
BB	3
SO	2
LOB	13

Boston Red Sox @ Chicago White Sox

Comiskey Park, Chicago, IL

Tue Jul 21 1959, 8:05 PM EDT

Att. 28,534 - Unknown

livebaseballscorecards.com

Batter	1	2	3	4	5	6	7	8	9	AB	R	H	RBI	BB	SO	LOB
Luis Aparicio, R (1, 6) OBP: 0.345, SLG: 0.362	K		6-3	1-3			SH2-3 1B BB	F3		4	1	0	0	1	1	3
Nellie Fox, L (1, 4) OBP: 0.402, SLG: 0.427	1-3		FC6-4 BB		F7		SH2-3 1-2			2	0	0	0	1	0	0
Jim Landis, R (1, 8) OBP: 0.352, SLG: 0.356	F5		FC6-4 1B 1-2f		F7		1B 2-H			4	0	1	1	0	0	1
Sherm Lollar, R (1, 2) OBP: 0.339, SLG: 0.442		FC4-6 1B	1B 1-3		E 1B		F9			4	0	3	0	0	0	1
Billy Goodman, L (1, 5) OBP: 0.245, SLG: 0.206		FC4-6 1B 1-2f	K		E4 1-3		L9			4	0	0	0	0	1	5
Sammy Esposito, R (8, 5) OBP: 0.308, SLG: 0.318										0	0	0	0	0	0	0
Al Smith, R (1, 7) OBP: 0.347, SLG: 0.404		1B HBP		5-3	5-3			1B		3	0	1	0	0	0	2
Norm Cash, L (1, 3) OBP: 0.341, SLG: 0.347		F2		1B E 1B		F8		1-2 1B		4	1	2	0	0	0	2
Jim McAnany, R (1, 9) OBP: 0.394, SLG: 0.493		1-2 2-3 1B		E5 3-1 1-H 1B		F9		K		4	0	2	0	0	1	2
Dick Donovan, L (1, 1) OBP: 0.213, SLG: 0.295		K		3-1 2-3		F8		K		4	0	0	0	0	2	6
Inning Stats	R: 0 E: 0 K: 1 S: 5 H: 0 LOB: 0 BB: 0 P: 5	R: 0 E: 1 K: 1 S: 7 H: 2 LOB: 3 BB: 0 P: 8	R: 0 E: 0 K: 1 S: 6 H: 1 LOB: 2 BB: 1 P: 10	R: 1 E: 1 K: 0 S: 5 H: 2 LOB: 1 BB: 0 P: 5	R: 0 E: 1 K: 0 S: 5 H: 1 LOB: 2 BB: 0 P: 5	R: 0 E: 0 K: 0 S: 3 H: 0 LOB: 0 BB: 0 P: 3	R: 1 E: 0 K: 0 S: 4 H: 1 LOB: 1 BB: 1 P: 8	R: 0 E: 0 K: 2 S: 9 H: 2 LOB: 2 BB: 0 P: 9		1B: 9 2B: 0 3B: 0 HR: 0 SF: 0 SAC: 1 DP: 0 HBP: 1						

PITCHER	IP	WLS	BF	H	R	ER	SO	BB	IBB	HBP	BLK	WP	HR	S	P	ERA	WHIP
Tom Brewer, R (1, 1) ERA: 3.25	8.0	L	37	9	2	2	5	2	0	1	0	0	0	44	53	2.25	1.375

PITCHER	IP	WLS	BF	H	R	ER	SO	BB	IBB	HBP	BLK	WP	HR	S	P	ERA	WHIP

AB	33
R	2
H	9
RBI	1
BB	2
SO	5
LOB	22

WP: 0 PB: 0 SB: 0 CS: 0 PA: 37

Batter	1	2	3	4	5	6	7	8	9	AB	R	H	RBI	BB	SO	LOB
Don Buddin, R (1, 6) OBP: 0.376, SLG: 0.374	SSS 0-3 ① K		SSS 0-3 ② K		x 0-0 ② F4		x 0-0 ② 6-3			4	0	0	0	0	2	0
Pumpsie Green, S (1, 4)	x 0-0 ② 4-3		x 0-0 ③ F8		BBBB 4-0 S BB		x 0-0 ③ 4-3			3	0	0	0	1	0	0
Marty Keough, L (1, 8) OBP: 0.323, SLG: 0.441	x 0-0 ③ F8			x 0-0 S 1B 1B	x 0-0 ③ P6 1-2			x 0-0 ① 4-3		4	1	1	0	0	0	1
Dick Gernert, R (1, 3) OBP: 0.370, SLG: 0.433		x 0-0 F8 6-3 2B		SSS 0-3 ① K 1-2		x 0-0 CS 1B		x 0-0 ② 4-3		4	1	2	0	0	1	1
Gene Stephens, L (1, 9) OBP: 0.360, SLG: 0.358		BBBB 4-0 PB 6-3 BB		x 0-0 BB 2-H 1B		SSS 0-3 ①② K 1-2		x 0-0 ③ G3		3	0	1	1	1	1	1
Ted Williams, L (1, 7) OBP: 0.351, SLG: 0.389 Gary Geiger, L (9, 7) OBP: 0.289, SLG: 0.417		x 0-0 ① F8 2-3		BBBB 4-0 1-2 BB		x 0-0 HR			x 0-0 ① 4-3	3 0	1 0	1 0	1 0	1 0	0 0	2 0
Frank Malzone, R (1, 5) OBP: 0.323, SLG: 0.427		x 0-0 ② 6-3 1-2 3-H		x 0-0 ② F9		x 0-0 ③ F4			SSS 0-3 ② K	4	0	0	1	0	1	3
Pete Daley, R (1, 2) OBP: 0.301, SLG: 0.309		x 0-0 ③ F2 2-3		SSS 0-3 ③ K			x 0-0 ① F5		x 0-0 1B	4	0	1	0	0	1	3
Jerry Casale, R (1, 1) OBP: 0.270, SLG: 0.394 Mike Fornieles, R (7, 1) OBP: 0.091, SLG: 0.091 Vic Wertz, L (9, PH) OBP: 0.352, SLG: 0.434 Leo Kiely, L (9, 1) Murray Wall, R (9, 1)			SSS 0-3 ① K		SSS 0-3 ① K		x 0-0 HR		x 0-0 ③ F7	3 0 1 0 0	1 0 0 0 0	1 0 0 0 0	1 0 0 0 0	0 0 0 0 0	2 0 0 0 0	0 0 1 0 0
Inning Stats	R: 0 E: 0 K: 1 S: 5 H: 0 LOB: 0 BB: 0 P: 5	R: 1 E: 0 K: 0 S: 4 H: 1 LOB: 1 BB: 1 P: 8	R: 0 E: 0 K: 2 S: 7 H: 0 LOB: 0 BB: 0 P: 7	R: 1 E: 0 K: 2 S: 9 H: 2 LOB: 2 BB: 1 P: 13	R: 0 E: 0 K: 1 S: 5 H: 0 LOB: 1 BB: 1 P: 9	R: 1 E: 0 K: 1 S: 6 H: 2 LOB: 0 BB: 0 P: 6	R: 1 E: 0 K: 0 S: 4 H: 1 LOB: 0 BB: 0 P: 4	R: 0 E: 0 K: 0 S: 3 H: 0 LOB: 0 BB: 0 P: 3	R: 0 E: 0 K: 1 S: 6 H: 1 LOB: 1 BB: 0 P: 6	1B: 4 2B: 2 3B: 0 HR: 2 SF: 0 SAC: 0 DP: 1 HBP: 0						

PITCHER		IP	WLS	BF	H	R	ER	SO	BB	IBB	HBP	BLK	WP	HR	S	P	ERA	WHIP
Early Wynn, R ERA: 3.85	(1, 1)	7.0		29	6	4	4	7	3	0	0	0	0	2	40	52	5.14	1.286
Turk Lown, R ERA: 3.28	(8, 1)	2.0	W	7	1	0	0	1	0	0	0	0	0	0	9	9	0.00	0.500

PITCHER	IP	WLS	BF	H	R	ER	SO	BB	IBB	HBP	BLK	WP	HR	S	P	ERA	WHIP

TOP

Boston Red Sox @ Chicago White Sox

Comiskey Park, Chicago, IL

Wed Jul 22 1959, 4:33 AM EDT

Att. 11,847 - Unknown

livebaseballscorecards.com

AB	33
R	4
H	7
RBI	4
BB	3
SO	8
LOB	12

1B: 4	SF: 0	WP: 0	PA: 36
2B: 2	SAC: 0	PB: 1	
3B: 0	DP: 1	SB: 2	
HR: 2	HBP: 0	CS: 1	

Batter	1	2	3	4	5	6	7	8	9	AB	R	H	RBI	BB	SO	LOB
Luis Aparicio, R (1, 6) OBP: 0.346, SLG: 0.363	6-3		1B		HBP 1-2		4-3	F8 2-3		5	1	2	0	0	0	1
Nellie Fox, L (1, 4) OBP: 0.407, SLG: 0.433	4-3		2B 2-H 1B		HBP 1-2 2-3		1B 2B		SH1-3 1B	4	3	3	1	0	0	0
Jim Landis, R (1, 8) OBP: 0.354, SLG: 0.359	F9		2B 1-H		3-1		BBB 1B 2B BB		SH1-3 1-2	3	1	1	1	1	0	3
Sherm Lollar, R (1, 2) OBP: 0.342, SLG: 0.447		2B		5-3		5-3	2B 1-3 2-H 1B		2-H 1B	5	0	3	2	0	0	0
Billy Goodman, L (1, 5) OBP: 0.245, SLG: 0.218		F2		SSS K		1-3	1-3 3-H 2B			4	0	1	1	0	1	1
Al Smith, R (1, 7) OBP: 0.346, SLG: 0.406		5-3		SSS K		WP 2B	F8			4	0	1	0	0	1	3
Norm Cash, L (1, 3) OBP: 0.348, SLG: 0.347		F7			P1	BBB 2-3 BB		1B BB 1B		3	0	1	0	1	0	1
Jim McAnany, R (1, 9) OBP: 0.400, SLG: 0.478			BBBB 6-3 1B BB		F9	F8		BBBB 1B 1-2 1B BB		2	0	0	0	2	0	2
Early Wynn, S (1, 1) OBP: 0.339, SLG: 0.380 Earl Torgeson, L (7, PH) OBP: 0.377, SLG: 0.389 Turk Lown, R (8, 1) OBP: 0.250, SLG: 0.250			6-3 1-2		BBB HBP 1B BB		SSS K	WP 1-H 2-3		1 1 1	0 0 0	0 0 1	0 0 0	1 0 0	0 1 0	1 0 0
Inning Stats	R: 0 H: 0 E: 0 LOB: 0 K: 0 BB: 0 S: 3 P: 3	R: 0 H: 1 E: 0 LOB: 1 K: 0 BB: 0 S: 4 P: 4	R: 2 H: 3 E: 0 LOB: 1 K: 0 BB: 1 S: 4 P: 8	R: 0 H: 0 E: 0 LOB: 0 K: 2 BB: 0 S: 7 P: 7	R: 0 H: 1 E: 0 LOB: 3 K: 0 BB: 1 S: 4 P: 9	R: 0 H: 1 E: 0 LOB: 2 K: 0 BB: 1 S: 4 P: 8	R: 2 H: 3 E: 0 LOB: 2 K: 1 BB: 1 S: 8 P: 12	R: 0 H: 2 E: 0 LOB: 1 K: 0 BB: 1 S: 3 P: 7	R: 1 H: 2 E: 0 LOB: 1 K: 0 BB: 0 S: 3 P: 3	1B: 8 SF: 0 2B: 5 SAC: 1 3B: 0 DP: 0 HR: 0 HBP: 1						WP: 2 PA: 40 PB: 0 SB: 0 CS: 0	

PITCHER		IP	WLS	BF	H	R	ER	SO	BB	IBB	HBP	BLK	WP	HR	S	P	ERA	WHIP
Jerry Casale, R ERA: 4.21	(1, 1)	6.2		31	8	4	4	3	4	0	1	0	1	0	32	49	5.40	1.800
Mike Fornieles, R ERA: 3.4	(7, 1)	1.1		6	3	0	0	0	1	0	0	0	1	0	5	9	0.00	3.000
Leo Kiely, L ERA: 4.61	(9, 1)	0.0	L	1	1	1	1	0	0	0	0	0	0	0	1	1	∞	∞
Murray Wall, R ERA: 5.58	(9, 1)	0.1		2	1	0	0	0	0	0	0	0	0	0	2	2	0.00	3.000

PITCHER	IP	WLS	BF	H	R	ER	SO	BB	IBB	HBP	BLK	WP	HR	S	P	ERA	WHIP

BOTTOM

Boston Red Sox @ Chicago White Sox

Comiskey Park, Chicago, IL

Wed Jul 22 1959, 4:33 AM EDT

Att. 11,847 - Unknown

livebaseballscorecards.com

AB	33
R	5
H	13
RBI	5
BB	5
SO	3
LOB	12

Batter	1	2	3	4	5	6	7	8	9	AB	R	H	RBI	BB	SO	LOB
Willie Tasby, R (1, 8) OBP: 0.317, SLG: 0.380	F8	F8			K		K			4	0	0	0	0	2	4
Gene Woodling, L (1, 9) (8, 7) OBP: 0.409, SLG: 0.527	L5-4, BB, 1B		4-3		F8		BB			3	0	1	0	1	0	0
Walt Dropo, R (1, 3) OBP: 0.261, SLG: 0.406	BB		6-3		K		F8			3	0	0	0	1	1	2
Bob Nieman, R (1, 7) OBP: 0.336, SLG: 0.481	L5-4		HR			F3		6-3		4	1	1	1	0	0	2
Albie Pearson, L (8, 9) OBP: 0.315, SLG: 0.261										0	0	0	0	0	0	0
Gus Triandos, R (1, 2) OBP: 0.369, SLG: 0.511		F4	5-3			E, BB		F6		3	0	0	0	1	0	0
Brooks Robinson, R (1, 5) OBP: 0.264, SLG: 0.345		BB, 1B, 1B		G1-5-3, 1B, 1B		F6		6-3		4	0	2	0	0	0	1
Chico Carrasquel, R (1, 6) OBP: 0.278, SLG: 0.295		K		F3		F4			F7	4	0	0	0	0	1	3
Billy Gardner, R (1, 4) OBP: 0.297, SLG: 0.344		BB, 1B		1-2, 1B			F9		F3	4	0	2	0	0	0	0
Hoyt Wilhelm, R (1, 1) OBP: 0.132, SLG: 0.042		BB		G1-5-3			BB, 1B		K	3	0	1	0	1	1	2
Inning Stats	R: 0 E: 0 K: 0 S: 3 H: 1 LOB: 1 BB: 1 P: 7	R: 0 E: 0 K: 1 S: 7 H: 2 LOB: 3 BB: 1 P: 11	R: 1 E: 0 K: 0 S: 4 H: 1 LOB: 0 BB: 0 P: 4	R: 0 E: 0 K: 0 S: 4 H: 2 LOB: 1 BB: 0 P: 4	R: 0 E: 0 K: 2 S: 7 H: 0 LOB: 0 BB: 0 P: 7	R: 0 E: 1 K: 0 S: 3 H: 0 LOB: 1 BB: 1 P: 7	R: 0 E: 0 K: 1 S: 6 H: 1 LOB: 2 BB: 1 P: 10	R: 0 E: 0 K: 0 S: 3 H: 0 LOB: 0 BB: 0 P: 3	R: 0 E: 0 K: 1 S: 5 H: 0 LOB: 0 BB: 0 P: 5	1B: 6 2B: 1 3B: 0 HR: 1	SF: 0 SAC: 0 DP: 2 HBP: 0						

PITCHER	IP	WLS	BF	H	R	ER	SO	BB	IBB	HBP	BLK	WP	HR	S	P	ERA	WHIP
Billy Pierce, L (1, 1) ERA: 3.89	9.0	W	36	7	1	1	5	4	0	0	0	0	1	42	58	1.00	1.222

PITCHER	IP	WLS	BF	H	R	ER	SO	BB	IBB	HBP	BLK	WP	HR	S	P	ERA	WHIP

TOP

Baltimore Orioles @ Chicago White Sox

Comiskey Park, Chicago, IL

Fri Jul 24 1959, 8:05 PM EDT

Att. 29,274 - Unknown

livebaseballscorecards.com

AB	32
R	1
H	7
RBI	1
BB	4
SO	5
LOB	14

PA: 36

WP: 0 PB: 0 SB: 0 CS: 0

Baltimore Orioles @ Chicago White Sox

Comiskey Park, Chicago, IL

Fri Jul 24 1959, 8:05 PM EDT

Att. 29,274 - Unknown

livebaseballscorecards.com

BOTTOM

Batter	1	2	3	4	5	6	7	8	9	AB	R	H	RBI	BB	SO	LOB
Luis Aparicio, R (1, 6) OBP: 0.345, SLG: 0.362	F9		S 1B			L9		1-3 1-2		4	0	1	0	0	0	2
Nellie Fox, L (1, 4) OBP: 0.410, SLG: 0.441	HBP 1B		K 1-2			1-2 1B		2-H 3B		4	0	3	1	0	1	1
Jim Landis, R (1, 8) OBP: 0.355, SLG: 0.357	G6-4-3 HBP 1-2			F3		F9		BB		2	0	0	0	1	0	2
Sherm Lollar, R (1, 2) OBP: 0.339, SLG: 0.442	G6-4-3 1-2f			F7		5-3		5-3		4	0	0	0	0	0	6
Billy Goodman, L (1, 5) OBP: 0.237, SLG: 0.210		K		F5			4-3		K	4	0	0	0	0	2	0
Al Smith, R (1, 7) OBP: 0.345, SLG: 0.415		F8			K		F2		HR	4	1	1	1	0	1	0
Norm Cash, L (1, 3) OBP: 0.337, SLG: 0.333		F7			F8		4-3			3	0	0	0	0	0	0
Jim McAnany, R (1, 9) OBP: 0.397, SLG: 0.465			K		K			1-3 3B BB		2	1	0	0	1	2	0
Billy Pierce, L (1, 1) OBP: 0.264, SLG: 0.306			F6			E3 1B		K		3	0	0	0	0	1	1

	AB	30
	R	2
	H	5
	RBI	2
	BB	2
	SO	7
	LOB	12

Inning Stats	1	2	3	4	5	6	7	8	9
	R: 0 H: 1 E: 0 LOB: 1 K: 0 BB: 0 S: 3 P: 4	R: 0 H: 0 E: 0 LOB: 0 K: 1 BB: 0 S: 5 P: 5	R: 0 H: 1 E: 0 LOB: 1 K: 2 BB: 0 S: 8 P: 8	R: 0 H: 0 E: 0 LOB: 0 K: 0 BB: 0 S: 3 P: 3	R: 0 H: 0 E: 0 LOB: 0 K: 2 BB: 0 S: 7 P: 7	R: 0 H: 1 E: 1 LOB: 2 K: 0 BB: 0 S: 5 P: 5	R: 0 H: 0 E: 0 LOB: 0 K: 0 BB: 0 S: 3 P: 3	R: 1 H: 1 E: 0 LOB: 2 K: 1 BB: 2 S: 6 P: 14	R: 1 H: 1 E: 0 LOB: 0 K: 1 BB: 0 S: 4 P: 4

1B: 3 SF: 0 WP: 0 PA: 33
2B: 0 SAC: 0 PB: 0
3B: 1 DP: 1 SB: 1
HR: 1 HBP: 1 CS: 0

PITCHER		IP	WLS	BF	H	R	ER	SO	BB	IBB	HBP	BLK	WP	HR	S	P	ERA	WHIP
Hoyt Wilhelm, R ERA: 1.93	(1, 1)	8.1	L	33	5	2	2	7	2	0	1	0	0	1	44	53	2.16	0.840

PITCHER		IP	WLS	BF	H	R	ER	SO	BB	IBB	HBP	BLK	WP	HR	S	P	ERA	WHIP

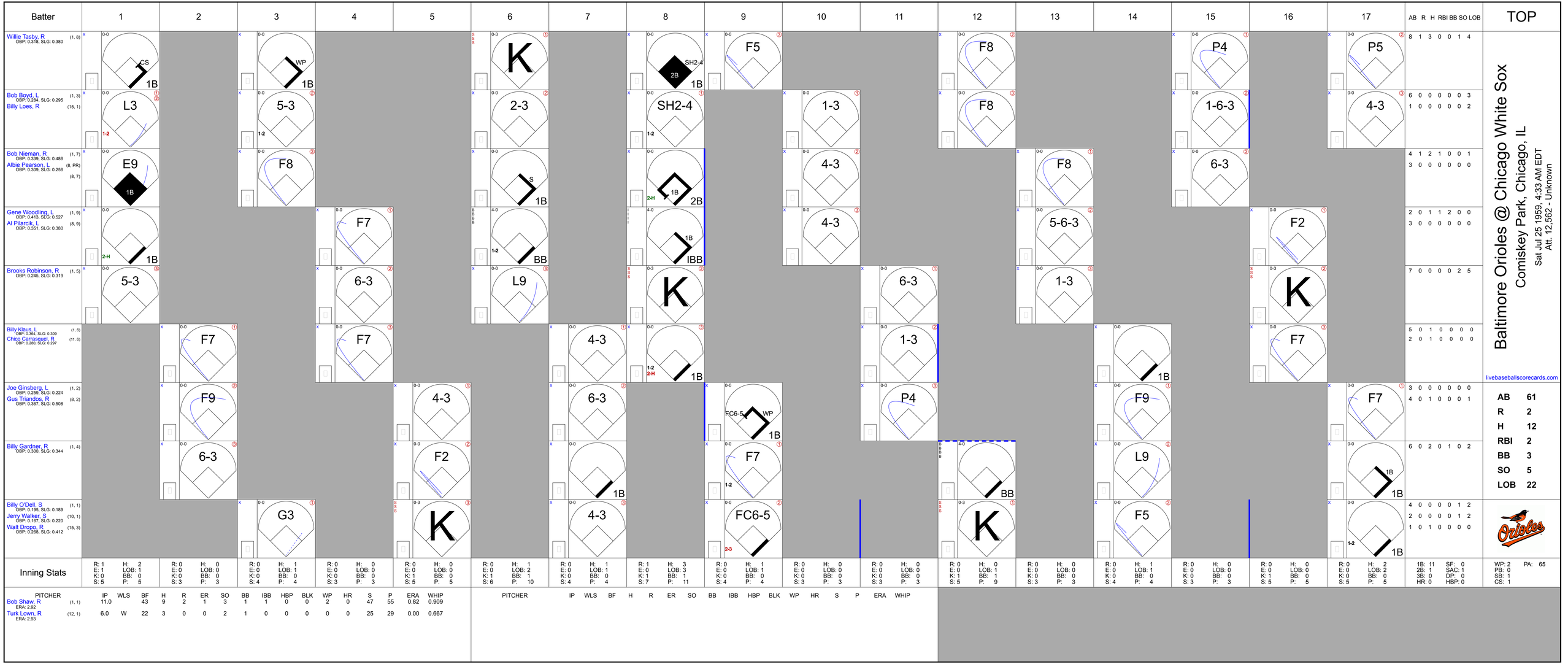
Batter
1
2
3
4
5
6
7
8
9
10
11
12
13
14
15
16
17
AB R H RBI BB SO LOB
TOP
Willie Tasby, R (1, 8)
OBP: 0.316, SLG: 0.380
0-0 CS 1B
0-0 WP 1B
0-3 K
0-0 2B SH2-4 1B
0-0 F5
0-0 F8
0-0 P4
0-0 P5
8 1 3 0 0 1 4
Bob Boyd, L (1, 3)
OBP: 0.284, SLG: 0.295
Billy Loes, R (15, 1)
0-0 L3 1-2
0-0 5-3 1-2
0-0 2-3
0-0 SH2-4 1-2
0-0 1-3
0-0 F8
0-0 1-6-3
0-0 4-3
6 0 0 0 0 0 3
1 0 0 0 0 0 2
Bob Nieman, R (1, 7)
OBP: 0.339, SLG: 0.486
Albie Pearson, L (8, PR)
OBP: 0.309, SLG: 0.256 (8, 7)
0-0 E9 1B
0-0 F8
0-0 S 1B
0-0 2-H 1B 2B
0-0 4-3
0-0 F8
0-0 6-3
4 1 2 1 0 0 1
3 0 0 0 0 0 0
Gene Woodling, L (1, 9)
OBP: 0.413, SLG: 0.527
Al Pilarcik, L (8, 9)
OBP: 0.351, SLG: 0.380
0-0 2-H 1B
0-0 F7
4-0 1-2 BB
4-0 1B IBB
0-0 4-3
0-0 5-6-3
0-0 F2
2 0 1 1 2 0 0
3 0 0 0 0 0 0
Brooks Robinson, R (1, 5)
OBP: 0.245, SLG: 0.319
0-0 5-3
0-0 6-3
0-0 L9
0-3 K
0-0 6-3
0-0 1-3
0-3 K
7 0 0 0 0 2 5
Billy Klaus, L (1, 6)
OBP: 0.364, SLG: 0.309
Chico Carrasquel, R (11, 6)
OBP: 0.280, SLG: 0.297
0-0 F7
0-0 F7
0-0 4-3
0-0 1-2 2-H 1B
0-0 1-3
0-0 1B
0-0 F7
5 0 1 0 0 0 0
2 0 1 0 0 0 0
Joe Ginsberg, L (1, 2)
OBP: 0.259, SLG: 0.224
Gus Triandos, R (8, 2)
OBP: 0.367, SLG: 0.508
0-0 F9
0-0 4-3
0-0 6-3
0-0 FC6-5 WP 1B
0-0 P4
0-0 F9
0-0 F7
3 0 0 0 0 0 0
4 0 1 0 0 0 1
Billy Gardner, R (1, 4)
OBP: 0.300, SLG: 0.344
0-0 6-3
0-0 F2
0-0 1-2 1B
0-0 F7
4-0 BB
0-0 L9
0-0 1B
6 0 2 0 1 0 2
Billy O'Dell, S (1, 1)
OBP: 0.195, SLG: 0.189
Jerry Walker, S (10, 1)
OBP: 0.167, SLG: 0.220
Walt Dropo, R (15, 3)
OBP: 0.288, SLG: 0.412
0-0 G3
0-3 K
0-0 1-2 1B
0-0 FC6-5 2-3
0-3 K
0-0 4-3
0-0 1-2 1B
4 0 0 0 0 1 2
2 0 0 0 0 1 2
1 0 1 0 0 0 0
Baltimore Orioles @ Chicago White Sox
Comiskey Park, Chicago, IL
Sat Jul 25 1959, 4:33 AM EDT
Att. 12,562 - Unknown
livebaseballscorecards.com
AB 61
R 2
H 12
RBI 2
BB 3
SO 5
LOB 22
Inning Stats
R: 1 H: 2 E: 1 LOB: 1 K: 0 BB: 0 S: 5 P: 5
R: 0 H: 0 E: 0 LOB: 0 K: 0 BB: 0 S: 3 P: 3
R: 0 H: 1 E: 0 LOB: 1 K: 0 BB: 0 S: 4 P: 4
R: 0 H: 0 E: 0 LOB: 0 K: 0 BB: 0 S: 3 P: 3
R: 0 H: 0 E: 0 LOB: 0 K: 1 BB: 0 S: 5 P: 5
R: 0 H: 1 E: 0 LOB: 2 K: 1 BB: 1 S: 6 P: 10
R: 0 H: 1 E: 0 LOB: 1 K: 0 BB: 0 S: 4 P: 4
R: 1 H: 3 E: 0 LOB: 3 K: 1 BB: 1 S: 7 P: 11
R: 0 H: 1 E: 0 LOB: 1 K: 0 BB: 0 S: 4 P: 4
R: 0 H: 0 E: 0 LOB: 0 K: 0 BB: 0 S: 3 P: 3
R: 0 H: 0 E: 0 LOB: 0 K: 0 BB: 0 S: 3 P: 3
R: 0 H: 0 E: 0 LOB: 1 K: 1 BB: 1 S: 5 P: 9
R: 0 H: 0 E: 0 LOB: 0 K: 0 BB: 0 S: 3 P: 3
R: 0 H: 1 E: 0 LOB: 1 K: 0 BB: 0 S: 4 P: 4
R: 0 H: 0 E: 0 LOB: 0 K: 0 BB: 0 S: 3 P: 3
R: 0 H: 0 E: 0 LOB: 0 K: 1 BB: 0 S: 5 P: 5
R: 0 H: 2 E: 0 LOB: 2 K: 0 BB: 0 S: 5 P: 5
1B: 11 SF: 0 2B: 1 SAC: 1 3B: 0 DP: 0 HR: 0 HBP: 0
WP: 2 PA: 65 PB: 0 SB: 1 CS: 1
PITCHER IP WLS BF H R ER SO BB IBB HBP BLK WP HR S P ERA WHIP
Bob Shaw, R (1, 1) ERA: 2.92 11.0 43 9 2 1 3 1 0 0 0 2 0 25 55 0.82 0.909
Turk Lown, R (12, 1) ERA: 2.93 6.0 W 22 3 0 0 2 1 0 0 0 0 0 47 29 0.00 0.667
PITCHER IP WLS BF H R ER SO BB IBB HBP BLK WP HR S P ERA WHIP

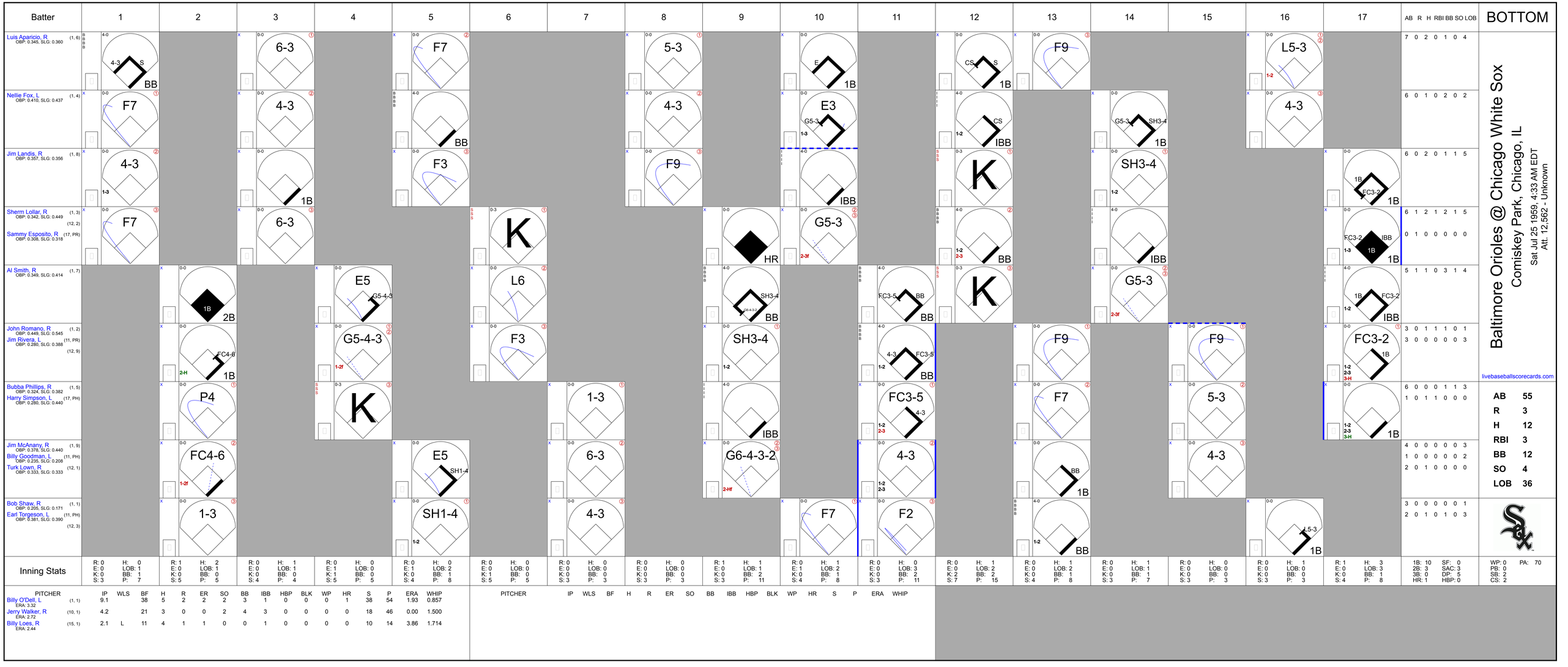
Batter
1
2
3
4
5
6
7
8
9
10
11
12
13
14
15
16
17
AB R H RBI BB SO LOB
BOTTOM
Luis Aparicio, R (1, 6) OBP: 0.345, SLG: 0.360
Nellie Fox, L (1, 4) OBP: 0.410, SLG: 0.437
Jim Landis, R (1, 8) OBP: 0.357, SLG: 0.356
Sherm Lollar, R (1, 3) (12, 2) OBP: 0.342, SLG: 0.449
Sammy Esposito, R (17, PR) OBP: 0.308, SLG: 0.318
Al Smith, R (1, 7) OBP: 0.349, SLG: 0.414
John Romano, R (1, 2) OBP: 0.449, SLG: 0.545
Jim Rivera, L (11, PR) OBP: 0.280, SLG: 0.388 (12, 9)
Bubba Phillips, R (1, 5) OBP: 0.324, SLG: 0.382
Harry Simpson, L (17, PH) OBP: 0.280, SLG: 0.440
Jim McAnany, R (1, 9) OBP: 0.378, SLG: 0.440
Billy Goodman, L (11, PH) OBP: 0.235, SLG: 0.208
Turk Lown, R (12, 1) OBP: 0.333, SLG: 0.333
Bob Shaw, R (1, 1) OBP: 0.205, SLG: 0.171
Earl Torgeson, L (11, PH) OBP: 0.381, SLG: 0.390 (12, 3)
Baltimore Orioles @ Chicago White Sox
Comiskey Park, Chicago, IL
Sat Jul 25 1959, 4:33 AM EDT
Att. 12,562 - Unknown
livebaseballscorecards.com
AB 55
R 3
H 12
RBI 3
BB 12
SO 4
LOB 36
Inning Stats
PITCHER IP WLS BF H R ER SO BB IBB HBP BLK WP HR S P ERA WHIP
Billy O'Dell, L (1, 1) ERA: 3.32 9.1 38 5 2 2 2 3 1 0 0 0 1 38 54 1.93 0.857
Jerry Walker, R (10, 1) ERA: 2.72 4.2 21 3 0 0 2 4 3 0 0 0 0 18 46 0.00 1.500
Billy Loes, R (15, 1) ERA: 2.44 2.1 L 11 4 1 1 0 0 1 0 0 0 0 10 14 3.86 1.714
1B: 10 2B: 3 3B: 0 HR: 1
SF: 0 SAC: 3 DP: 5 HBP: 0
WP: 0 PB: 0 SB: 2 CS: 2
PA: 70

Baltimore Orioles @ Chicago White Sox

Comiskey Park, Chicago, IL

Sun Jul 26 1959, 4:33 AM EDT

Unknown

TOP

livebaseballscorecards.com

Batter	1	2	3	4	5	6	7	8	9	AB	R	H	RBI	BB	SO	LOB
Willie Tasby, R (1, 8) OBP: 0.318, SLG: 0.377	F7			5-3		BB, CS, BB		F8		3	0	0	0	1	0	0
Albie Pearson, L (1, 9) OBP: 0.319, SLG: 0.265	F9			2B		BB			BB, F8, SF8	2	1	1	0	2	0	0
Bob Nieman, R (1, 7) OBP: 0.341, SLG: 0.482	F9			BB		K			1B	2	0	0	0	2	1	2
Gus Triandos, R (1, 2) OBP: 0.363, SLG: 0.500		F6		F3		K			F8	4	0	0	0	0	1	6
Walt Dropo, R (1, 3) OBP: 0.259, SLG: 0.400		F9		F6			6-3		SF8	3	0	0	1	0	0	2
Brooks Robinson, R (1, 5) OBP: 0.238, SLG: 0.309 Gene Woodling, L (9, PH) OBP: 0.415, SLG: 0.528		K			F4		K		1B	3 1	0 0	0 1	0 0	0 0	2 0	0 0
Chico Carrasquel, R (1, 6) OBP: 0.275, SLG: 0.291			5-3		E5		F7		K	4	0	0	0	0	1	2
Billy Gardner, R (1, 4) OBP: 0.297, SLG: 0.340			F2		F7			K		3	0	0	0	0	1	1
Arnie Portocarrero, R (1, 1) Al Pilarcik, L (8, PH) OBP: 0.349, SLG: 0.377 Billy Hoeft, L (8, 1) OBP: 0.250, SLG: 0.250			K		6-3			F7		2 1 0	0 0 0	0 0 0	0 0 0	0 0 0	1 0 0	1 0 0
Inning Stats	R: 0 E: 0 K: 0 S: 3 H: 0 LOB: 0 BB: 0 P: 3	R: 0 E: 0 K: 1 S: 5 H: 0 LOB: 0 BB: 0 P: 5	R: 0 E: 0 K: 1 S: 5 H: 0 LOB: 0 BB: 0 P: 5	R: 0 E: 0 K: 0 S: 4 H: 1 LOB: 2 BB: 1 P: 8	R: 0 E: 1 K: 0 S: 4 H: 0 LOB: 1 BB: 0 P: 4	R: 0 E: 0 K: 2 S: 6 H: 0 LOB: 2 BB: 2 P: 14	R: 0 E: 0 K: 1 S: 5 H: 0 LOB: 0 BB: 0 P: 5	R: 0 E: 0 K: 1 S: 5 H: 0 LOB: 0 BB: 0 P: 5	R: 1 E: 0 K: 1 S: 6 H: 1 LOB: 2 BB: 2 P: 14	1B: 1 2B: 2 3B: 0 HR: 0 SF: 1 SAC: 0 DP: 1 HBP: 0						

	AB	28
	R	1
	H	2
	RBI	1
	BB	5
	SO	7
	LOB	14

WP: 0 PB: 0 SB: 0 CS: 1 PA: 34

PITCHER	IP	WLS	BF	H	R	ER	SO	BB	IBB	HBP	BLK	WP	HR	S	P	ERA	WHIP
Early Wynn, R (1, 1) ERA: 3.68	9.0	W	34	2	1	1	7	5	0	0	0	0	0	43	63	1.00	0.778

PITCHER	IP	WLS	BF	H	R	ER	SO	BB	IBB	HBP	BLK	WP	HR	S	P	ERA	WHIP

Baltimore Orioles @ Chicago White Sox

Comiskey Park, Chicago, IL

Sun Jul 26 1959, 4:33 AM EDT

Unknown

BOTTOM

livebaseballscorecards.com

Batter	1	2	3	4	5	6	7	8	9	AB	R	H	RBI	BB	SO	LOB
Luis Aparicio, R (1, 6) OBP: 0.344, SLG: 0.359	F2		6-3		1B		F8			4	0	1	0	0	0	1
Nellie Fox, L (1, 4) OBP: 0.410, SLG: 0.436	5-3			F7	1-3 1B		BBBB 1B BB			3	0	1	0	1	0	0
Jim Landis, R (1, 8) OBP: 0.358, SLG: 0.356	6-3			BBBB S HR BB	6-3		1-3 2-H 1B			3	1	1	1	1	0	2
Sherm Lollar, R (1, 2) OBP: 0.344, SLG: 0.446		F8		BBBB 1-2 HR BB		BBBB BB	6-3			2	1	0	0	2	0	2
Billy Goodman, L (1, 5) OBP: 0.237, SLG: 0.204		BBBB FC4-6 BB		F7		F9		4-3 2B		2	0	0	0	1	0	3
Sammy Esposito, R (7, 5) OBP: 0.333, SLG: 0.391										1	0	1	0	0	0	0
Al Smith, R (1, 7) OBP: 0.347, SLG: 0.423		FC4-6 1-2f		1-H 2-H HR		F3		6-3		4	1	1	3	0	0	3
Norm Cash, L (1, 3) OBP: 0.323, SLG: 0.317		F6		SSS K		G3		4-3 2-3		4	0	0	0	0	1	3
Jim McAnany, R (1, 9) OBP: 0.372, SLG: 0.430			F5		F8		SSS S 1B 1B	SSS K		4	1	1	0	0	1	1
Early Wynn, S (1, 1) OBP: 0.323, SLG: 0.358			1-6-3		1-3		F6 1-2			3	0	0	0	0	0	1
Inning Stats	R: 0 H: 0 E: 0 LOB: 0 K: 0 BB: 0 S: 3 P: 3	R: 0 H: 0 E: 0 LOB: 1 K: 0 BB: 1 S: 3 P: 7	R: 0 H: 0 E: 0 LOB: 0 K: 0 BB: 0 S: 3 P: 3	R: 3 H: 1 E: 0 LOB: 0 K: 1 BB: 2 S: 6 P: 14	R: 0 H: 2 E: 0 LOB: 2 K: 0 BB: 0 S: 5 P: 5	R: 0 H: 0 E: 0 LOB: 1 K: 0 BB: 1 S: 3 P: 7	R: 1 H: 2 E: 0 LOB: 2 K: 0 BB: 1 S: 5 P: 9	R: 0 H: 1 E: 0 LOB: 1 K: 1 BB: 0 S: 6 P: 6		1B: 4 SF: 0 2B: 1 SAC: 0 3B: 0 DP: 0 HR: 1 HBP: 0						

	AB	30
	R	4
	H	6
	RBI	4
	BB	5
	SO	2
	LOB	16

WP: 0 PA: 35
PB: 0
SB: 2
CS: 0

PITCHER		IP	WLS	BF	H	R	ER	SO	BB	IBB	HBP	BLK	WP	HR	S	P	ERA	WHIP
Arnie Portocarrero, R ERA: 7.99	(1, 1)	7.0	L	31	5	4	4	1	5	0	0	0	0	1	28	48	5.14	1.429
Billy Hoeft, L ERA: 5.2	(8, 1)	1.0		4	1	0	0	1	0	0	0	0	0	0	6	6	0.00	1.000

PITCHER	IP	WLS	BF	H	R	ER	SO	BB	IBB	HBP	BLK	WP	HR	S	P	ERA	WHIP

Baltimore Orioles @ Chicago White Sox

Comiskey Park, Chicago, IL

Sun Jul 26 1959, 4:38 AM EDT

Att. 35,207 - Unknown

TOP

livebaseballscorecards.com

Batter	1	2	3	4	5	6	7	8	9	AB	R	H	RBI	BB	SO	LOB
Chico Carrasquel, R (1, 6) OBP: 0.280, SLG: 0.296	0-0 PB SH3 1B 1B		0-0 F7 ②			0-0 HBP HR 1B		0-3 K ①		3	2	2	0	0	0	0
Willy Miranda, S (6, 6) OBP: 0.211, SLG: 0.193										1	0	0	0	0	1	0
Al Pilarcik, L (1, 8) OBP: 0.348, SLG: 0.371	0-0 SH3 ① 1-2		0-0 3-1 ③			1-0 1-2 HR HBP		0-0 F9 ②		2	1	0	0	0	0	0
(9, 9)																
Gene Woodling, L (1, 9) OBP: 0.416, SLG: 0.538	0-0 G5-3 1B 2-H 1B			0-0 F5 ①		0-0 1-H 2-H HR		0-0 3-1 ③		4	1	2	4	0	0	0
(9, 7)																
Bob Nieman, R (1, 7) OBP: 0.352, SLG: 0.491	0-0 1-2 1B			0-0 ② 1B		0-0 1B			0-0 2B 9-2 1B	4	0	4	0	0	0	0
Willie Tasby, R (9, PR) OBP: 0.318, SLG: 0.377										0	0	0	0	0	0	0
(9, 8)																
Walt Dropo, R (1, 3) OBP: 0.258, SLG: 0.404	0-0 ② G5-3 ③ 2-3f			0-3 K ③		0-0 F7 ②			0-0 1-3 2B	4	0	1	0	0	1	3
Gus Triandos, R (1, 2) OBP: 0.358, SLG: 0.493		0-0 6-3 ①			0-0 6-3 ①	0-0 4-3 ③			0-0 5-3 ①	4	0	0	0	0	0	4
Brooks Robinson, R (1, 5) OBP: 0.248, SLG: 0.310		0-0 F9 ②			0-3 K ②		0-0 CS 1B		4-0 IBB	3	0	1	0	1	1	0
Billy Gardner, R (1, 4) OBP: 0.294, SLG: 0.336		0-0 F4 ③			0-0 L5 ③		0-3 K ①		0-0 ② 9-2 ③ 3-Hf	4	0	0	0	0	1	4
Milt Pappas, R (1, 1) OBP: 0.170, SLG: 0.174			0-0 F8 ①			0-3 K ①	0-3 K ② 1-2			3	0	0	0	0	2	1

	AB	32
	R	4
	H	10
	RBI	4
	BB	1
	SO	6
	LOB	12

Inning Stats	1	2	3	4	5	6	7	8	9
	R: 1 E: 0 K: 0 S: 5	R: 0 E: 0 K: 0 S: 3	R: 0 E: 0 K: 0 S: 3	R: 0 E: 0 K: 1 S: 5	R: 0 E: 0 K: 1 S: 5	R: 3 E: 0 K: 1 S: 8	R: 0 E: 0 K: 2 S: 7	R: 0 E: 0 K: 1 S: 5	R: 0 E: 0 K: 0 S: 4
	H: 3 LOB: 1 BB: 0 P: 5	H: 0 LOB: 0 BB: 0 P: 3	H: 0 LOB: 0 BB: 0 P: 3	H: 1 LOB: 0 BB: 0 P: 5	H: 0 LOB: 0 BB: 0 P: 5	H: 3 LOB: 1 BB: 0 P: 9	H: 1 LOB: 0 BB: 0 P: 7	H: 0 LOB: 0 BB: 0 P: 5	H: 2 LOB: 2 BB: 1 P: 8

1B: 8	SF: 0	WP: 0	PA: 35
2B: 2	SAC: 1	PB: 1	
3B: 0	DP: 2	SB: 0	
HR: 1	HBP: 1	CS: 1	

PITCHER		IP	WLS	BF	H	R	ER	SO	BB	IBB	HBP	BLK	WP	HR	S	P	ERA	WHIP
Barry Latman, R ERA: 4.55	(1, 1)	5.1	L	22	7	4	4	3	0	0	1	0	0	1	27	28	6.75	1.312
Ray Moore, R ERA: 4.33	(6, 1)	2.2		8	1	0	0	3	0	0	0	0	0	0	14	14	0.00	0.375
Rudy Arias, L ERA: 4.95	(9, 1)	1.0		5	2	0	0	0	0	1	0	0	0	0	4	8	0.00	2.000

PITCHER	IP	WLS	BF	H	R	ER	SO	BB	IBB	HBP	BLK	WP	HR	S	P	ERA	WHIP

Baltimore Orioles @ Chicago White Sox

Comiskey Park, Chicago, IL

Sun Jul 26 1959, 4:38 AM EDT

Att. 35,207 - Unknown

livebaseballscorecards.com

BOTTOM

Batter	1	2	3	4	5	6	7	8	9	AB	R	H	RBI	BB	SO	LOB
Luis Aparicio, R (1, 6) OBP: 0.346, SLG: 0.359	BBBB 4-0 L5-4 6-3 BB		x 0-0 ③ 6-3 1-3			x 0-0 ① F4		x 0-0 1B		3	0	1	0	1	0	1
Nellie Fox, L (1, 4) OBP: 0.409, SLG: 0.434	x 0-0 ① 6-3 1-2			x 0-0 ① 6-3		x 0-0 1B		x 0-0 ③ F7		4	0	1	0	0	0	2
Jim Landis, R (1, 8) OBP: 0.355, SLG: 0.352	x 0-0 ②③ L5-4 2-3			x 0-0 ② 4-3		x 0-0 ② F4			x 0-0 ① F8	4	0	0	0	0	0	2
John Romano, R (1, 2) OBP: 0.427, SLG: 0.514		SSS 0-3 ① K		x 0-0 ③ 5-3		x 0-0 ③ F3			x 0-0 ② 5-3	4	0	0	0	0	1	1
Earl Torgeson, L (1, 3) OBP: 0.379, SLG: 0.384		x 0-0 ② G3			BBBB 4-0 BB 1B G1-2-3 BB		SSS 0-3 ① K		SSS 0-3 ③ K	3	0	0	0	1	2	0
Al Smith, R (1, 7) OBP: 0.347, SLG: 0.422		SSS 0-3 ③ K			x 0-0 ① F8		x 0-0 G3-6 1B			3	0	1	0	0	1	1
Billy Goodman, L (1, 5) OBP: 0.240, SLG: 0.207			x 0-0 ① 6-3		x 0-0 BB 1-2 1B		x 0-0 ②③ G3-6 1-2f			3	0	1	0	0	0	1
Jim McAnany, R (1, 9) OBP: 0.371, SLG: 0.420			x 0-0 ② 4-3		BBBB 4-0 1-2 2-3 BB			SSS 0-3 ① K		2	0	0	0	1	1	0
Barry Latman, R (1, 1) OBP: 0.259, SLG: 0.250 Ray Moore, R (6, 1) OBP: 0.176, SLG: 0.188 Larry Doby, L (8, PH) OBP: 0.290, SLG: 0.301 Rudy Arias, L (9, 1)			x 0-0 WP 1B		x 0-0 ②③ G1-2-3 3-Hf			SSS 0-3 ② K		2 0 1 0	0 0 0 0	1 0 0 0	0 0 0 0	0 0 1 0	0 0 0 0	3 0 0 0

	AB	29
	R	0
	H	5
	RBI	0
	BB	3
	SO	6
	LOB	11

| Inning Stats | | |

Batter	1	2	3	4	5	6	7	8	9	AB	R	H	RBI	BB	SO	LOB
Bobby Richardson, R (1, 4) OBP: 0.325, SLG: 0.368	G3 1B		FC5-4 FC5-4 1-2f		5-3			F7	K	5	0	1	0	0	1	2
Hank Bauer, R (1, 9) OBP: 0.319, SLG: 0.389	F2		FC5-4 1-2f		5-3			F2		4	0	0	0	0	0	2
Mickey Mantle, S (1, 8) OBP: 0.408, SLG: 0.544	G3 1-2			1B 2B		6-3			1B	4	1	2	0	0	0	1
Yogi Berra, L (1, 2) OBP: 0.356, SLG: 0.462	K			CS 2-H 1B		5-3		4-3		4	0	1	1	0	1	2
Hector Lopez, R (1, 5) OBP: 0.331, SLG: 0.472		K	K 1-2			1B			E 1B 1B	4	1	2	0	0	2	1
Elston Howard, R (1, 7) OBP: 0.293, SLG: 0.474		6-3		2B 1B		1-3			E6 F8 1B 1-2 SF8	4	1	1	0	0	0	2
Fritz Brickell, R (1, 6) OBP: 0.314, SLG: 0.412		F7		1-3 2B			K		1-2 2-H 1B	4	0	2	1	0	1	0
Marv Throneberry, L (1, 3) OBP: 0.248, SLG: 0.284			1-3 K				K		F8 2-3	4	0	0	0	0	2	4
Ralph Terry, R (1, 1) OBP: 0.146, SLG: 0.146 Don Larsen, R (9, PH) OBP: 0.405, SLG: 0.353			FC5-4 1B		K		1-3		SF8 3-H	3 0	0 0	1 0	0 1	1 0	0 0	0 0
Inning Stats	R: 0 E: 0 K: 1 S: 6 H: 1 LOB: 1 BB: 0 P: 6	R: 0 E: 0 K: 1 S: 5 H: 0 LOB: 0 BB: 0 P: 5	R: 0 E: 0 K: 0 S: 4 H: 1 LOB: 1 BB: 0 P: 4	R: 1 E: 0 K: 2 S: 10 H: 4 LOB: 2 BB: 0 P: 10	R: 0 E: 0 K: 1 S: 5 H: 0 LOB: 0 BB: 0 P: 5	R: 0 E: 0 K: 0 S: 4 H: 1 LOB: 1 BB: 0 P: 4	R: 0 E: 0 K: 2 S: 7 H: 0 LOB: 0 BB: 0 P: 7	R: 0 E: 0 K: 0 S: 4 H: 1 LOB: 1 BB: 0 P: 4	R: 2 E: 1 K: 1 S: 8 H: 2 LOB: 1 BB: 0 P: 8	1B: 8 2B: 2 3B: 0 HR: 0 SF: 1 SAC: 0 DP: 0 HBP: 0						

PITCHER	IP	WLS	BF	H	R	ER	SO	BB	IBB	HBP	BLK	WP	HR	S	P	ERA	WHIP
Billy Pierce, L (1, 1) ERA: 3.79	9.0	W	37	10	3	2	8	0	0	0	0	0	0	53	53	2.00	1.111

PITCHER	IP	WLS	BF	H	R	ER	SO	BB	IBB	HBP	BLK	WP	HR	S	P	ERA	WHIP

TOP

New York Yankees @ Chicago White Sox

Comiskey Park, Chicago, IL

Tue Jul 28 1959, 8:05 PM EDT

Att. 43,829 - Unknown

livebaseballscorecards.com

AB	36
R	3
H	10
RBI	3
BB	0
SO	8
LOB	14

Batter	1	2	3	4	5	6	7	8	9	AB	R	H	RBI	BB	SO	LOB
Luis Aparicio, R (1, 6) OBP: 0.345, SLG: 0.358	BB, 1B, G6-4-3, 1B	5-3			F8, 1-2		F7			4	1	1	0	0	0	4
Nellie Fox, L (1, 4) OBP: 0.412, SLG: 0.438	G6-4-3, BB, 1-2, 1B		F7		2-H, 1B			HR, 1B		4	1	3	1	0	0	0
Al Smith, R (1, 7) OBP: 0.352, SLG: 0.436	B B B B, G6-4-3, 1-2, 2-3, BB		CS, 1B		1-3			1-H, HR		3	1	2	2	1	0	1
Sherm Lollar, R (1, 2) OBP: 0.340, SLG: 0.441	G6-4-3, 1-2f, 2-3, 3-H		5-3, 1-2			5-3		F9		4	0	0	0	0	0	3
Billy Goodman, L (1, 5) OBP: 0.234, SLG: 0.202	F8			3-1		1-3		6-3		3	0	0	0	0	0	1
Sammy Esposito, R (7, 5) OBP: 0.321, SLG: 0.375										1	0	0	0	0	0	0
Earl Torgeson, L (1, 3) OBP: 0.372, SLG: 0.376		G3		F3		F9		F7		4	0	0	0	0	0	0
Bubba Phillips, R (1, 8) OBP: 0.320, SLG: 0.378		S S S, K		L5			5-3			3	0	0	0	0	1	0
Jim McAnany, R (1, 9) OBP: 0.380, SLG: 0.422		H, 1B, HBP			5-3		SH1-4, 1B			2	0	1	0	0	0	0
Billy Pierce, L (1, 1) OBP: 0.291, SLG: 0.333		1-3, 1B			WP, 1B, 1B		SH1-4, 1-2			2	1	2	0	0	0	0
Inning Stats	R: 1 E: 0 K: 0 S: 4 H: 2 LOB: 1 BB: 1 P: 8	R: 0 E: 0 K: 1 S: 6 H: 1 LOB: 2 BB: 0 P: 7	R: 0 E: 0 K: 0 S: 3 H: 1 LOB: 0 BB: 0 P: 3	R: 0 E: 0 K: 0 S: 3 H: 0 LOB: 0 BB: 0 P: 3	R: 1 E: 0 K: 0 S: 5 H: 2 LOB: 1 BB: 0 P: 5	R: 0 E: 0 K: 0 S: 3 H: 0 LOB: 0 BB: 0 P: 3	R: 0 E: 0 K: 0 S: 4 H: 1 LOB: 1 BB: 0 P: 4	R: 2 E: 0 K: 0 S: 5 H: 2 LOB: 0 BB: 0 P: 5		1B: 8 2B: 0 3B: 0 HR: 1	SF: 0 SAC: 1 DP: 1 HBP: 1						

PITCHER		IP	WLS	BF	H	R	ER	SO	BB	IBB	HBP	BLK	WP	HR	S	P	ERA	WHIP
Ralph Terry, R ERA: 4.23	(1, 1)	8.0	L	33	9	4	4	1	1	0	1	0	1	1	33	38	4.50	1.250

PITCHER	IP	WLS	BF	H	R	ER	SO	BB	IBB	HBP	BLK	WP	HR	S	P	ERA	WHIP

BOTTOM

New York Yankees @ Chicago White Sox

Comiskey Park, Chicago, IL

Tue Jul 28 1959, 8:05 PM EDT

Att. 43,829 - Unknown

livebaseballscorecards.com

AB	30
R	4
H	9
RBI	3
BB	1
SO	1
LOB	9

WP: 1	PB: 0	SB: 0	CS: 1
PA: 33			

Batter	1	2	3	4	5	6	7	8	9	AB	R	H	RBI	BB	SO	LOB
Bobby Richardson, R (1, 4) OBP: 0.322, SLG: 0.363	F6		6-3			5-3				3	0	0	0	0	0	0
Marv Throneberry, L (1, 3) OBP: 0.259, SLG: 0.289	BBBB G4-6-3 BB		SSS K			HR 1B				2	1	1	0	1	1	0
Mickey Mantle, S (1, 8) OBP: 0.405, SLG: 0.539	G4-6-3 1-2f		SSS K			F8				3	0	0	0	0	1	2
Yogi Berra, L (1, 2) OBP: 0.359, SLG: 0.478		SH2-3 1B 2B		F8		1-H HR				3	2	2	2	0	0	0
Hector Lopez, R (1, 5) OBP: 0.329, SLG: 0.470		SH2-3 2-3		6-3		F7				2	0	0	0	0	0	0
Norm Siebern, L (1, 7) OBP: 0.343, SLG: 0.414		2B 3-H 1B		1-3						2	1	1	1	0	0	0
Hank Bauer, R (1, 9) OBP: 0.321, SLG: 0.394		1-H 2B			F7					2	0	1	1	0	0	0
Fritz Brickell, R (1, 6) OBP: 0.297, SLG: 0.389		F8			SSS K					2	0	0	0	0	1	1
Whitey Ford, L (1, 1) OBP: 0.364, SLG: 0.391		4-3			1-3					1	0	0	0	0	0	1
Duke Maas, R (2, 1) OBP: 0.194, SLG: 0.138										1	0	0	0	0	0	0
Inning Stats	R: 0 E: 0 K: 0 S: 2 H: 0 LOB: 0 BB: 1 P: 6	R: 2 E: 0 K: 0 S: 6 H: 3 LOB: 1 BB: 0 P: 6	R: 0 E: 0 K: 2 S: 7 H: 0 LOB: 0 BB: 0 P: 7	R: 0 E: 0 K: 0 S: 3 H: 0 LOB: 0 BB: 0 P: 3	R: 0 E: 0 K: 1 S: 5 H: 0 LOB: 0 BB: 0 P: 5	R: 2 E: 0 K: 0 S: 5 H: 2 LOB: 0 BB: 0 P: 5				1B: 2 2B: 2 3B: 0 HR: 1 SF: 0 SAC: 1 DP: 1 HBP: 0						

TOP

New York Yankees @ Chicago White Sox

Comiskey Park, Chicago, IL

Wed Jul 29 1959, 8:05 PM EDT

Att. 43,599 - Unknown

livebaseballscorecards.com

AB	21
R	4
H	5
RBI	4
BB	1
SO	3
LOB	4

WP: 0 PB: 0 SB: 0 CS: 0 PA: 23

PITCHER	IP	WLS	BF	H	R	ER	SO	BB	IBB	HBP	BLK	WP	HR	S	P	ERA	WHIP
Bob Shaw, R (1, 1) ERA: 3.05	6.0		23	5	4	4	3	1	0	0	0	0	1	28	32	6.00	1.000

PITCHER	IP	WLS	BF	H	R	ER	SO	BB	IBB	HBP	BLK	WP	HR	S	P	ERA	WHIP

Batter	1	2	3	4	5	6	7	8	9	AB	R	H	RBI	BB	SO	LOB
Luis Aparicio, R (1, 6) OBP: 0.345, SLG: 0.363	6-3	F8			6-3					3	1	1	1	0	0	1
Nellie Fox, L (1, 4) OBP: 0.411, SLG: 0.437	G5-3, BB		K		6-3					3	0	1	1	0	1	0
Al Smith, R (1, 7) OBP: 0.352, SLG: 0.433	BB		K		6-3					2	0	0	0	1	1	0
Sherm Lollar, R (1, 3) (3, 2) OBP: 0.338, SLG: 0.437	G5-3		F3			5-3				3	0	0	0	0	0	2
John Romano, R (1, 2) OBP: 0.422, SLG: 0.507		F8		F9		G3				1	0	0	0	0	0	0
Earl Torgeson, L (3, 3) OBP: 0.369, SLG: 0.372										2	0	0	0	0	0	0
Jim Landis, R (1, 8) OBP: 0.359, SLG: 0.358		1B, 4-3		CS						3	1	3	0	0	0	0
Bubba Phillips, R (1, 5) OBP: 0.321, SLG: 0.378		4-3		K		F6				3	1	1	0	0	1	2
Jim McAnany, R (1, 9) OBP: 0.383, SLG: 0.424		4-3			SH1-4					2	1	1	1	0	0	1
Bob Shaw, R (1, 1) OBP: 0.222, SLG: 0.190					SH1-4					1	0	1	1	0	0	0
Inning Stats	R: 0 E: 0 K: 0 S: 3 H: 1 LOB: 1 BB: 1 P: 7	R: 2 E: 0 K: 0 S: 6 H: 3 LOB: 1 BB: 0 P: 6	R: 0 E: 0 K: 2 S: 7 H: 0 LOB: 0 BB: 0 P: 7	R: 0 E: 0 K: 1 S: 5 H: 1 LOB: 0 BB: 0 P: 5	R: 2 E: 0 K: 0 S: 5 H: 2 LOB: 0 BB: 0 P: 5	R: 0 E: 0 K: 0 S: 4 H: 1 LOB: 1 BB: 0 P: 4				1B: 7 2B: 0 3B: 1 HR: 0 SF: 0 SAC: 1 DP: 1 HBP: 0						

PITCHER		IP	WLS	BF	H	R	ER	SO	BB	IBB	HBP	BLK	WP	HR	S	P	ERA	WHIP
Whitey Ford, L ERA: 3.22	(1, 1)	1.2		9	4	2	2	0	1	0	0	0	0	0	8	12	10.80	3.000
Duke Maas, R ERA: 4.18	(2, 1)	4.1		16	4	2	2	3	0	0	0	0	0	0	22	22	4.15	0.923

PITCHER	IP	WLS	BF	H	R	ER	SO	BB	IBB	HBP	BLK	WP	HR	S	P	ERA	WHIP

BOTTOM

New York Yankees @ Chicago White Sox

Comiskey Park, Chicago, IL

Wed Jul 29 1959, 8:05 PM EDT

Att. 43,599 - Unknown

livebaseballscorecards.com

AB	23
R	4
H	8
RBI	4
BB	1
SO	3
LOB	6

Batter	1	2	3	4	5	6	7	8	9	AB	R	H	RBI	BB	SO	LOB
Bobby Richardson, R (1, 4) OBP: 0.317, SLG: 0.357	1-3		F9		1-3			6-3		4	0	0	0	0	0	1
Hector Lopez, R (1, 5) OBP: 0.326, SLG: 0.465	K		F7		K			F8		4	0	0	0	0	2	1
Mickey Mantle, S (1, 8) OBP: 0.401, SLG: 0.533	K			G3		G3			K	4	0	0	0	0	2	0
Yogi Berra, L (1, 2) OBP: 0.364, SLG: 0.480		1B		BB		F7			3-1	3	1	2	0	1	0	0
Norm Siebern, L (1, 7) OBP: 0.339, SLG: 0.409		K		4-3		K			3-1	4	0	0	0	0	2	3
Tony Kubek, L (1, 9) OBP: 0.338, SLG: 0.433		1B		1B			F4		F5	3	0	2	1	0	0	0
Johnny Blanchard, L (9, PH) OBP: 0.231, SLG: 0.278										1	0	0	0	0	0	1
Marv Throneberry, L (1, 3) OBP: 0.261, SLG: 0.290		K		K			G6-4-3			3	0	1	0	0	2	3
Fritz Brickell, R (1, 6) OBP: 0.275, SLG: 0.359		K			1-3		G6-4-3			3	0	0	0	0	1	3
Eli Grba, R (1, 1) OBP: 0.375, SLG: 0.286			F7		1-3			L7		2	0	1	0	0	0	0
Enos Slaughter, L (8, PH) OBP: 0.271, SLG: 0.425										1	0	0	0	0	0	0
Ryne Duren, R (8, 1)										0	0	0	0	0	0	0
Inning Stats	R: 0 E: 0 K: 2 S: 7 H: 0 LOB: 0 BB: 0 P: 7	R: 0 E: 0 K: 3 S: 11 H: 2 LOB: 2 BB: 0 P: 11	R: 0 E: 0 K: 0 S: 3 H: 0 LOB: 0 BB: 0 P: 3	R: 1 E: 1 K: 1 S: 6 H: 1 LOB: 1 BB: 1 P: 10	R: 0 E: 0 K: 1 S: 6 H: 1 LOB: 1 BB: 0 P: 6	R: 0 E: 0 K: 1 S: 5 H: 0 LOB: 0 BB: 0 P: 5	R: 0 E: 0 K: 0 S: 3 H: 1 LOB: 0 BB: 0 P: 3	R: 0 E: 0 K: 0 S: 3 H: 0 LOB: 0 BB: 0 P: 3	R: 0 E: 0 K: 1 S: 6 H: 1 LOB: 1 BB: 0 P: 6	1B: 6 2B: 0 3B: 0 HR: 0 SF: 0 SAC: 0 DP: 1 HBP: 0						

PITCHER	IP	WLS	BF	H	R	ER	SO	BB	IBB	HBP	BLK	WP	HR	S	P	ERA	WHIP
Early Wynn, R (1, 1) ERA: 3.48	9.0	W	33	6	1	0	9	1	0	0	0	0	0	50	54	0.00	0.778

PITCHER	IP	WLS	BF	H	R	ER	SO	BB	IBB	HBP	BLK	WP	HR	S	P	ERA	WHIP

TOP

New York Yankees @ Chicago White Sox

Comiskey Park, Chicago, IL

Thu Jul 30 1959, 4:33 AM EDT

Att. 30,858 - Unknown

livebaseballscorecards.com

AB	32
R	1
H	6
RBI	1
BB	1
SO	9
LOB	12

WP: 0 PA: 33
PB: 0
SB: 0
CS: 0

Batter	1	2	3	4	5	6	7	8	9	AB	R	H	RBI	BB	SO	LOB
Luis Aparicio, R (1, 6) OBP: 0.346, SLG: 0.364	6-3			FC4-6 1B S 1B		G3 1B		E9 4-3 E		4	2	2	0	0	0	0
Nellie Fox, L (1, 4) OBP: 0.410, SLG: 0.435	F9			FC4-6 1-3 1B		G3 1-2		4-3 2-3		4	0	1	0	0	0	2
Al Smith, R (1, 7) OBP: 0.351, SLG: 0.430	6-3			FC4-6 G6-4-3 1-2f 3-H		L8		E5 3-H 1B		4	0	1	2	0	0	2
Sherm Lollar, R (1, 2) OBP: 0.339, SLG: 0.439		F7		G6-4-3 1-2f			1B 2B	IBB		3	1	1	0	1	0	1
Billy Goodman, L (1, 5) OBP: 0.236, SLG: 0.205		3-1			F2		FC1-4 2-H 1B	F8		3	0	1	1	0	0	0
Sammy Esposito, R (7, PR) OBP: 0.310, SLG: 0.360 (8, 5)										1	0	0	0	0	0	2
Earl Torgeson, L (1, 3) OBP: 0.365, SLG: 0.366		F7			L8		F2			3	0	0	0	0	0	1
Jim Landis, R (1, 8) OBP: 0.359, SLG: 0.355			6-3		BB		FC1-4 1-2f			2	0	0	0	1	0	1
Jim McAnany, R (1, 9) OBP: 0.371, SLG: 0.409			5-3		G3		F6			3	0	0	0	0	0	2
Early Wynn, S (1, 1) OBP: 0.308, SLG: 0.339			K			F2		6-3		3	0	0	0	0	1	0
Inning Stats	R: 0 E: 0 K: 0 S: 3 H: 0 LOB: 0 BB: 0 P: 3	R: 0 E: 0 K: 0 S: 3 H: 0 LOB: 0 BB: 0 P: 3	R: 0 E: 0 K: 1 S: 5 H: 0 LOB: 0 BB: 0 P: 5	R: 1 E: 0 K: 0 S: 4 H: 2 LOB: 0 BB: 0 P: 4	R: 0 E: 0 K: 0 S: 3 H: 0 LOB: 1 BB: 1 P: 7	R: 0 E: 0 K: 0 S: 4 H: 1 LOB: 1 BB: 0 P: 4	R: 1 E: 0 K: 0 S: 5 H: 2 LOB: 1 BB: 0 P: 5	R: 1 E: 2 K: 0 S: 5 H: 1 LOB: 2 BB: 1 P: 9		1B: 5 2B: 1 3B: 0 HR: 0 SF: 0 SAC: 0 DP: 1 HBP: 0						

PITCHER		IP	WLS	BF	H	R	ER	SO	BB	IBB	HBP	BLK	WP	HR	S	P	ERA	WHIP
Eli Grba, R ERA: 3.09	(1, 1)	7.0	L	26	5	2	2	1	1	0	0	0	0	0	27	31	2.57	0.857
Ryne Duren, R ERA: 1.17	(8, 1)	1.0		6	1	1	0	0	0	1	0	0	0	0	5	9	0.00	1.000

PITCHER	IP	WLS	BF	H	R	ER	SO	BB	IBB	HBP	BLK	WP	HR	S	P	ERA	WHIP

BOTTOM

New York Yankees @ Chicago White Sox

Comiskey Park, Chicago, IL

Thu Jul 30 1959, 4:33 AM EDT

Att. 30,858 - Unknown

livebaseballscorecards.com

AB	30
R	3
H	6
RBI	3
BB	2
SO	1
LOB	11

Batter	1	2	3	4	5	6	7	8	9	AB	R	H	RBI	BB	SO	LOB
Ken Aspromonte, R (1, 4) OBP: 0.337, SLG: 0.338	K		K			5-3		F2		4	0	0	0	0	2	0
Bob Allison, R (1, 8) OBP: 0.335, SLG: 0.565	FC5-4 BB			2B 1B		F8		HR		3	1	2	1	1	0	0
Harmon Killebrew, R (1, 5) OBP: 0.364, SLG: 0.565	K			F7		BB		K		3	0	0	0	1	2	2
Roy Sievers, R (1, 3) OBP: 0.305, SLG: 0.460	FC5-4 1-2f			F7		F8			F6	4	0	0	0	0	0	3
Jim Lemon, R (1, 7) OBP: 0.335, SLG: 0.520		E4 G4-6-3		1-3 2B			F7		E6 FC4-6	4	0	1	0	0	0	0
Faye Throneberry, L (1, 9) OBP: 0.337, SLG: 0.408		G4-6-3 1-2f		L6			2B		FC4-6 BB 1-2f	4	0	1	0	0	0	4
Steve Korcheck, R (1, 2)		K			5-3		K		BB 1-2	3	0	0	0	1	2	1
Billy Consolo, R (1, 6) OBP: 0.279, SLG: 0.241 Julio Becquer, L (7, PH) OBP: 0.255, SLG: 0.333 Ron Samford, R (7, 6) OBP: 0.272, SLG: 0.347 Clint Courtney, L (9, PH) OBP: 0.330, SLG: 0.267			F9		K		K		K	2 1 0 1	0 0 0 0	0 0 0 0	0 0 0 0	1 1 0 0	0 1 0 1	0 1 0 2
Pedro Ramos, S (1, 1) OBP: 0.214, SLG: 0.212 Tex Clevenger, R (4, 1) OBP: 0.111, SLG: 0.250 Lenny Green, L (8, PH) OBP: 0.333, SLG: 0.385 Chuck Stobbs, L (8, 1) OBP: 0.083, SLG: 0.083			K		K			F6		1 1 1 0	0 0 0 0	0 0 0 0	0 0 0 0	1 1 0 0	0 0 0 0	0 0 0 0
Inning Stats	R: 0 E: 0 K: 2 S: 7 H: 0 LOB: 1 BB: 1 P: 11	R: 0 E: 1 K: 1 S: 5 H: 0 LOB: 0 BB: 0 P: 5	R: 0 E: 0 K: 2 S: 7 H: 0 LOB: 0 BB: 0 P: 7	R: 0 E: 0 K: 0 S: 5 H: 2 LOB: 2 BB: 0 P: 5	R: 0 E: 0 K: 2 S: 7 H: 0 LOB: 0 BB: 0 P: 7	R: 0 E: 0 K: 0 S: 3 H: 0 LOB: 1 BB: 1 P: 7	R: 0 E: 0 K: 2 S: 8 H: 1 LOB: 1 BB: 0 P: 8	R: 1 E: 0 K: 1 S: 6 H: 1 LOB: 0 BB: 0 P: 6	R: 0 E: 1 K: 1 S: 6 H: 0 LOB: 2 BB: 1 P: 10	1B: 1 2B: 2 3B: 0 HR: 1	SF: 0 SAC: 0 DP: 1 HBP: 0					

PITCHER	IP	WLS	BF	H	R	ER	SO	BB	IBB	HBP	BLK	WP	HR	S	P	ERA	WHIP
Barry Latman, R (1, 1) ERA: 4.22	9.0	W	35	4	1	1	11	3	0	0	0	0	1	54	66	1.00	0.778

PITCHER	IP	WLS	BF	H	R	ER	SO	BB	IBB	HBP	BLK	WP	HR	S	P	ERA	WHIP

TOP

Washington Senators @ Chicago White Sox

Comiskey Park, Chicago, IL

Fri Jul 31 1959, 8:05 PM EDT

Att. 24,278 - Unknown

livebaseballscorecards.com

AB	32
R	1
H	4
RBI	1
BB	3
SO	11
LOB	13

1B: 1	SF: 0	WP: 0	PA: 35
2B: 2	SAC: 0	PB: 0	
3B: 0	DP: 1	SB: 0	
HR: 1	HBP: 0	CS: 0	

Batter	1	2	3	4	5	6	7	8	9	AB	R	H	RBI	BB	SO	LOB
Luis Aparicio, R (1, 6) OBP: 0.342, SLG: 0.360	F3	SF8 3-H		4-3		6-3		F8		4	0	0	1	0	0	0
Nellie Fox, L (1, 4) OBP: 0.409, SLG: 0.432	G3	IBB 1-2 2-3		6-3		3-1				3	0	0	0	1	0	0
Al Smith, R (1, 7) OBP: 0.347, SLG: 0.424	F7	F5		4-3		K				4	0	0	0	0	1	3
Sherm Lollar, R (1, 2) OBP: 0.341, SLG: 0.438		5-3	K		E8 1B		BB 1B			3	1	1	0	1	1	0
Billy Goodman, L (1, 5) OBP: 0.244, SLG: 0.208 Sammy Esposito, R (8, 5) OBP: 0.310, SLG: 0.360		BB E 1B	F9		L6-4 BB 2-H 1B		F7			3 0	1 0	1 0	1 0	1 0	0 0	1 0
Earl Torgeson, L (1, 3) OBP: 0.371, SLG: 0.386		E4 1B 1-2 1B	HR		BB 1B 1-2		G1-6-3 1-3 1B			3	2	2	1	1	0	1
Jim Landis, R (1, 8) OBP: 0.361, SLG: 0.360		SF8 1B 1-2 2-H 1B	2B		L6-4 2-3		G1-6-3 1-2f			4	2	2	1	0	0	4
Jim McAnany, R (1, 9) OBP: 0.386, SLG: 0.418		WP SH 1-3 2-H 1B	IBB 1B E		1-2 1B			F7		3	1	2	1	1	0	0
Barry Latman, R (1, 1) OBP: 0.267, SLG: 0.259		SH WP 1-2	E9 1-H 2-H 1B		F9			K		3	0	1	1	0	1	2
Inning Stats	R: 0 E: 0 K: 0 S: 3 H: 0 LOB: 0 BB: 0 P: 3	R: 3 E: 2 K: 0 S: 7 H: 2 LOB: 3 BB: 2 P: 15	R: 3 E: 1 K: 1 S: 7 H: 3 LOB: 1 BB: 1 P: 11	R: 0 E: 0 K: 0 S: 3 H: 0 LOB: 0 BB: 0 P: 3	R: 1 E: 1 K: 0 S: 5 H: 3 LOB: 2 BB: 1 P: 9	R: 0 E: 0 K: 1 S: 5 H: 0 LOB: 0 BB: 0 P: 5	R: 0 E: 0 K: 0 S: 3 H: 1 LOB: 1 BB: 1 P: 7	R: 0 E: 0 K: 1 S: 5 H: 0 LOB: 0 BB: 0 P: 5		1B: 7 2B: 2 3B: 0 HR: 1 SF: 1 SAC: 1 DP: 2 HBP: 0						

PITCHER		IP	WLS	BF	H	R	ER	SO	BB	IBB	HBP	BLK	WP	HR	S	P	ERA	WHIP
Pedro Ramos, R ERA: 4.16	(1, 1)	3.0	L	18	5	6	3	1	1	2	0	0	1	1	17	29	9.00	2.000
Tex Clevenger, R ERA: 5.43	(4, 1)	4.0		16	4	1	1	1	2	0	0	0	0	0	16	24	2.25	1.500
Chuck Stobbs, L ERA: 2.86	(8, 1)	1.0		3	0	0	0	1	0	0	0	0	0	0	5	5	0.00	0.000

PITCHER	IP	WLS	BF	H	R	ER	SO	BB	IBB	HBP	BLK	WP	HR	S	P	ERA	WHIP

BOTTOM

Washington Senators @ Chicago White Sox

Comiskey Park, Chicago, IL

Fri Jul 31 1959, 8:05 PM EDT

Att. 24,278 - Unknown

livebaseballscorecards.com

AB	30
R	7
H	9
RBI	6
BB	5
SO	3
LOB	11

Batter	1	2	3	4	5	6	7	8	9	AB	R	H	RBI	BB	SO	LOB
Zoilo Versalles, R (1, 6)	K		F8		K		K			4	0	0	0	0	3	0
Faye Throneberry, L (1, 9) OBP: 0.339, SLG: 0.407	K		F5		BB		CS 1B			3	0	1	0	1	1	0
Bob Allison, R (1, 8) OBP: 0.334, SLG: 0.561	E BB		K		F8		CS 1-2	F2		3	0	0	0	1	1	1
Harmon Killebrew, R (1, 5) OBP: 0.363, SLG: 0.564	E5 FC5-4 1-2			1B SF7 2B	1-3			L5		4	1	1	0	0	0	2
Jim Lemon, R (1, 7) OBP: 0.334, SLG: 0.517	FC5-4 1-2f			2-3 1B		K		5-3		4	0	1	0	0	1	2
Lenny Green, L (8, 7) OBP: 0.333, SLG: 0.385										0	0	0	0	0	0	0
Roy Sievers, R (1, 3) OBP: 0.304, SLG: 0.455		F7		BB		F9			6-3	3	0	0	0	1	0	0
Ken Aspromonte, R (1, 4) OBP: 0.335, SLG: 0.338		F7		SF7 3-H		1B			K	3	0	1	1	0	1	0
Steve Korcheck, R (1, 2)		BB		K		F2			6-3	3	0	0	0	1	1	3
Camilo Pascual, R (1, 1) OBP: 0.292, SLG: 0.290		F8		F9			6-3			3	0	0	0	0	0	3
Dick Hyde, R (8, 1)										0	0	0	0	0	0	0
Inning Stats	R: 0 E: 1 K: 2 S: 8 H: 0 LOB: 2 BB: 1 P: 12	R: 0 E: 0 K: 0 S: 3 H: 0 LOB: 1 BB: 1 P: 7	R: 0 E: 0 K: 1 S: 5 H: 0 LOB: 0 BB: 0 P: 5	R: 1 E: 0 K: 1 S: 7 H: 2 LOB: 2 BB: 1 P: 11	R: 0 E: 0 K: 1 S: 5 H: 0 LOB: 1 BB: 1 P: 9	R: 0 E: 0 K: 1 S: 6 H: 1 LOB: 1 BB: 0 P: 6	R: 0 E: 0 K: 1 S: 5 H: 1 LOB: 0 BB: 0 P: 5	R: 0 E: 0 K: 0 S: 3 H: 0 LOB: 0 BB: 0 P: 3	R: 0 E: 0 K: 1 S: 5 H: 0 LOB: 0 BB: 0 P: 5	1B: 3 2B: 1 3B: 0 HR: 0	SF: 1 SAC: 0 DP: 0 HBP: 0					

PITCHER	IP	WLS	BF	H	R	ER	SO	BB	IBB	HBP	BLK	WP	HR	S	P	ERA	WHIP
Ray Moore, R (1, 1) ERA: 3.97	8.0		32	4	1	1	7	4	0	0	0	0	0	42	58	1.12	1.000
Gerry Staley, R (9, 1) ERA: 1.67	1.0	W	3	0	0	0	1	0	0	0	0	0	0	5	5	0.00	0.000

PITCHER IP WLS BF H R ER SO BB IBB HBP BLK WP HR S P ERA WHIP

TOP

Washington Senators @ Chicago White Sox

Comiskey Park, Chicago, IL

Sat Aug 01 1959, 4:33 AM EDT

Att. 12,376 - Unknown

livebaseballscorecards.com

AB	30
R	1
H	4
RBI	1
BB	4
SO	8
LOB	11

WP: 0 PB: 0 SB: 0 CS: 1 PA: 36

Batter	1	2	3	4	5	6	7	8	9	AB	R	H	RBI	BB	SO	LOB
Luis Aparicio, R (1, 6) OBP: 0.340, SLG: 0.358	F9		K 2-3			L6		SH1-3 1-2		3	0	0	0	0	1	2
Nellie Fox, L (1, 4) OBP: 0.405, SLG: 0.428	6-3			G1		4-3		F8		4	0	0	0	0	0	1
Al Smith, R (1, 7) OBP: 0.342, SLG: 0.418	F8			6-3		F7		E6 2-3		4	0	0	0	0	0	1
Sherm Lollar, R (1, 2) OBP: 0.340, SLG: 0.435		F8		BB			K		5-3	3	0	0	0	1	1	0
Billy Goodman, L (1, 5) OBP: 0.246, SLG: 0.220 Sammy Esposito, R (7, PR) OBP: 0.310, SLG: 0.360 (8, 5) Norm Cash, L (9, PH) OBP: 0.330, SLG: 0.317		4-3		K			2B		BB 1B 2B	3 0 0	0 0 1	1 0 0	0 0 0	0 0 1	1 0 0	1 0 0
Earl Torgeson, L (1, 3) OBP: 0.373, SLG: 0.385		4-3			1-3		BB		1-3 2B 1B	3	1	1	0	1	0	0
Jim Landis, R (1, 8) OBP: 0.362, SLG: 0.363			E5 CS E		HBP S		K		1-H 3-H 2B	3	0	1	2	0	1	2
Jim McAnany, R (1, 9) OBP: 0.375, SLG: 0.404			E4 1-2		K 1-2		6-3			3	0	0	0	0	1	4
Ray Moore, R (1, 1) OBP: 0.158, SLG: 0.167 Harry Simpson, L (8, PH) OBP: 0.289, SLG: 0.440 Gerry Staley, R (9, 1) OBP: 0.167, SLG: 0.167			B5		K			E6 SH1-3 BB		2 0 0	0 0 0	0 0 0	0 0 0	0 1 0	1 0 0	3 0 0
Inning Stats	R: 0 H: 0 E: 0 LOB: 0 K: 0 BB: 0 S: 3 P: 3	R: 0 H: 0 E: 0 LOB: 0 K: 0 BB: 0 S: 3 P: 3	R: 0 H: 0 E: 2 LOB: 2 K: 1 BB: 0 S: 6 P: 6	R: 0 H: 0 E: 0 LOB: 1 K: 1 BB: 1 S: 5 P: 9	R: 0 H: 0 E: 0 LOB: 1 K: 2 BB: 0 S: 7 P: 8	R: 0 H: 0 E: 0 LOB: 0 K: 0 BB: 0 S: 3 P: 3	R: 0 H: 1 E: 0 LOB: 2 K: 2 BB: 1 S: 8 P: 12	R: 0 H: 0 E: 1 LOB: 2 K: 0 BB: 1 S: 3 P: 7	R: 2 H: 2 E: 0 LOB: 1 K: 0 BB: 1 S: 3 P: 7	1B: 1 SF: 0 2B: 3 SAC: 1 3B: 0 DP: 1 HR: 0 HBP: 1						WP: 0 PA: 34 PB: 0 SB: 1 CS: 1	

PITCHER		IP	WLS	BF	H	R	ER	SO	BB	IBB	HBP	BLK	WP	HR	S	P	ERA	WHIP
Camilo Pascual, R ERA: 2.79	(1, 1)	7.0		26	1	0	0	6	2	0	1	0	0	0	35	44	0.00	0.429
Dick Hyde, R ERA: 5.97	(8, 1)	1.1	L	8	2	2	2	0	2	0	0	0	0	0	6	14	13.50	3.000

PITCHER	IP	WLS	BF	H	R	ER	SO	BB	IBB	HBP	BLK	WP	HR	S	P	ERA	WHIP

BOTTOM

Washington Senators @ Chicago White Sox

Comiskey Park, Chicago, IL

Sat Aug 01 1959, 4:33 AM EDT

Att. 12,376 - Unknown

livebaseballscorecards.com

AB	28
R	2
H	3
RBI	2
BB	4
SO	6
LOB	14

Washington Senators @ Chicago White Sox

Comiskey Park, Chicago, IL

Sun Aug 02 1959, 4:33 AM EDT

Unknown

livebaseballscorecards.com

Batter	1	2	3	4	5	6	7	8	9	AB	R	H	RBI	BB	SO	LOB
Zoilo Versalles, R (1, 6) OBP: 0.375, SLG: 0.286	0-0 G4-6-3 1B		0-0 1B		4-0 BB			0-0 F3		3	0	2	0	1	0	0
Ken Aspromonte, R (1, 4) OBP: 0.333, SLG: 0.335	0-0 G4-6-3 1-2f		0-0 F9		0-0 F5			0-0 1B		4	0	1	0	0	0	3
Bob Allison, R (1, 8) OBP: 0.331, SLG: 0.556	0-0 F3			0-0 5-3		0-0 5-3		0-0 F8		4	0	0	0	0	0	1
Harmon Killebrew, R (1, 5) OBP: 0.367, SLG: 0.564		4-0 G5-4-3 BB		0-0 1B BLK 1B		4-0 G6-4-3 BB			0-0 F4	2	1	1	0	2	0	0
Jim Lemon, R (1, 7) OBP: 0.333, SLG: 0.514		0-0 F8		0-0 F4		0-0 G6-4-3 1-2f			0-0 1B 1B CS 1B	4	0	1	0	0	0	3
Lenny Green, L (9, PR) OBP: 0.333, SLG: 0.385 (9, 7)										0	0	0	0	0	0	0
Roy Sievers, R (1, 3) OBP: 0.307, SLG: 0.455		0-0 G5-4-3 1-2f		0-0 BLK S 1-3 1B			0-0 L6		0-0 1B 1-2 1B	4	0	2	0	0	0	1
Steve Korcheck, R (1, 2) OBP: 0.250, SLG: 0.100			0-3 K	0-3 K 1-3 3-H			0-3 K		0-0 1-2 2-3 1B	4	0	1	0	0	3	1
Faye Throneberry, L (1, 9) OBP: 0.338, SLG: 0.416			0-0 HR		0-3 K		0-0 4-3		0-3 K	4	1	1	1	0	2	3
Russ Kemmerer, R (1, 1) OBP: 0.234, SLG: 0.146			0-3 K		0-0 G3			0-0 6-3	0-0 CS 3-H	3	0	0	0	0	1	0

TOP	
AB	32
R	2
H	9
RBI	1
BB	3
SO	6
LOB	12

Inning Stats	1	2	3	4	5	6	7	8	9		
	R: 0 H: 1 E: 0 LOB: 0 K: 0 BB: 0 S: 3 P: 3	R: 0 H: 0 E: 0 LOB: 0 K: 0 BB: 1 S: 2 P: 6	R: 1 H: 2 E: 0 LOB: 1 K: 2 BB: 0 S: 9 P: 9	R: 1 H: 2 E: 0 LOB: 1 K: 1 BB: 0 S: 7 P: 7	R: 0 H: 0 E: 0 LOB: 1 K: 1 BB: 1 S: 5 P: 9	R: 0 H: 0 E: 0 LOB: 0 K: 0 BB: 1 S: 2 P: 6	R: 0 H: 0 E: 0 LOB: 0 K: 1 BB: 0 S: 5 P: 5	R: 0 H: 1 E: 0 LOB: 1 K: 0 BB: 0 S: 4 P: 4	R: 0 H: 3 E: 0 LOB: 2 K: 1 BB: 0 S: 7 P: 7	1B: 8 SF: 0 2B: 0 SAC: 0 3B: 0 DP: 3 HR: 1 HBP: 0	WP: 0 PA: 36 PB: 0 SB: 1 CS: 1

PITCHER		IP	WLS	BF	H	R	ER	SO	BB	IBB	HBP	BLK	WP	HR	S	P	ERA	WHIP
Billy Pierce, L ERA: 3.72	(1, 1)	8.0		30	6	2	2	5	3	0	0	1	0	1	37	49	2.25	1.125
Turk Lown, R ERA: 2.88	(9, 1)	1.0	W	5	3	0	0	1	0	0	0	0	0	0	7	7	0.00	3.000

PITCHER	IP	WLS	BF	H	R	ER	SO	BB	IBB	HBP	BLK	WP	HR	S	P	ERA	WHIP

Batter	1	2	3	4	5	6	7	8	9	AB	R	H	RBI	BB	SO	LOB
Luis Aparicio, R (1, 6) OBP: 0.342, SLG: 0.362	1B 2B		4-3			6-3			E 1B	4	2	2	0	0	0	0
Nellie Fox, L (1, 4) OBP: 0.406, SLG: 0.428	G6-4-3 1B 2-H		L1			F8			E2 1B 1-H	4	1	2	1	0	0	0
Al Smith, R (1, 7) OBP: 0.341, SLG: 0.414	G6-4-3 1-2f			K		F6			1B IBB IBB	3	0	0	0	1	1	1
Sherm Lollar, R (1, 2) OBP: 0.339, SLG: 0.431	F8			F8			6-3		1B IBB 1-2	3	0	0	0	1	0	0
Billy Goodman, L (1, 5) OBP: 0.254, SLG: 0.222		K		BB			F8		1B 1-2 2-3 3-H	3	0	1	1	1	1	0
Earl Torgeson, L (1, 3) OBP: 0.369, SLG: 0.379		4-3		F4			F8			3	0	0	0	0	0	1
Jim Landis, R (1, 8) OBP: 0.362, SLG: 0.361		FC4 BB		4-3				K		2	0	0	0	1	1	0
Jim McAnany, R (1, 9) OBP: 0.374, SLG: 0.396		FC4 1-2f		CS BB				L9		2	0	0	0	1	0	1
Billy Pierce, L (1, 1) OBP: 0.281, SLG: 0.321 Harry Simpson, L (8, PH) OBP: 0.286, SLG: 0.434 Turk Lown, R (9, 1) OBP: 0.333, SLG: 0.333			6-3	K 1-2				4-3		2 1 0	0 0 0	0 0 0	0 0 0	0 0 0	1 0 0	1 0 0
Inning Stats	R: 1 E: 0 K: 0 S: 4 H: 2 LOB: 0 BB: 0 P: 4	R: 0 E: 0 K: 1 S: 5 H: 0 LOB: 1 BB: 1 P: 9	R: 0 E: 0 K: 0 S: 3 H: 0 LOB: 0 BB: 0 P: 3	R: 0 E: 0 K: 1 S: 5 H: 0 LOB: 1 BB: 1 P: 9	R: 0 E: 0 K: 1 S: 4 H: 0 LOB: 1 BB: 1 P: 8	R: 0 E: 0 K: 0 S: 3 H: 0 LOB: 0 BB: 0 P: 3	R: 0 E: 0 K: 0 S: 3 H: 0 LOB: 0 BB: 0 P: 3	R: 0 E: 0 K: 1 S: 5 H: 0 LOB: 0 BB: 0 P: 5	R: 2 E: 1 K: 0 S: 3 H: 3 LOB: 3 BB: 2 P: 11	1B: 4 2B: 2 3B: 0 HR: 0	SF: 0 SAC: 0 DP: 2 HBP: 0						

PITCHER	IP	WLS	BF	H	R	ER	SO	BB	IBB	HBP	BLK	WP	HR	S	P	ERA	WHIP
Russ Kemmerer, R (1, 1) ERA: 4.69	8.0	L	32	5	3	3	4	3	2	0	0	0	0	35	55	3.38	1.000

PITCHER	IP	WLS	BF	H	R	ER	SO	BB	IBB	HBP	BLK	WP	HR	S	P	ERA	WHIP

BOTTOM

Washington Senators @ Chicago White Sox

Comiskey Park, Chicago, IL

Sun Aug 02 1959, 4:33 AM EDT

Unknown

livebaseballscorecards.com

AB	27
R	3
H	5
RBI	2
BB	5
SO	4
LOB	4

PA: 32

Washington Senators @ Chicago White Sox

Comiskey Park, Chicago, IL

Sun Aug 02 1959, 4:38 AM EDT

Att. 26,866 - Unknown

livebaseballscorecards.com

TOP

Batter	1	2	3	4	5	6	7	8	9	AB	R	H	RBI	BB	SO	LOB
Zoilo Versalles, R (1, 6) OBP: 0.308, SLG: 0.250	F7		FC6-4 1-3 1B		K		4-3		5-3	5	0	1	0	0	1	1
Faye Throneberry, L (1, 9) OBP: 0.335, SLG: 0.410	3-1		FC6-4 1-2f 3-H		BB 1-2		5-3		F6	4	0	0	1	1	0	1
Bob Allison, R (1, 8) OBP: 0.332, SLG: 0.552	BB		F3		K			1B SF7 BB	6-3	3	1	0	0	2	1	3
Harmon Killebrew, R (1, 5) OBP: 0.363, SLG: 0.558	K			5-3		K		K		4	0	0	0	0	3	2
Jim Lemon, R (1, 7) OBP: 0.335, SLG: 0.522		K		HR		5-3		1B 1-3 1B		4	1	2	1	0	1	0
Roy Sievers, R (1, 3) OBP: 0.306, SLG: 0.452		5-3		F7		BB BB		SF7 3-H		2	0	0	1	1	0	0
Hal Naragon, L (1, 2) OBP: 0.295, SLG: 0.324		4-3		G3		1-2 BB		1B 1-2 1B		3	0	1	0	1	0	0
Ken Aspromonte, R (1, 4) OBP: 0.335, SLG: 0.333			1B FC6-4 BB		F7	1-3		1-2 2-3 1B		1	1	0	0	1	0	0
Julio Becquer, L (6, PH) OBP: 0.253, SLG: 0.331										1	0	0	0	0	0	2
Ron Samford, R (6, 4) OBP: 0.275, SLG: 0.350										1	0	1	0	0	0	0
Jim Kaat, L (1, 1) OBP: 0.059, SLG: 0.059			K		BB 1B		6-3	F8		1	0	0	0	0	1	1
Hal Griggs, R (3, 1) OBP: 0.083, SLG: 0.083										1	0	1	0	0	0	0
Chuck Stobbs, L (6, 1) OBP: 0.310, SLG: 0.366										0	0	0	0	0	0	0
Reno Bertoia, R (7, PH) OBP: 0.329, SLG: 0.380										1	0	0	0	0	0	0
Hal Woodeshick, R (7, 1) OBP: 0.234, SLG: 0.146										0	0	0	0	0	0	0
Lenny Green, L (8, PH)										1	0	0	0	0	0	3
Russ Kemmerer, R (8, 1)										0	0	0	0	0	0	0
Inning Stats	R: 0 E: 0 K: 1 S: 5 H: 0 LOB: 1 BB: 1 P: 9	R: 0 E: 0 K: 1 S: 5 H: 0 LOB: 0 BB: 0 P: 5	R: 1 E: 0 K: 1 S: 6 H: 1 LOB: 1 BB: 1 P: 10	R: 1 E: 0 K: 0 S: 4 H: 1 LOB: 0 BB: 0 P: 4	R: 0 E: 0 K: 2 S: 8 H: 1 LOB: 2 BB: 1 P: 12	R: 0 E: 0 K: 1 S: 5 H: 0 LOB: 2 BB: 2 P: 13	R: 0 E: 0 K: 0 S: 3 H: 0 LOB: 0 BB: 0 P: 3	R: 1 E: 0 K: 1 S: 8 H: 3 LOB: 3 BB: 1 P: 12	R: 0 E: 0 K: 0 S: 3 H: 0 LOB: 0 BB: 0 P: 3	1B: 5 2B: 0 3B: 0 HR: 1 SF: 1 SAC: 0 DP: 0 HBP: 0						

	AB	32
	R	3
	H	6
	RBI	3
	BB	6
	SO	7
	LOB	13

WP: 0 PB: 0 SB: 0 CS: 0 PA: 39

PITCHER		IP	WLS	BF	H	R	ER	SO	BB	IBB	HBP	BLK	WP	HR	S	P	ERA	WHIP
Bob Shaw, R ERA: 3.08	(1, 1)	7.2	W	35	6	3	3	7	6	0	0	0	0	1	43	67	3.52	1.565
Gerry Staley, R ERA: 1.64	(8, 1)	1.1	S	4	0	0	0	0	0	0	0	0	0	0	4	4	0.00	0.000

PITCHER		IP	WLS	BF	H	R	ER	SO	BB	IBB	HBP	BLK	WP	HR	S	P	ERA	WHIP

Batter	1	2	3	4	5	6	7	8	9	AB	R	H	RBI	BB	SO	LOB
Luis Aparicio, R (1, 6) OBP: 0.338, SLG: 0.357	5-3		E6 1B S 1B 2-3	5-3	F9		4-3			5	1	0	0	0	0	5
Nellie Fox, L (1, 4) OBP: 0.406, SLG: 0.427	4-3		1B 5-3 1-3 3-H 1B		S 2B BB	1-3	4-3			4	2	1	1	1	0	0
Al Smith, R (1, 7) OBP: 0.345, SLG: 0.415	6-3		5-3 1-3 3-H 1B		2B 1-2 BB	1B 1B 1B	F8			4	2	2	1	1	0	0
John Romano, R (1, 2) OBP: 0.414, SLG: 0.507 Earl Battey, R (8, 2) OBP: 0.308, SLG: 0.311		F9	5-3 1-2 3-H		2B 1-H 2-H 2B	F8		K		4 1	1 0	1 0	3 0	0 0	0 1	2 0
Jim Landis, R (1, 8) OBP: 0.365, SLG: 0.360		FC4-6 BB	FC6-4 BB		F2	1B 1B 1-3 1B		5-3		3	1	1	0	2	0	1
Bubba Phillips, R (1, 5) OBP: 0.325, SLG: 0.385		FC4-6 1-2f	FC6-4 1-2f		E 2B 2-H	1B 1B 1-2 3-H 1B		BB 1B		5	1	3	2	0	0	3
Earl Torgeson, L (1, 3) OBP: 0.373, SLG: 0.379	4-3			4-3	E BB	1B 1-3 2-H 1B		BB 1-2		3	0	1	1	2	0	1
Jim McAnany, R (1, 9) OBP: 0.375, SLG: 0.390			E SH1-4 1B BB	F7	E5 1-2 2-3	1B 1-2 3-H 1B		L8		4	1	1	1	1	0	4
Bob Shaw, R (1, 1) OBP: 0.229, SLG: 0.182 Gerry Staley, R (8, 1) OBP: 0.167, SLG: 0.167			SH1-4 1-2	BB	K	F6				2 0	0 0	0 0	0 0	1 0	1 0	5 0
Inning Stats	R: 0 E: 0 K: 0 S: 3 H: 0 LOB: 0 BB: 0 P: 3	R: 0 E: 0 K: 0 S: 3 H: 0 LOB: 1 BB: 1 P: 7	R: 3 E: 1 K: 0 S: 6 H: 2 LOB: 2 BB: 2 P: 14	R: 0 E: 0 K: 0 S: 3 H: 0 LOB: 1 BB: 1 P: 7	R: 3 E: 1 K: 1 S: 8 H: 2 LOB: 3 BB: 3 P: 20	R: 3 E: 0 K: 0 S: 8 H: 5 LOB: 2 BB: 0 P: 8	R: 0 E: 0 K: 0 S: 3 H: 0 LOB: 0 BB: 0 P: 3	R: 0 E: 0 K: 1 S: 6 H: 1 LOB: 2 BB: 1 P: 10		1B: 8 2B: 2 3B: 0 HR: 0 SF: 0 SAC: 1 DP: 0 HBP: 0						

PITCHER		IP	WLS	BF	H	R	ER	SO	BB	IBB	HBP	BLK	WP	HR	S	P	ERA	WHIP
Jim Kaat, L ERA: 3.38	(1, 1)	2.2	L	14	2	3	1	0	3	0	0	0	0	0	11	23	3.38	1.875
Hal Griggs, R ERA: 5.57	(3, 1)	3.0		21	7	6	6	1	4	0	0	0	0	0	19	35	18.00	3.667
Chuck Stobbs, L ERA: 2.84	(6, 1)	0.1		1	0	0	0	0	0	0	0	0	0	0	1	1	0.00	0.000
Hal Woodeshick, L ERA: 5.6	(7, 1)	1.0		3	0	0	0	0	0	0	0	0	0	0	3	3	0.00	0.000
Russ Kemmerer, R ERA: 4.66	(8, 1)	1.0		5	1	0	0	1	1	0	0	0	0	0	6	10	0.00	2.000

PITCHER	IP	WLS	BF	H	R	ER	SO	BB	IBB	HBP	BLK	WP	HR	S	P	ERA	WHIP

BOTTOM

Washington Senators @ Chicago White Sox

Comiskey Park, Chicago, IL

Sun Aug 02 1959, 4:38 AM EDT

Att. 26,866 - Unknown

livebaseballscorecards.com

AB	35
R	9
H	10
RBI	9
BB	8
SO	2
LOB	21

Batter	1	2	3	4	5	6	7	8	9	AB	R	H	RBI	BB	SO	LOB
Luis Aparicio, R (1, 6) OBP: 0.335, SLG: 0.354	E9 CS		1-3			L5		6-3		4	0	0	0	0	0	0
Nellie Fox, L (1, 4) OBP: 0.402, SLG: 0.423	F5 1-2			G3		G3		F6		4	0	0	0	0	0	1
Al Smith, R (1, 7) OBP: 0.341, SLG: 0.409	1-3			K		F7			5-3	4	0	0	0	0	1	0
Sherm Lollar, R (1, 2) OBP: 0.341, SLG: 0.432		F7		FC5-4 1B			F5		9-3 1B	4	0	2	0	0	0	0
Jim Rivera, L (9, PR) OBP: 0.280, SLG: 0.388										0	0	0	0	0	0	0
Jim Landis, R (1, 8) OBP: 0.364, SLG: 0.359		FC6-4 1B		FC5-4 1-2f			F9		9-3 1-2f	4	0	1	0	0	0	2
Bubba Phillips, R (1, 5) OBP: 0.325, SLG: 0.388		FC6-4 1-2f			K		HR 2B			3	1	1	0	0	1	1
Earl Torgeson, L (1, 3) OBP: 0.370, SLG: 0.375		K			1-3		HR 2-H			2	0	0	0	0	1	1
John Romano, R (7, PH) OBP: 0.420, SLG: 0.553										1	1	1	2	0	0	0
Norm Cash, L (7, 3) OBP: 0.330, SLG: 0.317										0	0	0	0	0	0	0
Jim McAnany, R (1, 9) OBP: 0.374, SLG: 0.398			F5		2B		F3			3	0	1	0	0	0	0
Ken McBride, R (1, 1)								F2		3	0	0	0	0	2	1
Turk Lown, R (8, 1) OBP: 0.333, SLG: 0.333			K		K					0	0	0	0	0	0	0
Gerry Staley, R (8, 1) OBP: 0.167, SLG: 0.167										0	0	0	0	0	0	0
Inning Stats	R: 0 E: 1 K: 0 S: 3 H: 0 LOB: 0 BB: 0 P: 3	R: 0 E: 0 K: 1 S: 6 H: 1 LOB: 1 BB: 0 P: 6	R: 0 E: 0 K: 1 S: 5 H: 0 LOB: 0 BB: 0 P: 5	R: 0 E: 0 K: 1 S: 6 H: 1 LOB: 1 BB: 0 P: 6	R: 0 E: 0 K: 2 S: 8 H: 1 LOB: 1 BB: 0 P: 8	R: 0 E: 0 K: 0 S: 3 H: 0 LOB: 0 BB: 0 P: 3	R: 2 E: 0 K: 0 S: 5 H: 2 LOB: 0 BB: 0 P: 5	R: 0 E: 0 K: 0 S: 3 H: 0 LOB: 0 BB: 0 P: 3	R: 0 E: 0 K: 0 S: 3 H: 1 LOB: 1 BB: 0 P: 3	1B: 3 2B: 3 3B: 0 HR: 1	SF: 0 SAC: 0 DP: 1 HBP: 0						

TOP

Chicago White Sox @ Baltimore Orioles

Memorial Stadium, Baltimore, MD

Tue Aug 04 1959, 7:05 PM EDT

Att. 11,746 - Unknown

livebaseballscorecards.com

AB	32
R	2
H	6
RBI	2
BB	0
SO	5
LOB	6

PITCHER		IP	WLS	BF	H	R	ER	SO	BB	IBB	HBP	BLK	WP	HR	S	P	ERA	WHIP
Billy Hoeft, L ERA: 4.91	(1, 1)	8.0	W	29	5	2	2	5	0	0	0	0	0	1	39	39	2.25	0.625
Hal Brown, R ERA: 3.55	(9, 1)	1.0	S	3	1	0	0	0	0	0	0	0	0	0	3	3	0.00	1.000

PITCHER		IP	WLS	BF	H	R	ER	SO	BB	IBB	HBP	BLK	WP	HR	S	P	ERA	WHIP

Batter	1	2	3	4	5	6	7	8	9	AB	R	H	RBI	BB	SO	LOB
Billy Klaus, L (1, 6) OBP: 0.374, SLG: 0.319	F6		1-3		BB		FC3-6 BB	FC6-4 1B 1-2 2-3 3-H		3	0	1	1	2	0	0
Bob Boyd, L (1, 3) OBP: 0.293, SLG: 0.311	4-3		1B 2B		L8		FC3-6 1-2f	FC6-4 1-2f		5	1	1	0	0	0	6
Al Pilarcik, L (1, 9) OBP: 0.356, SLG: 0.375	1-3		CS 1B 2-H			FC1-6 1B	F9			4	0	2	1	0	0	1
Gene Woodling, L (1, 7) OBP: 0.415, SLG: 0.528		FC6-4 BB	CS 1-2	G4-6-3 BB		FC1-6 FC3-6 BB 1-2f		E3 1B BB		2	1	0	0	2	0	1
Barry Shetrone, L (1, 8) OBP: 0.308, SLG: 0.348		FC6-4 E 1-2f		K		FC3-6 1-2 BB		F5		3	0	0	0	1	1	3
Joe Ginsberg, L (1, 2) OBP: 0.255, SLG: 0.220		F9		G4-6-3 1-2f		FC3-6 1-2f 2-3 BB		BB BB 1-3 1B		4	1	1	0	0	0	4
Brooks Robinson, R (1, 5) OBP: 0.241, SLG: 0.285 (9, 4)	E5 1-2				K	BB 1-2		1B BB 1-2 BB		2	0	0	0	2	1	1
Billy Gardner, R (1, 4) OBP: 0.289, SLG: 0.328	1-3				6-3	F9		K		2	0	0	0	0	0	2
Albie Pearson, L (6, PH) OBP: 0.321, SLG: 0.271										1	0	0	0	0	0	3
Willy Miranda, S (7, 4) OBP: 0.220, SLG: 0.202										0	0	0	0	0	0	0
Willie Tasby, R (8, PH) OBP: 0.309, SLG: 0.373										1	0	0	0	0	1	3
Walt Dropo, R (9, 5) OBP: 0.252, SLG: 0.388										0	0	0	0	0	0	0
Billy Hoeft, L (1, 1) OBP: 0.250, SLG: 0.313			K		2B		1-3	BB 1-2 2-3 3-H		3	0	1	0	0	1	0
Bob Nieman, R (8, PH) OBP: 0.352, SLG: 0.487										0	0	0	1	1	0	0
Billy O'Dell, S (8, PR) OBP: 0.190, SLG: 0.184										0	0	0	0	0	0	0
Hal Brown, R (9, 1) OBP: 0.161, SLG: 0.111										0	0	0	0	0	0	0
Inning Stats	R: 0 E: 0 K: 0 S: 3 H: 0 LOB: 0 BB: 0 P: 3	R: 0 E: 1 K: 0 S: 4 H: 0 LOB: 2 BB: 1 P: 8	R: 1 E: 0 K: 1 S: 6 H: 2 LOB: 0 BB: 0 P: 6	R: 0 E: 0 K: 1 S: 4 H: 0 LOB: 0 BB: 1 P: 8	R: 0 E: 0 K: 1 S: 6 H: 1 LOB: 2 BB: 1 P: 10	R: 0 E: 0 K: 0 S: 4 H: 1 LOB: 3 BB: 2 P: 12	R: 0 E: 0 K: 0 S: 3 H: 0 LOB: 1 BB: 1 P: 7	R: 2 E: 1 K: 1 S: 8 H: 2 LOB: 3 BB: 2 P: 16		1B: 4 2B: 2 3B: 0 HR: 0 SF: 0 SAC: 0 DP: 1 HBP: 0						

PITCHER		IP	WLS	BF	H	R	ER	SO	BB	IBB	HBP	BLK	WP	HR	S	P	ERA	WHIP
Ken McBride, R ERA: 1.23	(1, 1)	7.1	L	34	5	3	1	3	7	0	0	0	0	0	33	61	1.23	1.636
Turk Lown, R ERA: 2.86	(8, 1)	0.1		2	0	0	0	1	1	0	0	0	0	0	3	7	0.00	3.000
Gerry Staley, R ERA: 1.63	(8, 1)	0.1		2	1	0	0	0	0	0	0	0	0	0	2	2	0.00	3.000

PITCHER	IP	WLS	BF	H	R	ER	SO	BB	IBB	HBP	BLK	WP	HR	S	P	ERA	WHIP

BOTTOM

Chicago White Sox @ Baltimore Orioles

Memorial Stadium, Baltimore, MD

Tue Aug 04 1959, 7:05 PM EDT

Att. 11,746 - Unknown

livebaseballscorecards.com

AB	30
R	3
H	6
RBI	3
BB	8
SO	4
LOB	24

WP: 0 PA: 39
PB: 0
SB: 0
CS: 1

Batter	1	2	3	4	5	6	7	8	9	AB	R	H	RBI	BB	SO	LOB
Luis Aparicio, R (1, 6) OBP: 0.334, SLG: 0.354	F9		4-3		SF8 3-H			1B		3	0	1	1	0	0	0
Nellie Fox, L (1, 4) OBP: 0.401, SLG: 0.421	F8		1B		F5			F8		4	0	1	0	0	0	1
Al Smith, R (1, 7) OBP: 0.343, SLG: 0.411	CS 1B		K			L4		FC6-4 1-3 1B		4	0	2	0	0	1	1
John Romano, R (1, 2) OBP: 0.413, SLG: 0.532	CS 1-2	BBB 4-3 1B BB	K			K		FC6-4 1-2f		3	1	0	0	1	2	3
Billy Goodman, L (1, 5) OBP: 0.248, SLG: 0.217		4-3 1-2		G3		4-3			F5	3	0	0	0	0	0	1
Sammy Esposito, R (8, 5) OBP: 0.300, SLG: 0.346										1	0	0	0	0	0	0
Earl Torgeson, L (1, 3) OBP: 0.368, SLG: 0.370		F7		3-1			BBB G5-4-3 BB		6-3	3	0	0	0	1	0	1
Jim Landis, R (1, 8) OBP: 0.363, SLG: 0.356		BBB 1B BB		F2			G5-4-3 1-2f		F9	3	0	0	0	1	0	1
Jim McAnany, R (1, 9) OBP: 0.381, SLG: 0.406		1-3 2-H 1B			E1 4-3 SF8 1B		F5			3	1	2	1	0	0	0
Barry Latman, R (1, 1) OBP: 0.242, SLG: 0.233		4-3			4-3 2-3			4-3		3	0	0	0	0	0	3
Inning Stats	R: 0 E: 0 K: 0 S: 3 H: 1 LOB: 0 BB: 0 P: 3	R: 1 E: 0 K: 0 S: 4 H: 1 LOB: 2 BB: 2 P: 12	R: 0 E: 0 K: 2 S: 8 H: 1 LOB: 1 BB: 0 P: 8	R: 0 E: 0 K: 0 S: 3 H: 0 LOB: 0 BB: 0 P: 3	R: 1 E: 1 K: 0 S: 4 H: 1 LOB: 0 BB: 0 P: 4	R: 0 E: 0 K: 1 S: 5 H: 0 LOB: 0 BB: 0 P: 5	R: 0 E: 0 K: 0 S: 2 H: 0 LOB: 0 BB: 1 P: 6	R: 0 E: 0 K: 0 S: 5 H: 2 LOB: 2 BB: 0 P: 5	R: 0 E: 0 K: 0 S: 3 H: 0 LOB: 0 BB: 0 P: 3	1B: 6 2B: 0 3B: 0 HR: 0 SF: 1 SAC: 0 DP: 1 HBP: 0						

PITCHER	IP	WLS	BF	H	R	ER	SO	BB	IBB	HBP	BLK	WP	HR	S	P	ERA	WHIP
Jack Fisher, R (1, 1) ERA: 4.86	8.0	L	31	6	2	1	3	3	0	0	0	0	0	34	46	1.12	1.125
Ernie Johnson, R (9, 1) ERA: 3.38	1.0		3	0	0	0	0	0	0	0	0	0	0	3	3	0.00	0.000

PITCHER	IP	WLS	BF	H	R	ER	SO	BB	IBB	HBP	BLK	WP	HR	S	P	ERA	WHIP

TOP

Chicago White Sox @ Baltimore Orioles

Memorial Stadium, Baltimore, MD

Wed Aug 05 1959, 3:33 AM EDT

Unknown

livebaseballscorecards.com

AB	30
R	2
H	6
RBI	2
BB	3
SO	3
LOB	11

WP: 0 PB: 0 SB: 0 CS: 1 PA: 35

Batter	1	2	3	4	5	6	7	8	9	AB	R	H	RBI	BB	SO	LOB
Billy Klaus, L (1, 6) OBP: 0.376, SLG: 0.328	F8		1B			2B		4-3		4	0	2	0	0	0	0
Bob Boyd, L (1, 3) OBP: 0.293, SLG: 0.310	4-3 1B		F4			4-3			3-1	4	0	1	0	0	0	2
Barry Shetrone, L (1, 7) OBP: 0.267, SLG: 0.296	4-3 1-2			F8		G3			K	4	0	0	0	0	1	2
Willie Tasby, R (1, 8) OBP: 0.306, SLG: 0.370	F6			F4			F9		F4	4	0	0	0	0	0	1
Al Pilarcik, L (1, 9) OBP: 0.351, SLG: 0.368		K		F8			K			3	0	0	0	0	2	0
Joe Ginsberg, L (1, 2) OBP: 0.257, SLG: 0.215		6-3			F7		BB			2	0	0	0	1	0	0
Brooks Robinson, R (1, 5) OBP: 0.236, SLG: 0.278		K			6-3		K			3	0	0	0	0	2	1
Billy Gardner, R (1, 4) OBP: 0.287, SLG: 0.326			4-3		K			4-3		2	0	0	0	0	1	0
Albie Pearson, L (8, PH) OBP: 0.319, SLG: 0.269										1	0	0	0	0	0	0
Willy Miranda, S (9, 4) OBP: 0.220, SLG: 0.202										0	0	0	0	0	0	0
Jack Fisher, R (1, 1) OBP: 0.286, SLG: 0.286			F9			1-3		F4		2	0	0	0	0	0	0
Gene Woodling, L (8, PH) OBP: 0.414, SLG: 0.527										1	0	0	0	0	0	0
Ernie Johnson, R (9, 1) OBP: 0.200, SLG: 0.200										0	0	0	0	0	0	0
Inning Stats	R: 0 E: 0 K: 0 S: 4 H: 1 LOB: 1 BB: 0 P: 4	R: 0 E: 0 K: 2 S: 7 H: 0 LOB: 0 BB: 0 P: 7	R: 0 E: 0 K: 0 S: 4 H: 1 LOB: 1 BB: 0 P: 4	R: 0 E: 0 K: 0 S: 3 H: 0 LOB: 0 BB: 0 P: 3	R: 0 E: 0 K: 1 S: 5 H: 0 LOB: 0 BB: 0 P: 5	R: 0 E: 0 K: 0 S: 4 H: 1 LOB: 1 BB: 0 P: 4	R: 0 E: 0 K: 2 S: 7 H: 0 LOB: 1 BB: 1 P: 11	R: 0 E: 0 K: 0 S: 3 H: 0 LOB: 0 BB: 0 P: 3	R: 0 E: 0 K: 1 S: 5 H: 0 LOB: 0 BB: 0 P: 5	1B: 2 2B: 1 3B: 0 HR: 0 SF: 0 SAC: 0 DP: 0 HBP: 0						

PITCHER	IP	WLS	BF	H	R	ER	SO	BB	IBB	HBP	BLK	WP	HR	S	P	ERA	WHIP
Barry Latman, R (1, 1) ERA: 3.86	9.0	W	31	3	0	0	6	1	0	0	0	0	0	42	46	0.00	0.444

PITCHER	IP	WLS	BF	H	R	ER	SO	BB	IBB	HBP	BLK	WP	HR	S	P	ERA	WHIP

BOTTOM

Chicago White Sox @ Baltimore Orioles

Memorial Stadium, Baltimore, MD

Wed Aug 05 1959, 3:33 AM EDT

Unknown

livebaseballscorecards.com

AB	30
R	0
H	3
RBI	0
BB	1
SO	6
LOB	6

WP: 0 PA: 31
PB: 0
SB: 0
CS: 0

Batter	1	2	3	4	5	6	7	8	9	AB	R	H	RBI	BB	SO	LOB
Luis Aparicio, R (1, 6) OBP: 0.333, SLG: 0.355	F2		FC4-6, S, 1-2f, 2B		1-3, 1-2			2B		4	1	1	0	0	0	2
Nellie Fox, L (1, 4) OBP: 0.400, SLG: 0.422	F9		5-3, 1-H, 2B		4-3, 2-3			L7		4	0	1	1	0	0	2
Al Smith, R (1, 7) OBP: 0.342, SLG: 0.407	BB		5-3, 2-3		K			F9		3	0	0	0	1	1	3
Sherm Lollar, R (1, 2) OBP: 0.337, SLG: 0.427	F5		6-3			5-3		F7		4	0	0	0	0	0	3
Billy Goodman, L (1, 5) OBP: 0.248, SLG: 0.212		BB, 4-3, G4		F7		F8			F7	3	0	0	0	1	0	0
Earl Torgeson, L (1, 3) OBP: 0.367, SLG: 0.372		G4, 1-2		2B		F8			F7	4	0	1	0	0	0	1
Jim Landis, R (1, 8) OBP: 0.359, SLG: 0.352		4-3, 2-3		F8			5-3		L8	4	0	0	0	0	0	2
Jim McAnany, R (1, 9) OBP: 0.372, SLG: 0.394		L6		F9			F2			3	0	0	0	0	0	2
Early Wynn, S (1, 1) OBP: 0.318, SLG: 0.351			FC4-6, 1B		4-3, 1-3, 1B		4-3			1	0	1	0	0	0	0
Gerry Staley, R (4, 1) OBP: 0.286, SLG: 0.286										1	0	1	0	0	0	0
Rudy Arias, L (6, 1)										1	0	0	0	0	0	0
Inning Stats	R: 0 E: 0 K: 0 S: 3 H: 0 LOB: 1 BB: 1 P: 7	R: 0 E: 0 K: 0 S: 3 H: 0 LOB: 1 BB: 1 P: 7	R: 1 E: 0 K: 0 S: 5 H: 2 LOB: 1 BB: 0 P: 5	R: 0 E: 0 K: 0 S: 4 H: 1 LOB: 1 BB: 0 P: 4	R: 0 E: 0 K: 1 S: 6 H: 1 LOB: 1 BB: 0 P: 6	R: 0 E: 0 K: 0 S: 3 H: 0 LOB: 0 BB: 0 P: 3	R: 0 E: 0 K: 0 S: 3 H: 0 LOB: 0 BB: 0 P: 3	R: 0 E: 0 K: 0 S: 4 H: 1 LOB: 1 BB: 0 P: 4	R: 0 E: 0 K: 0 S: 3 H: 0 LOB: 0 BB: 0 P: 3	1B: 2 2B: 3 3B: 0 HR: 0 SF: 0 SAC: 0 DP: 0 HBP: 0						

PITCHER	IP	WLS	BF	H	R	ER	SO	BB	IBB	HBP	BLK	WP	HR	S	P	ERA	WHIP
Arnie Portocarrero, R (1, 1) ERA: 6.87	9.0	W	34	5	1	1	1	2	0	0	0	0	0	34	42	1.00	0.778

PITCHER	IP	WLS	BF	H	R	ER	SO	BB	IBB	HBP	BLK	WP	HR	S	P	ERA	WHIP

TOP

Chicago White Sox @ Baltimore Orioles

Memorial Stadium, Baltimore, MD

Wed Aug 05 1959, 7:05 PM EDT

Att. 15,324 - Unknown

livebaseballscorecards.com

AB	32
R	1
H	5
RBI	1
BB	2
SO	1
LOB	15

WP: 0	PA: 34
PB: 0	
SB: 1	
CS: 0	

Batter	1	2	3	4	5	6	7	8	9	AB	R	H	RBI	BB	SO	LOB
Billy Klaus, L (1, 6) OBP: 0.372, SLG: 0.325	K	F2		E 1-3 BB 3-H 1B	1-3		K			5	1	1	1	0	2	1
Bob Boyd, L (1, 3) OBP: 0.295, SLG: 0.314	1B BB BB		F7	E3 BB SH1-3 1-3 3-H		1B E 2B	F9			3	2	1	0	1	0	1
Walt Dropo, R (7, PH) (8, 3) OBP: 0.250, SLG: 0.385										1	0	0	0	0	0	0
Al Pilarcik, L (1, 9) OBP: 0.359, SLG: 0.377	BB BB 1-3 1B		E5 1B	SH1-3 1-2		E 2-3 1B		E3 BB		4	1	3	0	0	0	0
Gene Woodling, L (1, 7) OBP: 0.419, SLG: 0.525	BB 1-2 BB		BB	IBB		E3 SH 1-H 1-3 3-H		BB 1-2 BB		1	1	0	1	4	0	0
Willie Tasby, R (1, 8) OBP: 0.306, SLG: 0.367	F2		F8	1-2 2-3 3-H BB		SH F9 1-3		K		3	0	0	1	1	1	7
Joe Ginsberg, L (1, 2) OBP: 0.255, SLG: 0.206	1-2 2-3 3-H BB	K	F9			1-3 3-H		F7		4	0	0	2	1	1	8
Brooks Robinson, R (1, 5) OBP: 0.241, SLG: 0.277	F9			1B 1B BB	SH5-3 1B	F9 2-3		F7		4	1	1	0	1	0	6
Billy Gardner, R (1, 4) OBP: 0.287, SLG: 0.325		K		1B E 1-3 1B	F3	F3				4	1	1	0	0	1	2
Arnie Portocarrero, R (1, 1)		F9		K	SH5-3 1-2		K			3	0	0	0	0	2	2
Inning Stats	R: 1 E: 0 K: 1 S: 6 H: 1 LOB: 3 BB: 3 P: 18	R: 0 E: 0 K: 1 S: 5 H: 0 LOB: 0 BB: 0 P: 5	R: 0 E: 1 K: 1 S: 6 H: 1 LOB: 2 BB: 1 P: 10	R: 3 E: 1 K: 1 S: 8 H: 2 LOB: 3 BB: 3 P: 20	R: 0 E: 0 K: 0 S: 4 H: 1 LOB: 1 BB: 0 P: 4	R: 3 E: 2 K: 0 S: 7 H: 2 LOB: 1 BB: 0 P: 7	R: 0 E: 0 K: 2 S: 7 H: 0 LOB: 0 BB: 0 P: 7	R: 0 E: 1 K: 1 S: 6 H: 0 LOB: 2 BB: 1 P: 10		1B: 6 2B: 1 3B: 0 HR: 0 SF: 0 SAC: 3 DP: 0 HBP: 0						

PITCHER		IP	WLS	BF	H	R	ER	SO	BB	IBB	HBP	BLK	WP	HR	S	P	ERA	WHIP
Early Wynn, R ERA: 3.51	(1, 1)	3.2	L	23	4	4	2	4	6	1	0	0	0	0	24	52	4.91	2.727
Gerry Staley, R ERA: 1.73	(4, 1)	1.1		9	3	3	1	0	0	0	0	0	0	0	9	9	6.75	2.250
Rudy Arias, L ERA: 4.58	(6, 1)	3.0		11	0	0	0	3	1	0	0	0	0	0	16	20	0.00	0.333

PITCHER	IP	WLS	BF	H	R	ER	SO	BB	IBB	HBP	BLK	WP	HR	S	P	ERA	WHIP

BOTTOM

Chicago White Sox @ Baltimore Orioles

Memorial Stadium, Baltimore, MD

Wed Aug 05 1959, 7:05 PM EDT

Att. 15,324 - Unknown

livebaseballscorecards.com

AB	32
R	7
H	7
RBI	5
BB	8
SO	7
LOB	27

PA:	43		
WP:	0		
PB:	0		
SB:	0		
CS:	0		

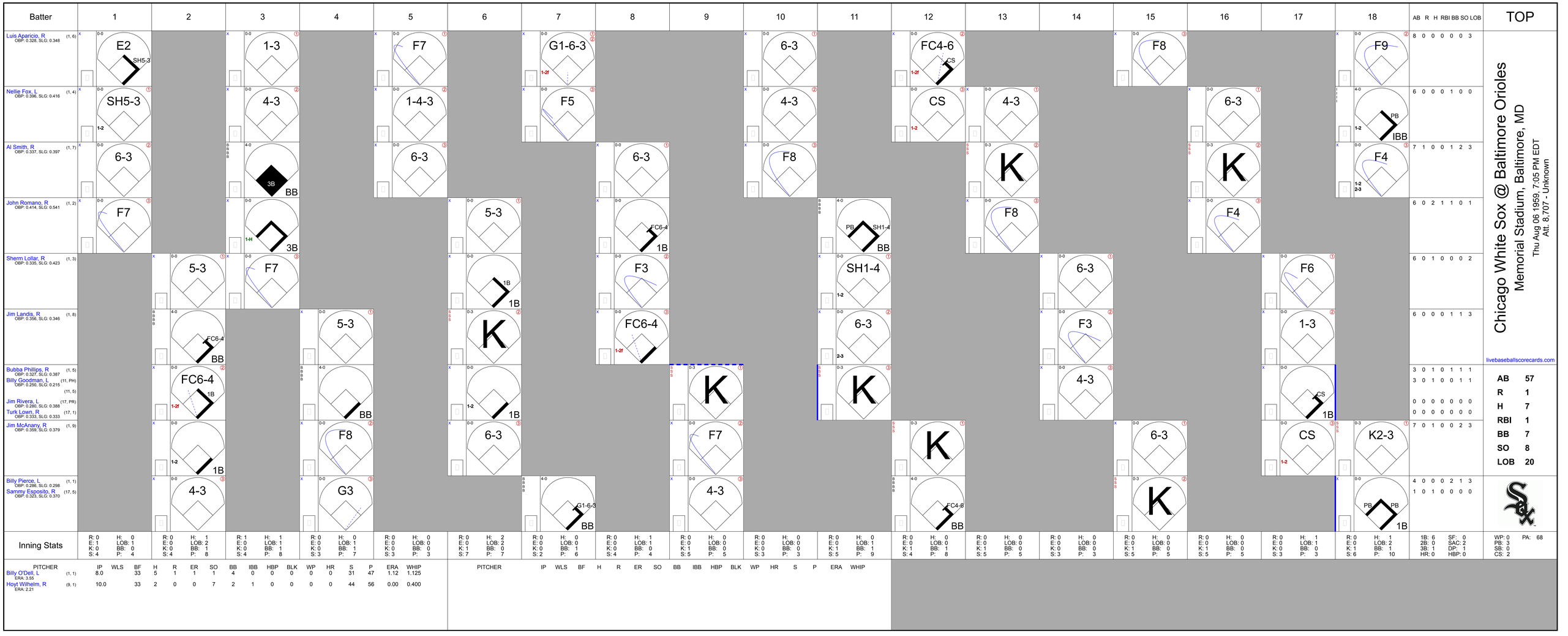
Batter
1
2
3
4
5
6
7
8
9
10
11
12
13
14
15
16
17
18
AB R H RBI BB SO LOB
TOP
Luis Aparicio, R (1, 6) OBP: 0.328, SLG: 0.348
E2 SH5-3
F7
1-3
G1-6-3
6-3
FC4-6 CS
F8
F9
8 0 0 0 0 0 3
Nellie Fox, L (1, 4) OBP: 0.396, SLG: 0.416
SH5-3 1-2
1-4-3
4-3
F5
4-3
CS
4-3
6-3
PB IBB
6 0 0 0 1 0 0
Al Smith, R (1, 7) OBP: 0.337, SLG: 0.397
6-3
6-3
4-3
BB 3B
6-3
F8
K
K
F4
7 1 0 0 1 2 3
John Romano, R (1, 2) OBP: 0.414, SLG: 0.541
F7
1-H 3B
5-3
FC6-4 1B
PB SH1-4 BB
F8
F4
6 0 2 1 1 0 1
Sherm Lollar, R (1, 3) OBP: 0.335, SLG: 0.423
5-3
F7
1B 1B
F3
SH1-4 1-2
6-3
F6
6 0 1 0 0 0 2
Jim Landis, R (1, 8) OBP: 0.396, SLG: 0.346
FC6-4 BB
5-3
K
FC6-4 1-2f
6-3 2-3
F3
1-3
6 0 0 0 1 1 3
Bubba Phillips, R (1, 5) OBP: 0.327, SLG: 0.387
Billy Goodman, L (11, PH) OBP: 0.250, SLG: 0.215 (11, 5)
Jim Rivera, L (17, PR) OBP: 0.280, SLG: 0.388
Turk Lown, R (17, 1) OBP: 0.333, SLG: 0.333
FC6-4 1B 1-2f
BB
1-2 1B
K
K
4-3
CS 1-2
3 0 1 0 1 1 1
3 0 1 0 0 1 1
0 0 0 0 0 0 0
0 0 0 0 0 0 0
Jim McAnany, R (1, 9) OBP: 0.359, SLG: 0.379
1-2 1B
F8
6-3
F7
K
6-3
K2-3
7 0 1 0 0 2 3
Billy Pierce, L (1, 1) OBP: 0.286, SLG: 0.208
Sammy Esposito, R (17, 5) OBP: 0.323, SLG: 0.370
4-3
G3
G1-6-3 BB
4-3
FC4-6 BB
K
PB PB 1B
4 0 0 0 2 1 3
1 0 1 0 0 0 0
Inning Stats
R: 0 E: 1 K: 0 S: 4 H: 0 LOB: 1 BB: 0 P: 4
R: 0 E: 0 K: 0 S: 4 H: 1 LOB: 2 BB: 1 P: 8
R: 1 E: 0 K: 0 S: 4 H: 1 LOB: 1 BB: 1 P: 8
R: 0 E: 0 K: 0 S: 3 H: 0 LOB: 1 BB: 1 P: 7
R: 0 E: 0 K: 0 S: 3 H: 0 LOB: 0 BB: 0 P: 3
R: 0 E: 0 K: 0 S: 7 H: 2 LOB: 2 BB: 0 P: 7
R: 0 E: 0 K: 0 S: 2 H: 0 LOB: 0 BB: 1 P: 6
R: 0 E: 0 K: 0 S: 4 H: 1 LOB: 1 BB: 1 P: 4
R: 0 E: 0 K: 1 S: 5 H: 0 LOB: 0 BB: 0 P: 5
R: 0 E: 0 K: 0 S: 3 H: 0 LOB: 0 BB: 0 P: 3
R: 0 E: 0 K: 1 S: 5 H: 0 LOB: 1 BB: 1 P: 9
R: 0 E: 0 K: 1 S: 4 H: 0 LOB: 1 BB: 1 P: 8
R: 0 E: 0 K: 1 S: 5 H: 0 LOB: 0 BB: 0 P: 5
R: 0 E: 0 K: 0 S: 3 H: 0 LOB: 0 BB: 0 P: 3
R: 0 E: 0 K: 1 S: 5 H: 0 LOB: 0 BB: 0 P: 5
R: 0 E: 0 K: 1 S: 5 H: 0 LOB: 0 BB: 0 P: 5
R: 0 E: 0 K: 0 S: 3 H: 1 LOB: 1 BB: 0 P: 3
R: 0 E: 0 K: 1 S: 6 H: 1 LOB: 2 BB: 1 P: 10
1B: 6 2B: 0 3B: 1 HR: 0 SF: 0 SAC: 2 DP: 1 HBP: 0
WP: 0 PB: 3 SB: 0 CS: 2
PA: 68
PITCHER IP WLS BF H R ER SO BB IBB HBP BLK WP HR S P ERA WHIP
Billy O'Dell, L (1, 1) ERA: 3.55 8.0 33 5 1 1 1 4 0 0 0 0 0 31 47 1.12 1.125
Hoyt Wilhelm, R (9, 1) ERA: 2.21 10.0 33 2 0 0 7 2 1 0 0 0 0 44 56 0.00 0.400
PITCHER IP WLS BF H R ER SO BB IBB HBP BLK WP HR S P ERA WHIP
Chicago White Sox @ Baltimore Orioles
Memorial Stadium, Baltimore, MD
Thu Aug 06 1959, 7:05 PM EDT
Att. 8,707 - Unknown
livebaseballscorecards.com
AB 57
R 1
H 7
RBI 1
BB 7
SO 8
LOB 20

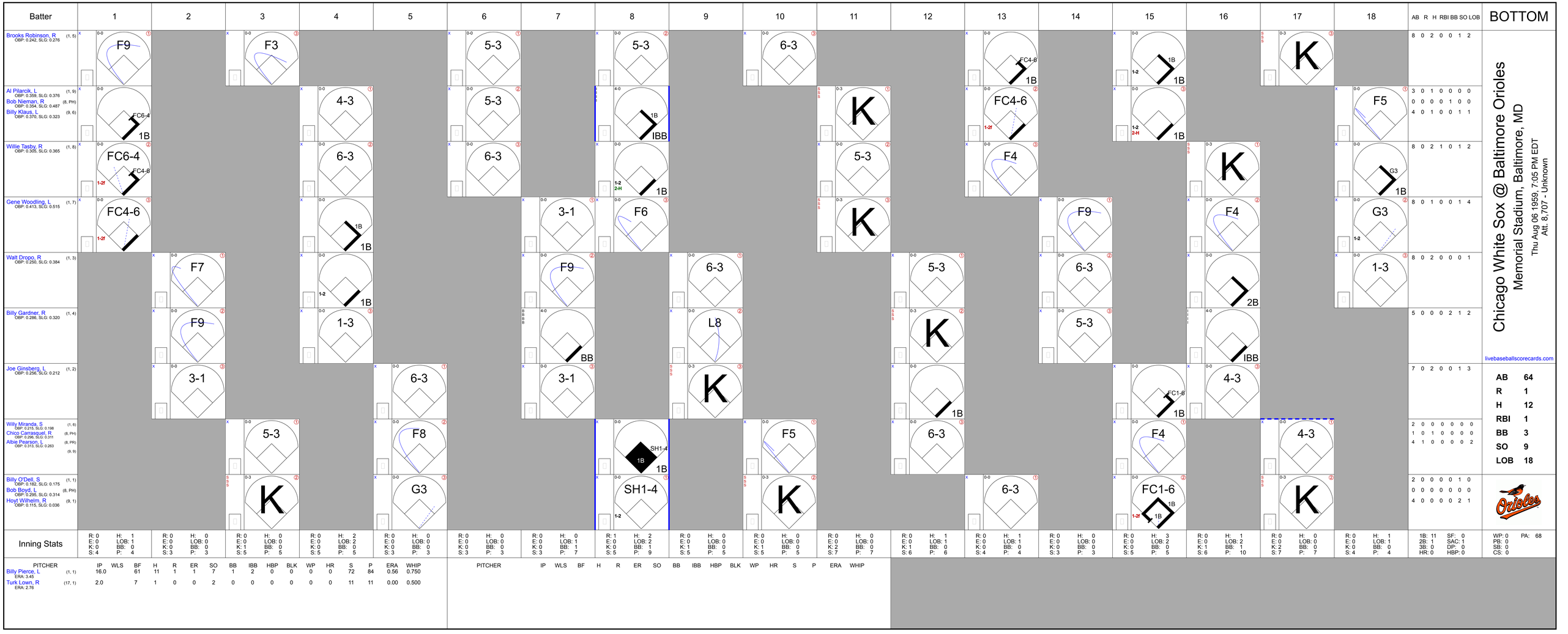
Batter
1
2
3
4
5
6
7
8
9
10
11
12
13
14
15
16
17
18
AB R H RBI BB SO LOB
BOTTOM
Brooks Robinson, R (1, 5)
OBP: 0.242, SLG: 0.276
F9
F3
5-3
5-3
6-3
FC4-6
1B
1B
8 0 2 0 0 1 2
Al Pilarcik, L (1, 9)
OBP: 0.359, SLG: 0.376
Bob Nieman, R (8, PH)
OBP: 0.354, SLG: 0.487
Billy Klaus, L (9, 6)
OBP: 0.370, SLG: 0.323
FC6-4
1B
4-3
5-3
1B
IBB
K
FC4-6
1-2f
1B
1-2
2-H
1B
F5
3 0 1 0 0 0 0
0 0 0 0 1 0 0
4 0 1 0 0 1 1
Willie Tasby, R (1, 8)
OBP: 0.305, SLG: 0.365
FC6-4
FC4-6
1-2f
6-3
6-3
1-2
2-H
1B
5-3
F4
K
F4
G3
1B
8 0 2 1 0 1 2
Gene Woodling, L (1, 7)
OBP: 0.413, SLG: 0.515
FC4-6
1-2f
1B
1B
3-1
F6
K
F9
G3
1-2
8 0 1 0 0 1 4
Walt Dropo, R (1, 3)
OBP: 0.250, SLG: 0.384
F7
1-2
1B
F9
6-3
5-3
6-3
F4
2B
1-3
8 0 2 0 0 0 1
Billy Gardner, R (1, 4)
OBP: 0.286, SLG: 0.320
F9
1-3
BB
L8
K
5-3
IBB
5 0 0 0 2 1 2
Joe Ginsberg, L (1, 2)
OBP: 0.256, SLG: 0.212
3-1
6-3
3-1
K
1B
FC1-6
1B
4-3
7 0 2 0 0 1 3
Willy Miranda, S (1, 6)
OBP: 0.215, SLG: 0.198
Chico Carrasquel, R (8, PH)
OBP: 0.296, SLG: 0.311
Albie Pearson, L (8, PR)
OBP: 0.313, SLG: 0.263
(9, 9)
5-3
F8
SH1-4
1B
F5
6-3
F4
4-3
2 0 0 0 0 0 0
1 0 1 0 0 0 0
4 1 0 0 0 0 2
Billy O'Dell, S (1, 1)
OBP: 0.182, SLG: 0.175
Bob Boyd, L (8, PH)
OBP: 0.295, SLG: 0.314
Hoyt Wilhelm, R (9, 1)
OBP: 0.115, SLG: 0.036
K
G3
SH1-4
1-2
K
6-3
FC1-6
1B
1-2f
1B
K
2 0 0 0 0 1 0
0 0 0 0 0 0 0
4 0 0 0 0 2 1
Inning Stats
R: 0 H: 1
E: 0 LOB: 1
K: 0 BB: 0
S: 4 P: 4
R: 0 H: 0
E: 0 LOB: 0
K: 0 BB: 0
S: 3 P: 3
R: 0 H: 0
E: 0 LOB: 0
K: 1 BB: 0
S: 5 P: 5
R: 0 H: 2
E: 0 LOB: 2
K: 0 BB: 0
S: 5 P: 5
R: 0 H: 0
E: 0 LOB: 0
K: 0 BB: 0
S: 3 P: 3
R: 0 H: 0
E: 0 LOB: 0
K: 0 BB: 0
S: 3 P: 3
R: 0 H: 0
E: 0 LOB: 1
K: 0 BB: 1
S: 3 P: 7
R: 1 H: 2
E: 0 LOB: 2
K: 0 BB: 1
S: 5 P: 9
R: 0 H: 0
E: 0 LOB: 0
K: 1 BB: 0
S: 5 P: 5
R: 0 H: 0
E: 0 LOB: 0
K: 1 BB: 0
S: 5 P: 5
R: 0 H: 0
E: 0 LOB: 0
K: 1 BB: 0
S: 7 P: 7
R: 0 H: 1
E: 0 LOB: 1
K: 1 BB: 0
S: 6 P: 6
R: 0 H: 1
E: 0 LOB: 1
K: 0 BB: 0
S: 4 P: 4
R: 0 H: 0
E: 0 LOB: 0
K: 0 BB: 0
S: 3 P: 3
R: 0 H: 3
E: 0 LOB: 2
K: 0 BB: 0
S: 5 P: 5
R: 0 H: 1
E: 0 LOB: 2
K: 1 BB: 1
S: 6 P: 10
R: 0 H: 0
E: 0 LOB: 0
K: 2 BB: 0
S: 7 P: 7
R: 0 H: 1
E: 0 LOB: 1
K: 0 BB: 0
S: 4 P: 4
1B: 11 SF: 0
2B: 1 SAC: 1
3B: 0 DP: 0
HR: 0 HBP: 0
WP: 0 PA: 68
PB: 0
SB: 0
CS: 0
Chicago White Sox @ Baltimore Orioles
Memorial Stadium, Baltimore, MD
Thu Aug 06 1959, 7:05 PM EDT
Att. 8,707 - Unknown
livebaseballscorecards.com
AB 64
R 1
H 12
RBI 1
BB 3
SO 9
LOB 18
PITCHER IP WLS BF H R ER SO BB IBB HBP BLK WP HR S P ERA WHIP
Billy Pierce, L (1, 1)
ERA: 3.45
16.0 61 11 1 7 1 2 1 0 0 0 0 0 72 84 0.56 0.750
Turk Lown, R (17, 1)
ERA: 2.76
2.0 7 1 0 0 2 0 0 0 0 0 0 11 11 0.00 0.500
PITCHER IP WLS BF H R ER SO BB IBB HBP BLK WP HR S P ERA WHIP

Batter	1	2	3	4	5	6	7	8	9	AB	R	H	RBI	BB	SO	LOB
Luis Aparicio, R (1, 6) OBP: 0.326, SLG: 0.347	4-3	F8			SH1-4 S 1B 1B	5-3			6-3	5	1	1	0	0	0	2
Nellie Fox, L (1, 4) OBP: 0.394, SLG: 0.412	E4 1B 1B		F7		BBB 4-0 1B SH1-4 1-2 BB		G3		F7	4	1	0	0	1	0	0
Jim Landis, R (1, 8) OBP: 0.359, SLG: 0.351	1B 1-2 1B		S 1B 1B		SH1-4 1-2 2-3		E4 G5-4-3		PB 1B	4	1	3	0	0	0	0
John Romano, R (1, 2) OBP: 0.404, SLG: 0.517	SSS 0-3 K		F4 1-2		SSS 0-3 K		G5-4-3 1-2f		BBBB FC5-4 1-2 BB	4	0	0	0	1	2	6
Billy Goodman, L (1, 5) OBP: 0.270, SLG: 0.232 Sammy Esposito, R (8, PR) OBP: 0.313, SLG: 0.357 (8, 5)	1-3 2-H 1B	2-H 1B			2-3 3-H 1B			BBBB 4-0 E 1B BB	FC5-4 1-2f	3 1	0 1	3 0	3 0	1 0	0 0	0 2
Al Smith, R (1, 7) OBP: 0.333, SLG: 0.392	4-3	F8			6-3			E6 1B 1-2		4	0	0	0	0	0	6
Earl Torgeson, L (1, 3) OBP: 0.369, SLG: 0.374		SH3 1B		4-3		FC5-4 1B		SSS 0-3 K		4	0	2	0	0	1	2
Jim McAnany, R (1, 9) OBP: 0.356, SLG: 0.375		SSS 0-3 K		F7		FC5-4 1-2f		G4-3 1-3 2-H 1B		4	0	1	1	0	1	2
Bob Shaw, R (1, 1) OBP: 0.216, SLG: 0.170		SH3 1-2		SSS 0-3 K		SSS 0-3 K		G4-3 1-2f		3	0	0	0	0	2	3
Inning Stats	R: 1 E: 1 K: 1 S: 8 H: 2 LOB: 2 BB: 0 P: 8	R: 0 E: 0 K: 1 S: 6 H: 1 LOB: 1 BB: 0 P: 6	R: 1 E: 0 K: 0 S: 5 H: 2 LOB: 1 BB: 0 P: 5	R: 0 E: 0 K: 1 S: 5 H: 0 LOB: 0 BB: 0 P: 5	R: 1 E: 0 K: 1 S: 7 H: 2 LOB: 2 BB: 1 P: 11	R: 0 E: 0 K: 1 S: 6 H: 1 LOB: 1 BB: 0 P: 6	R: 0 E: 1 K: 0 S: 3 H: 0 LOB: 0 BB: 0 P: 3	R: 1 E: 1 K: 1 S: 6 H: 1 LOB: 2 BB: 1 P: 10	R: 0 E: 0 K: 0 S: 4 H: 1 LOB: 2 BB: 1 P: 8	1B: 10 2B: 0 3B: 0 HR: 0 SF: 0 SAC: 2 DP: 2 HBP: 0						

TOP

Chicago White Sox @ Washington Senators

Griffith Stadium, Washington, DC

Fri Aug 07 1959, 7:05 PM EDT

Att. 7,702 - Unknown

livebaseballscorecards.com

AB	36
R	4
H	10
RBI	4
BB	3
SO	6
LOB	23

PA: 41

WP: 0 PB: 1 SB: 2 CS: 0

PITCHER		IP	WLS	BF	H	R	ER	SO	BB	IBB	HBP	BLK	WP	HR	S	P	ERA	WHIP
Bill Fischer, R ERA: 4.31	(1, 1)	7.0	L	31	8	3	2	5	1	0	0	0	0	0	40	44	2.57	1.286
Hal Woodeshick, L ERA: 5.5	(8, 1)	0.1		4	1	1	0	1	1	0	0	0	0	0	5	9	0.00	6.000
Hal Griggs, R ERA: 5.26	(8, 1)	1.2		6	1	0	0	0	1	0	0	0	0	0	5	9	0.00	1.200

PITCHER	IP	WLS	BF	H	R	ER	SO	BB	IBB	HBP	BLK	WP	HR	S	P	ERA	WHIP

Batter	1	2	3	4	5	6	7	8	9	AB	R	H	RBI	BB	SO	LOB
Zoilo Versalles, R (1, 6) OBP: 0.294, SLG: 0.344	5-3			BBBB FC5-4 1B BB		6-3		F4		3	0	0	0	1	0	0
Lenny Green, L (1, 9) OBP: 0.324, SLG: 0.365	6-3			FC5-4 1-2 1B		G5-4-3 1B		4-3		4	0	2	0	0	0	0
Jim Lemon, R (1, 7) OBP: 0.333, SLG: 0.532	F8			FC5-4 1-2f 2-3		G5-4-3 1-2f		E5 1B		4	0	0	0	0	0	3
Bob Allison, R (1, 8) OBP: 0.336, SLG: 0.540		F6		F2			4-3	1-2 1B		4	0	1	0	0	0	2
Clint Courtney, L (1, 2) OBP: 0.325, SLG: 0.280		4-3		F8			4-3	4-3		4	0	0	0	0	0	4
Harmon Killebrew, R (1, 5) OBP: 0.358, SLG: 0.547		F8			SSS K		1B 1B 1B		SSS K	4	1	1	0	0	2	0
Roy Sievers, R (1, 3) OBP: 0.306, SLG: 0.442			5-3		5-3		1B 1-2 1B		4-3	4	0	1	0	0	0	0
Ron Samford, R (1, 4) OBP: 0.266, SLG: 0.335			5-3		1B		1-3 2-H 1B		1B	2	0	1	0	0	0	0
Julio Becquer, L (7, PH) OBP: 0.259, SLG: 0.336										1	0	1	1	0	0	0
Ken Aspromonte, R (7, PR) OBP: 0.339, SLG: 0.338 (8, 4)										1	0	1	0	0	0	0
Bill Fischer, R (1, 1) OBP: 0.143, SLG: 0.103			F9		1-3		SSS K		F7	2	0	0	0	0	0	1
Faye Throneberry, L (7, PH) OBP: 0.334, SLG: 0.407										1	0	0	0	0	1	2
Hal Woodeshick, R (8, 1)										0	0	0	0	0	0	0
Hal Griggs, R (8, 1) OBP: 0.059, SLG: 0.059										0	0	0	0	0	0	0
Hal Naragon, L (9, PH) OBP: 0.297, SLG: 0.321										1	0	0	0	0	0	1
Inning Stats	R: 0 E: 0 K: 0 S: 3 H: 0 LOB: 0 BB: 0 P: 3	R: 0 E: 0 K: 0 S: 3 H: 0 LOB: 0 BB: 0 P: 3	R: 0 E: 0 K: 0 S: 3 H: 0 LOB: 0 BB: 0 P: 3	R: 0 E: 0 K: 0 S: 4 H: 1 LOB: 2 BB: 1 P: 8	R: 0 E: 0 K: 1 S: 6 H: 1 LOB: 1 BB: 0 P: 6	R: 0 E: 0 K: 0 S: 3 H: 1 LOB: 0 BB: 0 P: 3	R: 1 E: 0 K: 1 S: 8 H: 3 LOB: 2 BB: 0 P: 8	R: 0 E: 1 K: 0 S: 5 H: 1 LOB: 2 BB: 0 P: 5	R: 0 E: 0 K: 1 S: 6 H: 1 LOB: 1 BB: 0 P: 6	1B: 8 2B: 0 3B: 0 HR: 0	SF: 0 SAC: 0 DP: 1 HBP: 0			WP: 0 PB: 0 SB: 0 CS: 0	PA: 36		

PITCHER	IP	WLS	BF	H	R	ER	SO	BB	IBB	HBP	BLK	WP	HR	S	P	ERA	WHIP
Bob Shaw, R (1, 1) ERA: 2.95	9.0	W	36	8	1	1	3	1	0	0	0	0	0	41	45	1.00	1.000

PITCHER	IP	WLS	BF	H	R	ER	SO	BB	IBB	HBP	BLK	WP	HR	S	P	ERA	WHIP

BOTTOM

Chicago White Sox @ Washington Senators

Griffith Stadium, Washington, DC

Fri Aug 07 1959, 7:05 PM EDT

Att. 7,702 - Unknown

livebaseballscorecards.com

AB	35
R	1
H	8
RBI	1
BB	1
SO	3
LOB	13

Chicago White Sox @ Washington Senators

Griffith Stadium, Washington, DC

Sun Aug 09 1959, 3:33 AM EDT

Unknown

TOP

livebaseballscorecards.com

Batter	1	2	3	4	5	6	7	8	9	AB	R	H	RBI	BB	SO	LOB
Luis Aparicio, R (1, 6) OBP: 0.325, SLG: 0.352	6-3		FC3-6 (6-3, S, 2B) 1-2f		HR		F8		5-3	5	2	1	1	0	0	2
Nellie Fox, L (1, 4) OBP: 0.395, SLG: 0.413	1B		6-3 1-3		F8		2-H 1B			4	0	2	1	0	0	1
Jim Landis, R (1, 8) OBP: 0.363, SLG: 0.358	F4		3-H 2B		1B			WP E 1B		4	1	3	1	0	0	1
John Romano, R (1, 2) OBP: 0.389, SLG: 0.495	K		F5		F7			1-H E3 CS		4	0	0	0	0	1	3
Al Smith, R (1, 7) OBP: 0.330, SLG: 0.388		6-3		L3		F3		K 1-2		4	0	0	0	0	1	1
Bubba Phillips, R (1, 5) OBP: 0.324, SLG: 0.383		E3 FC5-4		5-3		F7		1B		3	0	0	0	0	0	0
Billy Goodman, L (8, PH) OBP: 0.275, SLG: 0.237										1	0	1	0	0	0	0
Sammy Esposito, R (8, PR) (8, 5)										0	0	0	0	0	0	0
Harry Simpson, L (1, 3) OBP: 0.284, SLG: 0.425		F7		1B		K		4-3		4	0	1	0	0	1	2
Earl Torgeson, L (8, 3) OBP: 0.369, SLG: 0.374										0	0	0	0	0	0	0
Jim McAnany, R (1, 9) OBP: 0.353, SLG: 0.371		FC5-4 1-2f		F7			SH1-4 1B	1B	F3	4	1	1	0	0	0	2
Ken McBride, R (1, 1) OBP: 0.200, SLG: 0.200			FC3-6 1B		5-3		SH1-4 1-2		K	2	0	1	0	0	0	0
Ray Moore, R (5, 1) OBP: 0.158, SLG: 0.167										0	0	0	0	0	0	0
Gerry Staley, R (5, 1) OBP: 0.250, SLG: 0.250										1	0	0	0	0	1	0

Inning Stats	1	2	3	4	5	6	7	8	9
	R: 0 E: 0 K: 1 S: 6	H: 1 LOB: 1 BB: 0 P: 6	R: 0 E: 1 K: 0 S: 4	H: 0 LOB: 1 BB: 0 P: 4	R: 1 E: 0 K: 0 S: 5	H: 2 LOB: 1 BB: 0 P: 5	R: 0 E: 0 K: 0 S: 4	H: 1 LOB: 1 BB: 0 P: 4	R: 1 E: 0 K: 0 S: 5	H: 2 LOB: 1 BB: 0 P: 5	R: 0 E: 0 K: 1 S: 5	H: 0 LOB: 0 BB: 0 P: 5	R: 1 E: 0 K: 0 S: 4	H: 2 LOB: 1 BB: 0 P: 4	R: 1 E: 1 K: 1 S: 7	H: 2 LOB: 1 BB: 0 P: 7	R: 0 E: 0 K: 1 S: 5	H: 0 LOB: 0 BB: 0 P: 5

	AB	36
	R	4
	H	10
	RBI	3
	BB	0
	SO	4
	LOB	12

	1B: 8	SF: 0	WP: 1	PA: 37
	2B: 1	SAC: 1	PB: 0	
	3B: 0	DP: 0	SB: 1	
	HR: 1	HBP: 0	CS: 1	

PITCHER		IP	WLS	BF	H	R	ER	SO	BB	IBB	HBP	BLK	WP	HR	S	P	ERA	WHIP
Chuck Stobbs, L ERA: 2.86	(1, 1)	7.0		29	8	3	3	2	0	0	0	0	0	1	33	33	3.86	1.143
Dick Hyde, R ERA: 5.3	(8, 1)	2.0	L	8	2	1	1	2	0	0	0	0	1	0	12	12	4.50	1.000

PITCHER	IP	WLS	BF	H	R	ER	SO	BB	IBB	HBP	BLK	WP	HR	S	P	ERA	WHIP

BOTTOM

Chicago White Sox @ Washington Senators

Griffith Stadium, Washington, DC

Sun Aug 09 1959, 3:33 AM EDT

Unknown

livebaseballscorecards.com

Batter	1	2	3	4	5	6	7	8	9	AB	R	H	RBI	BB	SO	LOB
Zoilo Versalles, R (1, 6) OBP: 0.263, SLG: 0.306 Julio Becquer, L (9, PH) OBP: 0.257, SLG: 0.333	6-3		1-3		FC1-5 BB 1B 2-3		F9		F7	4 1	0 0	0 0	0 0	0 0	0 0	1 0
Lenny Green, L (1, 9) OBP: 0.321, SLG: 0.360	F7			F6	BB 1B 1-2		4-3			4	0	1	0	0	0	0
Jim Lemon, R (1, 7) OBP: 0.337, SLG: 0.532	BB			F7	BB 1-2 2-3			3-1 SH5-3 1B		2	0	1	0	2	0	0
Bob Allison, R (1, 8) OBP: 0.336, SLG: 0.538	6-3			BB	L5			SH5-3 1-2		2	0	0	0	1	0	4
Hal Naragon, L (1, 2) OBP: 0.296, SLG: 0.319		CS 1B		G3	G3			3-1 2-3		4	0	1	0	0	0	5
Harmon Killebrew, R (1, 5) OBP: 0.359, SLG: 0.553		F6			HR	K		BB		3	1	1	1	1	1	1
Roy Sievers, R (1, 3) OBP: 0.305, SLG: 0.438		K 1-2			SH 1B BB	5-3		F8		3	1	0	0	1	1	3
Ron Samford, R (1, 4) OBP: 0.263, SLG: 0.330			K		SH E 1-3	F8			F4	3	1	0	0	0	1	0
Chuck Stobbs, L (1, 1) OBP: 0.143, SLG: 0.143 Faye Throneberry, L (7, PH) OBP: 0.333, SLG: 0.406 Dick Hyde, R (8, 1) Clint Courtney, L (9, PH) OBP: 0.322, SLG: 0.277			G3		E3 FC1-5 2-H 3-H 1B		4-3		F8	2 1 0 1	0 0 0 0	1 0 0 0	1 0 0 0	0 0 0 0	0 0 0 0	0 0 0 0
Inning Stats	R: 0 H: 0 E: 0 LOB: 1 K: 0 BB: 1 S: 3 P: 7	R: 0 H: 1 E: 0 LOB: 1 K: 1 BB: 0 S: 5 P: 5	R: 0 H: 0 E: 0 LOB: 0 K: 1 BB: 0 S: 5 P: 5	R: 0 H: 0 E: 0 LOB: 1 K: 0 BB: 1 S: 3 P: 7	R: 3 H: 3 E: 2 LOB: 3 K: 0 BB: 2 S: 7 P: 15	R: 0 H: 0 E: 0 LOB: 0 K: 1 BB: 0 S: 5 P: 5	R: 0 H: 0 E: 0 LOB: 0 K: 0 BB: 0 S: 3 P: 3	R: 0 H: 1 E: 0 LOB: 2 K: 0 BB: 1 S: 4 P: 8	R: 0 H: 0 E: 0 LOB: 0 K: 0 BB: 0 S: 3 P: 3	1B: 4 2B: 1 3B: 0 HR: 1	SF: 0 SAC: 2 DP: 1 HBP: 0			WP: 0 PB: 0 SB: 0 CS: 1	PA: 37		

PITCHER	IP	WLS	BF	H	R	ER	SO	BB	IBB	HBP	BLK	WP	HR	S	P	ERA	WHIP
Ken McBride, R (1, 1) ERA: 2.38	4.0		18	3	3	2	2	3	0	0	0	0	1	19	31	4.50	1.500
Ray Moore, R (5, 1) ERA: 3.95	0.1		3	1	0	0	0	1	0	0	0	0	0	2	6	0.00	6.000
Gerry Staley, R (5, 1) ERA: 1.62	4.2	W	16	1	0	0	1	1	0	0	0	0	0	17	21	0.00	0.429

PITCHER	IP	WLS	BF	H	R	ER	SO	BB	IBB	HBP	BLK	WP	HR	S	P	ERA	WHIP

AB	30
R	3
H	5
RBI	2
BB	5
SO	3
LOB	14

Batter	1	2	3	4	5	6	7	8	9	AB	R	H	RBI	BB	SO	LOB
Luis Aparicio, R (1, 6) OBP: 0.322, SLG: 0.349	1-3	G6-3 1-2f			SH5-3 2-3		4-3	F7		4	0	0	0	0	0	2
Nellie Fox, L (1, 4) OBP: 0.397, SLG: 0.418	BB G3 E BB		4-3		1B 3-H 2B		F9		SH1-3 SF9 2B	4	3	2	1	1	0	0
Jim Landis, R (1, 8) OBP: 0.366, SLG: 0.358	BB 1-2 G3 E		G3-6-3 1B		6-3			BB 1B S	SH1-3 2-3	2	2	1	0	2	0	1
Earl Torgeson, L (1, 3) OBP: 0.369, SLG: 0.377	G3 1-2 2-3		G3-6-3 1-2f		1B 2-H S			1B 1-H 1B	SF9 3-H	4	1	2	3	0	0	3
Billy Goodman, L (1, 5) OBP: 0.274, SLG: 0.238	E1 2-H 3-H			1-3	F6 1-2			1B 1-3 3B	L1	4	0	1	0	0	0	1
Sammy Esposito, R (8, PR) OBP: 0.303, SLG: 0.345 (8, 5)								1B		1	1	0	0	0	0	0
Al Smith, R (1, 7) OBP: 0.332, SLG: 0.387	BB FC6-4			F4		F7		1B 1-3 3-H		3	0	1	1	1	0	0
Earl Battey, R (1, 2) OBP: 0.321, SLG: 0.367	FC6-4 1-2f			1B		L6		1B 3-H 3B		4	1	2	1	0	0	2
Jim McAnany, R (1, 9) OBP: 0.343, SLG: 0.359		F2		5-3		4-3		6-3		4	0	0	0	0	0	3
Early Wynn, S (1, 1) OBP: 0.329, SLG: 0.377		E6 G6-3			SH5-3 2B		6-3	1B 3-H		4	1	2	1	0	0	0
Inning Stats	R: 2 E: 1 K: 0 S: 4 H: 0 LOB: 2 BB: 3 P: 16	R: 0 E: 1 K: 0 S: 3 H: 0 LOB: 0 BB: 0 P: 3	R: 0 E: 0 K: 0 S: 3 H: 1 LOB: 0 BB: 0 P: 3	R: 0 E: 0 K: 0 S: 4 H: 1 LOB: 1 BB: 0 P: 4	R: 2 E: 0 K: 0 S: 6 H: 3 LOB: 1 BB: 0 P: 6	R: 0 E: 0 K: 0 S: 3 H: 0 LOB: 0 BB: 0 P: 3	R: 0 E: 0 K: 0 S: 3 H: 0 LOB: 0 BB: 0 P: 3	R: 4 E: 0 K: 0 S: 7 H: 5 LOB: 1 BB: 1 P: 11	R: 1 E: 0 K: 0 S: 4 H: 1 LOB: 0 BB: 0 P: 4	1B: 7 2B: 3 3B: 1 HR: 0	SF: 1 SAC: 2 DP: 2 HBP: 0						

PITCHER		IP	WLS	BF	H	R	ER	SO	BB	IBB	HBP	BLK	WP	HR	S	P	ERA	WHIP
Tex Clevenger, R ERA: 4.5	(1, 1)	6.0	L	26	5	4	2	0	3	0	0	0	0	0	23	35	3.00	1.333
Hal Griggs, R ERA: 5.63	(7, 1)	1.1		8	4	4	4	0	1	0	0	0	0	0	7	11	27.00	3.750
Russ Kemmerer, R ERA: 4.72	(8, 1)	0.2		3	1	0	0	0	0	0	0	0	0	0	3	3	0.00	1.500
Bill Fischer, R ERA: 4.34	(9, 1)	1.0		4	1	1	1	0	0	0	0	0	0	0	4	4	9.00	1.000

PITCHER	IP	WLS	BF	H	R	ER	SO	BB	IBB	HBP	BLK	WP	HR	S	P	ERA	WHIP

TOP

Chicago White Sox @ Washington Senators

Griffith Stadium, Washington, DC

Sun Aug 09 1959, 3:38 AM EDT
Att. 17,472 - Unknown

livebaseballscorecards.com

AB	34
R	9
H	11
RBI	7
BB	4
SO	0
LOB	12

PA: 41

WP: 0
PB: 0
SB: 2
CS: 0

Batter	1	2	3	4	5	6	7	8	9	AB	R	H	RBI	BB	SO	LOB
Ken Aspromonte, R (1, 4) OBP: 0.342, SLG: 0.337	K			FC4-6 1B		BB			6-3	3	0	1	0	1	1	0
Lenny Green, L (1, 9) OBP: 0.318, SLG: 0.356	F7			F7		F7			WP 1B	4	0	1	0	0	0	2
Julio Becquer, L (1, 3) OBP: 0.257, SLG: 0.327	6-3			FC4-6 1-2f			G3		BB 1-2	3	0	0	0	1	0	1
Jim Lemon, R (1, 7) OBP: 0.333, SLG: 0.526		1-3		F3			K		K	4	0	0	0	0	2	3
Bob Allison, R (1, 8) OBP: 0.335, SLG: 0.534		BB 8-3			K		F9		F4	3	0	0	0	1	1	2
Clint Courtney, L (1, 2) OBP: 0.322, SLG: 0.279		8-3 1-2f			F8			4-3 1B		3	0	1	0	0	0	1
Harmon Killebrew, R (1, 5) OBP: 0.357, SLG: 0.549			K		F3			F7		3	0	0	0	0	1	1
Zoilo Versalles, R (1, 6) OBP: 0.250, SLG: 0.289			2-3			5-3		4-3 1-2		2	0	0	0	0	0	0
Faye Throneberry, L (8, PH) OBP: 0.332, SLG: 0.404										1	0	0	0	0	0	1
Billy Consolo, R (9, 6) OBP: 0.279, SLG: 0.241										0	0	0	0	0	0	0
Tex Clevenger, R (1, 1) OBP: 0.154, SLG: 0.182			F2			F9		F4		1	0	0	0	0	0	0
Reno Bertoia, R (6, PH) OBP: 0.309, SLG: 0.365										1	0	0	0	0	0	0
Hal Griggs, R (7, 1) OBP: 0.059, SLG: 0.059										0	0	0	0	0	0	0
Russ Kemmerer, R (8, 1) OBP: 0.240, SLG: 0.159										0	0	0	0	0	0	0
Roy Sievers, R (8, PH) OBP: 0.304, SLG: 0.436										1	0	0	0	0	0	1
Bill Fischer, R (9, 1) OBP: 0.143, SLG: 0.103										0	0	0	0	0	0	0

BOTTOM

Chicago White Sox @ Washington Senators

Griffith Stadium, Washington, DC

Sun Aug 09 1959, 3:38 AM EDT

Att. 17,472 - Unknown

livebaseballscorecards.com

	AB	29
	R	0
	H	3
	RBI	0
	BB	3
	SO	5
	LOB	12

Inning Stats	1	2	3	4	5	6	7	8	9
	R: 0 E: 0 K: 1 S: 5	H: 0 LOB: 0 BB: 0 P: 5	R: 0 E: 0 K: 0 S: 2	H: 0 LOB: 0 BB: 1 P: 6	R: 0 E: 0 K: 1 S: 5	H: 0 LOB: 0 BB: 0 P: 5	R: 0 E: 0 K: 0 S: 4	H: 1 LOB: 1 BB: 0 P: 4	R: 0 E: 0 K: 1 S: 5	H: 0 LOB: 0 BB: 0 P: 5	R: 0 E: 0 K: 0 S: 3	H: 0 LOB: 1 BB: 1 P: 7	R: 0 E: 0 K: 1 S: 5	H: 0 LOB: 0 BB: 0 P: 5	R: 0 E: 0 K: 0 S: 4	H: 1 LOB: 1 BB: 0 P: 4	R: 0 E: 0 K: 1 S: 6	H: 1 LOB: 2 BB: 1 P: 10

1B: 3	SF: 0	WP: 1	PA: 32
2B: 1	SAC: 0	PB: 0	
3B: 0	DP: 1	SB: 0	
HR: 0	HBP: 0	CS: 0	

PITCHER	IP	WLS	BF	H	R	ER	SO	BB	IBB	HBP	BLK	WP	HR	S	P	ERA	WHIP
Early Wynn, R (1, 1) ERA: 3.34	9.0	W	32	3	0	0	5	3	0	0	0	1	0	39	51	0.00	0.667

PITCHER	IP	WLS	BF	H	R	ER	SO	BB	IBB	HBP	BLK	WP	HR	S	P	ERA	WHIP

Chicago White Sox @ Detroit Tigers

Briggs Stadium, Detroit, MI

Tue Aug 11 1959, 7:05 PM EDT

Att. 34,417 - Unknown

TOP

livebaseballscorecards.com

Batter	1	2	3	4	5	6	7	8	9	AB	R	H	RBI	BB	SO	LOB
Al Smith, R (1, 7) OBP: 0.332, SLG: 0.390	F9		P2			2B	F9		P3	3	0	1	0	0	0	0
Harry Simpson, L (7, PH) OBP: 0.281, SLG: 0.420										1	0	0	0	0	0	2
Ken McBride, R (7, 1) OBP: 0.200, SLG: 0.200										0	0	0	0	0	0	0
John Romano, R (9, PH) OBP: 0.385, SLG: 0.489										1	0	0	0	0	0	2
Nellie Fox, L (1, 4) OBP: 0.396, SLG: 0.415	F5			BB		F7		P4		3	0	0	0	1	0	1
Jim Landis, R (1, 8) OBP: 0.363, SLG: 0.355	5-3			L8		4-3		F5		4	0	0	0	0	0	2
Earl Torgeson, L (1, 3) OBP: 0.371, SLG: 0.379		1B		E3		L8		1B		4	0	2	0	0	0	2
Sherm Lollar, R (1, 2) OBP: 0.333, SLG: 0.421		K		K			1B	L8		2	0	0	0	0	2	3
Earl Battey, R (6, 2) OBP: 0.328, SLG: 0.392							2B			2	1	1	0	0	0	1
Billy Goodman, L (1, 5) OBP: 0.273, SLG: 0.238		K		L7			F7		1B	4	0	1	0	0	1	4
Jim McAnany, R (1, 9) OBP: 0.340, SLG: 0.356		L4			K		1B		K	4	0	1	0	0	2	2
Sammy Esposito, R (1, 6) OBP: 0.297, SLG: 0.333			K		L8		1B		K	4	0	1	1	0	2	1
Billy Pierce, L (1, 1) OBP: 0.261, SLG: 0.293										1	0	0	0	0	1	0
Norm Cash, L (5, PH) OBP: 0.327, SLG: 0.313										1	0	0	0	0	0	0
Ray Moore, R (5, 1) OBP: 0.158, SLG: 0.167										0	0	0	0	0	0	0
Rudy Arias, L (5, 1)										0	0	0	0	0	0	0
Jim Rivera, L (7, PH) OBP: 0.284, SLG: 0.390			K		F9		P4		1B	2	0	1	0	0	0	2
(7, 7)																

Inning Stats	1	2	3	4	5	6	7	8	9
	R: 0 E: 0 K: 0 S: 3	H: 0 LOB: 0 BB: 0 P: 3	R: 0 E: 0 K: 2 S: 8	H: 1 LOB: 1 BB: 0 P: 8	R: 0 E: 0 K: 2 S: 7	H: 0 LOB: 0 BB: 0 P: 7	R: 0 E: 1 K: 1 S: 6	H: 0 LOB: 2 BB: 1 P: 10	R: 0 E: 0 K: 1 S: 5	H: 0 LOB: 0 BB: 0 P: 5	R: 0 E: 0 K: 0 S: 4	H: 1 LOB: 1 BB: 0 P: 4	R: 1 E: 0 K: 0 S: 6	H: 3 LOB: 2 BB: 0 P: 6	R: 0 E: 0 K: 0 S: 4	H: 1 LOB: 1 BB: 0 P: 4	R: 0 E: 0 K: 2 S: 9	H: 2 LOB: 2 BB: 0 P: 9

| | | | | | | | | | | | | | | | |

BOTTOM

Chicago White Sox @ Detroit Tigers

Briggs Stadium, Detroit, MI

Tue Aug 11 1959, 7:05 PM EDT

Att. 34,417 - Unknown

livebaseballscorecards.com

Batter	1	2	3	4	5	6	7	8	9	AB	R	H	RBI	BB	SO	LOB
Eddie Yost, R (1, 5) OBP: 0.420, SLG: 0.404	1B 2B	F5			BBBB 4-0 4-3 1B 4-3 BB	BBBB 4-0 1B BB		SSS 0-3 K2-3		3	2	1	0	2	1	0
Frank Bolling, R (1, 4) OBP: 0.340, SLG: 0.380	BBBB 4-0 1B HR BB	P4			0-0 4-3 4-3 1-2 1B 1B	0-0 1-2 1B				3	2	2	0	1	0	0
Harvey Kuenn, R (1, 9) OBP: 0.403, SLG: 0.484	0-0 1-2 2-H HR 1B	F9			0-0 4-3 1-2 2-3	0-0 F9				4	1	1	1	0	0	4
Al Kaline, R (1, 8) OBP: 0.403, SLG: 0.544	0-0 1-H 2-H HR	BBBB 4-0 FC5-4 BB			IIII 4-0 4-3 1B IBB		0-0 4-3 S 1B			2	2	2	3	2	0	0
Red Wilson, R (1, 2) OBP: 0.324, SLG: 0.450	0-0 5-3	0-0 FC5-4 1-2f			0-0 4-3 1-2 2-3 3-H		0-0 5-3 1-2			4	0	0	1	0	0	4
Charlie Maxwell, L (1, 7) OBP: 0.355, SLG: 0.469	0-0 F8		0-0 L4		0-0 2-H 3-H 1B		0-0 4-3 2-3			4	0	1	2	0	0	1
Gus Zernial, R (1, 3) OBP: 0.263, SLG: 0.423 Gail Harris, L (6, 3) OBP: 0.285, SLG: 0.351	0-0 6-3		0-0 5-3		0-0 6-3		0-0 4-3			3 1	0 0	0 0	0 0	0 0	0 0	1 1
Coot Veal, R (1, 6) OBP: 0.290, SLG: 0.256		0-0 6-3		0-0 HR		0-0 1-3		0-0 P5		4	1	1	1	0	0	0
Jim Bunning, R (1, 1) OBP: 0.209, SLG: 0.250		0-0 F7		0-0 P4		SSS 0-3 K		SSS 0-3 K		4	0	0	0	0	2	0
Inning Stats	R: 4 H: 3 E: 0 LOB: 0 K: 0 BB: 1 S: 6 P: 10	R: 0 H: 0 E: 0 LOB: 0 K: 0 BB: 0 S: 3 P: 3	R: 0 H: 0 E: 0 LOB: 1 K: 0 BB: 1 S: 3 P: 7	R: 1 H: 1 E: 0 LOB: 0 K: 0 BB: 0 S: 4 P: 4	R: 3 H: 2 E: 0 LOB: 1 K: 0 BB: 2 S: 5 P: 13	R: 0 H: 1 E: 0 LOB: 2 K: 1 BB: 1 S: 6 P: 10	R: 0 H: 1 E: 0 LOB: 1 K: 0 BB: 0 S: 4 P: 4	R: 0 H: 0 E: 0 LOB: 0 K: 2 BB: 0 S: 7 P: 7		1B: 5 SF: 0 2B: 1 SAC: 0 3B: 0 DP: 0 HR: 2 HBP: 0						

AB	32
R	8
H	8
RBI	8
BB	5
SO	3
LOB	11

WP: 0 PA: 37
PB: 0
SB: 1
CS: 0

PITCHER		IP	WLS	BF	H	R	ER	SO	BB	IBB	HBP	BLK	WP	HR	S	P	ERA	WHIP
Billy Pierce, L ERA: 3.61	(1, 1)	4.0	L	18	4	5	5	0	2	0	0	0	0	2	16	24	11.25	1.500
Ray Moore, R ERA: 4.29	(5, 1)	0.2		5	1	3	3	0	1	1	0	0	0	0	3	11	40.50	3.000
Rudy Arias, L ERA: 4.43	(5, 1)	1.1		7	2	0	0	1	1	0	0	0	0	0	8	12	0.00	2.250
Ken McBride, R ERA: 2.03	(7, 1)	2.0		7	1	0	0	2	0	0	0	0	0	0	11	11	0.00	0.500

PITCHER	IP	WLS	BF	H	R	ER	SO	BB	IBB	HBP	BLK	WP	HR	S	P	ERA	WHIP

Batter	1	2	3	4	5	6	7	8	9	AB	R	H	RBI	BB	SO	LOB
Jim Landis, R (1, 8) OBP: 0.369, SLG: 0.356	x 0-0 4-3 1B		B B B B 4-0 2B BB		B B B B 4-0 SH5-4 BB FC3 BB	x 0-0 ① SH5-4 1-2 2-3	H 1-0 HBP			1	2	1	0	2	0	0
Nellie Fox, L (1, 4) OBP: 0.398, SLG: 0.418	x 0-0 ① L8		x 0-0 1-H 2B 2B		B B B B 4-0 FC3 SH5-4 1-2 HR BB	x 0-0 2B 2-H 3-H 1B	x 0-0 ③ G3			4	3	2	3	1	0	2
Billy Goodman, L (1, 5) OBP: 0.280, SLG: 0.260 Bubba Phillips, R (6, PR) OBP: 0.323, SLG: 0.382 (6, 5)	x 0-0 ② 4-3 1-2		x 0-0 2-H 1B 2B		x 0-0 ① SH5-4 1-2 2-3	x 0-0 BB 1-H FC4-6 2B		x 0-0 ① L8		3	1	2	2	0	0	1
										1	1	0	0	0	0	0
Earl Torgeson, L (1, 3) OBP: 0.372, SLG: 0.377	x 0-0 ③ G3		x 0-0 2-H 1B		x 0-0 FC3 HR 2-3 3-H	B B B B 4-0 FC4-6 BB BB		x 0-0 ② F5		4	1	1	2	1	0	2
Sherm Lollar, R (1, 2) OBP: 0.336, SLG: 0.429		x 0-0 ① 5-3	x 0-0 ③ 5-3		x 0-0 1-H 3-H HR	B B B B 4-0 FC4-6 1-2 2-3 BB		x 0-0 FC4-6 1B		4	1	2	3	1	0	1
Harry Simpson, L (1, 9) OBP: 0.266, SLG: 0.395 Jim McAnany, R (8, 9) OBP: 0.340, SLG: 0.356		S S S 0-3 ② K	S S S 0-3 ① K	x 0-0 ② 4-3	x 0-0 ② FC4-6 1-2f 2-3 3-H		x 0-0 ③ FC4-6 1-2f		S S S 0-3 ① K	5	0	0	1	0	2	3
										0	0	0	0	0	0	0
Jim Rivera, L (1, 7) OBP: 0.272, SLG: 0.371		S S S 0-3 ③ K	x 0-0 ② 4-3	x 0-0 ③ 5-3	x 0-0 ③ L8				S S S 0-3 ① K	5	0	0	0	0	2	3
Sammy Esposito, R (1, 6) OBP: 0.310, SLG: 0.306			x 0-0 ① 4-3	B B B B 4-0 FC4-6 BB	B B B B 4-0 SH5-4 BB 1B BB	S S S 0-3 ① K		x 0-0 ② 5-3		3	1	0	0	2	1	0
Barry Latman, R (1, 1) OBP: 0.229, SLG: 0.219 Gerry Staley, R (4, 1) OBP: 0.333, SLG: 0.250 John Romano, R (7, PH) OBP: 0.382, SLG: 0.484 Turk Lown, R (7, 1) OBP: 0.286, SLG: 0.286			S S S 0-3 ② K	x 0-0 ③ FC4-6 1-2f	B B B B 4-0 SH5-4 1-2 1B BB	S S S 0-3 ② K		x 0-0 ③ 4-3		2	0	0	0	1	1	
										0	1	0	0	1	0	0
										1	0	0	0	0	1	0
										1	0	0	0	0	0	0
Inning Stats	R: 0 E: 0 K: 0 S: 4 H: 1 LOB: 1 BB: 0 P: 4	R: 0 E: 0 K: 2 S: 7 H: 0 LOB: 0 BB: 0 P: 7	R: 3 E: 0 K: 1 S: 8 H: 3 LOB: 1 BB: 1 P: 12	R: 0 E: 0 K: 1 S: 5 H: 0 LOB: 1 BB: 1 P: 9	R: 4 E: 0 K: 0 S: 5 H: 1 LOB: 0 BB: 2 P: 13	R: 4 E: 0 K: 0 S: 5 H: 2 LOB: 3 BB: 4 P: 21	R: 0 E: 0 K: 2 S: 7 H: 0 LOB: 1 BB: 0 P: 8	R: 0 E: 0 K: 0 S: 4 H: 1 LOB: 1 BB: 0 P: 4	R: 0 E: 0 K: 1 S: 5 H: 0 LOB: 0 BB: 0 P: 5	1B: 4 2B: 3 3B: 0 HR: 1 SF: 0 SAC: 2 DP: 0 HBP: 1							

Chicago White Sox @ Detroit Tigers

Briggs Stadium, Detroit, MI

Wed Aug 12 1959, 4:33 AM EDT

Att. 12,820 - Unknown

TOP

livebaseballscorecards.com

AB	34
R	11
H	8
RBI	11
BB	8
SO	7
LOB	13

WP: 0 PB: 0 SB: 0 CS: 0 PA: 45

PITCHER		IP	WLS	BF	H	R	ER	SO	BB	IBB	HBP	BLK	WP	HR	S	P	ERA	WHIP
Paul Foytack, R ERA: 4.88	(1, 1)	3.0		14	4	3	3	3	1	0	0	0	0	0	19	23	9.00	1.667
Pete Burnside, L ERA: 3.83	(4, 1)	2.0	L	11	1	4	4	1	3	0	0	0	0	1	10	22	18.00	2.000
Barney Schultz, R ERA: 4.42	(6, 1)	0.1		7	2	4	4	0	4	0	0	0	0	0	3	19	108.00	18.000
Dave Sisler, R ERA: 4.99	(6, 1)	2.2		10	1	0	0	2	0	0	1	0	0	0	13	14	0.00	0.375
Ray Narleski, R ERA: 5.57	(9, 1)	1.0		3	0	0	0	1	0	0	0	0	0	0	5	5	0.00	0.000

PITCHER	IP	WLS	BF	H	R	ER	SO	BB	IBB	HBP	BLK	WP	HR	S	P	ERA	WHIP

Batter	1	2	3	4	5	6	7	8	9	AB	R	H	RBI	BB	SO	LOB
Eddie Yost, R (1, 5) OBP: 0.419, SLG: 0.404	CS 1B		6-3		5-3		HR 1B	G3		5	1	2	0	0	0	2
Frank Bolling, R (1, 4) OBP: 0.341, SLG: 0.390	F9			HR 1B	5-3		1-H HR		F3	5	2	2	2	0	0	1
Harvey Kuenn, R (1, 9) OBP: 0.406, SLG: 0.494	K 1-2			1-H HR	1B 1B		L1-3 1B		F8	5	1	3	2	0	1	1
Al Kaline, R (1, 8) OBP: 0.403, SLG: 0.550		L7		HR	1-3 1B		L1-3 1-2		L6	5	1	2	1	0	0	1
Charlie Maxwell, L (1, 7) OBP: 0.351, SLG: 0.463		F9		K	4-3		F9		F9	5	0	0	0	0	1	4
Gail Harris, L (1, 3) OBP: 0.288, SLG: 0.353		K		2B 1B		4-3 1B	P6			4	1	2	0	0	1	1
Red Wilson, R (1, 2) OBP: 0.328, SLG: 0.453 Lou Berberet, L (3, PR) OBP: 0.286, SLG: 0.365 (4, 2)			1B	1-H 2B	4-3 1-2		K			1 3	0 0	1 1	0 1	0 0	0 1	0 1
Coot Veal, R (1, 6) OBP: 0.281, SLG: 0.247 Ted Lepcio, R (8, PH) OBP: 0.333, SLG: 0.409 (9, 6)			F7	5-3	L8			1B		3 1	0 0	0 1	0 0	0 0	0 0	3 0
Paul Foytack, R (1, 1) OBP: 0.138, SLG: 0.091 Neil Chrisley, L (3, PH) OBP: 0.224, SLG: 0.360 Pete Burnside, R (4, 1) Barney Schultz, R (6, 1) OBP: 1.000, SLG: 1.000 Dave Sisler, R (6, 1) OBP: 0.200, SLG: 0.200 Steve Demeter, R (8, PH) OBP: 0.167, SLG: 0.333 Ray Narleski, R (9, 1) OBP: 0.125, SLG: 0.250			F2	K	K		K		P6	0 1 1 0 1 1 0	0 0 0 0 0 0 0	0 0 0 0 0 0 0	0 0 0 0 0 0 0	0 0 0 0 0 0 0	0 1 1 0 1 1 0	0 1 1 0 1 1 0
Inning Stats	R: 0 E: 0 K: 1 S: 5 H: 1 LOB: 1 BB: 0 P: 5	R: 0 E: 0 K: 1 S: 5 H: 0 LOB: 0 BB: 0 P: 5	R: 0 E: 0 K: 0 S: 4 H: 1 LOB: 1 BB: 0 P: 4	R: 4 E: 0 K: 2 S: 12 H: 5 LOB: 1 BB: 0 P: 12	R: 0 E: 0 K: 0 S: 5 H: 2 LOB: 2 BB: 0 P: 5	R: 0 E: 0 K: 1 S: 6 H: 1 LOB: 1 BB: 0 P: 6	R: 2 E: 0 K: 0 S: 6 H: 3 LOB: 1 BB: 0 P: 6	R: 0 E: 0 K: 1 S: 6 H: 1 LOB: 1 BB: 0 P: 6	R: 0 E: 1 K: 0 S: 4 H: 0 LOB: 1 BB: 0 P: 4	1B: 10 2B: 2 3B: 0 HR: 3	SF: 0 SAC: 0 DP: 1 HBP: 0			WP: 0 PB: 0 SB: 0 CS: 1	PA: 41		

PITCHER		IP	WLS	BF	H	R	ER	SO	BB	IBB	HBP	BLK	WP	HR	S	P	ERA	WHIP
Barry Latman, R ERA: 4.0	(1, 1)	3.0		13	5	3	3	2	0	0	0	0	0	2	17	17	9.00	1.667
Gerry Staley, R ERA: 1.67	(4, 1)	3.0	W	14	5	1	1	3	0	0	0	0	0	0	20	20	3.00	1.667
Turk Lown, R ERA: 2.92	(7, 1)	3.0	S	14	4	2	2	1	0	0	0	0	0	1	16	16	6.00	1.333

PITCHER	IP	WLS	BF	H	R	ER	SO	BB	IBB	HBP	BLK	WP	HR	S	P	ERA	WHIP

BOTTOM

Chicago White Sox @ Detroit Tigers

Briggs Stadium, Detroit, MI

Wed Aug 12 1959, 4:33 AM EDT

Att. 12,820 - Unknown

livebaseballscorecards.com

AB	41
R	6
H	14
RBI	6
BB	0
SO	6
LOB	18

Batter	1	2	3	4	5	6	7	8	9	AB	R	H	RBI	BB	SO	LOB
Al Smith, R (1, 7) OBP: 0.330, SLG: 0.390	0-0 1B HR 2B	0-0 ③ F7			0-0 ① L6		0-0 ① F7	0-0 ③ L8		5	1	1	0	0	0	1
Nellie Fox, L (1, 4) OBP: 0.400, SLG: 0.420	0-0 HR 1B 2-3		0-0 ① 4-3		0-0 E6 1B 1B		0-0 ② L8		0-0 FC6-4 1B	5	2	3	0	0	0	0
Jim Landis, R (1, 8) OBP: 0.369, SLG: 0.363	0-0 HR 1-H 3-H		B B B B 4-0 CS BB		0-0 ② P4		0-0 ③ F9		0-0 ① FC6-4 1B 1-2f	4	1	1	3	1	0	2
Sherm Lollar, R (1, 2) OBP: 0.342, SLG: 0.442	0-0 ① L8		0-0 ② 1-2 1B		0-0 2-H 1B			0-0 HR	0-0 ② FC6-4 1B 1-2	5	1	4	2	0	0	0
Bubba Phillips, R (1, 5) OBP: 0.321, SLG: 0.389	0-0 HR		0-0 ③ G3		0-0 ③ L6			0-0 ① P6	0-0 ③ FC6-4 1-2f	5	1	1	1	0	0	3
Earl Torgeson, L (1, 3) OBP: 0.370, SLG: 0.387	0-0 ② P6			0-0 HR		0-0 ① 4-3		0-0 ② 4-3		4	1	1	1	0	0	0
Jim McAnany, R (1, 9) OBP: 0.338, SLG: 0.353	0-0 ③ L4			0-0 ① F9		0-0 ② 5-3		0-0 E 1B 1B		4	1	1	0	0	0	0
Luis Aparicio, R (1, 6) OBP: 0.322, SLG: 0.348		0-0 ① L8		0-0 ② F3		0-0 1B		0-0 E6 1B E 1-2		4	1	1	0	0	0	1
Early Wynn, S (1, 1) OBP: 0.324, SLG: 0.369		0-0 ② P5		0-0 ③ 4-3		S S S 0-3 ③ K		0-0 E7 1B 1-H 2-H		4	0	1	1	0	1	1
Inning Stats	R: 4 H: 4 E: 0 LOB: 0 K: 0 BB: 0 S: 7 P: 7	R: 0 H: 0 E: 0 LOB: 0 K: 0 BB: 0 S: 3 P: 3	R: 0 H: 1 E: 0 LOB: 1 K: 0 BB: 1 S: 3 P: 7	R: 1 H: 1 E: 0 LOB: 0 K: 0 BB: 0 S: 4 P: 4	R: 1 H: 2 E: 1 LOB: 1 K: 0 BB: 0 S: 5 P: 5	R: 0 H: 1 E: 0 LOB: 1 K: 1 BB: 0 S: 6 P: 6	R: 0 H: 0 E: 0 LOB: 0 K: 0 BB: 0 S: 3 P: 3	R: 3 H: 3 E: 2 LOB: 1 K: 0 BB: 0 S: 7 P: 7	R: 0 H: 2 E: 0 LOB: 1 K: 0 BB: 0 S: 4 P: 4	1B: 9 SF: 0 2B: 1 SAC: 0 3B: 0 DP: 0 HR: 4 HBP: 0						WP: 0 PA: 41 PB: 0 SB: 0 CS: 1	

TOP

Chicago White Sox @ Detroit Tigers

Briggs Stadium, Detroit, MI

Thu Aug 13 1959, 4:33 AM EDT

Att. 9,894 - Unknown

livebaseballscorecards.com

AB	40
R	9
H	14
RBI	8
BB	1
SO	1
LOB	8

PITCHER		IP	WLS	BF	H	R	ER	SO	BB	IBB	HBP	BLK	WP	HR	S	P	ERA	WHIP
Don Mossi, L ERA: 3.17	(1, 1)	2.0	L	10	4	4	4	0	0	0	0	0	0	2	10	10	18.00	2.000
Ray Narleski, R ERA: 5.33	(3, 1)	5.0		20	5	2	1	1	1	0	0	0	0	1	21	25	1.80	1.200
Tom Morgan, R ERA: 3.69	(8, 1)	2.0		11	5	3	1	0	0	0	0	0	0	1	11	11	4.50	2.500

PITCHER	IP	WLS	BF	H	R	ER	SO	BB	IBB	HBP	BLK	WP	HR	S	P	ERA	WHIP

Chicago White Sox @ Detroit Tigers

Briggs Stadium, Detroit, MI

Thu Aug 13 1959, 4:33 AM EDT

Att. 9,894 - Unknown

BOTTOM

Batter	1	2	3	4	5	6	7	8	9	AB	R	H	RBI	BB	SO	LOB
Eddie Yost, R (1, 5) OBP: 0.422, SLG: 0.404	4-3 1B		6-3		FC5-4 BB		BB			2	0	1	0	2	0	0
Frank Bolling, R (1, 4) OBP: 0.337, SLG: 0.385	P6		P6		FC5-4 1B 1-2f		F8			4	0	0	0	0	0	3
Harvey Kuenn, R (1, 9) OBP: 0.404, SLG: 0.491	4-3 1-2		F7		1-2 1B			1-3		4	0	1	0	0	0	1
Al Kaline, R (1, 8) OBP: 0.400, SLG: 0.544	L6-3			L6-3	L8			L9		4	0	0	0	0	0	3
Charlie Maxwell, L (1, 7) OBP: 0.348, SLG: 0.459		L6		F8		F9		L9		4	0	0	0	0	0	0
Gail Harris, L (1, 3) OBP: 0.292, SLG: 0.350		BB BB		1-0 BB HBP		F9			4-3	2	0	0	0	1	0	0
Lou Berberet, L (1, 2) OBP: 0.293, SLG: 0.363		1-2 BB		1-2 BB		F9			G5-3 1B BB	1	0	0	0	3	0	0
Coot Veal, R (1, 6) OBP: 0.278, SLG: 0.244 Ted Lepcio, R (4, PH) (5, 6) OBP: 0.333, SLG: 0.407		F9		4-3			K		1-2 1B	1 3	0 0	0 1	0 0	0 0	0 1	2 2
Don Mossi, L (1, 1) OBP: 0.153, SLG: 0.127 Neil Chrisley, L (2, PH) OBP: 0.222, SLG: 0.356 Ray Narleski, R (3, 1) OBP: 0.118, SLG: 0.235 Bobo Osborne, L (7, PH) OBP: 0.268, SLG: 0.293 Tom Morgan, R (8, 1) OBP: 0.350, SLG: 0.650 Gus Zernial, R (9, PH) OBP: 0.261, SLG: 0.420		F9			1-3		G3		G5-3 2-3f	0 1 1 1 0 1	0 0 0 0 0 0	0 0 0 0 0 0	0 0 0 0 0 0	0 0 0 0 0 0	0 2 0 0 0 2	0 2 0 0 0 2
Inning Stats	R: 0 H: 1 E: 0 LOB: 1 K: 0 BB: 0 S: 4 P: 4	R: 0 H: 0 E: 0 LOB: 2 K: 0 BB: 2 S: 3 P: 11	R: 0 H: 0 E: 0 LOB: 0 K: 0 BB: 0 S: 3 P: 3	R: 0 H: 0 E: 0 LOB: 2 K: 0 BB: 1 S: 3 P: 8	R: 0 H: 1 E: 0 LOB: 2 K: 0 BB: 1 S: 4 P: 8	R: 0 H: 0 E: 0 LOB: 0 K: 0 BB: 0 S: 3 P: 3	R: 0 H: 0 E: 0 LOB: 1 K: 1 BB: 1 S: 5 P: 9	R: 0 H: 0 E: 0 LOB: 0 K: 0 BB: 0 S: 3 P: 3	R: 0 H: 1 E: 0 LOB: 1 K: 0 BB: 1 S: 3 P: 7	1B: 3 SF: 0 2B: 0 SAC: 0 3B: 0 DP: 1 HR: 0 HBP: 1				WP: 0 PA: 36 PB: 0 SB: 0 CS: 0		

livebaseballscorecards.com

	AB	29
	R	0
	H	3
	RBI	0
	BB	6
	SO	1
	LOB	15

PITCHER		IP	WLS	BF	H	R	ER	SO	BB	IBB	HBP	BLK	WP	HR	S	P	ERA	WHIP
Early Wynn, R ERA: 3.18	(1, 1)	9.0	W	36	3	0	0	1	6	0	1	0	0	0	31	56	0.00	1.000

PITCHER	IP	WLS	BF	H	R	ER	SO	BB	IBB	HBP	BLK	WP	HR	S	P	ERA	WHIP

Batter	1	2	3	4	5	6	7	8	9	AB	R	H	RBI	BB	SO	LOB
Al Smith, R (1, 7) OBP: 0.326, SLG: 0.385	F8		4-3		6-3		F8			4	0	0	0	0	0	0
Nellie Fox, L (1, 4) OBP: 0.399, SLG: 0.419	4-3		4-3		F8		3B 1B			4	1	1	0	0	0	0
Jim Landis, R (1, 8) OBP: 0.368, SLG: 0.362	F4		K				4-3 S HR 1B	L7		4	1	1	0	0	1	1
Earl Torgeson, L (1, 3) OBP: 0.372, SLG: 0.395		F8			FC5-4 BB		4-3 1-3	HR 1-H 3B		3	1	1	1	1	0	1
Sherm Lollar, R (1, 2) OBP: 0.343, SLG: 0.458		F8			FC5-4 1B 1-2f		HR 3-H	HR 3-H		4	2	2	4	0	0	1
Billy Goodman, L (1, 5) OBP: 0.287, SLG: 0.268		G3			1B 1-3		1B	5-3		3	0	2	0	0	0	0
Sammy Esposito, R (7, PR) (7, 5) OBP: 0.302, SLG: 0.297										1	0	0	0	0	0	0
Jim McAnany, R (1, 9) OBP: 0.342, SLG: 0.357			G1-6-3 1B		F3		1B 1-2		2-3	4	0	2	0	0	0	2
Luis Aparicio, R (1, 6) OBP: 0.321, SLG: 0.345			G1-6-3 1-2f		K		FC6-4 1-2 BB		F8	3	0	0	0	1	1	3
Bob Shaw, R (1, 1) OBP: 0.200, SLG: 0.157			K			4-3	FC6-4 1-2f		G3	4	0	0	0	0	1	2
Inning Stats	R: 0 E: 0 K: 0 S: 3 H: 0 LOB: 0 BB: 0 P: 3	R: 0 E: 0 K: 0 S: 3 H: 0 LOB: 0 BB: 0 P: 3	R: 0 E: 0 K: 1 S: 5 H: 1 LOB: 0 BB: 0 P: 5	R: 0 E: 0 K: 1 S: 5 H: 0 LOB: 0 BB: 0 P: 5	R: 0 E: 0 K: 1 S: 6 H: 1 LOB: 2 BB: 1 P: 10	R: 0 E: 0 K: 0 S: 3 H: 0 LOB: 0 BB: 0 P: 3	R: 2 E: 0 K: 0 S: 6 H: 4 LOB: 2 BB: 1 P: 10	R: 3 E: 0 K: 0 S: 6 H: 3 LOB: 0 BB: 0 P: 6	R: 0 E: 0 K: 0 S: 3 H: 0 LOB: 0 BB: 0 P: 3	1B: 6 2B: 0 3B: 1 HR: 2	SF: 0 SAC: 0 DP: 1 HBP: 0						

TOP

Chicago White Sox @ Kansas City Athletics

Municipal Stadium, Kansas City, MO

Fri Aug 14 1959, 8:05 PM EDT

Att. 11,477 - Unknown

livebaseballscorecards.com

AB	34
R	5
H	9
RBI	5
BB	2
SO	3
LOB	10

WP: 0 PB: 0 SB: 2 CS: 0 PA: 36

PITCHER		IP	WLS	BF	H	R	ER	SO	BB	IBB	HBP	BLK	WP	HR	S	P	ERA	WHIP
Johnny Kucks, R ERA: 4.12	(1, 1)	7.2	L	31	8	4	4	3	2	0	0	0	0	1	35	43	4.70	1.304
Murry Dickson, R ERA: 3.76	(8, 1)	0.1		2	1	1	1	0	0	0	0	0	0	1	2	2	27.00	3.000
Bob Grim, R ERA: 4.18	(9, 1)	1.0		3	0	0	0	0	0	0	0	0	0	0	3	3	0.00	0.000

PITCHER	IP	WLS	BF	H	R	ER	SO	BB	IBB	HBP	BLK	WP	HR	S	P	ERA	WHIP

BOTTOM

Batter	1	2	3	4	5	6	7	8	9	AB	R	H	RBI	BB	SO	LOB
Bill Tuttle, R (1, 8) OBP: 0.355, SLG: 0.387	5-3		F9			G4-6-3		FC6-4 1-2f		4	0	1	0	0	0	1
Jerry Lumpe, L (1, 6) (9, 4) OBP: 0.319, SLG: 0.323	1B			6-3		G4-6-3 1-2f			6-3	4	0	1	0	0	0	1
Roger Maris, L (1, 9) OBP: 0.375, SLG: 0.512	F7			BBB 4-0 S BB			F2		4-3	3	0	0	0	1	0	1
Bob Cerv, R (1, 7) OBP: 0.324, SLG: 0.450	1-3			SSS 0-3 K 1-2			F4		1B	4	0	1	0	0	1	2
Dick Williams, R (1, 5) OBP: 0.310, SLG: 0.457		6-3		5-3			5-3		F4	4	0	0	0	0	0	2
Kent Hadley, L (1, 3) OBP: 0.290, SLG: 0.391		BBB 4-0 G4-3 BB			F7			4-3 3-1 1B	1B	2	1	1	0	1	0	0
Harry Chiti, R (1, 2) OBP: 0.344, SLG: 0.444 Frank House, L (7, 2) OBP: 0.295, SLG: 0.324		G4-3 1-2f			5-3			3-1 1-2		2 1	0 0	0 0	0 0	0 0	0 0	1 1
Wayne Terwilliger, R (1, 4) OBP: 0.341, SLG: 0.364 Russ Snyder, L (8, PH) OBP: 0.346, SLG: 0.410 Joe Demaestri, R (9, 6) OBP: 0.304, SLG: 0.378			1-3		5-3			4-3 2-3		2 1 0	0 0 0	0 0 0	0 0 0	0 0 0	0 0 0	0 1 0
Johnny Kucks, R (1, 1) OBP: 0.139, SLG: 0.088 Murry Dickson, R (8, 1) OBP: 0.250, SLG: 0.250 Preston Ward, L (8, PH) OBP: 0.274, SLG: 0.308 Bob Grim, R (9, 1) OBP: 0.167, SLG: 0.222			1-3		SSS 0-3 K			FC6-4 3-H 1B		2 0 1 0	0 0 0 0	0 0 1 0	0 0 1 0	1 0 0 0	0 0 0 0	0 0 0 0
Inning Stats	R: 0 E: 0 K: 0 S: 4 H: 1 LOB: 1 BB: 0 P: 4	R: 0 E: 0 K: 0 S: 2 H: 0 LOB: 0 BB: 1 P: 6	R: 0 E: 0 K: 0 S: 3 H: 0 LOB: 0 BB: 0 P: 3	R: 0 E: 0 K: 1 S: 5 H: 0 LOB: 1 BB: 1 P: 9	R: 0 E: 0 K: 0 S: 3 H: 0 LOB: 0 BB: 0 P: 3	R: 0 E: 0 K: 1 S: 5 H: 1 LOB: 0 BB: 0 P: 5	R: 0 E: 0 K: 0 S: 3 H: 0 LOB: 0 BB: 0 P: 3	R: 1 E: 0 K: 0 S: 5 H: 2 LOB: 1 BB: 0 P: 5	R: 0 E: 0 K: 0 S: 4 H: 1 LOB: 1 BB: 0 P: 4	1B: 5 2B: 0 3B: 0 HR: 0	SF: 0 SAC: 0 DP: 2 HBP: 0						

PITCHER	IP	WLS	BF	H	R	ER	SO	BB	IBB	HBP	BLK	WP	HR	S	P	ERA	WHIP
Bob Shaw, R (1, 1) ERA: 2.85	9.0	W	32	5	1	1	2	2	0	0	0	0	0	34	42	1.00	0.778

PITCHER	IP	WLS	BF	H	R	ER	SO	BB	IBB	HBP	BLK	WP	HR	S	P	ERA	WHIP

Chicago White Sox @ Kansas City Athletics

Municipal Stadium, Kansas City, MO

Fri Aug 14 1959, 8:05 PM EDT

Att. 11,477 - Unknown

livebaseballscorecards.com

AB	30
R	1
H	5
RBI	1
BB	2
SO	2
LOB	10

WP: 0 PB: 0 SB: 1 CS: 0 PA: 32

Batter	1	2	3	4	5	6	7	8	9	AB	R	H	RBI	BB	SO	LOB
Al Smith, R (1, 7) OBP: 0.326, SLG: 0.392	S S S 0-3 ① K		x 0-0 ② 6-3			x 0-0 ① L5		x 0-0 HR		4	1	1	1	0	1	0
Nellie Fox, L (1, 4) OBP: 0.400, SLG: 0.419	x 0-0 ② 4-3		x 0-0 1B			x 0-0 1B 1B		x 0-0 ② 6-3		4	0	2	0	0	0	0
Jim Landis, R (1, 8) OBP: 0.371, SLG: 0.364	B B B B 4-0 BB		x 0-0 ③ 1B			x 0-0 1-2 1B		x 0-0 ③ 6-3		3	0	2	0	1	0	0
Sherm Lollar, R (1, 3) OBP: 0.342, SLG: 0.454 Jim Rivera, L (9, PR) OBP: 0.272, SLG: 0.371	x 0-0 ③ F3			S S S 0-3 ① K		S S S 0-3 ② K			H 1-0 E FC1-5 HBP	3 0	0 0	0 0	0 0	0 0	2 0	3 0
John Romano, R (1, 2) OBP: 0.377, SLG: 0.475		x 0-0 ① F8		x 0-0 G6-4-3 1B		x 0-0 ③ F7			x 0-0 E3 BB FC1-5 1-3	4	0	1	0	0	0	3
Bubba Phillips, R (1, 5) OBP: 0.318, SLG: 0.384		x 0-0 ② 5-3		x 0-0 ② ③ G6-4-3 1-2f			x 0-0 ① L7		x 0-0 ① F5	4	0	0	0	0	0	3
Jim McAnany, R (1, 9) OBP: 0.340, SLG: 0.350		B B B B 4-0 BB			x 0-0 ① 6-3		x 0-0 ② F6		x 0-0 ② FC1-5 BB 1-2 3-H	3	0	0	0	1	0	2
Luis Aparicio, R (1, 6) OBP: 0.321, SLG: 0.343		x 0-0 ③ 4-3			x 0-0 ② 6-3		x 0-0 ③ 1-3		B B B B 4-0 1-2 2-3 BB	3	0	0	0	1	0	1
Billy Pierce, L (1, 1) OBP: 0.277, SLG: 0.288 Barry Latman, R (3, 1) OBP: 0.222, SLG: 0.212 Sammy Esposito, R (8, PH) OBP: 0.295, SLG: 0.289 Turk Lown, R (8, 1) OBP: 0.286, SLG: 0.286 Earl Battey, R (9, PH) OBP: 0.322, SLG: 0.385			x 0-0 ① 1-3		x 0-0 ③ 6-3			x 0-0 ① S S S F7	0-3 ③ K	1 1 1 0 1	0 0 0 0 0	0 0 0 0 0	0 0 0 0 0	0 0 0 0 1	0 0 0 0 3	0 0 0 0 3
Inning Stats	R: 0 H: 0 E: 0 LOB: 1 K: 1 BB: 1 S: 5 P: 9	R: 0 H: 0 E: 0 LOB: 1 K: 0 BB: 1 S: 3 P: 7	R: 0 H: 2 E: 0 LOB: 1 K: 0 BB: 0 S: 4 P: 4	R: 0 H: 1 E: 0 LOB: 0 K: 1 BB: 0 S: 5 P: 5	R: 0 H: 0 E: 0 LOB: 0 K: 0 BB: 0 S: 3 P: 3	R: 0 H: 2 E: 0 LOB: 2 K: 1 BB: 0 S: 7 P: 7	R: 0 H: 0 E: 0 LOB: 0 K: 0 BB: 0 S: 3 P: 3	R: 1 H: 1 E: 0 LOB: 0 K: 0 BB: 0 S: 4 P: 4	R: 0 H: 0 E: 1 LOB: 3 K: 1 BB: 1 S: 6 P: 11	1B: 5 2B: 0 3B: 0 HR: 1	SF: 0 SAC: 0 DP: 1 HBP: 1				WP: 0 PB: 0 SB: 0 CS: 0	PA: 36	

PITCHER	IP	WLS	BF	H	R	ER	SO	BB	IBB	HBP	BLK	WP	HR	S	P	ERA	WHIP
Bud Daley, L (1, 1) ERA: 2.83	9.0	W	36	6	1	1	4	3	0	1	0	0	1	40	53	1.00	1.000

PITCHER	IP	WLS	BF	H	R	ER	SO	BB	IBB	HBP	BLK	WP	HR	S	P	ERA	WHIP

TOP

Chicago White Sox @ Kansas City Athletics

Municipal Stadium, Kansas City, MO

Sat Aug 15 1959, 8:05 PM EDT

Att. 14,497 - Unknown

livebaseballscorecards.com

AB	32
R	1
H	6
RBI	1
BB	3
SO	4
LOB	15

Batter	1	2	3	4	5	6	7	8	9	AB	R	H	RBI	BB	SO	LOB
Bill Tuttle, R (1, 8) OBP: 0.357, SLG: 0.389	SH 1B BB 1B	5-3		1B			SH3-4 1-2			3	1	2	0	0	0	0
Jerry Lumpe, L (1, 6) OBP: 0.319, SLG: 0.322	BB SH 1-2 1B		K	F8			3-1 2-3			4	0	1	0	0	1	2
Dick Williams, R (1, 5) OBP: 0.313, SLG: 0.457	SH BB 1-2 2-3		E5 1B 1B		F7		BB			2	1	1	0	1	0	0
Bob Cerv, R (1, 7) OBP: 0.326, SLG: 0.448 Russ Snyder, L (8, 7) OBP: 0.346, SLG: 0.410	BB 1-2 2-3 3-H BB		FC3-6 BB 3-H 1B		F9		K			3 0	0 0	1 0	2 0	1 0	1 0	2 0
Ray Boone, R (1, 3) OBP: 0.400, SLG: 0.369	L6		BB 1-2 FC3-6 BB		6-3			F8		3	0	0	0	1	0	3
Zeke Bella, R (1, 9) OBP: 0.313, SLG: 0.324 Roger Maris, L (3, PH) OBP: 0.372, SLG: 0.508 (4, 9)	K		1-2f FC3-6 2-3			F8		F6		1 3	0 0	0 0	0 0	0 0	1 0	3 2
Frank House, L (1, 2) OBP: 0.291, SLG: 0.319	K		F7			K		F8		4	0	0	0	0	2	5
Wayne Terwilliger, R (1, 4) OBP: 0.333, SLG: 0.355		F8		K		F8				3	0	0	0	0	1	0
Bud Daley, L (1, 1) OBP: 0.339, SLG: 0.333		K		K			3-1 SH3-4 1B			3	0	1	0	0	2	0
Inning Stats	R: 1 H: 2 E: 1 LOB: 3 K: 2 BB: 1 S: 10 P: 14	R: 0 H: 0 E: 0 LOB: 0 K: 1 BB: 0 S: 5 P: 5	R: 1 H: 2 E: 1 LOB: 2 K: 1 BB: 1 S: 7 P: 11	R: 0 H: 1 E: 0 LOB: 1 K: 2 BB: 0 S: 8 P: 8	R: 0 H: 0 E: 0 LOB: 0 K: 0 BB: 0 S: 3 P: 3	R: 0 H: 0 E: 0 LOB: 0 K: 1 BB: 0 S: 5 P: 5	R: 0 H: 1 E: 0 LOB: 2 K: 1 BB: 1 S: 6 P: 10	R: 0 H: 0 E: 0 LOB: 0 K: 0 BB: 0 S: 3 P: 3		1B: 6 SF: 0 2B: 0 SAC: 2 3B: 0 DP: 0 HR: 0 HBP: 0						

PITCHER		IP	WLS	BF	H	R	ER	SO	BB	IBB	HBP	BLK	WP	HR	S	P	ERA	WHIP
Billy Pierce, L ERA: 3.57	(1, 1)	2.1	L	11	2	1	0	4	1	0	0	0	0	0	18	22	0.00	1.286
Barry Latman, R ERA: 3.91	(3, 1)	4.2		20	4	1	1	4	2	0	0	0	0	0	26	34	1.93	1.286
Turk Lown, R ERA: 2.87	(8, 1)	1.0		3	0	0	0	0	0	0	0	0	0	0	3	3	0.00	0.000

PITCHER	IP	WLS	BF	H	R	ER	SO	BB	IBB	HBP	BLK	WP	HR	S	P	ERA	WHIP

BOTTOM

Chicago White Sox @ Kansas City Athletics

Municipal Stadium, Kansas City, MO

Sat Aug 15 1959, 8:05 PM EDT

Att. 14,497 - Unknown

livebaseballscorecards.com

AB	29
R	2
H	6
RBI	2
BB	3
SO	8
LOB	17

Batter	1	2	3	4	5	6	7	8	9	AB	R	H	RBI	BB	SO	LOB
Al Smith, R (1, 7) OBP: 0.324, SLG: 0.392	5-3	5-3			K		5-3		6-3	5	0	1	0	0	1	1
Nellie Fox, L (1, 4) OBP: 0.400, SLG: 0.418	BB BB 1B		G3		2B BB		F8		F3	4	1	1	0	1	0	1
Jim Landis, R (1, 8) OBP: 0.374, SLG: 0.371	BBBB 1-2 BB		F4		1-H 2B		2B		6-3 2-3	4	0	2	1	1	0	1
Earl Torgeson, L (1, 3) OBP: 0.365, SLG: 0.387	F7		F8		F3		5-3		4-3	5	0	0	0	0	0	5
Sherm Lollar, R (1, 2) OBP: 0.342, SLG: 0.451	BBBB 1-2 2-3 BB			6-3		K		5-3		3	0	0	0	1	1	0
Billy Goodman, L (1, 5) OBP: 0.292, SLG: 0.274	F7			1B		FC1-4 1B		F6		4	0	2	0	0	0	3
Jim McAnany, R (1, 9) OBP: 0.338, SLG: 0.354		SSS K2-3		F7		FC1-4 1B 1-2f		1B 2B		4	1	1	0	0	1	2
Luis Aparicio, R (1, 6) OBP: 0.324, SLG: 0.345		BBBB S BB		F3		1-2 1B		2-H 1B		3	0	2	1	1	0	1
Dick Donovan, L (1, 1) OBP: 0.208, SLG: 0.289		SSS K 1-2			6-3	G3		F8		1	0	0	0	0	1	1
Ken McBride, R (3, 1) OBP: 0.200, SLG: 0.200										0	0	0	0	0	0	0
Rudy Arias, L (4, 1)										0	0	0	0	0	0	0
Gerry Staley, R (4, 1) OBP: 0.300, SLG: 0.222										1	0	0	0	0	0	0
Harry Simpson, L (6, PH) OBP: 0.263, SLG: 0.391										1	0	0	0	0	0	2
Ray Moore, R (6, 1) OBP: 0.158, SLG: 0.167										0	0	0	0	0	0	0
Norm Cash, L (8, PH) OBP: 0.323, SLG: 0.310										1	0	0	0	0	0	1
Turk Lown, R (8, 1) OBP: 0.286, SLG: 0.286										0	0	0	0	0	0	0
Inning Stats	R: 0 E: 0 K: 0 S: 4 H: 1 LOB: 3 BB: 2 P: 12	R: 0 E: 0 K: 2 S: 7 H: 0 LOB: 1 BB: 1 P: 11	R: 0 E: 0 K: 0 S: 3 H: 0 LOB: 0 BB: 0 P: 3	R: 0 E: 0 K: 0 S: 4 H: 1 LOB: 1 BB: 0 P: 4	R: 1 E: 0 K: 1 S: 6 H: 1 LOB: 1 BB: 1 P: 10	R: 0 E: 0 K: 1 S: 7 H: 2 LOB: 2 BB: 0 P: 7	R: 0 E: 0 K: 0 S: 4 H: 1 LOB: 1 BB: 0 P: 4	R: 1 E: 0 K: 0 S: 5 H: 2 LOB: 1 BB: 0 P: 5	R: 0 E: 0 K: 0 S: 4 H: 1 LOB: 1 BB: 0 P: 4	1B: 5 2B: 4 3B: 0 HR: 0	SF: 0 SAC: 0 DP: 0 HBP: 0					

TOP

Chicago White Sox @ Kansas City Athletics

Municipal Stadium, Kansas City, MO

Sun Aug 16 1959, 4:33 AM EDT
Att. 13,373 - Unknown

livebaseballscorecards.com

AB	36
R	2
H	9
RBI	2
BB	4
SO	4
LOB	18

WP: 0 PB: 0 SB: 1 CS: 0 PA: 40

PITCHER		IP	WLS	BF	H	R	ER	SO	BB	IBB	HBP	BLK	WP	HR	S	P	ERA	WHIP
Ned Garver, R ERA: 3.58	(1, 1)	9.0	W	40	9	2	2	4	4	0	0	0	0	0	44	60	2.00	1.444

PITCHER	IP	WLS	BF	H	R	ER	SO	BB	IBB	HBP	BLK	WP	HR	S	P	ERA	WHIP

Batter	1	2	3	4	5	6	7	8	9	AB	R	H	RBI	BB	SO	LOB
Bill Tuttle, R (1, 8) OBP: 0.360, SLG: 0.397	6-3		1B SF7 1B	1B 1-2 2-H 1B		FC5-2-5-1-6 3B	F7			5	1	3	1	0	0	2
Russ Snyder, L (1, 9) OBP: 0.358, SLG: 0.457 (7, 7)	2B		BB 1B 1-3 1B	K		G3		HR		5	1	3	1	0	1	3
Dick Williams, R (1, 5) OBP: 0.312, SLG: 0.455	F7		SF7 3-H	IBB 1-3 2-H 1B		FC5-2-5-1-6-5 HR 3-H		F6		4	1	1	2	0	0	2
Bob Cerv, R (1, 7) OBP: 0.330, SLG: 0.460 Roger Maris, L (7, 9) OBP: 0.373, SLG: 0.508	F8		BB 1-2 1B	1-2 IBB		1-H HR		BBBB BB		3 0	1 0	2 0	2 0	1 1	0 0	1 0
Preston Ward, L (1, 3) OBP: 0.287, SLG: 0.343 Ray Boone, R (4, PH) (5, 3) OBP: 0.394, SLG: 0.362		HR	BBBB 1-2 2-3 BB	F8		F3		F8		1 3	1 0	1 0	1 0	1 0	0 0	0 4
Jerry Lumpe, L (1, 6) OBP: 0.314, SLG: 0.318	F6	F8		4-3			F7	G3		5	0	0	0	0	0	4
Frank House, L (1, 2) OBP: 0.297, SLG: 0.323	1-3			BBBB FC1-5 BB BB	6-3 1B		2B 1B			3	0	2	0	1	0	0
Wayne Terwilliger, R (1, 4) OBP: 0.338, SLG: 0.362	5-3			BBBB FC1-5 1-2 1B BB	6-3 1-2		1-3 2B			3	1	1	0	1	0	1
Ned Garver, R (1, 1) OBP: 0.339, SLG: 0.458		F7		FC1-5 1B 1-2 2-3f 1B	F8		F7			4	1	0	0	0	0	5
Inning Stats	R: 0 E: 0 K: 0 S: 4 H: 1 LOB: 1 BB: 0 P: 4	R: 1 E: 0 K: 0 S: 4 H: 1 LOB: 0 BB: 0 P: 4	R: 1 E: 0 K: 0 S: 6 H: 3 LOB: 3 BB: 1 P: 10	R: 2 E: 0 K: 1 S: 7 H: 2 LOB: 3 BB: 3 P: 19	R: 0 E: 0 K: 0 S: 4 H: 1 LOB: 1 BB: 0 P: 4	R: 2 E: 0 K: 0 S: 5 H: 2 LOB: 0 BB: 0 P: 5	R: 0 E: 0 K: 0 S: 5 H: 2 LOB: 2 BB: 0 P: 5	R: 1 E: 0 K: 0 S: 4 H: 1 LOB: 1 BB: 1 P: 8		1B: 7 2B: 2 3B: 1 HR: 3	SF: 1 SAC: 0 DP: 0 HBP: 0					

BOTTOM

Chicago White Sox @ Kansas City Athletics

Municipal Stadium, Kansas City, MO

Sun Aug 16 1959, 4:33 AM EDT

Att. 13,373 - Unknown

livebaseballscorecards.com

AB	36
R	7
H	13
RBI	7
BB	5
SO	1
LOB	22

WP: 0 PB: 0 SB: 0 CS: 0 PA: 42

PITCHER		IP	WLS	BF	H	R	ER	SO	BB	IBB	HBP	BLK	WP	HR	S	P	ERA	WHIP
Dick Donovan, R ERA: 3.83	(1, 1)	2.2	L	13	5	2	2	0	0	0	0	0	0	1	13	13	6.75	1.875
Ken McBride, R ERA: 3.21	(3, 1)	0.2		6	1	2	2	0	3	0	0	0	0	0	3	15	27.00	6.000
Rudy Arias, L ERA: 4.39	(4, 1)	0.1		3	1	0	0	1	0	1	0	0	0	0	4	8	0.00	3.000
Gerry Staley, R ERA: 1.65	(4, 1)	1.1		5	1	0	0	0	0	0	0	0	0	0	5	5	0.00	0.750
Ray Moore, R ERA: 4.42	(6, 1)	2.0		10	4	2	2	0	0	0	0	0	0	1	10	10	9.00	2.000

PITCHER		IP	WLS	BF	H	R	ER	SO	BB	IBB	HBP	BLK	WP	HR	S	P	ERA	WHIP
Turk Lown, R ERA: 2.97	(8, 1)	1.0		5	1	1	1	0	1	0	0	0	0	1	4	8	9.00	2.000

Batter	1	2	3	4	5	6	7	8	9	AB	R	H	RBI	BB	SO	LOB
Chico Carrasquel, R (1, 4) OBP: 0.297, SLG: 0.314	6-3		BB 1B 1B 1B	SF7 3-H		G3			K	4	1	1	1	0	1	0
Al Pilarcik, L (1, 8) (7, 9) (8, 7) OBP: 0.369, SLG: 0.378	F9 S 1B		1-2 BB 1B 1B	4-3		K			1-3	5	1	2	0	0	1	1
Bob Nieman, R (1, 7) OBP: 0.360, SLG: 0.487 Willie Tasby, R (7, 8) OBP: 0.305, SLG: 0.371	F9 1-3		B B B B 1-2 2-3 1B BB		FC1-5 BB 1B		F5		F8	3 1	0 0	1 0	0 0	1 0	0 0	1 0
Gene Woodling, L (1, 9) (7, 7) (8, 9) OBP: 0.414, SLG: 0.497	B B B B BB		1-2 2-H 3-H 1B		B B B B WP FC1-5 1-2 1B BB		B B B B FC3-6 BB			1	1	1	2	3	0	0
Bob Boyd, L (1, 3) OBP: 0.288, SLG: 0.314	F8		F7		FC1-5 1B WP 1-2 2-3f		FC3-6 1-2f			4	0	0	0	0	0	7
Gus Triandos, R (1, 2) OBP: 0.354, SLG: 0.483		S S S K	F8		1-3 2-H 1B		S S S K			4	0	1	1	0	2	3
Billy Klaus, L (1, 6) OBP: 0.369, SLG: 0.326		5-3		SH1-4 HBP SF7 1B	L6			S S S K		4	1	1	0	0	1	2
Brooks Robinson, R (1, 5) OBP: 0.283, SLG: 0.301		F4		H 1-0 SH1-4 1-2 HBP	F8			CS 1B		3	0	1	0	0	0	2
Arnie Portocarrero, R (1, 1) Billy Hoeft, L (5, 1) OBP: 0.250, SLG: 0.313 Jack Fisher, R (5, 1) OBP: 0.286, SLG: 0.308			5-3	SH1-4 1-2 2-3		K		S S S K 1-2		1 0 2	0 0 0	0 0 0	0 0 0	0 0 0	0 0 2	0 0 1

TOP

Baltimore Orioles @ Chicago White Sox

Comiskey Park, Chicago, IL

Tue Aug 18 1959, 8:05 PM EDT

Att. 34,547 - Unknown

livebaseballscorecards.com

AB	32
R	4
H	8
RBI	4
BB	4
SO	7
LOB	17

Inning Stats	1	2	3	4	5	6	7	8	9
	R: 0 E: 0 K: 0 S: 4	R: 0 E: 0 K: 1 S: 5	R: 2 E: 0 K: 0 S: 6	R: 1 E: 0 K: 0 S: 4	R: 1 E: 0 K: 0 S: 5	R: 0 E: 0 K: 2 S: 7	R: 0 E: 0 K: 1 S: 5	R: 0 E: 0 K: 2 S: 7	R: 0 E: 0 K: 1 S: 5
	H: 1 LOB: 2 BB: 1 P: 8	H: 0 LOB: 0 BB: 0 P: 5	H: 3 LOB: 2 BB: 1 P: 10	H: 1 LOB: 1 BB: 0 P: 5	H: 2 LOB: 2 BB: 1 P: 9	H: 0 LOB: 0 BB: 0 P: 7	H: 0 LOB: 1 BB: 1 P: 9	H: 1 LOB: 0 BB: 0 P: 7	H: 0 LOB: 0 BB: 0 P: 5

PITCHER		IP	WLS	BF	H	R	ER	SO	BB	IBB	HBP	BLK	WP	HR	S	P	ERA	WHIP	PITCHER	IP	WLS	BF	H	R	ER	SO	BB	IBB	HBP	BLK	WP	HR	S	P	ERA	WHIP
Early Wynn, R ERA: 3.3	(1, 1)	4.0		22	6	4	4	1	3	0	1	0	0	0	20	33	9.00	2.250																	
Ken McBride, R ERA: 2.81	(5, 1)	2.0		7	1	0	0	2	0	0	0	0	1	0	11	11	0.00	0.500																	
Gerry Staley, R ERA: 1.59	(7, 1)	3.0	W	10	1	0	0	4	1	0	0	0	0	0	17	21	0.00	0.667																	

1B: 8	SF: 1	WP: 1	PA: 39
2B: 0	SAC: 1	PB: 0	
3B: 0	DP: 0	SB: 1	
HR: 0	HBP: 1	CS: 1	

Baltimore Orioles @ Chicago White Sox

Comiskey Park, Chicago, IL

Tue Aug 18 1959, 8:05 PM EDT

Att. 34,547 - Unknown

BOTTOM

livebaseballscorecards.com

Batter	1	2	3	4	5	6	7	8	9	AB	R	H	RBI	BB	SO	LOB
Luis Aparicio, R (1, 6) OBP: 0.329, SLG: 0.349	G3 SF8 1B	1-3			BB BB BB BB		FC6-4 1B	1-2 2B 1B		4	3	3	0	1	0	1
Nellie Fox, L (1, 4) OBP: 0.400, SLG: 0.419	G3 1-3	F5			BB BB 1-2 BB		FC6-4 2B 1-2f SF8	1-H 2-H 2B		4	1	1	2	1	0	2
Jim Landis, R (1, 8) OBP: 0.376, SLG: 0.376	SF8 3-H		CS 1B		BB 1-2 2-3 BB		SF8 1-3 2B	K		3	0	2	1	1	1	1
Earl Torgeson, L (1, 3) OBP: 0.363, SLG: 0.384 John Romano, R (5, PH) OBP: 0.377, SLG: 0.475 Norm Cash, L (5, PH) OBP: 0.337, SLG: 0.310 (6, 3)	E3 1B 1B		F4 1-2		1-2 2-3 3-H BB		SF8 IBB			2 0 0	1 0 0	0 0 0	0 0 1	0 0 2	0 0 0	1 0 0
Sherm Lollar, R (1, 2) OBP: 0.341, SLG: 0.450	1B 1-2 1B 1B			5-3	F7		SF8 1-2 2-3 3-H			3	0	1	1	0	0	3
Billy Goodman, L (1, 5) OBP: 0.297, SLG: 0.275 Sammy Esposito, R (9, 5) OBP: 0.295, SLG: 0.289	E8 1-H 2-H 1B			F4		BB	L6			3 0	0 0	1 0	1 0	1 0	0 0	2 0
Al Smith, R (1, 7) OBP: 0.323, SLG: 0.391		3-1 6-3 1B		F2		K		F8		4	0	1	0	0	1	1
Jim McAnany, R (1, 9) OBP: 0.329, SLG: 0.344		6-3 1-2			L4	F9		F8		4	0	0	0	0	0	2
Early Wynn, S (1, 1) OBP: 0.320, SLG: 0.364 Ken McBride, R (5, 1) OBP: 0.167, SLG: 0.167 Jim Rivera, L (6, PH) OBP: 0.270, SLG: 0.368 Gerry Staley, R (7, 1) OBP: 0.364, SLG: 0.222		3-1 2-3			F4	K		1B 2B BB		1 1 1 0	0 0 0 1	0 0 0 0	0 0 0 1	0 0 1 0	0 0 1 0	1 0 1 0
Inning Stats	R: 2 E: 2 K: 0 S: 6 H: 3 LOB: 2 BB: 0 P: 6	R: 0 E: 0 K: 0 S: 4 H: 1 LOB: 1 BB: 0 P: 4	R: 0 E: 0 K: 0 S: 3 H: 1 LOB: 0 BB: 0 P: 3	R: 0 E: 0 K: 0 S: 3 H: 0 LOB: 0 BB: 0 P: 3	R: 1 E: 0 K: 0 S: 3 H: 0 LOB: 3 BB: 4 P: 19	R: 0 E: 0 K: 2 S: 7 H: 0 LOB: 1 BB: 1 P: 11	R: 1 E: 0 K: 0 S: 5 H: 2 LOB: 2 BB: 1 P: 9	R: 2 E: 0 K: 1 S: 7 H: 2 LOB: 1 BB: 1 P: 11		1B: 7 2B: 2 3B: 0 HR: 0	SF: 2 SAC: 0 DP: 0 HBP: 0					

	AB	30
	R	6
	H	9
	RBI	6
	BB	7
	SO	3
	LOB	15

WP: 0 PB: 0 SB: 1 CS: 1 PA: 39

PITCHER		IP	WLS	BF	H	R	ER	SO	BB	IBB	HBP	BLK	WP	HR	S	P	ERA	WHIP
Arnie Portocarrero, R ERA: 6.81	(1, 1)	4.2		20	5	3	2	0	2	0	0	0	0	0	18	26	3.86	1.500
Billy Hoeft, L ERA: 5.04	(5, 1)	0.0		1	0	0	0	0	1	0	0	0	0	0	0	4	∞	∞
Jack Fisher, R ERA: 4.32	(5, 1)	3.1	L	18	4	3	3	3	3	1	0	0	0	0	20	36	8.10	2.100

PITCHER	IP	WLS	BF	H	R	ER	SO	BB	IBB	HBP	BLK	WP	HR	S	P	ERA	WHIP

Batter	1	2	3	4	5	6	7	8	9	AB	R	H	RBI	BB	SO	LOB
Billy Klaus, L (1, 6) OBP: 0.371, SLG: 0.326	4-0 BBBB 4-3 1B 1B BB		0-0 1B 1B 1B		0-0 ① F6			0-0 2-3		3	2	1	0	1	0	0
Al Pilarcik, L (1, 8) (8, 9) OBP: 0.367, SLG: 0.376	0-0 ① F6		0-0 1B 1-3 1B		0-3 ② SSS K			0-0 ② F8		4	0	1	0	0	1	1
Bob Nieman, R (1, 7) OBP: 0.362, SLG: 0.485 Willie Tasby, R (8, PR) (8, 8) OBP: 0.305, SLG: 0.371	0-0 4-3 1-2 1B 1B		0-3 ① SSS K		0-0 ③ 6-3			4-0 BB BBBB BB		3	1	1	0	1	1	2
										0	0	0	0	0	0	0
Gene Woodling, L (1, 9) OBP: 0.417, SLG: 0.497 Albie Pearson, L (8, PR) (8, 7) OBP: 0.316, SLG: 0.282	0-0 ② 4-3 1-2 2-3		0-0 1-2 3-H 1B			4-0 G4-3 BBBB BB		4-0 1-2 BBBB BB		2	0	1	1	2	0	2
										0	0	0	0	0	0	0
Bob Boyd, L (1, 3) OBP: 0.288, SLG: 0.313	0-0 FC5 2-H 3-H 1B		0-0 ② F8			0-0 ①② G4-3 1-2f		0-0 ③ 4-3		4	0	1	2	0	0	5
Gus Triandos, R (1, 2) OBP: 0.350, SLG: 0.477	0-0 ③ FC5 2-3		0-0 ③ 5-3			0-0 ③ F7			0-0 ① 6-3	4	0	0	0	0	0	3
Chico Carrasquel, R (1, 4) OBP: 0.299, SLG: 0.314		4-0 G6-4-3 BBBB BB		0-0 ① 6-3			0-0 8-3 1B		0-0 ② 5-3	3	0	1	0	1	0	0
Brooks Robinson, R (1, 5) OBP: 0.277, SLG: 0.294	0-0 ①② G6-4-3 1-2f		0-0 ② 5-3				0-0 ①② 8-3 1-2f		0-0 ③ 5-3	4	0	0	0	0	0	2
Billy O'Dell, S (1, 1) OBP: 0.170, SLG: 0.163 Jerry Walker, S (9, 1) OBP: 0.167, SLG: 0.213	0-0 ③ 3-1		0-0 ③ 1-3				0-3 ③ SSS K			3	0	0	0	0	1	0
										0	0	0	0	0	0	0
Inning Stats	R: 2 E: 0 K: 0 S: 5 H: 2 LOB: 1 BB: 1 P: 9	R: 0 E: 0 K: 0 S: 2 H: 0 LOB: 0 BB: 1 P: 6	R: 1 E: 0 K: 1 S: 8 H: 3 LOB: 2 BB: 0 P: 8	R: 0 E: 0 K: 0 S: 3 H: 0 LOB: 0 BB: 0 P: 3	R: 0 E: 0 K: 1 S: 5 H: 0 LOB: 0 BB: 0 P: 5	R: 0 E: 0 K: 0 S: 2 H: 0 LOB: 0 BB: 1 P: 6	R: 0 E: 0 K: 1 S: 5 H: 1 LOB: 0 BB: 0 P: 5	R: 0 E: 0 K: 0 S: 3 H: 0 LOB: 2 BB: 2 P: 11	R: 0 E: 0 K: 0 S: 3 H: 0 LOB: 0 BB: 0 P: 3	1B: 6 2B: 1 3B: 0 HR: 0 SF: 0 SAC: 0 DP: 3 HBP: 0						

TOP

Baltimore Orioles @ Chicago White Sox

Comiskey Park, Chicago, IL

Wed Aug 19 1959, 4:33 AM EDT

Att. 14,310 - Unknown

livebaseballscorecards.com

AB	30
R	3
H	6
RBI	3
BB	5
SO	3
LOB	15

WP: 0 PB: 0 SB: 0 CS: 0 PA: 35

PITCHER	IP	WLS	BF	H	R	ER	SO	BB	IBB	HBP	BLK	WP	HR	S	P	ERA	WHIP
Bob Shaw, R (1, 1) ERA: 2.97	2.1	L	13	5	3	3	1	2	0	0	0	0	0	13	21	11.57	3.000
Ray Moore, R (3, 1) ERA: 4.26	2.2		8	0	0	0	1	0	0	0	0	0	0	10	10	0.00	0.000
Turk Lown, R (6, 1) ERA: 2.92	1.0		3	0	0	0	0	1	0	0	0	0	0	2	6	0.00	1.000
Ken McBride, R (7, 1) ERA: 2.5	2.0		8	1	0	0	1	2	0	0	0	0	0	8	16	0.00	1.500
Gerry Staley, R (9, 1) ERA: 1.57	1.0		3	0	0	0	0	0	0	0	0	0	0	3	3	0.00	0.000

PITCHER	IP	WLS	BF	H	R	ER	SO	BB	IBB	HBP	BLK	WP	HR	S	P	ERA	WHIP

Batter	1	2	3	4	5	6	7	8	9	AB	R	H	RBI	BB	SO	LOB
Luis Aparicio, R (1, 6) OBP: 0.328, SLG: 0.346	BBBB; 4-0; BB; BB		x; 0-0; 6-3 ②		x; 0-0; SH5-3 ②; 1-2 2-3		x; 0-0; FC6-4 ②; 1-2f		x; 0-0; G3 ③	3	0	0	0	1	0	1
Nellie Fox, L (1, 4) OBP: 0.397, SLG: 0.415	x; 0-0; F3 ①		x; 0-0; F9 ③		x; 0-0; F5 ③		x; 0-0; F8 ③			4	0	0	0	0	0	4
Jim Landis, R (1, 8) OBP: 0.375, SLG: 0.373	BBBB; 4-0; 1-2; BB			x; 0-0; 5-3 ①		x; 0-0; F8 ①		x; 0-0; F8 ①		3	0	0	0	1	0	0
Sherm Lollar, R (1, 2) (6, 3) OBP: 0.344, SLG: 0.459	x; 0-0; L7 ②			x; 0-0; 1B		BBBB; 4-0; 1B; BB		x; 0-0; HR		3	1	2	1	1	0	2
Al Smith, R (1, 7) OBP: 0.323, SLG: 0.389	x; 0-0; F3 ③			x; 0-0; F7 ②		x; 0-0; FC6-4; 1-2; 1B		x; 0-0; F7 ②		4	0	1	0	0	0	3
Bubba Phillips, R (1, 5) OBP: 0.317, SLG: 0.382		SSS; 0-3; K ①		x; 0-0; F7 ③		x; 0-0; F8 ②		x; 0-0; 1B		4	0	1	0	0	1	3
Earl Torgeson, L (1, 3) OBP: 0.361, SLG: 0.381 Turk Lown, R (6, 1) OBP: 0.286, SLG: 0.286 Earl Battey, R (6, PH) OBP: 0.317, SLG: 0.377 Ken McBride, R (7, 1) OBP: 0.167, SLG: 0.167 Sammy Esposito, R (8, PH) OBP: 0.289, SLG: 0.282 Gerry Staley, R (9, 1) OBP: 0.364, SLG: 0.222		x; 0-0; F2 ②			x; 0-0; F4 ①	x; 0-0; FC6-4 ③; 1-2f		x; 0-0; F6 ③		2 0 1 0 1 0	0 0 0 0 0 0	0 0 0 0 0 0	0 0 0 0 0 0	0 0 0 0 0 0	0 0 2 0 1 0	0 0 0 0 1 0
Jim McAnany, R (1, 9) OBP: 0.329, SLG: 0.344 Billy Goodman, L (9, PH) OBP: 0.295, SLG: 0.273		SSS; 0-3; K ③			x; 0-0; SH5-3 BB; 1B		SSS; 0-3; K ①		x; 0-0; F9 ①	3 1	0 0	1 0	0 0	0 0	2 0	0 0
Bob Shaw, R (1, 1) OBP: 0.200, SLG: 0.157 Ray Moore, R (3, 1) OBP: 0.150, SLG: 0.158 John Romano, R (5, PH) (6, 2) OBP: 0.379, SLG: 0.470 Harry Simpson, L (9, PH) OBP: 0.260, SLG: 0.386			x; 0-0; F4 ①		BBBB; 4-0; 1-2; SH5-3; BB		x; 0-0; E6; FC6-4		x; 0-0; L6 ②	0 1 1 1	0 0 0 0	0 0 0 0	0 0 1 0	0 0 0 0	0 0 0 0	0 0 0 0
Inning Stats	R: 0 E: 0 K: 0 S: 3 H: 0 LOB: 2 BB: 2 P: 11	R: 0 E: 0 K: 2 S: 7 H: 0 LOB: 0 BB: 0 P: 7	R: 0 E: 0 K: 0 S: 3 H: 0 LOB: 0 BB: 0 P: 3	R: 0 E: 0 K: 0 S: 4 H: 1 LOB: 1 BB: 0 P: 4	R: 0 E: 0 K: 0 S: 4 H: 1 LOB: 2 BB: 1 P: 8	R: 0 E: 0 K: 0 S: 4 H: 1 LOB: 2 BB: 1 P: 8	R: 0 E: 1 K: 1 S: 6 H: 0 LOB: 1 BB: 0 P: 6	R: 1 E: 0 K: 0 S: 5 H: 2 LOB: 1 BB: 0 P: 5	R: 0 E: 0 K: 0 S: 3 H: 0 LOB: 0 BB: 0 P: 3	1B: 4 2B: 0 3B: 0 HR: 1	SF: 0 SAC: 1 DP: 0 HBP: 0						

PITCHER		IP	WLS	BF	H	R	ER	SO	BB	IBB	HBP	BLK	WP	HR	S	P	ERA	WHIP
Billy O'Dell, L ERA: 3.35	(1, 1)	8.0	W	34	5	1	1	3	4	0	0	0	0	1	36	52	1.12	1.125
Jerry Walker, R ERA: 2.82	(9, 1)	1.0	S	3	0	0	0	0	0	0	0	0	0	0	3	3	0.00	0.000

PITCHER	IP	WLS	BF	H	R	ER	SO	BB	IBB	HBP	BLK	WP	HR	S	P	ERA	WHIP

BOTTOM

Baltimore Orioles @ Chicago White Sox

Comiskey Park, Chicago, IL

Wed Aug 19 1959, 4:33 AM EDT

Att. 14,310 - Unknown

livebaseballscorecards.com

AB	32
R	1
H	5
RBI	1
BB	4
SO	3
LOB	16

1B: 4	SF: 0	WP: 0	PA: 37
2B: 0	SAC: 1	PB: 0	
3B: 0	DP: 0	SB: 0	
HR: 1	HBP: 0	CS: 0	

Baltimore Orioles @ Chicago White Sox

Comiskey Park, Chicago, IL

Thu Aug 20 1959, 4:33 AM EDT

Att. 11,084 - Unknown

TOP

livebaseballscorecards.com

Batter	1	2	3	4	5	6	7	8	9	AB	R	H	RBI	BB	SO	LOB
Billy Klaus, L (1, 6) OBP: 0.381, SLG: 0.341	0-0 2B 1B 1B	4-3 2B		B5-3 1B		F9	G6-4-3 1B 1-2 2-3 3-H		1-2 IBB	5	1	4	1	1	0	0
Al Pilarcik, L (1, 8) OBP: 0.365, SLG: 0.373	0-0 2B SF9 1B 1-2	0-0 ② 4-3 2-3		0-0 ① ② B5-3 1-2f		0-0 ② F7	0-0 ② ③ G6-4-3 1-2f		0-0 ③ 6-3	4	1	1	0	0	0	2
Willie Tasby, R (6, 8) OBP: 0.303, SLG: 0.369										2	0	0	0	0	0	5
Bob Nieman, R (1, 7) OBP: 0.359, SLG: 0.477	S S S 0-3 ① K	0-0 ③ F4		S S S 0-3 ③ K		B B B 4-0 FC6 BB		0-0 ① F8		4	0	0	0	1	2	3
Gene Woodling, L (1, 9) OBP: 0.420, SLG: 0.503	0-0 WP E 2B 1-3 2-H		0-0 1B 2B		B B B 4-0 BB 1B FC3-6 BB	0-0 ③ FC6 1-2f		0-0 ② F7		4	3	2	1	1	0	1
Bob Boyd, L (1, 3) OBP: 0.287, SLG: 0.313	0-0 ② SF9 3-H		S S S 0-3 ① K		0-0 FC3-6 BB 1B 1-2		0-0 BB 1B 1B 1B	B B B B 4-0 BB		0	0	0	1	0	0	0
Walt Dropo, R (3, PH) OBP: 0.264, SLG: 0.378 (3, 3)										3	1	2	0	1	1	1
Gus Triandos, R (1, 2) OBP: 0.357, SLG: 0.478	4-0 E IBB 2-3		4-0 4-3 1B IBB		B B B B 4-0 FC3-6 BB 1-2 2-3		0-0 1B BB 1B 1B 1-2	0-0 ③ 1-3		1	0	1	0	3	0	0
Billy O'Dell, S (7, PR) OBP: 0.170, SLG: 0.163										0	1	0	0	0	0	0
Joe Ginsberg, L (7, 2) OBP: 0.273, SLG: 0.222										1	0	0	0	0	0	1
Chico Carrasquel, R (1, 4) OBP: 0.301, SLG: 0.313	0-0 E5 1-2 3-H		0-0 4-3 1B 1-2 2-H		0-0 ① F2		B B B B 4-0 1B 1B BB 1-2 2-3		0-0 ① F7	4	0	1	1	1	0	4
Brooks Robinson, R (1, 5) OBP: 0.274, SLG: 0.291	S S S 0-3 ③ K	0-0 ② 4-3 1-2 2-3		0-0 ② FC3-6 1-2f 2-3 3-H		0-0 1B 1-2 2-3 3-H			0-0 S 1B	2	0	0	0	0	1	4
Albie Pearson, L (5, PH) OBP: 0.315, SLG: 0.280										1	0	0	1	0	0	2
Billy Gardner, R (5, 5) OBP: 0.290, SLG: 0.321										2	0	2	1	0	0	0
Hoyt Wilhelm, R (1, 1) OBP: 0.109, SLG: 0.034		0-0 ① 1-3	0-0 ③ F9		0-0 ③ 4-3		0-0 ① F5		S S S 0-3 ② K	3	0	0	0	0	0	4
Barry Shetrone, L (7, PH) OBP: 0.229, SLG: 0.250										1	0	0	0	0	0	3
Billy Loes, R (7, 1)										1	0	0	0	0	1	1

Inning Stats									
	R: 3 H: 3 E: 1 LOB: 2 K: 2 BB: 1 S: 11 P: 15	R: 0 H: 1 E: 0 LOB: 1 K: 0 BB: 0 S: 4 P: 4	R: 1 H: 2 E: 0 LOB: 2 K: 1 BB: 1 S: 7 P: 11	R: 0 H: 1 E: 0 LOB: 0 K: 1 BB: 0 S: 5 P: 5	R: 1 H: 1 E: 0 LOB: 2 K: 0 BB: 2 S: 4 P: 12	R: 0 H: 0 E: 0 LOB: 1 K: 0 BB: 1 S: 3 P: 7	R: 2 H: 4 E: 0 LOB: 3 K: 0 BB: 1 S: 6 P: 10	R: 0 H: 0 E: 0 LOB: 1 K: 0 BB: 1 S: 3 P: 7	R: 0 H: 1 E: 0 LOB: 2 K: 1 BB: 1 S: 6 P: 10	1B: 10 SF: 1 2B: 4 SAC: 0 3B: 0 DP: 2 HR: 0 HBP: 0	WP: 1 PA: 47 PB: 0 SB: 1 CS: 0

PITCHER		IP	WLS	BF	H	R	ER	SO	BB	IBB	HBP	BLK	WP	HR	S	P	ERA	WHIP
Barry Latman, R ERA: 4.08	(1, 1)	2.0	L	13	5	4	3	2	0	1	0	0	1	0	16	20	13.50	2.500
Rudy Arias, L ERA: 4.19	(3, 1)	2.0		8	2	0	0	2	0	1	0	0	0	0	11	15	0.00	1.000
Ray Moore, R ERA: 4.38	(5, 1)	0.0		3	1	1	1	0	2	0	0	0	0	0	1	9	∞	∞
Turk Lown, R ERA: 2.84	(5, 1)	2.0		7	0	0	0	0	1	0	0	0	0	0	6	10	0.00	0.500
Ken McBride, R ERA: 3.5	(7, 1)	0.0		4	3	2	2	0	1	0	0	0	0	0	3	7	∞	∞

PITCHER		IP	WLS	BF	H	R	ER	SO	BB	IBB	HBP	BLK	WP	HR	S	P	ERA	WHIP
Gerry Staley, R ERA: 1.55	(7, 1)	1.0		3	1	0	0	0	0	0	0	0	0	0	3	3	0.00	1.000
Bob Shaw, R ERA: 2.93	(8, 1)	2.0		9	1	0	0	1	1	1	0	0	0	0	9	17	0.00	1.000

AB	38
R	7
H	13
RBI	6
BB	8
SO	5
LOB	31

Batter	1	2	3	4	5	6	7	8	9	AB	R	H	RBI	BB	SO	LOB
Luis Aparicio, R (1, 6) OBP: 0.327, SLG: 0.345	F8		6-3	G6-3 1-2 2-H 1B		FC6-4 WP 1-2f PB	F6			5	1	1	1	0	0	2
Nellie Fox, L (1, 4) OBP: 0.397, SLG: 0.416	BB 2B		4-3	G6-3 1-2f		1B PB 1-3 BB		F9		4	0	1	0	1	0	2
Jim Landis, R (1, 8) OBP: 0.377, SLG: 0.373	BB BB		BB BB		K 1B	1-3 3-H 1B		K		3	0	1	0	2	2	0
Earl Torgeson, L (1, 3) OBP: 0.365, SLG: 0.382	K		1-2 BB		2B 1B	F9		1B		4	1	2	0	1	1	4
Sherm Lollar, R (1, 2) OBP: 0.345, SLG: 0.457	1-2 2-3 BB		F2		F2		2B 1B 1B	F5		4	1	1	0	1	0	4
Billy Goodman, L (1, 5) OBP: 0.293, SLG: 0.277	F6			K 4-3 1B	1-H 2B		L7		6-3	5	1	1	1	0	1	4
Al Smith, R (1, 7) OBP: 0.321, SLG: 0.387 Jim Rivera, L (5, PH) OBP: 0.271, SLG: 0.376 (6, 7)		F3		4-3 1-2	K		1-3 1B 2B		F4	2 3	0 1	0 1	0 1	0 0	0 1	1 1
Jim McAnany, R (1, 9) OBP: 0.337, SLG: 0.348		K		HBP 2-H 1B		FC6-4 BB	FC6-4 2-H 3-H 1B		K	4	1	2	3	1	2	0
Barry Latman, R (1, 1) OBP: 0.273, SLG: 0.206 Rudy Arias, L (3, 1) Norm Cash, L (4, PH) OBP: 0.343, SLG: 0.310 Ray Moore, R (5, 1) OBP: 0.158, SLG: 0.158 Turk Lown, R (6, 1) OBP: 0.286, SLG: 0.286 Harry Simpson, L (8, PH) OBP: 0.256, SLG: 0.362 Ken McBride, R (7, 1) OBP: 0.167, SLG: 0.167 Gerry Staley, R (7, 1) OBP: 0.000, SLG: 0.000 Bubba Phillips, R (7, PH) OBP: 0.273, SLG: 0.364 Bob Shaw, R (8, 1) OBP: 0.000, SLG: 0.157		F5		1-0 1-2 1B HBP		F6	FC6-4 1-2f			1 0 0 0 0 0 0 0 0 0 1 0	0 0 0 0 0 0 0 0 0 0 0 0	0 0 0 0 0 0 0 0 0 0 0 0	0 0 0 0 0 0 0 0 0 0 0 0	0 0 0 0 0 0 0 0 0 0 0 0	0 0 0 0 0 0 0 0 0 0 1 0	0 0 0 0 0 0 0 0 0 0 0 0
Inning Stats	R: 0 E: 0 K: 1 S: 6 H: 1 LOB: 3 BB: 2 P: 14	R: 0 E: 0 K: 1 S: 5 H: 0 LOB: 0 BB: 0 P: 5	R: 0 E: 0 K: 0 S: 3 H: 0 LOB: 2 BB: 2 P: 11	R: 2 E: 0 K: 1 S: 7 H: 2 LOB: 1 BB: 0 P: 8	R: 1 E: 0 K: 2 S: 9 H: 2 LOB: 1 BB: 0 P: 9	R: 1 E: 0 K: 0 S: 4 H: 1 LOB: 2 BB: 2 P: 12	R: 2 E: 0 K: 0 S: 6 H: 3 LOB: 1 BB: 0 P: 6	R: 0 E: 0 K: 1 S: 6 H: 1 LOB: 1 BB: 0 P: 6	R: 0 E: 0 K: 1 S: 5 H: 0 LOB: 0 BB: 0 P: 5	1B: 7 2B: 3 3B: 0 HR: 0 SF: 0 SAC: 0 DP: 1 HBP: 1						WP: 2 PB: 2 SB: 0 CS: 0 PA: 44	

PITCHER		IP	WLS	BF	H	R	ER	SO	BB	IBB	HBP	BLK	WP	HR	S	P	ERA	WHIP
Hoyt Wilhelm, R ERA: 2.32	(1, 1)	6.0	W	31	6	4	3	5	6	0	1	0	1	0	34	59	4.50	2.000
Billy Loes, R ERA: 2.75	(7, 1)	3.0	S	13	4	2	2	2	0	0	0	0	0	0	17	17	6.00	1.333

PITCHER	IP	WLS	BF	H	R	ER	SO	BB	IBB	HBP	BLK	WP	HR	S	P	ERA	WHIP

BOTTOM

Baltimore Orioles @ Chicago White Sox

Comiskey Park, Chicago, IL

Thu Aug 20 1959, 4:33 AM EDT

Att. 11,084 - Unknown

livebaseballscorecards.com

AB	37
R	6
H	10
RBI	5
BB	6
SO	7
LOB	20

Batter	1	2	3	4	5	6	7	8	9	AB	R	H	RBI	BB	SO	LOB
Bob Allison, R (1, 8) OBP: 0.338, SLG: 0.528	6-3			6-3	6-3		S 1B		F6	5	0	1	0	0	0	1
Lenny Green, L (1, 9) OBP: 0.311, SLG: 0.352	G5-4-3 1B			E9 1B 2B		S 1B 1B	K 1-2		4-3	5	2	3	0	0	1	1
Jim Lemon, R (1, 7) OBP: 0.326, SLG: 0.502	G5-4-3 1-2f			K		1B FC1-2 1-2 BB	F7			3	0	0	0	1	1	3
Clint Courtney, L (1, 2) OBP: 0.350, SLG: 0.336		G3		1B 1B 3-H		FC1-2 1B 1-3 2-H 1B		F9		4	1	2	2	0	0	0
Harmon Killebrew, R (1, 5) OBP: 0.356, SLG: 0.555		F7		FC5-4 1-2 1B		K		6-3		4	0	1	0	0	1	2
Roy Sievers, R (1, 3) OBP: 0.309, SLG: 0.434		F5		FC5-4 1-2f		FC1-2 1B 1-2 3-H		2B 1B		3	0	0	0	0	0	4
Ron Samford, R (6, 4) OBP: 0.266, SLG: 0.333										1	1	1	0	0	0	0
Ken Aspromonte, R (1, 4) OBP: 0.316, SLG: 0.312			6-3		1-3 1B	1B 1-2 2-H 1B		1-H 2B		2	0	1	0	0	0	0
Julio Becquer, L (6, PH) OBP: 0.281, SLG: 0.369										2	0	2	2	0	0	0
(6, 3)																
Billy Consolo, R (1, 6) OBP: 0.296, SLG: 0.242			F7		1-3 1-2	6-3		F8		3	0	0	0	0	0	3
Faye Throneberry, L (8, PH) OBP: 0.329, SLG: 0.395										1	0	0	0	0	0	1
Zoilo Versalles, R (8, 6) OBP: 0.229, SLG: 0.244										0	0	0	0	0	0	0
Chuck Stobbs, L (1, 1) OBP: 0.111, SLG: 0.111			F8		F5		K		1-3	2	0	0	0	0	0	1
Tex Clevenger, R (6, 1) OBP: 0.200, SLG: 0.231										0	0	0	0	0	0	0
Reno Bertoia, R (7, PH) OBP: 0.302, SLG: 0.356										1	0	0	0	0	1	0
Dick Hyde, R (7, 1)										0	0	0	0	0	0	0
Hal Naragon, L (9, PH) OBP: 0.290, SLG: 0.313										1	0	0	0	0	0	0
Inning Stats	R: 0 E: 0 K: 0 S: 3 H: 1 LOB: 0 BB: 0 P: 3	R: 0 E: 0 K: 0 S: 3 H: 0 LOB: 0 BB: 0 P: 3	R: 0 E: 0 K: 0 S: 3 H: 0 LOB: 0 BB: 0 P: 3	R: 1 E: 1 K: 1 S: 8 H: 3 LOB: 2 BB: 0 P: 8	R: 0 E: 0 K: 0 S: 4 H: 1 LOB: 1 BB: 0 P: 4	R: 2 E: 0 K: 1 S: 8 H: 3 LOB: 2 BB: 1 P: 12	R: 0 E: 0 K: 2 S: 8 H: 1 LOB: 1 BB: 0 P: 8	R: 1 E: 0 K: 0 S: 5 H: 2 LOB: 1 BB: 0 P: 5	R: 0 E: 0 K: 0 S: 3 H: 0 LOB: 0 BB: 0 P: 3	1B: 9 2B: 2 3B: 0 HR: 0 SF: 0 SAC: 0 DP: 1 HBP: 0						

PITCHER		IP	WLS	BF	H	R	ER	SO	BB	IBB	HBP	BLK	WP	HR	S	P	ERA	WHIP
Dick Donovan, R ERA: 3.89	(1, 1)	5.0		22	7	3	3	1	1	0	0	0	0	0	23	27	5.40	1.600
Gerry Staley, R ERA: 1.53	(6, 1)	1.0	W	4	1	0	0	1	0	0	0	0	0	0	6	6	0.00	1.000
Turk Lown, R ERA: 2.84	(7, 1)	3.0	S	12	3	1	1	2	0	0	0	0	0	0	16	16	3.00	1.000

PITCHER	IP	WLS	BF	H	R	ER	SO	BB	IBB	HBP	BLK	WP	HR	S	P	ERA	WHIP

TOP

Washington Senators @ Chicago White Sox

Comiskey Park, Chicago, IL

Fri Aug 21 1959, 8:05 PM EDT

Att. 37,986 - Unknown

livebaseballscorecards.com

AB	37
R	4
H	11
RBI	4
BB	1
SO	4
LOB	16

WP: 0 PB: 0 SB: 2 CS: 0 PA: 38

Batter	1	2	3	4	5	6	7	8	9	AB	R	H	RBI	BB	SO	LOB
Luis Aparicio, R (1, 6) OBP: 0.326, SLG: 0.343	0-0 S E E 1B	0-0 FC6-4 1-2f			0-0 F9	0-0 6-3		0-3 K		5	1	1	0	0	1	3
Nellie Fox, L (1, 4) OBP: 0.396, SLG: 0.413	1-0 S 1B HBP 1-2		0-0 F9		0-0 F7		0-0 F7			3	1	0	0	0	0	0
Jim Landis, R (1, 8) OBP: 0.376, SLG: 0.371	0-3 K 1-3 2-H		0-0 F9		0-0 L8		0-0 4-3 BLK 1B 1B			4	1	1	0	0	1	1
Sherm Lollar, R (1, 3) (8, 2) OBP: 0.344, SLG: 0.455	0-0 5-3		0-0 F5			0-0 BB 1B 1B	0-0 4-3 1-3			4	1	1	0	0	0	2
Bubba Phillips, R (1, 7) OBP: 0.321, SLG: 0.389	0-0 1B 3-H			0-0 4-3 2B		0-0 F8	0-0 BB 1B 3-H			4	0	3	2	0	0	1
Earl Battey, R (1, 2) OBP: 0.302, SLG: 0.357 Earl Torgeson, L (7, PH) (8, 3) OBP: 0.367, SLG: 0.382	0-0 F9			0-3 K		0-0 F7	4-0 1-2 BB			3 0	0 0	0 0	0 0	0 1	1 0	3 0
Jim McAnany, R (1, 9) OBP: 0.341, SLG: 0.352 Jim Rivera, L (8, 9) OBP: 0.271, SLG: 0.376		0-0 FC5-6 1B		0-0 4-3 2-3		0-0 BB 1B 1-2 1B	0-0 1-3			4 0	1 0	2 0	0 0	0 0	0 0	3 0
Sammy Esposito, R (1, 5) OBP: 0.306, SLG: 0.268		0-3 K		4-0 BB		4-0 1B 1-2 2-3 BB		0-0 F4		2	0	0	0	2	1	1
Dick Donovan, L (1, 1) OBP: 0.200, SLG: 0.277 Gerry Staley, R (6, 1) OBP: 0.364, SLG: 0.222 John Romano, R (6, PH) OBP: 0.385, SLG: 0.475 Turk Lown, R (7, 1) OBP: 0.250, SLG: 0.250		0-0 FC5-6 FC6-4 1-2f		0-0 F8		0-0 1-3 2-H 3-H 1B		0-3 K		2 0 1 1	0 0 0 0	0 0 1 0	0 0 2 0	0 0 0 0	0 0 0 1	3 0 0 0
Inning Stats	R: 2 E: 1 K: 1 S: 7 H: 2 LOB: 1 BB: 0 P: 8	R: 0 E: 0 K: 1 S: 6 H: 1 LOB: 1 BB: 0 P: 6	R: 0 E: 0 K: 0 S: 3 H: 0 LOB: 0 BB: 0 P: 3	R: 0 E: 0 K: 1 S: 6 H: 1 LOB: 2 BB: 1 P: 10	R: 0 E: 0 K: 0 S: 3 H: 0 LOB: 0 BB: 0 P: 3	R: 2 E: 0 K: 0 S: 6 H: 3 LOB: 2 BB: 1 P: 10	R: 1 E: 0 K: 0 S: 5 H: 2 LOB: 2 BB: 1 P: 9	R: 0 E: 0 K: 2 S: 7 H: 0 LOB: 0 BB: 0 P: 7		1B: 8 2B: 1 3B: 0 HR: 0	SF: 0 SAC: 0 DP: 0 HBP: 1			WP: 0 PB: 0 SB: 3 CS: 0	PA: 37	

PITCHER		IP	WLS	BF	H	R	ER	SO	BB	IBB	HBP	BLK	WP	HR	S	P	ERA	WHIP
Chuck Stobbs, L ERA: 3.01	(1, 1)	5.2	L	27	7	4	2	3	2	0	1	0	0	0	30	39	3.18	1.588
Tex Clevenger, R ERA: 4.21	(6, 1)	0.1		1	0	0	0	0	0	0	0	0	0	0	1	1	0.00	0.000
Dick Hyde, R ERA: 4.89	(7, 1)	2.0		9	2	1	1	2	1	0	0	1	0	0	12	16	4.50	1.500

PITCHER	IP	WLS	BF	H	R	ER	SO	BB	IBB	HBP	BLK	WP	HR	S	P	ERA	WHIP

BOTTOM

Washington Senators @ Chicago White Sox

Comiskey Park, Chicago, IL

Fri Aug 21 1959, 8:05 PM EDT

Att. 37,986 - Unknown

livebaseballscorecards.com

AB	33
R	5
H	9
RBI	4
BB	3
SO	5
LOB	17

Batter	1	2	3	4	5	6	7	8	9	AB	R	H	RBI	BB	SO	LOB
Bob Allison, R (1, 8) OBP: 0.335, SLG: 0.523	SSS 0-3 ① K	x 0-0 ③ 6-3			x 0-0 ① F9		SSS 0-3 ③ K			4	0	0	0	0	2	3
Lenny Green, L (1, 9) OBP: 0.316, SLG: 0.352	BBBB 4-0 BB		x 0-0 ① F2		x 0-0 ② 4-3			x 0-0 S 1B		3	0	1	0	1	0	0
Julio Becquer, L (1, 3) OBP: 0.281, SLG: 0.362	BBBB 4-0 1-2 BB		x 0-0 ② G3		x 0-0 ③ F7			x 0-0 ① F7 1-2		3	0	0	0	1	0	1
Clint Courtney, L (1, 2) OBP: 0.347, SLG: 0.328	x 0-0 ② F5		SSS 0-3 ③ K			BBBB 4-0 G6-4-3 BB		SSS 0-3 ② K		3	0	0	0	1	2	3
Jim Lemon, R (1, 7) OBP: 0.323, SLG: 0.498	SSS 0-3 ③ K			SSS 0-3 ① K		x 0-0 ①② G6-4-3 1-2f		x 0-0 ③ F5		4	0	0	0	0	2	4
Harmon Killebrew, R (1, 5) OBP: 0.355, SLG: 0.551		BBBB 4-0 BB 1B G5-2-3 BB		x 0-0 ② 5-3		SSS 0-3 ③ K			x 0-0 ① F6	3	0	0	0	1	1	0
Ken Aspromonte, R (1, 4) OBP: 0.323, SLG: 0.320		x 0-0 G5-2-3 BB 1-2 1B		x 0-0 BB 1B			x 0-0 ① L5		x 0-0 FC4-6 1B	4	0	3	0	0	0	0
Billy Consolo, R (1, 6) OBP: 0.310, SLG: 0.248 Faye Throneberry, L (9, PH) OBP: 0.328, SLG: 0.394		BBBB 4-0 G5-2-3 1-2 2-3 BB		BBBB 4-0 1-2 BB			x 0-0 SH1-4 1B		x 0-0 ② FC4-6 1-2f	1 1	0 0	1 0	0 0	2 0	0 0	0 1
Russ Kemmerer, R (1, 1) OBP: 0.224, SLG: 0.154 Roy Sievers, R (9, PH) OBP: 0.308, SLG: 0.433		x 0-0 ①② G5-2-3 1-2 2-3 3-Hf		SSS 0-3 ③ K			x 0-0 ② SH1-4 1-2		x 0-0 ③ F4	2 1	0 0	0 0	0 0	1 0	5 1	
Inning Stats	R: 0 E: 0 K: 2 S: 7 H: 0 LOB: 2 BB: 2 P: 15	R: 0 E: 0 K: 0 S: 3 H: 1 LOB: 2 BB: 2 P: 11	R: 0 E: 0 K: 1 S: 5 H: 0 LOB: 0 BB: 0 P: 5	R: 0 E: 0 K: 2 S: 8 H: 1 LOB: 2 BB: 1 P: 12	R: 0 E: 0 K: 0 S: 3 H: 0 LOB: 0 BB: 0 P: 3	R: 0 E: 0 K: 1 S: 4 H: 0 LOB: 0 BB: 1 P: 8	R: 0 E: 0 K: 1 S: 6 H: 1 LOB: 1 BB: 0 P: 6	R: 0 E: 0 K: 1 S: 6 H: 1 LOB: 1 BB: 0 P: 6	R: 0 E: 0 K: 0 S: 4 H: 1 LOB: 1 BB: 0 P: 4	1B: 5 2B: 0 3B: 0 HR: 0	SF: 0 SAC: 1 DP: 2 HBP: 0						

PITCHER	IP	WLS	BF	H	R	ER	SO	BB	IBB	HBP	BLK	WP	HR	S	P	ERA	WHIP
Barry Latman, R (1, 1) ERA: 3.78	9.0	W	36	5	0	0	8	6	0	0	0	0	0	46	70	0.00	1.222

PITCHER	IP	WLS	BF	H	R	ER	SO	BB	IBB	HBP	BLK	WP	HR	S	P	ERA	WHIP

Washington Senators @ Chicago White Sox

Comiskey Park, Chicago, IL

Sat Aug 22 1959, 4:33 AM EDT

Att. 9,739 - Unknown

TOP

livebaseballscorecards.com

AB	29
R	0
H	5
RBI	0
BB	6
SO	8
LOB	18

1B: 5	SF: 0	WP: 0	PA: 36
2B: 0	SAC: 1	PB: 0	
3B: 0	DP: 2	SB: 1	
HR: 0	HBP: 0	CS: 0	

Batter	1	2	3	4	5	6	7	8	9	AB	R	H	RBI	BB	SO	LOB
Luis Aparicio, R (1, 6) OBP: 0.324, SLG: 0.341	F5		6-3			6-3				3	0	0	0	0	0	0
Nellie Fox, L (1, 4) OBP: 0.394, SLG: 0.411	4-3		6-3			F8				3	0	0	0	0	0	0
Jim Landis, R (1, 8) OBP: 0.374, SLG: 0.369	F9			6-3		F3				3	0	0	0	0	0	0
Sherm Lollar, R (1, 2) OBP: 0.348, SLG: 0.458		BB WP S 1B		E7 G3 1B			G4-6-3 1B			2	1	2	0	1	0	0
Earl Torgeson, L (1, 3) OBP: 0.363, SLG: 0.378		F4 1-3		G3 2-3			G4-6-3 1-2f			3	0	0	0	0	0	3
Billy Goodman, L (1, 5) OBP: 0.288, SLG: 0.272		K		F7			6-3			3	0	0	0	0	1	2
Sammy Esposito, R (8, 5) OBP: 0.306, SLG: 0.268										0	0	0	0	0	0	0
Bubba Phillips, R (1, 7) OBP: 0.321, SLG: 0.388		3-H 1B		F4				F6		3	0	1	1	0	0	0
Jim Rivera, L (1, 9) OBP: 0.264, SLG: 0.366		4-3		1-3				F8		3	0	0	0	0	0	1
Barry Latman, R (1, 1) OBP: 0.200, SLG: 0.189			1-3	4-3				4-3		3	0	0	0	0	0	0
Inning Stats	R: 0 E: 0 K: 0 S: 3 H: 0 LOB: 0 BB: 0 P: 3	R: 1 E: 0 K: 1 S: 6 H: 1 LOB: 1 BB: 1 P: 10	R: 0 E: 0 K: 0 S: 3 H: 0 LOB: 0 BB: 0 P: 3	R: 0 E: 1 K: 0 S: 4 H: 1 LOB: 1 BB: 0 P: 4	R: 0 E: 0 K: 0 S: 3 H: 0 LOB: 0 BB: 0 P: 3	R: 0 E: 0 K: 0 S: 3 H: 0 LOB: 0 BB: 0 P: 3	R: 0 E: 0 K: 0 S: 3 H: 1 LOB: 0 BB: 0 P: 3	R: 0 E: 0 K: 0 S: 3 H: 0 LOB: 0 BB: 0 P: 3		1B: 3 2B: 0 3B: 0 HR: 0 SF: 0 SAC: 0 DP: 1 HBP: 0						

PITCHER	IP	WLS	BF	H	R	ER	SO	BB	IBB	HBP	BLK	WP	HR	S	P	ERA	WHIP
Russ Kemmerer, R (1, 1) ERA: 4.33	8.0	L	27	3	1	1	1	1	0	0	0	1	0	28	32	1.12	0.500

PITCHER	IP	WLS	BF	H	R	ER	SO	BB	IBB	HBP	BLK	WP	HR	S	P	ERA	WHIP

BOTTOM

Washington Senators @ Chicago White Sox

Comiskey Park, Chicago, IL

Sat Aug 22 1959, 4:33 AM EDT

Att. 9,739 - Unknown

livebaseballscorecards.com

AB	26
R	1
H	3
RBI	1
BB	1
SO	1
LOB	6

PA: 27

WP: 1
PB: 0
SB: 1
CS: 0

Batter	1	2	3	4	5	6	7	8	9	AB	R	H	RBI	BB	SO	LOB
Bobby Richardson, R (1, 4) OBP: 0.319, SLG: 0.349	F4		K			F9	F7		FC6-4 1B	5	0	1	0	0	1	3
Tony Kubek, L (1, 5) (7, 9) OBP: 0.320, SLG: 0.403	F8		L6			F7		1B	FC6-4	5	1	2	0	0	0	0
Mickey Mantle, S (1, 8) OBP: 0.401, SLG: 0.522	K		K			4-3		1B	K	5	1	1	0	0	3	2
Yogi Berra, L (1, 2) OBP: 0.355, SLG: 0.475		F7		F7			E3 2B	1B	FC6-4	5	2	1	1	0	0	2
Elston Howard, R (1, 3) OBP: 0.317, SLG: 0.501		K			HR		1B	G6-3 1B	F8	5	3	3	2	0	1	2
Hector Lopez, R (1, 7) OBP: 0.340, SLG: 0.490		F8			4-3		K		G6-3	4	0	1	1	0	1	2
Hank Bauer, R (1, 9) OBP: 0.306, SLG: 0.371			4-3 S 1B		K		F7 1B IBB		G6-3	2	0	1	0	0	1	0
Norm Siebern, L (7, PH) OBP: 0.339, SLG: 0.405										0	0	0	0	1	0	0
Gil McDougald, R (7, 6) OBP: 0.302, SLG: 0.348										1	0	0	0	0	0	2
Clete Boyer, R (1, 6) OBP: 0.181, SLG: 0.136			K		BB					1	0	0	0	1	1	1
Enos Slaughter, L (7, PH) OBP: 0.272, SLG: 0.382										1	0	1	2	0	0	0
Andy Carey, R (7, 5) OBP: 0.299, SLG: 0.322										1	0	1	1	0	0	0
Art Ditmar, R (1, 1) OBP: 0.164, SLG: 0.217			4-3		K		F7	1-3		4	0	0	0	0	1	5

TOP

New York Yankees @ Chicago White Sox

Comiskey Park, Chicago, IL

Sun Aug 23 1959, 4:33 AM EDT

Unknown

livebaseballscorecards.com

AB	39
R	7
H	12
RBI	7
BB	2
SO	9
LOB	19

Inning Stats	1	2	3	4	5	6	7	8	9
	R: 0 E: 0 K: 1 S: 5	H: 0 LOB: 0 BB: 0 P: 5	R: 0 E: 0 K: 1 S: 5	H: 0 LOB: 0 BB: 0 P: 5	R: 0 E: 0 K: 2 S: 8	H: 1 LOB: 1 BB: 0 P: 8	R: 0 E: 0 K: 1 S: 5	H: 0 LOB: 0 BB: 0 P: 5	R: 1 E: 0 K: 2 S: 8	H: 1 LOB: 1 BB: 1 P: 12	R: 0 E: 0 K: 0 S: 3	H: 0 LOB: 0 BB: 0 P: 3	R: 2 E: 1 K: 1 S: 8	H: 2 LOB: 2 BB: 1 P: 12	R: 4 E: 0 K: 0 S: 8	H: 6 LOB: 1 BB: 0 P: 8	R: 0 E: 0 K: 1 S: 7	H: 2 LOB: 2 BB: 0 P: 7

| | | | | | | | | | |

BOTTOM

New York Yankees @ Chicago White Sox

Comiskey Park, Chicago, IL

Sun Aug 23 1959, 4:33 AM EDT

Unknown

livebaseballscorecards.com

Batter	1	2	3	4	5	6	7	8	9	AB	R	H	RBI	BB	SO	LOB
Luis Aparicio, R (1, 6) OBP: 0.321, SLG: 0.338	S S S 0-3 K ①		x 0-0 1-3 ③			x 0-0 E4 S 2B	x 0-0 FC4-6 1-2f ②			4	1	0	0	0	1	2
Nellie Fox, L (1, 4) OBP: 0.393, SLG: 0.412	x 0-0 4-3 ②			x 0-0 6-3 ①		x 0-0 HBP 1-H 2B	x 0-0 4-3 ③			4	0	1	1	0	0	1
Jim Landis, R (1, 8) OBP: 0.371, SLG: 0.365	x 0-0 6-3 ③			x 0-0 5-3 ②		x 0-0 5-3 ①		x 0-0 5-3 ①		4	0	0	0	0	0	1
Earl Torgeson, L (1, 3) OBP: 0.362, SLG: 0.374		S S S 0-3 K ①		B B B 4-0 BB		x 0-0 F7 ②		x 0-0 F2 ②		3	0	0	0	1	1	1
Billy Goodman, L (1, 5) OBP: 0.287, SLG: 0.267		x 0-0 4-3 ②		x 0-0 F8 ③		B B B B 4-0 HBP BB		x 0-0 F7 ③		3	0	0	0	1	0	1
Bubba Phillips, R (1, 7) OBP: 0.320, SLG: 0.385		x 0-0 6-3 ③			x 0-0 5-3 ①	H 1-0 1-2 2-3 HBP			S S S 0-3 K ①	3	0	0	0	0	1	0
Jim Rivera, L (1, 9) OBP: 0.256, SLG: 0.353			x 0-0 5-3 ①		S S S 0-3 K ②	x 0-0 F9 ③			x 0-0 F9 ②	4	0	0	0	0	1	3
Earl Battey, R (1, 2) OBP: 0.299, SLG: 0.350			x 0-0 F2 ②		x 0-0 FC6 1B		x 0-0 6-3 ①		x 0-0 F6 ③	4	0	1	0	0	0	0
Early Wynn, S (1, 1) OBP: 0.325, SLG: 0.358			B B B B 4-0 BB		x 0-0 FC6 ③ 1-2f		x 0-0 FC4-6 1B			1	0	0	0	1	0	1
Norm Cash, L (7, PH) OBP: 0.350, SLG: 0.318										1	0	1	0	0	0	0
Gerry Staley, R (8, 1) OBP: 0.364, SLG: 0.222										0	0	0	0	0	0	0
Ken McBride, R (8, 1) OBP: 0.167, SLG: 0.167										0	0	0	0	0	0	0

Inning Stats	1	2	3	4	5	6	7	8	9
	R: 0 H: 0 E: 0 LOB: 0 K: 1 BB: 0 S: 5 P: 5	R: 0 H: 0 E: 0 LOB: 0 K: 1 BB: 0 S: 5 P: 5	R: 0 H: 0 E: 0 LOB: 1 K: 0 BB: 1 S: 3 P: 7	R: 0 H: 0 E: 0 LOB: 1 K: 0 BB: 1 S: 3 P: 7	R: 0 H: 1 E: 0 LOB: 1 K: 1 BB: 0 S: 6 P: 6	R: 1 H: 1 E: 1 LOB: 3 K: 0 BB: 1 S: 5 P: 10	R: 0 H: 1 E: 0 LOB: 1 K: 0 BB: 0 S: 4 P: 4	R: 0 H: 0 E: 0 LOB: 0 K: 0 BB: 0 S: 3 P: 3	R: 0 H: 0 E: 0 LOB: 0 K: 1 BB: 0 S: 5 P: 5

AB	31
R	1
H	3
RBI	1
BB	3
SO	4
LOB	10

1B: 2	SF: 0
2B: 1	SAC: 0
3B: 0	DP: 0
HR: 0	HBP: 1

WP: 0	PA: 35
PB: 0	
SB: 1	
CS: 0	

PITCHER	IP	WLS	BF	H	R	ER	SO	BB	IBB	HBP	BLK	WP	HR	S	P	ERA	WHIP
Art Ditmar, R (1, 1) ERA: 3.15	9.0	W	35	3	1	0	4	3	0	1	0	0	0	39	52	0.00	0.667

PITCHER	IP	WLS	BF	H	R	ER	SO	BB	IBB	HBP	BLK	WP	HR	S	P	ERA	WHIP

Batter	1	2	3	4	5	6	7	8	9	AB	R	H	RBI	BB	SO	LOB
Bobby Richardson, R (1, 4) OBP: 0.323, SLG: 0.354	F7			CS 1B		1B		FC4-6 1B 1-2		4	0	3	0	0	0	0
Tony Kubek, L (1, 5) OBP: 0.317, SLG: 0.399	K			F8 1-2		4-3		FC4-6 1-2f 2-3		4	0	0	0	0	1	4
Mickey Mantle, S (1, 8) OBP: 0.398, SLG: 0.517	K			4-3			F8	F8		4	0	0	0	0	1	2
Elston Howard, R (1, 2) OBP: 0.319, SLG: 0.504		4-3			6-3 2B		6-3 E 1B		5-3	4	0	2	0	0	0	0
Hector Lopez, R (1, 7) OBP: 0.338, SLG: 0.485		6-3			6-3 2-3		E5 6-3 1-2		E3 G6-4-3	4	0	0	0	0	0	2
Enos Slaughter, L (1, 9) OBP: 0.264, SLG: 0.370 Hank Bauer, R (7, 9) OBP: 0.305, SLG: 0.369		F8			6-3		6-3 1-2 2-3		G6-4-3 1-2f	3 1	0 0	0 0	0 0	0 0	0 0	3 1
Marv Throneberry, L (1, 3) OBP: 0.290, SLG: 0.338			K		K		3-1			3	0	0	0	0	2	3
Clete Boyer, R (1, 6) OBP: 0.173, SLG: 0.130			1-3			5-3		K		3	0	0	0	0	1	0
Ralph Terry, R (1, 1) OBP: 0.149, SLG: 0.149 Eli Grba, R (7, 1) OBP: 0.308, SLG: 0.333 Norm Siebern, L (8, PH) OBP: 0.341, SLG: 0.407 Gary Blaylock, R (8, 1) OBP: 0.139, SLG: 0.333			K			F8		FC4-6 1B 1B		2 0 1 0	0 0 0 0	0 0 1 0	0 0 0 0	0 0 0 0	1 0 0 0	0 0 0 0
Inning Stats	R: 0 E: 0 K: 2 S: 7 H: 0 LOB: 0 BB: 0 P: 7	R: 0 E: 0 K: 0 S: 3 H: 0 LOB: 0 BB: 0 P: 3	R: 0 E: 0 K: 2 S: 7 H: 0 LOB: 0 BB: 0 P: 7	R: 0 E: 0 K: 0 S: 3 H: 1 LOB: 0 BB: 0 P: 3	R: 0 E: 0 K: 1 S: 6 H: 1 LOB: 1 BB: 0 P: 6	R: 0 E: 0 K: 0 S: 4 H: 1 LOB: 1 BB: 0 P: 4	R: 0 E: 1 K: 0 S: 5 H: 1 LOB: 2 BB: 0 P: 5	R: 0 E: 0 K: 1 S: 7 H: 2 LOB: 2 BB: 0 P: 7	R: 0 E: 1 K: 0 S: 3 H: 0 LOB: 0 BB: 0 P: 3	1B: 5 2B: 1 3B: 0 HR: 0 SF: 0 SAC: 0 DP: 1 HBP: 0						

PITCHER	IP	WLS	BF	H	R	ER	SO	BB	IBB	HBP	BLK	WP	HR	S	P	ERA	WHIP
Bob Shaw, R (1, 1) ERA: 2.78	9.0	W	33	6	0	0	6	0	0	0	0	0	0	45	45	0.00	0.667

PITCHER	IP	WLS	BF	H	R	ER	SO	BB	IBB	HBP	BLK	WP	HR	S	P	ERA	WHIP

TOP

New York Yankees @ Chicago White Sox

Comiskey Park, Chicago, IL

Sun Aug 23 1959, 4:38 AM EDT

Att. 44,520 - Unknown

livebaseballscorecards.com

AB	33
R	0
H	6
RBI	0
BB	0
SO	6
LOB	15

WP: 0 PA: 33
PB: 0
SB: 0
CS: 1

Batter	1	2	3	4	5	6	7	8	9	AB	R	H	RBI	BB	SO	LOB
Luis Aparicio, R (1, 6) OBP: 0.321, SLG: 0.338	F7		1B			5-3	SF9 1-2 3-H			3	0	1	1	0	0	0
Nellie Fox, L (1, 4) OBP: 0.392, SLG: 0.410	1-3		F8			F8	2-H 1B			4	0	1	1	0	0	1
Jim Landis, R (1, 8) OBP: 0.370, SLG: 0.364	1B			F8		F4	F8			4	0	1	0	0	0	2
Sherm Lollar, R (1, 2) OBP: 0.352, SLG: 0.466	F8			4-1 1B			HR	WP SH5-3 HBP		3	1	2	1	0	0	1
Billy Goodman, L (1, 5) OBP: 0.288, SLG: 0.274		F7		4-1 1-2			SH 1B 2B	SH5-3 1-2		3	0	1	0	0	0	1
Sammy Esposito, R (7, PR) OBP: 0.306, SLG: 0.268 (8, 5)										0	1	0	0	0	0	0
Norm Cash, L (1, 3) OBP: 0.349, SLG: 0.310		L6		4-3			SH 1B E 2-3	BBB G6-4-3 2-3 BB		2	1	0	0	1	0	1
Bubba Phillips, R (1, 7) OBP: 0.319, SLG: 0.383		F5			F4		E SF9 1-2 3-H 1B	G6-4-3 1-2f		4	1	1	1	0	0	2
Jim Rivera, L (1, 9) OBP: 0.250, SLG: 0.345			4-3		F8		F5			3	0	0	0	0	0	2
Bob Shaw, R (1, 1) OBP: 0.190, SLG: 0.148			SSS K		F6		E1 SF9 1-3 2-H 1B			3	1	0	0	0	1	1
Inning Stats	R: 0 E: 0 K: 0 S: 4 H: 1 LOB: 1 BB: 0 P: 4	R: 0 E: 0 K: 0 S: 3 H: 0 LOB: 0 BB: 0 P: 3	R: 0 E: 0 K: 1 S: 6 H: 1 LOB: 1 BB: 0 P: 6	R: 0 E: 0 K: 0 S: 4 H: 1 LOB: 1 BB: 0 P: 4	R: 0 E: 0 K: 0 S: 3 H: 0 LOB: 0 BB: 0 P: 3	R: 0 E: 0 K: 0 S: 3 H: 0 LOB: 0 BB: 0 P: 3	R: 5 E: 2 K: 0 S: 9 H: 4 LOB: 2 BB: 0 P: 9	R: 0 E: 0 K: 0 S: 2 H: 0 LOB: 1 BB: 1 P: 7		1B: 5 2B: 1 3B: 0 HR: 1 SF: 1 SAC: 2 DP: 1 HBP: 1			WP: 1 PB: 0 SB: 0 CS: 0	PA: 34	

PITCHER		IP	WLS	BF	H	R	ER	SO	BB	IBB	HBP	BLK	WP	HR	S	P	ERA	WHIP
Ralph Terry, R ERA: 4.28	(1, 1)	6.0	L	25	6	4	2	1	0	0	0	0	0	1	27	27	3.00	1.000
Eli Grba, R ERA: 5.9	(7, 1)	1.0		5	1	1	0	0	0	0	0	0	0	0	5	5	0.00	1.000
Gary Blaylock, R ERA: 4.72	(8, 1)	1.0		4	0	0	0	0	1	0	1	0	1	0	2	7	0.00	1.000

PITCHER	IP	WLS	BF	H	R	ER	SO	BB	IBB	HBP	BLK	WP	HR	S	P	ERA	WHIP

BOTTOM

New York Yankees @ Chicago White Sox

Comiskey Park, Chicago, IL

Sun Aug 23 1959, 4:38 AM EDT

Att. 44,520 - Unknown

livebaseballscorecards.com

AB	29
R	5
H	7
RBI	4
BB	1
SO	1
LOB	11

New York Yankees @ Chicago White Sox

Comiskey Park, Chicago, IL

Mon Aug 24 1959, 4:33 AM EDT

Att. 21,923 - Unknown

TOP

livebaseballscorecards.com

Batter	1	2	3	4	5	6	7	8	9	AB	R	H	RBI	BB	SO	LOB
Bobby Richardson, R (1, 4) OBP: 0.319, SLG: 0.350	F8		SF8 3-H			F9	FC3-5 1-2 2-3		F7	4	0	0	1	0	0	2
Tony Kubek, L (1, 5) OBP: 0.321, SLG: 0.400 (6, 9)	1B		G6-3 1-2f			BB 1B BB BB	K		1B	4	1	2	0	1	1	3
Mickey Mantle, S (1, 8) OBP: 0.396, SLG: 0.512	K			K		BB BB 1B 1-2	K		K	4	0	0	0	1	4	4
Yogi Berra, L (1, 2) OBP: 0.354, SLG: 0.473	4-3			F8		F7		SH1-4 BB	1B	4	0	1	0	0	0	3
Elston Howard, R (1, 3) OBP: 0.321, SLG: 0.503		F9		F8		BB 1-2 2-3		SH1-4 1-2	BB	3	0	1	0	1	0	0
Hector Lopez, R (1, 7) OBP: 0.340, SLG: 0.484		5-3			FC5-4 BB	BB 1-2 2-3 3-H		SH1-4 1-2 2-3		1	0	0	1	2	0	0
Hank Bauer, R (1, 9) OBP: 0.303, SLG: 0.367 Norm Siebern, L (6, PH) OBP: 0.340, SLG: 0.406 Gary Blaylock, R (6, 1) OBP: 0.139, SLG: 0.333 Bob Turley, R (7, 1) OBP: 0.213, SLG: 0.098 Enos Slaughter, L (8, PH) OBP: 0.262, SLG: 0.366 Eli Grba, R (8, 1) OBP: 0.308, SLG: 0.333		K			F4	F8		F6		2 1 0 0 1 0	0 0 0 0 0 0	0 0 0 0 0 0	0 0 0 0 0 0	1 0 0 0 0 0	1 3 0 0 2 0	1 0 0 0 0 0
Clete Boyer, R (1, 6) OBP: 0.192, SLG: 0.153 Johnny Blanchard, L (8, PH) OBP: 0.231, SLG: 0.250 Andy Carey, R (8, 5) OBP: 0.299, SLG: 0.322			SH SF8 1B		F7		FC3-5 S 1B	K		3 1 0	1 0 0	2 0 0	0 0 0	0 1 0	0 2 0	1 2 0
Don Larsen, R (1, 1) OBP: 0.380, SLG: 0.333 Gil McDougald, R (6, 5) OBP: 0.303, SLG: 0.347 (8, 6)			SH G6-3 1-3		FC5-4 1-2f		FC3-5 1-2 BB		1-3	1 1	0 0	0 0	0 0	0 1	0 0	1 0

Inning Stats	1	2	3	4	5	6	7	8	9
	R: 0 E: 0 K: 1 S: 6	H: 1 LOB: 1 BB: 0 P: 6	R: 0 E: 0 K: 1 S: 5	H: 0 LOB: 0 BB: 0 P: 5	R: 1 E: 1 K: 0 S: 4	H: 1 LOB: 0 BB: 0 P: 4	R: 0 E: 0 K: 1 S: 5	H: 0 LOB: 0 BB: 0 P: 5	R: 0 E: 0 K: 0 S: 3	H: 0 LOB: 1 BB: 1 P: 7	R: 1 E: 0 K: 0 S: 4	H: 1 LOB: 3 BB: 3 P: 16	R: 0 E: 0 K: 2 S: 8	H: 1 LOB: 2 BB: 1 P: 12	R: 0 E: 0 K: 1 S: 6	H: 1 LOB: 2 BB: 1 P: 10	R: 0 E: 0 K: 1 S: 6	H: 1 LOB: 1 BB: 0 P: 6

	1B: 6	SF: 1
	2B: 0	SAC: 2
	3B: 0	DP: 1
	HR: 0	HBP: 0

AB	30
R	2
H	6
RBI	2
BB	6
SO	7
LOB	22

WP: 0	PA: 39
PB: 0	
SB: 1	
CS: 0	

PITCHER		IP	WLS	BF	H	R	ER	SO	BB	IBB	HBP	BLK	WP	HR	S	P	ERA	WHIP
Ray Moore, R ERA: 4.19	(1, 1)	5.2	W	24	3	2	1	3	4	0	0	0	0	0	26	42	1.59	1.235
Turk Lown, R ERA: 2.71	(6, 1)	3.1	S	15	3	0	0	4	2	0	0	0	0	0	21	29	0.00	1.500

PITCHER	IP	WLS	BF	H	R	ER	SO	BB	IBB	HBP	BLK	WP	HR	S	P	ERA	WHIP

Batter	1	2	3	4	5	6	7	8	9	AB	R	H	RBI	BB	SO	LOB
Luis Aparicio, R (1, 6) OBP: 0.321, SLG: 0.340	6-3		E 2B		F5		S 1B BB	G6-4-3 1-2f		4	2	1	0	1	0	2
Nellie Fox, L (1, 4) OBP: 0.391, SLG: 0.408	F6		F8		F7		1B BB 1-3			3	0	0	0	1	0	1
Jim Landis, R (1, 8) OBP: 0.373, SLG: 0.368	F9		E1 1B 2-H		2B 1B		1B 1-2 3-H			4	1	3	2	0	0	0
Sherm Lollar, R (1, 2) OBP: 0.353, SLG: 0.468		1B E BB	K		E 2B 1-H		F8			3	1	1	1	1	1	3
Billy Goodman, L (1, 5) OBP: 0.289, SLG: 0.275		E 1B 1-3	G3		E6 2-3		F7			3	0	1	0	0	0	2
Sammy Esposito, R (5, PR) OBP: 0.300, SLG: 0.262 (6, 5)										1	0	0	0	0	0	2
Al Smith, R (1, 7) OBP: 0.320, SLG: 0.385		L6		1B	L8		K			4	0	1	0	0	1	6
Norm Cash, L (1, 3) OBP: 0.355, SLG: 0.319		E4 1B 1-3 3-H	F6		4-3			SH1-3 1B		4	0	2	1	0	0	1
Bubba Phillips, R (1, 9) OBP: 0.319, SLG: 0.381		G6-4-3 BB	F9		5-3			SH1-3 1-2		2	0	0	0	1	0	1
Ray Moore, R (1, 1) OBP: 0.136, SLG: 0.143		G6-4-3 1-2f	F7		F7			G6-4-3 BB		2	0	0	0	0	0	4
Turk Lown, R (6, 1) OBP: 0.300, SLG: 0.222										1	0	0	0	1	0	0
Inning Stats	R: 0 E: 0 K: 0 S: 3 H: 0 LOB: 0 BB: 0 P: 3	R: 1 E: 1 K: 0 S: 4 H: 2 LOB: 2 BB: 2 P: 12	R: 1 E: 1 K: 1 S: 7 H: 2 LOB: 1 BB: 0 P: 7	R: 0 E: 0 K: 0 S: 4 H: 1 LOB: 1 BB: 0 P: 4	R: 1 E: 1 K: 0 S: 6 H: 2 LOB: 2 BB: 0 P: 6	R: 0 E: 0 K: 0 S: 3 H: 0 LOB: 0 BB: 0 P: 3	R: 1 E: 0 K: 1 S: 6 H: 1 LOB: 2 BB: 2 P: 14	R: 0 E: 0 K: 0 S: 3 H: 1 LOB: 1 BB: 1 P: 7		1B: 7 2B: 2 3B: 0 HR: 0	SF: 0 SAC: 1 DP: 2 HBP: 0					

BOTTOM

New York Yankees @ Chicago White Sox

Comiskey Park, Chicago, IL

Mon Aug 24 1959, 4:33 AM EDT

Att. 21,923 - Unknown

livebaseballscorecards.com

AB	31
R	4
H	9
RBI	4
BB	5
SO	2
LOB	22

WP: 0 PB: 0 SB: 2 CS: 0 PA: 37

PITCHER		IP	WLS	BF	H	R	ER	SO	BB	IBB	HBP	BLK	WP	HR	S	P	ERA	WHIP
Don Larsen, R ERA: 4.65	(1, 1)	5.0	L	24	7	3	3	1	2	0	0	0	0	0	24	32	5.40	1.800
Gary Blaylock, R ERA: 4.76	(6, 1)	1.0		6	1	1	1	0	2	0	0	0	0	0	4	12	9.00	3.000
Bob Turley, R ERA: 4.48	(7, 1)	1.0		3	0	0	0	1	0	0	0	0	0	0	5	5	0.00	0.000
Eli Grba, R ERA: 5.75	(8, 1)	1.0		4	1	0	0	0	1	0	0	0	0	0	3	7	0.00	2.000

PITCHER	IP	WLS	BF	H	R	ER	SO	BB	IBB	HBP	BLK	WP	HR	S	P	ERA	WHIP

Batter	1	2	3	4	5	6	7	8	9	10	AB	R	H	RBI	BB	SO	LOB
Pumpsie Green, S (1, 4) OBP: 0.413, SLG: 0.385	x 0-0 1B SF7 1B		SSS 0-3 ① K		x 0-0 ② G3		x 0-0 1-2 1B		x 0-0 3-H 1B		5	1	3	1	0	1	1
Gary Geiger, L (1, 8) OBP: 0.309, SLG: 0.450	x 0-0 1-3 S 1B		x 0-0 ② F8		x 0-0 ③ L8		x 0-0 ③ 1-3		x 0-0 ③ 4-3		5	0	1	0	0	0	4
Ted Williams, L (1, 7) OBP: 0.358, SLG: 0.390 Gene Stephens, L (8, 7) OBP: 0.320, SLG: 0.322	SSS 0-3 ① K		x 0-0 ③ F8			x 0-0 ① F3		x 0-0 ① F8	x 0-0 ① 4-3		4 1	0 0	0 0	0 0	0 0	1 0	3 0
Jackie Jensen, R (1, 9) OBP: 0.374, SLG: 0.506	x 0-0 ② SF7 3-H			BBBB 4-0 HR BB		x 0-0 ② F9		x 0-0 E5 FC3-6	BBBB 4-0 BB BB		2	1	0	1	2	0	0
Pete Runnels, L (1, 3) OBP: 0.421, SLG: 0.433	x 0-0 ③ 4-3 1-2			x 0-0 ① F8		x 0-0 1B		x 0-0 ② FC3-6 1-2f	x 0-0 ② L9		5	0	1	0	0	0	4
Frank Malzone, R (1, 5) OBP: 0.328, SLG: 0.451		x 0-0 ① 6-3		x 0-0 1-H HR		x 0-0 ③ F6		x 0-0 ③ F8	BBBB 4-0 1-2 BB		4	1	1	2	1	0	2
Sammy White, R (1, 2) OBP: 0.342, SLG: 0.357 Vic Wertz, L (10, PH) OBP: 0.332, SLG: 0.404 Pete Daley, R (10, 2) OBP: 0.284, SLG: 0.290		x 0-0 ② F4		x 0-0 9-3 1B			x 0-0 ① 5-3		x 0-0 F8 SH2-4 1B 1B	x 0-0 ③ F8	4 1 0	1 0 0	2 0 0	0 0 0	0 0 0	0 0 0	0 2 0
Don Buddin, R (1, 6) OBP: 0.370, SLG: 0.345		x 0-0 ③ 5-3		x 0-0 ②③ 9-3 1-2f			x 0-0 ② F4		x 0-0 ① SH2-4 1-2		3	0	0	0	0	0	1
Frank Sullivan, R (1, 1) OBP: 0.212, SLG: 0.220 Mike Fornieles, R (9, 1) OBP: 0.188, SLG: 0.250		x 0-0 1B			SSS 0-3 ① K		x 0-0 1B 1B		x 0-0 ② F8 2-3		4 0	0 0	2 0	0 0	0 0	1 0	1 0
Inning Stats	R: 1 E: 0 K: 1 S: 7 H: 2 LOB: 1 BB: 0 P: 7	R: 0 E: 0 K: 0 S: 3 H: 0 LOB: 0 BB: 0 P: 3	R: 0 E: 0 K: 1 S: 6 H: 1 LOB: 1 BB: 0 P: 6	R: 2 E: 0 K: 0 S: 4 H: 2 LOB: 0 BB: 1 P: 8	R: 0 E: 0 K: 1 S: 5 H: 0 LOB: 0 BB: 0 P: 5	R: 0 E: 0 K: 0 S: 4 H: 1 LOB: 1 BB: 0 P: 4	R: 0 E: 0 K: 0 S: 5 H: 2 LOB: 2 BB: 0 P: 5	R: 0 E: 1 K: 0 S: 4 H: 0 LOB: 1 BB: 0 P: 4	R: 1 E: 0 K: 0 S: 5 H: 2 LOB: 1 BB: 0 P: 5	R: 0 E: 0 K: 0 S: 3 H: 0 LOB: 2 BB: 2 P: 11	1B: 9 2B: 1 3B: 0 HR: 1	SF: 1 SAC: 1 DP: 1 HBP: 0					

PITCHER		IP	WLS	BF	H	R	ER	SO	BB	IBB	HBP	BLK	WP	HR	S	P	ERA	WHIP
Dick Donovan, R ERA: 3.86	(1, 1)	8.0		33	8	3	3	3	1	0	0	0	0	1	38	42	3.38	1.125
Gerry Staley, R ERA: 2.02	(9, 1)	1.0		5	2	1	1	0	0	0	0	0	0	0	5	5	9.00	2.000
Turk Lown, R ERA: 2.68	(10, 1)	1.0	W	5	0	0	0	0	2	0	0	0	0	0	3	11	0.00	2.000

PITCHER	IP	WLS	BF	H	R	ER	SO	BB	IBB	HBP	BLK	WP	HR	S	P	ERA	WHIP

TOP

Boston Red Sox @ Chicago White Sox

Comiskey Park, Chicago, IL

Tue Aug 25 1959, 8:05 PM EDT

Att. 27,002 - Unknown

AB	38
R	4
H	10
RBI	4
BB	3
SO	3
LOB	18

livebaseballscorecards.com

WP: 0	PA: 43
PB: 0	
SB: 1	
CS: 0	

Batter	1	2	3	4	5	6	7	8	9	10	AB	R	H	RBI	BB	SO	LOB
Luis Aparicio, R (1, 6) OBP: 0.320, SLG: 0.338	5-3		S 1B 2-3		F9			FC6-4 CI 1-2f	4-3		5	0	1	0	0	0	2
Nellie Fox, L (1, 4) OBP: 0.388, SLG: 0.406	F4		SF9 3-H		G3			CI FC6 1-2		4-3	3	0	0	1	0	0	0
Jim Landis, R (1, 8) OBP: 0.373, SLG: 0.368	S 1B		F2 1-2			5-3		L8		CS 1B	5	0	2	0	0	0	3
Sherm Lollar, R (1, 2) OBP: 0.351, SLG: 0.463	4-3 1-2		F8			K		FC6 1-2f		2B BB 1-2	4	1	0	0	1	1	4
Billy Goodman, L (1, 5) OBP: 0.296, SLG: 0.282		BB G4-6-3		HBP S		F9			F7	2B 1-H	3	0	1	1	1	0	0
Al Smith, R (1, 7) OBP: 0.320, SLG: 0.384		G4-6-3 1-2f		F3 1-2			K		1B 1B		4	1	1	0	0	1	2
Norm Cash, L (1, 3) OBP: 0.368, SLG: 0.362		HR		F3			BB G4-6-3		1B 1B 1-3		3	2	2	1	1	0	1
Jim McAnany, R (1, 9) OBP: 0.337, SLG: 0.348		F3		K			G4-6-3 1-2f		1B 1-3 3-H		2	0	0	0	0	1	1
Ted Kluszewski, L (7, PH) OBP: 0.289, SLG: 0.407											1	0	0	0	0	0	1
Jim Rivera, L (8, 9) OBP: 0.256, SLG: 0.350											1	0	1	1	0	0	0
Dick Donovan, L (1, 1) OBP: 0.212, SLG: 0.306			1B SF9 2B		F7			FC6-4 BB	1B 1-3 3-H		2	1	1	0	0	0	0
Earl Torgeson, L (8, PH) OBP: 0.364, SLG: 0.374											0	0	0	0	1	0	0
Gerry Staley, R (9, 1) OBP: 0.364, SLG: 0.222											0	0	0	0	0	0	0
John Romano, R (9, PH) OBP: 0.390, SLG: 0.480											1	0	1	1	0	0	0
Bubba Phillips, R (9, PR) OBP: 0.315, SLG: 0.381											0	0	0	0	0	0	0
Turk Lown, R (10, 1) OBP: 0.300, SLG: 0.222											0	0	0	0	0	0	0
Inning Stats	R: 0 E: 0 K: 0 S: 4 H: 1 LOB: 1 BB: 0 P: 4	R: 1 E: 0 K: 0 S: 3 H: 1 LOB: 0 BB: 1 P: 7	R: 1 E: 0 K: 0 S: 5 H: 2 LOB: 1 BB: 0 P: 5	R: 0 E: 0 K: 1 S: 5 H: 0 LOB: 1 BB: 0 P: 6	R: 0 E: 0 K: 0 S: 3 H: 0 LOB: 0 BB: 0 P: 3	R: 0 E: 0 K: 1 S: 5 H: 0 LOB: 0 BB: 0 P: 5	R: 0 E: 0 K: 1 S: 4 H: 0 LOB: 0 BB: 1 P: 8	R: 0 E: 1 K: 0 S: 4 H: 0 LOB: 2 BB: 1 P: 8	R: 2 E: 0 K: 0 S: 6 H: 4 LOB: 1 BB: 0 P: 6	R: 1 E: 0 K: 0 S: 3 H: 2 LOB: 1 BB: 1 P: 7	1B: 7 2B: 2 3B: 0 HR: 1	SF: 1 SAC: 0 DP: 2 HBP: 1						

PITCHER		IP	WLS	BF	H	R	ER	SO	BB	IBB	HBP	BLK	WP	HR	S	P	ERA	WHIP
Frank Sullivan, R ERA: 4.05	(1, 1)	8.1		34	6	4	4	3	3	0	1	0	0	1	36	49	4.32	1.080
Mike Fornieles, R ERA: 3.34	(9, 1)	1.1	L	7	4	1	1	0	1	0	0	0	0	0	6	10	6.75	3.750

PITCHER	IP	WLS	BF	H	R	ER	SO	BB	IBB	HBP	BLK	WP	HR	S	P	ERA	WHIP

BOTTOM

Boston Red Sox @ Chicago White Sox

Comiskey Park, Chicago, IL

Tue Aug 25 1959, 8:05 PM EDT
Att. 27,002 - Unknown

AB	34
R	5
H	10
RBI	5
BB	4
SO	3
LOB	14

1B: 7	SF: 1	WP: 0	PA: 41
2B: 2	SAC: 0	PB: 0	
3B: 0	DP: 2	SB: 3	
HR: 1	HBP: 1	CS: 1	

livebaseballscorecards.com

Batter	1	2	3	4	5	6	7	8	9	AB	R	H	RBI	BB	SO	LOB
Pumpsie Green, S (1, 4) OBP: 0.423, SLG: 0.383	F8		1-3		BB		BB	E SH 1-2 1B		3	3	1	0	2	0	0
Gary Geiger, L (1, 8) OBP: 0.311, SLG: 0.449	K		1-3		1B		1B SF7 4-3 1-3 2-H 3-H 1B	E1 SH S 1-3 2-H		5	1	2	2	0	1	1
Ted Williams, L (1, 7) OBP: 0.360, SLG: 0.390 Nelson Chittum, R (7, 1) OBP: 1.000, SLG: 2.000 Mike Fornieles, R (8, 1) OBP: 0.188, SLG: 0.250	BB			F8	1B		4-3 1-2	SH FC6-4 1-3 3-H		3 0 0	0 0 0	1 0 0	1 1 0	1 0 0	0 0 0	3 0 0
Jackie Jensen, R (1, 9) OBP: 0.374, SLG: 0.502	F8			S BB	F9		SF7 1B IBB	K		3	0	0	0	2	1	5
Pete Runnels, L (1, 3) OBP: 0.421, SLG: 0.432		BB		P6		5-3	1B 1-2 2-3 3-H	FC6-4 1-2f		4	0	1	1	1	0	3
Frank Malzone, R (1, 5) OBP: 0.327, SLG: 0.448		F9		IBB 1-2		F2	SF7 2-3 3-H		F5	3	0	0	1	1	0	1
Sammy White, R (1, 2) OBP: 0.340, SLG: 0.354		F9		L4		6-3	5-3		1B	5	0	1	0	0	0	6
Don Buddin, R (1, 6) OBP: 0.368, SLG: 0.344 Gene Stephens, L (7, PH) OBP: 0.320, SLG: 0.328 (7, 7)		K			4-3		E 1B 2B	F8	F8	2 3	0 1	0 1	0 0	1 0	1 0	1 1
Bill Monbouquette, R (1, 1) OBP: 0.118, SLG: 0.091 Vic Wertz, L (7, PH) OBP: 0.331, SLG: 0.403 Jim Mahoney, R (7, PR) OBP: 0.125, SLG: 0.067 (7, 6)		F9			K		E7 1B 2-3	1B E BB	1-3	2 1 1	0 0 2	0 0 0	0 0 1	0 0 0	1 0 1	0 1 1
Inning Stats	R: 0 E: 0 K: 1 S: 5 H: 0 LOB: 1 BB: 1 P: 9	R: 0 E: 0 K: 1 S: 5 H: 0 LOB: 1 BB: 1 P: 9	R: 0 E: 0 K: 0 S: 3 H: 0 LOB: 0 BB: 0 P: 3	R: 0 E: 0 K: 0 S: 3 H: 0 LOB: 2 BB: 2 P: 11	R: 1 E: 0 K: 1 S: 7 H: 2 LOB: 2 BB: 1 P: 11	R: 0 E: 0 K: 0 S: 3 H: 0 LOB: 0 BB: 0 P: 3	R: 4 E: 1 K: 0 S: 7 H: 3 LOB: 3 BB: 2 P: 15	R: 2 E: 1 K: 1 S: 8 H: 1 LOB: 2 BB: 1 P: 12	R: 0 E: 0 K: 0 S: 4 H: 1 LOB: 1 BB: 0 P: 4	1B: 6 2B: 1 3B: 0 HR: 0 SF: 1 SAC: 1 DP: 0 HBP: 0						

PITCHER		IP	WLS	BF	H	R	ER	SO	BB	IBB	HBP	BLK	WP	HR	S	P	ERA	WHIP
Early Wynn, R ERA: 3.31	(1, 1)	6.0	L	28	3	4	3	3	5	1	0	0	0	0	28	52	4.50	1.333
Gerry Staley, R ERA: 2.0	(7, 1)	1.0		6	2	1	0	0	0	1	0	0	0	0	5	9	0.00	2.000
Turk Lown, R ERA: 2.64	(8, 1)	1.0		7	1	2	0	1	1	0	0	0	0	0	8	12	0.00	2.000
Rudy Arias, L ERA: 4.09	(9, 1)	1.0		4	1	0	0	0	0	0	0	0	0	0	4	4	0.00	1.000

PITCHER	IP	WLS	BF	H	R	ER	SO	BB	IBB	HBP	BLK	WP	HR	S	P	ERA	WHIP

TOP

Boston Red Sox @ Chicago White Sox

Comiskey Park, Chicago, IL

Wed Aug 26 1959, 8:05 PM EDT

Att. 22,497 - Unknown

livebaseballscorecards.com

AB	35
R	7
H	7
RBI	6
BB	8
SO	4
LOB	23

WP: 0 PB: 0 SB: 2 CS: 0 PA: 45

BOTTOM

Batter	1	2	3	4	5	6	7	8	9	AB	R	H	RBI	BB	SO	LOB
Luis Aparicio, R (1, 6) OBP: 0.321, SLG: 0.339	F8		K		3-4 1B		2-H 1B		5-3	5	0	2	1	0	1	1
Nellie Fox, L (1, 4) OBP: 0.384, SLG: 0.402	F7		F9		3-4 1-2f		F8		6-3	5	0	0	0	0	0	3
Jim Landis, R (1, 8) OBP: 0.374, SLG: 0.369	L4			1B 2B		4-3		BBBB F9	4-0 BB	4	1	1	0	1	0	0
Sherm Lollar, R (1, 2) OBP: 0.350, SLG: 0.459		BBBB 4-0 FC3-6 BB		F7		F8		E6 BB 1B 2B	6-3	4	1	0	0	1	0	2
Billy Goodman, L (1, 5) OBP: 0.302, SLG: 0.288 Sammy Esposito, R (6, PR) OBP: 0.314, SLG: 0.279 (7, 5)		FC3-6 FC6-4-5 1-2f		1B G3 2-H 1B		1B		BB 2B 1-2 1B		3 1	1 1	2 1	1 0	0 0	0 0	1 0
Al Smith, R (1, 7) OBP: 0.319, SLG: 0.383		FC6-4-5 2-3		G3 1-3 1B		SSS K		F5		4	0	1	0	0	1	4
Norm Cash, L (1, 3) OBP: 0.373, SLG: 0.361		F7		G3 1-2 3-H			4-3 1B 1B	BBBB 1-2 2-3 2B BB		3	2	1	1	1	0	2
Jim McAnany, R (1, 9) OBP: 0.333, SLG: 0.343 Earl Torgeson, L (7, PH) OBP: 0.363, SLG: 0.372 Jim Rivera, L (8, 9) OBP: 0.262, SLG: 0.364			1-3	F7			4-3 1-2	1-H 2-H 3-H 2B		2 1 1	0 0 0	0 0 1	0 0 3	0 0 0	0 0 0	1 1 0
Early Wynn, S (1, 1) OBP: 0.329, SLG: 0.377 Gerry Staley, R (7, 1) OBP: 0.364, SLG: 0.222 Ted Kluszewski, L (7, PH) OBP: 0.287, SLG: 0.403 Turk Lown, R (8, 1) OBP: 0.300, SLG: 0.222 John Romano, R (8, PH) OBP: 0.387, SLG: 0.476 Rudy Arias, L (9, 1)			2B		5-3		F4	SSS K		2 0 1 0 1 0	0 0 0 0 0 0	1 0 0 0 0 0	0 0 0 0 1 0	0 0 0 0 1 0	0 0 0 0 1 0	0 0 1 0 1 0
Inning Stats	R: 0 E: 0 K: 0 S: 3 H: 0 LOB: 0 BB: 0 P: 3	R: 0 E: 1 K: 0 S: 3 H: 0 LOB: 1 BB: 1 P: 7	R: 0 E: 0 K: 1 S: 6 H: 1 LOB: 1 BB: 0 P: 6	R: 2 E: 0 K: 0 S: 6 H: 3 LOB: 1 BB: 0 P: 6	R: 0 E: 0 K: 0 S: 3 H: 1 LOB: 0 BB: 0 P: 3	R: 0 E: 0 K: 1 S: 6 H: 1 LOB: 1 BB: 0 P: 6	R: 1 E: 0 K: 0 S: 5 H: 2 LOB: 1 BB: 0 P: 5	R: 3 E: 1 K: 1 S: 8 H: 2 LOB: 1 BB: 1 P: 12	R: 0 E: 0 K: 0 S: 3 H: 0 LOB: 1 BB: 1 P: 7	1B: 7 2B: 4 3B: 0 HR: 0	SF: 0 SAC: 0 DP: 1 HBP: 0						

PITCHER		IP	WLS	BF	H	R	ER	SO	BB	IBB	HBP	BLK	WP	HR	S	P	ERA	WHIP
Bill Monbouquette, R ERA: 4.42	(1, 1)	6.0	W	24	6	2	2	2	1	0	0	0	0	0	27	31	3.00	1.167
Nelson Chittum, R ERA: 0.63	(7, 1)	1.2		11	4	4	1	0	1	0	0	0	0	0	10	14	5.40	3.000
Mike Fornieles, R ERA: 3.28	(8, 1)	1.1	S	5	0	0	0	1	1	0	0	0	0	0	6	10	0.00	0.750

PITCHER	IP	WLS	BF	H	R	ER	SO	BB	IBB	HBP	BLK	WP	HR	S	P	ERA	WHIP

Boston Red Sox @ Chicago White Sox

Comiskey Park, Chicago, IL

Wed Aug 26 1959, 8:05 PM EDT

Att. 22,497 - Unknown

livebaseballscorecards.com

AB	37
R	6
H	10
RBI	6
BB	3
SO	3
LOB	17

1B: 7 2B: 4 3B: 0 HR: 0 SF: 0 SAC: 0 DP: 1 HBP: 0

WP: 0 PB: 0 SB: 0 CS: 0 PA: 40

Batter	1	2	3	4	5	6	7	8	9	AB	R	H	RBI	BB	SO	LOB
Pumpsie Green, S (1, 4) OBP: 0.416, SLG: 0.376	G3		4-3			1B		4-3		4	0	1	0	0	0	0
Gary Geiger, L (1, 8) OBP: 0.310, SLG: 0.446	BLK 1B			G1		F8		F8		4	0	1	0	0	0	1
Ted Williams, L (1, 7) OBP: 0.359, SLG: 0.399	F8			K		G3			HR	4	1	1	1	0	1	2
Gene Stephens, L (1, 9) OBP: 0.324, SLG: 0.328	F8 1-2			1B			BB F8 1B		F7	3	0	1	0	1	0	1
Vic Wertz, L (1, 3) OBP: 0.329, SLG: 0.400		K		4-3			F8		BB 1B	4	0	1	0	0	1	2
Frank Malzone, R (1, 5) OBP: 0.328, SLG: 0.448		6-3			F5		1-2 1B		BB 1-2	3	0	1	0	1	0	0
Sammy White, R (1, 2) OBP: 0.338, SLG: 0.352		5-3			5-3		F8 2-3		K	2	0	0	0	0	0	0
Pete Runnels, L (7, PH) OBP: 0.420, SLG: 0.431										1	0	0	0	0	0	2
Jim Mahoney, R (7, 6) OBP: 0.125, SLG: 0.067										0	0	0	0	0	0	0
Jim Busby, R (9, PH) OBP: 0.279, SLG: 0.351										1	0	0	0	0	1	2
Don Buddin, R (1, 6) OBP: 0.367, SLG: 0.342			6-3		F5		K		K	2	0	0	0	0	0	0
Marty Keough, L (7, PH) OBP: 0.310, SLG: 0.414										1	0	0	0	0	1	2
Pete Daley, R (7, 2) OBP: 0.262, SLG: 0.288										1	0	0	0	0	1	2
Frank Baumann, L (1, 1) OBP: 0.217, SLG: 0.273			6-3			4-3		F3		2	0	0	0	0	0	0
Dick Gernert, R (8, PH) OBP: 0.370, SLG: 0.431										1	0	0	0	0	0	0
Al Schroll, R (8, 1) OBP: 0.286, SLG: 0.333										0	0	0	0	0	0	0
Earl Wilson, R (8, 1) OBP: 0.750, SLG: 1.250										0	0	0	0	0	0	0
Inning Stats	R: 0 E: 0 K: 0 S: 4 H: 1 LOB: 1 BB: 0 P: 4	R: 0 E: 0 K: 1 S: 5 H: 0 LOB: 0 BB: 0 P: 5	R: 0 E: 0 K: 0 S: 3 H: 0 LOB: 0 BB: 0 P: 3	R: 0 E: 0 K: 1 S: 6 H: 1 LOB: 1 BB: 0 P: 6	R: 0 E: 0 K: 0 S: 3 H: 0 LOB: 0 BB: 0 P: 3	R: 0 E: 0 K: 0 S: 4 H: 1 LOB: 1 BB: 0 P: 4	R: 0 E: 0 K: 1 S: 6 H: 1 LOB: 2 BB: 1 P: 10	R: 0 E: 0 K: 0 S: 3 H: 0 LOB: 0 BB: 0 P: 3	R: 1 E: 0 K: 2 S: 9 H: 2 LOB: 2 BB: 1 P: 13	1B: 5 2B: 0 3B: 0 HR: 1 SF: 0 SAC: 0 DP: 0 HBP: 0	WP: 0 PB: 0 SB: 0 CS: 0 PA: 35					

PITCHER		IP	WLS	BF	H	R	ER	SO	BB	IBB	HBP	BLK	WP	HR	S	P	ERA	WHIP
Barry Latman, R ERA: 3.61	(1, 1)	8.1	W	33	6	1	1	3	2	0	0	1	0	1	37	45	1.08	0.960
Gerry Staley, R ERA: 1.99	(9, 1)	0.2	S	2	0	0	0	2	0	0	0	0	0	0	6	6	0.00	0.000

PITCHER	IP	WLS	BF	H	R	ER	SO	BB	IBB	HBP	BLK	WP	HR	S	P	ERA	WHIP

TOP

Boston Red Sox @ Chicago White Sox

Comiskey Park, Chicago, IL

Thu Aug 27 1959, 4:33 AM EDT

Att. 11,703 - Unknown

livebaseballscorecards.com

AB	33
R	1
H	6
RBI	1
BB	2
SO	5
LOB	14

BOTTOM

Boston Red Sox @ Chicago White Sox

Comiskey Park, Chicago, IL

Thu Aug 27 1959, 4:33 AM EDT

Att. 11,703 - Unknown

Batter	1	2	3	4	5	6	7	8	9	AB	R	H	RBI	BB	SO	LOB
Luis Aparicio, R (1, 6) OBP: 0.320, SLG: 0.336	5-3		L8		5-3		6-3	1-2 BB		4	0	0	0	1	0	0
Nellie Fox, L (1, 4) OBP: 0.386, SLG: 0.403	G5-4-3 1B		1B 1B		6-3		1B	1-3		5	1	3	0	0	0	3
Jim Landis, R (1, 8) OBP: 0.375, SLG: 0.370	G5-4-3 1-2f		1B 1-2 1B			E 1B	F3			4	2	2	0	0	0	2
John Romano, R (1, 2) OBP: 0.390, SLG: 0.477		F8	1-H 2-H			1B 1-H		K		4	0	2	3	0	1	0
Ted Kluszewski, L (1, 3) OBP: 0.293, SLG: 0.406 Earl Torgeson, L (8, PR) OBP: 0.363, SLG: 0.372 (9, 3)		FC6-4 1B	1-3			F2		1B E 1B		4 0	0 1	2 0	0 0	0 0	0 0	2 0
Al Smith, R (1, 7) OBP: 0.318, SLG: 0.381	FC6-4 1-2f			F3		F7		E 3B 1-3 1B		4	1	1	0	0	0	2
Bubba Phillips, R (1, 5) OBP: 0.322, SLG: 0.381 Billy Goodman, L (8, PH) OBP: 0.300, SLG: 0.286 Sammy Esposito, R (8, PR) OBP: 0.314, SLG: 0.279 (9, 5)	1-2 BB		1-3			1-3 1B		E4 CS 1-3 3-H		2 1 0	0 0 0	1 0 0	0 1 0	1 0 0	0 0 0	0 1 0
Jim McAnany, R (1, 9) OBP: 0.332, SLG: 0.353		F8		F5		5-3		1-2 3-H 3B		4	0	1	1	0	0	4
Barry Latman, R (1, 1) OBP: 0.205, SLG: 0.175 Gerry Staley, R (9, 1) OBP: 0.364, SLG: 0.222			4-3		F7		6-3	BB		3 0	0 0	0 0	0 0	1 0	0 0	0 0
Inning Stats	R: 0 H: 1 E: 0 LOB: 0 K: 0 BB: 0 S: 3 P: 3	R: 0 H: 1 E: 0 LOB: 2 K: 0 BB: 1 S: 4 P: 8	R: 2 H: 3 E: 0 LOB: 1 K: 0 BB: 0 S: 6 P: 6	R: 0 H: 0 E: 0 LOB: 0 K: 0 BB: 0 S: 3 P: 3	R: 0 H: 0 E: 0 LOB: 0 K: 0 BB: 0 S: 3 P: 3	R: 1 H: 3 E: 1 LOB: 2 K: 0 BB: 0 S: 6 P: 6	R: 0 H: 1 E: 0 LOB: 1 K: 0 BB: 0 S: 4 P: 4	R: 2 H: 3 E: 1 LOB: 3 K: 1 BB: 2 S: 8 P: 16		1B: 11 SF: 0 2B: 0 SAC: 0 3B: 1 DP: 1 HR: 0 HBP: 0						

	AB	35
	R	5
	H	12
	RBI	5
	BB	3
	SO	1
	LOB	14

WP: 0 PA: 38
PB: 0
SB: 0
CS: 1

livebaseballscorecards.com

PITCHER		IP	WLS	BF	H	R	ER	SO	BB	IBB	HBP	BLK	WP	HR	S	P	ERA	WHIP
Frank Baumann, L ERA: 4.08	(1, 1)	7.0	L	30	9	3	3	0	1	0	0	0	0	0	29	33	3.86	1.429
Al Schroll, R ERA: 5.89	(8, 1)	0.2		7	3	2	2	1	2	0	0	0	0	0	7	15	27.00	7.500
Earl Wilson, R ERA: 4.63	(8, 1)	0.1		1	0	0	0	0	0	0	0	0	0	0	1	1	0.00	0.000

PITCHER	IP	WLS	BF	H	R	ER	SO	BB	IBB	HBP	BLK	WP	HR	S	P	ERA	WHIP

Batter	1	2	3	4	5	6	7	8	9	AB	R	H	RBI	BB	SO	LOB
Luis Aparicio, R (1, 6) OBP: 0.321, SLG: 0.335	B B B B 4-0 SH5-3 BB		x 0-0 ① F3	x 0-0 PO 2-H 1B		x 0-0 ③ F9		x 0-0 ② F9		4	0	1	1	1	0	1
Nellie Fox, L (1, 4) OBP: 0.389, SLG: 0.405	x 0-0 ① SH5-3 1-2		x 0-0 ② F7	0-0 ③ PO 1-2	B B B B 4-0 2B FC4-3 BB		x 0-0 1B HR 1B	x 0-0 1B 1B		3	2	2	0	1	0	1
Jim Landis, R (1, 8) OBP: 0.377, SLG: 0.375	S S S 0-3 ② K		x 0-0 E5 BB 1-2		x 0-0 FC4-3 1-3 2B		x 0-0 1-2 HR 1B	x 0-0 1-2 1B		5	1	3	0	0	1	2
Sherm Lollar, R (1, 2) OBP: 0.350, SLG: 0.464	x 0-0 ③ F5		B B B B 4-0 1-2 2-3 BB		x 0-0 ① F6		x 0-0 1-H 2-H HR	x 0-0 ③ 4-3		4	1	1	3	1	0	5
Ted Kluszewski, L (1, 3) OBP: 0.307, SLG: 0.412 Earl Torgeson, L (7, PR) (7, 3) OBP: 0.361, SLG: 0.371		x 0-0 FC4 1B	x 0-0 ③ F3		4-0 FC4-3 IBB		x 0-0 SH1-3 WP 6-3 1B		x 0-0 ① F8	3 1	0 1	2 0	0 0	1 0	0 0	3 0
Al Smith, R (1, 7) OBP: 0.318, SLG: 0.380	S S S 0-3 ① K			x 0-0 5-3 1B 1B	x 0-0 ② FC4-3 S 1-2 2-3 3-H		x 0-0 ① SH1-3 1-3		x 0-0 ② 6-3	4	1	1	1	0	1	3
Bubba Phillips, R (1, 5) OBP: 0.321, SLG: 0.379	x 0-0 ② F3			x 0-0 ① 5-3 1-2	x 0-0 ③ F8 1-2		x 0-0 ② 6-3 3-H		x 0-0 1B	5	0	1	1	0	0	5
Jim McAnany, R (1, 9) OBP: 0.330, SLG: 0.351 Jim Rivera, L (8, 9) OBP: 0.260, SLG: 0.361	x 0-0 ③ FC4 1-2f			x 0-0 SH1-4 1B 2-H 1B		x 0-0 ① F3	x 0-0 ③ F4		x 0-0 ③ L6	4 1	1 0	1 0	1 0	0 0	0 0	2 1
Bob Shaw, R (1, 1) OBP: 0.197, SLG: 0.143		B B B B 4-0 BB E BB		x 0-0 ② SH1-4 1-2		S S S 0-3 ② K		x 0-0 ① F9		2	0	0	0	1	1	0
Inning Stats	R: 0 E: 0 K: 1 S: 5 H: 0 LOB: 1 BB: 1 P: 9	R: 0 E: 0 K: 1 S: 6 H: 1 LOB: 1 BB: 0 P: 6	R: 0 E: 1 K: 0 S: 4 H: 0 LOB: 3 BB: 2 P: 12	R: 2 E: 0 K: 0 S: 5 H: 3 LOB: 0 BB: 0 P: 5	R: 1 E: 0 K: 0 S: 4 H: 1 LOB: 2 BB: 2 P: 12	R: 0 E: 0 K: 1 S: 5 H: 0 LOB: 0 BB: 0 P: 5	R: 4 E: 0 K: 0 S: 7 H: 4 LOB: 1 BB: 0 P: 7	R: 0 E: 0 K: 0 S: 5 H: 2 LOB: 2 BB: 0 P: 5	R: 0 E: 0 K: 0 S: 4 H: 1 LOB: 1 BB: 0 P: 4	1B: 10 2B: 1 3B: 0 HR: 1	SF: 0 SAC: 3 DP: 0 HBP: 0						

TOP

Chicago White Sox @ Cleveland Indians

Cleveland Municipal Stadium, Cleveland, OH

Fri Aug 28 1959, 7:05 PM EDT
Att. 70,398 - Unknown

livebaseballscorecards.com

AB	36
R	7
H	12
RBI	7
BB	5
SO	3
LOB	23

WP: 1 PB: 0 SB: 1 CS: 0 PA: 45

PITCHER		IP	WLS	BF	H	R	ER	SO	BB	IBB	HBP	BLK	WP	HR	S	P	ERA	WHIP
Jack Harshman, L ERA: 5.35	(1, 1)	4.0		21	5	3	3	2	4	0	0	0	0	0	21	37	6.75	2.250
Mudcat Grant, R ERA: 4.32	(5, 1)	2.0	L	11	4	4	4	1	0	1	0	0	0	1	12	16	18.00	2.000
Bobby Locke, R ERA: 3.44	(7, 1)	3.0		12	3	0	0	0	0	0	0	0	1	0	12	12	0.00	1.000

PITCHER	IP	WLS	BF	H	R	ER	SO	BB	IBB	HBP	BLK	WP	HR	S	P	ERA	WHIP

Batter	1	2	3	4	5	6	7	8	9	AB	R	H	RBI	BB	SO	LOB
Vic Power, R (1, 3) OBP: 0.346, SLG: 0.442	F6		4-3		1B 1-2		6-3			4	0	1	0	0	0	1
Minnie Minoso, R (1, 7) OBP: 0.380, SLG: 0.470	K			FC3-6 1B	1B 1-2 2-H		F5			4	0	2	1	0	1	0
Tito Francona, L (1, 8) OBP: 0.411, SLG: 0.604	4-3			FC3-6 2B E 1-2f	F9			4-3		4	1	0	0	0	0	3
Rocky Colavito, R (1, 9) OBP: 0.350, SLG: 0.548		F3		E6 1-H 2B	K			F8		4	1	1	0	0	1	2
Jim Baxes, R (1, 4) OBP: 0.311, SLG: 0.479		K		6-3		FC6-5 SH1-4 BB		F7		3	0	0	0	1	1	0
George Strickland, R (1, 5) OBP: 0.313, SLG: 0.313		F5		1B	SH1-4 1-2				FC6-4 1B	3	0	2	0	0	0	0
Woodie Held, R (1, 6) OBP: 0.316, SLG: 0.450			6-3	5-3	FC6-5 2-3				K	4	0	0	0	0	1	3
Ed Fitz Gerald, R (1, 2) OBP: 0.290, SLG: 0.318			3B		BB 1B 1B	1-3			FC6-4 1-2f	3	1	1	0	1	0	2
Jack Harshman, L (1, 1) OBP: 0.268, SLG: 0.219 Mudcat Grant, R (5, 1) OBP: 0.188, SLG: 0.234 Bobby Locke, R (7, 1) OBP: 0.360, SLG: 0.500 Elmer Valo, L (9, PH) OBP: 0.417, SLG: 0.250			F8		K		F7		4-3	1 1 1 1	0 0 0 0	0 0 0 0	0 0 0 0	0 1 0 0	0 1 0 0	1 1 0 1
Inning Stats	R: 0 E: 0 K: 1 S: 5 H: 0 LOB: 0 BB: 0 P: 5	R: 0 E: 0 K: 1 S: 5 H: 0 LOB: 0 BB: 0 P: 5	R: 0 E: 0 K: 0 S: 4 H: 1 LOB: 1 BB: 0 P: 4	R: 2 E: 1 K: 0 S: 6 H: 3 LOB: 1 BB: 0 P: 6	R: 1 E: 0 K: 2 S: 9 H: 2 LOB: 2 BB: 1 P: 13	R: 0 E: 0 K: 0 S: 3 H: 0 LOB: 1 BB: 1 P: 7	R: 0 E: 0 K: 0 S: 3 H: 0 LOB: 0 BB: 0 P: 3	R: 0 E: 0 K: 0 S: 3 H: 0 LOB: 0 BB: 0 P: 3	R: 0 E: 0 K: 1 S: 6 H: 1 LOB: 1 BB: 0 P: 6	1B: 5 2B: 1 3B: 1 HR: 0	SF: 0 SAC: 1 DP: 0 HBP: 0					

PITCHER	IP	WLS	BF	H	R	ER	SO	BB	IBB	HBP	BLK	WP	HR	S	P	ERA	WHIP
Bob Shaw, R (1, 1) ERA: 2.79	9.0	W	36	7	3	3	5	2	0	0	0	0	0	44	52	3.00	1.000

PITCHER	IP	WLS	BF	H	R	ER	SO	BB	IBB	HBP	BLK	WP	HR	S	P	ERA	WHIP

BOTTOM

Chicago White Sox @ Cleveland Indians

Cleveland Municipal Stadium, Cleveland, OH

Fri Aug 28 1959, 7:05 PM EDT

Att. 70,398 - Unknown

livebaseballscorecards.com

AB	33
R	3
H	7
RBI	1
BB	2
SO	5
LOB	14

WP: 0 PB: 0 SB: 0 CS: 0 PA: 36

Chicago White Sox @ Cleveland Indians

Cleveland Municipal Stadium, Cleveland, OH

Sat Aug 29 1959, 3:33 AM EDT

Att. 28,107 - Unknown

TOP

livebaseballscorecards.com

Batter	1	2	3	4	5	6	7	8	9	AB	R	H	RBI	BB	SO	LOB
Luis Aparicio, R (1, 6) OBP: 0.322, SLG: 0.337	F9		G3-6-3 1B			K		SF8 1B 2-3		4	0	2	0	0	1	0
Nellie Fox, L (1, 4) OBP: 0.388, SLG: 0.403	1B HBP		G3-6-3 1-2f			6-3		SF8 1-2 3-H		2	0	0	1	0	0	1
Jim Landis, R (1, 8) OBP: 0.380, SLG: 0.379	CS 1B 1-3			G6-4-3 1B			1B E 1B	F6		4	1	3	0	0	0	1
Sherm Lollar, R (1, 2) OBP: 0.348, SLG: 0.460	F5 1-2			G6-4-3 1-2f			F7		6-3	4	0	0	0	0	0	4
Billy Goodman, L (1, 5) OBP: 0.296, SLG: 0.282		F7		F7			F8		6-3	3	0	0	0	0	0	1
Sammy Esposito, R (7, 5) OBP: 0.308, SLG: 0.273										1	0	0	0	0	0	0
Earl Torgeson, L (1, 3) OBP: 0.366, SLG: 0.372		BB			K		E7 1B 1-H		BB	2	0	1	0	2	1	0
Al Smith, R (1, 7) OBP: 0.315, SLG: 0.376		F8			1-3		5-3		L8	4	0	0	0	0	0	3
Jim Rivera, L (1, 9) OBP: 0.261, SLG: 0.360		4-3			F7			1B SH5-4 SF8 1B		3	1	1	0	0	0	1
Dick Donovan, L (1, 1) OBP: 0.204, SLG: 0.294			K			K		SH5-4 1-2		2	0	0	0	0	2	0

AB	29
R	2
H	7
RBI	1
BB	2
SO	4
LOB	11

Inning Stats	1	2	3	4	5	6	7	8	9
	R: 0 E: 0 K: 0 S: 3	H: 1 LOB: 1 BB: 0 P: 4	R: 0 E: 0 K: 0 S: 3	H: 0 LOB: 1 BB: 1 P: 7	R: 0 E: 0 K: 1 S: 5	H: 1 LOB: 0 BB: 0 P: 5	R: 0 E: 0 K: 0 S: 3	H: 1 LOB: 0 BB: 0 P: 3	R: 0 E: 0 K: 1 S: 5	H: 0 LOB: 0 BB: 0 P: 5
	R: 0 E: 0 K: 2 S: 7	H: 0 LOB: 0 BB: 0 P: 7	R: 1 E: 1 K: 0 S: 5	H: 2 LOB: 1 BB: 0 P: 5	R: 1 E: 0 K: 0 S: 5	H: 2 LOB: 1 BB: 0 P: 5	R: 0 E: 0 K: 0 S: 3	H: 0 LOB: 1 BB: 1 P: 7	1B: 7 2B: 0 3B: 0 HR: 0	SF: 1 SAC: 1 DP: 2 HBP: 1	WP: 0 PB: 0 SB: 0 CS: 1	PA: 34

PITCHER	IP	WLS	BF	H	R	ER	SO	BB	IBB	HBP	BLK	WP	HR	S	P	ERA	WHIP
Jim Perry, R (1, 1) ERA: 2.88	9.0	L	34	7	2	1	4	2	0	1	0	0	0	39	48	1.00	1.000

PITCHER	IP	WLS	BF	H	R	ER	SO	BB	IBB	HBP	BLK	WP	HR	S	P	ERA	WHIP

Batter	1	2	3	4	5	6	7	8	9	AB	R	H	RBI	BB	SO	LOB
Vic Power, R (1, 3) OBP: 0.344, SLG: 0.438	F7	G3			K		FC6-4 1-2f			4	0	0	0	0	1	4
Minnie Minoso, R (1, 7) OBP: 0.379, SLG: 0.468	F8		5-3		E6 1B			F5		4	0	1	0	0	0	0
Tito Francona, L (1, 8) OBP: 0.409, SLG: 0.599	1B		G3		F4			F5		4	0	1	0	0	0	1
Rocky Colavito, R (1, 9) OBP: 0.349, SLG: 0.545	K		F8			K		FC5-4 BB		3	0	0	0	1	2	1
Jim Baxes, R (1, 4) OBP: 0.310, SLG: 0.473		E FC5-2 BB		5-3		F7		FC5-4 1-2f		3	0	0	0	1	0	1
George Strickland, R (1, 5) OBP: 0.312, SLG: 0.313		K		1B		F4			5-3	4	0	1	0	0	1	1
Woodie Held, R (1, 6) OBP: 0.316, SLG: 0.448		E8 FC5-2 1-3 1B		F9			F3		F8	4	0	1	0	0	0	1
Ed Fitz Gerald, R (1, 2) OBP: 0.289, SLG: 0.312		FC5-2 IBB		4-3			L8		F8	3	0	0	0	1	0	1
Jim Perry, S (1, 1) OBP: 0.333, SLG: 0.394		FC5-2 1-2 2-3 3-Hf			1-3		FC6-4 1B			3	0	1	0	0	0	3
Inning Stats	R: 0 H: 1 E: 0 LOB: 1 K: 1 BB: 0 S: 6 P: 6	R: 0 H: 1 E: 1 LOB: 3 K: 1 BB: 2 S: 6 P: 14	R: 0 H: 0 E: 0 LOB: 0 K: 0 BB: 0 S: 3 P: 3	R: 0 H: 1 E: 0 LOB: 1 K: 0 BB: 0 S: 4 P: 4	R: 0 H: 1 E: 1 LOB: 1 K: 1 BB: 0 S: 6 P: 6	R: 0 H: 0 E: 0 LOB: 0 K: 1 BB: 0 S: 5 P: 5	R: 0 H: 1 E: 0 LOB: 1 K: 0 BB: 0 S: 4 P: 4	R: 0 H: 0 E: 0 LOB: 1 K: 0 BB: 1 S: 3 P: 7	R: 0 H: 0 E: 0 LOB: 0 K: 0 BB: 0 S: 3 P: 3	1B: 5 SF: 0 2B: 0 SAC: 0 3B: 0 DP: 0 HR: 0 HBP: 0						

PITCHER	IP	WLS	BF	H	R	ER	SO	BB	IBB	HBP	BLK	WP	HR	S	P	ERA	WHIP
Dick Donovan, R (1, 1) ERA: 3.62	9.0	W	35	5	0	0	4	2	1	0	0	0	0	40	52	0.00	0.778

PITCHER	IP	WLS	BF	H	R	ER	SO	BB	IBB	HBP	BLK	WP	HR	S	P	ERA	WHIP

BOTTOM

Chicago White Sox @ Cleveland Indians

Cleveland Municipal Stadium, Cleveland, OH

Sat Aug 29 1959, 3:33 AM EDT

Att. 28,107 - Unknown

livebaseballscorecards.com

AB	32
R	0
H	5
RBI	0
BB	3
SO	4
LOB	13

1B: 5	SF: 0	WP: 0	PA: 35
2B: 0	SAC: 0	PB: 0	
3B: 0	DP: 0	SB: 0	
HR: 0	HBP: 0	CS: 0	

Batter	1	2	3	4	5	6	7	8	9	AB	R	H	RBI	BB	SO	LOB
Luis Aparicio, R (1, 6) OBP: 0.321, SLG: 0.336	F7			K		2B S 1B	6-3		SF7 2-H	4	1	1	1	0	1	0
Nellie Fox, L (1, 4) OBP: 0.388, SLG: 0.401	F9			1-3		2B HBP 1-2 BB	CS BB		F6	3	1	0	0	2	0	0
Jim Landis, R (1, 8) OBP: 0.379, SLG: 0.380	1-3			6-3		HBP 1B 1-3 2-H 2B	K 1-2			4	1	1	1	0	1	1
Ted Kluszewski, L (1, 3) OBP: 0.307, SLG: 0.406		4-3			F9	1B HBP BB IBB		6-3 BB		2	0	0	0	1	0	0
Bubba Phillips, R (6, PR) (6, 7) OBP: 0.322, SLG: 0.379										0	1	0	0	1	0	0
Sherm Lollar, R (1, 2) OBP: 0.349, SLG: 0.461		F5			2B	BB 1B 1-2 2-3 3-H HBP		6-3 1-2		3	0	1	1	0	0	1
Billy Goodman, L (1, 5) OBP: 0.297, SLG: 0.283		4-3			K	BB 1-2 2-3 3-H 1B		6-3		3	0	1	1	0	1	1
Sammy Esposito, R (7, 5) OBP: 0.302, SLG: 0.267										1	0	0	0	0	0	1
Al Smith, R (1, 7) OBP: 0.313, SLG: 0.374			K		6-3	BB 1-2 2-3 3-H BB		1-3		2	0	0	0	0	1	1
Earl Torgeson, L (6, PH) (6, 3) OBP: 0.367, SLG: 0.370										1	0	0	1	1	0	1
Jim Rivera, L (1, 9) OBP: 0.257, SLG: 0.354		L8				F9				2	0	0	0	0	0	0
John Romano, R (6, PH) OBP: 0.387, SLG: 0.472						F2				1	0	0	0	0	0	3
Jim McAnany, R (6, 9) OBP: 0.333, SLG: 0.354									WP SH3-4 SF7 1B	1	1	1	0	0	0	0
Early Wynn, S (1, 1) OBP: 0.329, SLG: 0.417		F9				HR			SH3-4 1-2	3	1	1	1	0	0	3
Gerry Staley, R (8, 1) OBP: 0.364, SLG: 0.222						F8				0	0	0	0	0	0	0
Inning Stats	R: 0 E: 0 K: 0 S: 3 H: 0 LOB: 0 BB: 0 P: 3	R: 0 E: 0 K: 0 S: 3 H: 0 LOB: 0 BB: 0 P: 3	R: 0 E: 0 K: 1 S: 5 H: 0 LOB: 0 BB: 0 P: 5	R: 0 E: 0 K: 1 S: 5 H: 0 LOB: 0 BB: 0 P: 5	R: 0 E: 0 K: 1 S: 6 H: 1 LOB: 1 BB: 0 P: 6	R: 5 E: 0 K: 0 S: 7 H: 4 LOB: 3 BB: 3 P: 20	R: 0 E: 0 K: 1 S: 4 H: 0 LOB: 1 BB: 1 P: 8	R: 0 E: 0 K: 0 S: 3 H: 0 LOB: 1 BB: 1 P: 7	R: 1 E: 0 K: 0 S: 4 H: 1 LOB: 0 BB: 0 P: 4	1B: 3 2B: 3 3B: 0 HR: 1	SF: 1 SAC: 1 DP: 1 HBP: 1						

PITCHER	IP	WLS	BF	H	R	ER	SO	BB	IBB	HBP	BLK	WP	HR	S	P	ERA	WHIP
Cal McLish, R (1, 1) ERA: 3.52	5.1	L	24	5	5	5	3	1	1	1	0	0	1	27	36	8.44	1.125
Bobby Locke, R (6, 1) ERA: 3.44	0.0		1	0	0	0	0	1	0	0	0	0	0	0	4	∞	∞
Jack Harshman, L (6, 1) ERA: 5.25	3.2		13	1	1	1	1	2	0	0	0	1	0	13	21	2.46	0.818

PITCHER	IP	WLS	BF	H	R	ER	SO	BB	IBB	HBP	BLK	WP	HR	S	P	ERA	WHIP

TOP

Chicago White Sox @ Cleveland Indians

Cleveland Municipal Stadium, Cleveland, OH

Sun Aug 30 1959, 3:33 AM EDT

Unknown

livebaseballscorecards.com

AB	30
R	6
H	6
RBI	6
BB	5
SO	4
LOB	12

1B: 3	SF: 1	WP: 1	PA: 38
2B: 3	SAC: 1	PB: 0	
3B: 0	DP: 1	SB: 1	
HR: 1	HBP: 1	CS: 1	

BOTTOM

Chicago White Sox @ Cleveland Indians

Cleveland Municipal Stadium, Cleveland, OH

Sun Aug 30 1959, 3:33 AM EDT

Unknown

livebaseballscorecards.com

Batter	1	2	3	4	5	6	7	8	9	AB	R	H	RBI	BB	SO	LOB
Jim Piersall, R (1, 8) OBP: 0.300, SLG: 0.327	K		FC6-4 1B 1-2f		4-3 2-3		FC5-4 FC4-6 1-2f		F9	5	0	0	0	0	1	3
Vic Power, R (1, 4) OBP: 0.347, SLG: 0.440	BB		1B 1-3		CS 1B 3-H		FC4-6 1-2f			3	0	2	1	1	0	1
Minnie Minoso, R (1, 7) OBP: 0.378, SLG: 0.467	F6		6-3		CS 1-2	K		5-3 1B 6-3 1B		4	1	1	0	0	1	3
Tito Francona, L (1, 3) OBP: 0.410, SLG: 0.598	F7			F8		BB 1B		5-3 1-2 1B		4	0	2	0	0	0	1
Rocky Colavito, R (1, 9) OBP: 0.347, SLG: 0.541		6-3		F7		K		5-3 1-2 2-3		4	0	0	0	0	1	3
George Strickland, R (1, 5) OBP: 0.311, SLG: 0.310		F7		F9		BB 1-2		6-3 3-H		3	0	0	1	1	0	1
Woodie Held, R (1, 6) OBP: 0.315, SLG: 0.453		F3			HR	K		F5		4	1	1	1	0	1	3
Ed Fitz Gerald, R (1, 2) OBP: 0.298, SLG: 0.318			BB FC6-4		1B 4-3 SH1-4		1B FC5-4		5-3	3	1	2	0	1	0	0
Cal McLish, S (1, 1) OBP: 0.212, SLG: 0.206			K		SH1-4 1-2		F2		1-5-3	1	0	0	0	0	1	1
Bobby Locke, R (6, 1) OBP: 0.360, SLG: 0.500										0	0	0	0	0	0	0
Jack Harshman, L (6, 1) OBP: 0.256, SLG: 0.206										2	0	0	0	0	0	1

Inning Stats	1	2	3	4	5	6	7	8	9
	R: 0 E: 0 K: 1 S: 5	H: 0 LOB: 1 BB: 1 P: 9	R: 0 E: 0 K: 0 S: 3	H: 0 LOB: 0 BB: 0 P: 3	R: 0 E: 0 K: 1 S: 6	H: 1 LOB: 2 BB: 1 P: 10	R: 0 E: 0 K: 0 S: 3	H: 0 LOB: 0 BB: 0 P: 3	R: 2 E: 0 K: 0 S: 5	H: 3 LOB: 0 BB: 0 P: 5	R: 0 E: 0 K: 3 S: 10	H: 1 LOB: 2 BB: 1 P: 14	R: 0 E: 0 K: 0 S: 4	H: 1 LOB: 1 BB: 0 P: 4	R: 1 E: 0 K: 0 S: 5	H: 2 LOB: 1 BB: 0 P: 5	R: 0 E: 0 K: 0 S: 3	H: 0 LOB: 0 BB: 0 P: 3

	AB	33
	R	3
	H	8
	RBI	3
	BB	3
	SO	5
	LOB	17

| | | | | | | | | | |

Batter	1	2	3	4	5	6	7	8	9	AB	R	H	RBI	BB	SO	LOB
Luis Aparicio, R (1, 6) OBP: 0.322, SLG: 0.337	SSS 0-3 ① K	x 0-0 ③ F7		SSS 0-3 ① K		x 0-0 CS 1B		x 0-0 SF8 1-3 1B		5	0	2	0	0	2	1
Nellie Fox, L (1, 4) OBP: 0.386, SLG: 0.400	x 0-0 ② 6-3		x 0-0 FC6-4 1B	x 0-0 E4 6-3		x 0-0 ①② F8 1-2		x 0-0 ② SF8 2-3 3-H		4	0	1	1	0	0	1
Jim Landis, R (1, 8) OBP: 0.375, SLG: 0.376	x 0-0 ③ F2		x 0-0 ① FC6-4 BB BB 1B 1-2f	x 0-0 ② 6-3 1-2		x 0-0 ③ F8		SSS 0-3 ③ K		5	1	0	0	0	1	3
Ted Kluszewski, L (1, 3) OBP: 0.313, SLG: 0.404 Earl Torgeson, L (7, 3) OBP: 0.366, SLG: 0.369		x 0-0 BB E 1B	BBB 4-0 BB 1-2 1B BB	x 0-0 ③ F7			x 0-0 ① F9		SSS 0-3 ① K	3 1	2 0	1 0	0 0	1 0	0 1	1 0
John Romano, R (1, 2) OBP: 0.394, SLG: 0.468 Sherm Lollar, R (6, 2) OBP: 0.349, SLG: 0.466	BBBB 4-0 E SF9 1-2 BB	BBBB 4-0 2-3 1B 1-2 2-3 BB		x 0-0 ① 6-3			x 0-0 ② F8		x 0-0 SF7 3B	1 2	1 1	0 1	0 0	2 0	0 0	0 0
Billy Goodman, L (1, 5) OBP: 0.305, SLG: 0.303 Sammy Esposito, R (7, 5) OBP: 0.296, SLG: 0.267	x 0-0 ① F9	x 0-0 2-3 1-2 2-H 3-H 1B		x 0-0 HR 3B			x 0-0 1B		x 0-0 ② SF7 3-H	4 0	1 0	3 0	2 1	0 0	0 0	2 0
Al Smith, R (1, 7) OBP: 0.314, SLG: 0.382	x 0-0 E8 SF9 1-3 2-H 1B	x 0-0 ② 2-3 1-2 2-3		x 0-0 3-H HR			x 0-0 ③ F9		x 0-0 ③ 6-3	5	2	2	3	0	0	3
Jim Rivera, L (1, 9) OBP: 0.264, SLG: 0.349		IIII 4-0 SF9 IBB	IIII 4-0 IBB	x 0-0 ② F7				SSS 0-3 ① K		2	0	0	0	2	1	0
Barry Latman, R (1, 1) OBP: 0.191, SLG: 0.167 Turk Lown, R (6, 1) OBP: 0.364, SLG: 0.300		x 0-0 ② SF9 1-2 2-H 3-H	x 0-0 ③ F8	x 0-0 ③ 5-3				x 0-0 1B SF8 1B		2 1	0 1	0 1	2 0	0 0	0 0	3 0
Inning Stats	R: 0 E: 0 K: 1 S: 5 H: 0 LOB: 0 BB: 0 P: 5	R: 3 E: 1 K: 0 S: 5 H: 2 LOB: 1 BB: 2 P: 13	R: 2 E: 0 K: 0 S: 5 H: 2 LOB: 3 BB: 3 P: 17	R: 0 E: 1 K: 1 S: 6 H: 0 LOB: 1 BB: 0 P: 6	R: 2 E: 0 K: 0 S: 5 H: 2 LOB: 0 BB: 0 P: 5	R: 0 E: 0 K: 0 S: 3 H: 1 LOB: 0 BB: 0 P: 3	R: 0 E: 0 K: 0 S: 4 H: 1 LOB: 1 BB: 0 P: 4	R: 1 E: 0 K: 2 S: 9 H: 2 LOB: 1 BB: 0 P: 9	R: 1 E: 0 K: 1 S: 6 H: 1 LOB: 0 BB: 0 P: 6	1B: 8 2B: 0 3B: 2 HR: 1 SF: 3 SAC: 0 DP: 0 HBP: 0						

TOP

Chicago White Sox @ Cleveland Indians

Cleveland Municipal Stadium, Cleveland, OH

Sun Aug 30 1959, 3:38 AM EDT

Att. 66,586 - Unknown

livebaseballscorecards.com

AB	35
R	9
H	11
RBI	9
BB	5
SO	5
LOB	14

WP: 0 PB: 0 SB: 0 CS: 1 PA: 43

PITCHER		IP	WLS	BF	H	R	ER	SO	BB	IBB	HBP	BLK	WP	HR	S	P	ERA	WHIP
Gary Bell, R ERA: 3.96	(1, 1)	2.1	L	14	3	5	5	1	3	1	0	0	0	0	12	28	19.29	2.571
Mudcat Grant, R ERA: 4.37	(3, 1)	2.2		13	3	2	2	1	0	1	0	0	0	1	14	18	6.75	1.125
Mike Garcia, R ERA: 3.36	(6, 1)	2.0		7	2	0	0	0	0	0	0	0	0	0	7	7	0.00	1.000
Bob Smith, L ERA: 7.89	(8, 1)	2.0		9	3	2	2	3	0	0	0	0	0	0	15	15	9.00	1.500

PITCHER	IP	WLS	BF	H	R	ER	SO	BB	IBB	HBP	BLK	WP	HR	S	P	ERA	WHIP

Batter	1	2	3	4	5	6	7	8	9	AB	R	H	RBI	BB	SO	LOB
Jim Piersall, R (1, 8) OBP: 0.297, SLG: 0.323	6-3			F7	K		1-3 1B		F2	3	0	0	0	0	1	1
Mike Garcia, R (6, 1) OBP: 0.071, SLG: 0.071										0	0	0	0	0	0	0
Elmer Valo, L (7, PH) OBP: 0.440, SLG: 0.294										1	0	1	0	0	0	0
Bob Smith, L (8, 1)										0	0	0	0	0	0	0
Jim Baxes, R (9, PH) OBP: 0.309, SLG: 0.471										1	0	0	0	0	0	2
Vic Power, R (1, 4) (6, 3) OBP: 0.344, SLG: 0.436	F7			6-3	FC5-4 1-2f		5-3		G4-6-3 1-2f	5	0	0	0	0	0	5
Minnie Minoso, R (1, 7) OBP: 0.379, SLG: 0.466	5-3			HR 1B BB		6-3		1B		3	1	1	0	1	0	0
Tito Francona, L (1, 3) (6, 8) OBP: 0.411, SLG: 0.597		F6		HR 1-2 1B		FC5-4 1B		F7		4	1	2	0	0	0	1
Rocky Colavito, R (1, 9) OBP: 0.346, SLG: 0.544		F7		HR 1-H 2-H		K		K		4	1	1	3	0	2	2
George Strickland, R (1, 5) OBP: 0.311, SLG: 0.310		K		F6		FC5-4 1-2f		1-2 1B		4	0	1	0	0	1	1
Woodie Held, R (1, 6) OBP: 0.317, SLG: 0.460			L6-3 1B	HR			L1	F7		4	1	2	1	0	0	2
Ed Fitz Gerald, R (1, 2) OBP: 0.297, SLG: 0.317			L6-3 1-2	4-3			K		E 1B	4	0	1	0	0	1	1
Gary Bell, R (1, 1) OBP: 0.258, SLG: 0.254			K	E4 FC5-4			BB		E6 1-2 G4-6-3	0	0	0	0	0	0	0
Mudcat Grant, R (3, 1) OBP: 0.184, SLG: 0.229										1	0	0	0	0	1	0
Jack Harshman, L (5, PH) OBP: 0.250, SLG: 0.200										1	0	0	0	0	0	0
Ray Webster, R (5, PR) (6, 4) OBP: 0.172, SLG: 0.291										1	0	0	0	1	0	1
Inning Stats	R: 0 E: 0 K: 0 S: 3 H: 0 LOB: 0 BB: 0 P: 3	R: 0 E: 0 K: 1 S: 5 H: 0 LOB: 0 BB: 0 P: 5	R: 0 E: 0 K: 1 S: 5 H: 1 LOB: 0 BB: 0 P: 5	R: 3 E: 0 K: 0 S: 5 H: 2 LOB: 0 BB: 1 P: 9	R: 1 E: 1 K: 1 S: 7 H: 1 LOB: 1 BB: 0 P: 7	R: 0 E: 0 K: 1 S: 6 H: 1 LOB: 1 BB: 0 P: 6	R: 0 E: 0 K: 1 S: 6 H: 1 LOB: 2 BB: 1 P: 10	R: 0 E: 0 K: 1 S: 7 H: 2 LOB: 2 BB: 0 P: 7	R: 0 E: 1 K: 0 S: 4 H: 1 LOB: 1 BB: 0 P: 4	1B: 7 2B: 1 3B: 0 HR: 2	SF: 0 SAC: 0 DP: 2 HBP: 0						

PITCHER	IP	WLS	BF	H	R	ER	SO	BB	IBB	HBP	BLK	WP	HR	S	P	ERA	WHIP
Barry Latman, R (1, 1) ERA: 3.74	5.0	W	20	4	4	4	3	1	0	0	0	0	2	25	29	7.20	1.000
Turk Lown, R (6, 1) ERA: 2.51	4.0	S	18	5	0	0	3	1	0	0	0	0	0	23	27	0.00	1.500

PITCHER	IP	WLS	BF	H	R	ER	SO	BB	IBB	HBP	BLK	WP	HR	S	P	ERA	WHIP

BOTTOM

Chicago White Sox @ Cleveland Indians

Cleveland Municipal Stadium, Cleveland, OH

Sun Aug 30 1959, 3:38 AM EDT

Att. 66,586 - Unknown

livebaseballscorecards.com

AB	36
R	4
H	9
RBI	4
BB	2
SO	6
LOB	16

WP: 0	PB: 0	SB: 0	CS: 0
PA: 38			

Batter	1	2	3	4	5	6	7	8	9	AB	R	H	RBI	BB	SO	LOB
Eddie Yost, R (1, 5) OBP: 0.436, SLG: 0.419	6-3	F9			6-3	BB 2-3 1B		BBB 1B BB		4	0	1	0	1	0	1
Bobo Osborne, L (1, 3) OBP: 0.266, SLG: 0.296	2B SF9 1B		4-3		SSS K	BBB 1-2 BB		SSS K		4	1	1	0	1	2	1
Harvey Kuenn, R (1, 9) OBP: 0.408, SLG: 0.504	1-3 2B		1B FC4-6 1B		1B 1B 1B	F5		BB 1-3 1B		5	2	4	0	0	0	3
Al Kaline, R (1, 8) OBP: 0.409, SLG: 0.537	SF9 3-H		FC4-6 1-3 1B		1B 1B 1-2 1B	L8		BBB 1-2 BB		3	1	2	1	1	0	3
Charlie Maxwell, L (1, 7) OBP: 0.358, SLG: 0.466	BBBB FC6-4 BB	FC4-6 1-2f 3-H			1B 1-3 2-H 1B		FC1-6 1B	4-3		4	0	2	2	1	0	4
Frank Bolling, R (1, 4) OBP: 0.328, SLG: 0.390	FC6-4 1-2f	F4			FC6-4 1-2 3-H 1B	FC1-6 1-2f			F3	5	0	1	1	0	0	4
Red Wilson, R (1, 2) OBP: 0.323, SLG: 0.459		5-3		6-3	FC6-4 1-2f	F5			1-3	5	0	0	0	0	0	3
Rocky Bridges, R (1, 6) OBP: 0.322, SLG: 0.355 Coot Veal, R (7, 6) OBP: 0.280, SLG: 0.247		1-3		F8		BBBB 1B SH1-4 BB	F5		1-3	3 1	0 0	0 0	0 0	1 0	0 0	1 0
Jim Bunning, R (1, 1) OBP: 0.228, SLG: 0.243		1B		F8		SH1-4 1-2		SSS K		3	0	1	0	0	1	0
Inning Stats	R: 1 E: 0 K: 0 S: 5 H: 2 LOB: 2 BB: 1 P: 9	R: 0 E: 0 K: 0 S: 4 H: 1 LOB: 1 BB: 0 P: 4	R: 1 E: 0 K: 0 S: 5 H: 2 LOB: 1 BB: 0 P: 5	R: 0 E: 0 K: 0 S: 3 H: 0 LOB: 0 BB: 0 P: 3	R: 2 E: 0 K: 1 S: 9 H: 4 LOB: 2 BB: 0 P: 9	R: 0 E: 0 K: 0 S: 4 H: 1 LOB: 3 BB: 2 P: 12	R: 0 E: 0 K: 0 S: 4 H: 1 LOB: 1 BB: 0 P: 4	R: 0 E: 0 K: 2 S: 8 H: 1 LOB: 3 BB: 2 P: 16	R: 0 E: 0 K: 0 S: 3 H: 0 LOB: 0 BB: 0 P: 3	1B: 11 2B: 1 3B: 0 HR: 0 SF: 1 SAC: 1 DP: 0 HBP: 0						

Detroit Tigers @ Chicago White Sox

Comiskey Park, Chicago, IL

Tue Sep 01 1959, 8:05 PM EDT

Att. 27,218 - Unknown

TOP

livebaseballscorecards.com

AB	37
R	4
H	12
RBI	4
BB	5
SO	3
LOB	20

WP: 0 PB: 0 SB: 0 CS: 0 PA: 44

PITCHER		IP	WLS	BF	H	R	ER	SO	BB	IBB	HBP	BLK	WP	HR	S	P	ERA	WHIP
Bob Shaw, R ERA: 2.91	(1, 1)	5.0	L	25	9	4	4	1	1	0	0	0	0	0	26	30	7.20	2.000
Ray Moore, R ERA: 4.09	(6, 1)	2.0		10	2	0	0	0	2	0	0	0	0	0	8	16	0.00	2.000
Turk Lown, R ERA: 2.44	(8, 1)	2.0		9	1	0	0	2	2	0	0	0	0	0	11	19	0.00	1.500

PITCHER	IP	WLS	BF	H	R	ER	SO	BB	IBB	HBP	BLK	WP	HR	S	P	ERA	WHIP

Batter	1	2	3	4	5	6	7	8	9	AB	R	H	RBI	BB	SO	LOB
Luis Aparicio, R (1, 6) OBP: 0.321, SLG: 0.336	F9		1B		K			5-3		4	0	1	0	0	1	1
Nellie Fox, L (1, 4) OBP: 0.386, SLG: 0.398	BB		F9			F2		4-3		3	0	0	0	1	0	1
Jim Landis, R (1, 8) OBP: 0.374, SLG: 0.373	BB		5-3			E6		1-3		3	0	0	0	1	0	1
Ted Kluszewski, L (1, 3) OBP: 0.318, SLG: 0.407	K			CS 1B		F9			L4-3 1B	4	0	2	0	0	1	3
Sammy Esposito, R (9, PR) OBP: 0.296, SLG: 0.267										0	0	0	0	0	0	0
Sherm Lollar, R (1, 2) OBP: 0.347, SLG: 0.462	F5			K		K			L8	4	0	0	0	0	2	5
Billy Goodman, L (1, 5) OBP: 0.300, SLG: 0.296		F6		F7			F9		L4-3	4	0	0	0	0	0	1
Al Smith, R (1, 7) OBP: 0.312, SLG: 0.379		K			L6		F4			3	0	0	0	0	1	0
Jim Rivera, L (1, 9) OBP: 0.266, SLG: 0.344		K			4-3		HBP			2	0	0	0	0	1	0
Bob Shaw, R (1, 1) OBP: 0.194, SLG: 0.140			K		BB		K			1	0	0	0	0	1	0
Norm Cash, L (5, PH) OBP: 0.378, SLG: 0.361										0	0	0	0	1	0	0
Ray Moore, R (6, 1) OBP: 0.136, SLG: 0.143										0	0	0	0	0	0	0
Earl Torgeson, L (7, PH) OBP: 0.365, SLG: 0.367										1	0	0	0	0	1	1
Turk Lown, R (8, 1) OBP: 0.364, SLG: 0.300										0	0	0	0	0	0	0
Inning Stats	R: 0 H: 0 E: 0 LOB: 2 K: 1 BB: 2 S: 5 P: 13	R: 0 H: 0 E: 0 LOB: 0 K: 2 BB: 0 S: 7 P: 7	R: 0 H: 1 E: 0 LOB: 1 K: 1 BB: 0 S: 6 P: 6	R: 0 H: 1 E: 0 LOB: 0 K: 1 BB: 0 S: 5 P: 5	R: 0 H: 0 E: 0 LOB: 1 K: 1 BB: 1 S: 5 P: 9	R: 0 H: 0 E: 1 LOB: 1 K: 1 BB: 0 S: 6 P: 6	R: 0 H: 0 E: 0 LOB: 1 K: 1 BB: 0 S: 5 P: 6	R: 0 H: 0 E: 0 LOB: 0 K: 0 BB: 0 S: 3 P: 3	R: 0 H: 1 E: 0 LOB: 1 K: 0 BB: 0 S: 3 P: 3	1B: 3 SF: 0 2B: 2 SAC: 0 3B: 0 DP: 2 HR: 0 HBP: 1						WP: 0 PA: 33 PB: 0 SB: 0 CS: 1	

PITCHER	IP	WLS	BF	H	R	ER	SO	BB	IBB	HBP	BLK	WP	HR	S	P	ERA	WHIP
Jim Bunning, R (1, 1) ERA: 4.03	9.0	W	33	3	0	0	8	3	0	1	0	0	0	45	58	0.00	0.667

PITCHER	IP	WLS	BF	H	R	ER	SO	BB	IBB	HBP	BLK	WP	HR	S	P	ERA	WHIP

BOTTOM

Detroit Tigers @ Chicago White Sox

Comiskey Park, Chicago, IL

Tue Sep 01 1959, 8:05 PM EDT

Att. 27,218 - Unknown

livebaseballscorecards.com

AB	29
R	0
H	3
RBI	0
BB	3
SO	8
LOB	13

Detroit Tigers @ Chicago White Sox

Comiskey Park, Chicago, IL

Wed Sep 02 1959, 8:05 PM EDT

Unknown

TOP

livebaseballscorecards.com

Batter	1	2	3	4	5	6	7	8	9	AB	R	H	RBI	BB	SO	LOB
Eddie Yost, R (1, 5) OBP: 0.435, SLG: 0.416	BBBB 4-0 FC5-4 BB		x 0-0 ② 1-3		x 0-0 ③ FC5-4 1-2f			x 0-0 ① 1-3		3	0	0	0	1	0	1
Bobo Osborne, L (1, 3) OBP: 0.261, SLG: 0.290	x 0-0 ① F7		SSS 0-3 ③ K			x 0-0 ① 4-3		x 0-0 ② F7		4	0	0	0	0	1	1
Harvey Kuenn, R (1, 9) OBP: 0.407, SLG: 0.501	x 0-0 ② FC5-4 S 1-2f			x 0-0 ① F8		x 0-0 ② F7		BBBB 4-0 1B 1B BB		3	1	0	0	1	0	1
Al Kaline, R (1, 8) OBP: 0.408, SLG: 0.535 Johnny Groth, R (6, 8) OBP: 0.309, SLG: 0.396	BBBB 4-0 1-2 BB			x 0-0 ② F2		x 0-0 ③ L6-3		x 0-0 1B 1-2 1B		2 1	0 0	0 1	0 0	1 0	0 0	0 0
Charlie Maxwell, L (1, 7) OBP: 0.361, SLG: 0.475	x 0-0 ③ F4			x 0-0 FC6-4 1B			x 0-0 HR	x 0-0 1-2 2-H 1B		4	1	3	2	0	0	2
Frank Bolling, R (1, 4) OBP: 0.327, SLG: 0.387		x 0-0 ① F7		x 0-0 ③ FC6-4 1-2f			BBBB 4-0 4-3 BB	x 0-0 ③ L3		3	0	0	0	1	0	3
Red Wilson, R (1, 2) OBP: 0.321, SLG: 0.456 Lou Berberet, L (4, 2) OBP: 0.285, SLG: 0.375		x 0-0 ② 5-3			x 0-0 ① G3		x 0-0 ① 4-3 1-2		x 0-0 ① F6	1 3	0 0	0 0	0 0	0 0	0 0	0 1
Rocky Bridges, R (1, 6) OBP: 0.322, SLG: 0.353 Ted Lepcio, R (9, PH) OBP: 0.333, SLG: 0.399		x 0-0 ③ L6			BBBB 4-0 FC5-4 BB		x 0-0 ② F7		SSS 0-3 ② K	2 1	0 0	0 0	0 0	1 0	0 1	1 0
Frank Lary, R (1, 1) OBP: 0.169, SLG: 0.203 Neil Chrisley, L (5, PH) OBP: 0.221, SLG: 0.341 Dave Sisler, R (5, 1) OBP: 0.200, SLG: 0.200 Gail Harris, L (7, PH) OBP: 0.282, SLG: 0.344 Jim Stump, R (7, 1) OBP: 0.281, SLG: 0.458 Gus Zernial, R (9, PH)			x 0-0 ① 3-1		x 0-0 ② F8		x 0-0 ③ 4-3		SSS 0-3 ③ K	1 1 0 1 0 1	0 0 0 0 0 0	0 0 0 0 0 0	0 0 0 0 0 0	0 0 0 0 0 1	0 0 0 0 0 0	0 1 0 1 0 0
Inning Stats	R: 0 E: 0 K: 0 S: 3 H: 0 LOB: 2 BB: 2 P: 11	R: 0 E: 0 K: 0 S: 3 H: 0 LOB: 0 BB: 0 P: 3	R: 0 E: 0 K: 1 S: 5 H: 0 LOB: 0 BB: 0 P: 5	R: 0 E: 0 K: 0 S: 4 H: 1 LOB: 1 BB: 0 P: 4	R: 0 E: 0 K: 0 S: 3 H: 0 LOB: 1 BB: 1 P: 7	R: 0 E: 0 K: 0 S: 3 H: 0 LOB: 0 BB: 0 P: 3	R: 1 E: 0 K: 0 S: 4 H: 1 LOB: 1 BB: 1 P: 8	R: 1 E: 0 K: 0 S: 5 H: 2 LOB: 2 BB: 1 P: 9	R: 0 E: 0 K: 2 S: 7 H: 0 LOB: 0 BB: 0 P: 7	1B: 3 2B: 0 3B: 0 HR: 1	SF: 0 SAC: 0 DP: 0 HBP: 0			WP: 0 PB: 0 SB: 1 CS: 0	PA: 36	

	AB	31
	R	2
	H	4
	RBI	2
	BB	5
	SO	3
	LOB	12

PITCHER	IP	WLS	BF	H	R	ER	SO	BB	IBB	HBP	BLK	WP	HR	S	P	ERA	WHIP
Dick Donovan, R (1, 1) ERA: 3.55	8.0	W	33	4	2	2	1	5	0	0	0	0	1	30	50	2.25	1.125
Gerry Staley, R (9, 1) ERA: 1.92	1.0	S	3	0	0	0	2	0	0	0	0	0	0	7	7	0.00	0.000

PITCHER	IP	WLS	BF	H	R	ER	SO	BB	IBB	HBP	BLK	WP	HR	S	P	ERA	WHIP

Detroit Tigers @ Chicago White Sox

Comiskey Park, Chicago, IL

Wed Sep 02 1959, 8:05 PM EDT

Unknown

livebaseballscorecards.com

Batter	1	2	3	4	5	6	7	8	9	AB	R	H	RBI	BB	SO	LOB
Luis Aparicio, R (1, 6) OBP: 0.320, SLG: 0.333	1-3	6-3		6-3	WP, BB 1-2 2-3			1-3		4	0	0	0	1	0	0
Nellie Fox, L (1, 4) OBP: 0.386, SLG: 0.397	3-1 BB 2B BB		L8	E 2B 1B	L5 1-2 2-3 3-H			4-3		4	2	1	0	1	0	2
Jim Landis, R (1, 8) OBP: 0.374, SLG: 0.376	3-1 1-2 2B BB		E3 3B	E6 1-3 2B	K			F7		4	3	1	0	1	1	3
Ted Kluszewski, L (1, 3) OBP: 0.316, SLG: 0.403 Earl Torgeson, L (7, 3) OBP: 0.365, SLG: 0.367	3-1 1-2 2-3		HBP 1B 1B	K		K				4 0	1 0	1 0	0 0	0 0	2 0	4 0
Sherm Lollar, R (1, 2) OBP: 0.350, SLG: 0.468	2B 2-H 3-H		1B 1-2 HBP	2B 1-H 3-H		K				3	0	2	4	0	1	0
Billy Goodman, L (1, 5) OBP: 0.305, SLG: 0.299 Sammy Esposito, R (5, 5) OBP: 0.291, SLG: 0.261	HBP		1B 1-3 2-H	L8		K				2 1	0 0	1 0	1 0	0 0	0 1	1 0
Al Smith, R (1, 7) OBP: 0.311, SLG: 0.378	6-3		F6	BB WP BB 1B			3-1			4	1	1	0	0	0	4
Jim McAnany, R (1, 9) OBP: 0.332, SLG: 0.348		6-3	IBB	F6			F4			3	0	0	0	1	0	1
Dick Donovan, L (1, 1) OBP: 0.207, SLG: 0.278 Gerry Staley, R (9, 1) OBP: 0.364, SLG: 0.222		K	F7	WP BB 1-2 BB			K			3 0	0 0	0 0	0 0	1 0	2 0	3 0
Inning Stats	R: 2 H: 1 E: 0 LOB: 2 K: 0 BB: 2 S: 4 P: 13	R: 0 H: 0 E: 0 LOB: 0 K: 1 BB: 0 S: 5 P: 5	R: 2 H: 3 E: 1 LOB: 3 K: 0 BB: 1 S: 6 P: 11	R: 2 H: 2 E: 1 LOB: 1 K: 1 BB: 0 S: 8 P: 8	R: 1 H: 1 E: 0 LOB: 2 K: 1 BB: 2 S: 6 P: 14	R: 0 H: 0 E: 0 LOB: 0 K: 3 BB: 0 S: 9 P: 9	R: 0 H: 0 E: 0 LOB: 0 K: 1 BB: 0 S: 5 P: 5	R: 0 H: 0 E: 0 LOB: 0 K: 0 BB: 0 S: 3 P: 3		1B: 4 SF: 0 2B: 2 SAC: 0 3B: 1 DP: 0 HR: 0 HBP: 2						

	AB	32
	R	7
	H	7
	RBI	5
	BB	5
	SO	7
	LOB	18

WP: 1 PA: 39
PB: 0
SB: 0
CS: 0

PITCHER		IP	WLS	BF	H	R	ER	SO	BB	IBB	HBP	BLK	WP	HR	S	P	ERA	WHIP
Frank Lary, R ERA: 3.24	(1, 1)	4.0	L	24	6	6	4	2	2	1	2	0	0	0	23	37	9.00	2.000
Dave Sisler, R ERA: 4.14	(5, 1)	2.0		9	1	1	1	4	2	0	0	0	1	0	15	23	4.50	1.500
Jim Stump, R ERA: 3.0	(7, 1)	2.0		6	0	0	0	1	0	0	0	0	0	0	8	8	0.00	0.000

PITCHER	IP	WLS	BF	H	R	ER	SO	BB	IBB	HBP	BLK	WP	HR	S	P	ERA	WHIP

Batter	1	2	3	4	5	6	7	8	9	AB	R	H	RBI	BB	SO	LOB
Eddie Yost, R (1, 5) OBP: 0.436, SLG: 0.414	BBBB 4-0 BB 1B 1B BB	BBB 4-0 1B BB		x 0-0 ② F8		SSS 0-3 ① K		BBB 4-0 FC4-6 1-2 BB		2	1	0	0	3	1	0
Bobo Osborne, L (1, 3) OBP: 0.264, SLG: 0.293	x 0-0 BB 1B 1-2 1B	x 0-0 1-2 1B		x 0-0 ③ 4-1		SSS 0-3 ② K		x 0-0 ② FC4-6 BB 1-2f 2-3 3-H		5	1	2	1	0	1	2
Harvey Kuenn, R (1, 9) OBP: 0.407, SLG: 0.499	x 0-0 ① F7	x 0-0 ③ F3			x 0-0 BB 2B 1B	x 0-0 ③ F8		BBBB 4-0 1-2 BB		4	1	1	0	1	0	4
Al Kaline, R (1, 8) OBP: 0.407, SLG: 0.531 Johnny Groth, R (7, 8) OBP: 0.309, SLG: 0.396 Gail Harris, L (8, PH) OBP: 0.281, SLG: 0.343 Pete Burnside, R (8, 1)	SSS 0-3 ② K		H 1-0 BB HBP		x 0-0 ① F5		x 0-0 ① L8	x 0-0 ③ 4-3		3 0 1 0	0 0 0 0	0 0 0 0	0 0 0 0	1 0 0 0	3 0 3 0	3 0 3 0
Charlie Maxwell, L (1, 7) OBP: 0.362, SLG: 0.472	BBBB 4-0 1B 1-2 2-3 BB		x 0-0 ① F7		BBBB 4-0 2B 1-2 BB		x 0-0 ② F8		x 0-0 ① F2	3	0	0	0	2	0	1
Frank Bolling, R (1, 4) OBP: 0.330, SLG: 0.391	x 0-0 1-2 2-H 3-H 1B		BBBB 4-0 1-2 BB		x 0-0 1-3 2-H 2B		x 0-0 ③ F8		x 0-0 ② 2-3	4	0	2	3	1	0	0
Red Wilson, R (1, 2) OBP: 0.313, SLG: 0.444	SSS 0-3 ③ K		x 0-0 ② F8		x 0-0 ② 4-3			x 0-0 ① 6-3	x 0-0 ③ L6	5	0	0	0	0	1	6
Rocky Bridges, R (1, 6) OBP: 0.322, SLG: 0.351 Ted Lepcio, R (8, PH) OBP: 0.338, SLG: 0.399 (8, 6)		x 0-0 ① 5-3	x 0-0 ③ F4		4-0 IBB			BBBB 4-0 1B FC4-6 BB		2 0	0 1	0 0	0 0	1 1	0 0	2 0
Paul Foytack, R (1, 1) OBP: 0.151, SLG: 0.088 Tom Morgan, R (5, 1) OBP: 0.364, SLG: 0.636 Ray Narleski, R (5, 1) OBP: 0.111, SLG: 0.222 Neil Chrisley, L (8, PH) OBP: 0.229, SLG: 0.348 (8, 8)		SSS 0-3 ② K		x 0-0 ① F3	x 0-0 ③ F8			x 0-0 FC4-6 BB 1-3 1B		3 0 0 1	0 0 0 0	0 0 0 1	0 0 0 0	1 0 0 0	3 0 0 0	3 0 0 0
Inning Stats	R: 2 E: 0 K: 2 S: 9 H: 2 LOB: 2 BB: 2 P: 17	R: 0 E: 0 K: 1 S: 6 H: 1 LOB: 2 BB: 1 P: 10	R: 0 E: 0 K: 0 S: 3 H: 0 LOB: 2 BB: 1 P: 8	R: 0 E: 0 K: 0 S: 3 H: 0 LOB: 0 BB: 0 P: 3	R: 1 E: 0 K: 0 S: 5 H: 2 LOB: 3 BB: 2 P: 13	R: 0 E: 0 K: 2 S: 7 H: 0 LOB: 0 BB: 0 P: 7	R: 0 E: 0 K: 0 S: 3 H: 0 LOB: 0 BB: 0 P: 3	R: 1 E: 0 K: 0 S: 4 H: 1 LOB: 3 BB: 3 P: 16	R: 0 E: 0 K: 0 S: 3 H: 0 LOB: 0 BB: 0 P: 3	1B: 5 2B: 1 3B: 0 HR: 0 SF: 0 SAC: 0 DP: 0 HBP: 1						

PITCHER		IP	WLS	BF	H	R	ER	SO	BB	IBB	HBP	BLK	WP	HR	S	P	ERA	WHIP
Barry Latman, R ERA: 3.82	(1, 1)	4.1		24	5	3	3	3	5	0	1	0	0	0	24	45	6.23	2.308
Joe Stanka, R ERA: 2.7	(5, 1)	3.1	W	15	1	1	1	2	3	1	0	0	0	0	15	31	2.70	1.200
Gerry Staley, R ERA: 1.89	(8, 1)	1.1	S	4	0	0	0	0	0	0	0	0	0	0	4	4	0.00	0.000

PITCHER	IP	WLS	BF	H	R	ER	SO	BB	IBB	HBP	BLK	WP	HR	S	P	ERA	WHIP

TOP

Detroit Tigers @ Chicago White Sox

Comiskey Park, Chicago, IL

Wed Sep 02 1959, 8:05 PM EDT

Att. 43,237 - Unknown

livebaseballscorecards.com

AB	33
R	4
H	6
RBI	4
BB	9
SO	5
LOB	24

Batter	1	2	3	4	5	6	7	8	9	AB	R	H	RBI	BB	SO	LOB
Luis Aparicio, R (1, 6) OBP: 0.324, SLG: 0.337	5-3		E S 1B		S 1B HBP		1B			4	2	3	0	0	0	0
Nellie Fox, L (1, 4) OBP: 0.386, SLG: 0.400	L8		F9 1-3		BB 1B 3B		F8			5	1	2	4	0	0	2
Jim Landis, R (1, 8) OBP: 0.375, SLG: 0.374	5-3			1-3	BB F5			BB		3	1	0	0	2	0	1
Ted Kluszewski, L (1, 3) Earl Torgeson, L (7, 3) OBP: 0.364, SLG: 0.366		BB 1B		1B	1B 1-3 2-H 1B	F4		K		4 1	1 0	3 0	1 0	0 0	0 1	0 1
Sherm Lollar, R (1, 2) OBP: 0.352, SLG: 0.467		FC4-6 1-2 BB		F6	1B 1-2 3-H 1B	BB		F8		3	1	1	1	2	0	2
Billy Goodman, L (1, 5) OBP: 0.305, SLG: 0.299 Sammy Esposito, R (6, 5) OBP: 0.281, SLG: 0.250	FC4-6 G5-4-3 1-2f			F7	1B 1-3 2-H 1B	K		1-3		3 2	1 0	1 0	1 0	0 0	0 1	3 2
Al Smith, R (1, 7) OBP: 0.313, SLG: 0.386	G5-4-3 1-2f				HR 1B 1-3 3-H 1B	L4				4	2	2	2	0	0	3
Jim McAnany, R (1, 9) OBP: 0.330, SLG: 0.346			L8		1-3 HBP 1B 1-3 3-H 3B 1B		F3			4	1	1	1	0	0	0
Barry Latman, R (1, 1) OBP: 0.188, SLG: 0.163 Joe Stanka, R (5, 1) OBP: 0.333, SLG: 0.333 Gerry Staley, R (8, 1) OBP: 0.364, SLG: 0.222			6-3		4-3 HBP 1-2 3-H 3B 1B		K			1 3 0	0 1 0	0 1 0	0 1 0	0 0 0	0 1 0	0 0 0
Inning Stats	R: 0 E: 0 K: 0 S: 3 H: 0 LOB: 0 BB: 0 P: 3	R: 0 E: 0 K: 0 S: 3 H: 1 LOB: 1 BB: 1 P: 7	R: 0 E: 0 K: 0 S: 4 H: 1 LOB: 1 BB: 0 P: 4	R: 0 E: 0 K: 0 S: 4 H: 1 LOB: 1 BB: 0 P: 4	R: 11 E: 0 K: 0 S: 13 H: 10 LOB: 1 BB: 1 P: 18	R: 0 E: 0 K: 1 S: 5 H: 0 LOB: 1 BB: 1 P: 9	R: 0 E: 0 K: 1 S: 6 H: 1 LOB: 1 BB: 0 P: 6	R: 0 E: 0 K: 1 S: 5 H: 0 LOB: 1 BB: 1 P: 9		1B: 12 2B: 0 3B: 1 HR: 1	SF: 0 SAC: 0 DP: 1 HBP: 1					

PITCHER		IP	WLS	BF	H	R	ER	SO	BB	IBB	HBP	BLK	WP	HR	S	P	ERA	WHIP
Paul Foytack, R ERA: 4.57	(1, 1)	4.2	L	23	8	6	6	0	2	0	0	0	0	1	21	29	11.57	2.143
Tom Morgan, R ERA: 3.86	(5, 1)	0.0		6	5	5	5	0	0	0	1	0	0	0	5	6	∞	∞
Ray Narleski, R ERA: 5.71	(5, 1)	2.1		9	1	0	0	2	1	0	0	0	0	0	12	16	0.00	0.857
Pete Burnside, L ERA: 3.64	(8, 1)	1.0		4	0	0	0	1	1	0	0	0	0	0	5	9	0.00	1.000

PITCHER		IP	WLS	BF	H	R	ER	SO	BB	IBB	HBP	BLK	WP	HR	S	P	ERA	WHIP

BOTTOM

Detroit Tigers @ Chicago White Sox

Comiskey Park, Chicago, IL

Wed Sep 02 1959, 8:05 PM EDT

Att. 43,237 - Unknown

livebaseballscorecards.com

AB	37
R	11
H	14
RBI	11
BB	4
SO	3
LOB	14

Cleveland Indians @ Chicago White Sox

Comiskey Park, Chicago, IL

Fri Sep 04 1959, 8:05 PM EDT

Att. 45,510 - Unknown

TOP

livebaseballscorecards.com

Batter	1	2	3	4	5	6	7	8	9	AB	R	H	RBI	BB	SO	LOB
Vic Power, R (1, 3) OBP: 0.339, SLG: 0.430	4-3		5-3		F7			F4		4	0	0	0	0	0	2
Minnie Minoso, R (1, 7) OBP: 0.379, SLG: 0.466	F6			L7	F8			1B 2B		4	0	1	0	0	0	2
Tito Francona, L (1, 8) OBP: 0.413, SLG: 0.593	K			4-3		G4-3 BB		2-H 1B		3	0	1	0	1	1	0
Rocky Colavito, R (1, 9) OBP: 0.348, SLG: 0.545		1B		BB		1-2f G4-3			1B 2B	3	1	2	0	1	0	1
Woodie Held, R (1, 6) OBP: 0.316, SLG: 0.463		F8		K		F4			F7	4	0	0	0	0	1	3
George Strickland, R (1, 5) OBP: 0.310, SLG: 0.312 Mudcat Grant, R (9, PR) OBP: 0.184, SLG: 0.229	K		1-3		F4			2-H 1B		4 0	0 0	1 0	1 0	0 0	1 0	1 0
Jim Baxes, R (1, 4) OBP: 0.307, SLG: 0.476	K		HR		L7			K		4	1	1	1	0	2	2
Ed Fitz Gerald, R (1, 2) OBP: 0.303, SLG: 0.319 Elmer Valo, L (9, PH) OBP: 0.423, SLG: 0.278		K	1B BB		5-3			F8		2 1	0 0	0 0	0 0	1 0	1 0	0 1
Jim Perry, S (1, 1) OBP: 0.333, SLG: 0.389		F8	1-2 1B			F5				3	0	1	0	0	0	0
Inning Stats	R: 0 E: 0 K: 1 S: 5 H: 0 LOB: 0 BB: 0 P: 5	R: 0 E: 0 K: 2 S: 8 H: 1 LOB: 1 BB: 0 P: 8	R: 0 E: 0 K: 1 S: 5 H: 0 LOB: 0 BB: 0 P: 5	R: 0 E: 0 K: 1 S: 5 H: 0 LOB: 1 BB: 1 P: 9	R: 1 E: 0 K: 0 S: 5 H: 2 LOB: 2 BB: 1 P: 9	R: 0 E: 0 K: 0 S: 2 H: 0 LOB: 0 BB: 1 P: 6	R: 0 E: 0 K: 0 S: 3 H: 0 LOB: 0 BB: 0 P: 3	R: 0 E: 0 K: 0 S: 4 H: 2 LOB: 2 BB: 0 P: 4	R: 1 E: 0 K: 1 S: 7 H: 2 LOB: 1 BB: 0 P: 7	1B: 4 2B: 2 3B: 0 HR: 1 SF: 0 SAC: 0 DP: 1 HBP: 0	WP: 0 PB: 0 SB: 0 CS: 0 PA: 35					

	AB	32
	R	2
	H	7
	RBI	2
	BB	3
	SO	6
	LOB	12

PITCHER		IP	WLS	BF	H	R	ER	SO	BB	IBB	HBP	BLK	WP	HR	S	P	ERA	WHIP
Early Wynn, R ERA: 3.25	(1, 1)	8.0	W	30	5	1	1	5	3	0	0	0	0	1	37	49	1.12	1.000
Gerry Staley, R ERA: 1.97	(9, 1)	1.0	S	5	2	1	1	1	0	0	0	0	0	0	7	7	9.00	2.000

PITCHER	IP	WLS	BF	H	R	ER	SO	BB	IBB	HBP	BLK	WP	HR	S	P	ERA	WHIP

BOTTOM

Cleveland Indians @ Chicago White Sox

Comiskey Park, Chicago, IL

Fri Sep 04 1959, 8:05 PM EDT

Att. 45,510 - Unknown

livebaseballscorecards.com

Batter	1	2	3	4	5	6	7	8	9	AB	R	H	RBI	BB	SO	LOB
Luis Aparicio, R (1, 6) OBP: 0.324, SLG: 0.336	F7	1B 1-3 3-H		F4			F3			4	0	1	1	0	0	3
Nellie Fox, L (1, 4) OBP: 0.383, SLG: 0.397	F7	F7		FC5 2-3f			F9			4	0	0	0	0	0	5
Jim Landis, R (1, 8) OBP: 0.375, SLG: 0.374	1B		HBP		F3		F4			3	0	1	0	0	0	1
Ted Kluszewski, L (1, 3) OBP: 0.325, SLG: 0.408	F6		F8		G3			1B E 1B		4	0	1	0	0	0	2
Earl Torgeson, L (8, PR) (9, 3) OBP: 0.364, SLG: 0.366										0	1	0	0	0	0	0
Sherm Lollar, R (1, 2) OBP: 0.351, SLG: 0.465		5-3	F2		F6			E8 2-3 SH2-4 1-H 1B		4	0	1	0	0	0	1
Billy Goodman, L (1, 5) OBP: 0.305, SLG: 0.300		1B 1B 1B	F7			6-3		SH2-4 1-2		3	1	1	0	0	0	1
Sammy Esposito, R (7, 5) OBP: 0.281, SLG: 0.250										0	0	0	0	0	0	0
Al Smith, R (1, 7) OBP: 0.315, SLG: 0.386		1B 1B 1-2 1B		FC5 1B BB		5-3		2-3 2-3		3	1	1	0	1	0	2
Jim McAnany, R (1, 9) OBP: 0.330, SLG: 0.346		1B 1-3 2-H 1B		K		F4		IBB		3	0	1	1	0	1	1
Jim Rivera, L (7, 9) OBP: 0.271, SLG: 0.344										0	0	0	0	1	0	0
Early Wynn, S (1, 1) OBP: 0.341, SLG: 0.427		K		1-2 1B			1B	F6		3	0	2	0	0	1	2
Norm Cash, L (8, PH) OBP: 0.375, SLG: 0.357										1	0	0	0	0	0	2
Gerry Staley, R (9, 1) OBP: 0.364, SLG: 0.222										0	0	0	0	0	0	0
Inning Stats	R: 0 E: 0 K: 0 S: 4 H: 1 LOB: 1 BB: 0 P: 4	R: 2 E: 0 K: 1 S: 9 H: 4 LOB: 2 BB: 0 P: 9	R: 0 E: 0 K: 0 S: 3 H: 0 LOB: 1 BB: 0 P: 4	R: 0 E: 0 K: 1 S: 6 H: 1 LOB: 2 BB: 1 P: 10	R: 0 E: 0 K: 0 S: 3 H: 0 LOB: 0 BB: 0 P: 3	R: 0 E: 0 K: 0 S: 3 H: 0 LOB: 0 BB: 0 P: 3	R: 0 E: 0 K: 0 S: 4 H: 1 LOB: 1 BB: 0 P: 4	R: 1 E: 1 K: 0 S: 5 H: 2 LOB: 2 BB: 1 P: 9		1B: 9 2B: 0 3B: 0 HR: 0	SF: 0 SAC: 1 DP: 0 HBP: 1						

AB	32
R	3
H	9
RBI	2
BB	2
SO	2
LOB	20

PITCHER		IP	WLS	BF	H	R	ER	SO	BB	IBB	HBP	BLK	WP	HR	S	P	ERA	WHIP
Jim Perry, R ERA: 2.92	(1, 1)	8.0	L	36	9	3	3	2	1	1	1	0	0	0	37	46	3.38	1.250

PITCHER	IP	WLS	BF	H	R	ER	SO	BB	IBB	HBP	BLK	WP	HR	S	P	ERA	WHIP

Cleveland Indians @ Chicago White Sox

Comiskey Park, Chicago, IL

Sat Sep 05 1959, 4:33 AM EDT

Att. 26,920 - Unknown

TOP

Batter	1	2	3	4	5	6	7	8	9	AB	R	H	RBI	BB	SO	LOB
Jim Piersall, R (1, 8) OBP: 0.293, SLG: 0.319	6-3		5-3		6-3		SH1-4 1-2		F4	4	0	0	0	0	0	0
Minnie Minoso, R (1, 7) OBP: 0.377, SLG: 0.463	K		5-3		HR HBP		F8 2-3		6-3	4	1	0	0	0	1	1
Tito Francona, L (1, 3) OBP: 0.417, SLG: 0.604	FC5 BB 1B		4-3		1-H HR		3-H 1B			4	1	3	3	0	0	0
Billy Moran, R (9, 4)										0	0	0	0	0	0	0
Rocky Colavito, R (1, 9) OBP: 0.347, SLG: 0.542	1-2 BB			F7	6-3		F8			3	0	0	0	1	0	1
Woodie Held, R (1, 6) OBP: 0.317, SLG: 0.472	2-3f FC5			6-3 E 2B		6-3		HR		4	2	2	1	0	0	2
Vic Power, R (1, 4) OBP: 0.339, SLG: 0.428 (9, 3)		6-3 1B		6-3 2-3		F4		F4		4	0	1	0	0	0	1
George Strickland, R (1, 5) OBP: 0.307, SLG: 0.309		1-2 6-3		E5 3-H		6-3		F2		4	0	0	0	0	0	1
Dick Brown, R (1, 2) OBP: 0.293, SLG: 0.397		F6		K			HR	F7		4	1	1	1	0	1	2
Cal McLish, S (1, 1) OBP: 0.206, SLG: 0.200		4-3			1-3		F8 SH1-4 1B 1B		K	2	0	0	0	0	0	1
Gary Bell, R (6, 1) OBP: 0.268, SLG: 0.265										2	1	1	0	0	1	0
Inning Stats	R: 0 E: 0 K: 1 S: 6 H: 1 LOB: 2 BB: 1 P: 10	R: 0 E: 0 K: 0 S: 4 H: 1 LOB: 1 BB: 0 P: 4	R: 0 E: 0 K: 0 S: 3 H: 0 LOB: 0 BB: 0 P: 3	R: 1 E: 1 K: 1 S: 7 H: 1 LOB: 1 BB: 0 P: 7	R: 2 E: 0 K: 0 S: 4 H: 1 LOB: 0 BB: 0 P: 5	R: 0 E: 0 K: 0 S: 3 H: 0 LOB: 0 BB: 0 P: 3	R: 2 E: 0 K: 0 S: 6 H: 3 LOB: 1 BB: 0 P: 6	R: 1 E: 0 K: 0 S: 4 H: 1 LOB: 0 BB: 0 P: 4	R: 0 E: 0 K: 1 S: 5 H: 0 LOB: 0 BB: 0 P: 5	1B: 4 2B: 1 3B: 0 HR: 3 SF: 0 SAC: 1 DP: 0 HBP: 1						

livebaseballscorecards.com

	AB	35
	R	6
	H	8
	RBI	5
	BB	1
	SO	3
	LOB	9

WP: 0 PB: 0 SB: 0 CS: 0 PA: 38

PITCHER	IP	WLS	BF	H	R	ER	SO	BB	IBB	HBP	BLK	WP	HR	S	P	ERA	WHIP
Bob Shaw, R (1, 1) ERA: 3.01	6.0	L	27	6	5	4	2	1	0	1	0	0	2	29	34	6.00	1.167
Turk Lown, R (7, 1) ERA: 2.41	1.0		4	1	0	0	0	0	0	0	0	0	0	4	4	0.00	1.000
Joe Stanka, R (8, 1) ERA: 3.38	2.0		7	1	1	1	1	0	0	0	0	0	1	9	9	4.50	0.500

PITCHER	IP	WLS	BF	H	R	ER	SO	BB	IBB	HBP	BLK	WP	HR	S	P	ERA	WHIP

Batter	1	2	3	4	5	6	7	8	9	AB	R	H	RBI	BB	SO	LOB
Luis Aparicio, R (1, 6) OBP: 0.324, SLG: 0.335	F7		BB		7-2		5-3		5-3	4	1	1	0	1	0	0
Nellie Fox, L (1, 4) OBP: 0.382, SLG: 0.396	4-3				K			G3		4	0	1	0	0	1	1
Jim Landis, R (1, 8) OBP: 0.375, SLG: 0.373	F7		G3-6-1		7-2			4-3		4	0	1	2	0	0	1
Ted Kluszewski, L (1, 3) OBP: 0.325, SLG: 0.406 Earl Torgeson, L (6, PR) (7, 3) OBP: 0.363, SLG: 0.365		F9	G3-6-1			HBP		K		3 1	0 0	1 0	0 0	0 0	0 1	2 0
Sherm Lollar, R (1, 2) OBP: 0.351, SLG: 0.462		F9		F4		G6-4-3 HBP			5-3	3	0	0	0	0	0	0
Billy Goodman, L (1, 5) OBP: 0.313, SLG: 0.308		1B		S 1B		F9			HR 1B	4	1	3	0	0	0	2
Al Smith, R (1, 7) OBP: 0.314, SLG: 0.392		K		6-3		G6-4-3			HR	4	1	1	2	0	1	4
Jim McAnany, R (1, 9) OBP: 0.333, SLG: 0.346			1B 1B	IBB			F8		F7	3	1	1	0	1	0	0
Bob Shaw, R (1, 1) OBP: 0.188, SLG: 0.136 Turk Lown, R (7, 1) OBP: 0.364, SLG: 0.300 Norm Cash, L (7, PH) OBP: 0.372, SLG: 0.354 Joe Stanka, R (8, 1) OBP: 0.333, SLG: 0.333 John Romano, R (9, PH) OBP: 0.398, SLG: 0.500			K	4-3			G3		HR	2 0 1 0 1	0 0 0 0 1	0 0 0 0 1	0 0 0 0 1	0 0 0 0 0	1 0 0 0 0	3 0 0 0 0
Inning Stats	R: 0 E: 0 K: 0 S: 3 H: 0 LOB: 0 BB: 0 P: 3	R: 0 E: 0 K: 1 S: 6 H: 1 LOB: 1 BB: 0 P: 6	R: 2 E: 0 K: 1 S: 7 H: 3 LOB: 1 BB: 1 P: 11	R: 0 E: 0 K: 0 S: 4 H: 1 LOB: 2 BB: 1 P: 8	R: 0 E: 0 K: 1 S: 5 H: 1 LOB: 0 BB: 0 P: 5	R: 0 E: 0 K: 0 S: 3 H: 1 LOB: 2 BB: 0 P: 4	R: 0 E: 0 K: 0 S: 3 H: 0 LOB: 0 BB: 0 P: 3	R: 0 E: 0 K: 1 S: 5 H: 0 LOB: 0 BB: 0 P: 5	R: 3 E: 0 K: 0 S: 6 H: 3 LOB: 0 BB: 0 P: 6	1B: 8 2B: 1 3B: 0 HR: 2 SF: 0 SAC: 0 DP: 3 HBP: 1						

PITCHER	IP	WLS	BF	H	R	ER	SO	BB	IBB	HBP	BLK	WP	HR	S	P	ERA	WHIP
Cal McLish, R (1, 1) ERA: 3.52	5.0	W	23	7	2	2	3	1	1	1	0	0	0	26	35	3.60	1.600
Gary Bell, R (6, 1) ERA: 3.89	4.0	S	14	3	3	3	1	0	0	0	0	0	2	16	16	6.75	0.750

PITCHER	IP	WLS	BF	H	R	ER	SO	BB	IBB	HBP	BLK	WP	HR	S	P	ERA	WHIP

BOTTOM

Cleveland Indians @ Chicago White Sox

Comiskey Park, Chicago, IL

Sat Sep 05 1959, 4:33 AM EDT

Att. 26,920 - Unknown

livebaseballscorecards.com

AB	34
R	5
H	10
RBI	5
BB	2
SO	4
LOB	13

WP: 0 PA: 37
PB: 0
SB: 3
CS: 0

Batter	1	2	3	4	5	6	7	8	9	AB	R	H	RBI	BB	SO	LOB
Jim Piersall, R (1, 8) OBP: 0.292, SLG: 0.321	S S S 0-3 ① K		x 0-0 ②③ 9-2 3-Hf			x 0-0 ① FC5-6 1B 1-2f		x 0-0 2B		4	0	1	0	0	1	3
Minnie Minoso, R (1, 7) OBP: 0.375, SLG: 0.459	x 0-0 ② F8			x 0-0 ① L6		x 0-0 ② F7		x 0-0 ③ 1-3		4	0	0	0	0	0	2
Tito Francona, L (1, 3) OBP: 0.420, SLG: 0.606	x 0-0 ③ 6-3			x 0-0 FC6-4 1B		x 0-0 1-2 1B			x 0-0 1B 2B 1B	4	1	3	0	0	0	0
Rocky Colavito, R (1, 9) OBP: 0.345, SLG: 0.537		x 0-0 ① L6		S S S 0-3 ② K		x 0-0 ③ F8			x 0-0 ① F6	4	0	0	0	0	1	4
Woodie Held, R (1, 6) OBP: 0.317, SLG: 0.470		x 0-0 ② 4-3		x 0-0 ③ FC6-4 1-2f			S S S 0-3 ① K		x 0-0 1-2 2B 1B	4	1	1	0	0	1	1
Vic Power, R (1, 4) OBP: 0.338, SLG: 0.429		x 0-0 ③ F8			S S S 0-3 ① K		x 0-0 ② 5-3		x 0-0 ② 1-H 2-H 2B	4	0	1	2	0	1	0
George Strickland, R (1, 5) OBP: 0.307, SLG: 0.308			x 0-0 1B 9-2 1B		x 0-0 ② F8		x 0-0 ③ 1-6-3		x 0-0 ③ 6-3	4	0	1	0	0	0	0
Dick Brown, R (1, 2) OBP: 0.289, SLG: 0.391 Elmer Valo, L (8, PH) OBP: 0.407, SLG: 0.263 Ed Fitz Gerald, R (8, 2) OBP: 0.303, SLG: 0.319			x 0-0 ① F8		x 0-0 ③ F8			x 0-0 ① F3		2 1 0	0 0 0	0 0 0	0 0 0	0 0 0	0 0 0	1 0 0
Mudcat Grant, R (1, 1) OBP: 0.212, SLG: 0.255			x 0-0 1-3 1B			x 0-0 FC5-6 1B		x 0-0 ② F4		3	0	2	0	0	0	0
Inning Stats	R: 0 H: 0 E: 0 LOB: 0 K: 1 BB: 0 S: 5 P: 5	R: 0 H: 0 E: 0 LOB: 0 K: 0 BB: 0 S: 3 P: 3	R: 0 H: 2 E: 0 LOB: 1 K: 0 BB: 0 S: 4 P: 4	R: 0 H: 1 E: 0 LOB: 1 K: 1 BB: 0 S: 6 P: 6	R: 0 H: 0 E: 0 LOB: 0 K: 1 BB: 0 S: 5 P: 5	R: 0 H: 2 E: 0 LOB: 2 K: 0 BB: 0 S: 5 P: 5	R: 0 H: 0 E: 0 LOB: 0 K: 1 BB: 0 S: 5 P: 5	R: 0 H: 1 E: 0 LOB: 1 K: 0 BB: 0 S: 4 P: 4	R: 2 H: 3 E: 0 LOB: 0 K: 0 BB: 0 S: 5 P: 5	1B: 7 SF: 0 2B: 3 SAC: 0 3B: 0 DP: 1 HR: 0 HBP: 0							

TOP

Cleveland Indians @ Chicago White Sox

Comiskey Park, Chicago, IL

Sun Sep 06 1959, 4:33 AM EDT

Att. 34,269 - Unknown

livebaseballscorecards.com

AB	34
R	2
H	9
RBI	2
BB	0
SO	4
LOB	11

PITCHER		IP	WLS	BF	H	R	ER	SO	BB	IBB	HBP	BLK	WP	HR	S	P	ERA	WHIP
Dick Donovan, R ERA: 3.46	(1, 1)	9.0	L	34	9	2	2	4	0	0	0	0	0	0	42	42	2.00	1.000

PITCHER	IP	WLS	BF	H	R	ER	SO	BB	IBB	HBP	BLK	WP	HR	S	P	ERA	WHIP

Batter	1	2	3	4	5	6	7	8	9	AB	R	H	RBI	BB	SO	LOB
Luis Aparicio, R (1, 6) OBP: 0.325, SLG: 0.338	1B 2B	F4			1B S 1B 1B		F8		F4	5	1	2	0	0	0	3
Nellie Fox, L (1, 4) OBP: 0.383, SLG: 0.396	F9		FC1-6 1B		G3-6-3 1B 1-3		6-3		G3	5	0	2	0	0	0	2
Jim Landis, R (1, 8) OBP: 0.375, SLG: 0.374	2-3 1B		FC1-6 1B 1-2f		G3-6-3 1B 1-2 3-H		F8			4	0	2	1	0	0	1
Ted Kluszewski, L (1, 3) OBP: 0.317, SLG: 0.396 Earl Torgeson, L (9, 3) OBP: 0.363, SLG: 0.365	F4		F2		G3-6-3 1-2f 2-3			F8		4 0	0 0	0 0	0 0	0 0	0 0	5 0
Sherm Lollar, R (1, 2) OBP: 0.352, SLG: 0.461	K		1-3 1B		5-3			BB		3	0	1	0	1	1	3
Billy Goodman, L (1, 5) OBP: 0.309, SLG: 0.304 Sammy Esposito, R (7, 5) OBP: 0.276, SLG: 0.245		1-3	4-3			F7		F9		3 1	0 0	0 0	0 0	0 0	0 0	2 1
Al Smith, R (1, 7) OBP: 0.311, SLG: 0.388		F6		1-3		1-3		F8		4	0	0	0	0	0	1
Jim McAnany, R (1, 9) OBP: 0.338, SLG: 0.347 Jim Rivera, L (6, PR) OBP: 0.269, SLG: 0.341 (7, 9)		BB BB		F4		1B			4-3	2 1	0 0	1 0	0 0	1 0	0 0	0 0
Dick Donovan, L (1, 1) OBP: 0.213, SLG: 0.268 John Romano, R (9, PH) OBP: 0.403, SLG: 0.500 Bubba Phillips, R (9, PR) OBP: 0.322, SLG: 0.379		BB 1-2		F8		K			BB	2 0 0	0 0 0	0 0 0	0 0 0	1 1 0	1 0 0	1 0 0
Inning Stats	R: 0 E: 0 K: 1 S: 7 H: 2 LOB: 2 BB: 0 P: 7	R: 0 E: 0 K: 0 S: 3 H: 0 LOB: 2 BB: 2 P: 11	R: 0 E: 0 K: 0 S: 5 H: 2 LOB: 2 BB: 0 P: 5	R: 0 E: 0 K: 0 S: 3 H: 0 LOB: 0 BB: 0 P: 3	R: 1 E: 0 K: 0 S: 5 H: 3 LOB: 1 BB: 0 P: 5	R: 0 E: 0 K: 1 S: 6 H: 1 LOB: 1 BB: 0 P: 6	R: 0 E: 0 K: 0 S: 3 H: 0 LOB: 0 BB: 0 P: 3	R: 0 E: 0 K: 0 S: 3 H: 0 LOB: 1 BB: 1 P: 7	R: 0 E: 0 K: 0 S: 3 H: 0 LOB: 1 BB: 1 P: 7	1B: 7 2B: 1 3B: 0 HR: 0	SF: 0 SAC: 0 DP: 1 HBP: 0					

PITCHER	IP	WLS	BF	H	R	ER	SO	BB	IBB	HBP	BLK	WP	HR	S	P	ERA	WHIP
Mudcat Grant, R (1, 1) ERA: 4.16	9.0	W	38	8	1	1	2	4	0	0	0	0	0	38	54	1.00	1.333

PITCHER	IP	WLS	BF	H	R	ER	SO	BB	IBB	HBP	BLK	WP	HR	S	P	ERA	WHIP

BOTTOM

Cleveland Indians @ Chicago White Sox

Comiskey Park, Chicago, IL

Sun Sep 06 1959, 4:33 AM EDT

Att. 34,269 - Unknown

livebaseballscorecards.com

AB	34
R	1
H	8
RBI	1
BB	4
SO	2
LOB	19

Batter	1	2	3	4	5	6	7	8	9	AB	R	H	RBI	BB	SO	LOB
Russ Snyder, L (1, 8) OBP: 0.360, SLG: 0.422	7-3 1B		BB 1B		4-3			FC5-6 BB 1-2f		4	0	2	0	0	0	1
Roger Maris, L (1, 9) OBP: 0.364, SLG: 0.473	7-3 1-2f		BBBB FC5-4 BB 1-2			4-3		BBBB FC6-4 BB 1-2		2	0	0	0	2	0	1
Dick Williams, R (1, 3) OBP: 0.318, SLG: 0.454	1-3		FC5-4 1-2f			6-3		F7		4	0	0	0	0	0	4
Bob Cerv, R (1, 7) OBP: 0.342, SLG: 0.488		1-3 1B		6-3		4-3		FC6-4 1-2f		4	0	1	0	0	0	2
Ray Jablonski, R (1, 5) OBP: 0.278, SLG: 0.342 Bill Tuttle, R (9, PR) OBP: 0.374, SLG: 0.422		F2	SSS K				5-3		SH1-4 1B	4 0	0 0	1 0	0 0	0 0	1 0	1 0
Frank House, L (1, 2) OBP: 0.301, SLG: 0.322		1-3 1-2		6-3			1B		SH1-4 1-2	3	0	1	0	0	0	1
Joe Demaestri, R (1, 6) OBP: 0.311, SLG: 0.381 Joe Morgan, L (9, PH) OBP: 0.324, SLG: 0.267		F3			HR		F8		F4	3 1	1 0	1 0	1 0	0 0	0 0	2 2
Wayne Terwilliger, R (1, 4) OBP: 0.340, SLG: 0.351 Kent Hadley, L (9, PH) OBP: 0.310, SLG: 0.445			6-3		5-3		SSS K		3-1	3 1	0 0	0 0	0 0	0 0	1 0	1 2
Ned Garver, R (1, 1) OBP: 0.319, SLG: 0.431			F4	F7				FC5-6 1B		3	0	1	0	0	0	0
Inning Stats	R: 0 H: 1 E: 0 LOB: 0 K: 0 BB: 0 S: 3 P: 3	R: 0 H: 1 E: 0 LOB: 1 K: 0 BB: 0 S: 4 P: 4	R: 0 H: 1 E: 0 LOB: 2 K: 0 BB: 1 S: 4 P: 8	R: 0 H: 0 E: 0 LOB: 0 K: 1 BB: 0 S: 5 P: 5	R: 1 H: 1 E: 0 LOB: 0 K: 0 BB: 0 S: 4 P: 4	R: 0 H: 0 E: 0 LOB: 0 K: 0 BB: 0 S: 3 P: 3	R: 0 H: 1 E: 0 LOB: 1 K: 1 BB: 0 S: 6 P: 6	R: 0 H: 1 E: 0 LOB: 2 K: 0 BB: 1 S: 4 P: 8	R: 0 H: 1 E: 0 LOB: 2 K: 0 BB: 0 S: 4 P: 4	1B: 6 SF: 0 2B: 1 SAC: 1 3B: 0 DP: 1 HR: 1 HBP: 0					WP: 0 PA: 35 PB: 0 SB: 0 CS: 0		

PITCHER	IP	WLS	BF	H	R	ER	SO	BB	IBB	HBP	BLK	WP	HR	S	P	ERA	WHIP
Billy Pierce, L (1, 1) ERA: 3.49	7.0	W	26	5	1	1	2	1	0	0	0	0	1	29	33	1.29	0.857
Turk Lown, R (8, 1) ERA: 2.36	2.0	S	9	2	0	0	0	1	0	0	0	0	0	8	12	0.00	1.500

PITCHER	IP	WLS	BF	H	R	ER	SO	BB	IBB	HBP	BLK	WP	HR	S	P	ERA	WHIP

TOP

Kansas City Athletics @ Chicago White Sox

Comiskey Park, Chicago, IL

Mon Sep 07 1959, 4:33 AM EDT

Unknown

livebaseballscorecards.com

AB	32
R	1
H	7
RBI	1
BB	2
SO	2
LOB	17

Kansas City Athletics @ Chicago White Sox

Comiskey Park, Chicago, IL

Mon Sep 07 1959, 4:33 AM EDT

Unknown

livebaseballscorecards.com

BOTTOM

Batter	1	2	3	4	5	6	7	8	9	AB	R	H	RBI	BB	SO	LOB
Luis Aparicio, R (1, 6) OBP: 0.323, SLG: 0.335	5-3		6-3		F7		F9			4	0	0	0	0	0	0
Nellie Fox, L (1, 4) OBP: 0.382, SLG: 0.395	F6		1B, 1B, 1B		4-3		L6			4	1	1	0	0	0	0
Jim Landis, R (1, 8) OBP: 0.380, SLG: 0.380	1B		1-2, 1B, 1B, 1B		2B			BBBB, SH1-3, BB		3	1	3	0	1	0	0
Ted Kluszewski, L (1, 3) OBP: 0.318, SLG: 0.395	4-3		1-H, 2-H, G4-3, 1B		F2			1-2, SH1-3		3	0	1	1	0	0	2
Earl Torgeson, L (9, 3) OBP: 0.363, SLG: 0.365										0	0	0	0	0	0	0
Sherm Lollar, R (1, 2) OBP: 0.349, SLG: 0.457		F7	1-2f, G4-3			5-3		F9		4	0	0	0	0	0	2
Billy Goodman, L (1, 5) OBP: 0.308, SLG: 0.307		2B		F8		F9		4-3		4	0	1	0	0	0	1
Sammy Esposito, R (9, 5) OBP: 0.276, SLG: 0.245										0	0	0	0	0	0	0
Al Smith, R (1, 7) OBP: 0.312, SLG: 0.390		F8		F6		2B				3	0	1	0	0	0	1
Jim McAnany, R (1, 9) OBP: 0.343, SLG: 0.349		BBBB, FC4-6, BB		1B		F7				2	0	1	0	1	0	1
Jim Rivera, L (8, 9) OBP: 0.269, SLG: 0.341										0	0	0	0	0	0	0
Billy Pierce, L (1, 1) OBP: 0.269, SLG: 0.279		1-2f, FC4-6		F8			F7			2	0	0	0	0	0	3
Norm Cash, L (7, PH) OBP: 0.369, SLG: 0.350										1	0	0	0	0	0	0
Turk Lown, R (8, 1) OBP: 0.364, SLG: 0.300										0	0	0	0	0	0	0
Inning Stats	R: 0, H: 1, E: 0, LOB: 1, K: 0, BB: 0, S: 4, P: 4	R: 0, H: 1, E: 0, LOB: 2, K: 0, BB: 1, S: 4, P: 8	R: 2, H: 3, E: 0, LOB: 0, K: 0, BB: 0, S: 5, P: 5	R: 0, H: 1, E: 0, LOB: 1, K: 0, BB: 0, S: 4, P: 4	R: 0, H: 1, E: 0, LOB: 1, K: 0, BB: 0, S: 4, P: 4	R: 0, H: 1, E: 0, LOB: 1, K: 0, BB: 0, S: 4, P: 4	R: 0, H: 0, E: 0, LOB: 0, K: 0, BB: 0, S: 3, P: 3	R: 0, H: 0, E: 0, LOB: 1, K: 0, BB: 1, S: 3, P: 7		1B: 5, 2B: 3, 3B: 0, HR: 0		SF: 0, SAC: 1, DP: 1, HBP: 0			WP: 0, PB: 0, SB: 0, CS: 0	PA: 33

	AB	30
	R	2
	H	8
	RBI	1
	BB	2
	SO	0
	LOB	10

PITCHER	IP	WLS	BF	H	R	ER	SO	BB	IBB	HBP	BLK	WP	HR	S	P	ERA	WHIP
Ned Garver, R (1, 1) ERA: 3.84	8.0	L	33	8	2	2	0	2	0	0	0	0	0	31	39	2.25	1.250

PITCHER	IP	WLS	BF	H	R	ER	SO	BB	IBB	HBP	BLK	WP	HR	S	P	ERA	WHIP

Batter	1	2	3	4	5	6	7	8	9	AB	R	H	RBI	BB	SO	LOB
Russ Snyder, L (1, 8) OBP: 0.367, SLG: 0.428	4-3	FC5-4 1-2f		BB 2-3		E 3-H	2	4-3		5	3	3	0	0	0	1
Jerry Lumpe, L (1, 5) OBP: 0.311, SLG: 0.299	BB 1-3 BB	F7		1B 1B 1-2 BB		F8		4-3 1-2		3	1	0	0	2	0	3
Roger Maris, L (1, 9) OBP: 0.363, SLG: 0.472	1-3 1-2	1-H		K		E4 1-3 G1-4-3		F7		5	0	1	1	0	1	6
Bob Cerv, R (1, 7) OBP: 0.345, SLG: 0.491	BB BB	6-3		1B 1-2 2-H 3-H		G1-4-3 1-2f		2-H		4	1	2	3	1	0	3
Kent Hadley, L (1, 3) OBP: 0.315, SLG: 0.446	1B 1-2 2-3 BB		K	1B 1-2 2-3			1B 1B 2	4-3		4	0	2	0	1	1	1
Hal Smith, R (1, 2) OBP: 0.373, SLG: 0.372	1-3 2-H 3-H		K		G4-3 1B		1B 1-2		L7	5	0	3	2	0	1	0
Joe Demaestri, R (1, 6) OBP: 0.309, SLG: 0.379	F8		6-3		G4-3 1-2		F8		F3	5	0	1	0	0	0	4
Wayne Terwilliger, R (1, 4) OBP: 0.347, SLG: 0.376		HR		1B SH5-4 1B	G4-3 1-2f 2-3		FC6-4 1-2 2-3		F9	5	2	3	1	0	0	2
John Tsitouris, R (1, 1) OBP: 0.200, SLG: 0.200 Dick Tomanek, L (3, 1) OBP: 0.500, SLG: 0.500 Bob Grim, R (3, 1) OBP: 0.156, SLG: 0.207 Joe Morgan, L (5, PH) OBP: 0.314, SLG: 0.258 Murry Dickson, R (5, 1) OBP: 0.188, SLG: 0.188 Ray Jablonski, R (7, PH) OBP: 0.276, SLG: 0.339 Evans Killeen, R (7, 1)		FC5-4		SH5-4 1-2	K		FC6-4 1-2f			1 0 0 1 0 1 0	0 0 0 0 0 0 0	1 0 0 0 0 0 0	0 0 0 0 0 1 0	0 0 0 0 0 0 0	0 0 0 0 0 1 0	0 0 0 0 3 1 0
Inning Stats	R: 2 E: 0 K: 0 S: 4 H: 1 LOB: 2 BB: 3 P: 16	R: 2 E: 0 K: 0 S: 6 H: 3 LOB: 1 BB: 0 P: 6	R: 0 E: 0 K: 2 S: 7 H: 0 LOB: 0 BB: 0 P: 7	R: 2 E: 0 K: 1 S: 8 H: 4 LOB: 2 BB: 1 P: 12	R: 0 E: 0 K: 1 S: 6 H: 2 LOB: 1 BB: 0 P: 6	R: 0 E: 1 K: 0 S: 4 H: 1 LOB: 1 BB: 0 P: 4	R: 0 E: 0 K: 0 S: 5 H: 3 LOB: 3 BB: 0 P: 5	R: 1 E: 0 K: 0 S: 5 H: 2 LOB: 1 BB: 0 P: 5	R: 0 E: 0 K: 0 S: 3 H: 0 LOB: 0 BB: 0 P: 3	1B: 13 2B: 2 3B: 0 HR: 1 SF: 0 SAC: 1 DP: 2 HBP: 0						

TOP

Kansas City Athletics @ Chicago White Sox

Comiskey Park, Chicago, IL

Mon Sep 07 1959, 4:38 AM EDT

Att. 26,368 - Unknown

livebaseballscorecards.com

AB	39
R	7
H	16
RBI	7
BB	4
SO	4
LOB	24

PITCHER		IP	WLS	BF	H	R	ER	SO	BB	IBB	HBP	BLK	WP	HR	S	P	ERA	WHIP
Barry Latman, R ERA: 3.98	(1, 1)	1.0		8	2	3	3	0	3	0	0	0	0	1	5	17	27.00	5.000
Ray Moore, R ERA: 4.29	(2, 1)	2.1		12	4	3	3	2	1	0	0	0	0	0	15	19	11.57	2.143
Gerry Staley, R ERA: 1.95	(4, 1)	5.2	W	25	10	1	1	2	0	0	0	0	0	0	28	28	1.59	1.765

PITCHER		IP	WLS	BF	H	R	ER	SO	BB	IBB	HBP	BLK	WP	HR	S	P	ERA	WHIP

Batter	1	2	3	4	5	6	7	8	9	AB	R	H	RBI	BB	SO	LOB
Luis Aparicio, R (1, 6) OBP: 0.323, SLG: 0.338	4-3		G3 3B	F7		4-3		F9 S WP BB		4	2	1	0	1	0	0
Nellie Fox, L (1, 4) OBP: 0.385, SLG: 0.397	BB		G3 3-H	3B 1B		3B 1B		WP 1-2 BB		3	2	2	1	2	0	0
Jim Landis, R (1, 8) OBP: 0.382, SLG: 0.392	K		HR 2B	1-H SF9 3B		1-H HR 3B		F8		5	3	3	2	0	1	3
Ted Kluszewski, L (1, 3) OBP: 0.320, SLG: 0.434 Earl Torgeson, L (9, 3) OBP: 0.363, SLG: 0.365	F9		2-H HR	SF9 3-H		3-H HR		F9 2-3		4 0	2 0	2 0	5 0	0 0	0 0	3 0
John Romano, R (1, 2) OBP: 0.412, SLG: 0.505 Sherm Lollar, R (4, 2) OBP: 0.351, SLG: 0.459		E 1B	WP HR BB	2B		6-3		PO 1-2 3-H BB		1 2	2 0	1 1	0 0	1 1	0 0	0 0
Billy Goodman, L (1, 5) OBP: 0.305, SLG: 0.305 Sammy Esposito, R (5, 5) OBP: 0.271, SLG: 0.240		SH 1-H	F8 1-2	F8		F9		PO 1-2		2 1	0 0	0 0	0 0	0 0	0 0	2 0
Al Smith, R (1, 7) OBP: 0.311, SLG: 0.396		5-3	2-H HR		F3		F6			4	1	1	2	0	0	1
Jim Rivera, L (1, 9) OBP: 0.275, SLG: 0.382		K	HR		F6		3B			4	1	2	1	0	1	1
Barry Latman, R (1, 1) OBP: 0.188, SLG: 0.163 Ray Moore, R (2, 1) OBP: 0.125, SLG: 0.130 Gerry Staley, R (4, 1) OBP: 0.308, SLG: 0.182		K	K		K		K			0 2 2	0 0 0	0 0 0	0 0 0	0 2 2	0 0 0	0 1 0
Inning Stats	R: 0 E: 0 K: 1 S: 5 H: 0 LOB: 1 BB: 1 P: 9	R: 1 E: 1 K: 2 S: 9 H: 1 LOB: 1 BB: 0 P: 9	R: 6 E: 0 K: 1 S: 10 H: 5 LOB: 0 BB: 1 P: 14	R: 2 E: 0 K: 0 S: 6 H: 3 LOB: 1 BB: 0 P: 6	R: 0 E: 0 K: 1 S: 5 H: 0 LOB: 0 BB: 0 P: 5	R: 3 E: 0 K: 0 S: 6 H: 3 LOB: 0 BB: 0 P: 6	R: 0 E: 0 K: 1 S: 5 H: 1 LOB: 0 BB: 0 P: 5	R: 1 E: 0 K: 0 S: 2 H: 0 LOB: 1 BB: 3 P: 14		1B: 3 2B: 2 3B: 4 HR: 4	SF: 1 SAC: 1 DP: 0 HBP: 0					

PITCHER		IP	WLS	BF	H	R	ER	SO	BB	IBB	HBP	BLK	WP	HR	S	P	ERA	WHIP
John Tsitouris, R ERA: 5.31	(1, 1)	2.1		13	4	4	3	3	1	0	0	0	0	1	18	22	11.57	2.143
Dick Tomanek, L ERA: 7.79	(3, 1)	0.1	L	4	2	3	3	0	1	0	0	0	1	2	3	7	81.00	9.000
Bob Grim, R ERA: 4.03	(3, 1)	1.1		7	3	2	2	1	0	0	0	0	0	0	9	9	13.50	2.250
Murry Dickson, R ERA: 4.39	(5, 1)	2.0		9	3	3	3	1	0	0	0	0	0	1	11	11	13.50	1.500
Evans Killeen, R ERA: 4.5	(7, 1)	2.0		8	1	1	1	1	3	0	0	0	1	0	7	19	4.50	2.000

PITCHER	IP	WLS	BF	H	R	ER	SO	BB	IBB	HBP	BLK	WP	HR	S	P	ERA	WHIP

BOTTOM

Kansas City Athletics @ Chicago White Sox

Comiskey Park, Chicago, IL

Mon Sep 07 1959, 4:38 AM EDT

Att. 26,368 - Unknown

livebaseballscorecards.com

AB	34
R	13
H	13
RBI	11
BB	5
SO	6
LOB	11

Batter	1	2	3	4	5	6	7	8	9	10	AB	R	H	RBI	BB	SO	LOB
Bill Tuttle, R (1, 8) OBP: 0.371, SLG: 0.418	6-3		F8			4-3			F8		4	0	0	0	0	0	0
Russ Snyder, L (1, 9) OBP: 0.376, SLG: 0.435	1B			F7		S 1B			1B PB 1B		4	1	3	0	0	0	0
Dick Williams, R (1, 5) OBP: 0.320, SLG: 0.454	F6			1B		K 1-2			E 1-3 SF9 1B		4	1	2	0	0	1	2
Bob Cerv, R (1, 7) OBP: 0.342, SLG: 0.487	5-3			F9			F8		SF9 1-H 3-H		3	0	0	1	0	0	2
Kent Hadley, L (1, 3) OBP: 0.314, SLG: 0.443		K		F8			F3		1B		4	0	1	0	0	1	1
Jerry Lumpe, L (1, 6) OBP: 0.309, SLG: 0.296		F8			F8		F8		L7		4	0	0	0	0	0	1
Frank House, L (1, 2) OBP: 0.297, SLG: 0.318		F8			F8		F5			4-3	4	0	0	0	0	0	0
Wayne Terwilliger, R (1, 4) OBP: 0.340, SLG: 0.367			K		F7		5-3			F8	4	0	0	0	0	1	0
Bud Daley, L (1, 1) OBP: 0.329, SLG: 0.304			F7			K	L7			1-3	4	0	0	0	0	1	0
Inning Stats	R: 0 H: 1 E: 0 LOB: 1 K: 0 BB: 0 S: 4 P: 4	R: 0 H: 0 E: 0 LOB: 0 K: 1 BB: 0 S: 5 P: 5	R: 0 H: 0 E: 0 LOB: 0 K: 1 BB: 0 S: 5 P: 5	R: 0 H: 1 E: 0 LOB: 1 K: 0 BB: 0 S: 4 P: 4	R: 0 H: 0 E: 0 LOB: 0 K: 0 BB: 0 S: 3 P: 3	R: 0 H: 1 E: 0 LOB: 1 K: 2 BB: 0 S: 8 P: 8	R: 0 H: 0 E: 0 LOB: 0 K: 0 BB: 0 S: 3 P: 3	R: 0 H: 0 E: 0 LOB: 0 K: 0 BB: 0 S: 3 P: 3	R: 2 H: 3 E: 0 LOB: 1 K: 0 BB: 0 S: 6 P: 6	R: 0 H: 0 E: 0 LOB: 0 K: 0 BB: 0 S: 3 P: 3	1B: 6 SF: 1 2B: 0 SAC: 0 3B: 0 DP: 0 HR: 0 HBP: 0						

PITCHER	IP	WLS	BF	H	R	ER	SO	BB	IBB	HBP	BLK	WP	HR	S	P	ERA	WHIP
Early Wynn, R (1, 1) ERA: 3.18	10.0	W	36	6	2	2	4	0	0	0	0	0	0	44	44	1.80	0.600

PITCHER	IP	WLS	BF	H	R	ER	SO	BB	IBB	HBP	BLK	WP	HR	S	P	ERA	WHIP

TOP

Kansas City Athletics @ Chicago White Sox

Comiskey Park, Chicago, IL

Tue Sep 08 1959, 8:05 PM EDT

Att. 28,238 - Unknown

livebaseballscorecards.com

AB	35
R	2
H	6
RBI	1
BB	0
SO	4
LOB	6

Batter	1	2	3	4	5	6	7	8	9	10	AB	R	H	RBI	BB	SO	LOB
Luis Aparicio, R (1, 6) OBP: 0.326, SLG: 0.341	F8 ①		2-H 1B ③			E SH5-4 1B 1B		F9 ①		2-H 1B	5	1	3	1	0	0	0
Nellie Fox, L (1, 4) OBP: 0.383, SLG: 0.395	6-3 ②			1-3 ①		SH5-4 1-2 ①		3-1 ②			3	0	0	0	0	0	0
Jim Landis, R (1, 8) OBP: 0.381, SLG: 0.393	4-3 ③			2B 0-0		1-3 ②		F7 ③			4	0	1	0	0	0	1
Ted Kluszewski, L (1, 3) OBP: 0.315, SLG: 0.426 Earl Torgeson, L (6, PR) OBP: 0.363, SLG: 0.365 (7, 3) Sherm Lollar, R (9, PH) OBP: 0.352, SLG: 0.460 Sammy Esposito, R (9, PR) OBP: 0.211, SLG: 0.240 Norm Cash, L (10, 3) OBP: 0.369, SLG: 0.350		K 0-3 ①		K 0-3 ②		E4 0-0 1B 2-3			SH5-4 0-0 E 1B		3 0 1 0 0	0 0 0 1 0	0 0 1 0 0	0 0 0 0 0	0 0 0 0 0	2 0 0 0 0	2 0 0 0 0
John Romano, R (1, 2) OBP: 0.418, SLG: 0.504		F9 ②		BB 4-0		1-3 3-H 1B 0-0			SH5-4 1-2 ①		2	0	1	1	1	0	0
Al Smith, R (1, 7) OBP: 0.310, SLG: 0.395		F8 ③		4-3 ③		F8 ③			E7 2-H 9-2 1B 0-0		4	0	1	1	0	0	4
Bubba Phillips, R (1, 5) OBP: 0.319, SLG: 0.374			F5 ①		F2 ①		1-3 ①		9-2 3-Hf ② ③		4	0	0	0	0	0	2
Jim McAnany, R (1, 9) OBP: 0.343, SLG: 0.354 Jim Rivera, L (8, 9) OBP: 0.280, SLG: 0.394			1B 2B 0-0		F7 ②		F6 ②			1B 2B 0-0	3 1	0 1	1 1	0 0	0 0	0 0	0 0
Early Wynn, S (1, 1) OBP: 0.326, SLG: 0.405			K 0-3 ②		G3 ③		4-3 ③			K 0-3 ①	4	0	0	0	0	2	2
Inning Stats	R: 0 H: 0 E: 0 LOB: 0 K: 0 BB: 0 S: 3 P: 3	R: 0 H: 0 E: 0 LOB: 0 K: 1 BB: 0 S: 5 P: 5	R: 0 H: 2 E: 0 LOB: 2 K: 1 BB: 0 S: 6 P: 6	R: 0 H: 1 E: 0 LOB: 2 K: 1 BB: 1 S: 6 P: 10	R: 0 H: 0 E: 0 LOB: 0 K: 0 BB: 0 S: 3 P: 3	R: 1 H: 2 E: 1 LOB: 2 K: 0 BB: 0 S: 6 P: 6	R: 0 H: 0 E: 0 LOB: 0 K: 0 BB: 0 S: 3 P: 3	R: 0 H: 0 E: 0 LOB: 0 K: 0 BB: 0 S: 3 P: 3	R: 1 H: 2 E: 1 LOB: 1 K: 0 BB: 0 S: 4 P: 4	R: 1 H: 2 E: 0 LOB: 1 K: 1 BB: 0 S: 5 P: 5	1B: 6 SF: 0 2B: 4 SAC: 2 3B: 0 DP: 1 HR: 0 HBP: 0						

PITCHER	IP	WLS	BF	H	R	ER	SO	BB	IBB	HBP	BLK	WP	HR	S	P	ERA	WHIP
Bud Daley, L (1, 1) ERA: 3.18	9.1	L	37	9	3	2	4	1	0	0	0	0	0	44	48	1.93	1.071

PITCHER	IP	WLS	BF	H	R	ER	SO	BB	IBB	HBP	BLK	WP	HR	S	P	ERA	WHIP

BOTTOM

Kansas City Athletics @ Chicago White Sox

Comiskey Park, Chicago, IL

Tue Sep 08 1959, 8:05 PM EDT

Att. 28,238 - Unknown

livebaseballscorecards.com

AB	34
R	3
H	9
RBI	3
BB	1
SO	4
LOB	11

1B: 6 SF: 0
2B: 4 SAC: 2
3B: 0 DP: 1
HR: 0 HBP: 0

WP: 0 PA: 37
PB: 0
SB: 0
CS: 0

Batter	1	2	3	4	5	6	7	8	9	AB	R	H	RBI	BB	SO	LOB
Luis Aparicio, R (1, 6) OBP: 0.326, SLG: 0.340	B B B B 4-0 3-1 S SF7 BB		x 0-0 ③ F4			x 0-0 ① SH3-4 1-2	x 0-0 ② SF8 3-H			1	1	0	1	1	0	0
Nellie Fox, L (1, 4) OBP: 0.381, SLG: 0.392	x 0-0 ① 3-1 1-3			x 0-0 ① 3-1		x 0-0 ② 1-3 2-3	x 0-0 ③ 6-3 1-3			4	0	0	0	0	0	3
Jim Landis, R (1, 8) OBP: 0.378, SLG: 0.391	x 0-0 ② SF7 3-H			S S S 0-3 ② K		S S S 0-3 ③ K		x 0-0 ① 6-3		3	0	0	1	0	2	1
Ted Kluszewski, L (1, 3) OBP: 0.319, SLG: 0.424	S S S 0-3 ③ K			x 0-0 FC5-4 1B			B B B 4-0 E 2-3 1B BB	x 0-0 ② L8		3	1	1	0	1	1	0
Sherm Lollar, R (1, 2) OBP: 0.350, SLG: 0.456		S S S 0-3 ① K		x 0-0 ③ FC5-4 1-2f			x 0-0 ① 2-3 1-2	S S S 0-3 ③ K		4	0	0	0	0	2	2
Billy Goodman, L (1, 5) OBP: 0.302, SLG: 0.300 Sammy Esposito, R (7, PR) OBP: 0.267, SLG: 0.235 (7, 5)		x 0-0 ② F7			x 0-0 ① L3		x 0-0 E6 1B 1B 2-3		x 0-0 ① 1-3	3 1	0 1	0 0	0 0	0 0	0 0	1 0
Al Smith, R (1, 7) OBP: 0.312, SLG: 0.396		S S S 0-3 ③ K			x 0-0 ② 6-3		x 0-0 1B 1B E 1-3 3-H 1B		x 0-0 1B	4	1	2	1	0	1	0
Jim Rivera, L (1, 9) OBP: 0.279, SLG: 0.390			x 0-0 ① F8		x 0-0 ③ 4-3		x 0-0 E SF8 1-2 3-H 1B		x 0-0 ② F7	4	1	1	1	0	0	1
Bob Shaw, R (1, 1) OBP: 0.206, SLG: 0.159			x 0-0 ② F4			x 0-0 1-3 SH3-4 1B	x 0-0 E5 E 1-3 2-H 1B		x 0-0 ③ F4	4	0	2	0	0	0	1
Inning Stats	R: 1 H: 0 E: 0 LOB: 0 K: 1 BB: 1 S: 5 P: 9	R: 0 H: 0 E: 0 LOB: 0 K: 2 BB: 0 S: 7 P: 7	R: 0 H: 0 E: 0 LOB: 0 K: 0 BB: 0 S: 3 P: 3	R: 0 H: 1 E: 0 LOB: 1 K: 1 BB: 0 S: 6 P: 6	R: 0 H: 0 E: 0 LOB: 0 K: 0 BB: 0 S: 3 P: 3	R: 0 H: 1 E: 0 LOB: 1 K: 1 BB: 0 S: 6 P: 6	R: 4 H: 3 E: 3 LOB: 2 K: 0 BB: 1 S: 7 P: 11	R: 0 H: 0 E: 0 LOB: 0 K: 1 BB: 0 S: 5 P: 5	R: 0 H: 1 E: 0 LOB: 1 K: 0 BB: 0 S: 4 P: 4	1B: 6 SF: 2 2B: 0 SAC: 1 3B: 0 DP: 0 HR: 0 HBP: 0						WP: 0 PA: 36 PB: 0 SB: 1 CS: 0

PITCHER		IP	WLS	BF	H	R	ER	SO	BB	IBB	HBP	BLK	WP	HR	S	P	ERA	WHIP
Tex Clevenger, R ERA: 3.95	(1, 1)	6.1	L	27	5	5	2	5	2	0	0	0	0	0	35	43	2.84	1.105
Dick Hyde, R ERA: 4.91	(7, 1)	0.2		2	0	0	0	0	0	0	0	0	0	0	2	2	0.00	0.000
Hal Griggs, R ERA: 5.29	(8, 1)	2.0		7	1	0	0	1	0	0	0	0	0	0	9	9	0.00	0.500

PITCHER	IP	WLS	BF	H	R	ER	SO	BB	IBB	HBP	BLK	WP	HR	S	P	ERA	WHIP

TOP

Chicago White Sox @ Washington Senators

Griffith Stadium, Washington, DC

Wed Sep 09 1959, 7:05 PM EDT

Att. 9,616 - Unknown

livebaseballscorecards.com

AB	31
R	5
H	6
RBI	4
BB	2
SO	6
LOB	9

BOTTOM

Chicago White Sox @ Washington Senators

Griffith Stadium, Washington, DC

Wed Sep 09 1959, 7:05 PM EDT

Att. 9,616 - Unknown

livebaseballscorecards.com

Batter	1	2	3	4	5	6	7	8	9	AB	R	H	RBI	BB	SO	LOB
Billy Consolo, R (1, 6) OBP: 0.332, SLG: 0.256	0-0 FC4-6 1B		0-0 4-3		0-3 K		0-0 1-3			4	0	1	0	0	1	0
Dan Dobbek, L (1, 9) OBP: 0.250, SLG: 0.250	0-0 FC4-6 FC6-4 1-2f			0-0 F4		0-0 F6		0-0 G6-4-3 1B		4	0	1	0	0	0	1
Harmon Killebrew, R (1, 5) OBP: 0.357, SLG: 0.527	0-0 L7			BBBB 4-0 1B BB BB		0-0 FC6-4 1B 1B		0-0 G6-4-3 1-2f		3	1	1	0	1	0	2
Jim Lemon, R (1, 7) OBP: 0.330, SLG: 0.498	0-0 FC6-4 1-2f			BBBB 4-0 1B 1-2 BB		0-0 FC6-4 1-2 1B		0-0 FC6-4 1B		3	0	2	0	1	0	1
Roy Sievers, R (1, 3) OBP: 0.316, SLG: 0.452		0-0 6-3		SSS 0-3 K		0-0 FC6-4 1B 1-2f 2-3		0-0 FC6-4 1-2f		4	0	0	0	0	1	5
Bob Allison, R (1, 8) OBP: 0.333, SLG: 0.494 Lenny Green, L (8, 8) OBP: 0.311, SLG: 0.311		0-0 1-3		0-0 1-2 2-3 1B		0-0 FC6-4 1-2 3-H 1B			0-0 G3	3	0	2	1	0	0	0
										1	0	0	0	0	0	0
Johnny Schaive, R (1, 4)		0-0 F7		0-0 F8		0-0 FC6-4 1-2f			0-0 F8	4	0	0	0	0	0	5
Steve Korcheck, R (1, 2) OBP: 0.261, SLG: 0.158 Hal Naragon, L (7, PH) OBP: 0.285, SLG: 0.304 (8, 2)			0-0 F7		0-0 6-3		0-0 F9		0-0 G3	2	0	0	0	0	0	0
										2	0	0	0	0	0	0
Tex Clevenger, R (1, 1) OBP: 0.227, SLG: 0.250 Dick Hyde, R (7, 1) Faye Throneberry, L (7, PH) OBP: 0.325, SLG: 0.394 Hal Griggs, R (8, 1) OBP: 0.056, SLG: 0.056			0-0 6-3		0-0 6-3		0-0 4-3			2	0	0	0	0	0	0
										0	0	0	0	0	0	0
										1	0	0	0	0	0	0
										0	0	0	0	0	0	0
Inning Stats	R: 0 E: 0 K: 0 S: 4 H: 1 LOB: 1 BB: 0 P: 4	R: 0 E: 0 K: 0 S: 3 H: 0 LOB: 0 BB: 0 P: 3	R: 0 E: 0 K: 0 S: 3 H: 0 LOB: 0 BB: 0 P: 3	R: 0 E: 0 K: 1 S: 6 H: 1 LOB: 3 BB: 2 P: 14	R: 0 E: 0 K: 1 S: 5 H: 0 LOB: 0 BB: 0 P: 5	R: 1 E: 0 K: 0 S: 6 H: 3 LOB: 2 BB: 0 P: 6	R: 0 E: 0 K: 0 S: 3 H: 0 LOB: 0 BB: 0 P: 3	R: 0 E: 0 K: 0 S: 4 H: 2 LOB: 1 BB: 0 P: 4	R: 0 E: 0 K: 0 S: 3 H: 0 LOB: 0 BB: 0 P: 3	1B: 7 2B: 0 3B: 0 HR: 0	SF: 0 SAC: 0 DP: 1 HBP: 0						

	AB	33
	R	1
	H	7
	RBI	1
	BB	2
	SO	2
	LOB	14

PITCHER	IP	WLS	BF	H	R	ER	SO	BB	IBB	HBP	BLK	WP	HR	S	P	ERA	WHIP
Bob Shaw, R (1, 1) ERA: 2.92	9.0	W	35	7	1	1	2	2	0	0	0	0	0	37	45	1.00	1.000

PITCHER	IP	WLS	BF	H	R	ER	SO	BB	IBB	HBP	BLK	WP	HR	S	P	ERA	WHIP

WP: 0 PB: 0 SB: 0 CS: 0 PA: 35

Batter	1	2	3	4	5	6	7	8	9	AB	R	H	RBI	BB	SO	LOB
Luis Aparicio, R (1, 6) OBP: 0.325, SLG: 0.341	F9			K		1B 2B		L8		4	1	1	0	0	1	0
Nellie Fox, L (1, 4) OBP: 0.382, SLG: 0.393	6-3			K		2-H 1B		1B		4	0	2	1	0	1	0
Jim Landis, R (1, 8) OBP: 0.376, SLG: 0.388	5-3			F5		K		K		4	0	0	0	0	2	2
Ted Kluszewski, L (1, 3) OBP: 0.312, SLG: 0.415		K			6-3	F9			3-1	4	0	0	0	0	1	1
Sherm Lollar, R (1, 2) OBP: 0.347, SLG: 0.453		5-3			E5 1B		F7		1-4-3	4	1	0	0	0	0	0
Billy Goodman, L (1, 5) OBP: 0.305, SLG: 0.301		F7			FC6-4 2-H 1B		BB		6-3	3	0	1	1	1	0	0
Al Smith, R (1, 7) OBP: 0.310, SLG: 0.393			L6		K		K			3	0	0	0	0	2	2
Jim Rivera, L (1, 9) OBP: 0.274, SLG: 0.382			1-3		FC6-4 1-2f		F8			3	0	0	0	0	0	2
Dick Donovan, L (1, 1) OBP: 0.210, SLG: 0.263			K			K		K		1	0	0	0	0	1	0
Ken McBride, R (3, 1) OBP: 0.167, SLG: 0.167										0	0	0	0	0	0	0
Ray Moore, R (4, 1) OBP: 0.125, SLG: 0.130										0	0	0	0	0	0	0
Earl Torgeson, L (6, PH) OBP: 0.381, SLG: 0.363										1	0	0	0	0	1	0
Turk Lown, R (6, 1) OBP: 0.364, SLG: 0.300										0	0	0	0	0	0	0
J.C. Martin, L (8, PH)										1	0	0	0	0	1	0
Gary Peters, L (8, 1)										0	0	0	0	0	0	0
Inning Stats	R: 0 E: 0 K: 0 S: 3 H: 0 LOB: 0 BB: 0 P: 3	R: 0 E: 0 K: 1 S: 5 H: 0 LOB: 0 BB: 0 P: 5	R: 0 E: 0 K: 1 S: 5 H: 0 LOB: 0 BB: 0 P: 5	R: 0 E: 0 K: 2 S: 7 H: 0 LOB: 0 BB: 0 P: 7	R: 1 E: 1 K: 1 S: 7 H: 1 LOB: 1 BB: 0 P: 7	R: 1 E: 0 K: 2 S: 9 H: 2 LOB: 1 BB: 0 P: 9	R: 0 E: 0 K: 1 S: 5 H: 0 LOB: 1 BB: 1 P: 9	R: 0 E: 0 K: 2 S: 8 H: 1 LOB: 1 BB: 0 P: 8	R: 0 E: 0 K: 0 S: 3 H: 0 LOB: 0 BB: 0 P: 3	1B: 3 2B: 1 3B: 0 HR: 0 SF: 0 SAC: 0 DP: 0 HBP: 0	WP: 0 PB: 0 SB: 0 CS: 0 PA: 33					

TOP

Chicago White Sox @ Washington Senators

Griffith Stadium, Washington, DC

Thu Sep 10 1959, 7:05 PM EDT

Att. 6,530 - Unknown

livebaseballscorecards.com

AB	32
R	2
H	4
RBI	2
BB	1
SO	10
LOB	7

PITCHER		IP	WLS	BF	H	R	ER	SO	BB	IBB	HBP	BLK	WP	HR	S	P	ERA	WHIP
Camilo Pascual, R ERA: 2.8	(1, 1)	9.0	W	33	4	2	1	10	1	0	0	0	0	0	52	56	1.00	0.556

PITCHER	IP	WLS	BF	H	R	ER	SO	BB	IBB	HBP	BLK	WP	HR	S	P	ERA	WHIP

Batter	1	2	3	4	5	6	7	8	9	AB	R	H	RBI	BB	SO	LOB
Billy Consolo, R (1, 6) OBP: 0.330, SLG: 0.251	5-3		SH1-4	K			HR BB	K		3	1	0	0	1	2	2
Lenny Green, L (1, 8) OBP: 0.319, SLG: 0.340	HR 1B		HR 2B		4-3		HR			4	3	3	3	0	0	0
Harmon Killebrew, R (1, 5) OBP: 0.358, SLG: 0.533	F3		HR		F3		FC2-4 1B			4	1	2	2	0	0	1
Jim Lemon, R (1, 7) OBP: 0.333, SLG: 0.506	HR		G3 WP BB 1B		1B		FC2-4			4	2	3	2	0	0	1
Roy Sievers, R (1, 3) OBP: 0.316, SLG: 0.448	4-3		WP G3 BB		F8		K			3	0	0	0	1	1	2
Dan Dobbek, L (1, 9) OBP: 0.125, SLG: 0.125		G3	G3			K		F2		4	0	0	0	0	1	2
Johnny Schaive, R (1, 4)		F9	5-3			K		F9		4	0	0	0	0	1	1
Steve Korcheck, R (1, 2) OBP: 0.259, SLG: 0.174		K		F8		K		1B		4	0	1	0	0	2	0
Camilo Pascual, R (1, 1) OBP: 0.333, SLG: 0.325			SH1-4 2B 1B	F4			K	1-2 1B		4	1	2	0	0	1	0
Inning Stats	R: 2 E: 0 K: 0 S: 5 H: 2 LOB: 0 BB: 0 P: 5	R: 0 E: 0 K: 1 S: 5 H: 0 LOB: 0 BB: 0 P: 5	R: 4 E: 0 K: 0 S: 7 H: 4 LOB: 1 BB: 1 P: 11	R: 0 E: 0 K: 1 S: 5 H: 0 LOB: 0 BB: 0 P: 5	R: 0 E: 0 K: 0 S: 4 H: 1 LOB: 1 BB: 0 P: 4	R: 0 E: 0 K: 3 S: 9 H: 0 LOB: 0 BB: 0 P: 9	R: 2 E: 0 K: 2 S: 9 H: 2 LOB: 1 BB: 1 P: 13	R: 0 E: 0 K: 1 S: 7 H: 2 LOB: 2 BB: 0 P: 7		1B: 7 2B: 1 3B: 0 HR: 3	SF: 0 SAC: 1 DP: 0 HBP: 0						

BOTTOM

Chicago White Sox @ Washington Senators

Griffith Stadium, Washington, DC

Thu Sep 10 1959, 7:05 PM EDT

Att. 6,530 - Unknown

livebaseballscorecards.com

AB	34
R	8
H	11
RBI	7
BB	2
SO	8
LOB	9

WP: 1 PB: 0 SB: 1 CS: 0 PA: 37

PITCHER		IP	WLS	BF	H	R	ER	SO	BB	IBB	HBP	BLK	WP	HR	S	P	ERA	WHIP
Dick Donovan, R ERA: 3.69	(1, 1)	2.1	L	12	5	5	5	1	0	0	0	0	0	2	14	14	19.29	2.143
Ken McBride, R ERA: 3.48	(3, 1)	0.2		4	1	1	1	0	1	0	0	0	1	0	3	7	13.50	3.000
Ray Moore, R ERA: 4.19	(4, 1)	2.0		7	1	0	0	1	0	0	0	0	0	0	9	9	0.00	0.500
Turk Lown, R ERA: 2.51	(6, 1)	2.0		9	2	2	2	5	1	0	0	0	0	1	18	22	9.00	1.500
Gary Peters, L ERA:	(8, 1)	1.0		5	2	0	0	1	0	0	0	0	0	0	7	7	0.00	2.000

PITCHER	IP	WLS	BF	H	R	ER	SO	BB	IBB	HBP	BLK	WP	HR	S	P	ERA	WHIP

Batter	1	2	3	4	5	6	7	8	9	AB	R	H	RBI	BB	SO	LOB
Luis Aparicio, R (1, 6) OBP: 0.323, SLG: 0.339	4-3			F9			6-3		FC4-6 1-2f	4	0	0	0	0	0	1
Nellie Fox, L (1, 4) OBP: 0.381, SLG: 0.392	6-3			L6			L3 1B			3	0	1	0	0	0	0
Jim Landis, R (1, 8) OBP: 0.374, SLG: 0.385	6-3			K			L3 1-2			3	0	0	0	0	1	1
Ted Kluszewski, L (1, 3) OBP: 0.307, SLG: 0.408		4-3			F8			4-3		3	0	0	0	0	0	0
Sherm Lollar, R (1, 2) OBP: 0.347, SLG: 0.451		6-3			5-3			BB G4-6-3		2	0	0	0	1	0	0
Billy Goodman, L (1, 5) OBP: 0.301, SLG: 0.297		F8			F5			G4-6-3 1-2f		3	0	0	0	0	0	1
Al Smith, R (1, 7) OBP: 0.310, SLG: 0.393			F8			F7			1B	3	0	1	0	0	0	0
Jim Rivera, L (1, 9) OBP: 0.269, SLG: 0.374			K			F8			K	3	0	0	0	0	2	1
Billy Pierce, L (1, 1) OBP: 0.261, SLG: 0.270			4-3			F7			FC4-6 1-2	2	0	0	0	0	0	0
Earl Torgeson, L (9, PH) OBP: 0.363, SLG: 0.366										1	0	1	0	0	0	0
Inning Stats	R: 0 H: 0 E: 0 LOB: 0 K: 0 BB: 0 S: 3 P: 3	R: 0 H: 0 E: 0 LOB: 0 K: 0 BB: 0 S: 3 P: 3	R: 0 H: 0 E: 0 LOB: 0 K: 1 BB: 0 S: 5 P: 5	R: 0 H: 0 E: 0 LOB: 0 K: 1 BB: 0 S: 5 P: 5	R: 0 H: 0 E: 0 LOB: 0 K: 0 BB: 0 S: 3 P: 3	R: 0 H: 0 E: 0 LOB: 0 K: 0 BB: 0 S: 3 P: 3	R: 0 H: 1 E: 0 LOB: 0 K: 0 BB: 0 S: 3 P: 3	R: 0 H: 0 E: 0 LOB: 0 K: 0 BB: 1 S: 2 P: 6	R: 0 H: 2 E: 0 LOB: 1 K: 1 BB: 0 S: 6 P: 6	1B: 3 SF: 0 2B: 1 SAC: 0 3B: 0 DP: 2 HR: 0 HBP: 0						

Chicago White Sox @ Baltimore Orioles

Memorial Stadium, Baltimore, MD

Fri Sep 11 1959, 3:33 AM EDT

Unknown

TOP

livebaseballscorecards.com

AB	27
R	0
H	3
RBI	0
BB	1
SO	3
LOB	4

PITCHER	IP	WLS	BF	H	R	ER	SO	BB	IBB	HBP	BLK	WP	HR	S	P	ERA	WHIP
Jack Fisher, R (1, 1) ERA: 3.0	9.0	W	28	3	0	0	3	1	0	0	0	0	0	33	37	0.00	0.444

PITCHER	IP	WLS	BF	H	R	ER	SO	BB	IBB	HBP	BLK	WP	HR	S	P	ERA	WHIP

Chicago White Sox @ Baltimore Orioles

Memorial Stadium, Baltimore, MD

Fri Sep 11 1959, 3:33 AM EDT

Unknown

livebaseballscorecards.com

BOTTOM

Batter	1	2	3	4	5	6	7	8	9	AB	R	H	RBI	BB	SO	LOB
Chico Carrasquel, R (1, 6) OBP: 0.296, SLG: 0.301	0-0 1B		0-0 F8 ①		0-0 F5 ②		0-0 F8 ②			4	0	1	0	0	0	0
Willie Tasby, R (1, 8) OBP: 0.297, SLG: 0.371	0-0 F8 ①		0-0 F7 ②		0-0 1B		0-0 HR			4	1	2	1	0	0	1
Bob Nieman, R (1, 7) OBP: 0.369, SLG: 0.544 Al Pilarcik, L (8, 9) OBP: 0.353, SLG: 0.353	0-0 F6 ②		0-0 HR		0-0 4-3 ③		0-0 6-3 ③			4 0	1 0	1 0	1 0	0 0	0 0	2 0
Brooks Robinson, R (1, 5) OBP: 0.314, SLG: 0.379	0-0 1-3 1B		0-0 F5 ③			0-0 6-3 ①		0-0 F7 ①		4	0	1	0	0	0	0
Walt Dropo, R (1, 3) OBP: 0.298, SLG: 0.391	0-0 5-3 ③			0-0 1B 1B		0-0 2B 2B		0-0 5-3 ②		4	1	2	0	0	0	2
Gus Triandos, R (1, 2) OBP: 0.343, SLG: 0.458		0-0 5-3 ①		0-0 F2 ①		0-0 1B 2B 2-H		0-0 F9 ③		4	0	1	1	0	0	1
Fred Valentine, S (1, 9) OBP: 0.375, SLG: 0.286 (8, 7)	B B B B 4-0 BB			0-0 0-6 1-2 1B		0-0 8-3 2-3 1B				2	0	2	0	1	0	0
Billy Gardner, R (1, 4) OBP: 0.288, SLG: 0.306	S S S 0-3 K ②			0-0 9-6 ②③ 1-2f		0-0 8-3 ②③ 1-2f				3	0	0	0	0	1	5
Jack Fisher, R (1, 1) OBP: 0.200, SLG: 0.211	S S S 0-3 K ③				0-0 F2 ①		S S S 0-3 K ①			3	0	0	0	0	2	1
Inning Stats	R: 0 E: 0 K: 0 S: 5 H: 2 LOB: 2 BB: 0 P: 5	R: 0 E: 0 K: 2 S: 7 H: 0 LOB: 1 BB: 1 P: 11	R: 1 E: 0 K: 0 S: 4 H: 1 LOB: 0 BB: 0 P: 4	R: 0 E: 0 K: 0 S: 4 H: 2 LOB: 1 BB: 0 P: 4	R: 0 E: 0 K: 0 S: 4 H: 1 LOB: 1 BB: 0 P: 4	R: 1 E: 0 K: 0 S: 5 H: 3 LOB: 1 BB: 0 P: 5	R: 1 E: 0 K: 1 S: 6 H: 1 LOB: 0 BB: 0 P: 6	R: 0 E: 0 K: 0 S: 3 H: 0 LOB: 0 BB: 0 P: 3		1B: 6 2B: 4 3B: 0 HR: 2	SF: 0 SAC: 0 DP: 2 HBP: 0				WP: 0 PB: 0 SB: 0 CS: 0	PA: 33	

	AB	32
	R	3
	H	10
	RBI	3
	BB	1
	SO	3
	LOB	12

PITCHER		IP	WLS	BF	H	R	ER	SO	BB	IBB	HBP	BLK	WP	HR	S	P	ERA	WHIP
Billy Pierce, L ERA: 3.48	(1, 1)	8.0	L	33	10	3	3	3	1	0	0	0	0	2	38	42	3.38	1.375

PITCHER	IP	WLS	BF	H	R	ER	SO	BB	IBB	HBP	BLK	WP	HR	S	P	ERA	WHIP

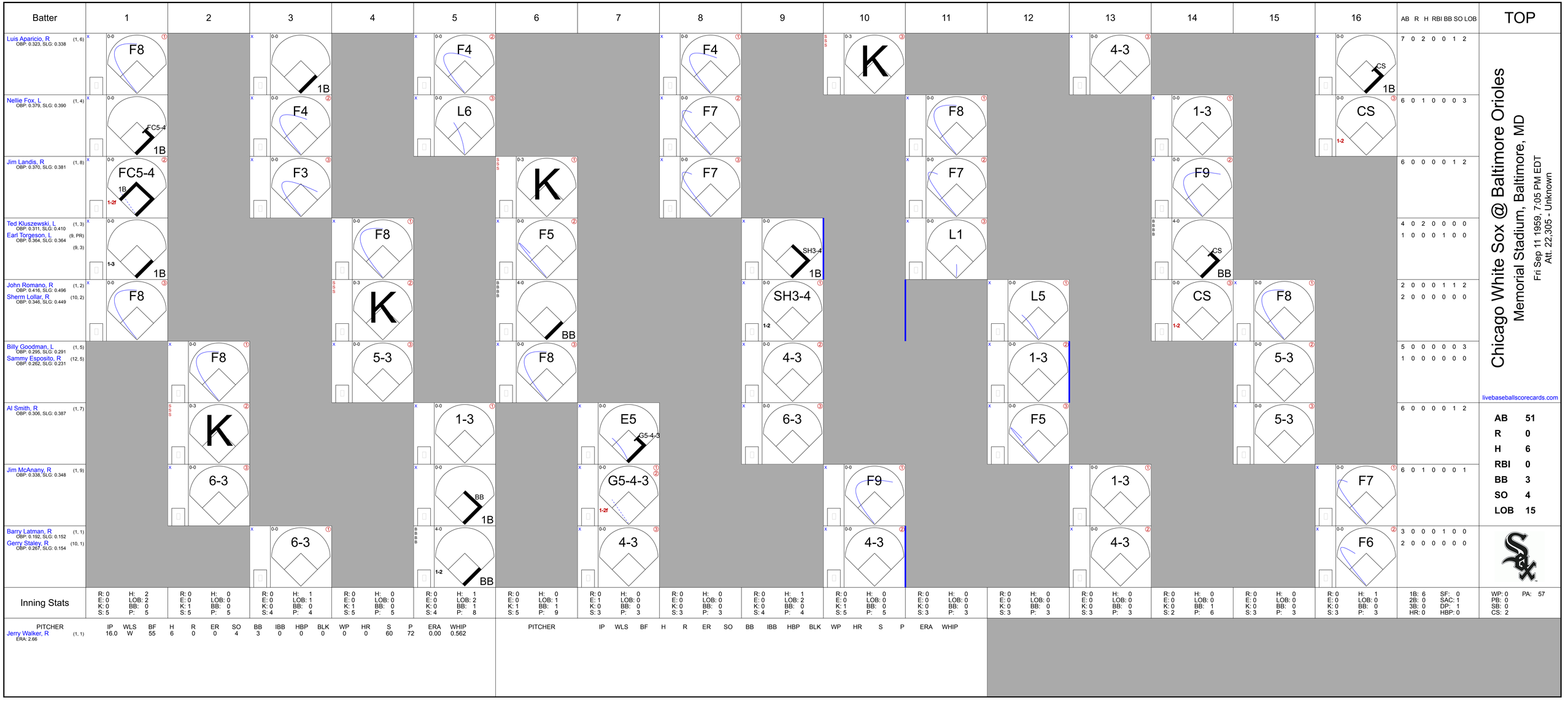

Chicago White Sox @ Baltimore Orioles

Memorial Stadium, Baltimore, MD

Fri Sep 11 1959, 7:05 PM EDT

Att. 22,305 - Unknown

livebaseballscorecards.com

Batter	1	2	3	4	5	6	7	8	9	10	11	12	13	14	15	16	AB	R	H	RBI	BB	SO	LOB
Luis Aparicio, R (1, 6) OBP: 0.323, SLG: 0.338	F8		1B		F4			F4		K			4-3			CS 1B	7	0	2	0	0	1	2
Nellie Fox, L (1, 4) OBP: 0.379, SLG: 0.390	FC5-4 1B		F4		L6			F7			F8			1-3		CS 1-2	6	0	1	0	0	0	3
Jim Landis, R (1, 8) OBP: 0.370, SLG: 0.381	FC5-4 1B 1-2f		F3			K		F7			F7			F9			6	0	0	0	0	1	2
Ted Kluszewski, L (1, 3) OBP: 0.311, SLG: 0.410	1-3 1B			F8		F5			SH3-4 1B		L1			CS BB			4	0	2	0	0	0	0
Earl Torgeson, L (9, PR) OBP: 0.364, SLG: 0.364 (9, 3)																	1	0	0	0	1	0	0
John Romano, R (1, 2) OBP: 0.416, SLG: 0.496	F8			K		BB			SH3-4 1-2			L5		CS 1-2	F8		2	0	0	0	1	1	2
Sherm Lollar, R (10, 2) OBP: 0.346, SLG: 0.449																	2	0	0	0	0	0	0
Billy Goodman, L (1, 5) OBP: 0.295, SLG: 0.291		F8		5-3		F8			4-3			1-3			5-3		5	0	0	0	0	0	3
Sammy Esposito, R (12, 5) OBP: 0.262, SLG: 0.231																	1	0	0	0	0	0	0
Al Smith, R (1, 7) OBP: 0.306, SLG: 0.387		K			1-3		E5 G5-4-3		6-3			F5			5-3		6	0	0	0	0	1	2
Jim McAnany, R (1, 9) OBP: 0.338, SLG: 0.348		6-3			BB 1B		G5-4-3 1-2f			F9			1-3			F7	6	0	1	0	0	0	1
Barry Latman, R (1, 1) OBP: 0.192, SLG: 0.152			6-3		BB 1-2		4-3			4-3			4-3			F6	3	0	0	0	1	0	0
Gerry Staley, R (10, 1) OBP: 0.267, SLG: 0.154																	2	0	0	0	0	0	0

Inning Stats	1	2	3	4	5	6	7	8	9	10	11	12	13	14	15	16	AB	R	H	RBI	BB	SO	LOB
	R: 0 E: 0 K: 0 S: 5	H: 2 LOB: 2 BB: 0 P: 5	R: 0 E: 0 K: 1 S: 5	H: 0 LOB: 0 BB: 0 P: 5	R: 0 E: 0 K: 0 S: 4	H: 1 LOB: 1 BB: 0 P: 4	R: 0 E: 0 K: 1 S: 5	H: 0 LOB: 0 BB: 0 P: 5	R: 0 E: 0 K: 0 S: 3	H: 0 LOB: 0 BB: 0 P: 3	R: 0 E: 0 K: 0 S: 3	H: 0 LOB: 0 BB: 0 P: 3	R: 0 E: 0 K: 0 S: 3	H: 0 LOB: 0 BB: 0 P: 3	R: 0 E: 0 K: 0 S: 3	H: 0 LOB: 0 BB: 0 P: 3	R: 0 E: 0 K: 0 S: 3	H: 1 LOB: 0 BB: 0 P: 3	1B: 6 2B: 0 3B: 0 HR: 0	SF: 0 SAC: 1 DP: 1 HBP: 0	WP: 0 PB: 0 SB: 0 CS: 2	PA: 57

PITCHER	IP	WLS	BF	H	R	ER	SO	BB	IBB	HBP	BLK	WP	HR	S	P	ERA	WHIP
Jerry Walker, R (1, 1) ERA: 2.66	16.0	W	55	6	0	0	4	3	0	0	0	0	0	60	72	0.00	0.562

PITCHER	IP	WLS	BF	H	R	ER	SO	BB	IBB	HBP	BLK	WP	HR	S	P	ERA	WHIP

AB	51
R	0
H	6
RBI	0
BB	3
SO	4
LOB	15

Chicago White Sox @ Baltimore Orioles

Memorial Stadium, Baltimore, MD

Fri Sep 11 1959, 7:05 PM EDT

Att. 22,305 - Unknown

livebaseballscorecards.com

BOTTOM

Batter	1	2	3	4	5	6	7	8	9	10	11	12	13	14	15	16	AB	R	H	RBI	BB	SO	LOB
Billy Klaus, L (1, 6) OBP: 0.361, SLG: 0.326	SH BB 1B		F5			K		F4		K		FC5 2-3f			5-3		4	0	1	0	0	1	2
Bob Nieman, R (10, PH) OBP: 0.368, SLG: 0.542																	1	0	0	0	0	1	2
Chico Carrasquel, R (11, 6) OBP: 0.295, SLG: 0.299																	2	0	0	0	0	0	2
Al Pilarcik, L (1, 9) OBP: 0.352, SLG: 0.348	1-2 SH BB		F8			F7		F5		1-3			4-3			FC4-6 SH3-4 1B 1B	6	1	1	0	1	0	4
Barry Shetrone, L (1, 8) OBP: 0.246, SLG: 0.238	SH 1-2 2-3		F8			5-3			F5		K		5-3			SH3-4 1-2	5	0	0	0	0	1	0
Gene Woodling, L (1, 7) OBP: 0.404, SLG: 0.471	F3			F4			F7		F9		F4		K			FC4-6 IBB	6	0	0	0	1	1	3
Bob Boyd, L (1, 3) OBP: 0.308, SLG: 0.347	F8			F8			F9		2B		6-3			3-1		FC4-6 1-2f 2-3 1B	7	0	1	0	0	0	5
Brooks Robinson, R (1, 5) OBP: 0.313, SLG: 0.377	5-3			K			6-3		5-3			FC5 SH1-3 1B		F8		1-2 3-H 1B	7	0	2	1	0	1	4
Joe Ginsberg, L (1, 2) OBP: 0.268, SLG: 0.211		F2			4-3			1B SH3-4 BB		F9		SH1-3 1-2		K			2	0	0	0	1	0	0
Albie Pearson, L (8, PR) OBP: 0.311, SLG: 0.266																	0	0	0	0	0	0	0
Gus Triandos, R (9, 2) OBP: 0.341, SLG: 0.456																	2	0	0	0	0	1	0
Billy Gardner, R (1, 4) OBP: 0.288, SLG: 0.306		5-3			K			SH3-4 1-2		1B 1B		IBB			6-3		3	0	1	0	0	1	0
Bob Hale, L (12, PH) OBP: 0.190, SLG: 0.220																	0	0	0	0	1	0	0
Jerry Adair, R (13, 4)																	1	0	0	0	0	0	0
Jerry Walker, S (1, 1) OBP: 0.194, SLG: 0.230		5-3			K2-3			2-3 1B		1-2 1B		K			5-3		6	0	2	0	0	2	2
Inning Stats	R: 0 H: 1 E: 0 LOB: 3 K: 0 BB: 1 S: 5 P: 9	R: 0 H: 0 E: 0 LOB: 0 K: 0 BB: 0 S: 3 P: 3	R: 0 H: 0 E: 0 LOB: 0 K: 0 BB: 0 S: 3 P: 3	R: 0 H: 0 E: 0 LOB: 0 K: 1 BB: 0 S: 5 P: 5	R: 0 H: 0 E: 0 LOB: 0 K: 2 BB: 0 S: 7 P: 7	R: 0 H: 0 E: 0 LOB: 0 K: 1 BB: 0 S: 5 P: 5	R: 0 H: 0 E: 0 LOB: 0 K: 0 BB: 0 S: 3 P: 3	R: 0 H: 1 E: 0 LOB: 2 K: 0 BB: 1 S: 4 P: 8	R: 0 H: 1 E: 0 LOB: 1 K: 0 BB: 0 S: 4 P: 4	R: 0 H: 2 E: 0 LOB: 2 K: 1 BB: 0 S: 7 P: 7	R: 0 H: 0 E: 0 LOB: 0 K: 1 BB: 0 S: 5 P: 5	R: 0 H: 1 E: 0 LOB: 2 K: 1 BB: 1 S: 6 P: 10	R: 0 H: 0 E: 0 LOB: 0 K: 1 BB: 0 S: 5 P: 5	R: 0 H: 0 E: 0 LOB: 0 K: 1 BB: 0 S: 5 P: 5	R: 0 H: 0 E: 0 LOB: 0 K: 0 BB: 0 S: 3 P: 3	R: 1 H: 2 E: 0 LOB: 2 K: 0 BB: 1 S: 4 P: 8	1B: 7 SF: 0 2B: 1 SAC: 4 3B: 0 DP: 0 HR: 0 HBP: 0	WP: 0 PA: 60 PB: 0 SB: 0 CS: 0						

	AB	52
	R	1
	H	8
	RBI	1
	BB	4
	SO	9
	LOB	24

PITCHER	IP	WLS	BF	H	R	ER	SO	BB	IBB	HBP	BLK	WP	HR	S	P	ERA	WHIP
Barry Latman, R (1, 1) ERA: 3.74	9.1		36	5	0	0	4	2	0	0	0	0	0	42	50	0.00	0.750
Gerry Staley, R (10, 1) ERA: 1.92	6.1	L	24	3	1	1	5	0	2	0	0	0	0	32	40	1.42	0.474

PITCHER	IP	WLS	BF	H	R	ER	SO	BB	IBB	HBP	BLK	WP	HR	S	P	ERA	WHIP

Batter	1	2	3	4	5	6	7	8	9	AB	R	H	RBI	BB	SO	LOB
Luis Aparicio, R (1, 6) OBP: 0.322, SLG: 0.337	F8	F8			5-3		G1 2-3	1-3 3-H 1B		5	0	1	0	0	0	3
Nellie Fox, L (1, 4) OBP: 0.377, SLG: 0.387	4-3		SSS K		4-3		F8	1-3		5	0	0	0	0	1	3
Al Smith, R (1, 7) (2, 9) (4, 7) OBP: 0.307, SLG: 0.386	4-3		5-3 2B 1B		5-3		F7		BBBB 4-0 CS BB	4	1	1	0	1	0	1
John Romano, R (1, 2) OBP: 0.414, SLG: 0.487 Sherm Lollar, R (6, 2) OBP: 0.344, SLG: 0.447		BBBB 4-0 1B 1B BB	5-3 1-2			F8		E5 1B 1B	F2	2 2	1 1	0 0	0 0	1 0	0 0	1 1
Ted Kluszewski, L (1, 3) OBP: 0.325, SLG: 0.425 Earl Torgeson, L (8, PR) OBP: 0.363, SLG: 0.363 (8, 3)		1-2 2B 1B	2-H 2B			BB 1B		BBBB 4-0 1B 1B BB	SSS 0-3 1-2 K	3 1	1 1	3 0	1 0	1 0	0 1	0 1
Jim Landis, R (1, 8) OBP: 0.372, SLG: 0.382		2B 1-2 2-H 1B	6-3			BBBB 4-0 1-2 BB		G4-6-3 1B S 1-2 2-3 1B		3	1	2	1	1	0	1
Bubba Phillips, R (1, 5) OBP: 0.319, SLG: 0.377 Billy Goodman, L (8, PH) OBP: 0.295, SLG: 0.291 Sammy Esposito, R (8, PH) OBP: 0.274, SLG: 0.245 (8, 5)		1-3 2-H 2B		F8		F9		G4-6-3 1-2 2-H 3-H 1B		3 0 1	0 0 0	1 0 1	1 0 2	0 0 0	0 0 0	2 0 0
Jim McAnany, R (1, 9) OBP: 0.335, SLG: 0.345 (2, 7) Jim Rivera, L (4, 9) OBP: 0.265, SLG: 0.369	SSS K		5-3			F5		G4-6-3 1-2f 2-3		2 2	0 0	0 0	0 0	0 0	1 0	2 4
Early Wynn, S (1, 1) OBP: 0.333, SLG: 0.415		4-3		3-1			G1 2B	BBBB 4-0 1B BB		3	0	1	0	1	0	2
Inning Stats	R: 0 E: 0 K: 0 S: 3 H: 0 LOB: 0 BB: 0 P: 3	R: 2 E: 0 K: 1 S: 8 H: 3 LOB: 2 BB: 1 P: 12	R: 1 E: 0 K: 1 S: 7 H: 2 LOB: 1 BB: 0 P: 7	R: 0 E: 0 K: 0 S: 3 H: 0 LOB: 0 BB: 0 P: 3	R: 0 E: 0 K: 0 S: 3 H: 0 LOB: 0 BB: 0 P: 3	R: 0 E: 0 K: 0 S: 4 H: 1 LOB: 2 BB: 1 P: 8	R: 0 E: 0 K: 0 S: 4 H: 1 LOB: 1 BB: 0 P: 4	R: 3 E: 1 K: 0 S: 6 H: 3 LOB: 2 BB: 2 P: 14	R: 0 E: 0 K: 1 S: 4 H: 0 LOB: 1 BB: 1 P: 8	1B: 7 2B: 4 3B: 0 HR: 0 SF: 0 SAC: 0 DP: 2 HBP: 0						

PITCHER		IP	WLS	BF	H	R	ER	SO	BB	IBB	HBP	BLK	WP	HR	S	P	ERA	WHIP
Billy O'Dell, L ERA: 3.13	(1, 1)	7.0	L	30	7	3	3	2	2	0	0	0	0	0	32	40	3.86	1.286
Ernie Johnson, R ERA: 4.11	(8, 1)	0.0		3	1	3	1	0	1	0	0	0	0	0	2	6	∞	∞
Rip Coleman, L ERA: 4.45	(8, 1)	1.0		5	2	0	0	0	1	0	0	0	0	0	4	8	0.00	3.000
Billy Hoeft, L ERA: 5.59	(9, 1)	1.0		3	0	0	0	1	1	0	0	0	0	0	4	8	0.00	1.000

PITCHER	IP	WLS	BF	H	R	ER	SO	BB	IBB	HBP	BLK	WP	HR	S	P	ERA	WHIP

TOP

Chicago White Sox @ Baltimore Orioles

Memorial Stadium, Baltimore, MD

Sat Sep 12 1959, 3:33 AM EDT

Att. 11,904 - Unknown

livebaseballscorecards.com

AB	36
R	6
H	10
RBI	5
BB	5
SO	3
LOB	21

1B: 7 SF: 0 WP: 0 PA: 41
2B: 4 SAC: 0 PB: 0
3B: 0 DP: 2 SB: 1
HR: 0 HBP: 0 CS: 1

BOTTOM

Chicago White Sox @ Baltimore Orioles

Memorial Stadium, Baltimore, MD

Sat Sep 12 1959, 3:33 AM EDT

Att. 11,904 - Unknown

livebaseballscorecards.com

Batter	1	2	3	4	5	6	7	8	9	AB	R	H	RBI	BB	SO	LOB
Billy Klaus, L (1, 6) OBP: 0.363, SLG: 0.326	4-3		BBBB 4-0 FC1-6 BB		1-3			1B 1B 1B		3	0	1	0	1	0	0
Bob Saverine, S (8, PR)										0	1	0	0	0	0	0
Jerry Adair, R (9, 4)										0	0	0	0	0	0	0
Al Pilarcik, L (1, 9) OBP: 0.350, SLG: 0.347	F8		0-0 FC1-6 1B 1-2f			F6		FC5-4 1B 1-3 1B		4	0	1	0	0	0	1
Bob Nieman, R (1, 7) OBP: 0.369, SLG: 0.542	5-3		1-3 1B			SSS K		FC5-4 1-2 3-H 1B		4	0	2	1	0	1	0
Bob Boyd, L (1, 3) OBP: 0.305, SLG: 0.344		6-3	4-3			6-3		FC5-4 1-2f 2-3		4	0	0	0	0	0	4
Brooks Robinson, R (1, 5) OBP: 0.312, SLG: 0.373		H 1-0 1B HBP	SSS 0-3 K				F8	SSS 0-3 K		3	0	0	0	0	2	2
Willie Tasby, R (1, 8) OBP: 0.298, SLG: 0.372		0-0 FC6-4 1-2 1B	SSS 0-3 K				BB 1B G1-2-3 1B	SSS 0-3 K		4	0	2	0	0	2	2
Billy Hoeft, L (9, 1) OBP: 0.235, SLG: 0.294										0	0	0	0	0	0	0
Joe Ginsberg, L (1, 2) OBP: 0.267, SLG: 0.212		F7		F9			BB 1-2 1B		F4	4	0	1	0	0	0	2
Billy Gardner, R (1, 4) OBP: 0.287, SLG: 0.305		FC6-4 1-2f			5-3		BBBB 4-0 1-2 2-3 BB		F6	2	0	0	0	0	0	2
Bob Hale, L (7, PH)										0	0	0	0	1	0	0
Fred Valentine, S (7, PR) OBP: 0.375, SLG: 0.286										0	0	0	0	0	0	0
Chico Carrasquel, R (8, 4) OBP: 0.294, SLG: 0.299										1	0	0	0	0	0	0
(9, 6)																
Billy O'Dell, S (1, 1) OBP: 0.138, SLG: 0.130			G3		1-3		G1-2-3 3-Hf		F2	2	0	0	0	0	0	0
Gene Woodling, L (7, PH) OBP: 0.403, SLG: 0.470										1	0	0	0	0	0	3
Ernie Johnson, R (8, 1) OBP: 0.333, SLG: 0.333										0	0	0	0	0	0	0
Rip Coleman, L (8, 1) OBP: 0.080, SLG: 0.080										0	0	0	0	0	0	0
Albie Pearson, L (9, 8) OBP: 0.309, SLG: 0.264										1	0	0	0	0	0	0
Inning Stats	R: 0 E: 0 K: 0 S: 3 H: 0 LOB: 0 BB: 0 P: 3	R: 0 E: 0 K: 0 S: 4 H: 1 LOB: 2 BB: 0 P: 5	R: 0 E: 0 K: 0 S: 4 H: 1 LOB: 2 BB: 1 P: 8	R: 0 E: 0 K: 2 S: 7 H: 0 LOB: 0 BB: 0 P: 7	R: 0 E: 0 K: 0 S: 3 H: 0 LOB: 0 BB: 0 P: 3	R: 0 E: 0 K: 1 S: 5 H: 0 LOB: 0 BB: 0 P: 5	R: 0 E: 0 K: 0 S: 4 H: 2 LOB: 2 BB: 1 P: 8	R: 1 E: 0 K: 2 S: 10 H: 3 LOB: 2 BB: 0 P: 10	R: 0 E: 0 K: 0 S: 3 H: 0 LOB: 0 BB: 0 P: 3	1B: 7 2B: 0 3B: 0 HR: 0	SF: 0 SAC: 0 DP: 1 HBP: 1						

	AB	33
	R	1
	H	7
	RBI	1
	BB	2
	SO	5
	LOB	16

WP: 0 PB: 0 SB: 0 CS: 0 PA: 36

PITCHER		IP	WLS	BF	H	R	ER	SO	BB	IBB	HBP	BLK	WP	HR	S	P	ERA	WHIP
Early Wynn, R ERA: 3.1	(1, 1)	9.0	W	36	7	1	1	5	2	0	1	0	0	0	43	52	1.00	1.000

PITCHER	IP	WLS	BF	H	R	ER	SO	BB	IBB	HBP	BLK	WP	HR	S	P	ERA	WHIP

Batter	1	2	3	4	5	6	7	8	9	AB	R	H	RBI	BB	SO	LOB
Luis Aparicio, R (1, 6) OBP: 0.321, SLG: 0.336	1-3		L5-4 S 1B		L5			F2		4	0	1	0	0	0	0
Nellie Fox, L (1, 4) OBP: 0.376, SLG: 0.385	F7		2-3 1-2		4-3			BBBB 4-0 HBP BB		3	0	0	0	1	0	1
Al Smith, R (1, 7) OBP: 0.307, SLG: 0.383	SSS 0-3 K		L5-4 2-3			L8		H 1-0 1-2 HBP		3	0	0	0	0	1	1
Ted Kluszewski, L (1, 3) OBP: 0.323, SLG: 0.421 Earl Torgeson, L (8, 3) OBP: 0.363, SLG: 0.363		L9		3-4-1		G5-4-3 1B		F4		4 0	0 0	1 0	0 0	0 0	0 0	2 0
Sherm Lollar, R (1, 2) OBP: 0.345, SLG: 0.447		1B 1B 1B		1B		G5-4-3 1-2f			1-3	4	1	2	0	0	0	1
Jim Landis, R (1, 8) OBP: 0.372, SLG: 0.380		F8		BBBB 4-0 HR BB			F8		1-3	3	1	0	0	1	0	1
Billy Goodman, L (1, 5) OBP: 0.300, SLG: 0.308 Sammy Esposito, R (7, 5) OBP: 0.286, SLG: 0.259		1B 1-2 1B		1-H HR			F8		1B	3 1	1 0	2 1	2 0	0 0	0 0	0 0
Jim Rivera, L (1, 9) OBP: 0.265, SLG: 0.366		1-3 2-H 1B		L9			G3		4-3	4	0	1	1	0	0	1
Bob Shaw, R (1, 1) OBP: 0.197, SLG: 0.152 Billy Pierce, L (8, 1) OBP: 0.261, SLG: 0.270 Turk Lown, R (9, 1) OBP: 0.364, SLG: 0.300		SSS 0-3 K			F8			F4		3 0 0	0 0 0	0 0 0	0 0 0	0 0 0	1 0 0	2 0 0
Inning Stats	R: 0 E: 0 K: 1 S: 5 H: 0 LOB: 0 BB: 0 P: 5	R: 1 E: 0 K: 1 S: 8 H: 3 LOB: 2 BB: 0 P: 8	R: 0 E: 0 K: 0 S: 3 H: 1 LOB: 0 BB: 0 P: 3	R: 2 E: 0 K: 0 S: 4 H: 2 LOB: 0 BB: 1 P: 8	R: 0 E: 0 K: 0 S: 3 H: 0 LOB: 0 BB: 0 P: 3	R: 0 E: 0 K: 0 S: 3 H: 1 LOB: 0 BB: 0 P: 3	R: 0 E: 0 K: 0 S: 3 H: 0 LOB: 0 BB: 0 P: 3	R: 0 E: 0 K: 0 S: 3 H: 0 LOB: 2 BB: 1 P: 8	R: 0 E: 0 K: 0 S: 4 H: 1 LOB: 1 BB: 0 P: 4	1B: 7 2B: 1 3B: 0 HR: 1 SF: 0 SAC: 0 DP: 2 HBP: 1						

PITCHER	IP	WLS	BF	H	R	ER	SO	BB	IBB	HBP	BLK	WP	HR	S	P	ERA	WHIP
Frank Sullivan, R (1, 1) ERA: 3.96	5.0	L	20	6	3	3	2	1	0	0	0	0	1	23	27	5.40	1.400
Ike Delock, R (6, 1) ERA: 2.95	3.0		11	1	0	0	0	1	0	1	0	0	0	9	14	0.00	0.667
Nelson Chittum, R (9, 1) ERA: 1.42	1.0		4	1	0	0	0	0	0	0	0	0	0	4	4	0.00	1.000

PITCHER	IP	WLS	BF	H	R	ER	SO	BB	IBB	HBP	BLK	WP	HR	S	P	ERA	WHIP

TOP

Chicago White Sox @ Boston Red Sox

Fenway Park, Boston, MA

Sun Sep 13 1959, 3:33 AM EDT

Att. 26,720 - Unknown

livebaseballscorecards.com

AB	32
R	3
H	8
RBI	3
BB	2
SO	2
LOB	9

Batter	1	2	3	4	5	6	7	8	9	AB	R	H	RBI	BB	SO	LOB
Pumpsie Green, S (1, 4) OBP: 0.379, SLG: 0.372	BBBB 4-0 4-3 6-3 BB		SSS 0-3 K ②			SSS 0-3 K ①		x 0-0 1-2 3-H 1B		3	0	1	1	1	2	0
Gary Geiger, L (1, 8) OBP: 0.302, SLG: 0.413	x 0-0 6-3 ① 1-2		BBBB 4-0 PO BB			x 0-0 G3 ②		x 0-0 F8 ②		3	0	0	0	1	0	3
Pete Runnels, L (1, 3) OBP: 0.417, SLG: 0.425 (9, 6)	x 0-0 4-3 ② 2-3		0-0 PO ③ 1-2	x 0-0 F7 ①		SSS 0-3 K ③		x 0-0 4-3 ③		4	0	0	0	0	1	3
Gene Stephens, L (1, 7) OBP: 0.340, SLG: 0.370	x 0-0 F4 ③			x 0-0 L9 ②			SSS 0-3 K ①		SSS 0-3 K ①	4	0	0	0	0	2	1
Jackie Jensen, R (1, 9) OBP: 0.368, SLG: 0.491		SSS 0-3 K ①		x 0-0 F8 ③			x 0-0 5-3 ②		x 0-0 4-3 1B	4	0	1	0	0	1	0
Frank Malzone, R (1, 5) OBP: 0.325, SLG: 0.437		x 0-0 5-3 ②			x 0-0 2B		x 0-0 6-3 ③		x 0-0 4-3 ② 1-2	4	0	1	0	0	0	1
Sammy White, R (1, 2) OBP: 0.338, SLG: 0.357		x 0-0 FC4 1B			x 0-0 F9 ①			x 0-0 1B 1B 1B	SSS 0-3 K ③	4	1	2	0	0	1	2
Don Buddin, R (1, 6) OBP: 0.356, SLG: 0.336		x 0-0 FC4 ③ 1-2f			x 0-0 4-3 ②			x 0-0 F8 ①		1	0	0	0	0	0	1
Marty Keough, L (5, PH) OBP: 0.312, SLG: 0.415										1	0	0	0	0	0	1
Jim Mahoney, R (6, 6) OBP: 0.105, SLG: 0.056										0	0	0	0	0	0	0
Dick Gernert, R (8, PH) OBP: 0.361, SLG: 0.429										1	0	0	0	0	0	1
Nelson Chittum, R (9, 1) OBP: 0.333, SLG: 0.667										0	0	0	0	0	0	0
Frank Sullivan, R (1, 1) OBP: 0.203, SLG: 0.211			x 0-0 6-3 ①		x 0-0 4-3 ③			x 0-0 1B 1-3 1B		1	0	0	0	0	0	0
Ted Williams, L (5, PH) OBP: 0.362, SLG: 0.406										1	0	0	0	0	0	1
Ike Delock, R (6, 1) OBP: 0.120, SLG: 0.128										0	0	0	0	0	0	0
Vic Wertz, L (8, PH) OBP: 0.332, SLG: 0.403 (9, 3)										1	0	1	0	0	0	0
Inning Stats	R: 0 E: 0 K: 0 S: 3 H: 0 LOB: 1 BB: 1 P: 7	R: 0 E: 0 K: 1 S: 6 H: 1 LOB: 1 BB: 0 P: 6	R: 0 E: 0 K: 1 S: 4 H: 0 LOB: 0 BB: 1 P: 8	R: 0 E: 0 K: 0 S: 3 H: 0 LOB: 0 BB: 0 P: 3	R: 0 E: 0 K: 0 S: 4 H: 1 LOB: 1 BB: 0 P: 4	R: 0 E: 0 K: 2 S: 7 H: 0 LOB: 0 BB: 0 P: 7	R: 0 E: 0 K: 1 S: 5 H: 0 LOB: 0 BB: 0 P: 5	R: 1 E: 0 K: 0 S: 6 H: 3 LOB: 2 BB: 0 P: 6	R: 0 E: 0 K: 2 S: 8 H: 1 LOB: 1 BB: 0 P: 8	1B: 5 2B: 1 3B: 0 HR: 0	SF: 0 SAC: 0 DP: 0 HBP: 0						

PITCHER		IP	WLS	BF	H	R	ER	SO	BB	IBB	HBP	BLK	WP	HR	S	P	ERA	WHIP
Bob Shaw, R ERA: 2.86	(1, 1)	7.1	W	28	5	1	1	5	2	0	0	0	0	0	36	44	1.23	0.955
Billy Pierce, L ERA: 3.47	(8, 1)	1.0		4	1	0	0	1	0	0	0	0	0	0	6	6	0.00	1.000
Turk Lown, R ERA: 2.49	(9, 1)	0.2	S	2	0	0	0	1	0	0	0	0	0	0	4	4	0.00	0.000

PITCHER	IP	WLS	BF	H	R	ER	SO	BB	IBB	HBP	BLK	WP	HR	S	P	ERA	WHIP

BOTTOM

Chicago White Sox @ Boston Red Sox

Fenway Park, Boston, MA

Sun Sep 13 1959, 3:33 AM EDT

Att. 26,720 - Unknown

livebaseballscorecards.com

AB	32
R	1
H	6
RBI	1
BB	2
SO	7
LOB	14

WP: 0 PB: 0 SB: 0 CS: 0 PA: 35

Batter	1	2	3	4	5	6	7	8	9	AB	R	H	RBI	BB	SO	LOB
Luis Aparicio, R (1, 6) OBP: 0.319, SLG: 0.334	F9		F9			F8		F8		4	0	0	0	0	0	0
Nellie Fox, L (1, 4) OBP: 0.376, SLG: 0.387	F7			CS 1B		FC6-4 2B		6-3		4	0	2	0	0	0	0
Al Smith, R (1, 7) OBP: 0.306, SLG: 0.382	E6			6-3 1-2		FC6-4 2-3 2B			1B 1B 1B	4	2	1	0	0	0	2
Ted Kluszewski, L (1, 3) OBP: 0.327, SLG: 0.428	F8			6-3		1B 1-H 2B			1B 1B 1B 1-2	4	1	2	1	0	0	1
Sherm Lollar, R (1, 2) OBP: 0.345, SLG: 0.446		F3			6-3	1B 2-H			F6	4	0	1	1	0	0	2
Billy Goodman, L (1, 5) OBP: 0.295, SLG: 0.303		4-3			F6		F8		F7	4	0	0	0	0	0	2
Bubba Phillips, R (1, 8) OBP: 0.321, SLG: 0.378		6-3			1B		5-3		1B 1-2 2-H	4	0	2	1	0	0	0
Jim Rivera, L (1, 9) OBP: 0.271, SLG: 0.369			1-3		1-3 1B		F6		1-2 2-3	4	0	2	0	0	0	0
Dick Donovan, L (1, 1) OBP: 0.203, SLG: 0.254 Gerry Staley, R (6, 1) OBP: 0.267, SLG: 0.154 Gary Peters, L (6, 1) Turk Lown, R (6, 1) OBP: 0.364, SLG: 0.300 Earl Torgeson, L (8, PH) OBP: 0.362, SLG: 0.362 Ken McBride, R (8, 1) OBP: 0.167, SLG: 0.167 Norm Cash, L (9, PH) OBP: 0.366, SLG: 0.347			S S S K		S S S K			G3	F9	2 0 0 0 1 0 1	0 0 0 0 0 0 0	0 0 0 0 0 0 0	0 0 0 0 0 0 0	0 0 0 0 0 0 0	2 0 0 0 0 0 0	2 0 0 0 0 0 3
Inning Stats	R: 0 E: 1 K: 0 S: 4 H: 0 LOB: 1 BB: 0 P: 4	R: 0 E: 0 K: 0 S: 3 H: 0 LOB: 0 BB: 0 P: 3	R: 0 E: 0 K: 1 S: 5 H: 0 LOB: 0 BB: 0 P: 5	R: 0 E: 0 K: 0 S: 3 H: 1 LOB: 0 BB: 0 P: 3	R: 0 E: 0 K: 1 S: 7 H: 2 LOB: 2 BB: 0 P: 7	R: 2 E: 0 K: 0 S: 5 H: 3 LOB: 1 BB: 0 P: 5	R: 0 E: 0 K: 0 S: 3 H: 0 LOB: 0 BB: 0 P: 3	R: 0 E: 0 K: 0 S: 3 H: 0 LOB: 0 BB: 0 P: 3	R: 1 E: 0 K: 0 S: 7 H: 4 LOB: 3 BB: 0 P: 7	1B: 8 2B: 2 3B: 0 HR: 0 SF: 0 SAC: 0 DP: 0 HBP: 0						

PITCHER	IP	WLS	BF	H	R	ER	SO	BB	IBB	HBP	BLK	WP	HR	S	P	ERA	WHIP
Bill Monbouquette, R (1, 1) ERA: 4.12	9.0	W	36	10	3	3	2	0	0	0	0	0	0	40	40	3.00	1.111

PITCHER	IP	WLS	BF	H	R	ER	SO	BB	IBB	HBP	BLK	WP	HR	S	P	ERA	WHIP

TOP

Chicago White Sox @ Boston Red Sox

Fenway Park, Boston, MA

Mon Sep 14 1959, 3:33 AM EDT

Att. 3,676 - Unknown

livebaseballscorecards.com

AB	36
R	3
H	10
RBI	3
BB	0
SO	2
LOB	12

WP: 0	PA: 36
PB: 0	
SB: 0	
CS: 1	

Batter	1	2	3	4	5	6	7	8	9	AB	R	H	RBI	BB	SO	LOB
Pumpsie Green, S (1, 4) OBP: 0.374, SLG: 0.362	3-1		4-3			G3 BB		G3		4	0	0	1	1	0	0
Gary Geiger, L (1, 8) OBP: 0.300, SLG: 0.408	4-3			K		BB K		K		4	1	0	0	1	3	3
Pete Runnels, L (1, 3) OBP: 0.415, SLG: 0.423	3-1			F7		BB 4-3		F7		5	1	1	0	0	0	3
Gene Stephens, L (1, 7) OBP: 0.342, SLG: 0.372		1B		E4 S		BB 1B	F2			4	1	2	1	0	0	0
Jackie Jensen, R (1, 9) OBP: 0.369, SLG: 0.490		F3		K 1-2		BB 1B	E HR 1B			3	2	1	0	1	1	2
Frank Malzone, R (1, 5) OBP: 0.326, SLG: 0.438		K				G4-6-3 1B	E5 HR			4	2	2	2	0	1	2
Sammy White, R (1, 2) OBP: 0.336, SLG: 0.355		6-3				G4-6-3 1-2f	BB BB BB 1B	1-H 2-H HR		2	0	0	0	0	0	2
Ted Williams, L (6, PH) OBP: 0.364, SLG: 0.408										1	0	1	1	0	0	0
Jim Mahoney, R (6, PR) (7, 6) OBP: 0.150, SLG: 0.263										1	2	1	3	0	0	0
Don Buddin, R (1, 6) OBP: 0.356, SLG: 0.337			K			S 1B	BB BB 1B	F8		2	0	1	0	0	1	0
Vic Wertz, L (6, PH) OBP: 0.332, SLG: 0.403										0	0	0	0	0	0	0
Dick Gernert, R (6, PH) OBP: 0.363, SLG: 0.429										0	0	0	0	1	0	0
Pete Daley, R (7, 2) OBP: 0.280, SLG: 0.286										1	0	0	0	0	0	0
Bill Monbouquette, R (1, 1) OBP: 0.111, SLG: 0.070			F3			K 1-2	BB 1-2 2-3 3-H	K		3	0	0	1	1	2	1
Inning Stats	R: 0 E: 0 K: 0 S: 3 H: 0 LOB: 0 BB: 0 P: 3	R: 0 E: 0 K: 1 S: 6 H: 1 LOB: 1 BB: 0 P: 6	R: 0 E: 0 K: 1 S: 5 H: 0 LOB: 0 BB: 0 P: 5	R: 0 E: 1 K: 2 S: 8 H: 0 LOB: 1 BB: 0 P: 8	R: 0 E: 0 K: 1 S: 6 H: 2 LOB: 1 BB: 0 P: 6	R: 6 E: 0 K: 1 S: 9 H: 4 LOB: 3 BB: 5 P: 29	R: 3 E: 1 K: 1 S: 8 H: 2 LOB: 0 BB: 0 P: 8	R: 0 E: 0 K: 1 S: 5 H: 0 LOB: 0 BB: 0 P: 5		1B: 8 2B: 0 3B: 0 HR: 1 SF: 0 SAC: 0 DP: 1 HBP: 0				WP: 0 PB: 0 SB: 2 CS: 0 PA: 39		

BOTTOM

Chicago White Sox @ Boston Red Sox

Fenway Park, Boston, MA

Mon Sep 14 1959, 3:33 AM EDT

Att. 3,676 - Unknown

livebaseballscorecards.com

AB	34
R	9
H	9
RBI	9
BB	5
SO	8
LOB	13

PITCHER		IP	WLS	BF	H	R	ER	SO	BB	IBB	HBP	BLK	WP	HR	S	P	ERA	WHIP
Dick Donovan, R ERA: 3.78	(1, 1)	5.1	L	23	5	4	4	5	2	0	0	0	0	0	31	39	6.75	1.312
Gerry Staley, R ERA: 2.08	(6, 1)	0.0		2	2	0	0	0	0	0	0	0	0	0	2	2	∞	∞
Gary Peters, L ERA:	(6, 1)	0.0		2	0	1	1	0	2	0	0	0	0	0	0	8	∞	∞
Turk Lown, R ERA: 2.65	(6, 1)	1.2		9	2	4	3	2	1	0	0	0	0	1	12	16	16.20	1.800
Ken McBride, R ERA: 3.32	(8, 1)	1.0		3	0	0	0	1	0	0	0	0	0	0	5	5	0.00	0.000

PITCHER	IP	WLS	BF	H	R	ER	SO	BB	IBB	HBP	BLK	WP	HR	S	P	ERA	WHIP

Chicago White Sox @ New York Yankees

Yankee Stadium, Bronx, NY

Tue Sep 15 1959, 3:33 AM EDT

Att. 9,108 - Unknown - 78 F

livebaseballscorecards.com

Batter	1	2	3	4	5	6	7	8	9	AB	R	H	RBI	BB	SO	LOB
Luis Aparicio, R (1, 6) OBP: 0.318, SLG: 0.336	F7		2-3		F3		L6		SF7 3B	5	1	1	0	0	0	2
Nellie Fox, L (1, 4) OBP: 0.380, SLG: 0.390	4-3 1B			1B SF8 1B	F8			BB 1B 1B	BB	4	2	3	0	1	0	1
Billy Goodman, L (1, 5) OBP: 0.295, SLG: 0.307	4-3 1-2			L7		2B		F8	SF7 3-H	3	0	1	0	0	0	2
Sammy Esposito, R (8, PH) OBP: 0.281, SLG: 0.255 (8, 5)										1	0	0	0	0	0	1
Norm Cash, L (9, PH) OBP: 0.363, SLG: 0.347										0	0	0	1	0	0	0
Jim McAnany, R (9, 8) OBP: 0.335, SLG: 0.345										0	0	0	0	0	0	0
Ted Kluszewski, L (1, 3) OBP: 0.330, SLG: 0.426	3-1			1B 1-3 1B	F3	F3		1B SF9 1-2 BB	F3	3	0	1	0	1	0	2
Earl Torgeson, L (8, PR) OBP: 0.361, SLG: 0.360 (8, 3)										1	1	0	0	0	0	1
Sherm Lollar, R (1, 2) OBP: 0.346, SLG: 0.447		FC5-4 1B		SF8 3-H		F8		SF9 HBP 1-3 2-H 1B		3	0	2	2	0	0	1
Al Smith, R (1, 7) OBP: 0.308, SLG: 0.382		FC5-4 L3 1-2f		1-2 1B	6-3			1-2 HBP		3	0	1	0	0	0	2
Jim Rivera, L (1, 9) OBP: 0.264, SLG: 0.363		L3 1-2		F8			F7	SF9 2-3 3-H		3	0	0	1	0	0	3
Bubba Phillips, R (1, 8) OBP: 0.320, SLG: 0.380 (9, 5)			K		5-3		1-3 2B	1-3		4	0	1	0	0	1	2
Billy Pierce, L (1, 1) OBP: 0.264, SLG: 0.273			F7		1B		1-3 2-3		4-3	3	0	1	0	0	0	1
Bob Shaw, R (8, 1) OBP: 0.194, SLG: 0.149										1	0	0	0	0	0	0
Inning Stats	R: 0 E: 0 K: 0 S: 4 H: 1 LOB: 1 BB: 0 P: 4	R: 0 E: 0 K: 0 S: 3 H: 1 LOB: 0 BB: 0 P: 3	R: 0 E: 0 K: 1 S: 5 H: 0 LOB: 0 BB: 0 P: 5	R: 1 E: 0 K: 0 S: 6 H: 3 LOB: 2 BB: 0 P: 6	R: 0 E: 0 K: 0 S: 4 H: 1 LOB: 1 BB: 0 P: 4	R: 0 E: 0 K: 0 S: 4 H: 1 LOB: 1 BB: 0 P: 4	R: 0 E: 0 K: 0 S: 4 H: 1 LOB: 1 BB: 0 P: 4	R: 2 E: 0 K: 0 S: 5 H: 2 LOB: 2 BB: 1 P: 10	R: 1 E: 0 K: 0 S: 4 H: 1 LOB: 1 BB: 1 P: 8	1B: 8 2B: 3 3B: 1 HR: 0 SF: 3 SAC: 0 DP: 1 HBP: 1	WP: 0 PB: 0 SB: 0 CS: 0 PA: 40					

TOP

AB	34
R	4
H	11
RBI	4
BB	2
SO	1
LOB	18

PITCHER		IP	WLS	BF	H	R	ER	SO	BB	IBB	HBP	BLK	WP	HR	S	P	ERA	WHIP
Ralph Terry, R ERA: 3.8	(1, 1)	7.0		28	8	1	1	1	0	0	0	0	0	0	30	30	1.29	1.143
Whitey Ford, L ERA: 3.29	(8, 1)	0.1	L	4	2	2	2	0	1	0	0	0	0	0	3	7	54.00	9.000
Bob Turley, R ERA: 4.37	(8, 1)	0.2		3	0	0	0	0	0	0	1	0	0	0	2	3	0.00	0.000
Eli Grba, R ERA: 5.89	(9, 1)	1.0		5	1	1	1	0	1	0	0	0	0	0	4	8	9.00	2.000

PITCHER		IP	WLS	BF	H	R	ER	SO	BB	IBB	HBP	BLK	WP	HR	S	P	ERA	WHIP

Batter	1	2	3	4	5	6	7	8	9	AB	R	H	RBI	BB	SO	LOB
Hank Bauer, R (1, 9) OBP: 0.308, SLG: 0.379	F5		F8			K		1-2 1B		4	0	1	0	0	1	0
Bobby Richardson, R (1, 4) OBP: 0.328, SLG: 0.367	HR 1B		F2			1-3		F4		4	1	1	0	0	0	2
Mickey Mantle, S (1, 8) OBP: 0.393, SLG: 0.524	1-H HR		6-3			F8			HR	4	2	2	3	0	0	0
Yogi Berra, L (1, 2) OBP: 0.348, SLG: 0.471	G6-4-3 1B			6-3			F9		F2	4	0	1	0	0	0	0
Elston Howard, R (1, 3) OBP: 0.309, SLG: 0.483	G6-4-3			6-3			L6		L9-6-5 2B	4	0	1	0	0	0	1
Bobby Shantz, R (9, PR) OBP: 0.296, SLG: 0.292	1-2f									0	0	0	0	0	0	0
Hector Lopez, R (1, 7) OBP: 0.335, SLG: 0.466		F8		4-3			6-3		L9-6-5 2-3	4	0	0	0	0	0	1
Gil McDougald, R (1, 5) OBP: 0.305, SLG: 0.350		F3			F2			1B 1B		3	0	1	0	0	0	0
Tony Kubek, L (1, 6) OBP: 0.318, SLG: 0.397		E7			4-3			F7		3	0	0	0	0	0	1
Ralph Terry, R (1, 1) OBP: 0.138, SLG: 0.123		K			5-3			L7		2	0	0	0	0	1	1
Whitey Ford, L (8, 1) OBP: 0.380, SLG: 0.373										0	0	0	0	0	0	0
Bob Turley, R (8, 1) OBP: 0.196, SLG: 0.089										0	0	0	0	0	0	0
Marv Throneberry, L (8, PH) OBP: 0.303, SLG: 0.381										1	0	0	0	0	0	1
Eli Grba, R (9, 1) OBP: 0.267, SLG: 0.286										0	0	0	0	0	0	0
Inning Stats	R: 2 E: 0 K: 0 S: 5 H: 3 LOB: 0 BB: 0 P: 5	R: 0 E: 1 K: 1 S: 6 H: 0 LOB: 1 BB: 0 P: 6	R: 0 E: 0 K: 0 S: 3 H: 0 LOB: 0 BB: 0 P: 3	R: 0 E: 0 K: 0 S: 3 H: 0 LOB: 0 BB: 0 P: 3	R: 0 E: 0 K: 0 S: 3 H: 0 LOB: 0 BB: 0 P: 3	R: 0 E: 0 K: 1 S: 5 H: 0 LOB: 0 BB: 0 P: 5	R: 0 E: 0 K: 0 S: 3 H: 0 LOB: 0 BB: 0 P: 3	R: 0 E: 0 K: 0 S: 5 H: 2 LOB: 2 BB: 0 P: 5	R: 1 E: 0 K: 0 S: 4 H: 2 LOB: 1 BB: 0 P: 4	1B: 4 2B: 2 3B: 0 HR: 2	SF: 0 SAC: 0 DP: 2 HBP: 0						

PITCHER		IP	WLS	BF	H	R	ER	SO	BB	IBB	HBP	BLK	WP	HR	S	P	ERA	WHIP
Billy Pierce, L ERA: 3.44	(1, 1)	7.0	W	24	3	2	2	2	0	0	0	0	0	1	28	28	2.57	0.429
Bob Shaw, R ERA: 2.87	(8, 1)	2.0	S	9	4	1	1	0	0	0	0	0	0	1	9	9	4.50	2.000

PITCHER	IP	WLS	BF	H	R	ER	SO	BB	IBB	HBP	BLK	WP	HR	S	P	ERA	WHIP

BOTTOM

Chicago White Sox @ New York Yankees

Yankee Stadium, Bronx, NY

Tue Sep 15 1959, 3:33 AM EDT
Att. 9,108 - Unknown - 78 F

livebaseballscorecards.com

AB	33
R	3
H	7
RBI	3
BB	0
SO	2
LOB	7

WP: 0 PB: 0 SB: 0 CS: 0 PA: 33

Batter	1	2	3	4	5	6	7	8	9	AB	R	H	RBI	BB	SO	LOB
Luis Aparicio, R (1, 6) OBP: 0.316, SLG: 0.334	S S S 0-3 ① K		x 0-0 ② F2		x 0-0 ③ L7			x 0-0 ② F6		4	0	0	0	0	1	0
Nellie Fox, L (1, 4) OBP: 0.377, SLG: 0.387	x 0-0 ② F7		x 0-0 ③ 4-3			x 0-0 ① L8		x 0-0 ③ 3-1		4	0	0	0	0	0	0
Billy Goodman, L (1, 5) OBP: 0.299, SLG: 0.315	x 0-0 ③ F6			x 0-0 4-3 1B 2B		x 0-0 ② F8			x 0-0 G6-4-3 1B	4	1	2	0	0	0	0
Sammy Esposito, R (9, PR) OBP: 0.281, SLG: 0.255										0	0	0	0	0	0	0
Ted Kluszewski, L (1, 3) OBP: 0.324, SLG: 0.418		x 0-0 ① F6		x 0-0 ① 4-3 2-3		x 0-0 L3			x 0-0 ① F4	4	0	0	0	0	0	2
Sherm Lollar, R (1, 2) OBP: 0.345, SLG: 0.444		H 1-0 BB HBP		x 0-0 ② 6-3			x 0-0 ① 6-3		x 0-0 ② ③ G6-4-3 1-2f	3	0	0	0	0	0	2
Al Smith, R (1, 7) OBP: 0.310, SLG: 0.384		x 0-0 ② F2		x 0-0 3-H 1B			x 0-0 1B			3	0	2	1	0	0	1
Jim Rivera, L (1, 9) OBP: 0.266, SLG: 0.358		B B B B 4-0 1-2 BB		x 0-0 ③ F8			x 0-0 ② F5			2	0	0	0	1	0	2
Bubba Phillips, R (1, 8) OBP: 0.319, SLG: 0.377		x 0-0 ③ F2			x 0-0 ① 6-3		x 0-0 ③ F8			2	0	0	0	0	0	2
Norm Cash, L (7, PH) OBP: 0.360, SLG: 0.343										1	0	0	0	0	0	1
Jim McAnany, R (7, 8) OBP: 0.335, SLG: 0.345										0	0	0	0	0	0	0
Early Wynn, S (1, 1) OBP: 0.326, SLG: 0.405			S S S 0-3 ① K		x 0-0 ② L8			x 0-0 ① F3		2	0	0	0	0	1	0
Earl Torgeson, L (8, PH) OBP: 0.360, SLG: 0.359										1	0	0	0	0	0	0
Barry Latman, R (8, 1) OBP: 0.192, SLG: 0.152										0	0	0	0	0	0	0
Inning Stats	R: 0 E: 0 K: 1 S: 5 H: 0 LOB: 0 BB: 0 P: 5	R: 0 E: 0 K: 0 S: 3 H: 0 LOB: 2 BB: 1 P: 8	R: 0 E: 0 K: 1 S: 5 H: 0 LOB: 0 BB: 0 P: 5	R: 1 E: 0 K: 0 S: 5 H: 2 LOB: 1 BB: 0 P: 5	R: 0 E: 0 K: 0 S: 3 H: 0 LOB: 0 BB: 0 P: 3	R: 0 E: 0 K: 0 S: 3 H: 0 LOB: 0 BB: 0 P: 3	R: 0 E: 0 K: 0 S: 4 H: 1 LOB: 1 BB: 0 P: 4	R: 0 E: 0 K: 0 S: 3 H: 0 LOB: 0 BB: 0 P: 3	R: 0 E: 0 K: 0 S: 3 H: 1 LOB: 1 BB: 0 P: 3	1B: 3 2B: 1 3B: 0 HR: 0	SF: 0 SAC: 0 DP: 1 HBP: 1						

PITCHER	IP	WLS	BF	H	R	ER	SO	BB	IBB	HBP	BLK	WP	HR	S	P	ERA	WHIP
Jim Coates, R (1, 1) ERA: 3.09	9.0	W	32	4	1	1	2	1	0	1	0	0	0	34	39	1.00	0.556

PITCHER	IP	WLS	BF	H	R	ER	SO	BB	IBB	HBP	BLK	WP	HR	S	P	ERA	WHIP

TOP

Chicago White Sox @ New York Yankees

Yankee Stadium, Bronx, NY

Wed Sep 16 1959, 3:33 AM EDT

Att. 7,550 - Unknown

livebaseballscorecards.com

AB	30
R	1
H	4
RBI	1
BB	1
SO	2
LOB	10

Batter	1	2	3	4	5	6	7	8	9	AB	R	H	RBI	BB	SO	LOB
Bobby Richardson, R (1, 4) OBP: 0.329, SLG: 0.368	BB, WP, 1B		1-3			E1, 1B, 1B	L6			4	1	2	0	0	0	0
Tony Kubek, L (1, 6) OBP: 0.318, SLG: 0.395	BB, 1-2, BB		F7			F7	F8			3	0	0	0	1	0	1
Mickey Mantle, S (1, 8) OBP: 0.392, SLG: 0.521	F7		F4			1B, 1B, BB		F9		3	1	0	0	1	0	2
Yogi Berra, L (1, 2) OBP: 0.351, SLG: 0.472	1-2, 2-3, BB			G5-4-3, 1B		1-2, 2-H, 1B, 1B		F8		3	1	2	1	1	0	0
Elston Howard, R (1, 3) Marv Throneberry, L (9, 3) OBP: 0.306, SLG: 0.479 OBP: 0.303, SLG: 0.381	F2			G5-4-3, 1-2f		K		K		4 0	0 0	0 0	0 0	0 0	2 0	6 0
Hector Lopez, R (1, 7) OBP: 0.335, SLG: 0.465	K			6-3		1B, 1-2, 2-H, 1B				3	0	1	1	0	1	3
Hank Bauer, R (1, 9) OBP: 0.308, SLG: 0.379		6-3			6-3	1-3, 2-H, 1B				3	0	1	1	0	0	0
Gil McDougald, R (1, 5) OBP: 0.303, SLG: 0.348		F4			4-3	F8				3	0	0	0	0	0	2
Jim Coates, R (1, 1) OBP: 0.136, SLG: 0.095		K			K		K			3	0	0	0	0	3	0
Inning Stats	R: 0 E: 0 K: 1 S: 6 H: 1 LOB: 3 BB: 2 P: 14	R: 0 E: 0 K: 1 S: 5 H: 0 LOB: 0 BB: 0 P: 5	R: 0 E: 0 K: 0 S: 3 H: 0 LOB: 0 BB: 0 P: 3	R: 0 E: 0 K: 0 S: 3 H: 1 LOB: 0 BB: 0 P: 3	R: 0 E: 0 K: 1 S: 5 H: 0 LOB: 0 BB: 0 P: 5	R: 3 E: 1 K: 1 S: 9 H: 4 LOB: 2 BB: 1 P: 13	R: 0 E: 0 K: 1 S: 5 H: 0 LOB: 0 BB: 0 P: 5	R: 0 E: 0 K: 1 S: 5 H: 0 LOB: 0 BB: 0 P: 5		1B: 6 2B: 0 3B: 0 HR: 0 SF: 0 SAC: 0 DP: 1 HBP: 0						

PITCHER		IP	WLS	BF	H	R	ER	SO	BB	IBB	HBP	BLK	WP	HR	S	P	ERA	WHIP
Early Wynn, R ERA: 3.12	(1, 1)	7.0	L	29	6	3	3	5	3	0	0	0	1	0	36	48	3.86	1.286
Barry Latman, R ERA: 3.71	(8, 1)	1.0		3	0	0	0	1	0	0	0	0	0	0	5	5	0.00	0.000

PITCHER	IP	WLS	BF	H	R	ER	SO	BB	IBB	HBP	BLK	WP	HR	S	P	ERA	WHIP

BOTTOM

Chicago White Sox @ New York Yankees

Yankee Stadium, Bronx, NY

Wed Sep 16 1959, 3:33 AM EDT

Att. 7,550 - Unknown

livebaseballscorecards.com

AB	29
R	3
H	6
RBI	3
BB	3
SO	6
LOB	14

WP: 1 PB: 0 SB: 0 CS: 0 PA: 32

Batter	1	2	3	4	5	6	7	8	9	AB	R	H	RBI	BB	SO	LOB
Eddie Yost, R (1, 5) OBP: 0.434, SLG: 0.437	F8		1B			F2		5-3		4	0	1	0	0	0	0
Gail Harris, L (1, 3) OBP: 0.290, SLG: 0.335	6-3		3-1			1B			F9	4	0	1	0	0	0	1
Harvey Kuenn, R (1, 9) OBP: 0.401, SLG: 0.488	F6			6-3		5-3			BBB 4-0 1B BB	3	0	0	0	1	0	1
Al Kaline, R (1, 8) OBP: 0.406, SLG: 0.516		FC9-6 1B		L4-3			1B		L7	4	0	2	0	0	0	1
Charlie Maxwell, L (1, 7) OBP: 0.360, SLG: 0.463		F4		1-3			F6		1-2 FC5-4 1B	4	0	1	0	0	0	2
Frank Bolling, R (1, 4) OBP: 0.341, SLG: 0.403		FC9-6 1-2f			L7		F7		1-2f FC5-4	4	0	0	0	0	0	4
Lou Berberet, L (1, 2) OBP: 0.283, SLG: 0.373		SSS K			F4		4-3			3	0	0	0	0	1	2
Ted Lepcio, R (1, 6) OBP: 0.317, SLG: 0.392 Neil Chrisley, L (8, PH) OBP: 0.218, SLG: 0.330 Coot Veal, R (8, 6) OBP: 0.280, SLG: 0.247			F4		5-3			4-3		2 1 0	0 0 0	0 0 0	0 0 0	0 0 0	0 0 0	0 0 0
Jim Bunning, R (1, 1) OBP: 0.217, SLG: 0.230 Bobo Osborne, L (8, PH) OBP: 0.259, SLG: 0.283 Dave Sisler, R (8, 1) OBP: 0.286, SLG: 0.286			SSS K			5-3		F5		2 1 0	0 0 0	0 0 0	0 0 0	1 0 0	0 0 0	0 0 0
Inning Stats	R: 0 E: 0 K: 0 S: 3 H: 0 LOB: 0 BB: 0 P: 3	R: 0 E: 0 K: 1 S: 6 H: 1 LOB: 1 BB: 0 P: 6	R: 0 E: 0 K: 1 S: 6 H: 1 LOB: 1 BB: 0 P: 6	R: 0 E: 0 K: 0 S: 3 H: 0 LOB: 0 BB: 0 P: 3	R: 0 E: 0 K: 0 S: 3 H: 0 LOB: 0 BB: 0 P: 3	R: 0 E: 0 K: 0 S: 4 H: 1 LOB: 1 BB: 0 P: 4	R: 0 E: 0 K: 0 S: 4 H: 1 LOB: 1 BB: 0 P: 4	R: 0 E: 0 K: 0 S: 3 H: 0 LOB: 0 BB: 0 P: 3	R: 0 E: 0 K: 0 S: 4 H: 1 LOB: 2 BB: 1 P: 8	1B: 5 2B: 0 3B: 0 HR: 0 SF: 0 SAC: 0 DP: 0 HBP: 0						

PITCHER	IP	WLS	BF	H	R	ER	SO	BB	IBB	HBP	BLK	WP	HR	S	P	ERA	WHIP
Bob Shaw, R (1, 1) ERA: 2.76	9.0	W	33	5	0	0	2	1	0	0	0	0	0	36	40	0.00	0.667

PITCHER	IP	WLS	BF	H	R	ER	SO	BB	IBB	HBP	BLK	WP	HR	S	P	ERA	WHIP

TOP

Detroit Tigers @ Chicago White Sox

Comiskey Park, Chicago, IL

Fri Sep 18 1959, 8:05 PM EDT

Att. 37,352 - Unknown

livebaseballscorecards.com

AB	32
R	0
H	5
RBI	0
BB	1
SO	2
LOB	11

WP: 0 PA: 33
PB: 0
SB: 0
CS: 0

BOTTOM

Detroit Tigers @ Chicago White Sox

Comiskey Park, Chicago, IL

Fri Sep 18 1959, 8:05 PM EDT

Att. 37,352 - Unknown

Batter	1	2	3	4	5	6	7	8	9	AB	R	H	RBI	BB	SO	LOB
Luis Aparicio, R (1, 6) OBP: 0.316, SLG: 0.332	5-3			F3		BB, CS		L8		3	0	0	0	1	0	0
Nellie Fox, L (1, 4) OBP: 0.380, SLG: 0.388	4-3			1-3		4-3		BB		3	0	2	0	1	0	0
Billy Goodman, L (1, 5) OBP: 0.295, SLG: 0.311	4-3			1-3		4-3		F3		3	0	0	0	0	0	2
Sammy Esposito, R (7, 5) OBP: 0.277, SLG: 0.250										1	0	0	0	0	0	1
Ted Kluszewski, L (1, 3) OBP: 0.324, SLG: 0.414		K		K		BB				2	0	0	0	1	2	1
Sherm Lollar, R (1, 2) OBP: 0.345, SLG: 0.450		K			HR	F1				3	1	1	1	0	1	2
Al Smith, R (1, 7) OBP: 0.308, SLG: 0.381		K			6-3		F2			3	0	0	0	0	1	0
Joe Hicks, L (1, 9)			F3		F4		K			3	0	0	0	0	1	0
Jim Rivera, L (8, 9) OBP: 0.266, SLG: 0.358										0	0	0	0	0	0	0
Bubba Phillips, R (1, 8) OBP: 0.319, SLG: 0.380			K		2B		K			3	0	1	0	0	2	0
Bob Shaw, R (1, 1) OBP: 0.187, SLG: 0.143			K		K			K		3	0	0	0	0	3	1

Inning Stats	1	2	3	4	5	6	7	8	9
R:	0	0	0	0	1	0	0	0	
E:	0	0	0	0	0	0	0	0	
K:	0	3	2	1	1	0	2	1	
S:	3	9	7	6	7	3	7	5	
H:	0	0	0	1	2	1	0	0	
LOB:	0	0	0	1	1	2	0	1	
BB:	0	0	0	0	0	2	0	1	
P:	3	9	7	6	7	11	7	9	

1B:	2
2B:	1
3B:	0
HR:	1
SF:	0
SAC:	0
DP:	0
HBP:	0
WP:	0
PB:	0
SB:	0
CS:	1
PA:	30

AB	27
R	1
H	4
RBI	1
BB	3
SO	10
LOB	7

livebaseballscorecards.com

PITCHER		IP	WLS	BF	H	R	ER	SO	BB	IBB	HBP	BLK	WP	HR	S	P	ERA	WHIP
Jim Bunning, R ERA: 3.92	(1, 1)	7.0	L	26	4	1	1	9	2	0	0	0	0	1	42	50	1.29	0.857
Dave Sisler, R ERA: 4.45	(8, 1)	1.0		4	0	0	0	1	1	0	0	0	0	0	5	9	0.00	1.000

PITCHER	IP	WLS	BF	H	R	ER	SO	BB	IBB	HBP	BLK	WP	HR	S	P	ERA	WHIP

Batter	1	2	3	4	5	6	7	8	9	AB	R	H	RBI	BB	SO	LOB
Eddie Yost, R (1, 5) OBP: 0.436, SLG: 0.440	0-0 FC3-6 1B SF9 1B	0-0 ③ 6-3		H 1-0 BB HBP		0-0 1B 1B		0-0 G3 1-2 2B 1B		4	2	3	0	0	0	1
Gail Harris, L (1, 3) OBP: 0.294, SLG: 0.335	0-0 FC3-6 1-2 1B		H 1-0 E 1B HBP	B B B B 4-0 1-2 BB		S S S 0-3 ② K		0-0 ② G3 1-2 2-3		3	0	1	0	1	1	3
Harvey Kuenn, R (1, 9) OBP: 0.401, SLG: 0.489	0-0 ① FC3-6 1B 1-2f 2-3		0-0 E5 BB 1B 1-2 BB	0-0 ② F6		0-0 1-2 1B		0-0 2-H 3-H 2B		5	1	2	2	0	0	5
Al Kaline, R (1, 8) OBP: 0.404, SLG: 0.514	0-0 ② SF9 3-H		0-0 ① BB BB SF7 1-2 2-H 1B	0-0 ③ L5-3		0-0 ③ L5		0-0 ③ L1-6-3		4	1	1	1	0	0	5
Charlie Maxwell, L (1, 7) OBP: 0.360, SLG: 0.462	0-0 1-3 1B		B B B B 4-0 BB 1-2 2-3 BB		0-0 ① 4-3		0-0 ① 4-3		0-0 ① G3	4	0	1	0	1	0	0
Frank Bolling, R (1, 4) OBP: 0.339, SLG: 0.400	0-0 ③ F8		B B B B 4-0 1-2 2-3 3-H BB		0-0 ② 6-3		0-0 ② 5-3		0-0 ② F7	4	0	0	1	1	0	2
Lou Berberet, L (1, 2) OBP: 0.285, SLG: 0.373		0-0 4-3 1B	0-0 ② SF7 3-H	B B B B 4-0 FC5-4 BB			0-0 ③ F7		0-0 ③ 4-3	3	0	1	1	1	0	0
Ted Lepcio, R (1, 6) Neil Chrisley, L (8, PH) Coot Veal, R (8, 6) OBP: 0.313, SLG: 0.386 OBP: 0.216, SLG: 0.327 OBP: 0.280, SLG: 0.247		0-0 ① F2	S S S 0-3 ③ K	0-0 ③ FC5-4 1-2f				0-0 ① F4		3 1 0	0 0 0	0 0 0	0 0 0	0 0 0	1 0 0	4 0 0
Paul Foytack, R (1, 1) OBP: 0.179, SLG: 0.128 Ray Narleski, R (9, 1) OBP: 0.095, SLG: 0.190		0-0 ② 4-3 1-2		0-0 ① 4-3		0-0 ① 1-3		0-0 G3 1B 2B 1B		4 0	1 0	1 0	0 0	0 0	0 0	1 0

TOP

Detroit Tigers @ Chicago White Sox

Comiskey Park, Chicago, IL

Sat Sep 19 1959, 4:33 AM EDT

Att. 17,287 - Unknown

livebaseballscorecards.com

AB	35
R	5
H	10
RBI	5
BB	4
SO	2
LOB	21

Inning Stats	1	2	3	4	5	6	7	8	9	1B: 9	SF: 2	WP: 0	PA: 43
	R: 1 E: 0 K: 0 S: 6 H: 3 LOB: 2 BB: 0 P: 6	R: 0 E: 0 K: 0 S: 4 H: 1 LOB: 1 BB: 0 P: 4	R: 2 E: 1 K: 1 S: 6 H: 1 LOB: 2 BB: 2 P: 15	R: 0 E: 0 K: 0 S: 3 H: 0 LOB: 2 BB: 1 P: 8	R: 0 E: 0 K: 0 S: 3 H: 0 LOB: 1 BB: 1 P: 7	R: 0 E: 0 K: 1 S: 7 H: 2 LOB: 2 BB: 0 P: 7	R: 0 E: 0 K: 0 S: 3 H: 0 LOB: 0 BB: 0 P: 3	R: 2 E: 0 K: 0 S: 6 H: 3 LOB: 1 BB: 0 P: 6	R: 0 E: 0 K: 0 S: 3 H: 0 LOB: 0 BB: 0 P: 3	2B: 1 3B: 0 HR: 0	SAC: 0 DP: 0 HBP: 2	PB: 0 SB: 0 CS: 0	

PITCHER		IP	WLS	BF	H	R	ER	SO	BB	IBB	HBP	BLK	WP	HR	S	P	ERA	WHIP
Dick Donovan, R ERA: 3.79	(1, 1)	2.0	L	12	4	3	1	0	0	0	1	0	0	0	11	12	4.50	2.000
Barry Latman, R ERA: 3.71	(3, 1)	0.1		3	1	0	0	0	2	0	0	0	0	0	1	9	0.00	9.000
Ray Moore, R ERA: 4.12	(3, 1)	1.2		7	0	0	0	1	1	0	1	0	0	0	7	12	0.00	0.600
Gerry Staley, R ERA: 2.15	(5, 1)	5.0		21	5	2	2	1	1	0	0	0	0	0	22	26	3.60	1.200

PITCHER	IP	WLS	BF	H	R	ER	SO	BB	IBB	HBP	BLK	WP	HR	S	P	ERA	WHIP

BOTTOM

Detroit Tigers @ Chicago White Sox

Comiskey Park, Chicago, IL

Sat Sep 19 1959, 4:33 AM EDT

Att. 17,287 - Unknown

Batter	1	2	3	4	5	6	7	8	9	AB	R	H	RBI	BB	SO	LOB
Luis Aparicio, R (1, 6) OBP: 0.315, SLG: 0.331	1B S 1B	F6		L8		G4-6-3 1-2f			F6	5	0	1	0	0	0	3
Nellie Fox, L (1, 4) OBP: 0.380, SLG: 0.390	F7 1-2		E WP 2B	L8 1-2			6-3		HR 1B	5	2	2	0	0	0	2
Billy Goodman, L (1, 5) OBP: 0.295, SLG: 0.310	L9		E3 1B WP FC5-4 2-3		L8		FC4-6 1B		1-H HR	4	1	1	0	0	0	2
Sammy Esposito, R (7, PR) OBP: 0.277, SLG: 0.250										0	0	0	0	0	0	0
(8, 5)																
Norm Cash, L (9, PH) OBP: 0.365, SLG: 0.379					2B 1B					1	1	1	2	0	0	0
Ted Kluszewski, L (1, 3) OBP: 0.330, SLG: 0.418	BB 2-3 1B		FC5-4 1-3 3-H 1B				FC4-6 1-2f		F9	5	0	3	0	0	0	1
Sherm Lollar, R (1, 2) OBP: 0.344, SLG: 0.447	B B B B 1-2 BB		FC5-4 1B 1B 1-2f 3-H		L7		5-3			3	0	0	1	1	0	3
Al Smith, R (1, 7) OBP: 0.310, SLG: 0.384	L5		1B 1-2 1B		1-3 2B			5-3		4	0	2	0	0	0	3
Jim Rivera, L (1, 9) OBP: 0.265, SLG: 0.355		4-3	WP 1-2 2-3 1B		L9			F5		4	0	1	0	0	0	2
Bubba Phillips, R (1, 8) OBP: 0.316, SLG: 0.376		E5	F6 1-2			L7		6-3		4	0	0	0	0	0	2
Dick Donovan, L (1, 1) OBP: 0.200, SLG: 0.250 Barry Latman, R (3, 1) OBP: 0.182, SLG: 0.152 Ray Moore, R (3, 1) OBP: 0.125, SLG: 0.130 Joe Hicks, L (4, PH) OBP: 0.250, SLG: 0.250 Gerry Staley, R (5, 1) OBP: 0.313, SLG: 0.154 Earl Torgeson, L (9, PH) OBP: 0.359, SLG: 0.358		S S S K		CS 1B		B B B B G4-6-3 BB			1-3	1 0 0 1 0 1	0 0 0 0 0 0	0 0 0 1 0 0	0 0 0 0 1 0	0 0 0 0 0 0	1 0 0 0 0 0	1 0 0 0 0 0
Inning Stats	R: 0 E: 0 K: 0 S: 5 H: 2 LOB: 3 BB: 1 P: 9	R: 0 E: 1 K: 1 S: 6 H: 0 LOB: 1 BB: 0 P: 6	R: 2 E: 1 K: 0 S: 7 H: 4 LOB: 2 BB: 0 P: 7	R: 0 E: 0 K: 0 S: 3 H: 1 LOB: 0 BB: 0 P: 3	R: 0 E: 0 K: 0 S: 5 H: 2 LOB: 2 BB: 0 P: 5	R: 0 E: 0 K: 0 S: 2 H: 0 LOB: 0 BB: 1 P: 6	R: 0 E: 0 K: 0 S: 4 H: 1 LOB: 1 BB: 0 P: 4	R: 0 E: 0 K: 0 S: 3 H: 0 LOB: 0 BB: 0 P: 3	R: 2 E: 0 K: 0 S: 5 H: 2 LOB: 0 BB: 0 P: 5	1B: 9 2B: 2 3B: 0 HR: 1	SF: 0 SAC: 0 DP: 1 HBP: 0						

livebaseballscorecards.com

AB	38
R	4
H	12
RBI	3
BB	2
SO	1
LOB	19

WP: 2 PB: 0 SB: 1 CS: 1 PA: 40

PITCHER		IP	WLS	BF	H	R	ER	SO	BB	IBB	HBP	BLK	WP	HR	S	P	ERA	WHIP
Paul Foytack, R ERA: 4.62	(1, 1)	8.2	W	39	12	4	3	1	2	0	0	0	2	1	39	47	3.12	1.615
Ray Narleski, R ERA: 5.69	(9, 1)	0.1	S	1	0	0	0	0	0	0	0	0	0	0	1	1	0.00	0.000

PITCHER	IP	WLS	BF	H	R	ER	SO	BB	IBB	HBP	BLK	WP	HR	S	P	ERA	WHIP

Detroit Tigers @ Chicago White Sox

Comiskey Park, Chicago, IL

Sun Sep 20 1959, 4:33 AM EDT

Att. 27,784 - Unknown

TOP

livebaseballscorecards.com

Batter	1	2	3	4	5	6	7	8	9	AB	R	H	RBI	BB	SO	LOB
Eddie Yost, R (1, 5) OBP: 0.435, SLG: 0.437	BBBB 4-0 2B FC4-6 BB	x 0-0 ③ L3			SSS 0-3 ① K		SSS 0-3 ② K			3	1	0	0	1	2	1
Frank Bolling, R (1, 4) OBP: 0.337, SLG: 0.396	x 0-0 ① F9		x 0-0 ① F9		x 0-0 ② 5-3		x 0-0 ③ 3-1			4	0	0	0	0	0	1
Harvey Kuenn, R (1, 9) OBP: 0.405, SLG: 0.500	x 0-0 1-3 E 2B		x 0-0 HR		x 0-0 HR 1B			x 0-0 L6-4-3 1B		4	3	4	1	0	0	0
Al Kaline, R (1, 8) OBP: 0.405, SLG: 0.519	IIII 4-0 FC4-6 IBB		x 0-0 ② L1-3		x 0-0 1-H HR			x 0-0 ① ② L6-4-3 1-2		3	1	1	2	1	0	1
Charlie Maxwell, L (1, 7) OBP: 0.360, SLG: 0.461 Johnny Groth, R (3, PH) (3, 7) OBP: 0.304, SLG: 0.379	x 0-0 ② FC4-6 1-2f 2-H 3-H		x 0-0 ③ 6-3		x 0-0 ③ F7			x 0-0 ③ 1-3		1 3	0 0	0 0	1 0	0 0	0 0	1 0
Gus Zernial, R (1, 3) OBP: 0.268, SLG: 0.426 Bobo Osborne, L (5, 3) OBP: 0.257, SLG: 0.280	x 0-0 ③ F8			x 0-0 ① 4-3		SSS 0-3 ① K			x 0-0 ① F8	2 2	0 0	0 0	0 0	0 0	0 1	1 0
Red Wilson, R (1, 2) OBP: 0.296, SLG: 0.406		x 0-0 ① F7		x 0-0 ② 6-3		x 0-0 ② F6			x 0-0 ② F4	4	0	0	0	0	0	0
Ted Lepcio, R (1, 6) OBP: 0.321, SLG: 0.393 Coot Veal, R (9, 6) OBP: 0.280, SLG: 0.247		x 0-0 1B		x 0-0 1B		x 0-0 ③ F7			x 0-0 1B	4 0	0 0	3 0	0 0	0 0	0 0	0 0
Don Mossi, L (1, 1) OBP: 0.203, SLG: 0.267 Steve Demeter, R (7, PH) OBP: 0.100, SLG: 0.200 Ray Narleski, R (7, 1) OBP: 0.095, SLG: 0.190 Dave Sisler, R (8, 1) OBP: 0.286, SLG: 0.286 Neil Chrisley, L (9, PH) OBP: 0.214, SLG: 0.323 Jim Bunning, R (9, 1) OBP: 0.217, SLG: 0.230		x 0-0 ② F9		SSS 0-3 ③ K			SSS 0-3 ① K		x 0-0 ③ F8	2 1 0 0 1 0	0 0 0 0 0 0	0 0 0 0 0 0	0 0 0 0 0 0	1 1 0 0 0 0	2 0 0 0 1 0	2 0 0 0 0 1
Inning Stats	R: 2 E: 1 K: 0 S: 4 H: 1 LOB: 1 BB: 2 P: 12	R: 0 E: 0 K: 0 S: 4 H: 1 LOB: 1 BB: 0 P: 4	R: 1 E: 0 K: 0 S: 4 H: 1 LOB: 0 BB: 0 P: 4	R: 0 E: 0 K: 1 S: 6 H: 1 LOB: 1 BB: 0 P: 6	R: 2 E: 0 K: 1 S: 7 H: 2 LOB: 0 BB: 0 P: 7	R: 0 E: 0 K: 1 S: 5 H: 0 LOB: 0 BB: 0 P: 5	R: 0 E: 0 K: 2 S: 7 H: 0 LOB: 0 BB: 0 P: 7	R: 0 E: 0 K: 0 S: 3 H: 1 LOB: 0 BB: 0 P: 3	R: 0 E: 0 K: 0 S: 4 H: 1 LOB: 1 BB: 0 P: 4	1B: 5 2B: 1 3B: 0 HR: 2	SF: 0 SAC: 0 DP: 1 HBP: 0						

	AB	34
	R	5
	H	8
	RBI	4
	BB	2
	SO	5
	LOB	8

PITCHER		IP	WLS	BF	H	R	ER	SO	BB	IBB	HBP	BLK	WP	HR	S	P	ERA	WHIP
Billy Pierce, L ERA: 3.53	(1, 1)	4.2	L	22	6	5	4	2	1	1	0	0	0	2	24	32	7.71	1.500
Dick Donovan, R ERA: 3.76	(5, 1)	1.1		4	0	0	0	1	0	0	0	0	0	0	6	6	0.00	0.000
Turk Lown, R ERA: 2.59	(7, 1)	2.0		6	1	0	0	2	0	0	0	0	0	0	10	10	0.00	0.500
Bob Shaw, R ERA: 2.74	(9, 1)	1.0		4	1	0	0	0	0	0	0	0	0	0	4	4	0.00	1.000

PITCHER		IP	WLS	BF	H	R	ER	SO	BB	IBB	HBP	BLK	WP	HR	S	P	ERA	WHIP

Batter	1	2	3	4	5	6	7	8	9	AB	R	H	RBI	BB	SO	LOB
Luis Aparicio, R (1, 6) OBP: 0.316, SLG: 0.331	S 1B 1B	FC6-4 1-2f		F7			SH2-3 1B BB	F5		4	1	1	0	1	0	5
Nellie Fox, L (1, 4) OBP: 0.380, SLG: 0.392	F4 1-2		1B 2B		6-3		SH2-3 1-2 1B	G3		5	1	2	0	0	0	4
Al Smith, R (1, 7) OBP: 0.311, SLG: 0.385 (9, 8)	2-H 1B		6-3 SH5-3 2-H 1B		F6		SH2-3 1-2 2-3		F6	4	0	2	2	0	0	0
Sherm Lollar, R (1, 2) OBP: 0.346, SLG: 0.452 Joe Hicks, L (9, PR) OBP: 0.250, SLG: 0.250	F2		SH5-3 1-2		HR		F3		FC4-6 HBP	3 0	1 0	1 0	1 0	0 0	0 0	3 0
Ted Kluszewski, L (1, 3) OBP: 0.323, SLG: 0.408 Johnny Callison, L (9, PR) OBP: 0.268, SLG: 0.245	L8		6-3 2-3		4-3		F2		FC4-6 1-2f	5 0	0 0	0 0	0 0	0 0	0 0	5 0
Bubba Phillips, R (1, 8) OBP: 0.320, SLG: 0.381 (9, 5) Earl Torgeson, L (9, PH) OBP: 0.358, SLG: 0.356		K	HBP			1B 2B		HBP SH1-4 1B	F3	3 1	1 0	2 0	0 0	0 0	1 0	0 1
Jim McAnany, R (1, 9) OBP: 0.339, SLG: 0.346 (9, 7)	BB BB	F7				G5-4-3 2-H 1B		SH1-4 1-2		2	0	1	1	1	0	2
Sammy Esposito, R (1, 5) OBP: 0.265, SLG: 0.237 Billy Goodman, L (8, PH) OBP: 0.297, SLG: 0.310 Jim Rivera, L (8, PR) OBP: 0.265, SLG: 0.355 (9, 9)	F5			K		G5-4-3 1-2f		HBP BB		3 0 0	0 0 0	0 0 0	0 0 0	1 0 0	2 0 0	0 0 0
Billy Pierce, L (1, 1) OBP: 0.270, SLG: 0.269 Dick Donovan, L (5, 1) OBP: 0.200, SLG: 0.250 Ron Jackson, R (6, PH) OBP: 0.333, SLG: 0.636 Turk Lown, R (7, 1) OBP: 0.364, SLG: 0.300 Norm Cash, L (8, PH) OBP: 0.370, SLG: 0.379 Bob Shaw, R (9, 1) OBP: 0.187, SLG: 0.143	FC6-4 1-2 BB			K		5-3		1-2 2-3 HBP		1 0 1 0 0 0	0 0 0 0 0 0	0 0 0 0 0 0	0 0 0 0 0 0	1 0 0 0 0 0	1 0 0 0 0 0	0 0 0 0 0 0
Inning Stats	R: 1 E: 0 K: 0 S: 5 H: 2 LOB: 1 BB: 0 P: 5	R: 0 E: 0 K: 1 S: 5 H: 0 LOB: 2 BB: 2 P: 13	R: 1 E: 0 K: 0 S: 5 H: 2 LOB: 2 BB: 0 P: 6	R: 0 E: 0 K: 2 S: 7 H: 0 LOB: 0 BB: 0 P: 7	R: 1 E: 0 K: 0 S: 4 H: 1 LOB: 0 BB: 0 P: 4	R: 1 E: 0 K: 0 S: 4 H: 2 LOB: 0 BB: 0 P: 4	R: 0 E: 0 K: 0 S: 4 H: 1 LOB: 2 BB: 1 P: 8	R: 0 E: 0 K: 0 S: 4 H: 1 LOB: 3 BB: 1 P: 9	R: 0 E: 0 K: 0 S: 3 H: 0 LOB: 1 BB: 0 P: 4	1B: 6 2B: 2 3B: 0 HR: 1		SF: 0 SAC: 3 DP: 1 HBP: 3				

PITCHER		IP	WLS	BF	H	R	ER	SO	BB	IBB	HBP	BLK	WP	HR	S	P	ERA	WHIP
Don Mossi, L ERA: 3.29	(1, 1)	6.0	W	27	7	4	4	3	2	0	1	0	0	1	30	39	6.00	1.500
Ray Narleski, R ERA: 5.62	(7, 1)	1.1		9	2	0	0	0	2	0	1	0	0	0	6	15	0.00	3.000
Dave Sisler, R ERA: 4.4	(8, 1)	0.2		2	0	0	0	0	0	0	0	0	0	0	2	2	0.00	0.000
Jim Bunning, R ERA: 3.9	(9, 1)	1.0	S	4	0	0	0	0	0	0	1	0	0	0	3	4	0.00	0.000

PITCHER	IP	WLS	BF	H	R	ER	SO	BB	IBB	HBP	BLK	WP	HR	S	P	ERA	WHIP

BOTTOM

Detroit Tigers @ Chicago White Sox

Comiskey Park, Chicago, IL

Sun Sep 20 1959, 4:33 AM EDT

Att. 27,784 - Unknown

livebaseballscorecards.com

AB	32
R	4
H	9
RBI	4
BB	4
SO	3
LOB	22

Batter	1	2	3	4	5	6	7	8	9	AB	R	H	RBI	BB	SO	LOB
Luis Aparicio, R (1, 6) OBP: 0.316, SLG: 0.333	F5		1-H 2B		1B	1-2f FC5-4			5-3	5	1	2	1	0	0	1
Nellie Fox, L (1, 4) OBP: 0.379, SLG: 0.389	F3		BBBB 2B		F9		F7		F7	4	0	0	0	1	0	1
Billy Goodman, L (1, 5) OBP: 0.300, SLG: 0.317	L5		1-3 2-H 2B		1-3 1B		4-3			4	0	2	1	0	0	0
Jim Landis, R (7, 8) OBP: 0.372, SLG: 0.380										0	0	0	0	0	0	0
Ted Kluszewski, L (1, 3) OBP: 0.322, SLG: 0.403		G3	IBB		4-3		F3			3	0	0	0	1	0	2
John Romano, R (1, 2) OBP: 0.406, SLG: 0.475		F9	6-3			F8		L5		3	0	0	0	0	0	3
Earl Battey, R (6, 2) OBP: 0.299, SLG: 0.350										0	0	0	0	0	0	0
Sherm Lollar, R (6, 2) OBP: 0.345, SLG: 0.451										1	0	0	0	0	0	0
Al Smith, R (1, 7) OBP: 0.311, SLG: 0.391		SSS K		F7		HR		6-3		4	1	1	1	0	1	0
Jim Rivera, L (1, 9) OBP: 0.270, SLG: 0.376			F9	F3		HR		1B		4	1	2	1	0	0	0
Bubba Phillips, R (1, 8) (7, 5) OBP: 0.322, SLG: 0.382			2B 1B	F7		FC6-4 1B		F6		4	1	2	0	0	0	1
Early Wynn, S (1, 1) OBP: 0.316, SLG: 0.391			F6		L4	1-2f FC6-4 FC5-4			SSS K	3	0	0	0	0	0	2
Bob Shaw, R (6, 1) OBP: 0.184, SLG: 0.141										1	0	0	0	0	1	0
Gerry Staley, R (9, 1) OBP: 0.313, SLG: 0.154										0	0	0	0	0	0	0
Inning Stats	R: 0 E: 0 K: 0 S: 3 H: 0 LOB: 0 BB: 0 P: 3	R: 0 E: 0 K: 1 S: 5 H: 0 LOB: 0 BB: 0 P: 5	R: 2 E: 0 K: 0 S: 6 H: 3 LOB: 3 BB: 2 P: 14	R: 0 E: 0 K: 0 S: 3 H: 0 LOB: 0 BB: 0 P: 3	R: 0 E: 0 K: 0 S: 5 H: 2 LOB: 2 BB: 0 P: 5	R: 2 E: 0 K: 0 S: 6 H: 3 LOB: 1 BB: 0 P: 6	R: 0 E: 0 K: 0 S: 3 H: 0 LOB: 0 BB: 0 P: 3	R: 0 E: 0 K: 0 S: 4 H: 1 LOB: 1 BB: 0 P: 4	R: 0 E: 0 K: 1 S: 5 H: 0 LOB: 0 BB: 0 P: 5	1B: 5 2B: 2 3B: 0 HR: 2 SF: 0 SAC: 0 DP: 0 HBP: 0						

PITCHER		IP	WLS	BF	H	R	ER	SO	BB	IBB	HBP	BLK	WP	HR	S	P	ERA	WHIP
Jim Perry, R ERA: 2.65	(1, 1)	5.0	L	22	5	2	2	1	1	1	0	0	0	0	22	30	3.60	1.200
Mudcat Grant, R ERA: 4.16	(6, 1)	1.0		6	3	2	2	0	0	0	0	0	0	2	6	6	18.00	3.000
Gary Bell, R ERA: 3.91	(7, 1)	1.0		3	0	0	0	0	0	0	0	0	0	0	3	3	0.00	0.000
Jack Harshman, L ERA: 4.73	(8, 1)	2.0		7	1	0	0	1	0	0	0	0	0	0	9	9	0.00	0.500

PITCHER	IP	WLS	BF	H	R	ER	SO	BB	IBB	HBP	BLK	WP	HR	S	P	ERA	WHIP

TOP

Chicago White Sox @ Cleveland Indians

Cleveland Municipal Stadium, Cleveland, OH

Tue Sep 22 1959, 7:05 PM EDT

Att. 54,293 - Unknown

livebaseballscorecards.com

AB	36
R	4
H	9
RBI	4
BB	2
SO	2
LOB	10

WP: 0	PB: 0	SB: 0	CS: 0	PA: 38		

BOTTOM

Batter	1	2	3	4	5	6	7	8	9	AB	R	H	RBI	BB	SO	LOB
Jim Piersall, R (1, 8) OBP: 0.303, SLG: 0.338	F4		F8		G6-4-3 1-3 2-H 1B	1B	1B		G6-3 1-2 2-3 1B	5	0	3	1	0	0	1
Vic Power, R (1, 4) OBP: 0.334, SLG: 0.414	L7		F6		G6-4-3 1-2f	1-2 1B			G6-3 1-2f	5	0	1	0	0	0	6
Tito Francona, L (1, 3) OBP: 0.413, SLG: 0.569	K			F7		1B SF8 1B	4-3			4	1	1	0	0	1	2
Minnie Minoso, R (1, 7) OBP: 0.379, SLG: 0.472		1B 7-2 HBP		F8		F7		G4-6-3 1B		3	0	1	0	0	0	1
Russ Nixon, L (1, 2) OBP: 0.280, SLG: 0.319		7-2 1-3 1B		E6		FC5-4 1-3 1B		G4-6-3 1-2f		4	0	2	0	0	0	1
Rocky Colavito, R (1, 9) OBP: 0.337, SLG: 0.513		7-2 1-2 3-Hf		F8		SF8 3-H		6-3		3	0	0	1	0	0	3
Woodie Held, R (1, 6) OBP: 0.314, SLG: 0.467		F3			1B 1B BB	FC5-4 1-2f			F4	3	1	0	0	1	0	2
George Strickland, R (1, 5) OBP: 0.313, SLG: 0.301 Chuck Tanner, L (5, PH) OBP: 0.229, SLG: 0.257 Gene Leek, R (6, 5) OBP: 0.200, SLG: 0.368 Elmer Valo, L (7, PH) OBP: 0.419, SLG: 0.273 Jim Baxes, R (8, 5) OBP: 0.308, SLG: 0.470 Ray Webster, R (9, PR) OBP: 0.222, SLG: 0.313			5-3 BB		K		5-3		1B 1B	0 1 0 1 1 0	0 0 0 0 0 0	0 1 0 0 1 0	0 0 0 0 0 0	1 0 0 0 0 0	0 1 0 0 0 0	0 1 0 0 0 0
Jim Perry, S (1, 1) OBP: 0.300, SLG: 0.340 Gordy Coleman, L (5, PH) OBP: 1.000, SLG: 2.000 Mudcat Grant, R (6, 1) OBP: 0.228, SLG: 0.255 Gary Bell, R (7, 1) OBP: 0.260, SLG: 0.257 Jack Harshman, L (7, PH) OBP: 0.295, SLG: 0.260 (8, 1) Carroll Hardy, R (9, PR) OBP: 0.171, SLG: 0.094			5-3 1-2		1B 1-2 1B		G3		1B 1-2 1B	1 1 0 0 2 0	0 0 0 0 0 0	0 1 0 0 1 0	0 0 0 0 0 0	0 0 0 0 0 0	0 0 0 0 0 0	1 0 0 0 0 0
Inning Stats	R: 0 E: 0 K: 1 S: 5 H: 0 LOB: 0 BB: 0 P: 5	R: 0 E: 0 K: 0 S: 3 H: 1 LOB: 1 BB: 0 P: 4	R: 0 E: 0 K: 0 S: 3 H: 0 LOB: 1 BB: 1 P: 7	R: 0 E: 1 K: 0 S: 4 H: 0 LOB: 1 BB: 0 P: 4	R: 1 E: 0 K: 1 S: 6 H: 2 LOB: 1 BB: 1 P: 10	R: 1 E: 0 K: 0 S: 5 H: 2 LOB: 1 BB: 0 P: 5	R: 0 E: 0 K: 0 S: 5 H: 2 LOB: 2 BB: 0 P: 5	R: 0 E: 0 K: 0 S: 3 H: 1 LOB: 0 BB: 0 P: 3	R: 0 E: 0 K: 0 S: 5 H: 3 LOB: 3 BB: 0 P: 5	1B: 11 2B: 1 3B: 0 HR: 0 SF: 1 SAC: 0 DP: 4 HBP: 1						

PITCHER		IP	WLS	BF	H	R	ER	SO	BB	IBB	HBP	BLK	WP	HR	S	P	ERA	WHIP
Early Wynn, R ERA: 3.12	(1, 1)	5.2	W	24	5	2	2	2	2	0	1	0	0	0	25	34	3.18	1.235
Bob Shaw, R ERA: 2.71	(6, 1)	2.2		13	6	0	0	0	0	0	0	0	0	0	13	13	0.00	2.250
Gerry Staley, R ERA: 2.14	(9, 1)	0.2	S	1	0	0	0	0	0	0	0	0	0	0	1	1	0.00	0.000

PITCHER		IP	WLS	BF	H	R	ER	SO	BB	IBB	HBP	BLK	WP	HR	S	P	ERA	WHIP

Chicago White Sox @ Cleveland Indians

Cleveland Municipal Stadium, Cleveland, OH

Tue Sep 22 1959, 7:05 PM EDT

Att. 54,293 - Unknown

livebaseballscorecards.com

AB	34
R	2
H	11
RBI	2
BB	2
SO	2
LOB	18

WP: 0 PB: 0 SB: 0 CS: 0 PA: 38

Chicago White Sox @ Detroit Tigers

Briggs Stadium, Detroit, MI

Fri Sep 25 1959, 4:33 AM EDT

Att. 3,386 - Unknown

TOP

livebaseballscorecards.com

Batter	1	2	3	4	5	6	7	8	9	AB	R	H	RBI	BB	SO	LOB
Luis Aparicio, R (1, 6) OBP: 0.315, SLG: 0.332	P6		L8		F7			BB		2	0	0	0	0	0	0
Sammy Esposito, R (4, 6) OBP: 0.271, SLG: 0.233										1	0	0	0	1	0	0
Nellie Fox, L (1, 4) OBP: 0.377, SLG: 0.388	1-3		5-3			L8		L8		2	0	0	0	0	0	0
Billy Goodman, L (4, 4) OBP: 0.298, SLG: 0.314										2	0	0	0	0	0	1
Jim Landis, R (1, 8) OBP: 0.370, SLG: 0.378	K		L8			4-3			F9	3	0	0	0	0	1	0
J.C. Martin, L (6, 5)										1	0	0	0	0	0	0
Ted Kluszewski, L (1, 3) OBP: 0.322, SLG: 0.411		1B 3B		K		1-3			4-3 1B 1B	3	1	1	0	0	1	0
Earl Torgeson, L (6, 3) OBP: 0.360, SLG: 0.359										1	1	1	0	0	0	0
Norm Cash, L (9, 3) OBP: 0.370, SLG: 0.379										0	0	0	0	0	0	0
John Romano, R (1, 2) OBP: 0.415, SLG: 0.480		HR 1B 3-H		BB			K		1-2 4-3 1B 1B	3	2	2	1	1	1	0
Al Smith, R (1, 7) OBP: 0.311, SLG: 0.397		1-H HR		F9			5-3		1-2 2-3 4-3	3	1	1	2	0	0	1
Joe Hicks, L (7, 7) OBP: 0.200, SLG: 0.200										1	0	0	0	0	0	2
Bubba Phillips, R (1, 5) OBP: 0.321, SLG: 0.381		5-3		L8			4-3		2-H 3-H FC3-6 1B	4	0	1	2	0	0	1
(6, 8)																
Jim McAnany, R (1, 9) OBP: 0.333, SLG: 0.340		F7			G3			5-3	1-2f FC3-6	4	0	0	0	0	0	1
Billy Pierce, L (1, 1) OBP: 0.267, SLG: 0.265		F7			G3			1-3		1	0	0	0	0	0	0
Dick Donovan, L (3, 1) OBP: 0.197, SLG: 0.246										1	0	0	0	0	0	0
Ron Jackson, R (8, PH) OBP: 0.308, SLG: 0.583										1	0	0	0	0	0	0
Gerry Staley, R (8, 1) OBP: 0.313, SLG: 0.154										0	0	0	0	0	0	0
Inning Stats	R: 0 E: 0 K: 1 S: 5 H: 0 LOB: 0 BB: 0 P: 5	R: 3 E: 0 K: 0 S: 6 H: 3 LOB: 0 BB: 0 P: 6	R: 0 E: 0 K: 0 S: 3 H: 0 LOB: 0 BB: 0 P: 3	R: 0 E: 0 K: 1 S: 5 H: 0 LOB: 1 BB: 1 P: 9	R: 0 E: 0 K: 0 S: 3 H: 0 LOB: 0 BB: 0 P: 3	R: 0 E: 0 K: 0 S: 3 H: 0 LOB: 0 BB: 0 P: 3	R: 0 E: 0 K: 1 S: 5 H: 0 LOB: 0 BB: 0 P: 5	R: 0 E: 0 K: 0 S: 3 H: 0 LOB: 1 BB: 1 P: 7	R: 2 E: 0 K: 0 S: 6 H: 3 LOB: 1 BB: 0 P: 6	1B: 4 2B: 0 3B: 1 HR: 1 SF: 0 SAC: 0 DP: 0 HBP: 0						

	AB	33
	R	5
	H	6
	RBI	5
	BB	2
	SO	3
	LOB	6

WP: 0 PB: 0 SB: 0 CS: 0 PA: 35

PITCHER	IP	WLS	BF	H	R	ER	SO	BB	IBB	HBP	BLK	WP	HR	S	P	ERA	WHIP
Don Mossi, L (1, 1) ERA: 3.36	9.0	W	35	6	5	5	3	2	0	0	0	0	1	39	47	5.00	0.889

PITCHER	IP	WLS	BF	H	R	ER	SO	BB	IBB	HBP	BLK	WP	HR	S	P	ERA	WHIP

BOTTOM

Chicago White Sox @ Detroit Tigers

Briggs Stadium, Detroit, MI

Fri Sep 25 1959, 4:33 AM EDT

Att. 3,386 - Unknown

livebaseballscorecards.com

Batter	1	2	3	4	5	6	7	8	9	AB	R	H	RBI	BB	SO	LOB
Eddie Yost, R (1, 5) OBP: 0.435, SLG: 0.436	L5-4 1B 1B	F7		BBBB 4-0 1-2 BB			SH2-3 1B		1-2 SH1-4 2B 1B	4	1	3	0	1	0	2
Frank Bolling, R (1, 4) OBP: 0.341, SLG: 0.397	1-2 HR 1B	2-3f FC5		F7			SH2-3 1-2		SH1-4 1-2 2-3	3	1	1	0	0	0	4
Harvey Kuenn, R (1, 9) OBP: 0.404, SLG: 0.505	L5-4 2-3	F9			6-3		F8		E FC4-2 2-H 3-H 2B	5	0	1	2	0	0	3
Al Kaline, R (1, 8) OBP: 0.409, SLG: 0.534	1-H HR	BBBB 4-0 1-3 BB			SSS 0-3 K		L6-3		E FC4-2 IBB	3	2	1	2	2	1	1
Gus Zernial, R (1, 3) OBP: 0.262, SLG: 0.417 Gail Harris, L (4, 3) OBP: 0.298, SLG: 0.334	SSS 0-3 K	1-3 1-2		F8				F2	E3 FC4-2 1-2 2-3	2 3	0 0	0 0	0 0	0 0	1 0	1 2
Red Wilson, R (1, 2) OBP: 0.295, SLG: 0.408 Lou Berberet, L (9, PH) OBP: 0.282, SLG: 0.367	1B 2B	F8				6-3		5-3	1-2 FC4-2 2-H 3-Hf	4 1	1 0	1 0	0 0	0 0	0 0	1 2
Johnny Groth, R (1, 7) OBP: 0.284, SLG: 0.353 Neil Chrisley, L (4, PH) OBP: 0.220, SLG: 0.327 (5, 7)	L8	L9			SSS 0-3 K			BBBB 4-0 BB		1 2	0 0	0 0	0 0	0 1	0 1	1 0
Ted Lepcio, R (1, 6) OBP: 0.335, SLG: 0.410	FC5 SH 2-H 1B	BBBB 4-0 S BB			BBBB 4-0 BB			SSS 0-3 K		2	0	1	1	2	1	1
Don Mossi, L (1, 1) OBP: 0.198, SLG: 0.260 Charlie Maxwell, L (9, PH) OBP: 0.361, SLG: 0.461	SH 1-2	F5			P4				BBBB 4-0 SH1-4 1B 2B BB	2 0	0 1	0 0	0 0	0 1	0 0	2 0

	AB	32
	R	6
	H	8
	RBI	5
	BB	7
	SO	4
	LOB	20

Inning Stats	1	2	3	4	5	6	7	8	9	1B: 5	SF: 0	WP: 0	PA: 42
	R: 2 E: 0 K: 1 S: 7 H: 3 LOB: 0 BB: 0 P: 7	R: 1 E: 0 K: 0 S: 6 H: 2 LOB: 2 BB: 0 P: 6	R: 0 E: 0 K: 0 S: 3 H: 0 LOB: 1 BB: 1 P: 7	R: 0 E: 0 K: 0 S: 3 H: 0 LOB: 2 BB: 2 P: 11	R: 0 E: 0 K: 1 S: 5 H: 0 LOB: 0 BB: 0 P: 5	R: 0 E: 0 K: 1 S: 5 H: 0 LOB: 1 BB: 1 P: 9	R: 0 E: 0 K: 0 S: 4 H: 1 LOB: 1 BB: 0 P: 4	R: 0 E: 0 K: 1 S: 5 H: 0 LOB: 1 BB: 1 P: 9	R: 3 E: 1 K: 0 S: 5 H: 2 LOB: 3 BB: 2 P: 13	2B: 3 3B: 0 HR: 1	SAC: 3 DP: 1 HBP: 0	PB: 0 SB: 1 CS: 0	

PITCHER		IP	WLS	BF	H	R	ER	SO	BB	IBB	HBP	BLK	WP	HR	S	P	ERA	WHIP
Billy Pierce, L ERA: 3.62	(1, 1)	2.0		11	5	3	3	1	0	0	0	0	0	1	13	13	13.50	2.500
Dick Donovan, R ERA: 3.66	(3, 1)	5.0		20	1	0	0	2	4	0	0	0	0	0	20	36	0.00	1.000
Gerry Staley, R ERA: 2.26	(8, 1)	1.2	L	11	2	3	2	1	2	1	0	0	0	0	10	22	10.80	2.400

PITCHER	IP	WLS	BF	H	R	ER	SO	BB	IBB	HBP	BLK	WP	HR	S	P	ERA	WHIP

Chicago White Sox @ Detroit Tigers

Briggs Stadium, Detroit, MI

Sat Sep 26 1959, 4:33 AM EDT

Att. 9,814 - Unknown

TOP

Batter	1	2	3	4	5	6	7	8	9	AB	R	H	RBI	BB	SO	LOB
Sammy Esposito, R (1, 6) OBP: 0.263, SLG: 0.215	5-3	K		L8	1B BB 1-2 2-3		K	FC4-6 1-2f		5	0	0	0	1	2	2
Nellie Fox, L (1, 4) OBP: 0.378, SLG: 0.388	4-3	F9 1B 1B		P5	FC6-4 1-2 2-3 3-H 1B		L8		L5	2	0	1	0	0	0	0
Bubba Phillips, R (2, PR) OBP: 0.320, SLG: 0.379 (2, 5)										4	0	1	1	0	0	1
Jim Landis, R (1, 8) OBP: 0.372, SLG: 0.381	BB BB 1B 1B	 1-2 1B		BB 1B	FC6-4 1-2f			K	4-3	4	1	3	0	0	0	3
Turk Lown, R (7, 1) OBP: 0.308, SLG: 0.250										2	0	0	0	0	1	0
Ted Kluszewski, L (1, 3) OBP: 0.323, SLG: 0.409	BB 1-2 1B BB	F9 2-3		 1-2 BB		F7		FC5-4 BB	1-3	1	1	0	0	1	0	2
Norm Cash, L (2, 3) OBP: 0.372, SLG: 0.375										1	0	0	0	1	0	0
Ron Jackson, R (6, 3) OBP: 0.333, SLG: 0.538										1	0	0	0	1	0	0
Earl Battey, R (1, 2) OBP: 0.306, SLG: 0.391	1B 1-2 2-3 1B BB	L8		4-3		HR		FC5-4 BB 1B 1-2f HR		4	3	1	1	1	0	5
Billy Goodman, L (1, 5) OBP: 0.307, SLG: 0.323 (2, 4)	1B 1-3 2-H 3-H 2B 1B	4-3 1B			BB 1B 1B 1B	F7		1-2 BB HR 1B		5	3	4	2	0	0	0
Jim Rivera, L (1, 9) OBP: 0.270, SLG: 0.374		4-3 1-2			F7	L7				4	0	1	1	0	0	2
Jim McAnany, R (6, 9) OBP: 0.336, SLG: 0.340	2B 1-3 3-H 1B							1-2 2-3 HR BB		0	1	0	0	1	0	0
Johnny Callison, L (1, 7) OBP: 0.274, SLG: 0.291	1-3 3-H 2B	5-3			F3		L9	1-H 2-H 3-H HR		5	1	2	5	0	0	2
Early Wynn, S (1, 1) OBP: 0.317, SLG: 0.389	K	L8			1B BB 1-2 1B		1B	FC4-6 BB		3	0	1	0	0	1	3
Gerry Staley, R (6, 1) OBP: 0.313, SLG: 0.154										0	0	0	0	0	0	0
Joe Hicks, L (7, PH) OBP: 0.429, SLG: 0.333 (7, 8)										1	0	1	0	1	0	0
Inning Stats	R: 4 E: 0 K: 1 S: 9 H: 4 LOB: 2 BB: 2 P: 17	R: 0 E: 0 K: 1 S: 7 H: 2 LOB: 2 BB: 0 P: 7	R: 0 E: 0 K: 0 S: 4 H: 1 LOB: 1 BB: 0 P: 4	R: 0 E: 0 K: 0 S: 4 H: 1 LOB: 2 BB: 1 P: 8	R: 1 E: 0 K: 0 S: 6 H: 3 LOB: 3 BB: 1 P: 10	R: 1 E: 0 K: 0 S: 4 H: 1 LOB: 0 BB: 0 P: 4	R: 0 E: 0 K: 1 S: 6 H: 1 LOB: 1 BB: 0 P: 6	R: 4 E: 0 K: 1 S: 7 H: 2 LOB: 1 BB: 3 P: 19	R: 0 E: 0 K: 0 S: 3 H: 0 LOB: 0 BB: 0 P: 3	1B: 12 2B: 1 3B: 0 HR: 2 SF: 0 SAC: 0 DP: 0 HBP: 0						

PITCHER	IP	WLS	BF	H	R	ER	SO	BB	IBB	HBP	BLK	WP	HR	S	P	ERA	WHIP
Jim Proctor, R (1, 1) ERA: 16.88	0.2	L	8	4	4	4	0	2	0	0	0	0	0	6	14	54.00	9.000
Jim Stump, R (1, 1) ERA: 2.38	4.1		22	7	1	1	2	2	0	0	0	0	0	24	32	2.08	2.077
Ray Narleski, R (6, 1) ERA: 5.78	3.0		16	4	5	5	2	3	0	0	0	0	2	17	29	15.00	2.333
Dave Sisler, R (9, 1) ERA: 4.32	1.0		3	0	0	0	0	0	0	0	0	0	0	3	3	0.00	0.000

PITCHER	IP	WLS	BF	H	R	ER	SO	BB	IBB	HBP	BLK	WP	HR	S	P	ERA	WHIP

AB	42
R	10
H	15
RBI	10
BB	7
SO	4
LOB	20

WP: 0 PA: 49
PB: 0
SB: 0
CS: 0

livebaseballscorecards.com

BOTTOM

Chicago White Sox @ Detroit Tigers

Briggs Stadium, Detroit, MI

Sat Sep 26 1959, 4:33 AM EDT

Att. 9,814 - Unknown

Batter	1	2	3	4	5	6	7	8	9	AB	R	H	RBI	BB	SO	LOB
Ted Lepcio, R (1, 6) OBP: 0.333, SLG: 0.421	6-3		2-H HR		FC6-4 1-2f			F9		4	1	1	2	0	0	1
Gail Harris, L (1, 3) OBP: 0.295, SLG: 0.330	4-3		4-3			G3		4-3		4	0	0	0	0	0	0
Dave Sisler, R (9, 1) OBP: 0.286, SLG: 0.286										0	0	0	0	0	0	0
Harvey Kuenn, R (1, 9) OBP: 0.403, SLG: 0.503	F7			F7		1B			F9	4	0	1	0	0	0	0
Al Kaline, R (1, 8) OBP: 0.408, SLG: 0.531		L9		K		L8			G3 HR 1B	4	1	1	0	0	1	1
Charlie Maxwell, L (1, 7) OBP: 0.358, SLG: 0.457		K		F8		G3			G3 1-2	4	0	0	0	0	1	2
Frank Bolling, R (1, 4) OBP: 0.342, SLG: 0.407		F8			4-3 6-3 2B		F8		2-H HR	4	2	2	2	0	0	0
Steve Demeter, R (1, 5) OBP: 0.071, SLG: 0.143			6-3		4-3 2-3		6-3		6-3	4	0	0	0	0	0	1
Ron Shoop, R (1, 2)			F8		6-3 3-H		K			3	0	0	1	0	1	0
Jim Proctor, R (1, 1) Jim Stump, R (1, 1) OBP: 1.000, SLG: 2.000 Neil Chrisley, L (5, PH) OBP: 0.227, SLG: 0.333 Ray Narleski, R (6, 1) OBP: 0.095, SLG: 0.190 Bobo Osborne, L (8, PH) OBP: 0.254, SLG: 0.278 (9, 3)			HR		FC6-4			F7		0 1 1 0 1	0 1 0 0 0	0 1 1 0 0	0 0 0 0 0	0 0 0 0 0	0 0 0 0 0	0 0 0 0 0
Inning Stats	R: 0 E: 0 K: 0 S: 3 H: 0 LOB: 0 BB: 0 P: 3	R: 0 E: 0 K: 1 S: 5 H: 0 LOB: 0 BB: 0 P: 5	R: 2 E: 0 K: 0 S: 5 H: 2 LOB: 0 BB: 0 P: 5	R: 0 E: 0 K: 1 S: 5 H: 0 LOB: 0 BB: 0 P: 5	R: 1 E: 0 K: 0 S: 5 H: 2 LOB: 1 BB: 0 P: 5	R: 0 E: 0 K: 0 S: 4 H: 1 LOB: 1 BB: 0 P: 4	R: 0 E: 0 K: 1 S: 5 H: 0 LOB: 0 BB: 0 P: 5	R: 0 E: 0 K: 0 S: 3 H: 0 LOB: 0 BB: 0 P: 3	R: 2 E: 0 K: 0 S: 5 H: 2 LOB: 0 BB: 0 P: 5	1B: 3 2B: 2 3B: 0 HR: 2 SF: 0 SAC: 0 DP: 0 HBP: 0						

AB	34
R	5
H	7
RBI	5
BB	0
SO	3
LOB	5

WP: 0 PB: 0 SB: 0 CS: 0 PA: 34

livebaseballscorecards.com

PITCHER		IP	WLS	BF	H	R	ER	SO	BB	IBB	HBP	BLK	WP	HR	S	P	ERA	WHIP
Early Wynn, R ERA: 3.17	(1, 1)	5.0	W	19	4	3	3	2	0	0	0	0	0	1	23	23	5.40	0.800
Gerry Staley, R ERA: 2.24	(6, 1)	1.0		4	1	0	0	0	0	0	0	0	0	0	4	4	0.00	1.000
Turk Lown, R ERA: 2.7	(7, 1)	3.0	S	11	2	2	2	1	0	0	0	0	0	1	13	13	6.00	0.667

PITCHER	IP	WLS	BF	H	R	ER	SO	BB	IBB	HBP	BLK	WP	HR	S	P	ERA	WHIP

Chicago White Sox @ Detroit Tigers

Briggs Stadium, Detroit, MI

Sun Sep 27 1959, 4:33 AM EDT

Att. 13,985 - Unknown

TOP

livebaseballscorecards.com

Batter	1	2	3	4	5	6	7	8	9	AB	R	H	RBI	BB	SO	LOB
Luis Aparicio, R (1, 6) OBP: 0.316, SLG: 0.332	0-0 S E 1B	0-0 5-3 ②		S S S 0-3 K ③			0-0 1B		B B B B 4-0 G6-4-3 1-2 BB	3	1	1	0	0	1	0
Sammy Esposito, R (6, 6) OBP: 0.282, SLG: 0.227										1	0	1	0	1	0	0
Nellie Fox, L (1, 4) OBP: 0.380, SLG: 0.389	B B B B 4-0 WP E 1-3 4-3 BB	B B B B 4-0 BB			0-0 G3-6-3 1B		0-0 F7 ③		0-0 G6-4-3 ②③ 1-2f	1	1	1	0	2	0	0
Billy Goodman, L (6, 4) OBP: 0.304, SLG: 0.321										2	0	0	0	0	0	3
Jim Landis, R (1, 8) OBP: 0.370, SLG: 0.379	0-0 E6 4-3 WP 1-2 E 3-H	0-0 F7 ③			0-0 P4 ①			0-0 1B		3	1	0	1	0	0	3
Joe Hicks, L (6, 8) OBP: 0.500, SLG: 0.429										1	0	1	0	0	0	0
Ted Kluszewski, L (1, 3) OBP: 0.319, SLG: 0.404	0-0 4-3 ① 1-3 2-H		0-0 4-3 ①		0-0 G3-6-3 ②③ 1-2f			S S S 0-3 K ①		3	0	0	1	0	0	2
Earl Torgeson, L (6, 3) OBP: 0.359, SLG: 0.357										1	0	0	0	0	1	1
John Romano, R (1, 2) OBP: 0.407, SLG: 0.468	0-0 E5 HR 3-H		0-0 L8 ②			0-0 6-3 ①		0-0 F7 ②		3	1	0	0	0	0	0
Cam Carreon, R (6, 2)										1	0	0	0	0	0	1
Al Smith, R (1, 7) OBP: 0.311, SLG: 0.396	S S S 0-3 K ②		0-0 1B			0-0 1-3 ②		0-0 P5 ③		3	0	1	0	0	1	1
Johnny Callison, L (6, 7) OBP: 0.271, SLG: 0.288										1	0	0	0	0	0	1
Jim Rivera, L (1, 9) OBP: 0.271, SLG: 0.390	0-0 1-H HR		0-0 6-3 ③			0-0 4-3 ③			0-0 1B 2B	3	1	1	2	0	0	1
Jim McAnany, R (6, 9) OBP: 0.339, SLG: 0.348										1	1	1	0	0	0	0
Bubba Phillips, R (1, 5) OBP: 0.319, SLG: 0.377	0-0 P6 ③			0-0 P5 ①			0-0 4-3 ①		0-0 FC5-4 2-H 1B	2	0	0	0	0	0	0
J.C. Martin, L (6, 5) OBP: 0.250, SLG: 0.250										2	0	1	1	0	0	0
Bob Shaw, R (1, 1) OBP: 0.179, SLG: 0.137		0-0 4-3 ①		0-0 1-3 ②			0-0 F9 ②		0-0 FC5-4 ① WP 1-2f	2	0	0	0	0	0	0
Barry Latman, R (6, 1) OBP: 0.189, SLG: 0.149										1	0	0	0	0	0	0
Ron Jackson, R (9, PH) OBP: 0.313, SLG: 0.500										1	0	0	0	0	0	1
Ken McBride, R (9, 1) OBP: 0.167, SLG: 0.167										0	0	0	0	0	0	0
Inning Stats	R: 5 E: 2 K: 1 S: 9 H: 2 LOB: 0 BB: 1 P: 13	R: 0 E: 0 K: 0 S: 3 H: 0 LOB: 1 BB: 1 P: 7	R: 0 E: 0 K: 0 S: 4 H: 1 LOB: 1 BB: 0 P: 4	R: 0 E: 0 K: 1 S: 5 H: 0 LOB: 0 BB: 0 P: 5	R: 0 E: 0 K: 0 S: 3 H: 1 LOB: 0 BB: 0 P: 3	R: 0 E: 0 K: 0 S: 3 H: 0 LOB: 0 BB: 0 P: 3	R: 0 E: 0 K: 0 S: 4 H: 1 LOB: 1 BB: 0 P: 4	R: 0 E: 0 K: 1 S: 6 H: 1 LOB: 1 BB: 0 P: 6	R: 1 E: 0 K: 0 S: 4 H: 2 LOB: 1 BB: 1 P: 8	1B: 6 2B: 1 3B: 0 HR: 1 SF: 0 SAC: 0 DP: 2 HBP: 0						

	AB	35
	R	6
	H	8
	RBI	5
	BB	3
	SO	3
	LOB	14

	WP: 2	PA: 38
	PB: 0	
	SB: 2	
	CS: 0	

PITCHER		IP	WLS	BF	H	R	ER	SO	BB	IBB	HBP	BLK	WP	HR	S	P	ERA	WHIP
Bob Bruce, R ERA: 9.0	(1, 1)	1.0	L	8	2	5	2	1	1	0	0	0	1	1	9	13	18.00	3.000
Tom Morgan, R ERA: 3.98	(2, 1)	4.0		14	2	0	0	1	1	0	0	0	0	0	15	19	0.00	0.750
Paul Foytack, R ERA: 4.64	(6, 1)	2.0		7	1	0	0	0	0	0	0	0	0	0	7	7	0.00	0.500
Pete Burnside, L ERA: 3.77	(8, 1)	2.0		9	3	1	1	1	1	0	0	0	1	0	10	14	4.50	2.000

PITCHER	IP	WLS	BF	H	R	ER	SO	BB	IBB	HBP	BLK	WP	HR	S	P	ERA	WHIP

Batter	1	2	3	4	5	6	7	8	9	AB	R	H	RBI	BB	SO	LOB
Harvey Kuenn, R (1, 9) OBP: 0.402, SLG: 0.501	F8		1-3 2-H FC1-5-2-6 1B		6-3			F8		4	0	1	1	0	0	0
Gail Harris, L (1, 3) OBP: 0.292, SLG: 0.327	6-3		FC1-5-2-6 1-H 3-H			K		E3 BB		4	0	0	0	0	1	2
Ted Lepcio, R (1, 6) OBP: 0.332, SLG: 0.417	P4			F8		HR 1B		F7		4	1	1	0	0	0	1
Al Kaline, R (1, 8) OBP: 0.409, SLG: 0.530		L8		1-6-3 E 1B		K		BB 1-2		3	0	1	0	1	1	1
Charlie Maxwell, L (1, 7) OBP: 0.357, SLG: 0.461		K		E1 FC5 1-6-3 1-2		HR 1-H		G3		4	1	1	2	0	1	3
Frank Bolling, R (1, 4) OBP: 0.339, SLG: 0.403		F7		1-6-3 1-2 2-3		5-3			E5 G6-4-3	4	0	0	0	0	0	2
Steve Demeter, R (1, 5) OBP: 0.111, SLG: 0.167			1B 1B E 1B	FC5 2-3			F8		F7	4	1	1	0	0	0	3
Ron Shoop, R (1, 2) OBP: 0.143, SLG: 0.143			E 1B 1-2 1B		P5		F7		G6-4-3 1-2f	4	1	1	0	0	0	1
Bob Bruce, R (1, 1) Tom Morgan, R (2, 1) OBP: 0.091, SLG: 0.652 Neil Chrisley, L (5, PH) OBP: 0.225, SLG: 0.330 Paul Foytack, R (6, 1) OBP: 0.172, SLG: 0.123 Rocky Bridges, R (7, PH) OBP: 0.320, SLG: 0.349 Pete Burnside, R (8, 1)			E2 1B 1-2 2-H FC1-5-2-6 1B		4-3		K			0 1 1 0 0 1 0	0 0 0 0 0 0 0	0 1 0 0 0 0 0	0 0 0 0 0 0 0	0 0 0 0 0 1 0	0 0 0 0 0 0 0	0 0 0 0 0 0 0
Inning Stats	R: 0 E: 0 K: 0 S: 3 H: 0 LOB: 0 BB: 0 P: 3	R: 0 E: 0 K: 1 S: 5 H: 0 LOB: 0 BB: 0 P: 5	R: 2 E: 1 K: 0 S: 5 H: 4 LOB: 0 BB: 0 P: 5	R: 0 E: 1 K: 0 S: 5 H: 1 LOB: 2 BB: 0 P: 5	R: 0 E: 0 K: 0 S: 3 H: 0 LOB: 0 BB: 0 P: 3	R: 2 E: 0 K: 2 S: 9 H: 2 LOB: 0 BB: 0 P: 9	R: 0 E: 0 K: 1 S: 5 H: 0 LOB: 0 BB: 0 P: 5	R: 0 E: 1 K: 0 S: 4 H: 0 LOB: 2 BB: 1 P: 8	R: 0 E: 1 K: 0 S: 3 H: 0 LOB: 0 BB: 0 P: 3	1B: 6 2B: 0 3B: 1 HR: 1	SF: 0 SAC: 0 DP: 1 HBP: 0		WP: 0 PB: 0 SB: 0 CS: 0	PA: 35			

PITCHER		IP	WLS	BF	H	R	ER	SO	BB	IBB	HBP	BLK	WP	HR	S	P	ERA	WHIP
Bob Shaw, R ERA: 2.69	(1, 1)	5.0	W	19	5	2	1	1	0	0	0	0	0	0	21	21	1.80	1.000
Barry Latman, R ERA: 3.75	(6, 1)	3.0		13	2	2	2	3	1	0	0	0	0	1	18	22	6.00	1.000
Ken McBride, R ERA: 3.18	(9, 1)	1.0	S	3	0	0	0	0	0	0	0	0	0	0	3	3	0.00	0.000

PITCHER	IP	WLS	BF	H	R	ER	SO	BB	IBB	HBP	BLK	WP	HR	S	P	ERA	WHIP

BOTTOM

Chicago White Sox @ Detroit Tigers

Briggs Stadium, Detroit, MI

Sun Sep 27 1959, 4:33 AM EDT

Att. 13,985 - Unknown

livebaseballscorecards.com

AB	34
R	4
H	7
RBI	3
BB	1
SO	4
LOB	13

Batter	1	2	3	4	5	6	7	8	9	AB	R	H	RBI	BB	SO	LOB
Jim Gilliam, S (1, 5) OBP: 0.250, SLG: 0.250	6-3		P4		K			G6-4-3		4	0	1	0	0	1	0
Charlie Neal, R (1, 4) OBP: 0.500, SLG: 0.500	S		6-3			G3		G6-4-3		4	0	2	0	0	0	1
Wally Moon, L (1, 7) OBP: 0.250, SLG: 0.250	P6					G3		G1-3		4	0	1	0	0	0	2
Duke Snider, L (1, 8) Don Demeter, R (6, 8)	BB			F9		F5			K	2 1	0 0	0 0	0 0	1 0	0 1	2 0
Norm Larker, L (1, 9) OBP: 0.250, SLG: 0.250	L9			F8		K			FC3-6	4	0	1	0	0	1	4
Gil Hodges, R (1, 3) OBP: 0.500, SLG: 0.500		F7					G1-3		FC3-6	4	0	2	0	0	0	0
John Roseboro, L (1, 2)		P6		K			F2		FC3-6	4	0	0	0	0	1	4
Maury Wills, S (1, 6) OBP: 0.333, SLG: 0.333 Carl Furillo, R (9, PH)		K			4-3				F7	3 1	0 0	1 0	0 0	0 0	1 0	0 2
Roger Craig, R (1, 1) Chuck Churn, R (3, 1) Clem Labine, R (4, 1) Chuck Essegian, R (5, PH) Sandy Koufax, R (5, 1) Ron Fairly, L (7, PH) Johnny Klippstein, R (7, 1)			K		K		3-1			1 0 0 1 0 1 0	0 0 0 0 0 0 0	0 0 0 0 0 0 0	0 0 0 0 0 0 0	0 0 0 1 0 0 1	1 0 0 0 0 0 0	0 0 0 0 0 0 0
Inning Stats	R: 0 H: 1 E: 0 LOB: 2 K: 0 BB: 1 S: 4 P: 8	R: 0 H: 0 E: 0 LOB: 0 K: 1 BB: 0 S: 5 P: 5	R: 0 H: 0 E: 0 LOB: 0 K: 1 BB: 0 S: 5 P: 5	R: 0 H: 2 E: 0 LOB: 2 K: 1 BB: 0 S: 7 P: 7	R: 0 H: 0 E: 0 LOB: 0 K: 2 BB: 0 S: 7 P: 7	R: 0 H: 1 E: 0 LOB: 1 K: 1 BB: 0 S: 6 P: 6	R: 0 H: 1 E: 0 LOB: 1 K: 0 BB: 0 S: 4 P: 4	R: 0 H: 1 E: 0 LOB: 0 K: 0 BB: 0 S: 3 P: 3	R: 0 H: 2 E: 0 LOB: 2 K: 1 BB: 0 S: 7 P: 7	1B: 8 SF: 0 2B: 0 SAC: 0 3B: 0 DP: 1 HR: 0 HBP: 0						WP: 0 PA: 35 PB: 0 SB: 1 CS: 0

PITCHER		IP	WLS	BF	H	R	ER	SO	BB	IBB	HBP	BLK	WP	HR	S	P	ERA	WHIP
Early Wynn, R	(1, 1)	7.0	W	28	6	0	0	6	1	0	0	0	0	0	39	43	0.00	1.000
ERA:																		
Gerry Staley, R	(8, 1)	2.0	S	7	2	0	0	1	0	0	0	0	0	0	9	9	0.00	1.000
ERA:																		

PITCHER	IP	WLS	BF	H	R	ER	SO	BB	IBB	HBP	BLK	WP	HR	S	P	ERA	WHIP

TOP

Los Angeles Dodgers @ Chicago White Sox

Comiskey Park, Chicago, IL

Thu Oct 01 1959, 4:33 AM EDT

Att. 48,013 - Unknown

livebaseballscorecards.com

AB	34
R	0
H	8
RBI	0
BB	1
SO	7
LOB	16

Batter	1	2	3	4	5	6	7	8	9	AB	R	H	RBI	BB	SO	LOB
Luis Aparicio, R (1, 6)	P6		L9 / G1-3		L7			4-3		5	0	0	0	0	0	1
Nellie Fox, L (1, 4) OBP: 0.400, SLG: 0.500	BB		1B / 6-3			F7		4-3		4	2	1	0	1	0	1
Jim Landis, R (1, 8) OBP: 0.750, SLG: 0.750	1B SF9 1-3		HR 2-H	HR		6-3				4	3	3	1	0	0	0
Ted Kluszewski, L (1, 3) OBP: 0.750, SLG: 2.250	1-3 3-H		1-H HR	1-H HR		4-3				4	2	3	5	0	0	0
Sherm Lollar, R (1, 2)	SF9 3-H		E8 1B	F8			5-3			3	1	0	1	0	0	0
Billy Goodman, L (1, 5) OBP: 0.500, SLG: 0.500	F8		2B E 2-H	K			G1-3			2	1	1	1	0	0	1
Sammy Esposito, R (4, 5)			1B							2	0	0	0	0	1	0
Al Smith, R (1, 7) OBP: 0.500, SLG: 1.000		SSS K	E8 E 1-H 2B	F9			2B			4	1	2	0	0	1	0
Jim Rivera, L (1, 9)		F3	FC4 2B 3-H		F9		SSS K			4	1	0	0	0	1	1
Early Wynn, S (1, 1) OBP: 0.333, SLG: 0.667		G1-3	2-H 2B		SSS K			SSS K		3	0	1	1	0	1	0
Gerry Staley, R (8, 1)										1	0	0	0	0	1	0
Inning Stats	R: 2 E: 0 K: 0 S: 5 H: 2 LOB: 1 BB: 1 P: 9	R: 0 E: 0 K: 1 S: 5 H: 0 LOB: 0 BB: 0 P: 5	R: 7 E: 3 K: 0 S: 11 H: 6 LOB: 1 BB: 0 P: 11	R: 2 E: 0 K: 1 S: 7 H: 2 LOB: 0 BB: 0 P: 7	R: 0 E: 0 K: 1 S: 5 H: 0 LOB: 0 BB: 0 P: 5	R: 0 E: 0 K: 0 S: 3 H: 0 LOB: 0 BB: 0 P: 3	R: 0 E: 0 K: 1 S: 6 H: 1 LOB: 1 BB: 0 P: 6	R: 0 E: 0 K: 1 S: 5 H: 0 LOB: 0 BB: 0 P: 5		1B: 5 2B: 4 3B: 0 HR: 2	SF: 1 SAC: 0 DP: 0 HBP: 0					

PITCHER		IP	WLS	BF	H	R	ER	SO	BB	IBB	HBP	BLK	WP	HR	S	P	ERA	WHIP
Roger Craig, R ERA: 19.29	(1, 1)	2.1	L	13	5	5	5	1	1	0	0	0	0	1	14	18	19.29	2.571
Chuck Churn, R ERA: 27.0	(3, 1)	0.2		9	5	6	2	0	0	0	0	0	0	1	9	9	27.00	7.500
Clem Labine, R ERA:	(4, 1)	1.0		3	0	0	0	1	0	0	0	0	0	0	5	5	0.00	0.000
Sandy Koufax, L ERA:	(5, 1)	2.0		6	0	0	0	1	0	0	0	0	0	0	8	8	0.00	0.000
Johnny Klippstein, R ERA:	(7, 1)	2.0		7	1	0	0	2	0	0	0	0	0	0	11	11	0.00	0.500

PITCHER	IP	WLS	BF	H	R	ER	SO	BB	IBB	HBP	BLK	WP	HR	S	P	ERA	WHIP

BOTTOM

Los Angeles Dodgers @ Chicago White Sox

Comiskey Park, Chicago, IL

Thu Oct 01 1959, 4:33 AM EDT

Att. 48,013 - Unknown

livebaseballscorecards.com

AB	36
R	11
H	11
RBI	9
BB	1
SO	5
LOB	4

WP: 0 PB: 0 SB: 0 CS: 0 PA: 38

Batter	1	2	3	4	5	6	7	8	9	AB	R	H	RBI	BB	SO	LOB
Jim Gilliam, S (1, 5) OBP: 0.333, SLG: 0.250	G1-3	L3			G3		BBBB 4-0 HR BB		S 1B	4	1	1	0	1	0	2
Charlie Neal, R (1, 4) OBP: 0.444, SLG: 1.111	L9		P5		HR		0-0 1-H HR		F9 1-2	5	2	2	3	0	0	1
Wally Moon, L (1, 7) OBP: 0.375, SLG: 0.286	1B S 1B		4-3		F7		BBBB 4-0 BB			3	0	1	0	1	0	0
Duke Snider, L (1, 8) OBP: 0.286, SLG: 0.167	1-3 1B		4-3			4-3	F9			4	0	1	0	0	0	1
Don Demeter, R (7, 8)										0	0	0	0	0	0	0
Norm Larker, L (1, 9) OBP: 0.143, SLG: 0.143	F9			P5		4-3		K		3	0	0	0	0	0	2
Larry Sherry, R (7, 1)										1	0	0	0	0	1	0
Gil Hodges, R (1, 3) OBP: 0.250, SLG: 0.250		6-3		SSS K		P6		F7		4	0	0	0	0	1	0
John Roseboro, L (1, 2) OBP: 0.125, SLG: 0.125		F8		1B			SSS P6	K		4	0	1	0	0	1	0
Maury Wills, S (1, 6) OBP: 0.286, SLG: 0.286		1B 1B		F6			4-3		SSS K	4	0	1	0	0	1	1
Johnny Podres, L (1, 1) OBP: 0.500, SLG: 0.500		1-3 1B			F8		HR		L9	2	0	1	0	0	0	0
Chuck Essegian, R (7, PH) OBP: 0.500, SLG: 2.000										1	1	1	1	0	0	0
Ron Fairly, L (7, 9)										1	0	0	0	0	0	0
Inning Stats	R: 0 E: 0 K: 0 S: 5 H: 2 LOB: 2 BB: 0 P: 5	R: 0 E: 0 K: 0 S: 5 H: 2 LOB: 2 BB: 0 P: 5	R: 0 E: 0 K: 0 S: 3 H: 0 LOB: 0 BB: 0 P: 3	R: 0 E: 0 K: 1 S: 6 H: 1 LOB: 1 BB: 0 P: 6	R: 1 E: 0 K: 0 S: 4 H: 1 LOB: 0 BB: 0 P: 4	R: 0 E: 0 K: 0 S: 3 H: 0 LOB: 0 BB: 0 P: 3	R: 3 E: 0 K: 0 S: 5 H: 2 LOB: 1 BB: 2 P: 13	R: 0 E: 0 K: 2 S: 7 H: 0 LOB: 0 BB: 0 P: 7	R: 0 E: 0 K: 1 S: 6 H: 1 LOB: 1 BB: 0 P: 6	1B: 6 2B: 0 3B: 0 HR: 3	SF: 0 SAC: 0 DP: 0 HBP: 0					

TOP

Los Angeles Dodgers @ Chicago White Sox

Comiskey Park, Chicago, IL

Fri Oct 02 1959, 4:33 AM EDT

Att. 47,368 - Unknown

livebaseballscorecards.com

AB	36
R	4
H	9
RBI	4
BB	2
SO	4
LOB	7

WP: 0 PB: 0 SB: 2 CS: 0 PA: 38

PITCHER		IP	WLS	BF	H	R	ER	SO	BB	IBB	HBP	BLK	WP	HR	S	P	ERA	WHIP
Bob Shaw, R ERA: 5.4	(1, 1)	6.2	L	29	8	4	4	1	1	0	0	0	0	3	30	34	5.40	1.350
Turk Lown, R ERA:	(7, 1)	2.1		9	1	0	0	3	1	0	0	0	0	0	14	18	0.00	0.857

PITCHER	IP	WLS	BF	H	R	ER	SO	BB	IBB	HBP	BLK	WP	HR	S	P	ERA	WHIP

Batter	1	2	3	4	5	6	7	8	9	AB	R	H	RBI	BB	SO	LOB
Luis Aparicio, R (1, 6) OBP: 0.200, SLG: 0.300	F9 4-3 2B	BB 1B		F8			P6		6-3	5	1	2	0	0	0	1
Nellie Fox, L (1, 4) OBP: 0.300, SLG: 0.250	F9 2-3	BBBB 1-2 BB		FC6-4 1-2f			G3		4-3	4	0	0	0	1	0	2
Jim Landis, R (1, 8) OBP: 0.500, SLG: 0.429	BBBB 4-3 1B BB	SSS K			F9		B1-3			3	1	0	0	1	1	2
Ted Kluszewski, L (1, 3) OBP: 0.500, SLG: 1.250	4-3 1-2 3-H		4-3		F9			1B 2B 1B		4	0	1	1	0	0	1
Earl Torgeson, L (8, PR) (9, 3)										0	1	0	0	0	0	0
Sherm Lollar, R (1, 2) OBP: 0.250, SLG: 0.286	FC5 E 1B 2-H		SSS K		F7			1-2 2B 1B		4	0	2	1	0	1	0
Al Smith, R (1, 7) OBP: 0.500, SLG: 0.857	E6 1-2		BBBB FC6-4 BB			6-3		1-H 2-H 2B		3	0	1	1	1	0	1
Bubba Phillips, R (1, 5) OBP: 0.333, SLG: 0.667	FC5 2-3f		FC6-4 1-2f			F9 2B		SSS K		3	0	1	0	0	0	3
Billy Goodman, L (8, PH) OBP: 0.333, SLG: 0.333										1	0	0	0	0	1	2
(9, 5)																
Jim McAnany, R (1, 9)		4-3		5-3		F9 2-3		F2		3	0	0	0	0	0	1
Jim Rivera, L (8, 9)										1	0	0	0	0	0	2
Bob Shaw, R (1, 1) OBP: 0.333, SLG: 0.333		SSS K		FC6-4 1B		6-3			3-1	3	0	1	0	0	1	1
Turk Lown, R (7, 1)										0	0	0	0	0	0	0
Norm Cash, L (9, PH)										1	0	0	0	0	0	0
Inning Stats	R: 2 E: 1 K: 0 S: 6 H: 2 LOB: 2 BB: 1 P: 10	R: 0 E: 0 K: 2 S: 8 H: 1 LOB: 2 BB: 1 P: 12	R: 0 E: 0 K: 1 S: 5 H: 0 LOB: 1 BB: 1 P: 9	R: 0 E: 0 K: 0 S: 4 H: 1 LOB: 1 BB: 0 P: 4	R: 0 E: 0 K: 0 S: 3 H: 0 LOB: 0 BB: 0 P: 3	R: 0 E: 0 K: 0 S: 4 H: 1 LOB: 1 BB: 0 P: 4	R: 0 E: 0 K: 0 S: 3 H: 0 LOB: 0 BB: 0 P: 3	R: 1 E: 0 K: 1 S: 7 H: 3 LOB: 2 BB: 0 P: 7	R: 0 E: 0 K: 0 S: 3 H: 0 LOB: 0 BB: 0 P: 3	1B: 5 2B: 3 3B: 0 HR: 0	SF: 0 SAC: 0 DP: 0 HBP: 0						

PITCHER	IP	WLS	BF	H	R	ER	SO	BB	IBB	HBP	BLK	WP	HR	S	P	ERA	WHIP
Johnny Podres, L (1, 1) ERA: 3.0	6.0	W	27	5	2	2	3	3	0	0	0	0	0	30	42	3.00	1.333
Larry Sherry, R (7, 1) ERA: 3.0	3.0	S	11	3	1	1	1	0	0	0	0	0	0	13	13	3.00	1.000

PITCHER	IP	WLS	BF	H	R	ER	SO	BB	IBB	HBP	BLK	WP	HR	S	P	ERA	WHIP

BOTTOM

Los Angeles Dodgers @ Chicago White Sox

Comiskey Park, Chicago, IL

Fri Oct 02 1959, 4:33 AM EDT

Att. 47,368 - Unknown

livebaseballscorecards.com

AB	35
R	3
H	8
RBI	3
BB	3
SO	4
LOB	16

Batter	1	2	3	4	5	6	7	8	9	AB	R	H	RBI	BB	SO	LOB
Luis Aparicio, R (1, 6) OBP: 0.333, SLG: 0.357	S S S 0-3 K ①	B B B B 4-0 1-2 BB		x 0-0 CS 1B			x 0-0 1B 1B		S S S 0-3 K ②	4	0	2	0	1	2	0
Nellie Fox, L (1, 4) OBP: 0.467, SLG: 0.417	B B B B 4-0 1B BB	x 0-0 3-1 ③		0-0 ③ CS 1-2	x 0-0 CS 1B		x 0-0 1-2 1B		x 0-0 1B	4	0	3	0	1	0	2
Jim Landis, R (1, 8) OBP: 0.385, SLG: 0.333	x 0-0 S 1-3 1B	x 0-0 G1-3 ①			S S S 0-3 ① ② K 1-2		S S S 0-3 ③ K		S S S 0-3 ③ K	5	0	1	0	0	3	4
Ted Kluszewski, L (1, 3) OBP: 0.500, SLG: 1.000	I I I I 4-0 1-2 IBB	x 0-0 ② 5-3			x 0-0 ③ F5			x 0-0 HBP 1B G6-4-3 1B		3	1	1	0	1	0	0
Sherm Lollar, R (1, 2) OBP: 0.333, SLG: 0.364	x 0-0 ② F5	x 0-0 1B 1B				x 0-0 ① F9		x 0-0 G6-4-3 HBP 1-2 1B		4	0	2	0	0	0	3
Billy Goodman, L (1, 5) OBP: 0.571, SLG: 0.500 Sammy Esposito, R (8, PR) (8, 5)	x 0-0 ③ G3	x 0-0 1-2 1B				x 0-0 G5-4-3 1B		H 1-0 1-2 2-3 G6-4-3 HBP		3 0	0 0	2 0	0 0	0 0	0 0	3 0
Al Smith, R (1, 7) OBP: 0.333, SLG: 0.545		x 0-0 ① L7	S S S 0-3 ③ K			x 0-0 ② ③ G5-4-3 1-2f		x 0-0 ① ② G6-4-3 1-2f 2-3 3-H		4	0	0	0	0	1	5
Jim Rivera, L (1, 9)		B B B B 4-0 CS BB		x 0-0 F5 ①			x 0-0 ① L6	x 0-0 ③ P2		3	0	0	0	1	0	2
Dick Donovan, L (1, 1) OBP: 0.333, SLG: 0.333 Gerry Staley, R (7, 1) Norm Cash, L (9, PH)		x 0-0 ② BB 1-2 1B		x 0-0 ② 6-3			S S S 0-3 ② K		S S S 0-3 ① K	3 0 1	0 0 0	1 0 0	0 0 0	0 0 0	1 0 1	0 0 0
Inning Stats	R: 0 E: 0 K: 1 S: 6 H: 1 LOB: 3 BB: 2 P: 14	R: 0 E: 0 K: 0 S: 3 H: 1 LOB: 2 BB: 2 P: 11	R: 0 E: 0 K: 1 S: 7 H: 2 LOB: 2 BB: 0 P: 7	R: 0 E: 0 K: 0 S: 3 H: 1 LOB: 0 BB: 0 P: 3	R: 0 E: 0 K: 1 S: 5 H: 1 LOB: 0 BB: 0 P: 5	R: 0 E: 0 K: 0 S: 3 H: 1 LOB: 0 BB: 0 P: 3	R: 0 E: 0 K: 2 S: 9 H: 2 LOB: 2 BB: 0 P: 9	R: 1 E: 0 K: 0 S: 4 H: 2 LOB: 2 BB: 0 P: 5	R: 0 E: 0 K: 3 S: 10 H: 1 LOB: 1 BB: 0 P: 10	1B: 12 2B: 1 3B: 0 HR: 0			SF: 0 SAC: 0 DP: 3 HBP: 1				

PITCHER	IP	WLS	BF	H	R	ER	SO	BB	IBB	HBP	BLK	WP	HR	S	P	ERA	WHIP
Don Drysdale, R (1, 1) ERA: 1.29	7.0	W	32	11	1	1	5	3	1	0	0	0	0	38	54	1.29	2.000
Larry Sherry, R (8, 1) ERA: 1.8	2.0	S	7	1	0	0	3	0	0	1	0	0	0	12	13	0.00	0.500

PITCHER	IP	WLS	BF	H	R	ER	SO	BB	IBB	HBP	BLK	WP	HR	S	P	ERA	WHIP

TOP

Chicago White Sox @ Los Angeles Dodgers

Los Angeles Memorial Coliseum, Los Angeles, CA

Sun Oct 04 1959, 7:33 AM EDT

Att. 92,394 - Unknown

livebaseballscorecards.com

AB	34
R	1
H	12
RBI	0
BB	4
SO	8
LOB	19

Batter	1	2	3	4	5	6	7	8	9	AB	R	H	RBI	BB	SO	LOB
Jim Gilliam, S (1, 5) OBP: 0.231, SLG: 0.167	F8			4-3			4-3	6-3 2-3		4	0	0	0	0	0	1
Charlie Neal, R (1, 4) OBP: 0.462, SLG: 1.000	L5			G1-3			BB 4-3 1B 1B	3-H 2B		4	1	2	1	0	0	0
Wally Moon, L (1, 9) OBP: 0.250, SLG: 0.182	F8			4-3			4-3 1-2	6-3		4	0	0	0	0	0	2
Norm Larker, L (1, 7) OBP: 0.200, SLG: 0.111		K			3-1		BB 1B BB			2	1	0	0	1	1	0
Gil Hodges, R (1, 3) OBP: 0.364, SLG: 0.300		G6-4-3 1B			K		1B 1-2 2-3 BB			2	0	1	0	1	1	0
Don Demeter, R (1, 8)		G6-4-3 1-2f			5-3		1B 1-2 2-H 3-H			2	0	0	0	0	0	1
Carl Furillo, R (7, PH) OBP: 0.500, SLG: 0.500										1	0	1	2	0	0	0
Ron Fairly, L (7, PR) (8, 8)										0	0	0	0	0	0	0
John Roseboro, L (1, 2) OBP: 0.091, SLG: 0.091			B3			F9	L4			3	0	0	0	0	0	2
Maury Wills, S (1, 6) OBP: 0.300, SLG: 0.300			K			4-3		6-3 SH2-4 2B 1B		3	1	1	0	0	1	0
Don Drysdale, R (1, 1)			K			K		SH2-4 1-2		2	0	0	0	0	2	0
Larry Sherry, R (8, 1)										0	0	0	0	0	0	0
Inning Stats	R: 0 E: 0 K: 0 S: 3 H: 0 LOB: 0 BB: 0 P: 3	R: 0 E: 0 K: 1 S: 5 H: 1 LOB: 0 BB: 0 P: 5	R: 0 E: 0 K: 2 S: 7 H: 0 LOB: 0 BB: 0 P: 7	R: 0 E: 0 K: 0 S: 3 H: 0 LOB: 0 BB: 0 P: 3	R: 0 E: 0 K: 1 S: 5 H: 0 LOB: 0 BB: 0 P: 5	R: 0 E: 0 K: 1 S: 5 H: 0 LOB: 0 BB: 0 P: 5	R: 2 E: 0 K: 0 S: 5 H: 2 LOB: 2 BB: 2 P: 13	R: 1 E: 0 K: 0 S: 5 H: 2 LOB: 1 BB: 0 P: 5		1B: 4 2B: 1 3B: 0 HR: 0 SF: 0 SAC: 1 DP: 1 HBP: 0						

PITCHER		IP	WLS	BF	H	R	ER	SO	BB	IBB	HBP	BLK	WP	HR	S	P	ERA	WHIP
Dick Donovan, R ERA: 2.7	(1, 1)	6.2	L	23	2	2	2	5	2	0	0	0	0	0	31	39	2.70	0.600
Gerry Staley, R ERA: 2.7	(7, 1)	1.1		7	3	1	1	0	0	0	0	0	0	0	7	7	6.75	2.250

PITCHER	IP	WLS	BF	H	R	ER	SO	BB	IBB	HBP	BLK	WP	HR	S	P	ERA	WHIP

BOTTOM

Chicago White Sox @ Los Angeles Dodgers

Los Angeles Memorial Coliseum, Los Angeles, CA

Sun Oct 04 1959, 7:33 AM EDT

Att. 92,394 - Unknown

livebaseballscorecards.com

AB	27
R	3
H	5
RBI	3
BB	2
SO	5
LOB	6

Chicago White Sox @ Los Angeles Dodgers

Los Angeles Memorial Coliseum, Los Angeles, CA

Mon Oct 05 1959, 7:33 AM EDT

Att. 92,650 - Unknown

livebaseballscorecards.com

TOP

Batter	1	2	3	4	5	6	7	8	9	AB	R	H	RBI	BB	SO	LOB
Jim Landis, R (1, 8) OBP: 0.333, SLG: 0.294	F8		6-3		K		1B SH1-3 1B 1B	FC5-4 1-2f		5	1	1	0	0	1	1
Luis Aparicio, R (1, 6) OBP: 0.368, SLG: 0.353	BBBB 2B S BB		1B 1B		F3		SH1-3 1-2		6-3	3	0	1	0	1	0	0
Nellie Fox, L (1, 4) OBP: 0.500, SLG: 0.529	1-3 2B		1-2 G4-6-3 1B		K		1B HR 2-3 1B		6-3	5	1	3	0	0	1	0
Ted Kluszewski, L (1, 3) OBP: 0.529, SLG: 0.867	IIII G6-4-3 IBB		G4-6-3 1-2f			BB 1B	1B HR 1-3 3-H 1B		F7	4	1	2	1	1	0	2
Sherm Lollar, R (1, 2) OBP: 0.313, SLG: 0.533	G6-4-3 1-2f			K		P6	1-H 3-H HR			4	1	1	3	0	1	4
Billy Goodman, L (1, 5) OBP: 0.364, SLG: 0.300		K		K		F7	K			4	0	0	0	0	3	1
Al Smith, R (1, 7) OBP: 0.438, SLG: 0.571		1B		BB 1B	BBBB	1-2 BB			6-3	3	0	2	0	1	0	0
Jim Rivera, L (1, 9)		F9		1-2 BB		P4			4-3	3	0	0	0	1	0	3
Early Wynn, S (1, 1) OBP: 0.250, SLG: 0.500		P4		K			4-3	FC5-4 BB		1	0	0	0	0	0	1
Turk Lown, R (3, 1)										0	0	0	0	0	0	0
Norm Cash, L (4, PH)										1	0	0	0	0	1	2
Billy Pierce, L (4, 1)										0	0	0	0	0	0	0
Earl Torgeson, L (7, PH)										1	0	0	0	0	0	0
Gerry Staley, R (7, 1)										0	0	0	0	1	0	0

	AB	34
	R	4
	H	10
	RBI	4
	BB	5
	SO	7
	LOB	14

Inning Stats										
	R: 0 E: 0 K: 0 S: 3	H: 1 LOB: 2 BB: 2 P: 11	R: 0 E: 0 K: 1 S: 6	H: 1 LOB: 1 BB: 0 P: 6	R: 0 E: 0 K: 0 S: 4	H: 2 LOB: 1 BB: 0 P: 4	R: 0 E: 0 K: 3 S: 10	H: 1 LOB: 2 BB: 1 P: 14	R: 0 E: 0 K: 2 S: 7	H: 0 LOB: 0 BB: 0 P: 7
	R: 0 E: 0 K: 0 S: 4	H: 1 LOB: 2 BB: 1 P: 8	R: 4 E: 0 K: 1 S: 9	H: 4 LOB: 0 BB: 0 P: 9	R: 0 E: 0 K: 0 S: 3	H: 0 LOB: 1 BB: 1 P: 7	R: 0 E: 0 K: 0 S: 3	H: 0 LOB: 0 BB: 0 P: 3		

	1B: 8	SF: 0	WP: 0	PA: 40
	2B: 1	SAC: 1	PB: 0	
	3B: 0	DP: 2	SB: 1	
	HR: 1	HBP: 0	CS: 0	

PITCHER		IP	WLS	BF	H	R	ER	SO	BB	IBB	HBP	BLK	WP	HR	S	P	ERA	WHIP
Roger Craig, R ERA: 8.68	(1, 1)	7.0		33	10	4	4	7	3	1	0	0	0	1	43	59	5.14	1.857
Larry Sherry, R ERA: 1.29	(8, 1)	2.0	W	7	0	0	0	0	1	0	0	0	0	0	6	10	0.00	0.500

PITCHER	IP	WLS	BF	H	R	ER	SO	BB	IBB	HBP	BLK	WP	HR	S	P	ERA	WHIP

BOTTOM

Chicago White Sox @ Los Angeles Dodgers

Los Angeles Memorial Coliseum, Los Angeles, CA

Mon Oct 05 1959, 7:33 AM EDT

Att. 92,650 - Unknown

livebaseballscorecards.com

Batter	1	2	3	4	5	6	7	8	9	AB	R	H	RBI	BB	SO	LOB
Jim Gilliam, S (1, 5) OBP: 0.176, SLG: 0.125	P4		P4	6-3		P3				4	0	0	0	0	0	2
Charlie Neal, R (1, 4) OBP: 0.353, SLG: 0.765	B2-3		G1-3	4-3			6-3			4	0	0	0	0	0	0
Wally Moon, L (1, 9) OBP: 0.313, SLG: 0.267 (6, 7)	1B		E 1B		K		4-3			4	1	2	0	0	1	0
Norm Larker, L (1, 7) OBP: 0.250, SLG: 0.182 Carl Furillo, R (5, PH) OBP: 0.333, SLG: 0.333 (6, 9) Ron Fairly, L (7, 9)	K		E8 1-H 1B		K		K			2 1 1	1 0 0	1 0 0	0 0 0	0 0 0	1 1 1	1 0 0
Gil Hodges, R (1, 3) OBP: 0.400, SLG: 0.571		F7	2-H PB 1B		F7			HR		4	2	2	2	0	0	0
Don Demeter, R (1, 8) OBP: 0.429, SLG: 0.333		1B F9 1B	1-3 PB E 1B			BB SH2-4 SH		K		3	1	2	0	1	1	0
John Roseboro, L (1, 2) OBP: 0.143, SLG: 0.143		F9 1-2	E6 1-H 3-H 1B			SH 1-2 SH2-4		F9		3	0	1	1	0	0	1
Maury Wills, S (1, 6) OBP: 0.286, SLG: 0.286		S 2-3 1B	4-3			F7		4-3		4	0	1	0	0	0	3
Roger Craig, R (1, 1) Larry Sherry, R (8, 1)		K 1-2		F9		SH2-4 1-2 2-3				2 0	0 0	0 0	0 0	0 0	1 0	2 0
Inning Stats	R: 0 E: 0 K: 1 S: 6 H: 1 LOB: 1 BB: 0 P: 6	R: 0 E: 0 K: 1 S: 7 H: 2 LOB: 2 BB: 0 P: 7	R: 4 E: 2 K: 0 S: 8 H: 5 LOB: 1 BB: 0 P: 8	R: 0 E: 0 K: 0 S: 3 H: 0 LOB: 0 BB: 0 P: 3	R: 0 E: 0 K: 2 S: 7 H: 0 LOB: 0 BB: 0 P: 7	R: 0 E: 1 K: 0 S: 4 H: 0 LOB: 2 BB: 1 P: 8	R: 0 E: 0 K: 1 S: 5 H: 0 LOB: 0 BB: 0 P: 5	R: 1 E: 0 K: 1 S: 6 H: 1 LOB: 0 BB: 0 P: 6		1B: 8 2B: 0 3B: 0 HR: 1 SF: 0 SAC: 2 DP: 0 HBP: 0						

	AB	32
	R	5
	H	9
	RBI	3
	BB	1
	SO	6
	LOB	9

WP: 0 PB: 1 SB: 1 CS: 0 PA: 35

PITCHER		IP	WLS	BF	H	R	ER	SO	BB	IBB	HBP	BLK	WP	HR	S	P	ERA	WHIP
Early Wynn, R ERA: 2.79	(1, 1)	2.2		16	8	4	3	2	0	0	0	0	0	0	20	20	10.12	3.000
Turk Lown, R ERA:	(3, 1)	0.1		1	0	0	0	0	0	0	0	0	0	0	1	1	0.00	0.000
Billy Pierce, L ERA:	(4, 1)	3.0		11	0	0	0	2	1	0	0	0	0	0	14	18	0.00	0.333
Gerry Staley, R ERA: 3.38	(7, 1)	2.0	L	7	1	1	1	2	0	0	0	0	0	1	11	11	4.50	0.500

PITCHER		IP	WLS	BF	H	R	ER	SO	BB	IBB	HBP	BLK	WP	HR	S	P	ERA	WHIP

Batter	1	2	3	4	5	6	7	8	9	AB	R	H	RBI	BB	SO	LOB
Luis Aparicio, R (1, 6) OBP: 0.391, SLG: 0.381	S S S 0-3 ① K		x 0-0 ③ 2-3 1B			x 0-0 FC6-4 1B		x 0-0 ② 4-3 2-3		4	0	2	0	0	1	1
Nellie Fox, L (1, 4) OBP: 0.500, SLG: 0.500	x 0-0 ② P6			x 0-0 1B G4-3 1B		x 0-0 ① F8		B B B B 4-0 BB		3	1	1	0	1	0	1
Jim Landis, R (1, 8) OBP: 0.318, SLG: 0.286	S S S 0-3 ③ K			x 0-0 G4-3 1-3 1B		S S S 0-3 ② K		x 0-0 ③ F8		4	0	1	0	0	2	3
Sherm Lollar, R (1, 2) OBP: 0.250, SLG: 0.421		x 0-0 ① 5-3		x 0-0 ① ② G4-3 1-2f 3-H		x 0-0 ③ FC6-4 1-2f			S S S 0-3 ① K	4	0	0	0	0	1	2
Ted Kluszewski, L (1, 3) OBP: 0.429, SLG: 0.684		x 0-0 ② F7		x 0-0 ③ F8			x 0-0 ① F7		x 0-0 ② 5-3	4	0	0	0	0	0	0
Al Smith, R (1, 9) (7, 7) OBP: 0.350, SLG: 0.444		x 0-0 ③ F7			S S S 0-3 ① K		S S S 0-3 ② K		x 0-0 ③ 6-3	4	0	0	0	0	2	0
Bubba Phillips, R (1, 5) OBP: 0.333, SLG: 0.500			x 0-0 1B SH2-4 1B		x 0-0 ② 6-3		x 0-0 ③ F8			3	0	1	0	0	0	0
Jim McAnany, R (1, 7) Jim Rivera, L (7, 9)			x 0-0 ① P3		B B B B 4-0 BB			B B B B 4-0 4-3 SH3-4 BB		1 0	0 0	0 0	0 0	1 1	0 0	1 0
Bob Shaw, R (1, 1) OBP: 0.250, SLG: 0.250 Billy Pierce, L (8, 1) Dick Donovan, L (8, 1) OBP: 0.333, SLG: 0.333			x 0-0 ② SH2-4 1-2		S S S 0-3 ③ K			x 0-0 ① SH3-4 1-2		1 0 0	0 0 0	0 0 0	0 0 0	0 0 0	1 0 0	1 0 0
Inning Stats	R: 0 H: 0 E: 0 LOB: 0 K: 2 BB: 0 S: 7 P: 7	R: 0 H: 0 E: 0 LOB: 0 K: 0 BB: 0 S: 3 P: 3	R: 0 H: 2 E: 0 LOB: 2 K: 0 BB: 0 S: 4 P: 4	R: 1 H: 2 E: 0 LOB: 0 K: 0 BB: 0 S: 4 P: 4	R: 0 H: 0 E: 0 LOB: 1 K: 2 BB: 1 S: 7 P: 11	R: 0 H: 1 E: 0 LOB: 1 K: 1 BB: 0 S: 6 P: 6	R: 0 H: 0 E: 0 LOB: 0 K: 1 BB: 0 S: 5 P: 5	R: 0 H: 0 E: 0 LOB: 2 K: 0 BB: 2 S: 3 P: 11	R: 0 H: 0 E: 0 LOB: 0 K: 1 BB: 0 S: 5 P: 5	1B: 5 SF: 0 2B: 0 SAC: 2 3B: 0 DP: 1 HR: 0 HBP: 0						

TOP

Chicago White Sox @ Los Angeles Dodgers

Los Angeles Memorial Coliseum, Los Angeles, CA

Tue Oct 06 1959, 7:33 AM EDT

Att. 92,706 - Unknown

livebaseballscorecards.com

AB	28
R	1
H	5
RBI	0
BB	3
SO	7
LOB	9

PITCHER		IP	WLS	BF	H	R	ER	SO	BB	IBB	HBP	BLK	WP	HR	S	P	ERA	WHIP
Sandy Koufax, L ERA: 1.0	(1, 1)	7.0	L	25	5	1	1	6	1	0	0	0	0	0	36	40	1.29	0.857
Stan Williams, R ERA:	(8, 1)	2.0		8	0	0	0	1	2	0	0	0	0	0	8	16	0.00	1.000

PITCHER	IP	WLS	BF	H	R	ER	SO	BB	IBB	HBP	BLK	WP	HR	S	P	ERA	WHIP

BOTTOM

Chicago White Sox @ Los Angeles Dodgers

Los Angeles Memorial Coliseum, Los Angeles, CA

Tue Oct 06 1959, 7:33 AM EDT

Att. 92,706 - Unknown

livebaseballscorecards.com

Batter	1	2	3	4	5	6	7	8	9	AB	R	H	RBI	BB	SO	LOB
Jim Gilliam, S (1, 5) OBP: 0.318, SLG: 0.286	F6 1B		1B 1B		S 1B		WP 1B		4-3	5	0	4	0	0	0	0
Charlie Neal, R (1, 4) OBP: 0.318, SLG: 0.636	F6		FC4 1B		P4		F9		6-3	5	0	1	0	0	0	4
Wally Moon, L (1, 9) (9, 8) OBP: 0.300, SLG: 0.263	G1-3		FC4			4-3		1B		4	0	1	0	0	0	3
Norm Larker, L (1, 7) OBP: 0.188, SLG: 0.133	G1-3			F8		F8		F9		4	0	0	0	0	0	2
Gil Hodges, R (1, 3) OBP: 0.474, SLG: 0.722		P6		3B		FC6-4 1B		1B		4	0	3	0	0	0	0
Don Demeter, R (1, 8) OBP: 0.300, SLG: 0.222		5-3		G1-3		FC6-4		IBB		3	0	0	0	0	0	2
Ron Fairly, L (8, PH)										0	0	0	0	0	0	0
Rip Repulski, R (8, PH) (9, 9)										0	0	0	0	1	0	0
John Roseboro, L (1, 2) OBP: 0.118, SLG: 0.118		4-3		P6			F7	P5		3	0	0	0	0	0	1
Carl Furillo, R (8, PH) OBP: 0.250, SLG: 0.250										1	0	0	0	0	0	3
Joe Pignatano, R (9, 2)										0	0	0	0	0	0	0
Maury Wills, S (1, 6) OBP: 0.250, SLG: 0.250			6-3		4-3		BBBB FC6-4 BB	F7		2	0	0	0	0	0	0
Chuck Essegian, R (7, PH) OBP: 0.667, SLG: 2.000										0	0	0	0	1	0	0
Don Zimmer, R (7, PR) (8, 6)										1	0	0	0	0	0	3
Sandy Koufax, R (1, 1)			6-3		SSS K		FC6-4 WP 1B		5-3	2	0	0	0	0	1	0
Duke Snider, L (7, PH) OBP: 0.250, SLG: 0.143										1	0	0	0	0	0	1
Johnny Podres, L (7, PR) OBP: 0.500, SLG: 0.500										0	0	0	0	0	0	0
Stan Williams, R (8, 1)										0	0	0	0	0	0	0
Larry Sherry, R (9, PH)										1	0	0	0	0	0	0
Inning Stats	R: 0 E: 0 K: 0 S: 4 H: 1 LOB: 1 BB: 0 P: 4	R: 0 E: 0 K: 0 S: 3 H: 0 LOB: 0 BB: 0 P: 3	R: 0 E: 0 K: 0 S: 5 H: 2 LOB: 2 BB: 0 P: 5	R: 0 E: 0 K: 0 S: 4 H: 1 LOB: 1 BB: 0 P: 4	R: 0 E: 0 K: 1 S: 6 H: 1 LOB: 1 BB: 0 P: 6	R: 0 E: 0 K: 0 S: 4 H: 1 LOB: 1 BB: 0 P: 4	R: 0 E: 0 K: 0 S: 4 H: 1 LOB: 3 BB: 1 P: 8	R: 0 E: 0 K: 0 S: 5 H: 2 LOB: 3 BB: 1 P: 9	R: 0 E: 0 K: 0 S: 3 H: 0 LOB: 0 BB: 0 P: 3	1B: 8 2B: 0 3B: 1 HR: 0	SF: 0 SAC: 0 DP: 0 HBP: 0						

	AB	36
	R	0
	H	9
	RBI	0
	BB	2
	SO	1
	LOB	19

WP: 1 PB: 0 SB: 1 CS: 0 PA: 38

PITCHER		IP	WLS	BF	H	R	ER	SO	BB	IBB	HBP	BLK	WP	HR	S	P	ERA	WHIP
Bob Shaw, R ERA: 2.57	(1, 1)	7.1	W	32	9	0	0	1	1	0	0	0	1	0	33	37	0.00	1.364
Billy Pierce, L ERA:	(8, 1)	0.0		1	0	0	0	0	0	1	0	0	0	0	0	4	∞	∞
Dick Donovan, R ERA: 2.16	(8, 1)	1.2	S	5	0	0	0	0	0	0	0	0	0	0	5	5	0.00	0.000

PITCHER		IP	WLS	BF	H	R	ER	SO	BB	IBB	HBP	BLK	WP	HR	S	P	ERA	WHIP

Batter	1	2	3	4	5	6	7	8	9	AB	R	H	RBI	BB	SO	LOB
Jim Gilliam, S (1, 5) OBP: 0.296, SLG: 0.240	SSS 0-3 ① K		x 0-0 ① F7	BBBB 4-0 2B BB	x 0-0 ③ L9			x 0-0 ② L7		4	1	0	0	1	1	2
Charlie Neal, R (1, 4) OBP: 0.370, SLG: 0.667	x 0-0 BB 1B		SSS 0-3 ② K	x 0-0 1-H 2-H HR 2B		x 0-0 ① P3		x 0-0 1-2 1B		5	1	3	2	0	1	0
Wally Moon, L (1, 7) OBP: 0.320, SLG: 0.391	x 0-0 ② F8		BBBB 4-0 HR BB	x 0-0 2-H HR		x 0-0 ② B1		SSS 0-3 ③ K		4	2	1	2	1	1	3
Duke Snider, L (1, 8) (4, 9) Chuck Essegian, R (9, PH) OBP: 0.750, SLG: 2.667 Ron Fairly, L (9, 9)	BBBB 4-0 FC5-4 1-2 BB		x 0-0 1-H HR	x 0-0 ② G3		x 0-0 ③ 2-3			x 0-0 HR	3 1 0	1 1 0	1 1 0	2 1 0	1 0 0	0 0 0	1 0 0
Gil Hodges, R (1, 3) OBP: 0.417, SLG: 0.609	x 0-0 ③ FC5-4 1-2f		x 0-0 ③ P4	x 0-0 E6 1B			x 0-0 ① 6-3		x 0-0 ① 6-3	5	0	1	0	0	0	2
Norm Larker, L (1, 9) OBP: 0.278, SLG: 0.188 Don Demeter, R (4, PR) OBP: 0.308, SLG: 0.250 (4, 8)		BBBB 4-0 4-3 BB		x 0-0 SH1-3 1B 1B x 0-0 ③ 4-3			x 0-0 CS 1B		SSS 0-3 ② K	1 3	0 1	1 1	0 0	1 0	0 1	0 2
John Roseboro, L (1, 2) OBP: 0.095, SLG: 0.095		x 0-0 ① F9	x 0-0 ① SH1-3 1-2	x 0-0 ① F9		x 0-0 ② F9		x 0-0 ③ F2		4	0	0	0	0	0	2
Maury Wills, S (1, 6) OBP: 0.250, SLG: 0.250		x 0-0 ② 4-3 1-2	x 0-0 2-H 2B 1B	x 0-0 ② 5-3			x 0-0 ③ CS 1-2	x 0-0 ① G3		4	1	1	1	0	0	1
Johnny Podres, L (1, 1) OBP: 0.500, SLG: 0.750 Larry Sherry, R (4, 1) OBP: 0.500, SLG: 0.500		x 0-0 ③ F8	x 0-0 1-H 2B 2B	x 0-0 1B				x 0-0 1B 1B		2 2	1 0	1 2	1 0	0 0	0 0	1 0
Inning Stats	R: 0 E: 0 K: 1 S: 6 H: 1 LOB: 2 BB: 1 P: 10	R: 0 E: 0 K: 0 S: 3 H: 0 LOB: 1 BB: 1 P: 7	R: 2 E: 0 K: 1 S: 6 H: 1 LOB: 0 BB: 1 P: 10	R: 6 E: 1 K: 0 S: 9 H: 6 LOB: 2 BB: 1 P: 13	R: 0 E: 0 K: 0 S: 4 H: 1 LOB: 1 BB: 0 P: 4	R: 0 E: 0 K: 0 S: 3 H: 0 LOB: 0 BB: 0 P: 3	R: 0 E: 0 K: 0 S: 3 H: 1 LOB: 0 BB: 0 P: 3	R: 0 E: 0 K: 1 S: 7 H: 2 LOB: 2 BB: 0 P: 7	R: 1 E: 0 K: 1 S: 6 H: 1 LOB: 0 BB: 0 P: 6	1B: 8 2B: 2 3B: 0 HR: 3	SF: 0 SAC: 1 DP: 0 HBP: 0						

TOP

Los Angeles Dodgers @ Chicago White Sox

Comiskey Park, Chicago, IL

Thu Oct 08 1959, 4:33 AM EDT

Att. 47,653 - Unknown

livebaseballscorecards.com

AB	38
R	9
H	13
RBI	9
BB	4
SO	4
LOB	14

WP: 0 PB: 0 SB: 0 CS: 1 PA: 44

PITCHER		IP	WLS	BF	H	R	ER	SO	BB	IBB	HBP	BLK	WP	HR	S	P	ERA	WHIP
Early Wynn, R ERA: 5.54	(1, 1)	3.1	L	18	5	6	6	2	3	0	0	0	0	1	19	31	16.20	2.400
Dick Donovan, R ERA: 5.4	(4, 1)	0.0		3	2	2	2	0	1	0	0	0	0	1	2	6	∞	∞
Turk Lown, R ERA:	(4, 1)	0.2		3	1	0	0	0	0	0	0	0	0	0	3	3	0.00	1.500
Gerry Staley, R ERA: 2.16	(5, 1)	3.0		10	2	0	0	0	0	0	0	0	0	0	10	10	0.00	0.667
Billy Pierce, L ERA:	(8, 1)	1.0		5	2	0	0	1	0	0	0	0	0	0	7	7	0.00	2.000

PITCHER		IP	WLS	BF	H	R	ER	SO	BB	IBB	HBP	BLK	WP	HR	S	P	ERA	WHIP
Ray Moore, R ERA: 9.0	(9, 1)	1.0		4	1	1	1	1	0	0	0	0	0	1	6	6	9.00	1.000

Batter	1	2	3	4	5	6	7	8	9	AB	R	H	RBI	BB	SO	LOB
Luis Aparicio, R (1, 6) OBP: 0.357, SLG: 0.346	4-3		6-3	P6			FC5-4 1B		F7	5	0	1	0	0	0	3
Nellie Fox, L (1, 4) OBP: 0.464, SLG: 0.500	L7			P6	2B		L7			4	0	1	0	0	0	1
Jim Landis, R (1, 8) OBP: 0.346, SLG: 0.292	FC6-4 1B			HR BB HBP	F9		FC5-4 1-2f			3	1	1	0	0	0	2
Sherm Lollar, R (1, 2) OBP: 0.250, SLG: 0.364	FC6-4 1-2f			HR BB 1-2	F8			F8		3	1	0	0	1	0	2
Ted Kluszewski, L (1, 3) OBP: 0.440, SLG: 0.826		4-3		HR 1-H 2-H	G3			2B		4	1	2	3	0	0	1
Al Smith, R (1, 7) OBP: 0.375, SLG: 0.400		G1-4-3 BB		1B BB		4-3		5-3		2	0	0	0	2	0	1
Bubba Phillips, R (1, 5) OBP: 0.300, SLG: 0.400 (5, 9)		G1-4-3 1-2f		BB 1-3 1B		F9		1-3		4	0	1	0	0	0	2
Jim McAnany, R (1, 9)			P4	K		F8			G1-3	1	0	0	0	0	0	0
Billy Goodman, L (4, PH) OBP: 0.286, SLG: 0.231 (5, 5)			K	BB 1-2			6-3		L8	3	0	0	0	0	1	2
Early Wynn, S (1, 1) OBP: 0.200, SLG: 0.400 Dick Donovan, L (4, 1) OBP: 0.000, SLG: 0.000 Turk Lown, R (4, 1) Earl Torgeson, L (4, PH) Gerry Staley, R (5, 1) John Romano, R (7, PH) Billy Pierce, L (8, 1) Ray Moore, R (9, 1) Norm Cash, L (9, PH)										1 0 0 0 0 1 0 0 0	0 0 0 0 0 0 0 0 0	0 0 0 0 0 0 0 0 0	0 0 0 0 0 0 0 0 0	0 0 0 0 1 0 0 0 0	1 0 0 0 0 0 0 0 0	0 0 0 0 0 0 0 0 0
Inning Stats	R: 0 E: 0 K: 0 S: 4 H: 1 LOB: 1 BB: 0 P: 4	R: 0 E: 0 K: 0 S: 2 H: 0 LOB: 0 BB: 1 P: 6	R: 0 E: 0 K: 1 S: 5 H: 0 LOB: 0 BB: 0 P: 5	R: 3 E: 0 K: 1 S: 7 H: 2 LOB: 3 BB: 3 P: 20	R: 0 E: 0 K: 0 S: 4 H: 1 LOB: 1 BB: 0 P: 4	R: 0 E: 0 K: 0 S: 3 H: 0 LOB: 0 BB: 0 P: 3	R: 0 E: 0 K: 0 S: 4 H: 1 LOB: 1 BB: 0 P: 4	R: 0 E: 0 K: 0 S: 4 H: 1 LOB: 1 BB: 0 P: 4	R: 0 E: 0 K: 0 S: 3 H: 0 LOB: 0 BB: 0 P: 3	1B: 3 2B: 2 3B: 0 HR: 1	SF: 0 SAC: 0 DP: 1 HBP: 1			WP: 0 PB: 0 SB: 0 CS: 0	PA: 37		

PITCHER		IP	WLS	BF	H	R	ER	SO	BB	IBB	HBP	BLK	WP	HR	S	P	ERA	WHIP
Johnny Podres, L ERA: 4.82	(1, 1)	3.1		15	2	3	3	1	3	0	1	0	0	1	13	26	8.10	1.500
Larry Sherry, R ERA: 0.71	(4, 1)	5.2	W	22	4	0	0	1	1	0	0	0	0	0	23	27	0.00	0.882

PITCHER	IP	WLS	BF	H	R	ER	SO	BB	IBB	HBP	BLK	WP	HR	S	P	ERA	WHIP

BOTTOM

Los Angeles Dodgers @ Chicago White Sox

Comiskey Park, Chicago, IL

Thu Oct 08 1959, 4:33 AM EDT

Att. 47,653 - Unknown

livebaseballscorecards.com

AB	32
R	3
H	6
RBI	3
BB	4
SO	2
LOB	14