




Chicago White Sox - 1960

Batter	1	2	3	4	5	6	7	8	9	AB	R	H	RBI	BB	SO	LOB	TOP											
Bill Tuttle, R OBP: 0.333, SLG: 0.333 (1, 8)	6-3		4-3		L7	2B 1B		FC6-4 1B	G4-3	6	1	2	0	0	0	4	Kansas City Athletics @ Chicago White Sox Comiskey Park, Chicago, IL Tue Apr 19 1960, 4:33 AM EST Att: 41,660 - Unknown 											
Jerry Lumpe, L OBP: 0.500, SLG: 0.750 (1, 4)	K			1B 1B	2B BB	2B		L8		4	2	2	2	1	1													
Hank Bauer, R OBP: 0.200, SLG: 0.400 (1, 9)	4-3			F5	1B E	5-3		FC6-4		5	1	1	1	0	0	3												
Norm Siebern, L OBP: 0.800, SLG: 1.500 (1, 3)		4-3		1B 1B	E			1B		4	2	3	1	1	0	0												
Bob Cerv, R OBP: 0.400, SLG: 0.250 (1, 7)	1-3			1B 1B	E7			K	HR	4	1	1	1	1	1	2												
Dick Williams, R OBP: 0.600, SLG: 0.500 (1, 5)	P6			1B	G6-4-3				BB	4	0	2	1	1	0	2												
Harry Chiti, R OBP: 0.500, SLG: 0.500 (1, 2)			F9	1B			L7	SH		4	0	2	0	0	0	2												
Ken Hamlin, R OBP: 0.200, SLG: 0.200 (1, 6)			F8	P4		L4-3	F8			5	0	1	1	0	0	5												
Bud Daley, L Bob Johnson, R Johnny Kucks, R Whitey Hechler, L Ken Johnson, R Rube Strickland, L Marty Kutyna, R Marty Throssberry, L Hank Kralie, R John Tsitouris, R								3-1	G4-3	0	0	0	0	0	0	0		AB 39 R 9 H 16 RBI 8 BB 6 SO 2 LOB 19 										
Inning Stats	R: 0 E: 0 K: 1 S: 5	H: 0 LOB: 0 BB: 0 P: 5	R: 0 E: 0 K: 0 S: 3	H: 0 LOB: 0 BB: 0 P: 3	R: 0 E: 0 K: 0 S: 3	H: 0 LOB: 1 BB: 1 P: 7	R: 2 E: 0 K: 0 S: 6	H: 4 LOB: 2 BB: 1 P: 10	R: 3 E: 1 K: 0 S: 6	H: 3 LOB: 1 BB: 1 P: 10	R: 2 E: 0 K: 0 S: 6	H: 4 LOB: 1 BB: 0 P: 6	R: 0 E: 0 K: 1 S: 7	H: 2 LOB: 2 BB: 0 P: 7	R: 0 E: 0 K: 0 S: 4	H: 1 LOB: 1 BB: 0 P: 4		R: 2 E: 1 K: 0 S: 4	H: 2 LOB: 2 BB: 3 P: 16	1B: 12 2B: 3 3B: 0 HR: 2	SF: 0 SAC: 1 DP: 3 HBP: 0	WP: 0 PB: 0 CS: 0	PA: 46					
PITCHER	IP WLS BF H R ER SO BB IBB HBP BLK WP HR S P ERA WHIP	IP WLS BF H R ER SO BB IBB HBP BLK WP HR S P ERA WHIP																										
Early Wynn, R ERA: 8.31 (1, 1)	4.1	21	6	5	4	1	3	0	0	0	0	0	0	1	20	32	8.31	2.077										
Mike Garcia, R ERA: 13.5 (5, 1)	1.1	8	5	2	2	0	0	0	0	0	0	0	0	0	8	8	13.50	3.750										
Turk Lown, R ERA: 7.71 (6, 1)	2.1	12	4	2	2	1	1	0	0	0	0	0	0	1	13	17	7.71	2.143										
Gerry Staley, R ERA: (9, 1)	0.1	3	1	0	0	0	1	0	0	0	0	0	0	0	2	6	0.00	6.000										
Frank Baumann, L ERA: (9, 1)	0.0	1	0	0	0	0	1	0	0	0	0	0	0	0	0	4	∞	∞										
Ray Moore, R ERA: (9, 1)	0.2	W	1	0	0	0	0	0	0	0	0	0	0	0	0	0	0.00	0.000										
Luis Aparicio, R OBP: 0.600, SLG: 0.600 (1, 6)	E 1B	E SF8 1B			HR 1B	P3		B1-4		5	3	3	0	0	0	2	Kansas City Athletics @ Chicago White Sox Comiskey Park, Chicago, IL Tue Apr 19 1960, 4:33 AM EST Att: 41,660 - Unknown 											
Nellie Fox, L (1, 4)	E3 1B	E4 SF8 1B			HR BB	P6		L7		4	3	0	0	1	0	2												
Minnie Minoso, R OBP: 0.400, SLG: 2.000 (1, 7)	1-3	SF8			HR	5-3			HR	4	2	2	6	0	0	2												
Ted Kluszewski, L OBP: 0.500, SLG: 0.500 (1, 3)	E8 1B				F9					4	1	2	1	0	0	2												
Gene Freese, R OBP: 0.250, SLG: 0.250 (1, 5)	1B	F7			F3			K		4	0	1	1	0	1	2												
Sherm Lollar, R (1, 2)	K				1-3	F2		F7		4	0	0	0	0	1	3												
Al Smith, R OBP: 0.500, SLG: 0.333 (1, 9)					0-3 BB	P3		5-3		3	0	1	2	1	0	0												
Jim Landis, R OBP: 0.250, SLG: 0.500 (1, 8)	K				9-3			4-3		4	0	1	0	0	1	3												
Early Wynn, S OBP: 0.500, SLG: 0.500 Mike Garcia, R Turk Lown, R Gerry Staley, R Frank Baumann, L Ray Moore, R									B1-4 BB	2	1	1	0	0	0	0		AB 35 R 10 H 11 RBI 10 BB 3 SO 3 LOB 17 										
Inning Stats	R: 3 E: 2 K: 2 S: 12	H: 3 LOB: 2 BB: 0 P: 12	R: 2 E: 1 K: 0 S: 6	H: 2 LOB: 1 BB: 0 P: 6	R: 0 E: 0 K: 0 S: 2	H: 0 LOB: 0 BB: 1 P: 6	R: 4 E: 0 K: 0 S: 6	H: 3 LOB: 0 BB: 1 P: 10	R: 0 E: 0 K: 1 S: 6	H: 1 LOB: 1 BB: 0 P: 6	R: 0 E: 0 K: 0 S: 3	H: 0 LOB: 0 BB: 0 P: 3	R: 0 E: 0 K: 0 S: 2	H: 0 LOB: 1 BB: 1 P: 6	R: 1 E: 0 K: 0 S: 1	H: 1 LOB: 0 BB: 0 P: 1		1B: 8 2B: 3 3B: 0 HR: 2	SF: 1 SAC: 0 DP: 2 HBP: 0	WP: 0 PB: 0 CS: 0	PA: 39							
PITCHER	IP WLS BF H R ER SO BB IBB HBP BLK WP HR S P ERA WHIP	IP WLS BF H R ER SO BB IBB HBP BLK WP HR S P ERA WHIP																										
Bud Daley, L ERA: (3, 1)	2.0	14	3	4	4	0	2	0	0	0	0	0	0	1	8	16	18.00	2.500										
Johnny Kucks, R ERA: 18.0 (5, 1)	3.0	11	2	0	0	1	0	0	0	0	0	0	0	0	13	13	0.00	0.667										
Marty Kutyna, R ERA: (8, 1)	1.0	3	0	0	0	0	1	0	0	0	0	0	0	2	6	0.00	1.000											
John Tsitouris, R ERA: (9, 1)	0.0	L	1	1	1	0	0	0	0	0	0	0	0	1	1	1	∞	∞										

Batter	1	2	3	4	5	6	7	8	9	AB	R	H	RBI	BB	SO	LOB	TOP								
Luis Aparicio, R OBP: 0.333, SLG: 0.357 (1, 6)	F4		6-3	WP BB 1-2 BB		2B		1-3		4	0	1	0	1	0	1									
Nelle Fox, L OBP: 0.563, SLG: 0.500 (1, 4)	F5			WP BB 1-2 BB		F5		CS BB		2	0	0	1	3	0	1									
Minnie Minoso, R OBP: 0.333, SLG: 0.769 (1, 7)	6-3		K	1-2 2-3 3-H 0-0	1-3	L8		1-3		5	0	0	0	0	1	5									
Ted Kluszewski, L OBP: 0.467, SLG: 0.333 (1, 3)		FC6-4 BB	F9		SH1-3 1B SF8 1B		4-3		F9	4	1	1	0	1	0	1									
Gene Freese, R OBP: 0.231, SLG: 0.167 (1, 5)	FC6-4 1-2 2B			F7	SH1-3 1B		L6-3 BB			3	1	1	0	1	0	1									
Sherm Lollar, R OBP: 0.417, SLG: 0.500 (1, 2)				1B 2B	SH1-3		L6-3			3	1	2	1	0	0	1									
Al Smith, R OBP: 0.231, SLG: 0.182 (1, 9)		K		L7	SF8		6-3			3	0	0	1	0	1	2									
Jim Landis, R OBP: 0.536, SLG: 0.500 (1, 8)				1B BB 1B	L8					2	1	1	0	2	0	1									
Dick Donovan, L OBP: 0.500, SLG: 0.500 (5, PH)				BB BB 1B						2	1	1	1	0	0	2									
Jim McCarthy, R OBP: 0.500, SLG: 0.500 (5, PH)				1-3 3-H WP 1B						1	0	0	0	0	1	0									
Mike Garcia, R OBP: 0.500, SLG: 0.500 (5, PH)										0	0	0	0	0	0	0									
Frank Baumann, L OBP: 0.500, SLG: 0.500 (5, PH)										0	0	0	0	0	0	0									
Joe Hicks, L OBP: 0.500, SLG: 0.500 (5, PH)										0	0	0	0	0	0	0									
Bob Shaw, R OBP: 0.500, SLG: 0.500 (5, PH)										0	0	0	0	0	0	0									
Inning Stats	R: 0 E: 0 K: 0 S: 3	H: 0 LOB: 0 BB: 0 P: 3	R: 1 E: 0 K: 1 S: 6	H: 1 LOB: 2 BB: 2 P: 14	R: 0 E: 0 K: 1 S: 5	H: 0 LOB: 1 BB: 1 P: 9	R: 3 E: 0 K: 0 S: 6	H: 3 LOB: 2 BB: 2 P: 14	R: 1 E: 0 K: 1 S: 5	H: 2 LOB: 1 BB: 0 P: 5	R: 0 E: 0 K: 1 S: 6	H: 1 LOB: 1 BB: 0 P: 6	R: 0 E: 0 K: 0 S: 2	H: 0 LOB: 0 BB: 1 P: 6	R: 0 E: 1 K: 0 S: 3	H: 0 LOB: 1 BB: 1 P: 7	R: 0 E: 0 K: 0 S: 2	H: 0 LOB: 0 BB: 1 P: 6	1B: 4 2B: 4 3B: 0 HR: 0	SF: 1 SAC: 1 DP: 1 HBP: 0	WP: 1 PB: 0 SB: 0 CS: 1	PA: 40			
PITCHER	IP	WLS	BF	H	R	ER	SO	BB	IBB	HBP	BLK	WP	HR	S	P	ERA	WHIP								
Jim Bunning, R ERA: 7.2	(1, 1)	4.0	21	4	4	4	2	5	0	0	0	1	0	20	40	9.00	2.250								
Hank Aguirre, L ERA: 4.5	(5, 1)	2.0	9	3	1	1	1	0	0	0	0	0	0	11	11	4.50	1.500								
Dave Sisler, R ERA:	(7, 1)	2.0	7	0	0	0	0	2	0	0	0	0	0	5	13	0.00	1.000								
Bob Bruce, R ERA:	(9, 1)	0.0	1	0	0	0	0	1	0	0	0	0	0	4	∞	∞	∞								
Tom Morgan, R ERA:	(9, 1)	1.0	W	2	0	0	0	0	0	0	0	0	0	2	2	0.00	0.000								

Chicago White Sox @ Detroit Tigers
Briggs Stadium, Detroit, MI
Fri Apr 22 1960, 3:33 AM EST
Att: 53,563 - Unknown

AB	30
R	5
H	7
RBI	4
BB	8
SO	3
LOB	16




Batter	1	2	3	4	5	6	7	8	9	AB	R	H	RBI	BB	SO	LOB	BOTTOM								
Eddie Yost, R OBP: 0.313, SLG: 0.385 (1, 5)	5-3		K		2-H HR		K	1-2 2-3 BB		4	1	1	2	1	2	0									
Casey Wise, S OBP: 0.182, SLG: 0.182 (1, 4)	G4-6-3 1B		6-3		F8		F8	F7		5	0	1	0	0	0	3									
Charlie Maxwell, L OBP: 0.375, SLG: 0.167 (1, 7)	G4-6-3 1-2			2B BB			1B BB		FC5-4 BB	2	0	1	0	3	0	1									
Al Kaline, R OBP: 0.563, SLG: 0.750 (1, 8)		HR BB		1-3 2B	L7		1B BB		FC5-4 1B	4	2	2	0	1	0	2									
Rocky Colavito, R OBP: 0.313, SLG: 0.643 (1, 9)		1-H HR		K		F4	6-3		1B IBB 1B	5	1	2	2	0	1	4									
Steve Bilko, R OBP: 0.417, SLG: 0.818 (8, PR)		6-3		L6				BB SH1-4 BB		3	1	1	1	1	0	2									
Johnny Groth, R ERA:	(8, PR)								1-2 IBB	0	0	0	0	0	0	0									
Gail Harris, L ERA:	(9, 3)									0	0	0	0	1	0	0									
Chico Fernandez, R OBP: 0.077, SLG: 0.077 (9, PH)										3	0	0	0	0	0	2									
Norm Cash, L OBP: 0.667, SLG: 2.000 (9, PH)					F9		F4		F5	1	0	0	0	0	0	3									
Lou Berberet, L OBP: 0.385, SLG: 0.200 (1, 2)		F8			SH1-4 HR 1B		BB		F7	4	1	2	1	1	0	2									
Jim Bunning, R ERA: 7.2	(1, 1)	5.0	22	6	4	4	3	2	0	0	0	0	0	26	34	7.20	1.600								
Hank Aguirre, R ERA: 13.5	(6, 1)	0.2	4	1	1	1	0	1	0	0	0	0	1	3	7	13.50	3.000								
Mike Garcia, R ERA:	(6, 1)	1.1	6	1	0	0	2	1	0	0	0	0	0	9	13	0.00	1.500								
Frank Baumann, L ERA:	(8, 1)	1.2	L	12	2	1	1	0	4	1	0	0	0	7	27	5.40	3.600								
Bob Shaw, R ERA: 12.27	(8, 1)									1	0	0	0	0	1	0									
Inning Stats	R: 0 E: 0 K: 0 S: 3	H: 1 LOB: 0 BB: 0 P: 3	R: 2 E: 0 K: 0 S: 4	H: 1 LOB: 0 BB: 1 P: 8	R: 0 E: 0 K: 2 S: 7	H: 0 LOB: 0 BB: 0 P: 7	R: 0 E: 0 K: 1 S: 6	H: 1 LOB: 2 BB: 1 P: 10	R: 2 E: 0 K: 0 S: 6	H: 3 LOB: 1 BB: 0 P: 6	R: 1 E: 0 K: 1 S: 6	H: 1 LOB: 1 BB: 1 P: 10	R: 0 E: 0 K: 1 S: 6	H: 1 LOB: 2 BB: 1 P: 10	R: 0 E: 0 K: 0 S: 3	H: 0 LOB: 3 BB: 3 P: 15	R: 0 E: 0 K: 0 S: 4	H: 0 LOB: 3 BB: 2 P: 12	1B: 6 2B: 1 3B: 0 HR: 3	SF: 0 SAC: 2 DP: 1 HBP: 0	WP: 0 PB: 0 SB: 0 CS: 0	PA: 44			
PITCHER	IP	WLS	BF	H	R	ER	SO	BB	IBB	HBP	BLK	WP	HR	S	P	ERA	WHIP								
Dick Donovan, R ERA: 7.2	(1, 1)	5.0	22	6	4	4	3	2	0	0	0	0	0	26	34	7.20	1.600								
Mike Garcia, R ERA: 13.5	(6, 1)	0.2	4	1	1	1	0	1	0	0	0	0	1	3	7	13.50	3.000								
Frank Baumann, L ERA:	(6, 1)	1.1	6	1	0	0	2	1	0	0	0	0	0	9	13	0.00	1.500								
Bob Shaw, R ERA: 12.27	(8, 1)	1.2	L	12	2	1	1	0	4	1	0	0	0	7	27	5.40	3.600								

Chicago White Sox @ Detroit Tigers
Briggs Stadium, Detroit, MI
Fri Apr 22 1960, 3:33 AM EST
Att: 53,563 - Unknown

AB	33
R	6
H	10
RBI	6
BB	9
SO	5
LOB	20



Batter	1	2	3	4	5	6	7	8	9	AB	R	H	RBI	BB	SO	LOB	TOP			
Luis Aparicio, R (1,6) OBP: 0.263, SLG: 0.278	5-3		K		6-3			K		4	0	0	0	0	2	2	Chicago White Sox @ Detroit Tigers Briggs Stadium, Detroit, MI Sat Apr 23 1960, 3:33 AM EST Att: 14,816 - Unknown			
Nelle Fox, L (1,4) OBP: 0.550, SLG: 0.417	BB		FC6-4 BB		6-3			G3		2	0	0	0	2	0	1				
Minnie Minoso, R (1,7) OBP: 0.316, SLG: 0.824	L8		FC6-4		F6			HR		4	1	1	2	0	0	3				
Ted Kluszewski, L (1,3) OBP: 0.368, SLG: 0.250	4-3				F4			1-3		4	0	0	0	0	1	1				
Gene Freese, R (1,5) OBP: 0.176, SLG: 0.125		K			E6			4-3		4	0	0	0	0	1	0				
Sherm Lollar, R (1,2) OBP: 0.375, SLG: 0.500	5-3				L8			L7		4	0	1	0	0	0	1				
Al Smith, R (1,9) OBP: 0.235, SLG: 0.267	K				F5			2B		4	0	1	0	0	2	2				
Jim Landis, R (1,8) OBP: 0.412, SLG: 0.357					F3			K		4	0	0	0	0	1	2				
Billy Pierce, L (1,1) Joe Rickard, L (5, Ph) Ray Moore, L (5, 1) Turk Lown, R (6, 1) Earl Torgerson, L (8, Ph) Jake Striker, L (8, 1)					F7			WP G3 HR BB		1	0	1	0	0	0	0				
Inning Stats	R: 0 E: 0 K: 0 S: 3	H: 0 LOB: 1 BB: 1 P: 7	R: 0 E: 0 K: 2 S: 7	H: 0 LOB: 0 BB: 0 P: 7	R: 0 E: 0 K: 1 S: 6	H: 1 LOB: 2 BB: 1 P: 10	R: 0 E: 1 K: 1 S: 6	H: 0 LOB: 1 BB: 0 P: 6	R: 0 E: 0 K: 0 S: 3	H: 0 LOB: 0 BB: 0 P: 3	R: 0 E: 0 K: 1 S: 6	H: 1 LOB: 1 BB: 0 P: 6	R: 2 E: 0 K: 1 S: 6	H: 1 LOB: 0 BB: 1 P: 10	R: 0 E: 0 K: 1 S: 6	H: 1 LOB: 1 BB: 0 P: 6		1B: 1 2B: 2 3B: 0 HR: 1	SF: 0 SAC: 0 DP: 0 HBP: 0	WP: 1 PB: 0 CS: 1
PITCHER Frank Lary, R (1,1) ERA: 1.89	IP: 9.0 WLS: W BF: 35 H: 4 R: 2 ER: 2 SO: 7 BB: 3 IBB: 0 HBP: 0 BLK: 0 WP: 1 HR: 1 S: 46 P: 58 ERA: 2.00 WHIP: 0.778															PITCHER				

Batter	1	2	3	4	5	6	7	8	9	AB	R	H	RBI	BB	SO	LOB	BOTTOM			
Eddie Yost, R (1,5) OBP: 0.300, SLG: 0.313	BB BB		6-3		F9			K		3	0	0	0	1	1	1	Chicago White Sox @ Detroit Tigers Briggs Stadium, Detroit, MI Sat Apr 23 1960, 3:33 AM EST Att: 14,816 - Unknown			
Casey Wise, S (1,4) OBP: 0.133, SLG: 0.133	F8		K		F6			1-3		4	0	0	0	0	1	1				
Charlie Maxwell, L (1,7) OBP: 0.350, SLG: 0.188	F4		F8		HR 1B			F8		4	1	1	0	0	0	1				
Al Kaline, R (1,8) OBP: 0.550, SLG: 0.643	BB				L6-3			L8		2	1	0	0	2	0	0				
Rocky Colavito, R (1,9) OBP: 0.350, SLG: 0.778	1-3				HR 1B			K		4	2	2	3	0	1	2				
Steve Bilko, R (1,3) Gail Harris, L (9, 3)			K		HR 1B			F8		4	1	1	2	0	1	0				
Chico Fernandez, R (1,6) OBP: 0.235, SLG: 0.294					HR			6-3		0	0	0	0	0	0	0				
Red Wilson, R (1,2) OBP: 0.333, SLG: 0.500	F7				2B			1B		4	0	1	1	0	0	2				
Frank Lary, R (1,1) OBP: 0.143, SLG: 0.143	5-3				K			K		3	0	0	0	0	2	2				
Inning Stats	R: 0 E: 0 K: 0 S: 3	H: 0 LOB: 2 BB: 2 P: 11	R: 0 E: 0 K: 1 S: 6	H: 1 LOB: 0 BB: 0 P: 6	R: 0 E: 0 K: 1 S: 5	H: 0 LOB: 0 BB: 0 P: 5	R: 3 E: 0 K: 1 S: 9	H: 4 LOB: 1 BB: 0 P: 9	R: 3 E: 0 K: 0 S: 5	H: 2 LOB: 0 BB: 1 P: 9	R: 0 E: 0 K: 2 S: 7	H: 0 LOB: 0 BB: 0 P: 7	R: 0 E: 0 K: 0 S: 3	H: 0 LOB: 0 BB: 0 P: 3	R: 0 E: 0 K: 1 S: 6	H: 1 LOB: 1 BB: 0 P: 6	1B: 5 2B: 1 3B: 0 HR: 2	SF: 0 SAC: 0 DP: 0 HBP: 0	WP: 0 PB: 0 CS: 0	PA: 35
PITCHER Billy Pierce, L (1,1) ERA: 6.75 Ray Moore, R (5, 1) Turk Lown, R (6, 1) Jake Striker, L (8, 1)	IP: 4.0 WLS: L BF: 19 H: 5 R: 3 ER: 3 SO: 3 BB: 2 IBB: 0 HBP: 0 BLK: 0 WP: 0 HR: 1 S: 23 P: 31 ERA: 6.75 WHIP: 1.750															PITCHER				

AB	32
R	2
H	4
RBI	2
BB	3
SO	7
LOB	12

AB	32
R	6
H	8
RBI	6
BB	3
SO	6
LOB	9



Batter	1	2	3	4	5	6	7	8	9	AB	R	H	RBI	BB	SO	LOB	TOP				
Luis Aparicio, R OBP: 0.304, SLG: 0.318 (1, 6)	F7			6-3				G6-3		4	0	2	0	0	0	0	Chicago White Sox @ Detroit Tigers Briggs Stadium, Detroit, MI Sun Apr 24 1960, 4:33 AM EDT Att: 35,680 - Unknown				
Nelle Fox, L OBP: 0.458, SLG: 0.313 (1, 4)	F5			4-3				G6-3		4	0	0	0	0	0	3					
Jim Landis, R OBP: 0.429, SLG: 0.444 (1, 8)	K			1B				1B		4	1	2	1	0	1	0					
Roy Sievers, R OBP: 0.250, SLG: 0.250 (1, 3)		5-3		1B				F7		4	1	1	1	0	1	1					
Minnie Minoso, R OBP: 0.304, SLG: 0.714 (1, 7)	F9			2B				L8		4	1	1	0	0	0	0					
Sherm Lollar, R OBP: 0.400, SLG: 0.556 Jim McAnany, R (9, PR)	5-3			1B				K		4	0	2	2	0	1	0					
Gene Freese, R OBP: 0.190, SLG: 0.150 (1, 5)				2B				K		0	0	0	0	0	0	0					
Al Smith, R OBP: 0.190, SLG: 0.211 (1, 9)				1B				F8		4	0	1	0	0	0	2					
Al Smith, R OBP: 0.190, SLG: 0.211 (1, 9)				1-3				G6-4-3		4	0	0	0	0	0	3					
Al Smith, R OBP: 0.190, SLG: 0.211 (1, 9)				1-3				G6-4-3		4	0	0	0	0	0	3					
Early Wynn, S OBP: 0.500, SLG: 0.500 Frank Baumann, L (2, 1) Joe Hicks, L OBP: 0.250, SLG: 0.250 Don Ferrarese, R (5, 1) Jake Striker, L (5, 1) Earl Torgerson, L OBP: 1.000, SLG: 1.000 Ray Moore, R (8, 1)	K			K				G6-3		0	0	0	0	0	0	0					
Inning Stats	R: 0 E: 0 K: 1 S: 5	H: 0 LOB: 0 BB: 0 P: 5	R: 0 E: 0 K: 0 S: 3	H: 0 LOB: 0 BB: 0 P: 3	R: 0 E: 0 K: 1 S: 5	H: 0 LOB: 0 BB: 0 P: 5	R: 3 E: 0 K: 0 S: 7	H: 4 LOB: 1 BB: 0 P: 7	R: 0 E: 0 K: 1 S: 4	H: 1 LOB: 1 BB: 0 P: 4	R: 0 E: 0 K: 1 S: 5	H: 0 LOB: 0 BB: 0 P: 5	R: 0 E: 0 K: 1 S: 5	H: 1 LOB: 0 BB: 0 P: 5	R: 1 E: 0 K: 0 S: 4	H: 2 LOB: 1 BB: 1 P: 8	R: 0 E: 0 K: 0 S: 4	H: 1 LOB: 2 BB: 0 P: 4	1B: 7 2B: 2 3B: 0 HR: 0	SF: 0 SAC: 0 DP: 2 HBP: 0	WP: 1 PA: 35
PITCHER Paul Foytack, R ERA: 3.6 (1, 1)	IP: 9.0 WLS: W BF: 35 H: 9 R: 4 ER: 4 SO: 4 BB: 1 IBB: 0 HBP: 0 BLK: 0 WP: 1 HR: 0 S: 42 P: 46 ERA: 4.00 WHIP: 1.111															PITCHER	IP: 9.0 WLS: W BF: 35 H: 9 R: 4 ER: 4 SO: 4 BB: 1 IBB: 0 HBP: 0 BLK: 0 WP: 1 HR: 0 S: 42 P: 46 ERA: 4.00 WHIP: 1.111				

AB	34
R	4
H	9
RBI	4
BB	1
SO	4
LOB	9



Batter	1	2	3	4	5	6	7	8	9	AB	R	H	RBI	BB	SO	LOB	BOTTOM
Eddie Yost, R OBP: 0.320, SLG: 0.300 (1, 5)	3B	6-3		F2	G5-3			1B		4	2	1	0	0	0	4	Chicago White Sox @ Detroit Tigers Briggs Stadium, Detroit, MI Sun Apr 24 1960, 4:33 AM EDT Att: 35,680 - Unknown
Casey Wise, S OBP: 0.300, SLG: 0.700 (1, 4)	E	F7		HR				E8		5	3	4	5	0	0	0	
Charlie Maxwell, L OBP: 0.360, SLG: 0.158 (1, 7)	E6	FC4-6		3-1				F9		3	1	0	1	2	0	1	
Al Kaline, R OBP: 0.500, SLG: 0.556 Johnny Groth, R (8, 8)	HR	FC4-6		L4-3				6-3		4	1	1	0	0	0	2	
Al Kaline, R OBP: 0.500, SLG: 0.556 Johnny Groth, R (8, 8)	HR	FC4-6		L4-3				6-3		1	0	0	0	0	0	0	
Rocky Colavito, R OBP: 0.400, SLG: 0.773 (1, 9)	K			G4-3	F9			FC5-4		4	0	2	0	1	1	2	
Rocky Colavito, R OBP: 0.400, SLG: 0.773 (1, 9)	K			G4-3	F9			FC5-4		4	0	2	0	1	1	2	
Steve Bilko, R OBP: 0.350, SLG: 0.722 Gail Harris, L (8, 3)	K			G4-3	BB			F6		3	1	0	0	1	1	4	
Steve Bilko, R OBP: 0.350, SLG: 0.722 Gail Harris, L (8, 3)	K			G4-3	BB			F6		1	0	0	0	0	0	1	
Chico Fernandez, R OBP: 0.318, SLG: 0.263 (1, 6)	HR			BB	BB			F7		2	1	0	0	3	0	1	
Lou Berberet, L OBP: 0.412, SLG: 0.462 (1, 2)	HR			BB	BB			F7		3	1	1	4	1	0	1	
Paul Foytack, R OBP: 0.750, SLG: 0.667 (1, 1)	6-3			HR	1B			HBP		3	2	2	1	1	0	0	
Inning Stats	R: 6 E: 1 K: 2 S: 12	H: 4 LOB: 0 BB: 1 P: 16	R: 0 E: 0 K: 0 S: 3	H: 0 LOB: 1 BB: 1 P: 7	R: 0 E: 0 K: 0 S: 2	H: 0 LOB: 2 BB: 2 P: 10	R: 2 E: 0 K: 0 S: 5	H: 2 LOB: 0 BB: 0 P: 5	R: 1 E: 0 K: 0 S: 4	H: 2 LOB: 1 BB: 1 P: 8	R: 2 E: 1 K: 0 S: 5	H: 2 LOB: 1 BB: 0 P: 6	R: 0 E: 0 K: 0 S: 4	H: 1 LOB: 0 BB: 0 P: 4	1B: 6 2B: 1 3B: 1 HR: 3	SF: 0 SAC: 0 DP: 3 HBP: 1	WP: 0 PA: 43
PITCHER Early Wynn, R ERA: 10.13 Frank Baumann, L ERA: 4.15 Don Ferrarese, L ERA: 27.0 Jake Striker, L ERA: 4.91 Ray Moore, R ERA: 5.4 (1, 1) (2, 1) (5, 1) (5, 1) (8, 1)	IP: 1.0 WLS: L BF: 9 H: 4 R: 6 ER: 2 SO: 2 BB: 1 IBB: 0 HBP: 0 BLK: 0 WP: 0 HR: 1 S: 12 P: 16 ERA: 18.00 WHIP: 5.000															PITCHER	IP: 1.0 WLS: L BF: 9 H: 4 R: 6 ER: 2 SO: 2 BB: 1 IBB: 0 HBP: 0 BLK: 0 WP: 0 HR: 1 S: 12 P: 16 ERA: 18.00 WHIP: 5.000

AB	33
R	12
H	11
RBI	11
BB	9
SO	2
LOB	16



Batter	1	2	3	4	5	6	7	8	9	AB	R	H	RBI	BB	SO	LOB	TOP					
Luis Aparicio, R OBP: 0.259, SLG: 0.269 (1, 6)	F8		6-3			5-3			F8	4	0	0	0	0	0	0						
Nelle Fox, L OBP: 0.393, SLG: 0.250 (1, 4)	K			F1		4-3			F6	4	0	0	0	0	1	0						
Jim Landis, R OBP: 0.400, SLG: 0.455 (1, 8)	K			2B		F2			F4	4	0	1	0	0	1	0						
Roy Sievers, R OBP: 0.286, SLG: 0.167 (1, 3)		1B SF7 BB		F9					F4	2	1	0	0	1	0	1						
Minnie Minoso, R OBP: 0.308, SLG: 0.667 (1, 7)		G6-4-3 1B		6-3					6-3	3	0	1	0	0	0	1						
Sherm Lollar, R OBP: 0.348, SLG: 0.500 (1, 2)		SF7				F8			F8	2	0	0	1	0	0	0						
Gene Freese, R OBP: 0.208, SLG: 0.174 (1, 5)		G6-4-3 1B							F6	3	0	1	0	0	0	1						
Al Smith, R OBP: 0.167, SLG: 0.182 (1, 9)			6-3			F9			6-3	3	0	0	0	0	0	1						
Herb Score, L (1, 1)										1	0	0	0	0	0	1						
Mike Garcia, R (4, 1)										0	0	0	0	0	0	0						
Jim McAnany, R (5, Ph)										1	0	0	0	0	0	1						
Turk Lown, R (5, 1)										0	0	0	0	0	0	0						
Sammy Esposito, R (8, Ph)										1	0	0	0	0	0	1						
Gerry Staley, R (8, 1)										0	0	0	0	0	0	0						
Inning Stats	R: 0 E: 0 K: 2 S: 7	H: 0 LOB: 0 BB: 0 P: 7	R: 1 E: 0 K: 0 S: 3	H: 1 LOB: 0 BB: 1 P: 7	R: 0 E: 0 K: 1 S: 5	H: 0 LOB: 0 BB: 0 P: 5	R: 0 E: 0 K: 0 S: 4	H: 1 LOB: 1 BB: 0 P: 4	R: 0 E: 0 K: 1 S: 6	H: 1 LOB: 1 BB: 0 P: 6	R: 0 E: 0 K: 0 S: 3	H: 0 LOB: 0 BB: 0 P: 3	R: 0 E: 0 K: 0 S: 3	H: 0 LOB: 0 BB: 0 P: 3	R: 0 E: 0 K: 1 S: 5	H: 0 LOB: 0 BB: 0 P: 5	R: 0 E: 0 K: 0 S: 3	H: 0 LOB: 0 BB: 0 P: 3	1B: 2 2B: 1 3B: 0 HR: 0	SF: 1 SAC: 0 DP: 1 HBP: 0	WP: 0 PB: 0 SB: 0 CS: 0	PA: 30
PITCHER Bud Daley, L ERA: 0.82 (1, 1)	IP: 9.0 WLS: W BF: 30 H: 3 R: 1 ER: 1 SO: 5 BB: 1 IBB: 0 HBP: 0 BLK: 0 WP: 0 HR: 0 S: 39 P: 43 ERA: 1.00 WHIP: 0.444															PITCHER	IP: 9.0 WLS: W BF: 30 H: 3 R: 1 ER: 1 SO: 5 BB: 1 IBB: 0 HBP: 0 BLK: 0 WP: 0 HR: 0 S: 39 P: 43 ERA: 1.00 WHIP: 0.444					

Chicago White Sox @ Kansas City Athletics
Municipal Stadium, Kansas City, MO
Mon Apr 25 1960, 8:05 PM EDT
Att: 8,528 - Unknown

livebaseballscorecards.com

AB 28
R 1
H 3
RBI 1
BB 1
SO 5
LOB 5




Batter	1	2	3	4	5	6	7	8	9	AB	R	H	RBI	BB	SO	LOB	BOTTOM					
Bill Tuttle, R OBP: 0.379, SLG: 0.333 (1, 8)	L6			FC6-5 1B				FC5 G3 1B		4	1	3	1	1	0	0						
Jerry Lumpe, L OBP: 0.519, SLG: 0.538 (1, 4)	BB 1B	F8		B5		K		G3		5	0	1	0	0	1	7						
Hank Bauer, R OBP: 0.259, SLG: 0.400 (1, 9)	BB			HR		F8		FC5		4	2	1	1	1	0	3						
Bob Cerv, R OBP: 0.429, SLG: 0.611 (1, 7)	K			G6-4-3 BB		K				3	1	1	1	1	2	2						
Dick Williams, R OBP: 0.357, SLG: 0.385 (1, 3)	K			G6-4-3 WP 1B		F8				4	0	1	1	0	1	3						
Harry Chiti, R OBP: 0.435, SLG: 0.600 (1, 2)		SH3-4 BB		1-3		WP 1B		FC5-4 BB		2	0	1	1	2	0	0						
Bob Johnson, R OBP: 0.467, SLG: 0.111 (1, 5)		SH3-4 BB				FC5-4 G5-4-3				3	1	1	0	1	0	3						
Ken Hamlin, R OBP: 0.182, SLG: 0.250 (1, 6)		SH3-4		E6 1B		6-3		G5-4-3		3	1	0	0	0	0	1						
Bud Daley, L OBP: 0.250, SLG: 0.250 (1, 1)		K		FC6-5 1B		F7		1-3		4	0	1	0	0	1	2						
Inning Stats	R: 0 E: 0 K: 2 S: 8	H: 1 LOB: 2 BB: 1 P: 12	R: 0 E: 0 K: 1 S: 5	H: 0 LOB: 3 BB: 3 P: 17	R: 1 E: 0 K: 0 S: 3	H: 1 LOB: 0 BB: 1 P: 7	R: 5 E: 1 K: 0 S: 10	H: 6 LOB: 2 BB: 0 P: 10	R: 0 E: 0 K: 1 S: 6	H: 1 LOB: 1 BB: 0 P: 6	R: 0 E: 0 K: 1 S: 5	H: 0 LOB: 0 BB: 0 P: 5	R: 0 E: 0 K: 0 S: 2	H: 0 LOB: 1 BB: 1 P: 6	R: 0 E: 0 K: 0 S: 4	H: 1 LOB: 1 BB: 0 P: 4	R: 0 E: 0 K: 0 S: 4	H: 0 LOB: 0 BB: 0 P: 4	1B: 9 2B: 0 3B: 0 HR: 1	SF: 0 SAC: 1 DP: 2 HBP: 0	WP: 1 PB: 0 SB: 0 CS: 0	PA: 39
PITCHER Herb Score, L ERA: 4.91 Mike Garcia, R ERA: 11.97 Turk Lown, R ERA: 2.45 Gerry Staley, R ERA: (1, 1) (4, 1) (5, 1) (8, 1)	IP: 3.2 WLS: L BF: 23 H: 7 R: 6 ER: 2 SO: 3 BB: 5 IBB: 0 HBP: 0 BLK: 0 WP: 1 HR: 1 S: 24 P: 44 ERA: 4.91 WHIP: 3.273															PITCHER	IP: 3.2 WLS: L BF: 23 H: 7 R: 6 ER: 2 SO: 3 BB: 5 IBB: 0 HBP: 0 BLK: 0 WP: 1 HR: 1 S: 24 P: 44 ERA: 4.91 WHIP: 3.273					

Chicago White Sox @ Kansas City Athletics
Municipal Stadium, Kansas City, MO
Mon Apr 25 1960, 8:05 PM EDT
Att: 8,528 - Unknown

livebaseballscorecards.com

AB 32
R 6
H 10
RBI 5
BB 6
SO 5
LOB 21



Batter	1	2	3	4	5	6	7	8	9	AB	R	H	RBI	BB	SO	LOB	TOP			
Jim Piersall, R OBP: 0.360, SLG: 0.375 (1,7)	F7		1-3		BB 1B		E5			4	0	1	0	0	0	0	Cleveland Indians @ Chicago White Sox Comiskey Park, Chicago, IL Thu Apr 28 1960, 8:05 PM EDT Att: 27,967 - Unknown			
Carroll Hardy, R OBP: 0.250, SLG: 0.250 (1,8)	6-3		2-3		BB		FC5-4			4	0	1	0	0	0	1				
Johnny Temple, R OBP: 0.273, SLG: 0.233 (1,4)	K				F4				F7	3	0	0	0	1	1	0				
Harvey Kuenn, R OBP: 0.385, SLG: 0.300 (1,9)		BB			BB				F6	2	0	0	0	2	0	3				
Vic Power, R OBP: 0.314, SLG: 0.441 (1,3)	F7				F2				6-3	4	0	0	0	0	0	2				
Woodie Held, R OBP: 0.367, SLG: 0.577 (1,6)		BB			1B					3	1	2	0	1	0	0				
Bubba Phillips, R OBP: 0.320, SLG: 0.227 (1,5)	F4				F4		K			4	0	1	1	0	1	4				
Russ Nixon, L OBP: 0.296, SLG: 0.304 (1,2)	F8						F8		G4-6-3	4	0	0	0	0	0	3				
Gary Bell, R OBP: 0.200, SLG: 0.111 (1,1)					5-3					2	0	0	0	0	0	0	AB 32 R 1 H 5 RBI 1 BB 4 SO 2 LOB 13			
John Romano, R OBP: 0.400, SLG: 0.400 (7, PH)					5-3				F4	1	0	0	0	0	0	0				
Johnny Klippstein, R OBP: 0.400, SLG: 0.400 (7, PH)					5-3					0	0	0	0	0	0	0				
Steve Demeter, R OBP: 0.400, SLG: 0.400 (9, PH)					5-3					1	0	0	0	0	0	0				
Inning Stats	R: 0 E: 0 K: 1 S: 5	H: 0 LOB: 0 BB: 0 P: 5	R: 0 E: 0 K: 0 S: 3	H: 0 LOB: 2 BB: 2 P: 11	R: 0 E: 0 K: 0 S: 3	H: 1 LOB: 2 BB: 1 P: 8	R: 0 E: 0 K: 0 S: 4	H: 2 LOB: 3 BB: 1 P: 9	R: 0 E: 0 K: 1 S: 5	H: 0 LOB: 0 BB: 0 P: 5	R: 0 E: 1 K: 0 S: 4	H: 0 LOB: 1 BB: 0 P: 4	R: 0 E: 0 K: 0 S: 3	H: 0 LOB: 0 BB: 0 P: 3	R: 1 E: 0 K: 0 S: 4	H: 2 LOB: 0 BB: 0 P: 4	1B: 4 2B: 0 3B: 1 HR: 0	SF: 0 SAC: 0 DP: 1 HBP: 0	WP: 0 PB: 0 SB: 0 CS: 0	PA: 36
PITCHER Billy Pierce, L ERA: 2.77 (1,1)	IP: 9.0 WLS: W BF: 36 H: 5 R: 1 ER: 1 SO: 2 BB: 4 IBB: 0 HBP: 0 BLK: 0 WP: 0 HR: 0 S: 36 P: 52 ERA: 1.00 WHIP: 1.000															PITCHER				

Batter	1	2	3	4	5	6	7	8	9	AB	R	H	RBI	BB	SO	LOB	BOTTOM			
Al Smith, R OBP: 0.364, SLG: 0.516 (1,9)	1B		SH2-3		3B		F2			4	3	3	0	0	0	1	Cleveland Indians @ Chicago White Sox Comiskey Park, Chicago, IL Thu Apr 28 1960, 8:05 PM EDT Att: 27,967 - Unknown			
Nellie Fox, L OBP: 0.389, SLG: 0.393 (1,4)	1-6-3		SH2-3		3B				6-3	3	0	1	1	0	0	1				
Minnie Minoso, R OBP: 0.343, SLG: 0.656 (1,7)	S		SF9		K				L5-4	3	0	2	2	0	1	1				
Roy Sievers, R OBP: 0.188, SLG: 0.071 (1,3)	5-3		F8				F7		L5-4	4	0	0	0	0	0	2				
Sherm Lollar, R OBP: 0.419, SLG: 0.520 (1,2)	BB				4-3		F2			2	0	0	0	1	0	0				
Billy Goodman, L OBP: 0.200, SLG: 0.400 (7,5)	F4				F7		F7			3	0	0	0	0	0	2				
Sammy Esposito, R OBP: 0.200, SLG: 0.400 (7,5)					F7					0	0	0	0	0	0	0				
Jim Landis, R OBP: 0.393, SLG: 0.417 (1,8)			L7		K				SH1-3	2	0	0	0	1	1	0				
Luis Aparicio, R OBP: 0.235, SLG: 0.242 (1,6)			6-3						SH1-3	2	0	0	0	0	0	0				
Billy Pierce, L OBP: 0.250, SLG: 0.250 (1,1)			F8				F5		F7	3	0	0	0	0	0	1				
Inning Stats	R: 1 E: 0 K: 0 S: 5	H: 2 LOB: 2 BB: 1 P: 9	R: 0 E: 0 K: 0 S: 3	H: 0 LOB: 0 BB: 0 P: 3	R: 1 E: 0 K: 0 S: 4	H: 1 LOB: 0 BB: 0 P: 4	R: 0 E: 0 K: 1 S: 5	H: 0 LOB: 0 BB: 0 P: 5	R: 1 E: 0 K: 1 S: 7	H: 2 LOB: 1 BB: 0 P: 7	R: 0 E: 0 K: 0 S: 3	H: 0 LOB: 0 BB: 0 P: 3	R: 0 E: 0 K: 0 S: 3	H: 1 LOB: 0 BB: 0 P: 3	R: 0 E: 0 K: 0 S: 3	H: 1 LOB: 0 BB: 0 P: 3	1B: 4 2B: 2 3B: 1 HR: 0	SF: 1 SAC: 2 DP: 1 HBP: 0	WP: 0 PB: 0 SB: 1 CS: 0	PA: 31
PITCHER Gary Bell, R ERA: 1.78 (1,1)	IP: 6.0 WLS: L BF: 24 H: 6 R: 0 ER: 3 SO: 2 BB: 1 IBB: 0 HBP: 0 BLK: 0 WP: 0 HR: 0 S: 27 P: 31 ERA: 4.50 WHIP: 1.000															PITCHER				
PITCHER Johnny Klippstein, R ERA: 1.78 (7,1)	IP: 2.0 WLS: W BF: 7 H: 1 R: 0 ER: 0 SO: 0 BB: 0 IBB: 0 HBP: 0 BLK: 0 WP: 0 HR: 0 S: 6 P: 10 ERA: 0.00 WHIP: 1.000															PITCHER				

Batter	1	2	3	4	5	6	7	8	9	AB	R	H	RBI	BB	SO	LOB	TOP								
Eddie Yost, R OBP: 0.349, SLG: 0.303	5-3			K	G4-6-3			1-3		4	0	0	0	0	1	1	Detroit Tigers @ Chicago White Sox Comiskey Park, Chicago, IL Fri Apr 29 1960, 8:05 PM EDT Att: 20,408 - Unknown								
Frank Bolling, R OBP: 0.250, SLG: 0.143	L5			BB				F9		3	1	1	0	1	0	0									
Neil Chrisley, L OBP: 0.250, SLG: 0.364	F8			BB				L9		3	0	0	0	1	0	1									
Al Kaline, R OBP: 0.429, SLG: 0.406		CS		L9				L9		3	0	1	0	1	0	2									
Rocky Colavito, R OBP: 0.333, SLG: 0.500	F8			BB				F9		3	0	0	0	1	0	3									
Lou Berberet, L OBP: 0.438, SLG: 0.538	F6			BB				1B		3	0	1	1	1	0	2									
Jim Bunning, R OBP: 0.250, SLG: 0.250				BB				1B		0	0	0	0	0	0	0									
Steve Bilko, R OBP: 0.194, SLG: 0.382			6-3	K				5-3		3	0	0	0	0	1	3									
Norm Cash, L OBP: 0.500, SLG: 1.000								1B		1	0	1	0	0	0	0									
Chico Fernandez, R OBP: 0.297, SLG: 0.265			F6		F9			F9		3	0	0	0	0	0	0									
Gail Harris, L								F3		1	0	0	0	0	0	2									
Frank Lary, R OBP: 0.200, SLG: 0.111			K		G4-6-3			F4		2	0	0	0	1	1	0									
Inning Stats	R: 0 E: 0 K: 0 S: 3	H: 0 LOB: 0 BB: 0 P: 3	R: 0 E: 0 K: 0 S: 2	H: 0 LOB: 0 BB: 1 P: 6	R: 0 E: 0 K: 1 S: 5	H: 0 LOB: 0 BB: 0 P: 5	R: 1 E: 0 K: 2 S: 7	H: 0 LOB: 3 BB: 4 P: 23	R: 0 E: 0 K: 0 S: 2	H: 2 LOB: 2 BB: 0 P: 5	R: 0 E: 0 K: 0 S: 3	H: 0 LOB: 0 BB: 0 P: 3	R: 0 E: 0 K: 0 S: 3	H: 0 LOB: 0 BB: 0 P: 3	R: 0 E: 0 K: 0 S: 5	H: 2 LOB: 2 BB: 0 P: 5	1B: 4 2B: 0 3B: 0 HR: 0	SF: 0 SAC: 0 DP: 1 HBP: 0	WP: 0 PB: 0 CS: 1	PA: 35					
PITCHER	IP	WLS	BF	H	R	ER	SO	BB	IBB	HBP	BLK	WP	HR	S	P	ERA	WHIP								
Early Wynn, R ERA: 7.0	(1, 1)	3.2	15	0	1	1	2	5	0	0	0	0	0	14	34	2.46	1.364								
Turk Lown, R ERA: 1.42	(4, 1)	5.1	W	20	4	0	0	1	1	0	0	0	0	21	25	0.00	0.938								

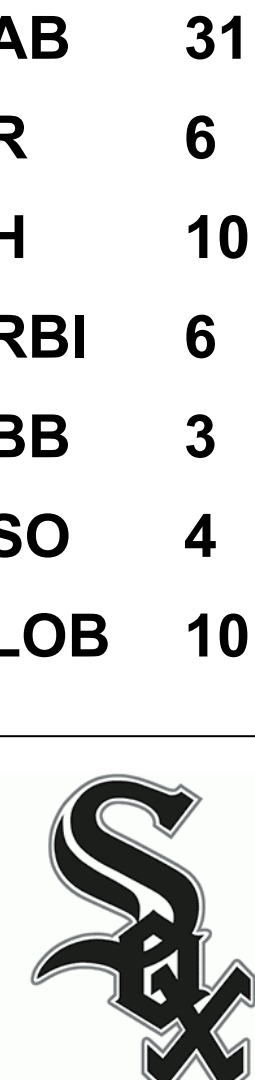
Batter	1	2	3	4	5	6	7	8	9	AB	R	H	RBI	BB	SO	LOB	BOTTOM								
Al Smith, R OBP: 0.324, SLG: 0.457	6-3		F7		L5			6-3		4	0	0	0	0	0	0	Detroit Tigers @ Chicago White Sox Comiskey Park, Chicago, IL Fri Apr 29 1960, 8:05 PM EDT Att: 20,408 - Unknown								
Nellie Fox, L OBP: 0.400, SLG: 0.469	E4				1B			F9		4	2	2	0	0	0	0									
Minnie Minoso, R OBP: 0.333, SLG: 0.611			F7		F2			6-3		4	0	1	0	0	0	2									
Roy Sievers, R OBP: 0.250, SLG: 0.118	4-3		1-3		FC6-4			2B		3	1	1	2	1	0	2									
Sherm Lollar, R OBP: 0.400, SLG: 0.517	6-3		E5		FC6-4			2B		4	0	1	1	0	0	2									
Billy Goodman, L OBP: 0.429, SLG: 0.571			FC4-5		F7			1B		4	0	3	0	0	0	0									
Sammy Esposito, R OBP: 0.200, SLG: 0.400			2B		1B			1B		0	0	0	0	0	0	0									
Jim Landis, R OBP: 0.344, SLG: 0.357			FC4-5		FC3-5			F6		4	0	0	0	0	0	4									
Luis Aparicio, R OBP: 0.216, SLG: 0.222			L8		F7			F6		3	0	0	0	0	0	3									
Early Wynn, S OBP: 0.333, SLG: 0.333			K		FC6-4			5-3		1	0	0	0	0	1	1									
Turk Lown, R					1-2					2	0	0	0	0	0	2									
Inning Stats	R: 1 E: 1 K: 0 S: 5	H: 1 LOB: 1 BB: 0 P: 5	R: 0 E: 0 K: 1 S: 6	H: 1 LOB: 1 BB: 0 P: 6	R: 0 E: 0 K: 0 S: 4	H: 1 LOB: 1 BB: 0 P: 4	R: 0 E: 1 K: 0 S: 5	H: 1 LOB: 2 BB: 0 P: 5	R: 1 E: 0 K: 0 S: 5	H: 2 LOB: 1 BB: 0 P: 5	R: 0 E: 0 K: 0 S: 3	H: 0 LOB: 0 BB: 0 P: 3	R: 0 E: 0 K: 0 S: 3	H: 0 LOB: 0 BB: 0 P: 3	R: 1 E: 0 K: 0 S: 4	H: 2 LOB: 1 BB: 1 P: 8	1B: 5 2B: 2 3B: 1 HR: 0	SF: 0 SAC: 0 DP: 0 HBP: 0	WP: 0 PB: 0 CS: 0	PA: 34					
PITCHER	IP	WLS	BF	H	R	ER	SO	BB	IBB	HBP	BLK	WP	HR	S	P	ERA	WHIP								
Frank Lary, R ERA: 2.0	(1, 1)	8.0	L	34	8	3	2	1	1	0	0	0	0	35	39	2.25	1.125								

Batter	1	2	3	4	5	6	7	8	9	AB	R	H	RBI	BB	SO	LOB	TOP																			
Eddie Yost, R OBP: 0.362, SLG: 0.306 (1, 5)	F7		FC6-4 BB 2-3		F4		1B			3	0	1	0	1	0	1	Detroit Tigers @ Chicago White Sox Comiskey Park, Chicago, IL Sun May 01 1960, 4:33 AM EDT Unknown																			
Frank Bolling, R OBP: 0.250, SLG: 0.364 (1, 4)	F6		FC6-4 1-2f		CS	1B 3B	1-3			4	1	1	0	0	0	2																				
Neil Chrisley, L OBP: 0.313, SLG: 0.400 (1, 7)	FC6-4 1B			K		F8 1B G3		E4 G5-4-3		4	1	2	1	0	1	0																				
Al Kaline, R OBP: 0.435, SLG: 0.500 (1, 8)	FC6-4 1-2f			HR		G3 1-2 1B		L8		4	1	2	1	0	0	2																				
Rocky Colavito, R OBP: 0.304, SLG: 0.450 (1, 9)		6-3		5-3		F8 2-3		G5-4-3 1-2f		4	0	0	0	0	0	3																				
Lou Berberet, L OBP: 0.417, SLG: 0.483 (1, 2)	K					G3 1-2 3-H		F8		3	0	0	1	1	1	1																				
Steve Bilko, R OBP: 0.179, SLG: 0.351 Charlie Maxwell, L (9, PH) OBP: 0.257, SLG: 0.103 (1, 3)	F9			F9		6-3		4-3		3	0	0	0	0	0	2																				
Chico Fernandez, R OBP: 0.317, SLG: 0.297 (1, 6)			CS 2B		FC1-6 BB		5-3	6-3		3	0	1	0	1	0	0																				
Jim Bunning, R OBP: 0.167, SLG: 0.167 Ray Semproch, R (6, 1)			K		FC1-6 CS 1-2f		3-1			2	0	0	0	0	1	2																				
Em Lindbeck, L (7, PH) Tom Morgan, R (7, 1)										1	0	0	0	0	0	0																				
Inning Stats	R: 0 E: 0 K: 0 S: 4	H: 1 LOB: 1 BB: 0 P: 4	R: 0 E: 0 K: 1 S: 5	H: 0 LOB: 0 BB: 0 P: 5	R: 0 E: 0 K: 1 S: 5	H: 1 LOB: 1 BB: 1 P: 9	R: 1 E: 0 K: 1 S: 6	H: 1 LOB: 1 BB: 1 P: 10	R: 0 E: 0 K: 0 S: 2	H: 0 LOB: 0 BB: 0 P: 6	R: 2 E: 0 K: 0 S: 6	H: 3 LOB: 1 BB: 0 P: 6	R: 0 E: 0 K: 0 S: 4	H: 1 LOB: 1 BB: 0 P: 4	R: 0 E: 1 K: 0 S: 3	H: 0 LOB: 0 BB: 0 P: 3	R: 0 E: 0 K: 0 S: 3	H: 0 LOB: 0 BB: 0 P: 3	1B: 4 2B: 1 3B: 1 HR: 1	SF: 0 SAC: 0 DP: 1 HBP: 0	WP: 0 PB: 0 SB: 0 CS: 2	PA: 36														
PITCHER	IP	WLS	BF	H	R	ER	SO	BB	IBB	HBP	BLK	WP	HR	S	P	ERA	WHIP	PITCHER		IP	WLS	BF	H	R	ER	SO	BB	IBB	HBP	BLK	WP	HR	S	P	ERA	WHIP
Bob Shaw, R ERA: 4.08 (1, 1)	5.0		22	6	3	3	3	3	0	0	0	0	1	25	37	5.40	1.800																			
Gerry Staley, R ERA: (6, 1)	4.0	W	13	1	0	0	0	0	0	0	0	0	0	13	13	0.00	0.250																			

AB	32
R	3
H	7
RBI	3
BB	3
SO	3
LOB	13



Batter	1	2	3	4	5	6	7	8	9	AB	R	H	RBI	BB	SO	LOB	BOTTOM																			
Al Smith, R OBP: 0.341, SLG: 0.538 (1, 9)	F9					L8				4	2	2	2	0	0	2	Detroit Tigers @ Chicago White Sox Comiskey Park, Chicago, IL Sun May 01 1960, 4:33 AM EDT Unknown																			
Nellie Fox, L OBP: 0.409, SLG: 0.472 (1, 4)	4-3		HR			FC6-4 1B		4-3		4	0	2	1	0	0	0																				
Minnie Minoso, R OBP: 0.326, SLG: 0.575 (1, 7)	F3		1B		FC6-4 1-2f		F4			4	0	1	0	0	0	1																				
Roy Sievers, R OBP: 0.292, SLG: 0.150 (1, 3)		G4-6-3 BB	K			2B 1B		5-3		3	1	1	0	1	1	2																				
Sherm Lollar, R OBP: 0.385, SLG: 0.515 (1, 2)	K			5-3		2B 1-2 2B		K		4	1	1	1	0	2	1																				
Billy Goodman, L OBP: 0.400, SLG: 0.600 Sammy Esposito, R (6, FR) OBP: 0.167, SLG: 0.333 (7, 5)	G4-6-3 1-2f			3-1		4-3 2-H E 2B		5-3		3	0	1	1	0	0	1																				
Jim Landis, R OBP: 0.361, SLG: 0.355 (1, 8)			SH3-4 HR 1B		F7		4-3			3	1	1	0	1	0	1																				
Luis Aparicio, R OBP: 0.220, SLG: 0.225 (1, 6)			K		5-3		E6 CS 1B		3-1	4	0	1	1	0	1	2																				
Bob Shaw, R OBP: 0.333, SLG: 0.200 Gerry Staley, R (6, 1)			SH3-4 1-2		F3		BB			1	0	0	0	0	0	0																				
Inning Stats	R: 0 E: 0 K: 0 S: 3	H: 0 LOB: 0 BB: 0 P: 3	R: 0 E: 0 K: 1 S: 4	H: 0 LOB: 0 BB: 1 P: 8	R: 2 E: 0 K: 2 S: 11	H: 4 LOB: 2 BB: 0 P: 11	R: 0 E: 0 K: 0 S: 3	H: 0 LOB: 0 BB: 0 P: 3	R: 1 E: 0 K: 0 S: 5	H: 2 LOB: 1 BB: 0 P: 5	R: 3 E: 1 K: 0 S: 6	H: 4 LOB: 2 BB: 1 P: 10	R: 0 E: 0 K: 0 S: 3	H: 0 LOB: 0 BB: 0 P: 3	R: 0 E: 0 K: 1 S: 5	H: 0 LOB: 1 BB: 1 P: 9		1B: 7 2B: 2 3B: 0 HR: 1	SF: 0 SAC: 1 DP: 1 HBP: 0	WP: 0 PB: 0 SB: 2 CS: 1	PA: 35															
PITCHER	IP	WLS	BF	H	R	ER	SO	BB	IBB	HBP	BLK	WP	HR	S	P	ERA	WHIP	PITCHER		IP	WLS	BF	H	R	ER	SO	BB	IBB	HBP	BLK	WP	HR	S	P	ERA	WHIP
Jim Bunning, R ERA: 4.87 (1, 1)	5.1	L	26	10	6	6	3	1	0	0	0	0	1	31	35	10.12	2.062																			
Ray Semproch, R ERA: (6, 1)	0.2		2	0	0	0	0	1	0	0	0	0	0	1	5	0.00	1.500																			
Tom Morgan, R ERA: (7, 1)	2.0		7	0	0	0	1	1	0	0	0	0	0	8	12	0.00	0.500																			



Batter	1	2	3	4	5	6	7	8	9	AB	R	H	RBI	BB	SO	LOB	TOP										
Luis Aparicio, R (1, 6) OBP: 0.296, SLG: 0.308	1-3		K		G1-6-3 1B		1B 2B		F7	5	1	2	0	0	1	1	Chicago White Sox @ Baltimore Orioles Memorial Stadium, Baltimore, MD Tue May 03 1960, 7:05 PM EDT Att: 10,701 - Unknown										
Nellie Fox, L (1, 4) OBP: 0.379, SLG: 0.469	5-3		2B 2B		F7		2H 1B		K	5	1	2	1	0	1	2											
Minnie Minoso, R (1, 7) OBP: 0.339, SLG: 0.558	F7		2H 1B 2B		G1-6-3 1-2		K			4	1	1	1	0	1	2											
Roy Sievers, R (1, 3) OBP: 0.345, SLG: 0.280		E6 2B 5-3	2H 1B WP				1B		K	4	1	2	1	0	1	0											
Sherm Lollar, R (1, 2) OBP: 0.375, SLG: 0.450	5-3	1-2	F9	1-2			F4		5-3	4	0	0	0	0	0	3											
Al Smith, R (1, 9) OBP: 0.296, SLG: 0.442	6-3		F4				F9			4	0	1	0	0	0	3											
Gene Freese, R (1, 5) OBP: 0.207, SLG: 0.214		2H E 2B					L5		4-3	4	1	1	1	0	1	2											
Jim Landis, R (1, 8) OBP: 0.383, SLG: 0.350	E7 2H 1B				B5-6-4 1B		L8		SH1-4 1B	4	0	3	1	0	0	0											
Billy Pierce, L (1, 1) OBP: 0.143, SLG: 0.143	6-3				B5-6-4 1-2		K		SH1-4 1-2	3	0	0	0	0	1	2											
Inning Stats	R: 0 E: 0 K: 0 S: 3	H: 0 LOB: 0 BB: 0 P: 3	R: 2 E: 2 K: 0 S: 6	H: 2 LOB: 1 BB: 0 P: 6	R: 2 E: 0 K: 1 S: 8	H: 3 LOB: 1 BB: 0 P: 8	R: 0 E: 0 K: 1 S: 5	H: 1 LOB: 0 BB: 0 P: 5	R: 0 E: 0 K: 0 S: 4	H: 1 LOB: 1 BB: 0 P: 4	R: 1 E: 0 K: 2 S: 9	H: 2 LOB: 1 BB: 0 P: 9	R: 0 E: 0 K: 1 S: 6	H: 1 LOB: 1 BB: 0 P: 6	R: 0 E: 0 K: 1 S: 6	H: 1 LOB: 1 BB: 0 P: 6	1B: 8 2B: 4 3B: 0 HR: 0	SF: 0 SAC: 1 DP: 2 HBP: 0	WP: 1 PB: 0 CS: 0	PA: 38							
PITCHER	IP	WLS	BF	H	R	ER	SO	BB	IBB	HBP	BLK	WP	HR	S	P	ERA	WHIP										
Steve Barber, L (1, 1) ERA: 1.88	7.0	L	30	10	5	3	4	0	0	0	0	1	0	38	38	3.86	1.429										
Jack Fisher, R (8, 1) ERA: 10.57	2.0		8	2	0	0	2	0	0	0	0	0	0	12	12	0.00	1.000										

Batter	1	2	3	4	5	6	7	8	9	AB	R	H	RBI	BB	SO	LOB	BOTTOM										
Mary Breeding, R (1, 4) OBP: 0.324, SLG: 0.355	F8		K		5-3		F7		FC4-6 1B	5	0	1	0	0	1	2	Chicago White Sox @ Baltimore Orioles Memorial Stadium, Baltimore, MD Tue May 03 1960, 7:05 PM EDT Att: 10,701 - Unknown										
Gene Woodling, L (1, 7) OBP: 0.516, SLG: 0.500	K				1B SF8 2B		FC6 1-2		FC4-6 1-2	5	1	2	0	0	1	4											
Willie Tasby, R (1, 8) OBP: 0.375, SLG: 0.286					1B 2-3 1B		FC6-4 1-2		F8	4	1	2	0	0	0	1											
Walt Dropo, R (1, 3) OBP: 0.278, SLG: 0.200					5-3		F7			4	0	1	0	0	1	3											
Bob Boyd, L (8, PR) OBP: 0.273, SLG: 0.364	K								FC6-4 1B	0	0	0	0	0	0	0											
Brooks Robinson, R (1, 5) OBP: 0.277, SLG: 0.281							F9		FC6-4 1-2	3	0	0	1	0	0	1											
Jackie Brandt, R (1, 9) OBP: 0.420, SLG: 0.263							F8		F5	4	0	1	1	0	0	1											
Gus Triandos, R (1, 2) OBP: 0.262, SLG: 0.167										3	0	0	0	0	1	1											
Albie Pearson, L (7, PR) OBP: 0.400, SLG: 0.474									F7	0	0	0	0	0	0	0											
Joe Ginsberg, L (8, 2) OBP: 0.313, SLG: 0.286										0	0	0	0	0	0	0											
Clint Courtney, L (9, PH) OBP: 0.375, SLG: 0.333										1	0	0	0	0	0	0											
Ron Hansen, R (1, 6) OBP: 0.418, SLG: 0.571									F8	4	1	2	1	0	0	0											
Steve Barber, L (1, 1)										2	0	0	0	0	1	0											
Al Pilarcik, L (7, PH) OBP: 0.486, SLG: 0.588										1	0	0	0	0	1	2											
Jack Fisher, R (8, 1)										0	0	0	0	0	0	0											
Jim Gentile, L (9, PH) OBP: 0.400, SLG: 0.629										1	0	1	0	0	0	0											
Jerry Walker, S (9, PR)										0	0	0	0	0	0	0											
Inning Stats	R: 0 E: 0 K: 2 S: 8	H: 1 LOB: 1 BB: 0 P: 8	R: 0 E: 0 K: 0 S: 3	H: 0 LOB: 0 BB: 0 P: 3	R: 0 E: 0 K: 2 S: 7	H: 0 LOB: 0 BB: 0 P: 7	R: 2 E: 0 K: 1 S: 8	H: 3 LOB: 1 BB: 0 P: 8	R: 1 E: 0 K: 0 S: 5	H: 2 LOB: 1 BB: 0 P: 5	R: 0 E: 0 K: 0 S: 3	H: 0 LOB: 0 BB: 0 P: 3	R: 0 E: 1 K: 1 S: 7	H: 1 LOB: 2 BB: 0 P: 7	R: 0 E: 0 K: 0 S: 4	H: 1 LOB: 1 BB: 0 P: 4	R: 0 E: 0 K: 0 S: 5	H: 2 LOB: 2 BB: 0 P: 5	1B: 8 2B: 1 3B: 0 HR: 1	SF: 1 SAC: 0 DP: 0 HBP: 0	WP: 0 PB: 0 CS: 0	PA: 38					
PITCHER	IP	WLS	BF	H	R	ER	SO	BB	IBB	HBP	BLK	WP	HR	S	P	ERA	WHIP										
Billy Pierce, L (1, 1) ERA: 2.86	9.0	W	38	10	3	3	6	0	0	0	0	0	1	50	50	3.00	1.111										



Batter	1	2	3	4	5	6	7	8	9	AB	R	H	RBI	BB	SO	LOB	TOP							
Luis Aparicio, R OBP: 0.322, SLG: 0.333 (1, 6)	0-0 SH1-4 1B 6-3 1B		0-0 PB 1B 1-2		0-3 K 3		0-0 1B WP 1B		0-0 F7 2	5	2	3	0	0	1	0								
Nelle Fox, L OBP: 0.413, SLG: 0.500 (1, 4)	0-0 SH1-4 1B 1-2		0-3 K 1		0-0 PB 1B 1B		0-0 WP 1B 1-3		0-0 FC6-4 1B	5	1	4	0	0	1	2								
Minnie Minoso, R OBP: 0.333, SLG: 0.536 (1, 7)	0-0 SH1-4 1-2 2-3		0-0 1-3 2		0-0 SH1-4 WP PB 1B 1-H		0-0 5-3 2		0-0 FC6-4 3	4	1	1	1	1	0	4								
Roy Sievers, R OBP: 0.333, SLG: 0.250 (1, 3)	0-0 6-3 3-H		0-0 5-3 3		4-0 PB SH1-4 BB 1-2		0-0 5-3 3			3	0	0	1	1	0	4								
Sherm Lollar, R OBP: 0.367, SLG: 0.439 Dick Brown, R OBP: 0.200, SLG: 0.200 (1, 2)	0-0 F7 3		0-0 G6-3 1B 1-2 2-3		0-0 SH1-4 2		0-3 K 1			1	0	0	0	0	0	1								
Al Smith, R OBP: 0.293, SLG: 0.429 (1, 9)		0-0 F7 1	0-0 G6-3 1B 1-2		0-0 F2 2		0-0 1B 2			4	0	1	0	0	0	3								
Gene Freese, R OBP: 0.200, SLG: 0.200 Billy Goodman, L OBP: 0.421, SLG: 0.588 (4, 5)	0-0 F8 2		0-0 4-3 3		0-3 K 2-3 3-H		0-0 F4 2			2	0	0	0	0	0	0								
Jim Landis, R OBP: 0.353, SLG: 0.318 (1, 8)	0-3 K 3			0-3 K 1		0-0 F7 3		0-0 F3 3		4	0	0	0	0	2	3								
Early Wynn, S OBP: 0.333, SLG: 0.200 Frank Baumann, L (7, 1) Gerry Staley, R (7, 1) Earl Torgeson, L OBP: 0.800, SLG: 0.500 (9, PH)			4-0 PB 1B BB		0-0 6-3 2		0-0 F7 1		0-0 F7 1	2	0	0	0	1	0	0								
Inning Stats	R: 1 E: 0 K: 0 S: 5	H: 2 LOB: 1 BB: 0 P: 5	R: 0 E: 0 K: 1 S: 5	H: 0 LOB: 0 BB: 0 P: 5	R: 0 E: 0 K: 1 S: 6	H: 1 LOB: 2 BB: 1 P: 10	R: 0 E: 0 K: 0 S: 3	H: 1 LOB: 0 BB: 0 P: 3	R: 0 E: 0 K: 2 S: 7	H: 0 LOB: 0 BB: 0 P: 7	R: 2 E: 0 K: 1 S: 8	H: 2 LOB: 2 BB: 1 P: 12	R: 1 E: 0 K: 0 S: 5	H: 2 LOB: 1 BB: 0 P: 5	R: 0 E: 0 K: 1 S: 6	H: 1 LOB: 1 BB: 0 P: 6	R: 0 E: 0 K: 0 S: 4	H: 1 LOB: 1 BB: 0 P: 4	1B: 10 2B: 0 3B: 0 HR: 0	SF: 0 SAC: 2 DP: 1 HBP: 0	WP: 2 PB: 4 CS: 0	PA: 39		
PITCHER	IP WLS BF H R ER SO BB IBB HBP BLK WP HR S P ERA WHIP	7.0 W 31 8 4 2 5 2 0 0 0 2 0 39 47 2.57 1.429	2.0 S 8 2 0 0 1 0 0 0 0 0 0 10 10 0.00 1.000																					

Chicago White Sox @ Baltimore Orioles
Memorial Stadium, Baltimore, MD
Wed May 04 1960, 7:05 PM EDT
Att: 9,364 - Unknown


AB	35
R	4
H	10
RBI	2
BB	2
SO	6
LOB	19



Batter	1	2	3	4	5	6	7	8	9	AB	R	H	RBI	BB	SO	LOB	BOTTOM							
Mary Breeding, R OBP: 0.329, SLG: 0.358 (1, 4)	0-0 F5 1		0-3 K 1		0-0 F4 1		0-0 FC5-4 1B 1-2	0-0 FC5-2-5 1B 1-3		5	0	2	0	0	1	0								
Al Pilarcik, L OBP: 0.475, SLG: 0.568 Willie Tasby, R OBP: 0.346, SLG: 0.261 (7, PH) (8, 8)	0-0 F8 2		0-0 F4 2		0-0 E1 1B 1B		0-0 FC5-4 1B 1-2 2-3	0-0 FC5-2-5 1B 1-2 3-H		3	0	1	0	0	0	0								
Gene Woodling, L OBP: 0.522, SLG: 0.540 (1, 7)	4-0 BB BB		0-3 K 3		0-0 3B 3		0-0 E 1B 1B 1-2 3-H	0-0 4-3 3		4	1	2	1	1	1	2								
Jim Gentile, L OBP: 0.386, SLG: 0.579 (1, 3)	4-0 FC6-4 BB 1-2		0-3 K 1	0-3 K 3		0-0 E9 1B BB 1-3 2-H				3	1	0	0	1	2	2								
Jackie Brandt, R OBP: 0.415, SLG: 0.250 Clint Courtney, L OBP: 0.444, SLG: 0.333 Jerry Walker, S (8, 1)	0-0 FC6-4 1-2		4-0 1B 1-4-3 BB		0-0 F3 1		4-0 1B BB 1-2			2	1	0	0	1	0	2								
Brooks Robinson, R OBP: 0.290, SLG: 0.295 (1, 5)		0-0 F4 1	0-0 1-4-3 1B 1B		0-0 F8 2		0-0 1B 1-2 2-H 3-H			4	1	2	2	0	0	0								
Gus Triandos, R OBP: 0.261, SLG: 0.200 (1, 2)		0-0 2B 2	0-0 1-4-3 1-2 3-H		0-3 K 3		0-3 K 3	0-0 4-3 3		4	0	1	1	0	1	3								
Ron Hansen, R OBP: 0.424, SLG: 0.566 (1, 6)		0-0 F8 2	0-0 1-4-3 1B 2-H		0-0 1B 3		0-0 FC4-6 1B 1-2	0-0 6-3 1		4	0	2	1	0	0	1								
Hoyt Wilhelm, R Albie Pearson, L OBP: 0.407, SLG: 0.476 (8, 9)		0-0 G3 3	0-3 K 3		0-0 FC4-6 1B FC5-4 1B 1-2		0-0 1B FC5-2-5 1B			2	0	0	0	0	1	2								
Inning Stats	R: 0 E: 0 K: 0 S: 3	H: 0 LOB: 2 BB: 2 P: 11	R: 0 E: 0 K: 0 S: 4	H: 1 LOB: 0 BB: 0 P: 4	R: 0 E: 0 K: 2 S: 7	H: 0 LOB: 0 BB: 0 P: 7	R: 2 E: 0 K: 2 S: 9	H: 2 LOB: 1 BB: 1 P: 13	R: 0 E: 1 K: 1 S: 6	H: 2 LOB: 1 BB: 0 P: 6	R: 0 E: 0 K: 1 S: 5	H: 0 LOB: 0 BB: 0 P: 5	R: 4 E: 1 K: 0 S: 8	H: 4 LOB: 2 BB: 1 P: 12	R: 0 E: 0 K: 0 S: 5	H: 2 LOB: 2 BB: 0 P: 5	1B: 9 2B: 1 3B: 1 HR: 0	SF: 0 SAC: 0 DP: 0 HBP: 0	WP: 0 PB: 0 CS: 0	PA: 39				
PITCHER	IP WLS BF H R ER SO BB IBB HBP BLK WP HR S P ERA WHIP	6.1 L 3 1 0 0 0 0 0 0 0 0 3 3 0.00 3.000	1.1 8 3 2 0 0 1 0 0 0 0 0 7 11 0.00 3.000																					

Chicago White Sox @ Baltimore Orioles
Memorial Stadium, Baltimore, MD
Wed May 04 1960, 7:05 PM EDT
Att: 9,364 - Unknown

AB	35
R	6
H	11
RBI	5
BB	4
SO	6
LOB	17



Batter	1	2	3	4	5	6	7	8	9	AB	R	H	RBI	BB	SO	LOB	TOP					
Luis Aparicio, R OBP: 0.328, SLG: 0.328 (1, 6)										4	0	1	0	1	1	1	Chicago White Sox @ Washington Senators Griffith Stadium, Washington, DC Thu May 05 1960, 7:05 PM EDT Att: 8,256 - Unknown					
Nelle Fox, L OBP: 0.412, SLG: 0.482 (1, 4)										2	0	0	1	2	0	0						
Minnie Minoso, R OBP: 0.338, SLG: 0.517 (1, 7)										4	1	1	1	1	0	4						
Roy Sievers, R OBP: 0.324, SLG: 0.344 (1, 3)										4	1	1	2	0	0	2						
Sherm Lollar, R OBP: 0.377, SLG: 0.467 (1, 2)										4	1	2	0	0	0	0						
Al Smith, R OBP: 0.290, SLG: 0.417 (1, 9)										4	0	1	1	0	0	1						
Billy Goodman, L OBP: 0.455, SLG: 0.579 Sammy Esposito, R OBP: 0.125, SLG: 0.286 (7, PR) (7, 5)										2	0	1	0	1	0	0						
Jim Landis, R OBP: 0.382, SLG: 0.340 (1, 8)										3	1	2	0	0	1	0						
Bob Shaw, R OBP: 0.222, SLG: 0.125 Turk Lown, R (8, 1)										3	0	0	0	0	1	3						
										0	0	0	0	0	0	0						
Inning Stats	R: 2 E: 0 K: 1 S: 6	H: 1 LOB: 0 BB: 1 P: 10	R: 0 E: 0 K: 1 S: 5	H: 0 LOB: 0 BB: 0 P: 5	R: 0 E: 0 K: 0 S: 3	H: 0 LOB: 0 BB: 0 P: 3	R: 1 E: 0 K: 0 S: 4	H: 2 LOB: 1 BB: 1 P: 8	R: 0 E: 0 K: 1 S: 6	H: 2 LOB: 2 BB: 1 P: 10	R: 0 E: 0 K: 0 S: 3	H: 0 LOB: 0 BB: 0 P: 3	R: 2 E: 0 K: 0 S: 6	H: 3 LOB: 2 BB: 1 P: 10	R: 0 E: 0 K: 1 S: 5	H: 1 LOB: 0 BB: 1 P: 5	R: 0 E: 0 K: 0 S: 3	H: 0 LOB: 2 BB: 1 P: 8	1B: 7 2B: 1 3B: 0 HR: 1	SF: 1 SAC: 1 DP: 0 HBP: 1	WP: 0 PB: 0 SB: 0 CS: 1	PA: 40
PITCHER	IP WLS BF H R ER SO BB IBB HBP BLK WP HR S P ERA WHIP	7.0 L 31 8 5 5 3 4 0 0 0 0 1 33 49 6.43 1.714	2.0 S 8 1 0 0 1 1 0 1 0 0 0 8 13 0.00 1.000											PITCHER	IP WLS BF H R ER SO BB IBB HBP BLK WP HR S P ERA WHIP	7.0 L 31 8 5 5 3 4 0 0 0 0 1 33 49 6.43 1.714	2.0 S 8 1 0 0 1 1 0 1 0 0 0 8 13 0.00 1.000					

AB	31
R	5
H	9
RBI	5
BB	5
SO	4
LOB	12



Batter	1	2	3	4	5	6	7	8	9	AB	R	H	RBI	BB	SO	LOB	BOTTOM			
Billy Gardner, R OBP: 0.333, SLG: 0.373 (1, 4)										5	0	1	0	0	0	1	Chicago White Sox @ Washington Senators Griffith Stadium, Washington, DC Thu May 05 1960, 7:05 PM EDT Att: 8,256 - Unknown			
Lenny Green, L OBP: 0.294, SLG: 0.276 (1, 8)										3	0	1	0	1	0	0				
Bob Allison, R OBP: 0.456, SLG: 0.552 (1, 9)										4	0	0	0	0	1	4				
Jim Lemon, R OBP: 0.345, SLG: 0.542 (1, 7)										3	1	0	0	1	1	2				
Don Mincher, L OBP: 0.375, SLG: 0.453 (1, 3)										3	0	1	0	1	0	0				
Reno Bertoia, R OBP: 0.348, SLG: 0.318 (1, 5)										4	1	2	1	0	0	3				
Billy Consono, R OBP: 0.407, SLG: 0.469 (1, 6)										3	0	0	0	1	2	1				
Earl Batley, R OBP: 0.412, SLG: 0.605 (1, 2)										4	1	3	2	0	0	0				
Russ Kemmerer, R (1, 1) Dan Dobbek, L OBP: 0.383, SLG: 0.447 (7, PH) Dick Hyde, R (8, 1) Julio Becquer, L OBP: 0.286, SLG: 0.714 (8, PH)										1	0	0	0	0	0	2				
										1	0	0	0	0	0	0				
Inning Stats	R: 0 E: 0 K: 0 S: 3	H: 0 LOB: 0 BB: 1 P: 3	R: 1 E: 0 K: 0 S: 5	H: 2 LOB: 2 BB: 1 P: 9	R: 0 E: 0 K: 1 S: 5	H: 0 LOB: 0 BB: 0 P: 5	R: 1 E: 0 K: 1 S: 5	H: 2 LOB: 0 BB: 1 P: 9	R: 0 E: 0 K: 0 S: 4	H: 1 LOB: 2 BB: 1 P: 8	R: 0 E: 0 K: 0 S: 3	H: 0 LOB: 0 BB: 0 P: 3	R: 0 E: 0 K: 1 S: 7	H: 2 LOB: 3 BB: 1 P: 11	R: 1 E: 0 K: 2 S: 8	H: 1 LOB: 0 BB: 0 P: 8	1B: 7 2B: 0 3B: 0 HR: 1	SF: 0 SAC: 1 DP: 0 HBP: 0	WP: 0 PB: 0 SB: 0 CS: 1	PA: 38
PITCHER	IP WLS BF H R ER SO BB IBB HBP BLK WP HR S P ERA WHIP	7.0 W 29 7 2 2 2 3 0 0 0 0 1 30 42 2.57 1.429	2.0 S 8 1 1 1 3 1 0 0 0 0 1 13 17 4.50 1.000											PITCHER	IP WLS BF H R ER SO BB IBB HBP BLK WP HR S P ERA WHIP	7.0 W 29 7 2 2 2 3 0 0 0 0 1 30 42 2.57 1.429	2.0 S 8 1 1 1 3 1 0 0 0 0 1 13 17 4.50 1.000			

AB	32
R	3
H	8
RBI	3
BB	4
SO	5
LOB	13



Batter	1	2	3	4	5	6	7	8	9	AB	R	H	RBI	BB	SO	LOB	TOP
Luis Aparicio, R OBP: 0.313, SLG: 0.313 (1, 6)	6-3		SH1-4			K	F7			3	0	0	0	0	1	1	Chicago White Sox @ Washington Senators Griffith Stadium, Washington, DC Fri May 06 1960, 7:05 PM EDT Att: 13,238 - Unknown livebaseballscorecards.com
Nelle Fox, L OBP: 0.389, SLG: 0.450 (1, 4)	G3		F6			K		1-3		4	0	0	0	0	1	1	
Minnie Minoso, R OBP: 0.333, SLG: 0.516 (1, 7)	2B			6-3		K		5-3		4	0	1	0	0	1	0	
Roy Sievers, R OBP: 0.317, SLG: 0.314 (1, 3)	F7			FC5-4 BB			6-3	K		3	0	0	0	1	1	1	
Billy Goodman, L OBP: 0.400, SLG: 0.500 Sherm Lollar, R OBP: 0.370, SLG: 0.457 (7, 2)	4-3			F7			F3		1-3	3	0	0	0	0	0	1	
Al Smith, R OBP: 0.303, SLG: 0.438 (1, 9)	6-3			FC5-4 1-2			1B 2B		1B	4	1	2	0	0	0	1	
Jim Landis, R OBP: 0.390, SLG: 0.327 (1, 8)	CS BB			6-3			1B 1B BB		K	2	1	0	0	2	1	1	
Dick Brown, R OBP: 0.143, SLG: 0.143 Ted Kluszewski, L OBP: 0.370, SLG: 0.320 Sammy Esposito, R OBP: 0.111, SLG: 0.250 (7, 5)	CS	4-3		K			1-3 2H 1B		1-3	2	0	0	0	0	1	0	
Herb Score, L (1, 1) Earl Torgeson, L OBP: 0.833, SLG: 0.667 Gerry Staley, R (7, 1)			SH1-4 BB		K		2H 3H 1B			1	0	0	0	1	1	0	
					K					1	0	1	2	0	0	0	
										0	0	0	0	0	0	0	
Inning Stats	R: 0 E: 0 K: 0 S: 4	H: 1 LOB: 1 BB: 0 P: 4	R: 0 E: 0 K: 0 S: 2	H: 0 LOB: 0 BB: 1 P: 6	R: 0 E: 0 K: 0 S: 3	H: 0 LOB: 1 BB: 1 P: 7	R: 0 E: 0 K: 0 S: 3	H: 0 LOB: 0 BB: 0 P: 7	R: 0 E: 0 K: 3 S: 6	H: 3 LOB: 1 BB: 1 P: 10	R: 0 E: 0 K: 1 S: 5	H: 1 LOB: 1 BB: 0 P: 5	R: 0 E: 0 K: 1 S: 6	H: 1 LOB: 1 BB: 0 P: 6	1B: 3 2B: 2 3B: 0 HR: 0	SF: 0 SAC: 1 DP: 0 HBP: 0	WP: 0 PA: 36 PB: 0 CS: 1
PITCHER	IP WLS BF H R ER SO BB IBB HBP BLK WP HR S P ERA WHIP																
Pedro Ramos, R ERA: 3.9 Tex Clevenger, R ERA: 2.53 (1, 1) (9, 1)	8.0 L 31 4 3 3 6 4 0 0 0 0 0 0 0 39 55 3.38 1.000																

Batter	1	2	3	4	5	6	7	8	9	AB	R	H	RBI	BB	SO	LOB	BOTTOM		
Lenny Green, L OBP: 0.289, SLG: 0.250 (1, 8)	K		4-3			F7		G6-4-3 BB		3	0	0	0	1	1	0	Chicago White Sox @ Washington Senators Griffith Stadium, Washington, DC Fri May 06 1960, 7:05 PM EDT Att: 13,238 - Unknown livebaseballscorecards.com		
Billy Gardner, R OBP: 0.329, SLG: 0.380 (1, 4)	F8 2B		6-3			6-3		G6-4-3 1-2 2-3		4	0	1	0	0	0	2			
Bob Allison, R OBP: 0.444, SLG: 0.532 (1, 9)	F8 2-3			F3		BB 1B		K		4	0	1	0	0	1	2			
Jim Lemon, R OBP: 0.339, SLG: 0.510 (1, 7)	F9			6-3		1-2 BB		5-3		3	0	0	0	1	0	1			
Reno Bertoia, R OBP: 0.296, SLG: 0.269 (1, 5)	6-3			K		F5		6-3		4	0	0	0	0	1	2			
Earl Battey, R OBP: 0.418, SLG: 0.587 (1, 2)	BB			FC4-6 1B		K		6-3		3	0	1	0	1	1	0			
Billy Conzolo, R OBP: 0.387, SLG: 0.442 (1, 6)	K			F3		K				3	0	0	0	0	2	2			
Don Mincher, L OBP: 0.358, SLG: 0.429 (1, 3)	F8			FC4-6 1-2		G3				3	0	0	0	0	0	2			
Pedro Ramos, S OBP: 0.111, SLG: 0.111 Dan Dobbek, L OBP: 0.396, SLG: 0.447 Tex Clevenger, R OBP: 0.500, SLG: 0.500 (1, 1) (8, PH) (9, 1)	K			L6		G6-4-3 BB				2	0	0	0	0	1	1			
										0	0	0	0	1	0	0			
										0	0	0	0	0	0	0			
Inning Stats	R: 0 E: 0 K: 1 S: 6	H: 1 LOB: 0 BB: 0 P: 6	R: 0 E: 0 K: 1 S: 5	H: 0 LOB: 1 BB: 1 P: 9	R: 0 E: 0 K: 1 S: 5	H: 0 LOB: 0 BB: 0 P: 5	R: 0 E: 0 K: 1 S: 5	H: 0 LOB: 0 BB: 0 P: 5	R: 0 E: 0 K: 0 S: 4	H: 1 LOB: 2 BB: 1 P: 8	R: 0 E: 0 K: 2 S: 7	H: 0 LOB: 0 BB: 0 P: 7	R: 0 E: 0 K: 1 S: 4	H: 0 LOB: 1 BB: 2 P: 12	R: 0 E: 0 K: 0 S: 3	H: 0 LOB: 0 BB: 0 P: 3	1B: 2 2B: 1 3B: 0 HR: 0	SF: 0 SAC: 0 DP: 1 HBP: 0	WP: 0 PA: 33 PB: 0 CS: 0
PITCHER	IP WLS BF H R ER SO BB IBB HBP BLK WP HR S P ERA WHIP																		
Herb Score, L ERA: 4.22 Gerry Staley, R ERA: (1, 1) (7, 1)	6.0 W 23 3 0 0 4 2 0 0 0 0 0 0 0 29 37 0.00 0.833																		

Batter	1	2	3	4	5	6	7	8	9	AB R H RBI BB SO LOB	TOP										
Luis Aparicio, R (1, 6) OBP: 0.306, SLG: 0.294	4-0 FC6-4 BB	0-0 F4		0-0 G4-3		0-0 F4			0-0 6-3	4 0 0 0 1 0 1	Chicago White Sox @ Washington Senators Griffith Stadium, Washington, DC Sat May 07 1960, 3:33 AM EDT Att: 5,043 - Unknown livebaseballscorecards.com										
Nellie Fox, L (1, 4) OBP: 0.377, SLG: 0.431	0-0 FC6-4 HBP BB 1B	0-0 F7			0-0 FC6-4 1B	0-0 4-3			0-0 6-3	5 1 1 0 0 0 1											
Minnie Minoso, R (1, 7) OBP: 0.324, SLG: 0.485	4-0 1B HBP BB 1-2	0-0 F8			0-0 FC6-4 1B E		0-0 F8		0-0 4-3	4 2 0 0 1 0 1											
Roy Sievers, R (1, 3) OBP: 0.356, SLG: 0.421	1-0 1B HBP 1-2 2-3		0-0 HR		0-0 1B 1B E		0-0 F9			3 3 2 1 0 0 0											
Sherm Lollar, R (1, 2) OBP: 0.379, SLG: 0.449	0-0 BB 1B 1-2 2-3 3-H		0-0 L9		0-0 F3		4-0 FC4 BB			3 0 1 1 1 0 2											
Al Smith, R (1, 9) OBP: 0.300, SLG: 0.426	0-0 BB 1-2 2-H 3-H		0-3 K		0-0 E6 1B 1-3 2-H		0-0 FC4 1-2			4 0 1 2 0 1 2											
Jim Landis, R (1, 8) OBP: 0.381, SLG: 0.321	0-3 K		0-0 1-3		0-0 1B 1-2 3-H			0-0 F9		4 0 1 1 0 1 2											
Sammy Esposito, R (1, 5) OBP: 0.231, SLG: 0.273	4-0 BB 1-2 2-3			0-0 G4-3 1B	0-0 L7			0-3 K		3 0 1 0 1 1 2											
Dick Donovan, L (1, 1) OBP: 0.200, SLG: 0.200	0-3 K		0-3 K			0-3 K		0-0 L8		3 0 0 0 0 3 4											
Frank Baumann, L (6, 1)										0 0 0 0 0 0 0											
Turk Lown, R (7, 1)										1 0 0 0 0 0 0											
Inning Stats	R: 3 E: 0 K: 2 S: 9	H: 2 LOB: 3 BB: 3 P: 22	R: 0 E: 0 K: 0 S: 3	H: 0 LOB: 0 BB: 0 P: 3	R: 1 E: 0 K: 1 S: 6	H: 1 LOB: 0 BB: 0 P: 6	R: 0 E: 0 K: 1 S: 5	H: 1 LOB: 0 BB: 0 P: 5	R: 2 E: 1 K: 0 S: 7	H: 3 LOB: 2 BB: 0 P: 7	R: 0 E: 0 K: 0 S: 3	H: 0 LOB: 1 BB: 1 P: 7	R: 0 E: 0 K: 1 S: 5	H: 0 LOB: 0 BB: 0 P: 5	R: 0 E: 0 K: 0 S: 3	H: 0 LOB: 0 BB: 0 P: 3	R: 0 E: 0 K: 0 S: 3	H: 0 LOB: 0 BB: 0 P: 3	1B: 6 2B: 0 3B: 0 HR: 1	SF: 0 SAC: 0 DP: 1 HBP: 1	WP: 0 PA: 39 PB: 0 CS: 0
PITCHER	IP WLS BF H R ER SO BB IBB HBP BLK WP HR S P ERA WHIP																				
Jim Kaat, L (1, 1) ERA: 4.5	5.0 L 26 7 6 4 4 3 0 1 0 0 1 30 43 7.20 2.000																				
Don Lee, R (6, 1) ERA: 8.16	1.0 3 0 0 0 1 0 0 0 0 0 0 5 5 0.00 0.000																				
Bill Fischer, R (7, 1) ERA: 2.45	2.0 7 0 0 0 1 1 0 0 0 0 0 8 12 0.00 0.500																				
Dick Hyde, R (9, 1) ERA: 3.86	1.0 3 0 0 0 0 0 0 0 0 0 0 3 3 0.00 0.000																				

Batter	1	2	3	4	5	6	7	8	9	AB R H RBI BB SO LOB	BOTTOM										
Reno Bertoia, R (1, 5) OBP: 0.281, SLG: 0.233	0-0 F8		4-0 1B BB		0-0 FC6-4 1-2 2-3		0-0 6-3		0-0 1-3	4 0 0 0 1 0 2	Chicago White Sox @ Washington Senators Griffith Stadium, Washington, DC Sat May 07 1960, 3:33 AM EDT Att: 5,043 - Unknown livebaseballscorecards.com										
Billy Gardner, R (1, 4) OBP: 0.346, SLG: 0.387	0-0 G4-6-3 1B		0-0 1-2 2-H		0-3 K		4-0 2B BB		0-0 6-3	4 0 2 1 1 1 2											
Don Mincher, L (1, 3) OBP: 0.361, SLG: 0.459	0-0 G4-6-3 1-2		0-0 4-3			0-0 1B HR	0-0 F8		0-0 3B	5 1 2 0 0 0 4											
Bob Allison, R (1, 9) OBP: 0.455, SLG: 0.545		0-0 1-3		0-3 K		0-0 1B HR	0-0 2B		4-0 BB	4 1 2 0 1 1 0											
Jim Lemon, R (1, 7) OBP: 0.328, SLG: 0.536		0-0 6-3		0-0 1-3		0-0 1B HR	0-3 K		0-3 K	5 1 1 3 0 2 4											
Dan Dobbek, L (1, 8) OBP: 0.385, SLG: 0.429		0-0 F4		0-3 K		0-0 4-3 WP 1B		0-0 F6		4 0 1 0 0 1 0											
Earl Batley, R (1, 2) OBP: 0.390, SLG: 0.540			0-0 E3 1B 1-3		0-0 1-3	0-3 K		0-0 6-3		4 1 0 0 0 1 1											
Billy Consolo, R (1, 6) OBP: 0.394, SLG: 0.436			0-0 F8		0-0 E6 FC6-4 1B	0-0 4-3		4-0 BB		3 0 1 0 1 0 2											
Jim Kaat, L (1, 1) ERA: 4.5			0-0 1-3		4-0 FC6-4 BB	0-3 K		0-0 F7		1 0 0 0 0 0 1											
Faye Throneberry, L (5, PH) OBP: 0.229, SLG: 0.304										0 0 0 0 0 1 0 0											
Don Lee, R (6, 1) ERA: 8.16										0 0 0 0 0 0 0 0											
Lenny Green, L (6, PH) OBP: 0.333, SLG: 0.200										1 0 0 0 0 0 1 1											
Bill Fischer, R (7, 1) ERA: 2.45										0 0 0 0 0 0 0 0											
Julio Bacquer, L (8, PH) OBP: 0.309, SLG: 0.625										1 0 0 0 0 0 0 1											
Dick Hyde, R (9, 1) ERA: 3.86										0 0 0 0 0 0 0 0											
Inning Stats	R: 0 E: 0 K: 0 S: 3	H: 1 LOB: 0 BB: 0 P: 3	R: 0 E: 0 K: 0 S: 3	H: 0 LOB: 0 BB: 0 P: 3	R: 1 E: 1 K: 0 S: 5	H: 1 LOB: 2 BB: 1 P: 9	R: 0 E: 0 K: 2 S: 7	H: 0 LOB: 0 BB: 0 P: 7	R: 0 E: 0 K: 1 S: 6	H: 1 LOB: 1 BB: 0 P: 10	R: 3 E: 0 K: 2 S: 11	H: 4 LOB: 1 BB: 0 P: 11	R: 0 E: 0 K: 1 S: 6	H: 1 LOB: 2 BB: 1 P: 10	R: 0 E: 0 K: 0 S: 3	H: 0 LOB: 1 BB: 1 P: 7	R: 0 E: 0 K: 1 S: 6	H: 1 LOB: 2 BB: 1 P: 10	1B: 6 2B: 1 3B: 1 HR: 1	SF: 0 SAC: 0 DP: 1 HBP: 0	WP: 1 PA: 41 PB: 0 CS: 0
PITCHER	IP WLS BF H R ER SO BB IBB HBP BLK WP HR S P ERA WHIP																				
Dick Donovan, R (1, 1) ERA: 8.1	5.2 W 26 7 4 3 4 2 0 0 0 0 1 32 40 4.76 1.588																				
Frank Baumann, L (6, 1) ERA: 1.29	1.0 5 1 0 0 1 1 0 0 0 0 0 6 10 0.00 2.000																				
Turk Lown, R (7, 1) ERA: 1.59	2.1 S 10 1 0 0 2 2 0 0 0 0 0 12 20 0.00 1.286																				

Batter	1	2	3	4	5	6	7	8	9	AB	R	H	RBI	BB	SO	LOB	TOP			
Luis Aparicio, R OBP: 0.291, SLG: 0.263 (1, 6)	L6		S 1B			6-3			F5	4	0	1	0	0	0	0				
Nellie Fox, L OBP: 0.341, SLG: 0.372 (1, 4)	6-3		F7			F2			6-3	4	0	0	0	0	0	1				
Minnie Minoso, R OBP: 0.341, SLG: 0.524 (1, 7)	2B				F8				F6	4	0	1	0	0	0	0				
Roy Sievers, R OBP: 0.358, SLG: 0.489 (1, 3)	G3				L7				F7	3	0	0	0	0	0	1				
Sherm Lollar, R OBP: 0.380, SLG: 0.467 (1, 2)		4-3			F2				6-3	3	0	0	0	0	0	0				
Billy Goodman, L OBP: 0.343, SLG: 0.406 Sammy Esposito, R OBP: 0.200, SLG: 0.231 (8, 5)	F7					F6			3-1	3	0	0	0	0	0	0				
Al Smith, R OBP: 0.349, SLG: 0.481 (1, 9)	3-1					G4-3 BB			F9	2	0	0	0	1	0	0				
Jim Landis, R OBP: 0.368, SLG: 0.333 (1, 8)			K			G4-3 1-2			HBP	2	0	0	0	0	1	1				
Bob Shaw, R OBP: 0.167, SLG: 0.091 (1, 1)			4-3			1-3			6-3	3	0	0	0	0	0	1				
Inning Stats	R: 0 E: 0 K: 0 S: 4	H: 1 LOB: 1 BB: 0 P: 4	R: 0 E: 0 K: 0 S: 3	H: 0 LOB: 0 BB: 0 P: 3	R: 0 E: 0 K: 1 S: 6	H: 1 LOB: 1 BB: 0 P: 6	R: 0 E: 0 K: 0 S: 3	H: 0 LOB: 0 BB: 1 P: 3	R: 0 E: 0 K: 0 S: 2	H: 0 LOB: 0 BB: 1 P: 6	R: 0 E: 0 K: 0 S: 3	H: 0 LOB: 0 BB: 0 P: 3	R: 0 E: 0 K: 0 S: 3	H: 0 LOB: 1 BB: 0 P: 4	R: 0 E: 0 K: 0 S: 3	H: 0 LOB: 0 BB: 0 P: 3	1B: 1 2B: 1 3B: 0 HR: 0	SF: 0 SAC: 0 DP: 1 HBP: 1	WP: 0 PB: 0 SB: 1 CS: 0	PA: 30
PITCHER Tom Brewer, R ERA: 3.07 (1, 1)	IP: 9.0 WLS: W BF: 30	H: 2 R: 0 ER: 0 SO: 1	BB: 1 IBB: 0 HBP: 1 BLK: 0	WP: 0 HR: 0 S: 30 P: 35	ERA: 0.00 WHIP: 0.333															

Chicago White Sox @ Boston Red Sox
Fenway Park, Boston, MA
Thu May 12 1960, 3:33 AM EDT
Att: 4,877 - Unknown

AB 28
R 0
H 2
RBI 0
BB 1
SO 1
LOB 4



Batter	1	2	3	4	5	6	7	8	9	AB	R	H	RBI	BB	SO	LOB	BOTTOM			
Don Buddin, R OBP: 0.375, SLG: 0.388 Ted Williams, L OBP: 0.400, SLG: 0.727 (9, PH)	F5		F9			6-3			L7	4	0	0	0	0	0	3				
Pete Runnels, L OBP: 0.500, SLG: 0.541 (9, 3)	2B		F8			E3 L5-3			FC1-6 1B	5	0	3	1	0	0	1				
Frank Malzone, R OBP: 0.307, SLG: 0.358 (1, 5)	5-3		FC6-4 1-2			L5-3 1-2			FC1-6 1B	4	0	0	0	0	0	4				
Vic Wertz, L OBP: 0.425, SLG: 0.714 Pumpsie Green, S OBP: 0.353, SLG: 0.500 (9, 4)	BB		FC5-4 BB			FC6-4 1B			FC1-6 1B	2	0	2	0	2	0	0				
Bobby Thomson, R OBP: 0.308, SLG: 0.417 (1, 8)	F6		FC5-4 1-2			FC6-4 1-2			F7	4	0	0	0	0	0	6				
Gene Stephens, L OBP: 0.300, SLG: 0.227 (1, 7)		4-3				F7			F8	4	0	1	0	0	0	3				
Lou Clinton, R OBP: 0.340, SLG: 0.512 (1, 9)		5-3			K				SH3-4 1B	3	0	1	0	0	1	1				
Haywood Sullivan, R OBP: 0.212, SLG: 0.167 Marty Kucyich, L OBP: 0.333, SLG: 0.267 Don Gile, R OBP: 0.200, SLG: 0.200 (8, 2)		5-3				5-3			SH FC3-2 1B	2	0	0	0	0	0	0				
Tom Brewer, R OBP: 0.500, SLG: 0.571 Gary Geiger, L OBP: 0.297, SLG: 0.324 (9, PH)			FC6-4 1B			F9			SH FC3-2 1B	2	0	1	0	1	0	0				
Inning Stats	R: 0 E: 0 K: 0 S: 4	H: 1 LOB: 2 BB: 1 P: 8	R: 0 E: 0 K: 0 S: 3	H: 0 LOB: 0 BB: 0 P: 3	R: 0 E: 0 K: 1 S: 5	H: 0 LOB: 1 BB: 1 P: 9	R: 0 E: 0 K: 0 S: 3	H: 0 LOB: 0 BB: 0 P: 3	R: 0 E: 1 K: 0 S: 4	H: 1 LOB: 1 BB: 0 P: 4	R: 0 E: 0 K: 0 S: 4	H: 1 LOB: 2 BB: 1 P: 8	R: 0 E: 0 K: 0 S: 5	H: 2 LOB: 2 BB: 0 P: 5	R: 1 E: 1 K: 0 S: 5	H: 3 LOB: 3 BB: 0 P: 5	1B: 8 2B: 2 3B: 0 HR: 0	SF: 0 SAC: 2 DP: 1 HBP: 0	WP: 0 PB: 0 SB: 0 CS: 0	PA: 38
PITCHER Bob Shaw, R ERA: 2.73 (1, 1)	IP: 8.1 WLS: L BF: 38	H: 9 R: 1 ER: 0 SO: 1	BB: 3 IBB: 0 HBP: 0 BLK: 0	WP: 0 HR: 0 S: 37 P: 49	ERA: 0.00 WHIP: 1.440															

Chicago White Sox @ Boston Red Sox
Fenway Park, Boston, MA
Thu May 12 1960, 3:33 AM EDT
Att: 4,877 - Unknown

AB 33
R 1
H 9
RBI 1
BB 3
SO 1
LOB 22



Batter	1	2	3	4	5	6	7	8	9	AB	R	H	RBI	BB	SO	LOB	TOP					
Luis Aparicio, R (1, 6) OBP: 0.286, SLG: 0.259	0-3 K		0-0 FC6-4		0-0 1B		0-0 F2		0-0 6-3	5	1	1	0	0	1	2	Chicago White Sox @ Cleveland Indians Cleveland Municipal Stadium, Cleveland, OH Fri May 13 1960, 7:05 PM EDT Att: 19,970 - Unknown livebaseballscorecards.com					
Nellie Fox, L (1, 4) OBP: 0.354, SLG: 0.398	0-0 HBP 1B		0-0 F7		0-0 1B		0-0 3-1		0-0 2B	5	1	3	2	0	0	1						
Minnie Minoso, R (1, 7) OBP: 0.344, SLG: 0.512	1-0 1-2 HBP		0-0 FC6-4		0-0 1B		0-0 6-3		0-0 P6	4	0	1	2	0	0	2						
Roy Sievers, R (1, 3) OBP: 0.333, SLG: 0.449	0-3 K			0-0 6-3	0-0 F7				0-3 K	4	0	0	0	0	2	3						
Sherm Lollar, R (1, 2) OBP: 0.387, SLG: 0.469	0-0 F8			0-0 5-3		0-0 4-3 S 1B			0-0 FC6-4 1B	4	0	2	0	0	0	2						
Billy Goodman, L (1, 5) OBP: 0.316, SLG: 0.371		0-0 4-3		0-0 3-1		0-0 4-3			0-0 F5	3	0	0	0	0	0	1						
Sammy Esposito, R (6, 5) OBP: 0.188, SLG: 0.214						1-3 1B				1	0	0	0	0	0	1						
Al Smith, R (1, 9) OBP: 0.333, SLG: 0.457		0-0 6-3			0-3 K	0-0 1-3			0-0 FC6-4	4	0	0	0	0	1	2						
Jim Landis, R (1, 8) OBP: 0.388, SLG: 0.328		0-0 1-3			4-0 1B BB	4-0 S IBB			4-0 SH5-3 2B BB	1	2	0	0	3	0	0						
Billy Pierce, L (1, 1) OBP: 0.214, SLG: 0.154			4-0 FC6-4 BB		0-0 F7	0-0 F7			0-0 SH5-3	2	0	0	0	1	0	3						
Inning Stats	R: 0 E: 0 K: 2 S: 8	H: 1 LOB: 2 BB: 0 P: 9	R: 0 E: 0 K: 0 S: 3	H: 0 LOB: 0 BB: 0 P: 3	R: 0 E: 0 K: 0 S: 3	H: 0 LOB: 0 BB: 1 P: 7	R: 0 E: 0 K: 0 S: 3	H: 0 LOB: 0 BB: 0 P: 3	R: 3 E: 0 K: 1 S: 8	H: 3 LOB: 1 BB: 1 P: 12	R: 0 E: 0 K: 0 S: 4	H: 1 LOB: 2 BB: 1 P: 8	R: 0 E: 0 K: 0 S: 3	H: 0 LOB: 0 BB: 0 P: 3	R: 0 E: 0 K: 1 S: 6	H: 1 LOB: 1 BB: 0 P: 6	R: 1 E: 0 K: 0 S: 4	H: 1 LOB: 1 BB: 1 P: 8	1B: 6 2B: 1 3B: 0 HR: 0	SF: 0 SAC: 1 DP: 0 HBP: 1	WP: 0 PB: 0 SB: 2 CS: 0	PA: 39
PITCHER	IP WLS BF H R ER SO BB IBB HBP BLK WP HR S P ERA WHIP	IP WLS BF H R ER SO BB IBB HBP BLK WP HR S P ERA WHIP																				
Wynn Hawkins, R (1, 1) ERA: 3.93	5.0 L 22 4 3 3 3 2 0 1 0 0 0 0 25 34 5.40 1.200																					
Johnny Klippstein, R (6, 1) ERA: 3.93	2.0 8 1 0 0 0 0 1 0 0 0 0 0 7 11 0.00 0.500																					
John Briggs, R (8, 1) ERA: 3.86	2.0 9 2 1 1 1 1 0 0 0 0 0 0 10 14 4.50 1.500																					

Batter	1	2	3	4	5	6	7	8	9	AB	R	H	RBI	BB	SO	LOB	BOTTOM					
Johnny Temple, R (1, 4) OBP: 0.333, SLG: 0.318	0-0 G4-6-3 1B	0-0 P4			0-0 F7		0-0 F7			4	0	1	0	0	0	1	Chicago White Sox @ Cleveland Indians Cleveland Municipal Stadium, Cleveland, OH Fri May 13 1960, 7:05 PM EDT Att: 19,970 - Unknown livebaseballscorecards.com					
Jim Piersall, R (1, 8) OBP: 0.327, SLG: 0.444	0-0 G4-6-3 1-2		0-0 5-3		0-0 HR		0-0 P3			4	1	1	1	0	0	1						
Harvey Kuenn, R (1, 9) OBP: 0.417, SLG: 0.367	4-0 BB 1B BB		0-0 FC1-6 1B		0-0 1-3			0-0 F9		3	0	1	0	1	0	0						
Tito Francona, L (1, 7) OBP: 0.383, SLG: 0.406	0-0 1-2 BB 1B		0-0 F8		0-3 K		0-0 F5		0-0 F8	4	0	1	0	0	1	1						
Vic Power, R (1, 3) OBP: 0.352, SLG: 0.460	4-0 1-2 2-3 BB		0-0 FC1-6		0-0 E 1B		0-0 F8			3	0	1	0	1	0	1						
Woodie Held, R (1, 6) OBP: 0.369, SLG: 0.613	0-0 L3			0-0 P3	0-0 E1			0-0 HR		4	1	1	1	0	0	4						
John Romano, R (1, 2) OBP: 0.333, SLG: 0.217		0-0 L6		0-0 6-3	0-3 K			0-0 HR		4	0	1	0	0	1	2						
Mudcat Grant, R (9, PR)									0-0 FC5-4 1B	0	0	0	0	0	0	0						
Bubba Phillips, R (1, 5) OBP: 0.250, SLG: 0.339		0-0 2B		0-0 F9	0-0 F9		0-0 F9		0-0 FC5-4 L6-3	4	0	1	0	0	0	3						
Wynn Hawkins, R (1, 1) OBP: 0.283, SLG: 0.283		0-0 L5		0-0 F3		0-0 F8			0-0 L6-3	1	0	0	0	0	0	1						
Carroll Hardy, R (5, PH) OBP: 0.125, SLG: 0.192										1	0	0	0	0	0	0						
Johnny Klippstein, R (6, 1) OBP: 0.333, SLG: 0.333										0	0	0	0	0	0	0						
George Strickland, R (7, PH) OBP: 0.200, SLG: 0.200										0	0	0	0	0	0	0						
John Briggs, R (8, 1) OBP: 0.333, SLG: 0.333										0	0	0	0	0	0	0						
Pete Whisenant, R (9, PH) OBP: 0.143, SLG: 0.143										1	0	0	0	0	0	1						
Inning Stats	R: 0 E: 0 K: 0 S: 4	H: 2 LOB: 3 BB: 2 P: 12	R: 0 E: 0 K: 0 S: 4	H: 1 LOB: 1 BB: 0 P: 4	R: 0 E: 0 K: 0 S: 4	H: 1 LOB: 1 BB: 0 P: 4	R: 0 E: 0 K: 0 S: 3	H: 0 LOB: 0 BB: 0 P: 3	R: 1 E: 1 K: 2 S: 9	H: 1 LOB: 2 BB: 0 P: 9	R: 0 E: 0 K: 0 S: 3	H: 0 LOB: 0 BB: 0 P: 3	R: 0 E: 0 K: 0 S: 3	H: 0 LOB: 0 BB: 0 P: 3	R: 0 E: 0 K: 0 S: 3	H: 0 LOB: 0 BB: 0 P: 3	R: 1 E: 0 K: 0 S: 4	H: 2 LOB: 1 BB: 0 P: 4	1B: 5 2B: 2 3B: 0 HR: 2	SF: 0 SAC: 0 DP: 2 HBP: 0	WP: 0 PB: 0 SB: 0 CS: 0	PA: 36
PITCHER	IP WLS BF H R ER SO BB IBB HBP BLK WP HR S P ERA WHIP	IP WLS BF H R ER SO BB IBB HBP BLK WP HR S P ERA WHIP																				
Billy Pierce, L (1, 1) ERA: 2.77	9.0 W 36 8 2 2 2 2 0 0 0 0 2 38 2.00 1.111																					

Batter	1	2	3	4	5	6	7	8	9	AB	R	H	RBI	BB	SO	LOB	TOP			
Pumpsie Green, S OBP: 0.375, SLG: 0.429 (1, 4)										5	0	1	0	0	2	5	Boston Red Sox @ Chicago White Sox Comiskey Park, Chicago, IL Wed May 18 1960, 8:05 PM EDT Att: 18,497 - Unknown			
Pete Runnels, L OBP: 0.430, SLG: 0.432 (1, 3)										4	0	0	0	1	1	1				
Frank Malzone, R OBP: 0.316, SLG: 0.365 (1, 5)										3	0	0	1	2	0	0				
Rip Repuski, R OBP: 0.474, SLG: 0.667 (1, 7)										2	1	1	1	3	0	1				
Bobby Thomson, R OBP: 0.282, SLG: 0.361 (1, 8)										4	0	0	0	0	1	7				
Gene Stephens, L OBP: 0.302, SLG: 0.286 (9, PH)										1	0	0	0	0	1	1				
Lou Clinton, R OBP: 0.302, SLG: 0.456 (1, 9)										4	2	2	0	0	0	2				
Ted Williams, L OBP: 0.353, SLG: 0.667 (9, PH)										0	0	0	1	0	0	0				
Don Buddin, R OBP: 0.382, SLG: 0.384 (1, 6)										3	1	1	0	1	1	0				
Haywood Sullivan, R OBP: 0.250, SLG: 0.262 (1, 2)										2	1	1	1	1	0	0				
Marty Keough, L OBP: 0.360, SLG: 0.318 (7, PH)										1	0	0	0	0	0	0				
Don Gile, R OBP: 0.143, SLG: 0.143 (7, 2)										0	0	0	0	0	0	0				
Frank Sullivan, R OBP: 0.200, SLG: 0.250 (1, 1)										1	0	0	0	1	0	1				
Tom Sturdivant, L OBP: 0.418, SLG: 0.617 (5, 1)										0	0	0	0	0	0	0				
Vic Wertz, L OBP: 0.418, SLG: 0.617 (7, PH)										1	0	0	0	0	0	0				
Mike Fornieles, R OBP: 0.353, SLG: 0.667 (7, 1)										0	0	0	0	0	0	0				
Inning Stats	R: 0 E: 0 K: 2 S: 7	H: 1 LOB: 2 BB: 2 P: 15	R: 3 E: 0 K: 0 S: 6	H: 3 LOB: 3 BB: 3 P: 18	R: 0 E: 1 K: 0 S: 3	H: 0 LOB: 2 BB: 2 P: 11	R: 0 E: 0 K: 0 S: 4	H: 0 LOB: 1 BB: 0 P: 4	R: 1 E: 0 K: 1 S: 6	H: 1 LOB: 1 BB: 1 P: 10	R: 0 E: 1 K: 0 S: 4	H: 0 LOB: 2 BB: 1 P: 8	R: 0 E: 0 K: 1 S: 5	H: 0 LOB: 0 BB: 0 P: 5	R: 1 E: 0 K: 1 S: 6	H: 1 LOB: 0 BB: 0 P: 6	1B: 3 2B: 3 3B: 0 HR: 0	SF: 1 SAC: 2 DP: 0 HBP: 0	WP: 1 PB: 0 SB: 0 CS: 2	PA: 43
PITCHER	IP WLS BF H R ER SO BB IBB HBP BLK WP HR S P ERA WHIP																			
Billy Pierce, L ERA: 3.32 (1, 1)	1.2	12	4	3	3	2	4	0	0	0	0	0	0	12	28	16.20	4.800			
Ray Moore, R ERA: 4.22 (2, 1)	1.1	7	0	0	0	0	3	0	0	0	0	0	0	4	16	0.00	2.250			
Russ Kemmerer, R ERA: 7.45 (4, 1)	2.0	9	1	1	1	1	1	0	0	0	1	0	10	14	4.50	1.000				
Gerry Staley, R ERA: 0.73 (6, 1)	4.0	W 15	1	1	1	3	1	0	0	0	0	0	20	24	2.25	0.500				

Batter	1	2	3	4	5	6	7	8	9	AB	R	H	RBI	BB	SO	LOB	BOTTOM			
Luis Aparicio, R OBP: 0.270, SLG: 0.255 (1, 6)										4	1	2	1	0	0	3	Boston Red Sox @ Chicago White Sox Comiskey Park, Chicago, IL Wed May 18 1960, 8:05 PM EDT Att: 18,497 - Unknown			
Nellie Fox, L OBP: 0.347, SLG: 0.381 (1, 4)										4	1	0	1	0	0	2				
Minnie Minoso, R OBP: 0.357, SLG: 0.514 (1, 7)										4	0	2	2	0	0	0				
Ted Kluszewski, L OBP: 0.389, SLG: 0.375 (1, 3)										4	0	0	0	0	0	2				
Sherm Lollar, R OBP: 0.404, SLG: 0.486 (1, 2)										3	0	1	0	1	0	1				
Al Smith, R OBP: 0.343, SLG: 0.460 (1, 9)										4	1	2	0	0	0	1				
Jim Landis, R OBP: 0.402, SLG: 0.320 (1, 8)										3	1	1	0	1	1	2				
Sammy Esposito, R OBP: 0.313, SLG: 0.269 (1, 5)										3	1	1	1	1	1	2				
Billy Pierce, L OBP: 0.214, SLG: 0.154 (1, 1)										0	0	0	0	0	0	0				
Ray Moore, R OBP: 0.425, SLG: 0.490 (2, 1)										0	0	0	0	0	0	0				
Joe Hicks, L OBP: 0.345, SLG: 0.400 (3, PH)										1	0	1	0	0	0	0				
Russ Kemmerer, R OBP: 0.389, SLG: 0.617 (4, 1)										0	0	0	0	0	0	0				
Earl Torgerson, L OBP: 0.389, SLG: 0.617 (5, PH)										0	1	0	0	1	0	0				
Gerry Staley, R OBP: 0.353, SLG: 0.667 (6, 1)										1	0	0	1	0	0	2				
Inning Stats	R: 1 E: 0 K: 0 S: 4	H: 1 LOB: 0 BB: 0 P: 4	R: 0 E: 0 K: 0 S: 2	H: 0 LOB: 0 BB: 1 P: 6	R: 0 E: 0 K: 0 S: 3	H: 1 LOB: 0 BB: 0 P: 3	R: 0 E: 0 K: 0 S: 4	H: 1 LOB: 1 BB: 0 P: 4	R: 4 E: 0 K: 0 S: 7	H: 4 LOB: 1 BB: 1 P: 11	R: 1 E: 0 K: 0 S: 4	H: 1 LOB: 2 BB: 2 P: 12	R: 0 E: 0 K: 0 S: 3	H: 0 LOB: 0 BB: 0 P: 3	R: 0 E: 0 K: 2 S: 9	H: 2 LOB: 2 BB: 0 P: 9	1B: 7 2B: 2 3B: 1 HR: 0	SF: 1 SAC: 0 DP: 2 HBP: 0	WP: 1 PB: 0 SB: 0 CS: 0	PA: 36
PITCHER	IP WLS BF H R ER SO BB IBB HBP BLK WP HR S P ERA WHIP																			
Frank Sullivan, R ERA: 7.71 (1, 1)	4.1	L 19	6	5	5	0	2	0	0	0	0	0	0	17	25	10.38	1.846			
Tom Sturdivant, R ERA: 4.91 (5, 1)	1.2	9	2	1	1	0	1	1	0	0	1	0	7	15	5.40	1.800				
Mike Fornieles, R ERA: 1.84 (7, 1)	2.0	8	2	0	0	2	0	0	0	0	0	0	12	12	0.00	1.000				

Batter	1	2	3	4	5	6	7	8	9	AB	R	H	RBI	BB	SO	LOB	TOP					
Tony Kubek, L (1, 6) OBP: 0.327, SLG: 0.481	L9		F3				F7		F7	5	0	1	0	0	0	4	New York Yankees @ Chicago White Sox Comiskey Park, Chicago, IL Fri May 20 1960, 8:05 PM EDT Att: 40,970 - Unknown					
Mickey Mantle, S (1, 8) OBP: 0.435, SLG: 0.524	G3		F8		3-1		BB		HR	4	1	1	2	1	0	2						
Bob Cerv, R (1, 7) OBP: 0.351, SLG: 0.530					4-3		K			5	0	3	1	0	1	1						
Yogi Berra, L (1, 2) OBP: 0.394, SLG: 0.429	F7		F4							4	0	1	0	1	0	3						
Bill Skowron, R (1, 3) OBP: 0.343, SLG: 0.567					4-3		F6		K	4	0	0	0	1	1	3						
Roger Maris, L (1, 9) OBP: 0.380, SLG: 0.608					K		1-3			4	0	0	0	0	2	2						
Gil McDougald, R (1, 5) OBP: 0.299, SLG: 0.398					K					4	0	2	0	0	2	2						
Bobby Richardson, R (1, 4) OBP: 0.287, SLG: 0.295			F7				L7			3	0	1	0	0	0	1						
Hector Lopez, R (9, PH) OBP: 0.270, SLG: 0.273					BB				3-1	1	0	0	0	0	0	0						
Whitely Ford, L (1, 1) OBP: 0.333, SLG: 0.143										0	1	0	0	2	0	0						
Kent Haderly, L (7, PH) OBP: 0.227, SLG: 0.556										1	0	0	0	0	1	0						
Ryne Duren, K (7, 1)										0	0	0	0	0	0	0						
Johnny James, L (8, 1)										0	0	0	0	0	0	0						
Elston Howard, R (9, PH) OBP: 0.229, SLG: 0.512			1B							1	0	1	0	0	0	0						
Clete Boyer, R (9, PH) OBP: 0.296, SLG: 0.333			BB						HR	0	1	0	0	0	0	0						
Inning Stats	R: 0 E: 0 K: 0 S: 4	H: 1 LOB: 1 BB: 0 P: 4	R: 0 E: 0 K: 2 S: 6	H: 0 LOB: 1 BB: 1 P: 10	R: 1 E: 0 K: 0 S: 5	H: 2 LOB: 2 BB: 1 P: 9	R: 0 E: 0 K: 1 S: 7	H: 2 LOB: 3 BB: 1 P: 11	R: 0 E: 0 K: 0 S: 3	H: 0 LOB: 0 BB: 0 P: 3	R: 0 E: 0 K: 0 S: 4	H: 1 LOB: 1 BB: 0 P: 4	R: 0 E: 0 K: 2 S: 7	H: 0 LOB: 1 BB: 1 P: 11	R: 0 E: 0 K: 1 S: 5	H: 0 LOB: 1 BB: 1 P: 9	R: 2 E: 0 K: 1 S: 9	H: 4 LOB: 2 BB: 0 P: 9	1B: 9 2B: 1 3B: 0 HR: 1	SF: 0 SAC: 0 DP: 1 HBP: 0	WP: 0 PB: 0 CS: 1	PA: 41
PITCHER	IP WLS BF H R ER SO BB IBB HBP BLK WP HR S P ERA WHIP																					
Early Wynn, R (1, 1) ERA: 4.5	8.2 W 39 9 3 3 6 5 0 0 0 0 1 46 66 3.12 1.615																					
Gerry Staley, R (9, 1) ERA: 0.73	0.0 1 1 0 0 0 0 0 0 0 0 0 0 1 1 ∞ ∞																					
Turk Lown, R (9, 1) ERA: 1.69	0.1 S 1 0 0 0 1 0 0 0 0 0 0 0 3 3 0.00 0.000																					

AB	36
R	3
H	10
RBI	3
BB	5
SO	7
LOB	18



Batter	1	2	3	4	5	6	7	8	9	AB	R	H	RBI	BB	SO	LOB	BOTTOM	
Luis Aparicio, R (1, 6) OBP: 0.269, SLG: 0.255	F4		E6				F7			4	2	1	0	0	0	0	New York Yankees @ Chicago White Sox Comiskey Park, Chicago, IL Fri May 20 1960, 8:05 PM EDT Att: 40,970 - Unknown	
Nellie Fox, L (1, 4) OBP: 0.344, SLG: 0.370	6-3		L6				G3			3	1	0	0	1	0	1		
Minnie Minoso, R (1, 7) OBP: 0.370, SLG: 0.514	E2		1-3							2	0	1	0	1	0	1		
Ted Kluszewski, L (1, 3) OBP: 0.397, SLG: 0.442	F7									4	2	2	4	0	1	2		
Sherm Lollar, R (1, 2) OBP: 0.398, SLG: 0.468			5-3				L6			3	0	0	0	0	1	1		
Al Smith, R (1, 9) OBP: 0.348, SLG: 0.462							F4			4	0	2	0	0	1	3		
Jim Landis, R (1, 8) OBP: 0.416, SLG: 0.316										1	0	0	0	3	0	1		
Sammy Esposito, R (1, 5) OBP: 0.306, SLG: 0.241										3	0	0	1	1	0	4		
Early Wynn, S (1, 1) OBP: 0.200, SLG: 0.154										4	0	0	0	0	1	5		
Gerry Staley, R (9, 1) ERA: 4.97										0	0	0	0	0	0	0		
Turk Lown, R (9, 1) ERA: 4.91										0	0	0	0	0	0	0		
Inning Stats	R: 0 E: 1 K: 0 S: 4	H: 1 LOB: 1 BB: 0 P: 4	R: 0 E: 0 K: 0 S: 4	H: 1 LOB: 2 BB: 1 P: 8	R: 2 E: 1 K: 1 S: 7	H: 1 LOB: 0 BB: 0 P: 7	R: 0 E: 0 K: 0 S: 3	H: 1 LOB: 0 BB: 0 P: 3	R: 0 E: 0 K: 1 S: 5	H: 0 LOB: 1 BB: 1 P: 9	R: 0 E: 0 K: 0 S: 2	H: 0 LOB: 0 BB: 1 P: 6	R: 3 E: 0 K: 2 S: 8	H: 2 LOB: 3 BB: 3 P: 22	1B: 5 2B: 0 3B: 0 HR: 1	SF: 0 SAC: 0 DP: 2 HBP: 2	WP: 0 PB: 0 CS: 0	PA: 36
PITCHER	IP WLS BF H R ER SO BB IBB HBP BLK WP HR S P ERA WHIP																	
Whitely Ford, L (1, 1) ERA: 3.29	6.0 L 24 4 2 0 2 2 0 0 0 0 1 26 34 0.00 1.000																	
Ryne Duren, R (7, 1) ERA: 4.97	1.2 10 2 3 3 1 3 0 2 0 0 0 7 21 16.20 3.000																	
Johnny James, R (8, 1) ERA: 4.91	0.1 2 0 0 0 1 1 0 0 0 0 0 0 3 7 0.00 3.000																	

AB	28
R	5
H	6
RBI	5
BB	6
SO	4
LOB	18



Batter	1	2	3	4	5	6	7	8	9	AB	R	H	RBI	BB	SO	LOB	TOP										
Tony Kubek, L (1,6) OBP: 0.339, SLG: 0.491	4-0 G4-6-3 1B BB	0-0 3-1				0-0 G4-6-3 1B	0-0 2B	0-0 3-1		4	1	2	2	1	0	0											
Mickey Mantle, S (1,8) OBP: 0.442, SLG: 0.535	0-0 G4-6-3 1B		0-0 4-3			0-0 G4-6-3 1B	0-0 2B	0-0 2B		4	0	2	0	1	0	1											
Bob Cerv, R (1,7) OBP: 0.354, SLG: 0.557	0-0 G4-6-3 1B		0-0 HR			0-0 2B	0-3 K	0-0 4-3		5	1	2	1	0	1	5											
Bill Skowron, R (1,3) Clete Boyer, R (9, PR) OBP: 0.346, SLG: 0.569 OBP: 0.296, SLG: 0.333	0-0 FC6-4 1B		0-0 4-3			0-0 1-3 2B	0-0 F3	0-0 SH1-3		5	0	2	1	0	0	0											
Elston Howard, R (1,2) OBP: 0.302, SLG: 0.517	0-0 FC6-4 1B		0-0 BB			0-3 K	0-0 HR	0-0 SH1-3		3	1	1	0	1	1	3											
Roger Maris, L (1,9) OBP: 0.392, SLG: 0.675		0-0 HR	0-0 4-1			4-0 G3 2B	0-0 HR	0-0 4-3		4	3	2	3	1	0	3											
Gil McDougald, R (1,5) Yogi Berra, L (9, PH) OBP: 0.397, SLG: 0.435 OBP: 0.389, SLG: 0.422		0-0 HR		0-0 1-3		0-0 1-2 G3 2B	0-0 4-3	0-3 K		4	2	2	1	0	0	0											
Bobby Richardson, R (1,4) OBP: 0.276, SLG: 0.283		0-0 F8		0-0 1-3		0-3 K	0-0 4-3			4	0	0	0	0	1	2											
Art Ditmar, R (1,1) John Gabriel, S (3,1) Johnny James, L (3,1) Bobby Shantz, R (5,1) Hector Lopez, R (8, PH) Duke Maas, R (8,1) OBP: 0.140, SLG: 0.200 OBP: 0.333, SLG: 0.200 OBP: 0.300, SLG: 0.265		0-0 F8		0-3 K		0-0 G3		0-0 F8		1	0	0	0	0	0	0											
Inning Stats	R: 1 E: 0 K: 0 S: 4	H: 2 LOB: 1 BB: 1 P: 8	R: 2 E: 0 K: 0 S: 5	H: 2 LOB: 0 BB: 0 P: 5	R: 1 E: 0 K: 0 S: 4	H: 1 LOB: 1 BB: 1 P: 8	R: 0 E: 0 K: 1 S: 5	H: 0 LOB: 0 BB: 0 P: 5	R: 0 E: 0 K: 1 S: 7	H: 3 LOB: 2 BB: 0 P: 7	R: 2 E: 0 K: 2 S: 9	H: 2 LOB: 0 BB: 2 P: 17	R: 2 E: 0 K: 0 S: 5	H: 2 LOB: 0 BB: 0 P: 5	R: 0 E: 0 K: 0 S: 4	H: 1 LOB: 1 BB: 0 P: 4	R: 0 E: 1 K: 1 S: 6	H: 0 LOB: 2 BB: 0 P: 6	1B: 5 2B: 4 3B: 0 HR: 4	SF: 0 SAC: 1 DP: 2 HBP: 0	WP: 0 PB: 0 CS: 0	PA: 43					
PITCHER	IP	WLS	BF	H	R	ER	SO	BB	IBB	HBP	BLK	WP	HR	S	P	ERA	WHIP										
Dick Donovan, R (1,1) ERA: 6.95	2.0		10	4	3	3	0	1	0	0	0	0	2	9	13	13.50	2.500										
Ray Moore, R (3,1) ERA: 4.53	1.0		5	1	1	1	0	1	0	0	0	0	1	4	8	9.00	2.000										
Russ Kemmerer, R (4,1) ERA: 7.36	2.2		13	5	2	2	3	1	0	0	0	0	0	18	22	6.75	2.250										
Turk Lown, R (6,1) ERA: 2.38	1.1		7	2	2	2	1	0	1	0	0	0	1	8	12	13.50	1.500										
Gerry Staley, R (8,1) ERA: 6.69	2.0	W	8	1	0	0	1	0	0	0	0	0	0	10	10	0.00	0.500										
Batter	1	2	3	4	5	6	7	8	9	AB	R	H	RBI	BB	SO	LOB	BOTTOM										
Luis Aparicio, R (1,6) OBP: 0.282, SLG: 0.272	0-0 FC6-4 1B	0-0 S 1B	0-0 FC5			0-0 SF8	0-0 5-3 1B			4	1	3	2	0	0	3											
Nellie Fox, L (1,4) OBP: 0.338, SLG: 0.363	0-0 FC6-4 1B	0-0 L9		0-0 F9		0-0 1B	0-0 5-3			5	0	1	1	0	0	3											
Minnie Minoso, R (1,7) OBP: 0.379, SLG: 0.518	0-3 K		0-0 S 2B	0-0 1B	0-0 SF9 1B		0-0 5-3			5	2	3	1	0	1	2											
Ted Kluszewski, L (1,3) OBP: 0.413, SLG: 0.474	0-0 6-3		0-0 1B 2B	0-0 1B	0-0 1B		0-0 K			5	1	3	1	0	1	2											
Sherm Lollar, R (1,2) OBP: 0.388, SLG: 0.450		4-0 2B 6-3 BB	0-0 F7	0-0 SF9		0-0 F7		0-3 K		3	1	0	1	1	1	2											
Al Smith, R (1,9) OBP: 0.359, SLG: 0.472		0-0 E 4-3 2B	0-0 BB 1B	0-0 K		4-0 1-2 BB		0-0 F6		4	1	2	0	1	1	1											
Billy Goodman, L (1,5) Sammy Esposito, R (6, PH) OBP: 0.378, SLG: 0.385 OBP: 0.308, SLG: 0.250		0-0 6-3	0-0 FC5 BB 1B		0-0 SH1-4 SF8 1B	0-3 K		0-3 K		2	0	1	2	0	0	1											
Jim Landis, R (1,8) OBP: 0.429, SLG: 0.329	0-0 E5 4-3 1B	0-0 2B 1B	0-0 SF8 SH1-4 1B	0-0 K		0-3 K				3	2	2	0	1	1	2											
Dick Donovan, L (1,1) Earl Torreano, L (2, PH) Ray Moore, R (3,1) Joe Hicks, L (3, PH) Russ Kemmerer, R (4,1) Turk Lown, R (6,1) Gene Fresse, R (7, PH) Gerry Staley, R (8,1) OBP: 0.125, SLG: 0.125 OBP: 0.307, SLG: 0.500		0-0 4-3	0-0 F6		0-0 SH1-4		0-0 K			0	0	0	0	0	0	0											
Inning Stats	R: 0 E: 0 K: 1 S: 6	H: 1 LOB: 1 BB: 0 P: 6	R: 3 E: 1 K: 0 S: 6	H: 3 LOB: 1 BB: 1 P: 10	R: 2 E: 0 K: 0 S: 7	H: 4 LOB: 3 BB: 1 P: 11	R: 1 E: 0 K: 1 S: 7	H: 2 LOB: 1 BB: 0 P: 7	R: 2 E: 0 K: 0 S: 6	H: 3 LOB: 1 BB: 0 P: 6	R: 0 E: 0 K: 2 S: 8	H: 1 LOB: 2 BB: 1 P: 12	R: 1 E: 0 K: 2 S: 9	H: 2 LOB: 1 BB: 0 P: 9	R: 0 E: 0 K: 2 S: 7	H: 0 LOB: 0 BB: 0 P: 7	1B: 14 2B: 2 3B: 0 HR: 0	SF: 2 SAC: 1 DP: 0 HBP: 0	WP: 0 PB: 0 CS: 0	PA: 43							
PITCHER	IP	WLS	BF	H	R	ER	SO	BB	IBB	HBP	BLK	WP	HR	S	P	ERA	WHIP										
Art Ditmar, R (1,1) ERA: 3.52	2.0		11	4	3	3	1	1	0	0	0	0	0	5	9	54.00	15.000										
John Gabriel, R (3,1) ERA: 5.69	0.1		6	4	2	2	0	1	0	0	0	0	0	9	9	5.40	1.200										
Johnny James, R (3,1) ERA: 5.0	1.2		7	2	1	1	1	0	0	0	0	0	0	9	9	5.40	1.200										
Bobby Shantz, L (5,1) ERA: 8.31	3.0	L	16	6	3	3	4	1	0	0	0	0	0	23	27	9.00	2.333										
Duke Maas, R (8,1) ERA: 6.75	1.0		3	0	0	0	2	0	0	0	0	0	0	7	7	0.00	0.000										

New York Yankees @ Chicago White Sox
Comiskey Park, Chicago, IL
Sat May 21 1960, 4:33 AM EDT
Att: 14,385 - Unknown

AB 38
R 8
H 13
RBI 8
BB 4
SO 5
LOB 18



WP: 0 PA: 43
PB: 0
CS: 0

New York Yankees @ Chicago White Sox
Comiskey Park, Chicago, IL
Sat May 21 1960, 4:33 AM EDT
Att: 14,385 - Unknown

AB 37
R 9
H 16
RBI 9
BB 3
SO 8
LOB 22



WP: 0 PA: 43
PB: 0
CS: 0

Batter	1	2	3	4	5	6	7	8	9	AB	R	H	RBI	BB	SO	LOB	TOP					
Pete Whisenant, R OBP: 0.067, SLG: 0.067 (1, 8)	F4		6-3		K		F4			4	0	0	0	0	1	0	Washington Senators @ Chicago White Sox Comiskey Park, Chicago, IL Sun May 22 1960, 4:38 AM EDT Att: 24,459 - Unknown					
Billy Gardner, R OBP: 0.346, SLG: 0.372 (1, 4)	F4		2-3 1B			1B 1B	6-3			4	1	2	0	0	0	0						
Bob Allison, R OBP: 0.435, SLG: 0.510 (1, 9)	1B BB		2-3			E 1B 1B		K		3	1	1	0	1	1	1						
Jim Lemon, R OBP: 0.315, SLG: 0.530 Lenny Green, L OBP: 0.314, SLG: 0.295 (8, 8)	1-2 1B		K			E 1B 1B		6-3		4	1	2	1	0	1	1						
Harmon Killebrew, R OBP: 0.339, SLG: 0.385 (1, 5)	K					1-2 2H 1B 1B		6-3		0	0	0	0	0	0	0						
Earl Battey, R OBP: 0.363, SLG: 0.437 (1, 2)					K			5-3		4	0	0	0	0	2	4						
Julio Becquer, L OBP: 0.250, SLG: 0.361 (1, 3)					4-3					4	0	1	0	0	0	2						
Billy Consolo, R OBP: 0.366, SLG: 0.359 (1, 6)					1-6-3 1B					4	0	1	2	0	0	1						
Pedro Ramos, S OBP: 0.111, SLG: 0.111 (1, 1)					1-3					4	0	0	0	0	1	3						
Inning Stats	R: 0 E: 0 K: 1 S: 6	H: 1 LOB: 2 BB: 1 P: 10	R: 0 E: 0 K: 1 S: 6	H: 1 LOB: 1 BB: 0 P: 6	R: 0 E: 0 K: 1 S: 6	H: 1 LOB: 1 BB: 0 P: 6	R: 0 E: 0 K: 1 S: 5	H: 0 LOB: 0 BB: 0 P: 5	R: 0 E: 0 K: 2 S: 7	H: 0 LOB: 0 BB: 0 P: 7	R: 3 E: 1 K: 0 S: 7	H: 4 LOB: 1 BB: 0 P: 7	R: 0 E: 0 K: 0 S: 3	H: 0 LOB: 0 BB: 0 P: 3	R: 0 E: 0 K: 0 S: 5	H: 0 LOB: 0 BB: 0 P: 5	R: 0 E: 0 K: 0 S: 3	H: 0 LOB: 0 BB: 0 P: 3	1B: 7 2B: 0 3B: 0 HR: 0	SF: 0 SAC: 0 DP: 1 HBP: 0	WP: 0 PB: 0 CS: 0	PA: 35
PITCHER	IP	WLS	BF	H	R	ER	SO	BB	IBB	HBP	BLK	WP	HR	S	P	ERA	WHIP					
Billy Pierce, L ERA: 3.4 (1, 1)	7.0	L	29	7	3	3	6	1	0	0	0	0	0	40	44	3.86	1.143					
Gerry Staley, R ERA: 0.63 (8, 1)	2.0		6	0	0	0	1	0	0	0	0	0	0	8	8	0.00	0.000					

Batter	1	2	3	4	5	6	7	8	9	AB	R	H	RBI	BB	SO	LOB	BOTTOM				
Luis Aparicio, R OBP: 0.269, SLG: 0.252 (1, 6)	4-3		FC3-6 1B		5-3			F8 1B BB	P4	4	2	0	0	1	0	2	Washington Senators @ Chicago White Sox Comiskey Park, Chicago, IL Sun May 22 1960, 4:38 AM EDT Att: 24,459 - Unknown				
Nellie Fox, L OBP: 0.355, SLG: 0.375 (1, 4)	BB 1B		FC1-6 1B			G4-6-3 1B		1-3		4	0	3	1	0	0	1					
Minnie Minoso, R OBP: 0.371, SLG: 0.525 (1, 7)	F8		FC1-6 2B			G4-6-3		F8		4	0	0	0	0	0	4					
Ted Kluszewski, L OBP: 0.465, SLG: 0.594 Earl Torgeson, L OBP: 0.313, SLG: 0.500 (8, PH) (9, 3)	1-2 BB		1-4 2B			FC6-4 1B		1B 1B		3	0	3	1	1	0	0					
Al Smith, R OBP: 0.352, SLG: 0.452 (1, 9)	K					FC6-4 1B		1B 1B		4	0	1	0	0	1	3					
Jim Landis, R OBP: 0.402, SLG: 0.302 Joe Hicks, L OBP: 0.353, SLG: 0.400 (8, PH) (9, 8)								1B		3	0	0	0	0	0	0					
Sammy Esposito, R OBP: 0.293, SLG: 0.235 Billy Goodman, L OBP: 0.353, SLG: 0.341 (7, PH) (8, 5)								F8		1	0	0	0	0	0	2					
Dick Brown, R OBP: 0.176, SLG: 0.313 Sherm Lollar, R OBP: 0.379, SLG: 0.429 (1, 2) (9, PH)								1B		2	0	0	0	1	1	0					
Billy Pierce, L OBP: 0.250, SLG: 0.200 Roy Sievers, R OBP: 0.313, SLG: 0.400 Gerry Staley, R (8, 1) Gene Freese, R OBP: 0.206, SLG: 0.242 Jim Rivera, L (9, PH)								1B 2B		2	0	1	0	0	1	0					
Inning Stats	R: 0 E: 0 K: 1 S: 6	H: 0 LOB: 0 BB: 0 P: 5	R: 1 E: 0 K: 0 S: 5	H: 3 LOB: 2 BB: 0 P: 5	R: 0 E: 0 K: 1 S: 5	H: 0 LOB: 0 BB: 0 P: 5	R: 0 E: 0 K: 1 S: 5	H: 0 LOB: 0 BB: 0 P: 5	R: 0 E: 0 K: 0 S: 4	H: 2 LOB: 1 BB: 0 P: 4	R: 0 E: 0 K: 0 S: 3	H: 0 LOB: 1 BB: 1 P: 7	R: 1 E: 0 K: 0 S: 5	H: 2 LOB: 2 BB: 1 P: 9	R: 0 E: 0 K: 0 S: 4	H: 1 LOB: 1 BB: 0 P: 4	1B: 7 2B: 2 3B: 0 HR: 0	SF: 0 SAC: 0 DP: 1 HBP: 0	WP: 0 PB: 0 CS: 0	PA: 37	
PITCHER	IP	WLS	BF	H	R	ER	SO	BB	IBB	HBP	BLK	WP	HR	S	P	ERA	WHIP				
Pedro Ramos, R ERA: 2.95 (1, 1)	9.0	W	37	9	2	2	4	3	0	0	0	0	0	42	54	2.00	1.333				

Batter	1	2	3	4	5	6	7	8	9	AB	R	H	RBI	BB	SO	LOB	TOP						
Mary Breeding, R (1, 4) OBP: 0.326, SLG: 0.333 Clint Courtney, L (9, PH) OBP: 0.391, SLG: 0.361 Billy Klaus, L (9, PR) OBP: 0.429, SLG: 0.833 (9, 4)	0-3 K	0-0 F4			0-3 K		0-0 F2		0-0 1B	4	0	0	0	0	2	2	Baltimore Orioles @ Chicago White Sox Comiskey Park, Chicago, IL Wed May 25 1960, 4:33 AM EDT Att: 5,518 - Unknown						
Albie Pearson, L (1, 9) OBP: 0.363, SLG: 0.367	4-0 1B		0-0 E9		0-3 K		0-0 F7		0-0 1B	4	1	2	0	1	1	0							
Gene Woodling, L (1, 7) OBP: 0.481, SLG: 0.437 Willie Tasby, R (9, PR) OBP: 0.326, SLG: 0.291 (9, 7)	0-0 F3		0-0 F7		0-0 4-3			0-0 F4	4-0 1B	4	0	0	0	1	0	2							
Jim Gentile, L (1, 3) OBP: 0.444, SLG: 0.532 Al Pilarcik, L (8, PR) OBP: 0.317, SLG: 0.356 Walt Dropo, R (8, 3) OBP: 0.297, SLG: 0.344	0-0 1B		0-0 1B		4-0 2B			4-0 1B	0-3 K	2	1	2	1	2	0	0							
Jackie Brandt, R (1, 8) OBP: 0.426, SLG: 0.515	0-3 K		0-0 F2		0-0 2B			0-0 1B	0-0 1B	4	0	2	1	0	1	3							
Brooks Robinson, R (1, 5) OBP: 0.284, SLG: 0.308		0-0 1B	0-3 K		0-0 2B			0-0 1B	0-0 1B	3	0	1	0	0	1	3							
Ron Hansen, R (1, 6) OBP: 0.368, SLG: 0.438		0-0 G4-6-3		0-3 K		0-3 K		0-0 F4		4	0	0	0	0	2	4							
Valmy Thomas, R (1, 2) OBP: 0.333, SLG: 0.389 Joe Ginsberg, L (9, 2) OBP: 0.389, SLG: 0.300	0-0 E6			4-0 1B		0-0 4-3			0-0 SH1-4	2	0	0	0	1	0	1							
Chuck Estrada, R (1, 1) OBP: 0.250, SLG: 0.417	0-0 1B			0-0 2-3			0-0 F9		0-0 SH1-4	3	0	1	0	0	0	1							
Inning Stats	R: 0 E: 0 K: 2 S: 8	H: 1 LOB: 2 BB: 1 P: 12	R: 0 E: 1 K: 0 S: 5	H: 2 LOB: 2 BB: 0 P: 5	R: 1 E: 1 K: 1 S: 7	H: 2 LOB: 1 BB: 0 P: 7	R: 0 E: 0 K: 1 S: 4	H: 0 LOB: 0 BB: 1 P: 8	R: 0 E: 0 K: 2 S: 7	H: 0 LOB: 0 BB: 0 P: 7	R: 1 E: 0 K: 1 S: 6	H: 1 LOB: 1 BB: 1 P: 10	R: 0 E: 0 K: 0 S: 3	H: 0 LOB: 0 BB: 0 P: 3	R: 0 E: 0 K: 0 S: 4	H: 1 LOB: 2 BB: 1 P: 8		R: 1 E: 0 K: 1 S: 7	H: 3 LOB: 2 BB: 1 P: 11	1B: 9 2B: 1 3B: 0 HR: 0	SF: 0 SAC: 2 DP: 1 HBP: 0	WP: 0 PB: 0 SB: 0 CS: 1	PA: 40
PITCHER Early Wynn, R (1, 1) ERA: 4.0	IP: 9.0 WLS: L BF: 40	H: 10 R: 3 ER: 2 SO: 8	BB: 4 IBB: 1 HBP: 0 BLK: 0	WP: 0 HR: 0 S: 51 P: 71	ERA: 2.00 WHIP: 1.556	PITCHER										ERA: 2.00 WHIP: 1.000							

AB	33
R	3
H	10
RBI	3
BB	5
SO	8
LOB	18



Batter	1	2	3	4	5	6	7	8	9	AB	R	H	RBI	BB	SO	LOB	BOTTOM						
Joe Hicks, L (1, 8) OBP: 0.390, SLG: 0.389 Jim Landis, R (8, 8) OBP: 0.402, SLG: 0.300	0-3 K		0-0 G4-3		0-0 G3			0-0 F7		3	0	1	0	0	1	0	Baltimore Orioles @ Chicago White Sox Comiskey Park, Chicago, IL Wed May 25 1960, 4:33 AM EDT Att: 5,518 - Unknown						
Nellie Fox, L (1, 4) OBP: 0.342, SLG: 0.354	0-0 4-3		0-0 G4-3			0-0 F6		4-0 1B		3	0	0	0	1	0	1							
Minnie Minoso, R (1, 7) OBP: 0.379, SLG: 0.543	4-0 1B			0-0 F9		0-0 6-3		0-0 4-3		3	1	1	0	1	0	1							
Ted Kluszewski, L (1, 3) OBP: 0.430, SLG: 0.535	4-0 1B			0-0 F9		0-0 F4			0-0 F4	3	0	0	0	1	0	1							
Sherm Lollar, R (1, 2) OBP: 0.378, SLG: 0.467	0-0 5-3			0-0 2B			0-0 HR		0-0 F2	4	1	2	2	0	0	2							
Al Smith, R (1, 9) OBP: 0.346, SLG: 0.451		0-0 F7		0-0 F8		0-3 K		4-0 1B		3	0	0	0	1	1	1							
Gene Freese, R (1, 5) OBP: 0.195, SLG: 0.225		0-0 CS		0-3 K			0-0 P4		0-0 6-3	4	0	1	0	0	1	2							
Luis Aparicio, R (1, 6) OBP: 0.270, SLG: 0.248 Roy Stevens, R (7, PH) OBP: 0.303, SLG: 0.386 Sammy Esposito, R (8, 6) OBP: 0.302, SLG: 0.229		0-3 K			0-0 F9		0-3 K			2	0	0	0	0	1	1							
Early Wynn, S (1, 1) OBP: 0.167, SLG: 0.125			0-3 K		0-0 F7			0-0 F9		3	0	0	0	0	1	0							
Inning Stats	R: 0 E: 0 K: 1 S: 5	H: 0 LOB: 2 BB: 1 P: 13	R: 0 E: 0 K: 1 S: 5	H: 1 LOB: 0 BB: 0 P: 5	R: 0 E: 0 K: 1 S: 5	H: 1 LOB: 0 BB: 0 P: 5	R: 1 E: 0 K: 1 S: 7	H: 2 LOB: 1 BB: 0 P: 7	R: 0 E: 0 K: 0 S: 3	H: 0 LOB: 0 BB: 0 P: 3	R: 0 E: 0 K: 0 S: 3	H: 0 LOB: 0 BB: 0 P: 3	R: 1 E: 0 K: 2 S: 8	H: 1 LOB: 0 BB: 0 P: 8	R: 0 E: 0 K: 0 S: 3	H: 0 LOB: 1 BB: 1 P: 7		R: 0 E: 0 K: 0 S: 3	H: 0 LOB: 1 BB: 1 P: 7	1B: 2 2B: 3 3B: 0 HR: 1	SF: 0 SAC: 0 DP: 2 HBP: 0	WP: 0 PB: 0 SB: 1 CS: 1	PA: 34
PITCHER Chuck Estrada, R (1, 1) ERA: 2.7	IP: 9.0 WLS: W BF: 34	H: 5 R: 2 ER: 2 SO: 6	BB: 4 IBB: 0 HBP: 0 BLK: 0	WP: 0 HR: 1 S: 42 P: 58	ERA: 2.00 WHIP: 1.000	PITCHER										ERA: 2.00 WHIP: 1.000							

AB	30
R	2
H	5
RBI	2
BB	4
SO	6
LOB	9



Batter	1	2	3	4	5	6	7	8	9	AB	R	H	RBI	BB	SO	LOB	TOP										
Al Smith, R OBP: 0.343, SLG: 0.444 (1, 8)										4	1	1	0	0	0	0											
Nelle Fox, L OBP: 0.349, SLG: 0.364 (1, 4)										2	0	1	0	0	0	0											
Minnie Minoso, R OBP: 0.375, SLG: 0.550 (1, 9)										4	0	1	1	0	0	2											
Ted Kluszewski, L OBP: 0.410, SLG: 0.507 (9, PR)										4	0	0	0	0	0	2											
Jim Landis, R OBP: 0.242, SLG: 0.300 (9, 8)										0	0	0	0	0	0	0											
Roy Sievers, R OBP: 0.314, SLG: 0.400 (1, 7)										3	0	1	0	1	1	1											
Gene Freese, R OBP: 0.178, SLG: 0.205 (1, 5)										4	1	0	0	0	1	3											
Dick Brown, R OBP: 0.227, SLG: 0.476 (1, 2)										4	1	1	2	0	1	2											
Luis Aparicio, R OBP: 0.264, SLG: 0.242 (1, 6)										3	0	0	0	0	1	0											
Bob Shaw, R OBP: 0.105, SLG: 0.059 (1, 1)										3	0	0	0	0	0	0											
Gerry Staley, R (7, 1)										0	0	0	0	0	0	0											
Inning Stats	R: 0 E: 0 K: 0 S: 3	H: 0 LOB: 1 BB: 0 P: 4	R: 2 E: 0 K: 0 S: 5	H: 2 LOB: 0 BB: 0 P: 5	R: 1 E: 0 K: 1 S: 7	H: 2 LOB: 1 BB: 0 P: 7	R: 0 E: 0 K: 0 S: 3	H: 0 LOB: 0 BB: 0 P: 3	R: 0 E: 0 K: 1 S: 4	H: 1 LOB: 1 BB: 0 P: 4	R: 0 E: 0 K: 1 S: 5	H: 0 LOB: 0 BB: 0 P: 5	R: 0 E: 0 K: 1 S: 5	H: 0 LOB: 0 BB: 0 P: 5	R: 0 E: 0 K: 0 S: 3	H: 0 LOB: 0 BB: 1 P: 9	1B: 1 2B: 2 3B: 1 HR: 1	SF: 0 SAC: 1 DP: 1 HBP: 1	WP: 0 PB: 0 SB: 0 CS: 0	PA: 34							
PITCHER	IP	WLS	BF	H	R	ER	SO	BB	IBB	HBP	BLK	WP	HR	S	P	ERA	WHIP										
Dick Hall, R ERA: 1.9	7.0	L	27	5	3	3	3	0	0	1	0	0	1	32	33	3.86	0.714										
Marty Kutyna, R ERA: 3.0	2.0	S	7	0	0	0	1	1	0	0	0	0	0	8	12	0.00	0.500										

Chicago White Sox @ Kansas City Athletics
Municipal Stadium, Kansas City, MO
Thu May 26 1960, 8:05 PM EDT
Att: 8,855 - Unknown


AB 31
R 3
H 5
RBI 3
BB 1
SO 4
LOB 10



Batter	1	2	3	4	5	6	7	8	9	AB	R	H	RBI	BB	SO	LOB	BOTTOM										
Andy Carey, R OBP: 0.300, SLG: 0.393 (1, 5)										4	1	1	1	0	1	0											
Jerry Lumpe, L OBP: 0.382, SLG: 0.388 (1, 4)										4	0	1	0	0	0	0											
Russ Snyder, L OBP: 0.283, SLG: 0.382 (1, 8)										4	0	0	0	0	0	1											
Norm Siebern, L OBP: 0.388, SLG: 0.513 (1, 7)										3	0	0	0	1	1	1											
Whitey Herzog, L OBP: 0.468, SLG: 0.600 (1, 9)										3	0	2	0	1	0	1											
Mary Throneberry, L OBP: 0.406, SLG: 0.556 (1, 3)										4	0	1	0	0	1	3											
Harry Chiti, R OBP: 0.328, SLG: 0.349 (1, 2)										4	0	0	0	0	1	4											
Ken Hamlin, R OBP: 0.263, SLG: 0.214 (7, PH)										2	0	0	0	0	0	0											
Dick Williams, R OBP: 0.356, SLG: 0.386 (7, PR)										0	0	0	0	1	0	0											
Bob Johnson, R OBP: 0.381, SLG: 0.071 (8, 6)										0	0	0	0	0	0	0											
Dick Hall, R OBP: 0.111, SLG: 0.059 (7, PH)										2	0	0	0	0	0	0											
Hank Bauer, R OBP: 0.278, SLG: 0.271 (7, PH)										1	0	0	0	0	0	3											
Marty Kutyna, R (8, 1)										0	0	0	0	0	0	0											
Inning Stats	R: 0 E: 0 K: 0 S: 4	H: 1 LOB: 1 BB: 0 P: 4	R: 0 E: 0 K: 0 S: 3	H: 1 LOB: 0 BB: 0 P: 3	R: 1 E: 0 K: 0 S: 4	H: 1 LOB: 0 BB: 0 P: 4	R: 0 E: 0 K: 0 S: 4	H: 1 LOB: 2 BB: 1 P: 8	R: 0 E: 0 K: 1 S: 5	H: 0 LOB: 0 BB: 0 P: 5	R: 0 E: 0 K: 1 S: 5	H: 0 LOB: 0 BB: 0 P: 5	R: 0 E: 1 K: 0 S: 3	H: 0 LOB: 3 BB: 2 P: 11	R: 0 E: 0 K: 0 S: 3	H: 1 LOB: 1 BB: 0 P: 8	1B: 3 2B: 2 3B: 0 HR: 1	SF: 0 SAC: 0 DP: 2 HBP: 0	WP: 0 PB: 0 SB: 0 CS: 0	PA: 34							
PITCHER	IP	WLS	BF	H	R	ER	SO	BB	IBB	HBP	BLK	WP	HR	S	P	ERA	WHIP										
Bob Shaw, R ERA: 3.22	6.1	W	26	4	1	1	2	3	0	0	0	0	0	27	39	1.42	1.105										
Gerry Staley, R ERA: 0.54	2.2	S	8	1	0	0	2	0	0	0	0	0	0	12	12	0.00	0.375										

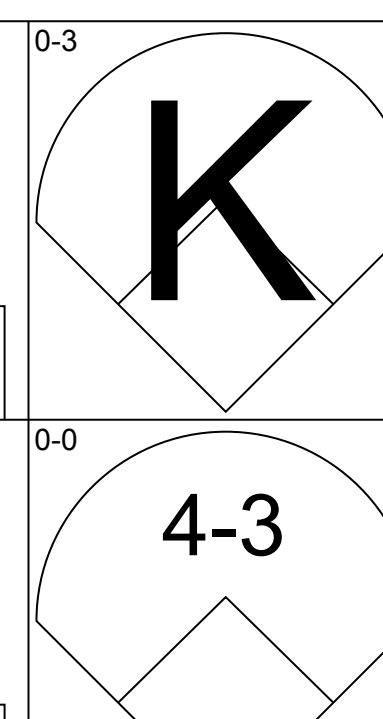
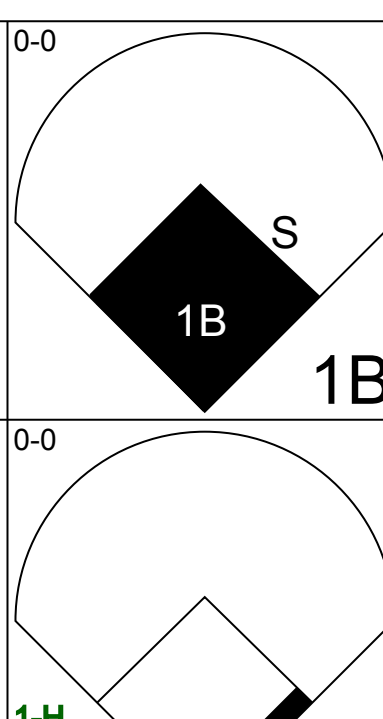
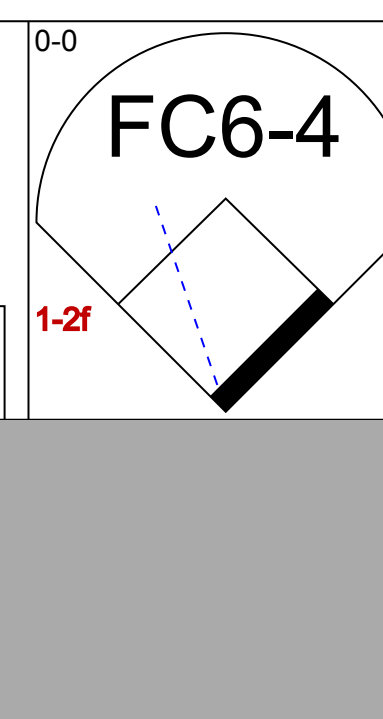
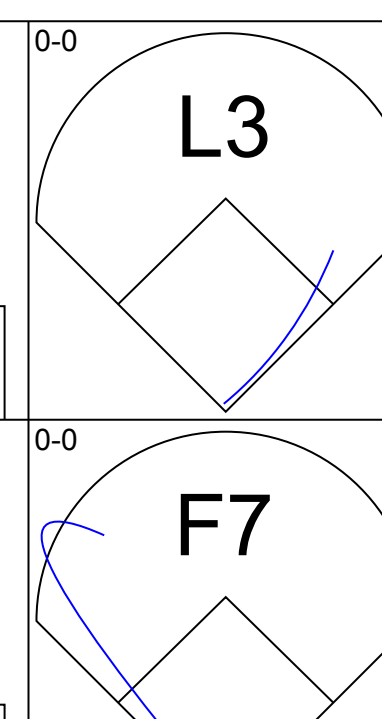
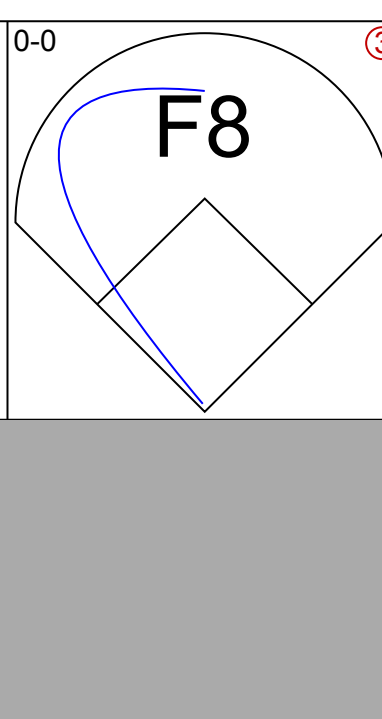
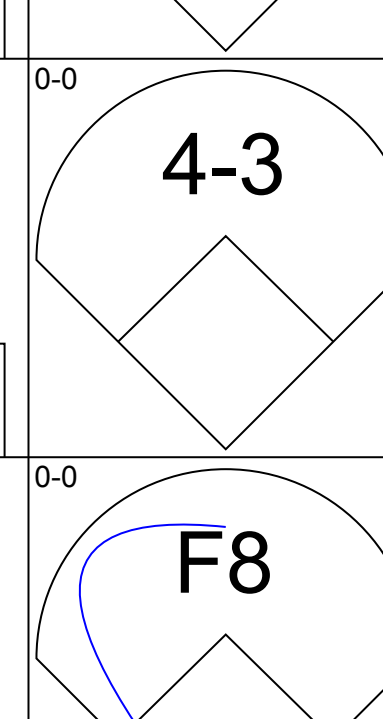
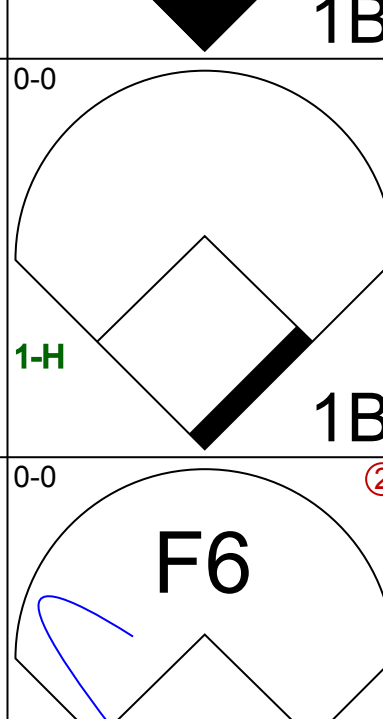
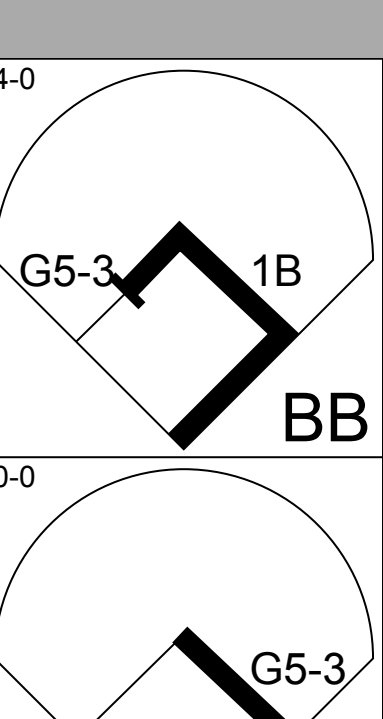
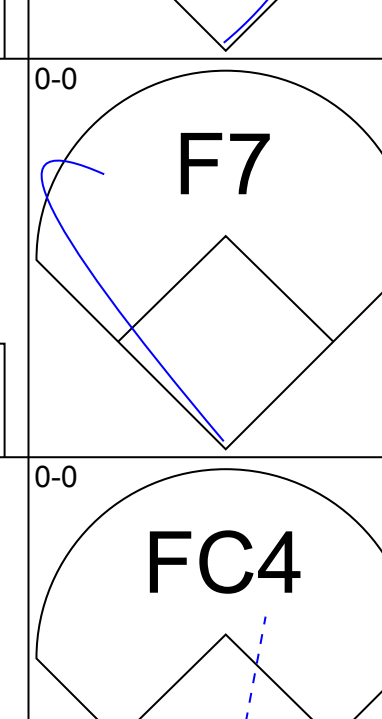
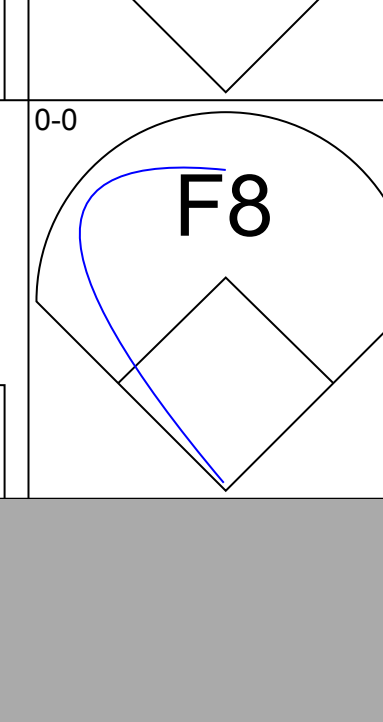
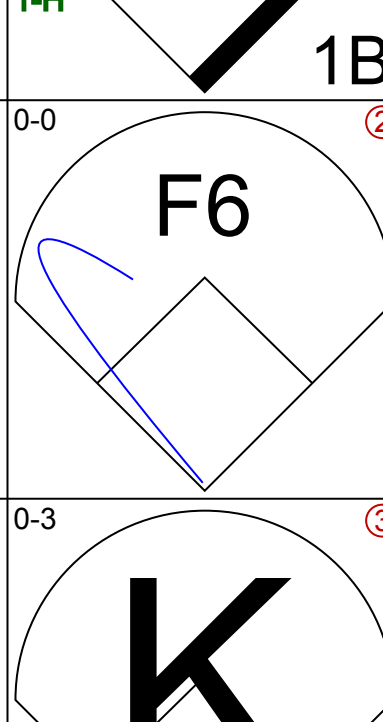
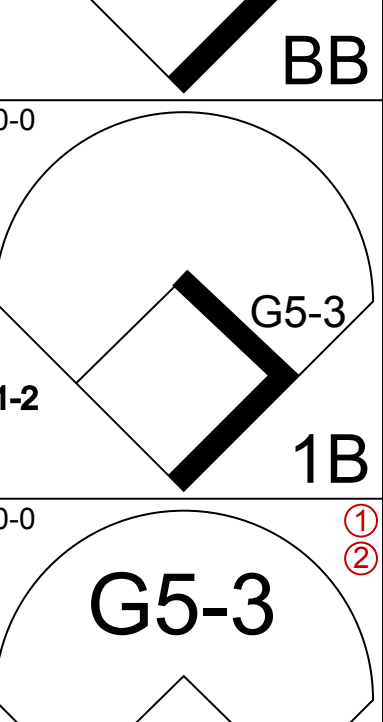
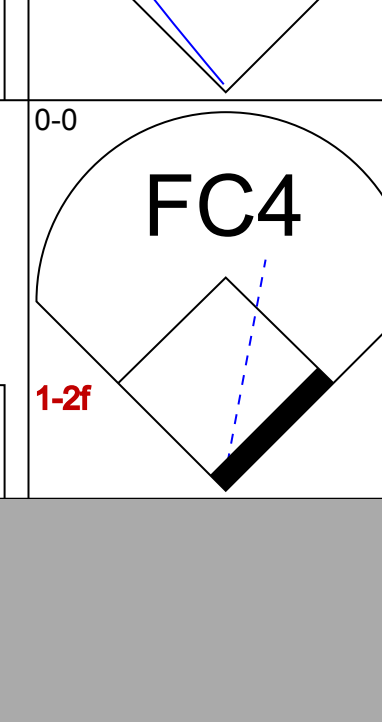
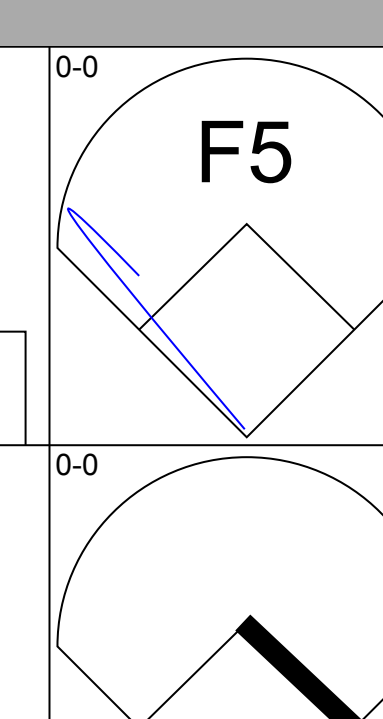

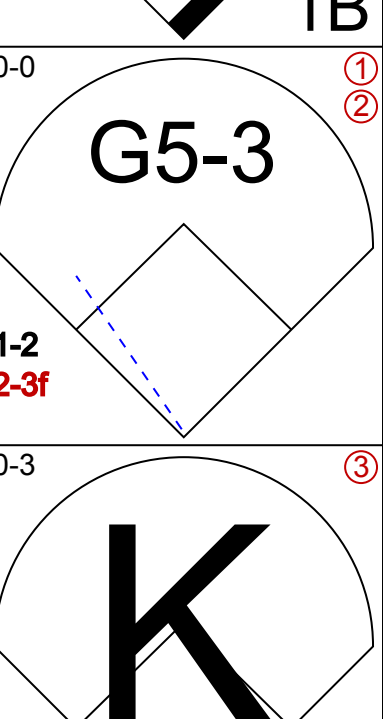
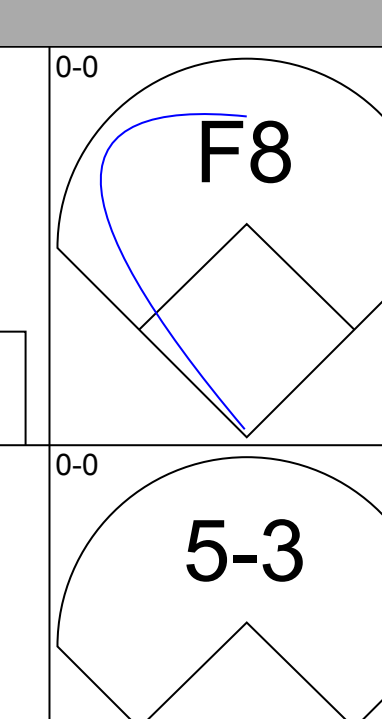
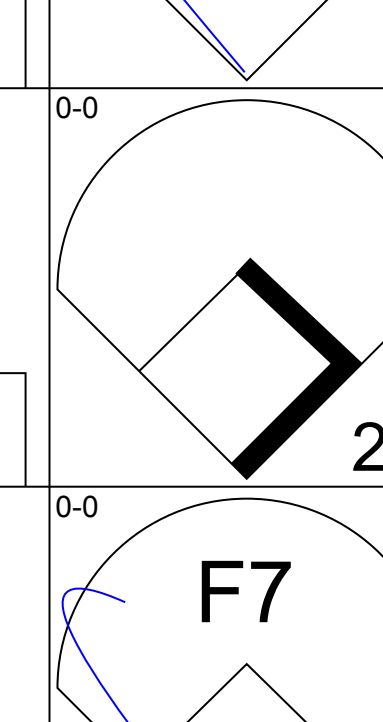
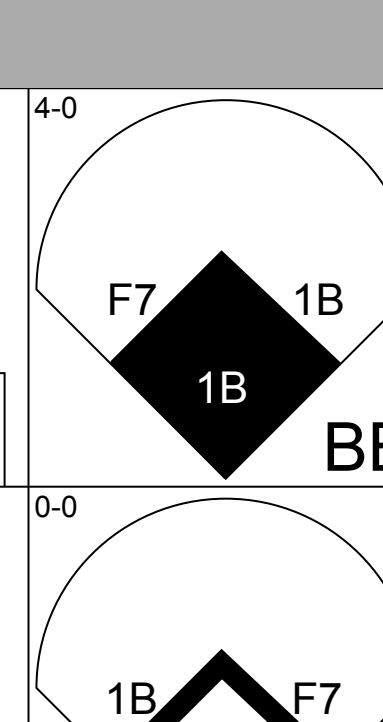
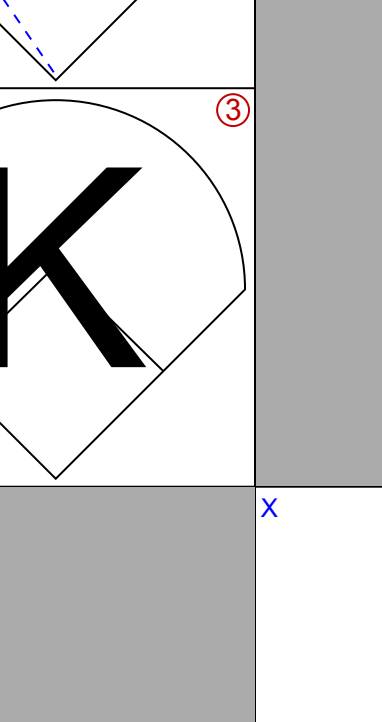
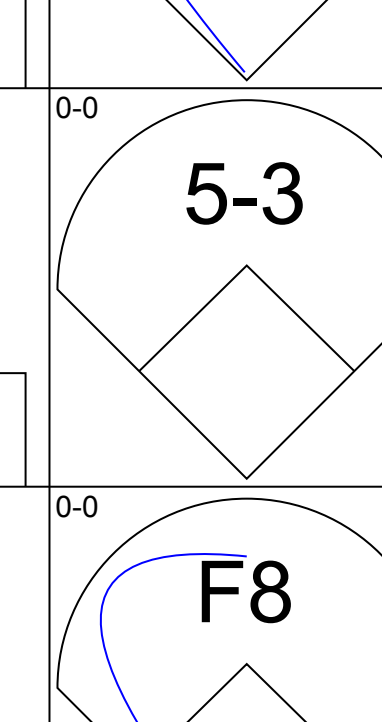
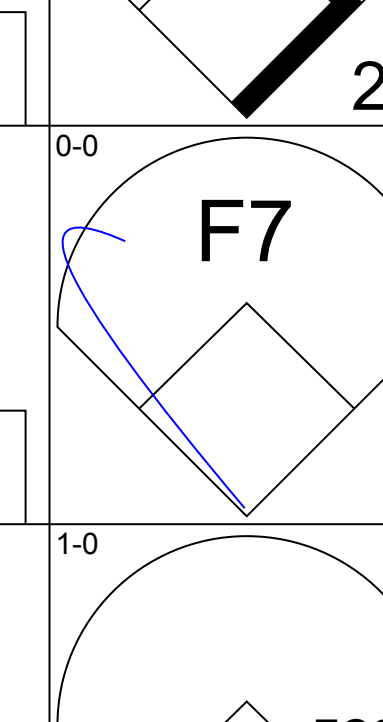
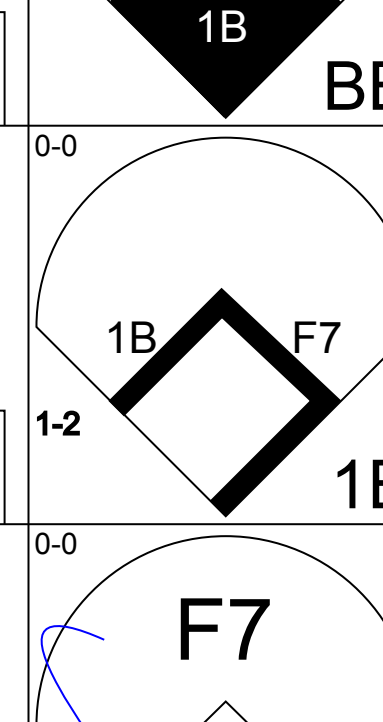
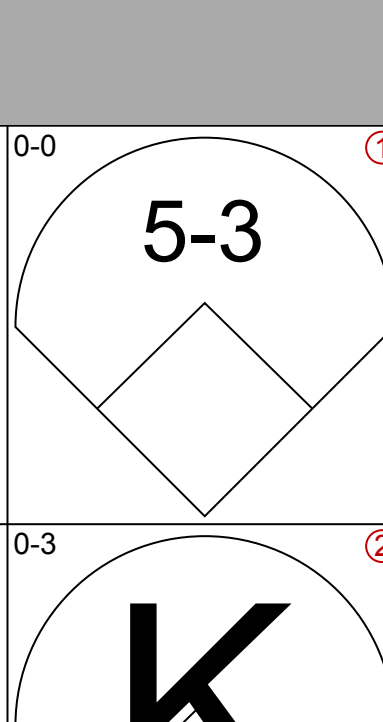
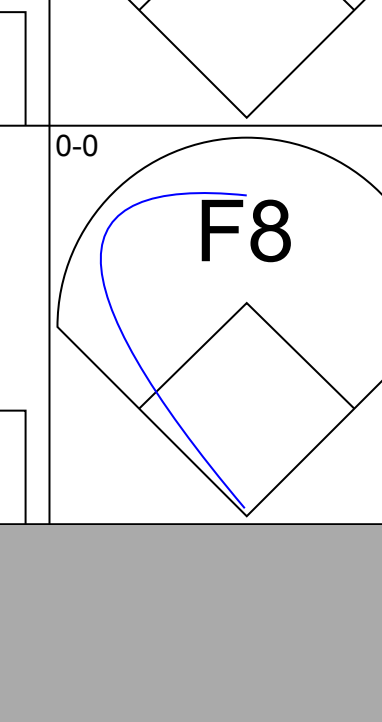
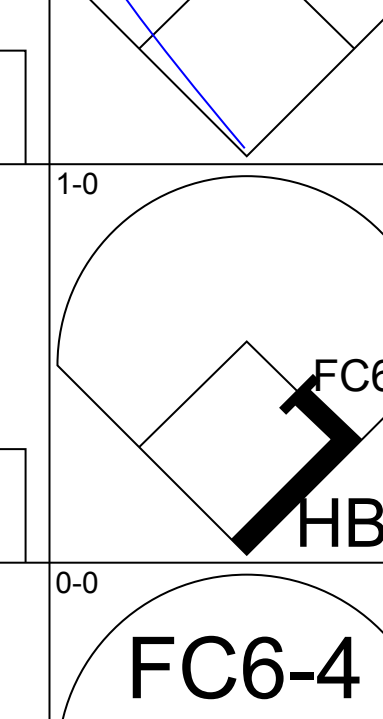
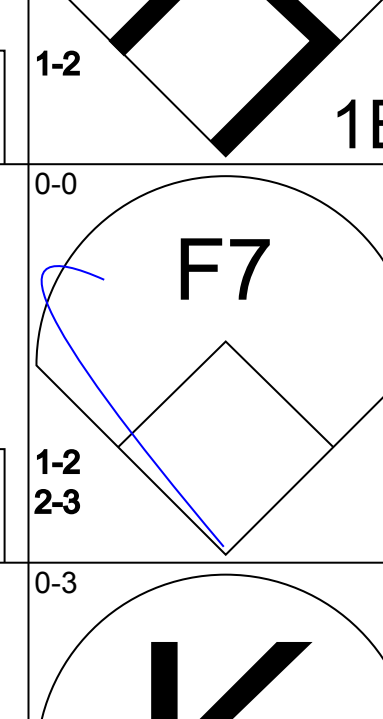
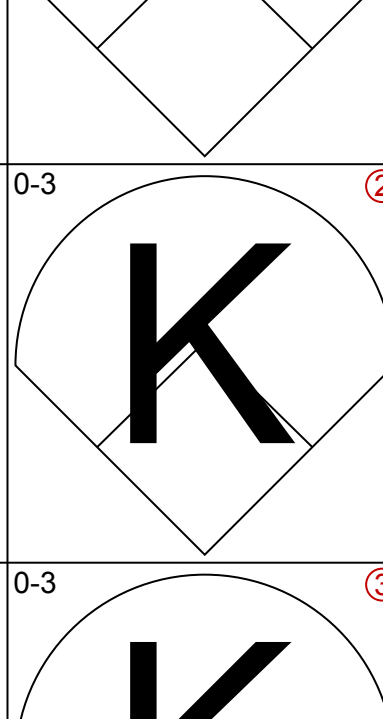
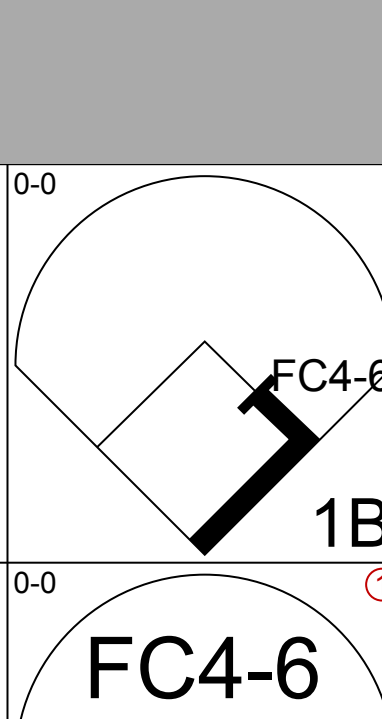

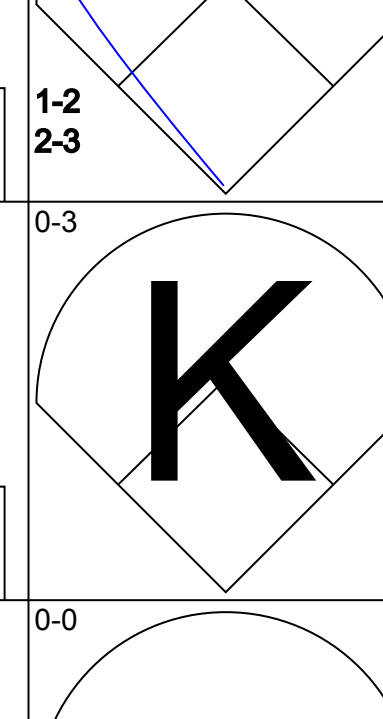
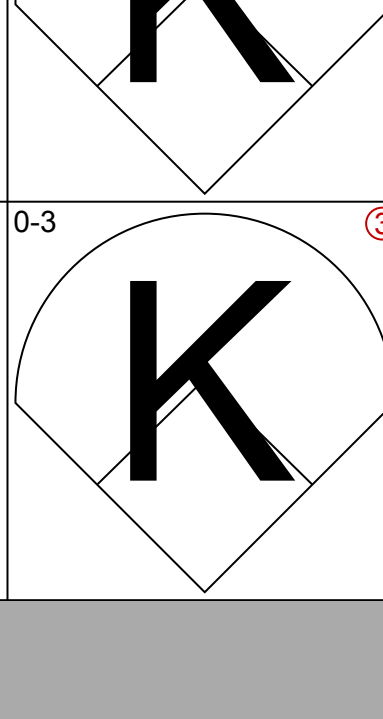
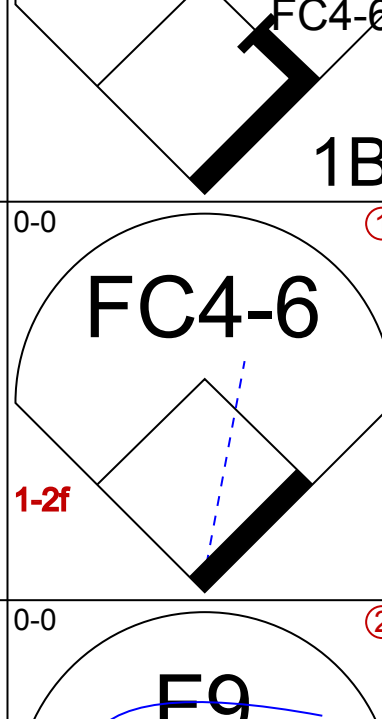
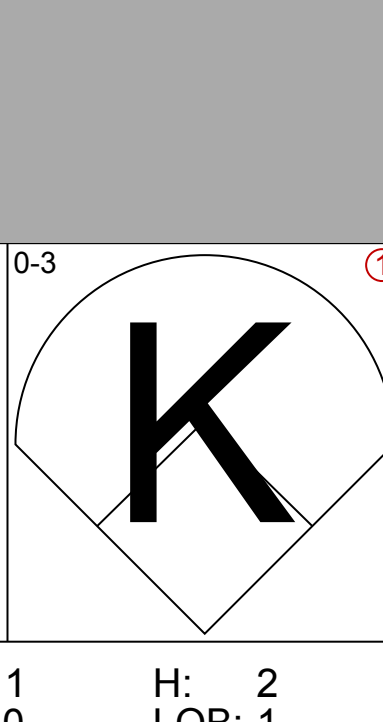
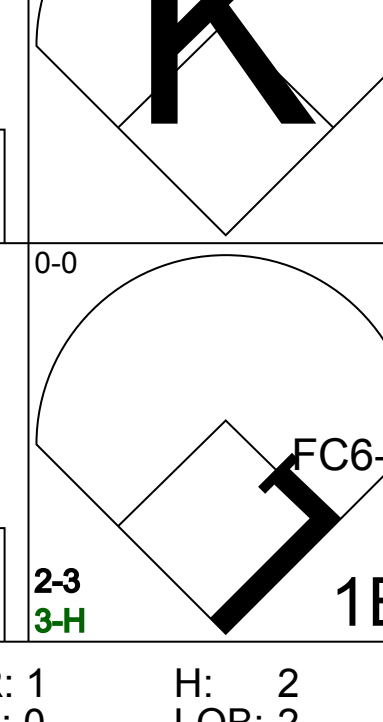
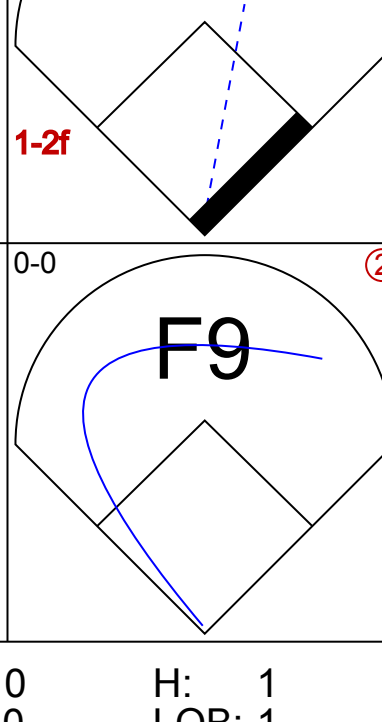
Chicago White Sox @ Kansas City Athletics
Municipal Stadium, Kansas City, MO
Thu May 26 1960, 8:05 PM EDT
Att: 8,855 - Unknown

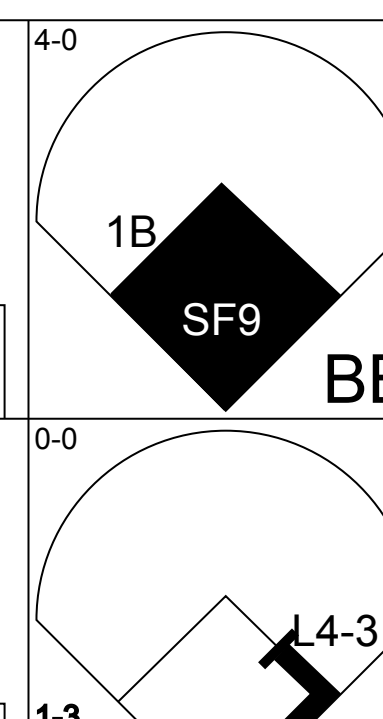
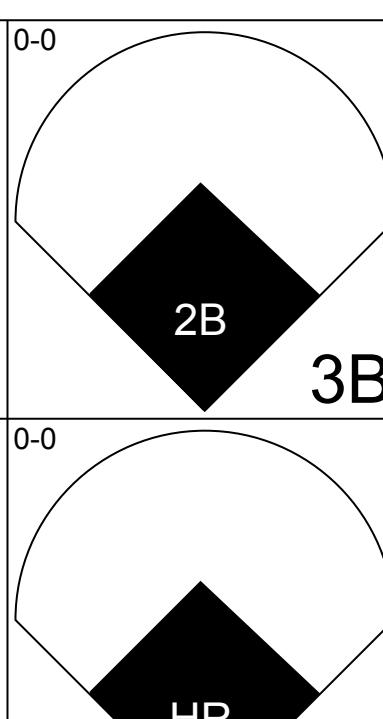
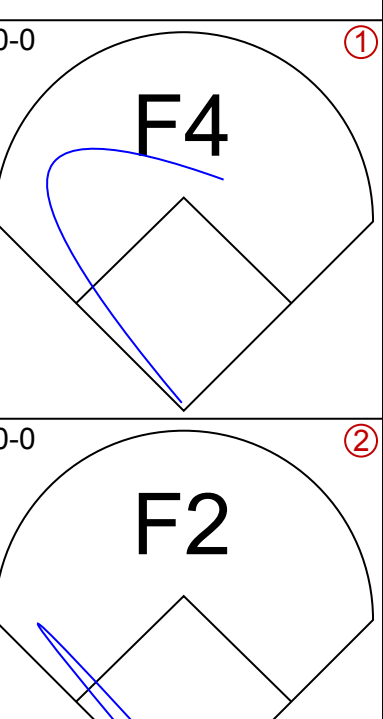

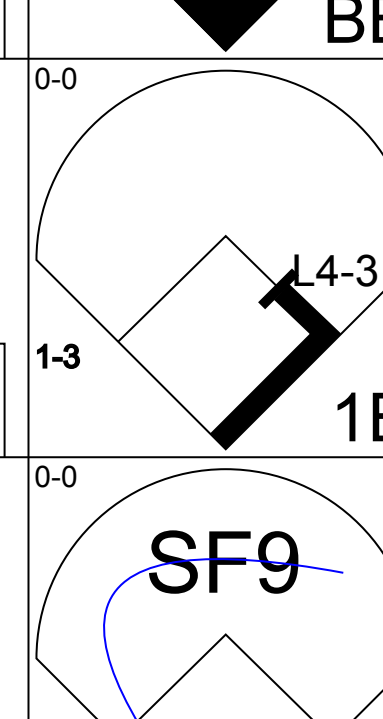
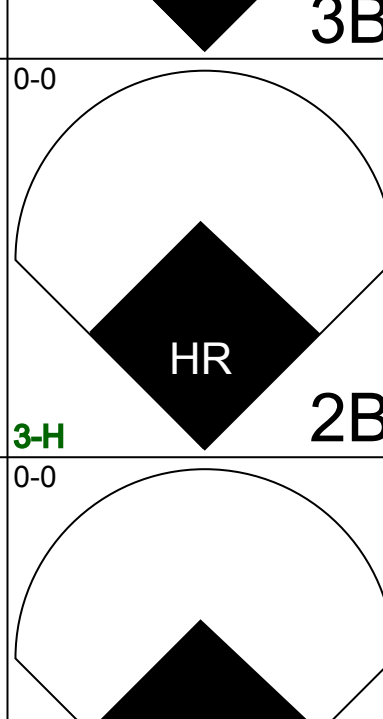
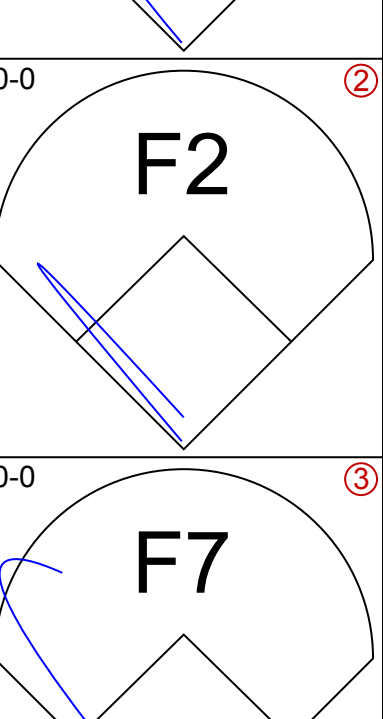
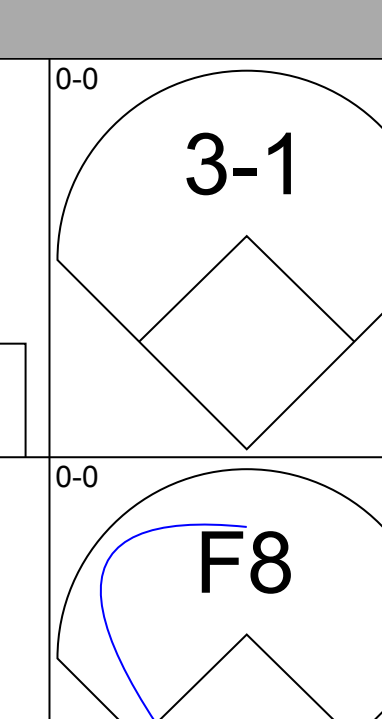
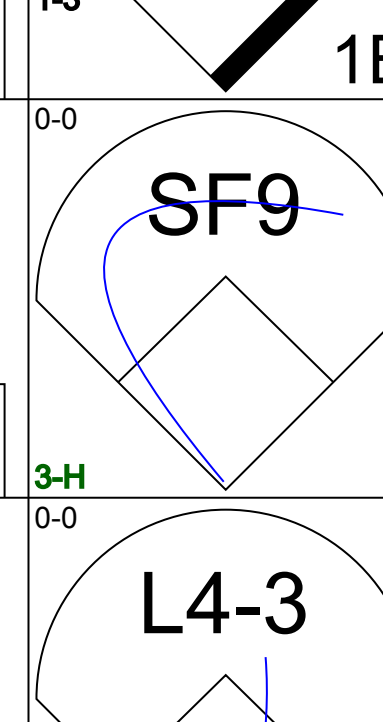
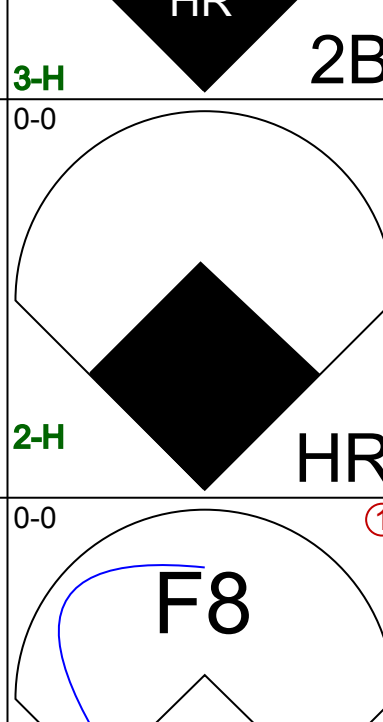
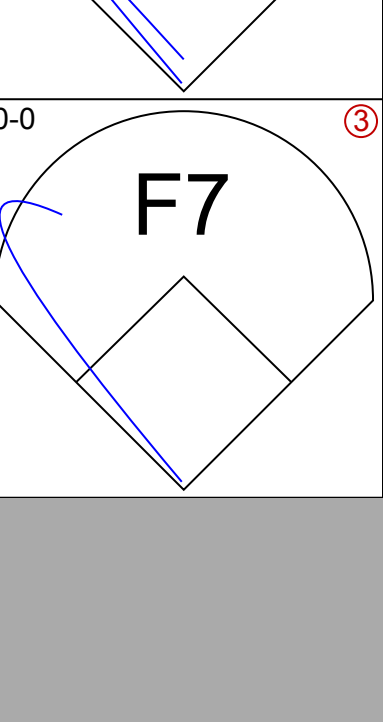
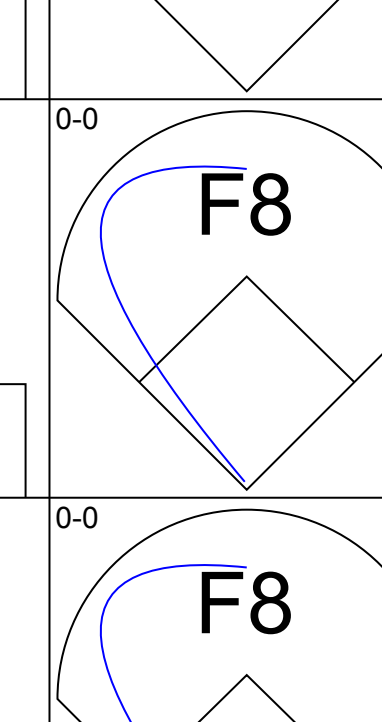
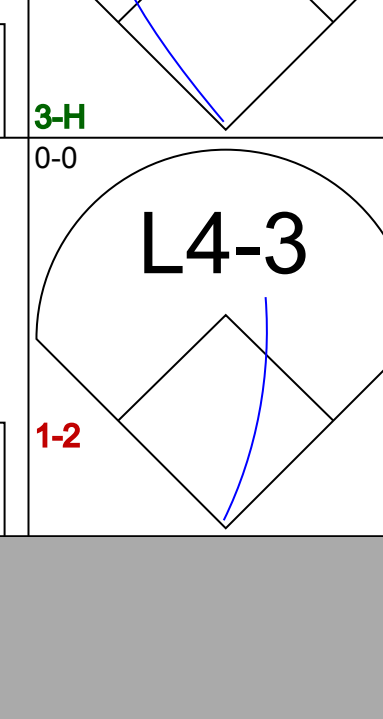
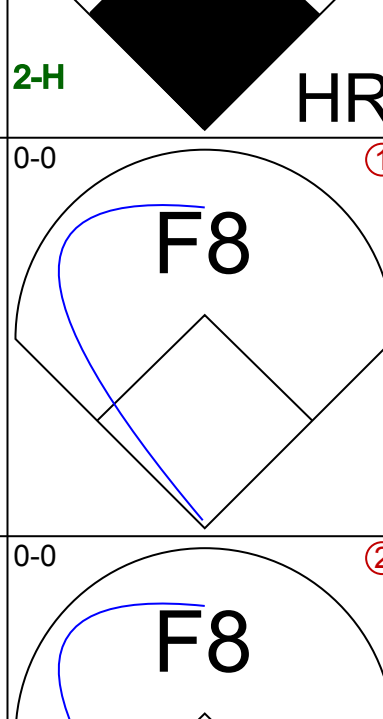
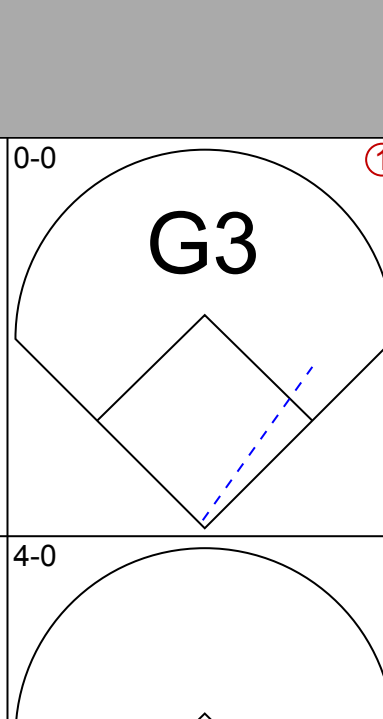
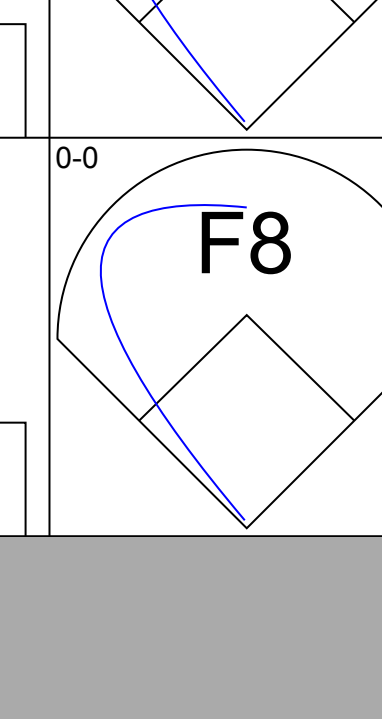
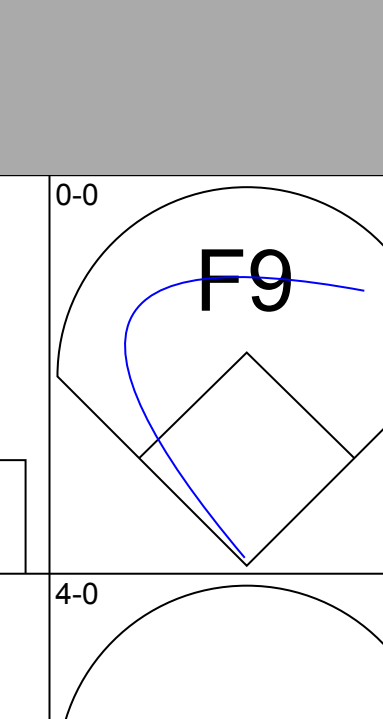
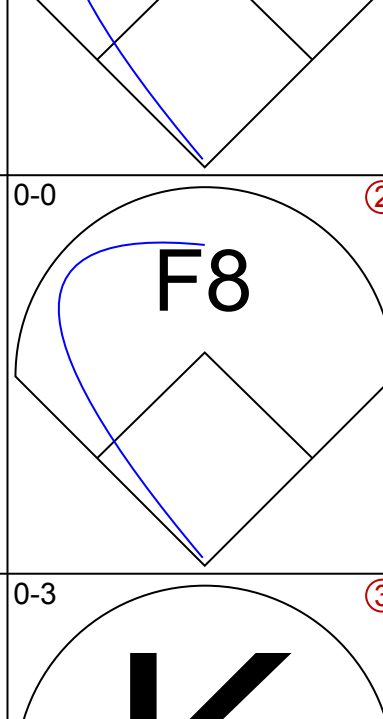
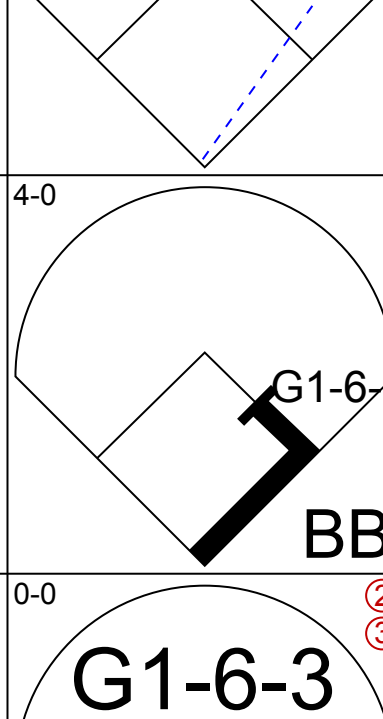
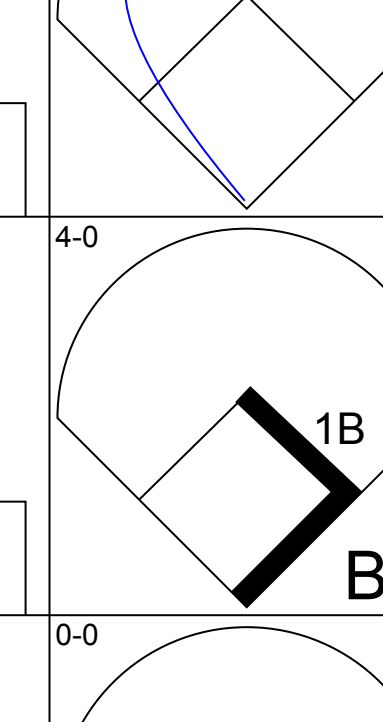

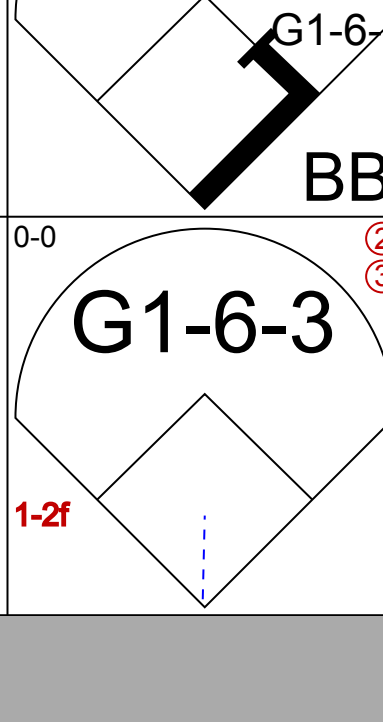
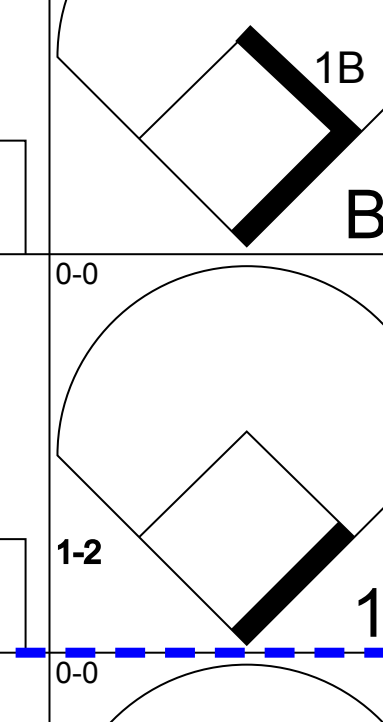
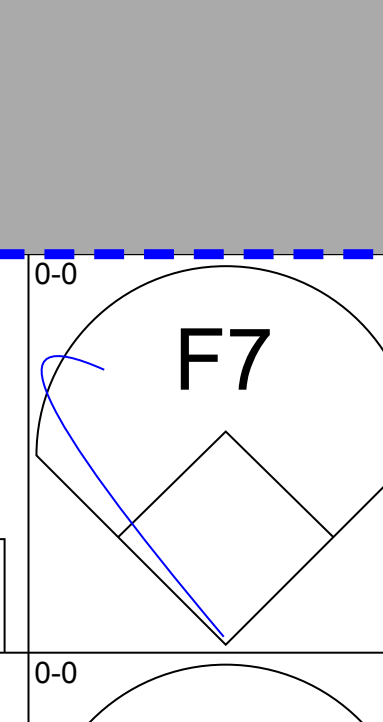
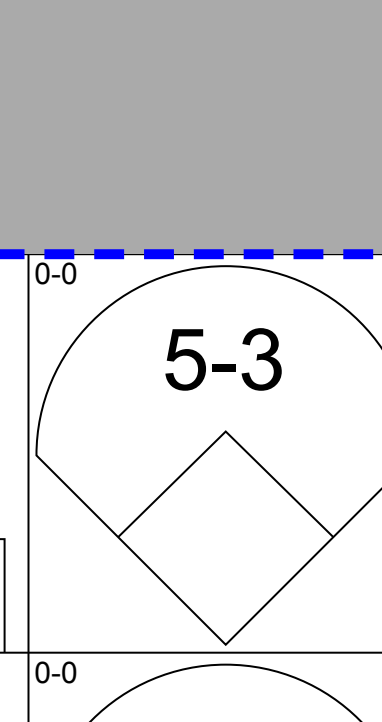
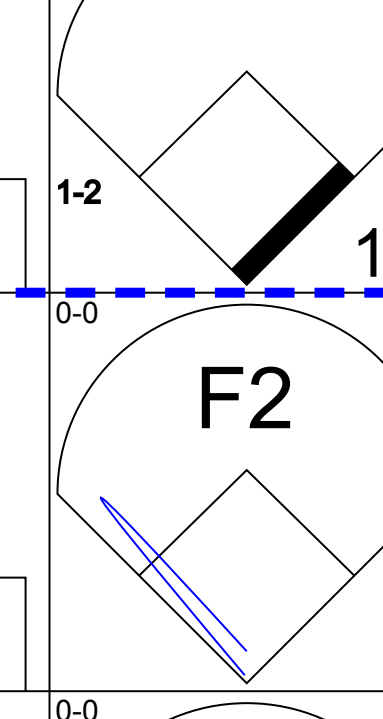
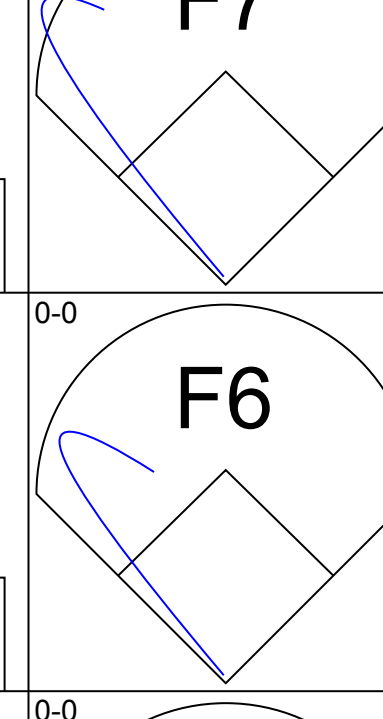
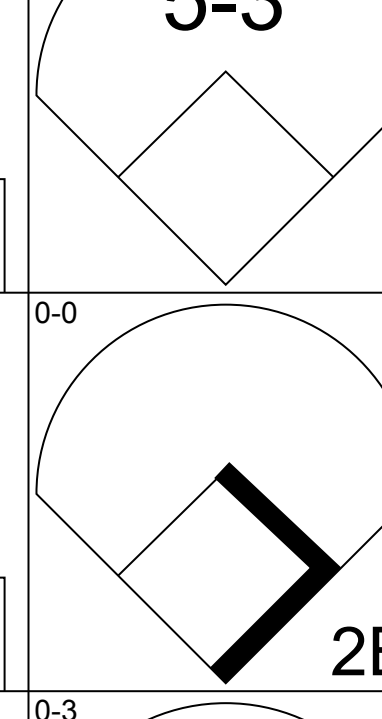

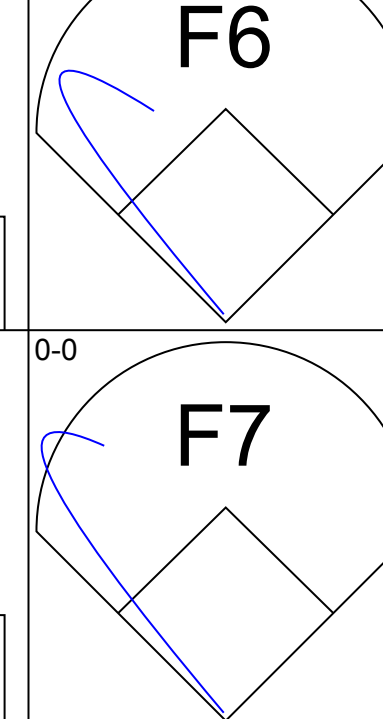
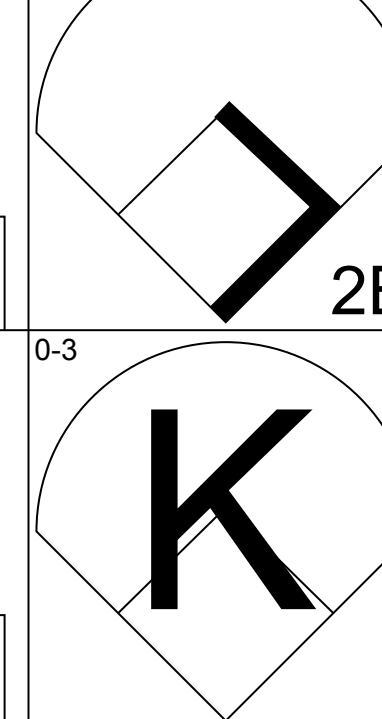
AB 31
R 1
H 5
RBI 1
BB 3
SO 4
LOB 13



Batter	1	2	3	4	5	6	7	8	9	AB	R	H	RBI	BB	SO	LOB	TOP										
Al Smith, R OBP: 0.356, SLG: 0.485 (1, 8)										4	1	3	1	0	0	0	Chicago White Sox @ Kansas City Athletics Municipal Stadium, Kansas City, MO Sat May 28 1960, 4:33 AM EDT Att: 6,777 - Unknown										
Nelle Fox, L OBP: 0.342, SLG: 0.355 (1, 4)										4	0	0	0	0	0	2											
Minnie Minoso, R OBP: 0.353, SLG: 0.514 (1, 9)										4	0	0	0	0	1	1											
Ted Kluszewski, L OBP: 0.407, SLG: 0.488 (1, 3)										4	1	2	0	0	0	1											
Roy Sievers, R OBP: 0.308, SLG: 0.412 (1, 7)										4	1	1	0	0	0	1											
Gene Freese, R OBP: 0.208, SLG: 0.288 (1, 5)										4	0	2	2	0	0	0											
Dick Brown, R OBP: 0.278, SLG: 0.407 (9, PR)										3	0	1	0	1	0	1											
Luis Aparicio, R OBP: 0.276, SLG: 0.288 (9, PH)										3	0	0	0	0	0	2											
Dick Donovan, L OBP: 0.091, SLG: 0.091 (7, 1)										3	0	0	0	0	0	2											
Earl Torgeson, L OBP: 0.750, SLG: 0.400 (9, PH)										0	0	0	0	0	0	0											
Inning Stats	R: 0 E: 0 K: 0 S: 3	H: 0 LOB: 0 BB: 0 P: 3	R: 0 E: 0 K: 0 S: 4	H: 2 LOB: 1 BB: 0 P: 4	R: 0 E: 0 K: 1 S: 6	H: 1 LOB: 1 BB: 0 P: 6	R: 2 E: 0 K: 1 S: 8	H: 4 LOB: 1 BB: 0 P: 8	R: 1 E: 0 K: 1 S: 6	H: 1 LOB: 0 BB: 0 P: 6	R: 0 E: 0 K: 0 S: 3	H: 0 LOB: 0 BB: 0 P: 3	R: 0 E: 0 K: 0 S: 3	H: 0 LOB: 0 BB: 0 P: 3	R: 0 E: 0 K: 0 S: 4	H: 1 LOB: 1 BB: 0 P: 4	R: 0 E: 0 K: 0 S: 4	H: 1 LOB: 2 BB: 1 P: 8	1B: 6 2B: 3 3B: 0 HR: 1	SF: 0 SAC: 0 DP: 2 HBP: 0	WP: 0 PB: 0 SB: 0 CS: 0	PA: 36					
PITCHER	IP	WLS	BF	H	R	ER	SO	BB	IBB	HBP	BLK	WP	HR	S	P	ERA	WHIP										
Bud Daley, L ERA: 2.66 (1, 1)	7.0	W	27	8	3	3	3	0	0	0	0	0	1	33	33	3.86	1.143										
Marty Kutyna, R ERA: 2.7 (8, 1)	1.2		8	2	0	0	0	1	0	0	0	0	0	7	11	0.00	1.800										
Leo Kiely, L ERA: 0.77 (9, 1)	0.1	S	1	0	0	0	0	0	0	0	0	0	0	1	1	0.00	0.000										

Batter	1	2	3	4	5	6	7	8	9	AB	R	H	RBI	BB	SO	LOB	BOTTOM										
Bill Tuttle, R OBP: 0.299, SLG: 0.290 (1, 8)										4	1	1	2	0	0	2	Chicago White Sox @ Kansas City Athletics Municipal Stadium, Kansas City, MO Sat May 28 1960, 4:33 AM EDT Att: 6,777 - Unknown										
Jerry Lumpe, L OBP: 0.326, SLG: 0.379 (1, 4)										3	1	1	0	1	0	1											
Andy Carey, R OBP: 0.289, SLG: 0.389 (1, 5)										4	0	1	0	0	0	1											
Norm Siebern, L OBP: 0.375, SLG: 0.492 (1, 7)										4	0	0	1	0	1	2											
Whitey Herzog, L OBP: 0.435, SLG: 0.548 (1, 9)										4	0	0	0	0	2	1											
Mary Throneberry, L OBP: 0.379, SLG: 0.500 (1, 3)										3	0	1	0	0	2	1											
Harry Chiti, R OBP: 0.333, SLG: 0.405 (1, 2)										3	1	2	1	0	0	1											
Ken Hamlin, R OBP: 0.279, SLG: 0.250 (1, 6)										3	0	1	0	0	0	1											
Bud Daley, L OBP: 0.280, SLG: 0.100 (1, 1)										1	0	0	0	1	0	1											
Leo Kiely, L OBP: 0.274, SLG: 0.368 (8, 1)										0	0	0	0	0	0	0											
Inning Stats	R: 0 E: 0 K: 1 S: 5	H: 0 LOB: 1 BB: 1 P: 9	R: 0 E: 0 K: 0 S: 3	H: 1 LOB: 0 BB: 0 P: 3	R: 0 E: 0 K: 0 S: 4	H: 1 LOB: 1 BB: 0 P: 4	R: 0 E: 0 K: 0 S: 3	H: 0 LOB: 0 BB: 0 P: 3	R: 1 E: 0 K: 1 S: 6	H: 1 LOB: 1 BB: 1 P: 10	R: 1 E: 0 K: 2 S: 9	H: 2 LOB: 1 BB: 0 P: 9	R: 2 E: 0 K: 0 S: 5	H: 2 LOB: 0 BB: 0 P: 5	R: 0 E: 0 K: 1 S: 5	H: 0 LOB: 0 BB: 0 P: 5	R: 0 E: 0 K: 1 S: 5	H: 0 LOB: 0 BB: 0 P: 5	1B: 4 2B: 2 3B: 0 HR: 2	SF: 0 SAC: 0 DP: 1 HBP: 0	WP: 0 PB: 0 SB: 0 CS: 0	PA: 32					
PITCHER	IP	WLS	BF	H	R	ER	SO	BB	IBB	HBP	BLK	WP	HR	S	P	ERA	WHIP										
Dick Donovan, R ERA: 6.67 (1, 1)	6.2	L	28	7	4	4	4	2	0	0	0	0	2	34	42	5.40	1.350										
Turk Lown, R ERA: 2.25 (7, 1)	1.1		4	0	0	0	1	0	0	0	0	0	0	6	6	0.00	0.000										

Batter	1	2	3	4	5	6	7	8	9	AB	R	H	RBI	BB	SO	LOB	TOP					
Al Smith, R OBP: 0.391, SLG: 0.475 (1.9)			 1B	 1-2						5	1	1	0	0	1	4	Chicago White Sox @ Kansas City Athletics Municipal Stadium, Kansas City, MO Sun May 29 1960, 4:33 AM EDT Att: 9,975 - Unknown livebaseballscorecards.com					
Nellie Fox, L OBP: 0.346, SLG: 0.355 (1.4)			 1B		 BB					3	0	1	1	1	0	1						
Minnie Minoso, R OBP: 0.350, SLG: 0.507 (1.7)					 1B		 1-2			4	0	1	0	0	0	2						
Roy Sievers, R OBP: 0.293, SLG: 0.389 (1.3)					 1-2 2-3					4	0	0	0	0	1	3						
Sherm Lollar, R OBP: 0.388, SLG: 0.479 (1.2)				 1B BB						3	1	1	0	1	1	1						
Gene Freese, R OBP: 0.211, SLG: 0.286 (1.5)				 F7 1B						4	0	1	0	0	0	1						
Jim Landis, R OBP: 0.405, SLG: 0.301 (1.8)		 HBP		 1-2 2-3					 1B	3	0	1	0	0	1	2						
Luis Aparicio, R OBP: 0.271, SLG: 0.280 (1.6)	 1-2								 1-2	4	0	0	0	0	2	5						
Herb Score, L (1.1)					 1B					0	0	0	0	0	0	0						
Ray Moore, R (2.1)										1	0	0	0	0	1	0						
Earl Torgeson, L (4. PH)										1	0	1	1	0	0	0						
Turk Lown, R (4.1)										0	0	0	0	0	0	0						
Joe Hicks, L (7. PH)										1	0	1	0	0	0	0						
Gerry Staley, R (7.1)										0	0	0	0	0	0	0						
Ted Kluszewski (9. PH)										1	0	0	0	0	0	1						
Inning Stats	R: 0 E: 0 K: 1 S: 5	H: 0 LOB: 0 BB: 0 P: 5	R: 0 E: 0 K: 0 S: 4	H: 1 LOB: 2 BB: 0 P: 5	R: 1 E: 0 K: 2 S: 9	H: 2 LOB: 1 BB: 0 P: 9	R: 1 E: 0 K: 1 S: 7	H: 2 LOB: 2 BB: 1 P: 11	R: 0 E: 0 K: 1 S: 5	H: 1 LOB: 1 BB: 1 P: 9	R: 0 E: 0 K: 2 S: 7	H: 0 LOB: 0 BB: 0 P: 7	R: 0 E: 0 K: 0 S: 4	H: 1 LOB: 1 BB: 0 P: 4	R: 0 E: 0 K: 0 S: 3	H: 0 LOB: 0 BB: 0 P: 3	R: 0 E: 0 K: 0 S: 4	H: 1 LOB: 1 BB: 0 P: 4	1B: 7 2B: 1 3B: 0 HR: 0	SF: 0 SAC: 0 DP: 1 HBP: 1	WP: 0 PB: 0 SB: 1 CS: 0	PA: 37
PITCHER Ken Johnson, R ERA: 2.32 (1.1)	IP: 9.0 WLS: W BF: 37 H: 8 R: 2 ER: 2 SO: 7 BB: 2 IBB: 0 HBP: 1 BLK: 0 WP: 0 HR: 0 S: 48 P: 57 ERA: 2.00 WHIP: 1.11																					

Batter	1	2	3	4	5	6	7	8	9	AB	R	H	RBI	BB	SO	LOB	BOTTOM			
Bill Tuttle, R OBP: 0.305, SLG: 0.306 (1.8)	 SF9 BB		 3B							3	2	1	0	1	1	1	Chicago White Sox @ Kansas City Athletics Municipal Stadium, Kansas City, MO Sun May 29 1960, 4:33 AM EDT Att: 9,975 - Unknown livebaseballscorecards.com			
Jerry Lumpe, L OBP: 0.382, SLG: 0.389 (1.4)	 L4-3		 2B							4	1	2	1	0	0	0				
Andy Carey, R OBP: 0.286, SLG: 0.462 (1.5)			 2B							3	1	1	3	0	0	0				
Norm Siebern, L OBP: 0.365, SLG: 0.476 (1.3)	 1-2									4	0	0	0	0	0	1				
Harry Chiti, R OBP: 0.333, SLG: 0.398 (1.2)						 BB				2	0	0	0	1	0	0				
Dick Williams, R OBP: 0.346, SLG: 0.366 (1.7)		 BB				 1-2				2	0	0	0	1	1	1				
Russ Snyder, L OBP: 0.274, SLG: 0.368 (7.7)										0	0	0	0	0	0	0				
Hank Bauer, R OBP: 0.294, SLG: 0.289 (1.9)		 1-2								3	0	1	0	0	0	0				
Ken Hamlin, R OBP: 0.280, SLG: 0.260 (1.6)										3	0	1	0	0	0	2				
Ken Johnson, R OBP: 0.143, SLG: 0.143 (1.1)										3	0	0	0	0	1	3				
Inning Stats	R: 1 E: 0 K: 0 S: 3	H: 1 LOB: 1 BB: 1 P: 7	R: 0 E: 0 K: 0 S: 4	H: 1 LOB: 2 BB: 1 P: 8	R: 3 E: 0 K: 1 S: 8	H: 3 LOB: 0 BB: 0 P: 8	R: 0 E: 0 K: 0 S: 3	H: 0 LOB: 0 BB: 0 P: 3	R: 0 E: 0 K: 0 S: 2	H: 0 LOB: 0 BB: 1 P: 6	R: 0 E: 0 K: 2 S: 8	H: 1 LOB: 1 BB: 0 P: 8	R: 0 E: 0 K: 0 S: 3	H: 0 LOB: 0 BB: 0 P: 3	R: 0 E: 0 K: 0 S: 3	H: 0 LOB: 0 BB: 0 P: 3	1B: 2 2B: 3 3B: 1 HR: 1	SF: 1 SAC: 0 DP: 2 HBP: 0	WP: 0 PB: 0 SB: 0 CS: 0	PA: 31
PITCHER Herb Score, L ERA: 8.31 (1.1)	IP: 1.1 WLS: L BF: 8 H: 3 R: 3 ER: 3 SO: 1 BB: 0 IBB: 0 HBP: 0 BLK: 0 WP: 0 HR: 1 S: 10 P: 10 ERA: 16.20 WHIP: 3.000																			
Ray Moore, R ERA: 5.4 (2.1)	IP: 1.2 WLS: L BF: 8 H: 3 R: 3 ER: 3 SO: 1 BB: 0 IBB: 0 HBP: 0 BLK: 0 WP: 0 HR: 1 S: 10 P: 10 ERA: 16.20 WHIP: 3.000																			
Turk Lown, R ERA: 2.03 (4.1)	IP: 3.0 WLS: W BF: 9 H: 0 R: 0 ER: 0 SO: 0 BB: 1 IBB: 0 HBP: 0 BLK: 0 WP: 0 HR: 0 S: 8 P: 12 ERA: 0.00 WHIP: 0.333																			
Gerry Staley, R ERA: 0.51 (7.1)	IP: 2.0 WLS: W BF: 7 H: 1 R: 0 ER: 0 SO: 2 BB: 0 IBB: 0 HBP: 0 BLK: 0 WP: 0 HR: 0 S: 11 P: 11 ERA: 0.00 WHIP: 0.500																			

Batter	1	2	3	4	5	6	7	8	9	AB	R	H	RBI	BB	SO	LOB	TOP			
Jim Piersall, R (1, 8) OBP: 0.333, SLG: 0.495	6-3			F8			F4		6-3	5	0	0	0	0	0	1				
Ken Aspromonte, R (1, 4) OBP: 0.271, SLG: 0.205	1-3			FC4-6 1B	5-3		L7		6-3	5	0	1	0	0	0	0				
Harvey Kuenn, R (1, 9) OBP: 0.365, SLG: 0.347	4-3			FC4-6 1-2 E	5-3			F8		4	1	0	0	0	0	1				
Tito Francona, L (1, 7) OBP: 0.393, SLG: 0.445		4-3		E4 1B				1B 2B		4	2	3	1	0	0	0				
Vic Power, R (1, 3) OBP: 0.354, SLG: 0.435	6-3			2B 1B			F8	K		4	1	1	1	0	1	2				
John Romano, R (1, 2) OBP: 0.350, SLG: 0.392	F4			3-H 1B			G6-4-3 1B	HR		4	2	3	2	0	0	0				
Woodie Held, R (1, 6) OBP: 0.351, SLG: 0.521			6-3	2B 1B			G6-4-3 1-2 1B	2-H HR		4	2	2	3	0	0	1				
Bubba Phillips, R (1, 5) OBP: 0.284, SLG: 0.323			F7	2-H 1B			F8	1-3		4	1	1	0	0	0	0				
Barry Latman, R (1, 1) John Briggs, R (8, 1)	1-3			1-2 E 1B	E5 1B		F9		K	3	0	1	1	0	0	0				
Inning Stats	R: 0 E: 0 K: 0 S: 3	H: 0 LOB: 0 BB: 0 P: 3	R: 0 E: 0 K: 0 S: 3	H: 0 LOB: 0 BB: 0 P: 3	R: 0 E: 0 K: 0 S: 3	H: 0 LOB: 0 BB: 0 P: 3	R: 6 E: 2 K: 0 S: 10	H: 7 LOB: 1 BB: 0 P: 10	R: 0 E: 0 K: 0 S: 4	H: 1 LOB: 1 BB: 0 P: 4	R: 0 E: 0 K: 0 S: 3	H: 0 LOB: 0 BB: 0 P: 3	R: 0 E: 0 K: 1 S: 8	H: 3 LOB: 0 BB: 0 P: 8	R: 0 E: 0 K: 1 S: 5	H: 0 LOB: 0 BB: 0 P: 5	1B: 8 2B: 3 3B: 0 HR: 1	SF: 0 SAC: 0 DP: 1 HBP: 0	WP: 0 PB: 0 SB: 0 CS: 0	PA: 38
PITCHER	IP WLS BF H R ER SO BB IBB HBP BLK WP HR S P ERA WHIP																			
Bob Shaw, R (1, 1) ERA: 3.81	4.0 L 19 7 6 5 0 0 0 0 0 0 0 0 0 0 11.25 1.750																			
Dick Donovan, R (5, 1) ERA: 8.46	1.0 4 1 0 0 0 0 0 0 0 0 0 0 0 4 0.00 1.000																			
Ray Moore, R (6, 1) ERA: 4.76	2.0 6 1 0 0 0 0 0 0 0 0 0 0 0 6 0.00 0.500																			
Gerry Staley, R (8, 1) ERA: 1.16	2.0 9 3 3 3 2 0 0 0 0 0 0 1 13 13.50 1.500																			

Cleveland Indians @ Chicago White Sox
Comiskey Park, Chicago, IL
Mon May 30 1960, 4:38 AM EDT
Att: 45,731 - Unknown

AB 38
R 9
H 12
RBI 8
BB 0
SO 2
LOB 5



Batter	1	2	3	4	5	6	7	8	9	AB	R	H	RBI	BB	SO	LOB	BOTTOM					
Luis Aparicio, R (1, 6) OBP: 0.276, SLG: 0.287	1-4-3		F7		L6				G3 2B	4	0	1	0	1	0	1						
Nellie Fox, L (1, 4) OBP: 0.355, SLG: 0.362	L3		4-0 1-2 BB			4-0 WP BB	F9		G3 2-3	3	0	0	0	2	0	2						
Roy Sievers, R (1, 7) OBP: 0.284, SLG: 0.364	K		1-3				F7		F7 BB	4	0	0	0	1	1	3						
Ted Kluszewski, L (1, 3) OBP: 0.382, SLG: 0.446		F9		F4		F8		2B 1B	F8	5	1	1	0	0	0	3						
Minnie Minoso, R (1, 9) OBP: 0.367, SLG: 0.513		CS 1B		6-3 BB				BB		2	1	2	0	2	0	0						
Al Smith, R (1, 8) OBP: 0.356, SLG: 0.466		1-2 BB		6-3			K		1B S	3	1	1	2	1	1	3						
Gene Freese, R (1, 5) OBP: 0.212, SLG: 0.292		5-3		P3			5-3		G6-4-3 1B	4	0	1	1	0	0	2						
Dick Brown, R (1, 2) OBP: 0.235, SLG: 0.355			F3		P3				G6-4-3	3	0	0	0	0	1	0						
Sherm Lollar, R (8, PH) OBP: 0.380, SLG: 0.465							K		1-2 1B	1	0	0	0	0	0	1						
Bob Shaw, R (1, 1) ERA: 1.56, SLG: 0.059										0	0	0	0	1	0	0						
Dick Donovan, L (5, 1) ERA: 0.99, SLG: 0.091										0	0	0	0	0	0	0						
Joe Judge, L (5, PH) OBP: 0.344, SLG: 0.381										1	0	0	0	0	0	0						
Ray Moore, R (8, 1)										0	0	0	0	0	0	0						
Earl Torgerson, L (7, PH) OBP: 0.302, SLG: 1.000										1	1	1	1	0	0	0						
Gerry Staley, R (8, 1)										0	0	0	0	0	0	0						
Billy Goodman, L (9, PH) OBP: 0.268, SLG: 0.333										1	0	0	0	0	0	0						
Inning Stats	R: 0 E: 0 K: 1 S: 5	H: 0 LOB: 0 BB: 0 P: 5	R: 0 E: 0 K: 0 S: 3	H: 1 LOB: 1 BB: 1 P: 7	R: 0 E: 0 K: 0 S: 3	H: 0 LOB: 2 BB: 2 P: 11	R: 0 E: 0 K: 0 S: 3	H: 0 LOB: 1 BB: 1 P: 7	R: 0 E: 0 K: 1 S: 5	H: 0 LOB: 0 BB: 0 P: 3	R: 0 E: 0 K: 1 S: 6	H: 0 LOB: 2 BB: 2 P: 13	R: 1 E: 0 K: 1 S: 6	H: 1 LOB: 1 BB: 1 P: 10	R: 3 E: 0 K: 0 S: 6	H: 4 LOB: 0 BB: 0 P: 6	R: 0 E: 0 K: 0 S: 4	H: 1 LOB: 2 BB: 1 P: 8	1B: 4 2B: 2 3B: 0 HR: 1	SF: 0 SAC: 0 DP: 1 HBP: 0	WP: 1 PB: 0 SB: 1 CS: 1	PA: 40
PITCHER	IP WLS BF H R ER SO BB IBB HBP BLK WP HR S P ERA WHIP																					
Barry Latman, R (1, 1) ERA: 5.47	7.1 W 34 6 4 4 3 7 0 0 0 0 0 0 0 1 4.91 1.773																					
John Briggs, R (8, 1) ERA: 2.05	1.2 S 6 1 0 0 0 1 0 0 0 0 0 0 0 5 9 0.00 1.200																					

Cleveland Indians @ Chicago White Sox
Comiskey Park, Chicago, IL
Mon May 30 1960, 4:38 AM EDT
Att: 45,731 - Unknown

AB 32
R 4
H 7
RBI 4
BB 8
SO 3
LOB 15



Batter	1	2	3	4	5	6	7	8	9	AB	R	H	RBI	BB	SO	LOB	TOP					
Jim Piersall, R OBP: 0.345, SLG: 0.536 (1, 8)										5	1	3	1	0	0	3	Cleveland Indians @ Chicago White Sox Comiskey Park, Chicago, IL Tue May 31 1960, 8:05 PM EDT Att: 23,770 - Unknown					
Ken Aspromonte, R OBP: 0.283, SLG: 0.208 (1, 4)										4	0	1	2	1	1	2						
Harvey Kuenn, R OBP: 0.369, SLG: 0.352 (1, 9)										4	0	2	1	0	0	1						
John Romano, R OBP: 0.359, SLG: 0.400 (1, 2)										4	0	2	0	0	2	2						
Woodie Held, R OBP: 0.343, SLG: 0.508 (8, PH)										3	0	0	0	0	0	2						
John Powers, L OBP: 0.257, SLG: 0.233 (8, 6)										1	0	0	0	0	1	1						
George Strickland, R OBP: 0.222, SLG: 0.125 (8, 6)										0	0	0	0	0	0	0						
Tito Francona, L OBP: 0.382, SLG: 0.431 (1, 3)										4	0	0	0	0	0	3						
Bubba Phillips, R OBP: 0.274, SLG: 0.309 (1, 5)										4	0	0	0	0	0	1						
Carroll Hardy, R OBP: 0.188, SLG: 0.071 (9, PH)										2	1	0	0	1	0	0						
Walt Bond, L OBP: 0.286, SLG: 0.365 (9, PH)										1	0	0	0	0	0	0						
Gary Bell, R OBP: 0.241, SLG: 0.192 (7, PH)										2	1	1	0	0	0	0						
Johnny Temple, R OBP: 0.315, SLG: 0.289 (7, FR)										0	1	0	0	0	0	0						
Bobby Tiefenauer, R (7, 1)										1	0	1	0	0	0	0						
Bob Hale, L OBP: 0.389, SLG: 0.313 (9, PH)										1	0	0	0	0	0	0						
Inning Stats	R: 1 E: 0 K: 1 S: 6	H: 1 LOB: 0 BB: 0 P: 6	R: 0 E: 0 K: 0 S: 3	H: 0 LOB: 0 BB: 0 P: 3	R: 1 E: 0 K: 1 S: 7	H: 2 LOB: 2 BB: 1 P: 11	R: 0 E: 0 K: 0 S: 3	H: 0 LOB: 0 BB: 0 P: 3	R: 0 E: 0 K: 0 S: 4	H: 1 LOB: 1 BB: 0 P: 4	R: 0 E: 0 K: 0 S: 4	H: 2 LOB: 1 BB: 0 P: 4	R: 2 E: 0 K: 0 S: 5	H: 2 LOB: 1 BB: 1 P: 9	R: 0 E: 0 K: 1 S: 6	H: 1 LOB: 1 BB: 0 P: 6	R: 0 E: 0 K: 1 S: 6	H: 1 LOB: 1 BB: 0 P: 6	1B: 7 2B: 2 3B: 0 HR: 1	SF: 0 SAC: 0 DP: 1 HBP: 0	WP: 0 PB: 0 SB: 0 CS: 0	PA: 38
PITCHER	IP WLS BF H R ER SO BB IBB HBP BLK WP HR S P ERA WHIP	IP WLS BF H R ER SO BB IBB HBP BLK WP HR S P ERA WHIP																				
Billy Pierce, L ERA: 4.06 (1, 1)	6.2 W 29 8 4 4 2 2 0 0 0 0 1 31 39 5.40 1.500	2.1 S 9 2 0 0 2 0 0 0 0 0 0 13 13 0.00 0.857																				
Russ Kemmerer, R ERA: 5.01 (7, 1)																						

AB	36
R	4
H	10
RBI	4
BB	2
SO	4
LOB	15



Batter	1	2	3	4	5	6	7	8	9	AB	R	H	RBI	BB	SO	LOB	BOTTOM				
Luis Aparicio, R OBP: 0.280, SLG: 0.292 (1, 6)										4	1	2	1	0	0	0	Cleveland Indians @ Chicago White Sox Comiskey Park, Chicago, IL Tue May 31 1960, 8:05 PM EDT Att: 23,770 - Unknown				
Nellie Fox, L OBP: 0.356, SLG: 0.364 (1, 4)										5	0	2	1	0	0	2					
Earl Torgeson, L OBP: 0.750, SLG: 0.900 (1, 3)										3	0	1	0	2	0	2					
Minnie Minoso, R OBP: 0.374, SLG: 0.513 (1, 7)										2	0	1	1	2	0	2					
Sherm Lollar, R OBP: 0.373, SLG: 0.462 (1, 2)										5	0	1	0	0	2	6					
Al Smith, R OBP: 0.360, SLG: 0.483 (1, 9)										3	2	1	1	1	0	2					
Gene Freese, R OBP: 0.229, SLG: 0.348 (1, 5)										4	2	2	2	0	0	2					
Jim Landis, R OBP: 0.414, SLG: 0.306 (1, 8)										2	1	2	0	1	0	0					
Billy Pierce, L ERA: 3.1 (1, 1)										2	0	0	0	0	0	2					
Russ Kemmerer, R (7, 1)										1	0	0	0	0	0	2					
Inning Stats	R: 0 E: 0 K: 0 S: 3	H: 0 LOB: 0 BB: 0 P: 3	R: 0 E: 0 K: 1 S: 6	H: 1 LOB: 1 BB: 0 P: 6	R: 0 E: 1 K: 0 S: 4	H: 1 LOB: 2 BB: 0 P: 5	R: 2 E: 0 K: 1 S: 6	H: 2 LOB: 1 BB: 2 P: 14	R: 1 E: 0 K: 0 S: 4	H: 2 LOB: 1 BB: 1 P: 8	R: 3 E: 0 K: 0 S: 7	H: 4 LOB: 2 BB: 1 P: 11	R: 0 E: 0 K: 0 S: 4	H: 1 LOB: 2 BB: 1 P: 8	R: 0 E: 0 K: 0 S: 4	H: 1 LOB: 2 BB: 1 P: 8		1B: 8 2B: 2 3B: 0 HR: 2	SF: 2 SAC: 1 DP: 1 HBP: 1	WP: 1 PB: 0 SB: 3 CS: 1	PA: 41
PITCHER	IP WLS BF H R ER SO BB IBB HBP BLK WP HR S P ERA WHIP	IP WLS BF H R ER SO BB IBB HBP BLK WP HR S P ERA WHIP																			
Gary Bell, R ERA: 3.1 (7, 1)	2.0 L 10 2 0 0 0 1 1 0 0 0 0 8 16 0.00 1.500																				
Bobby Tiefenauer, R ERA: 2.0 (7, 1)																					

AB	31
R	6
H	12
RBI	6
BB	6
SO	2
LOB	20



Batter	1	2	3	4	5	6	7	8	9	AB	R	H	RBI	BB	SO	LOB	TOP								
Luis Aparicio, R (1,6) OBP: 0.273, SLG: 0.285	F9			6-3	F9			6-3		4	0	0	0	0	0	2									
Nellie Fox, L (1,4) OBP: 0.354, SLG: 0.357	F7			CS BB				F9	6-3	3	0	0	0	1	0	0									
Earl Torgeson, L (1,3) OBP: 0.667, SLG: 0.929	K			G3	G3				HR	4	1	1	1	0	1	1									
Minnie Minoso, R (1,7) OBP: 0.383, SLG: 0.516									HR	3	2	2	0	0	0	0									
Sherm Lollar, R (1,2) OBP: 0.377, SLG: 0.468	L8								1B	3	2	1	1	1	0	0									
Al Smith, R (1,9) OBP: 0.357, SLG: 0.474	5-3								1B	3	0	0	0	1	1	3									
Gene Freese, R (1,5) OBP: 0.243, SLG: 0.397				1-3					HR	4	1	2	4	0	1	1									
Jim Landis, R (1,8) OBP: 0.409, SLG: 0.297				K					F7	3	0	0	0	1	2	0									
Frank Baumann, L (1,1)				K						3	0	0	0	0	3	2									
Inning Stats	R: 0 E: 0 K: 1 S: 5	H: 0 LOB: 0 BB: 0 P: 5	R: 0 E: 0 K: 0 S: 3	H: 0 LOB: 0 BB: 0 P: 3	R: 0 E: 0 K: 2 S: 7	H: 0 LOB: 0 BB: 0 P: 7	R: 0 E: 0 K: 0 S: 2	H: 0 LOB: 0 BB: 1 P: 6	R: 2 E: 0 K: 1 S: 8	H: 3 LOB: 2 BB: 1 P: 12	R: 0 E: 0 K: 0 S: 2	H: 0 LOB: 0 BB: 0 P: 3	R: 0 E: 0 K: 1 S: 4	H: 0 LOB: 0 BB: 1 P: 8	R: 0 E: 0 K: 2 S: 7	H: 0 LOB: 0 BB: 0 P: 7	R: 4 E: 0 K: 1 S: 8	H: 3 LOB: 0 BB: 1 P: 12	1B: 3 2B: 1 3B: 0 HR: 2	SF: 0 SAC: 0 DP: 0 HBP: 1	WP: 0 PB: 0 SB: 1 CS: 3	PA: 36			
PITCHER	IP	WLS	BF	H	R	ER	SO	BB	IBB	HBP	BLK	WP	HR	S	P	ERA	WHIP								
Jim Bunning, R (1,1) ERA: 2.51	8.0	L	28	3	2	2	7	3	0	1	0	0	0	38	51	2.25	0.750								
Tom Morgan, R (9,1) ERA: 3.95	1.0		7	3	4	4	1	1	0	0	0	0	2	8	12	36.00	4.000								

Chicago White Sox @ Detroit Tigers
Briggs Stadium, Detroit, MI
Wed Jun 01 1960, 7:05 PM EDT
Att: 20,772 - Unknown

AB 30
R 6
H 6
RBI 6
BB 4
SO 8
LOB 9



Batter	1	2	3	4	5	6	7	8	9	AB	R	H	RBI	BB	SO	LOB	BOTTOM								
Eddie Yost, R (1,5) OBP: 0.427, SLG: 0.346	6-3				5-3			F6		4	0	1	0	0	0	1									
Frank Bolling, R (1,4) OBP: 0.291, SLG: 0.306	L4			1B					F8	4	0	0	0	0	0	1									
Charlie Maxwell, L (1,7) OBP: 0.317, SLG: 0.379	4-3				F5			F8	1-3	4	0	0	0	0	0	0									
Al Kaline, R (1,8) OBP: 0.349, SLG: 0.431								L1-3	L9	4	0	1	0	0	0	0									
Steve Bilko, R (1,3) OBP: 0.213, SLG: 0.316					F8					2	0	1	0	1	0	1									
Rocky Colavito, R (1,9) OBP: 0.276, SLG: 0.286					F4					3	0	0	0	0	0	3									
Lou Berberet, L (1,2) OBP: 0.318, SLG: 0.282										3	0	1	0	0	0	1									
Chico Fernandez, R (1,6) OBP: 0.353, SLG: 0.342					F6				L5	3	0	0	0	0	0	1									
Jim Bunning, R (1,1) OBP: 0.143, SLG: 0.190					F9					2	0	0	0	0	0	1									
Johnny Groth, R (8,PH) OBP: 0.300, SLG: 0.222										1	0	0	0	0	0	0									
Tom Morgan, R (9,1)										0	0	0	0	0	0	0									
Inning Stats	R: 0 E: 0 K: 0 S: 3	H: 1 LOB: 1 BB: 0 P: 4	R: 0 E: 0 K: 0 S: 4	H: 1 LOB: 1 BB: 0 P: 4	R: 0 E: 0 K: 0 S: 4	H: 1 LOB: 1 BB: 0 P: 4	R: 0 E: 0 K: 0 S: 4	H: 1 LOB: 1 BB: 0 P: 4	R: 0 E: 1 K: 0 S: 3	H: 0 LOB: 0 BB: 0 P: 3	R: 0 E: 0 K: 0 S: 2	H: 0 LOB: 0 BB: 1 P: 6	R: 0 E: 0 K: 0 S: 3	H: 0 LOB: 0 BB: 0 P: 3	R: 0 E: 0 K: 0 S: 3	H: 0 LOB: 0 BB: 0 P: 3	1B: 3 2B: 1 3B: 0 HR: 0	SF: 0 SAC: 0 DP: 1 HBP: 0	WP: 0 PB: 0 SB: 0 CS: 0	PA: 31					
PITCHER	IP	WLS	BF	H	R	ER	SO	BB	IBB	HBP	BLK	WP	HR	S	P	ERA	WHIP								
Frank Baumann, L (1,1) ERA: 2.2	9.0	W	31	4	0	0	0	1	0	0	0	0	0	30	34	0.00	0.556								

Chicago White Sox @ Detroit Tigers
Briggs Stadium, Detroit, MI
Wed Jun 01 1960, 7:05 PM EDT
Att: 20,772 - Unknown

AB 30
R 0
H 4
RBI 0
BB 1
SO 0
LOB 9



Batter	1	2	3	4	5	6	7	8	9	AB	R	H	RBI	BB	SO	LOB	TOP						
Luis Aparicio, R (1, 6) OBP: 0.267, SLG: 0.278 Ted Kluszewski, L (9, PH) OBP: 0.379, SLG: 0.441	F3		G3		6-3		6-3		F9	4	0	0	0	0	0	2	Chicago White Sox @ Detroit Tigers Briggs Stadium, Detroit, MI Thu Jun 02 1960, 7:05 PM EDT Att: 18,139 - Unknown						
Nellie Fox, L (1, 4) OBP: 0.349, SLG: 0.364	1-3		5-3		L3		2H 3B		4-3	5	0	1	1	0	0	2							
Minnie Minoso, R (1, 7) OBP: 0.378, SLG: 0.506	1B				F4		F9		6-3	5	0	1	0	0	0	2							
Roy Sievers, R (1, 3) OBP: 0.304, SLG: 0.383	L5				1B		1B		G6-4-3	4	2	3	0	0	0	1							
Sherm Lollar, R (1, 2) OBP: 0.373, SLG: 0.460	F3				F2		1B		G6-4-3	4	0	1	0	0	0	2							
Al Smith, R (1, 9) OBP: 0.366, SLG: 0.481	F4				1B		G5-4-3		1B	4	0	3	1	0	0	0							
Gene Freese, R (1, 5) OBP: 0.296, SLG: 0.403	5-3				1B		G5-4-3		1B	4	0	2	1	0	0	2							
Jim Landis, R (1, 8) OBP: 0.404, SLG: 0.295					F7		E6		1-3	4	1	1	0	0	0	4							
Dick Donovan, L (1, 1) OBP: 0.083, SLG: 0.083 Ray Moore, R (3, 1) Sammy Esposito, R (5, PH) OBP: 0.295, SLG: 0.222 Russ Kemmerer, R (5, 1) Earl Torgeson, L (9, PH) OBP: 0.680, SLG: 0.929			K		K		SH1-4		PB	1	0	0	0	0	0	1		AB 37 R 3 H 12 RBI 3 BB 1 SO 2 LOB 17					
Inning Stats	R: 0 E: 0 K: 0 S: 4	H: 1 LOB: 1 BB: 0 P: 4	R: 0 E: 0 K: 0 S: 3	H: 0 LOB: 0 BB: 0 P: 3	R: 0 E: 0 K: 1 S: 6	H: 1 LOB: 1 BB: 0 P: 6	R: 1 E: 0 K: 0 S: 6	H: 3 LOB: 2 BB: 0 P: 6	R: 0 E: 0 K: 1 S: 5	H: 0 LOB: 0 BB: 0 P: 5	R: 1 E: 0 K: 0 S: 5	H: 3 LOB: 1 BB: 0 P: 5	R: 1 E: 0 K: 0 S: 5	H: 1 LOB: 2 BB: 0 P: 5	R: 0 E: 0 K: 0 S: 5	H: 3 LOB: 2 BB: 0 P: 5			R: 0 E: 0 K: 0 S: 3	H: 0 LOB: 1 BB: 1 P: 7	1B: 11 2B: 0 3B: 1 HR: 0	SF: 0 SAC: 1 DP: 2 HBP: 0	WP: 0 PB: 1 SB: 0 CS: 0
PITCHER	IP WLS BF H R ER SO BB IBB HBP BLK WP HR S P ERA WHIP																						
Don Mossi, L (1, 1) ERA: 3.5 Ray Semproch, R (8, 1) ERA: 2.35	7.2 34 12 3 2 2 0 0 0 0 0 0 0 38 38 2.35 1.565																						
8.1 5 0 0 0 0 1 0 0 0 0 0 0 4 8 0.00 0.750																							

Batter	1	2	3	4	5	6	7	8	9	AB	R	H	RBI	BB	SO	LOB	BOTTOM				
Eddie Yost, R (1, 5) OBP: 0.417, SLG: 0.336	6-3		4-3		5-3		6-3			4	0	0	0	0	0	1	Chicago White Sox @ Detroit Tigers Briggs Stadium, Detroit, MI Thu Jun 02 1960, 7:05 PM EDT Att: 18,139 - Unknown				
Frank Bolling, R (1, 4) OBP: 0.289, SLG: 0.304	F4		S		L6		K			4	1	1	0	0	1	0					
Charlie Maxwell, L (1, 7) OBP: 0.333, SLG: 0.473	HR		2B		F9		HR			4	3	3	3	0	0	0					
Al Kaline, R (1, 8) OBP: 0.346, SLG: 0.425	S		L1		L9		L9			4	0	1	0	0	0	1					
Steve Bilko, R (1, 3) OBP: 0.215, SLG: 0.328	5-3		2B		5-3		F8			4	0	1	1	0	0	1					
Lou Berberet, L (1, 2) OBP: 0.304, SLG: 0.267			4-6-3		6-3		F8		K	4	0	0	0	0	1	1					
Rocky Colavito, R (1, 9) OBP: 0.288, SLG: 0.307			FC4-6		6-3		2B			3	0	2	0	0	0	0					
Chico Fernandez, R (1, 6) OBP: 0.346, SLG: 0.333	F8		F9		F9		F5			3	0	0	0	0	0	2					
Don Mossi, L (1, 1) Ray Semproch, R (8, 1)	FC4-6				BB		F7			2	0	0	0	1	0	1		AB 32 R 4 H 8 RBI 4 BB 1 SO 2 LOB 7			
Inning Stats	R: 1 E: 0 K: 0 S: 5	H: 2 LOB: 1 BB: 0 P: 5	R: 0 E: 0 K: 0 S: 4	H: 1 LOB: 1 BB: 0 P: 4	R: 2 E: 0 K: 0 S: 6	H: 3 LOB: 1 BB: 0 P: 6	R: 0 E: 0 K: 0 S: 3	H: 0 LOB: 1 BB: 1 P: 7	R: 0 E: 0 K: 0 S: 4	H: 1 LOB: 0 BB: 0 P: 4	R: 0 E: 0 K: 1 S: 5	H: 0 LOB: 0 BB: 0 P: 5	R: 0 E: 0 K: 1 S: 6	H: 1 LOB: 0 BB: 0 P: 6	R: 1 E: 0 K: 1 S: 6	H: 1 LOB: 0 BB: 0 P: 6			1B: 3 2B: 3 3B: 0 HR: 2	SF: 0 SAC: 0 DP: 0 HBP: 0	WP: 0 PB: 0 SB: 2 CS: 0
PITCHER	IP WLS BF H R ER SO BB IBB HBP BLK WP HR S P ERA WHIP																				
Dick Donovan, R (1, 1) ERA: 6.75 Ray Moore, R (3, 1) ERA: 4.42 Russ Kemmerer, R (5, 1) ERA: 4.71	2.2 14 6 3 3 0 0 0 0 0 0 0 1 14 14 10.12 2.250																				
3.1 5 0 0 0 0 1 0 0 0 0 0 0 4 8 0.00 0.750																					
4.0 L 14 2 1 1 2 0 0 0 0 0 0 1 18 18 2.25 0.500																					

Batter	1	2	3	4	5	6	7	8	9	AB	R	H	RBI	BB	SO	LOB	TOP
Bill Tuttle, R OBP: 0.302, SLG: 0.317 (1, 8)	6-3		FC6-4 2B		7-6-2 2B			F8		4	1	2	0	0	0	0	Kansas City Athletics @ Chicago White Sox Comiskey Park, Chicago, IL Sat Jun 04 1960, 4:33 AM EDT Att: 10,846 - Unknown livebaseballscorecards.com
Jerry Lumpe, L OBP: 0.346, SLG: 0.369 (1, 4)	FC4-6 2B		E6 FC6-4		4-3			4-3		4	0	1	0	0	0	2	
Andy Carey, R OBP: 0.324, SLG: 0.468 (1, 5)	FC4-6 BB		FC6-4 1B		7-6-2			BB		2	0	0	1	2	0	2	
Norm Siebern, L OBP: 0.357, SLG: 0.444 (1, 7)	FC4-6 1-2 2-3		F7				G3	4-3		4	0	0	0	0	0	4	
Whitey Herzog, L OBP: 0.463, SLG: 0.545 (1, 9)	F7		1-2 1B				F7	G4-6-3 1B		4	0	2	0	0	0	2	
Mary Throneberry, L OBP: 0.370, SLG: 0.633 (1, 3)		G3	G3				4-3	G4-6-3 1-2 1B		4	0	0	0	0	0	3	
Danny Kravitz, L OBP: 0.167, SLG: 0.091 (1, 2)	L3			5-3			1-6-3	BB 1B		4	0	1	0	0	0	0	
Ken Hamlin, R OBP: 0.305, SLG: 0.271 (9, PH)	F4			F7			1-3	BB BB		3	0	0	0	0	0	0	
Russ Snyder, L OBP: 0.281, SLG: 0.362 (9, PH)								1-2 BB		0	0	0	0	1	0	0	
Ken Johnson, R OBP: 0.200, SLG: 0.200 (1, 1)				G3			F8	F8		3	1	1	0	0	0	0	
Marty Kutyna, R OBP: 0.333, SLG: 0.333 (9, PH)			2B E 1B							0	0	0	0	0	0	0	
Dick Williams, R OBP: 0.336, SLG: 0.362 (9, PH)										1	0	0	0	0	0	2	
Inning Stats	R: 0 E: 0 K: 0 S: 4	H: 1 LOB: 2 BB: 1 P: 8	R: 0 E: 0 K: 0 S: 3	H: 0 LOB: 0 BB: 0 P: 3	R: 2 E: 1 K: 0 S: 7	H: 3 LOB: 2 BB: 0 P: 7	R: 0 E: 0 K: 0 S: 3	H: 0 LOB: 0 BB: 0 P: 3	R: 0 E: 0 K: 0 S: 3	H: 0 LOB: 1 BB: 1 P: 7	R: 0 E: 0 K: 0 S: 4	H: 2 LOB: 2 BB: 1 P: 8	1B: 4 2B: 4 3B: 0 HR: 0	SF: 0 SAC: 0 DP: 2 HBP: 0	WP: 0 PB: 0 CS: 0	PA: 36	
PITCHER Bob Shaw, R ERA: 3.41 (1, 1)	IP: 9.0 WLS: W BF: 36 H: 7 R: 2 ER: 1 SO: 0 BB: 3 IBB: 0 HBP: 0 BLK: 0 WP: 0 HR: 0 S: 33 P: 45 ERA: 1.00 WHIP: 1.111																

Batter	1	2	3	4	5	6	7	8	9	AB	R	H	RBI	BB	SO	LOB	BOTTOM			
Jim Landis, R OBP: 0.410, SLG: 0.324 (1, 8)	E 1B BB		HR		1B		5-3			3	2	2	1	1	0	1	Kansas City Athletics @ Chicago White Sox Comiskey Park, Chicago, IL Sat Jun 04 1960, 4:33 AM EDT Att: 10,846 - Unknown livebaseballscorecards.com			
Nellie Fox, L OBP: 0.359, SLG: 0.382 (1, 4)	BB E 1B		WP S BB		F7		1-3			3	0	1	0	1	0	2				
Earl Torgeson, L OBP: 0.600, SLG: 0.789 (1, 3)	K 1-2 2-3		K 1-3		G3			1B 1B 2B		4	1	1	0	0	2	4				
Minnie Minoso, R OBP: 0.388, SLG: 0.506 (1, 7)	BB 1B		K		F2			BB 1B 1B		4	0	2	1	0	1	1				
Sherm Lollar, R OBP: 0.377, SLG: 0.457 (1, 2)	3-H G4-6-3 BB		K		F7			BB 1B 1B		3	0	1	1	1	1	1				
Al Smith, R OBP: 0.367, SLG: 0.479 (1, 9)	G4-6-3 1-2		K		K2-3			1-2 2-3 BB		3	0	0	0	1	2	3				
Gene Freese, R OBP: 0.244, SLG: 0.412 (1, 5)		F8		K		HR		F2		4	1	1	1	0	1	2				
Luis Aparicio, R OBP: 0.270, SLG: 0.282 (1, 6)		K2-3		1-3		PB SH1-4 1B		IBB		3	0	1	0	1	1	0				
Bob Shaw, R OBP: 0.130, SLG: 0.050 (1, 1)		K		K		SH1-4 1-2		P4		3	0	0	0	0	2	3				
Inning Stats	R: 1 E: 1 K: 1 S: 6	H: 2 LOB: 2 BB: 2 P: 14	R: 0 E: 0 K: 2 S: 7	H: 0 LOB: 0 BB: 0 P: 7	R: 1 E: 0 K: 3 S: 10	H: 1 LOB: 1 BB: 1 P: 14	R: 0 E: 0 K: 2 S: 7	H: 0 LOB: 0 BB: 0 P: 7	R: 0 E: 0 K: 1 S: 6	H: 1 LOB: 1 BB: 0 P: 6	R: 0 E: 0 K: 1 S: 5	H: 0 LOB: 0 BB: 0 P: 5	R: 1 E: 0 K: 0 S: 5	H: 2 LOB: 1 BB: 0 P: 5	R: 1 E: 0 K: 0 S: 5	H: 3 LOB: 3 BB: 2 P: 13		1B: 6 2B: 1 3B: 0 HR: 2	SF: 0 SAC: 1 DP: 1 HBP: 0	WP: 1 PB: 1 SB: 1 CS: 0
PITCHER Ken Johnson, R ERA: 2.84 (1, 1)	IP: 7.0 WLS: L BF: 32 H: 9 R: 4 ER: 4 SO: 0 BB: 3 IBB: 0 HBP: 0 BLK: 0 WP: 1 HR: 2 S: 49 P: 61 ERA: 5.14 WHIP: 1.714																			
PITCHER Marty Kutyna, R ERA: 2.21 (8, 1)	IP: 1.0 WLS: L BF: 4 H: 0 R: 0 ER: 0 SO: 0 BB: 1 IBB: 0 HBP: 0 BLK: 0 WP: 0 HR: 0 S: 2 P: 10 ERA: 0.00 WHIP: 1.000																			

Batter	1	2	3	4	5	6	7	8	9	AB	R	H	RBI	BB	SO	LOB	TOP						
Bill Tuttle, R OBP: 0.306, SLG: 0.321 (1, 8)	0-0 4-3		0-3 K		0-0 CS 1B			0-0 1-3 1B		4	0	2	0	0	1	1	Kansas City Athletics @ Chicago White Sox Comiskey Park, Chicago, IL Sun Jun 05 1960, 4:33 AM EDT Unknown						
Jerry Lumpe, L OBP: 0.347, SLG: 0.367 (1, 4)	0-0 4-3		0-3 K		0-3 K 1-2			0-0 1-2 1B		4	0	1	0	0	2	2							
Andy Carey, R OBP: 0.319, SLG: 0.446 (1, 5)	4-0 BB		0-0 F7			0-3 K		0-0 1-3		3	0	0	0	1	1	3							
Dick Williams, R OBP: 0.328, SLG: 0.352 (8, PH) Norm Siebern, L OBP: 0.355, SLG: 0.441 (8, 7)	0-0 F2			0-0 6-3		0-0 F7		0-0 F8		3	0	0	0	0	0	1							
Mary Throneberry, L OBP: 0.379, SLG: 0.608 (1, 3)		0-0 L6		4-0 1-3 BB		0-0 F8			4-0 FC5-4 BB	2	0	0	0	2	0	0							
Harry Chiti, R OBP: 0.327, SLG: 0.375 (1, 2)		0-0 F8		0-0 1-3			0-0 6-3		0-0 FC5-4	4	0	0	0	0	0	2							
Russ Snyder, L OBP: 0.294, SLG: 0.350 (1, 9)		4-0 S BB		4-0 IBB			0-0 6-3		0-3 K	2	0	0	0	2	1	1							
Ken Hamlin, R OBP: 0.299, SLG: 0.265 (9, PH) Hank Bauer, R OBP: 0.305, SLG: 0.306 (9, PH)	0-0 F9		0-0 F8		0-0 F8		0-0 F9		0-3 K	3	0	0	0	0	0	3							
Dick Hall, R OBP: 0.136, SLG: 0.050 (1, 1) Danny Kravitz, L OBP: 0.154, SLG: 0.083 (8, PH) Marty Kutyna, R OBP: 0.333, SLG: 0.333 (8, 1)			4-0 BB		0-0 5-3			0-0 3-1		1	0	0	0	1	0	0							
Inning Stats	R: 0 E: 0 K: 0 S: 3	H: 0 LOB: 1 BB: 1 P: 7	R: 0 E: 0 K: 0 S: 3	H: 0 LOB: 1 BB: 1 P: 7	R: 0 E: 0 K: 2 S: 7	H: 0 LOB: 2 BB: 1 P: 11	R: 0 E: 0 K: 0 S: 5	H: 1 LOB: 1 BB: 0 P: 5	R: 0 E: 0 K: 0 S: 5	H: 0 LOB: 0 BB: 0 P: 5	R: 0 E: 0 K: 0 S: 3	H: 0 LOB: 0 BB: 0 P: 3	R: 0 E: 0 K: 0 S: 5	H: 2 LOB: 2 BB: 0 P: 5	R: 0 E: 0 K: 2 S: 7	H: 0 LOB: 1 BB: 1 P: 11		1B: 3 2B: 1 3B: 0 HR: 0	SF: 0 SAC: 0 DP: 1 HBP: 0	WP: 0 PB: 0 SB: 1 CS: 1	PA: 35		
PITCHER Russ Kemmerer, R ERA: 3.77 (1, 1)	IP: 9.0 WLS: W BF: 35 H: 3 R: 0 ER: 0 SO: 6 BB: 5 IBB: 1 HBP: 0 BLK: 0 WP: 0 HR: 0 S: 41 P: 65 ERA: 0.00 WHIP: 0.889											PITCHER	IP: 9.0 WLS: W BF: 35 H: 3 R: 0 ER: 0 SO: 6 BB: 5 IBB: 1 HBP: 0 BLK: 0 WP: 0 HR: 0 S: 41 P: 65 ERA: 0.00 WHIP: 0.889										

Batter	1	2	3	4	5	6	7	8	9	AB	R	H	RBI	BB	SO	LOB	BOTTOM						
Jim Landis, R OBP: 0.412, SLG: 0.330 (1, 8)	0-0 P4		0-0 S 1B		0-0 5-3		0-0 S 1B			4	0	2	0	0	0	0	Kansas City Athletics @ Chicago White Sox Comiskey Park, Chicago, IL Sun Jun 05 1960, 4:33 AM EDT Unknown						
Nellie Fox, L OBP: 0.357, SLG: 0.379 (1, 4)	0-0 4-3 1B		0-0 F7		0-0 1-4-3		0-0 F8			4	0	1	0	0	0	2							
Earl Torgeson, L OBP: 0.529, SLG: 0.652 (1, 3)	0-0 4-3 1-2		0-0 F9			0-0 F9		0-0 L9		4	0	0	0	0	0	2							
Minnie Minoso, R OBP: 0.391, SLG: 0.521 (1, 7)	0-0 F3			0-0 1-3		0-0 HR		4-0 E S BB		3	1	1	1	1	0	1							
Gene Freese, R OBP: 0.244, SLG: 0.416 (1, 5)		0-3 K		0-0 6-3 E 2B		0-0 6-3		0-0 P4		4	1	1	0	0	1	1							
Al Smith, R OBP: 0.364, SLG: 0.473 (1, 9)		0-0 P4		0-0 6-3		0-0 1B CS 1B		0-3 K		4	0	1	0	0	1	2							
Luis Aparicio, R OBP: 0.282, SLG: 0.295 (1, 6)				0-0 E1 1B		0-0 1-3 1B				3	0	3	1	0	0	0							
Dick Brown, R OBP: 0.244, SLG: 0.421 (1, 2)		0-0 F7		0-0 3-H F3		0-0 CS	0-0 F8			3	0	0	0	0	0	2							
Russ Kemmerer, R (1, 1)			0-0 6-3		0-3 K		0-3 K			3	0	0	0	0	2	0							
Inning Stats	R: 0 E: 0 K: 0 S: 4	H: 1 LOB: 1 BB: 0 P: 4	R: 0 E: 0 K: 1 S: 6	H: 1 LOB: 1 BB: 0 P: 6	R: 0 E: 0 K: 0 S: 4	H: 1 LOB: 1 BB: 0 P: 4	R: 1 E: 1 K: 0 S: 5	H: 2 LOB: 1 BB: 0 P: 5	R: 0 E: 0 K: 0 S: 5	H: 3 LOB: 1 BB: 0 P: 5	R: 0 E: 0 K: 1 S: 6	H: 1 LOB: 1 BB: 0 P: 6	R: 0 E: 0 K: 1 S: 5	H: 0 LOB: 1 BB: 1 P: 9	R: 0 E: 0 K: 1 S: 5	H: 0 LOB: 1 BB: 1 P: 9		1B: 7 2B: 1 3B: 0 HR: 1	SF: 0 SAC: 0 DP: 0 HBP: 0	WP: 0 PB: 0 SB: 3 CS: 1	PA: 34		
PITCHER Dick Hall, R ERA: 1.85 (1, 1) Marty Kutyna, R ERA: 2.11 (8, 1)	IP: 7.0 WLS: L BF: 29 H: 9 R: 2 ER: 2 SO: 3 BB: 0 IBB: 0 HBP: 0 BLK: 0 WP: 0 HR: 1 S: 35 P: 35 ERA: 2.57 WHIP: 1.286											PITCHER	IP: 7.0 WLS: L BF: 29 H: 9 R: 2 ER: 2 SO: 3 BB: 0 IBB: 0 HBP: 0 BLK: 0 WP: 0 HR: 1 S: 35 P: 35 ERA: 2.57 WHIP: 1.286										

Batter	1	2	3	4	5	6	7	8	9	AB	R	H	RBI	BB	SO	LOB	TOP				
Bill Tuttle, R OBP: 0.305, SLG: 0.320 (1, 8)	0-0 6-3		0-0 L8			0-0 F9		0-0 FC6-4 1B		4	0	1	0	0	0	1					
Jerry Lumpe, L OBP: 0.340, SLG: 0.359 (1, 4)	0-0 F7		0-0 F9			0-3 K		0-0 FC6-4 1-2f		4	0	0	0	0	1	2					
Andy Carey, R OBP: 0.316, SLG: 0.435 (1, 5)	0-0 6-3			0-0 FC4-6 1B		0-0 F9			0-0 F8	4	0	1	0	0	0	0					
Dick Williams, R OBP: 0.325, SLG: 0.348 (1, 7)		0-0 1B		0-0 FC4-6 G6-4-3 1-2f			0-0 L7		0-0 P3	4	0	1	0	0	0	1					
Hank Bauer, R OBP: 0.293, SLG: 0.292 (1, 9)	0-0 F9		0-0 G6-4-3 1-2f				0-0 F6		0-0 6-3	4	0	0	0	0	0	2					
Pete Daley, R OBP: 0.300, SLG: 0.450 (1, 2)	0-3 K				0-0 1-3					3	0	1	0	0	1	1					
Mary Throneberry, L OBP: 0.301, SLG: 0.574 (1, 3)	0-0 4-3				0-0 F9		0-3 K			3	0	0	0	0	1	2					
Ken Hamlin, R OBP: 0.312, SLG: 0.280 (1, 6)			0-0 FC1-6 1B					0-0 G5-4-3 1B		3	0	3	0	0	0	0					
Ned Garver, R OBP: 0.167, SLG: 0.333 (3, PR)			0-0 FC1-6 1-2f					0-0 G5-4-3 1-2f		1	0	0	0	0	0	1					
Dick Hall, R OBP: 0.138, SLG: 0.050 (3, PR)										0	0	0	0	0	0	0					
Bob Trowbridge, R OBP: 0.333, SLG: 0.333 (8, PH)										1	0	0	0	0	0	1					
Marty Kutyna, R OBP: 0.325, SLG: 0.372 (8, PH)										1	0	0	0	0	0	1					
Marty Kutyna, R OBP: 0.333, SLG: 0.333 (8, 1)										0	0	0	0	0	0	0					
Inning Stats	R: 0 E: 0 K: 0 S: 3	H: 0 LOB: 0 BB: 0 P: 3	R: 0 E: 0 K: 1 S: 6	H: 1 LOB: 1 BB: 0 P: 6	R: 0 E: 0 K: 0 S: 4	H: 1 LOB: 1 BB: 0 P: 4	R: 0 E: 0 K: 0 S: 3	H: 1 LOB: 0 BB: 0 P: 3	R: 0 E: 0 K: 0 S: 4	H: 1 LOB: 1 BB: 0 P: 4	R: 0 E: 0 K: 1 S: 5	H: 0 LOB: 0 BB: 0 P: 5	R: 0 E: 0 K: 1 S: 6	H: 1 LOB: 1 BB: 0 P: 6	R: 0 E: 0 K: 0 S: 4	H: 2 LOB: 1 BB: 0 P: 4	R: 0 E: 0 K: 0 S: 3	H: 0 LOB: 0 BB: 0 P: 3	1B: 7 2B: 0 3B: 0 HR: 0	SF: 0 SAC: 0 DP: 2 HBP: 0	WP: 0 PA: 32
PITCHER Frank Baumann, L ERA: 1.67 (1, 1)	IP: 9.0 WLS: W BF: 32 H: 7 R: 0 ER: 0 SO: 3 BB: 0 IBB: 0 HBP: 0 BLK: 0 WP: 0 HR: 0 S: 38 P: 38 ERA: 0.00 WHIP: 0.778															PITCHER	IP: 9.0 WLS: W BF: 32 H: 7 R: 0 ER: 0 SO: 3 BB: 0 IBB: 0 HBP: 0 BLK: 0 WP: 0 HR: 0 S: 38 P: 38 ERA: 0.00 WHIP: 0.778				

Kansas City Athletics @ Chicago White Sox
Comiskey Park, Chicago, IL
Sun Jun 05 1960, 4:38 AM EDT
Att: 18,476 - Unknown

AB	32
R	0
H	7
RBI	0
BB	0
SO	3
LOB	12



Batter	1	2	3	4	5	6	7	8	9	AB	R	H	RBI	BB	SO	LOB	BOTTOM
Jim Landis, R OBP: 0.408, SLG: 0.322 (1, 8)	0-0 L5		4-0 BB 1-2		0-0 FC6-4 S 1-2f			0-3 K		3	0	0	0	1	1	1	
Nellie Fox, L OBP: 0.355, SLG: 0.373 (1, 4)	0-0 F9		0-0 F8		0-0 1-3 1-2			4-0 1B BB		3	0	0	0	1	0	3	
Minnie Minoso, R OBP: 0.383, SLG: 0.509 (1, 7)	0-0 F7		0-3 K 2-3			0-0 F6		0-0 F8		4	0	0	0	0	1	3	
Ted Kluszewski, L OBP: 0.380, SLG: 0.449 (1, 3)		0-0 SH3-1 1B 2B		0-0 F2		0-0 F4		0-0 BB 1B		4	1	2	0	0	0	0	
Gene Freese, R OBP: 0.247, SLG: 0.407 (1, 5)		0-0 SH3-1 2-3		0-0 F7		0-0 F7		4-0 BB 1B		2	0	0	0	1	0	0	
Sherm Lollar, R OBP: 0.380, SLG: 0.458 (1, 2)		0-0 5-3 1B		0-0 F6			0-0 F9 S 1B	0-0 F4		4	0	2	1	0	0	3	
Al Smith, R OBP: 0.364, SLG: 0.471 (1, 9)		0-0 5-3 1-2			0-0 SH1-4 1B		0-3 K 1-2			3	1	1	0	0	1	2	
Luis Aparicio, R OBP: 0.279, SLG: 0.291 (1, 6)		0-0 4-3			0-0 SH1-4 1-2		0-0 F9 2-3			2	0	0	0	0	0	2	
Frank Baumann, L OBP: 0.333, SLG: 0.200 (1, 1)			0-0 CS BB 1B		0-0 FC6-4 2H 1B		0-3 K			3	0	2	1	0	1	1	
Inning Stats	R: 0 E: 0 K: 0 S: 3	H: 0 LOB: 0 BB: 0 P: 3	R: 1 E: 0 K: 0 S: 5	H: 2 LOB: 1 BB: 0 P: 5	R: 0 E: 0 K: 1 S: 5	H: 1 LOB: 2 BB: 1 P: 9	R: 0 E: 0 K: 0 S: 3	H: 0 LOB: 0 BB: 0 P: 3	R: 1 E: 0 K: 0 S: 5	H: 2 LOB: 1 BB: 0 P: 5	R: 0 E: 0 K: 2 S: 8	H: 1 LOB: 1 BB: 0 P: 8	R: 0 E: 0 K: 1 S: 6	H: 1 LOB: 3 BB: 2 P: 14	1B: 6 2B: 2 3B: 0 HR: 0	SF: 0 SAC: 2 DP: 1 HBP: 0	WP: 0 PA: 33
PITCHER Ned Garver, R ERA: 8.18 (1, 1)	IP: 2.0 WLS: L BF: 8 H: 2 R: 1 ER: 1 SO: 1 BB: 0 IBB: 0 HBP: 0 BLK: 0 WP: 0 HR: 0 S: 8 P: 8 ERA: 4.50 WHIP: 1.000															PITCHER	IP: 2.0 WLS: L BF: 8 H: 2 R: 1 ER: 1 SO: 1 BB: 0 IBB: 0 HBP: 0 BLK: 0 WP: 0 HR: 0 S: 8 P: 8 ERA: 4.50 WHIP: 1.000
PITCHER Bob Trowbridge, R ERA: 2.96 (3, 1)	IP: 5.0 WLS: L BF: 19 H: 4 R: 1 ER: 1 SO: 3 BB: 1 IBB: 0 HBP: 0 BLK: 0 WP: 0 HR: 0 S: 24 P: 28 ERA: 1.80 WHIP: 1.000															PITCHER	IP: 5.0 WLS: L BF: 19 H: 4 R: 1 ER: 1 SO: 3 BB: 1 IBB: 0 HBP: 0 BLK: 0 WP: 0 HR: 0 S: 24 P: 28 ERA: 1.80 WHIP: 1.000
PITCHER Marty Kutyna, R ERA: 2.01 (8, 1)	IP: 1.0 WLS: L BF: 6 H: 1 R: 0 ER: 0 SO: 1 BB: 0 IBB: 0 HBP: 0 BLK: 0 WP: 0 HR: 0 S: 6 P: 14 ERA: 0.00 WHIP: 3.000															PITCHER	IP: 1.0 WLS: L BF: 6 H: 1 R: 0 ER: 0 SO: 1 BB: 0 IBB: 0 HBP: 0 BLK: 0 WP: 0 HR: 0 S: 6 P: 14 ERA: 0.00 WHIP: 3.000

Kansas City Athletics @ Chicago White Sox
Comiskey Park, Chicago, IL
Sun Jun 05 1960, 4:38 AM EDT
Att: 18,476 - Unknown

AB	28
R	2
H	7
RBI	2
BB	3
SO	4
LOB	15



Batter	1	2	3	4	5	6	7	8	9	AB	R	H	RBI	BB	SO	LOB	TOP					
Jim Landis, R OBP: 0.408, SLG: 0.320	0-0 5-3		0-0 5-3			4-0 L8 BB		0-0 L4		4	1	1	0	1	0	2						
Nelle Fox, L OBP: 0.348, SLG: 0.365	0-0 F8		0-0 F8			0-0 L8		0-0 F7		4	0	0	0	0	0	3						
Minnie Minoso, R OBP: 0.380, SLG: 0.503	0-0 F8			0-0 F6		0-3 K		0-0 K		4	0	1	2	0	1	0						
Ted Kluszewski, L OBP: 0.366, SLG: 0.431		0-0 4-3		0-3 K			0-0 5-3	0-0 F7		4	0	0	0	0	1	1						
Earl Torgeson, L OBP: 0.529, SLG: 0.652										0	0	0	0	0	0	0						
Gene Freese, R OBP: 0.247, SLG: 0.394		4-0 1B BB		0-0 6-3			0-0 5-3		0-0 E5 1B	3	1	0	0	1	0	0						
Sherm Lollar, R OBP: 0.390, SLG: 0.468		0-0 1B				0-0 5-3		0-0 1B	0-0 1B E	4	0	3	0	0	0	0						
Al Smith, R OBP: 0.356, SLG: 0.460		0-0 F9				0-0 F3		0-0 F7	0-0 E5 1B	4	0	0	0	0	0	5						
Luis Aparicio, R OBP: 0.289, SLG: 0.302		0-0 L8				0-0 FC1-6 1B		0-0 1B 1B	0-0 G6-2-3 1B	4	1	3	1	0	0	2						
Billy Pierce, L OBP: 0.190, SLG: 0.150			0-0 L8			0-0 FC1-6		0-0 F4	0-0 G6-2-3	2	0	0	0	0	0	1						
Roy Sievers, R OBP: 0.299, SLG: 0.372						1-2 FC1-6				1	0	0	0	0	0	1						
Gerry Staley, R										0	0	0	0	0	0	0						
Dick Brown, R OBP: 0.238, SLG: 0.410										1	0	0	0	0	0	3						
Dick Donovan, L OBP: 0.083, SLG: 0.083										0	0	0	0	0	0	0						
Inning Stats	R: 0 E: 0 K: 0 S: 3	H: 0 LOB: 0 BB: 0 P: 3	R: 0 E: 0 K: 0 S: 4	H: 1 LOB: 2 BB: 1 P: 8	R: 0 E: 0 K: 0 S: 3	H: 0 LOB: 0 BB: 0 P: 3	R: 0 E: 0 K: 1 S: 5	H: 0 LOB: 0 BB: 0 P: 5	R: 0 E: 0 K: 0 S: 4	H: 1 LOB: 1 BB: 0 P: 4	R: 0 E: 0 K: 1 S: 4	H: 0 LOB: 0 BB: 1 P: 8	R: 0 E: 0 K: 0 S: 4	H: 1 LOB: 1 BB: 0 P: 4	R: 2 E: 0 K: 0 S: 6	H: 3 LOB: 1 BB: 0 P: 6	R: 1 E: 2 K: 0 S: 6	H: 2 LOB: 2 BB: 0 P: 6	1B: 8 2B: 0 3B: 0 HR: 0	SF: 0 SAC: 0 DP: 1 HBP: 0	WP: 0 PB: 0 SB: 1 CS: 0	PA: 37
PITCHER Whitey Ford, L ERA: 2.41	IP: 9.0 WLS: L BF: 37	H: 8 R: 3 ER: 2 SO: 2	BB: 2 IBB: 0 HBP: 0 BLK: 0	WP: 0 HR: 0 S: 39 P: 47	ERA: 2.00 WHIP: 1.111	PITCHER										IP: 9.0 WLS: L BF: 37	H: 8 R: 3 ER: 2 SO: 2	BB: 2 IBB: 0 HBP: 0 BLK: 0	WP: 0 HR: 0 S: 39 P: 47	ERA: 2.00 WHIP: 1.111		

Chicago White Sox @ New York Yankees
Yankee Stadium, Bronx, NY
Mon Jun 06 1960, 7:05 PM EDT
Att: 24,018 - Unknown - 77 F


AB 35
R 3
H 8
RBI 3
BB 2
SO 2
LOB 18



Batter	1	2	3	4	5	6	7	8	9	AB	R	H	RBI	BB	SO	LOB	BOTTOM			
Bobby Richardson, R OBP: 0.272, SLG: 0.270	0-0 FC2-6 1B		0-0 F6	0-0 5-3			0-0 F2		0-0 3-1	4	0	1	0	0	0	1				
Johnny Blanchard, L (9, PH)				2-3						1	0	0	0	0	0	1				
Hector Lopez, R OBP: 0.367, SLG: 0.425	0-0 FC2-6 1B		0-0 FC5-4 1B			0-0 G4-3 1B		0-0 6-3		4	1	2	0	0	0	1				
Clete Boyer, R OBP: 0.182, SLG: 0.200			4-0 1B BB			0-0 G4-3 1B				0	0	0	0	0	0	0				
Roger Maris, L OBP: 0.415, SLG: 0.761	0-0 FC5-4 1B		0-0 FC6-4 BB			0-0 G4-3 1B		0-0 HR		3	1	2	1	1	0	1				
Bill Skowron, R OBP: 0.314, SLG: 0.491	0-0 FC5-4		0-0 FC6-4 1B			0-0 F8		0-0 5-3		4	0	1	1	0	0	2				
Mickey Mantle, S OBP: 0.420, SLG: 0.490	0-0 FC5-4		0-0 FC6-4 1B			0-0 6-3 2-3 1B		0-0 S 1B		4	0	2	0	0	0	4				
Elston Howard, R OBP: 0.294, SLG: 0.455		0-0 4-3 2B	0-0 F6			0-0 2-3		0-0 5-3		4	0	1	0	0	0	4				
Gil McDougald, R OBP: 0.293, SLG: 0.369		0-0 5-3				0-0 6-3				3	0	0	0	0	0	2				
Yogi Berra, L OBP: 0.422, SLG: 0.520						2-3			0-0 SH1-4 1B	1	0	1	0	0	0	0				
Tony Kubek, L OBP: 0.326, SLG: 0.450		0-0 4-3				0-0 WP 4-1 1B		0-0 F6	0-0 SH1-4	3	0	1	0	0	0	1				
Whitey Ford, L OBP: 0.235, SLG: 0.071		0-0 F9				0-0 4-1		0-3 K	0-0 5-3	3	0	0	0	0	1	2				
Bob Cerv, R OBP: 0.327, SLG: 0.466						1-2				1	0	0	0	0	0	1				
Inning Stats	R: 0 E: 0 K: 0 S: 5	H: 2 LOB: 2 BB: 0 P: 5	R: 0 E: 0 K: 0 S: 4	H: 1 LOB: 1 BB: 0 P: 4	R: 1 E: 0 K: 0 S: 5	H: 2 LOB: 2 BB: 1 P: 9	R: 0 E: 0 K: 0 S: 4	H: 1 LOB: 1 BB: 0 P: 4	R: 0 E: 0 K: 0 S: 3	H: 1 LOB: 0 BB: 0 P: 3	R: 0 E: 0 K: 1 S: 5	H: 0 LOB: 0 BB: 0 P: 5	R: 1 E: 0 K: 0 S: 5	H: 2 LOB: 1 BB: 0 P: 5	R: 0 E: 0 K: 0 S: 4	H: 1 LOB: 1 BB: 0 P: 4	1B: 9 2B: 1 3B: 0 HR: 1	SF: 0 SAC: 1 DP: 1 HBP: 0	WP: 1 PB: 0 SB: 1 CS: 0	PA: 37
PITCHER Billy Pierce, L ERA: 3.76	IP: 7.0 WLS: W BF: 28	H: 8 R: 1 ER: 1 SO: 1	BB: 1 IBB: 0 HBP: 0 BLK: 0	WP: 0 HR: 1 S: 5 P: 33	ERA: 9.00 WHIP: 2.000	PITCHER										IP: 1.0 WLS: S BF: 4	H: 1 R: 0 ER: 0 SO: 0	BB: 1 IBB: 0 HBP: 0 BLK: 0	WP: 0 HR: 0 S: 4 P: 4	ERA: 6.55

Chicago White Sox @ New York Yankees
Yankee Stadium, Bronx, NY
Mon Jun 06 1960, 7:05 PM EDT
Att: 24,018 - Unknown - 77 F

AB 35
R 2
H 11
RBI 2
BB 1
SO 1
LOB 20



Batter	1	2	3	4	5	6	7	8	9	AB	R	H	RBI	BB	SO	LOB	TOP			
Jim Landis, R OBP: 0.404, SLG: 0.312 (1, 8)	F2		P2		6-3			G3 BB		3	0	0	0	1	0	2				
Nelle Fox, L OBP: 0.341, SLG: 0.357 (1, 4)	K		F3				G3	G3		4	0	0	0	0	1	4				
Minnie Minoso, R OBP: 0.377, SLG: 0.497 (1, 7)	P2		1B				F7	F7		4	0	1	1	0	0	2				
Ted Kluszewski, L OBP: 0.353, SLG: 0.415 (1, 3)		P5	F8				F3		F3	4	0	0	0	0	0	2				
Gene Freese, R OBP: 0.238, SLG: 0.378 (1, 5)		F2			F7				P4	4	0	0	0	0	0	0				
Sherm Lollar, R OBP: 0.380, SLG: 0.453 (1, 2)		F7			5-3				L9	4	0	0	0	0	1	0				
Al Smith, R OBP: 0.356, SLG: 0.458 (1, 9)			1B		6-3					3	1	1	0	0	0	0				
Luis Aparicio, R OBP: 0.294, SLG: 0.308 (1, 6)			1B		6-3			G3 S		3	1	2	0	0	0	0				
Early Wynn, S OBP: 0.208, SLG: 0.143 (1, 1)			E1					F8		2	0	0	0	0	1	1				
Earl Torgeson, L OBP: 0.514, SLG: 0.625 (8, PH)			1B							1	0	0	0	0	0	1				
Dick Donovan, L OBP: 0.083, SLG: 0.083 (8, 1)			1B							0	0	0	0	0	0	0				
Inning Stats	R: 0 E: 0 K: 1 S: 5	H: 0 LOB: 0 BB: 0 P: 5	R: 0 E: 0 K: 0 S: 3	H: 0 LOB: 0 BB: 0 P: 3	R: 2 E: 1 K: 0 S: 7	H: 3 LOB: 2 BB: 0 P: 7	R: 0 E: 0 K: 0 S: 3	H: 0 LOB: 0 BB: 0 P: 3	R: 0 E: 0 K: 1 S: 5	H: 0 LOB: 0 BB: 0 P: 5	R: 0 E: 0 K: 1 S: 5	H: 0 LOB: 0 BB: 0 P: 5	R: 0 E: 0 K: 0 S: 4	H: 1 LOB: 2 BB: 1 P: 8	R: 0 E: 0 K: 0 S: 3	H: 0 LOB: 0 BB: 0 P: 3	1B: 4 2B: 0 3B: 0 HR: 0	SF: 0 SAC: 0 DP: 0 HBP: 0	WP: 0 PB: 0 SB: 1 CS: 0	PA: 33
PITCHER Jim Coates, R ERA: 3.88 (1, 1)	IP: 9.0 WLS: W BF: 33 H: 4 R: 2 ER: 0 SO: 3 BB: 1 IBB: 0 HBP: 0 BLK: 0 WP: 0 HR: 0 S: 38 P: 42 ERA: 0.00 WHIP: 0.556																			

Chicago White Sox @ New York Yankees
Yankee Stadium, Bronx, NY
Tue Jun 07 1960, 3:33 AM EDT
Att: 12,810 - Sunny - 73 F

AB 32
R 2
H 4
RBI 1
BB 1
SO 3
LOB 12



Batter	1	2	3	4	5	6	7	8	9	AB	R	H	RBI	BB	SO	LOB	BOTTOM			
Tony Kubek, L OBP: 0.325, SLG: 0.451 (1, 6)	F9		G3		K			F9		4	1	1	2	0	1	0				
Hector Lopez, R OBP: 0.373, SLG: 0.413 (1, 7)			G3				F9			2	1	0	0	2	0	1				
Gil McDougald, R OBP: 0.293, SLG: 0.369 (9, 5)			2B					1B		0	0	0	0	0	0	0				
Mickey Mantle, S OBP: 0.422, SLG: 0.490 (1, 8)	K		4-3				1B	FC4-6		4	0	2	1	0	1	1				
Roger Maris, L OBP: 0.405, SLG: 0.740 (1, 9)		K	G3				F8	FC4-6		4	1	0	0	0	1	3				
Bill Skowron, R OBP: 0.313, SLG: 0.491 (1, 3)		5-3			K		F7			4	0	1	2	0	1	1				
Eiston Howard, R OBP: 0.300, SLG: 0.457 (1, 2)					F8			5-3		4	0	2	0	0	0	1				
Bobby Richardson, R OBP: 0.273, SLG: 0.278 (1, 4)			F8		P3					3	0	1	0	0	0	1				
Clete Boyer, R OBP: 0.200, SLG: 0.261 (1, 5)							F8	F8		3	1	1	0	0	0	1				
Jim Coates, R OBP: 0.348, SLG: 0.300 (1, 1)			1B		K					3	1	1	0	0	2	1				
Inning Stats	R: 0 E: 0 K: 1 S: 4	H: 0 LOB: 1 BB: 1 P: 8	R: 0 E: 0 K: 1 S: 6	H: 1 LOB: 0 BB: 0 P: 6	R: 3 E: 0 K: 0 S: 6	H: 3 LOB: 0 BB: 0 P: 6	R: 0 E: 0 K: 1 S: 5	H: 0 LOB: 0 BB: 0 P: 5	R: 0 E: 0 K: 2 S: 7	H: 0 LOB: 0 BB: 0 P: 7	R: 0 E: 0 K: 0 S: 4	H: 1 LOB: 1 BB: 0 P: 4	R: 0 E: 0 K: 1 S: 6	H: 2 LOB: 1 BB: 0 P: 6	R: 2 E: 0 K: 0 S: 5	H: 2 LOB: 1 BB: 1 P: 9	1B: 5 2B: 4 3B: 0 HR: 0	SF: 0 SAC: 0 DP: 0 HBP: 0	WP: 0 PB: 0 SB: 0 CS: 1	PA: 33
PITCHER Early Wynn, R ERA: 4.26 (1, 1)	IP: 7.0 WLS: L BF: 27 H: 7 R: 3 ER: 3 SO: 6 BB: 1 IBB: 0 HBP: 0 BLK: 0 WP: 0 HR: 0 S: 38 P: 42 ERA: 3.86 WHIP: 1.143																			
Dick Donovan, R ERA: 6.88 (8, 1)	IP: 1.0 WLS: L BF: 6 H: 2 R: 2 ER: 2 SO: 0 BB: 1 IBB: 0 HBP: 0 BLK: 0 WP: 0 HR: 0 S: 5 P: 9 ERA: 18.00 WHIP: 3.000																			

Chicago White Sox @ New York Yankees
Yankee Stadium, Bronx, NY
Tue Jun 07 1960, 3:33 AM EDT
Att: 12,810 - Sunny - 73 F

AB 31
R 5
H 9
RBI 5
BB 2
SO 6
LOB 10



Batter	1	2	3	4	5	6	7	8	9	AB	R	H	RBI	BB	SO	LOB	TOP			
Luis Aparicio, R (1,6) OBP: 0.289, SLG: 0.301	F8		5-3			K		F8		4	0	0	0	0	1	0				
Nelle Fox, L (1,4) OBP: 0.340, SLG: 0.351	F8		F8			F7			FC4-6 BB	3	0	0	0	1	0	0				
Minnie Minoso, R (1,7) OBP: 0.380, SLG: 0.492		CS BB		4-3					FC4-6 S	2	0	0	0	2	0	1				
Ted Kluszewski, L (1,3) OBP: 0.350, SLG: 0.404	CS 1-2			6-3		4-3			6-3	3	0	0	0	1	0	2				
Sherm Lollar, R (1,2) OBP: 0.370, SLG: 0.439			5-3						6-3	4	0	0	0	0	0	2				
Gene Freese, R (1,5) OBP: 0.231, SLG: 0.366			E5 1B			L9			5-3	3	0	0	0	0	0	0				
Al Smith, R (1,9) OBP: 0.360, SLG: 0.461						1B			F2	3	0	2	0	0	0	0				
Jim Landis, R (1,8) OBP: 0.402, SLG: 0.313			F2						F9	3	0	1	0	0	0	2				
Bob Shaw, R (1,1) OBP: 0.120, SLG: 0.045									F9	2	0	0	0	0	0	1				
Earl Torgeson, L (8, PH) OBP: 0.500, SLG: 0.600			F6						F9	1	0	0	0	0	0	0				
Ray Moore, R (8, 1)						6-3				0	0	0	0	0	0	0				
Inning Stats	R: 0 E: 0 K: 0 S: 2	H: 0 LOB: 0 BB: 1 P: 6	R: 0 E: 1 K: 0 S: 4	H: 1 LOB: 2 BB: 1 P: 8	R: 0 E: 0 K: 0 S: 3	H: 0 LOB: 0 BB: 0 P: 3	R: 0 E: 0 K: 0 S: 3	H: 0 LOB: 0 BB: 0 P: 3	R: 0 E: 0 K: 0 S: 4	H: 2 LOB: 1 BB: 0 P: 4	R: 0 E: 0 K: 0 S: 5	H: 0 LOB: 1 BB: 1 P: 9	R: 0 E: 0 K: 0 S: 3	H: 0 LOB: 0 BB: 0 P: 3	R: 0 E: 0 K: 0 S: 3	H: 0 LOB: 1 BB: 1 P: 7	1B: 3 2B: 0 3B: 0 HR: 0	SF: 0 SAC: 0 DP: 0 HBP: 0	WP: 0 PB: 0 SB: 1 CS: 2	PA: 33
PITCHER Bob Turley, R (1,1) ERA: 2.25	IP: 9.0 WLS: W BF: 32 H: 3 R: 0 ER: 0 SO: 1 BB: 4 IBB: 0 HBP: 0 BLK: 0 WP: 0 HR: 0 S: 30 P: 46 ERA: 0.00 WHIP: 0.778															PITCHER				

Chicago White Sox @ New York Yankees
Yankee Stadium, Bronx, NY
Wed Jun 08 1960, 7:05 PM EDT
Att: 30,420 - Unknown - 68 F

AB	28
R	0
H	3
RBI	0
BB	4
SO	1
LOB	8



Batter	1	2	3	4	5	6	7	8	9	AB	R	H	RBI	BB	SO	LOB	BOTTOM			
Tony Kubek, L (1,6) OBP: 0.318, SLG: 0.441	F8		F8					L4		4	0	0	0	0	0	2				
Hector Lopez, R (1,7) OBP: 0.379, SLG: 0.481	K									4	2	2	2	0	1	1				
Gil McDougald, R (9,5) OBP: 0.293, SLG: 0.369			HR			FC5-4 1-2		HR 3B		0	0	0	0	0	0	0				
Mickey Mantle, S (1,8) OBP: 0.423, SLG: 0.530	4-3		F8					HR		4	2	2	3	0	0	0				
Roger Maris, L (1,9) OBP: 0.401, SLG: 0.747						L9		HR		4	1	1	1	0	0	0				
Yogi Berra, L (1,2) OBP: 0.408, SLG: 0.500						3-1		HR		4	0	0	0	0	0	0				
Bill Skowron, R (1,3) OBP: 0.317, SLG: 0.489						3-1		F9		3	0	1	0	1	0	0				
Bobby Richardson, R (1,4) OBP: 0.266, SLG: 0.270						6-3		FC6-4 BB		4	0	0	0	0	0	3				
Clete Boyer, R (1,5) OBP: 0.214, SLG: 0.240										2	0	0	0	1	0	0				
Bob Turley, R (1,1) OBP: 0.214, SLG: 0.286			FC5-6 BB			5-3		FC6-4 BB		3	1	1	0	0	0	1				
			FC5-6 HR							3	1	1	0	0	0	1				
						FC5-4 1B				4	0	0	0	0	0	3				
Inning Stats	R: 0 E: 0 K: 1 S: 5	H: 0 LOB: 0 BB: 0 P: 5	R: 0 E: 0 K: 0 S: 4	H: 1 LOB: 1 BB: 0 P: 4	R: 2 E: 0 K: 0 S: 4	H: 1 LOB: 0 BB: 1 P: 8	R: 0 E: 1 K: 0 S: 4	H: 0 LOB: 1 BB: 0 P: 4	R: 0 E: 0 K: 0 S: 4	H: 1 LOB: 1 BB: 0 P: 4	R: 1 E: 0 K: 0 S: 4	H: 1 LOB: 0 BB: 0 P: 4	R: 0 E: 0 K: 0 S: 3	H: 0 LOB: 0 BB: 0 P: 3	R: 3 E: 0 K: 0 S: 6	H: 3 LOB: 1 BB: 1 P: 10	1B: 2 2B: 0 3B: 1 HR: 4	SF: 0 SAC: 0 DP: 0 HBP: 0	WP: 0 PB: 0 SB: 0 CS: 0	PA: 34
PITCHER Bob Shaw, R (1,1) ERA: 3.45	IP: 7.0 WLS: L BF: 27 H: 4 R: 3 ER: 3 SO: 1 BB: 1 IBB: 0 HBP: 0 BLK: 0 WP: 0 HR: 2 S: 28 P: 32 ERA: 3.86 WHIP: 0.714															PITCHER				
Ray Moore, R (8, 1) ERA: 5.66	IP: 1.0 WLS: L BF: 7 H: 3 R: 3 ER: 3 SO: 0 BB: 1 IBB: 0 HBP: 0 BLK: 0 WP: 0 HR: 2 S: 6 P: 10 ERA: 27.00 WHIP: 4.000															PITCHER				

Chicago White Sox @ New York Yankees
Yankee Stadium, Bronx, NY
Wed Jun 08 1960, 7:05 PM EDT
Att: 30,420 - Unknown - 68 F

AB	32
R	6
H	7
RBI	6
BB	2
SO	1
LOB	7



Batter	1	2	3	4	5	6	7	8	9	AB	R	H	RBI	BB	SO	LOB	TOP										
Luis Aparicio, R (1, 6) OBP: 0.293, SLG: 0.305	F5		SF9 1B		G6-4-3 1B		F9			4	1	2	1	0	0	1											
Nellie Fox, L (1, 4) OBP: 0.342, SLG: 0.351	4-3		1B		G6-4-3 1-2f		FC5-4 BB			3	0	1	0	1	0	1											
Minnie Minoso, R (1, 7) OBP: 0.373, SLG: 0.484	F9		SF9		6-3		K			3	0	0	1	0	1	1											
Roy Sievers, R (1, 3) OBP: 0.297, SLG: 0.360		6-3	F4		G5-4-3 BB		F8			3	0	0	0	1	0	2											
Al Smith, R (1, 9) OBP: 0.358, SLG: 0.457				F7		G5-4-3 1-2f	FC5-4			4	0	1	0	0	0	2											
Gene Freese, R (1, 5) OBP: 0.231, SLG: 0.362	F9			1B		L7				4	0	1	0	0	0	1											
Sherm Lollar, R (1, 2) OBP: 0.367, SLG: 0.434	F9			1-2			F9			4	0	1	0	0	0	1											
Jim Landis, R (1, 8) OBP: 0.399, SLG: 0.318			WP 1B 2B	F8			F8			4	1	1	0	0	1	2											
Frank Baumann, L (1, 1) OBP: 0.286, SLG: 0.167										2	0	0	0	0	2	3											
Dick Donovan, L (4, 1) OBP: 0.063, SLG: 0.083										0	0	0	0	0	0	0											
Sammy Esposito, R (7, PH) OBP: 0.311, SLG: 0.243										1	0	1	0	0	0	0											
Gerry Staley, R (7, 1) OBP: 0.311, SLG: 0.243										0	0	0	0	0	0	0											
Inning Stats	R: 0 E: 0 K: 0 S: 3	H: 0 LOB: 0 BB: 0 P: 3	R: 0 E: 0 K: 0 S: 4	H: 1 LOB: 1 BB: 0 P: 4	R: 2 E: 0 K: 1 S: 8	H: 3 LOB: 1 BB: 0 P: 8	R: 0 E: 0 K: 1 S: 7	H: 2 LOB: 2 BB: 0 P: 7	R: 0 E: 0 K: 0 S: 2	H: 0 LOB: 0 BB: 1 P: 6	R: 0 E: 0 K: 0 S: 4	H: 1 LOB: 1 BB: 0 P: 4	R: 0 E: 0 K: 1 S: 5	H: 0 LOB: 1 BB: 1 P: 9	R: 0 E: 0 K: 1 S: 5	H: 0 LOB: 0 BB: 0 P: 5	R: 0 E: 0 K: 1 S: 5	H: 0 LOB: 0 BB: 0 P: 5	1B: 7 2B: 1 3B: 0 HR: 0	SF: 1 SAC: 0 DP: 2 HBP: 0	WP: 1 PB: 0 SB: 1 CS: 0	PA: 35					
PITCHER	IP	WLS	BF	H	R	ER	SO	BB	IBB	HBP	BLK	WP	HR	S	P	ERA	WHIP										
Ralph Terry, R (1, 1) ERA: 3.45	4.0		18	6	2	2	2	0	0	0	0	1	0	22	22	4.50	1.500										
Johnny James, R (5, 1) ERA: 3.54	2.0	W	6	1	0	0	0	1	0	0	0	0	0	5	9	0.00	1.000										
Bobby Shantz, L (7, 1) ERA: 3.18	3.0	S	11	1	0	0	2	1	0	0	0	0	0	14	18	0.00	0.667										

Chicago White Sox @ New York Yankees
 Yankee Stadium, Bronx, NY
 Thu Jun 09 1960, 3:33 AM EDT
 Att: 12,588 - Unknown - 70 F

livebaseballscorecards.com

AB 32
 R 2
 H 8
 RBI 2
 BB 2
 SO 4
 LOB 14



Batter	1	2	3	4	5	6	7	8	9	AB	R	H	RBI	BB	SO	LOB	BOTTOM										
Bobby Richardson, R (1, 4) OBP: 0.264, SLG: 0.276	1B 2B		5-3	FC5 2-3f		SF7 1-2 3H		6-3		4	1	1	1	0	0	3											
Hector Lopez, R (1, 7) OBP: 0.385, SLG: 0.482	1B 2H		1-3		F2		1B 2H			4	0	2	2	0	0	0											
Roger Maris, L (1, 9) OBP: 0.398, SLG: 0.740	F6			4-3 HR		K	4-3			4	1	1	0	0	1	2											
Bill Skowron, R (1, 3) OBP: 0.326, SLG: 0.500				4-3						4	0	3	0	0	0	1											
Mickey Mantle, S (1, 8) OBP: 0.425, SLG: 0.545	G6-4-3									3	1	1	2	1	0	3											
Elston Howard, R (1, 2) OBP: 0.306, SLG: 0.458		E4 G4-6-3		1B						4	0	2	0	0	1	2											
Clete Boyer, R (1, 5) OBP: 0.250, SLG: 0.250	L7			FC5 1-3						3	1	1	0	1	0	3											
Tony Kubek, L (1, 6) OBP: 0.322, SLG: 0.440	G4-6-3									3	1	1	0	1	0	1											
Ralph Terry, R (1, 1) ERA: 2.2										1	0	0	0	0	1	0											
Bob Cerv, R (4, PH) OBP: 0.324, SLG: 0.462										1	0	0	0	0	0	3											
Johnny James, L (5, 1) ERA: 3.54										0	0	0	0	0	0	0											
Yogi Berra, L (6, PH) OBP: 0.405, SLG: 0.495										1	0	0	0	0	0	2											
Bobby Shantz, R (7, 1) ERA: 3.18										1	0	0	0	0	0	0											
Inning Stats	R: 1 E: 0 K: 0 S: 5	H: 3 LOB: 1 BB: 0 P: 5	R: 0 E: 1 K: 0 S: 3	H: 0 LOB: 0 BB: 0 P: 3	R: 0 E: 0 K: 1 S: 5	H: 0 LOB: 0 BB: 0 P: 5	R: 2 E: 0 K: 0 S: 7	H: 4 LOB: 3 BB: 1 P: 11	R: 0 E: 0 K: 2 S: 8	H: 1 LOB: 2 BB: 1 P: 12	R: 2 E: 0 K: 0 S: 5	H: 2 LOB: 1 BB: 1 P: 9	R: 0 E: 0 K: 0 S: 4	H: 2 LOB: 1 BB: 0 P: 4	R: 0 E: 0 K: 0 S: 3	H: 0 LOB: 0 BB: 0 P: 3	R: 0 E: 0 K: 0 S: 3	H: 0 LOB: 0 BB: 0 P: 3	1B: 8 2B: 4 3B: 0 HR: 1	SF: 1 SAC: 0 DP: 3 HBP: 0	WP: 0 PB: 0 SB: 0 CS: 0	PA: 37					
PITCHER	IP	WLS	BF	H	R	ER	SO	BB	IBB	HBP	BLK	WP	HR	S	P	ERA	WHIP										
Frank Baumann, L (1, 1) ERA: 2.2	3.1	L	17	7	3	3	3	1	0	0	0	0	0	18	22	8.10	2.100										
Dick Donovan, R (4, 1) ERA: 6.07	2.2		13	3	2	2	2	1	1	0	0	0	0	15	23	6.75	1.500										
Gerry Staley, R (7, 1) ERA: 1.24	2.0		7	2	0	0	0	0	0	0	0	0	0	7	7	0.00	1.000										

Chicago White Sox @ New York Yankees
 Yankee Stadium, Bronx, NY
 Thu Jun 09 1960, 3:33 AM EDT
 Att: 12,588 - Unknown - 70 F

livebaseballscorecards.com

AB 33
 R 5
 H 12
 RBI 5
 BB 3
 SO 3
 LOB 20




Batter	1	2	3	4	5	6	7	8	9	AB	R	H	RBI	BB	SO	LOB	TOP								
Nellie Fox, L OBP: 0.347, SLG: 0.352 (1, 4)	4-3		BB	1B	1B	F9		1-3		5	1	2	2	0	0	3	Chicago White Sox @ Boston Red Sox Fenway Park, Boston, MA Fri Jun 10 1960, 7:05 PM EDT Att: 21,015 - Unknown								
Luis Aparicio, R OBP: 0.303, SLG: 0.320 (1, 6)	6-3		BB	1B	1B		FC6-4		SF7	4	2	2	0	2	0	3									
Minnie Minoso, R OBP: 0.367, SLG: 0.474 (1, 7)	F9		1-3	1B	1B				K	6	0	1	1	0	1	4									
Roy Sievers, R OBP: 0.308, SLG: 0.366 (1, 3)		5-3		BB		F5		2B	SF7	4	2	2	2	1	0	0									
Sherm Lollar, R OBP: 0.366, SLG: 0.444 (1, 2)	F2		K					1B	F9	6	2	2	0	0	1	3									
Al Smith, R OBP: 0.369, SLG: 0.463 (1, 9)	6-3			2B	SF7			1B		4	3	3	1	1	0	0									
Gene Freese, R OBP: 0.257, SLG: 0.394 (1, 5)			SH1-3	2B	SF8		SF7	1B		4	2	4	3	0	0	0									
Jim Landis, R OBP: 0.399, SLG: 0.331 (1, 8)			F9	SF8	SF7		6-3			4	1	2	3	0	0	2									
Russ Kemmerer, R (1, 1)			SH1-3	SF8	K			K		2	0	0	1	1	2	3									
Inning Stats	R: 0 E: 0 K: 0 S: 3	H: 0 LOB: 0 BB: 0 P: 3	R: 0 E: 0 K: 0 S: 3	H: 0 LOB: 0 BB: 0 P: 3	R: 1 E: 0 K: 0 S: 5	H: 2 LOB: 2 BB: 1 P: 9	R: 6 E: 0 K: 1 S: 11	H: 6 LOB: 2 BB: 2 P: 19	R: 1 E: 0 K: 1 S: 7	H: 2 LOB: 1 BB: 0 P: 7	R: 0 E: 0 K: 0 S: 2	H: 0 LOB: 0 BB: 1 P: 6	R: 1 E: 0 K: 0 S: 5	H: 2 LOB: 3 BB: 1 P: 10	R: 3 E: 0 K: 1 S: 10	H: 5 LOB: 2 BB: 0 P: 10	R: 1 E: 0 K: 1 S: 6	H: 1 LOB: 0 BB: 0 P: 6	1B: 13 2B: 4 3B: 1 HR: 0	SF: 4 SAC: 1 DP: 1 HBP: 1	WP: 0 PB: 0 SB: 0 CS: 0	PA: 50			
PITCHER	IP	WLS	BF	H	R	ER	SO	BB	IBB	HBP	BLK	WP	HR	S	P	ERA	WHIP								
Tom Brewer, R ERA: 5.19 (1, 1)	3.2	L	20	6	7	7	1	3	0	0	0	0	0	19	31	17.18	2.455								
Tom Sturdivant, R ERA: 4.95 (4, 1)	1.1		8	4	1	1	1	0	0	0	0	0	0	10	10	6.75	3.000								
Ted Bowsfield, L ERA: 5.4 (6, 1)	2.0		10	2	1	1	0	2	0	1	0	0	0	7	16	4.50	2.000								
Tom Borland, L ERA: 4.23 (8, 1)	2.0		12	6	4	4	2	0	0	0	0	0	0	16	16	18.00	3.000								

Batter	1	2	3	4	5	6	7	8	9	AB	R	H	RBI	BB	SO	LOB	BOTTOM								
Don Buddin, R OBP: 0.333, SLG: 0.335 (1, 6)	BB		G6-3		4-3					3	1	2	0	1	0	0	Chicago White Sox @ Boston Red Sox Fenway Park, Boston, MA Fri Jun 10 1960, 7:05 PM EDT Att: 21,015 - Unknown								
Pete Runnels, L OBP: 0.457, SLG: 0.511 (1, 4)	4-3		G6-3			6-3		F7		4	1	1	0	0	0	2									
Ted Williams, L OBP: 0.396, SLG: 0.575 (1, 7)	4-3		F7				HR	F4		3	1	1	1	1	0	1									
Vic Wertz, L OBP: 0.333, SLG: 0.432 (1, 3)	4-3			G6-4-3			K	F7		4	0	1	1	0	1	3									
Marty Keough, L OBP: 0.306, SLG: 0.357 (1, 8)	4-3			G6-4-3			G3			3	0	1	1	1	0	1									
Frank Malzone, R OBP: 0.315, SLG: 0.384 (1, 5)	6-3			G6-4-3			G3	G5-4-3		4	0	1	0	0	0	4									
Gary Geiger, L OBP: 0.286, SLG: 0.314 (1, 9)				4-3			G3	4-3		4	0	0	0	0	0	2									
Ed Sadowski, R OBP: 0.292, SLG: 0.400 (1, 2)		F7			F8			K		3	0	0	0	0	1	1									
Tom Brewer, R OBP: 0.316, SLG: 0.333 (1, 1) Tom Sturdivant, L OBP: 0.306, SLG: 0.222 (4, 1) Lou Clinton, R OBP: 0.298, SLG: 0.393 (5, PH) Ted Bowsfield, R OBP: 0.396, SLG: 0.596 (6, 1) Bobby Thomson, R OBP: 0.315, SLG: 0.450 (7, PH) Tom Borland, L (8, 1)					F9			F8		1	0	0	0	0	0	0									
Inning Stats	R: 2 E: 0 K: 0 S: 5	H: 2 LOB: 1 BB: 1 P: 9	R: 0 E: 0 K: 0 S: 3	H: 0 LOB: 0 BB: 0 P: 3	R: 0 E: 0 K: 0 S: 4	H: 1 LOB: 1 BB: 0 P: 4	R: 0 E: 0 K: 1 S: 5	H: 2 LOB: 1 BB: 0 P: 5	R: 1 E: 0 K: 1 S: 6	H: 1 LOB: 0 BB: 0 P: 6	R: 0 E: 0 K: 0 S: 3	H: 0 LOB: 1 BB: 1 P: 7	R: 0 E: 0 K: 0 S: 2	H: 0 LOB: 0 BB: 1 P: 6	R: 0 E: 0 K: 0 S: 2	H: 0 LOB: 0 BB: 1 P: 6	1B: 5 2B: 1 3B: 0 HR: 1	SF: 0 SAC: 0 DP: 3 HBP: 0	WP: 0 PB: 0 SB: 0 CS: 0	PA: 34					
PITCHER	IP	WLS	BF	H	R	ER	SO	BB	IBB	HBP	BLK	WP	HR	S	P	ERA	WHIP								
Russ Kemmerer, R ERA: 3.64 (1, 1)	9.0	W	34	7	3	3	3	3	0	0	0	0	1	37	49	3.00	1.111								

Batter	1	2	3	4	5	6	7	8	9	AB	R	H	RBI	BB	SO	LOB	TOP								
Nellie Fox, L OBP: 0.352, SLG: 0.363 (1, 4)	1-3	1-3		L9			1B SH HBP	FC5-4 1B		5	1	3	1	0	0	1									
Luis Aparicio, R OBP: 0.299, SLG: 0.313 (1, 6)	6-3	F7			5-3		SH HBP	FC5-4 1-2		4	0	0	0	0	0	3									
Minnie Minoso, R OBP: 0.372, SLG: 0.474 (1, 7)	FC6-4 1B			G6-4-3 BB		L8	HBP		6-3	4	0	2	0	1	0	0									
Roy Sievers, R OBP: 0.295, SLG: 0.347 (1, 3)	FC6-4 1-2			G6-4-3 1-2	5-3		K		F8	5	0	0	0	0	1	5									
Sherm Lollar, R OBP: 0.367, SLG: 0.438 (1, 2)		5-3	5-3			1B	FC6-4 HBP		1-3	4	0	1	1	0	0	0									
Al Smith, R OBP: 0.367, SLG: 0.458 (1, 9)		F9		6-3		1B	F6			4	0	1	0	0	0	3									
Gene Freese, R OBP: 0.265, SLG: 0.425 (1, 5)		HR		E1 1B		F6	FC6-4 1-2			4	2	2	1	0	0	5									
Jim Landis, R OBP: 0.390, SLG: 0.321 (1, 8)	E5 1B 2B			5-3		F4		F4		4	1	0	0	0	0	3									
Early Wynn, S OBP: 0.259, SLG: 0.208 Gerry Staley, R (7, 1)	2B 1-3 1B					L9		K		3	0	2	1	0	0	2									
										1	0	0	0	0	1	0									
Inning Stats	R: 0 E: 0 K: 0 S: 4	H: 1 LOB: 1 BB: 0 P: 4	R: 2 E: 1 K: 0 S: 7	H: 3 LOB: 2 BB: 0 P: 7	R: 0 E: 0 K: 0 S: 2	H: 0 LOB: 0 BB: 1 P: 6	R: 1 E: 1 K: 0 S: 5	H: 2 LOB: 1 BB: 0 P: 5	R: 0 E: 0 K: 0 S: 3	H: 0 LOB: 0 BB: 0 P: 3	R: 0 E: 0 K: 1 S: 8	H: 2 LOB: 2 BB: 0 P: 9	R: 1 E: 1 K: 1 S: 8	H: 2 LOB: 2 BB: 0 P: 9	R: 0 E: 0 K: 1 S: 6	H: 1 LOB: 1 BB: 0 P: 6	R: 0 E: 0 K: 0 S: 3	H: 0 LOB: 0 BB: 0 P: 3	1B: 9 2B: 1 3B: 0 HR: 1	SF: 0 SAC: 1 DP: 1 HBP: 1	WP: 0 PB: 0 SB: 0 CS: 0	PA: 41			
PITCHER	IP	WLS	BF	H	R	ER	SO	BB	IBB	HBP	BLK	WP	HR	S	P	ERA	WHIP								
Ike Delock, R ERA: 9.0 (1, 1)	6.1		32	10	4	1	1	1	0	1	0	0	1	32	37	1.42	1.737								
Bill Monbouquette, R ERA: 3.42 (7, 1)	0.2		2	0	0	0	0	0	0	0	0	0	0	2	2	0.00	0.000								
Mike Formieles, R ERA: 2.48 (8, 1)	2.0	W	7	1	0	0	1	0	0	0	0	0	0	9	9	0.00	0.500								

Chicago White Sox @ Boston Red Sox
Fenway Park, Boston, MA
Sat Jun 11 1960, 3:33 AM EDT
Att: 14,447 - Unknown


AB 38
R 4
H 11
RBI 4
BB 1
SO 2
LOB 22



Batter	1	2	3	4	5	6	7	8	9	AB	R	H	RBI	BB	SO	LOB	BOTTOM								
Don Buddin, R OBP: 0.337, SLG: 0.354 (1, 6)	HR		BB		K		F9			3	1	1	1	1	1	1									
Pete Runnels, L OBP: 0.458, SLG: 0.508 (1, 4) (9, 3)	K		BB			HR	4-3			3	1	1	0	1	1	1									
Ted Williams, L OBP: 0.404, SLG: 0.628 Lou Clinton, R OBP: 0.309, SLG: 0.393 (1, 7) (8, PR) (9, 9)	F5		F2			HR		HR	BB	3	1	1	2	1	0	2									
Vic Wertz, L OBP: 0.331, SLG: 0.452 Pumpsie Green, S OBP: 0.329, SLG: 0.324 (1, 3) (9, 4)	F7				F8		F8		HR	4	1	1	2	0	0	0									
Marty Keough, L OBP: 0.295, SLG: 0.343 (1, 8)		G3		G3		F2		F6		4	0	0	0	0	0	1									
Frank Malzone, R OBP: 0.319, SLG: 0.383 (1, 5)		F2			1B		BB	F7		3	0	1	0	1	0	1									
Gary Geiger, L OBP: 0.276, SLG: 0.302 (1, 9) (9, 7)		F9		G3		F4		G3		4	0	0	0	0	0	3									
Ed Sadowski, R OBP: 0.279, SLG: 0.381 (1, 2)			F3		F3		4-3			3	0	0	0	0	0	0									
Ike Delock, R (1, 1)										2	0	0	0	0	2	0									
Bill Monbouquette, R OBP: 0.174, SLG: 0.050 (7, 1)										0	0	0	0	0	0	0									
Bobby Thomson, R OBP: 0.331, SLG: 0.455 (7, PH)										1	0	1	0	0	0	0									
Mike Formieles, R OBP: 0.333, SLG: 0.333 (8, 1)										0	0	0	0	0	0	0									
										1	0	1	0	0	0	0									
Inning Stats	R: 1 E: 0 K: 1 S: 6	H: 1 LOB: 0 BB: 0 P: 6	R: 0 E: 0 K: 0 S: 3	H: 0 LOB: 0 BB: 0 P: 3	R: 0 E: 0 K: 1 S: 5	H: 0 LOB: 2 BB: 2 P: 13	R: 0 E: 0 K: 0 S: 4	H: 1 LOB: 1 BB: 0 P: 4	R: 0 E: 0 K: 2 S: 7	H: 0 LOB: 0 BB: 0 P: 7	R: 2 E: 0 K: 0 S: 5	H: 2 LOB: 1 BB: 1 P: 9	R: 0 E: 0 K: 0 S: 4	H: 1 LOB: 1 BB: 0 P: 4	R: 2 E: 0 K: 0 S: 4	H: 1 LOB: 1 BB: 1 P: 8	R: 0 E: 0 K: 0 S: 3	H: 0 LOB: 0 BB: 0 P: 3	1B: 3 2B: 0 3B: 0 HR: 3	SF: 0 SAC: 0 DP: 0 HBP: 0	WP: 0 PB: 0 SB: 0 CS: 0	PA: 34			
PITCHER	IP	WLS	BF	H	R	ER	SO	BB	IBB	HBP	BLK	WP	HR	S	P	ERA	WHIP								
Early Wynn, R ERA: 4.26 (1, 1)	6.1	L	27	5	3	3	4	3	0	0	0	0	1	6	10	10.80	1.263								
Gerry Staley, R ERA: 1.59 (7, 1)	1.2		7	1	2	2	0	1	0	0	0	0	1	6	10	10.80	1.200								

Chicago White Sox @ Boston Red Sox
Fenway Park, Boston, MA
Sat Jun 11 1960, 3:33 AM EDT
Att: 14,447 - Unknown

AB 30
R 5
H 6
RBI 5
BB 4
SO 4
LOB 9



Batter	1	2	3	4	5	6	7	8	9	AB	R	H	RBI	BB	SO	LOB	TOP					
Luis Aparicio, R (1, 6) OBP: 0.295, SLG: 0.310	F8		E4			4-3		F9		5	1	2	0	0	1		Chicago White Sox @ Boston Red Sox Fenway Park, Boston, MA Sat Jun 11 1960, 7:05 PM EDT Att: 7,813 - Unknown					
Nellie Fox, L (1, 4) OBP: 0.353, SLG: 0.369	F8					6-3		FC1-5 2B		5	1	2	1	0	0	2						
Jim Landis, R (1, 8) OBP: 0.396, SLG: 0.326	BB			1-3				FC1-5 1B FC5-4		4	2	2	0	1	0	1						
Minnie Minoso, R (1, 7) OBP: 0.377, SLG: 0.483	K							FC5-4 1B		5	1	3	2	0	1	2						
Roy Sievers, R (1, 3) OBP: 0.299, SLG: 0.343								FC5-4		4	0	1	1	1	0	2						
Al Smith, R (1, 9) OBP: 0.358, SLG: 0.449	K							K		4	1	0	1	0	2	2						
Gene Freese, R (1, 5) OBP: 0.273, SLG: 0.417	K									2	1	0	1	2	1	1						
Dick Brown, R (1, 2) OBP: 0.217, SLG: 0.372	K									4	0	0	0	0	3	5						
Billy Pierce, L (1, 1) OBP: 0.208, SLG: 0.174										3	1	1	0	0	0	4						
Turk Lown, R (7, 1)										0	0	0	0	0	0	0						
Dick Donovan, L (7, 1) OBP: 0.077, SLG: 0.077										1	0	0	0	0	1	0						
Inning Stats	R: 0 E: 0 K: 1 S: 5	H: 0 LOB: 1 BB: 1 P: 9	R: 0 E: 0 K: 3 S: 10	H: 1 LOB: 1 BB: 0 P: 10	R: 7 E: 2 K: 1 S: 12	H: 5 LOB: 2 BB: 2 P: 20	R: 0 E: 0 K: 0 S: 3	H: 1 LOB: 0 BB: 0 P: 3	R: 0 E: 0 K: 0 S: 3	H: 0 LOB: 1 BB: 1 P: 7	R: 0 E: 0 K: 0 S: 4	H: 1 LOB: 1 BB: 0 P: 4	R: 0 E: 0 K: 0 S: 3	H: 0 LOB: 0 BB: 0 P: 3	R: 0 E: 0 K: 2 S: 7	H: 0 LOB: 0 BB: 0 P: 7	R: 1 E: 0 K: 1 S: 7	H: 2 LOB: 1 BB: 0 P: 7	1B: 8 2B: 2 3B: 0 HR: 0	SF: 1 SAC: 0 DP: 1 HBP: 0	WP: 0 PB: 0 SB: 1 CS: 0	PA: 42
PITCHER	IP WLS BF H R ER SO BB IBB HBP BLK WP HR S P ERA WHIP																					
Jerry Casale, R (1, 1) ERA: 5.37	2.0 L 16 5 7 4 4 2 1 0 0 0 0 0 21 33 18.00 3.500																					
Dave Hillman, R (3, 1) ERA: 3.58	5.0 18 3 0 0 1 1 0 0 0 0 0 0 19 23 0.00 0.800																					
Ted Bowsfield, L (8, 1) ERA: 5.14	1.0 3 0 0 0 2 0 0 0 0 0 0 0 7 7 0.00 0.000																					
Mike Fornieles, R (9, 1) ERA: 2.7	1.0 5 2 1 1 1 0 0 0 0 0 0 0 7 7 9.00 2.000																					

Batter	1	2	3	4	5	6	7	8	9	AB	R	H	RBI	BB	SO	LOB	BOTTOM					
Don Buddin, R (1, 6) OBP: 0.338, SLG: 0.373	K		K							5	2	2	1	0	2	1	Chicago White Sox @ Boston Red Sox Fenway Park, Boston, MA Sat Jun 11 1960, 7:05 PM EDT Att: 7,813 - Unknown					
Pete Runnels, L (1, 3) OBP: 0.457, SLG: 0.503	K									4	1	1	0	1	1	0						
Bobby Thomson, R (1, 7) OBP: 0.325, SLG: 0.462	K									5	0	2	2	0	1	1						
Frank Maltzone, R (1, 5) OBP: 0.316, SLG: 0.374										4	0	0	0	1	0	1						
Willie Tasby, R (1, 8) OBP: 0.320, SLG: 0.264										2	0	1	1	2	0	0						
Pumpsie Green, S (1, 4) OBP: 0.325, SLG: 0.310										3	0	0	0	1	0	5						
Lou Clinton, R (1, 9) OBP: 0.306, SLG: 0.386										4	0	1	0	0	1	0						
Haywood Sullivan, R (1, 2) OBP: 0.247, SLG: 0.230										2	0	0	0	1	0	2						
Marty Kucovich, L (8, PH) OBP: 0.292, SLG: 0.340										1	0	0	0	0	0	0						
Ed Sadowski, R (9, 2) OBP: 0.279, SLG: 0.381										0	0	0	0	0	0	0						
Jerry Casale, R (1, 1) OBP: 0.262, SLG: 0.304										0	0	0	0	0	0	0						
Dave Hillman, R (3, 1) ERA: 3.58										1	0	0	0	0	0	0						
Gary Geiger, L (7, PH) OBP: 0.296, SLG: 0.308										1	1	1	0	0	0	0						
Ted Bowsfield, L (8, 1) OBP: 0.296, SLG: 0.298										0	0	0	0	0	0	0						
Rip Repinski, R (8, PH) OBP: 0.371, SLG: 0.400										1	0	0	0	0	1	0						
Mike Fornieles, R (9, 1) OBP: 0.333, SLG: 0.333										0	0	0	0	0	0	0						
Inning Stats	R: 0 E: 0 K: 3 S: 9	H: 0 LOB: 0 BB: 0 P: 9	R: 0 E: 0 K: 0 S: 4	H: 2 LOB: 2 BB: 1 P: 8	R: 0 E: 0 K: 2 S: 8	H: 1 LOB: 0 BB: 0 P: 8	R: 0 E: 0 K: 0 S: 3	H: 0 LOB: 0 BB: 0 P: 3	R: 0 E: 0 K: 1 S: 5	H: 0 LOB: 1 BB: 1 P: 9	R: 0 E: 0 K: 0 S: 4	H: 1 LOB: 2 BB: 1 P: 8	R: 3 E: 0 K: 0 S: 6	H: 3 LOB: 3 BB: 3 P: 18	R: 0 E: 0 K: 1 S: 5	H: 0 LOB: 0 BB: 0 P: 5	R: 1 E: 0 K: 0 S: 4	H: 1 LOB: 0 BB: 0 P: 4	1B: 6 2B: 1 3B: 0 HR: 1	SF: 0 SAC: 1 DP: 0 HBP: 0	WP: 0 PB: 1 SB: 0 CS: 0	PA: 40
PITCHER	IP WLS BF H R ER SO BB IBB HBP BLK WP HR S P ERA WHIP																					
Billy Pierce, L (1, 1) ERA: 3.79	6.2 W 31 7 3 3 6 5 0 0 0 0 0 0 38 58 4.05 1.800																					
Turk Lown, R (7, 1) ERA: 1.97	0.0 1 0 0 0 0 1 0 0 0 0 0 0 4 4 0.00 0.000																					
Dick Donovan, R (7, 1) ERA: 6.69	2.1 S 8 1 1 1 1 0 0 0 0 0 0 1 10 10 3.86 0.429																					

Batter	1	2	3	4	5	6	7	8	9	AB	R	H	RBI	BB	SO	LOB	TOP					
Luis Aparicio, R (1, 6) OBP: 0.293, SLG: 0.313	F8		1B	L4			B2		6-3	5	1	1	0	0	0	3						
Nelle Fox, L (1, 4) OBP: 0.351, SLG: 0.367	F6		1B			L6	F8			4	0	1	0	0	0	1						
Jim Landis, R (1, 8) OBP: 0.387, SLG: 0.318	F2		F2		5-3			F5		4	0	0	0	0	0	2						
Minnie Minoso, R (1, 7) OBP: 0.371, SLG: 0.473		F8	F9		6-3			F8		4	0	0	0	0	0	2						
Roy Sievers, R (1, 3) OBP: 0.306, SLG: 0.343		5-3	FC6-4			2-3		FC5-4		3	0	1	1	1	0	0						
Sherm Lollar, R (1, 2) OBP: 0.364, SLG: 0.430		2B	FC6-4			F2		FC5-4		3	0	0	0	0	0	3						
Al Smith, R (1, 9) OBP: 0.356, SLG: 0.450		FC5		5-3		K			F7	4	0	1	0	0	1	0	AB 33					
Gene Freese, R (1, 5) OBP: 0.288, SLG: 0.432				K					SH5-3	3	0	2	0	1	1	0	R 1					
Bob Shaw, R (1, 1) OBP: 0.148, SLG: 0.083																	H 7					
Turk Lown, R (5, 1) OBP: 0.486, SLG: 0.577	FC5						F5		SH5-3	2	0	1	0	0	0	3	RBI 1					
Earl Torgeson, L (7, PH) OBP: 0.486, SLG: 0.577																	BB 2					
Gerry Staley, R (7, 1) OBP: 0.348, SLG: 0.381																	SO 2					
Joe Hicks, L (9, PH) OBP: 0.348, SLG: 0.381																	LOB 15					
Inning Stats	R: 0 E: 0 K: 0 S: 3	H: 0 LOB: 0 BB: 0 P: 3	R: 0 E: 0 K: 0 S: 4	H: 1 LOB: 3 BB: 1 P: 9	R: 1 E: 0 K: 0 S: 6	H: 3 LOB: 2 BB: 0 P: 6	R: 0 E: 0 K: 1 S: 6	H: 1 LOB: 1 BB: 0 P: 6	R: 0 E: 0 K: 0 S: 3	H: 0 LOB: 0 BB: 0 P: 3	R: 0 E: 0 K: 1 S: 5	H: 0 LOB: 0 BB: 0 P: 5	R: 0 E: 0 K: 0 S: 4	H: 1 LOB: 1 BB: 0 P: 4	R: 0 E: 0 K: 0 S: 3	H: 0 LOB: 1 BB: 1 P: 7	R: 0 E: 0 K: 0 S: 4	H: 1 LOB: 1 BB: 0 P: 4	1B: 4 2B: 3 3B: 0 HR: 0	SF: 0 SAC: 1 DP: 0 HBP: 1	WP: 1 PB: 0 SB: 0 CS: 0	PA: 37
PITCHER Frank Sullivan, R (1, 1) ERA: 5.25	IP: 9.0 WLS: W BF: 37 H: 7 R: 1 ER: 1 SO: 2 BB: 1 IBB: 1 HBP: 1 BLK: 0 WP: 1 HR: 0 S: 38 P: 47 ERA: 1.00 WHIP: 0.889																					

Chicago White Sox @ Boston Red Sox
Fenway Park, Boston, MA
Sun Jun 12 1960, 3:33 AM EDT
Att: 20,417 - Unknown

AB 33
R 1
H 7
RBI 1
BB 2
SO 2
LOB 15



Batter	1	2	3	4	5	6	7	8	9	AB	R	H	RBI	BB	SO	LOB	BOTTOM	
Pumpsie Green, S (1, 6) OBP: 0.333, SLG: 0.320	4-3		4-3		1B		G6-4-3			4	1	2	0	0	0	0		
Pete Runnels, L (1, 4) OBP: 0.458, SLG: 0.503	F7				1B		G6-4-3			4	0	2	2	0	0	1		
Ted Williams, L (1, 7) OBP: 0.426, SLG: 0.652					1B					3	1	2	0	1	0	1		
Lou Clinton, R (7, PR) OBP: 0.306, SLG: 0.386										0	0	0	0	0	0	0		
Vic Wertz, L (1, 3) OBP: 0.328, SLG: 0.441	F7		F2		2B		1-3			3	0	0	0	1	0	3		
Willie Tasby, R (1, 8) OBP: 0.324, SLG: 0.261					2-3				F7	1	0	0	0	0	0	0		
Marty Keough, L (5, 8) OBP: 0.296, SLG: 0.352										2	0	1	1	0	0	0		
Frank Malzone, R (1, 5) OBP: 0.310, SLG: 0.366		G5-4-3			5-3		F7		L7	4	0	0	0	0	0	3		
Gary Geiger, L (1, 9) OBP: 0.292, SLG: 0.318					K				F4	3	1	1	0	1	1	0	AB 31	
Ed Sadowski, R (1, 2) OBP: 0.292, SLG: 0.379																	H 10	
Frank Sullivan, R (1, 1) OBP: 0.211, SLG: 0.063					5-3		6-3		FC6-4	3	0	1	1	1	0	0	RBI 4	
																	BB 4	
																	SO 1	
																	LOB 11	
Inning Stats	R: 0 E: 0 K: 0 S: 3	H: 0 LOB: 1 BB: 1 P: 7	R: 1 E: 0 K: 0 S: 3	H: 1 LOB: 1 BB: 1 P: 8	R: 0 E: 0 K: 1 S: 5	H: 0 LOB: 0 BB: 0 P: 5	R: 3 E: 0 K: 0 S: 7	H: 5 LOB: 2 BB: 1 P: 11	R: 0 E: 0 K: 0 S: 3	H: 0 LOB: 0 BB: 0 P: 3	R: 0 E: 0 K: 0 S: 4	H: 2 LOB: 1 BB: 0 P: 4	R: 0 E: 0 K: 0 S: 4	H: 1 LOB: 2 BB: 1 P: 8	1B: 7 2B: 3 3B: 0 HR: 0	SF: 0 SAC: 0 DP: 2 HBP: 1	WP: 0 PB: 0 SB: 1 CS: 0	PA: 36
PITCHER Bob Shaw, R (1, 1) ERA: 3.72	IP: 4.2 WLS: L BF: 23 H: 7 R: 4 ER: 4 SO: 1 BB: 2 IBB: 1 HBP: 1 BLK: 0 WP: 0 HR: 0 S: 21 P: 34 ERA: 7.71 WHIP: 1.929																	
Turk Lown, R (5, 1) ERA: 1.89	IP: 1.1 WLS: L BF: 4 H: 0 R: 0 ER: 0 SO: 0 BB: 0 IBB: 0 HBP: 0 BLK: 0 WP: 0 HR: 0 S: 4 P: 4 ERA: 0.00 WHIP: 0.000																	
Gerry Staley, R (7, 1) ERA: 1.52	IP: 2.0 WLS: L BF: 9 H: 3 R: 0 ER: 0 SO: 0 BB: 1 IBB: 0 HBP: 0 BLK: 0 WP: 0 HR: 0 S: 8 P: 12 ERA: 0.00 WHIP: 1.500																	


Chicago White Sox @ Boston Red Sox
Fenway Park, Boston, MA
Sun Jun 12 1960, 3:33 AM EDT
Att: 20,417 - Unknown


AB 31
R 4
H 10
RBI 4
BB 4
SO 1
LOB 11



Batter	1	2	3	4	5	6	7	8	9	AB	R	H	RBI	BB	SO	LOB	TOP								
Billy Gardner, R OBP: 0.364, SLG: 0.405 (1.4)	F8		L5		4-3		1-3		DJ 2B	5	0	1	0	0	0	1	Washington Senators @ Chicago White Sox Comiskey Park, Chicago, IL Wed Jun 15 1960, 8:05 PM EDT Att: 13,692 - Unknown livebaseballscorecards.com								
Lenny Green, L OBP: 0.330, SLG: 0.388 (1.8)	G3 2B			F7		BB 1B	F7		6-3	5	1	2	0	0	0	1									
Bob Allison, R OBP: 0.430, SLG: 0.552 (1.9)	G3			G3		BB 1B	K			3	1	0	0	1	1										
Jim Lemon, R OBP: 0.348, SLG: 0.556 (1.7)	K			BB 1B		BB 1B				4	1	3	1	0	1	1									
Harmon Killebrew, R OBP: 0.378, SLG: 0.423 (1.5)		G5-6-3 BB		BB 1B		BB 1B	K		F9	2	0	0	0	2	1	3									
Julio Becquer, L OBP: 0.236, SLG: 0.385 (1.3)		G5-6-3		BB		BB	K		K	4	1	1	1	0	1	4									
Earl Batley, R OBP: 0.325, SLG: 0.403 (1.2)		6-3					BB 2B		L5	4	0	0	0	0	1	3									
Jose Valdivielso, R OBP: 0.261, SLG: 0.274 (6. PH)			K							2	0	0	0	0	0	0									
Faye Throneberry, L OBP: 0.325, SLG: 0.338 (6. PH)					6-3				2-3	1	0	1	2	0	0	0									
Billy Consolo, R OBP: 0.319, SLG: 0.292 (6.6)										0	0	0	0	0	0	0									
Elmer Valo, L OBP: 0.421, SLG: 0.214 (9. PH)										1	0	0	0	0	0	0									
Pedro Ramos, S OBP: 0.129, SLG: 0.133 (1.1)										3	0	1	0	0	1	1									
Don Lee, R OBP: 0.296, SLG: 0.091 (8.1)										0	0	0	0	0	0	0									
Dan Dobbek, L OBP: 0.299, SLG: 0.301 (9. PH)										1	0	0	0	0	1	0									
Inning Stats	R: 0 E: 0 K: 1 S: 6	H: 1 LOB: 1 BB: 0 P: 6	R: 0 E: 0 K: 0 S: 2	H: 0 LOB: 0 BB: 1 P: 6	R: 0 E: 0 K: 1 S: 5	H: 0 LOB: 0 BB: 0 P: 5	R: 0 E: 0 K: 0 S: 4	H: 1 LOB: 2 BB: 1 P: 8	R: 0 E: 0 K: 0 S: 4	H: 1 LOB: 4 BB: 0 P: 4	R: 4 E: 0 K: 3 S: 13	H: 4 LOB: 1 BB: 1 P: 17	R: 0 E: 0 K: 1 S: 5	H: 0 LOB: 0 BB: 0 P: 5	R: 0 E: 0 K: 1 S: 6	H: 1 LOB: 1 BB: 0 P: 6	R: 0 E: 0 K: 1 S: 6	H: 1 LOB: 1 BB: 0 P: 6	1B: 5 2B: 4 3B: 0 HR: 0	SF: 0 SAC: 0 DP: 1 HBP: 0	WP: 0 SB: 0 CS: 0	PA: 38			
PITCHER	IP	WLS	BF	H	R	ER	SO	BB	IBB	HBP	BLK	WP	HR	S	P	ERA	WHIP								
Russ Kemmerer, R ERA: 3.92 (1.1)	5.1		24	6	4	4	3	3	0	0	0	0	0	27	39	6.75	1.688								
Turk Lown, R ERA: 1.55 (6.1)	0.2		3	1	0	0	2	0	0	0	0	0	0	7	7	0.00	1.500								
Gerry Staley, R ERA: 1.43 (7.1)	3.0	W	11	2	0	0	3	0	0	0	0	0	0	17	17	0.00	0.667								

Batter	1	2	3	4	5	6	7	8	9	AB	R	H	RBI	BB	SO	LOB	BOTTOM								
Luis Aparicio, R OBP: 0.291, SLG: 0.310 (1.6)	F8		4-3		FC1-6 1B	F9		K		5	1	1	0	0	1	1	Washington Senators @ Chicago White Sox Comiskey Park, Chicago, IL Wed Jun 15 1960, 8:05 PM EDT Att: 13,692 - Unknown livebaseballscorecards.com								
Nellie Fox, L OBP: 0.354, SLG: 0.374 (1.4)	4-3 HR		F7		FC1-6 1B	F7				4	1	2	0	0	0	0									
Minnie Minoso, R OBP: 0.373, SLG: 0.471 (1.7)	4-3			2B 1B	FC1-6 1B	HR				3	2	1	0	1	0	3									
Roy Sievers, R OBP: 0.312, SLG: 0.404 (1.3)	HR			K	F3	HR				4	2	2	4	0	1	3									
Gene Freese, R OBP: 0.295, SLG: 0.443 (1.5)	F7			1B 2B	1B	5-3				4	0	2	1	0	0	0									
Al Smith, R OBP: 0.359, SLG: 0.451 (1.9)		4-3		1B	F9					4	0	2	1	0	0	2									
Sherm Lollar, R OBP: 0.367, SLG: 0.424 (1.2)		F2		IBB		FC8-4 BB		F9		2	0	0	0	2	0	1									
Jim Landis, R OBP: 0.379, SLG: 0.309 (1.8)		F6		F9		FC8-4 BB		F8		4	0	0	0	0	0	4									
Russ Kemmerer, R ERA: 3.63 (1.1)										2	0	0	0	0	1	3									
Turk Lown, R ERA: 1.55 (6.1)										0	0	0	0	0	0	0									
Earl Torgeson, L OBP: 0.474, SLG: 0.556 (6. PH)										1	0	0	0	0	0	1									
Gerry Staley, R ERA: 1.43 (7.1)										1	0	0	0	0	0	0									
Inning Stats	R: 2 E: 0 K: 0 S: 5	H: 2 LOB: 0 BB: 0 P: 5	R: 0 E: 0 K: 0 S: 3	H: 0 LOB: 0 BB: 0 P: 3	R: 0 E: 0 K: 1 S: 5	H: 0 LOB: 0 BB: 0 P: 5	R: 1 E: 0 K: 1 S: 8	H: 3 LOB: 3 BB: 1 P: 12	R: 1 E: 0 K: 0 S: 6	H: 3 LOB: 2 BB: 0 P: 6	R: 0 E: 0 K: 0 S: 3	H: 0 LOB: 1 BB: 1 P: 7	R: 2 E: 0 K: 0 S: 5	H: 2 LOB: 1 BB: 1 P: 9	R: 0 E: 0 K: 1 S: 5	H: 0 LOB: 0 BB: 0 P: 5	1B: 6 2B: 2 3B: 0 HR: 2	SF: 0 SAC: 0 DP: 0 HBP: 0	WP: 0 SB: 1 CS: 0	PA: 37					
PITCHER	IP	WLS	BF	H	R	ER	SO	BB	IBB	HBP	BLK	WP	HR	S	P	ERA	WHIP								
Pedro Ramos, R ERA: 3.63 (1.1)	7.0	L	34	10	6	6	2	2	1	0	0	0	0	35	47	7.71	1.714								
Don Lee, R ERA: 4.74 (8.1)	1.0		3	0	0	0	1	0	0	0	0	0	0	5	5	0.00	0.000								

Batter	1	2	3	4	5	6	7	8	9	AB	R	H	RBI	BB	SO	LOB	TOP					
Tony Kubek, L OBP: 0.311, SLG: 0.415 (1,6)	4-3			4-3	FC5-4			F7		5	0	1	1	0	0	1	New York Yankees @ Chicago White Sox Comiskey Park, Chicago, IL Sun Jun 19 1960, 4:33 AM EDT Unknown AB 35 R 7 H 7 RBI 6 BB 4 SO 6 LOB 10 					
Hector Lopez, R OBP: 0.356, SLG: 0.418 (1,7)	5-3			K	1-3	L7			K	5	0	0	0	0	2	2						
Mickey Mantle, S OBP: 0.434, SLG: 0.578 (1,8)	L8								4-3	2	0	0	0	3	0	0						
Roger Maris, L OBP: 0.405, SLG: 0.731 (1,9)		F5		G3	F6			4-3	4-3	5	0	0	0	0	0	4						
Elston Howard, R OBP: 0.299, SLG: 0.448 (1,2)		F8			E5	1-3				4	1	0	0	0	1	1						
Bill Skowron, R OBP: 0.325, SLG: 0.500 (1,3)		L5			1-3	1-3				3	1	1	0	1	0	0						
Clete Boyer, R OBP: 0.309, SLG: 0.459 (1,5)			K		1B	1B			6-3	3	2	1	0	0	1	2						
Bobby Richardson, R OBP: 0.277, SLG: 0.269 (1,4)			L5		1B	1B				4	2	2	2	0	1	0						
Jim Coates, R OBP: 0.400, SLG: 0.407 (1,1)					1B	1B				4	1	2	3	0	1	0						
Bob Turley, R OBP: 0.222, SLG: 0.278 (9,1)			3-1		1B	1B				0	0	0	0	0	0	0						
Inning Stats	R: 0 E: 0 K: 0 S: 3	H: 0 LOB: 0 BB: 0 P: 3	R: 0 E: 0 K: 0 S: 3	H: 0 LOB: 0 BB: 0 P: 3	R: 0 E: 0 K: 1 S: 5	H: 0 LOB: 0 BB: 0 P: 5	R: 0 E: 0 K: 1 S: 5	H: 0 LOB: 1 BB: 1 P: 9	R: 4 E: 1 K: 0 S: 7	H: 3 LOB: 2 BB: 1 P: 12	R: 3 E: 0 K: 0 S: 7	H: 4 LOB: 2 BB: 0 P: 7	R: 0 E: 0 K: 1 S: 5	H: 0 LOB: 2 BB: 2 P: 13	R: 0 E: 0 K: 2 S: 7	H: 0 LOB: 0 BB: 0 P: 7	R: 0 E: 0 K: 1 S: 5	H: 0 LOB: 0 BB: 0 P: 5	1B: 7 2B: 0 3B: 0 HR: 0	SF: 0 SAC: 0 DP: 0 HBP: 1	WP: 0 PB: 0 CS: 0	PA: 40
PITCHER	IP WLS BF H R ER SO BB IBB HBP BLK WP HR S P ERA WHIP																					
Bob Shaw, R (1,1)	4.0 L 18 3 4 3 2 1 0 1 0 0 0 0 20 25 6.75 1.000																					
Turk Lewin, R (5,1)	1.0 4 0 0 0 0 0 1 0 0 0 0 0 3 7 0.00 0.000																					
Dick Donovan, R (6,1)	1.0 7 4 3 2 0 0 0 0 0 0 0 0 7 7 18.00 4.000																					
Frank Baumann, L (7,1)	1.0 5 0 0 0 1 2 0 0 0 0 0 0 5 13 0.00 2.000																					
Bob Rush, R (8,1)	2.0 6 0 0 0 3 0 0 0 0 0 0 0 12 12 0.00 0.000																					

Batter	1	2	3	4	5	6	7	8	9	AB	R	H	RBI	BB	SO	LOB	BOTTOM					
Luis Aparicio, R OBP: 0.298, SLG: 0.328 (1,6)	6-3		F5			HR	FC4		2B	4	1	2	2	1	0	1	New York Yankees @ Chicago White Sox Comiskey Park, Chicago, IL Sun Jun 19 1960, 4:33 AM EDT Unknown AB 35 R 5 H 11 RBI 5 BB 4 SO 3 LOB 17 					
Nellie Fox, L OBP: 0.356, SLG: 0.384 (1,4)	6-3			F8		1B			1B	5	0	3	1	0	0	1						
Minnie Minoso, R OBP: 0.373, SLG: 0.476 (1,7)	K			HR		1B			G5-4-3	5	1	2	1	0	1	4						
Roy Sievers, R OBP: 0.345, SLG: 0.425 (1,3)	K			L5		F9			F2	3	0	0	0	1	1	2						
Gene Freese, R OBP: 0.281, SLG: 0.424 (1,5)		F8		F8		F9			F8	4	0	0	0	0	0	2						
Al Smith, R OBP: 0.369, SLG: 0.456 (1,9)		L4-3		F8		1B			1B	2	2	1	0	2	0	0						
Sherm Lollar, R OBP: 0.345, SLG: 0.395 (1,2)	L4-3					F2			F9	4	0	1	0	0	0	3						
Jim Landis, R OBP: 0.373, SLG: 0.298 (1,8)			L5			F7			K	4	0	1	1	0	1	2						
Bob Shaw, R (1,1)										1	0	0	0	0	0	0						
Turk Lewin, R (5,1)										0	0	0	0	0	0	0						
Joe Hicks, L (6,1)										1	0	0	0	0	0	1						
Dick Donovan, L (7,1)										0	0	0	0	0	0	0						
Frank Baumann, L (8,1)										0	0	0	0	0	0	0						
Ted Kuszowski, L (9,1)										0	0	0	0	0	0	1						
Bob Rush, R (1,1)										1	0	0	0	0	0	0						
Earl Tompason, L (9,1)										1	1	1	0	0	0	0						
Inning Stats	R: 0 E: 0 K: 2 S: 7	H: 0 LOB: 1 BB: 1 P: 11	R: 0 E: 0 K: 0 S: 2	H: 0 LOB: 0 BB: 1 P: 6	R: 0 E: 0 K: 0 S: 3	H: 0 LOB: 0 BB: 0 P: 3	R: 1 E: 0 K: 0 S: 4	H: 1 LOB: 0 BB: 0 P: 4	R: 0 E: 0 K: 0 S: 4	H: 1 LOB: 1 BB: 0 P: 4	R: 1 E: 0 K: 0 S: 5	H: 3 LOB: 1 BB: 0 P: 5	R: 1 E: 0 K: 0 S: 5	H: 2 LOB: 1 BB: 0 P: 5	R: 0 E: 0 K: 0 S: 3	H: 1 LOB: 1 BB: 1 P: 7	R: 2 E: 0 K: 1 S: 8	H: 3 LOB: 2 BB: 1 P: 12	1B: 7 2B: 3 3B: 0 HR: 2	SF: 0 SAC: 0 DP: 2 HBP: 0	WP: 0 PB: 0 CS: 0	PA: 39
PITCHER	IP WLS BF H R ER SO BB IBB HBP BLK WP HR S P ERA WHIP																					
Jim Coates, R (1,1)	8.2 W 38 11 5 5 3 4 0 0 0 0 0 2 40 56 8.2 1.731																					
Bob Turley, R (9,1)	0.1 S 1 0 0 0 0 0 0 0 0 0 0 0 1 1 0.00 0.000																					

Batter	1	2	3	4	5	6	7	8	9	AB	R	H	RBI	BB	SO	LOB	TOP					
Tony Kubek, L (1, 6) OBP: 0.310, SLG: 0.412										4	1	1	0	0	1	2	New York Yankees @ Chicago White Sox Comiskey Park, Chicago, IL Sun Jun 19 1960, 4:38 AM EDT Att: 48,139 - Unknown					
Hector Lopez, R (1, 7) OBP: 0.357, SLG: 0.413										4	0	1	0	1	0	2						
Mickey Mantle, S (1, 8) OBP: 0.437, SLG: 0.585										3	2	1	1	2	0	2						
Roger Maris, L (1, 9) OBP: 0.404, SLG: 0.722										5	0	2	2	0	0	2						
Yogi Berra, L (1, 2) OBP: 0.384, SLG: 0.500										5	0	0	0	0	0	3						
Kent Hadley, L (1, 3) OBP: 0.304, SLG: 0.381										4	1	2	0	1	0	0						
Clete Boyer, R (1, 5) OBP: 0.319, SLG: 0.453										3	0	1	0	1	2	2						
Bobby Richardson, R (1, 4) OBP: 0.282, SLG: 0.270										3	0	1	0	1	0	3						
John Gabler, S (1, 1) OBP: 0.230, SLG: 0.143										1	0	0	0	0	1	0						
Johnny James, L (5, 1) OBP: 0.385, SLG: 0.447										0	0	0	0	0	0	0						
Bob Cerv, R (6, PH) OBP: 0.385, SLG: 0.447										0	0	0	0	0	0	0						
Ryne Duren, R (6, 1) OBP: 0.299, SLG: 0.448										0	0	0	0	0	0	0						
Elston Howard, R (7, PH) OBP: 0.299, SLG: 0.448										0	0	0	0	0	0	0						
Bob Turley, R (7, 1) OBP: 0.222, SLG: 0.278										0	0	0	0	0	0	0						
Inning Stats	R: 2 E: 0 K: 1 S: 7	H: 2 LOB: 2 BB: 2 P: 15	R: 0 E: 0 K: 1 S: 6	H: 1 LOB: 2 BB: 1 P: 10	R: 0 E: 0 K: 0 S: 5	H: 2 LOB: 0 BB: 0 P: 5	R: 0 E: 0 K: 1 S: 6	H: 1 LOB: 2 BB: 1 P: 10	R: 0 E: 0 K: 0 S: 3	H: 0 LOB: 1 BB: 1 P: 7	R: 2 E: 0 K: 0 S: 5	H: 2 LOB: 1 BB: 1 P: 9	R: 1 E: 1 K: 0 S: 4	H: 1 LOB: 1 BB: 1 P: 8	R: 0 E: 0 K: 0 S: 3	H: 0 LOB: 0 BB: 0 P: 3	R: 0 E: 0 K: 1 S: 5	H: 0 LOB: 0 BB: 0 P: 5	1B: 8 2B: 0 3B: 1 HR: 0	SF: 1 SAC: 3 DP: 0 HBP: 0	WP: 1 PB: 0 CS: 0	PA: 43
PITCHER	IP WLS BF H R ER SO BB IBB HBP BLK WP HR S P ERA WHIP																					
Russ Kemmerer, R (1, 1) ERA: 4.11	6.0 L 32 8 4 4 3 6 0 0 0 0 1 0 32 56 6.00 2.333																					
Gerry Staley, R (7, 1) ERA: 1.3	2.0 8 1 1 0 0 0 1 0 0 0 0 0 7 11 0.00 0.500																					
Turk Lown, R (9, 1) ERA: 1.89	1.0 3 0 0 0 0 1 0 0 0 0 0 0 5 5 0.00 0.000																					

AB	32
R	5
H	9
RBI	4
BB	7
SO	4
LOB	16




Batter	1	2	3	4	5	6	7	8	9	AB	R	H	RBI	BB	SO	LOB	BOTTOM					
Luis Aparicio, R (1, 6) OBP: 0.296, SLG: 0.329										5	1	1	0	0	0	5	New York Yankees @ Chicago White Sox Comiskey Park, Chicago, IL Sun Jun 19 1960, 4:38 AM EDT Att: 48,139 - Unknown					
Nellie Fox, L (1, 4) OBP: 0.353, SLG: 0.380										5	0	1	1	0	0	0						
Minnie Minoso, R (1, 7) OBP: 0.385, SLG: 0.496										3	1	3	2	2	0	0						
Roy Sievers, R (1, 3) OBP: 0.340, SLG: 0.424										5	0	1	0	0	0	5						
Joe Ginsberg, L (1, 2) OBP: 0.390, SLG: 0.294										4	0	1	0	0	0	3						
Sherm Lollar, R (9, PH) OBP: 0.344, SLG: 0.393										1	0	0	0	0	1	1						
Gene Freese, R (1, 5) OBP: 0.273, SLG: 0.413										4	0	0	0	0	1	3						
Al Smith, R (1, 9) OBP: 0.371, SLG: 0.452										2	0	0	0	2	1	0						
Jim Landis, R (1, 8) OBP: 0.376, SLG: 0.303										4	1	2	0	0	0	2						
Russ Kemmerer, R (1, 1) ERA: 4.46										0	0	0	0	1	0	0						
Ted Kluszewski, L (5, PH) OBP: 0.347, SLG: 0.390										1	0	0	0	0	0	1						
Jim Rivera, L (6, PH) OBP: 0.347, SLG: 0.390										0	0	0	0	0	0	0						
Gerry Staley, R (7, 1) OBP: 0.299, SLG: 0.448										0	0	0	0	0	0	0						
Joe Hicks, L (8, PH) OBP: 0.299, SLG: 0.448										0	0	0	0	0	0	0						
Turk Lown, R (9, 1) ERA: 2.77										0	0	0	0	0	0	0						
Inning Stats	R: 0 E: 0 K: 0 S: 4	H: 1 LOB: 1 BB: 0 P: 4	R: 0 E: 0 K: 2 S: 7	H: 0 LOB: 0 BB: 0 P: 7	R: 2 E: 0 K: 0 S: 7	H: 4 LOB: 0 BB: 0 P: 7	R: 0 E: 0 K: 0 S: 4	H: 1 LOB: 2 BB: 1 P: 8	R: 1 E: 0 K: 0 S: 5	H: 2 LOB: 1 BB: 0 P: 5	R: 0 E: 0 K: 0 S: 3	H: 0 LOB: 2 BB: 1 P: 7	R: 0 E: 0 K: 0 S: 4	H: 1 LOB: 2 BB: 1 P: 8	R: 0 E: 0 K: 0 S: 2	H: 0 LOB: 1 BB: 2 P: 10	R: 0 E: 0 K: 1 S: 5	H: 0 LOB: 1 BB: 1 P: 9	1B: 6 2B: 2 3B: 0 HR: 1	SF: 0 SAC: 1 DP: 1 HBP: 0	WP: 0 PB: 0 CS: 0	PA: 41
PITCHER	IP WLS BF H R ER SO BB IBB HBP BLK WP HR S P ERA WHIP																					
John Gabler, R (1, 1) ERA: 4.46	4.1 W 22 8 3 3 2 1 0 0 0 0 0 0 25 29 6.23 2.077																					
Johnny James, R (5, 1) ERA: 3.07	0.2 W 2 0 0 0 0 0 0 0 0 0 0 0 2 2 0.00 0.000																					
Ryne Duren, R (6, 1) ERA: 5.89	1.0 4 0 0 0 0 0 1 0 0 0 0 0 3 7 0.00 1.000																					
Bob Turley, R (7, 1) ERA: 2.77	3.0 S 13 1 0 0 1 4 0 0 0 0 0 0 11 27 0.00 1.667																					


AB	34
R	3
H	9
RBI	3
BB	6
SO	3
LOB	20



Batter	1	2	3	4	5	6	7	8	9	AB	R	H	RBI	BB	SO	LOB	TOP			
Mary Breeding, R OBP: 0.342, SLG: 0.357 (1, 4)										4	2	3	0	0	0	1	<p>Baltimore Orioles @ Chicago White Sox Comiskey Park, Chicago, IL Tue Jun 21 1960, 8:05 PM EDT Att: 22,881 - Unknown</p> <p>livebaseballscores.com</p> <p>AB 34 R 3 H 12 RBI 3 BB 0 SO 7 LOB 18</p>			
Jim Busby, R OBP: 0.414, SLG: 0.500 Chuck Estrada, R OBP: 0.143, SLG: 0.238 (1, 8) (8, 1)										4	0	1	0	0	0	4				
Ron Hansen, R OBP: 0.337, SLG: 0.460 (1, 6)										3	0	0	0	0	0	3				
Walt Droppo, R OBP: 0.351, SLG: 0.426 Jim Gentile, L OBP: 0.472, SLG: 0.580 (1, 3) (8, PH) (8, 3)										3	1	1	2	0	1	2				
Gus Triandos, R OBP: 0.326, SLG: 0.288 (1, 2)										4	0	2	0	0	2	2				
Brooks Robinson, R OBP: 0.315, SLG: 0.378 (1, 5)										4	0	1	0	0	0	2				
Jackie Brandt, R OBP: 0.376, SLG: 0.464 (1, 9) (8, 8)										3	0	1	0	0	0	0				
Dave Nicholson, R OBP: 0.237, SLG: 0.156 Al Pilarcik, L OBP: 0.325, SLG: 0.362 (1, 7) (8, 9)										3	0	1	0	0	2	1				
Steve Barber, L OBP: 0.179, SLG: 0.080 Gene Woodling, L OBP: 0.426, SLG: 0.380 Gene Stephens, L OBP: 0.306, SLG: 0.338 (1, 1) (8, PH) (8, PR) (8, 7)										2	0	0	0	0	2	1				
Inning Stats	R: 0 E: 0 K: 0 S: 4	H: 2 LOB: 1 BB: 0 P: 4	R: 0 E: 0 K: 0 S: 3	H: 1 LOB: 0 BB: 0 P: 3	R: 0 E: 0 K: 1 S: 6	H: 1 LOB: 1 BB: 0 P: 6	R: 0 E: 0 K: 1 S: 6	H: 1 LOB: 0 BB: 0 P: 7	R: 2 E: 0 K: 1 S: 7	H: 2 LOB: 0 BB: 0 P: 7	R: 0 E: 0 K: 1 S: 5	H: 0 LOB: 0 BB: 0 P: 5	R: 1 E: 0 K: 1 S: 8	H: 3 LOB: 2 BB: 0 P: 8	R: 0 E: 0 K: 0 S: 4	H: 1 LOB: 1 BB: 0 P: 4		1B: 9 2B: 4 3B: 0 HR: 1	SF: 0 SAC: 2 DP: 3 HBP: 0	WP: 0 PB: 1 SB: 0 CS: 1
PITCHER	IP WLS BF H R ER SO BB IBB HBP BLK WP HR S P ERA WHIP																			
Billy Pierce, L ERA: 3.78 Gerry Staley, R ERA: 1.29 Frank Baumann, L ERA: 2.66 (1, 1) (8, 1) (9, 1)	7.1 29 10 3 3 6 0 0 0 0 0 1 41 41 3.68 1.364																			

Batter	1	2	3	4	5	6	7	8	9	AB	R	H	RBI	BB	SO	LOB	BOTTOM					
Luis Aparicio, R OBP: 0.298, SLG: 0.331 (1, 6)										2	1	1	0	0	0	0	<p>Baltimore Orioles @ Chicago White Sox Comiskey Park, Chicago, IL Tue Jun 21 1960, 8:05 PM EDT Att: 22,881 - Unknown</p> <p>livebaseballscores.com</p> <p>AB 27 R 4 H 7 RBI 4 BB 4 SO 2 LOB 14</p>					
Nellie Fox, L OBP: 0.349, SLG: 0.375 (1, 4)										3	0	0	0	0	0	2						
Minnie Minoso, R OBP: 0.386, SLG: 0.494 (1, 7)										3	0	1	1	1	1	0						
Roy Sievers, R OBP: 0.351, SLG: 0.434 (1, 3)										4	1	3	1	0	0	0						
Al Smith, R OBP: 0.373, SLG: 0.455 (1, 9)										3	0	1	0	0	0	4						
Gene Freese, R OBP: 0.273, SLG: 0.404 (1, 5)										3	0	0	0	1	1	1						
Sherm Lollar, R OBP: 0.337, SLG: 0.384 (1, 2)										4	0	0	0	0	0	3						
Jim Landis, R OBP: 0.373, SLG: 0.320 (1, 8)										4	1	1	2	0	0	2						
Billy Pierce, L OBP: 0.241, SLG: 0.154 Gerry Staley, R OBP: 0.200, SLG: 0.125 Frank Baumann, L OBP: 0.286, SLG: 0.167 (1, 1) (8, 1) (9, 1)										1	1	0	0	2	0	2						
Inning Stats	R: 0 E: 0 K: 1 S: 5	H: 0 LOB: 0 BB: 0 P: 5	R: 1 E: 0 K: 0 S: 5	H: 2 LOB: 2 BB: 1 P: 9	R: 1 E: 0 K: 0 S: 4	H: 2 LOB: 1 BB: 1 P: 8	R: 0 E: 0 K: 0 S: 3	H: 0 LOB: 0 BB: 0 P: 3	R: 1 E: 0 K: 0 S: 5	H: 2 LOB: 2 BB: 1 P: 9	R: 0 E: 0 K: 0 S: 3	H: 0 LOB: 0 BB: 0 P: 3	R: 0 E: 0 K: 1 S: 5	H: 0 LOB: 1 BB: 0 P: 6	R: 0 E: 0 K: 0 S: 2	H: 0 LOB: 0 BB: 1 P: 6		R: 1 E: 0 K: 0 S: 2	H: 1 LOB: 0 BB: 0 P: 2	1B: 5 2B: 2 3B: 0 HR: 1	SF: 0 SAC: 3 DP: 2 HBP: 1	WP: 0 PB: 0 SB: 0 CS: 0
PITCHER	IP WLS BF H R ER SO BB IBB HBP BLK WP HR S P ERA WHIP																					
Steve Barber, L ERA: 3.07 Chuck Estrada, R ERA: 3.54 (1, 1) (8, 1)	7.0 29 10 3 3 1 4 0 0 0 0 0 1 7 8 3.86 1.429																					

Batter	1	2	3	4	5	6	7	8	9	AB	R	H	RBI	BB	SO	LOB	TOP			
Mary Breeding, R (1,4) OBP: 0.342, SLG: 0.357	X 0-0 CS 1B		X 0-0 F9			X 0-0 6-3		X 0-0 L3		3	0	1	0	0	0	1	Baltimore Orioles @ Chicago White Sox Comiskey Park, Chicago, IL Wed Jun 22 1960, 8:05 PM EDT Att: 25,062 - Unknown AB 28 R 1 H 2 RBI 0 BB 4 SO 7 LOB 10 			
Bob Boyd, L (8,PH) OBP: 0.293, SLG: 0.341										1	0	0	0	0	0	1				
Billy Klaus, L (8,4) OBP: 0.375, SLG: 0.714										0	0	0	0	0	0	0				
Gene Stephens, L (1,9) OBP: 0.305, SLG: 0.331	X 0-0 F8 1-2			B 4-0 BB G6-4-3 BB		X 0-0 F2		X 0-0 F3		3	1	0	0	1	0	1				
Gene Woodling, L (1,7) OBP: 0.423, SLG: 0.374	X 0-0 F9			B 4-0 BB G6-4-3 BB 1-2		X 0-0 P6		X 0-0 E7 FC4-6		3	0	0	0	1	0	0				
Jim Gentile, L (1,3) OBP: 0.467, SLG: 0.567		X 0-0 4-3		B 4-0 BB G6-4-3 BB 1-2 2-3 3-H		X 0-0 L9		X 0-0 FC4-6 1-2		3	0	0	0	1	0	1				
Gus Triandos, R (1,2) OBP: 0.313, SLG: 0.274	X 0-0 P6			X 0-0 G6-4-3 1-2 2-3 3-H		X 0-0 F5		X 0-0 2-3		4	0	0	0	0	0	3				
Brooks Robinson, R (1,5) OBP: 0.312, SLG: 0.373	S 0-3 K			X 0-0 F7		S 0-3 K				3	0	0	0	0	2	1				
Ron Hansen, R (1,6) OBP: 0.333, SLG: 0.454			S 0-3 K2-3		S 0-3 K					3	0	0	0	0	3	0				
Jim Busby, R (1,8) OBP: 0.419, SLG: 0.481			B 4-0 BB		X 0-0 F8			X 0-0 1B		1	0	0	0	1	0	0				
Clint Courtney, L (8,PH) OBP: 0.328, SLG: 0.245										1	0	1	0	0	0	0				
Jackie Brandt, R (8,8) OBP: 0.376, SLG: 0.464			S 0-3 BB							0	0	0	0	0	0	0				
Jack Fisher, R (1,1) OBP: 0.190, SLG: 0.158			S 0-3 K		S 0-3 K			X 0-0 F5		2	0	0	0	0	2	1				
Al Pilarcik, L (8,PH) OBP: 0.322, SLG: 0.358										1	0	0	0	0	0	1				
Billy Hoelt, L (8,1) OBP: 0.074, SLG: 0.040			1-2 K							0	0	0	0	0	0	0				
Hoyt Wilhelm, R (8,1) OBP: 0.074, SLG: 0.040										0	0	0	0	0	0	0				
Inning Stats	R: 0 E: 0 K: 0 S: 3	H: 1 LOB: 0 BB: 0 P: 3	R: 0 E: 0 K: 1 S: 5	H: 0 LOB: 0 BB: 0 P: 5	R: 0 E: 0 K: 2 S: 7	H: 0 LOB: 1 BB: 1 P: 11	R: 1 E: 0 K: 0 S: 2	H: 0 LOB: 1 BB: 3 P: 14	R: 0 E: 0 K: 0 S: 7	H: 0 LOB: 0 BB: 0 P: 7	R: 0 E: 0 K: 1 S: 5	H: 0 LOB: 0 BB: 0 P: 5	R: 0 E: 0 K: 1 S: 6	H: 1 LOB: 1 BB: 0 P: 6	R: 0 E: 1 K: 0 S: 4	H: 0 LOB: 1 BB: 0 P: 4	1B: 2 2B: 0 3B: 0 HR: 0	SF: 0 SAC: 0 DP: 1 HBP: 0	WP: 0 PB: 0 SB: 1 CS: 1	PA: 32
PITCHER Early Wynn, R (1,1) ERA: 4.22	IP: 9.0 WLS: W BF: 32	H: 2 R: 1 ER: 1 SO: 7	BB: 4 IBB: 0 HBP: 0 BLK: 0	WP: 0 HR: 0 S: 42 P: 58	ERA: 1.00 WHIP: 0.667	PITCHER														

Batter	1	2	3	4	5	6	7	8	9	AB	R	H	RBI	BB	SO	LOB	BOTTOM			
Luis Aparicio, R (1,6) OBP: 0.297, SLG: 0.339	X 0-0 6-3		X 0-0 SF9 2-3 3-H		X 0-0 6-3			X 0-0 3B		3	0	1	1	0	0	0	Baltimore Orioles @ Chicago White Sox Comiskey Park, Chicago, IL Wed Jun 22 1960, 8:05 PM EDT Att: 25,062 - Unknown AB 28 R 3 H 7 RBI 3 BB 1 SO 3 LOB 11 			
Nellie Fox, L (1,4) OBP: 0.355, SLG: 0.381	X 0-0 F8		X 0-0 2B 1B			X 0-0 FC1-5 1B		X 0-0 G5-4-3 1B		4	1	3	1	0	0	0				
Minnie Minoso, R (1,7) OBP: 0.388, SLG: 0.498	S 0-3 K		X 0-0 2B 1B			X 0-0 FC1-5 1B		X 0-0 K		4	0	2	1	0	2	2				
Roy Sievers, R (1,3) OBP: 0.342, SLG: 0.421		X 0-0 L7	X 0-0 F7			X 0-0 FC1-5 FC6-4 1-2 2-3		X 0-0 G5-4-3 1-2		4	0	0	0	0	0	5				
Joe Ginsberg, L (1,2) OBP: 0.364, SLG: 0.270	X 0-0 P6			X 0-0 5-3		X 0-0 P4				3	0	0	0	0	0	2				
Al Smith, R (1,9) OBP: 0.368, SLG: 0.448	X 0-0 6-3			X 0-0 F7		X 0-0 FC6-4 1-2				3	0	0	0	0	0	2				
Gene Freese, R (1,5) OBP: 0.274, SLG: 0.409			X 0-0 SH1-4 SF9 2B		X 0-0 K			X 0-0 1-3		3	1	1	0	0	1	0				
Jim Landis, R (1,8) OBP: 0.373, SLG: 0.316			B 4-0 BB SF9 SH1-4 1B BB		X 0-0 F9			X 0-0 5-3		2	1	0	0	1	0	0				
Early Wynn, S (1,1) OBP: 0.241, SLG: 0.192			X 0-0 SH1-4 1-2 2-3		X 0-0 3-1			X 0-0 4-3		2	0	0	0	0	0	0				
Inning Stats	R: 0 E: 0 K: 1 S: 5	H: 0 LOB: 0 BB: 0 P: 5	R: 0 E: 0 K: 0 S: 3	H: 0 LOB: 0 BB: 0 P: 3	R: 3 E: 0 K: 0 S: 6	H: 3 LOB: 1 BB: 1 P: 10	R: 0 E: 0 K: 1 S: 5	H: 0 LOB: 0 BB: 0 P: 5	R: 0 E: 0 K: 0 S: 3	H: 0 LOB: 0 BB: 0 P: 3	R: 0 E: 0 K: 0 S: 5	H: 2 LOB: 2 BB: 0 P: 5	R: 0 E: 0 K: 1 S: 6	H: 2 LOB: 1 BB: 0 P: 6	R: 0 E: 0 K: 1 S: 6	H: 0 LOB: 0 BB: 0 P: 6		1B: 4 2B: 2 3B: 1 HR: 0	SF: 1 SAC: 1 DP: 1 HBP: 0	WP: 0 PB: 0 SB: 0 CS: 0
PITCHER Jack Fisher, R (1,1) ERA: 3.88	IP: 7.0 WLS: L BF: 27	H: 5 R: 3 ER: 3 SO: 2	BB: 1 IBB: 0 HBP: 0 BLK: 0	WP: 0 HR: 0 S: 30 P: 34	ERA: 3.86 WHIP: 0.857	PITCHER														
Billy Hoelt, L (8,1) ERA: 3.0	0.0	2	2	0	0	0	0	0	0	2	2									
Hoyt Wilhelm, R (8,1) ERA: 4.09	1.0	2	0	0	0	1	0	0	0	4	4									

Batter	1	2	3	4	5	6	7	8	9	10	11	AB	R	H	RBI	BB	SO	LOB	TOP			
Mary Breeding, R OBP: 0.338, SLG: 0.352 (1, 4)												6	0	1	0	0	1	4				
Gene Woodling, L OBP: 0.418, SLG: 0.369 (1, 7)												5	0	1	0	0	1	2				
Ron Hansen, R OBP: 0.335, SLG: 0.474 (1, 6)												5	2	2	2	0	0	3				
Walt Dropo, R OBP: 0.333, SLG: 0.408 (1, 3)													3	0	0	1	0	0	0			
Jim Gentile, L OBP: 0.470, SLG: 0.570 (11, PH)													1	0	1	0	0	0	0			
Al Pilarcik, L OBP: 0.322, SLG: 0.358 (11, PR)													0	1	0	0	0	0	0			
Brooks Robinson, R OBP: 0.314, SLG: 0.375 (1, 5)												4	0	2	0	0	0	0				
Gus Triandos, R OBP: 0.317, SLG: 0.273 (1, 2)												4	1	1	0	1	0	1				
Jackie Brandt, R OBP: 0.374, SLG: 0.456 (1, 9)												3	0	0	0	1	1	1				
Chuck Estrada, R OBP: 0.143, SLG: 0.238 (9, 1)												0	0	0	0	0	0	0	AB 39			
Clint Courtney, L OBP: 0.333, SLG: 0.245 (11, PH)												0	0	0	0	0	0	0	R 5			
Billy Klaus, L OBP: 0.315, SLG: 0.714 (11, PR)												0	0	0	0	0	0	0	H 10			
Hoyt Wilhelm, R OBP: 0.074, SLG: 0.040 (11, 1)												0	0	0	0	0	0	0	RBI 5			
Jim Busby, R OBP: 0.371, SLG: 0.419 (1, 8)												4	0	0	0	0	0	3	BB 3			
Bob Boyd, L OBP: 0.310, SLG: 0.341 (11, PH)												0	0	0	1	1	0	0	SO 4			
Jerry Walker, S OBP: 0.238, SLG: 0.250 (1, 1)												3	1	1	0	0	1	0	LOB 14			
Gene Stephens, L OBP: 0.307, SLG: 0.336 (11, 8)												1	0	1	1	0	0	0				
Inning Stats	R: 0 E: 0 K: 0 S: 3	H: 1 LOB: 0 BB: 0 P: 3	R: 0 E: 0 K: 0 S: 3	H: 0 LOB: 0 BB: 0 P: 3	R: 0 E: 0 K: 0 S: 3	H: 0 LOB: 0 BB: 0 P: 3	R: 0 E: 0 K: 1 S: 5	H: 0 LOB: 0 BB: 0 P: 5	R: 1 E: 0 K: 0 S: 6	H: 3 LOB: 3 BB: 1 P: 10	R: 2 E: 0 K: 0 S: 5	H: 2 LOB: 0 BB: 0 P: 5	R: 0 E: 0 K: 0 S: 3	H: 0 LOB: 0 BB: 0 P: 3	R: 0 E: 0 K: 1 S: 7	H: 2 LOB: 2 BB: 0 P: 7	R: 2 E: 0 K: 0 S: 4	H: 1 LOB: 2 BB: 2 P: 13	1B: 7 2B: 1 3B: 1 HR: 1	SF: 2 SAC: 1 DP: 1 HBP: 1	WP: 0 PB: 0 SB: 0 CS: 0	PA: 46
PITCHER	IP ERA WLS BF H R ER SO BB IBB HBP BLK WP HR S P ERA WHIP	8.0 2.77 2.1 13 3 2 2 1 1 1 1 0 0 0 12 21 7.71 1.714	1.1 2.77 0.2 2 0 0 0 0 0 0 0 0 0 0 2 2 0.00 0.000	PITCHER																		

Baltimore Orioles @ Chicago White Sox
Comiskey Park, Chicago, IL
Thu Jun 23 1960, 4:33 AM EDT
Att: 11,118 - Unknown

livebaseballscores.com

AB 39
R 5
H 10
RBI 5
BB 3
SO 4
LOB 14

Batter	1	2	3	4	5	6	7	8	9	10	11	AB	R	H	RBI	BB	SO	LOB	BOTTOM					
Luis Aparicio, R OBP: 0.295, SLG: 0.336 (1, 6)												5	0	1	0	0	0	1						
Nellie Fox, L OBP: 0.349, SLG: 0.373 (1, 4)												5	0	0	0	0	0	0						
Minnie Minoso, R OBP: 0.388, SLG: 0.496 (1, 7)												5	0	2	0	0	0	1						
Roy Sievers, R OBP: 0.344, SLG: 0.438 (1, 3)												4	1	1	1	1	1	3						
Al Smith, R OBP: 0.365, SLG: 0.456 (1, 9)												5	1	1	1	0	0	2						
Gene Fresse, R OBP: 0.287, SLG: 0.399 (1, 5)												4	0	0	0	0	2	1						
Sherm Lollar, R OBP: 0.330, SLG: 0.375 (1, 2)												4	0	0	0	0	1	0						
Jim Landis, R OBP: 0.370, SLG: 0.331 (1, 8)												4	1	1	1	0	0	0						
Frank Baumann, L OBP: 0.230, SLG: 0.143 (1, 1)												2	0	0	0	0	0	0						
Earl Torgeson, L OBP: 0.500, SLG: 0.567 (8, PH)												1	0	0	0	0	0	0						
Gerry Staley, R OBP: 0.273, SLG: 0.125 (9, 1)												0	0	0	0	0	0	0						
Turk Low, R OBP: 0.125, SLG: 0.125 (11, 1)												0	0	0	0	0	0	0						
Inning Stats	R: 0 E: 0 K: 0 S: 4	H: 2 LOB: 1 BB: 0 P: 4	R: 0 E: 0 K: 2 S: 7	H: 0 LOB: 0 BB: 0 P: 7	R: 1 E: 0 K: 0 S: 4	H: 1 LOB: 0 BB: 0 P: 4	R: 0 E: 0 K: 0 S: 3	H: 0 LOB: 1 BB: 1 P: 7	R: 0 E: 0 K: 0 S: 6	H: 0 LOB: 0 BB: 0 P: 6	R: 0 E: 0 K: 0 S: 3	H: 0 LOB: 0 BB: 0 P: 3	R: 0 E: 0 K: 0 S: 3	H: 0 LOB: 0 BB: 0 P: 3	R: 2 E: 0 K: 1 S: 7	H: 2 LOB: 0 BB: 0 P: 7	R: 0 E: 0 K: 0 S: 3	H: 0 LOB: 1 BB: 0 P: 4	R: 0 E: 1 K: 0 S: 4	H: 0 LOB: 1 BB: 0 P: 4	1B: 3 2B: 0 3B: 0 HR: 3	SF: 0 SAC: 0 DP: 0 HBP: 1	WP: 0 PB: 0 SB: 0 CS: 0	PA: 41
PITCHER	IP ERA WLS BF H R ER SO BB IBB HBP BLK WP HR S P ERA WHIP	8.2 3.15 1.1 32 6 0 0 1 1 0 0 0 0 0 6 7 0.00 0.000	1.1 3.45 1.0 4 0 0 0 0 0 0 0 0 0 0 4 4 0.00 0.000	PITCHER																				

Baltimore Orioles @ Chicago White Sox
Comiskey Park, Chicago, IL
Thu Jun 23 1960, 4:33 AM EDT
Att: 11,118 - Unknown

livebaseballscores.com

AB 39
R 3
H 6
RBI 3
BB 1
SO 4
LOB 8

Batter	1	2	3	4	5	6	7	8	9	AB	R	H	RBI	BB	SO	LOB	TOP					
Willie Tasby, R OBP: 0.376, SLG: 0.316 (1, 8)										4	1	2	0	0	0	1	Boston Red Sox @ Chicago White Sox Comiskey Park, Chicago, IL Fri Jun 24 1960, 8:05 PM EDT Att: 29,020 - Unknown					
Pete Runnels, L OBP: 0.412, SLG: 0.450 (1, 4)										4	0	1	0	0	0	2						
Ted Williams, L OBP: 0.446, SLG: 0.772 (1, 7)										3	0	1	1	1	0	0						
Vic Wertz, L OBP: 0.302, SLG: 0.383 (1, 3)										4	0	0	0	0	0	2						
Frank Matzone, R OBP: 0.329, SLG: 0.402 (1, 5)										4	0	1	0	0	0	0						
Russ Nixon, L OBP: 0.315, SLG: 0.372 (1, 2)										3	0	0	0	0	0	1						
Gary Geiger, L OBP: 0.327, SLG: 0.421 (1, 9)										3	0	1	0	0	0	1						
Pumpsie Green, S OBP: 0.333, SLG: 0.326 (1, 6)										3	0	1	0	0	0	2						
Bill Monbouquette, R OBP: 0.188, SLG: 0.037 (1, 1)										2	0	0	0	0	0	0						
Inning Stats	R: 0 E: 0 K: 0 S: 3	H: 1 LOB: 0 BB: 0 P: 3	R: 0 E: 0 K: 0 S: 3	H: 0 LOB: 0 BB: 0 P: 3	R: 0 E: 0 K: 0 S: 3	H: 1 LOB: 0 BB: 0 P: 3	R: 0 E: 0 K: 0 S: 3	H: 0 LOB: 1 BB: 1 P: 7	R: 0 E: 0 K: 0 S: 4	H: 1 LOB: 1 BB: 0 P: 4	R: 1 E: 0 K: 0 S: 5	H: 3 LOB: 1 BB: 0 P: 5	R: 0 E: 0 K: 0 S: 3	H: 0 LOB: 0 BB: 0 P: 3	R: 0 E: 0 K: 0 S: 4	H: 1 LOB: 1 BB: 0 P: 4	R: 0 E: 0 K: 0 S: 3	H: 0 LOB: 0 BB: 0 P: 3	1B: 6 2B: 1 3B: 0 HR: 0	SF: 0 SAC: 1 DP: 2 HBP: 0	WP: 0 PB: 0 SB: 0 CS: 0	PA: 32
PITCHER Bob Shaw, R ERA: 3.58 (1, 1)	IP: 9.0 WLS: W BF: 32 H: 7 R: 1 ER: 1 SO: 0 BB: 1 IBB: 0 HBP: 0 BLK: 0 WP: 0 HR: 0 S: 31 P: 35 ERA: 1.00 WHIP: 0.889															PITCHER	IP: 9.0 WLS: W BF: 32 H: 7 R: 1 ER: 1 SO: 0 BB: 1 IBB: 0 HBP: 0 BLK: 0 WP: 0 HR: 0 S: 31 P: 35 ERA: 1.00 WHIP: 0.889					

AB	30
R	1
H	7
RBI	1
BB	1
SO	0
LOB	9



Batter	1	2	3	4	5	6	7	8	9	AB	R	H	RBI	BB	SO	LOB	BOTTOM					
Luis Aparicio, R OBP: 0.295, SLG: 0.339 (1, 6)										4	1	1	0	0	1	0	Boston Red Sox @ Chicago White Sox Comiskey Park, Chicago, IL Fri Jun 24 1960, 8:05 PM EDT Att: 29,020 - Unknown					
Nellie Fox, L OBP: 0.344, SLG: 0.368 (1, 4)										4	0	0	0	0	0	1						
Minnie Minoso, R OBP: 0.394, SLG: 0.500 (1, 7)										4	0	3	1	0	0	0						
Roy Sievers, R OBP: 0.341, SLG: 0.433 (1, 3)										4	0	1	0	0	1	2						
Al Smith, R OBP: 0.363, SLG: 0.453 (1, 9)										4	0	1	0	0	0	3						
Gene Freese, R OBP: 0.274, SLG: 0.423 (1, 5)										3	1	2	0	0	0	0						
Sherm Lollar, R OBP: 0.325, SLG: 0.369 (1, 2)										3	0	0	0	0	1	2						
Jim Landis, R OBP: 0.374, SLG: 0.341 (1, 8)										1	0	1	1	1	0	0						
Bob Shaw, R OBP: 0.129, SLG: 0.071 (1, 1)										3	0	0	0	0	1	3						
Inning Stats	R: 1 E: 0 K: 0 S: 5	H: 2 LOB: 1 BB: 0 P: 5	R: 1 E: 0 K: 1 S: 6	H: 1 LOB: 0 BB: 0 P: 6	R: 0 E: 0 K: 1 S: 7	H: 2 LOB: 2 BB: 0 P: 7	R: 0 E: 0 K: 0 S: 4	H: 1 LOB: 1 BB: 0 P: 4	R: 0 E: 0 K: 0 S: 6	H: 1 LOB: 1 BB: 0 P: 6	R: 0 E: 0 K: 0 S: 4	H: 1 LOB: 2 BB: 1 P: 8	R: 0 E: 0 K: 0 S: 3	H: 0 LOB: 0 BB: 0 P: 3	R: 0 E: 0 K: 1 S: 6	H: 1 LOB: 1 BB: 0 P: 6	R: 0 E: 0 K: 1 S: 6	H: 1 LOB: 1 BB: 0 P: 6	1B: 5 2B: 3 3B: 1 HR: 0	SF: 1 SAC: 2 DP: 0 HBP: 0	WP: 0 PB: 0 SB: 1 CS: 0	PA: 34
PITCHER Bill Monbouquette, R ERA: 3.0 (1, 1)	IP: 8.0 WLS: L BF: 34 H: 9 R: 2 ER: 2 SO: 4 BB: 0 IBB: 1 HBP: 0 BLK: 0 WP: 0 HR: 0 S: 41 P: 45 ERA: 2.25 WHIP: 1.125															PITCHER	IP: 8.0 WLS: L BF: 34 H: 9 R: 2 ER: 2 SO: 4 BB: 0 IBB: 1 HBP: 0 BLK: 0 WP: 0 HR: 0 S: 41 P: 45 ERA: 2.25 WHIP: 1.125					

AB	30
R	2
H	9
RBI	2
BB	1
SO	4
LOB	11



Batter	1	2	3	4	5	6	7	8	9	AB	R	H	RBI	BB	SO	LOB	TOP				
Willie Tasby, R OBP: 0.367, SLG: 0.303 (1, 8)	F4		K		6-3		P4			4	0	0	0	0	1	0	Boston Red Sox @ Chicago White Sox Comiskey Park, Chicago, IL Sun Jun 26 1960, 4:33 AM EDT Unknown				
Pumpsie Green, S OBP: 0.325, SLG: 0.313 (1, 4)	BB BB		F2			BB 1B	K			3	1	1	0	1	1	0					
Ted Williams, L OBP: 0.445, SLG: 0.729 (1, 7)	K					BB 1B FC6-4		F8		2	1	0	0	2	1	1					
Frank Malzone, R OBP: 0.332, SLG: 0.397 (1, 5)	FC6-4 BB		F7			K		G6-4-3 1B		3	0	1	0	1	1	3					
Ray Boone, R OBP: 0.333, SLG: 0.261 (1, 3)	FC6-4 1-2					FC6-4 1B		G6-4-3 1B		4	0	1	1	0	0	3					
Haywood Sullivan, R OBP: 0.296, SLG: 0.216 (1, 2)		P4		K		FC6-4 1-2 2-H		K		4	0	0	1	0	2	1					
Carroll Hardy, R OBP: 0.125, SLG: 0.100 (1, 9)		1-3		F8		F2		F8		4	0	0	0	0	0	1					
Don Buddin, R OBP: 0.332, SLG: 0.367 (1, 6)					5-3			5-3		4	1	2	1	0	0	0					
Frank Sullivan, R OBP: 0.185, SLG: 0.083 Billy Muffett, R (6, 1)	1-3				K		6-3			2	0	0	0	0	1	1					
Rip Repulski, R OBP: 0.292, SLG: 0.377 Mike Fornieles, R OBP: 0.333, SLG: 0.333 (7, PH) (7, 1)										0	0	0	0	0	0	0					
Inning Stats	R: 0 E: 0 K: 1 S: 5	H: 0 LOB: 2 BB: 2 P: 13	R: 0 E: 0 K: 0 S: 4	H: 1 LOB: 1 BB: 0 P: 4	R: 0 E: 0 K: 1 S: 5	H: 0 LOB: 1 BB: 1 P: 9	R: 0 E: 0 K: 1 S: 5	H: 0 LOB: 0 BB: 0 P: 5	R: 0 E: 0 K: 1 S: 5	H: 0 LOB: 0 BB: 0 P: 5	R: 2 E: 0 K: 1 S: 7	H: 2 LOB: 1 BB: 1 P: 11	R: 1 E: 0 K: 0 S: 6	H: 1 LOB: 0 BB: 0 P: 6	R: 0 E: 0 K: 0 S: 3	H: 1 LOB: 0 BB: 0 P: 3	R: 0 E: 0 K: 1 S: 5	H: 0 LOB: 0 BB: 0 P: 5	1B: 4 2B: 0 3B: 0 HR: 1	SF: 0 SAC: 0 DP: 1 HBP: 0	WP: 0 PA: 35 CS: 0
PITCHER Billy Pierce, L ERA: 3.71 (1, 1)	IP: 9.0 WLS: W BF: 35 H: 5 R: 3 ER: 3 SO: 7 BB: 4 IBB: 0 HBP: 0 BLK: 0 WP: 0 HR: 1 S: 45 P: 61 ERA: 3.00 WHIP: 1.000															PITCHER					

Batter	1	2	3	4	5	6	7	8	9	AB	R	H	RBI	BB	SO	LOB	BOTTOM		
Luis Aparicio, R OBP: 0.291, SLG: 0.335 (1, 6)	F5		6-3			G1-2-3				4	0	1	1	0	0	3	Boston Red Sox @ Chicago White Sox Comiskey Park, Chicago, IL Sun Jun 26 1960, 4:33 AM EDT Unknown		
Nellie Fox, L OBP: 0.346, SLG: 0.370 (1, 4)	3-1			1-6-3 HBP	1-3 2-H	2B		6-3		3	0	1	1	0	0	0			
Minnie Minoso, R OBP: 0.396, SLG: 0.500 (1, 7)	6-3			1-6-3 1-2	5-3		WP CS 2B			4	0	1	0	0	0	3			
Ted Kluszewski, L OBP: 0.333, SLG: 0.376 (1, 3)		P4		F8	F9		F5			4	0	0	0	0	0	4			
Al Smith, R OBP: 0.361, SLG: 0.446 (1, 9)				K		2B FC3 1B	CS	4-3		4	1	2	0	0	1	1			
Gene Freese, R OBP: 0.295, SLG: 0.461 Sammy Esposito, R OBP: 0.304, SLG: 0.237 (9, 5)		P4			BB FC4-6 2B	FC3 G1-2-3 2B		F7		4	1	2	0	0	0	1			
Joe Ginsberg, L OBP: 0.434, SLG: 0.333 (1, 2)					FC4-6 BB 1B	FC3 BB				1	1	0	0	3	0	1			
Jim Landis, R OBP: 0.377, SLG: 0.339 (1, 8)			K		FC4-6 BB	K		6-3		3	0	0	0	1	2	4			
Billy Pierce, L OBP: 0.219, SLG: 0.138 (1, 1)			K		FC4-6 BB 1B	FC3				3	1	0	2	0	1	4			
Inning Stats	R: 0 E: 0 K: 0 S: 3	H: 0 LOB: 0 BB: 0 P: 3	R: 0 E: 0 K: 0 S: 4	H: 1 LOB: 1 BB: 0 P: 4	R: 0 E: 0 K: 2 S: 7	H: 0 LOB: 0 BB: 0 P: 7	R: 0 E: 0 K: 1 S: 5	H: 0 LOB: 1 BB: 0 P: 6	R: 3 E: 0 K: 0 S: 6	H: 3 LOB: 2 BB: 2 P: 14	R: 1 E: 0 K: 1 S: 7	H: 2 LOB: 2 BB: 1 P: 11	R: 0 E: 0 K: 0 S: 3	H: 1 LOB: 0 BB: 0 P: 3	R: 0 E: 0 K: 0 S: 3	H: 0 LOB: 1 BB: 1 P: 7		1B: 3 2B: 4 3B: 0 HR: 0	SF: 0 SAC: 0 DP: 1 HBP: 1
PITCHER Frank Sullivan, R ERA: 4.68 Billy Muffett, R ERA: 9.0 Mike Fornieles, R ERA: 2.13 (1, 1) (6, 1) (7, 1)	IP: 5.0 WLS: L BF: 25 H: 6 R: 4 ER: 4 SO: 3 BB: 3 IBB: 0 HBP: 0 BLK: 0 WP: 0 HR: 0 S: 27 P: 40 ERA: 7.20 WHIP: 1.800															PITCHER			

Batter	1	2	3	4	5	6	7	8	9	AB	R	H	RBI	BB	SO	LOB	TOP					
Willie Tasby, R OBP: 0.368, SLG: 0.308 (1, 8)	0-3 K		4-0 FC1-4 BB		0-0 2B	0-0 F5		0-0 6-3		4	1	1	0	1	1	1	Boston Red Sox @ Chicago White Sox Comiskey Park, Chicago, IL Sun Jun 26 1960, 4:38 AM EDT Att: 37,281 - Unknown					
Pete Runnels, L OBP: 0.406, SLG: 0.439 Pumpsie Green, S OBP: 0.328, SLG: 0.310 (1, 4) (5, 4)	0-3 K2-3		0-0 FC1-4		0-0 F8		0-0 F8	4-0 G1-4-3 1B BB	3	0	0	0	0	1	3	1						
Vic Wertz, L OBP: 0.315, SLG: 0.414 (1, 3)	0-0 F2		0-0 SF8		0-0 HR 2B			0-0 G1-4-3 1B BB	4	1	3	2	0	0	0	0						
Frank Malzone, R OBP: 0.333, SLG: 0.407 (1, 5)		1-0 BB HBP	0-0 F5		0-0 HR 2B		0-0 F9	0-0 G1-4-3 1B BB	4	1	1	2	0	0	4	0						
Russ Nixon, L OBP: 0.326, SLG: 0.374 (1, 2)	0-3 K		0-0 F7		0-0 1B		0-0 4-3	0-0 1B BB	5	0	2	1	0	1	2	0						
Gary Geiger, L OBP: 0.329, SLG: 0.432 (1, 9)	4-0 1-2 BB		0-3 K		0-0 4-3			0-0 HR 1B	4	1	2	1	1	1	1	1						
Bobby Thomson, R OBP: 0.323, SLG: 0.439 (1, 7)	0-3 K		0-0 E5		0-0 P6		0-0 6-3	0-0 F9	5	0	0	0	0	1	4	0						
Don Buddin, R OBP: 0.335, SLG: 0.381 (1, 6)	0-3 K		0-0 5-3		4-0 BB BB		0-0 HR		3	1	1	1	1	1	3	0						
Tom Borland, L (1, 1)			4-0 FC1-4 BB SF8 BB		0-3 K		0-3 K	0-3 K	0	0	0	0	0	0	0	0						
Jerry Casale, R OBP: 0.320, SLG: 0.304 Dave Hillman, R OBP: 0.328, SLG: 0.310 Billy Muffett, R OBP: 0.328, SLG: 0.310 (2, 1) (4, 1) (4, 1)									0	1	0	0	1	0	0	0						
Inning Stats	R: 0 E: 0 K: 2 S: 7	H: 0 LOB: 0 BB: 0 P: 7	R: 0 E: 0 K: 3 S: 9	H: 0 LOB: 2 BB: 1 P: 14	R: 1 E: 0 K: 0 S: 3	H: 0 LOB: 1 BB: 2 P: 11	R: 0 E: 1 K: 1 S: 6	H: 0 LOB: 1 BB: 0 P: 6	R: 3 E: 0 K: 1 S: 9	H: 4 LOB: 1 BB: 0 P: 9	R: 0 E: 0 K: 1 S: 5	H: 0 LOB: 1 BB: 1 P: 9	R: 0 E: 0 K: 0 S: 4	H: 1 LOB: 0 BB: 0 P: 4	R: 2 E: 0 K: 1 S: 7	H: 2 LOB: 0 BB: 0 P: 7	R: 1 E: 0 K: 0 S: 5	H: 3 LOB: 2 BB: 1 P: 9	1B: 4 2B: 3 3B: 0 HR: 3	SF: 1 SAC: 0 DP: 1 HBP: 1	WP: 0 PB: 0 SB: 0 CS: 0	PA: 43
PITCHER Early Wynn, R ERA: 4.5 (1, 1)	IP: 9.0 WLS: W BF: 43 H: 10 R: 7 ER: 7 SO: 9 BB: 5 IBB: 0 HBP: 1 BLK: 0 WP: 0 HR: 3 S: 55 P: 76 ERA: 7.00 WHIP: 1.667															PITCHER						

Batter	1	2	3	4	5	6	7	8	9	AB	R	H	RBI	BB	SO	LOB	BOTTOM			
Luis Aparicio, R OBP: 0.294, SLG: 0.337 Sammy Esposito, R OBP: 0.292, SLG: 0.225 (1, 6) (5, 6)	0-0 4-3	0-0 4-3 2B 1B	0-0 F5	0-0 BB 1B BB 1B	0-3 K		0-3 K			4	2	2	2	0	0	3	Boston Red Sox @ Chicago White Sox Comiskey Park, Chicago, IL Sun Jun 26 1960, 4:38 AM EDT Att: 37,281 - Unknown			
Nellie Fox, L OBP: 0.342, SLG: 0.366 (1, 4)	0-0 F7	0-0 4-3	0-0 F7	0-0 BB BB 1B	0-0 F2		0-0 4-3		6	1	1	1	0	0	4	0				
Minnie Minoso, R OBP: 0.405, SLG: 0.520 Joe Hicks, L OBP: 0.265, SLG: 0.258 (1, 7) (5, 7)	4-0 HR BB	0-0 2B		0-0 HR BB		0-3 K 1B SF7		0-0 5-3	2	3	2	2	2	0	0	0				
Roy Sievers, R OBP: 0.347, SLG: 0.440 (1, 3)	0-0 HR	0-0 P4		0-0 5-3		0-3 K		0-0 F2	5	2	1	3	1	1	2	0				
Al Smith, R OBP: 0.367, SLG: 0.455 Jim Rivera, L OBP: 0.400, SLG: 0.667 (1, 9) (5, 9)	0-0 F9		0-0 E S 1B 1B	0-0 BB 2B		0-0 FC6-4 1B		0-0 3B 1B	4	3	3	2	0	0	0	0				
Gene Freese, R OBP: 0.307, SLG: 0.479 (1, 5)		4-0 1B BB	0-3 K	0-0 1B BB		0-0 SF7		0-0 3B	4	3	3	4	1	1	1	0				
Sherm Lollar, R OBP: 0.338, SLG: 0.384 (1, 2)		0-0 1B 1B	0-0 E6	0-0 1B BB 1B		0-0 FC6-4		0-0 HBP	5	2	4	3	0	0	1	0				
Jim Landis, R OBP: 0.385, SLG: 0.372 (1, 8)		0-0 1B 4-3 1B	4-0 1B BB	0-0 1B BB				0-3 K	5	3	3	3	1	1	3	0				
Early Wynn, S OBP: 0.235, SLG: 0.194 (1, 1)	0-0 P4		0-0 1B	0-3 K	0-0 4-3		0-3 K		5	0	1	1	0	2	3	0				
Inning Stats	R: 2 E: 0 K: 0 S: 4	H: 1 LOB: 1 BB: 1 P: 8	R: 4 E: 0 K: 0 S: 7	H: 4 LOB: 1 BB: 1 P: 11	R: 1 E: 1 K: 1 S: 8	H: 3 LOB: 3 BB: 1 P: 12	R: 11 E: 0 K: 1 S: 15	H: 10 LOB: 1 BB: 2 P: 23	R: 0 E: 0 K: 1 S: 5	H: 0 LOB: 0 BB: 0 P: 5	R: 1 E: 0 K: 2 S: 9	H: 1 LOB: 1 BB: 0 P: 9	R: 1 E: 0 K: 2 S: 8	H: 1 LOB: 0 BB: 0 P: 8	R: 1 E: 0 K: 1 S: 7	H: 2 LOB: 2 BB: 0 P: 8		1B: 14 2B: 3 3B: 2 HR: 3	SF: 1 SAC: 0 DP: 0 HBP: 1	WP: 1 PB: 0 SB: 1 CS: 0
PITCHER Tom Borland, L ERA: 5.45 Jerry Casale, R ERA: 6.5 Dave Hillman, R ERA: 5.68 Billy Muffett, R ERA: 11.37 (1, 1) (2, 1) (4, 1) (4, 1)	IP: 1.1 WLS: L BF: 10 H: 4 R: 6 ER: 6 SO: 0 BB: 2 IBB: 0 HBP: 0 BLK: 0 WP: 0 HR: 1 S: 15 P: 16 ERA: 40.50 WHIP: 4.500															PITCHER				

Batter	1	2	3	4	5	6	7	8	9	10	11	12	13	14	AB	R	H	RBI	BB	SO	LOB	TOP		
Luis Aparicio, R OBP: 0.287, SLG: 0.328 (1, 6)	6-3	FC6-4		6-3			E6 SH5-3 FC4		F9		FC6-4			F3	7	1	0	0	0	0	6			
Nellie Fox, L OBP: 0.336, SLG: 0.358 (1, 4)	6-3		F8		G3		SH5-3		4-3			F3		F8	6	0	0	0	0	0	1			
Minnie Minoso, R OBP: 0.403, SLG: 0.514 (1, 7)	FC5-4 1B		BB		1-3		FC4 FC6-4		F9			E5 CS			5	0	1	1	1	0	0			
Roy Sievers, R OBP: 0.341, SLG: 0.429 (1, 3)	FC5-4		F9				FC6-4 1B				F7		F4		6	0	1	0	0	0	4			
Al Smith, R OBP: 0.370, SLG: 0.456 (1, 9)		BB 1-3 1B			G3						6-3		CS		6	0	3	0	0	0	1			
Gene Freese, R OBP: 0.297, SLG: 0.463 (1, 5)		1-3	F8				F8		F7					F6	6	0	0	0	0	0	5			
Sherm Lollar, R OBP: 0.338, SLG: 0.379 (1, 2)					F4				F8		6-3			F5	5	0	1	0	1	0	0			
Jim Landis, R OBP: 0.383, SLG: 0.373 (1, 8)															5	0	1	0	1	3	3			
Frank Baumann, L OBP: 0.299, SLG: 0.118 (1, 1)															3	0	0	0	1	1	3			
Ted Kluszewski, L OBP: 0.338, SLG: 0.381 (11, PH)															1	0	1	0	0	0	0			
Jim Rivera, L OBP: 0.400, SLG: 0.667 (11, PR)															0	0	0	0	0	0	0			
Turk Lown, R OBP: 0.400, SLG: 0.500 (11, 1)															1	0	1	0	0	0	0			
Gerry Staley, R OBP: 0.275, SLG: 0.125 (14, 1)															0	0	0	0	0	0	0			
Inning Stats	R: 0 E: 0 K: 0 S: 4	H: 1 LOB: 1 BB: 0 P: 4	R: 0 E: 0 K: 1 S: 6	H: 1 LOB: 3 BB: 2 P: 14	R: 0 E: 0 K: 0 S: 4	H: 1 LOB: 2 BB: 1 P: 8	R: 0 E: 0 K: 0 S: 4	H: 1 LOB: 1 BB: 0 P: 4	R: 0 E: 0 K: 1 S: 6	H: 1 LOB: 2 BB: 0 P: 6	R: 0 E: 0 K: 0 S: 3	H: 0 LOB: 0 BB: 0 P: 3	R: 0 E: 0 K: 1 S: 6	H: 1 LOB: 1 BB: 0 P: 6	R: 0 E: 0 K: 0 S: 3	H: 0 LOB: 0 BB: 0 P: 3	R: 0 E: 0 K: 0 S: 3	H: 0 LOB: 0 BB: 0 P: 3	R: 0 E: 0 K: 0 S: 4	H: 1 LOB: 1 BB: 0 P: 4	1B: 7 2B: 3 3B: 0 HR: 0	SF: 0 SAC: 1 DP: 1 HBP: 0	WP: 0 PB: 0 CS: 2	PA: 57
Hal Woodeshick, L ERA: 3.57	IP: 10.0	WLS: 7	BF: 42	H: 7	R: 1	ER: 0	SO: 3	BB: 4	IBB: 0	HBP: 0	BLK: 0	WP: 0	HR: 0	S: 44	P: 60	ERA: 3.57	WHIP: 1.100							
Ray Moore, R ERA: 5.14	IP: 0.0	WLS: 0	BF: 0	H: 0	R: 0	ER: 0	SO: 0	BB: 0	IBB: 0	HBP: 0	BLK: 0	WP: 0	HR: 0	S: 0	P: 0	ERA: ∞	WHIP: ∞							
Chuck Stobbs, L ERA: 2.45	IP: 14.1	WLS: 4	BF: 1	H: 0	R: 0	ER: 0	SO: 0	BB: 0	IBB: 0	HBP: 0	BLK: 0	WP: 0	HR: 4	S: 4	P: 4	ERA: 0.00	WHIP: 1.000							

Chicago White Sox @ Washington Senators
Griffith Stadium, Washington, DC
Tue Jun 28 1960, 7:05 PM EDT
Att. 12,694 - Unknown

livebaseballscorecards.com

AB: 57
R: 1
H: 9
RBI: 1
BB: 4
SO: 4
LOB: 23

WP: 0 PA: 57
PB: 0 CS: 2



Batter	1	2	3	4	5	6	7	8	9	10	11	12	13	14	AB	R	H	RBI	BB	SO	LOB	BOTTOM						
Pete Whisenant, R OBP: 0.388, SLG: 0.333 (1, 8)	4-3							F2			6-3				6	1	2	0	0	1	0							
Reno Bertola, R OBP: 0.360, SLG: 0.383 (1, 5)	4-3										1-4-3				6	0	3	1	0	0	1							
Bob Allison, R OBP: 0.402, SLG: 0.492 (1, 9)															6	0	1	0	0	3	4							
Jim Lemon, R OBP: 0.371, SLG: 0.543 (1, 7)															3	0	1	0	2	2	2							
Lenny Green, L OBP: 0.323, SLG: 0.368 (13, 7)															0	1	0	0	1	0	0							
Billy Gardner, R OBP: 0.354, SLG: 0.398 (13, 6)															3	0	1	0	0	0	4							
Earl Battey, R OBP: 0.318, SLG: 0.412 (1, 2)															4	0	1	0	2	0	1							
Jose Valdivielso, R OBP: 0.297, SLG: 0.311 (12, PH)															4	0	2	0	0	0	2							
Faye Throneberry, L OBP: 0.321, SLG: 0.333 (13, 5)															0	0	0	0	0	0	0							
Harmon Killebrew, R OBP: 0.379, SLG: 0.614 (14, PH)															0	0	0	0	0	0	0							
Elmer Valo, L OBP: 0.458, SLG: 0.235 (14, PH)															0	0	0	0	1	0	0							
Julio Becquer, L OBP: 0.245, SLG: 0.352 (1, 3)															5	0	1	1	0	1	5							
Hal Woodeshick, R OBP: 0.118, SLG: 0.083 (1, 1)															3	0	0	0	0	1	0							
Billy Consolo, R OBP: 0.317, SLG: 0.311 (10, PH)															1	0	1	0	0	0	0							
Ray Moore, R OBP: 0.379, SLG: 0.414 (11, 1)															0	0	0	0	0	0	0							
Dan Dobbek, L OBP: 0.321, SLG: 0.383 (13, PH)															1	0	0	0	0	0	0							
Chuck Stobbs, L ERA: 1.8	IP: 14.1	WLS: 1	BF: 0	H: 0	R: 0	ER: 0	SO: 0	BB: 0	IBB: 0	HBP: 0	BLK: 0	WP: 0	HR: 0	S: 1	P: 1	ERA: 0.00	WHIP: 0.000											
Inning Stats	R: 0 E: 0 K: 0 S: 3	H: 1 LOB: 0 BB: 0 P: 3	R: 0 E: 0 K: 1 S: 5	H: 1 LOB: 0 BB: 0 P: 5	R: 0 E: 0 K: 1 S: 5	H: 0 LOB: 0 BB: 0 P: 5	R: 1 E: 0 K: 1 S: 7	H: 2 LOB: 1 BB: 0 P: 7	R: 0 E: 0 K: 0 S: 3	H: 1 LOB: 1 BB: 0 P: 3	R: 0 E: 0 K: 0 S: 4	H: 1 LOB: 1 BB: 1 P: 4	R: 0 E: 0 K: 1 S: 5	H: 1 LOB: 0 BB: 0 P: 9	R: 0 E: 0 K: 1 S: 6	H: 2 LOB: 2 BB: 0 P: 6	R: 0 E: 0 K: 1 S: 5	H: 0 LOB: 0 BB: 0 P: 5	R: 0 E: 0 K: 0 S: 4	H: 1 LOB: 3 BB: 1 P: 8	R: 0 E: 0 K: 2 S: 8	H: 1 LOB: 1 BB: 0 P: 8	R: 1 E: 0 K: 0 S: 2	H: 0 LOB: 2 BB: 3 P: 14	1B: 10 2B: 3 3B: 0 HR: 0	SF: 1 SAC: 3 DP: 5 HBP: 0	WP: 0 PB: 0 CS: 1	PA: 54
Frank Baumann, L ERA: 2.44	IP: 10.0	WLS: 3	BF: 36	H: 11	R: 1	ER: 1	SO: 5	BB: 1	IBB: 1	HBP: 0	BLK: 0	WP: 0	HR: 0	S: 44	P: 52	ERA: 2.44	WHIP: 1.200											
Turk Lown, R ERA: 1.84	IP: 3.1	WLS: 1	BF: 16	H: 2	R: 1	ER: 1	SO: 3	BB: 1	IBB: 0	HBP: 0	BLK: 0	WP: 0	HR: 18	S: 34	P: 34	ERA: 2.70	WHIP: 1.500											
Gerry Staley, R ERA: 1.8	IP: 0.1	WLS: 0	BF: 0	H: 0	R: 0	ER: 0	SO: 0	BB: 0	IBB: 0	HBP: 0	BLK: 0	WP: 0	HR: 1	S: 1	P: 1	ERA: 0.00	WHIP: 0.000											

Chicago White Sox @ Washington Senators
Griffith Stadium, Washington, DC
Tue Jun 28 1960, 7:05 PM EDT
Att. 12,694 - Unknown

livebaseballscorecards.com

AB: 43
R: 2
H: 13
RBI: 2
BB: 6
SO: 8
LOB: 21




Batter	1	2	3	4	5	6	7	8	9	10	AB	R	H	RBI	BB	SO	LOB	
Jim Landis, R OBP: 0.376, SLG: 0.365 (1, 8)	L6		K			F8			4-3	SF8	4	0	0	1	0	1	0	
Nellie Fox, L OBP: 0.330, SLG: 0.351 (1, 4)	F9		F7			F9			F9	F8	5	0	0	0	0	0	2	
Minnie Minoso, R OBP: 0.405, SLG: 0.512 (1, 7)	F9					4-3				BB	3	0	1	0	1	0	0	
Roy Sievers, R OBP: 0.344, SLG: 0.428 (1, 3)									F3		3	1	1	0	1	0	1	
Al Smith, R OBP: 0.371, SLG: 0.473 (1, 9)											4	2	2	2	0	0	2	
Gene Freese, R OBP: 0.302, SLG: 0.461 Sammy Esposito, R OBP: 0.292, SLG: 0.225 (10, PR) (10, 5)											3	0	1	0	1	0	2	
Joe Ginsberg, L OBP: 0.439, SLG: 0.356 (1, 2)											3	0	1	1	1	0	1	
Luis Aparicio, R OBP: 0.283, SLG: 0.324 (1, 6)											4	0	0	0	0	1	4	
Bob Shaw, R OBP: 0.121, SLG: 0.067 Russ Kemmerer, R OBP: 0.344, SLG: 0.381 Ted Kuszewski, L OBP: 0.202, SLG: 0.067 Jim Rivera, L OBP: 0.125, SLG: 0.105 Gerry Staley, R OBP: 0.135, SLG: 0.067 (10, 1) (10, 1) (10, 1) (10, 1) (10, 1)											2	0	0	0	0	0	0	
Inning Stats	R: 0 E: 0 K: 0 S: 3	H: 0 LOB: 0 BB: 0 P: 3	R: 2 E: 0 K: 1 S: 5	H: 1 LOB: 0 BB: 2 P: 13	R: 0 E: 0 K: 1 S: 5	H: 0 LOB: 0 BB: 0 P: 5	R: 0 E: 0 K: 0 S: 4	H: 2 LOB: 1 BB: 0 P: 4	R: 0 E: 0 K: 0 S: 3	H: 0 LOB: 0 BB: 0 P: 3	R: 0 E: 0 K: 0 S: 3	H: 0 LOB: 0 BB: 0 P: 3	R: 0 E: 0 K: 0 S: 3	H: 0 LOB: 1 BB: 1 P: 7	R: 2 E: 0 K: 0 S: 6	H: 3 LOB: 2 BB: 1 P: 10	1B: 3 2B: 3 3B: 0 HR: 1	SF: 1 SAC: 0 DP: 3 HBP: 0
PITCHER	IP WLS BF H R ER SO	IP WLS BF H R ER SO	IP WLS BF H R ER SO	IP WLS BF H R ER SO	IP WLS BF H R ER SO	IP WLS BF H R ER SO	IP WLS BF H R ER SO	IP WLS BF H R ER SO	IP WLS BF H R ER SO	IP WLS BF H R ER SO	IP WLS BF H R ER SO	IP WLS BF H R ER SO	IP WLS BF H R ER SO	IP WLS BF H R ER SO	IP WLS BF H R ER SO	IP WLS BF H R ER SO	ERA WHIP	ERA WHIP
Pedro Ramos, R ERA: 3.64 Tex Clevenger, R ERA: 3.24	8.0 L 11 3 2 2 0	2.0 L 11 3 2 2 0	1.0 L 11 3 2 2 0	1.0 L 11 3 2 2 0	1.0 L 11 3 2 2 0	1.0 L 11 3 2 2 0	1.0 L 11 3 2 2 0	1.0 L 11 3 2 2 0	1.0 L 11 3 2 2 0	1.0 L 11 3 2 2 0	1.0 L 11 3 2 2 0	1.0 L 11 3 2 2 0	1.0 L 11 3 2 2 0	1.0 L 11 3 2 2 0	1.0 L 11 3 2 2 0	1.0 L 11 3 2 2 0	9.00 2.000	9.00 2.000

TOP

Chicago White Sox @ Washington Senators
Griffith Stadium, Washington, DC
Thu Jun 30 1960, 7:05 PM EDT
Att. 11,952 - Unknown

AB	32
R	4
H	6
RBI	4
BB	5
SO	2
LOB	12




WP: 0 PA: 38
PB: 0
SB: 0
CS: 0

Batter	1	2	3	4	5	6	7	8	9	10	AB	R	H	RBI	BB	SO	LOB	
Reno Bertoia, R OBP: 0.369, SLG: 0.387 (1, 5) (9, 4)	E		FC3-6			K			6-3		4	0	2	0	1	1	2	
Dan Dobbek, L OBP: 0.311, SLG: 0.370 (1, 8)	F4		FC3-6			F3			K		5	0	0	0	0	1	3	
Bob Allison, R OBP: 0.402, SLG: 0.486 (1, 9)						FC6-4			F2		3	0	0	0	2	1	1	
Jim Lemon, R OBP: 0.368, SLG: 0.548 (1, 7)	F9		F7			HR			6-3		5	1	1	1	0	1	4	
Julio Becquer, L OBP: 0.254, SLG: 0.359 (1, 3)	4-3					HR					5	1	3	0	0	1	2	
Billy Gardner, R OBP: 0.353, SLG: 0.394 (1, 4) (9, 6)						SH3-4			F8		3	0	0	0	1	0	1	
Earl Battey, R OBP: 0.320, SLG: 0.418 (1, 2)						SH3-4					5	0	2	0	0	0	3	
Jose Valdivielso, R OBP: 0.282, SLG: 0.306 Elmer Valo, L OBP: 0.440, SLG: 0.235 Billy Consolo, R OBP: 0.317, SLG: 0.311 Faye Throneberry, L OBP: 0.329, SLG: 0.333 Harmon Killebrew, R OBP: 0.379, SLG: 0.414 (1, 6) (6, PH) (7, 6) (8, PH) (9, 5)						SH3-4					2	0	0	0	0	0	1	
Pedro Ramos, S OBP: 0.158, SLG: 0.270 Lenny Green, L OBP: 0.320, SLG: 0.364 Tex Clevenger, R OBP: 0.288, SLG: 0.286 (1, 1) (8, PH) (9, 1)						SH3-4					3	0	1	0	0	0	0	
Inning Stats	R: 0 E: 1 K: 0 S: 4	H: 1 LOB: 2 BB: 1 P: 8	R: 0 E: 0 K: 0 S: 3	H: 0 LOB: 0 BB: 0 P: 3	R: 0 E: 0 K: 0 S: 4	H: 1 LOB: 2 BB: 1 P: 8	R: 0 E: 0 K: 0 S: 4	H: 1 LOB: 1 BB: 0 P: 4	R: 0 E: 0 K: 0 S: 3	H: 0 LOB: 1 BB: 1 P: 7	R: 2 E: 0 K: 1 S: 9	H: 4 LOB: 2 BB: 0 P: 9	R: 0 E: 0 K: 1 S: 5	H: 0 LOB: 0 BB: 0 P: 5	R: 0 E: 0 K: 1 S: 5	H: 1 LOB: 1 BB: 1 P: 9	1B: 6 2B: 2 3B: 0 HR: 1	SF: 1 SAC: 1 DP: 1 HBP: 0
PITCHER	IP WLS BF H R ER SO	IP WLS BF H R ER SO	IP WLS BF H R ER SO	IP WLS BF H R ER SO	IP WLS BF H R ER SO	IP WLS BF H R ER SO	IP WLS BF H R ER SO	IP WLS BF H R ER SO	IP WLS BF H R ER SO	IP WLS BF H R ER SO	IP WLS BF H R ER SO	IP WLS BF H R ER SO	IP WLS BF H R ER SO	IP WLS BF H R ER SO	IP WLS BF H R ER SO	IP WLS BF H R ER SO	ERA WHIP	ERA WHIP
Bob Shaw, R ERA: 3.48 Russ Kemmerer, R ERA: 4.06 Gerry Staley, R ERA: 1.79 Dick Donovan, R ERA: 6.33	5.2 W 12 7 1 0 0	3.1 W 27 12 0 0 4	0.1 S 1 0 0 0	0.1 S 1 0 0 0	0.1 S 1 0 0 0	0.1 S 1 0 0 0	0.1 S 1 0 0 0	0.1 S 1 0 0 0	0.1 S 1 0 0 0	0.1 S 1 0 0 0	0.1 S 1 0 0 0	0.1 S 1 0 0 0	0.1 S 1 0 0 0	0.1 S 1 0 0 0	0.1 S 1 0 0 0	0.1 S 1 0 0 0	3.18 1.765	0.00 0.300

BOTTOM

Chicago White Sox @ Washington Senators
Griffith Stadium, Washington, DC
Thu Jun 30 1960, 7:05 PM EDT
Att. 11,952 - Unknown

AB	36
R	2
H	9
RBI	2
BB	5
SO	5
LOB	19




WP: 0 PA: 43
PB: 0
SB: 0
CS: 0

Batter	1	2	3	4	5	6	7	8	9	AB	R	H	RBI	BB	SO	LOB	TOP		
Jim Landis, R OBP: 0.371, SLG: 0.360 Joe Hicks, L OBP: 0.257, SLG: 0.250	(1, 8) 0-3 K		(1, 8) 0-0 1-3			(1, 8) 0-3 K		(1, 8) 0-0 G4-3		3	0	0	0	0	2	1			
Nellie Fox, L OBP: 0.332, SLG: 0.351	(1, 4) 0-0 F7			(1, 4) 4-0 BB		(1, 4) 0-0 1B		(1, 4) 0-0 4-3		3	0	1	0	1	0	0			
Minnie Minoso, R OBP: 0.403, SLG: 0.508	(1, 7) 0-0 F8			(1, 7) 0-0 L5-3		(1, 7) 0-0 1B		(1, 7) 0-0 FC5-4		4	0	1	0	0	0	1			
Roy Sievers, R OBP: 0.342, SLG: 0.429	(1, 3) 0-0 F9			(1, 3) 0-0 2B		(1, 3) 0-0 F7		(1, 3) 0-0 L7		4	0	1	0	0	0	3			
Al Smith, R OBP: 0.370, SLG: 0.467	(1, 9) 4-0 BB			(1, 9) 0-0 5-3		(1, 9) 0-0 FC5-4		(1, 9) 0-0 F8		3	0	0	0	1	0	4			
Gene Freese, R OBP: 0.301, SLG: 0.456	(1, 5) 0-0 G5-4-3			(1, 5) 0-0 1B		(1, 5) 0-0 F4		(1, 5) 0-0 F5		4	0	1	0	0	0	2			
Joe Ginsberg, L OBP: 0.417, SLG: 0.333	(1, 2) 0-0 F6		(1, 2) 0-0 F6		(1, 2) 0-0 F7		(1, 2) 0-0 4-3			3	0	0	0	0	0	1			
Luis Aparicio, R OBP: 0.280, SLG: 0.320	(1, 6) 0-0 6-3		(1, 6) 0-0 F9		(1, 6) 0-0 F9		(1, 6) 0-0 F2			3	0	0	0	0	0	1			
Billy Pierce, L OBP: 0.235, SLG: 0.133 Earl Torgeson, L OBP: 0.523, SLG: 0.581 Bob Rush, R OBP: 0.600, SLG: 0.500	(1, 1) 4-0 BB		(1, 1) 0-0 F8		(1, 1) 0-0 F8		(1, 1) 0-0 G4-3			1	0	0	0	1	0	1			
Inning Stats	R: 0 E: 0 K: 1 S: 5	H: 0 LOB: 0 BB: 0 P: 5	R: 0 E: 0 K: 0 S: 2	H: 0 LOB: 0 BB: 1 P: 6	R: 0 E: 0 K: 0 S: 3	H: 0 LOB: 1 BB: 1 P: 7	R: 0 E: 0 K: 0 S: 3	H: 1 LOB: 1 BB: 1 P: 7	R: 0 E: 0 K: 1 S: 7	H: 2 LOB: 2 BB: 0 P: 7	R: 0 E: 0 K: 0 S: 3	H: 0 LOB: 0 BB: 0 P: 3	R: 0 E: 0 K: 0 S: 3	H: 1 LOB: 1 BB: 0 P: 3	R: 0 E: 1 K: 0 S: 4	H: 0 LOB: 1 BB: 0 P: 4	1B: 4 2B: 2 3B: 0 HR: 0	SF: 0 SAC: 0 DP: 3 HBP: 0	WP: 0 PA: 33
PITCHER Milt Pappas, R ERA: 4.23	IP: 9.0 WLS: W BF: 33 H: 5 R: 0 ER: 0 SO: 2 BB: 3 IBB: 0 HBP: 0 BLK: 0 WP: 0 HR: 0 S: 34 P: 46 ERA: 0.00 WHIP: 0.889															PITCHER			

Chicago White Sox @ Baltimore Orioles
Memorial Stadium, Baltimore, MD
Fri Jul 01 1960, 7:05 PM EDT
Att: 16,204 - Unknown


AB 30
R 0
H 5
RBI 0
BB 3
SO 2
LOB 15

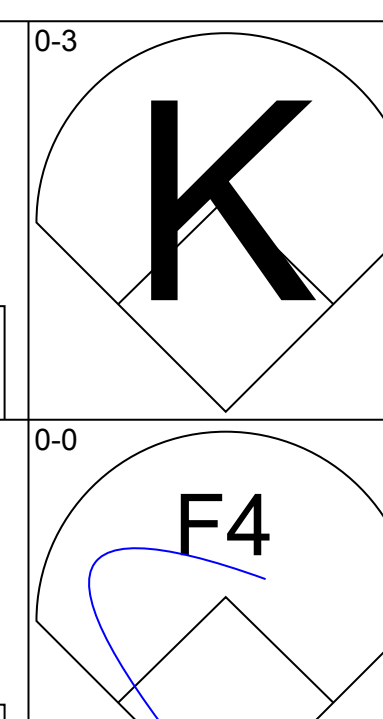
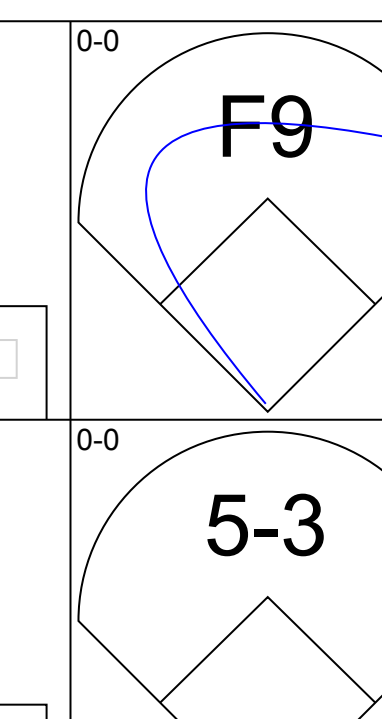
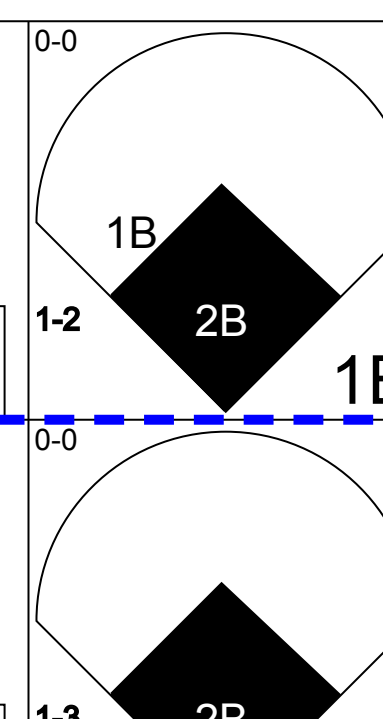
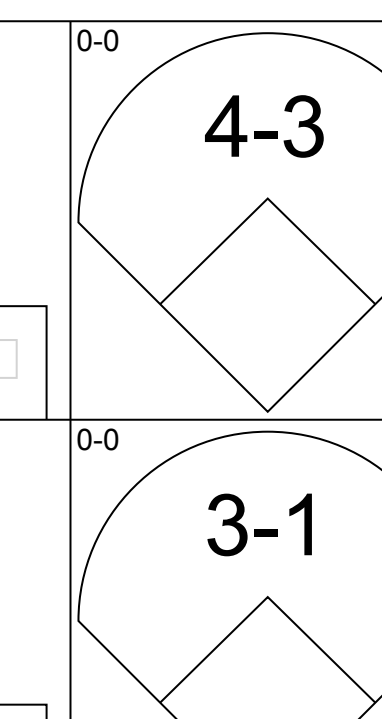
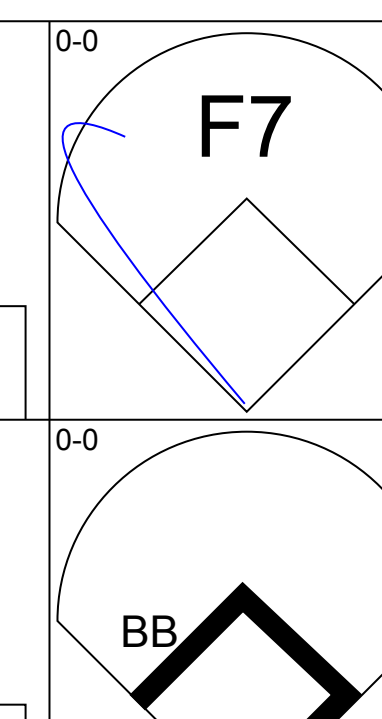
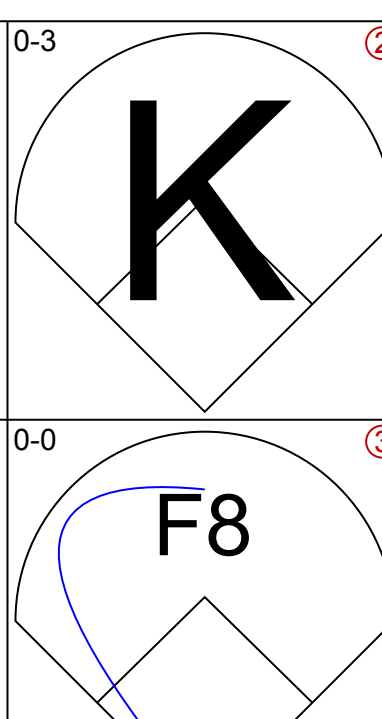
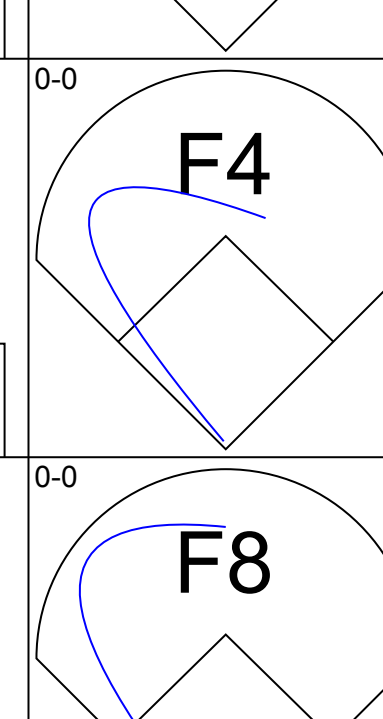
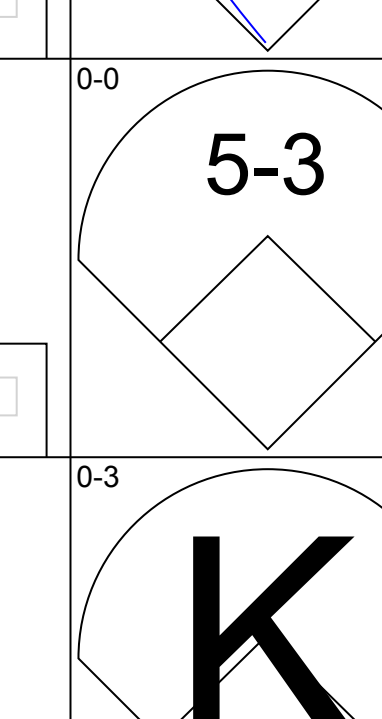
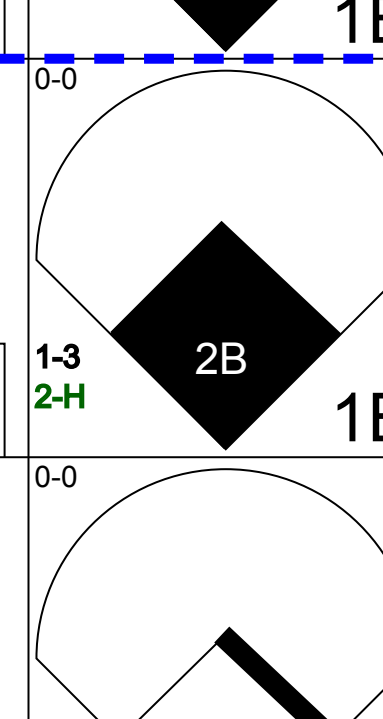
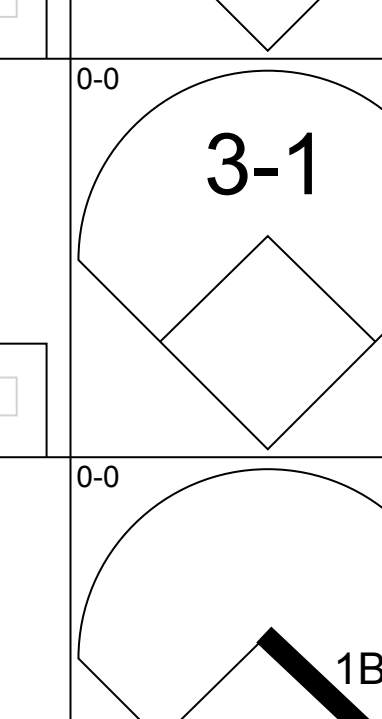
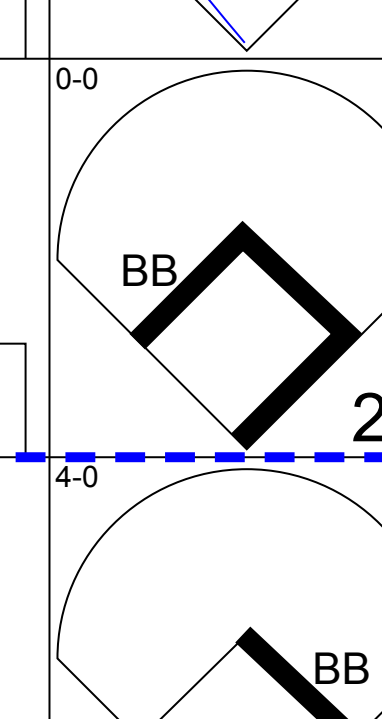
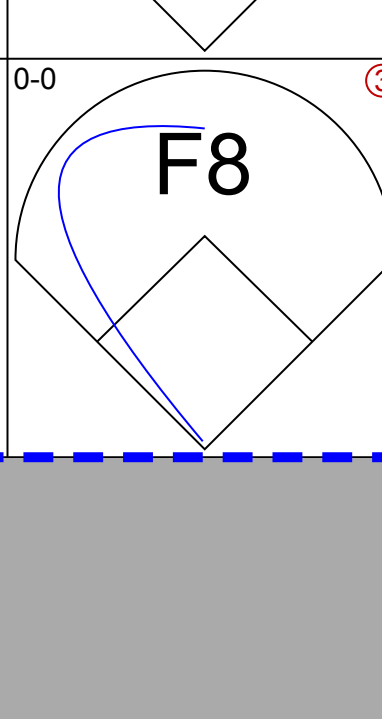
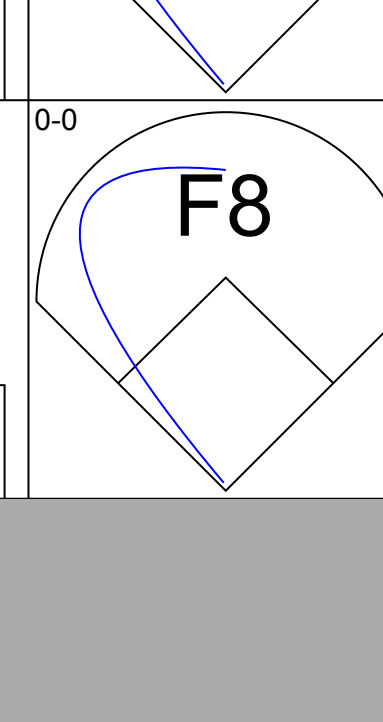
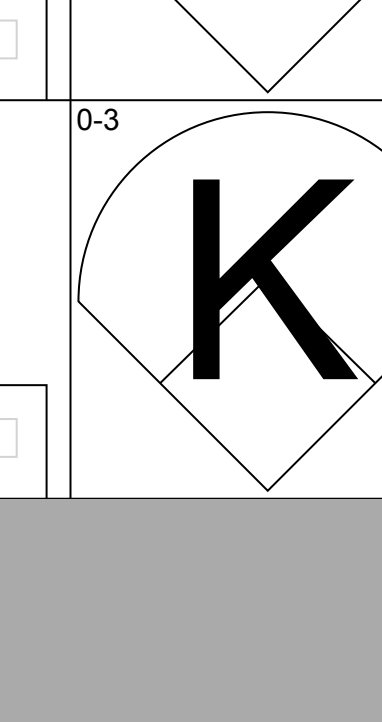
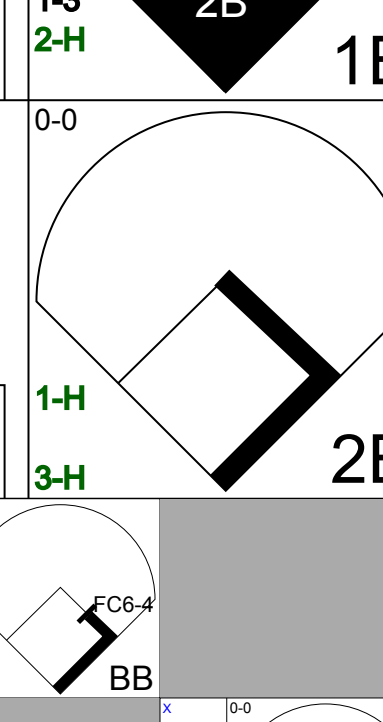
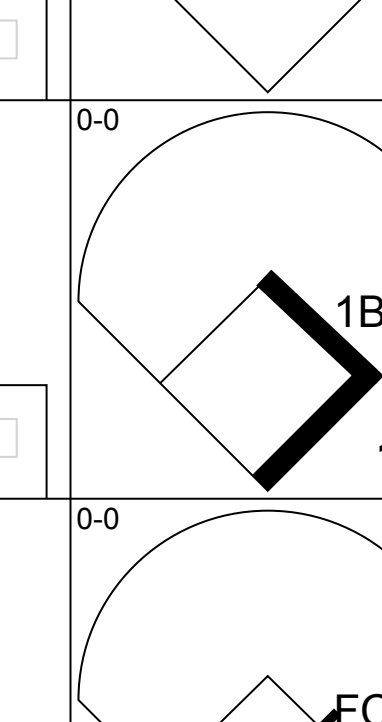
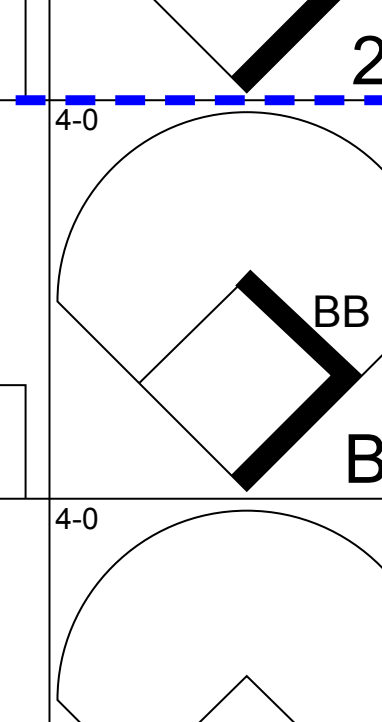
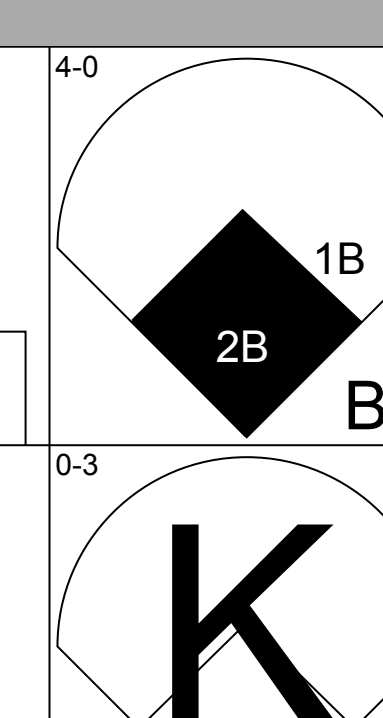
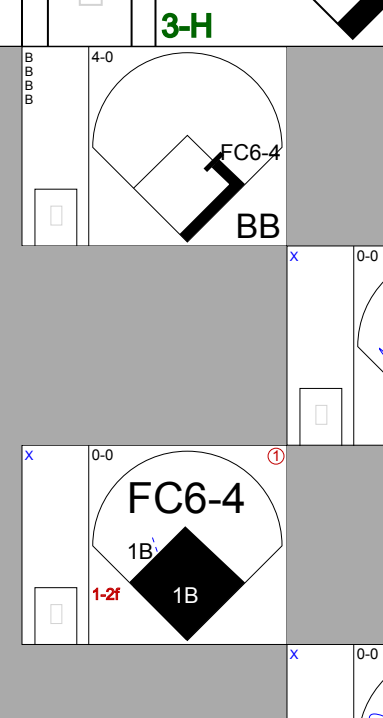
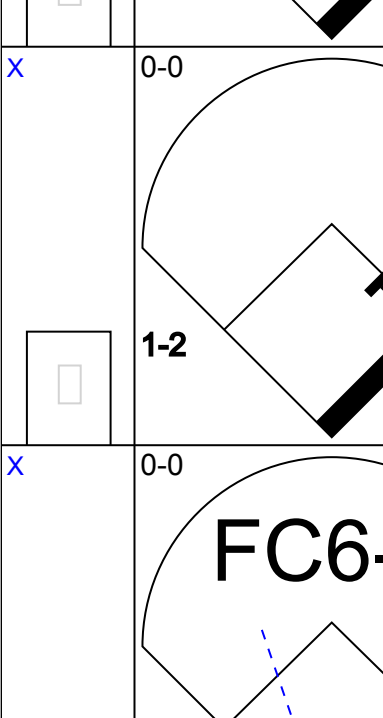
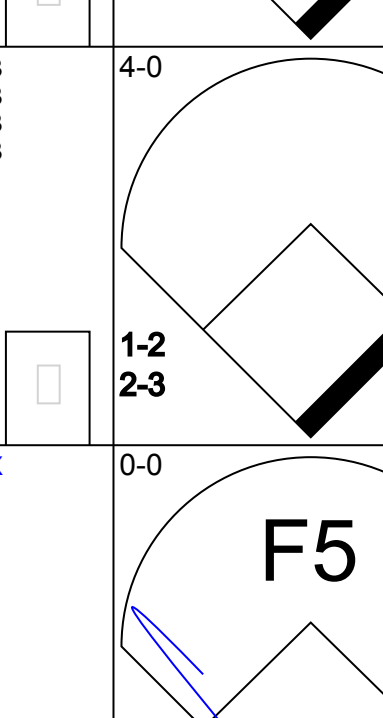


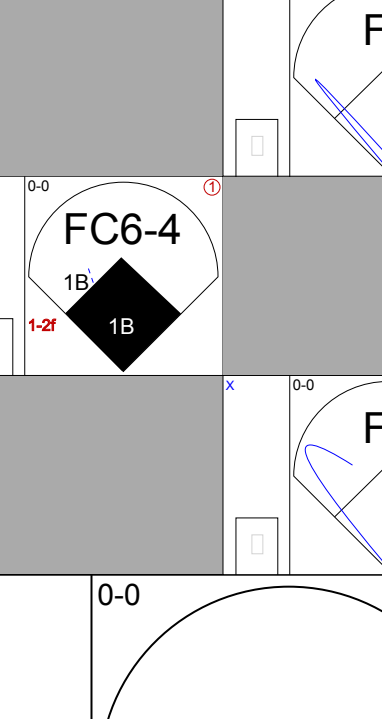
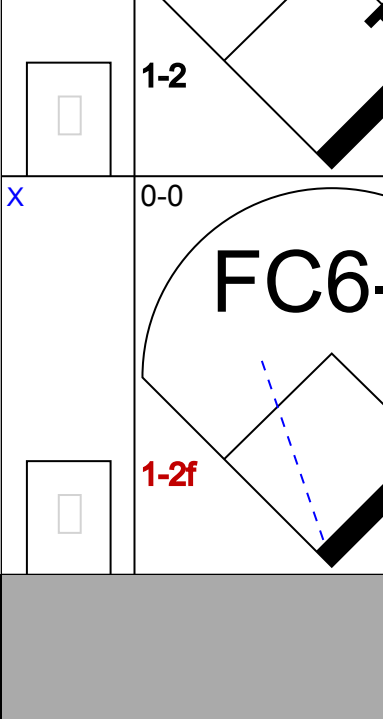
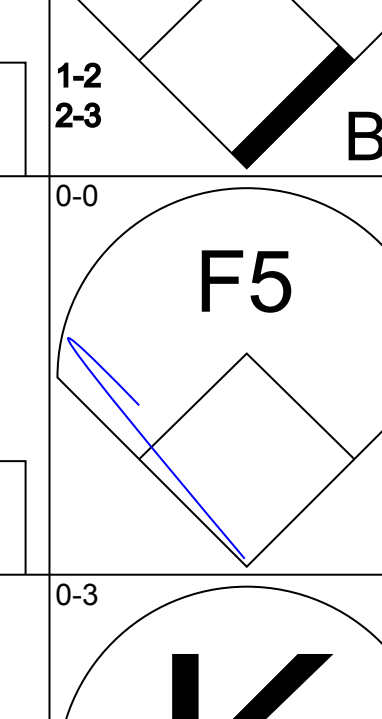

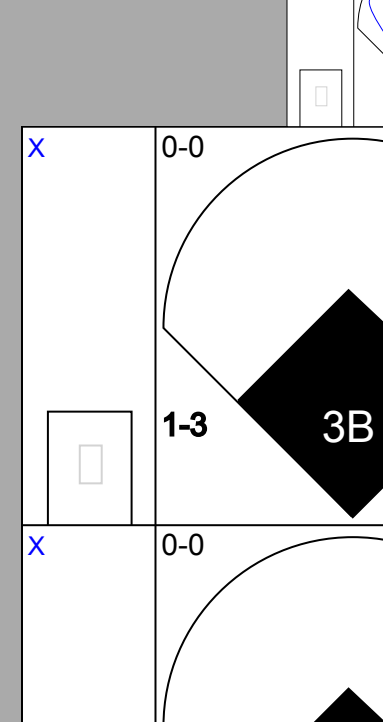
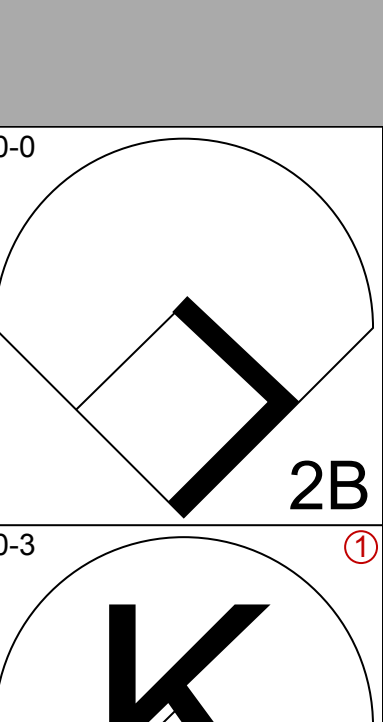
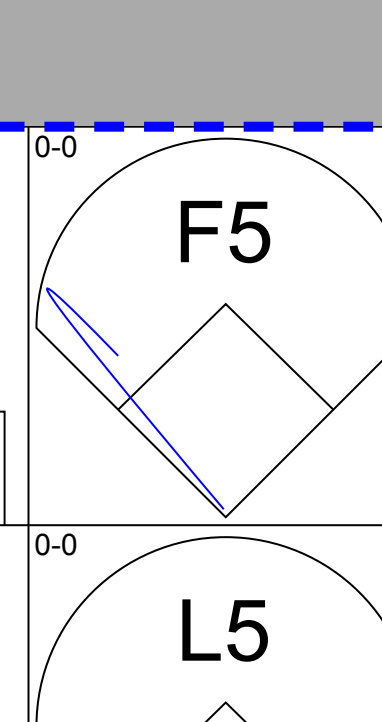


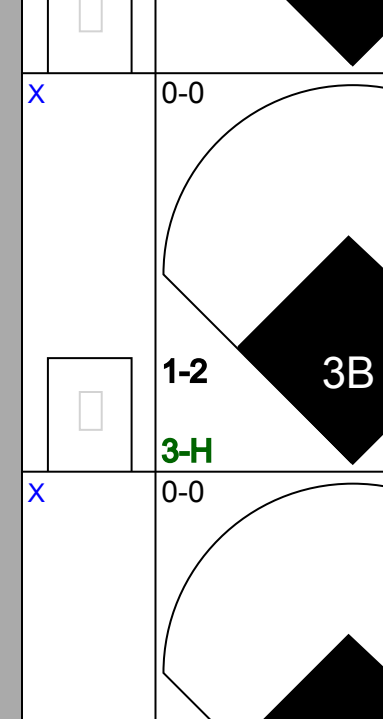
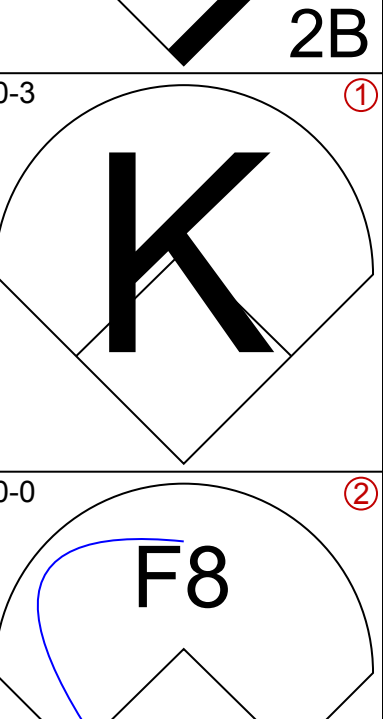
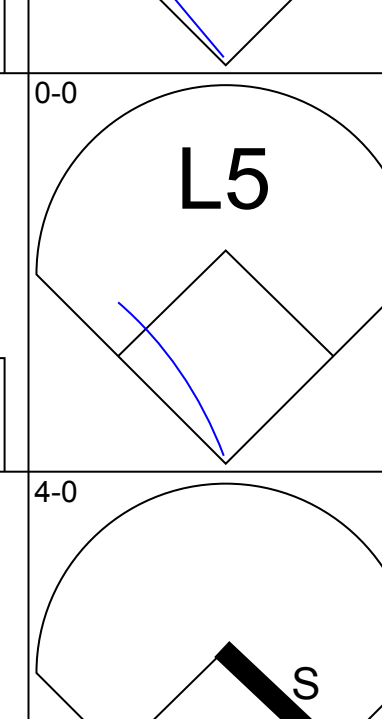
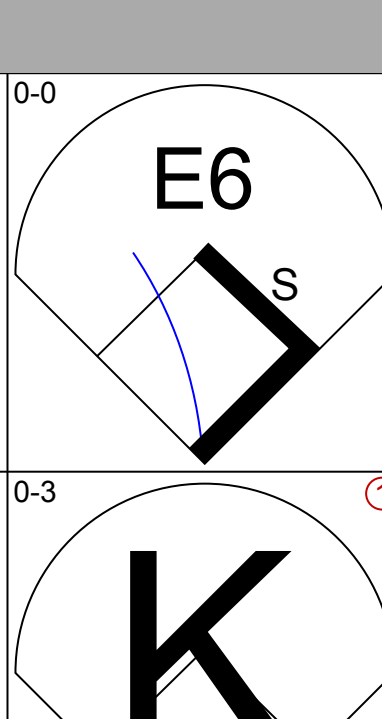

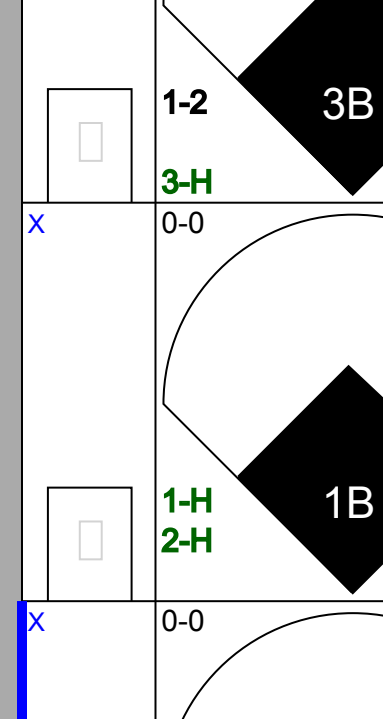
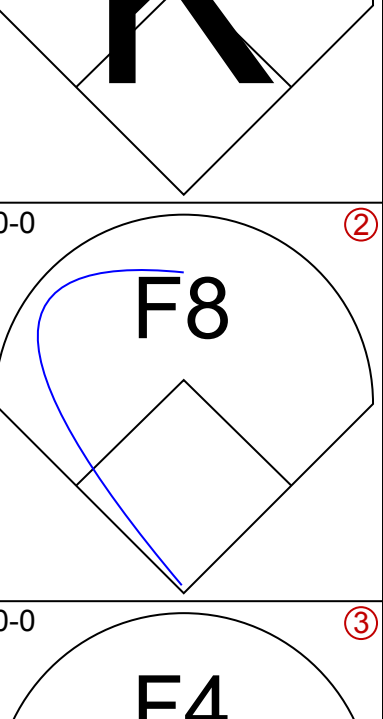
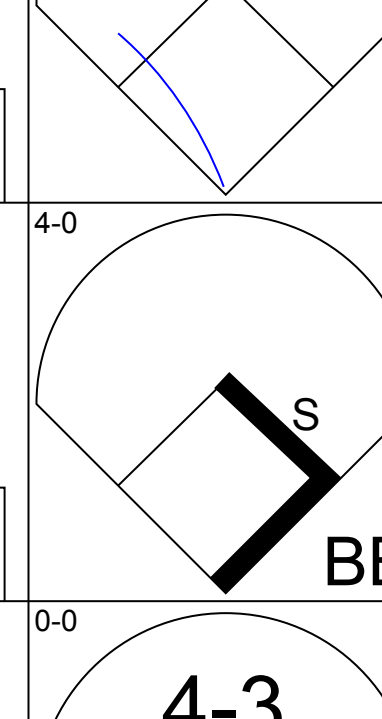
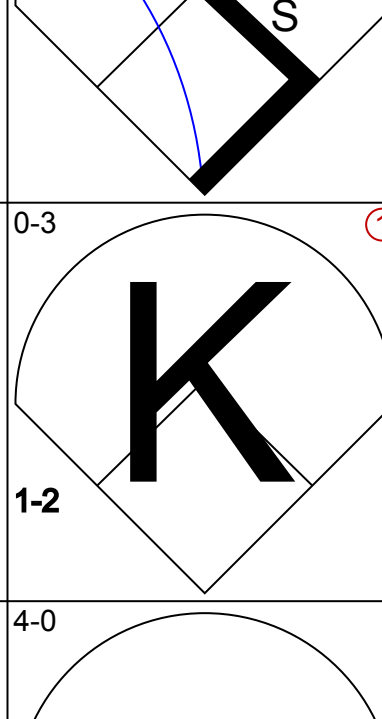

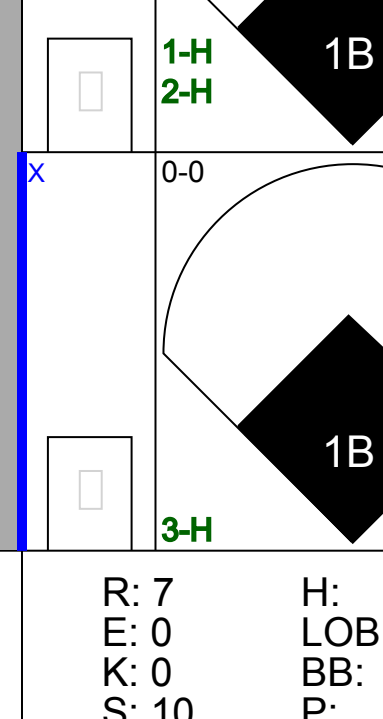
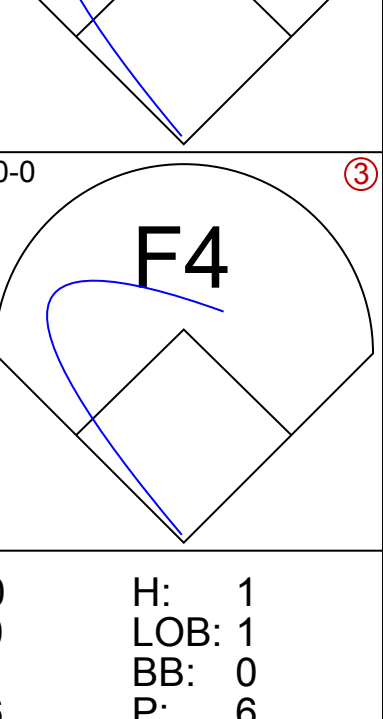
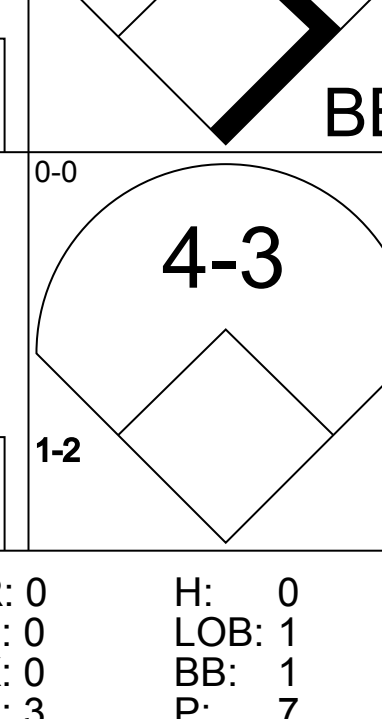
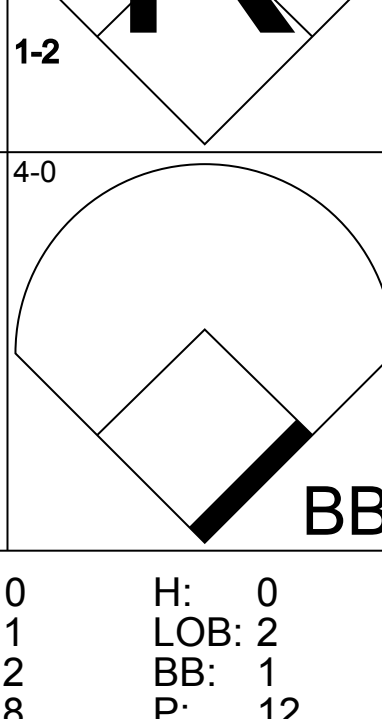


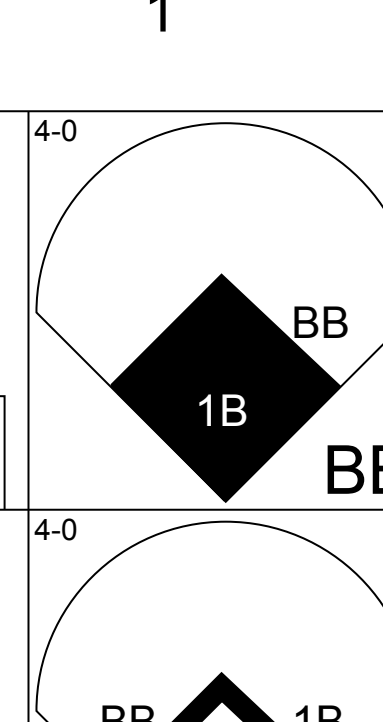
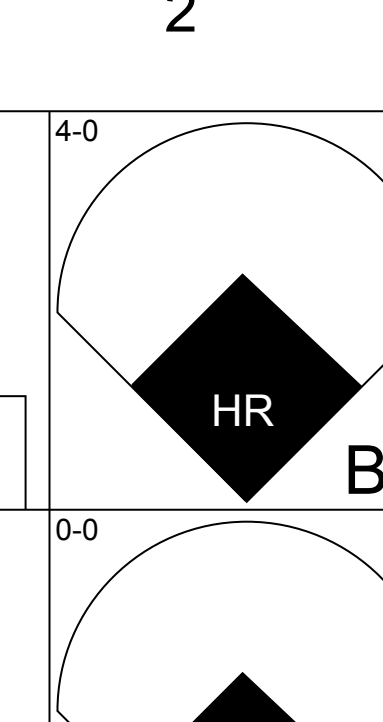
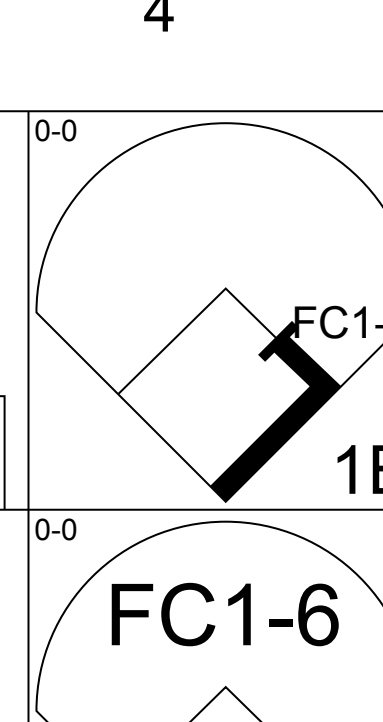
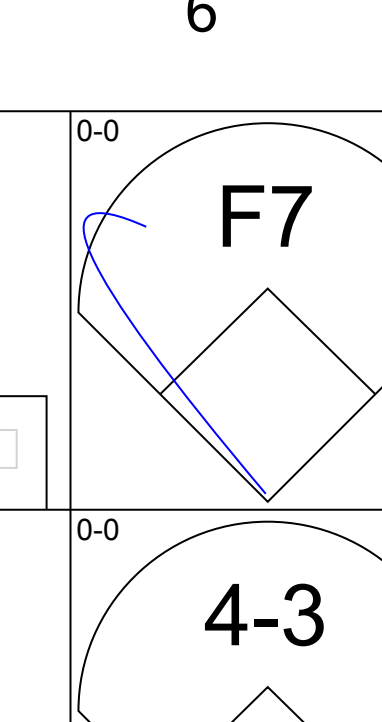
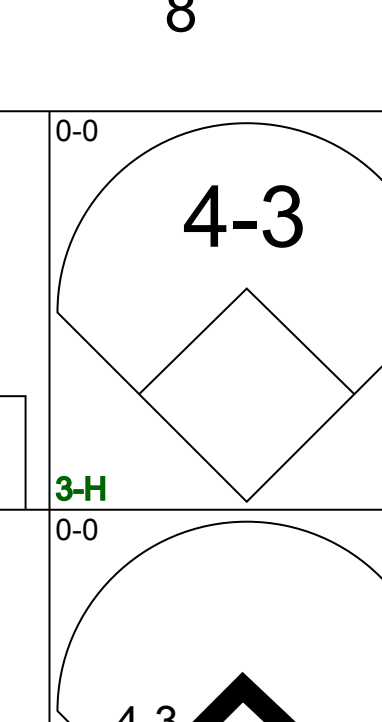
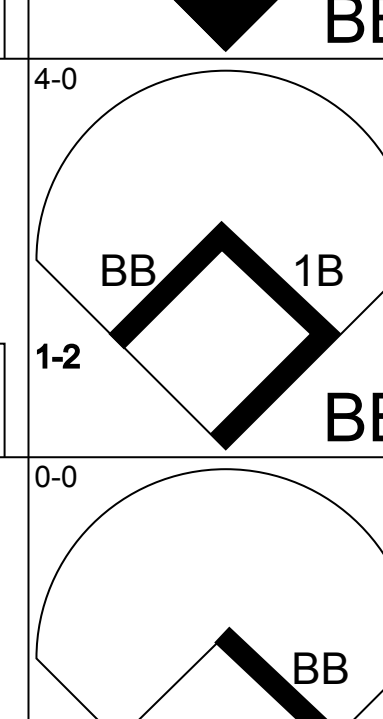
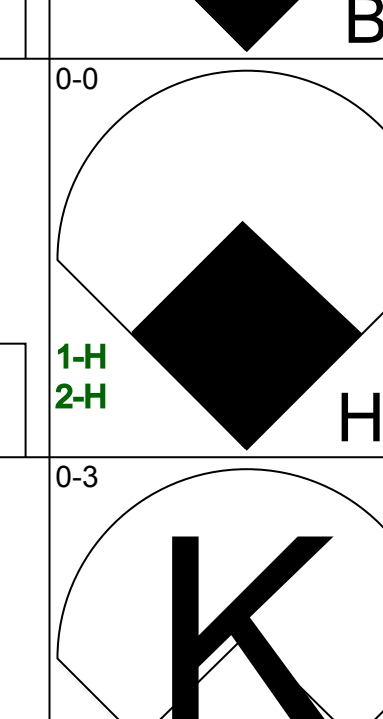
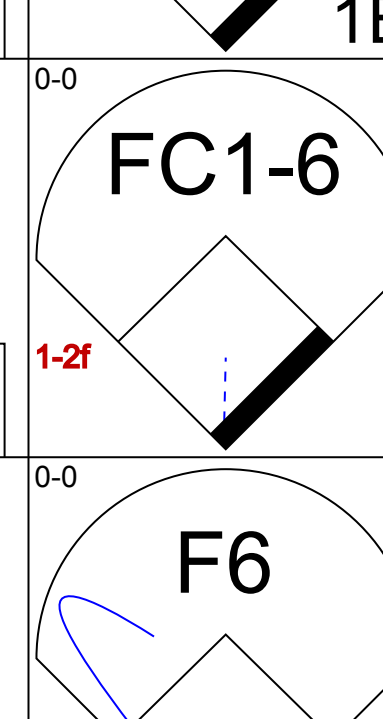
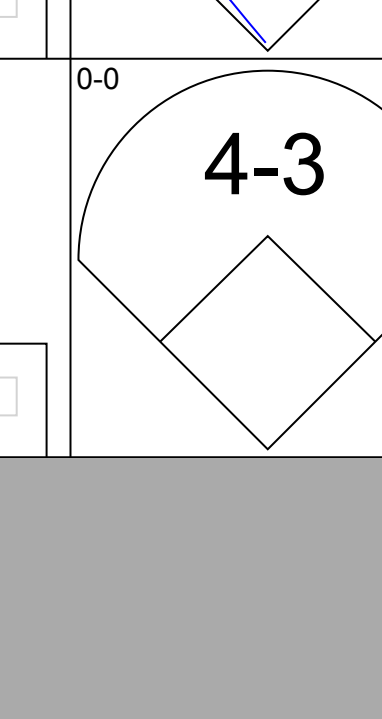
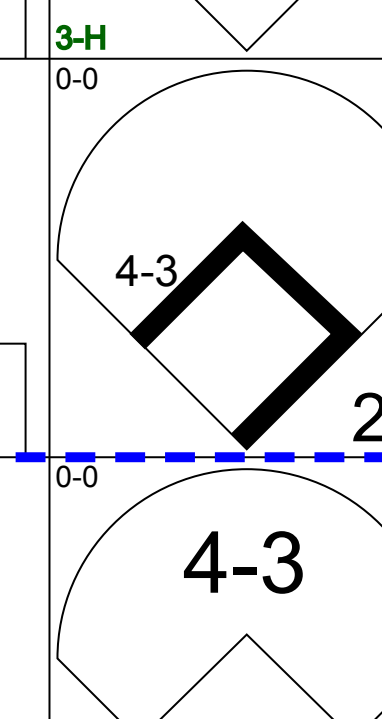
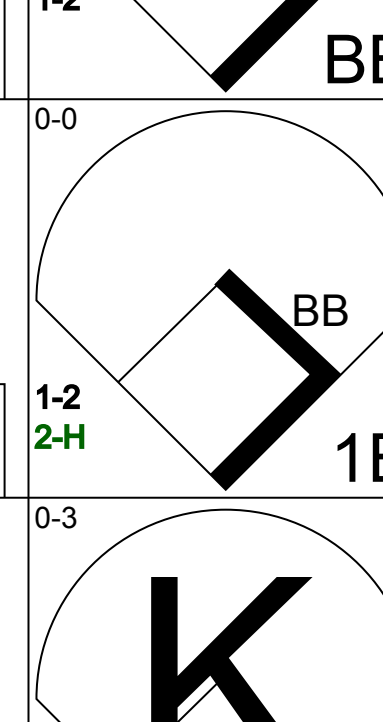
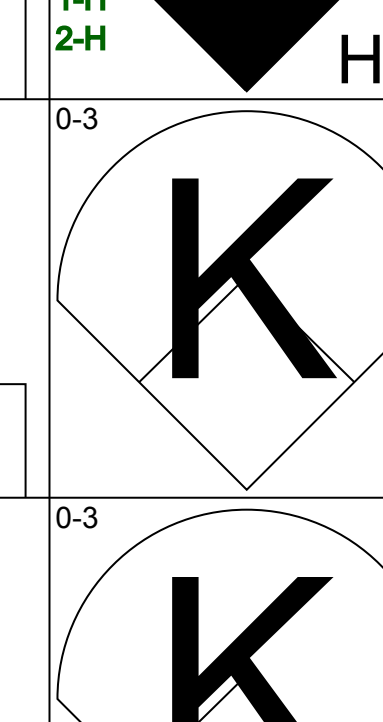
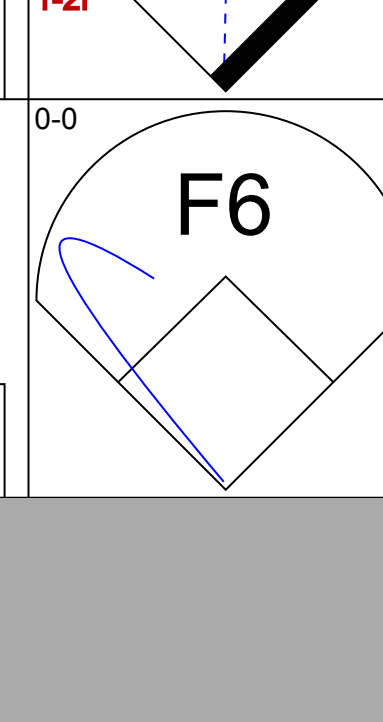
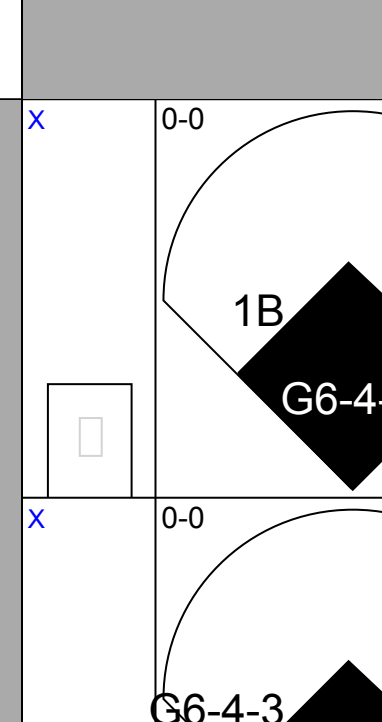

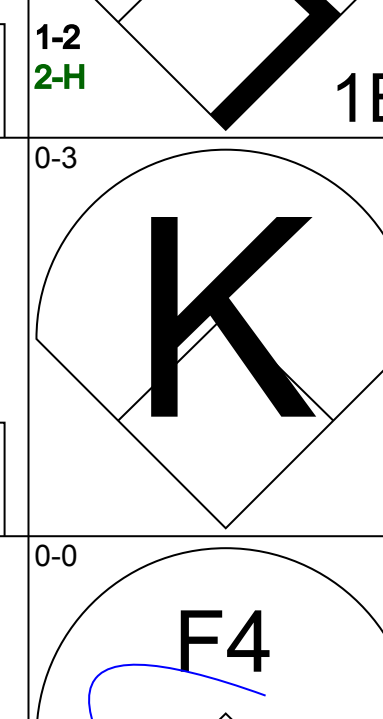
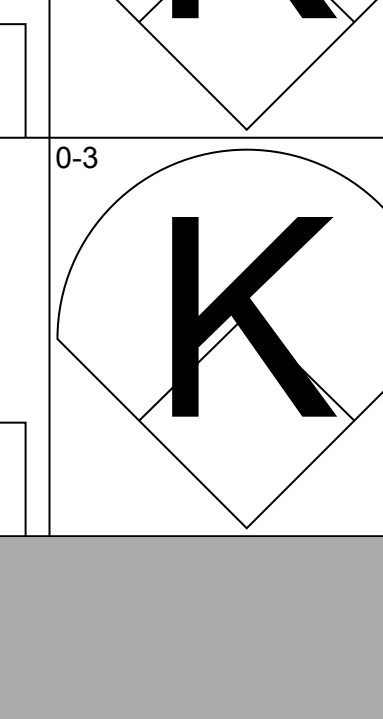
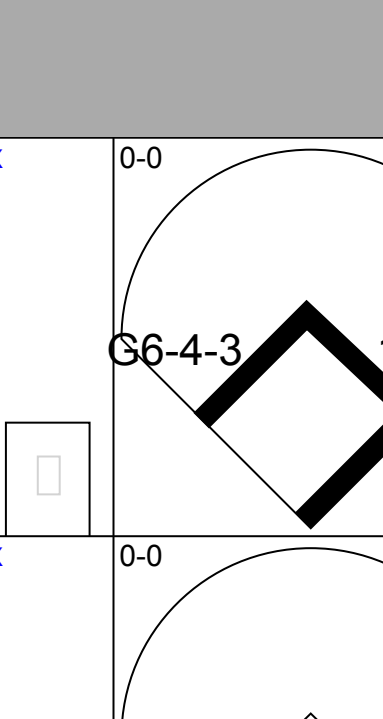
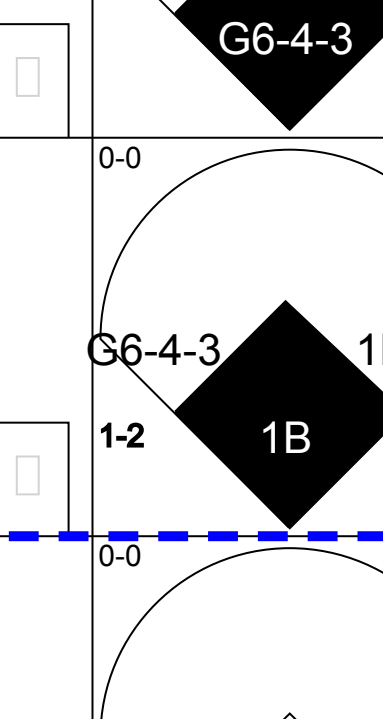

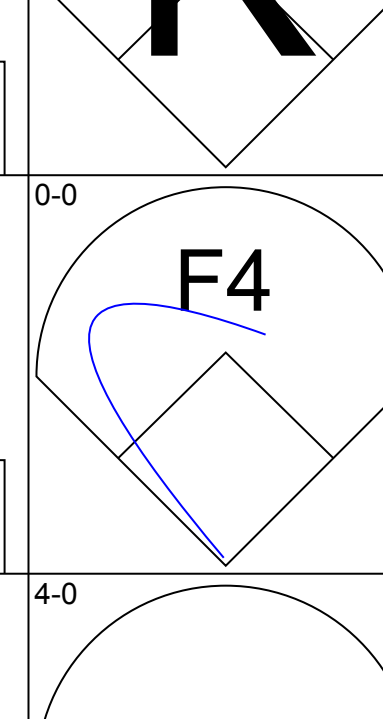
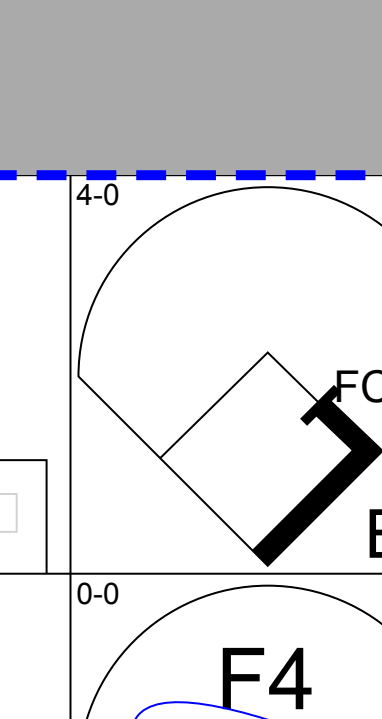
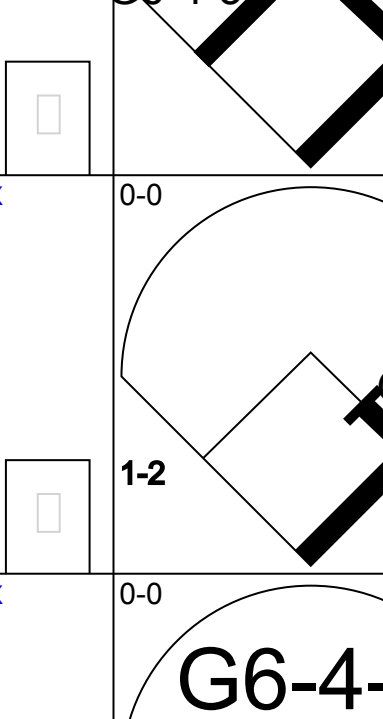
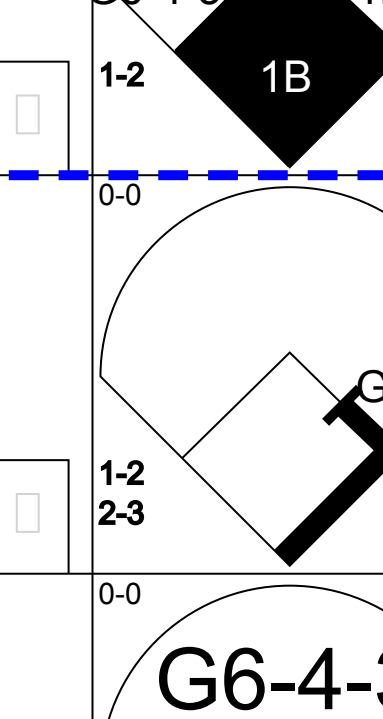
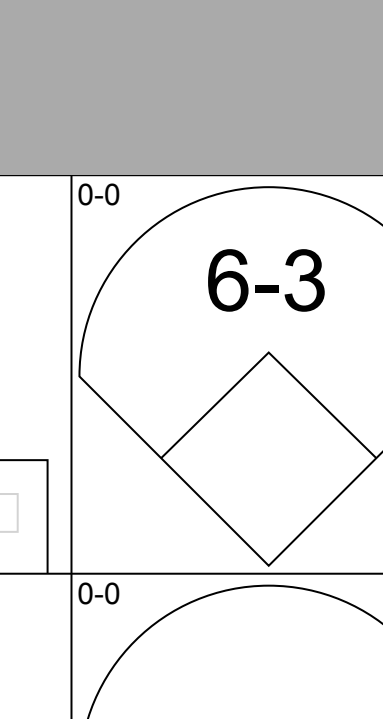
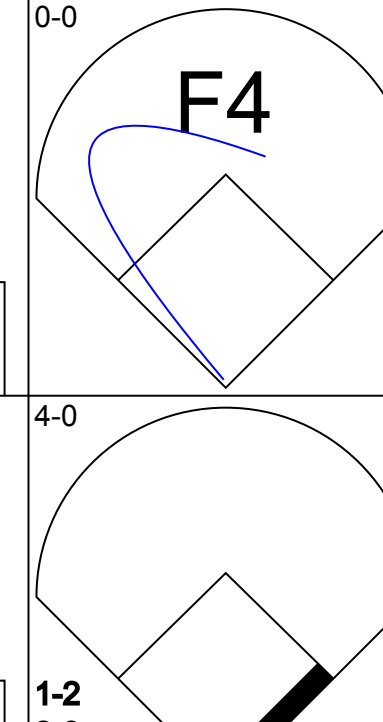
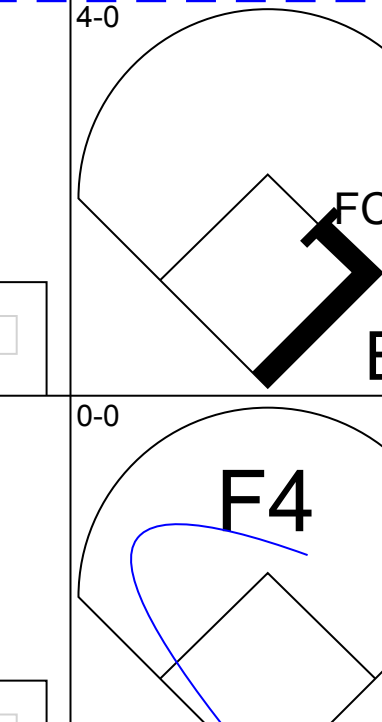
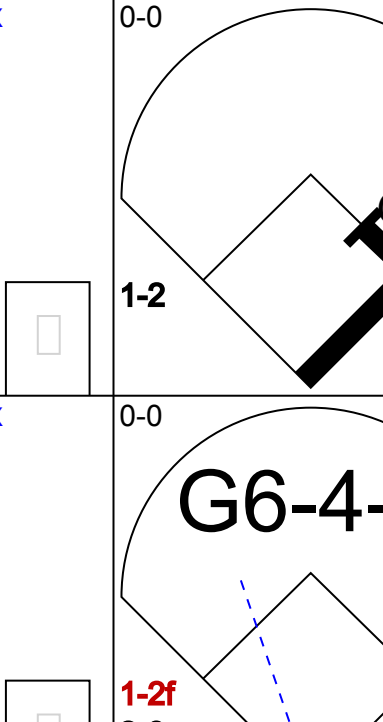
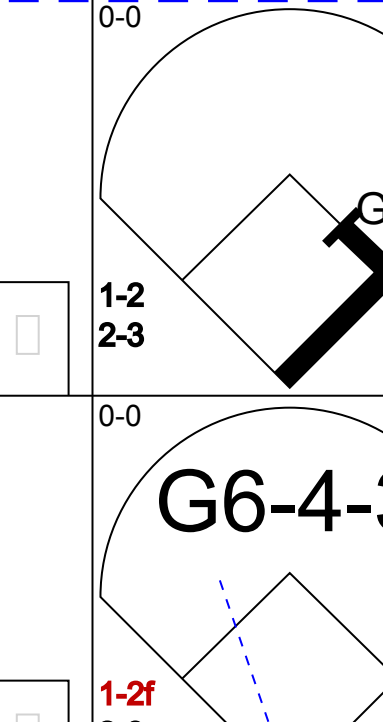
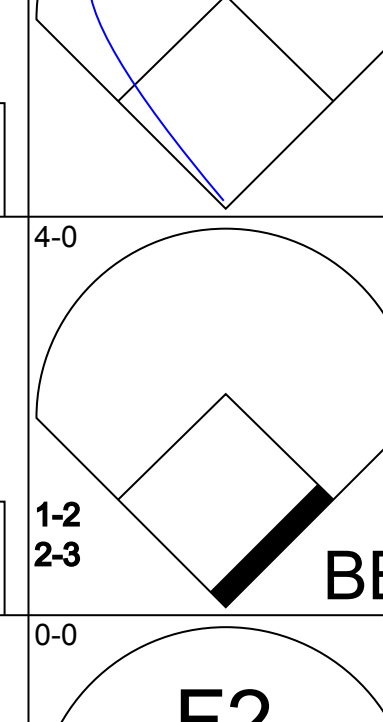
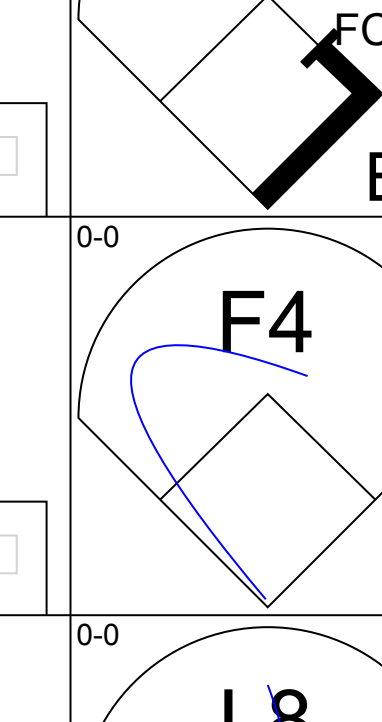
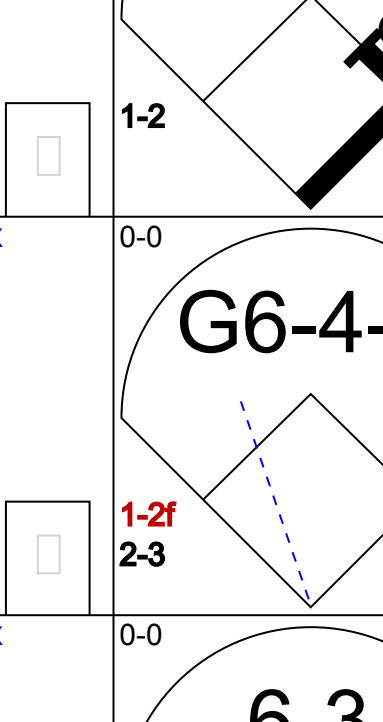
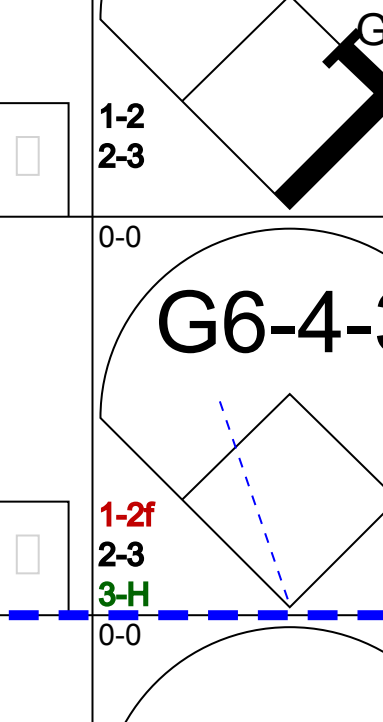
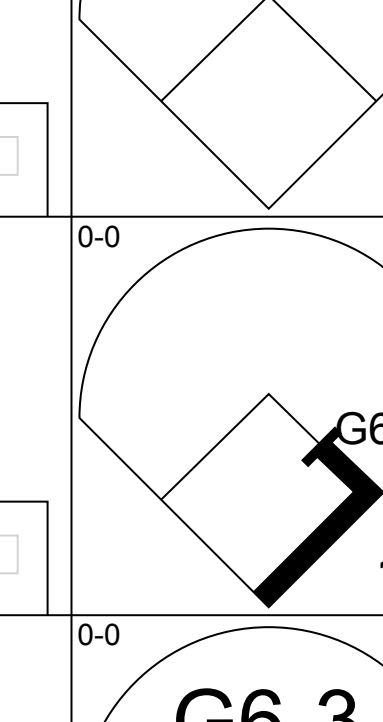
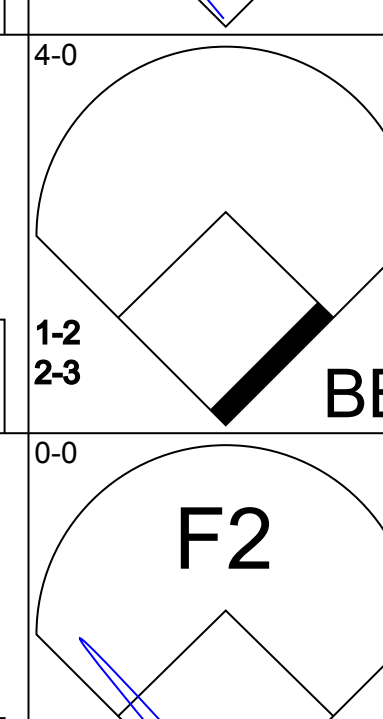
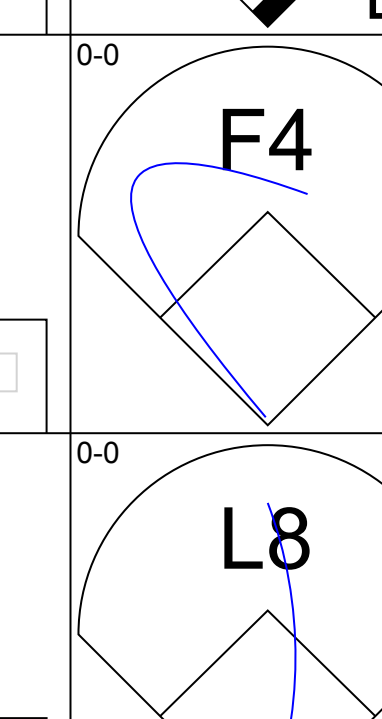
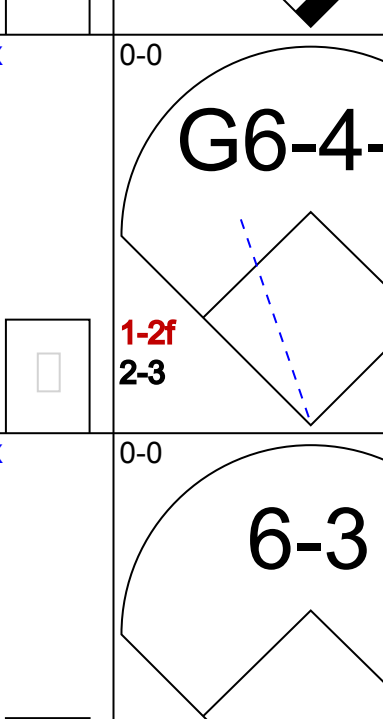
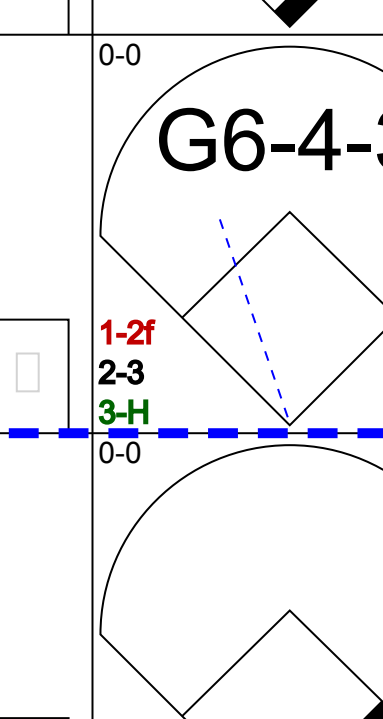
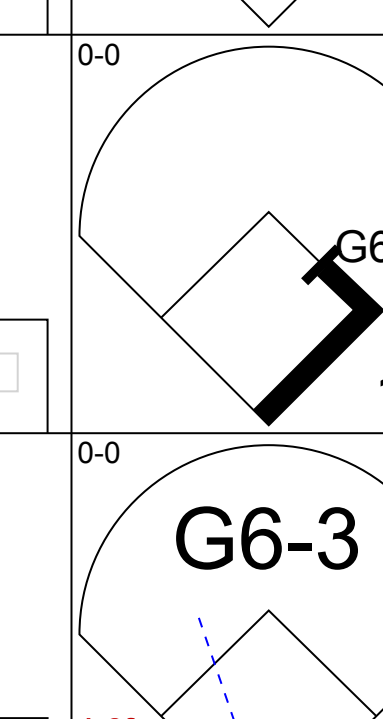
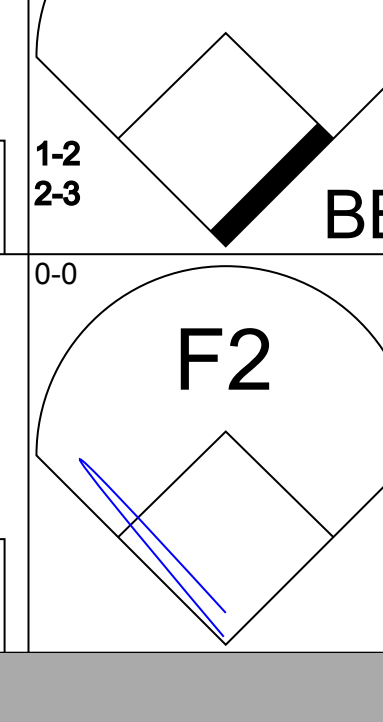
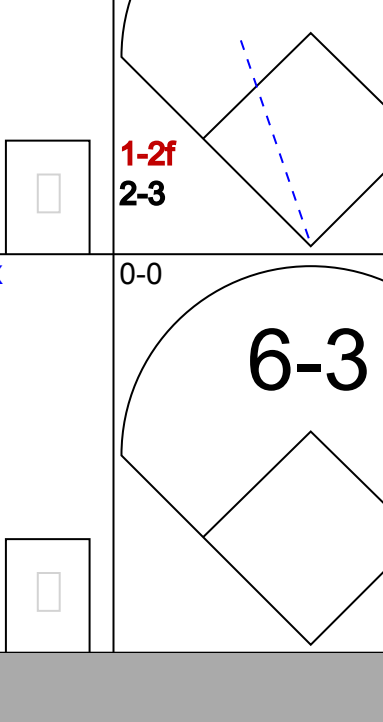
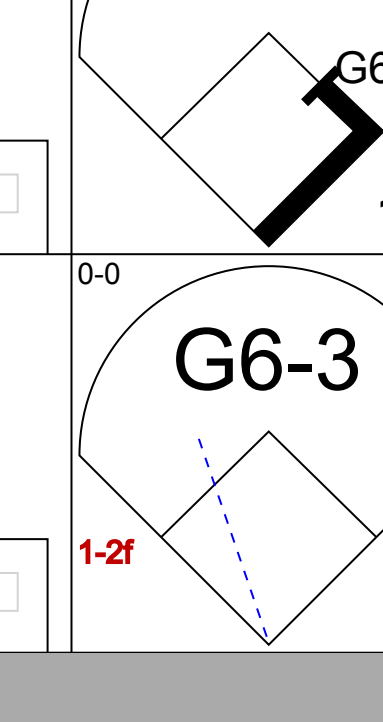
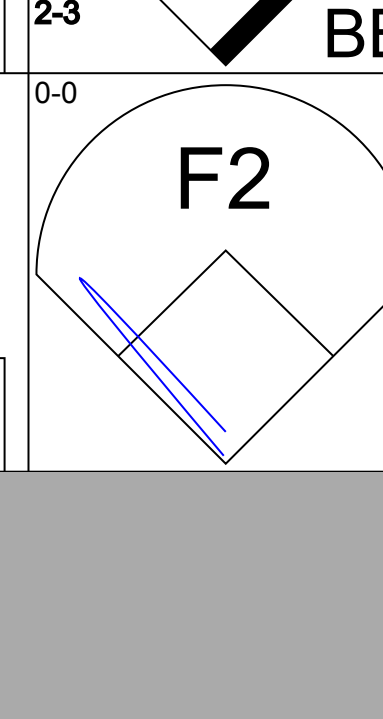
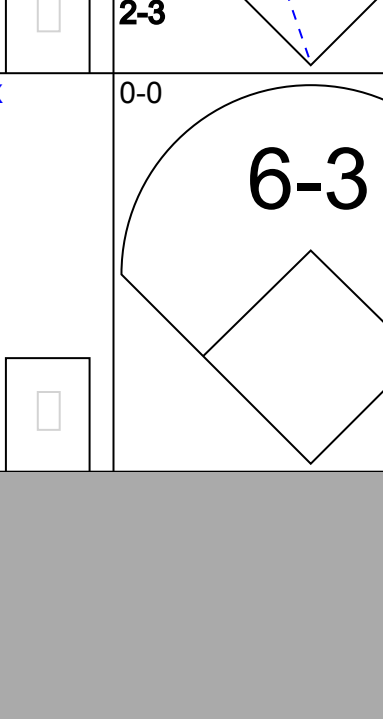
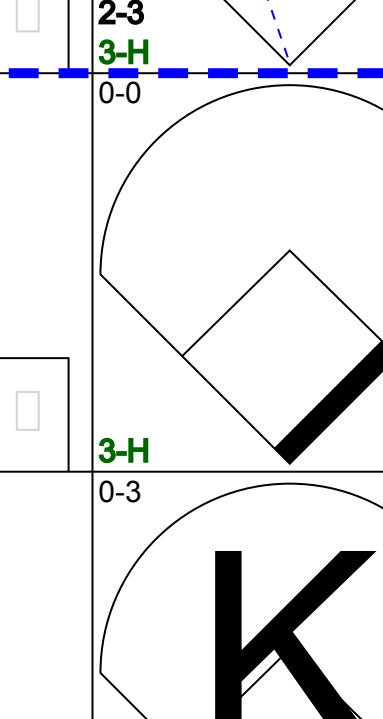
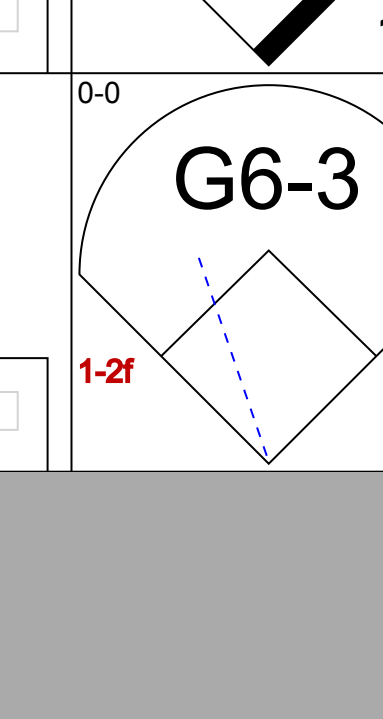
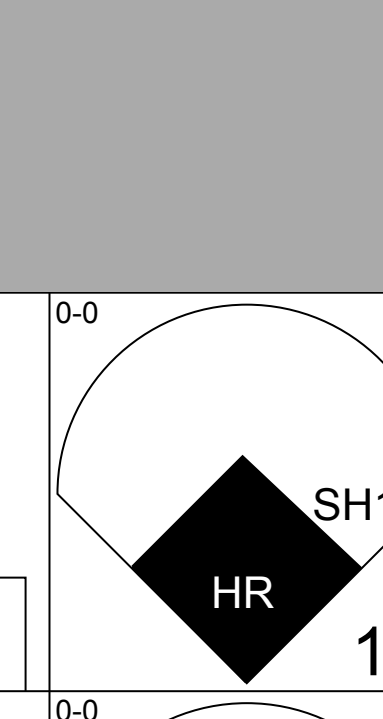
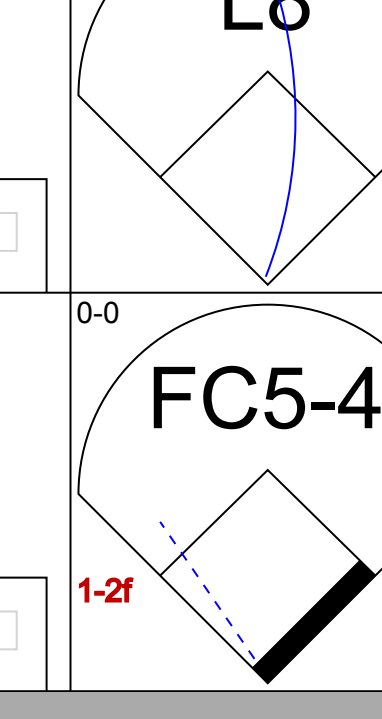
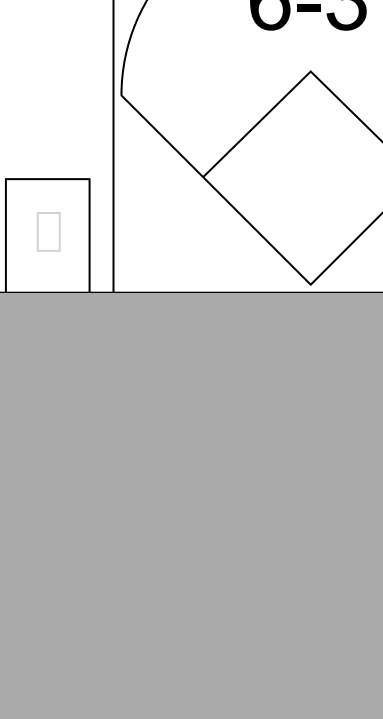
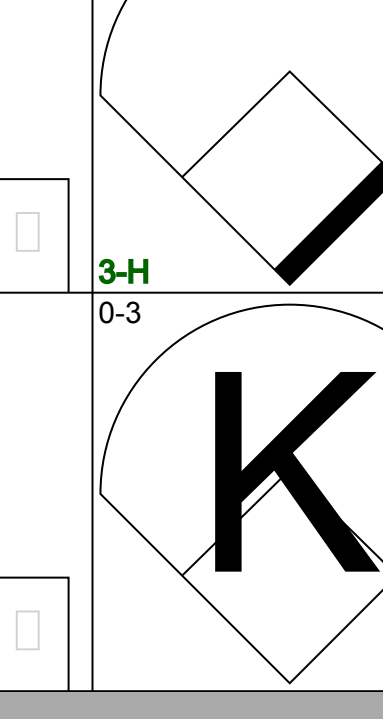
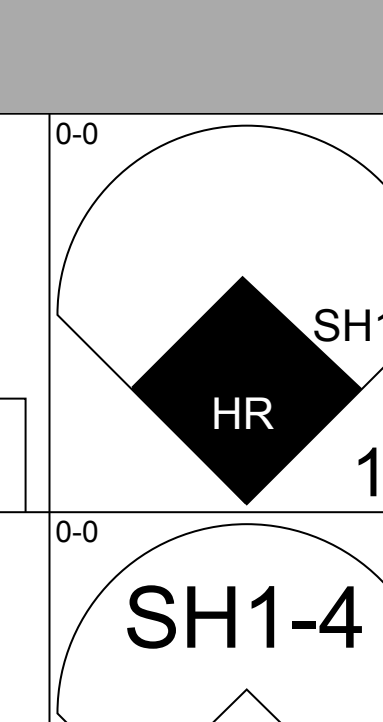
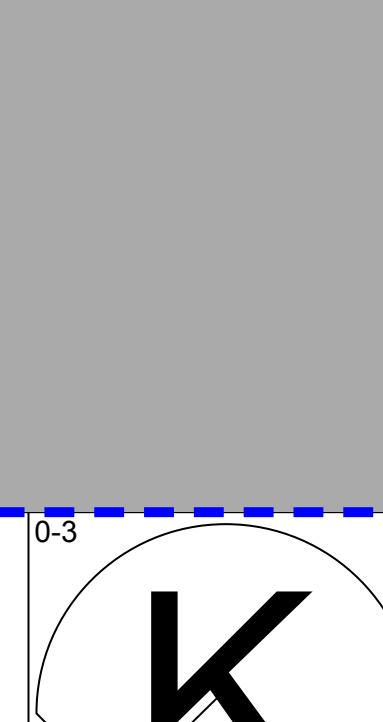
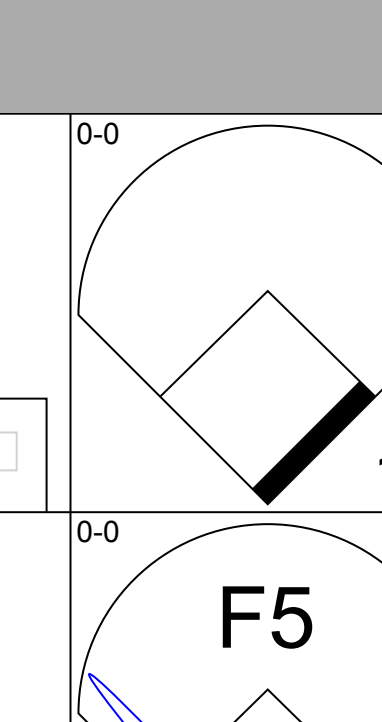
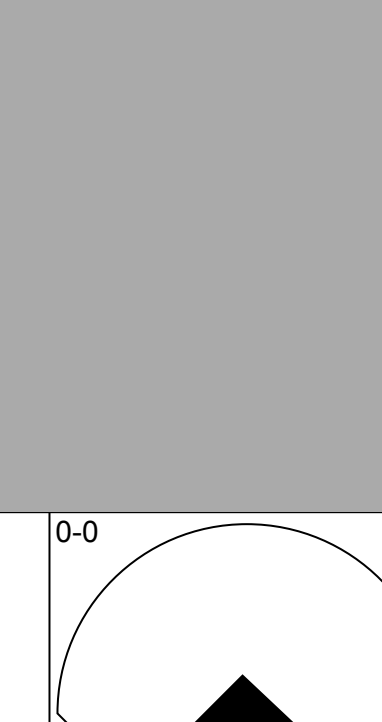
Batter	1	2	3	4	5	6	7	8	9	AB	R	H	RBI	BB	SO	LOB	BOTTOM		
Mary Breeding, R OBP: 0.322, SLG: 0.344	(1, 4) 0-0 F9			(1, 4) 0-0 F7	(1, 4) 0-0 4-3			(1, 4) 0-0 F4		4	0	0	0	0	0	0			
Gene Woodling, L OBP: 0.424, SLG: 0.405 Gene Stephens, L OBP: 0.308, SLG: 0.331	(1, 7) 0-0 4-3			(1, 7) 4-0 BB		(1, 7) 0-0 2B		(1, 7) 0-0 2B		3	0	2	0	1	0	0			
Jackie Brandt, R OBP: 0.374, SLG: 0.458	(1, 9) 0-0 F9			(1, 9) 0-0 F9		(1, 9) 0-0 F7		(1, 9) 0-0 1B		4	1	1	1	0	0	2			
Walt Dropo, R OBP: 0.359, SLG: 0.432 Jim Gentile, L OBP: 0.475, SLG: 0.621	(1, 3) 0-3 K		(1, 3) 0-3 K		(1, 3) 0-0 1B		(1, 3) 0-0 5-3		(1, 3) 4-0 1B	3	0	1	0	0	1	1			
Gus Triandos, R OBP: 0.338, SLG: 0.347	(1, 2) 0-0 F3			(1, 2) 0-0 F7		(1, 2) 0-0 F4		(1, 2) 0-0 FC6-4		4	0	1	1	0	0	3			
Brooks Robinson, R OBP: 0.322, SLG: 0.387	(1, 5) 0-0 5-3			(1, 5) 0-0 F9		(1, 5) 0-0 L8		(1, 5) 0-0 FC6-4		4	0	0	0	0	0	3			
Ron Hansen, R OBP: 0.334, SLG: 0.440	(1, 6) 0-3 K		(1, 6) 0-3 K		(1, 6) 0-0 F9		(1, 6) 0-0 4-3			3	0	0	0	0	1	0			
Jim Busby, R OBP: 0.371, SLG: 0.370	(1, 8) 0-0 6-3		(1, 8) 0-0 6-3		(1, 8) 4-0 HR		(1, 8) 0-0 F7			2	1	0	0	1	0	0			
Milt Pappas, R OBP: 0.100, SLG: 0.143	(1, 1) 0-3 K		(1, 1) 0-3 K		(1, 1) 0-0 HR		(1, 1) 0-0 1-3			3	1	1	2	0	1	0			
Inning Stats	R: 0 E: 0 K: 0 S: 3	H: 0 LOB: 0 BB: 0 P: 3	R: 0 E: 0 K: 1 S: 5	H: 0 LOB: 0 BB: 0 P: 5	R: 0 E: 0 K: 2 S: 7	H: 0 LOB: 0 BB: 0 P: 7	R: 0 E: 0 K: 0 S: 4	H: 1 LOB: 2 BB: 1 P: 8	R: 2 E: 0 K: 0 S: 4	H: 1 LOB: 0 BB: 1 P: 8	R: 0 E: 0 K: 0 S: 4	H: 1 LOB: 1 BB: 0 P: 4	R: 0 E: 0 K: 0 S: 3	H: 0 LOB: 0 BB: 0 P: 3	R: 2 E: 0 K: 0 S: 6	H: 3 LOB: 3 BB: 1 P: 10	1B: 2 2B: 3 3B: 0 HR: 1	SF: 0 SAC: 0 DP: 0 HBP: 0	WP: 0 PA: 33
PITCHER Billy Pierce, L ERA: 3.63 Bob Rush, R ERA: 5.4	IP: 7.0 WLS: L BF: 26 H: 3 R: 2 ER: 2 SO: 3 BB: 2 IBB: 0 HBP: 0 BLK: 0 WP: 0 HR: 1 S: 30 P: 38 ERA: 2.57 WHIP: 0.714															PITCHER			

Chicago White Sox @ Baltimore Orioles
Memorial Stadium, Baltimore, MD
Fri Jul 01 1960, 7:05 PM EDT
Att: 16,204 - Unknown

AB 30
R 4
H 6
RBI 4
BB 3
SO 3
LOB 9



Batter	1	2	3	4	5	6	7	8	9	AB	R	H	RBI	BB	SO	LOB	TOP																					
Al Smith, R OBP: 0.366, SLG: 0.460 (1, 9)										6	1	1	0	0	2	2	Chicago White Sox @ Baltimore Orioles Memorial Stadium, Baltimore, MD Sat Jul 02 1960, 7:05 PM EDT Att: 23,367 - Unknown																					
Nellie Fox, L OBP: 0.332, SLG: 0.354 (1, 4)										6	1	2	1	0	0	2																						
Minnie Minoso, R OBP: 0.406, SLG: 0.511 (1, 7)										4	0	2	2	1	1	0																						
Roy Sievers, R OBP: 0.354, SLG: 0.430 (1, 3)										2	1	1	0	3	0	2																						
Gene Freese, R OBP: 0.293, SLG: 0.444 (1, 5)										5	1	0	0	0	1	9																						
Joe Ginsberg, L OBP: 0.431, SLG: 0.377 (1, 2)										5	1	3	0	0	1	3																						
Jim Landis, R OBP: 0.372, SLG: 0.366 (1, 8)										5	1	2	2	0	1	1																						
Luis Aparicio, R OBP: 0.282, SLG: 0.326 (1, 6)										4	1	1	2	1	1	4																						
Early Wynn, S OBP: 0.228, SLG: 0.188 (1, 1)										1	0	0	0	0	1	2																						
Inning Stats	R: 0 E: 0 K: 1 S: 5	H: 0 LOB: 0 BB: 0 P: 5	R: 1 E: 0 K: 2 S: 9	H: 2 LOB: 1 BB: 1 P: 13	R: 0 E: 0 K: 1 S: 5	H: 0 LOB: 0 BB: 0 P: 5	R: 7 E: 0 K: 0 S: 10	H: 7 LOB: 2 BB: 1 P: 14	R: 0 E: 0 K: 0 S: 6	H: 1 LOB: 1 BB: 0 P: 6	R: 0 E: 0 K: 0 S: 5	H: 2 LOB: 1 BB: 0 P: 5	R: 0 E: 0 K: 0 S: 3	H: 0 LOB: 1 BB: 1 P: 7	R: 0 E: 0 K: 1 S: 6	H: 1 LOB: 2 BB: 2 P: 14		R: 0 E: 1 K: 2 S: 8	H: 0 LOB: 2 BB: 1 P: 12	1B: 8 2B: 4 3B: 1 HR: 0	SF: 0 SAC: 0 DP: 0 HBP: 0	WP: 0 PB: 0 SB: 2 CS: 0	PA: 47															
PITCHER	IP	WLS	BF	H	R	ER	SO	BB	IBB	HBP	BLK	WP	HR	S	P	ERA	WHIP	PITCHER				IP	WLS	BF	H	R	ER	SO	BB	IBB	HBP	BLK	WP	HR	S	P	ERA	WHIP
Chuck Estrada, R ERA: 3.92 (1, 1)	3.1	L	19	7	7	7	4	2	0	0	0	0	0	0	25	33	18.90	2.700	Frank Baumann, L ERA: 2.38 (8, 1)				1.2	S	5	1	0	0	0	0	0	0	0	0	5	5	0.00	0.600
Gordon Jones, R ERA: 4.12 (4, 1)	2.2		13	5	1	1	1	0	0	0	0	0	0	0	15	15	3.38	1.875	Early Wynn, R ERA: 4.79 (3, 1)				1.0	W	4	0	0	0	0	0	0	0	0	0	3	7	0.00	1.000
Billy Hoelt, L ERA: 2.08 (7, 1)	1.1		6	1	0	0	0	1	0	0	0	0	0	0	5	9	0.00	1.500	Russ Kemmerer, R ERA: 4.14 (4, 1)				3.0		14	6	2	2	1	0	0	0	0	0	16	16	6.00	2.000
Hoyt Wilhelm, R ERA: 3.71 (8, 1)	1.2		9	0	0	0	3	3	0	0	0	0	0	0	12	24	0.00	1.800	Gerry Staley, R ERA: 1.7 (7, 1)				0.2		2	1	0	0	0	0	0	0	0	2	2	0.00	1.500	

Batter	1	2	3	4	5	6	7	8	9	AB	R	H	RBI	BB	SO	LOB	BOTTOM																			
Mary Breeding, R OBP: 0.326, SLG: 0.344 (1, 4)										3	2	1	1	2	0	1	Chicago White Sox @ Baltimore Orioles Memorial Stadium, Baltimore, MD Sat Jul 02 1960, 7:05 PM EDT Att: 23,367 - Unknown																			
Gene Stephens, L OBP: 0.316, SLG: 0.362 (1, 9) (8, 8) (9, 9)										4	1	2	3	1	0	2																				
Gene Woodling, L OBP: 0.424, SLG: 0.405 (1, 7)										5	1	2	1	0	1	2																				
Jim Gentile, L OBP: 0.477, SLG: 0.614 (1, 3)										5	1	2	0	0	2	3																				
Clint Courtney, L OBP: 0.348, SLG: 0.262 (1, 2)										3	0	2	0	1	0	2																				
Gus Triandos, R OBP: 0.336, SLG: 0.345 (9, PH)										1	0	0	0	0	0	0																				
Brooks Robinson, R OBP: 0.323, SLG: 0.385 (1, 5)										4	0	1	0	1	0	5																				
Jackie Brandt, R OBP: 0.372, SLG: 0.454 (1, 8)										4	0	1	1	0	0	5																				
Hoyt Wilhelm, R OBP: 0.074, SLG: 0.040 (8, 1)										0	0	0	0	0	0	0																				
Walt Dropo, R OBP: 0.355, SLG: 0.427 (9, PH)										1	0	0	0	0	0	1																				
Ron Hansen, R OBP: 0.337, SLG: 0.441 (1, 6)										4	1	2	0	0	1	2																				
Chuck Estrada, R OBP: 0.167, SLG: 0.250 (1, 1)										0	0	0	0	0	0	0																				
Inning Stats	R: 1 E: 0 K: 1 S: 6	H: 1 LOB: 3 BB: 3 P: 18	R: 3 E: 0 K: 2 S: 9	H: 2 LOB: 1 BB: 1 P: 13	R: 0 E: 0 K: 0 S: 3	H: 0 LOB: 1 BB: 1 P: 7	R: 0 E: 0 K: 1 S: 6	H: 1 LOB: 1 BB: 0 P: 6	R: 0 E: 0 K: 0 S: 4	H: 2 LOB: 1 BB: 0 P: 4	R: 0 E: 0 K: 0 S: 4	H: 1 LOB: 1 BB: 0 P: 4	R: 2 E: 0 K: 1 S: 8	H: 4 LOB: 1 BB: 0 P: 8	R: 1 E: 0 K: 0 S: 5	H: 2 LOB: 0 BB: 0 P: 5	R: 0 E: 0 K: 0 S: 3	H: 1 LOB: 0 BB: 0 P: 3	1B: 11 2B: 1 3B: 1 HR: 1	SF: 0 SAC: 1 DP: 3 HBP: 0	WP: 0 PB: 0 SB: 0 CS: 0	PA: 43														
PITCHER	IP	WLS	BF	H	R	ER	SO	BB	IBB	HBP	BLK	WP	HR	S	P	ERA	WHIP	Frank Baumann, L ERA: 2.38 (8, 1)				1.2	S	5	1	0	0	0	0	0	0	0	5	5	0.00	0.600
Early Wynn, R ERA: 4.79 (3, 1)	2.0		13	3	4	4	3	4	0	0	0	0	0	3	7	0.00	1.000	Russ Kemmerer, R ERA: 4.14 (4, 1)				3.0		14	6	2	2	1	0	0	0	0	16	16	6.00	2.000
Dick Donovan, R ERA: 5.2 (4, 1)	1.0	W	4	0	0	0	0	1	0	0	0	0	0	0	3	7	0.00	1.000	Gerry Staley, R ERA: 1.7 (7, 1)				0.2		2	1	0	0	0	0	0	0	2	2	0.00	1.500
Billy Hoelt, L ERA: 2.08 (7, 1)	1.1		6	1	0	0	0	1	0	0	0	0	0	0	5	9	0.00	1.500	Bob Shaw, R ERA: 3.55 (7, 1)				0.2		5	3	1	1	1	0	0	0	7	7	13.50	4.500

Batter	1	2	3	4	5	6	7	8	9	10	11	AB	R	H	RBI	BB	SO	LOB	TOP								
Al Smith, R OBP: 0.363, SLG: 0.454 (1, 9)	4-0 BB		0-0 F8			0-0 6-3		0-0 4-3		0-0 5-3		4	0	0	0	1	0	0									
Nellie Fox, L OBP: 0.330, SLG: 0.352 (1, 4)	0-0 F9			0-0 F8		0-0 1B		0-0 F6		0-0 F9		5	0	1	0	0	0	1									
Minnie Minoso, R OBP: 0.399, SLG: 0.502 (1, 7)	0-0 F9			0-3 K		0-0 F5		0-0 1-3			0-0 5-3	5	0	0	0	0	1	2									
Roy Sievers, R OBP: 0.360, SLG: 0.453 (1, 3)	0-0 F1			0-0 F7			0-0 HR		0-0 SH3-4 1B		0-0 E 1B	5	2	3	1	0	0	1									
Gene Freese, R OBP: 0.292, SLG: 0.440 (1, 5)		0-0 F7			0-3 K		0-0 E 1B		0-0 SH3-4 1-2		0-0 L8	4	0	1	0	0	1	1									
Sherm Lollar, R OBP: 0.335, SLG: 0.374 (1, 2)	0-0 F9			0-0 5-3		0-0 5-3		0-0 F5 1-3		0-0 5-3		0-0 E8 1B	5	0	1	0	0	0	2								
Jim Landis, R OBP: 0.372, SLG: 0.361 (1, 8)	0-3 K			4-0 FC6-4 BB		0-0 5-3		0-0 5-3		4-0 BB		0-0 1-3	3	0	0	0	2	1	2								
Luis Aparicio, R OBP: 0.282, SLG: 0.323 (1, 6)			0-0 6-3		0-0 FC6-4 1-2		4-0 IBB		0-0 6-3			3	0	0	0	1	0	3									
Herb Score, L (1, 1)			0-3 K			0-3 K		0-3 K			0-0 F9	3	0	0	0	0	3	2									
Earl Torgeson, L OBP: 0.511, SLG: 0.563 (10, PH)												1	0	0	0	0	0	0									
Gerry Staley, R OBP: 0.273, SLG: 0.125 (10, 1)												0	0	0	0	0	0	0									
Inning Stats	R: 0 E: 0 K: 0 S: 3	H: 0 LOB: 1 BB: 1 P: 7	R: 0 E: 0 K: 1 S: 5	H: 0 LOB: 0 BB: 0 P: 5	R: 0 E: 0 K: 1 S: 5	H: 0 LOB: 0 BB: 0 P: 5	R: 0 E: 0 K: 1 S: 5	H: 1 LOB: 1 BB: 1 P: 6	R: 1 E: 1 K: 1 S: 7	H: 2 LOB: 2 BB: 1 P: 11	R: 0 E: 0 K: 0 S: 3	H: 0 LOB: 0 BB: 0 P: 3	R: 0 E: 0 K: 0 S: 4	H: 1 LOB: 2 BB: 1 P: 8	R: 0 E: 0 K: 0 S: 3	H: 0 LOB: 0 BB: 0 P: 3	R: 1 E: 1 K: 0 S: 5	H: 2 LOB: 1 BB: 0 P: 5	1B: 5 2B: 0 3B: 0 HR: 1	SF: 0 SAC: 1 DP: 0 HBP: 0	WP: 0 PB: 0 SB: 0 CS: 0	PA: 43					
PITCHER Jack Fisher, R ERA: 3.25 (1, 1)	IP 11.0	WLS L	BF 43	H 6	R 2	ER 1	SO 6	BB 3	IBB 1	HBP 0	BLK 0	WP 0	HR 1	S 51	P 67	ERA 0.82	WHIP 0.818										

Chicago White Sox @ Baltimore Orioles
Memorial Stadium, Baltimore, MD
Sun Jul 03 1960, 3:33 AM EDT
Att: 11,967 - Unknown

livebaseballscores.com

AB 38
R 2
H 6
RBI 1
BB 4
SO 6
LOB 14




Batter	1	2	3	4	5	6	7	8	9	10	11	AB	R	H	RBI	BB	SO	LOB	BOTTOM									
Mary Breeding, R OBP: 0.322, SLG: 0.340 (1, 4)	0-0 6-3		0-0 F5		0-3 K		0-3 K			4-0 G6-3 BB		4	0	0	0	0	2	4										
Bob Boyd, L OBP: 0.340, SLG: 0.400 (10, PH)												0	0	0	0	1	0	0										
Billy Klaus, L OBP: 0.375, SLG: 0.714 (11, 4)												0	0	0	0	0	0	0										
Jim Busby, R OBP: 0.358, SLG: 0.356 (1, 8)	0-0 4-3		0-3 K2-3			0-0 1B		0-0 F7		0-0 G6-3 1-2		5	0	1	0	0	1	2										
Jackie Brandt, R OBP: 0.364, SLG: 0.443 (1, 9)	0-3 K			0-0 F8		0-0 F9		0-0 F8		0-0 F8		5	0	0	0	0	1	1										
Walt Dropo, R OBP: 0.361, SLG: 0.424 (1, 3)		4-0 BB		0-0 F7		0-0 F8		0-0 F8			0-0 1-3	3	0	1	0	1	0	1										
Jim Gentile, L OBP: 0.475, SLG: 0.611 (11, PH)												1	0	0	0	0	0	0										
Gus Triandos, R OBP: 0.331, SLG: 0.363 (1, 2)	0-0 F5			0-0 HR		0-0 6-3		0-0 F8		0-0 5-3		5	1	1	1	0	0	3										
Brooks Robinson, R OBP: 0.318, SLG: 0.379 (1, 5)	0-0 F2			0-0 F9			0-0 5-3		0-0 F4		0-0 F9	5	0	0	0	0	0	1										
Ron Hansen, R OBP: 0.336, SLG: 0.438 (1, 6)	0-3 K				0-0 F6		0-0 SH4-3 BB 1B		0-0 F2			4	0	1	0	0	1	1										
Dave Nicholson, R OBP: 0.298, SLG: 0.292 (1, 7)			4-0 CS BB		0-0 CS 1B		4-0 SH4-3 BB		4-0 BB			1	0	1	0	3	0	0										
Gene Stephens, L OBP: 0.316, SLG: 0.362 (10, 7)												0	0	0	0	0	0	0										
Jack Fisher, R OBP: 0.259, SLG: 0.174 (1, 1)	4-0 1-2 BB		4-0 1-2 BB		4-0 1-2 BB		0-0 SH4-3		0-0 F4			1	0	0	0	2	0	1										
Inning Stats	R: 0 E: 0 K: 1 S: 5	H: 0 LOB: 0 BB: 0 P: 5	R: 0 E: 0 K: 1 S: 5	H: 0 LOB: 1 BB: 1 P: 9	R: 0 E: 0 K: 1 S: 4	H: 0 LOB: 1 BB: 2 P: 12	R: 1 E: 0 K: 0 S: 4	H: 1 LOB: 1 BB: 0 P: 4	R: 0 E: 0 K: 1 S: 5	H: 1 LOB: 1 BB: 1 P: 9	R: 0 E: 0 K: 0 S: 4	H: 1 LOB: 1 BB: 0 P: 4	R: 0 E: 0 K: 0 S: 3	H: 0 LOB: 0 BB: 1 P: 7	R: 0 E: 0 K: 0 S: 2	H: 0 LOB: 0 BB: 1 P: 6	R: 0 E: 0 K: 0 S: 3	H: 0 LOB: 0 BB: 0 P: 3	1B: 4 2B: 0 3B: 0 HR: 1	SF: 0 SAC: 1 DP: 1 HBP: 0	WP: 0 PB: 0 SB: 0 CS: 2	PA: 42						
PITCHER Herb Score, L ERA: 6.04 (1, 1)	IP 9.0	WLS L	BF 36	H 5	R 1	ER 1	SO 5	BB 6	IBB 0	HBP 0	BLK 0	WP 0	HR 1	S 40	P 64	ERA 1.00	WHIP 1.222											
Gerry Staley, R ERA: 1.71 (10, 1)	2.0	W	6	0	0	0	0	1	0	0	0	0	0	0	5	9	0.00	0.500										

Chicago White Sox @ Baltimore Orioles
Memorial Stadium, Baltimore, MD
Sun Jul 03 1960, 3:33 AM EDT
Att: 11,967 - Unknown

livebaseballscores.com

AB 34
R 1
H 5
RBI 1
BB 7
SO 5
LOB 14



Batter	1	2	3	4	5	6	7	8	9	AB	R	H	RBI	BB	SO	LOB	TOP		
Al Smith, R OBP: 0.361, SLG: 0.451 (1, 9)	F5		K					K		4	0	1	0	0	2	0	Chicago White Sox @ Detroit Tigers Briggs Stadium, Detroit, MI Mon Jul 04 1960, 4:33 AM EDT Unknown		
Nellie Fox, L OBP: 0.332, SLG: 0.354 (1, 4)	G3 HBP 1B					F4		F9		4	0	2	0	0	0	1			
Minnie Minoso, R OBP: 0.401, SLG: 0.502 Joe Hicks, L OBP: 0.263, SLG: 0.235 (1, PR) (1, 7)	G3 HBP		4-3			L8			HBP	0	0	0	0	0	0	0			
Ted Kluszewski, L OBP: 0.338, SLG: 0.374 (1, 3)	G3 1-2 2-3			K		3-1		L9		4	0	0	0	0	1	4			
Billy Goodman, L OBP: 0.328, SLG: 0.300 (1, 5)	K			L8				F7		4	0	0	0	0	1	4			
Joe Ginsberg, L OBP: 0.406, SLG: 0.351 (1, 2)		L9		L8				F5		4	0	0	0	0	0	1			
Jim Landis, R OBP: 0.372, SLG: 0.357 (1, 8)		4-3			K2-3			S BB		2	0	0	0	1	1	0			
Luis Aparicio, R OBP: 0.280, SLG: 0.320 Earl Torgerson, L OBP: 0.500, SLG: 0.545 Bob Rush, R OBP: 0.600, SLG: 0.500 (7, PH) (7, 1)		6-3			L8			F2		2	0	0	0	0	0	0			
Frank Baumann, L OBP: 0.286, SLG: 0.118 Gene Freese, R OBP: 0.291, SLG: 0.438 Dick Donovan, L OBP: 0.118, SLG: 0.063 Sammy Esposito, R OBP: 0.286, SLG: 0.220 (3, PH) (3, 1) (7, 6)			L8		F5			K		1	0	0	0	0	0	0			
Inning Stats	R: 0 E: 0 K: 1 S: 6	H: 1 LOB: 3 BB: 0 P: 7	R: 0 E: 0 K: 0 S: 3	H: 0 LOB: 0 BB: 0 P: 3	R: 0 E: 0 K: 1 S: 6	H: 1 LOB: 1 BB: 0 P: 6	R: 0 E: 0 K: 1 S: 5	H: 0 LOB: 0 BB: 0 P: 5	R: 0 E: 0 K: 0 S: 4	H: 1 LOB: 1 BB: 0 P: 4	R: 0 E: 0 K: 0 S: 3	H: 0 LOB: 0 BB: 0 P: 7	R: 0 E: 0 K: 0 S: 3	H: 0 LOB: 1 BB: 0 P: 4	1B: 3 2B: 0 3B: 0 HR: 0	SF: 0 SAC: 0 DP: 0 HBP: 2		WP: 0 PB: 0 SB: 1 CS: 0	PA: 33
PITCHER Jim Bunning, R ERA: 2.3 (1, 1)	IP: 9.0 WLS: W BF: 33 H: 3 R: 0 ER: 0 SO: 6 BB: 1 IBB: 0 HBP: 2 BLK: 0 WP: 0 HR: 0 S: 42 P: 48 ERA: 0.00 WHIP: 0.444																		

Batter	1	2	3	4	5	6	7	8	9	AB	R	H	RBI	BB	SO	LOB	BOTTOM		
Eddie Yost, R OBP: 0.423, SLG: 0.351 (1, 5)	K					E5		5-3		3	0	0	0	2	1	2	Chicago White Sox @ Detroit Tigers Briggs Stadium, Detroit, MI Mon Jul 04 1960, 4:33 AM EDT Unknown		
Frank Bolling, R OBP: 0.292, SLG: 0.368 (1, 4)	6-3	L6			F7	FC6-4				4	0	0	0	0	0	6			
Charlie Maxwell, L OBP: 0.320, SLG: 0.435 (1, 7)	K		F6		FC4-6			F8		4	0	0	0	0	1	1			
Rocky Colavito, R OBP: 0.336, SLG: 0.491 (1, 9)		F8	K		BB			HR		4	1	2	1	0	1	0			
Steve Bilko, R OBP: 0.267, SLG: 0.360 Norm Cash, L OBP: 0.357, SLG: 0.451 (5, PH) (6, 3)		4-3	5-3					L4		2	0	0	0	0	0	0			
Al Kaline, R OBP: 0.316, SLG: 0.375 (1, 8)		1B		4-3	L6			L5-3		4	1	2	0	0	0	3			
Red Wilson, R OBP: 0.319, SLG: 0.288 (1, 2)		1B		4-3		6-3		F8		3	1	0	0	1	0	1			
Chico Fernandez, R OBP: 0.333, SLG: 0.348 (1, 6)		1B	1B		6-3			SH1-4	BB	3	0	1	1	1	0	1			
Jim Bunning, R OBP: 0.195, SLG: 0.220 (1, 1)		1B		5-3				SH1-4		3	0	2	1	0	0	1			
Inning Stats	R: 0 E: 0 K: 2 S: 7	H: 0 LOB: 0 BB: 0 P: 7	R: 2 E: 0 K: 0 S: 6	H: 3 LOB: 3 BB: 2 P: 14	R: 0 E: 0 K: 1 S: 5	H: 0 LOB: 0 BB: 0 P: 5	R: 0 E: 0 K: 0 S: 4	H: 1 LOB: 1 BB: 0 P: 4	R: 0 E: 1 K: 0 S: 5	H: 1 LOB: 2 BB: 0 P: 5	R: 1 E: 0 K: 0 S: 4	H: 1 LOB: 0 BB: 0 P: 4	R: 0 E: 0 K: 0 S: 3	H: 0 LOB: 1 BB: 1 P: 7	1B: 5 2B: 1 3B: 0 HR: 1	SF: 0 SAC: 1 DP: 0 HBP: 0		WP: 0 PB: 0 SB: 0 CS: 0	PA: 37
PITCHER Frank Baumann, L ERA: 2.57 Dick Donovan, R ERA: 5.74 Bob Rush, R ERA: 5.32 (3, 1) (7, 1)	IP: 2.0 WLS: L BF: 11 H: 3 R: 2 ER: 2 SO: 2 BB: 1 IBB: 1 HBP: 0 BLK: 0 WP: 0 HR: 0 S: 13 P: 21 ERA: 9.00 WHIP: 2.000																		

Batter	1	2	3	4	5	6	7	8	9	AB	R	H	RBI	BB	SO	LOB	TOP			
Al Smith, R OBP: 0.365, SLG: 0.451 (1,9)	0-0 4-3		4-0 FC3-6 BB		0-0 1B 1B		0-0 5-3		0-0 G1-6-3 1B	4	1	2	0	1	0	0				
Nelle Fox, L OBP: 0.330, SLG: 0.349 (1,4)	0-0 6-3		0-0 FC3-6 FC5-4 1-2		4-0 1B BB		0-0 F9		0-0 G1-6-3 1-2	4	0	0	0	1	0	3				
Minnie Minoso, R OBP: 0.403, SLG: 0.500 (1,7)	0-3 K		0-0 FC5-4 1-2		0-0 L4-6 1-3 2-H 1B		4-0 BB BB			3	0	1	1	1	1	1				
Roy Sievers, R OBP: 0.363, SLG: 0.468 (1,3)		0-0 6-3		0-0 HR	4-0 1-2 BB		0-0 L4			3	1	1	1	1	0	1				
Gene Freese, R OBP: 0.290, SLG: 0.434 (1,5)		0-0 BB 1B		0-3 K	0-0 L4-6 2-3		0-0 F5		0-0 F5	4	0	1	0	0	1	3				
Sherm Lollar, R OBP: 0.333, SLG: 0.369 (1,2)		4-0 1-2 BB		0-3 K	0-0 F3		0-0 L8		0-0 L8	3	0	0	0	1	1	2				
Jim Landis, R OBP: 0.370, SLG: 0.352 (1,8)		0-0 L8		4-0 1B BB		0-0 L8		0-0 F5		3	0	0	0	1	0	2				
Luis Aparicio, R OBP: 0.281, SLG: 0.321 (9, PH)		0-0 6-3		0-0 BB		0-0 F9		0-3 K		3	0	1	0	0	0	2				
Earl Torgeson, L OBP: 0.469, SLG: 0.529 (9, PR)				1-2 1B		0-0 K				1	0	0	0	0	1	0				
Bob Shaw, R OBP: 0.111, SLG: 0.061 (1,1)				0-0 F3		0-3 K		4-0 1B BB		3	0	0	0	0	2	2				
Ted Kluszewski, L OBP: 0.343, SLG: 0.374 (9, PH)						0-0 K				0	0	0	0	1	0	0				
Jim Rivera, L OBP: 0.400, SLG: 0.667 (9, PR)								0-0 1B BB		0	0	0	0	0	0	0				
Inning Stats	R: 0 E: 0 K: 1 S: 5	H: 0 LOB: 0 BB: 0 P: 5	R: 0 E: 0 K: 0 S: 4	H: 1 LOB: 2 BB: 1 P: 8	R: 0 E: 0 K: 0 S: 3	H: 0 LOB: 1 BB: 1 P: 7	R: 1 E: 0 K: 3 S: 11	H: 2 LOB: 2 BB: 1 P: 15	R: 1 E: 0 K: 0 S: 4	H: 2 LOB: 0 BB: 2 P: 12	R: 0 E: 0 K: 0 S: 3	H: 0 LOB: 1 BB: 1 P: 7	R: 0 E: 0 K: 0 S: 3	H: 0 LOB: 0 BB: 0 P: 3	R: 0 E: 0 K: 1 S: 5	H: 1 LOB: 2 BB: 1 P: 9	1B: 5 2B: 1 3B: 0 HR: 1	SF: 0 SAC: 0 DP: 2 HBP: 0	WP: 0 PB: 0 SB: 1 CS: 0	PA: 38
PITCHER	IP	WLS	BF	H	R	ER	SO	BB	IBB	HBP	BLK	WP	HR	S	P	ERA	WHIP			
Bob Bruce, R ERA: 3.92 (1,1)	4.0		22	5	2	2	4	5	0	0	0	0	1	25	45	4.50	2.500			
Dave Sisler, R ERA: 2.96 (5,1)	5.0	W	16	1	0	0	2	2	0	0	0	0	0	18	26	0.00	0.600			

Chicago White Sox @ Detroit Tigers
Briggs Stadium, Detroit, MI
Mon Jul 04 1960, 4:38 AM EDT
Att: 26,951 - Unknown

livebaseballscores.com

AB 31
R 2
H 6
RBI 2
BB 7
SO 6
LOB 16




Batter	1	2	3	4	5	6	7	8	9	AB	R	H	RBI	BB	SO	LOB	BOTTOM			
Eddie Yost, R OBP: 0.421, SLG: 0.349 (1,5)	0-0 E5 BB 1B	0-0 FC5-4 1-2			0-0 5-3		0-0 FC6-4 1B			4	1	1	0	0	0	1				
Frank Bolling, R OBP: 0.292, SLG: 0.363 (1,4)	4-0 1B SF7 BB	0-0 1-3			0-0 G3		0-0 FC6-4 1-2			3	1	0	0	1	0	2				
Charlie Maxwell, L OBP: 0.319, SLG: 0.432 (1,7)	0-0 1B 1-3 2-H 1B		0-0 F9		0-0 3-1		0-0 3-1			4	0	1	1	0	0	0				
Norm Cash, L OBP: 0.361, SLG: 0.471 (1,3)	0-0 F6		0-0 F9		0-0 HR		4-0 BB			3	1	1	1	1	0	2				
Rocky Colavito, R OBP: 0.331, SLG: 0.485 (1,9)	0-0 SF7 3-H		0-3 K		0-0 1-3		0-0 L5			3	0	0	1	0	1	1				
Al Kaline, R OBP: 0.318, SLG: 0.374 (1,8)	0-0 1-2 1B		0-0 L8		4-0 BB		0-0 L8			3	0	1	0	1	0	1				
Lou Berberet, L OBP: 0.288, SLG: 0.267 (1,2)	0-0 F7		0-0 F7		0-0 4-3					3	0	0	0	0	0	3				
Chico Fernandez, R OBP: 0.329, SLG: 0.343 (1,6)		0-0 F4		0-0 F5		0-0 F7				3	0	0	0	0	0	0				
Bob Bruce, R OBP: 0.545, SLG: 0.375 (1,1)		4-0 FC5-4 BB			0-0 F7					0	0	0	0	1	0	0				
Dave Sisler, R ERA: 2.96 (5,1)										2	0	0	0	0	0	0				
Inning Stats	R: 2 E: 1 K: 0 S: 6	H: 2 LOB: 2 BB: 1 P: 10	R: 0 E: 0 K: 0 S: 3	H: 0 LOB: 1 BB: 1 P: 7	R: 0 E: 0 K: 1 S: 5	H: 0 LOB: 0 BB: 0 P: 5	R: 0 E: 0 K: 0 S: 3	H: 0 LOB: 0 BB: 0 P: 3	R: 1 E: 0 K: 0 S: 4	H: 1 LOB: 1 BB: 1 P: 8	R: 0 E: 0 K: 0 S: 4	H: 1 LOB: 1 BB: 0 P: 4	R: 0 E: 0 K: 0 S: 3	H: 0 LOB: 1 BB: 1 P: 7	R: 0 E: 0 K: 1 S: 5	H: 3 LOB: 1 BB: 1 P: 9	1B: 3 2B: 0 3B: 0 HR: 1	SF: 1 SAC: 0 DP: 0 HBP: 0	WP: 0 PB: 0 SB: 0 CS: 0	PA: 33
PITCHER	IP	WLS	BF	H	R	ER	SO	BB	IBB	HBP	BLK	WP	HR	S	P	ERA	WHIP			
Bob Shaw, R ERA: 3.36 (1,1)	8.0	L	33	4	3	1	1	4	0	0	0	0	1	31	47	1.12	1.000			

Chicago White Sox @ Detroit Tigers
Briggs Stadium, Detroit, MI
Mon Jul 04 1960, 4:38 AM EDT
Att: 26,951 - Unknown

livebaseballscores.com

AB 28
R 3
H 4
RBI 3
BB 4
SO 1
LOB 10



Batter	1	2	3	4	5	6	7	8	9	AB	R	H	RBI	BB	SO	LOB	TOP					
Luis Aparicio, R (1.6)	F9		F4	SH4-1		L5		5-3		4	0	0	0	0	0	2						
Nellie Fox, L (1.4)	F5		1B BB	F7			HBP		F8 BB SF7 1B	3	2	1	0	1	0	1						
Minnie Minoso, R (1.7)	F9		K	K			F9		1B BB BB	4	0	0	0	1	2	3						
Roy Sievers, R (1.3)		1B 2B	1B 1-2 1B		F2		F6		F8	5	2	2	0	0	0	3						
Sherm Lollar, R (1.2)	2B 6-3 1B		1B HR		6-3		K		SF7	4	2	2	2	0	1	1						
Al Smith, R (1.9)	6-3 1-3 2-H		HR		HR				1B BB	4	2	4	3	1	0	0						
Gene Freese, R (1.5)	6-3		HR		F7		FC5-4 1B		FC6-4 1B	5	1	2	3	0	0	3						
Jim Landis, R (1.8)	6-3		F6			F3			FC6-4 1B	5	0	1	1	0	0	4						
Billy Pierce, L (1.1)	K			SH4-1 1B		F7		F8		4	0	1	0	0	1	3						
Inning Stats	R: 0 E: 0 K: 0 S: 3	H: 0 LOB: 0 BB: 0 P: 3	R: 2 E: 0 K: 1 S: 8	H: 3 LOB: 1 BB: 0 P: 8	R: 5 E: 0 K: 1 S: 9	H: 4 LOB: 0 BB: 1 P: 13	R: 0 E: 0 K: 1 S: 6	H: 1 LOB: 0 BB: 0 P: 6	R: 1 E: 0 K: 0 S: 4	H: 1 LOB: 0 BB: 0 P: 4	R: 0 E: 0 K: 0 S: 3	H: 0 LOB: 0 BB: 0 P: 3	R: 0 E: 1 K: 1 S: 5	H: 0 LOB: 1 BB: 0 P: 6	R: 0 E: 0 K: 0 S: 5	H: 2 LOB: 2 BB: 0 P: 5	R: 1 E: 0 K: 0 S: 5	H: 2 LOB: 3 BB: 2 P: 13	1B: 10 2B: 1 3B: 0 HR: 2	SF: 1 SAC: 1 DP: 0 HBP: 1	WP: 0 PB: 0 SB: 2 CS: 0	PA: 44
PITCHER	IP	WLS	BF	H	R	ER	SO	BB	IBB	HBP	BLK	WP	HR	S	P	ERA	WHIP					
Jim Perry, R (1.1)	3.0	L	17	7	7	7	2	1	0	0	0	0	1	20	24	21.00	2.667					
Barry Latman, R (4.1)	4.0		15	2	1	1	2	0	0	1	0	0	1	18	19	2.25	0.500					
Wynn Hawkins, R (8.1)	2.0		12	4	1	1	0	2	0	0	0	0	0	10	18	4.50	3.000					

Chicago White Sox @ Cleveland Indians
Cleveland Municipal Stadium, Cleveland, OH

AB 38
R 9
H 13
RBI 9
BB 3
SO 4
LOB 20



Thu Jul 07 1960, 7:05 PM EDT
Att: 19,870 - Unknown

Batter	1	2	3	4	5	6	7	8	9	AB	R	H	RBI	BB	SO	LOB	BOTTOM					
Johnny Temple, R (1.4)	K			FC5-4 1B	1B		L6			4	1	2	0	0	1	0						
Ken Aspromonte, R (1.5)	6-3			FC5-4 1B	1B			F9		4	0	2	1	0	0	0						
Jim Piersall, R (1.8)	6-3			F4		FC5-4 BB		HR		3	1	1	1	1	0	2						
Harvey Kuenn, R (1.9)		K		FC5-4 1B		FC5 1B		F7		4	0	1	0	0	1	2						
Vic Power, R (1.3)	F4			1-3 3-H	1B	FC5		F8		4	0	1	1	0	0	2						
John Romano, R (1.2)	6-3			F4		F7		F7		4	0	0	0	0	0	4						
Tito Francona, L (1.7)			F6		G3		F8		4-3	4	0	0	0	0	0	2						
Woodie Held, R (1.6)			F9		4-3		6-3		K	4	0	0	0	0	1	0						
Jim Perry, S (1.1)			6-3				6-3			0	0	0	0	0	0	0						
Bobby Locke, R (3. PH)										1	0	0	0	0	0	0						
Barry Latman, R (4.1)										0	1	0	0	1	0	0						
George Strickland, R (7. PH)										1	0	0	0	0	0	0						
Wynn Hawkins, R (8.1)										0	0	0	0	0	0	0						
Inning Stats	R: 0 E: 0 K: 1 S: 5	H: 0 LOB: 0 BB: 0 P: 5	R: 0 E: 0 K: 1 S: 5	H: 0 LOB: 0 BB: 0 P: 5	R: 0 E: 0 K: 0 S: 3	H: 0 LOB: 0 BB: 0 P: 3	R: 1 E: 0 K: 0 S: 6	H: 3 LOB: 2 BB: 0 P: 6	R: 1 E: 0 K: 0 S: 4	H: 2 LOB: 2 BB: 1 P: 8	R: 0 E: 0 K: 0 S: 3	H: 1 LOB: 0 BB: 0 P: 3	R: 0 E: 0 K: 0 S: 4	H: 0 LOB: 0 BB: 0 P: 4	R: 1 E: 0 K: 1 S: 5	H: 1 LOB: 0 BB: 0 P: 5	1B: 6 2B: 0 3B: 0 HR: 1	SF: 0 SAC: 0 DP: 0 HBP: 0	WP: 0 PB: 0 SB: 0 CS: 0	PA: 35		
PITCHER	IP	WLS	BF	H	R	ER	SO	BB	IBB	HBP	BLK	WP	HR	S	P	ERA	WHIP					
Billy Pierce, L (1.1)	9.0	W	35	7	3	3	3	2	0	0	0	0	1	39	47	3.00	1.000					

Chicago White Sox @ Cleveland Indians
Cleveland Municipal Stadium, Cleveland, OH

AB 33
R 3
H 7
RBI 3
BB 2
SO 3
LOB 12



Thu Jul 07 1960, 7:05 PM EDT
Att: 19,870 - Unknown

Batter	1	2	3	4	5	6	7	8	9	AB	R	H	RBI	BB	SO	LOB	TOP			
Johnny Temple, R (1,4) OBP: 0.339, SLG: 0.336	5-3		F8		6-3			2B		4	0	1	0	0	0	1	Cleveland Indians @ Chicago White Sox Comiskey Park, Chicago, IL Fri Jul 08 1960, 8:05 PM EDT Att: 48,231 - Unknown			
Ken Aspromonte, R (1,5) OBP: 0.367, SLG: 0.405	F8		1-3			1B		6-3		4	0	1	0	0	0	1				
Jim Piersall, R (1,8) OBP: 0.333, SLG: 0.480	1B		P4			F8		FC6-4 BB		3	0	1	0	1	0	1				
Harvey Kuenn, R (1,9) OBP: 0.383, SLG: 0.415	4-3			F9		F9		FC6-4		4	0	0	0	0	0	4				
Vic Power, R (1,3) OBP: 0.333, SLG: 0.407		BB 1B 1B		4-3		P4			5-3	4	1	1	0	0	0	1				
John Romano, R (1,2) OBP: 0.321, SLG: 0.461		BB BB BB 1B BB		F9				F9	F2	3	0	0	0	1	0	0				
Tito Francona, L (1,7) OBP: 0.382, SLG: 0.417			F7			SH2-3 1B		G5-4-3 BB	F7	3	0	1	0	1	0	2				
Woodie Held, R (1,6) OBP: 0.320, SLG: 0.472				F9				G5-4-3		3	0	1	1	0	0	2				
Gary Bell, R (1,1) OBP: 0.214, SLG: 0.179										1	0	0	0	0	0	1				
Hank Foiles, R (8, PH) OBP: 0.404, SLG: 0.400										1	0	0	0	0	0	0				
Dick Stigman, R (8, 1) OBP: 0.313, SLG: 0.154										0	0	0	0	0	0	0				
Inning Stats	R: 0 E: 0 K: 0 S: 4	H: 1 LOB: 1 BB: 0 P: 4	R: 1 E: 0 K: 0 S: 4	H: 2 LOB: 1 BB: 1 P: 8	R: 0 E: 0 K: 0 S: 3	H: 0 LOB: 0 BB: 0 P: 3	R: 0 E: 0 K: 0 S: 3	H: 0 LOB: 0 BB: 0 P: 3	R: 0 E: 0 K: 0 S: 4	H: 1 LOB: 1 BB: 0 P: 4	R: 0 E: 0 K: 0 S: 2	H: 0 LOB: 0 BB: 1 P: 6	R: 0 E: 0 K: 0 S: 4	H: 1 LOB: 2 BB: 1 P: 8	R: 0 E: 0 K: 0 S: 3	H: 0 LOB: 0 BB: 0 P: 3	1B: 5 2B: 1 3B: 0 HR: 0	SF: 0 SAC: 1 DP: 1 HBP: 0	WP: 0 PB: 0 SB: 1 CS: 0	PA: 34
PITCHER Frank Baumann, L (1,1) ERA: 2.39	IP: 9.0 WLS: W BF: 34 H: 6 R: 1 ER: 1 SO: 0 BB: 3 IBB: 0 HBP: 0 BLK: 0 WP: 0 HR: 0 S: 31 P: 43 ERA: 1.00 WHIP: 1.000															PITCHER				

Batter	1	2	3	4	5	6	7	8	9	AB	R	H	RBI	BB	SO	LOB	BOTTOM			
Luis Aparicio, R (1,6) OBP: 0.285, SLG: 0.327	E 2B	WP S 1-H 1B		F7		P4				4	1	2	1	0	0	3	Cleveland Indians @ Chicago White Sox Comiskey Park, Chicago, IL Fri Jul 08 1960, 8:05 PM EDT Att: 48,231 - Unknown			
Nellie Fox, L (1,4) OBP: 0.332, SLG: 0.344	E5 FC6-4 2H 1B	BB BB BB 1-3 BB			F9		F9			3	0	1	0	1	0	0				
Minnie Minoso, R (1,7) OBP: 0.395, SLG: 0.483	FC6-4 1B SF7 1-2	P3				G5-4-3 1B		F8		4	1	1	0	0	0	3				
Roy Sievers, R (1,3) OBP: 0.367, SLG: 0.487				P3		G5-4-3		F2		4	0	1	0	0	0	1				
Sherm Lollar, R (1,2) OBP: 0.335, SLG: 0.368	SF7			F7		E8 BB F7 1B		K		3	1	0	1	0	1	0				
Al Smith, R (1,9) OBP: 0.374, SLG: 0.469	6-3			K				5-3		4	0	1	0	0	1	1				
Gene Freese, R (1,5) OBP: 0.299, SLG: 0.467										4	0	2	0	0	0	2				
Jim Landis, R (1,8) OBP: 0.363, SLG: 0.339		BB BB BB S 1B BB			F7			F3		2	1	0	0	2	0	2				
Frank Baumann, L (1,1) OBP: 0.250, SLG: 0.100				K						3	0	0	1	0	2	4				
Inning Stats	R: 2 E: 1 K: 0 S: 6	H: 3 LOB: 1 BB: 0 P: 6	R: 1 E: 0 K: 1 S: 6	H: 1 LOB: 2 BB: 2 P: 14	R: 0 E: 0 K: 1 S: 5	H: 0 LOB: 0 BB: 0 P: 5	R: 0 E: 0 K: 1 S: 6	H: 1 LOB: 1 BB: 0 P: 6	R: 0 E: 0 K: 0 S: 3	H: 1 LOB: 2 BB: 1 P: 9	R: 0 E: 0 K: 0 S: 3	H: 0 LOB: 0 BB: 0 P: 3	R: 0 E: 0 K: 1 S: 6	H: 1 LOB: 1 BB: 0 P: 6	R: 0 E: 0 K: 0 S: 3	H: 0 LOB: 0 BB: 0 P: 3		1B: 6 2B: 2 3B: 0 HR: 0	SF: 1 SAC: 0 DP: 1 HBP: 0	WP: 2 PB: 0 SB: 2 CS: 0
PITCHER Gary Bell, R (1,1) ERA: 3.27 Dick Stigman, L (8, 1) ERA: 3.59	IP: 7.0 WLS: L BF: 31 H: 7 R: 4 ER: 3 SO: 3 BB: 3 IBB: 0 HBP: 0 BLK: 0 WP: 0 HR: 0 S: 34 P: 46 ERA: 3.86 WHIP: 1.429															PITCHER				

Batter	1	2	3	4	5	6	7	8	9	AB	R	H	RBI	BB	SO	LOB	TOP					
Johnny Temple, R OBP: 0.336, SLG: 0.330	4-0 WP 1B BB		5-3		4-3		F8		6-3	4	1	0	0	1	0	0						
Ken Aspromonte, R OBP: 0.364, SLG: 0.401	0-0 F7		1-3		6-3			BB 1B		4	1	1	0	0	0	1						
Harvey Kuenn, R OBP: 0.385, SLG: 0.425	0-0 E5 1B				3-1			FC5-4 1B BB		3	2	1	1	1	0	1						
Jim Piersall, R OBP: 0.340, SLG: 0.485	0-0 CS 1B					F8		FC5-4 1B		4	0	3	3	0	0	0						
Vic Power, R OBP: 0.336, SLG: 0.406	4-0 CS BB		F7					FC5-4 1B		3	0	1	0	1	0	3						
Hank Foiles, R OBP: 0.400, SLG: 0.396	0-0 CS	0-0		0-0 P6		F3		P6		3	0	1	0	0	0	1						
Bob Hale, L OBP: 0.263, SLG: 0.273										1	0	0	0	0	0	2						
Bobby Locke, R OBP: 0.462, SLG: 0.455	1-2									0	0	0	0	0	0	0						
Woodie Held, R OBP: 0.319, SLG: 0.468						5-3		5-3		4	0	1	0	0	0	4						
Bubba Phillips, R OBP: 0.255, SLG: 0.298										1	0	1	0	0	0	0						
Barry Latman, R OBP: 0.231, SLG: 0.167										1	0	0	0	0	0	1						
Marty Keough, L OBP: 0.313, SLG: 0.327										1	0	0	0	0	0	0						
Wynn Hawkins, R OBP: 0.100, SLG: 0.150										0	0	0	0	0	0	0						
John Romano, R OBP: 0.320, SLG: 0.458										1	0	0	0	0	0	0						
Ted Bowsfield, R OBP: 0.200, SLG: 0.143										0	0	0	0	0	0	0						
John Briggs, R OBP: 0.143, SLG: 0.143										0	0	0	0	0	0	0						
Tito Francona, L OBP: 0.377, SLG: 0.411										4	0	0	0	0	0	3						
Inning Stats	R: 2 E: 1 K: 0 S: 3	H: 1 LOB: 0 BB: 2 P: 11	R: 0 E: 0 K: 0 S: 4	H: 2 LOB: 1 BB: 0 P: 4	R: 1 E: 0 K: 0 S: 5	H: 2 LOB: 1 BB: 0 P: 5	R: 0 E: 0 K: 0 S: 4	H: 1 LOB: 1 BB: 0 P: 4	R: 0 E: 0 K: 0 S: 3	H: 0 LOB: 0 BB: 0 P: 3	R: 0 E: 0 K: 0 S: 4	H: 1 LOB: 1 BB: 0 P: 4	R: 0 E: 0 K: 0 S: 3	H: 0 LOB: 0 BB: 0 P: 3	R: 1 E: 0 K: 0 S: 5	H: 2 LOB: 2 BB: 1 P: 9	R: 0 E: 0 K: 0 S: 3	H: 0 LOB: 0 BB: 0 P: 3	1B: 8 2B: 0 3B: 0 HR: 1	SF: 0 SAC: 0 DP: 1 HBP: 0	WP: 1 PB: 0 SB: 1 CS: 2	PA: 38
PITCHER	IP	WLS	BF	H	R	ER	SO	BB	IBB	HBP	BLK	WP	HR	S	P	ERA	WHIP					
Herb Score, L ERA: 6.07	1.1		8	3	2	1	0	2	0	0	0	1	0	6	14	6.75	3.750					
Dick Donovan, R ERA: 5.49	5.2	W	22	5	2	2	0	1	0	0	0	0	1	21	25	3.18	1.059					
Gerry Staley, R ERA: 1.57	2.0	S	7	1	0	0	0	0	0	0	0	0	0	7	7	0.00	0.500					

Cleveland Indians @ Chicago White Sox
Comiskey Park, Chicago, IL
Sat Jul 09 1960, 4:33 AM EDT
Att: 22,716 - Unknown

AB 34
R 4
H 9
RBI 4
BB 3
SO 0
LOB 16



Batter	1	2	3	4	5	6	7	8	9	AB	R	H	RBI	BB	SO	LOB	BOTTOM				
Luis Aparicio, R OBP: 0.290, SLG: 0.327	0-0 1B PB E	4-0 1B SF7 BB	0-0 F2			L6		FC4-6 BB		3	2	1	0	2	0	0					
Nellie Fox, L OBP: 0.336, SLG: 0.346	0-0 2B	0-0 E 1B 2B	0-0 F9			G6-4-3 BB		FC4-6 FC6-4		4	2	2	0	1	0	2					
Minnie Minoso, R OBP: 0.389, SLG: 0.476	0-0 E5 2B	0-0 SF7			6-3	G6-4-3		FC6-4		4	1	0	2	0	0	4					
Roy Sievers, R OBP: 0.378, SLG: 0.500	0-0 1B 2B	0-0 E 2B 1B						FC5-4 1B		3	2	3	2	1	0	0					
Sherm Lollar, R OBP: 0.333, SLG: 0.366	0-0 SH4-3 2B 1B	0-0 E5 2B			P5			FC5-4		4	1	1	1	0	0	4					
Al Smith, R OBP: 0.374, SLG: 0.471	0-0 SH4-3	0-0			F9			K		3	0	1	2	0	1	2					
Gene Freese, R OBP: 0.302, SLG: 0.474	0-0 1-2 3B	0-0 FC5-4 BB				K		F5		3	0	1	1	1	1	1					
Jim Landis, R OBP: 0.358, SLG: 0.333	0-0 F8	0-0 FC5-4				6-3		F8		4	0	0	0	0	0	4					
Herb Score, L	0-0	0-0								0	0	0	0	0	0	0					
Dick Donovan, L OBP: 0.100, SLG: 0.053	1-2	0-0 F7				4-3		FC4-6 BB		3	0	0	0	0	1	0					
Gerry Staley, R OBP: 0.385, SLG: 0.300	3H							1B		1	0	1	0	0	0	0					
Inning Stats	R: 5 E: 1 K: 0 S: 8	H: 5 LOB: 1 BB: 0 P: 8	R: 3 E: 1 K: 0 S: 7	H: 3 LOB: 3 BB: 2 P: 15	R: 0 E: 0 K: 1 S: 5	H: 0 LOB: 0 BB: 0 P: 5	R: 0 E: 0 K: 0 S: 3	H: 0 LOB: 1 BB: 1 P: 7	R: 0 E: 0 K: 1 S: 5	H: 0 LOB: 0 BB: 0 P: 5	R: 0 E: 0 K: 0 S: 2	H: 0 LOB: 0 BB: 1 P: 6	R: 0 E: 0 K: 1 S: 6	H: 1 LOB: 1 BB: 0 P: 6	R: 0 E: 0 K: 0 S: 4	H: 1 LOB: 2 BB: 1 P: 8	1B: 7 2B: 2 3B: 1 HR: 0	SF: 1 SAC: 1 DP: 1 HBP: 0	WP: 0 PB: 1 SB: 0 CS: 0	PA: 39	
PITCHER	IP	WLS	BF	H	R	ER	SO	BB	IBB	HBP	BLK	WP	HR	S	P	ERA	WHIP				
Ted Bowsfield, L ERA: 5.17	0.0	L	4	5	4	0	0	0	0	0	0	0	0	3	3	0.00	1.000				
John Briggs, R ERA: 3.3	1.0		4	1	0	0	0	0	0	0	0	0	0	3	3	0.00	1.000				
Barry Latman, R ERA: 4.47	5.0		22	3	3	1	2	4	0	0	0	0	0	22	38	1.80	1.400				
Wynn Hawkins, R ERA: 4.23	1.0		4	1	0	0	1	0	0	0	0	0	0	6	6	0.00	1.000				
Bobby Locke, R ERA: 2.94	1.0		5	1	0	0	0	1	0	0	0	0	0	4	8	0.00	2.000				

Cleveland Indians @ Chicago White Sox
Comiskey Park, Chicago, IL
Sat Jul 09 1960, 4:33 AM EDT
Att: 22,716 - Unknown

AB 32
R 8
H 10
RBI 8
BB 5
SO 3
LOB 17



Batter	1	2	3	4	5	6	7	8	9	AB	R	H	RBI	BB	SO	LOB	TOP										
Johnny Temple, R OBP: 0.342, SLG: 0.333 (1.4)										4	2	2	0	1	0	1	Cleveland Indians @ Chicago White Sox Comiskey Park, Chicago, IL Sun Jul 10 1960, 4:33 AM EDT Unknown										
Ken Aspromonte, R OBP: 0.362, SLG: 0.404 (1.5)										4	1	1	0	0	0	2											
Harvey Kuenn, R OBP: 0.385, SLG: 0.424 (1.9)										3	1	1	1	1	0	1											
Tito Francona, L OBP: 0.372, SLG: 0.404 (1.7)										4	0	0	0	0	0	2											
Bubba Phillips, R OBP: 0.259, SLG: 0.302 (8.7)										1	0	1	2	0	0	0											
Jim Piersall, R OBP: 0.337, SLG: 0.476 (1.8)										4	1	0	0	1	0	3											
Vic Power, R OBP: 0.340, SLG: 0.421 (1.3)										5	1	3	1	0	0	1											
Woodie Held, R OBP: 0.325, SLG: 0.469 (1.6)										2	0	1	1	2	1	1											
Hank Foiles, R OBP: 0.406, SLG: 0.393 (1.2)										3	0	1	0	1	0	3											
Jim Perry, S OBP: 0.225, SLG: 0.250 (1.1)										2	0	0	0	0	0	2											
Johnny Klippstein, R OBP: 0.152, SLG: 0.150 (6.1)										1	0	0	0	0	0	2											
Inning Stats	R: 1 E: 0 K: 0 S: 3	H: 0 LOB: 0 BB: 1 P: 7	R: 0 E: 0 K: 0 S: 4	H: 1 LOB: 2 BB: 1 P: 8	R: 0 E: 0 K: 0 S: 4	H: 1 LOB: 1 BB: 0 P: 4	R: 0 E: 0 K: 0 S: 3	H: 0 LOB: 1 BB: 0 P: 7	R: 0 E: 0 K: 0 S: 3	H: 2 LOB: 1 BB: 0 P: 7	R: 0 E: 0 K: 0 S: 3	H: 0 LOB: 1 BB: 1 P: 7	R: 0 E: 0 K: 0 S: 6	H: 3 LOB: 2 BB: 1 P: 10	R: 2 E: 0 K: 0 S: 5	H: 3 LOB: 1 BB: 1 P: 9	1B: 7 2B: 2 3B: 1 HR: 0	SF: 1 SAC: 2 DP: 1 HBP: 0	WP: 0 PB: 0 SB: 1 CS: 0	PA: 42							
PITCHER	IP	WLS	BF	H	R	ER	SO	BB	IBB	HBP	BLK	WP	HR	S	P	ERA	WHIP										
Early Wynn, R ERA: 5.0 (1.1)	7.2	L	35	7	4	4	1	5	0	0	0	0	0	32	52	4.70	1.565										
Gerry Staley, R ERA: 1.75 (8.1)	1.1		7	3	2	2	0	0	1	0	0	0	0	6	10	13.50	2.250										

Batter	1	2	3	4	5	6	7	8	9	AB	R	H	RBI	BB	SO	LOB	BOTTOM										
Luis Aparicio, R OBP: 0.291, SLG: 0.326 (1.6)										4	0	1	0	1	0	2	Cleveland Indians @ Chicago White Sox Comiskey Park, Chicago, IL Sun Jul 10 1960, 4:33 AM EDT Unknown										
Nellie Fox, L OBP: 0.335, SLG: 0.345 (1.4)										4	1	1	0	0	1	3											
Minnie Minoso, R OBP: 0.393, SLG: 0.483 (1.7)										4	1	3	0	0	0	1											
Roy Sievers, R OBP: 0.376, SLG: 0.500 (1.3)										4	0	1	0	0	0	4											
Joe Ginsberg, L OBP: 0.397, SLG: 0.333 (1.2)										3	0	0	1	1	0	2											
Al Smith, R OBP: 0.375, SLG: 0.470 (1.9)										3	0	1	1	1	0	1											
Gene Freese, R OBP: 0.301, SLG: 0.468 (1.5)										3	0	0	0	1	1	3											
Jim Landis, R OBP: 0.360, SLG: 0.330 (1.8)										2	0	0	0	2	0	2											
Early Wynn, S OBP: 0.275, SLG: 0.257 (1.1)										2	0	0	0	1	0	1											
Gerry Staley, R OBP: 0.365, SLG: 0.300 (8.1)										0	0	0	0	0	0	0											
Earl Torgeson, L OBP: 0.490, SLG: 0.514 (9. PH)										0	0	0	0	1	0	0											
Inning Stats	R: 0 E: 0 K: 1 S: 6	H: 1 LOB: 0 BB: 0 P: 6	R: 0 E: 0 K: 0 S: 2	H: 0 LOB: 0 BB: 1 P: 6	R: 0 E: 0 K: 0 S: 3	H: 0 LOB: 0 BB: 0 P: 3	R: 2 E: 0 K: 0 S: 6	H: 3 LOB: 2 BB: 1 P: 10	R: 0 E: 0 K: 0 S: 3	H: 1 LOB: 1 BB: 1 P: 7	R: 0 E: 0 K: 0 S: 2	H: 0 LOB: 2 BB: 2 P: 10	R: 0 E: 0 K: 0 S: 3	H: 1 LOB: 0 BB: 0 P: 3	R: 0 E: 0 K: 1 S: 5	H: 0 LOB: 2 BB: 2 P: 13	1B: 5 2B: 4 3B: 0 HR: 0	SF: 0 SAC: 0 DP: 3 HBP: 0	WP: 0 PB: 0 SB: 0 CS: 2	PA: 37							
PITCHER	IP	WLS	BF	H	R	ER	SO	BB	IBB	HBP	BLK	WP	HR	S	P	ERA	WHIP										
Jim Perry, R ERA: 3.51 (1.1)	5.1		24	6	2	2	1	3	1	0	0	0	0	22	38	3.38	1.688										
Johnny Klippstein, R ERA: 1.26 (6.1)	3.2	W	13	1	0	0	1	4	0	0	0	0	0	11	27	0.00	1.364										

Batter	1	2	3	4	5	6	7	8	9	AB	R	H	RBI	BB	SO	LOB	TOP					
Johnny Temple, R (1,4) OBP: 0.343, SLG: 0.335	4-3		FC6 SH3 1-2 1B	F7		5-3			FC5-4 1B	5	0	2	0	0	0	2						
Ken Aspromonte, R (1,5) OBP: 0.359, SLG: 0.400	P4		SH3		F7				FC5-4 1-2 1B	4	0	1	0	0	0	1						
Bubba Phillips, R (9, FR) OBP: 0.259, SLG: 0.302										0	0	0	0	0	0	0						
Harvey Kuenn, R (1,9) OBP: 0.382, SLG: 0.418	4-3		FC6 BB		4-3				P4	4	0	0	0	1	0	2						
Tito Francona, L (1,7) OBP: 0.372, SLG: 0.404			FC6 BB						FC6-4 1-2 1B	5	1	2	1	0	0	4						
Jim Piersall, R (1,8) OBP: 0.340, SLG: 0.475			SF7 1B		L6				6-3	3	1	1	0	1	0	2						
Jim Piersall, R (1,8) OBP: 0.340, SLG: 0.475			SF7 1B																			
Vic Power, R (1,3) OBP: 0.339, SLG: 0.420			SF7		4-3					3	1	1	1	0	0	3						
Woodie Held, R (1,6) OBP: 0.328, SLG: 0.473					4-3					4	0	2	2	0	0	0						
Hank Foiles, R (1,2) OBP: 0.388, SLG: 0.373																	AB 36					
Bob Hale, L (8, PH) OBP: 0.282, SLG: 0.324																	R 4					
Bobby Locke, R (8,1) OBP: 0.462, SLG: 0.455					1-3					3	0	0	0	0	0	1	H 12					
Bobby Locke, R (8,1) OBP: 0.462, SLG: 0.455										1	0	1	0	0	0	0	RBI 4					
Bobby Locke, R (8,1) OBP: 0.462, SLG: 0.455										0	0	0	0	0	0	0	BB 2					
Dick Stigman, R (1,1) OBP: 0.368, SLG: 0.250																	SO 1					
Mudcat Grant, R (6,1) OBP: 0.194, SLG: 0.179																	LOB 17					
John Briggs, R (6,1) OBP: 0.143, SLG: 0.143			SH3 FC6 1B																			
John Romano, R (8,2) OBP: 0.318, SLG: 0.455																						
John Romano, R (8,2) OBP: 0.318, SLG: 0.455																						
Inning Stats	R: 0 E: 0 K: 0 S: 3	H: 0 LOB: 0 BB: 0 P: 3	R: 2 E: 0 K: 0 S: 5	H: 3 LOB: 0 BB: 0 P: 5	R: 1 E: 0 K: 0 S: 5	H: 2 LOB: 3 BB: 2 P: 13	R: 0 E: 0 K: 0 S: 4	H: 1 LOB: 1 BB: 0 P: 4	R: 0 E: 0 K: 0 S: 4	H: 1 LOB: 1 BB: 0 P: 4	R: 1 E: 0 K: 0 S: 5	H: 2 LOB: 1 BB: 0 P: 5	R: 0 E: 0 K: 0 S: 4	H: 1 LOB: 1 BB: 0 P: 4	R: 0 E: 0 K: 1 S: 6	H: 1 LOB: 1 BB: 0 P: 6	R: 0 E: 1 K: 0 S: 4	H: 1 LOB: 1 BB: 0 P: 4	1B: 10 2B: 2 3B: 0 HR: 0	SF: 1 SAC: 1 DP: 0 HBP: 0	WP: 0 PB: 0 SB: 0 CS: 0	PA: 40
PITCHER	IP	WLS	BF	H	R	ER	SO	BB	IBB	HBP	BLK	WP	HR	S	P	ERA	WHIP					
Bob Shaw, R (1,1) ERA: 3.55	2.0		10	5	3	3	0	0	0	0	0	0	0	10	10	13.50	2.500					
Russ Kemmerer, R (3,1) ERA: 4.05	4.0	W	18	4	1	1	0	2	0	0	0	0	0	16	24	2.25	1.500					
Turk Lown, R (7,1) ERA: 1.72	3.0	S	12	3	0	0	1	0	0	0	0	0	0	14	14	0.00	1.000					

Cleveland Indians @ Chicago White Sox
Comiskey Park, Chicago, IL
Sun Jul 10 1960, 4:38 AM EDT
Att: 32,806 - Unknown

AB	36
R	4
H	12
RBI	4
BB	2
SO	1
LOB	17





Batter	1	2	3	4	5	6	7	8	9	AB	R	H	RBI	BB	SO	LOB	BOTTOM				
Luis Aparicio, R (1,6) OBP: 0.291, SLG: 0.323	BB CS BB		E6 F8 1B	F7		FC4 1-2 1B		1-3		3	1	0	0	1	0	2					
Turk Lown, R (7,1) OBP: 0.333, SLG: 0.400										1	0	0	0	0	0	0					
Nellie Fox, L (1,4) OBP: 0.336, SLG: 0.342	4-3		BB BB		4-3	4-0 1-2 HR BB		1-3		3	1	0	0	2	0	1					
Minnie Minoso, R (1,7) OBP: 0.393, SLG: 0.480			K		F7	F7 1-2 2-H HR 1B		4-3		4	1	1	1	1	1	2					
Roy Sievers, R (1,3) OBP: 0.383, SLG: 0.523					F8	1B 2B				3	2	2	3	1	0	2					
Sherm Lollar, R (1,2) OBP: 0.340, SLG: 0.367	F2									2	0	1	1	2	0	3					
Al Smith, R (1,9) OBP: 0.374, SLG: 0.465			F8		4-3	4-0 2-H 1B				3	0	0	0	1	1	5					
Al Smith, R (1,9) OBP: 0.374, SLG: 0.465			G6-4-3 BB																		
Gene Freese, R (1,5) OBP: 0.300, SLG: 0.461					F8	F8 1-2 2-3 BB		K		3	0	0	0	1	1	0					
Gene Freese, R (1,5) OBP: 0.300, SLG: 0.461																	AB 28				
Jim Landis, R (1,8) OBP: 0.362, SLG: 0.343			G6-4-3 BB					K		3	0	0	0	1	1	0	R 6				
Bob Shaw, R (1,1) OBP: 0.108, SLG: 0.059					F3			P4		3	1	1	1	1	0	2	H 5				
Russ Kemmerer, R (3,1) ERA: 4.4																	RBI 6				
Sammy Esposito, R (6, PH) OBP: 0.294, SLG: 0.214					F3			F3		1	0	0	0	0	0	1	SO 3				
Sammy Esposito, R (6, PH) OBP: 0.294, SLG: 0.214										1	0	0	0	1	0	0	LOB 19				
Inning Stats	R: 0 E: 0 K: 0 S: 2	H: 0 LOB: 2 BB: 3 P: 14	R: 0 E: 0 K: 0 S: 2	H: 0 LOB: 1 BB: 2 P: 10	R: 0 E: 1 K: 1 S: 6	H: 0 LOB: 3 BB: 2 P: 14	R: 0 E: 0 K: 0 S: 3	H: 0 LOB: 1 BB: 1 P: 7	R: 1 E: 0 K: 0 S: 5	H: 2 LOB: 1 BB: 0 P: 5	R: 5 E: 0 K: 1 S: 8	H: 3 LOB: 1 BB: 3 P: 20	R: 0 E: 0 K: 1 S: 5	H: 0 LOB: 0 BB: 0 P: 5	R: 0 E: 0 K: 0 S: 3	H: 0 LOB: 0 BB: 0 P: 3	1B: 2 2B: 1 3B: 0 HR: 2	SF: 0 SAC: 0 DP: 1 HBP: 0	WP: 0 PB: 0 SB: 1 CS: 1	PA: 39	
PITCHER	IP	WLS	BF	H	R	ER	SO	BB	IBB	HBP	BLK	WP	HR	S	P	ERA	WHIP				
Dick Stigman, L (1,1) ERA: 3.8	5.2		29	3	4	4	1	1	0	0	0	0	1	21	6	6.35	2.294				
Mudcat Grant, R (6,1) ERA: 4.4	0.0	L	3	2	2	2	0	1	0	0	0	0	1	2	6	∞	∞				
John Briggs, R (6,1) ERA: 3.16	1.1		4	0	0	0	2	0	0	0	0	0	0	8	8	0.00	0.000				
Bobby Locke, R (8,1) ERA: 2.86	1.0		3	0	0	0	0	0	0	0	0	0	0	3	3	0.00	0.000				

Cleveland Indians @ Chicago White Sox
Comiskey Park, Chicago, IL
Sun Jul 10 1960, 4:38 AM EDT
Att: 32,806 - Unknown

AB	28
R	6
H	5
RBI	6
BB	11
SO	3
LOB	19



Batter	1	2	3	4	5	6	7	8	9	AB	R	H	RBI	BB	SO	LOB	TOP										
Jackie Brandt, R OBP: 0.358, SLG: 0.436 (1, 9)	5-3		6-3 SH1-4 1B		1-3 1B		P4		1-3	5	0	2	0	0	0	0	<p>Baltimore Orioles @ Chicago White Sox Comiskey Park, Chicago, IL</p> <p>Sat Jul 16 1960, 4:33 AM EDT Att: 16,599 - Unknown</p> <p>livebaseballscores.com</p> <p>AB 36 R 4 H 9 RBI 4 BB 0 SO 3 LOB 10</p> 										
Jim Busby, R OBP: 0.346, SLG: 0.349 (1, 8)	1B		SH1-4		G5-4-3 1-2		P4			3	0	1	0	0	0	2											
Brooks Robinson, R OBP: 0.343, SLG: 0.438 (1, 5)	P4		6-3			E5 2B		4-3		4	1	0	0	0	0	2											
Walt Dropo, R OBP: 0.380, SLG: 0.413 Jim Gentile, L OBP: 0.450, SLG: 0.572 (8, PH) (8, 3)	6-3		F9			1B 1-H		K		3	1	1	1	0	0	2											
Gus Triandos, R OBP: 0.330, SLG: 0.363 (1, 2)		F9		F8		F8		E5 1B		4	1	0	0	0	0	1											
Ron Hansen, R OBP: 0.330, SLG: 0.416 (1, 6)	K		6-3		F9			1B		4	0	1	1	0	1	1											
Dave Nicholson, R OBP: 0.343, SLG: 0.362 Gene Stephens, L OBP: 0.326, SLG: 0.375 (7, 7)	HR		K		1B			F9		3	1	2	2	0	1	0											
Mary Breeding, R OBP: 0.326, SLG: 0.351 (1, 4)	E5				F9			5-3		4	0	1	0	0	0	0											
Jerry Walker, S OBP: 0.367, SLG: 0.357 Hoyt Wilhelm, R OBP: 0.097, SLG: 0.069 (6, 1)	6-3				1B		G3	1-3		2	0	1	0	0	0	1											
Inning Stats	R: 0 E: 0 K: 0 S: 4	H: 1 LOB: 1 BB: 0 P: 4	R: 1 E: 1 K: 1 S: 7	H: 1 LOB: 1 BB: 0 P: 7	R: 0 E: 0 K: 0 S: 4	H: 1 LOB: 0 BB: 0 P: 4	R: 0 E: 0 K: 1 S: 5	H: 0 LOB: 0 BB: 0 P: 5	R: 0 E: 0 K: 0 S: 4	H: 2 LOB: 1 BB: 0 P: 4	R: 2 E: 1 K: 0 S: 6	H: 3 LOB: 2 BB: 0 P: 6	R: 0 E: 0 K: 0 S: 3	H: 0 LOB: 0 BB: 0 P: 3	R: 1 E: 1 K: 1 S: 7	H: 1 LOB: 1 BB: 0 P: 7		R: 0 E: 0 K: 0 S: 3	H: 0 LOB: 0 BB: 0 P: 3	1B: 7 2B: 1 3B: 0 HR: 1	SF: 0 SAC: 1 DP: 1 HBP: 0	WP: 0 PB: 0 CS: 0	PA: 37				
PITCHER	IP	WLS	BF	H	R	ER	SO	BB	IBB	HBP	BLK	WP	HR	S	P	ERA	WHIP										
Frank Baumann, L ERA: 2.33 (1, 1)	6.0		26	8	3	1	2	0	0	0	0	0	1	30	30	1.50	1.333										
Dick Donovan, R ERA: 5.4 (7, 1)	1.0		3	0	0	0	0	0	0	0	0	0	0	3	3	0.00	0.000										
Gerry Staley, R ERA: 1.74 (8, 1)	2.0	L	8	1	1	0	1	0	0	0	0	0	0	10	10	0.00	0.500										

Batter	1	2	3	4	5	6	7	8	9	AB	R	H	RBI	BB	SO	LOB	BOTTOM										
Luis Aparicio, R OBP: 0.288, SLG: 0.319 Ted Kluszewski, L OBP: 0.338, SLG: 0.368 Sammy Esposito, R OBP: 0.288, SLG: 0.209 (7, 6)	F8		FC1-4 S		6-3	FC1-2		K		3	0	0	0	0	0	2	<p>Baltimore Orioles @ Chicago White Sox Comiskey Park, Chicago, IL</p> <p>Sat Jul 16 1960, 4:33 AM EDT Att: 16,599 - Unknown</p> <p>livebaseballscores.com</p> <p>AB 36 R 3 H 9 RBI 2 BB 8 SO 4 LOB 32</p> 										
Nellie Fox, L OBP: 0.336, SLG: 0.339 (1, 4)	F8		F8		1B	1-3		F3		4	1	0	0	1	0	4											
Minnie Minoso, R OBP: 0.392, SLG: 0.481 (1, 7)	F7				1B	1B		F7		4	2	2	0	1	0	0											
Roy Sievers, R OBP: 0.402, SLG: 0.545 Jim Rivera, L OBP: 0.400, SLG: 0.667 (9, PR)			G5-4-3 BB		G6-4-3 1B	G6-4-3 BB		1B		3	0	3	2	2	0	0											
Sherm Lollar, R OBP: 0.340, SLG: 0.360 (1, 2)	F5		G6-4-3		G6-4-3 1B	FC4-6 BB		1B		4	0	1	0	1	1	4											
Al Smith, R OBP: 0.370, SLG: 0.454 (1, 9)	G5-4-3				1B	FC4-6 BB		K		4	0	0	0	1	1	8											
Gene Freese, R OBP: 0.293, SLG: 0.447 (1, 5)			5-3			F5		P6		5	0	1	0	0	0	4											
Jim Landis, R OBP: 0.358, SLG: 0.336 (1, 8)			FC1-4 BB		B1	E5 1B		6-3		4	0	1	0	1	0	5											
Frank Baumann, L OBP: 0.269, SLG: 0.095 Earl Torgeson, L OBP: 0.490, SLG: 0.514 Dick Donovan, R OBP: 0.100, SLG: 0.053 Joe Ginsberg, L OBP: 0.392, SLG: 0.328 Gerry Staley, R OBP: 0.365, SLG: 0.300 (8, 1)			FC1-4 BB			FC1-2 BB		FC6-4		1	0	0	0	1	1	0											
Inning Stats	R: 0 E: 0 K: 0 S: 3	H: 0 LOB: 0 BB: 0 P: 3	R: 0 E: 0 K: 0 S: 2	H: 0 LOB: 0 BB: 1 P: 6	R: 0 E: 0 K: 0 S: 4	H: 1 LOB: 2 BB: 1 P: 8	R: 1 E: 0 K: 0 S: 5	H: 3 LOB: 2 BB: 1 P: 9	R: 1 E: 1 K: 0 S: 7	H: 2 LOB: 3 BB: 2 P: 15	R: 0 E: 1 K: 0 S: 5	H: 1 LOB: 2 BB: 0 P: 5	R: 1 E: 1 K: 2 S: 8	H: 0 LOB: 3 BB: 3 P: 20	R: 0 E: 0 K: 1 S: 5	H: 0 LOB: 0 BB: 0 P: 5		R: 0 E: 0 K: 0 S: 5	H: 2 LOB: 3 BB: 0 P: 5	1B: 8 2B: 0 3B: 1 HR: 0	SF: 0 SAC: 0 DP: 2 HBP: 0	WP: 0 PB: 0 CS: 0	PA: 44				
PITCHER	IP	WLS	BF	H	R	ER	SO	BB	IBB	HBP	BLK	WP	HR	S	P	ERA	WHIP										
Jerry Walker, R ERA: 3.57 (1, 1)	5.0		24	6	2	2	2	5	0	0	0	0	0	21	41	3.60	2.200										
Hoyt Wilhelm, R ERA: 3.82 (6, 1)	4.0	W	20	3	1	0	3	3	0	0	0	0	0	23	35	0.00	1.500										

Batter	1	2	3	4	5	6	7	8	9	AB	R	H	RBI	BB	SO	LOB	TOP				
Jackie Brandt, R OBP: 0.356, SLG: 0.433 (1, 8)										4	0	1	0	0	0	0					
Gene Stephens, L OBP: 0.325, SLG: 0.372 (1, 9)										4	0	1	0	0	2	0					
Gene Woodling, L OBP: 0.416, SLG: 0.398 (1, 7)										4	0	2	0	0	0	1					
Jim Gentile, L OBP: 0.453, SLG: 0.560 (1, 3)										4	0	0	0	0	2						
Brooks Robinson, R OBP: 0.343, SLG: 0.446 (1, 5)										3	1	1	1	0	0	1					
Clint Courtney, L OBP: 0.348, SLG: 0.254 (1, 2)										3	0	1	0	0	0	0					
Ron Hansen, R OBP: 0.328, SLG: 0.412 (1, 6)										3	0	0	0	0	1	1					
Mary Breeding, R OBP: 0.325, SLG: 0.349 (8, PH)										2	0	0	0	0	0	0					
Bob Boyd, L OBP: 0.346, SLG: 0.408 (8, 4)										1	0	0	0	0	0	0					
Billy Klaus, L OBP: 0.333, SLG: 0.625 (8, 4)										0	0	0	0	0	0	0					
Steve Barber, L OBP: 0.143, SLG: 0.063 (8, PH)										2	0	0	0	0	2	0					
Al Pilarcik, L OBP: 0.326, SLG: 0.371 (8, 1)										1	0	0	0	0	0	0					
Gordon Jones, R OBP: 0.400, SLG: 0.400 (8, 1)										0	0	0	0	0	0	0					
Inning Stats	R: 0 E: 0 K: 0 S: 4	H: 1 LOB: 1 BB: 0 P: 4	R: 0 E: 0 K: 0 S: 3	H: 1 LOB: 0 BB: 0 P: 3	R: 0 E: 0 K: 1 S: 5	H: 1 LOB: 0 BB: 0 P: 5	R: 0 E: 0 K: 1 S: 6	H: 0 LOB: 0 BB: 0 P: 3	R: 0 E: 0 K: 1 S: 6	H: 1 LOB: 1 BB: 0 P: 6	R: 1 E: 0 K: 1 S: 6	H: 1 LOB: 0 BB: 0 P: 6	R: 0 E: 0 K: 0 S: 3	H: 0 LOB: 0 BB: 0 P: 3	R: 0 E: 0 K: 1 S: 5	H: 0 LOB: 0 BB: 0 P: 5	1B: 5 2B: 0 3B: 0 HR: 1	SF: 0 SAC: 0 DP: 1 HBP: 0	WP: 0 PB: 0 CS: 0	PA: 32	
PITCHER Bob Shaw, R ERA: 3.36 (1, 1)	IP: 9.0 WLS: W BF: 31 H: 6 R: 1 ER: 1 SO: 5 BB: 0 IBB: 0 HBP: 0 BLK: 0	IP: 9.0 WLS: W BF: 31 H: 6 R: 1 ER: 1 SO: 5 BB: 0 IBB: 0 HBP: 0 BLK: 0	IP: 9.0 WLS: W BF: 31 H: 6 R: 1 ER: 1 SO: 5 BB: 0 IBB: 0 HBP: 0 BLK: 0	IP: 9.0 WLS: W BF: 31 H: 6 R: 1 ER: 1 SO: 5 BB: 0 IBB: 0 HBP: 0 BLK: 0	IP: 9.0 WLS: W BF: 31 H: 6 R: 1 ER: 1 SO: 5 BB: 0 IBB: 0 HBP: 0 BLK: 0	IP: 9.0 WLS: W BF: 31 H: 6 R: 1 ER: 1 SO: 5 BB: 0 IBB: 0 HBP: 0 BLK: 0	IP: 9.0 WLS: W BF: 31 H: 6 R: 1 ER: 1 SO: 5 BB: 0 IBB: 0 HBP: 0 BLK: 0	IP: 9.0 WLS: W BF: 31 H: 6 R: 1 ER: 1 SO: 5 BB: 0 IBB: 0 HBP: 0 BLK: 0	IP: 9.0 WLS: W BF: 31 H: 6 R: 1 ER: 1 SO: 5 BB: 0 IBB: 0 HBP: 0 BLK: 0	IP: 9.0 WLS: W BF: 31 H: 6 R: 1 ER: 1 SO: 5 BB: 0 IBB: 0 HBP: 0 BLK: 0	ERA: 1.00 WHIP: 0.667	ERA: 1.00 WHIP: 0.667	ERA: 1.00 WHIP: 0.667	ERA: 1.00 WHIP: 0.667	ERA: 1.00 WHIP: 0.667	ERA: 1.00 WHIP: 0.667	ERA: 1.00 WHIP: 0.667	ERA: 1.00 WHIP: 0.667	ERA: 1.00 WHIP: 0.667	ERA: 1.00 WHIP: 0.667	ERA: 1.00 WHIP: 0.667

Baltimore Orioles @ Chicago White Sox
Comiskey Park, Chicago, IL
Sun Jul 17 1960, 4:33 AM EDT
Unknown

AB 31
R 1
H 6
RBI 1
BB 0
SO 5
LOB 5



Batter	1	2	3	4	5	6	7	8	9	AB	R	H	RBI	BB	SO	LOB	BOTTOM			
Jim Landis, R OBP: 0.356, SLG: 0.332 (1, 8)										3	1	0	0	1	2	1				
Nellie Fox, L OBP: 0.338, SLG: 0.337 (1, 4)										2	1	0	0	2	0	1				
Minnie Minoso, R OBP: 0.389, SLG: 0.477 (1, 7)										2	0	0	0	0	0	1				
Roy Sievers, R OBP: 0.401, SLG: 0.541 (1, 3)										3	0	1	2	0	1	0				
Sherm Lollar, R OBP: 0.344, SLG: 0.359 (1, 2)										1	0	0	0	2	0	0				
Al Smith, R OBP: 0.367, SLG: 0.450 (1, 9)										3	0	0	0	0	2					
Gene Freese, R OBP: 0.294, SLG: 0.450 (1, 5)										3	0	1	0	0	0	1				
Luis Aparicio, R OBP: 0.286, SLG: 0.317 (1, 6)										2	0	0	0	0	0	0				
Bob Shaw, R OBP: 0.125, SLG: 0.081 (1, 1)										3	0	1	0	0	1	1				
Inning Stats	R: 0 E: 0 K: 1 S: 4	H: 0 LOB: 0 BB: 1 P: 8	R: 0 E: 0 K: 0 S: 2	H: 0 LOB: 0 BB: 1 P: 6	R: 0 E: 0 K: 1 S: 5	H: 1 LOB: 1 BB: 0 P: 5	R: 2 E: 0 K: 0 S: 3	H: 1 LOB: 1 BB: 3 P: 15	R: 0 E: 0 K: 0 S: 3	H: 0 LOB: 0 BB: 0 P: 3	R: 0 E: 0 K: 1 S: 5	H: 0 LOB: 0 BB: 0 P: 5	R: 0 E: 1 K: 1 S: 6	H: 0 LOB: 1 BB: 0 P: 6	R: 0 E: 0 K: 0 S: 4	H: 1 LOB: 1 BB: 0 P: 4	1B: 2 2B: 2 3B: 0 HR: 0	SF: 0 SAC: 2 DP: 3 HBP: 0	WP: 0 PB: 0 CS: 1	PA: 29
PITCHER Steve Barber, L ERA: 3.34 Gordon Jones, R ERA: 4.4 (8, 1)	IP: 7.0 WLS: L BF: 25 H: 2 R: 2 ER: 2 SO: 4 BB: 5 IBB: 0 HBP: 0 BLK: 0	IP: 7.0 WLS: L BF: 25 H: 2 R: 2 ER: 2 SO: 4 BB: 5 IBB: 0 HBP: 0 BLK: 0	IP: 7.0 WLS: L BF: 25 H: 2 R: 2 ER: 2 SO: 4 BB: 5 IBB: 0 HBP: 0 BLK: 0	IP: 7.0 WLS: L BF: 25 H: 2 R: 2 ER: 2 SO: 4 BB: 5 IBB: 0 HBP: 0 BLK: 0	IP: 7.0 WLS: L BF: 25 H: 2 R: 2 ER: 2 SO: 4 BB: 5 IBB: 0 HBP: 0 BLK: 0	IP: 7.0 WLS: L BF: 25 H: 2 R: 2 ER: 2 SO: 4 BB: 5 IBB: 0 HBP: 0 BLK: 0	IP: 7.0 WLS: L BF: 25 H: 2 R: 2 ER: 2 SO: 4 BB: 5 IBB: 0 HBP: 0 BLK: 0	IP: 7.0 WLS: L BF: 25 H: 2 R: 2 ER: 2 SO: 4 BB: 5 IBB: 0 HBP: 0 BLK: 0	IP: 7.0 WLS: L BF: 25 H: 2 R: 2 ER: 2 SO: 4 BB: 5 IBB: 0 HBP: 0 BLK: 0	IP: 7.0 WLS: L BF: 25 H: 2 R: 2 ER: 2 SO: 4 BB: 5 IBB: 0 HBP: 0 BLK: 0	ERA: 2.57 WHIP: 1.000	ERA: 2.57 WHIP: 1.000	ERA: 2.57 WHIP: 1.000	ERA: 2.57 WHIP: 1.000	ERA: 2.57 WHIP: 1.000	ERA: 2.57 WHIP: 1.000	ERA: 2.57 WHIP: 1.000	ERA: 2.57 WHIP: 1.000	ERA: 2.57 WHIP: 1.000	ERA: 2.57 WHIP: 1.000

Baltimore Orioles @ Chicago White Sox
Comiskey Park, Chicago, IL
Sun Jul 17 1960, 4:33 AM EDT
Unknown

AB 22
R 2
H 3
RBI 2
BB 5
SO 4
LOB 7



Batter	1	2	3	4	5	6	7	8	9	AB	R	H	RBI	BB	SO	LOB	TOP			
Mary Breeding, R OBP: 0.321, SLG: 0.345	5-3		K		5-3		P4			4	0	0	0	0	1	1	Baltimore Orioles @ Chicago White Sox Comiskey Park, Chicago, IL Sun Jul 17 1960, 4:38 AM EDT Att: 28,295 - Unknown			
Gene Stephens, L OBP: 0.323, SLG: 0.369	F2		F7		G3			FC4-6 1B		4	0	1	0	0	0	1				
Gene Woodling, L OBP: 0.418, SLG: 0.397 Bobby Thomson, R OBP: 0.308, SLG: 0.417			1B 1B BB		P6			F8		1	1	0	0	2	0	0				
Jim Gentile, L OBP: 0.451, SLG: 0.557 Bob Boyd, L OBP: 0.364, SLG: 0.423	K		1B 1-2 2-3 1B					FC4-6 1B 1-2		1	0	0	0	0	1	1				
Gus Triandos, R OBP: 0.333, SLG: 0.366 Gordon Jones, R OBP: 0.400, SLG: 0.400		F7			F7			1B		4	0	2	2	0	0	1				
Brooks Robinson, R OBP: 0.342, SLG: 0.444					L4			1B		0	0	0	0	0	0	0				
Al Pilarcik, L OBP: 0.319, SLG: 0.362 Billy Hoelt, L OBP: 0.344, SLG: 0.345	F3			K		F7				4	0	1	0	0	0	5				
Jim Busby, R OBP: 0.344, SLG: 0.345										3	0	0	0	0	1	2				
Ron Hansen, R OBP: 0.325, SLG: 0.408 Billy Klaus, L OBP: 0.300, SLG: 0.556	K			P5		6-3		3-1		0	0	0	0	0	0	0				
Jack Fisher, R OBP: 0.290, SLG: 0.222 Dave Nicholson, R OBP: 0.333, SLG: 0.350			1B S 1B 1B	F2		K		6-3		3	0	0	0	0	1	1				
										2	1	1	0	0	0	0				
										2	0	0	0	0	1	0				
Inning Stats	R: 0 E: 0 K: 1 S: 5	H: 0 LOB: 1 BB: 1 P: 9	R: 0 E: 0 K: 1 S: 6	H: 1 LOB: 1 BB: 0 P: 6	R: 2 E: 0 K: 1 S: 8	H: 3 LOB: 2 BB: 1 P: 12	R: 0 E: 0 K: 1 S: 5	H: 0 LOB: 0 BB: 0 P: 5	R: 0 E: 0 K: 0 S: 3	H: 1 LOB: 1 BB: 0 P: 4	R: 0 E: 0 K: 1 S: 5	H: 0 LOB: 0 BB: 0 P: 5	R: 0 E: 0 K: 0 S: 5	H: 2 LOB: 2 BB: 0 P: 5	R: 0 E: 0 K: 0 S: 3	H: 0 LOB: 0 BB: 0 P: 3	1B: 7 2B: 0 3B: 0 HR: 0	SF: 0 SAC: 0 DP: 0 HBP: 0	WP: 0 PB: 0 SB: 1 CS: 0	PA: 36
PITCHER Early Wynn, R ERA: 4.76	IP: 9.0 WLS: W BF: 36 H: 7 R: 2 ER: 2 SO: 5 BB: 2 IBB: 0 HBP: 0 BLK: 0 WP: 0 HR: 0 S: 44 P: 52 ERA: 2.00 WHIP: 1.000											PITCHER	IP: 9.0 WLS: W BF: 36 H: 7 R: 2 ER: 2 SO: 5 BB: 2 IBB: 0 HBP: 0 BLK: 0 WP: 0 HR: 0 S: 44 P: 52 ERA: 2.00 WHIP: 1.000							

Batter	1	2	3	4	5	6	7	8	9	AB	R	H	RBI	BB	SO	LOB	BOTTOM			
Jim Landis, R OBP: 0.359, SLG: 0.352	5-3		SF7 3B		SH3-4 1B	1B 3B	FC5-4 1B	G4-6-3		6	3	3	2	0	0	3	Baltimore Orioles @ Chicago White Sox Comiskey Park, Chicago, IL Sun Jul 17 1960, 4:38 AM EDT Att: 28,295 - Unknown			
Nellie Fox, L OBP: 0.344, SLG: 0.345 Sammy Esposito, R OBP: 0.302, SLG: 0.209		HR 1B	SF7		SH3-4 1B	2B 1B	1B 1B	FC4-6 BB		4	3	4	2	0	0	0				
Minnie Minoza, R OBP: 0.391, SLG: 0.478 Joe Hicks, L OBP: 0.256, SLG: 0.229	K		1B		SH3-4	K	1B BB	FC4-6		4	1	2	1	0	2	2				
Roy Sievers, R OBP: 0.409, SLG: 0.558				K		1B BB	1B	FC4-6		1	0	0	0	0	0	2				
Al Smith, R OBP: 0.370, SLG: 0.457 Jim Rivera, L OBP: 0.400, SLG: 0.667	F7				SH1-3 1B 2B	P5	HR 2B	BB		4	2	2	1	1	0	3				
Gene Freese, R OBP: 0.297, SLG: 0.462		1-3			SH1-3	1-3	HR	BB		0	0	0	0	0	0	0				
Joe Ginsberg, L OBP: 0.392, SLG: 0.333		G3					1B K	L5		3	1	1	4	1	0	3				
Luis Aparicio, R OBP: 0.288, SLG: 0.318		F8					3B 1B	G4-6-3 HBP 1B		5	1	2	0	0	1	1				
Early Wynn, S OBP: 0.289, SLG: 0.237			F7		F7		F7	FC5-4 BB		3	0	0	0	1	0	3				
										1	0	0	0	0	0	0				
										5	1	2	0	0	1	1				
Inning Stats	R: 2 E: 0 K: 1 S: 7	H: 2 LOB: 0 BB: 0 P: 7	R: 0 E: 0 K: 0 S: 3	H: 0 LOB: 0 BB: 0 P: 3	R: 1 E: 0 K: 1 S: 7	H: 2 LOB: 1 BB: 0 P: 7	R: 1 E: 0 K: 1 S: 7	H: 2 LOB: 1 BB: 0 P: 7	R: 0 E: 0 K: 0 S: 5	H: 2 LOB: 3 BB: 1 P: 9	R: 7 E: 0 K: 2 S: 13	H: 6 LOB: 0 BB: 1 P: 17	R: 3 E: 0 K: 0 S: 6	H: 3 LOB: 3 BB: 3 P: 18	R: 0 E: 0 K: 0 S: 3	H: 1 LOB: 2 BB: 1 P: 8		1B: 12 2B: 2 3B: 2 HR: 2	SF: 1 SAC: 2 DP: 1 HBP: 1	WP: 0 PB: 0 SB: 0 CS: 0
PITCHER Jack Fisher, R ERA: 3.73 Billy Hoelt, L ERA: 6.97 Gordon Jones, R ERA: 4.3	IP: 5.1 WLS: L BF: 28 H: 11 R: 7 ER: 7 SO: 7 BB: 4 IBB: 0 HBP: 0 BLK: 0 WP: 0 HR: 1 S: 33 P: 37 ERA: 11.81 WHIP: 2.062											PITCHER	IP: 5.1 WLS: L BF: 28 H: 11 R: 7 ER: 7 SO: 7 BB: 4 IBB: 0 HBP: 0 BLK: 0 WP: 0 HR: 1 S: 33 P: 37 ERA: 11.81 WHIP: 2.062							

Batter	1	2	3	4	5	6	7	8	9	AB	R	H	RBI	BB	SO	LOB	TOP		
Willie Tasby, R OBP: 0.356, SLG: 0.377										4	0	0	0	0	1	2	Boston Red Sox @ Chicago White Sox Comiskey Park, Chicago, IL Mon Jul 18 1960, 8:05 PM EDT Att: 23,927 - Unknown		
Pete Runnels, L OBP: 0.395, SLG: 0.408 Pumpsie Green, S OBP: 0.344, SLG: 0.361										2	0	0	0	2	0	0			
Ted Williams, L OBP: 0.457, SLG: 0.681 Carroll Hardy, R OBP: 0.167, SLG: 0.152										4	0	0	0	0	0	2			
Vic Wertz, L OBP: 0.335, SLG: 0.471 Ray Boone, R OBP: 0.315, SLG: 0.258										3	0	0	0	0	0	2			
Frank Matzone, R OBP: 0.329, SLG: 0.401										3	1	2	0	1	0	1			
Gary Geiger, L OBP: 0.358, SLG: 0.463										4	0	1	0	0	0	2			
Don Buddin, R OBP: 0.357, SLG: 0.394										4	0	1	0	0	0	3			
Haywood Sullivan, R OBP: 0.274, SLG: 0.245										3	0	1	1	0	0	1			
Billy Muffett, R Earl Wilson, R										1	0	0	0	1	0	1			
Inning Stats	R: 0 E: 0 K: 1 S: 5	H: 0 LOB: 1 BB: 1 P: 9	R: 1 E: 0 K: 0 S: 4	H: 1 LOB: 2 BB: 2 P: 12	R: 0 E: 0 K: 0 S: 3	H: 0 LOB: 1 BB: 1 P: 7	R: 0 E: 0 K: 0 S: 4	H: 1 LOB: 0 BB: 0 P: 4	R: 0 E: 0 K: 0 S: 3	H: 2 LOB: 1 BB: 0 P: 4	R: 0 E: 0 K: 0 S: 3	H: 0 LOB: 0 BB: 0 P: 3	R: 0 E: 0 K: 0 S: 3	H: 0 LOB: 1 BB: 0 P: 4	R: 0 E: 0 K: 0 S: 4	H: 1 LOB: 1 BB: 0 P: 4		1B: 5 2B: 0 3B: 0 HR: 0	SF: 1 SAC: 0 DP: 1 HBP: 0
PITCHER Herb Score, L ERA: 4.89	IP: 9.0 WLS: W BF: 35 H: 5 R: 1 ER: 1 SO: 1 BB: 4 IBB: 0 HBP: 0 BLK: 0 WP: 0 HR: 0 S: 33 P: 49 ERA: 1.00 WHIP: 1.000															PITCHER			

Batter	1	2	3	4	5	6	7	8	9	AB	R	H	RBI	BB	SO	LOB	BOTTOM		
Jim Landis, R OBP: 0.363, SLG: 0.356										3	2	1	0	2	0	1	Boston Red Sox @ Chicago White Sox Comiskey Park, Chicago, IL Mon Jul 18 1960, 8:05 PM EDT Att: 23,927 - Unknown		
Nellie Fox, L OBP: 0.343, SLG: 0.344										4	1	1	1	0	0	1			
Minnie Minoso, R OBP: 0.393, SLG: 0.481										4	1	2	1	1	0	1			
Roy Sievers, R OBP: 0.409, SLG: 0.552										4	1	1	1	1	1	2			
Sherm Lollar, R OBP: 0.342, SLG: 0.358										3	0	1	1	0	0	2			
Al Smith, R OBP: 0.371, SLG: 0.457										4	1	2	2	0	1	1			
Gene Freese, R OBP: 0.304, SLG: 0.466										4	1	3	1	0	0	1			
Luis Aparicio, R OBP: 0.287, SLG: 0.317										4	1	1	0	0	0	4			
Herb Score, L OBP: 0.333, SLG: 0.400										4	1	2	1	0	1	2			
Inning Stats	R: 0 E: 0 K: 1 S: 6	H: 1 LOB: 1 BB: 0 P: 6	R: 0 E: 0 K: 0 S: 5	H: 2 LOB: 2 BB: 0 P: 5	R: 3 E: 0 K: 0 S: 5	H: 2 LOB: 1 BB: 2 P: 13	R: 1 E: 0 K: 0 S: 4	H: 2 LOB: 0 BB: 0 P: 4	R: 0 E: 0 K: 0 S: 3	H: 0 LOB: 0 BB: 0 P: 3	R: 4 E: 0 K: 1 S: 10	H: 5 LOB: 2 BB: 1 P: 14	R: 1 E: 0 K: 1 S: 6	H: 2 LOB: 0 BB: 0 P: 6	R: 0 E: 0 K: 0 S: 3	H: 0 LOB: 1 BB: 1 P: 7		1B: 11 2B: 2 3B: 1 HR: 0	SF: 1 SAC: 1 DP: 2 HBP: 0
PITCHER Billy Muffett, R ERA: 5.79 Earl Wilson, R ERA: 6.23	IP: 5.2 WLS: L BF: 10 H: 3 R: 1 ER: 1 SO: 1 BB: 1 IBB: 0 HBP: 0 BLK: 0 WP: 1 HR: 0 S: 11 P: 15 ERA: 3.86 WHIP: 1.714															PITCHER			

Batter	1	2	3	4	5	6	7	8	9	AB	R	H	RBI	BB	SO	LOB	TOP		
Willie Tasby, R (1, 8) OBP: 0.350, SLG: 0.370	F8			P4		F9			6-3	4	0	0	0	0	0	1			
Pete Runnels, L (1, 4) OBP: 0.391, SLG: 0.403	2-3			K			F7		K	4	0	0	0	0	2	0			
Ted Williams, L (1, 7) OBP: 0.452, SLG: 0.669	4-3			4-3			3-1			4	0	1	0	0	0	0			
Carroll Hardy, R (9, PR) OBP: 0.167, SLG: 0.152									1B	0	0	0	0	0	0	0			
Frank Malzone, R (1, 5) OBP: 0.326, SLG: 0.395		5-3			P6		E5		F2	4	0	0	0	0	1				
Ray Boone, R (1, 3) OBP: 0.316, SLG: 0.262		5-3			G4-6-3 1B		P6			3	0	1	0	0	0	1			
Gary Geiger, L (1, 9) OBP: 0.358, SLG: 0.462		4-3			G4-6-3 1-2			E 1B		3	0	1	0	0	0	1			
Don Buddin, R (1, 6) OBP: 0.354, SLG: 0.390			L6			6-3		E3 G6-4-3		3	0	0	0	0	0	1			
Haywood Sullivan, R (1, 2) OBP: 0.276, SLG: 0.248			6-3					K 1B		3	0	1	0	0	1	2			
Frank Sullivan, R (1, 1) OBP: 0.172, SLG: 0.077				K				F4	G6-4-3 1-2	1	0	0	0	0	1	0			
Pumpsie Green, S (6, PH) OBP: 0.341, SLG: 0.358										1	0	0	0	0	0	1			
Tom Sturdivant, L (6, PH) OBP: 0.188, SLG: 0.200										0	0	0	0	0	0	0			
Rip Repulski, R (8, PH) OBP: 0.277, SLG: 0.373										1	0	0	0	0	0	2			
Mike Fomieleles, R (8, 1) OBP: 0.333, SLG: 0.333										0	0	0	0	0	0	0			
Inning Stats	R: 0 E: 0 K: 0 S: 3	H: 0 LOB: 0 BB: 0 P: 3	R: 0 E: 0 K: 0 S: 3	H: 0 LOB: 0 BB: 0 P: 3	R: 0 E: 0 K: 1 S: 5	H: 0 LOB: 0 BB: 0 P: 5	R: 0 E: 0 K: 1 S: 5	H: 0 LOB: 0 BB: 0 P: 5	R: 0 E: 0 K: 0 S: 4	H: 1 LOB: 1 BB: 0 P: 4	R: 0 E: 1 K: 0 S: 4	H: 0 LOB: 1 BB: 0 P: 4	R: 0 E: 1 K: 1 S: 6	H: 1 LOB: 1 BB: 0 P: 6	R: 0 E: 0 K: 1 S: 6	H: 1 LOB: 1 BB: 0 P: 6	1B: 4 2B: 0 3B: 0 HR: 0	SF: 0 SAC: 0 DP: 2 HBP: 0	WP: 0 PA: 31 PB: 0 SB: 0 CS: 0
PITCHER Billy Pierce, L (1, 1) ERA: 3.27	IP: 9.0 WLS: W BF: 31 H: 4 R: 0 ER: 0 SO: 4 BB: 0 IBB: 0 HBP: 0 BLK: 0 WP: 0 HR: 0 S: 39 P: 39 ERA: 0.00 WHIP: 0.444															PITCHER			

Boston Red Sox @ Chicago White Sox
Comiskey Park, Chicago, IL
Tue Jul 19 1960, 8:05 PM EDT
Att: 28,673 - Unknown

AB 31
R 0
H 4
RBI 0
BB 0
SO 4
LOB 10



Batter	1	2	3	4	5	6	7	8	9	AB	R	H	RBI	BB	SO	LOB	BOTTOM		
Jim Landis, R (1, 8) OBP: 0.361, SLG: 0.353	6-3		K	F2			1B S 1B	1-3		5	0	1	0	0	1	1			
Nellie Fox, L (1, 4) OBP: 0.342, SLG: 0.343	F9		1-3		G3		1-3 1B			4	0	1	0	0	0	0			
Minnie Minoso, R (1, 7) OBP: 0.395, SLG: 0.481	1B		1B		6-3		F8			4	0	2	0	0	0	2			
Roy Sievers, R (1, 3) OBP: 0.406, SLG: 0.544	5-3		5-3		BB		K			3	0	0	0	1	1	4			
Sherm Lollar, R (1, 2) OBP: 0.344, SLG: 0.361		2B 6-3 1B		IHR 1B	P6			G3		4	2	2	0	0	0	1			
Al Smith, R (1, 9) OBP: 0.376, SLG: 0.463		1-3 2B		IHR 1B		F2		S 2B BB		3	2	2	0	1	0	0			
Gene Freese, R (1, 5) OBP: 0.300, SLG: 0.459		6-3		K		F5		F8		4	0	0	1	0	1	4			
Luis Aparicio, R (1, 6) OBP: 0.290, SLG: 0.326		6-3		IHR		G3		2B BB		3	2	1	3	1	0	1			
Billy Pierce, L (1, 1) OBP: 0.273, SLG: 0.205		K		G3			4-3	1-1 2-H 2B		4	0	1	2	0	1	1			
Inning Stats	R: 0 E: 0 K: 0 S: 4	H: 1 LOB: 1 BB: 0 P: 4	R: 1 E: 0 K: 1 S: 7	H: 2 LOB: 1 BB: 0 P: 7	R: 0 E: 0 K: 1 S: 6	H: 1 LOB: 1 BB: 0 P: 6	R: 3 E: 0 K: 1 S: 8	H: 3 LOB: 0 BB: 0 P: 8	R: 0 E: 0 K: 0 S: 3	H: 0 LOB: 1 BB: 1 P: 7	R: 0 E: 0 K: 0 S: 3	H: 0 LOB: 0 BB: 0 P: 3	R: 0 E: 0 K: 1 S: 7	H: 2 LOB: 2 BB: 0 P: 7	R: 2 E: 0 K: 0 S: 4	H: 1 LOB: 1 BB: 2 P: 12	1B: 7 2B: 2 3B: 0 HR: 1	SF: 0 SAC: 0 DP: 0 HBP: 0	WP: 0 PA: 37 PB: 0 SB: 2 CS: 0
PITCHER Frank Sullivan, R (1, 1) ERA: 5.13	IP: 5.0 WLS: L BF: 23 H: 7 R: 4 ER: 4 SO: 3 BB: 1 IBB: 0 HBP: 0 BLK: 0 WP: 0 HR: 0 S: 28 P: 32 ERA: 7.20 WHIP: 1.600															PITCHER			
Tom Sturdivant, R (6, 1) ERA: 4.19	2.0 8 2 0 0 1 0 0 0 0 0 0 10 10 0.00 1.000																		
Mike Fomieleles, R (8, 1) ERA: 3.06	1.0 6 1 2 2 0 2 0 0 0 0 0 4 12 18.00 3.000																		

Boston Red Sox @ Chicago White Sox
Comiskey Park, Chicago, IL
Tue Jul 19 1960, 8:05 PM EDT
Att: 28,673 - Unknown

AB 34
R 6
H 10
RBI 6
BB 3
SO 4
LOB 14





Batter	1	2	3	4	5	6	7	8	9	AB	R	H	RBI	BB	SO	LOB	TOP					
Willie Tasby, R OBP: 0.391, SLG: 0.371										5	0	2	0	0	0	0	Boston Red Sox @ Chicago White Sox Comiskey Park, Chicago, IL Wed Jul 20 1960, 8:05 PM EDT Att: 30,863 - Unknown					
Pumpsie Green, S OBP: 0.328, SLG: 0.342										5	0	0	0	0	0	3						
Ted Williams, L OBP: 0.453, SLG: 0.662										3	0	1	0	1	0	0						
Vic Wertz, L OBP: 0.337, SLG: 0.471										4	0	2	0	0	0	2						
Gary Geiger, L OBP: 0.356, SLG: 0.458										4	0	1	0	0	1	3						
Frank Malzone, R OBP: 0.330, SLG: 0.403										4	1	3	0	0	0	2						
Russ Nixon, L OBP: 0.333, SLG: 0.404										4	0	2	0	0	0	3						
Don Buddin, R OBP: 0.352, SLG: 0.387										4	0	1	1	0	0	3						
Bill Monbouquette, R OBP: 0.163, SLG: 0.053										2	0	0	0	0	1	3						
Ted Willis, L OBP: 0.148, SLG: 0.200										0	0	0	0	0	0	0						
Tom Sturdivant, L OBP: 0.148, SLG: 0.200										0	0	0	0	0	0	0						
Ray Boone, L OBP: 0.148, SLG: 0.200										0	0	0	0	0	0	0						
Jerry Casale, R OBP: 0.148, SLG: 0.200										0	0	0	0	0	0	0						
Rip Repulski, R OBP: 0.204, SLG: 0.283										1	0	1	0	0	0	0						
Inning Stats	R: 0 E: 1 K: 0 S: 4	H: 0 LOB: 2 BB: 1 P: 8	R: 0 E: 0 K: 1 S: 6	H: 1 LOB: 1 BB: 0 P: 6	R: 0 E: 0 K: 0 S: 3	H: 1 LOB: 0 BB: 0 P: 3	R: 1 E: 0 K: 0 S: 6	H: 4 LOB: 2 BB: 0 P: 6	R: 0 E: 0 K: 0 S: 4	H: 1 LOB: 1 BB: 0 P: 4	R: 0 E: 1 K: 1 S: 6	H: 2 LOB: 0 BB: 0 P: 6	R: 0 E: 0 K: 0 S: 3	H: 0 LOB: 0 BB: 0 P: 3	R: 0 E: 0 K: 0 S: 5	H: 2 LOB: 2 BB: 0 P: 5	R: 0 E: 0 K: 0 S: 4	H: 2 LOB: 1 BB: 0 P: 4	1B: 12 2B: 1 3B: 0 HR: 0	SF: 0 SAC: 0 DP: 4 HBP: 0	WP: 0 PB: 0 SB: 0 CS: 0	PA: 38
PITCHER	IP WLS BF H R ER SO BB IBB HBP BLK WP HR S P ERA WHIP																					
Russ Kemmerer, R ERA: 3.96	(1, 1) 4.0 W 18 6 1 1 1 1 1 0 0 0 0 0 0 0 0 2.25 1.750																					
Frank Baumann, L ERA: 2.2	(5, 1) 5.0 W 20 7 0 0 1 0 0 0 0 0 0 0 0 0 0.00 1.400																					

Batter	1	2	3	4	5	6	7	8	9	AB	R	H	RBI	BB	SO	LOB	BOTTOM			
Jim Landis, R OBP: 0.367, SLG: 0.364										3	2	2	1	2	0	0	Boston Red Sox @ Chicago White Sox Comiskey Park, Chicago, IL Wed Jul 20 1960, 8:05 PM EDT Att: 30,863 - Unknown			
Nellie Fox, L OBP: 0.341, SLG: 0.343										3	0	1	2	0	0	1				
Minnie Minoso, R OBP: 0.397, SLG: 0.480										3	1	1	0	2	0	3				
Roy Sievers, R OBP: 0.410, SLG: 0.557										4	1	2	3	1	0	1				
Sherm Lollar, R OBP: 0.343, SLG: 0.359										4	0	1	0	0	1	3				
Al Smith, R OBP: 0.377, SLG: 0.472										4	2	2	1	0	0	2				
Gene Freese, R OBP: 0.299, SLG: 0.453										3	1	0	0	1	0	2				
Luis Aparicio, R OBP: 0.289, SLG: 0.325										4	0	1	0	0	0	2				
Russ Kemmerer, R ERA: 3.13	(1, 1) 3.1 L 19 6 4 4 1 4 4 1 0 0 0 0 0 0 0 11 19 9.00 2.500																			
Ted Willis, L ERA: 4.35	(4, PH) 2.0 11 3 2 2 1 2 0 0 0 0 0 0 0 0 11 19 9.00 2.500																			
Tom Sturdivant, R ERA: 4.28	(6, 1) 0.2 3 1 1 1 0 0 0 0 0 0 0 1 3 3 13.50 1.500																			
Jerry Casale, R ERA: 6.68	(7, 1) 2.0 7 0 0 0 0 0 0 0 0 0 0 0 7 7 0.00 0.000																			
Inning Stats	R: 0 E: 0 K: 0 S: 2	H: 1 LOB: 0 BB: 1 P: 6	R: 1 E: 0 K: 0 S: 4	H: 1 LOB: 0 BB: 0 P: 4	R: 1 E: 0 K: 1 S: 7	H: 2 LOB: 3 BB: 2 P: 15	R: 2 E: 0 K: 0 S: 5	H: 2 LOB: 2 BB: 2 P: 13	R: 0 E: 0 K: 1 S: 8	H: 3 LOB: 3 BB: 0 P: 8	R: 3 E: 0 K: 0 S: 4	H: 1 LOB: 0 BB: 2 P: 12	R: 0 E: 0 K: 0 S: 3	H: 0 LOB: 0 BB: 0 P: 3	R: 0 E: 1 K: 0 S: 4	H: 0 LOB: 1 BB: 0 P: 4	1B: 7 2B: 1 3B: 1 HR: 2	SF: 1 SAC: 1 DP: 1 HBP: 0	WP: 0 PB: 0 SB: 0 CS: 1	PA: 41
PITCHER	IP WLS BF H R ER SO BB IBB HBP BLK WP HR S P ERA WHIP																			

Batter	1	2	3	4	5	6	7	8	9	AB	R	H	RBI	BB	SO	LOB	TOP			
Luis Aparicio, R (1, 6) OBP: 0.298, SLG: 0.329										4	2	2	0	1	0	0	Chicago White Sox @ New York Yankees Yankee Stadium, Bronx, NY Sat Jul 23, 1960, 3:33 AM EDT Att: 28,402 - Unknown - 86 F			
Nellie Fox, L (1, 4) OBP: 0.342, SLG: 0.342										4	1	0	0	1	0	3				
Minnie Minoso, R (1, 7) OBP: 0.399, SLG: 0.487										5	1	4	3	0	0	0				
Roy Sievers, R (1, 3) OBP: 0.406, SLG: 0.544										4	0	0	0	1	1	5				
Sherm Lollar, R (1, 2) OBP: 0.345, SLG: 0.365										5	0	1	1	0	0	4				
Al Smith, R (1, 9) OBP: 0.383, SLG: 0.473										4	0	2	0	1	0	3				
Jim Rivera, L (9, PR) OBP: 0.400, SLG: 0.667										0	0	0	0	0	0	0				
Gene Freese, R (1, 5) OBP: 0.303, SLG: 0.462										5	0	2	0	0	0	6				
Joe Hicks, L (1, 8) OBP: 0.279, SLG: 0.216										2	1	0	0	2	0	4				
Jim Landis, R (6, 8) OBP: 0.387, SLG: 0.365										1	0	0	0	0	1	2				
Bob Shaw, R (1, 1) OBP: 0.116, SLG: 0.075										3	0	0	0	0	2	3				
Ted Kluszewski, L (9, PH) OBP: 0.340, SLG: 0.365										1	0	0	0	0	0	2				
Gerry Staley, R (9, 1) OBP: 0.385, SLG: 0.300										0	0	0	0	0	0	0				
Inning Stats	R: 0 E: 0 K: 0 S: 5	H: 2 LOB: 2 BB: 0 P: 5	R: 0 E: 0 K: 1 S: 6	H: 1 LOB: 1 BB: 0 P: 6	R: 0 E: 0 K: 1 S: 4	H: 1 LOB: 2 BB: 1 P: 4	R: 0 E: 0 K: 1 S: 6	H: 1 LOB: 2 BB: 1 P: 10	R: 1 E: 0 K: 1 S: 7	H: 2 LOB: 3 BB: 2 P: 15	R: 0 E: 0 K: 0 S: 3	H: 0 LOB: 0 BB: 0 P: 3	R: 0 E: 0 K: 0 S: 3	H: 0 LOB: 0 BB: 0 P: 3	R: 0 E: 0 K: 1 S: 6	H: 2 LOB: 2 BB: 0 P: 6	1B: 10 2B: 1 3B: 0 HR: 0	SF: 0 SAC: 1 DP: 1 HBP: 0	WP: 0 PB: 0 SB: 1 CS: 0	PA: 45
PITCHER	IP WLS BF H R ER SO BB IBB HBP BLK WP HR S P ERA WHIP	IP WLS BF H R ER SO BB IBB HBP BLK WP HR S P ERA WHIP																		
Whitey Ford, L (1, 1) ERA: 3.11	5.1 L 30 8 5 3 3 4 1 0 0 0 0 0 31 51 5.06 2.250																			
Ralph Terry, R (6, 1) ERA: 3.95	1.2 8 1 0 0 0 1 0 0 0 0 0 0 7 11 0.00 1.200																			
Bobby Shantz, L (8, 1) ERA: 2.61	2.0 7 2 0 0 1 0 0 0 0 0 0 0 9 9 0.00 1.000																			

Batter	1	2	3	4	5	6	7	8	9	AB	R	H	RBI	BB	SO	LOB	BOTTOM			
Gil McDougald, R (1, 5) OBP: 0.321, SLG: 0.422										3	0	1	1	0	0	0	Chicago White Sox @ New York Yankees Yankee Stadium, Bronx, NY Sat Jul 23, 1960, 3:33 AM EDT Att: 28,402 - Unknown - 86 F			
Hector Lopez, R (1, 7) OBP: 0.364, SLG: 0.401										4	1	1	0	0	0	2				
Yogi Berra, L (1, 2) OBP: 0.362, SLG: 0.480										4	0	2	1	0	0	1				
Roger Maris, L (1, 9) OBP: 0.397, SLG: 0.697										4	0	0	0	0	0	2				
Bill Skowron, R (1, 3) OBP: 0.361, SLG: 0.599										4	1	3	1	0	1	1				
Tony Kubek, L (1, 8) OBP: 0.320, SLG: 0.430										4	0	0	0	0	0	2				
Clete Boyer, R (1, 6) OBP: 0.281, SLG: 0.420										3	0	0	0	0	0	1				
Kent Hadley, L (9, PH) OBP: 0.241, SLG: 0.420										1	0	0	0	0	0	0				
Bobby Richardson, R (1, 4) OBP: 0.319, SLG: 0.327										3	1	2	0	0	0	1				
Elston Howard, R (9, PH) OBP: 0.316, SLG: 0.403										1	0	0	0	0	0	0				
Whitey Ford, L (1, 1) OBP: 0.316, SLG: 0.161										2	0	1	0	0	0	1				
Ralph Terry, R (6, 1) OBP: 0.094, SLG: 0.065										0	0	0	0	0	0	0				
Bob Cerv, R (7, PH) OBP: 0.340, SLG: 0.437										1	0	0	0	0	1	1				
Bobby Shantz, R (8, 1) OBP: 0.316, SLG: 0.403										0	0	0	0	0	0	0				
Mickey Mantle, S (9, PH) OBP: 0.409, SLG: 0.577										1	0	0	0	0	0	0				
Inning Stats	R: 1 E: 0 K: 1 S: 7	H: 2 LOB: 1 BB: 0 P: 7	R: 0 E: 0 K: 0 S: 4	H: 1 LOB: 1 BB: 0 P: 4	R: 0 E: 0 K: 0 S: 4	H: 1 LOB: 1 BB: 0 P: 4	R: 0 E: 0 K: 0 S: 4	H: 1 LOB: 1 BB: 0 P: 4	R: 0 E: 0 K: 0 S: 3	H: 1 LOB: 0 BB: 0 P: 3	R: 1 E: 0 K: 1 S: 7	H: 2 LOB: 1 BB: 0 P: 7	R: 1 E: 0 K: 0 S: 4	H: 1 LOB: 0 BB: 0 P: 4	R: 0 E: 0 K: 0 S: 3	H: 0 LOB: 0 BB: 0 P: 3	1B: 7 2B: 2 3B: 0 HR: 1	SF: 0 SAC: 1 DP: 1 HBP: 0	WP: 0 PB: 0 SB: 0 CS: 0	PA: 36
PITCHER	IP WLS BF H R ER SO BB IBB HBP BLK WP HR S P ERA WHIP	IP WLS BF H R ER SO BB IBB HBP BLK WP HR S P ERA WHIP																		
Bob Shaw, R (1, 1) ERA: 3.36	8.0 W 33 10 3 3 2 0 0 0 0 0 0 0 37 37 3.38 1.250																			
Gerry Staley, R (9, 1) ERA: 1.72	1.0 S 3 0 0 0 0 0 0 0 0 0 0 0 3 3 0.00 0.000																			

Batter	1	2	3	4	5	6	7	8	9	AB	R	H	RBI	BB	SO	LOB	TOP											
Luis Aparicio, R OBP: 0.299, SLG: 0.329	0-3 K		0-0 6-3	4-0 BB		0-0 FC6-4 1B		0-3 K		4	0	1	0	1	2	1	<p>Chicago White Sox @ New York Yankees Yankee Stadium, Bronx, NY Sun Jul 24 1960, 3:33 AM EDT Unknown - 84 F</p> <p>livebaseballscores.com</p> <p>AB 34 R 6 H 12 RBI 6 BB 4 SO 5 LOB 16</p> 											
Nellie Fox, L OBP: 0.342, SLG: 0.343	0-0 FC6-4 1B			1-2 1B		0-0 FC6-4		0-0 F7		5	1	2	0	0	1	5												
Minnie Minoso, R OBP: 0.396, SLG: 0.482	0-0 FC6-4 FC5-4			0-0 SH1-4 1B SF8 1B	1-3	0-3 K		0-0 L7		5	1	1	0	0	1	3												
Roy Sievers, R OBP: 0.406, SLG: 0.554	0-0 FC5-4			0-0 SF8 SH1-4 1B 1B		0-0 F6		0-0 1-3		5	2	2	2	0	0	3												
Sherm Lollar, R OBP: 0.345, SLG: 0.364		0-0 F8		0-0 SH1-4		0-0 3B 1B		0-0 F5		3	1	1	0	0	0	0												
Al Smith, R OBP: 0.384, SLG: 0.472		0-0 F8		4-0 SF8 1B IBB		0-0 F7		0-0 G5-4-3 1B		3	1	1	0	1	0	1												
Gene Freese, R OBP: 0.398, SLG: 0.471		4-0 CS BB		0-0 SF8		0-0 3B		0-0 G5-4-3		2	0	1	2	1	0	1												
Sammy Esposito, R OBP: 0.302, SLG: 0.209				1-2 2-3 3-H		1-H 3B		0-0 1-2		0	0	0	0	0	0	0												
Joe Hicks, L OBP: 0.298, SLG: 0.225		0-0 CS		0-0 CS		0-0 1-3		0-0 4-3		3	0	1	0	1	0	1												
Jim Landis, R OBP: 0.367, SLG: 0.365		1-2 CS		0-0 1B		0-0 BB		0-0 K		0	0	0	0	0	0	0												
Billy Pierce, L OBP: 0.292, SLG: 0.233				0-0 F7		0-0 BB		0-3 K		4	0	2	2	0	1	1												
Turk Lown, R OBP: 0.333, SLG: 0.400				1-3 2-H 3-H		1-3 1B		0-0 FC6-4 1B		0	0	0	0	0	0	0												
Frank Baumann, L OBP: 0.267, SLG: 0.120						0-0 FC6-4 1B		0-0 K		0	0	0	0	0	0	0												
Inning Stats	R: 0 E: 1 K: 1 S: 6	H: 1 LOB: 1 BB: 0 P: 6	R: 0 E: 0 K: 0 S: 2	H: 0 LOB: 0 BB: 1 P: 6	R: 0 E: 0 K: 0 S: 3	H: 1 LOB: 0 BB: 0 P: 3	R: 4 E: 0 K: 1 S: 9	H: 4 LOB: 3 BB: 3 P: 21	R: 2 E: 0 K: 0 S: 6	H: 3 LOB: 1 BB: 0 P: 6	R: 0 E: 0 K: 1 S: 7	H: 2 LOB: 2 BB: 0 P: 7	R: 0 E: 0 K: 0 S: 3	H: 1 LOB: 0 BB: 0 P: 3	R: 0 E: 0 K: 0 S: 7	H: 0 LOB: 0 BB: 0 P: 7		1B: 10 2B: 0 3B: 1 HR: 1	SF: 1 SAC: 1 DP: 1 HBP: 0	WP: 0 PB: 0 SB: 0 CS: 2	PA: 41							
PITCHER	IP WLS BF H R ER SO BB IBB HBP BLK WP HR S P ERA WHIP	4.2 L 25 9 6 6 2 3 1 0 0 0 1 25 41 11.57 2.571	0.1 1 0 0 0 0 0 0 0 0 0 0 0 1 1 0.00 0.000	3.0 11 3 0 0 3 0 0 0 0 0 0 0 17 17 0.00 1.000	1.0 3 0 0 0 0 0 0 0 0 0 0 0 3 3 0.00 0.000	PITCHER										IP WLS BF H R ER SO BB IBB HBP BLK WP HR S P ERA WHIP												
Jim Coates, R ERA: 4.67											4.2	L	25	9	6	6	2	3	1	0	0	0	0	1	25	41	11.57	2.571
Duke Maas, R ERA: 4.55											0.1	1	0	0	0	0	0	0	0	0	0	0	0	1	1	0.00	0.000	
Johnny James, R ERA: 4.36											3.0	11	3	0	0	3	0	0	0	0	0	0	0	17	17	0.00	1.000	
Ralph Terry, R ERA: 3.91											1.0	3	0	0	0	0	0	0	0	0	0	0	0	3	3	0.00	0.000	

Batter	1	2	3	4	5	6	7	8	9	AB	R	H	RBI	BB	SO	LOB	BOTTOM											
Bobby Richardson, R OBP: 0.318, SLG: 0.326	0-0 L8			0-0 F7		0-0 F6		0-0 G6-3 1B		4	0	1	0	0	0	0	<p>Chicago White Sox @ New York Yankees Yankee Stadium, Bronx, NY Sun Jul 24 1960, 3:33 AM EDT Unknown - 84 F</p> <p>livebaseballscores.com</p> <p>AB 33 R 3 H 8 RBI 3 BB 0 SO 7 LOB 8</p> 											
Hector Lopez, R OBP: 0.358, SLG: 0.394	0-0 L9			0-3 K		0-3 K		0-0 G6-3		4	0	0	0	0	2	2												
Roger Maris, L OBP: 0.395, SLG: 0.691	0-0 4-3			0-3 K		0-0 F4		0-0 1B SF9 1B		4	1	1	0	0	1	0												
Bill Skowron, R OBP: 0.362, SLG: 0.598		0-0 L8			0-0 2B 1B 1B		0-0 F9		0-0 FC5-4 1B	4	1	2	0	0	0	0												
Tony Kubek, L OBP: 0.320, SLG: 0.430					0-0 LOB: 0 BB: 0 P: 7				1-3 FC5-4 1B	0	0	0	0	0	0	0												
Mickey Mantle, S OBP: 0.410, SLG: 0.582		0-3 K			0-0 1-3 1B 2B		0-0 1B		0-0 SF9	3	1	2	1	0	1	0												
Elaston Howard, R OBP: 0.315, SLG: 0.400		0-3 K			0-0 G6-4-3 1B		0-0 L8		0-0 FC5-4 FC6-4	4	0	1	2	0	1	2												
Gil McDougald, R OBP: 0.315, SLG: 0.414				0-0 F8		0-0 G6-4-3		0-0 F7		4	0	0	0	0	0	3												
Clete Boyer, R OBP: 0.282, SLG: 0.425				0-3 K		0-0 2B		0-0 F9		3	0	1	0	0	1	0												
Jim Coates, R ERA: 4.67											4.2	L	25	9	6	6		2	3	1	0	0	0	1	25	41	11.57	2.571
Duke Maas, R ERA: 4.55											0.1	1	0	0	0	0		0	0	0	0	0	0	0	1	1	0.00	0.000
Johnny James, R ERA: 4.36											3.0	11	3	0	0	3		0	0	0	0	0	0	0	17	17	0.00	1.000
Bob Cerv, R OBP: 0.338, SLG: 0.434											1.0	3	0	0	0	0		0	0	0	0	0	0	0	3	3	0.00	0.000
Ralph Terry, R ERA: 3.91											1.0	3	0	0	0	0		0	0	0	0	0	0	0	3	3	0.00	0.000
Inning Stats	R: 0 E: 0 K: 0 S: 3	H: 0 LOB: 0 BB: 0 P: 3	R: 0 E: 0 K: 2 S: 7	H: 0 LOB: 0 BB: 0 P: 7	R: 0 E: 0 K: 2 S: 7	H: 0 LOB: 0 BB: 0 P: 7	R: 2 E: 0 K: 0 S: 6	H: 4 LOB: 1 BB: 0 P: 6	R: 0 E: 0 K: 1 S: 5	H: 0 LOB: 0 BB: 0 P: 5	R: 0 E: 0 K: 0 S: 4	H: 1 LOB: 1 BB: 0 P: 4	R: 0 E: 1 K: 0 S: 4	H: 1 LOB: 1 BB: 0 P: 4	R: 1 E: 0 K: 0 S: 5	H: 2 LOB: 1 BB: 0 P: 5		1B: 6 2B: 2 3B: 0 HR: 0	SF: 1 SAC: 0 DP: 2 HBP: 0	WP: 0 PB: 0 SB: 0 CS: 0	PA: 34							
PITCHER	IP WLS BF H R ER SO BB IBB HBP BLK WP HR S P ERA WHIP	7.1 W 28 6 2 2 7	0.2 3 2 1 1 0	1.0 S 3 0 0 0 0	0.0 0 0 0 0 0 0	2.2 42 42	0.0 42 42	0.0 42 42	0.0 42 42	0.0 42 42	0.0 42 42	0.0 42 42	0.0 42 42	0.0 42 42	0.0 42 42	0.0 42 42	0.0 42 42	0.0 42 42	0.0 42 42	0.0 42 42	0.0 42 42							
Billy Pierce, L ERA: 3.22											7.1	W	28	6	2	2	7	0	0	0	0	0	0	0	42	42	0.00	0.818
Turk Lown, R ERA: 2.13											0.2	3	2	1	1	0	0	0	0	0	0	0	0	3	3	13.50	3.000	
Frank Baumann, L ERA: 2.16											1.0	S	3	0	0	0	0	0	0	0	0	0	0	3	3	0.00	0.000	

Batter	1	2	3	4	5	6	7	8	9	AB	R	H	RBI	BB	SO	LOB	TOP			
Joe Hicks, L OBP: 0.294, SLG: 0.227 (1, 8)										4	0	1	0	0	0	1				
Nelle Fox, L OBP: 0.339, SLG: 0.339 (1, 4)										4	0	0	0	0	0	1				
Minnie Minoso, R OBP: 0.395, SLG: 0.480 (1, 7)										4	0	1	0	0	0	0				
Roy Sievers, R OBP: 0.411, SLG: 0.555 (1, 3)										3	2	2	0	1	0	1				
Joe Ginsberg, L OBP: 0.398, SLG: 0.343 (1, 2)										4	0	2	0	0	1	2				
Al Smith, R OBP: 0.380, SLG: 0.466 (1, 9)										4	0	0	1	0	0	4				
Gene Freese, R OBP: 0.308, SLG: 0.471 (1, 5)										4	0	2	1	0	0	1				
Sammy Esposito, R OBP: 0.291, SLG: 0.200 (1, 6)																				
Earl Torgeson, L OBP: 0.500, SLG: 0.526 (7, PH)										2	0	0	0	0	0	3				
Luis Aparicio, R OBP: 0.299, SLG: 0.329 (7, 6)										1	0	1	0	0	0	0				
Billy Goodman, L OBP: 0.322, SLG: 0.294 (9, PH)										1	0	0	0	0	0	0				
Herb Score, L OBP: 0.308, SLG: 0.364 (1, 1)										1	0	0	0	0	0	0				
Russ Kemmerer, R (4, 1)										1	0	0	0	0	1	0				
Dick Donovan, L OBP: 0.100, SLG: 0.053 (6, 1)										0	0	0	0	0	0	0				
Ted Kluszewski, L OBP: 0.338, SLG: 0.362 (7, PH)										1	0	0	0	0	2					
Bob Rush, R OBP: 0.600, SLG: 0.500 (7, 1)										0	0	0	0	0	0	0				
Inning Stats	R: 0 E: 0 K: 0 S: 3	H: 1 LOB: 0 BB: 0 P: 3	R: 1 E: 0 K: 0 S: 5	H: 2 LOB: 1 BB: 0 P: 5	R: 0 E: 0 K: 0 S: 3	H: 0 LOB: 0 BB: 0 P: 3	R: 1 E: 0 K: 0 S: 5	H: 2 LOB: 2 BB: 1 P: 9	R: 0 E: 0 K: 1 S: 6	H: 1 LOB: 0 BB: 0 P: 6	R: 0 E: 0 K: 0 S: 4	H: 2 LOB: 1 BB: 0 P: 4	R: 0 E: 0 K: 0 S: 4	H: 1 LOB: 1 BB: 0 P: 4	R: 0 E: 0 K: 0 S: 3	H: 0 LOB: 0 BB: 0 P: 3	1B: 9 2B: 0 3B: 0 HR: 0	SF: 0 SAC: 0 DP: 2 HBP: 0	WP: 0 PB: 0 SB: 1 CS: 0	PA: 35
PITCHER	IP WLS BF H R ER SO BB IBB HBP BLK WP HR S P ERA WHIP																			
Eli Grba, R ERA: 4.28 (1, 1)	9.0 W 35 9 2 2 2 1 0 0 0 0 0 0 38 42 2.00 1.111																			

Chicago White Sox @ New York Yankees
Yankee Stadium, Bronx, NY
Sun Jul 24 1960, 7:05 PM EDT
Att: 60,002 - Unknown

AB	34
R	2
H	9
RBI	2
BB	1
SO	2
LOB	15



Batter	1	2	3	4	5	6	7	8	9	AB	R	H	RBI	BB	SO	LOB	BOTTOM			
Hector Lopez, R OBP: 0.364, SLG: 0.397 (1, 7)										3	1	2	2	1	0	2				
Tony Kubek, L OBP: 0.320, SLG: 0.430 (6, PR)										0	1	0	0	0	0	0				
Clete Boyer, R OBP: 0.279, SLG: 0.420 (1, 6)										2	0	0	1	0	1	1				
Roger Maris, L OBP: 0.398, SLG: 0.688 (1, 9)										4	1	2	2	1	1	2				
Bill Skowron, R OBP: 0.366, SLG: 0.597 (1, 3)										4	1	2	0	1	1	1				
Mickey Mantle, S OBP: 0.410, SLG: 0.589 (1, 8)										5	1	2	2	0	2	4				
Elston Howard, R OBP: 0.313, SLG: 0.402 (1, 2)										4	0	1	1	0	1	2				
Gil McDougald, R OBP: 0.322, SLG: 0.415 (1, 5)										4	1	2	0	1	1	2				
Bobby Richardson, R OBP: 0.320, SLG: 0.326 (1, 4)										3	2	1	0	1	0	2				
Eli Grba, R OBP: 0.417, SLG: 0.300 (1, 1)										2	0	1	0	1	0	1				
Inning Stats	R: 0 E: 0 K: 2 S: 7	H: 0 LOB: 2 BB: 2 P: 15	R: 0 E: 0 K: 0 S: 3	H: 0 LOB: 2 BB: 2 P: 11	R: 0 E: 0 K: 2 S: 8	H: 1 LOB: 2 BB: 1 P: 12	R: 3 E: 0 K: 0 S: 6	H: 3 LOB: 1 BB: 1 P: 10	R: 1 E: 0 K: 0 S: 5	H: 2 LOB: 1 BB: 0 P: 5	R: 3 E: 0 K: 0 S: 7	H: 4 LOB: 2 BB: 0 P: 7	R: 1 E: 0 K: 0 S: 5	H: 2 LOB: 1 BB: 0 P: 5	R: 0 E: 0 K: 3 S: 10	H: 1 LOB: 1 BB: 0 P: 10	1B: 11 2B: 1 3B: 0 HR: 1	SF: 1 SAC: 5 DP: 0 HBP: 0	WP: 2 PB: 0 SB: 2 CS: 0	PA: 43
PITCHER	IP WLS BF H R ER SO BB IBB HBP BLK WP HR S P ERA WHIP																			
Herb Score, L ERA: 5.14 (1, 1)	3.1 L 19 3 3 3 4 6 0 0 0 0 2 0 21 45 8.10 2.700																			
Russ Kemmerer, R ERA: 4.1 (4, 1)	1.2 9 4 2 2 0 0 0 0 0 0 1 9 9 10.80 2.400																			
Dick Donovan, R ERA: 5.61 (6, 1)	1.0 6 3 2 2 0 0 0 0 0 0 0 6 6 18.00 3.000																			
Bob Rush, R ERA: 5.26 (7, 1)	2.0 9 3 1 1 3 0 0 0 0 0 0 15 15 4.50 1.500																			


Chicago White Sox @ New York Yankees
Yankee Stadium, Bronx, NY
Sun Jul 24 1960, 7:05 PM EDT
Att: 60,002 - Unknown

AB	31
R	8
H	13
RBI	8
BB	6
SO	7
LOB	17




Batter	1	2	3	4	5	6	7	8	9	AB	R	H	RBI	BB	SO	LOB	TOP			
Jim Landis, R OBP: 0.376, SLG: 0.372 (1, 8)										4	0	2	0	1	1	0	Chicago White Sox @ Boston Red Sox Fenway Park, Boston, MA Thu Jul 28 1960, 3:33 AM EDT Att: 11,175 - Unknown			
Nelle Fox, L OBP: 0.341, SLG: 0.348 (1, 4)										3	0	0	1	2	0	2				
Minnie Minoso, R OBP: 0.389, SLG: 0.482 (1, 7)										4	1	0	0	0	0	6				
Roy Sievers, R OBP: 0.429, SLG: 0.571 (1, 3)										4	0	2	0	1	0	2				
Sherm Lollar, R OBP: 0.349, SLG: 0.381 (1, 2)										4	0	2	1	0	0	3				
Al Smith, R OBP: 0.384, SLG: 0.466 (1, 9)										4	0	2	0	0	1	2				
Gene Freese, R OBP: 0.320, SLG: 0.493 (1, 5)										4	0	0	0	0	0	3				
Luis Aparicio, R OBP: 0.308, SLG: 0.330 (1, 6)										3	1	1	0	1	0	2				
Billy Pierce, L OBP: 0.286, SLG: 0.227 Russ Kemmerer, R (3, 1)										1	0	0	0	0	0	1				
Earl Torgeson, L OBP: 0.519, SLG: 0.550 Gerry Staley, R OBP: 0.357, SLG: 0.273 Ted Kluszewski, L OBP: 0.336, SLG: 0.359 (9, PH)										1	0	0	0	0	0	0				
Inning Stats	R: 0 E: 0 K: 0 S: 3	H: 1 LOB: 2 BB: 2 P: 11	R: 0 E: 0 K: 1 S: 5	H: 0 LOB: 1 BB: 1 P: 9	R: 1 E: 0 K: 1 S: 7	H: 2 LOB: 2 BB: 0 P: 8	R: 0 E: 0 K: 0 S: 3	H: 0 LOB: 0 BB: 0 P: 3	R: 0 E: 0 K: 0 S: 4	H: 2 LOB: 1 BB: 0 P: 4	R: 1 E: 0 K: 0 S: 4	H: 2 LOB: 1 BB: 1 P: 8	R: 0 E: 2 K: 0 S: 5	H: 2 LOB: 2 BB: 0 P: 5	R: 0 E: 0 K: 0 S: 4	H: 1 LOB: 2 BB: 1 P: 8	1B: 10 2B: 0 3B: 0 HR: 0	SF: 0 SAC: 0 DP: 4 HBP: 1	WP: 0 PB: 0 SB: 1 CS: 0	PA: 40
PITCHER Tom Brewer, R ERA: 4.58 (1, 1)	IP: 9.0 WLS: W BF: 40 H: 10 R: 2 ER: 2 SO: 2 BB: 5 IBB: 0 HBP: 1 BLK: 0 WP: 0 HR: 0 S: 38 P: 59 ERA: 2.00 WHIP: 1.667															PITCHER Tom Brewer, R ERA: 4.58 (1, 1)	IP: 9.0 WLS: W BF: 40 H: 10 R: 2 ER: 2 SO: 2 BB: 5 IBB: 0 HBP: 1 BLK: 0 WP: 0 HR: 0 S: 38 P: 59 ERA: 2.00 WHIP: 1.667			

AB	34
R	2
H	10
RBI	2
BB	5
SO	2
LOB	21



Batter	1	2	3	4	5	6	7	8	9	AB	R	H	RBI	BB	SO	LOB	BOTTOM	
Willie Tasby, R OBP: 0.369, SLG: 0.379 (1, 8)										3	0	1	1	1	1	0	Chicago White Sox @ Boston Red Sox Fenway Park, Boston, MA Thu Jul 28 1960, 3:33 AM EDT Att: 11,175 - Unknown	
Carroll Hardy, R OBP: 0.205, SLG: 0.200 (1, 9)										4	0	1	0	0	0	1		
Ted Williams, L OBP: 0.451, SLG: 0.671 (1, 7)										4	0	1	0	0	0	2		
Frank Maltzone, R OBP: 0.328, SLG: 0.406 (1, 5)										3	1	0	0	1	0	1		
Ray Boone, R OBP: 0.337, SLG: 0.284 Pumpsie Green, S OBP: 0.317, SLG: 0.333 (8, PR) (9, 4)										3	0	2	0	1	0	0		
Pete Runnels, L OBP: 0.388, SLG: 0.402 (9, 3)										3	1	1	1	0	0	2		
Haywood Sullivan, R OBP: 0.266, SLG: 0.259 (1, 2)										3	1	1	2	0	1	2		
Don Buddin, R OBP: 0.354, SLG: 0.379 (1, 6)										2	1	0	0	1	0	1		
Tom Brewer, R OBP: 0.250, SLG: 0.333 (1, 1)										2	0	0	0	0	2	0		
Inning Stats	R: 0 E: 0 K: 1 S: 6	H: 1 LOB: 1 BB: 0 P: 6	R: 3 E: 0 K: 0 S: 7	H: 4 LOB: 2 BB: 1 P: 11	R: 1 E: 0 K: 1 S: 6	H: 1 LOB: 1 BB: 1 P: 10	R: 0 E: 0 K: 1 S: 5	H: 0 LOB: 0 BB: 0 P: 5	R: 0 E: 0 K: 0 S: 3	H: 1 LOB: 0 BB: 0 P: 3	R: 0 E: 0 K: 1 S: 4	H: 0 LOB: 1 BB: 1 P: 8	R: 0 E: 0 K: 0 S: 3	H: 0 LOB: 1 BB: 1 P: 7	1B: 6 2B: 1 3B: 0 HR: 1	SF: 1 SAC: 1 DP: 2 HBP: 0		WP: 0 PB: 0 SB: 0 CS: 0
PITCHER Billy Pierce, L ERA: 3.43 Russ Kemmerer, R ERA: 3.93 Gerry Staley, R ERA: 1.61 (1, 1) (3, 1) (7, 1)	IP: 2.1 WLS: L BF: 15 H: 6 R: 4 ER: 4 SO: 1 BB: 4 IBB: 4 HBP: 4 BLK: 1 WP: 1 HR: 1 S: 15 P: 23 ERA: 15.43 WHIP: 3.429															PITCHER Tom Brewer, R ERA: 4.58 (1, 1)	IP: 9.0 WLS: W BF: 40 H: 10 R: 2 ER: 2 SO: 2 BB: 5 IBB: 0 HBP: 1 BLK: 0 WP: 0 HR: 0 S: 38 P: 59 ERA: 2.00 WHIP: 1.667	

AB	27
R	4
H	7
RBI	4
BB	4
SO	4
LOB	9



Batter	1	2	3	4	5	6	7	8	9	AB	R	H	RBI	BB	SO	LOB	TOP					
Jim Landis, R OBP: 0.373, SLG: 0.369										5	1	1	1	0	1	6	Chicago White Sox @ Washington Senators Griffith Stadium, Washington, DC Fri Jul 29 1960, 7:05 PM EDT Att: 9,982 - Unknown					
Nellie Fox, L OBP: 0.340, SLG: 0.346										5	0	1	0	0	0	1						
Minnie Minoso, R OBP: 0.385, SLG: 0.475										5	0	0	0	0	2	2						
Roy Sievers, R OBP: 0.429, SLG: 0.579										5	1	2	1	0	0	2						
Sherm Lollar, R OBP: 0.353, SLG: 0.400										5	1	3	2	0	0	1						
Al Smith, R OBP: 0.385, SLG: 0.466										4	1	2	0	0	1	3						
Gene Freese, R OBP: 0.322, SLG: 0.491										3	0	1	0	1	1	1						
Luis Aparicio, R OBP: 0.307, SLG: 0.329										4	1	1	0	0	1	6						
Dick Donovan, L OBP: 0.136, SLG: 0.200										1	0	0	0	1	1	1						
Russ Kemmerer, R OBP: 0.340, SLG: 0.346										0	0	0	0	0	0	0						
Ted Kluszewski, L OBP: 0.340, SLG: 0.346										1	0	1	1	0	0	0						
Jim Rivera, L OBP: 0.323, SLG: 0.318										0	0	0	0	0	0	0						
Turk Lown, R OBP: 0.323, SLG: 0.318										0	0	0	0	0	0	0						
Gerry Staley, R OBP: 0.323, SLG: 0.318										0	0	0	0	0	0	0						
Earl Torgerson, L OBP: 0.323, SLG: 0.318										0	0	0	0	0	0	0						
Bob Rush, R OBP: 0.323, SLG: 0.318										0	0	0	0	1	0	0						
Bob Rush, R OBP: 0.323, SLG: 0.318										0	0	0	0	0	0	0						
Inning Stats	R: 1 E: 0 K: 0 S: 6	H: 3 LOB: 2 BB: 0 P: 6	R: 0 E: 0 K: 2 S: 8	H: 1 LOB: 1 BB: 0 P: 8	R: 0 E: 0 K: 1 S: 5	H: 0 LOB: 0 BB: 0 P: 5	R: 0 E: 0 K: 3 S: 11	H: 2 LOB: 3 BB: 1 P: 15	R: 0 E: 0 K: 0 S: 4	H: 1 LOB: 1 BB: 0 P: 4	R: 2 E: 1 K: 0 S: 5	H: 2 LOB: 1 BB: 0 P: 5	R: 2 E: 0 K: 0 S: 6	H: 3 LOB: 2 BB: 1 P: 10	R: 0 E: 0 K: 0 S: 2	H: 0 LOB: 0 BB: 0 P: 6	R: 0 E: 0 K: 1 S: 5	H: 0 LOB: 0 BB: 0 P: 5	1B: 9 2B: 1 3B: 0 HR: 2	SF: 0 SAC: 0 DP: 1 HBP: 0	WP: 0 PB: 1 SB: 1 CS: 1	PA: 42
PITCHER	IP WLS BF H R ER SO BB IBB HBP BLK WP HR S P ERA WHIP																					
Camilo Pascual, R ERA: 2.91	(1, 1) 6.0 28 9 3 1 6 1 0 0 0 0 0 0 39 43 1.50 1.667																					
Tom Morgan, R ERA: 4.59	(7, 1) 0.2 5 3 2 2 0 0 0 0 0 0 2 5 5 27.00 4.500																					
Rudy Hernandez, R ERA: 2.19	(7, 1) 0.1 W 2 0 0 0 0 1 0 0 0 0 0 0 1 5 0.00 3.000																					
Tex Clevenger, R ERA: 3.2	(8, 1) 1.0 3 0 0 0 0 1 0 0 0 0 0 0 2 6 0.00 1.000																					
Ray Moore, R ERA: 4.42	(9, 1) 0.0 S 0 0 0 0 0 0 0 0 0 0 0 0 0 0 ∞ ∞																					

Batter	1	2	3	4	5	6	7	8	9	AB	R	H	RBI	BB	SO	LOB	BOTTOM			
Lenny Green, L OBP: 0.368, SLG: 0.389										4	1	2	0	1	0	1	Chicago White Sox @ Washington Senators Griffith Stadium, Washington, DC Fri Jul 29 1960, 7:05 PM EDT Att: 9,982 - Unknown			
Harmon Killebrew, R OBP: 0.368, SLG: 0.470										2	0	1	0	0	0	1				
Billy Conso, R OBP: 0.323, SLG: 0.318										3	2	2	0	0	1	2				
Bob Allison, R OBP: 0.397, SLG: 0.456										3	1	1	2	1	1	2				
Jim Lemon, R OBP: 0.382, SLG: 0.576										3	1	1	2	0	0	1				
Julio Becquer, L OBP: 0.265, SLG: 0.385										4	0	1	0	0	0	2				
Billy Gardner, R OBP: 0.347, SLG: 0.407										4	1	2	0	0	0	1				
Earl Batley, R OBP: 0.316, SLG: 0.377										4	0	1	1	0	1	2				
Jose Valdivielso, R OBP: 0.278, SLG: 0.258										4	0	0	0	0	2	3				
Camilo Pascual, R ERA: 2.91	(1, 1) 3.1 15 4 3 3 0 2 0 0 0 0 1 0 10 10 0.00 0.600																			
Tom Morgan, R ERA: 4.59	(7, 1) 0.2 5 3 2 2 0 0 0 0 0 0 2 5 5 27.00 4.500																			
Rudy Hernandez, R ERA: 2.19	(7, 1) 0.1 W 2 0 0 0 0 1 0 0 0 0 0 0 1 5 0.00 3.000																			
Faye Throneberry, L ERA: 2.35	(7, PH) 1.1 7 3 2 2 2 0 0 0 0 0 0 0 11 11 13.50 2.250																			
Gerry Staley, R ERA: 1.71	(7, 1) 0.2 L 4 2 1 1 0 0 0 0 0 0 0 0 4 4 13.50 3.000																			
Bob Rush, R ERA: 5.4	(8, 1) 1.0 6 2 1 1 2 0 1 0 0 0 0 0 9 13 9.00 2.000																			
Inning Stats	R: 0 E: 0 K: 0 S: 4	H: 1 LOB: 1 BB: 0 P: 4	R: 0 E: 0 K: 0 S: 3	H: 0 LOB: 0 BB: 0 P: 3	R: 0 E: 0 K: 0 S: 2	H: 0 LOB: 0 BB: 1 P: 6	R: 3 E: 1 K: 0 S: 6	H: 3 LOB: 2 BB: 1 P: 10	R: 0 E: 0 K: 2 S: 8	H: 1 LOB: 1 BB: 0 P: 8	R: 0 E: 0 K: 1 S: 6	H: 1 LOB: 0 BB: 0 P: 6	R: 3 E: 0 K: 1 S: 9	H: 4 LOB: 1 BB: 0 P: 9	R: 1 E: 1 K: 2 S: 9	H: 2 LOB: 2 BB: 1 P: 13	1B: 11 2B: 1 3B: 0 HR: 0	SF: 1 SAC: 0 DP: 1 HBP: 0	WP: 1 PB: 0 SB: 0 CS: 0	PA: 38
PITCHER	IP WLS BF H R ER SO BB IBB HBP BLK WP HR S P ERA WHIP																			
Dick Donovan, R ERA: 5.74	(1, 1) 3.1 15 4 3 3 0 2 0 0 0 0 1 0 10 10 0.00 0.600																			
Russ Kemmerer, R ERA: 3.95	(4, 1) 1.2 6 1 0 0 2 0 0 0 0 0 1 0 10 10 0.00 0.600																			
Turk Lown, R ERA: 2.35	(6, 1) 1.1 7 3 2 2 2 0 0 0 0 0 0 0 11 11 13.50 2.250																			
Gerry Staley, R ERA: 1.71	(7, 1) 0.2 L 4 2 1 1 0 0 0 0 0 0 0 0 4 4 13.50 3.000																			
Bob Rush, R ERA: 5.4	(8, 1) 1.0 6 2 1 1 2 0 1 0 0 0 0 0 9 13 9.00 2.000																			

Batter	1	2	3	4	5	6	7	8	9	10	11	AB	R	H	RBI	BB	SO	LOB	TOP												
Luis Aparicio, R OBP: 0.306, SLG: 0.330 (1, 6)	P3		F3			6-3		5-3			1B E 2B	5	1	1	0	0	0	0													
Nellie Fox, L OBP: 0.343, SLG: 0.351 (1, 4)				F7		HR BB		G3			SH3-4 E 1B	4	1	2	0	1	0	0													
Roy Sievers, R OBP: 0.428, SLG: 0.586 (1, 3)	K			K		HR			1B BB		E5 SH3-4	4	1	1	2	1	2	2													
Sherm Lollar, R OBP: 0.355, SLG: 0.401 (1, 2)	P4			1B		6-3					SH3-4	4	0	2	0	0	0	1													
Minnie Minoso, R OBP: 0.362, SLG: 0.470 (1, 7)		E5		E6 FC6-4		P4					1B BB	4	0	0	0	1	1	3													
Al Smith, R OBP: 0.380, SLG: 0.460 (1, 9)	F3			FC6-4				F8			P4	5	0	0	0	0	0	7													
Gene Freese, R OBP: 0.320, SLG: 0.486 (1, 5)		CS 1B				K		K			K	5	0	1	0	0	4	3													
Jim Landis, R OBP: 0.369, SLG: 0.364 (1, 8)	CS		G3			K		K			F2	4	0	0	0	0	2	0													
Frank Baumann, L OBP: 0.242, SLG: 0.107 (1, 1)								F8				3	0	0	0	0	1	0													
Ted Kluszewski, L OBP: 0.338, SLG: 0.362 (10, PH)			K			4-3					6-3	1	0	0	0	0	0	0													
Billy Pierce, L OBP: 0.285, SLG: 0.227 (10, 1)												0	0	0	0	0	0	0													
Inning Stats	R: 0 E: 0 K: 1 S: 6	H: 1 LOB: 1 BB: 0 P: 6	R: 0 E: 1 K: 0 S: 3	H: 1 LOB: 0 BB: 0 P: 3	R: 0 E: 0 K: 1 S: 5	H: 0 LOB: 0 BB: 0 P: 5	R: 0 E: 1 K: 1 S: 7	H: 1 LOB: 2 BB: 0 P: 7	R: 0 E: 0 K: 2 S: 7	H: 0 LOB: 0 BB: 0 P: 7	R: 0 E: 0 K: 0 S: 3	H: 0 LOB: 0 BB: 0 P: 3	R: 0 E: 0 K: 1 S: 5	H: 1 LOB: 1 BB: 1 P: 9	R: 0 E: 0 K: 1 S: 5	H: 0 LOB: 0 BB: 0 P: 5	R: 1 E: 1 K: 1 S: 8	H: 2 LOB: 3 BB: 1 P: 12	1B: 4 2B: 2 3B: 0 HR: 1	SF: 0 SAC: 1 DP: 1 HBP: 0	WP: 0 PB: 0 SB: 0 CS: 1	PA: 44									
PITCHER	IP: 8.0 ERA: 4.5	WLS: 0 BF: 29	H: 4 R: 2 ER: 0 SO: 7	BB: 1 IBB: 0 HBP: 0 BLK: 0	WP: 0 HR: 1 S: 42 P: 46	ERA: 2.25 WHIP: 0.625	PITCHER																								
Don Lee, R ERA: 4.5 (1, 1)	IP: 8.0	WLS: 0	BF: 29	H: 4	R: 2	ER: 0	SO: 7	BB: 1	IBB: 0	HBP: 0	BLK: 0	WP: 0	HR: 1	S: 42	P: 46	ERA: 2.25	WHIP: 0.625														
Ray Moore, R ERA: 4.19 (9, 1)	0.0	L	0	0	0	0	0	0	0	0	0	0	0	0	0	∞	∞														

Chicago White Sox @ Washington Senators
Griffith Stadium, Washington, DC
Sat Jul 30 1960, 3:33 AM EDT
Att: 6,508 - Unknown


AB 39
R 3
H 7
RBI 2
BB 3
SO 10
LOB 16



Batter	1	2	3	4	5	6	7	8	9	10	11	AB	R	H	RBI	BB	SO	LOB	BOTTOM														
Pete Whisenant, R OBP: 0.337, SLG: 0.372 (1, 8) (10, 7)	L8		F7		P6			F7				5	0	0	0	0	1	1															
Reno Bertoia, R OBP: 0.355, SLG: 0.404 (1, 5)	4-3 1B		5-3			5-3		F9				5	0	1	0	0	0	1															
Bob Allison, R OBP: 0.392, SLG: 0.449 (1, 9)	4-3		5-3			F7			P6			5	0	0	0	0	0	1															
Jim Lemon, R OBP: 0.386, SLG: 0.577 (1, 7)						L5						3	0	2	0	1	0	0															
Pedro Ramos, S OBP: 0.120, SLG: 0.204 (9, PR)												0	1	0	0	0	0	0															
Dan Dobbek, L OBP: 0.304, SLG: 0.378 (10, 8)						1-5-3 1B						0	0	0	0	0	0	0															
Billy Consolo, R OBP: 0.320, SLG: 0.315 (11, PH)	1B IBB											1	0	0	0	0	1	0															
Billy Gardner, R OBP: 0.347, SLG: 0.407 (1, 4)	L7					1-5-3		6-3				5	0	2	0	0	0	3															
Earl Battey, R OBP: 0.314, SLG: 0.375 (1, 2)		5-3		L8								4	0	1	1	0	1	2															
Julio Becquer, L OBP: 0.265, SLG: 0.383 (1, 3)			E 6-3 1B			F8		F7				4	1	1	0	0	0	3															
Jose Valdivielso, R OBP: 0.278, SLG: 0.258 (1, 6)		6-3						F8				4	0	1	1	0	0	1															
Don Lee, R OBP: 0.217, SLG: 0.150 (1, 1)						1-3						2	0	0	0	0	1	0															
Harmon Killebrew, R OBP: 0.365, SLG: 0.458 (8, PH)												1	0	0	0	0	0	0															
Ray Moore, R OBP: 0.083, SLG: 0.083 (9, 1)		6-3				K						1	0	0	0	0	1	1															
Inning Stats	R: 0 E: 0 K: 0 S: 4	H: 1 LOB: 2 BB: 1 P: 8	R: 1 E: 1 K: 0 S: 4	H: 1 LOB: 0 BB: 0 P: 4	R: 0 E: 0 K: 0 S: 3	H: 0 LOB: 0 BB: 0 P: 3	R: 0 E: 0 K: 0 S: 4	H: 1 LOB: 1 BB: 0 P: 4	R: 0 E: 0 K: 1 S: 5	H: 0 LOB: 0 BB: 0 P: 5	R: 0 E: 0 K: 0 S: 3	H: 0 LOB: 0 BB: 0 P: 3	R: 0 E: 0 K: 0 S: 4	H: 1 LOB: 1 BB: 0 P: 4	R: 0 E: 0 K: 0 S: 5	H: 0 LOB: 0 BB: 0 P: 5	R: 1 E: 0 K: 2 S: 8	H: 2 LOB: 1 BB: 0 P: 5	R: 0 E: 0 K: 2 S: 8	H: 1 LOB: 1 BB: 0 P: 8	R: 0 E: 0 K: 2 S: 8	H: 1 LOB: 1 BB: 0 P: 8	1B: 8 2B: 0 3B: 0 HR: 0	SF: 1 SAC: 0 DP: 0 HBP: 0	WP: 0 PB: 0 SB: 0 CS: 0	PA: 42							
PITCHER	IP: 9.0 ERA: 2.06	WLS: 8 BF: 34	H: 6 R: 2 ER: 1 SO: 1	BB: 0 IBB: 1 HBP: 0 BLK: 0	WP: 0 HR: 0 S: 35 P: 39	ERA: 1.00 WHIP: 0.667	PITCHER																										
Frank Baumann, L ERA: 2.06 (1, 1)	IP: 9.0	WLS: 8	BF: 34	H: 6	R: 2	ER: 1	SO: 1	BB: 0	IBB: 1	HBP: 0	BLK: 0	WP: 0	HR: 0	S: 35	P: 39	ERA: 1.00	WHIP: 0.667																
Billy Pierce, L ERA: 3.38 (10, 1)	2.0	W	8	2	0	0	4	0	0	0	0	0	0	0	0	16	16	0.00	1.000														

Chicago White Sox @ Washington Senators
Griffith Stadium, Washington, DC
Sat Jul 30 1960, 3:33 AM EDT
Att: 6,508 - Unknown

AB 40
R 2
H 8
RBI 2
BB 1
SO 5
LOB 13



Batter	1	2	3	4	5	6	7	8	9	AB	R	H	RBI	BB	SO	LOB	TOP								
Luis Aparicio, R OBP: 0.310, SLG: 0.332										4	1	2	1	1	0	1	Chicago White Sox @ Washington Senators Griffith Stadium, Washington, DC Sun Jul 31 1960, 3:33 AM EDT Unknown								
Nellie Fox, L OBP: 0.341, SLG: 0.351										5	1	1	1	0	0	4									
Minnie Minoso, R OBP: 0.381, SLG: 0.476										4	1	1	2	0	0	0									
Roy Sievers, R OBP: 0.429, SLG: 0.583										3	1	1	0	1	0	0									
Al Smith, R OBP: 0.376, SLG: 0.455										4	0	0	0	0	2	2									
Gene Freese, R OBP: 0.319, SLG: 0.486										4	0	1	0	0	1	1									
Joe Ginsberg, L OBP: 0.391, SLG: 0.342										3	0	1	1	0	1	0									
Jim Landis, R OBP: 0.370, SLG: 0.366										4	1	2	0	0	1	1									
Early Wynn, S OBP: 0.315, SLG: 0.244										3	0	1	0	0	1	2									
Inning Stats	R: 0 E: 0 K: 0 S: 3	H: 1 LOB: 0 BB: 0 P: 3	R: 1 E: 0 K: 2 S: 9	H: 2 LOB: 1 BB: 0 P: 9	R: 3 E: 0 K: 0 S: 6	H: 3 LOB: 0 BB: 0 P: 6	R: 0 E: 0 K: 1 S: 6	H: 2 LOB: 1 BB: 0 P: 6	R: 0 E: 0 K: 0 S: 3	H: 0 LOB: 0 BB: 0 P: 3	R: 0 E: 0 K: 1 S: 5	H: 0 LOB: 0 BB: 0 P: 5	R: 0 E: 1 K: 1 S: 6	H: 0 LOB: 2 BB: 1 P: 10	R: 0 E: 0 K: 0 S: 3	H: 0 LOB: 1 BB: 1 P: 7	R: 1 E: 0 K: 1 S: 7	H: 2 LOB: 1 BB: 0 P: 7	1B: 7 2B: 3 3B: 0 HR: 1	SF: 1 SAC: 1 DP: 1 HBP: 0	WP: 0 PB: 0 SB: 1 CS: 0	PA: 38			
PITCHER	IP	WLS	BF	H	R	ER	SO	BB	IBB	HBP	BLK	WP	HR	S	P	ERA	WHIP								
Pedro Ramos, R ERA: 3.67	2.1	L	12	6	4	4	2	0	0	0	0	0	1	16	16	15.43	2.571								
Chuck Stobbs, L ERA: 2.93	5.2		21	2	0	0	3	2	0	0	0	0	0	25	33	0.00	0.706								
Tex Clevenger, R ERA: 3.27	1.0		5	2	1	1	1	0	0	0	0	0	0	7	7	9.00	2.000								

Batter	1	2	3	4	5	6	7	8	9	AB	R	H	RBI	BB	SO	LOB	BOTTOM								
Reno Bertoia, R OBP: 0.354, SLG: 0.401										4	0	1	0	0	0	1	Chicago White Sox @ Washington Senators Griffith Stadium, Washington, DC Sun Jul 31 1960, 3:33 AM EDT Unknown								
Lenny Green, L OBP: 0.385, SLG: 0.385										4	0	1	0	0	2	1									
Faye Throneberry, L OBP: 0.333, SLG: 0.333										4	0	0	0	0	1	2									
Jim Lemon, R OBP: 0.381, SLG: 0.570										4	0	0	0	0	2	1									
Julio Becquer, L OBP: 0.264, SLG: 0.385										4	1	1	0	0	2	1									
Billy Gardner, R OBP: 0.347, SLG: 0.414										3	1	1	2	0	1	1									
Earl Batley, R OBP: 0.314, SLG: 0.373										2	0	0	0	1	1	0									
Jose Valdivielso, R OBP: 0.275, SLG: 0.255										2	0	0	0	0	1	0									
Elmer Valo, L OBP: 0.367, SLG: 0.270										1	0	0	0	0	0	1									
Tex Clevenger, R OBP: 0.250, SLG: 0.182										0	0	0	0	0	0	0									
Pedro Ramos, S OBP: 0.120, SLG: 0.204										0	0	0	0	0	0	0									
Chuck Stobbs, L OBP: 0.182, SLG: 0.053										2	0	0	0	0	0	0									
Dan Dobbek, L OBP: 0.303, SLG: 0.376										1	0	0	0	0	1	1									
Billy Consono, R OBP: 0.320, SLG: 0.315										0	0	0	0	0	0	0									
Inning Stats	R: 0 E: 0 K: 0 S: 3	H: 0 LOB: 0 BB: 0 P: 3	R: 2 E: 0 K: 3 S: 11	H: 2 LOB: 0 BB: 0 P: 11	R: 0 E: 0 K: 1 S: 5	H: 0 LOB: 0 BB: 0 P: 5	R: 0 E: 1 K: 2 S: 8	H: 0 LOB: 1 BB: 0 P: 8	R: 0 E: 0 K: 0 S: 3	H: 0 LOB: 0 BB: 0 P: 3	R: 0 E: 0 K: 1 S: 5	H: 1 LOB: 0 BB: 0 P: 5	R: 0 E: 0 K: 1 S: 5	H: 0 LOB: 0 BB: 0 P: 5	R: 0 E: 0 K: 1 S: 5	H: 0 LOB: 1 BB: 1 P: 9	R: 0 E: 0 K: 2 S: 8	H: 1 LOB: 1 BB: 0 P: 8	1B: 2 2B: 1 3B: 0 HR: 1	SF: 0 SAC: 0 DP: 1 HBP: 0	WP: 0 PB: 0 SB: 0 CS: 0	PA: 32			
PITCHER	IP	WLS	BF	H	R	ER	SO	BB	IBB	HBP	BLK	WP	HR	S	P	ERA	WHIP								
Early Wynn, R ERA: 4.6	9.0	W	32	4	2	2	11	1	0	0	0	0	1	53	57	2.00	0.556								

Batter	1	2	3	4	5	6	7	8	9	AB	R	H	RBI	BB	SO	LOB	TOP										
Luis Aparicio, R OBP: 0.311, SLG: 0.332	F8	2-3 1B		1B	6-3			FC4-6		5	1	2	1	0	0	1											
Nellie Fox, L OBP: 0.339, SLG: 0.349	6-3	2-3		F7 HR			4-3	F7		5	1	1	1	0	0	3											
Roy Sievers, R OBP: 0.432, SLG: 0.592	HR	IBB		HR			F9			3	2	1	1	2	0	0											
Sherm Lollar, R OBP: 0.349, SLG: 0.394	6-3	6-3		F7			5-3	F9		5	0	0	0	0	0	5											
Minnie Minoso, R OBP: 0.387, SLG: 0.488		1B SH		E SF7						3	3	3	3	0	0	0											
Gerry Staley, R OBP: 0.400, SLG: 0.273				HR						0	0	0	0	1	0	0											
Al Smith, R OBP: 0.377, SLG: 0.454				K			K	K		5	0	2	0	0	3	2											
Gene Freese, R OBP: 0.316, SLG: 0.483		SH		SF7			K	K		2	1	0	2	0	1	1											
Jim Landis, R OBP: 0.372, SLG: 0.367		1B		F9				5-3		4	1	2	0	0	0	1											
Bob Shaw, R OBP: 0.146, SLG: 0.091				1-3						3	0	1	1	0	0	2											
Jim Rivera, L OBP: 0.455, SLG: 0.700	2-3 1B			1-3			G1-6-4	FC4-6 1B		1	0	1	0	0	0	0											
Inning Stats	R: 1 E: 0 K: 0 S: 4	H: 1 LOB: 0 BB: 0 P: 4	R: 3 E: 0 K: 0 S: 7	H: 4 LOB: 3 BB: 1 P: 12	R: 1 E: 1 K: 0 S: 5	H: 2 LOB: 1 BB: 0 P: 5	R: 4 E: 0 K: 1 S: 8	H: 3 LOB: 0 BB: 1 P: 12	R: 0 E: 0 K: 0 S: 3	H: 1 LOB: 0 BB: 0 P: 3	R: 0 E: 0 K: 2 S: 7	H: 1 LOB: 0 BB: 0 P: 7	R: 0 E: 0 K: 0 S: 4	H: 1 LOB: 1 BB: 0 P: 4	R: 0 E: 0 K: 1 S: 5	H: 0 LOB: 1 BB: 1 P: 9	1B: 11 2B: 0 3B: 0 HR: 2	SF: 1 SAC: 1 DP: 1 HBP: 1	WP: 0 PB: 0 SB: 1 CS: 1	PA: 42							
PITCHER	IP	WLS	BF	H	R	ER	SO	BB	IBB	HBP	BLK	WP	HR	S	P	ERA	WHIP										
Jack Kralick, L ERA: 2.76	1.1	L	8	3	4	4	0	0	0	1	0	0	1	7	8	27.00	2.250										
Tom Morgan, R ERA: 4.59	0.2		5	2	0	0	0	1	0	0	0	0	0	4	8	0.00	3.000										
Tex Clevenger, R ERA: 3.71	3.0		15	6	5	5	1	1	0	0	0	0	1	16	20	15.00	2.333										
Rudy Hernandez, R ERA: 2.03	1.0		3	0	0	0	0	0	0	0	0	0	0	3	3	0.00	0.000										
Pedro Ramos, R ERA: 3.6	3.0		11	2	0	0	3	1	0	0	0	0	0	16	20	0.00	1.000										
Batter	1	2	3	4	5	6	7	8	9	AB	R	H	RBI	BB	SO	LOB	BOTTOM										
Reno Bertoia, R OBP: 0.351, SLG: 0.396	4-3	FC4			1B			F8		5	0	1	0	0	0	1											
Lenny Green, L OBP: 0.386, SLG: 0.393	2B			4-3	FC5-4 1B			3-1		5	0	2	0	0	0	0											
Bob Allison, R OBP: 0.388, SLG: 0.444	5-3			F6	FC5-4			6-3		4	0	0	0	0	0	3											
Jim Lemon, R OBP: 0.380, SLG: 0.569	F7			K				5-3		4	1	1	0	0	1	1											
Julio Becquer, L OBP: 0.268, SLG: 0.391		5-3 1B		F8				3-1		4	2	2	0	0	0	1											
Billy Gardner, R OBP: 0.346, SLG: 0.412	F4			K				5-3		4	0	1	1	0	1	2											
Earl Batley, R OBP: 0.317, SLG: 0.378	5-3 1B			F8				K		4	2	2	1	0	1	1											
Jose Valdivielso, R OBP: 0.274, SLG: 0.255	5-3				B3			1-3		4	0	1	1	0	0	3											
Jack Kralick, L ERA: 2.76		FC4 1B			F3			F8		0	0	0	0	0	0	0											
Tom Morgan, R ERA: 4.59										0	0	0	0	0	0	0											
Tex Clevenger, R ERA: 3.71										0	0	0	0	0	0	0											
Rudy Hernandez, R ERA: 2.03										0	0	0	0	0	0	0											
Pedro Ramos, R ERA: 3.6										0	0	0	0	0	0	0											
Inning Stats	R: 0 E: 0 K: 0 S: 4	H: 1 LOB: 1 BB: 0 P: 4	R: 2 E: 0 K: 0 S: 6	H: 3 LOB: 1 BB: 0 P: 6	R: 0 E: 0 K: 1 S: 5	H: 0 LOB: 0 BB: 0 P: 5	R: 0 E: 0 K: 1 S: 5	H: 0 LOB: 0 BB: 0 P: 5	R: 0 E: 0 K: 0 S: 3	H: 2 LOB: 2 BB: 0 P: 6	R: 2 E: 0 K: 0 S: 6	H: 3 LOB: 1 BB: 0 P: 6	R: 0 E: 0 K: 0 S: 3	H: 0 LOB: 0 BB: 0 P: 3	R: 1 E: 0 K: 1 S: 7	H: 2 LOB: 1 BB: 0 P: 7	R: 0 E: 0 K: 0 S: 3	H: 0 LOB: 0 BB: 0 P: 3	1B: 7 2B: 4 3B: 0 HR: 0	SF: 0 SAC: 0 DP: 0 HBP: 0	WP: 0 PB: 0 SB: 0 CS: 0	PA: 38					
PITCHER	IP	WLS	BF	H	R	ER	SO	BB	IBB	HBP	BLK	WP	HR	S	P	ERA	WHIP										
Bob Shaw, R ERA: 3.64	6.0	W	27	9	4	4	2	0	0	0	0	0	0	31	31	6.00	1.500										
Gerry Staley, R ERA: 1.76	3.0	S	11	2	1	1	1	0	0	0	0	0	0	13	13	3.00	0.667										

Chicago White Sox @ Washington Senators
Griffith Stadium, Washington, DC
Sun Jul 31 1960, 3:38 AM EDT
Att: 25,501 - Unknown

AB	36
R	9
H	13
RBI	9
BB	3
SO	4
LOB	15



Chicago White Sox @ Washington Senators
Griffith Stadium, Washington, DC
Sun Jul 31 1960, 3:38 AM EDT
Att: 25,501 - Unknown

AB	38
R	5
H	11
RBI	5
BB	0
SO	3
LOB	13



Batter	1	2	3	4	5	6	7	8	9	AB	R	H	RBI	BB	SO	LOB	TOP			
Luis Aparicio, R (1, 6) OBP: 0.308, SLG: 0.330	F2		SH1-3		6-3			6-3		3	0	0	0	0	0	0	Chicago White Sox @ Baltimore Orioles Memorial Stadium, Baltimore, MD Mon Aug 01 1960, 7:05 PM EDT Att: 11,971 - Unknown			
Nellie Fox, L (1, 4) OBP: 0.343, SLG: 0.352	G5-4-3 1B		1B		F4			BB		3	0	2	1	1	0	0				
Roy Sievers, R (1, 3) OBP: 0.426, SLG: 0.583	G5-4-3		F9		5-3			F9		4	0	0	0	0	0	4				
Sherm Lollar, R (1, 2) OBP: 0.345, SLG: 0.388		K			F6			K		4	0	0	0	0	2	1				
Minnie Minoso, R (1, 7) OBP: 0.386, SLG: 0.485		K			FC6-4 1B			F9		4	0	1	0	0	1	0				
Al Smith, R (1, 9) OBP: 0.375, SLG: 0.452					FC6-4 1B			6-3		4	0	1	0	0	0	0				
Gene Freese, R (1, 5) OBP: 0.318, SLG: 0.481					FC6-4 1B			FC4-6 BB		3	0	1	0	1	0	2				
Jim Landis, R (1, 8) OBP: 0.369, SLG: 0.364			FC6-4 SH1-3 1B		FC6-4 1B			K		3	1	0	0	0	1	4				
Herb Score, L (1, 1) OBP: 0.313, SLG: 0.357			1B SH1-3 1B		4-3			FC4-6		3	0	1	0	0	0	1				
Inning Stats	R: 0 E: 0 K: 0 S: 3	H: 1 LOB: 0 BB: 0 P: 3	R: 0 E: 0 K: 2 S: 7	H: 0 LOB: 0 BB: 0 P: 7	R: 1 E: 0 K: 0 S: 6	H: 3 LOB: 2 BB: 0 P: 6	R: 0 E: 0 K: 0 S: 5	H: 2 LOB: 2 BB: 0 P: 5	R: 0 E: 0 K: 0 S: 3	H: 0 LOB: 0 BB: 0 P: 3	R: 0 E: 0 K: 1 S: 5	H: 0 LOB: 1 BB: 1 P: 9	R: 0 E: 0 K: 1 S: 5	H: 0 LOB: 1 BB: 1 P: 9	R: 0 E: 0 K: 0 S: 3	H: 0 LOB: 0 BB: 0 P: 3	1B: 6 2B: 0 3B: 0 HR: 0	SF: 0 SAC: 1 DP: 1 HBP: 0	WP: 0 PB: 0 CS: 0	PA: 34
PITCHER Milt Pappas, R (1, 1) ERA: 3.95	IP: 9.0 WLS: W BF: 34 H: 6 R: 1 ER: 1 SO: 4 BB: 2 IBB: 0 HBP: 0 BLK: 0 WP: 0 HR: 0 S: 40 P: 48 ERA: 1.00 WHIP: 0.889																			

Batter	1	2	3	4	5	6	7	8	9	AB	R	H	RBI	BB	SO	LOB	BOTTOM			
Jackie Brandt, R (1, 9) OBP: 0.335, SLG: 0.401	L8 SH1-3 1B		F7			FC1-6 HBP		K		3	1	1	0	0	1	0	Chicago White Sox @ Baltimore Orioles Memorial Stadium, Baltimore, MD Mon Aug 01 1960, 7:05 PM EDT Att: 11,971 - Unknown			
Jim Busby, R (1, 8) OBP: 0.339, SLG: 0.327	SH1-3		CS 1B			FC1-6 1B		6-3		3	0	1	0	0	0	1				
Brooks Robinson, R (1, 5) OBP: 0.338, SLG: 0.448	L8		CS		5-3	F8		F4		4	0	0	0	0	0	2				
Walt Dropo, R (1, 3) OBP: 0.359, SLG: 0.379	FC6-4 1B		1-2		K			1B		3	0	2	1	0	1	0				
Gus Triandos, R (1, 2) OBP: 0.330, SLG: 0.344	FC6-4		1-2		K			F8		3	0	0	0	0	1	3				
Ron Hansen, R (1, 6) OBP: 0.324, SLG: 0.415		F6				F8		1B 2B		3	1	1	0	0	0	0				
Dave Nicholson, R (1, 7) OBP: 0.309, SLG: 0.362										2	0	0	0	0	2	0				
Gene Woodling, L (7, PH) OBP: 0.405, SLG: 0.393		K								1	0	1	1	0	0	0				
Gene Stephens, L (7, PR) OBP: 0.319, SLG: 0.377								CS 1B		0	0	0	0	0	0	0				
Mary Breeding, R (1, 4) OBP: 0.317, SLG: 0.334			F4					K		3	0	1	0	0	1	1				
Milt Pappas, R (1, 1) OBP: 0.114, SLG: 0.122			K			K		K		3	0	0	0	0	3	2				
Inning Stats	R: 1 E: 0 K: 0 S: 5	H: 2 LOB: 1 BB: 0 P: 5	R: 0 E: 0 K: 1 S: 5	H: 0 LOB: 0 BB: 0 P: 5	R: 0 E: 0 K: 1 S: 5	H: 1 LOB: 0 BB: 0 P: 5	R: 0 E: 0 K: 2 S: 7	H: 0 LOB: 0 BB: 0 P: 7	R: 0 E: 0 K: 2 S: 8	H: 1 LOB: 1 BB: 0 P: 8	R: 0 E: 0 K: 0 S: 4	H: 1 LOB: 2 BB: 0 P: 5	R: 1 E: 0 K: 2 S: 8	H: 2 LOB: 1 BB: 0 P: 8	R: 0 E: 0 K: 1 S: 5	H: 0 LOB: 0 BB: 0 P: 5	1B: 6 2B: 2 3B: 0 HR: 0	SF: 0 SAC: 1 DP: 1 HBP: 1	WP: 0 PB: 0 CS: 2	PA: 31
PITCHER Herb Score, L (1, 1) ERA: 4.68	IP: 8.0 WLS: L BF: 30 H: 7 R: 2 ER: 2 SO: 9 BB: 0 IBB: 0 HBP: 1 BLK: 0 WP: 0 HR: 0 S: 47 P: 48 ERA: 2.25 WHIP: 0.875																			

Batter	1	2	3	4	5	6	7	8	9	AB	R	H	RBI	BB	SO	LOB	TOP	
Luis Aparicio, R (1, 6) OBP: 0.308, SLG: 0.329 Earl Torgeson, L (9, PH) OBP: 0.518, SLG: 0.537	F8		F9					6-3	K	4	0	1	0	0	0	0		
Nellie Fox, L (1, 4) OBP: 0.342, SLG: 0.356	F5		E6							4	0	1	0	0	0	1		
Minnie Minoso, R (1, 7) OBP: 0.384, SLG: 0.483	1-3		F9					K		4	0	1	0	0	1	2		
Roy Sievers, R (1, 3) OBP: 0.424, SLG: 0.589			F6					F2		4	1	1	1	0	1	3		
Sherm Lollar, R (1, 2) OBP: 0.341, SLG: 0.383	F8							L6		4	0	0	0	0	0	1		
Al Smith, R (1, 9) OBP: 0.379, SLG: 0.458										4	1	3	0	0	1	0		
Gene Freese, R (1, 5) OBP: 0.318, SLG: 0.481										4	0	1	0	0	1	2		
Jim Landis, R (1, 8) OBP: 0.370, SLG: 0.361										2	0	0	0	2	1	1		
Billy Pierce, L (1, 1) Turk Lowm, R (6, 1) Russ Kemmerer, R (7, PH) Sammy Esposito, R (7, 1) Bob Rush, R (9, PH) Ted Kuszowski, R (9, PH) Jim Rivera, L (9, PH)										2	0	0	0	0	0	3		
Inning Stats	R: 0 E: 0 K: 0 S: 3	H: 0 LOB: 0 BB: 0 P: 3	R: 1 E: 0 K: 0 S: 5	H: 3 LOB: 2 BB: 1 P: 9	R: 0 E: 1 K: 0 S: 4	H: 0 LOB: 1 BB: 0 P: 4	R: 0 E: 0 K: 1 S: 5	H: 0 LOB: 0 BB: 0 P: 5	R: 0 E: 0 K: 2 S: 8	H: 1 LOB: 1 BB: 0 P: 8	R: 0 E: 0 K: 1 S: 6	H: 1 LOB: 1 BB: 0 P: 6	R: 1 E: 0 K: 1 S: 7	H: 2 LOB: 2 BB: 1 P: 11	1B: 5 2B: 2 3B: 1 HR: 1	SF: 0 SAC: 0 DP: 2 HBP: 0	WP: 0 PB: 0 SB: 1 CS: 0	PA: 37
PITCHER	IP WLS BF H R ER SO BB IBB HBP BLK WP HR S P ERA WHIP																	
Steve Barber, L (1, 1) ERA: 3.03	8.2 W 36 9 2 2 5 2 0 0 0 0 1 44 52 2.08 1.269																	
Jerry Walker, R (9, 1) ERA: 3.62	0.1 S 1 0 0 0 1 0 0 0 0 0 0 3 3 0.00 0.000																	

Chicago White Sox @ Baltimore Orioles
Memorial Stadium, Baltimore, MD
Tue Aug 02 1960, 7:05 PM EDT
Att: 22,703 - Unknown

AB	35
R	2
H	9
RBI	2
BB	2
SO	6
LOB	16





Batter	1	2	3	4	5	6	7	8	9	AB	R	H	RBI	BB	SO	LOB	BOTTOM	
Jackie Brandt, R (1, 9) OBP: 0.334, SLG: 0.399	F8		L7					6-3		4	0	1	2	0	0	0		
Jim Busby, R (1, 8) OBP: 0.326, SLG: 0.315	5-3							K		4	0	0	0	0	1	1		
Brooks Robinson, R (1, 5) OBP: 0.337, SLG: 0.446	1-3							K		4	1	1	0	0	1	0		
Walt Dropo, R (1, 3) OBP: 0.354, SLG: 0.373 Jim Gentile, L (6, PH) OBP: 0.436, SLG: 0.518										2	0	0	0	0	0	0		
Gus Triandos, R (1, 2) OBP: 0.329, SLG: 0.358										1	1	1	0	1	0	0		
Ron Hansen, R (1, 6) OBP: 0.328, SLG: 0.419										4	1	3	0	0	1	1		
Dave Nicholson, R (1, 7) OBP: 0.310, SLG: 0.361 Gene Stephens, L (8, 7) OBP: 0.317, SLG: 0.376										3	1	1	0	0	2	2		
Mary Breeding, R (1, 4) OBP: 0.317, SLG: 0.334										3	1	1	1	0	1	1		
Steve Barber, L (1, 1) OBP: 0.122, SLG: 0.053 Jerry Walker, S (9, 1) OBP: 0.355, SLG: 0.345										3	0	0	0	0	1	3		
Inning Stats	R: 0 E: 0 K: 0 S: 3	H: 1 LOB: 1 BB: 0 P: 6	R: 0 E: 0 K: 1 S: 5	H: 0 LOB: 0 BB: 0 P: 5	R: 0 E: 0 K: 0 S: 3	H: 0 LOB: 0 BB: 0 P: 3	R: 3 E: 1 K: 0 S: 7	H: 4 LOB: 1 BB: 0 P: 7	R: 3 E: 0 K: 2 S: 11	H: 4 LOB: 1 BB: 0 P: 11	R: 0 E: 0 K: 2 S: 7	H: 0 LOB: 0 BB: 0 P: 7	R: 0 E: 0 K: 2 S: 7	H: 0 LOB: 1 BB: 1 P: 11	1B: 8 2B: 0 3B: 0 HR: 1	SF: 0 SAC: 0 DP: 0 HBP: 0	WP: 1 PB: 0 SB: 0 CS: 0	PA: 34
PITCHER	IP WLS BF H R ER SO BB IBB HBP BLK WP HR S P ERA WHIP																	
Billy Pierce, L (1, 1) ERA: 3.45	5.0 L 20 5 3 3 2 0 0 0 0 0 0 1 3 3 5.40 1.000																	
Turk Lowm, R (6, 1) ERA: 2.85	0.0 3 3 3 3 0 0 0 0 0 0 1 3 3 0.00 0.000																	
Russ Kemmerer, R (6, 1) ERA: 3.82	1.0 4 1 0 0 2 0 0 0 0 0 1 0 8 8 0.00 1.000																	
Bob Rush, R (7, 1) ERA: 5.02	2.0 7 0 0 0 4 1 0 0 0 0 0 0 14 18 0.00 0.500																	

Chicago White Sox @ Baltimore Orioles
Memorial Stadium, Baltimore, MD
Tue Aug 02 1960, 7:05 PM EDT
Att: 22,703 - Unknown

AB	33
R	6
H	9
RBI	6
BB	1
SO	8
LOB	10



Batter	1	2	3	4	5	6	7	8	9	AB	R	H	RBI	BB	SO	LOB	TOP										
Reno Bertoia, R OBP: 0.340, SLG: 0.377 (1, 5)	F8	F8				6-3			K	5	0	1	0	0	1	1	Washington Senators @ Chicago White Sox Comiskey Park, Chicago, IL Fri Aug 05 1960, 8:05 PM EDT Att: 30,112 - Unknown 										
Lenny Green, L OBP: 0.394, SLG: 0.398 (1, 8) (9, 7)	4-3	F7			1B	1B	1B	4-0	4-3	4	2	1	0	1	0	0											
Harmon Killebrew, R OBP: 0.370, SLG: 0.487 (1, 3)	BB			F2	BB	1B	BB	0-3	6-3	4	1	1	1	1	1	1											
Jim Lemon, R OBP: 0.372, SLG: 0.543 Pete Whisenant, R OBP: 0.333, SLG: 0.368 (9, 8)	1B			F3	BB	BB	BB	0-0		2	1	1	1	2	0	0											
Faye Throneberry, L OBP: 0.326, SLG: 0.333 Bob Allison, R OBP: 0.352, SLG: 0.436 (1, 9) (7, 9)	1B			F6	BB	BB	BB	0-0	F5	0	0	0	0	0	0	0											
Billy Gardner, R OBP: 0.340, SLG: 0.403 (1, 4)	E8			5-3		6-3		0-0	F9	4	1	1	1	0	0	4											
Earl Batley, R OBP: 0.329, SLG: 0.398 (1, 2)	FC6-4			P4		6-3		0-0	P3	4	0	1	2	0	0	0											
Jose Valdivielso, R OBP: 0.276, SLG: 0.254 (1, 6)	FC6-4			3-1		SH3-4		0-0	6-3	3	0	0	0	1	0	1											
Pedro Ramos, S OBP: 0.113, SLG: 0.192 (1, 1)						6-3		0-3	K	3	0	0	0	0	2	0											
Inning Stats	R: 4 E: 1 K: 0 S: 6	H: 3 LOB: 1 BB: 2 P: 14	R: 0 E: 0 K: 1 S: 5	H: 0 LOB: 0 BB: 0 P: 5	R: 0 E: 0 K: 0 S: 3	H: 0 LOB: 0 BB: 0 P: 3	R: 0 E: 0 K: 0 S: 3	H: 0 LOB: 0 BB: 0 P: 3	R: 1 E: 0 K: 0 S: 5	H: 3 LOB: 3 BB: 2 P: 13	R: 0 E: 0 K: 0 S: 3	H: 0 LOB: 1 BB: 1 P: 7	R: 1 E: 0 K: 1 S: 6	H: 1 LOB: 1 BB: 1 P: 10	R: 0 E: 0 K: 1 S: 5	H: 0 LOB: 0 BB: 0 P: 5		R: 0 E: 0 K: 1 S: 5	H: 0 LOB: 0 BB: 0 P: 5	1B: 7 2B: 0 3B: 0 HR: 0	SF: 0 SAC: 1 DP: 0 HBP: 0	WP: 0 PB: 0 CS: 1	PA: 39				
PITCHER	IP	WLS	BF	H	R	ER	SO	BB	IBB	HBP	BLK	WP	HR	S	P	ERA	WHIP										
Bob Shaw, R ERA: 3.81 (1, 1)	1.0	L	8	3	4	3	0	2	0	0	0	0	0	6	14	27.00	5.000										
Russ Kemmerer, R ERA: 3.75 (2, 1)	4.0		16	3	1	1	1	2	0	0	0	0	0	16	24	2.25	1.250										
Turk Lown, R ERA: 3.02 (6, 1)	3.0		12	1	1	1	2	2	0	0	0	0	0	14	22	3.00	1.000										
Dick Donovan, R ERA: 5.54 (9, 1)	1.0		3	0	0	0	1	0	0	0	0	0	0	5	5	0.00	0.000										
Batter	1	2	3	4	5	6	7	8	9	AB	R	H	RBI	BB	SO	LOB	BOTTOM										
Luis Aparicio, R OBP: 0.309, SLG: 0.329 (1, 6)	F8		FC1-4-5			5-3			6-3	4	0	0	0	0	0	2	Washington Senators @ Chicago White Sox Comiskey Park, Chicago, IL Fri Aug 05 1960, 8:05 PM EDT Att: 30,112 - Unknown 										
Nellie Fox, L OBP: 0.343, SLG: 0.359 (1, 4)	1-3				BB	1B			F5	3	1	1	0	1	0	1											
Minnie Minoso, R OBP: 0.383, SLG: 0.478 (1, 7)	F7		F2			3B			5-3	4	0	1	1	0	0	2											
Roy Sievers, R OBP: 0.417, SLG: 0.572 (1, 3)			K			K			F8	4	0	0	0	0	3	1											
Sherm Lollar, R OBP: 0.345, SLG: 0.395 (1, 2)			6-3			G1-6-3			F7	3	0	1	0	0	0	0											
Al Smith, R OBP: 0.379, SLG: 0.456 (1, 9)			FC6-4			G1-6-3			G5-4-3	2	0	0	0	1	0	2											
Gene Freese, R OBP: 0.311, SLG: 0.479 (1, 5)			FC6-4			F8			6-3	3	0	0	0	0	0	1											
Jim Landis, R OBP: 0.368, SLG: 0.356 (1, 8)			SH3			F9			6-3	2	0	1	0	1	0	0											
Bob Shaw, R OBP: 0.146, SLG: 0.291 Russ Kemmerer, R OBP: 0.325, SLG: 0.400 Joe Hicks, L OBP: 0.333, SLG: 0.213 Turk Lown, R OBP: 0.333, SLG: 0.400 Earl Ferguson, L OBP: 0.192, SLG: 0.552 Dick Donovan, L OBP: 0.156, SLG: 0.290 (1, 1) (2, 1) (5, PH) (6, 1) (8, PH) (9, 1)			SH3			4-3			F8	0	0	0	0	0	0	0											
Inning Stats	R: 0 E: 0 K: 0 S: 3	H: 0 LOB: 0 BB: 0 P: 3	R: 0 E: 0 K: 1 S: 5	H: 0 LOB: 1 BB: 1 P: 9	R: 0 E: 0 K: 0 S: 4	H: 1 LOB: 2 BB: 1 P: 8	R: 0 E: 0 K: 1 S: 5	H: 1 LOB: 0 BB: 0 P: 5	R: 0 E: 0 K: 0 S: 3	H: 0 LOB: 0 BB: 0 P: 3	R: 1 E: 0 K: 1 S: 6	H: 2 LOB: 1 BB: 0 P: 6	R: 0 E: 0 K: 0 S: 2	H: 0 LOB: 0 BB: 0 P: 3	R: 0 E: 0 K: 0 S: 3	H: 0 LOB: 1 BB: 1 P: 7		R: 0 E: 0 K: 0 S: 3	H: 0 LOB: 0 BB: 0 P: 3	1B: 3 2B: 1 3B: 1 HR: 0	SF: 0 SAC: 1 DP: 3 HBP: 1	WP: 0 PB: 0 CS: 1	PA: 32				
PITCHER	IP	WLS	BF	H	R	ER	SO	BB	IBB	HBP	BLK	WP	HR	S	P	ERA	WHIP										
Pedro Ramos, R ERA: 3.47 (1, 1)	9.0	W	32	4	1	1	3	3	0	1	0	0	0	34	47	1.00	0.778										

Batter	1	2	3	4	5	6	7	8	9	AB	R	H	RBI	BB	SO	LOB	TOP									
Bob Allison, R OBP: 0.380, SLG: 0.431 (1,9)	0-3 K		0-0 F9	0-3 K			0-3 K		4-0 BB	4	0	0	0	1	3	0	Washington Senators @ Chicago White Sox Comiskey Park, Chicago, IL Sat Aug 06 1960, 4:33 AM EDT Att: 12,801 - Unknown livebaseballscorecards.com									
Reno Bertoia, R OBP: 0.344, SLG: 0.377 (1,5)	4-0 1B BB		0-0 P5		4-0 FC5-4 1B BB		0-0 FC5 1B		0-0 F7	3	0	1	0	2	0	1										
Harmon Killebrew, R OBP: 0.379, SLG: 0.596 (1,3)	0-0 1-2 1B		0-0 HR		0-0 FC5-4 1-2 1B		0-0 1-2 1B		0-0 F6	5	1	4	1	0	0	1										
Jim Lemon, R OBP: 0.369, SLG: 0.536 (1,7)	0-0 F9		4-0 BB BB		0-0 FC5-4 G5-4-3 1-2 2-3		0-3 K		0-3 K	4	0	0	0	1	2	7										
Billy Gardner, R OBP: 0.339, SLG: 0.399 (1,4)	0-0 F9		4-0 BB		0-0 G5-4-3 1-2		0-0 FC5			3	0	0	0	1	0	6										
Earl Batters, R OBP: 0.337, SLG: 0.411 (1,2)		0-0 2B	4-0 1-2 2-3 BB		0-0 G6-4-3 1B				0-0 F8 SF9 2B	3	1	3	0	1	0	0										
Pete Whisenant, R OBP: 0.321, SLG: 0.352 (1,8)		0-3 K	0-0 6-3		0-0 G6-4-3 1-2				0-0 F8	4	0	0	0	0	1	6										
Jose Valdivielso, R OBP: 0.276, SLG: 0.255 (1,6)		0-3 K		0-0 P6		0-0 1B			0-0 SF9	3	0	1	1	0	1	1										
Chuck Stobbs, L OBP: 0.167, SLG: 0.048 (1,1)		0-3 K		0-0 F8		0-0 L4			0-3 K	2	0	0	0	0	1	1										
Tom Morgan, R (4,1)										0	0	0	0	0	0	0										
Lenny Green, L OBP: 0.362, SLG: 0.395 (6,PH)										1	0	0	0	0	0	1										
Rudy Hernandez, R (6,1)										1	0	0	0	0	1	0										
Inning Stats	R: 0 E: 0 K: 1 S: 6	H: 1 LOB: 2 BB: 1 P: 10	R: 0 E: 0 K: 3 S: 10	H: 1 LOB: 0 BB: 0 P: 10	R: 1 E: 0 K: 0 S: 4	H: 1 LOB: 3 BB: 3 P: 16	R: 0 E: 0 K: 1 S: 5	H: 0 LOB: 0 BB: 0 P: 5	R: 0 E: 0 K: 0 S: 3	H: 1 LOB: 1 BB: 1 P: 7	R: 0 E: 0 K: 0 S: 4	H: 2 LOB: 1 BB: 0 P: 4	R: 0 E: 0 K: 2 S: 9	H: 2 LOB: 2 BB: 0 P: 9	R: 1 E: 0 K: 1 S: 6	H: 1 LOB: 0 BB: 0 P: 6	R: 0 E: 0 K: 1 S: 5	H: 0 LOB: 1 BB: 1 P: 9	1B: 6 2B: 2 3B: 0 HR: 1	SF: 1 SAC: 0 DP: 2 HBP: 0	WP: 0 PB: 0 CS: 0	PA: 40				
PITCHER Herb Score, L ERA: 4.27 (1,1)	IP: 9.0 WLS: W BF: 40	H: 9 R: 2 ER: 2 SO: 9	BB: 6 IBB: 0 HBP: 0 BLK: 0	WP: 0 HR: 1 S: 52 P: 76	ERA: 2.00 WHIP: 1.667											ERA: 2.00 WHIP: 1.667										

Batter	1	2	3	4	5	6	7	8	9	AB	R	H	RBI	BB	SO	LOB	BOTTOM														
Jim Landis, R OBP: 0.368, SLG: 0.373 (1,8)	0-0 5-3			0-0 E4		0-0 P6		0-0 F8		5	2	2	4	0	0	1	Washington Senators @ Chicago White Sox Comiskey Park, Chicago, IL Sat Aug 06 1960, 4:33 AM EDT Att: 12,801 - Unknown livebaseballscorecards.com														
Nellie Fox, L OBP: 0.344, SLG: 0.367 (1,4)	0-0 1B 2B	2-H HR		0-0 3B		0-0 F7				4	2	2	0	0	0	0															
Roy Sievers, R OBP: 0.418, SLG: 0.571 (1,3)	0-0 BB 1B		0-0 F7	0-0 1B		0-0 P6				4	0	2	2	0	0	0															
Minnie Minoso, R OBP: 0.380, SLG: 0.474 (1,7)	0-0 F9		0-0 6-3	0-0 F9		0-0 F8				4	0	0	0	0	0	2															
Sherm Lollar, R OBP: 0.344, SLG: 0.391 (1,2)	4-0 1-2 BB		0-0 F7		0-0 P4		0-0 6-3			3	0	0	0	1	0	0															
Al Smith, R OBP: 0.380, SLG: 0.455 (1,9)	0-0 3-1			4-0 1B WP E BB		0-0 F2		0-0 BB BB G3-6-3 1B		3	2	1	0	1	0	2															
Gene Freese, R OBP: 0.313, SLG: 0.487 (1,5)		0-0 P5		0-3 K		0-0 HR		4-0 G3-6-3 BB 1-2 BB		3	1	1	1	1	1	1															
Luis Aparicio, R OBP: 0.314, SLG: 0.332 (1,6)		0-0 SH1-3 HR 1B		0-0 E 1B		0-3 K		4-0 G3-6-3 BB 1-2 2-3 BB		3	2	2	0	1	1	0															
Herb Score, L OBP: 0.263, SLG: 0.294 (1,1)		0-0 SH1-3		0-3 K		0-0 F8		0-0 G3-6-3		3	0	0	0	0	1	4															
Inning Stats	R: 1 E: 0 K: 0 S: 5	H: 2 LOB: 2 BB: 1 P: 9	R: 2 E: 0 K: 0 S: 5	H: 2 LOB: 0 BB: 0 P: 5	R: 0 E: 0 K: 0 S: 3	H: 0 LOB: 0 BB: 0 P: 3	R: 4 E: 1 K: 2 S: 11	H: 4 LOB: 1 BB: 1 P: 15	R: 1 E: 0 K: 1 S: 6	H: 1 LOB: 0 BB: 0 P: 6	R: 0 E: 0 K: 0 S: 3	H: 0 LOB: 0 BB: 0 P: 3	R: 0 E: 0 K: 0 S: 3	H: 0 LOB: 0 BB: 0 P: 3	R: 1 E: 0 K: 0 S: 3	H: 1 LOB: 1 BB: 2 P: 11		R: 0 E: 0 K: 0 S: 3	H: 1 LOB: 1 BB: 2 P: 11	1B: 5 2B: 1 3B: 2 HR: 2	SF: 0 SAC: 1 DP: 1 HBP: 0	WP: 1 PB: 0 CS: 0	PA: 37								
PITCHER Chuck Stobbs, L ERA: 3.66 (1,1)	IP: 3.2 WLS: L BF: 20	H: 7 R: 7 ER: 7 SO: 2	BB: 2 IBB: 0 HBP: 0 BLK: 0	WP: 1 HR: 1 S: 22 P: 30	ERA: 17.18 WHIP: 2.455											ERA: 17.18 WHIP: 2.455															
Tom Morgan, R ERA: 4.23 (4,1)	1.1	6	2	1	1	1	0	0	0	0	0	0	0	0	0	0	1	8	8	6.75	1.500										
Rudy Hernandez, R ERA: 2.33 (6,1)	3.0	11	1	1	1	0	2	0	0	0	0	0	0	0	0	0	0	9	17	3.00	1.000										

Batter	1	2	3	4	5	6	7	8	9	AB	R	H	RBI	BB	SO	LOB	TOP								
Pete Whisenant, R OBP: 0.309, SLG: 0.337 Lenny Green, L OBP: 0.365, SLG: 0.399	0-3 K		0-0 F9		0-0 5-3		0-0 5-3		0-0 FC6-4 FC3-5 1B	4	0	0	0	0	1	0									
Reno Bertoia, R OBP: 0.342, SLG: 0.377	0-0 5-3			0-3 K		0-0 1B 2B	0-0 1-3		0-0 FC3-5 FC6-4 1B	5	1	1	0	0	1	2									
Harmon Killebrew, R OBP: 0.379, SLG: 0.592	0-0 5-3			4-0 1-3 BB		0-0 1B E 1B	0-0 5-3		0-0 FC6-4 1B	4	2	1	1	1	0	2									
Jim Lemon, R OBP: 0.370, SLG: 0.534		0-0 5-3		0-0 1-3		0-0 G6-4-3 E HR 1B		0-0 F7	0-0 1-2 1B	5	1	2	1	0	0	1									
Billy Gardner, R OBP: 0.339, SLG: 0.400		0-0 1B		0-0 E9 1B 1B		0-0 E1 G6-4-3		0-0 5-3	0-0 1-3 1B	5	1	2	2	0	0	3									
Earl Battey, R OBP: 0.339, SLG: 0.416		0-0 F5		0-0 FC6-4 1B		0-0 G6-4-3				4	0	2	1	0	0	3									
Bob Allison, R OBP: 0.381, SLG: 0.439		0-0 F8		0-0 FC6-4		0-0 HR				3	1	1	2	1	0	2									
Jose Valdivielso, R OBP: 0.274, SLG: 0.254 Billy Conzolo, R OBP: 0.336, SLG: 0.322 Julio Becquer, L OBP: 0.266, SLG: 0.385			0-0 4-6-3		0-0 F7		0-0 F7		0-0 4-3	1	0	0	0	0	0	0									
Camilo Pascual, R OBP: 0.244, SLG: 0.344 Jack Kralick, L OBP: 0.197, SLG: 0.093 Elmer Valo, L OBP: 0.271, SLG: 0.288 Ray Moore, R OBP: 0.316, SLG: 0.499 Faye Throneberry, L OBP: 0.291, SLG: 0.329 Pedro Ramos, S OBP: 0.113, SLG: 0.192			0-0 F9		0-0 4-3		0-0 L4		0-0 FC3-5 1B	1	0	0	0	0	0	0									
Inning Stats	R: 0 E: 0 K: 1 S: 5	H: 0 LOB: 0 BB: 0 P: 5	R: 0 E: 0 K: 0 S: 4	H: 1 LOB: 1 BB: 0 P: 4	R: 0 E: 0 K: 0 S: 3	H: 0 LOB: 0 BB: 0 P: 3	R: 2 E: 1 K: 1 S: 7	H: 2 LOB: 1 BB: 1 P: 11	R: 0 E: 0 K: 0 S: 3	H: 0 LOB: 0 BB: 0 P: 3	R: 4 E: 1 K: 0 S: 7	H: 4 LOB: 1 BB: 1 P: 11	R: 0 E: 0 K: 0 S: 3	H: 0 LOB: 0 BB: 0 P: 3	R: 0 E: 0 K: 0 S: 4	H: 1 LOB: 2 BB: 1 P: 8	R: 1 E: 0 K: 0 S: 6	H: 3 LOB: 2 BB: 0 P: 6	1B: 8 2B: 2 3B: 0 HR: 1	SF: 0 SAC: 0 DP: 1 HBP: 0	WP: 0 PB: 0 CS: 0	PA: 41			
PITCHER	IP	WLS	BF	H	R	ER	SO	BB	IBB	HBP	BLK	WP	HR	S	P	ERA	WHIP								
Frank Baumann, L ERA: 2.41	5.0		21	5	4	4	2	1	0	0	0	0	0	24	28	7.20	1.200								
Turk Lown, R ERA: 3.02	0.0		2	1	0	0	0	0	0	0	0	0	0	2	2	∞	∞								
Bob Rush, R ERA: 4.91	0.2		3	1	2	0	0	1	0	0	0	0	1	2	6	0.00	3.000								
Gerry Staley, R ERA: 1.92	3.1	W	15	4	1	1	0	0	1	0	0	0	0	14	18	2.70	1.200								

Washington Senators @ Chicago White Sox
Comiskey Park, Chicago, IL
Sun Aug 07 1960, 4:33 AM EDT
Unknown

AB	38
R	7
H	11
RBI	7
BB	3
SO	2
LOB	16



Batter	1	2	3	4	5	6	7	8	9	AB	R	H	RBI	BB	SO	LOB	BOTTOM								
Jim Landis, R OBP: 0.364, SLG: 0.368	0-0 P4	0-0 SH3	0-3 K		0-0 F7			0-0 P3		4	0	0	0	0	1	4									
Nellie Fox, L OBP: 0.345, SLG: 0.370	0-0 HR	0-0 F7		0-0 3-1		0-3 K		0-0 G1 2B		5	2	2	0	0	1	1									
Roy Sievers, R OBP: 0.417, SLG: 0.577	0-0 1H HR	0-0 F7		4-0 E BB		0-3 K		0-0 G1 2H		4	1	1	3	1	1	1									
Minnie Minoso, R OBP: 0.380, SLG: 0.474	0-0 1B 2B		4-0 FC1-6 BB	0-0 E6 G6-4-3		0-0 F8		0-3 K		4	1	1	0	1	1	1									
Sherm Lollar, R OBP: 0.342, SLG: 0.391	0-0 5-3		0-0 F9	0-0 G6-4-3			0-0 F8		0-0 2B	5	0	1	0	0	0	4									
Al Smith, R OBP: 0.380, SLG: 0.453	0-0 3B 1B		0-0 FC1-6 IBB BB		0-0 F9		0-0 6-3		4-0 HR BB	4	3	1	1	1	0	1									
Gene Freese, R OBP: 0.323, SLG: 0.508	0-0 1H 3B		4-0 BB IBB BB		0-0 2B 1B		4-0 1B BB		0-0 HR	3	2	3	3	2	0	0									
Luis Aparicio, R OBP: 0.317, SLG: 0.337	0-0 6-3		4-0 1-2 2-3 IBB		0-0 1H 2B		0-0 S 1B			3	0	2	1	1	0	1									
Frank Baumann, L OBP: 0.263, SLG: 0.125 Turk Lown, R OBP: 0.333, SLG: 0.400 Bob Rush, R OBP: 0.600, SLG: 0.500 Gerry Staley, R OBP: 0.353, SLG: 0.231		0-0 SH3 1B	4-0 1-2 2-3 BB		0-0 F2		0-0 F7			2	0	1	1	1	0	1									
Inning Stats	R: 4 E: 0 K: 0 S: 8	H: 5 LOB: 1 BB: 0 P: 8	R: 0 E: 0 K: 0 S: 4	H: 1 LOB: 1 BB: 0 P: 4	R: 1 E: 0 K: 1 S: 5	H: 2 LOB: 3 BB: 4 P: 21	R: 0 E: 0 K: 0 S: 3	H: 0 LOB: 1 BB: 1 P: 7	R: 1 E: 0 K: 2 S: 7	H: 0 LOB: 0 BB: 0 P: 7	R: 0 E: 0 K: 0 S: 4	H: 1 LOB: 2 BB: 1 P: 8	R: 1 E: 0 K: 1 S: 6	H: 1 LOB: 0 BB: 0 P: 6	R: 2 E: 0 K: 0 S: 2	H: 2 LOB: 0 BB: 1 P: 6	1B: 5 2B: 4 3B: 1 HR: 2	SF: 0 SAC: 1 DP: 1 HBP: 0	WP: 0 PB: 0 CS: 0	PA: 43					
PITCHER	IP	WLS	BF	H	R	ER	SO	BB	IBB	HBP	BLK	WP	HR	S	P	ERA	WHIP								
Camilo Pascual, R ERA: 3.0	2.2		17	6	5	5	0	2	1	0	0	0	0	11	19	3.86	1.714								
Jack Kralick, L ERA: 3.09	2.1		11	2	1	1	1	2	0	0	0	0	0	11	19	3.86	1.714								
Ray Moore, R ERA: 3.9	3.0		12	2	1	1	3	1	0	0	0	0	0	17	21	3.00	1.000								
Pedro Ramos, R ERA: 3.57	0.1	L	3	2	2	2	0	1	0	0	0	0	1	2	6	54.00	9.000								

Washington Senators @ Chicago White Sox
Comiskey Park, Chicago, IL
Sun Aug 07 1960, 4:33 AM EDT
Unknown

AB	35
R	9
H	12
RBI	9
BB	7
SO	4
LOB	16




Batter	1	2	3	4	5	6	7	8	9	AB	R	H	RBI	BB	SO	LOB	TOP					
Reno Bertioia, R OBP: 0.346, SLG: 0.380 (1, 5)	0-0 1B		4-0 BB		0-0 FC5-4		0-0 1B		0-0 SF8	3	0	2	2	1	0	1	Washington Senators @ Chicago White Sox Comiskey Park, Chicago, IL Sun Aug 07 1960, 4:38 AM EDT Att: 25,843 - Unknown AB 32 R 2 H 9 RBI 2 BB 5 SO 2 LOB 16					
Lenny Green, L OBP: 0.361, SLG: 0.393 (1, 8)	0-0 P6		0-0 1-3			0-0 1B	0-0 F3		0-0 F8	5	0	1	0	0	0	5						
Harmon Killebrew, R OBP: 0.376, SLG: 0.496 (1, 3)	0-3 K			0-0 5-3		0-0 5-3		0-0 1B		4	0	1	0	0	1	1						
Jim Lemon, R OBP: 0.371, SLG: 0.534 (1, 7)		0-0 F3		0-0 F9		0-0 1B		0-0 L7		4	0	2	0	0	0	1						
Billy Gardner, R OBP: 0.336, SLG: 0.396 (1, 4)		0-0 5-3		0-0 F9		0-0 F9		0-0 P4		4	0	0	0	0	0	3						
Bob Allison, R OBP: 0.377, SLG: 0.434 (1, 9)		0-0 L5		0-0 1-3			0-0 6-3	0-0 1-3		4	0	0	0	0	0	2						
Earl Batley, R OBP: 0.341, SLG: 0.418 (1, 2)			0-3 K		0-0 FC6-5		4-0 6-3	0-0 F2		3	1	1	0	1	1	0						
Billy Consolo, R OBP: 0.338, SLG: 0.319 (1, 6)			4-0 BB		0-0 FC6-5		0-0 6-3	0-0 1B		1	0	0	0	1	0	1						
Faye Throneberry, L OBP: 0.328, SLG: 0.336 (7, PH)										1	0	0	0	0	0	1						
Jose Valdivielso, R OBP: 0.274, SLG: 0.254 (7, PH)										0	0	0	0	0	0	0						
Julio Becquer, L OBP: 0.268, SLG: 0.388 (9, PH)										1	1	1	0	0	0	0						
Tex Clevenger, R OBP: 0.286, SLG: 0.167 (7, PH)										1	0	0	0	1	0	1						
Elmer Valo, L OBP: 0.302, SLG: 0.286 (7, PH)										0	0	0	0	1	0	0						
Pedro Ramos, S OBP: 0.113, SLG: 0.042 (7, PH)										0	0	0	0	0	0	0						
Camilo Pascual, R OBP: 0.262, SLG: 0.254 (7, PH)										0	0	0	0	0	0	0						
Dan Dobbek, L OBP: 0.302, SLG: 0.373 (9, PH)										1	0	1	0	0	0	0						
Chuck Stobbs, L OBP: 0.167, SLG: 0.048 (9, PH)										0	0	0	0	0	0	0						
Inning Stats	R: 0 E: 0 K: 1 S: 5	H: 1 LOB: 0 BB: 0 P: 5	R: 0 E: 0 K: 0 S: 3	H: 0 LOB: 0 BB: 0 P: 3	R: 0 E: 0 K: 1 S: 5	H: 0 LOB: 2 BB: 2 P: 13	R: 0 E: 0 K: 0 S: 4	H: 1 LOB: 1 BB: 0 P: 4	R: 0 E: 0 K: 0 S: 3	H: 1 LOB: 1 BB: 1 P: 7	R: 0 E: 0 K: 0 S: 4	H: 2 LOB: 1 BB: 0 P: 4	R: 1 E: 0 K: 0 S: 4	H: 1 LOB: 2 BB: 2 P: 12	R: 0 E: 0 K: 0 S: 4	H: 1 LOB: 1 BB: 0 P: 4	R: 1 E: 0 K: 0 S: 5	H: 2 LOB: 1 BB: 0 P: 5	1B: 8 2B: 1 3B: 0 HR: 0	SF: 1 SAC: 0 DP: 0 HBP: 0	WP: 0 PB: 0 CS: 1	PA: 38
PITCHER	IP	WLS	BF	H	R	ER	SO	BB	IBB	HBP	BLK	WP	HR	S	P	ERA	WHIP					
Bob Shaw, R ERA: 3.71 (1, 1)	8.1		36	9	2	2	2	5	0	0	0	0	0	35	55	2.16	1.680					
Gerry Staley, R ERA: 1.91 (9, 1)	0.2	W	2	0	0	0	0	0	0	0	0	0	0	2	2	0.00	0.000					

Batter	1	2	3	4	5	6	7	8	9	AB	R	H	RBI	BB	SO	LOB	BOTTOM					
Jim Landis, R OBP: 0.370, SLG: 0.374 (1, 8)	0-0 1B		1-0 1B		0-0 2B		1-0 HBP		0-0 F9	3	0	2	0	0	0	1	Washington Senators @ Chicago White Sox Comiskey Park, Chicago, IL Sun Aug 07 1960, 4:38 AM EDT Att: 25,843 - Unknown AB 32 R 3 H 10 RBI 2 BB 5 SO 2 LOB 18					
Nellie Fox, L OBP: 0.343, SLG: 0.368 (1, 4)	0-0 F9		0-0 HBP		0-0 P6		0-3 K		0-0 F8	5	0	1	1	0	1	4						
Roy Sievers, R OBP: 0.417, SLG: 0.573 (1, 3)	0-0 G4-6-3		0-0 F7		0-0 F2		4-0 BB		0-0 1B	4	0	1	0	1	0	2						
Minnie Minoso, R OBP: 0.382, SLG: 0.474 (1, 7)		0-0 6-3		0-0 1B		4-0 1B	0-0 1-3		0-0 1B	4	1	2	1	1	0	2						
Gene Freese, R OBP: 0.328, SLG: 0.510 (1, 5)		4-0 WP		0-0 5-3		0-0 P6		0-0 FC1-5		3	0	2	0	1	0	1						
Al Smith, R OBP: 0.380, SLG: 0.452 (1, 9)		0-3 K		0-0 5-3		0-0 BB		0-0 SH1-4		3	0	1	0	0	1	2						
Joe Ginsberg, L OBP: 0.372, SLG: 0.316 (1, 2)		0-0 4-3		0-0 4-3		4-0 FC5-4		0-0 FC1-5		3	0	0	0	1	0	3						
Luis Aparicio, R OBP: 0.315, SLG: 0.333 (1, 6)			0-0 F9		0-0 F9		0-0 FC5-4		0-0 FC6	4	0	0	0	0	0	3						
Bob Shaw, R OBP: 0.157, SLG: 0.087 (1, 1)										2	1	0	0	1	0	0						
Gerry Staley, R OBP: 0.353, SLG: 0.231 (9, 1)										0	0	0	0	0	0	0						
Sherm Lollar, R OBP: 0.344, SLG: 0.393 (9, PH)										1	0	1	0	0	0	0						
Jim Rivera, L OBP: 0.455, SLG: 0.700 (9, PR)										0	1	0	0	0	0	0						
Inning Stats	R: 0 E: 0 K: 0 S: 3	H: 1 LOB: 0 BB: 0 P: 3	R: 0 E: 0 K: 1 S: 5	H: 0 LOB: 1 BB: 1 P: 9	R: 1 E: 0 K: 0 S: 3	H: 1 LOB: 1 BB: 1 P: 8	R: 0 E: 0 K: 0 S: 4	H: 2 LOB: 1 BB: 0 P: 4	R: 0 E: 0 K: 0 S: 4	H: 1 LOB: 1 BB: 0 P: 4	R: 1 E: 0 K: 0 S: 4	H: 1 LOB: 2 BB: 2 P: 12	R: 0 E: 0 K: 1 S: 5	H: 0 LOB: 1 BB: 1 P: 10	R: 0 E: 0 K: 0 S: 4	H: 1 LOB: 1 BB: 0 P: 4	R: 1 E: 0 K: 0 S: 5	H: 3 LOB: 2 BB: 0 P: 5	1B: 9 2B: 1 3B: 0 HR: 0	SF: 0 SAC: 1 DP: 1 HBP: 2	WP: 2 PB: 0 CS: 0	PA: 40
PITCHER	IP	WLS	BF	H	R	ER	SO	BB	IBB	HBP	BLK	WP	HR	S	P	ERA	WHIP					
Tex Clevenger, R ERA: 3.66 (1, 1)	6.0		26	6	2	2	1	4	0	1	0	0	0	23	40	3.00	1.667					
Camilo Pascual, R ERA: 2.95 (7, 1)	2.0		9	1	0	0	1	1	0	1	0	0	0	9	14	0.00	1.000					
Chuck Stobbs, L ERA: 3.75 (9, 1)	0.2	L	5	3	1	1	0	0	0	0	0	0	0	5	5	13.50	4.500					

Batter	1	2	3	4	5	6	7	8	9	AB	R	H	RBI	BB	SO	LOB	TOP			
Joe Demaestri, R OBP: 0.167, SLG: 0.222 (1, 6)	F9		K			6-3			DJ 2B	4	0	1	0	0	1	0				
Roger Maris, L OBP: 0.377, SLG: 0.645 (1, 9)	P6			3-1		P3			P4	4	0	0	0	0	0	1				
Bob Cerv, R OBP: 0.332, SLG: 0.439 (1, 7)	4-3			4-3		4-3			1-3	4	0	0	0	0	0	1				
Bill Skowron, R OBP: 0.343, SLG: 0.565 (1, 3)		K		F9					K	4	0	0	0	0	2	1				
Mickey Mantle, S OBP: 0.404, SLG: 0.576 (1, 8)		5-3			1B BB				G6-4-3 1B	2	0	1	0	1	0	0				
Elston Howard, R OBP: 0.306, SLG: 0.385 (1, 2)	P6			F9		G6-4-3 1-2				3	0	0	0	0	0	2				
Gil McDougald, R OBP: 0.322, SLG: 0.395 (1, 4)			4-3 6-3 2B			P4			F9	3	1	1	0	0	0	1				
Clete Boyer, R OBP: 0.300, SLG: 0.419 (1, 5)			4-3 2-3						K	3	0	1	0	0	1	1				
Whitey Ford, L OBP: 0.295, SLG: 0.139 (1, 1)			6-3			F2			F8	2	0	0	1	0	0	2				
Hector Lopez, R OBP: 0.357, SLG: 0.392 (8, PH)										1	0	0	0	0	0	0				
Ralph Terry, R OBP: 0.091, SLG: 0.063 (8, 1)										0	0	0	0	0	0	0				
Inning Stats	R: 0 E: 0 K: 0 S: 3	H: 0 LOB: 0 BB: 0 P: 3	R: 0 E: 0 K: 1 S: 5	H: 0 LOB: 0 BB: 0 P: 5	R: 1 E: 0 K: 1 S: 6	H: 1 LOB: 0 BB: 0 P: 6	R: 0 E: 0 K: 0 S: 3	H: 0 LOB: 0 BB: 0 P: 3	R: 0 E: 0 K: 0 S: 4	H: 1 LOB: 2 BB: 1 P: 8	R: 0 E: 0 K: 0 S: 3	H: 0 LOB: 0 BB: 0 P: 3	R: 0 E: 0 K: 0 S: 3	H: 1 LOB: 1 BB: 0 P: 5	R: 0 E: 0 K: 1 S: 6	H: 1 LOB: 1 BB: 0 P: 6	1B: 2 2B: 2 3B: 0 HR: 0	SF: 0 SAC: 0 DP: 1 HBP: 0	WP: 0 PB: 0 CS: 0	PA: 31
PITCHER Billy Pierce, L ERA: 3.31 (1, 1)	IP: 9.0 WLS: W BF: 31 H: 4 R: 1 ER: 1 SO: 4 BB: 1 IBB: 0 HBP: 0 BLK: 0 WP: 0 HR: 0 S: 38 P: 42 ERA: 1.00 WHIP: 0.556															PITCHER				

New York Yankees @ Chicago White Sox
Comiskey Park, Chicago, IL
Mon Aug 08 1960, 8:05 PM EDT
Att: 48,323 - Unknown


AB 30
R 1
H 4
RBI 1
BB 1
SO 4
LOB 9





Batter	1	2	3	4	5	6	7	8	9	AB	R	H	RBI	BB	SO	LOB	BOTTOM			
Jim Landis, R OBP: 0.373, SLG: 0.381 (1, 8)	FC5-6 1B		F8			1-3 1B 2B			6-3	5	1	3	1	0	0	0				
Nellie Fox, L OBP: 0.342, SLG: 0.366 (1, 4)	FC5-6 WP 1B 1-2		2B 1B			F5			L6	5	2	1	0	0	0	5				
Roy Sievers, R OBP: 0.424, SLG: 0.578 (1, 3)	FC6-4 1B BB 1-2		1H E 2B			1B SF7 IBB			1B BB	1	2	1	1	3	0	0				
Minnie Minoso, R OBP: 0.385, SLG: 0.477 (1, 7)	FC6-4 1B 1-2 2H		F9			SF7 1B			CS 1B	4	0	3	3	0	0	0				
Gene Freese, R OBP: 0.325, SLG: 0.505 (1, 5)	FC6-4 FC6-4 1-2 2-3		F9			SF7 1B 2-3 3-H			CS 1-2	3	0	0	1	0	0	2				
Al Smith, R OBP: 0.378, SLG: 0.450 (1, 9)	FC6-4 1-2			1-3		6-3			2B 2B 1B	4	1	1	0	0	0	3				
Luis Aparicio, R OBP: 0.314, SLG: 0.335 (1, 6)			6-3			6-3			P3	4	1	1	0	0	0	0				
Joe Ginsberg, L OBP: 0.367, SLG: 0.325 (1, 2)		K		2-3					K	4	1	1	2	0	2	0				
Billy Pierce, L OBP: 0.291, SLG: 0.240 (1, 1)		K				2B 1B 1B			K	4	1	2	0	0	2	0				
Inning Stats	R: 1 E: 0 K: 0 S: 5	H: 2 LOB: 2 BB: 1 P: 9	R: 0 E: 0 K: 2 S: 7	H: 0 LOB: 0 BB: 0 P: 7	R: 2 E: 1 K: 0 S: 5	H: 2 LOB: 0 BB: 0 P: 5	R: 0 E: 0 K: 0 S: 3	H: 0 LOB: 0 BB: 0 P: 3	R: 3 E: 0 K: 0 S: 6	H: 3 LOB: 1 BB: 1 P: 10	R: 0 E: 0 K: 2 S: 7	H: 0 LOB: 0 BB: 0 P: 7	R: 0 E: 0 K: 0 S: 3	H: 1 LOB: 1 BB: 1 P: 7	R: 3 E: 0 K: 0 S: 7	H: 5 LOB: 1 BB: 0 P: 7	1B: 9 2B: 4 3B: 0 HR: 0	SF: 1 SAC: 0 DP: 1 HBP: 0	WP: 1 PB: 0 CS: 1	PA: 39
PITCHER Whitey Ford, L ERA: 2.98 (1, 1)	IP: 7.0 WLS: L BF: 31 H: 8 R: 6 ER: 5 SO: 4 BB: 2 IBB: 1 HBP: 0 BLK: 0 WP: 1 HR: 0 S: 36 P: 48 ERA: 6.43 WHIP: 1.429															PITCHER				
Ralph Terry, R ERA: 4.43 (8, 1)	IP: 1.0 WLS: L BF: 7 H: 5 R: 3 ER: 3 SO: 0 BB: 0 IBB: 0 HBP: 0 BLK: 0 WP: 0 HR: 0 S: 7 P: 7 ERA: 27.00 WHIP: 5.000															PITCHER				

New York Yankees @ Chicago White Sox
Comiskey Park, Chicago, IL
Mon Aug 08 1960, 8:05 PM EDT
Att: 48,323 - Unknown

AB 34
R 9
H 13
RBI 8
BB 3
SO 4
LOB 10



Batter	1	2	3	4	5	6	7	8	9	AB	R	H	RBI	BB	SO	LOB	TOP																	
Tony Kubek, L (1, 6) OBP: 0.331, SLG: 0.434	F9		F5		P6		1B	E3		5	0	1	1	0	0	2	New York Yankees @ Chicago White Sox Comiskey Park, Chicago, IL Tue Aug 09 1960, 8:05 PM EDT Att: 48,408 - Unknown AB 34 R 7 H 11 RBI 5 BB 5 SO 2 LOB 20 																	
Bobby Richardson, R (1, 4) OBP: 0.309, SLG: 0.307					F8		1B	4-3		3	1	2	0	0	0	0																		
Hector Lopez, R (7, PH) OBP: 0.359, SLG: 0.394	1B		CS				1B			1	0	1	1	0	0	0																		
Ryne Duren, R (7, 1)	1B		1B							0	0	0	0	0	0	0																		
Luis Arroyo, L (7, 1)										1	0	0	1	0	0	2																		
Yogi Berra, L (1, 7) OBP: 0.374, SLG: 0.489						6-3	F2	F8		5	0	2	0	0	0	5																		
Roger Maris, L (1, 9) OBP: 0.376, SLG: 0.640										5	0	1	1	0	0	3																		
Mickey Mantle, S (1, 8) OBP: 0.407, SLG: 0.576	F9									2	2	1	0	2	0	1																		
Bill Skowron, R (1, 3) OBP: 0.344, SLG: 0.566										3	0	1	0	1	0	1																		
Kent Hadley, L (8, 3) OBP: 0.254, SLG: 0.414										0	0	0	0	0	0	0																		
Elston Howard, R (1, 2) OBP: 0.305, SLG: 0.382										2	1	0	1	1	0	0																		
Clete Boyer, R (1, 5) OBP: 0.304, SLG: 0.426										3	1	2	0	0	0	0																		
Johnny Blanchard, L (8, PH) OBP: 0.375, SLG: 0.286										1	0	0	0	0	0	2																		
Joe Demaestri, R (8, PR) OBP: 0.167, SLG: 0.222										0	1	0	0	0	0	0																		
Bob Turley, R (1, 1) OBP: 0.332, SLG: 0.135										2	0	0	0	0	2	1																		
Eli Green, C (8, 1) OBP: 0.333, SLG: 0.286										0	0	0	0	0	0	0																		
Bob Cerv, C (7, PH) OBP: 0.333, SLG: 0.439										0	0	0	0	1	0	0																		
Gil Medsger, R (7, PR) OBP: 0.321, SLG: 0.394										1	1	0	0	0	0	3																		
Inning Stats	R: 1 E: 0 K: 0 S: 5	H: 3 LOB: 1 BB: 0 P: 5	R: 0 E: 1 K: 1 S: 6	H: 1 LOB: 1 BB: 0 P: 6	R: 0 E: 0 K: 0 S: 4	H: 2 LOB: 1 BB: 0 P: 4	R: 1 E: 0 K: 0 S: 3	H: 1 LOB: 0 BB: 1 P: 7	R: 0 E: 0 K: 1 S: 5	H: 0 LOB: 0 BB: 0 P: 5	R: 0 E: 0 K: 0 S: 3	H: 0 LOB: 1 BB: 1 P: 7	R: 2 E: 0 K: 0 S: 6	H: 3 LOB: 2 BB: 1 P: 10	R: 3 E: 2 K: 0 S: 6	H: 1 LOB: 3 BB: 2 P: 14	R: 0 E: 0 K: 0 S: 0	H: 0 LOB: 0 BB: 0 P: 0	1B: 8 2B: 4 3B: 0 HR: 0	SF: 1 SAC: 0 DP: 1 HBP: 0	WP: 0 PB: 0 CS: 2	PA: 40												
PITCHER	IP WLS BF H R ER SO BB IBB HBP BLK WP HR S P ERA WHIP																																	
Early Wynn, R (1, 1) ERA: 4.52	6.1	L	29	10	4	4	2	3	0	0	0	0	0	0	30	42	5.68	2.053																
Frank Baumann, L (7, 1) ERA: 2.4	0.2	L	5	1	3	0	0	1	1	0	0	0	0	0	3	11	0.00	3.000																
Gerry Staley, R (8, 1) ERA: 1.89	1.0		5	0	0	0	0	0	0	0	0	0	0	5	5	0.00	0.000																	
Russ Kemmerer, R (9, 1) ERA: 3.75	0.0		1	0	0	0	0	0	0	0	0	0	0	0	0	∞	∞																	

Batter	1	2	3	4	5	6	7	8	9	AB	R	H	RBI	BB	SO	LOB	BOTTOM													
Jim Landis, R (1, 8) OBP: 0.373, SLG: 0.384	F9				F7					5	0	2	1	0	1	4	New York Yankees @ Chicago White Sox Comiskey Park, Chicago, IL Tue Aug 09 1960, 8:05 PM EDT Att: 48,408 - Unknown AB 33 R 4 H 10 RBI 4 BB 2 SO 1 LOB 13 													
Nellie Fox, L (1, 4) OBP: 0.339, SLG: 0.363	P3									4	0	0	0	0	0	3														
Roy Sievers, R (1, 3) OBP: 0.422, SLG: 0.573	F9				F5					4	1	1	0	0	0	1														
Minnie Minoso, R (1, 7) OBP: 0.389, SLG: 0.477					2-3					2	1	1	0	1	0	0														
Gene Freese, R (1, 5) OBP: 0.324, SLG: 0.511	F2				5-3					4	1	1	3	0	0	3														
Al Smith, R (1, 9) OBP: 0.375, SLG: 0.446					5-3					4	0	0	0	0	0	0														
Luis Aparicio, R (1, 6) OBP: 0.316, SLG: 0.339					P5					4	0	2	0	0	0	0														
Joe Ginsberg, L (1, 2) OBP: 0.373, SLG: 0.326										3	1	1	0	0	0	2														
Early Wynn, S (1, 1) OBP: 0.322, SLG: 0.260										3	0	2	0	0	0	0														
Frank Schumann, L (7, 1) OBP: 0.267, SLG: 0.125										0	0	0	0	0	0	0														
Gerry Staley, R (8, 1) ERA: 1.89										0	0	0	0	0	0	0														
Ted Kluszewski, R (8, PH) OBP: 0.333, SLG: 0.399										0	0	0	0	1	0	0														
Jim Rivera, L (8, PR) OBP: 0.462, SLG: 0.730										0	0	0	0	0	0	0														
Russ Kemmerer, R (9, 1) ERA: 3.75										0	0	0	0	0	0	0														
Inning Stats	R: 0 E: 0 K: 0 S: 4	H: 1 LOB: 2 BB: 1 P: 8	R: 1 E: 0 K: 0 S: 5	H: 2 LOB: 2 BB: 0 P: 6	R: 0 E: 0 K: 0 S: 3	H: 0 LOB: 0 BB: 0 P: 3	R: 0 E: 0 K: 0 S: 5	H: 2 LOB: 2 BB: 0 P: 5	R: 3 E: 0 K: 0 S: 7	H: 4 LOB: 1 BB: 0 P: 7	R: 0 E: 0 K: 0 S: 3	H: 0 LOB: 0 BB: 0 P: 3	R: 0 E: 0 K: 1 S: 6	H: 0 LOB: 0 BB: 1 P: 10	R: 0 E: 0 K: 0 S: 0	H: 1 LOB: 2 BB: 1 P: 0	1B: 7 2B: 2 3B: 0 HR: 1	SF: 0 SAC: 0 DP: 1 HBP: 2	WP: 0 PB: 0 CS: 0	PA: 37										
PITCHER	IP WLS BF H R ER SO BB IBB HBP BLK WP HR S P ERA WHIP																													
Bob Turley, R (1, 1) ERA: 3.39	5.0		26	9	4	4	0	1	0	1	24	29	7.20	2.000																
Eli Green, R (6, 1) ERA: 4.07	1.0		3	0	0	0	0	0	0	0	3	3	0.00	0.000																
Ryne Duren, R (7, 1) ERA: 4.6	0.1		2	0	0	0	0	0	0	1	2	0.00	0.000																	
Luis Arroyo, L (7, 1) ERA: 1.38	1.2	W	6	1	0	0	1	1	0	0	7	11	0.00	1.200																

Batter	1	2	3	4	5	6	7	8	9	AB	R	H	RBI	BB	SO	LOB	TOP			
Bobby Richardson, R OBP: 0.301, SLG: 0.304 (1, 4)										4	0	0	0	0	0	1				
Roger Maris, L OBP: 0.375, SLG: 0.636 (1, 9)										4	1	1	0	0	1	0				
Mickey Mantle, S OBP: 0.404, SLG: 0.569 (1, 8)										4	0	0	0	0	2	1				
Bill Skowron, R OBP: 0.346, SLG: 0.573 (1, 3)										4	2	2	1	0	1	0				
Hector Lopez, R OBP: 0.356, SLG: 0.390 Joe Demaestri, R OBP: 0.211, SLG: 0.263 (8, 6)										3	0	0	0	0	0	0				
Elston Howard, R OBP: 0.359, SLG: 0.381 Yogi Berra, L OBP: 0.375, SLG: 0.491 Johnny Blanchard, L OBP: 0.300, SLG: 0.447 (1, 2)										3	1	1	0	0	0	0				
Clete Boyer, R OBP: 0.307, SLG: 0.427 (1, 5)										4	1	2	0	0	1	0				
Tony Kubek, L OBP: 0.330, SLG: 0.434 (8, 7)										3	0	1	3	0	1	0				
Art Ditmar, R OBP: 0.213, SLG: 0.222 Eli Grba, R OBP: 0.375, SLG: 0.286 Bobby Shantz, R OBP: 0.222, SLG: 0.125 (1, 1)										2	0	0	0	0	1	0				
Inning Stats	R: 0 E: 0 K: 2 S: 7	H: 0 LOB: 0 BB: 0 P: 7	R: 1 E: 0 K: 1 S: 6	H: 1 LOB: 0 BB: 0 P: 6	R: 0 E: 0 K: 0 S: 3	H: 0 LOB: 0 BB: 0 P: 3	R: 0 E: 0 K: 1 S: 5	H: 0 LOB: 0 BB: 0 P: 5	R: 0 E: 0 K: 0 S: 3	H: 0 LOB: 0 BB: 0 P: 3	R: 0 E: 0 K: 0 S: 3	H: 0 LOB: 0 BB: 0 P: 3	R: 2 E: 0 K: 0 S: 6	H: 3 LOB: 1 BB: 0 P: 6	R: 3 E: 0 K: 1 S: 10	H: 6 LOB: 2 BB: 0 P: 10	1B: 9 2B: 0 3B: 0 HR: 1	SF: 1 SAC: 1 DP: 0 HBP: 0	WP: 1 PA: 36 CS: 0	
PITCHER	IP WLS BF H R ER SO BB IBB HBP BLK WP HR S P ERA WHIP	8.0 L 28 4 3 3 6 0 0 0 0 1 1 40 40 3.38 0.500	1.0 8 6 3 3 1 0 0 0 0 0 0 10 10 27.00 6.000																	

New York Yankees @ Chicago White Sox
Comiskey Park, Chicago, IL
Wed Aug 10 1960, 4:33 AM EDT
Att. 48,109 - Cloudy

AB 34
R 6
H 10
RBI 6
BB 0
SO 7
LOB 2

Batter	1	2	3	4	5	6	7	8	9	AB	R	H	RBI	BB	SO	LOB	BOTTOM				
Jim Landis, R OBP: 0.369, SLG: 0.380 (1, 8)										4	0	0	0	0	0	1					
Nellie Fox, L OBP: 0.336, SLG: 0.360 (1, 4)										4	0	0	0	0	0	1					
Roy Sievers, R OBP: 0.417, SLG: 0.566 (1, 3)										4	0	0	0	0	1	0					
Minnie Minoso, R OBP: 0.389, SLG: 0.478 (1, 7)										3	0	1	0	1	1	0					
Gene Freese, R OBP: 0.323, SLG: 0.506 (1, 5)										3	0	0	0	1	1	1					
Floyd Robinson, L (1, 9)										3	0	0	0	0	1	3					
Luis Aparicio, R OBP: 0.316, SLG: 0.340 Ted Kluszewski, L OBP: 0.353, SLG: 0.391 Sammy Esposito, R OBP: 0.286, SLG: 0.196 (1, 6)										2	0	1	0	0	0	1					
Joe Ginsberg, L OBP: 0.371, SLG: 0.318 (1, 2)										2	0	0	0	1	1	4					
Herb Score, L OBP: 0.238, SLG: 0.263 Al Smith, R OBP: 0.374, SLG: 0.445 Turk Lown, R OBP: 0.333, SLG: 0.400 (1, 1)										2	0	0	0	0	2	1					
Inning Stats	R: 0 E: 0 K: 0 S: 3	H: 0 LOB: 0 BB: 0 P: 3	R: 0 E: 0 K: 0 S: 3	H: 0 LOB: 0 BB: 0 P: 3	R: 0 E: 0 K: 1 S: 5	H: 1 LOB: 0 BB: 0 P: 5	R: 0 E: 0 K: 0 S: 3	H: 0 LOB: 0 BB: 0 P: 3	R: 0 E: 0 K: 0 S: 4	H: 1 LOB: 1 BB: 0 P: 4	R: 0 E: 0 K: 1 S: 5	H: 0 LOB: 1 BB: 1 P: 9	R: 0 E: 0 K: 2 S: 7	H: 0 LOB: 3 BB: 3 P: 19	R: 0 E: 0 K: 0 S: 3	H: 0 LOB: 0 BB: 0 P: 3	R: 0 E: 0 K: 3 S: 9	H: 0 LOB: 0 BB: 0 P: 9	1B: 1 2B: 1 3B: 0 HR: 0	SF: 0 SAC: 0 DP: 0 HBP: 0	WP: 0 PA: 32 CS: 0
PITCHER	IP WLS BF H R ER SO BB IBB HBP BLK WP HR S P ERA WHIP	6.2 W 24 2 0 0 3 3 0 0 0 0 0 27 39 0.00 0.750	0.0 1 0 0 0 0 1 0 0 0 0 0 0 4 0.00 0.000	2.1 S 7 0 0 0 0 4 0 0 0 0 0 0 15 15 0.00 0.000																	

New York Yankees @ Chicago White Sox
Comiskey Park, Chicago, IL
Wed Aug 10 1960, 4:33 AM EDT
Att. 48,109 - Cloudy

AB 28
R 0
H 2
RBI 0
BB 4
SO 7
LOB 12

Batter	1	2	3	4	5	6	7	8	9	AB	R	H	RBI	BB	SO	LOB	TOP										
Russ Snyder, L OBP: 0.307, SLG: 0.368 (1, 9)	6-3	4-3		4-3			4-3		FC3-6 1B	5	0	1	0	0	0	4											
Jerry Lumpe, L OBP: 0.322, SLG: 0.365 (1, 4)	L8		L6-4 2B		3-1		3-1		FC3-6 DI G3	5	0	1	0	0	0	2											
Mary Throneberry, L OBP: 0.311, SLG: 0.463 (1, 3)	1B BB		L6-4 2-3		F8		P6		G3	4	0	0	1	1	0	2											
Norm Siebern, L OBP: 0.384, SLG: 0.522 (1, 7)	FC5-4 1-2 1B		L9		4-3				K	5	1	2	1	0	1	1											
Dick Williams, R OBP: 0.343, SLG: 0.411 (1, 5)	FC5-4 1-2				F7		6-3 2B		F7	4	0	1	0	0	0	2											
Danny Kravitz, L OBP: 0.294, SLG: 0.431 (1, 2)		G3		1B 1B		F7		SF8		4	2	2	0	0	0	1											
Bill Tuttle, R OBP: 0.317, SLG: 0.322 (1, 8)		E1 1-3 1B		1B 1-2 1B		6-3		SF8		3	0	1	1	0	0	1											
Ken Hamlin, R OBP: 0.297, SLG: 0.251 (1, 6)		1-3 1B		1-3 2H 1B				5-3		3	0	2	1	1	0	0											
Bud Daley, L OBP: 0.254, SLG: 0.172 (1, 1)		1-3		4-3		1-3				3	0	0	0	0	0	6											
Ned Garver, R OBP: 0.143, SLG: 0.154 (6, 1)									FC3-6 G3	0	0	0	0	0	0	0											
Whitney Herzog, L OBP: 0.370, SLG: 0.428 (9, PH)		1-2 2-3								1	1	1	0	0	0	0											
Inning Stats	R: 0 E: 0 K: 0 S: 4	H: 1 LOB: 2 BB: 1 P: 8	R: 0 E: 1 K: 0 S: 5	H: 1 LOB: 2 BB: 0 P: 5	R: 0 E: 0 K: 0 S: 3	H: 1 LOB: 0 BB: 0 P: 3	R: 1 E: 0 K: 0 S: 6	H: 3 LOB: 2 BB: 0 P: 6	R: 0 E: 0 K: 0 S: 3	H: 0 LOB: 0 BB: 0 P: 3	R: 0 E: 0 K: 0 S: 4	H: 1 LOB: 2 BB: 1 P: 8	R: 0 E: 0 K: 0 S: 3	H: 0 LOB: 0 BB: 0 P: 3	R: 2 E: 0 K: 0 S: 5	H: 2 LOB: 2 BB: 0 P: 5	R: 1 E: 0 K: 1 S: 7	H: 2 LOB: 1 BB: 0 P: 7	1B: 6 2B: 4 3B: 1 HR: 1	SF: 1 SAC: 0 DP: 1 HBP: 0	WP: 0 PA: 40 CS: 0						
PITCHER	IP	WLS	BF	H	R	ER	SO	BB	IBB	HBP	BLK	WP	HR	S	P	ERA	WHIP										
Bob Shaw, R ERA: 3.7 (1, 1)	8.0	W	35	9	3	3	0	2	0	0	0	0	1	33	41	3.38	1.375										
Gerry Staley, R ERA: 1.95 (9, 1)	1.0	S	5	2	1	1	1	0	0	0	0	0	0	7	7	9.00	2.000										

Kansas City Athletics @ Chicago White Sox
Comiskey Park, Chicago, IL

Fri Aug 12 1960, 4:33 AM EDT
Att: 8,439 - Unknown

AB	37
R	4
H	11
RBI	4
BB	2
SO	1
LOB	19




Batter	1	2	3	4	5	6	7	8	9	AB	R	H	RBI	BB	SO	LOB	BOTTOM										
Jim Landis, R OBP: 0.367, SLG: 0.377 (1, 8)	K	3-1		FC5 2-3		BB HBP 1B	F7			5	1	1	1	0	1	5											
Nellie Fox, L OBP: 0.337, SLG: 0.359 (1, 4)	1B 1B		P6		3-1	BB HBP 1B			5-3	4	1	1	0	0	0	0											
Roy Sievers, R OBP: 0.420, SLG: 0.564 (1, 3)	1-2 1B		5-3 BB		F8	1-2 2-3 3H BB			6-3	3	0	1	1	2	0	0											
Minnie Minoso, R OBP: 0.388, SLG: 0.475 (1, 7)	K		5-3		F7	1-2 2H 3H FC4-6 1B			F2	5	0	1	2	0	1	3											
Gene Freese, R OBP: 0.322, SLG: 0.506 (1, 5)	F7		K			2B F2				4	1	1	0	0	1	5											
Al Smith, R OBP: 0.375, SLG: 0.450 (1, 9)		SH1 2B		F8		2B FC4-6				4	1	2	1	0	0	2											
Luis Aparicio, R OBP: 0.318, SLG: 0.341 (1, 6)		E5 SH1		FC5 1B 1B		E8 1B 1B			6-3	4	1	2	1	0	0	1											
Sherm Lollar, R OBP: 0.343, SLG: 0.391 (1, 2)		F7				K K			K	4	0	1	0	0	2	3											
Bob Shaw, R OBP: 0.185, SLG: 0.104 (1, 1)		SH1		K		HBP 1B BB				2	1	1	0	1	1	2											
Gerry Staley, R OBP: 0.353, SLG: 0.231 (9, 1)		1-2 2-3								0	0	0	0	0	0	0											
Inning Stats	R: 0 E: 0 K: 2 S: 9	H: 2 LOB: 2 BB: 0 P: 9	R: 0 E: 1 K: 0 S: 5	H: 1 LOB: 2 BB: 0 P: 5	R: 0 E: 0 K: 1 S: 7	H: 2 LOB: 2 BB: 0 P: 7	R: 0 E: 0 K: 1 S: 10	H: 5 LOB: 2 BB: 2 P: 19	R: 0 E: 0 K: 1 S: 6	H: 1 LOB: 1 BB: 0 P: 6	R: 0 E: 0 K: 0 S: 3	H: 0 LOB: 0 BB: 0 P: 3	R: 0 E: 0 K: 0 S: 3	H: 0 LOB: 0 BB: 0 P: 3	R: 0 E: 0 K: 0 S: 6	H: 1 LOB: 1 BB: 0 P: 6	R: 0 E: 0 K: 0 S: 3	H: 0 LOB: 0 BB: 0 P: 3	1B: 8 2B: 3 3B: 0 HR: 0	SF: 0 SAC: 1 DP: 0 HBP: 1	WP: 0 PA: 40 CS: 0						
PITCHER	IP	WLS	BF	H	R	ER	SO	BB	IBB	HBP	BLK	WP	HR	S	P	ERA	WHIP										
Bud Daley, L ERA: 4.42 (1, 1)	5.1	L	29	9	6	6	5	2	0	1	0	0	0	36	45	10.12	2.062										
Ned Garver, R ERA: 5.66 (6, 1)	2.2		11	2	0	0	1	1	0	0	0	0	0	12	16	0.00	1.125										

Kansas City Athletics @ Chicago White Sox
Comiskey Park, Chicago, IL

Fri Aug 12 1960, 4:33 AM EDT
Att: 8,439 - Unknown

AB	35
R	6
H	11
RBI	6
BB	3
SO	6
LOB	21



Batter	1	2	3	4	5	6	7	8	9	AB	R	H	RBI	BB	SO	LOB	TOP					
Bill Tuttle, R OBP: 0.315, SLG: 0.319 (1, 8)	0-0 2-3			0-0 F8		0-0 6-3		0-0 1B		4	0	1	0	0	0	0	Kansas City Athletics @ Chicago White Sox Comiskey Park, Chicago, IL Sun Aug 14 1960, 4:33 AM EDT Unknown livebaseballscorecards.com					
Jerry Lumpe, L OBP: 0.323, SLG: 0.363 (1, 4)	0-0 4-3			0-0 G4-3 1B		0-0 3-1		0-0 4-3		4	0	1	0	0	0	1						
Ray Jablonski, R OBP: 0.346, SLG: 0.286 (1, 5)	0-0 F7			0-0 G4-3 1-2			0-0 P5		0-0 5-3	4	0	0	0	0	0	1						
Norm Siebern, L OBP: 0.381, SLG: 0.525 (1, 7)		0-0 L8			0-0 F5		0-0 HR		0-0 6-3	4	1	1	1	0	0	0						
Dick Williams, R OBP: 0.347, SLG: 0.431 (1, 3)		0-0 P4			0-0 1B 2B		0-0 HR		0-0 F7	4	2	2	1	0	0	0						
Pete Daley, R OBP: 0.302, SLG: 0.408 (1, 2)		0-0 2-3			0-0 2H 1B		0-0 5-3			3	0	1	1	0	0	0						
Russ Snyder, L OBP: 0.306, SLG: 0.362 (1, 9)			0-0 4-3		0-3 K		0-3 K			3	0	0	0	0	2	1						
Ken Hamlin, R OBP: 0.300, SLG: 0.256 (1, 6)			0-3 K		0-0 F9			0-0 6-3		3	0	0	0	0	1	1						
Johnny Kucks, R OBP: 0.200, SLG: 0.158 (1, 1)			0-3 K		0-0 F8			0-0 6-3		2	0	0	0	0	1	0						
Marty Kutyna, R OBP: 0.200, SLG: 0.200 (7, 1)			0-3 K					0-0 6-3		0	0	0	0	0	0	0						
Hank Bauer, R OBP: 0.344, SLG: 0.392 (6, PH)										1	0	0	0	0	0	0						
Bob Davis, R OBP: 0.500, SLG: 0.500 (8, 1)										0	0	0	0	0	0	0						
Inning Stats	R: 0 E: 0 K: 0 S: 3	H: 0 LOB: 0 BB: 0 P: 3	R: 0 E: 0 K: 0 S: 3	H: 0 LOB: 0 BB: 0 P: 3	R: 0 E: 0 K: 2 S: 7	H: 0 LOB: 0 BB: 0 P: 7	R: 0 E: 0 K: 0 S: 3	H: 1 LOB: 0 BB: 0 P: 3	R: 1 E: 0 K: 1 S: 7	H: 2 LOB: 1 BB: 0 P: 7	R: 0 E: 0 K: 0 S: 3	H: 0 LOB: 0 BB: 0 P: 3	R: 2 E: 0 K: 1 S: 7	H: 2 LOB: 0 BB: 0 P: 7	R: 0 E: 0 K: 0 S: 4	H: 1 LOB: 1 BB: 0 P: 4	R: 0 E: 0 K: 0 S: 3	H: 0 LOB: 0 BB: 0 P: 3	1B: 3 2B: 1 3B: 0 HR: 2	SF: 0 SAC: 0 DP: 1 HBP: 0	WP: 0 PB: 0 SB: 0 CS: 0	PA: 32
PITCHER Billy Pierce, L ERA: 3.29 (1, 1)	IP: 9.0 WLS: W BF: 32 H: 6 R: 3 ER: 3 SO: 4 BB: 0 IBB: 0 HBP: 0 BLK: 0 WP: 0 HR: 2 S: 40 P: 40 ERA: 3.00 WHIP: 0.667															PITCHER	IP: 9.0 WLS: W BF: 32 H: 6 R: 3 ER: 3 SO: 4 BB: 0 IBB: 0 HBP: 0 BLK: 0 WP: 0 HR: 2 S: 40 P: 40 ERA: 3.00 WHIP: 0.667					

Batter	1	2	3	4	5	6	7	8	9	AB	R	H	RBI	BB	SO	LOB	BOTTOM			
Jim Landis, R OBP: 0.369, SLG: 0.375 (1, 8)	0-0 P4		0-0 1-3		0-0 1B 1B	0-0 P4		4-0 1B BB		4	2	1	0	1	0	1	Kansas City Athletics @ Chicago White Sox Comiskey Park, Chicago, IL Sun Aug 14 1960, 4:33 AM EDT Unknown livebaseballscorecards.com			
Nellie Fox, L OBP: 0.338, SLG: 0.359 (1, 4)	0-0 F8		0-0 F8		0-0 F8 1B 1B		0-0 2B 1B	0-0 E 1B		5	3	3	0	0	0	0				
Roy Sievers, R OBP: 0.427, SLG: 0.582 (1, 3)	0-0 F9		0-0 1B		0-0 1-2 2H 1B	0-0 F8 HR 2B	0-0 E7 1B			5	1	4	3	0	0	0				
Minnie Minoso, R OBP: 0.386, SLG: 0.472 (1, 7)		0-0 1-3	0-0 F8		0-0 F8 2-3	0-0 1-3	0-0 4-3			5	0	0	0	0	0	5				
Gene Freese, R OBP: 0.320, SLG: 0.499 (1, 5)		0-0 1B 1B		0-0 5-3	0-0 1-2 3H 1B	0-0 F8		0-0 F8		4	1	2	1	0	0	1				
Al Smith, R OBP: 0.380, SLG: 0.465 (1, 9)		0-0 1B 1B		0-0 1-3 2B	0-0 1-3	0-0 1B HR		0-0 F8		4	2	3	2	0	0	2				
Luis Aparicio, R OBP: 0.321, SLG: 0.344 (1, 6)		0-0 1-2 3H 1B		0-0 CS 2H 1B	0-0 E5 4-3 S	0-0 F9		0-0 F9		4	0	2	2	0	0	0				
Sherm Lollar, R OBP: 0.341, SLG: 0.386 (1, 2)		0-0 F8		0-0 6-3 2-3	0-0 4-3		0-0 6-3			4	0	0	0	0	0	4				
Billy Pierce, L OBP: 0.271, SLG: 0.222 (1, 1)		0-0 4-3		0-0 5-3	0-0 1-3		0-3 K			4	0	0	0	0	1	3				
Inning Stats	R: 0 E: 0 K: 0 S: 3	H: 0 LOB: 0 BB: 0 P: 3	R: 1 E: 0 K: 0 S: 6	H: 3 LOB: 2 BB: 0 P: 6	R: 0 E: 0 K: 0 S: 4	H: 1 LOB: 1 BB: 0 P: 4	R: 1 E: 0 K: 0 S: 4	H: 2 LOB: 0 BB: 0 P: 4	R: 2 E: 0 K: 0 S: 7	H: 4 LOB: 2 BB: 0 P: 7	R: 0 E: 1 K: 0 S: 4	H: 0 LOB: 1 BB: 0 P: 4	R: 3 E: 0 K: 0 S: 6	H: 3 LOB: 0 BB: 0 P: 6	R: 2 E: 1 K: 1 S: 7	H: 2 LOB: 1 BB: 1 P: 11		1B: 12 2B: 2 3B: 0 HR: 1	SF: 0 SAC: 0 DP: 0 HBP: 0	WP: 0 PB: 0 SB: 1 CS: 1
PITCHER Johnny Kucks, R ERA: 5.84 (1, 1)	IP: 6.0 WLS: L BF: 30 H: 12 R: 6 ER: 6 SO: 0 BB: 0 IBB: 0 HBP: 0 BLK: 0 WP: 0 HR: 0 S: 30 P: 30 ERA: 9.00 WHIP: 2.000															PITCHER	IP: 6.0 WLS: L BF: 30 H: 12 R: 6 ER: 6 SO: 0 BB: 0 IBB: 0 HBP: 0 BLK: 0 WP: 0 HR: 0 S: 30 P: 30 ERA: 9.00 WHIP: 2.000			
PITCHER Marty Kutyna, R ERA: 3.19 (7, 1)	IP: 1.0 WLS: 0 BF: 4 H: 1 R: 1 ER: 1 SO: 0 BB: 0 IBB: 0 HBP: 0 BLK: 0 WP: 0 HR: 1 S: 4 P: 4 ERA: 9.00 WHIP: 1.000															PITCHER	IP: 1.0 WLS: 0 BF: 4 H: 1 R: 1 ER: 1 SO: 0 BB: 0 IBB: 0 HBP: 0 BLK: 0 WP: 0 HR: 1 S: 4 P: 4 ERA: 9.00 WHIP: 1.000			
PITCHER Bob Davis, R ERA: 3.45 (8, 1)	IP: 1.0 WLS: 0 BF: 6 H: 2 R: 2 ER: 1 SO: 1 BB: 1 IBB: 0 HBP: 0 BLK: 0 WP: 0 HR: 0 S: 7 P: 7 ERA: 9.00 WHIP: 3.000															PITCHER	IP: 1.0 WLS: 0 BF: 6 H: 2 R: 2 ER: 1 SO: 1 BB: 1 IBB: 0 HBP: 0 BLK: 0 WP: 0 HR: 0 S: 7 P: 7 ERA: 9.00 WHIP: 3.000			

Batter	1	2	3	4	5	6	7	8	9	AB	R	H	RBI	BB	SO	LOB	TOP		
Russ Snyder, L (1,9) OBP: 0.304, SLG: 0.363	6-3			F9		E	1-3		1-3	5	1	1	0	0	0	2	Kansas City Athletics @ Chicago White Sox Comiskey Park, Chicago, IL Sun Aug 14 1960, 4:38 AM EDT Att: 24,477 - Unknown		
Jerry Lumpe, L (1,4) OBP: 0.322, SLG: 0.362	P6			4-3		F8				4	0	1	0	0	0	1			
Mary Throneberry, L (1,3) OBP: 0.302, SLG: 0.449	K			K		K			P4	4	0	0	0	0	3	2			
Whitey Herzog, L (1,7) OBP: 0.366, SLG: 0.422		P6			1B	E9			F2	4	1	1	0	0	0	1			
Dick Williams, R (1,5) OBP: 0.346, SLG: 0.432		P5			F2	1B			4-3	4	0	1	0	0	0	2			
Danny Kravitz, L (1,2) OBP: 0.301, SLG: 0.434		K			1B	1B				4	0	2	1	0	2	0			
Bill Tuttle, R (1,8) OBP: 0.315, SLG: 0.319			6-3		F5	6-3			1-3	4	0	1	0	0	0	4			
Ken Hamlin, R (1,6) OBP: 0.302, SLG: 0.259			F8		1-2	6-3			1-3	4	0	2	0	0	0	0			
Don Larsen, R (1,1) Ken Johnson, R (1,1) Ray Garmonis, R (5,PH) Ned Garver, R (5,PH) Hank Bauer, R (7,PH) John Tsitouris, R (7,PH) Norm Siebern, L (9,PH)			K		K	F7			1-3	0	0	0	0	0	0	0			
Inning Stats	R: 0 E: 0 K: 1 S: 5	H: 0 LOB: 0 BB: 0 P: 5	R: 0 E: 0 K: 1 S: 5	H: 0 LOB: 0 BB: 0 P: 5	R: 0 E: 0 K: 1 S: 5	H: 0 LOB: 0 BB: 0 P: 5	R: 0 E: 0 K: 1 S: 5	H: 3 LOB: 3 BB: 0 P: 8	R: 2 E: 1 K: 1 S: 9	H: 3 LOB: 2 BB: 0 P: 9	R: 0 E: 0 K: 0 S: 3	H: 0 LOB: 0 BB: 0 P: 3	R: 0 E: 0 K: 0 S: 4	H: 1 LOB: 1 BB: 0 P: 4	R: 0 E: 0 K: 1 S: 7	H: 2 LOB: 2 BB: 0 P: 7		1B: 7 2B: 2 3B: 0 HR: 0	SF: 0 SAC: 0 DP: 0 HBP: 0
PITCHER Early Wynn, R (1,1) ERA: 4.26	IP: 9.0 WLS: W BF: 37 H: 9 R: 2 ER: 0 SO: 7 BB: 0 IBB: 0 HBP: 0 BLK: 0 WP: 0 HR: 0 S: 51 P: 51 ERA: 0.00 WHIP: 1.000																		

Batter	1	2	3	4	5	6	7	8	9	AB	R	H	RBI	BB	SO	LOB	BOTTOM		
Jim Landis, R (1,8) OBP: 0.397, SLG: 0.372	K	SH1-3		5-3		F7		F9		5	1	1	0	0	1	0	Kansas City Athletics @ Chicago White Sox Comiskey Park, Chicago, IL Sun Aug 14 1960, 4:38 AM EDT Att: 24,477 - Unknown		
Nellie Fox, L (1,4) OBP: 0.341, SLG: 0.365	1B	SH1-3		2B				6-3		4	1	3	0	0	0	0			
Roy Sievers, R (1,3) OBP: 0.425, SLG: 0.578	2B	6-3		K		1-3				4	1	1	0	0	1	3			
Minnie Minoso, R (1,7) OBP: 0.385, SLG: 0.472	F9				E5	F9				4	1	1	1	0	0	2			
Gene Freese, R (1,5) OBP: 0.322, SLG: 0.500	1B	4-3			F5		WP			3	2	1	1	1	0	2			
Al Smith, R (1,9) OBP: 0.381, SLG: 0.464	1B			5-3		FC1-6		F7		3	0	1	0	1	0	1			
Luis Aparicio, R (1,6) OBP: 0.323, SLG: 0.346				F8		FC1-6				4	0	2	4	0	0	1			
Joe Ginsberg, L (1,2) OBP: 0.358, SLG: 0.304	F8			F5		G3		4-1		4	0	0	0	0	0	4			
Early Wynn, S (1,1) OBP: 0.317, SLG: 0.315		HR		1-3		L8		F9		4	1	1	1	0	0	0			
Inning Stats	R: 3 E: 0 K: 1 S: 9	H: 4 LOB: 2 BB: 1 P: 13	R: 2 E: 0 K: 0 S: 6	H: 3 LOB: 1 BB: 0 P: 6	R: 0 E: 0 K: 0 S: 3	H: 0 LOB: 0 BB: 0 P: 3	R: 0 E: 0 K: 1 S: 6	H: 1 LOB: 1 BB: 0 P: 6	R: 1 E: 1 K: 0 S: 5	H: 1 LOB: 1 BB: 0 P: 5	R: 0 E: 0 K: 0 S: 4	H: 1 LOB: 1 BB: 0 P: 4	R: 1 E: 0 K: 0 S: 4	H: 1 LOB: 1 BB: 1 P: 8	R: 0 E: 0 K: 0 S: 3	H: 0 LOB: 0 BB: 0 P: 3		1B: 7 2B: 3 3B: 0 HR: 1	SF: 0 SAC: 1 DP: 0 HBP: 0
PITCHER Don Larsen, R (1,1) ERA: 5.73 Ken Johnson, R (1,1) ERA: 4.0 Ned Garver, R (5,1) ERA: 5.48 John Tsitouris, R (7,1) ERA: 5.64	IP: 3.1 WLS: L BF: 14 H: 4 R: 2 ER: 2 SO: 1 BB: 0 IBB: 0 HBP: 0 BLK: 0 WP: 0 HR: 1 S: 16 P: 16 ERA: 5.40 WHIP: 1.200																		



Batter	1	2	3	4	5	6	7	8	9	AB	R	H	RBI	BB	SO	LOB	TOP			
Eddie Yost, R OBP: 0.412, SLG: 0.369 (1, 5)										3	0	0	0	2	1	0	Detroit Tigers @ Chicago White Sox Comiskey Park, Chicago, IL Mon Aug 15 1960, 8:05 PM EDT Att: 29,868 - Unknown			
Chico Fernandez, R OBP: 0.305, SLG: 0.325 (1, 6)										2	2	0	0	2	0	1				
Al Kaline, R OBP: 0.315, SLG: 0.360 (1, 8)										3	2	1	2	2	0	0				
Steve Bilko, R OBP: 0.269, SLG: 0.373 (1, 3)										5	0	0	0	0	3	2				
Rocky Colavito, R OBP: 0.337, SLG: 0.492 (1, 9)										2	0	1	0	2	0	2				
Charlie Maxwell, L OBP: 0.326, SLG: 0.452 (1, 7)										3	0	1	0	1	0	1				
Frank Bolling, R OBP: 0.303, SLG: 0.355 (1, 4)										4	0	0	0	0	1	4				
Harry Chiti, R OBP: 0.276, SLG: 0.306 (1, 2)										4	0	0	0	0	0	3				
Bob Bruce, R OBP: 0.364, SLG: 0.222 (1, 1)										4	0	0	0	0	2	1				
Inning Stats	R: 2 E: 0 K: 2 S: 7	H: 0 LOB: 2 BB: 4 P: 23	R: 0 E: 0 K: 0 S: 3	H: 0 LOB: 1 BB: 1 P: 7	R: 0 E: 0 K: 0 S: 4	H: 1 LOB: 1 BB: 0 P: 4	R: 0 E: 0 K: 0 S: 3	H: 0 LOB: 0 BB: 0 P: 3	R: 0 E: 0 K: 0 S: 3	H: 0 LOB: 2 BB: 2 P: 11	R: 0 E: 0 K: 0 S: 3	H: 0 LOB: 0 BB: 0 P: 3	R: 0 E: 0 K: 1 S: 6	H: 1 LOB: 2 BB: 1 P: 10	R: 2 E: 0 K: 3 S: 10	H: 1 LOB: 0 BB: 1 P: 14	1B: 2 2B: 0 3B: 0 HR: 1	SF: 0 SAC: 1 DP: 0 HBP: 0	WP: 2 PB: 0 CS: 0	PA: 40
PITCHER Herb Score, L ERA: 3.91 (1, 1)	IP: 9.0 WLS: L BF: 40	H: 3 R: 4 ER: 2 SO: 7	BB: 9 IBB: 0 HBP: 0 BLK: 0	WP: 1 HR: 1 S: 45 P: 81	ERA: 2.00 WHIP: 1.333															

Batter	1	2	3	4	5	6	7	8	9	AB	R	H	RBI	BB	SO	LOB	BOTTOM			
Jim Landis, R OBP: 0.364, SLG: 0.369 (1, 8)										3	0	0	0	0	0	0	Detroit Tigers @ Chicago White Sox Comiskey Park, Chicago, IL Mon Aug 15 1960, 8:05 PM EDT Att: 29,868 - Unknown			
Ted Kluszewski, L (9, PH) OBP: 0.351, SLG: 0.388										1	0	0	0	0	0	0				
Nellie Fox, L OBP: 0.338, SLG: 0.362 (1, 4)										4	0	0	0	0	0	0				
Roy Sievers, R OBP: 0.424, SLG: 0.579 (1, 3)										3	0	1	0	0	0	0				
Minnie Minoso, R OBP: 0.382, SLG: 0.469 (1, 7)										3	0	0	0	0	0	1				
Gene Freese, R OBP: 0.322, SLG: 0.507 (1, 5)										3	1	1	1	0	2	1				
Al Smith, R OBP: 0.378, SLG: 0.461 (1, 9)										3	0	0	0	0	0	0				
Luis Aparicio, R OBP: 0.321, SLG: 0.343 (1, 6)										3	0	0	0	0	0	0				
Sherm Lollar, R OBP: 0.338, SLG: 0.382 (1, 2)										3	0	0	0	0	0	0				
Herb Score, L OBP: 0.217, SLG: 0.238 (1, 1)										2	0	0	0	0	1	0				
Earl Torgeson, L (9, PH) OBP: 0.500, SLG: 0.500										1	0	0	0	0	1	0				
Inning Stats	R: 0 E: 0 K: 0 S: 3	H: 0 LOB: 0 BB: 0 P: 3	R: 0 E: 0 K: 1 S: 5	H: 0 LOB: 0 BB: 0 P: 5	R: 0 E: 0 K: 0 S: 3	H: 0 LOB: 0 BB: 0 P: 3	R: 0 E: 0 K: 0 S: 3	H: 0 LOB: 0 BB: 0 P: 3	R: 0 E: 0 K: 0 S: 3	H: 0 LOB: 0 BB: 0 P: 3	R: 0 E: 0 K: 0 S: 6	H: 1 LOB: 1 BB: 0 P: 6	R: 0 E: 0 K: 0 S: 3	H: 0 LOB: 0 BB: 0 P: 3	R: 0 E: 0 K: 1 S: 5	H: 0 LOB: 0 BB: 0 P: 5	1B: 0 2B: 1 3B: 0 HR: 1	SF: 0 SAC: 0 DP: 0 HBP: 0	WP: 0 PB: 0 CS: 0	PA: 29
PITCHER Bob Bruce, R ERA: 3.55 (1, 1)	IP: 9.0 WLS: W BF: 29	H: 2 R: 1 ER: 1 SO: 4	BB: 0 IBB: 0 HBP: 0 BLK: 0	WP: 0 HR: 1 S: 37 P: 37	ERA: 1.00 WHIP: 0.222															

Batter	1	2	3	4	5	6	7	8	9	AB	R	H	RBI	BB	SO	LOB	TOP					
Eddie Yost, R OBP: 0.411, SLG: 0.366 (1, 5)	5-3		6-3			G5-4-3 BB		L8		3	0	0	0	1	0	0	Detroit Tigers @ Chicago White Sox Comiskey Park, Chicago, IL Tue Aug 16 1960, 8:05 PM EDT Att: 39,462 - Unknown					
Chico Fernandez, R OBP: 0.307, SLG: 0.327 (1, 6)	2B 1B		1B			G5-4-3 1-2		5-3		4	1	2	0	0	0	1						
Al Kaline, R OBP: 0.317, SLG: 0.367 (1, 8)	1-H 2B		L8			L8			DI 4-3 2B	4	1	2	1	0	0	1						
Steve Bilko, R OBP: 0.270, SLG: 0.372 (1, 3) Norm Cash, L OBP: 0.390, SLG: 0.478 (7, PR) (7, 3)	5-3				F9				4-3	3	0	1	0	0	0	0						
Rocky Colavito, R OBP: 0.336, SLG: 0.490 (1, 9)									2H 4-3	1	0	0	1	0	0	0						
Charlie Maxwell, L OBP: 0.326, SLG: 0.449 (1, 7)									F8	4	0	1	0	0	0	1						
Ozzie Virgil, R OBP: 0.234, SLG: 0.339 (1, 4)									F8	4	0	1	0	0	0	1						
Harry Chiti, R OBP: 0.273, SLG: 0.301 (1, 2)									4-3	3	0	0	0	0	0	3						
Jim Bunning, R OBP: 0.213, SLG: 0.190 (1, 1)									F3	3	0	0	0	0	1	0						
Inning Stats	R: 1 E: 0 K: 0 S: 4	H: 2 LOB: 0 BB: 0 P: 4	R: 0 E: 0 K: 0 S: 4	H: 1 LOB: 1 BB: 0 P: 4	R: 0 E: 0 K: 0 S: 4	H: 1 LOB: 1 BB: 0 P: 4	R: 0 E: 0 K: 0 S: 3	H: 0 LOB: 0 BB: 0 P: 3	R: 0 E: 0 K: 1 S: 5	H: 0 LOB: 0 BB: 1 P: 5	R: 0 E: 0 K: 0 S: 2	H: 0 LOB: 0 BB: 1 P: 6	R: 0 E: 0 K: 0 S: 5	H: 2 LOB: 2 BB: 0 P: 5	R: 0 E: 0 K: 0 S: 3	H: 0 LOB: 0 BB: 0 P: 3	R: 1 E: 0 K: 0 S: 4	H: 1 LOB: 0 BB: 0 P: 4	1B: 5 2B: 2 3B: 0 HR: 0	SF: 0 SAC: 0 DP: 1 HBP: 0	WP: 0 PB: 0 CS: 0	PA: 33
PITCHER Frank Baumann, L ERA: 2.45 (1, 1)	IP: 9.0 WLS: W BF: 33 H: 7 R: 2 ER: 2 SO: 1 BB: 1 IBB: 0 HBP: 0 BLK: 0 WP: 0 HR: 0 S: 34 P: 38 ERA: 2.00 WHIP: 0.889															PITCHER						


Batter	1	2	3	4	5	6	7	8	9	AB	R	H	RBI	BB	SO	LOB	BOTTOM					
Jim Landis, R OBP: 0.366, SLG: 0.371 (1, 8)	G6-3 1B		5-3		K			S 1B E 1B		4	1	2	0	0	1	0	Detroit Tigers @ Chicago White Sox Comiskey Park, Chicago, IL Tue Aug 16 1960, 8:05 PM EDT Att: 39,462 - Unknown					
Nellie Fox, L OBP: 0.340, SLG: 0.363 (1, 4)	G6-3 1-2		1B		F9			S 1B S		4	1	2	0	0	0	1						
Roy Sievers, R OBP: 0.420, SLG: 0.572 (1, 3)	6-3		L8					K 1-H 2-H		4	0	0	0	0	1	1						
Minnie Minoso, R OBP: 0.379, SLG: 0.465 (1, 7)			F9		F7			K		4	0	0	0	0	2	1						
Gene Freese, R OBP: 0.319, SLG: 0.503 (1, 5)			K		K			5-3		3	0	0	0	0	2	0						
Al Smith, R OBP: 0.378, SLG: 0.467 (1, 9)			HR		5-3			F5		3	1	1	1	0	0	0						
Luis Aparicio, R OBP: 0.323, SLG: 0.344 (1, 6)			1B BB		S 1B			L8		2	0	1	0	1	0	0						
Sherm Lollar, R OBP: 0.338, SLG: 0.382 (1, 2)			1B		P4			6-3		3	0	1	0	0	0	1						
Frank Baumann, L OBP: 0.244, SLG: 0.114 (1, 1)	1-3				K			B5-3		3	0	0	0	0	1	2						
Inning Stats	R: 0 E: 0 K: 0 S: 3	H: 1 LOB: 0 BB: 0 P: 3	R: 1 E: 0 K: 1 S: 7	H: 2 LOB: 2 BB: 1 P: 11	R: 0 E: 0 K: 0 S: 4	H: 1 LOB: 1 BB: 0 P: 4	R: 0 E: 0 K: 1 S: 6	H: 1 LOB: 1 BB: 0 P: 6	R: 0 E: 0 K: 2 S: 7	H: 0 LOB: 0 BB: 0 P: 7	R: 0 E: 0 K: 1 S: 5	H: 0 LOB: 0 BB: 0 P: 5	R: 0 E: 0 K: 0 S: 3	H: 0 LOB: 0 BB: 0 P: 3	R: 2 E: 0 K: 2 S: 9	H: 2 LOB: 0 BB: 0 P: 9	R: 1 E: 0 K: 0 S: 4	H: 1 LOB: 0 BB: 0 P: 4	1B: 6 2B: 0 3B: 0 HR: 1	SF: 0 SAC: 0 DP: 1 HBP: 0	WP: 0 PB: 0 CS: 0	PA: 31
PITCHER Jim Bunning, R ERA: 2.63 (1, 1)	IP: 8.0 WLS: L BF: 31 H: 7 R: 3 ER: 1 SO: 7 BB: 1 IBB: 0 HBP: 0 BLK: 0 WP: 0 HR: 1 S: 44 P: 48 ERA: 1.12 WHIP: 1.000															PITCHER						

Batter	1	2	3	4	5	6	7	8	9	AB	R	H	RBI	BB	SO	LOB	TOP								
Jim Landis, R OBP: 0.362, SLG: 0.367 (1, 8)	F6		G3		F8			K		4	0	0	0	0	1	3	Chicago White Sox @ Cleveland Indians Cleveland Municipal Stadium, Cleveland, OH Wed Aug 17 1960, 7:05 PM EDT Att: 15,617 - Unknown								
Nelle Fox, L OBP: 0.340, SLG: 0.362 (1, 4)	6-3			6-3		G6-4-3 BB		SH2-3		2	0	0	0	1	0	0									
Roy Sievers, R OBP: 0.421, SLG: 0.570 (1, 3)	L6			1B SF8 BB		G6-4-3				3	1	1	0	1	0	1									
Minnie Minoso, R OBP: 0.380, SLG: 0.465 (1, 7)		K		SF8 1B		FC5-4 1B		K		4	1	2	0	0	2	0									
Gene Freese, R OBP: 0.316, SLG: 0.499 (1, 5)	F9			SF8		FC5-4		4-3		3	0	0	1	0	0	1									
Al Smith, R OBP: 0.379, SLG: 0.468 (1, 9)	5-3			2-3 3-H 1B		G5-4-3 1B		K		4	0	2	1	0	1	0									
Luis Aparicio, R OBP: 0.321, SLG: 0.342 (1, 6)			F3	6-3		F4				3	0	0	0	0	0	2									
Sherm Lollar, R OBP: 0.341, SLG: 0.382 (1, 2)				1B		G5-4-3 BB				2	0	1	0	1	0	1									
Bob Shaw, R OBP: 0.179, SLG: 0.100 (1, 1)						FC1-6 BB				2	0	0	0	0	1	2									
Gerry Staley, R OBP: 0.389, SLG: 0.286 (7, 1)			K		FC1-6 F8			SH2-3 1B		1	0	1	0	0	0	0									
Inning Stats	R: 0 E: 0 K: 0 S: 3	H: 0 LOB: 0 BB: 0 P: 3	R: 0 E: 0 K: 1 S: 5	H: 0 LOB: 0 BB: 0 P: 5	R: 0 E: 0 K: 1 S: 6	H: 1 LOB: 1 BB: 0 P: 6	R: 2 E: 0 K: 0 S: 5	H: 2 LOB: 1 BB: 1 P: 9	R: 0 E: 0 K: 0 S: 2	H: 0 LOB: 0 BB: 1 P: 6	R: 0 E: 0 K: 0 S: 3	H: 1 LOB: 1 BB: 0 P: 7	R: 0 E: 0 K: 0 S: 3	H: 1 LOB: 2 BB: 0 P: 3	R: 0 E: 0 K: 1 S: 6	H: 2 LOB: 2 BB: 0 P: 6	R: 0 E: 0 K: 2 S: 7	H: 0 LOB: 0 BB: 0 P: 7	1B: 7 2B: 0 3B: 0 HR: 0	SF: 1 SAC: 1 DP: 2 HBP: 0	WP: 0 PB: 0 SB: 0 CS: 0	PA: 33			
PITCHER	IP	WLS	BF	H	R	ER	SO	BB	IBB	HBP	BLK	WP	HR	S	P	ERA	WHIP								
Jim Perry, R ERA: 2.97 (1, 1)	7.0		26	5	2	2	2	3	0	0	0	0	0	27	39	2.57	1.143								
Johnny Klippstein, R ERA: 2.54 (8, 1)	2.0	W	7	2	0	0	3	0	0	0	0	0	0	13	13	0.00	1.000								

Batter	1	2	3	4	5	6	7	8	9	AB	R	H	RBI	BB	SO	LOB	BOTTOM								
Ken Aspromonte, R OBP: 0.371, SLG: 0.387 (1, 5)	F8					5-3	SF9			3	0	1	1	0	0	0	Chicago White Sox @ Cleveland Indians Cleveland Municipal Stadium, Cleveland, OH Wed Aug 17 1960, 7:05 PM EDT Att: 15,617 - Unknown								
Johnny Temple, R OBP: 0.333, SLG: 0.329 (1, 4)	6-3		1B	5-3		3-H 1B	F9			4	0	1	0	0	0	2									
Harvey Kuenn, R OBP: 0.375, SLG: 0.415 (1, 9)				FC6-4 1B		E5		SH SF8 2B		4	1	3	0	0	0	1									
Vic Power, R OBP: 0.329, SLG: 0.398 (1, 3)	F9			FC6-4 G6-4-3		F3		SH SF8		3	0	0	0	0	0	4									
Jim Piersall, R OBP: 0.324, SLG: 0.454 (1, 8)			G5-4-3 1B	G6-4-3		F9		F3		4	0	1	0	0	0	5									
Tito Francona, L OBP: 0.364, SLG: 0.421 (1, 7)	F8				4-3		F7	SF8		3	0	0	1	0	0	1									
Miguel de la Hoz, R OBP: 0.310, SLG: 0.422 (1, 6)	G5-4-3				BB	BB 1B		6-3		3	1	1	0	1	0	2									
Red Wilson, R OBP: 0.300, SLG: 0.274 (1, 2)			F9		F8		1B SF9 BB			2	1	0	0	1	0	1									
Jim Perry, S OBP: 0.227, SLG: 0.246 (1, 1)										2	0	0	0	0	0	1									
Bob Hale, L OBP: 0.276, SLG: 0.358 (7, PH)										1	0	1	1	0	0	0									
Bubba Phillips, R OBP: 0.257, SLG: 0.291 (7, PR)										0	0	0	0	0	0	0									
Johnny Klippstein, R OBP: 0.154, SLG: 0.083 (8, 1)							1-3 2-H 1B			0	0	0	0	0	0	0									
Inning Stats	R: 0 E: 0 K: 0 S: 4	H: 1 LOB: 1 BB: 0 P: 4	R: 0 E: 0 K: 0 S: 3	H: 1 LOB: 0 BB: 0 P: 3	R: 0 E: 0 K: 0 S: 4	H: 1 LOB: 1 BB: 0 P: 4	R: 0 E: 0 K: 0 S: 3	H: 1 LOB: 2 BB: 0 P: 3	R: 2 E: 1 K: 0 S: 5	H: 2 LOB: 1 BB: 1 P: 9	R: 0 E: 0 K: 0 S: 5	H: 1 LOB: 1 BB: 0 P: 5	R: 1 E: 1 K: 0 S: 5	H: 1 LOB: 1 BB: 0 P: 5	1B: 7 2B: 1 3B: 0 HR: 0	SF: 2 SAC: 1 DP: 2 HBP: 0	WP: 0 PB: 0 SB: 1 CS: 0	PA: 34							
PITCHER	IP	WLS	BF	H	R	ER	SO	BB	IBB	HBP	BLK	WP	HR	S	P	ERA	WHIP								
Bob Shaw, R ERA: 3.66 (1, 1)	6.1		27	7	2	2	0	2	0	0	0	0	0	25	33	2.84	1.421								
Gerry Staley, R ERA: 1.93 (7, 1)	1.2	L	7	1	1	0	0	0	0	0	0	0	0	7	7	0.00	0.600								

Batter	1	2	3	4	5	6	7	8	9	AB	R	H	RBI	BB	SO	LOB	TOP								
Luis Aparicio, R OBP: 0.323, SLG: 0.344	F9			F9		6-3		2H 1B		4	0	1	1	0	0	0	Chicago White Sox @ Kansas City Athletics Municipal Stadium, Kansas City, MO Sat Aug 20 1960, 4:33 AM EDT Att: 10,077 - Unknown livebaseballscorecards.com								
Nellie Fox, L OBP: 0.336, SLG: 0.356	3-1			F7		F9		F4		4	0	0	0	0	0	1									
Roy Sievers, R OBP: 0.416, SLG: 0.564	K					F6		F6		4	0	1	0	0	1	1									
Minnie Minoso, R OBP: 0.380, SLG: 0.467		F8				6-3			K	4	0	0	0	0	1	1									
Gene Freese, R OBP: 0.318, SLG: 0.497		F7				FC5-4 S			S	4	1	2	0	0	0	0									
Al Smith, R OBP: 0.383, SLG: 0.477		F8				FC5-4				3	1	2	2	1	0	0									
Sherm Lollar, R OBP: 0.340, SLG: 0.376			L7			FC5-4				4	0	0	0	0	1	3									
Jim Landis, R OBP: 0.365, SLG: 0.383			K			1-2				4	1	2	0	0	1	0									
Herb Score, L OBP: 0.200, SLG: 0.217			L4			K			SH1-3	2	0	0	0	0	1	2									
Inning Stats	R: 0 E: 0 K: 1 S: 5	H: 0 LOB: 0 BB: 0 P: 5	R: 0 E: 0 K: 0 S: 3	H: 0 LOB: 0 BB: 0 P: 3	R: 0 E: 0 K: 1 S: 5	H: 0 LOB: 0 BB: 0 P: 5	R: 0 E: 0 K: 0 S: 4	H: 1 LOB: 1 BB: 0 P: 4	R: 0 E: 0 K: 0 S: 6	H: 2 LOB: 2 BB: 1 P: 10	R: 0 E: 0 K: 0 S: 3	H: 0 LOB: 0 BB: 0 P: 3	R: 0 E: 0 K: 1 S: 6	H: 1 LOB: 1 BB: 0 P: 6	R: 1 E: 0 K: 0 S: 5	H: 2 LOB: 1 BB: 0 P: 5	R: 2 E: 0 K: 1 S: 7	H: 2 LOB: 2 BB: 0 P: 7	1B: 4 2B: 2 3B: 1 HR: 1	SF: 0 SAC: 1 DP: 1 HBP: 0	WP: 0 PB: 0 CS: 0	PA: 35			
PITCHER	IP	WLS	BF	H	R	ER	SO	BB	IBB	HBP	BLK	WP	HR	S	P	ERA	WHIP								
Don Larsen, R ERA: 5.19	(1, 1)	8.0	L	30	6	1	1	4	1	0	0	0	0	37	41	1.12	0.875								
Ken Johnson, R ERA: 4.36	(9, 1)	1.0		5	2	2	2	1	0	0	0	0	1	7	7	18.00	2.000								

Batter	1	2	3	4	5	6	7	8	9	AB	R	H	RBI	BB	SO	LOB	BOTTOM									
Bill Tuttle, R OBP: 0.320, SLG: 0.321	BB					SH3-4		6-3		2	0	0	0	1	0	0	Chicago White Sox @ Kansas City Athletics Municipal Stadium, Kansas City, MO Sat Aug 20 1960, 4:33 AM EDT Att: 10,077 - Unknown livebaseballscorecards.com									
Jerry Lumpe, L OBP: 0.318, SLG: 0.357	K				F5					3	0	0	0	1	1	2										
Andy Carey, R OBP: 0.284, SLG: 0.431					5-3					3	0	0	0	1	1	2										
Dick Williams, R OBP: 0.345, SLG: 0.431					F7					4	0	0	0	0	1	3										
Norm Siebern, L OBP: 0.380, SLG: 0.510					K					3	0	1	0	1	1	2										
Hank Bauer, R OBP: 0.323, SLG: 0.367					6-3					4	0	0	0	0	0	3										
Pete Daley, R OBP: 0.293, SLG: 0.386					K					3	0	0	0	0	1	1										
Ken Hamlin, R OBP: 0.300, SLG: 0.254					K					3	0	0	0	0	3	0										
Don Larsen, R OBP: 0.160, SLG: 0.200					F4					2	0	1	0	0	0	0										
Ray Jablonski, R OBP: 0.345, SLG: 0.292										1	0	0	0	0	1	0										
Ken Johnson, R OBP: 0.160, SLG: 0.160										0	0	0	0	0	0	0										
Inning Stats	R: 0 E: 0 K: 1 S: 5	H: 0 LOB: 2 BB: 2 P: 13	R: 0 E: 0 K: 1 S: 5	H: 0 LOB: 0 BB: 0 P: 5	R: 0 E: 0 K: 0 S: 3	H: 0 LOB: 0 BB: 0 P: 3	R: 0 E: 0 K: 1 S: 5	H: 0 LOB: 0 BB: 0 P: 5	R: 0 E: 0 K: 2 S: 7	H: 0 LOB: 0 BB: 0 P: 7	R: 0 E: 0 K: 1 S: 6	H: 1 LOB: 1 BB: 0 P: 6	R: 0 E: 0 K: 0 S: 4	H: 1 LOB: 1 BB: 0 P: 4	R: 0 E: 0 K: 2 S: 7	H: 0 LOB: 0 BB: 0 P: 7	R: 0 E: 0 K: 1 S: 5	H: 0 LOB: 2 BB: 2 P: 13	1B: 2 2B: 0 3B: 0 HR: 0	SF: 0 SAC: 1 DP: 0 HBP: 0	WP: 1 PB: 0 CS: 0	PA: 33				
PITCHER	IP	WLS	BF	H	R	ER	SO	BB	IBB	HBP	BLK	WP	HR	S	P	ERA	WHIP									
Herb Score, L ERA: 3.49	(1, 1)	9.0	W	33	2	0	0	9	4	0	0	0	1	0	47	63	0.00	0.667								



Batter	1	2	3	4	5	6	7	8	9	AB	R	H	RBI	BB	SO	LOB	TOP
Luis Aparicio, R OBP: 0.323, SLG: 0.346	0-0 SH5-3 SF8 2B		0-0 4-3			0-3 K			0-0 4-3	4	1	1	0	0	1	0	Chicago White Sox @ Kansas City Athletics Municipal Stadium, Kansas City, MO Sun Aug 21 1960, 4:33 AM EDT Att: 21,793 - Unknown
Nellie Fox, L OBP: 0.335, SLG: 0.354	0-0 SH5-3 2-3			0-0 3-1		0-0 4-3			0-0 6-3	3	0	0	0	0	0	0	
Roy Sievers, R OBP: 0.412, SLG: 0.559	0-0 SF8 3-H			0-0 F9			0-0 6-3		0-0 F7	3	0	0	1	0	0	0	
Minnie Minoso, R OBP: 0.377, SLG: 0.464	0-0 F5			0-0 6-3			0-0 6-3			3	0	0	0	0	0	0	
Gene Freese, R OBP: 0.316, SLG: 0.493		0-0 6-3			0-0 F6			0-0 F7		3	0	0	0	0	0	0	
Al Smith, R OBP: 0.383, SLG: 0.476		0-0 4-3			0-0 4-3 1B			0-0 6-3		3	0	1	0	0	0	0	
Sherm Lollar, R OBP: 0.340, SLG: 0.376 Joe Ginsberg, L OBP: 0.348, SLG: 0.295		0-0 L6			0-0 4-3 1-2 1B			0-0 1B		3	0	1	0	0	0	1	
Jim Landis, R OBP: 0.364, SLG: 0.381 Earl Torgerson, L OBP: 0.492, SLG: 0.489 Jim Rivera, L OBP: 0.455, SLG: 0.700			0-3 K		0-3 K			0-0 F7		2	0	0	0	0	2	1	
Bob Shaw, R OBP: 0.179, SLG: 0.100 Floyd Robinson, L OBP: 0.330, SLG: 0.314 Russ Kemmerer, R OBP: 0.325, SLG: 0.368 Frank Baumann, L OBP: 0.330, SLG: 0.400 Turk Lown, R OBP: 0.348, SLG: 0.330 Dick Donovan, L OBP: 0.281, SLG: 0.400			0-0 G3		0-0 4-3			0-0 F2		0	0	0	0	0	0	0	
Inning Stats	R: 1 E: 0 K: 0 S: 4	H: 1 LOB: 0 BB: 0 P: 4	R: 0 E: 0 K: 0 S: 3	H: 0 LOB: 0 BB: 0 P: 3	R: 0 E: 0 K: 1 S: 5	H: 0 LOB: 0 BB: 0 P: 5	R: 0 E: 0 K: 0 S: 3	H: 0 LOB: 0 BB: 0 P: 3	R: 0 E: 0 K: 0 S: 4	H: 1 LOB: 1 BB: 0 P: 4	R: 0 E: 0 K: 0 S: 3	H: 0 LOB: 0 BB: 0 P: 3	1B: 2 2B: 1 3B: 0 HR: 0	SF: 1 SAC: 1 DP: 0 HBP: 0	WP: 0 PB: 0 SB: 0 CS: 0	PA: 30	
PITCHER Ray Herbert, R ERA: 3.36	IP: 9.0 WLS: W BF: 30 H: 3 R: 1 ER: 1 SO: 3 BB: 0 IBB: 0 HBP: 0 BLK: 0 WP: 0 HR: 0 S: 36 P: 36 ERA: 1.00 WHIP: 0.333											PITCHER	IP: 9.0 WLS: W BF: 30 H: 3 R: 1 ER: 1 SO: 3 BB: 0 IBB: 0 HBP: 0 BLK: 0 WP: 0 HR: 0 S: 36 P: 36 ERA: 1.00 WHIP: 0.333				

Batter	1	2	3	4	5	6	7	8	9	AB	R	H	RBI	BB	SO	LOB	BOTTOM	
Russ Snyder, L OBP: 0.308, SLG: 0.362 Hank Bauer, R OBP: 0.325, SLG: 0.368	0-0 E1 4-3 1B	0-0 G4-6-3 1-2		0-3 K2-3		0-0 FC6-4 1-2 3-H 1B		0-3 K		3	1	1	0	0	1	2	Chicago White Sox @ Kansas City Athletics Municipal Stadium, Kansas City, MO Sun Aug 21 1960, 4:33 AM EDT Att: 21,793 - Unknown	
Jerry Lumpe, L OBP: 0.317, SLG: 0.355	0-0 4-3 2-3		0-0 1B		0-0 F8	0-0 FC6-4 1-2 2-3 HR		0-0 F8		5	1	1	0	0	3			
Andy Carey, R OBP: 0.291, SLG: 0.450	0-0 6-3		0-0 1B		0-0 5-3	0-0 1-H 3-H HR		0-0 1B		5	1	3	3	0	1			
Norm Siebern, L OBP: 0.380, SLG: 0.509	0-0 1B		0-3 K		0-0 1B	0-0 3-1		0-3 K		5	0	2	1	0	2	3		
Dick Williams, R OBP: 0.344, SLG: 0.429	0-0 1-3 1B		0-3 K		0-0 F6		0-0 1-3			4	0	1	0	0	1	3		
Danny Kravitz, L OBP: 0.281, SLG: 0.400	0-0 4-3		0-0 G3			0-0 5-3	0-0 F2			4	0	0	0	0	4			
Bill Tuttle, R OBP: 0.322, SLG: 0.330		0-0 F9		0-0 5-3		0-0 1B 1B	0-0 HR			4	2	2	1	0	0	0		
Ken Hamlin, R OBP: 0.305, SLG: 0.266		0-0 1B 3B		0-3 K		0-0 1B 1-2 1B	0-0 1B			4	2	3	0	0	1	0		
Ray Herbert, R OBP: 0.279, SLG: 0.255		0-0 G4-6-3 3-H 1B		0-0 1B 2B		0-0 FC6-4 1-3 2-H 1B	0-3 K			4	1	3	2	0	1	1		
Inning Stats	R: 1 E: 1 K: 0 S: 6	H: 3 LOB: 2 BB: 0 P: 6	R: 1 E: 0 K: 0 S: 4	H: 2 LOB: 0 BB: 0 P: 4	R: 0 E: 0 K: 2 S: 9	H: 1 LOB: 1 BB: 0 P: 8	R: 0 E: 0 K: 0 S: 4	H: 1 LOB: 1 BB: 0 P: 4	R: 5 E: 0 K: 0 S: 8	H: 5 LOB: 0 BB: 0 P: 8	R: 1 E: 0 K: 1 S: 7	H: 2 LOB: 1 BB: 0 P: 7	R: 0 E: 0 K: 2 S: 8	H: 1 LOB: 1 BB: 0 P: 8	1B: 13 2B: 1 3B: 1 HR: 2	SF: 0 SAC: 0 DP: 1 HBP: 0		WP: 0 PB: 0 SB: 0 CS: 0
PITCHER Bob Shaw, R ERA: 3.73 Russ Kemmerer, R ERA: 3.9 Frank Baumann, L ERA: 2.57 Turk Lown, R ERA: 3.47 Dick Donovan, R ERA: 5.21	IP: 2.0 WLS: L BF: 10 H: 5 R: 2 ER: 2 SO: 2 BB: 0 IBB: 0 HBP: 0 BLK: 0 WP: 0 HR: 0 S: 10 P: 10 ERA: 9.00 WHIP: 2.500											PITCHER Bob Shaw, R ERA: 3.73 Russ Kemmerer, R ERA: 3.9 Frank Baumann, L ERA: 2.57 Turk Lown, R ERA: 3.47 Dick Donovan, R ERA: 5.21	IP: 2.0 WLS: L BF: 10 H: 5 R: 2 ER: 2 SO: 2 BB: 0 IBB: 0 HBP: 0 BLK: 0 WP: 0 HR: 0 S: 10 P: 10 ERA: 9.00 WHIP: 2.500					

Batter	1	2	3	4	5	6	7	8	9	AB	R	H	RBI	BB	SO	LOB	TOP											
Luis Aparicio, R OBP: 0.324, SLG: 0.347 (1, 6)	6-3	SH5-4							4-3	4	1	2	0	0	0	0												
Nellie Fox, L OBP: 0.336, SLG: 0.359 (1, 4)		L9		CS						4	1	2	0	0	0	3												
Roy Sievers, R OBP: 0.411, SLG: 0.556 (1, 3)		K								2	1	0	1	1	2	3												
Minnie Minoso, R OBP: 0.375, SLG: 0.460 (1, 7)	1-3		L1							4	0	0	0	0	0	3												
Gene Freese, R OBP: 0.315, SLG: 0.491 (1, 5)	E6		1-3							4	1	1	1	0	1	0												
Al Smith, R OBP: 0.382, SLG: 0.474 (1, 9)			E4							4	0	1	1	0	0	0												
Sherm Lollar, R OBP: 0.336, SLG: 0.371 (1, 2)	FC6-4		F7							4	0	0	0	0	0	2												
Jim Landis, R OBP: 0.365, SLG: 0.381 (1, 8)				K						3	0	1	0	1	1	0												
Billy Pierce, L OBP: 0.258, SLG: 0.211 Early Wynn, S OBP: 0.324, SLG: 0.288 (1, 1)		SH		4-3						0	0	0	0	0	0	0												
Inning Stats	R: 3 E: 1 K: 0 S: 6	H: 3 LOB: 1 BB: 1 P: 10	R: 0 E: 0 K: 1 S: 6	H: 0 LOB: 2 BB: 1 P: 10	R: 0 E: 1 K: 0 S: 4	H: 0 LOB: 1 BB: 0 P: 4	R: 0 E: 0 K: 1 S: 5	H: 1 LOB: 0 BB: 0 P: 5	R: 0 E: 0 K: 0 S: 3	H: 0 LOB: 0 BB: 0 P: 3	R: 2 E: 1 K: 0 S: 5	H: 2 LOB: 1 BB: 1 P: 9	R: 0 E: 0 K: 1 S: 5	H: 0 LOB: 0 BB: 0 P: 5	R: 0 E: 0 K: 1 S: 5	H: 0 LOB: 0 BB: 0 P: 5	1B: 6 2B: 1 3B: 1 HR: 0	SF: 1 SAC: 2 DP: 1 HBP: 0	WP: 1 PB: 0 SB: 1 CS: 3	PA: 38								
PITCHER	IP	WLS	BF	H	R	ER	SO	BB	IBB	HBP	BLK	WP	HR	S	P	ERA	WHIP											
Eli Grba, R ERA: 3.71 Jim Coates, R ERA: 5.13	(1, 1)	8.0	L	34	7	5	2	4	3	0	0	0	0	0	39	51	2.25	1.250										

Chicago White Sox @ New York Yankees
Yankee Stadium, Bronx, NY

AB 31
R 5
H 7
RBI 3
BB 3
SO 5
LOB 11



Tue Aug 23 1960, 7:05 PM EDT
Att: 43,275 - Unknown - 79 F

Batter	1	2	3	4	5	6	7	8	9	AB	R	H	RBI	BB	SO	LOB	BOTTOM											
Tony Kubek, L OBP: 0.323, SLG: 0.414 (1, 7)	F8									4	0	1	0	0	0	0												
Gil McDougald, R OBP: 0.336, SLG: 0.393 (1, 5)			F8							4	0	1	0	0	0	1												
Yogi Berra, L OBP: 0.369, SLG: 0.475 (1, 9)	F5		K							4	0	1	0	0	1	2												
Mickey Mantle, S OBP: 0.398, SLG: 0.553 (1, 8)				6-3						2	0	0	0	2	1	1												
Bill Skowron, R OBP: 0.342, SLG: 0.556 (1, 3)	F6			K						3	0	0	0	1	1	3												
Eiston Howard, R OBP: 0.306, SLG: 0.381 (1, 2)			F2		6-3					4	0	0	0	0	0	2												
Clete Boyer, R OBP: 0.307, SLG: 0.429 (1, 6)			K		K					3	0	0	0	0	2	1												
Bobby Richardson, R OBP: 0.299, SLG: 0.294 Hector Lopez, R OBP: 0.353, SLG: 0.377 (1, 4)			1-3							2	0	0	0	0	0	0												
Eli Grba, R OBP: 0.318, SLG: 0.400 Bob Cerv, R OBP: 0.338, SLG: 0.444 Jim Coates, R OBP: 0.318, SLG: 0.341 (1, 1)				K						1	0	0	0	0	0	0												
Inning Stats	R: 0 E: 0 K: 0 S: 4	H: 1 LOB: 2 BB: 1 P: 8	R: 0 E: 0 K: 1 S: 5	H: 0 LOB: 0 BB: 0 P: 5	R: 0 E: 0 K: 2 S: 8	H: 1 LOB: 1 BB: 0 P: 8	R: 0 E: 0 K: 2 S: 7	H: 0 LOB: 1 BB: 1 P: 11	R: 1 E: 0 K: 0 S: 4	H: 1 LOB: 0 BB: 0 P: 4	R: 0 E: 0 K: 1 S: 5	H: 0 LOB: 0 BB: 0 P: 5	R: 0 E: 0 K: 0 S: 3	H: 0 LOB: 0 BB: 0 P: 3	R: 0 E: 0 K: 0 S: 3	H: 0 LOB: 0 BB: 0 P: 3	R: 0 E: 0 K: 0 S: 3	H: 1 LOB: 1 BB: 1 P: 7	1B: 3 2B: 0 3B: 0 HR: 1	SF: 0 SAC: 0 DP: 1 HBP: 0	WP: 0 PB: 0 SB: 1 CS: 0	PA: 33						
PITCHER	IP	WLS	BF	H	R	ER	SO	BB	IBB	HBP	BLK	WP	HR	S	P	ERA	WHIP											
Billy Pierce, L ERA: 3.4 Early Wynn, R ERA: 3.87	(1, 1)	0.0	W	33	4	1	1	6	3	0	0	0	0	1	42	54	1.00	0.778										

Chicago White Sox @ New York Yankees
Yankee Stadium, Bronx, NY

AB 30
R 1
H 4
RBI 1
BB 3
SO 6
LOB 10




Tue Aug 23 1960, 7:05 PM EDT
Att: 43,275 - Unknown - 79 F

Batter	1	2	3	4	5	6	7	8	9	AB	R	H	RBI	BB	SO	LOB	TOP					
Luis Aparicio, R OBP: 0.323, SLG: 0.345	4-0 CS BB		1-3			F7		F3		3	0	0	0	1	0	1						
Nellie Fox, L OBP: 0.333, SLG: 0.356	6-3		4-3			F8			6-3	4	0	0	0	0	0	1						
Floyd Robinson, L OBP: 0.381, SLG: 0.472	2B BB			1-3		F8			F7	3	0	0	0	1	0	0						
Roy Sievers, R OBP: 0.416, SLG: 0.580	1-3 2B			HR		L6-3 BB			HR	3	2	3	2	1	0	0						
Al Smith, R OBP: 0.381, SLG: 0.472	6-3			1-3		L6-3			1B	4	0	1	0	0	0	3						
Minnie Minoso, R OBP: 0.374, SLG: 0.458		F7		F8		K			1B	4	0	1	0	0	1	0						
Gene Freese, R OBP: 0.314, SLG: 0.488		F5			5-3				4-3	4	0	1	0	0	0	2						
Sherm Lollar, R OBP: 0.334, SLG: 0.369								L9		2	0	0	0	0	0	0						
Earl Torgerson, L OBP: 0.346, SLG: 0.478	6-3				L7					1	0	0	0	0	0	1						
Joe Ginsberg, L OBP: 0.348, SLG: 0.295										0	0	0	0	0	0	0						
Herb Score, L OBP: 0.185, SLG: 0.200										2	0	0	0	0	2	0						
Ted Kluszewski, L OBP: 0.346, SLG: 0.382										1	0	0	0	0	0	1						
Gerry Staley, R OBP: 0.389, SLG: 0.286										0	0	0	0	0	0	0						
Inning Stats	R: 0 E: 0 K: 0 S: 3	H: 1 LOB: 2 BB: 2 P: 11	R: 0 E: 0 K: 0 S: 3	H: 0 LOB: 0 BB: 0 P: 3	R: 0 E: 0 K: 1 S: 5	H: 0 LOB: 0 BB: 0 P: 5	R: 1 E: 0 K: 0 S: 4	H: 1 LOB: 0 BB: 0 P: 4	R: 0 E: 0 K: 1 S: 5	H: 0 LOB: 0 BB: 0 P: 5	R: 0 E: 0 K: 0 S: 3	H: 0 LOB: 0 BB: 0 P: 3	R: 0 E: 0 K: 1 S: 4	H: 0 LOB: 1 BB: 0 P: 8	R: 0 E: 0 K: 0 S: 4	H: 1 LOB: 1 BB: 0 P: 4	R: 1 E: 0 K: 0 S: 6	H: 3 LOB: 2 BB: 0 P: 6	1B: 3 2B: 2 3B: 0 HR: 2	SF: 0 SAC: 0 DP: 1 HBP: 0	WP: 0 PB: 0 SB: 0 CS: 1	PA: 34
PITCHER	IP WLS BF H R ER SO BB IBB HBP BLK WP HR S P ERA WHIP																					
Art Ditmar, R ERA: 2.99	(1, 1) 8.2 W 33 6 2 2 3 3 0 0 0 0 0 2 36 48 2.08 1.038																					
Luis Arroyo, L ERA: 1.99	(9, 1) 0.1 S 1 0 0 0 0 0 0 0 0 0 0 0 1 1 0.00 0.000																					

Chicago White Sox @ New York Yankees
Yankee Stadium, Bronx, NY
Wed Aug 24 1960, 3:33 AM EDT
Att: 32,116 - Unknown - 75 F

livebaseballscores.com

AB 31
R 2
H 6
RBI 2
BB 3
SO 3
LOB 9



Batter	1	2	3	4	5	6	7	8	9	AB	R	H	RBI	BB	SO	LOB	BOTTOM			
Clete Boyer, R OBP: 0.303, SLG: 0.423	5-3	F3		L6				F8		4	0	0	0	0	0	2				
Tony Kubek, L OBP: 0.325, SLG: 0.421						F2				3	2	1	1	1	0	1				
Gil McDougald, R OBP: 0.336, SLG: 0.393	1-4-3 1B BB	4-3				HR				0	0	0	0	0	0	0				
Yogi Berra, L OBP: 0.371, SLG: 0.474	1-4-3 1B		F4		BB		1-3			3	1	1	0	1	0	0				
Mickey Mantle, S OBP: 0.398, SLG: 0.551	1-4-3				BB					3	0	1	0	1	1	2				
Bill Skowron, R OBP: 0.344, SLG: 0.555	1B BB		F9		K					3	0	1	0	1	1	3				
Hector Lopez, R OBP: 0.352, SLG: 0.376	1-2 2H 3H 1B		F8		FC6-4			G4-6-3 1B		4	0	1	2	0	0	4				
Elston Howard, R OBP: 0.302, SLG: 0.375	F9			6-3		K		F9		4	0	0	0	0	1	2				
Bobby Richardson, R OBP: 0.302, SLG: 0.293		SH3-4 BB			BB		F2			1	0	0	0	2	0	0				
Art Ditmar, R OBP: 0.218, SLG: 0.212		SH3-4			BB					1	0	0	0	1	0	0				
Luis Arroyo, L ERA: 1.99		1-2			BB		4-3			0	0	0	0	0	0	0				
Inning Stats	R: 2 E: 0 K: 0 S: 5	H: 2 LOB: 2 BB: 2 P: 13	R: 0 E: 0 K: 0 S: 3	H: 0 LOB: 1 BB: 1 P: 7	R: 0 E: 0 K: 0 S: 4	H: 1 LOB: 1 BB: 0 P: 4	R: 0 E: 0 K: 0 S: 2	H: 0 LOB: 1 BB: 2 P: 10	R: 0 E: 0 K: 1 S: 5	H: 0 LOB: 0 BB: 0 P: 5	R: 1 E: 0 K: 1 S: 6	H: 1 LOB: 0 BB: 0 P: 6	R: 0 E: 0 K: 0 S: 3	H: 1 LOB: 0 BB: 0 P: 3	R: 0 E: 0 K: 0 S: 3	H: 1 LOB: 0 BB: 0 P: 3	1B: 4 2B: 0 3B: 0 HR: 1	SF: 0 SAC: 1 DP: 1 HBP: 0	WP: 0 PB: 0 SB: 0 CS: 0	PA: 34
PITCHER	IP WLS BF H R ER SO BB IBB HBP BLK WP HR S P ERA WHIP																			
Herb Score, L ERA: 3.52	(1, 1) 7.0 L 31 4 3 3 3 7 0 0 0 0 0 1 30 58 3.86 1.571																			
Gerry Staley, R ERA: 1.99	(8, 1) 1.0 3 1 0 0 0 0 0 0 0 0 0 0 3 3 0.00 1.000																			

Chicago White Sox @ New York Yankees
Yankee Stadium, Bronx, NY
Wed Aug 24 1960, 3:33 AM EDT
Att: 32,116 - Unknown - 75 F

livebaseballscores.com

AB 26
R 3
H 5
RBI 3
BB 7
SO 3
LOB 14




Batter	1	2	3	4	5	6	7	8	9	AB	R	H	RBI	BB	SO	LOB	TOP										
Luis Aparicio, R (1, 6) OBP: 0.324, SLG: 0.347	4-0 SH1-3 BB	0-0 SF9		0-0 L3	0-0 2B			0-3 K		3	0	1	3	1	1	0	Chicago White Sox @ Boston Red Sox Fenway Park, Boston, MA Fri Aug 26 1960, 7:05 PM EDT Att: 29,750 - Unknown										
Nelle Fox, L (1, 4) OBP: 0.335, SLG: 0.359	0-0 SH1-3	0-0 E9 2B		0-0 L4			0-0 4-3	0-0 BB 1B		4	1	2	0	0	0	0											
Roy Sievers, R (1, 3) OBP: 0.423, SLG: 0.585	4-0 BB	0-0 2B			4-0 WP 2B BB	0-0 1B		4-0 G5-4-3 BB		2	1	2	1	3	0	0											
Minnie Minoso, R (1, 7) OBP: 0.370, SLG: 0.454	0-3 K	0-0 1-3			0-3 K	0-3 K		0-0 G5-4-3		5	0	0	0	0	3	7											
Gene Freese, R (1, 5) OBP: 0.315, SLG: 0.488	0-0 F8		0-0 L5		0-0 BB 1B 2B	0-0 F7		4-0 WP BB		4	1	1	1	1	0	3											
Al Smith, R (1, 9) OBP: 0.381, SLG: 0.469		4-0 FC4-6 BB	0-0 F8		4-0 BB 1B BB		0-0 F8	0-0 L6		3	1	0	0	2	0	1											
Sherm Lollar, R (1, 2) OBP: 0.338, SLG: 0.374		0-0 FC4-6 1B 1B	0-0 2B		4-0 1B 2B BB		0-0 1B	0-0 F6		4	2	2	0	1	0	2											
Jim Landis, R (1, 8) OBP: 0.367, SLG: 0.386		0-0 1B SF9 1B	0-0 F9		0-0 2B 1B		0-0 2B	0-0 L7		5	2	3	2	0	0	2											
Frank Baumann, L (1, 1) OBP: 0.244, SLG: 0.128		0-0 2B E 1B		0-3 K	0-3 K		0-0 4-3			4	1	1	1	0	2	3											
Inning Stats	R: 0 E: 0 K: 1 S: 5	H: 0 LOB: 2 BB: 2 P: 13	R: 4 E: 2 K: 0 S: 7	H: 4 LOB: 1 BB: 1 P: 11	R: 0 E: 0 K: 1 S: 4	H: 1 LOB: 0 BB: 0 P: 4	R: 0 E: 0 K: 1 S: 5	H: 0 LOB: 0 BB: 0 P: 5	R: 5 E: 0 K: 2 S: 9	H: 3 LOB: 1 BB: 3 P: 21	R: 0 E: 0 K: 1 S: 6	H: 1 LOB: 1 BB: 0 P: 6	R: 0 E: 0 K: 0 S: 4	H: 2 LOB: 1 BB: 0 P: 4	R: 0 E: 0 K: 1 S: 5	H: 1 LOB: 1 BB: 1 P: 9		R: 0 E: 0 K: 0 S: 3	H: 0 LOB: 1 BB: 1 P: 7	1B: 6 2B: 6 3B: 0 HR: 0	SF: 1 SAC: 1 DP: 1 HBP: 0	WP: 2 PB: 0 SB: 1 CS: 0	PA: 44				
PITCHER	IP	WLS	BF	H	R	ER	SO	BB	IBB	HBP	BLK	WP	HR	S	P	ERA	WHIP										
Earl Wilson, R (1, 1) ERA: 4.43	4.1	L	24	6	7	7	3	5	0	0	0	1	0	25	45	14.54	2.538										
Tom Sturdivant, R (5, 1) ERA: 5.17	3.2		16	6	2	2	3	2	0	0	0	0	0	20	28	4.91	2.182										
Jerry Casale, R (9, 1) ERA: 6.86	1.0		4	0	0	0	0	1	0	0	0	1	0	3	7	0.00	1.000										

Batter	1	2	3	4	5	6	7	8	9	AB	R	H	RBI	BB	SO	LOB	BOTTOM										
Don Buddin, R (1, 6) OBP: 0.348, SLG: 0.375	0-0 4-3		0-0 2B			0-0 5-3		0-0 1-H 2B		4	1	2	1	0	0	0	Chicago White Sox @ Boston Red Sox Fenway Park, Boston, MA Fri Aug 26 1960, 7:05 PM EDT Att: 29,750 - Unknown										
Frank Malzone, R (1, 5) OBP: 0.335, SLG: 0.421	0-0 4-3		0-0 2B			0-0 F8		0-0 6-3		4	0	1	1	0	0	1											
Ted Williams, L (1, 7) OBP: 0.458, SLG: 0.664	0-0 F7		0-3 K			0-0 FC5-4 1B		0-0 F9		2	0	0	0	0	1	1											
Rip Repulski, R (4, 7) OBP: 0.291, SLG: 0.397						0-0 FC5-4				2	0	1	0	0	0	1											
Jim Pagliaroni, R (1, 2) OBP: 0.400, SLG: 0.545		0-0 2B		4-0 G5-4-3 BB		0-0 FC5-4		0-3 K		3	0	1	0	1	1	1											
Don Gile, R (1, 3) OBP: 0.167, SLG: 0.130		0-0 5-3		0-3 K		0-0 F8		0-0 F8		4	0	0	0	0	1	2											
Willie Tasby, R (1, 8) OBP: 0.367, SLG: 0.352		0-0 6-3		0-0 G5-4-3		0-0 6-3		0-0 BB 1B		4	0	1	0	0	0	2											
Lou Clinton, R (1, 9) OBP: 0.271, SLG: 0.378		0-0 5-3			0-0 G4-6-3 1B	0-0 6-3		4-0 BB		3	0	1	0	1	0	1											
Pumpsie Green, S (1, 4) OBP: 0.340, SLG: 0.323			0-0 4-3		0-0 G4-6-3	0-0 F4		0-0 5-3		4	0	0	0	0	0	3											
Earl Wilson, R (1, 1) OBP: 0.133, SLG: 0.071			0-3 K		0-3 K			4-0 BB		1	0	0	0	0	1	0											
Tom Sturdivant, L (5, 1) OBP: 0.192, SLG: 0.190										1	0	0	0	0	1	0											
Carroll Hardy, R (6, PH) OBP: 0.208, SLG: 0.200										0	1	0	0	1	0	0											
Jerry Casale, R (9, 1) OBP: 0.303, SLG: 0.355										0	0	0	0	0	0	0											
Inning Stats	R: 0 E: 0 K: 0 S: 3	H: 0 LOB: 0 BB: 0 P: 3	R: 0 E: 0 K: 0 S: 4	H: 1 LOB: 1 BB: 0 P: 4	R: 1 E: 0 K: 2 S: 9	H: 2 LOB: 1 BB: 0 P: 9	R: 0 E: 0 K: 1 S: 4	H: 0 LOB: 0 BB: 1 P: 8	R: 0 E: 0 K: 1 S: 5	H: 1 LOB: 0 BB: 0 P: 5	R: 0 E: 0 K: 0 S: 4	H: 1 LOB: 1 BB: 0 P: 4	R: 0 E: 0 K: 0 S: 3	H: 0 LOB: 0 BB: 0 P: 3	R: 1 E: 0 K: 0 S: 4	H: 1 LOB: 1 BB: 1 P: 8	R: 0 E: 0 K: 1 S: 6	H: 1 LOB: 2 BB: 1 P: 10	1B: 3 2B: 4 3B: 0 HR: 0	SF: 0 SAC: 0 DP: 2 HBP: 0	WP: 0 PB: 0 SB: 0 CS: 0	PA: 35					
PITCHER	IP	WLS	BF	H	R	ER	SO	BB	IBB	HBP	BLK	WP	HR	S	P	ERA	WHIP										
Frank Baumann, L (1, 1) ERA: 2.54	9.0	W	35	7	2	2	5	3	0	0	0	0	0	42	54	2.00	1.111										

Batter	1	2	3	4	5	6	7	8	9	AB	R	H	RBI	BB	SO	LOB	TOP					
Floyd Robinson, L (1,8)	0-0 6-3		0-0 4-3			0-0 4-3		0-3 K		4	0	0	0	0	1	1	Chicago White Sox @ Baltimore Orioles Memorial Stadium, Baltimore, MD Mon Aug 29 1960, 7:05 PM EDT Att: 22,372 - Unknown					
Nellie Fox, L (1,4) OBP: 0.336, SLG: 0.360	0-0 4-3			0-0 1B		0-0 6-3		4-0 FC5-4 BB		3	0	1	0	1	0	0						
Roy Sievers, R (1,3) OBP: 0.422, SLG: 0.587	0-3 K			0-0 L5		0-3 K		0-0 FC5-4 FC5-4 1-2		4	0	0	0	0	2	1						
Al Smith, R (1,9) OBP: 0.383, SLG: 0.469		0-3 K		0-0 1B			0-0 G1-6-3 1B	0-0 FC5-4 1-2		4	0	2	0	0	1	1						
Minnie Minoso, R (1,7) OBP: 0.371, SLG: 0.450		0-0 3-1		0-0 L6			0-0 G1-6-3 1B	0-0 5-3		4	0	1	0	0	0	2						
Billy Goodman, L (1,5) OBP: 0.318, SLG: 0.281		0-0 4-3			4-0 FC6-4 BB		0-0 G1-6-3 1B	0-0 1-2 2-3		2	0	0	0	1	0	2						
Sherm Lollar, R (1,2) OBP: 0.335, SLG: 0.374			4-0 G3 BB		0-3 K		0-3 K			2	0	0	0	1	2	2						
Luis Aparicio, R (1,6) OBP: 0.322, SLG: 0.347			0-0 G3		0-0 FC6-4			0-0 F3		2	0	0	0	0	0	2						
Earl Torgeson, L (8, PH) OBP: 0.462, SLG: 0.449			1-2		0-2 FC6-4			0-0 F7		1	0	0	0	0	0	0						
Sammy Esposito, R (8, 6) OBP: 0.286, SLG: 0.196			1-2		0-3 K					0	0	0	0	0	0	0						
Herb Score, L (1, 1) OBP: 0.185, SLG: 0.200			0-3 K							0	0	0	0	0	0	0						
Russ Kemmerer, R (1, 1)										2	0	0	0	0	2	2						
Ted Kluszewski, L (8, PH) OBP: 0.342, SLG: 0.377										1	0	0	0	0	0	0						
Gerry Staley, R (8, 1) OBP: 0.368, SLG: 0.267										0	0	0	0	0	0	0						
Inning Stats	R: 0 E: 0 K: 1 S: 5	H: 0 LOB: 0 BB: 0 P: 5	R: 0 E: 0 K: 1 S: 5	H: 0 LOB: 0 BB: 0 P: 5	R: 0 E: 0 K: 1 S: 5	H: 0 LOB: 1 BB: 1 P: 9	R: 0 E: 0 K: 0 S: 4	H: 2 LOB: 1 BB: 0 P: 4	R: 0 E: 0 K: 2 S: 7	H: 0 LOB: 1 BB: 1 P: 11	R: 0 E: 0 K: 1 S: 5	H: 0 LOB: 0 BB: 0 P: 5	R: 0 E: 0 K: 1 S: 6	H: 2 LOB: 1 BB: 0 P: 6	R: 0 E: 0 K: 1 S: 5	H: 0 LOB: 0 BB: 0 P: 5	R: 0 E: 1 K: 0 S: 3	H: 0 LOB: 1 BB: 1 P: 7	1B: 4 2B: 0 3B: 0 HR: 0	SF: 0 SAC: 0 DP: 1 HBP: 0	WP: 0 PB: 0 CS: 0	PA: 32
PITCHER Jack Fisher, R (1, 1) ERA: 3.3	IP: 9.0 WLS: W BF: 32 H: 4 R: 0 ER: 0 SO: 8 BB: 3 IBB: 0 HBP: 0 BLK: 0 WP: 0 HR: 0 S: 45 P: 57 ERA: 0.00 WHIP: 0.778															PITCHER						

Batter	1	2	3	4	5	6	7	8	9	AB	R	H	RBI	BB	SO	LOB	BOTTOM				
Jackie Brandt, R (1,9) OBP: 0.324, SLG: 0.429	0-0 HR		0-0 1B 2B		0-3 K		0-0 G5-3 1B 1-2		4	2	3	1	0	1	1	1	Chicago White Sox @ Baltimore Orioles Memorial Stadium, Baltimore, MD Mon Aug 29 1960, 7:05 PM EDT Att: 22,372 - Unknown				
Gene Woodling, L (1,7) OBP: 0.407, SLG: 0.428	0-0 2B		0-0 WP 1B		0-0 F4		0-0 1-2 2-H 1B		4	1	3	2	0	0	1	1					
Brooks Robinson, R (1,5) OBP: 0.341, SLG: 0.444	0-0 2B		0-0 F7		0-0 1B		0-0 G5-3 2-3f		4	0	2	1	0	0	3	3					
Walt Dropo, R (1,3) OBP: 0.343, SLG: 0.381	0-0 6-3		0-3 K		0-0 4-3			0-3 K		1	0	0	0	0	0	1					
Gene Stephens, L (3,9) OBP: 0.317, SLG: 0.357	0-0 6-3		1-2						3	0	0	0	0	0	2	3					
Gus Triandos, R (1,2) OBP: 0.338, SLG: 0.399	0-0 5-3		0-0 5-3			0-0 G1		0-0 F4		4	0	0	0	0	0	2					
Ron Hansen, R (1,6) OBP: 0.342, SLG: 0.459	0-0 F4			0-0 6-3		0-0 E6 L3		0-3 K		4	0	0	0	0	1	1					
Jim Busby, R (1,8) OBP: 0.315, SLG: 0.288		0-0 G3		0-0 4-3		0-0 L3			0	0	0	0	0	0	0	0					
Jim Gentile, L (2, PH) OBP: 0.409, SLG: 0.516					1-2				3	0	0	0	0	0	1	1					
Mary Breeding, R (1,4) OBP: 0.322, SLG: 0.346		0-0 5-3		0-0 6-3			0-0 E6 1B 1B		3	1	0	0	0	0	0	0					
Jack Fisher, R (1, 1) OBP: 0.300, SLG: 0.311		0-0 5-3			4-0 1B BB		0-0 F8		2	0	0	0	1	0	1	1					
Inning Stats	R: 2 E: 0 K: 0 S: 6	H: 3 LOB: 1 BB: 0 P: 6	R: 0 E: 0 K: 0 S: 3	H: 0 LOB: 0 BB: 0 P: 3	R: 1 E: 0 K: 1 S: 7	H: 2 LOB: 1 BB: 0 P: 7	R: 0 E: 0 K: 0 S: 3	H: 0 LOB: 0 BB: 0 P: 3	R: 0 E: 1 K: 0 S: 5	H: 1 LOB: 2 BB: 1 P: 10	R: 0 E: 0 K: 0 S: 3	H: 0 LOB: 0 BB: 0 P: 3	R: 1 E: 1 K: 0 S: 5	H: 2 LOB: 1 BB: 0 P: 5	R: 0 E: 0 K: 2 S: 7	H: 0 LOB: 0 BB: 0 P: 7		1B: 4 2B: 4 3B: 0 HR: 1	SF: 0 SAC: 0 DP: 2 HBP: 0	WP: 1 PB: 0 CS: 0	PA: 33
PITCHER Herb Score, L (1, 1) ERA: 3.7	IP: 6.2 WLS: L BF: 26 H: 5 R: 2 ER: 1 SO: 2 BB: 1 IBB: 0 HBP: 0 BLK: 0 WP: 1 HR: 1 S: 29 P: 33 ERA: 1.35 WHIP: 0.900															PITCHER					
Russ Kemmerer, R (1, 1) ERA: 3.7	IP: 1.0 WLS: L BF: 3 H: 0 R: 0 ER: 0 SO: 0 BB: 0 IBB: 0 HBP: 0 BLK: 0 WP: 0 HR: 0 S: 7 P: 7 ERA: 0.00 WHIP: 0.000															PITCHER					



Batter	1	2	3	4	5	6	7	8	9	10	AB	R	H	RBI	BB	SO	LOB	TOP							
Luis Aparicio, R OBP: 0.325, SLG: 0.349 (1.6)	K		6-3		1B			SH3-4	SH1-3 HR	2B E	5	2	3	1	0	1	0								
Nellie Fox, L OBP: 0.340, SLG: 0.366 (1.4)	BB 1B		2B		F7			F6	SH1-3	E	5	1	3	2	0	0	3								
Roy Sievers, R OBP: 0.424, SLG: 0.586 (9, PR)	K		F4					BB 1B	HR	E4	4	1	2	1	1	1	2								
Sammy Esposito, R OBP: 0.286, SLG: 0.196 (9, S)	K		F4					BB 1B	HR	E4	0	1	0	0	0	0	0								
Billy Goodman, L OBP: 0.313, SLG: 0.276 (10, PH)	K		F4					BB 1B	HR	E4	1	0	0	1	0	0	0								
Al Smith, R OBP: 0.362, SLG: 0.466 (1.9)	BB		4-3					BB 1B	HR	K	3	0	0	1	2	1	3								
Minnie Minoso, R OBP: 0.374, SLG: 0.458 (1.7)	G1							BB 1B	HR	5-3	5	1	3	4	1	0	3								
Sherm Lollar, R OBP: 0.336, SLG: 0.373 (1.2)								BB 1B	HR		4	0	1	0	1	0	2								
Gene Freese, R OBP: 0.310, SLG: 0.479 (9, 1)								BB 1B	HR		4	0	0	0	0	2	4								
Dick Donovan, L OBP: 0.200, SLG: 0.174 (10, PH)								BB 1B	HR		0	0	0	0	0	0	0								
Floyd Robinson, L OBP: 0.315, SLG: 0.279 (10, 1)								BB 1B	HR		1	0	0	0	0	0	0								
Early Wynn, S OBP: 0.315, SLG: 0.279 (10, 1)								BB 1B	HR		0	0	0	0	0	0	0								
Jim Landis, R OBP: 0.371, SLG: 0.392 (1.8)								BB 1B	HR		5	2	2	0	0	2	1								
Frank Baumann, L OBP: 0.234, SLG: 0.122 (8, PH)								BB 1B	HR		2	0	0	0	0	1	1								
Ted Kluszewski, L OBP: 0.345, SLG: 0.381 (8, PH)								BB 1B	HR		1	0	1	0	0	0	0								
Jim Rivera, L OBP: 0.245, SLG: 0.170 (8, PH)								BB 1B	HR		0	1	0	0	0	0	0								
Gerry Staley, R OBP: 0.287, SLG: 0.287 (8, 1)								BB 1B	HR		0	0	0	0	0	0	0								
Turk Lowm, R OBP: 0.233, SLG: 0.400 (8, 1)								BB 1B	HR		0	0	0	0	0	0	0								
Earl Torgerson, L OBP: 0.248, SLG: 0.460 (8, PH)								BB 1B	HR		1	2	1	0	1	0	0								
Earl Torgerson, L OBP: 0.248, SLG: 0.460 (8, PH)								BB 1B	HR		1	2	1	0	1	0	0								
Inning Stats	R: 0 E: 0 K: 2 S: 8	H: 1 LOB: 2 BB: 1 P: 12	R: 0 E: 0 K: 1 S: 6	H: 1 LOB: 1 BB: 0 P: 6	R: 0 E: 0 K: 0 S: 4	H: 1 LOB: 1 BB: 1 P: 4	R: 0 E: 0 K: 0 S: 2	H: 0 LOB: 0 BB: 1 P: 6	R: 0 E: 0 K: 1 S: 6	H: 1 LOB: 1 BB: 0 P: 6	R: 0 E: 0 K: 0 S: 3	H: 2 LOB: 0 BB: 0 P: 3	R: 0 E: 0 K: 2 S: 7	H: 0 LOB: 0 BB: 0 P: 7	R: 2 E: 0 K: 1 S: 8	H: 3 LOB: 3 BB: 2 P: 16	R: 5 E: 0 K: 0 S: 7	H: 4 LOB: 1 BB: 1 P: 11	R: 4 E: 1 K: 1 S: 9	H: 3 LOB: 1 BB: 1 P: 13	1B: 13 2B: 2 3B: 0 HR: 1	SF: 1 SAC: 2 DP: 2 HBP: 0	WP: 0 PA: 51 PB: 0 SB: 1 CS: 1		
PITCHER	IP	WLS	BF	H	R	ER	SO	BB	IBB	HBP	BLK	WP	HR	S	P	ERA	WHIP								
Pedro Ramos, R ERA: 3.74 (1.1)	8.0		36	11	4	4	7	4	0	0	0	0	0	46	62	4.50	1.875								
Tex Clevenger, R ERA: 4.01 (9, 1)	1.0		6	2	3	3	0	0	1	0	0	0	1	5	9	27.00	2.000								
Rudy Hernandez, R ERA: 4.01 (10, 1)	1.0	L	8	3	4	3	1	1	0	0	0	0	0	9	13	27.00	4.000								

Chicago White Sox @ Washington Senators
Griffith Stadium, Washington, DC
Tue Aug 30 1960, 7:05 PM EDT
Att: 10,979 - Unknown

livebaseballscorecards.com

AB 41
R 11
H 16
RBI 10
BB 6
SO 8
LOB 19



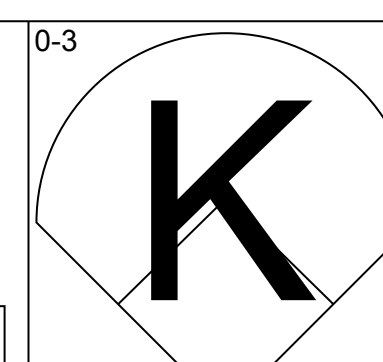
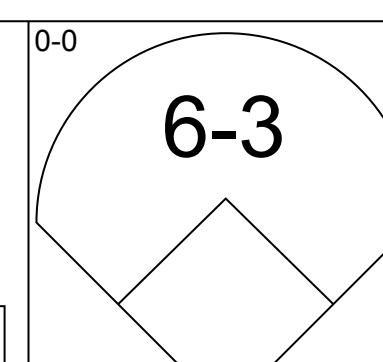
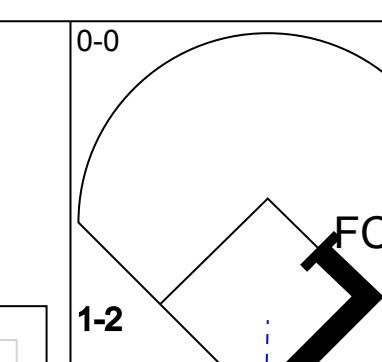
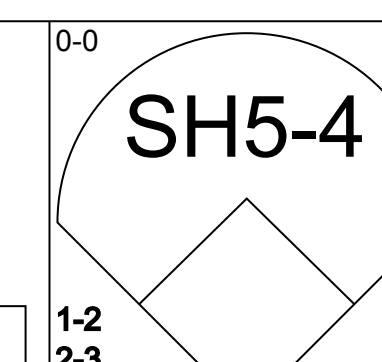
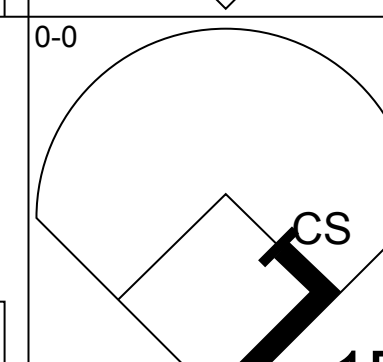
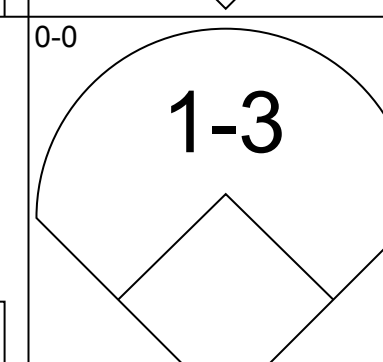
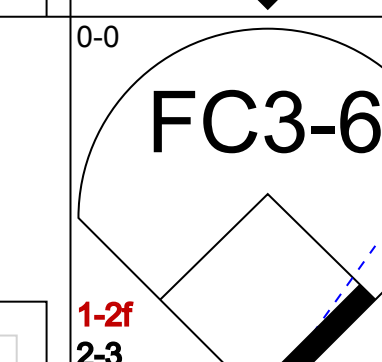
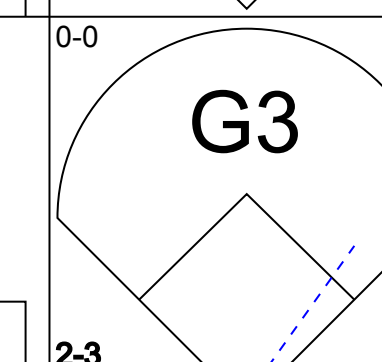
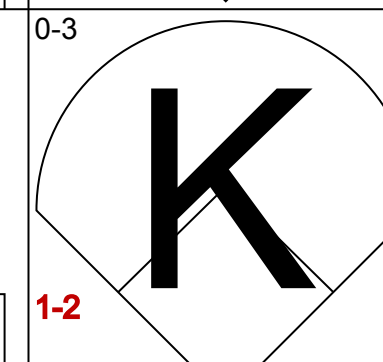
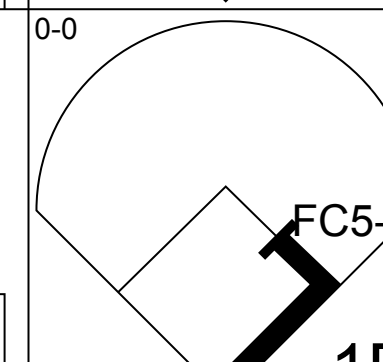
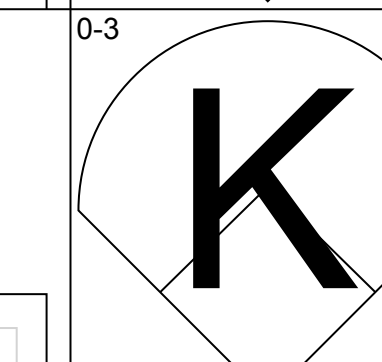
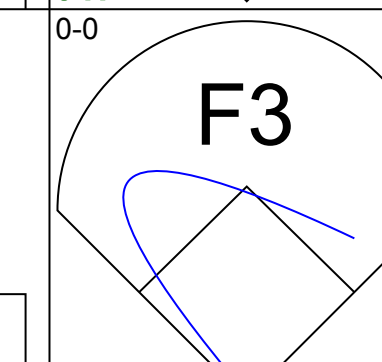
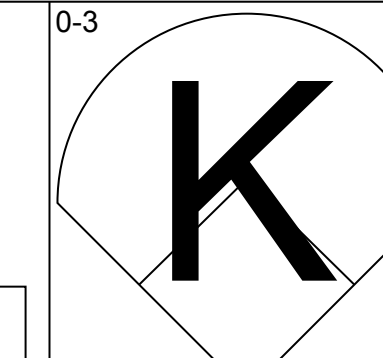
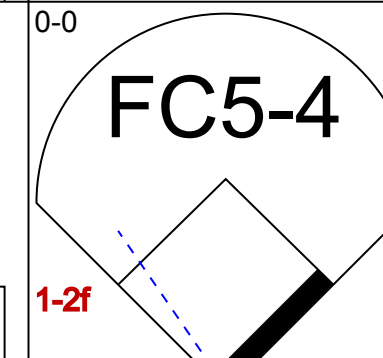
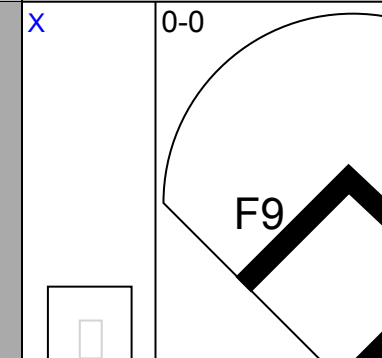
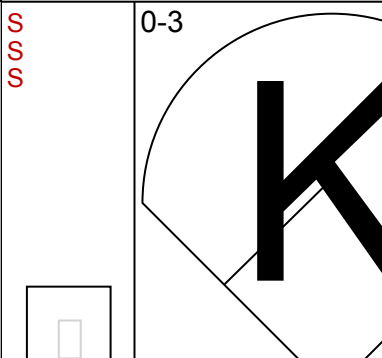
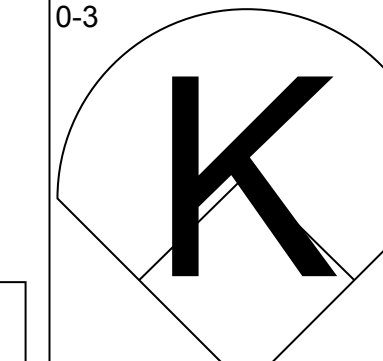
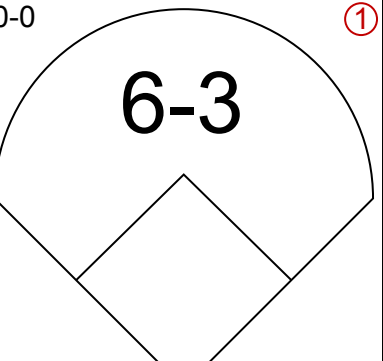
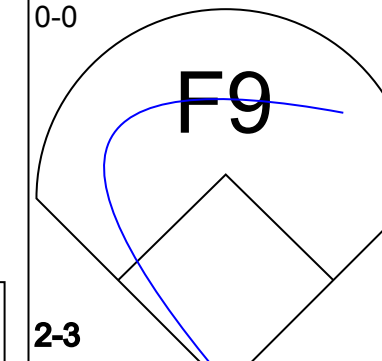
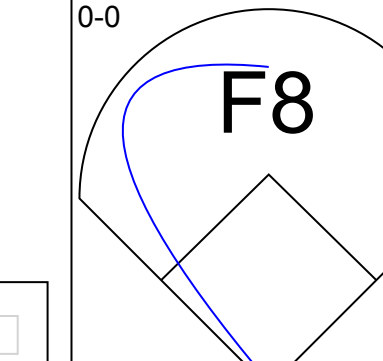
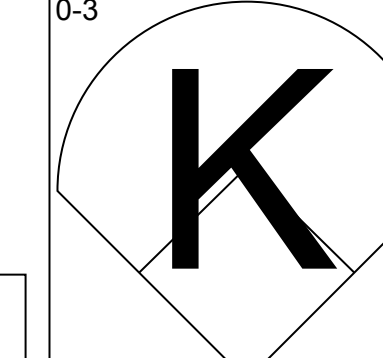
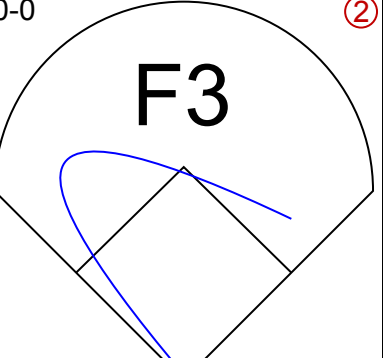
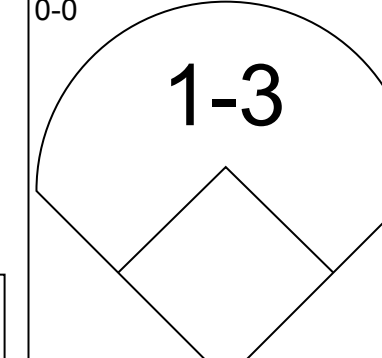
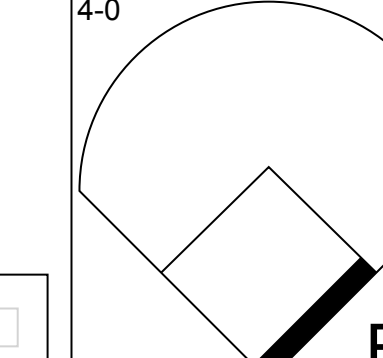
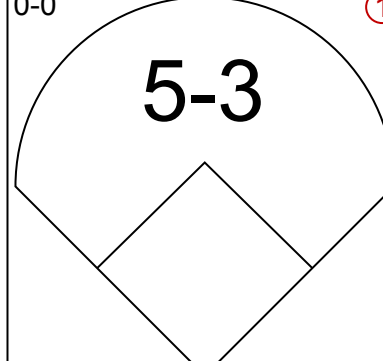
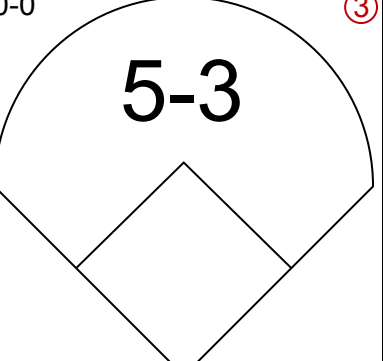
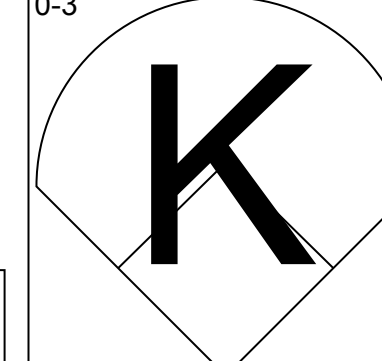
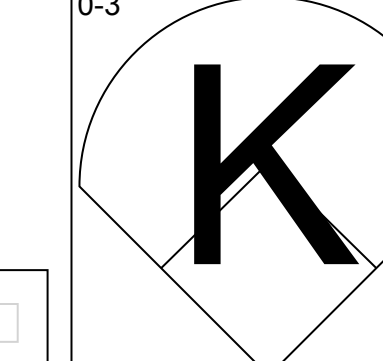
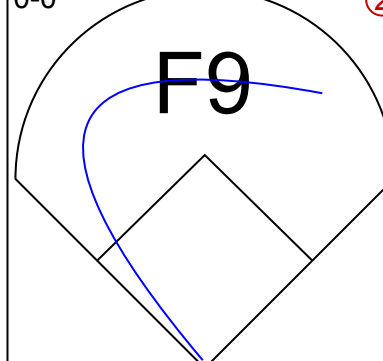
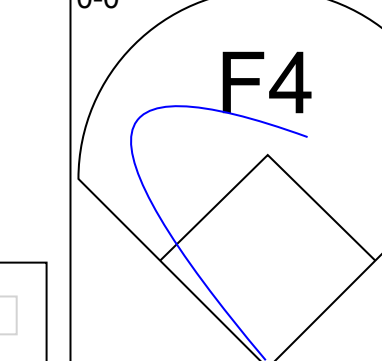
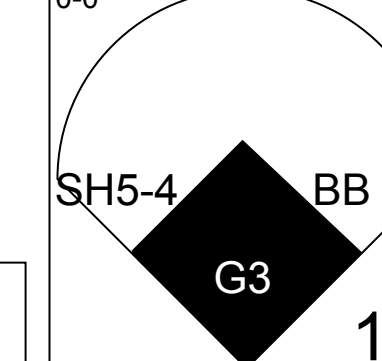
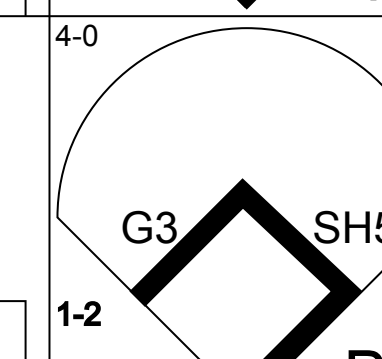
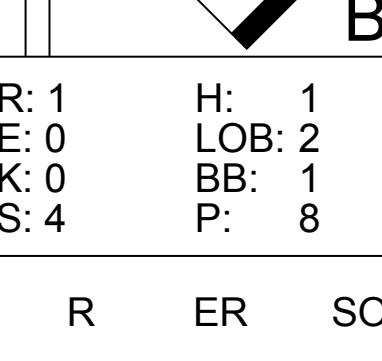

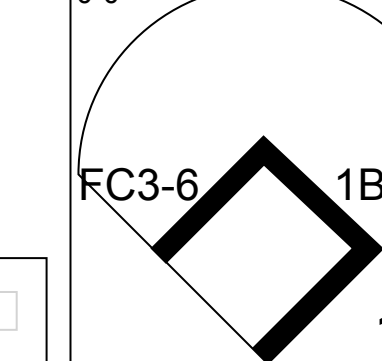
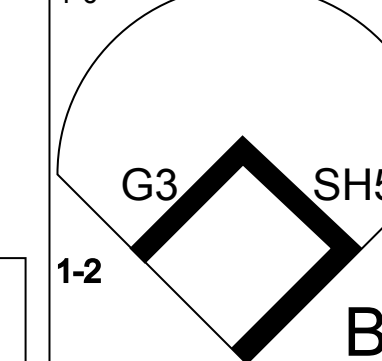

Batter	1	2	3	4	5	6	7	8	9	10	AB	R	H	RBI	BB	SO	LOB	BOTTOM							
Pete Whisenant, R OBP: 0.315, SLG: 0.364 (1.8)	F8		E9		FC6-4 1B			SH3 HR	HR	HR	3	0	1	0	0	0	0								
Lenny Green, L OBP: 0.308, SLG: 0.412 (8, PH)								SH3	HR	HR	3	3	3	1	0	0	0								
Billy Gardner, R OBP: 0.327, SLG: 0.383 (1.4)	5-3 2B		K		FC6-4			SH3	HR	6-3	5	1	2	2	0	1	2								
Harmon Killebrew, R OBP: 0.375, SLG: 0.526 (1.3)	5-3 2-3				F9			HR	BB	E3	4	1	0	0	1	0	1								
Jim Lemon, R OBP: 0.366, SLG: 0.522 (1.7)					F9			HR	BB	G3	4	1	1	3	0	0	1								
Dan Dobbek, L OBP: 0.307, SLG: 0.369 (9, 8)	F8				F9			HR	BB	G3	1	0	0	0	0	0	1								
Reno Bertola, R OBP: 0.325, SLG: 0.366 (1.5)					F9			HR	BB	1-3	4	1	1	0	1	0	1								
Bob Allison, R OBP: 0.372, SLG: 0.426 (1.9)					2B BB			HR	BB	1-3	4	1	1	0	1	0	1								
Earl Battey, R OBP: 0.345, SLG: 0.403 (1.2)					2B			HR	BB	1-3	5	2	3	1	0	1	1								
Earl Battey, R OBP: 0.345, SLG: 0.403 (1.2)					2B			HR	BB	1-3	5	2	3	1	0	1	1								
Earl Battey, R OBP: 0.345, SLG: 0.403 (1.2)					2B			HR	BB	1-3	5	2	3	1	0	1	1								
Earl Battey, R OBP: 0.345, SLG: 0.403 (1.2)					2B			HR	BB	1-3	5	2	3	1	0	1	1								
Earl Battey, R OBP: 0.345, SLG: 0.403 (1.2)					2B			HR	BB	1-3	5	2	3	1	0	1	1								
Earl Battey, R OBP: 0.345, SLG: 0.403 (1.2)					2B			HR	BB	1-3	5	2	3	1	0	1	1								
Inning Stats	R: 0 E: 0 K: 0 S: 4	H: 1 LOB: 1 BB: 0 P: 4	R: 0 E: 0 K: 1 S: 5	H: 0 LOB: 0 BB: 0 P: 5	R: 0 E: 1 K: 2 S: 8	H: 0 LOB: 1 BB: 0 P: 8	R: 1 E: 0 K: 0 S: 4	H: 1 LOB: 1 BB: 1 P: 8	R: 0 E: 0 K: 1 S: 6	H: 1 LOB: 1 BB: 0 P: 6	R: 0 E: 0 K: 0 S: 3	H: 1 LOB: 0 BB: 0 P: 4	R: 0 E: 0 K: 1 S: 5	H: 0 LOB: 0 BB: 0 P: 5	R: 4 E: 1 K: 0 S: 7	H: 4 LOB: 1 BB: 1 P: 11	R: 2 E: 1 K: 0 S: 6	H: 2 LOB: 1 BB: 0 P: 6	R: 3 E: 0 K: 0 S: 6	H: 3 LOB: 0 BB: 0 P: 6	1B: 6 2B: 3 3B: 1 HR: 3	SF: 1 SAC: 1 DP: 0 HBP: 0	WP: 0 PA: 47 PB: 0 SB: 0 CS: 0		
PITCHER	IP	WLS	BF	H	R	ER	SO	BB	IBB	HBP	BLK	WP	HR	S	P	ERA	WHIP								
Frank Baumann, L ERA: 2.48 (1.1)	7.0		27	4	1	1	5	1	0	0	0	0	0	36	40	1.29	0.714								
Gerry Staley, R ERA: 2.27 (8, 1)	0.2		7	4	4	3	0	1	0	0	0	0	1	6	10	40.50	7.500								
Turk Lowm, R ERA: 3.45 (8, 1)	0.1		1	0	0	0	0	0	0	0	0	0	0	1	1	0.00	0.000								
Dick Donovan, R ERA: 5.38 (9, 1)	1.0	W	6	2	2	2	0	0	0	0	0	0	1	6	6	18.00	2.000								
Early Wynn, R ERA: 4.0 (10, 1)	1.0	S	6	3	3	3	0	0	0	0	0	0	1	6	6	27.00	3.000								

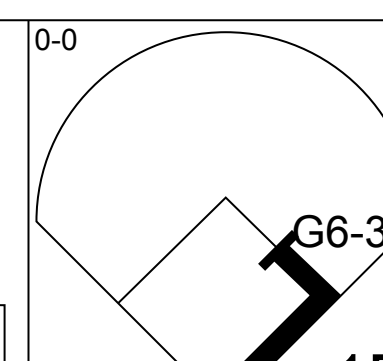
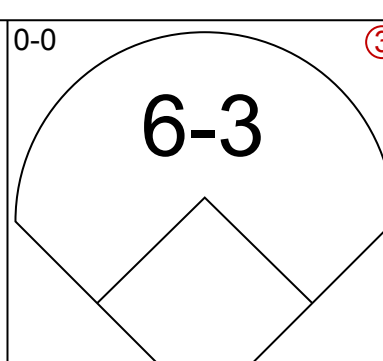
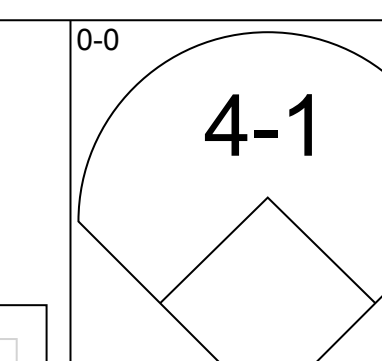
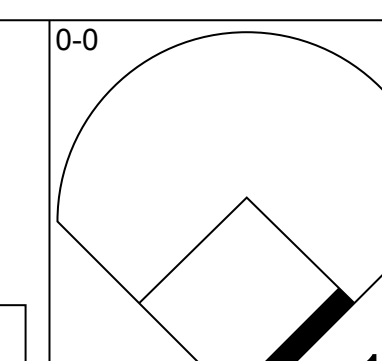
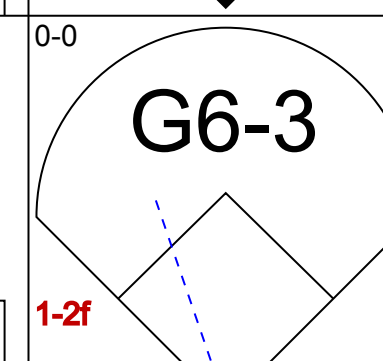
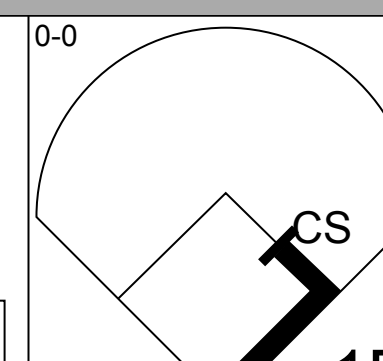
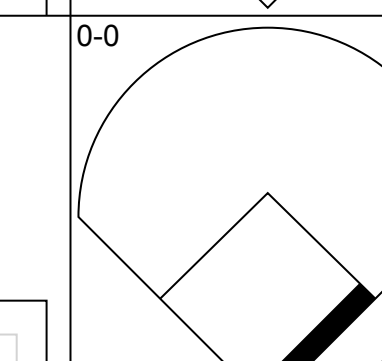
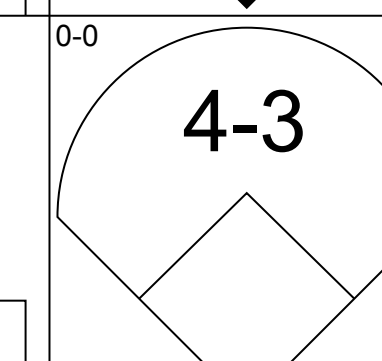
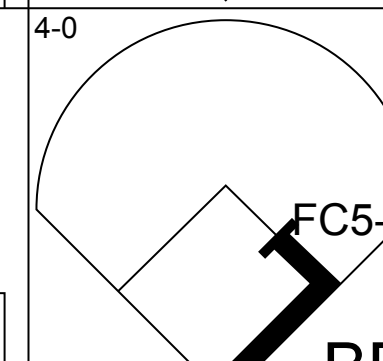
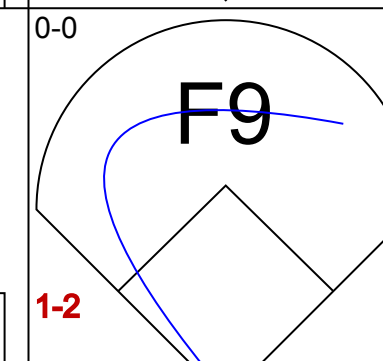
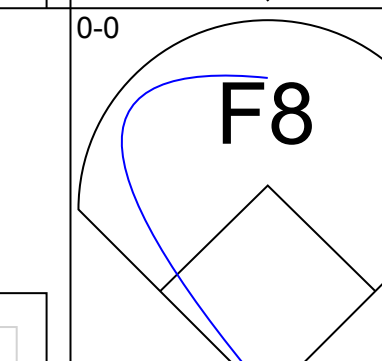
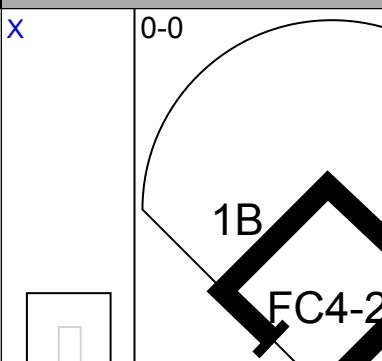
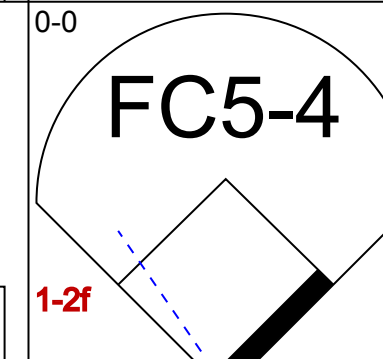
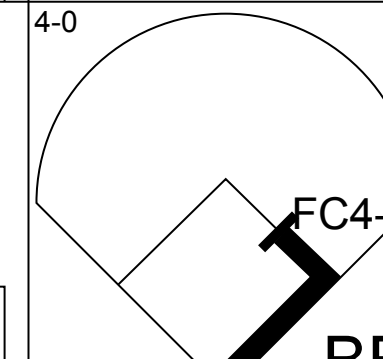
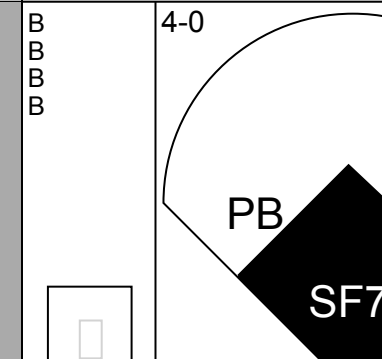
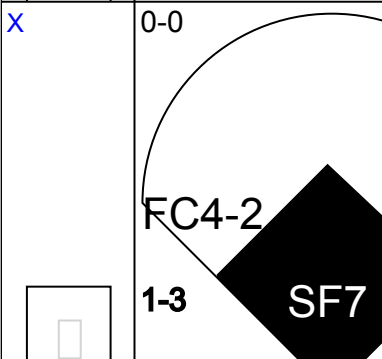
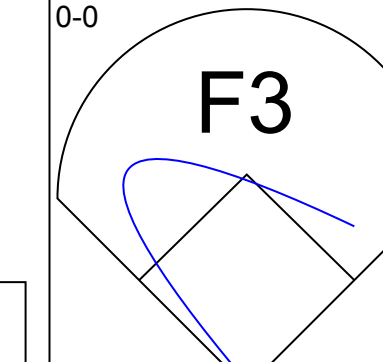
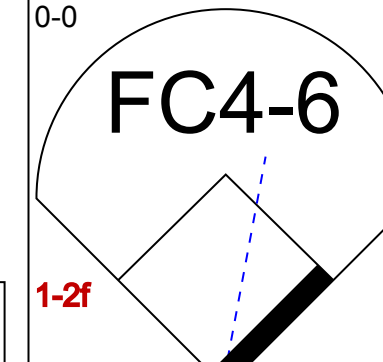
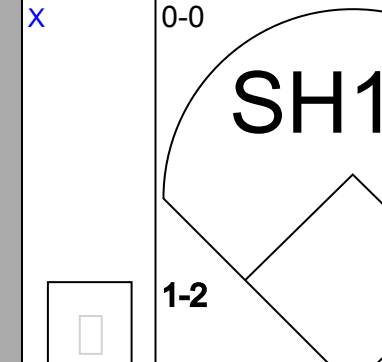
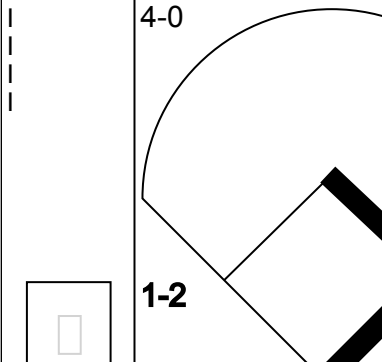
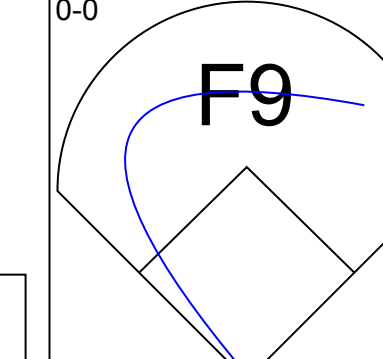
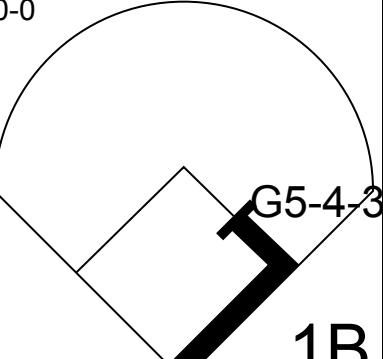
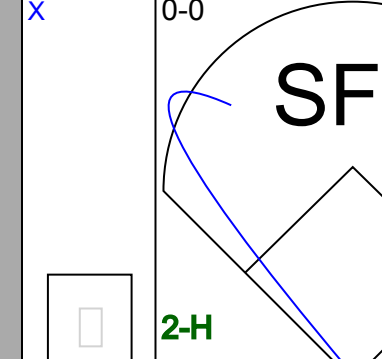
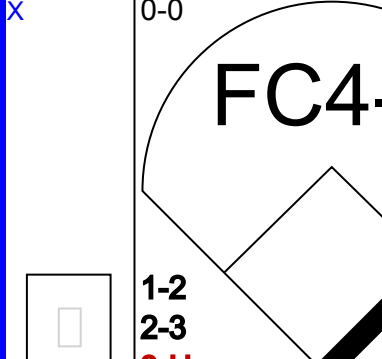
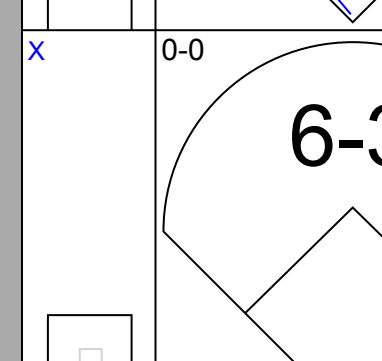
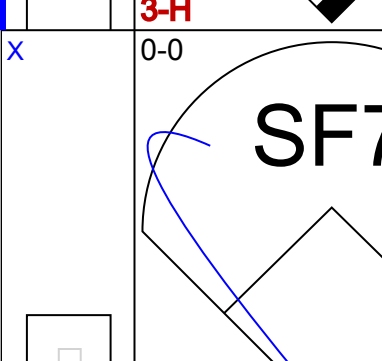

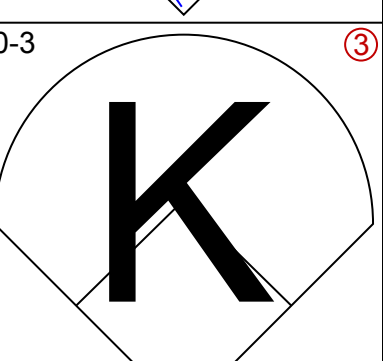


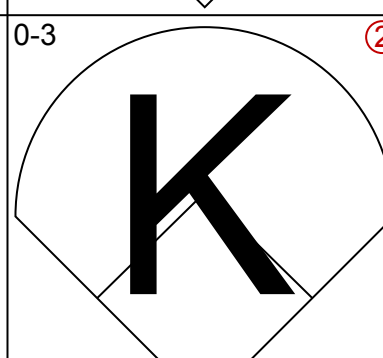
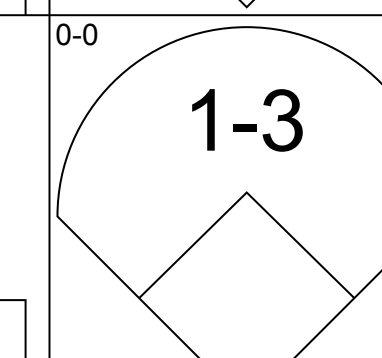

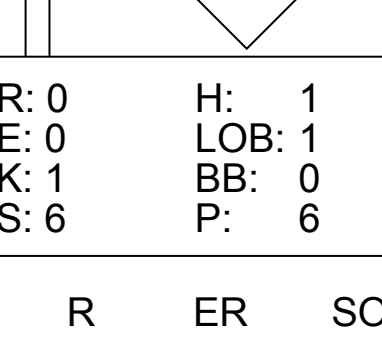

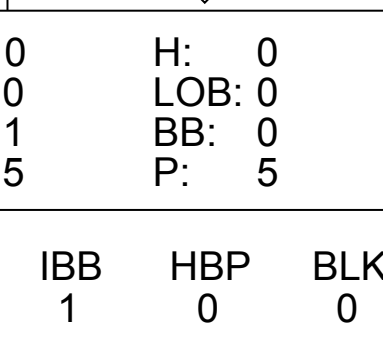
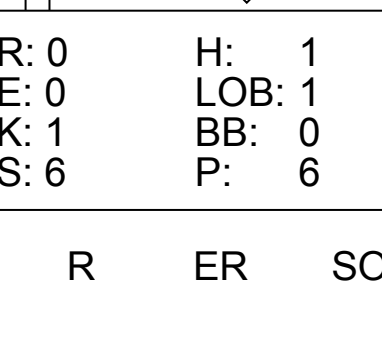
Chicago White Sox @ Washington Senators
Griffith Stadium, Washington, DC
Tue Aug 30 1960, 7:05 PM EDT
Att: 10,979 - Unknown

livebaseballscorecards.com

AB 43
R 10
H 13
RBI 9
BB 2
SO 5
LOB 10




Batter	1	2	3	4	5	6	7	8	9	AB	R	H	RBI	BB	SO	LOB	TOP					
Luis Aparicio, R (1, 6) OBP: 0.325, SLG: 0.349										3	0	1	0	0	1	0	Chicago White Sox @ Washington Senators Griffith Stadium, Washington, DC Wed Aug 31 1960, 7:05 PM EDT Att: 7,798 - Unknown					
Nellie Fox, L (1, 4) OBP: 0.340, SLG: 0.365										4	0	1	1	0	0	4						
Roy Sievers, R (1, 3) OBP: 0.422, SLG: 0.583										4	0	1	0	0	2	5						
Al Smith, R (1, 9) OBP: 0.381, SLG: 0.466										4	0	1	0	0	2	1						
Minnie Minoso, R (1, 7) OBP: 0.372, SLG: 0.454											4	0	0	0	0	1		1				
Jim Landis, R (1, 8) OBP: 0.370, SLG: 0.389											3	0	0	0	1	1		1				
Gene Freese, R (1, 5) OBP: 0.307, SLG: 0.474											4	0	0	0	0	2		2				
Earl Averill, R (1, 2) OBP: 0.306, SLG: 0.302										3	0	1	0	0	0	0		AB 31 R 1 H 6 RBI 1 BB 2 SO 9 LOB 14				
Jim Rivera, L (8, PR) OBP: 0.455, SLG: 0.700										0	1	0	0	0	0	0						
Sherm Lollar, R (8, 2) OBP: 0.336, SLG: 0.373										0	0	0	0	0	0	0						
Bob Shaw, R (1, 1) OBP: 0.210, SLG: 0.127										2	0	1	0	1	0	0						
Inning Stats	R: 0 E: 0 K: 2 S: 7	H: 1 LOB: 1 BB: 0 P: 7	R: 0 E: 0 K: 3 S: 9	H: 0 LOB: 0 BB: 0 P: 9	R: 0 E: 0 K: 0 S: 3	H: 0 LOB: 0 BB: 0 P: 3	R: 0 E: 0 K: 0 S: 4	H: 1 LOB: 1 BB: 0 P: 4	R: 0 E: 0 K: 0 S: 3	H: 0 LOB: 0 BB: 0 P: 3	R: 0 E: 0 K: 1 S: 7	H: 2 LOB: 2 BB: 0 P: 7	R: 0 E: 0 K: 1 S: 6	H: 1 LOB: 1 BB: 0 P: 6	R: 1 E: 0 K: 0 S: 4	H: 1 LOB: 2 BB: 1 P: 8		R: 0 E: 0 K: 2 S: 7	H: 0 LOB: 1 BB: 1 P: 11	1B: 5 2B: 2 3B: 0 HR: 0	SF: 0 SAC: 1 DP: 1 HBP: 0	WP: 0 PB: 0 CS: 1
PITCHER Jack Kralick, L (1, 1) ERA: 3.41	IP: 9.0 WLS: W BF: 34 H: 6 R: 1 ER: 1 SO: 9 BB: 2 IBB: 0 HBP: 0 BLK: 0 WP: 0 HR: 0 S: 50 P: 58 ERA: 1.00 WHIP: 0.889															PITCHER						

Batter	1	2	3	4	5	6	7	8	9	AB	R	H	RBI	BB	SO	LOB	BOTTOM					
Billy Gardner, R (1, 4) OBP: 0.328, SLG: 0.384										4	0	2	0	0	0	0	Chicago White Sox @ Washington Senators Griffith Stadium, Washington, DC Wed Aug 31 1960, 7:05 PM EDT Att: 7,798 - Unknown					
Lenny Green, L (1, 8) OBP: 0.370, SLG: 0.414										4	0	2	0	0	0	2						
Julio Becquer, L (1, 3) OBP: 0.289, SLG: 0.411										3	0	1	0	1	0	2						
Jim Lemon, R (1, 7) OBP: 0.369, SLG: 0.522										2	2	1	0	2	0	1						
Reno Bertoia, R (1, 5) OBP: 0.325, SLG: 0.364										2	0	0	0	1	0	1						
Bob Allison, R (1, 9) OBP: 0.372, SLG: 0.427											2	0	1	1	0	0		AB 27 R 2 H 7 RBI 2 BB 4 SO 4 LOB 10				
Elmer Valo, L (9, PH) OBP: 0.405, SLG: 0.296										1	0	0	0	0	0	3						
Earl Batley, R (1, 2) OBP: 0.342, SLG: 0.400											3	0	0	1	0	1						
Billy Consolo, R (1, 6) OBP: 0.320, SLG: 0.311										2	0	0	0	0	1	0						
Faye Throneberry, L (8, PH) OBP: 0.325, SLG: 0.331										1	0	0	0	0	1	0						
Jose Valdivielso, R (9, 6) OBP: 0.259, SLG: 0.259										0	0	0	0	0	0	0						
Jack Kralick, L (1, 1) OBP: 0.207, SLG: 0.115										3	0	0	0	0	2	0						
Inning Stats	R: 0 E: 0 K: 0 S: 3	H: 1 LOB: 1 BB: 1 P: 7	R: 0 E: 0 K: 0 S: 3	H: 0 LOB: 0 BB: 0 P: 3	R: 0 E: 0 K: 1 S: 5	H: 0 LOB: 0 BB: 0 P: 5	R: 0 E: 0 K: 0 S: 3	H: 1 LOB: 1 BB: 1 P: 7	R: 0 E: 0 K: 0 S: 3	H: 1 LOB: 1 BB: 0 P: 5	R: 0 E: 0 K: 1 S: 6	H: 1 LOB: 1 BB: 0 P: 6	R: 1 E: 0 K: 0 S: 3	H: 0 LOB: 0 BB: 1 P: 7	R: 0 E: 0 K: 1 S: 6	H: 1 LOB: 1 BB: 0 P: 6	R: 1 E: 0 K: 0 S: 4	H: 2 LOB: 2 BB: 1 P: 8	1B: 7 2B: 0 3B: 0 HR: 0	SF: 2 SAC: 1 DP: 2 HBP: 0	WP: 0 PB: 1 CS: 1	PA: 34
PITCHER Bob Shaw, R (1, 1) ERA: 3.71	IP: 8.2 WLS: L BF: 34 H: 7 R: 2 ER: 1 SO: 4 BB: 3 IBB: 1 HBP: 0 BLK: 0 WP: 0 HR: 0 S: 38 P: 54 ERA: 1.04 WHIP: 1.154															PITCHER						

Batter	1	2	3	4	5	6	7	8	9	AB	R	H	RBI	BB	SO	LOB	TOP					
Eddie Yost, R OBP: 0.415, SLG: 0.374										4	1	2	2	1	1	2						
Chico Fernandez, R OBP: 0.302, SLG: 0.313										3	0	0	0	1	0	2						
Al Kaline, R OBP: 0.347, SLG: 0.401										4	1	2	1	1	0	1						
Rocky Colavito, R OBP: 0.328, SLG: 0.471										4	0	1	0	1	0	2						
Frank Bolling, R OBP: 0.312, SLG: 0.378										5	0	1	0	0	0	5						
Steve Bilko, R OBP: 0.272, SLG: 0.388										3	1	1	0	1	0	2						
Dick Gemert, R OBP: 0.281										0	0	0	0	0	0	0						
Charlie Maxwell, L OBP: 0.332, SLG: 0.454										3	1	1	1	1	1	0						
AB										2	0	0	0	0	0	3						
Harry Chiti, R OBP: 0.275, SLG: 0.300										1	1	1	1	0	0	0						
Neil Christley, L OBP: 0.312, SLG: 0.415										1	1	1	1	0	0	0						
Hank Foiles, R OBP: 0.344, SLG: 0.339										1	0	0	0	0	0	0						
SO										3	0	0	0	0	2	2						
Phil Regan, R OBP: 0.188, SLG: 0.071										0	0	0	0	0	0	0						
Bill Fischer, R OBP: 0.296, SLG: 0.333										1	0	1	0	0	0	0						
Sandy Amoroso, L OBP: 0.279, SLG: 0.181										0	0	0	0	0	0	0						
Paul Foytack, R OBP: 0.304, SLG: 0.250										0	0	0	0	0	0	0						
Hank Aguirre, R OBP: 0.038, SLG: 0.038										0	0	0	0	0	0	0						
Inning Stats	R: 2 E: 0 K: 0 S: 4	H: 1 LOB: 3 BB: 4 P: 20	R: 0 E: 0 K: 2 S: 7	H: 0 LOB: 0 BB: 0 P: 7	R: 0 E: 0 K: 0 S: 4	H: 1 LOB: 1 BB: 0 P: 4	R: 0 E: 0 K: 2 S: 7	H: 0 LOB: 0 BB: 0 P: 7	R: 0 E: 0 K: 0 S: 3	H: 1 LOB: 1 BB: 1 P: 7	R: 3 E: 0 K: 0 S: 7	H: 4 LOB: 1 BB: 0 P: 7	R: 0 E: 0 K: 0 S: 4	H: 1 LOB: 1 BB: 0 P: 4	R: 0 E: 1 K: 0 S: 4	H: 1 LOB: 1 BB: 0 P: 4	R: 0 E: 0 K: 0 S: 3	H: 1 LOB: 1 BB: 1 P: 7	1B: 9 2B: 1 3B: 0 HR: 0	SF: 0 SAC: 1 DP: 3 HBP: 0	WP: 0 PB: 0 SB: 0 CS: 0	PA: 41
PITCHER	IP	WLS	BF	H	R	ER	SO	BB	IBB	HBP	BLK	WP	HR	S	P	ERA	WHIP					
Herb Score, L ERA: 3.87	0.2		7	1	2	2	0	4	0	0	0	0	0	3	19	27.00	7.500					
Russ Kemmerer, R ERA: 3.77	5.1		22	6	3	3	4	1	0	0	0	0	0	29	33	5.06	1.312					
Gerry Staley, R ERA: 2.21	3.0	W	12	3	0	0	0	1	0	0	0	0	0	11	15	0.00	1.333					
Batter	1	2	3	4	5	6	7	8	9	AB	R	H	RBI	BB	SO	LOB	BOTTOM					
Luis Aparicio, R OBP: 0.323, SLG: 0.348										5	0	1	2	0	0	2						
Nellie Fox, L OBP: 0.339, SLG: 0.363										3	0	0	0	1	0	0						
Roy Sievers, R OBP: 0.419, SLG: 0.577										4	0	0	0	0	2	2						
Al Smith, R OBP: 0.382, SLG: 0.466										3	2	1	0	1	0	0						
Minnie Minoso, R OBP: 0.374, SLG: 0.459										4	2	3	0	0	0	0						
Gene Freese, R OBP: 0.304, SLG: 0.471										3	0	0	0	0	0	3						
Floyd Robinson, L OBP: 0.286, SLG: 0.196										0	0	0	0	0	0	0						
Sherm Lollar, R OBP: 0.337, SLG: 0.374										2	1	1	1	1	1	1						
Jim Landis, R OBP: 0.372, SLG: 0.388										1	2	0	0	2	0	0						
Earl Torgerson, L OBP: 0.478, SLG: 0.460										0	0	0	0	0	0	0						
Earl Averill, R OBP: 0.314, SLG: 0.308										1	0	1	2	0	0	0						
Sammy Esposito, R OBP: 0.286, SLG: 0.196										0	0	0	0	0	0	0						
Herb Score, L OBP: 0.185, SLG: 0.200										0	0	0	0	0	0	0						
Russ Kemmerer, R OBP: 0.344, SLG: 0.379										1	0	0	0	0	1	2						
Ted Kluszewski, L OBP: 0.344, SLG: 0.379										1	0	0	0	0	0	1						
Gerry Staley, R OBP: 0.350, SLG: 0.250										1	0	0	0	0	2	2						
Inning Stats	R: 0 E: 0 K: 1 S: 5	H: 0 LOB: 0 BB: 0 P: 5	R: 0 E: 0 K: 1 S: 6	H: 1 LOB: 1 BB: 0 P: 6	R: 1 E: 0 K: 0 S: 3	H: 0 LOB: 0 BB: 1 P: 7	R: 0 E: 0 K: 0 S: 3	H: 0 LOB: 0 BB: 0 P: 3	R: 2 E: 1 K: 1 S: 7	H: 2 LOB: 2 BB: 2 P: 15	R: 2 E: 1 K: 0 S: 5	H: 1 LOB: 1 BB: 1 P: 9	R: 0 E: 0 K: 1 S: 5	H: 0 LOB: 0 BB: 0 P: 5	R: 2 E: 0 K: 0 S: 6	H: 3 LOB: 2 BB: 1 P: 10	R: 0 E: 0 K: 0 S: 3	H: 1 LOB: 1 BB: 1 P: 7	1B: 6 2B: 1 3B: 0 HR: 0	SF: 1 SAC: 2 DP: 0 HBP: 0	WP: 0 PB: 0 SB: 1 CS: 0	PA: 37
PITCHER	IP	WLS	BF	H	R	ER	SO	BB	IBB	HBP	BLK	WP	HR	S	P	ERA	WHIP					
Phil Regan, R ERA: 5.14	5.0		23	4	5	3	3	4	0	0	0	0	0	25	41	5.40	1.600					
Bill Fischer, R ERA: 3.75	2.0		7	0	0	0	1	0	0	0	0	0	0	9	9	0.00	0.000					
Paul Foytack, R ERA: 6.28	0.1	L	4	2	2	2	0	0	1	0	0	0	0	3	7	54.00	6.000					
Hank Aguirre, L ERA: 2.67	0.2		3	1	0	0	0	0	0	0	0	0	0	3	3	0.00	1.500					


Detroit Tigers @ Chicago White Sox
Comiskey Park, Chicago, IL
Fri Sep 02 1960, 8:05 PM EDT
Att: 33,617 - Unknown

AB 34
R 5
H 10
RBI 5
BB 6
SO 4
LOB 19



Detroit Tigers @ Chicago White Sox
Comiskey Park, Chicago, IL
Fri Sep 02 1960, 8:05 PM EDT
Att: 33,617 - Unknown

AB 29
R 7
H 7
RBI 5
BB 5
SO 4
LOB 13



Batter	1	2	3	4	5	6	7	8	9	AB	R	H	RBI	BB	SO	LOB	TOP			
Ozzie Virgil, R OBP: 0.257, SLG: 0.352 (1, 5)	F8		F9		F8		FC6-4			4	0	0	0	0	0	2	Detroit Tigers @ Chicago White Sox Comiskey Park, Chicago, IL Sat Sep 03 1960, 4:33 AM EDT Att: 16,429 - Unknown			
Chico Fernandez, R OBP: 0.302, SLG: 0.313 (1, 6)	F7				P5					3	0	1	0	0	0	0				
Sandy Amoros, L OBP: 0.276, SLG: 0.178 (8, PH)			BB							1	0	0	0	0	1	0				
Coolt Veal, R OBP: 0.465, SLG: 0.500 (8, 6)			1B							0	0	0	0	0	0	0				
Norm Cash, L OBP: 0.395, SLG: 0.482 (1, 3)	F9				P4					3	0	0	0	1	0	0				
Charlie Maxwell, L OBP: 0.331, SLG: 0.452 (1, 7)			F2							4	0	1	0	0	1	3				
Al Kaline, R OBP: 0.347, SLG: 0.400 (1, 8)			L4							4	0	1	0	0	0	4				
Frank Bolling, R OBP: 0.311, SLG: 0.377 (1, 4)										4	0	1	0	0	0	1				
Rocky Colavito, R OBP: 0.329, SLG: 0.470 (1, 9)										3	0	1	0	1	0	0				
Lou Berberet, L OBP: 0.308, SLG: 0.260 (1, 2)										2	0	0	0	0	2	2				
Eddie Yost, R OBP: 0.414, SLG: 0.373 (7, PH)										1	0	0	0	0	0	0				
Hank Foiles, R OBP: 0.344, SLG: 0.339 (7, 2)										0	0	0	0	0	0	0				
Neil Chrisley, L OBP: 0.310, SLG: 0.413 (9, PH)										1	0	0	0	0	0	1				
Frank Lary, R OBP: 0.256, SLG: 0.320 (1, 1)										2	1	2	1	1	0	0				
Inning Stats	R: 0 E: 0 K: 0 S: 3	H: 0 LOB: 0 BB: 0 P: 3	R: 0 E: 0 K: 2 S: 9	H: 3 LOB: 2 BB: 0 P: 9	R: 0 E: 0 K: 0 S: 4	H: 1 LOB: 3 BB: 2 P: 12	R: 0 E: 0 K: 1 S: 5	H: 0 LOB: 0 BB: 0 P: 5	R: 1 E: 0 K: 0 S: 4	H: 1 LOB: 0 BB: 0 P: 4	R: 0 E: 0 K: 0 S: 3	H: 1 LOB: 0 BB: 0 P: 3	R: 0 E: 0 K: 1 S: 5	H: 0 LOB: 0 BB: 0 P: 5	R: 0 E: 0 K: 0 S: 3	H: 0 LOB: 1 BB: 1 P: 7	1B: 6 2B: 1 3B: 0 HR: 1	SF: 0 SAC: 0 DP: 1 HBP: 0	WP: 0 PB: 0 CS: 0	PA: 35
PITCHER Early Wynn, R ERA: 3.86 (1, 1)	IP: 9.0 WLS: W BF: 35 H: 7 R: 1 ER: 1 SO: 4 BB: 3 IBB: 0 HBP: 0 BLK: 0 WP: 0 HR: 1 S: 40 P: 52 ERA: 1.00 WHIP: 1.111															PITCHER				

Batter	1	2	3	4	5	6	7	8	9	AB	R	H	RBI	BB	SO	LOB	BOTTOM			
Luis Aparicio, R OBP: 0.325, SLG: 0.349 (1, 6)	1B	5-3				2-3				4	1	2	0	0	0	1	Detroit Tigers @ Chicago White Sox Comiskey Park, Chicago, IL Sat Sep 03 1960, 4:33 AM EDT Att: 16,429 - Unknown			
Nellie Fox, L OBP: 0.338, SLG: 0.362 (1, 4)	1B	L8			F5					4	1	1	0	0	0	2				
Roy Sievers, R OBP: 0.417, SLG: 0.573 (1, 3)	1B				5-3					4	1	1	1	0	0	0				
Al Smith, R OBP: 0.383, SLG: 0.466 (1, 9)	1B				FC4-8					4	1	2	1	0	0	0				
Minnie Minoso, R OBP: 0.375, SLG: 0.463 (1, 7)	3B				FC4-6					4	0	2	2	0	0	1				
Gene Freese, R OBP: 0.302, SLG: 0.466 (1, 5)	K				L8					4	0	0	0	0	2	3				
Sammy Esposito, R OBP: 0.286, SLG: 0.196 (9, 5)										0	0	0	0	0	0	0				
Sherm Lollar, R OBP: 0.337, SLG: 0.370 (1, 2)	P4				L7					3	0	0	0	1	0	1				
Jim Landis, R OBP: 0.371, SLG: 0.386 (1, 8)	6-3				1B					2	0	0	0	0	0	2				
Early Wynn, S OBP: 0.303, SLG: 0.266 (1, 1)		F7			K					3	0	0	0	0	1	2				
Inning Stats	R: 4 E: 0 K: 1 S: 10	H: 5 LOB: 1 BB: 0 P: 10	R: 0 E: 0 K: 0 S: 3	H: 0 LOB: 0 BB: 0 P: 3	R: 0 E: 1 K: 0 S: 4	H: 1 LOB: 1 BB: 0 P: 4	R: 0 E: 0 K: 1 S: 6	H: 1 LOB: 2 BB: 0 P: 7	R: 0 E: 0 K: 0 S: 3	H: 0 LOB: 1 BB: 1 P: 7	R: 0 E: 0 K: 0 S: 3	H: 0 LOB: 0 BB: 0 P: 3	R: 0 E: 0 K: 0 S: 3	H: 0 LOB: 0 BB: 0 P: 3	R: 0 E: 0 K: 0 S: 3	H: 0 LOB: 0 BB: 0 P: 3	1B: 7 2B: 0 3B: 1 HR: 0	SF: 0 SAC: 0 DP: 0 HBP: 1	WP: 0 PB: 0 CS: 0	PA: 34
PITCHER Frank Lary, R ERA: 3.68 (1, 1)	IP: 8.0 WLS: L BF: 34 H: 8 R: 4 ER: 4 SO: 3 BB: 1 IBB: 0 HBP: 1 BLK: 0 WP: 0 HR: 0 S: 38 P: 43 ERA: 4.50 WHIP: 1.125															PITCHER				

Batter	1	2	3	4	5	6	7	8	9	AB	R	H	RBI	BB	SO	LOB	TOP		
Eddie Yost, R OBP: 0.413, SLG: 0.379 Ozzie Virgil, L OBP: 0.264, SLG: 0.349	0-0 HR		0-0 6-3	0-0 F8		0-0 F8		0-0 K	0-3 K	4	1	1	1	0	0	1			
Cool Veal, R OBP: 0.447, SLG: 0.500	0-0 6-3		0-0 P3		0-0 F7		0-0 2B			4	0	1	1	0	0	0			
Al Kaline, R OBP: 0.346, SLG: 0.399	0-0 L8		0-0 1B 1B		0-0 L5-3		0-0 L1-3			4	1	1	0	0	0	1			
Rocky Colavito, R OBP: 0.329, SLG: 0.468	0-0 1-3		0-0 1B 1B		0-0 6-3			0-0 F9		4	1	1	0	0	0	0			
Frank Bolling, R OBP: 0.311, SLG: 0.376		0-0 F8	0-0 HR 1B		0-0 6-3			0-0 5-3		4	1	1	2	0	0	0			
Steve Bilko, R OBP: 0.276, SLG: 0.405		0-0 FC6-4 1B	0-0 HR		0-0 F9			0-3 K		4	1	2	2	0	1	0			
Dick Gemert, R OBP: 0.273, SLG: 0.273 Neil Christley, L OBP: 0.313, SLG: 0.416		0-0 FC6-4 1B	0-0 F7		0-3 K			0-0 SH1-4 1B		3	0	0	0	0	0	1	AB R H RBI BB SO LOB		
Hank Foiles, R OBP: 0.344, SLG: 0.339		0-0 1B		0-0 F8			0-0 E1 2B	0-0 SH1-4		3	1	1	0	0	0	0	36 6 9 6 0 5 8		
Jim Bunning, R OBP: 0.194, SLG: 0.174 Dave Sisler, R OBP: 0.168, SLG: 0.071	0-0 F8			0-0 F7			0-3 K	0-3 K		2	0	0	0	0	0	2			
Inning Stats	R: 1 E: 0 K: 0 S: 4	H: 1 LOB: 0 BB: 0 P: 4	R: 0 E: 0 K: 0 S: 5	H: 2 LOB: 2 BB: 0 P: 5	R: 4 E: 0 K: 0 S: 7	H: 4 LOB: 0 BB: 0 P: 7	R: 0 E: 0 K: 0 S: 3	H: 0 LOB: 0 BB: 0 P: 3	R: 0 E: 0 K: 1 S: 5	H: 0 LOB: 0 BB: 0 P: 3	R: 1 E: 1 K: 1 S: 7	H: 1 LOB: 1 BB: 0 P: 7	R: 0 E: 0 K: 1 S: 5	H: 0 LOB: 0 BB: 0 P: 5	R: 0 E: 0 K: 2 S: 8	H: 1 LOB: 1 BB: 0 P: 8	1B: 6 2B: 1 3B: 0 HR: 2	SF: 0 SAC: 1 DP: 0 HBP: 0	WP: 0 PA: 37 FB: 0 SB: 0 CS: 0
PITCHER	IP WLS BF H R ER SO BB IBB HBP BLK WP HR S P ERA WHIP	IP WLS BF H R ER SO BB IBB HBP BLK WP HR S P ERA WHIP	Frank Baumann, L (1, 1) ERA: 2.73 Al Worthington, R (4, 1) ERA: 5.59 Mike Garcia, R (6, 1) ERA: 10.8 Turk Lowm, R (7, 1) ERA: 3.39 Dick Donovan, R (8, 1) ERA: 5.31 Gerry Staley, R (9, 1) ERA: 2.18																

Detroit Tigers @ Chicago White Sox
Comiskey Park, Chicago, IL
Sun Sep 04 1960, 4:33 AM EDT
Unknown

AB 36
R 6
H 9
RBI 6
BB 0
SO 5
LOB 8



Batter	1	2	3	4	5	6	7	8	9	AB	R	H	RBI	BB	SO	LOB	BOTTOM		
Luis Aparicio, R OBP: 0.324, SLG: 0.347	0-0 F7		0-0 1B		0-0 E5 S 1B SF9	0-0 FC5-4 1-2 2-3			0-0 L8	5	1	1	0	0	0	3			
Billy Goodman, L OBP: 0.333, SLG: 0.302	0-0 1B		0-0 L4		0-0 1-2 2-H 1B	0-0 1-3			0-0 WP 1B	5	0	3	1	0	0	3			
Roy Sievers, R OBP: 0.413, SLG: 0.567	0-0 F2		0-0 P4		0-0 SF9 2-H		0-0 F7		0-0 P5 1-2	4	0	0	1	0	0	3			
Al Smith, R OBP: 0.380, SLG: 0.462	0-3 K			0-0 4-3	0-0 L8		0-0 F7			4	0	0	0	0	1	2			
Minnie Minoso, R OBP: 0.375, SLG: 0.462 Jim Rivera, L OBP: 0.417, SLG: 0.636		0-0 6-3		0-0 F3		0-0 BB 1B 1B		0-3 K		3	0	1	0	0	0	0			
Gene Freese, R OBP: 0.301, SLG: 0.467		0-0 5-3		0-0 2B		0-0 P5		0-0 1-3		4	0	1	0	0	0	1			
Sherm Lollar, R OBP: 0.338, SLG: 0.372		0-0 1B		0-0 F7		0-0 BB 1B 1B		0-0 F7		4	1	2	0	0	0	1	AB R H RBI BB SO LOB		
Jim Landis, R OBP: 0.336, SLG: 0.394 Earl Thompson, L OBP: 0.345, SLG: 0.460 Turk Lowm, R OBP: 0.333, SLG: 0.400 Dick Donovan, L OBP: 0.194, SLG: 0.174 Earl Avenell, R OBP: 0.331, SLG: 0.398 Gerry Staley, R OBP: 0.360, SLG: 0.250		0-0 L8			0-0 F7	0-0 FC5-4 1-2 2-3 BB		0-0 5-3		2	0	0	0	0	0	1			
Frank Baumann, L OBP: 0.234, SLG: 0.122 Joe Garabito, L OBP: 0.345, SLG: 0.292 Al Worthington, L OBP: 0.345, SLG: 0.292 Floyd Robinson, L OBP: 0.345, SLG: 0.292 Mike Garcia, R OBP: 0.345, SLG: 0.292 Ted Kluszewski, L OBP: 0.345, SLG: 0.292			0-0 6-3		0-0 E 1B BB	0-0 FC5-4 1-2 2-H 2-H 1B		0-0 4-3		0	0	0	0	0	0	0	WP: 1 PA: 39 FB: 0 SB: 1 CS: 0		
Inning Stats	R: 0 E: 0 K: 1 S: 6	H: 1 LOB: 1 BB: 0 P: 6	R: 0 E: 0 K: 0 S: 4	H: 1 LOB: 1 BB: 0 P: 4	R: 0 E: 0 K: 0 S: 4	H: 1 LOB: 1 BB: 0 P: 4	R: 0 E: 0 K: 0 S: 4	H: 1 LOB: 1 BB: 0 P: 4	R: 2 E: 0 K: 0 S: 6	H: 3 LOB: 2 BB: 1 P: 10	R: 0 E: 0 K: 1 S: 5	H: 0 LOB: 0 BB: 0 P: 5	R: 0 E: 0 K: 0 S: 3	H: 0 LOB: 0 BB: 0 P: 3	R: 0 E: 0 K: 0 S: 4	H: 1 LOB: 1 BB: 0 P: 4	1B: 8 2B: 1 3B: 0 HR: 0	SF: 1 SAC: 0 DP: 0 HBP: 0	WP: 1 PA: 39 FB: 0 SB: 1 CS: 0
PITCHER	IP WLS BF H R ER SO BB IBB HBP BLK WP HR S P ERA WHIP	IP WLS BF H R ER SO BB IBB HBP BLK WP HR S P ERA WHIP	Jim Bunning, R (1, 1) ERA: 2.69 Dave Sisler, R (6, 1) ERA: 2.27																

Detroit Tigers @ Chicago White Sox
Comiskey Park, Chicago, IL
Sun Sep 04 1960, 4:33 AM EDT
Unknown

AB 36
R 4
H 9
RBI 4
BB 2
SO 2
LOB 14



Batter	1	2	3	4	5	6	7	8	9	AB	R	H	RBI	BB	SO	LOB	TOP								
Tony Kubek, L (1,6) OBP: 0.326, SLG: 0.419	0-0 4-3		0-0 6-3		0-0 P6		0-0 F7		0-0 HR	5	1	1	1	0	0	2									
Hector Lopez, R (1,7) OBP: 0.356, SLG: 0.367	0-0 1B		0-0 4-3			0-3 K2-3		0-0 F5	0-0 1-3	4	0	1	0	0	1	1									
Joe Demaestri, R (8,4) OBP: 0.250, SLG: 0.286	1B		2-3							1	0	0	0	0	0	0									
Roger Maris, L (1,9) OBP: 0.367, SLG: 0.600	0-0 1-3		0-0 P6			0-0 L4		0-0 E 1B	0-0 F8	5	1	2	0	0	0	1									
Mickey Mantle, S (1,8) OBP: 0.405, SLG: 0.554	0-3 K			4-0 4-3 S BB		0-0 1B		4-0 E 1B	0-0 L4	3	2	1	0	2	1	2									
Bill Skowron, R (1,3) OBP: 0.343, SLG: 0.538	0-0 1-3			0-0 4-3		0-0 1-3		0-0 E4 1B		4	1	1	1	0	0	5									
Elston Howard, R (1,2) OBP: 0.297, SLG: 0.368		0-0 F8		0-3 K		0-0 P6		0-0 1-2 2-3		3	0	0	0	0	1	2									
Yogi Berra, L (8,2) OBP: 0.355, SLG: 0.468								1-2 2-H 3-H		1	1	1	2	0	0	0									
Clete Boyer, R (1,5) OBP: 0.297, SLG: 0.410		0-0 F8		0-0 4-3				0-0 1-H 2-H		3	0	0	0	0	0	1									
Johnny Blanchard, L (8,PH) OBP: 0.318, SLG: 0.458										1	0	1	2	0	0	0									
Jim Pisoni, R (8,7) OBP: 0.325, SLG: 0.374										0	0	0	0	0	0	0									
Bobby Richardson, R (1,4) OBP: 0.295, SLG: 0.287		0-0 F9			0-0 6-3			0-3 K		2	0	0	0	0	0	0									
Gil McDougald, R (7,PH) OBP: 0.325, SLG: 0.374										2	0	0	0	0	1	1									
Whitey Ford, L (1,1) OBP: 0.286, SLG: 0.208				0-0 4-3 2B		0-3 K		0-0 1B		3	0	2	0	0	1	0									
Luis Arroyo, L (7,1) OBP: 0.286, SLG: 0.208										1	0	0	0	0	0	1									
Inning Stats	R: 0 E: 0 K: 1 S: 7	H: 2 LOB: 2 P: 7	R: 0 E: 0 K: 0 S: 3	H: 0 LOB: 0 BB: 0 P: 3	R: 0 E: 0 K: 0 S: 4	H: 1 LOB: 1 BB: 0 P: 4	R: 0 E: 0 K: 1 S: 5	H: 0 LOB: 0 BB: 1 P: 9	R: 0 E: 0 K: 1 S: 5	H: 0 LOB: 0 BB: 0 P: 5	R: 1 E: 0 K: 1 S: 7	H: 2 LOB: 1 BB: 0 P: 7	R: 0 E: 0 K: 0 S: 4	H: 1 LOB: 1 BB: 0 P: 4	R: 4 E: 1 K: 1 S: 9	H: 3 LOB: 1 BB: 1 P: 13	R: 1 E: 0 K: 0 S: 4	H: 1 LOB: 0 BB: 0 P: 4	1B: 6 2B: 3 HR: 1	SF: 0 SAC: 0 DP: 0 HBP: 0	WP: 0 PB: 0 CS: 1	PA: 40			
PITCHER	IP WLS BF H R ER SO BB IBB HBP BLK WP HR S P ERA WHIP	7.1 L 33 8 5 4 4 2 0 0 0 0 0 39 47 4.91 1.364	1.2 7 2 1 1 1 0 0 0 0 0 1 9 9 5.40 1.200																						

New York Yankees @ Chicago White Sox
Comiskey Park, Chicago, IL
Wed Sep 07 1960, 8:05 PM EDT
Att: 36,732 - Unknown

AB	38
R	6
H	10
RBI	6
BB	2
SO	5
LOB	16



Batter	1	2	3	4	5	6	7	8	9	AB	R	H	RBI	BB	SO	LOB	BOTTOM								
Jim Landis, R (1,8) OBP: 0.369, SLG: 0.389	0-0 1-3			0-0 E8 WP 1B		0-3 K	0-0 4-3			4	1	1	0	0	1	2									
Luis Aparicio, R (1,6) OBP: 0.322, SLG: 0.345	0-0 5-3			0-0 6-3		0-0 2-H 1B		0-0 E6 G5-4-3		4	0	1	1	0	0	0									
Roy Sievers, R (1,3) OBP: 0.411, SLG: 0.558	0-0 L6			4-0 FC5-4 BB		0-0 F9		0-0 G5-4-3 1-2		3	0	0	0	1	0	2									
Al Smith, R (1,9) OBP: 0.371, SLG: 0.450		0-0 6-3		0-0 FC5-4 1-2		0-0 6-3		0-0 5-3		4	0	0	0	0	0	2									
Minnie Minoso, R (1,7) OBP: 0.372, SLG: 0.466		0-0 5-3		0-0 F9						3	0	1	0	0	0	1									
Jim Rivera, L (7,PR) OBP: 0.417, SLG: 0.636										0	1	0	0	0	0	0									
Ted Kluszewski, L (8,PH) OBP: 0.342, SLG: 0.378										1	0	0	0	0	0	0									
Sherm Lollar, R (1,2) OBP: 0.339, SLG: 0.379		0-0 F7			0-0 F8		0-0 HR 1B		0-0 5-3	4	1	1	2	0	0	0									
Gene Freese, R (1,5) OBP: 0.299, SLG: 0.459				0-0 L4		0-0 5-3		0-0 F7 HR		4	0	0	0	0	0	1									
Sammy Esposito, R (1,4) OBP: 0.283, SLG: 0.200				0-0 1-3		0-0 P6		0-0 F5		3	0	0	0	0	0	1									
Early Wynn, S (1,1) OBP: 0.316, SLG: 0.288				0-0 1-3						2	1	1	0	1	0	0									
Gerry Staley, R (8,1) OBP: 0.350, SLG: 0.250						0-0 1B 2B		4-0 BB		0	0	0	0	0	0	0									
Inning Stats	R: 0 E: 0 K: 0 S: 3	H: 0 LOB: 0 BB: 0 P: 3	R: 0 E: 0 K: 0 S: 3	H: 0 LOB: 0 BB: 0 P: 3	R: 0 E: 0 K: 0 S: 3	H: 0 LOB: 0 BB: 0 P: 3	R: 1 E: 2 K: 0 S: 4	H: 1 LOB: 1 BB: 1 P: 8	R: 0 E: 0 K: 0 S: 3	H: 0 LOB: 0 BB: 0 P: 3	R: 1 E: 0 K: 1 S: 7	H: 2 LOB: 1 BB: 0 P: 7	R: 2 E: 0 K: 0 S: 5	H: 2 LOB: 1 BB: 1 P: 9	R: 0 E: 1 K: 0 S: 3	H: 0 LOB: 0 BB: 0 P: 3	R: 0 E: 0 K: 0 S: 3	H: 0 LOB: 0 BB: 0 P: 3	1B: 3 2B: 1 HR: 1	SF: 0 SAC: 0 DP: 1 HBP: 0	WP: 1 PB: 0 CS: 0	PA: 34			
PITCHER	IP WLS BF H R ER SO BB IBB HBP BLK WP HR S P ERA WHIP	6.2 5 27 5 4 3 1 2 0 0 0 0 0 27 35 4.05 1.050	2.1 W 7 0 0 0 0 0 0 0 0 0 0 7 7 0.00 0.000																						

New York Yankees @ Chicago White Sox
Comiskey Park, Chicago, IL
Wed Sep 07 1960, 8:05 PM EDT
Att: 36,732 - Unknown

AB	32
R	4
H	5
RBI	3
BB	2
SO	1
LOB	9



Batter	1	2	3	4	5	6	7	8	9	AB	R	H	RBI	BB	SO	LOB	TOP						
Gil McDougald, R OBP: 0.323, SLG: 0.368 (1, 4)	6-3		K	BB		E5		5-3		4	0	0	0	1	1	0	New York Yankees @ Chicago White Sox Comiskey Park, Chicago, IL Thu Sep 08 1960, 8:05 PM EDT Att: 32,162 - Unknown livebaseballscorecards.com						
Roger Maris, L OBP: 0.365, SLG: 0.602 (1, 9)	K		IHR			L9		3-1		5	1	1	1	0	1	2							
Hector Lopez, R OBP: 0.362, SLG: 0.389 Jim Pisoni, R (9, PR)	1B		HR			HR		1-4-3		4	2	3	2	1	0	0							
Mickey Mantle, S OBP: 0.405, SLG: 0.551 (1, 8)	FC6-4		BB	BB		K		K		4	0	1	0	1	3	1							
Bill Skowron, R OBP: 0.344, SLG: 0.536 (1, 3)	FC6-4		BB	BB		K		BB	BB	4	0	1	0	1	2	3							
Elaston Howard, R OBP: 0.352, SLG: 0.369 Johnny Blanchard, L (9, PH)			BB	BB		G1		BB	BB	2	0	1	0	2	0	0							
Clete Boyer, R OBP: 0.291, SLG: 0.406 Yogi Berra, L OBP: 0.357, SLG: 0.468 Bobby Richardson, R OBP: 0.295, SLG: 0.287 (7, 4)	K		FC5-4			K		BB	BB	3	0	0	0	0	2	4							
Tony Kubek, L OBP: 0.328, SLG: 0.421 (1, 6)	G4-6-3					E		P6		4	1	2	0	0	0	4							
Art Ditmar, R OBP: 0.210, SLG: 0.203 Luis Arroyo, L (7, 1)			F9			1-3		F7		3	0	0	0	0	0	2							
Bobby Shantz, R OBP: 0.182, SLG: 0.100 Dale Long, L OBP: 0.308, SLG: 0.373 Jim Coates, R OBP: 0.295, SLG: 0.318 (8, 1)			G4-6-3							0	0	0	0	0	0	0							
Inning Stats	R: 0 E: 0 K: 1 S: 7	H: 2 LOB: 2 BB: 0 P: 7	R: 0 E: 0 K: 1 S: 5	H: 1 LOB: 0 BB: 0 P: 5	R: 2 E: 0 K: 1 S: 7	H: 2 LOB: 3 BB: 3 P: 19	R: 0 E: 0 K: 0 S: 3	H: 1 LOB: 1 BB: 1 P: 7	R: 1 E: 0 K: 2 S: 8	H: 1 LOB: 0 BB: 0 P: 8	R: 1 E: 0 K: 1 S: 7	H: 1 LOB: 3 BB: 0 P: 7	R: 0 E: 0 K: 1 S: 6	H: 1 LOB: 3 BB: 2 P: 14	R: 0 E: 0 K: 0 S: 3	H: 0 LOB: 0 BB: 0 P: 3		R: 0 E: 0 K: 2 S: 7	H: 0 LOB: 1 BB: 1 P: 11	1B: 5 2B: 1 3B: 0 HR: 3	SF: 0 SAC: 0 DP: 2 HBP: 0	WP: 0 PB: 0 SB: 0 CS: 0	PA: 42
PITCHER	IP	WLS	BF	H	R	ER	SO	BB	IBB	HBP	BLK	WP	HR	S	P	ERA		WHIP					
Billy Pierce, L ERA: 3.51 (1, 1)	2.2		15	5	2	2	3	3	0	0	0	0	1	18	30	6.75		3.000					
Russ Kemmerer, R ERA: 3.94 (3, 1)	4.1	W	20	4	2	1	4	3	0	0	0	0	1	25	37	2.08		1.615					
Mike Garcia, R ERA: 6.0 (8, 1)	2.0	S	7	0	0	0	2	1	0	0	0	0	0	10	14	0.00		0.500					

Batter	1	2	3	4	5	6	7	8	9	AB	R	H	RBI	BB	SO	LOB	BOTTOM					
Luis Aparicio, R OBP: 0.323, SLG: 0.345 (1, 6)	6-3			6-3		F9	1B	1-3		5	1	2	0	0	0	2	New York Yankees @ Chicago White Sox Comiskey Park, Chicago, IL Thu Sep 08 1960, 8:05 PM EDT Att: 32,162 - Unknown livebaseballscorecards.com					
Billy Goodman, L OBP: 0.337, SLG: 0.286 Jim Rivera, L OBP: 0.417, SLG: 0.636 (7, PR)	4-3			E4	BB	BB	1B	E3	BB	4	1	1	0	0	0	1						
Al Smith, R OBP: 0.371, SLG: 0.450 (1, 9)	F8			1B	BB	F9	BB	BB	1B	3	1	1	1	1	0	2						
Ted Kluszewski, L OBP: 0.358, SLG: 0.397 (1, 3)				G5-4-3	1B	G3-6-3	1B	FC6-4	BB	3	0	3	3	1	0	0						
Minnie Minoso, R OBP: 0.370, SLG: 0.463 Mike Garcia, R (8, 1)	G5-4-3			G3-6-3		F2	K			4	0	0	0	0	1	8						
Sherm Lollar, R OBP: 0.338, SLG: 0.377 (1, 2)	6-3					L7	FC6-4		SH1-4	4	0	1	0	0	0	3						
Gene Freese, R OBP: 0.302, SLG: 0.468 (1, 5)				G2-6-3	1B	F7		HR	SH1-4	3	1	2	1	0	0	0						
Jim Landis, R OBP: 0.369, SLG: 0.388 (1, 8)				P5		1B		F9	F9	4	0	1	0	0	0	2						
Billy Pierce, L OBP: 0.254, SLG: 0.297 Russ Kemmerer, R (3, 1)				G2-6-3		K		G3		0	0	0	0	0	0	0						
Earl Torgerson, L OBP: 0.275, SLG: 0.447 Sammy Esposito, R OBP: 0.242, SLG: 0.326 Roy Sievers, R OBP: 0.412, SLG: 0.559 Nellie Fox, L OBP: 0.333, SLG: 0.391 (9, 4)										0	0	0	0	0	0	0						
Inning Stats	R: 0 E: 0 K: 0 S: 3	H: 0 LOB: 0 BB: 0 P: 3	R: 0 E: 0 K: 0 S: 3	H: 1 LOB: 0 BB: 0 P: 3	R: 0 E: 0 K: 0 S: 4	H: 1 LOB: 1 BB: 1 P: 8	R: 0 E: 0 K: 1 S: 6	H: 1 LOB: 1 BB: 0 P: 6	R: 0 E: 0 K: 0 S: 5	H: 2 LOB: 3 BB: 1 P: 9	R: 4 E: 1 K: 1 S: 10	H: 4 LOB: 2 BB: 0 P: 10	R: 0 E: 0 K: 0 S: 4	H: 1 LOB: 2 BB: 1 P: 8	1B: 9 2B: 1 3B: 0 HR: 1	SF: 0 SAC: 1 DP: 3 HBP: 0		WP: 0 PB: 0 SB: 1 CS: 0	PA: 37			
PITCHER	IP	WLS	BF	H	R	ER	SO	BB	IBB	HBP	BLK	WP	HR	S	P	ERA		WHIP				
Art Ditmar, R ERA: 2.91 (7, 1)	6.2		29	8	4	1	1	2	0	0	0	0	0	1	1	1.35		1.500				
Luis Arroyo, L ERA: 2.92 (7, 1)	0.0	L	1	1	0	0	0	0	0	0	0	0	0	1	1	∞		∞				
Bobby Shantz, L ERA: 2.34 (7, 1)	0.1		2	1	1	0	1	0	0	0	0	0	0	4	4	0.00		3.000				
Jim Coates, R ERA: 4.71 (8, 1)	1.0		5	1	0	0	0	0	1	0	0	0	0	4	8	0.00		1.000				

Batter	1	2	3	4	5	6	7	8	9	AB	R	H	RBI	BB	SO	LOB	TOP			
Jackie Brandt, R OBP: 0.333, SLG: 0.433 (1, 8)										4	0	3	2	0	0	1	<p>Baltimore Orioles @ Chicago White Sox Comiskey Park, Chicago, IL Fri Sep 09 1960, 8:05 PM EDT Att: 37,008 - Unknown</p>			
Gene Woodling, L OBP: 0.397, SLG: 0.424 (1, 7)										4	0	0	0	0	5	0				
Jim Busby, R OBP: 0.329, SLG: 0.305 (8, PR)										0	0	0	0	0	0	0				
Billy Klaus, L OBP: 0.341, SLG: 0.371 (8, 4)										0	0	0	0	0	0	0				
Brooks Robinson, R OBP: 0.339, SLG: 0.443 (1, 5)										4	0	0	0	0	4	0				
Jim Gentile, L OBP: 0.406, SLG: 0.506 (1, 3)										4	0	0	0	1	1	0				
Gus Triandos, R OBP: 0.336, SLG: 0.387 (1, 2)										3	0	0	0	1	0	0				
Ron Hansen, R OBP: 0.343, SLG: 0.447 (1, 6)										4	0	1	0	0	1	0				
Gene Stephens, L OBP: 0.314, SLG: 0.359 (9, PH)										2	1	0	0	1	1	0				
Walt Dropo, R OBP: 0.344, SLG: 0.394 (8, PH)										1	0	0	0	0	1	2				
Mary Breeding, R OBP: 0.322, SLG: 0.346 (1, 4)										2	0	0	0	0	1	0				
Dave Philley, S OBP: 0.300, SLG: 0.275 (8, PH)										2	1	1	0	0	1	2				
Chuck Estrada, R OBP: 0.217, SLG: 0.214 (4, 1)										1	0	0	0	0	0	0				
Al Pilarcik, L OBP: 0.343, SLG: 0.377 (6, PH)										0	0	0	0	0	0	0				
Jerry Walker, R OBP: 0.343, SLG: 0.425 (6, 1)										0	0	0	0	0	0	0				
Billy Hoelt, L OBP: 0.307, SLG: 0.444 (7, 1)										0	0	0	0	0	0	0				
Bob Boyd, L OBP: 0.307, SLG: 0.444 (8, PH)										1	0	1	0	0	0	0				
Gordon Jones, R OBP: 0.400, SLG: 0.400 (8, 1)										0	0	0	0	0	0	0				
Inning Stats	R: 0 E: 0 K: 0 S: 3	H: 1 LOB: 0 BB: 0 P: 3	R: 0 E: 0 K: 0 S: 3	H: 0 LOB: 0 BB: 0 P: 3	R: 0 E: 0 K: 1 S: 5	H: 0 LOB: 0 BB: 0 P: 5	R: 0 E: 0 K: 0 S: 4	H: 1 LOB: 1 BB: 0 P: 4	R: 0 E: 0 K: 1 S: 6	H: 1 LOB: 1 BB: 0 P: 6	R: 0 E: 0 K: 0 S: 3	H: 0 LOB: 0 BB: 0 P: 3	R: 2 E: 0 K: 0 S: 6	H: 3 LOB: 2 BB: 1 P: 10	R: 0 E: 0 K: 3 S: 10	H: 1 LOB: 2 BB: 1 P: 14	1B: 7 2B: 0 3B: 0 HR: 0	SF: 0 SAC: 0 DP: 1 HBP: 0	WP: 0 PB: 0 SB: 0 CS: 0	PA: 35
PITCHER	IP WLS BF H R ER SO BB IBB HBP BLK WP HR S P ERA WHIP																			
Bob Shaw, R ERA: 3.9 (1, 1)	7.1 W 28 6 2 2 3 1 0 0 0 0 0 0 33 37 2.46 0.955																			
Frank Baumann, L ERA: 2.66 (8, 1)	1.2 S 7 1 0 0 3 1 0 0 0 0 0 0 12 16 0.00 1.200																			

Batter	1	2	3	4	5	6	7	8	9	AB	R	H	RBI	BB	SO	LOB	BOTTOM			
Luis Aparicio, R OBP: 0.325, SLG: 0.350 (1, 6)										5	1	3	2	0	0	3	<p>Baltimore Orioles @ Chicago White Sox Comiskey Park, Chicago, IL Fri Sep 09 1960, 8:05 PM EDT Att: 37,008 - Unknown</p>			
Nellie Fox, L OBP: 0.337, SLG: 0.360 (1, 4)										4	1	1	0	0	0	3				
Al Smith, R OBP: 0.372, SLG: 0.451 (1, 9)										3	1	1	0	1	0	2				
Ted Kluszewski, L OBP: 0.367, SLG: 0.409 (1, 3)										3	0	2	1	1	0	1				
Minnie Minoso, R OBP: 0.371, SLG: 0.462 (1, 7)										3	0	1	2	0	0	2				
Jim Rivera, L OBP: 0.417, SLG: 0.636 (8, 7)										0	0	0	0	0	0	0				
Sherm Lollar, R OBP: 0.335, SLG: 0.373 (1, 2)										4	0	0	0	0	0	6				
Gene Freese, R OBP: 0.303, SLG: 0.468 (1, 5)										0	0	0	0	0	0	0				
Sammy Esposito, R OBP: 0.302, SLG: 0.245 (2, PR) (3, 5)										3	2	2	0	0	0	0				
Jim Landis, R OBP: 0.368, SLG: 0.386 (1, 8)										4	0	1	0	0	0	2				
Bob Shaw, R OBP: 0.222, SLG: 0.161 (1, 1)										1	0	1	0	0	0	0				
Frank Baumann, L OBP: 0.229, SLG: 0.119 (8, 1)										1	0	0	0	0	1	1				
Inning Stats	R: 2 E: 0 K: 0 S: 5	H: 3 LOB: 1 BB: 1 P: 9	R: 1 E: 0 K: 0 S: 4	H: 1 LOB: 0 BB: 0 P: 5	R: 0 E: 0 K: 0 S: 3	H: 1 LOB: 1 BB: 0 P: 4	R: 0 E: 0 K: 0 S: 5	H: 2 LOB: 2 BB: 0 P: 5	R: 0 E: 0 K: 0 S: 4	H: 1 LOB: 1 BB: 0 P: 4	R: 1 E: 0 K: 0 S: 5	H: 2 LOB: 1 BB: 0 P: 5	R: 1 E: 0 K: 1 S: 6	H: 2 LOB: 1 BB: 0 P: 6	R: 1 E: 0 K: 1 S: 6	H: 2 LOB: 1 BB: 0 P: 6	1B: 7 2B: 5 3B: 0 HR: 0	SF: 0 SAC: 2 DP: 2 HBP: 2	WP: 0 PB: 0 SB: 0 CS: 0	PA: 37
PITCHER	IP WLS BF H R ER SO BB IBB HBP BLK WP HR S P ERA WHIP																			
Chuck Estrada, R ERA: 3.53 (1, 1)	3.1 L 18 7 3 3 0 1 0 0 0 0 0 0 5 9 0.00 0.600																			
Wes Stock, R ERA: 3.38 (4, 1)	1.2 6 0 0 0 0 1 0 0 0 0 0 0 5 9 0.00 0.600																			
Jerry Walker, R ERA: 3.72 (6, 1)	1.1 6 2 1 1 0 0 0 0 0 0 0 0 6 6 6.75 1.500																			
Billy Hoelt, L ERA: 4.15 (7, 1)	0.2 3 1 0 0 0 0 0 0 0 0 0 0 3 3 0.00 1.500																			
Gordon Jones, R ERA: 4.1 (8, 1)	1.0 4 2 1 1 1 0 0 0 0 0 0 0 6 6 9.00 2.000																			

Batter	1	2	3	4	5	6	7	8	9	AB	R	H	RBI	BB	SO	LOB	TOP					
Pumpsie Green, S OBP: 0.343, SLG: 0.344 (1, 6)										5	1	3	1	0	1	2	Boston Red Sox @ Chicago White Sox Comiskey Park, Chicago, IL Sun Sep 11 1960, 4:33 AM EDT Unknown					
Carroll Hardy, R OBP: 0.298, SLG: 0.341 (1, 8) (6, 9)										5	0	1	0	0	2	3						
Ted Williams, L OBP: 0.455, SLG: 0.657 (1, 7)										3	0	0	1	1	1	3						
Vic Wertz, L OBP: 0.334, SLG: 0.463 (1, 3)										4	0	1	1	0	0	1						
Frank Matzone, R OBP: 0.320, SLG: 0.405 (1, 5)										4	0	1	0	0	0	3						
Lou Clinton, R OBP: 0.282, SLG: 0.402 (1, 9)										3	0	0	0	0	0	3						
Frank Sullivan, R OBP: 0.209, SLG: 0.128 (6, 1)										0	0	0	0	0	0	0						
Rip Repulski, R OBP: 0.294, SLG: 0.372 (6, PH)										1	0	0	0	0	1	1						
Mike Fornieles, R OBP: 0.429, SLG: 0.429 (6, 1)										0	0	0	0	0	0	0						
Pete Runnels, L OBP: 0.405, SLG: 0.402 (1, 4)										3	1	2	0	1	1	0						
Haywood Sullivan, R OBP: 0.252, SLG: 0.244 (1, 2)										2	0	0	0	0	1	1						
Russ Nixon, L OBP: 0.323, SLG: 0.408 (7, PH) (7, 2)										2	0	1	0	0	0	0						
Bill Monbouquette, R OBP: 0.188, SLG: 0.088 (1, 1)										1	0	1	0	0	0	0						
Willie Tasby, R OBP: 0.350, SLG: 0.359 (6, PH) (6, 8)										2	1	1	0	1	0	2						
Inning Stats	R: 0 E: 0 K: 2 S: 8	H: 1 LOB: 1 BB: 0 P: 8	R: 0 E: 0 K: 0 S: 4	H: 1 LOB: 1 BB: 0 P: 4	R: 0 E: 0 K: 1 S: 5	H: 1 LOB: 0 BB: 0 P: 5	R: 0 E: 0 K: 0 S: 3	H: 0 LOB: 0 BB: 0 P: 3	R: 0 E: 0 K: 2 S: 7	H: 0 LOB: 0 BB: 0 P: 7	R: 2 E: 0 K: 0 S: 6	H: 4 LOB: 2 BB: 1 P: 10	R: 1 E: 1 K: 0 S: 5	H: 2 LOB: 2 BB: 1 P: 9	R: 0 E: 0 K: 1 S: 6	H: 2 LOB: 1 BB: 0 P: 6	R: 0 E: 0 K: 1 S: 5	H: 0 LOB: 1 BB: 1 P: 9	1B: 10 2B: 1 3B: 0 HR: 0	SF: 0 SAC: 0 DP: 3 HBP: 0	WP: 0 PB: 0 SB: 0 CS: 0	PA: 38
PITCHER	IP	WLS	BF	H	R	ER	SO	BB	IBB	HBP	BLK	WP	HR	S	P	ERA	WHIP					
Billy Pierce, L ERA: 3.51 (1, 1)	5.0	W	22	7	2	2	5	1	0	0	0	0	0	31	35	3.60	1.600					
Mike Garcia, R ERA: 5.91 (6, 1)	1.2		7	2	1	1	0	1	0	0	0	0	0	6	10	5.40	1.800					
Frank Baumann, L ERA: 2.61 (7, 1)	2.1	S	9	2	0	0	2	1	0	0	0	0	0	12	16	0.00	1.286					

AB 35
R 3
H 11
RBI 3
BB 3
SO 7
LOB 19



Batter	1	2	3	4	5	6	7	8	9	AB	R	H	RBI	BB	SO	LOB	BOTTOM				
Luis Aparicio, R OBP: 0.324, SLG: 0.348 (1, 6)										4	2	2	0	0	1	0	Boston Red Sox @ Chicago White Sox Comiskey Park, Chicago, IL Sun Sep 11 1960, 4:33 AM EDT Unknown				
Nellie Fox, L OBP: 0.341, SLG: 0.366 (1, 4)										4	1	4	1	0	0	0					
Al Smith, R OBP: 0.371, SLG: 0.450 (1, 9)										4	0	2	2	0	0	2					
Ted Kluszewski, L OBP: 0.356, SLG: 0.394 (1, 3)										2	0	0	1	1	0	1					
Minnie Minoso, R OBP: 0.370, SLG: 0.462 (1, 7)										3	0	1	0	0	0	4					
Jim Rivera, L OBP: 0.429, SLG: 0.583 (8, 7)										0	1	0	0	1	0	0					
Sherm Lollar, R OBP: 0.331, SLG: 0.368 (1, 2)										4	0	0	0	0	1	3					
Sammy Esposito, R OBP: 0.296, SLG: 0.311 (1, 5)										4	0	0	1	0	0	0					
Jim Landis, R OBP: 0.368, SLG: 0.393 (1, 8)										4	1	1	0	0	0	0					
Billy Pierce, L OBP: 0.246, SLG: 0.200 (1, 1)										2	0	0	0	0	1	1					
Mike Garcia, R (6, 1)										1	0	0	0	0	0	0					
Frank Baumann, L OBP: 0.228, SLG: 0.119 (7, 1)										0	0	0	0	0	0	0					
Inning Stats	R: 2 E: 0 K: 0 S: 6	H: 3 LOB: 1 BB: 0 P: 6	R: 2 E: 0 K: 1 S: 9	H: 4 LOB: 3 BB: 1 P: 13	R: 0 E: 0 K: 0 S: 3	H: 0 LOB: 0 BB: 0 P: 3	R: 0 E: 0 K: 0 S: 4	H: 1 LOB: 1 BB: 0 P: 4	R: 0 E: 0 K: 0 S: 3	H: 1 LOB: 0 BB: 0 P: 3	R: 0 E: 0 K: 0 S: 6	H: 0 LOB: 0 BB: 0 P: 3	R: 0 E: 0 K: 1 S: 5	H: 1 LOB: 1 BB: 0 P: 6	R: 1 E: 1 K: 1 S: 5	H: 0 LOB: 0 BB: 1 P: 9	1B: 8 2B: 2 3B: 0 HR: 0	SF: 1 SAC: 0 DP: 1 HBP: 0	WP: 0 PB: 0 SB: 1 CS: 0	PA: 35	
PITCHER	IP	WLS	BF	H	R	ER	SO	BB	IBB	HBP	BLK	WP	HR	S	P	ERA	WHIP				
Bill Monbouquette, R ERA: 3.73 (1, 1)	5.0	L	24	9	4	4	1	0	0	0	0	0	0	25	29	7.20	1.800				
Frank Sullivan, R ERA: 5.05 (6, 1)	2.0		7	1	0	0	1	0	0	0	0	0	0	9	9	0.00	0.500				
Mike Fornieles, R ERA: 2.6 (8, 1)	1.0		4	0	1	0	1	1	0	0	0	0	0	5	9	0.00	1.000				

AB 32
R 5
H 10
RBI 5
BB 2
SO 3
LOB 11



Batter	1	2	3	4	5	6	7	8	9	AB	R	H	RBI	BB	SO	LOB	TOP					
Pumpsie Green, S OBP: 0.349, SLG: 0.346	4-0 SH5-3 BB		0-3 K		0-0 1-2 1B		4-0 1-2 2-3 BB			2	0	1	0	2	1	1						
Carroll Hardy, R OBP: 0.292, SLG: 0.333	0-0 SH5-3		0-3 K		0-3 K		0-0 F8			3	0	0	0	0	2	6						
Vic Wertz, L OBP: 0.331, SLG: 0.458	0-0 F8		0-0 P6			0-3 K2-3		0-0 4-1		4	0	0	0	0	1	2						
Russ Nixon, L OBP: 0.322, SLG: 0.406	0-0 F8			0-0 G4-3 1B		0-0 4-3		0-0 F5		4	0	1	0	0	0	1						
Frank Matzone, R OBP: 0.320, SLG: 0.404		0-0 1B		0-0 G4-3 1-2		0-0 1-3		0-0 F8		4	0	1	0	0	0	1						
Pete Runnels, L OBP: 0.404, SLG: 0.400		0-3 K		0-0 4-3			4-0 BB BB		0-0 L6	3	0	0	0	1	1	1						
Willie Tasby, R OBP: 0.359, SLG: 0.356		0-3 K			0-3 K		4-0 1-2 BB BB		0-0 F7	3	0	0	0	1	2	1						
Lou Clinton, R OBP: 0.284, SLG: 0.402		0-0 P4			0-0 FC3-6 1B		0-0 F8		0-0 1B	2	0	1	0	0	0	1						
Ted Williams, L OBP: 0.454, SLG: 0.655										1	0	0	0	0	0	2						
Rip Repulski, R OBP: 0.289, SLG: 0.377										1	0	1	0	0	0	0						
Billy Muffett, R OBP: 0.378, SLG: 0.353					0-0 FC3-6 1B		0-3 K		0-0 4-3	2	0	1	0	0	0	1						
Marian Coughtry, L (7, PH)										1	0	0	0	0	1	2						
Mike Fomieleles, R OBP: 0.429, SLG: 0.429										0	0	0	0	0	0	0						
Ted Wills, L OBP: 0.333, SLG: 0.375										1	0	0	0	0	0	1						
Inning Stats	R: 0 E: 0 K: 0 S: 3	H: 0 LOB: 1 BB: 1 P: 7	R: 0 E: 0 K: 2 S: 8	H: 1 LOB: 1 BB: 0 P: 8	R: 0 E: 0 K: 2 S: 8	H: 1 LOB: 0 BB: 0 P: 8	R: 0 E: 0 K: 0 S: 3	H: 1 LOB: 0 BB: 0 P: 3	R: 0 E: 0 K: 2 S: 9	H: 2 LOB: 2 BB: 0 P: 9	R: 0 E: 0 K: 1 S: 5	H: 0 LOB: 0 BB: 0 P: 5	R: 0 E: 0 K: 1 S: 5	H: 0 LOB: 3 BB: 3 P: 17	R: 0 E: 0 K: 0 S: 3	H: 0 LOB: 0 BB: 0 P: 3	R: 0 E: 0 K: 0 S: 4	H: 1 LOB: 1 BB: 0 P: 4	1B: 6 2B: 0 3B: 0 HR: 0	SF: 0 SAC: 1 DP: 1 HBP: 0	WP: 0 PB: 0 SB: 0 CS: 0	PA: 36
PITCHER Early Wynn, R ERA: 3.73	IP: 9.0 WLS: W BF: 36 H: 6 R: 0 ER: 0 SO: 8 BB: 4 IBB: 0 HBP: 0 BLK: 0 WP: 0 HR: 0 S: 48 P: 64 ERA: 0.00 WHIP: 1.111															PITCHER						

Boston Red Sox @ Chicago White Sox
Comiskey Park, Chicago, IL
Sun Sep 11 1960, 4:38 AM EDT
Att: 29,008 - Unknown

AB 31
R 0
H 6
RBI 0
BB 4
SO 8
LOB 20



Batter	1	2	3	4	5	6	7	8	9	AB	R	H	RBI	BB	SO	LOB	BOTTOM			
Luis Aparicio, R OBP: 0.325, SLG: 0.351	0-0 F8 1B		0-0 FC5-2 1-3 2B		0-0 1-2 CS 2B		0-0 4-3			4	0	2	0	0	0	1				
Nellie Fox, L OBP: 0.344, SLG: 0.368	0-0 F8 1-2		4-0 FC5-2 IBB		0-0 1-2 2B 1B			0-0 8-3 1B		3	1	2	0	1	0	1				
Al Smith, R OBP: 0.372, SLG: 0.452	0-0 1B		0-0 FC5-2 1-2 2-3 3-H		0-0 1-H 2B			0-0 8-3 1-2		4	0	2	1	0	0	4				
Ted Kluszewski, L OBP: 0.348, SLG: 0.384	0-0 4-3		0-0 G3		0-0 6-3			0-0 F9		4	0	0	0	0	0	5				
Minnie Minoso, R OBP: 0.368, SLG: 0.460		0-3 K			0-0 6-3			0-0 P6		3	0	0	0	0	1	0				
Jim Rivera, L OBP: 0.429, SLG: 0.583										0	0	0	0	0	0	0				
Joe Ginsberg, L OBP: 0.345, SLG: 0.287		4-0 8-3 BB			0-0 P6			0-0 4-3		2	0	0	0	1	0	0				
Sammy Esposito, R OBP: 0.297, SLG: 0.302		0-0 9-3 1-2			4-0 BB			0-0 F7		2	0	0	0	1	0	1				
Jim Landis, R OBP: 0.368, SLG: 0.393			0-0 2B FC5-2 1B		0-3 K			0-0 5-3		3	0	1	0	0	1	1				
Early Wynn, S OBP: 0.317, SLG: 0.290			0-3 K					0-0 F8		3	0	1	0	0	1	1				
Inning Stats	R: 0 E: 0 K: 0 S: 4	H: 2 LOB: 1 BB: 0 P: 4	R: 0 E: 0 K: 1 S: 4	H: 0 LOB: 0 BB: 1 P: 8	R: 0 E: 0 K: 1 S: 7	H: 2 LOB: 3 BB: 1 P: 11	R: 0 E: 0 K: 1 S: 5	H: 0 LOB: 1 BB: 1 P: 9	R: 1 E: 0 K: 0 S: 5	H: 3 LOB: 1 BB: 0 P: 5	R: 0 E: 0 K: 0 S: 3	H: 0 LOB: 0 BB: 0 P: 3	R: 0 E: 0 K: 0 S: 3	H: 0 LOB: 0 BB: 0 P: 3	R: 0 E: 0 K: 0 S: 3	H: 1 LOB: 0 BB: 0 P: 3	1B: 6 2B: 4 3B: 0 HR: 0	SF: 0 SAC: 0 DP: 2 HBP: 0	WP: 0 PB: 0 SB: 0 CS: 1	PA: 31
PITCHER Billy Muffett, R ERA: 3.36	IP: 6.0 WLS: L BF: 25 H: 7 R: 1 ER: 1 SO: 3 BB: 2 IBB: 1 HBP: 0 BLK: 0 WP: 0 HR: 0 S: 28 P: 40 ERA: 1.50 WHIP: 1.500															PITCHER				
Mike Fomieleles, R ERA: 2.55	IP: 2.0 WLS: 6 BF: 1 H: 1 R: 0 ER: 0 SO: 0 BB: 0 IBB: 0 HBP: 0 BLK: 0 WP: 0 HR: 0 S: 6 P: 6 ERA: 0.00 WHIP: 0.500															PITCHER				

Boston Red Sox @ Chicago White Sox
Comiskey Park, Chicago, IL
Sun Sep 11 1960, 4:38 AM EDT
Att: 29,008 - Unknown

AB 28
R 1
H 8
RBI 1
BB 3
SO 3
LOB 14



Batter	1	2	3	4	5	6	7	8	9	AB	R	H	RBI	BB	SO	LOB	TOP					
Luis Aparicio, R (1,6) OBP: 0.321, SLG: 0.347	4-3		5-3		SH5-4		SH		L8	3	0	0	0	0	0	1	Chicago White Sox @ Detroit Tigers Briggs Stadium, Detroit, MI Fri Sep 16 1960, 7:05 PM EDT Att: 11,641 - Unknown					
Nellie Fox, L (1,4) OBP: 0.351, SLG: 0.378	F7									3	0	2	1	1	0	0						
J.C. Martin, L (1,5) Ted Kluszewski, L (7, PH) Sammy Esposito, R (7,5) OBP: 0.350, SLG: 0.388 OBP: 0.280, SLG: 0.296	K2-3		4-3		L8		SF8			3	0	0	0	0	1	4						
Roy Sievers, R (1,3) OBP: 0.411, SLG: 0.558		F7		K			F7			4	0	0	0	0	1	4						
Al Smith, R (1,9) OBP: 0.374, SLG: 0.449	1-3						K		K	3	0	0	0	1	2	0						
Minnie Minoso, R (1,7) OBP: 0.369, SLG: 0.461				FC6-4						3	1	2	1	0	0	1						
Sherm Lollar, R (1,2) OBP: 0.327, SLG: 0.361				FC6-4			G6-4-3		G4-6-3	4	0	0	0	0	0	3						
Jim Landis, R (1,8) OBP: 0.364, SLG: 0.389			K				F3		6-3	4	1	1	0	0	1	0						
Early Wynn, S (1,1) Gerry Staley, R (7,1) Earl Torgeson, L (9, PH) OBP: 0.341, SLG: 0.290 OBP: 0.350, SLG: 0.250 OBP: 0.473, SLG: 0.426									L8	0	1	0	0	3	0	0						
Inning Stats	R: 0 E: 0 K: 1 S: 5	H: 0 LOB: 0 BB: 0 P: 5	R: 1 E: 0 K: 0 S: 4	H: 1 LOB: 0 BB: 0 P: 4	R: 0 E: 0 K: 1 S: 5	H: 0 LOB: 2 BB: 2 P: 13	R: 0 E: 0 K: 1 S: 5	H: 0 LOB: 1 BB: 1 P: 9	R: 1 E: 0 K: 0 S: 5	H: 2 LOB: 2 BB: 1 P: 9	R: 0 E: 0 K: 1 S: 4	H: 0 LOB: 0 BB: 0 P: 5	R: 1 E: 1 K: 0 S: 5	H: 1 LOB: 2 BB: 1 P: 9	R: 0 E: 0 K: 1 S: 5	H: 1 LOB: 0 BB: 0 P: 5		R: 0 E: 0 K: 0 S: 3	H: 0 LOB: 0 BB: 0 P: 3	1B: 3 2B: 1 3B: 0 HR: 1	SF: 1 SAC: 2 DP: 2 HBP: 1	WP: 0 PB: 0 CS: 0
PITCHER Frank Lary, R (1,1) ERA: 3.63	IP: 9.0 WLS: W BF: 37 H: 5 R: 3 ER: 2 SO: 5 BB: 5 IBB: 0 HBP: 1 BLK: 0 WP: 0 HR: 1 S: 41 P: 62 ERA: 2.00 WHIP: 1.111											PITCHER	IP: 9.0 WLS: W BF: 37 H: 5 R: 3 ER: 2 SO: 5 BB: 5 IBB: 0 HBP: 1 BLK: 0 WP: 0 HR: 1 S: 41 P: 62 ERA: 2.00 WHIP: 1.111									

AB	28
R	3
H	5
RBI	3
BB	5
SO	5
LOB	13



Batter	1	2	3	4	5	6	7	8	9	AB	R	H	RBI	BB	SO	LOB	BOTTOM			
Eddie Yost, R (1,5) Ozzie Virgil, R (9,5) OBP: 0.406, SLG: 0.375 OBP: 0.244, SLG: 0.356								4-3		3	0	2	2	2	0	0	Chicago White Sox @ Detroit Tigers Briggs Stadium, Detroit, MI Fri Sep 16 1960, 7:05 PM EDT Att: 11,641 - Unknown			
Chico Fernandez, R (1,6) OBP: 0.303, SLG: 0.311	F2	F6		6-3			K			4	0	0	0	0	1	6				
Norm Cash, L (1,3) Dick Gernert, R (8,3) OBP: 0.399, SLG: 0.499 OBP: 0.331, SLG: 0.297				K			F8		L6-3	3	0	1	0	1	1	0				
Charlie Maxwell, L (1,7) OBP: 0.334, SLG: 0.452				K					K	4	1	1	0	0	3	3				
Al Kaline, R (1,8) OBP: 0.350, SLG: 0.414	L5-3			L8			SH1-3		L6-3	3	0	0	0	0	0	3				
Frank Bolling, R (1,4) OBP: 0.310, SLG: 0.364				F7					K	4	0	2	1	0	1	1				
Rocky Colavito, R (1,9) OBP: 0.317, SLG: 0.453										4	1	1	0	0	2	1				
Harry Chiti, R (1,2) OBP: 0.267, SLG: 0.300										3	1	2	1	0	0	0				
Frank Lary, R (1,1) OBP: 0.253, SLG: 0.333										4	1	1	0	0	1	2				
Inning Stats	R: 0 E: 0 K: 1 S: 6	H: 1 LOB: 2 BB: 1 P: 10	R: 2 E: 0 K: 0 S: 6	H: 3 LOB: 1 BB: 0 P: 6	R: 0 E: 0 K: 2 S: 7	H: 0 LOB: 0 BB: 0 P: 7	R: 0 E: 0 K: 1 S: 7	H: 2 LOB: 3 BB: 1 P: 11	R: 1 E: 0 K: 1 S: 7	H: 2 LOB: 1 BB: 0 P: 7	R: 0 E: 0 K: 1 S: 5	H: 0 LOB: 1 BB: 1 P: 9	R: 0 E: 0 K: 2 S: 8	H: 1 LOB: 1 BB: 0 P: 8	R: 1 E: 0 K: 1 S: 6	H: 1 LOB: 0 BB: 0 P: 6		1B: 9 2B: 0 3B: 0 HR: 1	SF: 0 SAC: 2 DP: 0 HBP: 0	WP: 0 PB: 0 CS: 0
PITCHER Early Wynn, R (1,1) Gerry Staley, R (7,1) ERA: 3.75 ERA: 2.3	IP: 6.0 WLS: L BF: 29 H: 8 R: 3 ER: 3 SO: 6 BB: 3 IBB: 0 HBP: 0 BLK: 0 WP: 0 HR: 0 S: 38 P: 50 ERA: 4.50 WHIP: 1.833											PITCHER	IP: 6.0 WLS: L BF: 29 H: 8 R: 3 ER: 3 SO: 6 BB: 3 IBB: 0 HBP: 0 BLK: 0 WP: 0 HR: 0 S: 38 P: 50 ERA: 4.50 WHIP: 1.833							



Batter	1	2	3	4	5	6	7	8	9	AB	R	H	RBI	BB	SO	LOB	TOP			
Luis Aparicio, R (1, 6) OBP: 0.319, SLG: 0.344				6-3	L8			FC6-4	L8	5	1	0	0	1	0	6	Chicago White Sox @ Detroit Tigers Briggs Stadium, Detroit, MI Sat Sep 17 1960, 4:33 AM EDT Att: 5,849 - Unknown			
Nellie Fox, L (1, 4) OBP: 0.353, SLG: 0.379				BB		6-3		FC6-4		4	1	2	0	1	0	1				
Jim Landis, R (1, 8) OBP: 0.366, SLG: 0.391				K			FC5-4			3	0	1	0	2	1	3				
Roy Sievers, R (1, 3) OBP: 0.407, SLG: 0.552				F3			F3			5	0	0	0	0	1	8				
Minnie Minoso, R (1, 7) OBP: 0.369, SLG: 0.465							HR	FC5-4		4	2	1	1	1	0	3				
Gene Freese, R (1, 5) OBP: 0.306, SLG: 0.475							2B			5	2	3	3	0	0	2				
Al Smith, R (1, 9) OBP: 0.375, SLG: 0.451				L8						4	1	2	2	1	0	0				
Jim Rivera, L (9, PR) OBP: 0.429, SLG: 0.583										0	1	0	0	0	0	0				
Sherm Lollar, R (1, 2) OBP: 0.326, SLG: 0.362				F7			F3			5	0	1	1	0	0	3				
Billy Pierce, L (1, 1) OBP: 0.261, SLG: 0.206				F6						3	0	1	0	1	1	2				
Mike Garcia, R (8, 1) OBP: 0.333, SLG: 0.333										1	0	1	1	0	0	0				
Inning Stats	R: 5 E: 1 K: 1 S: 10	H: 5 LOB: 2 BB: 2 P: 18	R: 0 E: 0 K: 0 S: 4	H: 1 LOB: 2 BB: 1 P: 8	R: 0 E: 0 K: 0 S: 3	H: 0 LOB: 0 BB: 0 P: 3	R: 0 E: 0 K: 1 S: 5	H: 0 LOB: 1 BB: 1 P: 9	R: 1 E: 0 K: 1 S: 8	H: 3 LOB: 2 BB: 0 P: 8	R: 0 E: 0 K: 0 S: 3	H: 0 LOB: 0 BB: 0 P: 3	R: 0 E: 0 K: 0 S: 4	H: 1 LOB: 2 BB: 1 P: 8	R: 2 E: 0 K: 0 S: 5	H: 2 LOB: 1 BB: 1 P: 9	1B: 7 2B: 3 3B: 0 HR: 2	SF: 0 SAC: 0 DP: 0 HBP: 0	WP: 1 PB: 0 SB: 1 CS: 0	PA: 46
PITCHER	IP WLS BF H R ER SO BB IBB HBP BLK WP HR S P ERA WHIP																			
Bill Fischer, R (1, 1) ERA: 4.18	0.2 L 8 4 5 5 1 2 0 0 0 0 1 0 8 16 67.50 9.000																			
Phil Regan, R (1, 1) ERA: 5.02	4.1 20 5 1 1 2 2 0 0 0 0 0 1 22 30 2.08 1.615																			
George Spencer, R (6, 1) ERA: 4.05	2.0 7 0 0 0 0 1 0 0 0 0 0 0 6 10 0.00 0.500																			
Paul Foytack, R (8, 1) ERA: 6.21	2.0 11 3 2 2 0 2 0 0 0 0 0 1 9 17 9.00 2.500																			


Batter	1	2	3	4	5	6	7	8	9	AB	R	H	RBI	BB	SO	LOB	BOTTOM					
Eddie Yost, R (1, 5) OBP: 0.409, SLG: 0.378										4	1	3	0	0	0	0	Chicago White Sox @ Detroit Tigers Briggs Stadium, Detroit, MI Sat Sep 17 1960, 4:33 AM EDT Att: 5,849 - Unknown					
Paul Foytack, R (8, 1) OBP: 0.357, SLG: 0.320										0	0	0	0	0	0	0						
Dick McAuliffe, L (9, PH)										0	0	0	0	1	0	0						
Cool Veal, R (1, 6) OBP: 0.433, SLG: 0.456										5	0	1	0	0	0	3						
Al Kaline, R (1, 8) OBP: 0.351, SLG: 0.414										4	1	2	1	0	0	0						
Steve Bilko, R (1, 3) OBP: 0.290, SLG: 0.401										2	1	1	0	2	0	0						
Frank Bolling, R (1, 4) OBP: 0.311, SLG: 0.364										3	0	1	0	1	1	4						
Dick Gemert, R (1, 7) OBP: 0.339, SLG: 0.295										1	0	0	0	2	0	1						
Charlie Maxwell, L (8, PH) OBP: 0.333, SLG: 0.451										1	0	0	1	0	0	2						
Rocky Colavito, R (1, 9) OBP: 0.317, SLG: 0.457										4	1	1	1	0	1	4						
Harry Chiti, R (1, 2) OBP: 0.264, SLG: 0.297										3	0	0	0	0	1	0						
Neil Christey, L (8, PH) OBP: 0.314, SLG: 0.403										1	0	0	0	0	0	1						
Lou Berberet, L (9, 2) OBP: 0.300, SLG: 0.253										0	0	0	0	0	0	0						
Bill Fischer, R (1, 1) ERA: 4.18	0.2 L 8 4 5 5 1 2 0 0 0 0 1 0 8 16 67.50 9.000																					
Phil Regan, R (1, 1) ERA: 5.02	4.1 20 5 1 1 2 2 0 0 0 0 0 1 22 30 2.08 1.615																					
George Spencer, R (6, 1) ERA: 4.05	2.0 7 0 0 0 0 1 0 0 0 0 0 0 6 10 0.00 0.500																					
Ozzie Virgil, R (7, PH) OBP: 0.246, SLG: 0.330										2	0	0	0	0	0	0						
Inning Stats	R: 0 E: 0 K: 0 S: 3	H: 0 LOB: 0 BB: 0 P: 3	R: 0 E: 0 K: 0 S: 3	H: 1 LOB: 0 BB: 0 P: 3	R: 2 E: 0 K: 3 S: 13	H: 4 LOB: 3 BB: 1 P: 17	R: 0 E: 0 K: 0 S: 2	H: 0 LOB: 0 BB: 1 P: 6	R: 0 E: 0 K: 1 S: 5	H: 1 LOB: 0 BB: 0 P: 5	R: 0 E: 0 K: 1 S: 6	H: 1 LOB: 2 BB: 1 P: 10	R: 0 E: 0 K: 0 S: 4	H: 1 LOB: 1 BB: 0 P: 4	R: 2 E: 0 K: 0 S: 4	H: 1 LOB: 1 BB: 2 P: 12	R: 0 E: 0 K: 0 S: 2	H: 0 LOB: 0 BB: 1 P: 6	1B: 8 2B: 1 3B: 0 HR: 1	SF: 0 SAC: 0 DP: 4 HBP: 0	WP: 2 PB: 0 SB: 0 CS: 0	PA: 38
PITCHER	IP WLS BF H R ER SO BB IBB HBP BLK WP HR S P ERA WHIP																					
Billy Pierce, L (1, 1) ERA: 3.57	7.0 W 31 9 4 4 4 0 4 0 0 0 1 1 37 53 5.14 1.857																					
Mike Garcia, R (8, 1) ERA: 5.54	2.0 S 7 0 0 0 0 2 0 0 0 0 1 0 5 13 0.00 1.000																					

Batter	1	2	3	4	5	6	7	8	9	AB	R	H	RBI	BB	SO	LOB	TOP					
Floyd Robinson, L (1, 9) OBP: 0.424, SLG: 0.208 Jim Rivera, L (8, 9) OBP: 0.471, SLG: 0.571	0-0 1B 1B	4-0 1B BB		4-0 CS BB		0-0 FC3-6 FC3-6		4-0 BB BB		2	1	1	0	3	0	1						
Nelle Fox, L (1, 4) OBP: 0.352, SLG: 0.376	0-0 1B 1B	0-0 F7		0-0 CS	0-0 6-3	0-0 FC3-6		0-0 F7		5	1	1	0	0	0	4						
Jim Landis, R (1, 8) OBP: 0.374, SLG: 0.403	0-0 1B 1-2 2-3	0-0 1B			4-0 2B BB			4-0 2B BB	0-3 K	3	2	2	0	2	1	0						
Ted Kluszewski, L (1, 3) OBP: 0.364, SLG: 0.428	0-0 FC6-4 1B	0-0 F9			0-0 F6			0-0 F8	0-0 HR	5	1	2	3	0	0	5						
Minnie Minoso, R (1, 7) OBP: 0.371, SLG: 0.473 Stan Johnson, L (9, PH) OBP: 0.500, SLG: 2.000	0-3 K			0-3 K		0-0 2B		0-0 1B 2B	0-0 HR	4	0	2	2	0	2	2						
J.C. Martin, L (1, 5) OBP: 0.125, SLG: 0.125	0-0 L6			0-3 K		0-0 G3		0-0 G5-4-3 1B	0-0 F9	5	0	1	0	0	1	3						
Sherm Lollar, R (1, 2) OBP: 0.326, SLG: 0.357	0-0 FC6-4			0-0 L6				0-0 G5-4-3 1B	0-0 1B	5	1	2	0	0	0	4						
Sammy Esposito, R (1, 6) OBP: 0.276, SLG: 0.289		0-0 5-3		0-3 K				0-0 FC6-4 1B	0-0 F9	5	0	1	0	0	2	1						
Early Wynn, S (1, 1) OBP: 0.337, SLG: 0.301		0-0 1B 2B		0-3 K				0-0 FC6-4 FC3-6	0-0 6-3	4	0	1	0	0	1	1						
Inning Stats	R: 2 E: 0 K: 1 S: 9	H: 4 LOB: 2 BB: 0 P: 9	R: 0 E: 0 K: 0 S: 5	H: 2 LOB: 3 BB: 1 P: 9	R: 0 E: 0 K: 2 S: 7	H: 0 LOB: 0 BB: 0 P: 7	R: 0 E: 0 K: 2 S: 6	H: 0 LOB: 0 BB: 1 P: 10	R: 1 E: 0 K: 0 S: 4	H: 1 LOB: 1 BB: 0 P: 8	R: 1 E: 1 K: 0 S: 5	H: 2 LOB: 1 BB: 0 P: 5	R: 1 E: 0 K: 0 S: 4	H: 2 LOB: 1 BB: 1 P: 8	R: 0 E: 0 K: 0 S: 3	H: 0 LOB: 1 BB: 1 P: 7	R: 2 E: 0 K: 2 S: 10	H: 3 LOB: 1 BB: 0 P: 10	1B: 9 2B: 3 3B: 0 HR: 2	SF: 0 SAC: 0 DP: 1 HBP: 0	WP: 0 PB: 0 SB: 1 CS: 1	PA: 45
PITCHER	IP WLS BF L	H R ER SO	BB IBB HBP BLK	WP HR S P	ERA WHIP	PITCHER	IP WLS BF L	H R ER SO	BB IBB HBP BLK	WP HR S P	ERA WHIP											
Barry Latman, R (1, 1) ERA: 3.8	7.0	11	5	5	5	4	0	0	0	0	0	0	40	56	6.43	2.143						
Frank Funk, R (8, 1) ERA: 2.84	2.0	3	2	2	2	1	0	0	0	0	2	13	17	9.00	2.000							

Batter	1	2	3	4	5	6	7	8	9	AB	R	H	RBI	BB	SO	LOB	BOTTOM			
Ken Aspromonte, R (1, 4) OBP: 0.358, SLG: 0.393	0-0 1-3	0-0 5-3		0-0 G6-3				0-0 F7		4	0	0	0	0	0	4				
Tito Francona, L (1, 7) OBP: 0.376, SLG: 0.462	0-0 F7			0-0 F8		0-3 K		0-0 SH5-3 1B		4	0	1	0	0	1	0				
Jim Piersall, R (1, 8) OBP: 0.320, SLG: 0.440	0-0 BB 1B			0-0 F9		0-0 F4		0-0 SH5-3		3	0	1	0	0	0	0				
Walt Bond, L (1, 9) OBP: 0.320, SLG: 0.389	4-0 1-2 BB			0-0 1B 1B		0-0 F2		0-0 F5		3	0	1	0	1	0	1				
Vic Power, R (1, 3) OBP: 0.319, SLG: 0.401	0-0 G3			0-0 1B		0-0 5-3		0-0 F9		4	0	1	0	0	0	3				
Woodie Held, R (1, 6) OBP: 0.339, SLG: 0.478		0-0 1-3		0-0 F9		0-0 F9		0-0 6-3		4	0	0	0	0	0	2				
Joe Morgan, L (1, 5) OBP: 0.250, SLG: 0.300		0-0 SH3-4 BB 1B		0-0 FC5-4 1B		0-0 G3		0-0 F8		4	0	2	0	0	0	0				
John Romano, R (1, 2) OBP: 0.341, SLG: 0.474		4-0 SH3-4 BB		0-0 FC5-4 1B		0-0 F7		0-0 F8		3	0	0	0	1	0	1				
Barry Latman, R (1, 1) OBP: 0.262, SLG: 0.250 Ty Cline, L (7, PH) OBP: 0.308, SLG: 0.423 Frank Funk, R (8, 1) OBP: 0.333, SLG: 0.200		0-0 SH3-4		0-0 G6-3 1B		0-0 L9				1	0	1	0	0	0	0				
Inning Stats	R: 0 E: 0 K: 0 S: 4	H: 1 LOB: 2 BB: 1 P: 8	R: 0 E: 0 K: 0 S: 4	H: 1 LOB: 2 BB: 1 P: 8	R: 0 E: 0 K: 0 S: 5	H: 2 LOB: 0 BB: 0 P: 5	R: 0 E: 0 K: 0 S: 4	H: 2 LOB: 1 BB: 0 P: 4	R: 0 E: 0 K: 0 S: 3	H: 0 LOB: 0 BB: 0 P: 3	R: 0 E: 0 K: 0 S: 3	H: 0 LOB: 0 BB: 0 P: 3	R: 0 E: 0 K: 0 S: 4	H: 1 LOB: 1 BB: 0 P: 4	R: 0 E: 0 K: 0 S: 3	H: 0 LOB: 0 BB: 0 P: 3	1B: 7 2B: 0 3B: 0 HR: 0	SF: 0 SAC: 2 DP: 1 HBP: 0	WP: 0 PB: 0 SB: 0 CS: 0	PA: 35
PITCHER	IP WLS BF W	H R ER SO	BB IBB HBP BLK	WP HR S P	ERA WHIP	PITCHER	IP WLS BF W	H R ER SO	BB IBB HBP BLK	WP HR S P	ERA WHIP									
Early Wynn, R (1, 1) ERA: 3.6	9.0	7	0	0	1	2	0	0	0	0	0	0	35	43	0.00	1.000				


Chicago White Sox @ Cleveland Indians
Cleveland Municipal Stadium, Cleveland, OH
Fri Sep 23 1960, 7:05 PM EDT
Att: 12,633 - Unknown

AB 39
R 7
H 14
RBI 6
BB 5
SO 7
LOB 21




Chicago White Sox @ Cleveland Indians
Cleveland Municipal Stadium, Cleveland, OH
Fri Sep 23 1960, 7:05 PM EDT
Att: 12,633 - Unknown


AB 31
R 0
H 7
RBI 0
SO 1
LOB 11



livebaseballscorecards.com

livebaseballscorecards.com

Batter	1	2	3	4	5	6	7	8	9	AB	R	H	RBI	BB	SO	LOB	TOP			
Luis Aparicio, R OBP: 0.321, SLG: 0.345	0-0 6-3		0-0 F8			0-0 2-3		0-0 L8	4 0 0 0 0 0								Chicago White Sox @ Cleveland Indians Cleveland Municipal Stadium, Cleveland, OH Sun Sep 25 1960, 3:33 AM EDT Att: 10,723 - Unknown livebaseballscorecards.com AB 31 R 0 H 4 RBI 0 BB 1 SO 4 LOB 12 			
Nellie Fox, L OBP: 0.353, SLG: 0.377	0-0 E1			0-0 FC1-6 1B		0-0 3-1		0-0 1B 1B	4 0 2 0 0 0											
Jim Landis, R OBP: 0.372, SLG: 0.403	0-0 9-3			0-0 FC1-6 FC6-4 1-2		0-0 6-3		0-0 FC5-4 1B 1-2	4 0 1 0 0 2											
Roy Sievers, R OBP: 0.402, SLG: 0.541		0-0 6-3		0-0 F2		0-0 F8		0-0 F8	4 0 0 0 0 3											
Minnie Minoso, R OBP: 0.367, SLG: 0.468		0-0 6-3		0-0 FC6-4 1-2		0-3 K		0-0 FC5-4 1-2	4 0 0 0 0 1 3											
Floyd Robinson, L OBP: 0.410, SLG: 0.179		4-0 BB			0-3 K			0-3 K	2 0 0 0 1 2 0											
Gene Freese, R OBP: 0.308, SLG: 0.473		0-0 F6			0-3 K			0-0 L4-6 E 1B	3 0 1 0 0 1 1											
Cam Carreon, R OBP: 0.222, SLG: 0.222								0-0 E4 1-2	2 0 0 0 0 0 0											
Earl Torgerson, L OBP: 0.461, SLG: 0.411									1 0 0 0 0 0 1											
Sherm Lollar, R OBP: 0.324, SLG: 0.355									0 0 0 0 0 0 0											
Bob Shaw, R OBP: 0.215, SLG: 0.155									1 0 0 0 0 0 0											
Stan Johnson, L OBP: 0.333, SLG: 1.333									1 0 0 0 0 0 0											
Gary Peters, L									0 0 0 0 0 0 0											
Ted Kluszewski, L OBP: 0.368, SLG: 0.430									1 0 0 0 0 0 2											
Ken McBride, R									0 0 0 0 0 0 0											
Inning Stats	R: 0 E: 1 K: 0 S: 3	H: 0 LOB: 0 BB: 0 P: 3	R: 0 E: 0 K: 0 S: 3	H: 0 LOB: 1 BB: 1 P: 7	R: 0 E: 0 K: 0 S: 3	H: 0 LOB: 0 BB: 0 P: 3	R: 0 E: 0 K: 0 S: 4	H: 1 LOB: 1 BB: 0 P: 4	R: 0 E: 0 K: 2 S: 7	H: 0 LOB: 0 BB: 0 P: 7	R: 0 E: 0 K: 1 S: 5	H: 0 LOB: 0 BB: 0 P: 5	R: 0 E: 1 K: 1 S: 6	H: 1 LOB: 1 BB: 0 P: 6	R: 0 E: 0 K: 0 S: 5	H: 2 LOB: 2 BB: 0 P: 5		1B: 4 2B: 2 3B: 0 HR: 0	SF: 0 SAC: 0 DP: 2 HBP: 0	WP: 0 PB: 0 SB: 0 CS: 0
PITCHER Bobby Locke, R ERA: 3.29	IP: 9.0 WLS: W BF: 32 H: 4 R: 0 ER: 0 SO: 4 BB: 1 IBB: 0 HBP: 0 BLK: 0 WP: 0 HR: 0 S: 39 P: 43 ERA: 0.00 WHIP: 0.556															PITCHER				

Batter	1	2	3	4	5	6	7	8	9	AB	R	H	RBI	BB	SO	LOB	BOTTOM				
Ken Aspromonte, R OBP: 0.361, SLG: 0.400	4-0 HR BB	0-0 G5-4-3 1-2							0-0 F7	3 2 1 0 1 0 1							Chicago White Sox @ Cleveland Indians Cleveland Municipal Stadium, Cleveland, OH Sun Sep 25 1960, 3:33 AM EDT Att: 10,723 - Unknown livebaseballscorecards.com AB 31 R 4 H 9 RBI 4 BB 4 SO 3 LOB 14 				
Tito Francona, L OBP: 0.377, SLG: 0.464	0-0 HR		0-0 4-3		0-0 1B SF7 1B		4-0 1B	0-0 BB	3 1 2 3 1 0 0												
Jim Piersall, R OBP: 0.316, SLG: 0.434	0-0 5-3		0-0 6-3		0-0 SF7		0-3 K	0-0 K	3 0 0 1 0 1 1												
Walt Bond, L OBP: 0.311, SLG: 0.368	0-3 K		0-0 4-3		0-0 F8		0-0 G3		4 0 0 0 0 1 2												
Vic Power, R OBP: 0.318, SLG: 0.404	0-0 1B 1B			0-0 6-3		0-0 F3		0-0 6-3	4 0 1 0 0 0 0												
Woodie Held, R OBP: 0.346, SLG: 0.485	0-0 FC5-4 1B			0-0 F8		0-0 1B 1B		0-0 BB 1B	4 0 3 0 0 0 0												
Bubba Phillips, R OBP: 0.249, SLG: 0.297	0-0 FC5-4 1-2			0-0 6-3		0-0 1B 1B		0-0 F8	4 0 1 0 0 0 3												
John Romano, R OBP: 0.348, SLG: 0.475		0-0 F4			0-0 1B 1B		0-3 K	4-0 BB 1-2	3 1 1 0 1 1 2												
Bobby Locke, R OBP: 0.341, SLG: 0.257		4-0 G5-4-3 BB			0-0 B3		0-0 4-3	0-0 F4	3 0 0 0 1 0 5												
Inning Stats	R: 2 E: 0 K: 1 S: 8	H: 3 LOB: 2 BB: 1 P: 12	R: 0 E: 0 K: 0 S: 2	H: 0 LOB: 0 BB: 1 P: 6	R: 0 E: 0 K: 0 S: 3	H: 0 LOB: 0 BB: 0 P: 3	R: 0 E: 0 K: 0 S: 3	H: 0 LOB: 0 BB: 0 P: 3	R: 2 E: 0 K: 1 S: 6	H: 3 LOB: 1 BB: 0 P: 6	R: 0 E: 0 K: 1 S: 7	H: 2 LOB: 2 BB: 0 P: 7	R: 0 E: 0 K: 1 S: 5	H: 0 LOB: 1 BB: 1 P: 9	R: 0 E: 0 K: 0 S: 4	H: 1 LOB: 2 BB: 1 P: 8		1B: 8 2B: 0 3B: 0 HR: 1	SF: 1 SAC: 0 DP: 1 HBP: 0	WP: 0 PB: 0 SB: 0 CS: 0	PA: 36
PITCHER Bob Shaw, R ERA: 4.06	IP: 5.0 WLS: L BF: 22 H: 6 R: 4 ER: 4 SO: 4 BB: 2 IBB: 0 HBP: 0 BLK: 0 WP: 0 HR: 1 S: 22 P: 30 ERA: 7.20 WHIP: 1.600															PITCHER					
Gary Peters, L	IP: 2.0 WLS: 9 BF: 2 H: 2 R: 0 ER: 0 SO: 2 BB: 1 IBB: 0 HBP: 0 BLK: 0 WP: 0 HR: 0 S: 12 P: 16 ERA: 0.00 WHIP: 1.500															PITCHER					
Ken McBride, R	IP: 1.0 WLS: 5 BF: 1 H: 1 R: 0 ER: 0 SO: 0 BB: 1 IBB: 0 HBP: 0 BLK: 0 WP: 0 HR: 0 S: 4 P: 8 ERA: 0.00 WHIP: 2.000															PITCHER					

Batter	1	2	3	4	5	6	7	8	9	AB	R	H	RBI	BB	SO	LOB	TOP					
Eddie Yost, R OBP: 0.413, SLG: 0.392 Ozzie Virgil, R OBP: 0.242, SLG: 0.354 (6, FR) (6, 5)	F8		P4			FC5-4 1B		6-3		3	0	1	0	0	0	0						
Dick McAuliffe, L OBP: 0.333, SLG: 0.412 (1, 6)	3-1			6-3		FC5-4 BB 1B		K		4	1	0	0	0	1	1						
Al Kaline, R OBP: 0.353, SLG: 0.419 (1, 8)	L8			BB BB		BB 1B 1-2 BB		L8		2	0	0	0	2	0	0						
Rocky Colavito, R OBP: 0.321, SLG: 0.485 (1, 9)		G6-4-3 2B		BB BB BB		G5-4-3 1B		F8		3	0	2	1	1	0	0						
Frank Bolling, R OBP: 0.310, SLG: 0.361 (1, 4)		G6-4-3 1B		BB BB		G5-4-3 1B		2B 1B		4	1	2	0	0	1	4						
Steve Biko, R OBP: 0.293, SLG: 0.402 (1, 3)		G6-4-3 1-2 2-3		BB BB				2B		4	1	1	1	0	0	4						
Dick Gemert, R OBP: 0.340, SLG: 0.344 (1, 7)		F9				G5-4-3 1B		P4		4	0	2	1	0	0	1						
Harry Chiti, R OBP: 0.257, SLG: 0.289 (1, 2)			L7			G5-4-3 1-2		F7		4	0	0	0	0	0	2						
Bill Fischer, R OBP: 0.343, SLG: 0.367 Phil Regan, R OBP: 0.167, SLG: 0.063 Chico Fernandez, R OBP: 0.300, SLG: 0.307 George Spencer, R OBP: 0.300, SLG: 0.307 (8, 1)			5-3			K		6-3		1	0	0	0	0	0	0						
Inning Stats	R: 0 E: 0 K: 0 S: 3	H: 0 LOB: 0 BB: 0 P: 3	R: 0 E: 0 K: 0 S: 4	H: 2 LOB: 1 BB: 0 P: 4	R: 0 E: 0 K: 0 S: 3	H: 0 LOB: 0 BB: 0 P: 3	R: 0 E: 0 K: 1 S: 5	H: 0 LOB: 2 BB: 2 P: 13	R: 0 E: 0 K: 1 S: 5	H: 1 LOB: 0 BB: 0 P: 5	R: 1 E: 0 K: 0 S: 4	H: 2 LOB: 2 BB: 1 P: 8	R: 0 E: 0 K: 0 S: 3	H: 0 LOB: 0 BB: 0 P: 3	R: 0 E: 0 K: 1 S: 5	H: 0 LOB: 0 BB: 0 P: 5	R: 2 E: 0 K: 0 S: 6	H: 3 LOB: 1 BB: 0 P: 6	1B: 5 2B: 3 3B: 0 HR: 0	SF: 0 SAC: 0 DP: 3 HBP: 0	WP: 0 PB: 0 SB: 0 CS: 0	PA: 35
PITCHER Frank Baumann, L ERA: 2.67 (1, 1)	IP: 9.0 WLS: W BF: 35 H: 8 R: 3 ER: 3 SO: 3 BB: 3 IBB: 0 HBP: 0 BLK: 0 WP: 0 HR: 0 S: 38 P: 50 ERA: 3.00 WHIP: 1.222															PITCHER						

Detroit Tigers @ Chicago White Sox
 Comiskey Park, Chicago, IL
 Mon Sep 26 1960, 8:05 PM EDT
 Att: 5,454 - Unknown

AB	32
R	3
H	8
RBI	3
BB	3
SO	3
LOB	12



Batter	1	2	3	4	5	6	7	8	9	AB	R	H	RBI	BB	SO	LOB	BOTTOM			
Luis Aparicio, R OBP: 0.324, SLG: 0.346 (1, 6)	1-3 S BB	1-2 3-H 1B		FC4-2 1-3 3-H		WP 1B		G5-3 BB		3	0	2	2	2	0	1				
Nellie Fox, L OBP: 0.352, SLG: 0.374 (1, 4)	1-3 1-2	G3		FC4-2		1-2 2-3 BB		G5-3		4	0	0	0	1	0	7				
Jim Landis, R OBP: 0.369, SLG: 0.398 (1, 8)	1-3 2-3		L6	K		P5		6-3		5	0	0	0	0	1	7				
Roy Sievers, R OBP: 0.398, SLG: 0.536 (1, 3)	6-3		L8			L8 SF9 K		K		4	1	0	0	0	1	4				
Minnie Minoso, R OBP: 0.370, SLG: 0.477 (1, 7)		4-3 2B 2B		HR		SF9 1B G1-4-3 1B		1B G1-4-3 1B		3	3	3	2	0	0	0				
Floyd Robinson, L OBP: 0.419, SLG: 0.219 (1, 9)		4-3 2-3		4-3		CS 1B		G1-4-3 1B		4	0	2	0	0	0	1				
Gene Freese, R OBP: 0.307, SLG: 0.473 (1, 5)		E FC6-2 2B		P4		4-3		G1-4-3		4	0	1	1	0	0	2				
Cam Carreon, R OBP: 0.308, SLG: 0.250 (1, 2)		E2 FC6-2 1B 1B		1B E BB		L8		P4		3	2	1	0	1	0	0				
Frank Baumann, L OBP: 0.288, SLG: 0.184 (1, 1)		FC6-2 1B		E FC4-2 1B		WP 1B BB		G5-3 2B		3	0	2	0	1	0	2				
Inning Stats	R: 0 E: 0 K: 0 S: 3	H: 0 LOB: 1 BB: 1 P: 7	R: 2 E: 1 K: 0 S: 7	H: 4 LOB: 2 BB: 0 P: 7	R: 1 E: 0 K: 0 S: 4	H: 1 LOB: 0 BB: 0 P: 4	R: 1 E: 0 K: 1 S: 7	H: 1 LOB: 2 BB: 1 P: 11	R: 1 E: 1 K: 0 S: 4	H: 1 LOB: 0 BB: 0 P: 4	R: 0 E: 0 K: 1 S: 6	H: 1 LOB: 2 BB: 2 P: 14	R: 1 E: 0 K: 0 S: 4	H: 2 LOB: 0 BB: 0 P: 4	R: 0 E: 0 K: 0 S: 3	H: 1 LOB: 1 BB: 1 P: 7	1B: 7 2B: 3 3B: 0 HR: 1	SF: 1 SAC: 0 DP: 2 HBP: 0	WP: 1 PB: 0 SB: 1 CS: 1	PA: 39
PITCHER Bill Fischer, R ERA: 4.3 Phil Regan, R ERA: 4.57 George Spencer, R ERA: 3.52 (8, 1)	IP: 3.1 WLS: L BF: 19 H: 6 R: 4 ER: 4 SO: 0 BB: 2 IBB: 0 HBP: 0 BLK: 0 WP: 1 HR: 1 S: 17 P: 25 ERA: 10.80 WHIP: 2.400															PITCHER				

Detroit Tigers @ Chicago White Sox
 Comiskey Park, Chicago, IL
 Mon Sep 26 1960, 8:05 PM EDT
 Att: 5,454 - Unknown


AB	33
R	6
H	11
RBI	5
BB	5
SO	2
LOB	24



Batter	1	2	3	4	5	6	7	8	9	AB	R	H	RBI	BB	SO	LOB	TOP									
Eddie Yost, R OBP: 0.412, SLG: 0.390 Ozzie Virgil, R OBP: 0.241, SLG: 0.352	F7		FC6-4 BB		K			5-3	5-3	3	0	0	0	1	1	0										
Dick McAuliffe, L OBP: 0.384, SLG: 0.400	K		K			FC3-6 BB		FC5-4 1B		3	0	1	0	1	2	3										
Al Kaline, R OBP: 0.350, SLG: 0.416	L9		FC6-4			L7		FC5-4		4	0	0	0	0	0	5										
Charlie Maxwell, L OBP: 0.326, SLG: 0.439		F8		F5		FC3-6 1B WP		4-3		4	1	0	0	0	2											
Rocky Colavito, R OBP: 0.322, SLG: 0.484	F2			F2 S BB		WP 1B			6-3	3	0	1	0	1	0	0										
Frank Bolling, R OBP: 0.309, SLG: 0.359	F9			F2		P6			2B SF7 BB	3	1	0	0	1	0	2										
Dick Gemert, R OBP: 0.345, SLG: 0.351			1B BB	F8			6-3			3	0	1	0	1	0	1										
Harry Chiti, R OBP: 0.263, SLG: 0.290			K			CS 1B		CS BB		2	0	1	0	2	1	1										
Jim Bunning, R OBP: 0.188, SLG: 0.173			BB 1B		K		K		SF7	3	0	1	1	0	2	2										
Inning Stats	R: 0 E: 0 K: 1 S: 5	H: 0 LOB: 0 BB: 0 P: 5	R: 0 E: 0 K: 0 S: 3	H: 0 LOB: 0 BB: 0 P: 3	R: 0 E: 0 K: 2 S: 8	H: 1 LOB: 2 BB: 2 P: 16	R: 0 E: 0 K: 0 S: 3	H: 0 LOB: 1 BB: 1 P: 7	R: 0 E: 0 K: 2 S: 7	H: 1 LOB: 0 BB: 0 P: 7	R: 1 E: 0 K: 0 S: 4	H: 1 LOB: 1 BB: 1 P: 8	R: 0 E: 0 K: 1 S: 4	H: 0 LOB: 0 BB: 1 P: 8	R: 0 E: 0 K: 0 S: 4	H: 1 LOB: 1 BB: 0 P: 4	R: 1 E: 0 K: 0 S: 4	H: 1 LOB: 2 BB: 2 P: 12	1B: 4 2B: 1 3B: 0 HR: 0	SF: 1 SAC: 0 DP: 0 HBP: 0	WP: 1 PB: 0 SB: 1 CS: 2	PA: 37				
PITCHER	IP	WLS	BF	H	R	ER	SO	BB	IBB	HBP	BLK	WP	HR	S	P	ERA	WHIP									
Early Wynn, R ERA: 3.51	(1, 1)	8.0	L	31	4	1	1	6	5	0	0	0	1	0	38	58	1.12	1.125								
Russ Kemmerer, R ERA: 3.96	(9, 1)	1.0		6	1	1	1	0	1	1	0	0	0	0	4	12	9.00	2.000								

Detroit Tigers @ Chicago White Sox
 Comiskey Park, Chicago, IL
 Tue Sep 27 1960, 8:05 PM EDT
 Att: 10,096 - Unknown


AB 29
R 2
H 5
RBI 1
BB 7
SO 6
LOB 18



Batter	1	2	3	4	5	6	7	8	9	AB	R	H	RBI	BB	SO	LOB	BOTTOM									
Luis Aparicio, R OBP: 0.322, SLG: 0.344	F9		6-3		L8			1-3		4	0	0	0	0	0	3										
Nellie Fox, L OBP: 0.350, SLG: 0.372	3-1		1-3			4-3		F9		4	0	0	0	0	0	1										
Jim Landis, R OBP: 0.366, SLG: 0.395	L8			F3		P6		P4		4	0	0	0	0	0	0										
Roy Sievers, R OBP: 0.397, SLG: 0.532		F7		G3-6-3 HBP		L8			K	3	0	0	0	0	1	0										
Minnie Minoso, R OBP: 0.369, SLG: 0.476		F9		G3-6-3			SH5-3 1B		5-3	4	0	1	0	0	0	1										
Floyd Robinson, L OBP: 0.422, SLG: 0.212					F5		SH5-3			1	0	0	0	0	0	0										
J.C. Martin, L OBP: 0.125, SLG: 0.188			L8		K		L8			3	0	0	0	0	1	2										
Sherm Lollar, R OBP: 0.326, SLG: 0.357			6-3 SH5-3 1B			BB 1B		F9		3	0	2	0	0	0	1										
Early Wynn, S OBP: 0.344, SLG: 0.301			SH5-3					5-3		0	0	0	0	1	0	0										
Earl Torgeson, L OBP: 0.455, SLG: 0.404										1	0	0	0	0	0	0										
Russ Kemmerer, R ERA: 3.96	(9, 1)									0	0	0	0	0	0	0										
Inning Stats	R: 0 E: 0 K: 0 S: 3	H: 0 LOB: 0 BB: 0 P: 3	R: 0 E: 0 K: 0 S: 3	H: 0 LOB: 1 BB: 0 P: 4	R: 0 E: 0 K: 0 S: 4	H: 1 LOB: 1 BB: 0 P: 4	R: 0 E: 0 K: 0 S: 2	H: 0 LOB: 0 BB: 0 P: 3	R: 0 E: 0 K: 1 S: 6	H: 1 LOB: 2 BB: 1 P: 10	R: 0 E: 0 K: 0 S: 3	H: 0 LOB: 0 BB: 0 P: 3	R: 0 E: 0 K: 0 S: 4	H: 1 LOB: 1 BB: 0 P: 4	R: 0 E: 0 K: 0 S: 3	H: 0 LOB: 0 BB: 0 P: 3	R: 0 E: 0 K: 1 S: 5	H: 0 LOB: 0 BB: 0 P: 5	1B: 3 2B: 0 3B: 0 HR: 0	SF: 0 SAC: 2 DP: 1 HBP: 2	WP: 0 PB: 0 SB: 0 CS: 0	PA: 32				
PITCHER	IP	WLS	BF	H	R	ER	SO	BB	IBB	HBP	BLK	WP	HR	S	P	ERA	WHIP									
Jim Bunning, R ERA: 2.79	(1, 1)	9.0	W	32	3	0	0	2	1	0	2	0	0	0	33	39	0.00	0.444								

Detroit Tigers @ Chicago White Sox
 Comiskey Park, Chicago, IL
 Tue Sep 27 1960, 8:05 PM EDT
 Att: 10,096 - Unknown

AB 27
R 0
H 3
RBI 0
BB 1
SO 2
LOB 8



Batter	1	2	3	4	5	6	7	8	9	AB	R	H	RBI	BB	SO	LOB	TOP			
Ken Aspromonte, R (1.4) OBP: 0.360, SLG: 0.400										3	0	0	0	2	0	2				
Tito Francona, L (1.7) OBP: 0.373, SLG: 0.460										5	1	1	1	0	1	3				
Jim Piersall, R (1.8) OBP: 0.315, SLG: 0.434										5	0	0	0	0	2	5				
Woodie Held, R (1.6) OBP: 0.342, SLG: 0.471										4	0	1	1	0	1	1				
Vic Power, R (1.3) OBP: 0.311, SLG: 0.395										4	0	0	0	0	0	1				
Marty Keough, L (1.9) OBP: 0.295, SLG: 0.346										4	1	2	0	0	1	1				
Bubba Phillips, R (1.5) OBP: 0.249, SLG: 0.299										2	1	1	0	1	1	1	AB 33			
Bob Hale, L (9, PH) OBP: 0.312, SLG: 0.400										1	0	1	0	0	0	0	R 4			
Joe Morgan, L (9, PR) OBP: 0.261, SLG: 0.300										0	1	0	0	0	0	0	H 8			
John Romano, R (1.2) OBP: 0.349, SLG: 0.475										2	0	0	0	2	1	1	RBI 3			
Jim Perry, S (1.1) OBP: 0.247, SLG: 0.264										3	0	2	1	1	0	0	BB 6			
Inning Stats	R: 0 E: 0 K: 0 S: 3	H: 0 LOB: 1 BB: 1 P: 7	R: 0 E: 0 K: 1 S: 5	H: 1 LOB: 0 BB: 0 P: 5	R: 0 E: 0 K: 1 S: 5	H: 0 LOB: 0 BB: 0 P: 5	R: 0 E: 0 K: 2 S: 7	H: 0 LOB: 0 BB: 0 P: 7	R: 0 E: 0 K: 0 S: 4	H: 2 LOB: 2 BB: 1 P: 8	R: 0 E: 0 K: 0 S: 3	H: 0 LOB: 0 BB: 0 P: 3	R: 1 E: 0 K: 2 S: 9	H: 2 LOB: 1 BB: 0 P: 9	R: 1 E: 0 K: 1 S: 7	H: 2 LOB: 3 BB: 1 P: 11	1B: 5 2B: 3 3B: 0 HR: 0	SF: 0 SAC: 0 DP: 0 HBP: 0	WP: 0 PB: 0 SB: 0 CS: 1	PA: 39
PITCHER	IP WLS BF H R ER SO BB IBB HBP BLK WP HR S P ERA WHIP																			
Early Wynn, R (1.1) ERA: 3.45	6.2 L 25 4 2 1 4 3 0 0 0 0 0 0 30 42 1.35 1.050																			
Turk Lown, R (7.1) ERA: 3.89	0.0 2 0 0 0 0 2 0 0 0 0 0 0 0 8 ∞ ∞																			
Gary Peters, L (7.1) ERA: 2.7	1.1 6 2 1 1 2 0 0 0 0 0 0 0 10 10 6.75 1.500																			
Ken McBride, R (9.1) ERA: 3.86	1.0 6 2 1 1 1 1 0 0 0 0 0 0 7 11 9.00 3.000																			

Cleveland Indians @ Chicago White Sox
Comiskey Park, Chicago, IL
Sun Oct 02 1960, 4:33 AM EDT
Att: 11,097 - Unknown

AB 33
R 4
H 8
RBI 3
BB 6
SO 7
LOB 15



Batter	1	2	3	4	5	6	7	8	9	AB	R	H	RBI	BB	SO	LOB	BOTTOM					
Luis Aparicio, R (1.6) OBP: 0.323, SLG: 0.343										3	0	1	0	0	1	0						
Sammy Esposito, R (8.6) OBP: 0.273, SLG: 0.286										1	0	0	0	0	0	1						
Nellie Fox, L (1.4) OBP: 0.351, SLG: 0.372										3	0	0	0	1	0	1						
Jim Landis, R (1.8) OBP: 0.363, SLG: 0.389										4	0	0	0	0	2	2						
Roy Sievers, R (1.3) OBP: 0.396, SLG: 0.534										4	0	0	0	0	2	1						
Minnie Minoso, R (1.7) OBP: 0.374, SLG: 0.481										2	0	2	0	0	0	0						
Stan Johnson, L (4, PR) OBP: 0.167, SLG: 0.667										2	0	0	0	0	0	0						
Floyd Robinson, L (1.9) OBP: 0.431, SLG: 0.283										3	0	2	0	0	0	1						
J.C. Martin, L (1.5) OBP: 0.100, SLG: 0.150										3	0	0	0	0	2	3						
Cam Carreon, R (1.2) OBP: 0.278, SLG: 0.235										0	0	0	0	0	0	0						
Sherm Lollar, R (2.2) OBP: 0.326, SLG: 0.356										2	0	0	0	0	1	2						
Earl Averill, R (8.2) OBP: 0.321, SLG: 0.293										1	0	0	0	0	0	0						
Early Wynn, S (1.1) OBP: 0.337, SLG: 0.293										2	0	0	0	0	1	2						
Turk Lown, R (7.1) OBP: 0.333, SLG: 0.400										0	0	0	0	0	0	0						
Gary Peters, L (7.1) OBP: 0.333, SLG: 0.400										0	0	0	0	0	0	0						
Joe Hicks, L (8, PH) OBP: 0.291, SLG: 0.213										0	0	0	0	1	0	0						
Ken McBride, R (9.1) OBP: 0.291, SLG: 0.213										0	0	0	0	0	0	0						
Inning Stats	R: 0 E: 0 K: 1 S: 5	H: 1 LOB: 1 BB: 1 P: 9	R: 0 E: 0 K: 3 S: 11	H: 2 LOB: 2 BB: 0 P: 11	R: 0 E: 0 K: 1 S: 5	H: 0 LOB: 0 BB: 0 P: 5	R: 0 E: 0 K: 0 S: 3	H: 1 LOB: 1 BB: 0 P: 3	R: 0 E: 0 K: 0 S: 3	H: 0 LOB: 0 BB: 0 P: 3	R: 0 E: 0 K: 2 S: 7	H: 0 LOB: 0 BB: 0 P: 7	R: 0 E: 0 K: 2 S: 8	H: 1 LOB: 1 BB: 0 P: 8	R: 0 E: 0 K: 0 S: 3	H: 0 LOB: 1 BB: 1 P: 7	R: 0 E: 0 K: 0 S: 3	H: 0 LOB: 0 BB: 0 P: 3	1B: 5 2B: 0 3B: 0 HR: 0	SF: 0 SAC: 0 DP: 1 HBP: 0	WP: 0 PB: 0 SB: 1 CS: 1	PA: 32
PITCHER	IP WLS BF H R ER SO BB IBB HBP BLK WP HR S P ERA WHIP																					
Jim Perry, R (1.1) ERA: 3.65	9.0 W 32 5 0 0 9 2 0 0 0 0 0 0 48 56 0.00 0.778																					

Cleveland Indians @ Chicago White Sox
Comiskey Park, Chicago, IL
Sun Oct 02 1960, 4:33 AM EDT
Att: 11,097 - Unknown

AB 30
R 0
H 5
RBI 0
BB 2
SO 9
LOB 13

