

Chicago White Sox - 1961

| Batter | 1 | 2 | 3 | 4 | 5 | 6 | 7 | 8 | 9 | AB R H RBI BB SO LOB | TOP |
|--|---|---|---|---|---|---|---|---|---|--|---|
| Luis Aparicio, R (1, 6) OBP: 0.750, SLG: 1.000 | 4-0 L6-4 3-1 BB | | x 0-0 CS 2B | | x 0-0 1-2 1B | | x 0-0 F8 | | | 3 0 2 1 1 0 1 | Chicago White Sox @ Washington Senators Griffith Stadium, Washington, DC Mon Apr 10 1961, 3:33 AM EST Att. 26,725 - Overcast - 50 F |
| Nellie Fox, L (1, 4) | x 0-0 3-1 | | x 0-0 L8 | | x 0-0 F7 | | x 0-0 1-3 | | 4 0 0 0 0 0 4 | | |
| Minnie Minoso, R (1, 7) | x 0-0 L6-4 | | | x 0-0 F8 | | x 0-0 P5 | | H 1-0 SF7 HBP | 3 1 0 0 0 0 1 | | |
| Roy Sievers, R (1, 3) OBP: 0.500, SLG: 2.000 | | x 0-0 HR | | B 4-0 3-4-3 BB | | x 0-0 5-3 | | x 0-0 SF7 | 2 1 1 2 1 0 0 | | |
| J.C. Martin, L (1, 5) | | x 0-0 1-3 | | x 0-0 3-4-3 | | x 0-0 L8 | | x 0-0 F9 | 4 0 0 0 0 0 1 | | |
| Al Smith, R (1, 9) OBP: 0.250, SLG: 0.500 | | x 0-0 CS 2B | | S 0-3 K | | x 0-0 P4 | | x 0-0 F8 | 4 0 1 0 0 1 1 | | |
| Jim Landis, R (1, 8) OBP: 0.250, SLG: 0.750 | | x 0-0 F8 | | | x 0-0 5-3 | | x 0-0 E 3B | S 0-3 K | 4 1 1 0 0 1 1 | | |
| Sherm Lollar, R (1, 2) | | | x 0-0 6-3 | | x 0-0 E8 | | S 0-3 K | x 0-0 5-3 | 4 0 0 0 0 1 1 | | |
| Early Wynn, S (1, 1) | | | x 0-0 | | x 0-0 FC6-5 | | x 0-0 E3 | | 0 0 0 0 0 0 0 | | |
| Floyd Robinson, L (3, PH) OBP: 1.000, SLG: 2.000 | | | | | | | | | 1 1 1 0 0 0 0 | | |
| Russ Kemmerer, R (3, 1) | | | | | | | | | 1 0 0 0 0 0 1 | | |
| Earl Torgeson, L (7, PH) | | | | | | | | | 1 0 0 0 0 0 0 | | |
| Frank Baumann, L (7, 1) | | | | | | | | | 0 0 0 0 0 0 0 | | |
| Inning Stats | R: 0 H: 0 E: 0 LOB: 0 K: 0 BB: 1 S: 2 P: 6 | R: 1 H: 2 E: 0 LOB: 0 K: 0 BB: 0 S: 4 P: 4 | R: 1 H: 2 E: 0 LOB: 0 K: 0 BB: 0 S: 4 P: 4 | R: 0 H: 0 E: 0 LOB: 1 K: 1 BB: 1 S: 5 P: 9 | R: 0 H: 1 E: 1 LOB: 2 K: 0 BB: 0 S: 5 P: 5 | R: 0 H: 0 E: 0 LOB: 0 K: 0 BB: 0 S: 3 P: 3 | R: 1 H: 1 E: 1 LOB: 1 K: 1 BB: 0 S: 7 P: 7 | R: 1 H: 0 E: 0 LOB: 0 K: 0 BB: 0 S: 3 P: 4 | R: 0 H: 0 E: 0 LOB: 0 K: 1 BB: 0 S: 5 P: 5 | 1B: 1 SF: 1 2B: 4 SAC: 0 3B: 1 DP: 1 HR: 1 HBP: 1 | WP: 0 PA: 35 PB: 0 SB: 1 CS: 2 |
| PITCHER Dick Donovan, R (1, 1) ERA: 2.0 | IP WLS BF H R ER SO BB IBB HBP BLK WP HR S P ERA WHIP | | | | | | | | | | |

livebaseballscores.com

| | |
|-----|----|
| AB | 31 |
| R | 4 |
| H | 6 |
| RBI | 3 |
| BB | 2 |
| SO | 3 |
| LOB | 11 |



| Batter | 1 | 2 | 3 | 4 | 5 | 6 | 7 | 8 | 9 | AB | R | H | RBI | BB | SO | LOB |
|---|-----------------------|---------------------------------|---|------------|------------------|------------|-----------------|-----------|------------------|----|---|---|-----|----|----|-----|
| Coot Veal, R OBP: 0.500, SLG: 0.500 (1, 6) | 0-0 1B 3B 1B | 0-0 FC6-4 1B | | | 0-0 5-3 | | 0-0 F7 | | | 4 | 1 | 2 | 0 | 0 | 0 | 0 |
| Billy Klaus, L (1, 5) | 0-0 P5 | 0-0 SF8 | | | 0-0 6-3 | | 0-3 K | | | 3 | 0 | 0 | 1 | 0 | 1 | 1 |
| Marty Keough, L OBP: 0.750, SLG: 0.750 (1, 9) | 0-0 3B 1B | 0-0 FC6-4 | | | 0-0 FC6 1B | | 0-0 F8 1B | | | 4 | 1 | 3 | 0 | 0 | 0 | 2 |
| Dale Long, L (1, 3) | 0-3 K | | | 0-0 4-3 | | 0-0 FC6 | | 0-0 F8 | | 4 | 0 | 0 | 0 | 0 | 1 | 4 |
| Gene Woodling, L OBP: 0.250, SLG: 0.750 (1, 7) | 0-0 3B | | | 0-0 4-3 | | 0-0 F7 | | 0-0 F8 | | 4 | 0 | 1 | 2 | 0 | 0 | 0 |
| Willie Tasby, R OBP: 0.250, SLG: 0.500 (1, 8) | 0-0 F2 | | | 0-0 5-3 | | 0-0 2B | | 0-3 K | | 4 | 0 | 1 | 0 | 0 | 1 | 1 |
| Danny O'Connell, R OBP: 0.500, SLG: 0.500 (1, 4) Jim Mahoney, R (9, PR) | | 0-0 FC6-4 1B | | | 0-0 F7 | | 0-0 P3 | | 0-0 5-3 1B | 4 | 0 | 2 | 0 | 0 | 0 | 1 |
| Pete Daley, R R C Stevens, R (9, PH) | | 0-0 FC6-4 1B SF8 BB | | | 0-0 6-3 | | 0-0 6-3 | | 0-0 5-3 | 3 | 1 | 0 | 0 | 0 | 0 | 2 |
| Dick Donovan, L Harry Bright, R (9, PH) | | 4-0 SF8 1B BB | | | 0-3 K2-3 | | 0-0 5-3 | | 0-0 2-3 | 2 | 0 | 0 | 0 | 1 | 1 | 0 |
| | | | | | | | | | | 1 | 0 | 0 | 0 | 0 | 0 | 2 |

| Inning Stats | R: 2 | H: 3 | E: 0 | K: 1 | S: 8 | H: 3 | LOB: 1 | BB: 0 | P: 8 | R: 1 | H: 2 | E: 0 | K: 0 | S: 5 | H: 2 | LOB: 2 | BB: 1 | P: 9 | R: 0 | H: 0 | E: 0 | K: 0 | S: 3 | R: 0 | H: 0 | E: 0 | K: 1 | S: 5 | H: 1 | LOB: 1 | BB: 0 | P: 4 | R: 0 | H: 1 | E: 0 | K: 0 | S: 4 | R: 0 | H: 0 | E: 0 | K: 1 | S: 5 | R: 0 | H: 1 | E: 0 | K: 1 | S: 4 | R: 0 | H: 1 | E: 0 | K: 1 | S: 3 | R: 0 | H: 1 | E: 0 | K: 1 | S: 6 | R: 0 | H: 1 | E: 0 | K: 1 | S: 6 | 1B: 7 | 2B: 1 | 3B: 1 | HR: 0 | SF: 1 | SAC: 0 | DP: 0 | HBP: 0 | WP: 0 | PB: 0 | SB: 0 | CS: 0 | PA: 36 |
|--------------|------|------|------|------|------|------|--------|-------|------|------|------|------|------|------|------|--------|-------|------|------|------|------|------|------|------|------|------|------|------|------|--------|-------|------|------|------|------|------|------|------|------|------|------|------|------|------|------|------|------|------|------|------|------|------|------|------|------|------|------|------|------|------|------|------|-------|-------|-------|-------|-------|--------|-------|--------|-------|-------|-------|-------|--------|
|--------------|------|------|------|------|------|------|--------|-------|------|------|------|------|------|------|------|--------|-------|------|------|------|------|------|------|------|------|------|------|------|------|--------|-------|------|------|------|------|------|------|------|------|------|------|------|------|------|------|------|------|------|------|------|------|------|------|------|------|------|------|------|------|------|------|------|-------|-------|-------|-------|-------|--------|-------|--------|-------|-------|-------|-------|--------|

| PITCHER | IP | WLS | BF | H | R | ER | SO | BB | IBB | HBP | BLK | WP | HR | S | P | ERA | WHIP |
|-----------------------------------|-----|-----|----|---|---|----|----|----|-----|-----|-----|----|----|----|----|-------|-------|
| Early Wynn, R ERA: 13.5 (1, 1) | 2.0 | | 12 | 5 | 3 | 3 | 1 | 1 | 0 | 0 | 0 | 0 | 0 | 13 | 17 | 13.50 | 3.000 |
| Russ Kemmerer, R ERA: (3, 1) | 4.0 | | 14 | 2 | 0 | 0 | 1 | 0 | 0 | 0 | 0 | 0 | 0 | 16 | 16 | 0.00 | 0.500 |
| Frank Baumann, L ERA: (7, 1) | 3.0 | W | 10 | 2 | 0 | 0 | 2 | 0 | 0 | 0 | 0 | 0 | 0 | 14 | 14 | 0.00 | 0.667 |

BOTTOM

Chicago White Sox @ Washington Senators
Griffith Stadium, Washington, DC
Mon Apr 10 1961, 3:33 AM EST
Att. 26,725 - Overcast - 50 F

livebaseballscorecards.com

| | |
|-----|----|
| AB | 34 |
| R | 3 |
| H | 9 |
| RBI | 3 |
| BB | 1 |
| SO | 4 |
| LOB | 14 |



| Batter | 1 | 2 | 3 | 4 | 5 | 6 | 7 | 8 | 9 |
|---|------------------|------------------------|---------------------------------|---|------------------|---------------------------|---------------------|------------------|---|
| Jake Wood, R OBP: 0.444, SLG: 0.778 (1, 4) | 0-0 2B 1B | 0-0 2-H 1B | 0-0 1-2 1B | | | 0-3 K | | 0-0 F9 | |
| Bill Bruton, L (1, 8) | 0-0 F2 | 0-3 K | 4-0 1-2 2-3 BB | | | 0-0 3-1 | | 4-0 1B BB | |
| Al Kaline, R OBP: 0.444, SLG: 0.778 (1, 9) | 0-0 1-H 2B | | L6 HR L1-3 | | | 0-0 1B 1B | | 0-0 1-3 1B | |
| Rocky Colavito, R OBP: 0.222, SLG: 0.556 (1, 7) | 0-0 1-3 | | 0-0 1-H HR | | 0-3 K | 0-0 1-3 FC6-4 1B | | 0-0 F7 | |
| Norm Cash, L OBP: 0.250, SLG: 0.250 (1, 3) | 0-0 1-3 | | 0-0 SH1-4 2B 1B | | 0-3 K | 0-0 1-2 FC6-4 | | | |
| Steve Boros, R OBP: 0.500, SLG: 0.429 (1, 5) | | 0-0 6-3 | 4-0 1-2 SH1-4 2B BB | | 0-0 CS 1B | | 0-0 G6-4-3 1B | | |
| Dick Brown, R OBP: 0.143, SLG: 0.143 (1, 2) | | 0-0 P4 | 0-0 1-2 2-3 SH1-4 | | 0-0 1-2 CS | 0-0 F8 | | 0-3 K | |
| Chico Fernandez, R OBP: 0.286, SLG: 0.429 (1, 6) | | 0-0 2B 1B | 0-0 1B 2-H 3-H 2B | | | 0-0 F2 | | 0-0 G6-4-3 | |
| Frank Lary, R OBP: 0.500, SLG: 0.750 (1, 1) | | 0-0 1-H 1B 2B | 0-0 BB 1B 2-3 1B | | | 0-3 K | | 0-3 K | |

| Inning Stats | R: 1 | H: 2 | E: 0 | K: 0 | S: 5 | H: 2 | LOB: 1 | BB: 0 | P: 5 | R: 2 | H: 3 | E: 0 | K: 1 | S: 8 | H: 3 | LOB: 1 | BB: 0 | P: 8 | R: 4 | H: 5 | E: 1 | K: 0 | S: 8 | H: 5 | LOB: 3 | BB: 2 | P: 16 | R: 0 | H: 1 | E: 0 | K: 2 | S: 7 | H: 0 | LOB: 0 | BB: 0 | P: 7 | R: 0 | H: 2 | E: 0 | K: 1 | S: 7 | H: 2 | LOB: 2 | BB: 0 | P: 7 | R: 0 | H: 1 | E: 0 | K: 1 | S: 5 | H: 1 | LOB: 0 | BB: 0 | P: 5 | R: 0 | H: 1 | E: 0 | K: 1 | S: 6 | H: 1 | LOB: 2 | BB: 1 | P: 10 |
|--------------|------|------|------|------|------|------|--------|-------|------|------|------|------|------|------|------|--------|-------|------|------|------|------|------|------|------|--------|-------|-------|------|------|------|------|------|------|--------|-------|------|------|------|------|------|------|------|--------|-------|------|------|------|------|------|------|------|--------|-------|------|------|------|------|------|------|------|--------|-------|-------|
|--------------|------|------|------|------|------|------|--------|-------|------|------|------|------|------|------|------|--------|-------|------|------|------|------|------|------|------|--------|-------|-------|------|------|------|------|------|------|--------|-------|------|------|------|------|------|------|------|--------|-------|------|------|------|------|------|------|------|--------|-------|------|------|------|------|------|------|------|--------|-------|-------|

| PITCHER | IP | WLS | BF | H | R | ER | SO | BB | IBB | HBP | BLK | WP | HR | S | P | ERA | WHIP |
|-------------------------------------|-----|-----|----|---|---|----|----|----|-----|-----|-----|----|----|----|----|-------|-------|
| Frank Baumann, L ERA: 5.4 (1, 1) | 2.0 | L | 11 | 5 | 3 | 3 | 1 | 0 | 0 | 0 | 0 | 0 | 0 | 13 | 13 | 13.50 | 2.500 |
| Bob Shaw, R ERA: 40.5 (3, 1) | 0.2 | | 8 | 5 | 4 | 3 | 0 | 1 | 0 | 0 | 0 | 0 | 1 | 7 | 11 | 40.50 | 9.000 |
| Turk Lown, R ERA: (3, 1) | 2.1 | | 8 | 1 | 0 | 0 | 3 | 1 | 0 | 0 | 0 | 0 | 0 | 13 | 17 | 0.00 | 0.857 |
| Russ Kemmerer, R ERA: (6, 1) | 3.0 | | 13 | 4 | 0 | 0 | 3 | 1 | 0 | 0 | 0 | 0 | 0 | 18 | 22 | 0.00 | 1.667 |


BOTTOM

Chicago White Sox @ Detroit Tigers
Tiger Stadium, Detroit, MI

Fri Apr 14 1961, 3:33 AM EST
Att. 4,288 - Unknown - 56 F

| | | | | | | |
|----|---|---|-----|----|----|-----|
| AB | R | H | RBI | BB | SO | LOB |
| 5 | 1 | 3 | 1 | 0 | 1 | 0 |
| 3 | 0 | 0 | 0 | 2 | 1 | 2 |
| 5 | 1 | 3 | 1 | 0 | 0 | 3 |
| 5 | 1 | 2 | 2 | 0 | 1 | 3 |
| 4 | 1 | 1 | 0 | 0 | 1 | 3 |
| 3 | 1 | 2 | 0 | 1 | 0 | 0 |
| 3 | 0 | 0 | 0 | 0 | 1 | 1 |
| 4 | 1 | 2 | 2 | 0 | 0 | 1 |
| 4 | 1 | 2 | 1 | 0 | 2 | 0 |

| | |
|-----|----|
| AB | 36 |
| R | 7 |
| H | 15 |
| RBI | 7 |
| BB | 3 |
| SO | 7 |
| LOB | 13 |



| | | | | | | | |
|-----|----|------|---|-----|---|-----|----|
| 1B: | 11 | SF: | 0 | WP: | 0 | PA: | 41 |
| 2B: | 3 | SAC: | 1 | PB: | 0 | | |
| 3B: | 0 | DP: | 1 | SB: | 0 | | |
| HR: | 1 | HBP: | 0 | CS: | 1 | | |

| PITCHER | IP | WLS | BF | H | R | ER | SO | BB | IBB | HBP | BLK | WP | HR | S | P | ERA | WHIP |
|---------|----|-----|----|---|---|----|----|----|-----|-----|-----|----|----|---|---|-----|------|
|---------|----|-----|----|---|---|----|----|----|-----|-----|-----|----|----|---|---|-----|------|

| Batter | 1 | 2 | 3 | 4 | 5 | 6 | 7 | 8 | 9 |
|---|--------------------------------|----------------|-------------|-------------------------|--------------------------------|-------------------------|------------|----------------------|---|
| Jake Wood, R OBP: 0.500, SLG: 0.667 (1, 4) | 4-0 S FC1-2 BB | 0-3 K | | 0-0 1-2 HR 1B | | 0-3 K | | 0-3 K | |
| Bill Bruton, L OBP: 0.308, SLG: 0.400 (1, 8) | 0-0 4-3 | 0-0 4-3 | | 0-0 1-H 2-H HR | | 4-0 1-2 BB | | 0-0 6-3 | |
| Al Kaline, R OBP: 0.308, SLG: 0.538 (1, 9) | 0-0 FC1-2 S 3B 2-H | | 0-0 L6-3 | 0-0 L4-3 | | 0-3 K | | | |
| Rocky Colavito, R OBP: 0.308, SLG: 0.455 (1, 7) | 4-0 1-2 3B BB | | 0-0 P4 | | 4-0 SH1-4 WP PO BB | 0-0 L1-3 | | | |
| Norm Cash, L OBP: 0.417, SLG: 0.636 (1, 3) | 0-0 1-H 2-H 3B | | 0-0 2B | | 4-0 PO SH1-4 BB | | 0-0 F6 | | |
| Steve Boros, R OBP: 0.455, SLG: 0.400 (1, 5) | 0-3 K | | 0-0 F8 | | 0-0 SH1-4 1-2 2-3 | | 0-0 4-3 | | |
| Dick Brown, R OBP: 0.273, SLG: 0.500 (1, 2) | | 0-0 HR | | 0-0 F8 | | 4-0 IBB | | 0-0 FC6-4 1B | |
| Chico Fernandez, R OBP: 0.364, SLG: 0.400 (1, 6) | | 4-0 S BB | | 0-0 P5 | | 0-0 PO 2-3 3-3 | | 0-0 FC6-4 1-2f | |
| Don Mossi, L Terry Fox, R (6, 1) | | 0-3 K | | 0-0 E3 1B HR | | 0-0 BB 1B | | 0-0 5-3 | |

| Inning Stats | R: 2 | H: 1 | E: 0 | LOB: 1 | K: 1 | BB: 2 | S: 6 | P: 14 | R: 1 | H: 1 | E: 0 | LOB: 1 | K: 2 | BB: 1 | S: 8 | P: 12 | R: 0 | H: 1 | E: 0 | LOB: 1 | K: 0 | BB: 0 | S: 4 | P: 4 | R: 3 | H: 2 | E: 1 | LOB: 0 | K: 0 | BB: 0 | S: 6 | P: 6 | R: 0 | H: 0 | E: 0 | LOB: 2 | K: 0 | BB: 3 | S: 1 | P: 13 | R: 0 | H: 1 | E: 0 | LOB: 2 | K: 2 | BB: 1 | S: 8 | P: 12 | R: 0 | H: 1 | E: 0 | LOB: 1 | K: 0 | BB: 0 | S: 4 | P: 4 | R: 0 | H: 0 | E: 0 | LOB: 0 | K: 1 | BB: 0 | S: 5 | P: 5 |
|--------------|------|------|------|--------|------|-------|------|-------|------|------|------|--------|------|-------|------|-------|------|------|------|--------|------|-------|------|------|------|------|------|--------|------|-------|------|------|------|------|------|--------|------|-------|------|-------|------|------|------|--------|------|-------|------|-------|------|------|------|--------|------|-------|------|------|------|------|------|--------|------|-------|------|------|
|--------------|------|------|------|--------|------|-------|------|-------|------|------|------|--------|------|-------|------|-------|------|------|------|--------|------|-------|------|------|------|------|------|--------|------|-------|------|------|------|------|------|--------|------|-------|------|-------|------|------|------|--------|------|-------|------|-------|------|------|------|--------|------|-------|------|------|------|------|------|--------|------|-------|------|------|

| PITCHER | IP | WLS | BF | H | R | ER | SO | BB | IBB | HBP | BLK | WP | HR | S | P | ERA | WHIP |
|-----------------------------------|-----|-----|----|---|---|----|----|----|-----|-----|-----|----|----|----|----|-------|-------|
| Cal McLish, R ERA: 13.5 (1, 1) | 2.0 | L | 11 | 2 | 3 | 3 | 3 | 3 | 3 | 0 | 0 | 0 | 1 | 14 | 26 | 13.50 | 2.500 |
| Bob Shaw, R ERA: 7.36 (3, 1) | 3.0 | | 14 | 3 | 3 | 0 | 0 | 2 | 1 | 0 | 0 | 1 | 1 | 11 | 23 | 0.00 | 1.667 |
| Juan Pizarro, L ERA: (6, 1) | 1.0 | | 5 | 1 | 0 | 0 | 2 | 1 | 0 | 0 | 0 | 0 | 0 | 8 | 12 | 0.00 | 2.000 |
| Gerry Staley, R ERA: (7, 1) | 2.0 | | 7 | 1 | 0 | 0 | 1 | 0 | 0 | 0 | 0 | 0 | 0 | 9 | 9 | 0.00 | 0.500 |

AB R H RBI BB SO LOB

| | | | | | | |
|---|---|---|---|---|---|---|
| 3 | 1 | 1 | 0 | 2 | 1 | 1 |
| 4 | 1 | 1 | 3 | 0 | 1 | 4 |
| 4 | 1 | 0 | 0 | 0 | 0 | 3 |
| 2 | 1 | 0 | 0 | 2 | 0 | 0 |
| 3 | 0 | 2 | 2 | 1 | 0 | 0 |
| 3 | 0 | 1 | 0 | 0 | 1 | 2 |
| 3 | 1 | 1 | 1 | 1 | 0 | 1 |
| 3 | 0 | 1 | 0 | 1 | 0 | 0 |
| 2 | 1 | 0 | 0 | 0 | 1 | 1 |
| 2 | 0 | 0 | 0 | 0 | 2 | 1 |


| | |
|-----|----|
| AB | 29 |
| R | 6 |
| H | 7 |
| RBI | 6 |
| BB | 7 |
| SO | 6 |
| LOB | 13 |



| WP | HR | S | P | ERA | WHIP |
|----|----|---|----|-----|------|
| 1 | 1 | 3 | 38 | | |
| 0 | 0 | 0 | | | |
| 3 | 0 | 0 | | | |
| 0 | 0 | 0 | | | |

Chicago White Sox @ Detroit Tigers
Tiger Stadium, Detroit, MI
Sat Apr 15 1961, 3:33 AM EST
Att. 5,371 - Unknown - 55 F

livebaseballscorecards.com

| Batter | 1 | 2 | 3 | 4 | 5 | 6 | 7 | 8 | 9 | AB R H RBI BB SO LOB | TOP | | | | | | | | | | | | | | | | |
|--|------------------------------|---------------------------------|------------------------------|----------------------------------|------------------------------|---------------------------------|------------------------------|---------------------------------|--|----------------------------------|--|----------------------------------|------------------------------|---------------------------------|------------------------------|---------------------------------|------------------------------|---------------------------------|------------------------------|---------------------------------|----------------------------------|------------------------------------|----------------------------------|--------|----|--|--|
| Marty Keough, L (1, 7) OBP: 0.423, SLG: 0.409 | 0-0 1B | | 0-0 SF7 3B | | 0-0 F7 | 0-0 P6 | | 0-0 1-3 | | 5 1 2 0 0 0 4 | <p>Washington Senators @ Chicago White Sox Comiskey Park, Chicago, IL</p> <p>Thu Apr 20 1961, 4:33 AM EST Att: 2,186 - Cloudy - 57 F</p> <p>livebaseballscorecards.com</p> <table border="1"> <tr><td>AB</td><td>35</td></tr> <tr><td>R</td><td>1</td></tr> <tr><td>H</td><td>9</td></tr> <tr><td>RBI</td><td>1</td></tr> <tr><td>BB</td><td>5</td></tr> <tr><td>SO</td><td>5</td></tr> <tr><td>LOB</td><td>26</td></tr> </table>  | AB | 35 | R | 1 | H | 9 | RBI | 1 | BB | 5 | SO | 5 | LOB | 26 | | |
| AB | 35 | | | | | | | | | | | | | | | | | | | | | | | | | | |
| R | 1 | | | | | | | | | | | | | | | | | | | | | | | | | | |
| H | 9 | | | | | | | | | | | | | | | | | | | | | | | | | | |
| RBI | 1 | | | | | | | | | | | | | | | | | | | | | | | | | | |
| BB | 5 | | | | | | | | | | | | | | | | | | | | | | | | | | |
| SO | 5 | | | | | | | | | | | | | | | | | | | | | | | | | | |
| LOB | 26 | | | | | | | | | | | | | | | | | | | | | | | | | | |
| Coot Veal, R (1, 6) OBP: 0.320, SLG: 0.273 | 0-0 F2 | | 0-0 SF7 | | 0-0 P6 | 0-0 L7 | | 0-0 6-3 | 4 0 0 1 0 0 4 | | | | | | | | | | | | | | | | | | |
| Gene Woodling, L (1, 9) OBP: 0.360, SLG: 0.391 | 0-0 F7 | | 0-0 3-H 1B | | 4-0 BB BB | | 0-0 F9 | 0-0 6-3 | 4 0 1 0 1 0 1 | | | | | | | | | | | | | | | | | | |
| R C Stevens, R (1, 3) OBP: 0.261, SLG: 0.190 | 0-3 K | | 0-0 F9 | | 4-0 1-2 BB | | 0-0 1B | 0-0 1B | 4 0 2 0 1 1 2 | | | | | | | | | | | | | | | | | | |
| Harry Bright, R (1, 5) OBP: 0.267, SLG: 0.286 | | 0-0 F8 | 0-0 P4 | | 0-0 L8 | | 0-0 L7 | 0-0 F9 | 5 0 0 0 0 0 5 | | | | | | | | | | | | | | | | | | |
| Willie Tasby, R (1, 8) OBP: 0.435, SLG: 0.421 | | 4-0 G3 BB | | 0-0 F9 | | 0-0 BB 1B 1B | 0-3 K | | 3 0 1 0 1 1 1 | | | | | | | | | | | | | | | | | | |
| Danny O'Connell, R (1, 4) OBP: 0.348, SLG: 0.333 | | 0-0 G3 | | 0-0 2B | | 0-0 BB 1B | | 0-0 5-3 | 4 0 2 0 0 0 1 | | | | | | | | | | | | | | | | | | |
| Dutch Dotterer, R (1, 2) OBP: 0.417, SLG: 0.300 | | 4-0 BB | | 0-3 K | | 4-0 1-2 2-3 BB | | 0-0 1B | 2 0 1 0 2 1 1 | | | | | | | | | | | | | | | | | | |
| Hal Woodeshick, R (1, 1) Tom Sturdivant, L (6, 1) Jim King, L (8, PH) Johnny Klippstein, R (8, 1) | | 0-3 K | | 0-0 4-3 | | 0-3 K | | 0-0 P6 | 3 0 0 0 0 2 6 0 0 0 0 0 0 0 1 0 0 0 0 0 1 0 0 0 0 0 0 0 | | | | | | | | | | | | | | | | | | |
| Inning Stats | R: 0 E: 0 K: 1 S: 6 | H: 1 LOB: 1 BB: 0 P: 6 | R: 0 E: 0 K: 1 S: 5 | H: 0 LOB: 2 BB: 2 P: 13 | R: 1 E: 0 K: 0 S: 5 | H: 2 LOB: 1 BB: 0 P: 5 | R: 0 E: 0 K: 1 S: 6 | H: 1 LOB: 1 BB: 0 P: 6 | R: 0 E: 0 K: 1 S: 3 | H: 0 LOB: 2 BB: 2 P: 11 | R: 0 E: 0 K: 1 S: 7 | H: 2 LOB: 3 BB: 1 P: 11 | R: 0 E: 0 K: 1 S: 6 | H: 1 LOB: 1 BB: 0 P: 6 | R: 0 E: 0 K: 0 S: 4 | H: 1 LOB: 1 BB: 0 P: 4 | R: 0 E: 0 K: 0 S: 4 | H: 1 LOB: 1 BB: 0 P: 4 | R: 0 E: 0 K: 0 S: 4 | H: 1 LOB: 1 BB: 0 P: 4 | 1B: 7 2B: 1 3B: 1 HR: 0 | SF: 1 SAC: 0 DP: 0 HBP: 0 | WP: 0 PB: 0 SB: 0 CS: 0 | PA: 41 | | | |
| PITCHER Early Wynn, R (1, 1) ERA: 3.27 | IP 9.0 | WLS W | BF 41 | H 9 | R 1 | ER 1 | SO 5 | BB 5 | IBB 0 | HBP 0 | BLK 0 | WP 0 | HR 0 | S 46 | P 66 | ERA 1.00 | WHIP 1.556 | | | | | | | | | | |

| Batter | 1 | 2 | 3 | 4 | 5 | 6 | 7 | 8 | 9 |
|---|------------------|---------------------------|------------|---------------------|------------|-------------------------|------------------|---|---|
| Luis Aparicio, R OBP: 0.273, SLG: 0.263 (1, 6) | 0-0 1-3 | 0-0 F8 | | | 0-0 F8 | | 0-0 CS 1B | | |
| Nellie Fox, L OBP: 0.286, SLG: 0.350 (1, 4) | 0-0 3-1 | | 0-0 2B | | 0-0 L6 | | 0-0 1-2 2B | | |
| Jim Landis, R OBP: 0.400, SLG: 0.737 (1, 8) | 0-0 HR 2B | | 0-3 K | | | 0-0 HR | 0-0 F7 | | |
| Roy Sievers, R OBP: 0.400, SLG: 0.733 (1, 3) | 0-0 2-H HR | | 0-0 P4 | | | 4-0 2B SF9 BB | 0-3 K | | |
| Minnie Minoso, R OBP: 0.400, SLG: 0.333 (1, 7) | 4-0 BB | | 0-0 4-3 | | | 0-0 SF9 1-3 2B | 0-0 HR 2B | | |
| Al Smith, R OBP: 0.211, SLG: 0.353 (1, 9) | 0-0 P4 | | | 0-0 5-3 | | 0-3 K | 0-0 2-H HR | | |
| J.C. Martin, L OBP: 0.316, SLG: 0.188 (1, 5) | | 4-0 G6-4-3 1B BB | | 0-0 G6-4-3 1B | | 4-0 IBB | 0-0 3-1 | | |
| Cam Carreon, R OBP: 0.250, SLG: 0.250 (1, 2) | | 0-0 | | 0-0 G6-4-3 | | 0-0 SF9 | 0-0 5-3 | | |
| Earl Torgeson, L (6, PH) | | 1-2 1B | | 1-2f | | 2-3 3-H | | | |
| Sherm Lollar, R (7, 2) | | | | | | | | | |
| Early Wynn, S (1, 1) | | 0-0 G6-4-3 | | | 0-0 6-3 | 0-0 1-3 | 0-0 2-3 | | |

| AB | R | H | RBI | BB | SO | LOB |
|----|---|---|-----|----|----|-----|
| 4 | 0 | 1 | 0 | 0 | 0 | 1 |
| 4 | 0 | 2 | 0 | 0 | 0 | 0 |
| 4 | 2 | 2 | 1 | 0 | 1 | 2 |
| 3 | 2 | 1 | 2 | 1 | 1 | 2 |
| 3 | 1 | 2 | 0 | 1 | 0 | 1 |
| 4 | 1 | 1 | 2 | 0 | 1 | 3 |
| 2 | 0 | 1 | 0 | 2 | 0 | 0 |
| 2 | 0 | 1 | 0 | 0 | 0 | 1 |
| 0 | 0 | 0 | 1 | 0 | 0 | 0 |
| 1 | 0 | 0 | 0 | 0 | 0 | 0 |
| 4 | 0 | 0 | 0 | 0 | 0 | 4 |

| AB | R | H | RBI | BB | SO | LOB |
|----|---|----|-----|----|----|-----|
| 31 | 6 | 11 | 6 | 4 | 3 | 14 |


| Inning Stats | R | H | E | K | S | P | BB | IBB | HBP | BLK | WP | HR | S | P | ERA | WHIP | |
|------------------------------|---------------------------------|------------------------------|---------------------------------|------------------------------|---------------------------------|------------------------------|---------------------------------|------------------------------|----------------------------------|------------------------------|---------------------------------|------------------------------|---------------------------------|----------------------------------|------------------------------------|----------------------------------|--------|
| R: 2 E: 0 K: 0 S: 5 | H: 2 LOB: 1 BB: 1 P: 9 | R: 0 E: 0 K: 0 S: 3 | H: 1 LOB: 1 BB: 1 P: 7 | R: 0 E: 0 K: 1 S: 6 | H: 1 LOB: 0 BB: 0 P: 6 | R: 0 E: 0 K: 0 S: 3 | H: 0 LOB: 0 BB: 0 P: 3 | R: 2 E: 0 K: 1 S: 7 | H: 2 LOB: 2 BB: 2 P: 15 | R: 0 E: 0 K: 1 S: 6 | H: 2 LOB: 1 BB: 0 P: 6 | R: 2 E: 0 K: 0 S: 5 | H: 2 LOB: 0 BB: 0 P: 5 | 1B: 3 2B: 5 3B: 0 HR: 3 | SF: 1 SAC: 0 DP: 2 HBP: 0 | WP: 0 PB: 0 SB: 0 CS: 1 | PA: 36 |

| PITCHER | IP | WLS | BF | H | R | ER | SO | BB | IBB | HBP | BLK | WP | HR | S | P | ERA | WHIP |
|--|-----|-----|----|---|---|----|----|----|-----|-----|-----|----|----|----|----|-------|-------|
| Hal Woodeshick, L ERA: 7.2 (1, 1) | 5.0 | L | 23 | 7 | 4 | 4 | 1 | 3 | 0 | 0 | 0 | 0 | 2 | 22 | 34 | 7.20 | 2.000 |
| Tom Sturdivant, R ERA: (6, 1) | 2.0 | | 8 | 2 | 0 | 0 | 2 | 0 | 1 | 0 | 0 | 0 | 0 | 11 | 15 | 0.00 | 1.000 |
| Johnny Klippstein, R ERA: 18.0 (8, 1) | 1.0 | | 5 | 2 | 2 | 2 | 0 | 0 | 0 | 0 | 0 | 0 | 1 | 5 | 5 | 18.00 | 2.000 |

Washington Senators @ Chicago White Sox
Comiskey Park, Chicago, IL

Thu Apr 20 1961, 4:33 AM EST
Att. 2,186 - Cloudy - 57 F

livebaseballscorecards.com



| Batter | 1 | 2 | 3 | 4 | 5 | 6 | 7 | 8 | 9 | AB R H RBI BB SO LOB | TOP |
|--|--|---|---|---|---|---|---|---|---|--|---|
| Chuck Schilling, R (1, 4) <small>OBP: 0.455, SLG: 0.313</small> | 0-0 E3 <small>G3-6-3</small> | | 0-3 K | | 4-0 1B <small>BB</small> | | 0-0 F5 | | | 3 0 0 0 1 1 2 | |
| Gary Geiger, L (1, 8) <small>OBP: 0.524, SLG: 0.600</small> | 0-3 K | | | 0-0 1B <small>1B</small> | 0-0 1B <small>G4-6-3</small> | | 0-0 1-3 | | | 4 1 2 1 0 1 2 | |
| Vic Wertz, L (1, 3) <small>OBP: 0.313, SLG: 0.214</small> Billy Harrell, R (8, PR) <small>OBP: 0.400, SLG: 0.400</small> (8, 5) | 0-0 G3-6-3 <small>1-2f</small> | | | 0-0 L7 | 0-0 G4-6-3 <small>1-2f</small> | | | 0-0 1B <small>G5-4-3</small> | | 4 0 1 0 0 0 4 0 0 0 0 0 0 0 | |
| Jackie Jensen, R (1, 9) <small>OBP: 0.286, SLG: 0.167</small> | | 0-0 5-3 | | 0-0 1B <small>1-2</small> | | 0-0 G3 <small>1B</small> | | 0-0 G5-4-3 <small>1-2f</small> | | 4 0 2 0 0 0 1 | |
| Carl Yastrzemski, L (1, 7) <small>OBP: 0.190, SLG: 0.300</small> | | 0-0 1-3 | | 0-0 F7 | | 0-0 F8 | | 0-0 CS <small>1B</small> | | 4 0 1 0 0 0 3 | |
| Pete Runnels, L (1, 5) <small>OBP: 0.400, SLG: 0.389</small> (8, 3) | | 0-0 4-3 | | 0-0 1B <small>1-2 2-H</small> | | 0-0 G3 <small>1-2</small> | | 0-0 CS | 0-0 F7 | 4 0 1 1 0 0 1 | |
| Russ Nixon, L (1, 2) <small>OBP: 0.273, SLG: 0.273</small> | | | 0-0 FC1-6 <small>1B</small> | 0-0 3-1 | | 0-0 4-3 | | | 0-0 F9 | 4 0 1 0 0 0 3 | |
| Pumpsie Green, S (1, 6) <small>OBP: 0.368, SLG: 0.214</small> | | | 0-3 K | | 0-0 SH1-4 <small>1B</small> | | 4-0 SH1-4 <small>BB</small> | | 0-0 G3 | 3 1 1 0 1 1 1 | |
| Bill Monbouquette, R (1, 1) <small>OBP: 0.333, SLG: 0.333</small> | | | 0-0 FC1-6 <small>1-2f</small> | | 0-0 SH1-4 <small>1-2</small> | | 0-0 SH1-4 <small>1-2</small> | | | 1 0 0 0 0 0 1 | |
| Inning Stats | R: 0 H: 0 E: 1 LOB: 0 K: 1 BB: 0 S: 5 P: 5 | R: 0 H: 0 E: 0 LOB: 0 K: 0 BB: 0 S: 3 P: 3 | R: 0 H: 1 E: 0 LOB: 1 K: 2 BB: 0 S: 8 P: 8 | R: 1 H: 3 E: 0 LOB: 2 K: 0 BB: 0 S: 6 P: 6 | R: 1 H: 2 E: 0 LOB: 1 K: 0 BB: 1 S: 4 P: 8 | R: 0 H: 1 E: 0 LOB: 1 K: 0 BB: 0 S: 4 P: 4 | R: 0 H: 0 E: 0 LOB: 1 K: 0 BB: 1 S: 3 P: 7 | R: 0 H: 2 E: 0 LOB: 1 K: 0 BB: 0 S: 3 P: 3 | R: 0 H: 0 E: 0 LOB: 0 K: 0 BB: 0 S: 3 P: 3 | 1B: 9 SF: 0 2B: 0 SAC: 2 3B: 0 DP: 3 HR: 0 HBP: 0 | WP: 0 PA: 36 PB: 0 SB: 0 CS: 1 |
| PITCHER Cal McLish, R (1, 1) <small>ERA: 4.09</small> | IP: 9.0 WLS: W BF: 35 H: 9 R: 2 ER: 2 SO: 3 BB: 2 IBB: 0 HBP: 0 BLK: 0 WP: 0 HR: 0 S: 39 P: 47 ERA: 2.00 WHIP: 1.222 | | | | | PITCHER IP: WLS: BF: H: R: ER: SO: BB: IBB: HBP: BLK: WP: HR: S: P: ERA: WHIP | | | | | |

Boston Red Sox @ Chicago White Sox
 Comiskey Park, Chicago, IL
 Fri Apr 21 1961, 7:05 PM EST
 Att. 15,560 - Unknown

| | |
|------------|-----------|
| AB | 31 |
| R | 2 |
| H | 9 |
| RBI | 2 |
| BB | 2 |
| SO | 3 |
| LOB | 18 |



WP: 0 PA: 36
 PB: 0
 SB: 0
 CS: 1

| Batter | 1 | 2 | 3 | 4 | 5 | 6 | 7 | 8 | 9 | AB R H RBI BB SO LOB |
|---|------------------|------------|------------------|------------|------------|---|--------------------|---------------------------------|---|----------------------|
| Luis Aparicio, R OBP: 0.346, SLG: 0.391 (1, 6) | 0-0 5-3 2B | | 0-0 1-3 1B | | 0-0 P4 | | | 0-0 SH1-4 1B SF7 1B | | 4 2 3 0 0 0 1 |
| Nellie Fox, L OBP: 0.320, SLG: 0.375 (1, 4) | 0-0 1-3 | | 0-0 1-3 1B | | 0-0 1-3 | | | 0-0 SF7 SH1-4 1B | | 4 0 2 2 0 0 2 |
| Jim Landis, R OBP: 0.348, SLG: 0.636 (1, 8) | 0-0 5-3 | | 0-3 K | | | | | 0-0 SH1-4 | | 3 0 0 0 0 1 2 |
| Roy Sievers, R OBP: 0.375, SLG: 0.611 (1, 3) | 0-0 1-3 | | 0-0 F8 | | | | | 4-0 SF7 IBB | | 3 0 0 0 1 1 2 |
| Minnie Minoso, R OBP: 0.333, SLG: 0.278 (1, 7) | | 0-3 K | | 0-0 6-3 | | | | 0-0 SF7 | | 3 0 0 1 0 1 0 |
| Al Smith, R OBP: 0.217, SLG: 0.300 (1, 9) | | 0-0 6-3 | | 0-0 F2 | | | 4-0 SH1-3 BB | 0-0 6-3 | | 3 0 0 0 1 0 2 |
| J.C. Martin, L OBP: 0.286, SLG: 0.167 (1, 5) | | 0-0 3-1 | | 0-0 3-1 | | | 0-0 SH1-3 | | | 2 0 0 0 0 0 0 |
| Sherm Lollar, R OBP: 0.231, SLG: 0.167 (1, 2) | | | 0-0 1B 1B | | 0-0 1B | | 0-0 F2 | | | 3 1 2 0 0 0 1 |
| Cal McLish, S (1, 1) | | | 0-3 K | | 0-0 P1 | | 0-3 K | | | 3 0 0 0 0 2 3 |

| Inning Stats | R: 0 E: 0 K: 0 S: 4 | H: 1 LOB: 1 BB: 0 P: 4 | R: 0 E: 0 K: 1 S: 5 | H: 0 LOB: 0 BB: 0 P: 5 | R: 2 E: 0 K: 2 S: 10 | H: 3 LOB: 1 BB: 0 P: 10 | R: 0 E: 0 K: 0 S: 3 | H: 0 LOB: 0 BB: 0 P: 3 | R: 0 E: 0 K: 0 S: 4 | H: 1 LOB: 1 BB: 0 P: 4 | R: 0 E: 0 K: 1 S: 5 | H: 0 LOB: 0 BB: 0 P: 5 | R: 0 E: 0 K: 1 S: 5 | H: 0 LOB: 1 BB: 1 P: 9 | R: 1 E: 0 K: 0 S: 5 | H: 2 LOB: 2 BB: 1 P: 9 |
|----------------------------------|------------------------------------|----------------------------------|------------------------------|---------------------------------|-------------------------------|----------------------------------|------------------------------|---------------------------------|------------------------------|---------------------------------|------------------------------|---------------------------------|------------------------------|---------------------------------|------------------------------|---------------------------------|
| 1B: 6 2B: 1 3B: 0 HR: 0 | SF: 1 SAC: 2 DP: 0 HBP: 0 | WP: 0 PB: 0 SB: 1 CS: 0 | PA: 33 | | | | | | | | | | | | | |

| PITCHER | IP | WLS | BF | H | R | ER | SO | BB | IBB | HBP | BLK | WP | HR | S | P | ERA | WHIP |
|--|-----|-----|----|---|---|----|----|----|-----|-----|-----|----|----|----|----|------|-------|
| Bill Monbouquette, R ERA: 2.51 (1, 1) | 8.0 | L | 33 | 7 | 3 | 3 | 5 | 1 | 1 | 0 | 0 | 0 | 0 | 41 | 49 | 3.38 | 1.000 |

BOTTOM

Boston Red Sox @ Chicago White Sox
Comiskey Park, Chicago, IL

Fri Apr 21 1961, 7:05 PM EST
Att. 15,560 - Unknown

livebaseballscorecards.com

| | |
|-----|----|
| AB | 28 |
| R | 3 |
| H | 7 |
| RBI | 3 |
| BB | 2 |
| SO | 5 |
| LOB | 13 |



| Batter | 1 | 2 | 3 | 4 | 5 | 6 | 7 | 8 | 9 | 10 | 11 | AB R H RBI BB SO LOB | TOP | |
|--|--|---|---|---|---|---|---|---|---|---|---|--|---|---|
| Chuck Schilling, R (1, 4) <small>OBP: 0.393, SLG: 0.273</small> | | | | | | | | | | | | 6 0 1 0 0 2 1 | Boston Red Sox @ Chicago White Sox Comiskey Park, Chicago, IL Sat Apr 22 1961, 4:33 AM EST Att: 5,480 - Unknown | |
| Gary Geiger, L (1, 8) <small>OBP: 0.444, SLG: 0.619</small> | | | | | | | | | | | | 6 1 1 2 0 1 2 | | |
| Carl Yastrzemski, L (1, 7) <small>OBP: 0.231, SLG: 0.292</small> | | | | | | | | | | | | 4 0 1 0 1 2 1 | | |
| Jackie Jensen, R (1, 9) <small>OBP: 0.231, SLG: 0.130</small> | | | | | | | | | | | | 5 0 0 0 0 0 3 | | |
| Jim Pagliaroni, R (1, 2) <small>OBP: 0.273, SLG: 0.200</small> Russ Nixon, L (10, PH) <small>OBP: 0.250, SLG: 0.250</small> | | | | | | | | | | | | 3 1 1 0 1 1 1 1 0 0 0 0 0 0 | | |
| Billy Harrell, R (1, 5) <small>OBP: 0.300, SLG: 0.300</small> | | | | | | | | | | | | 5 1 1 0 0 1 3 | | |
| Pete Runnels, L (1, 3) <small>OBP: 0.360, SLG: 0.478</small> | | | | | | | | | | | | 5 1 1 2 0 0 4 | | |
| Pumpsie Green, S (1, 6) <small>OBP: 0.375, SLG: 0.474</small> | | | | | | | | | | | | 5 2 2 1 0 0 2 | | |
| Ike Delock, R (1, 1) <small>OBP: 0.167, SLG: 0.167</small> Carroll Hardy, R (7, PH) <small>OBP: 0.667, SLG: 0.500</small> Tracy Stallard, R (7, 1) <small>OBP: 0.667, SLG: 0.667</small> Rip Repulski, R (9, PH) <small>OBP: 0.667, SLG: 0.667</small> Tom Brewer, R (9, PR) <small>OBP: 0.667, SLG: 0.667</small> Mike Fornieles, R (9, 1) <small>OBP: 0.667, SLG: 0.667</small> Ted Wills, L (9, 1) | | | | | | | | | | | 2 0 0 0 0 0 0 1 1 0 1 0 0 0 0 0 0 0 0 0 0 0 0 0 1 0 1 1 0 0 0 0 0 1 0 0 0 0 0 0 0 0 0 0 0 0 0 0 1 0 0 0 0 0 1 0 | | | |
| Inning Stats | R: 0 H: 1 E: 0 LOB: 1 K: 0 BB: 0 S: 4 P: 4 | R: 1 H: 0 E: 2 LOB: 1 K: 0 BB: 1 S: 4 P: 8 | R: 0 H: 0 E: 0 LOB: 0 K: 1 BB: 0 S: 5 P: 5 | R: 0 H: 1 E: 1 LOB: 2 K: 0 BB: 0 S: 5 P: 5 | R: 0 H: 0 E: 0 LOB: 0 K: 1 BB: 0 S: 5 P: 5 | R: 0 H: 0 E: 0 LOB: 1 K: 0 BB: 1 S: 3 P: 7 | R: 0 H: 2 E: 0 LOB: 2 K: 0 BB: 0 S: 5 P: 5 | R: 0 H: 0 E: 0 LOB: 0 K: 2 BB: 0 S: 7 P: 7 | R: 5 H: 5 E: 0 LOB: 1 K: 1 BB: 0 S: 10 P: 10 | R: 0 H: 0 E: 0 LOB: 0 K: 1 BB: 0 S: 5 P: 5 | R: 1 H: 1 E: 0 LOB: 0 K: 2 BB: 0 S: 8 P: 8 | 1B: 6 SF: 0 2B: 1 SAC: 0 3B: 0 DP: 1 HR: 3 HBP: 0 | | WP: 0 PA: 47 PB: 0 SB: 0 CS: 0 |
| PITCHER Frank Baumann, L (1, 1) <small>ERA: 4.8</small> Gerry Staley, R (9, 1) <small>ERA: 2.25</small> Turk Lown, R (10, 1) <small>ERA: 2.08</small> | IP WLS BF H R ER SO BB IBB HBP BLK WP HR S P ERA WHIP 8.0 0 36 8 5 4 4 2 0 0 0 0 1 42 50 4.50 1.250 1.0 0 4 1 1 1 1 0 0 0 0 0 1 6 6 9.00 1.000 2.0 L 7 1 1 1 3 0 0 0 0 0 1 13 13 4.50 0.500 | PITCHER IP WLS BF H R ER SO BB IBB HBP BLK WP HR S P ERA WHIP | | | | | | | | | | | | |

livebaseballscorecards.com

| | |
|-----|----|
| AB | 45 |
| R | 7 |
| H | 10 |
| RBI | 6 |
| BB | 2 |
| SO | 8 |
| LOB | 18 |



BOTTOM

Boston Red Sox @ Chicago White Sox
Comiskey Park, Chicago, IL

Sat Apr 22 1961, 4:33 AM EST
Att. 5,480 - Unknown

livebaseballscorecards.com

| | |
|-----|----|
| AB | 43 |
| R | 6 |
| H | 13 |
| RBI | 6 |
| BB | 4 |
| SO | 7 |
| LOB | 20 |



| | | | |
|-----|---|-----|----|
| WP: | 1 | PA: | 48 |
| PB: | 0 | | |
| SB: | 0 | | |
| CS: | 2 | | |

AB R H RBI BB SO LOB

| | | | | | | |
|---|---|---|---|---|---|---|
| 6 | 0 | 0 | 0 | 0 | 0 | 2 |
| 6 | 0 | 4 | 0 | 0 | 0 | 0 |
| 6 | 0 | 1 | 0 | 0 | 2 | 6 |
| 3 | 1 | 1 | 0 | 2 | 0 | 2 |
| 0 | 0 | 0 | 0 | 0 | 0 | 0 |
| 0 | 0 | 0 | 0 | 0 | 0 | 0 |
| 4 | 1 | 2 | 0 | 1 | 0 | 1 |
| 4 | 2 | 1 | 1 | 1 | 1 | 5 |
| 5 | 1 | 2 | 2 | 0 | 0 | 3 |
| 4 | 1 | 2 | 3 | 0 | 0 | 1 |
| 0 | 0 | 0 | 0 | 0 | 0 | 0 |
| 0 | 0 | 0 | 0 | 0 | 0 | 0 |
| 1 | 0 | 0 | 0 | 0 | 1 | 0 |
| 3 | 0 | 0 | 0 | 0 | 3 | 0 |
| 0 | 0 | 0 | 0 | 0 | 0 | 0 |
| 0 | 0 | 0 | 0 | 0 | 0 | 0 |
| 1 | 0 | 0 | 0 | 0 | 0 | 0 |

| | | | |
|-----|---|------|---|
| 1B: | 8 | SF: | 0 |
| 2B: | 3 | SAC: | 1 |
| 3B: | 0 | DP: | 3 |
| HR: | 3 | HBP: | 0 |

11

| | | | |
|-----|----|----|----|
| 0-0 | E6 | 1B | |
| 0-0 | 1B | | |
| 0-3 | K | | |
| 0-0 | HR | 1B | |
| 0-0 | WP | CS | BB |
| 0-3 | K | | |
| 0-0 | F8 | | |
| 0-3 | K | | |
| 0-0 | F2 | | |

10

| | | | |
|-----|-------|----|----|
| 0-0 | E1 | 1B | |
| 0-0 | 1B | | |
| 0-3 | K | | |
| 4-0 | CS | BB | BB |
| 4-0 | WP | CS | BB |
| 0-3 | K | | |
| 0-0 | F8 | | |
| 0-0 | SH1-4 | 1B | 1B |
| 0-0 | SH1-4 | | |

9

| | | | |
|-----|-------|----|----|
| 0-0 | E1 | 1B | |
| 0-0 | 1B | | |
| 0-3 | K | | |
| 4-0 | CS | BB | BB |
| 4-0 | WP | CS | BB |
| 0-3 | K | | |
| 0-0 | F8 | | |
| 0-0 | SH1-4 | 1B | 1B |
| 0-0 | SH1-4 | | |

8

| | | | |
|-----|-----|----|----|
| 0-0 | 4-3 | 1B | |
| 0-0 | 6-3 | | |
| 4-0 | BB | | |
| 0-0 | F8 | | |
| 4-0 | HR | BB | |
| 0-0 | HR | BB | |
| 0-0 | HR | 1B | 1B |
| 0-3 | K | | |

7

| | |
|-----|----|
| 0-0 | F8 |
| 0-0 | F9 |
| 0-3 | K |
| 0-0 | P4 |
| 0-0 | F7 |
| 0-0 | HR |
| 0-0 | P5 |
| 0-0 | P6 |
| 0-3 | K |

6

| | |
|-----|-----|
| 0-0 | 1-3 |
| 0-0 | F9 |
| 0-3 | K |
| 0-0 | P4 |
| 0-0 | F7 |
| 0-0 | HR |
| 0-0 | P5 |
| 0-0 | P6 |
| 0-3 | K |

5

| | |
|-----|-----|
| 0-0 | 1-3 |
| 0-0 | F9 |
| 0-3 | K |
| 0-0 | P4 |
| 0-0 | F7 |
| 0-0 | HR |
| 0-0 | P5 |
| 0-0 | P6 |
| 0-3 | K |

4

| | | |
|-----|-----|----|
| 0-0 | F5 | |
| 0-0 | 2B | |
| 0-0 | 6-3 | |
| 0-0 | HR | 1B |
| 0-0 | HR | 1B |
| 0-0 | P3 | |
| 0-0 | F8 | |
| 0-0 | P5 | |
| 0-0 | P6 | |
| 1-1 | HR | |
| 0-3 | K | |
| 0-3 | K | |

3

| | | |
|-----|-----|----|
| 0-0 | F5 | |
| 0-0 | 2B | |
| 0-0 | 6-3 | |
| 0-0 | HR | 1B |
| 0-0 | HR | 1B |
| 0-0 | P3 | |
| 0-0 | F8 | |
| 0-0 | P5 | |
| 0-0 | P6 | |
| 1-1 | HR | |
| 0-3 | K | |
| 0-3 | K | |

2

| | | |
|-----|--------|----|
| 0-0 | 6-3 | |
| 0-0 | 1B | |
| 0-0 | 1B | |
| 0-0 | G6-4-3 | 1B |
| 0-0 | G6-4-3 | 1B |
| 0-0 | G6-4-3 | |
| 0-0 | 2B | |
| 0-0 | L8 | |
| 0-3 | K | |
| 0-3 | K | |

1

| | | |
|-----|--------|----|
| 0-0 | 6-3 | |
| 0-0 | 1B | |
| 0-0 | 1B | |
| 0-0 | G6-4-3 | 1B |
| 0-0 | G6-4-3 | 1B |
| 0-0 | G6-4-3 | |
| 0-0 | 2B | |
| 0-0 | L8 | |
| 0-3 | K | |
| 0-3 | K | |

Batter

| |
|---|
| Luis Aparicio, R (1, 6) |
| Nellie Fox, L (1, 4) |
| Jim Landis, R (1, 8) |
| Roy Sievers, R (1, 3) Jim Rivera, L (10, PR) Earl Torgeson, L (11, 3) |
| Minnie Minoso, R (1, 7) |
| Al Smith, R (1, 9) |
| J.C. Martin, L (1, 5) |
| Sherm Lollar, R (1, 2) Floyd Robinson, L (9, PR) Turk Lown, R (10, 1) Bob Roselli, R (11, PH) |
| Frank Baumann, L (1, 1) Gerry Staley, R (9, 1) Joe Ginsberg, L (9, PH) Cam Carreon, R (11, PH) |

Inning Stats

| | |
|------|--------|
| R: 0 | H: 2 |
| E: 0 | LOB: 1 |
| K: 0 | BB: 0 |
| S: 4 | P: 4 |

Inning Stats

| | |
|------|--------|
| R: 0 | H: 2 |
| E: 0 | LOB: 1 |
| K: 0 | BB: 0 |
| S: 4 | P: 4 |

Inning Stats

| | |
|------|--------|
| R: 0 | H: 1 |
| E: 0 | LOB: 1 |
| K: 1 | BB: 0 |
| S: 6 | P: 6 |

Inning Stats

| | |
|------|--------|
| R: 3 | H: 3 |
| E: 0 | LOB: 0 |
| K: 1 | BB: 0 |
| S: 8 | P: 8 |

Inning Stats

| | |
|------|--------|
| R: 0 | H: 0 |
| E: 0 | LOB: 0 |
| K: 1 | BB: 0 |
| S: 5 | P: 5 |

Inning Stats

| | |
|------|--------|
| R: 1 | H: 1 |
| E: 0 | LOB: 0 |
| K: 0 | BB: 0 |
| S: 4 | P: 4 |

Inning Stats

| | |
|------|--------|
| R: 0 | H: 0 |
| E: 0 | LOB: 0 |
| K: 1 | BB: 0 |
| S: 5 | P: 5 |

Inning Stats

| | |
|------|--------|
| R: 0 | H: 0 |
| E: 0 | LOB: 1 |
| K: 0 | BB: 1 |
| S: 3 | P: 7 |

Inning Stats

| | |
|------|--------|
| R: 2 | H: 3 |
| E: 1 | LOB: 3 |
| K: 0 | BB: 1 |
| S: 6 | P: 10 |

Inning Stats

| | |
|------|--------|
| R: 0 | H: 0 |
| E: 0 | LOB: 2 |
| K: 1 | BB: 2 |
| S: 4 | P: 12 |

Inning Stats

| | |
|------|--------|
| R: 0 | H: 1 |
| E: 1 | LOB: 2 |
| K: 2 | BB: 0 |
| S: 9 | P: 9 |

Inning Stats

| | |
|------|--------|
| R: 0 | H: 1 |
| E: 1 | LOB: 2 |
| K: 2 | BB: 0 |
| S: 9 | P: 9 |

Inning Stats

| | |
|------|--------|
| R: 0 | H: 2 |
| E: 0 | LOB: 1 |
| K: 0 | BB: 0 |
| S: 4 | P: 4 |

Inning Stats

| | |
|------|--------|
| R: 0 | H: 2 |
| E: 0 | LOB: 1 |
| K: 0 | BB: 0 |
| S: 4 | P: 4 |

| PITCHER | IP | WLS | BF | H | R | ER | SO | BB | IBB | HBP | BLK | WP | HR | S | P | ERA | WHIP |
|--------------------------|-----|-----|----|---|---|----|----|----|-----|-----|-----|----|----|----|----|-------|-------|
| Ike Delock, R (1, 1) | 6.0 | | 25 | 9 | 4 | 4 | 3 | 0 | 0 | 0 | 0 | 0 | 2 | 31 | 31 | 6.00 | 1.500 |
| Tracy Stallard, R (7, 1) | 2.0 | | 7 | 0 | 0 | 0 | 1 | 1 | 0 | 0 | 0 | 0 | 0 | 8 | 12 | 0.00 | 0.500 |
| Mike Fornieles, R (9, 1) | 0.1 | | 5 | 2 | 2 | 2 | 0 | 1 | 0 | 0 | 0 | 0 | 1 | 4 | 8 | 54.00 | 9.000 |
| Ted Wills, L (9, 1) | 2.2 | W | 11 | 2 | 0 | 0 | 3 | 2 | 0 | 0 | 0 | 1 | 0 | 15 | 23 | 0.00 | 1.500 |

| PITCHER | IP | WLS | BF | H | R | ER | SO | BB | IBB | HBP | BLK | WP | HR | S | P | ERA | WHIP |
|---------|----|-----|----|---|---|----|----|----|-----|-----|-----|----|----|---|---|-----|------|
|---------|----|-----|----|---|---|----|----|----|-----|-----|-----|----|----|---|---|-----|------|

| Batter | 1 | 2 | 3 | 4 | 5 | 6 | 7 | 8 | 9 | AB R H RBI BB SO LOB | TOP | | | | | | | | | | | |
|---|---|---------------------------------|------------------------------|---------------------------------|------------------------------|---------------------------------|------------------------------|---------------------------------|------------------------------|--|---|---------------------------------|------------------------------|---------------------------------|------------------------------|---------------------------------|------------------------------|---------------------------------|----------------------------------|------------------------------------|----------------------------------|--------|
| Chuck Schilling, R (1, 4) <small>OBP: 0.406, SLG: 0.308</small> | 0-0 | | 0-0 | | | 0-0 | 0-0 | | | 4 1 2 0 0 0 0 | Boston Red Sox @ Chicago White Sox Comiskey Park, Chicago, IL Sun Apr 23 1961, 4:33 AM EST Overcast | | | | | | | | | | | |
| Gary Geiger, L (1, 8) <small>OBP: 0.433, SLG: 0.583</small> | 0-0 | | | 0-0 | | 0-0 | 0-0 | | | 3 0 1 0 0 0 1 | | | | | | | | | | | | |
| Carroll Hardy, R (1, 7) <small>OBP: 0.429, SLG: 0.667</small> | 0-0 | | | 0-0 | | 0-0 | | 0-3 | | 4 0 1 1 0 1 1 | | | | | | | | | | | | |
| Jackie Jensen, R (1, 9) <small>OBP: 0.200, SLG: 0.111</small> | | 0-0 | | 0-0 | | 0-0 | | 0-0 | | 4 0 0 0 0 0 2 | | | | | | | | | | | | |
| Jim Pagliaroni, R (1, 2) <small>OBP: 0.333, SLG: 0.286</small> | | | | | 0-0 | 0-0 | | 0-0 | | 4 1 2 0 0 0 1 | | | | | | | | | | | | |
| Billy Harrell, R (1, 5) <small>OBP: 0.357, SLG: 0.385</small> | | 0-0 | | | 0-0 | | 0-0 | 4-0 | | 3 1 1 0 1 0 2 | | | | | | | | | | | | |
| Pete Runnels, L (1, 3) <small>OBP: 0.345, SLG: 0.444</small> | | 0-3 | | | 0-0 | | 0-0 | 0-0 | | 4 1 1 1 0 1 3 | | | | | | | | | | | | |
| Pumpsie Green, S (1, 6) <small>OBP: 0.370, SLG: 0.429</small> | | | 0-0 | | 4-0 | | 0-0 | 0-0 | | 2 0 0 0 1 0 1 | | | | | | | | | | | | |
| Tom Brewer, R (1, 1) <small>OBP: 0.167, SLG: 0.400</small> Rip Repulski, R (9, PH) <small>OBP: 0.500, SLG: 0.500</small> Tracy Stallard, R (9, 1) Mike Fornieles, R (9, 1) | | | 0-0 | | 0-0 | | 0-0 | 0-0 | | 2 0 1 2 0 0 0 1 0 0 0 0 0 1 0 0 0 0 0 0 0 0 0 0 0 0 0 0 | | | | | | | | | | | | |
| Inning Stats | R: 0 E: 0 K: 0 S: 3 | H: 0 LOB: 0 BB: 0 P: 3 | R: 0 E: 0 K: 1 S: 6 | H: 1 LOB: 1 BB: 0 P: 6 | R: 0 E: 0 K: 0 S: 3 | H: 0 LOB: 0 BB: 0 P: 3 | R: 0 E: 0 K: 0 S: 3 | H: 1 LOB: 0 BB: 0 P: 3 | R: 1 E: 0 K: 0 S: 4 | H: 2 LOB: 2 BB: 1 P: 8 | R: 1 E: 0 K: 0 S: 5 | H: 2 LOB: 1 BB: 0 P: 5 | R: 2 E: 0 K: 0 S: 6 | H: 3 LOB: 1 BB: 0 P: 6 | R: 0 E: 0 K: 1 S: 5 | H: 0 LOB: 0 BB: 0 P: 5 | R: 0 E: 0 K: 0 S: 3 | H: 0 LOB: 1 BB: 1 P: 7 | 1B: 6 2B: 2 3B: 1 HR: 0 | SF: 1 SAC: 2 DP: 1 HBP: 0 | WP: 0 PB: 1 SB: 1 CS: 0 | PA: 36 |
| PITCHER | IP WLS BF H R ER SO BB IBB HBP BLK WP HR S P ERA WHIP | | | | | | | | | | | | | | | | | | | | | |
| Billy Pierce, L (1, 1) <small>ERA: 5.73</small> Russ Kemmerer, R (8, 1) <small>ERA: 0.9</small> Juan Pizarro, L (9, 1) <small>ERA:</small> | 7.0 L 29 9 4 4 1 1 0 0 0 0 0 0 30 34 5.14 1.429 | | | | | | | | | | | | | | | | | | | | | |

livebaseballscorecards.com

AB 31
R 4
H 9
RBI 4
BB 2
SO 2
LOB 12



| Batter | 1 | 2 | 3 | 4 | 5 | 6 | 7 | 8 | 9 | AB | R | H | RBI | BB | SO | LOB |
|---|-----------------------|-----------|-----------------|------------------|--------------------|---------------------|------------|-----------|-----------------|----|---|---|-----|----|----|-----|
| Luis Aparicio, R (1, 6) OBP: 0.333, SLG: 0.344 | 0-0 G1-6-3 1B | | 0-0 S 1B | | 0-0 6-3 | | | 4-0 BB | | 3 | 0 | 2 | 0 | 1 | 0 | 1 |
| Nellie Fox, L (1, 4) OBP: 0.343, SLG: 0.412 | 0-0 G1-6-3 1-2f | | 0-3 K 1-2 | | 0-0 4-3 | | | 0-0 F9 | | 4 | 0 | 0 | 0 | 0 | 1 | 4 |
| Jim Landis, R (1, 8) OBP: 0.333, SLG: 0.516 | 4-0 BB | | | 0-0 1B SF9 | | 0-0 F7 | | 0-0 F9 | | 3 | 1 | 1 | 0 | 1 | 0 | 1 |
| Roy Sievers, R (1, 3) OBP: 0.455, SLG: 0.583 | 0-0 1-3 | | | 0-0 1-3 1B | | 4-0 G6-4-3 BB | | | 0-0 HR 1B | 3 | 1 | 2 | 0 | 1 | 0 | 1 |
| Minnie Minoso, R (1, 7) OBP: 0.364, SLG: 0.320 | | 0-0 1B | | 0-0 SF9 | | 0-0 G6-4-3 | | | 0-0 P3 | 3 | 0 | 1 | 1 | 0 | 0 | 2 |
| Al Smith, R (1, 9) OBP: 0.250, SLG: 0.500 | | 0-0 F7 | | 0-0 F7 | | | 0-0 5-3 | | 0-0 HR | 4 | 1 | 1 | 2 | 0 | 0 | 1 |
| J.C. Martin, L (1, 5) OBP: 0.267, SLG: 0.333 | | 0-0 F8 | | 0-0 P4 | | | 0-0 5-3 | | 0-3 K2-3 | 4 | 0 | 0 | 0 | 0 | 1 | 1 |
| Cam Carreon, R (1, 2) OBP: 0.250, SLG: 0.182 | | | 0-0 6-3 | | 4-0 SH1-4 BB | | 0-0 6-3 | | 0-0 5-3 | 2 | 0 | 0 | 0 | 1 | 0 | 0 |
| Sherm Lollar, R (9, PH) OBP: 0.278, SLG: 0.412 | | | | | | | | | | 1 | 0 | 0 | 0 | 0 | 0 | 0 |
| Billy Pierce, L (1, 1) | | | 0-0 1-3 | | 0-0 SH1-4 | | | | 0-3 K | 0 | 0 | 0 | 0 | 0 | 0 | 0 |
| Russ Kemmerer, R (8, 1) | | | | | | | | | | 0 | 0 | 0 | 0 | 0 | 0 | 0 |
| Earl Torgeson, L (8, PH) | | | | | | | | | | 1 | 0 | 0 | 0 | 0 | 1 | 0 |
| Juan Pizarro, L (9, 1) | | | | | | | | | | 0 | 0 | 0 | 0 | 0 | 0 | 0 |

| Inning Stats | R: 0 | H: 1 | E: 0 | LOB: 1 | K: 0 | BB: 1 | S: 3 | R: 0 | H: 1 | E: 0 | LOB: 0 | K: 0 | BB: 0 | S: 3 | R: 0 | H: 1 | E: 0 | LOB: 1 | K: 1 | BB: 0 | S: 6 | R: 1 | H: 2 | E: 0 | LOB: 1 | K: 0 | BB: 0 | S: 5 | R: 0 | H: 0 | E: 0 | LOB: 0 | K: 0 | BB: 1 | S: 3 | R: 0 | H: 0 | E: 0 | LOB: 0 | K: 0 | BB: 0 | S: 3 | R: 0 | H: 0 | E: 0 | LOB: 1 | K: 1 | BB: 1 | S: 5 | R: 2 | H: 2 | E: 0 | LOB: 0 | K: 1 | BB: 0 | S: 7 | R: 0 | H: 2 | E: 0 | LOB: 0 | K: 1 | BB: 0 | S: 7 | 1B: 6 | SF: 1 | 2B: 0 | SAC: 1 | 3B: 0 | DP: 2 | HR: 1 | HBP: 0 | WP: 0 | PA: 35 |
|--------------|------|------|------|--------|------|-------|------|------|------|------|--------|------|-------|------|------|------|------|--------|------|-------|------|------|------|------|--------|------|-------|------|------|------|------|--------|------|-------|------|------|------|------|--------|------|-------|------|------|------|------|--------|------|-------|------|------|------|------|--------|------|-------|------|------|------|------|--------|------|-------|------|-------|-------|-------|--------|-------|-------|-------|--------|-------|--------|
|--------------|------|------|------|--------|------|-------|------|------|------|------|--------|------|-------|------|------|------|------|--------|------|-------|------|------|------|------|--------|------|-------|------|------|------|------|--------|------|-------|------|------|------|------|--------|------|-------|------|------|------|------|--------|------|-------|------|------|------|------|--------|------|-------|------|------|------|------|--------|------|-------|------|-------|-------|-------|--------|-------|-------|-------|--------|-------|--------|

| PITCHER | IP | WLS | BF | H | R | ER | SO | BB | IBB | HBP | BLK | WP | HR | S | P | ERA | WHIP |
|---------------------------------------|-----|-----|----|---|---|----|----|----|-----|-----|-----|----|----|----|----|-------|-------|
| Tom Brewer, R (1, 1) ERA: 1.23 | 8.0 | W | 30 | 5 | 1 | 1 | 2 | 4 | 0 | 0 | 0 | 0 | 0 | 30 | 46 | 1.12 | 1.125 |
| Tracy Stallard, R (9, 1) ERA: 6.0 | 0.1 | | 3 | 2 | 2 | 2 | 0 | 0 | 0 | 0 | 0 | 0 | 1 | 3 | 3 | 54.00 | 6.000 |
| Mike Fornieles, R (9, 1) ERA: 6.23 | 0.2 | S | 2 | 0 | 0 | 0 | 1 | 0 | 0 | 0 | 0 | 0 | 0 | 4 | 4 | 0.00 | 0.000 |


BOTTOM

Boston Red Sox @ Chicago White Sox
Comiskey Park, Chicago, IL

Sun Apr 23 1961, 4:33 AM EST
Overcast

livebaseballscorecards.com

| | |
|------------|-----------|
| AB | 29 |
| R | 3 |
| H | 7 |
| RBI | 3 |
| BB | 4 |
| SO | 3 |
| LOB | 11 |



| Batter | 1 | 2 | 3 | 4 | 5 | 6 | 7 | 8 | 9 | AB R H RBI BB SO LOB | |
|---|--|---|---|---|---|---|--|---|---|---|----------------------------------|
| Luis Aparicio, R (1, 6) OBP: 0.333, SLG: 0.375 | 0-0 1B 3B | 0-0 5-3 | | 0-0 6-3 | | | 0-3 K | 0-0 4-3 | | 5 1 1 0 0 1 1 | |
| Nellie Fox, L (1, 4) OBP: 0.409, SLG: 0.463 | 4-0 1B 2B BB | | 0-0 E 1B 1B | 0-0 2B | | | 0-0 FC6-4 1B 1B | | 0-0 1B 1B | 4 4 4 0 1 0 0 | |
| Jim Landis, R (1, 8) OBP: 0.366, SLG: 0.500 | 0-0 2B 1B | | 0-0 E7 1B 1B | 0-0 P5 | | | 4-0 1-2 FC6-4 BB | | 0-0 1B SF7 1B | 4 3 3 1 1 0 1 | |
| Roy Sievers, R (1, 3) OBP: 0.405, SLG: 0.485 | 0-0 L7 | | 0-0 P6 | | | | 0-0 FC6-4 1B | | 0-0 SF7 1B | 5 1 1 1 0 0 6 | |
| Minnie Minoso, R (1, 7) OBP: 0.429, SLG: 0.529 | 0-0 2B | | 0-0 HBP 1B | | | | 0-0 6-3 | | 0-0 P5 | 5 0 3 5 0 0 2 | |
| Al Smith, R (1, 9) OBP: 0.244, SLG: 0.472 | 0-0 1-3 | | 0-0 F8 | | | | 0-0 F9 | | 0-0 SF7 | 4 0 0 1 0 0 4 | |
| J.C. Martin, L (1, 5) OBP: 0.308, SLG: 0.400 | 0-0 P4 | | 1-0 FC5-4 HBP | | | | 0-0 5-3 | | 0-0 6-3 | 4 0 1 1 0 0 1 | |
| Sherm Lollar, R (1, 2) OBP: 0.259, SLG: 0.346 | | 0-0 L7 | 0-0 FC5-4 | | | | 0-0 3-1 | | 0-0 P5 | 5 0 1 0 0 0 3 | |
| Early Wynn, S (1, 1) | | 0-0 P6 | | 0-0 6-3 | | | 0-0 F5 | | 0-0 FC5-4 | 4 0 0 0 0 0 1 | |
| Inning Stats | R: 3 E: 0 K: 0 S: 6 H: 3 LOB: 1 BB: 1 P: 10 | R: 0 E: 0 K: 0 S: 3 H: 0 LOB: 0 BB: 0 P: 3 | R: 2 E: 1 K: 0 S: 6 H: 3 LOB: 2 BB: 0 P: 7 | R: 0 E: 0 K: 0 S: 4 H: 1 LOB: 1 BB: 0 P: 4 | R: 0 E: 0 K: 0 S: 3 H: 0 LOB: 0 BB: 0 P: 3 | R: 0 E: 0 K: 0 S: 3 H: 0 LOB: 0 BB: 0 P: 3 | R: 1 E: 0 K: 1 S: 7 H: 2 LOB: 2 BB: 1 P: 11 | R: 0 E: 0 K: 0 S: 4 H: 1 LOB: 1 BB: 0 P: 4 | R: 3 E: 0 K: 0 S: 7 H: 4 LOB: 1 BB: 0 P: 7 | 1B: 10 2B: 2 3B: 2 HR: 0 SF: 1 SAC: 0 DP: 0 HBP: 1 | WP: 0 PB: 0 SB: 0 CS: 0 |
| PITCHER | IP WLS BF H R ER SO BB IBB HBP BLK WP HR S P ERA WHIP | | | | | | | | | | |
| Bud Daley, L (1, 1) ERA: 5.52 | 3.0 L 17 6 5 4 0 1 0 1 0 0 0 0 15 20 12.00 2.333 | | | | | | | | | | |
| Bill Kunkel, R (4, 1) ERA: 1.29 | 2.0 7 1 0 0 0 0 0 0 0 0 0 0 7 7 0.00 0.500 | | | | | | | | | | |
| Ken Johnson, R (6, 1) ERA: 6.75 | 3.0 13 3 1 1 1 1 0 0 0 0 0 0 14 18 3.00 1.333 | | | | | | | | | | |
| Dave Wickersham, R (9, 1) ERA: 27.0 | 1.0 7 4 3 3 0 0 0 0 0 0 0 0 7 7 27.00 4.000 | | | | | | | | | | |

Chicago White Sox @ Kansas City Athletics
Municipal Stadium, Kansas City, MO
Thu Apr 27 1961, 7:05 PM EST
Att. 6,443 - Unknown

| | |
|-----|----|
| AB | 40 |
| R | 9 |
| H | 14 |
| RBI | 9 |
| BB | 2 |
| SO | 1 |
| LOB | 19 |



| | |
|-------|--------|
| WP: 0 | PA: 44 |
|-------|--------|

| | |
|-----|------|
| ERA | WHIP |
|-----|------|

livebaseballscorecards.com

| Batter | 1 | 2 | 3 | 4 | 5 | 6 | 7 | 8 | 9 | AB R H RBI BB SO LOB |
|---|---------|---------|--------|--------|------------|---------|---------|---------|----------------|---|
| Dick Howser, R (1, 6) OBP: 0.341, SLG: 0.303 | 0-0 P6 | | | 0-0 1B | | 0-0 L5 | | 0-0 F2 | | 4 0 1 0 0 0 0 |
| Jay Hankins, L (1, 9) OBP: 0.364, SLG: 0.600 | 0-0 F9 | | | 0-3 K | | 0-0 HR | | | 0-0 FC6-4 1B | 4 1 2 1 0 1 1 |
| Jerry Lumpe, L (1, 4) OBP: 0.405, SLG: 0.412 | 0-0 6-3 | | | 0-0 L6 | | 0-0 4-3 | | | 0-0 FC6-4 1-2f | 4 0 0 0 0 0 2 |
| Norm Siebern, L (1, 7) OBP: 0.235, SLG: 0.167 | | 0-0 6-3 | | 0-0 F9 | | 0-0 6-3 | | | 0-0 L6 1-3 | 4 0 0 0 0 0 2 |
| Mary Throneberry, L (1, 3) OBP: 0.400, SLG: 0.515 | | 0-0 P6 | | | 0-0 1B 1B | | 0-0 F9 | | 4-0 BB | 3 0 1 0 1 0 0 |
| Bill Tuttle, R (1, 8) OBP: 0.308, SLG: 0.389 | | 0-0 6-3 | | | 0-0 1-2 1B | | 0-0 4-3 | | 0-0 P4 | 4 0 1 0 0 0 2 |
| Andy Carey, R (1, 5) OBP: 0.400, SLG: 0.259 | | | 0-0 F7 | | 0-3 K | | 0-0 F7 | | | 3 0 0 0 0 1 2 |
| Haywood Sullivan, R (1, 2) OBP: 0.440, SLG: 0.652 | | | 0-0 F2 | | 0-0 F2 | | | 0-0 3-1 | | 2 0 0 0 0 0 2 |
| Al Pilarcik, L (8, PH) OBP: 0.375, SLG: 0.286 | | | | | | | | | | 1 0 0 0 0 0 0 |
| Joe Pignatano, R (9, 2) OBP: 0.500, SLG: 0.333 | | | | | | | | | | 0 0 0 0 0 0 0 |
| Bud Daley, L (1, 1) Joe Nuxhall, L (3, PH) Bill Kunkel, R (4, 1) Lou Klimchuck, L (5, PH) Ken Johnson, R (6, 1) Bob Boyd, L (8, PH) Dave Wickersham, R (9, 1) | | | 0-3 K | | 0-3 K | | | 0-0 F8 | | 0 0 0 0 0 0 0 1 0 0 0 0 0 1 0 0 0 0 0 0 0 0 0 1 0 0 0 0 0 1 2 0 0 0 0 0 0 0 0 1 0 0 0 0 0 0 0 0 0 0 0 0 0 0 0 |

| Inning Stats | R: 0 | H: 0 | E: 0 | LOB: 0 | K: 0 | BB: 0 | S: 3 | P: 3 | R: 0 | H: 0 | E: 0 | LOB: 0 | K: 1 | BB: 0 | S: 5 | P: 5 | R: 0 | H: 1 | E: 0 | LOB: 1 | K: 1 | BB: 0 | S: 6 | P: 6 | R: 0 | H: 2 | E: 0 | LOB: 2 | K: 2 | BB: 0 | S: 9 | P: 9 | R: 1 | H: 1 | E: 0 | LOB: 0 | K: 0 | BB: 0 | S: 4 | P: 4 | R: 0 | H: 0 | E: 0 | LOB: 0 | K: 0 | BB: 0 | S: 3 | P: 3 | R: 0 | H: 0 | E: 0 | LOB: 0 | K: 0 | BB: 0 | S: 3 | P: 3 | R: 0 | H: 1 | E: 1 | LOB: 2 | K: 0 | BB: 1 | S: 4 | P: 8 | 1B: 4 | SF: 0 | 2B: 0 | SAC: 0 | 3B: 0 | DP: 0 | HR: 1 | HBP: 0 | WP: 0 | PA: 33 |
|-----------------------------------|------|------|------|--------|------|-------|------|------|------|------|------|--------|------|-------|------|------|------|------|------|--------|------|-------|------|------|------|------|------|--------|------|-------|------|------|------|------|------|--------|------|-------|------|------|------|------|------|--------|------|-------|------|------|------|------|------|--------|------|-------|------|------|------|------|------|--------|------|-------|------|------|-------|-------|-------|--------|-------|-------|-------|--------|-------|--------|
| Early Wynn, R (1, 1) ERA: 2.25 | IP | WLS | BF | H | R | ER | SO | BB | IBB | HBP | BLK | WP | HR | S | P | ERA | WHIP | IP | WLS | BF | H | R | ER | SO | BB | IBB | HBP | BLK | WP | HR | S | P | ERA | WHIP | IP | WLS | BF | H | R | ER | SO | BB | IBB | HBP | BLK | WP | HR | S | P | ERA | WHIP | | | | | | | | | | | | | | | | | | | | | | | |

BOTTOM

Chicago White Sox @ Kansas City Athletics
Municipal Stadium, Kansas City, MO
Thu Apr 27 1961, 7:05 PM EST
Att. 6,443 - Unknown

| | |
|-----|----|
| AB | 32 |
| R | 1 |
| H | 5 |
| RBI | 1 |
| BB | 1 |
| SO | 4 |
| LOB | 13 |



| | |
|-------|--------|
| WP: 0 | PA: 33 |
| PB: 0 | |
| SB: 0 | |
| CS: 0 | |

| Batter | 1 | 2 | 3 | 4 | 5 | 6 | 7 | 8 | 9 | AB | R | H | RBI | BB | SO | LOB |
|--|------------------|-----------|-----------|---|------------|-----------------------|---|------------|------------------|----|---|---|-----|----|----|-----|
| Dick Howser, R OBP: 0.356, SLG: 0.324 (1, 6) | 0-0 S 1B | | 0-0 P4 | | | 0-0 G3 SH2-4 1B | | 0-0 L5 | | 4 | 1 | 2 | 0 | 0 | 0 | 0 |
| Jay Hankins, L OBP: 0.286, SLG: 0.462 (1, 9) | 0-3 K 1-2 | | 0-3 K | | | 0-0 SH2-4 1-2 | | 0-0 4-3 | | 3 | 0 | 0 | 0 | 0 | 2 | 1 |
| Jerry Lumpe, L OBP: 0.370, SLG: 0.368 (1, 4) | 0-0 1-3 | | | | 0-0 F7 | | | | 0-0 F7 | 4 | 0 | 0 | 0 | 0 | 0 | 2 |
| Norm Siebern, L OBP: 0.263, SLG: 0.206 (1, 7) | 0-0 2-H 1B | | | | 0-0 F7 | | | | 0-0 1B 1B | 4 | 0 | 2 | 1 | 0 | 0 | 1 |
| Mary Throneberry, L OBP: 0.386, SLG: 0.472 (1, 3) | 0-0 1-3 | | | | 4-0 BB | | | | 0-3 K 1B | 3 | 0 | 0 | 0 | 1 | 1 | 2 |
| Bill Tuttle, R OBP: 0.286, SLG: 0.359 (1, 8) | | 0-3 K | | | 0-0 5-3 | | | | 0-0 BB 1B | 3 | 0 | 0 | 0 | 0 | 1 | 1 |
| Lou Klimchok, L (9, PH) OBP: 0.625, SLG: 0.714 | | 0-3 K | | | | | | | 0-0 1-3 BB | 1 | 0 | 1 | 0 | 0 | 0 | 0 |
| Leo Posada, R (9, PR) OBP: 0.250, SLG: 0.154 | | 0-3 K | | | | | | | 4-0 1-2 BB | 0 | 0 | 0 | 0 | 0 | 0 | 0 |
| Andy Carey, R OBP: 0.410, SLG: 0.367 (1, 5) | | 0-3 K | | | | 0-0 F7 | | | 0-0 HR | 3 | 1 | 1 | 1 | 1 | 1 | 0 |
| Joe Pignatano, R OBP: 0.286, SLG: 0.167 (1, 2) | | 0-0 F7 | | | | 0-0 1-3 | | | 0-0 F7 | 3 | 0 | 0 | 0 | 0 | 0 | 0 |
| Bob Boyd, L (9, PH) OBP: 0.143, SLG: 0.286 | | 0-0 F7 | | | | 0-0 1-3 | | | 0-0 1-3 | 1 | 0 | 0 | 0 | 0 | 0 | 3 |
| Ray Herbert, R OBP: 0.143, SLG: 0.143 (1, 1) | | | 0-3 K | | | 0-0 L5 | | | 0-0 3-1 | 2 | 0 | 0 | 0 | 0 | 1 | 0 |
| Al Pilarcik, L (8, PH) OBP: 0.333, SLG: 0.250 | | | | | | | | | | 1 | 0 | 0 | 0 | 0 | 0 | 0 |
| Don Larsen, R (9, 1) OBP: 0.500, SLG: 0.333 | | | | | | | | | | 0 | 0 | 0 | 0 | 0 | 0 | 0 |

| Inning Stats | R: 1 | H: 2 | E: 0 | K: 1 | S: 7 | H: 2 | LOB: 1 | BB: 0 | P: 7 | R: 0 | H: 0 | E: 0 | K: 2 | S: 7 | H: 0 | LOB: 0 | BB: 0 | P: 7 | R: 0 | H: 0 | E: 0 | K: 2 | S: 7 | R: 0 | H: 0 | E: 0 | K: 0 | S: 3 | H: 0 | LOB: 1 | BB: 1 | P: 7 | R: 0 | H: 0 | E: 0 | K: 0 | S: 3 | H: 1 | LOB: 1 | BB: 0 | P: 4 | R: 1 | H: 1 | E: 0 | K: 0 | S: 4 | H: 1 | LOB: 0 | BB: 0 | P: 4 | R: 0 | H: 0 | E: 0 | K: 0 | S: 3 | H: 0 | LOB: 0 | BB: 0 | P: 3 | R: 0 | H: 2 | E: 0 | K: 1 | S: 7 | H: 2 | LOB: 3 | BB: 1 | P: 11 | 1B: 5 | 2B: 0 | 3B: 0 | HR: 1 | SF: 0 | SAC: 1 | DP: 0 | HBP: 0 | WP: 0 | PA: 35 |
|-------------------------------------|------|------|------|------|------|------|--------|-------|------|------|------|------|------|------|------|--------|-------|------|------|------|------|------|------|------|------|------|------|------|------|--------|-------|------|------|------|------|------|------|------|--------|-------|------|------|------|------|------|------|------|--------|-------|------|------|------|------|------|------|------|--------|-------|------|------|------|------|------|------|------|--------|-------|-------|-------|-------|-------|-------|-------|--------|-------|--------|-------|--------|
| PITCHER | IP | WLS | BF | H | R | ER | SO | BB | IBB | HBP | BLK | WP | HR | S | P | ERA | WHIP | | | | | | | | | | | | | | | | | | | | | | | | | | | | | | | | | | | | | | | | | | | | | | | | | | | | | | | | | | | | | |
| Cal McLish, R (1, 1) ERA: 3.2 | 8.2 | W | 34 | 6 | 2 | 2 | 6 | 2 | 0 | 0 | 0 | 0 | 0 | 44 | 52 | 2.08 | 0.923 | | | | | | | | | | | | | | | | | | | | | | | | | | | | | | | | | | | | | | | | | | | | | | | | | | | | | | | | | | | | | |
| Frank Baumann, L (9, 1) ERA: 4.7 | 0.1 | S | 1 | 0 | 0 | 0 | 0 | 0 | 0 | 0 | 0 | 0 | 0 | 1 | 1 | 0.00 | 0.000 | | | | | | | | | | | | | | | | | | | | | | | | | | | | | | | | | | | | | | | | | | | | | | | | | | | | | | | | | | | | | |

BOTTOM

Chicago White Sox @ Kansas City Athletics
Municipal Stadium, Kansas City, MO
Fri Apr 28 1961, 7:05 PM EST
Att. 6,675 - Unknown

| | |
|-----|----|
| AB | 32 |
| R | 2 |
| H | 6 |
| RBI | 2 |
| BB | 2 |
| SO | 6 |
| LOB | 10 |



| | |
|-------|--------|
| WP: 0 | PA: 35 |
| PB: 0 | |
| SB: 1 | |
| CS: 0 | |

| Batter | 1 | 2 | 3 | 4 | 5 | 6 | 7 | 8 | 9 | 10 | 11 | AB R H RBI BB SO LOB | TOP | |
|--|---|--------------------------|--------------------------|--------------------------|--------------------------|--------------------------|--------------------------|--------------------------|--------------------------|--------------------------|--------------------------|---|---|--------------------------------|
| Luis Aparicio, R (1, 6) OBP: 0.355, SLG: 0.382 | 0-0 F7 | | 0-3 K | | 0-0 4-3 1B 2B | 0-0 F7 | | | 0-0 SH1-4 1B | | 0-0 FC1-6 2B | 6 2 2 0 0 1 3 | Chicago White Sox @ Minnesota Twins Metropolitan Stadium, Bloomington, MI Sun Apr 30 1961, 4:33 AM EDT Att: 29,467 - Sunny - 48 F | |
| Nellie Fox, L (1, 4) OBP: 0.407, SLG: 0.434 | 0-0 6-3 | | 1-0 HBP | | 0-0 4-3 | | | | 0-0 SH1-4 | | 0-0 3-1 | 4 0 1 0 0 0 2 | | |
| Jim Landis, R (1, 8) OBP: 0.386, SLG: 0.528 | 0-0 F8 | | 0-3 K | | 0-0 BB 1B | | | | 0-0 FC6-4 | | 0-0 HR 2B | 6 1 2 2 0 1 4 | | |
| Roy Sievers, R (1, 3) OBP: 0.431, SLG: 0.596 | | 4-0 1B BB BB | 0-0 F9 | | 0-0 BB 1B | | | | 0-0 6-3 | | 0-0 HR | 5 2 2 2 1 1 4 | | |
| Minnie Minoso, R (1, 7) OBP: 0.474, SLG: 0.548 | | 4-0 G4-6-3 1B BB | | 0-0 5-3 1B | | | | | 0-0 6-3 | | 0-0 1B | 3 0 2 0 3 0 0 | | |
| Al Smith, R (1, 9) OBP: 0.273, SLG: 0.449 | | 0-0 G4-6-3 1B | | 0-0 F5 | | 0-0 F9 | | | 0-0 FC6-4 1B | | 0-0 F8 | 6 0 2 0 0 1 7 | | |
| Sammy Esposito, R (1, 5) OBP: 0.200, SLG: 0.200 | | 0-0 G4-6-3 | | 0-0 5-3 | | 0-0 G3 1B | | | 0-0 F8 | | 0-0 F9 | 5 0 1 0 0 0 4 | | |
| Cam Carreon, R (1, 2) OBP: 0.158, SLG: 0.111 | | 0-0 6-3 | | 0-0 6-3 | | 0-0 G3 1B | | | 0-0 F9 | | 0-0 FC6-4 | 5 0 0 0 0 0 4 | | |
| Bob Shaw, R (1, 1) OBP: 0.158, SLG: 0.111 | | | 4-0 HBP BB | | 0-3 K | 0-3 K | | | 0-0 6-3 | | 4-0 FC1-6 BB | 3 0 0 0 2 2 1 | | |
| Inning Stats | R: 0 H: 0 E: 0 K: 0 S: 3 | R: 1 H: 1 E: 0 K: 0 S: 3 | R: 0 H: 0 E: 0 K: 2 S: 7 | R: 0 H: 1 E: 0 K: 0 S: 4 | R: 1 H: 3 E: 0 K: 1 S: 8 | R: 0 H: 1 E: 0 K: 1 S: 6 | R: 0 H: 1 E: 0 K: 2 S: 8 | R: 0 H: 0 E: 0 K: 0 S: 3 | R: 0 H: 1 E: 0 K: 0 S: 4 | R: 0 H: 1 E: 0 K: 0 S: 4 | R: 3 H: 3 E: 0 K: 0 S: 6 | 1B: 9 SF: 0 2B: 2 SAC: 1 3B: 0 DP: 1 HR: 1 HBP: 1 | | WP: 0 PA: 51 PB: 0 SB: 1 CS: 0 |
| PITCHER | IP WLS BF H R ER SO BB IBB HBP BLK WP HR S P ERA WHIP | | | | | | | | | | | | | |
| Jack Kralick, L (1, 1) ERA: 2.89 | 10.2 L 50 12 5 5 6 6 0 1 0 0 0 1 55 80 4.22 1.688 | | | | | | | | | | | | | |
| Ray Moore, R (11, 1) ERA: 4.82 | 0.1 1 0 0 0 0 0 0 0 0 0 0 0 0 1 1 0.00 0.000 | | | | | | | | | | | | | |

| | |
|-----|----|
| AB | 43 |
| R | 5 |
| H | 12 |
| RBI | 4 |
| BB | 6 |
| SO | 6 |
| LOB | 29 |



| Batter | 1 | 2 | 3 | 4 | 5 | 6 | 7 | 8 | 9 | 10 | 11 | AB R H RBI BB SO LOB | BOTTOM |
|--|------------|-----------------------------------|------------------------|------------|-----------------------|---|-------------------|-----------|--------------------|------------|----|---|---|
| Zoilo Versalles, R OBP: 0.338, SLG: 0.400 Jose Valdivielso, R (6, 6) | 0-0 F4 | | 0-0 6-3 1B 2B | | 0-3 K | | 0-0 L5-3 | | | 0-0 6-3 | | 3 1 1 0 0 1 0 2 0 0 0 0 0 1 | Chicago White Sox @ Minnesota Twins Metropolitan Stadium, Bloomington, MI Sun Apr 30 1961, 4:33 AM EDT Att: 29,467 - Sunny - 48 F livebaseballscorecards.com |
| Lenny Green, L OBP: 0.394, SLG: 0.414 (1, 8) | 0-0 4-3 | | 0-0 6-3 2-3 | | 4-0 G4-6-3 BB | | | 0-0 F8 | | 0-0 F7 | | 4 0 0 0 1 0 1 | |
| Don Mincher, L OBP: 0.362, SLG: 0.500 (1, 3) | 0-3 K | | 0-0 2B 1B | | 0-0 G4-6-3 1-2f | | | 0-0 G3 | | 0-0 4-3 | | 5 0 1 1 0 1 1 | |
| Harmon Killebrew, R OBP: 0.409, SLG: 0.579 (1, 7) | | 0-0 FC6-4 1B | 0-0 1-3 2B | | 0-0 G5-4-3 1B | | | 0-0 F4 | | 0-0 HR | | 5 1 4 1 0 0 0 | |
| Bob Allison, R OBP: 0.353, SLG: 0.464 (1, 9) | | 0-0 F4 | 4-0 FC1-6-4 BB | | 0-3 K | | | 0-3 K | | 0-0 5-3 | | 4 0 0 0 1 2 2 | |
| Reno Bertoia, R OBP: 0.338, SLG: 0.296 (1, 5) | | 0-0 FC6-4 1-2 1B | 0-0 FC1-6-4 1-2f | | 0-0 G5-4-3 1-2f | | | 0-0 F6 | | 0-0 6-3 | | 5 0 1 0 0 0 4 | |
| Hal Naragon, L OBP: 0.273, SLG: 0.545 Pedro Ramos, S OBP: 0.267, SLG: 0.214 Earl Battey, R OBP: 0.431, SLG: 0.520 (1, 2) (9, PR) (10, 2) | | 0-0 FC6-4 1-2f 2-3 1B | | 0-0 4-3 | | | 0-0 HR | | 0-0 FC6-4 1B | | | 4 1 2 1 0 0 2 0 0 0 0 0 0 0 0 0 0 0 0 0 0 | |
| Billy Gardner, R OBP: 0.321, SLG: 0.286 (1, 4) | | 0-0 FC5-4 1-2f | | 0-0 4-3 | | | 0-0 F2 | | 0-0 FC6-4 | | | 4 0 0 0 0 0 3 | |
| Jack Kralick, L OBP: 0.273, SLG: 0.200 Ray Moore, R (11, 1) (11, 1) | | | 0-0 F7 | | 0-3 K | | 4-0 L5-3 BB | | | 0-0 F7 | | 3 0 0 0 1 1 0 0 0 0 0 0 0 0 | |

| Inning Stats | R: 0 | H: 0 | E: 0 | K: 1 | S: 5 | P: 5 | R: 0 | H: 2 | E: 0 | K: 0 | S: 5 | P: 5 | R: 1 | H: 3 | E: 0 | K: 0 | S: 6 | R: 0 | H: 0 | E: 0 | K: 1 | S: 5 | P: 5 | R: 0 | H: 1 | E: 0 | K: 1 | S: 4 | P: 8 | R: 0 | H: 0 | E: 0 | K: 1 | S: 5 | P: 5 | R: 1 | H: 1 | E: 0 | K: 0 | S: 3 | P: 7 | R: 0 | H: 0 | E: 0 | K: 0 | S: 3 | P: 3 | R: 0 | H: 1 | E: 0 | K: 1 | S: 6 | P: 6 | R: 0 | H: 0 | E: 0 | K: 0 | S: 3 | P: 3 | R: 1 | H: 1 | E: 0 | K: 0 | S: 4 | P: 4 | 1B: 5 | SF: 0 | 2B: 3 | SAC: 0 | 3B: 0 | DP: 3 | HR: 2 | HBP: 0 | WP: 0 | PA: 42 |
|--|------|------|------|------|------|------|------|------|------|------|------|------|------|------|------|------|------|------|------|------|------|------|------|------|------|------|------|------|------|------|------|------|------|------|------|------|------|------|------|------|------|------|------|------|------|------|------|------|------|------|------|------|------|------|------|------|------|------|------|------|------|------|------|------|------|-------|-------|-------|--------|-------|-------|-------|--------|-------|--------|
| PITCHER Bob Shaw, R ERA: 2.66 (1, 1) | IP | WLS | BF | H | R | ER | SO | BB | IBB | HBP | BLK | WP | HR | S | P | ERA | WHIP | | | | | | | | | | | | | | | | | | | | | | | | | | | | | | | | | | | | | | | | | | | | | | | | | | | | | | | | | | |



Chicago White Sox @ Minnesota Twins

Metropolitan Stadium, Bloomington, MI

Mon May 01 1961, 4:33 AM EDT
Att. 5,777 - Sunny - 50 F

livebaseballscorecards.com

| | |
|-----|----|
| AB | 34 |
| R | 5 |
| H | 9 |
| RBI | 5 |
| BB | 3 |
| SO | 3 |
| LOB | 11 |



AB R H RBI BB SO LOB

| | | | | | | | | | | | | | | | | | | | | | | | | | | | | | | | | | | | | | | | | | | | | | | | | | | | | | | | | | | | | | | |
|---|---|---|---|---|---|---|---|---|---|---|---|---|---|---|---|---|---|---|---|---|---|---|---|---|---|---|---|---|---|---|---|---|---|---|---|---|---|---|---|---|---|---|---|---|---|---|---|---|---|---|---|---|---|---|---|---|---|---|---|---|---|---|
| 5 | 0 | 1 | 0 | 0 | 1 | 0 | 4 | 1 | 1 | 1 | 0 | 0 | 1 | 3 | 1 | 3 | 0 | 1 | 0 | 0 | 3 | 0 | 0 | 1 | 0 | 0 | 4 | 3 | 2 | 2 | 1 | 1 | 0 | 0 | 3 | 0 | 0 | 0 | 1 | 0 | 1 | 4 | 1 | 2 | 2 | 0 | 1 | 1 | 3 | 0 | 0 | 0 | 0 | 1 | 3 | 1 | 0 | 0 | 0 | 0 | 0 | 0 |
|---|---|---|---|---|---|---|---|---|---|---|---|---|---|---|---|---|---|---|---|---|---|---|---|---|---|---|---|---|---|---|---|---|---|---|---|---|---|---|---|---|---|---|---|---|---|---|---|---|---|---|---|---|---|---|---|---|---|---|---|---|---|---|

| Batter | 1 | 2 | 3 | 4 | 5 | 6 | 7 | 8 | 9 |
|--|--------|--------|--------|-----------------|---------|----------------------|-------------------|---------|--------|
| Luis Aparicio, R (1, 6) OBP: 0.343, SLG: 0.367 | 0-0 F9 | | 0-0 F7 | | 0-0 F6 | | 0-0 F8 1-3 1B | | 0-3 K |
| Nellie Fox, L (1, 4) OBP: 0.375, SLG: 0.397 | 0-0 F7 | | 0-0 F8 | | 0-0 4-3 | | 0-0 1-3 | | 0-0 F8 |
| Jim Landis, R (1, 8) OBP: 0.377, SLG: 0.561 | 0-0 HR | | 0-0 F8 | | | 0-0 F6 | 0-0 F8 | | |
| Roy Sievers, R (1, 3) OBP: 0.468, SLG: 0.680 | 0-0 1B | | | 0-0 L4-6 2B | | 0-0 SF7 3B | 0-0 FC5-4 BB | | |
| Minnie Minoso, R (1, 7) OBP: 0.443, SLG: 0.511 | 0-0 F7 | | | 0-0 L4-6 2-3 | | 0-0 SF7 3-H | 0-0 FC5-4 1-2f | | |
| Al Smith, R (1, 9) OBP: 0.305, SLG: 0.519 | | 4-0 BB | | 0-0 HR | | 0-0 BB 1B | | 0-0 4-3 | |
| Sammy Esposito, R (1, 5) OBP: 0.222, SLG: 0.125 | | 0-0 F2 | | 0-0 F7 | | 4-0 BB 1B | 0-0 BB | 0-0 F2 | |
| Cam Carreon, R (1, 2) OBP: 0.217, SLG: 0.318 | | 0-3 K | | | 0-0 HR | 0-0 1-3 2-H 1B | 0-0 5-3 | | |
| Frank Baumann, L (1, 1) Turk Lown, R (6, 1) | | 0-0 F5 | | | 0-3 K | 0-0 L4 | | 0-0 5-3 | |

| Inning Stats | R: 1 E: 0 K: 0 S: 5 | H: 2 LOB: 1 BB: 0 P: 5 | R: 0 E: 0 K: 1 S: 5 | H: 0 LOB: 1 BB: 1 P: 9 | R: 0 E: 0 K: 0 S: 3 | H: 0 LOB: 0 BB: 0 P: 3 | R: 1 E: 0 K: 0 S: 4 | H: 2 LOB: 0 BB: 0 P: 4 | R: 1 E: 0 K: 1 S: 6 | H: 1 LOB: 0 BB: 0 P: 6 | R: 2 E: 0 K: 0 S: 6 | H: 3 LOB: 2 BB: 1 P: 10 | R: 0 E: 0 K: 0 S: 4 | H: 1 LOB: 2 BB: 1 P: 8 | R: 0 E: 0 K: 0 S: 3 | H: 0 LOB: 0 BB: 0 P: 3 | R: 0 E: 0 K: 1 S: 5 | H: 0 LOB: 0 BB: 0 P: 5 | 1B: 4 2B: 2 3B: 1 HR: 3 | SF: 1 SAC: 0 DP: 1 HBP: 0 | WP: 0 PB: 0 SB: 0 CS: 0 | PA: 38 |
|--------------|------------------------------|---------------------------------|------------------------------|---------------------------------|------------------------------|---------------------------------|------------------------------|---------------------------------|------------------------------|---------------------------------|------------------------------|----------------------------------|------------------------------|---------------------------------|------------------------------|---------------------------------|------------------------------|---------------------------------|----------------------------------|------------------------------------|----------------------------------|--------|
|--------------|------------------------------|---------------------------------|------------------------------|---------------------------------|------------------------------|---------------------------------|------------------------------|---------------------------------|------------------------------|---------------------------------|------------------------------|----------------------------------|------------------------------|---------------------------------|------------------------------|---------------------------------|------------------------------|---------------------------------|----------------------------------|------------------------------------|----------------------------------|--------|

| PITCHER | IP | WLS | BF | H | R | ER | SO | BB | IBB | HBP | BLK | WP | HR | S | P | ERA | WHIP |
|-------------------------------------|-----|-----|----|---|---|----|----|----|-----|-----|-----|----|----|----|----|------|-------|
| Chuck Stobbs, L (1, 1) ERA: 6.55 | 6.0 | | 27 | 8 | 5 | 5 | 2 | 2 | 0 | 0 | 0 | 0 | 3 | 29 | 37 | 7.50 | 1.667 |
| Paul Giel, R (7, 1) ERA: 7.84 | 2.0 | | 8 | 1 | 0 | 0 | 0 | 1 | 0 | 0 | 0 | 0 | 0 | 7 | 11 | 0.00 | 1.000 |
| Ray Moore, R (9, 1) ERA: 4.35 | 1.0 | W | 3 | 0 | 0 | 0 | 1 | 0 | 0 | 0 | 0 | 0 | 0 | 5 | 5 | 0.00 | 0.000 |

| Batter | 1 | 2 | 3 | 4 | 5 | 6 | 7 | 8 | 9 | 10 | 11 | AB R H RBI BB SO LOB | TOP | | | |
|--|---|--------------------------|--------------------------|--------------------------|--------------------------|--------------------------|--------------------------|--------------------------|--------------------------|--------------------------|--------------------------|-------------------------|---------------------------|--------------|------|-------|
| Luis Aparicio, R (1, 6) OBP: 0.333, SLG: 0.354 | 0-3 K ① | | x 0-0 F5 ③ | | | x 0-0 WP 1B ① | | x 0-0 FC6-4 ② | | 0-3 K ③ | | 5 1 1 0 0 2 3 | | | | |
| Nellie Fox, L (1, 4) OBP: 0.377, SLG: 0.387 | x 0-0 4-3 ② | | | x 0-0 F9 ① | | x 0-0 S 1B ① | | 0-0 CS ③ | 4-0 BB | | x 0-0 F9 ① | 4 1 1 0 1 0 0 | | | | |
| Jim Landis, R (1, 8) OBP: 0.379, SLG: 0.541 | x 0-0 F5 ③ | | | 0-3 K ② | | 4-0 CS 1B ① | | | 0-0 F7 ① | | x 0-0 F8 1B ① | 4 0 1 0 1 1 1 | | | | |
| Roy Sievers, R (1, 3) OBP: 0.448, SLG: 0.636 | | x 0-0 1-3 ① | | x 0-0 F2 ③ | | x 0-0 P6 ② | | 0-0 BB ② | | 0-0 F8 ② | x 0-0 1-2 1B ① | 5 0 1 0 0 0 2 | | | | |
| Minnie Minoso, R (1, 7) OBP: 0.409, SLG: 0.460 | | x 0-0 F9 ② | | | x 0-0 E6 ① | | x 0-0 5-3 ① | | 0-0 5-3 ③ | | x 0-0 F8 ② | 5 0 0 0 0 0 3 | | | | |
| Al Smith, R (1, 9) OBP: 0.313, SLG: 0.500 | | x 0-0 1B ③ | | x 0-0 6-3 ① | | 0-3 K ② | | 0-3 K ② | | 4-0 FC4-6 BB ① | x 0-0 F3 ③ | 4 0 1 0 1 1 3 | | | | |
| Billy Goodman, L (1, 5) OBP: 0.154, SLG: 0.167 | | x 0-0 F8 ③ | | x 0-0 4-3 ② | | 0-0 1-3 ③ | | 0-0 1-3 ③ | | x 0-0 FC4-6 1B ① | | 3 0 0 0 0 0 2 | | | | |
| Sammy Esposito, R (7, 5) OBP: 0.222, SLG: 0.125 | | | | | | | | | | | | 0 0 0 0 0 0 0 | AB 38 | | | |
| Floyd Robinson, L (10, PH) OBP: 0.333, SLG: 0.400 | | | | | | | | | | | | 1 0 0 0 0 0 1 | R 2 | | | |
| Ted Lepcio, R (10, 5) | | | | | | | | | | | | 0 0 0 0 0 0 0 | H 7 | | | |
| Cam Carreon, R (1, 2) OBP: 0.231, SLG: 0.320 | | | x 0-3 K ① | | x 0-0 P4 ③ | | | x 0-0 BB 1B ① | | 0-3 K ② | | 3 0 1 0 0 1 1 | RBI 0 | | | |
| Earl Torgeson, L (10, PH) | | | | | | | | | | | | 1 0 0 0 0 1 1 | BB 4 | | | |
| Russ Kemmerer, R (10, 1) | | | | | | | | | | | | 0 0 0 0 0 0 0 | SO 7 | | | |
| Early Wynn, S (1, 1) | | | x 0-0 F7 ② | | | x 0-3 K ① | | 0-0 FC6-4 BB ① | | x 0-0 1-2 1B ① | | 2 0 0 0 1 1 0 | LOB 17 | | | |
| Gerry Staley, R (9, 1) | | | | | | | | | | | | 0 0 0 0 0 0 0 | | | | |
| Sherm Lollar, R (10, PH) OBP: 0.278, SLG: 0.324 | | | | | | | | | | | | 1 0 1 0 0 0 0 | | | | |
| | | | | | | | | | | | | | | | | |
| Inning Stats | R: 0 H: 0 E: 0 K: 1 S: 5 | R: 0 H: 1 E: 0 K: 0 S: 4 | R: 0 H: 0 E: 0 K: 1 S: 5 | R: 0 H: 0 E: 0 K: 1 S: 5 | R: 0 H: 0 E: 1 K: 0 S: 4 | R: 2 H: 2 E: 0 K: 1 S: 6 | R: 0 H: 0 E: 0 K: 1 S: 5 | R: 0 H: 1 E: 0 K: 0 S: 2 | R: 0 H: 0 E: 0 K: 0 S: 3 | R: 0 H: 1 E: 2 K: 2 S: 8 | R: 0 H: 2 E: 0 K: 0 S: 5 | 1B: 7 2B: 0 3B: 0 HR: 0 | SF: 0 SAC: 0 DP: 0 HBP: 0 | WP: 1 PA: 43 | | |
| PITCHER | IP WLS BF H R ER SO BB IBB HBP BLK WP HR S P ERA WHIP | | | | | | | | | | | | | | | |
| Mudcat Grant, R (1, 1) ERA: 3.04 | 8.0 | 28 | 4 | 2 | 1 | 5 | 2 | 0 | 0 | 0 | 1 | 0 | 36 | 44 | 1.12 | 0.750 |
| Frank Funk, R (9, 1) ERA: 2.92 | 3.0 | 14 | 3 | 0 | 0 | 2 | 2 | 0 | 0 | 0 | 0 | 0 | 16 | 24 | 0.00 | 1.667 |

Chicago White Sox @ Cleveland Indians
Cleveland Municipal Stadium, Cleveland, OH
Tue May 02 1961, 7:05 PM EDT
Att: 4,255 - Unknown

livebaseballscorecards.com

| | |
|-----|----|
| AB | 38 |
| R | 2 |
| H | 7 |
| RBI | 0 |
| BB | 4 |
| SO | 7 |
| LOB | 17 |



| Batter | 1 | 2 | 3 | 4 | 5 | 6 | 7 | 8 | 9 | 10 | 11 | AB R H RBI BB SO LOB | BOTTOM | |
|---|--|---|---|---|---|---|---|---|---|---|---|--|--|---|
| Johnny Temple, R (1, 4) <small>OBP: 0.514, SLG: 0.475</small> | | | | | | | | | | | | 5 0 2 1 0 0 0 | Chicago White Sox @ Cleveland Indians Cleveland Municipal Stadium, Cleveland, OH Tue May 02 1961, 7:05 PM EDT Att: 4,255 - Unknown | |
| Joe Morgan, L (1, 8) <small>OBP: 0.333, SLG: 0.333</small> | | | | | | | | | | | | 5 0 2 0 0 0 1 | | |
| Don Dillard, L (1, 7) <small>OBP: 0.429, SLG: 0.833</small> | | | | | | | | | | | | 4 1 2 1 1 0 1 | | |
| Walt Bond, L (1, 9) <small>OBP: 0.150, SLG: 0.059</small> | | | | | | | | | | | | 5 0 0 0 0 0 3 | | |
| Vic Power, R (1, 3) <small>OBP: 0.338, SLG: 0.412</small> | | | | | | | | | | | | 4 0 0 0 1 0 2 | | |
| Woodie Held, R (1, 6) <small>OBP: 0.268, SLG: 0.288</small> | | | | | | | | | | | | 5 1 1 0 0 0 0 | | |
| Bubba Phillips, R (1, 5) <small>OBP: 0.264, SLG: 0.391</small> | | | | | | | | | | | | 4 1 1 0 1 0 2 | | |
| John Romano, R (1, 2) <small>OBP: 0.350, SLG: 0.446</small> | | | | | | | | | | | | 5 0 1 1 0 0 3 | | |
| Mudcat Grant, R (1, 1) <small>OBP: 0.333, SLG: 0.286</small> Bob Hale, L (8, PH) <small>OBP: 0.143, SLG: 0.200</small> Jack Kubiszyn, R (8, PR) Frank Funk, R (9, 1) | | | | | | | | | | | | 2 0 0 0 0 1 0 1 0 1 0 0 0 0 0 0 0 0 0 0 0 1 0 0 0 0 1 0 | | |
| Inning Stats | R: 0 H: 2 E: 0 LOB: 2 K: 0 BB: 0 S: 5 P: 5 | R: 0 H: 0 E: 0 LOB: 0 K: 0 BB: 0 S: 3 P: 3 | R: 0 H: 0 E: 0 LOB: 0 K: 0 BB: 0 S: 3 P: 3 | R: 0 H: 0 E: 0 LOB: 0 K: 0 BB: 0 S: 3 P: 3 | R: 0 H: 0 E: 0 LOB: 0 K: 0 BB: 0 S: 3 P: 3 | R: 0 H: 0 E: 0 LOB: 0 K: 1 BB: 0 S: 5 P: 5 | R: 0 H: 0 E: 0 LOB: 0 K: 0 BB: 1 S: 2 P: 6 | R: 1 H: 4 E: 0 LOB: 2 K: 0 BB: 0 S: 6 P: 6 | R: 1 H: 2 E: 0 LOB: 2 K: 0 BB: 1 S: 5 P: 9 | R: 0 H: 1 E: 1 LOB: 1 K: 1 BB: 0 S: 6 P: 6 | R: 1 H: 1 E: 1 LOB: 2 K: 0 BB: 1 S: 4 P: 8 | 1B: 9 SF: 0 2B: 0 SAC: 0 3B: 0 DP: 1 HR: 1 HBP: 0 | | WP: 0 PA: 44 PB: 0 SB: 0 CS: 0 |
| PITCHER | IP WLS BF H R ER SO BB IBB HBP BLK WP HR S P ERA WHIP Early Wynn, R (1, 1) <small>ERA: 2.22</small> Gerry Staley, R (9, 1) <small>ERA: 5.06</small> Russ Kemmerer, R (10, 1) <small>ERA: 1.29</small> | | | | | | | | | | | | | |

livebaseballscorecards.com

| | |
|-----|----|
| AB | 41 |
| R | 3 |
| H | 10 |
| RBI | 3 |
| BB | 3 |
| SO | 2 |
| LOB | 12 |



| Batter | 1 | 2 | 3 | 4 | 5 | 6 | 7 | 8 | 9 | AB | R | H | RBI | BB | SO | LOB |
|--|------------------------|------------|---------------------------------|------------|------------|----------------------------|------------------|------------|------------------|----|---|---|-----|----|----|-----|
| Johnny Temple, R (1, 4) OBP: 0.507, SLG: 0.469 | 0-0 E9 3-1 1B | | 0-0 SH1-3 1-2 2-3 | | 0-0 F7 | | 0-0 6-3 | | | 3 | 0 | 1 | 0 | 0 | 0 | 1 |
| Joe Morgan, L (1, 8) OBP: 0.300, SLG: 0.222 | 0-0 3-1 2-3 | | 4-0 1B BB | | 0-3 K | | | 0-3 K | | 3 | 0 | 0 | 0 | 1 | 2 | 2 |
| Don Dillard, L (1, 7) OBP: 0.364, SLG: 0.600 | 0-0 G3 | | 0-0 G4-6-3 1B | | 0-0 4-3 | | | 0-3 K | | 4 | 0 | 1 | 1 | 0 | 1 | 1 |
| Walt Bond, L (1, 9) OBP: 0.167, SLG: 0.050 | 0-0 P5 | | 0-0 G4-6-3 1-2f | | 0-0 4-3 | | | 1-0 HBP | | 3 | 0 | 0 | 0 | 0 | 0 | 4 |
| Vic Power, R (1, 3) OBP: 0.320, SLG: 0.389 | | 0-0 5-3 | | 0-0 6-3 | | 0-0 P3 | | 0-0 F8 | | 4 | 0 | 0 | 0 | 0 | 0 | 1 |
| Woodie Held, R (1, 6) OBP: 0.267, SLG: 0.286 | | 0-3 K | | 0-0 2-3 | | 0-0 FC5-4 1B | | 0-0 6-3 | | 4 | 0 | 1 | 0 | 0 | 1 | 0 |
| Bubba Phillips, R (1, 5) OBP: 0.250, SLG: 0.370 | | 0-0 P3 | | 0-0 L5 | | 0-0 FC5-4 1-2f HR | | 0-0 5-3 | | 4 | 1 | 0 | 0 | 0 | 0 | 1 |
| John Romano, R (1, 2) OBP: 0.391, SLG: 0.542 | | | 0-0 SH1-3 1B 1B | | 4-0 BB | | 0-0 1-H HR | | 0-0 1B 2B | 3 | 3 | 3 | 2 | 1 | 0 | 0 |
| Jim Perry, S (1, 1) OBP: 0.200, SLG: 0.267 Frank Funk, R (9, 1) Bob Hale, L (9, PH) OBP: 0.250, SLG: 0.333 | | | 0-0 1B SH1-3 1-2 1B | | 0-3 K | | 0-0 4-3 | | 0-0 2-H 1B | 3 | 0 | 1 | 0 | 0 | 1 | 1 |
| | | | | | | | | | | 0 | 0 | 0 | 0 | 0 | 0 | 0 |
| | | | | | | | | | | 1 | 0 | 1 | 1 | 0 | 0 | 0 |

| Inning Stats | R: 0 | H: 1 | E: 1 | K: 0 | S: 4 | LOB: 1 | BB: 0 | P: 4 | R: 0 | H: 0 | E: 0 | K: 1 | S: 5 | LOB: 0 | BB: 0 | P: 5 | R: 1 | H: 3 | E: 0 | K: 0 | S: 5 | LOB: 2 | BB: 1 | P: 9 | R: 0 | H: 0 | E: 0 | K: 0 | S: 3 | LOB: 0 | BB: 0 | P: 3 | R: 0 | H: 0 | E: 0 | K: 2 | S: 7 | LOB: 1 | BB: 1 | P: 11 | R: 0 | H: 0 | E: 0 | K: 0 | S: 3 | LOB: 0 | BB: 0 | P: 3 | R: 2 | H: 2 | E: 0 | K: 0 | S: 5 | LOB: 0 | BB: 0 | P: 5 | R: 0 | H: 0 | E: 0 | K: 2 | S: 7 | LOB: 1 | BB: 0 | P: 8 | R: 1 | H: 2 | E: 0 | K: 0 | S: 4 | LOB: 1 | BB: 0 | P: 4 | 1B: 6 | SF: 0 | 2B: 1 | SAC: 1 | 3B: 0 | DP: 1 | HR: 1 | HBP: 1 | WP: 0 | PA: 36 |
|------------------------------------|------|------|------|------|------|--------|-------|------|------|------|------|------|------|--------|-------|-------|-------|------|------|------|------|--------|-------|------|------|------|------|------|------|--------|-------|------|------|------|------|------|------|--------|-------|-------|------|------|------|------|------|--------|-------|------|------|------|------|------|------|--------|-------|------|------|------|------|------|------|--------|-------|------|------|------|------|------|------|--------|-------|------|-------|-------|-------|--------|-------|-------|-------|--------|-------|--------|
| PITCHER | IP | WLS | BF | H | R | ER | SO | BB | IBB | HBP | BLK | WP | HR | S | P | ERA | WHIP | | | | | | | | | | | | | | | | | | | | | | | | | | | | | | | | | | | | | | | | | | | | | | | | | | | | | | | | | | | | | | | | | |
| Cal McLish, R (1, 1) ERA: 3.38 | 7.0 | | 28 | 6 | 3 | 3 | 3 | 2 | 0 | 0 | 0 | 0 | 0 | 32 | 40 | 3.86 | 1.143 | | | | | | | | | | | | | | | | | | | | | | | | | | | | | | | | | | | | | | | | | | | | | | | | | | | | | | | | | | | | | | | | | |
| Juan Pizarro, L (8, 1) ERA: | 1.0 | | 4 | 0 | 0 | 0 | 2 | 0 | 0 | 1 | 0 | 0 | 0 | 7 | 8 | 0.00 | 0.000 | | | | | | | | | | | | | | | | | | | | | | | | | | | | | | | | | | | | | | | | | | | | | | | | | | | | | | | | | | | | | | | | | |
| Gerry Staley, R (9, 1) ERA: 6.0 | 0.2 | L | 4 | 2 | 1 | 1 | 0 | 0 | 0 | 0 | 0 | 0 | 0 | 4 | 4 | 13.50 | 3.000 | | | | | | | | | | | | | | | | | | | | | | | | | | | | | | | | | | | | | | | | | | | | | | | | | | | | | | | | | | | | | | | | | |

BOTTOM

Chicago White Sox @ Cleveland Indians
Cleveland Municipal Stadium, Cleveland, OH

Wed May 03 1961, 7:05 PM EDT
Att. 3,879 - Unknown

livebaseballscorecards.com

| | |
|-----|----|
| AB | 32 |
| R | 4 |
| H | 8 |
| RBI | 4 |
| BB | 2 |
| SO | 5 |
| LOB | 11 |



| Batter | 1 | 2 | 3 | 4 | 5 | 6 | 7 | 8 | 9 | AB R H RBI BB SO LOB | TOP | | | | | | | | | | | |
|---|---|----------------------------------|------------------------------|---------------------------------|------------------------------|---------------------------------|------------------------------|---------------------------------|------------------------------|---------------------------------|------------------------------|----------------------------------|------------------------------|---------------------------------|------------------------------|---------------------------------|------------------------------|---------------------------------|-----------------------------------|------------------------------------|----------------------------------|--------|
| Jake Wood, R OBP: 0.310, SLG: 0.382 (1, 4) | 0-3 K | 0-0 1B SF9 | 0-0 4-3 | | 0-0 6-3 | | 0-0 L6-3 1B | | | 5 1 2 1 0 1 3 | | | | | | | | | | | | |
| Bill Bruton, L OBP: 0.282, SLG: 0.325 (1, 8) | 0-0 E7 1B | 0-0 1B 1B | | 0-0 6-3 | | 0-3 K | 0-0 L6-3 | | | 5 2 1 0 0 1 1 | | | | | | | | | | | | |
| Al Kaline, R OBP: 0.373, SLG: 0.459 (1, 9) | 0-0 S 1B | 0-0 SF9 | | 0-0 L1-3 | | 0-0 6-3 1B | | 0-0 L8 | | 4 2 2 1 0 0 0 | | | | | | | | | | | | |
| Rocky Colavito, R OBP: 0.343, SLG: 0.483 (1, 7) | 4-0 1B 2B | 0-0 1B 1B | | 0-0 2B | | 0-0 6-3 | | 0-0 F8 | | 4 1 2 0 1 0 1 | | | | | | | | | | | | |
| Norm Cash, L OBP: 0.474, SLG: 0.623 (1, 3) | 0-0 2B 1B | 0-0 1B | | 0-0 P6 | | 4-0 1B IBB | | 0-0 P6 | | 4 1 2 3 1 0 1 | | | | | | | | | | | | |
| Steve Boros, R OBP: 0.438, SLG: 0.419 (1, 5) | 0-0 1-3 2B | 0-0 4-3 | | | 0-0 1B | 0-0 1B | | 0-0 L6 | | 5 0 2 1 0 0 4 | | | | | | | | | | | | |
| Dick Brown, R OBP: 0.311, SLG: 0.509 (1, 2) | 0-0 2B | | 0-0 F5 | | 0-3 K | 0-0 6-3 | | 0-3 K | | 5 0 1 2 0 2 3 | | | | | | | | | | | | |
| Chico Fernandez, R OBP: 0.343, SLG: 0.339 (1, 6) | 0-3 K | | 0-0 SH1-4 1B | | 0-0 1B | | 0-0 SH1-4 1B 2B | | 0-3 K | 5 1 3 0 0 2 1 | | | | | | | | | | | | |
| Paul Foytack, R (1, 1) | | 0-0 4-3 | 0-0 SH1-4 | | 0-3 K | | 0-0 SH1-4 | | | 2 0 0 0 0 1 2 | | | | | | | | | | | | |
| Jim Donohue, R (8, 1) | | | | | | | | | | 0 0 0 0 0 0 0 | | | | | | | | | | | | |
| Hank Aguirre, R (9, 1) | | | | | | | | | | 0 0 0 0 0 0 0 | | | | | | | | | | | | |
| Inning Stats | R: 4 E: 1 K: 2 S: 11 | H: 3 LOB: 1 BB: 1 P: 15 | R: 2 E: 0 K: 0 S: 7 | H: 4 LOB: 2 BB: 0 P: 7 | R: 0 E: 0 K: 0 S: 4 | H: 1 LOB: 1 BB: 0 P: 4 | R: 0 E: 0 K: 0 S: 4 | H: 1 LOB: 1 BB: 0 P: 4 | R: 0 E: 0 K: 2 S: 9 | H: 2 LOB: 2 BB: 0 P: 9 | R: 1 E: 0 K: 1 S: 7 | H: 2 LOB: 2 BB: 1 P: 11 | R: 1 E: 0 K: 0 S: 4 | H: 2 LOB: 0 BB: 0 P: 4 | R: 0 E: 0 K: 0 S: 3 | H: 0 LOB: 0 BB: 0 P: 3 | R: 0 E: 0 K: 2 S: 7 | H: 0 LOB: 0 BB: 0 P: 7 | 1B: 12 2B: 4 3B: 0 HR: 0 | SF: 1 SAC: 2 DP: 1 HBP: 0 | WP: 0 PB: 0 SB: 1 CS: 0 | PA: 44 |
| PITCHER | IP WLS BF H R ER SO BB IBB HBP BLK WP HR S P ERA WHIP | | | | | | | | | | | | | | | | | | | | | |
| Bob Shaw, R (1, 1) ERA: 3.55 | 1.2 L 14 7 6 3 2 1 0 0 0 0 0 0 17 21 16.20 4.800 | | | | | | | | | | | | | | | | | | | | | |
| Russ Kemmerer, R (2, 1) ERA: 1.17 | 1.1 5 1 0 0 0 0 0 0 0 0 0 0 5 5 0.00 0.750 | | | | | | | | | | | | | | | | | | | | | |
| Turk Lown, R (4, 1) ERA: 1.54 | 2.0 9 3 0 0 2 0 0 0 0 0 0 0 13 13 0.00 1.500 | | | | | | | | | | | | | | | | | | | | | |
| Gerry Staley, R (6, 1) ERA: 6.75 | 2.0 10 4 2 2 1 0 1 0 0 0 0 0 11 15 9.00 2.000 | | | | | | | | | | | | | | | | | | | | | |
| Juan Pizarro, L (8, 1) ERA: | 2.0 6 0 0 0 2 0 0 0 0 0 0 0 10 10 0.00 0.000 | | | | | | | | | | | | | | | | | | | | | |

Detroit Tigers @ Chicago White Sox
 Comiskey Park, Chicago, IL
 Fri May 05 1961, 8:05 PM EDT
 Att. 14,602 - Unknown

livebaseballscorecards.com

| | |
|-----|----|
| AB | 39 |
| R | 8 |
| H | 15 |
| RBI | 8 |
| BB | 2 |
| SO | 7 |
| LOB | 16 |



| Batter | 1 | 2 | 3 | 4 | 5 | 6 | 7 | 8 | 9 | AB | R | H | RBI | BB | SO | LOB |
|--|------------|------------|-----------|-----------------|-----------------|------------|-----------|-----------------------|-----------------|----|---|---|-----|----|----|-----|
| Luis Aparicio, R OBP: 0.309, SLG: 0.324 (1, 6) | 0-0 6-3 | | 0-0 L9 | | 0-0 P5 | | | 0-0 L9 | 0-0 L9 | 5 | 0 | 0 | 0 | 0 | 0 | 5 |
| Nellie Fox, L OBP: 0.359, SLG: 0.366 (1, 4) | 0-0 4-3 | | | 0-0 HR 1B | 0-0 F3 | | | 0-0 G3 | 0-0 F7 | 5 | 1 | 1 | 0 | 0 | 0 | 5 |
| Jim Landis, R OBP: 0.347, SLG: 0.486 (1, 8) | 0-0 4-3 | | | 0-0 F7 | 0-0 F2 | | | 0-0 BB 2B 1B | 0-0 F8 | 5 | 1 | 1 | 0 | 0 | 0 | 6 |
| Minnie Minoso, R OBP: 0.405, SLG: 0.439 (1, 7) | | 0-0 6-3 | | 0-0 F3 | | 0-0 5-3 | | 0-0 BB 2B 1B | | 4 | 1 | 1 | 0 | 0 | 0 | 1 |
| Roy Sievers, R OBP: 0.467, SLG: 0.672 (1, 3) | | 0-0 1B | | 0-0 HR | | 0-0 F7 | | 4-0 BB 2B BB | | 3 | 1 | 2 | 2 | 1 | 0 | 0 |
| Floyd Robinson, L OBP: 0.357, SLG: 0.462 (1, 9) | | 0-0 L9 | | 0-0 L9 | | 0-0 G3 | | 0-0 BB 2B | | 4 | 0 | 1 | 2 | 0 | 0 | 1 |
| Sherm Lollar, R OBP: 0.273, SLG: 0.293 (1, 2) | | 0-0 P4 | | | 0-0 2B 1B | | 0-0 P6 | 0-0 4-3 | | 4 | 0 | 1 | 0 | 0 | 0 | 3 |
| Billy Goodman, L OBP: 0.238, SLG: 0.263 (1, 5) | | | 0-0 G3 | | 0-0 2B | | 0-0 L9 | | 4-0 BB BB | 3 | 0 | 1 | 0 | 1 | 0 | 0 |
| Bob Shaw, R Russ Kemmerer, R Joe Ginsberg, L Tarkenton, R Earl Torpenson, L Gerry Staley, R J.C. Martin, L Juan Pizarro, L Al Smith, R | | | 0-0 F8 | | 4-0 BB | | 0-0 F8 | | 4-0 BB BB | 0 | 0 | 0 | 0 | 0 | 0 | 0 |

| Inning Stats | R: 0 | H: 0 | E: 0 | K: 0 | S: 3 | H: 0 | LOB: 0 | BB: 0 | P: 3 | R: 0 | H: 0 | E: 0 | K: 0 | S: 3 | R: 2 | H: 2 | E: 0 | K: 0 | S: 5 | R: 0 | H: 2 | E: 0 | K: 0 | S: 5 | R: 0 | H: 0 | E: 0 | K: 0 | S: 3 | R: 0 | H: 3 | E: 0 | K: 0 | S: 6 | R: 0 | H: 0 | E: 0 | K: 0 | S: 3 | R: 0 | H: 0 | E: 0 | K: 0 | S: 3 | R: 0 | H: 0 | E: 0 | K: 0 | S: 3 | R: 2 | H: 3 | E: 0 | K: 0 | S: 6 | R: 0 | H: 0 | E: 0 | K: 0 | S: 3 | R: 0 | H: 0 | E: 0 | K: 0 | S: 3 | R: 0 | H: 0 | E: 0 | K: 0 | S: 3 | 1B: 5 | SF: 0 | 2B: 2 | SAC: 0 | 3B: 0 | DP: 0 | HR: 1 | HBP: 0 | WP: 0 | PA: 39 |
|--------------|------|------|------|------|------|------|--------|-------|------|------|------|------|------|------|------|------|------|------|------|------|------|------|------|------|------|------|------|------|------|------|------|------|------|------|------|------|------|------|------|------|------|------|------|------|------|------|------|------|------|------|------|------|------|------|------|------|------|------|------|------|------|------|------|------|------|------|------|------|------|-------|-------|-------|--------|-------|-------|-------|--------|-------|--------|
|--------------|------|------|------|------|------|------|--------|-------|------|------|------|------|------|------|------|------|------|------|------|------|------|------|------|------|------|------|------|------|------|------|------|------|------|------|------|------|------|------|------|------|------|------|------|------|------|------|------|------|------|------|------|------|------|------|------|------|------|------|------|------|------|------|------|------|------|------|------|------|------|-------|-------|-------|--------|-------|-------|-------|--------|-------|--------|

| PITCHER | IP | WLS | BF | H | R | ER | SO | BB | IBB | HBP | BLK | WP | HR | S | P | ERA | WHIP |
|-------------------------------------|-----|-----|----|---|---|----|----|----|-----|-----|-----|----|----|----|----|------|-------|
| Paul Foytack, R ERA: 5.06 (1, 1) | 7.2 | W | 33 | 8 | 4 | 4 | 0 | 2 | 0 | 0 | 0 | 0 | 1 | 31 | 39 | 4.70 | 1.304 |
| Jim Donohue, R ERA: 1.69 (8, 1) | 0.1 | S | 3 | 0 | 0 | 0 | 0 | 2 | 0 | 0 | 0 | 0 | 0 | 1 | 9 | 0.00 | 6.000 |
| Hank Aguirre, L ERA: 2.35 (9, 1) | 1.0 | S | 3 | 0 | 0 | 0 | 0 | 0 | 0 | 0 | 0 | 0 | 0 | 3 | 3 | 0.00 | 0.000 |

DETROIT TIGERS @ CHICAGO WHITE SOX
Comiskey Park, Chicago, IL
 Fri May 05 1961, 8:05 PM EDT
 Att. 14,602 - Unknown

| | |
|------------|-----------|
| AB | 35 |
| R | 4 |
| H | 8 |
| RBI | 4 |
| BB | 4 |
| SO | 0 |
| LOB | 21 |



| PITCHER | IP | WLS | BF | H | R | ER | SO | BB | IBB | HBP | BLK | WP | HR | S | P | ERA | WHIP |
|---------|----|-----|----|---|---|----|----|----|-----|-----|-----|----|----|---|---|-----|------|
|---------|----|-----|----|---|---|----|----|----|-----|-----|-----|----|----|---|---|-----|------|

| Batter | 1 | 2 | 3 | 4 | 5 | 6 | 7 | 8 | 9 | AB R H RBI BB SO LOB | TOP | | | | | | | | | | | | | | | | | | | | | | | | | |
|---|---|----------------------------------|------------------------------|----------------------------------|------------------------------|---------------------------------|------------------------------|---------------------------------|------------------------------|---|---|---------------------------------|------------------------------|---------------------------------|------------------------------|---------------------------------|-----------------------------------|------------------------------------|----------------------------------|--------|--|--|--|--|--|--|--|--|--|--|--|--|--|--|--|--|
| Jake Wood, R OBP: 0.323, SLG: 0.383 (1, 4) | | | | | | | | | | 5 0 2 2 1 1 4 | | | | | | | | | | | | | | | | | | | | | | | | | | |
| Bill Bruton, L OBP: 0.286, SLG: 0.325 (1, 8) | | | | | | | | | | 6 3 2 0 0 0 6 | | | | | | | | | | | | | | | | | | | | | | | | | | |
| Al Kaline, R OBP: 0.371, SLG: 0.450 (1, 9) | | | | | | | | | | 6 2 2 1 0 0 2 | | | | | | | | | | | | | | | | | | | | | | | | | | |
| Rocky Colavito, R OBP: 0.355, SLG: 0.476 (1, 7) | | | | | | | | | | 5 1 2 3 1 1 1 | | | | | | | | | | | | | | | | | | | | | | | | | | |
| Norm Cash, L OBP: 0.476, SLG: 0.600 (1, 3) | | | | | | | | | | 4 1 1 1 2 0 3 | | | | | | | | | | | | | | | | | | | | | | | | | | |
| Steve Boros, R OBP: 0.423, SLG: 0.394 (1, 5) | | | | | | | | | | 4 1 0 1 1 1 4 | | | | | | | | | | | | | | | | | | | | | | | | | | |
| Dick Brown, R OBP: 0.333, SLG: 0.517 George Thomas, R (9, PR) Mike Roarke, R OBP: 0.667, SLG: 0.667 (9, 2) | | | | | | | | | | 3 0 2 1 1 0 0 0 0 0 0 0 0 0 0 0 0 0 0 0 0 | AB 43 R 11 H 17 RBI 11 BB 6 SO 3 LOB 25 | | | | | | | | | | | | | | | | | | | | | | | | | |
| Chico Fernandez, R OBP: 0.361, SLG: 0.358 Chuck Cottier, R (9, PR) (9, 6) | | | | | | | | | | 5 0 3 1 0 0 2 0 1 0 0 0 0 0 | | | | | | | | | | | | | | | | | | | | | | | | | | |
| Jim Bunning, R OBP: 0.167, SLG: 0.167 Dick Gernert, R OBP: 0.400, SLG: 1.000 Bill Fischer, R (5, PH) Bubba Morton, R OBP: 0.400, SLG: 0.600 Hank Aguirre, R (8, PH) Charlie Maxwell, L OBP: 0.385, SLG: 0.273 Terry Fox, R (9, PH) | | | | | | | | | | 2 0 1 1 0 0 1 1 0 0 0 0 0 2 0 0 0 0 0 0 0 1 1 1 0 0 0 0 0 0 0 0 0 0 0 1 1 1 0 0 0 0 0 0 0 0 0 0 0 | | | | | | | | | | | | | | | | | | | | | | | | | | |
| Inning Stats | R: 5 E: 0 K: 1 S: 9 | H: 4 LOB: 2 BB: 3 P: 21 | R: 0 E: 0 K: 2 S: 8 | H: 1 LOB: 2 BB: 1 P: 12 | R: 0 E: 0 K: 0 S: 4 | H: 0 LOB: 0 BB: 0 P: 8 | R: 0 E: 0 K: 0 S: 3 | H: 2 LOB: 2 BB: 0 P: 5 | R: 0 E: 0 K: 0 S: 3 | H: 0 LOB: 0 BB: 1 P: 3 | R: 0 E: 0 K: 0 S: 3 | H: 1 LOB: 1 BB: 1 P: 7 | R: 3 E: 1 K: 0 S: 7 | H: 3 LOB: 1 BB: 0 P: 7 | R: 3 E: 0 K: 0 S: 8 | H: 5 LOB: 2 BB: 0 P: 8 | 1B: 16 2B: 2 3B: 0 HR: 0 | SF: 1 SAC: 0 DP: 1 HBP: 0 | WP: 0 PB: 1 SB: 1 CS: 0 | PA: 50 | | | | | | | | | | | | | | | | |
| PITCHER | IP WLS BF H R ER SO BB IBB HBP BLK WP HR S P ERA WHIP | | | | | | | | | | | | | | | | | | | | | | | | | | | | | | | | | | | |
| Billy Pierce, L ERA: 9.45 (1, 1) | 0.1 | 6 | 2 | 5 | 5 | 1 | 3 | 0 | 0 | 0 | 0 | 0 | 0 | 5 | 17 | 135.00 | 15.000 | | | | | | | | | | | | | | | | | | | |
| Russ Kemmerer, R ERA: 1.13 (1, 1) | 0.2 | 4 | 2 | 0 | 0 | 0 | 0 | 0 | 0 | 0 | 0 | 0 | 0 | 4 | 4 | 0.00 | 3.000 | | | | | | | | | | | | | | | | | | | |
| Herb Score, L ERA: 21.6 (2, 1) | 1.0 | 5 | 1 | 0 | 0 | 2 | 1 | 0 | 0 | 0 | 0 | 0 | 0 | 8 | 12 | 0.00 | 2.000 | | | | | | | | | | | | | | | | | | | |
| Frank Baumann, L ERA: 5.81 (3, 1) | 5.1 | 24 | 6 | 3 | 2 | 0 | 2 | 0 | 0 | 0 | 0 | 0 | 0 | 22 | 30 | 3.38 | 1.500 | | | | | | | | | | | | | | | | | | | |
| Bob Shaw, R ERA: 3.46 (8, 1) | 0.2 | 3 | 1 | 0 | 0 | 0 | 0 | 0 | 0 | 0 | 0 | 0 | 0 | 3 | 3 | 0.00 | 1.500 | | | | | | | | | | | | | | | | | | | |
| PITCHER | IP WLS BF H R ER SO BB IBB HBP BLK WP HR S P ERA WHIP | | | | | | | | | | | | | | | | | | | | | | | | | | | | | | | | | | | |
| Gerry Staley, R ERA: 7.56 (9, 1) | 0.1 | L | 2 | 1 | 1 | 1 | 0 | 0 | 0 | 0 | 0 | 0 | 0 | 1 | 1 | 27.00 | 3.000 | | | | | | | | | | | | | | | | | | | |
| Juan Pizarro, L ERA: 3.18 (9, 1) | 0.2 | 6 | 4 | 2 | 2 | 0 | 0 | 0 | 0 | 0 | 0 | 0 | 0 | 6 | 6 | 27.00 | 6.000 | | | | | | | | | | | | | | | | | | | |

Detroit Tigers @ Chicago White Sox
 Comiskey Park, Chicago, IL
 Sat May 06 1961, 4:33 AM EDT
 Att. 5,710 - Unknown

livebaseballscorecards.com

BOTTOM

Detroit Tigers @ Chicago White Sox
Comiskey Park, Chicago, IL
Sat May 06 1961, 4:33 AM EDT
Att. 5,710 - Unknown

livebaseballscores.com

AB 40
R 8
H 13
RBI 7
BB 2
SO 2
LOB 17



WP: 0 PA: 43
PB: 0
SB: 0
CS: 0

AB R H RBI BB SO LOB

4 1 2 0 0 0 1
0 0 0 0 1 0 0
0 0 0 0 0 0 0
0 0 0 0 0 0 0

4 1 2 1 1 0 2

5 1 1 0 0 0 2

5 1 1 0 0 0 3

4 1 2 3 0 0 1

5 2 2 2 0 0 2

5 1 1 0 0 0 3

4 0 2 1 0 0 1

0 0 0 0 0 0 0
0 0 0 0 0 0 0
0 0 0 0 0 0 0
1 0 0 0 0 1 0
2 0 0 0 0 1 1
0 0 0 0 0 0 0
1 0 0 0 0 0 1

1B: 6 SF: 1
2B: 4 SAC: 0
3B: 1 DP: 0
HR: 2 HBP: 0

| Batter | 1 | 2 | 3 | 4 | 5 | 6 | 7 | 8 | 9 |
|---|-------------------------------|-----------|------------------|-----------|----------------------|------------------------|------------|-------------------------|-----------------------|
| Floyd Robinson, L OBP: 0.389, SLG: 0.588 Ted Lepcio, R (8, PH) Gerry Staley, R (9, 1) Juan Pizarro, L (9, 1) | 0-0 1B 3B | 0-0 P3 | | 0-0 F7 | | 0-0 1B 1-3 | | 4-0 1B IBB | |
| Nellie Fox, L OBP: 0.373, SLG: 0.373 | 0-0 2B SF7 1B 3-H | | 0-0 L9 | | 4-0 FC4-6 BB | 0-0 4-3 | | 0-0 1B 1-2 2-H | |
| Minnie Minoso, R OBP: 0.392, SLG: 0.419 | 0-0 F8 | | 0-0 HR 1B | | 0-0 L9 | | 0-0 F8 | | 0-0 E5 L9 1B |
| Roy Sievers, R OBP: 0.450, SLG: 0.652 | 0-0 HR 2B 1-3 | | 0-0 L9 | | 0-0 L9 | | 0-0 4-3 | | 0-0 F8 |
| Jim Landis, R OBP: 0.350, SLG: 0.527 | 0-0 SF7 3-H | | 0-0 HR 1-H | | 0-0 FC4-6 1-2f | | 0-0 F7 | | 0-0 1B 1-2 |
| J.C. Martin, L OBP: 0.311, SLG: 0.488 | 0-0 HR 2-H | | 0-0 P4 | | | 0-0 F7 | | 0-0 2B 2B | 0-0 L9 2-3 |
| Luis Aparicio, R OBP: 0.302, SLG: 0.329 | 0-0 L9 | | | 0-0 F7 | | 0-0 E 2B | | 0-0 F5 2-H | 0-0 L4 |
| Sherm Lollar, R OBP: 0.292, SLG: 0.333 | | 0-0 P6 | | 0-0 1B | | 0-0 P6 | | 0-0 1B 2B 2-H | |
| Billy Pierce, L Russ Kemmerer, R Herb Score, L Joe Ginsberg, L Frank Baumann, L Bob Shaw, R Al Smith, R OBP: 0.313, SLG: 0.483 | | 0-3 K | | 0-3 K | | 0-0 E6 1B 2-H | | 0-0 F7 | |

| Inning Stats | R: 4 | H: 4 | E: 0 | LOB: 0 | K: 0 | BB: 0 | S: 7 | R: 0 | H: 0 | E: 0 | LOB: 0 | K: 1 | BB: 0 | S: 5 | R: 2 | H: 2 | E: 0 | LOB: 0 | K: 0 | BB: 0 | S: 5 | R: 0 | H: 1 | E: 0 | LOB: 1 | K: 0 | BB: 0 | S: 6 | R: 0 | H: 0 | E: 0 | LOB: 1 | K: 0 | BB: 1 | S: 3 | R: 1 | H: 2 | E: 1 | LOB: 2 | K: 0 | BB: 0 | S: 6 | R: 0 | H: 0 | E: 0 | LOB: 0 | K: 0 | BB: 0 | S: 3 | R: 1 | H: 3 | E: 0 | LOB: 2 | K: 0 | BB: 1 | S: 5 | R: 0 | H: 1 | E: 1 | LOB: 2 | K: 0 | BB: 0 | S: 5 |
|--------------|------|------|------|--------|------|-------|------|------|------|------|--------|------|-------|------|------|------|------|--------|------|-------|------|------|------|------|--------|------|-------|------|------|------|------|--------|------|-------|------|------|------|------|--------|------|-------|------|------|------|------|--------|------|-------|------|------|------|------|--------|------|-------|------|------|------|------|--------|------|-------|------|
|--------------|------|------|------|--------|------|-------|------|------|------|------|--------|------|-------|------|------|------|------|--------|------|-------|------|------|------|------|--------|------|-------|------|------|------|------|--------|------|-------|------|------|------|------|--------|------|-------|------|------|------|------|--------|------|-------|------|------|------|------|--------|------|-------|------|------|------|------|--------|------|-------|------|

| PITCHER | IP | WLS | BF | H | R | ER | SO | BB | IBB | HBP | BLK | WP | HR | S | P | ERA | WHIP |
|------------------------------|--------|-----|----|----|---|----|----|----|-----|-----|-----|----|----|----|----|-------|-------|
| Jim Bunning, R ERA: 4.06 | (1, 1) | 4.0 | | 19 | 7 | 6 | 2 | 0 | 0 | 0 | 0 | 0 | 0 | 23 | 23 | 13.50 | 1.750 |
| Bill Fischer, R ERA: 2.57 | (5, 1) | 3.0 | | 13 | 2 | 1 | 0 | 1 | 0 | 0 | 0 | 0 | 0 | 12 | 16 | 0.00 | 1.000 |
| Hank Aguirre, L ERA: 3.12 | (8, 1) | 1.0 | W | 6 | 3 | 1 | 1 | 0 | 1 | 0 | 0 | 0 | 0 | 5 | 9 | 9.00 | 3.000 |
| Terry Fox, R ERA: | (9, 1) | 1.0 | S | 5 | 1 | 0 | 0 | 0 | 0 | 0 | 0 | 0 | 0 | 5 | 5 | 0.00 | 1.000 |

| Batter | 1 | 2 | 3 | 4 | 5 | 6 | 7 | 8 | 9 | AB R H RBI BB SO LOB | TOP | | | | | | | | | | | |
|---|---|---------------------------------|------------------------------|---------------------------------|------------------------------|---------------------------------|------------------------------|---------------------------------|------------------------------|---------------------------------|-------------------------------|----------------------------------|------------------------------|----------------------------------|------------------------------|---------------------------------|------------------------------|---------------------------------|----------------------------------|------------------------------------|----------------------------------|--------|
| Jake Wood, R (1, 4) OBP: 0.347, SLG: 0.452 | 4-0 L6-4-3 BB | | 0-0 F9 | | | 4-0 1B BB | 0-0 G3 3B | 0-0 HR | | 3 3 2 3 2 0 0 | | | | | | | | | | | | |
| Bill Bruton, L (1, 8) OBP: 0.281, SLG: 0.318 | 0-0 F7 | | | 0-0 F9 | | 0-0 1B 1B | 0-0 G3 | 0-0 F8 | | 5 0 1 1 0 0 1 | | | | | | | | | | | | |
| Al Kaline, R (1, 9) OBP: 0.372, SLG: 0.440 | 0-0 L6-4-3 | | | 0-0 L8 | | 0-0 1B 1B | 4-0 BB 1B BB | | 0-0 L6-3 | 4 1 1 2 1 0 1 | | | | | | | | | | | | |
| Rocky Colavito, R (1, 7) OBP: 0.346, SLG: 0.448 | | 0-3 K | | 0-0 F7 | | 0-3 K | 4-0 1B WP BB | | 0-3 K | 4 1 0 0 1 3 2 | | | | | | | | | | | | |
| Norm Cash, L (1, 3) OBP: 0.483, SLG: 0.594 | | 4-0 FC6-4 BB | | | 0-0 1B | 0-3 K | 0-0 WP 1B | | 0-0 P6 | 4 0 2 1 1 1 2 | | | | | | | | | | | | |
| Steve Boros, R (1, 5) OBP: 0.415, SLG: 0.377 | | 0-0 F8 | | 0-0 F9 | | 0-0 F8 | 4-0 1-2 3-H BB | | | 3 0 0 0 1 0 4 | | | | | | | | | | | | |
| Dick Brown, R (1, 2) OBP: 0.329, SLG: 0.500 | | 0-0 FC6-4 | | 0-0 F8 | | 0-0 F8 | 0-0 G3 3B 1B | | | 4 1 1 0 0 0 4 | | | | | | | | | | | | |
| Chico Fernandez, R (1, 6) OBP: 0.342, SLG: 0.338 | | | 0-0 F7 | | 0-0 L4 | | 0-0 G3 | 0-0 5-3 | | 4 0 0 0 0 0 2 | | | | | | | | | | | | |
| Frank Lary, R (1, 1) OBP: 0.263, SLG: 0.278 | | | 0-0 P4 | | | 0-0 1B BB 1B | 4-0 3B BB | 0-3 K2-3 | | 2 1 1 0 0 0 0 | | | | | | | | | | | | |
| Joe Grzenda, R (6, 1) OBP: 1.000, SLG: 1.000 | | | | | | | | | | 0 0 0 0 0 0 0 | | | | | | | | | | | | |
| Bobo Osborne, L (7, PH) OBP: 0.571, SLG: 0.600 | | | | | | | | | | 0 1 0 0 1 0 0 | | | | | | | | | | | | |
| Hank Aguirre, R (7, 1) | | | | | | | | | | 1 0 0 0 0 1 0 | | | | | | | | | | | | |
| Inning Stats | R: 0 E: 0 K: 0 S: 2 | H: 0 LOB: 0 BB: 1 P: 6 | R: 0 E: 0 K: 1 S: 5 | H: 0 LOB: 1 BB: 1 P: 9 | R: 0 E: 0 K: 0 S: 3 | H: 0 LOB: 0 BB: 0 P: 3 | R: 0 E: 0 K: 0 S: 3 | H: 0 LOB: 0 BB: 0 P: 3 | R: 0 E: 0 K: 0 S: 4 | H: 1 LOB: 1 BB: 0 P: 4 | R: 2 E: 0 K: 2 S: 10 | H: 3 LOB: 2 BB: 1 P: 14 | R: 5 E: 0 K: 0 S: 6 | H: 3 LOB: 2 BB: 4 P: 22 | R: 1 E: 0 K: 1 S: 6 | H: 1 LOB: 0 BB: 0 P: 6 | R: 0 E: 0 K: 1 S: 5 | H: 0 LOB: 0 BB: 0 P: 5 | 1B: 6 2B: 0 3B: 1 HR: 1 | SF: 0 SAC: 0 DP: 1 HBP: 0 | WP: 1 PB: 0 SB: 0 CS: 0 | PA: 41 |
| PITCHER | IP WLS BF H R ER SO BB IBB HBP BLK WP HR S P ERA WHIP | | | | | | | | | | | | | | | | | | | | | |
| Early Wynn, R (1, 1) ERA: 3.6 | 6.2 L 31 6 7 7 3 6 0 0 0 0 0 0 31 55 9.45 1.800 | | | | | | | | | | | | | | | | | | | | | |
| Bob Shaw, R (7, 1) ERA: 3.42 | 0.1 3 1 0 0 0 1 0 0 0 1 0 2 6 0.00 6.000 | | | | | | | | | | | | | | | | | | | | | |
| Billy Pierce, L (8, 1) ERA: 8.8 | 2.0 7 1 1 1 2 0 0 0 0 0 1 11 11 4.50 0.500 | | | | | | | | | | | | | | | | | | | | | |

Detroit Tigers @ Chicago White Sox
 Comiskey Park, Chicago, IL
 Sun May 07 1961, 4:33 AM EDT
 Unknown

livebaseballscorecards.com

AB 34
R 8
H 8
RBI 7
BB 7
SO 5
LOB 16



| Batter | 1 | 2 | 3 | 4 | 5 | 6 | 7 | 8 | 9 |
|---|-----------------|-----------------|-----------------|--------------------------|-----------------------|--------------------------------|----------------------|---------------------|---------------------------------|
| Floyd Robinson, L OBP: 0.429, SLG: 0.632 Al Smith, R OBP: 0.304, SLG: 0.467 (1, 9) (7, PH) (8, 9) | 0-0 1-3 ① | | | 0-0 SH1-3 HR 2B | | 4-0 1B HR BB | 0-0 L9 | | 0-0 L9 ③ |
| Nellie Fox, L OBP: 0.372, SLG: 0.372 (1, 4) | 0-0 P6 | | | 0-0 SH1-3 2-3 | | 0-0 1-3 HR 1B | 0-0 F7 | | |
| Minnie Minoso, R OBP: 0.386, SLG: 0.400 (1, 7) | 0-0 P4 | | | 0-0 L9 | | 4-0 1-2 HR BB | 0-0 FC6-4 1-2f | | |
| Roy Sievers, R OBP: 0.452, SLG: 0.729 (1, 3) | | 0-0 P6 ① | | 0-0 HR | | 0-0 1-H 2-H 3-H HR | | 0-0 L9 ① | |
| Jim Landis, R OBP: 0.345, SLG: 0.513 (1, 8) | | 0-0 6-3 ② | | 0-0 F8 ③ | | 0-0 S 1B | | 0-0 6-3 ② | |
| J.C. Martin, L OBP: 0.327, SLG: 0.465 (1, 5) | | 0-3 K ③ | | | 4-0 1B CS BB | 0-0 L4 | | 4-0 BB | |
| Luis Aparicio, R OBP: 0.289, SLG: 0.313 (1, 6) | | | 0-0 6-3 ① | | 0-0 4-3 ① | 0-0 P6 ② | | 0-0 P5 ③ | |
| Cam Carreon, R OBP: 0.267, SLG: 0.321 (1, 2) | | 0-0 6-3 ② | | | 0-0 2-3 1B | 0-0 5-3 ③ | | 4-0 G6-4-3 BB | |
| Early Wynn, S Bob Shaw, R Sherm Lollar, R Sammy Esposito, R Billy Pierce, L Ted Lepcio, R (1, 1) (7, 1) (7, PH) (7, PH) (8, 1) (9, PH) | | | 0-0 3-1 ③ | | 0-3 K ② ③ | | 4-0 FC6-4 BB | | 0-0 G6-4-3 ① ② 1-2f |

| AB | R | H | RBI | BB | SO | LOB |
|----|---|---|-----|----|----|-----|
| 2 | 2 | 1 | 0 | 1 | 0 | 0 |
| 2 | 0 | 0 | 0 | 0 | 0 | 1 |
| 3 | 1 | 1 | 0 | 0 | 0 | 1 |
| 3 | 1 | 0 | 0 | 1 | 0 | 2 |
| 4 | 2 | 2 | 6 | 0 | 0 | 0 |
| 4 | 0 | 1 | 0 | 0 | 0 | 0 |
| 2 | 0 | 0 | 0 | 2 | 1 | 1 |
| 4 | 0 | 0 | 0 | 0 | 0 | 3 |
| 3 | 0 | 1 | 0 | 1 | 0 | 1 |
| 2 | 0 | 0 | 0 | 0 | 1 | 2 |
| 0 | 0 | 0 | 0 | 0 | 0 | 0 |
| 0 | 0 | 0 | 0 | 1 | 0 | 0 |
| 0 | 0 | 0 | 0 | 0 | 0 | 0 |
| 0 | 0 | 0 | 0 | 0 | 0 | 0 |
| 1 | 0 | 0 | 0 | 0 | 0 | 1 |

BOTTOM

Detroit Tigers @ Chicago White Sox
Comiskey Park, Chicago, IL
Sun May 07 1961, 4:33 AM EDT
Unknown

livebaseballscorecards.com

| | |
|------------|-----------|
| AB | 30 |
| R | 6 |
| H | 6 |
| RBI | 6 |
| BB | 6 |
| SO | 2 |
| LOB | 12 |



| Inning Stats | R: 0 | H: 0 | E: 0 | K: 0 | S: 3 | H: 0 | LOB: 0 | BB: 0 | P: 3 | R: 0 | H: 0 | E: 0 | K: 0 | S: 3 | R: 0 | H: 0 | E: 0 | K: 0 | S: 3 | R: 2 | H: 2 | E: 0 | K: 0 | S: 5 | R: 0 | H: 1 | E: 0 | K: 1 | S: 5 | R: 4 | H: 3 | E: 0 | K: 0 | S: 6 | R: 0 | H: 0 | E: 0 | K: 0 | S: 3 | R: 0 | H: 0 | E: 0 | K: 0 | S: 2 | R: 0 | H: 0 | E: 0 | K: 0 | S: 2 | 1B: 3 | SF: 0 | 2B: 2 | SAC: 1 | 3B: 0 | DP: 2 | HR: 2 | HBP: 0 | WP: 0 | PA: 37 |
|--------------|------|------|------|------|------|------|--------|-------|------|------|------|------|------|------|------|------|------|------|------|------|------|------|------|------|------|------|------|------|------|------|------|------|------|------|------|------|------|------|------|------|------|------|------|------|------|------|------|------|------|-------|-------|-------|--------|-------|-------|-------|--------|-------|--------|
|--------------|------|------|------|------|------|------|--------|-------|------|------|------|------|------|------|------|------|------|------|------|------|------|------|------|------|------|------|------|------|------|------|------|------|------|------|------|------|------|------|------|------|------|------|------|------|------|------|------|------|------|-------|-------|-------|--------|-------|-------|-------|--------|-------|--------|

| PITCHER | IP | WLS | BF | H | R | ER | SO | BB | IBB | HBP | BLK | WP | HR | S | P | ERA | WHIP |
|--|-----|-----|----|---|---|----|----|----|-----|-----|-----|----|----|----|----|-------|-------|
| Frank Lary, R ERA: 4.03 (1, 1) | 5.0 | | 23 | 6 | 6 | 6 | 2 | 3 | 0 | 0 | 0 | 0 | 2 | 24 | 36 | 10.80 | 1.800 |
| Joe Grzenda, L ERA: 6.75 (6, 1) | 1.0 | W | 3 | 0 | 0 | 0 | 0 | 0 | 0 | 0 | 0 | 0 | 0 | 3 | 3 | 0.00 | 0.000 |
| Hank Aguirre, L ERA: 2.31 (7, 1) | 3.0 | S | 11 | 0 | 0 | 0 | 0 | 3 | 0 | 0 | 0 | 0 | 0 | 8 | 20 | 0.00 | 1.000 |

| PITCHER | IP | WLS | BF | H | R | ER | SO | BB | IBB | HBP | BLK | WP | HR | S | P | ERA | WHIP |
|---------|----|-----|----|---|---|----|----|----|-----|-----|-----|----|----|---|---|-----|------|
|---------|----|-----|----|---|---|----|----|----|-----|-----|-----|----|----|---|---|-----|------|

| Batter | 1 | 2 | 3 | 4 | 5 | 6 | 7 | 8 | 9 | AB R H RBI BB SO LOB | TOP | | | | | | | | | | | |
|---|---|----------------------------------|------------------------------|---------------------------------|------------------------------|---------------------------------|------------------------------|---------------------------------|------------------------------|---------------------------------|------------------------------|---------------------------------|------------------------------|---------------------------------|------------------------------|----------------------------------|------------------------------|---------------------------------|----------------------------------|------------------------------------|----------------------------------|--------|
| Jake Wood, R OBP: 0.340, SLG: 0.438 (1, 4) X | 0-0 5-3 | 0-0 1B | 0-0 CS | 0-0 F9 | | 0-0 6-3 | | | 0-0 G3 | 5 0 1 0 0 0 0 | | | | | | | | | | | | |
| Bill Bruton, L OBP: 0.287, SLG: 0.323 (1, 8) X | 0-0 1B FC3-6 | 0-0 1B | | 0-0 F8 | | | 0-0 F7 | | 0-0 F7 | 5 1 2 0 0 0 0 | | | | | | | | | | | | |
| Al Kaline, R OBP: 0.374, SLG: 0.449 (1, 9) X | 0-0 FC3-6 1B | 0-0 L7 | | 0-0 L6 | | | 0-0 L8 | | 0-0 WP 2B | 5 0 2 0 0 0 2 | | | | | | | | | | | | |
| Rocky Colavito, R OBP: 0.360, SLG: 0.486 (1, 7) B B B | 4-0 FC3-6 1B BB | | 4-0 E 1B BB | | 0-0 HR | | | 0-0 6-3 | 0-0 6-3 | 3 2 1 1 2 0 1 | | | | | | | | | | | | |
| Norm Cash, L OBP: 0.473, SLG: 0.575 (1, 3) X | 0-0 FC3-6 HBP | | 0-0 E3 1B 1B | | 0-0 FC4 1B | | | 0-3 K | | 4 1 1 1 0 1 3 | | | | | | | | | | | | |
| Steve Boros, R OBP: 0.430, SLG: 0.403 (1, 5) H | 1-0 FC6-4 HBP | | 0-0 1B | | 0-0 FC4 G1-4-3 | | | 0-0 2B | | 3 1 2 1 0 0 1 | | | | | | | | | | | | |
| Chico Fernandez, R OBP: 0.350, SLG: 0.338 (1, 6) X | 0-0 FC6-4 | | 0-0 CS 1B | | 0-0 G1-4-3 | | | 4-0 FC6-4 BB | | 3 0 1 2 1 0 4 | | | | | | | | | | | | |
| Harry Chiti, R OBP: 0.200, SLG: 0.111 (1, 2) | | 0-0 F7 | 0-0 F9 | | | 0-0 6-3 | | 0-0 F7 | | 4 0 0 0 0 0 3 | | | | | | | | | | | | |
| Phil Regan, R (1, 1) | | 0-0 5-3 | 0-0 F3 | | | 0-3 K | | 0-0 FC6-4 | | 4 0 0 0 0 1 3 | | | | | | | | | | | | |
| Inning Stats | R: 1 E: 0 K: 0 S: 5 | H: 2 LOB: 3 BB: 1 P: 10 | R: 0 E: 0 K: 0 S: 5 | H: 2 LOB: 2 BB: 0 P: 5 | R: 3 E: 1 K: 0 S: 5 | H: 2 LOB: 0 BB: 1 P: 9 | R: 0 E: 0 K: 0 S: 3 | H: 0 LOB: 0 BB: 0 P: 3 | R: 1 E: 0 K: 0 S: 4 | H: 2 LOB: 0 BB: 0 P: 4 | R: 0 E: 0 K: 1 S: 5 | H: 0 LOB: 0 BB: 0 P: 5 | R: 0 E: 0 K: 0 S: 3 | H: 0 LOB: 0 BB: 0 P: 3 | R: 0 E: 0 K: 1 S: 6 | H: 1 LOB: 2 BB: 1 P: 10 | R: 0 E: 0 K: 0 S: 4 | H: 1 LOB: 1 BB: 0 P: 4 | 1B: 7 2B: 2 3B: 0 HR: 1 | SF: 0 SAC: 0 DP: 1 HBP: 1 | WP: 1 PB: 0 SB: 1 CS: 1 | PA: 41 |
| PITCHER | IP WLS BF H R ER SO BB IBB HBP BLK WP HR S P ERA WHIP | | | | | | | | | | | | | | | | | | | | | |
| Cal McLish, R ERA: 3.98 (1, 1) | 5.0 L 25 8 5 4 0 2 0 0 0 0 0 1 22 31 7.20 2.000 | | | | | | | | | | | | | | | | | | | | | |
| Russ Kemmerer, R ERA: 1.0 (6, 1) | 2.0 6 0 0 0 1 0 0 0 0 0 0 0 8 8 0.00 0.000 | | | | | | | | | | | | | | | | | | | | | |
| Turk Lown, R ERA: 1.32 (8, 1) | 2.0 9 2 0 0 1 1 0 0 0 0 1 0 10 14 0.00 1.500 | | | | | | | | | | | | | | | | | | | | | |

Detroit Tigers @ Chicago White Sox
 Comiskey Park, Chicago, IL
 Sun May 07 1961, 4:38 AM EDT
 Att: 21,567 - Unknown

| | |
|-----|----|
| AB | 36 |
| R | 5 |
| H | 10 |
| RBI | 5 |
| BB | 3 |
| SO | 2 |
| LOB | 17 |




livebaseballscorecards.com

| Batter | 1 | 2 | 3 | 4 | 5 | 6 | 7 | 8 | 9 | AB | R | H | RBI | BB | SO | LOB |
|--|------------------|------------------|-----------|----------------------------------|--------------------|------------|----------------------------|------------|------------|----|---|---|-----|----|----|-----|
| Luis Aparicio, R OBP: 0.309, SLG: 0.337 (1, 6) | 4-0 BB S | | 0-0 L9 | | 0-0 3-6 1B | | 0-0 2B 1-H | | | 3 | 0 | 2 | 0 | 1 | 0 | 0 |
| Nellie Fox, L OBP: 0.356, SLG: 0.354 (1, 4) | 0-0 L9 | | 0-0 L9 | | 0-0 3-6 1-2f | | 0-0 F3 | | | 4 | 0 | 0 | 0 | 0 | 0 | 3 |
| Minnie Minoso, R OBP: 0.391, SLG: 0.441 (1, 7) | 0-0 P3 1-2 | | 0-0 P6 | | 4-0 BB | | | 0-0 HR | | 3 | 1 | 1 | 1 | 1 | 0 | 1 |
| Roy Sievers, R OBP: 0.443, SLG: 0.703 (1, 3) | 0-0 F7 | | | 0-0 FC6-4 1B | 0-0 L9 | | | 0-0 4-3 | | 4 | 0 | 1 | 0 | 0 | 0 | 2 |
| Jim Landis, R OBP: 0.330, SLG: 0.488 (1, 8) | | 0-0 P4 | | 0-0 FC6-4 BB 1B 1-2f | | 0-3 K | | 0-0 P5 | | 4 | 0 | 0 | 0 | 0 | 1 | 1 |
| Al Smith, R OBP: 0.301, SLG: 0.500 (1, 9) | | 0-0 HR | | 0-0 F7 | | 0-3 K | | 0-0 6-3 | | 4 | 1 | 1 | 1 | 0 | 1 | 1 |
| J.C. Martin, L OBP: 0.340, SLG: 0.511 (1, 5) | | 0-0 SF8 3B | | 0-0 BB 1B 1-2 | | 0-0 4-3 | | | 0-0 F8 | 4 | 1 | 2 | 0 | 0 | 0 | 0 |
| Sherm Lollar, R OBP: 0.321, SLG: 0.340 (1, 2) | | 0-0 SF8 | | 4-0 BB 1B 1-2 2-3 | | | 0-0 FC4-6 1B | | 0-0 6-3 | 2 | 0 | 1 | 1 | 1 | 0 | 0 |
| Cal McLish, S OBP: 0.100, SLG: 0.100 Russ Kemmerer, R Earl Torgeson, L Turk Lown, R Floyd Robinson, L (1, 1) (6, 1) (7, PH) (8, 1) (9, PH) | | 0-3 K | | 0-0 3-1 | | | 0-0 FC4-6 2B 1-2f | | 0-0 F8 | 2 | 0 | 0 | 0 | 0 | 1 | 3 |

| Inning Stats | R: 0 | H: 0 | E: 0 | K: 0 | S: 3 | R: 2 | H: 2 | E: 0 | K: 1 | S: 7 | R: 0 | H: 0 | E: 0 | K: 0 | S: 3 | R: 0 | H: 2 | E: 0 | K: 0 | S: 5 | R: 0 | H: 1 | E: 0 | K: 2 | S: 7 | R: 0 | H: 2 | E: 0 | K: 0 | S: 4 | R: 1 | H: 1 | E: 0 | K: 0 | S: 4 | R: 0 | H: 0 | E: 0 | K: 0 | S: 3 | 1B: 4 | SF: 1 | 2B: 2 | 3B: 1 | HR: 2 | |
|-------------------------------------|------|------|------|------|------|------|------|------|------|------|------|------|------|------|------|------|------|------|------|------|------|------|------|------|------|------|------|------|------|------|------|------|------|------|------|------|------|------|------|------|-------|-------|-------|-------|-------|------|
| Phil Regan, R ERA: 2.2 (1, 1) | IP | WLS | BF | H | R | ER | SO | BB | IBB | HBP | BLK | WP | HR | S | P | ERA | WHIP | | | | | | | | | | | | | IP | WLS | BF | H | R | ER | SO | BB | IBB | HBP | BLK | WP | HR | S | P | ERA | WHIP |

DETROIT TIGERS @ CHICAGO WHITE SOX
 Comiskey Park, Chicago, IL
 Sun May 07 1961, 4:38 AM EDT
 Att. 21,567 - Unknown

| | |
|-----|----|
| AB | 32 |
| R | 3 |
| H | 8 |
| RBI | 3 |
| BB | 3 |
| SO | 3 |
| LOB | 12 |



WP: 0 PA: 36
 PB: 0
 SB: 1
 CS: 0

livebaseballscores.com

| Batter | 1 | 2 | 3 | 4 | 5 | 6 | 7 | 8 | 9 | AB R H RBI BB SO LOB | TOP |
|---|---|---|---|--|---|---|--|---|---|--|--|
| Johnny Temple, R (1, 4) OBP: 0.478, SLG: 0.450 | 0-0 5-3 | | 0-0 F8 | | 0-0 P4 | | | 0-0 SH3-4 1B | | 4 0 1 0 0 0 1 | |
| Tito Francona, L (1, 7) OBP: 0.337, SLG: 0.420 | 0-3 K | | 0-0 6-3 | | | 0-0 F7 | | 0-0 SH3-4 1-2 | | 3 0 0 0 0 1 1 | |
| Jim Piersall, R (1, 8) OBP: 0.363, SLG: 0.451 | 0-0 P4 | | | 4-0 SH1-4 BB SF9 BB | | 0-0 F3-2-5 3B | | 0-3 K | | 3 1 1 0 1 1 1 | |
| Woodie Held, R (1, 6) OBP: 0.326, SLG: 0.309 | | 4-0 F8 BLK SF9 BB | | 4-0 SH1-4 1-2 BB | | 0-0 F3-2-5 3-H | | 0-0 5-3 | | 2 1 0 0 2 0 2 | |
| Willie Kirkland, L (1, 9) OBP: 0.333, SLG: 0.304 | | 0-0 F8 1-3 | | 0-0 SH1-4 1-2 2-3 | | | 4-0 WP BB | | 0-0 5-3 | 2 0 0 0 1 0 1 | |
| Vic Power, R (1, 3) OBP: 0.297, SLG: 0.365 | | 0-0 SF9 3-H | | 0-0 SF9 3-H | | | 0-3 K 1-2 | | 0-0 6-3 | 2 0 0 2 0 1 1 | |
| Bubba Phillips, R (1, 5) OBP: 0.250, SLG: 0.364 | | 0-0 F2 | | 0-0 F2 | | | 0-0 P4 | | 0-0 4-3 | 4 0 0 0 0 0 2 | |
| John Romano, R (1, 2) OBP: 0.405, SLG: 0.529 | | | 4-0 SH1-4 BB | | 0-3 K | | 4-0 IBB | | | 1 0 0 0 2 1 0 | |
| Jim Perry, S (1, 1) OBP: 0.176, SLG: 0.235 | | | 0-0 SH1-4 1-2 | | 0-0 5-3 | | 0-3 K | | | 2 0 0 0 0 1 2 | |
| Inning Stats | R: 0 E: 0 K: 1 S: 5 H: 0 LOB: 0 BB: 0 P: 5 | R: 1 E: 0 K: 0 S: 3 H: 0 LOB: 0 BB: 1 P: 7 | R: 0 E: 0 K: 0 S: 3 H: 0 LOB: 1 BB: 1 P: 7 | R: 1 E: 0 K: 0 S: 3 H: 0 LOB: 1 BB: 2 P: 11 | R: 0 E: 0 K: 1 S: 5 H: 0 LOB: 0 BB: 0 P: 5 | R: 0 E: 0 K: 0 S: 3 H: 1 LOB: 0 BB: 0 P: 3 | R: 0 E: 0 K: 2 S: 7 H: 0 LOB: 2 BB: 2 P: 15 | R: 0 E: 0 K: 1 S: 6 H: 1 LOB: 1 BB: 0 P: 6 | R: 0 E: 0 K: 0 S: 3 H: 0 LOB: 0 BB: 0 P: 3 | 1B: 1 2B: 1 3B: 1 HR: 0 SF: 2 SAC: 3 DP: 1 HBP: 0 | WP: 1 PB: 0 SB: 0 CS: 0 PA: 34 |
| PITCHER Herb Score, L (1, 1) ERA: 5.06 | IP 9.0 WLS W BF 34 H 2 R 2 ER 2 SO 5 BB 5 IBB 1 HBP 0 BLK 1 WP 1 HR 0 S 38 P 62 ERA 2.00 WHIP 0.778 | | | | | | | | | | |

Cleveland Indians @ Chicago White Sox
Comiskey Park, Chicago, IL
Tue May 09 1961, 8:05 PM EDT
Att. 20,311 - Unknown

livebaseballscorecards.com

| | |
|-----|----|
| AB | 23 |
| R | 2 |
| H | 2 |
| RBI | 2 |
| BB | 6 |
| SO | 5 |
| LOB | 11 |




| Batter | 1 | 2 | 3 | 4 | 5 | 6 | 7 | 8 | 9 | 10 | 11 | AB R H RBI BB SO LOB | TOP | |
|---|--|--|---|---|--|---|---|---|---|---|--|--|--|---|
| Johnny Temple, R <small>(1, 4)</small> <small>OBP: 0.469, SLG: 0.453</small> | <small>0-3</small> | | <small>0-0</small> | <small>0-0</small> | | | <small>0-0</small> | | <small>0-0</small> | | <small>0-0</small> | 6 0 2 0 0 1 3 | Cleveland Indians @ Chicago White Sox Comiskey Park, Chicago, IL Wed May 10 1961, 8:05 PM EDT Att. 13,003 - Unknown | |
| Tito Francona, L <small>(1, 7)</small> <small>OBP: 0.351, SLG: 0.465</small> | <small>0-0</small> | | <small>0-0</small> | | | <small>0-0</small> | <small>0-0</small> | | <small>0-0</small> | | <small>0-0</small> | 5 1 3 0 0 0 1 | | |
| Jim Piersall, R <small>(1, 8)</small> <small>OBP: 0.361, SLG: 0.437</small> | <small>0-0</small> | | <small>0-0</small> | | | <small>0-0</small> | <small>0-0</small> | | <small>0-0</small> | | <small>0-0</small> | 5 1 1 1 1 0 4 | | |
| Willie Kirkland, L <small>(1, 9)</small> <small>OBP: 0.313, SLG: 0.283</small> Chuck Essegian, R <small>(9, PH)</small> <small>(9, 9)</small> <small>OBP: 0.308, SLG: 0.636</small> | | <small>0-0</small> | <small>0-3</small> | | | <small>0-0</small> | <small>0-0</small> | | <small>0-0</small> | | <small>0-0</small> | 4 0 0 0 0 1 4 2 1 1 2 0 0 2 | | |
| Vic Power, R <small>(1, 3)</small> <small>OBP: 0.320, SLG: 0.422</small> | | <small>0-0</small> | | <small>0-0</small> | | <small>0-0</small> | | <small>0-0</small> | | <small>0-0</small> | <small>0-0</small> | 5 3 3 1 1 0 0 | | |
| Woodie Held, R <small>(1, 6)</small> <small>OBP: 0.327, SLG: 0.345</small> | | <small>0-0</small> | | <small>0-0</small> | <small>0-0</small> | | <small>0-0</small> | | <small>0-0</small> | | <small>0-0</small> | 6 1 2 1 0 0 3 | | |
| Bubba Phillips, R <small>(1, 5)</small> <small>OBP: 0.265, SLG: 0.398</small> | | <small>0-3</small> | | <small>0-0</small> | | <small>0-0</small> | | <small>0-0</small> | | <small>0-0</small> | <small>0-0</small> | 5 1 2 2 1 1 2 | | |
| John Romano, R <small>(1, 2)</small> <small>OBP: 0.400, SLG: 0.500</small> | | <small>4-0</small> | | <small>0-0</small> | | <small>0-0</small> | | <small>0-0</small> | | <small>0-3</small> | <small>4-0</small> | 4 0 0 0 2 1 4 | | |
| Gary Bell, R <small>(1, 1)</small> <small>OBP: 0.077, SLG: 0.077</small> | | <small>0-3</small> | | <small>0-0</small> | | <small>0-0</small> | | | <small>0-0</small> | | <small>0-0</small> | 6 0 1 0 0 1 5 | | |
| Inning Stats | R: 0 H: 0 E: 0 LOB: 0 K: 1 BB: 0 S: 5 P: 5 | R: 1 H: 2 E: 0 LOB: 2 K: 2 BB: 1 S: 9 P: 13 | R: 0 H: 1 E: 0 LOB: 1 K: 1 BB: 0 S: 6 P: 6 | R: 1 H: 1 E: 1 LOB: 2 K: 0 BB: 0 S: 6 P: 6 | R: 0 H: 1 E: 0 LOB: 2 K: 0 BB: 2 S: 3 P: 11 | R: 0 H: 0 E: 0 LOB: 0 K: 0 BB: 0 S: 3 P: 3 | R: 0 H: 1 E: 0 LOB: 1 K: 0 BB: 0 S: 4 P: 4 | R: 0 H: 1 E: 0 LOB: 1 K: 0 BB: 0 S: 4 P: 4 | R: 0 H: 2 E: 0 LOB: 2 K: 0 BB: 0 S: 5 P: 5 | R: 0 H: 0 E: 0 LOB: 1 K: 1 BB: 1 S: 5 P: 9 | R: 6 H: 6 E: 0 LOB: 1 K: 0 BB: 1 S: 9 P: 13 | 1B: 5 SF: 0 2B: 7 SAC: 1 3B: 1 DP: 1 HR: 3 HBP: 0 | | WP: 0 PA: 54 PB: 0 SB: 0 CS: 0 |
| PITCHER Bob Shaw, R <small>(1, 1)</small> <small>ERA: 2.83</small> Frank Baumann, L <small>(9, 1)</small> <small>ERA: 7.22</small> | IP WLS BF H R ER SO BB IBB HBP BLK WP HR S P ERA WHIP 8.2 0 39 9 2 1 4 1 2 0 0 0 1 44 56 1.04 1.154 | | | | | | | | | | | | | |

livebaseballscorecards.com

| | |
|-----|----|
| AB | 48 |
| R | 8 |
| H | 15 |
| RBI | 7 |
| BB | 5 |
| SO | 5 |
| LOB | 28 |



| Batter | 1 | 2 | 3 | 4 | 5 | 6 | 7 | 8 | 9 | AB R H RBI BB SO LOB | TOP | | | | | | | |
|--|--|---------------------------------|------------------------------|---------------------------------|------------------------------|---------------------------------|------------------------------|---------------------------------|------------------------------|---------------------------------|--|---------------------------------|--|---------------------------------|----------------------------------|------------------------------------|----------------------------------|--------|
| Dick Howser, R (1, 6) OBP: 0.398, SLG: 0.373 | 0-0 SH4-3 4-3 2B | | 0-0 5-3 | | | 0-0 F8 | | | 0-0 1-3 | 4 1 1 0 0 0 0 | Kansas City Athletics @ Chicago White Sox Comiskey Park, Chicago, IL Fri May 12 1961, 8:05 PM EDT Att. 15,735 - Unknown - 76 F livebaseballscorecards.com | | | | | | | |
| Jay Hankins, L (1, 8) OBP: 0.256, SLG: 0.333 | 0-0 SH4-3 2-3 | | 0-3 K | | | 0-0 F7 | | 4-0 1B BB | 2 0 0 0 1 1 0 | | | | | | | | | |
| Al Pilarcik, L (1, 9) OBP: 0.233, SLG: 0.214 | 0-0 4-3 | | 0-0 P6 | | | 0-0 F7 | | 0-0 F7 | 4 0 0 1 0 0 1 | | | | | | | | | |
| Jerry Lumpe, L (1, 4) OBP: 0.391, SLG: 0.359 | 0-3 K | | | 0-0 6-3 | | | 0-3 K | 0-0 1B | 4 0 1 0 0 2 0 | | | | | | | | | |
| Norm Siebern, L (1, 7) OBP: 0.329, SLG: 0.279 | | 0-0 1-3 1B | | 0-0 F9 | | 0-0 G3 | | 0-0 F7 | 4 0 1 0 0 0 2 | | | | | | | | | |
| Mary Throneberry, L (1, 3) OBP: 0.361, SLG: 0.449 | | 0-3 K | | 0-0 5-3 | | 0-0 P3 | | | 3 0 0 0 0 1 1 | | | | | | | | | |
| Andy Carey, R (1, 5) OBP: 0.377, SLG: 0.357 | | 0-0 1-2 1B | | | 0-0 F7 | | 0-0 G2 | | 3 0 1 0 0 0 0 | | | | | | | | | |
| Joe Pignatano, R (1, 2) OBP: 0.368, SLG: 0.313 | | 0-0 1-3 | | | 0-0 F7 | | 0-0 F5 | | 2 0 0 0 0 0 2 | | | | | | | | | |
| Lou Klimchock, L (8, PH) OBP: 0.350, SLG: 0.333 | | 1-2 2-3 | | | | | | | 1 0 0 0 0 0 0 | | | | | | | | | |
| Haywood Sullivan, R (8, 2) OBP: 0.415, SLG: 0.612 | | | | | | | | | 0 0 0 0 0 0 0 | | | | | | | | | |
| Norm Bass, R (1, 1) | | 0-3 K | | 0-3 K | | 0-3 K | | 0-3 K2-3 | 2 0 0 0 0 2 2 | | | | | | | | | |
| Bob Boyd, L (8, PH) OBP: 0.100, SLG: 0.200 | | | | | | | | | 1 0 0 0 0 1 0 | | | | | | | | | |
| Jim Archer, R (8, 1) | | | | | | | | | 0 0 0 0 0 0 0 | | | | | | | | | |
| Inning Stats | R: 1 E: 0 K: 1 S: 6 | H: 1 LOB: 0 BB: 0 P: 6 | R: 0 E: 0 K: 2 S: 9 | H: 2 LOB: 2 BB: 0 P: 9 | R: 0 E: 0 K: 1 S: 5 | H: 0 LOB: 0 BB: 0 P: 5 | R: 0 E: 0 K: 0 S: 3 | H: 0 LOB: 0 BB: 0 P: 3 | R: 0 E: 0 K: 1 S: 5 | H: 0 LOB: 0 BB: 0 P: 5 | R: 0 E: 0 K: 1 S: 5 | H: 0 LOB: 0 BB: 0 P: 5 | R: 0 E: 0 K: 0 S: 4 | H: 1 LOB: 2 BB: 1 P: 8 | 1B: 3 2B: 1 3B: 0 HR: 0 | SF: 0 SAC: 1 DP: 0 HBP: 0 | WP: 0 PB: 0 SB: 0 CS: 0 | PA: 32 |
| PITCHER Early Wynn, R (1, 1) ERA: 3.07 | IP: 9.0 WLS: W BF: 32 H: 4 R: 1 ER: 1 SO: 7 BB: 1 IBB: 0 HBP: 0 BLK: 0 WP: 0 HR: 0 S: 45 P: 49 ERA: 1.00 WHIP: 0.556 | | | | | | | | | | | PITCHER | IP: WLS: BF: H: R: ER: SO: BB: IBB: HBP: BLK: WP: HR: S: P: ERA: WHIP: | | | | | |



| Batter | 1 | 2 | 3 | 4 | 5 | 6 | 7 | 8 | 9 |
|--|------------------|--------------------|------------|--------------------|------------------------------|------------|---------------------|---|---|
| Floyd Robinson, L (1, 9) OBP: 0.385, SLG: 0.522 | 0-0 1-3 | | 0-0 F8 | | 4-0 3-1 BB | | 0-0 E4 7-3 | | |
| Nellie Fox, L (1, 4) OBP: 0.350, SLG: 0.333 | 0-0 1-3 | | | 0-0 F7 | 0-0 3-1 | | 0-0 7-3 | | |
| Minnie Minoso, R (1, 7) OBP: 0.360, SLG: 0.380 | 1-0 CS HBP | | | 0-0 E4 2B | 0-0 E1 FC6-4 | | 0-0 F9 | | |
| Roy Sievers, R (1, 3) OBP: 0.455, SLG: 0.714 | 0-0 CS | 0-0 FC6-4 1B | | 0-0 2B | 0-0 P6 | | 4-0 FC6-4 BB | | |
| Jim Landis, R (1, 8) OBP: 0.327, SLG: 0.505 | | 0-0 FC6-4 BB | | 4-0 FC4-6 BB | 0-0 FC6-4 | | 0-0 FC6-4 BLK | | |
| J.C. Martin, L (1, 5) OBP: 0.333, SLG: 0.466 | | 4-0 G6-3 BB | | 0-0 F9 | | 0-0 F8 | 0-0 4-3 | | |
| Luis Aparicio, R (1, 6) OBP: 0.283, SLG: 0.299 | | 0-0 G6-3 | | 0-0 FC4-6 | | 0-0 P6 | | | |
| Cam Carreon, R (1, 2) OBP: 0.273, SLG: 0.323 | | | 0-0 6-3 | | 0-0 BB 1B 3-1 1B | 0-0 5-3 | | | |
| Early Wynn, S (1, 1) OBP: 0.125, SLG: 0.067 | | | 0-3 K | | 0-0 3-1 BB 1B | | 0-3 K | | |

| Inning Stats | R: 0 | H: 0 | E: 0 | K: 0 | S: 2 | R: 0 | H: 1 | E: 0 | K: 0 | S: 3 | R: 0 | H: 0 | E: 0 | K: 1 | S: 5 | R: 1 | H: 1 | E: 1 | K: 0 | S: 5 | R: 1 | H: 2 | E: 1 | K: 0 | S: 6 | R: 0 | H: 0 | E: 0 | K: 0 | S: 3 | R: 0 | H: 0 | E: 1 | K: 1 | S: 5 | R: 0 | H: 0 | E: 0 | K: 0 | S: 3 |
|--------------|--------|-------|------|--------|-------|------|--------|-------|------|--------|-------|------|--------|-------|-------|--------|-------|------|--------|-------|--------|-------|------|--------|-------|--------|-------|------|--------|-------|------|-------|--------|-------|--------|-------|--------|------|------|------|
| | LOB: 0 | BB: 0 | P: 3 | LOB: 1 | BB: 1 | P: 7 | LOB: 0 | BB: 0 | P: 5 | LOB: 2 | BB: 1 | P: 9 | LOB: 3 | BB: 1 | P: 10 | LOB: 0 | BB: 0 | P: 3 | LOB: 0 | BB: 0 | LOB: 1 | BB: 1 | P: 7 | LOB: 0 | BB: 0 | LOB: 0 | BB: 0 | P: 5 | LOB: 1 | BB: 1 | P: 7 | SF: 0 | SAC: 0 | DP: 2 | HBP: 1 | WP: 0 | PA: 34 | | | |

| PITCHER | IP | WLS | BF | H | R | ER | SO | BB | IBB | HBP | BLK | WP | HR | S | P | ERA | WHIP |
|-----------------------------------|-----|-----|----|---|---|----|----|----|-----|-----|-----|----|----|----|----|------|-------|
| Norm Bass, R (1, 1) ERA: 2.11 | 7.0 | L | 29 | 4 | 2 | 1 | 2 | 3 | 0 | 1 | 0 | 0 | 0 | 29 | 42 | 1.29 | 1.000 |
| Jim Archer, L (8, 1) ERA: 1.06 | 1.0 | | 4 | 0 | 0 | 0 | 0 | 1 | 0 | 0 | 1 | 0 | 0 | 3 | 7 | 0.00 | 1.000 |

BOTTOM

Kansas City Athletics @ Chicago White Sox
Comiskey Park, Chicago, IL

Fri May 12 1961, 8:05 PM EDT
Att: 15,735 - Unknown - 76 F

| | |
|-----|----|
| AB | 28 |
| R | 2 |
| H | 4 |
| RBI | 2 |
| BB | 4 |
| SO | 2 |
| LOB | 20 |



| 1B | 2B | 3B | HR | SF | SAC | DP | HBP | WP | HR | S | P | ERA | WHIP |
|----|----|----|----|----|-----|----|-----|----|----|---|---|------|-------|
| 3 | 2 | 0 | 0 | 0 | 2 | 1 | 0 | 0 | 0 | 0 | 0 | 0.00 | 1.000 |

| Batter | 1 | 2 | 3 | 4 | 5 | 6 | 7 | 8 | 9 | AB R H RBI BB SO LOB | TOP | | |
|--|---|--|---|---|---|---|---|--|---|--|--|----------------|---|
| Dick Howser, R (1, 6) OBP: 0.392, SLG: 0.367 | 0-0 6-3 | | 0-0 6-3 | | 0-0 FC6-4 1B | | | 0-0 F9 | | 4 0 1 0 0 0 0 | Kansas City Athletics @ Chicago White Sox Comiskey Park, Chicago, IL Sat May 13 1961, 4:33 AM EDT Att. 6,836 - Unknown | | |
| Jerry Lumpe, L (1, 4) OBP: 0.396, SLG: 0.358 | 0-0 F8 | | 0-0 1B 1B | | 0-0 FC6-4 1-2f | | | 4-0 BB 1B BB | | 3 0 1 0 1 0 1 | | | |
| Hank Bauer, R (1, 9) OBP: 0.391, SLG: 0.333 | 0-0 P4 | | 0-0 G6-4-3 1B | | 0-0 F7 | | | 0-0 BB 1B | | 4 0 2 0 0 0 0 | | | |
| Haywood Sullivan, R (1, 3) OBP: 0.421, SLG: 0.596 | | 0-0 1B E BB 1B | 0-0 G6-4-3 1-2f | | 0-0 6-3 | | | 4-0 BB 1-2 2-3 BB | | 3 1 1 0 1 0 2 | | | |
| Bill Tuttle, R (1, 8) OBP: 0.310, SLG: 0.338 | | 0-0 BB 1B 1-2 | | 0-0 F8 | | 0-0 1B | | 0-0 P4 | | 4 0 1 0 0 0 4 | | | |
| Andy Carey, R (1, 5) OBP: 0.370, SLG: 0.350 | | 0-0 BB 1B 1-2 2-3 | | 0-3 K | | 0-0 F8 | | 0-3 K | | 4 0 1 0 0 2 4 | | | |
| Norm Siebern, L (1, 7) OBP: 0.349, SLG: 0.296 | | 4-0 BB BB BB BB G6-4-3 BB 1-2 2-3 3-H | | 0-3 K | | 0-0 G5-6-3 1B | | 0-0 G5-4-3 1B | | 3 0 2 1 1 1 0 | | | |
| Joe Pignatano, R (1, 2) OBP: 0.304, SLG: 0.250 | | 0-3 K | | 0-0 5-3 | | 0-0 F3 | | 0-0 F7 | | 4 0 0 0 0 1 5 | | | |
| Jerry Walker, S (1, 1) OBP: 0.300, SLG: 0.333 Ed Rakow, S (2, 1) Bill Kunkel, R (3, 1) Marv Throneberry, L (7, PH) Ed Keegan, R (7, 1) Lou Klimchok, L (9, PH) OBP: 0.333, SLG: 0.316 | | 0-0 G6-4-3 1-2f | | 0-3 K | | 0-0 G5-6-3 1-2f | | 0-0 G5-4-3 1-2f | | 1 0 0 0 0 0 3 0 0 0 0 0 0 0 1 0 0 0 0 0 1 1 0 0 0 0 0 1 0 0 0 0 0 0 0 1 0 0 0 0 0 1 | | | |
| Inning Stats | R: 0 E: 0 K: 0 S: 3 H: 0 LOB: 0 BB: 0 P: 3 | R: 1 E: 1 K: 1 S: 7 H: 2 LOB: 2 BB: 1 P: 11 | R: 0 E: 0 K: 0 S: 4 H: 2 LOB: 1 BB: 0 P: 4 | R: 0 E: 0 K: 2 S: 7 H: 0 LOB: 0 BB: 0 P: 7 | R: 0 E: 0 K: 1 S: 6 H: 1 LOB: 1 BB: 0 P: 6 | R: 0 E: 0 K: 0 S: 4 H: 1 LOB: 1 BB: 0 P: 4 | R: 0 E: 0 K: 0 S: 3 H: 1 LOB: 0 BB: 0 P: 3 | R: 0 E: 0 K: 1 S: 6 H: 1 LOB: 3 BB: 2 P: 14 | R: 0 E: 0 K: 0 S: 3 H: 1 LOB: 0 BB: 0 P: 3 | 1B: 9 2B: 0 3B: 0 HR: 0 SF: 0 SAC: 0 DP: 4 HBP: 0 | WP: 0 PB: 0 SB: 0 CS: 0 PA: 36 | | |
| PITCHER | IP WLS BF H R ER SO BB IBB HBP BLK WP HR S P ERA WHIP | | | | | | | | | | | PITCHER | IP WLS BF H R ER SO BB IBB HBP BLK WP HR S P ERA WHIP |
| Billy Pierce, L (1, 1) ERA: 5.79 | 8.0 W 33 8 1 0 5 3 0 0 0 0 0 0 40 52 0.00 1.375 | | | | | | | | | | | | |
| Frank Baumann, L (9, 1) ERA: 6.98 | 1.0 S 3 1 0 0 0 0 0 0 0 0 0 0 3 3 0.00 1.000 | | | | | | | | | | | | |

livebaseballscores.com

| | |
|------------|----|
| AB | 33 |
| R | 1 |
| H | 9 |
| RBI | 1 |
| BB | 3 |
| SO | 5 |
| LOB | 21 |



| Batter | 1 | 2 | 3 | 4 | 5 | 6 | 7 | 8 | 9 |
|--|------------|----------------------|----------------------------|-------------------------------|------------|------------|-------------------------------|-----------------|---|
| Floyd Robinson, L OBP: 0.419, SLG: 0.615 (1, 9) | 0-0 HR | 4-0 E BB | 4-0 FC1-2-5 BB | | 0-0 F8 | | 0-0 FC4-6 1-2f | | |
| Nellie Fox, L OBP: 0.346, SLG: 0.330 Sammy Esposito, R OBP: 0.200, SLG: 0.111 (1, 4) (7, 4) | 0-0 3-1 | 0-0 E8 1B | 0-0 FC1-2-5 | | | 0-0 4-3 | | 0-0 F7 | |
| Minnie Minoso, R OBP: 0.362, SLG: 0.452 (1, 7) | 0-0 HR | 0-0 F8 | 0-0 F8 | | | 0-0 HR | | 0-0 F2 | |
| Roy Sievers, R OBP: 0.453, SLG: 0.693 (1, 3) | 0-0 F7 | 0-0 E5 2-H | | 0-0 FC6-4 1B | | 0-0 F2 | | 4-0 BB BB | |
| Jim Landis, R OBP: 0.330, SLG: 0.490 (1, 8) | 0-3 K | 0-3 K | | 0-0 FC6-4 FC3-6 1-2f | | 4-0 BB | | 4-0 BB BB | |
| J.C. Martin, L OBP: 0.324, SLG: 0.444 (1, 5) | | 0-0 G3 | 0-0 1B 2B 1B | 0-0 FC3-6 FC4-6 1-2f | | 0-0 4-3 | | 0-0 4-3 | |
| Luis Aparicio, R OBP: 0.291, SLG: 0.307 (1, 6) | | 0-0 S 2B 1B | 0-0 2B 1B 1B | 0-0 FC4-6 1-2f | | | 0-3 K | | |
| Sherm Lollar, R OBP: 0.359, SLG: 0.382 (1, 2) | | 0-0 1B 2B | 0-0 1B 2B | | 0-0 F7 | | 4-0 FC3-6 BB | | |
| Billy Pierce, L OBP: 0.333, SLG: 0.333 Frank Baumann, L (9, 1) | | 0-0 BB E 1B | 0-0 FC1-2-5 BB 1B | | 0-0 4-3 | | 0-0 FC3-6 FC4-6 1-2f | | |

| AB | R | H | RBI | BB | SO | LOB |
|----|---|---|-----|----|----|-----|
| 3 | 2 | 1 | 1 | 2 | 0 | 1 |
| 4 | 1 | 1 | 1 | 0 | 0 | 3 |
| 1 | 0 | 0 | 0 | 0 | 0 | 0 |
| 5 | 2 | 2 | 2 | 0 | 0 | 3 |
| 4 | 0 | 1 | 0 | 1 | 0 | 0 |
| 3 | 0 | 0 | 0 | 2 | 2 | 2 |
| 5 | 1 | 1 | 0 | 0 | 0 | 4 |
| 4 | 2 | 2 | 0 | 0 | 1 | 1 |
| 3 | 1 | 2 | 2 | 1 | 0 | 0 |
| 4 | 1 | 2 | 2 | 0 | 0 | 1 |
| 0 | 0 | 0 | 0 | 0 | 0 | 0 |

| AB | R | H | RBI | BB | SO | LOB |
|----|----|----|-----|----|----|-----|
| 36 | 10 | 12 | 8 | 6 | 3 | 15 |

| Inning | 1 | 2 | 3 | 4 | 5 | 6 | 7 | 8 | 9 |
|--------|--------|--------|--------|--------|--------|--------|--------|--------|--------|
| R: 2 | R: 5 | R: 2 | R: 0 | R: 0 | R: 0 | R: 1 | R: 0 | R: 0 | R: 0 |
| E: 0 | E: 2 | E: 0 | E: 0 | E: 2 | E: 0 | E: 0 | E: 0 | E: 0 | E: 0 |
| K: 1 | K: 1 | K: 0 | K: 0 | K: 0 | K: 0 | K: 0 | K: 1 | K: 0 | K: 0 |
| S: 7 | S: 10 | S: 6 | S: 4 | S: 4 | S: 3 | S: 4 | S: 5 | S: 3 | S: 3 |
| H: 2 | H: 4 | H: 4 | H: 1 | H: 1 | H: 0 | H: 1 | H: 0 | H: 0 | H: 0 |
| LOB: 0 | LOB: 1 | LOB: 2 | LOB: 1 | LOB: 1 | LOB: 0 | LOB: 1 | LOB: 1 | LOB: 2 | LOB: 2 |
| BB: 0 | BB: 1 | BB: 1 | BB: 0 | BB: 1 | BB: 0 | BB: 1 | BB: 1 | BB: 2 | BB: 1 |
| P: 7 | P: 14 | P: 10 | P: 4 | P: 8 | P: 3 | P: 8 | P: 9 | P: 11 | P: 11 |

| WP | HR | S | P | ERA | WHIP |
|----|----|----|----|-------|-------|
| 0 | 2 | 11 | 15 | 33.75 | 4.500 |
| 0 | 0 | 10 | 14 | 27.00 | 9.000 |
| 0 | 1 | 13 | 17 | 2.25 | 0.750 |
| 0 | 0 | 8 | 20 | 0.00 | 1.500 |

| PITCHER | IP | WLS | BF | H | R | ER | SO | BB | IBB | HBP | BLK | WP | HR | S | P | ERA | WHIP |
|--|-----|-----|----|---|---|----|----|----|-----|-----|-----|----|----|----|----|-------|-------|
| Jerry Walker, R ERA: 7.99 (1, 1) | 1.1 | L | 10 | 5 | 6 | 5 | 1 | 1 | 0 | 0 | 0 | 0 | 0 | 10 | 14 | 27.00 | 9.000 |
| Ed Rakow, R ERA: 8.68 (2, 1) | 0.2 | | 9 | 5 | 3 | 2 | 1 | 1 | 0 | 0 | 0 | 0 | 0 | 10 | 14 | 27.00 | 9.000 |
| Bill Kunkel, R ERA: 2.92 (3, 1) | 4.0 | | 14 | 2 | 1 | 1 | 0 | 1 | 0 | 0 | 0 | 0 | 1 | 13 | 17 | 2.25 | 0.750 |
| Ed Keegan, R ERA: 3.6 (7, 1) | 2.0 | | 9 | 0 | 0 | 0 | 1 | 3 | 0 | 0 | 0 | 0 | 0 | 8 | 20 | 0.00 | 1.500 |


BOTTOM

Kansas City Athletics @ Chicago White Sox
Comiskey Park, Chicago, IL
Sat May 13 1961, 4:33 AM EDT
Att. 6,836 - Unknown

livebaseballscorecards.com



| Batter | 1 | 2 | 3 | 4 | 5 | 6 | 7 | 8 | 9 | AB R H RBI BB SO LOB | TOP | | | | | | | | | |
|--|--|---------------------------------|------------------------------|---------------------------------|------------------------------|---------------------------------|------------------------------|---------------------------------|------------------------------|---------------------------------|---|---------------------------------|------------------------------|---------------------------------|------------------------------|---------------------------------|----------------------------------|------------------------------------|----------------------------------|--------|
| Dick Howser, R (1, 6) OBP: 0.386, SLG: 0.361 | 0-0 6-3 | | | 0-0 F8 | | 0-0 5-3 | | | 0-0 G4-6-3 1B | 4 0 1 0 0 0 0 | Kansas City Athletics @ Chicago White Sox Comiskey Park, Chicago, IL Sun May 14 1961, 4:33 AM EDT Unknown livebaseballscorecards.com | | | | | | | | | |
| Jerry Lumpe, L (1, 4) OBP: 0.380, SLG: 0.341 | 0-0 F8 | | | 0-0 1-3 | | | 0-0 F8 | 0-0 G4-6-3 1-2f | 4 0 0 0 0 0 1 | | | | | | | | | | | |
| Hank Bauer, R (1, 9) OBP: 0.333, SLG: 0.280 | 0-0 F8 | | | 0-0 6-3 | | | 0-0 P6 | 0-0 F7 | 4 0 0 0 0 0 0 | | | | | | | | | | | |
| Norm Siebern, L (1, 7) OBP: 0.337, SLG: 0.284 | | 0-0 3-1 | | | 0-0 4-3 | | 0-0 F7 | | 3 0 0 0 0 0 0 | | | | | | | | | | | |
| Mary Throneberry, L (1, 3) OBP: 0.356, SLG: 0.438 | | 0-0 4-3 | | | 0-0 1B | | 0-0 F8 | | 3 0 1 0 0 0 0 | | | | | | | | | | | |
| Haywood Sullivan, R (1, 2) OBP: 0.417, SLG: 0.562 | | 0-3 K | | | 0-0 F8 | | 0-0 G5-3 1B | | 3 0 1 0 0 1 1 | | | | | | | | | | | |
| Bill Tuttle, R (1, 8) OBP: 0.311, SLG: 0.338 | | | 0-0 F8 | | 0-0 F9 | | 0-0 1-2 1B | | 3 0 1 0 0 0 1 | | | | | | | | | | | |
| Andy Carey, R (1, 5) OBP: 0.355, SLG: 0.333 | | | 0-0 6-3 | | 0-0 5-3 | | 0-0 G5-3 2-3f | | 3 0 0 0 0 0 2 | | | | | | | | | | | |
| Ray Herbert, R (1, 1) OBP: 0.143, SLG: 0.214 | | | 0-0 6-3 | | 0-0 4-3 | | | 0-0 HR | 2 0 0 0 0 0 0 | | | | | | | | | | | |
| Dave Wickersham, R (8, 1) OBP: 1.000, SLG: 2.000 | | | | | | | | | 0 0 0 0 0 0 0 | | | | | | | | | | | |
| Lou Klimchok, L (9, PH) OBP: 0.364, SLG: 0.500 | | | | | | | | | 1 1 1 1 0 0 0 | | | | | | | | | | | |
| Inning Stats | R: 0 E: 0 K: 0 S: 3 | H: 0 LOB: 0 BB: 0 P: 3 | R: 0 E: 0 K: 1 S: 5 | H: 0 LOB: 0 BB: 0 P: 5 | R: 0 E: 0 K: 0 S: 3 | H: 0 LOB: 0 BB: 0 P: 3 | R: 0 E: 0 K: 0 S: 3 | H: 1 LOB: 1 BB: 0 P: 4 | R: 0 E: 0 K: 0 S: 3 | H: 0 LOB: 0 BB: 0 P: 3 | R: 0 E: 0 K: 0 S: 3 | H: 0 LOB: 0 BB: 0 P: 3 | R: 0 E: 0 K: 0 S: 4 | H: 2 LOB: 1 BB: 0 P: 4 | R: 1 E: 0 K: 0 S: 4 | H: 2 LOB: 0 BB: 0 P: 4 | 1B: 4 2B: 0 3B: 0 HR: 1 | SF: 0 SAC: 0 DP: 2 HBP: 0 | WP: 0 PB: 0 SB: 0 CS: 0 | PA: 30 |
| PITCHER Bob Shaw, R (1, 1) ERA: 2.45 | IP: 9.0 WLS: W BF: 30 H: 5 R: 1 ER: 1 SO: 1 BB: 0 IBB: 0 HBP: 0 BLK: 0 WP: 0 HR: 1 S: 32 P: 32 ERA: 1.00 WHIP: 0.556 | | | | | | | | | | | | | | | | | | | |



| Batter | 1 | 2 | 3 | 4 | 5 | 6 | 7 | 8 | 9 | AB | R | H | RBI | BB | SO | LOB |
|---|----------------------|-----------------------|------------|------------|------------------|------------------|------------------|------------|---|----|---|---|-----|----|----|-----|
| Floyd Robinson, L OBP: 0.389, SLG: 0.548 (1, 9) | 0-0 FC3-6 1B | 0-0 F8 2-3 | | | 0-0 4-3 | | 0-0 G3 | 0-0 4-3 | | 5 | 0 | 1 | 0 | 0 | 0 | 2 |
| Nellie Fox, L OBP: 0.342, SLG: 0.320 (1, 4) | 0-0 FC3-6 1-2f | 0-0 4-3 | | | 0-0 F9 | | 4-0 HR BB | | | 3 | 1 | 0 | 0 | 1 | 0 | 3 |
| Wes Covington, L OBP: 0.296, SLG: 0.400 (1, 7) | 0-0 3-1 | | 0-0 P6 | | 0-0 1B 1B | | 0-0 1-H HR | | | 4 | 1 | 2 | 2 | 0 | 0 | 1 |
| Roy Sievers, R OBP: 0.455, SLG: 0.707 (1, 3) | 0-0 F7 | | 0-3 K | | 0-0 1-2 1B | | 0-0 HR 3B | | | 4 | 1 | 2 | 0 | 0 | 1 | 1 |
| Jim Landis, R OBP: 0.327, SLG: 0.510 (1, 8) | | 0-0 6-3 | 0-0 1-3 | | 0-0 1-3 | | 0-0 HR | | | 4 | 1 | 1 | 2 | 0 | 0 | 2 |
| J.C. Martin, L OBP: 0.320, SLG: 0.433 (1, 5) | | 0-0 HR 1B | | 0-0 4-3 | | 0-0 F7 | 0-0 F8 | | | 4 | 1 | 1 | 0 | 0 | 0 | 0 |
| Luis Aparicio, R OBP: 0.298, SLG: 0.343 (1, 6) | | 0-0 1-H HR | | 0-0 6-3 | | 0-0 4-3 1B | 0-0 L1 | | | 4 | 1 | 2 | 2 | 0 | 0 | 0 |
| Cam Carreon, R OBP: 0.297, SLG: 0.343 (1, 2) | | 0-0 F8 SH 1B | | 0-0 1B | | 0-0 4-3 | | 0-0 4-3 | | 4 | 0 | 2 | 0 | 0 | 0 | 1 |
| Bob Shaw, R (1, 1) | | 0-0 SH 1-2 | | 0-0 4-3 | | 0-0 1-3 | | 0-3 K | | 3 | 0 | 0 | 0 | 0 | 1 | 2 |

| Inning Stats | R: 0 | H: 1 | E: 1 | K: 0 | S: 4 | LOB: 1 | BB: 0 | P: 4 | R: 2 | H: 3 | E: 0 | K: 0 | S: 7 | LOB: 2 | BB: 0 | P: 7 | R: 0 | H: 0 | E: 0 | K: 1 | S: 5 | LOB: 0 | BB: 0 | P: 5 | R: 0 | H: 2 | E: 0 | K: 0 | S: 5 | LOB: 2 | BB: 0 | P: 5 | R: 0 | H: 1 | E: 0 | K: 0 | S: 4 | LOB: 1 | BB: 0 | P: 4 | R: 4 | H: 3 | E: 0 | K: 0 | S: 6 | LOB: 0 | BB: 1 | P: 10 | R: 0 | H: 0 | E: 0 | K: 1 | S: 5 | LOB: 0 | BB: 0 | P: 5 |
|--------------|------|------|------|------|------|--------|-------|------|------|------|------|------|------|--------|-------|------|------|------|------|------|------|--------|-------|------|------|------|------|------|------|--------|-------|------|------|------|------|------|------|--------|-------|------|------|------|------|------|------|--------|-------|-------|------|------|------|------|------|--------|-------|------|
|--------------|------|------|------|------|------|--------|-------|------|------|------|------|------|------|--------|-------|------|------|------|------|------|------|--------|-------|------|------|------|------|------|------|--------|-------|------|------|------|------|------|------|--------|-------|------|------|------|------|------|------|--------|-------|-------|------|------|------|------|------|--------|-------|------|

| PITCHER | IP | WLS | BF | H | R | ER | SO | BB | IBB | HBP | BLK | WP | HR | S | P | ERA | WHIP |
|---|-----|-----|----|----|---|----|----|----|-----|-----|-----|----|----|----|----|------|-------|
| Ray Herbert, R ERA: 4.67 (1, 1) | 7.0 | L | 34 | 11 | 6 | 6 | 1 | 1 | 0 | 0 | 0 | 0 | 3 | 35 | 39 | 7.71 | 1.714 |
| Dave Wickersham, R ERA: 7.94 (8, 1) | 1.0 | | 3 | 0 | 0 | 0 | 1 | 0 | 0 | 0 | 0 | 0 | 0 | 5 | 5 | 0.00 | 0.000 |

BOTTOM

Kansas City Athletics @ Chicago White Sox
Comiskey Park, Chicago, IL
Sun May 14 1961, 4:33 AM EDT
Unknown

| | |
|-----|----|
| AB | 35 |
| R | 6 |
| H | 11 |
| RBI | 6 |
| BB | 1 |
| SO | 2 |
| LOB | 12 |



| WP | HR | S | P | ERA | WHIP |
|----|----|---|---|-----|------|
| 0 | 0 | 1 | 0 | 0 | 0 |

| 1B | 2B | 3B | HR | SF | SAC | DP | HBP | WP | PA |
|----|----|----|----|----|-----|----|-----|----|----|
| 7 | 0 | 1 | 3 | 0 | 0 | 0 | 0 | 0 | 37 |

livebaseballscorecards.com

| Batter | 1 | 2 | 3 | 4 | 5 | 6 | 7 | 8 | 9 | AB R H RBI BB SO LOB | TOP | | | | | | | | | |
|--|---|---|---|--|---|---------------------------------|------------------------------|---------------------------------|------------------------------|---------------------------------|------------------------------|----------------------------------|------------------------------|---------------------------------|------------------------------|----------------------------------|----------------------------------|------------------------------------|----------------------------------|--------|
| Dick Howser, R OBP: 0.396, SLG: 0.360 (1, 6) | 0-0 F9 2B 1B | 0-0 6-3 | | 0-0 P6 | | | 4-0 FC5 BB | | 4-0 F8 BB | 3 1 1 1 2 0 2 | | | | | | | | | | |
| Jerry Lumpe, L OBP: 0.362, SLG: 0.322 (1, 4) | 0-0 F9 1-3 | 0-0 F8 | | | 0-0 3-1 | | 0-3 K | | 0-3 K 1-2 | 5 0 0 0 0 2 4 | | | | | | | | | | |
| Hank Bauer, R OBP: 0.313, SLG: 0.300 (1, 9) (8, 7) | 0-0 WP 2B | | 0-0 5-3 | | 0-0 6-3 | | 0-3 K | | 0-0 F8 2-3 | 5 0 1 1 0 1 2 | | | | | | | | | | |
| Haywood Sullivan, R OBP: 0.385, SLG: 0.533 (1, 3) | 0-0 F8 | | 0-0 F8 | | 0-0 6-3 | | 0-0 FC5 1-3 | | 0-3 K | 5 0 0 0 0 1 3 | | | | | | | | | | |
| Bill Tuttle, R OBP: 0.333, SLG: 0.352 (1, 8) | 4-0 2-3 BB | | 0-0 1B | | | 0-0 F3 | | 0-0 SH3-4 2B 1B | | 3 1 2 0 1 0 0 | | | | | | | | | | |
| Andy Carey, R OBP: 0.354, SLG: 0.364 (1, 5) | 0-3 K | | 0-0 F2 | | | 0-0 HR 3B | | 0-0 SH3-4 1-2 | | 3 1 1 0 0 1 3 | | | | | | | | | | |
| Norm Siebern, L OBP: 0.355, SLG: 0.321 (1, 7) | | 0-0 SH1-4 6-3 1B | | 0-0 SH1-4 1B | | 0-0 P6 | | 0-0 2B | | 4 1 3 1 0 0 1 | | | | | | | | | | |
| Al Pilarcik, L OBP: 0.233, SLG: 0.214 (8, PR) (8, 9) | | | | | | | | | | 0 0 0 0 0 0 0 | | | | | | | | | | |
| Joe Pignatano, R OBP: 0.333, SLG: 0.391 (1, 2) | | 4-0 6-3 SH1-4 BB | | 0-0 P4 | | 0-0 HR | | 0-0 F7 | | 3 1 1 2 1 0 2 | | | | | | | | | | |
| Joe Nuxhall, L (1, 1) | | 0-0 SH1-4 | | 0-0 SH1-4 | | 0-0 F8 | | 0-3 K | | 2 0 0 0 0 1 1 | | | | | | | | | | |
| Jim Archer, R (8, 1) | | | | | | | | | | 0 0 0 0 0 0 0 | | | | | | | | | | |
| Inning Stats | R: 1 E: 0 K: 1 S: 7 | H: 2 LOB: 2 BB: 1 P: 11 | R: 1 E: 0 K: 0 S: 4 | H: 1 LOB: 1 BB: 1 P: 8 | R: 0 E: 0 K: 0 S: 4 | H: 1 LOB: 1 BB: 0 P: 4 | R: 0 E: 0 K: 0 S: 3 | H: 0 LOB: 0 BB: 0 P: 3 | R: 2 E: 0 K: 0 S: 5 | H: 2 LOB: 0 BB: 0 P: 5 | R: 0 E: 0 K: 2 S: 7 | H: 0 LOB: 1 BB: 1 P: 11 | R: 1 E: 0 K: 1 S: 7 | H: 2 LOB: 1 BB: 0 P: 7 | R: 0 E: 0 K: 2 S: 7 | H: 0 LOB: 1 BB: 1 P: 11 | 1B: 5 2B: 2 3B: 1 HR: 1 | SF: 0 SAC: 3 DP: 0 HBP: 0 | WP: 1 PB: 0 SB: 3 CS: 0 | PA: 40 |
| PITCHER Herb Score, L ERA: 5.09 Russ Kemmerer, R ERA: 1.47 Turk Lown, R ERA: 1.17 | IP WLS BF H R ER SO BB IBB HBP BLK WP HR S P ERA WHIP | 7.0 L 31 7 4 4 3 3 0 0 0 1 1 34 46 5.14 1.429 | 0.1 3 2 1 1 0 0 0 0 0 0 0 0 3 3 27.00 6.000 | 1.2 6 0 0 0 0 3 1 0 0 0 0 0 11 15 0.00 0.600 | PITCHER IP WLS BF H R ER SO BB IBB HBP BLK WP HR S P ERA WHIP | | | | | | | | | | | | | | | |

Kansas City Athletics @ Chicago White Sox
Comiskey Park, Chicago, IL
Sun May 14 1961, 4:38 AM EDT
Att. 15,540 - Unknown

| | |
|-----|----|
| AB | 33 |
| R | 5 |
| H | 9 |
| RBI | 5 |
| BB | 4 |
| SO | 6 |
| LOB | 18 |



| Batter | 1 | 2 | 3 | 4 | 5 | 6 | 7 | 8 | 9 | AB | R | H | RBI | BB | SO | LOB |
|--|-----------|--------|---------|---------|----------------|-----------|---------------|-----------------|------------------|----|---|---|-----|----|----|-----|
| Al Smith, R OBP: 0.299, SLG: 0.473 (1, 9) | 0-0 P4 | | 0-0 5-3 | | 4-0 FC6-4 BB | | 0-0 1B | | 0-0 SF8 | 3 | 0 | 1 | 1 | 1 | 0 | 0 |
| Nellie Fox, L OBP: 0.336, SLG: 0.333 (1, 4) | 0-0 1B 3B | | 0-0 6-3 | | 0-0 FC6-4 1-2f | | 0-0 L3 | | 0-0 FC6-4 1-2f | 5 | 1 | 1 | 0 | 0 | 0 | 6 |
| Minnie Minoso, R OBP: 0.367, SLG: 0.448 (1, 7) | 0-0 1B | | 0-0 F7 | | 0-0 P6 | | 4-0 G5-4-3 BB | | | 3 | 0 | 1 | 1 | 1 | 0 | 0 |
| Roy Sievers, R OBP: 0.439, SLG: 0.677 (1, 3) | 0-0 F8 | | | 0-0 P4 | | 0-3 K | | 0-0 G5-4-3 1-2f | | 4 | 0 | 0 | 0 | 0 | 1 | 2 |
| Jim Landis, R OBP: 0.316, SLG: 0.490 (1, 8) | 0-0 P4 | | | 0-0 3-1 | | 0-0 L8 | | 0-0 F3 | | 4 | 0 | 0 | 0 | 0 | 0 | 1 |
| Luis Aparicio, R OBP: 0.305, SLG: 0.343 (1, 6) | | 0-0 F9 | | 0-0 L9 | | 4-0 1B BB | | | 0-0 BB 1B SF8 1B | 3 | 2 | 1 | 0 | 1 | 0 | 0 |
| J.C. Martin, L OBP: 0.329, SLG: 0.437 (1, 5) | | 0-0 1B | | | 0-0 F9 | | 0-0 F9 | | 0-0 BB 1B | 4 | 0 | 2 | 0 | 0 | 0 | 1 |
| Sherm Lollar, R OBP: 0.353, SLG: 0.362 (1, 2) | | 0-0 F8 | | | 4-0 BB BB | | 0-0 F7 | | 0-0 F7 | 3 | 0 | 0 | 0 | 1 | 0 | 4 |
| Herb Score, L Cam Carreon, R Russ Kemmerer, R Turk Lown, R Wes Covington, L Sammy Esposito, R | | 0-3 K | | | 0-3 K | | 0-0 1B 1B | | 4-0 FC6-4 BB | 2 | 0 | 0 | 0 | 0 | 2 | 2 |

| Inning Stats | R: 1 | H: 2 | E: 0 | K: 5 | S: 5 | R: 0 | H: 1 | E: 0 | K: 1 | S: 6 | R: 0 | H: 0 | E: 0 | K: 0 | S: 3 | R: 0 | H: 0 | E: 0 | K: 0 | S: 3 | R: 0 | H: 0 | E: 0 | K: 1 | S: 5 | R: 0 | H: 0 | E: 0 | K: 1 | S: 5 | R: 1 | H: 2 | E: 0 | K: 0 | S: 5 | R: 0 | H: 0 | E: 0 | K: 0 | S: 2 | R: 1 | H: 2 | E: 0 | K: 0 | S: 5 | R: 0 | H: 0 | E: 0 | K: 0 | S: 6 | 1B: 6 | SF: 1 | 2B: 0 | 3B: 1 | HR: 0 | SAC: 0 | DP: 1 | HBP: 0 | WP: 0 | PA: 38 |
|--------------|------|------|------|------|------|------|------|------|------|------|------|------|------|------|------|------|------|------|------|------|------|------|------|------|------|------|------|------|------|------|------|------|------|------|------|------|------|------|------|------|------|------|------|------|------|------|------|------|------|------|-------|-------|-------|-------|-------|--------|-------|--------|-------|--------|
|--------------|------|------|------|------|------|------|------|------|------|------|------|------|------|------|------|------|------|------|------|------|------|------|------|------|------|------|------|------|------|------|------|------|------|------|------|------|------|------|------|------|------|------|------|------|------|------|------|------|------|------|-------|-------|-------|-------|-------|--------|-------|--------|-------|--------|


| PITCHER | IP | WLS | BF | H | R | ER | SO | BB | IBB | HBP | BLK | WP | HR | S | P | ERA | WHIP |
|------------------------------------|-----|-----|----|---|---|----|----|----|-----|-----|-----|----|----|----|----|------|-------|
| Joe Nuxhall, L ERA: 4.35 (1, 1) | 7.0 | W | 30 | 5 | 2 | 2 | 3 | 4 | 0 | 0 | 0 | 0 | 0 | 32 | 48 | 2.57 | 1.286 |
| Jim Archer, L ERA: 1.42 (8, 1) | 2.0 | S | 8 | 2 | 1 | 1 | 0 | 1 | 0 | 0 | 0 | 0 | 0 | 7 | 11 | 4.50 | 1.500 |

BOTTOM

Kansas City Athletics @ Chicago White Sox
Comiskey Park, Chicago, IL

Sun May 14 1961, 4:38 AM EDT
Att. 15,540 - Unknown

| | |
|-----|----|
| AB | 32 |
| R | 3 |
| H | 7 |
| RBI | 3 |
| BB | 5 |
| SO | 3 |
| LOB | 16 |



| Batter | 1 | 2 | 3 | 4 | 5 | 6 | 7 | 8 | 9 | AB R H RBI BB SO LOB | TOP | | | | | | | | | | | | |
|--|---|---|---|---|---|---|---|---|---|---|---|---|---|---|---|---|---|---|---|---|---|--|--|
| Zoilo Versalles, R OBP: 0.333, SLG: 0.407 (1, 6) X | 0-0 E7 1B | 0-0 6-3 | | | 0-0 F2 | | 0-0 F7 | | 0-0 CS 1B | 5 1 2 1 0 0 0 | | | | | | | | | | | | | |
| Lenny Green, L OBP: 0.435, SLG: 0.471 (1, 8) X | 0-0 1B 5-3 2-H | | 0-0 4-3 | | 0-0 4-3 | | 4-0 2B BB | | 4-0 BB BB 1-2 | 3 2 1 1 2 0 0 | | | | | | | | | | | | | |
| Harmon Killebrew, R OBP: 0.444, SLG: 0.791 (1, 3) S S S | 0-3 K | | 4-0 G4-6-3 BB | | 0-0 3B | | 0-0 1-H 2B | | 4-0 BB BB 1-2 | 3 0 2 1 2 1 1 | | | | | | | | | | | | | |
| Earl Battey, R OBP: 0.417, SLG: 0.458 (1, 2) X | 0-0 5-3 1-3 1B | | 0-0 G4-6-3 1-2f | | 0-0 5-3 | | 0-0 4-3 | | 4-0 1-2 2-3 BB | 4 0 1 0 1 0 3 | | | | | | | | | | | | | |
| Jim Lemon, R OBP: 0.400, SLG: 0.402 (1, 7) B B B | 4-0 5-3 1-2 BB | | | 4-0 SH2-4 SF7 1B BB | | 0-0 5-3 | | 0-0 P4 | 0-0 L4 | 2 1 0 0 2 0 0 1 0 0 0 0 0 3 | | | | | | | | | | | | | |
| Dan Dobbek, L OBP: 0.364, SLG: 0.333 (8, 7) B B B | | | | | | | | | | | | | | | | | | | | | | | |
| Bob Allison, R OBP: 0.364, SLG: 0.520 (1, 9) X | 0-0 5-3 1-2 2-3 3-H | | 0-0 SF7 SH2-4 1B | | 0-0 FC6-4 1B | | 0-0 FC6-4 | | 0-0 5-3 | 4 0 2 1 0 0 2 | | | | | | | | | | | | | |
| Billy Gardner, R OBP: 0.312, SLG: 0.313 (1, 4) X | 0-0 5-3 | | 0-0 SH2-4 1-2 2-3 | | 0-0 FC6-4 1-2f | | 0-0 FC6-4 | | 0-0 3-1 | 3 0 0 0 0 0 3 | | | | | | | | | | | | | |
| Reno Bertoia, R OBP: 0.350, SLG: 0.268 (1, 5) S S S | | 0-3 K | | 0-0 SF7 2-3 3-H | | 0-0 FC6-4 1-2f | | | 4-0 SH1-4 1B BB | 2 1 0 1 1 1 1 | | | | | | | | | | | | | |
| Camilo Pascual, R OBP: 0.235, SLG: 0.071 (1, 1) S S S | | 0-3 K | | 0-0 1-3 | | 0-0 6-3 | | | 0-0 SH1-4 1-2 | 3 0 0 0 0 1 1 | | | | | | | | | | | | | |
| Inning Stats | R: 2 E: 1 K: 1 S: 8 | H: 3 LOB: 2 BB: 1 P: 12 | R: 0 E: 0 K: 2 S: 7 | H: 0 LOB: 0 BB: 0 P: 7 | R: 0 E: 0 K: 0 S: 2 | H: 0 LOB: 0 BB: 1 P: 6 | R: 1 E: 0 K: 0 S: 4 | H: 1 LOB: 1 BB: 1 P: 8 | R: 0 E: 0 K: 0 S: 4 | H: 1 LOB: 1 BB: 0 P: 4 | R: 1 E: 0 K: 0 S: 4 | H: 1 LOB: 1 BB: 1 P: 8 | R: 0 E: 0 K: 0 S: 3 | H: 0 LOB: 0 BB: 0 P: 3 | R: 1 E: 0 K: 0 S: 3 | H: 1 LOB: 3 BB: 4 P: 19 | 1B: 6 2B: 1 3B: 1 HR: 0 | SF: 1 SAC: 2 DP: 1 HBP: 0 | WP: 0 PB: 0 SB: 0 CS: 1 | PA: 41 | | | |
| PITCHER | IP WLS BF H R ER SO BB IBB HBP BLK WP HR S P ERA WHIP | IP WLS BF H R ER SO BB IBB HBP BLK WP HR S P ERA WHIP | IP WLS BF H R ER SO BB IBB HBP BLK WP HR S P ERA WHIP | IP WLS BF H R ER SO BB IBB HBP BLK WP HR S P ERA WHIP | IP WLS BF H R ER SO BB IBB HBP BLK WP HR S P ERA WHIP | IP WLS BF H R ER SO BB IBB HBP BLK WP HR S P ERA WHIP | IP WLS BF H R ER SO BB IBB HBP BLK WP HR S P ERA WHIP | IP WLS BF H R ER SO BB IBB HBP BLK WP HR S P ERA WHIP | IP WLS BF H R ER SO BB IBB HBP BLK WP HR S P ERA WHIP | IP WLS BF H R ER SO BB IBB HBP BLK WP HR S P ERA WHIP | IP WLS BF H R ER SO BB IBB HBP BLK WP HR S P ERA WHIP | IP WLS BF H R ER SO BB IBB HBP BLK WP HR S P ERA WHIP | IP WLS BF H R ER SO BB IBB HBP BLK WP HR S P ERA WHIP | IP WLS BF H R ER SO BB IBB HBP BLK WP HR S P ERA WHIP | IP WLS BF H R ER SO BB IBB HBP BLK WP HR S P ERA WHIP | IP WLS BF H R ER SO BB IBB HBP BLK WP HR S P ERA WHIP | IP WLS BF H R ER SO BB IBB HBP BLK WP HR S P ERA WHIP | IP WLS BF H R ER SO BB IBB HBP BLK WP HR S P ERA WHIP | IP WLS BF H R ER SO BB IBB HBP BLK WP HR S P ERA WHIP | IP WLS BF H R ER SO BB IBB HBP BLK WP HR S P ERA WHIP | IP WLS BF H R ER SO BB IBB HBP BLK WP HR S P ERA WHIP | | |
| Cal McLish, R ERA: 4.08 (1, 1) | 8.0 L 34 7 4 4 3 4 0 0 0 0 0 36 52 4.50 1.375 | | | | | | | | | | | | | | | | | | | | | | |
| Juan Pizarro, L ERA: 4.26 (9, 1) | 0.2 6 1 1 1 0 4 0 0 0 0 0 0 2 18 13.50 7.500 | | | | | | | | | | | | | | | | | | | | | | |
| Gerry Staley, R ERA: 7.27 (9, 1) | 0.1 1 0 0 0 0 0 0 0 0 0 0 0 1 1 0.00 0.000 | | | | | | | | | | | | | | | | | | | | | | |

Minnesota Twins @ Chicago White Sox
Comiskey Park, Chicago, IL
Mon May 15 1961, 8:05 PM EDT
Att. 9,123 - Unknown

| | |
|-----|----|
| AB | 30 |
| R | 5 |
| H | 8 |
| RBI | 5 |
| BB | 8 |
| SO | 3 |
| LOB | 14 |



| | |
|-------|--------|
| WP: 0 | PA: 41 |
| PB: 0 | |
| SB: 0 | |
| CS: 1 | |

| |
|----------------------------|
| livebaseballscorecards.com |
|----------------------------|

| Batter | 1 | 2 | 3 | 4 | 5 | 6 | 7 | 8 | 9 |
|--|---------|--------|--------|---------|---------|------------|--------|---------|---|
| Luis Aparicio, R (1, 6) OBP: 0.300, SLG: 0.336 Sammy Esposito, R (5, 6) OBP: 0.167, SLG: 0.091 | 0-0 P5 | | 0-3 K | | | 0-3 K | | 0-0 P5 | |
| Nellie Fox, L (1, 4) OBP: 0.333, SLG: 0.339 | 0-0 4-3 | | | 0-0 1-3 | | 0-0 WP 2B | | 0-0 3-1 | |
| Minnie Minoso, R (1, 7) OBP: 0.363, SLG: 0.451 | 0-3 K | | | 0-0 2B | | 0-0 F3 2-3 | | 0-0 6-3 | |
| Roy Sievers, R (1, 3) OBP: 0.424, SLG: 0.650 | | 0-0 F9 | | 0-0 P3 | | 0-0 5-3 | | 0-3 K | |
| Jim Landis, R (1, 8) OBP: 0.308, SLG: 0.477 | | 0-0 F8 | | 0-0 6-3 | | | 0-0 F5 | | |
| Al Smith, R (1, 9) OBP: 0.289, SLG: 0.455 | | 0-0 P5 | | | 0-0 5-3 | | 0-3 K | | |
| J.C. Martin, L (1, 5) OBP: 0.317, SLG: 0.419 | | | 0-0 F7 | | 0-0 F8 | | 0-3 K | | |
| Sherm Lollar, R (1, 2) OBP: 0.352, SLG: 0.377 | | 0-0 P6 | | | 0-0 2B | | 0-0 F9 | | |
| Cal McLish, S (1, 1) OBP: 0.167, SLG: 0.167 Wes Covington, L (8, PH) OBP: 0.310, SLG: 0.385 Juan Pizarro, L (9, 1) Gerry Staley, R (9, 1) | | | 0-0 1B | | 0-0 P5 | | | 0-3 K | |

| AB | R | H | RBI | BB | SO | LOB |
|----|---|---|-----|----|----|-----|
| 2 | 0 | 0 | 0 | 0 | 1 | 1 |
| 2 | 0 | 0 | 0 | 0 | 1 | 0 |
| 4 | 0 | 1 | 0 | 0 | 0 | 0 |
| 4 | 0 | 1 | 0 | 0 | 1 | 1 |
| 4 | 0 | 0 | 0 | 0 | 1 | 2 |
| 3 | 0 | 0 | 0 | 0 | 0 | 1 |
| 3 | 0 | 0 | 0 | 0 | 1 | 0 |
| 3 | 0 | 0 | 0 | 0 | 1 | 0 |
| 3 | 0 | 1 | 0 | 0 | 0 | 0 |
| 2 | 0 | 1 | 0 | 0 | 0 | 1 |
| 1 | 0 | 0 | 0 | 0 | 1 | 0 |
| 0 | 0 | 0 | 0 | 0 | 0 | 0 |
| 0 | 0 | 0 | 0 | 0 | 0 | 0 |

BOTTOM

Minnesota Twins @ Chicago White Sox
Comiskey Park, Chicago, IL
Mon May 15 1961, 8:05 PM EDT
Att. 9,123 - Unknown

livebaseballscorecards.com

| | |
|------------|-----------|
| AB | 31 |
| R | 0 |
| H | 4 |
| RBI | 0 |
| BB | 0 |
| SO | 7 |
| LOB | 6 |



| Inning Stats | R: 0 | H: 0 | E: 0 | K: 1 | S: 5 | LOB: 0 | BB: 0 | P: 5 |
|--------------|-------------|-------------|-------------|-------------|---------------|--------------|-------------|------|
| R: 0 | H: 0 | E: 0 | K: 0 | S: 3 | LOB: 0 | BB: 0 | P: 3 | |
| R: 0 | H: 1 | E: 0 | K: 1 | S: 6 | LOB: 1 | BB: 0 | P: 6 | |
| R: 0 | H: 1 | E: 0 | K: 0 | S: 4 | LOB: 1 | BB: 0 | P: 4 | |
| R: 0 | H: 1 | E: 0 | K: 0 | S: 4 | LOB: 1 | BB: 0 | P: 4 | |
| R: 0 | H: 1 | E: 0 | K: 1 | S: 6 | LOB: 1 | BB: 0 | P: 6 | |
| R: 0 | H: 0 | E: 0 | K: 2 | S: 7 | LOB: 0 | BB: 0 | P: 7 | |
| R: 0 | H: 0 | E: 0 | K: 1 | S: 5 | LOB: 0 | BB: 0 | P: 5 | |
| R: 0 | H: 0 | E: 0 | K: 1 | S: 5 | LOB: 0 | BB: 0 | P: 5 | |
| R: 0 | H: 0 | E: 0 | K: 1 | S: 5 | LOB: 0 | BB: 0 | P: 5 | |

| PITCHER | IP | WLS | BF | H | R | ER | SO | BB | IBB | HBP | BLK | WP | HR | S | P | ERA | WHIP |
|---------------------------------------|-----|-----|----|---|---|----|----|----|-----|-----|-----|----|----|----|----|------|-------|
| Camilo Pascual, R (1, 1) ERA: 3.31 | 9.0 | W | 31 | 4 | 0 | 0 | 7 | 0 | 0 | 0 | 0 | 1 | 0 | 45 | 45 | 0.00 | 0.444 |

| PITCHER | IP | WLS | BF | H | R | ER | SO | BB | IBB | HBP | BLK | WP | HR | S | P | ERA | WHIP |
|---------|----|-----|----|---|---|----|----|----|-----|-----|-----|----|----|---|---|-----|------|
| | | | | | | | | | | | | | | | | | |

| WP | PA |
|----|----|
| 1 | 31 |
| 0 | |
| 0 | |
| 0 | |

| Batter | 1 | 2 | 3 | 4 | 5 | 6 | 7 | 8 | 9 |
|---|---------|---------|----------------------|--------|-----------|-----------------|-----------------|-----------------|---|
| Al Smith, R OBP: 0.284, SLG: 0.439 (1, 9) X | 0-0 F2 | | 0-0 E5 BB BB | | 0-0 3B 1B | | 0-0 5-3 | 0-0 F2 | |
| Nellie Fox, L OBP: 0.339, SLG: 0.357 (1, 4) X | 0-0 4-3 | | 4-0 BB BB | | 0-0 3B | | 0-3 K | | |
| Minnie Minoso, R OBP: 0.368, SLG: 0.479 (1, 7) X | 0-0 F9 | | 4-0 BB | | 0-0 P4 | | 0-0 HR | | |
| Roy Sievers, R OBP: 0.410, SLG: 0.625 (1, 3) | | 0-3 K | 0-0 P4 | | 0-3 K | | 0-0 F7 | | |
| Jim Landis, R OBP: 0.306, SLG: 0.464 (1, 8) | | 0-0 5-3 | | 0-3 K | | 0-0 F2 | | 4-0 FC1-8 BB | |
| J.C. Martin, L OBP: 0.314, SLG: 0.410 (1, 5) X | | 0-0 4-3 | | 0-0 P6 | | 0-0 FC4-6 1B | | 0-0 FC1-6 1B | |
| Cam Carreon, R OBP: 0.333, SLG: 0.375 (1, 2) | | | 0-0 E SH1-3 BB 1B | | 0-0 F8 | | 0-0 FC4-6 2B | 0-0 1B 1B | |
| Sammy Esposito, R OBP: 0.200, SLG: 0.214 (1, 6) | | | 0-0 SH1-3 | | 0-0 3-1 | | 0-0 2B | 0-3 K | |
| Early Wynn, S OBP: 0.200, SLG: 0.111 (1, 1) X | | | 0-0 F7 | | 4-0 3B BB | | 0-0 F7 | 0-0 1B | |


| Inning Stats | R: 0 | H: 0 | E: 0 | K: 0 | S: 3 | LOB: 0 | BB: 0 | P: 3 |
|--------------|------|------|------|------|---|--------|-------|-------|
| | R: 0 | H: 0 | E: 0 | K: 1 | S: 5 <td>LOB: 0</td> <td>BB: 0</td> <td>P: 5 </td> | LOB: 0 | BB: 0 | P: 5 |
| | R: 1 | H: 1 | E: 1 | K: 0 | S: 5 <td>LOB: 3</td> <td>BB: 2</td> <td>P: 13 </td> | LOB: 3 | BB: 2 | P: 13 |
| | R: 0 | H: 0 | E: 0 | K: 1 | S: 5 <td>LOB: 0</td> <td>BB: 0</td> <td>P: 5 </td> | LOB: 0 | BB: 0 | P: 5 |
| | R: 2 | H: 2 | E: 0 | K: 1 | S: 7 <td>LOB: 1</td> <td>BB: 1</td> <td>P: 11 </td> | LOB: 1 | BB: 1 | P: 11 |
| | R: 0 | H: 2 | E: 0 | K: 0 | S: 5 <td>LOB: 2</td> <td>BB: 0</td> <td>P: 5 </td> | LOB: 2 | BB: 0 | P: 5 |
| | R: 1 | H: 1 | E: 0 | K: 1 | S: 6 <td>LOB: 0</td> <td>BB: 0</td> <td>P: 6 </td> | LOB: 0 | BB: 0 | P: 6 |
| | R: 1 | H: 2 | E: 0 | K: 1 | S: 7 <td>LOB: 2</td> <td>BB: 1</td> <td>P: 11 </td> | LOB: 2 | BB: 1 | P: 11 |

| PITCHER | IP | WLS | BF | H | R | ER | SO | BB | IBB | HBP | BLK | WP | HR | S | P | ERA | WHIP |
|------------------------------------|-----|-----|----|---|---|----|----|----|-----|-----|-----|----|----|----|----|------|-------|
| Pedro Ramos, R ERA: 4.47 (1, 1) | 8.0 | L | 37 | 8 | 5 | 4 | 5 | 4 | 0 | 0 | 0 | 0 | 1 | 43 | 59 | 4.50 | 1.500 |

| AB | R | H | RBI | BB | SO | LOB |
|----|---|---|-----|----|----|-----|
| 5 | 1 | 1 | 0 | 0 | 0 | 3 |
| 3 | 0 | 1 | 2 | 1 | 1 | 0 |
| 3 | 1 | 1 | 2 | 1 | 0 | 1 |
| 4 | 0 | 0 | 0 | 0 | 2 | 4 |
| 3 | 0 | 0 | 0 | 1 | 1 | 0 |
| 4 | 1 | 1 | 0 | 0 | 0 | 1 |
| 4 | 1 | 2 | 0 | 0 | 0 | 1 |
| 3 | 0 | 1 | 0 | 0 | 1 | 2 |
| 3 | 1 | 1 | 1 | 1 | 0 | 3 |

MINNESOTA TWINS @ CHICAGO WHITE SOX
 Comiskey Park, Chicago, IL
 Tue May 16 1961, 8:05 PM EDT
 Att. 11,039 - Unknown - 47 F

| | |
|-----|----|
| AB | 32 |
| R | 5 |
| H | 8 |
| RBI | 5 |
| BB | 4 |
| SO | 5 |
| LOB | 15 |



| | |
|-------|--------|
| WP: 0 | PA: 37 |
| PB: 0 | SB: 0 |
| CS: 0 | |

| WP | HR | S | P | ERA | WHIP |
|----|----|---|---|------|-------|
| 0 | 1 | 0 | 0 | 4.47 | 1.500 |

| Batter | 1 | 2 | 3 | 4 | 5 | 6 | 7 | 8 | 9 | AB R H RBI BB SO LOB | TOP | | | | | | | | | | | | | | | | |
|--|---|----------------------------------|------------------------------|---------------------------------|------------------------------|---------------------------------|------------------------------|---------------------------------|------------------------------|---------------------------------|------------------------------|---------------------------------|-------------------------------|----------------------------------|------------------------------|---------------------------------|------------------------------|---------------------------------|----------------------------------|------------------------------------|----------------------------------|--------|--|--|--|--|--|
| Al Smith, R (1, 9) OBP: 0.290, SLG: 0.437 | 0-0 BB 1B | 0-3 K | | 0-0 6-3 | | 0-0 CS 1B | | 0-0 G6-4-3 1-2f | | 5 1 2 0 0 1 2 | | | | | | | | | | | | | | | | | |
| Nellie Fox, L (1, 4) OBP: 0.326, SLG: 0.342 | 0-0 F9 | 0-0 6-3 | | 0-0 4-3 | | 0-0 F8 1-2 | | 0-0 F7 | | 5 0 0 0 0 0 3 | | | | | | | | | | | | | | | | | |
| Minnie Minoso, R (1, 7) OBP: 0.361, SLG: 0.459 | 4-0 BB 1B FC6-4 | | 0-0 F8 | | 0-0 5-3 | | 0-3 K | | 0-3 K | 4 1 0 0 1 2 0 | | | | | | | | | | | | | | | | | |
| Roy Sievers, R (1, 3) OBP: 0.417, SLG: 0.624 | 0-0 FC6-4 1-3 2-H 1B | | 0-0 1B 1B | | 0-0 L3-1 SH 1B | | 0-3 K 3B | | 0-0 5-3 | 5 2 3 1 0 1 0 | | | | | | | | | | | | | | | | | |
| Jim Landis, R (1, 8) OBP: 0.312, SLG: 0.482 | 0-0 FC6-4 BB 1-2f 3-H | | 0-0 1B 4-3 1B | | 0-0 SH L3-1 | | 0-0 1B 3B | | 0-3 K | 4 2 2 2 0 1 1 | | | | | | | | | | | | | | | | | |
| J.C. Martin, L (1, 5) OBP: 0.322, SLG: 0.407 | 4-0 FC4-6 1-2 BB | | 0-0 4-3 1B | | 0-0 L3-1 | | 0-3 K | | | 3 0 1 1 1 1 3 | | | | | | | | | | | | | | | | | |
| Sherm Lollar, R (1, 2) OBP: 0.360, SLG: 0.375 | 0-0 FC4-6 1-2f | | 0-0 4-3 | | 4-0 IBB | | 0-0 1B | | | 3 0 1 2 1 0 3 | | | | | | | | | | | | | | | | | |
| Sammy Esposito, R (1, 6) OBP: 0.211, SLG: 0.278 | | 0-0 FC1-5 2B | | 0-0 P4 | | 0-0 5-3 | | 0-3 K | | 4 0 1 0 0 1 5 | | | | | | | | | | | | | | | | | |
| Billy Pierce, L (1, 1) OBP: 0.222, SLG: 0.222 | | 0-0 FC1-5 WP | | 0-0 F7 | | 0-0 L3-1 | | 4-0 G6-4-3 BB | | 3 0 0 0 0 0 1 | | | | | | | | | | | | | | | | | |
| Frank Baumann, L (6, 1) | | 2-3 | | | | | | | | 0 0 0 0 1 0 0 | | | | | | | | | | | | | | | | | |
| Inning Stats | R: 2 E: 0 K: 0 S: 5 | H: 2 LOB: 2 BB: 2 P: 13 | R: 0 E: 0 K: 1 S: 6 | H: 1 LOB: 1 BB: 0 P: 6 | R: 2 E: 0 K: 0 S: 6 | H: 3 LOB: 1 BB: 0 P: 6 | R: 0 E: 0 K: 0 S: 3 | H: 0 LOB: 0 BB: 0 P: 3 | R: 0 E: 1 K: 0 S: 5 | H: 1 LOB: 3 BB: 1 P: 9 | R: 0 E: 0 K: 0 S: 3 | H: 1 LOB: 0 BB: 0 P: 3 | R: 2 E: 0 K: 4 S: 14 | H: 2 LOB: 1 BB: 0 P: 14 | R: 0 E: 0 K: 0 S: 2 | H: 0 LOB: 0 BB: 1 P: 6 | R: 0 E: 0 K: 2 S: 7 | H: 0 LOB: 0 BB: 0 P: 7 | 1B: 8 2B: 1 3B: 1 HR: 0 | SF: 0 SAC: 1 DP: 1 HBP: 0 | WP: 1 PB: 1 SB: 0 CS: 1 | PA: 41 | | | | | |
| PITCHER | IP WLS BF H R ER SO BB IBB HBP BLK WP HR S P ERA WHIP | | | | | | | | | | | | | | | | | | | | | | | | | | |
| Ron Kline, R (1, 1) ERA: 4.35 | 6.0 | | 29 | 8 | 4 | 4 | 1 | 2 | 1 | 0 | 0 | 1 | 0 | 28 | 40 | 6.00 | 1.667 | | | | | | | | | | |
| Ryne Duren, R (7, 1) ERA: 3.6 | 2.0 | L | 9 | 2 | 2 | 0 | 4 | 1 | 0 | 0 | 0 | 0 | 0 | 16 | 20 | 0.00 | 1.500 | | | | | | | | | | |
| Tom Morgan, R (9, 1) ERA: 3.72 | 1.0 | | 3 | 0 | 0 | 0 | 2 | 0 | 0 | 0 | 0 | 0 | 0 | 7 | 7 | 0.00 | 0.000 | | | | | | | | | | |

Chicago White Sox @ Los Angeles Angels
Wrigley Field, Los Angeles, CA
Thu May 18 1961, 9:05 PM CDT
Att. 3,740 - Unknown

| | |
|-----|----|
| AB | 36 |
| R | 6 |
| H | 10 |
| RBI | 6 |
| BB | 4 |
| SO | 7 |
| LOB | 18 |



livebaseballscorecards.com

| Batter | 1 | 2 | 3 | 4 | 5 | 6 | 7 | 8 | 9 | AB | R | H | RBI | BB | SO | LOB |
|--|--------------------|-----------------|---------------------------|-----------------|------------|------------------------|------------|-----------------------|-----------|----|---|---|-----|----|----|-----|
| Gene Leek, R OBP: 0.290, SLG: 0.393 (1, 5) | 0-3 K | 0-3 K | | 0-0 2B | | 0-0 G5-4-3 | | | 0-0 F8 | 5 | 0 | 1 | 0 | 0 | 2 | 1 |
| Ken Aspromonte, R OBP: 0.313, SLG: 0.298 (1, 4) | 0-0 FC6-4 1B | | 0-0 P3 | 0-0 6-3 | | | 0-0 6-3 | | 0-0 F7 | 5 | 0 | 1 | 0 | 0 | 0 | 2 |
| Ken Hunt, R OBP: 0.382, SLG: 0.590 (1, 8) | 0-0 FC6-4 S | | 1-0 FC1-6 1B HBP | | 0-0 5-3 | | 0-0 L5 | | 0-0 F7 | 4 | 0 | 0 | 0 | 0 | 0 | 1 |
| Steve Bilko, R OBP: 0.415, SLG: 0.477 (1, 9) | 4-0 1-2 BB | | 0-0 FC1-6 1B | | 0-0 6-3 | | 0-0 1-3 | | | 3 | 0 | 1 | 0 | 1 | 0 | 0 |
| Ted Kluszewski, L OBP: 0.341, SLG: 0.568 (1, 3) | 0-0 3-1 | | 0-0 FC1-6 | | 0-3 K | | | 0-0 4-3 | | 4 | 0 | 0 | 0 | 0 | 1 | 4 |
| Earl Averill, R OBP: 0.430, SLG: 0.587 (1, 7) | | 4-0 HR BB | 0-3 K2-3 | | | 4-0 2B 1B BB | | 0-0 BB 1B | | 2 | 2 | 1 | 0 | 2 | 1 | 2 |
| Del Rice, R OBP: 0.391, SLG: 0.412 (1, 2) | | 0-0 HR | | 0-0 5-3 | | 0-0 1B 2B | | 0-3 K | | 4 | 2 | 2 | 2 | 0 | 1 | 1 |
| Rocky Bridges, R OBP: 0.444, SLG: 0.286 (1, 6) | | 0-0 F7 | | 0-0 1B 1B | | 0-0 FC1-6 1B | | 4-0 BB BB BB | | 3 | 0 | 2 | 2 | 1 | 0 | 0 |
| Ron Kline, R OBP: 0.250, SLG: 0.250 (1, 1) | | 0-3 K | | 0-0 2B 1B | | 0-0 FC1-6 G5-4-3 | | 0-3 K | | 2 | 0 | 1 | 0 | 0 | 1 | 0 |
| Ken Hamlin, R OBP: 0.255, SLG: 0.310 (6, PH) | | | | | | | | | | 1 | 0 | 0 | 0 | 0 | 0 | 1 |
| Ryne Duren, R (7, 1) | | | | | | | | | | 0 | 0 | 0 | 0 | 0 | 0 | 0 |
| Leon Wagner, L OBP: 0.341, SLG: 0.620 (8, PH) | | | | | | | | | | 1 | 0 | 0 | 0 | 0 | 1 | 2 |
| Tom Morgan, R (9, 1) | | | | | | | | | | 0 | 0 | 0 | 0 | 0 | 0 | 0 |


| Inning Stats | R: 0 | H: 1 | R: 2 | H: 1 | R: 0 | H: 1 | R: 0 | H: 0 | R: 2 | H: 2 | R: 0 | H: 0 | R: 0 | H: 1 | R: 0 | H: 0 |
|--------------|------|--------|------|--------|------|--------|------|--------|------|--------|------|--------|------|--------|------|--------|
| | E: 0 | LOB: 2 | E: 0 | LOB: 0 | E: 0 | LOB: 2 | E: 0 | LOB: 0 | E: 0 | LOB: 0 | E: 0 | LOB: 0 | E: 0 | LOB: 2 | E: 0 | LOB: 0 |
| | K: 1 | BB: 1 | K: 2 | BB: 1 | K: 1 | BB: 0 | K: 0 | BB: 0 | K: 0 | BB: 1 | K: 0 | BB: 0 | K: 0 | BB: 1 | K: 0 | BB: 0 |
| | S: 6 | P: 10 | S: 8 | P: 12 | S: 6 | P: 7 | S: 5 | P: 5 | S: 4 | P: 8 | S: 3 | P: 3 | S: 8 | P: 12 | S: 3 | P: 3 |

| PITCHER | IP | WLS | BF | H | R | ER | SO | BB | IBB | HBP | BLK | WP | HR | S | P | ERA | WHIP |
|--------------------------------------|-----|-----|----|---|---|----|----|----|-----|-----|-----|----|----|----|----|------|-------|
| Billy Pierce, L ERA: 5.72 (1, 1) | 5.0 | | 24 | 6 | 3 | 3 | 5 | 3 | 0 | 1 | 0 | 0 | 1 | 30 | 43 | 5.40 | 1.800 |
| Frank Baumann, L ERA: 6.42 (6, 1) | 4.0 | W | 15 | 3 | 1 | 1 | 2 | 1 | 0 | 0 | 0 | 0 | 0 | 18 | 22 | 2.25 | 1.000 |


BOTTOM

Chicago White Sox @ Los Angeles Angels
 Wrigley Field, Los Angeles, CA
 Thu May 18 1961, 9:05 PM CDT
 Att. 3,740 - Unknown

| | |
|-----|----|
| AB | 34 |
| R | 4 |
| H | 9 |
| RBI | 4 |
| BB | 4 |
| SO | 7 |
| LOB | 14 |



| WP | PA |
|----|----|
| 0 | 39 |

| Batter | 1 | 2 | 3 | 4 | 5 | 6 | 7 | 8 | 9 | AB R H RBI BB SO LOB | TOP | | | | | | | | | | | |
|---|---|---------------------------------|------------------------------|---------------------------------|------------------------------|---------------------------------|------------------------------|---------------------------------|------------------------------|---------------------------------|--|---|------------------------------|---------------------------------|------------------------------|---------------------------------|------------------------------|---------------------------------|----------------------------------|------------------------------------|----------------------------------|--------|
| Al Smith, R (1, 9) OBP: 0.295, SLG: 0.467 | 0-3 K | | 0-0 6-3 1B | | 0-0 HR | | 0-0 F9 | | 0-0 F3 | 5 2 2 1 0 1 1 | Chicago White Sox @ Los Angeles Angels Wrigley Field, Los Angeles, CA Fri May 19 1961, 9:05 PM CDT Unknown | | | | | | | | | | | |
| Nellie Fox, L (1, 4) OBP: 0.321, SLG: 0.336 | 0-0 F8 | | 0-0 6-3 1-2 | | 0-0 F9 | | 0-0 WP 1B | | 0-0 G3 | 5 0 1 0 0 0 2 | | | | | | | | | | | | |
| Minnie Minoso, R (1, 7) OBP: 0.365, SLG: 0.461 | 0-0 PB 1B | | 0-0 2-H 1B | | 0-0 5-3 | | 0-0 5-3 1-2 | | | 4 0 2 1 0 0 1 | | | | | | | | | | | | |
| Roy Sievers, R (1, 3) OBP: 0.405, SLG: 0.602 | 0-3 1-2 K | | 0-0 F4 | | | 0-0 F8 | | 0-3 K | | 4 0 0 0 0 2 2 | | | | | | | | | | | | |
| Jim Landis, R (1, 8) OBP: 0.318, SLG: 0.474 | | 0-0 5-3 | | 0-0 F9 | | 4-0 1B 2-1 BB | | 4-0 S BB | | 2 0 0 0 2 0 0 | | | | | | | | | | | | |
| J.C. Martin, L (1, 5) OBP: 0.319, SLG: 0.400 | | 0-0 G3 | | 0-0 1B | | 0-0 F3 | | 0-0 F8 1-2 | | 4 0 1 0 0 0 2 | | | | | | | | | | | | |
| Sherm Lollar, R (1, 2) OBP: 0.367, SLG: 0.426 | | 0-0 HR | | 0-0 F6 | | 0-0 BB 1-3 1B | | 0-0 F9 | | 4 1 2 1 0 0 2 | | | | | | | | | | | | |
| Luis Aparicio, R (1, 6) OBP: 0.301, SLG: 0.330 | | 0-0 F9 | | 0-0 F4 | | 4-0 BB 1-2 BB | | 0-3 K | | 2 0 0 0 1 0 1 | | | | | | | | | | | | |
| Earl Torgeson, L (9, PH) | | | | | | | | | | 1 0 0 0 0 1 0 | | | | | | | | | | | | |
| Herb Score, L (1, 1) | | | 0-3 K | | 0-3 K | | 0-0 2-1 | | 0-0 E4 | 1 0 0 0 0 1 0 | |  | | | | | | | | | | |
| Russ Kemmerer, R (3, 1) | | | | | | | | | 1 0 0 0 0 1 0 | | | | | | | | | | | | | |
| Wes Covington, L (7, PH) OBP: 0.300, SLG: 0.370 | | | | | | | | | 1 0 0 0 0 0 0 | | | | | | | | | | | | | |
| Turk Lown, R (7, 1) | | | | | | | | | 0 0 0 0 0 0 0 | | | | | | | | | | | | | |
| Floyd Robinson, L (9, PH) OBP: 0.378, SLG: 0.531 | | | | | | | | | | 1 0 0 0 0 0 0 | | | | | | | | | | | | |
| Inning Stats | R: 0 E: 0 K: 2 S: 8 | H: 1 LOB: 1 BB: 0 P: 8 | R: 1 E: 0 K: 0 S: 4 | H: 1 LOB: 0 BB: 0 P: 4 | R: 1 E: 0 K: 1 S: 7 | H: 2 LOB: 1 BB: 0 P: 7 | R: 0 E: 0 K: 0 S: 4 | H: 1 LOB: 1 BB: 0 P: 4 | R: 1 E: 0 K: 1 S: 6 | H: 1 LOB: 0 BB: 0 P: 6 | R: 0 E: 0 K: 0 S: 3 | H: 1 LOB: 3 BB: 2 P: 11 | R: 0 E: 0 K: 0 S: 4 | H: 1 LOB: 1 BB: 0 P: 4 | R: 0 E: 0 K: 1 S: 5 | H: 0 LOB: 1 BB: 1 P: 9 | R: 0 E: 1 K: 1 S: 6 | H: 0 LOB: 1 BB: 0 P: 6 | 1B: 6 2B: 0 3B: 0 HR: 2 | SF: 0 SAC: 0 DP: 0 HBP: 0 | WP: 1 PB: 1 SB: 1 CS: 0 | PA: 38 |
| PITCHER | IP WLS BF H R ER SO BB IBB HBP BLK WP HR S P ERA WHIP | | | | | | | | | | | | | | | | | | | | | |
| Jerry Casale, R (1, 1) ERA: 6.19 | 7.1 W 33 8 3 3 5 3 0 0 0 1 2 39 51 3.68 1.500 | | | | | | | | | | | | | | | | | | | | | |
| Ryne Duren, R (8, 1) ERA: 3.09 | 1.2 S 6 0 0 0 1 0 0 0 0 0 0 8 8 0.00 0.000 | | | | | | | | | | | | | | | | | | | | | |

livebaseballscorecards.com

| | |
|-----|----|
| AB | 35 |
| R | 3 |
| H | 8 |
| RBI | 3 |
| BB | 3 |
| SO | 6 |
| LOB | 11 |

| Batter | 1 | 2 | 3 | 4 | 5 | 6 | 7 | 8 | 9 |
|--|--------------------------------|----------|------------------|-----------------|------------|------------------|-----------------------|-----------|---|
| Albie Pearson, L (1, 9) OBP: 0.436, SLG: 0.422 | 0-0 E6 BB BB SF7 | 0-3 K | | 4-0 BB BB | | 0-0 1-3 2B | | | |
| Ken Aspromonte, R (1, 4) OBP: 0.318, SLG: 0.293 | 4-0 FC5 1-2 BB | | 4-0 HR BB | 0-0 F8 | | 0-0 5-3 | | | |
| Ken Hunt, R (1, 8) OBP: 0.374, SLG: 0.575 | 0-0 F2 | | 0-0 F8 | | 0-0 F8 | | 0-0 G4-6-3 1B | | |
| Lee Thomas, L (4, 9) OBP: 0.286, SLG: 0.286 | | | | | | | | | |
| Steve Bilko, R (1, 3) OBP: 0.429, SLG: 0.543 | 4-0 FC5 1-2 2-3 BB | | 0-0 1-H HR | | 0-0 6-3 | | 0-0 G4-6-3 1-2f | | |
| Ted Kluszewski, L (7, PH) OBP: 0.337, SLG: 0.561 | | | | | | | | | |
| Earl Averill, R (1, 7) OBP: 0.423, SLG: 0.571 | 0-0 SF7 | | 4-0 BB | | 0-0 5-3 | | 0-0 L5 | | |
| Leon Wagner, L (8, 7) OBP: 0.341, SLG: 0.620 | | | | | | | | | |
| Gene Leek, R (1, 5) OBP: 0.289, SLG: 0.419 | 0-0 3-H FC5 2-3f | | 0-3 K | | | 0-0 HR | | 0-0 F9 | |
| Del Rice, R (1, 2) OBP: 0.333, SLG: 0.333 | | 0-3 K | 0-0 F8 | | | 0-0 F6 | | 0-3 K | |
| Rocky Bridges, R (1, 6) OBP: 0.385, SLG: 0.200 | | | | | 0-0 6-3 | | 0-0 F2 | 4-0 BB | |
| Jerry Casale, R (1, 1) OBP: 0.364, SLG: 0.700 | | | | | | | | 0-0 F8 | |
| Ryne Duren, R (8, 1) | | | | | | 0-0 2B 1B | | | |


| Inning Stats | R: 1 | H: 0 | E: 1 | K: 0 | S: 4 | LOB: 2 | BB: 2 | P: 12 | R: 0 | H: 0 | E: 0 | K: 2 | S: 7 | LOB: 1 | BB: 1 | P: 11 | R: 2 | H: 1 | E: 0 | K: 1 | S: 6 | LOB: 1 | BB: 2 | P: 14 | R: 0 | H: 0 | E: 0 | K: 0 | S: 3 | LOB: 0 | BB: 0 | P: 3 | R: 1 | H: 3 | E: 0 | K: 0 | S: 6 | LOB: 2 | BB: 0 | P: 6 | R: 0 | H: 1 | E: 0 | K: 0 | S: 3 | LOB: 0 | BB: 0 | P: 3 | R: 0 | H: 0 | E: 0 | K: 1 | S: 5 | LOB: 1 | BB: 1 | P: 9 |
|--------------|------|------|------|------|------|--------|-------|-------|------|------|------|------|------|--------|-------|-------|------|------|------|------|------|--------|-------|-------|------|------|------|------|------|--------|-------|------|------|------|------|------|------|--------|-------|------|------|------|------|------|------|--------|-------|------|------|------|------|------|------|--------|-------|------|
|--------------|------|------|------|------|------|--------|-------|-------|------|------|------|------|------|--------|-------|-------|------|------|------|------|------|--------|-------|-------|------|------|------|------|------|--------|-------|------|------|------|------|------|------|--------|-------|------|------|------|------|------|------|--------|-------|------|------|------|------|------|------|--------|-------|------|

| PITCHER | IP | WLS | BF | H | R | ER | SO | BB | IBB | HBP | BLK | WP | HR | S | P | ERA | WHIP |
|---|-----|-----|----|---|---|----|----|----|-----|-----|-----|----|----|----|----|------|-------|
| Herb Score, L (1, 1) ERA: 5.4 | 2.1 | | 14 | 1 | 3 | 2 | 2 | 5 | 0 | 0 | 0 | 0 | 1 | 13 | 33 | 7.71 | 2.571 |
| Russ Kemmerer, R (3, 1) ERA: 1.64 | 3.2 | L | 15 | 3 | 1 | 1 | 1 | 1 | 0 | 0 | 0 | 0 | 1 | 16 | 20 | 2.46 | 1.091 |
| Turk Lown, R (7, 1) ERA: 1.04 | 2.0 | | 7 | 1 | 0 | 0 | 1 | 1 | 0 | 0 | 0 | 0 | 0 | 8 | 12 | 0.00 | 1.000 |

BOTTOM

Chicago White Sox @ Los Angeles Angels
 Wrigley Field, Los Angeles, CA
 Fri May 19 1961, 9:05 PM CDT
 Unknown

| | |
|-----|----|
| AB | 28 |
| R | 4 |
| H | 5 |
| RBI | 4 |
| BB | 7 |
| SO | 4 |
| LOB | 13 |



| | | | |
|-------|--------|-------|--------|
| 1B: 2 | SF: 1 | WP: 0 | PA: 36 |
| 2B: 1 | SAC: 0 | PB: 0 | |
| 3B: 0 | DP: 1 | SB: 0 | |
| HR: 2 | HBP: 0 | CS: 0 | |

livebaseballscorecards.com

| Batter | 1 | 2 | 3 | 4 | 5 | 6 | 7 | 8 | 9 | AB R H RBI BB SO LOB | TOP | | | | | | | | | | | |
|--|---|---------------------------------|-------------------------------|----------------------------------|------------------------------|---------------------------------|------------------------------|---------------------------------|------------------------------|---|---|----------------------------------|------------------------------|---------------------------------|------------------------------|----------------------------------|------------------------------|---------------------------------|----------------------------------|------------------------------------|----------------------------------|--------|
| Luis Aparicio, R (1, 6) OBP: 0.297, SLG: 0.333 | 0-0 L4-6 2B | | 0-0 5-3 | | 0-0 E5 G1-6-3 | | 0-0 5-3 | | 0-0 F9 | 5 0 1 0 0 0 0 | Chicago White Sox @ Los Angeles Angels Wrigley Field, Los Angeles, CA Fri May 19 1961, 9:05 PM CDT Att. 9,574 - Unknown livebaseballscorecards.com | | | | | | | | | | | |
| Nellie Fox, L (1, 4) OBP: 0.317, SLG: 0.331 | 0-0 L4-6 2-3 | | 0-0 1B | | 0-0 G1-6-3 1-2f | | 0-0 6-3 | | 0-0 5-3 | 5 0 1 0 0 0 2 | | | | | | | | | | | | |
| Minnie Minoso, R (1, 7) OBP: 0.359, SLG: 0.443 | 0-0 F9 | | 0-0 F8 | | 4-0 1B BB BB | | 0-3 K | | 0-0 4-3 | 4 1 0 0 1 1 1 | | | | | | | | | | | | |
| Roy Sievers, R (1, 3) OBP: 0.407, SLG: 0.624 | | 0-0 1B 1B 1B | 0-0 F9 | | 0-0 L6 | | 0-0 HR | | | 4 1 2 1 0 0 2 | | | | | | | | | | | | |
| Jim Landis, R (1, 8) OBP: 0.323, SLG: 0.471 | | 0-3 K | | 0-0 F7 | 4-0 1B E BB | | 0-0 1B S | | | 3 1 1 0 1 1 1 | | | | | | | | | | | | |
| J.C. Martin, L (1, 5) OBP: 0.316, SLG: 0.393 | | 0-0 1B 1-2 1B | | 0-0 F5 | 0-0 F9 | | 0-0 F7 1B | | | 4 0 1 0 0 0 3 | | | | | | | | | | | | |
| Al Smith, R (1, 9) OBP: 0.312, SLG: 0.468 | | 0-3 K | | 4-0 BB | 0-0 E 1-3 2-H 1B | | 4-0 1-2 BB | | | 2 0 1 1 2 1 2 | | | | | | | | | | | | |
| Cam Carreon, R (1, 2) OBP: 0.326, SLG: 0.364 | | 0-0 1-2 2-3 1B | | 0-0 1-3 | 0-0 E6 1-3 3-H | | 0-3 K | | | 4 0 1 0 0 1 4 | | | | | | | | | | | | |
| Bob Shaw, R (1, 1) Wes Covington, L (5, PH) Gerry Staley, R (5, 1) Floyd Robinson, L (6, PH) Turk Lown, R (6, 1) Sherm Lollar, R (8, PH) Frank Baumann, L (8, 1) | | 0-0 6-3 | | 0-0 P6 | 0-0 4-3 | | 0-0 L6 | | | 1 0 0 0 0 0 3 1 0 0 0 0 0 0 0 0 0 0 0 0 0 1 0 0 0 0 0 2 0 0 0 0 0 0 0 1 0 0 0 0 0 2 0 0 0 0 0 0 0 | | | | | | | | | | | | |
| Inning Stats | R: 0 E: 0 K: 0 S: 3 | H: 1 LOB: 0 BB: 0 P: 3 | R: 0 E: 0 K: 2 S: 10 | H: 3 LOB: 3 BB: 0 P: 10 | R: 0 E: 0 K: 0 S: 4 | H: 1 LOB: 1 BB: 1 P: 4 | R: 0 E: 0 K: 0 S: 3 | H: 0 LOB: 1 BB: 1 P: 7 | R: 0 E: 1 K: 0 S: 3 | H: 0 LOB: 0 BB: 0 P: 3 | R: 2 E: 1 K: 0 S: 5 | H: 1 LOB: 2 BB: 2 P: 13 | R: 0 E: 0 K: 1 S: 5 | H: 0 LOB: 0 BB: 0 P: 5 | R: 1 E: 0 K: 1 S: 7 | H: 2 LOB: 2 BB: 1 P: 11 | R: 0 E: 0 K: 0 S: 3 | H: 0 LOB: 0 BB: 0 P: 3 | 1B: 6 2B: 2 3B: 0 HR: 1 | SF: 0 SAC: 0 DP: 2 HBP: 0 | WP: 0 PB: 0 SB: 1 CS: 0 | PA: 39 |
| PITCHER | IP WLS BF H R ER SO BB IBB HBP BLK WP HR S P ERA WHIP | | | | | | | | | | | | | | | | | | | | | |
| Ken McBride, R (1, 1) ERA: 3.02 | 5.2 W 26 6 2 1 2 3 0 0 0 0 0 0 27 39 1.59 1.588 | | | | | | | | | | | | | | | | | | | | | |
| Eli Grba, R (6, 1) ERA: 5.55 | 1.1 6 2 1 1 1 0 0 0 0 0 1 8 8 6.75 1.500 | | | | | | | | | | | | | | | | | | | | | |
| Ryne Duren, R (8, 1) ERA: 2.63 | 2.0 S 7 0 0 0 1 1 0 0 0 0 0 0 8 12 0.00 0.500 | | | | | | | | | | | | | | | | | | | | | |

| | |
|-----|----|
| AB | 35 |
| R | 3 |
| H | 8 |
| RBI | 2 |
| BB | 4 |
| SO | 4 |
| LOB | 22 |



| Batter | 1 | 2 | 3 | 4 | 5 | 6 | 7 | 8 | 9 | 10 | AB R H RBI BB SO LOB | TOP | | | | | | | | | | | | | |
|---|---|------------------------|--------------------------|-------------------------|--------------------------|------------------------|--------------------------|------------------------|--------------------------|-------------------------|--------------------------|---|--------------------------|------------------------|--------------------------|------------------------|--------------------------|------------------------|--------------------------|------------------------|-------------------------|---------------------------|-------------------------|--------|--|
| Al Smith, R (1, 9) OBP: 0.325, SLG: 0.505 | F7 | | 6-3 | | G5-4-3 BB 1-2 1B | | 1B 1B | | 1-H HR | | 5 1 3 2 0 0 0 | Chicago White Sox @ Boston Red Sox Fenway Park, Boston, MA Sun May 21 1961, 3:33 AM EDT Unknown | | | | | | | | | | | | | |
| Nellie Fox, L (1, 4) OBP: 0.326, SLG: 0.336 | F9 | | FC6-4 1B | | G5-4-3 1-2 2-3 BB | | 1-2 1B | | F8 | | 4 0 2 0 1 0 1 | | | | | | | | | | | | | | |
| Minnie Minoso, R (1, 7) OBP: 0.346, SLG: 0.423 | L4 | | P3 | | G5-4-3 1-2f 2-3 3-H | | K | | | 1-4-3 | 5 0 0 0 0 1 5 | | | | | | | | | | | | | | |
| Roy Sievers, R (1, 3) OBP: 0.407, SLG: 0.639 | | HR | FC6-4 1-2f | | F6 | | | F9 | | HR 1B | 5 2 2 1 0 0 2 | | | | | | | | | | | | | | |
| Jim Landis, R (1, 8) OBP: 0.333, SLG: 0.496 | | 4-3 S BB | | CS 1B | | F8 | | 1-3 | | HR | 4 1 2 2 1 0 0 | | | | | | | | | | | | | | |
| J.C. Martin, L (1, 5) OBP: 0.301, SLG: 0.372 | | K 1-2 | | 4-3 1-2 | | K | | 4-3 | | K | 5 0 0 0 0 3 2 | | | | | | | | | | | | | | |
| Cam Carreon, R (1, 2) OBP: 0.327, SLG: 0.362 | | 4-3 2-3 | | | | K | | | 1-3 | L7 | 3 0 1 0 0 1 1 | | | | | | | | | | | | | | |
| Floyd Robinson, L (9, PH) OBP: 0.359, SLG: 0.500 | | | | | | | | | | | 1 0 0 0 0 0 0 | | | | | | | | | | | | | | |
| Sherm Lollar, R (9, 2) OBP: 0.358, SLG: 0.414 | | | | | | | | | | | 1 0 0 0 0 0 0 | | | | | | | | | | | | | | |
| Luis Aparicio, R (1, 6) OBP: 0.305, SLG: 0.336 | | | | | | | | | | | 2 0 1 0 1 0 1 | | | | | | | | | | | | | | |
| Wes Covington, L (9, PH) OBP: 0.313, SLG: 0.379 | | | | | | | | | | | 1 0 1 0 0 0 0 | | | | | | | | | | | | | | |
| Sammy Esposito, R (9, PR) OBP: 0.211, SLG: 0.278 | | | | | | | | | | | 0 1 0 0 0 0 0 | | | | | | | | | | | | | | |
| Early Wynn, S (1, 1) OBP: 0.217, SLG: 0.100 | | | | | | | | | | | 2 1 0 0 1 0 3 | | | | | | | | | | | | | | |
| Earl Torgeson, L (9, PH) | | | | | | | | | | | 1 0 0 0 0 0 1 | | | | | | | | | | | | | | |
| Turk Lown, R (9, 1) | | | | | | | | | | | 0 0 0 0 0 0 0 | | | | | | | | | | | | | | |
| Billy Pierce, L (10, 1) OBP: 0.222, SLG: 0.222 | | | | | | | | | | | 0 0 0 0 0 0 0 | | | | | | | | | | | | | | |
| Inning Stats | R: 0 H: 0 E: 0 K: 0 S: 3 | H: 0 LOB: 0 BB: 0 P: 3 | R: 1 H: 1 E: 0 K: 1 S: 6 | H: 1 LOB: 2 BB: 2 P: 14 | R: 0 H: 1 E: 0 K: 0 S: 4 | H: 1 LOB: 1 BB: 0 P: 4 | R: 0 H: 2 E: 0 K: 2 S: 4 | H: 1 LOB: 1 BB: 0 P: 4 | R: 1 H: 1 E: 0 K: 0 S: 3 | H: 1 LOB: 2 BB: 0 P: 11 | R: 0 H: 0 E: 0 K: 2 S: 7 | H: 0 LOB: 0 BB: 0 P: 7 | R: 0 H: 3 E: 0 K: 1 S: 7 | H: 3 LOB: 2 BB: 0 P: 7 | R: 0 H: 0 E: 0 K: 0 S: 3 | H: 0 LOB: 0 BB: 0 P: 3 | R: 2 H: 2 E: 0 K: 0 S: 5 | H: 2 LOB: 1 BB: 0 P: 5 | R: 2 H: 2 E: 0 K: 1 S: 7 | H: 2 LOB: 0 BB: 0 P: 7 | 1B: 9 2B: 1 3B: 0 HR: 3 | SF: 0 SAC: 0 DP: 2 HBP: 0 | WP: 0 PB: 0 SB: 2 CS: 1 | PA: 43 | |
| PITCHER | IP WLS BF H R ER SO BB IBB HBP BLK WP HR S P ERA WHIP | | | | | | | | | | | | | | | | | | | | | | | | |
| Ike Delock, R (1, 1) ERA: 4.38 | 4.0 | | 5 | 2 | 2 | 1 | 4 | 0 | 0 | 0 | 0 | 0 | 1 | 18 | 34 | 4.50 | 2.250 | | | | | | | | |
| Tracy Stallard, R (5, 1) ERA: 4.6 | 3.0 | 10 | 3 | 0 | 0 | 3 | 0 | 0 | 0 | 0 | 0 | 0 | 1 | 8 | 16 | 0.00 | 1.000 | | | | | | | | |
| Mike Fornieles, R (8, 1) ERA: 9.15 | 2.0 | 8 | 2 | 2 | 2 | 0 | 0 | 0 | 0 | 0 | 0 | 0 | 1 | 8 | 8 | 9.00 | 1.000 | | | | | | | | |
| Dave Hillman, R (10, 1) ERA: 1.62 | 1.0 | L 5 | 2 | 2 | 2 | 1 | 0 | 0 | 0 | 0 | 0 | 0 | 1 | 7 | 7 | 18.00 | 2.000 | | | | | | | | |

livebaseballscorecards.com

| | |
|-----|----|
| AB | 39 |
| R | 6 |
| H | 12 |
| RBI | 5 |
| BB | 4 |
| SO | 5 |
| LOB | 16 |



| Batter | 1 | 2 | 3 | 4 | 5 | 6 | 7 | 8 | 9 | AB R H RBI BB SO LOB | TOP | | | | | | | | | |
|--|---|---|--|---------------------------------|------------------------------|---------------------------------|------------------------------|---------------------------------|------------------------------|--|------------------------------|---------------------------------|------------------------------|---------------------------------|------------------------------|---------------------------------|----------------------------------|------------------------------------|----------------------------------|--------|
| Al Smith, R (1, 9) OBP: 0.314, SLG: 0.485 | 0-0 4-3 | | 0-0 4-3 | | | 0-3 K | | 0-0 L5-3 | | 4 0 0 0 0 1 2 | | | | | | | | | | |
| Nellie Fox, L (1, 4) OBP: 0.338, SLG: 0.348 Sammy Esposito, R (9, PR) OBP: 0.211, SLG: 0.278 | 0-0 5-3 1B | | | 0-0 6-3 | | 0-0 1B | | 0-0 1B | | 4 0 3 1 0 0 0 0 0 0 0 0 0 0 | | | | | | | | | | |
| Minnie Minoso, R (1, 7) OBP: 0.343, SLG: 0.417 | 0-0 5-3 1-2 | | | 0-0 L8 | | 0-0 1-3 | | 0-0 1B | | 4 0 1 0 0 0 2 | | | | | | | | | | |
| Roy Sievers, R (1, 3) OBP: 0.396, SLG: 0.619 | 0-0 F3 | | | 0-0 6-3 | | | 0-0 F8 | | 0-3 K | 4 0 0 0 0 1 3 | | | | | | | | | | |
| Jim Landis, R (1, 8) OBP: 0.331, SLG: 0.484 | | | | | 0-0 6-3 | | 4-0 5-3 BB | | 0-3 K | 3 0 0 0 1 2 2 | | | | | | | | | | |
| Sherm Lollar, R (1, 2) OBP: 0.341, SLG: 0.392 | | | | | 0-3 K | | 0-0 5-3 1-2 | | 0-0 F8 | 4 0 0 0 0 1 3 | | | | | | | | | | |
| J.C. Martin, L (1, 5) OBP: 0.292, SLG: 0.361 | | | | | 0-0 F8 | | 0-0 P6 | | | 3 0 0 0 0 0 1 | | | | | | | | | | |
| Luis Aparicio, R (1, 6) OBP: 0.313, SLG: 0.344 | | | | | 0-0 F2 | | 0-0 1B | | 0-0 L5-3 1B | 3 1 2 0 0 0 0 | | | | | | | | | | |
| Cal McLish, S (1, 1) OBP: 0.143, SLG: 0.143 Wes Covington, L (8, PH) OBP: 0.303, SLG: 0.367 Gerry Staley, R (8, 1) Juan Pizarro, L (8, 1) | | | | | 0-0 P3 | | 0-3 K | | 0-0 F3 | 2 0 0 0 0 1 1 1 0 0 0 0 0 1 0 0 0 0 0 0 0 0 0 0 0 0 0 0 | | | | | | | | | | |
| Inning Stats | R: 0 E: 0 K: 0 S: 4 | H: 1 LOB: 1 BB: 0 P: 4 | R: 0 E: 0 K: 1 S: 5 | H: 0 LOB: 0 BB: 0 P: 5 | R: 0 E: 0 K: 0 S: 3 | H: 0 LOB: 0 BB: 0 P: 3 | R: 0 E: 0 K: 1 S: 5 | H: 0 LOB: 0 BB: 0 P: 5 | R: 1 E: 0 K: 2 S: 9 | H: 2 LOB: 1 BB: 0 P: 9 | R: 0 E: 0 K: 0 S: 3 | H: 0 LOB: 1 BB: 1 P: 7 | R: 0 E: 0 K: 0 S: 3 | H: 1 LOB: 0 BB: 0 P: 3 | R: 0 E: 0 K: 2 S: 9 | H: 2 LOB: 2 BB: 0 P: 9 | 1B: 6 2B: 1 3B: 0 HR: 0 | SF: 0 SAC: 0 DP: 1 HBP: 0 | WP: 0 PB: 0 SB: 1 CS: 0 | PA: 33 |
| PITCHER Don Schwall, R (1, 1) ERA: 1.13 Gene Conley, R (9, 1) ERA: 2.84 | IP WLS BF H R ER SO BB IBB HBP BLK WP HR S P ERA WHIP | 8.0 W 30 6 1 1 4 1 0 0 0 0 0 0 37 41 1.12 0.875 | 1.0 S 3 0 0 0 2 0 0 0 0 0 0 0 7 7 0.00 0.000 | | | | | | | | | | | | | | | | | |

Chicago White Sox @ Boston Red Sox
Fenway Park, Boston, MA
Sun May 21 1961, 3:38 AM EDT
Att: 21,895 - Unknown

livebaseballscorecards.com

| | |
|-----|----|
| AB | 32 |
| R | 1 |
| H | 6 |
| RBI | 1 |
| BB | 1 |
| SO | 6 |
| LOB | 15 |



| Batter | 1 | 2 | 3 | 4 | 5 | 6 | 7 | 8 | 9 |
|--|------------|-------------------|------------|------------|---------------------|------------|------------|------------------|---|
| Chuck Schilling, R (1, 4) <small>OBP: 0.324, SLG: 0.317</small> | 0-0 4-3 | | 0-0 1-3 | | 0-3 K | | | 4-0 HR BB | |
| Gary Geiger, L (1, 8) <small>OBP: 0.301, SLG: 0.318</small> | 0-3 K | | 0-3 K | | | 0-0 F9 | | 0-0 1-H HR | |
| Carl Yastrzemski, L (1, 7) <small>OBP: 0.268, SLG: 0.365</small> | 0-0 F7 | | 0-0 F7 | | | 0-0 F8 | | 0-0 F7 | |
| Jackie Jensen, R (1, 9) <small>OBP: 0.245, SLG: 0.276</small> | | 0-0 6-3 | | 0-0 P6 | | 0-0 4-3 | | 0-0 1B | |
| Russ Nixon, L (1, 2) <small>OBP: 0.292, SLG: 0.361</small> | | 0-0 4-3 2B | | 0-0 F2 | | | 0-0 F8 | 0-0 F7 | |
| Pete Runnels, L (1, 3) <small>OBP: 0.389, SLG: 0.476</small> | | 0-0 4-3 2-3 | | 0-0 4-3 | | | 0-0 6-3 | | |
| Frank Malzone, R (1, 5) <small>OBP: 0.164, SLG: 0.197</small> | | 0-0 E 2B | | | 0-0 6-3 | | 0-0 1B | | |
| Don Buddin, R (1, 6) <small>OBP: 0.391, SLG: 0.351</small> | | 0-0 E4 2-H | | | 4-0 SH2-4 BB | | 0-0 P5 | | |
| Don Schwall, R (1, 1) Gene Conley, R (9, 1) | | 0-3 K | | | 0-0 SH2-4 1-2 | | | 0-3 K | |

| Inning Stats | R: 0 E: 0 K: 1 S: 5 | H: 0 LOB: 0 BB: 0 P: 5 | R: 2 E: 1 K: 1 S: 8 | H: 2 LOB: 1 BB: 0 P: 8 | R: 0 E: 0 K: 1 S: 5 | H: 0 LOB: 0 BB: 0 P: 5 | R: 0 E: 0 K: 0 S: 3 | H: 0 LOB: 0 BB: 0 P: 3 | R: 0 E: 0 K: 1 S: 5 | H: 0 LOB: 1 BB: 1 P: 9 | R: 0 E: 0 K: 0 S: 3 | H: 0 LOB: 0 BB: 0 P: 3 | R: 0 E: 0 K: 0 S: 4 | H: 1 LOB: 1 BB: 0 P: 4 | R: 2 E: 0 K: 1 S: 7 | H: 2 LOB: 1 BB: 1 P: 11 |
|--------------|------------------------------|---------------------------------|------------------------------|---------------------------------|------------------------------|---------------------------------|------------------------------|---------------------------------|------------------------------|---------------------------------|------------------------------|---------------------------------|------------------------------|---------------------------------|------------------------------|----------------------------------|
|--------------|------------------------------|---------------------------------|------------------------------|---------------------------------|------------------------------|---------------------------------|------------------------------|---------------------------------|------------------------------|---------------------------------|------------------------------|---------------------------------|------------------------------|---------------------------------|------------------------------|----------------------------------|


| PITCHER | IP | WLS | BF | H | R | ER | SO | BB | IBB | HBP | BLK | WP | HR | S | P | ERA | WHIP |
|---|-----|-----|----|---|---|----|----|----|-----|-----|-----|----|----|----|----|-------|-------|
| Cal McLish, R (1, 1) <small>ERA: 3.66</small> | 7.0 | L | 26 | 3 | 2 | 1 | 4 | 1 | 0 | 0 | 0 | 0 | 0 | 33 | 37 | 1.29 | 0.571 |
| Gerry Staley, R (8, 1) <small>ERA: 8.1</small> | 0.1 | | 3 | 1 | 2 | 2 | 1 | 1 | 0 | 0 | 0 | 0 | 1 | 4 | 8 | 54.00 | 6.000 |
| Juan Pizarro, L (8, 1) <small>ERA: 3.86</small> | 0.2 | | 3 | 1 | 0 | 0 | 0 | 0 | 0 | 0 | 0 | 0 | 0 | 3 | 3 | 0.00 | 1.500 |

BOTTOM

Chicago White Sox @ Boston Red Sox
 Fenway Park, Boston, MA
 Sun May 21 1961, 3:38 AM EDT
 Att. 21,895 - Unknown

| | | | | | | |
|----|---|---|-----|----|----|-----|
| AB | R | H | RBI | BB | SO | LOB |
| 3 | 1 | 0 | 0 | 1 | 1 | 1 |
| 4 | 1 | 1 | 2 | 0 | 2 | 0 |
| 4 | 0 | 0 | 0 | 0 | 0 | 0 |
| 4 | 0 | 1 | 0 | 0 | 0 | 0 |
| 4 | 1 | 1 | 0 | 0 | 0 | 1 |
| 3 | 0 | 0 | 0 | 0 | 0 | 1 |
| 3 | 1 | 2 | 1 | 0 | 0 | 0 |
| 2 | 0 | 0 | 0 | 1 | 0 | 1 |
| 2 | 0 | 0 | 0 | 0 | 2 | 1 |
| 0 | 0 | 0 | 0 | 0 | 0 | 0 |

| | |
|-----|----|
| AB | 29 |
| R | 4 |
| H | 5 |
| RBI | 3 |
| BB | 2 |
| SO | 5 |
| LOB | 5 |



| | | | | | | | |
|-----|---|------|---|-----|---|-----|----|
| 1B: | 2 | SF: | 0 | WP: | 0 | PA: | 32 |
| 2B: | 2 | SAC: | 1 | PB: | 0 | | |
| 3B: | 0 | DP: | 0 | SB: | 0 | | |
| HR: | 1 | HBP: | 0 | CS: | 0 | | |

livebaseballscorecards.com

| Batter | 1 | 2 | 3 | 4 | 5 | 6 | 7 | 8 | 9 | AB R H RBI BB SO LOB | TOP | | | | | | | | | | | | |
|---|--|---------------------------------|------------------------------|---------------------------------|------------------------------|---------------------------------|------------------------------|---------------------------------|------------------------------|---------------------------------|------------------------------|----------------------------------|------------------------------|---------------------------------|------------------------------|---------------------------------|------------------------------|---------------------------------|----------------------------------|------------------------------------|----------------------------------|--------|--|
| Al Smith, R (1, 9) OBP: 0.325, SLG: 0.486 | 4-0 BB | | 0-0 1B 4-1 1B | | 0-3 K | | 0-0 FC5-4 | | 0-0 1B | 4 1 2 0 1 1 2 | | | | | | | | | | | | | |
| Nellie Fox, L (1, 4) OBP: 0.333, SLG: 0.343 | 0-0 F7 | | 0-0 1B 4-1 1B | | 0-0 F9 | | 0-0 F7 | | 0-0 4-3 | 5 0 1 0 0 0 4 | | | | | | | | | | | | | |
| Wes Covington, L (1, 7) OBP: 0.324, SLG: 0.344 | 0-0 F9 | | 0-0 1B 4-1 1B | | 4-0 BB 1B BB | | 4-0 1B BB | | | 2 0 0 1 2 0 2 | | | | | | | | | | | | | |
| Roy Sievers, R (1, 3) OBP: 0.392, SLG: 0.608 | 0-0 F8 | | 0-0 F2 | | 0-0 BB 1B | | 0-0 F8 | | | 4 0 1 0 0 0 3 | | | | | | | | | | | | | |
| Jim Landis, R (1, 8) OBP: 0.336, SLG: 0.477 | | 4-0 BB 4-3 BB | | 0-0 P3 | | 4-0 BB 1B BB | | 0-0 P4 | | 2 0 0 0 2 0 1 | | | | | | | | | | | | | |
| Sherm Lollar, R (1, 2) OBP: 0.337, SLG: 0.385 | | 0-0 F9 | | 0-0 F8 | | 0-3 K | | 0-0 1B | | 4 0 1 0 0 1 4 | | | | | | | | | | | | | |
| J.C. Martin, L (1, 5) OBP: 0.282, SLG: 0.347 | | 0-0 4-3 | | 0-0 F7 | | 0-0 G6-4-3 | | 0-0 L4 | | 4 0 0 0 0 0 6 | | | | | | | | | | | | | |
| Luis Aparicio, R (1, 6) OBP: 0.312, SLG: 0.341 | | 0-0 6-3 | | | 0-0 P4 | | 0-0 FC5-4 1B | | 0-0 F9 | 4 0 1 0 0 0 1 | | | | | | | | | | | | | |
| Frank Baumann, L (1, 1) OBP: 0.167, SLG: 0.091 | | | 0-3 K | | 0-0 1B | | 0-3 K | | 0-0 6-3 | 2 0 1 0 0 1 0 | | | | | | | | | | | | | |
| Russ Kemmerer, R (5, 1) | | | | | | | | | | 0 0 0 0 0 0 0 | | | | | | | | | | | | | |
| Earl Torgeson, L (7, PH) | | | | | | | | | | 1 0 0 0 0 1 1 | | | | | | | | | | | | | |
| Juan Pizarro, L (7, 1) | | | | | | | | | | 0 0 0 0 0 0 0 | | | | | | | | | | | | | |
| Turk Lown, R (7, 1) | | | | | | | | | | 0 0 0 0 0 0 0 | | | | | | | | | | | | | |
| Floyd Robinson, L (9, PH) OBP: 0.350, SLG: 0.486 | | | | | | | | | | 1 0 0 0 0 0 0 | | | | | | | | | | | | | |
| Inning Stats | R: 0 E: 0 K: 0 S: 3 | H: 0 LOB: 1 BB: 1 P: 7 | R: 0 E: 0 K: 0 S: 3 | H: 0 LOB: 1 BB: 1 P: 7 | R: 1 E: 0 K: 1 S: 7 | H: 2 LOB: 1 BB: 0 P: 7 | R: 0 E: 0 K: 0 S: 3 | H: 0 LOB: 0 BB: 0 P: 3 | R: 0 E: 0 K: 1 S: 6 | H: 1 LOB: 1 BB: 0 P: 6 | R: 0 E: 0 K: 1 S: 5 | H: 1 LOB: 2 BB: 2 P: 13 | R: 0 E: 0 K: 1 S: 6 | H: 1 LOB: 1 BB: 0 P: 6 | R: 0 E: 0 K: 0 S: 4 | H: 1 LOB: 2 BB: 1 P: 8 | R: 0 E: 0 K: 0 S: 4 | H: 1 LOB: 1 BB: 0 P: 4 | 1B: 7 2B: 0 3B: 0 HR: 0 | SF: 0 SAC: 0 DP: 1 HBP: 0 | WP: 0 PB: 0 SB: 0 CS: 0 | PA: 38 | |
| PITCHER Bill Monbouquette, R (1, 1) ERA: 1.93 | IP: 9.0 WLS: W BF: 38 H: 7 R: 1 ER: 1 SO: 4 BB: 5 IBB: 0 HBP: 0 BLK: 0 WP: 0 HR: 0 S: 41 P: 61 ERA: 1.00 WHIP: 1.333 | | | | | | | | | | | | | | | | | | | | | | |

Chicago White Sox @ Boston Red Sox
Fenway Park, Boston, MA
 Mon May 22 1961, 7:05 PM EDT
 Att. 7,487 - Unknown

livebaseballscorecards.com

| | |
|-----|----|
| AB | 33 |
| R | 1 |
| H | 7 |
| RBI | 1 |
| BB | 5 |
| SO | 4 |
| LOB | 24 |



| Batter | 1 | 2 | 3 | 4 | 5 | 6 | 7 | 8 | 9 |
|---|-----------|-----------|-----------|-----------|-------------|-----------|-----------|-----------|---|
| Chuck Schilling, R <small>OBP: 0.329, SLG: 0.331</small> (1, 4) X | 0-0 ① | | 0-0 ② | | 0-3 ① | | 0-0 | | |
| Carroll Hardy, R <small>OBP: 0.283, SLG: 0.347</small> (1, 8) X | 0-0 ② | | 0-0 ③ | | 4-0 | | 0-3 ② | | |
| Carl Yastrzemski, L <small>OBP: 0.291, SLG: 0.381</small> (1, 7) X | 0-0 | | | 0-0 | 0-0 | | 4-0 | | |
| Jackie Jensen, R <small>OBP: 0.245, SLG: 0.267</small> (1, 9) X | 0-0 ③ | | | 4-0 | 0-0 ② ③ | | 0-0 ③ | | |
| Jim Pagliaroni, R <small>OBP: 0.347, SLG: 0.448</small> (1, 2) | | 0-0 ① | | 0-0 | | 0-0 ① | | 0-0 ① | |
| Frank Malzone, R <small>OBP: 0.169, SLG: 0.200</small> (1, 5) | | 0-0 ② | | 0-0 | | 0-0 ② | | 0-0 ② | |
| Pete Runnels, L <small>OBP: 0.383, SLG: 0.459</small> (1, 3) | | 0-0 ③ | | 0-0 ① | | 0-0 ③ | | 4-0 | |
| Don Buddin, R <small>OBP: 0.386, SLG: 0.333</small> (1, 6) | | | 0-0 ① | 0-0 ② | | 4-0 | | 0-0 ③ | |
| Bill Monbouquette, R <small>OBP: 0.250, SLG: 0.143</small> (1, 1) | | | 0-0 | 0-3 ③ | | 0-0 ① | | | |

| AB | R | H | RBI | BB | SO | LOB |
|----|---|---|-----|----|----|-----|
| 4 | 0 | 2 | 1 | 0 | 1 | 0 |
| 3 | 0 | 0 | 0 | 1 | 1 | 2 |
| 3 | 1 | 3 | 0 | 1 | 0 | 0 |
| 3 | 1 | 0 | 0 | 1 | 0 | 6 |
| 4 | 1 | 1 | 1 | 0 | 0 | 0 |
| 4 | 0 | 1 | 1 | 0 | 0 | 0 |
| 3 | 0 | 0 | 1 | 1 | 0 | 1 |
| 2 | 0 | 0 | 0 | 1 | 0 | 1 |
| 2 | 1 | 1 | 0 | 0 | 1 | 1 |

BOTTOM

Chicago White Sox @ Boston Red Sox
 Fenway Park, Boston, MA
 Mon May 22 1961, 7:05 PM EDT
 Att. 7,487 - Unknown

| | |
|------------|-----------|
| AB | 28 |
| R | 4 |
| H | 8 |
| RBI | 4 |
| BB | 5 |
| SO | 3 |
| LOB | 11 |

| Inning Stats | | R: 0 | H: 1 | E: 0 | LOB: 1 | K: 0 | BB: 0 | S: 4 | P: 4 | | | | | | | | | |
|--|--|--|------|---|--------|--|-------|--|------|---|-----|---------------------------------------|----|----|----|------|-------|-------|
| R: 0 H: 0 E: 0 LOB: 0 K: 0 BB: 0 S: 3 P: 3 | | R: 1 H: 2 E: 0 LOB: 0 K: 0 BB: 0 S: 4 P: 4 | | R: 3 H: 3 E: 0 LOB: 1 K: 1 BB: 1 S: 8 P: 12 | | R: 0 H: 1 E: 0 LOB: 1 K: 1 BB: 1 S: 5 P: 9 | | R: 0 H: 0 E: 0 LOB: 0 K: 0 BB: 0 S: 3 P: 3 | | R: 0 H: 1 E: 0 LOB: 3 K: 1 BB: 2 S: 6 P: 14 | | R: 0 H: 0 E: 0 LOB: 0 K: 0 BB: 1 P: 6 | | | | | | |
| PITCHER | | IP | WLS | BF | H | R | ER | SO | BB | IBB | HBP | BLK | WP | HR | S | P | ERA | WHIP |
| Frank Baumann, L (1, 1) ERA: 6.69 | | 4.1 | L | 21 | 7 | 4 | 4 | 2 | 2 | 0 | 0 | 0 | 0 | 0 | 23 | 31 | 8.31 | 2.077 |
| Russ Kemmerer, R (5, 1) ERA: 1.52 | | 1.2 | | 4 | 0 | 0 | 0 | 0 | 0 | 0 | 0 | 0 | 0 | 4 | 4 | 0.00 | 0.000 | |
| Juan Pizarro, L (7, 1) ERA: 3.52 | | 0.2 | | 5 | 1 | 0 | 0 | 1 | 2 | 0 | 0 | 0 | 0 | 5 | 13 | 0.00 | 4.500 | |
| Turk Lown, R (7, 1) ERA: 1.21 | | 1.1 | | 4 | 0 | 0 | 0 | 0 | 1 | 0 | 0 | 0 | 0 | 3 | 7 | 0.00 | 0.750 | |

| WP | HR | S | P | ERA | WHIP |
|----|----|---|----|-----|------|
| 0 | 0 | 1 | 35 | | |
| 0 | 0 | 1 | 35 | | |
| 0 | 0 | 1 | 35 | | |
| 0 | 0 | 1 | 35 | | |

| Batter | 1 | 2 | 3 | 4 | 5 | 6 | 7 | 8 | 9 | AB R H RBI BB SO LOB | TOP | | | | | | | | | | | |
|---|---|---------------------------------|------------------------------|---------------------------------|------------------------------|---------------------------------|------------------------------|---------------------------------|---|---------------------------------|--|---------------------------------|------------------------------|---|------------------------------|---------------------------------|------------------------------|---------------------------------|----------------------------------|------------------------------------|----------------------------------|--------|
| Al Smith, R (1, 9) OBP: 0.328, SLG: 0.482 | 0-0 4-3 | | 0-3 K | | 0-0 2-H 1B | | 0-0 BB 1B | | 0-0 F9 | 5 0 2 1 0 1 2 | Chicago White Sox @ Baltimore Orioles Memorial Stadium, Baltimore, MD Tue May 23 1961, 7:05 PM EDT Att. 17,945 - Unknown | | | | | | | | | | | |
| Nellie Fox, L (1, 4) OBP: 0.335, SLG: 0.340 | 0-0 6-3 | | 0-0 F8 | | 0-0 P6 | | 4-0 BB 1B | 0-0 1-3 1B | 4 0 1 0 1 0 2 | | | | | | | | | | | | | |
| Jim Landis, R (1, 8) OBP: 0.325, SLG: 0.459 | 0-3 K | | | 0-0 6-3 | 0-0 4-3 | | 0-3 K | 0-0 P4 | 5 0 0 0 0 2 6 | | | | | | | | | | | | | |
| Roy Sievers, R (1, 3) OBP: 0.388, SLG: 0.594 | | 0-0 5-3 | | 0-3 K | | 4-0 BB G4-6-3 | | 0-0 4-3 | 3 0 0 0 1 1 0 | | | | | | | | | | | | | |
| Wes Covington, L (1, 7) OBP: 0.341, SLG: 0.389 | | 0-0 4-3 2B | | 0-0 1B 1B | | 0-0 G4-6-3 1-2f | | 0-0 F3 | 4 0 2 0 0 0 1 | | | | | | | | | | | | | |
| Luis Aparicio, R (1, 6) OBP: 0.317, SLG: 0.341 | | 0-0 4-3 2-3 | | 0-0 1-2 1B | | 0-0 6-3 | | 4-0 BB | 3 0 1 0 1 0 1 | | | | | | | | | | | | | |
| Cam Carreon, R (1, 2) OBP: 0.302, SLG: 0.333 | | 0-3 K | | 0-0 3-1 | | 0-3 K | | 0-0 L8 | 4 0 0 0 0 2 4 | | | | | | | | | | | | | |
| Sammy Esposito, R (1, 5) OBP: 0.273, SLG: 0.300 | | | 0-0 E6 2-3 | | 0-0 SH1-3 1B 1B | | 4-0 BB 1B BB | 0-0 F8 | 2 1 1 0 1 0 0 1 0 0 0 0 0 0 | | | | | | | | | | | | | |
| Floyd Robinson, L (9, PH) OBP: 0.341, SLG: 0.472 | | | 0-0 2-3 | | 0-0 SH1-3 | | 0-0 F7 | 0-0 1B 1B | 1 0 0 0 0 0 1 1 0 0 0 0 0 1 0 0 0 0 0 0 0 1 0 1 0 0 0 0 0 0 0 0 0 0 0 | | | | | | | | | | | | | |
| Billy Pierce, L (1, 1) OBP: 0.200, SLG: 0.200 | | | 0-0 2-3 | | 0-0 SH1-3 | | 0-0 F7 | 0-0 1B 1B | 1 0 0 0 0 0 1 1 0 0 0 0 0 1 0 0 0 0 0 0 0 1 0 1 0 0 0 0 0 0 0 0 0 0 0 | | | | | | | | | | | | | |
| Billy Goodman, L (7, PH) OBP: 0.227, SLG: 0.250 | | | 0-0 2-3 | | 0-0 SH1-3 | | 0-0 F7 | 0-0 1B 1B | 1 0 0 0 0 0 1 1 0 0 0 0 0 1 0 0 0 0 0 0 0 1 0 1 0 0 0 0 0 0 0 0 0 0 0 | | | | | | | | | | | | | |
| Gerry Staley, R (7, 1) | | | 0-0 2-3 | | 0-0 SH1-3 | | 0-0 F7 | 0-0 1B 1B | 1 0 0 0 0 0 1 1 0 0 0 0 0 1 0 0 0 0 0 0 0 1 0 1 0 0 0 0 0 0 0 0 0 0 0 | | | | | | | | | | | | | |
| Sherm Lollar, R (9, PH) OBP: 0.344, SLG: 0.392 | | | 0-0 2-3 | | 0-0 SH1-3 | | 0-0 F7 | 0-0 1B 1B | 1 0 0 0 0 0 1 1 0 0 0 0 0 1 0 0 0 0 0 0 0 1 0 1 0 0 0 0 0 0 0 0 0 0 0 | | | | | | | | | | | | | |
| Minnie Minoso, R (9, PR) OBP: 0.343, SLG: 0.417 | | | 0-0 2-3 | | 0-0 SH1-3 | | 0-0 F7 | 0-0 1B 1B | 1 0 0 0 0 0 1 1 0 0 0 0 0 1 0 0 0 0 0 0 0 1 0 1 0 0 0 0 0 0 0 0 0 0 0 | | | | | | | | | | | | | |
| Inning Stats | R: 0 E: 0 K: 1 S: 5 | H: 0 LOB: 0 BB: 0 P: 5 | R: 0 E: 0 K: 1 S: 6 | H: 1 LOB: 1 BB: 0 P: 6 | R: 0 E: 1 K: 1 S: 6 | H: 0 LOB: 1 BB: 0 P: 6 | R: 0 E: 0 K: 1 S: 7 | H: 2 LOB: 2 BB: 0 P: 7 | R: 1 E: 0 K: 0 S: 5 | H: 2 LOB: 1 BB: 0 P: 5 | R: 0 E: 0 K: 0 S: 2 | H: 0 LOB: 0 BB: 1 P: 6 | R: 0 E: 0 K: 2 S: 8 | H: 1 LOB: 3 BB: 2 P: 16 | R: 0 E: 0 K: 0 S: 3 | H: 0 LOB: 1 BB: 1 P: 7 | R: 0 E: 0 K: 0 S: 5 | H: 2 LOB: 2 BB: 0 P: 5 | 1B: 7 2B: 1 3B: 0 HR: 0 | SF: 0 SAC: 1 DP: 1 HBP: 0 | WP: 0 PB: 0 SB: 0 CS: 0 | PA: 39 |
| PITCHER | IP WLS BF H R ER SO BB IBB HBP BLK WP HR S P ERA WHIP | | | | | | | | | | | | PITCHER | IP WLS BF H R ER SO BB IBB HBP BLK WP HR S P ERA WHIP | | | | | | | | |
| Billy Hoelt, L (1, 1) ERA: 1.69 | 6.0 W 24 5 1 1 4 1 0 0 0 0 0 0 31 35 1.50 1.000 | | | | | | | | | | | | | | | | | | | | | |
| Hoyt Wilhelm, R (7, 1) ERA: 1.31 | 3.0 S 15 3 0 0 2 3 0 0 0 0 0 0 16 28 0.00 2.000 | | | | | | | | | | | | | | | | | | | | | |

livebaseballscorecards.com

| | |
|------------|----|
| AB | 34 |
| R | 1 |
| H | 8 |
| RBI | 1 |
| BB | 4 |
| SO | 6 |
| LOB | 18 |



| Batter | 1 | 2 | 3 | 4 | 5 | 6 | 7 | 8 | 9 | AB | R | H | RBI | BB | SO | LOB |
|--------|---|---|---|---|---|---|---|---|---|----|---|---|-----|----|----|-----|
|--------|---|---|---|---|---|---|---|---|---|----|---|---|-----|----|----|-----|

| | | | | | | | | | | | | | | | | |
|---|------------------|---------------------|--|-----------|----------|-----------------------|------------|------------|--|---|---|---|---|---|---|---|
| Dick Williams, R OBP: 0.254, SLG: 0.393 (1, 3) | 0-0 HR | 0-0 4-3 PB 1B | | 0-0 F7 | | 0-0 FC6-4 1-2f | | | | 4 | 1 | 2 | 1 | 0 | 0 | 4 |
| Jim Busby, R OBP: 0.313, SLG: 0.267 (1, 8) | 0-0 1B 1B | 0-0 4-3 1-3 | | | 0-3 K | | 0-0 4-3 | | | 4 | 0 | 1 | 0 | 0 | 1 | 1 |
| Brooks Robinson, R OBP: 0.399, SLG: 0.463 (1, 5) | 0-3 K | 0-0 6-3 | | | 0-3 K | | 0-0 F9 | | | 4 | 0 | 0 | 0 | 0 | 2 | 2 |
| Gus Triandos, R OBP: 0.381, SLG: 0.500 (1, 2) | 0-0 F9 | | | 0-3 K | | 0-0 L7 | | 0-0 F8 | | 4 | 0 | 0 | 0 | 0 | 1 | 1 |
| Ron Hansen, R OBP: 0.283, SLG: 0.307 (1, 6) | 0-0 1-3 1B | | | 0-3 K | | 4-0 BB 1B BB | | 0-0 5-3 | | 3 | 0 | 1 | 0 | 1 | 1 | 0 |
| Earl Robinson, R OBP: 0.260, SLG: 0.222 Russ Snyder, L OBP: 0.295, SLG: 0.303 (1, 9) (8, PH) (9, 9) | 0-3 K | | | 0-3 K | | 0-3 K | | 0-0 6-3 | | 3 | 0 | 0 | 0 | 0 | 3 | 3 |
| Dave Philley, S OBP: 0.343, SLG: 0.355 Gene Stephens, L OBP: 0.357, SLG: 0.244 (1, 7) (7, 7) | | 0-0 HR 1B | | 0-0 1B | | 0-0 BB 1B | | 0-0 3-1 | | 1 | 0 | 0 | 0 | 0 | 0 | 0 |
| Jerry Adair, R OBP: 0.363, SLG: 0.472 (1, 4) | | 0-0 HR | | 0-3 K | | 4-0 FC6-4 BB | | | | 2 | 1 | 1 | 2 | 1 | 1 | 1 |
| Billy Hoef, L OBP: 0.111, SLG: 0.111 Jim Gentile, L OBP: 0.434, SLG: 0.733 Hoyt Wilhelm, R (1, 1) (6, PH) (7, 1) | | 0-3 K | | 0-3 K | | 0-3 K | | | | 2 | 0 | 0 | 0 | 0 | 2 | 1 |

| Inning Stats | R: 1 | H: 3 | E: 0 | LOB: 2 | K: 2 | S: 10 | R: 2 | H: 3 | E: 0 | LOB: 1 | K: 1 | S: 8 | R: 0 | H: 0 | E: 0 | LOB: 0 | K: 3 | S: 9 | R: 0 | H: 1 | E: 0 | LOB: 1 | K: 2 | S: 8 | R: 0 | H: 0 | E: 0 | LOB: 0 | K: 2 | S: 7 | R: 0 | H: 1 | E: 0 | LOB: 3 | K: 2 | S: 8 | R: 0 | H: 0 | E: 0 | LOB: 0 | K: 0 | S: 3 | R: 0 | H: 0 | E: 0 | LOB: 0 | K: 0 | S: 3 | R: 0 | H: 0 | E: 0 | LOB: 0 | K: 0 | S: 3 |
|--------------|------|------|------|--------|------|-------|------|------|------|--------|------|------|------|------|------|--------|------|------|------|------|------|--------|------|------|------|------|------|--------|------|------|------|------|------|--------|------|------|------|------|------|--------|------|------|------|------|------|--------|------|------|------|------|------|--------|------|------|
|--------------|------|------|------|--------|------|-------|------|------|------|--------|------|------|------|------|------|--------|------|------|------|------|------|--------|------|------|------|------|------|--------|------|------|------|------|------|--------|------|------|------|------|------|--------|------|------|------|------|------|--------|------|------|------|------|------|--------|------|------|

| PITCHER | IP | WLS | BF | H | R | ER | SO | BB | IBB | HBP | BLK | WP | HR | S | P | ERA | WHIP |
|--|-----|-----|----|---|---|----|----|----|-----|-----|-----|----|----|----|----|------|-------|
| Billy Pierce, L ERA: 5.45 (1, 1) | 6.0 | L | 28 | 8 | 3 | 3 | 12 | 2 | 0 | 0 | 0 | 0 | 2 | 50 | 58 | 4.50 | 1.667 |
| Gerry Staley, R ERA: 6.75 (7, 1) | 2.0 | | 6 | 0 | 0 | 0 | 0 | 0 | 0 | 0 | 0 | 0 | 0 | 6 | 6 | 0.00 | 0.000 |

BOTTOM

| AB | R | H | RBI | BB | SO | LOB |
|----|---|---|-----|----|----|-----|
| 4 | 1 | 2 | 1 | 0 | 0 | 4 |
| 4 | 0 | 1 | 0 | 0 | 1 | 1 |
| 4 | 0 | 0 | 0 | 0 | 2 | 2 |
| 4 | 0 | 0 | 0 | 0 | 1 | 1 |
| 3 | 0 | 1 | 0 | 1 | 1 | 0 |
| 3 | 0 | 0 | 0 | 0 | 3 | 3 |
| 1 | 0 | 0 | 0 | 0 | 0 | 0 |
| 3 | 1 | 3 | 0 | 0 | 0 | 0 |
| 1 | 0 | 0 | 0 | 0 | 0 | 0 |
| 2 | 1 | 1 | 2 | 1 | 1 | 1 |
| 2 | 0 | 0 | 0 | 0 | 2 | 1 |
| 1 | 0 | 0 | 0 | 0 | 1 | 3 |
| 0 | 0 | 0 | 0 | 0 | 0 | 0 |


| | |
|------------|-----------|
| AB | 32 |
| R | 3 |
| H | 8 |
| RBI | 3 |
| BB | 2 |
| SO | 12 |
| LOB | 16 |



| WP | PA |
|----|----|
| 0 | 34 |

Chicago White Sox @ Baltimore Orioles
Memorial Stadium, Baltimore, MD
Tue May 23 1961, 7:05 PM EDT
Att. 17,945 - Unknown

livebaseballscorecards.com

| Batter | 1 | 2 | 3 | 4 | 5 | 6 | 7 | 8 | 9 | AB R H RBI BB SO LOB | TOP | |
|---|---|---|---|---|---|---|---|---|---|--|---|---|
| Luis Aparicio, R (1, 6) OBP: 0.308, SLG: 0.331 | 0-0 5-3 | | 0-0 6-3 | | | 0-0 1-3 | | 0-0 F8 | | 4 0 0 0 0 0 1 | | |
| Nellie Fox, L (1, 4) OBP: 0.340, SLG: 0.345 | 0-0 F8 | | | 0-0 6-3 SH3 PB 1B | | 0-0 F7 | | | 0-0 1B 1B | 4 1 2 0 0 0 0 | | |
| Wes Covington, L (1, 7) OBP: 0.318, SLG: 0.359 | 0-0 4-3 | | | 0-0 SH3 1-2 | | 0-0 F8 | | | 0-0 F4 | 3 0 0 0 0 0 1 | | |
| Roy Sievers, R (1, 3) OBP: 0.385, SLG: 0.584 Minnie Minoso, R (9, PR) OBP: 0.343, SLG: 0.417 | | 0-0 4-3 | | 0-0 6-3 2-3 | | 0-0 5-3 | | | 0-0 G5-4-3 1B | 4 0 1 0 0 0 1 0 0 0 0 0 0 0 | | |
| Al Smith, R (1, 9) OBP: 0.326, SLG: 0.474 | | | | 0-3 K 3-H | | 0-0 P5 | | | 0-0 G5-4-3 1-2f | 4 0 1 0 0 1 2 | | |
| Jim Landis, R (1, 8) OBP: 0.325, SLG: 0.456 | | 0-0 F2 | | | 0-0 E7 1B | | 0-0 F2 | | | 3 0 1 0 0 0 1 | | |
| Sherm Lollar, R (1, 2) OBP: 0.344, SLG: 0.390 Cam Carreon, R (8, PR) OBP: 0.302, SLG: 0.333 (8, 2) | | 0-0 FC6-4 1-2f | | | 0-0 1-3 | | | | | 3 0 1 0 0 0 2 0 0 0 0 0 0 0 | AB 31 R 1 H 6 RBI 0 BB 0 SO 2 LOB 12 | |
| J.C. Martin, L (1, 5) OBP: 0.274, SLG: 0.337 | | | 0-0 5-3 | | 0-0 F2 | | | | 0-0 P4 | 3 0 0 0 0 0 2 | | |
| Bob Shaw, R (1, 1) Floyd Robinson, L (8, PH) OBP: 0.333, SLG: 0.459 Juan Pizarro, L (8, 1) | | | 0-0 6-3 | | 0-3 K | | | | 0-0 F8 | 2 0 0 0 0 1 1 1 0 0 0 0 0 1 0 0 0 0 0 0 0 |  | |
| Inning Stats | R: 0 H: 0 E: 0 LOB: 0 K: 0 BB: 0 S: 3 P: 3 | R: 0 H: 1 E: 0 LOB: 1 K: 0 BB: 0 S: 4 P: 4 | R: 0 H: 0 E: 0 LOB: 0 K: 0 BB: 0 S: 3 P: 3 | R: 1 H: 1 E: 0 LOB: 0 K: 1 BB: 0 S: 6 P: 6 | R: 0 H: 1 E: 1 LOB: 1 K: 1 BB: 0 S: 6 P: 6 | R: 0 H: 0 E: 0 LOB: 0 K: 0 BB: 0 S: 3 P: 3 | R: 0 H: 0 E: 0 LOB: 0 K: 0 BB: 0 S: 3 P: 3 | R: 0 H: 1 E: 0 LOB: 1 K: 0 BB: 0 S: 4 P: 4 | R: 0 H: 2 E: 0 LOB: 2 K: 0 BB: 0 S: 4 P: 4 | 1B: 6 SF: 0 2B: 0 SAC: 1 3B: 0 DP: 1 HR: 0 HBP: 0 | WP: 0 PA: 32 PB: 1 SB: 0 CS: 0 | |
| PITCHER Hal Brown, R (1, 1) ERA: 3.18 | IP WLS BF H R ER SO BB IBB HBP BLK WP HR S P ERA WHIP | | | | | | | | | | | PITCHER IP WLS BF H R ER SO BB IBB HBP BLK WP HR S P ERA WHIP |
| | 9.0 W 32 6 1 0 2 0 0 0 0 0 0 0 0 36 36 0.00 0.667 | | | | | | | | | | | |

Chicago White Sox @ Baltimore Orioles
 Memorial Stadium, Baltimore, MD
 Wed May 24 1961, 7:05 PM EDT
 Unknown

livebaseballscorecards.com

| Batter | 1 | 2 | 3 | 4 | 5 | 6 | 7 | 8 | 9 |
|---|---------|---------|---------|---------|-------|------------|---------|---------|---|
| Dick Williams, R (1, 7) OBP: 0.246, SLG: 0.381 Jim Busby, R (8, 8) OBP: 0.313, SLG: 0.267 | 0-0 G3 | | | 0-0 E1 | 0-3 K | | 0-0 5-3 | | |
| Whitey Herzog, L (1, 9) OBP: 0.385, SLG: 0.373 Dave Philley, S (8, PH) OBP: 0.333, SLG: 0.344 Earl Robinson, R (9, 9) OBP: 0.260, SLG: 0.222 | 0-0 4-3 | | | 0-0 P6 | | 0-0 G4-6-3 | | 0-0 6-3 | |
| Brooks Robinson, R (1, 5) OBP: 0.395, SLG: 0.458 | 0-0 4-3 | | | 0-0 1-2 | | 0-0 F8 | | 0-0 F9 | |
| Jim Gentile, L (1, 3) OBP: 0.421, SLG: 0.705 | | 0-0 4-3 | | 0-0 F8 | | 0-0 G4-6-3 | | 0-0 P6 | |
| Gus Triandos, R (1, 2) OBP: 0.380, SLG: 0.522 | | 0-0 5-3 | | 0-0 F2 | | | | | |
| Ron Hansen, R (1, 6) OBP: 0.290, SLG: 0.314 | | 0-0 F6 | | | | | | | |
| Gene Stephens, L (1, 8) OBP: 0.356, SLG: 0.250 | | | 0-0 F8 | | | | | | |
| Jerry Adair, R (1, 4) OBP: 0.352, SLG: 0.462 | | | 0-0 6-3 | | | | | | |
| Hal Brown, R (1, 1) OBP: 0.133, SLG: 0.133 | | | 0-0 1B | | | | | | |

| Inning Stats | R: 0 | H: 0 | E: 0 | K: 0 | S: 3 | R: 0 | H: 0 | E: 0 | K: 0 | S: 3 | R: 0 | H: 1 | E: 0 | K: 0 | S: 3 | R: 0 | H: 1 | E: 1 | K: 0 | S: 5 | R: 1 | H: 2 | E: 0 | K: 1 | S: 7 | R: 0 | H: 1 | E: 0 | K: 0 | S: 3 | R: 1 | H: 3 | E: 0 | K: 0 | S: 6 | R: 0 | H: 0 | E: 0 | K: 0 | S: 3 |
|--------------|--------|-------|------|--------|-------|------|--------|-------|------|--------|-------|------|--------|-------|------|--------|-------|------|--------|-------|------|--------|-------|------|--------|-------|------|--------|-------|------|--------|--------|-------|--------|-------|-------|-------|-------|------|------|
| | LOB: 0 | BB: 0 | P: 3 | LOB: 0 | BB: 0 | P: 3 | LOB: 1 | BB: 0 | P: 3 | LOB: 2 | BB: 0 | P: 5 | LOB: 1 | BB: 0 | P: 7 | LOB: 0 | BB: 0 | P: 3 | LOB: 0 | BB: 0 | P: 6 | LOB: 2 | BB: 0 | P: 6 | LOB: 0 | BB: 0 | P: 3 | LOB: 0 | BB: 0 | P: 3 | LOB: 0 | SAC: 0 | DP: 1 | HBP: 0 | 1B: 7 | 2B: 0 | 3B: 0 | HR: 1 | | |

| PITCHER | IP | WLS | BF | H | R | ER | SO | BB | IBB | HBP | BLK | WP | HR | S | P | ERA | WHIP |
|-------------------------------------|-----|-----|----|---|---|----|----|----|-----|-----|-----|----|----|----|----|------|-------|
| Bob Shaw, R (1, 1) ERA: 2.78 | 7.0 | L | 28 | 8 | 2 | 2 | 1 | 0 | 0 | 0 | 0 | 0 | 1 | 30 | 30 | 2.57 | 1.143 |
| Juan Pizarro, L (8, 1) ERA: 3.12 | 1.0 | | 3 | 0 | 0 | 0 | 0 | 0 | 0 | 0 | 0 | 0 | 0 | 3 | 3 | 0.00 | 0.000 |

BOTTOM

| AB | R | H | RBI | BB | SO | LOB |
|----|---|---|-----|----|----|-----|
| 4 | 0 | 0 | 0 | 0 | 1 | 3 |
| 0 | 0 | 0 | 0 | 0 | 0 | 0 |
| 3 | 0 | 1 | 0 | 0 | 0 | 1 |
| 1 | 0 | 0 | 0 | 0 | 0 | 0 |
| 0 | 0 | 0 | 0 | 0 | 0 | 0 |
| 4 | 0 | 1 | 0 | 0 | 0 | 1 |
| 4 | 0 | 0 | 0 | 0 | 0 | 3 |
| 3 | 1 | 1 | 1 | 0 | 0 | 2 |
| 3 | 1 | 2 | 0 | 0 | 0 | 0 |
| 3 | 0 | 1 | 0 | 0 | 0 | 1 |
| 2 | 0 | 0 | 1 | 0 | 0 | 1 |
| 3 | 0 | 2 | 0 | 0 | 0 | 1 |


| | |
|------------|-----------|
| AB | 30 |
| R | 2 |
| H | 8 |
| RBI | 2 |
| BB | 0 |
| SO | 1 |
| LOB | 13 |



| WP | HR | S | P | ERA | WHIP |
|----|----|---|---|------|-------|
| 0 | 1 | 3 | 3 | 0.00 | 0.000 |

Chicago White Sox @ Baltimore Orioles
Memorial Stadium, Baltimore, MD
 Wed May 24 1961, 7:05 PM EDT
 Unknown

livebaseballscorecards.com

| Batter | 1 | 2 | 3 | 4 | 5 | 6 | 7 | 8 | 9 | AB R H RBI BB SO LOB | TOP | | | | | | |
|---|---|---|---|---|---|---|---|---|---|---|---|---|---|----|----|------|-------|
| Jim Landis, R (1, 8) OBP: 0.327, SLG: 0.454 | 0-0 CS 1B | | 0-0 1B 1B | 0-0 FC6-4 | | | 0-0 E5 CS | | 0-3 K | 5 1 2 0 0 1 2 | | | | | | | |
| Nellie Fox, L (1, 4) OBP: 0.337, SLG: 0.344 | 0-0 1B 1B | | 0-0 SF7 | | 0-0 5-3 | | 0-0 F7 | | | 3 1 1 1 0 0 1 | | | | | | | |
| Al Smith, R (1, 9) OBP: 0.316, SLG: 0.458 (8, 7) | 0-0 F9 | | 0-0 1-3 | | 0-0 4-3 | | | 0-0 5-3 | | 4 0 0 0 0 0 2 | | | | | | | |
| Wes Covington, L (1, 7) OBP: 0.333, SLG: 0.372 Floyd Robinson, L (8, 9) OBP: 0.333, SLG: 0.459 | 0-0 E7 1B | | 0-0 1B 1B | | 0-0 F8 | | | 0-0 G3 | | 4 0 2 1 0 0 0 0 0 0 0 0 0 0 | | | | | | | |
| Roy Sievers, R (1, 3) OBP: 0.388, SLG: 0.582 | | 0-0 L7 | 0-0 1-2 1B | | 0-3 K | | | 0-0 1B | | 4 0 2 0 0 1 0 | | | | | | | |
| J.C. Martin, L (1, 5) OBP: 0.274, SLG: 0.333 | | 0-0 4-3 | 0-0 6-3 | | 0-0 1B | | | 0-0 P6 | | 4 0 1 0 0 0 3 | | | | | | | |
| Cam Carreon, R (1, 2) OBP: 0.304, SLG: 0.370 Sherm Lollar, R (8, 2) OBP: 0.340, SLG: 0.386 | | 0-0 3B | | 0-0 P3 | | 0-3 K | | 0-0 5-3 | | 3 0 1 0 0 1 1 1 0 0 0 0 0 0 | AB 35 R 3 H 11 RBI 2 BB 1 SO 5 LOB 11 | | | | | | |
| Luis Aparicio, R (1, 6) OBP: 0.300, SLG: 0.321 | | 0-0 F8 | | 0-0 1-3 | | 0-3 K | | 0-0 6-3 | | 4 0 0 0 0 1 2 | | | | | | | |
| Russ Kemmerer, R (1, 1) OBP: 0.500, SLG: 0.667 Turk Lown, R (6, 1) Frank Baumann, L (8, 1) OBP: 0.167, SLG: 0.091 Gerry Staley, R (8, 1) Billy Goodman, L (9, PH) OBP: 0.261, SLG: 0.286 | | | 0-0 1B SF7 2B | 4-0 FC6-4 BB | | 0-3 K | | 0-0 1B | | 1 1 1 0 1 0 0 1 0 0 0 0 1 0 0 0 0 0 0 0 0 0 0 0 0 0 0 0 1 0 1 0 0 0 0 |  | | | | | | |
| Inning Stats | R: 1 H: 3 E: 1 LOB: 1 K: 0 BB: 0 S: 4 P: 4 | R: 0 H: 1 E: 0 LOB: 1 K: 0 BB: 0 S: 4 P: 4 | R: 2 H: 4 E: 0 LOB: 2 K: 0 BB: 0 S: 7 P: 7 | R: 0 H: 0 E: 0 LOB: 1 K: 0 BB: 1 S: 3 P: 7 | R: 0 H: 0 E: 0 LOB: 0 K: 0 BB: 0 S: 3 P: 3 | R: 0 H: 1 E: 0 LOB: 1 K: 3 BB: 0 S: 10 P: 10 | R: 0 H: 0 E: 1 LOB: 0 K: 1 BB: 0 S: 5 P: 5 | R: 0 H: 1 E: 0 LOB: 1 K: 0 BB: 0 S: 4 P: 4 | R: 0 H: 1 E: 0 LOB: 1 K: 1 BB: 0 S: 6 P: 6 | 1B: 9 SF: 1 2B: 1 SAC: 0 3B: 1 DP: 0 HR: 0 HBP: 0 | WP: 0 PA: 37 PB: 0 SB: 0 CS: 2 | | | | | | |
| PITCHER | IP WLS BF H R ER SO BB IBB HBP BLK WP HR S P ERA WHIP | | | | | | | | | | | | | | | | |
| Dick Hall, R (1, 1) ERA: 6.17 | 2.2 | 14 | 8 | 3 | 2 | 0 | 0 | 0 | 0 | 0 | 0 | 0 | 0 | 14 | 14 | 6.75 | 3.000 |
| Wes Stock, R (3, 1) ERA: 3.22 | 6.1 | 23 | 3 | 0 | 0 | 5 | 1 | 0 | 0 | 0 | 0 | 0 | 0 | 32 | 36 | 0.00 | 0.632 |

Chicago White Sox @ Baltimore Orioles
 Memorial Stadium, Baltimore, MD
 Wed May 24 1961, 7:05 PM EDT
 Att. 14,059 - Unknown

livebaseballscorecards.com


| Batter | 1 | 2 | 3 | 4 | 5 | 6 | 7 | 8 | 9 | AB | R | H | RBI | BB | SO | LOB |
|---|-----------------------|------------|----------------------|-----------------------|-----------|-------------------------|------------|-----------------------------|---|----|---|---|-----|----|----|-----|
| Dick Williams, R OBP: 0.239, SLG: 0.369 (1, 7) (9, 3) | 0-3 K | | 0-3 K | | 0-3 K | | 0-0 6-3 | | | 4 | 0 | 0 | 0 | 0 | 3 | 1 |
| Russ Snyder, L OBP: 0.313, SLG: 0.333 (1, 8) (9, 9) | 0-0 G6-4-3 1B | | | 0-0 G1-4-3 1B | | 0-0 1B 2B | 0-0 F9 | | | 4 | 1 | 3 | 0 | 0 | 0 | 0 |
| Brooks Robinson, R OBP: 0.392, SLG: 0.452 (1, 5) (9, 9) | 0-0 G6-4-3 1-2f | | | 0-0 G1-4-3 1-2f | | 0-0 F3 | | 0-0 PB 1B HR 1B | | 4 | 1 | 1 | 0 | 0 | 0 | 3 |
| Jim Gentile, L OBP: 0.431, SLG: 0.704 Jackie Brandt, R OBP: 0.364, SLG: 0.636 Jim Busby, R OBP: 0.313, SLG: 0.267 (1, 3) (8, PR) (9, 8) | | 0-0 4-3 | | 4-0 1B BB | | 0-0 1B BB 1B | | 0-0 1-2 HR 1B | | 3 | 1 | 2 | 1 | 1 | 0 | 0 |
| Clint Courtney, L OBP: 0.400, SLG: 0.290 Gus Triandos, R OBP: 0.377, SLG: 0.517 (1, 2) (8, PH) (9, 2) | | 0-0 6-3 | | 0-0 BB 1B | | 0-0 F8 | | 0-3 K | | 3 | 0 | 1 | 0 | 0 | 0 | 1 |
| Ron Hansen, R OBP: 0.302, SLG: 0.338 (1, 6) (9, 7) | | 0-0 4-3 | | 4-0 1-2 BB | | 4-0 1B BB | | 0-0 HR | | 2 | 1 | 1 | 3 | 2 | 0 | 0 |
| Gene Stephens, L OBP: 0.365, SLG: 0.255 (1, 9) (9, 7) | | | 4-0 FC6-4 BB | 0-0 G3 | | 0-0 1-3 2-H 1B | | 0-0 5-3 | | 3 | 0 | 1 | 1 | 1 | 0 | 4 |
| Jerry Adair, R OBP: 0.339, SLG: 0.442 (1, 4) (3, 1) | | | 0-0 FC6-4 1-2f | | 0-0 F5 | 0-0 F7 | | 0-0 F8 | | 4 | 0 | 0 | 0 | 0 | 0 | 4 |
| Dick Hall, R Wes Stock, R (1, 1) (3, 1) | | | 0-3 K | | 0-3 K | | 0-3 K | | | 0 | 0 | 0 | 0 | 0 | 0 | 0 |

| Inning Stats | R: 0 | H: 1 | E: 0 | K: 1 | S: 5 | LOB: 0 | BB: 0 | P: 5 | R: 0 | H: 0 | E: 0 | K: 0 | S: 3 | LOB: 0 | BB: 0 | P: 3 | R: 0 | H: 0 | E: 0 | K: 2 | S: 7 | LOB: 1 | BB: 1 | P: 11 | R: 0 | H: 2 | E: 0 | K: 0 | S: 4 | LOB: 3 | BB: 2 | P: 12 | R: 0 | H: 0 | E: 0 | K: 2 | S: 7 | LOB: 0 | BB: 0 | P: 7 | R: 2 | H: 3 | E: 0 | K: 0 | S: 6 | LOB: 2 | BB: 1 | P: 10 | R: 0 | H: 0 | E: 0 | K: 1 | S: 5 | LOB: 0 | BB: 0 | P: 5 | R: 3 | H: 3 | E: 0 | K: 1 | S: 8 | LOB: 1 | BB: 0 | P: 8 |
|--------------|------|------|------|------|------|--------|-------|------|------|------|------|------|------|--------|-------|------|------|------|------|------|------|--------|-------|-------|------|------|------|------|------|--------|-------|-------|------|------|------|------|------|--------|-------|------|------|------|------|------|------|--------|-------|-------|------|------|------|------|------|--------|-------|------|------|------|------|------|------|--------|-------|------|
|--------------|------|------|------|------|------|--------|-------|------|------|------|------|------|------|--------|-------|------|------|------|------|------|------|--------|-------|-------|------|------|------|------|------|--------|-------|-------|------|------|------|------|------|--------|-------|------|------|------|------|------|------|--------|-------|-------|------|------|------|------|------|--------|-------|------|------|------|------|------|------|--------|-------|------|

| PITCHER | IP | WLS | BF | H | R | ER | SO | BB | IBB | HBP | BLK | WP | HR | S | P | ERA | WHIP |
|---|-----|-----|----|---|---|----|----|----|-----|-----|-----|----|----|----|----|-------|-------|
| Russ Kemmerer, R ERA: 1.84 (1, 1) | 5.2 | | 25 | 6 | 2 | 2 | 5 | 4 | 0 | 0 | 0 | 0 | 0 | 31 | 47 | 3.18 | 1.765 |
| Turk Lown, R ERA: 1.52 (6, 1) | 1.1 | | 5 | 1 | 1 | 1 | 1 | 0 | 0 | 0 | 0 | 0 | 0 | 7 | 7 | 6.75 | 0.750 |
| Frank Baumann, L ERA: 6.92 (8, 1) | 0.0 | L | 1 | 1 | 0 | 0 | 0 | 0 | 0 | 0 | 0 | 0 | 0 | 1 | 1 | ∞ | ∞ |
| Gerry Staley, R ERA: 6.92 (8, 1) | 1.0 | | 4 | 1 | 2 | 2 | 1 | 0 | 0 | 0 | 0 | 0 | 0 | 6 | 6 | 18.00 | 1.000 |

| BOTTOM | |
|--------|----|
| AB | 31 |
| R | 5 |
| H | 9 |
| RBI | 5 |
| BB | 4 |
| SO | 7 |
| LOB | 16 |

WP: 0 PA: 35
 PB: 1
 SB: 0
 CS: 0
 SF: 0
 SAC: 0
 DP: 2
 HBP: 0
 HR: 1



Chicago White Sox @ Baltimore Orioles
 Memorial Stadium, Baltimore, MD
 Wed May 24 1961, 7:05 PM EDT
 Att. 14,059 - Unknown

livebaseballscorecards.com

| Batter | 1 | 2 | 3 | 4 | 5 | 6 | 7 | 8 | 9 | AB R H RBI BB SO LOB | TOP | | | | | | | | | | | | | |
|--|---|-------------------------------------|---|-------------------------------------|--|---------------------------------|---|----------------------------------|------------------------------|---|------------------------------|---------------------------------|------------------------------|---------------------------------|------------------------------|---------------------------------|------------------------------|---------------------------------|----------------------------------|------------------------------------|----------------------------------|--------|--|--|
| Jim Landis, R (1, 8) OBP: 0.323, SLG: 0.445 | 0-0 F9 | | 0-0 G4-3 1B | 0-0 6-3 | | 0-0 1-3 | | | 0-3 K | 5 0 1 0 0 1 2 | | | | | | | | | | | | | | |
| Nellie Fox, L (1, 4) OBP: 0.333, SLG: 0.335 | 0-0 5-3 | | 0-0 G4-3 | | 4-0 F9 BB S BB | | 0-0 4-3 | | 0-0 G3 | 4 1 0 0 1 0 1 | | | | | | | | | | | | | | |
| Al Smith, R (1, 9) OBP: 0.319, SLG: 0.447 (8, 5) | 4-0 BB BB | | 0-0 6-3 | | 4-0 S BB | | 0-0 F8 | | 0-0 1-3 | 3 0 0 0 2 0 0 | | | | | | | | | | | | | | |
| Roy Sievers, R (1, 3) OBP: 0.396, SLG: 0.590 | 4-0 1-2 BB | | | 0-0 BB HR 1B | 0-0 F9 | | 0-0 2B | | | 3 1 2 0 1 0 2 | | | | | | | | | | | | | | |
| Wes Covington, L (1, 7) OBP: 0.308, SLG: 0.340 | 0-0 F5 | | | 0-0 L9 | 0-3 K | | 0-3 K | | | 4 0 0 0 0 2 5 | | | | | | | | | | | | | | |
| Luis Aparicio, R (1, 6) OBP: 0.305, SLG: 0.321 | | 0-0 6-3 | | 4-0 1-2 HR BB | 4-0 4-3 | | | 0-0 1B 1B | | 3 1 1 0 1 0 1 | | | | | | | | | | | | | | |
| Sherm Lollar, R (1, 2) OBP: 0.347, SLG: 0.419 | | 4-0 BB | | 0-0 1-H 2-H HR | 0-0 6-3 | | 0-3 K | | | 3 1 1 3 1 1 1 | | | | | | | | | | | | | | |
| Sammy Esposito, R (1, 5) OBP: 0.240, SLG: 0.261 Floyd Robinson, L (8, PH) OBP: 0.349, SLG: 0.474 (8, 9) | | 0-3 K | | 0-3 K | 0-3 K | | 0-0 K | 0-0 G4-6-3 1B | | 3 0 0 0 0 3 1 1 0 1 0 0 0 0 | | | | | | | | | | | | | | |
| Herb Score, L (1, 1) Juan Pizarro, L (1, 1) Frank Baumann, L (2, 1) Billy Goodman, L (8, PH) Turk Lown, R (8, 1) | | 0-3 K | | 4-0 BB | 4-0 BB | | 4-0 BB | 0-0 G4-6-3 1-2f | | 0 0 0 0 0 0 0 1 0 0 0 0 1 1 0 0 0 0 2 0 0 1 0 0 0 0 0 2 0 0 0 0 0 0 0 | | | | | | | | | | | | | | |
| Inning Stats | R: 0 E: 0 K: 0 S: 3 | H: 0 LOB: 2 BB: 2 P: 11 | R: 0 E: 0 K: 2 S: 7 | H: 0 LOB: 1 BB: 1 P: 11 | R: 0 E: 0 K: 0 S: 3 | H: 1 LOB: 0 BB: 0 P: 3 | R: 3 E: 0 K: 1 S: 7 | H: 2 LOB: 1 BB: 2 P: 15 | R: 1 E: 0 K: 1 S: 5 | H: 0 LOB: 1 BB: 2 P: 13 | R: 0 E: 0 K: 1 S: 5 | H: 0 LOB: 1 BB: 1 P: 9 | R: 0 E: 0 K: 1 S: 6 | H: 1 LOB: 1 BB: 0 P: 6 | R: 0 E: 0 K: 1 S: 6 | H: 2 LOB: 1 BB: 0 P: 6 | R: 0 E: 0 K: 1 S: 5 | H: 0 LOB: 0 BB: 0 P: 5 | 1B: 4 2B: 1 3B: 0 HR: 1 | SF: 0 SAC: 0 DP: 2 HBP: 0 | WP: 0 PB: 0 SB: 2 CS: 0 | PA: 39 | | |
| PITCHER | IP WLS BF H R ER SO BB IBB HBP BLK WP HR S P ERA WHIP | Steve Barber, L (1, 1) ERA: 4.05 | 7.0 W 32 4 4 4 6 8 0 0 0 0 1 36 68 5.14 1.714 | Hoyt Wilhelm, R (8, 1) ERA: 1.25 | 2.0 S 7 2 0 0 2 0 0 0 0 0 0 11 11 0.00 1.000 | PITCHER | IP WLS BF H R ER SO BB IBB HBP BLK WP HR S P ERA WHIP | | | | | | | | | | | | | | | | | |

Chicago White Sox @ Baltimore Orioles
 Memorial Stadium, Baltimore, MD
 Thu May 25 1961, 7:05 PM EDT
 Att. 8,856 - Unknown

livebaseballscorecards.com

| | |
|-----|----|
| AB | 31 |
| R | 4 |
| H | 6 |
| RBI | 3 |
| BB | 8 |
| SO | 8 |
| LOB | 16 |



BOTTOM

Chicago White Sox @ Baltimore Orioles
Memorial Stadium, Baltimore, MD

| | |
|-----|----|
| AB | 31 |
| R | 6 |
| H | 8 |
| RBI | 6 |
| BB | 9 |
| SO | 6 |
| LOB | 25 |



| | | | |
|-----|---|-----|----|
| WP: | 1 | PA: | 41 |
| PB: | 0 | SB: | 1 |
| CS: | 0 | | |

Thu May 25 1961, 7:05 PM EDT
Att. 8,856 - Unknown

livebaseballscorecards.com

| Batter | 1 | 2 | 3 | 4 | 5 | 6 | 7 | 8 | 9 | AB | R | H | RBI | BB | SO | LOB | | | | |
|--|-------------------------------|----------------------------------|------------------------------|----------------------------------|------------------------------|---------------------------------|------------------------------|---------------------------------|------------------------------|---------------------------------|------------------------------|---------------------------------|------------------------------|---------------------------------|------------------------------|---------------------------------|----------------------------------|------------------------------------|----------------------------------|--------|
| Dick Williams, R OBP: 0.252, SLG: 0.373 (1, 3) | | | | | | | | | | 4 | 1 | 2 | 0 | 1 | 0 | 4 | | | | |
| Jackie Brandt, R OBP: 0.366, SLG: 0.609 (1, 7) | | | | | | | | | | 3 | 2 | 0 | 0 | 2 | 0 | 3 | | | | |
| Brooks Robinson, R OBP: 0.392, SLG: 0.447 (1, 5) | | | | | | | | | | 4 | 1 | 1 | 1 | 1 | 0 | 0 | | | | |
| Gus Triandos, R OBP: 0.378, SLG: 0.521 (1, 2) | | | | | | | | | | 5 | 2 | 2 | 1 | 0 | 0 | 2 | | | | |
| Ron Hansen, R OBP: 0.307, SLG: 0.338 (1, 6) | | | | | | | | | | 3 | 0 | 1 | 0 | 1 | 1 | 1 | | | | |
| Jim Busby, R OBP: 0.400, SLG: 0.294 (1, 8) | | | | | | | | | | 2 | 0 | 1 | 2 | 2 | 0 | 1 | | | | |
| Earl Robinson, R OBP: 0.259, SLG: 0.208 (1, 9) | | | | | | | | | | 3 | 0 | 0 | 2 | 1 | 0 | 5 | | | | |
| Jerry Adair, R OBP: 0.336, SLG: 0.429 (1, 4) | | | | | | | | | | 3 | 0 | 0 | 0 | 1 | 2 | 3 | | | | |
| Steve Barber, L OBP: 0.143, SLG: 0.111 (1, 1) | | | | | | | | | | 3 | 0 | 0 | 0 | 0 | 3 | 6 | | | | |
| Dave Philley, S OBP: 0.351, SLG: 0.364 (7, PH) | | | | | | | | | | 1 | 0 | 1 | 0 | 0 | 0 | 0 | | | | |
| Russ Snyder, L OBP: 0.313, SLG: 0.333 (7, PR) | | | | | | | | | | 0 | 0 | 0 | 0 | 0 | 0 | 0 | | | | |
| Hoyt Wilhelm, R (8, 1) | | | | | | | | | | 0 | 0 | 0 | 0 | 0 | 0 | 0 | | | | |
| Inning Stats | R: 4 E: 0 K: 2 S: 10 | H: 2 LOB: 3 BB: 4 P: 26 | R: 2 E: 0 K: 1 S: 5 | H: 0 LOB: 3 BB: 5 P: 25 | R: 0 E: 0 K: 0 S: 3 | H: 1 LOB: 0 BB: 0 P: 3 | R: 0 E: 0 K: 0 S: 4 | H: 1 LOB: 1 BB: 0 P: 4 | R: 0 E: 0 K: 1 S: 6 | H: 1 LOB: 1 BB: 0 P: 6 | R: 0 E: 0 K: 0 S: 5 | H: 2 LOB: 2 BB: 0 P: 5 | R: 0 E: 1 K: 1 S: 6 | H: 1 LOB: 1 BB: 0 P: 6 | R: 0 E: 0 K: 1 S: 5 | H: 0 LOB: 0 BB: 0 P: 5 | 1B: 7 2B: 1 3B: 0 HR: 0 | SF: 0 SAC: 1 DP: 1 HBP: 0 | WP: 1 PB: 0 SB: 1 CS: 0 | PA: 41 |
| PITCHER | IP WLS L | WLS BF | H R | ER LOB | SO BB | BB IBB | HBP BLK | WP HR | S P | ERA WHIP | | | | | | | | | | |
| Herb Score, L ERA: 7.2 (1, 1) | 0.0 L | 8 6 | 0 2 | 2 4 | 2 0 | 4 0 | 0 0 | 1 0 | 8 24 | 13.50 3.000 | | | | | | | | | | |
| Juan Pizarro, L ERA: 4.5 (1, 1) | 1.1 | 8 24 | 0 6 | 2 0 | 2 3 | 4 2 | 0 0 | 0 0 | 8 36 | 0.00 1.412 | | | | | | | | | | |
| Frank Baumann, L ERA: 6.04 (2, 1) | 5.2 | 24 3 | 6 0 | 0 0 | 3 1 | 2 0 | 0 0 | 0 0 | 28 5 | 0.00 0.000 | | | | | | | | | | |
| Turk Lown, R ERA: 1.46 (8, 1) | 1.0 | 3 | 0 | 0 | 0 | 0 | 0 | 0 | 5 | 0.00 | | | | | | | | | | |

BOTTOM

Chicago White Sox @ New York Yankees
Yankee Stadium, Bronx, NY

| | |
|-----|----|
| AB | 37 |
| R | 9 |
| H | 12 |
| RBI | 9 |
| BB | 6 |
| SO | 7 |
| LOB | 15 |



| | | | |
|-----|---|-----|----|
| WP: | 0 | PA: | 44 |
| PB: | 0 | SB: | 0 |
| CS: | 0 | | |

Sun May 28 1961, 3:33 AM EDT
Unknown - 70 F

AB R H RBI BB SO LOB

| | | | | | | |
|-----|---|------|---|---|---|---|
| 5 | 0 | 1 | 0 | 0 | 1 | 2 |
| 4 | 0 | 1 | 0 | 0 | 0 | 0 |
| 3 | 1 | 0 | 0 | 2 | 2 | 2 |
| 3 | 1 | 2 | 0 | 1 | 1 | 1 |
| 1 | 1 | 0 | 0 | 0 | 0 | 0 |
| 4 | 2 | 2 | 3 | 1 | 0 | 0 |
| 5 | 2 | 3 | 2 | 0 | 1 | 3 |
| 5 | 0 | 2 | 0 | 0 | 0 | 3 |
| 2 | 0 | 0 | 0 | 0 | 0 | 1 |
| 0 | 1 | 0 | 0 | 1 | 0 | 0 |
| 1 | 0 | 0 | 0 | 1 | 1 | 1 |
| 1 | 0 | 0 | 0 | 0 | 0 | 2 |
| 0 | 0 | 0 | 0 | 0 | 0 | 0 |
| 0 | 0 | 0 | 0 | 0 | 0 | 0 |
| 0 | 0 | 0 | 0 | 0 | 0 | 0 |
| 0 | 0 | 0 | 0 | 0 | 0 | 0 |
| 1B: | 9 | SF: | 0 | | | |
| 2B: | 0 | SAC: | 1 | | | |
| 3B: | 0 | DP: | 1 | | | |
| HR: | 3 | HBP: | 0 | | | |

| Batter | 1 | 2 | 3 | 4 | 5 | 6 | 7 | 8 | 9 |
|---|-------------------------|------------|---------------------|------------|------------|------------------------------------|---------------------------|-----------|----------------------|
| Tony Kubek, L OBP: 0.344, SLG: 0.420 (1, 6) | 0-0 6-3 1B | | 0-0 SH1-3 1B | | 0-0 F8 | 0-3 K | 0-0 G4-3 | | |
| Bobby Richardson, R OBP: 0.245, SLG: 0.228 (1, 4) | 0-0 5-3 | | 0-0 SH1-3 1-2 | | 0-0 F3 | 0-0 1B | | 0-0 F5 | |
| Roger Maris, L OBP: 0.370, SLG: 0.451 (1, 9) | 4-0 BB BB BB | | 0-3 K | | | 1B BB P4 | | 0-3 K | |
| Mickey Mantle, S OBP: 0.429, SLG: 0.617 Jack Reed, R (7, PR) (8, 8) | 4-0 1-2 BB BB | | 0-3 K | | | 0-0 1B 1-3 1B 1B | 0-0 HR 1B | 0-0 F8 | |
| Yogi Berra, L OBP: 0.357, SLG: 0.511 (1, 7) | 4-0 1-2 2-3 BB | | | 0-0 4-3 | | 0-0 BB 1B 1-3 HR 1B | 0-0 1-H HR | | 0-0 F5 |
| Bill Skowron, R OBP: 0.331, SLG: 0.469 (1, 3) | 0-0 P1 | | | 0-3 K | | 0-0 HR BB 1B | 0-0 HR | | 0-0 FC6-4 1B |
| Elston Howard, R OBP: 0.409, SLG: 0.452 (1, 2) | | 0-0 6-3 | | 0-0 1B | | 0-0 F9 | 0-0 FC2-5 BB 1B | | 0-0 FC6-4 1-2f |
| Clete Boyer, R OBP: 0.375, SLG: 0.364 Johnny Blanchard, L OBP: 0.319, SLG: 0.463 Deron Johnson, R OBP: 0.200, SLG: 0.118 (1, 5) (6, PH) (7, 5) | | 0-0 6-3 | | 0-0 F9 | | 4-0 1-2 2-3 HR BB | 4-0 1-2 FC2-5 BB | | 0-3 K |
| Bob Turley, R OBP: 0.111, SLG: 0.118 Bill Stafford, R Bob Cerv, R OBP: 0.238, SLG: 0.408 Tex Clevenger, R OBP: 0.167, SLG: 0.333 Luis Arroyo, L OBP: 0.200, SLG: 0.200 Danny McDevitt, L Rollie Sheldon, R (1, 1) (3, 1) (6, PH) (7, 1) (8, 1) (8, 1) (9, 1) | | 0-3 K | | | 0-0 1-3 | 0-0 1-H 2-H 3-H HR | 0-0 FC2-5 G4-3 | | |

| Inning Stats | R: 0 | H: 0 | LOB: 3 | K: 0 | S: 3 | P: 15 | R: 0 | H: 0 | LOB: 0 | K: 1 | S: 5 | P: 5 | R: 0 | H: 1 | LOB: 1 | K: 2 | S: 8 | R: 0 | H: 1 | LOB: 1 | K: 1 | S: 6 | P: 6 | R: 0 | H: 0 | LOB: 0 | K: 0 | S: 3 | P: 3 | R: 6 | H: 5 | LOB: 1 | K: 1 | S: 10 | P: 18 | R: 3 | H: 4 | LOB: 2 | K: 0 | S: 6 | P: 10 | R: 0 | H: 0 | LOB: 0 | K: 1 | S: 5 | P: 5 | R: 0 | H: 1 | LOB: 1 | K: 1 | S: 6 | P: 6 | 1B: 9 | SF: 0 | 2B: 0 | SAC: 1 | 3B: 0 | DP: 1 | HR: 3 | HBP: 0 | WP: 0 | PA: 44 |
|--------------|------|------|--------|------|------|-------|------|------|--------|------|------|------|------|------|--------|------|------|------|------|--------|------|------|------|------|------|--------|------|------|------|------|------|--------|------|-------|-------|------|------|--------|------|------|-------|------|------|--------|------|------|------|------|------|--------|------|------|------|-------|-------|-------|--------|-------|-------|-------|--------|-------|--------|
|--------------|------|------|--------|------|------|-------|------|------|--------|------|------|------|------|------|--------|------|------|------|------|--------|------|------|------|------|------|--------|------|------|------|------|------|--------|------|-------|-------|------|------|--------|------|------|-------|------|------|--------|------|------|------|------|------|--------|------|------|------|-------|-------|-------|--------|-------|-------|-------|--------|-------|--------|

| PITCHER | IP | WLS | BF | H | R | ER | SO | BB | IBB | HBP | BLK | WP | HR | S | P | ERA | WHIP |
|---|-----|-----|----|---|---|----|----|----|-----|-----|-----|----|----|----|----|-------|-------|
| Early Wynn, R ERA: 3.93 (1, 1) | 5.1 | | 27 | 6 | 6 | 6 | 4 | 5 | 0 | 0 | 0 | 0 | 1 | 30 | 50 | 10.12 | 2.062 |
| Frank Baumann, L ERA: 6.55 (6, 1) | 0.2 | | 6 | 4 | 3 | 3 | 1 | 0 | 0 | 0 | 0 | 0 | 2 | 8 | 8 | 40.50 | 6.000 |
| Turk Lown, R ERA: 1.4 (7, 1) | 1.0 | W | 4 | 1 | 0 | 0 | 0 | 1 | 0 | 0 | 0 | 0 | 0 | 3 | 7 | 0.00 | 2.000 |
| Billy Pierce, L ERA: 5.15 (8, 1) | 2.0 | S | 7 | 1 | 0 | 0 | 2 | 0 | 0 | 0 | 0 | 0 | 0 | 11 | 11 | 0.00 | 0.500 |

| Batter | 1 | 2 | 3 | 4 | 5 | 6 | 7 | 8 | 9 | AB R H RBI BB SO LOB | TOP | | | | | | | | | | | | | | | |
|--|---|---------------------------------|------------------------------|---------------------------------|------------------------------|---------------------------------|------------------------------|---------------------------------|------------------------------|---------------------------------|--|---------------------------------|------------------------------|---------------------------------|------------------------------|---------------------------------|------------------------------|---------------------------------|----------------------------------|------------------------------------|----------------------------------|--------|--|--|--|--|
| Luis Aparicio, R (1, 6) OBP: 0.299, SLG: 0.320 | 0-3 K | | 0-0 4-3 HR 1B | | 0-0 6-3 | | 0-3 K | | | 4 1 1 0 0 2 0 | Chicago White Sox @ New York Yankees Yankee Stadium, Bronx, NY Sun May 28 1961, 7:05 PM EDT Att. 44,435 - Unknown - 74 F | | | | | | | | | | | | | | | |
| Nellie Fox, L (1, 4) OBP: 0.339, SLG: 0.344 | 0-0 1B | | 0-0 4-3 | | 0-0 5-3 | | 0-0 F8 | | | 4 0 1 0 0 0 1 | | | | | | | | | | | | | | | | |
| Wes Covington, L (1, 7) OBP: 0.311, SLG: 0.446 | 0-3 K | | 0-0 HR | | 0-0 1B | | 0-0 4-3 | | | 4 1 2 2 0 1 1 | | | | | | | | | | | | | | | | |
| Roy Sievers, R (1, 3) OBP: 0.405, SLG: 0.618 | 0-0 FC4-6 1B | | 0-0 HR | | 0-0 1-3 | | 0-3 K | | | 4 1 2 1 0 1 1 | | | | | | | | | | | | | | | | |
| Jim Landis, R (1, 8) OBP: 0.312, SLG: 0.426 | 0-0 FC4-6 | | 0-0 5-3 | | 0-0 F8 | | 0-0 F8 | | | 4 0 0 0 0 0 2 | | | | | | | | | | | | | | | | |
| Al Smith, R (1, 5) OBP: 0.320, SLG: 0.458 | | 0-0 F7 | | 0-3 K | | 0-0 F7 | | 0-0 F5 | | 4 0 0 0 0 1 0 | | | | | | | | | | | | | | | | |
| Floyd Robinson, L (1, 9) OBP: 0.385, SLG: 0.533 | | 0-0 L4 | | 0-0 F7 | | 4-0 BB | | 4-0 G6-4-3 BB | | 2 0 0 0 2 0 0 | | | | | | | | | | | | | | | | |
| Sherm Lollar, R (1, 2) OBP: 0.350, SLG: 0.411 | | 0-0 F8 | | 0-0 1B | | 0-0 6-3 | | 0-0 G6-4-3 | | 4 0 1 0 0 0 2 | | | | | | | | | | | | | | | | |
| Cal McLish, S (1, 1) OBP: 0.125, SLG: 0.125 | | 0-3 K | | 0-0 1-3 | | 0-0 F8 | | | | 2 0 0 0 0 1 1 | | | | | | | | | | | | | | | | |
| Russ Kemmerer, R (4, 1) OBP: 0.500, SLG: 0.667 | | | | | | | | | | 0 0 0 0 0 0 0 | | | | | | | | | | | | | | | | |
| Earl Torgeson, L (7, PH) | | | | | | | | | | 1 0 0 0 0 0 0 | | | | | | | | | | | | | | | | |
| Frank Baumann, L (7, 1) OBP: 0.267, SLG: 0.083 | | | | | | | | | | 0 0 0 0 0 0 0 | | | | | | | | | | | | | | | | |
| Turk Lown, R (8, 1) | | | | | | | | | | 0 0 0 0 0 0 0 | | | | | | | | | | | | | | | | |
| Inning Stats | R: 0 E: 0 K: 2 S: 9 | H: 2 LOB: 2 BB: 0 P: 9 | R: 0 E: 0 K: 0 S: 3 | H: 0 LOB: 0 BB: 0 P: 3 | R: 3 E: 0 K: 1 S: 8 | H: 3 LOB: 0 BB: 0 P: 8 | R: 0 E: 0 K: 1 S: 6 | H: 1 LOB: 1 BB: 0 P: 6 | R: 0 E: 0 K: 0 S: 4 | H: 1 LOB: 1 BB: 0 P: 4 | R: 0 E: 0 K: 0 S: 3 | H: 0 LOB: 1 BB: 1 P: 7 | R: 0 E: 0 K: 1 S: 5 | H: 0 LOB: 0 BB: 0 P: 5 | R: 0 E: 0 K: 1 S: 5 | H: 0 LOB: 0 BB: 0 P: 5 | R: 0 E: 0 K: 0 S: 2 | H: 0 LOB: 0 BB: 1 P: 6 | 1B: 5 2B: 0 3B: 0 HR: 2 | SF: 0 SAC: 0 DP: 1 HBP: 0 | WP: 0 PB: 0 SB: 1 CS: 0 | PA: 35 | | | | |
| PITCHER | IP WLS BF H R ER SO BB IBB HBP BLK WP HR S P ERA WHIP | | | | | | | | | | | | | | | | | | | | | | | | | |
| Art Ditmar, R (1, 1) ERA: 4.47 | 3.0 | 14 | 5 | 3 | 3 | 3 | 0 | 0 | 0 | 0 | 0 | 2 | 20 | 20 | 9.00 | 1.667 | | | | | | | | | | |
| Jim Coates, R (4, 1) ERA: 2.7 | 6.0 | 21 | 2 | 0 | 0 | 3 | 2 | 0 | 0 | 0 | 0 | 0 | 25 | 33 | 0.00 | 0.667 | | | | | | | | | | |

livebaseballscorecards.com

| | |
|------------|----|
| AB | 33 |
| R | 3 |
| H | 7 |
| RBI | 3 |
| BB | 2 |
| SO | 6 |
| LOB | 8 |



| Batter | 1 | 2 | 3 | 4 | 5 | 6 | 7 | 8 | 9 | AB | R | H | RBI | BB | SO | LOB |
|---|-----------------------|-----------------|-------------------------|----------------------------------|---|---|-----------------------|---|---|----|---|---|-----|----|----|-----|
| Tony Kubek, L OBP: 0.353, SLG: 0.431 (1, 6) | 0-0 G3 | | 0-0 1B 2-H | 4-0 1-2 IBB | | | 0-0 E7 2B | | | 3 | 1 | 2 | 1 | 1 | 0 | 0 |
| Clete Boyer, R OBP: 0.371, SLG: 0.360 (1, 5) | 0-0 E6 G4-6-3 | | 0-0 1B 1-3 | 0-0 F7 | | | 0-0 P3 | | | 4 | 0 | 1 | 0 | 0 | 0 | 3 |
| Johnny Blanchard, L OBP: 0.333, SLG: 0.455 (1, 2) | 0-0 G4-6-3 1-2f | | 0-0 1B 1-3 3-H | | | | 4-0 F8 BB | | | 3 | 0 | 1 | 1 | 1 | 0 | 1 |
| Roger Maris, L OBP: 0.367, SLG: 0.468 (1, 8) (8, 9) | | 0-0 HR | 0-0 G4-6-3 1-2f | | | | 0-0 F3 | | | 4 | 1 | 1 | 1 | 0 | 1 | 4 |
| Yogi Berra, L OBP: 0.363, SLG: 0.505 (1, 9) Jack Reed, R (8, 8) | | 4-0 CS BB | | 0-0 BB 1B | | | 0-0 4-3 | | | 3 | 1 | 1 | 0 | 1 | 0 | 2 |
| Bob Cerv, R OBP: 0.262, SLG: 0.418 (1, 7) | | 0-3 K 1-2 | | 4-0 1B 1-2 FC4-6 BB | | | 0-0 FC4-6 1B | | | 3 | 1 | 2 | 0 | 1 | 1 | 1 |
| Bill Skowron, R OBP: 0.329, SLG: 0.463 (1, 3) | | 0-0 5-3 | | 0-0 FC4-6 1-3 2-H 1B | | | 0-0 FC4-6 FC6-4 | | | 4 | 0 | 1 | 1 | 0 | 0 | 2 |
| Bobby Richardson, R OBP: 0.239, SLG: 0.221 (1, 4) | | | 0-0 5-3 | 0-0 FC4-6 1-2f 3-H | | | 0-0 F7 | | | 4 | 0 | 0 | 1 | 0 | 0 | 3 |
| Art Ditmar, R OBP: 0.063, SLG: 0.063 (1, 1) Jesse Gonder, L (3, PH) Jim Coates, R (4, 1) OBP: 0.111, SLG: 0.111 | | | 0-0 1B 2B | 0-3 K | | | 0-0 FC6-4 | | | 0 | 0 | 0 | 0 | 0 | 0 | 0 |
| | | | | | | | | | | 1 | 1 | 1 | 0 | 0 | 0 | 0 |
| | | | | | | | | | | 3 | 0 | 0 | 0 | 0 | 1 | 3 |

| Inning Stats | R: 0 | H: 0 | E: 1 | LOB: 0 | K: 0 | BB: 0 | S: 3 | P: 3 | R: 1 | H: 1 | E: 0 | LOB: 0 | K: 1 | BB: 1 | S: 5 | P: 9 | R: 2 | H: 4 | E: 0 | LOB: 1 | K: 0 | BB: 0 | S: 6 | P: 6 | R: 2 | H: 2 | E: 0 | LOB: 2 | K: 1 | BB: 2 | S: 7 | P: 15 | R: 0 | H: 0 | E: 0 | LOB: 0 | K: 0 | BB: 0 | S: 3 | P: 3 | R: 0 | H: 1 | E: 0 | LOB: 1 | K: 0 | BB: 0 | S: 4 | P: 4 | R: 0 | H: 1 | E: 1 | LOB: 2 | K: 1 | BB: 1 | S: 6 | P: 10 | R: 0 | H: 1 | E: 0 | LOB: 1 | K: 0 | BB: 0 | S: 4 | P: 4 | R: 0 | H: 1 | E: 0 | LOB: 1 | K: 0 | BB: 0 | S: 4 | P: 4 |
|--------------|------|------|------|--------|------|-------|------|------|------|------|------|--------|------|-------|------|------|------|------|------|--------|------|-------|------|------|------|------|------|--------|------|-------|------|-------|------|------|------|--------|------|-------|------|------|------|------|------|--------|------|-------|------|------|------|------|------|--------|------|-------|------|-------|------|------|------|--------|------|-------|------|------|------|------|------|--------|------|-------|------|------|
|--------------|------|------|------|--------|------|-------|------|------|------|------|------|--------|------|-------|------|------|------|------|------|--------|------|-------|------|------|------|------|------|--------|------|-------|------|-------|------|------|------|--------|------|-------|------|------|------|------|------|--------|------|-------|------|------|------|------|------|--------|------|-------|------|-------|------|------|------|--------|------|-------|------|------|------|------|------|--------|------|-------|------|------|


| PITCHER | IP | WLS | BF | H | R | ER | SO | BB | IBB | HBP | BLK | WP | HR | S | P | ERA | WHIP |
|--------------------------------------|-----|-----|----|---|---|----|----|----|-----|-----|-----|----|----|----|----|-------|-------|
| Cal McLish, R ERA: 4.35 (1, 1) | 3.0 | L | 16 | 7 | 5 | 5 | 1 | 2 | 0 | 0 | 0 | 0 | 1 | 16 | 24 | 15.00 | 3.000 |
| Russ Kemmerer, R ERA: 1.67 (4, 1) | 3.0 | | 11 | 1 | 0 | 0 | 1 | 0 | 1 | 0 | 0 | 0 | 0 | 12 | 16 | 0.00 | 0.333 |
| Frank Baumann, L ERA: 6.41 (7, 1) | 1.0 | | 5 | 1 | 0 | 0 | 1 | 1 | 0 | 0 | 0 | 0 | 0 | 6 | 10 | 0.00 | 2.000 |
| Turk Lown, R ERA: 1.35 (8, 1) | 1.0 | | 4 | 1 | 0 | 0 | 0 | 0 | 0 | 0 | 0 | 0 | 0 | 4 | 4 | 0.00 | 1.000 |

BOTTOM

Chicago White Sox @ New York Yankees
 Yankee Stadium, Bronx, NY
 Sun May 28 1961, 7:05 PM EDT
 Att: 44,435 - Unknown - 74 F

| | |
|-----|----|
| AB | 32 |
| R | 5 |
| H | 10 |
| RBI | 5 |
| BB | 4 |
| SO | 3 |
| LOB | 19 |

WP: 0 PA: 36
 PB: 0
 SB: 1
 CS: 1



| PITCHER | IP | WLS | BF | H | R | ER | SO | BB | IBB | HBP | BLK | WP | HR | S | P | ERA | WHIP |
|---------|----|-----|----|---|---|----|----|----|-----|-----|-----|----|----|---|---|-----|------|
|---------|----|-----|----|---|---|----|----|----|-----|-----|-----|----|----|---|---|-----|------|

| Batter | 1 | 2 | 3 | 4 | 5 | 6 | 7 | 8 | 9 | AB R H RBI BB SO LOB | TOP | | |
|--|---|---|---|---|--|---|---|---|--|---|---|----------------|---|
| Dick Williams, R (1, 7) OBP: 0.257, SLG: 0.378 Gene Stephens, L (8, 7) OBP: 0.359, SLG: 0.250 | 0-0 G6-4-3 1B | | 0-0 5-3 | | 0-0 2-3 | | 0-0 1B SF8 1B | 0-0 F9 | | 5 1 2 0 0 0 0 0 0 0 0 0 0 0 | | | |
| Jackie Brandt, R (1, 8) OBP: 0.400, SLG: 0.610 | 0-0 G6-4-3 1-2 1B | | 0-0 1B | | 0-0 2B SF7 1B | | 0-0 1-3 HR 1B | 4-0 FC1-6 BB | | 4 2 4 0 1 0 0 | | | |
| Brooks Robinson, R (1, 5) OBP: 0.388, SLG: 0.443 | 0-0 G6-4-3 1-2f 2-3 1B | | 0-0 1-2 1B | | 0-0 1-3 SF7 2B | | 0-0 1-2 3-H SF8 | 0-0 1-2f 1B FC1-6 | | 4 1 2 1 0 0 3 | | | |
| Jim Gentile, L (1, 3) OBP: 0.447, SLG: 0.718 | 1-0 BB HBP | | 0-0 F9 | | 4-0 SF7 IBB | | 0-0 2-H HR | 0-0 1-3 1B 1B | | 3 2 2 2 1 0 2 | | | |
| Gus Triandos, R (1, 2) OBP: 0.365, SLG: 0.492 Mary Breeding, R (9, PR) OBP: 0.189, SLG: 0.275 Clint Courtney, L (9, 2) OBP: 0.390, SLG: 0.281 | 4-0 1-2 BB | | 0-3 K | | 0-0 1-2 2-3 3-H SF7 | | 0-0 1-2 1B | 0-0 1-2 3-H 1B 1B | | 3 0 2 2 1 1 2 0 0 0 0 0 0 0 0 0 0 0 0 0 0 | | | |
| Ron Hansen, R (1, 6) OBP: 0.313, SLG: 0.329 | 0-0 5-3 | | 0-0 6-3 K | | 0-0 0-3 K | | 0-0 F3 | 0-0 F8 | | 5 0 0 0 0 1 8 | | | |
| Whitey Herzog, L (1, 9) OBP: 0.368, SLG: 0.365 Dave Philley, S (9, PH) OBP: 0.366, SLG: 0.405 Jim Busby, R (9, 8) OBP: 0.400, SLG: 0.294 | | 0-0 CS 1B | 0-3 K | | 0-0 3-1 | | 0-3 K | 0-0 1-2 2-H 1B | | 4 0 1 0 0 2 1 1 0 1 1 0 0 0 0 0 0 0 0 0 0 | | | |
| Jerry Adair, R (1, 4) OBP: 0.325, SLG: 0.418 | | 0-3 K | 0-0 2B | | 0-0 1-6-3 | | 0-3 K | 0-0 6-3 | | 5 0 1 0 0 2 3 | | | |
| Steve Barber, L (1, 1) OBP: 0.125, SLG: 0.097 | | 0-3 K | 0-3 K | | 0-0 4-3 | | 0-0 4-3 | | | 4 0 0 0 0 2 1 | | | |
| Inning Stats | R: 0 H: 2 E: 0 LOB: 3 K: 0 BB: 1 S: 4 P: 9 | R: 0 H: 1 E: 0 LOB: 0 K: 2 BB: 0 S: 7 P: 7 | R: 0 H: 2 E: 0 LOB: 2 K: 1 BB: 0 S: 7 P: 7 | R: 0 H: 1 E: 0 LOB: 1 K: 2 BB: 0 S: 8 P: 8 | R: 1 H: 2 E: 0 LOB: 2 K: 1 BB: 1 S: 7 P: 11 | R: 0 H: 0 E: 0 LOB: 0 K: 0 BB: 0 S: 3 P: 3 | R: 3 H: 4 E: 0 LOB: 1 K: 1 BB: 0 S: 9 P: 9 | R: 0 H: 0 E: 0 LOB: 0 K: 1 BB: 0 S: 5 P: 5 | R: 2 H: 3 E: 0 LOB: 2 K: 0 BB: 1 S: 6 P: 10 | 1B: 12 SF: 2 2B: 3 SAC: 0 3B: 0 DP: 2 HR: 1 HBP: 1 | WP: 0 PA: 44 PB: 0 SB: 0 CS: 1 | | |
| PITCHER | IP WLS BF H R ER SO BB IBB HBP BLK WP HR S P ERA WHIP | | | | | | | | | | | PITCHER | IP WLS BF H R ER SO BB IBB HBP BLK WP HR S P ERA WHIP |
| Bob Shaw, R (1, 1) ERA: 3.08 | 6.1 L 32 12 4 4 6 1 1 1 0 0 1 41 50 5.68 2.053 | | | | | | | | | | | | |
| Russ Kemmerer, R (7, 1) ERA: 1.59 | 1.2 5 0 0 0 2 0 0 0 0 0 0 9 9 0.00 0.000 | | | | | | | | | | | | |
| Juan Pizarro, L (9, 1) ERA: 5.73 | 1.0 7 3 2 2 0 1 0 0 0 0 0 6 10 18.00 4.000 | | | | | | | | | | | | |

Baltimore Orioles @ Chicago White Sox
Comiskey Park, Chicago, IL
Tue May 30 1961, 4:33 AM EDT
Unknown

livebaseballscorecards.com

AB 38
R 6
H 15
RBI 6
BB 3
SO 8
LOB 20




| Batter | 1 | 2 | 3 | 4 | 5 | 6 | 7 | 8 | 9 | AB R H RBI BB SO LOB |
|--|---------------------------|---------------------|--------------|---------------|----------------------|------------|--------------|-----------------------|---|----------------------|
| Jim Landis, R OBP: 0.311, SLG: 0.418 (1, 8) | 0-0 E4 G5-4-3 BB | | 0-0 6-3 | | 0-0 FC4-6 1-2f | | | 4-0 BB 1-2 | | 3 0 0 0 1 0 1 |
| Luis Aparicio, R OBP: 0.298, SLG: 0.314 (1, 6) | 4-0 G5-4-3 BB 1-2 | | | 0-0 1-3 | | 0-0 5-3 | | 0-0 F9 | | 3 0 0 0 1 0 2 |
| Wes Covington, L OBP: 0.292, SLG: 0.417 (1, 7) | 0-0 G5-4-3 1-2f 2-3 | | 0-0 6-3 | | 0-3 K | | 0-0 F8 | | | 4 0 0 0 0 1 4 |
| Roy Sievers, R OBP: 0.407, SLG: 0.610 (1, 3) | 0-0 P6 | | 4-0 1B BB | | 0-0 6-3 | | | 4-0 1B BB | | 2 0 0 0 2 0 1 |
| Al Smith, R OBP: 0.325, SLG: 0.459 (1, 9) | | 0-0 5-3 | | 0-0 1-2 1B | | 0-0 G3 | | 0-0 G6-4-3 1B | | 4 0 2 0 0 0 0 |
| Sherm Lollar, R OBP: 0.346, SLG: 0.404 (1, 2) | | 0-0 G4-3 1B | | 0-0 F8 | | 0-0 5-3 | | 0-0 F8 | | 4 0 1 0 0 0 4 |
| Nellie Fox, L OBP: 0.332, SLG: 0.335 (1, 4) | | 0-0 G4-3 1-2f | | 0-0 2-3 | | 0-0 L6 | | 0-0 G6-4-3 1-2f | | 4 0 0 0 0 0 3 |
| Sammy Esposito, R OBP: 0.276, SLG: 0.240 (1, 5) | | | 0-0 4-3 | | 0-3 K | | 4-0 BB BB | | | 2 0 0 0 1 1 0 |
| Bob Shaw, R (1, 1) | | | 0-0 G3 | | 4-0 FC4-6 BB | | 0-3 K | | | 1 0 0 0 1 0 0 |
| Russ Kemmerer, R (7, 1) | | | | | | | | | | 0 0 0 0 0 0 0 |
| Bob Roselli, R (8, PH) | | | | | | | | | | 1 0 0 0 0 1 1 |
| Juan Pizarro, L (9, 1) | | | | | | | | | | 0 0 0 0 0 0 0 |

| | | | | | | | | | | |
|---|---|---|---|---|---|---|---|--|---|--|
| Inning Stats | R: 0 H: 0 E: 1 LOB: 1 K: 0 BB: 1 S: 3 P: 7 | R: 0 H: 1 E: 0 LOB: 0 K: 0 BB: 0 S: 3 P: 3 | R: 0 H: 0 E: 0 LOB: 0 K: 0 BB: 0 S: 3 P: 3 | R: 0 H: 1 E: 0 LOB: 2 K: 0 BB: 1 S: 4 P: 8 | R: 0 H: 0 E: 0 LOB: 1 K: 1 BB: 1 S: 5 P: 9 | R: 0 H: 0 E: 0 LOB: 0 K: 1 BB: 0 S: 5 P: 5 | R: 0 H: 0 E: 0 LOB: 0 K: 0 BB: 0 S: 3 P: 3 | R: 0 H: 0 E: 0 LOB: 2 K: 1 BB: 2 S: 5 P: 13 | R: 0 H: 1 E: 0 LOB: 1 K: 0 BB: 1 S: 3 P: 7 | 1B: 3 SF: 0 2B: 0 SAC: 0 3B: 0 DP: 3 HR: 0 HBP: 0 |
| PITCHER Steve Barber, L (1, 1) ERA: 3.57 | IP 9.0 WLS W BF 34 H 3 R 0 ER 0 SO 3 BB 6 IBB 0 HBP 0 BLK 0 WP 0 HR 0 S 34 P 58 ERA 0.00 WHIP 1.000 | | | | | | | | | |

BOTTOM

Baltimore Orioles @ Chicago White Sox
Comiskey Park, Chicago, IL
Tue May 30 1961, 4:33 AM EDT
Unknown

| | |
|------------|-----------|
| AB | 28 |
| R | 0 |
| H | 3 |
| RBI | 0 |
| BB | 6 |
| SO | 3 |
| LOB | 16 |



| | | |
|--------------|-----------|-------------|
| WP: 0 PA: 34 | ERA: 0.00 | WHIP: 1.000 |
| PB: 0 | | |
| SB: 0 | | |
| CS: 0 | | |

| Batter | 1 | 2 | 3 | 4 | 5 | 6 | 7 | 8 | 9 | AB R H RBI BB SO LOB | TOP | |
|--|--|---|---|---|---|---|---|---|---|--|---|---|
| Jim Busby, R (1, 8) <small>OBP: 0.375, SLG: 0.333</small> | 0-0 | | 0-0 | | | 0-3 | | 0-0 | | 4 1 1 0 0 1 0 | | |
| Dick Williams, R (1, 7) <small>OBP: 0.256, SLG: 0.395</small> Gene Stephens, L (9, 7) <small>OBP: 0.359, SLG: 0.250</small> | 0-0 | | | 0-0 | | 0-0 | | 0-0 | ① 4 1 1 1 0 0 1 0 0 0 0 0 0 0 | | | |
| Jackie Brandt, R (1, 9) <small>OBP: 0.393, SLG: 0.593</small> | 0-0 | | | 0-0 | | 0-0 | | 0-0 | ② 4 0 1 1 0 0 0 | | | |
| Jim Gentile, L (1, 3) <small>OBP: 0.448, SLG: 0.708</small> | 0-0 | | | 0-0 | | | 0-0 | 4-0 | ③ 3 0 1 0 1 0 1 | | | |
| Brooks Robinson, R (1, 5) <small>OBP: 0.380, SLG: 0.433</small> | | 0-0 | | 0-0 | | | 0-0 | 0-0 | ③ 4 0 0 0 0 0 2 | | | |
| Gus Triandos, R (1, 2) <small>OBP: 0.371, SLG: 0.496</small> | | 0-0 | | | 0-0 | | 0-0 | | 3 0 2 0 0 0 0 | | | |
| Ron Hansen, R (1, 6) <small>OBP: 0.313, SLG: 0.329</small> | | 0-0 | | | 0-0 | | 0-0 | | 3 0 1 0 0 0 2 | | | |
| Jerry Adair, R (1, 4) <small>OBP: 0.326, SLG: 0.416</small> | | | 0-3 | | 0-0 | | | 0-0 | ① 3 0 1 0 0 1 0 | | | |
| Hal Brown, R (1, 1) <small>OBP: 0.111, SLG: 0.111</small> Hoyt Wilhelm, R (9, 1) <small>OBP: 0.111, SLG: 0.111</small> | | | 0-0 | | 0-3 | | | 0-0 | ② 3 0 0 0 0 1 2 0 0 0 0 0 0 0 | | | |
| Inning Stats | R: 1 H: 1 E: 0 LOB: 0 K: 0 BB: 0 S: 4 P: 4 | R: 0 H: 1 E: 0 LOB: 0 K: 0 BB: 0 S: 3 P: 3 | R: 0 H: 0 E: 0 LOB: 0 K: 1 BB: 0 S: 5 P: 5 | R: 1 H: 2 E: 0 LOB: 0 K: 0 BB: 0 S: 4 P: 4 | R: 0 H: 2 E: 0 LOB: 1 K: 1 BB: 0 S: 6 P: 6 | R: 0 H: 0 E: 0 LOB: 0 K: 1 BB: 0 S: 5 P: 5 | R: 0 H: 2 E: 0 LOB: 1 K: 0 BB: 0 S: 4 P: 4 | R: 0 H: 0 E: 0 LOB: 0 K: 0 BB: 0 S: 3 P: 3 | R: 0 H: 0 E: 0 LOB: 1 K: 0 BB: 1 S: 3 P: 7 | 1B: 6 SF: 0 2B: 1 SAC: 0 3B: 0 DP: 3 HR: 1 HBP: 0 | WP: 0 PA: 32 PB: 0 SB: 0 CS: 2 | |
| PITCHER Billy Pierce, L (1, 1) <small>ERA: 4.53</small> | IP WLS BF H R ER SO BB IBB HBP BLK WP HR S P ERA WHIP 9.0 L 32 8 2 2 3 1 0 0 0 0 0 1 37 41 2.00 1.000 | | | | | | | | | | | PITCHER IP WLS BF H R ER SO BB IBB HBP BLK WP HR S P ERA WHIP |

Baltimore Orioles @ Chicago White Sox
 Comiskey Park, Chicago, IL
 Tue May 30 1961, 4:38 AM EDT
 Att. 28,550 - Unknown

livebaseballscorecards.com

| | |
|------------|-----------|
| AB | 31 |
| R | 2 |
| H | 8 |
| RBI | 2 |
| BB | 1 |
| SO | 3 |
| LOB | 8 |



| Batter | 1 | 2 | 3 | 4 | 5 | 6 | 7 | 8 | 9 | AB R H RBI BB SO LOB |
|---|-----------------------|------------|------------|------------|-----------|------------|------------|------------|------------|--------------------------------|
| Floyd Robinson, L (1, 9) OBP: 0.375, SLG: 0.510 | 0-0 5-3 S 1B | | | 0-0 3-1 | | 0-0 F8 | | | 0-0 F8 | 4 0 1 0 0 0 0 |
| Jim Landis, R (1, 8) OBP: 0.309, SLG: 0.432 | 0-0 5-3 1-3 | | | 0-0 F9 | | | 0-0 F8 | | 0-0 HR | 4 1 1 1 0 0 1 |
| Wes Covington, L (1, 7) OBP: 0.290, SLG: 0.406 Minnie Minoso, R (9, PR) OBP: 0.343, SLG: 0.417 | 0-0 G3 | | | 0-0 4-3 | | | 0-0 4-3 | | 0-0 1B | 4 0 1 0 0 0 0 0 0 0 0 0 0 0 |
| Roy Sievers, R (1, 3) OBP: 0.409, SLG: 0.605 | | 0-0 F7 | | | 4-0 BB | | 0-0 1B | | 0-0 F2 | 3 0 1 0 1 0 1 |
| Al Smith, R (1, 5) OBP: 0.318, SLG: 0.449 | | 0-0 F2 | | | 0-0 F7 | | 0-0 L4 | | | 3 0 0 0 0 0 2 |
| Nellie Fox, L (1, 4) OBP: 0.326, SLG: 0.329 | | 0-0 3-1 | | | 0-0 F8 | | | 0-0 L6 | | 3 0 0 0 0 0 1 |
| Luis Aparicio, R (1, 6) OBP: 0.292, SLG: 0.308 | | | 0-0 6-3 | | 0-0 F9 | | | 0-0 F9 | | 3 0 0 0 0 0 1 |
| Bob Roselli, R (1, 2) OBP: 0.250, SLG: 0.375 | | | 0-3 K | | | 0-0 5-3 | | 0-0 5-3 | | 3 0 0 0 0 1 0 |
| Billy Pierce, L (1, 1) OBP: 0.167, SLG: 0.167 Billy Goodman, L (9, PH) OBP: 0.240, SLG: 0.261 | | | 0-0 3-1 | | | 0-0 6-3 | | | 0-0 4-3 | 2 0 0 0 0 0 0 1 0 0 0 0 0 0 |

| Inning Stats | R: 0 E: 0 K: 0 S: 3 | H: 1 LOB: 0 BB: 0 P: 3 | R: 0 E: 0 K: 0 S: 3 | H: 0 LOB: 0 BB: 0 P: 3 | R: 0 E: 0 K: 1 S: 5 | H: 0 LOB: 0 BB: 0 P: 5 | R: 0 E: 0 K: 0 S: 3 | H: 0 LOB: 1 BB: 1 P: 7 | R: 0 E: 0 K: 0 S: 3 | H: 0 LOB: 0 BB: 0 P: 3 | R: 0 E: 0 K: 0 S: 4 | H: 1 LOB: 1 BB: 0 P: 4 | R: 0 E: 0 K: 0 S: 3 | H: 0 LOB: 0 BB: 0 P: 3 | R: 1 E: 0 K: 0 S: 5 | H: 2 LOB: 1 BB: 0 P: 5 | 1B: 3 2B: 0 3B: 0 HR: 1 | SF: 0 SAC: 0 DP: 0 HBP: 0 | WP: 0 PB: 0 SB: 1 CS: 0 | PA: 31 |
|--------------|------------------------------|---------------------------------|------------------------------|---------------------------------|------------------------------|---------------------------------|------------------------------|---------------------------------|------------------------------|---------------------------------|------------------------------|---------------------------------|------------------------------|---------------------------------|------------------------------|---------------------------------|----------------------------------|------------------------------------|----------------------------------|--------|
|--------------|------------------------------|---------------------------------|------------------------------|---------------------------------|------------------------------|---------------------------------|------------------------------|---------------------------------|------------------------------|---------------------------------|------------------------------|---------------------------------|------------------------------|---------------------------------|------------------------------|---------------------------------|----------------------------------|------------------------------------|----------------------------------|--------|

| PITCHER | IP | WLS | BF | H | R | ER | SO | BB | IBB | HBP | BLK | WP | HR | S | P | ERA | WHIP |
|-------------------------------------|-----|-----|----|---|---|----|----|----|-----|-----|-----|----|----|----|----|------|-------|
| Hal Brown, R (1, 1) ERA: 2.7 | 8.0 | W | 26 | 2 | 0 | 0 | 1 | 1 | 0 | 0 | 0 | 0 | 0 | 27 | 31 | 0.00 | 0.375 |
| Hoyt Wilhelm, R (9, 1) ERA: 1.33 | 1.0 | S | 5 | 2 | 1 | 1 | 0 | 0 | 0 | 0 | 0 | 0 | 1 | 5 | 5 | 9.00 | 2.000 |

BOTTOM

Baltimore Orioles @ Chicago White Sox
Comiskey Park, Chicago, IL
Tue May 30 1961, 4:38 AM EDT
Att. 28,550 - Unknown

livebaseballscorecards.com

| | |
|------------|-----------|
| AB | 30 |
| R | 1 |
| H | 4 |
| RBI | 1 |
| BB | 1 |
| SO | 1 |
| LOB | 6 |



| Batter | 1 | 2 | 3 | 4 | 5 | 6 | 7 | 8 | 9 | AB R H RBI BB SO LOB | TOP | | | | | | | | | | | | | | | | | | | | | | | | |
|--|------------------------------|---------------------------------|------------------------------|---------------------------------|------------------------------|---------------------------------|------------------------------|---------------------------------|------------------------------|---|------------------------------|---------------------------------|------------------------------|---------------------------------|------------------------------|---------------------------------|------------------------------|---------------------------------|----------------------------------|------------------------------------|----------------------------------|---------|--------|---------|---------|---------|----------|----------|----------|---------|---------|---------|---------|-------------|---------------|
| Dick Williams, R OBP: 0.255, SLG: 0.393 (1, 7) | 0-0 F9 | | 0-0 6-3 | | 0-0 SF9 | | 0-0 SF9 | | 0-0 G6-3 1B | 3 0 1 2 0 0 1 | | | | | | | | | | | | | | | | | | | | | | | | | |
| Jackie Brandt, R OBP: 0.404, SLG: 0.593 (1, 9) (6, 8) | 0-0 1-3 | | 0-0 1B | | 0-0 1B | | 0-0 1B | | 0-0 G6-3 1-2f | 5 0 3 2 0 0 1 | | | | | | | | | | | | | | | | | | | | | | | | | |
| Brooks Robinson, R OBP: 0.377, SLG: 0.429 (1, 5) | 0-0 1B | | 0-0 F9 | | 0-0 F9 | | 0-0 F9 | | | 4 0 1 0 0 0 3 | | | | | | | | | | | | | | | | | | | | | | | | | |
| Jim Gentile, L OBP: 0.449, SLG: 0.699 (1, 3) | 0-0 5-3 | | | 0-0 F8 | | 1-0 HBP | | 0-0 1B 1B | | 3 0 1 0 0 0 1 | | | | | | | | | | | | | | | | | | | | | | | | | |
| Gus Triandos, R OBP: 0.368, SLG: 0.489 (1, 2) | | 0-0 5-3 | | 0-0 F6 | | 0-0 F8 | | 0-0 1B 1B | | 4 0 1 0 0 0 1 | | | | | | | | | | | | | | | | | | | | | | | | | |
| Jim Busby, R OBP: 0.333, SLG: 0.292 Dick Hall, R (8, 1) | | 0-0 4-3 | | 0-0 3-1 | | 0-0 F9 | | 0-0 F9 | | 3 0 0 0 0 0 1 0 0 0 0 0 0 0 | | | | | | | | | | | | | | | | | | | | | | | | | |
| Ron Hansen, R OBP: 0.311, SLG: 0.333 (1, 6) | | 0-0 5-3 | | | 0-0 SF9 2B | 0-0 G3 | | 0-0 F8 | | 4 1 1 0 0 0 3 | | | | | | | | | | | | | | | | | | | | | | | | | |
| Jerry Adair, R OBP: 0.338, SLG: 0.431 (1, 4) | | | 4-0 SH1-4 1B BB | | 0-0 SF9 1B 1B | | 0-0 F9 SF9 2B | 0-0 F8 | | 3 3 2 0 1 0 2 | | | | | | | | | | | | | | | | | | | | | | | | | |
| Chuck Estrada, R OBP: 0.063, SLG: 0.063 Jack Fisher, R OBP: 0.158, SLG: 0.111 Marv Breeding, R OBP: 0.186, SLG: 0.289 Wes Stock, R OBP: 1.000, SLG: 1.000 Dick Hyde, R OBP: 0.250, SLG: 0.200 Earl Robinson, R OBP: 0.357, SLG: 0.395 (1, 1) (3, 1) (5, PH) (5, 1) (6, 1) (6, 9) (8, PH) | | | 0-0 SH1-4 | | 0-0 5-3 | | 0-0 F9 | | 0-0 6-3 | 0 0 0 0 0 0 0 0 0 0 0 0 0 0 1 0 0 0 0 0 2 0 0 0 0 0 0 0 0 0 0 0 0 0 0 2 0 0 0 0 0 1 1 0 0 0 0 0 2 | | | | | | | | | | | | | | | | | | | | | | | | | |
| Inning Stats | R: 0 E: 0 K: 0 S: 4 | H: 1 LOB: 1 BB: 0 P: 4 | R: 0 E: 0 K: 0 S: 3 | H: 0 LOB: 0 BB: 0 P: 3 | R: 1 E: 0 K: 0 S: 4 | H: 1 LOB: 1 BB: 1 P: 8 | R: 0 E: 0 K: 0 S: 3 | H: 0 LOB: 0 BB: 0 P: 3 | R: 2 E: 0 K: 0 S: 6 | H: 3 LOB: 1 BB: 0 P: 6 | R: 0 E: 0 K: 0 S: 3 | H: 0 LOB: 1 BB: 0 P: 4 | R: 1 E: 0 K: 0 S: 5 | H: 2 LOB: 1 BB: 0 P: 5 | R: 0 E: 0 K: 0 S: 5 | H: 2 LOB: 2 BB: 0 P: 5 | R: 0 E: 0 K: 0 S: 3 | H: 1 LOB: 0 BB: 0 P: 3 | 1B: 8 2B: 2 3B: 0 HR: 0 | SF: 2 SAC: 1 DP: 1 HBP: 1 | WP: 0 PB: 0 SB: 1 CS: 0 | PA: 38 | | | | | | | | | | | | | |
| PITCHER Frank Baumann, L ERA: 6.02 (1, 1) | IP 9.0 | WLS W | BF 38 | H 10 | R 4 | ER 4 | SO 0 | BB 1 | IBB 0 | HBP 1 | BLK 0 | WP 0 | HR 0 | S 36 | P 41 | ERA 4.00 | WHIP 1.222 | PITCHER | IP 9.0 | WLS W | BF 38 | H 10 | R 4 | ER 4 | SO 0 | BB 1 | IBB 0 | HBP 1 | BLK 0 | WP 0 | HR 0 | S 36 | P 41 | ERA 4.00 | WHIP 1.222 |

Baltimore Orioles @ Chicago White Sox
Comiskey Park, Chicago, IL
Wed May 31 1961, 8:05 PM EDT
Att. 11,447 - Unknown

livebaseballscorecards.com

| | |
|-----|----|
| AB | 33 |
| R | 4 |
| H | 10 |
| RBI | 4 |
| BB | 1 |
| SO | 0 |
| LOB | 18 |



| Batter | 1 | 2 | 3 | 4 | 5 | 6 | 7 | 8 | 9 |
|--|---|-----------|-----------------------|------------|----------------------|-------------------------|------------------|-----------|---|
| Floyd Robinson, L OBP: 0.393, SLG: 0.500 (1, 9) | 4-0 PB 1B BB | | 0-0 4-3 | 0-0 6-3 | | 4-0 1B BB | | 0-0 1B | |
| Nellie Fox, L OBP: 0.328, SLG: 0.328 (1, 4) | 4-0 1B 1-2 G6-4-3 BB | | 0-0 E7 1B 1B | | 0-0 E3 FC1-4 | 0-0 F7 | | 0-0 P4 | |
| Wes Covington, L OBP: 0.315, SLG: 0.426 Sammy Esposito, R OBP: 0.267, SLG: 0.231 (6, PR) (7, 5) | 0-0 G6-4-3 1-3 2-H BB 1B | | 0-0 HR 1B | | 0-0 F8 | 0-0 1-2 2-H 1B | | 0-3 K | |
| Roy Sievers, R OBP: 0.403, SLG: 0.590 (1, 3) | 4-0 1-2 G6-4-3 BB | | 0-0 F8 | | 0-3 K | 0-0 P4 | | 0-0 F8 | |
| Al Smith, R OBP: 0.317, SLG: 0.465 (7, 7) | 0-0 G6-4-3 1-2f 2-3 3-H | | 0-0 HR | | 0-0 FC1-4 1-2f | 0-3 K | | | |
| Jim Landis, R OBP: 0.319, SLG: 0.451 (1, 8) | 0-0 6-3 | | 4-0 BB | | | 0-0 HR | 4-0 6-3 BB | | |
| Sherm Lollar, R OBP: 0.342, SLG: 0.398 (1, 2) | | 0-3 K | 0-0 6-3 | | | 0-0 E 1B 1B | 0-0 6-3 | | |
| Luis Aparicio, R OBP: 0.291, SLG: 0.306 (1, 6) | | 0-0 F8 | | 0-0 4-3 | | 0-0 E9 1B 1B | 0-0 1-3 | | |
| Frank Baumann, L OBP: 0.263, SLG: 0.125 (1, 1) | | 0-3 K | | 0-3 K | | 0-0 1B BB 1B | 0-0 F7 | | |

| Inning Stats | R: 2 | H: 1 | E: 0 | K: 0 | S: 3 | LOB: 1 | BB: 3 | P: 15 | R: 0 | H: 0 | E: 0 | K: 2 | S: 7 | LOB: 0 | BB: 0 | P: 7 | R: 3 | H: 3 | E: 1 | K: 0 | S: 6 | LOB: 1 | BB: 1 | P: 10 | R: 0 | H: 0 | E: 0 | K: 1 | S: 5 | LOB: 0 | BB: 0 | P: 5 | R: 0 | H: 0 | E: 1 | K: 1 | S: 6 | LOB: 1 | BB: 0 | P: 6 | R: 4 | H: 5 | E: 1 | K: 1 | S: 10 | LOB: 2 | BB: 1 | P: 14 | R: 0 | H: 0 | E: 0 | K: 0 | S: 3 | LOB: 1 | BB: 1 | P: 7 | R: 0 | H: 1 | E: 0 | K: 1 | S: 6 | LOB: 1 | BB: 0 | P: 6 |
|--------------|------|------|------|------|------|--------|-------|-------|------|------|------|------|------|--------|-------|------|------|------|------|------|------|--------|-------|-------|------|------|------|------|------|--------|-------|------|------|------|------|------|------|--------|-------|------|------|------|------|------|-------|--------|-------|-------|------|------|------|------|------|--------|-------|------|------|------|------|------|------|--------|-------|------|
|--------------|------|------|------|------|------|--------|-------|-------|------|------|------|------|------|--------|-------|------|------|------|------|------|------|--------|-------|-------|------|------|------|------|------|--------|-------|------|------|------|------|------|------|--------|-------|------|------|------|------|------|-------|--------|-------|-------|------|------|------|------|------|--------|-------|------|------|------|------|------|------|--------|-------|------|

| PITCHER | IP | WLS | BF | H | R | ER | SO | BB | IBB | HBP | BLK | WP | HR | S | P | ERA | WHIP |
|---|-----|-----|----|---|---|----|----|----|-----|-----|-----|----|----|----|----|-------|-------|
| Chuck Estrada, R ERA: 6.07 (1, 1) | 2.2 | L | 15 | 4 | 5 | 5 | 2 | 4 | 0 | 0 | 0 | 0 | 1 | 15 | 31 | 16.88 | 3.000 |
| Jack Fisher, R ERA: 4.53 (3, 1) | 1.1 | | 4 | 0 | 0 | 0 | 1 | 0 | 0 | 0 | 0 | 0 | 0 | 6 | 6 | 0.00 | 0.000 |
| Wes Stock, R ERA: 4.44 (5, 1) | 1.0 | | 8 | 4 | 4 | 4 | 1 | 0 | 0 | 0 | 0 | 0 | 1 | 10 | 10 | 36.00 | 4.000 |
| Dick Hyde, R ERA: (6, 1) | 2.0 | | 9 | 1 | 0 | 0 | 1 | 2 | 0 | 0 | 0 | 0 | 0 | 9 | 17 | 0.00 | 1.500 |
| Dick Hall, R ERA: 6.0 (8, 1) | 1.0 | | 4 | 1 | 0 | 0 | 1 | 0 | 0 | 0 | 0 | 0 | 0 | 6 | 6 | 0.00 | 1.000 |


BOTTOM

| AB | R | H | RBI | BB | SO | LOB |
|----|---|---|-----|----|----|-----|
| 3 | 1 | 1 | 0 | 2 | 0 | 0 |
| 4 | 2 | 1 | 0 | 1 | 0 | 3 |
| 4 | 1 | 3 | 3 | 0 | 0 | 1 |
| 1 | 0 | 0 | 0 | 0 | 1 | 1 |
| 4 | 0 | 0 | 0 | 1 | 1 | 5 |
| 4 | 1 | 1 | 2 | 0 | 1 | 5 |
| 2 | 1 | 1 | 1 | 2 | 0 | 1 |
| 4 | 1 | 1 | 0 | 0 | 1 | 2 |
| 4 | 1 | 1 | 0 | 0 | 0 | 1 |
| 4 | 1 | 1 | 2 | 0 | 2 | 1 |

Baltimore Orioles @ Chicago White Sox
Comiskey Park, Chicago, IL
Wed May 31 1961, 8:05 PM EDT
Att. 11,447 - Unknown

| AB | 34 |
|-----|----|
| R | 9 |
| H | 10 |
| RBI | 8 |
| BB | 6 |
| SO | 6 |
| LOB | 20 |

livebaseballscorecards.com



| WP | HR | S | P | ERA | WHIP |
|----|----|----|----|-------|-------|
| 0 | 1 | 10 | 31 | 16.88 | 3.000 |
| 0 | 0 | 6 | 6 | 0.00 | 0.000 |
| 0 | 0 | 9 | 17 | 0.00 | 1.500 |
| 0 | 0 | 6 | 6 | 0.00 | 1.000 |

| Batter | 1 | 2 | 3 | 4 | 5 | 6 | 7 | 8 | 9 | AB R H RBI BB SO LOB | TOP | | | | | | | | | | | |
|---|---|---------------------------------|------------------------------|---------------------------------|-------------------------------|----------------------------------|------------------------------|---------------------------------|------------------------------|---------------------------------|------------------------------|---------------------------------|------------------------------|---|------------------------------|---------------------------------|------------------------------|---------------------------------|----------------------------------|------------------------------------|----------------------------------|--------|
| Clete Boyer, R (1, 5) OBP: 0.353, SLG: 0.348 | 0-3 K | | 0-3 K | | 0-0 2B 1B | | 0-0 F8 | | | 4 0 1 0 0 2 2 | | | | | | | | | | | | |
| Tony Kubek, L (1, 6) OBP: 0.358, SLG: 0.448 | 0-0 4-3 | | 0-0 SF7 | | 0-0 1-3 2B | | 0-0 F9 | | | 3 0 1 1 0 0 0 | | | | | | | | | | | | |
| Roger Maris, L (1, 9) OBP: 0.359, SLG: 0.517 | 0-0 1-3 | | 0-0 1-H HR | | 0-0 P4 | | 0-0 P6 | | | 4 1 1 2 0 0 2 | | | | | | | | | | | | |
| Mickey Mantle, S (1, 8) OBP: 0.429, SLG: 0.671 | | 0-0 4-3 | 0-3 K | | 4-0 BB | | | 0-3 K | | 3 0 0 0 1 2 0 | | | | | | | | | | | | |
| Yogi Berra, L (1, 7) OBP: 0.369, SLG: 0.571 | | 0-0 HR | | | 0-0 HR | | 0-0 P6 | 4-0 G6-4-3 BB | | 3 2 2 2 1 0 3 | | | | | | | | | | | | |
| Bill Skowron, R (1, 3) OBP: 0.339, SLG: 0.527 | | 0-0 6-3 | | | 0-0 F8 | | | 0-0 1B 2B | | 4 1 1 0 0 0 1 | | | | | | | | | | | | |
| Elston Howard, R (1, 2) OBP: 0.397, SLG: 0.432 | | 0-0 L4 | | | 0-3 K | | | 0-0 2-H CS 1B | 0-0 1-3 | 4 0 1 1 0 1 0 | AB 33 | | | | | | | | | | | |
| Bobby Richardson, R (1, 4) OBP: 0.256, SLG: 0.249 | | | 0-0 1B SF7 1B | | 0-0 F8 | | | 0-0 F6 | 0-0 F3 | 4 1 1 0 0 0 1 | R 6 | | | | | | | | | | | |
| Whitey Ford, L (1, 1) OBP: 0.333, SLG: 0.222 | | | 0-0 1-3 HR 1B | | 0-0 6-3 | | | 0-0 1-2 5-3 | 0-0 F9 | 4 1 1 0 0 0 1 | H 9 | | | | | | | | | | | |
| Inning Stats | R: 0 E: 0 K: 1 S: 5 | H: 0 LOB: 0 BB: 0 P: 5 | R: 1 E: 0 K: 0 S: 4 | H: 1 LOB: 0 BB: 0 P: 4 | R: 3 E: 0 K: 2 S: 10 | H: 3 LOB: 0 BB: 0 P: 10 | R: 1 E: 0 K: 1 S: 6 | H: 1 LOB: 0 BB: 0 P: 6 | R: 0 E: 0 K: 0 S: 5 | H: 2 LOB: 3 BB: 1 P: 9 | R: 1 E: 0 K: 0 S: 4 | H: 2 LOB: 0 BB: 0 P: 4 | R: 0 E: 0 K: 0 S: 3 | H: 0 LOB: 0 BB: 0 P: 3 | R: 0 E: 0 K: 1 S: 4 | H: 0 LOB: 0 BB: 1 P: 8 | R: 0 E: 0 K: 0 S: 3 | H: 0 LOB: 0 BB: 0 P: 3 | 1B: 4 2B: 2 3B: 0 HR: 3 | SF: 1 SAC: 0 DP: 1 HBP: 0 | WP: 0 PB: 0 SB: 0 CS: 1 | PA: 36 |
| PITCHER | IP WLS BF H R ER SO BB IBB HBP BLK WP HR S P ERA WHIP | | | | | | | | | | | | PITCHER | IP WLS BF H R ER SO BB IBB HBP BLK WP HR S P ERA WHIP | | | | | | | | |
| Cal McLish, R (1, 1) ERA: 4.78 | 3.0 L 13 4 4 4 3 0 0 0 0 0 0 2 19 19 12.00 1.333 | | | | | | | | | | | | | | | | | | | | | |
| Russ Kemmerer, R (4, 1) ERA: 1.89 | 4.0 17 5 2 2 1 1 0 0 0 0 1 18 22 4.50 1.500 | | | | | | | | | | | | | | | | | | | | | |
| Warren Hacker, R (8, 1) ERA: | 2.0 6 0 0 0 1 1 0 0 0 0 0 7 11 0.00 0.500 | | | | | | | | | | | | | | | | | | | | | |

New York Yankees @ Chicago White Sox
Comiskey Park, Chicago, IL
Fri Jun 02 1961, 8:05 PM EDT
Att: 38,410 - Unknown

livebaseballscorecards.com



| Batter | 1 | 2 | 3 | 4 | 5 | 6 | 7 | 8 | 9 | 10 | 11 | 12 | 13 | AB R H RBI BB SO LOB | TOP | | | | | | | | | | | | | | | | | | |
|---|---|---------------------------------|------------------------------|---------------------------------|------------------------------|---------------------------------|------------------------------|---------------------------------|------------------------------|---------------------------------|------------------------------|---------------------------------|------------------------------|---|------------------------------|---------------------------------|------------------------------|---------------------------------|------------------------------|---------------------------------|------------------------------|---------------------------------|------------------------------|---------------------------------|----------------------------------|------------------------------------|----------------------------------|--------|---|---|---|---|---|
| Clete Boyer, R OBP: 0.364, SLG: 0.353 (1, 5) | F7 | | | BB 4-0 | | 4-3 E 2H 1B | | 4-0 2B HR BB | | 0-0 CS 1B | | | 0-0 4-3 | 4 2 2 1 2 0 0 | | | | | | | | | | | | | | | | | | | |
| Tony Kubek, L OBP: 0.357, SLG: 0.450 (1, 6) | G3-6-3 1B | | | F7 | | 4-3 | | 0-0 HR 2B | | 0-3 K 1-2 | | | 0-0 4-3 | 6 1 2 0 0 1 3 | | | | | | | | | | | | | | | | | | | |
| Roger Maris, L OBP: 0.355, SLG: 0.526 (1, 9) | G3-6-3 1-2f | | | F9 | | E9 | | 0-0 HR | | | | | 0-0 P6 | 5 1 1 3 0 0 2 | | | | | | | | | | | | | | | | | | | |
| Mickey Mantle, S OBP: 0.417, SLG: 0.648 (1, 8) | | 0-3 K2-3 | | L4 | | G3 | | 0-0 F5 | | | | | 0-0 L9 | 5 0 0 0 0 1 2 | | | | | | | | | | | | | | | | | | | |
| Yogi Berra, L OBP: 0.357, SLG: 0.552 Jack Reed, R Bob Cerv, R OBP: 0.247, SLG: 0.393 (11, PH) (11, 7) | | 0-0 5-3 | | | | K | | 0-0 L4 | | | | | 0-0 F3 | 4 0 0 0 0 1 0 0 0 0 0 0 0 0 1 0 0 0 0 0 0 | | | | | | | | | | | | | | | | | | | |
| Bill Skowron, R OBP: 0.330, SLG: 0.512 (1, 3) | | 0-0 6-3 | | | | K | | 0-0 E5 | | 0-3 K | | | 0-0 F8 | 5 0 0 0 0 2 0 | | | | | | | | | | | | | | | | | | | |
| Elston Howard, R OBP: 0.373, SLG: 0.405 (1, 2) | | | 0-0 6-3 | | | 6-3 | | 0-3 K | | 0-3 K | | | 0-0 F9 | 5 0 0 0 0 2 1 | | | | | | | | | | | | | | | | | | | |
| Bobby Richardson, R OBP: 0.254, SLG: 0.247 (1, 4) | | | 0-0 5-3 | | | | | 0-0 F2 | | 0-0 4-3 | | | 0-0 6-3 | 5 1 1 0 0 0 1 | | | | | | | | | | | | | | | | | | | |
| Ralph Terry, R OBP: 0.316, SLG: 0.333 Tex Clevenger, R OBP: 0.167, SLG: 0.333 Luis Arroyo, L OBP: 0.286, SLG: 0.429 Johnny Blanchard, L OBP: 0.339, SLG: 0.462 Art Ditmar, R OBP: 0.059, SLG: 0.059 (13, PH) (13, 1) | | | 0-0 1-3 | | | SH1-4 1B 1B | | 0-0 5-3 | | | | | 0-0 P4 | 2 0 0 0 0 0 0 0 0 0 0 0 0 0 1 0 0 0 0 0 0 1 0 0 0 0 0 0 0 0 0 0 0 0 0 | | | | | | | | | | | | | | | | | | | |
| Inning Stats | R: 0 E: 0 K: 0 S: 3 | H: 1 LOB: 0 BB: 0 P: 3 | R: 0 E: 0 K: 1 S: 5 | H: 0 LOB: 0 BB: 0 P: 5 | R: 0 E: 0 K: 0 S: 3 | H: 0 LOB: 0 BB: 0 P: 3 | R: 0 E: 0 K: 2 S: 7 | H: 0 LOB: 0 BB: 0 P: 7 | R: 2 E: 1 K: 0 S: 6 | H: 2 LOB: 1 BB: 0 P: 6 | R: 0 E: 0 K: 1 S: 6 | H: 0 LOB: 1 BB: 0 P: 6 | R: 3 E: 0 K: 0 S: 5 | H: 2 LOB: 0 BB: 1 P: 9 | R: 0 E: 0 K: 2 S: 7 | H: 0 LOB: 0 BB: 0 P: 7 | R: 0 E: 0 K: 1 S: 5 | H: 1 LOB: 1 BB: 0 P: 5 | R: 0 E: 0 K: 0 S: 3 | H: 0 LOB: 0 BB: 0 P: 3 | R: 0 E: 0 K: 0 S: 3 | H: 0 LOB: 0 BB: 0 P: 3 | R: 0 E: 0 K: 0 S: 3 | H: 0 LOB: 0 BB: 0 P: 3 | 1B: 4 2B: 2 3B: 0 HR: 1 | SF: 0 SAC: 1 DP: 2 HBP: 0 | WP: 0 PB: 0 SB: 0 CS: 1 | PA: 47 | | | | | |
| PITCHER | IP WLS BF H R ER SO BB IBB HBP BLK WP HR S P ERA WHIP | | | | | | | | | | | | | | | | | | | | | | | | | | | | | | | | |
| Bob Shaw, R ERA: 3.25 (1, 1) | 8.0 | | 32 | 5 | 5 | 4 | 4 | 2 | 0 | 0 | 0 | 0 | 0 | 0 | 0 | 0 | 0 | 0 | 0 | 0 | 0 | 0 | 0 | 0 | 0 | 0 | 0 | 0 | 0 | 0 | 0 | | |
| Turk Lown, R ERA: 1.26 (9, 1) | 2.0 | | 6 | 1 | 0 | 0 | 3 | 0 | 0 | 0 | 0 | 0 | 0 | 0 | 0 | 0 | 0 | 0 | 0 | 0 | 0 | 0 | 0 | 0 | 0 | 0 | 0 | 0 | 0 | 0 | 0 | 0 | |
| Warren Hacker, R ERA: (11, 1) | 3.0 | W | 9 | 0 | 0 | 0 | 0 | 0 | 0 | 0 | 0 | 0 | 0 | 0 | 0 | 0 | 0 | 0 | 0 | 0 | 0 | 0 | 0 | 0 | 0 | 0 | 0 | 0 | 0 | 0 | 0 | 0 | 0 |

New York Yankees @ Chicago White Sox
Comiskey Park, Chicago, IL
Sat Jun 03 1961, 4:33 AM EDT
Att. 16,480 - Unknown

livebaseballscorecards.com

| | |
|-----|----|
| AB | 44 |
| R | 5 |
| H | 6 |
| RBI | 4 |
| BB | 2 |
| SO | 7 |
| LOB | 9 |



| Batter | 1 | 2 | 3 | 4 | 5 | 6 | 7 | 8 | 9 | AB R H RBI BB SO LOB | TOP | | | | | | | | | |
|---|---|-------------------------|--------------------------|------------------------|--------------------------|------------------------|--------------------------|------------------------|--------------------------|------------------------|--------------------------|------------------------|--------------------------|------------------------|--------------------------|------------------------|---------------------------|-------------------------|--|---|
| Clete Boyer, R OBP: 0.357, SLG: 0.340 (1, 5) X | 0-0 1-3 ① X | 0-0 4-3 ② | | 0-0 5-3 ① X | 0-0 F8 ③ | | | 0-0 F8 ① | 4-0 BB | 5 0 0 1 1 0 3 | | | | | | | | | | |
| Tony Kubek, L OBP: 0.356, SLG: 0.446 (1, 6) X | 0-0 F8 ② X | 0-0 2-3 ③ | | 0-0 1B 1B ②-H ③-H | | 0-0 4-3 ① | | 0-0 1B | 0-0 F8 ③ | 6 1 2 2 0 0 3 | | | | | | | | | | |
| Roger Maris, L OBP: 0.361, SLG: 0.545 (1, 9) B B B | 4-0 BB WP E BB | | 0-0 HR | 0-0 1B 1B ①-2 | | 0-3 K ② | | 0-0 L9 ② | | 4 2 2 1 1 1 1 | | | | | | | | | | |
| Mickey Mantle, S OBP: 0.422, SLG: 0.642 (1, 8) B B B | 4-0 E BB 2B BB ①-2 | | 0-3 K ① X | 0-0 1B ①-2 ②-H | | 4-0 BB | | 0-3 K ③ | | 3 1 1 1 2 2 1 | | | | | | | | | | |
| Bob Cerv, R OBP: 0.255, SLG: 0.386 (1, 7) B B B | 4-0 E 2B BB ①-2 ②-3 | | 0-0 G3 ② X | 0-0 L4 ② | | 0-0 5-3 ③ | | 0-0 E E 1B | | 4 2 1 0 1 0 3 | | | | | | | | | | |
| Bill Skowron, R OBP: 0.321, SLG: 0.497 (1, 3) X | 0-0 E6 2B ①-2 ②-3 ③-H | | 0-0 F7 ③ X | 0-0 F8 ③ | | 0-0 4-3 ① | | 0-0 E1 E 1-3 | | 5 1 0 0 0 0 5 | | | | | | | | | | |
| Elston Howard, R OBP: 0.398, SLG: 0.434 (1, 2) X | 0-0 2B ①-H ②-H ③-H | | | 0-0 E 1B 5-3 1B | 0-0 FC4-6 1B | 4-0 FC6-4 BB | | 0-0 E4 2-3 ③-H | | 4 1 3 3 1 0 1 | | | | | | | | | | |
| Bobby Richardson, R OBP: 0.253, SLG: 0.246 (1, 4) X | 0-0 F7 ③ | | | 0-0 E 1B 5-3 1B ①-2 | 0-0 FC4-6 1-2f | 0-0 FC6-4 FC5-4 ①-2f | | 0-3 K ① | | 5 1 1 0 0 1 5 | | | | | | | | | | |
| Bill Stafford, R (1, 1) X | | 0-0 F9 ① | | 0-0 E1 5-3 1B ①-2 ②-3 | 0-0 P1 ② | 0-0 FC5-4 ①-2f | | 0-3 K ② | | 5 1 0 0 0 1 6 | | | | | | | | | | |
| Inning Stats | R: 4 H: 1 E: 1 K: 0 S: 5 | H: 1 LOB: 1 BB: 3 P: 17 | R: 0 H: 0 E: 0 K: 0 S: 3 | H: 0 LOB: 0 BB: 0 P: 3 | R: 1 H: 1 E: 0 K: 1 S: 6 | H: 1 LOB: 0 BB: 0 P: 6 | R: 4 H: 5 E: 1 K: 0 S: 9 | H: 5 LOB: 2 BB: 0 P: 9 | R: 0 H: 1 E: 0 K: 0 S: 4 | H: 1 LOB: 1 BB: 0 P: 4 | R: 0 H: 0 E: 0 K: 1 S: 5 | H: 0 LOB: 1 BB: 1 P: 9 | R: 0 H: 0 E: 0 K: 0 S: 3 | H: 0 LOB: 1 BB: 1 P: 7 | R: 0 H: 1 E: 0 K: 1 S: 6 | H: 1 LOB: 0 BB: 0 P: 6 | R: 1 H: 1 E: 2 K: 2 S: 10 | H: 1 LOB: 3 BB: 1 P: 14 | 1B: 8 SF: 0 2B: 1 SAC: 0 3B: 0 DP: 0 HR: 1 HBP: 0 | WP: 1 PA: 47 PB: 0 SB: 0 CS: 0 |
| PITCHER | IP WLS BF H R ER SO BB IBB HBP BLK WP HR S P ERA WHIP | | | | | | | | | | | | | | | | | | | |
| Billy Pierce, L ERA: 4.47 (1, 1) | 0.2 L 7 1 4 0 0 3 0 0 0 0 1 0 4 16 0.00 6.000 | | | | | | | | | | | | | | | | | | | |
| Russ Kemmerer, R ERA: 2.66 (1, 1) | 2.2 13 4 5 4 1 0 0 0 0 0 0 1 15 15 13.50 1.500 | | | | | | | | | | | | | | | | | | | |
| Juan Pizarro, L ERA: 4.97 (4, 1) | 1.2 8 3 0 0 0 0 0 0 0 0 0 0 8 8 0.00 1.800 | | | | | | | | | | | | | | | | | | | |
| Gerry Staley, R ERA: 6.0 (6, 1) | 2.0 8 0 0 0 1 2 0 0 0 0 0 0 8 16 0.00 1.000 | | | | | | | | | | | | | | | | | | | |
| Turk Lown, R ERA: 1.17 (8, 1) | 2.0 11 2 1 0 3 1 0 0 0 0 0 0 16 20 0.00 1.500 | | | | | | | | | | | | | | | | | | | |


New York Yankees @ Chicago White Sox
Comiskey Park, Chicago, IL
Sun Jun 04 1961, 4:33 AM EDT
Att. 28,362 - Unknown

| | |
|-----|----|
| AB | 41 |
| R | 10 |
| H | 10 |
| RBI | 8 |
| BB | 6 |
| SO | 5 |
| LOB | 28 |



| | | | |
|----|---|----|----|
| WP | 1 | PA | 47 |
| PB | 0 | | |
| SB | 0 | | |
| CS | 0 | | |

| PITCHER | IP | WLS | BF | H | R | ER | SO | BB | IBB | HBP | BLK | WP | HR | S | P | ERA | WHIP |
|------------------|-----|-----|----|---|---|----|----|----|-----|-----|-----|----|----|----|----|-------|-------|
| Billy Pierce, L | 0.2 | L | 7 | 1 | 4 | 0 | 0 | 3 | 0 | 0 | 0 | 1 | 0 | 4 | 16 | 0.00 | 6.000 |
| Russ Kemmerer, R | 2.2 | | 13 | 4 | 5 | 4 | 1 | 0 | 0 | 0 | 0 | 0 | 1 | 15 | 15 | 13.50 | 1.500 |
| Juan Pizarro, L | 1.2 | | 8 | 3 | 0 | 0 | 0 | 0 | 0 | 0 | 0 | 0 | 0 | 8 | 8 | 0.00 | 1.800 |
| Gerry Staley, R | 2.0 | | 8 | 0 | 0 | 0 | 1 | 2 | 0 | 0 | 0 | 0 | 0 | 8 | 16 | 0.00 | 1.000 |
| Turk Lown, R | 2.0 | | 11 | 2 | 1 | 0 | 3 | 1 | 0 | 0 | 0 | 0 | 0 | 16 | 20 | 0.00 | 1.500 |

| Batter | 1 | 2 | 3 | 4 | 5 | 6 | 7 | 8 | 9 | AB R H RBI BB SO LOB | TOP |
|--|---|---|--|---|---|---|---|---|---|--|---|
| Jake Wood, R (1, 4) OBP: 0.354, SLG: 0.435 | 0-0 1B | | 0-0 BB 1B | | 0-0 G4-6-3 1B | | 0-0 P5 | | | 4 0 3 0 0 0 1 | |
| Bill Bruton, L (1, 8) OBP: 0.321, SLG: 0.365 | 0-0 F8 | | 4-0 BB 1-2 BB | | 0-0 G4-6-3 1-2f | | | 4-0 BB | | 2 0 0 0 2 0 2 | |
| Al Kaline, R (1, 9) OBP: 0.359, SLG: 0.457 | 0-0 L9 | | 0-0 L5-3 | | 0-0 L6-3 | | | 0-0 L9 | | 4 0 0 0 0 0 4 | |
| Rocky Colavito, R (1, 7) OBP: 0.406, SLG: 0.577 | 0-0 F9 | | | 0-0 3-1 1B 1B | | 0-0 6-3 | | 0-0 F8 | | 4 0 1 0 0 0 2 | |
| Norm Cash, L (1, 3) OBP: 0.477, SLG: 0.598 | | 0-0 G6-3 1B | | 0-0 F8 | | 0-0 F9 | | 0-0 F8 | | 4 0 1 0 0 0 2 | |
| Steve Boros, R (1, 5) OBP: 0.385, SLG: 0.383 | | 0-0 G6-3 1-2f | | 0-0 3-1 1B | | 0-0 6-3 | | 0-3 K | | 4 0 1 0 0 1 1 | |
| Dick Brown, R (1, 2) OBP: 0.328, SLG: 0.497 | | 0-3 K | | 0-0 3-1 | | | 4-0 5-3 BB | | 0-0 5-3 | 3 0 0 0 1 1 2 | AB 32 R 0 H 7 RBI 0 BB 4 SO 3 LOB 20 |
| Chico Fernandez, R (1, 6) OBP: 0.318, SLG: 0.335 | | | 0-0 F8 | 4-0 IBB | | 0-0 5-3 | | 0-0 1B | | 3 0 1 0 1 0 1 | |
| Phil Regan, R (1, 1) OBP: 0.130, SLG: 0.048 | | | 0-3 K | 0-0 F8 | | 0-0 F9 | | 0-0 F8 | | 2 0 0 0 0 1 3 |  |
| George Thomas, R (7, PH) | | | | | | | | | 1 0 0 0 0 0 1 | | |
| Jim Donohue, R (7, 1) | | | | | | | | | 0 0 0 0 0 0 0 | | |
| Bubba Morton, R (9, PH) OBP: 0.231, SLG: 0.435 | | | | | | | | | 1 0 0 0 0 0 1 | | |
| Inning Stats | R: 0 E: 0 K: 0 S: 4 H: 1 LOB: 1 BB: 0 P: 4 | R: 0 E: 0 K: 1 S: 5 H: 1 LOB: 0 BB: 0 P: 5 | R: 0 E: 0 K: 1 S: 6 H: 1 LOB: 2 BB: 1 P: 10 | R: 0 E: 0 K: 0 S: 5 H: 2 LOB: 3 BB: 1 P: 9 | R: 0 E: 0 K: 0 S: 3 H: 1 LOB: 0 BB: 0 P: 3 | R: 0 E: 0 K: 0 S: 3 H: 0 LOB: 0 BB: 0 P: 3 | R: 0 E: 0 K: 0 S: 3 H: 0 LOB: 1 BB: 1 P: 7 | R: 0 E: 0 K: 0 S: 3 H: 0 LOB: 1 BB: 1 P: 7 | R: 0 E: 0 K: 1 S: 6 H: 1 LOB: 1 BB: 0 P: 6 | 1B: 7 2B: 0 3B: 0 HR: 0 SF: 0 SAC: 0 DP: 2 HBP: 0 | WP: 0 PB: 0 SB: 0 CS: 0 PA: 36 |
| PITCHER Frank Baumann, L (1, 1) ERA: 5.18 | IP 9.0 WLS W BF 36 H 7 R 0 ER 0 SO 3 BB 3 IBB 1 HBP 0 BLK 0 WP 0 HR 0 S 38 P 54 ERA 0.00 WHIP 1.111 | PITCHER IP WLS BF H R ER SO BB IBB HBP BLK WP HR S P ERA WHIP | | | | | | | | | |

Detroit Tigers @ Chicago White Sox
 Comiskey Park, Chicago, IL
 Mon Jun 05 1961, 8:05 PM EDT
 Att. 17,166 - Unknown


livebaseballscorecards.com

| Batter | 1 | 2 | 3 | 4 | 5 | 6 | 7 | 8 | 9 | AB | R | H | RBI | BB | SO | LOB |
|--|----------|-------------|-----------|--------------|----------|----------|-----------------|-----------|---|----|---|---|-----|----|----|-----|
| Floyd Robinson, L (1, 9) OBP: 0.347, SLG: 0.462 | 0-0 F8 ① | | 0-0 6-3 ③ | | 0-3 K ① | | 4-0 SH5-3 1B BB | 0-0 6-3 ② | | 4 | 1 | 0 | 0 | 1 | 1 | 0 |
| Nellie Fox, L (1, 4) OBP: 0.324, SLG: 0.318 | 0-0 F8 ② | | | 0-0 BB 1B 1B | 0-0 F8 ② | | 0-0 SH5-3 ① | 0-0 F7 ③ | | 4 | 1 | 1 | 0 | 0 | 0 | 0 |
| Minnie Minoso, R (1, 7) OBP: 0.346, SLG: 0.422 | 0-0 F7 ③ | | | 0-0 BB 1B | 0-0 1B | | 0-0 1B BB 1B | | | 4 | 2 | 3 | 1 | 0 | 0 | 0 |
| Roy Sievers, R (1, 3) OBP: 0.407, SLG: 0.573 | | 0-0 L9 ① | | 4-0 BB 1B 1B | 0-0 F7 ③ | | 4-0 BB 1B BB | | | 2 | 2 | 0 | 0 | 2 | 0 | 1 |
| Al Smith, R (1, 5) OBP: 0.341, SLG: 0.503 | | 0-0 7-4 2B | | 0-0 1B 1B | | 0-0 HR | 0-0 CS 1B | | | 4 | 1 | 4 | 3 | 0 | 0 | 0 |
| Sammy Esposito, R (8, 5) OBP: 0.250, SLG: 0.214 | | | | 1-2 2-H 3-H | | | 1-2 2-3 1B | | | 0 | 0 | 0 | 0 | 0 | 0 | 0 |
| Jim Landis, R (1, 8) OBP: 0.330, SLG: 0.446 | | 0-0 1B | | 0-0 L9 ① | | 0-3 K ① | 0-0 BB 1B | | | 4 | 0 | 2 | 2 | 0 | 1 | 2 |
| Sherm Lollar, R (1, 2) OBP: 0.338, SLG: 0.374 | | 0-0 7-4 ② ③ | | 0-0 1-2 2-H | | 0-0 F8 ② | 4-0 FC6-4 BB ② | | | 3 | 0 | 1 | 1 | 1 | 0 | 2 |
| Luis Aparicio, R (1, 6) OBP: 0.288, SLG: 0.301 | | | 0-0 6-3 ① | 0-3 K ② | | 0-0 E6 | 0-0 FC6-4 ③ | | | 4 | 0 | 0 | 0 | 0 | 1 | 4 |
| Early Wynn, S (1, 1) OBP: 0.192, SLG: 0.087 | | | 0-3 K ② | 0-0 F8 ③ | | 0-3 K ③ | | 0-3 K ① | | 1 | 0 | 0 | 0 | 0 | 1 | 0 |
| Turk Lown, R (4, 1) | | | | | | | | | | 3 | 0 | 0 | 0 | 0 | 2 | 3 |

| Inning Stats | | R: 0 | H: 0 | E: 0 | K: 0 | S: 3 | R: 0 | H: 2 | E: 0 | K: 0 | S: 4 | R: 0 | H: 0 | E: 0 | K: 1 | S: 5 | R: 3 | H: 4 | E: 0 | K: 1 | S: 9 | R: 0 | H: 1 | E: 0 | K: 1 | S: 6 | R: 1 | H: 1 | E: 1 | K: 2 | S: 9 | R: 3 | H: 3 | E: 0 | K: 0 | S: 5 | R: 0 | H: 0 | E: 0 | K: 1 | S: 5 |
|-------------------------------------|-----|------|------|------|------|------|------|------|------|------|------|------|------|------|------|------|-------|-------|------|------|------|------|------|------|------|------|------|------|------|------|------|------|------|------|------|------|------|------|------|------|------|
| PITCHER | | IP | WLS | BF | H | R | ER | SO | BB | IBB | HBP | BLK | WP | HR | S | P | ERA | WHIP | | | | | | | | | | | | | | | | | | | | | | | |
| Jim Bunning, R (1, 1) ERA: 3.84 | 6.1 | L | 33 | 11 | 7 | 7 | 5 | 5 | 3 | 0 | 0 | 0 | 0 | 0 | 40 | 52 | 9.95 | 2.211 | | | | | | | | | | | | | | | | | | | | | | | |
| Bill Fischer, R (7, 1) ERA: 3.76 | 1.2 | | 5 | 0 | 0 | 0 | 1 | 1 | 0 | 0 | 0 | 0 | 0 | 6 | 10 | 0.00 | 0.600 | | | | | | | | | | | | | | | | | | | | | | | | |

DETROIT TIGERS @ CHICAGO WHITE SOX
 Comiskey Park, Chicago, IL
 Tue Jun 06 1961, 8:05 PM EDT
 Att. 18,402 - Unknown

| | |
|-----|----|
| AB | 33 |
| R | 7 |
| H | 11 |
| RBI | 7 |
| BB | 4 |
| SO | 6 |
| LOB | 12 |



| WP | PA | ERA | WHIP |
|----|----|-----|------|
| 0 | 38 | | |

| Batter | 1 | 2 | 3 | 4 | 5 | 6 | 7 | 8 | 9 | 10 | AB R H RBI BB SO LOB | TOP | | | | | | |
|---|--|---------------------------------|------------------------------|---------------------------------|------------------------------|---------------------------------|------------------------------|---------------------------------|------------------------------|---------------------------------|------------------------------|---|------------------------------|---------------------------------|----------------------------------|------------------------------------|----------------------------------|--------|
| Luis Aparicio, R (1, 6) OBP: 0.281, SLG: 0.293 | 0-0 6-3 | | 0-0 F8 | | | 0-0 L6 | | 0-0 F9 | | 0-0 F5 | 5 0 0 0 0 0 0 | Chicago White Sox @ Washington Senators Griffith Stadium, Washington, DC Fri Jun 09 1961, 7:05 PM EDT Unknown | | | | | | |
| Nellie Fox, L (1, 4) OBP: 0.327, SLG: 0.318 | 4-0 1B BB | | 0-0 1B | | | 0-0 5-3 | | 0-0 F8 | | | 3 0 1 0 1 0 0 | | | | | | | |
| Minnie Minoso, R (1, 7) OBP: 0.349, SLG: 0.424 | 0-0 G5-4-3 1-3 1B | | 0-0 F7 | | | 0-0 S 1B | | 0-0 F9 | | | 4 0 2 0 0 0 1 | | | | | | | |
| Roy Sievers, R (1, 3) OBP: 0.399, SLG: 0.560 | 0-0 G5-4-3 1-2f | | | 0-0 L7 | | 0-0 F7 1-2 | | | 0-0 F7 | | 4 0 0 0 0 0 3 | | | | | | | |
| Al Smith, R (1, 5) OBP: 0.344, SLG: 0.506 | | 0-0 F7 | | 4-0 CS BB | | | 0-0 SH1-4 2B | | 0-0 5-3 | | 3 0 1 0 1 0 0 | | | | | | | |
| Jim Landis, R (1, 8) OBP: 0.335, SLG: 0.449 | | 0-0 1-3 1B | | 0-3 K 1-2 | | | 0-0 SH1-4 2-3 | | 0-0 S 1B | | 3 0 2 0 0 1 1 | | | | | | | |
| Floyd Robinson, L (1, 9) OBP: 0.342, SLG: 0.441 | | 0-0 1-3 1-2 | | | 0-0 L4 | | 4-0 S IBB | | 0-0 4-3 1-2 | | 3 0 0 0 1 0 2 | | | | | | | |
| Cam Carreon, R (1, 2) OBP: 0.281, SLG: 0.328 | | 0-0 5-3 | | | 0-0 5-3 | | 4-0 G4-6-3 1-2 IBB | | | 0-0 6-3 | 2 0 0 0 0 0 1 | | | | | | | |
| Wes Covington, L (7, PH) OBP: 0.318, SLG: 0.443 | | | | | | | | | | 0-0 6-3 | 0 0 0 0 1 0 0 | | | | | | | |
| Frank Baumann, L (7, PR) OBP: 0.348, SLG: 0.300 | | | | | | | | | | | 0 0 0 0 0 0 0 | | | | | | | |
| Sherm Lollar, R (7, 2) OBP: 0.336, SLG: 0.371 | | | | | | | | | | | 1 0 0 0 0 0 0 | | | | | | | |
| Cal McLish, S (1, 1) OBP: 0.111, SLG: 0.111 | | | 0-0 F8 | | | | | | | 0-0 6-3 | 2 0 0 0 0 0 0 | | | | | | | |
| Earl Torgeson, L (7, PH) OBP: 0.235, SLG: 0.077 | | | | | | | | | | | 1 0 0 0 0 0 3 | | | | | | | |
| Warren Hacker, R (7, 1) | | | | | | | | | | | 1 0 0 0 0 0 0 | | | | | | | |
| Inning Stats | R: 0 E: 0 K: 0 S: 3 | H: 1 LOB: 1 BB: 1 P: 7 | R: 0 E: 0 K: 0 S: 4 | H: 1 LOB: 1 BB: 0 P: 4 | R: 0 E: 0 K: 1 S: 4 | H: 0 LOB: 0 BB: 1 P: 8 | R: 0 E: 0 K: 0 S: 3 | H: 0 LOB: 0 BB: 0 P: 3 | R: 0 E: 0 K: 0 S: 4 | H: 1 LOB: 1 BB: 0 P: 4 | R: 0 E: 0 K: 0 S: 3 | H: 1 LOB: 1 BB: 0 P: 4 | R: 0 E: 0 K: 0 S: 3 | H: 0 LOB: 0 BB: 0 P: 3 | 1B: 5 2B: 1 3B: 0 HR: 0 | SF: 0 SAC: 1 DP: 2 HBP: 0 | WP: 0 PB: 0 SB: 3 CS: 1 | PA: 37 |
| PITCHER Dick Donovan, R (1, 1) ERA: 2.83 | IP 10.0 WLS W BF 37 H 6 R 0 ER 0 SO 1 BB 2 IBB 2 HBP 0 BLK 0 WP 0 HR 0 S 35 P 51 ERA 0.00 WHIP 0.800 | | | | | | | | | | | | | | | | | |

| | |
|-----|----|
| AB | 32 |
| R | 0 |
| H | 6 |
| RBI | 0 |
| BB | 4 |
| SO | 1 |
| LOB | 11 |



livebaseballscorecards.com

| Batter | 1 | 2 | 3 | 4 | 5 | 6 | 7 | 8 | 9 | 10 | AB | R | H | RBI | BB | SO | LOB |
|---|-----------|----------------------|--------------|--------------|--------------|--------------|--------------|-------------|-------------|----------------------|----|---|---|-----|----|----|-----|
| Coot Veal, R (1, 6) OBP: 0.308, SLG: 0.293 | 0-3 K | | X 0-0 1B | | | X 0-0 5-3 | | X 0-0 F3 | | | 4 | 0 | 1 | 0 | 0 | 1 | 2 |
| Marty Keough, L (1, 8) OBP: 0.304, SLG: 0.369 | 0-0 2B | | X 0-0 4-3 | | | X 0-0 F9 | | | SS 0-3 K | | 4 | 0 | 1 | 0 | 0 | 1 | 1 |
| Jim King, L (1, 7) OBP: 0.385, SLG: 0.519 | 0-3 K | | | SS 0-3 K | | | X 0-0 P4 | | X 0-0 P4 | | 4 | 0 | 0 | 0 | 0 | 2 | 1 |
| Dale Long, L (1, 3) OBP: 0.323, SLG: 0.516 | 0-0 F8 | | | X 0-0 F8 | | | X 0-0 F8 | | X 0-0 F8 | | 4 | 0 | 0 | 0 | 0 | 0 | 1 |
| Gene Woodling, L (1, 9) OBP: 0.432, SLG: 0.533 | | X 0-0 4-3 | | X 0-0 4-3 | | | X 0-0 4-3 | | | | 4 | 0 | 1 | 0 | 0 | 0 | 0 |
| Jim Mahoney, R (10, PR) OBP: 0.261, SLG: 0.235 | | | | | | | | | | X 0-0 SH1-4 1B | 0 | 1 | 0 | 0 | 0 | 0 | 0 |
| Gene Green, R (1, 2) OBP: 0.385, SLG: 0.518 | | X 0-0 FC6-4 1B | | | X 0-0 6-3 | | | X 0-0 1B | | X 0-0 SH1-4 | 3 | 0 | 2 | 0 | 0 | 0 | 0 |
| Chuck Hinton, R (8, PR) OBP: 0.358, SLG: 0.400 | | | | | | | | | | X 0-0 1B | 0 | 0 | 0 | 0 | 0 | 0 | 0 |
| Pete Daley, R (9, 2) OBP: 0.226, SLG: 0.261 | | | | | | | | | | X 0-0 1B | 0 | 0 | 0 | 0 | 0 | 0 | 0 |
| Billy Klaus, L (1, 5) OBP: 0.307, SLG: 0.340 | | X 0-0 FC6-4 PO | | X 0-0 F7 | | | | X 0-0 1B | | X 4-0 1B IBB | 3 | 0 | 1 | 0 | 1 | 0 | 1 |
| Chuck Cottier, R (1, 4) OBP: 0.273, SLG: 0.200 | | | X 0-0 PO | | X 0-0 L6 | | | SS 0-3 K | | X 0-0 1B | 3 | 0 | 0 | 0 | 0 | 1 | 2 |
| Harry Bright, R (10, PH) OBP: 0.322, SLG: 0.370 | | | | | | | | | | X 1-2 2-H 1B | 1 | 0 | 1 | 1 | 0 | 0 | 0 |
| Dick Donovan, L (1, 1) OBP: 0.300, SLG: 0.278 | | | SS 0-3 K | | | X 0-0 4-3 | | X 0-0 L6 | | | 3 | 0 | 0 | 0 | 0 | 1 | 2 |

| Inning Stats | R: 0 | H: 1 | R: 0 | H: 1 | R: 0 | H: 1 | R: 0 | H: 0 | R: 0 | H: 0 | R: 0 | H: 0 | R: 0 | H: 0 | R: 0 | H: 2 | R: 0 | H: 0 | R: 1 | H: 2 | 1B: 6 | SF: 0 | WP: 0 | PA: 36 |
|--------------|------|--------|------|--------|------|--------|------|--------|------|--------|------|--------|------|--------|------|--------|------|--------|------|--------|-------|--------|-------|--------|
| | E: 0 | LOB: 1 | E: 0 | LOB: 0 | E: 0 | LOB: 1 | E: 0 | LOB: 0 | E: 0 | LOB: 0 | E: 0 | LOB: 0 | E: 0 | LOB: 0 | E: 0 | LOB: 3 | E: 0 | LOB: 0 | E: 0 | LOB: 2 | 2B: 1 | SAC: 1 | PB: 0 | |
| | K: 2 | BB: 0 | K: 0 | BB: 0 | K: 1 | BB: 0 | K: 0 | BB: 0 | K: 0 | BB: 0 | K: 1 | BB: 0 | K: 0 | BB: 0 | K: 1 | BB: 0 | K: 1 | BB: 0 | K: 0 | BB: 1 | 3B: 0 | DP: 0 | SB: 1 | |
| | S: 8 | P: 8 | S: 3 | P: 3 | S: 6 | P: 6 | S: 5 | P: 5 | S: 3 | P: 3 | S: 7 | P: 7 | S: 5 | P: 5 | S: 3 | P: 7 | S: 5 | P: 5 | S: 3 | P: 7 | HR: 0 | HBP: 0 | CS: 0 | |

| PITCHER | IP | WLS | BF | H | R | ER | SO | BB | IBB | HBP | BLK | WP | HR | S | P | ERA | WHIP |
|---|-----|-----|----|---|---|----|----|----|-----|-----|-----|----|----|----|----|------|-------|
| Cal McLish, R (1, 1) ERA: 4.3 | 6.0 | | 20 | 3 | 0 | 0 | 4 | 0 | 0 | 0 | 0 | 0 | 0 | 28 | 28 | 0.00 | 0.500 |
| Warren Hacker, R (7, 1) ERA: 1.08 | 3.1 | L | 15 | 4 | 1 | 1 | 2 | 0 | 1 | 0 | 0 | 0 | 0 | 18 | 22 | 2.70 | 1.200 |

| PITCHER | IP | WLS | BF | H | R | ER | SO | BB | IBB | HBP | BLK | WP | HR | S | P | ERA | WHIP |
|---------|----|-----|----|---|---|----|----|----|-----|-----|-----|----|----|---|---|-----|------|
| | | | | | | | | | | | | | | | | | |

Chicago White Sox @ Washington Senators
 Griffith Stadium, Washington, DC
 Fri Jun 09 1961, 7:05 PM EDT
 Unknown

| | |
|------------|----|
| AB | 33 |
| R | 1 |
| H | 7 |
| RBI | 1 |
| BB | 1 |
| SO | 6 |
| LOB | 10 |



| Batter | 1 | 2 | 3 | 4 | 5 | 6 | 7 | 8 | 9 | AB R H RBI BB SO LOB | TOP | | | | | | | | | | | | | | | | | | | | | | | | | |
|---|---|------------------------------------|------------------------------|----------------------------------|--|---------------------------------|------------------------------|---------------------------------|--------------------------------|---|------------------------------|---------------------------------|------------------------------|---------------------------------|------------------------------|---------------------------------|------------------------------|----------------------------------|----------------------------------|------------------------------------|----------------------------------|--------|--|--|--|--|--|--|--|--|--|--|--|--|--|--|
| Floyd Robinson, L (1, 9) OBP: 0.369, SLG: 0.451 | 0-0 G4-6-3 1B | | 0-0 5-3 | | 4-0 1B BB | 0-0 1B | | | 4-0 HBP BB E BB | 3 2 2 0 2 0 0 | | | | | | | | | | | | | | | | | | | | | | | | | | |
| Nellie Fox, L (1, 4) OBP: 0.329, SLG: 0.317 Sammy Esposito, R (9, 4) OBP: 0.250, SLG: 0.214 | 0-0 G4-6-3 1-2f | | 0-0 3-1 | | 0-0 1B 1B | 0-0 1B | | | 4-0 E HBP 1B BB | 4 2 1 0 1 0 2 0 0 0 0 0 0 0 | | | | | | | | | | | | | | | | | | | | | | | | | | |
| Minnie Minoso, R (1, 7) OBP: 0.357, SLG: 0.423 | 4-0 PB BB | | 0-0 6-3 | | 0-0 G6-4-3 1B 1-3 2-H 3-H | | | | 1-0 E 1B HBP | 3 1 1 2 1 0 0 | | | | | | | | | | | | | | | | | | | | | | | | | | |
| Sherm Lollar, R (1, 2) OBP: 0.338, SLG: 0.372 | 0-0 4-3 1-2 | | | 0-0 HR 1B | 0-0 G6-4-3 1B 1-2 3-H | | | | 0-0 P3 E5 1B | 5 1 2 1 0 0 3 | | | | | | | | | | | | | | | | | | | | | | | | | | |
| Al Smith, R (1, 5) OBP: 0.340, SLG: 0.497 | | 0-0 F9 | | 0-3 K | 0-0 G6-4-3 1-2f 2-3 | | | | 0-0 1B 1-2 2-3 3-H | 5 0 1 2 0 2 3 | | | | | | | | | | | | | | | | | | | | | | | | | | |
| Roy Sievers, R (1, 3) OBP: 0.404, SLG: 0.575 | | 0-0 FC1-4-6 BB 1B | | 0-0 HR | 4-0 FC6-4 BB | | | | 0-0 P6 K | 4 1 2 2 1 1 2 | | | | | | | | | | | | | | | | | | | | | | | | | | |
| Jim Landis, R (1, 8) OBP: 0.336, SLG: 0.461 | | 4-0 FC1-4-6 BB | | 0-0 P3 | 0-0 FC6-4 | | | | 0-0 HR F9 | 4 1 1 1 1 0 4 | | | | | | | | | | | | | | | | | | | | | | | | | | |
| Luis Aparicio, R (1, 6) OBP: 0.274, SLG: 0.285 | | 0-0 FC1-4-6 S 1-2f 2-3 | | 0-0 F9 | | | | | 0-0 F8 5-3 6-3 | 5 0 0 0 0 0 4 | | | | | | | | | | | | | | | | | | | | | | | | | | |
| Bob Shaw, R (1, 1) Russ Kemmerer, R (3, 1) OBP: 0.333, SLG: 0.400 Billy Goodman, L (5, PH) OBP: 0.250, SLG: 0.261 Gerry Staley, R (5, 1) J.C. Martin, L (6, PH) OBP: 0.269, SLG: 0.327 Turk Lowitt, R (6, 1) Frank Baumann, L (9, 1) OBP: 0.348, SLG: 0.300 | | 0-3 K | | | 4-0 1B BB 1B BB | 0-0 3-1 | | | 0-0 F7 6-3 | 1 0 0 0 0 0 1 2 0 0 0 0 0 0 0 0 0 1 0 0 0 0 1 0 0 0 0 0 0 0 0 0 0 0 1 0 0 0 0 0 0 0 0 1 0 0 0 0 0 0 0 0 0 0 0 0 0 0 0 0 0 | | | | | | | | | | | | | | | | | | | | | | | | | | |
| Inning Stats | R: 0 E: 0 K: 0 S: 3 | H: 1 LOB: 1 BB: 1 P: 7 | R: 0 E: 0 K: 1 S: 6 | H: 1 LOB: 2 BB: 1 P: 10 | R: 0 E: 0 K: 0 S: 3 | H: 0 LOB: 0 BB: 0 P: 3 | R: 2 E: 0 K: 1 S: 7 | H: 2 LOB: 0 BB: 0 P: 7 | R: 3 E: 0 K: 0 S: 5 | H: 3 LOB: 2 BB: 3 P: 17 | R: 0 E: 0 K: 0 S: 4 | H: 1 LOB: 1 BB: 0 P: 4 | R: 0 E: 0 K: 1 S: 5 | H: 0 LOB: 0 BB: 0 P: 5 | R: 1 E: 0 K: 0 S: 4 | H: 1 LOB: 0 BB: 0 P: 4 | R: 3 E: 1 K: 1 S: 7 | H: 1 LOB: 2 BB: 2 P: 16 | 1B: 8 2B: 0 3B: 0 HR: 2 | SF: 0 SAC: 0 DP: 2 HBP: 1 | WP: 0 PB: 1 SB: 1 CS: 0 | PA: 44 | | | | | | | | | | | | | | |
| PITCHER | IP WLS BF H R ER SO BB IBB HBP BLK WP HR S P ERA WHIP | | | | | | | | | | | | | | | | | | | | | | | | | | | | | | | | | | | |
| Bennie Daniels, R (1, 1) ERA: 3.42 | 2.1 | 10 | 2 | 0 | 0 | 1 | 2 | 0 | 0 | 0 | 0 | 0 | 0 | 10 | 18 | 0.00 | 1.714 | | | | | | | | | | | | | | | | | | | |
| John Gabler, R (3, 1) ERA: 5.93 | 1.2 | 11 | 4 | 5 | 5 | 1 | 2 | 0 | 0 | 0 | 0 | 1 | 11 | 19 | 27.00 | 3.600 | | | | | | | | | | | | | | | | | | | | |
| Marty Kutyna, R (5, 1) ERA: 3.59 | 4.0 | 15 | 3 | 1 | 1 | 1 | 1 | 0 | 0 | 0 | 0 | 1 | 16 | 20 | 2.25 | 1.000 | | | | | | | | | | | | | | | | | | | | |
| Dave Sisler, R (9, 1) ERA: 1.48 | 0.0 | 3 | 0 | 3 | 2 | 0 | 2 | 0 | 1 | 0 | 0 | 0 | 0 | 9 | ∞ | ∞ | | | | | | | | | | | | | | | | | | | | |
| Johnny Klippstein, R (9, 1) ERA: 5.85 | 1.0 | W | 5 | 1 | 0 | 0 | 1 | 0 | 0 | 0 | 0 | 0 | 0 | 7 | 7 | 0.00 | 1.000 | | | | | | | | | | | | | | | | | | | |

Chicago White Sox @ Washington Senators
Griffith Stadium, Washington, DC
Fri Jun 09 1961, 7:05 PM EDT
Att. 9,885 - Unknown

| | |
|-----|----|
| AB | 36 |
| R | 9 |
| H | 10 |
| RBI | 8 |
| BB | 7 |
| SO | 4 |
| LOB | 20 |



BOTTOM

Chicago White Sox @ Washington Senators
Griffith Stadium, Washington, DC

livebaseballscorecards.com

| | |
|-----|----|
| AB | 39 |
| R | 10 |
| H | 14 |
| RBI | 10 |
| BB | 3 |
| SO | 2 |
| LOB | 13 |



| | | | |
|-----|---|-----|----|
| WP: | 0 | PA: | 44 |
| PB: | 0 | | |
| SB: | 0 | | |
| CS: | 0 | | |

Fri Jun 09 1961, 7:05 PM EDT
Att. 9,885 - Unknown

| Batter | 1 | 2 | 3 | 4 | 5 | 6 | 7 | 8 | 9 | AB | R | H | RBI | BB | SO | LOB |
|--|-------------------------|------------------------------|------------|-------------------------------|---|------------|----------------------|------------|---------------------------|----|---|---|-----|----|----|-----|
| Coot Veal, R OBP: 0.326, SLG: 0.308 (1, 6) | 4-0 G3 SH5-3 BB | 0-0 1-3 3B 1B | | 0-0 F2 | | 0-0 1B | | | 0-0 SH1-3 5-3 1B | 4 | 2 | 3 | 0 | 1 | 0 | 0 |
| Marty Keough, L OBP: 0.304, SLG: 0.384 (1, 8) | 0-0 SH5-3 1-2 | 0-0 1-H 3-H HR 3B | | 0-0 P6 | | 0-0 4-3 | | | 0-0 SH1-3 1-3 | 3 | 1 | 1 | 2 | 0 | 0 | 1 |
| Chuck Hinton, R OBP: 0.360, SLG: 0.424 (1, 7) | 4-0 G3 BB | 0-0 3-H HR | | 0-0 6-3 | | | 0-3 K | | 0-0 5-3 3-H | 4 | 1 | 1 | 3 | 1 | 1 | 0 |
| Dale Long, L OBP: 0.331, SLG: 0.538 (1, 3) | 0-0 G3 1-2 2-3 | 0-0 F8 | | 0-0 FC4-6 1B | | | 0-0 FC4-6 1B | | 0-0 HR | 5 | 1 | 3 | 1 | 0 | 0 | 2 |
| Gene Woodling, L OBP: 0.426, SLG: 0.516 Willie Tasby, R OBP: 0.363, SLG: 0.465 (1, 9) (7, PR) (8, 9) | 4-0 IBB | 0-0 4-3 | | 0-0 FC4-6 FC6-4 1-2f | | | 0-0 FC4-6 1-2f | | 0-0 HR | 3 | 0 | 0 | 0 | 1 | 0 | 2 |
| Gene Green, R OBP: 0.386, SLG: 0.556 Jim Mahoney, R OBP: 0.261, SLG: 0.235 (1, 2) (9, PR) | 0-3 K | | 0-0 HR | 0-0 FC6-4 1-2f | | | 0-0 F8 | | 0-0 E 1B 2B | 5 | 1 | 2 | 1 | 0 | 1 | 5 |
| Billy Klaus, L OBP: 0.303, SLG: 0.343 (1, 5) | | 0-0 4-3 1B 2B | 0-0 4-3 | 0-0 5-3 | | | | 0-0 F9 | 0-0 E3 1B 2-3 | 5 | 1 | 1 | 0 | 0 | 0 | 2 |
| Chuck Cottier, R OBP: 0.200, SLG: 0.143 Danny O'Connell, R OBP: 0.369, SLG: 0.309 (1, 4) (9, PH) | | 0-0 4-3 2-3 | 0-0 4-3 | | | 0-0 P3 | | 0-0 F3 | 0-0 1-2 3-H 1B | 4 | 0 | 0 | 0 | 0 | 0 | 1 |
| Bennie Daniels, L OBP: 0.095, SLG: 0.238 John Gabriel, S OBP: 0.286, SLG: 0.571 Marty Kulyrna, R OBP: 0.375, SLG: 0.375 Harry Bright, R OBP: 0.219, SLG: 0.367 Dave Sisler, R Johnny Klippstein, R (1, 1) (3, 1) (5, 1) (8, PH) (9, 1) (9, 1) | | 0-0 1B 3B 1B 3-H | 0-0 L3 | | | 0-0 1-3 | | 0-0 4-3 | | 1 | 1 | 1 | 1 | 0 | 0 | 0 |

| Inning Stats | R: 0 | H: 0 | E: 0 | K: 1 | S: 5 | LOB: 3 | BB: 3 | P: 17 | R: 5 | H: 5 | E: 0 | K: 0 | S: 8 | LOB: 0 | BB: 0 | P: 8 | R: 1 | H: 1 | E: 0 | K: 0 | S: 4 | LOB: 1 | BB: 0 | P: 4 | R: 0 | H: 0 | E: 0 | K: 0 | S: 3 | LOB: 0 | BB: 0 | P: 3 | R: 0 | H: 1 | E: 0 | K: 0 | S: 4 | LOB: 1 | BB: 0 | P: 4 | R: 0 | H: 1 | E: 0 | K: 1 | S: 6 | LOB: 1 | BB: 0 | P: 6 | R: 0 | H: 0 | E: 0 | K: 0 | S: 3 | LOB: 0 | BB: 0 | P: 3 | R: 4 | H: 5 | E: 1 | K: 0 | S: 8 | LOB: 2 | BB: 0 | P: 8 | 1B: 7 | 2B: 2 | 3B: 1 | SF: 0 | SAC: 2 | DP: 0 | HBP: 0 | WP: 0 | PA: 44 |
|--------------|------|------|------|------|------|--------|-------|-------|------|------|------|------|------|--------|-------|------|------|------|------|------|------|--------|-------|------|------|------|------|------|------|--------|-------|------|------|------|------|------|------|--------|-------|------|------|------|------|------|------|--------|-------|------|------|------|------|------|------|--------|-------|------|------|------|------|------|------|--------|-------|------|-------|-------|-------|-------|--------|-------|--------|-------|--------|
|--------------|------|------|------|------|------|--------|-------|-------|------|------|------|------|------|--------|-------|------|------|------|------|------|------|--------|-------|------|------|------|------|------|------|--------|-------|------|------|------|------|------|------|--------|-------|------|------|------|------|------|------|--------|-------|------|------|------|------|------|------|--------|-------|------|------|------|------|------|------|--------|-------|------|-------|-------|-------|-------|--------|-------|--------|-------|--------|

| PITCHER | IP | WLS | BF | H | R | ER | SO | BB | IBB | HBP | BLK | WP | HR | S | P | ERA | WHIP |
|---|-----|-----|----|---|---|----|----|----|-----|-----|-----|----|----|----|----|-------|-------|
| Bob Shaw, R ERA: 3.79 (1, 1) | 2.0 | | 14 | 5 | 5 | 5 | 1 | 2 | 1 | 0 | 0 | 0 | 1 | 13 | 25 | 22.50 | 3.500 |
| Russ Kemmerer, R ERA: 2.74 (3, 1) | 2.0 | | 7 | 1 | 1 | 1 | 0 | 0 | 0 | 0 | 0 | 0 | 1 | 7 | 7 | 4.50 | 0.500 |
| Gerry Staley, R ERA: 5.63 (5, 1) | 1.0 | | 4 | 1 | 0 | 0 | 0 | 0 | 0 | 0 | 0 | 0 | 0 | 4 | 4 | 0.00 | 1.000 |
| Turk Lown, R ERA: 1.58 (6, 1) | 3.2 | | 16 | 5 | 3 | 3 | 1 | 0 | 0 | 0 | 0 | 0 | 2 | 18 | 18 | 7.36 | 1.364 |
| Frank Baumann, L ERA: 5.18 (9, 1) | 0.0 | L | 3 | 2 | 1 | 0 | 0 | 0 | 0 | 0 | 0 | 0 | 0 | 3 | 3 | ∞ | ∞ |

| Batter | 1 | 2 | 3 | 4 | 5 | 6 | 7 | 8 | 9 | 10 | 11 | 12 | 13 | 14 | 15 | AB | R | H | RBI | BB | SO | LOB | TOP | | | | | | | |
|---|------------------------------|---------------------------------|------------------------------|---------------------------------|------------------------------|---------------------------------|------------------------------|---------------------------------|------------------------------|---------------------------------|------------------------------|---------------------------------|------------------------------|---------------------------------|------------------------------|----------------------------------|------------------------------|---------------------------------|------------------------------|---------------------------------|------------------------------|---------------------------------|------------------------------|---------------------------------|------------------------------|---------------------------------|-----------------------------------|------------------------------------|----------------------------------|--------|
| Floyd Robinson, L OBP: 0.359, SLG: 0.430 (1, 9) | L9 | P1 | | | 1B | L7 | | | BB FC1-5 | FC6-4 | | 4-3 | | | 1-3 | 8 | 1 | 2 | 0 | 0 | 0 | 8 | | | | | | | | |
| Nellie Fox, L OBP: 0.330, SLG: 0.316 (1, 4) | G3 | | 4-0 | | 1B | | | | FC1-5 | | F9 | | HBP | | F7 | 7 | 0 | 2 | 0 | 1 | 0 | 2 | | | | | | | | |
| Jim Landis, R OBP: 0.338, SLG: 0.455 (1, 8) | 1B | | | | 1B | | | | F8 | | F9 | | F7 | | K | 7 | 0 | 2 | 1 | 1 | 1 | 4 | | | | | | | | |
| Minnie Minoso, R OBP: 0.360, SLG: 0.415 (1, 7) | 1B | | | | 5-3 | | | | F8 | | F8 | | HBP | | | 5 | 0 | 1 | 0 | 1 | 0 | 4 | | | | | | | | |
| Al Smith, R Sammy Esposito, R Wes Covington, L Turk Low, R Earl Torgeson, L Russ Kemmerer, R (1, 5) (9, 5) (12, PH) (12, 1) (13, PH) (13, 1) | 1-3 | | | | 1B | 2B | | | FC5-4 | | K | | F8 | | F8 | 5 | 1 | 1 | 0 | 0 | 2 | 6 | | | | | | | | |
| J.C. Martin, L Roy Sievers, R OBP: 0.276, SLG: 0.327 (10, PH) (10, 3) | | | | | K | 2B | | | 4-3 | | SH5-4 | | 1B | | L8 | 3 | 1 | 1 | 0 | 1 | 1 | 0 | | | | | | | | |
| Cam Carreon, R OBP: 0.286, SLG: 0.333 (1, 2) | | G6-4-3 | | | K | 1B | | | 5-3 | | SH5-4 | | 1B | | L5 | 5 | 0 | 1 | 1 | 1 | 0 | 1 | | | | | | | | |
| Luis Aparicio, R OBP: 0.270, SLG: 0.281 (1, 6) | | 1B | | | 5-3 | SF7 | | | 5-3 | | F8 | | F9 | | 4-3 | 6 | 0 | 1 | 1 | 0 | 0 | 3 | | | | | | | | |
| Juan Pizarro, L Warren Hacker, R Sherrill Lollar, R Frank Baumgartel, L Gerry Staley, R Billy Goodman, L (1, 1) (6, 1) (10, PH) (10, PH) (10, 1) (12, PH) (12, 5) | | 1B | | | F8 | K | | | E6 | | FC6-4 | | 1B | | 6-3 | 3 | 0 | 1 | 0 | 0 | 1 | 1 | | | | | | | | |
| Inning Stats | R: 0 E: 0 K: 0 S: 5 | H: 2 LOB: 2 BB: 0 P: 5 | R: 0 E: 0 K: 0 S: 4 | H: 2 LOB: 2 BB: 1 P: 8 | R: 0 E: 0 K: 2 S: 2 | H: 0 LOB: 0 BB: 1 P: 6 | R: 0 E: 0 K: 2 S: 7 | H: 0 LOB: 0 BB: 0 P: 7 | R: 1 E: 0 K: 0 S: 6 | H: 3 LOB: 2 BB: 0 P: 6 | R: 2 E: 0 K: 1 S: 8 | H: 3 LOB: 1 BB: 0 P: 8 | R: 0 E: 0 K: 0 S: 3 | H: 0 LOB: 0 BB: 0 P: 3 | R: 0 E: 0 K: 0 S: 4 | H: 1 LOB: 3 BB: 1 P: 11 | R: 0 E: 0 K: 0 S: 4 | H: 0 LOB: 0 BB: 1 P: 8 | R: 0 E: 0 K: 0 S: 5 | H: 2 LOB: 3 BB: 1 P: 9 | R: 0 E: 0 K: 0 S: 4 | H: 1 LOB: 2 BB: 0 P: 5 | R: 0 E: 0 K: 0 S: 3 | H: 0 LOB: 0 BB: 0 P: 3 | R: 0 E: 0 K: 1 S: 5 | H: 0 LOB: 0 BB: 0 P: 5 | 1B: 14 2B: 2 3B: 0 HR: 0 | SF: 1 SAC: 1 DP: 2 HBP: 1 | WP: 0 PB: 0 SB: 0 CS: 0 | PA: 66 |
| PITCHER | IP | WLS | BF | H | R | ER | SO | BB | IBB | HBP | BLK | WP | HR | S | P | ERA | WHIP | | | | | | | | | | | | | |
| Ed Hobaugh, R ERA: 4.3 (1, 1) | 5.0 | | 25 | 10 | 3 | 3 | 2 | 2 | 0 | 0 | 0 | 0 | 0 | 27 | 35 | 5.40 | 2.400 | | | | | | | | | | | | | |
| Dave Sisler, R ERA: 1.32 (6, 1) | 3.0 | | 10 | 0 | 0 | 0 | 1 | 1 | 0 | 0 | 0 | 0 | 0 | 11 | 15 | 0.00 | 0.333 | | | | | | | | | | | | | |
| Pete Burnside, L ERA: 5.06 (9, 1) | 2.0 | | 11 | 2 | 0 | 0 | 1 | 1 | 1 | 0 | 0 | 0 | 0 | 11 | 19 | 0.00 | 1.500 | | | | | | | | | | | | | |
| Johnny Klippstein, R ERA: 3.32 (11, 1) | 2.0 | | 9 | 2 | 0 | 0 | 0 | 1 | 0 | 0 | 0 | 0 | 0 | 8 | 12 | 0.00 | 1.500 | | | | | | | | | | | | | |
| Marty Kutyna, R ERA: 3.35 (13, 1) | 3.0 | W | 11 | 1 | 0 | 0 | 1 | 0 | 0 | 1 | 0 | 0 | 0 | 12 | 13 | 0.00 | 0.333 | | | | | | | | | | | | | |

Chicago White Sox @ Washington Senators
Griffith Stadium, Washington, DC
Sat Jun 10 1961, 3:33 AM EDT
Att. 6,473 - Unknown

livebaseballscorecards.com

| | |
|-----|----|
| AB | 57 |
| R | 3 |
| H | 15 |
| RBI | 3 |
| BB | 6 |
| SO | 5 |
| LOB | 33 |



| Batter | 1 | 2 | 3 | 4 | 5 | 6 | 7 | 8 | 9 | 10 | 11 | 12 | 13 | 14 | 15 | AB | R | H | RBI | BB | SO | LOB | BOTTOM | | | | | | | | | | | | | | | | |
|--|---|----------------------------------|------------------------------|---------------------------------|------------------------------|---------------------------------|------------------------------|---------------------------------|------------------------------|---------------------------------|------------------------------|---------------------------------|------------------------------|---------------------------------|------------------------------|---------------------------------|------------------------------|---------------------------------|------------------------------|---------------------------------|------------------------------|---|---|------------------------------|---------------------------------|----------------------------------|--------------------------|----------------------------------|--------|--|--|--|--|--|--|--|--|--|--|
| Coot Veal, R OBP: 0.312, SLG: 0.294 (1, 6) | 0-3 K | 0-0 F8 | | | 0-0 6-3 | | | 0-0 SH5-3 | | 0-0 6-3 | | 0-0 F3 | | | 0-0 5-3 | 6 | 0 | 0 | 0 | 0 | 1 | 1 | Chicago White Sox @ Washington Senators Griffith Stadium, Washington, DC Sat Jun 10 1961, 3:33 AM EDT Att. 6,473 - Unknown livebaseballscorecards.com AB 53 R 4 H 11 RBI 4 BB 2 SO 12 LOB 18 | | | | | | | | | | | | | | | | |
| Marty Keough, L OBP: 0.317, SLG: 0.417 (1, 7) | 0-0 WP 3B 1B | | 0-0 G3-6 1B | | | 0-0 F8 | | 0-3 K | | 0-0 1B 1B | | 0-3 K | | | 0-0 HR | 7 | 2 | 4 | 1 | 0 | 2 | 1 | | | | | | | | | | | | | | | | | |
| Chuck Hinton, R OBP: 0.368, SLG: 0.417 (1, 9) | 4-0 WP 3B BB | | 0-0 F9 | | | 4-0 CS BB | | 0-3 K | | 0-0 FC4-6 1B | | | 0-0 F3 | | | 4 | 1 | 1 | 0 | 2 | 1 | 2 | | | | | | | | | | | | | | | | | |
| Dale Long, L OBP: 0.326, SLG: 0.537 (1, 3) | 0-0 1-H 2-H 3B | | 0-0 G3-6 | | | 0-0 F8 | | | 0-0 P6 | | 0-0 FC4-6 | | 0-0 4-3 | | | 6 | 0 | 1 | 2 | 0 | 0 | 4 | | | | | | | | | | | | | | | | | |
| Willie Tasby, R OBP: 0.357, SLG: 0.472 (1, 8) | 0-3 K | | | 0-3 K | | 0-0 CS | 0-0 E6 6-3 6-3 | | 0-0 HR | | 0-0 5-3 | | 0-3 K | | | 6 | 1 | 1 | 1 | 0 | 3 | 1 | | | | | | | | | | | | | | | | | |
| Harry Bright, R OBP: 0.317, SLG: 0.363 Jim Mahoney, R OBP: 0.256, SLG: 0.230 (1, 5) (9, PR) (10, 4) | 0-3 K | | | 0-0 F3 | | | 0-0 6-3 | | 0-0 FC5-4 1B | | 0-0 5-3 | | | 0-3 K | | 4 | 0 | 1 | 0 | 0 | 1 | 2 | | | | | | | | | | | | | | | | | |
| Gene Green, R OBP: 0.387, SLG: 0.547 John Gabler, S OBP: 0.286, SLG: 0.571 Pete Daley, R OBP: 0.223, SLG: 0.258 (1, 2) (11, PR) (12, 2) | | 0-0 1B | | 0-3 K | | 0-0 6-3 | | 0-0 FC5-4 | | 0-0 1B | | 0-0 F8 | | 0-0 F8 | | 5 | 0 | 2 | 0 | 0 | 1 | 2 | | | | | | | | | | | | | | | | | |
| Chuck Cottier, R OBP: 0.167, SLG: 0.118 Gene Woodling, L OBP: 0.422, SLG: 0.511 Billy Klaus, L OBP: 0.298, SLG: 0.337 (1, 4) (9, PH) (10, 5) | | 0-0 F9 | | | 0-0 P4 | | 0-3 K | | 0-0 F8 | | 0-0 4-3 | | 0-0 G3 | | | 3 | 0 | 0 | 0 | 0 | 1 | 2 | | | | | | | | | | | | | | | | | |
| Ed Hobaugh, R Dave Siders, R Danny O'Connell, R Pete Burnside, R Jim King, L Johnny Kipostian, R R C Stevens, R Marty Kuffner, L (1, 1) (6, 1) (8, PH) (9, 1) (10, PH) (11, 1) (12, PH) (13, 1) | | 0-0 F9 | | | 0-0 F8 | | | 0-0 SH5-3 2B | | 0-0 3-1 | | 0-3 K | | | 0-0 4-3 | 2 | 0 | 0 | 0 | 0 | 0 | 1 | | | | | | | | | | | | | | | | | |
| Inning Stats | R: 2 E: 0 K: 3 S: 11 | H: 2 LOB: 1 BB: 1 P: 15 | R: 0 E: 0 K: 0 S: 4 | H: 1 LOB: 1 BB: 0 P: 4 | R: 0 E: 0 K: 0 S: 3 | H: 1 LOB: 0 BB: 0 P: 3 | R: 0 E: 0 K: 2 S: 7 | H: 0 LOB: 0 BB: 0 P: 7 | R: 0 E: 0 K: 1 S: 6 | H: 0 LOB: 1 BB: 0 P: 6 | R: 0 E: 1 K: 1 S: 8 | H: 1 LOB: 1 BB: 0 P: 8 | R: 1 E: 0 K: 0 S: 5 | H: 2 LOB: 1 BB: 0 P: 5 | R: 0 E: 0 K: 0 S: 5 | H: 2 LOB: 2 BB: 0 P: 5 | R: 0 E: 0 K: 2 S: 7 | H: 0 LOB: 0 BB: 0 P: 7 | R: 0 E: 0 K: 1 S: 5 | H: 0 LOB: 0 BB: 0 P: 5 | R: 0 E: 0 K: 1 S: 5 | H: 0 LOB: 0 BB: 0 P: 5 | | R: 1 E: 0 K: 0 S: 3 | H: 1 LOB: 0 BB: 0 P: 3 | 1B: 7 2B: 1 3B: 1 HR: 2 | SF: 0 SAC: 1 DP: 1 | WP: 1 PB: 0 SB: 1 CS: 1 | PA: 57 | | | | | | | | | | |
| PITCHER | IP WLS BF H R ER SO BB IBB HBP BLK WP HR S P ERA WHIP | | | | | | | | | | | | | | | | | | | | PITCHER | IP WLS BF H R ER SO BB IBB HBP BLK WP HR S P ERA WHIP | | | | | | | | | | | | | | | | | |
| Juan Pizarro, L ERA: 3.2 | 7.0 | 26 | 4 | 2 | 0 | 6 | 2 | 0 | 0 | 0 | 0 | 0 | 0 | 0 | 0 | 4.50 | 1.500 | | | | | | | | | | | | | | | | | | | | | | |
| Warren Hacker, R ERA: 1.74 | 8.1 | 2.0 | 9 | 3 | 1 | 1 | 2 | 0 | 0 | 0 | 0 | 0 | 0 | 0 | 0 | 0 | 0 | | | | | | | | | | | | | | | | | | | | | | |
| Gerry Staley, R ERA: 5.0 | 10.1 | 2.0 | 9 | 3 | 0 | 0 | 0 | 0 | 0 | 0 | 0 | 0 | 0 | 0 | 0 | 0 | 0 | | | | | | | | | | | | | | | | | | | | | | |
| Turk Lown, R ERA: 1.54 | 12.1 | 1.0 | 3 | 0 | 0 | 0 | 2 | 0 | 0 | 0 | 0 | 0 | 0 | 0 | 0 | 0 | 0 | | | | | | | | | | | | | | | | | | | | | | |
| Russ Kemmerer, R ERA: 2.78 | 13.1 | 2.2 | L 9 | 1 | 1 | 1 | 2 | 0 | 0 | 0 | 0 | 0 | 0 | 0 | 0 | 1 | 13 | 13 | 3.38 | 0.375 | | | | | | | | | | | | | | | | | | | |

| Batter | 1 | 2 | 3 | 4 | 5 | 6 | 7 | 8 | 9 | AB R H RBI BB SO LOB | TOP | | | | | | | | | | |
|---|-------------------------------|----------------------------------|------------------------------|---------------------------------|------------------------------|----------------------------------|------------------------------|---------------------------------|------------------------------|---------------------------------|------------------------------|---------------------------------|------------------------------|---------------------------------|------------------------------|----------------------------------|----------------------------------|------------------------------------|----------------------------------|--------|--|
| Al Smith, R (1, 5) OBP: 0.333, SLG: 0.483 Luis Aparicio, R (5, 6) OBP: 0.266, SLG: 0.277 | | | | | | | | | | 4 2 2 1 0 0 3 1 0 0 0 0 0 0 | | | | | | | | | | | |
| Nellie Fox, L (1, 4) OBP: 0.331, SLG: 0.310 | | | | | | | | | | 5 0 0 0 0 0 3 | | | | | | | | | | | |
| Jim Landis, R (1, 8) OBP: 0.338, SLG: 0.441 | | | | | | | | | | 2 2 0 0 3 0 0 | | | | | | | | | | | |
| Roy Sievers, R (1, 3) OBP: 0.409, SLG: 0.576 J.C. Martin, L (9, PR) OBP: 0.274, SLG: 0.325 | | | | | | | | | | 5 1 4 3 0 0 0 0 0 0 0 0 0 0 | | | | | | | | | | | |
| Minnie Minoso, R (1, 7) OBP: 0.357, SLG: 0.405 Al Pilarcik, L (4, 7) OBP: 0.257, SLG: 0.238 | | | | | | | | | | 3 1 1 0 0 0 4 2 0 0 0 0 1 1 | | | | | | | | | | | |
| Cam Carreon, R (1, 2) OBP: 0.280, SLG: 0.314 | | | | | | | | | | 4 0 0 0 1 0 3 | | | | | | | | | | | |
| Floyd Robinson, L (1, 9) OBP: 0.356, SLG: 0.407 | | | | | | | | | | 5 0 1 1 0 1 2 | | | | | | | | | | | |
| Sammy Esposito, R (1, 6) OBP: 0.297, SLG: 0.281 | | | | | | | | | | 3 1 1 1 1 1 0 | | | | | | | | | | | |
| Billy Pierce, L (1, 1) OBP: 0.188, SLG: 0.188 | | | | | | | | | | 4 0 1 0 0 1 3 | | | | | | | | | | | |
| Inning Stats | R: 4 E: 1 K: 1 S: 11 | H: 5 LOB: 3 BB: 1 P: 15 | R: 1 E: 0 K: 0 S: 4 | H: 1 LOB: 1 BB: 1 P: 8 | R: 2 E: 1 K: 1 S: 8 | H: 3 LOB: 3 BB: 2 P: 16 | R: 0 E: 0 K: 0 S: 3 | H: 0 LOB: 0 BB: 0 P: 3 | R: 0 E: 0 K: 0 S: 3 | H: 0 LOB: 0 BB: 0 P: 3 | R: 0 E: 0 K: 1 S: 5 | H: 0 LOB: 0 BB: 0 P: 5 | R: 0 E: 0 K: 0 S: 3 | H: 0 LOB: 0 BB: 0 P: 3 | R: 0 E: 0 K: 1 S: 6 | H: 1 LOB: 2 BB: 1 P: 10 | 1B: 8 2B: 2 3B: 0 HR: 0 | SF: 0 SAC: 0 DP: 0 HBP: 0 | WP: 0 PB: 0 SB: 0 CS: 0 | PA: 43 | |
| PITCHER Steve Barber, L (1, 1) ERA: 3.95 Dick Hall, R (3, 1) ERA: 5.63 Milt Pappas, R (4, 1) ERA: 5.8 | IP | WLS | BF | H | R | ER | SO | BB | IBB | HBP | BLK | WP | HR | S | P | ERA | WHIP | | | | |
| | 2.2 | L | 20 | 8 | 7 | 5 | 2 | 3 | 0 | 0 | 0 | 0 | 0 | 21 | 33 | 16.88 | 4.125 | | | | |
| | 0.1 | | 3 | 1 | 0 | 0 | 0 | 1 | 0 | 0 | 0 | 0 | 0 | 2 | 6 | 0.00 | 6.000 | | | | |
| | 6.0 | | 20 | 1 | 0 | 0 | 2 | 1 | 0 | 0 | 0 | 0 | 0 | 23 | 27 | 0.00 | 0.333 | | | | |

Chicago White Sox @ Baltimore Orioles
 Memorial Stadium, Baltimore, MD
 Sun Jun 11 1961, 3:38 AM EDT
 Att. 19,096 - Unknown

| | |
|-----|----|
| AB | 38 |
| R | 7 |
| H | 10 |
| RBI | 6 |
| BB | 5 |
| SO | 4 |
| LOB | 19 |



| | |
|-------|--------|
| WP: 0 | PA: 43 |
|-------|--------|

| | |
|-----|------|
| ERA | WHIP |
|-----|------|

livebaseballscorecards.com

| Batter | 1 | 2 | 3 | 4 | 5 | 6 | 7 | 8 | 9 |
|---|-----------------------|------------|------------|-----------------------|------------|------------|------------|------------------------|------------|
| Brooks Robinson, R OBP: 0.373, SLG: 0.413 (1, 5) | 0-0 G4-3-6 1B | | 0-0 5-3 | | | 0-0 5-3 | | 0-0 5-3 | |
| Dave Philley, S OBP: 0.333, SLG: 0.482 (1, 7) | 0-0 F9 | | | 0-0 P5 | | 0-0 4-3 | | 0-0 6-3 | |
| Jackie Brandt, R OBP: 0.393, SLG: 0.523 (1, 9) | 0-0 G4-3-6 1-2f | | | 0-0 PO 1B 1B | | | 0-0 P4 | | 0-0 5-3 |
| Gus Triandos, R OBP: 0.330, SLG: 0.416 (1, 2) | | 0-0 P4 | | 0-0 1-2 1B | | | 4-0 BB | | 0-0 F7 |
| Clint Courtney, L OBP: 0.408, SLG: 0.308 (4, 2) | | | | | | | | | |
| Ron Hansen, R OBP: 0.318, SLG: 0.364 (1, 6) | | 0-0 4-3 | | 0-3 K | | | 0-0 F8 | | 0-0 P3 |
| Dick Williams, R OBP: 0.241, SLG: 0.359 (1, 3) | | 0-0 F8 | | 0-0 PO 2-3 | 0-0 P5 | | 0-0 1-3 | | |
| Jim Busby, R OBP: 0.333, SLG: 0.294 (1, 8) | | | 0-0 2B | | 0-0 P4 | | | 0-0 2B 5-3 1B | |
| Mary Breeding, R OBP: 0.182, SLG: 0.254 (1, 4) | | | 0-3 K | | 0-0 1-3 | | | 0-0 F8 | |
| Steve Barber, L OBP: 0.147, SLG: 0.094 (1, 1) | | | 0-3 K | | | 0-3 K | | 0-0 2B | |
| Dick Hall, R (3, 1) | | | | | | | | | |
| Earl Robinson, R OBP: 0.226, SLG: 0.179 (3, PH) | | | | | | | | | |
| Milt Pappas, R OBP: 0.083, SLG: 0.167 (4, 1) | | | | | | | | 1-3 2B | |

| Inning Stats | R: 0 | H: 1 | E: 0 | K: 0 | S: 3 | LOB: 0 | BB: 0 | P: 3 |
|--------------|------|------|------|------|------|--------|-------|------|
| | R: 0 | H: 0 | E: 0 | K: 0 | S: 3 | LOB: 0 | BB: 0 | P: 3 |
| | R: 0 | H: 1 | E: 0 | K: 2 | S: 8 | LOB: 1 | BB: 0 | P: 8 |
| | R: 0 | H: 2 | E: 0 | K: 1 | S: 6 | LOB: 1 | BB: 0 | P: 6 |
| | R: 0 | H: 0 | E: 0 | K: 0 | S: 3 | LOB: 0 | BB: 0 | P: 3 |
| | R: 0 | H: 0 | E: 0 | K: 1 | S: 5 | LOB: 0 | BB: 0 | P: 5 |
| | R: 0 | H: 0 | E: 0 | K: 0 | S: 3 | LOB: 1 | BB: 1 | P: 7 |
| | R: 1 | H: 2 | E: 0 | K: 0 | S: 5 | LOB: 1 | BB: 0 | P: 5 |
| | R: 0 | H: 0 | E: 0 | K: 0 | S: 3 | LOB: 0 | BB: 0 | P: 3 |

| PITCHER | IP | WLS | BF | H | R | ER | SO | BB | IBB | HBP | BLK | WP | HR | S | P | ERA | WHIP |
|------------------------------------|-----|-----|----|---|---|----|----|----|-----|-----|-----|----|----|----|----|------|-------|
| Billy Pierce, L ERA: 3.9 (1, 1) | 9.0 | W | 32 | 6 | 1 | 1 | 4 | 1 | 0 | 0 | 0 | 0 | 0 | 39 | 43 | 1.00 | 0.778 |

AB R H RBI BB SO LOB

| AB | R | H | RBI | BB | SO | LOB |
|----|---|---|-----|----|----|-----|
| 4 | 0 | 1 | 1 | 0 | 0 | 2 |
| 4 | 0 | 0 | 0 | 0 | 0 | 2 |
| 4 | 0 | 1 | 0 | 0 | 0 | 1 |
| 1 | 0 | 0 | 0 | 0 | 0 | 0 |
| 2 | 0 | 1 | 0 | 1 | 0 | 0 |
| 4 | 0 | 0 | 0 | 0 | 1 | 3 |
| 3 | 0 | 0 | 0 | 0 | 0 | 1 |
| 3 | 1 | 2 | 0 | 0 | 0 | 0 |
| 3 | 0 | 0 | 0 | 0 | 1 | 2 |
| 0 | 0 | 0 | 0 | 0 | 0 | 0 |
| 0 | 0 | 0 | 0 | 0 | 0 | 0 |
| 1 | 0 | 0 | 0 | 0 | 1 | 1 |
| 2 | 0 | 1 | 0 | 0 | 1 | 0 |

| AB | 31 |
|-----|----|
| R | 1 |
| H | 6 |
| RBI | 1 |
| BB | 1 |
| SO | 4 |
| LOB | 12 |



| WP | PA | ERA | WHIP |
|----|----|-----|------|
| 0 | 33 | | |

Chicago White Sox @ Baltimore Orioles
Memorial Stadium, Baltimore, MD
 Sun Jun 11 1961, 3:38 AM EDT
 Att. 19,096 - Unknown

livebaseballscorecards.com

BOTTOM

Chicago White Sox @ Baltimore Orioles
Memorial Stadium, Baltimore, MD

Mon Jun 12 1961, 7:05 PM EDT
Att. 12,295 - Unknown

livebaseballscorecards.com

| | |
|-----|----|
| AB | 36 |
| R | 8 |
| H | 12 |
| RBI | 7 |
| BB | 4 |
| SO | 6 |
| LOB | 12 |



| | | | |
|----|---|----|----|
| WP | 1 | PA | 41 |
| PB | 0 | | |
| SB | 0 | | |
| CS | 0 | | |

| AB | R | H | RBI | BB | SO | LOB |
|----|---|---|-----|----|----|-----|
| 3 | 2 | 3 | 0 | 1 | 0 | 0 |
| 5 | 1 | 1 | 1 | 0 | 0 | 5 |
| 0 | 0 | 0 | 0 | 0 | 0 | 0 |
| 5 | 1 | 2 | 1 | 0 | 0 | 3 |
| 4 | 1 | 1 | 1 | 1 | 2 | 1 |
| 4 | 1 | 1 | 2 | 0 | 0 | 2 |
| 1 | 0 | 0 | 0 | 0 | 0 | 0 |
| 3 | 0 | 1 | 0 | 1 | 1 | 1 |
| 2 | 0 | 1 | 1 | 0 | 0 | 0 |
| 1 | 0 | 0 | 0 | 0 | 1 | 0 |
| 1 | 1 | 1 | 0 | 0 | 0 | 0 |
| 0 | 0 | 0 | 0 | 0 | 0 | 0 |
| 2 | 0 | 0 | 0 | 1 | 0 | 0 |
| 0 | 0 | 0 | 0 | 0 | 0 | 0 |

| Batter | 1 | 2 | 3 | 4 | 5 | 6 | 7 | 8 | 9 |
|--|------------------------|------------|--------------------------------------|-----------------------------|-----------|------------|-----------------|-----------|---|
| Brooks Robinson, R OBP: 0.383, SLG: 0.420 (1, 5) | 0-0 5-3 2B 1B | | 0-0 SH1-3 1-2 | 4-0 WP BB 1-2 | | | 0-0 3B 1B | 0-0 1B | |
| Dave Philley, S OBP: 0.323, SLG: 0.492 Wes Stock, R (9, 1) | 0-0 5-3 1-3 | | 0-0 L9 | 0-0 1-3 1-2 2-3 | | | 0-0 1B 3B | 0-0 F7 | |
| Jackie Brandt, R OBP: 0.393, SLG: 0.518 (1, 8) | 0-0 4-3 | | 0-0 BB 1B 2-3 | 0-0 6-3 | | | 0-0 1B | 0-0 F7 | |
| Jim Gentile, L OBP: 0.436, SLG: 0.631 (1, 3) | 0-0 2B 3-H | | 4-0 1B E BB 1-2 | | 0-3 K | | 0-3 K | 0-0 P6 | |
| Clint Courtney, L OBP: 0.396, SLG: 0.302 Gus Triandos, R OBP: 0.328, SLG: 0.414 (1, 2) (8, 2) | 0-0 4-3 | | 0-0 E7 1B 1-H 2-H 3-H | | 0-0 F8 | | 0-0 L8 | 0-0 P6 | |
| Ron Hansen, R OBP: 0.322, SLG: 0.368 (1, 6) | | 0-0 5-3 | 4-0 1B BB | | 0-0 2B | | 0-3 K | | |
| Whitey Herzog, L OBP: 0.360, SLG: 0.351 Hoyt Wilhelm, R (4, 1) Dick Williams, R OBP: 0.245, SLG: 0.378 (8, PH) (9, 7) | | 0-0 G3 | 0-0 1B 1-3 2-H | | | 0-3 K | | 0-0 HR | |
| Mary Breeding, R OBP: 0.171, SLG: 0.239 (1, 4) | | 0-0 1-3 | | 0-3 K | | 0-3 K | | 0-0 F9 | |
| Billy Hoelt, L OBP: 0.278, SLG: 0.133 Dick Hyde, R OBP: 1.000, SLG: 1.000 Mary Thronberry, L OBP: 0.340, SLG: 0.404 Earl Robinson, R OBP: 0.226, SLG: 0.179 (1, 1) (4, 1) (4, 9) (9, 9) | | | 0-0 1B SH1-3 1B | 4-0 WP BB BB BB | | 0-0 1-3 | | 0-0 P6 | |

| Inning | 1 | 2 | 3 | 4 | 5 | 6 | 7 | 8 | 9 |
|--------|--------|--------|--------|--------|--------|--------|--------|--------|--------|
| R: 1 | R: 0 | R: 4 | R: 0 | R: 0 | R: 0 | R: 0 | R: 2 | R: 1 | R: 0 |
| E: 0 | E: 0 | E: 1 | E: 0 | E: 0 | E: 0 | E: 0 | E: 0 | E: 0 | E: 0 |
| K: 0 | K: 0 | K: 0 | K: 1 | K: 1 | K: 2 | K: 2 | K: 2 | K: 0 | K: 0 |
| S: 5 | S: 3 | S: 6 | S: 5 | S: 5 | S: 7 | S: 7 | S: 10 | S: 5 | S: 3 |
| H: 2 | H: 0 | H: 4 | H: 0 | H: 0 | H: 1 | H: 0 | H: 3 | H: 2 | H: 0 |
| LOB: 1 | LOB: 0 | LOB: 2 | LOB: 2 | LOB: 2 | LOB: 1 | LOB: 0 | LOB: 1 | LOB: 1 | LOB: 0 |
| BB: 0 | BB: 0 | BB: 2 | BB: 2 | BB: 2 | BB: 0 | BB: 0 | BB: 0 | BB: 0 | BB: 0 |
| P: 5 | P: 3 | P: 14 | P: 13 | P: 5 | P: 7 | P: 7 | P: 10 | P: 5 | P: 3 |

| PITCHER | IP | WLS | BF | H | R | ER | SO | BB | IBB | HBP | BLK | WP | HR | S | P | ERA | WHIP |
|---|-----|-----|----|---|---|----|----|----|-----|-----|-----|----|----|----|----|-------|-------|
| Russ Kemmerer, R ERA: 3.54 (1, 1) | 3.0 | | 16 | 6 | 5 | 5 | 0 | 2 | 0 | 0 | 0 | 0 | 0 | 14 | 22 | 15.00 | 2.667 |
| Don Larsen, R ERA: 3.32 (4, 1) | 3.0 | W | 11 | 1 | 0 | 0 | 4 | 2 | 0 | 0 | 0 | 1 | 0 | 17 | 25 | 0.00 | 1.000 |
| Warren Hacker, R ERA: 3.75 (7, 1) | 1.2 | | 10 | 5 | 3 | 3 | 2 | 0 | 0 | 0 | 0 | 0 | 1 | 14 | 14 | 16.20 | 3.000 |
| Turk Lown, R ERA: 1.49 (8, 1) | 1.1 | S | 4 | 0 | 0 | 0 | 0 | 0 | 0 | 0 | 0 | 0 | 0 | 4 | 4 | 0.00 | 0.000 |

| | | | |
|----|---|-----|---|
| 1B | 8 | SF | 0 |
| 2B | 2 | SAC | 1 |
| 3B | 1 | DP | 0 |
| HR | 1 | HBP | 0 |

| WP | HR | S | P | ERA | WHIP |
|----|----|---|---|-----|------|
| 1 | 0 | 0 | 0 | | |

| Batter | 1 | 2 | 3 | 4 | 5 | 6 | 7 | 8 | 9 | AB R H RBI BB SO LOB | TOP | |
|--|---|---|---|---|---|---|---|---|---|--|--|---|
| Eddie Yost, R (1, 5) OBP: 0.328, SLG: 0.140 | 0-0 6-3 | | 0-0 5-3 | | 0-0 1B | | | 0-0 F5 | | 4 0 1 0 0 0 0 | Los Angeles Angels @ Chicago White Sox Comiskey Park, Chicago, IL Tue Jun 13 1961, 8:05 PM EDT Unknown | |
| Rocky Bridges, R (1, 4) OBP: 0.326, SLG: 0.224 | 0-0 5-3 | | 0-0 6-3 | | 0-0 5-3 | | | 0-0 F2 | | 4 0 0 0 0 0 1 | | |
| Leon Wagner, L (1, 7) OBP: 0.345, SLG: 0.587 | 4-0 BB | | 0-3 K | | | | 0-0 L8 | | 0-0 HR | 3 1 1 1 1 1 0 | | |
| Ted Kluszewski, L (1, 3) OBP: 0.324, SLG: 0.487 Ken McBride, R (9, PR) OBP: 0.061, SLG: 0.061 | 0-0 6-3 | | 0-3 K | | 0-0 4-3 | | | 0-0 G6-4-3 1B | 0-0 G6-4-3 1B | 4 0 1 0 0 1 1 0 0 0 0 0 0 0 | | |
| Lee Thomas, L (1, 9) OBP: 0.357, SLG: 0.475 | | 0-3 K | | 0-0 5-3 | | 0-3 K | | 0-0 F7 | 0-0 F7 | 4 0 0 0 0 2 1 | | |
| Ken Hunt, R (1, 8) OBP: 0.353, SLG: 0.561 | | 0-0 1B 1B | | 0-0 1B | | 0-3 K | | 0-0 G6-4-3 1-2 | 0-0 G6-4-3 1-2 | 4 0 2 0 0 1 1 | | |
| Earl Averill, R (1, 2) OBP: 0.393, SLG: 0.519 Ed Sadowski, R (4, 2) OBP: 0.325, SLG: 0.444 | | 0-0 F9 | | 0-0 5-3 | | 0-0 P4 | | | | 2 0 0 0 0 0 2 1 0 0 0 0 0 0 | | |
| Ken Hamlin, R (1, 6) OBP: 0.268, SLG: 0.274 | | 0-0 1-2 1B | | 0-0 6-3 | | 0-0 5-3 | | | | 3 0 1 0 0 0 0 | | |
| Ryne Duren, R (1, 1) Albie Pearson, L (8, PH) OBP: 0.417, SLG: 0.398 Art Fowler, R (8, 1) | | 0-3 K | | 0-3 K | | | | 0-0 G3 | | 2 0 0 0 0 2 2 1 0 0 0 0 0 0 0 0 0 0 0 0 0 | | |
| Inning Stats | R: 0 H: 0 E: 0 LOB: 1 K: 0 BB: 1 S: 3 P: 7 | R: 0 H: 2 E: 0 LOB: 2 K: 2 BB: 0 S: 9 P: 9 | R: 0 H: 0 E: 0 LOB: 0 K: 1 BB: 0 S: 5 P: 5 | R: 0 H: 1 E: 0 LOB: 1 K: 1 BB: 0 S: 6 P: 6 | R: 0 H: 1 E: 0 LOB: 1 K: 1 BB: 0 S: 6 P: 6 | R: 0 H: 0 E: 0 LOB: 0 K: 1 BB: 0 S: 5 P: 5 | R: 0 H: 0 E: 0 LOB: 0 K: 1 BB: 0 S: 5 P: 5 | R: 0 H: 0 E: 0 LOB: 0 K: 0 BB: 0 S: 3 P: 3 | R: 1 H: 2 E: 0 LOB: 1 K: 0 BB: 0 S: 4 P: 4 | 1B: 5 SF: 0 2B: 0 SAC: 0 3B: 0 DP: 1 HR: 1 HBP: 0 | | WP: 0 PA: 33 PB: 0 SB: 0 CS: 0 |
| PITCHER Cal McLish, R (1, 1) ERA: 3.86 | IP WLS BF H R ER SO BB IBB HBP BLK WP HR S P ERA WHIP | 9.0 W 33 6 1 1 7 1 0 0 0 0 1 46 50 1.00 0.778 | | | | | | | | | | |

livebaseballscorecards.com

| | |
|------------|-----------|
| AB | 32 |
| R | 1 |
| H | 6 |
| RBI | 1 |
| BB | 1 |
| SO | 7 |
| LOB | 8 |



| Batter | 1 | 2 | 3 | 4 | 5 | 6 | 7 | 8 | 9 |
|---|-------------------|------------|---------------------|------------------|------------|-----------|------------|----------|---|
| Floyd Robinson, L OBP: 0.373, SLG: 0.453 (1, 9) | 0-0 1B 1B | | 0-0 2-H HR | 0-3 K | | | 0-0 1B | | |
| Nellie Fox, L OBP: 0.339, SLG: 0.311 (1, 4) | 0-0 1-3 1B | | 4-0 SH4-3 BB | | 0-0 G3 | | 0-0 F8 | | |
| Jim Landis, R OBP: 0.335, SLG: 0.431 (1, 8) | 0-0 1-2 5-3 | | 0-0 1-2 SH4-3 | | 0-0 F8 | | 0-0 4-3 | | |
| Roy Sievers, R OBP: 0.406, SLG: 0.599 (1, 3) | 0-0 F5 | | 0-0 5-3 | | 0-0 6-3 | | 0-3 K | | |
| Minnie Minoso, R OBP: 0.347, SLG: 0.391 (1, 7) | 0-0 L6 | | 0-0 F9 | | 0-0 P6 | | 0-0 F8 | | |
| J.C. Martin, L OBP: 0.268, SLG: 0.316 Andy Carey, R OBP: 0.338, SLG: 0.395 (1, 5) (7, 5) | | 0-0 4-3 | | 0-3 K | | 0-0 F9 | | 0-3 K | |
| Sherm Lollar, R OBP: 0.342, SLG: 0.369 (1, 2) | | 0-0 6-3 | | 0-0 5-3 | | 0-0 1B | | | |
| Sammy Esposito, R OBP: 0.311, SLG: 0.282 Luis Aparicio, R OBP: 0.265, SLG: 0.276 (1, 6) (8, 6) | | 0-0 P4 | | 0-0 BB 1B | | 0-0 P4 | | | |
| Cal McLish, S OBP: 0.190, SLG: 0.200 (1, 1) | | | 0-0 HR 2B | 4-0 1-2 BB | | 0-3 K | | | |

| Inning Stats | R: 0 | H: 2 | E: 0 | K: 5 | S: 5 | LOB: 2 | BB: 0 | P: 5 | R: 0 | H: 0 | E: 0 | K: 0 | S: 3 | LOB: 0 | BB: 0 | P: 3 | R: 2 | H: 2 | E: 0 | K: 0 | S: 5 | LOB: 1 | BB: 1 | P: 9 | R: 0 | H: 1 | E: 0 | K: 2 | S: 8 | LOB: 2 | BB: 1 | P: 12 | R: 0 | H: 0 | E: 0 | K: 0 | S: 3 | LOB: 0 | BB: 0 | P: 3 | R: 0 | H: 1 | E: 0 | K: 0 | S: 4 | LOB: 1 | BB: 0 | P: 4 | R: 0 | H: 1 | E: 0 | K: 1 | S: 6 | LOB: 1 | BB: 0 | P: 6 | R: 0 | H: 0 | E: 0 | K: 2 | S: 7 | LOB: 0 | BB: 0 | P: 7 |
|--------------|------|------|------|------|------|--------|-------|------|------|------|------|------|------|--------|-------|------|------|------|------|------|------|--------|-------|------|------|------|------|------|------|--------|-------|-------|------|------|------|------|------|--------|-------|------|------|------|------|------|------|--------|-------|------|------|------|------|------|------|--------|-------|------|------|------|------|------|------|--------|-------|------|
|--------------|------|------|------|------|------|--------|-------|------|------|------|------|------|------|--------|-------|------|------|------|------|------|------|--------|-------|------|------|------|------|------|------|--------|-------|-------|------|------|------|------|------|--------|-------|------|------|------|------|------|------|--------|-------|------|------|------|------|------|------|--------|-------|------|------|------|------|------|------|--------|-------|------|

| PITCHER | IP | WLS | BF | H | R | ER | SO | BB | IBB | HBP | BLK | WP | HR | S | P | ERA | WHIP |
|--------------------------------------|-----|-----|----|---|---|----|----|----|-----|-----|-----|----|----|----|----|------|-------|
| Ryne Duren, R ERA: 3.38 (1, 1) | 7.0 | L | 30 | 7 | 2 | 2 | 3 | 2 | 0 | 0 | 0 | 0 | 1 | 34 | 42 | 2.57 | 1.286 |
| Art Fowler, R ERA: 4.58 (8, 1) | 1.0 | | 3 | 0 | 0 | 0 | 2 | 0 | 0 | 0 | 0 | 0 | 0 | 7 | 7 | 0.00 | 0.000 |

AB R H RBI BB SO LOB

4 1 3 2 0 1 2

3 0 1 0 1 0 1

3 0 0 0 0 0 3

4 0 0 0 0 1 3

4 0 0 0 0 0 3

3 0 0 0 0 1 0

1 0 0 0 0 1 0

3 0 1 0 0 0 0

3 0 1 0 0 0 1

0 0 0 0 0 0 0

2 1 1 0 1 1 0

AB 30

R 2

H 7

RBI 2

BB 2

SO 5

LOB 13

WP: 0 PA: 33

PB: 0

SB: 0

CS: 0

WP: 0 PA: 33


ERA WHIP

Los Angeles Angels @ Chicago White Sox

Comiskey Park, Chicago, IL

Tue Jun 13 1961, 8:05 PM EDT

Unknown



livebaseballscores.com

| Batter | 1 | 2 | 3 | 4 | 5 | 6 | 7 | 8 | 9 | AB R H RBI BB SO LOB | TOP | |
|--|---|--|--|---|---|---|---|--|--|--|---|--|
| Albie Pearson, L (1, 9) X OBP: 0.429, SLG: 0.414 | 0-0 S 1B | | 0-0 S 1B | | 0-0 4-3 2-3 | | | 0-0 SF8 BB 1-2 BB 1B | 0-0 BB 1B | 5 1 4 0 0 0 1 | | |
| Rocky Bridges, R (1, 4) SSS OBP: 0.319, SLG: 0.213 | 0-3 K 1-2 | | 0-3 K 2 | | 0-0 F2 3 | | | 4-0 BB BB 1-2 BB 2-3 | 0-0 P4 2 | 4 0 0 0 1 2 5 | | |
| Leon Wagner, L (1, 7) X OBP: 0.346, SLG: 0.581 | 0-0 P4 2 | | 4-0 BB 1-2 | | | | | 0-0 SF8 2-3 3-H | 4-0 BB 1-2 2-3 | 2 0 0 1 2 1 1 | | |
| Ken Hunt, R (1, 8) X OBP: 0.345, SLG: 0.546 | 0-0 F9 3 | | 0-0 P3 3 | | | | | 0-0 F8 2 SSS | 0-3 K 3 | 5 0 0 0 0 1 8 | | |
| Steve Bilko, R (1, 3) SSS OBP: 0.404, SLG: 0.462 | | 4-0 S BB | | 0-3 K 1 | | | | 4-0 BB 1-2 BB | | 2 0 0 0 2 2 0 | | |
| Gene Leek, R (1, 5) SSS OBP: 0.263, SLG: 0.362 | | 0-3 K 1 | | 0-3 K 2 | | | | 0-0 F8 1 SSS | 4-0 BB 1-2 BB | 3 0 0 1 1 2 1 | | |
| Ed Sadowski, R (1, 2) SSS OBP: 0.295, SLG: 0.400 | | 0-3 K 2 | | 0-0 L5 3 | | | | 0-0 F8 2 X | 0-0 F3 3 | 4 0 0 0 0 1 4 | | |
| Ken Hamlin, R (1, 6) SSS OBP: 0.271, SLG: 0.267 Ted Kluszewski, L (9, PH) SSS OBP: 0.322, SLG: 0.484 | | 0-3 K 3 | | 4-0 4-3 SH5-4 BB | | | | 0-0 6-3 3 | 0-0 E7 BB 1B | 2 0 0 0 1 1 1 1 0 0 0 0 0 0 | | |
| Ron Kline, R (1, 1) SSS OBP: 0.174, SLG: 0.136 Russ Heman, R (7, 1) SSS Del Rice, R (8, PH) SSS Johnny James, L (8, PR) SSS Tom Morgan, R (8, 1) SSS Lee Thomas, L (9, PH) SSS OBP: 0.354, SLG: 0.471 | | 0-3 K 1 | | 0-0 SH5-4 1 | | | | 0-0 BB 1B SF8 1B | 0-3 K 1 | 1 0 0 0 0 1 0 0 0 0 0 0 0 0 1 0 1 0 0 0 0 0 1 0 0 0 0 0 0 0 0 0 0 0 0 1 0 0 0 0 1 1 | | |
| Inning Stats | R: 0 H: 1 E: 0 LOB: 1 K: 1 BB: 0 S: 6 P: 6 | R: 0 H: 0 E: 0 LOB: 1 K: 3 BB: 1 S: 9 P: 13 | R: 0 H: 1 E: 0 LOB: 2 K: 2 BB: 1 S: 8 P: 12 | R: 0 H: 0 E: 0 LOB: 0 K: 2 BB: 0 S: 7 P: 7 | R: 0 H: 0 E: 0 LOB: 1 K: 0 BB: 1 S: 3 P: 7 | R: 0 H: 0 E: 0 LOB: 0 K: 2 BB: 0 S: 7 P: 7 | R: 0 H: 0 E: 0 LOB: 0 K: 0 BB: 0 S: 3 P: 3 | R: 2 H: 2 E: 0 LOB: 3 K: 0 BB: 3 S: 5 P: 17 | R: 0 H: 1 E: 1 LOB: 3 K: 2 BB: 1 S: 9 P: 13 | 1B: 5 SF: 1 2B: 0 SAC: 1 3B: 0 DP: 0 HR: 0 HBP: 0 | WP: 0 PA: 40 PB: 0 SB: 3 CS: 0 | |
| PITCHER Juan Pizarro, L (1, 1) ERA: 2.96 Warren Hacker, R (8, 1) ERA: 3.38 | IP WLS BF H R ER SO BB IBB HBP BLK WP HR S P ERA WHIP | 7.2 W 33 4 2 2 10 6 0 0 0 0 0 0 47 71 2.35 1.304 | 1.1 S 7 1 0 0 2 1 0 0 0 0 0 0 0 10 14 0.00 1.500 | PITCHER IP WLS BF H R ER SO BB IBB HBP BLK WP HR S P ERA WHIP | | | | | | | | |

Los Angeles Angels @ Chicago White Sox
Comiskey Park, Chicago, IL
Tue Jun 13 1961, 8:05 PM EDT
Att. 16,440 - Unknown

| | |
|-----|----|
| AB | 31 |
| R | 2 |
| H | 5 |
| RBI | 2 |
| BB | 7 |
| SO | 12 |
| LOB | 22 |



| Batter | 1 | 2 | 3 | 4 | 5 | 6 | 7 | 8 | 9 | AB R H RBI BB SO LOB | TOP |
|---|---|---|---|---|---|---|---|---|---|--|--|
| Eddie Yost, R (1, 5) OBP: 0.309, SLG: 0.130 | 0-0 1-3 ① | | 0-0 5-3 ③ | | | 0-0 6-3 ② | | | 0-0 4-3 ② | 4 0 0 0 0 0 0 | Los Angeles Angels @ Chicago White Sox Comiskey Park, Chicago, IL Wed Jun 14 1961, 8:05 PM EDT Unknown livebaseballscorecards.com |
| Rocky Bridges, R (1, 4) OBP: 0.306, SLG: 0.202 | 0-0 6-3 ② | | | 0-0 6-3 ① | | 0-0 5-3 ③ | | | 0-0 F9 ③ | 4 0 0 0 0 0 0 | |
| Leon Wagner, L (1, 7) OBP: 0.351, SLG: 0.598 | 0-0 1B | | | 0-0 HR | | | 0-3 K ① | | | 3 1 2 1 0 1 0 | |
| Ted Kluszewski, L (1, 3) OBP: 0.317, SLG: 0.475 | 0-0 3-4-3 ③ | | | 0-0 6-3 ② | | | 0-3 K ② | | | 3 0 0 0 0 1 1 | |
| Lee Thomas, L (1, 9) OBP: 0.346, SLG: 0.459 | | 0-0 4-3 ① | | 0-0 4-3 ③ | | | 0-0 F7 ③ | | | 3 0 0 0 0 0 0 | |
| Ken Hunt, R (1, 8) OBP: 0.344, SLG: 0.543 | | 0-3 K ② | | | 0-0 FC9-6 1B | | | 0-3 K ① | | 3 0 1 0 0 2 0 | |
| Ed Sadowski, R (1, 2) OBP: 0.277, SLG: 0.372 | | 0-0 4-3 ③ | | | 0-0 FC9-6 G1-6-3 1-2f | | | 0-3 K ② | | 3 0 0 0 0 1 1 | |
| Ken Hamlin, R (1, 6) OBP: 0.261, SLG: 0.256 | | | 0-0 L6 ① | | 0-0 G1-6-3 1-2f | | | 0-0 5-3 ③ | | 3 0 0 0 0 0 1 | |
| Johnny James, L (1, 1) Jim Donohue, R (2, 1) Albie Pearson, L (9, PH) OBP: 0.426, SLG: 0.411 | | | 0-3 K ② | | | 0-0 6-3 ① | | | 0-0 F9 ① | 0 0 0 0 0 0 0 2 0 0 0 0 1 0 1 0 0 0 0 0 0 | |
| Inning Stats | R: 0 H: 1 E: 0 LOB: 1 K: 0 BB: 0 S: 4 P: 4 | R: 0 H: 0 E: 0 LOB: 0 K: 1 BB: 0 S: 5 P: 5 | R: 0 H: 0 E: 0 LOB: 0 K: 1 BB: 0 S: 5 P: 5 | R: 1 H: 1 E: 0 LOB: 0 K: 0 BB: 0 S: 4 P: 4 | R: 0 H: 1 E: 0 LOB: 0 K: 0 BB: 0 S: 3 P: 3 | R: 0 H: 0 E: 0 LOB: 0 K: 0 BB: 0 S: 3 P: 3 | R: 0 H: 0 E: 0 LOB: 0 K: 2 BB: 0 S: 7 P: 7 | R: 0 H: 0 E: 0 LOB: 0 K: 2 BB: 0 S: 7 P: 7 | R: 0 H: 0 E: 0 LOB: 0 K: 0 BB: 0 S: 3 P: 3 | 1B: 2 SF: 0 2B: 0 SAC: 0 3B: 0 DP: 1 HR: 1 HBP: 0 | WP: 0 PA: 29 PB: 0 SB: 0 CS: 0 |
| PITCHER Ray Herbert, R (1, 1) ERA: 4.95 | IP WLS BF H R ER SO BB IBB HBP BLK WP HR S P ERA WHIP | | | | | | | | | | |
| | 9.0 W 29 3 1 1 6 0 0 0 0 0 1 41 41 1.00 0.333 | | | | | | | | | | |



| Batter | 1 | 2 | 3 | 4 | 5 | 6 | 7 | 8 | 9 |
|--|-------------------------|-------------------------|------------|-----------------------------|------------|------------------------|-----------|------------|---|
| Floyd Robinson, L OBP: 0.375, SLG: 0.437 (1, 9) X | 0-0 4-3 | 0-0 F8 | | 4-0 FC3-6 1-2 BB | | 4-0 1B BB | | 0-0 1B | |
| Nellie Fox, L OBP: 0.341, SLG: 0.316 (1, 4) B B B B | 4-0 BB 2B BB | 0-0 1-3 2-H 2B | | 0-0 FC3-6 1-2f 2-3 | | 0-0 1B 1B | | 0-0 F7 | |
| Minnie Minoso, R OBP: 0.345, SLG: 0.387 (1, 7) B B B B | 4-0 1-2 2B BB | 0-3 K | | 0-0 F4 | | 0-0 SF7 | | | |
| Roy Sievers, R OBP: 0.407, SLG: 0.593 (1, 3) X | 0-0 1-H 2-H 2B | | 0-0 F2 | | 0-0 5-3 | 0-0 F7 | | | |
| Sherm Lollar, R OBP: 0.333, SLG: 0.358 (1, 2) X | 0-0 5-3 | | 0-0 6-3 | | 0-3 K | | 0-0 F9 | | |
| Al Pilarcik, L OBP: 0.267, SLG: 0.227 (1, 8) X | 0-0 4-3 | | 4-0 BB | | 4-0 BB | | 0-0 F5 | | |
| Andy Carey, R OBP: 0.338, SLG: 0.386 (1, 5) | | 0-0 1B 2B 1B | 0-3 K | | 0-3 K | | 0-0 F8 | | |
| Luis Aparicio, R OBP: 0.264, SLG: 0.275 (1, 6) | | 0-0 F9 | | 0-3 K | | 0-0 1B SF7 1B | | 0-0 F7 | |
| Ray Herbert, R OBP: 0.182, SLG: 0.161 (1, 1) | | 0-0 2B 1B | | 4-0 FC3-6 BB BB | | 0-0 1-4 | | 0-0 6-3 | |

| Inning Stats | R: 2 | H: 1 | E: 0 | LOB: 1 | K: 0 | P: 12 | R: 1 | H: 3 | E: 0 | LOB: 2 | K: 1 | P: 8 | R: 0 | H: 0 | E: 0 | LOB: 1 | K: 1 | P: 9 | R: 0 | H: 0 | E: 0 | LOB: 1 | K: 2 | P: 11 | R: 1 | H: 2 | E: 0 | LOB: 2 | K: 0 | P: 9 | R: 0 | H: 0 | E: 0 | LOB: 0 | K: 0 | P: 3 | R: 0 | H: 1 | E: 0 | LOB: 1 | K: 0 | P: 4 | | |
|--------------|------|-------|------|--------|------|-------|-------|------|------|--------|------|------|------|------|------|--------|------|------|------|------|------|--------|------|-------|------|------|------|--------|------|------|------|------|------|--------|------|------|------|------|------|--------|------|------|------|------|
| | S: 4 | BB: 2 | S: 8 | BB: 0 | S: 5 | S: 5 | BB: 1 | S: 5 | S: 7 | S: 5 | S: 5 | S: 5 | S: 5 | S: 5 | S: 3 | S: 4 | S: 4 | S: 4 | S: 4 | S: 4 | S: 4 | S: 4 | S: 4 | S: 4 | S: 4 | S: 4 | S: 4 | S: 4 | S: 4 | S: 4 | S: 4 | S: 4 | S: 4 | S: 4 | S: 4 | S: 4 | S: 4 | S: 4 | S: 4 | S: 4 | S: 4 | S: 4 | S: 4 | S: 4 |

| PITCHER | IP | WLS | BF | H | R | ER | SO | BB | IBB | HBP | BLK | WP | HR | S | P | ERA | WHIP |
|--|-----|-----|----|---|---|----|----|----|-----|-----|-----|----|----|----|----|-------|-------|
| Johnny James, R ERA: 5.28 (1, 1) | 1.1 | L | 9 | 3 | 3 | 3 | 0 | 2 | 0 | 0 | 0 | 0 | 0 | 7 | 15 | 20.25 | 3.750 |
| Jim Donohue, R ERA: 2.6 (2, 1) | 6.2 | | 29 | 4 | 1 | 1 | 5 | 5 | 0 | 0 | 0 | 0 | 0 | 34 | 54 | 1.35 | 1.350 |

AB R H RBI BB SO LOB

BOTTOM

| | | | | | | |
|---|---|---|---|---|---|---|
| 3 | 0 | 1 | 0 | 2 | 0 | 2 |
| 4 | 1 | 2 | 1 | 1 | 0 | 3 |
| 2 | 1 | 0 | 1 | 1 | 1 | 4 |
| 4 | 0 | 1 | 2 | 0 | 0 | 2 |
| 4 | 0 | 0 | 0 | 0 | 1 | 1 |
| 2 | 0 | 0 | 0 | 2 | 0 | 1 |
| 4 | 1 | 1 | 0 | 0 | 2 | 2 |
| 4 | 1 | 1 | 0 | 0 | 1 | 1 |
| 3 | 0 | 1 | 0 | 1 | 0 | 1 |

| | |
|-----|----|
| AB | 30 |
| R | 4 |
| H | 7 |
| RBI | 4 |
| BB | 7 |
| SO | 5 |
| LOB | 17 |



| | |
|-------|--------|
| WP: 0 | PA: 38 |
| PB: 0 | |
| SB: 1 | |
| CS: 0 | |

Los Angeles Angels @ Chicago White Sox
 Comiskey Park, Chicago, IL
 Wed Jun 14 1961, 8:05 PM EDT
 Unknown

livebaseballscorecards.com

| Batter | 1 | 2 | 3 | 4 | 5 | 6 | 7 | 8 | 9 | AB | R | H | RBI | BB | SO | LOB | TOP |
|---|---|---|---|---|---|---|---|---|---|---|---|---|-----|----|----|-----|-----|
| Albie Pearson, L OBP: 0.431, SLG: 0.425 (1, 9) (8, 8) | 0-0 1B 1B | | 0-0 4-3 | | 0-0 1B 1-2 | 0-0 G3 | | 0-0 1B FC4-6 2B | | 5 | 1 | 3 | 2 | 0 | 0 | 2 | |
| Rocky Bridges, R OBP: 0.311, SLG: 0.213 (1, 4) (8, 6) | 0-0 F2 | | 0-0 F7 | | 0-0 1B 1-3 2-H | | 0-0 5-3 | 0-0 FC4-6 1B 2-3 3-H | | 5 | 0 | 2 | 2 | 0 | 0 | 1 | |
| Leon Wagner, L OBP: 0.343, SLG: 0.582 (1, 7) (8, 9) | 0-0 F8 | | 0-0 6-3 | | 0-3 K S S | | 0-3 K | 0-0 FC4-6 FC5-4 1-2f 3-H | | 5 | 0 | 0 | 1 | 0 | 2 | 4 | |
| Ken Hunt, R OBP: 0.346, SLG: 0.536 (1, 8) (8, 4) | 0-0 1-2 1B | | | 0-3 K S S | 4-0 FC6-4 BB | | 0-0 F8 | 0-0 FC5-4 1-2f | | 4 | 0 | 1 | 0 | 1 | 1 | 1 | |
| Steve Bilko, R OBP: 0.403, SLG: 0.490 (1, 3) S S S | 0-3 K | | | 0-0 4-3 | 0-0 FC6-4 1-2f | | | 0-0 1B BB 1B | 0-0 HR | 5 | 2 | 2 | 1 | 0 | 1 | 5 | |
| Del Rice, R OBP: 0.385, SLG: 0.345 Ken McBride, R OBP: 0.061, SLG: 0.061 Johnny James, L (6, 1) Eddie Yost, R OBP: 0.329, SLG: 0.130 (8, PH) (8, 5) | | 0-0 E G4-6-3 1B | | 4-0 FC5-4 BB | | 0-0 FC5-4 1B | | 4-0 1B BB 2B BB | 4-0 G5-3 BB BB | 2 | 1 | 2 | 0 | 1 | 0 | 0 | |
| Gene Leek, R OBP: 0.280, SLG: 0.357 Earl Averill, R OBP: 0.394, SLG: 0.519 (1, 5) (8, PH) (8, 7) | | 0-0 E6 G4-6-3 1-3 | | 0-0 FC5-4 1-2f | | 0-0 FC5-4 1B 1-2f | | 0-0 1B 2B 1B 1-2 2-3 | 0-0 F8 | 3 | 0 | 0 | 0 | 0 | 0 | 3 | |
| Ken Hamlin, R OBP: 0.275, SLG: 0.272 Ted Kluszewski, L OBP: 0.315, SLG: 0.472 Art Fowler, R (8, PH) (8, 1) Ken Aspromonte, R OBP: 0.315, SLG: 0.295 Ted Bowsfield, R (9, PR) (9, 9) | | 0-0 G4-6-3 | | 0-0 FC4-6 1B | | 0-0 1B 1-2 | | 0-3 K BB BB | 4-0 1-2 BB | 3 | 0 | 2 | 0 | 0 | 0 | 1 | |
| Ron Moeller, L OBP: 0.400, SLG: 0.250 Russ Heman, R Lee Thomas, L OBP: 0.343, SLG: 0.455 Tom Morgan, R Ed Sadowski, R OBP: 0.280, SLG: 0.370 (1, 1) (1, 1) (5, PH) (5, 1) (6, PH) (6, 2) | | 0-3 K | | 0-0 FC4-6 1B 1-2f | | 0-0 P3 | | 0-0 2B 1B 1-2 2-3 3-H | 0-0 G5-3 2-3f | 0 | 0 | 0 | 0 | 0 | 0 | 0 | |
| Inning Stats | R: 0 E: 0 K: 1 S: 7 H: 2 LOB: 2 BB: 0 P: 7 | R: 1 E: 1 K: 1 S: 6 H: 1 LOB: 0 BB: 0 P: 6 | R: 0 E: 0 K: 0 S: 3 H: 0 LOB: 0 BB: 0 P: 3 | R: 0 E: 0 K: 1 S: 5 H: 0 LOB: 1 BB: 1 P: 9 | R: 1 E: 0 K: 1 S: 8 H: 3 LOB: 3 BB: 1 P: 12 | R: 0 E: 0 K: 0 S: 5 H: 2 LOB: 2 BB: 0 P: 5 | R: 0 E: 0 K: 1 S: 5 H: 0 LOB: 0 BB: 0 P: 5 | R: 5 E: 0 K: 1 S: 10 H: 5 LOB: 1 BB: 1 P: 14 | R: 1 E: 0 K: 0 S: 3 H: 1 LOB: 1 BB: 2 P: 11 | 1B: 12 2B: 1 3B: 0 HR: 1 SF: 0 SAC: 0 DP: 2 HBP: 0 | WP: 0 PB: 0 SB: 1 CS: 0 PA: 45 | | | | | | |
| PITCHER | IP WLS BF H R ER SO BB IBB HBP BLK WP HR S P ERA WHIP | IP WLS BF H R ER SO BB IBB HBP BLK WP HR S P ERA WHIP | IP WLS BF H R ER SO BB IBB HBP BLK WP HR S P ERA WHIP | IP WLS BF H R ER SO BB IBB HBP BLK WP HR S P ERA WHIP | IP WLS BF H R ER SO BB IBB HBP BLK WP HR S P ERA WHIP | IP WLS BF H R ER SO BB IBB HBP BLK WP HR S P ERA WHIP | IP WLS BF H R ER SO BB IBB HBP BLK WP HR S P ERA WHIP | IP WLS BF H R ER SO BB IBB HBP BLK WP HR S P ERA WHIP | IP WLS BF H R ER SO BB IBB HBP BLK WP HR S P ERA WHIP | IP WLS BF H R ER SO BB IBB HBP BLK WP HR S P ERA WHIP | IP WLS BF H R ER SO BB IBB HBP BLK WP HR S P ERA WHIP | | | | | | |
| Frank Baumann, L ERA: 5.4 (1, 1) | 7.0 W 33 9 4 3 5 3 0 0 0 0 0 40 52 3.86 1.714 | | | | | | | | | | | | | | | | |
| Russ Kemmerer, R ERA: 4.07 (8, 1) | 0.1 5 4 2 2 1 0 0 0 0 0 0 0 7 7 54.00 12.000 | | | | | | | | | | | | | | | | |
| Turk Lown, R ERA: 1.67 (8, 1) | 0.2 4 1 2 2 0 1 0 0 0 0 0 1 3 27.00 3.000 | | | | | | | | | | | | | | | | |
| Don Larsen, R ERA: 3.15 (9, 1) | 1.0 S 3 0 0 0 0 1 0 0 0 0 0 2 6 0.00 1.000 | | | | | | | | | | | | | | | | |

Los Angeles Angels @ Chicago White Sox
Comiskey Park, Chicago, IL
Wed Jun 14 1961, 8:05 PM EDT
Att. 14,952 - Unknown

| | |
|-----|----|
| AB | 40 |
| R | 8 |
| H | 14 |
| RBI | 7 |
| BB | 5 |
| SO | 6 |
| LOB | 26 |



| Batter | 1 | 2 | 3 | 4 | 5 | 6 | 7 | 8 | 9 |
|--|---|---|---|---|---|---|---|---|---|
| Luis Aparicio, R OBP: 0.270, SLG: 0.280 Sammy Esposito, R OBP: 0.304, SLG: 0.275 | | | | | | | | | |
| Nellie Fox, L OBP: 0.340, SLG: 0.312 | | | | | | | | | |
| Al Smith, R OBP: 0.349, SLG: 0.518 | | | | | | | | | |
| Roy Sievers, R OBP: 0.409, SLG: 0.596 J.C. Martin, L OBP: 0.268, SLG: 0.316 | | | | | | | | | |
| Jim Landis, R OBP: 0.335, SLG: 0.436 | | | | | | | | | |
| Minnie Minoso, R OBP: 0.348, SLG: 0.389 | | | | | | | | | |
| Andy Carey, R OBP: 0.329, SLG: 0.375 | | | | | | | | | |
| Cam Carreon, R OBP: 0.301, SLG: 0.325 | | | | | | | | | |
| Frank Baumann, L OBP: 0.286, SLG: 0.240 Russ Kemmerer, R OBP: 0.286, SLG: 0.333 Turk Lown, R OBP: 0.318, SLG: 0.429 | | | | | | | | | |

| Inning Stats | R: 7 E: 2 K: 2 S: 13 | H: 6 LOB: 1 BB: 2 P: 21 | R: 0 E: 0 K: 0 S: 3 | H: 0 LOB: 0 BB: 0 P: 3 | R: 0 E: 0 K: 0 S: 3 | H: 0 LOB: 0 BB: 0 P: 3 | R: 0 E: 0 K: 1 S: 5 | H: 0 LOB: 0 BB: 0 P: 5 | R: 2 E: 0 K: 0 S: 5 | H: 3 LOB: 0 BB: 0 P: 5 | R: 0 E: 0 K: 0 S: 3 | H: 0 LOB: 0 BB: 0 P: 3 | R: 0 E: 0 K: 1 S: 6 | H: 1 LOB: 1 BB: 0 P: 6 | R: 0 E: 0 K: 1 S: 5 | H: 0 LOB: 0 BB: 0 P: 5 |
|--------------|-------------------------------|----------------------------------|------------------------------|---------------------------------|------------------------------|---------------------------------|------------------------------|---------------------------------|------------------------------|---------------------------------|------------------------------|---------------------------------|------------------------------|---------------------------------|------------------------------|---------------------------------|
|--------------|-------------------------------|----------------------------------|------------------------------|---------------------------------|------------------------------|---------------------------------|------------------------------|---------------------------------|------------------------------|---------------------------------|------------------------------|---------------------------------|------------------------------|---------------------------------|------------------------------|---------------------------------|

| PITCHER | IP | WLS | BF | H | R | ER | SO | BB | IBB | HBP | BLK | WP | HR | S | P | ERA | WHIP |
|------------------------------|--------|-----|----|----|---|----|----|----|-----|-----|-----|----|----|----|----|-------|--------|
| Ron Moeller, L ERA: 4.99 | (1, 1) | 0.2 | L | 10 | 6 | 7 | 2 | 2 | 0 | 0 | 0 | 1 | 0 | 12 | 20 | 94.50 | 12.000 |
| Russ Heman, R ERA: 3.0 | (1, 1) | 3.1 | | 10 | 0 | 0 | 1 | 0 | 0 | 0 | 0 | 0 | 0 | 12 | 12 | 0.00 | 0.000 |
| Tom Morgan, R ERA: 4.5 | (5, 1) | 1.0 | | 5 | 3 | 2 | 0 | 0 | 0 | 0 | 0 | 0 | 0 | 5 | 5 | 18.00 | 3.000 |
| Johnny James, R ERA: 4.96 | (6, 1) | 2.0 | | 7 | 1 | 0 | 1 | 0 | 0 | 0 | 0 | 0 | 0 | 9 | 9 | 0.00 | 0.500 |
| Art Fowler, R ERA: 4.35 | (8, 1) | 1.0 | | 3 | 0 | 0 | 1 | 0 | 0 | 0 | 0 | 0 | 0 | 5 | 5 | 0.00 | 0.000 |

BOTTOM

| AB | R | H | RBI | BB | SO | LOB |
|----|---|---|-----|----|----|-----|
| 3 | 1 | 2 | 1 | 0 | 1 | 0 |
| 1 | 0 | 0 | 0 | 0 | 0 | 0 |
| 3 | 1 | 0 | 0 | 1 | 0 | 1 |
| 4 | 1 | 2 | 0 | 0 | 0 | 0 |
| 4 | 2 | 2 | 0 | 0 | 1 | 1 |
| 0 | 0 | 0 | 0 | 0 | 0 | 0 |
| 4 | 2 | 2 | 2 | 0 | 0 | 1 |
| 4 | 1 | 2 | 1 | 0 | 0 | 0 |
| 4 | 0 | 0 | 0 | 0 | 2 | 3 |
| 3 | 1 | 0 | 0 | 1 | 0 | 0 |
| 3 | 0 | 0 | 0 | 0 | 1 | 2 |
| 0 | 0 | 0 | 0 | 0 | 0 | 0 |
| 0 | 0 | 0 | 0 | 0 | 0 | 0 |
| 0 | 0 | 0 | 0 | 0 | 0 | 0 |

| | |
|------------|-----------|
| AB | 33 |
| R | 9 |
| H | 10 |
| RBI | 4 |
| BB | 2 |
| SO | 5 |
| LOB | 8 |



| WP | PA | ERA | WHIP |
|----|----|-----|------|
| 1 | 35 | | |
| 1 | | | |
| 0 | | | |
| 0 | | | |

Los Angeles Angels @ Chicago White Sox
Comiskey Park, Chicago, IL
 Wed Jun 14 1961, 8:05 PM EDT
 Att. 14,952 - Unknown

livebaseballscorecards.com

| Batter | 1 | 2 | 3 | 4 | 5 | 6 | 7 | 8 | 9 | AB R H RBI BB SO LOB | TOP | | | | | | | | | | | |
|--|---|---------------------------------|------------------------------|---------------------------------|------------------------------|---------------------------------|--------------------------------|---------------------------------|------------------------------|---------------------------------|------------------------------|---------------------------------|------------------------------|----------------------------------|------------------------------|---------------------------------|------------------------------|---------------------------------|----------------------------------|------------------------------------|----------------------------------|--------|
| Billy Martin, R (1, 4) OBP: 0.274, SLG: 0.444 | 0-0 F2 | | 0-3 K | | 0-0 1B | | 0-0 4-3 | 0-0 F8 | | 5 0 1 1 0 1 2 | | | | | | | | | | | | |
| Lenny Green, L (1, 8) OBP: 0.385, SLG: 0.411 | 0-0 G3 | | 0-0 G3 | | 0-0 F8 | | 0-0 BB 1B 1B | | 0-0 L9 | 5 1 1 0 0 0 1 | | | | | | | | | | | | |
| Harmon Killebrew, R (1, 3) OBP: 0.441, SLG: 0.652 | 0-3 K | | | 0-0 1B 1B | 0-0 F8 | | 0-0 F4 | | 0-0 HR | 5 1 2 1 0 1 3 | | | | | | | | | | | | |
| Jim Lemon, R (1, 7) OBP: 0.359, SLG: 0.378 Bill Tuttle, R (9, 8) OBP: 0.300, SLG: 0.304 | | 0-0 1B 2B | | 0-3 K | | 0-0 HR | 4-0 1B 1-2 BB | | 0-0 F2 | 4 2 2 1 1 1 1 0 0 0 0 0 0 0 | | | | | | | | | | | | |
| Bob Allison, R (1, 9) OBP: 0.343, SLG: 0.448 | | 0-0 1B | | 0-0 F7 | | 4-0 BB | 0-0 1-3 2-H 3-H 1B | | 0-0 F2 | 4 0 2 3 1 0 1 | | | | | | | | | | | | |
| Earl Battey, R (1, 2) OBP: 0.383, SLG: 0.409 | | 4-0 BB | | 0-0 1-2 1B | | 0-0 P4 | 0-0 6-3 | | | 3 0 1 0 1 0 3 | | | | | | | | | | | | |
| Rich Rollins, R (1, 5) OBP: 0.250, SLG: 0.250 | | 0-0 F9 | | 0-3 K | | 0-0 F4 | | 0-0 FC3-8 1B | | 4 0 1 0 0 1 4 | | | | | | | | | | | | |
| Jose Valdivielso, R (1, 6) OBP: 0.170, SLG: 0.180 | | 0-0 F9 | | | 4-0 1B SH3-4 BB | 0-0 F7 | | 0-0 FC3-6 1-2f | | 3 1 0 0 1 0 3 | | | | | | | | | | | | |
| Danny McDevitt, L (1, 1) Pedro Ramos, S (2, 1) OBP: 0.282, SLG: 0.405 | | | 0-0 6-3 | | 0-0 SH3-4 1-2 | | 4-0 1B 4-3 BB | 0-3 K | | 0 0 0 0 0 0 0 2 1 0 0 1 1 1 | | | | | | | | | | | | |
| Inning Stats | R: 0 E: 0 K: 1 S: 5 | H: 0 LOB: 0 BB: 0 P: 5 | R: 1 E: 0 K: 0 S: 4 | H: 2 LOB: 1 BB: 1 P: 8 | R: 0 E: 0 K: 1 S: 5 | H: 0 LOB: 0 BB: 0 P: 5 | R: 0 E: 0 K: 2 S: 9 | H: 2 LOB: 2 BB: 0 P: 9 | R: 1 E: 0 K: 0 S: 4 | H: 1 LOB: 1 BB: 1 P: 8 | R: 1 E: 0 K: 0 S: 4 | H: 1 LOB: 1 BB: 1 P: 8 | R: 2 E: 0 K: 0 S: 5 | H: 2 LOB: 2 BB: 2 P: 13 | R: 0 E: 0 K: 1 S: 6 | H: 1 LOB: 1 BB: 0 P: 6 | R: 1 E: 0 K: 0 S: 4 | H: 1 LOB: 0 BB: 0 P: 4 | 1B: 7 2B: 1 3B: 0 HR: 2 | SF: 0 SAC: 1 DP: 0 HBP: 0 | WP: 0 PB: 0 SB: 0 CS: 0 | PA: 41 |
| PITCHER | IP WLS BF H R ER SO BB IBB HBP BLK WP HR S P ERA WHIP | | | | | | | | | | | | | | | | | | | | | |
| Don Larsen, R (1, 1) ERA: 4.1 | 6.1 L 29 7 5 5 4 4 0 0 0 0 0 1 33 49 7.11 1.737 | | | | | | | | | | | | | | | | | | | | | |
| Russ Kemmerer, R (7, 1) ERA: 4.01 | 0.2 4 1 0 0 0 1 0 0 0 0 0 0 3 7 0.00 3.000 | | | | | | | | | | | | | | | | | | | | | |
| Early Wynn, R (8, 1) ERA: 3.89 | 2.0 8 2 1 1 1 0 0 0 0 0 0 1 10 10 4.50 1.000 | | | | | | | | | | | | | | | | | | | | | |

Minnesota Twins @ Chicago White Sox
Comiskey Park, Chicago, IL
Fri Jun 16 1961, 8:05 PM EDT
Att. 22,925 - Unknown

livebaseballscorecards.com

| | |
|-----|----|
| AB | 35 |
| R | 6 |
| H | 10 |
| RBI | 6 |
| BB | 5 |
| SO | 5 |
| LOB | 19 |




| Batter | 1 | 2 | 3 | 4 | 5 | 6 | 7 | 8 | 9 | AB | R | H | RBI | BB | SO | LOB |
|---|-------------------------------|---------------------|-----------|------------|-----------------------|-----------|------------|------------|------------|----|---|---|-----|----|----|-----|
| Luis Aparicio, R OBP: 0.266, SLG: 0.276 (1, 6) | 0-0 1-3 | 0-0 1-3 | | 0-0 5-3 | | | 0-0 4-3 | | | 4 | 0 | 1 | 0 | 0 | 0 | 0 |
| Jim Landis, R OBP: 0.337, SLG: 0.435 (1, 8) | 4-0 F8 HBP PB BB | 0-0 F9 | | | 0-0 G6-4-3 1B | | | 0-0 P4 | | 3 | 1 | 1 | 0 | 1 | 0 | 2 |
| Minnie Minoso, R OBP: 0.344, SLG: 0.376 (1, 7) | 1-0 BB PB HBP | 0-0 F7 | | | 0-0 G6-4-3 1-2f | | | 0-3 K | | 3 | 0 | 0 | 0 | 0 | 1 | 3 |
| Roy Sievers, R OBP: 0.408, SLG: 0.585 (1, 3) | 0-0 F8 | | 0-0 BB | | 0-0 F7 | | | 0-0 1B | | 3 | 0 | 1 | 0 | 1 | 0 | 2 |
| Al Smith, R OBP: 0.347, SLG: 0.510 (1, 9) | 4-0 BB 1-2 3-H BB | | 0-3 K | | | 0-0 F2 | | 0-0 6-3 | | 3 | 0 | 0 | 0 | 1 | 1 | 2 |
| Andy Carey, R OBP: 0.319, SLG: 0.357 (1, 5) | 4-0 1-2 2-3 BB | | 0-0 P6 | | | 0-0 F9 | | | 0-0 F7 | 3 | 0 | 0 | 0 | 1 | 0 | 1 |
| Nellie Fox, L OBP: 0.337, SLG: 0.310 (1, 4) | 0-0 6-3 | | 0-0 F5 | | | 0-3 K | | | 0-0 1B | 4 | 0 | 1 | 0 | 0 | 1 | 4 |
| Sherm Lollar, R OBP: 0.335, SLG: 0.345 (1, 2) | | 1-0 FC5-4 HBP | | 0-0 F8 | | | 0-0 F8 | | 0-0 P6 | 3 | 0 | 0 | 0 | 0 | 0 | 1 |
| Don Larsen, R OBP: 0.292, SLG: 0.391 (1, 1) | | 0-0 FC5-4 1B | | 0-0 P4 | | | 0-3 K | | 0-0 4-3 | 2 | 0 | 0 | 0 | 0 | 0 | 1 |
| Russ Kemmerer, R OBP: 0.286, SLG: 0.333 (7, 1) | | | | | | | | | | 0 | 0 | 0 | 0 | 0 | 0 | 0 |
| Floyd Robinson, L OBP: 0.384, SLG: 0.439 (7, PH) | | | | | | | | | | 1 | 0 | 0 | 0 | 0 | 1 | 0 |
| Early Wynn, S OBP: 0.192, SLG: 0.087 (8, 1) | | | | | | | | | | 0 | 0 | 0 | 0 | 0 | 0 | 0 |
| Al Pilarcik, L OBP: 0.275, SLG: 0.239 (9, PH) | | | | | | | | | | 1 | 0 | 0 | 0 | 0 | 0 | 1 |

| Inning Stats | R: 1 | H: 0 | E: 0 | K: 0 | S: 3 | H: 0 | LOB: 3 | BB: 3 | P: 16 | R: 0 | H: 1 | E: 0 | K: 0 | S: 4 | R: 0 | H: 0 | E: 0 | K: 1 | S: 5 | R: 0 | H: 1 | E: 0 | K: 0 | S: 3 | R: 0 | H: 0 | E: 0 | K: 1 | S: 5 | R: 0 | H: 0 | E: 0 | K: 1 | S: 5 | R: 0 | H: 1 | E: 0 | K: 1 | S: 6 | R: 0 | H: 1 | E: 0 | K: 1 | S: 4 | R: 0 | H: 1 | E: 0 | K: 0 | S: 4 | 1B: 4 | 2B: 0 | 3B: 0 | HR: 0 | SF: 0 | SAC: 0 | DP: 1 | HBP: 2 | WP: 0 | PB: 1 | SB: 1 | CS: 0 | PA: 36 |
|--------------|------|------|------|------|------|------|--------|-------|-------|------|------|------|------|------|------|------|------|------|------|------|------|------|------|------|------|------|------|------|------|------|------|------|------|------|------|------|------|------|------|------|------|------|------|------|------|------|------|------|------|-------|-------|-------|-------|-------|--------|-------|--------|-------|-------|-------|-------|--------|
|--------------|------|------|------|------|------|------|--------|-------|-------|------|------|------|------|------|------|------|------|------|------|------|------|------|------|------|------|------|------|------|------|------|------|------|------|------|------|------|------|------|------|------|------|------|------|------|------|------|------|------|------|-------|-------|-------|-------|-------|--------|-------|--------|-------|-------|-------|-------|--------|

| PITCHER | IP | WLS | BF | H | R | ER | SO | BB | IBB | HBP | BLK | WP | HR | S | P | ERA | WHIP |
|---------------------------------------|-----|-----|----|---|---|----|----|----|-----|-----|-----|----|----|----|----|------|-------|
| Danny McDevitt, L ERA: 7.71 (1, 1) | 1.0 | | 8 | 0 | 1 | 1 | 0 | 3 | 0 | 2 | 0 | 0 | 0 | 3 | 17 | 9.00 | 3.000 |
| Pedro Ramos, R ERA: 4.17 (2, 1) | 8.0 | W | 28 | 4 | 0 | 0 | 4 | 1 | 0 | 0 | 0 | 0 | 0 | 35 | 39 | 0.00 | 0.625 |

MINNESOTA TWINS @ CHICAGO WHITE SOX
COMISKEY PARK, CHICAGO, IL
 Fri Jun 16 1961, 8:05 PM EDT
 Att. 22,925 - Unknown

| | |
|------------|-----------|
| AB | 30 |
| R | 1 |
| H | 4 |
| RBI | 0 |
| BB | 4 |
| SO | 4 |
| LOB | 17 |



TOP

Minnesota Twins @ Chicago White Sox

Comiskey Park, Chicago, IL

Sat Jun 17 1961, 4:33 AM EDT

Att. 9,022 - Unknown

| | |
|-----|----|
| AB | 36 |
| R | 1 |
| H | 9 |
| RBI | 1 |
| BB | 2 |
| SO | 8 |
| LOB | 20 |



| | | | |
|-----|---|-----|----|
| WP: | 0 | PA: | 38 |
| PB: | 0 | | |
| SB: | 0 | | |
| CS: | 0 | | |

| AB | R | H | RBI | BB | SO | LOB |
|-----|---|------|-----|----|----|-----|
| 5 | 0 | 1 | 0 | 0 | 1 | 1 |
| 5 | 0 | 1 | 0 | 0 | 0 | 4 |
| 4 | 0 | 2 | 0 | 0 | 1 | 1 |
| 4 | 0 | 0 | 0 | 0 | 2 | 2 |
| 2 | 0 | 1 | 0 | 2 | 0 | 0 |
| 4 | 1 | 1 | 0 | 0 | 2 | 4 |
| 3 | 0 | 1 | 0 | 0 | 0 | 2 |
| 1 | 0 | 0 | 0 | 0 | 0 | 2 |
| 3 | 0 | 1 | 1 | 0 | 0 | 1 |
| 1 | 0 | 1 | 0 | 0 | 0 | 0 |
| 0 | 0 | 0 | 0 | 0 | 0 | 0 |
| 2 | 0 | 0 | 0 | 0 | 1 | 0 |
| 1 | 0 | 0 | 0 | 0 | 1 | 2 |
| 0 | 0 | 0 | 0 | 0 | 0 | 0 |
| 1 | 0 | 0 | 0 | 0 | 0 | 1 |
| 1B: | 7 | SF: | 0 | | | |
| 2B: | 2 | SAC: | 0 | | | |
| 3B: | 0 | DP: | 0 | | | |
| HR: | 0 | HBP: | 0 | | | |

| Batter | 1 | 2 | 3 | 4 | 5 | 6 | 7 | 8 | 9 | | | | | | | | |
|--|---|---|---|---|---|---|---|---|---|--|-----------------|----|----|----|----|------|-------|
| Bill Tuttle, R (1, 8) OBP: 0.297, SLG: 0.301 | 0-3 K | | 0-0 4-3 | | 0-0 6-3 | | 0-0 1-2 2-3 1B | | 0-0 P6 | | | | | | | | |
| Billy Martin, R (1, 4) OBP: 0.269, SLG: 0.442 | 0-0 F9 | | 0-0 2B | | 0-0 4-3 | | 0-0 F8 | | 0-0 F2 | | | | | | | | |
| Harmon Killebrew, R (1, 3) (8, 5) OBP: 0.442, SLG: 0.654 | 0-0 1B | | 0-0 6-3 | | 0-3 K | | 0-0 1B 2B | | | | | | | | | | |
| Jim Lemon, R (1, 7) OBP: 0.352, SLG: 0.369 | 0-0 F9 | | | 0-3 K | | 0-3 K | | 0-0 F8 | | | | | | | | | |
| Bob Allison, R (1, 9) OBP: 0.350, SLG: 0.448 | | 4-0 4-3 E BB | | 4-0 BB | | | 0-0 P6 | 0-0 2-3 1B | | | | | | | | | |
| Earl Battey, R (1, 2) OBP: 0.390, SLG: 0.406 | | 0-3 K | | 0-0 F8 | | | 0-0 1B 1B | 0-3 K | | | | | | | | | |
| Rich Rollins, R (1, 5) Julio Becquer, L (8, PH) (8, 3) OBP: 0.222, SLG: 0.353 | | 0-0 4-3 | | 0-0 1-3 | | | 0-0 1B 1B 1B | 0-0 F7 | | | | | | | | | |
| Jose Valdivielso, R (1, 6) Hal Naragon, L (9, PH) Pedro Ramos, S (9, PR) OBP: 0.282, SLG: 0.405 | | 0-0 F8 | | | 0-0 5-3 | | 0-0 1B 1B | 0-0 1B | | | | | | | | | |
| Jim Kaat, L (1, 1) OBP: 0.238, SLG: 0.300 Ron Henry, R (7, PH) OBP: 0.231, SLG: 0.174 Chuck Stobbs, L (7, 1) OBP: 0.429, SLG: 0.500 Lenny Green, L (9, PH) OBP: 0.383, SLG: 0.409 | | | 0-0 G3 | | 0-3 K | | 0-3 K | 0-0 F8 | | | | | | | | | |
| Inning Stats | R: 0 E: 0 K: 1 S: 6 H: 1 LOB: 1 BB: 0 P: 6 | R: 0 E: 1 K: 1 S: 5 H: 0 LOB: 1 BB: 1 P: 9 | R: 0 E: 0 K: 0 S: 4 H: 1 LOB: 1 BB: 0 P: 4 | R: 0 E: 0 K: 1 S: 5 H: 0 LOB: 1 BB: 1 P: 9 | R: 0 E: 0 K: 1 S: 5 H: 0 LOB: 0 BB: 0 P: 5 | R: 0 E: 0 K: 2 S: 7 H: 0 LOB: 0 BB: 0 P: 7 | R: 1 E: 0 K: 1 S: 9 H: 4 LOB: 3 BB: 0 P: 9 | R: 0 E: 0 K: 1 S: 7 H: 2 LOB: 2 BB: 0 P: 7 | R: 0 E: 0 K: 0 S: 4 H: 1 LOB: 1 BB: 0 P: 4 | 1B: 7 2B: 2 3B: 0 HR: 0 SF: 0 SAC: 0 DP: 0 HBP: 0 | WP: 0 PA: 38 | | | | | | |
| PITCHER | IP | WLS | BF | H | R | ER | SO | BB | IBB | HBP | BLK | WP | HR | S | P | ERA | WHIP |
| Juan Pizarro, L (1, 1) ERA: 2.65 | 6.2 | W | 28 | 6 | 1 | 1 | 7 | 2 | 0 | 0 | 0 | 0 | 0 | 40 | 48 | 1.35 | 1.200 |
| Warren Hacker, R (7, 1) ERA: 2.7 | 2.1 | S | 10 | 3 | 0 | 0 | 1 | 0 | 0 | 0 | 0 | 0 | 0 | 12 | 12 | 0.00 | 1.286 |


livebaseballscorecards.com

| Batter | 1 | 2 | 3 | 4 | 5 | 6 | 7 | 8 | 9 |
|--|-----------------------------|------------------|-----------|-----------|----------------------|-----------|-------------------------|----------------|---|
| Luis Aparicio, R OBP: 0.269, SLG: 0.279 (1, 6) | 0-0 1B BB 1B 1B | 0-0 HBP 1B | | 0-0 F8 | | 0-0 L7 | | 0-0 4-3 | |
| Jim Landis, R OBP: 0.342, SLG: 0.443 (1, 8) | 0-0 BB 1B 1-2 SF9 1B | 0-0 F9 | | | 0-0 BB 2B 1B | 0-0 2B | | 0-0 P3 | |
| Minnie Minoso, R OBP: 0.355, SLG: 0.381 (1, 7) | 0-0 SF9 BB 1-2 2-3 1B | 1-0 HBP | | | 4-0 BB 2B BB | 0-0 F8 | | 0-0 E 1B | |
| Roy Sievers, R OBP: 0.404, SLG: 0.575 (1, 3) | 4-0 S 1-2 2-3 3-H BB | 0-0 F7 | | | 0-0 P6 | | 0-3 K | 0-0 F9 | |
| Al Smith, R OBP: 0.345, SLG: 0.513 (1, 9) | 0-0 SF9 2-3 3-H | | 0-0 L9 | | 0-0 P4 | | 0-0 2B | | |
| Andy Carey, R OBP: 0.329, SLG: 0.381 (1, 5) | 0-3 K | | 0-0 1B | | 0-0 2B 1-H 2-H | | 0-0 FC5 2B 2-H | | |
| Nellie Fox, L OBP: 0.341, SLG: 0.309 (1, 4) | 1-0 HBP | | 0-3 K | | 1-0 HBP | | 0-0 F8 | | |
| Sammy Esposito, R OBP: 0.298, SLG: 0.268 (6, 4) | 1-2 HBP | | | | 0-0 HBP | | | | |
| Cam Carreon, R OBP: 0.299, SLG: 0.313 (1, 2) | 0-3 K | | | 0-0 F8 | 0-0 F9 | | 4-0 IBB | | |
| Sherm Lollar, R OBP: 0.335, SLG: 0.345 (8, 2) | | | | | | | | | |
| Juan Pizarro, L OBP: 0.200, SLG: 0.222 (1, 1) | | 0-3 K | | 0-3 K | | 0-3 K | 0-0 FC5 | | |
| Warren Hacker, R (7, 1) | | | | | | | | | |

| AB | R | H | RBI | BB | SO | LOB |
|----|---|---|-----|----|----|-----|
| 5 | 1 | 2 | 0 | 0 | 0 | 0 |
| 5 | 2 | 3 | 0 | 0 | 0 | 1 |
| 3 | 1 | 2 | 0 | 1 | 0 | 1 |
| 4 | 0 | 0 | 1 | 1 | 1 | 5 |
| 3 | 1 | 1 | 1 | 0 | 0 | 2 |
| 4 | 0 | 3 | 3 | 0 | 1 | 2 |
| 1 | 0 | 0 | 0 | 0 | 1 | 0 |
| 1 | 0 | 0 | 0 | 0 | 0 | 1 |
| 3 | 0 | 0 | 0 | 1 | 1 | 5 |
| 0 | 0 | 0 | 0 | 0 | 0 | 0 |
| 3 | 0 | 0 | 0 | 0 | 3 | 0 |
| 1 | 0 | 0 | 0 | 0 | 0 | 2 |

MINNESOTA TWINS @ CHICAGO WHITE SOX
 Comiskey Park, Chicago, IL
 Sat Jun 17 1961, 4:33 AM EDT
 Att. 9,022 - Unknown

| | |
|-----|----|
| AB | 33 |
| R | 5 |
| H | 11 |
| RBI | 5 |
| BB | 3 |
| SO | 7 |
| LOB | 19 |



| Inning | R | H | E | K | S | IP | WLS | BF | H | R | ER | SO | BB | IBB | HBP | BLK | WP | HR | S | P | ERA | WHIP |
|--------|---|---|---|---|----|-----|-----|----|---|---|----|----|----|-----|-----|-----|----|----|----|----|------|-------|
| 1 | 2 | 3 | 0 | 2 | 10 | 6.0 | L | 30 | 8 | 4 | 4 | 6 | 2 | 0 | 3 | 0 | 0 | 0 | 37 | 48 | 6.00 | 1.667 |
| 2 | 0 | 1 | 0 | 1 | 6 | 2.0 | | 10 | 3 | 1 | 1 | 1 | 0 | 1 | 0 | 0 | 0 | 0 | 11 | 15 | 4.50 | 1.500 |

| WP | PA | ERA | WHIP |
|----|----|-----|------|
| 0 | 40 | | |

| Batter | 1 | 2 | 3 | 4 | 5 | 6 | 7 | 8 | 9 | AB R H RBI BB SO LOB |
|---|-----------------------------------|-----------|-----------|------------|-----------------|-----------|--------------------|------------|-----------|----------------------|
| Luis Aparicio, R (1, 6) OBP: 0.275, SLG: 0.286 | 0-0 E S 1B | | 0-3 K | | 0-0 G3 1B | | 0-0 1-2 1B | | 0-0 F9 | 5 1 3 0 0 1 0 |
| Nellie Fox, L (1, 4) OBP: 0.342, SLG: 0.320 | 4-0 G6-4-3 1B 1-3 BB | | 0-0 P6 | | 0-0 G3 | | 0-0 F3 | | 0-0 HR | 4 1 1 1 1 0 4 |
| Minnie Minoso, R (1, 7) OBP: 0.358, SLG: 0.389 | 0-0 G6-4-3 1B 1-2 3-H | | | 0-0 2B | 0-0 L6 | | 0-0 5-3 | | | 4 0 2 1 0 0 4 |
| Roy Sievers, R (1, 3) OBP: 0.398, SLG: 0.565 | 0-0 G6-4-3 1-2 2-3 | | | 0-0 F8 | | 0-0 F2 | | 0-0 F8 | | 4 0 0 0 0 0 3 |
| Jim Landis, R (1, 8) OBP: 0.337, SLG: 0.435 | 0-0 5-3 | | | 0-0 F7 | | 0-3 K | | 0-0 5-3 | | 4 0 0 0 0 1 2 |
| Al Smith, R (1, 9) OBP: 0.348, SLG: 0.507 | | 0-0 L5 | | 1-0 HBP | | 4-0 BB | | 0-0 5-3 | | 2 0 0 0 1 0 0 |
| Andy Carey, R (1, 5) OBP: 0.327, SLG: 0.377 | | 0-0 G3 | | 0-0 1-3 | | 0-0 P6 | | 0-0 HR | | 4 1 1 0 0 0 3 |
| Sherm Lollar, R (1, 2) OBP: 0.341, SLG: 0.348 | | 0-0 L7 | | | 0-0 G3 1B | | 4-0 FC1-6 BB | | 0-0 F8 | 2 0 1 0 1 0 0 |
| Al Pilarcik, L (7, PR) OBP: 0.275, SLG: 0.239 | | | | | | | | | 0-0 F8 | 0 0 0 0 0 0 0 |
| Cam Carreon, R (8, 2) OBP: 0.299, SLG: 0.313 | | | | | | | | | 0-0 F8 | 0 0 0 0 0 0 0 |
| J.C. Martin, L (9, PH) OBP: 0.266, SLG: 0.314 | | | | | | | | | 0-0 F8 | 1 0 0 0 0 0 1 |
| Cal McLish, S (1, 1) OBP: 0.174, SLG: 0.182 | | | 0-0 F8 | | 0-3 K | | 0-0 FC1-6 1B | | 0-0 HR | 2 0 0 0 0 1 1 |
| Floyd Robinson, L (7, PH) OBP: 0.381, SLG: 0.435 | | | | | | | | | 0-0 HR | 1 0 0 0 0 0 1 |
| Turk Lown, R (8, 1) | | | | | | | | | | 0 0 0 0 0 0 0 |
| Billy Goodman, L (9, PH) OBP: 0.323, SLG: 0.429 | | | | | | | | | 1-H HR | 1 1 1 2 0 0 0 |

| Inning Stats | R: 1 | H: 2 | E: 0 | K: 0 | S: 4 | LOB: 1 | BB: 1 | P: 8 | R: 0 | H: 0 | E: 0 | K: 0 | S: 3 | LOB: 0 | BB: 0 | P: 3 | R: 0 | H: 0 | E: 0 | K: 1 | S: 5 | LOB: 0 | BB: 0 | P: 5 | R: 0 | H: 1 | E: 0 | K: 0 | S: 4 | LOB: 2 | BB: 0 | P: 5 | R: 0 | H: 2 | E: 0 | K: 1 | S: 7 | LOB: 2 | BB: 0 | P: 7 | R: 0 | H: 0 | E: 0 | K: 1 | S: 5 | LOB: 1 | BB: 1 | P: 9 | R: 0 | H: 1 | E: 0 | K: 0 | S: 4 | LOB: 2 | BB: 1 | P: 8 | R: 0 | H: 0 | E: 0 | K: 0 | S: 3 | LOB: 0 | BB: 0 | P: 3 | R: 3 | H: 3 | E: 0 | K: 0 | S: 5 | LOB: 0 | BB: 0 | P: 5 | 1B: 6 | SF: 0 | 2B: 1 | SAC: 0 | 3B: 0 | DP: 1 | HR: 2 | HBP: 1 | WP: 0 | PA: 38 |
|------------------------------------|------|------|------|------|------|--------|-------|------|------|------|------|------|------|--------|-------|-------|-------|------|------|------|------|--------|-------|------|------|------|------|------|------|--------|-------|------|------|------|------|------|------|--------|-------|------|------|------|------|------|------|--------|-------|------|------|------|------|------|------|--------|-------|------|------|------|------|------|------|--------|-------|------|------|------|------|------|------|--------|-------|------|-------|-------|-------|--------|-------|-------|-------|--------|-------|--------|
| PITCHER | IP | WLS | BF | H | R | ER | SO | BB | IBB | HBP | BLK | WP | HR | S | P | ERA | WHIP | | | | | | | | | | | | | | | | | | | | | | | | | | | | | | | | | | | | | | | | | | | | | | | | | | | | | | | | | | | | | | | | | |
| Bert Cueto, R (1, 1) ERA: 3.24 | 8.1 | | 36 | 8 | 3 | 3 | 3 | 3 | 0 | 1 | 0 | 0 | 1 | 38 | 51 | 3.24 | 1.320 | | | | | | | | | | | | | | | | | | | | | | | | | | | | | | | | | | | | | | | | | | | | | | | | | | | | | | | | | | | | | | | | | |
| Pedro Ramos, R (9, 1) ERA: 4.24 | 0.1 | L | 2 | 1 | 1 | 1 | 0 | 0 | 0 | 0 | 0 | 0 | 1 | 2 | 2 | 27.00 | 3.000 | | | | | | | | | | | | | | | | | | | | | | | | | | | | | | | | | | | | | | | | | | | | | | | | | | | | | | | | | | | | | | | | | |

MINNESOTA TWINS @ CHICAGO WHITE SOX
 Comiskey Park, Chicago, IL
 Sun Jun 18 1961, 4:33 AM EDT
 Unknown

| | |
|-----|----|
| AB | 34 |
| R | 4 |
| H | 9 |
| RBI | 4 |
| BB | 3 |
| SO | 3 |
| LOB | 19 |



| Batter | 1 | 2 | 3 | 4 | 5 | 6 | 7 | 8 | 9 | AB R H RBI BB SO LOB | TOP | | | | | | | | | | | |
|---|---|---------------------------------|------------------------------|---------------------------------|------------------------------|---------------------------------|------------------------------|----------------------------------|------------------------------|--|------------------------------|---------------------------------|------------------------------|----------------------------------|------------------------------|---------------------------------|------------------------------|---------------------------------|----------------------------------|------------------------------------|----------------------------------|--------|
| Dan Dobbek, L OBP: 0.256, SLG: 0.367 (1, 9) (7, 7) | 0-0 P4 | | 0-0 L7 | | 0-0 F8 | | 0-0 1B 2B 1B | 0-0 1B | | 5 1 2 0 0 0 1 | | | | | | | | | | | | |
| Lenny Green, L OBP: 0.381, SLG: 0.403 (1, 8) (7, 3) | 0-0 6-3 | | 0-3 K | | 0-0 P6 | | 0-0 2B 6-3 1B | 0-0 1-3 | | 5 1 1 1 0 1 3 | | | | | | | | | | | | |
| Harmon Killebrew, R OBP: 0.451, SLG: 0.651 (1, 6) (7, 3) | 0-3 K | | | 4-0 1B BB BB | 4-0 BB | | 0-0 6-3 1B 2B | | 4-0 G6-4-3 BB | 2 2 1 1 3 1 0 | | | | | | | | | | | | |
| Jim Lemon, R OBP: 0.343, SLG: 0.364 Gerry Arrigo, L Earl Battey, R OBP: 0.371, SLG: 0.395 (1, 7) (7, 1) (9, PH) | | 0-0 F8 | | 0-3 K | 0-0 P6 | | 0-0 6-3 | | 0-0 G6-4-3 | 4 0 0 1 0 1 3 0 0 0 0 0 0 0 1 0 0 0 0 0 1 | | | | | | | | | | | | |
| Bob Allison, R OBP: 0.353, SLG: 0.469 (1, 3) (7, 9) | 0-0 6-3 | | | 4-0 1B SF9 BB | | 0-3 K | 0-0 3-H 1B | | 0-0 HR | 4 2 2 2 1 1 0 | | | | | | | | | | | | |
| Hal Naragon, L OBP: 0.292, SLG: 0.404 (1, 2) | 0-0 FC5-4 1B | | | 0-0 1B 1-3 2-H 1B | | 0-0 F8 | 0-3 K | | 0-0 G3 | 5 0 2 1 0 1 1 | | | | | | | | | | | | |
| Billy Martin, R OBP: 0.267, SLG: 0.429 (1, 4) | 0-0 FC5-4 | | | 0-0 SF9 | | 0-0 6-3 | | | 0-0 P6 | 3 0 0 1 0 0 1 | | | | | | | | | | | | |
| Jose Valdivielso, R OBP: 0.219, SLG: 0.217 (1, 6) | | | | 0-0 FC6-4 1B | 0-0 FC6-4 1B | | 4-0 1B 1B BB | | 0-0 F2 | 3 1 2 0 1 0 0 | | | | | | | | | | | | |
| Camilo Pascual, R OBP: 0.212, SLG: 0.133 Ray Moore, R Danny McDevitt, L Bill Tuttle, R OBP: 0.299, SLG: 0.303 (1, 1) (5, 1) (5, 1) (7, PH) (7, 5) | | | | 0-0 FC6-4 | 0-0 FC6-4 | | 0-0 F9 | 0-0 1B | | 2 0 0 0 0 0 3 0 0 0 0 0 0 0 0 0 0 0 0 0 0 2 0 1 0 0 0 1 | | | | | | | | | | | | |
| Inning Stats | R: 0 E: 0 K: 1 S: 5 | H: 0 LOB: 0 BB: 0 P: 5 | R: 0 E: 0 K: 0 S: 4 | H: 1 LOB: 1 BB: 0 P: 4 | R: 0 E: 0 K: 1 S: 6 | H: 1 LOB: 1 BB: 0 P: 6 | R: 2 E: 0 K: 1 S: 7 | H: 2 LOB: 2 BB: 2 P: 15 | R: 0 E: 0 K: 0 S: 3 | H: 0 LOB: 1 BB: 1 P: 7 | R: 0 E: 0 K: 1 S: 5 | H: 0 LOB: 0 BB: 0 P: 5 | R: 4 E: 0 K: 1 S: 9 | H: 4 LOB: 1 BB: 1 P: 13 | R: 0 E: 0 K: 0 S: 5 | H: 2 LOB: 2 BB: 0 P: 5 | R: 1 E: 0 K: 0 S: 3 | H: 1 LOB: 0 BB: 1 P: 7 | 1B: 9 2B: 1 3B: 0 HR: 1 | SF: 1 SAC: 0 DP: 1 HBP: 0 | WP: 0 PB: 0 SB: 0 CS: 0 | PA: 42 |
| PITCHER | IP WLS BF H R ER SO BB IBB HBP BLK WP HR S P ERA WHIP | | | | | | | | | | | | | | | | | | | | | |
| Ray Herbert, R ERA: 5.18 Warren Hacker, R ERA: 2.5 Frank Baumann, L ERA: 5.42 | (1, 1) (7, 1) (8, 1) | 6.1 1.1 1.1 | W S S | 30 7 5 | 7 3 1 | 6 0 1 | 6 0 1 | 4 1 0 | 4 0 1 | 0 0 0 | 0 0 0 | 0 0 0 | 0 0 0 | 34 9 4 | 50 9 8 | 8.53 0.00 6.75 | 1.737 2.250 1.500 | | | | | |

Minnesota Twins @ Chicago White Sox
Comiskey Park, Chicago, IL
Sun Jun 18 1961, 4:38 AM EDT
Att. 22,644 - Unknown

| | |
|-----|----|
| AB | 36 |
| R | 7 |
| H | 11 |
| RBI | 7 |
| BB | 5 |
| SO | 5 |
| LOB | 14 |



| | | | |
|----|---|----|----|
| WP | 0 | PA | 42 |
| PB | 0 | | |
| SB | 0 | | |
| CS | 0 | | |

| | | | |
|----|---|-----|---|
| 1B | 9 | SF | 1 |
| 2B | 1 | SAC | 0 |
| 3B | 0 | DP | 1 |
| HR | 1 | HBP | 0 |

livebaseballscorecards.com

| Batter | 1 | 2 | 3 | 4 | 5 | 6 | 7 | 8 | 9 |
|---|------------|--------------------------------------|-----------------|------------|------------------------|------------|--------------------|---------------------------|---|
| Luis Aparicio, R OBP: 0.278, SLG: 0.292 (1, 6) | 0-0 6-3 | 0-0 FC6-4 | | | | | | 0-0 SH5-3 SF9 1B | |
| Nellie Fox, L OBP: 0.340, SLG: 0.319 (1, 4) | 0-0 6-3 | | 0-0 4-3 | | 0-0 3B 1B | 0-0 1-3 | | 0-0 SH5-3 1-3 | |
| Jim Landis, R OBP: 0.335, SLG: 0.441 (1, 8) | 0-0 F9 | | 0-0 F8 | | 0-0 HR 3B | 0-0 F9 | | 0-0 SF9 3-H | |
| Minnie Minoza, R OBP: 0.363, SLG: 0.397 (1, 7) | | 0-0 1B 2B | 0-0 S 1B | | 0-0 6-3 BB BB | 4-0 BB | | 0-0 F8 | |
| Al Smith, R OBP: 0.350, SLG: 0.522 (1, 9) | | 0-0 2-H 1B 1B | 0-3 K 1-2 | | 0-0 HR | 0-0 F8 | | | |
| Sherm Lollar, R OBP: 0.345, SLG: 0.347 (1, 2) | | 0-0 2-H 1B FC6-4 1B | | 0-3 K | 0-0 P2 | | 4-0 SH1-3 BB | | |
| J.C. Martin, L OBP: 0.275, SLG: 0.339 (1, 3) | | 0-0 FC6-4 1B | | 0-0 4-3 | 0-0 2B 3B | | 0-0 SH1-3 | | |
| Andy Carey, R OBP: 0.331, SLG: 0.394 (1, 5) | | 0-0 FC6-4 1-2f FC6-4 3-H | | 0-0 2B | 0-0 1B 2B | | 0-3 K | | |
| Ray Herbert, R OBP: 0.194, SLG: 0.176 (1, 1) | | 0-0 F7 | | 0-0 F8 | 0-0 1B | | 0-0 1-3 | | |
| Warren Hacker, R (7, 1) | | | | | | | | | |
| Frank Baumann, L OBP: 0.286, SLG: 0.240 (8, 1) | | | | | | | | | |

| Inning Stats | R: 0 | H: 0 | E: 0 | K: 0 | S: 3 | R: 3 | H: 4 | E: 0 | K: 0 | S: 7 | R: 0 | H: 1 | E: 0 | K: 1 | S: 6 | R: 0 | H: 1 | E: 0 | K: 1 | S: 6 | R: 6 | H: 7 | E: 0 | K: 0 | S: 10 | R: 0 | H: 0 | E: 0 | K: 0 | S: 3 | R: 0 | H: 0 | E: 0 | K: 1 | S: 5 | R: 1 | H: 1 | E: 0 | K: 0 | S: 4 |
|--------------|--------|-------|------|--------|-------|------|--------|-------|------|--------|-------|------|--------|-------|------|--------|-------|-------|--------|-------|------|--------|-------|------|--------|-------|------|--------|-------|------|--------|-------|------|--------|-------|------|--------|-------|------|------|
| | LOB: 0 | BB: 0 | P: 3 | LOB: 1 | BB: 0 | P: 7 | LOB: 1 | BB: 0 | P: 6 | LOB: 1 | BB: 0 | P: 6 | LOB: 1 | BB: 0 | P: 6 | LOB: 1 | BB: 0 | P: 10 | LOB: 1 | BB: 1 | P: 7 | LOB: 1 | BB: 1 | P: 9 | LOB: 0 | BB: 0 | P: 4 | LOB: 0 | BB: 0 | P: 4 | LOB: 0 | BB: 0 | P: 4 | LOB: 0 | BB: 0 | P: 4 | LOB: 0 | BB: 0 | P: 4 | |

| PITCHER | | | | | | | | | | | | | | | PITCHER | | | | | | | | | | | | | | | | | | | | | | | | | | | | | |
|--------------------------|-----|----|----|---|----|----|----|-----|-----|-----|----|----|----|----|---------|-------|----|-----|----|---|---|----|----|----|-----|-----|-----|----|----|---|---|-----|------|--|--|--|--|--|--|--|--|--|--|--|
| IP | WLS | BF | H | R | ER | SO | BB | IBB | HBP | BLK | WP | HR | S | P | ERA | WHIP | IP | WLS | BF | H | R | ER | SO | BB | IBB | HBP | BLK | WP | HR | S | P | ERA | WHIP | | | | | | | | | | | |
| Camilo Pascual, R (1, 1) | 4.0 | L | 21 | 9 | 6 | 6 | 2 | 0 | 0 | 0 | 0 | 0 | 25 | 25 | 13.50 | 2.250 | | | | | | | | | | | | | | | | | | | | | | | | | | | | |
| Ray Moore, R (5, 1) | 0.2 | | 6 | 4 | 3 | 3 | 0 | 0 | 0 | 0 | 0 | 1 | 6 | 6 | 40.50 | 6.000 | | | | | | | | | | | | | | | | | | | | | | | | | | | | |
| Danny McDevitt, L (5, 1) | 1.1 | | 5 | 0 | 0 | 0 | 1 | 0 | 0 | 0 | 0 | 0 | 4 | 8 | 0.00 | 0.750 | | | | | | | | | | | | | | | | | | | | | | | | | | | | |
| Gerry Arrigo, L (7, 1) | 2.0 | | 8 | 1 | 1 | 1 | 1 | 1 | 0 | 0 | 0 | 0 | 9 | 13 | 4.50 | 1.000 | | | | | | | | | | | | | | | | | | | | | | | | | | | | |

BOTTOM

5 2 2 0 0 0 2

4 1 1 1 0 0 0

4 1 1 2 0 0 0

4 1 2 0 1 0 1

4 2 2 3 0 1 2

3 1 1 1 1 1 0

3 1 2 0 0 0 0


4 1 2 2 0 1 2

3 0 1 1 0 0 2

1 0 0 0 0 0 1

0 0 0 0 0 0 0

AB 35
R 10
H 14
RBI 10
BB 2
SO 3
LOB 10



WP: 0 PA: 40
PB: 0
SB: 3
CS: 0

Minnesota Twins @ Chicago White Sox
Comiskey Park, Chicago, IL
Sun Jun 18 1961, 4:38 AM EDT
Att. 22,644 - Unknown

livebaseballscorecards.com

| Batter | 1 | 2 | 3 | 4 | 5 | 6 | 7 | 8 | 9 | AB | R | H | RBI | BB | SO | LOB |
|--|-------------------------------|--------------------|------------------|----------------------------|--------------|------------|-----------|-----------|------------|----|---|---|-----|----|----|-----|
| Luis Aparicio, R OBP: 0.285, SLG: 0.308 (1, 6) | 0-0 1B 2B | 0-0 B1-3 2B | | 0-0 FC5-6 1B | | 0-0 F7 | | | | 4 | 1 | 3 | 0 | 0 | 0 | 0 |
| Nellie Fox, L OBP: 0.339, SLG: 0.318 (1, 4) | 0-0 FC4-6 1B 2-H | 0-0 B1-3 2-3 | | 0-0 FC5-6 1B 1-2f | | 0-0 4-3 | | | | 4 | 0 | 1 | 1 | 0 | 0 | 2 |
| Al Pilarcik, L OBP: 0.265, SLG: 0.230 Jim Landis, R OBP: 0.333, SLG: 0.439 (7, PH) (8, 8) | 0-0 FC4-6 1B 1-2f | 0-0 6-3 | | 0-0 F7 | | | 0-3 K | | | 3 | 1 | 0 | 0 | 0 | 0 | 3 |
| Minnie Minoso, R OBP: 0.370, SLG: 0.410 (1, 7) | 0-0 2B HR 1-2 | 0-0 P4 | | 0-0 E5 1B 1-3 | | | 0-0 2B | | | 4 | 1 | 3 | 0 | 0 | 0 | 1 |
| Al Smith, R OBP: 0.349, SLG: 0.522 (1, 9) | 0-0 HR 2B 1-3 2-H | | 0-0 5-3 | 0-0 F8 | | | 0-0 F9 | | | 4 | 1 | 1 | 1 | 0 | 0 | 3 |
| J.C. Martin, L OBP: 0.274, SLG: 0.360 (1, 3) | 0-0 HR 2-H 3-H | | 0-0 6-3 | | 0-0 1-6-3 | | 0-0 F8 | | | 4 | 1 | 1 | 3 | 0 | 0 | 1 |
| Andy Carey, R OBP: 0.330, SLG: 0.390 (1, 5) | 0-0 6-3 | | 0-0 1B 1B | | 0-0 P6 | | | 0-0 P6 | | 4 | 0 | 1 | 0 | 0 | 0 | 0 |
| Sherm Lollar, R OBP: 0.343, SLG: 0.345 (1, 2) | 0-0 E3 | | 0-0 1B 1-2 | | 0-0 6-3 | | | 0-0 F7 | | 4 | 0 | 1 | 0 | 0 | 0 | 0 |
| Billy Pierce, L OBP: 0.150, SLG: 0.150 Turk Lown, R (5, 1) | 0-0 4-3 | | 0-0 F8 | | | 0-0 F8 | | | 0-0 6-3 | 2 | 0 | 0 | 0 | 0 | 0 | 3 |
| | | | | | | | | | | 2 | 0 | 0 | 0 | 0 | 0 | 0 |

| Inning Stats | R: 5 | H: 5 | E: 1 | K: 0 | S: 9 | LOB: 1 | BB: 0 | P: 9 | R: 0 | H: 1 | E: 0 | K: 0 | S: 4 | LOB: 1 | BB: 0 | P: 4 | R: 0 | H: 2 | E: 0 | K: 0 | S: 5 | LOB: 2 | BB: 0 | P: 5 | R: 0 | H: 2 | E: 1 | K: 0 | S: 5 | LOB: 2 | BB: 0 | P: 5 | R: 0 | H: 0 | E: 0 | K: 0 | S: 3 | LOB: 0 | BB: 0 | P: 3 | R: 0 | H: 0 | E: 0 | K: 0 | S: 3 | LOB: 0 | BB: 0 | P: 3 | R: 0 | H: 1 | E: 0 | K: 1 | S: 6 | LOB: 1 | BB: 0 | P: 6 | R: 0 | H: 0 | E: 0 | K: 0 | S: 3 | LOB: 0 | BB: 0 | P: 3 | R: 0 | H: 0 | E: 0 | K: 0 | S: 3 | LOB: 0 | BB: 0 | P: 3 |
|--------------|------|------|------|------|------|--------|-------|------|------|------|------|------|------|--------|-------|------|------|------|------|------|------|--------|-------|------|------|------|------|------|------|--------|-------|------|------|------|------|------|------|--------|-------|------|------|------|------|------|------|--------|-------|------|------|------|------|------|------|--------|-------|------|------|------|------|------|------|--------|-------|------|------|------|------|------|------|--------|-------|------|
|--------------|------|------|------|------|------|--------|-------|------|------|------|------|------|------|--------|-------|------|------|------|------|------|------|--------|-------|------|------|------|------|------|------|--------|-------|------|------|------|------|------|------|--------|-------|------|------|------|------|------|------|--------|-------|------|------|------|------|------|------|--------|-------|------|------|------|------|------|------|--------|-------|------|------|------|------|------|------|--------|-------|------|


| PITCHER | IP | WLS | BF | H | R | ER | SO | BB | IBB | HBP | BLK | WP | HR | S | P | ERA | WHIP |
|--|-----|-----|----|---|---|----|----|----|-----|-----|-----|----|----|----|----|-------|-------|
| Mudcat Grant, R ERA: 3.32 (1, 1) | 1.0 | L | 9 | 5 | 5 | 5 | 0 | 0 | 0 | 0 | 0 | 0 | 1 | 9 | 9 | 45.00 | 5.000 |
| Bob Allen, L ERA: 1.41 (2, 1) | 6.0 | | 24 | 6 | 0 | 0 | 1 | 0 | 0 | 0 | 0 | 0 | 0 | 26 | 26 | 0.00 | 1.000 |
| Barry Latman, R ERA: 2.12 (8, 1) | 1.0 | | 3 | 0 | 0 | 0 | 0 | 0 | 0 | 0 | 0 | 0 | 0 | 3 | 3 | 0.00 | 0.000 |

BOTTOM

Cleveland Indians @ Chicago White Sox
Comiskey Park, Chicago, IL

Tue Jun 20 1961, 8:05 PM EDT
Att. 24,315 - Unknown

| | |
|-----|----|
| AB | 36 |
| R | 5 |
| H | 11 |
| RBI | 5 |
| BB | 0 |
| SO | 1 |
| LOB | 13 |



| WP | HR | S | P | ERA | WHIP |
|----|----|---|---|------|-------|
| 0 | 0 | 0 | 0 | 0.00 | 0.000 |
| 0 | 0 | 0 | 0 | 0.00 | 0.000 |
| 0 | 0 | 0 | 0 | 0.00 | 0.000 |

| Batter | 1 | 2 | 3 | 4 | 5 | 6 | 7 | 8 | 9 | AB R H RBI BB SO LOB | TOP |
|---|---|---|---|---|---|---|---|---|---|---|---|
| Johnny Temple, R (1, 4) OBP: 0.384, SLG: 0.362 Bobby Locke, R (7, 1) OBP: 0.100, SLG: 0.100 Woodie Held, R (9, PH) OBP: 0.346, SLG: 0.424 | 0-0 5-3 | 0-0 6-3 | | | 0-0 BB 1B | | 0-0 F8 | | 0-0 FC6-4 1B | 4 0 1 0 0 0 1 0 0 0 0 0 0 0 1 0 1 0 0 0 0 | |
| Jim Piersall, R (1, 8) OBP: 0.407, SLG: 0.478 | 0-0 4-3 | | 0-0 G3 | | 0-0 F9 | | 0-0 1B 1B | | 0-0 FC6-4 FC6 1-2f | 5 0 1 0 0 0 2 | |
| Tito Francona, L (1, 7) OBP: 0.359, SLG: 0.377 | 0-0 G3 | | 0-0 E6 1B | | 4-0 BB BB BB 1-2 FC6-4 BB | | 0-3 K | | 0-0 FC6 1-2f | 4 0 1 0 1 1 2 | |
| Vic Power, R (1, 3) OBP: 0.326, SLG: 0.402 | | 0-0 1B 1B | | 0-0 F7 | | 0-0 FC6-4 1-2f | | 0-0 1-2 1B | | 4 1 2 0 0 0 3 | |
| Chuck Essegian, R (1, 9) OBP: 0.407, SLG: 0.646 Willie Kirkland, L (3, PH) OBP: 0.304, SLG: 0.424 (3, 9) | | 0-3 K | 0-3 K | | | | 0-0 F4 | | 0-3 K | 1 0 0 0 0 1 1 3 0 0 0 0 2 3 | |
| John Romano, R (1, 2) OBP: 0.413, SLG: 0.564 | | 0-0 FC6-4 1-3 1B 2B 1B | | 0-0 6-3 | | | 0-0 1B 1B | | 0-0 4-3 | 4 1 2 0 0 0 0 | |
| Bubba Phillips, R (1, 5) OBP: 0.309, SLG: 0.415 | | 0-0 1-2 3-H 1B FC6-4 | | 0-0 F7 | | | 0-0 1-2 1B | | 0-0 F9 | 4 0 2 1 0 0 0 | |
| Miguel de la Hoz, R (1, 6) OBP: 0.238, SLG: 0.293 | | 0-0 FC6-4 1-2f 2-3 2B | | 0-0 1-3 | | | 0-0 F9 | | 0-0 6-3 | 4 1 0 0 0 0 4 | |
| Gary Bell, R (1, 1) OBP: 0.152, SLG: 0.161 Johnny Antonelli, L (4, 1) OBP: 0.267, SLG: 0.400 Jack Kubiszyn, R (7, 4) | | 0-0 1-H 3-H 2B | | | 0-0 F9 | | 0-0 F7 | | 0-0 6-3 | 1 0 1 2 0 0 0 2 0 0 0 0 0 2 1 0 0 0 0 0 0 | |
| Inning Stats | R: 0 E: 0 K: 0 S: 3 H: 0 LOB: 0 BB: 0 P: 3 | R: 3 E: 0 K: 1 S: 9 H: 4 LOB: 1 BB: 0 P: 9 | R: 0 E: 1 K: 1 S: 6 H: 1 LOB: 1 BB: 0 P: 6 | R: 0 E: 0 K: 0 S: 3 H: 0 LOB: 0 BB: 0 P: 3 | R: 0 E: 0 K: 0 S: 4 H: 1 LOB: 2 BB: 1 P: 8 | R: 0 E: 0 K: 0 S: 5 H: 2 LOB: 2 BB: 0 P: 5 | R: 0 E: 0 K: 2 S: 9 H: 2 LOB: 2 BB: 0 P: 9 | R: 0 E: 0 K: 0 S: 3 H: 0 LOB: 0 BB: 0 P: 3 | R: 0 E: 0 K: 0 S: 4 H: 1 LOB: 1 BB: 0 P: 4 | 1B: 10 2B: 1 3B: 0 HR: 0 SF: 0 SAC: 0 DP: 0 HBP: 0 | WP: 0 PB: 0 SB: 0 CS: 0 PA: 39 |
| PITCHER | IP WLS BF H R ER SO BB IBB HBP BLK WP HR S P ERA WHIP | IP WLS BF H R ER SO BB IBB HBP BLK WP HR S P ERA WHIP | | | | | | | | | IP WLS BF H R ER SO BB IBB HBP BLK WP HR S P ERA WHIP |
| Frank Baumann, L (1, 1) ERA: 5.62 Don Larsen, R (3, 1) ERA: 3.24 | 2.0 W 10 4 3 3 1 0 0 0 0 0 0 12 12 13.50 2.000 | 7.0 W 29 7 0 0 3 1 0 0 0 0 0 34 38 0.00 1.143 | | | | | | | | | |

Cleveland Indians @ Chicago White Sox
 Comiskey Park, Chicago, IL
 Wed Jun 21 1961, 8:05 PM EDT
 Unknown

livebaseballscorecards.com

| | |
|------------|-----------|
| AB | 38 |
| R | 3 |
| H | 11 |
| RBI | 3 |
| BB | 1 |
| SO | 4 |
| LOB | 18 |



| Batter | 1 | 2 | 3 | 4 | 5 | 6 | 7 | 8 | 9 | AB | R | H | RBI | BB | SO | LOB |
|--------|---|---|---|---|---|---|---|---|---|----|---|---|-----|----|----|-----|
|--------|---|---|---|---|---|---|---|---|---|----|---|---|-----|----|----|-----|

| | | | | | | | | | | | | | | | | |
|--|-------------------------|-----------------------|------------|---|--------------------|---------------------------|------------|------------|--|---|---|---|---|---|---|---|
| Luis Aparicio, R OBP: 0.284, SLG: 0.306 (1, 6) | 0-0 E S HR 1B | 0-0 4-3 | | 0-0 E6 FC6 1B 1-2 2-3 | 0-0 6-3 | 0-0 FC5-4 1-2f | | | | 5 | 2 | 1 | 0 | 0 | 0 | 4 |
| Nellie Fox, L OBP: 0.348, SLG: 0.326 Billy Goodman, L OBP: 0.313, SLG: 0.414 (1, 4) (7, 4) | 4-0 1-3 HR BB | 0-0 FC6-4 1B | | 0-0 FC6 1B 1-2 2-3 3-H | 0-0 FC4-6 1B | | 0-0 4-3 | | | 3 | 1 | 3 | 2 | 1 | 0 | 0 |
| Jim Landis, R OBP: 0.327, SLG: 0.430 (1, 8) | 0-3 K | 0-0 FC6-4 | | 0-0 FC6 HBP HR 1B 1-2f 2-3 3-H | 0-0 FC4-6 | | 0-0 F7 | | | 5 | 1 | 0 | 1 | 0 | 1 | 6 |
| Minnie Mingo, R OBP: 0.375, SLG: 0.427 (1, 7) | 0-0 1-H 3-H HR | | 0-0 5-3 | 0-0 HR HBP 1B 1-2 3-H | | 4-0 HR BB | 0-0 1-3 | | | 4 | 3 | 2 | 4 | 1 | 0 | 0 |
| Al Smith, R OBP: 0.354, SLG: 0.519 (1, 9) | 4-0 FC4-6 BB | | 0-0 F6 | 1-0 HR HBP 1-2 2-3 | | 0-0 HR 1B | | 0-0 F8 | | 3 | 2 | 1 | 0 | 1 | 0 | 0 |
| J.C. Martin, L OBP: 0.270, SLG: 0.354 Roy Sievers, R OBP: 0.401, SLG: 0.591 (1, 3) (4, PH) (5, 3) | 0-0 FC4-6 1-2f | | 0-0 3-1 | 0-0 HR 1-H 2-H 3-H | | 0-0 HR | | 0-0 5-3 | | 2 | 0 | 0 | 0 | 0 | 0 | 1 |
| Andy Carey, R OBP: 0.333, SLG: 0.393 Sammy Esposito, R OBP: 0.292, SLG: 0.262 (1, 5) (7, 5) | 0-3 K | | | 0-0 1B F7 | | 0-0 1B 1B | | 0-0 F7 | | 4 | 1 | 2 | 0 | 0 | 1 | 1 |
| Sherm Lollar, R OBP: 0.347, SLG: 0.349 Cam Carreon, R OBP: 0.299, SLG: 0.313 (1, 2) (6, PR) (7, 2) | | 0-0 F5 | | 0-0 1B F8 | | 0-0 FC5-4 1B 1-3 | | | | 4 | 1 | 2 | 0 | 0 | 0 | 0 |
| Frank Baumann, L OBP: 0.286, SLG: 0.240 Al Pilarcik, L OBP: 0.274, SLG: 0.253 Don Larsen, R OBP: 0.259, SLG: 0.346 (1, 1) (2, PH) (3, 1) | | 0-0 WP 1B 2B | | 0-0 E4 1B FC6 1-2 3-H | 0-0 F7 | 0-0 F8 | | | | 0 | 0 | 0 | 0 | 0 | 0 | 0 |

| Inning Stats | R: 3 | H: 2 | E: 0 | LOB: 1 | K: 2 | BB: 2 | S: 9 | P: 17 | R: 1 | H: 2 | E: 0 | LOB: 1 | K: 0 | BB: 0 | S: 5 | P: 5 | R: 0 | H: 0 | E: 0 | LOB: 0 | K: 0 | BB: 0 | S: 3 | P: 3 | R: 8 | H: 5 | E: 2 | LOB: 0 | K: 0 | BB: 0 | S: 10 | P: 11 | R: 0 | H: 1 | E: 0 | LOB: 1 | K: 0 | BB: 0 | S: 4 | P: 4 | R: 3 | H: 4 | E: 0 | LOB: 1 | K: 0 | BB: 1 | S: 6 | P: 10 | R: 0 | H: 0 | E: 0 | LOB: 0 | K: 0 | BB: 0 | S: 3 | P: 3 | R: 0 | H: 0 | E: 0 | LOB: 0 | K: 0 | BB: 0 | S: 3 | P: 3 |
|--------------|------|------|------|--------|------|-------|------|-------|------|------|------|--------|------|-------|------|------|------|------|------|--------|------|-------|------|------|------|------|------|--------|------|-------|-------|-------|------|------|------|--------|------|-------|------|------|------|------|------|--------|------|-------|------|-------|------|------|------|--------|------|-------|------|------|------|------|------|--------|------|-------|------|------|
|--------------|------|------|------|--------|------|-------|------|-------|------|------|------|--------|------|-------|------|------|------|------|------|--------|------|-------|------|------|------|------|------|--------|------|-------|-------|-------|------|------|------|--------|------|-------|------|------|------|------|------|--------|------|-------|------|-------|------|------|------|--------|------|-------|------|------|------|------|------|--------|------|-------|------|------|

| PITCHER | IP | WLS | BF | H | R | ER | SO | BB | IBB | HBP | BLK | WP | HR | S | P | ERA | WHIP |
|--|-----|-----|----|---|----|----|----|----|-----|-----|-----|----|----|----|----|-------|-------|
| Gary Bell, R ERA: 4.58 (1, 1) | 3.1 | L | 22 | 8 | 10 | 5 | 2 | 2 | 0 | 0 | 0 | 1 | 1 | 24 | 32 | 13.50 | 3.000 |
| Johnny Antonelli, L ERA: 6.56 (4, 1) | 2.2 | | 15 | 6 | 5 | 3 | 0 | 1 | 0 | 1 | 0 | 0 | 2 | 13 | 18 | 10.12 | 2.625 |
| Bobby Locke, R ERA: 4.66 (7, 1) | 2.0 | | 6 | 0 | 0 | 0 | 0 | 0 | 0 | 0 | 0 | 0 | 0 | 6 | 6 | 0.00 | 0.000 |

BOTTOM

Cleveland Indians @ Chicago White Sox
Comiskey Park, Chicago, IL
Wed Jun 21 1961, 8:05 PM EDT
Unknown

| | |
|------------|-----------|
| AB | 39 |
| R | 15 |
| H | 14 |
| RBI | 15 |
| BB | 3 |
| SO | 2 |
| LOB | 14 |



| WP | HR | S | P | ERA | WHIP |
|--------|--------|-------|--------|-------|-------|
| 1 | 1 | 1 | 0 | 0 | 0 |
| 3 | 1 | 0 | 1 | 0 | 0 |
| 1B: 10 | SF: 0 | 2B: 1 | SAC: 0 | 3B: 0 | DP: 0 |
| HR: 3 | HBP: 1 | PB: 0 | CS: 0 | SB: 1 | CS: 0 |

| Batter | 1 | 2 | 3 | 4 | 5 | 6 | 7 | 8 | 9 | AB R H RBI BB SO LOB | TOP | | | | | | | | | |
|--|--|---------------------------------|------------------------------|---------------------------------|------------------------------|----------------------------------|------------------------------|---------------------------------|------------------------------|---------------------------------|------------------------------|---------------------------------|------------------------------|---------------------------------|------------------------------|---------------------------------|----------------------------------|------------------------------------|----------------------------------|--------|
| Johnny Temple, R (1, 4) OBP: 0.382, SLG: 0.360 | 0-3 K | | 0-3 K | | 0-0 G4-6-3 1B | | 0-0 F8 | | | 4 0 1 0 0 2 1 | | | | | | | | | | |
| Jim Piersall, R (1, 8) OBP: 0.405, SLG: 0.474 | 0-0 P6 | | 0-0 S 1B | | 0-0 G4-6-3 1-2f | | | 0-3 K | | 4 0 1 0 0 1 1 | | | | | | | | | | |
| Tito Francona, L (1, 7) OBP: 0.357, SLG: 0.372 | 0-0 F7 | | 4-0 BB | | | 0-3 K | | 0-0 5-3 | | 3 0 0 0 1 1 0 | | | | | | | | | | |
| Vic Power, R (1, 3) OBP: 0.329, SLG: 0.404 | | 0-0 1B | 0-0 P4 | | | 0-0 1B 1B | | 0-0 F9 | | 4 0 2 0 0 0 3 | | | | | | | | | | |
| Chuck Essegian, R (1, 9) OBP: 0.381, SLG: 0.596 | | 0-0 F9 | | 0-3 K | | 0-0 F9 | | 0-0 F7 | | 4 0 0 0 0 1 2 | | | | | | | | | | |
| John Romano, R (1, 2) OBP: 0.411, SLG: 0.559 | | 0-0 F7 | | 0-0 F7 | | 0-0 FC5-4 1B | | 0-0 F8 | | 4 0 1 0 0 0 1 | | | | | | | | | | |
| Bubba Phillips, R (1, 5) OBP: 0.312, SLG: 0.428 | | 0-0 F7 | | 0-0 1B | | 0-0 FC5-4 1-2f | | 0-0 HR | | 4 1 2 1 0 0 3 | | | | | | | | | | |
| Woodie Held, R (1, 6) OBP: 0.344, SLG: 0.421 | | | 0-0 F3 | | 0-3 K | | 0-0 F3 | | 0-0 1B | 4 0 1 0 0 1 1 | | | | | | | | | | |
| Wynn Hawkins, R (1, 1) OBP: 0.200, SLG: 0.130 | | | 0-0 1B | | | 0-0 F9 | | 0-0 F9 | | 1 0 1 0 0 0 0 | | | | | | | | | | |
| Barry Latman, R (3, 1) OBP: 0.231, SLG: 0.333 | | | | | | | | | | 1 0 0 0 0 0 0 | | | | | | | | | | |
| Jack Kubiszyn, R (7, PH) | | | | | | | | | | 1 0 0 0 0 0 0 | | | | | | | | | | |
| Frank Funk, R (7, 1) | | | | | | | | | | 0 0 0 0 0 0 0 | | | | | | | | | | |
| Bob Nieman, R (9, PH) OBP: 0.435, SLG: 0.478 | | | | | | | | | | 1 0 0 0 0 0 1 | | | | | | | | | | |
| Inning Stats | R: 0 E: 0 K: 1 S: 5 | H: 0 LOB: 0 BB: 0 P: 5 | R: 0 E: 0 K: 0 S: 4 | H: 1 LOB: 1 BB: 0 P: 4 | R: 0 E: 0 K: 1 S: 7 | H: 2 LOB: 3 BB: 1 P: 11 | R: 0 E: 0 K: 2 S: 8 | H: 1 LOB: 1 BB: 0 P: 8 | R: 0 E: 0 K: 1 S: 7 | H: 2 LOB: 2 BB: 0 P: 7 | R: 0 E: 0 K: 0 S: 3 | H: 0 LOB: 0 BB: 0 P: 3 | R: 0 E: 0 K: 1 S: 5 | H: 0 LOB: 0 BB: 0 P: 5 | R: 1 E: 0 K: 0 S: 5 | H: 2 LOB: 1 BB: 0 P: 5 | 1B: 8 2B: 0 3B: 0 HR: 1 | SF: 0 SAC: 0 DP: 1 HBP: 0 | WP: 0 PB: 0 SB: 1 CS: 0 | PA: 36 |
| PITCHER Juan Pizarro, L (1, 1) ERA: 2.3 | IP: 9.0 WLS: W BF: 36 H: 9 R: 1 ER: 1 SO: 6 BB: 1 IBB: 0 HBP: 0 BLK: 0 WP: 0 HR: 1 S: 47 P: 51 ERA: 1.00 WHIP: 1.111 | | | | | | | | | | | | | | | | | | | |

Cleveland Indians @ Chicago White Sox
Comiskey Park, Chicago, IL
Wed Jun 21 1961, 8:05 PM EDT
Att. 37,558 - Unknown

| | |
|-----|----|
| AB | 35 |
| R | 1 |
| H | 9 |
| RBI | 1 |
| BB | 1 |
| SO | 6 |
| LOB | 13 |



| Batter | 1 | 2 | 3 | 4 | 5 | 6 | 7 | 8 | 9 | AB | R | H | RBI | BB | SO | LOB |
|---|-------------------|--------------------------------------|---------------------|-----------------|-----------|-------------------------|-----------------------|-----------------------|---|----|---|---|-----|----|----|-----|
| Luis Aparicio, R OBP: 0.289, SLG: 0.309 (1, 6) | 0-0 F3 | 0-0 1B | 4-0 BB | | 0-0 F8 | | 0-0 G3-6-3 1B | | | 4 | 0 | 2 | 2 | 1 | 0 | 0 |
| Nellie Fox, L OBP: 0.346, SLG: 0.321 (1, 4) | 1-0 CS HBP | 0-0 F8 | 0-0 4-3 | | 0-0 L1 | | 0-0 G3-6-3 1-2f | | | 4 | 0 | 0 | 0 | 0 | 0 | 5 |
| Minnie Minoso, R OBP: 0.371, SLG: 0.426 (1, 7) | 0-0 6-3 1-2 | | 0-0 1B 2B | | 0-0 F8 | | 0-0 F9 | | | 5 | 1 | 1 | 0 | 0 | 0 | 1 |
| Roy Sievers, R OBP: 0.408, SLG: 0.607 (1, 3) | | 4-0 1B E 5-3 BB | 0-0 HR 1B | 0-0 HR 1B | | 0-0 F2 | | 0-0 HR | | 4 | 4 | 3 | 2 | 1 | 0 | 0 |
| J.C. Martin, L OBP: 0.270, SLG: 0.354 (9, 3) | | | | | | | | | | 0 | 0 | 0 | 0 | 0 | 0 | 0 |
| Al Smith, R OBP: 0.363, SLG: 0.549 (1, 9) | | 0-0 5-3 | 0-0 HR | 0-0 HR | | 1-0 1B HBP | | 1-0 G5-4-3 HBP | | 3 | 3 | 2 | 4 | 0 | 0 | 1 |
| Jim Landis, R OBP: 0.336, SLG: 0.439 (1, 8) | | 4-0 1B E BB | 0-0 SH4-3 2B | 0-0 1B 1B | | 0-0 1B 1-2 1B | | 0-0 G5-4-3 1-2f | | 4 | 1 | 3 | 0 | 1 | 0 | 1 |
| Andy Carey, R OBP: 0.332, SLG: 0.389 (1, 5) | | 0-0 F4 | 0-0 SH4-3 2-3 | 0-3 K | | 0-0 P4 | | 0-0 FC6-4 1B | | 4 | 0 | 1 | 0 | 0 | 1 | 5 |
| Sherm Lollar, R OBP: 0.354, SLG: 0.357 (1, 2) | | 0-0 E 1B 1-2 2-3 | 0-0 F7 | 0-0 1B | | 0-0 1B 1-3 2-H | | 0-0 FC6-4 1-2f | | 5 | 1 | 3 | 1 | 0 | 0 | 2 |
| Juan Pizarro, L OBP: 0.214, SLG: 0.167 (1, 1) | | 0-0 E7 1B 1-3 2-H 3-H | 4-0 BB BB | 0-3 K | | 0-0 4-3 | | | | 3 | 1 | 0 | 0 | 1 | 1 | 5 |

| Inning Stats | R: 0 | H: 0 | E: 0 | K: 0 | S: 2 | R: 4 | H: 2 | E: 1 | K: 0 | S: 6 | R: 3 | H: 4 | E: 0 | K: 0 | S: 7 | R: 2 | H: 4 | E: 0 | K: 2 | S: 11 | R: 0 | H: 0 | E: 0 | K: 0 | S: 3 | R: 1 | H: 2 | E: 0 | K: 0 | S: 5 | R: 0 | H: 1 | E: 0 | K: 0 | S: 3 | R: 1 | H: 2 | E: 0 | K: 0 | S: 4 | R: 1 | H: 2 | E: 0 | K: 0 | S: 5 |
|--------------|--------|-------|------|--------|-------|-------|--------|-------|-------|--------|-------|-------|--------|-------|------|--------|-------|------|--------|-------|------|--------|-------|------|--------|-------|------|--------|-------|------|--------|-------|------|--------|-------|------|--------|-------|------|--------|-------|------|------|------|------|
| | LOB: 0 | BB: 0 | P: 3 | LOB: 1 | BB: 2 | P: 14 | LOB: 3 | BB: 2 | P: 15 | LOB: 2 | BB: 0 | P: 11 | LOB: 2 | BB: 0 | P: 3 | LOB: 2 | BB: 0 | P: 6 | LOB: 0 | BB: 0 | P: 3 | LOB: 0 | BB: 0 | P: 3 | LOB: 0 | BB: 0 | P: 3 | LOB: 0 | BB: 0 | P: 3 | LOB: 0 | BB: 0 | P: 3 | LOB: 0 | BB: 0 | P: 3 | LOB: 0 | BB: 0 | P: 5 | LOB: 1 | BB: 0 | P: 5 | | | |

| PITCHER | IP | WLS | BF | H | R | ER | SO | BB | IBB | HBP | BLK | WP | HR | S | P | ERA | WHIP |
|-------------------------------------|-----|-----|----|---|---|----|----|----|-----|-----|-----|----|----|----|----|-------|-------|
| Wynn Hawkins, R ERA: 2.87 (1, 1) | 2.0 | L | 15 | 6 | 7 | 3 | 0 | 2 | 0 | 1 | 0 | 0 | 1 | 12 | 21 | 13.50 | 4.000 |
| Barry Latman, R ERA: 2.45 (3, 1) | 4.0 | | 21 | 6 | 3 | 3 | 2 | 2 | 0 | 1 | 0 | 0 | 1 | 22 | 31 | 6.75 | 2.000 |
| Frank Funk, R ERA: 1.88 (7, 1) | 2.0 | | 8 | 3 | 1 | 1 | 0 | 0 | 0 | 1 | 0 | 0 | 1 | 7 | 8 | 4.50 | 1.500 |

BOTTOM

Cleveland Indians @ Chicago White Sox
Comiskey Park, Chicago, IL

Wed Jun 21 1961, 8:05 PM EDT
Att. 37,558 - Unknown

| | |
|-----|----|
| AB | 36 |
| R | 11 |
| H | 15 |
| RBI | 9 |
| BB | 4 |
| SO | 2 |
| LOB | 20 |



| WP | HR | S | P | ERA | WHIP |
|----|----|---|---|-----|------|
| 0 | 1 | 2 | 5 | 0 | 1 |

| Batter | 1 | 2 | 3 | 4 | 5 | 6 | 7 | 8 | 9 | AB | R | H | RBI | BB | SO | LOB |
|---|-----------------|------------|------------|----------------------|------------|-----------|--------------------------------|-----------------|---|----|---|---|-----|----|----|-----|
| Luis Aparicio, R OBP: 0.289, SLG: 0.312 (1, 6) | 0-0 F7 | | 0-0 L4 | | 0-0 F7 | | 0-0 SF8 1-3 3-H 2B | | | 4 | 0 | 1 | 1 | 0 | 0 | 1 |
| Nellie Fox, L OBP: 0.344, SLG: 0.317 (1, 4) | 0-0 6-3 | | 0-3 K | | 0-0 F7 | | 4-0 IBB | | | 3 | 0 | 0 | 0 | 1 | 1 | 1 |
| Minnie Minoso, R OBP: 0.369, SLG: 0.440 (1, 7) | 0-0 HR | | 0-0 4-3 | | 0-0 F7 | | 0-0 SF8 2-3 3-H | | | 3 | 1 | 1 | 2 | 0 | 0 | 0 |
| Roy Sievers, R OBP: 0.410, SLG: 0.608 (1, 3) | 0-0 2B 1B | | | 0-0 F8 | | 0-0 P6 | 0-0 F8 | | | 1 | 0 | 1 | 0 | 0 | 0 | 0 |
| J.C. Martin, L OBP: 0.264, SLG: 0.346 (3, 3) | | | | | | | | | | 3 | 0 | 0 | 0 | 0 | 0 | 2 |
| Al Smith, R OBP: 0.369, SLG: 0.562 (1, 9) | 0-0 2B | | | 0-0 P6 | | 0-0 1B | | 0-0 2B 2B | | 4 | 1 | 3 | 0 | 0 | 0 | 0 |
| Jim Landis, R OBP: 0.338, SLG: 0.444 (1, 8) | 0-0 3-1 | | | 0-0 FC5-4 1B | | 0-0 F8 | | 0-0 2B 2B | | 4 | 0 | 2 | 1 | 0 | 0 | 3 |
| Andy Carey, R OBP: 0.330, SLG: 0.386 (1, 5) | | 0-0 5-3 | | 0-0 FC5-4 1-2f | | | 0-0 1B 2B 1B | 0-0 F8 | | 4 | 1 | 1 | 0 | 0 | 0 | 2 |
| Sherm Lollar, R OBP: 0.351, SLG: 0.354 (1, 2) | | 0-0 F7 | | | 0-0 4-3 | | 0-0 2B SF8 1B | 0-0 F8 | | 4 | 1 | 1 | 0 | 0 | 0 | 1 |
| Ray Herbert, R OBP: 0.200, SLG: 0.184 (1, 1) | | 0-0 6-3 | | | 0-0 1B | | 0-0 P4 | 0-0 F9 | | 4 | 0 | 1 | 0 | 0 | 0 | 3 |
| Warren Hacker, R (9, 1) | | | | | | | | | | 0 | 0 | 0 | 0 | 0 | 0 | 0 |


| Inning Stats | R: 1 | H: 3 | E: 0 | K: 0 | S: 6 | LOB: 2 | BB: 0 | P: 6 | R: 0 | H: 0 | E: 0 | K: 0 | S: 3 | LOB: 0 | BB: 0 | P: 3 | R: 0 | H: 0 | E: 0 | K: 1 | S: 5 | LOB: 0 | BB: 0 | P: 5 | R: 0 | H: 1 | E: 0 | K: 0 | S: 4 | LOB: 1 | BB: 0 | P: 4 | R: 0 | H: 1 | E: 0 | K: 0 | S: 4 | LOB: 1 | BB: 0 | P: 4 | R: 2 | H: 3 | E: 0 | K: 0 | S: 6 | LOB: 2 | BB: 1 | P: 10 | R: 1 | H: 2 | E: 0 | K: 0 | S: 5 | LOB: 1 | BB: 0 | P: 5 |
|---|------|------|------|------|------|--------|-------|------|------|------|------|------|------|--------|-------|------|-------|------|------|------|------|--------|-------|------|------|------|------|------|------|--------|-------|------|------|------|------|------|------|--------|-------|------|------|------|------|------|------|--------|-------|-------|------|------|------|------|------|--------|-------|------|
| PITCHER Joe McClain, R ERA: 3.64 (1, 1) | IP | WLS | BF | H | R | ER | SO | BB | IBB | HBP | BLK | WP | HR | S | P | ERA | WHIP | IP | WLS | BF | H | R | ER | SO | BB | IBB | HBP | BLK | WP | HR | S | P | ERA | WHIP | IP | WLS | BF | H | R | ER | SO | BB | IBB | HBP | BLK | WP | HR | S | P | ERA | WHIP | | | | | |
| | 8.0 | L | 36 | 11 | 4 | 4 | 1 | 0 | 1 | 0 | 0 | 0 | 1 | 37 | 41 | 4.50 | 1.375 | | | | | | | | | | | | | | | | | | | | | | | | | | | | | | | | | | | | | | | |

BOTTOM

Washington Senators @ Chicago White Sox
Comiskey Park, Chicago, IL

Fri Jun 23 1961, 8:05 PM EDT
Att. 19,730 - Unknown

| | |
|-----|----|
| AB | 34 |
| R | 4 |
| H | 11 |
| RBI | 4 |
| BB | 1 |
| SO | 1 |
| LOB | 13 |



| | |
|-------|--------|
| WP: 0 | PA: 36 |
| PB: 0 | SB: 0 |
| CS: 0 | |

livebaseballscorecards.com

| Batter | 1 | 2 | 3 | 4 | 5 | 6 | 7 | 8 | 9 | AB | R | H | RBI | BB | SO | LOB |
|--|------------------------|------------------------------------|-----------------------|-------------------------------|-------------------------|---|-------------------------------|-------------------------------|---|----|---|---|-----|----|----|-----|
| Luis Aparicio, R OBP: 0.295, SLG: 0.322 (1, 6) | 0-0 SH1-3 4-3 2B | 0-0 1B 1-2 1B 3-H 1B | 0-0 FC6-4 1-2f | | 0-0 F9 | | 0-0 CS 1B | | | 5 | 2 | 3 | 1 | 0 | 0 | 1 |
| Nellie Fox, L OBP: 0.346, SLG: 0.323 (1, 4) | 0-0 SH1-3 2-3 | 0-0 1B 1-3 1B 2-H 1B | | 0-0 1B 2B | 0-0 6-3 | | 0-0 CS 1-2 | 0-0 F9 | | 4 | 2 | 2 | 1 | 0 | 0 | 0 |
| Jim Landis, R OBP: 0.343, SLG: 0.445 (1, 8) | 4-0 4-3 BB | 0-0 2-H 3-H S HR 1B | | 0-0 P6 | 0-0 F8 | | | 0-0 G3 1B 1B | | 4 | 1 | 2 | 2 | 1 | 0 | 1 |
| Minnie Minoso, R OBP: 0.374, SLG: 0.456 (1, 7) | 0-0 4-3 1-2 3-H | 0-0 1-H HR 1B | | 4-0 1B 1B BB | 0-0 F9 | | | 0-0 G3 1-2 1B | | 4 | 2 | 2 | 3 | 1 | 0 | 1 |
| Al Smith, R OBP: 0.371, SLG: 0.574 (1, 9) | 0-0 6-3 | 0-3 K | | 0-0 1-2 2-H 1B 1B | 0-0 1B HR | | 0-0 1-2 2-3 G3 1B | 0-0 1-2 2-3 G3 1B | | 4 | 2 | 2 | 2 | 0 | 1 | 1 |
| Floyd Robinson, L OBP: 0.378, SLG: 0.431 (7, 9) | | | | | | | | | | 1 | 0 | 0 | 0 | 0 | 0 | 2 |
| Sherm Lollar, R OBP: 0.353, SLG: 0.355 (1, 2) | | 0-0 2B 1B F7 | | 0-0 1-2 2-H 1B 1B | 0-3 K2-3 | | 0-0 1-2 2-3 5-3 | | | 5 | 1 | 2 | 1 | 0 | 1 | 2 |
| Andy Carey, R OBP: 0.338, SLG: 0.397 (1, 5) | | 0-0 1B 1-3 1B 2B | H 1-0 L3 HBP | 0-0 1-2 2-H 1B | 0-0 1-2 2-H 1B | | 0-0 F2 | | | 3 | 1 | 2 | 1 | 0 | 0 | 0 |
| J.C. Martin, L OBP: 0.264, SLG: 0.343 (1, 3) | | 0-0 1B 2-3 3-H 1B | 0-0 1-2 L3 | 0-3 K | 0-0 F5 | | 0-0 F5 | | | 4 | 1 | 1 | 1 | 0 | 1 | 3 |
| Cal McLish, S OBP: 0.192, SLG: 0.200 (1, 1) | | 0-3 K | 0-0 FC6-4 1B | 0-0 F9 | | | 0-0 F9 | | | 3 | 0 | 1 | 0 | 0 | 1 | 4 |
| Russ Kemmerer, R OBP: 0.250, SLG: 0.286 (6, 1) | | | | | | | | | | 1 | 0 | 0 | 0 | 0 | 0 | 0 |

| Inning Stats | R: 1 | H: 1 | E: 0 | LOB: 1 | K: 0 | P: 8 | R: 7 | H: 7 | E: 0 | LOB: 0 | K: 2 | P: 14 | R: 0 | H: 1 | E: 0 | LOB: 1 | K: 0 | P: 4 | R: 3 | H: 4 | E: 0 | LOB: 2 | K: 1 | P: 13 | R: 0 | H: 0 | E: 0 | LOB: 0 | K: 0 | P: 3 | R: 1 | H: 1 | E: 0 | LOB: 0 | K: 1 | P: 6 | R: 0 | H: 1 | E: 0 | LOB: 0 | K: 0 | P: 3 | R: 0 | H: 2 | E: 0 | LOB: 2 | K: 0 | P: 5 |
|--------------|------|------|------|--------|------|------|------|------|------|--------|------|-------|------|------|------|--------|------|------|------|------|------|--------|------|-------|------|------|------|--------|------|------|------|------|------|--------|------|------|------|------|------|--------|------|------|------|------|------|--------|------|------|
|--------------|------|------|------|--------|------|------|------|------|------|--------|------|-------|------|------|------|--------|------|------|------|------|------|--------|------|-------|------|------|------|--------|------|------|------|------|------|--------|------|------|------|------|------|--------|------|------|------|------|------|--------|------|------|

| PITCHER | IP | WLS | BF | H | R | ER | SO | BB | IBB | HBP | BLK | WP | HR | S | P | ERA | WHIP |
|---------------------------------------|-----|-----|----|----|---|----|----|----|-----|-----|-----|----|----|----|----|-------|-------|
| Carl Mathias, L ERA: 11.7 (1, 1) | 1.1 | L | 11 | 6 | 6 | 6 | 1 | 1 | 0 | 0 | 0 | 0 | 0 | 12 | 16 | 40.50 | 5.250 |
| Tom Sturdivant, R ERA: 4.61 (2, 1) | 6.2 | | 31 | 11 | 6 | 6 | 3 | 1 | 0 | 1 | 0 | 0 | 2 | 35 | 40 | 8.10 | 1.800 |

BOTTOM

Washington Senators @ Chicago White Sox
Comiskey Park, Chicago, IL

Sat Jun 24 1961, 4:33 AM EDT
Att. 9,541 - Unknown

| | |
|-----|----|
| AB | 38 |
| R | 12 |
| H | 17 |
| RBI | 12 |
| BB | 2 |
| SO | 4 |
| LOB | 15 |



| WP | PA | ERA | WHIP |
|----|----|-----|------|
| 0 | 43 | | |

| Batter | 1 | 2 | 3 | 4 | 5 | 6 | 7 | 8 | 9 | AB R H RBI BB SO LOB | TOP | | | | | | | | | | | |
|---|---|---------------------------------|------------------------------|---------------------------------|------------------------------|---------------------------------|------------------------------|---------------------------------|------------------------------|---------------------------------|---|---------------------------------|--|---------------------------------|------------------------------|---------------------------------|------------------------------|---------------------------------|----------------------------------|------------------------------------|----------------------------------|--------|
| Danny O'Connell, R (1, 5) OBP: 0.398, SLG: 0.355 | 0-0 G3 | | 4-0 G1-6-3 BB | | | 0-0 FC1-6 1B | | 0-0 E5 | | 3 0 1 0 1 0 0 | Washington Senators @ Chicago White Sox Comiskey Park, Chicago, IL Sun Jun 25 1961, 4:33 AM EDT Unknown livebaseballscorecards.com | | | | | | | | | | | |
| Coot Veal, R (1, 6) OBP: 0.296, SLG: 0.259 | 4-0 BB | | 0-0 G1-6-3 | | | 0-0 FC1-6 CS | | 0-3 K | | 3 0 0 0 1 1 3 | | | | | | | | | | | | |
| Chuck Hinton, R (1, 7) OBP: 0.350, SLG: 0.372 | 0-3 K | | | | 0-0 F8 | | 0-0 CS | 0-0 5-3 | 0-0 F9 | 4 0 0 0 0 1 2 | | | | | | | | | | | | |
| Jim King, L (1, 9) OBP: 0.360, SLG: 0.475 | 0-0 F3 | | | | 0-0 F2 | | 0-0 1B 2B | | 0-0 4-3 | 4 1 1 0 0 0 1 | | | | | | | | | | | | |
| Willie Tasby, R (1, 8) OBP: 0.366, SLG: 0.517 | | 0-0 E 1B | | | 0-3 K | | 0-0 F8 | | 0-0 2B 1B 1B | 4 1 2 0 0 1 1 | | | | | | | | | | | | |
| Gene Green, R (1, 2) OBP: 0.370, SLG: 0.577 | | 0-0 F8 1-2 | | | 0-0 F7 | | 0-0 1B 1B | | 0-0 1B 2B | 4 1 2 1 0 0 1 | | | | | | | | | | | | |
| Marty Keough, L (1, 3) OBP: 0.318, SLG: 0.434 | | 0-3 K | | | 0-3 K | | 0-0 1-2 1B | | 0-0 P6 | 4 0 1 0 0 2 3 | | | | | | | | | | | | |
| Chuck Cottier, R (1, 4) OBP: 0.246, SLG: 0.246 | | 0-3 K | | | 0-3 K | | 0-3 K | | 0-0 1B | 4 0 1 2 0 3 3 | | | | | | | | | | | | |
| Dick Donovan, L (1, 1) OBP: 0.259, SLG: 0.208 | | | 0-3 K | | | 0-0 6-3 | | 0-3 K | 0-0 F3 | 2 0 0 0 0 1 0 | | | | | | | | | | | | |
| Harry Bright, R (8, PH) OBP: 0.312, SLG: 0.357 | | | | | | | | | | 1 0 0 0 0 1 0 | | | | | | | | | | | | |
| Marty Kutyna, R (8, 1) OBP: 0.400, SLG: 0.400 | | | | | | | | | | 0 0 0 0 0 0 0 | | | | | | | | | | | | |
| Gene Woodling, L (9, PH) OBP: 0.412, SLG: 0.482 | | | | | | | | | | 1 0 0 0 0 0 1 | | | | | | | | | | | | |
| Inning Stats | R: 0 E: 0 K: 1 S: 5 | H: 0 LOB: 1 BB: 1 P: 9 | R: 0 E: 1 K: 2 S: 8 | H: 1 LOB: 1 BB: 0 P: 8 | R: 0 E: 0 K: 1 S: 4 | H: 0 LOB: 0 BB: 1 P: 8 | R: 0 E: 0 K: 1 S: 5 | H: 0 LOB: 0 BB: 0 P: 5 | R: 0 E: 0 K: 2 S: 7 | H: 0 LOB: 0 BB: 0 P: 7 | R: 0 E: 0 K: 0 S: 3 | H: 1 LOB: 0 BB: 0 P: 3 | R: 1 E: 0 K: 1 S: 8 | H: 3 LOB: 2 BB: 0 P: 8 | R: 0 E: 1 K: 2 S: 8 | H: 0 LOB: 1 BB: 0 P: 8 | R: 2 E: 0 K: 0 S: 6 | H: 3 LOB: 1 BB: 0 P: 6 | 1B: 6 2B: 2 3B: 0 HR: 0 | SF: 0 SAC: 0 DP: 1 HBP: 0 | WP: 0 PB: 0 SB: 0 CS: 1 | PA: 37 |
| PITCHER Billy Pierce, L (1, 1) ERA: 3.74 | IP: 9.0 WLS: W BF: 36 H: 8 R: 3 ER: 3 SO: 10 BB: 2 IBB: 0 HBP: 0 BLK: 0 WP: 0 HR: 0 S: 54 P: 62 ERA: 3.00 WHIP: 1.111 | | | | | | | | | | | PITCHER | IP: WLS: BF: H: R: ER: SO: BB: IBB: HBP: BLK: WP: HR: S: P: ERA: WHIP: | | | | | | | | | |



| Batter | 1 | 2 | 3 | 4 | 5 | 6 | 7 | 8 | 9 |
|--|---------------------------|----------------------|-----------------|----------------|-----------------|--------------------------|--------------------|---------------------|---|
| Luis Aparicio, R OBP: 0.296, SLG: 0.318 (1, 6) X | 0-0 1-3 ① X | 0-0 G6-4-3 ② ③ X | | | 4-0 S BB | 0-0 5-3 ② X | | 4-0 E BB | |
| Nellie Fox, L OBP: 0.350, SLG: 0.328 (1, 4) X | 0-0 E E FC5-2 1B | | 0-0 4-3 ① X | | 0-0 F7 ② X | 0-0 E7 1B | | 0-0 E9 1B | |
| Floyd Robinson, L OBP: 0.364, SLG: 0.412 (1, 9) X | 0-0 E6 FC5-2 E 1-2 | | 0-0 F9 ② X | | 0-0 4-3 ③ X | 0-0 4-3 ③ X | | 0-0 F8 ③ X | |
| Minnie Minoso, R OBP: 0.376, SLG: 0.457 (1, 7) X | 0-0 E3 FC5-2 1-2 2-3 | | 0-0 6-3 ③ X | | | 0-0 1B SH 1B | 0-0 G5-4-3 1B | | |
| Jim Landis, R OBP: 0.338, SLG: 0.438 (1, 8) X | 0-0 FC5-2 1-2 2-3 3-H | | | 0-0 F8 ① X | | 0-0 F5 ① X | 0-0 G5-4-3 ② X | | |
| J.C. Martin, L OBP: 0.264, SLG: 0.341 (1, 3) X | 0-0 4-3 ③ X | | | 0-0 G3 ② X | | 0-0 SH 1B 1B 1-3 | 0-0 3-1 ③ X | | |
| Andy Carey, R OBP: 0.343, SLG: 0.407 (1, 5) X | | 0-0 4-3 2B | | | 0-0 1B | 0-0 SH 1B E 1-2 3-H | | 0-3 K ① X | |
| Sherm Lollar, R OBP: 0.356, SLG: 0.355 (1, 2) X | | 0-0 4-3 ① X | | 0-0 F8 ③ X | | 0-0 5-3 E 1B 1-3 2-H | | 4-0 SH1-3 1B BB | |
| Billy Pierce, L OBP: 0.130, SLG: 0.130 (1, 1) X | | 0-0 E5 G6-4-3 | | | 0-0 F7 ① X | 0-0 FC 5-3 E 1-2 3-H | | 0-0 SH1-3 ② X | |

| Inning Stats | R: 0 | H: 1 | E: 2 | LOB: 3 | K: 0 | BB: 0 | S: 6 | P: 6 |
|--------------|------|------|------|--------|------|-------|------|-------|
| | R: 0 | H: 1 | E: 1 | LOB: 1 | K: 0 | BB: 0 | S: 4 | P: 4 |
| | R: 0 | H: 0 | E: 0 | LOB: 0 | K: 0 | BB: 0 | S: 3 | P: 3 |
| | R: 0 | H: 1 | E: 0 | LOB: 1 | K: 0 | BB: 0 | S: 4 | P: 4 |
| | R: 0 | H: 0 | E: 0 | LOB: 1 | K: 0 | BB: 1 | S: 3 | P: 7 |
| | R: 5 | H: 4 | E: 2 | LOB: 1 | K: 0 | BB: 0 | S: 9 | P: 9 |
| | R: 0 | H: 1 | E: 0 | LOB: 0 | K: 0 | BB: 0 | S: 3 | P: 3 |
| | R: 2 | H: 1 | E: 1 | LOB: 1 | K: 1 | BB: 2 | S: 6 | P: 14 |


| PITCHER | | | | | | | | | | PITCHER | | | | | | | | | | | | | | | | | | | | | | | | | |
|------------------------|-----|----|----|---|----|----|----|-----|-----|---------|----|----|----|----|------|-------|----|-----|----|---|---|----|----|----|-----|-----|-----|----|----|---|---|-----|------|--|--|
| IP | WLS | BF | H | R | ER | SO | BB | IBB | HBP | BLK | WP | HR | S | P | ERA | WHIP | IP | WLS | BF | H | R | ER | SO | BB | IBB | HBP | BLK | WP | HR | S | P | ERA | WHIP | | |
| Dick Donovan, R (1, 1) | 7.0 | L | 33 | 8 | 5 | 2 | 0 | 1 | 0 | 0 | 0 | 0 | 32 | 36 | 2.57 | 1.286 | | | | | | | | | | | | | | | | | | | |
| Marty Kutyna, R (8, 1) | 1.0 | | 6 | 1 | 2 | 1 | 1 | 2 | 0 | 0 | 0 | 0 | 6 | 14 | 9.00 | 3.000 | | | | | | | | | | | | | | | | | | | |

BOTTOM

Washington Senators @ Chicago White Sox
Comiskey Park, Chicago, IL
Sun Jun 25 1961, 4:33 AM EDT
Unknown

| AB | R | H | RBI | BB | SO | LOB |
|----|---|---|-----|----|----|-----|
| 3 | 1 | 0 | 0 | 2 | 0 | 4 |
| 5 | 0 | 3 | 2 | 0 | 0 | 1 |
| 5 | 0 | 0 | 0 | 0 | 0 | 4 |
| 4 | 1 | 2 | 0 | 0 | 0 | 2 |
| 4 | 0 | 0 | 0 | 0 | 0 | 5 |
| 4 | 1 | 1 | 0 | 0 | 0 | 3 |
| 3 | 1 | 2 | 1 | 0 | 1 | 0 |
| 3 | 2 | 1 | 1 | 1 | 0 | 2 |
| 3 | 1 | 0 | 0 | 0 | 0 | 2 |

| AB | 34 |
|-----|----|
| R | 7 |
| H | 9 |
| RBI | 4 |
| BB | 3 |
| SO | 1 |
| LOB | 23 |



| 1B | 8 | SF | 0 | WP | 0 | PA | 39 |
|----|---|-----|---|----|---|----|----|
| 2B | 1 | SAC | 2 | PB | 0 | | |
| 3B | 0 | DP | 2 | SB | 1 | | |
| HR | 0 | HBP | 0 | CS | 0 | | |

| Batter | 1 | 2 | 3 | 4 | 5 | 6 | 7 | 8 | 9 | AB R H RBI BB SO LOB | TOP | |
|---|---|---|---|---|---|---|---|---|---|--|---|--|
| Danny O'Connell, R (1, 5) OBP: 0.392, SLG: 0.349 | 0-0 1-3 | | 0-3 K | | | 0-3 K | | 0-0 F8 | | 4 0 0 0 0 2 0 | | |
| Billy Klaus, L (1, 6) OBP: 0.316, SLG: 0.377 | 0-0 1B | | | 0-0 F7 | | 0-0 1B | | 0-0 L8 | | 4 0 2 0 0 0 0 | | |
| Gene Woodling, L (1, 9) OBP: 0.414, SLG: 0.525 | 0-0 F8 | | | 0-0 HR | | 0-0 L9 | | 0-0 HR | | 4 2 2 2 0 0 2 | | |
| Dale Long, L (1, 3) OBP: 0.333, SLG: 0.505 | 0-0 F9 | | | 0-3 K | | 0-0 P3 | | 0-0 1B 2B | | 4 1 1 0 0 1 2 | | |
| Willie Tasby, R (1, 8) OBP: 0.360, SLG: 0.508 | | 0-3 K | | 0-0 6-3 | | 0-0 F7 | | 0-0 F8 | | 4 0 0 0 0 1 1 | | |
| Jim King, L (1, 7) OBP: 0.364, SLG: 0.472 | | 0-0 G3 | | | 0-0 P4 | 4-0 BB G6-4-3 | | 0-0 1B | | 3 0 1 1 1 0 0 | | |
| Pete Daley, R (1, 2) OBP: 0.250, SLG: 0.305 | | 0-3 K | | | 0-0 F9 | 0-0 G6-4-3 1-2f | | 0-0 P6 | | 4 0 0 0 0 1 2 | | |
| Chuck Cottier, R (1, 4) OBP: 0.250, SLG: 0.265 | | | 0-0 P3 | | 0-0 2B | | | 0-0 L6 | | 3 0 1 0 0 0 0 | | |
| Johnny Klippstein, R (1, 1) John Gabler, S (3, 1) Chuck Hinton, R (8, PH) Bennie Daniels, L (8, 1) | | | 0-3 K | | 0-0 F8 | | | 0-0 F9 | | 1 0 0 0 0 1 0 1 0 0 0 0 0 1 1 0 0 0 0 0 0 0 0 0 0 0 0 0 | | |
| Inning Stats | R: 0 H: 1 E: 0 LOB: 1 K: 0 BB: 0 S: 4 P: 4 | R: 0 H: 0 E: 0 LOB: 0 K: 2 BB: 0 S: 7 P: 7 | R: 0 H: 0 E: 0 LOB: 0 K: 2 BB: 0 S: 7 P: 7 | R: 1 H: 1 E: 0 LOB: 0 K: 1 BB: 0 S: 6 P: 6 | R: 0 H: 1 E: 0 LOB: 1 K: 0 BB: 0 S: 4 P: 4 | R: 0 H: 1 E: 0 LOB: 1 K: 1 BB: 0 S: 6 P: 6 | R: 0 H: 0 E: 0 LOB: 0 K: 0 BB: 1 S: 2 P: 6 | R: 0 H: 0 E: 0 LOB: 0 K: 0 BB: 0 S: 3 P: 3 | R: 2 H: 3 E: 0 LOB: 1 K: 0 BB: 0 S: 6 P: 6 | 1B: 3 SF: 0 2B: 2 SAC: 0 3B: 0 DP: 1 HR: 2 HBP: 0 | WP: 0 PA: 34 PB: 0 SB: 0 CS: 0 | |
| PITCHER | IP WLS BF H R ER SO BB IBB HBP BLK WP HR S P ERA WHIP | | | | | | | | | | | |
| Early Wynn, R (1, 1) ERA: 3.62 | 8.0 W 28 4 1 1 6 1 0 0 0 0 0 1 39 43 1.12 0.625 | | | | | | | | | | | |
| Turk Lown, R (9, 1) ERA: 1.79 | 1.0 S 6 3 2 2 0 0 0 0 0 0 0 0 1 6 6 18.00 3.000 | | | | | | | | | | | |

Washington Senators @ Chicago White Sox
 Comiskey Park, Chicago, IL
 Sun Jun 25 1961, 4:38 AM EDT
 Att. 29,584 - Unknown

| | |
|-----|----|
| AB | 33 |
| R | 3 |
| H | 7 |
| RBI | 3 |
| BB | 1 |
| SO | 6 |
| LOB | 8 |



| Batter | 1 | 2 | 3 | 4 | 5 | 6 | 7 | 8 | 9 |
|---|-----------------------|---------------------------|-----------------------------------|-----------------|-----------------|-----------------|----------------|-------------------------------|---|
| Luis Aparicio, R OBP: 0.296, SLG: 0.317 (1, 6) | 0-0 5-3 ① | | 0-0 WP 1B 1B 1-2 | | 0-0 1-3 ② | | | 0-0 4-3 ① | |
| Nellie Fox, L OBP: 0.349, SLG: 0.335 (1, 4) | 0-0 6-3 ② | | 0-0 F7 ① | | 0-0 4-3 ③ | | | 0-0 1B 3B | |
| Floyd Robinson, L OBP: 0.362, SLG: 0.432 (1, 9) | 0-0 2B 1B | | 0-0 G1-6-3 1B 1-H 2-H | | 0-0 1B | | | 0-0 G4-3 1B 3-H | |
| Minnie Minoso, R OBP: 0.374, SLG: 0.458 (1, 7) | 0-0 1-H 2B ③ | | 0-0 G1-6-3 ② ③ 1-2f | | 0-3 K ① | | | 0-0 G4-3 ② ③ 1-2f | |
| Jim Landis, R OBP: 0.336, SLG: 0.444 (1, 8) | | 0-0 SF9 3B | | 0-0 P6 ① | | 0-3 K ② | | | |
| J.C. Martin, L OBP: 0.272, SLG: 0.364 (1, 3) | | 4-0 CS BB | | 0-0 HR | | 0-0 4-3 ③ | | | |
| Andy Carey, R OBP: 0.336, SLG: 0.402 (1, 5) | | 0-0 SF9 ① | | 0-3 K ② | | | 0-0 F8 ① | | |
| Cam Carreon, R OBP: 0.289, SLG: 0.301 Sherm Lollar, R OBP: 0.356, SLG: 0.355 (1, 2) (9, 2) | | 0-3 K ② ③ 1-2 | | 0-0 3-1 ③ | | | 0-3 K ② | | |
| Early Wynn, S OBP: 0.207, SLG: 0.115 Turk Lown, R (9, 1) | | | 0-0 WP 1B 1B | | 0-0 1-3 ① | | 0-3 K ③ | | |

| Inning Stats | R: 1 | H: 2 | E: 0 | LOB: 1 | K: 0 | BB: 0 | S: 4 | P: 4 |
|--------------|------|------|------|--------|------|-------|------|------|
| | R: 1 | H: 1 | E: 0 | LOB: 1 | K: 1 | BB: 1 | S: 5 | P: 9 |
| | R: 2 | H: 3 | E: 0 | LOB: 0 | K: 0 | BB: 0 | S: 5 | P: 5 |
| | R: 1 | H: 1 | E: 0 | LOB: 0 | K: 1 | BB: 0 | S: 6 | P: 6 |
| | R: 0 | H: 0 | E: 0 | LOB: 0 | K: 0 | BB: 0 | S: 3 | P: 3 |
| | R: 0 | H: 1 | E: 0 | LOB: 1 | K: 2 | BB: 0 | S: 8 | P: 8 |
| | R: 0 | H: 0 | E: 0 | LOB: 0 | K: 2 | BB: 0 | S: 7 | P: 7 |
| | R: 1 | H: 2 | E: 0 | LOB: 0 | K: 0 | BB: 0 | S: 4 | P: 4 |

| PITCHER | IP | WLS | BF | H | R | ER | SO | BB | IBB | HBP | BLK | WP | HR | S | P | ERA | WHIP |
|---|-----|-----|----|---|---|----|----|----|-----|-----|-----|----|----|----|----|-------|-------|
| Johnny Klippstein, R ERA: 6.51 (1, 1) | 2.1 | L | 12 | 6 | 4 | 4 | 1 | 1 | 0 | 0 | 0 | 1 | 0 | 13 | 17 | 15.43 | 3.000 |
| John Gabler, R ERA: 5.66 (3, 1) | 4.2 | | 15 | 2 | 1 | 1 | 5 | 0 | 0 | 0 | 0 | 0 | 1 | 25 | 25 | 1.93 | 0.429 |
| Bennie Daniels, R ERA: 3.63 (8, 1) | 1.0 | | 4 | 2 | 1 | 1 | 0 | 0 | 0 | 0 | 0 | 0 | 0 | 4 | 4 | 9.00 | 2.000 |

BOTTOM

Washington Senators @ Chicago White Sox
Comiskey Park, Chicago, IL


Sun Jun 25 1961, 4:38 AM EDT
Att. 29,584 - Unknown

| AB | R | H | RBI | BB | SO | LOB |
|----|---|---|-----|----|----|-----|
| 4 | 1 | 1 | 0 | 0 | 0 | 0 |
| 4 | 1 | 1 | 0 | 0 | 0 | 2 |
| 4 | 1 | 4 | 3 | 0 | 0 | 0 |
| 4 | 0 | 1 | 1 | 0 | 1 | 3 |
| 3 | 1 | 1 | 0 | 0 | 1 | 1 |
| 2 | 1 | 1 | 1 | 1 | 0 | 1 |
| 2 | 0 | 0 | 1 | 0 | 1 | 0 |
| 3 | 0 | 0 | 0 | 0 | 2 | 1 |
| 0 | 0 | 0 | 0 | 0 | 0 | 0 |
| 3 | 1 | 1 | 0 | 0 | 1 | 0 |
| 0 | 0 | 0 | 0 | 0 | 0 | 0 |

| AB | 29 |
|-----|----|
| R | 6 |
| H | 10 |
| RBI | 6 |
| BB | 1 |
| SO | 6 |
| LOB | 8 |

livebaseballscorecards.com

| WP | PA |
|----|----|
| 1 | 31 |
| PB | 0 |
| SB | 0 |
| CS | 1 |



| Batter | 1 | 2 | 3 | 4 | 5 | 6 | 7 | 8 | 9 | AB R H RBI BB SO LOB | TOP | | | | | | | | | | | | | | | | | | | | | | | | | |
|---|---|---------------------------------|------------------------------|---------------------------------|------------------------------|---------------------------------|--------------------------------|---------------------------------|------------------------------|---------------------------------|--|---------------------------------|------------------------------|----------------------------------|------------------------------|---------------------------------|----------------------------------|------------------------------------|----------------------------------|--------|--|--|--|--|--|--|--|--|--|--|--|--|--|--|--|--|
| Luis Aparicio, R (1, 6) OBP: 0.298, SLG: 0.319 | 0-0 1B E 1B | 0-0 1-2 2-H 3-H 1B | | 0-0 F7 | | | 0-0 FC6-4 G1-6-3 1-2f | | 0-0 F8 | 5 0 2 2 0 0 1 | <p>Chicago White Sox @ Detroit Tigers</p> <p>Tiger Stadium, Detroit, MI</p> <p>Tue Jun 27 1961, 7:05 PM EDT</p> <p>Unknown</p> | | | | | | | | | | | | | | | | | | | | | | | | | |
| Nellie Fox, L (1, 4) OBP: 0.344, SLG: 0.329 | 0-0 L9 1-2 | 0-0 4-3 | | | 0-0 F5 | | 0-0 G1-6-3 1-2f | | 0-0 F8 | 5 0 0 0 0 0 4 | | | | | | | | | | | | | | | | | | | | | | | | | | |
| Jim Landis, R (1, 8) OBP: 0.346, SLG: 0.449 | 0-0 G5-4-3 2-3 1B | | 0-0 S WP 1B | | 0-0 G1-4-3 1B | | | 4-0 HR BB | 0-0 F8 | 4 2 3 0 1 0 0 | | | | | | | | | | | | | | | | | | | | | | | | | | |
| Minnie Minoso, R (1, 7) OBP: 0.372, SLG: 0.468 | 0-0 G5-4-3 1-2f | | 0-0 L5 1-H | | 0-0 G1-4-3 1-2f | | | 0-0 1-H HR | | 4 1 1 2 0 0 3 | | | | | | | | | | | | | | | | | | | | | | | | | | |
| Al Smith, R (1, 9) OBP: 0.369, SLG: 0.566 | | 0-0 F8 | 0-3 S S K | | 0-3 S S K | | 0-3 K | 4-0 WP S BB | | 3 0 0 0 1 2 0 | | | | | | | | | | | | | | | | | | | | | | | | | | |
| J.C. Martin, L (1, 3) OBP: 0.271, SLG: 0.368 | | 0-3 S S K | 0-0 4-3 | | 0-0 5-3 2B | | 0-3 S S S K | 0-3 1-3 K | | 4 0 1 0 0 2 1 | | | | | | | | | | | | | | | | | | | | | | | | | | |
| Andy Carey, R (1, 5) OBP: 0.337, SLG: 0.399 | | 0-0 1B 1B 1B | | 0-0 P5 | | 0-0 5-3 2-3 | | 0-0 6-3 | | 4 1 1 0 0 0 2 | | | | | | | | | | | | | | | | | | | | | | | | | | |
| Sherm Lollar, R (1, 2) OBP: 0.359, SLG: 0.355 | | 0-0 1B 1B 1B | | 0-0 4-3 | | 0-0 P6 | | 4-0 IBB | | 3 1 1 0 1 0 1 | | | | | | | | | | | | | | | | | | | | | | | | | | |
| Frank Baumann, L (1, 1) OBP: 0.333, SLG: 0.407 | | 0-0 1B 1B | | 0-0 HR | | | 4-0 FC6-4 BB | 0-0 4-3 | | 2 1 2 1 0 0 0 | | | | | | | | | | | | | | | | | | | | | | | | | | |
| Don Larsen, R (5, 1) OBP: 0.259, SLG: 0.346 | | | | | | | | | | 0 0 0 0 0 0 0 | | | | | | | | | | | | | | | | | | | | | | | | | | |
| Floyd Robinson, L (7, PH) OBP: 0.357, SLG: 0.432 | | | | | | | | | | 0 0 0 0 0 1 0 0 | | | | | | | | | | | | | | | | | | | | | | | | | | |
| Warren Hacker, R (7, 1) | | | | | | | | | | 0 0 0 0 0 0 0 0 | | | | | | | | | | | | | | | | | | | | | | | | | | |
| Al Pilarcik, L (8, PH) OBP: 0.271, SLG: 0.250 | | | | | | | | | | 1 0 0 0 0 0 0 2 | | | | | | | | | | | | | | | | | | | | | | | | | | |
| Billy Pierce, L (8, 1) OBP: 0.130, SLG: 0.130 | | 1-2 2-3 1B | | | | | | | | 0 0 0 0 0 0 0 0 | | | | | | | | | | | | | | | | | | | | | | | | | | |
| Turk Lown, R (8, 1) | | | | | | | | | | 0 0 0 0 0 0 0 0 | | | | | | | | | | | | | | | | | | | | | | | | | | |
| Inning Stats | R: 0 E: 1 K: 0 S: 4 | H: 2 LOB: 1 BB: 0 P: 4 | R: 2 E: 0 K: 1 S: 9 | H: 4 LOB: 2 BB: 0 P: 9 | R: 1 E: 0 K: 1 S: 6 | H: 1 LOB: 0 BB: 0 P: 6 | R: 1 E: 0 K: 0 S: 4 | H: 1 LOB: 0 BB: 0 P: 4 | R: 0 E: 0 K: 1 S: 6 | H: 1 LOB: 1 BB: 0 P: 6 | R: 0 E: 0 K: 0 S: 2 | H: 0 LOB: 0 BB: 1 P: 6 | R: 2 E: 0 K: 1 S: 6 | H: 1 LOB: 2 BB: 3 P: 18 | R: 0 E: 0 K: 0 S: 3 | H: 0 LOB: 0 BB: 0 P: 3 | 1B: 8 2B: 1 3B: 0 HR: 2 | SF: 0 SAC: 0 DP: 3 HBP: 0 | WP: 3 PB: 0 SB: 2 CS: 0 | PA: 39 | | | | | | | | | | | | | | | | |
| PITCHER | IP WLS BF H R ER SO BB IBB HBP BLK WP HR S P ERA WHIP | | | | | | | | | | | | | | | | | | | | | | | | | | | | | | | | | | | |
| Jerry Casale, R (1, 1) ERA: 6.26 | 5.0 | | 22 | 9 | 4 | 4 | 2 | 0 | 0 | 0 | 0 | 1 | 1 | 26 | 26 | 7.20 | 1.800 | | | | | | | | | | | | | | | | | | | |
| Paul Foytack, R (6, 1) ERA: 5.34 | 2.0 | L | 10 | 2 | 2 | 2 | 1 | 3 | 0 | 0 | 0 | 0 | 1 | 9 | 21 | 9.00 | 2.500 | | | | | | | | | | | | | | | | | | | |
| Bill Fischer, R (8, 1) ERA: 4.18 | 1.0 | | 4 | 0 | 0 | 0 | 1 | 0 | 1 | 0 | 0 | 1 | 0 | 5 | 9 | 0.00 | 0.000 | | | | | | | | | | | | | | | | | | | |
| Terry Fox, R (9, 1) ERA: 0.94 | 1.0 | | 3 | 0 | 0 | 0 | 0 | 0 | 0 | 0 | 0 | 0 | 0 | 3 | 3 | 0.00 | 0.000 | | | | | | | | | | | | | | | | | | | |

livebaseballscorecards.com

| | |
|-----|----|
| AB | 35 |
| R | 6 |
| H | 11 |
| RBI | 5 |
| BB | 4 |
| SO | 4 |
| LOB | 14 |



BOTTOM

Chicago White Sox @ Detroit Tigers
Tiger Stadium, Detroit, MI
Tue Jun 27 1961, 7:05 PM EDT
Unknown

livebaseballscorecards.com

| | |
|-----|----|
| AB | 36 |
| R | 5 |
| H | 12 |
| RBI | 5 |
| BB | 3 |
| SO | 6 |
| LOB | 16 |



| | | | |
|-----|---|-----|----|
| WP: | 0 | PA: | 42 |
| PB: | 0 | | |
| SB: | 1 | | |
| CS: | 1 | | |

AB R H RBI BB SO LOB

5 0 1 0 0 0 1

3 0 2 0 2 0 1

5 1 2 0 0 0 4

5 2 2 3 0 2 2

5 0 3 0 0 1 0

3 0 0 0 0 0 2

2 0 0 1 1 1 1

2 0 0 0 0 0 1

1 0 0 0 0 0 3

1 0 0 0 0 0 1

0 0 0 0 0 0 0

1 0 0 0 0 1 0

1 1 1 0 0 0 0

1 1 1 1 0 0 0

0 0 0 0 0 0 0

1 0 0 0 0 1 0

0 0 0 0 0 0 0

1B: 9 SF: 1

2B: 1 SAC: 1

3B: 0 DP: 0

HR: 2 HBP: 1

1B: 9 SF: 1

2B: 1 SAC: 1

3B: 0 DP: 0

HR: 2 HBP: 1

1B: 9 SF: 1

2B: 1 SAC: 1

3B: 0 DP: 0

HR: 2 HBP: 1

1B: 9 SF: 1

2B: 1 SAC: 1

3B: 0 DP: 0

HR: 2 HBP: 1

1B: 9 SF: 1

2B: 1 SAC: 1

3B: 0 DP: 0

HR: 2 HBP: 1

1B: 9 SF: 1

2B: 1 SAC: 1

3B: 0 DP: 0

HR: 2 HBP: 1

1B: 9 SF: 1

2B: 1 SAC: 1

3B: 0 DP: 0

HR: 2 HBP: 1

1B: 9 SF: 1

2B: 1 SAC: 1

3B: 0 DP: 0

HR: 2 HBP: 1

1B: 9 SF: 1

2B: 1 SAC: 1

3B: 0 DP: 0

HR: 2 HBP: 1

1B: 9 SF: 1

2B: 1 SAC: 1

3B: 0 DP: 0

HR: 2 HBP: 1

1B: 9 SF: 1

2B: 1 SAC: 1

3B: 0 DP: 0

HR: 2 HBP: 1

1B: 9 SF: 1

2B: 1 SAC: 1

3B: 0 DP: 0

HR: 2 HBP: 1

1B: 9 SF: 1

2B: 1 SAC: 1

3B: 0 DP: 0

HR: 2 HBP: 1

1B: 9 SF: 1

2B: 1 SAC: 1

3B: 0 DP: 0

HR: 2 HBP: 1

1B: 9 SF: 1

2B: 1 SAC: 1

3B: 0 DP: 0

HR: 2 HBP: 1

1B: 9 SF: 1

2B: 1 SAC: 1

3B: 0 DP: 0

HR: 2 HBP: 1

1B: 9 SF: 1

2B: 1 SAC: 1

3B: 0 DP: 0

HR: 2 HBP: 1

1B: 9 SF: 1

2B: 1 SAC: 1

3B: 0 DP: 0

HR: 2 HBP: 1

1B: 9 SF: 1

2B: 1 SAC: 1

3B: 0 DP: 0

HR: 2 HBP: 1

1B: 9 SF: 1

2B: 1 SAC: 1

3B: 0 DP: 0

HR: 2 HBP: 1

1B: 9 SF: 1

2B: 1 SAC: 1

3B: 0 DP: 0

HR: 2 HBP: 1

1B: 9 SF: 1

2B: 1 SAC: 1

3B: 0 DP: 0

HR: 2 HBP: 1

1B: 9 SF: 1

2B: 1 SAC: 1

3B: 0 DP: 0

HR: 2 HBP: 1

1B: 9 SF: 1

2B: 1 SAC: 1

3B: 0 DP: 0

HR: 2 HBP: 1

1B: 9 SF: 1

2B: 1 SAC: 1

3B: 0 DP: 0

HR: 2 HBP: 1

1B: 9 SF: 1

2B: 1 SAC: 1

3B: 0 DP: 0

HR: 2 HBP: 1

1B: 9 SF: 1

2B: 1 SAC: 1

3B: 0 DP: 0

HR: 2 HBP: 1

1B: 9 SF: 1

2B: 1 SAC: 1

3B: 0 DP: 0

HR: 2 HBP: 1

1B: 9 SF: 1

2B: 1 SAC: 1

3B: 0 DP: 0

HR: 2 HBP: 1

1B: 9 SF: 1

2B: 1 SAC: 1

3B: 0 DP: 0

HR: 2 HBP: 1

1B: 9 SF: 1

2B: 1 SAC: 1

3B: 0 DP: 0

HR: 2 HBP: 1

1B: 9 SF: 1

2B: 1 SAC: 1

3B: 0 DP: 0

HR: 2 HBP: 1

1B: 9 SF: 1

2B: 1 SAC: 1

3B: 0 DP: 0

HR: 2 HBP: 1

1B: 9 SF: 1

2B: 1 SAC: 1

3B: 0 DP: 0

HR: 2 HBP: 1

1B: 9 SF: 1

2B: 1 SAC: 1

3B: 0 DP: 0

HR: 2 HBP: 1

1B: 9 SF: 1

2B: 1 SAC: 1

3B: 0 DP: 0

HR: 2 HBP: 1

1B: 9 SF: 1

2B: 1 SAC: 1

3B: 0 DP: 0

HR: 2 HBP: 1

1B: 9 SF: 1

2B: 1 SAC: 1

3B: 0 DP: 0

HR: 2 HBP: 1

1B: 9 SF: 1

2B: 1 SAC: 1

3B: 0 DP: 0

HR: 2 HBP: 1

1B: 9 SF: 1

2B: 1 SAC: 1

3B: 0 DP: 0

HR: 2 HBP: 1

1B: 9 SF: 1

2B: 1 SAC: 1

3B: 0 DP: 0

HR: 2 HBP: 1

1B: 9 SF: 1

2B: 1 SAC: 1

3B: 0 DP: 0

HR: 2 HBP: 1

1B: 9 SF: 1

2B: 1 SAC: 1

3B: 0 DP: 0

HR: 2 HBP: 1

1B: 9 SF: 1

2B: 1 SAC: 1

3B: 0 DP: 0

HR: 2 HBP: 1

1B: 9 SF: 1

2B: 1 SAC: 1

3B: 0 DP: 0

HR: 2 HBP: 1

1B: 9 SF: 1

2B: 1 SAC: 1

3B: 0 DP: 0

HR: 2 HBP: 1

1B: 9 SF: 1

2B: 1 SAC: 1

3B: 0 DP: 0

HR: 2 HBP: 1

1B: 9 SF: 1

2B: 1 SAC: 1

3B: 0 DP: 0

HR: 2 HBP: 1

1B: 9 SF: 1

2B: 1 SAC: 1

3B: 0 DP: 0

HR: 2 HBP: 1

1B: 9 SF: 1

2B: 1 SAC: 1

3B: 0 DP: 0

HR: 2 HBP: 1

1B: 9 SF: 1

2B: 1 SAC: 1

3B: 0 DP: 0

HR: 2 HBP: 1

1B: 9 SF: 1

2B: 1 SAC: 1

3B: 0 DP: 0

HR: 2 HBP: 1

1B: 9 SF: 1

2B: 1 SAC: 1

3B: 0 DP: 0

HR: 2 HBP: 1

1B: 9 SF: 1

2B: 1 SAC: 1

3B: 0 DP: 0

HR: 2 HBP: 1

1B: 9 SF: 1

2B: 1 SAC: 1

3B: 0 DP: 0

HR: 2 HBP: 1

1B: 9 SF: 1

2B: 1 SAC: 1

3B: 0 DP: 0

HR: 2 HBP: 1

1B: 9 SF: 1

2B: 1 SAC: 1

3B: 0 DP: 0

HR: 2 HBP: 1

1B: 9 SF: 1

2B: 1 SAC: 1

3B: 0 DP: 0

HR: 2 HBP: 1

1B: 9 SF: 1

2B: 1 SAC: 1

3B: 0 DP: 0

HR: 2 HBP: 1

1B: 9 SF: 1

2B: 1 SAC: 1

3B: 0 DP: 0

| Batter | 1 | 2 | 3 | 4 | 5 | 6 | 7 | 8 | 9 | AB R H RBI BB SO LOB | TOP | | | | | | | | | | | |
|---|---|---------------------------------|------------------------------|---------------------------------|------------------------------|---------------------------------|------------------------------|----------------------------------|------------------------------|----------------------------------|------------------------------|---------------------------------|------------------------------|---------------------------------|------------------------------|---------------------------------|------------------------------|---------------------------------|-----------------------------------|------------------------------------|----------------------------------|--------|
| Luis Aparicio, R (1, 6) OBP: 0.302, SLG: 0.322 | 0-0 S 1B | 0-0 1B 2B 1B | 0-0 5-3 | | 0-0 P4 | 0-0 FC1 FC6-4 | | 0-0 1-2 G4-6-3 1B | | 6 2 3 2 0 0 3 | | | | | | | | | | | | |
| Nellie Fox, L (1, 4) OBP: 0.344, SLG: 0.329 | 0-0 L9 | 0-0 2B 1B | | 0-0 2B BB 1B | 0-0 F7 | 0-0 P3 | | 0-0 G4-6-3 1-2f | | 6 1 2 0 0 0 5 | | | | | | | | | | | | |
| Jim Landis, R (1, 8) OBP: 0.352, SLG: 0.459 | 0-3 K | 0-0 1-3 2B | | 0-0 BB 1B 2B | 4-0 2B BB | 0-0 FC6-4 1-2f | | 0-0 FC4-6 1B | | 5 2 3 1 1 1 3 | | | | | | | | | | | | |
| Minnie Minoso, R (1, 7) OBP: 0.375, SLG: 0.471 | 0-0 2-H 1B | 0-0 P3 | | 4-0 BB 1B BB | 0-0 1-H 2B | | 0-3 K | 0-0 L9 | | 5 1 2 2 1 1 3 | | | | | | | | | | | | |
| Al Smith, R (1, 9) OBP: 0.372, SLG: 0.561 | 0-0 1-2 1B | | 0-0 P4 | 4-0 WP 1B SF8 BB | 4-0 IBB | | 0-0 F8 | 0-0 FC4-6 1-2f | | 4 1 1 1 2 0 1 | | | | | | | | | | | | |
| J.C. Martin, L (1, 3) OBP: 0.267, SLG: 0.360 | 0-0 F8 | | 0-0 L9 | 0-0 SF8 WP 1B | 0-0 F5 | | 0-0 P6 | 0-0 5-3 | | 6 0 1 2 0 0 5 | | | | | | | | | | | | |
| Andy Carey, R (1, 5) OBP: 0.343, SLG: 0.428 | | 0-0 6-3 | 0-0 1B 3B | 0-0 SF8 1-3 2-H 3-H | | 0-0 FC1 3B | | 0-0 SH1-3 1B | | 4 3 3 1 0 0 0 | | | | | | | | | | | | |
| Cam Carreon, R (1, 2) OBP: 0.287, SLG: 0.299 | | 0-3 K | 0-0 1B 1B | 0-0 P4 | | 0-0 6-3 | | 0-0 SH1-3 1-2 | | 4 0 1 1 0 1 2 | | | | | | | | | | | | |
| Juan Pizarro, L (1, 1) OBP: 0.368, SLG: 0.438 | | 0-0 1B 3B | 0-0 1B 1B | 0-3 K | 4-0 FC1 BB | | 0-0 2-H 1B | | | 4 1 3 1 1 1 1 | | | | | | | | | | | | |
| Inning Stats | R: 1 E: 0 K: 1 S: 8 | H: 3 LOB: 2 BB: 0 P: 8 | R: 2 E: 0 K: 1 S: 9 | H: 4 LOB: 2 BB: 0 P: 9 | R: 1 E: 0 K: 0 S: 6 | H: 3 LOB: 1 BB: 0 P: 6 | R: 4 E: 0 K: 1 S: 8 | H: 3 LOB: 1 BB: 2 P: 16 | R: 1 E: 0 K: 0 S: 4 | H: 1 LOB: 2 BB: 2 P: 12 | R: 1 E: 0 K: 0 S: 5 | H: 1 LOB: 2 BB: 1 P: 9 | R: 0 E: 0 K: 1 S: 5 | H: 0 LOB: 0 BB: 0 P: 5 | R: 1 E: 0 K: 0 S: 5 | H: 3 LOB: 1 BB: 0 P: 5 | R: 0 E: 0 K: 0 S: 4 | H: 1 LOB: 1 BB: 0 P: 4 | 1B: 13 2B: 3 3B: 3 HR: 0 | SF: 1 SAC: 1 DP: 1 HBP: 0 | WP: 1 PB: 0 SB: 1 CS: 0 | PA: 51 |
| PITCHER | IP WLS BF H R ER SO BB IBB HBP BLK WP HR S P ERA WHIP | | | | | | | | | | | | | | | | | | | | | |
| Phil Regan, R (1, 1) ERA: 4.67 | 3.0 L 21 12 6 6 2 0 0 0 0 0 0 0 25 25 18.00 4.000 | | | | | | | | | | | | | | | | | | | | | |
| Hal Woodeshick, L (4, 1) ERA: 5.51 | 0.0 2 0 0 0 0 0 2 0 0 0 0 0 0 0 8 ∞ ∞ | | | | | | | | | | | | | | | | | | | | | |
| Hank Aguirre, L (4, 1) ERA: 2.78 | 4.0 19 3 4 4 2 2 1 0 0 1 0 20 32 9.00 1.250 | | | | | | | | | | | | | | | | | | | | | |
| Bill Fischer, R (8, 1) ERA: 4.19 | 2.0 9 4 1 1 0 0 0 0 0 0 0 0 9 9 4.50 2.000 | | | | | | | | | | | | | | | | | | | | | |

Chicago White Sox @ Detroit Tigers
Tiger Stadium, Detroit, MI
Tue Jun 27 1961, 7:05 PM EDT
Att: 57,271 - Unknown

livebaseballscorecards.com

| | |
|-----|----|
| AB | 44 |
| R | 11 |
| H | 19 |
| RBI | 11 |
| BB | 5 |
| SO | 4 |
| LOB | 23 |



| Batter | 1 | 2 | 3 | 4 | 5 | 6 | 7 | 8 | 9 | AB R H RBI BB SO LOB | TOP | | | | | | | | | | | |
|--|---|---------------------------------|----------------------------------|---------------------------------|------------------------------|---------------------------------|------------------------------|---------------------------------|------------------------------|---------------------------------|--|---------------------------------|--|---------------------------------|------------------------------|---------------------------------|------------------------------|---------------------------------|-----------------------------------|------------------------------------|----------------------------------|--------|
| Luis Aparicio, R (1, 6) OBP: 0.310, SLG: 0.335 | 0-0 BB 1B | | 0-0 BB 1B | 0-0 2-H 2B | | 0-0 FC5-4 1-2f | | 0-0 2-H 1B | | 5 0 4 2 0 0 1 | <p>Chicago White Sox @ Detroit Tigers</p> <p>Tiger Stadium, Detroit, MI</p> <p>Wed Jun 28 1961, 4:33 AM EDT</p> <p>Att: 19,713 - Unknown</p> | | | | | | | | | | | |
| Nellie Fox, L (1, 4) OBP: 0.344, SLG: 0.330 | 0-0 L7 | | 0-0 BB 1B | 0-0 6-3 | | | 0-0 1B | 0-0 L7 | | 5 0 2 0 0 0 3 | | | | | | | | | | | | |
| Jim Landis, R (1, 8) OBP: 0.353, SLG: 0.456 | 4-0 FC4-6 BB 1-2 | | 0-0 F8 | | 0-0 5-3 | | 0-0 F7 | | 0-0 FC5-4 1B | 4 0 1 0 1 0 3 | | | | | | | | | | | | |
| Minnie Minoso, R (1, 7) OBP: 0.372, SLG: 0.469 | 0-0 FC4-6 1-2f | | 0-0 P4 | | 0-0 2B | | 0-0 F8 | | 0-0 FC5-4 HR 1-2f | 5 1 1 0 0 0 5 | | | | | | | | | | | | |
| Al Smith, R (1, 9) OBP: 0.369, SLG: 0.551 | | 0-0 5-3 | 4-0 FC5-4 BB 1-2 2-3 | | 0-0 P4 | | 0-0 5-3 | | 0-0 L9 | 4 0 0 0 1 0 3 | | | | | | | | | | | | |
| Sherm Lollar, R (1, 2) OBP: 0.356, SLG: 0.352 | | 0-0 | 0-0 FC5-4 | | 0-3 K | | | 0-0 F8 | 0-0 HR 1-H | 4 0 1 0 0 1 4 | | | | | | | | | | | | |
| Warren Hacker, R (8, 1) | | | | | | | | | | 0 0 0 0 0 0 0 | | | | | | | | | | | | |
| Roy Sievers, R (9, PH) OBP: 0.412, SLG: 0.622 | | 1B 1B | | | | | | | | 1 1 1 2 0 0 0 | | | | | | | | | | | | |
| Andy Carey, R (1, 5) OBP: 0.346, SLG: 0.429 | | 0-0 | | 0-0 1-3 | | 0-3 K | | 0-0 2B 6-3 1B | 0-0 F3 | 4 0 2 0 0 1 0 | | | | | | | | | | | | |
| Sammy Esposito, R (8, PR) (8, 5) | | 1-2 1B | | | | | | | | 1 1 0 0 0 0 0 | | | | | | | | | | | | |
| J.C. Martin, L (1, 3) OBP: 0.273, SLG: 0.377 | | 0-0 F7 | | 0-0 2B 2B | | 0-0 L9 | | 0-0 1B 2B | | 4 2 2 0 0 0 2 | | | | | | | | | | | | |
| Ray Herbert, R (1, 1) OBP: 0.195, SLG: 0.179 | | 0-0 F8 | | 0-3 K | | 0-0 FC5-4 1B | | 0-0 6-3 | | 1 0 0 0 0 0 2 | | | | | | | | | | | | |
| Bob Roselli, R (4, PH) OBP: 0.273, SLG: 0.364 | | | | | | | | | | 1 0 0 0 0 1 1 | | | | | | | | | | | | |
| Russ Kemmerer, R (4, 1) OBP: 0.333, SLG: 0.375 | | | | | | | | | | 1 0 1 0 0 0 0 | | | | | | | | | | | | |
| Cam Carreon, R (8, PH) (8, 2) | | | | | | | | | | 1 0 0 1 0 0 2 | | | | | | | | | | | | |
| Inning Stats | R: 0 E: 0 K: 0 S: 3 | H: 1 LOB: 1 BB: 1 P: 7 | R: 0 E: 0 K: 0 S: 5 | H: 2 LOB: 2 BB: 0 P: 5 | R: 0 E: 0 K: 0 S: 5 | H: 2 LOB: 3 BB: 1 P: 9 | R: 1 E: 0 K: 1 S: 7 | H: 2 LOB: 1 BB: 0 P: 7 | R: 0 E: 0 K: 1 S: 6 | H: 1 LOB: 1 BB: 0 P: 6 | R: 0 E: 0 K: 1 S: 6 | H: 1 LOB: 1 BB: 0 P: 6 | R: 0 E: 0 K: 0 S: 4 | H: 1 LOB: 1 BB: 0 P: 4 | R: 2 E: 0 K: 0 S: 6 | H: 3 LOB: 1 BB: 0 P: 6 | R: 2 E: 0 K: 0 S: 5 | H: 2 LOB: 0 BB: 0 P: 5 | 1B: 10 2B: 4 3B: 0 HR: 1 | SF: 0 SAC: 0 DP: 0 HBP: 0 | WP: 0 PB: 0 SB: 0 CS: 0 | PA: 43 |
| PITCHER Don Mossi, L (1, 1) ERA: 2.86 | IP: 9.0 WLS: W BF: 43 H: 15 R: 5 ER: 5 SO: 3 BB: 2 IBB: 0 HBP: 0 BLK: 0 WP: 0 HR: 1 S: 47 P: 55 ERA: 5.00 WHIP: 1.889 | | | | | | | | | | | PITCHER | IP: WLS: BF: H: R: ER: SO: BB: IBB: HBP: BLK: WP: HR: S: P: ERA: WHIP: | | | | | | | | | |

livebaseballscorecards.com

| | |
|------------|----|
| AB | 41 |
| R | 5 |
| H | 15 |
| RBI | 5 |
| BB | 2 |
| SO | 3 |
| LOB | 26 |



| Batter | 1 | 2 | 3 | 4 | 5 | 6 | 7 | 8 | 9 |
|--|-------------------------|--------------|-----------|------------|------------|------------|-----------------------------|--------------------------|---|
| Dick McAuliffe, L (1, 6) OBP: 0.268, SLG: 0.463 | 0-0 F8 | 0-0 FC3 | | 0-0 4-3 | | 0-0 3-1 | 0-0 1-2 3-H 1B | 0-0 P3 | |
| Bill Bruton, L (1, 8) OBP: 0.319, SLG: 0.358 | 4-0 1B | 0-0 FC6-4 | | 0-0 3-1 | | | 0-0 FC6-5 SH1-3 1B | | |
| Al Kaline, R (1, 9) OBP: 0.348, SLG: 0.464 | 0-0 BB | 0-0 | | 4-0 S | | | 0-0 SH1-3 | 0-0 L9 | |
| Rocky Colavito, R (1, 7) OBP: 0.411, SLG: 0.582 | 0-0 FC5-2-5 | 0-0 L7 | | 0-3 K | | | 0-0 FC6-5 | 0-0 1-3 | |
| Norm Cash, L (1, 3) OBP: 0.492, SLG: 0.725 | 4-0 1-2 2-3 BB | | 0-3 K | | 0-0 4-3 | | 0-0 BB | 0-0 1-3 | |
| Steve Boros, R (1, 5) OBP: 0.399, SLG: 0.402 | 0-0 FC6-4 | | 0-0 HR | | 0-0 F9 | | 0-0 1-2 2-H | 0-0 E | |
| Jake Wood, R (1, 4) OBP: 0.348, SLG: 0.414 | | 0-0 SH3-4 | 0-0 HR | | 4-0 CS | | 4-0 1-2 2-3 | 0-0 E | |
| Mike Roarke, R (1, 2) OBP: 0.319, SLG: 0.409 | | 0-0 FC6-4 | 0-0 F8 | | 0-0 CS | 0-0 F2 | 0-0 1-3 2-H 3-H | 0-0 E4 | |
| Don Mossi, L (1, 1) OBP: 0.262, SLG: 0.231 | | 0-0 SH3-4 | 0-0 F8 | | | 0-0 4-3 | 0-0 1-3 3-H | 0-0 1-2 2-H 3-H | |

| AB | R | H | RBI | BB | SO | LOB |
|----|---|---|-----|----|----|-----|
| 6 | 0 | 1 | 2 | 0 | 0 | 3 |
| 4 | 0 | 1 | 0 | 1 | 0 | 4 |
| 3 | 0 | 2 | 1 | 1 | 0 | 0 |
| 5 | 2 | 1 | 0 | 0 | 1 | 6 |
| 4 | 1 | 1 | 0 | 1 | 1 | 1 |
| 5 | 3 | 3 | 2 | 0 | 0 | 3 |
| 3 | 4 | 3 | 2 | 2 | 0 | 0 |
| 5 | 2 | 2 | 2 | 0 | 0 | 2 |
| 4 | 0 | 2 | 3 | 0 | 0 | 0 |

| BOTTOM | |
|--------|----|
| AB | 39 |
| R | 12 |
| H | 16 |
| RBI | 12 |
| BB | 5 |
| SO | 2 |
| LOB | 19 |

| 1B | 2B | 3B | HR | SF | SAC | DP | HBP | WP | PA |
|----|----|----|----|----|-----|----|-----|----|----|
| 14 | 1 | 0 | 1 | 0 | 2 | 0 | 0 | 0 | 47 |

| Inning Stats | | R | H | E | K | S | P | BB | IBB | HBP | BLK | WP | HR | S | P | ERA | WHIP |
|--------------|------|------|--------|------|-------|------|-------|----|-----|-----|-----|----|----|---|---|-----|------|
| R: 0 | H: 1 | E: 0 | LOB: 3 | K: 0 | BB: 2 | S: 4 | P: 12 | | | | | | | | | | |
| R: 2 | H: 3 | E: 0 | LOB: 2 | K: 0 | BB: 0 | S: 7 | P: 7 | | | | | | | | | | |
| R: 2 | H: 2 | E: 0 | LOB: 0 | K: 1 | BB: 0 | S: 7 | P: 7 | | | | | | | | | | |
| R: 0 | H: 0 | E: 0 | LOB: 1 | K: 1 | BB: 1 | S: 5 | P: 9 | | | | | | | | | | |
| R: 0 | H: 0 | E: 0 | LOB: 0 | K: 0 | BB: 1 | S: 2 | P: 6 | | | | | | | | | | |
| R: 0 | H: 0 | E: 0 | LOB: 0 | K: 0 | BB: 0 | S: 3 | P: 3 | | | | | | | | | | |
| R: 5 | H: 6 | E: 0 | LOB: 2 | K: 0 | BB: 1 | S: 9 | P: 13 | | | | | | | | | | |
| R: 3 | H: 4 | E: 1 | LOB: 2 | K: 0 | BB: 0 | S: 8 | P: 8 | | | | | | | | | | |

| PITCHER | IP | WLS | BF | H | R | ER | SO | BB | IBB | HBP | BLK | WP | HR | S | P | ERA | WHIP |
|--------------------------------------|-----|-----|----|---|---|----|----|----|-----|-----|-----|----|----|----|----|-------|-------|
| Ray Herbert, R (1, 1) ERA: 5.2 | 3.0 | L | 18 | 6 | 4 | 4 | 1 | 2 | 0 | 0 | 0 | 0 | 1 | 18 | 26 | 12.00 | 2.667 |
| Russ Kemmerer, R (4, 1) ERA: 4.4 | 4.0 | | 20 | 6 | 5 | 5 | 1 | 3 | 0 | 0 | 0 | 0 | 0 | 19 | 31 | 11.25 | 2.250 |
| Warren Hacker, R (8, 1) ERA: 2.66 | 1.0 | | 8 | 4 | 3 | 1 | 0 | 0 | 0 | 0 | 0 | 0 | 0 | 8 | 8 | 9.00 | 4.000 |

Chicago White Sox @ Detroit Tigers
Tiger Stadium, Detroit, MI
Wed Jun 28 1961, 4:33 AM EDT
Att. 19,713 - Unknown

livebaseballscores.com



| Batter | 1 | 2 | 3 | 4 | 5 | 6 | 7 | 8 | 9 | AB R H RBI BB SO LOB | TOP | | | | | | | | | | | | | |
|---|---|---------------------------------|------------------------------|---------------------------------|------------------------------|---------------------------------|------------------------------|---------------------------------|------------------------------|---------------------------------|------------------------------|---------------------------------|---|---------------------------------|------------------------------|---------------------------------|------------------------------|---------------------------------|------------------------------|---------------------------------|----------------------------------|------------------------------------|----------------------------------|--------|
| Luis Aparicio, R (1, 6) OBP: 0.309, SLG: 0.333 | 0-0 ① 6-3 | | 0-0 ① FC6-4 2-H 1B | | 0-0 ② 6-3 | | 0-0 ③ F8 | | | 4 0 1 1 0 0 2 | | | | | | | | | | | | | | |
| Nellie Fox, L (1, 4) OBP: 0.340, SLG: 0.326 | 0-0 ② F5 | | 0-0 ③ FC6-4 1-2f | | 0-0 ③ F7 | | | 0-0 ① L9 | | 4 0 0 0 0 0 2 | | | | | | | | | | | | | | |
| Floyd Robinson, L (1, 9) OBP: 0.383, SLG: 0.451 | 0-0 ③ F7 | | | 0-0 HR | | 0-0 ① F8 | | 0-0 ② F7 | | 4 1 1 1 0 0 0 | | | | | | | | | | | | | | |
| Minnie Minoso, R (1, 7) OBP: 0.366, SLG: 0.461 | | 0-0 ① 5-3 | | 0-0 ① 6-3 | | 0-3 ② K | | 0-0 ③ 4-3 | | 4 0 0 0 0 1 0 | | | | | | | | | | | | | | |
| J.C. Martin, L (1, 3) OBP: 0.278, SLG: 0.380 | | 0-0 ② 4-3 | | 0-3 ② K | | 0-0 E7 1B | | 0-0 G4-3 1B | | 4 0 2 0 0 1 0 | | | | | | | | | | | | | | |
| Al Pilarcik, L (1, 8) OBP: 0.270, SLG: 0.250 | | 0-0 ③ 4-3 | | 0-0 S 1B | | 0-0 ③ L7 | | 0-0 ① ② G4-3 1-2f | | 4 0 1 0 0 0 2 | | | | | | | | | | | | | | |
| Andy Carey, R (1, 5) OBP: 0.349, SLG: 0.436 | | | 0-0 ① F7 | 0-0 ③ 5-3 1-2 | | | 0-0 1B 2B | 0-0 1B | | 4 0 2 0 0 0 1 | | | | | | | | | | | | | | |
| Bob Roselli, R (1, 2) OBP: 0.400, SLG: 0.533 | | | 0-0 SH2-3 1B 1B | | 0-0 2B | | 0-0 ① 6-3 1B | 0-3 ③ K | | 4 1 3 0 0 1 1 | | | | | | | | | | | | | | |
| Cal McLish, S (1, 1) OBP: 0.179, SLG: 0.185 | | | 0-0 ② SH2-3 | | 0-3 ① K | | 0-0 ② 6-3 | | | 2 0 0 0 0 1 2 | | | | | | | | | | | | | | |
| Turk Lown, R (7, 1) | | | 1-2 | | | | 1-2 | | | 0 0 0 0 0 0 0 | | | | | | | | | | | | | | |
| Inning Stats | R: 0 E: 0 K: 0 S: 3 | H: 0 LOB: 0 BB: 0 P: 3 | R: 0 E: 0 K: 0 S: 3 | H: 0 LOB: 0 BB: 0 P: 3 | R: 1 E: 0 K: 0 S: 5 | H: 2 LOB: 1 BB: 0 P: 5 | R: 1 E: 0 K: 1 S: 7 | H: 2 LOB: 1 BB: 0 P: 7 | R: 0 E: 0 K: 1 S: 6 | H: 1 LOB: 1 BB: 0 P: 6 | R: 0 E: 1 K: 1 S: 6 | H: 1 LOB: 1 BB: 0 P: 6 | R: 0 E: 0 K: 0 S: 4 | H: 2 LOB: 1 BB: 0 P: 4 | R: 0 E: 0 K: 0 S: 3 | H: 0 LOB: 0 BB: 0 P: 3 | R: 0 E: 0 K: 1 S: 6 | H: 2 LOB: 1 BB: 0 P: 6 | R: 0 E: 0 K: 1 S: 6 | H: 2 LOB: 1 BB: 0 P: 6 | 1B: 7 2B: 2 3B: 0 HR: 1 | SF: 0 SAC: 1 DP: 1 HBP: 0 | WP: 0 PB: 0 SB: 1 CS: 0 | PA: 35 |
| PITCHER Frank Lary, R (1, 1) ERA: 3.66 | IP: 9.0 WLS: W BF: 35 H: 10 R: 2 ER: 2 SO: 4 BB: 0 IBB: 0 HBP: 0 BLK: 0 WP: 0 HR: 1 S: 43 P: 43 ERA: 2.00 WHIP: 1.111 | | | | | | | | | | | PITCHER | IP: 9.0 WLS: W BF: 35 H: 10 R: 2 ER: 2 SO: 4 BB: 0 IBB: 0 HBP: 0 BLK: 0 WP: 0 HR: 1 S: 43 P: 43 ERA: 2.00 WHIP: 1.111 | | | | | | | | | | | |

Chicago White Sox @ Detroit Tigers
Tiger Stadium, Detroit, MI
Thu Jun 29 1961, 4:33 AM EDT
Att. 14,379 - Sunny - 93 F

livebaseballscorecards.com

| | |
|-----|----|
| AB | 34 |
| R | 2 |
| H | 10 |
| RBI | 2 |
| BB | 0 |
| SO | 4 |
| LOB | 10 |



| Batter | 1 | 2 | 3 | 4 | 5 | 6 | 7 | 8 | 9 |
|--|-----------------|-------------------|----------------------------|---|-----------------------|---|--------------------------------|---|---|
| Dick McAuliffe, L (1, 6) OBP: 0.267, SLG: 0.489 | 0-0 4-3 ① | | 0-0 FC1-6 HR 1-2f | | 0-0 F9 | | 0-0 SF9 3B 1-H 3-H | | |
| Bill Bruton, L (1, 8) OBP: 0.318, SLG: 0.368 | 0-0 F9 | | 0-0 HR 1-H | | 0-0 F9 | | 0-0 SF9 3-H | | |
| Al Kaline, R (1, 9) OBP: 0.350, SLG: 0.472 | 0-0 3B | | 0-0 1B BB | | 0-0 L9 | | 0-0 L1-3 | | |
| Rocky Colavito, R (1, 7) OBP: 0.409, SLG: 0.575 | 0-0 5-3 ③ | | 4-0 BB 1-2 | | 0-0 1-3 | | 0-3 K | | |
| Norm Cash, L (1, 3) OBP: 0.489, SLG: 0.717 | | 4-0 BB 5-3 | 0-3 K | | 0-0 L9 | | 0-0 P5 | | |
| Steve Boros, R (1, 5) OBP: 0.393, SLG: 0.395 | | 0-0 5-3 1-2 | 0-3 K | | 0-0 L6 | | 0-0 F9 | | |
| Jake Wood, R (1, 4) OBP: 0.348, SLG: 0.413 | | 0-0 P6 | 0-3 K | | 0-0 K | | 0-0 E7 1B 3B 1B | | |
| Mike Roarke, R (1, 2) OBP: 0.340, SLG: 0.413 | | 0-3 K | 4-0 BB G5-4-3 | | 0-0 BB | | 0-0 3B 1B 2-3 | | |
| Frank Lary, R (1, 1) OBP: 0.294, SLG: 0.380 | | | 0-0 1B FC1-6 | | 0-0 G5-4-3 1-2f | | 0-3 K | | |

| Inning Stats | R: 0 | H: 1 | E: 0 | K: 0 | S: 4 | LOB: 1 | BB: 0 | P: 4 |
|--------------|------|------|------|------|--|--------|-------|-------|
| | R: 0 | H: 0 | E: 0 | K: 1 | S: 5 <td>LOB: 1</td> <td>BB: 1</td> <td>P: 9 </td> | LOB: 1 | BB: 1 | P: 9 |
| | R: 2 | H: 3 | E: 0 | K: 2 | S: 10 <td>LOB: 2</td> <td>BB: 1</td> <td>P: 14 </td> | LOB: 2 | BB: 1 | P: 14 |
| | R: 0 | H: 0 | E: 0 | K: 1 | S: 4 <td>LOB: 0</td> <td>BB: 1</td> <td>P: 8 </td> | LOB: 0 | BB: 1 | P: 8 |
| | R: 0 | H: 0 | E: 0 | K: 0 | S: 3 <td>LOB: 0</td> <td>BB: 0</td> <td>P: 3 </td> | LOB: 0 | BB: 0 | P: 3 |
| | R: 3 | H: 3 | E: 1 | K: 1 | S: 8 <td>LOB: 0</td> <td>BB: 0</td> <td>P: 8 </td> | LOB: 0 | BB: 0 | P: 8 |
| | R: 0 | H: 0 | E: 0 | K: 1 | S: 5 <td>LOB: 0</td> <td>BB: 0</td> <td>P: 5 </td> | LOB: 0 | BB: 0 | P: 5 |

| PITCHER | IP | WLS | BF | H | R | ER | SO | BB | IBB | HBP | BLK | WP | HR | S | P | ERA | WHIP |
|-----------------------------------|-----|-----|----|---|---|----|----|----|-----|-----|-----|----|----|----|----|------|-------|
| Cal McLish, R (1, 1) ERA: 4.31 | 6.0 | L | 26 | 6 | 4 | 4 | 4 | 3 | 0 | 0 | 0 | 0 | 1 | 31 | 43 | 6.00 | 1.500 |
| Turk Lown, R (7, 1) ERA: 1.84 | 2.0 | | 7 | 1 | 1 | 1 | 2 | 0 | 0 | 0 | 0 | 0 | 0 | 11 | 11 | 4.50 | 0.500 |


BOTTOM

Chicago White Sox @ Detroit Tigers
Tiger Stadium, Detroit, MI
Thu Jun 29 1961, 4:33 AM EDT
Att. 14,379 - Sunny - 93 F

| AB | R | H | RBI | BB | SO | LOB |
|----|---|---|-----|----|----|-----|
| 4 | 2 | 1 | 2 | 0 | 0 | 1 |
| 3 | 1 | 1 | 3 | 0 | 0 | 0 |
| 4 | 0 | 2 | 0 | 0 | 0 | 0 |
| 3 | 0 | 0 | 0 | 1 | 1 | 1 |
| 3 | 0 | 0 | 0 | 1 | 1 | 2 |
| 4 | 0 | 0 | 0 | 0 | 1 | 3 |
| 3 | 1 | 1 | 0 | 0 | 1 | 1 |
| 2 | 1 | 1 | 0 | 1 | 1 | 1 |
| 3 | 0 | 1 | 0 | 0 | 1 | 3 |

| AB | 29 |
|-----|----|
| R | 5 |
| H | 7 |
| RBI | 5 |
| BB | 3 |
| SO | 6 |
| LOB | 12 |

livebaseballscorecards.com



| WP | PA |
|----|----|
| 0 | 33 |

| Batter | 1 | 2 | 3 | 4 | 5 | 6 | 7 | 8 | 9 | AB R H RBI BB SO LOB | TOP | | | | | | | | | |
|--|--|----------------------------------|------------------------------|---------------------------------|------------------------------|----------------------------------|------------------------------|---------------------------------|------------------------------|---------------------------------|---|----------------------------------|--|---------------------------------|------------------------------|---------------------------------|----------------------------------|------------------------------------|----------------------------------|--------|
| Luis Aparicio, R (1, 6) OBP: 0.307, SLG: 0.331 | 0-0 F8 | 0-0 5-3 | | 0-0 F8 | | | 0-0 BB S 1B | | 0-0 F5 | 5 0 1 0 0 0 1 | Chicago White Sox @ Los Angeles Angels Wrigley Field, Los Angeles, CA Fri Jun 30 1961, 9:05 PM CDT Att. 10,793 - Unknown - 72 F livebaseballscorecards.com | | | | | | | | | |
| Nellie Fox, L (1, 4) OBP: 0.341, SLG: 0.322 | 0-0 F7 | | 4-0 HR BB | | 0-0 F8 | | 4-0 BB BB | 0-0 FC3-6 | 3 1 0 0 2 0 1 | | | | | | | | | | | |
| Jim Landis, R (1, 8) OBP: 0.357, SLG: 0.468 | 0-0 BB HBP BB 1B | | 0-0 HR | | 0-0 5-3 | | 4-0 BB BB | 0-0 FC4-6 | 4 2 2 2 1 0 1 | | | | | | | | | | | |
| Minnie Minoso, R (1, 7) OBP: 0.365, SLG: 0.455 | 1-0 BB BB 1-2 HBP | | 0-0 5-3 | | 0-0 6-3 | | 0-0 P4 | | 3 0 0 0 0 0 3 | | | | | | | | | | | |
| Al Smith, R (1, 9) OBP: 0.367, SLG: 0.544 | 4-0 BB BB 1-2 2-3 | | 0-0 1-3 | | 0-3 K | | 0-0 F7 | | 3 0 0 0 1 1 0 | | | | | | | | | | | |
| Andy Carey, R (1, 5) OBP: 0.352, SLG: 0.436 | 4-0 BB BB 1-2 2-3 3-H | | 0-0 WP 1B | | 0-0 4-3 | | 0-3 K | | 0 0 0 1 1 0 0 | | | | | | | | | | | |
| Billy Goodman, L (2, 5) OBP: 0.314, SLG: 0.406 | | | | | | | | | 3 0 1 0 0 1 0 | | | | | | | | | | | |
| J.C. Martin, L (1, 3) OBP: 0.277, SLG: 0.373 | 0-3 K | | 0-3 K | | 0-0 F8 | | 4-0 BB | | 3 0 0 0 1 2 4 | | | | | | | | | | | |
| Sherm Lollar, R (1, 2) OBP: 0.350, SLG: 0.344 | | 0-0 4-3 | | 0-0 5-3 | | 0-0 5-3 | 0-0 5-3 | | 4 0 0 0 0 0 1 | | | | | | | | | | | |
| Billy Pierce, L (1, 1) OBP: 0.125, SLG: 0.125 | | | | 0-0 F7 | | 0-3 K | | 0-0 FC3-6 1B | 1 0 0 0 0 0 0 | | | | | | | | | | | |
| Al Pilarcik, L (4, PH) OBP: 0.267, SLG: 0.247 | | 0-0 4-3 | | | | | | | 1 0 0 0 0 0 0 | | | | | | | | | | | |
| Russ Kemmerer, R (4, 1) OBP: 0.333, SLG: 0.375 | | | | | | | | | 0 0 0 0 0 0 0 | | | | | | | | | | | |
| Frank Baumann, L (6, 1) OBP: 0.323, SLG: 0.393 | | | | | | | | | 1 0 0 0 0 1 0 | | | | | | | | | | | |
| Floyd Robinson, L (9, PH) OBP: 0.387, SLG: 0.455 | | | | | | | | | 1 0 1 0 0 0 0 | | | | | | | | | | | |
| Inning Stats | R: 1 E: 0 K: 1 S: 6 | H: 1 LOB: 3 BB: 2 P: 15 | R: 0 E: 0 K: 0 S: 3 | H: 0 LOB: 0 BB: 0 P: 3 | R: 2 E: 0 K: 1 S: 7 | H: 2 LOB: 1 BB: 1 P: 11 | R: 0 E: 0 K: 0 S: 3 | H: 0 LOB: 0 BB: 0 P: 3 | R: 0 E: 0 K: 1 S: 5 | H: 0 LOB: 0 BB: 0 P: 5 | R: 0 E: 0 K: 1 S: 6 | H: 1 LOB: 3 BB: 2 P: 14 | R: 0 E: 0 K: 1 S: 5 | H: 0 LOB: 1 BB: 1 P: 9 | R: 0 E: 0 K: 0 S: 4 | H: 1 LOB: 1 BB: 0 P: 4 | 1B: 4 2B: 0 3B: 0 HR: 1 | SF: 0 SAC: 0 DP: 0 HBP: 1 | WP: 1 PB: 0 SB: 1 CS: 0 | PA: 39 |
| PITCHER Ken McBride, R (1, 1) ERA: 2.82 | IP: 9.0 WLS: W BF: 39 H: 5 R: 3 ER: 3 SO: 5 BB: 6 IBB: 0 HBP: 1 BLK: 0 WP: 1 HR: 1 S: 42 P: 67 ERA: 3.00 WHIP: 1.222 | | | | | | | | | | | PITCHER | IP: 9.0 WLS: W BF: 39 H: 5 R: 3 ER: 3 SO: 5 BB: 6 IBB: 0 HBP: 1 BLK: 0 WP: 1 HR: 1 S: 42 P: 67 ERA: 3.00 WHIP: 1.222 | | | | | | | |



| Batter | 1 | 2 | 3 | 4 | 5 | 6 | 7 | 8 | 9 | AB R H RBI BB SO LOB | TOP | | | | | | | | | | | | | | | | | | | | |
|---|------------------------------|---------------------------------|------------------------------|---------------------------------|------------------------------------|---------------------------------|------------------------------|---|------------------------------|----------------------------------|---|---------------------------------|------------------------------|----------------------------------|------------------------------|----------------------------------|------------------------------|---------------------------------|----------------------------------|------------------------------------|----------------------------------|--------|----|----|---|---|-----|------|--|--|--|
| Luis Aparicio, R (1, 6) OBP: 0.312, SLG: 0.333 | 0-0 4-3 | | 0-0 BLK 1B | | 4-0 BB BB BB 1-2 BB | | 0-0 1-3 1B | 0-0 FC6-4 1-2f | | 4 1 2 0 1 0 2 | Chicago White Sox @ Los Angeles Angels Wrigley Field, Los Angeles, CA Sat Jul 01 1961, 9:05 PM CDT Att. 10,166 - Unknown - 70 F livebaseballscorecards.com | | | | | | | | | | | | | | | | | | | | |
| Nellie Fox, L (1, 4) OBP: 0.339, SLG: 0.320 | 0-0 F7 | | 0-0 1-H 1B | | 0-0 F8 | | 0-0 G3 | | 0-0 F7 | 5 0 1 1 0 0 4 | | | | | | | | | | | | | | | | | | | | | |
| Jim Landis, R (1, 8) OBP: 0.364, SLG: 0.486 | 0-0 2B | | | 0-0 5-3 3B 1B | 0-3 K | | | 4-0 1B 6-3 E BB | 0-0 HR | 4 3 3 1 1 1 2 | | | | | | | | | | | | | | | | | | | | | |
| Roy Sievers, R (1, 3) OBP: 0.405, SLG: 0.610 | 0-0 6-3 | | | 0-0 F9 | | 0-0 5-3 | | 0-0 6-3 1-2 | 0-0 P4 | 5 0 0 0 0 0 3 | | | | | | | | | | | | | | | | | | | | | |
| Minnie Minoso, R (1, 7) OBP: 0.362, SLG: 0.450 | | 0-3 K | | 0-0 5-3 1-2 | | 0-0 P3 | | 0-0 E 1B 1B 2-3 | 0-0 F9 | 5 1 1 0 0 1 1 | | | | | | | | | | | | | | | | | | | | | |
| Al Smith, R (1, 9) OBP: 0.366, SLG: 0.548 | | 0-0 4-3 | | 0-0 2-H 3B | | 0-0 6-3 | | 0-0 E6 1B SF8 1-3 3-H | | 4 1 1 2 0 0 1 | | | | | | | | | | | | | | | | | | | | | |
| J.C. Martin, L (1, 5) OBP: 0.273, SLG: 0.366 | | 0-0 4-3 | | 0-0 F8 | | | 0-0 P6 | | | 3 0 0 0 0 0 1 | | | | | | | | | | | | | | | | | | | | | |
| Floyd Robinson, L (8, PH) OBP: 0.392, SLG: 0.455 | | | | | | | | | | 0 0 0 0 1 0 0 | | | | | | | | | | | | | | | | | | | | | |
| Sherm Lollar, R (8, 2) OBP: 0.350, SLG: 0.344 | | | | | | | | | | 0 0 0 0 0 0 0 | | | | | | | | | | | | | | | | | | | | | |
| Cam Carreon, R (1, 2) OBP: 0.296, SLG: 0.300 | | | 0-0 5-3 | | 0-0 BB 1B | | 4-0 1B BB | 0-0 FC6-4 1B 1-2 2-3 3-H | | 2 0 1 0 1 0 0 | | | | | | | | | | | | | | | | | | | | | |
| Al Pilarcik, L (8, PH) OBP: 0.275, SLG: 0.256 | | | | | | | | | | 1 0 1 1 0 0 0 | | | | | | | | | | | | | | | | | | | | | |
| Sammy Esposito, R (8, 5) OBP: 0.286, SLG: 0.256 | | | | | | | | | | 0 0 0 0 0 0 0 | | | | | | | | | | | | | | | | | | | | | |
| Early Wynn, S (1, 1) OBP: 0.188, SLG: 0.103 | | | 0-3 K | | 0-0 L7 | | 0-3 K | 0-0 SF8 2-3 3-H | | 3 0 0 0 0 2 2 | | | | | | | | | | | | | | | | | | | | | |
| Billy Goodman, L (8, PH) OBP: 0.306, SLG: 0.406 | | | | | | | | | | 0 0 0 1 0 0 0 | | | | | | | | | | | | | | | | | | | | | |
| Turk Lown, R (8, 1) | | | | | | | | | | 0 0 0 0 0 0 0 | | | | | | | | | | | | | | | | | | | | | |
| Inning Stats | R: 0 E: 0 K: 0 S: 4 | H: 1 LOB: 1 BB: 0 P: 4 | R: 0 E: 0 K: 1 S: 5 | H: 0 LOB: 0 BB: 0 P: 5 | R: 1 E: 0 K: 1 S: 6 | H: 2 LOB: 1 BB: 0 P: 6 | R: 1 E: 0 K: 0 S: 5 | H: 2 LOB: 1 BB: 0 P: 5 | R: 0 E: 0 K: 1 S: 6 | H: 1 LOB: 2 BB: 1 P: 10 | R: 0 E: 0 K: 0 S: 3 | H: 0 LOB: 0 BB: 0 P: 3 | R: 0 E: 0 K: 1 S: 6 | H: 1 LOB: 2 BB: 1 P: 10 | R: 3 E: 1 K: 0 S: 6 | H: 2 LOB: 2 BB: 2 P: 14 | R: 1 E: 0 K: 0 S: 4 | H: 1 LOB: 0 BB: 0 P: 4 | 1B: 7 2B: 1 3B: 1 HR: 1 | SF: 1 SAC: 0 DP: 0 HBP: 0 | WP: 0 PB: 0 SB: 0 CS: 0 | PA: 41 | | | | | | | | | |
| PITCHER Eli Grba, R (1, 1) ERA: 4.1 | IP 9.0 | WLS L | BF 41 | H 10 | R 6 | ER 5 | SO 4 | BB 3 | IBB 1 | HBP 0 | BLK 1 | WP 0 | HR 1 | S 45 | P 61 | ERA 5.00 | WHIP 1.444 | | | | | | | | | | | | | | |
| | | | | | | | | | | | PITCHER | IP | WLS | BF | H | R | ER | SO | BB | IBB | HBP | BLK | WP | HR | S | P | ERA | WHIP | | | |

| | |
|-----|----|
| AB | 36 |
| R | 6 |
| H | 10 |
| RBI | 6 |
| BB | 4 |
| SO | 4 |
| LOB | 16 |



| Batter | 1 | 2 | 3 | 4 | 5 | 6 | 7 | 8 | 9 | AB R H RBI BB SO LOB |
|--|------------------|-------------------------|-----------|-----------|-----------------|-----------------|---|------------------------|------------|--------------------------------|
| Albie Pearson, L (1, 8) OBP: 0.441, SLG: 0.458 | 4-0 L3 BB | | 0-0 F9 | | 4-0 HR BB | | | 0-0 F7 | 0-0 3-1 | 3 1 0 0 2 0 3 |
| Billy Moran, R (1, 4) OBP: 0.313, SLG: 0.429 | 0-0 L3 1-2 | | 0-0 1B | | 0-0 HR | | | 0-0 6-3 | | 4 1 2 2 0 0 1 |
| Leon Wagner, L (1, 7) OBP: 0.331, SLG: 0.520 | 0-0 F2 | | 0-0 F9 | | 0-3 K | | | 0-0 1B | | 4 0 1 0 0 1 1 |
| Ted Kluszewski, L (1, 3) OBP: 0.314, SLG: 0.473 | | 0-0 F8 | 0-0 P6 | | 0-0 F8 | | | 0-0 4-3 | | 4 0 0 0 0 0 2 |
| Lee Thomas, L (1, 9) OBP: 0.330, SLG: 0.440 | | 0-0 BB 1B | | 0-0 F9 | | 0-0 CS 1B | | 0-0 HR | | 4 2 3 1 0 0 0 |
| Eddie Yost, R (1, 5) OBP: 0.368, SLG: 0.210 George Thomas, R (9, PR) OBP: 0.200, SLG: 0.300 | | 4-0 1B BB | | 0-3 K | | 0-3 K | | 0-0 E6 1-3 1B | | 3 0 0 0 1 2 1 0 0 0 0 0 0 0 |
| Joe Koppe, R (1, 6) OBP: 0.327, SLG: 0.333 | | 0-0 1-2 2-H 1B | | 0-0 F2 | | 0-3 K | | 0-0 1-3 1B | | 4 0 2 1 0 1 0 |
| Ed Sadowski, R (1, 2) OBP: 0.261, SLG: 0.317 Ken Aspromonte, R (9, PH) OBP: 0.322, SLG: 0.290 | | 0-0 P4 | | 0-0 L5 | | 0-0 6-3 | | 0-0 1-3 | | 3 0 0 0 0 0 2 1 0 0 0 0 0 2 |
| Eli Grba, R (1, 1) OBP: 0.125, SLG: 0.226 Ken Hunt, R (9, PH) OBP: 0.332, SLG: 0.530 | | 0-0 F7 | | 0-3 K | | 0-3 K | | 0-0 P4 | | 3 0 0 0 0 2 2 1 0 0 0 0 0 3 |

| Inning Stats | R: 0 | H: 0 | E: 0 | K: 0 | S: 2 | R: 1 | H: 2 | E: 0 | K: 0 | S: 5 | R: 0 | H: 1 | E: 0 | K: 0 | S: 4 | R: 0 | H: 0 | E: 0 | K: 1 | S: 5 | R: 2 | H: 1 | E: 0 | K: 2 | S: 8 | R: 0 | H: 1 | E: 0 | K: 1 | S: 5 | R: 0 | H: 0 | E: 0 | K: 2 | S: 7 | R: 0 | H: 1 | E: 0 | K: 0 | S: 4 | R: 1 | H: 2 | E: 1 | K: 0 | S: 6 | 1B: 6 | SF: 0 | 2B: 1 | SAC: 0 | 3B: 0 | DP: 1 | HR: 2 | HBP: 0 | WP: 0 | PA: 37 |
|--------------|------|------|------|------|------|------|------|------|------|------|------|------|------|------|------|------|------|------|------|------|------|------|------|------|------|------|------|------|------|------|------|------|------|------|------|------|------|------|------|------|------|------|------|------|------|-------|-------|-------|--------|-------|-------|-------|--------|-------|--------|
|--------------|------|------|------|------|------|------|------|------|------|------|------|------|------|------|------|------|------|------|------|------|------|------|------|------|------|------|------|------|------|------|------|------|------|------|------|------|------|------|------|------|------|------|------|------|------|-------|-------|-------|--------|-------|-------|-------|--------|-------|--------|

| PITCHER | IP | WLS | BF | H | R | ER | SO | BB | IBB | HBP | BLK | WP | HR | S | P | ERA | WHIP |
|--|-----|-----|----|---|---|----|----|----|-----|-----|-----|----|----|----|----|------|-------|
| Early Wynn, R (1, 1) ERA: 3.63 | 7.0 | W | 27 | 5 | 3 | 3 | 6 | 3 | 0 | 0 | 0 | 0 | 1 | 36 | 48 | 3.86 | 1.143 |
| Turk Lown, R (8, 1) ERA: 1.94 | 2.0 | S | 10 | 3 | 1 | 1 | 0 | 0 | 0 | 0 | 0 | 0 | 1 | 10 | 10 | 4.50 | 1.500 |


BOTTOM

Chicago White Sox @ Los Angeles Angels
 Wrigley Field, Los Angeles, CA

Sat Jul 01 1961, 9:05 PM CDT
 Att: 10,166 - Unknown - 70 F

livebaseballscorecards.com

| | |
|------------|-----------|
| AB | 34 |
| R | 4 |
| H | 8 |
| RBI | 4 |
| BB | 3 |
| SO | 6 |
| LOB | 17 |



| Batter | 1 | 2 | 3 | 4 | 5 | 6 | 7 | 8 | 9 | AB R H RBI BB SO LOB | TOP | | | | | | | | | | | | | | | | | | |
|--|---|----------------------------------|------------------------------|---------------------------------|------------------------------|---------------------------------|------------------------------|---------------------------------|------------------------------|--|--|------------------------------|---------------------------------|------------------------------|---------------------------------|------------------------------|---------------------------------|------------------------------|---------------------------------|----------------------------------|------------------------------------|----------------------------------|--------|--|--|--|--|--|--|
| Luis Aparicio, R (1, 6) OBP: 0.308, SLG: 0.329 | 0-0 6-3 | 0-0 F3 | | | 0-0 F8 | | 0-0 F8 | | | 4 0 0 0 0 0 2 | Chicago White Sox @ Los Angeles Angels Wrigley Field, Los Angeles, CA Sun Jul 02 1961, 5:33 AM CDT Att. 8,031 - Sunny - 73 F livebaseballscorecards.com | | | | | | | | | | | | | | | | | | |
| Nellie Fox, L (1, 4) OBP: 0.335, SLG: 0.316 | 0-0 1-3 | | 0-0 F5 | | 0-0 F8 | | | 0-0 F7 | | 4 0 0 0 0 0 0 | | | | | | | | | | | | | | | | | | | |
| Jim Landis, R (1, 8) OBP: 0.362, SLG: 0.481 | 4-0 E BB | | 0-3 K | | 0-3 K | | | 0-0 F8 | | 3 0 0 0 1 2 0 | | | | | | | | | | | | | | | | | | | |
| Roy Sievers, R (1, 3) OBP: 0.410, SLG: 0.635 | 4-0 FC6-4 1-2 BB | | 0-0 HR | | 0-0 HR | | | 0-0 L7 | | 3 2 2 2 1 0 0 | | | | | | | | | | | | | | | | | | | |
| Minnie Minoso, R (1, 7) OBP: 0.357, SLG: 0.442 | 0-0 FC6-4 1-2f | | 0-3 K | | 0-0 F8 | | | 0-0 F8 | | 4 0 0 0 0 1 2 | | | | | | | | | | | | | | | | | | | |
| Al Smith, R (1, 9) OBP: 0.364, SLG: 0.555 | | 0-0 HR | | 0-3 K | | 0-3 K | | 0-0 5-3 | | 4 1 1 1 0 2 0 | | | | | | | | | | | | | | | | | | | |
| J.C. Martin, L (1, 5) OBP: 0.272, SLG: 0.363 | | 0-0 1B | | 0-0 4-3 | | 0-0 6-3 | | 0-0 G3 | | 4 0 1 0 0 0 0 | | | | | | | | | | | | | | | | | | | |
| Cam Carreon, R (1, 2) OBP: 0.290, SLG: 0.293 Al Pilarcik, L (7, PH) OBP: 0.283, SLG: 0.265 Sherm Lollar, R (7, 2) OBP: 0.350, SLG: 0.344 | | 0-0 P3 | | 0-3 K | | 0-0 1B | | | | 2 0 0 0 0 1 1 1 0 1 0 0 0 0 0 0 0 0 0 0 0 | | | | | | | | | | | | | | | | | | | |
| Juan Pizarro, L (1, 1) OBP: 0.350, SLG: 0.412 Don Larsen, R (2, 1) OBP: 0.250, SLG: 0.333 Floyd Robinson, L (7, PH) OBP: 0.389, SLG: 0.452 Warren Hacker, R (7, 1) | | 0-0 F8 | | 0-3 K | | 0-3 K | | | | 1 0 0 0 0 0 1 1 0 0 0 0 1 0 1 0 0 0 0 1 1 0 0 0 0 0 0 0 | | | | | | | | | | | | | | | | | | | |
| Inning Stats | R: 0 E: 1 K: 0 S: 3 | H: 0 LOB: 2 BB: 2 P: 11 | R: 1 E: 0 K: 0 S: 5 | H: 2 LOB: 1 BB: 0 P: 5 | R: 1 E: 0 K: 2 S: 8 | H: 1 LOB: 0 BB: 0 P: 8 | R: 0 E: 0 K: 2 S: 7 | H: 0 LOB: 0 BB: 0 P: 7 | R: 0 E: 0 K: 1 S: 5 | H: 0 LOB: 0 BB: 0 P: 5 | | R: 1 E: 0 K: 2 S: 8 | H: 1 LOB: 0 BB: 0 P: 8 | R: 0 E: 0 K: 1 S: 6 | H: 1 LOB: 1 BB: 0 P: 6 | R: 0 E: 0 K: 0 S: 3 | H: 0 LOB: 0 BB: 0 P: 3 | R: 0 E: 0 K: 0 S: 3 | H: 0 LOB: 0 BB: 0 P: 3 | 1B: 2 2B: 0 3B: 0 HR: 3 | SF: 0 SAC: 0 DP: 0 HBP: 0 | WP: 0 PB: 0 SB: 0 CS: 0 | PA: 34 | | | | | | |
| PITCHER | IP WLS BF H R ER SO BB IBB HBP BLK WP HR S P ERA WHIP | | | | | | | | | | | | | | | | | | | | | | | | | | | | |
| Johnny James, R (1, 1) ERA: 4.74 | 2.0 | | 10 | 2 | 1 | 1 | 0 | 2 | 0 | 0 | 0 | 0 | 0 | 1 | 8 | 16 | 4.50 | 2.000 | | | | | | | | | | | |
| Jim Donohue, R (3, 1) ERA: 3.0 | 5.0 | W | 18 | 3 | 2 | 2 | 8 | 0 | 0 | 0 | 0 | 0 | 2 | 34 | 34 | 3.60 | 0.600 | | | | | | | | | | | | |
| Art Fowler, R (8, 1) ERA: 2.94 | 2.0 | S | 6 | 0 | 0 | 0 | 0 | 0 | 0 | 0 | 0 | 0 | 0 | 6 | 6 | 0.00 | 0.000 | | | | | | | | | | | | |

| | |
|-----|----|
| AB | 32 |
| R | 3 |
| H | 5 |
| RBI | 3 |
| BB | 2 |
| SO | 8 |
| LOB | 7 |



| Batter | 1 | 2 | 3 | 4 | 5 | 6 | 7 | 8 | 9 |
|---|--------------------------|--------------------------------------|-------------------|------------|-----------|----------|------------------|---|---|
| Albie Pearson, L OBP: 0.442, SLG: 0.456 (1, 9) | 4-0 F8 1B HR BB | 0-0 E1 WP 4-3 1-3 2-H | | 0-0 L5 | | | 0-0 2B 1B | | |
| Billy Moran, R OBP: 0.306, SLG: 0.406 (1, 4) | 0-0 1-2 HR 1B | 0-0 5-3 | | 0-0 F9 | | | 0-3 K | | |
| Ken Hunt, R OBP: 0.331, SLG: 0.530 (1, 8) | 0-0 F8 2-3 | 0-0 4-3 2-H 3-H | | 0-0 5-3 | | | 0-0 1-H 2B | | |
| Steve Bilko, R OBP: 0.409, SLG: 0.535 (1, 3) | 0-0 1-H 3-H HR | 0-3 K | | 0-0 F9 | | | 0-3 K | | |
| George Thomas, R OBP: 0.286, SLG: 0.571 (1, 7) | 0-3 K | | 0-0 4-3 1B | | 0-0 F9 | | 0-0 HR | | |
| Earl Averill, R OBP: 0.395, SLG: 0.520 (1, 2) | 0-0 1B | | 0-0 4-3 1-2 | | 0-0 F3 | | 0-0 6-3 | | |
| Eddie Yost, R OBP: 0.365, SLG: 0.212 (1, 5) | 0-0 F8 | | 0-3 K | | 0-0 P4 | | 0-0 1B | | |
| Joe Koppe, R OBP: 0.321, SLG: 0.348 (1, 6) | | 0-0 E 2B | 0-0 5-3 | | 0-3 K | | 0-0 F8 | | |
| Johnny James, L Jim Donohue, R Lee Thomas, L Art Fowler, R | | 1-0 E WP HBP | | 0-0 F9 | | 0-3 K | 0-3 K | | |

| Inning Stats | R: 3 E: 0 K: 1 S: 8 | H: 3 LOB: 1 BB: 1 P: 12 | R: 3 E: 1 K: 1 S: 7 | H: 1 LOB: 0 BB: 0 P: 8 | R: 0 E: 0 K: 1 S: 6 | H: 1 LOB: 1 BB: 0 P: 6 | R: 0 E: 0 K: 0 S: 3 | H: 0 LOB: 0 BB: 0 P: 3 | R: 0 E: 0 K: 1 S: 5 | H: 0 LOB: 0 BB: 0 P: 5 | R: 1 E: 0 K: 3 S: 11 | H: 2 LOB: 1 BB: 0 P: 11 | R: 1 E: 0 K: 1 S: 7 | H: 2 LOB: 1 BB: 0 P: 7 |
|----------------------------------|------------------------------------|----------------------------------|------------------------------|---------------------------------|------------------------------|---------------------------------|------------------------------|---------------------------------|------------------------------|---------------------------------|-------------------------------|----------------------------------|------------------------------|---------------------------------|
| 1B: 5 2B: 2 3B: 0 HR: 2 | SF: 0 SAC: 0 DP: 0 HBP: 1 | WP: 1 PB: 0 SB: 0 CS: 0 | PA: 36 | | | | | | | | | | | |


| PITCHER | IP | WLS | BF | H | R | ER | SO | BB | IBB | HBP | BLK | WP | HR | S | P | ERA | WHIP |
|---|-----|-----|----|---|---|----|----|----|-----|-----|-----|----|----|----|----|-------|-------|
| Juan Pizarro, L ERA: 2.72 (1, 1) | 1.0 | L | 10 | 4 | 6 | 4 | 1 | 1 | 0 | 0 | 0 | 0 | 1 | 10 | 15 | 36.00 | 5.000 |
| Don Larsen, R ERA: 2.95 (2, 1) | 5.0 | | 16 | 1 | 0 | 0 | 3 | 0 | 0 | 0 | 0 | 1 | 0 | 22 | 22 | 0.00 | 0.200 |
| Warren Hacker, R ERA: 3.22 (7, 1) | 2.0 | | 10 | 4 | 2 | 2 | 4 | 0 | 0 | 0 | 0 | 0 | 1 | 18 | 18 | 9.00 | 2.000 |

BOTTOM

Chicago White Sox @ Los Angeles Angels
 Wrigley Field, Los Angeles, CA
 Sun Jul 02 1961, 5:33 AM CDT
 Att. 8,031 - Sunny - 73 F

| AB | R | H | RBI | BB | SO | LOB |
|----|---|---|-----|----|----|-----|
| 3 | 3 | 1 | 0 | 1 | 0 | 1 |
| 4 | 1 | 1 | 0 | 0 | 1 | 3 |
| 4 | 0 | 1 | 2 | 0 | 0 | 2 |
| 4 | 1 | 1 | 3 | 0 | 2 | 1 |
| 4 | 1 | 2 | 1 | 0 | 1 | 0 |
| 4 | 0 | 1 | 0 | 0 | 0 | 1 |
| 4 | 0 | 1 | 0 | 0 | 1 | 2 |
| 4 | 1 | 1 | 0 | 0 | 1 | 2 |
| 0 | 1 | 0 | 0 | 0 | 0 | 0 |
| 1 | 0 | 0 | 0 | 0 | 0 | 0 |
| 1 | 0 | 0 | 0 | 0 | 1 | 0 |
| 1 | 0 | 0 | 0 | 0 | 1 | 1 |

AB 34
R 8
H 9
RBI 6
BB 1
SO 8
LOB 13



| WP | HR | S | P | ERA | WHIP |
|----|----|---|----|-----|------|
| 1 | 0 | 0 | 36 | | |

| Batter | 1 | 2 | 3 | 4 | 5 | 6 | 7 | 8 | 9 | AB R H RBI BB SO LOB | TOP | | | | | | | | | | | |
|---|---|---------------------------------|------------------------------|----------------------------------|-------------------------------|---------------------------------|------------------------------|----------------------------------|------------------------------|---------------------------------|---|---------------------------------|------------------------------|----------------------------------|------------------------------|----------------------------------|------------------------------|---------------------------------|-----------------------------------|------------------------------------|----------------------------------|--------|
| Luis Aparicio, R (1, 6) OBP: 0.313, SLG: 0.334 | 0-0 6-3 | | 0-0 5-3 | | 0-0 1B 2B | | 0-0 6-3 1B | 4-0 1B BB | | 4 3 2 0 1 0 0 | Chicago White Sox @ Minnesota Twins Metropolitan Stadium, Bloomington, MI Mon Jul 03 1961, 8:05 PM EDT Att. 30,392 - Unknown - 74 F | | | | | | | | | | | |
| Nellie Fox, L (1, 4) OBP: 0.339, SLG: 0.318 | 0-0 1B | | 0-0 5-3 | | 0-0 FC5-4 1B | | 0-0 6-3 | 1-0 1B HBP | | 4 0 2 2 0 0 1 | | | | | | | | | | | | |
| Jim Landis, R (1, 8) OBP: 0.360, SLG: 0.476 | 0-3 K | | 0-3 K | | 0-0 FC5-4 FC6-4 1-2f | | 0-0 5-3 | 0-0 1B | | 5 0 1 2 0 2 3 | | | | | | | | | | | | |
| Roy Sievers, R (1, 3) OBP: 0.410, SLG: 0.628 | 0-0 P6 | | | | 0-0 FC6-4 1-2f | | 4-0 E BB | 0-0 P6 | | 4 0 1 0 1 0 4 | | | | | | | | | | | | |
| Minnie Minoso, R (1, 7) OBP: 0.361, SLG: 0.443 | | 0-0 E5 1B | | 0-0 5-3 1-2 | | 0-0 FC6-4 1B | 1-3 E5 3-H | H 1-0 E S 1B HBP | | 4 1 2 0 0 0 2 | | | | | | | | | | | | |
| Al Smith, R (1, 9) OBP: 0.358, SLG: 0.544 | | 0-3 K | | 0-3 K | | 0-0 FC6-4 1-2f | 0-3 K | S 0-3 K | | 5 0 0 0 0 4 6 | | | | | | | | | | | | |
| J.C. Martin, L (1, 5) OBP: 0.276, SLG: 0.357 | | 4-0 BB | | 4-0 BB | | S 0-3 K | | X 0-0 4-3 | X 0-0 1-3 | 3 0 0 0 2 1 2 | | | | | | | | | | | | |
| Sherm Lollar, R (1, 2) OBP: 0.346, SLG: 0.341 | | 0-0 F3 | | 0-3 K | | 0-0 F7 | | X 0-0 6-3 | X 0-0 1B | 5 0 1 1 0 1 5 | | | | | | | | | | | | |
| Cam Carreon, R (9, PR) OBP: 0.290, SLG: 0.293 | | | | | | | | | | 0 0 0 0 0 0 0 | | | | | | | | | | | | |
| Ray Herbert, R (1, 1) OBP: 0.186, SLG: 0.171 | | 0-3 K | | 0-3 K | | | 0-0 1B 6-3 1B | X 0-0 HBP BB 1B | X 0-0 F7 | 2 0 0 0 0 2 2 | | | | | | | | | | | | |
| Al Pilarcik, L (7, PH) OBP: 0.290, SLG: 0.274 | | | | | | | | | | 1 1 1 0 0 0 0 | | | | | | | | | | | | |
| Turk Lown, R (7, 1) OBP: 0.290, SLG: 0.274 | | | | | | | | | | 0 0 0 0 0 0 0 | | | | | | | | | | | | |
| Floyd Robinson, L (8, PH) OBP: 0.393, SLG: 0.456 | | | | | | | | | | 1 1 1 0 0 0 0 | | | | | | | | | | | | |
| Warren Hacker, R (8, 1) OBP: 0.297, SLG: 0.394 | | | | | | | | | | 0 0 0 0 0 0 0 | | | | | | | | | | | | |
| Billy Goodman, L (9, PH) OBP: 0.297, SLG: 0.394 | | | | | | | | | | 1 0 0 0 0 0 1 | | | | | | | | | | | | |
| Inning Stats | R: 0 E: 0 K: 1 S: 6 | H: 1 LOB: 1 BB: 0 P: 6 | R: 0 E: 1 K: 2 S: 8 | H: 1 LOB: 2 BB: 1 P: 12 | R: 0 E: 0 K: 1 S: 5 | H: 0 LOB: 0 BB: 0 P: 5 | R: 0 E: 0 K: 2 S: 8 | H: 1 LOB: 2 BB: 1 P: 12 | R: 1 E: 0 K: 1 S: 7 | H: 2 LOB: 1 BB: 0 P: 7 | R: 0 E: 0 K: 1 S: 6 | H: 1 LOB: 1 BB: 0 P: 6 | R: 2 E: 1 K: 1 S: 8 | H: 2 LOB: 2 BB: 1 P: 12 | R: 2 E: 0 K: 0 S: 5 | H: 2 LOB: 2 BB: 1 P: 10 | R: 1 E: 1 K: 1 S: 6 | H: 1 LOB: 1 BB: 0 P: 7 | 1B: 10 2B: 1 3B: 0 HR: 0 | SF: 0 SAC: 0 DP: 0 HBP: 2 | WP: 0 PB: 0 SB: 3 CS: 0 | PA: 45 |
| PITCHER | IP WLS BF H R ER SO BB IBB HBP BLK WP HR S P ERA WHIP | | | | | | | | | | | | | | | | | | | | | |
| Camilo Pascual, R (1, 1) ERA: 3.87 | 7.2 W 37 9 5 4 9 4 0 0 0 0 0 0 51 67 4.70 1.696 | | | | | | | | | | | | | | | | | | | | | |
| Danny McDevitt, L (8, 1) ERA: 5.79 | 0.0 1 0 0 0 0 0 0 0 1 0 0 0 0 1 ∞ ∞ | | | | | | | | | | | | | | | | | | | | | |
| Pedro Ramos, R (8, 1) ERA: 4.34 | 1.1 S 7 2 1 1 1 1 0 0 1 0 0 0 8 9 6.75 1.500 | | | | | | | | | | | | | | | | | | | | | |

livebaseballscorecards.com

| | |
|------------|----|
| AB | 39 |
| R | 6 |
| H | 11 |
| RBI | 5 |
| BB | 4 |
| SO | 10 |
| LOB | 26 |



| Batter | 1 | 2 | 3 | 4 | 5 | 6 | 7 | 8 | 9 | AB | R | H | RBI | BB | SO | LOB |
|---|------------------------|-----------------------|------------------|------------|------------|--|--|-----------|---|----|---|---|-----|----|----|-----|
| Zoilo Versalles, R OBP: 0.319, SLG: 0.392 (1, 6) | 0-0 E9 5-3 1B | | 0-0 3B 1B | | 0-0 F8 | | 0-0 FC1-5 FC5-2 1B HR 1-2 2-3f | | | 4 | 2 | 2 | 0 | 0 | 0 | 2 |
| Billy Martin, R OBP: 0.285, SLG: 0.395 (1, 4) | 0-0 5-3 2-3 | | 0-0 1-H 3B | | 0-0 1-3 | | 0-0 FC5-2 HR 1B 1-2 2-3 | | | 4 | 1 | 2 | 1 | 0 | 0 | 1 |
| Harmon Killebrew, R OBP: 0.464, SLG: 0.725 (1, 3) | 0-0 P6 | | 0-0 5-3 | | 0-0 1-3 | | 0-0 FC5-2 HR 1-2 2-3 3-Hf | | | 4 | 1 | 0 | 0 | 0 | 0 | 5 |
| Bob Allison, R OBP: 0.335, SLG: 0.451 (1, 9) | 0-0 L5 | | 0-0 6-3 | | 0-0 F8 | | 0-0 HR 1-H 2-H 3-H | | | 4 | 1 | 1 | 4 | 0 | 0 | 2 |
| Jim Lemon, R OBP: 0.337, SLG: 0.407 (1, 7) | | 0-0 5-3 | 0-0 P4 | | 0-0 HR | | 0-3 K | | | 4 | 1 | 1 | 1 | 0 | 1 | 1 |
| Jose Valdivielso, R OBP: 0.207, SLG: 0.205 (8, 5) | | | | | | | | | | 0 | 0 | 0 | 0 | 0 | 0 | 0 |
| Earl Battey, R OBP: 0.367, SLG: 0.426 (1, 2) | | 0-0 HR | | 0-0 6-3 | | 0-0 F9 | | 0-0 F9 | | 4 | 1 | 1 | 1 | 0 | 0 | 0 |
| Lenny Green, L OBP: 0.386, SLG: 0.382 (1, 8) (8, 7) | | 0-0 4-3 S 1B | | 0-3 K | | 0-0 4-3 | | 0-3 K | | 4 | 0 | 1 | 0 | 0 | 2 | 0 |
| Bill Tuttle, R OBP: 0.299, SLG: 0.286 (1, 5) (8, 8) | | 0-0 4-3 1-3 | | 4-0 BB | | 4-0 FC1-5 E BB | | 0-0 1B | | 2 | 0 | 1 | 0 | 2 | 0 | 1 |
| Camilo Pascual, R OBP: 0.195, SLG: 0.158 (1, 1) | | 0-3 K | | 0-0 F9 | | 0-0 E4 1B FC1-5 FC5-2 1-2 | | 0-3 K | | 3 | 0 | 0 | 0 | 0 | 1 | 3 |
| Danny McDevitt, L (8, 1) | | | | | | | | | | 0 | 0 | 0 | 0 | 0 | 0 | 0 |
| Pedro Ramos, S (8, 1) | | | | | | | | | | 1 | 0 | 0 | 0 | 0 | 1 | 1 |

| Inning Stats | R: 0 | H: 1 | E: 1 | K: 0 | S: 4 | LOB: 1 | BB: 0 | P: 4 | R: 1 | H: 2 | E: 0 | K: 1 | S: 7 | LOB: 1 | BB: 0 | P: 7 | R: 1 | H: 2 | E: 0 | K: 0 | S: 5 | LOB: 1 | BB: 0 | P: 5 | R: 0 | H: 0 | E: 0 | K: 1 | S: 5 | LOB: 0 | BB: 1 | P: 9 | R: 0 | H: 0 | E: 0 | K: 0 | S: 3 | LOB: 0 | BB: 0 | P: 3 | R: 1 | H: 1 | E: 0 | K: 0 | S: 4 | LOB: 0 | BB: 0 | P: 4 | R: 4 | H: 2 | E: 1 | K: 1 | S: 8 | LOB: 0 | BB: 1 | P: 12 | R: 0 | H: 1 | E: 0 | K: 2 | S: 8 | LOB: 1 | BB: 0 | P: 8 |
|--------------------------------------|------|------|------|------|------|--------|-------|------|------|------|------|------|------|--------|-------|------|-------|------|------|------|------|--------|-------|------|------|------|------|------|------|--------|-------|------|------|------|------|------|------|--------|-------|------|------|------|------|------|------|--------|-------|------|------|------|------|------|------|--------|-------|-------|------|------|------|------|------|--------|-------|------|
| PITCHER | IP | WLS | BF | H | R | ER | SO | BB | IBB | HBP | BLK | WP | HR | S | P | ERA | WHIP | | | | | | | | | | | | | | | | | | | | | | | | | | | | | | | | | | | | | | | | | | | | | | | |
| Ray Herbert, R (1, 1) ERA: 5.17 | 6.0 | | 25 | 6 | 3 | 3 | 2 | 1 | 0 | 0 | 0 | 0 | 0 | 28 | 32 | 4.50 | 1.167 | | | | | | | | | | | | | | | | | | | | | | | | | | | | | | | | | | | | | | | | | | | | | | | |
| Turk Lown, R (7, 1) ERA: 1.91 | 1.0 | L | 7 | 2 | 4 | 0 | 1 | 1 | 0 | 0 | 0 | 0 | 0 | 8 | 12 | 0.00 | 3.000 | | | | | | | | | | | | | | | | | | | | | | | | | | | | | | | | | | | | | | | | | | | | | | | |
| Warren Hacker, R (8, 1) ERA: 3.09 | 1.0 | | 4 | 1 | 0 | 0 | 2 | 0 | 0 | 0 | 0 | 0 | 0 | 8 | 8 | 0.00 | 1.000 | | | | | | | | | | | | | | | | | | | | | | | | | | | | | | | | | | | | | | | | | | | | | | | |

BOTTOM

Chicago White Sox @ Minnesota Twins
Metropolitan Stadium, Bloomington, MI

Mon Jul 03 1961, 8:05 PM EDT
Att: 30,392 - Unknown - 74 F

livebaseballscorecards.com

| | |
|------------|-----------|
| AB | 34 |
| R | 7 |
| H | 9 |
| RBI | 7 |
| BB | 2 |
| SO | 5 |
| LOB | 16 |



| | | | |
|-------|--------|-------|--------|
| 1B: 5 | SF: 0 | WP: 0 | PA: 36 |
| 2B: 0 | SAC: 0 | PB: 0 | |
| 3B: 1 | DP: 0 | SB: 1 | |
| HR: 3 | HBP: 0 | CS: 0 | |

Chicago White Sox @ Minnesota Twins
Metropolitan Stadium, Bloomington, MI

Tue Jul 04 1961, 4:33 AM EDT
Unknown - 67 F

livebaseballscorecards.com

| | |
|-----|----|
| AB | 30 |
| R | 4 |
| H | 7 |
| RBI | 4 |
| BB | 3 |
| SO | 2 |
| LOB | 12 |



AB R H RBI BB SO LOB

| | | | | | | |
|---|---|---|---|---|---|---|
| 4 | 0 | 1 | 1 | 0 | 0 | 1 |
| 4 | 0 | 1 | 0 | 0 | 0 | 2 |
| 3 | 2 | 2 | 0 | 0 | 0 | 0 |
| 4 | 0 | 1 | 0 | 0 | 0 | 2 |
| 4 | 0 | 0 | 0 | 0 | 0 | 4 |
| 2 | 1 | 0 | 0 | 2 | 0 | 0 |
| 1 | 1 | 1 | 2 | 1 | 0 | 0 |
| 0 | 0 | 0 | 1 | 0 | 0 | 0 |
| 1 | 0 | 0 | 0 | 0 | 0 | 0 |
| 4 | 0 | 1 | 0 | 0 | 1 | 1 |
| 3 | 0 | 0 | 0 | 0 | 1 | 2 |
| 0 | 0 | 0 | 0 | 0 | 0 | 0 |
| 0 | 0 | 0 | 0 | 0 | 0 | 0 |
| 0 | 0 | 0 | 0 | 0 | 0 | 0 |

| Batter | 1 | 2 | 3 | 4 | 5 | 6 | 7 | 8 | 9 |
|--|---------|---------|-----------|------------|--------------|------------------|---------|---------------|--------|
| Luis Aparicio, R (1, 6) OBP: 0.312, SLG: 0.333 | 0-0 1-3 | | 0-0 E 1B | | 0-0 FC4-6 | | 0-0 4-3 | | |
| Nellie Fox, L (1, 4) OBP: 0.338, SLG: 0.318 | 0-0 F7 | | 0-0 F3 | | 0-0 6-3 | | | 0-0 SH1-3 1B | |
| Floyd Robinson, L (1, 9) OBP: 0.399, SLG: 0.461 | 0-0 4-3 | | | 0-0 F8 1B | | 0-0 WP 1B SF8 1B | | 0-0 SH1-3 1-2 | |
| Minnie Minoso, R (1, 7) OBP: 0.359, SLG: 0.440 | | 0-0 5-3 | | 0-0 F8 1-2 | | 0-0 CS WP 1B | | 0-0 F7 | |
| Roy Sievers, R (1, 3) OBP: 0.404, SLG: 0.619 | | 0-0 6-3 | | 0-0 F9 | | 0-0 P6 | | 0-0 G3 | |
| Jim Landis, R (1, 8) OBP: 0.361, SLG: 0.473 | | 0-0 F7 | | 4-0 1B BB | | 4-0 1-2 2-3 BB | | | 0-0 F7 |
| J.C. Martin, L (1, 5) OBP: 0.283, SLG: 0.360 | | | 4-0 1B BB | | 0-0 1B | | 0-0 SF8 | | 0-0 P6 |
| Al Smith, R (6, PH) OBP: 0.356, SLG: 0.544 | | | 4-3 1B BB | | 1-H 2-H 1B | | 3-H | | |
| Sammy Esposito, R (6, 5) OBP: 0.280, SLG: 0.250 | | | | | | | | | |
| Bob Roselli, R (1, 2) OBP: 0.368, SLG: 0.474 | | | 0-3 K | | 0-0 FC5-6 1B | | 0-0 CS | | 0-0 F9 |
| Billy Pierce, L (1, 1) OBP: 0.111, SLG: 0.111 | | | 0-0 4-3 | | 0-0 FC5-6 | | 0-3 K | | |
| Russ Kemmerer, R (9, 1) OBP: 0.333, SLG: 0.375 | | | | | 1-2f | | | | |
| Frank Baumann, L (9, 1) OBP: 0.323, SLG: 0.393 | | | | | | | | | |
| Warren Hacker, R (9, 1) OBP: 0.323, SLG: 0.393 | | | | | | | | | |

| Inning Stats | R: 0 | H: 0 | E: 0 | LOB: 0 | K: 0 | BB: 0 | S: 3 | P: 3 | R: 0 | H: 0 | E: 0 | LOB: 0 | K: 0 | BB: 0 | S: 3 | P: 3 | R: 1 | H: 1 | E: 1 | LOB: 1 | K: 1 | BB: 1 | S: 6 | P: 10 | R: 2 | H: 2 | E: 0 | LOB: 1 | K: 0 | BB: 1 | S: 4 | P: 8 | R: 0 | H: 1 | E: 0 | LOB: 1 | K: 0 | BB: 0 | S: 4 | P: 4 | R: 1 | H: 2 | E: 0 | LOB: 1 | K: 0 | BB: 1 | S: 4 | P: 8 | R: 0 | H: 0 | E: 0 | LOB: 0 | K: 1 | BB: 0 | S: 5 | P: 5 | R: 0 | H: 1 | E: 0 | LOB: 1 | K: 0 | BB: 0 | S: 4 | P: 4 | R: 0 | H: 0 | E: 0 | LOB: 0 | K: 0 | BB: 0 | S: 3 | P: 3 | R: 0 | H: 0 | E: 0 | LOB: 0 | K: 0 | BB: 0 | S: 3 | P: 3 | 1B: 7 | SF: 1 | 2B: 0 | SAC: 1 | 3B: 0 | DP: 0 | HR: 0 | HBP: 0 | WP: 1 | PA: 36 | PB: 0 | SB: 1 | CS: 1 |
|--------------|------|------|------|--------|------|-------|------|------|------|------|------|--------|------|-------|------|------|------|------|------|--------|------|-------|------|-------|------|------|------|--------|------|-------|------|------|------|------|------|--------|------|-------|------|------|------|------|------|--------|------|-------|------|------|------|------|------|--------|------|-------|------|------|------|------|------|--------|------|-------|------|------|------|------|------|--------|------|-------|------|------|------|------|------|--------|------|-------|------|------|-------|-------|-------|--------|-------|-------|-------|--------|-------|--------|-------|-------|-------|
|--------------|------|------|------|--------|------|-------|------|------|------|------|------|--------|------|-------|------|------|------|------|------|--------|------|-------|------|-------|------|------|------|--------|------|-------|------|------|------|------|------|--------|------|-------|------|------|------|------|------|--------|------|-------|------|------|------|------|------|--------|------|-------|------|------|------|------|------|--------|------|-------|------|------|------|------|------|--------|------|-------|------|------|------|------|------|--------|------|-------|------|------|-------|-------|-------|--------|-------|-------|-------|--------|-------|--------|-------|-------|-------|

| PITCHER | IP | WLS | BF | H | R | ER | SO | BB | IBB | HBP | BLK | WP | HR | S | P | ERA | WHIP |
|-------------------------------------|-----|-----|----|---|---|----|----|----|-----|-----|-----|----|----|----|----|------|-------|
| Bert Cueto, R (1, 1) ERA: 6.38 | 3.2 | | 15 | 2 | 3 | 3 | 1 | 2 | 0 | 0 | 0 | 0 | 0 | 15 | 23 | 7.36 | 1.091 |
| Bill Pleis, L (4, 1) ERA: 5.68 | 4.1 | | 17 | 5 | 1 | 1 | 1 | 1 | 0 | 0 | 0 | 1 | 0 | 18 | 22 | 2.08 | 1.385 |
| Chuck Stobbs, L (9, 1) ERA: 6.37 | 1.0 | W | 3 | 0 | 0 | 0 | 0 | 0 | 0 | 0 | 0 | 0 | 0 | 3 | 3 | 0.00 | 0.000 |

| PITCHER | IP | WLS | BF | H | R | ER | SO | BB | IBB | HBP | BLK | WP | HR | S | P | ERA | WHIP |
|---------|----|-----|----|---|---|----|----|----|-----|-----|-----|----|----|---|---|-----|------|
|---------|----|-----|----|---|---|----|----|----|-----|-----|-----|----|----|---|---|-----|------|

BOTTOM

Chicago White Sox @ Minnesota Twins
Metropolitan Stadium, Bloomington, MI

Tue Jul 04 1961, 4:33 AM EDT
Unknown - 67 F

livebaseballscorecards.com

| | |
|-----|----|
| AB | 32 |
| R | 6 |
| H | 9 |
| RBI | 6 |
| BB | 3 |
| SO | 1 |
| LOB | 9 |



| | | | |
|----|---|----|----|
| WP | 1 | PA | 35 |
| PB | 0 | | |
| SB | 0 | | |
| CS | 0 | | |

AB R H RBI BB SO LOB

4 0 1 0 0 0 0

4 0 2 0 0 0 0

4 0 0 0 0 0 2

2 1 1 0 2 0 0

4 1 1 1 0 0 4

4 1 2 0 0 0 2

3 1 0 0 1 0 1

3 1 1 1 0 0 0

1 1 1 4 0 0 0

1 0 0 0 0 0 0

1 0 0 0 0 1 0

1 0 0 0 0 0 0

0 0 0 0 0 0 0

1B: 6 SF: 0

2B: 0 SAC: 0

3B: 0 DP: 1

HR: 3 HBP: 0

1B: 6 SF: 0

2B: 0 SAC: 0

3B: 0 DP: 1

HR: 3 HBP: 0

1B: 6 SF: 0

2B: 0 SAC: 0

3B: 0 DP: 1

HR: 3 HBP: 0

1B: 6 SF: 0

2B: 0 SAC: 0

3B: 0 DP: 1

HR: 3 HBP: 0

1B: 6 SF: 0

2B: 0 SAC: 0

3B: 0 DP: 1

HR: 3 HBP: 0

1B: 6 SF: 0

2B: 0 SAC: 0

3B: 0 DP: 1

HR: 3 HBP: 0

1B: 6 SF: 0

2B: 0 SAC: 0

3B: 0 DP: 1

HR: 3 HBP: 0

1B: 6 SF: 0

2B: 0 SAC: 0

3B: 0 DP: 1

HR: 3 HBP: 0

1B: 6 SF: 0

2B: 0 SAC: 0

3B: 0 DP: 1

HR: 3 HBP: 0

1B: 6 SF: 0

2B: 0 SAC: 0

3B: 0 DP: 1

HR: 3 HBP: 0

1B: 6 SF: 0

2B: 0 SAC: 0

3B: 0 DP: 1

HR: 3 HBP: 0

1B: 6 SF: 0

2B: 0 SAC: 0

3B: 0 DP: 1

HR: 3 HBP: 0

1B: 6 SF: 0

2B: 0 SAC: 0

3B: 0 DP: 1

HR: 3 HBP: 0

1B: 6 SF: 0

2B: 0 SAC: 0

3B: 0 DP: 1

HR: 3 HBP: 0

1B: 6 SF: 0

2B: 0 SAC: 0

3B: 0 DP: 1

HR: 3 HBP: 0

1B: 6 SF: 0

2B: 0 SAC: 0

3B: 0 DP: 1

HR: 3 HBP: 0

1B: 6 SF: 0

2B: 0 SAC: 0

3B: 0 DP: 1

HR: 3 HBP: 0

1B: 6 SF: 0

2B: 0 SAC: 0

3B: 0 DP: 1

HR: 3 HBP: 0

1B: 6 SF: 0

2B: 0 SAC: 0

3B: 0 DP: 1

HR: 3 HBP: 0

1B: 6 SF: 0

2B: 0 SAC: 0

3B: 0 DP: 1

HR: 3 HBP: 0

1B: 6 SF: 0

2B: 0 SAC: 0

3B: 0 DP: 1

HR: 3 HBP: 0

1B: 6 SF: 0

2B: 0 SAC: 0

3B: 0 DP: 1

HR: 3 HBP: 0

1B: 6 SF: 0

2B: 0 SAC: 0

3B: 0 DP: 1

HR: 3 HBP: 0

1B: 6 SF: 0

2B: 0 SAC: 0

3B: 0 DP: 1

HR: 3 HBP: 0

1B: 6 SF: 0

2B: 0 SAC: 0

3B: 0 DP: 1

HR: 3 HBP: 0

1B: 6 SF: 0

2B: 0 SAC: 0

3B: 0 DP: 1

HR: 3 HBP: 0

1B: 6 SF: 0

2B: 0 SAC: 0

3B: 0 DP: 1

HR: 3 HBP: 0

1B: 6 SF: 0

2B: 0 SAC: 0

3B: 0 DP: 1

HR: 3 HBP: 0

1B: 6 SF: 0

2B: 0 SAC: 0

3B: 0 DP: 1

HR: 3 HBP: 0

1B: 6 SF: 0

2B: 0 SAC: 0

3B: 0 DP: 1

HR: 3 HBP: 0

1B: 6 SF: 0

2B: 0 SAC: 0

3B: 0 DP: 1

HR: 3 HBP: 0

1B: 6 SF: 0

2B: 0 SAC: 0

3B: 0 DP: 1

HR: 3 HBP: 0

1B: 6 SF: 0

2B: 0 SAC: 0

3B: 0 DP: 1

HR: 3 HBP: 0

1B: 6 SF: 0

2B: 0 SAC: 0

3B: 0 DP: 1

HR: 3 HBP: 0

1B: 6 SF: 0

2B: 0 SAC: 0

3B: 0 DP: 1

HR: 3 HBP: 0

1B: 6 SF: 0

2B: 0 SAC: 0

3B: 0 DP: 1

HR: 3 HBP: 0

1B: 6 SF: 0

2B: 0 SAC: 0

3B: 0 DP: 1

HR: 3 HBP: 0

1B: 6 SF: 0

2B: 0 SAC: 0

3B: 0 DP: 1

HR: 3 HBP: 0

1B: 6 SF: 0

2B: 0 SAC: 0

3B: 0 DP: 1

HR: 3 HBP: 0

1B: 6 SF: 0

2B: 0 SAC: 0

3B: 0 DP: 1

HR: 3 HBP: 0

1B: 6 SF: 0

2B: 0 SAC: 0

3B: 0 DP: 1

HR: 3 HBP: 0

1B: 6 SF: 0

2B: 0 SAC: 0

3B: 0 DP: 1

HR: 3 HBP: 0

1B: 6 SF: 0

2B: 0 SAC: 0

3B: 0 DP: 1

HR: 3 HBP: 0

1B: 6 SF: 0

2B: 0 SAC: 0

3B: 0 DP: 1

HR: 3 HBP: 0

1B: 6 SF: 0

2B: 0 SAC: 0

3B: 0 DP: 1

HR: 3 HBP: 0

1B: 6 SF: 0

2B: 0 SAC: 0

3B: 0 DP: 1

HR: 3 HBP: 0

1B: 6 SF: 0

2B: 0 SAC: 0

3B: 0 DP: 1

HR: 3 HBP: 0

1B: 6 SF: 0

2B: 0 SAC: 0

3B: 0 DP: 1

HR: 3 HBP: 0

1B: 6 SF: 0

2B: 0 SAC: 0

3B: 0 DP: 1

HR: 3 HBP: 0

1B: 6 SF: 0

2B: 0 SAC: 0

3B: 0 DP: 1

HR: 3 HBP: 0

1B: 6 SF: 0

2B: 0 SAC: 0

3B: 0 DP: 1

HR: 3 HBP: 0

1B: 6 SF: 0

2B: 0 SAC: 0

3B: 0 DP: 1

HR: 3 HBP: 0

1B: 6 SF: 0

2B: 0 SAC: 0

3B: 0 DP: 1

HR: 3 HBP: 0

1B: 6 SF: 0

2B: 0 SAC: 0

3B: 0 DP: 1

HR: 3 HBP: 0

1B: 6 SF: 0

2B: 0 SAC: 0

3B: 0 DP: 1

HR: 3 HBP: 0

1B: 6 SF: 0

2B: 0 SAC: 0

3B: 0 DP: 1

HR: 3 HBP: 0

1B: 6 SF: 0

2B: 0 SAC: 0

3B: 0 DP: 1

HR: 3 HBP: 0

1B: 6 SF: 0

2B: 0 SAC: 0

3B: 0 DP: 1

HR: 3 HBP: 0

1B: 6 SF: 0

2B: 0 SAC: 0

3B: 0 DP: 1

HR: 3 HBP: 0

1B: 6 SF: 0

2B: 0 SAC: 0

3B: 0 DP: 1

HR: 3 HBP: 0

1B: 6 SF: 0

2B: 0 SAC: 0

3B: 0 DP: 1

HR: 3 HBP: 0

1B: 6 SF: 0

2B: 0 SAC: 0

3B: 0 DP: 1

HR: 3 HBP: 0

1B:

| Batter | 1 | 2 | 3 | 4 | 5 | 6 | 7 | 8 | 9 | AB R H RBI BB SO LOB | TOP | |
|--|---|---|---|---|---|---|--|---|---|--|--|-----------------------------|
| Luis Aparicio, R (1, 6) OBP: 0.310, SLG: 0.331 | 0-0 F8 | | 0-0 6-3 | | 0-0 F8 | | | 0-0 1-3 | 0-0 1B | 5 0 1 0 0 0 1 | | |
| Floyd Robinson, L (1, 9) OBP: 0.412, SLG: 0.474 | 0-0 FC6-4 1B | | | 0-0 FC1-6 1B | | 0-3 K | | 0-0 6-3 1B | 0-0 1B | 5 0 4 1 0 1 0 | | |
| Jim Landis, R (1, 8) OBP: 0.363, SLG: 0.471 Cam Carreon, R (9, PH) OBP: 0.287, SLG: 0.290 | 0-0 FC6-4 1-2f | | | 0-0 FC1-6 1B | | 0-0 6-3 | | 4-0 6-3 BB | 0-0 F8 | 3 0 1 0 1 0 1 1 0 0 0 0 0 2 | | |
| Minnie Minoso, R (1, 7) OBP: 0.355, SLG: 0.433 | 0-0 P5 | | | 0-0 FC1-6 1-2f 2-3 | | 0-0 F2 | | 0-0 6-3 | | 4 0 0 0 0 0 5 | | |
| Roy Sievers, R (1, 3) OBP: 0.402, SLG: 0.617 | | 0-0 F7 | | 0-3 K | | | 0-0 F9 2B | 0-0 P4 | | 4 0 1 0 0 1 4 | | |
| Al Smith, R (1, 5) OBP: 0.358, SLG: 0.542 | | 0-0 6-3 | | 0-0 L6 | | | 4-0 BB | 0-0 E5 1B 5-3 1B | | 3 1 1 0 1 0 2 | | |
| Sherm Lollar, R (1, 2) OBP: 0.344, SLG: 0.339 | | 0-0 F8 | | | 0-0 F8 | | 0-0 F9 2-3 | 0-0 1B 5-3 1B | | 4 1 1 0 0 0 2 | | |
| Sammy Esposito, R (1, 4) OBP: 0.259, SLG: 0.229 | | | 0-0 6-3 | | 0-0 P4 | | 0-3 K | 0-3 K | | 4 0 0 0 0 2 4 | | |
| Cal McLish, S (1, 1) OBP: 0.194, SLG: 0.200 Bob Roselli, R (9, PH) OBP: 0.350, SLG: 0.450 | | | 0-3 K | | 0-0 1B | | 0-3 K | 0-0 5-3 | 0-0 1-2 3-H | 3 0 1 0 0 2 2 1 0 0 1 0 0 1 | | |
| Inning Stats | R: 0 E: 0 K: 0 S: 4 H: 1 LOB: 1 BB: 0 P: 4 | R: 0 E: 0 K: 0 S: 3 H: 0 LOB: 0 BB: 0 P: 3 | R: 0 E: 0 K: 1 S: 5 H: 0 LOB: 0 BB: 0 P: 5 | R: 0 E: 0 K: 1 S: 7 H: 2 LOB: 2 BB: 0 P: 7 | R: 0 E: 0 K: 0 S: 4 H: 1 LOB: 1 BB: 0 P: 4 | R: 0 E: 0 K: 1 S: 5 H: 0 LOB: 0 BB: 0 P: 5 | R: 0 E: 0 K: 2 S: 8 H: 1 LOB: 2 BB: 1 P: 12 | R: 0 E: 0 K: 0 S: 4 H: 1 LOB: 2 BB: 1 P: 8 | R: 2 E: 1 K: 1 S: 9 H: 4 LOB: 2 BB: 0 P: 9 | 1B: 9 2B: 1 3B: 0 HR: 0 SF: 0 SAC: 0 DP: 0 HBP: 0 | WP: 0 PB: 0 SB: 0 CS: 0 PA: 39 | |
| PITCHER Jack Kralick, L (1, 1) ERA: 3.64 | IP: 9.0 WLS: W BF: 39 H: 10 R: 2 ER: 2 SO: 6 BB: 2 IBB: 0 HBP: 0 BLK: 0 WP: 0 HR: 0 S: 49 P: 57 ERA: 2.00 WHIP: 1.333 | | | | | | | | | | | PITCHER ERA: 3.64 |

Chicago White Sox @ Minnesota Twins
Metropolitan Stadium, Bloomington, MI

Tue Jul 04 1961, 4:38 AM EDT
Att. 23,592 - Unknown

livebaseballscorecards.com

| | |
|-----|----|
| AB | 37 |
| R | 2 |
| H | 10 |
| RBI | 2 |
| BB | 2 |
| SO | 6 |
| LOB | 24 |



| Batter | 1 | 2 | 3 | 4 | 5 | 6 | 7 | 8 | 9 | AB R H RBI BB SO LOB | TOP | |
|---|---|---|---|---|---|---|---|--|---|---|--|---|
| Luis Aparicio, R (1, 6) OBP: 0.309, SLG: 0.330 Sammy Esposito, R (3, PH) OBP: 0.268, SLG: 0.240 (3, 6) | 0-0 6-3 | | 0-0 5-3 | | 0-0 1B 1B 1B | | 0-0 | | | 1 0 0 0 0 0 0 3 1 1 0 0 0 0 | Chicago White Sox @ Kansas City Athletics Municipal Stadium, Kansas City, MO Wed Jul 05 1961, 8:05 PM EDT Att. 8,059 - Unknown livebaseballscorecards.com | |
| Nellie Fox, L (1, 4) OBP: 0.338, SLG: 0.318 | 0-0 P6 | | | 0-0 G3 | 0-0 1B 1-3 1B | | | | | 3 0 1 0 0 0 0 | | |
| Floyd Robinson, L (1, 9) OBP: 0.417, SLG: 0.500 | 0-0 F5 | | | 0-0 HR | 0-0 1-2 3-H 1B | | | | | 3 1 2 2 0 0 0 | | |
| Minnie Minoso, R (1, 7) OBP: 0.351, SLG: 0.428 | | 0-0 E6 | | 0-0 E5 1B E | 0-0 F8 | | | | | 3 1 0 0 0 0 2 | | |
| Roy Sievers, R (1, 3) OBP: 0.401, SLG: 0.614 | | 0-0 F7 | | 0-0 E 1-2 1B | 0-0 F8 | | | | | 3 0 1 0 0 0 3 | | |
| Al Smith, R (1, 5) OBP: 0.358, SLG: 0.543 | | 0-3 K | | 0-3 K | | 0-0 2B | | | | 3 0 1 0 0 2 3 | | |
| Al Pilarcik, L (1, 8) OBP: 0.281, SLG: 0.264 | | 0-0 4-3 | | 0-0 E7 1-3 2-H | | 0-0 P4 | | | | 3 0 0 0 0 0 3 | | |
| Sherm Lollar, R (1, 2) OBP: 0.339, SLG: 0.333 | | | 0-0 F8 | 0-0 F8 | | 0-0 F8 | | | | 3 0 0 0 0 0 3 | | |
| Juan Pizarro, L (1, 1) OBP: 0.350, SLG: 0.412 Frank Baumann, L (2, 1) OBP: 0.323, SLG: 0.393 Don Larsen, R (2, 1) OBP: 0.241, SLG: 0.321 Billy Goodman, L (5, PH) OBP: 0.289, SLG: 0.382 Russ Kemmerer, R (5, 1) OBP: 0.333, SLG: 0.375 J.C. Martin, L (6, PH) OBP: 0.282, SLG: 0.358 Warren Hacker, R (6, 1) | | | 0-3 K | | 0-0 4-3 | 0-0 G3 | | | | 0 0 0 0 0 0 0 0 0 0 0 0 0 0 1 0 0 0 0 1 0 1 0 0 0 0 0 0 0 0 0 0 0 0 0 1 0 0 0 0 0 1 0 0 0 0 0 0 0 | | |
| Inning Stats | R: 0 H: 0 E: 0 LOB: 0 K: 0 BB: 0 S: 3 P: 3 | R: 0 H: 0 E: 1 LOB: 1 K: 1 BB: 0 S: 6 P: 6 | R: 0 H: 0 E: 0 LOB: 0 K: 1 BB: 0 S: 5 P: 5 | R: 2 H: 2 E: 2 LOB: 2 K: 1 BB: 0 S: 9 P: 9 | R: 1 H: 3 E: 0 LOB: 2 K: 0 BB: 0 S: 6 P: 6 | R: 0 H: 1 E: 0 LOB: 1 K: 0 BB: 0 S: 4 P: 4 | R: 0 H: 0 E: 0 LOB: 0 K: 0 BB: 0 S: 0 P: 0 | 1B: 4 SF: 0 2B: 1 SAC: 0 3B: 0 DP: 0 HR: 1 HBP: 0 | WP: 0 PA: 28 PB: 0 SB: 0 CS: 0 | | | |
| PITCHER Bob Shaw, R (1, 1) ERA: 3.96 | IP WLS BF H R ER SO BB IBB HBP BLK WP HR S P ERA WHIP | | | | | | | | | | | PITCHER IP WLS BF H R ER SO BB IBB HBP BLK WP HR S P ERA WHIP |



| Batter | 1 | 2 | 3 | 4 | 5 | 6 | 7 | 8 | 9 | AB | R | H | RBI | BB | SO | LOB |
|---|-----------|------------|------------|------------|------------|--------------|---|---|---|----|---|---|-----|----|----|-----|
| Jerry Lumpe, L (1, 4) OBP: 0.337, SLG: 0.353 | 0-0 1B | 0-0 1B | 0-0 4-3 | | 0-0 4-3 | | | | | 4 | 2 | 2 | 0 | 0 | 0 | 0 |
| Joe Pignatano, R (1, 2) OBP: 0.371, SLG: 0.406 | 0-3 K | 0-0 1B | 0-3 K | | | 0-0 SH3-4 | | | | 4 | 1 | 2 | 1 | 0 | 2 | 1 |
| Dick Howser, R (1, 6) OBP: 0.403, SLG: 0.370 | 0-0 1B | 0-0 1B | 0-0 F5 | | | 0-0 SH3-4 | | | | 3 | 2 | 2 | 1 | 0 | 0 | 0 |
| Norm Siebern, L (1, 3) OBP: 0.386, SLG: 0.472 | 0-0 1B | 0-0 E6 | | 0-0 3-1 | | 0-0 L8 | | | | 4 | 2 | 1 | 1 | 0 | 0 | 2 |
| Deron Johnson, R (1, 7) OBP: 0.220, SLG: 0.267 | 0-3 K | 0-0 F3 | | 0-0 | | 4-0 BB | | | | 3 | 0 | 1 | 0 | 0 | 1 | 2 |
| Jim Rivera, L (6, PH) OBP: 0.302, SLG: 0.270 | | | | | | | | | | 0 | 0 | 0 | 0 | 1 | 0 | 0 |
| Leo Posada, R (1, 9) OBP: 0.343, SLG: 0.434 | 0-0 1B | 0-0 E6 | | 0-0 5-3 | | 0-0 P5 | | | | 3 | 1 | 1 | 0 | 0 | 0 | 2 |
| Lou Klimchok, L (6, PH) OBP: 0.240, SLG: 0.290 | | | | | | | | | | 1 | 0 | 0 | 0 | 0 | 0 | 2 |
| Jay Hankins, L (7, 7) OBP: 0.224, SLG: 0.295 | | | | | | | | | | 0 | 0 | 0 | 0 | 0 | 0 | 0 |
| Gene Stephens, L (1, 8) OBP: 0.323, SLG: 0.323 | 0-0 E8 | 0-3 K | | 0-3 K | | | | | | 3 | 0 | 1 | 1 | 0 | 2 | 3 |
| Wayne Causey, L (1, 5) OBP: 0.339, SLG: 0.385 | 0-0 | 0-0 | | | 0-0 4-3 | | | | | 3 | 0 | 2 | 2 | 0 | 0 | 0 |
| Bob Shaw, R (1, 1) OBP: 0.147, SLG: 0.065 | 0-3 K | 0-0 1-3 | | | 0-0 4-3 | | | | | 3 | 0 | 0 | 0 | 0 | 1 | 4 |


| Inning Stats | R: 4 | H: 6 | E: 1 | LOB: 2 | K: 3 | P: 15 | R: 4 | H: 4 | E: 2 | LOB: 2 | K: 1 | P: 11 | R: 0 | H: 0 | E: 0 | LOB: 0 | K: 1 | P: 5 | R: 0 | H: 1 | E: 0 | LOB: 1 | K: 1 | P: 6 | R: 0 | H: 0 | E: 0 | LOB: 0 | K: 0 | P: 3 | R: 0 | H: 1 | E: 0 | LOB: 2 | K: 0 | P: 8 |
|--------------|------|------|------|--------|------|-------|------|------|------|--------|------|-------|------|------|------|--------|------|------|------|------|------|--------|------|------|------|------|------|--------|------|------|------|------|------|--------|------|------|
|--------------|------|------|------|--------|------|-------|------|------|------|--------|------|-------|------|------|------|--------|------|------|------|------|------|--------|------|------|------|------|------|--------|------|------|------|------|------|--------|------|------|

| PITCHER | IP | WLS | BF | H | R | ER | SO | BB | IBB | HBP | BLK | WP | HR | S | P | ERA | WHIP |
|--------------------------------------|-----|-----|----|---|---|----|----|----|-----|-----|-----|----|----|----|----|-------|-------|
| Juan Pizarro, L (1, 1) ERA: 3.17 | 1.0 | L | 9 | 6 | 4 | 3 | 3 | 0 | 0 | 0 | 0 | 0 | 0 | 15 | 15 | 27.00 | 6.000 |
| Frank Baumann, L (2, 1) ERA: 6.1 | 0.2 | | 8 | 4 | 4 | 1 | 1 | 0 | 0 | 0 | 0 | 1 | 0 | 10 | 10 | 13.50 | 6.000 |
| Don Larsen, R (2, 1) ERA: 2.79 | 2.1 | | 8 | 1 | 0 | 0 | 2 | 0 | 0 | 0 | 0 | 0 | 0 | 12 | 12 | 0.00 | 0.429 |
| Russ Kemmerer, R (5, 1) ERA: 4.6 | 1.0 | | 3 | 0 | 0 | 0 | 0 | 0 | 0 | 0 | 0 | 0 | 0 | 3 | 3 | 0.00 | 0.000 |
| Warren Hacker, R (6, 1) ERA: 3.33 | 1.0 | | 5 | 1 | 0 | 0 | 0 | 1 | 0 | 0 | 0 | 0 | 0 | 4 | 8 | 0.00 | 2.000 |

BOTTOM

Chicago White Sox @ Kansas City Athletics
Municipal Stadium, Kansas City, MO
Wed Jul 05 1961, 8:05 PM EDT
Att. 8,059 - Unknown

| | |
|------------|-----------|
| AB | 31 |
| R | 8 |
| H | 12 |
| RBI | 6 |
| BB | 1 |
| SO | 6 |
| LOB | 16 |



| | | | |
|-------|--------|-------|--------|
| 1B: 7 | SF: 0 | WP: 1 | PA: 33 |
| 2B: 4 | SAC: 1 | PB: 0 | |
| 3B: 1 | DP: 0 | SB: 0 | |
| HR: 0 | HBP: 0 | CS: 0 | |

| Batter | 1 | 2 | 3 | 4 | 5 | 6 | 7 | 8 | 9 | AB R H RBI BB SO LOB | TOP | | | | | | | | | | | |
|---|---|---------------------------------|-------------------------------|---------------------------------|------------------------------|---------------------------------|------------------------------|---------------------------------|------------------------------|---|--|---------------------------------|------------------------------|---------------------------------|------------------------------|---------------------------------|------------------------------|---------------------------------|----------------------------------|------------------------------------|----------------------------------|--------|
| Floyd Robinson, L (1, 9) OBP: 0.406, SLG: 0.486 | 0-0 4-3 | | 0-0 4-3 | | 0-0 FC6-4 | | 0-0 SH3-4 | | 0-0 FC6-4 | 4 0 0 0 0 0 3 | Chicago White Sox @ Kansas City Athletics Municipal Stadium, Kansas City, MO Thu Jul 06 1961, 4:33 AM EDT Att. 4,247 - Unknown livebaseballscorecards.com | | | | | | | | | | | |
| Nellie Fox, L (1, 4) OBP: 0.334, SLG: 0.314 | 0-0 L6 | | 0-0 4-3 | | 0-0 F8 | | 0-0 F8 | | 0-0 FC6-4 | 4 0 0 0 0 0 2 | | | | | | | | | | | | |
| Minnie Minoso, R (1, 7) Luis Aparicio, R (7, 6) OBP: 0.353, SLG: 0.431 OBP: 0.309, SLG: 0.330 | 4-0 BB | | | 0-0 5-3 | | 0-0 F9 SF7 2B | | 0-0 F8 | | 3 1 1 0 1 0 1 0 0 0 0 0 0 0 | | | | | | | | | | | | |
| Roy Sievers, R (1, 3) OBP: 0.399, SLG: 0.608 | 0-0 F2 | | | 0-0 FC4-6 1B | | 0-0 F9 | | 0-0 5-3 | | 4 0 1 0 0 0 2 | | | | | | | | | | | | |
| Al Smith, R (1, 5) (7, 7) OBP: 0.353, SLG: 0.537 | | 0-0 5-3 | | 0-0 FC4-6 | | 0-0 SF7 | | 0-0 6-3 | | 3 0 0 1 0 0 1 | | | | | | | | | | | | |
| Al Pilarcik, L (1, 8) OBP: 0.280, SLG: 0.256 | | 0-0 1-3 | | 0-0 L1 | | 0-0 2B E BB | | 0-0 4-3 | | 3 1 0 0 1 0 1 | | | | | | | | | | | | |
| Sammy Esposito, R (1, 6) (7, 5) OBP: 0.283, SLG: 0.264 | | 0-0 F8 | | | 4-0 5-3 1B BB | 0-0 E9 2B | | 0-3 K | | 3 1 1 0 1 1 0 | | | | | | | | | | | | |
| Cam Carreon, R (1, 2) OBP: 0.285, SLG: 0.299 | | | 0-0 4-3 SH3 WP 1B | | 0-0 5-3 | 0-0 6-3 | | 0-0 FC1-6 1B | | 4 1 2 0 0 0 2 | | | | | | | | | | | | |
| Early Wynn, S (1, 1) Billy Pierce, L (9, 1) Turk Lown, R (9, 1) OBP: 0.200, SLG: 0.125 OBP: 0.111, SLG: 0.111 | | | 0-0 SH3 | | 0-0 FC6-4 1B | | 0-0 E4 SH3-4 | | 0-0 FC1-6 FC6-4 | 3 0 1 1 0 0 1 0 0 0 0 0 0 0 0 0 0 0 0 0 0 | | | | | | | | | | | | |
| Inning Stats | R: 0 E: 0 K: 0 S: 3 | H: 0 LOB: 1 BB: 1 P: 7 | R: 0 E: 0 K: 0 S: 3 | H: 0 LOB: 0 BB: 0 P: 3 | R: 1 E: 0 K: 0 S: 4 | H: 1 LOB: 0 BB: 0 P: 4 | R: 0 E: 0 K: 0 S: 4 | H: 1 LOB: 1 BB: 0 P: 4 | R: 1 E: 0 K: 0 S: 4 | H: 1 LOB: 1 BB: 1 P: 8 | R: 2 E: 1 K: 0 S: 5 | H: 2 LOB: 1 BB: 1 P: 9 | R: 0 E: 1 K: 0 S: 4 | H: 0 LOB: 1 BB: 0 P: 4 | R: 0 E: 0 K: 0 S: 3 | H: 0 LOB: 0 BB: 0 P: 3 | R: 0 E: 0 K: 1 S: 6 | H: 1 LOB: 1 BB: 0 P: 6 | 1B: 4 2B: 2 3B: 0 HR: 0 | SF: 1 SAC: 2 DP: 0 HBP: 0 | WP: 1 PB: 0 SB: 0 CS: 0 | PA: 37 |
| PITCHER | IP WLS BF H R ER SO BB IBB HBP BLK WP HR S P ERA WHIP | | | | | | | | | | | | | | | | | | | | | |
| Jerry Walker, R (1, 1) ERA: 5.05 | 6.0 L 26 5 4 3 0 3 0 0 0 0 1 0 23 35 4.50 1.333 | | | | | | | | | | | | | | | | | | | | | |
| Art Ditmar, R (7, 1) ERA: 5.05 | 2.0 7 0 0 0 0 0 0 0 0 0 0 0 7 7 0.00 0.000 | | | | | | | | | | | | | | | | | | | | | |
| Norm Bass, R (9, 1) ERA: 4.59 | 1.0 4 1 0 0 0 1 0 0 0 0 0 0 6 6 0.00 1.000 | | | | | | | | | | | | | | | | | | | | | |



| Batter | 1 | 2 | 3 | 4 | 5 | 6 | 7 | 8 | 9 | AB | R | H | RBI | BB | SO | LOB |
|--|---------|---------|---------|---------|-----------------|---------|--------|---------|---------------|----|---|---|-----|----|----|-----|
| Dick Howser, R (1, 6) OBP: 0.398, SLG: 0.366 | 0-0 F9 | | 0-0 P4 | | | 0-0 P3 | | 0-0 5-3 | | 4 | 0 | 0 | 0 | 0 | 0 | 0 |
| Jay Hankins, L (1, 8) OBP: 0.225, SLG: 0.293 | 0-0 6-3 | | | 0-0 3-1 | | 0-0 F9 | | | 0-0 2B SF8 1B | 4 | 1 | 1 | 0 | 0 | 0 | 0 |
| Jerry Lumpe, L (1, 4) OBP: 0.342, SLG: 0.369 | 0-0 F8 | | | 0-0 3B | | 0-0 1B | | | 0-0 2B | 4 | 1 | 3 | 0 | 0 | 0 | 0 |
| Norm Siebern, L (1, 3) OBP: 0.381, SLG: 0.467 | | 0-0 F8 | | 0-3 K | | 0-3 K | | | 0-0 SF8 | 3 | 0 | 0 | 1 | 0 | 2 | 1 |
| Gene Stephens, L (1, 7) OBP: 0.323, SLG: 0.323 | | 0-0 F8 | | | 0-0 2B SF7-5 1B | | 0-0 G3 | | 0-0 FC4 2B | 3 | 1 | 1 | 0 | 0 | 0 | 0 |
| Deron Johnson, R (9, PH) OBP: 0.229, SLG: 0.289 | | | | | | | | | 0-0 BB | 1 | 0 | 1 | 1 | 0 | 0 | 0 |
| Jim Rivera, L (1, 9) OBP: 0.326, SLG: 0.308 | | 4-0 BB | | | 0-0 SF7-5 2B | | 0-0 P4 | | 4-0 FC4 BB | 2 | 0 | 1 | 0 | 1 | 0 | 0 |
| Bobby Del Greco, R (9, PH) OBP: 0.344, SLG: 0.357 | | | | | 1-3 | | | | | 0 | 0 | 0 | 0 | 0 | 0 | 0 |
| Joe Nuxhall, L (9, PH) OBP: 0.452, SLG: 0.607 | | | | | | | | | | 0 | 0 | 0 | 0 | 1 | 0 | 0 |
| Reno Bertoia, R (9, PR) OBP: 0.313, SLG: 0.268 | | | | | | | | | | 0 | 0 | 0 | 0 | 0 | 0 | 0 |
| Joe Pignatano, R (1, 2) OBP: 0.363, SLG: 0.397 | | 0-0 6-3 | | | 0-0 SF7-5 | | 0-0 F7 | | 0-0 FC4 | 3 | 0 | 0 | 1 | 0 | 0 | 3 |
| Wayne Causey, L (1, 5) OBP: 0.333, SLG: 0.364 | | | 0-0 G3 | | 4-0 BB | | | 0-0 F8 | 0-3 K | 3 | 0 | 0 | 0 | 1 | 1 | 2 |
| Jerry Walker, S (1, 1) OBP: 0.267, SLG: 0.276 | | | 0-0 4-3 | | | 0-0 5-3 | | | | 2 | 0 | 0 | 0 | 0 | 0 | 1 |
| Art Ditmar, R (7, 1) OBP: 0.091, SLG: 0.091 | | | | | | | | | | 0 | 0 | 0 | 0 | 0 | 0 | 0 |
| Lou Klimchok, L (8, PH) OBP: 0.238, SLG: 0.287 | | | | | | | | | | 1 | 0 | 0 | 0 | 0 | 0 | 0 |
| Norm Bass, R (9, 1) OBP: 0.074, SLG: 0.038 | | | | | | | | | | 0 | 0 | 0 | 0 | 0 | 0 | 0 |

| Inning Stats | R: 0 | H: 0 | E: 0 | LOB: 0 | K: 0 | BB: 0 | S: 3 | P: 3 | R: 0 | H: 0 | E: 0 | LOB: 1 | K: 0 | BB: 1 | S: 3 | P: 7 | R: 0 | H: 0 | E: 0 | LOB: 0 | K: 0 | BB: 0 | S: 3 | P: 3 | R: 0 | H: 1 | E: 0 | LOB: 0 | K: 1 | BB: 0 | S: 5 | P: 5 | R: 1 | H: 2 | E: 0 | LOB: 1 | K: 0 | BB: 1 | S: 4 | P: 8 | R: 0 | H: 1 | E: 0 | LOB: 1 | K: 1 | BB: 0 | S: 6 | P: 6 | R: 0 | H: 0 | E: 0 | LOB: 0 | K: 0 | BB: 0 | S: 3 | P: 3 | R: 0 | H: 0 | E: 0 | LOB: 0 | K: 0 | BB: 0 | S: 3 | P: 3 | R: 2 | H: 3 | E: 0 | LOB: 2 | K: 1 | BB: 1 | S: 8 | P: 12 | 1B: 3 | SF: 2 | 2B: 4 | SAC: 0 | 3B: 1 | DP: 1 | HR: 0 | HBP: 0 |
|--------------|------|------|------|--------|------|-------|------|------|------|------|------|--------|------|-------|------|------|------|------|------|--------|------|-------|------|------|------|------|------|--------|------|-------|------|------|------|------|------|--------|------|-------|------|------|------|------|------|--------|------|-------|------|------|------|------|------|--------|------|-------|------|------|------|------|------|--------|------|-------|------|------|------|------|------|--------|------|-------|------|-------|-------|-------|-------|--------|-------|-------|-------|--------|
|--------------|------|------|------|--------|------|-------|------|------|------|------|------|--------|------|-------|------|------|------|------|------|--------|------|-------|------|------|------|------|------|--------|------|-------|------|------|------|------|------|--------|------|-------|------|------|------|------|------|--------|------|-------|------|------|------|------|------|--------|------|-------|------|------|------|------|------|--------|------|-------|------|------|------|------|------|--------|------|-------|------|-------|-------|-------|-------|--------|-------|-------|-------|--------|


| PITCHER | IP | WLS | BF | H | R | ER | SO | BB | IBB | HBP | BLK | WP | HR | S | P | ERA | WHIP |
|-------------------------------------|-----|-----|----|---|---|----|----|----|-----|-----|-----|----|----|----|----|------|-------|
| Early Wynn, R (1, 1) ERA: 3.61 | 8.0 | W | 30 | 6 | 3 | 3 | 2 | 2 | 0 | 0 | 0 | 0 | 0 | 32 | 40 | 3.38 | 1.000 |
| Billy Pierce, L (9, 1) ERA: 3.83 | 0.1 | | 2 | 1 | 0 | 0 | 0 | 0 | 0 | 0 | 0 | 0 | 0 | 2 | 2 | 0.00 | 3.000 |
| Turk Lown, R (9, 1) ERA: 1.88 | 0.2 | S | 3 | 0 | 0 | 0 | 1 | 1 | 0 | 0 | 0 | 0 | 0 | 4 | 8 | 0.00 | 1.500 |

BOTTOM

Chicago White Sox @ Kansas City Athletics
Municipal Stadium, Kansas City, MO

Thu Jul 06 1961, 4:33 AM EDT
Att. 4,247 - Unknown

| | |
|-----|----|
| AB | 30 |
| R | 3 |
| H | 7 |
| RBI | 3 |
| BB | 3 |
| SO | 3 |
| LOB | 7 |



| WP | PA | ERA | WHIP |
|----|----|-----|------|
| 0 | 35 | | |

| Batter | 1 | 2 | 3 | 4 | 5 | 6 | 7 | 8 | 9 | AB R H RBI BB SO LOB | TOP | | | | | |
|--|--|---------------------------------|------------------------------|---------------------------------|------------------------------|---------------------------------|------------------------------|---------------------------------|------------------------------|---------------------------------|------------------------------|---------------------------------|----------------------------------|------------------------------------|----------------------------------|--------|
| Luis Aparicio, R (1, 6) OBP: 0.311, SLG: 0.331 | 0-0 F9 | | 0-0 5-3 | | 0-0 1B | | 0-0 1B | | 0-3 K | 5 0 2 0 0 1 1 | | | | | | |
| Nellie Fox, L (1, 4) OBP: 0.336, SLG: 0.316 | 0-3 K | | 0-0 1B | | 0-0 F7 | | 0-0 1B | | 0-0 1B | 4 0 2 0 0 1 1 | | | | | | |
| Floyd Robinson, L (1, 9) OBP: 0.402, SLG: 0.479 | 0-0 1B | | 0-0 G3 | | 0-0 P6 | | 0-0 F8 | | 0-0 F8 | 4 0 1 0 0 0 4 | | | | | | |
| Roy Sievers, R (1, 3) OBP: 0.394, SLG: 0.599 | 0-0 F8 | | 0-0 P6 | | 0-0 P4 | | 0-0 F8 | | 0-0 F8 | 4 0 0 0 0 0 1 | | | | | | |
| Minnie Minoso, R (1, 7) OBP: 0.355, SLG: 0.432 | | 0-0 1B | 0-0 F9 | | 0-0 1B | | 0-0 F3 | | 0-0 F3 | 4 0 2 0 0 0 0 | | | | | | |
| Al Smith, R (1, 8) OBP: 0.352, SLG: 0.536 | | 0-0 F8 | 0-0 2B | | 0-3 K | | 0-0 L8 | | 0-0 L8 | 4 0 1 0 0 1 2 | | | | | | |
| Andy Carey, R (1, 5) OBP: 0.350, SLG: 0.432 | | 0-0 E3 | 0-3 K | | 0-0 P4 | | 0-0 P4 | | 0-0 E | 4 0 1 0 0 1 2 | AB 37 | | | | | |
| Sherm Lollar, R (1, 2) OBP: 0.338, SLG: 0.332 | | 0-0 G6-4-3 | 0-0 K | | 0-0 P6 | | 0-0 1B | | 0-0 E5 | 4 0 1 0 0 0 3 | R 0 | | | | | |
| Ray Herbert, R (1, 1) OBP: 0.178, SLG: 0.163 | | 0-3 K | 0-3 K | | 0-3 K | | 0-0 P3 | | 0-0 9-2-5 | 2 0 0 0 0 2 0 | H 10 | | | | | |
| Al Pilarcik, L (7, PH) OBP: 0.277, SLG: 0.253 | | | | | | | | | 3-Hr | 1 0 0 0 0 0 1 | RBI 0 | | | | | |
| Don Larsen, R (7, 1) OBP: 0.241, SLG: 0.321 | | | | | | | | | | 0 0 0 0 0 0 0 | BB 0 | | | | | |
| J.C. Martin, L (9, PH) OBP: 0.280, SLG: 0.356 | | | | | | | | | | 1 0 0 0 0 0 2 | SO 6 | | | | | |
| Inning Stats | R: 0 E: 0 K: 1 S: 6 | H: 1 LOB: 1 BB: 0 P: 6 | R: 0 E: 1 K: 0 S: 4 | H: 1 LOB: 1 BB: 0 P: 4 | R: 0 E: 0 K: 1 S: 6 | H: 1 LOB: 1 BB: 0 P: 6 | R: 0 E: 0 K: 1 S: 6 | H: 1 LOB: 1 BB: 0 P: 6 | R: 0 E: 0 K: 0 S: 3 | H: 0 LOB: 0 BB: 0 P: 3 | R: 0 E: 1 K: 1 S: 6 | H: 1 LOB: 1 BB: 0 P: 6 | 1B: 9 2B: 2 3B: 0 HR: 0 | SF: 0 SAC: 0 DP: 2 HBP: 0 | WP: 0 PB: 0 SB: 0 CS: 0 | PA: 37 |
| PITCHER Barry Latman, R (1, 1) ERA: 2.9 | IP 9.0 WLS W BF 37 H 10 R 0 ER 0 SO 6 BB 0 IBB 0 HBP 0 BLK 0 WP 0 HR 0 S 49 P 49 ERA 0.00 WHIP 1.111 | | | | | | | | | | | | | | | |

Chicago White Sox @ Cleveland Indians
Cleveland Municipal Stadium, Cleveland, OH

Fri Jul 07 1961, 7:05 PM EDT
Att. 16,477 - Unknown

livebaseballscorecards.com



| Batter | 1 | 2 | 3 | 4 | 5 | 6 | 7 | 8 | 9 | AB R H RBI BB SO LOB | TOP | | | | | | | | | | | |
|--|---|---------------------------------|------------------------------|---------------------------------|------------------------------|---------------------------------|------------------------------|---------------------------------|------------------------------|---------------------------------|------------------------------|---------------------------------|------------------------------|---------------------------------|------------------------------|---------------------------------|------------------------------|---------------------------------|----------------------------------|------------------------------------|---|--------|
| Luis Aparicio, R (1, 6) OBP: 0.312, SLG: 0.335 | 0-0 F9 | | 0-0 2B | | 0-0 6-3 | | 0-0 1B | | 0-0 F9 | 5 0 2 0 0 0 0 | | | | | | | | | | | | |
| Nellie Fox, L (1, 4) OBP: 0.334, SLG: 0.314 | 0-0 G3 | | 0-0 1-3 | | 0-0 1B | | 0-0 F8 | | 0-0 4-3 | 5 0 1 0 0 0 2 | | | | | | | | | | | | |
| Floyd Robinson, L (1, 9) OBP: 0.399, SLG: 0.473 | 0-3 K | | | 0-0 BB 1B 1B | 0-0 G3 | | | 0-0 3-1 | | 4 0 1 0 0 1 1 | | | | | | | | | | | | |
| Minnie Minoso, R (1, 7) OBP: 0.357, SLG: 0.429 | | 4-0 BB | | 0-0 F9 | | 4-0 BB | | 0-0 F8 | | 2 0 0 0 2 0 1 | | | | | | | | | | | | |
| Roy Sievers, R (1, 3) OBP: 0.396, SLG: 0.596 | | 0-0 F7 | | 0-0 BB 1-2 1B | | 0-0 F2 | | 4-0 BB | | 3 0 1 0 1 0 2 | | | | | | | | | | | | |
| Al Pilarcik, L (1, 8) OBP: 0.267, SLG: 0.242 | | 0-0 P6 | | 0-0 F8 | | 0-0 F8 | | 0-0 F8 | | 4 0 0 0 0 0 5 | | | | | | | | | | | | |
| Andy Carey, R (1, 5) OBP: 0.346, SLG: 0.426 | | 0-0 F7 | | 4-0 BB 1-2 2-3 BB | | 0-0 5-3 | | 0-0 F8 | | 3 0 0 0 1 0 2 | | | | | | | | | | | | |
| Cam Carreon, R (1, 2) OBP: 0.287, SLG: 0.290 | | | 0-0 P3 | | 0-0 P6 | | 0-0 6-3 | | 4-0 HR BB | 3 0 0 0 0 0 3 | | | | | | | | | | | | |
| J.C. Martin, L (9, PH) OBP: 0.284, SLG: 0.356 | | | | | | | | | 0-0 HR | 0 1 0 0 1 0 0 | | | | | | | | | | | | |
| Juan Pizarro, L (1, 1) OBP: 0.318, SLG: 0.368 | 0-3 K | | | | 0-0 F2 | | 0-3 K | | 0-0 HR | 2 0 0 0 0 1 0 | | | | | | | | | | | | |
| Billy Goodman, L (7, PH) OBP: 0.282, SLG: 0.371 | | | | | | | | | | 1 0 0 0 0 1 0 | | | | | | | | | | | | |
| Turk Lown, R (7, 1) | | | | | | | | | | 0 0 0 0 0 0 0 | | | | | | | | | | | | |
| Al Smith, R (9, PH) OBP: 0.354, SLG: 0.549 | | | | | | | | | 1-H | 1 1 1 2 0 0 0 | | | | | | | | | | | | |
| Inning Stats | R: 0 E: 0 K: 1 S: 5 | H: 0 LOB: 0 BB: 0 P: 5 | R: 0 E: 0 K: 0 S: 3 | H: 0 LOB: 1 BB: 1 P: 7 | R: 0 E: 0 K: 1 S: 6 | H: 1 LOB: 1 BB: 0 P: 6 | R: 0 E: 0 K: 0 S: 5 | H: 2 LOB: 3 BB: 1 P: 9 | R: 0 E: 0 K: 0 S: 4 | H: 1 LOB: 1 BB: 0 P: 4 | R: 0 E: 0 K: 0 S: 3 | H: 0 LOB: 1 BB: 1 P: 7 | R: 0 E: 0 K: 1 S: 6 | H: 1 LOB: 1 BB: 0 P: 6 | R: 0 E: 0 K: 0 S: 3 | H: 0 LOB: 1 BB: 1 P: 7 | R: 2 E: 0 K: 0 S: 4 | H: 1 LOB: 0 BB: 1 P: 8 | 1B: 4 2B: 1 3B: 0 HR: 1 | SF: 0 SAC: 0 DP: 0 HBP: 0 | WP: 0 PB: 0 SB: 0 CS: 0 | PA: 38 |
| PITCHER | IP WLS BF H R ER SO BB IBB HBP BLK WP HR S P ERA WHIP | | | | | | | | | | | | | | | | | | | | IP WLS BF H R ER SO BB IBB HBP BLK WP HR S P ERA WHIP | |
| Mudcat Grant, R (1, 1) ERA: 3.59 | 8.1 W 36 6 2 2 3 5 0 0 0 0 1 37 57 2.16 1.320 | | | | | | | | | | | | | | | | | | | | | |
| Frank Funk, R (9, 1) ERA: 2.11 | 0.2 S 2 0 0 0 0 0 0 0 0 0 0 2 2 0.00 0.000 | | | | | | | | | | | | | | | | | | | | | |

Chicago White Sox @ Cleveland Indians
Cleveland Municipal Stadium, Cleveland, OH

Sat Jul 08 1961, 3:33 AM EDT
Att. 6,717 - Unknown

livebaseballscorecards.com

| | |
|-----|----|
| AB | 33 |
| R | 2 |
| H | 6 |
| RBI | 2 |
| BB | 5 |
| SO | 3 |
| LOB | 16 |



| Batter | 1 | 2 | 3 | 4 | 5 | 6 | 7 | 8 | 9 | AB | R | H | RBI | BB | SO | LOB | | |
|--|---|---|------------------------------|---------------------------------|------------------------------|---------------------------------|------------------------------|---------------------------------|------------------------------|---------------------------------|------------------------------|---------------------------------|------------------------------|---------------------------------|----|-----|--|--|
| Johnny Temple, R OBP: 0.371, SLG: 0.346 (1, 4) | 0-0 F7 | 0-0 F7 | | | 0-0 6-3 | | 0-0 F7 | | | 4 | 0 | 0 | 0 | 0 | 0 | 0 | | |
| Jim Piersall, R OBP: 0.406, SLG: 0.460 (1, 8) | 4-0 3B BB | | 0-0 F8 | | 0-0 1B 1B | | 0-0 4-3 1B | | | 3 | 1 | 2 | 0 | 1 | 0 | 0 | | |
| Tito Francona, L OBP: 0.354, SLG: 0.417 (1, 7) | 0-0 2B 3B | | 0-0 F7 | | 0-0 F9 | | 0-0 4-3 | | | 4 | 1 | 1 | 1 | 0 | 0 | 2 | | |
| Bubba Phillips, R OBP: 0.324, SLG: 0.449 (1, 5) | 0-0 F9 2B | | 0-0 | | 0-0 FC6-4 1B | | 0-3 K | | | 4 | 0 | 3 | 1 | 0 | 1 | 1 | | |
| Chuck Essegian, R OBP: 0.360, SLG: 0.600 Willie Kirkland, L OBP: 0.300, SLG: 0.427 (1, 9) (8, PH) (9, 9) | 0-0 F9 | | 0-0 F8 | | 0-0 FC6-4 | | | 0-0 P6 | | 3 | 0 | 0 | 0 | 0 | 0 | 4 | | |
| John Romano, R OBP: 0.390, SLG: 0.509 (1, 2) | 0-0 P4 | | | 0-0 E1 1B | | 0-0 1B | | 0-0 5-3 | | 4 | 0 | 2 | 0 | 0 | 0 | 1 | | |
| Vic Power, R OBP: 0.314, SLG: 0.382 (1, 3) | | 0-0 HR | | 0-0 F9 | | 0-0 F9 | | 0-0 F3 | | 4 | 1 | 1 | 1 | 0 | 0 | 2 | | |
| Miguel de la Hoz, R OBP: 0.262, SLG: 0.327 (1, 6) | | 0-0 P3 | | 0-0 F2 | | 0-0 F9 | | | | 3 | 0 | 0 | 0 | 0 | 0 | 2 | | |
| Mudcat Grant, R OBP: 0.184, SLG: 0.136 Frank Funk, R OBP: 0.125, SLG: 0.067 (1, 1) (9, 1) | | 0-0 3-1 | | 0-3 K | | 0-3 K2-3 | | | | 3 | 0 | 0 | 0 | 0 | 2 | 2 | | |
| | | | | | | | | | | 0 | 0 | 0 | 0 | 0 | 0 | 0 | | |
| Inning Stats | R: 2 E: 0 K: 0 S: 5 | H: 2 LOB: 1 BB: 1 P: 9 | R: 1 E: 0 K: 0 S: 4 | H: 1 LOB: 0 BB: 0 P: 4 | R: 0 E: 0 K: 0 S: 4 | H: 1 LOB: 1 BB: 0 P: 4 | R: 0 E: 1 K: 1 S: 6 | H: 1 LOB: 1 BB: 0 P: 6 | R: 0 E: 0 K: 1 S: 6 | H: 1 LOB: 1 BB: 0 P: 6 | R: 0 E: 0 K: 1 S: 6 | H: 1 LOB: 1 BB: 0 P: 6 | R: 0 E: 0 K: 0 S: 3 | H: 0 LOB: 0 BB: 0 P: 3 | | | | |
| PITCHER | IP WLS BF H R ER SO BB IBB HBP BLK WP HR S P ERA WHIP | IP WLS BF H R ER SO BB IBB HBP BLK WP HR S P ERA WHIP | | | | | | | | | | | | | | | | |
| Juan Pizarro, L ERA: 3.3 Turk Lown, R ERA: 1.82 | (1, 1) 6.0 L 27 8 3 3 2 1 0 0 0 0 1 30 34 4.50 1.500 | (7, 1) 2.0 7 1 0 0 1 0 0 0 0 0 0 0 9 9 0.00 0.500 | | | | | | | | | | | | | | | | |

BOTTOM

Chicago White Sox @ Cleveland Indians
Cleveland Municipal Stadium, Cleveland, OH

Sat Jul 08 1961, 3:33 AM EDT
Att. 6,717 - Unknown

livebaseballscorecards.com

AB 33
R 3
H 9
RBI 3
BB 1
SO 3
LOB 14



WP: 0 PA: 34
PB: 0
SB: 0
CS: 0

| Batter | 1 | 2 | 3 | 4 | 5 | 6 | 7 | 8 | 9 | AB R H RBI BB SO LOB | TOP | | | | | |
|---|---|---|---|---|---|---|--|---|--|---|---|---|----|----|-------|-------|
| Luis Aparicio, R (1, 6) OBP: 0.307, SLG: 0.329 | 0-0 F3 | 0-0 F8 | | 0-0 FC4-6 | | 0-0 FC6-5 | | 0-0 F3 | 0-3 K | 6 0 0 0 0 1 6 | | | | | | |
| Floyd Robinson, L (1, 9) OBP: 0.405, SLG: 0.474 | 0-0 3-1 | | 0-0 FC6-4 1B | | 0-0 4-3 | | 4-0 FC6 1B | | 0-0 1B 1B | 4 2 2 0 1 0 0 | | | | | | |
| Minnie Minoso, R (1, 7) OBP: 0.361, SLG: 0.443 | 0-0 HR | | 0-0 FC6-4 1B | | 0-0 6-3 | | 0-0 E 1B | | 0-0 F8 | 5 1 3 1 0 0 1 | | | | | | |
| Roy Sievers, R (1, 3) OBP: 0.399, SLG: 0.595 | 0-0 1B | | 0-0 FC6-4 1B | | 4-0 BB | | 0-0 P3 | | 0-0 BB 1B | 4 0 2 0 1 0 4 | | | | | | |
| Sammy Esposito, R (9, PR) OBP: 0.283, SLG: 0.264 | | | 1-2 2-3 | | | | | | 1-2 HR 1B | 0 1 0 0 0 0 0 | | | | | | |
| J.C. Martin, L (9, 3) OBP: 0.284, SLG: 0.356 | | | | | | | | | | 0 0 0 0 0 0 0 | | | | | | |
| Al Smith, R (1, 8) OBP: 0.352, SLG: 0.543 | 0-0 F9 | | 0-0 F8 | | 0-0 1-3 | | 0-0 FC6 | | 0-0 BB | 5 1 1 0 0 0 6 | | | | | | |
| Nellie Fox, L (1, 4) OBP: 0.332, SLG: 0.315 | | 0-0 1B 1B | 0-0 L7 | | | 0-0 4-3 | | 0-0 SF8 | 0-0 SF9 | 3 0 1 2 0 0 2 | | | | | | |
| Andy Carey, R (1, 5) OBP: 0.349, SLG: 0.422 | | | | 0-0 L5 | | 0-0 5-3 | | 0-3 K | 4-0 HR | 4 1 1 0 1 1 2 | | | | | | |
| Bob Roselli, R (1, 2) OBP: 0.333, SLG: 0.417 | | 0-0 L7 | | 0-0 5-3 | | 0-0 FC6-5 1B | | | 0-0 F8 | 4 0 1 0 0 0 2 | | | | | | |
| Sherm Lollar, R (9, PH) OBP: 0.341, SLG: 0.350 | | | | | | 1B | | | 0-0 HR | 1 1 1 4 0 0 0 | | | | | | |
| Billy Pierce, L (1, 1) OBP: 0.107, SLG: 0.107 | | 0-3 K | | 0-0 FC4-6 1B | | 0-0 1B | | | 0-0 1-3 | 1 0 0 0 0 1 2 | | | | | | |
| Billy Goodman, L (4, PH) OBP: 0.300, SLG: 0.389 | | | | | | | | | 1-0 HBP | 1 0 1 0 0 0 0 | | | | | | |
| Frank Baumann, L (4, 1) OBP: 0.344, SLG: 0.414 | | | | | | | | | | 1 0 1 0 0 0 0 | | | | | | |
| Russ Kemmerer, R (6, 1) OBP: 0.333, SLG: 0.375 | | | | | | | | | | 0 0 0 0 0 0 0 | | | | | | |
| Warren Hacker, R (7, 1) OBP: 0.264, SLG: 0.240 | | | | | | | | | | 0 0 0 0 0 0 0 | | | | | | |
| Al Pilarcik, L (8, PH) OBP: 0.264, SLG: 0.240 | | | | | | | | | | 1 0 0 0 0 0 0 | | | | | | |
| Ray Herbert, R (8, 1) OBP: 0.196, SLG: 0.163 | | | | | | | | | | 0 0 0 0 0 0 0 | | | | | | |
| Inning Stats | R: 1 H: 2 E: 0 LOB: 1 K: 0 BB: 0 S: 5 P: 5 | R: 0 H: 2 E: 0 LOB: 2 K: 1 BB: 0 S: 7 P: 7 | R: 0 H: 2 E: 0 LOB: 2 K: 0 BB: 0 S: 5 P: 5 | R: 0 H: 1 E: 0 LOB: 1 K: 0 BB: 0 S: 4 P: 4 | R: 0 H: 0 E: 0 LOB: 1 K: 0 BB: 1 S: 3 P: 7 | R: 0 H: 2 E: 0 LOB: 2 K: 0 BB: 0 S: 5 P: 5 | R: 1 H: 1 E: 1 LOB: 2 K: 1 BB: 1 S: 7 P: 11 | R: 0 H: 0 E: 0 LOB: 0 K: 0 BB: 0 S: 3 P: 3 | R: 5 H: 4 E: 0 LOB: 1 K: 1 BB: 1 S: 9 P: 14 | 1B: 12 SF: 2 2B: 0 SAC: 0 3B: 0 DP: 0 HR: 2 HBP: 1 | WP: 0 PA: 46 PB: 0 SB: 0 CS: 0 | | | | | |
| PITCHER | IP WLS BF H R ER SO BB IBB HBP BLK WP HR S P ERA WHIP | | | | | | | | | | | | | | | |
| Wynn Hawkins, R (1, 1) ERA: 3.39 | 7.0 | 34 | 10 | 2 | 1 | 2 | 2 | 0 | 0 | 0 | 0 | 1 | 36 | 44 | 1.29 | 1.714 |
| Frank Funk, R (8, 1) ERA: 2.77 | 2.0 | L | 12 | 4 | 5 | 5 | 1 | 1 | 0 | 1 | 0 | 1 | 12 | 17 | 22.50 | 2.500 |

Chicago White Sox @ Cleveland Indians
Cleveland Municipal Stadium, Cleveland, OH

Sun Jul 09 1961, 3:33 AM EDT
Unknown

livebaseballscorecards.com

| | |
|-----|----|
| AB | 40 |
| R | 7 |
| H | 14 |
| RBI | 7 |
| BB | 3 |
| SO | 3 |
| LOB | 25 |



| Batter | 1 | 2 | 3 | 4 | 5 | 6 | 7 | 8 | 9 | AB | R | H | RBI | BB | SO | LOB |
|--|----|-------|-----|-----|------|----|---|---|---|----|---|---|-----|----|----|-----|
| Johnny Temple, R (1, 4) OBP: 0.367, SLG: 0.342 Ken Aspromonte, R (7, 4) OBP: 0.325, SLG: 0.293 | F8 | FC6-4 | | | E5 | | | | | 3 | 0 | 0 | 0 | 0 | 0 | 1 |
| Jim Piersall, R (1, 8) OBP: 0.404, SLG: 0.457 | G3 | | E7 | | L1-3 | | | | | 4 | 0 | 1 | 0 | 0 | 0 | 1 |
| Tito Francona, L (1, 7) OBP: 0.359, SLG: 0.428 | | | F6 | | | HR | | | | 4 | 2 | 3 | 0 | 0 | 0 | 1 |
| Bubba Phillips, R (1, 5) OBP: 0.326, SLG: 0.459 | F8 | | 6-3 | | | HR | | | | 4 | 1 | 2 | 3 | 0 | 0 | 2 |
| Chuck Essegian, R (1, 9) OBP: 0.348, SLG: 0.577 Willie Kirkland, L (8, PH) OBP: 0.299, SLG: 0.425 (9, 9) | | P4 | 5-3 | | | K | | | | 3 | 0 | 0 | 0 | 0 | 1 | 1 |
| John Romano, R (1, 2) OBP: 0.391, SLG: 0.512 | | E6 | | 6-3 | | | | | | 4 | 1 | 2 | 0 | 0 | 0 | 0 |
| Vic Power, R (1, 3) OBP: 0.314, SLG: 0.380 | | | | F8 | | | | | | 4 | 0 | 1 | 0 | 0 | 0 | 2 |
| Miguel de la Hoz, R (1, 6) OBP: 0.262, SLG: 0.324 | | E6 | | 6-3 | | | | | | 4 | 1 | 1 | 1 | 0 | 1 | 1 |
| Wynn Hawkins, R (1, 1) OBP: 0.194, SLG: 0.138 Bob Hale, L (7, PH) OBP: 0.250, SLG: 0.214 Frank Funk, R (8, 1) OBP: 0.125, SLG: 0.067 Bob Nieman, R (9, PH) OBP: 0.429, SLG: 0.423 | | | | | F4 | | | | | 2 | 0 | 1 | 1 | 0 | 0 | 0 |

| Inning Stats | R: 0 | H: 1 | E: 0 | K: 0 | S: 4 | R: 2 | H: 3 | E: 2 | K: 0 | S: 6 | R: 0 | H: 1 | E: 1 | K: 0 | S: 4 | R: 0 | H: 0 | E: 0 | K: 0 | S: 3 | R: 2 | H: 3 | E: 0 | K: 1 | S: 7 | R: 0 | H: 1 | E: 0 | K: 1 | S: 5 | R: 1 | H: 2 | E: 0 | K: 0 | S: 4 | R: 0 | H: 1 | E: 0 | K: 0 | S: 4 | 1B: 8 | 2B: 5 | 3B: 0 | HR: 1 | SF: 0 | SAC: 0 | DP: 2 | HBP: 0 | WP: 0 | PB: 0 | SB: 0 | CS: 0 | PA: 36 |
|--------------|------|------|------|------|------|------|------|------|------|------|------|------|------|------|------|------|------|------|------|------|------|------|------|------|------|------|------|------|------|------|------|------|------|------|------|------|------|------|------|------|-------|-------|-------|-------|-------|--------|-------|--------|-------|-------|-------|-------|--------|
|--------------|------|------|------|------|------|------|------|------|------|------|------|------|------|------|------|------|------|------|------|------|------|------|------|------|------|------|------|------|------|------|------|------|------|------|------|------|------|------|------|------|-------|-------|-------|-------|-------|--------|-------|--------|-------|-------|-------|-------|--------|


| PITCHER | IP | WLS | BF | H | R | ER | SO | BB | IBB | HBP | BLK | WP | HR | S | P | ERA | WHIP |
|---|-----|-----|----|---|---|----|----|----|-----|-----|-----|----|----|----|----|------|-------|
| Billy Pierce, L (1, 1) ERA: 3.8 | 3.0 | | 14 | 5 | 2 | 1 | 0 | 0 | 0 | 0 | 0 | 0 | 0 | 14 | 14 | 3.00 | 1.667 |
| Frank Baumann, L (4, 1) ERA: 6.14 | 2.1 | | 10 | 3 | 2 | 2 | 1 | 0 | 0 | 0 | 0 | 0 | 1 | 12 | 12 | 7.71 | 1.286 |
| Russ Kemmerer, R (6, 1) ERA: 4.55 | 0.2 | | 1 | 0 | 0 | 0 | 0 | 0 | 0 | 0 | 0 | 0 | 0 | 1 | 1 | 0.00 | 0.000 |
| Warren Hacker, R (7, 1) ERA: 3.2 | 1.0 | | 4 | 1 | 0 | 0 | 1 | 0 | 0 | 0 | 0 | 0 | 0 | 5 | 5 | 0.00 | 1.000 |
| Ray Herbert, R (8, 1) ERA: 5.13 | 2.0 | W | 8 | 3 | 1 | 1 | 0 | 0 | 0 | 0 | 0 | 0 | 0 | 8 | 8 | 4.50 | 1.500 |

BOTTOM

Chicago White Sox @ Cleveland Indians
 Cleveland Municipal Stadium, Cleveland, OH

Sun Jul 09 1961, 3:33 AM EDT
 Unknown

| | |
|------------|-----------|
| AB | 36 |
| R | 5 |
| H | 12 |
| RBI | 5 |
| BB | 0 |
| SO | 2 |
| LOB | 10 |



| PITCHER | IP | WLS | BF | H | R | ER | SO | BB | IBB | HBP | BLK | WP | HR | S | P | ERA | WHIP |
|---------|----|-----|----|---|---|----|----|----|-----|-----|-----|----|----|---|---|-----|------|
|---------|----|-----|----|---|---|----|----|----|-----|-----|-----|----|----|---|---|-----|------|

| Batter | 1 | 2 | 3 | 4 | 5 | 6 | 7 | 8 | 9 | AB | R | H | RBI | BB | SO | LOB | TOP | | | | | | | | | | |
|--|------------------------------|---------------------------------|------------------------------|---------------------------------|---|----------------------------------|------------------------------|---------------------------------|------------------------------|----------------------------------|------------------------------|---------------------------------|------------------------------|---------------------------------|------------------------------|---------------------------------|------------------------------|---------------------------------|----------------------------------|------------------------------------|----------------------------------|--------|--|--|--|--|--|
| Floyd Robinson, L (1, 9) OBP: 0.393, SLG: 0.459 Sammy Esposito, R (8, 5) OBP: 0.283, SLG: 0.264 | 0-0 F7 | | 0-0 F3 | | 0-0 FC1 1B S 1B | 0-0 FC4-6 1B | | 0-0 6-3 | | 5 | 1 | 0 | 2 | 0 | 0 | 2 | | | | | | | | | | | |
| Nellie Fox, L (1, 4) OBP: 0.333, SLG: 0.316 | 0-0 F9 | | | 0-0 F9 | 0-0 1B 1B | 0-0 FC6-4 1B | | 0-0 3-1 | | 5 | 0 | 2 | 1 | 0 | 0 | 0 | | | | | | | | | | | |
| Minnie Minoso, R (1, 7) OBP: 0.355, SLG: 0.435 | 0-0 6-3 | | | 0-0 P6 | 0-0 F3 | 0-0 FC6-4 1-2f | | 0-0 6-3 | | 5 | 0 | 0 | 0 | 0 | 0 | 4 | | | | | | | | | | | |
| Sherm Lollar, R (1, 2) OBP: 0.346, SLG: 0.358 | | 0-0 F5 | | 0-0 L6 | 0-0 1B 1-3 3-H | | 0-0 HR 2B | | 4-0 FC6-4 BB | 4 | 1 | 2 | 1 | 1 | 0 | 0 | | | | | | | | | | | |
| Al Smith, R (1, 5) OBP: 0.352, SLG: 0.555 (8, 9) | | | | | HR | L3 | | 0-0 P3 | | 5 | 1 | 2 | 1 | 0 | 0 | 4 | | | | | | | | | | | |
| J.C. Martin, L (1, 3) OBP: 0.287, SLG: 0.374 | | 0-3 K | | | | 0-0 BB 1B | 0-0 1-3 | 0-0 HR | | 5 | 2 | 2 | 2 | 0 | 1 | 2 | | | | | | | | | | | |
| Al Pilarcik, L (1, 8) OBP: 0.270, SLG: 0.240 | | 0-0 F8 | | | | 4-0 SH1-4 1-2 FC1 BB | 0-0 1B E 1B | 0-0 6-3 | | 4 | 2 | 1 | 0 | 1 | 0 | 2 | | | | | | | | | | | |
| Luis Aparicio, R (1, 6) OBP: 0.312, SLG: 0.334 | | | 0-0 6-3 | | 0-0 FC1 SH1-4 1-2 2-H 1B | 0-0 E FC4-6 1B | | | | 4 | 2 | 3 | 1 | 0 | 0 | 0 | | | | | | | | | | | |
| Cal McLish, S (1, 1) OBP: 0.176, SLG: 0.182 Frank Baumann, L (7, 1) OBP: 0.344, SLG: 0.414 Turk Lown, R (7, 1) | | | 0-0 F7 | | 0-0 SH1-4 | 0-0 E9 FC4-6 | 0-3 K | | | 3 | 0 | 0 | 0 | 0 | 1 | 2 | | | | | | | | | | | |
| Inning Stats | R: 0 E: 0 K: 0 S: 3 | H: 0 LOB: 0 BB: 0 P: 3 | R: 0 E: 0 K: 1 S: 6 | H: 1 LOB: 1 BB: 0 P: 6 | R: 0 E: 0 K: 0 S: 3 | H: 0 LOB: 0 BB: 0 P: 3 | R: 0 E: 0 K: 0 S: 3 | H: 0 LOB: 0 BB: 0 P: 3 | R: 5 E: 0 K: 0 S: 9 | H: 5 LOB: 2 BB: 1 P: 13 | R: 2 E: 1 K: 0 S: 7 | H: 3 LOB: 2 BB: 0 P: 7 | R: 2 E: 0 K: 1 S: 8 | H: 3 LOB: 1 BB: 0 P: 8 | R: 0 E: 0 K: 0 S: 3 | H: 0 LOB: 0 BB: 0 P: 3 | R: 0 E: 0 K: 0 S: 3 | H: 0 LOB: 1 BB: 1 P: 7 | 1B: 8 2B: 2 3B: 0 HR: 2 | SF: 0 SAC: 1 DP: 0 HBP: 0 | WP: 0 PB: 0 SB: 1 CS: 0 | PA: 43 | | | | | |
| PITCHER | IP | WLS | BF | H | R | ER | SO | BB | IBB | HBP | BLK | WP | HR | S | P | ERA | WHIP | | | | | | | | | | |
| Jim Perry, R (1, 1) ERA: 4.17 | 5.0 | L | 23 | 6 | 5 | 5 | 1 | 1 | 0 | 0 | 0 | 0 | 1 | 24 | 28 | 9.00 | 1.400 | | | | | | | | | | |
| Bob Allen, L (6, 1) ERA: 1.99 | 2.0 | | 13 | 6 | 4 | 2 | 1 | 0 | 0 | 0 | 0 | 0 | 1 | 15 | 15 | 9.00 | 3.000 | | | | | | | | | | |
| Joe Schaffernoth, R (8, 1) ERA: 6.18 | 1.0 | | 3 | 0 | 0 | 0 | 0 | 0 | 0 | 0 | 0 | 0 | 0 | 3 | 3 | 0.00 | 0.000 | | | | | | | | | | |
| Dick Stigman, L (9, 1) ERA: 3.8 | 1.0 | | 4 | 0 | 0 | 0 | 0 | 1 | 0 | 0 | 0 | 0 | 0 | 3 | 7 | 0.00 | 1.000 | | | | | | | | | | |

Chicago White Sox @ Cleveland Indians
Cleveland Municipal Stadium, Cleveland, OH

Sun Jul 09 1961, 3:38 AM EDT
Att. 18,950 - Unknown

livebaseballscorecards.com

| | |
|-----|----|
| AB | 40 |
| R | 9 |
| H | 12 |
| RBI | 8 |
| BB | 2 |
| SO | 2 |
| LOB | 16 |



BOTTOM

Chicago White Sox @ Cleveland Indians
Cleveland Municipal Stadium, Cleveland, OH

Sun Jul 09 1961, 3:38 AM EDT
Att. 18,950 - Unknown

livebaseballscorecards.com

| | |
|-----|----|
| AB | 37 |
| R | 8 |
| H | 11 |
| RBI | 8 |
| BB | 4 |
| SO | 0 |
| LOB | 13 |



| | | | |
|-----|---|-----|----|
| WP: | 1 | PA: | 43 |
| PB: | 0 | SB: | 0 |
| CS: | 0 | | |

| | | | |
|-----|---|------|---|
| 1B: | 5 | SF: | 0 |
| 2B: | 2 | SAC: | 2 |
| 3B: | 1 | DP: | 1 |
| HR: | 3 | HBP: | 0 |

| | | | | | | |
|---|---|---|---|---|---|---|
| 1 | 0 | 0 | 0 | 0 | 0 | 1 |
| 1 | 0 | 0 | 0 | 0 | 0 | 0 |
| 0 | 0 | 0 | 0 | 0 | 0 | 0 |
| 1 | 1 | 1 | 0 | 0 | 0 | 0 |
| 0 | 0 | 0 | 0 | 0 | 0 | 0 |
| 0 | 0 | 0 | 0 | 1 | 0 | 0 |
| 0 | 0 | 0 | 0 | 0 | 0 | 0 |
| 0 | 0 | 0 | 0 | 0 | 0 | 0 |

AB R H RBI BB SO LOB

5 0 0 1 0 0 3

5 0 1 1 0 0 2

5 1 1 0 0 0 1

3 1 1 1 1 0 0

3 3 3 4 1 0 0

4 0 0 0 1 0 2

4 1 2 1 0 0 1

1 0 0 0 0 0 1
1 0 0 0 0 0 0
0 0 0 0 0 0 0
1 1 1 0 0 0 0
0 0 0 0 0 0 0
0 0 0 0 1 0 0
0 0 0 0 0 0 0
0 0 0 0 0 0 0

R: 0 H: 1
E: 0 LOB: 2
K: 0 BB: 1
S: 4 P: 8

R: 0 H: 1
E: 0 LOB: 2
K: 0 BB: 1
S: 4 P: 8

R: 0 H: 1
E: 0 LOB: 2
K: 0 BB: 1
S: 4 P: 8

R: 0 H: 1
E: 0 LOB: 2
K: 0 BB: 1
S: 4 P: 8

0-0 P5

0-0 F9

0-0 SH5-4
SH
1B

0-0 SH
SH5-4
1-2

0-0 SH5-4
1-2
2-3

4-0 G6-4-3
IBB

0-0 F8
1-2f

0-0 G6-4-3
1-2f

4-0
BB

R: 0 H: 1
E: 0 LOB: 2
K: 0 BB: 1
S: 4 P: 8

R: 0 H: 1
E: 0 LOB: 2
K: 0 BB: 1
S: 4 P: 8

R: 0 H: 1
E: 0 LOB: 2
K: 0 BB: 1
S: 4 P: 8

R: 0 H: 1
E: 0 LOB: 2
K: 0 BB: 1
S: 4 P: 8

0-0 4-3

0-0 FC6-4
1B

0-0 FC6-4
WP
1B

0-0 BB
1B

4-0 FC6-4
BB

0-0 FC6-4
1-2f

0-0 1B
2B

0-0 1B
4-3
1B

0-0 1B
4-3
1B

R: 4 H: 5
E: 0 LOB: 2
K: 0 BB: 1
S: 8 P: 12

R: 4 H: 5
E: 0 LOB: 2
K: 0 BB: 1
S: 8 P: 12

R: 4 H: 5
E: 0 LOB: 2
K: 0 BB: 1
S: 8 P: 12

R: 4 H: 5
E: 0 LOB: 2
K: 0 BB: 1
S: 8 P: 12

0-0 4-3

0-0 FC6-4
1B

0-0 F9
1-2f

0-0 1-6-3
1B

0-0 HR
BB

0-0 6-3
1-2f

0-0 1B
2B

0-0 1B
4-3
1B

0-0 6-3
1B

R: 1 H: 1
E: 0 LOB: 0
K: 0 BB: 0
S: 4 P: 4

R: 1 H: 1
E: 0 LOB: 0
K: 0 BB: 0
S: 4 P: 4

R: 1 H: 1
E: 0 LOB: 0
K: 0 BB: 0
S: 4 P: 4

R: 1 H: 1
E: 0 LOB: 0
K: 0 BB: 0
S: 4 P: 4

0-0 L5

0-0 F3

0-0 F9

0-0 6-3

0-0 HR

0-0 6-3
1-2f

0-0 1B
2B

0-0 6-3
1B

0-0 6-3
1B

R: 0 H: 0
E: 0 LOB: 0
K: 0 BB: 0
S: 3 P: 3

R: 0 H: 0
E: 0 LOB: 0
K: 0 BB: 0
S: 3 P: 3

R: 0 H: 0
E: 0 LOB: 0
K: 0 BB: 0
S: 3 P: 3

R: 0 H: 0
E: 0 LOB: 0
K: 0 BB: 0
S: 3 P: 3

0-0 4-3

0-0 F8

0-0 4-3

0-0 6-3

0-0 HR

0-0 F7

0-0 3B

0-0 5-3

0-0 6-3

R: 1 H: 2
E: 0 LOB: 1
K: 0 BB: 0
S: 5 P: 5

R: 1 H: 2
E: 0 LOB: 1
K: 0 BB: 0
S: 5 P: 5

R: 1 H: 2
E: 0 LOB: 1
K: 0 BB: 0
S: 5 P: 5

R: 1 H: 2
E: 0 LOB: 1
K: 0 BB: 0
S: 5 P: 5

0-0 5-3

0-0 F8

0-0 4-3

0-0 6-3

0-0 HR

0-0 F7

0-0 3B

0-0 5-3

0-0 6-3

R: 0 H: 0
E: 0 LOB: 0
K: 0 BB: 0
S: 3 P: 3

R: 0 H: 0
E: 0 LOB: 0
K: 0 BB: 0
S: 3 P: 3

R: 0 H: 0
E: 0 LOB: 0
K: 0 BB: 0
S: 3 P: 3

R: 0 H: 0
E: 0 LOB: 0
K: 0 BB: 0
S: 3 P: 3

0-0 5-3

0-0 5-3

0-0 P6

4-0 HR
BB

0-0 HR

0-0 6-3

0-0 F9

0-0 E5

0-0 6-3

R: 2 H: 1
E: 1 LOB: 1
K: 0 BB: 1
S: 5 P: 9

R: 2 H: 1
E: 1 LOB: 1
K: 0 BB: 1
S: 5 P: 9

R: 2 H: 1
E: 1 LOB: 1
K: 0 BB: 1
S: 5 P: 9

R: 2 H: 1
E: 1 LOB: 1
K: 0 BB: 1
S: 5 P: 9

0-0 5-3

0-0 5-3

0-0 P5

4-0 HR
BB

0-0 HR

0-0 6-3

0-0 F9

0-0 E5

0-0 6-3

R: 0 H: 0
E: 0 LOB: 0
K: 0 BB: 0
S: 3 P: 3

R: 0 H: 0
E: 0 LOB: 0
K: 0 BB: 0
S: 3 P: 3

R: 0 H: 0
E: 0 LOB: 0
K: 0 BB: 0
S: 3 P: 3

R: 0 H: 0
E: 0 LOB: 0
K: 0 BB: 0
S: 3 P: 3

0-0 5-3

0-0 5-3

0-0 P5

4-0 HR
BB

0-0 HR

0-0 6-3

0-0 F9

0-0 E5

0-0 6-3

R: 0 H: 0
E: 0 LOB: 0
K: 0 BB: 0
S: 3 P: 3

R: 0 H: 0
E: 0 LOB: 0
K: 0 BB: 0
S: 3 P: 3

R: 0 H: 0
E: 0 LOB: 0
K: 0 BB: 0
S: 3 P: 3

R: 0 H: 0
E: 0 LOB: 0
K: 0 BB: 0
S: 3 P: 3

0-0 5-3

0-0 5-3

0-0 P5

4-0 HR
BB

0-0 HR

0-0 6-3

0-0 F9

0-0 E5

0-0 6-3

R: 0 H: 0
E: 0 LOB: 0
K: 0 BB: 0
S: 3 P: 3

R: 0 H: 0
E: 0 LOB: 0
K: 0 BB: 0
S: 3 P: 3

R: 0 H: 0
E: 0 LOB: 0
K: 0 BB: 0
S: 3 P: 3

R: 0 H: 0
E: 0 LOB: 0
K: 0 BB: 0
S: 3 P: 3

| PITCHER | | IP | WLS | BF | H | R | ER | SO | BB | IBB | HBP | BLK | WP | HR | S | P | ERA | WHIP |
|------------------|--------|-----|-----|----|---|---|----|----|----|-----|-----|-----|----|----|----|----|-------|-------|
| Cal McLish, R | (1, 1) | 6.1 | W | 29 | 8 | 8 | 8 | 0 | 1 | 0 | 0 | 0 | 0 | 3 | 28 | 32 | 11.37 | 1.421 |
| Frank Baumann, L | (7, 1) | 0.1 | | 3 | 1 | 0 | 0 | 0 | 1 | 0 | 0 | 0 | 1 | 0 | 2 | 6 | 0.00 | 6.000 |
| Turk Lown, R | (7, 1) | 2.1 | S | 11 | 2 | 0 | 0 | 0 | 1 | 1 | 0 | 0 | 0 | 0 | 9 | 17 | 0.00 | 1.286 |

Ken Aspromonte, R (1, 4)
OBP: 0.319, SLG: 0.287

Jim Piersall, R (1, 8)
OBP: 0.401, SLG: 0.452

Tito Francona, L (1, 7)
OBP: 0.357, SLG: 0.424

Bubba Phillips, R (1, 5)
OBP: 0.328, SLG: 0.458

Willie Kirkland, L (1, 9)
OBP: 0.308, SLG: 0.464

John Romano, R (1, 2)
OBP: 0.388, SLG: 0.505

Vic Power, R (1, 3)
OBP: 0.315, SLG: 0.389

Miguel de la Hoz, R (1, 6)
OBP: 0.270, SLG: 0.340

Jim Perry, S (1, 1)
OBP: 0.125, SLG: 0.128

Bob Hale, L (5, PH)
OBP: 0.242, SLG: 0.207

Bob Allen, L (6, 1)
OBP: 0.250, SLG: 0.375

Don Dillard, L (7, PH)
OBP: 0.345, SLG: 0.385

Joe Schaffernoth, R (8, 1)
OBP: 0.448, SLG: 0.423

Bob Nieman, R (8, PH)
OBP: 0.184, SLG: 0.136

Mudcat Grant, R (8, PR)
OBP: 0.184, SLG: 0.136

Dick Stigman, R (9, 1)
OBP: 0.167, SLG: 0.167

| Batter | 1 | 2 | 3 | 4 | 5 | 6 | 7 | 8 | 9 | AB R H RBI BB SO LOB | TOP | | | | | | | | | |
|---|---|----------------------------------|------------------------------|---------------------------------|------------------------------|---------------------------------|------------------------------|---------------------------------|------------------------------|---------------------------------|------------------------------|---------------------------------|------------------------------|---------------------------------|------------------------------|---------------------------------|----------------------------------|------------------------------------|----------------------------------|--------|
| Bobby Richardson, R OBP: 0.274, SLG: 0.313 (1, 4) | | | | | | | | | | 5 2 2 0 0 0 3 | | | | | | | | | | |
| Tony Kubek, L OBP: 0.331, SLG: 0.417 (1, 6) | | | | | | | | | | 4 1 1 1 0 0 0 | | | | | | | | | | |
| Roger Maris, L OBP: 0.391, SLG: 0.660 (1, 9) | | | | | | | | | | 5 1 3 2 0 1 1 | | | | | | | | | | |
| Mickey Mantle, S OBP: 0.452, SLG: 0.700 (1, 8) | | | | | | | | | | 5 1 3 2 0 0 1 | | | | | | | | | | |
| Yogi Berra, L OBP: 0.318, SLG: 0.452 (1, 7) | | | | | | | | | | 4 1 0 0 1 0 4 | | | | | | | | | | |
| Elston Howard, R OBP: 0.402, SLG: 0.539 (1, 2) | | | | | | | | | | 4 0 1 0 0 0 1 | | | | | | | | | | |
| Bob Cerv, R OBP: 0.277, SLG: 0.408 (1, 3) | | | | | | | | | | 3 0 0 0 1 0 1 | | | | | | | | | | |
| Earl Torgeson, L OBP: 0.316, SLG: 0.074 (8, 3) | | | | | | | | | | 0 0 0 0 0 0 0 | | | | | | | | | | |
| Clete Boyer, R OBP: 0.317, SLG: 0.307 (1, 5) | | | | | | | | | | 4 0 2 1 0 1 0 | | | | | | | | | | |
| Bill Stafford, R OBP: 0.273, SLG: 0.207 (1, 1) | | | | | | | | | | 3 0 1 0 0 0 1 | | | | | | | | | | |
| Luis Arroyo, L OBP: 0.231, SLG: 0.308 (7, 1) | | | | | | | | | | 1 0 0 0 0 0 0 | | | | | | | | | | |
| Inning Stats | R: 4 E: 0 K: 0 S: 8 | H: 5 LOB: 3 BB: 2 P: 16 | R: 0 E: 0 K: 0 S: 4 | H: 1 LOB: 1 BB: 0 P: 4 | R: 0 E: 0 K: 0 S: 3 | H: 0 LOB: 0 BB: 0 P: 3 | R: 0 E: 0 K: 1 S: 5 | H: 0 LOB: 0 BB: 0 P: 5 | R: 0 E: 0 K: 0 S: 4 | H: 2 LOB: 1 BB: 0 P: 4 | R: 0 E: 0 K: 0 S: 5 | H: 2 LOB: 2 BB: 0 P: 5 | R: 0 E: 0 K: 1 S: 5 | H: 0 LOB: 0 BB: 0 P: 5 | R: 2 E: 0 K: 0 S: 6 | H: 3 LOB: 1 BB: 0 P: 6 | 1B: 7 2B: 3 3B: 1 HR: 2 | SF: 0 SAC: 1 DP: 1 HBP: 0 | WP: 0 PB: 0 SB: 0 CS: 0 | PA: 41 |
| PITCHER | IP WLS BF H R ER SO BB IBB HBP BLK WP HR S P ERA WHIP | | | | | | | | | | | | | | | | | | | |
| Early Wynn, R ERA: 3.97 (1, 1) | 0.2 L 8 4 4 4 0 2 0 0 0 0 0 2 6 14 54.00 9.000 | | | | | | | | | | | | | | | | | | | |
| Frank Baumann, L ERA: 5.73 (1, 1) | 6.1 24 6 0 0 1 0 0 0 0 0 0 0 26 26 0.00 0.947 | | | | | | | | | | | | | | | | | | | |
| Warren Hacker, R ERA: 3.62 (8, 1) | 2.0 9 3 2 2 1 0 0 0 0 0 0 0 11 11 9.00 1.500 | | | | | | | | | | | | | | | | | | | |

New York Yankees @ Chicago White Sox
Comiskey Park, Chicago, IL
Thu Jul 13 1961, 8:05 PM EDT
Att. 43,960 - Unknown

| | |
|-----|----|
| AB | 38 |
| R | 6 |
| H | 13 |
| RBI | 6 |
| BB | 2 |
| SO | 2 |
| LOB | 12 |



| | |
|-------|--------|
| WP: 0 | PA: 41 |
|-------|--------|

| | |
|-----|------|
| ERA | WHIP |
|-----|------|

BOTTOM

New York Yankees @ Chicago White Sox
Comiskey Park, Chicago, IL
Thu Jul 13 1961, 8:05 PM EDT
Att. 43,960 - Unknown

livebaseballscores.com

AB 31
R 2
H 6
RBI 2
BB 4
SO 3
LOB 16



WP: 0 PA: 36
PB: 0
SB: 0
CS: 0

AB R H RBI BB SO LOB

4 0 1 0 0 0 1

3 0 0 0 1 0 2

4 0 1 0 0 1 1

3 0 0 0 1 0 2

4 0 2 0 0 0 0

3 0 0 0 0 1 3

3 0 0 0 1 1 4

4 1 1 1 0 0 2

0 0 0 0 0 0 0

2 1 1 1 0 0 0

0 0 0 0 1 0 0

0 0 0 0 0 0 0

1 0 0 0 0 0 1

1B: 3 SF: 0
2B: 2 SAC: 0
3B: 1 DP: 2
HR: 2 HBP: 1

| Batter | 1 | 2 | 3 | 4 | 5 | 6 | 7 | 8 | 9 |
|---|----------------------|------------|------------|------------------|----------------------|------------|----------------------|------------------|-----------|
| Luis Aparicio, R OBP: 0.311, SLG: 0.333 (1, 6) | 0-0 5-3 | | 0-0 G3 | | 0-0 6-3-6 1B | | 0-0 FC5-4 1-2f | | |
| Nellie Fox, L OBP: 0.332, SLG: 0.313 (1, 4) | 4-0 FC6-4 BB | | 0-0 F2 | | 0-0 6-3-6 1-2f | | 0-0 1-3 | | |
| Jim Landis, R OBP: 0.362, SLG: 0.468 (1, 8) | 0-0 FC6-4 1-2f | | | 0-3 K | 0-0 P5 | | | 0-0 L3 1B | |
| Minnie Minoso, R OBP: 0.354, SLG: 0.430 (1, 7) | 0-0 6-3 | | | 4-0 1B BB | | 0-0 5-3 | | 0-0 L3 1-2 | |
| Al Smith, R OBP: 0.354, SLG: 0.561 (1, 9) | | 0-0 4-3 | | 0-0 1-2 1B | | 0-0 3B | | 0-0 F8 | |
| J.C. Martin, L OBP: 0.286, SLG: 0.368 (1, 3) | | 0-3 K | | 0-0 F9 | | 0-0 F2 | | 1-0 HBP | |
| Andy Carey, R OBP: 0.347, SLG: 0.416 (1, 5) | | 4-0 BB | | 0-0 F5 | | 0-0 P4 | | 0-3 K | |
| Sherm Lollar, R OBP: 0.345, SLG: 0.371 (1, 2) | | 0-0 6-3 | | | 0-0 HR | | 0-0 F9 | | 0-0 F7 |
| Early Wynn, S OBP: 0.200, SLG: 0.125 (1, 1) | | | 0-0 5-3 | | 0-0 HR | | 4-0 FC5-4 BB | | 0-0 P4 |
| Frank Baumann, L OBP: 0.353, SLG: 0.516 (1, 1) | | | | | | | | | |
| Floyd Robinson, L OBP: 0.397, SLG: 0.459 (7, PH) | | | | | | | | | |
| Warren Hacker, R (8, 1) | | | | | | | | | |
| Roy Sievers, R OBP: 0.398, SLG: 0.593 (9, PH) | | | | | | | | | |

| Inning Stats | R: 0 | H: 0 | E: 0 | K: 0 | S: 3 | LOB: 1 | BB: 1 | P: 7 | R: 0 | H: 0 | E: 0 | K: 1 | S: 5 | LOB: 0 | BB: 1 | P: 9 | R: 0 | H: 1 | E: 0 | K: 1 | S: 6 | LOB: 2 | BB: 1 | P: 10 | R: 2 | H: 3 | E: 0 | K: 0 | S: 5 | LOB: 0 | BB: 0 | P: 5 | R: 0 | H: 1 | E: 0 | K: 0 | S: 4 | LOB: 1 | BB: 0 | P: 4 | R: 0 | H: 0 | E: 0 | K: 0 | S: 3 | LOB: 1 | BB: 1 | P: 7 | R: 0 | H: 1 | E: 0 | K: 0 | S: 3 | LOB: 0 | BB: 0 | P: 3 | R: 0 | H: 0 | E: 0 | K: 1 | S: 5 | LOB: 1 | BB: 0 | P: 6 |
|--------------|------|------|------|------|------|--------|-------|------|------|------|------|------|------|--------|-------|------|------|------|------|------|------|--------|-------|-------|------|------|------|------|------|--------|-------|------|------|------|------|------|------|--------|-------|------|------|------|------|------|------|--------|-------|------|------|------|------|------|------|--------|-------|------|------|------|------|------|------|--------|-------|------|
|--------------|------|------|------|------|------|--------|-------|------|------|------|------|------|------|--------|-------|------|------|------|------|------|------|--------|-------|-------|------|------|------|------|------|--------|-------|------|------|------|------|------|------|--------|-------|------|------|------|------|------|------|--------|-------|------|------|------|------|------|------|--------|-------|------|------|------|------|------|------|--------|-------|------|

| PITCHER | IP | WLS | BF | H | R | ER | SO | BB | IBB | HBP | BLK | WP | HR | S | P | ERA | WHIP |
|--------------------------------------|-----|-----|----|---|---|----|----|----|-----|-----|-----|----|----|----|----|------|-------|
| Bill Stafford, R ERA: 2.82 (1, 1) | 6.0 | W | 25 | 5 | 2 | 2 | 2 | 3 | 0 | 0 | 0 | 0 | 2 | 26 | 38 | 3.00 | 1.333 |
| Luis Arroyo, L ERA: 1.91 (7, 1) | 3.0 | S | 11 | 1 | 0 | 0 | 1 | 1 | 0 | 1 | 0 | 0 | 0 | 11 | 16 | 0.00 | 0.667 |

| PITCHER | IP | WLS | BF | H | R | ER | SO | BB | IBB | HBP | BLK | WP | HR | S | P | ERA | WHIP |
|---------|----|-----|----|---|---|----|----|----|-----|-----|-----|----|----|---|---|-----|------|
|---------|----|-----|----|---|---|----|----|----|-----|-----|-----|----|----|---|---|-----|------|

| Batter | 1 | 2 | 3 | 4 | 5 | 6 | 7 | 8 | 9 | AB R H RBI BB SO LOB | TOP | | | | | | | | | |
|---|--|----------------------------------|------------------------------|---------------------------------|------------------------------|---------------------------------|------------------------------|---------------------------------|------------------------------|--|------------------------------|---------------------------------|------------------------------|---------------------------------|------------------------------|----------------------------------|----------------------------------|------------------------------------|----------------------------------|--------|
| Bobby Richardson, R OBP: 0.276, SLG: 0.314 (1, 4) X | 0-0 BB 1B | | 0-0 F9 | | 0-0 G3 1B | | 0-0 G6-4-3 1-2f | | 0-0 P4 | 5 0 2 0 0 0 2 | | | | | | | | | | |
| Tony Kubek, L OBP: 0.330, SLG: 0.415 (1, 6) X | 0-0 F9 | | 0-0 1B | | 0-0 G3 | | 0-0 F9 | | | 4 0 1 0 0 0 3 | | | | | | | | | | |
| Roger Maris, L OBP: 0.386, SLG: 0.652 (1, 9) S S S | 0-3 K | | 0-0 P3 | | 0-0 F2 | | | 0-0 F2 | | 4 0 0 0 0 1 4 | | | | | | | | | | |
| Mickey Mantle, S OBP: 0.455, SLG: 0.709 (1, 8) B B B | 4-0 1-2 BB | | 0-3 K | | | 4-0 1B BB | | 0-0 HR | | 2 1 1 1 2 1 1 | | | | | | | | | | |
| Elston Howard, R OBP: 0.404, SLG: 0.538 (1, 2) S S S | 0-3 K | | | 0-3 K | | 0-0 1-2 1B | | 0-0 G6-4-3 1B | | 4 0 2 0 0 2 2 | | | | | | | | | | |
| Bob Cerv, R OBP: 0.269, SLG: 0.396 (1, 3) X | | 0-0 F8 | | 0-3 K | | 0-3 K | | 0-0 G6-4-3 1-2f | | 4 0 0 0 0 2 3 | | | | | | | | | | |
| Hector Lopez, R OBP: 0.279, SLG: 0.267 (1, 7) X | | 0-0 F9 | | 0-0 4-3 | | 0-0 F9 | | | 4-0 G6-4-3 BB | 3 0 0 0 1 0 2 | | | | | | | | | | |
| Clete Boyer, R OBP: 0.319, SLG: 0.307 (1, 5) X | | 0-0 1B | | | 4-0 G3 1B BB | 0-0 F3 | | | 0-0 G6-4-3 1-2f | 3 0 1 0 1 0 3 | | | | | | | | | | |
| Rollie Sheldon, R OBP: 0.125, SLG: 0.097 (1, 1) S S S | | 0-3 K | | | 0-3 K | | 4-0 G6-4-3 BB | | 4-0 BB | 2 0 0 0 0 2 2 | | | | | | | | | | |
| Tex Clevenger, R OBP: 0.167, SLG: 0.333 (6, 1) S S S | | | | | | | | | | 0 0 0 0 0 0 0 | | | | | | | | | | |
| Billy Gardner, R OBP: 0.293, SLG: 0.332 (7, PH) S S S | | | | | | | | | | 0 0 0 0 1 0 0 | | | | | | | | | | |
| Hal Reniff, R (7, 1) S S S | | | | | | | | | | 0 0 0 0 0 0 0 | | | | | | | | | | |
| Earl Torgeson, L OBP: 0.333, SLG: 0.074 (9, PH) S S S | | | | | | | | | | 0 0 0 0 1 0 0 | | | | | | | | | | |
| Inning Stats | R: 0 E: 0 K: 2 S: 8 | H: 1 LOB: 2 BB: 1 P: 12 | R: 0 E: 0 K: 1 S: 6 | H: 1 LOB: 1 BB: 0 P: 6 | R: 0 E: 0 K: 1 S: 6 | H: 1 LOB: 1 BB: 0 P: 6 | R: 0 E: 0 K: 2 S: 7 | H: 0 LOB: 0 BB: 0 P: 7 | R: 0 E: 0 K: 1 S: 6 | H: 1 LOB: 2 BB: 1 P: 10 | R: 0 E: 0 K: 0 S: 2 | H: 0 LOB: 0 BB: 1 P: 6 | R: 1 E: 0 K: 0 S: 4 | H: 2 LOB: 0 BB: 0 P: 4 | R: 0 E: 0 K: 0 S: 2 | H: 0 LOB: 1 BB: 2 P: 10 | 1B: 6 2B: 0 3B: 0 HR: 1 | SF: 0 SAC: 0 DP: 3 HBP: 0 | WP: 0 PB: 0 SB: 0 CS: 0 | PA: 37 |
| PITCHER Juan Pizarro, L ERA: 3.0 (1, 1) | IP: 9.0 WLS: W BF: 37 H: 7 R: 1 ER: 1 SO: 8 BB: 6 IBB: 0 HBP: 0 BLK: 0 WP: 0 HR: 1 S: 47 P: 71 ERA: 1.00 WHIP: 1.444 | | | | | | | | PITCHER | IP: 9.0 WLS: W BF: 37 H: 7 R: 1 ER: 1 SO: 8 BB: 6 IBB: 0 HBP: 0 BLK: 0 WP: 0 HR: 1 S: 47 P: 71 ERA: 1.00 WHIP: 1.444 | | | | | | | | | | |


New York Yankees @ Chicago White Sox
Comiskey Park, Chicago, IL
Fri Jul 14 1961, 8:05 PM EDT
Att: 43,450 - Unknown

| | |
|-----|----|
| AB | 31 |
| R | 1 |
| H | 7 |
| RBI | 1 |
| BB | 6 |
| SO | 8 |
| LOB | 22 |



| | |
|-------|--------|
| WP: 0 | PA: 37 |
| PB: 0 | |
| SB: 0 | |
| CS: 0 | |

livebaseballscorecards.com

| Batter | 1 | 2 | 3 | 4 | 5 | 6 | 7 | 8 | 9 | AB R H RBI BB SO LOB | TOP | | | | | | | | |
|---|--|---|---|---------------------------------|------------------------------|---|------------------------------|---------------------------------|------------------------------|---------------------------------|--|---------------------------------|------------------------------|---------------------------------|----------------------------------|------------------------------------|----------------------------------|--------|--|
| Chuck Schilling, R (1, 4) <small>OBP: 0.342, SLG: 0.320</small> | 0-0 6-3 | | 0-0 6-3 | | | 0-0 F7 | 0-0 P5 | | | 4 0 0 0 0 0 1 | Boston Red Sox @ Chicago White Sox Comiskey Park, Chicago, IL Sun Jul 16 1961, 4:33 AM EDT Unknown | | | | | | | | |
| Gary Geiger, L (1, 8) <small>OBP: 0.348, SLG: 0.414</small> | 0-3 K | | 0-0 6-3 | | | 0-0 F9 | | 0-3 K | | 4 0 0 0 0 2 0 | | | | | | | | | |
| Carroll Hardy, R (1, 7) <small>OBP: 0.343, SLG: 0.386</small> | 4-0 2B BB | | | 0-0 6-3 | | 0-0 6-3 | | 0-0 1B | | 3 0 1 0 1 0 0 | | | | | | | | | |
| Jim Pagliaroni, R (1, 2) <small>OBP: 0.321, SLG: 0.449</small> | 0-0 1-3 2B | | | 0-0 F7 | | 0-0 1B 1B | | 0-3 K | | 4 1 2 0 0 1 1 | | | | | | | | | |
| Jackie Jensen, R (1, 9) <small>OBP: 0.339, SLG: 0.373</small> | 0-0 P4 | | | 0-0 6-3 | | 0-0 1B 3B 1B | | 0-0 F8 | | 4 1 1 0 0 0 3 | | | | | | | | | |
| Frank Malzone, R (1, 5) <small>OBP: 0.273, SLG: 0.330</small> | | 0-0 L1 | | | 0-0 4-3 | 0-0 1-3 2-H 3B 1B | | 0-0 6-3 | | 4 1 1 1 0 0 0 | | | | | | | | | |
| Pete Runnels, L (1, 3) <small>OBP: 0.365, SLG: 0.420</small> | | 0-0 1-3 | | | 4-0 BB | 0-0 1-H 3-H 3B | | 0-0 F7 | | 3 0 1 2 1 0 0 | | | | | | | | | |
| Don Buddin, R (1, 6) <small>OBP: 0.396, SLG: 0.392</small> | | 0-0 F8 | | | 0-0 F9 | 0-0 F5 | | 0-0 P4 | | 4 0 0 0 0 0 2 | | | | | | | | | |
| Tracy Stallard, R (1, 1) <small>OBP: 0.143, SLG: 0.143</small> Arnold Earley, L (7, 1) <small>OBP: 0.143, SLG: 0.143</small> Mike Fornieles, R (9, 1) <small>OBP: 0.143, SLG: 0.143</small> | | | 0-0 6-3 | | 0-3 K | 0-3 K | | | | 3 0 0 0 0 2 2 | | | | | | | | | |
| | | | | | | | | | | 0 0 0 0 0 0 0 |  | | | | | | | | |
| | | | | | | | | | | 0 0 0 0 0 0 0 | | | | | | | | | |
| Inning Stats | R: 0 E: 0 K: 1 S: 6 | H: 1 LOB: 2 BB: 1 P: 10 | R: 0 E: 0 K: 0 S: 3 | H: 0 LOB: 0 BB: 0 P: 3 | R: 0 E: 0 K: 0 S: 3 | H: 0 LOB: 0 BB: 0 P: 3 | R: 0 E: 0 K: 1 S: 5 | H: 0 LOB: 1 BB: 1 P: 9 | R: 3 E: 0 K: 1 S: 9 | H: 4 LOB: 1 BB: 0 P: 9 | R: 0 E: 0 K: 2 S: 8 | H: 1 LOB: 1 BB: 0 P: 8 | R: 0 E: 0 K: 0 S: 3 | H: 0 LOB: 0 BB: 0 P: 3 | 1B: 4 2B: 1 3B: 1 HR: 0 | SF: 0 SAC: 0 DP: 0 HBP: 0 | WP: 0 PB: 0 SB: 0 CS: 0 | PA: 35 | |
| PITCHER | Billy Pierce, L (1, 1) <small>ERA: 3.84</small> Russ Kemmerer, R (7, 1) <small>ERA: 4.48</small> Frank Baumann, L (8, 1) <small>ERA: 5.6</small> | IP WLS BF H R ER SO BB IBB HBP BLK WP HR S P ERA WHIP | IP WLS BF H R ER SO BB IBB HBP BLK WP HR S P ERA WHIP | | | | | | | | | | | | | | | | |

livebaseballscorecards.com

| | |
|------------|-----------|
| AB | 33 |
| R | 3 |
| H | 6 |
| RBI | 3 |
| BB | 2 |
| SO | 5 |
| LOB | 9 |

| Batter | 1 | 2 | 3 | 4 | 5 | 6 | 7 | 8 | 9 | AB | R | H | RBI | BB | SO | LOB |
|--|-----------------|----------------|-----------------------------|-----------------|-------------------------|---|-----------------|-----------------|--|----|---|---|-----|----|----|-----|
| Luis Aparicio, R OBP: 0.314, SLG: 0.332 (1, 6) | 4-0 BB S | | 0-3 K S | | 0-0 1B S | | 0-0 E7 S | | 0-0 1B S | 4 | 2 | 2 | 1 | 1 | 1 | 1 |
| Floyd Robinson, L OBP: 0.401, SLG: 0.463 Roy Sievers, R OBP: 0.400, SLG: 0.591 (1, 9) (7, PH) (8, 3) | 0-3 K 1-2 | | 0-0 1B 1-2 | | 0-0 1B FC5 1-H | | 0-3 K S | | 4-0 1B 1-2 | 3 | 0 | 2 | 1 | 0 | 1 | 1 |
| Jim Landis, R OBP: 0.363, SLG: 0.473 (1, 8) | 4-0 BB S | | 0-0 P4 S | | 4-0 BB S | | | 0-0 4-3 S | 0-0 P4 S | 3 | 0 | 0 | 0 | 2 | 0 | 5 |
| Minnie Minoso, R OBP: 0.351, SLG: 0.430 (1, 7) | 0-0 F8 S | | 0-0 FC5 2-3f | | 0-0 FC5 2-3f | | | 0-0 L4 S | 0-0 1B 1-2 2-H 3-H | 5 | 0 | 1 | 2 | 0 | 0 | 6 |
| Al Smith, R OBP: 0.349, SLG: 0.545 (1, 5) | 0-0 F9 S | | | 0-0 F7 S | | | 0-0 6-3 S | 4-0 BB S | | 3 | 0 | 0 | 0 | 1 | 0 | 2 |
| Nellie Fox, L OBP: 0.328, SLG: 0.305 (1, 4) | | 0-0 F8 S | | 0-0 4-3 S | | | 0-0 F8 S | 0-0 P4 S | | 4 | 0 | 0 | 0 | 0 | 0 | 1 |
| J.C. Martin, L OBP: 0.294, SLG: 0.368 Frank Baumann, L OBP: 0.353, SLG: 0.516 Sherm Lollar, R OBP: 0.351, SLG: 0.393 Juan Pizarro, L OBP: 0.346, SLG: 0.478 (1, 3) (8, 1) (9, PH) (9, PR) | | 0-0 F9 S | | 0-0 6-3 S | | | 0-0 L4 S | | 0-0 E6 FC1-5 1B S | 3 | 0 | 0 | 0 | 0 | 0 | 0 |
| Cam Carreon, R OBP: 0.286, SLG: 0.288 (1, 2) | | 0-0 F9 S | | | 0-0 F9 S | | 0-0 F8 S | | 0-0 FC1-5 1B 1-2 S | 4 | 1 | 1 | 0 | 0 | 0 | 0 |
| Billy Pierce, L OBP: 0.133, SLG: 0.103 Russ Kemmerer, R OBP: 0.333, SLG: 0.375 Al Pizarro, L OBP: 0.268, SLG: 0.238 Bob Roselli, R OBP: 0.320, SLG: 0.400 Sammy Esposito, R OBP: 0.283, SLG: 0.264 (1, 1) (7, 1) (7, PH) (8, 9) (9, PH) (9, PR) | | | 4-0 FC5 1B BB S | | 0-0 L6 S | | 0-0 5-3 S | | 0-0 FC1-5 1B 1-2 2-3f S | 1 | 0 | 0 | 0 | 1 | 0 | 0 |


| Inning Stats | R: 0 | H: 0 | E: 0 | K: 1 | S: 5 | R: 0 | H: 0 | E: 0 | K: 0 | S: 3 | R: 0 | H: 0 | E: 0 | K: 1 | S: 6 | R: 1 | H: 2 | E: 0 | K: 0 | S: 5 | R: 0 | H: 0 | E: 0 | K: 0 | S: 3 | R: 0 | H: 0 | E: 1 | K: 1 | S: 6 | R: 0 | H: 0 | E: 0 | K: 0 | S: 3 | R: 3 | H: 3 | E: 1 | K: 0 | S: 6 | 1B: 6 | 2B: 0 | 3B: 0 | SF: 0 | SAC: 0 | DP: 0 | HBP: 0 | WP: 0 | PA: 40 |
|--------------|------|------|------|------|------|------|------|------|------|------|------|------|------|------|------|------|------|------|------|------|------|------|------|------|------|------|------|------|------|------|------|------|------|------|------|------|------|------|------|------|-------|-------|-------|-------|--------|-------|--------|-------|--------|
|--------------|------|------|------|------|------|------|------|------|------|------|------|------|------|------|------|------|------|------|------|------|------|------|------|------|------|------|------|------|------|------|------|------|------|------|------|------|------|------|------|------|-------|-------|-------|-------|--------|-------|--------|-------|--------|

| PITCHER | IP | WLS | BF | H | R | ER | SO | BB | IBB | HBP | BLK | WP | HR | S | P | ERA | WHIP |
|--|-----|-----|----|---|---|----|----|----|-----|-----|-----|----|----|----|----|------|-------|
| Tracy Stallard, R ERA: 4.15 (1, 1) | 6.2 | | 28 | 3 | 1 | 1 | 2 | 4 | 0 | 0 | 0 | 0 | 0 | 28 | 44 | 1.35 | 1.050 |
| Arnold Earley, L ERA: 4.71 (7, 1) | 1.2 | L | 9 | 2 | 3 | 0 | 1 | 1 | 0 | 0 | 0 | 0 | 0 | 10 | 14 | 0.00 | 1.800 |
| Mike Fornieles, R ERA: 5.15 (9, 1) | 0.1 | | 3 | 1 | 0 | 0 | 0 | 0 | 1 | 0 | 0 | 0 | 0 | 2 | 6 | 0.00 | 3.000 |

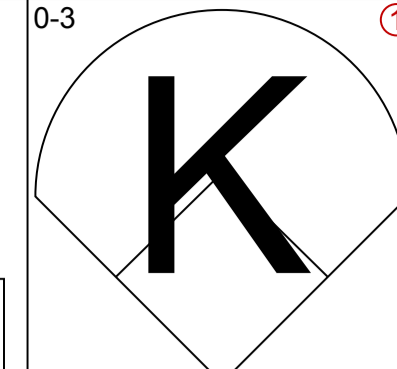
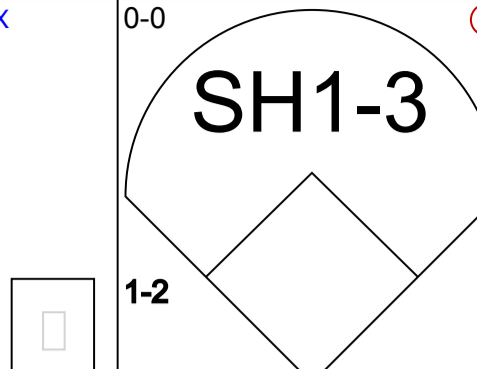
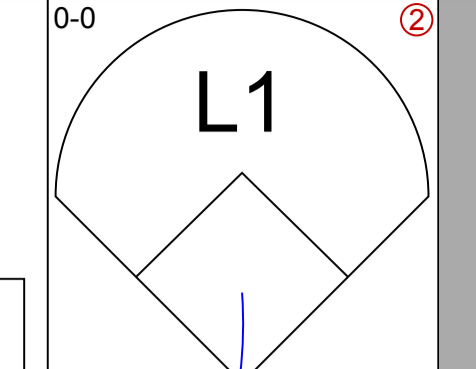
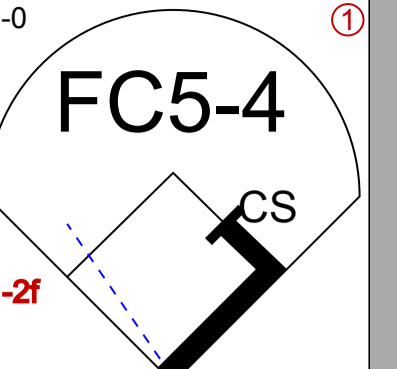
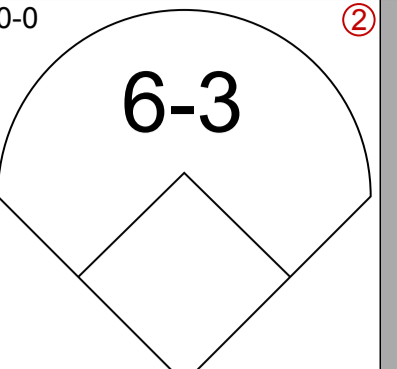
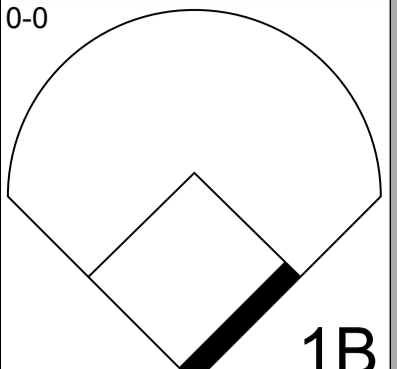
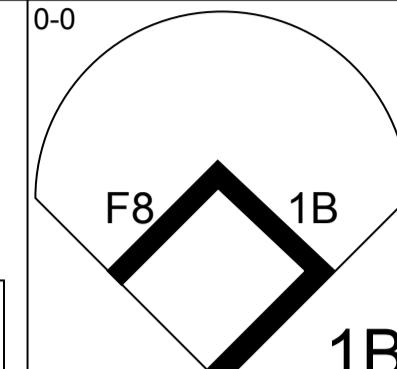
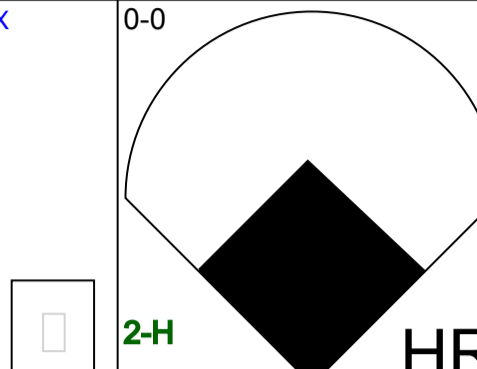
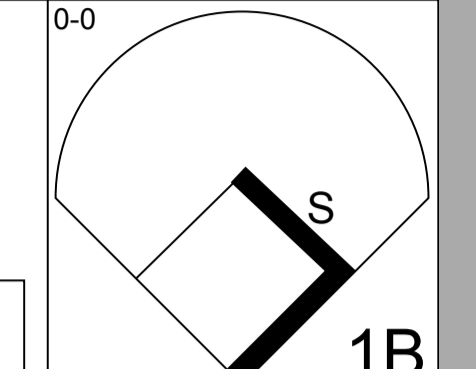
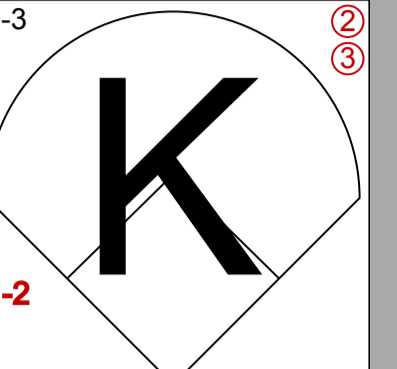
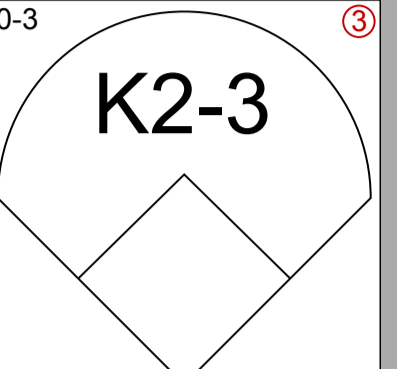
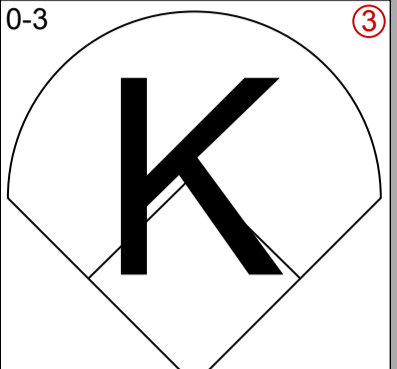
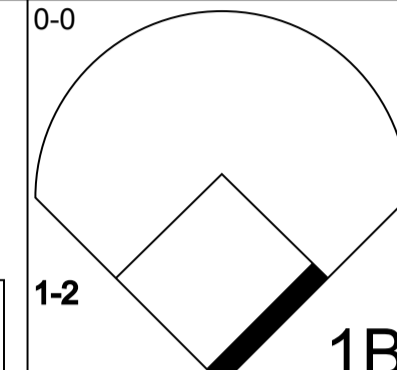
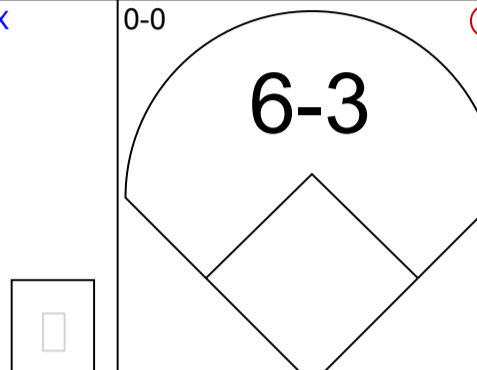
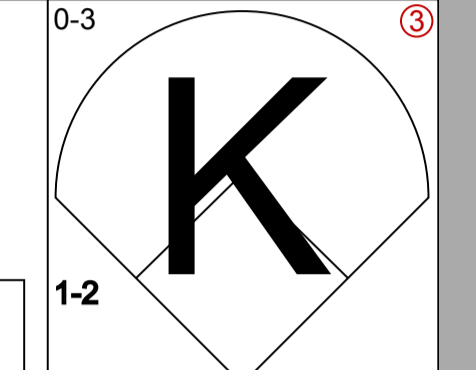
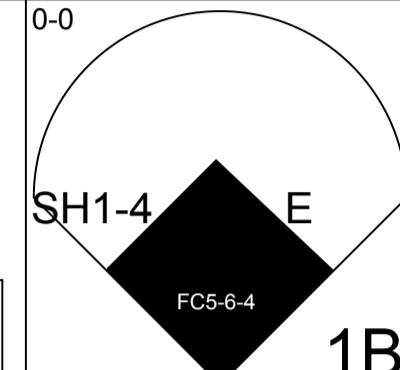
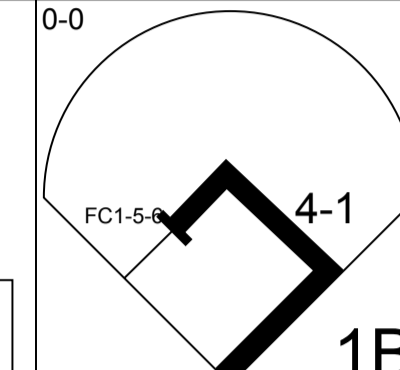
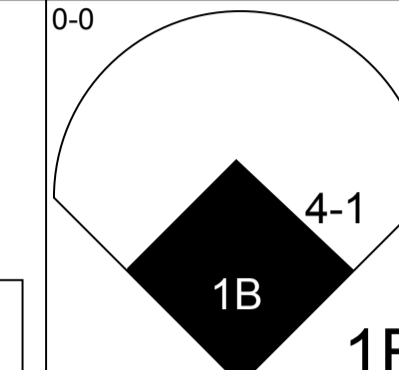
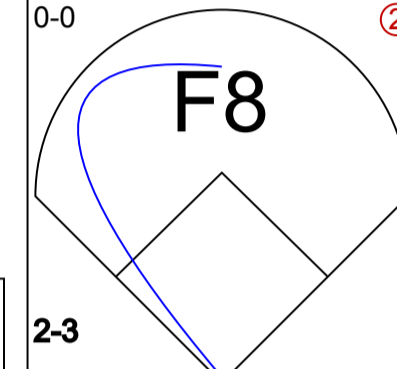
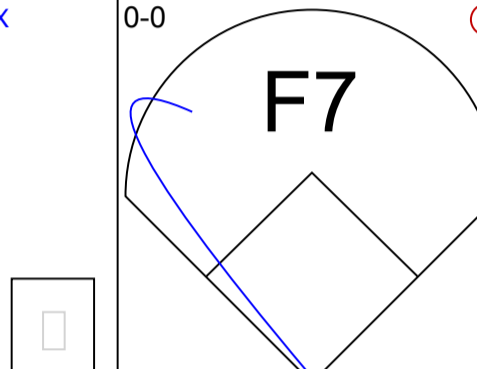
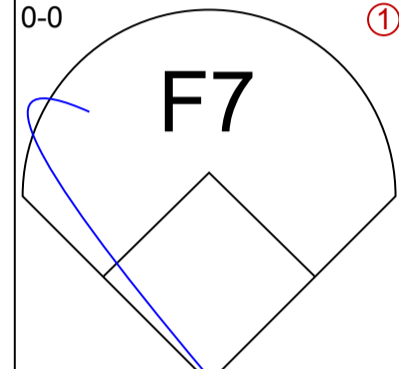
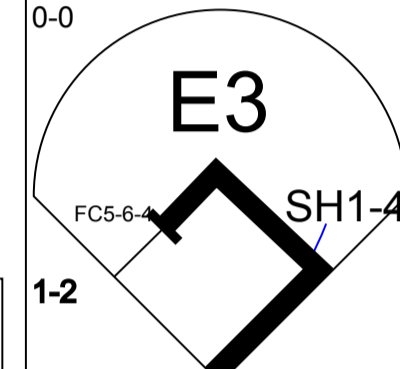
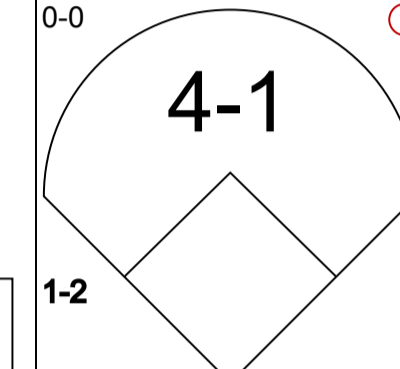
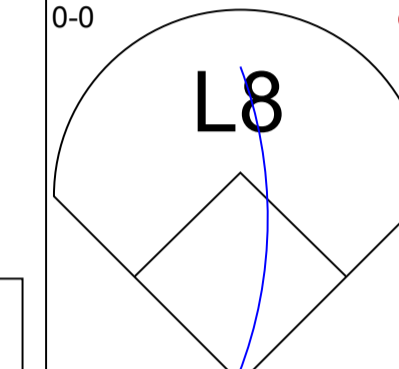
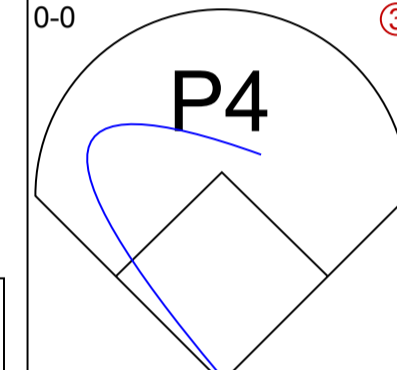
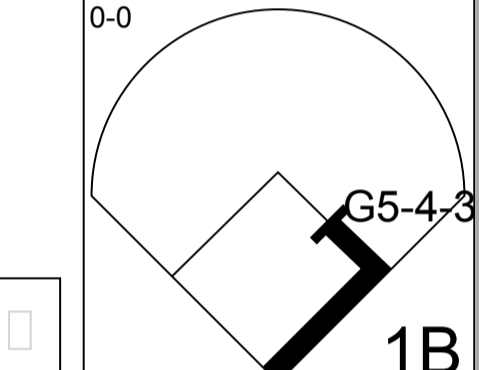
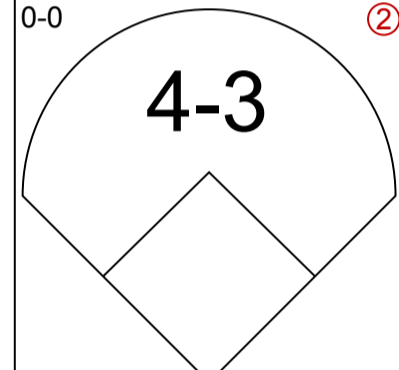
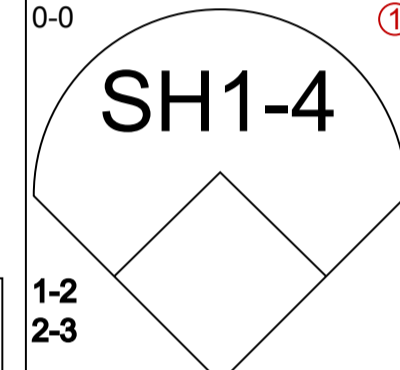
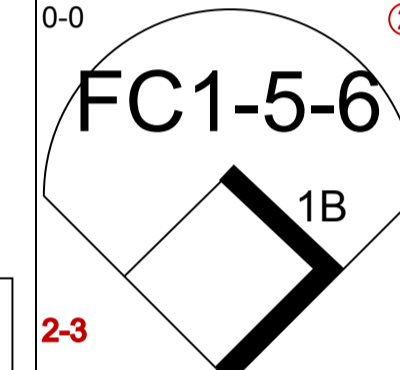
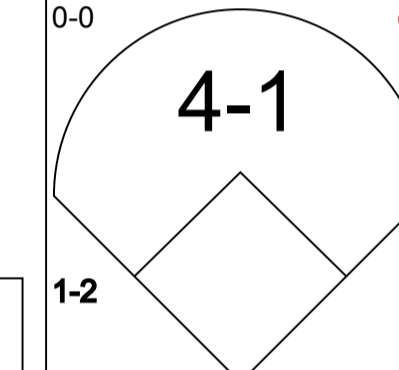
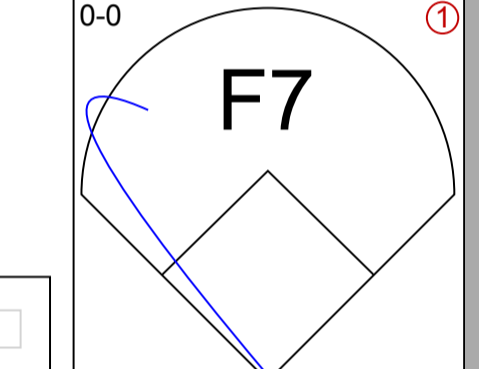
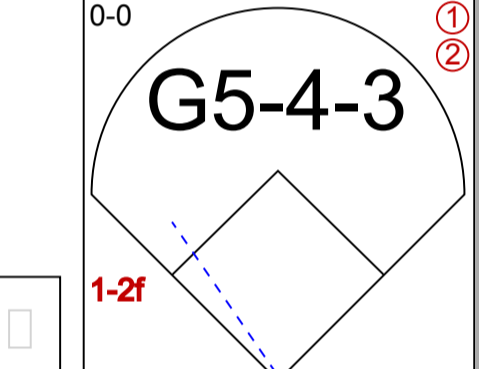
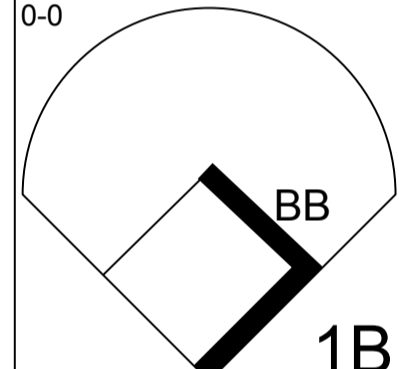
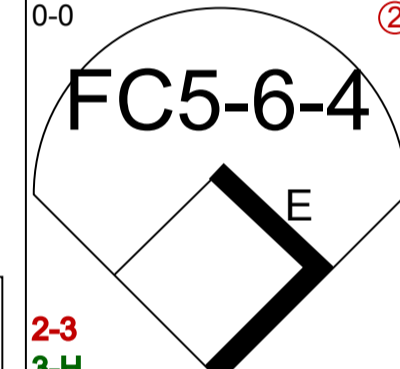
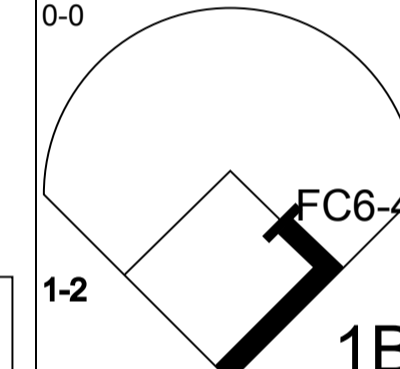
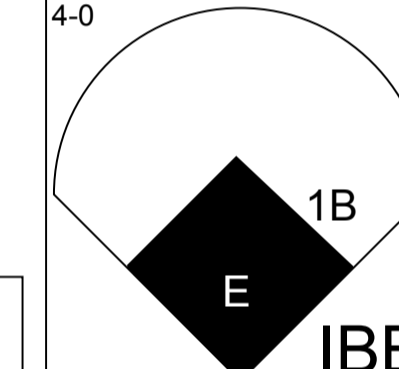
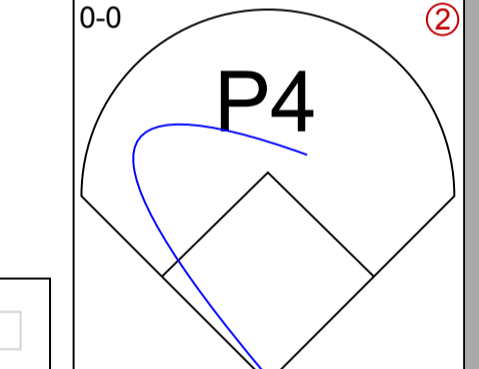
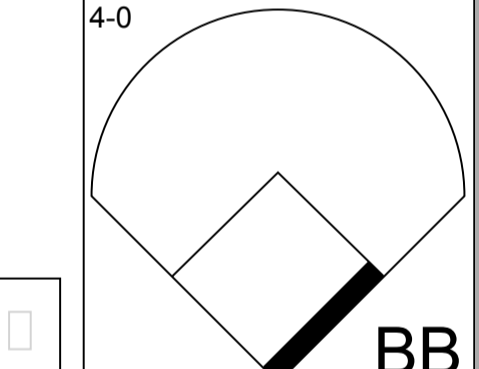
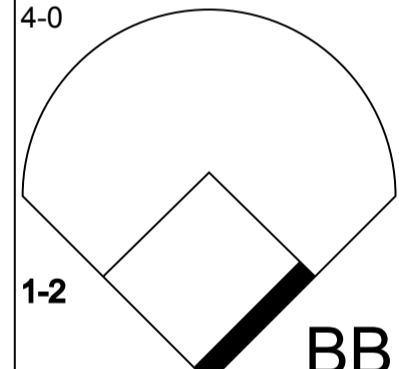
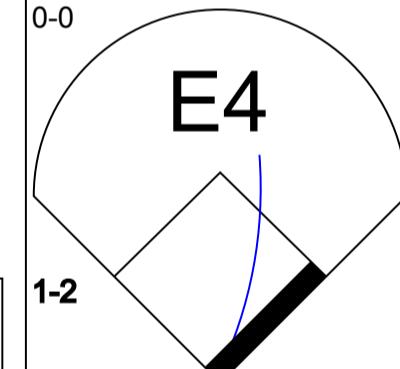
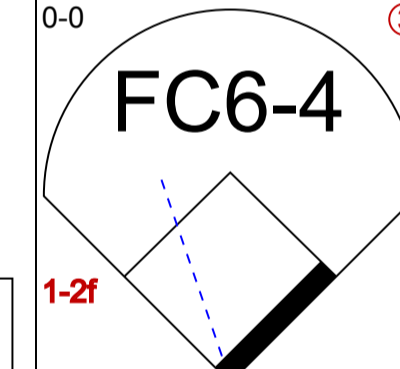
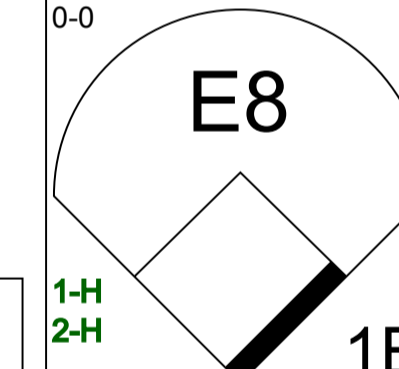
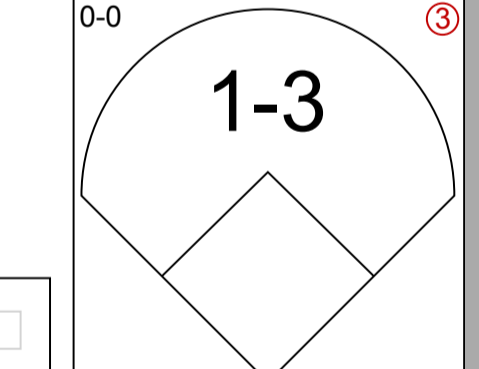
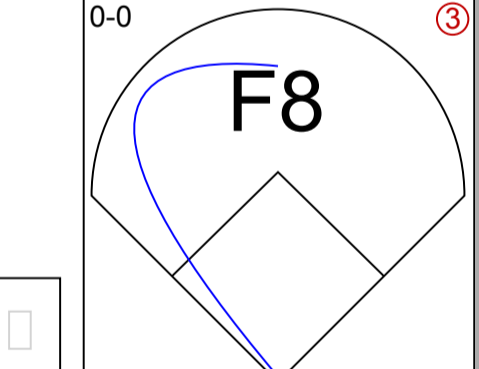
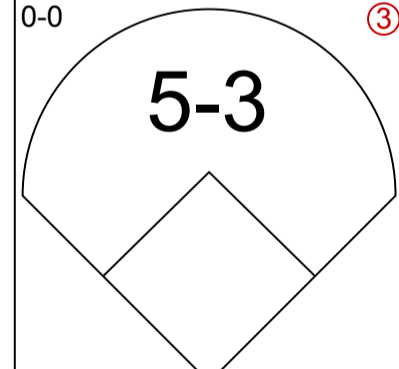
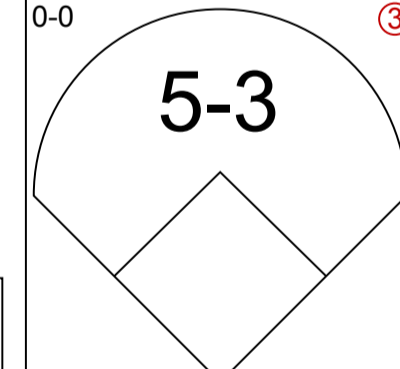
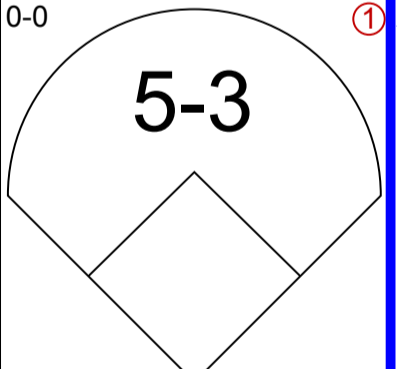
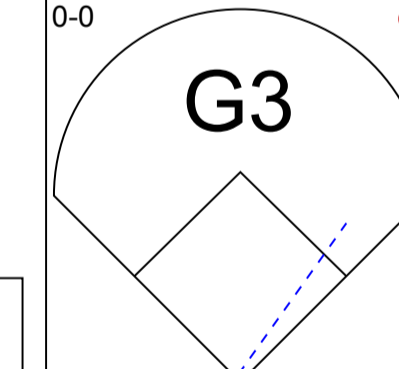
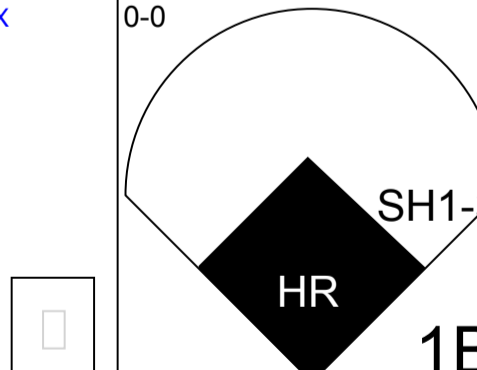
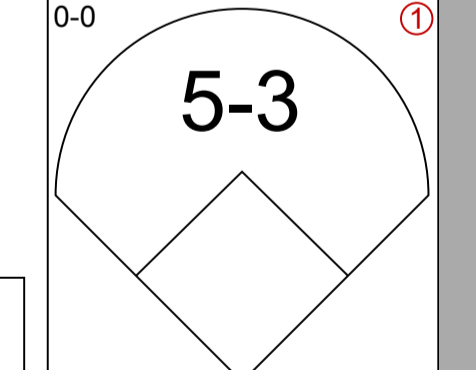
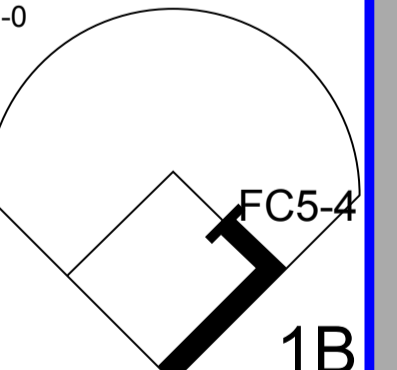
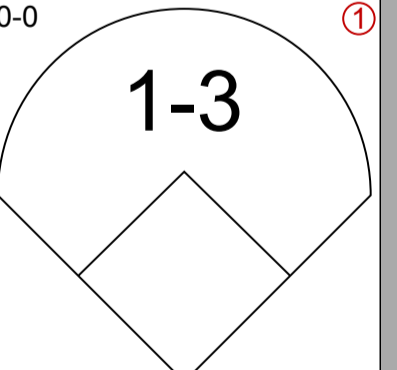
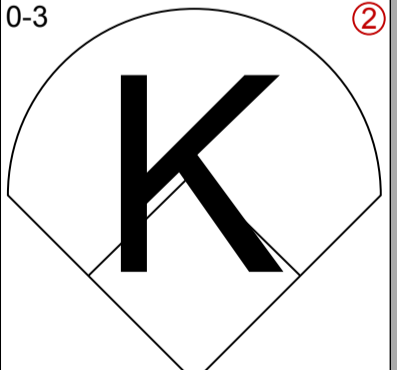
BOTTOM

Boston Red Sox @ Chicago White Sox
Comiskey Park, Chicago, IL
Sun Jul 16 1961, 4:33 AM EDT
Unknown

| | |
|------------|-----------|
| AB | 34 |
| R | 4 |
| H | 6 |
| RBI | 4 |
| BB | 6 |
| SO | 3 |
| LOB | 19 |



livebaseballscorecards.com

| Batter | 1 | 2 | 3 | 4 | 5 | 6 | 7 | 8 | 9 | 10 | 11 | 12 | AB R H RBI BB SO LOB | TOP | |
|--|---|---|---|--|---|---|---|---|---|---|---|---|---|--|---|
| Chuck Schilling, R (1, 4) <small>OBP: 0.340, SLG: 0.318</small> |  | |  | |  | |  | |  | |  | | 5 0 1 0 0 1 1 | Boston Red Sox @ Chicago White Sox Comiskey Park, Chicago, IL Sun Jul 16 1961, 4:38 AM EDT Att. 20,740 - Unknown | |
| Gary Geiger, L (1, 8) <small>OBP: 0.351, SLG: 0.427</small> |  | |  | |  | |  | |  | |  | | 6 1 3 2 0 3 2 | | |
| Carl Yastrzemski, L (1, 7) <small>OBP: 0.309, SLG: 0.372</small> |  | |  | |  | | |  | |  | |  | 6 2 4 0 0 1 1 | | |
| Vic Wertz, L (1, 3) <small>OBP: 0.346, SLG: 0.431</small> |  | |  | | |  | |  | |  | |  | 6 0 0 0 0 0 5 | | |
| Russ Nixon, L (1, 2) <small>OBP: 0.287, SLG: 0.309</small> |  | | |  | |  | |  | |  | |  | 5 0 1 0 0 0 4 | | |
| Frank Malzone, R (1, 5) <small>OBP: 0.277, SLG: 0.331</small> | |  | |  | |  | |  | |  | |  | 5 1 2 1 1 0 2 | | |
| Carroll Hardy, R (1, 9) <small>OBP: 0.349, SLG: 0.382</small> | |  | |  | |  | |  | |  | |  | 4 0 1 1 2 0 3 | | |
| Don Buddin, R (1, 6) Jim Pagliaroni, R (11, PH) Pumpsie Green, S (11, 6) <small>OBP: 0.333, SLG: 0.364</small> | |  | |  | |  | |  | | |  |  | 4 0 0 0 0 0 5 1 0 0 0 0 0 0 1 0 0 0 0 0 1 | | |
| Ike Delock, R (1, 1) Pete Runnels, L (7, PH) Dave Hillman, R (7, 1) | | |  | |  | |  | |  | |  | | 2 1 1 0 0 0 0 1 0 1 0 0 0 0 2 0 0 0 0 1 0 | | |
| Inning Stats | R: 0 H: 2 E: 0 LOB: 2 K: 1 BB: 0 S: 7 P: 7 | R: 0 H: 0 E: 0 LOB: 0 K: 0 BB: 0 S: 3 P: 3 | R: 2 H: 2 E: 0 LOB: 0 K: 0 BB: 0 S: 5 P: 5 | R: 0 H: 1 E: 0 LOB: 1 K: 0 BB: 1 S: 3 P: 7 | R: 0 H: 1 E: 0 LOB: 1 K: 1 BB: 0 S: 6 P: 6 | R: 0 H: 1 E: 0 LOB: 2 K: 0 BB: 1 S: 4 P: 8 | R: 0 H: 1 E: 0 LOB: 1 K: 1 BB: 0 S: 5 P: 5 | R: 1 H: 1 E: 2 LOB: 2 K: 0 BB: 0 S: 6 P: 6 | R: 0 H: 0 E: 0 LOB: 0 K: 1 BB: 0 S: 5 P: 5 | R: 0 H: 2 E: 0 LOB: 2 K: 0 BB: 0 S: 5 P: 5 | R: 0 H: 1 E: 0 LOB: 1 K: 2 BB: 0 S: 8 P: 8 | R: 2 H: 2 E: 1 LOB: 1 K: 0 BB: 1 S: 5 P: 9 | 1B: 13 SF: 0 2B: 1 SAC: 2 3B: 0 DP: 2 HR: 1 HBP: 0 | | WP: 0 PA: 53 PB: 0 SB: 1 CS: 1 |
| PITCHER Cal McLish, R (1, 1) <small>ERA: 4.5</small> | IP 12.0 WLS L BF 53 H 14 R 5 ER 3 SO 6 BB 2 IBB 1 HBP 0 BLK 0 WP 0 HR 1 S 62 P 74 ERA 2.25 WHIP 1.333 | | | | | | | | | | | | | | |

| | |
|-----|----|
| AB | 48 |
| R | 5 |
| H | 14 |
| RBI | 4 |
| BB | 3 |
| SO | 6 |
| LOB | 24 |



| Batter | 1 | 2 | 3 | 4 | 5 | 6 | 7 | 8 | 9 | 10 | 11 | 12 | AB R H RBI BB SO LOB |
|--|--------------|--------------|-----------------|-----------|---------------|--------------|--------------|-------------|-------------|-------------|-------------|-------------|----------------------|
| Luis Aparicio, R OBP: 0.317, SLG: 0.335 (1, 6) X | 0-0 F7 X | 0-0 F7 ③ | | 0-0 F9 ② | | 0-0 1-2 1B X | | | 0-0 CS 1B X | | 0-0 PO 1B X | | 6 0 3 0 0 0 2 |
| Floyd Robinson, L OBP: 0.404, SLG: 0.479 (1, 9) X | 0-0 F8 X | | 0-0 HR X | 4-0 BB X | | 0-3 K ③ | | | 0-0 ① X | | 0-0 PO ③ X | 0-3 K ① | 5 1 2 1 1 2 2 |
| Jim Landis, R OBP: 0.363, SLG: 0.467 (1, 8) B B B B | 4-0 1B BB X | | 4-0 E S 1B BB X | 0-0 F8 ③ | | | 0-0 F9 ① X | | 0-0 F2 ② X | | | 0-0 6-3 ② X | 4 1 0 0 2 0 2 |
| Minnie Minoso, R OBP: 0.356, SLG: 0.432 (1, 7) X | 0-0 1-2 1B X | | 0-0 1B SF8 1B X | | 4-0 CS BB X | | 0-0 1-3 1B X | | 0-3 K ③ X | | | 0-0 F8 ③ X | 5 1 3 1 1 1 1 |
| Al Smith, R OBP: 0.347, SLG: 0.539 (1, 5) X | 0-0 1-3 ③ X | | 0-0 SF8 1B 1B X | | 0-0 F9 ① X | | 0-0 1-3 ② X | | | 0-0 4-3 ① X | | | 5 0 1 0 0 0 4 |
| Nellie Fox, L OBP: 0.324, SLG: 0.302 (1, 4) X | | 0-0 F3 ① X | 0-0 SF8 ① X | | 0-0 3-1 ② ③ X | | 0-0 P6 ③ X | | | 0-0 4-3 ② X | | | 4 0 0 1 0 0 2 |
| Sherm Lollar, R OBP: 0.352, SLG: 0.390 (1, 2) B B B B | | 4-0 E BB X | 0-0 P4 ② X | | | 0-0 1B 1B X | | 0-0 6-3 ① X | | 0-0 6-3 ③ X | | | 4 0 1 0 1 0 1 |
| J.C. Martin, L OBP: 0.292, SLG: 0.364 (1, 3) X | | 0-0 E1 1-2 X | 0-0 2-H 1B ③ X | | | 0-0 F8 ① X | | 0-0 F7 ② X | | | 0-0 3-1 ① X | | 5 0 1 0 0 0 2 |
| Cal McLish, S OBP: 0.154, SLG: 0.158 (1, 1) S S S S | | 0-3 K ② X | | 0-3 K ① X | | 0-0 F9 ② X | | 0-0 6-3 ③ X | | | 0-0 P3 ② X | | 5 0 0 0 0 2 3 |

| Inning Stats | R: 0 | H: 1 | E: 0 | LOB: 2 | K: 0 | BB: 1 | S: 4 | R: 0 | H: 0 | E: 1 | LOB: 2 | K: 1 | BB: 1 | S: 6 | R: 3 | H: 4 | E: 0 | LOB: 2 | K: 0 | BB: 1 | S: 6 | R: 0 | H: 0 | E: 0 | LOB: 1 | K: 1 | BB: 1 | S: 5 | R: 0 | H: 0 | E: 0 | LOB: 0 | K: 0 | BB: 0 | S: 2 | R: 0 | H: 2 | E: 0 | LOB: 2 | K: 1 | BB: 0 | S: 7 | R: 0 | H: 1 | E: 0 | LOB: 1 | K: 0 | BB: 0 | S: 4 | R: 0 | H: 0 | E: 0 | LOB: 0 | K: 0 | BB: 0 | S: 3 | R: 0 | H: 2 | E: 0 | LOB: 1 | K: 1 | BB: 0 | S: 6 | R: 0 | H: 0 | E: 0 | LOB: 0 | K: 0 | BB: 0 | S: 3 | R: 0 | H: 0 | E: 0 | LOB: 0 | K: 0 | BB: 0 | S: 3 | R: 0 | H: 1 | E: 0 | LOB: 0 | K: 0 | BB: 0 | S: 3 | R: 0 | H: 0 | E: 0 | LOB: 0 | K: 0 | BB: 0 | S: 3 | R: 0 | H: 0 | E: 0 | LOB: 0 | K: 0 | BB: 0 | S: 3 | R: 0 | H: 1 | E: 0 | LOB: 0 | K: 0 | BB: 0 | S: 3 | R: 0 | H: 0 | E: 0 | LOB: 0 | K: 1 | BB: 0 | S: 5 | R: 0 | H: 0 | E: 0 | LOB: 0 | K: 1 | BB: 0 | S: 5 | 1B: 10 | SF: 1 | 2B: 0 | SAC: 0 | 3B: 0 | DP: 0 | HR: 1 | HBP: 0 | WP: 0 | PA: 50 |
|-------------------------------------|------|------|------|--------|------|-------|------|------|------|------|--------|------|-------|------|------|------|-------|--------|------|-------|------|------|------|------|--------|------|-------|------|------|------|------|--------|------|-------|------|------|------|------|--------|------|-------|------|------|------|------|--------|------|-------|------|------|------|------|--------|------|-------|------|------|------|------|--------|------|-------|------|------|------|------|--------|------|-------|------|------|------|------|--------|------|-------|------|------|------|------|--------|------|-------|------|------|------|------|--------|------|-------|------|------|------|------|--------|------|-------|------|------|------|------|--------|------|-------|------|------|------|------|--------|------|-------|------|------|------|------|--------|------|-------|------|--------|-------|-------|--------|-------|-------|-------|--------|-------|--------|
| PITCHER | IP | WLS | BF | H | R | ER | SO | BB | IBB | HBP | BLK | WP | HR | S | P | ERA | WHIP | | | | | | | | | | | | | | | | | | | | | | | | | | | | | | | | | | | | | | | | | | | | | | | | | | | | | | | | | | | | | | | | | | | | | | | | | | | | | | | | | | | | | | | | | | | | | | | | | | | | | | | | | | | | | | | | |
| Ike Delock, R ERA: 4.52 (1, 1) | 6.0 | | 29 | 7 | 3 | 3 | 3 | 5 | 0 | 0 | 0 | 0 | 1 | 30 | 50 | 4.50 | 2.000 | | | | | | | | | | | | | | | | | | | | | | | | | | | | | | | | | | | | | | | | | | | | | | | | | | | | | | | | | | | | | | | | | | | | | | | | | | | | | | | | | | | | | | | | | | | | | | | | | | | | | | | | | | | | | | | | |
| Dave Hillman, R ERA: 2.86 (7, 1) | 6.0 | W | 20 | 4 | 0 | 0 | 2 | 0 | 0 | 0 | 0 | 0 | 0 | 24 | 24 | 0.00 | 0.667 | | | | | | | | | | | | | | | | | | | | | | | | | | | | | | | | | | | | | | | | | | | | | | | | | | | | | | | | | | | | | | | | | | | | | | | | | | | | | | | | | | | | | | | | | | | | | | | | | | | | | | | | | | | | | | | | |


BOTTOM

Boston Red Sox @ Chicago White Sox
Comiskey Park, Chicago, IL

Sun Jul 16 1961, 4:38 AM EDT
Att: 20,740 - Unknown

livebaseballscorecards.com

| | |
|-----|----|
| AB | 43 |
| R | 3 |
| H | 11 |
| RBI | 3 |
| BB | 5 |
| SO | 5 |
| LOB | 19 |



| Batter | 1 | 2 | 3 | 4 | 5 | 6 | 7 | 8 | 9 |
|--|---------------------|-----------------------|-----------|---|---------------------|-------------------------------------|------------|--------------------------|---|
| Luis Aparicio, R OBP: 0.313, SLG: 0.331 (1, 6) | 0-0 6-3 | | 0-0 F8 | | 0-0 G4-6-3 | | 0-0 6-3 | | |
| Floyd Robinson, L OBP: 0.411, SLG: 0.479 (1, 9) | 4-0 G1-4-3 BB | | | 4-0 1B SF7 BB | | 0-0 BB SH 1B 1B | | 0-0 E4 SH1-3 2B | |
| Jim Landis, R OBP: 0.364, SLG: 0.467 (1, 8) | 0-0 G1-4-3 | | | 0-0 BB BB 1B 1-3 | | 0-0 SH BB 1B 1-2 | | 0-0 SH1-3 | |
| Minnie Minoza, R OBP: 0.358, SLG: 0.436 (1, 7) | | 0-0 1-3 | | 0-0 SF7 | | 4-0 1B 1B BB 1-2 2-3 | | 0-0 6-3 2B 2-H | |
| Al Smith, R OBP: 0.350, SLG: 0.539 (1, 5) | | 0-0 F8 PB 1B | | 4-0 BB BB 1-2 | | 0-0 P4 | | 0-0 6-3 | |
| Nellie Fox, L OBP: 0.324, SLG: 0.301 (8, 4) | | | | | | | | 2-3 6-3 | |
| Sherm Lollar, R OBP: 0.351, SLG: 0.385 (1, 2) | | 0-0 F8 | | 4-0 BB BB BB 1-2 2-3 BB | | 0-0 F8 | | 0-0 6-3 | |
| J.C. Martin, L OBP: 0.292, SLG: 0.363 (1, 3) | | 0-0 5-3 | | 0-0 G3-6-3 BB | | 0-0 1B 1-H 2-H 3-H | | | |
| Sammy Esposito, R OBP: 0.270, SLG: 0.250 (1, 4) (8, 5) | | | 0-0 P5 | | 0-0 F7 | | 0-0 F2 | | |
| Early Wynn, S OBP: 0.211, SLG: 0.143 (1, 1) | | | 0-3 K | | 0-0 G4-6-3 1B | | 0-0 F7 | | |

| AB | R | H | RBI | BB | SO | LOB |
|----|---|---|-----|----|----|-----|
| 4 | 0 | 0 | 0 | 0 | 0 | 1 |
| 2 | 3 | 1 | 0 | 2 | 0 | 0 |
| 2 | 1 | 1 | 0 | 0 | 0 | 1 |
| 2 | 0 | 1 | 2 | 1 | 0 | 0 |
| 2 | 0 | 1 | 0 | 1 | 0 | 3 |
| 1 | 0 | 0 | 0 | 0 | 0 | 1 |
| 3 | 0 | 0 | 0 | 1 | 0 | 5 |
| 3 | 0 | 1 | 2 | 0 | 0 | 4 |
| 3 | 0 | 0 | 0 | 0 | 0 | 0 |
| 3 | 0 | 1 | 0 | 0 | 1 | 0 |

BOTTOM

Boston Red Sox @ Chicago White Sox
Comiskey Park, Chicago, IL

Mon Jul 17 1961, 8:05 PM EDT
Att. 15,995 - Unknown

livebaseballscorecards.com

| | |
|-----|----|
| AB | 25 |
| R | 4 |
| H | 6 |
| RBI | 4 |
| BB | 5 |
| SO | 1 |
| LOB | 15 |



| Inning Stats | R: 0 | H: 0 | E: 0 | K: 0 | S: 2 | LOB: 0 | BB: 1 | P: 6 |
|--------------|------|------|------|------|------|--------|-------|-------|
| | R: 0 | H: 1 | E: 0 | K: 0 | S: 4 | LOB: 1 | BB: 0 | P: 4 |
| | R: 0 | H: 0 | E: 0 | K: 1 | S: 5 | LOB: 0 | BB: 0 | P: 5 |
| | R: 1 | H: 1 | E: 0 | K: 0 | S: 3 | LOB: 2 | BB: 3 | P: 15 |
| | R: 0 | H: 1 | E: 0 | K: 0 | S: 3 | LOB: 0 | BB: 0 | P: 3 |
| | R: 2 | H: 2 | E: 0 | K: 0 | S: 5 | LOB: 2 | BB: 1 | P: 9 |
| | R: 0 | H: 0 | E: 0 | K: 0 | S: 3 | LOB: 0 | BB: 0 | P: 3 |
| | R: 1 | H: 1 | E: 1 | K: 0 | S: 5 | LOB: 1 | BB: 0 | P: 5 |

| 1B | 2B | 3B | HR | SF | SAC | DP | HBP |
|----|----|----|----|----|-----|----|-----|
| 5 | 1 | 0 | 0 | 1 | 3 | 0 | 0 |

| WP | HR | S | P | ERA | WHIP |
|----|----|----|----|------|-------|
| 0 | 0 | 22 | 42 | 4.50 | 1.667 |
| 0 | 0 | 8 | 8 | 0.00 | 0.500 |

| PITCHER | IP | WLS | BF | H | R | ER | SO | BB | IBB | HBP | BLK | WP | HR | S | P | ERA | WHIP |
|--------------------------------------|-----|-----|----|---|---|----|----|----|-----|-----|-----|----|----|----|----|------|-------|
| Galen Cisco, R ERA: 6.69 (1, 1) | 6.0 | L | 25 | 5 | 3 | 3 | 1 | 5 | 0 | 0 | 0 | 0 | 0 | 22 | 42 | 4.50 | 1.667 |
| Billy Muffett, R ERA: 6.37 (7, 1) | 2.0 | | 8 | 1 | 1 | 0 | 0 | 0 | 0 | 0 | 0 | 0 | 0 | 8 | 8 | 0.00 | 0.500 |

| WP | PA |
|----|----|
| 0 | 33 |

| Batter | 1 | 2 | 3 | 4 | 5 | 6 | 7 | 8 | 9 | AB R H RBI BB SO LOB | TOP | |
|--|---|---|---|---|---|---|---|---|---|--|---|--|
| Bobby Del Greco, R (1, 8) OBP: 0.329, SLG: 0.333 | 4-0 1B FC3-6 BB | 0-0 P4 | | | 0-3 K | | 0-0 1B | | 0-0 F3 | 4 1 1 0 1 1 3 | Kansas City Athletics @ Chicago White Sox Comiskey Park, Chicago, IL Tue Jul 18 1961, 8:05 PM EDT Att. 13,977 - Unknown | |
| Gene Stephens, L (1, 9) OBP: 0.320, SLG: 0.319 Hank Bauer, R (9, PH) OBP: 0.310, SLG: 0.388 | 0-0 FC3-6 BB 1-3 SF8 1B | | 0-3 K | | 0-0 4-3 | | 0-0 L3 | | 0-0 F9 | 4 1 1 0 0 1 1 1 0 0 0 0 0 3 | | |
| Dick Howser, R (1, 6) OBP: 0.389, SLG: 0.348 | 4-0 FC3-6 BB 1-2 | | 0-0 L5 | | 0-0 6-3 | | | 0-0 G4-6-3 1B | | 3 0 1 0 1 0 0 | | |
| Norm Siebern, L (1, 3) OBP: 0.369, SLG: 0.467 | 0-0 FC3-6 1B 1-2f 2-3 3-H | | 0-0 F7 | | | | | 0-0 G4-6-3 1-2f | | 4 0 0 1 0 1 3 | | |
| Leo Posada, R (1, 7) OBP: 0.324, SLG: 0.406 | 0-0 SF8 3-H | | | 0-0 6-3 | | 0-0 1B | | 0-0 P6 | | 3 0 1 1 0 0 0 | | |
| Jerry Lumpe, L (1, 4) OBP: 0.345, SLG: 0.372 Jay Hankins, L (9, PR) OBP: 0.210, SLG: 0.269 | 0-0 1-2 1B | | | 0-0 1B 2B | | 0-0 F5 | | | 0-0 1B 1B 1B | 4 1 3 0 0 0 1 0 0 0 0 0 0 0 | | |
| Joe Pignatano, R (1, 2) OBP: 0.356, SLG: 0.389 | 0-0 P6 | | | 0-0 6-3 | | 0-0 F7 | | | 0-0 1B 1-2 1B | 4 0 1 0 0 0 4 | | |
| Wayne Causey, L (1, 5) OBP: 0.313, SLG: 0.341 | | 0-0 F7 | | 0-0 1B 2-H | | 0-0 4-3 | | 0-3 K | | 4 0 1 1 0 1 2 | | |
| Ed Rakow, S (1, 1) OBP: 0.188, SLG: 0.143 Jerry Walker, S (7, 1) OBP: 0.242, SLG: 0.250 Bill Kunkel, R (7, 1) Haywood Sullivan, R (9, PH) OBP: 0.369, SLG: 0.400 | | 0-3 K | | 0-3 K | | 0-0 F8 | | 0-0 1B 1-2 2-3 | | 3 0 0 0 0 2 1 0 0 0 0 0 0 0 0 0 0 0 0 0 0 1 0 1 0 0 0 0 | | |
| Inning Stats | R: 2 H: 2 E: 0 LOB: 2 K: 0 BB: 2 S: 5 P: 13 | R: 0 H: 0 E: 0 LOB: 0 K: 1 BB: 0 S: 5 P: 5 | R: 0 H: 0 E: 0 LOB: 0 K: 1 BB: 0 S: 5 P: 5 | R: 1 H: 2 E: 0 LOB: 1 K: 1 BB: 0 S: 7 P: 7 | R: 0 H: 0 E: 0 LOB: 0 K: 1 BB: 0 S: 5 P: 5 | R: 0 H: 1 E: 0 LOB: 1 K: 1 BB: 0 S: 6 P: 6 | R: 0 H: 1 E: 0 LOB: 1 K: 0 BB: 0 S: 4 P: 4 | R: 0 H: 1 E: 0 LOB: 0 K: 0 BB: 0 S: 3 P: 3 | R: 0 H: 3 E: 0 LOB: 3 K: 1 BB: 0 S: 8 P: 8 | 1B: 9 SF: 1 2B: 1 SAC: 0 3B: 0 DP: 1 HR: 0 HBP: 0 | WP: 0 PA: 38 PB: 0 SB: 0 CS: 0 | |
| PITCHER Juan Pizarro, L (1, 1) ERA: 3.0 | IP WLS BF H R ER SO BB IBB HBP BLK WP HR S P ERA WHIP | 9.0 W 38 10 3 3 6 2 0 0 0 0 0 0 48 56 3.00 1.333 | | | | | | | | | | |

livebaseballscores.com

| | |
|-----|----|
| AB | 35 |
| R | 3 |
| H | 10 |
| RBI | 3 |
| BB | 2 |
| SO | 6 |
| LOB | 18 |



| Batter | 1 | 2 | 3 | 4 | 5 | 6 | 7 | 8 | 9 |
|--|----------------------------|-------------------|-----------------------|------------|---|-------------------------|--|------------|---|
| Luis Aparicio, R OBP: 0.313, SLG: 0.331 (1, 6) | 0-0 4-3 WP 6-3 1B | | 0-0 6-3 | | | 0-0 FC4-6 1-2f CS | | 0-0 F9 | |
| Floyd Robinson, L OBP: 0.403, SLG: 0.468 (1, 9) | 0-0 4-3 1-3 | | | 0-0 5-3 | | 0-0 F7 1-2 | | 0-0 3-1 | |
| Jim Landis, R OBP: 0.365, SLG: 0.467 (1, 8) | 0-0 6-3 3-H | | | 0-0 5-3 | | | 0-0 1B FC5-2 1B | 0-0 1B | |
| Minnie Minoza, R OBP: 0.360, SLG: 0.437 (1, 7) | 0-0 5-3 | | | 0-0 5-3 | | | 0-0 1B FC5-2 3B 1B | 0-0 1B | |
| Al Smith, R OBP: 0.347, SLG: 0.533 (1, 5) | | 0-0 F9 | | 0-0 6-3 | | | 0-0 1B FC5-2 3B | 0-3 K | |
| Sammy Esposito, R OBP: 0.266, SLG: 0.246 (8, 5) | | | | | | | | | |
| Nellie Fox, L OBP: 0.326, SLG: 0.310 (1, 4) | | 0-0 CS 1B | | 0-0 F8 | | | 0-0 1B FC4-2 3B 1-H 2-H | | |
| J.C. Martin, L OBP: 0.288, SLG: 0.358 (1, 3) | | 0-0 6-3 1-2 | | 0-0 4-3 | | | 0-0 1B FC4-2 3-H | | |
| Sherm Lollar, R OBP: 0.354, SLG: 0.402 (1, 2) | | | 0-0 E5 G6-4-3 | | | 0-0 HR | 0-0 1B 1-2 | | |
| Juan Pizarro, L OBP: 0.345, SLG: 0.462 (1, 1) | | | 0-0 G6-4-3 1-2f | | | 0-0 1B FC4-6 | 0-0 3-1 | | |


| Inning Stats | R: 1 | H: 1 | E: 0 | LOB: 0 | K: 0 | BB: 0 | S: 4 | P: 4 | R: 0 | H: 1 | E: 0 | LOB: 0 | K: 0 | BB: 0 | S: 3 | P: 3 | R: 0 | H: 0 | E: 0 | LOB: 0 | K: 0 | BB: 0 | S: 3 | P: 3 | R: 0 | H: 0 | E: 0 | LOB: 0 | K: 0 | BB: 0 | S: 3 | P: 3 | R: 1 | H: 2 | E: 0 | LOB: 0 | K: 0 | BB: 0 | S: 4 | P: 4 | R: 2 | H: 4 | E: 0 | LOB: 2 | K: 0 | BB: 0 | S: 7 | P: 7 | R: 0 | H: 2 | E: 0 | LOB: 2 | K: 1 | BB: 0 | S: 7 | P: 7 |
|--------------|------|------|------|--------|------|-------|------|------|------|------|------|--------|------|-------|------|------|------|------|------|--------|------|-------|------|------|------|------|------|--------|------|-------|------|------|------|------|------|--------|------|-------|------|------|------|------|------|--------|------|-------|------|------|------|------|------|--------|------|-------|------|------|
|--------------|------|------|------|--------|------|-------|------|------|------|------|------|--------|------|-------|------|------|------|------|------|--------|------|-------|------|------|------|------|------|--------|------|-------|------|------|------|------|------|--------|------|-------|------|------|------|------|------|--------|------|-------|------|------|------|------|------|--------|------|-------|------|------|

| PITCHER | IP | WLS | BF | H | R | ER | SO | BB | IBB | HBP | BLK | WP | HR | S | P | ERA | WHIP |
|-------------------------------------|-----|-----|----|---|---|----|----|----|-----|-----|-----|----|----|----|----|-------|-------|
| Ed Rakow, R ERA: 4.76 (1, 1) | 6.0 | | 21 | 5 | 3 | 3 | 0 | 0 | 0 | 0 | 0 | 1 | 1 | 21 | 21 | 4.50 | 0.833 |
| Jerry Walker, R ERA: 5.42 (7, 1) | 0.1 | L | 3 | 2 | 1 | 1 | 0 | 0 | 0 | 0 | 0 | 0 | 0 | 3 | 3 | 27.00 | 6.000 |
| Bill Kunkel, R ERA: 3.61 (7, 1) | 1.2 | | 8 | 3 | 0 | 0 | 1 | 0 | 0 | 0 | 0 | 0 | 0 | 10 | 10 | 0.00 | 1.800 |

BOTTOM

| AB | R | H | RBI | BB | SO | LOB |
|----|---|---|-----|----|----|-----|
| 4 | 1 | 1 | 0 | 0 | 0 | 1 |
| 4 | 0 | 0 | 0 | 0 | 0 | 2 |
| 4 | 0 | 2 | 1 | 0 | 0 | 0 |
| 4 | 1 | 2 | 0 | 0 | 0 | 0 |
| 3 | 1 | 0 | 0 | 0 | 0 | 2 |
| 1 | 0 | 0 | 0 | 0 | 1 | 2 |
| 3 | 0 | 2 | 2 | 0 | 0 | 0 |
| 3 | 0 | 0 | 0 | 0 | 0 | 2 |
| 3 | 1 | 2 | 1 | 0 | 0 | 0 |
| 3 | 0 | 1 | 0 | 0 | 0 | 3 |

AB 32
R 4
H 10
RBI 4
BB 0
SO 1
LOB 12



| WP | HR | S | P | ERA | WHIP |
|----|----|---|----|-----|------|
| 1 | 0 | 0 | 32 | | |
| 0 | 0 | 0 | | | |
| 0 | 0 | 0 | | | |
| 0 | 0 | 0 | | | |
| 0 | 0 | 0 | | | |
| 0 | 0 | 0 | | | |

Kansas City Athletics @ Chicago White Sox
Comiskey Park, Chicago, IL
 Tue Jul 18 1961, 8:05 PM EDT
 Att. 13,977 - Unknown

livebaseballscorecards.com

| Batter | 1 | 2 | 3 | 4 | 5 | 6 | 7 | 8 | 9 | AB R H RBI BB SO LOB | TOP | | | | | | | | | | | | | | | | | | | | | | | | | | | | |
|---|------------------------------|---------------------------------|------------------------------|---------------------------------|-------------------------------|-----------------------------------|------------------------------|---------------------------------|------------------------------|---|------------------------------|---------------------------------|------------------------------|---------------------------------|------------------------------|---------------------------------|------------------------------|---------------------------------|----------------------------------|------------------------------------|----------------------------------|--------|---------------------------------------|-----------|---------|--------|--------|---------|---------|---------|----------|----------|----------|---------|---------|---------|---------|-------------|---------------|
| Dick Howser, R OBP: 0.389, SLG: 0.348 (1, 6) | 0-0 4-3 | | 0-0 F9 | | 0-0 1B 1B | 0-0 1B 1-3 2-H 1B | | 0-0 F8 | | 5 1 2 1 0 0 1 | | | | | | | | | | | | | | | | | | | | | | | | | | | | | |
| Wayne Causey, L OBP: 0.351, SLG: 0.340 Reno Bertoia, R OBP: 0.310, SLG: 0.263 (1, 5) (9, PH) | 0-0 4-3 | | | 4-0 G3 E 1B BB | 0-0 1B 1-2 2B 1B | 0-0 F8 | | 0-0 1-3 | | 3 2 1 0 1 0 2 1 0 0 0 0 0 0 | | | | | | | | | | | | | | | | | | | | | | | | | | | | | |
| Jim Rivera, L OBP: 0.351, SLG: 0.424 Leo Posada, R OBP: 0.320, SLG: 0.401 (1, 9) (6, 9) (8, 7) | 0-0 4-3 | | | 0-0 F9 | 0-0 1-3 2-H 2B 1B | | 0-0 E5 2B | | 0-0 L4 | 3 1 1 1 0 0 1 2 0 0 0 0 0 0 | | | | | | | | | | | | | | | | | | | | | | | | | | | | | |
| Norm Siebern, L OBP: 0.369, SLG: 0.469 (1, 7) (6, 3) | | 0-0 F9 | | 0-0 E G3 1B 1-2 | 0-0 1-H 2-H 2B | | 0-0 F5 | | 0-0 4-3 | 5 0 2 2 0 0 1 | | | | | | | | | | | | | | | | | | | | | | | | | | | | | |
| Lou Klimchok, L OBP: 0.239, SLG: 0.303 Bobby Del Greco, R OBP: 0.327, SLG: 0.331 (1, 3) (6, 8) | | 0-0 6-3 | | 0-0 G3 | 0-0 F8 | | 0-0 F8 | | | 3 0 0 0 0 0 3 1 0 0 0 0 0 1 | | | | | | | | | | | | | | | | | | | | | | | | | | | | | |
| Jerry Lumpe, L OBP: 0.343, SLG: 0.374 (1, 4) | | 0-0 L9 | | 0-0 E6 | | 0-0 F7 | | 0-0 1-3 2B | | 4 0 1 0 0 0 1 | | | | | | | | | | | | | | | | | | | | | | | | | | | | | |
| Gene Stephens, L OBP: 0.318, SLG: 0.318 (1, 8) (6, 7) Bill Kunkel, R (8, 1) | | | 0-0 F5 | 0-0 F9 | | 0-0 FC1-5 SH 1B | | 0-0 4-3 | | 4 0 1 0 0 0 4 0 0 0 0 0 0 0 | | | | | | | | | | | | | | | | | | | | | | | | | | | | | |
| Joe Pignatano, R OBP: 0.356, SLG: 0.388 (1, 2) | | | 0-0 1B | | 0-0 P6 | 0-0 SH FC1-5 1B 1-2 | | 0-0 F8 | | 3 1 1 0 0 0 0 | | | | | | | | | | | | | | | | | | | | | | | | | | | | | |
| Bob Shaw, R OBP: 0.150, SLG: 0.081 Art Ditmar, R OBP: 0.087, SLG: 0.087 Deron Johnson, R OBP: 0.183, SLG: 0.227 (1, 1) (6, 1) (8, PH) (8, 9) | | | 0-0 F8 | | 0-3 K | 0-0 FC1-5 1B 1-2 2-3f | | 0-0 4-3 | | 3 0 0 0 0 1 3 0 0 0 0 0 0 0 1 0 0 0 0 0 0 | | | | | | | | | | | | | | | | | | | | | | | | | | | | | |
| Inning Stats | R: 0 E: 0 K: 0 S: 3 | H: 0 LOB: 0 BB: 0 P: 3 | R: 0 E: 0 K: 0 S: 3 | H: 0 LOB: 0 BB: 0 P: 3 | R: 0 E: 0 K: 0 S: 4 | H: 1 LOB: 1 BB: 0 P: 4 | R: 1 E: 1 K: 0 S: 5 | H: 1 LOB: 2 BB: 1 P: 9 | R: 3 E: 0 K: 1 S: 9 | H: 4 LOB: 1 BB: 0 P: 9 | R: 1 E: 1 K: 0 S: 6 | H: 2 LOB: 2 BB: 0 P: 6 | R: 0 E: 1 K: 0 S: 5 | H: 1 LOB: 2 BB: 0 P: 5 | R: 0 E: 0 K: 0 S: 3 | H: 0 LOB: 0 BB: 0 P: 3 | R: 0 E: 0 K: 0 S: 3 | H: 0 LOB: 0 BB: 0 P: 3 | 1B: 7 2B: 2 3B: 0 HR: 0 | SF: 0 SAC: 1 DP: 0 HBP: 0 | WP: 0 PB: 0 SB: 0 CS: 0 | PA: 40 | | | | | | | | | | | | | | | | | |
| PITCHER Ray Herbert, R ERA: 5.31 Frank Baumann, L ERA: 5.42 | IP 5.2 (1, 1) | WLS 28 (6, 1) | BF 8 | H 5 | R 3 | ER 1 | SO 1 | BB 1 | IBB 0 | HBP 0 | BLK 0 | WP 0 | HR 0 | S 29 | P 33 | ERA 4.76 | WHIP 1.588 | | | | | | PITCHER IP 3.1 (6, 1) | WLS 12 | BF 1 | H 0 | R 0 | ER 0 | SO 0 | BB 0 | IBB 0 | HBP 0 | BLK 0 | WP 0 | HR 0 | S 12 | P 12 | ERA 0.00 | WHIP 0.300 |

Kansas City Athletics @ Chicago White Sox
Comiskey Park, Chicago, IL
Wed Jul 19 1961, 8:05 PM EDT
Att. 13,470 - Unknown

| | |
|-----|----|
| AB | 38 |
| R | 5 |
| H | 9 |
| RBI | 4 |
| BB | 1 |
| SO | 1 |
| LOB | 17 |



| | | | |
|----|---|----|----|
| WP | 0 | PA | 40 |
| PB | 0 | | |
| SB | 0 | | |
| CS | 0 | | |

| | | | |
|-----|------|------|-------|
| ERA | 4.76 | WHIP | 1.588 |
| ERA | 0.00 | WHIP | 0.300 |

| Batter | 1 | 2 | 3 | 4 | 5 | 6 | 7 | 8 | 9 |
|--|--------------|---------|--------|---------|----------------|---------------------------|--------------------|-----------------|---|
| Luis Aparicio, R OBP: 0.309, SLG: 0.326 (1, 6) | 0-0 F8 | | 0-0 F7 | 0-0 6-3 | | 0-0 FC6-4 SF7 S | | 0-0 1-3 | |
| Floyd Robinson, L OBP: 0.408, SLG: 0.471 (1, 9) | 0-0 F7 | | 0-0 1B | | 1-0 4-3 HBP | 0-0 SF7 | | 0-0 E9 1B 1B | |
| Jim Landis, R OBP: 0.366, SLG: 0.466 (1, 8) | 0-0 E6 PO | | 0-0 1B | | 0-0 P6 | 0-0 5-3 | | 0-0 1B | |
| Minnie Minoza, R OBP: 0.358, SLG: 0.435 (1, 7) | 0-0 PO | 0-0 6-3 | | 0-0 5-3 | 0-0 4-3 | | 0-0 SH5-3 BB 1B | | |
| Al Smith, R OBP: 0.352, SLG: 0.536 (1, 5) | | | | | | | | | |
| Sammy Esposito, R OBP: 0.266, SLG: 0.246 (8, 5) | | 4-3 2B | | 1B E | K | | 1-2 SH5-3 BB | | |
| Nellie Fox, L OBP: 0.326, SLG: 0.315 (1, 4) | | 0-0 4-3 | | 0-0 F9 | | 0-0 E | 0-0 SH5-3 | | |
| J.C. Martin, L OBP: 0.296, SLG: 0.367 (1, 3) | | 0-0 | | 0-0 E | | 0-0 E4 1B 1B | 0-0 G5-4-3 IBB | | |
| Sherm Lollar, R OBP: 0.353, SLG: 0.399 (1, 2) | | 0-0 F5 | | 0-0 E6 | | 0-0 FC6-4 1B SF7 1B | 0-0 G5-4-3 | | |
| Ray Herbert, R OBP: 0.196, SLG: 0.229 (1, 1) | | | 0-3 K | 0-0 E6 | | 0-0 FC6-4 1B | | 0-0 F8 | |
| Frank Baumann, L OBP: 0.361, SLG: 0.515 (6, 1) | | | | | | | | | |

| AB | R | H | RBI | BB | SO | LOB |
|-------|--------|-------|--------|----|----|-----|
| 5 | 0 | 0 | 0 | 0 | 0 | 4 |
| 3 | 0 | 2 | 1 | 0 | 0 | 0 |
| 5 | 0 | 2 | 0 | 0 | 0 | 2 |
| 4 | 0 | 1 | 0 | 0 | 0 | 1 |
| 2 | 2 | 1 | 0 | 2 | 1 | 1 |
| 0 | 0 | 0 | 0 | 0 | 0 | 0 |
| 3 | 1 | 1 | 0 | 0 | 0 | 2 |
| 3 | 2 | 2 | 2 | 1 | 0 | 0 |
| 4 | 1 | 1 | 0 | 0 | 0 | 5 |
| 2 | 0 | 0 | 0 | 0 | 1 | 1 |
| 2 | 0 | 1 | 1 | 0 | 0 | 0 |
| 1B: 8 | SF: 1 | WP: 0 | PA: 40 | | | |
| 2B: 2 | SAC: 1 | PB: 0 | | | | |
| 3B: 1 | DP: 1 | SB: 1 | | | | |
| HR: 0 | HBP: 1 | CS: 0 | | | | |

BOTTOM


Kansas City Athletics @ Chicago White Sox

Comiskey Park, Chicago, IL

Wed Jul 19 1961, 8:05 PM EDT

Att. 13,470 - Unknown

| | |
|------------|-----------|
| AB | 33 |
| R | 6 |
| H | 11 |
| RBI | 4 |
| BB | 3 |
| SO | 2 |
| LOB | 16 |



| Inning Stats | | R: 0 | H: 0 | E: 1 | K: 0 | S: 3 | R: 1 | H: 2 | E: 0 | K: 0 | S: 5 | R: 0 | H: 2 | E: 0 | K: 1 | S: 6 | R: 2 | H: 1 | E: 2 | K: 0 | S: 6 | R: 0 | H: 0 | E: 0 | K: 1 | S: 5 | R: 3 | H: 3 | E: 1 | K: 0 | S: 7 | R: 0 | H: 1 | E: 0 | K: 0 | S: 3 | R: 0 | H: 2 | E: 1 | K: 0 | S: 4 | | | | | | | | | | | | |
|--------------------|------------|-----------|----------|----------|-----------|-----------|-----------|------------|------------|------------|-----------|-----------|----------|----------|------------|-------------|-----------|----------------------|-----------|----------|----------|-----------|-----------|-----------|------------|------------|------------|-----------|-----------|----------|----------|------------|-------------|-----------------------|------|------|------|------|------|------|------|---|---|---|---|---|---|---|---|---|---|------|-------|
| IP | WLS | BF | H | R | ER | SO | BB | IBB | HBP | BLK | WP | HR | S | P | ERA | WHIP | IP | WLS | BF | H | R | ER | SO | BB | IBB | HBP | BLK | WP | HR | S | P | ERA | WHIP | | | | | | | | | | | | | | | | | | | | |
| Bob Shaw, R (1, 1) | 5.0 | L | 27 | 8 | 6 | 2 | 2 | 1 | 0 | 0 | 0 | 0 | 0 | 29 | 34 | 3.60 | 1.800 | Art Ditmar, R (6, 1) | 2.0 | 8 | 1 | 0 | 0 | 1 | 1 | 0 | 0 | 0 | 0 | 6 | 14 | 0.00 | 1.000 | Bill Kunkel, R (8, 1) | 1.0 | 4 | 2 | 0 | 0 | 0 | 0 | 0 | 0 | 0 | 0 | 0 | 0 | 0 | 0 | 4 | 4 | 0.00 | 2.000 |

| Batter | 1 | 2 | 3 | 4 | 5 | 6 | 7 | 8 | 9 | AB R H RBI BB SO LOB | TOP | | | | | | | | | | | | | | | | |
|--|---|---------------------------------|------------------------------|---------------------------------|------------------------------|---------------------------------|------------------------------|---------------------------------|------------------------------|--|------------------------------|---------------------------------|------------------------------|----------------------------------|-------------------------------|----------------------------------|------------------------------|---------------------------------|----------------------------------|------------------------------------|----------------------------------|--------|--|--|--|--|--|
| Brooks Robinson, R (1, 5) OBP: 0.365, SLG: 0.388 | 0-0 F8 | | 0-0 P3 | | | 0-0 G6-4-3 1B | | 0-0 HR 1B | 0-0 5-3 | 5 1 2 0 0 0 1 | | | | | | | | | | | | | | | | | |
| Russ Snyder, L (1, 7) OBP: 0.327, SLG: 0.377 Dave Philley, S (8, PH) OBP: 0.282, SLG: 0.388 Jim Busby, R (8, PR) OBP: 0.348, SLG: 0.361 | 0-0 4-3 | | | 0-0 F9 | | 0-0 F8 | | 0-0 HR 1B | | 3 0 0 0 0 0 2 1 0 1 1 0 0 0 0 1 0 0 0 0 0 | | | | | | | | | | | | | | | | | |
| Jackie Brandt, R (1, 8) OBP: 0.394, SLG: 0.472 | 0-3 K | | | 0-0 F7 | | 0-0 G6-4-3 1-2f | | 0-0 HR | | 4 1 1 3 0 1 2 | | | | | | | | | | | | | | | | | |
| Jim Gentile, L (1, 3) OBP: 0.430, SLG: 0.664 | | 0-3 K | | 0-3 K | | | 4-0 G5-4-3 BB | 0-0 F7 | | 3 0 0 0 1 2 1 | | | | | | | | | | | | | | | | | |
| Earl Robison, R (1, 9) OBP: 0.339, SLG: 0.423 | | 0-0 P3 | | | 0-0 2B | | 4-0 G5-4-3 1-2 BB | 0-3 K | | 3 0 1 0 1 1 1 | | | | | | | | | | | | | | | | | |
| Hank Foiles, R (1, 2) OBP: 0.296, SLG: 0.515 Whitey Herzog, L (7, PH) OBP: 0.385, SLG: 0.385 Gus Triandos, R (7, PH) OBP: 0.340, SLG: 0.490 | | 0-3 K | | | 0-0 F2 | | 0-0 G5-4-3 1-2f 2-3 | 0-0 1B | | 2 0 0 0 0 1 1 0 0 0 0 0 0 0 2 0 1 0 0 0 2 | | | | | | | | | | | | | | | | | |
| Ron Hansen, R (1, 6) OBP: 0.332, SLG: 0.353 | | | 0-3 K | | 0-0 P3 | | 4-0 FC6-4 BB | 0-0 F3 | | 3 0 0 0 1 1 2 | | | | | | | | | | | | | | | | | |
| Jerry Adair, R (1, 4) OBP: 0.310, SLG: 0.394 | | | 0-0 2B | | 0-0 4-3 | | 0-0 FC6-4 1-2f | | 0-0 P6 | 4 0 1 0 0 0 3 | | | | | | | | | | | | | | | | | |
| Dick Hall, R (1, 1) OBP: 0.172, SLG: 0.077 Dick Williams, R (8, PH) OBP: 0.246, SLG: 0.351 Hoyt Wilhelm, R (8, 1) Mary Throneberry, L (9, PH) OBP: 0.304, SLG: 0.394 | | | 0-3 K | | 0-0 F8 1B | | | 0-0 1B 1B | 0-0 P6 | 2 0 1 0 0 1 1 1 1 1 0 0 0 0 0 0 0 0 0 0 0 1 0 0 0 0 0 0 | | | | | | | | | | | | | | | | | |
| Inning Stats | R: 0 E: 0 K: 1 S: 5 | H: 0 LOB: 0 BB: 0 P: 5 | R: 0 E: 0 K: 2 S: 7 | H: 0 LOB: 0 BB: 0 P: 7 | R: 0 E: 0 K: 2 S: 8 | H: 1 LOB: 1 BB: 0 P: 8 | R: 0 E: 0 K: 1 S: 5 | H: 0 LOB: 0 BB: 0 P: 5 | R: 0 E: 0 K: 1 S: 4 | H: 1 LOB: 1 BB: 0 P: 4 | R: 0 E: 0 K: 0 S: 4 | H: 2 LOB: 1 BB: 0 P: 4 | R: 0 E: 0 K: 0 S: 2 | H: 0 LOB: 2 BB: 3 P: 14 | R: 4 E: 0 K: 1 S: 10 | H: 5 LOB: 1 BB: 0 P: 10 | R: 0 E: 0 K: 0 S: 3 | H: 0 LOB: 0 BB: 0 P: 3 | 1B: 6 2B: 2 3B: 0 HR: 1 | SF: 0 SAC: 0 DP: 2 HBP: 0 | WP: 0 PB: 0 SB: 0 CS: 0 | PA: 37 | | | | | |
| PITCHER | IP WLS BF H R ER SO BB IBB HBP BLK WP HR S P ERA WHIP | | | | | | | | | | | | | | | | | | | | | | | | | | |
| Early Wynn, R (1, 1) ERA: 3.51 | 6.0 | | 23 | 4 | 0 | 0 | 6 | 2 | 0 | 0 | 0 | 0 | 0 | 33 | 41 | 0.00 | 1.000 | | | | | | | | | | |
| Frank Baumann, L (7, 1) ERA: 5.62 | 1.0 | | 6 | 3 | 3 | 3 | 0 | 1 | 0 | 0 | 0 | 0 | 0 | 5 | 9 | 27.00 | 4.000 | | | | | | | | | | |
| Turk Lowm, R (8, 1) ERA: 2.04 | 2.0 | W | 8 | 2 | 1 | 1 | 1 | 0 | 0 | 0 | 0 | 0 | 1 | 10 | 10 | 4.50 | 1.000 | | | | | | | | | | |

Baltimore Orioles @ Chicago White Sox
Comiskey Park, Chicago, IL
Sat Jul 22 1961, 4:33 AM EDT
Att. 10,946 - Unknown

livebaseballscorecards.com

| | |
|------------|----|
| AB | 34 |
| R | 4 |
| H | 9 |
| RBI | 4 |
| BB | 3 |
| SO | 7 |
| LOB | 16 |



| Batter | 1 | 2 | 3 | 4 | 5 | 6 | 7 | 8 | 9 |
|--|---------------------|------------|------------------------|------------|-----------------------|-----------|-------------------|-------------------------------------|---|
| Luis Aparicio, R OBP: 0.308, SLG: 0.325 (1, 6) | 0-0 L4-6 S 1B | | 0-0 F9 | | 0-0 F9 | | 0-0 F8 | | |
| Floyd Robinson, L OBP: 0.415, SLG: 0.494 (1, 9) | 0-0 F8 1-2 | | 0-0 HR | | 0-0 G6-4-3 1B | | | 0-0 PB 2B 1B | |
| Jim Landis, R OBP: 0.364, SLG: 0.462 (1, 8) | 0-0 L4-6 2-3 | | 4-0 S 1B BB | | 0-0 G6-4-3 1-2f | | | 0-3 K 1-2 | |
| Minnie Minoza, R OBP: 0.360, SLG: 0.434 (1, 7) | | 0-0 6-3 | 0-0 1-H 2B 1B | | 0-3 K | | | 4-0 2B IBB | |
| Al Smith, R OBP: 0.351, SLG: 0.538 (1, 5) | | 0-0 1-3 | 0-0 1-H 2B | | 0-0 F9 | | | 0-0 3-1 1-H 2-H E 2B | |
| Sammy Esposito, R OBP: 0.286, SLG: 0.246 (7, 5) | | | | | | | | | |
| Roy Sievers, R OBP: 0.402, SLG: 0.596 (8, PH) | | | | | | | | | |
| Andy Carey, R OBP: 0.351, SLG: 0.424 (8, PR) | | | | | | | | | |
| Nellie Fox, L OBP: 0.325, SLG: 0.315 (1, 4) | | 0-0 1B | | 0-0 4-3 | | 0-0 F9 | | 0-0 3-1 | |
| J.C. Martin, L OBP: 0.296, SLG: 0.365 (1, 3) | | 0-0 P6 | | 0-0 F8 | | | 0-0 6-3 1B | 0-0 E1 | |
| Sherm Lollar, R OBP: 0.355, SLG: 0.398 (1, 2) | | | 0-0 3-1 | 0-0 1B | | | 0-0 6-3 1-2 | 4-0 IBB | |
| Early Wynn, S OBP: 0.225, SLG: 0.162 (1, 1) | | | 0-0 HR 1B | | 0-0 1-3 | | 0-0 P6 | 0-0 6-3 | |
| Frank Baumann, L OBP: 0.351, SLG: 0.500 (7, 1) | | | | | | | | | |
| Turk Lown, R (8, 1) | | | | | | | | | |

| Inning Stats | R: 0 E: 0 K: 0 S: 3 | H: 1 LOB: 0 BB: 0 P: 3 | R: 0 E: 0 K: 0 S: 4 | H: 1 LOB: 1 BB: 0 P: 4 | R: 4 E: 0 K: 0 S: 6 | H: 4 LOB: 1 BB: 1 P: 10 | R: 0 E: 0 K: 0 S: 4 | H: 1 LOB: 1 BB: 0 P: 4 | R: 0 E: 0 K: 1 S: 5 | H: 0 LOB: 0 BB: 0 P: 5 | R: 0 E: 0 K: 0 S: 4 | H: 1 LOB: 1 BB: 0 P: 4 | R: 3 E: 1 K: 1 S: 8 | H: 2 LOB: 2 BB: 2 P: 16 |
|----------------------------------|------------------------------------|---------------------------------|------------------------------|---------------------------------|------------------------------|----------------------------------|------------------------------|---------------------------------|------------------------------|---------------------------------|------------------------------|---------------------------------|------------------------------|----------------------------------|
| 1B: 8 2B: 3 3B: 0 HR: 1 | SF: 0 SAC: 0 DP: 2 HBP: 0 | WP: 0 PA: 36 | | | | | | | | | | | | |

| PITCHER | IP | WLS | BF | H | R | ER | SO | BB | IBB | HBP | BLK | WP | HR | S | P | ERA | WHIP |
|-------------------------------------|-----|-----|----|---|---|----|----|----|-----|-----|-----|----|----|----|----|-------|-------|
| Dick Hall, R ERA: 3.41 (1, 1) | 7.0 | | 28 | 9 | 4 | 4 | 1 | 1 | 0 | 0 | 0 | 0 | 1 | 29 | 33 | 5.14 | 1.429 |
| Hoyt Wilhelm, R ERA: 2.18 (8, 1) | 1.0 | L | 8 | 2 | 3 | 2 | 1 | 0 | 2 | 0 | 0 | 0 | 0 | 8 | 16 | 18.00 | 2.000 |

BOTTOM

Baltimore Orioles @ Chicago White Sox
Comiskey Park, Chicago, IL

Sat Jul 22 1961, 4:33 AM EDT
Att. 10,946 - Unknown

| | |
|-----|----|
| AB | 33 |
| R | 7 |
| H | 11 |
| RBI | 6 |
| BB | 3 |
| SO | 2 |
| LOB | 14 |



livebaseballscorecards.com

| Batter | 1 | 2 | 3 | 4 | 5 | 6 | 7 | 8 | 9 | AB R H RBI BB SO LOB | TOP | | |
|--|---|---|--|---|---|---|--|---|---|--|---|----------------|---|
| Brooks Robinson, R (1, 5) OBP: 0.365, SLG: 0.388 | 0-0 F8 SH5-3 1B | | 0-0 F8 | | 0-0 6-3 | | 0-0 1B BB 1B | 0-0 F9 | | 5 1 2 0 0 0 2 | | | |
| Earl Robinson, R (1, 9) OBP: 0.345, SLG: 0.420 | 0-0 SH5-3 | | 0-0 BB BB 1B | | 0-0 5-3 | | 0-3 K | 4-0 BB | | 3 0 1 0 1 1 3 | | | |
| Jackie Brandt, R (1, 7) OBP: 0.394, SLG: 0.469 | 0-0 F8 | | 4-0 BB BB | | 0-0 6-3 | | 4-0 1B BB 1B | 0-0 F7 | | 2 0 0 0 1 0 2 | | | |
| Russ Snyder, L (6, 8) | 2-3 F8 | | 1-2 BB BB | | | | 1-2 2-3 1B BB 1B | | | 1 1 0 0 1 0 2 | | | |
| Jim Gentile, L (1, 3) OBP: 0.433, SLG: 0.674 | 0-3 K | | 4-0 BB BB | | | | 0-0 HR | | | 2 1 1 1 1 1 1 | | | |
| Mary Throneberry, L (6, 3) OBP: 0.306, SLG: 0.395 | 0-3 K | | 1-2 2-3 BB | | | | 1-2 2-3 3-H 1B | | | 2 0 1 1 0 1 0 | | | |
| Gus Triandos, R (1, 2) OBP: 0.337, SLG: 0.485 | | 0-0 FC4-6 1B | 0-0 P4 | | 0-0 P3 | | 0-0 P1 | | 0-3 K | 5 0 1 0 0 0 6 | | | |
| Ron Hansen, R (1, 6) OBP: 0.331, SLG: 0.351 | | 0-0 F8 | | 0-0 6-3 | | 0-0 F8 | | 0-0 F7 | | 5 0 1 2 0 0 1 | | | |
| Jim Busby, R (1, 8) OBP: 0.338, SLG: 0.349 | | 0-0 FC4-6 | | 0-0 F8 | | 0-0 F8 | | 0-0 F8 | | 2 0 0 0 0 0 1 | | | |
| Dick Hyde, R (4, 1) OBP: 1.000, SLG: 1.000 | | 1-2 FC4-6 | | 1-2 F8 | | 1-2 2-H 3-H 1B | | | | 0 0 0 0 0 0 0 | | | |
| Billy Hoelt, L (4, 1) OBP: 0.318, SLG: 0.211 | | 1-2 FC4-6 | | 1-2 F8 | | 1-2 2-H 3-H 1B | | | | 1 0 1 0 0 0 0 | | | |
| Whitey Herzog, L (7, PH) OBP: 0.383, SLG: 0.382 | | 1-2 FC4-6 | | 1-2 F8 | | 1-2 2-H 3-H 1B | | | | 1 0 0 0 0 0 2 | | | |
| Jack Fisher, R (7, 1) OBP: 0.156, SLG: 0.100 | | 1-2 FC4-6 | | 1-2 F8 | | 1-2 2-H 3-H 1B | | | | 0 0 0 0 0 0 0 | | | |
| Jerry Adair, R (1, 4) OBP: 0.309, SLG: 0.392 | | 0-3 K | | 0-3 K | | 0-3 K | | 0-0 BB 1B | | 1 0 0 0 0 1 1 | | | |
| Mary Breeding, R (4, PH) OBP: 0.202, SLG: 0.221 | | 0-3 K | | 0-3 K | | 0-3 K | | 0-0 BB 1B | | 3 0 1 0 0 2 1 | | | |
| Milt Pappas, R (1, 1) OBP: 0.118, SLG: 0.235 | | 0-3 K | | 0-3 K | | 4-0 BB | | 0-0 F7 | | 0 0 0 0 0 0 0 | | | |
| Wes Stock, R (2, 1) | | 0-3 K | | 0-3 K | | 4-0 BB | | 0-0 F7 | | 1 0 0 0 0 1 0 | | | |
| Dick Williams, R (4, 7) OBP: 0.251, SLG: 0.352 | | 0-3 K | | 0-3 K | | 4-0 BB | | 0-0 F7 | | 2 1 1 0 1 0 1 | | | |
| Inning Stats | R: 0 H: 1 E: 0 LOB: 1 K: 1 BB: 0 S: 6 P: 6 | R: 0 H: 1 E: 0 LOB: 1 K: 1 BB: 0 S: 6 P: 6 | R: 0 H: 1 E: 0 LOB: 3 K: 1 BB: 2 S: 6 P: 14 | R: 0 H: 0 E: 0 LOB: 0 K: 1 BB: 0 S: 5 P: 5 | R: 0 H: 0 E: 0 LOB: 1 K: 0 BB: 1 S: 3 P: 7 | R: 1 H: 2 E: 0 LOB: 1 K: 1 BB: 0 S: 7 P: 7 | R: 3 H: 4 E: 0 LOB: 2 K: 1 BB: 1 S: 9 P: 13 | R: 0 H: 1 E: 0 LOB: 2 K: 0 BB: 1 S: 4 P: 8 | R: 0 H: 0 E: 0 LOB: 0 K: 1 BB: 0 S: 5 P: 5 | 1B: 9 SF: 0 2B: 0 SAC: 1 3B: 0 DP: 0 HR: 1 HBP: 0 | WP: 0 PA: 42 PB: 0 SB: 0 CS: 0 | | |
| PITCHER | IP WLS BF H R ER SO BB IBB HBP BLK WP HR S P ERA WHIP | | | | | | | | | | | PITCHER | IP WLS BF H R ER SO BB IBB HBP BLK WP HR S P ERA WHIP |
| Billy Pierce, L (1, 1) ERA: 3.96 | 6.1 W 31 8 4 4 6 4 0 0 0 0 0 1 39 55 5.68 1.895 | | | | | | | | | | | | |
| Warren Hacker, R (7, 1) ERA: 3.45 | 2.2 S 11 2 0 0 1 1 0 0 0 0 0 0 12 16 0.00 1.125 | | | | | | | | | | | | |

Baltimore Orioles @ Chicago White Sox
Comiskey Park, Chicago, IL
Sat Jul 22 1961, 8:05 PM EDT
Att. 20,156 - Unknown

livebaseballscorecards.com

| | |
|-----|----|
| AB | 36 |
| R | 4 |
| H | 10 |
| RBI | 4 |
| BB | 5 |
| SO | 7 |
| LOB | 23 |



| Batter | 1 | 2 | 3 | 4 | 5 | 6 | 7 | 8 | 9 | AB | R | H | RBI | BB | SO | LOB |
|---|------------------------|------------------------|-----------------------|---------------|-----------------------|-----------|---|------------------------|---|----|---|---|-----|----|----|-----|
| Luis Aparicio, R OBP: 0.312, SLG: 0.329 (1, 6) | 0-0 G3 | 0-0 HBP 1B BB 1B | 0-0 FC6 1B | | 0-0 F8 | | | 0-0 1B G3 SF9 1B | | 5 | 2 | 3 | 1 | 0 | 0 | 1 |
| Floyd Robinson, L OBP: 0.414, SLG: 0.489 (1, 9) | 4-0 5-3 WP 1B BB | 0-0 BB HBP BB 1B | 0-0 FC6 | | 0-3 K | | | 0-0 G3 | | 4 | 2 | 1 | 1 | 1 | 1 | 3 |
| Jim Landis, R OBP: 0.367, SLG: 0.468 (1, 8) | 0-0 5-3 | 1-0 BB BB HBP | | 0-0 1B 3B | | 0-3 K | | 0-0 E 1B | | 4 | 2 | 2 | 1 | 0 | 1 | 1 |
| Minnie Minoza, R OBP: 0.360, SLG: 0.433 (1, 7) | 0-0 1B | 4-0 BB BB | | 0-0 1-3 | | 0-0 P3 | | 0-0 SF9 | | 3 | 0 | 1 | 3 | 1 | 0 | 1 |
| Roy Sievers, R OBP: 0.402, SLG: 0.591 (1, 3) | | BB 1B | | 0-0 F5 | | 0-0 F3 | | 0-0 E5 | | 4 | 1 | 1 | 1 | 1 | 0 | 1 |
| J.C. Martin, L OBP: 0.296, SLG: 0.365 (8, PR) (9, 3) | | BB 1B | | | | | | 0-0 1B | | 0 | 0 | 0 | 0 | 0 | 0 | 0 |
| Al Smith, R OBP: 0.353, SLG: 0.534 (1, 5) | | BB 1B | | 4-0 1B IBB | | | | 0-0 1-3 | | 2 | 1 | 0 | 0 | 2 | 0 | 3 |
| Sammy Esposito, R OBP: 0.262, SLG: 0.241 (8, 5) | | G6-4-3 | | | | | | 0-0 F8 | | 1 | 0 | 0 | 0 | 0 | 0 | 1 |
| Nellie Fox, L OBP: 0.325, SLG: 0.314 (1, 4) | | 0-0 F8 | 0-0 P6 | 0-0 PO 1B | | | | 0-0 6-3 | | 4 | 0 | 1 | 1 | 0 | 0 | 2 |
| Cam Carreon, R OBP: 0.310, SLG: 0.315 (1, 2) | | 0-0 1B 1B 1B 1B | 0-0 SH2-3 1B 1B | 0-0 PO 1B | 0-0 F8 PB 1B 1B | | | 0-0 1B | | 4 | 2 | 4 | 1 | 0 | 0 | 0 |
| Billy Pierce, L OBP: 0.156, SLG: 0.129 (1, 1) | | 0-0 1B 1B HBP 1B | 0-0 SH2-3 | | 0-3 K | | | 0-3 K | | 2 | 1 | 1 | 1 | 0 | 1 | 1 |
| Warren Hacker, R (7, 1) | | 1-2 2-H | 1-2 | | 1-2 | | | | | 1 | 0 | 0 | 0 | 0 | 1 | 1 |

| Inning Stats | R: 1 | H: 1 | E: 0 | K: 0 | S: 3 | R: 6 | H: 5 | E: 0 | K: 0 | S: 7 | R: 1 | H: 2 | E: 0 | K: 0 | S: 5 | R: 1 | H: 2 | E: 0 | K: 0 | S: 4 | R: 0 | H: 1 | E: 0 | K: 2 | S: 8 | R: 0 | H: 0 | E: 0 | K: 1 | S: 6 | R: 2 | H: 2 | E: 1 | K: 0 | S: 6 | R: 0 | H: 0 | E: 0 | K: 1 | S: 5 | R: 0 | H: 1 | E: 0 | K: 1 | S: 6 | R: 2 | H: 2 | E: 1 | K: 0 | S: 6 |
|--------------|--------|-------|------|--------|-------|-------|--------|-------|------|--------|-------|------|--------|-------|------|--------|-------|------|--------|-------|------|--------|-------|------|--------|-------|------|--------|-------|------|--------|-------|------|--------|-------|------|--------|-------|------|--------|-------|------|--------|-------|------|--------|-------|------|------|------|
| | LOB: 1 | BB: 1 | P: 7 | LOB: 2 | BB: 3 | P: 20 | LOB: 1 | BB: 0 | P: 5 | LOB: 1 | BB: 1 | P: 8 | LOB: 1 | BB: 0 | P: 8 | LOB: 0 | BB: 0 | P: 5 | LOB: 1 | BB: 0 | P: 6 | LOB: 1 | BB: 0 | P: 6 | LOB: 1 | BB: 0 | P: 6 | LOB: 1 | BB: 0 | P: 6 | LOB: 1 | BB: 0 | P: 6 | LOB: 1 | BB: 0 | P: 6 | LOB: 1 | BB: 0 | P: 6 | LOB: 1 | BB: 0 | P: 6 | LOB: 1 | BB: 0 | P: 6 | LOB: 1 | BB: 0 | P: 6 | | |


| PITCHER | IP | WLS | BF | H | R | ER | SO | BB | IBB | HBP | BLK | WP | HR | S | P | ERA | WHIP |
|------------------------------------|-----|-----|----|---|---|----|----|----|-----|-----|-----|----|----|----|----|-------|-------|
| Milt Pappas, R ERA: 4.09 (1, 1) | 1.1 | L | 12 | 6 | 7 | 7 | 0 | 2 | 0 | 0 | 0 | 1 | 0 | 9 | 18 | 47.25 | 6.000 |
| Wes Stock, R ERA: 3.17 (2, 1) | 2.1 | | 11 | 3 | 2 | 2 | 0 | 2 | 0 | 0 | 0 | 0 | 0 | 9 | 17 | 7.71 | 2.143 |
| Dick Hyde, R ERA: 5.85 (4, 1) | 0.0 | | 1 | 0 | 0 | 0 | 0 | 0 | 1 | 0 | 0 | 0 | 0 | 4 | 4 | ∞ | ∞ |
| Billy Hoelt, L ERA: 2.32 (4, 1) | 2.1 | | 8 | 2 | 0 | 0 | 3 | 0 | 0 | 0 | 0 | 0 | 0 | 14 | 14 | 0.00 | 0.857 |
| Jack Fisher, R ERA: 4.91 (7, 1) | 2.0 | | 10 | 3 | 2 | 1 | 1 | 0 | 0 | 0 | 0 | 0 | 0 | 12 | 12 | 4.50 | 1.500 |

BOTTOM

Baltimore Orioles @ Chicago White Sox
Comiskey Park, Chicago, IL

Sat Jul 22 1961, 8:05 PM EDT
Att. 20,156 - Unknown

| | |
|-----|----|
| AB | 34 |
| R | 11 |
| H | 14 |
| RBI | 10 |
| BB | 5 |
| SO | 4 |
| LOB | 15 |



| WP | HR | S | P | ERA | WHIP |
|----|----|---|----|-----|------|
| 1 | 0 | 1 | 43 | | |

| Batter | 1 | 2 | 3 | 4 | 5 | 6 | 7 | 8 | 9 | AB R H RBI BB SO LOB | TOP | |
|--|---|--|--|---|---|---|---|--|---|--|---|--|
| Brooks Robinson, R (1, 5) OBP: 0.368, SLG: 0.396 | 0-0 6-3 | | 0-0 WP 1B E 1B | | 0-0 2B | | 0-0 1-H 2B | | 0-0 F8 | 5 1 3 0 0 0 0 | | |
| Russ Snyder, L (1, 7) OBP: 0.327, SLG: 0.373 Hal Brown, R (7, 1) OBP: 0.226, SLG: 0.179 Mary Thronberry, L (9, PH) OBP: 0.309, SLG: 0.398 Dick Hall, R (9, PR) OBP: 0.172, SLG: 0.077 | 0-0 1B | | 0-0 E6 WP 1B | | 0-0 F7 | | 0-0 F8 | | 0-0 2B 1B | 4 1 1 0 0 0 3 0 0 0 0 0 0 0 1 0 1 0 0 0 0 0 0 0 0 0 0 0 | | |
| Jackie Brandt, R (1, 8) OBP: 0.391, SLG: 0.464 | 0-0 F8 | | 0-0 FC6-4 1B 1-H 2-H | | 0-0 6-3 | | 0-3 K | | 0-0 P4 | 5 0 1 2 0 1 4 | | |
| Jim Gentile, L (1, 3) OBP: 0.435, SLG: 0.675 | 0-0 F3 | | 4-0 FC6-4 BB | | 0-0 6-3 | | | 0-0 BB 1B 1B | 0-0 1-3 2B | 4 0 2 0 1 0 2 | | |
| Gus Triandos, R (1, 2) OBP: 0.335, SLG: 0.480 | | 0-3 K | 0-0 FC6-4 1-2f 2-3 | | 0-0 F8 | | | 0-0 BB 1B 1B | 0-0 P6 | 5 0 1 0 0 1 5 | | |
| Earl Robinson, R (1, 9) OBP: 0.358, SLG: 0.416 | | 4-0 CS 1B BB | 0-0 4-3 | | 4-0 FC6-4 BB | | | 4-0 1-2 2-3 BB | | 1 0 0 0 3 0 2 | | |
| Ron Hansen, R (1, 6) OBP: 0.330, SLG: 0.350 | | 0-0 CS 1B 1-2 | | 0-0 5-3 | | 0-3 K | | 0-3 K | | 4 0 1 0 0 2 4 | | |
| Jerry Adair, R (1, 4) OBP: 0.306, SLG: 0.388 Dave Philley, S (8, PH) OBP: 0.279, SLG: 0.385 Mary Breeding, R (8, 4) OBP: 0.202, SLG: 0.221 | | 0-3 K 1-2 2-3 | | 0-0 5-3 | | 0-0 FC6-4 1-2f | | 0-3 K | | 3 0 0 0 0 1 3 1 0 0 0 0 1 3 0 0 0 0 0 0 0 | | |
| Chuck Estrada, R (1, 1) OBP: 0.146, SLG: 0.125 Jack Fisher, R (2, 1) OBP: 0.147, SLG: 0.094 Whitey Herzog, L (7, PH) OBP: 0.384, SLG: 0.384 | | 0-3 K | | 0-0 5-3 | | | 0-0 2B 1B | 0-0 F7 | | 0 0 0 0 0 0 0 2 0 0 0 0 1 0 2 0 1 0 0 0 3 | | |
| Inning Stats | R: 0 H: 1 E: 0 LOB: 1 K: 0 BB: 0 S: 4 P: 4 | R: 0 H: 1 E: 0 LOB: 1 K: 2 BB: 1 S: 7 P: 11 | R: 2 H: 2 E: 1 LOB: 2 K: 1 BB: 1 S: 8 P: 12 | R: 0 H: 0 E: 0 LOB: 0 K: 0 BB: 0 S: 3 P: 3 | R: 0 H: 1 E: 0 LOB: 1 K: 0 BB: 0 S: 4 P: 4 | R: 0 H: 0 E: 0 LOB: 1 K: 1 BB: 1 S: 5 P: 9 | R: 0 H: 2 E: 0 LOB: 1 K: 1 BB: 0 S: 6 P: 6 | R: 0 H: 2 E: 0 LOB: 3 K: 2 BB: 1 S: 9 P: 13 | R: 0 H: 2 E: 0 LOB: 3 K: 0 BB: 0 S: 5 P: 5 | 1B: 8 SF: 0 2B: 3 SAC: 0 3B: 0 DP: 0 HR: 0 HBP: 0 | WP: 1 PA: 41 PB: 0 SB: 0 CS: 2 | |
| PITCHER Cal McLish, R (1, 1) ERA: 4.31 Turk Lown, R (8, 1) ERA: 1.98 | IP WLS BF H R ER SO BB IBB HBP BLK WP HR S P ERA WHIP | 7.0 W 32 9 2 1 5 3 0 0 0 1 0 39 51 1.29 1.714 | 2.0 S 9 2 0 0 2 1 0 0 0 0 0 0 12 16 0.00 1.500 | PITCHER IP WLS BF H R ER SO BB IBB HBP BLK WP HR S P ERA WHIP | | | | | | | | |

Baltimore Orioles @ Chicago White Sox
Comiskey Park, Chicago, IL
Sun Jul 23 1961, 4:33 AM EDT
Att. 13,620 - Unknown

| | |
|-----|----|
| AB | 37 |
| R | 2 |
| H | 11 |
| RBI | 2 |
| BB | 4 |
| SO | 7 |
| LOB | 29 |



| Batter | 1 | 2 | 3 | 4 | 5 | 6 | 7 | 8 | 9 | AB | R | H | RBI | BB | SO | LOB |
|--|----------------------|-------------------------------|------------------|------------|-----------------|----------------------|-----------------------|-----------|---|----|---|---|-----|----|----|-----|
| Luis Aparicio, R OBP: 0.309, SLG: 0.326 (1, 6) | 0-0 6-3 | 0-0 SF7 | | 0-0 6-3 | | 0-0 G4-6-3 | | | | 3 | 0 | 0 | 1 | 0 | 0 | 1 |
| Floyd Robinson, L OBP: 0.425, SLG: 0.505 (1, 9) | 4-0 9-4-6 BB | 4-0 3-H 1-2 2-3 BB | | | 0-0 HR 2B | | 0-0 FC2-5 2B | | | 2 | 1 | 2 | 0 | 2 | 0 | 0 |
| Jim Landis, R OBP: 0.366, SLG: 0.464 (1, 8) | 4-0 1-2 BB | 0-0 F2 | | | 0-3 K | | 0-0 FC2-5 FC5-4 | | | 3 | 0 | 0 | 0 | 1 | 1 | 5 |
| Minnie Minoso, R OBP: 0.359, SLG: 0.437 (1, 7) | 0-0 9-4-6 2-3f | | 0-0 WP 3B | | 0-0 F7 | | 0-0 FC5-4 | | | 4 | 1 | 1 | 0 | 0 | 0 | 4 |
| Roy Sievers, R OBP: 0.403, SLG: 0.610 (1, 3) | | 0-0 HR | 0-3 K | | 0-0 HR | | 0-3 K | | | 4 | 2 | 2 | 3 | 0 | 2 | 1 |
| Al Smith, R OBP: 0.358, SLG: 0.534 Sammy Esposito, R OBP: 0.262, SLG: 0.241 (1, 5) (9, 5) | | 4-0 1B FC3 SF7 BB | 0-0 6-3 1B | | 4-0 BB | | | 0-0 F7 | | 2 | 1 | 1 | 0 | 2 | 0 | 0 |
| Nellie Fox, L OBP: 0.322, SLG: 0.311 (1, 4) | | 0-0 FC3 WP 1B | 0-0 6-3 | | 0-0 G3 | | | 0-0 F7 | | 4 | 0 | 0 | 0 | 0 | 0 | 3 |
| Sherm Lollar, R OBP: 0.357, SLG: 0.397 (1, 2) | | 0-0 WP 1-2 2-3 1B | | 0-0 5-3 | | 1-0 G4-6-3 HBP | | 0-0 P4 | | 3 | 0 | 1 | 0 | 0 | 0 | 0 |
| Cal McLish, S OBP: 0.143, SLG: 0.146 Turk Lown, R (8, 1) | | 0-3 K | | 0-0 5-3 | | 0-3 K | | | | 3 | 0 | 0 | 0 | 0 | 2 | 4 |

| Inning Stats | R: 0 | H: 0 | E: 0 | K: 0 | S: 2 | R: 2 | H: 2 | E: 0 | K: 1 | S: 8 | R: 1 | H: 2 | E: 0 | K: 1 | S: 6 | R: 0 | H: 0 | E: 0 | K: 0 | S: 3 | R: 2 | H: 2 | E: 0 | K: 1 | S: 7 | R: 0 | H: 0 | E: 0 | K: 1 | S: 4 | R: 0 | H: 1 | E: 0 | K: 1 | S: 6 | R: 0 | H: 0 | E: 0 | K: 0 | S: 3 | 1B: 2 | SF: 1 | 2B: 4 | SAC: 0 | 3B: 1 | DP: 3 | HR: 2 | HBP: 1 | WP: 2 | PA: 35 |
|--------------|------|------|------|------|------|------|------|------|------|------|------|------|------|------|------|------|------|------|------|------|------|------|------|------|------|------|------|------|------|------|------|------|------|------|------|------|------|------|------|------|-------|-------|-------|--------|-------|-------|-------|--------|-------|--------|
|--------------|------|------|------|------|------|------|------|------|------|------|------|------|------|------|------|------|------|------|------|------|------|------|------|------|------|------|------|------|------|------|------|------|------|------|------|------|------|------|------|------|-------|-------|-------|--------|-------|-------|-------|--------|-------|--------|

| PITCHER | IP | WLS | BF | H | R | ER | SO | BB | IBB | HBP | BLK | WP | HR | S | P | ERA | WHIP |
|---|-----|-----|----|---|---|----|----|----|-----|-----|-----|----|----|----|----|-------|-------|
| Chuck Estrada, R ERA: 4.35 (1, 1) | 1.2 | | 11 | 2 | 2 | 2 | 1 | 4 | 0 | 0 | 0 | 1 | 1 | 9 | 25 | 10.80 | 3.600 |
| Jack Fisher, R ERA: 4.96 (2, 1) | 4.1 | L | 17 | 4 | 3 | 3 | 3 | 1 | 0 | 1 | 0 | 1 | 1 | 21 | 26 | 6.23 | 1.154 |
| Hal Brown, R ERA: 3.56 (7, 1) | 2.0 | | 7 | 1 | 0 | 0 | 1 | 0 | 0 | 0 | 0 | 0 | 0 | 9 | 9 | 0.00 | 0.500 |

BOTTOM

Baltimore Orioles @ Chicago White Sox
Comiskey Park, Chicago, IL
Sun Jul 23 1961, 4:33 AM EDT
Att. 13,620 - Unknown

livebaseballscorecards.com

| | |
|-----|----|
| AB | 28 |
| R | 5 |
| H | 7 |
| RBI | 4 |
| BB | 5 |
| SO | 5 |
| LOB | 18 |



| Batter | 1 | 2 | 3 | 4 | 5 | 6 | 7 | 8 | 9 | AB R H RBI BB SO LOB | TOP | | | | | | | | | |
|--|---|---------------------------------|------------------------------|----------------------------------|------------------------------|---------------------------------|------------------------------|---------------------------------|------------------------------|---------------------------------|---|----------------------------------|------------------------------|---------------------------------|------------------------------|---------------------------------|----------------------------------|------------------------------------|----------------------------------|--------|
| Luis Aparicio, R (1, 6) OBP: 0.305, SLG: 0.322 | 0-0 F7 | 0-0 F9 | | | 0-0 F9 | | 0-0 L6 | | 0-0 P6 | 5 0 0 0 0 0 7 | Chicago White Sox @ New York Yankees Yankee Stadium, Bronx, NY Tue Jul 25 1961, 7:05 PM EDT Cloudy - 88 F | | | | | | | | | |
| Floyd Robinson, L (1, 9) OBP: 0.420, SLG: 0.497 | 0-0 1B | | 0-0 1-3 | | 0-0 P6 | | 0-0 F9 | | 0-0 4-3 | 5 0 1 1 0 0 3 | | | | | | | | | | |
| Jim Landis, R (1, 8) OBP: 0.364, SLG: 0.460 | 0-0 1B | | 0-3 K | | 0-3 K | | 0-0 FC6-4 | | 0-3 K | 5 0 1 0 0 3 4 | | | | | | | | | | |
| Minnie Minoso, R (1, 7) OBP: 0.358, SLG: 0.434 | 0-0 G1-4-3 | | 0-0 1B | | | | | 0-0 F2 | | 4 0 1 0 0 1 2 | | | | | | | | | | |
| Roy Sievers, R (1, 3) OBP: 0.398, SLG: 0.602 | | 0-0 F9 | 0-0 5-3 | | | 0-0 F9 | | 0-0 6-3 | | 4 0 0 0 0 0 1 | | | | | | | | | | |
| Al Smith, R (1, 5) OBP: 0.359, SLG: 0.535 | | 0-0 1B | | 0-0 L6 | | 4-0 1B | | 0-0 F8 | | 3 0 1 0 1 0 0 | | | | | | | | | | |
| Nellie Fox, L (1, 4) OBP: 0.326, SLG: 0.315 | | 0-0 1B | | 0-0 L6 | | 0-0 1B | | 0-0 E | 0-0 1B | 4 1 3 0 0 0 0 | | | | | | | | | | |
| Sherm Lollar, R (1, 2) OBP: 0.363, SLG: 0.398 | | 4-0 1B | | 4-0 BB | | 0-0 F8 | | 0-0 4-3 | 0-0 1B | 2 0 1 0 2 0 2 | | | | | | | | | | |
| Al Pilarcik, L (9, PR) OBP: 0.268, SLG: 0.238 | | 0-0 IBB | | 0-0 BB | | | | 1-2 4-3 | 0-0 1B | 0 0 0 0 0 0 0 | | | | | | | | | | |
| Frank Baumann, L (1, 1) OBP: 0.333, SLG: 0.472 | | 0-3 K | | 0-3 K | | | 0-0 FC6-4 | | 0-0 E6 | 2 0 0 0 0 2 4 | | | | | | | | | | |
| Don Larsen, R (6, 1) OBP: 0.267, SLG: 0.345 | | | | | | | | | | 1 0 1 0 0 0 0 | | | | | | | | | | |
| Cam Carreon, R (9, PH) OBP: 0.308, SLG: 0.312 | | | | | | | | | | 1 0 0 0 0 0 2 | | | | | | | | | | |
| Inning Stats | R: 0 E: 0 K: 0 S: 4 | H: 2 LOB: 1 BB: 0 P: 4 | R: 0 E: 0 K: 1 S: 7 | H: 2 LOB: 3 BB: 1 P: 11 | R: 0 E: 0 K: 1 S: 6 | H: 1 LOB: 1 BB: 0 P: 6 | R: 0 E: 0 K: 1 S: 5 | H: 0 LOB: 1 BB: 1 P: 9 | R: 0 E: 0 K: 1 S: 5 | H: 0 LOB: 0 BB: 0 P: 5 | R: 0 E: 0 K: 0 S: 4 | H: 1 LOB: 1 BB: 1 P: 10 | R: 0 E: 0 K: 0 S: 3 | H: 0 LOB: 0 BB: 0 P: 3 | R: 1 E: 1 K: 1 S: 8 | H: 2 LOB: 3 BB: 0 P: 8 | 1B: 8 2B: 1 3B: 0 HR: 0 | SF: 0 SAC: 0 DP: 1 HBP: 0 | WP: 0 PB: 0 SB: 0 CS: 0 | PA: 39 |
| PITCHER | IP WLS BF H R ER SO BB IBB HBP BLK WP HR S P ERA WHIP | | | | | | | | | | | | | | | | | | | |
| Whitey Ford, L (1, 1) ERA: 3.14 | 7.0 W 30 7 0 0 5 2 1 0 0 0 0 0 37 49 0.00 1.286 | | | | | | | | | | | | | | | | | | | |
| Luis Arroyo, L (8, 1) ERA: 1.81 | 2.0 S 9 2 1 0 1 0 0 0 0 0 0 0 11 11 0.00 1.000 | | | | | | | | | | | | | | | | | | | |

livebaseballscorecards.com

| | |
|------------|----|
| AB | 36 |
| R | 1 |
| H | 9 |
| RBI | 1 |
| BB | 3 |
| SO | 6 |
| LOB | 25 |



| Batter | 1 | 2 | 3 | 4 | 5 | 6 | 7 | 8 | 9 | AB | R | H | RBI | BB | SO | LOB |
|---|-----------------|-----------------|-----------------|--------------------------|-----------------|----------------------------|------------------------|----------------|---|----|---|---|-----|----|----|-----|
| Bobby Richardson, R OBP: 0.285, SLG: 0.316 (1, 4) | 0-0 6-3 ① | | | 4-0 SH5-3 HR BB | 0-0 1B 1B | | 0-0 F8 1-2 ①② | | | 3 | 1 | 1 | 0 | 1 | 0 | 1 |
| Tony Kubek, L OBP: 0.320, SLG: 0.413 (1, 6) | 0-0 P4 ② | | | 0-0 SH5-3 1-2 | 0-0 1B 1B | | 0-0 F7 ③ | | | 3 | 0 | 1 | 0 | 0 | 0 | 0 |
| Roger Maris, L OBP: 0.376, SLG: 0.643 (1, 9) | 0-3 K ③ | | | 0-0 2-H HR | 0-0 F2 ③ | | | 0-0 HR | | 4 | 2 | 2 | 3 | 0 | 1 | 2 |
| Mickey Mantle, S OBP: 0.464, SLG: 0.746 (1, 8) | | 0-0 5-3 ① | | 0-0 HR | | 0-0 1B FC6-4 1B | | 0-0 F2 ① | | 4 | 2 | 2 | 1 | 0 | 0 | 0 |
| Elston Howard, R OBP: 0.397, SLG: 0.539 (1, 2) | | 0-0 F8 ② | | 0-0 1B | | 0-0 1B FC6-4 1B | | 0-0 F9 ② | | 4 | 0 | 2 | 0 | 0 | 0 | 0 |
| Bill Skowron, R OBP: 0.334, SLG: 0.496 (1, 3) | | 0-0 6-3 ③ | | 0-0 F9 ② | | 0-0 FC6-4 1-2 3-H | | 0-3 K ③ | | 4 | 0 | 0 | 1 | 0 | 1 | 2 |
| Bob Cerv, R OBP: 0.260, SLG: 0.399 (1, 7) | | | 0-0 F9 ① | 0-0 L4 ③ | | 0-0 F8 ② | | | | 3 | 0 | 0 | 0 | 0 | 0 | 2 |
| Clete Boyer, R OBP: 0.306, SLG: 0.306 (1, 5) | | | 0-0 5-3 ② | | 0-0 F8 ① | 0-0 F8 ③ | | | | 3 | 0 | 0 | 0 | 0 | 0 | 1 |
| Whitey Ford, L OBP: 0.284, SLG: 0.203 (1, 1) | | | 0-3 K ③ | | 0-0 5-3 ② | | 0-0 CS 1B | | | 2 | 0 | 0 | 0 | 0 | 1 | 0 |
| Earl Torgeson, L OBP: 0.333, SLG: 0.100 (7, PH) | | | | | | | | | | 1 | 0 | 1 | 0 | 0 | 0 | 0 |
| Luis Arroyo, L OBP: 0.353, SLG: 0.471 (8, 1) | | | | | | | | | | 0 | 0 | 0 | 0 | 0 | 0 | 0 |


| Inning Stats | R: 0 | H: 0 | E: 0 | K: 1 | S: 5 | LOB: 0 | BB: 0 | P: 5 | R: 0 | H: 0 | E: 0 | K: 0 | S: 3 | LOB: 0 | BB: 0 | P: 3 | R: 0 | H: 0 | E: 0 | K: 1 | S: 5 | LOB: 0 | BB: 0 | P: 5 | R: 3 | H: 3 | E: 0 | K: 0 | S: 6 | LOB: 1 | BB: 1 | P: 10 | R: 0 | H: 2 | E: 0 | K: 0 | S: 5 | LOB: 2 | BB: 0 | P: 5 | R: 1 | H: 2 | E: 0 | K: 0 | S: 5 | LOB: 1 | BB: 0 | P: 5 | R: 0 | H: 1 | E: 0 | K: 0 | S: 3 | LOB: 0 | BB: 0 | P: 3 | R: 1 | H: 1 | E: 0 | K: 1 | S: 6 | LOB: 0 | BB: 0 | P: 6 |
|--------------|------|------|------|------|------|--------|-------|------|------|------|------|------|------|--------|-------|------|------|------|------|------|------|--------|-------|------|------|------|------|------|------|--------|-------|-------|------|------|------|------|------|--------|-------|------|------|------|------|------|------|--------|-------|------|------|------|------|------|------|--------|-------|------|------|------|------|------|------|--------|-------|------|
|--------------|------|------|------|------|------|--------|-------|------|------|------|------|------|------|--------|-------|------|------|------|------|------|------|--------|-------|------|------|------|------|------|------|--------|-------|-------|------|------|------|------|------|--------|-------|------|------|------|------|------|------|--------|-------|------|------|------|------|------|------|--------|-------|------|------|------|------|------|------|--------|-------|------|

| PITCHER | IP | WLS | BF | H | R | ER | SO | BB | IBB | HBP | BLK | WP | HR | S | P | ERA | WHIP |
|---|-----|-----|----|---|---|----|----|----|-----|-----|-----|----|----|----|----|------|-------|
| Frank Baumann, L ERA: 5.69 (1, 1) | 5.0 | L | 23 | 7 | 4 | 4 | 2 | 1 | 0 | 0 | 0 | 0 | 2 | 26 | 30 | 7.20 | 1.600 |
| Don Larsen, R ERA: 3.61 (6, 1) | 3.0 | | 10 | 2 | 1 | 1 | 1 | 0 | 0 | 0 | 0 | 0 | 1 | 12 | 12 | 3.00 | 0.667 |

BOTTOM

Chicago White Sox @ New York Yankees
 Yankee Stadium, Bronx, NY
 Tue Jul 25 1961, 7:05 PM EDT
 Cloudy - 88 F

| | |
|------------|-----------|
| AB | 31 |
| R | 5 |
| H | 9 |
| RBI | 5 |
| BB | 1 |
| SO | 3 |
| LOB | 8 |



| WP | HR | S | P | ERA | WHIP |
|----|----|---|---|-----|------|
| 0 | 0 | 0 | 0 | 0 | 0 |

| Batter | 1 | 2 | 3 | 4 | 5 | 6 | 7 | 8 | 9 | AB R H RBI BB SO LOB | TOP | | | | | | | | | |
|---|--|---------------------------------|------------------------------|---------------------------------|-------------------------------|---------------------------------|------------------------------|---------------------------------|------------------------------|--|------------------------------|---------------------------------|------------------------------|---------------------------------|------------------------------|----------------------------------|----------------------------------|------------------------------------|----------------------------------|--------|
| Floyd Robinson, L OBP: 0.415, SLG: 0.487 (1, 9) X | 0-0 1-3 | | 0-0 F8 | | 4-0 BB 1-2 BB | | 0-0 4-3 | | 0-3 K | 4 0 0 0 1 1 2 | | | | | | | | | | |
| Nellie Fox, L OBP: 0.325, SLG: 0.314 (1, 4) X | 0-0 HBP 1B | | 0-0 3-1 | | 0-0 F9 | | | 0-0 6-3 | | 4 0 1 0 0 0 2 | | | | | | | | | | |
| Minnie Minoso, R OBP: 0.360, SLG: 0.432 (1, 7) H | 1-0 1-2 HBP | | 0-0 F9 | | 4-0 BB 1-2 2-3 BB | | | 0-0 F7 | | 2 0 0 0 1 0 0 | | | | | | | | | | |
| Roy Sievers, R OBP: 0.399, SLG: 0.601 (1, 3) X | 0-0 F7 | | | 0-0 1B | 0-0 5-3 | | | 0-0 FC5-4 1B | | 4 0 2 0 0 0 5 | | | | | | | | | | |
| Al Smith, R OBP: 0.355, SLG: 0.528 (1, 5) X | 0-0 4-3 | | | 0-0 P6 | | 0-0 F7 | | 0-0 FC5-4 | | 4 0 0 0 0 0 4 | | | | | | | | | | |
| Jim Landis, R OBP: 0.360, SLG: 0.455 (1, 8) X | | 0-0 P4 | | 0-0 F7 | | 0-0 F9 | | | 0-0 5-3 | 4 0 0 0 0 0 1 | | | | | | | | | | |
| Luis Aparicio, R OBP: 0.304, SLG: 0.321 (1, 6) X | | 0-0 5-3 1B | | 0-0 F9 | | 0-0 5-3 | | | 0-0 6-3 | 4 0 1 0 0 0 1 | | | | | | | | | | |
| Cam Carreon, R OBP: 0.306, SLG: 0.310 (1, 2) X | | 0-0 5-3 1-2 | | | 0-0 1-6-3 | | 0-0 6-3 | | 0-0 BB 1B | 4 0 1 0 0 0 1 | | | | | | | | | | |
| Juan Pizarro, L OBP: 0.333, SLG: 0.444 (1, 1) | | 0-3 K | | | 0-0 BB BB 1B | | 0-0 1-3 | | 4-0 BB 1-2 BB | 1 0 0 0 0 0 1 1 0 0 0 0 0 0 0 0 1 0 0 1 0 0 0 0 0 0 0 0 0 0 0 0 1 0 1 0 0 | | | | | | | | | | |
| Russ Kemmerer, R OBP: 0.333, SLG: 0.375 (3, 1) | | | | | | | | | | | | | | | | | | | | |
| J.C. Martin, L OBP: 0.250, SLG: 0.368 (5, PH) | | | | | | | | | | | | | | | | | | | | |
| Warren Hacker, R (5, 1) | | | | | | | | | | | | | | | | | | | | |
| Al Pilarcik, L OBP: 0.265, SLG: 0.235 (7, PH) | | | | | | | | | | | | | | | | | | | | |
| Don Larsen, R OBP: 0.267, SLG: 0.345 (7, 1) | | | | | | | | | | | | | | | | | | | | |
| Billy Goodman, L OBP: 0.317, SLG: 0.389 (9, PH) | | | | | | | | | | | | | | | | | | | | |
| Inning Stats | R: 0 E: 0 K: 0 S: 4 | H: 1 LOB: 2 BB: 0 P: 5 | R: 0 E: 0 K: 1 S: 6 | H: 1 LOB: 1 BB: 0 P: 6 | R: 0 E: 0 K: 0 S: 3 | H: 0 LOB: 0 BB: 0 P: 3 | R: 0 E: 0 K: 0 S: 4 | H: 1 LOB: 1 BB: 0 P: 4 | R: 0 E: 0 K: 0 S: 3 | H: 0 LOB: 0 BB: 0 P: 3 | R: 0 E: 0 K: 0 S: 3 | H: 0 LOB: 0 BB: 0 P: 3 | R: 0 E: 0 K: 0 S: 4 | H: 1 LOB: 1 BB: 0 P: 4 | R: 0 E: 0 K: 1 S: 6 | H: 1 LOB: 2 BB: 1 P: 10 | 1B: 6 2B: 0 3B: 0 HR: 0 | SF: 0 SAC: 0 DP: 0 HBP: 1 | WP: 0 PB: 0 SB: 0 CS: 0 | PA: 37 |
| PITCHER Bill Stafford, R ERA: 2.56 (1, 1) | IP: 9.0 WLS: W BF: 37 H: 6 R: 0 ER: 0 SO: 2 BB: 3 IBB: 0 HBP: 1 BLK: 0 WP: 0 HR: 0 S: 37 P: 50 ERA: 0.00 WHIP: 1.000 | | | | | | | | | | | | | | | | | | | |

Chicago White Sox @ New York Yankees
 Yankee Stadium, Bronx, NY
 Tue Jul 25 1961, 7:05 PM EDT
 Att. 46,240 - Unknown - 86 F

livebaseballscorecards.com

| | |
|-----|----|
| AB | 33 |
| R | 0 |
| H | 6 |
| RBI | 0 |
| BB | 3 |
| SO | 2 |
| LOB | 17 |



| Batter | 1 | 2 | 3 | 4 | 5 | 6 | 7 | 8 | 9 |
|--|----------------------|-------------------------------|--------------------------------------|------------|------------|-------------------------|-----------|------------|---|
| Bobby Richardson, R OBP: 0.289, SLG: 0.316 (1, 4) | 4-0 FC4-6 BB | 4-0 1B 1-2 1B BB | | 0-0 6-3 | | 0-0 2B HR 1B | 0-0 F8 | | |
| Tony Kubek, L OBP: 0.321, SLG: 0.415 (1, 6) | 0-0 FC4-6 1-2f | 0-0 1B 1-3 2-H 1B | | 0-0 F8 | | 0-0 1-3 HR 2B | | 0-0 F7 | |
| Roger Maris, L OBP: 0.379, SLG: 0.659 (1, 9) | 0-0 P3 | 0-0 1-2 3-H 1B | | 0-0 HR | | 0-0 2-H 3-H HR | | 0-0 4-3 | |
| Mickey Mantle, S OBP: 0.462, SLG: 0.739 (1, 8) | 0-3 K | 0-3 K | | 0-0 3-1 | | 4-0 HR BB | | 0-3 K | |
| Bob Cerv, R OBP: 0.258, SLG: 0.396 (7, 8) | | | | | | | | | |
| Elston Howard, R OBP: 0.398, SLG: 0.551 (1, 2) | | 0-0 4-3 | 0-0 FC5-4 1B FC6-4 1B | | 0-0 6-3 | 0-0 1-H HR | | | |
| Bill Skowron, R OBP: 0.333, SLG: 0.493 (1, 3) | | 0-3 K | 0-0 FC5-4 1-2 1B | | 0-0 F5 | 0-0 F5 | | | |
| Hector Lopez, R OBP: 0.286, SLG: 0.273 (1, 7) | | 0-0 HR 1B | 0-0 FC5-4 FC6-4 1-2f 2-3 | | 0-0 F9 | 0-3 K | | | |
| Clete Boyer, R OBP: 0.306, SLG: 0.329 (1, 5) | | 0-0 1-H HR | 0-0 FC6-4 1-2f 3-H | | | 0-0 HR | 0-0 F8 | | |
| Bill Stafford, R OBP: 0.270, SLG: 0.188 (1, 1) | | 4-0 BB 1B BB | 0-0 1-3 | | | 0-0 4-3 | 0-0 P4 | | |

| Inning Stats | R: 0 | H: 0 | E: 0 | K: 1 | S: 5 | LOB: 1 | BB: 1 | P: 9 | R: 4 | H: 4 | E: 0 | K: 2 | S: 11 | LOB: 2 | BB: 2 | P: 19 | R: 1 | H: 2 | E: 0 | K: 0 | S: 5 | LOB: 1 | BB: 0 | P: 5 | R: 1 | H: 1 | E: 0 | K: 0 | S: 4 | LOB: 0 | BB: 0 | P: 4 | R: 0 | H: 0 | E: 0 | K: 0 | S: 3 | LOB: 0 | BB: 0 | P: 3 | R: 6 | H: 5 | E: 0 | K: 1 | S: 10 | LOB: 0 | BB: 1 | P: 14 | R: 0 | H: 0 | E: 0 | K: 0 | S: 3 | LOB: 0 | BB: 0 | P: 3 | R: 0 | H: 0 | E: 0 | K: 1 | S: 5 | LOB: 0 | BB: 0 | P: 5 |
|--------------|------|------|------|------|------|--------|-------|------|------|------|------|------|-------|--------|-------|-------|------|------|------|------|------|--------|-------|------|------|------|------|------|------|--------|-------|------|------|------|------|------|------|--------|-------|------|------|------|------|------|-------|--------|-------|-------|------|------|------|------|------|--------|-------|------|------|------|------|------|------|--------|-------|------|
|--------------|------|------|------|------|------|--------|-------|------|------|------|------|------|-------|--------|-------|-------|------|------|------|------|------|--------|-------|------|------|------|------|------|------|--------|-------|------|------|------|------|------|------|--------|-------|------|------|------|------|------|-------|--------|-------|-------|------|------|------|------|------|--------|-------|------|------|------|------|------|------|--------|-------|------|

| AB | R | H | RBI | BB | SO | LOB | |
|-------|-------|-------|--------|-------|-------|-------|--------|
| 3 | 2 | 1 | 0 | 2 | 0 | 0 | |
| 5 | 1 | 2 | 1 | 0 | 0 | 1 | |
| 5 | 2 | 3 | 5 | 0 | 0 | 1 | |
| 3 | 1 | 0 | 0 | 1 | 2 | 3 | |
| 1 | 0 | 0 | 0 | 0 | 1 | 0 | |
| 4 | 2 | 2 | 2 | 0 | 0 | 0 | |
| 4 | 0 | 1 | 0 | 0 | 1 | 0 | |
| 4 | 1 | 1 | 0 | 0 | 1 | 2 | |
| 4 | 2 | 2 | 4 | 0 | 0 | 1 | |
| 3 | 1 | 0 | 0 | 1 | 0 | 1 | |
| 1B: 6 | SF: 0 | 2B: 1 | SAC: 0 | 3B: 0 | DP: 0 | HR: 5 | HBP: 0 |


BOTTOM

Chicago White Sox @ New York Yankees
Yankee Stadium, Bronx, NY

Tue Jul 25 1961, 7:05 PM EDT
Att: 46,240 - Unknown - 86 F

livebaseballscorecards.com

| | |
|------------|-----------|
| AB | 36 |
| R | 12 |
| H | 12 |
| RBI | 12 |
| BB | 4 |
| SO | 5 |
| LOB | 9 |



| | |
|-------|--------|
| WP: 0 | PA: 40 |
| PB: 0 | SB: 0 |
| CS: 0 | |

| PITCHER | IP | WLS | BF | H | R | ER | SO | BB | IBB | HBP | BLK | WP | HR | S | P | ERA | WHIP |
|--|-----|-----|----|---|---|----|----|----|-----|-----|-----|----|----|----|----|-------|-------|
| Juan Pizarro, L ERA: 3.49 (1, 1) | 2.0 | L | 15 | 6 | 5 | 5 | 3 | 3 | 0 | 0 | 0 | 0 | 1 | 18 | 30 | 22.50 | 4.500 |
| Russ Kemmerer, R ERA: 4.48 (3, 1) | 2.0 | | 7 | 1 | 1 | 1 | 0 | 0 | 0 | 0 | 0 | 0 | 1 | 7 | 7 | 4.50 | 0.500 |
| Warren Hacker, R ERA: 4.86 (5, 1) | 2.0 | | 12 | 5 | 6 | 6 | 1 | 1 | 0 | 0 | 0 | 0 | 3 | 13 | 17 | 27.00 | 3.000 |
| Don Larsen, R ERA: 3.47 (7, 1) | 2.0 | | 6 | 0 | 0 | 0 | 1 | 0 | 0 | 0 | 0 | 0 | 0 | 8 | 8 | 0.00 | 0.000 |

| Batter | 1 | 2 | 3 | 4 | 5 | 6 | 7 | 8 | 9 | AB R H RBI BB SO LOB | TOP | | | | | | | | | | |
|---|--|---------------------------------|------------------------------|---------------------------------|------------------------------|---------------------------------|------------------------------|---------------------------------|------------------------------|---------------------------------|---|----------------------------------|------------------------------|---------------------------------|------------------------------|---------------------------------|----------------------------------|------------------------------------|----------------------------------|----------------|--|
| Floyd Robinson, L (1, 9) OBP: 0.408, SLG: 0.477 | 0-0 F8 | | 0-0 4-3 | | | 0-0 P3 | | 0-0 F9 | | 4 0 0 0 0 0 1 | Chicago White Sox @ New York Yankees Yankee Stadium, Bronx, NY Wed Jul 26 1961, 3:33 AM EDT Att. 22,366 - Cloudy - 88 F | | | | | | | | | | |
| Nellie Fox, L (1, 4) OBP: 0.322, SLG: 0.311 | 0-0 P4 | | 0-0 F8 | | | 0-0 6-3 | | 0-0 4-3 | | 4 0 0 0 0 0 1 | | | | | | | | | | | |
| Minnie Minoso, R (1, 7) OBP: 0.361, SLG: 0.429 | 4-0 BB | | | 0-0 5-3 | | | 4-0 2B 1B BB | | 0-0 P6 | 2 1 0 0 2 0 0 | | | | | | | | | | | |
| Roy Sievers, R (1, 3) OBP: 0.398, SLG: 0.599 | 0-3 K | | | 0-0 F8 | | | 0-0 1-3 1B 2B | | 0-0 5-3 | 4 1 1 0 0 1 1 | | | | | | | | | | | |
| J.C. Martin, L (1, 5) OBP: 0.298, SLG: 0.366 | | 0-3 K | | 0-0 F8 | | | 0-0 2-H 3-H 1B | | 0-0 1-3 | 4 0 1 2 0 1 0 | | | | | | | | | | | |
| Al Pilarcik, L (1, 8) OBP: 0.267, SLG: 0.238 | | 0-0 FC5-4 1B | | | 0-0 P5 | | 0-3 K | | | 3 0 1 0 0 1 0 | | | | | | | | | | | |
| Luis Aparicio, R (1, 6) OBP: 0.302, SLG: 0.319 | | 0-0 FC5-4 1-2f | | | 0-0 6-3 | | 0-0 G3 | | | 3 0 0 0 0 0 1 | | | | | | | | | | | |
| Sherm Lollar, R (1, 2) OBP: 0.359, SLG: 0.393 | | 0-0 F7 | | | 0-0 F8 | | | 0-0 6-3 | | 3 0 0 0 0 0 1 | | | | | | | | | | | |
| Ray Herbert, R (1, 1) OBP: 0.189, SLG: 0.220 | | | 0-3 K | | | 0-0 F8 | | 0-0 1B | | 2 0 0 0 0 1 0 | | | | | | | | | | | |
| Billy Goodman, L (8, PH) OBP: 0.333, SLG: 0.405 | | | | | | | | | | 1 0 1 0 0 0 0 | | | | | | | | | | | |
| Turk Lown, R (8, 1) | | | | | | | | | | 0 0 0 0 0 0 0 | | | | | | | | | | | |
| Inning Stats | R: 0 E: 0 K: 1 S: 5 | H: 0 LOB: 1 BB: 1 P: 9 | R: 0 E: 0 K: 1 S: 6 | H: 1 LOB: 1 BB: 0 P: 6 | R: 0 E: 0 K: 1 S: 5 | H: 0 LOB: 0 BB: 0 P: 5 | R: 0 E: 0 K: 0 S: 3 | H: 0 LOB: 0 BB: 0 P: 3 | R: 0 E: 0 K: 0 S: 3 | H: 0 LOB: 0 BB: 0 P: 3 | R: 2 E: 0 K: 1 S: 6 | H: 2 LOB: 0 BB: 1 P: 10 | R: 0 E: 0 K: 0 S: 4 | H: 1 LOB: 1 BB: 0 P: 4 | R: 0 E: 0 K: 0 S: 3 | H: 0 LOB: 0 BB: 0 P: 3 | 1B: 3 2B: 1 3B: 0 HR: 0 | SF: 0 SAC: 0 DP: 0 HBP: 0 | WP: 0 PB: 0 SB: 0 CS: 0 | PA: 32 | |
| PITCHER Rollie Sheldon, R (1, 1) ERA: 3.01 | IP: 9.0 WLS: W BF: 32 H: 4 R: 2 ER: 2 SO: 4 BB: 2 IBB: 0 HBP: 0 BLK: 0 WP: 0 HR: 0 S: 38 P: 46 ERA: 2.00 WHIP: 0.667 | | | | | | | | | | | | | | | | | | | PITCHER | IP: WLS: BF: H: R: ER: SO: BB: IBB: HBP: BLK: WP: HR: S: P: ERA: WHIP: |

livebaseballscorecards.com

| | |
|------------|----|
| AB | 30 |
| R | 2 |
| H | 4 |
| RBI | 2 |
| BB | 2 |
| SO | 4 |
| LOB | 5 |



| Batter | 1 | 2 | 3 | 4 | 5 | 6 | 7 | 8 | 9 | AB | R | H | RBI | BB | SO | LOB |
|---|------------------------------|------------|-----------|------------|------------|---------------------|-----------|-----------------------|---|----|---|---|-----|----|----|-----|
| Bobby Richardson, R OBP: 0.289, SLG: 0.314 (1, 4) BBB | 4-0 3-1 SH5-3 HR BB | 0-0 6-3 | | | 0-0 5-3 | | 0-0 F8 | | | 3 | 1 | 0 | 0 | 1 | 0 | 1 |
| Tony Kubek, L OBP: 0.319, SLG: 0.412 (1, 6) X | 0-0 SH5-3 1-2 | | 0-0 F8 | | 0-0 5-3 | | 0-0 F9 | | | 3 | 0 | 0 | 0 | 0 | 0 | 0 |
| Roger Maris, L OBP: 0.377, SLG: 0.654 (1, 9) X | 0-0 3-1 2-3 | | 0-0 G3 | | 0-0 F9 | | | 4-0 BBB BB | | 3 | 0 | 0 | 0 | 1 | 0 | 1 |
| Mickey Mantle, S OBP: 0.459, SLG: 0.742 (1, 8) X | 0-0 HR 3-H | | 0-0 P6 | | 0-0 3-1 | | | 0-0 P6 | | 4 | 1 | 1 | 2 | 0 | 0 | 1 |
| Johnny Blanchard, L OBP: 0.400, SLG: 0.684 (1, 2) X | 0-0 HR | | | 0-0 HR | | 0-0 F9 | | 0-0 G3-6-3 1-2f | | 4 | 2 | 2 | 2 | 0 | 0 | 1 |
| Bill Skowron, R OBP: 0.331, SLG: 0.489 (1, 3) X | 0-0 6-3 | | | 0-3 K | | 0-0 E6 FC5 1B | | | | 3 | 0 | 0 | 0 | 0 | 1 | 0 |
| Hector Lopez, R OBP: 0.287, SLG: 0.274 (1, 7) X | | 0-0 5-3 | | 0-0 6-3 | | 0-0 1-2 1B | | | | 3 | 0 | 1 | 0 | 0 | 0 | 0 |
| Clete Boyer, R OBP: 0.311, SLG: 0.345 (1, 5) X | | 0-0 2B | | 0-0 HR | | 0-0 FC5 2-3f | | | | 3 | 1 | 2 | 1 | 0 | 0 | 2 |
| Rollie Sheldon, R OBP: 0.154, SLG: 0.132 (1, 1) X | | 0-0 6-3 | | 0-3 K | | 0-3 K | | | | 3 | 0 | 0 | 0 | 0 | 2 | 1 |

| Inning Stats | R: 3 | H: 2 | E: 0 | K: 0 | S: 5 | LOB: 0 | BB: 1 | P: 9 | R: 0 | H: 1 | E: 0 | K: 0 | S: 4 | LOB: 1 | BB: 0 | P: 4 | R: 0 | H: 0 | E: 0 | K: 0 | S: 3 | LOB: 0 | BB: 0 | P: 3 | R: 2 | H: 2 | E: 0 | K: 2 | S: 9 | LOB: 0 | BB: 0 | P: 9 | R: 0 | H: 0 | E: 0 | K: 0 | S: 3 | LOB: 0 | BB: 0 | P: 3 | R: 0 | H: 1 | E: 1 | K: 0 | S: 5 | LOB: 2 | BB: 0 | P: 5 | R: 0 | H: 0 | E: 0 | K: 1 | S: 5 | LOB: 0 | BB: 0 | P: 5 | R: 0 | H: 0 | E: 0 | K: 0 | S: 2 | LOB: 0 | BB: 1 | P: 6 |
|--|------|--------|--------|------|------|--------|-------|-------|--------|--------|--------|-------|-------|--------|-------|-----------|-------------|------|------|------|------|--------|-------|------|------|------|------|------|------|--------|-------|------|------|------|------|------|------|--------|-------|------|------|------|------|------|------|--------|-------|------|------|------|------|------|------|--------|-------|------|------|------|------|------|------|--------|-------|------|
| Ray Herbert, R ERA: 5.36 (1, 1) | 7.0 | WLS: L | BF: 29 | H: 6 | R: 5 | ER: 5 | SO: 3 | BB: 1 | IBB: 0 | HBP: 0 | BLK: 0 | WP: 0 | HR: 4 | S: 34 | P: 38 | ERA: 6.43 | WHIP: 1.000 | | | | | | | | | | | | | | | | | | | | | | | | | | | | | | | | | | | | | | | | | | | | | | | |
| Turk Lown, R ERA: 1.95 (8, 1) | 1.0 | | BF: 3 | H: 0 | R: 0 | ER: 0 | SO: 0 | BB: 1 | IBB: 0 | HBP: 0 | BLK: 0 | WP: 0 | HR: 0 | S: 2 | P: 6 | ERA: 0.00 | WHIP: 1.000 | | | | | | | | | | | | | | | | | | | | | | | | | | | | | | | | | | | | | | | | | | | | | | | |

BOTTOM

Chicago White Sox @ New York Yankees
Yankee Stadium, Bronx, NY

Wed Jul 26 1961, 3:33 AM EDT
Att. 22,366 - Cloudy - 88 F

livebaseballscorecards.com

| | |
|------------|-----------|
| AB | 29 |
| R | 5 |
| H | 6 |
| RBI | 5 |
| BB | 2 |
| SO | 3 |
| LOB | 7 |

WP: 0 PA: 32
PB: 0
SB: 0
CS: 0




| Batter | 1 | 2 | 3 | 4 | 5 | 6 | 7 | 8 | 9 | AB R H RBI BB SO LOB | TOP | | | | | | | | | | | | | | | | | | | | | | |
|--|------------------------------|---------------------------------|------------------------------|---------------------------------|------------------------------|---------------------------------|------------------------------|---------------------------------|------------------------------|--|------------------------------|---------------------------------|------------------------------|----------------------------------|------------------------------|---------------------------------|------------------------------|---------------------------------|----------------------------------|------------------------------------|----------------------------------|--------|----|----|---|---|-----|------|--|--|--|--|--|
| Jim Landis, R (1, 8) OBP: 0.362, SLG: 0.452 | 0-0 5-3 | | | 0-0 F8 | | 0-0 1B 1B | 4-0 BB BB | | 0-0 FC6-4 1B | 4 1 2 0 1 0 0 | | | | | | | | | | | | | | | | | | | | | | | |
| Floyd Robinson, L (1, 9) OBP: 0.405, SLG: 0.468 | 4-0 G6-4-3 BB | | | 0-3 K | | 0-0 1B 1B | 0-0 F8 | | 0-0 FC6-4 1-2f | 4 0 1 0 1 1 3 | | | | | | | | | | | | | | | | | | | | | | | |
| Minnie Minoso, R (1, 7) OBP: 0.364, SLG: 0.430 | 0-0 G6-4-3 1-2f | | | 4-0 BB | | 0-0 F2 | | 0-0 1B 1B | | 3 0 1 0 1 0 3 | | | | | | | | | | | | | | | | | | | | | | | |
| Roy Sievers, R (1, 3) OBP: 0.397, SLG: 0.594 | | 0-0 F9 | | 0-0 F8 | | 0-0 L7 | | 0-0 FC6-4 1B | | 4 0 1 0 0 0 3 | | | | | | | | | | | | | | | | | | | | | | | |
| Al Smith, R (1, 5) OBP: 0.356, SLG: 0.525 | | 0-0 F4 | | | 0-0 FC6-4 1B | 0-0 1-2 2-H 1B | | 0-0 L9 | | 4 0 2 1 0 0 2 | | | | | | | | | | | | | | | | | | | | | | | |
| Nellie Fox, L (1, 4) OBP: 0.323, SLG: 0.307 | | 0-0 1-3 | | | 0-0 FC6-4 1-2f 3B | 0-0 4-3 | | 0-0 F9 | | 4 1 0 0 0 0 5 | | | | | | | | | | | | | | | | | | | | | | | |
| Luis Aparicio, R (1, 6) OBP: 0.299, SLG: 0.320 | | | 0-0 4-3 | | 0-0 1-H 6-3 3B | | 0-0 4-3 | 0-0 FC6-4 1-2f | | 4 1 1 1 0 0 2 | | | | | | | | | | | | | | | | | | | | | | | |
| Cam Carreon, R (1, 2) OBP: 0.302, SLG: 0.306 | | | 0-0 1-3 | | 0-0 6-3 | | 0-0 5-3 | | 0-0 6-3 | 4 0 0 1 0 0 0 | | | | | | | | | | | | | | | | | | | | | | | |
| Cal McLish, S (1, 1) OBP: 0.143, SLG: 0.146 | | | 0-0 6-3 | | 0-0 6-3 | | 4-0 BB BB | | 0-0 4-3 | 0 0 0 0 0 0 0 1 0 0 0 0 0 0 1 0 0 0 0 0 0 0 0 0 0 0 0 0 0 0 0 0 0 1 0 0 0 0 0 0 0 0 0 0 0 0 0 0 0 0 0 0 1 0 0 0 0 0 0 0 | | | | | | | | | | | | | | | | | | | | | | | |
| J.C. Martin, L (3, PH) OBP: 0.293, SLG: 0.359 | | | | | | | | | | | | | | | | | | | | | | | | | | | | | | | | | |
| Don Larsen, R (3, 1) OBP: 0.256, SLG: 0.333 | | | | | | | | | | | | | | | | | | | | | | | | | | | | | | | | | |
| Russ Kemmerer, R (6, 1) OBP: 0.333, SLG: 0.375 | | | | | | | | | | | | | | | | | | | | | | | | | | | | | | | | | |
| Al Pilarcik, L (7, PH) OBP: 0.289, SLG: 0.238 | | | | | | | | | | | | | | | | | | | | | | | | | | | | | | | | | |
| Turk Lowt, R (7, 1) OBP: 0.350, SLG: 0.390 | | | | | | | | | | | | | | | | | | | | | | | | | | | | | | | | | |
| Warren Hacker, R (7, 1) | | | | | | | | | | | | | | | | | | | | | | | | | | | | | | | | | |
| Sherm Lollar, R (9, PH) | | | | | | | | | | | | | | | | | | | | | | | | | | | | | | | | | |
| Inning Stats | R: 0 E: 0 K: 0 S: 2 | H: 0 LOB: 0 BB: 1 P: 6 | R: 0 E: 0 K: 0 S: 3 | H: 0 LOB: 0 BB: 0 P: 3 | R: 0 E: 0 K: 0 S: 3 | H: 0 LOB: 0 BB: 0 P: 3 | R: 0 E: 0 K: 1 S: 5 | H: 0 LOB: 1 BB: 1 P: 9 | R: 2 E: 0 K: 0 S: 5 | H: 2 LOB: 0 BB: 0 P: 5 | R: 1 E: 0 K: 0 S: 6 | H: 3 LOB: 2 BB: 0 P: 6 | R: 0 E: 0 K: 0 S: 3 | H: 0 LOB: 2 BB: 2 P: 11 | R: 0 E: 0 K: 0 S: 5 | H: 2 LOB: 2 BB: 0 P: 5 | R: 0 E: 0 K: 0 S: 4 | H: 1 LOB: 1 BB: 0 P: 4 | 1B: 7 2B: 0 3B: 1 HR: 0 | SF: 0 SAC: 0 DP: 1 HBP: 0 | WP: 0 PB: 0 SB: 0 CS: 0 | PA: 38 | | | | | | | | | | | |
| PITCHER Don Schwall, R (1, 1) ERA: 3.15 | IP 9.0 | WLS W | BF 38 | H 8 | R 3 | ER 3 | SO 1 | BB 4 | IBB 0 | HBP 0 | BLK 0 | WP 0 | HR 0 | S 36 | P 52 | ERA 3.00 | WHIP 1.333 | | | | | | | | | | | | | | | | |
| | | | | | | | | | | | PITCHER | IP | WLS | BF | H | R | ER | SO | BB | IBB | HBP | BLK | WP | HR | S | P | ERA | WHIP | | | | | |

Chicago White Sox @ Boston Red Sox
 Fenway Park, Boston, MA
 Fri Jul 28 1961, 7:05 PM EDT
 Att: 15,311 - Unknown

livebaseballscorecards.com

AB 34
 R 3
 H 8
 RBI 3
 BB 4
 SO 1
 LOB 18



| Batter | 1 | 2 | 3 | 4 | 5 | 6 | 7 | 8 | 9 | AB R H RBI BB SO LOB | TOP | | | | | | | | | |
|--|---|----------------------------------|------------------------------|----------------------------------|------------------------------|---------------------------------|------------------------------|---------------------------------|------------------------------|---------------------------------|---|---------------------------------|------------------------------|---------------------------------|------------------------------|---------------------------------|----------------------------------|------------------------------------|----------------------------------|--------|
| Jim Landis, R (1, 8) OBP: 0.363, SLG: 0.449 | 0-3 K | 4-0 2B BB | | 0-0 5-3 | | | 0-0 FC1-6 1B | | 0-0 6-3 | 4 1 1 0 1 1 2 | | | | | | | | | | |
| Floyd Robinson, L (1, 9) OBP: 0.407, SLG: 0.474 | 0-0 1B 2B | 0-0 1B 2B | | 0-0 F6 | | | 0-0 FC1-6 1-2f | | | 4 1 2 1 0 0 2 | | | | | | | | | | |
| Minnie Minoso, R (1, 7) OBP: 0.368, SLG: 0.432 | 0-0 2B BB | 0-0 1B | | | 4-0 BB BB G5-4-3 BB | | 0-0 F9 | | | 3 1 2 0 1 0 1 | | | | | | | | | | |
| Roy Sievers, R (1, 3) OBP: 0.396, SLG: 0.588 | 4-0 2B BB | | 0-0 F7 | | 0-0 G5-4-3 1-2f | | 0-0 6-3 | | | 3 0 0 0 1 0 1 | | | | | | | | | | |
| Al Smith, R (1, 5) OBP: 0.354, SLG: 0.524 | 0-0 2B | | 0-0 6-3 | | 0-0 4-3 | | 0-0 6-3 | | | 4 0 1 2 0 0 0 | | | | | | | | | | |
| Andy Carey, R (8, 5) OBP: 0.351, SLG: 0.424 | 1-3 2-H 3-H 2B | | | | | | | | | 0 0 0 0 0 0 0 | | | | | | | | | | |
| Sherm Lollar, R (1, 2) OBP: 0.351, SLG: 0.384 | 0-0 F4 | | 0-0 F8 | | | 0-0 5-3 | | 0-3 K | | 4 0 0 0 0 1 2 | | | | | | | | | | |
| Nellie Fox, L (1, 4) OBP: 0.322, SLG: 0.307 | 0-0 6-3 | | | 0-0 F9 | | 0-0 6-3 | | | 0-0 4-3 SH1-4 1B | 4 0 1 0 0 0 2 | AB 33 R 4 H 9 RBI 4 BB 3 SO 4 LOB 11 | | | | | | | | | |
| Luis Aparicio, R (1, 6) OBP: 0.299, SLG: 0.320 | | 0-0 F9 | | 0-0 2B S 1B | | 0-0 F9 | | | 0-0 SH1-4 1-2 | 3 1 1 0 0 0 0 | | | | | | | | | | |
| Frank Baumann, L (1, 1) OBP: 0.326, SLG: 0.475 | 0-3 K | | | 0-0 2B | | 0-3 K | | | 0-0 4-3 2-3 | 4 0 1 1 0 2 1 |  | | | | | | | | | |
| Inning Stats | R: 2 E: 0 K: 1 S: 8 | H: 3 LOB: 2 BB: 1 P: 12 | R: 1 E: 0 K: 1 S: 6 | H: 2 LOB: 2 BB: 1 P: 10 | R: 0 E: 0 K: 0 S: 3 | H: 0 LOB: 0 BB: 0 P: 3 | R: 1 E: 0 K: 0 S: 5 | H: 2 LOB: 1 BB: 0 P: 5 | R: 0 E: 0 K: 0 S: 2 | H: 0 LOB: 0 BB: 1 P: 6 | R: 0 E: 0 K: 1 S: 6 | H: 1 LOB: 1 BB: 0 P: 6 | R: 0 E: 0 K: 1 S: 5 | H: 0 LOB: 0 BB: 0 P: 5 | R: 0 E: 0 K: 0 S: 4 | H: 1 LOB: 1 BB: 0 P: 4 | 1B: 6 2B: 3 3B: 0 HR: 0 | SF: 0 SAC: 1 DP: 1 HBP: 0 | WP: 0 PB: 0 SB: 1 CS: 0 | PA: 37 |
| PITCHER | IP WLS BF H R ER SO BB IBB HBP BLK WP HR S P ERA WHIP | | | | | | | | | | | | | | | | | | | |
| Bill Monbouquette, R (1, 1) ERA: 3.57 | 7.0 L 30 8 4 4 3 3 0 0 0 0 0 0 33 45 5.14 1.571 | | | | | | | | | | | | | | | | | | | |
| Galen Cisco, R (8, 1) ERA: 6.46 | 2.0 7 1 0 0 1 0 0 0 0 0 0 0 9 9 0.00 0.500 | | | | | | | | | | | | | | | | | | | |

Chicago White Sox @ Boston Red Sox
 Fenway Park, Boston, MA
 Sun Jul 30 1961, 3:33 AM EDT
 Sunny - 92 F


livebaseballscorecards.com

| Batter | 1 | 2 | 3 | 4 | 5 | 6 | 7 | 8 | 9 | AB | R | H | RBI | BB | SO | LOB |
|--|---------------|------------|--------------|------------|--------------|------------|------------|-----------------|------------|----|---|---|-----|----|----|-----|
| Chuck Schilling, R (1, 4) <small>OBP: 0.340, SLG: 0.323</small> | 0-0 HR | | 4-0 2B BB | | 0-0 6-3 | | 0-0 6-3 | | | 3 | 2 | 1 | 1 | 1 | 0 | 0 |
| Gary Geiger, L (1, 8) <small>OBP: 0.355, SLG: 0.433</small> | 0-0 3-1 | | 0-3 K | | 0-0 6-3 | | | 0-0 4-3 | | 4 | 0 | 0 | 0 | 0 | 1 | 1 |
| Carroll Hardy, R (1, 7) <small>OBP: 0.337, SLG: 0.363</small> | 4-0 FC4 BB | | 0-0 5-3 | | 0-0 6-3 | | | 0-0 1-3 | | 3 | 0 | 0 | 0 | 1 | 0 | 1 |
| Jackie Jensen, R (1, 9) <small>OBP: 0.349, SLG: 0.379</small> | 0-0 FC4 1B | | 0-0 2B | | 0-3 K | | | 0-0 FC6-4 1B | | 4 | 0 | 2 | 1 | 0 | 1 | 1 |
| Frank Malzone, R (1, 5) <small>OBP: 0.269, SLG: 0.329</small> | 0-0 1B | | 0-0 F7 | | 0-0 1B 1B | | | 0-0 FC6-4 | | 4 | 0 | 2 | 0 | 0 | 0 | 2 |
| Jim Pagliaroni, R (1, 2) <small>OBP: 0.328, SLG: 0.444</small> | 0-0 F8 | | 0-3 K | | 0-0 1B | | | 0-0 5-3 | | 4 | 0 | 1 | 0 | 0 | 1 | 2 |
| Pete Runnels, L (1, 3) <small>OBP: 0.376, SLG: 0.416</small> | | 0-0 6-3 | | 0-0 3-1 | | 0-0 6-3 | | | 0-0 1-3 | 4 | 0 | 0 | 0 | 0 | 0 | 2 |
| Don Buddin, R (1, 6) <small>OBP: 0.411, SLG: 0.383</small> | | 0-3 K | | 0-0 F9 | | | 0-0 F8 | | 0-3 K | 4 | 0 | 0 | 0 | 0 | 2 | 0 |
| Bill Monbouquette, R (1, 1) <small>OBP: 0.213, SLG: 0.098</small> Billy Harrell, R (7, PH) <small>OBP: 0.184, SLG: 0.216</small> Galen Cisco, R (8, 1) <small>OBP: 0.273, SLG: 0.111</small> | | 0-3 K | | 0-0 3-1 | | | 0-3 K | | | 2 | 0 | 0 | 0 | 0 | 1 | 0 |

| | | | | | | | | | | | | | | | | | | | | | | |
|--|------------------------------|---------------------------------|------------------------------|---------------------------------|------------------------------|----------------------------------|------------------------------|---------------------------------|------------------------------|---------------------------------|------------------------------|---------------------------------|------------------------------|---------------------------------|------------------------------|---------------------------------|------------------------------|---------------------------------|----------------------------------|------------------------------------|----------------------------------|--------|
| Inning Stats | R: 1 E: 0 K: 0 S: 5 | H: 2 LOB: 2 BB: 1 P: 9 | R: 0 E: 0 K: 2 S: 7 | H: 0 LOB: 0 BB: 0 P: 7 | R: 1 E: 0 K: 1 S: 6 | H: 1 LOB: 1 BB: 1 P: 10 | R: 0 E: 0 K: 1 S: 5 | H: 0 LOB: 0 BB: 0 P: 5 | R: 0 E: 0 K: 0 S: 3 | H: 0 LOB: 0 BB: 0 P: 3 | R: 0 E: 0 K: 1 S: 7 | H: 2 LOB: 2 BB: 0 P: 7 | R: 0 E: 0 K: 1 S: 5 | H: 0 LOB: 0 BB: 0 P: 5 | R: 0 E: 0 K: 0 S: 4 | H: 1 LOB: 1 BB: 0 P: 4 | R: 0 E: 0 K: 1 S: 5 | H: 0 LOB: 0 BB: 0 P: 5 | 1B: 4 2B: 1 3B: 0 HR: 1 | SF: 0 SAC: 0 DP: 0 HBP: 0 | WP: 0 PB: 0 SB: 0 CS: 0 | PA: 35 |
| PITCHER Frank Baumann, L (1, 1) <small>ERA: 5.42</small> | IP 9.0 | WLS W | BF 35 | H 6 | R 2 | ER 2 | SO 7 | BB 2 | IBB 0 | HBP 0 | BLK 0 | WP 0 | HR 1 | S 47 | P 55 | ERA 2.00 | WHIP 0.889 | | | | | |
| PITCHER | IP | WLS | BF | H | R | ER | SO | BB | IBB | HBP | BLK | WP | HR | S | P | ERA | WHIP | | | | | |

Chicago White Sox @ Boston Red Sox
Fenway Park, Boston, MA
 Sun Jul 30 1961, 3:33 AM EDT
 Sunny - 92 F

| | |
|------------|-----------|
| AB | 33 |
| R | 2 |
| H | 6 |
| RBI | 2 |
| BB | 2 |
| SO | 7 |
| LOB | 9 |



TOP

Chicago White Sox @ Boston Red Sox
Fenway Park, Boston, MA
Sun Jul 30 1961, 3:38 AM EDT
Att. 20,996 - Unknown

livebaseballscorecards.com

| | |
|-----|----|
| AB | 37 |
| R | 8 |
| H | 12 |
| RBI | 8 |
| BB | 4 |
| SO | 4 |
| LOB | 14 |



| | | | |
|-----|---|-----|----|
| WP: | 0 | PA: | 43 |
| PB: | 0 | | |
| SB: | 2 | | |
| CS: | 1 | | |

AB R H RBI BB SO LOB

| | | | | | | |
|---|---|---|---|---|---|---|
| 4 | 2 | 1 | 2 | 1 | 1 | 1 |
| 5 | 1 | 2 | 1 | 0 | 0 | 1 |
| 3 | 0 | 0 | 1 | 2 | 0 | 1 |
| 5 | 0 | 2 | 1 | 0 | 1 | 1 |
| 4 | 2 | 2 | 0 | 0 | 0 | 3 |
| 0 | 0 | 0 | 0 | 1 | 0 | 0 |
| 4 | 0 | 2 | 0 | 0 | 0 | 0 |
| 4 | 1 | 2 | 2 | 0 | 0 | 1 |
| 4 | 1 | 1 | 1 | 0 | 1 | 3 |
| 2 | 1 | 0 | 0 | 0 | 0 | 2 |
| 1 | 0 | 0 | 0 | 0 | 1 | 1 |
| 0 | 0 | 0 | 0 | 0 | 0 | 0 |
| 0 | 0 | 0 | 0 | 0 | 0 | 0 |
| 1 | 0 | 0 | 0 | 0 | 0 | 0 |

| Batter | 1 | 2 | 3 | 4 | 5 | 6 | 7 | 8 | 9 | 10 |
|---|-----------------------------|------------------------------|------------|-------------------|------------|----------------|------------------|---------------------------|------------|------------------|
| Jim Landis, R OBP: 0.363, SLG: 0.450 (1, 8) | 4-0 6-3 S G3 BB | 0-0 1B 2B | | 0-0 F4 | | 0-3 K | | | 0-0 F9 | |
| Floyd Robinson, L OBP: 0.407, SLG: 0.477 (1, 9) | 0-0 6-3 | 0-0 1B BB 2B | | 0-0 F8 | | | 0-0 1-3 | | 0-0 | |
| Minnie Minoso, R OBP: 0.368, SLG: 0.428 (1, 7) | 0-0 G3 | 4-0 1B BB | | 0-0 6-3 | | | 4-0 7-3 BB | | 0-0 F8 | |
| Roy Sievers, R OBP: 0.396, SLG: 0.585 (1, 3) | 0-3 K | 0-0 FC6-4 1B | | 0-0 G4-3 1B | | | 0-0 7-3 | | | 0-0 6-3 |
| Al Smith, R OBP: 0.356, SLG: 0.527 Andy Carey, R OBP: 0.354, SLG: 0.424 (1, 5) (8, 5) | | | | 0-0 G4-3 | | | | 0-0 SH1-3 SF8 2B | | 4-0 CS BB |
| Nellie Fox, L OBP: 0.324, SLG: 0.309 (1, 4) | | 0-0 2B 1B FC6-2-5-1 | 0-0 4-3 | | 0-0 3-1 | | | 0-0 SH1-3 | | 0-0 1-2 1B |
| Luis Aparicio, R OBP: 0.300, SLG: 0.324 (1, 6) | | 0-0 2B 2B FC6-2-5-1 | 0-0 6-3 | | | 0-0 S 1B | | 0-0 SF8 | | 0-0 F8 |
| Cam Carreon, R OBP: 0.301, SLG: 0.328 (1, 2) | | 0-0 F4 | 0-0 HR | | | 0-0 4-3 | | 0-0 K | | |
| Juan Pizarro, L OBP: 0.313, SLG: 0.414 Don Larsen, R OBP: 0.250, SLG: 0.323 Warren Hacker, R Billy Pierce, L OBP: 0.147, SLG: 0.121 Turk Lown, R (1, 1) (5, 1) (6, 1) (7, 1) (8, 1) | | 0-0 FC6-2-5-1 2B | 0-0 1-3 | | | 0-3 K | | | 0-0 1-3 | |

| Inning Stats | R: 1 | H: 0 | E: 0 | K: 1 | S: 5 | LOB: 0 | BB: 1 | P: 9 | R: 5 | H: 6 | E: 0 | K: 0 | S: 9 | LOB: 2 | BB: 1 | P: 13 | R: 1 | H: 1 | E: 0 | K: 0 | S: 4 | LOB: 0 | BB: 0 | P: 4 | R: 0 | H: 0 | E: 0 | K: 0 | S: 3 | LOB: 0 | BB: 0 | P: 3 | R: 0 | H: 1 | E: 0 | K: 2 | S: 8 | LOB: 1 | BB: 0 | P: 8 | R: 0 | H: 0 | E: 0 | K: 0 | S: 2 | LOB: 0 | BB: 1 | P: 6 | R: 1 | H: 1 | E: 0 | K: 1 | S: 6 | LOB: 0 | BB: 0 | P: 6 | R: 0 | H: 1 | E: 0 | K: 0 | S: 4 | LOB: 1 | BB: 0 | P: 4 | R: 0 | H: 1 | E: 0 | K: 0 | S: 3 | LOB: 1 | BB: 1 | P: 7 | 1B: 7 | 2B: 5 | 3B: 0 | HR: 1 | SF: 1 | SAC: 1 | DP: 2 | HBP: 0 | WP: 0 | PA: 43 |
|--------------|------|------|------|------|------|--------|-------|------|------|------|------|------|------|--------|-------|-------|------|------|------|------|------|--------|-------|------|------|------|------|------|------|--------|-------|------|------|------|------|------|------|--------|-------|------|------|------|------|------|------|--------|-------|------|------|------|------|------|------|--------|-------|------|------|------|------|------|------|--------|-------|------|------|------|------|------|------|--------|-------|------|-------|-------|-------|-------|-------|--------|-------|--------|-------|--------|
|--------------|------|------|------|------|------|--------|-------|------|------|------|------|------|------|--------|-------|-------|------|------|------|------|------|--------|-------|------|------|------|------|------|------|--------|-------|------|------|------|------|------|------|--------|-------|------|------|------|------|------|------|--------|-------|------|------|------|------|------|------|--------|-------|------|------|------|------|------|------|--------|-------|------|------|------|------|------|------|--------|-------|------|-------|-------|-------|-------|-------|--------|-------|--------|-------|--------|

| PITCHER | IP | WLS | BF | H | R | ER | SO | BB | IBB | HBP | BLK | WP | HR | S | P | ERA | WHIP |
|--|-----|-----|----|---|---|----|----|----|-----|-----|-----|----|----|----|----|-------|-------|
| Gene Conley, R ERA: 5.13 (1, 1) | 1.2 | | 11 | 5 | 6 | 6 | 1 | 1 | 0 | 0 | 0 | 0 | 0 | 12 | 16 | 32.40 | 3.600 |
| Mike Fornieles, R ERA: 5.91 (2, 1) | 3.1 | | 13 | 3 | 1 | 1 | 0 | 1 | 0 | 0 | 0 | 0 | 1 | 12 | 16 | 2.70 | 1.200 |
| Arnold Earley, L ERA: 4.6 (6, 1) | 2.0 | | 7 | 1 | 0 | 0 | 2 | 1 | 0 | 0 | 0 | 0 | 0 | 10 | 14 | 0.00 | 1.000 |
| Tracy Stallard, R ERA: 5.23 (8, 1) | 1.0 | | 4 | 1 | 1 | 1 | 1 | 0 | 0 | 0 | 0 | 0 | 0 | 6 | 6 | 9.00 | 1.000 |
| Chet Nichols, L ERA: 2.54 (9, 1) | 2.0 | W | 8 | 2 | 0 | 0 | 0 | 1 | 0 | 0 | 0 | 0 | 0 | 7 | 11 | 0.00 | 1.500 |

BOTTOM

Chicago White Sox @ Boston Red Sox
Fenway Park, Boston, MA

Sun Jul 30 1961, 3:38 AM EDT
Att: 20,996 - Unknown

livebaseballscorecards.com

AB 43
R 9
H 14
RBI 8
BB 7
SO 4
LOB 23



WP: 1 PA: 50
PB: 0
SB: 1
CS: 0

AB R H RBI BB SO LOB

5 1 1 1 1 0 1

5 1 3 1 1 2 2

5 1 1 0 1 0 6

4 0 2 0 2 0 3

5 1 2 1 0 0 4

4 1 0 1 1 0 1

5 1 1 0 0 0 2

0 0 0 0 0 0 0

1 0 0 0 0 0 0

1 1 1 2 0 0 0

3 1 2 0 0 0 0

1B: 10 SF: 0
2B: 2 SAC: 0
3B: 0 DP: 0
HR: 2 HBP: 0

| Batter | 1 | 2 | 3 | 4 | 5 | 6 | 7 | 8 | 9 | 10 |
|--|------------|------------|------------|------------------------|--------------|-----------------|-------------------------|------------------|---|--------------|
| Chuck Schilling, R OBP: 0.340, SLG: 0.322 (1, 4) | 0-0 6-3 | | 0-0 F4 | | 4-0 2B BB | 0-0 FC4-6 1B | | 0-0 3-4-1 | | 0-0 6-3 |
| Carroll Hardy, R OBP: 0.348, SLG: 0.376 (1, 8) | 4-0 BB | | | 0-0 FC4 BB WP 1B | 0-0 BB 2B | 0-3 K | | 0-0 1B 2-H 1B | | 0-3 K |
| Jackie Jensen, R OBP: 0.349, SLG: 0.376 (1, 9) | 0-0 F6 | | | 4-0 1-2 FC4 BB | 0-0 F8 | 0-0 FC4-6 | | 0-0 F8 | | 0-0 S 1B |
| Frank Malzone, R OBP: 0.275, SLG: 0.333 (1, 5) | 0-0 F6 | | | 0-0 FC4 WP 1-2f 2-3 | 4-0 BB BB | | 0-0 FC1-6-5 2B | | | 4-0 1B 1B |
| Jim Pagitaroni, R OBP: 0.329, SLG: 0.440 (1, 2) | | 0-0 5-3 | | 0-3 K | 4-0 BB | | 0-0 FC1-6-5 1B FC6-4 | | | 0-0 1B |
| Don Schwall, R OBP: 0.170, SLG: 0.206 (5, PR) | | | | 1-2 K | 1-2 BB | | | | | 0-0 1B |
| Arnold Earley, L OBP: 0.375, SLG: 0.414 (6, 1) | | | | 3-H F7 | 0-0 3-1 | | | | | |
| Pete Runnels, L OBP: 0.091, SLG: 0.091 (7, PH) | | | | | | | | | | |
| Tracy Stallard, R OBP: 0.091, SLG: 0.091 (8, 1) | | | | | | | | | | |
| Gary Geiger, L OBP: 0.354, SLG: 0.431 (8, PH) | | | | | | | | | | |
| Chet Nichols, S OBP: 0.292, SLG: 0.261 (9, 1) | | | | | | | | | | |
| Joe Ginsberg, L OBP: 0.355, SLG: 0.462 (10, PH) | | | | | | | | | | |
| Vic Wertz, L OBP: 0.355, SLG: 0.462 (1, 3) | | 0-0 F7 | | 0-0 F7 | | | | 0-0 FC6-4 1B | | 0-0 HR |
| Don Buddin, R OBP: 0.408, SLG: 0.377 (1, 6) | | 0-0 F7 | | | 4-0 HR BB | | | 0-0 FC6-4 | | 0-0 F7 |
| Carl Yastrzemski, L OBP: 0.314, SLG: 0.365 (1, 7) | | | 0-0 F7 | | 0-0 F8 | | | 0-0 F6 | | 0-0 4-3 |
| Gene Conley, R OBP: 0.326, SLG: 0.450 (1, 1) | | | | | 0-0 HR | | | | | |
| Mike Fomieleo, R OBP: 0.130, SLG: 0.130 (2, 1) | | | | | 0-0 1B 1B | | | | | |
| Pumpsie Green, S OBP: 0.340, SLG: 0.398 (5, PH) | | | | | 1-H HR | | | | | |
| Russ Nixon, L OBP: 0.303, SLG: 0.321 (6, 2) | | | 0-0 1-3 | | 0-0 1B 1B | | | 0-0 3-4-1 1B | | 0-0 F8 |

| Inning Stats | R: 0 | H: 0 | E: 0 | K: 0 | S: 3 | P: 7 | R: 0 | H: 0 | E: 0 | K: 0 | S: 3 | P: 3 | R: 0 | H: 0 | E: 0 | K: 0 | S: 3 | R: 1 | H: 1 | E: 0 | K: 1 | S: 6 | P: 10 | R: 3 | H: 2 | E: 0 | K: 0 | S: 5 | P: 21 | R: 1 | H: 3 | E: 0 | K: 1 | S: 8 | P: 8 | R: 1 | H: 2 | E: 0 | K: 0 | S: 5 | P: 5 | R: 1 | H: 3 | E: 0 | K: 1 | S: 8 | P: 8 | R: 1 | H: 1 | E: 0 | K: 0 | S: 4 | P: 4 | R: 1 | H: 2 | E: 0 | K: 1 | S: 6 | P: 10 | 1B: 10 | SF: 0 | 2B: 2 | SAC: 0 | 3B: 0 | DP: 0 | HR: 2 | HBP: 0 | WP: 1 | PA: 50 |
|--------------|------|------|------|------|------|------|------|------|------|------|------|------|------|------|------|------|------|------|------|------|------|------|-------|------|------|------|------|------|-------|------|------|------|------|------|------|------|------|------|------|------|------|------|------|------|------|------|------|------|------|------|------|------|------|------|------|------|------|------|-------|--------|-------|-------|--------|-------|-------|-------|--------|-------|--------|
|--------------|------|------|------|------|------|------|------|------|------|------|------|------|------|------|------|------|------|------|------|------|------|------|-------|------|------|------|------|------|-------|------|------|------|------|------|------|------|------|------|------|------|------|------|------|------|------|------|------|------|------|------|------|------|------|------|------|------|------|------|-------|--------|-------|-------|--------|-------|-------|-------|--------|-------|--------|

| PITCHER | IP | WLS | BF | H | R | ER | SO | BB | IBB | HBP | BLK | WP | HR | S | P | ERA | WHIP |
|--------------------------------------|-----|-----|----|---|---|----|----|----|-----|-----|-----|----|----|----|----|-------|-------|
| Juan Pizarro, L ERA: 3.72 (1, 1) | 4.2 | | 23 | 3 | 4 | 4 | 1 | 6 | 0 | 0 | 0 | 1 | 1 | 19 | 43 | 7.71 | 1.929 |
| Don Larsen, R ERA: 3.88 (5, 1) | 0.2 | | 5 | 3 | 1 | 1 | 0 | 0 | 0 | 0 | 0 | 0 | 0 | 5 | 5 | 13.50 | 4.500 |
| Warren Hacker, R ERA: 4.84 (6, 1) | 0.2 | | 3 | 1 | 1 | 1 | 1 | 0 | 0 | 0 | 0 | 0 | 0 | 5 | 5 | 13.50 | 1.500 |
| Billy Pierce, L ERA: 3.99 (7, 1) | 1.0 | | 5 | 2 | 1 | 1 | 0 | 0 | 0 | 0 | 0 | 0 | 0 | 5 | 5 | 9.00 | 2.000 |
| Turk Lown, R ERA: 2.35 (8, 1) | 2.2 | L | 14 | 5 | 2 | 2 | 2 | 0 | 1 | 0 | 0 | 0 | 1 | 17 | 21 | 6.75 | 1.875 |

| Batter | 1 | 2 | 3 | 4 | 5 | 6 | 7 | 8 | 9 | AB | R | H | RBI | BB | SO | LOB |
|---|------------------------|-----------------------------------|------------|------------|------------|------------------|--------------------|-----------------------------|---|----|---|---|-----|----|----|-----|
| Johnny Temple, R OBP: 0.359, SLG: 0.355 (1, 4) | 0-0 3B 1B | 0-0 G4-6-3 1-2f | | | 0-0 F7 | | 0-0 F7 | | | 4 | 1 | 1 | 0 | 0 | 0 | 3 |
| Jim Piersall, R OBP: 0.397, SLG: 0.478 (1, 8) | 0-0 1-H E 3B | | 0-0 6-3 | | 0-0 4-3 | | 0-0 G3 | | | 4 | 1 | 1 | 1 | 0 | 0 | 1 |
| Tito Francona, L OBP: 0.353, SLG: 0.445 (1, 7) | 0-0 E7 3-H 1B | | 0-0 F7 | | | 0-0 F9 | | 0-0 G3 | | 4 | 0 | 1 | 1 | 0 | 0 | 0 |
| Willie Kirkland, L OBP: 0.322, SLG: 0.494 (1, 9) | 0-0 F5 | | 0-0 HR | | | 0-0 P5 | | BB BB BB 4-0 BB | | 3 | 1 | 1 | 1 | 1 | 0 | 1 |
| Bubba Phillips, R OBP: 0.311, SLG: 0.432 (1, 5) | 0-0 P6 | | 0-0 6-3 | | | 0-0 1B 1B | | 0-0 P4 | | 4 | 0 | 1 | 0 | 0 | 0 | 2 |
| John Romano, R OBP: 0.383, SLG: 0.508 (1, 2) | 0-0 4-3 | | | 0-0 5-3 | | 0-0 1-3 1B | | 0-0 5-3 | | 4 | 0 | 1 | 0 | 0 | 0 | 2 |
| Woodie Held, R OBP: 0.369, SLG: 0.453 (1, 6) | | 0-0 6-3 | | 0-3 K | | 0-3 K | | | | 3 | 0 | 0 | 0 | 0 | 2 | 2 |
| Vic Power, R OBP: 0.311, SLG: 0.378 (1, 3) | | BB BB BB 4-0 1B BB | | 0-0 F2 | | | 0-0 SH1-4 1B | | | 2 | 0 | 1 | 0 | 1 | 0 | 0 |
| Mudcat Grant, R OBP: 0.200, SLG: 0.164 (1, 1) | | 0-0 G4-6-3 1-2 1B | | | 0-3 K | | 0-0 SH1-4 | | | 2 | 0 | 1 | 0 | 0 | 1 | 0 |

| Inning Stats | R: 2 | H: 3 | E: 1 | LOB: 1 | K: 0 | P: 6 | R: 0 | H: 1 | E: 0 | LOB: 1 | K: 0 | P: 7 | R: 0 | H: 1 | E: 0 | LOB: 0 | K: 0 | P: 4 | R: 0 | H: 0 | E: 0 | LOB: 0 | K: 1 | P: 5 | R: 0 | H: 2 | E: 0 | LOB: 2 | K: 1 | P: 7 | R: 0 | H: 1 | E: 0 | LOB: 1 | K: 0 | P: 4 | R: 0 | H: 0 | E: 0 | LOB: 1 | K: 0 | P: 7 | | | | | |
|--------------|-------|-------|-------|--------|-------|-------|-------|--------|-------|--------|-------|-------|------|------|------|--------|------|------|------|------|------|--------|------|------|------|------|------|--------|------|------|------|------|------|--------|------|------|------|------|------|--------|------|------|--|--|--|--|--|
| | 1B: 6 | SF: 0 | 2B: 0 | SAC: 1 | 3B: 1 | DP: 1 | HR: 1 | HBP: 0 | WP: 0 | PA: 33 | SB: 0 | CS: 0 | | | | | | | | | | | | | | | | | | | | | | | | | | | | | | | | | | | |

| PITCHER | IP | WLS | BF | H | R | ER | SO | BB | IBB | HBP | BLK | WP | HR | S | P | ERA | WHIP | PITCHER | IP | WLS | BF | H | R | ER | SO | BB | IBB | HBP | BLK | WP | HR | S | P | ERA | WHIP | | | | | | | | | | | | | |
|------------------------------------|-----|-----|----|---|---|----|----|----|-----|-----|-----|----|----|----|----|------|-------|---------|----|-----|----|---|---|----|----|----|-----|-----|-----|----|----|---|---|-----|------|--|--|--|--|--|--|--|--|--|--|--|--|--|
| Ray Herbert, R ERA: 5.26 (1, 1) | 8.0 | L | 33 | 8 | 3 | 3 | 3 | 2 | 0 | 0 | 0 | 0 | 1 | 37 | 45 | 3.38 | 1.250 | | | | | | | | | | | | | | | | | | | | | | | | | | | | | | | |

BOTTOM

Chicago White Sox @ Cleveland Indians
Cleveland Municipal Stadium, Cleveland, OH
 Wed Aug 02 1961, 7:05 PM EDT
 Unknown

| | |
|------------|-----------|
| AB | 30 |
| R | 3 |
| H | 8 |
| RBI | 3 |
| BB | 2 |
| SO | 3 |
| LOB | 11 |



| Batter | 1 | 2 | 3 | 4 | 5 | 6 | 7 | 8 | 9 | AB R H RBI BB SO LOB | TOP | | | | | | | | | | | |
|--|---|---------------------------------|---------------------------------|----------------------------------|------------------------------|---------------------------------|-------------------------------|---------------------------------|------------------------------|---------------------------------|------------------------------|---------------------------------|------------------------------|---------------------------------|------------------------------|---------------------------------|------------------------------|---------------------------------|----------------------------------|------------------------------------|----------------------------------|---|
| Luis Aparicio, R (1, 6) OBP: 0.302, SLG: 0.328 | 0-0 4-3 2B | | 0-0 6-3 | 0-0 1B 1-2 2-H | | 0-0 G6-4-3 1-2f | | 0-0 F9 | | 5 0 2 1 0 0 1 | | | | | | | | | | | | |
| Nellie Fox, L (1, 4) OBP: 0.322, SLG: 0.305 | 0-0 F7 | | 0-0 F7 | 0-0 F5 | | 0-0 HR 1B | | 0-0 P3 | | 5 1 1 0 0 0 3 | | | | | | | | | | | | |
| Jim Landis, R (1, 8) OBP: 0.364, SLG: 0.465 | 0-0 4-3 2-3 | | 0-0 E4 | 0-0 1B 1-2 2-H | | 0-0 HR 1-H | | 0-0 F7 | | 5 1 2 3 0 0 1 | | | | | | | | | | | | |
| Floyd Robinson, L (1, 9) OBP: 0.396, SLG: 0.462 | 0-0 4-3 | | 0-0 F8 | 0-0 4-3 | | 0-0 F7 | | 0-3 K | | 5 0 0 0 0 1 5 | | | | | | | | | | | | |
| Minnie Mino, R (1, 7) OBP: 0.375, SLG: 0.435 | | 4-0 BB BB BB BB | 0-0 G3 1B G1-2-3 BB | 0-0 1B 2B | 0-3 K | | 0-0 2B 2B | | 0-0 1-3 | 4 2 2 0 1 1 0 | | | | | | | | | | | | |
| Al Smith, R (1, 5) OBP: 0.356, SLG: 0.526 | | 0-0 1-2 1B | 0-0 G3 1B | 0-0 1B 1B 2-3 | 0-0 F8 | | 0-0 1B 2B 2-H SF9 | | 0-0 F8 | 5 2 3 1 0 0 0 | | | | | | | | | | | | |
| J.C. Martin, L (1, 3) OBP: 0.296, SLG: 0.359 | | 0-0 G3 1-2 2-3 | 0-0 G3 | 0-0 F2 BB BB BB | 4-0 FC4-6 BB | | 0-0 2-3 1B G4-6-3 | | | 3 0 1 0 1 0 4 | | | | | | | | | | | | |
| Cam Carreon, R (1, 2) OBP: 0.307, SLG: 0.331 | | 4-0 IBB | 0-0 IBB | 0-0 1B 1B 1-3 3-H | 0-0 FC4-6 1-2f | | 0-0 SF9 3-H | | | 2 1 1 2 1 0 1 | | | | | | | | | | | | |
| Cal McLish, S (1, 1) OBP: 0.159, SLG: 0.163 | | 0-0 G1-2-3 3-Hf | 0-0 G1-2-3 | 0-0 1B 1B 1-2 3-H | | 0-0 G6-4-3 1B | | 0-0 G4-6-3 1-2f | | 2 1 1 1 0 0 3 | | | | | | | | | | | | |
| Bob Roselli, R (6, PH) OBP: 0.346, SLG: 0.423 | | | | | | | | | | 1 0 1 0 0 0 0 | | | | | | | | | | | | |
| Al Pilarcik, L (6, PR) OBP: 0.277, SLG: 0.236 | | | | | | | | | | 0 0 0 0 0 0 0 | | | | | | | | | | | | |
| Billy Pierce, L (6, 1) OBP: 0.143, SLG: 0.118 | | | | | | | | | | 1 0 0 0 0 0 1 | | | | | | | | | | | | |
| Inning Stats | R: 0 E: 0 K: 0 S: 4 | H: 1 LOB: 1 BB: 0 P: 4 | R: 0 E: 0 K: 0 S: 3 | H: 1 LOB: 2 BB: 2 P: 11 | R: 0 E: 1 K: 0 S: 4 | H: 0 LOB: 1 BB: 0 P: 4 | R: 4 E: 0 K: 0 S: 9 | H: 6 LOB: 2 BB: 0 P: 9 | R: 0 E: 0 K: 1 S: 5 | H: 0 LOB: 1 BB: 1 P: 9 | R: 2 E: 0 K: 0 S: 5 | H: 3 LOB: 1 BB: 0 P: 5 | R: 2 E: 0 K: 0 S: 5 | H: 3 LOB: 0 BB: 0 P: 5 | R: 0 E: 0 K: 0 S: 3 | H: 0 LOB: 0 BB: 0 P: 3 | R: 0 E: 0 K: 1 S: 5 | H: 0 LOB: 0 BB: 0 P: 5 | 1B: 9 2B: 4 3B: 0 HR: 1 | SF: 1 SAC: 0 DP: 3 HBP: 0 | WP: 0 PB: 0 SB: 0 CS: 0 | PA: 42 |
| PITCHER | IP WLS BF H R ER SO BB IBB HBP BLK WP HR S P ERA WHIP | | | | | | | | | | | | | | | | | | | | PITCHER | IP WLS BF H R ER SO BB IBB HBP BLK WP HR S P ERA WHIP |
| Jim Perry, R (1, 1) ERA: 4.37 | 4.0 L 22 8 4 4 0 1 1 0 0 0 0 20 28 9.00 2.250 | | | | | | | | | | | | | | | | | | | | | |
| Bob Allen, L (5, 1) ERA: 2.75 | 2.0 9 3 2 2 1 1 0 0 0 0 0 1 10 14 9.00 2.000 | | | | | | | | | | | | | | | | | | | | | |
| Frank Funk, R (7, 1) ERA: 3.15 | 2.0 8 3 2 2 0 0 0 0 0 0 0 0 8 8 9.00 1.500 | | | | | | | | | | | | | | | | | | | | | |
| Joe Schaffernoth, R (9, 1) ERA: 6.75 | 1.0 3 0 0 0 0 1 0 0 0 0 0 0 5 5 0.00 0.000 | | | | | | | | | | | | | | | | | | | | | |

Chicago White Sox @ Cleveland Indians
Cleveland Municipal Stadium, Cleveland, OH

Wed Aug 02 1961, 7:05 PM EDT
Att: 15,079 - Unknown

| | |
|-----|----|
| AB | 38 |
| R | 8 |
| H | 14 |
| RBI | 8 |
| BB | 3 |
| SO | 2 |
| LOB | 19 |



BOTTOM

Chicago White Sox @ Cleveland Indians
Cleveland Municipal Stadium, Cleveland, OH

Wed Aug 02 1961, 7:05 PM EDT
Att. 15,079 - Unknown

livebaseballscorecards.com

| | |
|-----|----|
| AB | 39 |
| R | 4 |
| H | 12 |
| RBI | 4 |
| BB | 1 |
| SO | 2 |
| LOB | 16 |



| | | | |
|-----|---|-----|----|
| WP: | 1 | PA: | 40 |
| PB: | 0 | SB: | 0 |
| CS: | 0 | | |

AB R H RBI BB SO LOB

| | | | | | | |
|---|---|---|---|---|---|---|
| 5 | 1 | 1 | 0 | 0 | 0 | 1 |
| 4 | 1 | 2 | 2 | 1 | 0 | 0 |
| 5 | 0 | 1 | 0 | 0 | 0 | 2 |
| 5 | 0 | 1 | 0 | 0 | 1 | 3 |
| 4 | 0 | 2 | 0 | 0 | 0 | 1 |
| 4 | 1 | 2 | 0 | 0 | 0 | 2 |
| 4 | 1 | 2 | 2 | 0 | 0 | 2 |
| 4 | 0 | 0 | 0 | 0 | 0 | 3 |
| 1 | 0 | 0 | 0 | 0 | 1 | 2 |
| 1 | 0 | 0 | 0 | 0 | 0 | 0 |
| 1 | 0 | 1 | 0 | 0 | 0 | 0 |
| 0 | 0 | 0 | 0 | 0 | 0 | 0 |
| 1 | 0 | 0 | 0 | 0 | 0 | 0 |
| 0 | 0 | 0 | 0 | 0 | 0 | 0 |

| Batter | 1 | 2 | 3 | 4 | 5 | 6 | 7 | 8 | 9 |
|--|-------------------|----------------------|--------------|--------------|-------------------|-------------------|-------------------------|-------------|--------------|
| Johnny Temple, R OBP: 0.357, SLG: 0.356 (1, 4) | 0-0 P2 ① | | 0-0 6-3 ① | | 0-0 HR 2B | 0-0 FC6-4 1-2f | | | 0-0 6-3 ① |
| Jim Piersall, R OBP: 0.400, SLG: 0.487 (1, 8) | 4-0 FC4-6 BB | | 0-0 5-3 ② | | 0-0 HR 2-H | | 0-0 FC6-4 1B | | 0-0 1-3 ② |
| Tito Francona, L OBP: 0.351, SLG: 0.444 (1, 7) | 0-0 FC4-6 1-2f | | 0-0 4-3 ③ | | 0-0 F8 | | 0-0 FC6-4 1B 1-2f | | 0-0 2B |
| Willie Kirkland, L OBP: 0.321, SLG: 0.490 (1, 9) | 0-0 G3 ③ | | | 0-0 3-1 ① | 0-0 FC6-4 1B | | 0-0 F7 ② | | 0-3 K ③ |
| Bubba Phillips, R OBP: 0.312, SLG: 0.432 (1, 5) | | 0-0 WP 1B | | 0-0 6-3 ② | 0-0 FC6-4 1-2f | | 0-0 1B | | |
| Vic Power, R OBP: 0.313, SLG: 0.382 (1, 3) | | 0-0 WP 1B | | 0-0 1B 2B | | 0-0 F8 ① | 0-0 P4 ③ | | |
| Woodie Held, R OBP: 0.371, SLG: 0.463 (1, 6) | | 0-0 F3 1-2 2-3 | | 0-0 1B | | 0-0 HR | | 0-0 F8 ① | |
| Valmy Thomas, R OBP: 0.244, SLG: 0.175 (1, 2) | | 0-0 P6 ② | | 0-0 5-3 ③ | | 0-0 6-3 ② | | 0-0 F8 ② | |
| Jim Perry, S OBP: 0.176, SLG: 0.180 (5, 1) | | 0-3 K ③ | | | 0-0 L4 ① | 0-0 FC6-4 1B | | 0-0 P4 ③ | |

| Inning Stats | R: 0 | H: 0 | E: 0 | K: 0 | S: 3 | LOB: 1 | BB: 1 | P: 7 |
|--------------|------|------|------|------|------|--------|-------|------|
| | R: 0 | H: 2 | E: 0 | K: 1 | S: 7 | LOB: 2 | BB: 0 | P: 7 |
| | R: 0 | H: 0 | E: 0 | K: 0 | S: 3 | LOB: 0 | BB: 0 | P: 3 |
| | R: 1 | H: 2 | E: 0 | K: 0 | S: 5 | LOB: 1 | BB: 0 | P: 5 |
| | R: 2 | H: 3 | E: 0 | K: 0 | S: 6 | LOB: 1 | BB: 0 | P: 6 |
| | R: 1 | H: 2 | E: 0 | K: 0 | S: 5 | LOB: 1 | BB: 0 | P: 5 |
| | R: 0 | H: 2 | E: 0 | K: 0 | S: 5 | LOB: 2 | BB: 0 | P: 5 |
| | R: 0 | H: 0 | E: 0 | K: 0 | S: 3 | LOB: 0 | BB: 0 | P: 3 |
| | R: 0 | H: 1 | E: 0 | K: 1 | S: 6 | LOB: 1 | BB: 0 | P: 6 |

| PITCHER | IP | WLS | BF | H | R | ER | SO | BB | IBB | HBP | BLK | WP | HR | S | P | ERA | WHIP |
|--|-----|-----|----|---|---|----|----|----|-----|-----|-----|----|----|----|----|------|-------|
| Cal McLish, R ERA: 4.5 (1, 1) | 5.0 | W | 23 | 7 | 3 | 3 | 1 | 1 | 0 | 0 | 0 | 1 | 1 | 24 | 28 | 5.40 | 1.600 |
| Billy Pierce, L ERA: 3.93 (6, 1) | 4.0 | S | 17 | 5 | 1 | 1 | 1 | 0 | 0 | 0 | 0 | 0 | 1 | 19 | 19 | 2.25 | 1.250 |

TOP

Chicago White Sox @ Cleveland Indians
 Cleveland Municipal Stadium, Cleveland, OH

Thu Aug 03 1961, 7:05 PM EDT
 Att. 7,237 - Unknown

| | |
|-----|----|
| AB | 42 |
| R | 8 |
| H | 13 |
| RBI | 6 |
| BB | 6 |
| SO | 1 |
| LOB | 32 |



AB R H RBI BB SO LOB

| | | | | | | |
|---|---|---|---|---|---|---|
| 6 | 1 | 3 | 1 | 0 | 0 | 6 |
| 6 | 0 | 2 | 0 | 0 | 0 | 5 |
| 6 | 1 | 1 | 0 | 0 | 0 | 4 |
| 5 | 1 | 1 | 0 | 0 | 0 | 4 |
| 3 | 1 | 2 | 2 | 2 | 0 | 2 |
| 5 | 1 | 2 | 0 | 0 | 0 | 4 |
| 0 | 0 | 0 | 0 | 0 | 0 | 0 |
| 4 | 1 | 1 | 1 | 1 | 0 | 4 |
| 4 | 2 | 1 | 2 | 1 | 1 | 3 |
| 0 | 0 | 0 | 0 | 0 | 0 | 0 |
| 1 | 0 | 0 | 0 | 0 | 0 | 0 |
| 1 | 0 | 0 | 0 | 1 | 0 | 0 |
| 0 | 0 | 0 | 0 | 1 | 0 | 0 |
| 1 | 0 | 0 | 0 | 0 | 0 | 0 |

| Batter | 1 | 2 | 3 | 4 | 5 | 6 | 7 | 8 | 9 |
|--|-----------|-----------------------|--------------------------------------|-----------|-------------------------|-----------------|------------------|------------|----------------------|
| Luis Aparicio, R (1, 6) OBP: 0.304, SLG: 0.337 | 0-0 1B | | 0-0 2B FC1-5-2-5 1B | 0-0 HR | 0-0 P6 | | 0-0 F9 | | 0-0 3-1 |
| Nellie Fox, L (1, 4) OBP: 0.322, SLG: 0.305 | 0-0 F8 | | 0-0 F9 | 0-0 1B | | 0-0 1B 1B | 0-0 F9 | | 0-0 G3 |
| Jim Landis, R (1, 8) OBP: 0.361, SLG: 0.463 | 0-0 F2 | | 0-0 1B FC1-5-2-5 2B | 0-0 F9 | | 0-0 F2 | | 0-0 4-3 | 0-0 6-3 |
| Floyd Robinson, L (1, 9) OBP: 0.392, SLG: 0.456 | 0-0 F7 | | 0-0 FC1-5-2-5 1B 2-3 3-H | 0-0 L3 | | 0-0 1B | | 0-0 F2 | |
| Minnie Minoso, R (1, 7) OBP: 0.380, SLG: 0.437 | | 0-0 2B G3 1B | 0-0 1B 2-H 3-H 1B | | 4-0 FC5-4 BB | 0-0 F3 | | 4-0 BB | |
| Al Smith, R (1, 5) OBP: 0.357, SLG: 0.528 | | 0-0 G3 1B | 0-0 1B | | 0-0 FC5-4 BB E | 0-0 F8 | | 0-0 1-3 | |
| Andy Carey, R (8, 5) OBP: 0.354, SLG: 0.424 | | 1-3 G3 2B | 1-2 1B | | 1-2f | | | | |
| J.C. Martin, L (1, 3) OBP: 0.298, SLG: 0.357 | | 0-0 G3 | 0-0 1-3 | | 0-0 E5 BB | | 4-0 1-3 BB | | 0-0 BB E 1B |
| Cam Carreon, R (1, 2) OBP: 0.310, SLG: 0.351 | | 0-0 6-3 | | 0-0 HR | 0-3 K | | 0-0 1-3 | | 4-0 E BB |
| Frank Baumann, L (1, 1) OBP: 0.326, SLG: 0.475 | | 0-0 F5 | | 0-0 F3 | 4-0 BB | | 4-0 BB | | 0-0 E1 |
| Billy Goodman, L (2, PH) OBP: 0.318, SLG: 0.385 | | | | | | | | | |
| Russ Kemmerer, R (2, 1) OBP: 0.364, SLG: 0.333 | | | | | | | | | |
| Al Pilarcik, L (7, PH) OBP: 0.283, SLG: 0.236 | | | | | | | | | |
| Don Larsen, R (7, 1) OBP: 0.242, SLG: 0.313 | | | | | | | | | |

| Inning Stats | R: 0 | H: 1 | E: 0 | LOB: 1 | K: 0 | BB: 0 | S: 4 | P: 4 |
|--------------|------|------|------|--------|------|-------|------|-------|
| | R: 2 | H: 2 | E: 0 | LOB: 0 | K: 0 | BB: 0 | S: 5 | P: 5 |
| | R: 2 | H: 4 | E: 0 | LOB: 2 | K: 0 | BB: 0 | S: 7 | P: 7 |
| | R: 2 | H: 3 | E: 0 | LOB: 1 | K: 0 | BB: 0 | S: 6 | P: 6 |
| | R: 0 | H: 0 | E: 1 | LOB: 3 | K: 1 | BB: 2 | S: 6 | P: 14 |
| | R: 0 | H: 2 | E: 0 | LOB: 2 | K: 0 | BB: 0 | S: 5 | P: 5 |
| | R: 0 | H: 0 | E: 0 | LOB: 2 | K: 0 | BB: 2 | S: 3 | P: 11 |
| | R: 0 | H: 0 | E: 0 | LOB: 1 | K: 0 | BB: 1 | S: 3 | P: 7 |
| | R: 2 | H: 1 | E: 1 | LOB: 1 | K: 0 | BB: 1 | S: 5 | P: 9 |

| PITCHER | IP | WLS | BF | H | R | ER | SO | BB | IBB | HBP | BLK | WP | HR | S | P | ERA | WHIP |
|---|-----|-----|----|---|---|----|----|----|-----|-----|-----|----|----|----|----|-------|-------|
| Wynn Hawkins, R (1, 1) ERA: 3.89 | 2.2 | | 15 | 7 | 4 | 4 | 0 | 0 | 0 | 0 | 0 | 0 | 0 | 15 | 15 | 13.50 | 2.625 |
| Bobby Locke, R (3, 1) ERA: 4.46 | 3.1 | L | 18 | 5 | 2 | 2 | 1 | 2 | 0 | 0 | 0 | 0 | 2 | 18 | 26 | 5.40 | 2.100 |
| Joe Schaffernoth, R (7, 1) ERA: 6.46 | 2.0 | | 11 | 1 | 2 | 0 | 0 | 4 | 0 | 0 | 0 | 0 | 0 | 7 | 23 | 0.00 | 2.500 |
| Frank Funk, R (9, 1) ERA: 3.11 | 1.0 | | 4 | 0 | 0 | 0 | 0 | 0 | 0 | 0 | 0 | 0 | 0 | 4 | 4 | 0.00 | 0.000 |

| | |
|-------|--------|
| 1B: 9 | SF: 0 |
| 2B: 2 | SAC: 0 |
| 3B: 0 | DP: 0 |
| HR: 2 | HBP: 0 |

| | |
|-------|--------|
| WP: 0 | PA: 48 |
| PB: 0 | |
| SB: 0 | |
| CS: 0 | |

| PITCHER | IP | WLS | BF | H | R | ER | SO | BB | IBB | HBP | BLK | WP | HR | S | P | ERA | WHIP |
|---------|----|-----|----|---|---|----|----|----|-----|-----|-----|----|----|---|---|-----|------|
|---------|----|-----|----|---|---|----|----|----|-----|-----|-----|----|----|---|---|-----|------|

| Batter | 1 | 2 | 3 | 4 | 5 | 6 | 7 | 8 | 9 | AB | R | H | RBI | BB | SO | LOB |
|--|--------------------------------|--------------------|------------|----------------------------------|---|-------------------|------------------|------------|-----------|----|---|---|-----|----|----|-----|
| Johnny Temple, R OBP: 0.355, SLG: 0.354 (1, 4) | 0-0 SH 1B HR 1B | 0-0 F9 | | 0-0 5-3 | | | 0-0 6-3 | | 0-0 P6 | 5 | 1 | 1 | 0 | 0 | 0 | 3 |
| Jim Piersall, R OBP: 0.400, SLG: 0.494 (1, 8) | 0-0 SH HR 1B | 0-0 F8 | | | | 0-0 L7 | 0-0 F9 | | 0-0 HR | 5 | 2 | 2 | 1 | 0 | 0 | 1 |
| Tito Francona, L OBP: 0.355, SLG: 0.455 (1, 7) | 0-0 SH HR 1-2 2-3 | | 0-0 3-1 | | | 0-0 HR | 0-0 1B 1B | | 0-0 1B | 4 | 2 | 3 | 1 | 0 | 0 | 0 |
| Bubba Phillips, R OBP: 0.315, SLG: 0.442 (1, 5) | 0-0 HR 1-H 2-H 3-H | | 0-3 K | | | 0-0 4-1 1B | 0-0 1-3 1B | | 0-0 F8 | 5 | 1 | 3 | 4 | 0 | 1 | 1 |
| Chuck Essegian, R OBP: 0.346, SLG: 0.561 Willie Kirkland, L OBP: 0.318, SLG: 0.486 (1, 9) (3, PH) (4, 9) | 0-3 K | | 0-0 L4 | | | 0-0 4-1 1-2 | 0-3 K | | | 1 | 0 | 0 | 0 | 0 | 1 | 0 |
| John Romano, R OBP: 0.382, SLG: 0.506 (1, 2) | 0-0 F9 | | | 0-0 FC5-4 1B 1B | | 0-0 5-3 | | 0-3 K | | 4 | 0 | 1 | 0 | 0 | 1 | 1 |
| Vic Power, R OBP: 0.312, SLG: 0.380 (1, 3) | 0-0 6-3 | | | 0-0 FC5-4 1B 1-2 | | 0-0 6-3 | | 0-0 F8 | | 4 | 0 | 1 | 0 | 0 | 0 | 0 |
| Woodie Held, R OBP: 0.369, SLG: 0.460 (1, 6) | | | | 0-0 FC5-4 1B 1-2 2-3 | | 0-0 6-3 | | 0-0 6-3 | | 4 | 0 | 1 | 0 | 0 | 0 | 2 |
| Wynn Hawkins, R OBP: 0.182, SLG: 0.129 Bobby Locke, R OBP: 0.214, SLG: 0.154 Walt Bond, L OBP: 0.138, SLG: 0.040 Joe Schaller, R OBP: 0.067, SLG: 0.067 Don Dillard, L OBP: 0.359, SLG: 0.427 (1, 1) (3, 1) (6, PH) (7, 1) (9, 1) (9, PH) | | 0-0 SH3-4 1B | | 0-0 SH3-4 1B 1-2 | | 0-0 F7 | | 0-3 K | | 0 | 0 | 0 | 0 | 0 | 0 | 0 |

| Inning Stats | R: 4 | H: 3 | E: 1 | K: 1 | S: 9 | LOB: 0 | BB: 0 | P: 9 | R: 0 | H: 1 | E: 0 | K: 0 | S: 4 | LOB: 1 | BB: 0 | P: 4 | R: 0 | H: 0 | E: 0 | K: 1 | S: 5 | LOB: 0 | BB: 0 | P: 5 | R: 0 | H: 3 | E: 0 | K: 0 | S: 5 | LOB: 2 | BB: 0 | P: 5 | R: 1 | H: 2 | E: 0 | K: 0 | S: 5 | LOB: 0 | BB: 0 | P: 5 | R: 0 | H: 0 | E: 0 | K: 1 | S: 3 | LOB: 0 | BB: 0 | P: 3 | R: 0 | H: 2 | E: 0 | K: 1 | S: 7 | LOB: 2 | BB: 0 | P: 7 | R: 0 | H: 0 | E: 0 | K: 1 | S: 5 | LOB: 0 | BB: 0 | P: 5 | R: 1 | H: 2 | E: 0 | K: 1 | S: 7 | LOB: 1 | BB: 0 | P: 7 | 1B: 10 | SF: 0 | 2B: 0 | SAC: 2 | 3B: 0 | DP: 1 | HR: 3 | HBP: 0 | WP: 0 | PA: 40 |
|--------------|------|------|------|------|------|--------|-------|------|------|------|------|------|------|--------|-------|------|------|------|------|------|------|--------|-------|------|------|------|------|------|------|--------|-------|------|------|------|------|------|------|--------|-------|------|------|------|------|------|------|--------|-------|------|------|------|------|------|------|--------|-------|------|------|------|------|------|------|--------|-------|------|------|------|------|------|------|--------|-------|------|--------|-------|-------|--------|-------|-------|-------|--------|-------|--------|
|--------------|------|------|------|------|------|--------|-------|------|------|------|------|------|------|--------|-------|------|------|------|------|------|------|--------|-------|------|------|------|------|------|------|--------|-------|------|------|------|------|------|------|--------|-------|------|------|------|------|------|------|--------|-------|------|------|------|------|------|------|--------|-------|------|------|------|------|------|------|--------|-------|------|------|------|------|------|------|--------|-------|------|--------|-------|-------|--------|-------|-------|-------|--------|-------|--------|

| PITCHER | IP | WLS | BF | H | R | ER | SO | BB | IBB | HBP | BLK | WP | HR | S | P | ERA | WHIP |
|---|-----|-----|----|---|---|----|----|----|-----|-----|-----|----|----|----|----|-------|-------|
| Frank Baumann, L ERA: 5.59 (1, 1) | 1.0 | | 7 | 3 | 4 | 3 | 1 | 0 | 0 | 0 | 0 | 0 | 1 | 9 | 9 | 27.00 | 3.000 |
| Russ Kemmerer, R ERA: 4.18 (2, 1) | 5.0 | W | 20 | 6 | 1 | 1 | 1 | 0 | 0 | 0 | 0 | 0 | 1 | 22 | 22 | 1.80 | 1.200 |
| Don Larsen, R ERA: 3.83 (7, 1) | 3.0 | S | 13 | 4 | 1 | 1 | 3 | 0 | 0 | 0 | 0 | 0 | 1 | 19 | 19 | 3.00 | 1.333 |


BOTTOM


Chicago White Sox @ Cleveland Indians
Cleveland Municipal Stadium, Cleveland, OH

Thu Aug 03 1961, 7:05 PM EDT
Att. 7,237 - Unknown

livebaseballscorecards.com

| | |
|------------|-----------|
| AB | 38 |
| R | 6 |
| H | 13 |
| RBI | 6 |
| BB | 0 |
| SO | 5 |
| LOB | 11 |



| Batter | 1 | 2 | 3 | 4 | 5 | 6 | 7 | 8 | 9 | AB R H RBI BB SO LOB | TOP | | | | | | | | | | | | | | |
|---|--|---------------------------------|------------------------------|----------------------------------|------------------------------|---------------------------------|------------------------------|---------------------------------|------------------------------|---------------------------------|---|---------------------------------|---|---------------------------------|------------------------------|---------------------------------|------------------------------|---------------------------------|----------------------------------|------------------------------------|----------------------------------|--------|---|-----|---|
| Danny O'Connell, R (1, 5) OBP: 0.389, SLG: 0.366 | 0-0 G5-4-3 1B | | 0-0 F9 | | 0-0 G6-4-3 1B | | | 0-0 F9 | | 4 0 2 0 0 0 0 | <p>Washington Senators @ Chicago White Sox Comiskey Park, Chicago, IL</p> <p>Sat Aug 05 1961, 4:33 AM EDT Att. 6,394 - Unknown</p> <p>livebaseballscorecards.com</p> <table border="1"> <tr><td>AB</td><td>33</td></tr> <tr><td>R</td><td>3</td></tr> <tr><td>H</td><td>7</td></tr> <tr><td>RBI</td><td>2</td></tr> <tr><td>BB</td><td>1</td></tr> <tr><td>SO</td><td>9</td></tr> <tr><td>LOB</td><td>9</td></tr> </table>  | AB | 33 | R | 3 | H | 7 | RBI | 2 | BB | 1 | SO | 9 | LOB | 9 |
| AB | 33 | | | | | | | | | | | | | | | | | | | | | | | | |
| R | 3 | | | | | | | | | | | | | | | | | | | | | | | | |
| H | 7 | | | | | | | | | | | | | | | | | | | | | | | | |
| RBI | 2 | | | | | | | | | | | | | | | | | | | | | | | | |
| BB | 1 | | | | | | | | | | | | | | | | | | | | | | | | |
| SO | 9 | | | | | | | | | | | | | | | | | | | | | | | | |
| LOB | 9 | | | | | | | | | | | | | | | | | | | | | | | | |
| Bob Johnson, R (1, 6) OBP: 0.344, SLG: 0.357 | 0-0 G5-4-3 1-2f | | 0-0 2B | | 0-0 G6-4-3 1-2f | | | 0-0 F8 | | 4 0 1 0 0 0 3 | | | | | | | | | | | | | | | |
| Bud Zipfel, L (1, 3) OBP: 0.325, SLG: 0.432 | 0-3 K | | 0-3 K | | | | | 0-0 1B | | 4 0 1 0 0 3 1 | | | | | | | | | | | | | | | |
| Gene Green, R (1, 2) OBP: 0.374, SLG: 0.561 | | 0-3 K | 0-0 F9 | | | | | 0-0 F8 | | 4 0 0 0 0 1 2 | | | | | | | | | | | | | | | |
| Willie Tasby, R (1, 8) OBP: 0.333, SLG: 0.432 | | 4-0 1B FC3 BB | | 0-0 F7 | | | | 0-0 F8 | | 3 1 0 0 1 1 0 | | | | | | | | | | | | | | | |
| Chuck Hinton, R (1, 9) OBP: 0.339, SLG: 0.373 | | 0-0 FC3 E 1B | | 0-0 F5 | | | | 0-0 F8 | | 4 2 2 1 0 0 0 | | | | | | | | | | | | | | | |
| Jim King, L (1, 7) OBP: 0.370, SLG: 0.460 | | 0-0 FC3 FC6-4 | | 0-0 L3 | | | | 0-3 K | | 4 0 0 1 0 2 1 | | | | | | | | | | | | | | | |
| Chuck Cottier, R (1, 4) OBP: 0.290, SLG: 0.301 | | 0-0 FC6-4 1-2f 2-H | | | | | | 0-0 5-3 | | 3 0 0 0 0 0 1 | | | | | | | | | | | | | | | |
| John Gabler, S (1, 1) OBP: 0.316, SLG: 0.389 | | 0-3 K | | | | | | 0-3 K | | 2 0 1 0 0 1 1 | | | | | | | | | | | | | | | |
| Coot Veal, R (7, PH) OBP: 0.282, SLG: 0.248 | | | | | | | | | | 1 0 0 0 0 1 0 | | | | | | | | | | | | | | | |
| Johnny Klippstein, R (7, 1) OBP: 0.167, SLG: 0.167 | | | | | | | | | | 0 0 0 0 0 0 0 | | | | | | | | | | | | | | | |
| Inning Stats | R: 0 E: 0 K: 1 S: 5 | H: 1 LOB: 0 BB: 0 P: 5 | R: 2 E: 1 K: 2 S: 9 | H: 1 LOB: 1 BB: 1 P: 13 | R: 0 E: 0 K: 1 S: 6 | H: 1 LOB: 1 BB: 0 P: 6 | R: 0 E: 0 K: 0 S: 3 | H: 0 LOB: 0 BB: 0 P: 3 | R: 0 E: 0 K: 0 S: 4 | H: 2 LOB: 1 BB: 0 P: 4 | R: 0 E: 0 K: 2 S: 7 | H: 0 LOB: 0 BB: 0 P: 7 | R: 1 E: 0 K: 2 S: 8 | H: 1 LOB: 0 BB: 0 P: 8 | R: 0 E: 0 K: 0 S: 4 | H: 1 LOB: 1 BB: 0 P: 4 | R: 0 E: 0 K: 1 S: 5 | H: 0 LOB: 0 BB: 0 P: 5 | 1B: 5 2B: 1 3B: 0 HR: 1 | SF: 0 SAC: 0 DP: 2 HBP: 0 | WP: 0 PB: 0 SB: 0 CS: 0 | PA: 34 | | | |
| PITCHER Juan Pizarro, L (1, 1) ERA: 3.56 | IP: 9.0 WLS: W BF: 34 H: 7 R: 3 ER: 2 SO: 9 BB: 1 IBB: 0 HBP: 0 BLK: 0 WP: 0 HR: 1 S: 51 P: 55 ERA: 2.00 WHIP: 0.889 | | | | | | | | | | | PITCHER | IP: 0.0 WLS: 0 BF: 0 H: 0 R: 0 ER: 0 SO: 0 BB: 0 IBB: 0 HBP: 0 BLK: 0 WP: 0 HR: 0 S: 0 P: 0 ERA: 0.00 WHIP: 0.000 | | | | | | | | | | | | |

| Batter | 1 | 2 | 3 | 4 | 5 | 6 | 7 | 8 | 9 |
|--|-------------------|------------|------------------------|------------------------------|-----------------------|----------------------------|--------------------------|------------------|---|
| Luis Aparicio, R OBP: 0.310, SLG: 0.352 (1, 6) | 0-0 G3 S 1B | | 0-0 PB 1B | 0-0 L9 | | | 0-0 HR 2B | 0-0 2-H HR | |
| Nellie Fox, L OBP: 0.319, SLG: 0.302 (1, 4) | 0-0 G3 1-3 | | 0-0 F7 | | 0-0 F7 | | 0-0 F9 | 0-0 F2 | |
| Jim Landis, R OBP: 0.363, SLG: 0.471 (1, 8) | 0-0 6-3 | | 0-0 5-3 | | 0-0 G4-6-3 1B | | 0-0 2-H HR | | |
| Floyd Robinson, L OBP: 0.390, SLG: 0.457 (1, 9) | 0-0 6-3 | | 0-0 4-3 | | 0-0 G4-6-3 1-2f | | 0-0 1B 2B | | |
| Minnie Minoso, R OBP: 0.381, SLG: 0.435 (1, 7) | | 0-3 K | | 0-0 E6 1B | | 4-0 FC5-4 BB | 4-0 1B BB | | |
| Al Smith, R OBP: 0.358, SLG: 0.527 (1, 5) | | 0-0 5-3 | | 0-0 1B G5-4-3 | | 0-0 FC5-4 WP 1-2f | 0-0 1-3 2-H 1B | | |
| J.C. Martin, L OBP: 0.298, SLG: 0.355 (1, 3) | | 0-0 6-3 | | 0-0 1B G5-4-3 1-3 | | 0-0 F7 | 0-0 F5 | | |
| Cam Carreon, R OBP: 0.315, SLG: 0.351 (1, 2) | | | 4-0 PB WP PB BB | 0-0 G5-4-3 1-2f 3-H | | 0-0 5-3 2-3 | 0-0 1-6-3 HR 1B | | |
| Juan Pizarro, L OBP: 0.306, SLG: 0.375 (1, 1) | | | 4-0 PB 1B 1-3 BB | 0-3 K | | | 0-0 5-3 | 0-0 1-6-3 | |

| Inning Stats | R: 0 | H: 1 | E: 0 | LOB: 1 | K: 0 | BB: 0 | S: 4 | P: 4 |
|--------------|------|------|------|--------|------|-------|------|-------|
| | R: 0 | H: 0 | E: 0 | LOB: 0 | K: 1 | BB: 0 | S: 5 | P: 5 |
| | R: 1 | H: 1 | E: 0 | LOB: 2 | K: 0 | BB: 2 | S: 4 | P: 12 |
| | R: 2 | H: 2 | E: 1 | LOB: 1 | K: 1 | BB: 0 | S: 8 | P: 8 |
| | R: 0 | H: 1 | E: 0 | LOB: 0 | K: 0 | BB: 0 | S: 3 | P: 3 |
| | R: 0 | H: 0 | E: 1 | LOB: 1 | K: 0 | BB: 1 | S: 3 | P: 7 |
| | R: 3 | H: 4 | E: 0 | LOB: 2 | K: 0 | BB: 1 | S: 6 | P: 10 |
| | R: 2 | H: 2 | E: 0 | LOB: 0 | K: 0 | BB: 0 | S: 5 | P: 5 |

| PITCHER | IP | WLS | BF | H | R | ER | SO | BB | IBB | HBP | BLK | WP | HR | S | P | ERA | WHIP |
|--|-----|-----|----|---|---|----|----|----|-----|-----|-----|----|----|----|----|-------|-------|
| John Gabler, R ERA: 4.7 (1, 1) | 6.0 | | 26 | 5 | 3 | 0 | 2 | 3 | 0 | 0 | 0 | 3 | 0 | 27 | 39 | 0.00 | 1.333 |
| Johnny Klippstein, R ERA: 6.75 (7, 1) | 2.0 | L | 12 | 6 | 5 | 5 | 0 | 1 | 0 | 0 | 0 | 0 | 2 | 11 | 15 | 22.50 | 3.500 |

BOTTOM

Washington Senators @ Chicago White Sox
Comiskey Park, Chicago, IL
Sat Aug 05 1961, 4:33 AM EDT
Att. 6,394 - Unknown

| AB | R | H | RBI | BB | SO | LOB |
|----|---|---|-----|----|----|-----|
| 5 | 2 | 4 | 2 | 0 | 0 | 1 |
| 5 | 0 | 0 | 0 | 0 | 0 | 5 |
| 4 | 1 | 2 | 2 | 0 | 0 | 3 |
| 4 | 1 | 1 | 0 | 0 | 0 | 4 |
| 2 | 1 | 0 | 0 | 2 | 1 | 0 |
| 4 | 1 | 2 | 2 | 0 | 0 | 1 |
| 4 | 0 | 1 | 0 | 0 | 0 | 1 |
| 3 | 2 | 1 | 0 | 1 | 0 | 2 |
| 3 | 0 | 0 | 0 | 1 | 1 | 1 |

| AB | 34 |
|-----|----|
| R | 8 |
| H | 11 |
| RBI | 6 |
| BB | 4 |
| SO | 2 |
| LOB | 18 |

WP: 3 PA: 38
PB: 2
SB: 1
CS: 0



| Batter | 1 | 2 | 3 | 4 | 5 | 6 | 7 | 8 | 9 | AB R H RBI BB SO LOB | TOP | | | | | | | | | | | | | | | | | | | | | | | | |
|--|---|---------------------------------|------------------------------|---------------------------------|------------------------------|---------------------------------|------------------------------|---------------------------------|------------------------------|--|---|---------------------------------|------------------------------|---------------------------------|------------------------------|---------------------------------|------------------------------|---------------------------------|----------------------------------|------------------------------------|----------------------------------|--------|--|--|--|--|--|--|--|--|--|--|--|--|--|
| Marty Keough, L (1, 8) OBP: 0.316, SLG: 0.455 | 0-0 G3 | | | 0-0 F9 | 0-0 P3 | | | 4-0 BB | | 3 0 0 0 1 0 1 | Washington Senators @ Chicago White Sox Comiskey Park, Chicago, IL Sun Aug 06 1961, 4:33 AM EDT Unknown livebaseballscorecards.com | | | | | | | | | | | | | | | | | | | | | | | | |
| Danny O'Connell, R (1, 5) OBP: 0.388, SLG: 0.364 | 0-0 F8 | | | 0-0 5-3 1B | | 0-0 F8 | | 0-0 F8 | | 4 1 1 0 0 0 1 | | | | | | | | | | | | | | | | | | | | | | | | | |
| Chuck Hinton, R (1, 7) OBP: 0.338, SLG: 0.371 | 0-3 K | | | 0-0 5-3 | | 0-0 WP 4-3 1B | | 0-0 5-3 | | 4 0 1 0 0 1 2 | | | | | | | | | | | | | | | | | | | | | | | | | |
| Gene Woodling, L (1, 9) OBP: 0.404, SLG: 0.467 Jim King, L (9, 9) OBP: 0.370, SLG: 0.460 | | 0-0 G4-6-3 1B | | 0-0 2-H 1B | | 0-0 4-3 | | 0-0 HR | | 4 1 3 2 0 0 1 0 0 0 0 0 0 0 | | | | | | | | | | | | | | | | | | | | | | | | | |
| Dale Long, L (1, 3) OBP: 0.335, SLG: 0.500 | | 0-0 G4-6-3 | | 0-0 F8 | | 0-0 F9 | | 0-0 HR | | 4 1 1 1 0 0 3 | | | | | | | | | | | | | | | | | | | | | | | | | |
| Bob Johnson, R (1, 6) OBP: 0.324, SLG: 0.333 | | 0-0 6-3 | | 0-0 E6 SH1-3 1B | | 0-0 F2 | | 0-0 L4 | | 4 1 0 0 0 0 0 | | | | | | | | | | | | | | | | | | | | | | | | | |
| Chuck Cottier, R (1, 4) OBP: 0.286, SLG: 0.296 | | | 0-0 F8 | | 0-0 SH1-3 | | 0-0 5-3 | | 0-0 F7 | 3 0 0 0 0 0 0 | | | | | | | | | | | | | | | | | | | | | | | | | |
| Pete Daley, R (1, 2) OBP: 0.225, SLG: 0.262 | | | 0-3 K | | 0-0 SH3-4 2-H 1B | | 0-0 P4 | | 0-3 K | 4 0 1 1 0 2 0 | | | | | | | | | | | | | | | | | | | | | | | | | |
| Marty Kutyna, R (1, 1) OBP: 0.286, SLG: 0.286 Bud Zipfel, L (8, PH) OBP: 0.317, SLG: 0.421 Ed Hobaugh, R (8, 1) OBP: 0.147, SLG: 0.121 Mike Garcia, R (9, 1) | | | 0-0 L4 | | 0-0 SH3-4 | | 0-0 3-1 | | | 1 0 0 0 0 0 0 1 0 | | | | | | | | | | | | | | | | | | | | | | | | | |
| Inning Stats | R: 0 E: 0 K: 1 S: 5 | H: 0 LOB: 0 BB: 0 P: 5 | R: 0 E: 0 K: 0 S: 3 | H: 1 LOB: 0 BB: 0 P: 3 | R: 0 E: 0 K: 1 S: 5 | H: 0 LOB: 0 BB: 0 P: 5 | R: 1 E: 0 K: 0 S: 5 | H: 2 LOB: 1 BB: 0 P: 5 | R: 1 E: 1 K: 0 S: 5 | H: 1 LOB: 1 BB: 0 P: 5 | R: 0 E: 0 K: 0 S: 4 | H: 1 LOB: 1 BB: 0 P: 4 | R: 0 E: 0 K: 0 S: 3 | H: 0 LOB: 0 BB: 0 P: 3 | R: 0 E: 0 K: 0 S: 3 | H: 0 LOB: 1 BB: 1 P: 7 | R: 2 E: 0 K: 1 S: 7 | H: 2 LOB: 0 BB: 0 P: 7 | 1B: 5 2B: 0 3B: 0 HR: 2 | SF: 0 SAC: 2 DP: 1 HBP: 0 | WP: 1 PB: 0 SB: 0 CS: 0 | PA: 35 | | | | | | | | | | | | | |
| PITCHER | IP WLS BF H R ER SO BB IBB HBP BLK WP HR S P ERA WHIP | | | | | | | | | | | | | | | | | | | | | | | | | | | | | | | | | | |
| Ray Herbert, R (1, 1) ERA: 5.16 | 8.0 | 32 | 7 | 4 | 3 | 2 | 1 | 0 | 0 | 0 | 1 | 2 | 35 | 39 | 3.38 | 1.000 | | | | | | | | | | | | | | | | | | | |
| Warren Hacker, R (9, 1) ERA: 4.71 | 1.0 | W | 3 | 0 | 0 | 0 | 1 | 0 | 0 | 0 | 0 | 0 | 5 | 5 | 0.00 | 0.000 | | | | | | | | | | | | | | | | | | | |



| Batter | 1 | 2 | 3 | 4 | 5 | 6 | 7 | 8 | 9 | AB | R | H | RBI | BB | SO | LOB |
|--|-------------------------|------------------|---------------------|------------------|------------------|------------|-----------------------|--------------------|-------------------------|----|---|---|-----|----|----|-----|
| Luis Aparicio, R OBP: 0.311, SLG: 0.351 (1, 6) | 0-0 E3 BB HR | 0-0 1-2 1B | | 4-0 1-2 BB | | 0-0 F2 | | 0-0 F8 | | 4 | 1 | 1 | 0 | 1 | 0 | 3 |
| Nellie Fox, L OBP: 0.319, SLG: 0.300 (1, 4) | 4-0 1-2 HR BB | 0-0 4-3 | | 0-0 F9 | | | 0-0 6-3 | | 4-0 BB FC5 BB | 3 | 2 | 0 | 0 | 2 | 0 | 4 |
| Jim Landis, R OBP: 0.363, SLG: 0.471 (1, 8) | 0-0 F3 | | 0-0 5-3 | | 0-0 1B 2B | | 1-0 G4-6-3 HBP | | 0-0 4-3 | 4 | 1 | 1 | 0 | 0 | 0 | 3 |
| Floyd Robinson, L OBP: 0.394, SLG: 0.468 (1, 9) | 0-0 1-H 2-H HR | | 4-0 1B BB | | 0-0 F2 | | 0-0 G4-6-3 1-2f | | 4-0 FC5 BB IBB | 3 | 1 | 1 | 3 | 2 | 0 | 2 |
| Minnie Minoso, R OBP: 0.384, SLG: 0.436 (1, 7) | 0-3 K | | 0-0 G6-4-3 1B | | 0-0 2-H 1B | | | 0-0 E5 SH1-3 | 4-0 1-2 2-3 BB | 4 | 0 | 2 | 1 | 1 | 1 | 0 |
| Al Smith, R OBP: 0.355, SLG: 0.521 (1, 5) | 0-0 P6 | | 0-0 G6-4-3 | | 0-0 F7 | | | 0-0 P3 | 0-0 FC5 | 4 | 0 | 0 | 0 | 0 | 0 | 4 |
| Andy Carey, R OBP: 0.354, SLG: 0.424 (9, 5) | | | | | | | | | | 0 | 0 | 0 | 0 | 0 | 0 | 0 |
| Roy Sievers, R OBP: 0.393, SLG: 0.578 (9, PH) | | | | | | | | | | 1 | 0 | 0 | 1 | 0 | 0 | 2 |
| J.C. Martin, L OBP: 0.294, SLG: 0.350 (1, 3) | | 0-0 3-1 | | 0-0 F7 | | 0-0 1-3 | | 0-0 SH1-3 | | 3 | 0 | 0 | 0 | 0 | 0 | 1 |
| Sherm Lollar, R OBP: 0.355, SLG: 0.382 (1, 2) | | 0-0 1B 1B | | 0-0 BB 1B | | 0-3 K | | 4-0 BB IBB | | 3 | 0 | 2 | 0 | 1 | 1 | 0 |
| Ray Herbert, R OBP: 0.200, SLG: 0.214 (1, 1) | | 0-0 L5 | | 0-3 K | | 0-0 6-3 | | 4-0 1-2 BB | | 3 | 0 | 0 | 0 | 1 | 1 | 2 |
| Warren Hacker, R (9, 1) | | | | | | | | | | 0 | 0 | 0 | 0 | 0 | 0 | 0 |

| Inning Stats | R: 3 | H: 1 | E: 1 | LOB: 0 | K: 1 | S: 7 | P: 11 | R: 0 | H: 2 | E: 0 | LOB: 2 | K: 0 | S: 5 | R: 0 | H: 1 | E: 0 | LOB: 1 | K: 0 | S: 3 | R: 0 | H: 1 | E: 0 | LOB: 2 | K: 1 | S: 6 | R: 1 | H: 2 | E: 0 | LOB: 1 | K: 0 | S: 5 | R: 0 | H: 0 | E: 0 | LOB: 0 | K: 1 | S: 5 | R: 0 | H: 0 | E: 0 | LOB: 0 | K: 0 | S: 2 | R: 0 | H: 0 | E: 0 | LOB: 0 | K: 0 | S: 2 | R: 0 | H: 0 | E: 1 | LOB: 3 | K: 0 | S: 4 | R: 1 | H: 0 | E: 0 | LOB: 3 | K: 0 | S: 2 | 1B: 5 | SF: 0 | 2B: 1 | SAC: 1 | 3B: 0 | DP: 2 | HR: 1 | HBP: 1 | WP: 0 | PA: 42 |
|--------------|------|------|------|--------|------|------|-------|------|------|------|--------|------|------|------|------|------|--------|------|------|------|------|------|--------|------|------|------|------|------|--------|------|------|------|------|------|--------|------|------|------|------|------|--------|------|------|------|------|------|--------|------|------|------|------|------|--------|------|------|------|------|------|--------|------|------|-------|-------|-------|--------|-------|-------|-------|--------|-------|--------|
|--------------|------|------|------|--------|------|------|-------|------|------|------|--------|------|------|------|------|------|--------|------|------|------|------|------|--------|------|------|------|------|------|--------|------|------|------|------|------|--------|------|------|------|------|------|--------|------|------|------|------|------|--------|------|------|------|------|------|--------|------|------|------|------|------|--------|------|------|-------|-------|-------|--------|-------|-------|-------|--------|-------|--------|


| PITCHER | IP | WLS | BF | H | R | ER | SO | BB | IBB | HBP | BLK | WP | HR | S | P | ERA | WHIP |
|-------------------------------------|-----|-----|----|---|---|----|----|----|-----|-----|-----|----|----|----|----|------|-------|
| Marty Kutyna, R ERA: 3.27 (1, 1) | 7.0 | | 31 | 7 | 4 | 3 | 3 | 3 | 3 | 0 | 0 | 0 | 1 | 33 | 46 | 3.86 | 1.429 |
| Ed Hobaugh, R ERA: 5.01 (8, 1) | 1.1 | L | 8 | 0 | 1 | 1 | 0 | 2 | 1 | 0 | 0 | 0 | 0 | 5 | 17 | 6.75 | 1.500 |
| Mike Garcia, R ERA: 2.79 (9, 1) | 0.1 | | 3 | 0 | 0 | 0 | 0 | 1 | 1 | 0 | 0 | 0 | 0 | 1 | 9 | 0.00 | 3.000 |

BOTTOM


Washington Senators @ Chicago White Sox
Comiskey Park, Chicago, IL

Sun Aug 06 1961, 4:33 AM EDT
Unknown

| | |
|------------|-----------|
| AB | 32 |
| R | 5 |
| H | 7 |
| RBI | 5 |
| BB | 8 |
| SO | 3 |
| LOB | 21 |



livebaseballscorecards.com

| Batter | 1 | 2 | 3 | 4 | 5 | 6 | 7 | 8 | 9 | AB R H RBI BB SO LOB | TOP |
|--|---|--|---|---|---|---|---|---|---|--|---|
| Coot Veal, R OBP: 0.276, SLG: 0.242 (1, 6) | 0-3 K | | 0-3 K | | 0-0 P6 | | 0-0 FC6-5-4 | | | 4 0 0 0 0 2 3 | |
| Danny O'Connell, R OBP: 0.384, SLG: 0.360 (1, 4) | 0-0 F8 | | 0-0 F8 | | 0-0 FC6-4 | | 0-0 F7 | | | 4 0 0 0 0 0 3 | |
| Chuck Hinton, R OBP: 0.345, SLG: 0.375 (1, 7) | 4-0 CS BB | | 0-3 K | | 0-0 SH1-4 1B | | 0-0 SH1-4 1B | | 0-0 G3-6-3 1B | 3 0 2 0 1 1 0 | |
| Harry Bright, R OBP: 0.325, SLG: 0.380 (1, 5) | 0-0 CS | 4-0 BB SH3-1 1B BB | | 0-0 G3 | 0-0 SH1-4 1B | | 0-0 G3-6-3 | | 0-0 G3-6-3 | 3 1 1 0 1 0 1 | |
| Willie Tasby, R OBP: 0.333, SLG: 0.431 (1, 8) | | | 0-0 SH3-1 BB 1B | 0-0 F7 | 0-0 SH1-4 | | 0-0 F8 | | 0-0 F8 | 3 0 1 0 0 0 0 | |
| Dale Long, L OBP: 0.337, SLG: 0.508 (1, 3) | | 4-0 SH3-1 BB | | 0-0 F7 | 0-0 P6 | | | | 0-0 HR | 3 1 1 1 1 0 2 | |
| Jim King, L OBP: 0.364, SLG: 0.450 (1, 9) | | | 0-0 P6 | | 0-0 4-3 | 0-0 F8 | | | 0-0 F2 | 4 0 0 0 0 0 5 | AB 30 R 2 H 8 RBI 2 BB 3 SO 3 LOB 16 |
| Pete Daley, R OBP: 0.234, SLG: 0.271 (1, 2) | | 0-0 SH3-1 | | | 0-0 1B 1B | | 0-0 FC6-5-4 SH1-4 1B | | 0-0 6-3 | 3 0 2 1 0 0 0 | |
| Joe McClain, R OBP: 0.204, SLG: 0.245 Dave Sisler, R (9, 1) | | 0-0 6-3 | | | 0-0 FC6-4 1B | | 0-0 SH1-4 | | 0-0 F7 | 3 0 1 0 0 0 2 0 0 0 0 0 0 0 |  |
| Inning Stats | R: 0 E: 0 K: 1 S: 4 H: 0 LOB: 0 BB: 1 P: 8 | R: 1 E: 0 K: 0 S: 4 H: 1 LOB: 2 BB: 2 P: 12 | R: 0 E: 0 K: 2 S: 7 H: 0 LOB: 0 BB: 0 P: 7 | R: 0 E: 0 K: 0 S: 3 H: 0 LOB: 0 BB: 0 P: 3 | R: 0 E: 0 K: 0 S: 5 H: 2 LOB: 2 BB: 0 P: 5 | R: 0 E: 0 K: 0 S: 5 H: 2 LOB: 2 BB: 0 P: 5 | R: 0 E: 0 K: 0 S: 4 H: 1 LOB: 1 BB: 0 P: 4 | R: 0 E: 0 K: 0 S: 3 H: 1 LOB: 0 BB: 0 P: 3 | R: 1 E: 0 K: 0 S: 4 H: 1 LOB: 0 BB: 0 P: 4 | 1B: 7 2B: 0 3B: 0 HR: 1 SF: 0 SAC: 3 DP: 1 HBP: 0 | WP: 0 PB: 0 SB: 1 CS: 1 PA: 37 |
| PITCHER Billy Pierce, L ERA: 3.8 (1, 1) | IP 9.0 WLS W BF 36 H 8 R 2 ER 2 SO 3 BB 3 IBB 0 HBP 0 BLK 0 WP 0 HR 1 S 39 P 51 ERA 2.00 WHIP 1.222 | | | | | | | | | | |
| PITCHER | IP WLS BF H R ER SO BB IBB HBP BLK WP HR S P ERA WHIP | | | | | | | | | | |

Washington Senators @ Chicago White Sox
Comiskey Park, Chicago, IL
Sun Aug 06 1961, 4:38 AM EDT
Att. 17,108 - Unknown

livebaseballscores.com

| Batter | 1 | 2 | 3 | 4 | 5 | 6 | 7 | 8 | 9 | AB R H RBI BB SO LOB |
|---|--------------------|-------------------------|-------------------|------------|--------------------|------------------------|----------------------------|-------------------------|------------------|--------------------------------|
| Luis Aparicio, R OBP: 0.316, SLG: 0.356 (1, 6) | 0-0 3-1 S 1B | | 0-0 6-3 | | 0-0 S 1B | | 0-0 1-2 1B | | 0-0 2-H 1B | 5 0 4 0 0 0 0 |
| Floyd Robinson, L OBP: 0.388, SLG: 0.460 (1, 9) | 0-0 3-1 1-3 | | 0-3 K | | 0-0 4-3 1-2 | | 0-0 L7 | | | 4 0 0 0 0 1 4 |
| Jim Landis, R OBP: 0.364, SLG: 0.470 (1, 8) | 0-0 F3 | | 4-0 S BB | | 0-0 5-3 | | 0-0 FC3-6 1B | | | 3 0 1 0 1 0 1 |
| Minnie Minoso, R OBP: 0.383, SLG: 0.433 (1, 7) | 0-3 K | | 0-0 6-3 1-2 | | 0-0 FC4-6 1B | | 0-0 FC3-6 1-2f HR | | | 4 1 1 0 0 1 3 |
| Roy Sievers, R OBP: 0.391, SLG: 0.583 (1, 3) | | 0-0 6-3 | | 0-0 P3 | | 0-0 FC4-6 1-2f | | 0-0 1-H HR | | 4 1 1 2 0 0 1 |
| Andy Carey, R OBP: 0.348, SLG: 0.416 (1, 5) | | 0-3 K | | 0-0 5-3 | | 0-3 K | | 0-3 K | | 4 0 0 0 0 3 1 |
| Sammy Esposito, R OBP: 0.269, SLG: 0.237 (1, 4) | | 4-0 BB 1B BB | | 0-0 F8 | | 0-0 7-4 1B 1B | | 0-0 1-3 | | 1 0 0 0 1 0 0 2 0 1 0 0 0 0 |
| Nellie Fox, L OBP: 0.320, SLG: 0.301 (7, PH) (8, 4) | | 4-0 BB 1B BB | | 0-0 6-3 | | 0-0 6-3 1B 1B | | 0-0 SH2-4 E 1B | | 3 1 2 0 1 0 0 |
| Cam Carreon, R OBP: 0.327, SLG: 0.358 (1, 2) | | 0-0 1-2 2-H 1B | | 0-3 K | | 0-0 7-4 2-3f | | 0-0 SH2-4 | | 3 0 1 0 0 1 2 0 0 0 0 0 0 0 |

| Inning Stats | R: 0 E: 0 K: 1 S: 6 | H: 1 LOB: 1 BB: 0 P: 6 | R: 0 E: 0 K: 1 S: 5 | H: 1 LOB: 2 BB: 2 P: 13 | R: 0 E: 0 K: 1 S: 5 | H: 0 LOB: 1 BB: 1 P: 9 | R: 0 E: 0 K: 0 S: 3 | H: 0 LOB: 0 BB: 0 P: 3 | R: 0 E: 0 K: 1 S: 6 | H: 1 LOB: 1 BB: 0 P: 6 | R: 0 E: 0 K: 0 S: 5 | H: 3 LOB: 2 BB: 0 P: 5 | R: 2 E: 0 K: 1 S: 7 | H: 2 LOB: 0 BB: 0 P: 7 | R: 1 E: 1 K: 0 S: 3 | H: 2 LOB: 1 BB: 0 P: 3 | 1B: 10 2B: 1 3B: 0 HR: 1 | SF: 0 SAC: 1 DP: 1 HBP: 0 |
|--------------|------------------------------|---------------------------------|------------------------------|----------------------------------|------------------------------|---------------------------------|------------------------------|---------------------------------|------------------------------|---------------------------------|------------------------------|---------------------------------|------------------------------|---------------------------------|------------------------------|---------------------------------|-----------------------------------|------------------------------------|
|--------------|------------------------------|---------------------------------|------------------------------|----------------------------------|------------------------------|---------------------------------|------------------------------|---------------------------------|------------------------------|---------------------------------|------------------------------|---------------------------------|------------------------------|---------------------------------|------------------------------|---------------------------------|-----------------------------------|------------------------------------|


| PITCHER | IP | WLS | BF | H | R | ER | SO | BB | IBB | HBP | BLK | WP | HR | S | P | ERA | WHIP |
|------------------------------------|-----|-----|----|----|---|----|----|----|-----|-----|-----|----|----|----|----|------|-------|
| Joe McClain, R ERA: 3.83 (1, 1) | 8.1 | L | 36 | 10 | 3 | 2 | 6 | 3 | 0 | 0 | 0 | 0 | 1 | 45 | 57 | 2.16 | 1.560 |
| Dave Sisler, R ERA: 3.89 (9, 1) | 0.0 | | 1 | 1 | 0 | 0 | 0 | 0 | 0 | 0 | 0 | 0 | 0 | 1 | 1 | ∞ | ∞ |

BOTTOM

Washington Senators @ Chicago White Sox
Comiskey Park, Chicago, IL

Sun Aug 06 1961, 4:38 AM EDT
Att. 17,108 - Unknown

| | |
|------------|-----------|
| AB | 33 |
| R | 3 |
| H | 11 |
| RBI | 2 |
| BB | 3 |
| SO | 6 |
| LOB | 12 |



| Batter | 1 | 2 | 3 | 4 | 5 | 6 | 7 | 8 | 9 | AB R H RBI BB SO LOB | TOP | | | | | | | | | |
|---|---|--|--|---|------------------------------|---------------------------------|------------------------------|---------------------------------|------------------------------|---------------------------------|------------------------------|---------------------------------|------------------------------|---------------------------------|------------------------------|---------------------------------|----------------------------------|------------------------------------|----------------------------------|--------|
| Jake Wood, R OBP: 0.338, SLG: 0.398 (1, 4) X | 0-0 FC1-5 2B | | 0-0 FC5-4 1B | | 0-0 S 1B | | 0-0 2-H 1B | | 0-0 CS 1B | 5 0 5 1 0 0 0 | | | | | | | | | | |
| Bubba Morton, R OBP: 0.269, SLG: 0.371 Bill Bruton, L OBP: 0.336, SLG: 0.384 (1, 9) X (9, 8) | 0-0 FC1-5 2-3 | | 0-0 FC5-4 S 1-2f | | 0-0 F8 1-2 | | 0-0 F9 | | 0-0 CS 1-2 | 4 0 0 0 0 0 4 0 0 0 0 0 0 0 | | | | | | | | | | |
| Al Kaline, R OBP: 0.374, SLG: 0.504 (1, 8) X (9, 9) | 0-0 L7 | | 4-0 FC5-4 1-2 BB | | 0-0 L9 | | | 0-0 1B 2B | | 3 1 1 0 1 0 2 | | | | | | | | | | |
| Rocky Colavito, R OBP: 0.399, SLG: 0.572 (1, 7) X | 0-0 3-1 | | 0-0 FC5-4 1-2f | | | 0-0 G6-4-3 1B | | 0-0 6-3 | | 4 0 1 0 0 0 4 | | | | | | | | | | |
| Norm Cash, L OBP: 0.497, SLG: 0.670 (1, 3) X | | 0-0 4-3 | | 0-0 HR | | 0-0 F8 | | 0-0 2-H 1B | | 4 1 2 2 0 0 1 | | | | | | | | | | |
| Reno Bertoia, R OBP: 0.303, SLG: 0.256 (1, 5) X | | 0-0 1-3 | | 0-0 F9 | | 0-0 G6-4-3 1-2f | | 0-0 FC6-4 1B | | 4 0 1 0 0 0 1 | | | | | | | | | | |
| Chico Fernandez, R OBP: 0.317, SLG: 0.339 (1, 6) X | | 4-0 FC6-4 BB | | 0-0 5-3 | | | 0-0 1B 2B | 0-0 FC6-4 1-2f | | 3 1 1 0 1 0 1 | | | | | | | | | | |
| Mike Roarke, R OBP: 0.302, SLG: 0.315 (1, 2) X | 0-0 FC6-4 1-2f | | 0-0 6-3 | | 0-0 6-3 | | 0-0 6-3 | | 0-0 4-3 | 4 0 0 0 0 0 2 | | | | | | | | | | |
| Jim Bunning, R OBP: 0.153, SLG: 0.141 (1, 1) X | | | 0-0 2-3 | | 0-0 F8 | | 0-3 K | | 0-0 P4 | 4 0 0 0 0 1 1 | | | | | | | | | | |
| Inning Stats | R: 0 E: 0 K: 0 S: 4 | H: 1 LOB: 1 BB: 0 P: 4 | R: 0 E: 0 K: 0 S: 3 | H: 0 LOB: 1 BB: 1 P: 7 | R: 0 E: 0 K: 0 S: 4 | H: 1 LOB: 2 BB: 1 P: 8 | R: 1 E: 0 K: 0 S: 4 | H: 1 LOB: 0 BB: 0 P: 4 | R: 0 E: 0 K: 0 S: 3 | H: 1 LOB: 1 BB: 0 P: 3 | R: 1 E: 0 K: 1 S: 7 | H: 2 LOB: 1 BB: 0 P: 7 | R: 1 E: 0 K: 0 S: 5 | H: 3 LOB: 1 BB: 0 P: 5 | R: 0 E: 0 K: 0 S: 3 | H: 1 LOB: 0 BB: 0 P: 3 | 1B: 7 2B: 3 3B: 0 HR: 1 | SF: 0 SAC: 0 DP: 1 HBP: 0 | WP: 0 PB: 0 SB: 2 CS: 1 | PA: 38 |
| PITCHER Frank Baumann, L ERA: 5.46 Turk Lown, R ERA: 2.32 | IP WLS BF H R ER SO BB IBB HBP BLK WP HR S P ERA WHIP | (1, 1) 8.0 L 34 10 3 3 1 2 0 0 0 0 1 34 42 3.38 1.500 | (9, 1) 1.0 3 1 0 0 0 0 0 0 0 0 0 0 3 3 0.00 1.000 | PITCHER IP WLS BF H R ER SO BB IBB HBP BLK WP HR S P ERA WHIP | | | | | | | | | | | | | | | | |

Detroit Tigers @ Chicago White Sox
 Comiskey Park, Chicago, IL
 Tue Aug 08 1961, 8:05 PM EDT
 Att: 32,518 - Unknown

| | |
|-----|----|
| AB | 35 |
| R | 3 |
| H | 11 |
| RBI | 3 |
| BB | 2 |
| SO | 1 |
| LOB | 16 |



| Batter | 1 | 2 | 3 | 4 | 5 | 6 | 7 | 8 | 9 | AB | R | H | RBI | BB | SO | LOB |
|--|------------|------------|--------------|------------|-----------|------------|-----------|-----------|-----------|----|---|---|-----|----|----|-----|
| Luis Aparicio, R OBP: 0.315, SLG: 0.360 (1, 6) | 0-0 5-3 | | 0-0 5-3 | | | 0-0 3B | | 0-0 L6 | | 4 | 0 | 1 | 0 | 0 | 0 | 2 |
| Floyd Robinson, L OBP: 0.383, SLG: 0.453 (1, 9) | 0-3 K | | | 0-0 3-1 | | 0-0 L8 | | | 0-0 F8 | 4 | 0 | 0 | 0 | 0 | 1 | 1 |
| Jim Landis, R OBP: 0.365, SLG: 0.471 (1, 8) | 0-3 K | | | 0-0 1B | | | 0-0 1B | | 0-0 F7 | 4 | 0 | 2 | 0 | 0 | 1 | 0 |
| Roy Sievers, R OBP: 0.387, SLG: 0.576 (1, 3) | | 0-0 5-3 | | 0-0 2-6 | | 0-0 F6 | | 0-0 L7 | | 4 | 0 | 0 | 0 | 0 | 0 | 2 |
| Minnie Minoso, R OBP: 0.380, SLG: 0.430 (1, 7) | | 0-0 F9 | | | 0-3 K | | 0-0 F9 | | | 3 | 0 | 0 | 0 | 0 | 1 | 1 |
| Al Smith, R OBP: 0.352, SLG: 0.517 (1, 5) | | 0-3 K | | | 0-0 P6 | | 0-0 F5 | | | 3 | 0 | 0 | 0 | 0 | 1 | 1 |
| Nellie Fox, L OBP: 0.318, SLG: 0.299 (1, 4) | | | 0-0 E5 | | | 0-0 F9 | | 0-0 F9 | | 3 | 0 | 0 | 0 | 0 | 0 | 0 |
| Sherm Lollar, R OBP: 0.356, SLG: 0.383 (1, 2) | | | 0-0 SH1-3 | | | 0-0 L9 | | 0-0 1B | | 2 | 0 | 1 | 0 | 0 | 0 | 0 |
| Cam Carreon, R OBP: 0.327, SLG: 0.358 (8, PR) | | | 1-2 SH1-3 | | | | | | | 0 | 0 | 0 | 0 | 0 | 0 | 0 |
| Frank Baumann, L OBP: 0.311, SLG: 0.452 (1, 1) | | | 0-0 6-3 | | | 0-0 6-3 | | 0-0 L8 | | 2 | 0 | 0 | 0 | 0 | 0 | 1 |
| Al Pilarcik, L OBP: 0.281, SLG: 0.234 (8, PH) | | | 2-3 6-3 | | | | | | | 1 | 0 | 0 | 0 | 0 | 0 | 1 |
| Turk Lown, R (9, 1) | | | | | | | | | | 0 | 0 | 0 | 0 | 0 | 0 | 0 |

| Inning Stats | R: 0 | H: 0 | R: 0 | H: 0 | R: 0 | H: 1 | R: 0 | H: 0 | R: 0 | H: 1 | R: 0 | H: 1 | R: 0 | H: 1 | R: 0 | H: 0 | 1B: 3 | SF: 0 | WP: 0 | PA: 31 |
|--------------|------|--------|------|--------|------|--------|------|--------|------|--------|------|--------|------|--------|------|--------|-------|--------|-------|--------|
| | E: 0 | LOB: 0 | E: 0 | LOB: 0 | E: 1 | LOB: 1 | E: 0 | LOB: 0 | E: 0 | LOB: 1 | E: 0 | LOB: 1 | E: 0 | LOB: 1 | E: 0 | LOB: 0 | 2B: 1 | SAC: 1 | PB: 0 | |
| | K: 2 | BB: 0 | K: 1 | BB: 0 | K: 0 | BB: 0 | K: 0 | BB: 0 | K: 1 | BB: 0 | K: 0 | BB: 0 | K: 0 | BB: 0 | K: 0 | BB: 0 | 3B: 1 | DP: 1 | SB: 0 | |
| | S: 7 | P: 7 | S: 5 | P: 5 | S: 4 | P: 4 | S: 3 | P: 3 | S: 5 | P: 5 | S: 4 | P: 4 | S: 4 | P: 4 | S: 3 | P: 3 | HR: 0 | HBP: 0 | CS: 0 | |

| PITCHER | IP | WLS | BF | H | R | ER | SO | BB | IBB | HBP | BLK | WP | HR | S | P | ERA | WHIP | IP | WLS | BF | H | R | ER | SO | BB | IBB | HBP | BLK | WP | HR | S | P | ERA | WHIP | |
|------------------------------------|-----|-----|----|---|---|----|----|----|-----|-----|-----|----|----|----|----|------|-------|----|-----|----|---|---|----|----|----|-----|-----|-----|----|----|---|---|-----|------|--|
| Jim Bunning, R ERA: 2.95 (1, 1) | 9.0 | W | 31 | 4 | 0 | 0 | 4 | 0 | 0 | 0 | 0 | 0 | 0 | 39 | 39 | 0.00 | 0.444 | | | | | | | | | | | | | | | | | | |

DETROIT TIGERS @ CHICAGO WHITE SOX
 Comiskey Park, Chicago, IL
 Tue Aug 08 1961, 8:05 PM EDT
 Att. 32,518 - Unknown

| | |
|------------|-----------|
| AB | 30 |
| R | 0 |
| H | 4 |
| RBI | 0 |
| BB | 0 |
| SO | 4 |
| LOB | 9 |

| WP | PA |
|----|----|
| 0 | 31 |

| Batter | 1 | 2 | 3 | 4 | 5 | 6 | 7 | 8 | 9 | AB R H RBI BB SO LOB | TOP | | | | | | | | | |
|---|---|---------------------------------|------------------------------|---------------------------------|------------------------------|---------------------------------|------------------------------|---------------------------------|------------------------------|---------------------------------|------------------------------|---------------------------------|------------------------------|----------------------------------|------------------------------|----------------------------------|----------------------------------|------------------------------------|----------------------------------|--------|
| Jake Wood, R (1, 4) OBP: 0.336, SLG: 0.393 | 0-3 K | 0-3 K | | 0-0 FC6-4 | | | 0-0 F8 | | 0-0 BB | 5 1 0 0 1 2 6 | | | | | | | | | | |
| Bill Bruton, L (1, 8) OBP: 0.335, SLG: 0.380 | 0-0 4-3 | | 0-0 4-3 | | 0-0 3-1 | | 0-0 6-3 | | 4-0 BB | 4 1 0 0 1 0 0 | | | | | | | | | | |
| Al Kaline, R (1, 9) OBP: 0.378, SLG: 0.513 | 0-0 FC6-4 1B | | 0-0 L4-3 | | 0-0 1B | | | 0-0 HR | 4-0 BB | 4 2 3 1 1 0 0 | | | | | | | | | | |
| Rocky Colavito, R (1, 7) OBP: 0.401, SLG: 0.579 | 0-0 FC6-4 | | 0-0 HR | | 0-0 F9 | | | 0-0 4-3 PB 1B | 4-0 BB | 4 2 2 2 1 0 2 | | | | | | | | | | |
| Norm Cash, L (1, 3) OBP: 0.496, SLG: 0.666 | | 0-0 3-1 | 4-0 BB | | 0-0 F8 | | | 0-3 K | 0-0 BB | 4 1 1 2 1 1 2 | | | | | | | | | | |
| Reno Bertoia, R (1, 5) OBP: 0.301, SLG: 0.252 | | 0-0 F3 | 0-0 F8 | | | 0-0 6-3 | | 4-0 4-3 BB | 0-0 F8 | 4 0 0 0 1 0 3 | | | | | | | | | | |
| Chico Fernandez, R (1, 6) OBP: 0.321, SLG: 0.342 | | 0-0 1B | | 4-0 G5-4-3 BB | | 0-3 K | | 0-0 4-3 | 4-0 BB | 3 1 1 0 2 1 2 | | | | | | | | | | |
| Mike Roarke, R (1, 2) OBP: 0.305, SLG: 0.318 | | 0-0 1B | | 0-0 G5-4-3 | | 0-0 P4 | | 0-0 F2 | 0-0 BB | 5 0 2 3 0 0 3 | | | | | | | | | | |
| Frank Lary, R (1, 1) OBP: 0.273, SLG: 0.320 | | 0-0 1B | | 0-0 FC6-4 1B | | | 0-0 F8 | | 0-0 K | 4 0 2 0 1 1 0 | | | | | | | | | | |
| Inning Stats | R: 0 E: 0 K: 1 S: 6 | H: 1 LOB: 1 BB: 0 P: 6 | R: 1 E: 0 K: 1 S: 8 | H: 3 LOB: 2 BB: 0 P: 8 | R: 1 E: 0 K: 0 S: 4 | H: 1 LOB: 1 BB: 1 P: 8 | R: 0 E: 0 K: 0 S: 3 | H: 1 LOB: 1 BB: 1 P: 7 | R: 0 E: 0 K: 1 S: 5 | H: 0 LOB: 0 BB: 0 P: 5 | R: 0 E: 0 K: 0 S: 3 | H: 0 LOB: 0 BB: 0 P: 3 | R: 1 E: 0 K: 1 S: 7 | H: 2 LOB: 2 BB: 1 P: 11 | R: 5 E: 0 K: 1 S: 7 | H: 2 LOB: 3 BB: 6 P: 31 | 1B: 8 2B: 1 3B: 0 HR: 2 | SF: 0 SAC: 0 DP: 1 HBP: 0 | WP: 0 PB: 1 SB: 0 CS: 0 | PA: 46 |
| PITCHER | IP WLS BF H R ER SO BB IBB HBP BLK WP HR S P ERA WHIP | | | | | | | | | | | | | | | | | | | |
| Cal McLish, R (1, 1) ERA: 4.46 | 7.1 L 33 9 3 3 4 3 0 0 0 0 0 2 38 50 3.68 1.636 | | | | | | | | | | | | | | | | | | | |
| Warren Hacker, R (8, 1) ERA: 4.62 | 0.2 2 0 0 0 0 0 0 0 0 0 0 0 2 2 0.00 0.000 | | | | | | | | | | | | | | | | | | | |
| Don Larsen, R (9, 1) ERA: 4.29 | 0.1 4 0 3 3 1 3 0 0 0 0 0 0 3 15 81.00 9.000 | | | | | | | | | | | | | | | | | | | |
| Turk Lown, R (9, 1) ERA: 2.55 | 0.1 5 2 2 2 0 2 0 0 0 0 0 0 3 11 54.00 12.000 | | | | | | | | | | | | | | | | | | | |
| Russ Kemmerer, R (9, 1) ERA: 4.16 | 0.1 2 0 0 0 0 1 0 0 0 0 0 0 1 5 0.00 3.000 | | | | | | | | | | | | | | | | | | | |

Detroit Tigers @ Chicago White Sox
 Comiskey Park, Chicago, IL
 Wed Aug 09 1961, 8:05 PM EDT
 Att: 27,374 - Unknown

| | |
|-----|----|
| AB | 37 |
| R | 8 |
| H | 11 |
| RBI | 8 |
| BB | 9 |
| SO | 5 |
| LOB | 18 |



| Batter | 1 | 2 | 3 | 4 | 5 | 6 | 7 | 8 | 9 | AB R H RBI BB SO LOB | TOP |
|---|--|---|---|--|---|---|---|---|---|--|--|
| Jake Wood, R (1, 4) OBP: 0.337, SLG: 0.394 | 0-0 BB S 1B | 0-0 P3 | | 0-0 1B 1-2 2-3 1B | | 0-0 5-3 | | 0-3 K | | 5 0 2 0 0 1 2 | |
| Bubba Morton, R (1, 9) OBP: 0.254, SLG: 0.354 Bill Bruton, L (8, PH) OBP: 0.334, SLG: 0.380 (8, 8) | 0-3 K 1-2 | | 0-3 K | 0-0 SF8 | | 0-0 6-3 | | 0-0 F7 | | 3 0 0 1 0 2 1 1 0 0 0 0 0 1 | |
| Al Kaline, R (1, 8) OBP: 0.376, SLG: 0.509 (8, 9) | 0-0 L6 | | 0-0 L7 | 0-0 1B 1-3 2-H | | 0-0 L7 | | | 0-0 L4 | 5 0 1 1 0 0 1 | |
| Rocky Colavito, R (1, 7) OBP: 0.403, SLG: 0.577 | 4-0 BB BB | | 0-0 1B | 0-3 K | | | 4-0 FC6-4 BB | | 0-0 P5 | 3 0 1 0 2 1 2 | |
| Norm Cash, L (1, 3) OBP: 0.497, SLG: 0.667 | 4-0 1-2 2-3 BB | | 0-0 1B | | 0-0 SH4-3 1B 2B | | 0-0 F8 | | 0-0 F8 | 4 1 2 0 1 0 1 | |
| Reno Bertoia, R (1, 5) OBP: 0.298, SLG: 0.249 | 0-3 K | | 0-3 K | | 0-0 SH4-3 | | 0-0 FC6-4 1-2f | | | 3 0 0 0 0 2 6 | |
| Chico Fernandez, R (1, 6) OBP: 0.320, SLG: 0.341 | | 0-0 F9 | | 0-0 5-3 | | 0-0 S 1B | | 0-3 K | | 4 0 1 1 0 1 1 | |
| Mike Roarke, R (1, 2) OBP: 0.310, SLG: 0.318 | | 0-0 SH3-4 1B | | 4-0 1B BB SF8 BB | | 0-3 K | | 0-0 P6 | | 3 1 1 0 1 1 1 | |
| Don Mossi, L (1, 1) OBP: 0.242, SLG: 0.263 | | 0-0 SH3-4 | | 4-0 1B BB | | 0-3 K | | 0-0 2B | | 2 1 1 0 1 1 1 | |
| Inning Stats | R: 0 E: 0 K: 2 S: 8 H: 1 LOB: 3 BB: 2 P: 16 | R: 0 E: 0 K: 0 S: 4 H: 1 LOB: 1 BB: 0 P: 4 | R: 0 E: 0 K: 2 S: 9 H: 2 LOB: 2 BB: 0 P: 9 | R: 2 E: 0 K: 1 S: 7 H: 2 LOB: 2 BB: 2 P: 15 | R: 1 E: 0 K: 2 S: 9 H: 2 LOB: 1 BB: 0 P: 9 | R: 0 E: 0 K: 0 S: 3 H: 0 LOB: 0 BB: 0 P: 3 | R: 0 E: 0 K: 1 S: 5 H: 0 LOB: 1 BB: 1 P: 9 | R: 0 E: 0 K: 1 S: 6 H: 1 LOB: 1 BB: 0 P: 6 | R: 0 E: 0 K: 0 S: 3 H: 0 LOB: 0 BB: 0 P: 3 | 1B: 7 2B: 2 3B: 0 HR: 0 SF: 1 SAC: 2 DP: 0 HBP: 0 | WP: 0 PB: 0 SB: 2 CS: 0 PA: 41 |
| PITCHER Juan Pizarro, L (1, 1) ERA: 3.58 Warren Hacker, R (8, 1) ERA: 4.38 | IP 7.0 WLS L BF 34 H 8 R 3 ER 3 SO 8 BB 5 IBB 0 HBP 0 BLK 0 WP 0 HR 0 S 45 P 65 ERA 3.86 WHIP 1.857 | IP 2.0 WLS L BF 7 H 1 R 0 ER 0 SO 1 BB 0 IBB 0 HBP 0 BLK 0 WP 0 HR 0 S 9 P 9 ERA 0.00 WHIP 0.500 | PITCHER IP WLS BF H R ER SO BB IBB HBP BLK WP HR S P ERA WHIP | | | | | | | | |

Detroit Tigers @ Chicago White Sox
 Comiskey Park, Chicago, IL
 Thu Aug 10 1961, 4:33 AM EDT
 Att: 10,149 - Unknown

livebaseballscorecards.com

| | |
|-----|----|
| AB | 33 |
| R | 3 |
| H | 9 |
| RBI | 3 |
| BB | 5 |
| SO | 9 |
| LOB | 17 |



| Batter | 1 | 2 | 3 | 4 | 5 | 6 | 7 | 8 | 9 | AB | R | H | RBI | BB | SO | LOB |
|---|------------------|------------------|-----------|-----------|-----------|--------------|------------|-----------|-----------|----|---|---|-----|----|----|-----|
| Luis Aparicio, R (1, 6) OBP: 0.318, SLG: 0.364 | 0-0 1B SF8 2B | | 0-0 F7 | | 0-0 1B | | 0-0 F7 | | 0-0 L9 | 5 | 1 | 2 | 0 | 0 | 0 | 1 |
| Nellie Fox, L (1, 4) OBP: 0.320, SLG: 0.299 | 0-0 FC5-4 1B | | 0-0 1B | | 0-0 P6 | | | 0-0 P4 | | 4 | 0 | 2 | 0 | 0 | 0 | 1 |
| Jim Landis, R (1, 8) OBP: 0.364, SLG: 0.476 | 0-0 SF8 | | 0-0 L8 | | 0-0 F2 | | | 0-0 P4 | | 3 | 0 | 0 | 1 | 0 | 0 | 2 |
| Roy Sievers, R (1, 3) OBP: 0.387, SLG: 0.574 | 0-0 P6 | | | 0-0 2B | | 0-0 L8 | | 0-0 1B | | 4 | 1 | 2 | 0 | 0 | 0 | 1 |
| Al Pilarcik, L (8, PR) OBP: 0.279, SLG: 0.231 | | | | | | | | | | 0 | 0 | 0 | 0 | 0 | 0 | 0 |
| J.C. Martin, L (9, 3) OBP: 0.294, SLG: 0.350 | | | | | | | | | | 0 | 0 | 0 | 0 | 0 | 0 | 0 |
| Al Smith, R (1, 9) OBP: 0.350, SLG: 0.514 | 0-0 FC5-4 | | | 0-3 K | | 0-0 L1 | | 0-0 1B | | 4 | 0 | 1 | 0 | 0 | 1 | 2 |
| Minnie Minoso, R (1, 7) OBP: 0.380, SLG: 0.431 | | 0-0 G5-4-3 1B | | 0-0 2B | | 0-0 E9 1B | | 0-0 F3 | | 4 | 0 | 3 | 1 | 0 | 0 | 2 |
| Andy Carey, R (1, 5) OBP: 0.343, SLG: 0.409 | | 0-0 L8 | | 0-3 K | | 0-0 6-3 | | | 0-0 F8 | 4 | 0 | 0 | 0 | 0 | 1 | 3 |
| Cam Carreon, R (1, 2) OBP: 0.320, SLG: 0.350 | | 0-0 G5-4-3 | | 0-3 K | | | 0-0 6-3 | | 0-0 F8 | 3 | 0 | 0 | 0 | 0 | 1 | 2 |
| Warren Hacker, R (8, 1) | | | | | | | | | | 0 | 0 | 0 | 0 | 0 | 0 | 0 |
| Floyd Robinson, L (9, PH) OBP: 0.379, SLG: 0.445 | | | | | | | | | | 1 | 0 | 0 | 0 | 0 | 0 | 0 |
| Juan Pizarro, L (1, 1) OBP: 0.289, SLG: 0.353 | | | 0-0 P4 | | | 0-0 6-3 | | | 0-0 1B | 2 | 0 | 0 | 0 | 0 | 0 | 0 |
| Sherm Lollar, R (7, PH) OBP: 0.357, SLG: 0.384 | | | | | | | | | | 2 | 0 | 1 | 0 | 0 | 0 | 0 |
| Sammy Esposito, R (9, PR) OBP: 0.269, SLG: 0.237 | | | | | | | | | | 0 | 0 | 0 | 0 | 0 | 0 | 0 |


| Inning Stats | R: 1 | H: 2 | R: 0 | H: 1 | R: 0 | H: 1 | R: 1 | H: 2 | R: 0 | H: 1 | R: 0 | H: 1 | R: 0 | H: 2 | R: 0 | H: 1 | R: 0 | H: 1 | R: 0 | H: 1 | 1B: 8 | SF: 1 | WP: 0 | PA: 37 | |
|--------------|--------|------|--------|------|--------|-------|--------|------|--------|------|--------|------|--------|------|--------|------|--------|------|--------|------|--------|---|----------------------------------|-----------------|--|
| E: 0 | LOB: 1 | E: 0 | LOB: 0 | E: 0 | LOB: 1 | E: 0 | LOB: 1 | E: 0 | LOB: 1 | E: 1 | LOB: 1 | E: 0 | LOB: 0 | E: 0 | LOB: 2 | E: 0 | LOB: 1 | E: 0 | LOB: 1 | E: 0 | LOB: 1 | 2B: 3 <td>SAC: 0 <td>PB: 0 <td></td> </td></td> | SAC: 0 <td>PB: 0 <td></td> </td> | PB: 0 <td></td> | |
| K: 0 | BB: 0 | K: 0 | BB: 0 | K: 0 | BB: 0 | K: 3 | BB: 0 | K: 0 | BB: 0 | K: 0 | BB: 0 | K: 0 | BB: 0 | K: 0 | BB: 0 | K: 0 | BB: 0 | K: 0 | BB: 0 | K: 0 | BB: 0 | 3B: 0 <td>DP: 1 <td>SB: 0</td> <td></td> </td> | DP: 1 <td>SB: 0</td> <td></td> | SB: 0 | |
| S: 5 | P: 5 | S: 3 | P: 3 | S: 4 | P: 4 | S: 11 | P: 11 | S: 4 | P: 4 | S: 4 | P: 4 | S: 3 | P: 3 | S: 5 | P: 5 | S: 4 | P: 4 | S: 4 | P: 4 | S: 4 | P: 4 | HR: 0 <td>HBP: 0 <td>CS: 0</td> <td></td> </td> | HBP: 0 <td>CS: 0</td> <td></td> | CS: 0 | |

| PITCHER | IP | WLS | BF | H | R | ER | SO | BB | IBB | HBP | BLK | WP | HR | S | P | ERA | WHIP | PITCHER | IP | WLS | BF | H | R | ER | SO | BB | IBB | HBP | BLK | WP | HR | S | P | ERA | WHIP | | |
|----------------------------------|-----|-----|----|----|---|----|----|----|-----|-----|-----|----|----|----|----|------|-------|---------|----|-----|----|---|---|----|----|----|-----|-----|-----|----|----|---|---|-----|------|--|--|
| Don Mossi, L (1, 1) ERA: 2.79 | 9.0 | W | 37 | 11 | 2 | 2 | 3 | 0 | 0 | 0 | 0 | 0 | 0 | 43 | 43 | 2.00 | 1.222 | | | | | | | | | | | | | | | | | | | | |


DETROIT TIGERS @ CHICAGO WHITE SOX
Comiskey Park, Chicago, IL
Thu Aug 10 1961, 4:33 AM EDT
Att. 10,149 - Unknown

| | |
|------------|-----------|
| AB | 36 |
| R | 2 |
| H | 11 |
| RBI | 2 |
| BB | 0 |
| SO | 3 |
| LOB | 14 |

| Batter | 1 | 2 | 3 | 4 | 5 | 6 | 7 | 8 | 9 | AB R H RBI BB SO LOB | TOP | | | | | | | | | | | |
|---|--|---------------------------------|------------------------------|---------------------------------|------------------------------|---------------------------------|------------------------------|---------------------------------|------------------------------|---------------------------------|---|---------------------------------|--|---------------------------------|------------------------------|---------------------------------|------------------------------|---------------------------------|----------------------------------|------------------------------------|----------------------------------|--------|
| Jerry Lumpe, L (1, 4) OBP: 0.334, SLG: 0.370 | 0-3 K | | 0-0 5-3 | | | 0-0 F8 | | | 0-0 F2 | 4 0 0 0 0 1 0 | Kansas City Athletics @ Chicago White Sox Comiskey Park, Chicago, IL Fri Aug 11 1961, 8:05 PM EDT Att. 20,941 - Unknown livebaseballscorecards.com | | | | | | | | | | | |
| Dick Howser, R (1, 6) OBP: 0.383, SLG: 0.344 | 0-0 1-3 | | | | 0-0 P6 | 0-0 F7 | | | 0-0 P6 | 4 0 0 0 0 0 0 | | | | | | | | | | | | |
| Wayne Causey, L (1, 5) OBP: 0.338, SLG: 0.410 Ozzie Virgil, R (9, PH) OBP: 0.162, SLG: 0.222 | 0-0 6-3 | | | | 0-0 1B | | 0-0 4-3 | | 0-3 K | 3 0 1 0 0 0 0 1 0 0 0 0 1 0 | | | | | | | | | | | | |
| Haywood Sullivan, R (1, 3) OBP: 0.369, SLG: 0.411 | | 0-0 1B | | | 0-0 F9 | | 0-0 F7 | | | 3 0 1 0 0 0 1 | | | | | | | | | | | | |
| Leo Posada, R (1, 7) OBP: 0.319, SLG: 0.380 | | 0-0 1B 1B | | | 0-0 1-3 | | 0-0 F8 | | | 3 0 1 0 0 0 1 | | | | | | | | | | | | |
| Joe Pignatano, R (1, 2) OBP: 0.365, SLG: 0.387 | | 0-0 1B | | | 0-0 5-3 | | | 0-0 1-3 1B | | 3 0 2 0 0 0 0 | | | | | | | | | | | | |
| Deron Johnson, R (1, 9) OBP: 0.202, SLG: 0.261 | | 0-0 G6-4-3 | | | 0-0 F7 | | | 0-3 K | | 3 0 0 0 0 1 3 | | | | | | | | | | | | |
| Bobby Del Greco, R (1, 8) OBP: 0.303, SLG: 0.313 | | | 0-0 F8 | | 0-0 F2 | | | 0-0 1-3 | | 3 0 0 0 0 0 1 | | | | | | | | | | | | |
| Jim Archer, R (1, 1) OBP: 0.109, SLG: 0.068 | | | 0-3 K | | 0-3 K | | | 0-3 K | | 3 0 0 0 0 3 1 | | | | | | | | | | | | |
| Inning Stats | R: 0 E: 0 K: 1 S: 5 | H: 0 LOB: 0 BB: 0 P: 5 | R: 0 E: 0 K: 0 S: 4 | H: 3 LOB: 1 BB: 0 P: 4 | R: 0 E: 0 K: 1 S: 5 | H: 0 LOB: 0 BB: 0 P: 5 | R: 0 E: 0 K: 0 S: 3 | H: 1 LOB: 1 BB: 0 P: 4 | R: 0 E: 0 K: 0 S: 3 | H: 0 LOB: 0 BB: 0 P: 3 | R: 0 E: 0 K: 1 S: 5 | H: 0 LOB: 0 BB: 0 P: 5 | R: 0 E: 0 K: 0 S: 3 | H: 0 LOB: 0 BB: 0 P: 3 | R: 0 E: 0 K: 2 S: 8 | H: 1 LOB: 1 BB: 0 P: 8 | R: 0 E: 0 K: 1 S: 5 | H: 0 LOB: 0 BB: 0 P: 5 | 1B: 5 2B: 0 3B: 0 HR: 0 | SF: 0 SAC: 0 DP: 1 HBP: 0 | WP: 0 PB: 0 SB: 0 CS: 0 | PA: 30 |
| PITCHER Billy Pierce, L (1, 1) ERA: 3.54 | IP: 9.0 WLS: W BF: 30 H: 5 R: 0 ER: 0 SO: 6 BB: 0 IBB: 0 HBP: 0 BLK: 0 WP: 0 HR: 0 S: 42 P: 42 ERA: 0.00 WHIP: 0.556 | | | | | | | | | | | PITCHER | IP: WLS: BF: H: R: ER: SO: BB: IBB: HBP: BLK: WP: HR: S: P: ERA: WHIP: | | | | | | | | | |



| Batter | 1 | 2 | 3 | 4 | 5 | 6 | 7 | 8 | 9 | AB R H RBI BB SO LOB | TOP | |
|--|---|---|---|---|---|--|---|---|---|--|--|--|
| Dick Howser, R (1, 6) OBP: 0.384, SLG: 0.348 | 0-0 6-3 G3 2B | | 0-0 P4 | | 0-0 F8 | | 0-0 1B 1B | | | 4 1 2 0 0 0 0 | Kansas City Athletics @ Chicago White Sox Comiskey Park, Chicago, IL Sat Aug 12 1961, 4:33 AM EDT Att. 7,658 - Unknown livebaseballscorecards.com | |
| Jim Rivera, L (1, 9) OBP: 0.330, SLG: 0.337 | 0-0 6-3 2-3 | | 4-0 S BB | | 0-0 3-1 | | 0-0 1B 1B | | | 3 0 1 0 1 0 1 | | |
| Wayne Causey, L (1, 5) OBP: 0.337, SLG: 0.407 | 0-0 G3 | | 0-0 F8 | | 0-0 1B | | 0-0 FC1-2-3 | | | 4 0 1 1 0 0 4 | | |
| Leo Posada, R (1, 7) OBP: 0.322, SLG: 0.382 | 0-0 3-H E 1B 1B | | 0-0 F9 | | 0-3 K | | 0-0 FC4-6 1B | | | 4 0 2 0 0 1 2 | | |
| Jerry Lumpe, L (1, 4) OBP: 0.333, SLG: 0.369 | 0-0 E9 1-3 1B | | 0-0 P6 | | 0-0 4-3 | | 0-0 FC4-6 G1-6-3 | | | 4 0 1 0 0 0 2 | | |
| Haywood Sullivan, R (1, 3) OBP: 0.367, SLG: 0.406 | 0-0 6-3 | | 0-0 1-3 | | 4-0 BB | | 0-0 G1-6-3 | | | 3 0 0 0 1 0 3 | | |
| Gene Stephens, L (1, 8) OBP: 0.299, SLG: 0.297 | | 0-0 CS 1B | 4-0 BB | | 0-0 F8 | | 0-0 F7 | | | 3 0 1 0 1 0 2 | | |
| Joe Pignatano, R (1, 2) OBP: 0.363, SLG: 0.384 | | 0-3 K | 0-0 P6 | | 0-0 5-3 | | 0-0 G3-6-3 1B | | | 4 0 1 0 0 1 2 | | |
| Bob Shaw, R (1, 1) OBP: 0.170, SLG: 0.120 Joe Nuxhall, L (9, PH) OBP: 0.375, SLG: 0.442 | | 0-0 1-2 5-3 | 0-0 6-3 | | 0-0 6-3 | | 0-0 1B 1B 1B | | | 3 0 1 0 0 0 1 1 0 0 0 0 0 1 | | |
| Inning Stats | R: 1 E: 1 K: 0 S: 6 H: 3 LOB: 2 BB: 0 P: 6 | R: 0 E: 0 K: 1 S: 5 H: 1 LOB: 0 BB: 0 P: 5 | R: 0 E: 0 K: 0 S: 3 H: 0 LOB: 1 BB: 1 P: 7 | R: 0 E: 0 K: 0 S: 3 H: 0 LOB: 1 BB: 1 P: 7 | R: 0 E: 0 K: 0 S: 3 H: 0 LOB: 0 BB: 0 P: 3 | R: 0 E: 0 K: 1 S: 6 H: 1 LOB: 2 BB: 1 P: 10 | R: 0 E: 0 K: 0 S: 5 H: 3 LOB: 2 BB: 0 P: 5 | R: 0 E: 0 K: 0 S: 3 H: 1 LOB: 0 BB: 0 P: 3 | R: 0 E: 0 K: 0 S: 3 H: 1 LOB: 0 BB: 0 P: 3 | 1B: 9 2B: 1 3B: 0 HR: 0 SF: 0 SAC: 0 DP: 3 HBP: 0 | WP: 0 PB: 0 SB: 1 CS: 1 PA: 36 | |
| PITCHER Ray Herbert, R (1, 1) ERA: 4.94 | IP WLS BF H R ER SO BB IBB HBP BLK WP HR S P ERA WHIP | 9.0 W 36 10 1 1 2 3 0 0 0 0 0 37 49 1.00 1.444 | | | | | | | | | | |



| Batter | 1 | 2 | 3 | 4 | 5 | 6 | 7 | 8 | 9 |
|--|-------------------------|--------------------|----------------------|------------|------------|------------|------------|------------|---|
| Luis Aparicio, R OBP: 0.317, SLG: 0.368 (1, 6) | 0-0 SH1-3 S 1B | | 0-0 L5 | | 0-0 P6 | | 0-0 L8 | | |
| Nellie Fox, L OBP: 0.319, SLG: 0.299 (1, 4) | 0-0 SH1-3 1-3 | | 0-0 FC4-6 1B | | 0-0 4-3 | | | 0-0 5-3 | |
| Floyd Robinson, L OBP: 0.381, SLG: 0.446 (1, 9) | 0-0 1B | | 0-0 FC4-6 1-2f | | 0-0 1B | | 0-0 P4 | | |
| Roy Sievers, R OBP: 0.383, SLG: 0.566 (1, 3) | 0-0 F5 | | 0-3 K | | 0-0 1B | | 0-0 5-3 | | |
| Minnie Minoso, R OBP: 0.377, SLG: 0.435 (1, 7) | 0-0 4-3 | | | 0-0 HR | | 0-3 K | | | |
| Al Pilarcik, L OBP: 0.272, SLG: 0.225 (1, 8) | | 0-0 G3 | | 0-0 F7 | | 0-0 1-3 | | | |
| Andy Carey, R OBP: 0.335, SLG: 0.398 (1, 5) | | 0-0 6-3 | | 0-0 6-3 | | | 0-0 5-3 | | |
| Sherm Lollar, R OBP: 0.357, SLG: 0.383 (1, 2) | | 0-0 FC6-4 1B | | 0-0 P5 | | | 0-0 L7 | | |
| Ray Herbert, R OBP: 0.206, SLG: 0.220 (1, 1) | | 0-0 FC6-4 | | | 0-0 1-3 | | | 0-0 1B | |

| Inning Stats | R: 1 | H: 2 | E: 0 | K: 0 | S: 5 | R: 0 | H: 1 | E: 0 | K: 0 | S: 4 | R: 0 | H: 1 | E: 0 | K: 1 | S: 6 | R: 1 | H: 1 | E: 0 | K: 0 | S: 4 | R: 0 | H: 0 | E: 0 | K: 0 | S: 3 | R: 0 | H: 2 | E: 0 | K: 1 | S: 6 | R: 0 | H: 1 | E: 0 | K: 0 | S: 4 | R: 0 | H: 0 | E: 0 | K: 0 | S: 3 |
|--------------|--------|-------|------|--------|-------|------|--------|-------|------|--------|-------|------|--------|-------|------|--------|-------|------|--------|-------|------|--------|-------|------|--------|-------|------|--------|-------|------|--------|-------|------|--------|-------|------|--------|-------|------|------|
| | LOB: 1 | BB: 0 | P: 5 | LOB: 1 | BB: 0 | P: 4 | LOB: 0 | BB: 0 | P: 4 | LOB: 0 | BB: 0 | P: 3 | LOB: 1 | BB: 0 | P: 6 | LOB: 0 | BB: 0 | P: 3 | LOB: 1 | BB: 0 | P: 4 | LOB: 0 | BB: 0 | P: 3 | LOB: 0 | BB: 0 | P: 6 | LOB: 1 | BB: 0 | P: 3 | LOB: 0 | BB: 0 | P: 3 | LOB: 0 | BB: 0 | P: 3 | LOB: 0 | BB: 0 | P: 3 | |

| PITCHER | IP | WLS | BF | H | R | ER | SO | BB | IBB | HBP | BLK | WP | HR | S | P | ERA | WHIP |
|---------------------------------|-----|-----|----|---|---|----|----|----|-----|-----|-----|----|----|----|----|------|-------|
| Bob Shaw, R ERA: 4.23 (1, 1) | 8.0 | L | 31 | 8 | 2 | 2 | 2 | 0 | 0 | 0 | 0 | 0 | 1 | 35 | 35 | 2.25 | 1.000 |

AB R H RBI BB SO LOB

| | | | | | | |
|---|---|---|---|---|---|---|
| 4 | 1 | 1 | 0 | 0 | 0 | 1 |
| 3 | 0 | 1 | 0 | 0 | 0 | 0 |
| 4 | 0 | 2 | 1 | 0 | 0 | 1 |
| 4 | 0 | 1 | 0 | 0 | 1 | 2 |
| 3 | 1 | 1 | 1 | 0 | 1 | 2 |
| 3 | 0 | 0 | 0 | 0 | 0 | 1 |
| 3 | 0 | 0 | 0 | 0 | 0 | 0 |
| 3 | 0 | 1 | 0 | 0 | 0 | 0 |
| 3 | 0 | 1 | 0 | 0 | 0 | 1 |

| | | | |
|-------|--------|-------|--------|
| 1B: 7 | SF: 0 | WP: 0 | PA: 31 |
| 2B: 0 | SAC: 1 | PB: 0 | |
| 3B: 0 | DP: 0 | SB: 2 | |
| HR: 1 | HBP: 0 | CS: 0 | |

Kansas City Athletics @ Chicago White Sox
Comiskey Park, Chicago, IL
Sat Aug 12 1961, 4:33 AM EDT
Att. 7,658 - Unknown

livebaseballscorecards.com

| | |
|-----|----|
| AB | 30 |
| R | 2 |
| H | 8 |
| RBI | 2 |
| BB | 0 |
| SO | 2 |
| LOB | 8 |



| Batter | 1 | 2 | 3 | 4 | 5 | 6 | 7 | 8 | 9 | AB R H RBI BB SO LOB |
|--|-------------------------|--|----------|-----------------|------------------|-------------------------|---------------------------|------------|---|----------------------|
| Luis Aparicio, R OBP: 0.322, SLG: 0.374 (1, 6) | 4-0 E 2B BB | 0-0 PB 1B 1-2 2-3 1B | | 0-0 4-3 | | 0-0 S E 1B | 0-0 1B 2B | | | 4 4 3 0 1 0 0 |
| Nellie Fox, L OBP: 0.320, SLG: 0.300 (1, 4) | 0-0 E7 2B SF8 | 0-0 PB 1B 1-2 2-3 3-H 1B | | 0-0 F7 | | 0-0 1-3 1-H | 0-0 FC5-4 1B 2-H | | | 5 2 2 2 0 0 1 |
| Jim Landis, R OBP: 0.366, SLG: 0.478 (1, 8) | 0-0 1-3 2-H 2B | 0-0 4-3 1-2 2-3 3-H | | 0-0 1B 1B | | 0-0 6-3 | 0-0 P4 | | | 5 0 2 1 0 0 3 |
| Roy Sievers, R OBP: 0.383, SLG: 0.565 (1, 3) | 0-0 SF8 3-H | 0-0 5-3 1B 2-H 3-H | | 0-0 1B | | 0-0 E3 BB BB | 0-0 FC5-4 1-2f | | | 4 0 2 3 0 0 1 |
| Minnie Minoso, R OBP: 0.375, SLG: 0.430 (1, 7) | 0-0 F9 3-H | 0-0 5-3 1B 1-2 | | 0-0 F7 | | 4-0 BB BB 1-2 | | 0-3 K | | 4 0 0 0 1 1 4 |
| Floyd Robinson, L OBP: 0.385, SLG: 0.445 (1, 9) | 4-0 BB | 0-0 G3 | | | 0-0 4-3 | 4-0 1-2 2-3 BB | | 0-0 1B | | 3 0 1 0 2 0 1 |
| Al Smith, R OBP: 0.348, SLG: 0.511 (1, 5) | 0-0 F9 | | 0-3 K | | 0-0 4-3 1B | 0-0 4-3 | | 0-0 F8 | | 5 0 1 0 0 1 6 |
| Cam Carreon, R OBP: 0.323, SLG: 0.354 (1, 2) | | 4-0 1B BB 1B BB | | 0-0 6-3 | | 0-0 4-3 1-2 | 0-0 SH5-3 WP 2B | 0-0 1-3 | | 4 2 1 0 1 0 2 |
| Frank Baumann, L OBP: 0.313, SLG: 0.432 (1, 1) | | 4-0 1B PB 1B BB | | 0-3 K | | 0-0 4-3 | 0-0 SH5-3 | | | 2 1 0 0 1 1 1 |

| Inning Stats | R: 2 | H: 1 | E: 1 | K: 0 | S: 5 | LOB: 2 | P: 13 | R: 4 | H: 3 | E: 0 | K: 0 | S: 6 | LOB: 1 | P: 14 | R: 0 | H: 0 | E: 0 | K: 2 | S: 7 | LOB: 0 | P: 7 | R: 0 | H: 2 | E: 0 | K: 0 | S: 5 | LOB: 2 | P: 5 | R: 0 | H: 1 | E: 0 | K: 0 | S: 4 | LOB: 1 | P: 4 | R: 1 | H: 1 | E: 1 | K: 0 | S: 5 | LOB: 3 | P: 13 | R: 2 | H: 3 | E: 0 | K: 0 | S: 6 | LOB: 1 | P: 6 | R: 0 | H: 1 | E: 0 | K: 1 | S: 6 | LOB: 1 | P: 6 |
|--------------|-------|-------|--------|-------|-------|--------|--------|-------|-------|-------|--------|-------|--------|-------|--------|-------|--------|-------|-------|--------|------|------|------|------|------|------|--------|------|------|------|------|------|------|--------|------|------|------|------|------|------|--------|-------|------|------|------|------|------|--------|------|------|------|------|------|------|--------|------|
| 1B: 9 | SF: 1 | 2B: 3 | SAC: 1 | 3B: 0 | DP: 0 | HR: 0 | HBP: 0 | 1B: 9 | SF: 1 | 2B: 3 | SAC: 1 | 3B: 0 | DP: 0 | HR: 0 | HBP: 0 | WP: 1 | PA: 44 | PB: 1 | SB: 2 | CS: 0 | | | | | | | | | | | | | | | | | | | | | | | | | | | | | | | | | | | | |

| PITCHER | IP | WLS | BF | H | R | ER | SO | BB | IBB | HBP | BLK | WP | HR | S | P | ERA | WHIP |
|-------------------------------------|-----|-----|----|---|---|----|----|----|-----|-----|-----|----|----|----|----|-------|-------|
| Norm Bass, R ERA: 4.92 (1, 1) | 1.0 | L | 11 | 3 | 6 | 5 | 0 | 4 | 0 | 0 | 0 | 0 | 0 | 7 | 23 | 45.00 | 7.000 |
| Art Ditmar, R ERA: 5.25 (2, 1) | 4.0 | | 16 | 4 | 0 | 0 | 2 | 0 | 0 | 0 | 0 | 0 | 0 | 20 | 20 | 0.00 | 1.000 |
| Lew Krausse, R ERA: 5.02 (6, 1) | 2.0 | | 13 | 4 | 3 | 3 | 0 | 2 | 0 | 0 | 0 | 1 | 0 | 11 | 19 | 13.50 | 3.000 |
| Bill Fischer, R ERA: 4.62 (8, 1) | 1.0 | | 4 | 1 | 0 | 0 | 1 | 0 | 0 | 0 | 0 | 0 | 0 | 6 | 6 | 0.00 | 1.000 |

BOTTOM

Kansas City Athletics @ Chicago White Sox
Comiskey Park, Chicago, IL

Sun Aug 13 1961, 4:33 AM EDT
Att. 12,679 - Unknown

| | |
|------------|-----------|
| AB | 36 |
| R | 9 |
| H | 12 |
| RBI | 6 |
| BB | 6 |
| SO | 3 |
| LOB | 19 |

| Batter | 1 | 2 | 3 | 4 | 5 | 6 | 7 | 8 | 9 | AB R H RBI BB SO LOB | TOP | | | | | | | | | | | |
|---|---|---------------------------------|------------------------------|---------------------------------|------------------------------|---------------------------------|------------------------------|----------------------------------|------------------------------|---------------------------------|------------------------------|---------------------------------|------------------------------|---------------------------------|------------------------------|----------------------------------|------------------------------|---------------------------------|----------------------------------|------------------------------------|----------------------------------|--------|
| Luis Aparicio, R (1, 6) OBP: 0.323, SLG: 0.374 | 0-0 CS 1B | | 0-0 F3 | 0-0 FC5-2 | | | 0-0 5-3 SH2-3 1B | 0-0 FC6-4 | | 5 0 2 0 0 0 5 | | | | | | | | | | | | |
| Nellie Fox, L (1, 4) OBP: 0.320, SLG: 0.300 | 0-0 L6 | | 0-0 FC5-4 1B | 0-0 6-3 | | | 0-0 SH2-3 | | 0-0 G3 | 4 0 1 0 0 0 4 | | | | | | | | | | | | |
| Jim Landis, R (1, 8) OBP: 0.362, SLG: 0.472 | 0-3 K | | 0-0 FC5-4 BB | | 0-3 K | | 0-0 5-3 | | 0-0 F7 | 5 0 0 0 0 2 2 | | | | | | | | | | | | |
| Roy Sievers, R (1, 3) OBP: 0.386, SLG: 0.563 | | 0-0 2B 1B | 4-0 FC6-4 BB | | 0-3 K | | 4-0 BB | | 0-0 P6 | 3 1 1 0 2 1 0 | | | | | | | | | | | | |
| Minnie Minoso, R (1, 7) OBP: 0.374, SLG: 0.431 | | 0-0 1B 2B | 0-0 FC6-4 | | 0-0 L6 | | 0-0 4-3 | | | 4 1 1 0 0 0 4 | | | | | | | | | | | | |
| Al Smith, R (1, 9) OBP: 0.347, SLG: 0.507 | | 0-0 5-3 | | 4-0 1B SH1-3 FC5-2 BB | | 0-0 E6 L6 1B | | 0-3 K | | 3 0 0 0 1 1 2 | | | | | | | | | | | | |
| Andy Carey, R (1, 5) OBP: 0.335, SLG: 0.395 | | 0-0 F7 | | 0-0 SH1-3 | | 0-0 F7 | | 4-0 1B BB | | 2 0 0 0 1 0 3 | | | | | | | | | | | | |
| Cam Carreon, R (1, 2) OBP: 0.340, SLG: 0.367 | | 0-0 1B | | 4-0 FC5-2 1B BB | | 0-0 1B | | 0-0 FC6-4 1B | | 3 0 3 2 1 0 0 | | | | | | | | | | | | |
| Juan Pizarro, L (1, 1) OBP: 0.286, SLG: 0.342 | | 0-0 4-3 | | 0-0 FC5-2 1B | | 0-0 L6 | | 0-3 K | | 4 0 1 0 0 1 5 | | | | | | | | | | | | |
| Inning Stats | R: 0 E: 0 K: 1 S: 5 | H: 1 LOB: 0 BB: 0 P: 5 | R: 2 E: 0 K: 0 S: 6 | H: 3 LOB: 1 BB: 0 P: 6 | R: 0 E: 0 K: 0 S: 4 | H: 1 LOB: 2 BB: 1 P: 8 | R: 0 E: 0 K: 0 S: 4 | H: 1 LOB: 3 BB: 2 P: 12 | R: 0 E: 0 K: 2 S: 7 | H: 0 LOB: 0 BB: 0 P: 7 | R: 0 E: 1 K: 0 S: 4 | H: 1 LOB: 1 BB: 0 P: 4 | R: 0 E: 0 K: 0 S: 4 | H: 1 LOB: 2 BB: 1 P: 8 | R: 0 E: 0 K: 2 S: 8 | H: 1 LOB: 2 BB: 1 P: 12 | R: 0 E: 0 K: 0 S: 3 | H: 0 LOB: 0 BB: 0 P: 3 | 1B: 8 2B: 2 3B: 0 HR: 0 | SF: 0 SAC: 2 DP: 1 HBP: 0 | WP: 0 PB: 0 SB: 0 CS: 1 | PA: 40 |
| PITCHER | IP WLS BF H R ER SO BB IBB HBP BLK WP HR S P ERA WHIP | | | | | | | | | | | | | | | | | | | | | |
| Whitey Ford, L (1, 1) ERA: 3.25 | 7.0 L 32 8 2 2 3 4 0 0 0 0 0 0 34 50 2.57 1.714 | | | | | | | | | | | | | | | | | | | | | |
| Luis Arroyo, L (8, 1) ERA: 1.77 | 2.0 8 1 0 0 2 1 0 0 0 0 0 0 11 15 0.00 1.000 | | | | | | | | | | | | | | | | | | | | | |

Chicago White Sox @ New York Yankees
 Yankee Stadium, Bronx, NY
 Tue Aug 15 1961, 7:05 PM EDT
 Att. 49,059 - Unknown - 80 F

livebaseballscorecards.com

| | |
|-----|----|
| AB | 33 |
| R | 2 |
| H | 9 |
| RBI | 2 |
| BB | 5 |
| SO | 5 |
| LOB | 25 |



Chicago White Sox @ New York Yankees
 Yankee Stadium, Bronx, NY

Wed Aug 16 1961, 3:33 AM EDT
 Att. 29,728 - Cloudy - 86 F

livebaseballscorecards.com



| | |
|-----|----|
| AB | 31 |
| R | 4 |
| H | 9 |
| RBI | 3 |
| BB | 3 |
| SO | 3 |
| LOB | 11 |

| Batter | 1 | 2 | 3 | 4 | 5 | 6 | 7 | 8 | 9 | AB | R | H | RBI | BB | SO | LOB |
|--|----------------------------|-----------------------|-------------------|------------|-----------------------------|-----------|--------------------|------------|------------|----|---|---|-----|----|----|-----|
| Luis Aparicio, R (1, 6) OBP: 0.322, SLG: 0.372 | 4-0 CS BB | | | 0-0 6-3 | 0-0 F6 | | 0-0 P4 | | | 3 | 0 | 0 | 0 | 1 | 0 | 2 |
| Nellie Fox, L (1, 4) OBP: 0.321, SLG: 0.300 | 4-0 G6-4-3 1-2 BB | | | 0-0 F7 | 0-0 6-3 | | | 0-0 1B | | 3 | 0 | 1 | 0 | 1 | 0 | 1 |
| Jim Landis, R (1, 8) OBP: 0.363, SLG: 0.487 | 0-0 G6-4-3 1-2f | | | 0-0 HR | | 0-0 HR | | 0-0 P6 | | 4 | 2 | 2 | 2 | 0 | 0 | 2 |
| Floyd Robinson, L (1, 9) OBP: 0.386, SLG: 0.444 | | 0-0 G6-4-3 1B | | 4-0 BB | | 0-0 P4 | | 0-3 K | | 3 | 0 | 1 | 0 | 1 | 1 | 1 |
| Roy Sievers, R (1, 3) OBP: 0.382, SLG: 0.556 | | 0-0 G6-4-3 1-2f | | 0-0 5-3 | | 0-3 K | | 0-0 5-3 | | 4 | 0 | 0 | 0 | 0 | 1 | 3 |
| Minnie Minoso, R (1, 7) OBP: 0.373, SLG: 0.429 | | 0-0 F3 | | | 0-0 1B WP 1B | | 0-0 5-3 | | 0-0 F8 | 4 | 1 | 1 | 0 | 0 | 0 | 0 |
| Andy Carey, R (1, 5) OBP: 0.333, SLG: 0.392 | | | 0-0 P3 | | 0-0 WP 1B 1B | | 0-0 F8 | | 0-0 1-3 | 4 | 1 | 1 | 0 | 0 | 0 | 0 |
| Cam Carreon, R (1, 2) OBP: 0.349, SLG: 0.377 | | | 0-0 G6-3 1B | | 0-0 1B 1H 3H 1B | | 0-0 SH3-4 1B | | 0-0 P3 | 4 | 0 | 3 | 1 | 0 | 0 | 0 |
| Billy Pierce, L (1, 1) OBP: 0.143, SLG: 0.122 | | | 0-0 G6-3 | | 0-3 K | | 0-0 SH3-4 | | | 1 | 0 | 0 | 0 | 0 | 0 | 1 |
| Russ Kemmerer, R (3, 1) OBP: 0.364, SLG: 0.333 | | | | | | | | | | 0 | 0 | 0 | 0 | 0 | 0 | 0 |
| Al Pilarcik, L (5, PH) OBP: 0.270, SLG: 0.223 | | | | | | | | | | 1 | 0 | 0 | 0 | 0 | 1 | 1 |
| Turk Lown, R (5, 1) | | | | | | | | | | 0 | 0 | 0 | 0 | 0 | 0 | 0 |
| Warren Hacker, R (9, 1) | | | | | | | | | | 0 | 0 | 0 | 0 | 0 | 0 | 0 |

| Inning Stats | R: 0 E: 0 K: 0 S: 1 | H: 0 LOB: 0 BB: 2 P: 9 | R: 0 E: 0 K: 0 S: 3 | H: 1 LOB: 0 BB: 0 P: 3 | R: 0 E: 0 K: 0 S: 3 | H: 1 LOB: 0 BB: 0 P: 3 | R: 1 E: 0 K: 0 S: 4 | H: 1 LOB: 1 BB: 1 P: 8 | R: 2 E: 0 K: 1 S: 8 | H: 3 LOB: 1 BB: 0 P: 8 | R: 1 E: 0 K: 1 S: 6 | H: 1 LOB: 0 BB: 0 P: 6 | R: 0 E: 0 K: 0 S: 4 | H: 1 LOB: 1 BB: 0 P: 4 | R: 0 E: 0 K: 1 S: 6 | H: 1 LOB: 1 BB: 0 P: 6 | R: 0 E: 0 K: 0 S: 3 | H: 0 LOB: 0 BB: 0 P: 3 | 1B: 7 2B: 0 3B: 0 HR: 2 | SF: 0 SAC: 1 DP: 3 HBP: 0 | WP: 1 PB: 0 SB: 0 CS: 1 | PA: 35 |
|--------------|------------------------------|---------------------------------|------------------------------|---------------------------------|------------------------------|---------------------------------|------------------------------|---------------------------------|------------------------------|---------------------------------|------------------------------|---------------------------------|------------------------------|---------------------------------|------------------------------|---------------------------------|------------------------------|---------------------------------|----------------------------------|------------------------------------|----------------------------------|--------|
|--------------|------------------------------|---------------------------------|------------------------------|---------------------------------|------------------------------|---------------------------------|------------------------------|---------------------------------|------------------------------|---------------------------------|------------------------------|---------------------------------|------------------------------|---------------------------------|------------------------------|---------------------------------|------------------------------|---------------------------------|----------------------------------|------------------------------------|----------------------------------|--------|

| PITCHER | IP | WLS | BF | H | R | ER | SO | BB | IBB | HBP | BLK | WP | HR | S | P | ERA | WHIP |
|---------------------------------------|-----|-----|----|---|---|----|----|----|-----|-----|-----|----|----|----|----|------|-------|
| Rollie Sheldon, R (1, 1) ERA: 3.14 | 5.0 | | 21 | 7 | 4 | 4 | 1 | 3 | 0 | 0 | 0 | 1 | 2 | 20 | 32 | 7.20 | 2.000 |
| Ralph Terry, R (6, 1) ERA: 3.78 | 4.0 | W | 14 | 2 | 0 | 0 | 2 | 0 | 0 | 0 | 0 | 0 | 0 | 18 | 18 | 0.00 | 0.500 |

BOTTOM

Chicago White Sox @ New York Yankees
Yankee Stadium, Bronx, NY
Wed Aug 16 1961, 3:33 AM EDT
Att. 29,728 - Cloudy - 86 F

livebaseballscorecards.com

AB 31
R 5
H 9
RBI 5
BB 3
SO 1
LOB 11



WP: 0 PA: 36
PB: 0
SB: 0
CS: 0

AB R H RBI BB SO LOB

| | | | | | | |
|---|---|---|---|---|---|---|
| 3 | 2 | 1 | 0 | 1 | 0 | 1 |
| 4 | 0 | 0 | 0 | 0 | 0 | 3 |
| 4 | 2 | 3 | 4 | 0 | 0 | 0 |
| 3 | 0 | 1 | 0 | 1 | 0 | 1 |
| 4 | 0 | 1 | 0 | 0 | 0 | 2 |
| 4 | 0 | 1 | 0 | 0 | 0 | 3 |
| 0 | 1 | 0 | 0 | 0 | 0 | 0 |
| 3 | 0 | 0 | 0 | 0 | 0 | 1 |
| 1 | 0 | 1 | 0 | 0 | 0 | 0 |
| 3 | 0 | 1 | 0 | 0 | 0 | 0 |
| 0 | 0 | 0 | 0 | 1 | 0 | 0 |
| 0 | 0 | 0 | 0 | 0 | 0 | 0 |
| 2 | 0 | 0 | 0 | 0 | 1 | 0 |
| 0 | 0 | 0 | 0 | 0 | 0 | 0 |
| 0 | 0 | 0 | 1 | 0 | 0 | 0 |

1B: 7 SF: 0
2B: 1 SAC: 1
3B: 0 DP: 1
HR: 2 HBP: 1


WP HR S P ERA WHIP

| | | | | | | | | | | | | | | | | |
|-----|---|----|---|---|---|---|---|---|---|---|---|---|----|-------|-------|-------|
| 2.2 | | | | | | | | | | | | | | 13.50 | 2.250 | |
| 1.1 | | 4 | 0 | 0 | 0 | 0 | 0 | 0 | 0 | 0 | 0 | 0 | 0 | 0.00 | 0.000 | |
| 4.0 | L | 17 | 4 | 1 | 0 | 0 | 1 | 1 | 0 | 0 | 0 | 0 | 15 | 23 | 0.00 | 1.250 |
| 0.0 | | 1 | 0 | 0 | 0 | 0 | 0 | 0 | 1 | 0 | 0 | 0 | 0 | 1 | ∞ | ∞ |

| Batter | 1 | 2 | 3 | 4 | 5 | 6 | 7 | 8 | 9 |
|--|------------------|------------|------------------|------------|------------|-----------|---------------------------|--------------------------|---------------------------------|
| Bobby Richardson, R (1, 4) OBP: 0.292, SLG: 0.320 | 0-0 HR 1B | | 4-0 HR BB | | 0-0 P4 | | 0-0 4-3 | | |
| Tony Kubek, L (1, 6) OBP: 0.311, SLG: 0.404 | 0-0 F8 | | 0-0 4-3 | | 0-0 6-3 | | 0-0 F7 | | |
| Roger Maris, L (1, 9) OBP: 0.386, SLG: 0.664 | 0-0 HR 1-H | | 0-0 HR 2-H | | 0-0 4-3 | | | 0-0 HR 8-6-4 1B | |
| Mickey Mantle, S (1, 8) OBP: 0.446, SLG: 0.705 | 0-0 5-3 | | 0-0 1B 1B | | | 4-0 BB | | 0-0 F9 | |
| Elston Howard, R (1, 2) OBP: 0.390, SLG: 0.525 | 0-0 F8 | | 0-0 1B 1-3 | | | 0-0 F9 | | 0-0 8-6-4 1-2f | |
| Bill Skowron, R (1, 3) OBP: 0.323, SLG: 0.466 Earl Torgeson, L (9, PR) OBP: 0.318, SLG: 0.094 | | 0-0 5-3 | 0-0 P4 | | | 0-0 F8 | | | 0-0 HBP 1B 1B |
| Hector Lopez, R (1, 7) OBP: 0.294, SLG: 0.289 Yogi Berra, L (9, PH) OBP: 0.330, SLG: 0.470 | | 0-0 6-3 | | 0-0 6-3 | | 0-0 P4 | | | 0-0 HBP 1-3 1B 1B |
| Clete Boyer, R (1, 5) OBP: 0.318, SLG: 0.345 Johnny Blanchard, L (9, PH) OBP: 0.380, SLG: 0.631 Billy Gardner, R (9, PR) OBP: 0.296, SLG: 0.327 | | 0-0 F2 | | 0-0 4-3 | | | 0-0 4-3 SH2-4 1B | | 4-0 HBP IBB |
| Rollie Sheldon, R (1, 1) OBP: 0.136, SLG: 0.116 Ralph Terry, R (6, 1) OBP: 0.295, SLG: 0.333 Bob Cerv, R (9, PH) OBP: 0.273, SLG: 0.393 | | | 0-3 K | 0-0 1-3 | | | 0-0 SH2-4 1-2 | | 1-0 HBP 1-2 2-3 3-H |

| Inning Stats | R: 2 | H: 2 | E: 0 | LOB: 0 | K: 0 | P: 5 | R: 0 | H: 0 | E: 0 | LOB: 0 | K: 0 | P: 5 | R: 0 | H: 3 | E: 0 | LOB: 2 | K: 1 | P: 8 | R: 0 | H: 0 | E: 0 | LOB: 0 | K: 0 | P: 3 | R: 0 | H: 0 | E: 0 | LOB: 0 | K: 0 | P: 3 | R: 0 | H: 0 | E: 0 | LOB: 1 | K: 0 | P: 7 | R: 0 | H: 1 | E: 0 | LOB: 1 | K: 0 | P: 4 | R: 0 | H: 1 | E: 0 | LOB: 0 | K: 0 | P: 3 | R: 1 | H: 2 | E: 1 | LOB: 3 | K: 0 | P: 7 | 1B: 7 | SF: 0 | 2B: 1 | SAC: 1 | 3B: 0 | DP: 1 | HR: 2 | HBP: 1 | WP: 0 | PA: 36 |
|--------------|------|------|------|--------|------|------|------|------|------|--------|------|------|------|------|------|--------|------|------|------|------|------|--------|------|------|------|------|------|--------|------|------|------|------|------|--------|------|------|------|------|------|--------|------|------|------|------|------|--------|------|------|------|------|------|--------|------|------|-------|-------|-------|--------|-------|-------|-------|--------|-------|--------|
|--------------|------|------|------|--------|------|------|------|------|------|--------|------|------|------|------|------|--------|------|------|------|------|------|--------|------|------|------|------|------|--------|------|------|------|------|------|--------|------|------|------|------|------|--------|------|------|------|------|------|--------|------|------|------|------|------|--------|------|------|-------|-------|-------|--------|-------|-------|-------|--------|-------|--------|

| PITCHER | IP | WLS | BF | H | R | ER | SO | BB | IBB | HBP | BLK | WP | HR | S | P | ERA | WHIP |
|--------------------------------------|-----|-----|----|---|---|----|----|----|-----|-----|-----|----|----|----|----|-------|-------|
| Billy Pierce, L (1, 1) ERA: 3.74 | 2.2 | | 14 | 5 | 4 | 4 | 1 | 1 | 0 | 0 | 0 | 0 | 2 | 15 | 19 | 13.50 | 2.250 |
| Russ Kemmerer, R (3, 1) ERA: 4.09 | 1.1 | | 4 | 0 | 0 | 0 | 0 | 0 | 0 | 0 | 0 | 0 | 0 | 4 | 4 | 0.00 | 0.000 |
| Turk Lown, R (5, 1) ERA: 2.42 | 4.0 | L | 17 | 4 | 1 | 0 | 0 | 1 | 1 | 0 | 0 | 0 | 0 | 15 | 23 | 0.00 | 1.250 |
| Warren Hacker, R (9, 1) ERA: 4.38 | 0.0 | | 1 | 0 | 0 | 0 | 0 | 0 | 0 | 1 | 0 | 0 | 0 | 0 | 1 | ∞ | ∞ |

| Batter | 1 | 2 | 3 | 4 | 5 | 6 | 7 | 8 | 9 | AB R H RBI BB SO LOB | TOP | |
|--|---|---|--|---|---|---|---|---|--|--|---|--|
| Luis Aparicio, R (1, 6) OBP: 0.324, SLG: 0.374 Sammy Esposito, R (6, 6) OBP: 0.275, SLG: 0.237 | 0-0 1-3 | | 0-0 BB 1B | | 0-0 1B | | 4-0 1-2 2-3 BB | | 0-0 SF8 | 3 0 2 0 0 0 0 0 0 0 1 1 0 0 | | |
| Nellie Fox, L (1, 4) OBP: 0.322, SLG: 0.298 | 0-0 F7 | | 4-0 1-2 BB | | 0-0 F7 | | 0-0 F8 | | 3-H 1-0 FC6-4 HBP | 3 0 0 0 1 0 4 | | |
| Jim Landis, R (1, 8) OBP: 0.359, SLG: 0.481 | 0-0 5-3 | | 0-0 P3 | | 0-0 F7 | | 0-0 F8 | | 0-0 FC6-4 1B | 5 0 0 1 0 0 4 | | |
| Floyd Robinson, L (1, 9) OBP: 0.387, SLG: 0.443 | | 0-0 F9 | 0-0 P3 | | 0-0 5-3 | | 0-0 1B | | 0-0 1B | 5 0 2 1 0 0 2 | | |
| Minnie Minoso, R (1, 7) OBP: 0.370, SLG: 0.426 Al Pilarcik, L (6, 7) OBP: 0.268, SLG: 0.221 Bob Roselli, R (9, PH) OBP: 0.300, SLG: 0.367 | | 0-0 P4 | | 0-0 L6 | | 0-0 F7 | | 0-0 P6 | 0-0 F8 | 3 0 0 0 0 0 0 1 0 0 0 0 0 1 1 0 0 0 0 0 2 | | |
| Roy Sievers, R (1, 3) OBP: 0.382, SLG: 0.556 J.C. Martin, L (6, 3) OBP: 0.292, SLG: 0.347 | | 0-0 E 1B | | 0-0 5-3 | | 0-0 4-3 | | 0-0 5-3 | | 2 0 1 0 0 0 0 2 0 0 0 0 0 1 | | |
| Al Smith, R (1, 5) OBP: 0.349, SLG: 0.505 | | 0-0 E6 FC5-4 | | 0-0 F8 | | 0-0 BB 1B 1B | | | 4-0 1B BB SF8 BB | 3 1 1 0 1 0 1 | AB 35 R 3 H 8 RBI 3 BB 4 SO 1 LOB 19 | |
| Sherm Lollar, R (1, 2) OBP: 0.359, SLG: 0.383 | | 0-0 FC5-4 | | 0-0 5-3 | | 0-0 1B | | | 4-0 HBP 1B FC6-4 BB | 3 1 1 0 1 0 2 | | |
| Frank Baumann, L (1, 1) OBP: 0.300, SLG: 0.413 Billy Goodman, L (7, PH) OBP: 0.311, SLG: 0.375 Russ Kemmerer, R (7, 1) OBP: 0.364, SLG: 0.333 Cam Carreon, R (9, PH) OBP: 0.353, SLG: 0.382 | | | 0-3 K | | 0-0 4-3 | | 0-0 P5 | | 0-0 FC6-4 HBP 1B 1B | 2 0 0 0 0 1 0 1 0 0 0 0 0 2 0 0 0 0 0 0 0 1 1 1 0 0 0 0 |  | |
| Inning Stats | R: 0 H: 0 E: 0 LOB: 0 K: 0 BB: 0 S: 3 P: 3 | R: 0 H: 1 E: 1 LOB: 2 K: 0 BB: 0 S: 5 P: 5 | R: 0 H: 1 E: 0 LOB: 2 K: 1 BB: 1 S: 6 P: 10 | R: 0 H: 0 E: 0 LOB: 0 K: 0 BB: 0 S: 3 P: 3 | R: 0 H: 1 E: 0 LOB: 1 K: 0 BB: 0 S: 4 P: 4 | R: 0 H: 0 E: 0 LOB: 0 K: 0 BB: 0 S: 3 P: 3 | R: 0 H: 2 E: 0 LOB: 3 K: 0 BB: 1 S: 5 P: 9 | R: 0 H: 1 E: 0 LOB: 1 K: 0 BB: 0 S: 4 P: 4 | R: 3 H: 2 E: 0 LOB: 2 K: 0 BB: 2 S: 5 P: 14 | 1B: 8 SF: 1 2B: 0 SAC: 0 3B: 0 DP: 0 HR: 0 HBP: 1 | WP: 0 PA: 41 PB: 0 SB: 0 CS: 0 | |
| PITCHER | IP WLS BF H R ER SO BB IBB HBP BLK WP HR S P ERA WHIP | | | | | | | | | | | |
| Bill Stafford, R (1, 1) ERA: 2.8 | 8.0 W 36 7 3 3 1 4 0 0 0 0 0 0 34 50 3.38 1.375 | | | | | | | | | | | |
| Luis Arroyo, L (9, 1) ERA: 1.75 | 1.0 S 5 1 0 0 0 0 0 0 1 0 0 0 4 5 0.00 1.000 | | | | | | | | | | | |

Chicago White Sox @ New York Yankees
 Yankee Stadium, Bronx, NY
 Thu Aug 17 1961, 3:33 AM EDT
 Att: 25,532 - Unknown

livebaseballscorecards.com

| Batter | 1 | 2 | 3 | 4 | 5 | 6 | 7 | 8 | 9 |
|---|------------------|---------------------------|-----------------|-----------------------|------------------|---------------------------|------------|-----------|---|
| Bobby Richardson, R (1, 4) OBP: 0.295, SLG: 0.322 | 0-0 3B 1B | 0-0 F8 | | 0-0 E7 2B 1B | | 0-0 FC3-6 5-3 1B | | 0-0 F9 | |
| Tony Kubek, L (1, 6) OBP: 0.313, SLG: 0.407 | 0-0 F9 | | 0-0 F8 | 0-0 4-3 2B | | 0-0 FC3-6 1-2 1B | | 0-3 K | |
| Joe Demaestri, R (7, 6) OBP: 0.188, SLG: 0.188 | | | | 3-H | | | | | |
| Roger Maris, L (1, 9) OBP: 0.383, SLG: 0.658 | 0-3 K | | 0-0 6-3 | 0-0 4-3 2-3 | | 0-0 FC3-6 5-3 | | | |
| Mickey Mantle, S (1, 8) OBP: 0.447, SLG: 0.708 | 0-0 1-H 3B | | 4-0 BB BB | 0-0 6-3 | | 0-0 5-3 1-2 | | | |
| Elston Howard, R (1, 2) OBP: 0.391, SLG: 0.526 | 0-0 6-3 | | 4-0 BB BB | | 0-0 E 2B | 0-0 5-3 | | | |
| Bill Skowron, R (1, 3) OBP: 0.322, SLG: 0.464 | | 0-0 FC1-6 1B | 0-3 K | | 0-0 6-3 | | 0-0 F9 | | |
| Hector Lopez, R (1, 7) OBP: 0.294, SLG: 0.289 | | 0-0 FC1-6 1-2 1B | | 0-0 E6 BB 1B | 0-0 6-3 | | 0-0 F8 | | |
| Clete Boyer, R (1, 5) OBP: 0.318, SLG: 0.342 | | 0-0 F9 | 4-0 BB BB | 0-0 E 1B BB | 0-0 E6 2-3 | | 0-0 4-3 | | |
| Bill Stafford, R (1, 1) OBP: 0.240, SLG: 0.178 | | 0-0 FC1-6 | 0-3 K | 0-0 K | 0-0 F8 | | 0-0 F8 | | |
| Luis Arroyo, L (9, 1) OBP: 0.286, SLG: 0.381 | | 1-2 2-3 | | | | | | | |

| Inning Stats | | R: 1 | H: 2 | E: 0 | LOB: 1 | K: 1 | BB: 0 | S: 7 | R: 0 | H: 2 | E: 0 | LOB: 2 | K: 0 | BB: 0 | S: 5 | R: 0 | H: 0 | E: 0 | LOB: 2 | K: 1 | BB: 2 | S: 5 | R: 3 | H: 2 | E: 2 | LOB: 1 | K: 1 | BB: 1 | S: 8 | R: 0 | H: 1 | E: 1 | LOB: 2 | K: 0 | BB: 0 | S: 5 | R: 1 | H: 2 | E: 0 | LOB: 1 | K: 0 | BB: 0 | S: 5 | R: 0 | H: 0 | E: 0 | LOB: 0 | K: 0 | BB: 0 | S: 3 | R: 0 | H: 0 | E: 0 | LOB: 0 | K: 1 | BB: 0 | S: 5 | R: 0 | H: 0 | E: 0 | LOB: 0 | K: 1 | BB: 0 | S: 5 |
|---|-----|------|------|------|--------|------|-------|------|------|------|------|--------|------|-------|------|------|-------|------|--------|------|-------|------|------|------|------|--------|------|-------|------|------|------|------|--------|------|-------|------|------|------|------|--------|------|-------|------|------|------|------|--------|------|-------|------|------|------|------|--------|------|-------|------|------|------|------|--------|------|-------|------|
| Frank Baumann, L (1, 1) ERA: 5.32 | IP | WLS | BF | H | R | ER | SO | BB | IBB | HBP | BLK | WP | HR | S | P | ERA | WHIP | | | | | | | | | | | | | | | | | | | | | | | | | | | | | | | | | | | | | | | | | | | | | | | |
| Russ Kemmerer, R (7, 1) ERA: 3.98 | 2.0 | 6 | 0 | 0 | 0 | 1 | 0 | 0 | 0 | 0 | 0 | 0 | 0 | 8 | 8 | 0.00 | 0.000 | | | | | | | | | | | | | | | | | | | | | | | | | | | | | | | | | | | | | | | | | | | | | | | |

BOTTOM

Chicago White Sox @ New York Yankees
Yankee Stadium, Bronx, NY

Thu Aug 17 1961, 3:33 AM EDT
Att. 25,532 - Unknown

| | |
|-----|----|
| AB | 35 |
| R | 5 |
| H | 9 |
| RBI | 4 |
| BB | 3 |
| SO | 4 |
| LOB | 24 |

livebaseballscorecards.com



| | | | |
|-------|--------|-------|--------|
| 1B: 6 | SF: 0 | WP: 0 | PA: 38 |
| 2B: 2 | SAC: 0 | PB: 0 | |
| 3B: 1 | DP: 0 | SB: 0 | |
| HR: 0 | HBP: 0 | CS: 0 | |

| Batter | 1 | 2 | 3 | 4 | 5 | 6 | 7 | 8 | 9 | AB R H RBI BB SO LOB | TOP | | | | | | | | | |
|--|---|---------------------------------|------------------------------|---------------------------------|------------------------------|---------------------------------|------------------------------|----------------------------------|------------------------------|---------------------------------|--|---------------------------------|------------------------------|---------------------------------|------------------------------|---------------------------------|----------------------------------|------------------------------------|----------------------------------|--------|
| Luis Aparicio, R (1, 6) OBP: 0.321, SLG: 0.371 | 0-0 5-3 | | 0-0 F8 | | 0-0 F8 | | | 0-0 4-3 | | 4 0 0 0 0 0 1 | Chicago White Sox @ Kansas City Athletics Municipal Stadium, Kansas City, MO Fri Aug 18 1961, 8:05 PM EDT Att. 9,581 - Unknown livebaseballscorecards.com | | | | | | | | | |
| Nellie Fox, L (1, 4) OBP: 0.321, SLG: 0.297 | 0-0 BB 1B | | 0-0 4-3 | | | 0-0 P6 | | 0-0 F8 | | 4 0 1 0 0 0 0 | | | | | | | | | | |
| Jim Landis, R (1, 8) OBP: 0.360, SLG: 0.481 | 0-0 F8 | | | 0-0 F8 | | 0-0 1B | | 0-0 S 1B | | 4 0 2 0 0 0 1 | | | | | | | | | | |
| Floyd Robinson, L (1, 9) OBP: 0.388, SLG: 0.442 | 4-0 1-2 BB | | | 0-0 L3-1 1B | | 0-0 P4 | | 0-0 4-3 | | 3 0 1 0 1 0 2 | | | | | | | | | | |
| Minnie Minoso, R (1, 7) OBP: 0.367, SLG: 0.422 | 0-0 F2 | | | 0-0 L3-1 1-2 | | 0-0 F7 | | | 0-0 F7 | 4 0 0 0 0 0 4 | | | | | | | | | | |
| Roy Sievers, R (1, 3) OBP: 0.383, SLG: 0.560 | | 0-0 6-3 | | | 4-0 BB E BB | | 0-0 FC5-2 3B | | 0-0 F8 | 3 1 1 0 1 0 0 | | | | | | | | | | |
| Al Smith, R (1, 5) OBP: 0.349, SLG: 0.503 | | 0-0 L7 | | | 4-0 BB BB BB | | 0-3 K | | 0-0 K | 2 0 0 0 1 1 1 | | | | | | | | | | |
| Sammy Esposito, R (7, 5) OBP: 0.275, SLG: 0.237 | | | | | 1-2 FC3-6 BB | | | | 0-0 2B | 0 0 0 0 0 0 0 | | | | | | | | | | |
| Billy Goodman, L (9, PH) OBP: 0.326, SLG: 0.415 | | | | | | | | | | 1 0 1 0 0 0 0 | | | | | | | | | | |
| Cam Carreon, R (1, 2) OBP: 0.345, SLG: 0.372 | | 0-0 F7 | | | 0-0 FC3-6 1-2f 2-H | | 0-0 FC5-2 | | 0-0 6-3 | 4 0 0 0 0 0 3 | | | | | | | | | | |
| Ray Herbert, R (1, 1) OBP: 0.197, SLG: 0.210 | | | 0-0 5-3 | | 0-3 K | | 0-0 1-3 | | | 3 0 0 0 0 1 2 | | | | | | | | | | |
| Warren Hacker, R (7, 1) | | | | | | | | | | 0 0 0 0 0 0 0 | | | | | | | | | | |
| Inning Stats | R: 0 E: 0 K: 0 S: 4 | H: 1 LOB: 2 BB: 1 P: 8 | R: 0 E: 0 K: 0 S: 3 | H: 0 LOB: 0 BB: 0 P: 3 | R: 0 E: 0 K: 0 S: 3 | H: 1 LOB: 0 BB: 0 P: 3 | R: 1 E: 1 K: 1 S: 5 | H: 0 LOB: 1 BB: 2 P: 13 | R: 0 E: 0 K: 1 S: 6 | H: 1 LOB: 1 BB: 0 P: 6 | R: 0 E: 0 K: 0 S: 4 | H: 1 LOB: 1 BB: 0 P: 4 | R: 0 E: 0 K: 0 S: 4 | H: 1 LOB: 1 BB: 0 P: 4 | R: 0 E: 0 K: 0 S: 4 | H: 1 LOB: 1 BB: 0 P: 4 | 1B: 4 2B: 2 3B: 1 HR: 0 | SF: 0 SAC: 0 DP: 1 HBP: 0 | WP: 0 PB: 0 SB: 1 CS: 0 | PA: 35 |
| PITCHER | IP WLS BF H R ER SO BB IBB HBP BLK WP HR S P ERA WHIP | | | | | | | | | | | | | | | | | | | |
| Bob Shaw, R (1, 1) ERA: 4.05 | 7.0 W 27 4 1 0 2 3 0 0 0 0 0 0 28 40 0.00 1.000 | | | | | | | | | | | | | | | | | | | |
| Ed Rakow, R (8, 1) ERA: 4.96 | 2.0 S 8 2 0 0 0 0 0 0 0 0 0 0 8 8 0.00 1.000 | | | | | | | | | | | | | | | | | | | |



| Batter | 1 | 2 | 3 | 4 | 5 | 6 | 7 | 8 | 9 | AB | R | H | RBI | BB | SO | LOB |
|--|-----------------------------------|--|--|--|--|--|--|--|--|--|--|--|----------------------------------|------------------------------------|----------------------------------|--------|
| Dick Howser, R OBP: 0.386, SLG: 0.358 (1, 6) | 0-0 3-1 E 1B | 0-0 5-3 | | | 0-0 G3 S 1B | | 0-0 E5 BB 1B | 0-0 F8 | | 5 | 1 | 2 | 0 | 0 | 0 | 2 |
| Jim Rivera, L OBP: 0.336, SLG: 0.340 Ed Rakow, S OBP: 0.143, SLG: 0.105 (1, 9) (8, 1) | 4-0 3-1 1-2 BB | | 0-0 F8 | | 0-0 G3 1-3 | | 4-0 1B 2B BB | | | 2 | 1 | 0 | 0 | 2 | 0 | 1 |
| Jerry Lumpe, L OBP: 0.333, SLG: 0.369 (1, 4) | 0-0 3-1 1-2 2-3 | | 0-0 F7 | | 0-0 4-3 | | 0-0 L7 | | | 4 | 0 | 0 | 0 | 0 | 0 | 5 |
| Norm Siebern, L OBP: 0.371, SLG: 0.469 (1, 3) | 4-0 IBB | | 0-0 1B | | | 4-0 BB BB | 0-0 2B 1B | | | 2 | 1 | 2 | 1 | 2 | 0 | 0 |
| Deron Johnson, R OBP: 0.242, SLG: 0.377 Jay Hankins, L OBP: 0.216, SLG: 0.253 (1, 5) (7, PR) (8, 7) | 0-3 K | | 0-0 5-3 | | | 0-0 B3 | 0-0 2B | | | 4 | 0 | 1 | 2 | 0 | 1 | 5 |
| Gene Stephens, L OBP: 0.296, SLG: 0.303 (1, 8) (8, 9) | 0-0 3-1 | | | 0-0 P4 | | 0-0 F9 | 0-0 6-3 | | | 4 | 0 | 0 | 0 | 0 | 0 | 5 |
| Leo Posada, R OBP: 0.328, SLG: 0.379 Wayne Causey, L OBP: 0.329, SLG: 0.387 (1, 7) (8, 5) | | 0-0 1B | | 0-0 1B | | 4-0 FC6-4 BB | | 0-3 K | | 2 | 0 | 2 | 0 | 1 | 0 | 0 |
| Haywood Sullivan, R OBP: 0.354, SLG: 0.393 (1, 2) | | 0-0 F8 | | 0-0 F8 | | 0-0 FC6-4 1-2f | | 0-0 F8 | | 4 | 0 | 0 | 0 | 0 | 0 | 4 |
| Bob Shaw, R OBP: 0.164, SLG: 0.115 Joe Nuxhall, L OBP: 0.367, SLG: 0.432 Bobby Del Greco, R OBP: 0.301, SLG: 0.307 (1, 1) (7, PH) (8, 8) | | 0-3 K | | 0-0 2-4-3-6 1-2 | | 0-0 1-3 | | 0-0 1B | | 2 | 0 | 0 | 0 | 0 | 1 | 1 |
| Inning Stats | R: 0 E: 1 K: 1 S: 6 | H: 1 LOB: 3 BB: 2 P: 14 | R: 0 E: 0 K: 1 S: 6 | H: 1 LOB: 1 BB: 0 P: 6 | R: 0 E: 0 K: 0 S: 4 | H: 1 LOB: 1 BB: 0 P: 4 | R: 0 E: 0 K: 0 S: 3 | H: 0 LOB: 2 BB: 2 P: 11 | R: 3 E: 1 K: 0 S: 6 | H: 2 LOB: 1 BB: 1 P: 10 | R: 0 E: 0 K: 1 S: 6 | H: 1 LOB: 1 BB: 0 P: 6 | 1B: 7 2B: 1 3B: 0 HR: 0 | SF: 0 SAC: 0 DP: 0 HBP: 0 | WP: 0 PB: 0 SB: 1 CS: 0 | PA: 37 |
| PITCHER Ray Herbert, R ERA: 4.75 Warren Hacker, R ERA: 4.24 | IP 6.2 WLS L BF 33 | H 7 R 3 ER 0 SO 2 | H 7 R 3 ER 0 SO 2 | H 7 R 3 ER 0 SO 2 | H 7 R 3 ER 0 SO 2 | H 7 R 3 ER 0 SO 2 | H 7 R 3 ER 0 SO 2 | H 7 R 3 ER 0 SO 2 | H 7 R 3 ER 0 SO 2 | H 7 R 3 ER 0 SO 2 | H 7 R 3 ER 0 SO 2 | H 7 R 3 ER 0 SO 2 | ERA 0.00 WHIP 1.650 | ERA 0.00 WHIP 0.750 | | |

BOTTOM

Chicago White Sox @ Kansas City Athletics
Municipal Stadium, Kansas City, MO
Fri Aug 18 1961, 8:05 PM EDT
Att. 9,581 - Unknown

livebaseballscorecards.com

| | |
|------------|-----------|
| AB | 32 |
| R | 3 |
| H | 8 |
| RBI | 3 |
| BB | 5 |
| SO | 3 |
| LOB | 23 |



| Batter | 1 | 2 | 3 | 4 | 5 | 6 | 7 | 8 | 9 | AB R H RBI BB SO LOB | TOP | | |
|--|---|---|---|---|---|--|---|---|---|--|---|----------------|---|
| Luis Aparicio, R (1, 6) OBP: 0.320, SLG: 0.369 | 0-0 F8 | | 0-0 6-3 | | 0-0 1B | 0-0 F2 | | | 0-0 L5 | 5 0 1 0 0 0 2 | | | |
| Floyd Robinson, L (1, 9) OBP: 0.385, SLG: 0.437 Andy Carey, R (9, 5) OBP: 0.333, SLG: 0.392 | 0-0 2B 1B | | 0-0 1-3 | | 0-0 F8 | | 0-0 1-3 | | 0-0 F7 | 5 1 1 0 0 0 1 0 0 0 0 0 0 0 | | | |
| Jim Landis, R (1, 8) OBP: 0.360, SLG: 0.479 | 0-0 F2 | | | 0-0 F8 | 0-0 5-3 | | 0-0 E1 1B 1B | | | 4 1 1 0 0 0 2 | | | |
| Roy Sievers, R (1, 3) OBP: 0.387, SLG: 0.565 | 0-0 1-H 2B | | | 0-0 BB HBP SF8 1B | | 0-0 E 1B 1B | 0-0 F7 | | | 4 2 3 1 0 0 1 | | | |
| Minnie Minoso, R (1, 7) OBP: 0.368, SLG: 0.421 | 0-0 F9 | | | H 1-0 BB HBP | | 0-0 G1-4-3 1B 1B | 0-0 CS 1B | | | 3 1 1 1 0 0 2 | | | |
| Sherm Lollar, R (1, 2) OBP: 0.364, SLG: 0.386 | | 0-0 5-3 | | B B B B 1-2 2-3 BB | | 0-0 G1-4-3 1B | 0-0 CS 1B | 0-0 G4-6-3 1B | | 3 0 2 1 1 0 0 | | | |
| Al Smith, R (1, 5) OBP: 0.346, SLG: 0.499 (9, 9) | | 0-0 F7 | | 0-0 SF8 | | 0-0 G1-4-3 1B | | 0-0 P6 | | 3 0 0 1 0 0 3 | | | |
| Nellie Fox, L (1, 4) OBP: 0.321, SLG: 0.296 | | 0-0 F8 | | 0-0 F8 | | 4-0 E 1B BB | | 0-0 G4-6-3 1B | | 3 0 0 0 1 0 3 | | | |
| Cal McLish, S (1, 1) OBP: 0.163, SLG: 0.167 Turk Lown, R (7, 1) | | | 0-3 K | | 0-3 K | 0-0 E3 1B | | | 0-3 K | 3 0 1 1 0 2 0 1 0 0 0 0 1 0 | | | |
| Inning Stats | R: 1 H: 2 E: 0 LOB: 1 K: 0 BB: 0 S: 5 P: 5 | R: 0 H: 0 E: 0 LOB: 0 K: 0 BB: 0 S: 3 P: 3 | R: 0 H: 0 E: 0 LOB: 0 K: 1 BB: 0 S: 5 P: 5 | R: 1 H: 1 E: 0 LOB: 2 K: 0 BB: 1 S: 4 P: 9 | R: 0 H: 1 E: 0 LOB: 1 K: 1 BB: 0 S: 6 P: 6 | R: 2 H: 3 E: 2 LOB: 2 K: 0 BB: 1 S: 6 P: 10 | R: 1 H: 2 E: 1 LOB: 0 K: 0 BB: 0 S: 4 P: 4 | R: 0 H: 1 E: 0 LOB: 0 K: 0 BB: 0 S: 3 P: 3 | R: 0 H: 0 E: 0 LOB: 0 K: 1 BB: 0 S: 5 P: 5 | 1B: 9 SF: 1 2B: 1 SAC: 0 3B: 0 DP: 2 HR: 0 HBP: 1 | WP: 0 PA: 39 PB: 0 SB: 0 CS: 1 | | |
| PITCHER | IP WLS BF H R ER SO BB IBB HBP BLK WP HR S P ERA WHIP | | | | | | | | | | | PITCHER | IP WLS BF H R ER SO BB IBB HBP BLK WP HR S P ERA WHIP |
| Jerry Walker, R (1, 1) ERA: 5.11 | 6.0 L 28 7 4 2 2 2 2 0 1 0 0 0 29 38 3.00 1.500 | | | | | | | | | | | | |
| Bill Kunkel, R (7, 1) ERA: 4.26 | 1.0 4 2 1 0 0 0 0 0 0 0 0 0 4 4 0.00 2.000 | | | | | | | | | | | | |
| Bill Fischer, R (8, 1) ERA: 4.12 | 2.0 6 1 0 0 0 1 0 0 0 0 0 0 8 8 0.00 0.500 | | | | | | | | | | | | |

Chicago White Sox @ Kansas City Athletics
Municipal Stadium, Kansas City, MO

| | |
|-----|----|
| AB | 34 |
| R | 5 |
| H | 10 |
| RBI | 5 |
| BB | 2 |
| SO | 3 |
| LOB | 14 |



Sat Aug 19 1961, 4:33 AM EDT
Att. 6,151 - Unknown

livebaseballscorecards.com

| Batter | 1 | 2 | 3 | 4 | 5 | 6 | 7 | 8 | 9 | AB | R | H | RBI | BB | SO | LOB |
|--|-----------------------|-----------------------|-----------------------|----------------------|----------------------------------|------------|------------------|------------------------|------------------|----|---|---|-----|----|----|-----|
| Jerry Lumpe, L (1, 4) OBP: 0.335, SLG: 0.374 | 0-0 6-3 | | 0-0 G4-6-3 1B | | 4-0 FC4-6 BB | | 0-0 1-3 1B | | 0-0 F7 | 4 | 0 | 2 | 0 | 1 | 0 | 0 |
| Ozzie Virgil, R (1, 5) Wayne Causey, L (7, PH) OBP: 0.175, SLG: 0.231 OBP: 0.324, SLG: 0.381 | 0-0 1B | | 0-0 G4-6-3 1-2f | | 0-0 FC4-6 1-2f 2-3 | | 0-0 G3 | | 0-0 L3 | 3 | 0 | 1 | 0 | 0 | 0 | 3 |
| Dick Howser, R (1, 6) OBP: 0.364, SLG: 0.357 | 0-0 1-2 1B | | | 0-0 F7 | | 0-0 6-3 | | 0-3 K | | 4 | 0 | 1 | 0 | 0 | 1 | 2 |
| Deron Johnson, R (1, 9) OBP: 0.242, SLG: 0.377 | 0-0 G5-4-3 1-2f | | | 0-3 K | | 0-0 6-3 | | 0-0 1B SF8 1B | | 4 | 1 | 1 | 0 | 0 | 1 | 2 |
| Norm Siebern, L (1, 3) OBP: 0.371, SLG: 0.470 | | 0-0 1B 2B | | 0-0 E4 FC6-4 | | 0-0 F7 | | 0-0 1B 1B | | 4 | 1 | 2 | 0 | 0 | 0 | 0 |
| Leo Posada, R (1, 7) OBP: 0.326, SLG: 0.376 | | 0-0 2-H 1B | | 0-0 FC6-4 1-2f | | 0-0 F8 | | 0-0 3-H SF8 | | 3 | 0 | 1 | 2 | 0 | 0 | 1 |
| Haywood Sullivan, R (1, 2) OBP: 0.355, SLG: 0.400 | | 0-0 G6-4-3 1-2f | | | 0-0 1B 1-3 2B | | 0-0 5-3 | | 0-0 1-2 1B | 4 | 1 | 2 | 0 | 0 | 0 | 1 |
| Bobby Del Greco, R (1, 8) Jim Rivera, L (7, PH) OBP: 0.303, SLG: 0.308 OBP: 0.336, SLG: 0.350 | | 0-0 P4 | | | 0-0 FC4-6 1-3 2-3 1B | | 0-0 F8 | | 0-0 4-3 | 2 | 0 | 1 | 0 | 0 | 0 | 0 |
| Jim Archer, R (1, 1) Joe Nuxhall, L (7, PH) Ed Rakow, S (8, 1) Joe Pignatano, R (9, PH) OBP: 0.120, SLG: 0.104 OBP: 0.373, SLG: 0.435 OBP: 0.143, SLG: 0.105 OBP: 0.352, SLG: 0.381 | | | 0-0 P4 | | 0-0 1-3 | | 0-0 1B 1B | | 0-0 F9 | 2 | 0 | 0 | 1 | 0 | 0 | 1 |

| Inning Stats | R: 0 | H: 2 | E: 0 | K: 0 | S: 4 | H: 2 | LOB: 1 | BB: 0 | P: 4 | R: 1 | H: 2 | E: 0 | K: 0 | S: 4 | R: 0 | H: 1 | E: 0 | K: 0 | S: 3 | R: 0 | H: 0 | E: 1 | K: 1 | S: 6 | R: 1 | H: 2 | E: 0 | K: 0 | S: 5 | R: 0 | H: 0 | E: 0 | K: 0 | S: 3 | R: 0 | H: 2 | E: 0 | K: 0 | S: 5 | R: 1 | H: 3 | E: 0 | K: 1 | S: 8 | R: 0 | H: 0 | E: 0 | K: 0 | S: 3 | R: 0 | H: 0 | E: 0 | K: 0 | S: 3 | 1B: 10 | SF: 1 | 2B: 2 | SAC: 0 | 3B: 0 | DP: 3 | HR: 0 | HBP: 0 | WP: 0 | PA: 38 |
|--------------|------|------|------|------|------|------|--------|-------|------|------|------|------|------|------|------|------|------|------|------|------|------|------|------|------|------|------|------|------|------|------|------|------|------|------|------|------|------|------|------|------|------|------|------|------|------|------|------|------|------|------|------|------|------|------|--------|-------|-------|--------|-------|-------|-------|--------|-------|--------|
|--------------|------|------|------|------|------|------|--------|-------|------|------|------|------|------|------|------|------|------|------|------|------|------|------|------|------|------|------|------|------|------|------|------|------|------|------|------|------|------|------|------|------|------|------|------|------|------|------|------|------|------|------|------|------|------|------|--------|-------|-------|--------|-------|-------|-------|--------|-------|--------|

| PITCHER | IP | WLS | BF | H | R | ER | SO | BB | IBB | HBP | BLK | WP | HR | S | P | ERA | WHIP |
|--------------------------------------|-----|-----|----|---|---|----|----|----|-----|-----|-----|----|----|----|----|------|-------|
| Billy Pierce, L (1, 1) ERA: 3.76 | 4.0 | | 17 | 7 | 2 | 2 | 1 | 0 | 0 | 0 | 0 | 0 | 0 | 19 | 19 | 4.50 | 1.750 |
| Russ Kemmerer, R (5, 1) ERA: 3.92 | 3.1 | W | 15 | 4 | 1 | 1 | 1 | 1 | 0 | 0 | 0 | 0 | 0 | 16 | 20 | 2.70 | 1.500 |
| Warren Hacker, R (8, 1) ERA: 4.07 | 1.2 | S | 6 | 1 | 0 | 0 | 0 | 0 | 0 | 0 | 0 | 0 | 0 | 6 | 6 | 0.00 | 0.600 |


BOTTOM

Chicago White Sox @ Kansas City Athletics
Municipal Stadium, Kansas City, MO

Sun Aug 20 1961, 4:33 AM EDT
Unknown

livebaseballscorecards.com

| | |
|------------|-----------|
| AB | 36 |
| R | 3 |
| H | 12 |
| RBI | 3 |
| BB | 1 |
| SO | 2 |
| LOB | 14 |



Chicago White Sox @ Kansas City Athletics
Municipal Stadium, Kansas City, MO

Sun Aug 20 1961, 4:38 AM EDT
Att: 10,741 - Unknown

| | |
|-----|----|
| AB | 39 |
| R | 7 |
| H | 14 |
| RBI | 7 |
| BB | 3 |
| SO | 3 |
| LOB | 19 |



AB R H RBI BB SO LOB

| | | | | | | |
|---|---|---|---|---|---|---|
| 4 | 0 | 0 | 0 | 1 | 0 | 2 |
| 5 | 1 | 3 | 0 | 0 | 0 | 3 |
| 4 | 1 | 1 | 1 | 1 | 0 | 3 |
| 3 | 1 | 1 | 0 | 1 | 1 | 2 |
| 1 | 0 | 0 | 0 | 0 | 1 | 2 |
| 3 | 1 | 1 | 2 | 0 | 0 | 1 |
| 1 | 0 | 1 | 0 | 0 | 0 | 0 |
| 5 | 1 | 2 | 1 | 0 | 0 | 0 |
| 5 | 1 | 2 | 2 | 0 | 1 | 2 |
| 4 | 1 | 3 | 1 | 0 | 0 | 1 |
| 4 | 0 | 0 | 0 | 0 | 0 | 3 |

| Batter | 1 | 2 | 3 | 4 | 5 | 6 | 7 | 8 | 9 |
|--|-----------------|---------|------------|--------------|---------|--------------|--------------|-----------|----------|
| Luis Aparicio, R (1, 6) OBP: 0.316, SLG: 0.362 | 0-0 L4 | 0-0 F8 | | 4-0 FC6-4 BB | | 0-0 G3 | | 0-0 F8 | |
| Floyd Robinson, L (1, 9) OBP: 0.395, SLG: 0.462 | 0-0 F7 1B | 0-0 2B | | 0-0 FC6-4 | | 0-0 1-3 | | 0-0 1B | |
| Jim Landis, R (1, 8) OBP: 0.361, SLG: 0.477 | 4-0 1B F7 1B BB | 0-0 F8 | | 0-0 F7 | | 0-0 1-3 | | 0-0 1B | |
| Roy Sievers, R (1, 3) OBP: 0.388, SLG: 0.568 | 0-0 F7 | | 0-0 SF8 3B | | 0-3 K | | 4-0 1B BB | 0-0 K | |
| J.C. Martin, L (7, PR) OBP: 0.291, SLG: 0.346 | 1-2 2-3 | | | | | | | | |
| Minnie Minoso, R (1, 7) OBP: 0.366, SLG: 0.418 | 0-0 1B 2B 1B | | 0-0 SF8 | | 0-0 F7 | | 0-0 F5 | | 0-0 2B |
| Andy Carey, R (7, 5) OBP: 0.336, SLG: 0.399 | 2-3 3-H | | 3-H | | | | | | |
| Cam Carreon, R (1, 2) OBP: 0.347, SLG: 0.373 | 0-0 1-2 2B 1B | | 0-0 6-3 | | 0-0 5-3 | | 0-0 FC5-4 1B | | 0-0 F9 |
| Al Smith, R (1, 5) OBP: 0.348, SLG: 0.504 | 0-0 1-2 3-H 2B | | 0-0 6-3 | | | 0-0 1B 3B | | 0-0 FC5-4 | 0-3 K2-3 |
| Nellie Fox, L (1, 4) OBP: 0.321, SLG: 0.297 | 0-0 P6 | | | 0-0 FC1-6 1B | | 0-0 FC2-6 1B | | 0-0 1B 1B | |
| Juan Pizarro, L (1, 1) OBP: 0.261, SLG: 0.310 | | 0-0 1-3 | | 0-0 FC1-6 BB | | 0-0 FC2-6 G3 | | 0-0 F7 | |

| Inning Stats | R: 4 | H: 4 | E: 0 | K: 0 | S: 7 | P: 11 | R: 0 | H: 1 | E: 0 | K: 0 | S: 4 | P: 4 | R: 1 | H: 1 | E: 0 | K: 0 | S: 4 | P: 4 | R: 0 | H: 0 | E: 0 | K: 1 | S: 5 | P: 5 | R: 1 | H: 2 | E: 0 | K: 0 | S: 5 | P: 5 | R: 0 | H: 1 | E: 0 | K: 0 | S: 4 | P: 8 | R: 1 | H: 3 | E: 0 | K: 1 | S: 8 | P: 8 | R: 0 | H: 1 | E: 0 | K: 1 | S: 5 | P: 5 | 1B: 8 | 2B: 3 | 3B: 3 | HR: 0 | SF: 1 | SAC: 0 | DP: 0 | HBP: 0 | WP: 0 | PA: 43 |
|--------------|------|------|------|------|------|-------|------|------|------|------|------|------|------|------|------|------|------|------|------|------|------|------|------|------|------|------|------|------|------|------|------|------|------|------|------|------|------|------|------|------|------|------|------|------|------|------|------|------|-------|-------|-------|-------|-------|--------|-------|--------|-------|--------|
|--------------|------|------|------|------|------|-------|------|------|------|------|------|------|------|------|------|------|------|------|------|------|------|------|------|------|------|------|------|------|------|------|------|------|------|------|------|------|------|------|------|------|------|------|------|------|------|------|------|------|-------|-------|-------|-------|-------|--------|-------|--------|-------|--------|

| PITCHER | IP | WLS | BF | H | R | ER | SO | BB | IBB | HBP | BLK | WP | HR | S | P | ERA | WHIP |
|-------------------------------------|-----|-----|----|---|---|----|----|----|-----|-----|-----|----|----|----|----|-------|-------|
| Art Ditmar, R (1, 1) ERA: 5.56 | 1.0 | L | 8 | 4 | 4 | 4 | 0 | 1 | 0 | 0 | 0 | 0 | 0 | 7 | 11 | 36.00 | 5.000 |
| Joe Nuxhall, L (2, 1) ERA: 5.74 | 5.0 | | 21 | 5 | 2 | 2 | 1 | 1 | 0 | 0 | 0 | 0 | 0 | 22 | 26 | 3.60 | 1.200 |
| Lew Krausse, R (7, 1) ERA: 4.99 | 2.0 | | 11 | 4 | 1 | 1 | 1 | 1 | 0 | 0 | 0 | 0 | 0 | 12 | 16 | 4.50 | 2.500 |
| Bill Fischer, R (9, 1) ERA: 4.05 | 1.0 | | 3 | 1 | 0 | 0 | 1 | 0 | 0 | 0 | 0 | 0 | 0 | 5 | 5 | 0.00 | 1.000 |

| Batter | 1 | 2 | 3 | 4 | 5 | 6 | 7 | 8 | 9 | AB R H RBI BB SO LOB |
|--|--------|--------|---------------|---|---------------|--------------|---|------------|--------|----------------------|
| Luis Aparicio, R OBP: 0.315, SLG: 0.361 (1, 6) | 0-0 L4 | | 0-0 2B 1B | | 0-0 6-3 | | | 0-0 F5 | | 4 0 1 1 0 0 1 |
| Floyd Robinson, L OBP: 0.393, SLG: 0.457 (1, 9) | 4-0 BB | | 0-0 F7 | | 0-0 5-3 | | | 0-0 4-3 | | 3 0 0 0 1 0 3 |
| Jim Landis, R OBP: 0.358, SLG: 0.473 (1, 8) | 0-3 K | | 0-0 L1 | | | 0-3 K | | 0-3 K | | 4 0 0 0 0 3 3 |
| Roy Sievers, R OBP: 0.387, SLG: 0.567 (1, 3) | 0-0 F7 | | 0-0 2B | | | 0-0 5-3 | | | 0-0 P6 | 4 0 1 1 0 0 1 |
| Minnie Minoso, R OBP: 0.365, SLG: 0.418 (1, 7) | | 0-0 F8 | | | 0-0 6-3 | | | 0-0 F9 | | 4 1 1 0 0 0 0 |
| Sherm Lollar, R OBP: 0.364, SLG: 0.381 (1, 2) | | 0-0 F7 | | | 0-0 1B | | | 0-0 P6 | | 3 0 1 0 1 0 0 |
| Al Smith, R OBP: 0.347, SLG: 0.506 (1, 5) | | 0-0 F9 | | | 0-0 G6-4-3 1B | | | 0-0 SF7 3B | | 4 1 1 0 0 0 3 |
| Nellie Fox, L OBP: 0.325, SLG: 0.300 (1, 4) | | | 1-0 BB 1B HBP | | | 0-0 SH3-4 1B | | 0-0 SF7 | | 2 1 2 2 0 0 0 |
| Frank Baumann, L OBP: 0.314, SLG: 0.413 (1, 1) | | | 4-0 BB 1B | | | 0-0 SH3-4 | | 0-3 K | | 0 1 0 0 1 0 0 |
| Don Larsen, R OBP: 0.235, SLG: 0.303 (4, 1) | | | 1-2 2B BB | | | 1-2 | | | | 1 0 0 0 0 1 0 |

| | | | | | | | | | | | | | | | | | | | | | | | | | | | |
|---|---|---|---|---|---|---|---|---|---|--|---|-----|----|---|-----|------|----|----|-----|-----|-----|----|----|---|---|-----|------|
| Inning Stats | R: 0 H: 0 E: 0 LOB: 1 K: 1 BB: 1 S: 5 P: 9 | R: 0 H: 0 E: 0 LOB: 0 K: 0 BB: 0 S: 3 P: 3 | R: 2 H: 2 E: 0 LOB: 2 K: 0 BB: 1 S: 4 P: 9 | R: 0 H: 1 E: 0 LOB: 0 K: 0 BB: 0 S: 3 P: 3 | R: 0 H: 1 E: 0 LOB: 1 K: 0 BB: 0 S: 4 P: 4 | R: 0 H: 0 E: 0 LOB: 0 K: 1 BB: 0 S: 5 P: 5 | R: 1 H: 1 E: 0 LOB: 0 K: 1 BB: 0 S: 6 P: 6 | R: 0 H: 0 E: 0 LOB: 0 K: 1 BB: 0 S: 5 P: 5 | R: 1 H: 2 E: 0 LOB: 2 K: 0 BB: 1 S: 4 P: 8 | 1B: 4 SF: 1 2B: 2 SAC: 1 3B: 1 DP: 1 HR: 0 HBP: 1 | | | | | | | | | | | | | | | | | |
| PITCHER Pedro Ramos, R ERA: 4.09 (1, 1) | IP 8.2 WLS L BF 35 H 7 R 4 ER 4 SO 4 | BB 2 IBB 1 HBP 1 BLK 0 | WP 0 HR 0 S 39 P 52 ERA 4.15 WHIP 1.038 | PITCHER | | | | | | | WP: 0 PA: 35 PB: 0 SB: 0 CS: 0 | | | | | | | | | | | | | | | | |
| <table border="0"> <tr> <td>IP</td><td>WLS</td><td>BF</td><td>H</td><td>R</td><td>ER</td><td>SO</td><td>BB</td><td>IBB</td><td>HBP</td><td>BLK</td><td>WP</td><td>HR</td><td>S</td><td>P</td><td>ERA</td><td>WHIP</td> </tr> </table> | | | | | | | | | | | IP | WLS | BF | H | R | ER | SO | BB | IBB | HBP | BLK | WP | HR | S | P | ERA | WHIP |
| IP | WLS | BF | H | R | ER | SO | BB | IBB | HBP | BLK | WP | HR | S | P | ERA | WHIP | | | | | | | | | | | |


BOTTOM

Minnesota Twins @ Chicago White Sox
Comiskey Park, Chicago, IL

Tue Aug 22 1961, 8:05 PM EDT
Att. 14,181 - Unknown

livebaseballscorecards.com

| | |
|------------|-----------|
| AB | 29 |
| R | 4 |
| H | 7 |
| RBI | 4 |
| BB | 3 |
| SO | 4 |
| LOB | 11 |



| Batter | 1 | 2 | 3 | 4 | 5 | 6 | 7 | 8 | 9 | AB R H RBI BB SO LOB | TOP | | | | | | | | | |
|---|---|----------------------------------|---------------------------------|----------------------------------|---------------------------------|------------------------------------|------------------------------|---------------------------------|------------------------------|---------------------------------|------------------------------|---------------------------------|------------------------------|---------------------------------|------------------------------|---------------------------------|-----------------------------------|------------------------------------|----------------------------------|--------|
| Lenny Green, L OBP: 0.400, SLG: 0.434 (1, 8) X | 0-0 F8 | 0-0 1-2 1B | | X 0-0 4-3 | | | X 0-0 1-3 | | X 0-0 FC2-6 1-2f | 5 0 1 1 0 0 1 | | | | | | | | | | |
| Billy Martin, R OBP: 0.253, SLG: 0.353 (1, 4) X | 0-0 E5 WP | 0-0 L6-4 2-3 | | | X 0-0 1B | | X 0-0 5-3 | | X 0-0 L3 1-2 | 5 0 1 0 0 0 3 | | | | | | | | | | |
| Harmon Killebrew, R OBP: 0.411, SLG: 0.639 (1, 3) S S S | 0-3 K 1-2 | | X 0-0 2B E 1B | | X 0-3 K 1-2 | | X 0-0 1B 1B | | X 0-0 F8 | 5 1 2 0 0 2 3 | | | | | | | | | | |
| Joe Altobelli, L OBP: 0.333, SLG: 0.450 (1, 7) X | 0-0 4-3 | | X 0-0 F7 | | X 0-0 4-3 | | X 0-0 1-2 1B | | | 4 0 1 0 0 0 2 | | | | | | | | | | |
| Bob Allison, R OBP: 0.361, SLG: 0.484 (1, 9) B B B B | | 4-0 FC1-4 BB | X 0-0 E6 5-3 1-H 2B | | X 0-0 1B FC5-2-5-1 1B | | X 0-0 F7 | | | 3 0 2 0 1 0 2 | | | | | | | | | | |
| Earl Battey, R OBP: 0.374, SLG: 0.466 (1, 2) X | | 0-0 FC1-4 2B 1-2f 1B | X 0-0 5-3 2-3 | | X 0-3 K | | X 0-0 P4 | | | 4 1 0 0 0 1 3 | | | | | | | | | | |
| Bill Tuttle, R OBP: 0.311, SLG: 0.335 (1, 5) X | | 0-0 1B 2B | X 0-0 4-3 | | X 0-0 FC5-2-5-1 1-3 1B | | X 0-0 4-3 | | | 4 1 2 0 0 0 1 | | | | | | | | | | |
| Zoilo Versalles, R OBP: 0.327, SLG: 0.399 (1, 6) X | | 0-0 1B 2-H 3-H 1B | | X 0-0 6-3 | | X 0-0 FC5-2-5-1 1-3 FC4-6 | | X 0-0 5-3 | | 4 1 1 2 0 0 2 | | | | | | | | | | |
| Camilo Pascual, R OBP: 0.200, SLG: 0.182 (1, 1) X | | 0-0 L6-4 1-3 1B | | X 0-0 5-3 | | X 0-0 FC4-6 1-2f | | X 0-0 FC2-6 1B | | 4 0 2 0 0 0 2 | | | | | | | | | | |
| Inning Stats | R: 0 E: 1 K: 1 S: 6 | H: 0 LOB: 1 BB: 0 P: 6 | R: 3 E: 0 K: 0 S: 6 | H: 4 LOB: 1 BB: 1 P: 10 | R: 1 E: 1 K: 0 S: 5 | H: 2 LOB: 1 BB: 0 P: 5 | R: 0 E: 0 K: 0 S: 3 | H: 0 LOB: 0 BB: 0 P: 3 | R: 0 E: 0 K: 1 S: 7 | H: 2 LOB: 2 BB: 0 P: 7 | R: 0 E: 0 K: 0 S: 5 | H: 2 LOB: 2 BB: 0 P: 5 | R: 0 E: 0 K: 0 S: 3 | H: 0 LOB: 0 BB: 0 P: 3 | R: 0 E: 0 K: 0 S: 4 | H: 1 LOB: 1 BB: 0 P: 4 | 1B: 10 2B: 3 3B: 0 HR: 0 | SF: 0 SAC: 0 DP: 1 HBP: 0 | WP: 1 PB: 0 SB: 1 CS: 0 | PA: 39 |
| PITCHER | IP WLS BF H R ER SO BB IBB HBP BLK WP HR S P ERA WHIP | | | | | | | | | | | | | | | | | | | |
| Cal McLish, R ERA: 4.54 (1, 1) | 1.1 L 10 4 3 3 1 1 0 0 0 1 0 11 15 20.25 3.750 | | | | | | | | | | | | | | | | | | | |
| Russ Kemmerer, R ERA: 3.72 (2, 1) | 6.2 25 7 1 1 2 0 0 0 0 0 0 29 29 1.35 1.050 | | | | | | | | | | | | | | | | | | | |
| Turk Low, R ERA: 2.41 (9, 1) | 1.0 4 1 0 0 0 0 0 0 0 0 0 4 4 0.00 1.000 | | | | | | | | | | | | | | | | | | | |

Minnesota Twins @ Chicago White Sox
Comiskey Park, Chicago, IL
Wed Aug 23 1961, 8:05 PM EDT
Att: 17,761 - Unknown

livebaseballscorecards.com

AB 38
R 4
H 12
RBI 3
BB 1
SO 3
LOB 19



| Batter | 1 | 2 | 3 | 4 | 5 | 6 | 7 | 8 | 9 | AB | R | H | RBI | BB | SO | LOB |
|--|-----------------|-----------|------------|--------------|------------|--------------|---|------------|------------------|----|---|---|-----|----|----|-----|
| Luis Aparicio, R OBP: 0.313, SLG: 0.358 (1, 6) | 0-0 6-3 | | 0-0 F9 | | | 0-0 E3 | | 0-0 F2 | | 4 | 0 | 0 | 0 | 0 | 0 | 0 |
| Floyd Robinson, L OBP: 0.391, SLG: 0.453 (1, 9) | 4-0 BB BB | | 0-0 F5 | | | 0-0 FC1-6 | | 0-0 4-3 | | 3 | 0 | 0 | 0 | 1 | 0 | 1 |
| Jim Landis, R OBP: 0.355, SLG: 0.468 (1, 8) | 0-0 F7 | | 0-0 6-3 | | | 0-0 FC5-4 | | | 0-0 P4 | 4 | 0 | 0 | 0 | 0 | 0 | 2 |
| Roy Sievers, R OBP: 0.388, SLG: 0.564 (1, 3) | 4-0 FC6-4 | | | 0-0 5-6-3 | | 0-0 F8 | | | 1-0 1B HBP | 2 | 0 | 0 | 0 | 1 | 0 | 1 |
| Al Pilarcik, L OBP: 0.268, SLG: 0.221 (9, PR) | 1-2 BB | | | | | | | | | 0 | 0 | 0 | 0 | 0 | 0 | 0 |
| Minnie Minoso, R OBP: 0.364, SLG: 0.415 (1, 7) | 0-0 FC6-4 | | | 0-3 K | | | | | 0-3 K | 3 | 0 | 0 | 0 | 1 | 2 | 3 |
| Sherm Lollar, R OBP: 0.363, SLG: 0.379 (1, 2) | | 0-0 F9 | | 0-0 G3 | | | | | 0-0 1B | 4 | 0 | 1 | 0 | 0 | 1 | 1 |
| J.C. Martin, L OBP: 0.291, SLG: 0.346 (9, PR) | | | | | | | | | 1-2 1B | 0 | 0 | 0 | 0 | 0 | 0 | 0 |
| Al Smith, R OBP: 0.346, SLG: 0.504 (1, 5) | | 0-0 1B | | | 0-0 3-1 | | | | 0-0 FC5-4 | 4 | 0 | 1 | 0 | 0 | 0 | 3 |
| Nellie Fox, L OBP: 0.323, SLG: 0.299 (1, 4) | | 0-0 L6 | | | 0-3 K | | | | 0-0 G3 | 3 | 0 | 0 | 0 | 0 | 1 | 2 |
| Cal McLish, S OBP: 0.163, SLG: 0.167 (1, 1) | | 0-3 K | | | 0-3 K | | | | 0-0 1-3 | 0 | 0 | 0 | 0 | 0 | 0 | 0 |
| Russ Kemmerer, R OBP: 0.267, SLG: 0.231 (2, 1) | | | | | | | | | | 2 | 0 | 0 | 0 | 0 | 2 | 1 |
| Billy Goodman, L OBP: 0.319, SLG: 0.405 (8, PH) | | | | | | | | | | 1 | 0 | 0 | 0 | 0 | 0 | 0 |
| Turk Lown, R (9, 1) | | | | | | | | | | 0 | 0 | 0 | 0 | 0 | 0 | 0 |

| Inning Stats | R: 0 | H: 0 | E: 0 | K: 3 | S: 3 | R: 0 | H: 1 | E: 0 | K: 1 | S: 6 | R: 0 | H: 0 | E: 0 | K: 0 | S: 3 | R: 0 | H: 0 | E: 0 | K: 1 | S: 5 | R: 0 | H: 0 | E: 0 | K: 2 | S: 7 | R: 0 | H: 0 | E: 1 | K: 0 | S: 4 | R: 0 | H: 0 | E: 0 | K: 1 | S: 5 | R: 0 | H: 0 | E: 0 | K: 0 | S: 3 | R: 0 | H: 1 | E: 0 | K: 1 | S: 6 | 1B: 2 | 2B: 0 | 3B: 0 | HR: 0 | SF: 0 | SAC: 0 | DP: 0 | HBP: 1 | WP: 0 | PA: 34 |
|--|------|------|------|------|------|------|------|------|------|------|------|------|------|------|------|------|---------|------|------|------|------|------|------|------|------|------|------|------|------|------|------|------|------|------|------|------|------|------|------|------|------|------|------|------|------|-------|-------|-------|-------|-------|--------|-------|--------|-------|--------|
| PITCHER Camilo Pascual, R ERA: 3.83 (1, 1) | IP | WLS | BF | H | R | ER | SO | BB | IBB | HBP | BLK | WP | HR | S | P | ERA | WHIP | | | | | | | | | | | | | | | | | | | | | | | | | | | | | | | | | | | | | | |
| | | | | | | | | | | | | | | | | | PITCHER | IP | WLS | BF | H | R | ER | SO | BB | IBB | HBP | BLK | WP | HR | S | P | ERA | WHIP | | | | | | | | | | | | | | | | | | | | | |

MINNESOTA TWINS @ CHICAGO WHITE SOX
Comiskey Park, Chicago, IL
 Wed Aug 23 1961, 8:05 PM EDT
 Att. 17,761 - Unknown

| | |
|------------|-----------|
| AB | 30 |
| R | 0 |
| H | 2 |
| RBI | 0 |
| BB | 3 |
| SO | 6 |
| LOB | 14 |




| Batter | 1 | 2 | 3 | 4 | 5 | 6 | 7 | 8 | 9 | AB | R | H | RBI | BB | SO | LOB |
|--|--------------------|------------------|--------------------|----------------------|------------|-----------|------------|-----------|------------|----|---|---|-----|----|----|-----|
| Luis Aparicio, R OBP: 0.315, SLG: 0.358 (1, 6) | 0-0 1B 1B | | 4-0 SH1-3 BB | | 0-0 6-3 | | | 0-0 L6 | | 3 | 0 | 1 | 0 | 1 | 0 | 0 |
| Floyd Robinson, L OBP: 0.391, SLG: 0.451 (1, 9) | 0-0 1-2 1B | | 0-0 SH1-3 | | | 0-3 K | | 0-3 K | | 3 | 0 | 1 | 0 | 0 | 2 | 0 |
| Jim Landis, R OBP: 0.354, SLG: 0.467 (1, 8) | 0-0 1-2 L6-3 | | 0-0 F8 | | | 0-0 F8 | | | 0-0 1B | 4 | 0 | 1 | 0 | 0 | 0 | 2 |
| Roy Sievers, R OBP: 0.387, SLG: 0.561 (1, 3) | | 0-0 F8 | | 0-0 6-3 | | 0-0 1B | | 0-0 F8 | | 4 | 0 | 1 | 0 | 0 | 0 | 1 |
| Minnie Minoso, R OBP: 0.363, SLG: 0.414 (1, 7) | | 0-0 4-3 | | 0-0 FC6-4 1B | | 0-0 F8 | | 0-0 F9 | | 4 | 0 | 1 | 0 | 0 | 0 | 2 |
| Al Smith, R OBP: 0.343, SLG: 0.499 (1, 5) | | 0-0 WP E5 | | 0-0 F8 | | | 0-0 F9 | | 0-0 6-3 | 4 | 0 | 0 | 0 | 0 | 0 | 2 |
| Nellie Fox, L OBP: 0.323, SLG: 0.297 (1, 4) | | 4-0 2-3 BB | | 0-0 FC6-4 1-2f | | | 0-0 1-3 | | | 2 | 0 | 0 | 0 | 1 | 0 | 1 |
| Cam Carreon, R OBP: 0.341, SLG: 0.366 (1, 2) | | 0-0 5-3 | | | 0-0 F8 | | 0-0 5-3 | | | 3 | 0 | 0 | 0 | 0 | 0 | 2 |
| Ray Herbert, R OBP: 0.194, SLG: 0.206 (1, 1) | | | 0-0 6-3 | | | 0-0 G3 | | 0-0 F9 | | 1 | 0 | 0 | 0 | 0 | 0 | 0 |
| Warren Hacker, R (5, 1) | | | | | | | | | | 1 | 0 | 0 | 0 | 0 | 0 | 0 |
| Bob Roselli, R (8, PH) | | | | | | | | | | 1 | 0 | 0 | 0 | 0 | 0 | 0 |
| Turk Lown, R (9, 1) | | | | | | | | | | 0 | 0 | 0 | 0 | 0 | 0 | 0 |

| Inning Stats | R: 0 | H: 2 | R: 0 | H: 0 | R: 0 | H: 0 | R: 0 | H: 1 | R: 0 | H: 0 | R: 0 | H: 1 | R: 0 | H: 0 | R: 0 | H: 0 | R: 0 | H: 1 | R: 0 | H: 1 | 1B: 5 | SF: 0 | WP: 1 | PA: 33 |
|--------------|------|--------|------|--------|------|--------|------|--------|------|--------|------|--------|------|--------|------|--------|------|--------|------|--------|-------|--------|-------|--------|
| | E: 0 | LOB: 0 | E: 1 | LOB: 2 | E: 0 | LOB: 1 | E: 0 | LOB: 1 | E: 0 | LOB: 1 | E: 0 | LOB: 1 | E: 0 | LOB: 0 | E: 0 | LOB: 0 | E: 0 | LOB: 1 | E: 0 | LOB: 1 | 2B: 1 | SAC: 1 | PB: 0 | |
| | K: 0 | BB: 0 | K: 0 | BB: 1 | K: 0 | BB: 1 | K: 0 | BB: 0 | K: 1 | BB: 0 | K: 0 | BB: 0 | K: 1 | BB: 0 | K: 0 | BB: 0 | K: 0 | BB: 0 | K: 0 | BB: 0 | 3B: 0 | DP: 1 | SB: 0 | |
| | S: 3 | P: 3 | S: 4 | P: 8 | S: 3 | P: 7 | S: 4 | P: 4 | S: 3 | P: 3 | S: 3 | P: 6 | S: 5 | P: 5 | S: 4 | P: 4 | S: 3 | P: 3 | S: 5 | P: 5 | HR: 0 | HBP: 0 | CS: 0 | |

| PITCHER | IP | WLS | BF | H | R | ER | SO | BB | IBB | HBP | BLK | WP | HR | S | P | ERA | WHIP | PITCHER | IP | WLS | BF | H | R | ER | SO | BB | IBB | HBP | BLK | WP | HR | S | P | ERA | WHIP | |
|---------------------------------|-----|-----|----|---|---|----|----|----|-----|-----|-----|----|----|----|----|------|-------|---------|----|-----|----|---|---|----|----|----|-----|-----|-----|----|----|---|---|-----|------|--|
| Jim Kaat, L ERA: 3.82 (1, 1) | 9.0 | W | 33 | 5 | 0 | 0 | 2 | 2 | 0 | 0 | 0 | 1 | 0 | 35 | 43 | 0.00 | 0.778 | | | | | | | | | | | | | | | | | | | |

MINNESOTA TWINS @ CHICAGO WHITE SOX
COMISKEY PARK, CHICAGO, IL
 Thu Aug 24 1961, 4:33 AM EDT
 Att. 6,703 - Unknown

| | |
|-----|----|
| AB | 30 |
| R | 0 |
| H | 5 |
| RBI | 0 |
| BB | 2 |
| SO | 2 |
| LOB | 10 |



| WP | PA |
|----|----|
| 1 | 33 |

| Batter | 1 | 2 | 3 | 4 | 5 | 6 | 7 | 8 | 9 | AB R H RBI BB SO LOB | TOP | | | | | | | | | | | | |
|---|---|----------------------------------|------------------------------|---------------------------------|------------------------------|---------------------------------|------------------------------|---------------------------------|-------------------------------|---|------------------------------|----------------------------------|------------------------------|---------------------------------|------------------------------|----------------------------------|------------------------------|---------------------------------|----------------------------------|------------------------------------|----------------------------------|--------|--|
| Johnny Temple, R (1, 4) <small>OBP: 0.349, SLG: 0.352</small> | 0-3 K | | 0-0 F8 | | 4-0 2B BB | | 0-3 K | | 0-3 K | 4 1 0 0 1 3 0 | | | | | | | | | | | | | |
| Jim Piersall, R (1, 8) <small>OBP: 0.386, SLG: 0.460</small> Don Dillard, L (5, 8) <small>OBP: 0.359, SLG: 0.438</small> Willie Kirkland, L (9, PH) <small>OBP: 0.316, SLG: 0.462</small> | 4-0 BB 1B BB | | 0-0 1B | | 0-3 K | | 0-3 K | | 0-0 P4 | 2 0 1 0 1 1 1 1 0 0 0 0 1 0 1 0 0 0 0 0 0 | | | | | | | | | | | | | |
| Bob Nieman, R (1, 7) <small>OBP: 0.456, SLG: 0.538</small> | 0-0 1-2 BB 1B | | 0-3 K | | 0-0 1-H 2B | | 0-0 F7 | | 0-3 K | 5 0 2 1 0 2 1 | | | | | | | | | | | | | |
| Chuck Essegian, R (1, 9) <small>OBP: 0.349, SLG: 0.566</small> | 0-3 K | | 0-0 P3 | | 0-3 K | | | 0-0 SH5-4 BB 1B | | 4 0 1 0 0 2 4 | | | | | | | | | | | | | |
| John Romano, R (1, 2) <small>OBP: 0.377, SLG: 0.505</small> | 4-0 1-2 2-3 BB | | | 0-0 HR | | 0-3 K | | 4-0 1-2 SH5-4 BB | | 2 1 1 1 2 1 0 | | | | | | | | | | | | | |
| Bubba Phillips, R (1, 5) <small>OBP: 0.310, SLG: 0.429</small> | 0-0 F7 | | 0-0 F7 | | 4-0 1B BB | | 0-0 SH5-4 | | 0-0 1-2 2-3 | 2 0 0 0 1 0 3 | | | | | | | | | | | | | |
| Vic Power, R (1, 3) <small>OBP: 0.298, SLG: 0.352</small> | | 0-0 F7 | | 0-0 F5 | | 0-0 1-2 FC6-4 1B | | 4-0 IBB | | 3 0 1 0 1 0 0 | | | | | | | | | | | | | |
| Woodie Held, R (1, 6) <small>OBP: 0.354, SLG: 0.443</small> | | 0-3 K | | 0-0 F9 | | 0-0 F9 | | 0-0 P4 | | 4 0 0 0 0 1 5 | | | | | | | | | | | | | |
| Gary Bell, R (1, 1) <small>OBP: 0.159, SLG: 0.150</small> Miguel de la Hoz, R (8, PH) <small>OBP: 0.288, SLG: 0.386</small> Frank Funk, R (8, 1) <small>OBP: 0.125, SLG: 0.067</small> | | 0-0 6-3 | | 0-3 K | | 0-3 1-2f FC6-4 | | 0-3 K | | 3 0 0 0 0 1 2 1 0 0 0 0 1 3 0 0 0 0 0 0 0 | | | | | | | | | | | | | |
| Inning Stats | R: 0 E: 0 K: 2 S: 8 | H: 1 LOB: 3 BB: 2 P: 16 | R: 0 E: 0 K: 1 S: 5 | H: 0 LOB: 0 BB: 0 P: 5 | R: 0 E: 0 K: 1 S: 6 | H: 1 LOB: 1 BB: 0 P: 6 | R: 1 E: 0 K: 0 S: 4 | H: 1 LOB: 0 BB: 0 P: 4 | R: 1 E: 0 K: 3 S: 10 | H: 1 LOB: 1 BB: 1 P: 14 | R: 0 E: 0 K: 1 S: 6 | H: 1 LOB: 2 BB: 1 P: 10 | R: 0 E: 0 K: 2 S: 7 | H: 0 LOB: 0 BB: 0 P: 7 | R: 0 E: 0 K: 1 S: 6 | H: 1 LOB: 3 BB: 2 P: 14 | R: 0 E: 0 K: 2 S: 7 | H: 0 LOB: 0 BB: 0 P: 7 | 1B: 4 2B: 1 3B: 0 HR: 1 | SF: 0 SAC: 1 DP: 0 HBP: 0 | WP: 0 PB: 0 SB: 0 CS: 0 | PA: 39 | |
| PITCHER Juan Pizarro, L (1, 1) <small>ERA: 3.03</small> | IP: 9.0 WLS: W BF: 39 H: 6 R: 2 ER: 2 SO: 13 BB: 5 IBB: 1 HBP: 0 BLK: 0 WP: 0 HR: 1 S: 59 P: 83 ERA: 2.00 WHIP: 1.222 | | | | | | | | | | | | | | | | | | | | | | |

Cleveland Indians @ Chicago White Sox
 Comiskey Park, Chicago, IL
 Fri Aug 25 1961, 8:05 PM EDT
 Att. 32,211 - Unknown

| | |
|-----|----|
| AB | 32 |
| R | 2 |
| H | 6 |
| RBI | 2 |
| BB | 6 |
| SO | 13 |
| LOB | 19 |



| | |
|-------|--------|
| WP: 0 | PA: 39 |
| PB: 0 | |
| SB: 0 | |
| CS: 0 | |

| | |
|-----|------|
| ERA | WHIP |
|-----|------|

livebaseballscorecards.com

| Batter | 1 | 2 | 3 | 4 | 5 | 6 | 7 | 8 | 9 | AB | R | H | RBI | BB | SO | LOB |
|--|---------------------|--------------------|-----------------|-----------------------|---|------------|------------|------------|---|----|---|---|-----|----|----|-----|
| Floyd Robinson, L OBP: 0.389, SLG: 0.447 (1, 9) | 4-0 SH5-3 BB | | 0-0 4-3 | 0-0 G4-6-3 1-2f | | | 0-0 4-3 | | | 3 | 0 | 0 | 0 | 1 | 0 | 1 |
| Nellie Fox, L OBP: 0.321, SLG: 0.295 (1, 4) | 0-0 SH5-3 1-2 | | 0-0 F9 | | | 0-0 P6 | | 0-0 6-3 | | 3 | 0 | 0 | 0 | 0 | 0 | 0 |
| Jim Landis, R OBP: 0.356, SLG: 0.468 (1, 8) | 0-0 F8 | | 4-0 1B BB | | | 0-0 2B | | 0-3 K | | 3 | 1 | 1 | 0 | 1 | 1 | 1 |
| Roy Sievers, R OBP: 0.385, SLG: 0.557 J.C. Martin, L OBP: 0.291, SLG: 0.346 (1, 3) (9, 3) | 0-0 F9 | | 0-0 1B 1B | | | 0-0 F7 | | 0-0 P4 | | 4 | 1 | 1 | 0 | 0 | 0 | 2 |
| Minnie Minoso, R OBP: 0.366, SLG: 0.415 (1, 7) | | 1-0 G5-3 HBP | 0-0 1B 1B | | | 0-0 6-3 | | 0-0 1B | | 3 | 0 | 2 | 1 | 0 | 0 | 1 |
| Al Smith, R OBP: 0.344, SLG: 0.498 Andy Carey, R OBP: 0.336, SLG: 0.399 (1, 5) (9, 5) | | 4-0 1B BB | 0-0 1B | | | 0-3 K | | 0-0 F7 | | 3 | 1 | 1 | 1 | 1 | 1 | 1 |
| Luis Aparicio, R OBP: 0.313, SLG: 0.356 (1, 6) | | 0-0 G5-3 | 0-0 5-3 | | | 0-0 L3 | | | | 3 | 0 | 0 | 0 | 0 | 0 | 4 |
| Sherm Lollar, R OBP: 0.366, SLG: 0.382 (1, 2) | | 0-0 1B | | 0-0 G4-6-3 1B | | 0-0 P6 | | | | 3 | 0 | 2 | 1 | 0 | 0 | 0 |
| Juan Pizarro, L OBP: 0.245, SLG: 0.289 (1, 1) | | 0-0 4-3 | | 0-0 F9 | | | 0-3 K | | | 3 | 0 | 0 | 0 | 0 | 1 | 2 |

| Inning Stats | R: 0 | H: 0 | E: 0 | K: 0 | S: 3 | R: 1 | H: 1 | E: 0 | K: 0 | S: 3 | R: 2 | H: 3 | E: 0 | K: 0 | S: 6 | R: 0 | H: 1 | E: 0 | K: 0 | S: 3 | R: 0 | H: 1 | E: 0 | K: 0 | S: 4 | R: 0 | H: 0 | E: 0 | K: 1 | S: 5 | R: 0 | H: 1 | E: 0 | K: 1 | S: 6 |
|--|------------------|------------|--------|---------|--------|--------|--------|--------|--------|--------|--------|--------|--------|---------|---------|--------------|----------------|------|------|------|--------|-------|------|------|------|--------|-------|------|------|------|--------|-------|------|------|------|
| | LOB: 1 | BB: 1 | P: 7 | | | LOB: 1 | BB: 1 | P: 8 | | | LOB: 2 | BB: 1 | P: 10 | | | LOB: 0 | BB: 0 | P: 3 | | | LOB: 1 | BB: 0 | P: 4 | | | LOB: 0 | BB: 0 | P: 5 | | | LOB: 0 | BB: 0 | P: 6 | | |
| PITCHER | IP | WLS | BF | H | R | ER | SO | BB | IBB | HBP | BLK | WP | HR | S | P | ERA | WHIP | | | | | | | | | | | | | | | | | | |
| Gary Bell, R ERA: 4.5 Frank Funk, R ERA: 3.04 | (1, 1) (8, 1) | 7.0 1.0 | L 4 | 29 1 | 6 0 | 3 0 | 2 1 | 3 0 | 0 0 | 0 0 | 0 0 | 0 0 | 0 0 | 29 6 | 42 6 | 3.86 0.00 | 1.286 1.000 | | | | | | | | | | | | | | | | | | |

BOTTOM

Cleveland Indians @ Chicago White Sox
Comiskey Park, Chicago, IL

Fri Aug 25 1961, 8:05 PM EDT
Att. 32,211 - Unknown

| | |
|-----|----|
| AB | 28 |
| R | 3 |
| H | 7 |
| RBI | 3 |
| BB | 3 |
| SO | 3 |
| LOB | 12 |



| | | | |
|-------|--------|-------|--------|
| 1B: 6 | SF: 0 | WP: 0 | PA: 33 |
| 2B: 1 | SAC: 1 | PB: 0 | |
| 3B: 0 | DP: 2 | SB: 0 | |
| HR: 0 | HBP: 1 | CS: 0 | |

| Batter | 1 | 2 | 3 | 4 | 5 | 6 | 7 | 8 | 9 | AB R H RBI BB SO LOB | TOP | | | | | | | | | | | | | | | | |
|---|---|---------------------------------|------------------------------|---------------------------------|------------------------------|---------------------------------|------------------------------|---------------------------------|------------------------------|----------------------------------|------------------------------|---------------------------------|------------------------------|---------------------------------|------------------------------|----------------------------------|------------------------------|---------------------------------|----------------------------------|------------------------------------|----------------------------------|--------|--|--|--|--|--|
| Johnny Temple, R (1, 4) OBP: 0.350, SLG: 0.353 | 0-0 F8 | | 0-0 1B | | 0-0 1B | | 0-0 F9 | | 0-0 F9 | 5 1 2 1 0 0 0 | | | | | | | | | | | | | | | | | |
| Jim Piersall, R (1, 8) OBP: 0.384, SLG: 0.457 | 0-0 6-3 | | 0-0 F9 | | 0-0 1B | | 0-0 6-3 | | 0-0 F9 | 5 1 1 1 0 0 1 | | | | | | | | | | | | | | | | | |
| Willie Kirkland, L (1, 9) OBP: 0.315, SLG: 0.460 | 0-0 P4 | | 0-3 K | | 0-0 1B | | 0-0 4-1 | | | 4 0 1 0 0 1 1 | | | | | | | | | | | | | | | | | |
| Bob Nieman, R (1, 7) OBP: 0.441, SLG: 0.519 | | 0-0 6-3 | | 0-0 P3 | | 4-0 1B | | 4-0 1B | | 2 0 0 0 0 0 0 | | | | | | | | | | | | | | | | | |
| Tito Francona, L (5, PH) OBP: 0.353, SLG: 0.453 | | | | | | | | | | 0 1 0 1 2 0 0 | | | | | | | | | | | | | | | | | |
| John Romano, R (1, 2) OBP: 0.379, SLG: 0.505 | | 4-0 BB | | 0-0 1B | | 0-0 G6-3 | | 0-0 SH1-3 | | 2 0 1 0 1 0 2 | | | | | | | | | | | | | | | | | |
| Bubba Phillips, R (1, 5) OBP: 0.311, SLG: 0.429 | | 0-0 P5 | | 0-0 1B | | 0-3 K | | 0-0 1B | | 4 0 2 1 0 1 2 | | | | | | | | | | | | | | | | | |
| Vic Power, R (1, 3) OBP: 0.296, SLG: 0.349 | | 0-0 P4 | | 0-0 F9 | | | | 0-0 3-4-1 | | 4 0 0 0 0 0 4 | | | | | | | | | | | | | | | | | |
| Woodie Held, R (1, 6) OBP: 0.353, SLG: 0.443 | | | 0-0 SH5-3 | | 0-0 6-3 | | 0-0 1-3 | | 0-3 K | 4 1 1 0 0 1 3 | | | | | | | | | | | | | | | | | |
| Wynn Hawkins, R (1, 1) OBP: 0.171, SLG: 0.121 | | | 0-0 SH5-3 | | | 0-0 1B | | | 0-0 F7 | 0 0 0 0 0 0 0 | | | | | | | | | | | | | | | | | |
| Bobby Locke, R (3, 1) OBP: 0.235, SLG: 0.188 | | | | | | | | | | 2 1 1 0 0 1 0 | | | | | | | | | | | | | | | | | |
| Bill Dailey, R (8, 1) | | | | | | | | | | 0 0 0 0 0 0 0 | | | | | | | | | | | | | | | | | |
| Walt Bond, L (9, PH) OBP: 0.154, SLG: 0.147 | | | 2-3 | | | | | | | 1 0 0 0 0 0 0 | | | | | | | | | | | | | | | | | |
| Inning Stats | R: 0 E: 0 K: 0 S: 3 | H: 0 LOB: 0 BB: 0 P: 3 | R: 0 E: 0 K: 0 S: 3 | H: 0 LOB: 1 BB: 1 P: 7 | R: 1 E: 0 K: 1 S: 7 | H: 2 LOB: 1 BB: 0 P: 7 | R: 0 E: 0 K: 0 S: 5 | H: 2 LOB: 2 BB: 0 P: 5 | R: 3 E: 0 K: 1 S: 8 | H: 4 LOB: 1 BB: 1 P: 12 | R: 0 E: 0 K: 1 S: 5 | H: 0 LOB: 0 BB: 0 P: 5 | R: 0 E: 0 K: 0 S: 3 | H: 0 LOB: 0 BB: 0 P: 3 | R: 1 E: 0 K: 1 S: 6 | H: 1 LOB: 1 BB: 1 P: 10 | R: 0 E: 0 K: 0 S: 3 | H: 0 LOB: 0 BB: 0 P: 3 | 1B: 8 2B: 1 3B: 0 HR: 0 | SF: 0 SAC: 2 DP: 1 HBP: 0 | WP: 0 PB: 0 SB: 0 CS: 0 | PA: 38 | | | | | |
| PITCHER | IP WLS BF H R ER SO BB IBB HBP BLK WP HR S P ERA WHIP | | | | | | | | | | | | | | | | | | | | | | | | | | |
| Frank Baumann, L (1, 1) ERA: 5.47 | 4.0 | | 21 | 8 | 4 | 4 | 1 | 1 | 0 | 0 | 0 | 0 | 0 | 22 | 26 | 9.00 | 2.250 | | | | | | | | | | |
| Don Larsen, R (5, 1) ERA: 3.76 | 5.0 | W | 17 | 1 | 1 | 1 | 3 | 2 | 0 | 0 | 0 | 0 | 0 | 21 | 29 | 1.80 | 0.600 | | | | | | | | | | |

Cleveland Indians @ Chicago White Sox
 Comiskey Park, Chicago, IL
 Sat Aug 26 1961, 4:33 AM EDT
 Att: 12,579 - Unknown

| | |
|-----|----|
| AB | 33 |
| R | 5 |
| H | 9 |
| RBI | 4 |
| BB | 3 |
| SO | 4 |
| LOB | 13 |



| Batter | 1 | 2 | 3 | 4 | 5 | 6 | 7 | 8 | 9 | AB R H RBI BB SO LOB | TOP | | | | | | | | | | | | | | | |
|---|---|---------------------------------|------------------------------|---------------------------------|------------------------------|---------------------------------|------------------------------|---------------------------------|------------------------------|---------------------------------|---|---------------------------------|------------------------------|---------------------------------|------------------------------|----------------------------------|------------------------------|---------------------------------|----------------------------------|------------------------------------|----------------------------------|--------|--|--|--|--|
| Johnny Temple, R (1, 4) OBP: 0.348, SLG: 0.353 | 0-0 F7 | | 0-3 K | | | 0-0 5-3 | | 0-0 F7 | 0-0 2B | 5 0 1 0 0 1 0 | Cleveland Indians @ Chicago White Sox Comiskey Park, Chicago, IL Sun Aug 27 1961, 4:33 AM EDT Unknown | | | | | | | | | | | | | | | |
| Jim Piersall, R (1, 8) OBP: 0.386, SLG: 0.459 | 0-0 2B | | 0-0 5-3 | | | 0-0 E7 3B 1B | | 4-0 HR | 0-0 3-1 | 4 3 2 0 1 0 1 | | | | | | | | | | | | | | | | |
| Willie Kirkland, L (1, 9) OBP: 0.317, SLG: 0.472 | 0-0 P4 | | | | 0-3 K | 0-0 3B | | 0-0 HR | | 4 1 2 3 0 1 1 | | | | | | | | | | | | | | | | |
| Bob Nieman, R (1, 7) OBP: 0.444, SLG: 0.534 | 0-0 2B | | | | 0-0 F7 | 0-0 P5 | | 0-0 E 1B | | 4 0 2 1 0 0 1 | | | | | | | | | | | | | | | | |
| John Romano, R (1, 2) OBP: 0.376, SLG: 0.500 | 0-0 P6 | | | | 0-0 6-3 | 0-0 F9 | | 0-0 E3 1-2 | | 4 0 0 0 0 0 3 | | | | | | | | | | | | | | | | |
| Bubba Phillips, R (1, 5) OBP: 0.309, SLG: 0.426 | | 0-0 P6 | | | 0-0 F7 | | 0-0 6-3 | 0-0 G3 | | 4 0 0 0 0 0 2 | | | | | | | | | | | | | | | | |
| Vic Power, R (1, 3) OBP: 0.295, SLG: 0.348 | | 0-0 F9 | | | 0-0 5-3 | | 0-0 F8 | | 0-0 E6 SF9 1B | 4 1 1 0 0 0 0 | | | | | | | | | | | | | | | | |
| Woodie Held, R (1, 6) OBP: 0.350, SLG: 0.440 | | 0-0 5-3 | | | 0-3 K | | 0-3 K | | 0-0 SF9 | 3 0 0 1 0 2 0 | | | | | | | | | | | | | | | | |
| Mudcat Grant, R (1, 1) OBP: 0.233, SLG: 0.265 | | | 0-3 K | | | 0-0 HR | | 0-0 P6 | 0-0 4-3 | 2 1 1 1 0 1 0 | | | | | | | | | | | | | | | | |
| Frank Funk, R (6, 1) OBP: 0.125, SLG: 0.067 | | | | | | | | | | 0 0 0 0 0 0 0 | | | | | | | | | | | | | | | | |
| Walt Bond, L (8, PH) OBP: 0.150, SLG: 0.143 | | | | | | | | | | 1 0 0 0 0 0 0 | | | | | | | | | | | | | | | | |
| Bob Allen, L (8, 1) OBP: 0.200, SLG: 0.300 | | | | | | | | | | 0 0 0 0 0 0 0 | | | | | | | | | | | | | | | | |
| Tito Francona, L (9, PH) OBP: 0.352, SLG: 0.452 | | | | | | | | | | 1 0 0 0 0 0 0 | | | | | | | | | | | | | | | | |
| Inning Stats | R: 1 E: 0 K: 0 S: 5 | H: 2 LOB: 1 BB: 0 P: 5 | R: 0 E: 0 K: 0 S: 3 | H: 0 LOB: 0 BB: 0 P: 3 | R: 0 E: 0 K: 2 S: 7 | H: 0 LOB: 0 BB: 0 P: 7 | R: 0 E: 0 K: 1 S: 5 | H: 0 LOB: 0 BB: 0 P: 5 | R: 0 E: 0 K: 1 S: 5 | H: 0 LOB: 0 BB: 0 P: 5 | R: 2 E: 1 K: 0 S: 6 | H: 3 LOB: 1 BB: 0 P: 6 | R: 0 E: 0 K: 1 S: 5 | H: 0 LOB: 0 BB: 0 P: 5 | R: 2 E: 1 K: 0 S: 6 | H: 2 LOB: 2 BB: 1 P: 10 | R: 1 E: 1 K: 0 S: 5 | H: 2 LOB: 1 BB: 0 P: 5 | 1B: 3 2B: 3 3B: 1 HR: 2 | SF: 1 SAC: 0 DP: 0 HBP: 0 | WP: 0 PB: 0 SB: 0 CS: 0 | PA: 38 | | | | |
| PITCHER | IP WLS BF H R ER SO BB IBB HBP BLK WP HR S P ERA WHIP | | | | | | | | | | | | | | | | | | | | | | | | | |
| Billy Pierce, L (1, 1) ERA: 3.8 | 5.1 | 21 | 5 | 3 | 3 | 4 | 0 | 0 | 0 | 0 | 0 | 1 | 29 | 29 | 5.06 | 0.938 | | | | | | | | | | |
| Turk Lown, R (6, 1) ERA: 2.6 | 3.2 | W | 17 | 4 | 3 | 3 | 1 | 1 | 0 | 0 | 0 | 1 | 18 | 22 | 7.36 | 1.364 | | | | | | | | | | |

livebaseballscorecards.com

| | |
|------------|----|
| AB | 36 |
| R | 6 |
| H | 9 |
| RBI | 6 |
| BB | 1 |
| SO | 5 |
| LOB | 8 |



| Batter | 1 | 2 | 3 | 4 | 5 | 6 | 7 | 8 | 9 |
|--|----------------------------|------------|-----------|------------|------------|-----------------------------------|----------------------------|------------|---|
| Floyd Robinson, L OBP: 0.398, SLG: 0.463 (1, 9) | 4-0 WP 1B BB BB | | 0-0 2B | | 0-0 1-3 | 0-0 1-H 2-H 3-H 3B | | 0-0 1-3 | |
| Nellie Fox, L OBP: 0.321, SLG: 0.293 (1, 4) | 4-0 WP 1B BB 1-2 | | 0-0 G3 | | | 0-0 1B 3-1 | | 0-0 F5 | |
| Jim Landis, R OBP: 0.355, SLG: 0.464 (1, 8) | 0-0 CS 1B 1-H 2-H | | 0-0 F8 | | | 0-0 2B 1B 1-2 | 0-3 K | 0-0 F7 | |
| Roy Sievers, R OBP: 0.385, SLG: 0.554 J.C. Martin, L OBP: 0.291, SLG: 0.346 (1, 3) (8, 3) | 0-0 L7 1-2 | | | 0-3 K | | 0-0 1B 2B 1-3 2-H | 0-3 K | | |
| Minnie Minoso, R OBP: 0.370, SLG: 0.419 (1, 7) | 0-0 F3 | | | 4-0 BB | | 4-0 F7 1B 3B IBB | 0-0 1B 2B | | |
| Al Smith, R OBP: 0.349, SLG: 0.513 Andy Carey, R OBP: 0.336, SLG: 0.399 (1, 5) (8, 5) | | 0-3 K | | 0-0 P5 | | 0-0 1B 2B 1-2 2-H 3-H | 4-0 1B 1B BB | | |
| Luis Aparicio, R OBP: 0.312, SLG: 0.354 (1, 6) | | 0-0 1-3 | | 0-0 4-3 | | 0-0 F7 2-3 | 0-0 1B 1B 1-3 2-H | | |
| Sherm Lollar, R OBP: 0.366, SLG: 0.380 (1, 2) | | 0-0 6-3 | | | 0-0 F7 | 4-0 1B 2B 1-2 3B IBB | 0-0 1B 1B 1-2 3-H | | |
| Billy Pierce, L OBP: 0.152, SLG: 0.133 Turk Lown, R (6, 1) | | | 0-3 K | | 0-0 F7 | 0-3 K | 0-0 4-3 | | |

| Inning Stats | R: 2 E: 0 K: 0 S: 3 | H: 1 LOB: 0 BB: 2 P: 11 | R: 0 E: 0 K: 1 S: 5 | H: 0 LOB: 0 BB: 0 P: 5 | R: 0 E: 0 K: 1 S: 6 | H: 1 LOB: 1 BB: 0 P: 6 | R: 0 E: 0 K: 1 S: 5 | H: 0 LOB: 1 BB: 1 P: 9 | R: 0 E: 0 K: 0 S: 3 | H: 0 LOB: 0 BB: 0 P: 3 | R: 6 E: 0 K: 1 S: 10 | H: 5 LOB: 1 BB: 2 P: 18 | R: 2 E: 0 K: 2 S: 10 | H: 3 LOB: 2 BB: 1 P: 14 | R: 0 E: 0 K: 0 S: 3 | H: 0 LOB: 0 BB: 0 P: 3 |
|--------------|------------------------------|----------------------------------|------------------------------|---------------------------------|------------------------------|---------------------------------|------------------------------|---------------------------------|------------------------------|---------------------------------|-------------------------------|----------------------------------|-------------------------------|----------------------------------|------------------------------|---------------------------------|
|--------------|------------------------------|----------------------------------|------------------------------|---------------------------------|------------------------------|---------------------------------|------------------------------|---------------------------------|------------------------------|---------------------------------|-------------------------------|----------------------------------|-------------------------------|----------------------------------|------------------------------|---------------------------------|

| PITCHER | IP | WLS | BF | H | R | ER | SO | BB | IBB | HBP | BLK | WP | HR | S | P | ERA | WHIP |
|--|-----|-----|----|---|---|----|----|----|-----|-----|-----|----|----|----|----|-------|-------|
| Mudcat Grant, R ERA: 3.71 (1, 1) | 5.0 | L | 24 | 6 | 7 | 7 | 3 | 3 | 3 | 0 | 0 | 1 | 0 | 26 | 42 | 12.60 | 1.800 |
| Frank Funk, R ERA: 3.29 (6, 1) | 2.0 | | 12 | 4 | 3 | 3 | 3 | 1 | 1 | 0 | 0 | 1 | 0 | 16 | 24 | 13.50 | 2.500 |
| Bob Allen, L ERA: 3.26 (8, 1) | 1.0 | | 3 | 0 | 0 | 0 | 0 | 0 | 0 | 0 | 0 | 0 | 0 | 3 | 3 | 0.00 | 0.000 |

BOTTOM

Cleveland Indians @ Chicago White Sox
Comiskey Park, Chicago, IL
Sun Aug 27 1961, 4:33 AM EDT
Unknown

| AB | R | H | RBI | BB | SO | LOB |
|----|---|---|-----|----|----|-----|
| 4 | 1 | 2 | 3 | 1 | 0 | 0 |
| 4 | 2 | 1 | 0 | 1 | 0 | 2 |
| 5 | 1 | 2 | 2 | 0 | 1 | 1 |
| 4 | 1 | 1 | 1 | 0 | 2 | 1 |
| 0 | 0 | 0 | 0 | 0 | 0 | 0 |
| 2 | 2 | 1 | 0 | 2 | 0 | 0 |
| 3 | 2 | 1 | 2 | 1 | 1 | 1 |
| 0 | 0 | 0 | 0 | 0 | 0 | 0 |
| 4 | 0 | 1 | 1 | 0 | 0 | 3 |
| 3 | 1 | 1 | 1 | 1 | 0 | 0 |
| 2 | 0 | 0 | 0 | 0 | 1 | 0 |
| 2 | 0 | 0 | 0 | 0 | 1 | 5 |

| AB | 33 |
|-----|----|
| R | 10 |
| H | 10 |
| RBI | 10 |
| BB | 6 |
| SO | 6 |
| LOB | 13 |

livebaseballscorecards.com



| WP | PA |
|----|----|
| 2 | 39 |

| Batter | 1 | 2 | 3 | 4 | 5 | 6 | 7 | 8 | 9 | AB R H RBI BB SO LOB | TOP | | | | | | | | | | | | |
|--|---|---|---|---|---|---|---|---|---|---|---|---|---|---|---|---|---|---|---|---|---|--|--|
| Ken Aspromonte, R (1, 4) OBP: 0.318, SLG: 0.306 | 0-0 5-3 | | 4-0 FC5 BB | 0-0 F8 | | | 0-3 K | | 0-0 1B 2B | 4 1 1 0 1 1 3 | | | | | | | | | | | | | |
| Jim Piersall, R (1, 8) OBP: 0.384, SLG: 0.456 | 0-0 5-3 | | 0-0 FC5 | | 0-0 6-3 | | 0-0 1B | | 0-3 K | 5 0 1 0 0 1 3 | | | | | | | | | | | | | |
| Tito Francona, L (1, 7) OBP: 0.350, SLG: 0.449 Bob Nieman, R (7, PH) OBP: 0.446, SLG: 0.533 | 0-0 4-3 | | 0-0 F9 | | 0-0 F8 | | 0-0 G3 | | 0-0 1B 1B | 3 0 0 0 0 0 2 2 0 1 0 0 0 2 | | | | | | | | | | | | | |
| Willie Kirkland, L (1, 9) OBP: 0.318, SLG: 0.472 | | 0-3 K | | 0-0 FC5-4 1B | | 0-0 F9 | | 0-0 G3 | 0-0 FC4 1B | 5 0 2 1 0 1 0 | | | | | | | | | | | | | |
| Bubba Phillips, R (1, 5) OBP: 0.308, SLG: 0.423 | | 0-0 WP 1B | | 0-0 FC5-4 3B | | 0-0 P4 | | 0-0 5-3 | 0-0 FC4 | 5 1 1 0 0 0 3 | | | | | | | | | | | | | |
| Vic Power, R (1, 3) OBP: 0.297, SLG: 0.353 | | 0-3 K | | 0-0 E 3B | | 0-0 1-3 | | 4-0 1B BB | | 3 1 1 1 1 1 1 | | | | | | | | | | | | | |
| Woodie Held, R (1, 6) OBP: 0.349, SLG: 0.438 | | 0-0 P6 | | 0-0 6-3 | | 0-0 6-3 | | 0-0 1B | | 4 0 1 0 0 0 2 | | | | | | | | | | | | | |
| Valmy Thomas, R (1, 2) OBP: 0.286, SLG: 0.209 | | | 0-0 FC5 BB 1B | 4-0 E BB | | | 0-0 1B 1B | 0-0 4-3 | | 3 0 2 0 1 0 2 | | | | | | | | | | | | | |
| Barry Latman, R (1, 1) OBP: 0.156, SLG: 0.143 Walt Bond, L (7, PH) OBP: 0.146, SLG: 0.139 Dick Stigman, R (7, 1) OBP: 0.111, SLG: 0.111 Bill Dailey, R (7, 1) Chuck Essegian, R (9, PH) OBP: 0.347, SLG: 0.562 | | | 0-0 F7 | 0-0 E4 | | | 0-3 K | | 0-3 K | 2 0 0 0 0 0 2 1 0 0 0 0 1 1 0 0 0 0 0 0 0 0 0 0 0 0 0 0 1 0 0 0 0 1 0 | | | | | | | | | | | | | |
| Inning Stats | R: 0 E: 0 K: 0 S: 3 | H: 0 LOB: 0 BB: 0 P: 3 | R: 0 E: 0 K: 2 S: 8 | H: 1 LOB: 1 BB: 0 P: 8 | R: 0 E: 0 K: 0 S: 4 | H: 1 LOB: 2 BB: 1 P: 8 | R: 2 E: 1 K: 0 S: 6 | H: 2 LOB: 2 BB: 1 P: 10 | R: 0 E: 0 K: 0 S: 3 | H: 0 LOB: 0 BB: 0 P: 3 | R: 0 E: 0 K: 2 S: 9 | H: 2 LOB: 2 BB: 0 P: 9 | R: 0 E: 0 K: 0 S: 4 | H: 1 LOB: 2 BB: 1 P: 8 | R: 1 E: 0 K: 2 S: 10 | H: 3 LOB: 2 BB: 0 P: 10 | 1B: 8 2B: 1 3B: 1 HR: 0 | SF: 0 SAC: 0 DP: 0 HBP: 0 | WP: 1 PB: 0 SB: 0 CS: 0 | PA: 41 | | | |
| PITCHER | IP WLS BF H R ER SO BB IBB HBP BLK WP HR S P ERA WHIP | IP WLS BF H R ER SO BB IBB HBP BLK WP HR S P ERA WHIP | IP WLS BF H R ER SO BB IBB HBP BLK WP HR S P ERA WHIP | IP WLS BF H R ER SO BB IBB HBP BLK WP HR S P ERA WHIP | IP WLS BF H R ER SO BB IBB HBP BLK WP HR S P ERA WHIP | IP WLS BF H R ER SO BB IBB HBP BLK WP HR S P ERA WHIP | IP WLS BF H R ER SO BB IBB HBP BLK WP HR S P ERA WHIP | IP WLS BF H R ER SO BB IBB HBP BLK WP HR S P ERA WHIP | IP WLS BF H R ER SO BB IBB HBP BLK WP HR S P ERA WHIP | IP WLS BF H R ER SO BB IBB HBP BLK WP HR S P ERA WHIP | IP WLS BF H R ER SO BB IBB HBP BLK WP HR S P ERA WHIP | IP WLS BF H R ER SO BB IBB HBP BLK WP HR S P ERA WHIP | IP WLS BF H R ER SO BB IBB HBP BLK WP HR S P ERA WHIP | IP WLS BF H R ER SO BB IBB HBP BLK WP HR S P ERA WHIP | IP WLS BF H R ER SO BB IBB HBP BLK WP HR S P ERA WHIP | IP WLS BF H R ER SO BB IBB HBP BLK WP HR S P ERA WHIP | IP WLS BF H R ER SO BB IBB HBP BLK WP HR S P ERA WHIP | IP WLS BF H R ER SO BB IBB HBP BLK WP HR S P ERA WHIP | IP WLS BF H R ER SO BB IBB HBP BLK WP HR S P ERA WHIP | IP WLS BF H R ER SO BB IBB HBP BLK WP HR S P ERA WHIP | IP WLS BF H R ER SO BB IBB HBP BLK WP HR S P ERA WHIP | | |
| Cal McLish, R (1, 1) ERA: 4.4 | 6.2 W | 29 29 | 6 6 | 2 2 | 1 1 | 4 4 | 2 2 | 0 0 | 0 0 | 0 0 | 1 1 | 0 0 | 35 35 | 43 43 | 1.35 1.35 | 1.200 1.200 | | | | | | | |
| Juan Pizarro, L (7, 1) ERA: 3.05 | 2.1 S | 12 12 | 4 4 | 1 1 | 1 1 | 2 2 | 1 1 | 0 0 | 0 0 | 0 0 | 0 0 | 0 0 | 15 15 | 19 19 | 3.86 3.86 | 2.143 2.143 | | | | | | | |

Cleveland Indians @ Chicago White Sox
Comiskey Park, Chicago, IL
Sun Aug 27 1961, 4:38 AM EDT
Att: 30,270 - Unknown

livebaseballscorecards.com

| | |
|------------|-----------|
| AB | 38 |
| R | 3 |
| H | 10 |
| RBI | 2 |
| BB | 3 |
| SO | 6 |
| LOB | 21 |



BOTTOM

Cleveland Indians @ Chicago White Sox
Comiskey Park, Chicago, IL

livebaseballscorecards.com

| | |
|-----|----|
| AB | 35 |
| R | 9 |
| H | 11 |
| RBI | 9 |
| BB | 5 |
| SO | 4 |
| LOB | 16 |



| | | | |
|-----|---|-----|----|
| WP: | 0 | PA: | 41 |
| PB: | 0 | SB: | 2 |
| CS: | 1 | | |

Sun Aug 27 1961, 4:38 AM EDT
Att. 30,270 - Unknown

AB R H RBI BB SO LOB

| | | | | | | |
|-----|---|------|---|---|---|---|
| 5 | 1 | 2 | 1 | 0 | 0 | 2 |
| 4 | 1 | 0 | 0 | 1 | 0 | 4 |
| 3 | 2 | 0 | 1 | 2 | 0 | 2 |
| 4 | 1 | 3 | 4 | 0 | 0 | 0 |
| 0 | 0 | 0 | 0 | 0 | 0 | 0 |
| 1 | 0 | 0 | 0 | 0 | 0 | 2 |
| 3 | 0 | 0 | 0 | 1 | 1 | 3 |
| 3 | 1 | 1 | 1 | 1 | 0 | 1 |
| 0 | 0 | 0 | 0 | 0 | 0 | 0 |
| 4 | 1 | 2 | 1 | 0 | 0 | 1 |
| 3 | 0 | 1 | 1 | 0 | 1 | 0 |
| 1 | 1 | 0 | 0 | 0 | 0 | 0 |
| 2 | 0 | 0 | 0 | 0 | 2 | 1 |
| 2 | 1 | 2 | 0 | 0 | 0 | 0 |
| 1B: | 5 | SF: | 0 | | | |
| 2B: | 4 | SAC: | 0 | | | |
| 3B: | 0 | DP: | 0 | | | |
| HR: | 2 | HBP: | 0 | | | |

| Batter | 1 | 2 | 3 | 4 | 5 | 6 | 7 | 8 | 9 | | | | | |
|---|--------------------------|------------------------|--------------------------|------------------------|--------------------------|------------------------|--------------------------|-------------------------|--------------------------|------------------------|--------------------------|-------------------------|--------------------------|------------------------|
| Floyd Robinson, L OBP: 0.398, SLG: 0.466 (1, 9) X | 0-0 4-3 ① | | X 0-0 F9 ③ | | X 0-0 CS 1B 2-3 | | X 0-0 BB 1B 2B 2-H | X 0-0 F7 ① | | | | | | |
| Nellie Fox, L OBP: 0.320, SLG: 0.290 (1, 4) X | 0-0 4-3 ② | | | X 0-0 F9 ① X | X 0-0 F8 ② | | BB BB BB 4-0 BB 1B BB | X 0-0 E3 FC4-6 1-2 2-3 | | | | | | |
| Jim Landis, R OBP: 0.356, SLG: 0.461 (1, 8) X | 0-0 5-3 ③ | | | X 0-0 F8 ② | X 0-0 CS 1-2 | 4-0 HR BB | BB BB BB 4-0 1-3 1B BB | X 0-0 FC4-6 1-2 2-3 3-H | | | | | | |
| Roy Sievers, R OBP: 0.389, SLG: 0.566 (1, 3) | | X 0-0 P4 ① | | X 0-0 2B | | X 0-0 HR 1-H | X 0-0 1B 1-3 | X 0-0 F7 ③ | | | | | | |
| J.C. Martin, L OBP: 0.291, SLG: 0.346 (7, PR) | | | | | | | | | | | | | | |
| Billy Goodman, L OBP: 0.313, SLG: 0.395 (8, 3) | | | | | | | | | | | | | | |
| Minnie Minoso, R OBP: 0.369, SLG: 0.416 (1, 7) | | BB BB BB 4-0 S BB | | S S S S 0-3 K ③ | | X 0-0 6-3 ① X | X 0-0 1-3 ② | | | | | | | |
| Al Smith, R OBP: 0.350, SLG: 0.519 (1, 5) | | X 0-0 F7 ② | | | X 0-0 HR | X 0-0 F7 ② | BB BB BB 4-0 1B BB | | | | | | | |
| Andy Carey, R OBP: 0.336, SLG: 0.399 (8, 5) | | | | | | | | | | | | | | |
| Luis Aparicio, R OBP: 0.313, SLG: 0.355 (1, 6) | | X 0-0 F5 ③ | | | X 0-0 S 2B 1B | X 0-0 5-3 ③ X | X 0-0 1B 1-2 2-H 3-H | X 0-0 1B ③ | | | | | | |
| Bob Roselli, R OBP: 0.294, SLG: 0.382 (1, 2) | | | S S S S 0-3 K ① | | X 0-0 1B 1-H | | X 0-0 F8 ① X | X 0-0 E5 1B FC4-6 | | | | | | |
| Sherm Lollar, R OBP: 0.365, SLG: 0.378 (8, 2) | | | | | | | | | | | | | | |
| Cal McLish, S OBP: 0.157, SLG: 0.160 (1, 1) | | | S S S S 0-3 K ② | | S S S S 0-3 K ① | | X 0-0 2B 2B | X 0-0 FC4-6 E 1-2 1B | | | | | | |
| Juan Pizarro, L OBP: 0.275, SLG: 0.340 (7, 1) | | | | | | | | | | | | | | |
| Inning Stats | R: 0 H: 0 E: 0 K: 0 S: 3 | H: 0 LOB: 1 BB: 1 P: 7 | R: 0 H: 0 E: 0 K: 2 S: 7 | H: 0 LOB: 0 BB: 0 P: 7 | R: 0 H: 1 E: 0 K: 1 S: 6 | H: 1 LOB: 1 BB: 0 P: 6 | R: 2 H: 4 E: 0 K: 1 S: 8 | H: 1 LOB: 1 BB: 0 P: 8 | R: 2 H: 1 E: 0 K: 0 S: 4 | H: 1 LOB: 0 BB: 1 P: 8 | R: 4 H: 4 E: 0 K: 0 S: 6 | H: 2 LOB: 2 BB: 3 P: 18 | R: 1 H: 1 E: 2 K: 0 S: 6 | H: 1 LOB: 2 BB: 0 P: 6 |

| PITCHER | IP | WLS | BF | H | R | ER | SO | BB | IBB | HBP | BLK | WP | HR | S | P | ERA | WHIP |
|--|-----|-----|----|---|---|----|----|----|-----|-----|-----|----|----|----|----|--------|--------|
| Barry Latman, R ERA: 3.59 (1, 1) | 6.0 | L | 25 | 6 | 4 | 4 | 4 | 2 | 0 | 0 | 0 | 0 | 2 | 31 | 39 | 6.00 | 1.333 |
| Dick Stigman, L ERA: 4.76 (7, 1) | 0.1 | | 6 | 3 | 4 | 4 | 0 | 2 | 0 | 0 | 0 | 0 | 0 | 4 | 12 | 108.00 | 15.000 |
| Bill Dailey, R ERA: 1.04 (7, 1) | 1.2 | | 9 | 2 | 1 | 0 | 0 | 1 | 0 | 0 | 0 | 0 | 0 | 8 | 12 | 0.00 | 1.800 |

PITCHER IP WLS BF H R ER SO BB IBB HBP BLK WP HR S P ERA WHIP

| Batter | 1 | 2 | 3 | 4 | 5 | 6 | 7 | 8 | 9 | AB R H RBI BB SO LOB | TOP |
|--|---|---|---|---|---|---|---|---|---|--|---|
| Floyd Robinson, L (1, 9) OBP: 0.395, SLG: 0.460 | 0-0 3-1 | | 4-0 BB | | 0-0 FC6-5 2B 1B | | 0-0 F2 | 0-0 F8 | | 4 1 0 0 1 0 5 | |
| Nellie Fox, L (1, 4) OBP: 0.319, SLG: 0.291 | 0-0 F8 | | 0-0 4-3 | | 0-0 1B 2B | | 0-0 G3 | | 0-0 4-3 | 5 1 1 1 0 0 2 | |
| Jim Landis, R (1, 8) OBP: 0.358, SLG: 0.461 | 0-0 1B | | | 0-0 ES 1B | | 0-0 L9 | 4-0 ES BB | | 0-3 K | 4 0 2 0 1 1 2 | |
| Roy Sievers, R (1, 3) OBP: 0.386, SLG: 0.561 J.C. Martin, L (9, 3) OBP: 0.291, SLG: 0.346 | 0-0 F8 | | | 0-3 K | 0-0 1B | | 0-0 E6 | | 0-3 K | 5 0 1 2 0 2 3 0 0 0 0 0 0 0 | |
| Minnie Minoso, R (1, 7) OBP: 0.368, SLG: 0.414 Andy Carey, R (4, PR) OBP: 0.333, SLG: 0.396 | | 0-0 6-3 | | 0-0 E5 FC4-6 | 0-0 F8 | | 0-0 F7 | | | 2 0 0 0 0 0 1 2 0 0 0 0 0 3 | |
| Al Smith, R (1, 5) OBP: 0.349, SLG: 0.517 | | 0-0 4-3 | | 0-0 L9 | | 0-0 F7 | | 0-0 FC1-6 1B | | 4 0 1 0 0 0 2 | |
| Luis Aparicio, R (1, 6) OBP: 0.311, SLG: 0.353 | | 0-0 P6 | | 0-0 FC4-6 | | 0-0 L9 | | 0-0 FC1-6 6-3 1-2f | | 4 0 0 0 0 0 3 | |
| Sherm Lollar, R (1, 2) OBP: 0.366, SLG: 0.378 | | | 0-0 5-3 | | 0-0 FC6-5 1B 1B | 0-0 F8 | | 4-0 6-3 1-2 IBB | | 3 0 1 0 1 0 0 | |
| Ray Herbert, R (1, 1) OBP: 0.211, SLG: 0.224 Turk Lown, R (8, 1) | | | 0-0 1-3 | | 0-0 FC6-5 2B 1B | | 0-0 EG3 E 1B | 0-0 6-3 1-2 2-3 | | 4 2 2 0 0 0 2 0 0 0 0 0 0 0 | |
| Inning Stats | R: 0 H: 1 E: 0 LOB: 1 K: 0 BB: 0 S: 4 P: 4 | R: 0 H: 0 E: 0 LOB: 0 K: 0 BB: 0 S: 3 P: 3 | R: 0 H: 0 E: 0 LOB: 1 K: 0 BB: 1 S: 3 P: 7 | R: 0 H: 1 E: 1 LOB: 2 K: 1 BB: 0 S: 7 P: 7 | R: 3 H: 4 E: 0 LOB: 1 K: 0 BB: 0 S: 7 P: 7 | R: 0 H: 0 E: 0 LOB: 0 K: 0 BB: 0 S: 3 P: 3 | R: 1 H: 1 E: 2 LOB: 2 K: 0 BB: 1 S: 5 P: 9 | R: 0 H: 1 E: 0 LOB: 2 K: 0 BB: 1 S: 4 P: 8 | R: 0 H: 0 E: 0 LOB: 0 K: 2 BB: 0 S: 7 P: 7 | 1B: 7 SF: 0 2B: 1 SAC: 0 3B: 0 DP: 0 HR: 0 HBP: 0 | WP: 0 PA: 40 PB: 0 SB: 2 CS: 0 |
| PITCHER Frank Lary, R (1, 1) ERA: 3.16 | IP WLS BF H R ER SO BB IBB HBP BLK WP HR S P ERA WHIP | | | | | | | | | | |
| | 9.0 L 40 8 4 3 3 2 1 0 0 0 0 0 43 55 3.00 1.111 | | | | | | | | | | |

Chicago White Sox @ Detroit Tigers
Tiger Stadium, Detroit, MI
Tue Aug 29 1961, 7:05 PM EDT
Att: 47,830 - Unknown

livebaseballscorecards.com

AB 37
R 4
H 8
RBI 3
BB 3
SO 3
LOB 23



| Batter | 1 | 2 | 3 | 4 | 5 | 6 | 7 | 8 | 9 | AB R H RBI BB SO LOB |
|---|----------|--------|------------|--------------|----------------|---------------|-----------|------------|--------------|----------------------|
| Jake Wood, R (1, 4) OBP: 0.323, SLG: 0.386 | 0-0 5-3 | | 0-0 4-3 | | 0-3 K | | 0-0 CS 1B | | 0-3 K | 5 0 1 0 0 2 4 |
| Bill Bruton, L (1, 8) OBP: 0.332, SLG: 0.383 | 0-0 4-3 | | 0-0 F3 | | 0-0 F8 | | 0-0 F9 | | 0-0 F9 | 5 0 0 0 0 0 5 |
| Al Kaline, R (1, 9) OBP: 0.373, SLG: 0.488 | 0-0 L4-3 | | | 0-0 L8 | 0-0 F3 | | | 0-0 L5-3 | | 4 0 0 0 0 0 0 |
| Rocky Colavito, R (1, 7) OBP: 0.405, SLG: 0.604 | | 0-0 F9 | | 0-0 BB 1B 1B | | 0-0 3-1 3B 2B | | 0-0 BB 1B | | 4 2 3 0 0 0 0 |
| Norm Cash, L (1, 3) OBP: 0.499, SLG: 0.661 | | 0-3 K | | 0-3 K | | 0-0 3-1 | | 0-0 F3 | | 4 0 0 0 0 2 3 |
| Dick McAuliffe, L (1, 5) (9, 6) OBP: 0.314, SLG: 0.402 | | 0-0 F9 | | 4-0 1B 2B BB | | 0-0 1-3 | | 4-0 1-2 BB | | 2 1 0 0 2 0 1 |
| Chico Fernandez, R (1, 6) OBP: 0.311, SLG: 0.325 | | | 0-0 4-3 1B | | 0-0 2B 1B | | 0-0 3B | | 0-3 K | 3 0 3 2 0 0 0 |
| Charlie Maxwell, L (8, PH) OBP: 0.369, SLG: 0.446 | | | | 1-3 2-H | | 3-H | | | | 1 0 0 0 0 1 2 |
| Reno Bertoia, R (9, 5) OBP: 0.301, SLG: 0.252 | | | | | | | | | | 0 0 0 0 0 0 0 |
| Mike Roarke, R (1, 2) OBP: 0.296, SLG: 0.299 | | | 0-3 K | | 0-0 1-3 3-H 2B | | 0-0 F9 | | 0-0 SH5-4 1B | 3 0 1 1 0 1 2 |
| George Alusik, R (9, PH) OBP: 0.400, SLG: 0.400 | | | | | | | | | | 1 0 1 0 0 0 0 |
| Bubba Morton, R (9, PR) OBP: 0.286, SLG: 0.380 | | | | | | | | | | 0 0 0 0 0 0 0 |
| Frank Lary, R (1, 1) OBP: 0.264, SLG: 0.303 | | | 0-0 4-3 1B | | 0-0 F7 | | | | 0-0 SH5-4 | 3 0 1 0 0 0 2 |
| Bobo Osborne, L (9, PH) OBP: 0.356, SLG: 0.333 | | | 1-2 | | | | | | 1-2 | 0 0 0 0 0 0 0 |

| Inning Stats | R: 0 | H: 0 | E: 0 | K: 0 | S: 3 | R: 0 | H: 0 | E: 0 | K: 1 | S: 5 | R: 0 | H: 2 | E: 0 | K: 1 | S: 7 | R: 2 | H: 3 | E: 0 | K: 1 | S: 8 | R: 0 | H: 0 | E: 0 | K: 1 | S: 5 | R: 1 | H: 2 | E: 0 | K: 0 | S: 5 | R: 0 | H: 1 | E: 0 | K: 0 | S: 3 | R: 0 | H: 1 | E: 0 | K: 1 | S: 6 | R: 0 | H: 1 | E: 0 | K: 1 | S: 6 | R: 0 | H: 1 | E: 0 | K: 1 | S: 6 | 1B: 7 | 2B: 2 | 3B: 1 | HR: 0 | SF: 0 | SAC: 1 | DP: 0 | HBP: 0 | WP: 0 | PB: 0 | SB: 0 | CS: 1 | PA: 38 |
|--------------|------|------|------|------|------|------|------|------|------|------|------|------|------|------|------|------|------|------|------|------|------|------|------|------|------|------|------|------|------|------|------|------|------|------|------|------|------|------|------|------|------|------|------|------|------|------|------|------|------|------|-------|-------|-------|-------|-------|--------|-------|--------|-------|-------|-------|-------|--------|
|--------------|------|------|------|------|------|------|------|------|------|------|------|------|------|------|------|------|------|------|------|------|------|------|------|------|------|------|------|------|------|------|------|------|------|------|------|------|------|------|------|------|------|------|------|------|------|------|------|------|------|------|-------|-------|-------|-------|-------|--------|-------|--------|-------|-------|-------|-------|--------|

| PITCHER | IP | WLS | BF | H | R | ER | SO | BB | IBB | HBP | BLK | WP | HR | S | P | ERA | WHIP |
|------------------------------------|-----|-----|----|---|---|----|----|----|-----|-----|-----|----|----|----|----|------|-------|
| Ray Herbert, R (1, 1) ERA: 4.74 | 7.1 | W | 31 | 9 | 3 | 3 | 4 | 1 | 0 | 0 | 0 | 0 | 0 | 38 | 42 | 3.68 | 1.364 |
| Turk Lown, R (8, 1) ERA: 2.55 | 1.2 | S | 7 | 1 | 0 | 0 | 2 | 1 | 0 | 0 | 0 | 0 | 0 | 10 | 14 | 0.00 | 1.200 |

BOTTOM

Chicago White Sox @ Detroit Tigers
Tiger Stadium, Detroit, MI
Tue Aug 29 1961, 7:05 PM EDT
Att. 47,830 - Unknown

livebaseballscorecards.com

| | |
|-----|----|
| AB | 35 |
| R | 3 |
| H | 10 |
| RBI | 3 |
| BB | 2 |
| SO | 6 |
| LOB | 19 |



| Batter | 1 | 2 | 3 | 4 | 5 | 6 | 7 | 8 | 9 | AB R H RBI BB SO LOB | TOP |
|--|---|---|---|---|---|---|---|---|---|---|---|
| Floyd Robinson, L OBP: 0.398, SLG: 0.465 (1, 9) X | 0-0 F8 | 0-0 2B | | 0-0 1B S | | 0-3 K | | 0-0 SH1-3 1B | | 5 0 3 3 0 1 0 | |
| Nellie Fox, L OBP: 0.318, SLG: 0.291 (1, 4) X | 0-0 E7 2B | 0-0 6-3 | | 0-0 FC6-4 1B | | | 0-0 4-3 | 0-0 SH1-3 | | 4 1 1 0 0 0 1 | |
| Jim Landis, R OBP: 0.355, SLG: 0.456 (1, 8) X | 0-0 L4 | | 0-0 P6 | 0-0 FC6-4 | | | 0-0 5-3 | 0-0 F8 | | 5 0 0 0 0 0 4 | |
| Roy Sievers, R OBP: 0.389, SLG: 0.564 J.C. Martin, L OBP: 0.291, SLG: 0.346 (1, 3) X (8, 3) | 0-0 2B | | 0-0 2B 1B | | 0-0 F8 | | 0-0 2B 1B | 0-0 6-3 | | 5 1 3 1 0 0 1 0 0 0 0 0 0 0 | |
| Minnie Minoso, R OBP: 0.370, SLG: 0.420 (1, 7) X | 0-0 L6 | | 0-0 2B | | 4-0 E S BB | | 0-0 2B | | 0-0 F8 | 4 0 2 1 1 0 1 | |
| Al Smith, R OBP: 0.346, SLG: 0.512 Andy Carey, R OBP: 0.332, SLG: 0.394 (1, 5) (7, 5) | | 0-3 K | 0-0 P6 | | 0-3 K | | 0-3 K | | 0-0 P4 | 4 0 0 0 0 3 4 1 0 0 0 0 0 0 | |
| Luis Aparicio, R OBP: 0.314, SLG: 0.352 (1, 6) | | 0-0 5-3 2B 1B | 0-0 6-3 | | 0-0 F7 | | | 4-0 S BB 3B | 4-0 PO BB | 3 2 1 0 2 0 2 | |
| Sherm Lollar, R OBP: 0.368, SLG: 0.366 (1, 2) | | 0-0 5-3 | | 0-0 G4-6-3 1B | | 0-0 F7 | | 0-0 1B 3B | 0-0 PO | 4 1 2 1 0 0 1 | |
| Juan Pizarro, L OBP: 0.291, SLG: 0.340 (1, 1) | | 1-0 2B HBP | | 0-0 G4-6-3 | | 0-0 F3 | | 0-0 1B | | 3 2 1 1 0 0 1 | |
| Inning Stats | R: 1 E: 1 K: 0 S: 5 H: 1 LOB: 1 BB: 0 P: 5 | R: 2 E: 0 K: 1 S: 7 H: 2 LOB: 1 BB: 0 P: 8 | R: 1 E: 0 K: 0 S: 5 H: 2 LOB: 1 BB: 0 P: 5 | R: 0 E: 0 K: 0 S: 5 H: 3 LOB: 2 BB: 0 P: 5 | R: 0 E: 0 K: 1 S: 5 H: 0 LOB: 1 BB: 1 P: 9 | R: 0 E: 0 K: 1 S: 5 H: 0 LOB: 0 BB: 0 P: 5 | R: 0 E: 0 K: 1 S: 7 H: 2 LOB: 2 BB: 0 P: 7 | R: 3 E: 1 K: 0 S: 6 H: 3 LOB: 1 BB: 1 P: 10 | R: 0 E: 0 K: 0 S: 2 H: 0 LOB: 0 BB: 1 P: 6 | 1B: 8 2B: 4 3B: 1 HR: 0 SF: 0 SAC: 1 DP: 1 HBP: 1 | WP: 0 PB: 0 SB: 3 CS: 0 PA: 44 |
| PITCHER | IP WLS BF H R ER SO BB IBB HBP BLK WP HR S P ERA WHIP | IP WLS BF H R ER SO BB IBB HBP BLK WP HR S P ERA WHIP | IP WLS BF H R ER SO BB IBB HBP BLK WP HR S P ERA WHIP | IP WLS BF H R ER SO BB IBB HBP BLK WP HR S P ERA WHIP | IP WLS BF H R ER SO BB IBB HBP BLK WP HR S P ERA WHIP | IP WLS BF H R ER SO BB IBB HBP BLK WP HR S P ERA WHIP | IP WLS BF H R ER SO BB IBB HBP BLK WP HR S P ERA WHIP | IP WLS BF H R ER SO BB IBB HBP BLK WP HR S P ERA WHIP | IP WLS BF H R ER SO BB IBB HBP BLK WP HR S P ERA WHIP | IP WLS BF H R ER SO BB IBB HBP BLK WP HR S P ERA WHIP | IP WLS BF H R ER SO BB IBB HBP BLK WP HR S P ERA WHIP |
| Jim Bunning, R ERA: 3.09 (1, 1) | 7.0 L 33 10 4 3 4 1 0 1 0 0 0 39 44 3.86 1.571 | | | | | | | | | | |
| Gerry Staley, R ERA: 4.02 (8, 1) | 0.0 2 1 2 2 0 1 0 0 0 0 0 1 5 ∞ ∞ | | | | | | | | | | |
| Hank Aguirre, L ERA: 3.5 (8, 1) | 0.1 3 2 1 0 0 0 0 0 0 0 0 3 3 0.00 6.000 | | | | | | | | | | |
| Terry Fox, R ERA: 1.44 (8, 1) | 1.2 5 0 0 0 0 1 0 0 0 0 0 4 8 0.00 0.600 | | | | | | | | | | |

Chicago White Sox @ Detroit Tigers
Tiger Stadium, Detroit, MI
Wed Aug 30 1961, 7:05 PM EDT
Att: 37,490 - Unknown

livebaseballscorecards.com

| | |
|-----|----|
| AB | 38 |
| R | 7 |
| H | 13 |
| RBI | 7 |
| BB | 3 |
| SO | 4 |
| LOB | 15 |



| Batter | 1 | 2 | 3 | 4 | 5 | 6 | 7 | 8 | 9 | AB R H RBI BB SO LOB | TOP | | | | | | | | | | | |
|---|--|---------------------------------|------------------------------|---------------------------------|------------------------------|---------------------------------|------------------------------|---------------------------------|------------------------------|---------------------------------|------------------------------|---------------------------------|------------------------------|---------------------------------|------------------------------|---------------------------------|------------------------------|---------------------------------|----------------------------------|------------------------------------|----------------------------------|--------|
| Floyd Robinson, L (1, 9) OBP: 0.394, SLG: 0.459 | 0-3 K | | 0-3 K | | 0-0 F2 | | | 0-0 4-3 | | 4 0 0 0 0 2 0 | | | | | | | | | | | | |
| Nellie Fox, L (1, 4) OBP: 0.316, SLG: 0.289 | 0-0 F5 | | | 0-0 P6 | | 0-0 F8 | | 0-0 F8 | | 4 0 0 0 0 0 0 | | | | | | | | | | | | |
| Jim Landis, R (1, 8) OBP: 0.356, SLG: 0.457 | 0-0 1B | | | 0-3 K | | 0-0 L6-3 1B | | 0-0 P3 | | 4 0 2 0 0 1 0 | | | | | | | | | | | | |
| Roy Sievers, R (1, 3) OBP: 0.388, SLG: 0.561 | 0-0 4-3 | | | 0-0 1B 2B 1B | | 0-0 L6-3 1-2 | | | 0-3 K | 4 1 1 0 0 1 2 | | | | | | | | | | | | |
| Minnie Minoso, R (1, 7) OBP: 0.373, SLG: 0.425 | | 0-3 K | | 0-0 1-2 2B 1B | | | 0-0 BB 1B | | 0-0 2B | 4 1 3 0 0 1 0 | | | | | | | | | | | | |
| Andy Carey, R (1, 5) OBP: 0.335, SLG: 0.398 | | 0-0 P3 | | 0-0 1-H 2-H 2B | | | 4-0 1-2 BB | | 0-0 F3 | 3 0 1 2 1 0 1 | | | | | | | | | | | | |
| Luis Aparicio, R (1, 6) OBP: 0.311, SLG: 0.350 | | 0-0 6-3 | | 0-0 F8 | | | 0-0 F7 | | 0-0 5-3 | 4 0 0 0 0 0 4 | | | | | | | | | | | | |
| Sherm Lollar, R (1, 2) OBP: 0.365, SLG: 0.383 | | | 0-0 F8 | | 0-0 P4 | | 0-0 L7 | | | 3 0 0 0 0 0 2 | | | | | | | | | | | | |
| Frank Baumann, L (1, 1) OBP: 0.296, SLG: 0.388 | | | 0-3 K | | 0-3 K | | 0-0 P6 | | | 1 0 0 0 0 1 0 | | | | | | | | | | | | |
| Russ Kemmerer, R (3, 1) OBP: 0.250, SLG: 0.214 | | | | | | | | | | 1 0 0 0 0 1 0 | | | | | | | | | | | | |
| Warren Hacker, R (6, 1) | | | | | | | | | | 0 0 0 0 0 0 0 | | | | | | | | | | | | |
| J.C. Martin, L (7, PH) OBP: 0.290, SLG: 0.345 | | | | | | | | | | 1 0 0 0 0 0 2 | | | | | | | | | | | | |
| Turk Lown, R (7, 1) | | | | | | | | | | 0 0 0 0 0 0 0 | | | | | | | | | | | | |
| Inning Stats | R: 0 E: 0 K: 1 S: 6 | H: 1 LOB: 1 BB: 0 P: 6 | R: 0 E: 0 K: 1 S: 5 | H: 0 LOB: 0 BB: 0 P: 5 | R: 0 E: 0 K: 2 S: 7 | H: 0 LOB: 0 BB: 0 P: 7 | R: 2 E: 0 K: 1 S: 8 | H: 3 LOB: 1 BB: 0 P: 8 | R: 0 E: 0 K: 1 S: 5 | H: 0 LOB: 0 BB: 0 P: 5 | R: 0 E: 0 K: 0 S: 3 | H: 1 LOB: 0 BB: 0 P: 3 | R: 0 E: 0 K: 0 S: 4 | H: 1 LOB: 2 BB: 1 P: 8 | R: 0 E: 0 K: 0 S: 3 | H: 0 LOB: 0 BB: 0 P: 3 | R: 0 E: 0 K: 1 S: 6 | H: 1 LOB: 1 BB: 0 P: 6 | 1B: 5 2B: 3 3B: 0 HR: 0 | SF: 0 SAC: 0 DP: 1 HBP: 0 | WP: 0 PB: 0 SB: 0 CS: 0 | PA: 34 |
| PITCHER Paul Foytack, R (1, 1) ERA: 3.63 | IP: 9.0 WLS: W BF: 34 H: 7 R: 2 ER: 2 SO: 7 BB: 1 IBB: 0 HBP: 0 BLK: 0 WP: 0 HR: 0 S: 47 P: 51 ERA: 2.00 WHIP: 0.889 | | | | | | | | | | | | | | | | | | | | | |

Chicago White Sox @ Detroit Tigers
Tiger Stadium, Detroit, MI
Thu Aug 31 1961, 4:33 AM EDT
Att: 25,504 - Unknown

livebaseballscorecards.com

AB 33
R 2
H 7
RBI 2
BB 1
SO 7
LOB 11



| Batter | 1 | 2 | 3 | 4 | 5 | 6 | 7 | 8 | 9 | AB R H RBI BB SO LOB | TOP | | | | | | | | | | | |
|---|---|---------------------------------|------------------------------|---------------------------------|------------------------------|---------------------------------|------------------------------|---------------------------------|------------------------------|---------------------------------|------------------------------|---------------------------------|------------------------------|---------------------------------|------------------------------|---------------------------------|------------------------------|---------------------------------|----------------------------------|------------------------------------|----------------------------------|--------|
| Floyd Robinson, L OBP: 0.392, SLG: 0.463 (1, 9) X | 0-0 L5 ① | | 0-0 3B X | | 0-0 F7 ③ | | 0-0 F7 ③ | | | 4 0 1 0 0 0 1 | | | | | | | | | | | | |
| Nellie Fox, L OBP: 0.315, SLG: 0.290 (1, 4) X | 0-0 F7 ② | | 0-0 6-3 ③ | | | 0-0 2B X | | 0-0 4-3 ① | | 4 1 1 0 0 0 1 | | | | | | | | | | | | |
| Jim Landis, R OBP: 0.357, SLG: 0.459 (1, 8) X | 0-0 5-3 ③ | | | 0-3 K ① | | 0-0 2B X | | 0-0 1B ① | | 4 1 2 1 0 1 0 | | | | | | | | | | | | |
| Roy Sievers, R OBP: 0.389, SLG: 0.559 (1, 3) | | 4-0 BB BBB | | 0-0 F9 ② | | 4-0 1B BB | | 0-0 1B ② | | 2 0 0 0 2 0 1 | | | | | | | | | | | | |
| J.C. Martin, L OBP: 0.290, SLG: 0.345 (9, 3) | | | | 0-0 F8 ① | | 0-0 1B BB | | 0-0 1B ② | | 0 0 0 0 0 0 0 | | | | | | | | | | | | |
| Minnie Minoso, R OBP: 0.374, SLG: 0.426 (1, 7) | | | | 0-0 P4 ② | | 0-0 1B ① | | 0-0 1B ② | | 4 0 2 1 0 1 1 | | | | | | | | | | | | |
| Al Smith, R OBP: 0.346, SLG: 0.509 (1, 5) | | | | 0-0 FC6-4 ③ | | 0-0 1B ① | | 0-0 1B ② | | 4 1 1 0 0 0 4 | | | | | | | | | | | | |
| Andy Carey, R OBP: 0.335, SLG: 0.398 (9, 5) | | | | 0-0 K ③ | | 0-0 1B ① | | 0-0 1B ② | | 0 0 0 0 0 0 0 | | | | | | | | | | | | |
| Luis Aparicio, R OBP: 0.309, SLG: 0.347 (1, 6) | | | | 0-0 K ② | | 0-0 6-3 ③ | | 0-0 F7 ③ | | 4 0 0 0 0 0 3 | | | | | | | | | | | | |
| Bob Roselli, R OBP: 0.270, SLG: 0.351 (1, 2) | | | | 0-0 5-3 ① | | 0-0 K ② | | 0-0 6-3 ① | | 3 0 0 0 0 1 1 | | | | | | | | | | | | |
| Cal McLish, S OBP: 0.170, SLG: 0.173 (1, 1) | | | | 0-0 K ② | | 0-0 1B ② | | 0-0 1-3 ② | | 2 0 1 1 0 1 0 | | | | | | | | | | | | |
| Warren Hacker, R (6, 1) | | | | | | | | | | 1 0 0 0 0 0 0 | | | | | | | | | | | | |
| Turk Lown, R (8, 1) | | | | | | | | | | 0 0 0 0 0 0 0 | | | | | | | | | | | | |
| Frank Baumann, L OBP: 0.296, SLG: 0.388 (8, 1) | | | | | | | | | | 0 0 0 0 0 0 0 | | | | | | | | | | | | |
| Juan Pizarro, L OBP: 0.291, SLG: 0.340 (9, 1) | | | | | | | | | | 0 0 0 0 0 0 0 | | | | | | | | | | | | |
| Inning Stats | R: 0 E: 0 K: 0 S: 3 | H: 0 LOB: 0 BB: 0 P: 3 | R: 0 E: 0 K: 0 S: 3 | H: 0 LOB: 1 BB: 1 P: 7 | R: 0 E: 0 K: 1 S: 6 | H: 1 LOB: 1 BB: 0 P: 6 | R: 0 E: 0 K: 2 S: 7 | H: 0 LOB: 0 BB: 0 P: 7 | R: 1 E: 0 K: 1 S: 7 | H: 2 LOB: 1 BB: 0 P: 7 | R: 2 E: 0 K: 0 S: 5 | H: 3 LOB: 1 BB: 1 P: 9 | R: 0 E: 0 K: 0 S: 3 | H: 0 LOB: 0 BB: 0 P: 3 | R: 0 E: 0 K: 0 S: 3 | H: 1 LOB: 0 BB: 0 P: 3 | R: 0 E: 0 K: 0 S: 3 | H: 1 LOB: 0 BB: 0 P: 3 | 1B: 5 2B: 2 3B: 1 HR: 0 | SF: 0 SAC: 0 DP: 3 HBP: 0 | WP: 0 PB: 0 SB: 0 CS: 0 | PA: 34 |
| PITCHER | IP WLS BF H R ER SO BB IBB HBP BLK WP HR S P ERA WHIP | | | | | | | | | | | | | | | | | | | | | |
| Ed Hobaugh, R ERA: 4.92 (1, 1) | 5.0 L 23 6 3 3 4 2 0 0 0 0 0 0 29 37 5.40 1.600 | | | | | | | | | | | | | | | | | | | | | |
| Dave Sisler, R ERA: 4.39 (6, 1) | 2.0 5 0 0 0 0 0 0 0 0 0 0 0 5 5 0.00 0.000 | | | | | | | | | | | | | | | | | | | | | |
| Johnny Klippstein, R ERA: 6.52 (8, 1) | 1.0 3 1 0 0 0 0 0 0 0 0 0 0 3 3 0.00 1.000 | | | | | | | | | | | | | | | | | | | | | |
| Marty Kutyna, R ERA: 3.78 (9, 1) | 1.0 3 1 0 0 0 0 0 0 0 0 0 0 3 3 0.00 1.000 | | | | | | | | | | | | | | | | | | | | | |

Chicago White Sox @ Washington Senators
Griffith Stadium, Washington, DC
Fri Sep 01 1961, 7:05 PM EDT
Unknown

| | |
|-----|----|
| AB | 32 |
| R | 3 |
| H | 8 |
| RBI | 3 |
| BB | 2 |
| SO | 4 |
| LOB | 12 |



| Batter | 1 | 2 | 3 | 4 | 5 | 6 | 7 | 8 | 9 | AB | R | H | RBI | BB | SO | LOB |
|--|---------------|--------|---------------------|---------|---------|---------------------|---------------------|------------------------------|------------------|----|---|---|-----|----|----|-----|
| Billy Klaus, L (1, 5) OBP: 0.304, SLG: 0.358 Danny O'Connell, R (9, PH) OBP: 0.368, SLG: 0.334 | 0-0 4-3 1B | | 0-0 4-3 2-3 | | 0-0 4-3 | | 0-0 1-3 1B | | 0-0 SH1-4 1B | 4 | 0 | 1 | 0 | 0 | 0 | 2 |
| Marty Keough, L (1, 7) OBP: 0.316, SLG: 0.438 | 0-0 1B | | 0-0 F9 | | | 0-0 1B 1B | 0-0 SF7 3-H | | 0-0 SH1-4 1-2 | 3 | 0 | 2 | 1 | 0 | 0 | 1 |
| Gene Woodling, L (1, 9) OBP: 0.403, SLG: 0.476 | 0-3 K | | | 0-0 L9 | | 0-0 BB 1-3 1B | 0-0 5-3 | | 0-0 P6 | 5 | 0 | 1 | 0 | 0 | 1 | 2 |
| Bud Zipfel, L (1, 3) OBP: 0.294, SLG: 0.398 | | 0-0 F9 | | 0-0 3-1 | | 4-0 BB 1-2 BB | | 0-3 K | 0-3 K | 4 | 0 | 0 | 0 | 1 | 2 | 1 |
| Willie Tasby, R (1, 8) OBP: 0.333, SLG: 0.408 | | 0-0 F8 | | 4-0 BB | | 0-3 K | | 4-0 1B BB | | 2 | 1 | 0 | 0 | 2 | 1 | 3 |
| Bob Johnson, R (1, 6) OBP: 0.310, SLG: 0.393 | | 0-0 2B | | 0-0 F9 | | 0-0 F2 | | 0-0 E 1-2 1B | | 4 | 0 | 2 | 0 | 0 | 0 | 4 |
| Harry Bright, R (1, 2) OBP: 0.313, SLG: 0.347 John Gabler, S (8, PR) OBP: 0.250, SLG: 0.304 Pete Daley, R (9, 2) OBP: 0.235, SLG: 0.268 | | 0-0 F7 | | | 0-0 P4 | 0-0 F5 | | 0-0 E 1-2 2-H 1B | | 4 | 0 | 1 | 1 | 0 | 0 | 4 |
| Chuck Cottier, R (1, 4) OBP: 0.307, SLG: 0.323 | | | 0-0 4-3 SH1-4 1B | | 0-0 1B | | 0-0 1B SF7 1B | 0-0 E6 1-2 2-3 G4-3 | | 4 | 1 | 3 | 0 | 0 | 0 | 2 |
| Ed Hobaugh, R (1, 1) OBP: 0.156, SLG: 0.111 Dave Sisler, R (6, 1) Jim King, L (7, PH) OBP: 0.375, SLG: 0.471 Johnny Klippstein, R (8, 1) OBP: 0.143, SLG: 0.143 Dale Long, L (8, PH) OBP: 0.350, SLG: 0.524 Gene Green, R (8, PH) Marty Kutyna, R (9, 1) OBP: 0.250, SLG: 0.250 | | | 0-0 SH1-4 1-2 | | 0-0 F2 | | 0-0 P6 1-2f | 0-0 G4-3 | | 1 | 0 | 0 | 0 | 0 | 0 | 1 |

| Inning Stats | R: 0 | H: 1 | E: 0 | LOB: 0 | K: 1 | P: 5 | R: 0 | H: 1 | E: 0 | LOB: 1 | K: 0 | P: 4 | R: 0 | H: 1 | E: 0 | LOB: 1 | K: 0 | P: 4 | R: 0 | H: 0 | E: 0 | LOB: 1 | K: 0 | P: 7 | R: 0 | H: 1 | E: 0 | LOB: 1 | K: 0 | P: 4 | R: 0 | H: 2 | E: 0 | LOB: 3 | K: 1 | P: 11 | R: 1 | H: 2 | E: 0 | LOB: 1 | K: 0 | P: 5 | R: 1 | H: 2 | E: 1 | LOB: 3 | K: 1 | P: 11 | R: 0 | H: 1 | E: 0 | LOB: 1 | K: 1 | P: 6 | 1B: 10 | SF: 1 | 2B: 1 | SAC: 2 | 3B: 0 | DP: 1 | HR: 0 | HBP: 0 | WP: 0 | PA: 40 |
|--------------|------|------|------|--------|------|------|------|------|------|--------|------|------|------|------|------|--------|------|------|------|------|------|--------|------|------|------|------|------|--------|------|------|------|------|------|--------|------|-------|------|------|------|--------|------|------|------|------|------|--------|------|-------|------|------|------|--------|------|------|--------|-------|-------|--------|-------|-------|-------|--------|-------|--------|
|--------------|------|------|------|--------|------|------|------|------|------|--------|------|------|------|------|------|--------|------|------|------|------|------|--------|------|------|------|------|------|--------|------|------|------|------|------|--------|------|-------|------|------|------|--------|------|------|------|------|------|--------|------|-------|------|------|------|--------|------|------|--------|-------|-------|--------|-------|-------|-------|--------|-------|--------|

| PITCHER | IP | WLS | BF | H | R | ER | SO | BB | IBB | HBP | BLK | WP | HR | S | P | ERA | WHIP |
|--------------------------------------|-----|-----|----|---|---|----|----|----|-----|-----|-----|----|----|----|----|------|-------|
| Cal McLish, R (1, 1) ERA: 4.25 | 5.0 | | 22 | 6 | 0 | 0 | 1 | 2 | 0 | 0 | 0 | 0 | 0 | 22 | 30 | 0.00 | 1.600 |
| Warren Hacker, R (6, 1) ERA: 3.86 | 2.1 | | 12 | 4 | 2 | 2 | 2 | 1 | 0 | 0 | 0 | 0 | 0 | 15 | 19 | 7.71 | 2.143 |
| Turk Lown, R (8, 1) ERA: 2.49 | 0.0 | | 1 | 0 | 0 | 0 | 0 | 0 | 0 | 0 | 0 | 0 | 0 | 1 | 1 | ∞ | ∞ |
| Frank Baumann, L (8, 1) ERA: 5.57 | 1.0 | | 3 | 1 | 0 | 0 | 0 | 0 | 0 | 0 | 0 | 0 | 0 | 3 | 3 | 0.00 | 1.000 |
| Juan Pizarro, L (9, 1) ERA: 3.09 | 0.2 | S | 2 | 0 | 0 | 0 | 1 | 0 | 0 | 0 | 0 | 0 | 0 | 4 | 4 | 0.00 | 0.000 |

BOTTOM

Chicago White Sox @ Washington Senators
Griffith Stadium, Washington, DC
Fri Sep 01 1961, 7:05 PM EDT
Unknown

livebaseballscorecards.com

| | |
|-----|----|
| AB | 34 |
| R | 2 |
| H | 11 |
| RBI | 2 |
| BB | 3 |
| SO | 4 |
| LOB | 24 |



| Batter | 1 | 2 | 3 | 4 | 5 | 6 | 7 | 8 | 9 | AB R H RBI BB SO LOB | TOP | | | | | | | | | | | | | | | | | | | | | | | | | | | | | |
|--|------------------------------|---------------------------------|------------------------------|---------------------------------|------------------------------|---------------------------------|------------------------------|---------------------------------|------------------------------|---------------------------------|------------------------------|---------------------------------|------------------------------|---------------------------------|------------------------------|---------------------------------|------------------------------|---------------------------------|----------------------------------|------------------------------------|----------------------------------|--------|----------------|-----------|----------|----------|--------|--------|---------|---------|---------|----------|----------|----------|---------|---------|---------|---------|-------------|---------------|
| Luis Aparicio, R (1, 6) OBP: 0.309, SLG: 0.346 | 0-0 6-3 | | 0-0 G5-4-3 | | 0-3 K | | | 0-0 SH5-3 1B | | 4 0 1 0 0 1 1 | | | | | | | | | | | | | | | | | | | | | | | | | | | | | | |
| Nellie Fox, L (1, 4) OBP: 0.317, SLG: 0.291 | 4-0 BB | | 0-0 1B | | 0-0 6-3 | | | 0-0 SH5-3 1-2 | | 2 0 1 0 1 0 0 | | | | | | | | | | | | | | | | | | | | | | | | | | | | | | |
| Floyd Robinson, L (1, 9) OBP: 0.388, SLG: 0.457 | 0-0 F7 | | 0-0 F8 | | 0-0 5-3 | | | 0-0 4-3 | | 4 0 0 0 0 0 3 | | | | | | | | | | | | | | | | | | | | | | | | | | | | | | |
| Roy Sievers, R (1, 3) OBP: 0.389, SLG: 0.565 | 0-0 4-3 | | | 0-0 HR | | 0-0 FC6-4 1B | | 0-0 F7 | | 4 1 2 1 0 0 2 | | | | | | | | | | | | | | | | | | | | | | | | | | | | | | |
| Minnie Minoso, R (1, 7) OBP: 0.371, SLG: 0.422 | | 0-0 F3 | | 0-0 F8 | | 0-0 F9 | | 0-0 P6 | | 4 0 0 0 0 0 1 | | | | | | | | | | | | | | | | | | | | | | | | | | | | | | |
| Al Smith, R (1, 5) OBP: 0.345, SLG: 0.507 | | 0-0 F2 | | 0-0 FC6-4 1B | | 0-0 FC6-4 1-2f | | 0-3 K | | 4 0 1 0 0 1 1 | | | | | | | | | | | | | | | | | | | | | | | | | | | | | | |
| Jim Landis, R (1, 8) OBP: 0.356, SLG: 0.456 | | 1-0 S HBP | | 0-0 F7 | | 0-0 5-3 | | 0-3 K | | 3 0 0 0 0 1 1 | | | | | | | | | | | | | | | | | | | | | | | | | | | | | | |
| Sherm Lollar, R (1, 2) OBP: 0.362, SLG: 0.379 | | 0-0 P4 1-2 | | 0-0 FC6-4 1-2f | | 0-0 P6 | | | | 3 0 0 0 0 0 2 | | | | | | | | | | | | | | | | | | | | | | | | | | | | | | |
| Billy Pierce, L (1, 1) OBP: 0.167, SLG: 0.149 | | | 0-0 G5-4-3 1B | | 0-0 6-3 | | 0-0 F7 | | | 2 0 1 0 0 0 0 | | | | | | | | | | | | | | | | | | | | | | | | | | | | | | |
| Billy Goodman, L (7, PH) OBP: 0.306, SLG: 0.386 | | | | | | | | | | 1 0 0 0 0 0 0 | | | | | | | | | | | | | | | | | | | | | | | | | | | | | | |
| Turk Lown, R (7, 1) | | | | | | | | | | 0 0 0 0 0 0 0 | | | | | | | | | | | | | | | | | | | | | | | | | | | | | | |
| Russ Kemmerer, R (8, 1) OBP: 0.250, SLG: 0.214 | | | | | | | | | | 0 0 0 0 0 0 0 | | | | | | | | | | | | | | | | | | | | | | | | | | | | | | |
| Inning Stats | R: 0 E: 0 K: 0 S: 3 | H: 0 LOB: 1 BB: 1 P: 7 | R: 0 E: 0 K: 0 S: 3 | H: 0 LOB: 1 BB: 0 P: 4 | R: 0 E: 0 K: 0 S: 4 | H: 2 LOB: 1 BB: 0 P: 4 | R: 1 E: 0 K: 0 S: 5 | H: 2 LOB: 1 BB: 0 P: 5 | R: 0 E: 0 K: 1 S: 5 | H: 0 LOB: 0 BB: 0 P: 5 | R: 0 E: 0 K: 0 S: 4 | H: 1 LOB: 1 BB: 0 P: 4 | R: 0 E: 0 K: 0 S: 3 | H: 0 LOB: 0 BB: 0 P: 3 | R: 0 E: 0 K: 0 S: 4 | H: 1 LOB: 1 BB: 0 P: 4 | R: 0 E: 0 K: 2 S: 7 | H: 0 LOB: 0 BB: 0 P: 7 | 1B: 5 2B: 0 3B: 0 HR: 1 | SF: 0 SAC: 1 DP: 1 HBP: 1 | WP: 0 PB: 0 SB: 1 CS: 0 | PA: 34 | | | | | | | | | | | | | | | | | | |
| PITCHER Joe McClain, R (1, 1) ERA: 3.87 | IP 9.0 | WLS W | BF 34 | H 6 | R 1 | ER 1 | SO 3 | BB 1 | IBB 0 | HBP 1 | BLK 0 | WP 0 | HR 1 | S 38 | P 43 | ERA 1.00 | WHIP 0.778 | | | | | | PITCHER | IP 9.0 | WLS W | BF 34 | H 6 | R 1 | ER 1 | SO 3 | BB 1 | IBB 0 | HBP 1 | BLK 0 | WP 0 | HR 1 | S 38 | P 43 | ERA 1.00 | WHIP 0.778 |

Chicago White Sox @ Washington Senators
Griffith Stadium, Washington, DC

| | |
|-----|----|
| AB | 31 |
| R | 1 |
| H | 6 |
| RBI | 1 |
| BB | 1 |
| SO | 3 |
| LOB | 11 |



Fri Sep 01 1961, 7:05 PM EDT
Att. 4,803 - Unknown

livebaseballscorecards.com

| Batter | 1 | 2 | 3 | 4 | 5 | 6 | 7 | 8 | 9 | AB | R | H | RBI | BB | SO | LOB |
|---|-----------------|-----------|------------------|------------------|------------------|--------------------|---------------------------|------------------|---|----|---|---|-----|----|----|-----|
| Coot Veal, R OBP: 0.286, SLG: 0.254 (1, 6) | 0-0 6-3 | | 0-0 1B | | 0-0 SH5-3 | | 0-0 5-3-6 1B | | | 3 | 0 | 2 | 0 | 0 | 0 | 0 |
| Danny O'Connell, R OBP: 0.371, SLG: 0.339 (1, 5) | 0-0 CS 1B | | 0-0 1-3 1B | | 0-0 2-H 1B | | 0-0 3-H 5-3-6 1B | | | 3 | 0 | 3 | 2 | 0 | 0 | 0 |
| Chuck Hinton, R OBP: 0.330, SLG: 0.362 (1, 7) | 0-3 K 1-2 | | 0-3 K | | 0-0 1-2 1B | | 0-0 1-3f | | | 4 | 0 | 1 | 0 | 0 | 2 | 4 |
| Gene Green, R OBP: 0.358, SLG: 0.531 (1, 9) | | 0-0 1B | | 0-0 F9 | 0-0 F8 | | | 0-0 SF8 3B | | 4 | 1 | 2 | 0 | 0 | 0 | 2 |
| Jim King, L OBP: 0.375, SLG: 0.471 (9, 9) | | | | | | | | | | 0 | 0 | 0 | 0 | 0 | 0 | 0 |
| Willie Tasby, R OBP: 0.335, SLG: 0.414 (1, 8) | | 0-0 P3 | | 0-0 SF9 3B | | 4-0 SH1-4 BB | | 0-0 SF8 | | 2 | 1 | 1 | 1 | 1 | 0 | 1 |
| Marty Keough, L OBP: 0.314, SLG: 0.435 (1, 3) | | | | | | | | 0-0 3-H F3 | | 2 | 0 | 0 | 1 | 0 | 0 | 1 |
| Chuck Cottier, R OBP: 0.306, SLG: 0.329 (1, 4) | | | | | | | | 0-0 F3 | | 4 | 1 | 1 | 0 | 0 | 0 | 2 |
| Pete Daley, R OBP: 0.235, SLG: 0.267 (1, 2) | | | | | | | | 0-0 1B 3B | | 4 | 0 | 1 | 1 | 0 | 0 | 1 |
| Joe McClain, R OBP: 0.203, SLG: 0.258 (1, 1) | | | | | | | | 0-0 F9 | | 4 | 2 | 2 | 0 | 0 | 0 | 1 |

| Inning Stats | R: 0 | H: 1 | E: 0 | LOB: 0 | K: 1 | BB: 0 | S: 5 | P: 5 | R: 0 | H: 1 | E: 0 | LOB: 1 | K: 0 | BB: 0 | S: 4 | P: 4 | R: 0 | H: 2 | E: 0 | LOB: 2 | K: 1 | BB: 0 | S: 7 | P: 7 | R: 1 | H: 1 | E: 0 | LOB: 0 | K: 0 | BB: 0 | S: 4 | P: 4 | R: 1 | H: 3 | E: 0 | LOB: 2 | K: 0 | BB: 0 | S: 6 | P: 6 | R: 0 | H: 0 | E: 0 | LOB: 1 | K: 0 | BB: 1 | S: 3 | P: 7 | R: 1 | H: 2 | E: 0 | LOB: 0 | K: 0 | BB: 0 | S: 4 | P: 4 | R: 2 | H: 3 | E: 0 | LOB: 1 | K: 0 | BB: 0 | S: 6 | P: 6 |
|--------------|-------|-------|--------|--------|-------|-------|--------|-------|-------|-------|--------|--------|-------|-------|--------|-------|--------|-------|--------|--------|-------|-------|------|------|------|------|------|--------|------|-------|------|------|------|------|------|--------|------|-------|------|------|------|------|------|--------|------|-------|------|------|------|------|------|--------|------|-------|------|------|------|------|------|--------|------|-------|------|------|
| 1B: 9 | SF: 3 | 2B: 2 | SAC: 2 | 3B: 3 | DP: 1 | HR: 0 | HBP: 0 | 1B: 9 | SF: 3 | 2B: 2 | SAC: 2 | 3B: 3 | DP: 1 | HR: 0 | HBP: 0 | WP: 0 | PA: 36 | WP: 0 | PA: 36 | PB: 0 | SB: 0 | CS: 1 | | | | | | | | | | | | | | | | | | | | | | | | | | | | | | | | | | | | | | | | | | |

| PITCHER | IP | WLS | BF | H | R | ER | SO | BB | IBB | HBP | BLK | WP | HR | S | P | ERA | WHIP |
|-------------------------------------|-----|-----|----|---|---|----|----|----|-----|-----|-----|----|----|----|----|-------|-------|
| Billy Pierce, L ERA: 3.77 (1, 1) | 6.0 | L | 26 | 8 | 2 | 2 | 2 | 1 | 0 | 0 | 0 | 0 | 0 | 29 | 33 | 3.00 | 1.500 |
| Turk Lown, R ERA: 2.65 (7, 1) | 1.1 | | 6 | 3 | 2 | 2 | 0 | 0 | 0 | 0 | 0 | 0 | 0 | 6 | 6 | 13.50 | 2.250 |
| Russ Kemmerer, R ERA: 4.0 (8, 1) | 0.2 | | 4 | 2 | 1 | 1 | 0 | 0 | 0 | 0 | 0 | 0 | 0 | 4 | 4 | 13.50 | 3.000 |

BOTTOM

Chicago White Sox @ Washington Senators
Griffith Stadium, Washington, DC

livebaseballscores.com

| | |
|-----|----|
| AB | 30 |
| R | 5 |
| H | 13 |
| RBI | 5 |
| BB | 1 |
| SO | 2 |
| LOB | 12 |



| | |
|-------|--------|
| WP: 0 | PA: 36 |
| PB: 0 | |
| SB: 0 | |
| CS: 1 | |

| ERA | WHIP |
|-------|-------|
| 3.00 | 1.500 |
| 13.50 | 2.250 |
| 13.50 | 3.000 |

Fri Sep 01 1961, 7:05 PM EDT
Att. 4,803 - Unknown

| Batter | 1 | 2 | 3 | 4 | 5 | 6 | 7 | 8 | 9 | AB R H RBI BB SO LOB | TOP | | | | | | | | | | | |
|--|---|----------------------------------|------------------------------|---------------------------------|------------------------------|---------------------------------|------------------------------|---------------------------------|------------------------------|---------------------------------|------------------------------|---------------------------------|------------------------------|---------------------------------|------------------------------|---------------------------------|------------------------------|---------------------------------|----------------------------------|------------------------------------|----------------------------------|--------|
| Luis Aparicio, R (1, 6) OBP: 0.313, SLG: 0.355 | 0-0 5-3 | | 0-0 2B 3B | | 0-3 K | | | 0-0 1B FC3-6 1B | 0-0 2-3 1B | 5 2 3 1 0 1 0 | | | | | | | | | | | | |
| Floyd Robinson, L (1, 9) OBP: 0.390, SLG: 0.458 | 0-3 K | | 0-0 2B | | | 0-0 5-3 | | 0-0 1B FC3-6 | 0-0 F7 | 5 0 2 1 0 1 3 | | | | | | | | | | | | |
| Jim Landis, R (1, 8) OBP: 0.359, SLG: 0.452 | 4-0 BB | | 0-0 2B | | | 0-0 5-3 | | 0-0 1B FC3-6 | | 3 0 0 1 1 0 2 | | | | | | | | | | | | |
| Roy Sievers, R (1, 3) OBP: 0.390, SLG: 0.565 | 0-3 K | | 0-0 2B | | | 0-0 2B | | 0-0 1-3 | | 4 0 1 0 0 1 3 | | | | | | | | | | | | |
| J.C. Martin, L (8, 3) OBP: 0.290, SLG: 0.345 | 0-3 K | | 0-0 2B | | | | | | | 0 0 0 0 0 0 0 | | | | | | | | | | | | |
| Minnie Minoso, R (1, 7) OBP: 0.368, SLG: 0.417 | | 0-0 F8 | | 0-0 6-3 | | 0-0 F9 | | | 0-0 1B SH1-4 2B 1B | 4 1 1 0 0 0 1 | | | | | | | | | | | | |
| Andy Carey, R (1, 5) OBP: 0.329, SLG: 0.390 | | 0-0 F9 | | 0-0 F8 | | | 0-0 F7 | | 0-0 SH1-4 | 3 0 0 0 0 0 0 | | | | | | | | | | | | |
| Nellie Fox, L (1, 4) OBP: 0.319, SLG: 0.289 | | 0-0 P4 | | 0-0 4-3 | | | 0-0 5-3 | | 0-0 F8 | 4 0 0 0 0 0 1 | | | | | | | | | | | | |
| Sherm Lollar, R (1, 2) OBP: 0.388, SLG: 0.385 | | | 0-0 3B 2B | | 0-0 F7 | | 0-0 F8 | | 0-0 2B 1B | 4 1 2 0 0 0 0 | | | | | | | | | | | | |
| Al Pilarcik, L (9, PR) OBP: 0.288, SLG: 0.221 | | | | | | | | | | 0 1 0 0 0 0 0 | | | | | | | | | | | | |
| Bob Roselli, R (9, 2) OBP: 0.270, SLG: 0.351 | | | | | | | | | | 0 0 0 0 0 0 0 | | | | | | | | | | | | |
| Ray Herbert, R (1, 1) OBP: 0.203, SLG: 0.214 | | | 0-0 F8 | | 0-0 6-3 | | | 0-0 5-3 | 0-0 1B 2B | 3 0 0 0 0 0 1 | | | | | | | | | | | | |
| Turk Lown, R (8, 1) | | | | | | | | | | 0 0 0 0 0 0 0 | | | | | | | | | | | | |
| Billy Pierce, L (8, 1) | | | | | | | | | | 0 0 0 0 0 0 0 | | | | | | | | | | | | |
| Billy Goodman, L (9, PH) | | | | | | | | | | 1 0 1 2 0 0 0 | | | | | | | | | | | | |
| Sammy Esposito, R (9, PR) | | | | | | | | | | 0 0 0 0 0 0 0 | | | | | | | | | | | | |
| Cal McLish, S (9, 1) | | | | | | | | | | 0 0 0 0 0 0 0 | | | | | | | | | | | | |
| Inning Stats | R: 0 E: 0 K: 2 S: 7 | H: 0 LOB: 1 BB: 1 P: 11 | R: 0 E: 0 K: 0 S: 3 | H: 0 LOB: 0 BB: 0 P: 3 | R: 2 E: 0 K: 0 S: 6 | H: 3 LOB: 1 BB: 0 P: 6 | R: 0 E: 0 K: 0 S: 3 | H: 0 LOB: 0 BB: 0 P: 3 | R: 0 E: 0 K: 1 S: 5 | H: 0 LOB: 0 BB: 0 P: 5 | R: 0 E: 0 K: 0 S: 4 | H: 1 LOB: 1 BB: 0 P: 4 | R: 0 E: 0 K: 0 S: 3 | H: 0 LOB: 0 BB: 0 P: 3 | R: 1 E: 0 K: 0 S: 5 | H: 2 LOB: 1 BB: 0 P: 5 | R: 2 E: 0 K: 0 S: 7 | H: 4 LOB: 3 BB: 0 P: 7 | 1B: 5 2B: 4 3B: 1 HR: 0 | SF: 0 SAC: 1 DP: 0 HBP: 0 | WP: 0 PB: 0 SB: 0 CS: 0 | PA: 38 |
| PITCHER | IP WLS BF H R ER SO BB IBB HBP BLK WP HR S P ERA WHIP | | | | | | | | | | | | | | | | | | | | | |
| Marty Kutyna, R (1, 1) ERA: 3.88 | 8.2 L 36 9 5 5 3 1 0 0 0 0 0 0 41 45 5.19 1.154 | | | | | | | | | | | | | | | | | | | | | |
| Dave Sisler, R (9, 1) ERA: 4.36 | 0.1 2 1 0 0 0 0 0 0 0 0 0 0 2 2 0.00 3.000 | | | | | | | | | | | | | | | | | | | | | |

Chicago White Sox @ Washington Senators
Griffith Stadium, Washington, DC
Sun Sep 03 1961, 3:33 AM EDT
Unknown

| | |
|-----|----|
| AB | 36 |
| R | 5 |
| H | 10 |
| RBI | 5 |
| BB | 1 |
| SO | 3 |
| LOB | 11 |



| Batter | 1 | 2 | 3 | 4 | 5 | 6 | 7 | 8 | 9 | AB | R | H | RBI | BB | SO | LOB |
|---|--------|--------|---------|---------|-----------|---------|---------|--------|-----------|----|---|---|-----|----|----|-----|
| Coot Veal, R (1, 6) OBP: 0.283, SLG: 0.258 Jim King, L (9, PH) OBP: 0.374, SLG: 0.468 | 0-0 P1 | | 0-0 E5 | | 0-0 P4 | | 0-0 6-3 | | 0-0 2-3 | 4 | 0 | 0 | 0 | 0 | 0 | 1 |
| Billy Klaus, L (1, 5) OBP: 0.308, SLG: 0.370 | 0-0 P4 | | 0-0 F9 | | 0-0 F9 | | | 0-0 2B | 0-0 FC5-4 | 5 | 1 | 3 | 0 | 0 | 0 | 1 |
| Gene Woodling, L (1, 9) OBP: 0.404, SLG: 0.477 Chuck Hinton, R (9, 9) OBP: 0.327, SLG: 0.356 | 0-0 L1 | | 0-0 F7 | | 0-0 F7 | | | 0-0 2B | 0-0 FC5-4 | 4 | 0 | 1 | 1 | 0 | 0 | 2 |
| Bud Zipfel, L (1, 3) OBP: 0.285, SLG: 0.385 | | 0-0 F7 | | 0-0 F8 | | 0-0 5-3 | | 0-0 E3 | | 4 | 1 | 0 | 0 | 0 | 0 | 0 |
| Willie Tasby, R (1, 8) OBP: 0.339, SLG: 0.427 | | 0-0 2B | | 0-0 F9 | | 0-0 1B | | 0-0 HR | | 4 | 1 | 3 | 2 | 0 | 0 | 0 |
| Marty Keough, L (1, 7) OBP: 0.315, SLG: 0.437 | | 0-0 F7 | | 0-0 4-3 | | 0-0 1B | | 0-0 2B | | 4 | 0 | 2 | 0 | 0 | 0 | 1 |
| Chuck Cottier, R (1, 4) OBP: 0.311, SLG: 0.332 | | 0-0 F9 | | | 0-0 1B | 0-0 L8 | | 0-0 F7 | | 4 | 1 | 1 | 0 | 0 | 0 | 4 |
| Pete Daley, R (1, 2) OBP: 0.235, SLG: 0.267 | | | 0-0 F9 | | 0-0 SH3-4 | | 0-0 4-3 | 0-0 F8 | | 4 | 0 | 1 | 1 | 0 | 0 | 1 |
| Marty Kutyna, R (1, 1) OBP: 0.233, SLG: 0.233 Dave Sisler, R (9, 1) Dale Long, L (9, PH) OBP: 0.325, SLG: 0.481 | | | 0-0 6-3 | | 0-0 SH3-4 | | 0-0 4-3 | | 0-0 F8 | 2 | 0 | 0 | 0 | 0 | 0 | 0 |

| Inning Stats | R: 0 | H: 0 | E: 0 | K: 0 | S: 3 | R: 0 | H: 1 | E: 0 | K: 0 | S: 4 | R: 0 | H: 1 | E: 1 | K: 0 | S: 5 | R: 0 | H: 0 | E: 0 | K: 0 | S: 3 | R: 1 | H: 2 | E: 0 | K: 0 | S: 5 | R: 0 | H: 2 | E: 0 | K: 0 | S: 5 | R: 0 | H: 0 | E: 0 | K: 0 | S: 3 | R: 3 | H: 4 | E: 1 | K: 0 | S: 7 | R: 0 | H: 1 | E: 0 | K: 0 | S: 4 | 1B: 6 | SF: 0 | 2B: 3 | SAC: 1 | 3B: 1 | DP: 0 | HR: 1 | HBP: 0 | WP: 0 | PA: 39 |
|--------------|------|------|------|------|------|------|------|------|------|------|------|------|------|------|------|------|------|------|------|------|------|------|------|------|------|------|------|------|------|------|------|------|------|------|------|------|------|------|------|------|------|------|------|------|------|-------|-------|-------|--------|-------|-------|-------|--------|-------|--------|
|--------------|------|------|------|------|------|------|------|------|------|------|------|------|------|------|------|------|------|------|------|------|------|------|------|------|------|------|------|------|------|------|------|------|------|------|------|------|------|------|------|------|------|------|------|------|------|-------|-------|-------|--------|-------|-------|-------|--------|-------|--------|

| PITCHER | IP | WLS | BF | H | R | ER | SO | BB | IBB | HBP | BLK | WP | HR | S | P | ERA | WHIP |
|-------------------------------------|-----|-----|----|---|---|----|----|----|-----|-----|-----|----|----|----|----|------|-------|
| Ray Herbert, R (1, 1) ERA: 4.66 | 7.1 | | 31 | 8 | 3 | 3 | 0 | 0 | 0 | 0 | 0 | 0 | 0 | 31 | 31 | 3.68 | 1.091 |
| Turk Lown, R (8, 1) ERA: 2.75 | 0.0 | | 2 | 2 | 1 | 0 | 0 | 0 | 0 | 0 | 0 | 0 | 1 | 2 | 2 | ∞ | ∞ |
| Billy Pierce, L (8, 1) ERA: 3.76 | 0.2 | W | 2 | 0 | 0 | 0 | 0 | 0 | 0 | 0 | 0 | 0 | 0 | 2 | 2 | 0.00 | 0.000 |
| Cal McLish, R (9, 1) ERA: 4.23 | 1.0 | S | 4 | 1 | 0 | 0 | 0 | 0 | 0 | 0 | 0 | 0 | 0 | 4 | 4 | 0.00 | 1.000 |

BOTTOM

Chicago White Sox @ Washington Senators
Griffith Stadium, Washington, DC

Sun Sep 03 1961, 3:33 AM EDT
Unknown

livebaseballscorecards.com

AB 38
R 4
H 11
RBI 4
BB 0
SO 0
LOB 11



| Batter | 1 | 2 | 3 | 4 | 5 | 6 | 7 | 8 | 9 | AB R H RBI BB SO LOB | TOP | | |
|---|--|--|--|--|--|--|--|--|--|---|--|----------------|---|
| Floyd Robinson, L (1, 9) OBP: 0.390, SLG: 0.456 | 0-0 F7 | | 0-0 F7 | | 0-0 6-3 | | 0-0 1B 1-2 1B | | 4-0 5-3 SH1-3 BB | 4 1 1 0 1 0 0 | | | |
| Nellie Fox, L (1, 4) OBP: 0.320, SLG: 0.291 | 0-0 3-1 | | 0-0 2B 1B | | 0-0 5-3 1B | | 0-3 K | | 0-0 SH1-3 | 4 0 2 0 0 1 2 | | | |
| Al Smith, R (1, 5) OBP: 0.343, SLG: 0.502 Andy Carey, R (9, 5) OBP: 0.329, SLG: 0.390 | 0-0 6-3 | | 0-0 1-3 2B | | 0-0 5-3 1-2 | | 0-0 F8 | | 0-0 5-3 2-3 | 5 0 1 0 0 0 4 0 0 0 0 0 0 0 | | | |
| Minnie Minoso, R (1, 7) OBP: 0.368, SLG: 0.417 | | 0-0 SH1-4 FC6-4-5 1B 1B | 0-0 P3 | | 0-0 F3 | | 0-0 1B 1-3 2-H 1B | | 0-0 P4 | 5 1 2 1 0 0 4 | | | |
| J.C. Martin, L (1, 3) OBP: 0.297, SLG: 0.351 | | 0-0 FC6-4-5 SH1-4 1B | | 0-0 FC1-5 BB 1B | | 0-0 4-3 | 0-0 1-3 1B | | | 4 0 3 1 0 0 0 | | | |
| Al Pilarcik, L (1, 8) OBP: 0.269, SLG: 0.217 | | 0-0 SH1-4 | | 4-0 FC1-5 1B BB | | 0-0 F2 | 0-0 3-H 0-3 K | | | 2 1 0 0 1 1 2 | | | |
| Cam Carreon, R (1, 2) OBP: 0.339, SLG: 0.359 | | 0-0 FC6-4-5 | | 0-0 FC1-5 1B 1-2 2-3f | | 4-0 BB | | 0-0 F8 | | 3 0 0 1 1 0 3 | | | |
| Sammy Esposito, R (1, 6) OBP: 0.274, SLG: 0.238 Luis Aparicio, R (9, 6) OBP: 0.313, SLG: 0.355 | | 0-0 1-3 | | 0-0 1-3 2-H 1B | | 0-0 F9 | | 0-3 K | | 4 0 1 1 0 1 2 0 0 0 0 0 0 0 | | | |
| Juan Pizarro, L (1, 1) OBP: 0.288, SLG: 0.333 | | | 0-0 6-3 | 0-0 4-3 | | 0-0 1B 1B | 0-3 K | | | 4 1 1 0 0 1 1 | | | |
| Inning Stats | R: 0 E: 0 K: 0 S: 3 H: 0 LOB: 0 P: 3 | R: 1 E: 0 K: 0 S: 5 H: 2 LOB: 1 P: 5 | R: 0 E: 0 K: 0 S: 5 H: 2 LOB: 2 P: 5 | R: 1 E: 0 K: 0 S: 4 H: 2 LOB: 1 P: 8 | R: 0 E: 0 K: 0 S: 4 H: 1 LOB: 1 P: 4 | R: 0 E: 0 K: 0 S: 3 H: 0 LOB: 1 P: 7 | R: 2 E: 0 K: 2 S: 11 H: 4 LOB: 2 P: 11 | R: 0 E: 0 K: 2 S: 7 H: 0 LOB: 0 P: 7 | R: 0 E: 0 K: 0 S: 3 H: 0 LOB: 1 P: 7 | 1B: 10 2B: 1 3B: 0 HR: 0 SF: 0 SAC: 2 DP: 0 HBP: 0 | WP: 0 PB: 0 SB: 0 CS: 0 PA: 40 | | |
| PITCHER | IP WLS BF H R ER SO BB IBB HBP BLK WP HR S P ERA WHIP | | | | | | | | | | | PITCHER | IP WLS BF H R ER SO BB IBB HBP BLK WP HR S P ERA WHIP |
| John Gabler, R (1, 1) ERA: 5.08 | 6.2 L 32 11 4 4 1 2 0 0 0 0 0 0 32 40 5.40 1.950 | | | | | | | | | | | | |
| Tom Cheney, R (7, 1) ERA: 10.8 | 2.1 8 0 0 0 3 1 0 0 0 0 0 0 13 17 0.00 0.429 | | | | | | | | | | | | |

Chicago White Sox @ Washington Senators
Griffith Stadium, Washington, DC
Sun Sep 03 1961, 3:38 AM EDT
Att. 6,984 - Unknown

| | |
|-----|----|
| AB | 35 |
| R | 4 |
| H | 11 |
| RBI | 4 |
| BB | 3 |
| SO | 4 |
| LOB | 18 |



| Batter | 1 | 2 | 3 | 4 | 5 | 6 | 7 | 8 | 9 | AB R H RBI BB SO LOB |
|---|------------|------------------------------|------------------|-----------|------------|------------------|------------|------------------|-----------|----------------------|
| Coot Veal, R OBP: 0.276, SLG: 0.251 (1, 6) | 0-0 4-3 | | 0-0 5-3 | | 0-3 K | | 0-0 F9 | | 0-0 P6 | 5 0 0 0 0 1 3 |
| Danny O'Connell, R OBP: 0.373, SLG: 0.346 (1, 5) | 0-0 F8 | | 0-0 BB 1B | | 0-3 K | | 0-0 F9 | | | 4 0 1 0 0 1 2 |
| Chuck Hinton, R OBP: 0.329, SLG: 0.353 (1, 7) | 0-3 K | | 4-0 1-2 BB | | | 0-0 6-3 | | 4-0 1-3 BB | | 2 0 0 0 2 1 0 |
| Gene Green, R OBP: 0.354, SLG: 0.521 (1, 9) | | 0-0 SH BB SF8 1B | 0-0 L8 | | | 0-0 BB 1B | | 0-0 F9 | | 4 1 2 0 0 0 2 |
| Willie Tasby, R OBP: 0.340, SLG: 0.424 (1, 8) | | 4-0 1-2 SH BB | | 0-3 K | | 4-0 1-2 BB | | 0-0 1-3 | | 2 0 0 0 2 1 1 |
| Bud Zipfel, L OBP: 0.278, SLG: 0.375 (1, 3) | | 0-0 SH 1-2 2-3 | | 0-0 F7 | | 0-0 F2 | | 0-3 K | | 3 0 0 0 0 1 3 |
| Chuck Cottier, R OBP: 0.307, SLG: 0.328 (1, 4) | | 0-0 SF8 3-H | | 0-0 F8 | | 0-3 K | | | 0-0 L8 | 3 0 0 1 0 1 2 |
| Pete Daley, R OBP: 0.236, SLG: 0.267 (1, 2) | | 0-3 K | | | 0-0 4-3 | | 0-0 6-3 | | 0-0 1B | 4 0 1 0 0 1 2 |
| John Gabler, S OBP: 0.231, SLG: 0.280 (1, 1) | | 0-3 K | | | 0-0 E8 | | 0-0 1B | | 0-3 K | 2 0 0 0 0 1 2 |
| Tom Cheney, R OBP: 0.429, SLG: 0.571 (7, 1) | | | | | | | | | | 1 0 1 0 0 0 0 |
| Bob Johnson, R OBP: 0.308, SLG: 0.390 (9, PH) | | | | | | | | | | 1 0 0 0 0 1 1 |

| Inning Stats | R: 0 | H: 0 | E: 0 | K: 1 | S: 5 | R: 1 | H: 1 | E: 1 | K: 2 | S: 9 | R: 0 | H: 1 | E: 0 | K: 0 | S: 3 | R: 0 | H: 0 | E: 0 | K: 1 | S: 5 | R: 0 | H: 1 | E: 0 | K: 1 | S: 6 | R: 0 | H: 1 | E: 0 | K: 0 | S: 4 | R: 0 | H: 0 | E: 0 | K: 1 | S: 5 | R: 0 | H: 1 | E: 0 | K: 1 | S: 6 | R: 0 | H: 1 | E: 0 | K: 1 | S: 6 | 1B: 5 | SF: 1 | 2B: 0 | SAC: 1 | 3B: 0 | DP: 0 | HR: 0 | HBP: 0 | WP: 0 | PA: 37 |
|--|------|------|------|------|------|------|------|------|------|------|------|------|------|------|------|------|------|------|------|------|------|------|------|------|------|------|------|------|------|------|------|------|------|------|------|------|------|------|------|------|------|------|------|------|------|-------|-------|-------|--------|-------|-------|-------|--------|-------|--------|
| PITCHER Juan Pizarro, L ERA: 2.97 (1, 1) | IP | WLS | BF | H | R | ER | SO | BB | IBB | HBP | BLK | WP | HR | S | P | ERA | WHIP | IP | WLS | BF | H | R | ER | SO | BB | IBB | HBP | BLK | WP | HR | S | P | ERA | WHIP | IP | WLS | BF | H | R | ER | SO | BB | IBB | HBP | BLK | WP | HR | S | P | ERA | WHIP | | | | |

BOTTOM

Chicago White Sox @ Washington Senators
Griffith Stadium, Washington, DC

Sun Sep 03 1961, 3:38 AM EDT
Att. 6,984 - Unknown

livebaseballscorecards.com

AB 31
R 1
H 5
RBI 1
BB 4
SO 9
LOB 18



| Batter | 1 | 2 | 3 | 4 | 5 | 6 | 7 | 8 | 9 | AB R H RBI BB SO LOB | TOP | | |
|--|---|---|---|---|---|---|---|---|--|--|---|----------------|---|
| Luis Aparicio, R (1, 6) OBP: 0.312, SLG: 0.353 Sammy Esposito, R (5, 6) OBP: 0.289, SLG: 0.246 | 0-0 5-3 | | | 0-0 L5 | | 4-0 G3 BB | 0-0 G4-6-3 1B | | 0-3 K | 2 0 0 0 0 0 0 2 0 1 0 1 1 1 | | | |
| Nellie Fox, L (1, 4) OBP: 0.319, SLG: 0.291 | 0-0 1-4-3 | | | 0-0 G4-3 1B | | 0-0 G3 | 0-0 G4-6-3 | | | 4 0 1 0 0 0 3 | | | |
| Floyd Robinson, L (1, 9) OBP: 0.389, SLG: 0.459 | 0-0 4-3 | | | 0-0 G4-3 1-2f | | 0-0 G3 | | | | 4 0 1 1 0 0 2 | | | |
| Roy Sievers, R (1, 3) OBP: 0.388, SLG: 0.562 J.C. Martin, L (5, 3) OBP: 0.294, SLG: 0.348 | | | 0-0 5-3 | | 0-0 6-3 | | 0-0 3-1 | | 0-0 L4 | 2 0 0 0 0 0 0 2 0 0 0 0 0 2 | | | |
| Minnie Minoso, R (1, 7) OBP: 0.369, SLG: 0.416 | | 0-3 K | | | 4-0 4-6-3 1B BB | | 0-0 1B HR 1B | | 0-3 K | 3 1 1 0 1 2 1 | | | |
| Al Smith, R (1, 5) OBP: 0.344, SLG: 0.502 | | | 0-0 F7 | | 0-0 4-6-3 1B | | 0-0 1-2 HR 1B | | 0-0 F7 | 4 1 2 0 0 0 1 | | | |
| Al Pilarcik, L (1, 8) OBP: 0.276, SLG: 0.252 | | | | 0-0 CS 1B | | 0-0 4-6-3 1-2 2-3 | | 0-0 1-1 2-1 HR | | 4 1 2 3 0 1 2 | | | |
| Sherm Lollar, R (1, 2) OBP: 0.366, SLG: 0.383 Cam Carreon, R (5, 2) OBP: 0.346, SLG: 0.381 | | | 0-3 K 1-2 | | 0-0 6-3 | | 0-0 HR | | 4-0 BB | 2 0 0 0 0 1 3 1 1 1 1 1 0 0 | | | |
| Frank Baumann, L (1, 1) OBP: 0.291, SLG: 0.390 Russ Kemmerer, R (4, 1) OBP: 0.294, SLG: 0.287 Michael DeGerrick, R (4, 1) Andy Carey, R (6, PH) OBP: 0.331, SLG: 0.390 Don Larsen, R (6, 1) OBP: 0.317, SLG: 0.450 Billy Goodman, L (9, PH) OBP: 0.314, SLG: 0.413 | | | 0-3 K | | | 1-0 G3 BB HBP | | 0-0 5-3 | | 1 0 0 0 0 0 1 0 0 0 0 0 0 0 0 0 0 0 0 0 0 0 0 0 0 1 0 0 0 0 0 0 1 0 0 0 0 0 0 0 1 0 0 0 0 0 1 1 | | | |
| Inning Stats | R: 0 H: 0 E: 0 LOB: 0 K: 0 BB: 0 S: 3 P: 3 | R: 0 H: 0 E: 0 LOB: 0 K: 1 BB: 0 S: 5 P: 5 | R: 0 H: 1 E: 0 LOB: 0 K: 2 BB: 0 S: 7 P: 7 | R: 0 H: 1 E: 0 LOB: 0 K: 0 BB: 0 S: 3 P: 3 | R: 0 H: 1 E: 0 LOB: 2 K: 0 BB: 1 S: 4 P: 8 | R: 1 H: 0 E: 0 LOB: 1 K: 0 BB: 1 S: 3 P: 8 | R: 4 H: 5 E: 0 LOB: 0 K: 0 BB: 0 S: 7 P: 7 | R: 0 H: 1 E: 0 LOB: 1 K: 1 BB: 0 S: 6 P: 6 | R: 0 H: 0 E: 0 LOB: 1 K: 3 BB: 1 S: 9 P: 13 | 1B: 6 SF: 0 2B: 1 SAC: 0 3B: 1 DP: 3 HR: 2 HBP: 1 | WP: 0 PA: 37 PB: 0 SB: 0 CS: 1 | | |
| PITCHER | IP WLS BF H R ER SO BB IBB HBP BLK WP HR S P ERA WHIP | | | | | | | | | | | PITCHER | IP WLS BF H R ER SO BB IBB HBP BLK WP HR S P ERA WHIP |
| Al Schroll, R (1, 1) ERA: 5.27 Ray Moore, R (7, 1) ERA: 3.94 | 6.1 W 28 8 5 5 3 2 0 1 0 0 2 31 40 7.11 1.579 | | | | | | | | | | | | |

Chicago White Sox @ Minnesota Twins
Metropolitan Stadium, Bloomington, MI

Mon Sep 04 1961, 4:33 AM EDT
Att. 20,036 - Unknown - 65 F

livebaseballscorecards.com

| | |
|-----|----|
| AB | 33 |
| R | 5 |
| H | 9 |
| RBI | 5 |
| BB | 3 |
| SO | 7 |
| LOB | 16 |



| Batter | 1 | 2 | 3 | 4 | 5 | 6 | 7 | 8 | 9 | AB | R | H | RBI | BB | SO | LOB | TOP | | | | | |
|--|---|---------------------------------|------------------------------|------------------------------------|------------------------------|---------------------------------|------------------------------|---------------------------------|------------------------------|---------------------------------|------------------------------|---------------------------------|------------------------------|---------------------------------|------------------------------|---------------------------------|------------------------------|---------------------------------|---|------------------------------------|----------------------------------|--------|
| Luis Aparicio, R (1, 6) OBP: 0.313, SLG: 0.354 | 0-0 1B S 4-3 1B | 0-0 F9 1B | | 0-0 E FC5-2-6-1 1B | 0-0 L4 | | | 0-0 L6 | | 5 | 1 | 2 | 1 | 0 | 0 | 2 | | | | | | |
| Floyd Robinson, L (1, 9) OBP: 0.394, SLG: 0.463 | 0-0 4-3 1B | 0-0 1-2 1B | | 0-0 E6 FC5-2-6-1 2B 1B | | 0-0 4-3 | | 4-0 BB | | 4 | 1 | 3 | 1 | 1 | 0 | 0 | | | | | | |
| Minnie Minoso, R (1, 7) OBP: 0.367, SLG: 0.413 | 0-0 4-3 1-2 3-H | 0-0 L4 | | 0-0 FC5-2-6-1 2B 1B | | 1-0 1B HBP | | 0-0 F8 | | 4 | 1 | 0 | 1 | 0 | 0 | 6 | | | | | | |
| Roy Sievers, R (1, 3) OBP: 0.386, SLG: 0.560 | 0-0 F9 | | 0-0 F8 | 0-0 1B 2B | | 0-3 K | | 0-0 F9 | | 5 | 0 | 1 | 2 | 0 | 1 | 3 | | | | | | |
| J.C. Martin, L (8, 3) OBP: 0.294, SLG: 0.348 | | | | 2-H 3-H | | | | | | 0 | 0 | 0 | 0 | 0 | 0 | 0 | | | | | | |
| Al Smith, R (1, 8) OBP: 0.348, SLG: 0.512 | 0-0 F9 | | 0-0 G4-3 1B | 0-0 1B | | 0-0 1-2 1B | | | | 5 | 1 | 4 | 1 | 0 | 0 | 1 | | | | | | |
| Al Pilarcik, L (9, 8) OBP: 0.276, SLG: 0.252 | | | | 2-H | | | | | | 0 | 0 | 0 | 0 | 0 | 0 | 0 | | | | | | |
| Cam Carreon, R (1, 2) OBP: 0.342, SLG: 0.376 | | 0-0 PB BB 1B | 0-0 G4-3 1-2f | 0-0 P4 | | 0-0 F9 | | | 0-0 P5 | 5 | 1 | 1 | 0 | 0 | 0 | 4 | | | | | | |
| Andy Carey, R (1, 5) OBP: 0.332, SLG: 0.387 | | 4-0 PB 1B BB | | 0-0 SH 1B 1B | | 0-0 4-3 | | | 0-0 P6 | 4 | 2 | 1 | 0 | 1 | 0 | 0 | | | | | | |
| Nellie Fox, L (1, 4) OBP: 0.320, SLG: 0.290 | | 0-0 F8 1-2 2-3 | | 0-0 1B SH 1B | | 4-0 FC1-6 BB | | 0-3 K | 0-0 6-3 | 4 | 1 | 1 | 0 | 1 | 1 | 2 | | | | | | |
| Cal McLish, S (1, 1) OBP: 0.185, SLG: 0.189 | | 0-0 1B | | 0-0 SH 1B 1B | | 0-0 FC1-6 | | 0-0 P6 | | 1 | 0 | 1 | 2 | 0 | 0 | 0 | | | | | | |
| Bob Roselli, R (4, PH) OBP: 0.270, SLG: 0.351 | | | | 1-2 2-3 | | 1-2f | | | | 0 | 1 | 0 | 0 | 0 | 0 | 0 | | | | | | |
| Joe Herten, R (4, 1) | | | | 2-H 3-H | | | | | | 2 | 0 | 0 | 0 | 0 | 0 | 1 | | | | | | |
| Turk Lown, R (8, 1) | | | | | | | | | | 0 | 0 | 0 | 0 | 0 | 0 | 0 | | | | | | |
| Inning Stats | R: 1 E: 0 K: 0 S: 5 | H: 2 LOB: 1 BB: 0 P: 5 | R: 2 E: 0 K: 0 S: 6 | H: 3 LOB: 2 BB: 1 P: 10 | R: 0 E: 0 K: 0 S: 3 | H: 1 LOB: 0 BB: 0 P: 3 | R: 5 E: 1 K: 0 S: 9 | H: 6 LOB: 1 BB: 0 P: 9 | R: 0 E: 0 K: 0 S: 3 | H: 0 LOB: 1 BB: 1 P: 7 | R: 0 E: 0 K: 1 S: 6 | H: 1 LOB: 2 BB: 0 P: 7 | R: 0 E: 0 K: 1 S: 5 | H: 0 LOB: 0 BB: 0 P: 5 | R: 0 E: 0 K: 0 S: 3 | H: 0 LOB: 1 BB: 1 P: 7 | R: 1 E: 0 K: 0 S: 4 | H: 1 LOB: 0 BB: 0 P: 4 | 1B: 12 2B: 1 3B: 0 HR: 1 | SF: 0 SAC: 1 DP: 1 HBP: 1 | WP: 0 PB: 1 SB: 1 CS: 0 | PA: 44 |
| PITCHER | IP WLS BF H R ER SO BB IBB HBP BLK WP HR S P ERA WHIP | | | | | | | | | | | | | | | | | PITCHER | IP WLS BF H R ER SO BB IBB HBP BLK WP HR S P ERA WHIP | | | |
| Jim Kaat, L (1, 1) ERA: 4.1 | 5.2 L 32 13 8 8 1 2 0 1 0 0 0 31 40 12.71 2.647 | | | | | | | | | | | | | | | | | | | | | |
| Camilo Pascual, R (6, 1) ERA: 3.8 | 0.1 1 0 0 0 0 0 0 0 0 0 0 0 1 1 0.00 0.000 | | | | | | | | | | | | | | | | | | | | | |
| Bill Pleis, L (7, 1) ERA: 5.98 | 2.0 7 0 0 0 1 1 0 0 0 0 0 0 8 12 0.00 0.500 | | | | | | | | | | | | | | | | | | | | | |
| Ray Moore, R (9, 1) ERA: 4.04 | 1.0 4 1 1 1 0 0 0 0 0 0 0 0 1 4 9.00 1.000 | | | | | | | | | | | | | | | | | | | | | |

Chicago White Sox @ Minnesota Twins
Metropolitan Stadium, Bloomington, MI
Mon Sep 04 1961, 8:05 PM EDT
Att. 12,540 - Unknown - 66 F

livebaseballscorecards.com

| | |
|-----|----|
| AB | 39 |
| R | 9 |
| H | 14 |
| RBI | 8 |
| BB | 3 |
| SO | 2 |
| LOB | 19 |



| Batter | 1 | 2 | 3 | 4 | 5 | 6 | 7 | 8 | 9 | AB | R | H | RBI | BB | SO | LOB |
|--|------------------------|------------|------------|-----------|-----------------|-----------|--------------------------|------------------------|------------|----|---|---|-----|----|----|---------------|
| Lenny Green, L OBP: 0.389, SLG: 0.414 (1, 8) | 0-0 SH 1B 1B | 0-0 F8 | | 0-0 P6 | | | | 0-0 4-3 | 0-0 4-3 | | | | | | | 5 1 1 0 0 0 3 |
| Billy Martin, R OBP: 0.267, SLG: 0.348 (1, 4) | 0-0 SH SF8 1B | 0-0 P6 | | | 0-0 1-3 | | 4-0 FC6-4 BB BB | | 0-0 P6 | | | | | | | 4 1 1 0 1 0 1 |
| Bob Allison, R OBP: 0.361, SLG: 0.473 (1, 9) | 0-0 SH F7 1B | | 0-0 HR | | 0-0 F7 | | 4-0 FC6-4 BB | | 0-0 P6 | | | | | | | 3 2 1 1 1 0 0 |
| Jim Lemon, R OBP: 0.335, SLG: 0.434 (1, 7) | 0-0 SF8 | | 0-0 6-3 | | 0-3 K | | 0-0 FC6-4 FC6-4 | | 0-0 F8 | | | | | | | 4 0 0 1 0 1 2 |
| Harmon Killebrew, R OBP: 0.396, SLG: 0.609 (1, 3) | 0-0 F7 | | 0-0 5-3 | | 0-0 5-3 | | 0-0 FC6-4 | | | | | | | | | 4 0 0 0 0 0 3 |
| Earl Battey, R OBP: 0.378, SLG: 0.468 (1, 2) | 0-0 1B | | 0-0 HR | | 0-0 BB 1B | | | 4-0 BB 1B | | | | | | | | 3 1 3 2 1 0 0 |
| Bill Tuttle, R OBP: 0.314, SLG: 0.332 (1, 5) | 0-0 F8 | | 0-0 6-3 | | 4-0 BB 1B | | | 0-0 1-2 BB 1B | | | | | | | | 3 0 1 0 1 0 1 |
| Zoilo Versalles, R OBP: 0.310, SLG: 0.384 (1, 6) | | 0-0 5-3 | | 0-0 L1 | | 0-0 F9 | | 0-0 F8 | | | | | | | | 4 0 0 0 0 0 4 |
| Jim Kaat, L OBP: 0.330, SLG: 0.370 (1, 1) | | 0-0 K | | 0-3 K | | 0-0 P5 | | 0-3 K | | | | | | | | 2 0 1 0 0 1 0 |
| Camilo Pascual, R OBP: 0.203, SLG: 0.186 (6, 1) | | | | | | | | | | | | | | | | 0 0 0 0 0 0 0 |
| Joe Altobelli, L OBP: 0.350, SLG: 0.324 (6, PH) | | | | | | | | | | | | | | | | 1 0 0 0 0 0 2 |
| Bill Pleis, L OBP: 0.125, SLG: 0.125 (7, 1) | | | | | | | | | | | | | | | | 0 0 0 0 0 0 0 |
| Julio Becquer, L OBP: 0.250, SLG: 0.470 (8, PH) | | | | | | | | | | | | | | | | 1 0 0 0 0 1 2 |
| Ray Moore, R (9, 1) | | | | | | | | | | | | | | | | 0 0 0 0 0 0 0 |

| Inning Stats | R: 3 | H: 3 | LOB: 1 | K: 0 | P: 7 | R: 0 | H: 1 | LOB: 1 | K: 0 | P: 4 | R: 2 | H: 2 | LOB: 0 | K: 0 | P: 5 | R: 0 | H: 0 | LOB: 0 | K: 1 | P: 5 | R: 0 | H: 0 | LOB: 0 | K: 1 | P: 5 | R: 0 | H: 1 | LOB: 2 | K: 0 | P: 8 | R: 0 | H: 0 | LOB: 2 | K: 0 | P: 11 | R: 0 | H: 1 | LOB: 2 | K: 1 | P: 10 | R: 0 | H: 0 | LOB: 0 | K: 0 | P: 3 | 1B: 6 | SF: 1 | 2B: 0 | SAC: 1 | 3B: 0 | DP: 0 | HR: 2 | HBP: 0 | WP: 0 | PA: 40 |
|----------------------|------|------|--------|------|------|------|------|--------|------|------|------|------|--------|------|------|------|-------|--------|------|------|------|------|--------|------|------|------|------|--------|------|------|------|------|--------|------|-------|------|------|--------|------|-------|------|------|--------|------|------|-------|-------|-------|--------|-------|-------|-------|--------|-------|--------|
| PITCHER | IP | WLS | BF | H | R | ER | SO | BB | IBB | HBP | BLK | WP | HR | S | P | ERA | WHIP | | | | | | | | | | | | | | | | | | | | | | | | | | | | | | | | | | | | | | |
| Cal McLish, R (1, 1) | 3.0 | | 16 | 6 | 5 | 3 | 0 | 0 | 0 | 0 | 0 | 0 | 0 | 16 | 16 | 9.00 | 2.000 | | | | | | | | | | | | | | | | | | | | | | | | | | | | | | | | | | | | | | |
| Joe Horlen, R (4, 1) | 4.0 | W | 18 | 2 | 0 | 0 | 2 | 4 | 0 | 0 | 0 | 0 | 0 | 18 | 34 | 0.00 | 1.500 | | | | | | | | | | | | | | | | | | | | | | | | | | | | | | | | | | | | | | |
| Turk Lown, R (8, 1) | 2.0 | S | 6 | 0 | 0 | 0 | 1 | 0 | 0 | 0 | 0 | 0 | 0 | 8 | 8 | 0.00 | 0.000 | | | | | | | | | | | | | | | | | | | | | | | | | | | | | | | | | | | | | | |


BOTTOM

Chicago White Sox @ Minnesota Twins
Metropolitan Stadium, Bloomington, MI

Mon Sep 04 1961, 8:05 PM EDT
Att: 12,540 - Unknown - 66 F

livebaseballscorecards.com

| | |
|-----|----|
| AB | 34 |
| R | 5 |
| H | 8 |
| RBI | 4 |
| BB | 4 |
| SO | 3 |
| LOB | 18 |



| Batter | 1 | 2 | 3 | 4 | 5 | 6 | 7 | 8 | 9 | AB R H RBI BB SO LOB | TOP | | | | | | | | | | | | | | | | | | | | | | | | |
|--|---|---------------------------------|------------------------------|---------------------------------|------------------------------|---------------------------------|------------------------------|---------------------------------|------------------------------|---------------------------------|------------------------------|---------------------------------|------------------------------|---------------------------------|------------------------------|---------------------------------|----------------------------------|------------------------------------|----------------------------------|--------|--|--|--|--|--|--|--|--|--|--|--|--|--|--|--|
| Luis Aparicio, R (1, 6) OBP: 0.315, SLG: 0.358 | 0-0 S 1B | | 0-0 F8 | | | 0-0 1-3 1B | | 0-0 F9 2B | 0-0 FC6-4 1-2f | 5 2 3 0 0 0 2 | | | | | | | | | | | | | | | | | | | | | | | | | |
| Floyd Robinson, L (1, 9) OBP: 0.390, SLG: 0.457 | 0-0 F2 1-2 | | 0-0 1-3 | | | 0-0 1-3 | | 0-0 F9 2-3 | | 4 0 0 0 0 0 3 | | | | | | | | | | | | | | | | | | | | | | | | | |
| Cam Carreon, R (1, 2) OBP: 0.340, SLG: 0.379 | 0-0 6-3 | | | | 0-0 F8 | 0-0 P4 | | 0-0 2B 3-H | | 4 0 1 1 0 0 2 | | | | | | | | | | | | | | | | | | | | | | | | | |
| Roy Sievers, R (1, 3) OBP: 0.387, SLG: 0.562 | 0-0 3-1 | | | | 0-0 6-3 2B | 0-0 2-H 1B | | 0-0 F8 | | 4 0 2 1 0 0 2 | | | | | | | | | | | | | | | | | | | | | | | | | |
| Al Smith, R (1, 7) OBP: 0.348, SLG: 0.517 | | 0-0 5-3 | | | 0-0 6-3 2-3 | 0-3 K | | | 0-0 HR | 4 1 1 1 0 1 2 | | | | | | | | | | | | | | | | | | | | | | | | | |
| Andy Carey, R (1, 5) OBP: 0.331, SLG: 0.385 | | 0-0 E7 | | | 0-0 5-3 | | 0-0 F9 | | 0-0 WP SH2-4 1B | 4 0 1 0 0 0 1 | | | | | | | | | | | | | | | | | | | | | | | | | |
| Mike Hershberger, R (1, 8) OBP: 0.333, SLG: 0.333 | | 0-0 F2 | | | 0-0 G1-6-3 1B | | 0-0 F8 | | 0-0 SH2-4 1-2 | 3 0 1 0 0 0 1 | | | | | | | | | | | | | | | | | | | | | | | | | |
| Nellie Fox, L (1, 4) OBP: 0.318, SLG: 0.288 | | 0-0 P6 | | | 0-0 G1-6-3 1-2f | | 0-0 4-3 | | 0-0 P6 | 4 0 0 0 0 0 3 | | | | | | | | | | | | | | | | | | | | | | | | | |
| Billy Pierce, L (1, 1) OBP: 0.157, SLG: 0.140 | | | 0-3 K | | 0-0 4-3 | | | 0-0 4-3 | 4-0 FC6-4 BB | 3 0 0 0 0 1 0 | | | | | | | | | | | | | | | | | | | | | | | | | |
| Turk Lown, R (8, 1) | | | | | | | | | | 0 0 0 0 0 0 0 | | | | | | | | | | | | | | | | | | | | | | | | | |
| Billy Goodman, L (9, PH) OBP: 0.327, SLG: 0.413 | | | | | | | | | | 0 0 0 0 1 0 0 | | | | | | | | | | | | | | | | | | | | | | | | | |
| Al Pilarcik, L (9, PR) OBP: 0.276, SLG: 0.252 | | | | | | | | | | 0 0 0 0 0 0 0 | | | | | | | | | | | | | | | | | | | | | | | | | |
| Warren Hacker, R (9, 1) OBP: 0.111, SLG: 0.111 | | | | | | | | | | 0 0 0 0 0 0 0 | | | | | | | | | | | | | | | | | | | | | | | | | |
| Inning Stats | R: 0 E: 0 K: 0 S: 4 | H: 1 LOB: 1 BB: 0 P: 4 | R: 0 E: 1 K: 0 S: 4 | H: 0 LOB: 1 BB: 0 P: 4 | R: 0 E: 0 K: 1 S: 5 | H: 0 LOB: 0 BB: 0 P: 5 | R: 0 E: 0 K: 0 S: 3 | H: 1 LOB: 1 BB: 0 P: 3 | R: 1 E: 0 K: 1 S: 7 | H: 2 LOB: 1 BB: 0 P: 7 | R: 0 E: 0 K: 0 S: 3 | H: 0 LOB: 0 BB: 0 P: 3 | R: 1 E: 0 K: 0 S: 5 | H: 2 LOB: 1 BB: 0 P: 5 | R: 1 E: 0 K: 0 S: 5 | H: 2 LOB: 2 BB: 1 P: 9 | 1B: 5 2B: 3 3B: 0 HR: 1 | SF: 0 SAC: 1 DP: 1 HBP: 0 | WP: 1 PB: 0 SB: 1 CS: 0 | PA: 37 | | | | | | | | | | | | | | | |
| PITCHER | IP WLS BF H R ER SO BB IBB HBP BLK WP HR S P ERA WHIP | | | | | | | | | | | | | | | | | | | | | | | | | | | | | | | | | | |
| Jack Kralick, L (1, 1) ERA: 3.53 | 8.0 | 33 | 9 | 3 | 3 | 2 | 0 | 0 | 0 | 0 | 0 | 1 | 37 | 37 | 3.38 | 1.125 | | | | | | | | | | | | | | | | | | | |
| Don Lee, R (9, 1) ERA: 3.17 | 1.0 | 4 | 0 | 0 | 0 | 0 | 1 | 0 | 0 | 0 | 1 | 0 | 3 | 7 | 0.00 | 1.000 | | | | | | | | | | | | | | | | | | | |

Chicago White Sox @ Minnesota Twins
Metropolitan Stadium, Bloomington, MI

livebaseballscorecards.com

| | |
|-----|----|
| AB | 35 |
| R | 3 |
| H | 9 |
| RBI | 3 |
| BB | 1 |
| SO | 2 |
| LOB | 16 |



Tue Sep 05 1961, 8:05 PM EDT
Att. 11,099 - Unknown - 63 F

| Batter | 1 | 2 | 3 | 4 | 5 | 6 | 7 | 8 | 9 | AB R H RBI BB SO LOB |
|--|-----------|------------|------------------|-----------------------|------------|----------------|------------|--------------------------|-----------|---|
| Lenny Green, L OBP: 0.388, SLG: 0.411 (1, 8) BB (9, 7) | 4-0 BB | | 0-0 F7 | | 0-0 4-3 | | 0-0 4-3 | | 0-3 K | 4 0 0 0 1 1 1 |
| Billy Martin, R OBP: 0.262, SLG: 0.341 (1, 4) | 0-0 P6 | | 0-0 F8 | | 0-0 P6 | | 0-0 P6 | | 0-0 F2 | 5 0 0 0 0 0 2 |
| Bob Allison, R OBP: 0.362, SLG: 0.479 (1, 9) | 0-0 F2 | | | 0-0 HR | 4-0 BB | | 0-3 K | | | 3 1 1 1 1 1 1 |
| Jim Lemon, R OBP: 0.334, SLG: 0.433 Jose Valdivielso, R OBP: 0.219, SLG: 0.229 (1, 7) S (8, PR) S (9, 5) | 0-3 K | | | 0-0 6-3 | 0-0 F9 | | | 0-0 SH1-4 BB 1B 1B | | 4 0 1 0 0 1 2 0 1 0 0 0 0 0 |
| Harmon Killebrew, R OBP: 0.397, SLG: 0.607 (1, 3) | | 0-0 F8 | | 4-0 1-3 1B BB | | 0-0 6-3 | | 4-0 SH1-4 1B BB | | 2 1 0 0 2 0 0 |
| Earl Battey, R OBP: 0.379, SLG: 0.470 (1, 2) | | 0-0 P4 | | 0-0 1-3 1-2 1B | | 0-0 E 1B | | 0-0 SH1-4 | | 3 0 2 0 0 0 0 |
| Bill Tuttle, R OBP: 0.313, SLG: 0.332 (1, 5) S (9, 8) | | 0-0 4-3 | | 0-0 1-3 1-2 2-3 | | 0-0 E4 | | 0-0 2-H 3-H 1B | | 4 0 1 2 0 0 3 |
| Zoilo Versalles, R OBP: 0.312, SLG: 0.383 (1, 6) | | | 0-0 4-3 1B | 4-0 IBB | | 0-0 F9 | | 0-0 P6 | | 3 0 1 0 1 0 3 |
| Jack Kralick, L OBP: 0.173, SLG: 0.190 Don Lee, R OBP: 0.080, SLG: 0.080 Julio Becquer, L OBP: 0.250, SLG: 0.464 (1, 1) S (9, 1) S (9, PH) | | | 0-0 4-3 | 0-3 K | | 0-0 L3 | | 0-3 K | | 3 0 0 0 0 1 6 0 0 0 0 0 0 0 1 0 0 0 0 1 0 |

| Inning Stats | R: 0 | H: 0 | E: 0 | K: 1 | S: 5 | R: 0 | H: 0 | E: 0 | K: 0 | S: 3 | R: 0 | H: 1 | E: 0 | K: 0 | S: 4 | R: 1 | H: 2 | E: 0 | K: 1 | S: 7 | R: 0 | H: 0 | E: 0 | K: 0 | S: 3 | R: 0 | H: 1 | E: 1 | K: 0 | S: 5 | R: 0 | H: 0 | E: 0 | K: 1 | S: 5 | R: 2 | H: 2 | E: 0 | K: 0 | S: 4 | R: 0 | H: 0 | E: 0 | K: 2 | S: 7 | 1B: 5 | 2B: 0 | 3B: 0 | HR: 1 | SF: 0 | SAC: 1 | DP: 0 | HBP: 0 | WP: 0 | PA: 38 |
|--------------|------|------|------|------|------|------|------|------|------|------|------|------|------|------|------|------|------|------|------|------|------|------|------|------|------|------|------|------|------|------|------|------|------|------|------|------|------|------|------|------|------|------|------|------|------|-------|-------|-------|-------|-------|--------|-------|--------|-------|--------|
|--------------|------|------|------|------|------|------|------|------|------|------|------|------|------|------|------|------|------|------|------|------|------|------|------|------|------|------|------|------|------|------|------|------|------|------|------|------|------|------|------|------|------|------|------|------|------|-------|-------|-------|-------|-------|--------|-------|--------|-------|--------|

| PITCHER | IP | WLS | BF | H | R | ER | SO | BB | IBB | HBP | BLK | WP | HR | S | P | ERA | WHIP |
|---|-----|-----|----|---|---|----|----|----|-----|-----|-----|----|----|----|----|------|-------|
| Billy Pierce, L ERA: 3.76 (1, 1) | 7.0 | | 32 | 5 | 3 | 3 | 3 | 4 | 1 | 0 | 0 | 0 | 1 | 33 | 53 | 3.86 | 1.286 |
| Turk Lown, R ERA: 2.66 (8, 1) | 1.0 | | 3 | 1 | 0 | 0 | 0 | 0 | 0 | 0 | 0 | 0 | 0 | 3 | 3 | 0.00 | 1.000 |
| Warren Hacker, R ERA: 4.01 (9, 1) | 1.0 | | 3 | 0 | 0 | 0 | 2 | 0 | 0 | 0 | 0 | 0 | 0 | 7 | 7 | 0.00 | 0.000 |

BOTTOM

Chicago White Sox @ Minnesota Twins
Metropolitan Stadium, Bloomington, MI

livebaseballscorecards.com

| | |
|------------|-----------|
| AB | 32 |
| R | 3 |
| H | 6 |
| RBI | 3 |
| BB | 5 |
| SO | 5 |
| LOB | 18 |



| WP | HR | S | P | ERA | WHIP |
|----|----|---|---|------|-------|
| 0 | 0 | 0 | 0 | 0.00 | 1.000 |
| 0 | 0 | 0 | 0 | 0.00 | 0.000 |

Tue Sep 05 1961, 8:05 PM EDT
Att. 11,099 - Unknown - 63 F

| Batter | 1 | 2 | 3 | 4 | 5 | 6 | 7 | 8 | 9 | AB R H RBI BB SO LOB | TOP | | | | | | | | | | | |
|--|---|---------------------------------|------------------------------|---------------------------------|------------------------------|---------------------------------|------------------------------|---------------------------------|------------------------------|---------------------------------|------------------------------|---------------------------------|------------------------------|---------------------------------|------------------------------|---------------------------------|------------------------------|---------------------------------|-----------------------------------|------------------------------------|----------------------------------|--------|
| Luis Aparicio, R OBP: 0.314, SLG: 0.357 (1, 6) | 0-3 K | 0-0 G1-6-3 | | | 0-0 1B | 0-0 F2 | | | 0-0 6-3 | 5 1 1 0 0 1 2 | | | | | | | | | | | | |
| Floyd Robinson, L OBP: 0.398, SLG: 0.463 (1, 9) | 0-0 1B SF8 | | 0-0 G6-4-3 | | 0-0 1B 2B | | H 1-0 G5-4-3 | | 0-0 BB | 4 2 4 0 0 0 0 | | | | | | | | | | | | |
| Minnie Minoso, R OBP: 0.370, SLG: 0.413 (1, 7) | 0-0 1B | | 0-0 G6-4-3 | | 0-0 1B 2B | | 0-0 G5-4-3 | | 4-0 BB | 4 1 2 2 1 0 2 | | | | | | | | | | | | |
| Roy Sievers, R OBP: 0.385, SLG: 0.558 J.C. Martin, L OBP: 0.294, SLG: 0.348 (1, 3) (9, 3) | 0-0 SF8 | | 0-0 F7 | | 0-0 P6 | | 4-0 BB | | 0-0 F7 | 3 0 0 1 1 0 4 0 0 0 0 0 0 0 | | | | | | | | | | | | |
| Al Smith, R OBP: 0.347, SLG: 0.516 (1, 5) | 0-3 K | | | 0-0 F7 | 0-0 2B | | 0-0 F3 | | | 4 0 1 2 0 1 2 | | | | | | | | | | | | |
| Nellie Fox, L OBP: 0.319, SLG: 0.295 (1, 4) | | 0-0 IHR | | 0-0 1B | 0-0 5-3 | | | 0-0 1-3 | | 4 1 2 1 0 0 1 | | | | | | | | | | | | |
| Mike Hershberger, R OBP: 0.143, SLG: 0.143 (1, 8) | | 0-0 F8 | | 0-0 F7 | 0-0 F8 | | | 0-0 F8 | | 4 0 0 0 0 0 2 | | | | | | | | | | | | |
| Cam Carreon, R OBP: 0.338, SLG: 0.376 (1, 2) | | 0-0 1B | | 0-0 P4 | | 0-0 F3 | | 0-0 1-3 | | 4 0 1 0 0 0 1 | | | | | | | | | | | | |
| Juan Pizarro, L OBP: 0.302, SLG: 0.345 (1, 1) | | 0-0 G1-6-3 | | | 0-0 1B | 0-0 G3 | | | 0-0 F7 | 4 1 2 0 0 0 0 | | | | | | | | | | | | |
| Inning Stats | R: 1 E: 0 K: 2 S: 9 | H: 2 LOB: 1 BB: 0 P: 9 | R: 1 E: 0 K: 0 S: 5 | H: 3 LOB: 1 BB: 0 P: 5 | R: 0 E: 0 K: 0 S: 3 | H: 1 LOB: 0 BB: 0 P: 3 | R: 0 E: 0 K: 0 S: 4 | H: 1 LOB: 1 BB: 0 P: 4 | R: 4 E: 0 K: 0 S: 8 | H: 5 LOB: 1 BB: 0 P: 8 | R: 0 E: 0 K: 0 S: 3 | H: 0 LOB: 0 BB: 0 P: 3 | R: 0 E: 0 K: 0 S: 2 | H: 0 LOB: 1 BB: 1 P: 7 | R: 0 E: 0 K: 0 S: 3 | H: 0 LOB: 0 BB: 0 P: 3 | R: 0 E: 0 K: 0 S: 4 | H: 1 LOB: 2 BB: 1 P: 8 | 1B: 11 2B: 1 3B: 0 HR: 1 | SF: 1 SAC: 0 DP: 3 HBP: 1 | WP: 0 PB: 0 SB: 0 CS: 0 | PA: 40 |
| PITCHER | IP WLS BF H R ER SO BB IBB HBP BLK WP HR S P ERA WHIP | | | | | | | | | | | | | | | | | | | | | |
| Pedro Ramos, R ERA: 4.1 (1, 1) | 4.1 L 23 12 6 6 2 0 0 0 0 0 0 0 27 27 12.46 2.769 | | | | | | | | | | | | | | | | | | | | | |
| Bill Pleis, L ERA: 5.66 (5, 1) | 2.2 9 0 0 0 0 1 0 1 0 0 0 7 12 0.00 0.375 | | | | | | | | | | | | | | | | | | | | | |
| Don Lee, R ERA: 3.1 (8, 1) | 2.0 8 1 0 0 0 1 0 0 0 0 0 7 11 0.00 1.000 | | | | | | | | | | | | | | | | | | | | | |

Chicago White Sox @ Minnesota Twins
Metropolitan Stadium, Bloomington, MI
Wed Sep 06 1961, 8:05 PM EDT
Unknown - 74 F

livebaseballscorecards.com

| | |
|-----|----|
| AB | 36 |
| R | 6 |
| H | 13 |
| RBI | 6 |
| BB | 2 |
| SO | 2 |
| LOB | 14 |



| Batter | 1 | 2 | 3 | 4 | 5 | 6 | 7 | 8 | 9 | 10 | AB R H RBI BB SO LOB | TOP | | | | | | | | | | | |
|---|---|---------------------------------|------------------------------|---------------------------------|------------------------------|---------------------------------|------------------------------|----------------------------------|-------------------------------|---------------------------------|------------------------------|---|------------------------------|---------------------------------|------------------------------|----------------------------------|------------------------------|---------------------------------|----------------------------------|------------------------------------|----------------------------------|--------|--|
| Luis Aparicio, R (1, 6) OBP: 0.311, SLG: 0.353 | 0-0 F9 | | 0-0 F7 | 0-3 K | | | 0-0 FC1-6 1B S | | 0-0 P4 | 0-0 E6 | 6 0 0 1 0 1 3 | | | | | | | | | | | | |
| Floyd Robinson, L (1, 9) OBP: 0.392, SLG: 0.456 | 0-0 F7 | | 0-0 3-1 | 0-0 F5 | | | 0-0 F2 | | 0-0 4-3 | 0-0 3-1 | 6 0 0 0 0 0 4 | | | | | | | | | | | | |
| Minnie Minoso, R (1, 7) OBP: 0.372, SLG: 0.414 | 0-0 E4 | | 0-0 E6 1B | | 0-0 F7 | | 0-0 2-3 1B | | 1-0 BB S HBP | | 4 0 2 0 0 0 0 | | | | | | | | | | | | |
| Roy Sievers, R (1, 3) OBP: 0.385, SLG: 0.555 | 0-0 F5 | | 4-0 BB | | 0-0 F7 | | 0-0 5-3 | | 4-0 BB | 1-2 BB | 3 0 0 0 2 0 3 | | | | | | | | | | | | |
| Al Smith, R (1, 5) OBP: 0.347, SLG: 0.514 | | 0-0 F8 1B SF8 1B | 0-0 6-3 | | 0-0 P6 | | | 0-0 5-3 | 4-0 BB 1-2 2-3 BB | | 4 1 1 0 1 0 2 | | | | | | | | | | | | |
| Nellie Fox, L (1, 4) OBP: 0.321, SLG: 0.297 | | 0-0 F8 1B | | 4-0 BB 1B BB | | 0-0 4-3 | | 0-0 1B 1B | 0-0 1-3 | | 4 1 2 0 1 0 3 | | | | | | | | | | | | |
| Mike Hershberger, R (1, 8) OBP: 0.167, SLG: 0.167 | | 0-0 F8 | | 0-0 F8 | | 0-0 4-3 | | 0-0 1-3 1B | | 0-0 E5 S 2B | 5 1 1 0 0 0 3 | AB 41 R 4 H 10 RBI 4 BB 4 SO 3 LOB 24 | | | | | | | | | | | |
| Sherm Lollar, R (1, 2) OBP: 0.367, SLG: 0.387 | | 0-0 SF8 | | 0-0 1B 1B | | 0-0 6-3 | | 0-3 K | | 0-0 4-3 E 2B | 4 1 2 2 0 1 2 | | | | | | | | | | | | |
| Don Larsen, R (1, 1) OBP: 0.326, SLG: 0.444 | | 0-3 K | | 0-0 K | | | 0-0 FC1-6 1B | | | 0-0 4-3 | 5 0 2 1 0 1 4 | | | | | | | | | | | | |
| Warren Hacker, R (10, 1) OBP: 0.111, SLG: 0.111 | | | | | | | | | | | 0 0 0 0 0 0 0 | | | | | | | | | | | | |
| Turk Lown, R (10, 1) | | | | | | | | | | | 0 0 0 0 0 0 0 | | | | | | | | | | | | |
| Inning Stats | R: 0 E: 1 K: 0 S: 4 | H: 0 LOB: 1 BB: 0 P: 4 | R: 1 E: 0 K: 1 S: 7 | H: 2 LOB: 1 BB: 0 P: 7 | R: 0 E: 1 K: 0 S: 4 | H: 1 LOB: 2 BB: 1 P: 8 | R: 1 E: 0 K: 1 S: 7 | H: 2 LOB: 2 BB: 1 P: 11 | R: 0 E: 0 K: 0 S: 3 | H: 0 LOB: 0 BB: 0 P: 3 | R: 0 E: 0 K: 1 S: 5 | H: 2 LOB: 2 BB: 0 P: 5 | R: 0 E: 0 K: 1 S: 7 | H: 2 LOB: 2 BB: 0 P: 7 | R: 0 E: 0 K: 0 S: 3 | H: 0 LOB: 3 BB: 2 P: 12 | R: 2 E: 2 K: 0 S: 5 | H: 1 LOB: 0 BB: 0 P: 5 | 1B: 9 2B: 1 3B: 0 HR: 0 | SF: 1 SAC: 0 DP: 0 HBP: 1 | WP: 0 PB: 0 SB: 3 CS: 1 | PA: 47 | |
| PITCHER Camilo Pascual, R (1, 1) ERA: 3.71 | IP 10.0 WLS L BF 47 H 10 R 4 ER 2 SO 3 BB 4 IBB 0 HBP 1 BLK 0 WP 0 HR 0 S 48 P 65 ERA 1.80 WHIP 1.400 | | | | | | | | | | | | | | | | | | | | | | |

Chicago White Sox @ Minnesota Twins
 Metropolitan Stadium, Bloomington, MI
 Wed Sep 06 1961, 8:05 PM EDT
 Att. 17,898 - Unknown

livebaseballscorecards.com



| Batter | 1 | 2 | 3 | 4 | 5 | 6 | 7 | 8 | 9 | 10 | AB | R | H | RBI | BB | SO | LOB |
|--|--------|--------|--------------|---------|--------|---------|--------|---------|---------|--------|----|---|---|-----|----|----|-----|
| Lenny Green, L (1, 8) OBP: 0.389, SLG: 0.420 | 0-0 P5 | | 0-0 2B | | | 0-0 G3 | | 0-0 F9 | | | 4 | 0 | 1 | 1 | 0 | 0 | 1 |
| Billy Martin, R (1, 4) OBP: 0.255, SLG: 0.331 | 0-0 P6 | | 0-0 5-3 | | | 0-0 6-3 | | 0-0 F9 | | | 4 | 0 | 0 | 0 | 0 | 0 | 2 |
| Harmon Killebrew, R (1, 3) OBP: 0.395, SLG: 0.600 | 0-0 F7 | | 0-3 K | | | 0-0 6-3 | | | 0-3 K | | 4 | 0 | 0 | 0 | 0 | 2 | 1 |
| Bob Allison, R (1, 9) OBP: 0.360, SLG: 0.476 | | 0-0 P5 | | 0-0 6-3 | | | 4-0 BB | | 0-0 6-3 | | 3 | 0 | 0 | 0 | 1 | 0 | 0 |
| Joe Altobelli, L (1, 7) OBP: 0.318, SLG: 0.289 | | 0-0 G3 | | 0-3 K | | | 0-3 K | | 0-0 P5 | | 4 | 0 | 0 | 0 | 0 | 2 | 1 |
| Hal Naragon, L (1, 2) OBP: 0.303, SLG: 0.375 | | 0-0 F9 | | 0-0 F9 | | | 0-0 F9 | | | 0-0 F8 | 4 | 0 | 0 | 0 | 0 | 0 | 1 |
| Bill Tuttle, R (1, 5) OBP: 0.314, SLG: 0.332 | | | 0-0 2B 1B | | 0-3 K | | 0-3 K | | | 0-0 1B | 4 | 1 | 2 | 0 | 0 | 2 | 1 |
| Zoilo Versalles, R (1, 6) OBP: 0.310, SLG: 0.382 | | | 0-0 SH1-4 2B | | 0-0 F8 | | | 0-0 1-3 | | 0-0 F7 | 4 | 1 | 1 | 1 | 0 | 0 | 1 |
| Camilo Pascual, R (1, 1) OBP: 0.197, SLG: 0.181 | | | 0-0 SH1-4 | | 0-0 F2 | | | 0-0 E6 | | 0-0 G3 | 2 | 0 | 0 | 0 | 0 | 0 | 0 |
| Julio Becquer, L (10, PH) OBP: 0.247, SLG: 0.459 | | | 2-3 | | | | | | | | 1 | 0 | 0 | 0 | 0 | 0 | 1 |

| Inning Stats | R: 0 | H: 0 | E: 0 | K: 0 | S: 3 | P: 3 | R: 0 | H: 0 | E: 0 | K: 0 | S: 3 | P: 3 | R: 2 | H: 3 | E: 0 | K: 1 | S: 8 | R: 0 | H: 0 | E: 0 | K: 1 | S: 5 | P: 5 | R: 0 | H: 0 | E: 0 | K: 0 | S: 5 | P: 5 | R: 0 | H: 0 | E: 0 | K: 0 | S: 3 | P: 3 | R: 0 | H: 0 | E: 0 | K: 2 | S: 7 | P: 11 | R: 0 | H: 0 | E: 1 | K: 0 | S: 4 | P: 4 | R: 0 | H: 0 | E: 0 | K: 1 | S: 5 | P: 5 | R: 0 | H: 1 | E: 0 | K: 0 | S: 4 | P: 4 |
|---------------------------------------|------|------|------|------|------|------|------|------|------|------|------|------|------|------|------|------|------|-------|------|------|------|------|------|------|------|------|------|------|------|------|------|------|------|------|------|------|------|------|------|------|-------|------|------|------|------|------|------|------|------|------|------|------|------|------|------|------|------|------|------|
| Don Larsen, R (1, 1) ERA: 3.59 | IP | WLS | BF | H | R | ER | SO | BB | IBB | HBP | BLK | WP | HR | S | P | ERA | WHIP | | | | | | | | | | | | | | | | | | | | | | | | | | | | | | | | | | | | | | | | | | |
| Warren Hacker, R (10, 1) ERA: 3.98 | 0.1 | | 1 | 0 | 0 | 0 | 0 | 0 | 0 | 0 | 0 | 0 | 0 | 0 | 1 | 1 | 0.00 | 0.000 | | | | | | | | | | | | | | | | | | | | | | | | | | | | | | | | | | | | | | | | | |
| Turk Lowm, R (10, 1) ERA: 2.65 | 0.1 | S | 1 | 0 | 0 | 0 | 0 | 0 | 0 | 0 | 0 | 0 | 0 | 0 | 1 | 1 | 0.00 | 0.000 | | | | | | | | | | | | | | | | | | | | | | | | | | | | | | | | | | | | | | | | | |


BOTTOM

Chicago White Sox @ Minnesota Twins
Metropolitan Stadium, Bloomington, MI

Wed Sep 06 1961, 8:05 PM EDT
Att: 17,898 - Unknown

livebaseballscorecards.com

| | |
|-----|----|
| AB | 34 |
| R | 2 |
| H | 4 |
| RBI | 2 |
| BB | 1 |
| SO | 6 |
| LOB | 9 |



| | |
|-------|--------|
| WP: 0 | PA: 36 |
| PB: 0 | |
| SB: 0 | |
| CS: 0 | |

| Batter | 1 | 2 | 3 | 4 | 5 | 6 | 7 | 8 | 9 | AB R H RBI BB SO LOB | TOP | | | | | | | | | | | |
|--|--|---------------------------------|------------------------------|---------------------------------|------------------------------|---------------------------------|------------------------------|----------------------------------|------------------------------|---------------------------------|--|---------------------------------|--|---------------------------------|------------------------------|---------------------------------|------------------------------|---------------------------------|----------------------------------|------------------------------------|----------------------------------|--------|
| Luis Aparicio, R (1, 6) OBP: 0.311, SLG: 0.353 | 0-0 L4 | | | 0-0 F8 | | 0-0 BB E 1B | | 0-0 F8 | | 4 1 1 0 0 0 0 | Chicago White Sox @ Los Angeles Angels Wrigley Field, Los Angeles, CA Sat Sep 09 1961, 9:05 PM CDT Att: 5,157 - Unknown - 70 F livebaseballscorecards.com | | | | | | | | | | | |
| Floyd Robinson, L (1, 9) OBP: 0.390, SLG: 0.456 | 0-0 4-3 | | | 0-0 BB 1B | | 0-0 E BB 1B | | 0-0 F7 | | 4 1 2 0 0 0 0 | | | | | | | | | | | | |
| Minnie Minoso, R (1, 7) OBP: 0.371, SLG: 0.416 | 0-0 4-3 | | | 4-0 1-2 BB | | 4-0 G6-4-3 E BB | | 0-0 6-3 | | 2 0 0 0 2 0 0 | | | | | | | | | | | | |
| Roy Sievers, R (1, 3) OBP: 0.379, SLG: 0.543 | | 0-0 6-3 | | 0-3 K | | 0-0 E5 | | 0-0 F9 | | 4 0 0 1 0 1 4 | | | | | | | | | | | | |
| Al Smith, R (1, 5) OBP: 0.347, SLG: 0.512 | | 0-0 F9 | | 0-0 F9 | | 0-0 G6-4-3 | | 0-0 F9 | | 4 0 0 0 0 0 4 | | | | | | | | | | | | |
| Nellie Fox, L (1, 4) OBP: 0.323, SLG: 0.298 | | 0-0 F7 | | | 0-0 FC4 BB 1B | 0-0 6-3 | | 4-0 BB | | 3 0 1 0 1 0 1 | | | | | | | | | | | | |
| Al Pilarcik, L (1, 8) OBP: 0.275, SLG: 0.246 | | | 0-0 F9 | | 4-0 1-2 FC4 BB | | 0-0 4-3 | 0-0 F8 | | 3 0 0 0 1 0 1 | | | | | | | | | | | | |
| Cam Carreon, R (1, 2) OBP: 0.337, SLG: 0.378 | | 0-0 P4 | | 0-0 FC4 | | 0-0 6-3 | | 0-0 6-3 | | 3 0 0 0 0 0 2 | | | | | | | | | | | | |
| Joe Horlen, R (1, 1) | | 0-3 K | | 0-0 G1-6-3 | | 0-3 K | | 0-3 K | | 2 0 0 0 0 1 2 | | | | | | | | | | | | |
| Frank Baumann, L (5, 1) OBP: 0.291, SLG: 0.380 | | | | | | | | | | 0 0 0 0 0 0 0 | | | | | | | | | | | | |
| Russ Kemmerer, R (6, 1) OBP: 0.294, SLG: 0.267 | | | | | | | | | | 0 0 0 0 0 0 0 | | | | | | | | | | | | |
| Billy Goodman, L (7, PH) OBP: 0.321, SLG: 0.404 | | | | | | | | | | 1 0 0 0 0 1 0 | | | | | | | | | | | | |
| Warren Hacker, R (7, 1) OBP: 0.111, SLG: 0.111 | | | | | | | | | | 0 0 0 0 0 0 0 | | | | | | | | | | | | |
| Inning Stats | R: 0 E: 0 K: 0 S: 3 | H: 0 LOB: 0 BB: 0 P: 3 | R: 0 E: 0 K: 0 S: 3 | H: 0 LOB: 0 BB: 0 P: 3 | R: 0 E: 0 K: 1 S: 5 | H: 0 LOB: 0 BB: 0 P: 5 | R: 0 E: 0 K: 1 S: 6 | H: 1 LOB: 2 BB: 1 P: 10 | R: 0 E: 0 K: 0 S: 3 | H: 1 LOB: 1 BB: 1 P: 7 | R: 2 E: 1 K: 0 S: 5 | H: 2 LOB: 1 BB: 1 P: 9 | R: 0 E: 0 K: 1 S: 5 | H: 0 LOB: 0 BB: 0 P: 5 | R: 0 E: 0 K: 0 S: 3 | H: 0 LOB: 0 BB: 0 P: 3 | R: 0 E: 0 K: 0 S: 3 | H: 0 LOB: 1 BB: 1 P: 7 | 1B: 4 2B: 0 3B: 0 HR: 0 | SF: 0 SAC: 0 DP: 2 HBP: 0 | WP: 0 PB: 0 SB: 0 CS: 0 | PA: 34 |
| PITCHER Eli Grba, R (1, 1) ERA: 4.23 | IP: 9.0 WLS: W BF: 34 H: 4 R: 2 ER: 1 SO: 3 BB: 4 IBB: 0 HBP: 0 BLK: 0 WP: 0 HR: 0 S: 36 P: 52 ERA: 1.00 WHIP: 0.889 | | | | | | | | | | | PITCHER | IP: WLS: BF: H: R: ER: SO: BB: IBB: HBP: BLK: WP: HR: S: P: ERA: WHIP: | | | | | | | | | |

| | |
|-----|----|
| AB | 30 |
| R | 2 |
| H | 4 |
| RBI | 1 |
| BB | 4 |
| SO | 3 |
| LOB | 14 |



| Batter | 1 | 2 | 3 | 4 | 5 | 6 | 7 | 8 | 9 |
|--|-------------------|-----------|-----------|---------------------|-----------------------------|-----------|------------|-----------|---|
| Albie Pearson, L (1, 9) OBP: 0.415, SLG: 0.402 | 4-0 BB 4-3 | | 0-0 L6 | | 4-0 BB 1B HR BB | 0-0 F7 | | | |
| Joe Koppe, R (1, 6) OBP: 0.339, SLG: 0.352 | 0-3 K | | 0-0 P6 | | 0-0 HR 1B BB | 0-3 K | | | |
| Lee Thomas, L (1, 3) OBP: 0.368, SLG: 0.511 | 0-0 4-3 1-2 | | | 0-0 HR | 4-0 HR BB | 0-0 F8 | | | |
| Leon Wagner, L (1, 7) OBP: 0.336, SLG: 0.475 | 0-0 F9 | | | 4-0 BB G1-4-3 | 0-3 K | 0-0 F8 | | | |
| Earl Averill, R (5, PH) OBP: 0.392, SLG: 0.503 | | | | 0-0 BB G1-4-3 | 0-0 HR | 0-0 F7 | | | |
| Ken Hunt, R (6, 7) OBP: 0.318, SLG: 0.468 | | | | 0-0 G1-4-3 | 0-0 HR | | | | |
| George Thomas, R (1, 8) OBP: 0.332, SLG: 0.481 | | 0-3 K | | 0-0 G1-4-3 | 0-0 HR | | | | |
| Buck Rodgers, S (1, 2) OBP: 0.400, SLG: 0.250 | | 0-0 1B | | 4-0 BB FC6 | 0-0 4-3 | | 0-0 6-3 | | |
| Tom Satriano, L (1, 5) OBP: 0.296, SLG: 0.362 | | 0-0 F7 | | 0-0 FC6 | | 0-3 K | | 0-0 F8 | |
| Rocky Bridges, R (1, 4) OBP: 0.327, SLG: 0.305 | | 0-3 K | | | 0-0 BB 1B | 0-0 1B | | 0-0 P4 | |
| Eli Grba, R (1, 1) OBP: 0.258, SLG: 0.321 | | | 0-3 K | | 0-0 B1 | 0-0 1B | | | |

| Inning Stats | R: 0 E: 0 K: 1 S: 5 | H: 0 LOB: 1 BB: 1 P: 9 | R: 0 E: 0 K: 2 S: 8 | H: 1 LOB: 1 BB: 0 P: 8 | R: 0 E: 0 K: 1 S: 5 | H: 0 LOB: 0 BB: 0 P: 5 | R: 1 E: 0 K: 0 S: 3 | H: 1 LOB: 1 BB: 2 P: 11 | R: 5 E: 0 K: 1 S: 8 | H: 3 LOB: 0 BB: 2 P: 16 | R: 0 E: 0 K: 2 S: 9 | H: 2 LOB: 2 BB: 0 P: 9 | R: 0 E: 0 K: 0 S: 3 | H: 0 LOB: 0 BB: 0 P: 3 |
|--------------|------------------------------|---------------------------------|------------------------------|---------------------------------|------------------------------|---------------------------------|------------------------------|----------------------------------|------------------------------|----------------------------------|------------------------------|---------------------------------|------------------------------|---------------------------------|
|--------------|------------------------------|---------------------------------|------------------------------|---------------------------------|------------------------------|---------------------------------|------------------------------|----------------------------------|------------------------------|----------------------------------|------------------------------|---------------------------------|------------------------------|---------------------------------|

| PITCHER | IP | WLS | BF | H | R | ER | SO | BB | IBB | HBP | BLK | WP | HR | S | P | ERA | WHIP |
|---|-----|-----|----|---|---|----|----|----|-----|-----|-----|----|----|----|----|-------|-------|
| Joe Horlen, R (1, 1) ERA: 4.32 | 4.1 | L | 20 | 4 | 4 | 4 | 4 | 4 | 4 | 0 | 0 | 0 | 1 | 24 | 40 | 8.31 | 1.846 |
| Frank Baumann, L (5, 1) ERA: 5.83 | 0.2 | | 4 | 1 | 2 | 2 | 1 | 1 | 0 | 0 | 0 | 0 | 1 | 5 | 9 | 27.00 | 3.000 |
| Russ Kemmerer, R (6, 1) ERA: 4.1 | 1.0 | | 5 | 2 | 0 | 0 | 2 | 0 | 0 | 0 | 0 | 0 | 0 | 9 | 9 | 0.00 | 2.000 |
| Warren Hacker, R (7, 1) ERA: 3.83 | 2.0 | | 6 | 0 | 0 | 0 | 0 | 0 | 0 | 0 | 0 | 0 | 0 | 6 | 6 | 0.00 | 0.000 |

BOTTOM


Chicago White Sox @ Los Angeles Angels
Wrigley Field, Los Angeles, CA

Sat Sep 09 1961, 9:05 PM CDT
Att. 5,157 - Unknown - 70 F

| | | | | | | |
|----|---|---|-----|----|----|-----|
| AB | R | H | RBI | BB | SO | LOB |
| 2 | 1 | 0 | 0 | 2 | 0 | 2 |
| 4 | 1 | 1 | 1 | 0 | 2 | 3 |
| 3 | 2 | 1 | 1 | 1 | 0 | 1 |
| 1 | 0 | 0 | 0 | 1 | 0 | 1 |
| 1 | 0 | 0 | 0 | 0 | 1 | 3 |
| 1 | 0 | 0 | 0 | 0 | 0 | 0 |
| 4 | 1 | 1 | 4 | 0 | 1 | 1 |
| 3 | 0 | 1 | 0 | 1 | 0 | 0 |
| 4 | 0 | 0 | 0 | 0 | 1 | 2 |
| 4 | 1 | 2 | 0 | 0 | 1 | 1 |
| 3 | 0 | 1 | 0 | 0 | 1 | 1 |

livebaseballscorecards.com

| | |
|-----|----|
| AB | 30 |
| R | 6 |
| H | 7 |
| RBI | 6 |
| BB | 5 |
| SO | 7 |
| LOB | 15 |



| | |
|-------|--------|
| WP: 0 | PA: 35 |
| PB: 0 | |
| SB: 0 | |
| CS: 0 | |

| Batter | 1 | 2 | 3 | 4 | 5 | 6 | 7 | 8 | 9 | AB R H RBI BB SO LOB | TOP |
|---|---|---|---|---|---|---|---|---|---|--|--|
| Luis Aparicio, R (1, 6) OBP: 0.311, SLG: 0.358 | 0-0 F9 | | 0-0 HR | | 0-3 K | | | 0-0 6-3 | | 4 1 1 1 0 1 1 | Chicago White Sox @ Los Angeles Angels Wrigley Field, Los Angeles, CA Sun Sep 10 1961, 5:33 AM CDT Att: 3,689 - Sunny - 91 F livebaseballscorecards.com |
| Floyd Robinson, L (1, 9) OBP: 0.389, SLG: 0.453 | 0-0 L3 | | 0-0 4-3 | | 0-0 4-3 | | | 0-0 1B | | 4 0 1 0 0 0 1 | |
| Minnie Minoso, R (1, 7) OBP: 0.370, SLG: 0.415 | 0-3 K | | 0-0 1B | | 0-0 4-3 | | | 0-0 L1 | | 4 0 1 0 0 1 1 | |
| Roy Sievers, R (1, 3) OBP: 0.376, SLG: 0.540 J.C. Martin, L (7, 3) OBP: 0.293, SLG: 0.347 | | 0-0 F2 | 0-0 F8 | | 0-3 K | | | 0-0 F8 | 3 0 0 0 0 1 1 1 0 0 0 0 0 0 | | |
| Al Smith, R (1, 5) OBP: 0.346, SLG: 0.516 | | 0-0 HR | | 0-0 F2 | | 0-0 P6 | | 0-0 F3 | 4 1 1 1 0 0 0 | | |
| Jim Landis, R (1, 8) OBP: 0.358, SLG: 0.456 | | 0-0 HR | | 0-0 F7 | | 0-3 K | | 0-0 F7 | 4 1 1 1 0 1 0 | | |
| Cam Carreon, R (1, 2) OBP: 0.332, SLG: 0.372 | | 0-0 4-3 | | 0-0 6-3 | | 0-0 P6 | | | 3 0 0 0 0 0 0 | | |
| Sammy Esposito, R (1, 4) OBP: 0.278, SLG: 0.235 | | 0-0 F8 | | | 0-0 F5 | | 0-3 K | | 3 0 0 0 0 1 0 | | |
| Juan Pizarro, L (1, 1) OBP: 0.308, SLG: 0.339 Billy Goodman, L (8, PH) OBP: 0.315, SLG: 0.396 Turk Lown, R (8, 1) | | | 0-0 F8 | | 4-0 BB | | 0-3 K | | 1 0 0 0 1 0 0 1 0 0 0 0 1 0 0 0 0 0 0 0 0 | | |
| Inning Stats | R: 0 H: 0 E: 0 LOB: 0 K: 1 BB: 0 S: 5 P: 5 | R: 2 H: 2 E: 0 LOB: 0 K: 0 BB: 0 S: 5 P: 5 | R: 1 H: 2 E: 0 LOB: 1 K: 0 BB: 0 S: 5 P: 5 | R: 0 H: 0 E: 0 LOB: 0 K: 0 BB: 0 S: 3 P: 3 | R: 0 H: 0 E: 0 LOB: 1 K: 1 BB: 1 S: 5 P: 9 | R: 0 H: 0 E: 0 LOB: 0 K: 1 BB: 0 S: 5 P: 5 | R: 0 H: 0 E: 0 LOB: 0 K: 2 BB: 0 S: 7 P: 7 | R: 0 H: 1 E: 0 LOB: 1 K: 1 BB: 0 S: 6 P: 6 | R: 0 H: 0 E: 0 LOB: 0 K: 0 BB: 0 S: 3 P: 3 | 1B: 2 SF: 0 2B: 0 SAC: 0 3B: 0 DP: 0 HR: 3 HBP: 0 | WP: 0 PA: 33 PB: 0 SB: 1 CS: 0 |
| PITCHER | IP WLS BF H R ER SO BB IBB HBP BLK WP HR S P ERA WHIP | | | | | | | | | | |
| Jack Spring, L (1, 1) ERA: 4.23 | 7.0 W 26 4 3 3 5 1 0 0 0 0 3 35 39 3.86 0.714 | | | | | | | | | | |
| Tom Morgan, R (8, 1) ERA: 2.43 | 2.0 S 7 1 0 0 1 0 0 0 0 0 0 0 9 9 0.00 0.500 | | | | | | | | | | |

| | |
|-----|----|
| AB | 32 |
| R | 3 |
| H | 5 |
| RBI | 3 |
| BB | 1 |
| SO | 6 |
| LOB | 4 |



| Batter | 1 | 2 | 3 | 4 | 5 | 6 | 7 | 8 | 9 | AB R H RBI BB SO LOB | TOP | | | | | |
|--|---|----------------------------------|------------------------------|---------------------------------|------------------------------|---------------------------------|------------------------------|---------------------------------|------------------------------|---------------------------------|------------------------------|---------------------------------|-----------------------------------|------------------------------------|----------------------------------|--------|
| Bobby Richardson, R OBP: 0.304, SLG: 0.328 (1, 4) X | 0-0 BB 3B 1B | 0-0 SH1-4 1-2 1B | | 0-0 1-3 | | 0-0 1B 1B | | | | 4 1 3 0 0 0 0 | | | | | | |
| Tony Kubek, L OBP: 0.305, SLG: 0.398 (1, 6) S S S | 0-3 K | 0-0 SH1-4 1-2 2-3 | | | 0-0 1-3 | 0-0 1-2 1B | | | | 3 0 1 0 0 1 1 | | | | | | |
| Roger Maris, L OBP: 0.374, SLG: 0.630 (1, 9) B B B | 4-0 1-2 3B BB | 0-3 K | | | 0-0 1B 1B | 0-0 F3 | | | | 3 2 1 0 1 1 4 | | | | | | |
| Mickey Mantle, S OBP: 0.455, SLG: 0.708 (1, 8) S S S | 0-3 K | 0-0 F8 | | | 0-0 1-2 1B 1B | | | | | 3 0 1 0 0 1 4 | | | | | | |
| Elston Howard, R OBP: 0.403, SLG: 0.569 (1, 2) X | 0-0 1-1 2-1 1B 3B | | 0-0 6-3 | | 0-0 1-2 2-1 1B | | | | | 3 1 2 3 0 0 0 | | | | | | |
| Bill Skowron, R OBP: 0.325, SLG: 0.472 (1, 3) X | 0-0 3-1 2-1 1B 1B | | 0-0 F9 | | 0-0 F7 | | | | | 3 0 1 1 0 0 2 | | | | | | |
| Hector Lopez, R OBP: 0.283, SLG: 0.297 (1, 7) X | 0-0 1-2 1B | | 0-0 6-3 | | 0-0 1-3 | | | | | 3 0 1 0 0 0 2 | | | | | | |
| Clete Boyer, R OBP: 0.308, SLG: 0.349 (1, 5) S S S | 0-3 K | | | 0-0 6-3 | | 0-0 6-3 | | | | 3 0 0 0 0 1 2 | | | | | | |
| Ralph Terry, R OBP: 0.267, SLG: 0.293 (1, 1) X | | 0-0 SH1-4 1B 1B | | 0-0 4-3 | | 0-0 L8 | | | | 3 0 1 0 0 0 0 | | | | | | |
| Inning Stats | R: 3 E: 0 K: 3 S: 13 | H: 4 LOB: 2 BB: 1 P: 17 | R: 0 E: 0 K: 1 S: 7 | H: 2 LOB: 2 BB: 0 P: 7 | R: 0 E: 0 K: 0 S: 3 | H: 0 LOB: 0 BB: 0 P: 3 | R: 0 E: 0 K: 0 S: 3 | H: 0 LOB: 0 BB: 0 P: 3 | R: 1 E: 0 K: 0 S: 6 | H: 3 LOB: 2 BB: 0 P: 6 | R: 0 E: 0 K: 0 S: 5 | H: 2 LOB: 2 BB: 0 P: 5 | 1B: 10 2B: 0 3B: 1 HR: 0 | SF: 0 SAC: 1 DP: 0 HBP: 0 | WP: 0 PB: 0 SB: 0 CS: 0 | PA: 30 |
| PITCHER | IP WLS BF H R ER SO BB IBB HBP BLK WP HR S P ERA WHIP | | | | | | | | | | | | | | | |
| Billy Pierce, L ERA: 3.83 (1, 1) | 1.0 L 8 4 3 3 3 1 0 0 0 0 0 0 13 17 27.00 5.000 | | | | | | | | | | | | | | | |
| Frank Baumann, L ERA: 5.71 (2, 1) | 5.0 22 7 1 1 1 0 0 0 0 0 0 0 24 24 1.80 1.400 | | | | | | | | | | | | | | | |

New York Yankees @ Chicago White Sox
Comiskey Park, Chicago, IL
Tue Sep 12 1961, 8:05 PM EDT
Att. 36,166 - Unknown

| | |
|------------|----|
| AB | 28 |
| R | 4 |
| H | 11 |
| RBI | 4 |
| BB | 1 |
| SO | 4 |
| LOB | 15 |



| | |
|-------|--------|
| WP: 0 | PA: 30 |
| PB: 0 | |
| SB: 0 | |
| CS: 0 | |

| Batter | 1 | 2 | 3 | 4 | 5 | 6 | 7 | 8 | 9 | AB | R | H | RBI | BB | SO | LOB |
|--------|---|---|---|---|---|---|---|---|---|----|---|---|-----|----|----|-----|
|--------|---|---|---|---|---|---|---|---|---|----|---|---|-----|----|----|-----|

| | | | | | | | | | | | | | | | | |
|--|-----------|--------------------|--------------------|-----------|--------------------|--------------|--|--|--|---|---|---|---|---|---|---|
| Luis Aparicio, R OBP: 0.313, SLG: 0.364 (1, 6) | 0-0 F3 | | 0-0 FC4-3 1B | | 0-0 HR | | | | | 3 | 1 | 2 | 1 | 0 | 0 | 0 |
| Floyd Robinson, L OBP: 0.386, SLG: 0.450 (1, 9) | 0-0 F5 | | 0-0 FC4-3 1B | | 0-0 F5 | | | | | 3 | 1 | 0 | 0 | 0 | 0 | 2 |
| Minnie Minoso, R OBP: 0.370, SLG: 0.414 (1, 7) | 0-0 P6 | | 0-0 E6 1B | | 0-0 1B | | | | | 3 | 0 | 1 | 0 | 0 | 0 | 2 |
| Roy Sievers, R OBP: 0.376, SLG: 0.538 (1, 3) | | 0-0 5-3 | 0-0 1B | | 0-0 F7 | | | | | 3 | 0 | 1 | 2 | 0 | 0 | 1 |
| Al Smith, R OBP: 0.348, SLG: 0.519 (1, 5) | | 0-0 FC3-6 1B | 0-0 1-3 | | 0-0 SH2-4 2B | | | | | 3 | 0 | 2 | 0 | 0 | 0 | 2 |
| Nellie Fox, L OBP: 0.322, SLG: 0.297 (1, 4) | | 0-0 FC3-6 | | 0-0 F8 | | 0-0 SH2-4 | | | | 2 | 0 | 0 | 0 | 0 | 0 | 1 |
| Jim Landis, R OBP: 0.356, SLG: 0.453 (1, 8) | | 0-0 5-3 | | 0-0 P5 | | 0-0 6-3 | | | | 3 | 0 | 0 | 0 | 0 | 0 | 2 |
| Cam Carreon, R OBP: 0.329, SLG: 0.368 (1, 2) | | | 0-0 P1 | | 0-0 P3 | | | | | 2 | 0 | 0 | 0 | 0 | 0 | 0 |
| Billy Pierce, L OBP: 0.154, SLG: 0.137 (1, 1) | | | 0-0 E 1B | | 0-0 P5 | | | | | 0 | 0 | 0 | 0 | 0 | 0 | 0 |
| Frank Baumann, L OBP: 0.298, SLG: 0.385 (2, 1) | | | 0-0 1B | | | | | | | 2 | 1 | 1 | 0 | 0 | 0 | 0 |

| Inning Stats | R: 0 | H: 0 | E: 0 | K: 0 | S: 3 | R: 0 | H: 1 | E: 0 | K: 0 | S: 4 | R: 2 | H: 3 | E: 1 | K: 0 | S: 7 | R: 0 | H: 0 | E: 0 | K: 0 | S: 3 | R: 1 | H: 2 | E: 0 | K: 0 | S: 5 | R: 0 | H: 1 | E: 0 | K: 0 | S: 3 |
|--------------|------|------|------|------|------|------|------|------|------|------|------|------|------|------|------|------|------|------|------|------|------|------|------|------|------|------|------|------|------|------|
|--------------|------|------|------|------|------|------|------|------|------|------|------|------|------|------|------|------|------|------|------|------|------|------|------|------|------|------|------|------|------|------|

| PITCHER | IP | WLS | BF | H | R | ER | SO | BB | IBB | HBP | BLK | WP | HR | S | P | ERA | WHIP | IP | WLS | BF | H | R | ER | SO | BB | IBB | HBP | BLK | WP | HR | S | P | ERA | WHIP | |
|------------------------------------|-----|-----|----|---|---|----|----|----|-----|-----|-----|----|----|----|----|------|-------|----|-----|----|---|---|----|----|----|-----|-----|-----|----|----|---|---|-----|------|--|
| Ralph Terry, R ERA: 3.13 (1, 1) | 5.2 | W | 25 | 7 | 3 | 1 | 0 | 0 | 0 | 0 | 0 | 0 | 1 | 25 | 25 | 1.59 | 1.235 | | | | | | | | | | | | | | | | | | |

BOTTOM

New York Yankees @ Chicago White Sox
 Comiskey Park, Chicago, IL
 Tue Sep 12 1961, 8:05 PM EDT
 Att. 36,166 - Unknown

| | |
|-----|----|
| AB | 24 |
| R | 3 |
| H | 7 |
| RBI | 3 |
| BB | 0 |
| SO | 0 |
| LOB | 10 |



| | | | | | | | |
|-----|---|------|---|-----|---|-----|----|
| 1B: | 5 | SF: | 0 | WP: | 0 | PA: | 25 |
| 2B: | 1 | SAC: | 1 | PB: | 0 | | |
| 3B: | 0 | DP: | 0 | SB: | 0 | | |
| HR: | 1 | HBP: | 0 | CS: | 0 | | |

livebaseballscorecards.com

| Batter | 1 | 2 | 3 | 4 | 5 | 6 | 7 | 8 | 9 | AB R H RBI BB SO LOB | TOP | | | |
|---|---|---|---|---|---|---|---|--|---|--|--|--|----------------|---|
| Bobby Richardson, R OBP: 0.301, SLG: 0.326 (1, 4) X | 0-0 1-3 | | 0-0 4-3 | | | 0-0 P4 | | 0-3 K | 0-0 F9 | 5 0 0 0 0 1 5 | | | | |
| Tony Kubek, L OBP: 0.307, SLG: 0.400 (1, 6) X | 0-0 1B FC3-6 1B | | 0-0 6-3 | | | 0-0 2B | | 0-0 FC1-6 1B | | 4 1 2 0 0 0 2 | | | | |
| Roger Maris, L OBP: 0.375, SLG: 0.629 (1, 9) X | 0-0 1-3 FC3-6 1B | | 0-0 4-3 | | | 0-0 F8 | | 0-0 1-2 3-H 1B | | 4 0 2 1 0 0 1 | | | | |
| Mickey Mantle, S OBP: 0.452, SLG: 0.702 (1, 8) X | 0-0 FC3-6 1-2f 3-H | | | 0-0 F8 | | 0-3 K | | 0-3 K | | 4 0 0 1 0 2 4 | | | | |
| Yogi Berra, L OBP: 0.328, SLG: 0.462 (1, 7) X | 0-0 P6 | | | 0-0 F5 | | | 0-0 F7 | | 4-0 1B 1B BB | 3 0 0 0 1 0 1 | | | | |
| Johnny Blanchard, L OBP: 0.394, SLG: 0.657 (1, 2) X | | 0-0 6-3 SF7 2B | | 0-0 P6 | | | 0-0 P6 | | 0-0 F9 | 4 1 1 0 0 0 1 | | | | |
| Bill Skowron, R OBP: 0.324, SLG: 0.470 (1, 3) X | | | 0-0 6-3 | | 0-3 K | | 0-0 F8 | | 0-0 1-2 1B 1B | 4 0 1 0 0 1 1 | | | | |
| Clete Boyer, R OBP: 0.308, SLG: 0.347 (1, 5) X | | | 0-0 SF7 | | 0-0 P4 | | | 4-0 FC1-6 1B BB | 0-0 F9 | 2 1 0 1 1 0 2 | | | | |
| Rollie Sheldon, R OBP: 0.145, SLG: 0.113 (1, 1) X | | | 0-3 K | | 0-3 K | | | 4-0 1-2 BB | 0-0 | 0 0 0 0 0 0 0 | | | | |
| Hal Reniff, R (1, 1) | | | | | | | | BB BB BB | | 2 0 0 0 0 2 0 | | | | |
| Hector Lopez, R OBP: 0.286, SLG: 0.297 (8, PH) | | | | | | | | BB BB | | 0 0 0 0 1 0 0 | | | | |
| Bob Turley, R OBP: 0.091, SLG: 0.095 (8, 1) | | | | | | | | BB | | 0 0 0 0 0 0 0 | | | | |
| Elston Howard, R OBP: 0.405, SLG: 0.570 (9, PH) | | | | | | | | BB | 1-2 2-3 1B | 1 0 1 0 0 0 0 | | | | |
| Inning Stats | R: 1 E: 0 K: 0 S: 5 H: 2 LOB: 1 BB: 0 P: 5 | R: 1 E: 0 K: 1 S: 6 H: 1 LOB: 0 BB: 0 P: 6 | R: 0 E: 0 K: 0 S: 3 H: 0 LOB: 0 BB: 0 P: 3 | R: 0 E: 0 K: 0 S: 3 H: 0 LOB: 0 BB: 0 P: 3 | R: 0 E: 0 K: 2 S: 7 H: 0 LOB: 0 BB: 0 P: 7 | R: 0 E: 0 K: 1 S: 6 H: 1 LOB: 1 BB: 0 P: 6 | R: 0 E: 0 K: 0 S: 3 H: 0 LOB: 0 BB: 0 P: 3 | R: 1 E: 0 K: 2 S: 8 H: 1 LOB: 2 BB: 2 P: 16 | R: 0 E: 0 K: 0 S: 5 H: 2 LOB: 3 BB: 1 P: 9 | 1B: 5 2B: 2 3B: 0 HR: 0 SF: 1 SAC: 0 DP: 0 HBP: 0 | WP: 0 PB: 0 SB: 0 CS: 0 PA: 37 | | | |
| PITCHER | IP WLS BF H R ER SO BB IBB HBP BLK WP HR S P ERA WHIP | | | | | | | | | | | | PITCHER | IP WLS BF H R ER SO BB IBB HBP BLK WP HR S P ERA WHIP |
| Ray Herbert, R ERA: 4.62 (1, 1) | 7.0 W 27 4 3 3 4 2 0 0 0 0 0 0 33 41 3.86 0.857 | | | | | | | | | | | | | |
| Billy Pierce, L ERA: 3.8 (8, 1) | 1.1 7 2 0 0 2 1 0 0 0 0 0 0 10 14 0.00 2.250 | | | | | | | | | | | | | |
| Warren Hacker, R ERA: 3.79 (9, 1) | 0.2 S 3 1 0 0 0 0 0 0 0 0 0 0 3 3 0.00 1.500 | | | | | | | | | | | | | |

New York Yankees @ Chicago White Sox
Comiskey Park, Chicago, IL
Thu Sep 14 1961, 4:33 AM EDT
Unknown

livebaseballscorecards.com

AB 33
R 3
H 7
RBI 3
BB 3
SO 6
LOB 17



| Batter | 1 | 2 | 3 | 4 | 5 | 6 | 7 | 8 | 9 |
|--|-------------------------|-------------------------|---------------------|-------------------|---------------------------|------------------|-------------------|-------------------------|---|
| Luis Aparicio, R OBP: 0.315, SLG: 0.363 (1, 6) | 4-0 HR BB | 4-0 1B E BB | 0-0 F5 | | | 0-0 1-3 | | 4-0 2B BB | |
| Floyd Robinson, L OBP: 0.391, SLG: 0.458 (1, 9) | 0-0 HR 1-H | 0-0 F8 | | 4-0 4-3 BB | | 4-0 WP BB | | 4-0 2B BB 1-2 | |
| Minnie Minoso, R OBP: 0.370, SLG: 0.414 (1, 7) | 0-0 HR 1B | 0-0 1-3 2-H 1B | | 0-0 4-3 1-2 | | 0-0 P5 1-2 | | 0-3 K | |
| Roy Sievers, R OBP: 0.373, SLG: 0.534 (1, 3) | 0-0 F8 | 0-0 P3 | | 0-0 F5 | | 0-0 5-3 | | 0-0 2B 1-H 2-H | |
| J.C. Martin, L OBP: 0.296, SLG: 0.354 (8, 3) | | | | | | | | | |
| Al Smith, R OBP: 0.347, SLG: 0.516 (1, 5) | 0-0 HR 1B 1-3 | 0-0 P4 | | 0-0 L6 | | | 0-0 4-3 | 0-0 F8 | |
| Jim Landis, R OBP: 0.360, SLG: 0.462 (1, 8) | 0-0 HR 1-H 3-H | | 0-0 G3-6 1B | | 4-0 1-3 SH5-3 BB | | 4-0 6-3 BB | | |
| Nellie Fox, L OBP: 0.321, SLG: 0.295 (1, 4) | 0-0 6-3 | | 0-0 G3-6 1-2f | | 0-0 SH5-3 1-2 | | 0-0 6-3 1-2 | | |
| Sherm Lollar, R OBP: 0.365, SLG: 0.384 (1, 2) | 0-0 1-3 | | 4-0 1B BB | | 0-0 1-3 2-3 | | 0-0 F9 | | |
| Ray Herbert, R OBP: 0.215, SLG: 0.240 (1, 1) | | 0-0 E 1B 2B | 0-0 1-2 1B | | 0-0 F2 | | | 0-0 F7 | |
| Billy Pierce, L OBP: 0.151, SLG: 0.135 (8, 1) | | | | | | | | | |
| Warren Hacker, R OBP: 0.111, SLG: 0.111 (9, 1) | | | | | | | | | |

| Inning Stats | R: 5 E: 0 K: 0 S: 7 | H: 4 LOB: 0 BB: 1 P: 11 | R: 1 E: 1 K: 0 S: 5 | H: 2 LOB: 2 BB: 1 P: 9 | R: 0 E: 0 K: 0 S: 4 | H: 2 LOB: 2 BB: 1 P: 8 | R: 0 E: 0 K: 0 S: 3 | H: 0 LOB: 1 BB: 1 P: 7 | R: 0 E: 0 K: 0 S: 3 | H: 0 LOB: 1 BB: 1 P: 7 | R: 0 E: 0 K: 0 S: 3 | H: 0 LOB: 1 BB: 1 P: 7 | R: 0 E: 0 K: 1 S: 6 | H: 1 LOB: 1 BB: 2 P: 14 |
|--------------|------------------------------|----------------------------------|------------------------------|---------------------------------|------------------------------|---------------------------------|------------------------------|---------------------------------|------------------------------|---------------------------------|------------------------------|---------------------------------|------------------------------|----------------------------------|
| 1B: 5 | SF: 0 | 2B: 2 | SAC: 1 | 3B: 0 | DP: 1 | HR: 2 | HBP: 0 | | | | | | | |

| PITCHER | IP | WLS | BF | H | R | ER | SO | BB | IBB | HBP | BLK | WP | HR | S | P | ERA | WHIP |
|---------------------------------------|-----|-----|----|---|---|----|----|----|-----|-----|-----|----|----|----|----|--------|--------|
| Rollie Sheldon, R ERA: 3.76 (1, 1) | 0.1 | L | 6 | 4 | 5 | 5 | 0 | 1 | 0 | 0 | 0 | 0 | 2 | 5 | 9 | 135.00 | 15.000 |
| Hal Reniff, R ERA: 2.83 (1, 1) | 6.2 | | 29 | 4 | 1 | 1 | 0 | 6 | 0 | 0 | 0 | 1 | 0 | 23 | 47 | 1.35 | 1.500 |
| Bob Turley, R ERA: 5.75 (8, 1) | 1.0 | | 6 | 1 | 2 | 2 | 1 | 2 | 0 | 0 | 0 | 0 | 0 | 6 | 14 | 18.00 | 3.000 |


BOTTOM

New York Yankees @ Chicago White Sox
Comiskey Park, Chicago, IL

Thu Sep 14 1961, 4:33 AM EDT
Unknown

| AB | R | H | RBI | BB | SO | LOB |
|----|---|---|-----|----|----|-----|
| 2 | 2 | 0 | 0 | 3 | 0 | 2 |
| 2 | 2 | 1 | 2 | 3 | 0 | 2 |
| 5 | 1 | 2 | 1 | 0 | 1 | 4 |
| 4 | 0 | 0 | 0 | 0 | 0 | 5 |
| 1 | 0 | 1 | 2 | 0 | 0 | 0 |
| 5 | 1 | 1 | 0 | 0 | 0 | 4 |
| 2 | 1 | 2 | 3 | 2 | 0 | 0 |
| 3 | 0 | 0 | 0 | 0 | 0 | 2 |
| 3 | 0 | 0 | 0 | 1 | 0 | 2 |
| 3 | 1 | 2 | 0 | 0 | 0 | 1 |
| 1 | 0 | 0 | 0 | 0 | 0 | 0 |
| 0 | 0 | 0 | 0 | 0 | 0 | 0 |

| AB | 31 |
|-----|----|
| R | 8 |
| H | 9 |
| RBI | 8 |
| BB | 9 |
| SO | 1 |
| LOB | 22 |



| WP | PA | ERA | WHIP |
|----|----|-----|------|
| 1 | 41 | | |
| 0 | | | |
| 0 | | | |

| Batter | 1 | 2 | 3 | 4 | 5 | 6 | 7 | 8 | 9 | AB R H RBI BB SO LOB | TOP | | | | |
|---|---|---|---|---|---|---|--|---|---|--|--|----------------|---|--|--|
| Bobby Richardson, R (1, 4) OBP: 0.299, SLG: 0.323 | 0-3 K | | 0-0 F7 | | | 0-0 4-3 | 0-0 F2 | | | 4 0 0 0 0 1 2 | | | | | |
| Tony Kubek, L (1, 6) OBP: 0.306, SLG: 0.399 | 0-0 1B | | 0-0 1-3 | | | 0-0 3-1 | | 0-0 F9 | | 4 0 1 0 0 0 1 | | | | | |
| Roger Maris, L (1, 9) OBP: 0.374, SLG: 0.626 | 0-3 K | | | 0-0 F5 | | 0-0 F8 | | 0-0 FC3-8 1B | | 4 0 1 0 0 1 1 | | | | | |
| Mickey Mantle, S (1, 8) OBP: 0.451, SLG: 0.698 | 0-0 F3 | | | 0-0 F9 | | | 4-0 WP HR BB | 0-0 FC3-6 1-2f | | 3 1 0 0 1 0 2 | | | | | |
| Elston Howard, R (1, 2) OBP: 0.403, SLG: 0.574 | | 0-3 K | | 0-0 P3 | | | 0-0 HR | 0-0 1-3 | | 4 1 1 2 0 1 1 | | | | | |
| Bill Skowron, R (1, 3) OBP: 0.324, SLG: 0.469 | | 0-3 K | | | 0-0 F7 | | 0-0 1B SF8 1B | 0-0 6-3 | | 4 1 1 0 0 1 0 | | | | | |
| Hector Lopez, R (1, 7) OBP: 0.289, SLG: 0.300 | | 0-3 K2-3 | | | 0-0 L1-6 BB 1B | | 0-0 SH5-3 1B | 0-0 5-3 | | 4 0 2 0 0 1 0 | | | | | |
| Clete Boyer, R (1, 5) OBP: 0.310, SLG: 0.346 | | | 4-0 FC1-6 BB | | 4-0 BB 1-2 BB | | 0-0 SF8 | 0-3 K | | 1 0 0 1 2 1 0 | | | | | |
| Jim Coates, R (1, 1) OBP: 0.081, SLG: 0.029 | | | 0-0 FC1-6 | | 0-0 L1-6 | | 0-0 SH5-3 | | | 2 0 0 0 0 0 3 | | | | | |
| Luis Arroyo, L (8, 1) OBP: 0.304, SLG: 0.391 | | | 1-2f | | 2-3 | | | | | 0 0 0 0 0 0 0 | | | | | |
| Inning Stats | R: 0 E: 0 K: 2 S: 8 H: 1 LOB: 1 BB: 0 P: 8 | R: 0 E: 0 K: 3 S: 9 H: 0 LOB: 0 BB: 0 P: 9 | R: 0 E: 0 K: 0 S: 3 H: 0 LOB: 1 BB: 1 P: 7 | R: 0 E: 0 K: 0 S: 3 H: 0 LOB: 0 BB: 0 P: 3 | R: 0 E: 0 K: 0 S: 3 H: 1 LOB: 1 BB: 1 P: 7 | R: 0 E: 0 K: 0 S: 3 H: 0 LOB: 0 BB: 0 P: 3 | R: 3 E: 0 K: 0 S: 6 H: 3 LOB: 1 BB: 1 P: 10 | R: 0 E: 0 K: 0 S: 4 H: 1 LOB: 1 BB: 0 P: 4 | R: 0 E: 0 K: 1 S: 5 H: 0 LOB: 0 BB: 0 P: 5 | 1B: 5 2B: 1 3B: 0 HR: 1 SF: 1 SAC: 1 DP: 1 HBP: 0 | WP: 1 PB: 0 SB: 0 CS: 0 PA: 35 | | | | |
| PITCHER | IP WLS BF H R ER SO BB IBB HBP BLK WP HR S P ERA WHIP | | | | | | | | | | | PITCHER | IP WLS BF H R ER SO BB IBB HBP BLK WP HR S P ERA WHIP | | |
| Juan Pizarro, L (1, 1) ERA: 3.11 | 6.0 | | 25 5 3 3 5 3 0 0 0 0 1 1 32 44 4.50 1.333 | | | | | | | | | | | | |
| Turk Lown, R (7, 1) ERA: 2.57 | 1.0 | | 3 0 0 0 0 0 0 0 0 0 0 0 3 3 0.00 0.000 | | | | | | | | | | | | |
| Russ Kemmerer, R (8, 1) ERA: 4.01 | 2.0 | W | 7 1 0 0 1 0 0 0 0 0 0 0 9 9 0.00 0.500 | | | | | | | | | | | | |

New York Yankees @ Chicago White Sox
 Comiskey Park, Chicago, IL
 Thu Sep 14 1961, 8:05 PM EDT
 Att. 18,120 - Unknown

livebaseballscorecards.com

AB 30
R 3
H 6
RBI 3
BB 3
SO 6
LOB 10



| Batter | 1 | 2 | 3 | 4 | 5 | 6 | 7 | 8 | 9 | AB R H RBI BB SO LOB | TOP | | |
|--|---|--|---|---|--|---|---|---|---|---|--|----------------|---|
| Albie Pearson, L (1, 9) OBP: 0.416, SLG: 0.408 Earl Averill, R (8, PH) OBP: 0.390, SLG: 0.497 Ken Hunt, R (8, 9) OBP: 0.316, SLG: 0.468 | 0-0 F7 | | 0-0 1B 3B | | 0-0 SH2-4 1B 1B | 0-0 SH1-3 | | 0-0 6-3 | | 3 2 2 0 0 0 0 1 0 0 0 0 0 2 0 0 0 0 0 0 0 | Los Angeles Angels @ Chicago White Sox Comiskey Park, Chicago, IL Fri Sep 15 1961, 8:05 PM EDT Att. 10,017 - Unknown livebaseballscorecards.com | | |
| Joe Koppe, R (1, 6) OBP: 0.350, SLG: 0.359 | 0-0 6-3 | | 0-0 2B FC5-2 1B | | 0-0 SH2-4 1-3 | 0-3 K | | 0-0 FC1 1B 1B | 4 1 1 2 0 1 2 | | | | |
| Lee Thomas, L (1, 3) OBP: 0.367, SLG: 0.516 | 0-0 3-1 | | 0-3 K | | 0-0 1B 1B | 0-0 6-3 | | 0-0 1-2 1B 1B | 5 1 2 2 0 1 2 | | | | |
| Leon Wagner, L (1, 7) OBP: 0.340, SLG: 0.476 | | 4-0 BB BB BB BB | 0-0 G4-3 BB FC5-2 1-3 2B | | 0-0 1B BB G3 1B | | 0-0 G1-6-5-4 SH3-4 1B | 0-3 K | 4 1 3 0 1 1 2 | | | | |
| George Thomas, R (1, 8) OBP: 0.318, SLG: 0.466 | | 0-0 G4-3 1-2f | 0-0 FC5-2 2-3 3-H | | 4-0 G3 1B 1-2 BB | 0-0 SH3-4 1-2 | | 0-0 1-2 2-H 1B | 3 0 1 1 1 0 3 | | | | |
| Buck Rodgers, S (1, 2) OBP: 0.412, SLG: 0.438 | | 0-0 1B 2B | 0-0 F2 | | 0-0 G3 1B 1-2 2-3 3-H | 0-0 G1-6-5-4 2-3f | | 0-0 6-3 | 5 1 2 1 0 0 5 | | | | |
| Tom Satriano, L (1, 5) OBP: 0.313, SLG: 0.345 | | 0-0 1B 1B 2-H | | 0-3 K | 0-0 G3 1-2 2-3 3-H | | 4-0 1B 2B BB | 0-0 4-3 | 4 1 1 2 1 1 2 | | | | |
| Rocky Bridges, R (1, 4) OBP: 0.327, SLG: 0.303 | | 0-0 1B | | 0-0 G5-4-3 1B | 0-0 6-3 | | 0-0 2B FC1 1B | 0-0 F2 | 5 1 3 0 0 0 2 | | | | |
| Eli Grba, R (1, 1) OBP: 0.273, SLG: 0.367 Tom Morgan, R (8, 1) OBP: 0.154, SLG: 0.083 | | 0-3 K | | 0-0 G5-4-3 1-2f | | 0-0 SH1-3 2B | | 0-0 FC1 1B 2B 1-3 3-H | 0-0 F9 | 4 1 2 1 0 1 3 1 0 0 0 0 0 0 | | | |
| Inning Stats | R: 0 E: 0 K: 0 S: 3 H: 0 LOB: 0 P: 3 | R: 1 E: 0 K: 1 S: 7 H: 3 LOB: 2 BB: 1 P: 11 | R: 1 E: 0 K: 1 S: 8 H: 3 LOB: 2 BB: 0 P: 8 | R: 0 E: 0 K: 1 S: 5 H: 1 LOB: 0 BB: 0 P: 5 | R: 3 E: 0 K: 0 S: 7 H: 4 LOB: 2 BB: 1 P: 11 | R: 0 E: 0 K: 1 S: 6 H: 1 LOB: 1 BB: 0 P: 6 | R: 0 E: 0 K: 0 S: 3 H: 1 LOB: 0 BB: 0 P: 3 | R: 4 E: 0 K: 1 S: 10 H: 4 LOB: 2 BB: 1 P: 14 | R: 0 E: 0 K: 0 S: 3 H: 0 LOB: 0 BB: 0 P: 3 | 1B: 12 2B: 4 3B: 1 HR: 0 SF: 0 SAC: 3 DP: 3 HBP: 0 | WP: 0 PB: 0 SB: 0 CS: 0 PA: 45 | | |
| PITCHER | IP WLS BF H R ER SO BB IBB HBP BLK WP HR S P ERA WHIP | | | | | | | | | | | PITCHER | IP WLS BF H R ER SO BB IBB HBP BLK WP HR S P ERA WHIP |
| Joe Horlen, R (1, 1) ERA: 4.38 | 4.0 L 18 7 2 2 3 1 0 0 0 0 0 23 27 4.50 2.000 | | | | | | | | | | | | |
| Don Larsen, R (5, 1) ERA: 3.81 | 2.0 12 5 3 3 1 1 0 0 0 0 0 13 17 13.50 3.000 | | | | | | | | | | | | |
| Russ Kemmerer, R (7, 1) ERA: 4.26 | 1.0 6 3 3 3 0 1 0 0 0 0 0 5 9 27.00 4.000 | | | | | | | | | | | | |
| Frank Baumann, L (8, 1) ERA: 5.73 | 1.0 6 2 1 1 1 0 0 0 0 0 0 8 8 9.00 2.000 | | | | | | | | | | | | |
| Turk Lown, R (9, 1) ERA: 2.55 | 1.0 3 0 0 0 0 0 0 0 0 0 0 3 3 0.00 0.000 | | | | | | | | | | | | |



| Batter | 1 | 2 | 3 | 4 | 5 | 6 | 7 | 8 | 9 |
|--|-------------------|-----------------------|-------------------|---------------------|--------------------|------------|------------|-----------------|---|
| Luis Aparicio, R OBP: 0.315, SLG: 0.358 (1, 6) | 4-0 1B S BB | 4-0 1B SF BB | | 4-0 1B HR BB | 0-3 K | | | 0-0 CS 1B | |
| Floyd Robinson, L OBP: 0.394, SLG: 0.458 (1, 9) | 0-0 1B | 0-0 1B SF | | 0-0 1B HR HBP | 0-0 FC6-4 CS | | | 0-0 P5 | |
| Minnie Minoso, R OBP: 0.367, SLG: 0.410 (1, 7) | 0-0 P3 | 0-0 1B SF FC6-4 | | 0-0 F5 | 0-0 CS | 0-0 6-3 | | 0-0 F7 | |
| Roy Sievers, R OBP: 0.374, SLG: 0.527 (1, 3) | 0-3 K | 0-0 F2 | | 1-0 1B HR HBP | | 0-3 K | | 0-0 CS | |
| J.C. Martin, L OBP: 0.301, SLG: 0.356 (7, 3) | | | | | | | | | |
| Al Smith, R OBP: 0.345, SLG: 0.513 (1, 5) | 0-0 P4 | 0-0 FC6-4 | | 0-0 HR | | 0-3 K | | | |
| Jim Landis, R OBP: 0.361, SLG: 0.468 (1, 8) | | 0-0 G3 | 0-0 P4 | 4-0 PB S BB | | | 0-0 F9 | | |
| Nellie Fox, L OBP: 0.323, SLG: 0.297 (1, 4) | | 0-0 1B 1B | 0-0 L6-3 1B | 4-0 1B BB | | | 0-0 3-1 | | |
| Sherm Lollar, R OBP: 0.368, SLG: 0.390 (1, 2) | | 0-0 BB 1B 1B | 0-0 L6-3 | 0-0 F9 | | | 0-0 1B | | |
| Frank Baumann, L OBP: 0.311, SLG: 0.393 (1, 1) | | 0-0 1B BB | | 0-0 G3 | 0-0 FC6-4 1B | | 0-3 K | | |

| Inning Stats | R: 0 E: 0 K: 1 S: 6 | H: 1 LOB: 2 BB: 1 P: 10 | R: 4 E: 1 K: 0 S: 8 | H: 4 LOB: 2 BB: 1 P: 12 | R: 0 E: 0 K: 0 S: 3 | H: 1 LOB: 0 BB: 0 P: 3 | R: 4 E: 0 K: 0 S: 5 | H: 2 LOB: 2 BB: 3 P: 18 | R: 0 E: 0 K: 1 S: 5 | H: 1 LOB: 0 BB: 0 P: 5 | R: 0 E: 0 K: 2 S: 7 | H: 0 LOB: 0 BB: 0 P: 7 | R: 0 E: 0 K: 1 S: 6 | H: 1 LOB: 1 BB: 0 P: 6 | R: 0 E: 0 K: 0 S: 3 | H: 1 LOB: 0 BB: 0 P: 3 |
|--------------|------------------------------|----------------------------------|------------------------------|----------------------------------|------------------------------|---------------------------------|------------------------------|----------------------------------|------------------------------|---------------------------------|------------------------------|---------------------------------|------------------------------|---------------------------------|------------------------------|---------------------------------|
|--------------|------------------------------|----------------------------------|------------------------------|----------------------------------|------------------------------|---------------------------------|------------------------------|----------------------------------|------------------------------|---------------------------------|------------------------------|---------------------------------|------------------------------|---------------------------------|------------------------------|---------------------------------|

| PITCHER | IP | WLS | BF | H | R | ER | SO | BB | IBB | HBP | BLK | WP | HR | S | P | ERA | WHIP |
|------------------------------------|-----|-----|----|---|---|----|----|----|-----|-----|-----|----|----|----|----|-------|-------|
| Dean Chance, R ERA: 6.75 (1, 1) | 2.0 | L | 14 | 5 | 4 | 4 | 1 | 2 | 0 | 0 | 0 | 0 | 0 | 14 | 22 | 18.00 | 3.500 |
| Johnny James, R ERA: 5.2 (3, 1) | 1.2 | | 10 | 3 | 4 | 4 | 0 | 2 | 0 | 1 | 0 | 0 | 1 | 7 | 16 | 21.60 | 3.000 |
| Art Fowler, R ERA: 4.06 (4, 1) | 0.1 | | 2 | 0 | 0 | 0 | 0 | 1 | 0 | 0 | 0 | 0 | 0 | 1 | 5 | 0.00 | 3.000 |
| Ryne Duren, R ERA: 4.68 (5, 1) | 3.0 | | 10 | 2 | 0 | 0 | 4 | 0 | 0 | 0 | 0 | 0 | 0 | 18 | 18 | 0.00 | 0.667 |
| Tom Morgan, R ERA: 2.45 (8, 1) | 1.0 | | 3 | 1 | 0 | 0 | 0 | 0 | 0 | 0 | 0 | 0 | 0 | 3 | 3 | 0.00 | 1.000 |

AB R H RBI BB SO LOB

2 2 1 0 3 1 1

5 1 3 2 0 0 2

4 0 0 1 0 0 5

3 1 0 0 0 2 4

0 0 0 0 0 0 0

4 1 1 4 0 1 4

3 0 0 0 1 0 0

3 1 2 0 1 0 0

4 1 2 0 0 0 3

4 1 2 1 0 1 1

AB 32

R 8

H 11

RBI 8

BB 5

SO 5

LOB 20

WP: 0 PA: 41

PB: 1 SB: 3 CS: 2

1B: 10 SF: 1

2B: 1 SAC: 0

3B: 0 DP: 1

HR: 1 HBP: 1

Los Angeles Angels @ Chicago White Sox

Comiskey Park, Chicago, IL

Sun Sep 17 1961, 4:33 AM EDT

Unknown



| PITCHER | IP | WLS | BF | H | R | ER | SO | BB | IBB | HBP | BLK | WP | HR | S | P | ERA | WHIP |
|---------|----|-----|----|---|---|----|----|----|-----|-----|-----|----|----|---|---|-----|------|
|---------|----|-----|----|---|---|----|----|----|-----|-----|-----|----|----|---|---|-----|------|

| Batter | 1 | 2 | 3 | 4 | 5 | 6 | 7 | 8 | 9 | 10 | AB R H RBI BB SO LOB | TOP | | | | | | |
|--|---|---|---|---|---|---|---|---|---|---|---|--|---|---|----|------|-------|-------|
| Eddie Yost, R OBP: 0.345, SLG: 0.217 (1, 5) X | 0-0 1B SF8 2B | | 0-3 K | | | 0-0 F8 | | 0-0 1B SH5-4 1B | | 0-0 6-3 | 5 2 2 0 0 1 0 | Los Angeles Angels @ Chicago White Sox Comiskey Park, Chicago, IL Sun Sep 17 1961, 4:38 AM EDT Att. 13,098 - Unknown livebaseballscorecards.com | | | | | | |
| Joe Koppe, R OBP: 0.343, SLG: 0.351 (1, 6) X | 0-0 6-3 | | 0-3 K | | | 0-0 P4 | | 0-0 SH5-4 | | 0-0 P4 | 4 0 0 0 0 1 1 | | | | | | | |
| Lee Thomas, L OBP: 0.365, SLG: 0.520 (1, 7) X (7, 3) | 0-0 SF8 1B | | 0-0 P6 | | | 0-0 3-1 | | 0-0 F7 | | | 4 0 1 0 0 0 3 | | | | | | | |
| George Thomas, R OBP: 0.329, SLG: 0.471 (1, 8) X | 0-0 SF8 | | | 4-0 CS BB | | 0-0 F9 | | 0-0 1B | | | 2 0 1 3 1 0 0 | | | | | | | |
| Ken Hunt, R OBP: 0.317, SLG: 0.467 (1, 9) X (7, 7) | 0-3 K | | 0-3 K | | | 0-0 2B | | 0-0 P4 | | | 4 0 1 0 0 2 4 | | | | | | | |
| Steve Bilko, R OBP: 0.395, SLG: 0.528 Albie Pearson, L OBP: 0.413, SLG: 0.403 (1, 3) X (7, PR) (7, 9) | | 0-0 P6 | | 0-0 4-3 | | 4-0 BB | | 0-0 F9 | | | 2 0 0 0 1 0 0 1 0 0 0 0 0 0 | | | | | | | |
| Ed Sadowski, R OBP: 0.287, SLG: 0.396 Buck Rodgers, S OBP: 0.407, SLG: 0.423 (1, 2) X (9, PH) (9, 2) | | 0-0 1B K 2B | | | 0-0 P4 | | 0-0 F7 | | 0-0 L3 1B | | 3 0 1 0 0 0 2 1 0 1 0 0 0 0 | | | | | | | |
| Rocky Bridges, R OBP: 0.336, SLG: 0.311 Leon Wagner, L OBP: 0.335, SLG: 0.469 Eli Grba, R OBP: 0.273, SLG: 0.367 (1, 4) X (9, PH) (9, 1) | | 0-0 K 1B | | | 0-0 6-3 | | 0-0 P6 | | 0-0 L3 | | 3 0 1 0 0 0 2 1 0 0 0 0 0 1 0 0 0 0 0 0 0 | | | | | | | |
| Ron Moeller, L OBP: 0.378, SLG: 0.241 Art Fowler, R OBP: 0.263, SLG: 0.083 Earl Averill, R OBP: 0.391, SLG: 0.495 Dan Ardell, L OBP: 0.154, SLG: 0.083 Jim Donohue, R OBP: 0.167, SLG: 0.208 Tom Satriano, L OBP: 0.290, SLG: 0.353 (1, 1) X (6, 1) (8, PH) (8, PR) (8, 1) (8, 1) (9, 4) | | 0-3 K | | | 0-3 K | | | 4-0 SH5-4 1B BB | | 0-3 K | 2 0 0 0 0 2 2 0 0 0 0 0 0 0 0 0 0 0 1 0 0 0 1 0 0 0 0 0 0 0 0 0 0 0 0 0 0 0 0 0 0 0 1 0 0 0 0 1 0 | | | | | | | |
| Inning Stats | R: 1 H: 2 E: 0 LOB: 1 K: 1 BB: 0 S: 7 P: 7 | R: 0 H: 2 E: 0 LOB: 1 K: 1 BB: 0 S: 6 P: 6 | R: 0 H: 0 E: 0 LOB: 0 K: 2 BB: 0 S: 7 P: 7 | R: 0 H: 0 E: 0 LOB: 0 K: 1 BB: 1 S: 4 P: 8 | R: 0 H: 0 E: 0 LOB: 0 K: 1 BB: 0 S: 5 P: 5 | R: 0 H: 0 E: 0 LOB: 0 K: 0 BB: 0 S: 3 P: 3 | R: 0 H: 1 E: 0 LOB: 2 K: 0 BB: 1 S: 4 P: 8 | R: 2 H: 2 E: 0 LOB: 2 K: 0 BB: 1 S: 5 P: 9 | R: 0 H: 1 E: 0 LOB: 0 K: 0 BB: 0 S: 3 P: 3 | R: 0 H: 0 E: 0 LOB: 0 K: 1 BB: 0 S: 5 P: 5 | 1B: 5 SF: 1 2B: 5 SAC: 1 3B: 0 DP: 2 HR: 0 HBP: 0 | | WP: 0 PA: 38 PB: 0 SB: 0 CS: 1 | | | | | |
| PITCHER | IP WLS BF H R ER SO BB IBB HBP BLK WP HR S P ERA WHIP | | | | | | | | | | | | | | | | | |
| Billy Pierce, L ERA: 3.79 (1, 1) | 7.2 | 30 | 6 | 3 | 3 | 6 | 3 | 0 | 0 | 0 | 0 | 0 | 0 | 0 | 39 | 51 | 3.52 | 1.174 |
| Warren Hacker, R ERA: 3.72 (8, 1) | 0.1 | 2 | 1 | 0 | 0 | 0 | 0 | 0 | 0 | 0 | 0 | 0 | 0 | 2 | 2 | 0.00 | 3.000 | |
| Turk Lown, R ERA: 2.76 (9, 1) | 1.0 | 3 | 1 | 0 | 0 | 0 | 0 | 0 | 0 | 0 | 0 | 0 | 0 | 3 | 3 | 0.00 | 1.000 | |
| Don Larsen, R ERA: 3.77 (10, 1) | 1.0 | W 3 | 0 | 0 | 0 | 1 | 0 | 0 | 0 | 0 | 0 | 0 | 0 | 5 | 5 | 0.00 | 0.000 | |



BOTTOM

Los Angeles Angels @ Chicago White Sox
Comiskey Park, Chicago, IL
Sun Sep 17 1961, 4:38 AM EDT
Att: 13,098 - Unknown

livebaseballscorecards.com

AB 40
R 4
H 11
RBI 4
BB 4
SO 9
LOB 20



WP: 1 PA: 44
PB: 0
SB: 1
CS: 1

AB R H RBI BB SO LOB

4 0 1 0 1 1 1

4 0 0 0 1 2 2

5 2 4 1 0 1 3

5 0 0 0 0 2 6

5 1 1 1 0 0 0

5 1 3 0 0 0 1

2 0 0 0 1 1 1

1 0 0 0 1 0 1

4 0 0 1 0 1 3

1 0 1 1 0 0 0

1B: 7 SF: 0
2B: 3 SAC: 0
3B: 1 DP: 1
HR: 1 HBP: 0

| Batter | 1 | 2 | 3 | 4 | 5 | 6 | 7 | 8 | 9 | 10 |
|--|-----------|--------------|------------------|-----------------------------|----------------------------|----------------------|-------------------|--------------|------------------------|-------------------|
| Luis Aparicio, R (1, 6) OBP: 0.316, SLG: 0.358 | 0-3 K | | X 0-0 S 1B | | B B B B 4-0 CS BB | | X 0-0 F2 | | X 0-0 E6 BB | |
| Mike Hershberger, R (1, 9) OBP: 0.231, SLG: 0.240 | 0-0 P3 | | 0-3 K | | 0-3 K | | X 0-0 3-1 | | 4-0 FC4 BB | |
| Jim Landis, R (1, 8) OBP: 0.365, SLG: 0.477 | 0-0 1B | | | X 0-0 2B 1B | X 0-0 WP 1B | | | X 0-0 HR | 0-3 K | |
| Al Smith, R (1, 5) OBP: 0.342, SLG: 0.508 | 0-3 K | | | 0-3 K | 0-0 6-3 | | | X 0-0 1-3 | 0-0 FC4 | |
| Roy Sievers, R (1, 3) OBP: 0.372, SLG: 0.525 | | X 0-0 P4 | | X 0-0 E 5-3 2B | | X 0-0 F8 | | X 0-0 P5 | | X 0-0 F5 |
| Minnie Minoso, R (1, 7) OBP: 0.369, SLG: 0.418 | | X 0-0 F9 | | X 0-0 E6 5-3 BB | | X 0-0 FC6-4 1B | | X 0-0 3B | | X 0-0 1B 2B |
| Sammy Esposito, R (1, 4) OBP: 0.271, SLG: 0.219 Nellie Fox, L (8, PH) OBP: 0.323, SLG: 0.296 | | X 0-0 5-3 | | B B B B 4-0 5-3 BB | | 0-3 K | | X 0-0 P6 | | 4-0 1B IBB |
| Cam Carreon, R (1, 2) OBP: 0.320, SLG: 0.353 Billy Goodman, L (10, PH) OBP: 0.316, SLG: 0.392 | | | 0-3 K | 0-0 5-3 | 0-0 5-3 | | X 0-0 FC6-4 | | X 0-0 P4 | 0-0 1B |
| Billy Pierce, L (1, 1) OBP: 0.143, SLG: 0.127 Warren Hacker, R (8, 1) OBP: 0.111, SLG: 0.111 Turk Lown, R (9, 1) Floyd Robinson, L (9, PH) OBP: 0.395, SLG: 0.459 Don Larsen, R (10, 1) OBP: 0.326, SLG: 0.444 | | | X 0-0 6-3 | X 0-0 6-3 | | | S S S 0-3 K | | X 0-0 BB E 1B | |

| Inning Stats | R: 0 | H: 1 | E: 0 | LOB: 1 | K: 2 | S: 8 | P: 8 | R: 0 | H: 0 | E: 0 | LOB: 0 | K: 0 | S: 3 | P: 3 | R: 0 | H: 1 | E: 0 | LOB: 1 | K: 2 | S: 8 | P: 8 | R: 2 | H: 2 | E: 1 | LOB: 2 | K: 1 | S: 8 | P: 12 | R: 0 | H: 1 | E: 0 | LOB: 1 | K: 1 | S: 5 | P: 9 | R: 0 | H: 1 | E: 0 | LOB: 1 | K: 1 | S: 6 | P: 6 | R: 0 | H: 0 | E: 0 | LOB: 0 | K: 1 | S: 5 | P: 5 | R: 1 | H: 2 | E: 0 | LOB: 1 | K: 0 | S: 5 | P: 5 | R: 0 | H: 1 | E: 1 | LOB: 3 | K: 1 | S: 7 | P: 11 | R: 1 | H: 2 | E: 0 | LOB: 2 | K: 0 | S: 3 | P: 7 | 1B: 7 | SF: 0 | 2B: 3 | SAC: 0 | 3B: 1 | DP: 1 | HR: 1 | HBP: 0 |
|--------------|------|------|------|--------|------|------|------|------|------|------|--------|------|------|------|------|------|------|--------|------|------|------|------|------|------|--------|------|------|-------|------|------|------|--------|------|------|------|------|------|------|--------|------|------|------|------|------|------|--------|------|------|------|------|------|------|--------|------|------|------|------|------|------|--------|------|------|-------|------|------|------|--------|------|------|------|-------|-------|-------|--------|-------|-------|-------|--------|
|--------------|------|------|------|--------|------|------|------|------|------|------|--------|------|------|------|------|------|------|--------|------|------|------|------|------|------|--------|------|------|-------|------|------|------|--------|------|------|------|------|------|------|--------|------|------|------|------|------|------|--------|------|------|------|------|------|------|--------|------|------|------|------|------|------|--------|------|------|-------|------|------|------|--------|------|------|------|-------|-------|-------|--------|-------|-------|-------|--------|

| PITCHER | IP | WLS | BF | H | R | ER | SO | BB | IBB | HBP | BLK | WP | HR | S | P | ERA | WHIP |
|------------------------------------|-----|-----|----|---|---|----|----|----|-----|-----|-----|----|----|----|----|-------|-------|
| Ron Moeller, L (1, 1) ERA: 5.88 | 5.0 | | 22 | 5 | 2 | 1 | 6 | 2 | 0 | 0 | 0 | 1 | 0 | 32 | 40 | 1.80 | 1.400 |
| Art Fowler, R (6, 1) ERA: 3.95 | 2.0 | | 7 | 1 | 0 | 0 | 2 | 0 | 0 | 0 | 0 | 0 | 0 | 11 | 11 | 0.00 | 0.500 |
| Tom Morgan, R (8, 1) ERA: 2.54 | 0.2 | | 4 | 2 | 1 | 1 | 0 | 0 | 0 | 0 | 0 | 0 | 1 | 4 | 4 | 13.50 | 3.000 |
| Jim Donohue, R (8, 1) ERA: 4.38 | 0.1 | | 1 | 0 | 0 | 0 | 0 | 0 | 0 | 0 | 0 | 0 | 0 | 1 | 1 | 0.00 | 0.000 |
| Eli Grba, R (9, 1) ERA: 4.28 | 1.1 | L | 10 | 3 | 1 | 1 | 1 | 1 | 1 | 0 | 0 | 0 | 0 | 10 | 18 | 6.75 | 3.000 |

| Batter | 1 | 2 | 3 | 4 | 5 | 6 | 7 | 8 | 9 | AB R H RBI BB SO LOB |
|--|-----------|----------------------------|----------|----------|--------------|--------------------------|----------------------------|-----------|---|----------------------|
| Luis Aparicio, R OBP: 0.315, SLG: 0.357 (1, 6) X | 0-0 5-3 ① | | 0-3 K ① | | 0-0 6-3 ② | | 0-0 5-3 BB 1B ① 1-3 2-H | | | 4 0 1 1 0 1 0 |
| Floyd Robinson, L OBP: 0.398, SLG: 0.460 (1, 9) X | 0-0 5-3 ② | | 0-0 1B ② | | 4-0 E S BB ② | | 4-0 5-3 BB ② 1-2 | | | 2 0 1 0 2 0 0 |
| Jim Landis, R OBP: 0.364, SLG: 0.474 (1, 8) X | 0-0 5-3 ③ | | 0-0 P4 ② | | 4-0 1-3 BB ② | | 0-3 K ① | | | 3 0 0 0 1 1 4 |
| Al Smith, R OBP: 0.340, SLG: 0.504 (1, 5) X | | 0-0 6-3 ① | 0-0 F8 ③ | | 0-3 K ③ | | 0-0 5-3 ② | | | 4 0 0 1 0 1 5 |
| Roy Sievers, R OBP: 0.375, SLG: 0.526 (1, 3) X | | 4-0 2B E BB ① | | 0-0 1B ① | | 0-0 FC4-6 1B ① | 0-0 F8 ③ | | | 3 1 2 0 1 0 2 |
| Minnie Minoso, R OBP: 0.370, SLG: 0.420 (1, 7) X | | 0-0 1-3 E 2B ① | | 0-0 1B ① | | 0-0 FC4-6 L6-3 ① 1-2f | | 0-0 5-3 ① | | 4 1 2 0 0 0 1 |
| Nellie Fox, L OBP: 0.323, SLG: 0.296 (1, 4) X | | 0-0 E7 5-3 1B ② 2-H 3-H | | 0-0 P6 ② | | 0-0 L6-3 ② 1-2 | | 0-0 F7 ② | | 4 1 1 2 0 0 2 |
| Cam Carreon, R OBP: 0.323, SLG: 0.350 (1, 2) X | | 0-0 5-3 ② 3-H | | 0-0 F8 ③ | | | 4-0 BB 1B BB ② | 4-0 BB ② | | 2 1 0 1 2 0 1 |
| Juan Pizarro, L OBP: 0.296, SLG: 0.313 (1, 1) X | | 0-3 K ③ | | | 0-0 6-3 ① | | 4-0 1B 5-3 BB ① 1-2 | 0-0 F4 ③ | | 3 1 0 0 1 1 1 |

| Inning Stats | R: 0 E: 0 K: 0 S: 3 | H: 0 LOB: 0 BB: 0 P: 3 | R: 3 E: 1 K: 1 S: 7 | H: 2 LOB: 0 BB: 1 P: 11 | R: 0 E: 0 K: 1 S: 6 | H: 1 LOB: 1 BB: 0 P: 6 | R: 0 E: 0 K: 0 S: 4 | H: 2 LOB: 1 BB: 0 P: 4 | R: 0 E: 0 K: 1 S: 5 | H: 0 LOB: 2 BB: 2 P: 13 | R: 0 E: 0 K: 0 S: 3 | H: 1 LOB: 0 BB: 0 P: 3 | R: 2 E: 0 K: 1 S: 6 | H: 1 LOB: 2 BB: 3 P: 18 | R: 0 E: 0 K: 0 S: 3 | H: 0 LOB: 1 BB: 1 P: 7 | 1B: 6 2B: 2 3B: 0 HR: 0 | SF: 0 SAC: 0 DP: 1 HBP: 0 | WP: 0 PB: 0 SB: 1 CS: 0 | PA: 36 |
|--------------|------------------------------|---------------------------------|------------------------------|----------------------------------|------------------------------|---------------------------------|------------------------------|---------------------------------|------------------------------|----------------------------------|------------------------------|---------------------------------|------------------------------|----------------------------------|------------------------------|---------------------------------|----------------------------------|------------------------------------|----------------------------------|--------|
|--------------|------------------------------|---------------------------------|------------------------------|----------------------------------|------------------------------|---------------------------------|------------------------------|---------------------------------|------------------------------|----------------------------------|------------------------------|---------------------------------|------------------------------|----------------------------------|------------------------------|---------------------------------|----------------------------------|------------------------------------|----------------------------------|--------|

| PITCHER | IP | WLS | BF | H | R | ER | SO | BB | IBB | HBP | BLK | WP | HR | S | P | ERA | WHIP |
|---------------------------------------|-----|-----|----|---|---|----|----|----|-----|-----|-----|----|----|----|----|------|-------|
| Tracy Stallard, R ERA: 5.08 (1, 1) | 6.0 | L | 28 | 7 | 5 | 4 | 3 | 5 | 0 | 0 | 0 | 0 | 0 | 29 | 49 | 6.00 | 2.000 |
| Arnold Earley, L ERA: 3.88 (7, 1) | 1.0 | | 4 | 0 | 0 | 0 | 1 | 1 | 0 | 0 | 0 | 0 | 0 | 5 | 9 | 0.00 | 1.000 |
| Tom Brewer, R ERA: 3.69 (8, 1) | 1.0 | | 4 | 0 | 0 | 0 | 0 | 1 | 0 | 0 | 0 | 0 | 0 | 3 | 7 | 0.00 | 1.000 |


BOTTOM

Boston Red Sox @ Chicago White Sox
Comiskey Park, Chicago, IL

Tue Sep 19 1961, 8:05 PM EDT
Att. 9,321 - Unknown

livebaseballscorecards.com

| | |
|------------|-----------|
| AB | 29 |
| R | 5 |
| H | 7 |
| RBI | 5 |
| BB | 7 |
| SO | 4 |
| LOB | 16 |



| Batter | 1 | 2 | 3 | 4 | 5 | 6 | 7 | 8 | 9 | AB R H RBI BB SO LOB | TOP |
|--|--|--|---|--|---|---|---|---|---|--|---|
| Chuck Schilling, R (1, 4) <small>OBP: 0.339, SLG: 0.319</small> | 0-0 | | 0-0 5-3 | | 0-0 1-3 | | 0-0 5-3 | | 0-0 L4-3 | 5 0 1 0 0 0 1 | Boston Red Sox @ Chicago White Sox Comiskey Park, Chicago, IL Wed Sep 20 1961, 8:05 PM EDT Att. 8,610 - Unknown livebaseballscorecards.com |
| Gary Geiger, L (1, 8) <small>OBP: 0.353, SLG: 0.408</small> | 0-0 G4-6-3 | | 0-0 3-1 | | 0-0 3-1 | | 0-0 F9 | | | 4 0 0 0 0 0 1 | |
| Carl Yastrzemski, L (1, 7) <small>OBP: 0.326, SLG: 0.396</small> | 0-0 F7 | | 0-3 K | | 0-0 4-3 | | 0-0 3-1 | | | 4 0 0 0 0 1 0 | |
| Frank Malzone, R (1, 5) <small>OBP: 0.311, SLG: 0.390</small> | | 0-0 6-3 | | 0-0 5-3 | | 0-0 E 1B SF7 1B | | 0-0 F8 | | 4 1 1 0 0 0 0 | |
| Lou Clinton, R (1, 9) <small>OBP: 0.214, SLG: 0.222</small> | | 0-0 4-3 | | 0-0 4-1 | | 0-0 E 1-2 1B | | 0-0 F2 | | 4 0 2 0 0 0 0 | |
| Pete Runnels, L (1, 3) <small>OBP: 0.395, SLG: 0.415</small> | | 0-0 BB | | 4-0 4-1 BB | | 0-0 E4 1-2 2-3 | | 0-0 BLK | | 3 0 2 0 1 0 2 | |
| Pumpsie Green, S (1, 6) <small>OBP: 0.378, SLG: 0.448</small> | | 0-0 1-2 | | 0-0 4-1 | | 0-0 SF7 3-H | | 0-0 F7 2-3 | | 3 0 1 1 0 0 3 | |
| Russ Nixon, L (1, 2) <small>OBP: 0.325, SLG: 0.356</small> | | 4-0 1-2 2-3 BB | | 4-0 1-2 2-3 IBB | | 0-0 P5 | | 0-0 F8 | | 2 0 0 0 2 0 2 | |
| Gene Conley, R (1, 1) <small>OBP: 0.243, SLG: 0.343</small> Arnold Earley, L (7, 1) <small>OBP: 0.338, SLG: 0.406</small> Jim Pagliaroni, R (9, PH) <small>OBP: 0.184, SLG: 0.216</small> Billy Harrell, R (9, PR) | | 0-3 K | | 0-0 6-3 | | 0-3 K | | 0-0 E5 L4-3 | | 3 0 0 0 0 2 8 0 0 0 0 0 0 0 1 0 0 0 0 0 0 0 0 0 0 0 0 0 | |
| Inning Stats | R: 0 H: 1 E: 0 LOB: 0 K: 0 BB: 0 S: 3 P: 3 | R: 0 H: 2 E: 0 LOB: 3 K: 1 BB: 1 S: 7 P: 11 | R: 0 H: 0 E: 0 LOB: 0 K: 1 BB: 0 S: 5 P: 5 | R: 0 H: 1 E: 0 LOB: 3 K: 0 BB: 2 S: 4 P: 12 | R: 0 H: 0 E: 0 LOB: 0 K: 0 BB: 0 S: 3 P: 3 | R: 1 H: 2 E: 1 LOB: 2 K: 1 BB: 0 S: 8 P: 8 | R: 0 H: 0 E: 0 LOB: 0 K: 0 BB: 0 S: 3 P: 3 | R: 0 H: 1 E: 0 LOB: 1 K: 0 BB: 0 S: 4 P: 4 | R: 0 H: 0 E: 1 LOB: 1 K: 0 BB: 0 S: 3 P: 3 | 1B: 5 SF: 1 2B: 3 SAC: 0 3B: 0 DP: 2 HR: 0 HBP: 0 | WP: 0 PA: 37 PB: 0 SB: 0 CS: 0 |
| PITCHER Ray Herbert, R (1, 1) <small>ERA: 4.47</small> | IP WLS BF H R ER SO BB IBB HBP BLK WP HR S P ERA WHIP 9.0 W 37 7 1 1 3 2 1 0 1 0 0 40 52 1.00 1.000 | | | | | | | | | | |

| Batter | 1 | 2 | 3 | 4 | 5 | 6 | 7 | 8 | 9 |
|--|-----------|---------------|-------------|-----------|-----------|------------|-------------------|---------------|---|
| Luis Aparicio, R OBP: 0.316, SLG: 0.357 (1, 6) X | 0-0 6-3 ① | | 0-0 S 1B | | 0-0 5-3 ② | | 0-0 BB 1B 1-2 1B | 0-0 P6 ③ | |
| Floyd Robinson, L OBP: 0.395, SLG: 0.455 (1, 9) X | 0-0 6-3 ② | | 0-3 K 1-2 ① | | 0-0 F8 ③ | | 0-0 F7 ② | | |
| Jim Landis, R OBP: 0.364, SLG: 0.472 (1, 8) X | 0-0 F8 ③ | | 0-0 P3 ② | | 0-0 F8 ① | | 0-0 BB 1B 1-2 2-H | | |
| Al Smith, R OBP: 0.341, SLG: 0.505 (1, 5) X | | 0-0 E6 3-1 1B | 0-0 5-3 ③ | | 0-0 1B 2B | | 4-0 BB 1-2 2-3 | | |
| J.C. Martin, L OBP: 0.301, SLG: 0.354 (1, 3) X | | 0-0 3-1 1-2 | | 0-0 4-3 ① | | 0-0 1B 2-H | 0-0 L3 ③ | | |
| Mike Hershberger, R OBP: 0.233, SLG: 0.241 (1, 7) X | | 0-0 1B 2-H 1B | | 0-0 6-3 ② | | 0-0 F3 ② | | 0-0 F7 ① | |
| Nellie Fox, L OBP: 0.324, SLG: 0.296 (1, 4) X | | 0-0 1B 2-H 1B | | 4-0 BB | | 0-0 5-3 ③ | | 0-0 4-3 ② | |
| Cam Carreon, R OBP: 0.330, SLG: 0.354 (1, 2) X | | 0-0 1B 1-2 | | 0-3 K ③ | | | 0-0 BB 1B 1B | 4-0 BB BB | |
| Ray Herbert, R OBP: 0.217, SLG: 0.231 (1, 1) X | | 0-0 F7 ③ | | | 0-0 F8 ① | | 0-0 P3 ① | 4-0 BB 1-2 BB | |

| Inning Stats | R: 0 | H: 0 | E: 0 | K: 0 | S: 3 | R: 1 | H: 3 | E: 1 | K: 0 | S: 6 | R: 0 | H: 1 | E: 0 | K: 1 | S: 6 | R: 0 | H: 0 | E: 0 | K: 1 | S: 5 | R: 0 | H: 0 | E: 0 | K: 0 | S: 3 | R: 1 | H: 2 | E: 0 | K: 0 | S: 5 | R: 1 | H: 3 | E: 0 | K: 0 | S: 6 | R: 0 | H: 0 | E: 0 | K: 0 | S: 3 | |
|--------------|------|------|------|------|------|------|------|------|------|------|------|------|------|------|------|------|------|------|------|------|------|------|------|------|------|------|------|------|------|------|------|------|------|------|------|------|------|------|------|------|----|
| | 0 | 0 | 0 | 0 | 3 | 1 | 3 | 1 | 0 | 6 | 0 | 1 | 0 | 1 | 6 | 0 | 0 | 0 | 1 | 1 | 9 | 0 | 0 | 0 | 0 | 3 | 2 | 1 | 2 | 0 | 5 | 3 | 0 | 3 | 10 | 0 | 2 | 11 | 0 | 2 | 11 |

| PITCHER | | | | | | | | | | | PITCHER | | | | | | | | | | | | | | | | | | | | | | | | | | | |
|-------------------------|-----|----|----|---|----|----|----|-----|-----|-----|---------|----|----|----|------|-------|----|-----|----|---|---|----|----|----|-----|-----|-----|----|----|---|---|-----|------|--|--|--|--|--|
| IP | WLS | BF | H | R | ER | SO | BB | IBB | HBP | BLK | WP | HR | S | P | ERA | WHIP | IP | WLS | BF | H | R | ER | SO | BB | IBB | HBP | BLK | WP | HR | S | P | ERA | WHIP | | | | | |
| Gene Conley, R (1, 1) | 6.2 | L | 31 | 9 | 3 | 3 | 2 | 2 | 0 | 0 | 0 | 0 | 33 | 41 | 4.05 | 1.650 | | | | | | | | | | | | | | | | | | | | | | |
| Arnold Earley, L (7, 1) | 1.1 | | 6 | 0 | 0 | 0 | 0 | 2 | 0 | 0 | 0 | 0 | 4 | 12 | 0.00 | 1.500 | | | | | | | | | | | | | | | | | | | | | | |

BOTTOM

| AB | R | H | RBI | BB | SO | LOB |
|----|---|---|-----|----|----|-----|
| 5 | 0 | 2 | 0 | 0 | 0 | 2 |
| 4 | 0 | 0 | 0 | 0 | 1 | 3 |
| 4 | 0 | 1 | 1 | 0 | 0 | 1 |
| 3 | 1 | 1 | 0 | 1 | 0 | 1 |
| 4 | 0 | 1 | 1 | 0 | 0 | 4 |
| 4 | 1 | 1 | 0 | 0 | 0 | 1 |
| 3 | 0 | 1 | 1 | 1 | 0 | 1 |
| 3 | 1 | 2 | 0 | 1 | 1 | 1 |
| 3 | 0 | 0 | 0 | 1 | 0 | 3 |


| | |
|------------|-----------|
| AB | 33 |
| R | 3 |
| H | 9 |
| RBI | 3 |
| BB | 4 |
| SO | 2 |
| LOB | 17 |



| | |
|-------|--------|
| WP: 0 | PA: 37 |
| PB: 0 | |
| SB: 1 | |
| CS: 0 | |

Boston Red Sox @ Chicago White Sox
 Comiskey Park, Chicago, IL
 Wed Sep 20 1961, 8:05 PM EDT
 Att. 8,610 - Unknown

livebaseballscorecards.com

| Batter | 1 | 2 | 3 | 4 | 5 | 6 | 7 | 8 | 9 | AB R H RBI BB SO LOB | TOP | | | | | | | | | | | | | | |
|---|---|---------------------------------|------------------------------|---------------------------------|------------------------------|---------------------------------|------------------------------|---------------------------------|-------------------------------|----------------------------------|---|---------------------------------|------------------------------|---------------------------------|------------------------------|---------------------------------|------------------------------|---------------------------------|------------------------------|---------------------------------|----------------------------------|------------------------------------|----------------------------------|--------|---|
| Brooks Robinson, R OBP: 0.340, SLG: 0.402 (1, 5) X | 0-0 F9 | | 0-0 1-H 3B | | 0-0 WP HR 1B | | 0-0 G4-6-3 1B | | 0-0 1-3 1B | 5 1 4 3 0 0 0 | <p>Baltimore Orioles @ Chicago White Sox Comiskey Park, Chicago, IL</p> <p>Fri Sep 22 1961, 8:05 PM EDT Att. 12,276 - Unknown</p> <p>livebaseballscorecards.com</p> <table border="1"> <tr><td>AB</td><td>36</td></tr> <tr><td>R</td><td>8</td></tr> <tr><td>H</td><td>12</td></tr> <tr><td>RBI</td><td>8</td></tr> <tr><td>BB</td><td>2</td></tr> <tr><td>SO</td><td>6</td></tr> <tr><td>LOB</td><td>9</td></tr> </table>  | AB | 36 | R | 8 | H | 12 | RBI | 8 | BB | 2 | SO | 6 | LOB | 9 |
| AB | 36 | | | | | | | | | | | | | | | | | | | | | | | | |
| R | 8 | | | | | | | | | | | | | | | | | | | | | | | | |
| H | 12 | | | | | | | | | | | | | | | | | | | | | | | | |
| RBI | 8 | | | | | | | | | | | | | | | | | | | | | | | | |
| BB | 2 | | | | | | | | | | | | | | | | | | | | | | | | |
| SO | 6 | | | | | | | | | | | | | | | | | | | | | | | | |
| LOB | 9 | | | | | | | | | | | | | | | | | | | | | | | | |
| Dick Williams, R OBP: 0.250, SLG: 0.349 (1, 7) X | 0-0 F8 | | 0-0 F8 | | 0-0 WP HR 1B | | 0-0 G4-6-3 1-2f | | 0-0 G3 | 3 1 1 0 0 0 1 | | | | | | | | | | | | | | | |
| Russ Snyder, L OBP: 0.325, SLG: 0.365 (6, 7) | 0-0 F8 | | | | 1-2 HR 1B | | 4-0 FC4-6 BB | | 0-0 6-3 | 2 0 0 0 0 0 2 | | | | | | | | | | | | | | | |
| Jackie Brandt, R OBP: 0.376, SLG: 0.453 (1, 8) X | 0-0 F9 | | | | 1-2 HR BB | | 0-0 FC4-6 BB | | | 3 1 0 0 2 0 1 | | | | | | | | | | | | | | | |
| Jim Gentile, L OBP: 0.421, SLG: 0.638 (1, 3) | | 0-3 K | | | 0-0 F8 | | 0-0 FC4-6 1-2f | | | 4 1 1 4 0 1 1 | | | | | | | | | | | | | | | |
| Gus Triandos, R OBP: 0.323, SLG: 0.430 (1, 2) X | | 0-0 P4 | | | 0-0 F8 | | | | | 4 0 0 0 0 1 0 | | | | | | | | | | | | | | | |
| Earl Robinson, R OBP: 0.355, SLG: 0.458 (1, 9) | | 0-3 K | | | 0-0 K | | | | | 4 1 2 0 0 2 0 | | | | | | | | | | | | | | | |
| Ron Hansen, R OBP: 0.328, SLG: 0.346 (1, 6) | | | | | 0-0 3B 1B | | 0-0 4-3 | | 0-0 5-3 | 4 2 2 0 0 0 1 | | | | | | | | | | | | | | | |
| Mary Breeding, R OBP: 0.246, SLG: 0.252 (1, 4) X | | | | | 0-0 P6 | | 0-0 1B 2B | | 0-0 F8 | 4 1 1 1 0 0 2 | | | | | | | | | | | | | | | |
| Chuck Estrada, R OBP: 0.143, SLG: 0.132 (1, 1) | | | | | 0-3 SH1-4 1B | | 0-0 6-3 | | | | | | | | | | | | | | | | | | |
| Milt Pappas, R OBP: 0.136, SLG: 0.308 (9, 1) | | | | | 0-0 K | | 0-0 SH1-4 | | 0-0 1B | 3 0 1 0 0 2 1 | | | | | | | | | | | | | | | |
| | | | | | 1-2 K | | 0-3 K | | | 0 0 0 0 0 0 0 | | | | | | | | | | | | | | | |
| Inning Stats | R: 0 E: 0 K: 0 S: 3 | H: 0 LOB: 0 BB: 0 P: 3 | R: 0 E: 0 K: 2 S: 7 | H: 0 LOB: 0 BB: 0 P: 7 | R: 1 E: 0 K: 1 S: 7 | H: 2 LOB: 1 BB: 0 P: 7 | R: 0 E: 0 K: 0 S: 3 | H: 0 LOB: 0 BB: 0 P: 3 | R: 7 E: 0 K: 2 S: 13 | H: 6 LOB: 0 BB: 1 P: 17 | R: 0 E: 0 K: 1 S: 5 | H: 0 LOB: 0 BB: 0 P: 5 | R: 0 E: 0 K: 0 S: 3 | H: 1 LOB: 1 BB: 1 P: 7 | R: 0 E: 0 K: 0 S: 4 | H: 1 LOB: 1 BB: 0 P: 4 | R: 0 E: 0 K: 0 S: 4 | H: 2 LOB: 1 BB: 0 P: 4 | R: 0 E: 0 K: 0 S: 4 | H: 2 LOB: 1 BB: 0 P: 4 | 1B: 9 2B: 1 3B: 1 HR: 1 | SF: 0 SAC: 1 DP: 1 HBP: 0 | WP: 1 PB: 0 SB: 0 CS: 0 | PA: 39 | |
| PITCHER | IP WLS BF H R ER SO BB IBB HBP BLK WP HR S P ERA WHIP | | | | | | | | | | | | | | | | | | | | | | | | |
| Frank Baumann, L ERA: 5.65 (1, 1) | 4.1 L 20 7 6 6 3 0 0 0 0 0 0 0 26 26 12.46 1.615 | | | | | | | | | | | | | | | | | | | | | | | | |
| Don Larsen, R ERA: 3.94 (5, 1) | 0.2 4 1 2 2 2 1 0 0 0 1 1 7 11 27.00 3.000 | | | | | | | | | | | | | | | | | | | | | | | | |
| Alan Brice, R ERA: (6, 1) | 2.0 7 1 0 0 1 1 0 0 0 0 0 8 12 0.00 1.000 | | | | | | | | | | | | | | | | | | | | | | | | |
| Gary Peters, L ERA: 2.45 (8, 1) | 2.0 8 3 0 0 0 0 0 0 0 0 0 8 8 0.00 1.500 | | | | | | | | | | | | | | | | | | | | | | | | |

| Batter | 1 | 2 | 3 | 4 | 5 | 6 | 7 | 8 | 9 | AB | R | H | RBI | BB | SO | LOB |
|--|---------|--------|-----------|---------|--------|-----------|------------|--------|---------|----|---|---|-----|----|----|-----|
| Luis Aparicio, R OBP: 0.316, SLG: 0.356 (1, 6) | 0-0 F9 | | 0-0 SH5-4 | | 0-0 F7 | | 0-0 G6-4-3 | | 4-0 HR | 3 | 1 | 0 | 0 | 1 | 0 | 1 |
| Floyd Robinson, L OBP: 0.395, SLG: 0.464 (1, 9) | 0-0 6-3 | | 0-3 K | | 0-0 2B | | 0-0 6-3 | | 0-0 HR | 5 | 1 | 2 | 4 | 0 | 1 | 2 |
| Jim Landis, R OBP: 0.362, SLG: 0.469 (1, 8) | 0-0 F8 | | 4-0 1B | | 0-0 F8 | | | | 0-3 K | 4 | 0 | 0 | 0 | 1 | 1 | 1 |
| Al Smith, R OBP: 0.342, SLG: 0.505 (1, 5) | | 0-0 1B | 0-0 1B | | | 0-0 P6 | | 0-0 G3 | | 4 | 0 | 2 | 2 | 0 | 0 | 0 |
| Minnie Minoso, R OBP: 0.369, SLG: 0.418 (1, 7) | | 0-3 K | 0-0 5-3 | | | 4-0 FC4-6 | | 0-0 F8 | | 3 | 0 | 0 | 0 | 1 | 1 | 3 |
| J.C. Martin, L OBP: 0.296, SLG: 0.349 (1, 3) | | 0-0 F9 | | 0-0 4-3 | | 0-0 FC4-6 | | | 0-0 F7 | 4 | 0 | 0 | 0 | 0 | 0 | 2 |
| Nellie Fox, L OBP: 0.324, SLG: 0.296 (1, 4) | | 0-0 P6 | | 0-0 F9 | | 0-0 FC6-4 | | | 0-0 5-3 | 4 | 0 | 1 | 0 | 0 | 0 | 1 |
| Cam Carreon, R OBP: 0.333, SLG: 0.357 (1, 2) | | | 0-0 SH5-4 | 0-0 F7 | | 0-0 FC6-4 | | | 0-0 HR | 4 | 2 | 2 | 0 | 0 | 0 | 2 |
| Frank Baumann, L OBP: 0.323, SLG: 0.404 (1, 1) | | | 0-0 SH5-4 | | 0-0 F9 | | 4-0 G6-4-3 | | 4-0 HR | 1 | 1 | 1 | 0 | 0 | 0 | 0 |
| Don Larsen, R OBP: 0.326, SLG: 0.444 (5, 1) | | | | | | | | | | 0 | 0 | 0 | 0 | 0 | 0 | 0 |
| Dean Lusk, R (5, PH) | | | | | | | | | | 0 | 0 | 0 | 0 | 0 | 0 | 0 |
| Alan Brice, R (8, 1) | | | | | | | | | | 0 | 0 | 0 | 0 | 0 | 0 | 0 |
| Mike Hershberger, R (7, PH) | | | | | | | | | | 0 | 0 | 0 | 0 | 1 | 0 | 0 |
| Gary Peters, L (8, 1) | | | | | | | | | | 0 | 0 | 0 | 0 | 0 | 0 | 0 |
| Billy Goodman, L (9, PH) | | | | | | | | | | 0 | 1 | 0 | 0 | 1 | 0 | 0 |

| Inning Stats | R: 0 | H: 0 | E: 0 | K: 0 | S: 3 | R: 0 | H: 1 | E: 0 | K: 1 | S: 6 | R: 2 | H: 3 | E: 0 | K: 1 | S: 8 | R: 0 | H: 0 | E: 0 | K: 0 | S: 3 | R: 0 | H: 1 | E: 0 | K: 0 | S: 4 | R: 0 | H: 1 | E: 0 | K: 0 | S: 4 | R: 0 | H: 0 | E: 0 | K: 0 | S: 2 | R: 0 | H: 0 | E: 0 | K: 0 | S: 3 | R: 4 | H: 2 | E: 0 | K: 1 | S: 7 | 1B: 6 | SF: 0 | 2B: 1 | SAC: 1 | 3B: 0 | DP: 1 | HR: 1 | HBP: 0 | WP: 0 | PA: 39 |
|--------------|------|------|------|------|------|------|------|------|------|------|------|------|------|------|------|------|------|------|------|------|------|------|------|------|------|------|------|------|------|------|------|------|------|------|------|------|------|------|------|------|------|------|------|------|------|-------|-------|-------|--------|-------|-------|-------|--------|-------|--------|
|--------------|------|------|------|------|------|------|------|------|------|------|------|------|------|------|------|------|------|------|------|------|------|------|------|------|------|------|------|------|------|------|------|------|------|------|------|------|------|------|------|------|------|------|------|------|------|-------|-------|-------|--------|-------|-------|-------|--------|-------|--------|

| PITCHER | IP | WLS | BF | H | R | ER | SO | BB | IBB | HBP | BLK | WP | HR | S | P | ERA | WHIP |
|-------------------------|-----|-----|----|---|---|----|----|----|-----|-----|-----|----|----|----|----|-------|-------|
| Chuck Estrada, R (1, 1) | 8.2 | W | 37 | 7 | 5 | 5 | 2 | 5 | 0 | 0 | 0 | 0 | 0 | 36 | 56 | 5.19 | 1.385 |
| Milt Pappas, R (9, 1) | 0.1 | S | 2 | 1 | 1 | 1 | 1 | 0 | 0 | 0 | 0 | 0 | 1 | 4 | 4 | 27.00 | 3.000 |

BOTTOM

Baltimore Orioles @ Chicago White Sox
Comiskey Park, Chicago, IL

Fri Sep 22 1961, 8:05 PM EDT
Att. 12,276 - Unknown

| | |
|------------|-----------|
| AB | 33 |
| R | 6 |
| H | 8 |
| RBI | 6 |
| BB | 5 |
| SO | 3 |
| LOB | 12 |



livebaseballscorecards.com

| Batter | 1 | 2 | 3 | 4 | 5 | 6 | 7 | 8 | 9 |
|--|--|------------|-----------|---------------------------------|------------|------------|---|------------|---|
| Luis Aparicio, R OBP: 0.315, SLG: 0.355 (1, 6) | 0-0 E6 2B 1B | 0-0 5-3 | | 0-0 S 1B | | 0-0 F4 | | | |
| Mike Hershberger, R OBP: 0.286, SLG: 0.303 (1, 9) | 0-0 1-3 1B 2B | 0-0 1-3 | | 0-0 F2-4 1-H 3-H 1B | | 0-0 1-3 | | | |
| Jim Landis, R OBP: 0.362, SLG: 0.467 (1, 8) | 0-0 1B 2-H 3-H 1B | 0-0 5-3 | | 0-0 F2-4 1-2 | | 0-0 P3 | | | |
| Al Smith, R OBP: 0.343, SLG: 0.511 (1, 5) | 0-0 1B 2-3 1B | | 0-0 P6 | | 0-0 HR | 0-0 6-3 | | | |
| Roy Sievers, R OBP: 0.374, SLG: 0.524 (1, 3) | 0-0 1B 1-3 3-H FC6-4 1B | | 0-0 P3 | | 0-0 5-3 | 0-0 4-3 | | | |
| Minnie Minoso, R OBP: 0.370, SLG: 0.419 (1, 7) | 4-0 FC6-4 1-2 1B BB | | 0-0 2B | | 0-3 K | 0-0 F9 | | | |
| Sammy Esposito, R OBP: 0.270, SLG: 0.221 (1, 4) | 0-0 1-2 2-3 3-H FC6-4 1B | | 0-0 P4 | | 0-0 F8 | 0-0 P4 | | | |
| Sherm Lollar, R OBP: 0.367, SLG: 0.388 (1, 2) | 0-0 FC6-4 1-2f 2-3 3-H G5-4-3 1B | | | 0-0 1B SH2-4 1B | | 0-0 3-1 | | 0-0 6-3 | |
| Joe Horten, R (1, 1) | 0-0 G5-4-3 | | | 0-0 SH2-4 | | 0-0 1B | | | |
| Billy Pierce, L (3, 1) | | | | | | | | | |
| Warren Hacker, R (9, 1) | | | | | | | | | |

| Inning Stats | R: 5 | H: 5 | E: 1 | K: 0 | S: 8 | LOB: 1 | BB: 1 | P: 12 | R: 0 | H: 0 | E: 0 | K: 0 | S: 3 | LOB: 0 | BB: 0 | P: 3 | R: 0 | H: 1 | E: 0 | K: 0 | S: 4 | LOB: 0 | BB: 0 | P: 4 | R: 2 | H: 3 | E: 0 | K: 0 | S: 5 | LOB: 0 | BB: 0 | P: 5 | R: 1 | H: 1 | E: 0 | K: 1 | S: 6 | LOB: 0 | BB: 0 | P: 6 | R: 0 | H: 1 | E: 0 | K: 0 | S: 4 | LOB: 1 | BB: 0 | P: 4 | R: 0 | H: 0 | E: 0 | K: 0 | S: 3 | LOB: 0 | BB: 0 | P: 3 | R: 0 | H: 0 | E: 0 | K: 0 | S: 3 | LOB: 0 | BB: 0 | P: 3 |
|--------------|------|------|------|------|------|--------|-------|-------|------|------|------|------|------|--------|-------|------|------|------|------|------|------|--------|-------|------|------|------|------|------|------|--------|-------|------|------|------|------|------|------|--------|-------|------|------|------|------|------|------|--------|-------|------|------|------|------|------|------|--------|-------|------|------|------|------|------|------|--------|-------|------|
|--------------|------|------|------|------|------|--------|-------|-------|------|------|------|------|------|--------|-------|------|------|------|------|------|------|--------|-------|------|------|------|------|------|------|--------|-------|------|------|------|------|------|------|--------|-------|------|------|------|------|------|------|--------|-------|------|------|------|------|------|------|--------|-------|------|------|------|------|------|------|--------|-------|------|

| PITCHER | IP | WLS | BF | H | R | ER | SO | BB | IBB | HBP | BLK | WP | HR | S | P | ERA | WHIP |
|-------------------------------------|-----|-----|----|---|---|----|----|----|-----|-----|-----|----|----|----|----|-------|-------|
| Steve Barber, L (1, 1) ERA: 3.37 | 1.0 | L | 9 | 5 | 5 | 4 | 0 | 1 | 0 | 0 | 0 | 0 | 0 | 8 | 12 | 36.00 | 6.000 |
| Hal Brown, R (2, 1) ERA: 3.08 | 6.0 | | 23 | 6 | 3 | 3 | 1 | 0 | 0 | 0 | 0 | 0 | 1 | 25 | 25 | 4.50 | 1.000 |
| Jim Lehigh, R (8, 1) ERA: | 1.0 | | 3 | 0 | 0 | 0 | 0 | 0 | 0 | 0 | 0 | 0 | 0 | 3 | 3 | 0.00 | 0.000 |

BOTTOM

| AB | R | H | RBI | BB | SO | LOB |
|----|---|---|-----|----|----|-----|
| 4 | 2 | 1 | 0 | 0 | 0 | 1 |
| 4 | 1 | 2 | 2 | 0 | 0 | 1 |
| 4 | 1 | 1 | 2 | 0 | 0 | 1 |
| 4 | 2 | 2 | 1 | 0 | 0 | 0 |
| 4 | 1 | 1 | 1 | 0 | 0 | 0 |
| 3 | 0 | 1 | 0 | 1 | 1 | 0 |
| 4 | 0 | 1 | 1 | 0 | 0 | 1 |
| 4 | 1 | 1 | 1 | 0 | 0 | 2 |
| 1 | 0 | 0 | 0 | 0 | 0 | 2 |
| 1 | 0 | 1 | 0 | 0 | 0 | 0 |
| 0 | 0 | 0 | 0 | 0 | 0 | 0 |

| | |
|------------|-----------|
| AB | 33 |
| R | 8 |
| H | 11 |
| RBI | 8 |
| BB | 1 |
| SO | 1 |
| LOB | 8 |



| WP | PA | ERA | WHIP |
|----|----|-----|------|
| 0 | 35 | | |

Baltimore Orioles @ Chicago White Sox
Comiskey Park, Chicago, IL
Sun Sep 24 1961, 4:33 AM EDT
Unknown

livebaseballscorecards.com

| Batter | 1 | 2 | 3 | 4 | 5 | 6 | 7 | 8 | 9 | AB R H RBI BB SO LOB | TOP | | | | | | | | | | | |
|--|---|---------------------------------|------------------------------|---------------------------------|------------------------------|---------------------------------|------------------------------|---------------------------------|------------------------------|---------------------------------|------------------------------|---------------------------------|------------------------------|---------------------------------|------------------------------|---------------------------------|------------------------------|---------------------------------|----------------------------------|------------------------------------|----------------------------------|--------|
| Jim Landis, R (1, 8) OBP: 0.362, SLG: 0.470 | 0-0 2B 3B | 0-0 1B 1-2 1B | | | 0-0 4-3 | | 0-0 F2 | | 0-0 SH3-4 | 4 1 2 0 0 0 0 | | | | | | | | | | | | |
| Floyd Robinson, L (1, 9) OBP: 0.396, SLG: 0.469 | 0-0 CS 2B 3-H | 0-0 1B 1-3 2-H | | | 0-0 5-3 | | 0-0 HR 2B | | 0-0 3-1 | 5 1 3 2 0 0 1 | | | | | | | | | | | | |
| Al Smith, R (1, 5) OBP: 0.343, SLG: 0.506 | 0-0 F9 | | | | 0-0 1B BB | | 0-0 5-3 | | 0-0 1B 3-H | 4 0 1 1 1 0 2 | | | | | | | | | | | | |
| Roy Sievers, R (1, 3) OBP: 0.377, SLG: 0.531 | 0-0 1B 2-3 | | | | 0-0 1B 1-3 | | 0-0 HR 2-H | | 0-3 K | 5 1 3 2 0 1 1 | | | | | | | | | | | | |
| Minnie Minoso, R (1, 7) OBP: 0.367, SLG: 0.420 | 0-0 F8 | | | | 0-0 F3 | | 0-0 4-3 | | | 4 0 0 0 0 0 3 | | | | | | | | | | | | |
| Sherm Lollar, R (1, 2) OBP: 0.363, SLG: 0.383 | | | | | 0-0 F4 | | 0-0 F7 | | 0-0 F8 | 4 0 0 0 0 0 0 | | | | | | | | | | | | |
| Nellie Fox, L (1, 4) OBP: 0.324, SLG: 0.297 | | | | | 0-0 F7 | | 0-0 F7 | | 0-0 G6-4-3 1B | 4 0 1 0 0 0 0 | | | | | | | | | | | | |
| Sammy Esposito, R (1, 6) OBP: 0.280, SLG: 0.263 | | | | | 0-3 K | | 4-0 BB | | 0-0 G6-4-3 1-2f | 3 1 1 1 1 1 1 | | | | | | | | | | | | |
| Ray Herbert, R (1, 1) OBP: 0.233, SLG: 0.284 | | | | | 0-0 HR | | 0-0 F7 | | 0-0 3-1 SH3-4 1B | 3 2 2 1 0 0 1 | | | | | | | | | | | | |
| Gary Peters, L (7, 1) OBP: 0.333, SLG: 0.333 | | | | | | | | | | 1 1 1 0 0 0 0 | | | | | | | | | | | | |
| Inning Stats | R: 1 E: 0 K: 0 S: 5 | H: 3 LOB: 1 BB: 0 P: 5 | R: 2 E: 0 K: 0 S: 6 | H: 4 LOB: 2 BB: 0 P: 6 | R: 0 E: 0 K: 0 S: 3 | H: 0 LOB: 0 BB: 0 P: 3 | R: 0 E: 0 K: 1 S: 5 | H: 0 LOB: 0 BB: 0 P: 5 | R: 1 E: 0 K: 0 S: 5 | H: 2 LOB: 2 BB: 1 P: 9 | R: 0 E: 0 K: 0 S: 3 | H: 0 LOB: 1 BB: 1 P: 7 | R: 2 E: 0 K: 0 S: 5 | H: 2 LOB: 0 BB: 0 P: 5 | R: 0 E: 0 K: 0 S: 3 | H: 1 LOB: 0 BB: 0 P: 3 | R: 1 E: 0 K: 1 S: 7 | H: 2 LOB: 1 BB: 0 P: 7 | 1B: 8 2B: 2 3B: 1 HR: 3 | SF: 0 SAC: 1 DP: 1 HBP: 0 | WP: 0 PB: 0 SB: 0 CS: 1 | PA: 40 |
| PITCHER | IP WLS BF H R ER SO BB IBB HBP BLK WP HR S P ERA WHIP | | | | | | | | | | | | | | | | | | | | | |
| Gene Conley, R (1, 1) ERA: 4.91 | 8.0 L 36 13 7 7 1 2 0 0 0 0 0 3 36 44 7.88 1.875 | | | | | | | | | | | | | | | | | | | | | |
| Mike Fornieles, R (9, 1) ERA: 4.68 | 1.0 4 1 0 0 1 0 0 0 0 0 0 0 6 6 0.00 1.000 | | | | | | | | | | | | | | | | | | | | | |

Chicago White Sox @ Boston Red Sox
 Fenway Park, Boston, MA
 Tue Sep 26 1961, 3:33 AM EDT
 Unknown

livebaseballscorecards.com

AB 37
 R 7
 H 14
 RBI 7
 BB 2
 SO 2
 LOB 9



| Batter | 1 | 2 | 3 | 4 | 5 | 6 | 7 | 8 | 9 | AB | R | H | RBI | BB | SO | LOB |
|---|-----------------------|---|-----------------------|---|---|--|-----------------------|--|---------------------------------------|----|---|---|-----|----|----|-----|
| Chuck Schilling, R (1, 4) <small>OBP: 0.338, SLG: 0.318</small> | 0-0 4-3 | | 0-0 4-3 | | 0-0 SH1-3 <small>1-2</small> | | 0-0 F8 | | 0-0 1B | 4 | 0 | 1 | 0 | 0 | 0 | 0 |
| Gary Geiger, L (1, 8) <small>OBP: 0.352, SLG: 0.407</small> Carroll Hardy, R (7, PH) <small>OBP: 0.332, SLG: 0.387</small> (8, 8) | 0-0 G3 | | 0-0 4-3 | | 0-0 F9 | | 0-0 4-3 | | 0-0 F9 | 3 | 0 | 0 | 0 | 0 | 0 | 1 |
| Carl Yastrzemski, L (1, 7) <small>OBP: 0.327, SLG: 0.399</small> | 0-0 F7 | | 0-0 F9 | | 0-0 <small>2-H</small> 1B | | 0-0 1B | | 0-3 K <small>SSS</small> | 5 | 0 | 2 | 1 | 0 | 1 | 1 |
| Frank Malzone, R (1, 5) <small>OBP: 0.311, SLG: 0.389</small> | | 0-0 1B 1B | | 0-0 6-3 | 0-0 1-3 | | 0-0 1-3 | | | 4 | 1 | 1 | 0 | 0 | 0 | 2 |
| Lou Clinton, R (1, 9) <small>OBP: 0.303, SLG: 0.344</small> | | 0-0 1B <small>1-2</small> 1B | | 0-0 1B | | 0-0 2B | | 0-0 1B | | 4 | 2 | 4 | 0 | 0 | 0 | 0 |
| Pete Runnels, L (1, 3) <small>OBP: 0.397, SLG: 0.419</small> | | 0-0 1B <small>1-3</small> FC5-4 <small>2-H</small> 1B | | 0-0 1-3 <small>1-2</small> | | 0-0 <small>2-H</small> 1B | | 0-0 L1-3 <small>1-2</small> | | 4 | 1 | 2 | 2 | 0 | 0 | 2 |
| Pumpsie Green, S (1, 6) <small>OBP: 0.381, SLG: 0.441</small> | | 0-0 FC5-4 <small>1-3</small> 1B <small>3-H</small> | | 4-0 BB | | 0-0 F8 | | 4-0 BB | | 2 | 0 | 1 | 1 | 2 | 0 | 0 |
| Russ Nixon, L (1, 2) <small>OBP: 0.326, SLG: 0.356</small> Jim Pagliaroni, R (8, PH) <small>OBP: 0.341, SLG: 0.409</small> (9, 2) | | 0-0 FC5-4 <small>1-2f</small> G5-4-3 <small>3-H</small> | | 0-0 1-3 | | 0-0 FC5-4 1B | | 0-0 F8 | | 3 | 0 | 1 | 1 | 0 | 0 | 3 |
| Gene Conley, R (1, 1) <small>OBP: 0.247, SLG: 0.342</small> Mike Fornieles, R (9, 1) <small>OBP: 0.161, SLG: 0.290</small> Jackie Jensen, R (9, PH) <small>OBP: 0.350, SLG: 0.382</small> | | 0-0 G5-4-3 <small>1-2f</small> | | 0-0 SH1-3 1B | | 0-0 FC5-4 <small>1-2f</small> | | 0-0 F6 | | 3 | 1 | 1 | 0 | 0 | 0 | 2 |

| Inning Stats | R: 0 | H: 0 | E: 0 | K: 0 | S: 3 | R: 3 | H: 4 | E: 0 | K: 0 | S: 6 | R: 0 | H: 0 | E: 0 | K: 0 | S: 3 | R: 0 | H: 1 | E: 0 | K: 0 | S: 4 | R: 1 | H: 2 | E: 0 | K: 0 | S: 5 | R: 1 | H: 3 | E: 0 | K: 0 | S: 5 | R: 0 | H: 1 | E: 0 | K: 0 | S: 4 | R: 0 | H: 1 | E: 0 | K: 0 | S: 3 | R: 0 | H: 1 | E: 0 | K: 1 | S: 6 | 1B: 12 | SF: 0 | 2B: 2 | SAC: 1 | 3B: 0 | DP: 2 | HR: 0 | HBP: 0 | WP: 0 | PA: 39 |
|--------------|------|------|------|------|------|------|------|------|------|------|------|------|------|------|------|------|------|------|------|------|------|------|------|------|------|------|------|------|------|------|------|------|------|------|------|------|------|------|------|------|------|------|------|------|------|--------|-------|-------|--------|-------|-------|-------|--------|-------|--------|
|--------------|------|------|------|------|------|------|------|------|------|------|------|------|------|------|------|------|------|------|------|------|------|------|------|------|------|------|------|------|------|------|------|------|------|------|------|------|------|------|------|------|------|------|------|------|------|--------|-------|-------|--------|-------|-------|-------|--------|-------|--------|

| PITCHER | IP | WLS | BF | H | R | ER | SO | BB | IBB | HBP | BLK | WP | HR | S | P | ERA | WHIP |
|--|-----|-----|----|----|---|----|----|----|-----|-----|-----|----|----|----|----|------|-------|
| Ray Herbert, R (1, 1) <small>ERA: 4.55</small> | 6.0 | W | 27 | 10 | 5 | 5 | 0 | 1 | 0 | 0 | 0 | 0 | 0 | 26 | 30 | 7.50 | 1.833 |
| Gary Peters, L (7, 1) <small>ERA: 1.74</small> | 3.0 | S | 12 | 3 | 0 | 0 | 1 | 1 | 0 | 0 | 0 | 0 | 0 | 13 | 17 | 0.00 | 1.333 |

BOTTOM

Chicago White Sox @ Boston Red Sox
 Fenway Park, Boston, MA
 Tue Sep 26 1961, 3:33 AM EDT
 Unknown

| | |
|------------|-----------|
| AB | 36 |
| R | 5 |
| H | 13 |
| RBI | 5 |
| BB | 2 |
| SO | 1 |
| LOB | 13 |

| PITCHER | IP | WLS | BF | H | R | ER | SO | BB | IBB | HBP | BLK | WP | HR | S | P | ERA | WHIP |
|---------|----|-----|----|---|---|----|----|----|-----|-----|-----|----|----|---|---|-----|------|
|---------|----|-----|----|---|---|----|----|----|-----|-----|-----|----|----|---|---|-----|------|

| Batter | 1 | 2 | 3 | 4 | 5 | 6 | 7 | 8 | 9 | AB R H RBI BB SO LOB | TOP | | | | | | | | | | | | | | | | | | | | | | | | | |
|--|---|---------------------------------|------------------------------|---------------------------------|------------------------------|---------------------------------|------------------------------|---------------------------------|------------------------------|---------------------------------|------------------------------|---------------------------------|------------------------------|---------------------------------|------------------------------|---------------------------------|----------------------------------|------------------------------------|----------------------------------|--------|--|--|--|--|--|--|--|--|--|--|--|--|--|--|--|--|
| Mike Hershberger, R (1, 8) OBP: 0.318, SLG: 0.333 | 0-0 1B 1B | 0-0 4-3 | | | 0-0 2B 1B | | 0-0 F7 | | 0-0 G4-6-3 1-2f | 5 2 2 0 0 0 2 | | | | | | | | | | | | | | | | | | | | | | | | | | |
| Floyd Robinson, L (1, 9) OBP: 0.394, SLG: 0.470 | 0-0 F6 | | 0-0 G3 | | 0-0 F3 | | 0-0 2B 3B | | 0-0 F8 | 5 1 1 0 0 0 2 | | | | | | | | | | | | | | | | | | | | | | | | | | |
| Minnie Minoso, R (1, 7) OBP: 0.368, SLG: 0.423 | 0-0 1B 1-3 1B | | 0-0 F9 | | 0-3 K | | 0-0 2B | | | 4 0 2 1 0 1 1 | | | | | | | | | | | | | | | | | | | | | | | | | | |
| Roy Sievers, R (1, 3) OBP: 0.378, SLG: 0.539 | 0-0 F9 | | 0-0 HR | | 0-0 2B | | 0-0 5-3 | | | 4 1 2 2 0 0 3 | | | | | | | | | | | | | | | | | | | | | | | | | | |
| Cam Carreon, R (1, 2) OBP: 0.326, SLG: 0.348 | 0-0 1-3 3-H 1B | | 0-3 K | | 0-0 5-3 | | | 0-0 6-3 | | 4 0 1 1 0 1 1 | | | | | | | | | | | | | | | | | | | | | | | | | | |
| Andy Carey, R (1, 5) OBP: 0.332, SLG: 0.393 | 0-3 K | | | 0-0 3-1 SF7 2B | | 0-0 F3 | | 0-0 2B | | 4 1 2 0 0 1 2 | | | | | | | | | | | | | | | | | | | | | | | | | | |
| Nellie Fox, L (1, 4) OBP: 0.322, SLG: 0.295 | | 0-0 G3 | | 0-0 3-1 | | 0-0 F8 | | 0-0 F8 | | 4 0 0 0 0 0 2 | | | | | | | | | | | | | | | | | | | | | | | | | | |
| Sammy Esposito, R (1, 6) OBP: 0.278, SLG: 0.277 | | 0-0 2B | | 0-0 SF7 | | 0-0 F8 | | 0-0 F7 | | 3 0 1 1 0 0 1 | | | | | | | | | | | | | | | | | | | | | | | | | | |
| Frank Baumann, L (1, 1) OBP: 0.308, SLG: 0.383 | | 0-3 K | | 0-3 K | | | 0-0 G3 | | 0-0 G4-6-3 1B | 3 0 0 0 0 0 2 1 | | | | | | | | | | | | | | | | | | | | | | | | | | |
| Alan Brice, R (7, 1) | | | | | | | | | | 0 0 0 0 0 0 0 | | | | | | | | | | | | | | | | | | | | | | | | | | |
| Cal McLish, S (8, 1) OBP: 0.185, SLG: 0.189 | | | | | | | | | | 0 0 0 0 0 0 0 | | | | | | | | | | | | | | | | | | | | | | | | | | |
| Al Smith, R (9, PH) OBP: 0.344, SLG: 0.507 | | | | | | | | | | 1 0 1 0 0 0 0 | | | | | | | | | | | | | | | | | | | | | | | | | | |
| Inning Stats | R: 1 E: 0 K: 1 S: 8 | H: 3 LOB: 2 BB: 0 P: 8 | R: 0 E: 0 K: 1 S: 6 | H: 1 LOB: 1 BB: 0 P: 6 | R: 1 E: 0 K: 1 S: 6 | H: 1 LOB: 0 BB: 0 P: 6 | R: 1 E: 0 K: 1 S: 7 | H: 2 LOB: 1 BB: 0 P: 7 | R: 0 E: 0 K: 0 S: 3 | H: 0 LOB: 0 BB: 0 P: 3 | R: 1 E: 0 K: 0 S: 5 | H: 2 LOB: 1 BB: 0 P: 5 | R: 0 E: 0 K: 0 S: 4 | H: 1 LOB: 1 BB: 0 P: 4 | R: 0 E: 0 K: 0 S: 3 | H: 1 LOB: 0 BB: 0 P: 3 | 1B: 5 2B: 5 3B: 1 HR: 1 | SF: 1 SAC: 0 DP: 1 HBP: 0 | WP: 0 PB: 0 SB: 0 CS: 0 | PA: 38 | | | | | | | | | | | | | | | | |
| PITCHER | IP WLS BF H R ER SO BB IBB HBP BLK WP HR S P ERA WHIP | | | | | | | | | | | | | | | | | | | | | | | | | | | | | | | | | | | |
| Ike Delock, R (1, 1) ERA: 4.9 | 7.0 | 31 | 10 | 5 | 5 | 5 | 0 | 0 | 0 | 0 | 0 | 0 | 1 | 41 | 41 | 6.43 | 1.429 | | | | | | | | | | | | | | | | | | | |
| Billy Muffett, R (8, 1) ERA: 5.67 | 2.0 | W | 7 | 2 | 0 | 0 | 0 | 0 | 0 | 0 | 0 | 0 | 0 | 7 | 7 | 0.00 | 1.000 | | | | | | | | | | | | | | | | | | | |

Chicago White Sox @ Boston Red Sox
Fenway Park, Boston, MA
Tue Sep 26 1961, 3:38 AM EDT
Att. 2,979 - Unknown

livebaseballscorecards.com

| | |
|-----|----|
| AB | 37 |
| R | 5 |
| H | 12 |
| RBI | 5 |
| BB | 0 |
| SO | 5 |
| LOB | 15 |



| Batter | 1 | 2 | 3 | 4 | 5 | 6 | 7 | 8 | 9 |
|--|--------------------------------|-------------------|-------------------------------|-------------------|-------------------------------|-------------------|----------------------------------|---|---|
| Chuck Schilling, R (1, 4) <small>OBP: 0.337, SLG: 0.322</small> | 0-0 HR | 0-0 F9 | | | 0-0 F1 | | 0-0 FC6-4 | 0-0 5-3 | |
| Carroll Hardy, R (1, 8) <small>OBP: 0.328, SLG: 0.381</small> Gary Geiger, L (8, PH) <small>OBP: 0.353, SLG: 0.413</small> (9, 8) | 0-0 6-3 | | 0-0 F8 | | 0-0 F8 | | 0-0 FC6-4 HR | 0-0 3B | |
| Jackie Jensen, R (1, 7) <small>OBP: 0.351, SLG: 0.392</small> | 0-0 SF9 3B | | 0-0 6-3 | | 0-0 5-3 | | 0-0 HR | 0-0 F8 | |
| Frank Malzone, R (1, 5) <small>OBP: 0.313, SLG: 0.390</small> | 0-0 SF9 | | 0-0 1B 1B | | 0-0 F4 | | 4-0 3B BB | | |
| Lou Clinton, R (1, 9) <small>OBP: 0.351, SLG: 0.429</small> | 4-0 1B BB | | 0-0 1B | | 0-0 F2 | | 0-0 3B | | |
| Jim Pagliaroni, R (1, 2) <small>OBP: 0.343, SLG: 0.410</small> | 0-0 1B | | 0-0 F9 | | 0-0 1B 1B | | 0-0 F8 | | |
| Don Gile, R (1, 3) <small>OBP: 0.333, SLG: 0.500</small> | 0-3 K2-3 | | | 0-0 6-3 | | 0-0 1B | | 0-0 FC3-5 BB 1B | |
| Pumpsie Green, S (1, 6) <small>OBP: 0.379, SLG: 0.434</small> | | 0-0 6-3 | | 0-0 6-3 | | 0-0 6-3 | | 4-0 3B BB | |
| Ike Delock, R (1, 1) <small>OBP: 0.173, SLG: 0.104</small> Don Buddin, R (7, PH) <small>OBP: 0.395, SLG: 0.398</small> Billy Muffett, R (8, 1) <small>OBP: 0.306, SLG: 0.348</small> | | 0-0 1B | | 0-0 6-3 | | | 0-0 FC6-4 1B | 0-0 FC3-5 3B | |

| AB | R | H | RBI | BB | SO | LOB |
|----|---|---|-----|----|----|-----|
| 5 | 1 | 1 | 1 | 0 | 0 | 3 |
| 4 | 1 | 0 | 0 | 0 | 0 | 1 |
| 1 | 0 | 1 | 2 | 0 | 0 | 0 |
| 5 | 2 | 2 | 2 | 0 | 0 | 1 |
| 2 | 1 | 1 | 1 | 1 | 0 | 0 |
| 3 | 0 | 2 | 1 | 1 | 0 | 0 |
| 4 | 0 | 2 | 0 | 0 | 0 | 3 |
| 4 | 0 | 2 | 0 | 0 | 1 | 2 |
| 3 | 1 | 0 | 0 | 1 | 0 | 2 |
| 2 | 0 | 1 | 0 | 0 | 0 | 0 |
| 1 | 0 | 1 | 0 | 0 | 0 | 0 |
| 1 | 1 | 0 | 0 | 0 | 0 | 2 |

| WP | PA |
|----|----|
| 0 | 39 |

BOTTOM

Chicago White Sox @ Boston Red Sox
 Fenway Park, Boston, MA
 Tue Sep 26 1961, 3:38 AM EDT
 Att. 2,979 - Unknown

| | |
|------------|-----------|
| AB | 35 |
| R | 7 |
| H | 13 |
| RBI | 7 |
| BB | 3 |
| SO | 1 |
| LOB | 14 |



| Inning Stats | R | H | E | K | S | R | H | E | K | S | R | H | E | K | S | R | H | E | K | S | R | H | E | K | S | R | H | E | K | S | R | H | E | K | S | | |
|--------------|---|---|---|---|---|---|---|---|---|---|---|---|---|---|---|---|---|---|---|---|---|---|---|---|---|---|---|---|---|---|---|---|---|---|---|---|---|
| | 2 | 3 | 0 | 1 | 8 | 0 | 1 | 0 | 0 | 3 | 0 | 2 | 0 | 0 | 5 | 0 | 0 | 0 | 0 | 3 | 0 | 0 | 0 | 0 | 3 | 0 | 0 | 0 | 0 | 0 | 0 | 0 | 0 | 0 | 0 | 0 | 0 |

| PITCHER | IP | WLS | BF | H | R | ER | SO | BB | IBB | HBP | BLK | WP | HR | S | P | ERA | WHIP |
|--|-----|-----|----|----|---|----|----|----|-----|-----|-----|----|----|----|----|------|-------|
| Frank Baumann, L (1, 1) <small>ERA: 5.69</small> | 6.2 | | 31 | 10 | 5 | 5 | 1 | 2 | 0 | 0 | 0 | 0 | 2 | 31 | 39 | 6.75 | 1.800 |
| Alan Brice, R (7, 1) <small>ERA:</small> | 0.1 | L | 4 | 2 | 2 | 0 | 0 | 1 | 0 | 0 | 0 | 0 | 0 | 3 | 7 | 0.00 | 9.000 |
| Cal McLish, R (8, 1) <small>ERA: 4.46</small> | 1.0 | | 4 | 1 | 0 | 0 | 0 | 0 | 0 | 0 | 0 | 0 | 0 | 4 | 4 | 0.00 | 1.000 |

| WP | PA |
|----|----|
| 0 | 39 |

| Batter | 1 | 2 | 3 | 4 | 5 | 6 | 7 | 8 | 9 | AB R H RBI BB SO LOB | TOP | | | | | | | | | | | | | | | | | | | | | | | | | |
|---|---|-------------------------|--------------------------|------------------------|--------------------------|------------------------|--------------------------|------------------------|--------------------------|------------------------|--------------------------|------------------------|--------------------------|------------------------|--------------------------|-------------------------|--|---|--|--|--|--|--|--|--|--|--|--|--|--|--|--|--|--|--|--|
| Mike Hershberger, R OBP: 0.306, SLG: 0.319 (1, 8) X | 0-0 6-3 ① X | 0-0 6-3 ③ | | | 0-0 L3 ① X | | 0-0 3B 1B X | 0-0 F2 ② X | | 5 1 1 0 0 0 4 | | | | | | | | | | | | | | | | | | | | | | | | | | |
| Floyd Robinson, L OBP: 0.392, SLG: 0.472 (1, 9) X | 0-0 5-3 ② X | | 0-0 4-3 ① X | | 0-0 F9 ② X | | 0-0 1B 3B X | 0-0 F4 ③ X | | 5 1 1 1 0 0 2 | | | | | | | | | | | | | | | | | | | | | | | | | | |
| Minnie Minoso, R OBP: 0.370, SLG: 0.424 (1, 7) B B B | 4-0 BB BB | | 0-0 6-3 ② X | | 0-0 1B X | | 0-0 FC6-4 1B X | | 0-0 F9 ① X | 4 0 2 1 1 0 0 | | | | | | | | | | | | | | | | | | | | | | | | | | |
| Al Smith, R OBP: 0.346, SLG: 0.505 (1, 5) B B B | 4-0 1-2 BB | | 4-0 E BB | | 0-0 F8 ③ X | | 0-0 FC6-4 ② X | | 4-0 1B BB | 2 1 0 0 3 0 2 | | | | | | | | | | | | | | | | | | | | | | | | | | |
| J.C. Martin, L OBP: 0.298, SLG: 0.346 (1, 3) X | 0-0 5-3 ③ X | | 0-0 E4 FC5-4 ③ X | | | 0-0 4-3 6-3 1B X | 0-0 6-3 ③ X | | 0-0 1B 1B X | 5 0 2 0 0 0 4 | | | | | | | | | | | | | | | | | | | | | | | | | | |
| Cam Carreon, R OBP: 0.328, SLG: 0.354 (1, 2) X | | 0-0 SH1-3 E 1B | 0-0 FC5-4 ③ X | | | 0-0 6-3 ① X | | 0-0 1B 2B X | 0-3 K ② X | 5 1 2 0 0 1 5 | | | | | | | | | | | | | | | | | | | | | | | | | | |
| Nellie Fox, L OBP: 0.323, SLG: 0.296 (1, 4) X | | 0-0 F8 ① X | | 0-0 F8 ① X | | 0-0 4-3 ② X | | 0-0 BB 1B X | 0-0 1-2 2-H 1B X | 5 0 2 2 0 0 2 | | | | | | | | | | | | | | | | | | | | | | | | | | |
| Sammy Esposito, R OBP: 0.267, SLG: 0.264 (1, 6) X | | 0-0 E6 SH1-3 X | | 0-0 1-3 X | | 0-0 F7 ③ X | | 0-0 F9 ① X | 0-3 K ③ X | 4 0 0 0 0 0 3 | | | | | | | | | | | | | | | | | | | | | | | | | | |
| Roy Sievers, R OBP: 0.377, SLG: 0.538 (9, PH) X | | 1-2 2-3 X | | 0-0 6-3 ③ X | | | 0-3 K ① X | 4-0 1-2 BB X | | 1 0 0 0 0 1 2 | | | | | | | | | | | | | | | | | | | | | | | | | | |
| Joe Horlen, R (1, 1) | | 0-0 SH1-3 ② X | | | | | | | | 1 0 0 0 0 0 0 | | | | | | | | | | | | | | | | | | | | | | | | | | |
| Russ Kemmerer, R (4, 1) | | | | | | | | | | 0 0 0 0 0 0 0 | | | | | | | | | | | | | | | | | | | | | | | | | | |
| Dean Look, R (7, PH) | | | | | | | | | | 1 0 0 0 0 1 0 | | | | | | | | | | | | | | | | | | | | | | | | | | |
| Alan Brice, R (7, 1) | | | | | | | | | | 0 0 0 0 0 0 0 | | | | | | | | | | | | | | | | | | | | | | | | | | |
| Billy Goodman, L (8, PH) | | | | | | | | | | 0 0 0 0 1 0 0 | | | | | | | | | | | | | | | | | | | | | | | | | | |
| Warren Hacker, R (8, 1) | | | | | | | | | | 0 0 0 0 0 0 0 | | | | | | | | | | | | | | | | | | | | | | | | | | |
| Inning Stats | R: 0 H: 0 E: 0 K: 0 S: 3 | H: 0 LOB: 2 BB: 2 P: 11 | R: 0 H: 1 E: 1 K: 0 S: 5 | H: 1 LOB: 2 BB: 0 P: 5 | R: 0 H: 0 E: 1 K: 0 S: 4 | H: 0 LOB: 2 BB: 1 P: 8 | R: 0 H: 0 E: 0 K: 0 S: 3 | H: 0 LOB: 0 BB: 0 P: 3 | R: 0 H: 1 E: 0 K: 0 S: 4 | H: 1 LOB: 1 BB: 0 P: 4 | R: 2 H: 3 E: 0 K: 1 S: 8 | H: 3 LOB: 1 BB: 0 P: 8 | R: 1 H: 2 E: 0 K: 2 S: 5 | H: 2 LOB: 2 BB: 1 P: 9 | R: 1 H: 2 E: 0 K: 2 S: 9 | H: 2 LOB: 2 BB: 1 P: 13 | 1B: 8 SF: 0 2B: 1 SAC: 1 3B: 1 DP: 0 HR: 0 HBP: 0 | WP: 0 PA: 44 PB: 0 SB: 0 CS: 0 | | | | | | | | | | | | | | | | | | |
| PITCHER | IP WLS BF H R ER SO BB IBB HBP BLK WP HR S P ERA WHIP | | | | | | | | | | | | | | | | | | | | | | | | | | | | | | | | | | | |
| Tom Brewer, R (1, 1) ERA: 3.43 | 3.0 | 15 | 1 | 0 | 0 | 0 | 3 | 0 | 0 | 0 | 0 | 0 | 0 | 12 | 24 | 0.00 | 1.333 | | | | | | | | | | | | | | | | | | | |
| Galen Cisco, R (4, 1) ERA: 6.71 | 4.1 | 21 | 7 | 3 | 3 | 1 | 1 | 0 | 0 | 0 | 0 | 0 | 0 | 22 | 26 | 6.23 | 1.846 | | | | | | | | | | | | | | | | | | | |
| Mike Fornieles, R (8, 1) ERA: 4.69 | 1.2 | 8 | 2 | 1 | 1 | 2 | 1 | 0 | 0 | 0 | 0 | 0 | 0 | 11 | 15 | 5.40 | 1.800 | | | | | | | | | | | | | | | | | | | |

Chicago White Sox @ Boston Red Sox
Fenway Park, Boston, MA
Wed Sep 27 1961, 3:33 AM EDT
Att. 2,412 - Unknown

livebaseballscorecards.com

| | |
|-----|----|
| AB | 38 |
| R | 4 |
| H | 10 |
| RBI | 4 |
| BB | 5 |
| SO | 3 |
| LOB | 24 |



TOP

Chicago White Sox @ Baltimore Orioles
Memorial Stadium, Baltimore, MD

Fri Sep 29 1961, 7:05 PM EDT
 Att. 16,061 - Unknown

livebaseballscorecards.com

| | |
|------------|-----------|
| AB | 36 |
| R | 2 |
| H | 7 |
| RBI | 1 |
| BB | 4 |
| SO | 8 |
| LOB | 16 |



AB R H RBI BB SO LOB

| | | | | | | |
|---|---|---|---|---|---|---|
| 4 | 0 | 0 | 0 | 1 | 1 | 1 |
| 4 | 1 | 1 | 0 | 1 | 0 | 2 |
| 4 | 0 | 0 | 0 | 1 | 0 | 3 |
| 5 | 1 | 3 | 0 | 0 | 0 | 4 |
| 4 | 0 | 0 | 0 | 0 | 3 | 3 |
| 4 | 0 | 1 | 1 | 0 | 0 | 1 |
| 3 | 0 | 1 | 0 | 1 | 1 | 0 |
| 4 | 0 | 0 | 0 | 0 | 1 | 2 |
| 3 | 0 | 1 | 0 | 0 | 2 | 0 |
| 1 | 0 | 0 | 0 | 0 | 0 | 0 |
| 0 | 0 | 0 | 0 | 0 | 0 | 0 |

| Batter | 1 | 2 | 3 | 4 | 5 | 6 | 7 | 8 | 9 | 10 |
|--|--------------|-----------|--------|---------|---------|--------|-------|----------|---|--------------|
| Floyd Robinson, L (1, 9) OBP: 0.390, SLG: 0.467 | 0-0 P4 | | 0-3 K | | 4-0 BB | | | 0-0 F8 | | 0-0 P4 |
| Nellie Fox, L (1, 4) OBP: 0.323, SLG: 0.296 | 0-0 1B E 1B | | 0-0 E4 | | 0-0 6-3 | | | 0-0 F9 | | 4-0 BB BB |
| Minnie Minoso, R (1, 7) OBP: 0.369, SLG: 0.420 | 0-0 F9 | | 0-0 F9 | | 0-0 6-3 | | | 0-0 6-3 | | 4-0 FC6-4 BB |
| Al Smith, R (1, 5) OBP: 0.348, SLG: 0.506 | 0-0 1B E8 1B | | 0-0 F8 | | 0-0 1B | | | 0-0 1B S | | 0-0 FC6-4 |
| J.C. Martin, L (1, 3) OBP: 0.294, SLG: 0.341 | 0-3 K | | 0-3 K | | 0-0 P6 | | | 0-3 K | | 0-3 K |
| Mike Hershberger, R (1, 8) | | 0-0 5-3 | | 0-0 4-3 | | 0-0 P4 | | 0-0 1B | | 0-0 1B |
| Cam Carreon, R (1, 2) OBP: 0.331, SLG: 0.354 | | 4-0 CS BB | | 0-3 K | | 0-0 F9 | | 0-0 1B | | 0-0 1B |
| Sammy Esposito, R (1, 6) OBP: 0.257, SLG: 0.253 | | 0-3 K | | 0-0 F9 | | 0-0 F8 | | 0-0 4-3 | | 0-0 4-3 |
| Juan Pizarro, L (1, 1) OBP: 0.303, SLG: 0.319 | | | 0-0 E | | 0-3 K | | 0-3 K | | | 0-0 P5 |
| Roy Sievers, R (10, PH) OBP: 0.377, SLG: 0.537 | | | | | | | | | | |
| Warren Hacker, R (10, 1) OBP: 0.111, SLG: 0.111 | | | | | | | | | | |

| Inning Stats | R: 1 E: 1 K: 1 S: 7 | H: 2 LOB: 1 BB: 0 P: 7 | R: 0 E: 0 K: 1 S: 4 | H: 0 LOB: 1 BB: 1 P: 8 | R: 0 E: 1 K: 1 S: 7 | H: 1 LOB: 2 BB: 0 P: 7 | R: 0 E: 0 K: 2 S: 7 | H: 0 LOB: 0 BB: 0 P: 7 | R: 0 E: 0 K: 1 S: 5 | H: 0 LOB: 1 BB: 1 P: 9 | R: 0 E: 0 K: 0 S: 4 | H: 1 LOB: 1 BB: 0 P: 4 | R: 0 E: 0 K: 1 S: 5 | H: 0 LOB: 0 BB: 0 P: 5 | R: 0 E: 0 K: 0 S: 3 | H: 0 LOB: 0 BB: 0 P: 3 | R: 1 E: 0 K: 1 S: 7 | H: 3 LOB: 1 BB: 0 P: 7 | R: 0 E: 0 K: 0 S: 3 | H: 0 LOB: 2 BB: 2 P: 11 | 1B: 7 2B: 1 3B: 0 HR: 0 | SF: 0 SAC: 0 DP: 1 HBP: 0 | WP: 0 PB: 0 SB: 1 CS: 1 | PA: 40 |
|--------------|------------------------------|---------------------------------|------------------------------|---------------------------------|------------------------------|---------------------------------|------------------------------|---------------------------------|------------------------------|---------------------------------|------------------------------|---------------------------------|------------------------------|---------------------------------|------------------------------|---------------------------------|------------------------------|---------------------------------|------------------------------|----------------------------------|----------------------------------|------------------------------------|----------------------------------|--------|
|--------------|------------------------------|---------------------------------|------------------------------|---------------------------------|------------------------------|---------------------------------|------------------------------|---------------------------------|------------------------------|---------------------------------|------------------------------|---------------------------------|------------------------------|---------------------------------|------------------------------|---------------------------------|------------------------------|---------------------------------|------------------------------|----------------------------------|----------------------------------|------------------------------------|----------------------------------|--------|

| PITCHER | IP WLS BF H R ER SO BB IBB HBP BLK WP HR S P ERA WHIP | 10.0 W 40 7 2 1 8 4 0 0 0 0 0 52 68 0.90 1.100 |
|---------|---|--|
|---------|---|--|

| Batter | 1 | 2 | 3 | 4 | 5 | 6 | 7 | 8 | 9 | 10 |
|---|------------|-----------|-----------|----------|-----------|------------------|-----------|---------------------|---------------------------|-----------|
| Brooks Robinson, R OBP: 0.336, SLG: 0.400 (1, 5) | 0-0 2B | | 0-0 F7 | | | 0-0 1B 2B | | 0-3 K | | |
| Jerry Adair, R OBP: 0.322, SLG: 0.393 (1, 6) | 0-0 5-3 | | | 0-3 K | | 0-0 2-H 1B | | | 0-0 1B 2B | |
| Jackie Brandt, R OBP: 0.370, SLG: 0.442 (1, 8) | 0-0 F9 | | | 0-3 K | | 0-0 6-3 | | | 0-0 5-3 | |
| Jim Gentile, L OBP: 0.423, SLG: 0.649 (1, 3) | 0-3 K | | | 0-3 K | | | 0-0 F9 | | 0-0 2-H FC4-6 1B | |
| Earl Robinson, R OBP: 0.352, SLG: 0.454 (1, 9) | | 0-3 K | | | 0-0 L3 | | 0-3 K | | 0-0 P4 | |
| Boog Powell, L OBP: 0.111, SLG: 0.111 (1, 7) | | 0-0 G3 | | | 0-0 L8 | | 0-0 F7 | | 0-0 FC4-6 1-2f | |
| Mary Breeding, R OBP: 0.249, SLG: 0.256 (1, 4) | | 0-3 K | | | 0-3 K | | | 0-0 P6 | | 0-0 P6 |
| Hank Foiles, R OBP: 0.331, SLG: 0.458 (1, 2) | | | 0-3 K | | | 0-3 K | | 0-0 SH3-4 1B | | 0-0 HR |
| Chuck Estrada, R OBP: 0.139, SLG: 0.129 (1, 1) | | | 0-3 K | | | 0-3 K | | 0-0 SH3-4 1-2 | | |

| AB | R | H | RBI | BB | SO | LOB |
|----|---|---|-----|----|----|-----|
| 4 | 1 | 2 | 0 | 0 | 1 | 1 |
| 4 | 1 | 2 | 1 | 0 | 1 | 1 |
| 4 | 0 | 0 | 0 | 0 | 1 | 3 |
| 4 | 0 | 1 | 1 | 0 | 2 | 1 |
| 4 | 0 | 0 | 0 | 0 | 2 | 1 |
| 4 | 0 | 0 | 0 | 0 | 0 | 1 |
| 4 | 0 | 0 | 0 | 0 | 2 | 0 |
| 4 | 1 | 2 | 1 | 0 | 2 | 0 |
| 2 | 0 | 0 | 0 | 0 | 2 | 0 |

| WP | PA |
|----|----|
| 0 | 35 |


| Inning Stats | R | H | E | K | S | P | 1B | 2B | 3B | HR | SF | SAC | DP | HBP |
|-------------------------------|-------------------------------|-------------------------------|-------------------------------|-------------------------------|-------------------------------|-------------------------------|-------------------------------|-------------------------------|-------------------------------|-------------------------|---------------------------|-----|----|-----|
| R: 0 H: 1 E: 0 K: 1 S: 6 P: 6 | R: 0 H: 0 E: 0 K: 2 S: 7 P: 7 | R: 0 H: 0 E: 0 K: 2 S: 7 P: 7 | R: 0 H: 0 E: 0 K: 3 S: 9 P: 9 | R: 0 H: 0 E: 0 K: 1 S: 5 P: 5 | R: 1 H: 2 E: 0 K: 2 S: 9 P: 9 | R: 0 H: 0 E: 0 K: 1 S: 5 P: 5 | R: 0 H: 1 E: 0 K: 1 S: 6 P: 6 | R: 1 H: 2 E: 0 K: 0 S: 5 P: 5 | R: 1 H: 1 E: 0 K: 0 S: 2 P: 2 | 1B: 3 2B: 3 3B: 0 HR: 1 | SF: 0 SAC: 1 DP: 0 HBP: 0 | | | |

| PITCHER | IP | WLS | BF | H | R | ER | SO | BB | IBB | HBP | BLK | WP | HR | S | P | ERA | WHIP |
|---------------------------------------|-----|-----|----|---|---|----|----|----|-----|-----|-----|----|----|----|----|-------|-------|
| Juan Pizarro, L ERA: 3.05 (1, 1) | 9.0 | | 33 | 6 | 2 | 2 | 13 | 0 | 0 | 0 | 0 | 0 | 0 | 59 | 59 | 2.00 | 0.667 |
| Warren Hacker, R ERA: 3.77 (10, 1) | 0.1 | L | 2 | 1 | 1 | 1 | 0 | 0 | 0 | 0 | 0 | 0 | 1 | 2 | 2 | 27.00 | 3.000 |

| PITCHER | IP | WLS | BF | H | R | ER | SO | BB | IBB | HBP | BLK | WP | HR | S | P | ERA | WHIP |
|---------|----|-----|----|---|---|----|----|----|-----|-----|-----|----|----|---|---|-----|------|
| | | | | | | | | | | | | | | | | | |

Chicago White Sox @ Baltimore Orioles
 Memorial Stadium, Baltimore, MD
 Fri Sep 29 1961, 7:05 PM EDT
 Att: 16,061 - Unknown

livebaseballscorecards.com



Chicago White Sox @ Baltimore Orioles
 Memorial Stadium, Baltimore, MD
 Sat Sep 30 1961, 3:33 AM EDT
 Att. 6,515 - Unknown

livebaseballscorecards.com

| | |
|-----|----|
| AB | 33 |
| R | 3 |
| H | 8 |
| RBI | 3 |
| BB | 0 |
| SO | 1 |
| LOB | 10 |



| | | | |
|-----|---|-----|----|
| WP: | 0 | PA: | 35 |
| PB: | 1 | | |
| SB: | 0 | | |
| CS: | 1 | | |

| Batter | 1 | 2 | 3 | 4 | 5 | 6 | 7 | 8 | 9 | AB | R | H | RBI | BB | SO | LOB |
|--|----|-----|-------------|---|----|-----|----|-------|-----|----|---|---|-----|----|----|-----|
| Floyd Robinson, L (1, 9) OBP: 0.389, SLG: 0.465 | F2 | | 2B 1B | | P4 | | P5 | | | 4 | 1 | 1 | 1 | 0 | 0 | 1 |
| Nellie Fox, L (1, 4) OBP: 0.323, SLG: 0.295 | F9 | | 2B 1B | | E3 | | | F8 | | 4 | 1 | 1 | 0 | 0 | 0 | 1 |
| Mike Hershberger, R (1, 8) OBP: 0.333, SLG: 0.364 | PO | | 6-3 2B | | F8 | | | CS 1B | | 4 | 0 | 3 | 2 | 0 | 0 | 2 |
| J.C. Martin, L (1, 3) OBP: 0.290, SLG: 0.336 | PO | 4-3 | 6-3 | | F9 | | | 1-3 | | 4 | 0 | 0 | 0 | 0 | 0 | 4 |
| Sherm Lollar, R (1, 2) OBP: 0.360, SLG: 0.380 | | F7 | F9 | | | 5-3 | | | 6-3 | 3 | 0 | 0 | 0 | 0 | 0 | 1 |
| Bob Roselli, R (6, 2) OBP: 0.263, SLG: 0.342 | | | | | | | | | | 1 | 0 | 0 | 0 | 0 | 0 | 0 |
| Andy Carey, R (1, 5) OBP: 0.331, SLG: 0.395 | | 2B | | | P4 | | | F7 | | 4 | 0 | 1 | 0 | 0 | 0 | 0 |
| Dean Look, R (1, 7) | | 4-3 | | | P4 | | | 5-3 | | 4 | 0 | 0 | 0 | 0 | 0 | 1 |
| Sammy Esposito, R (1, 6) OBP: 0.259, SLG: 0.255 | | | PB SH5-3 1B | | F3 | | | 5-3 | | 3 | 1 | 1 | 0 | 0 | 0 | 0 |
| Herb Score, L (1, 1) | | | | | | | | | | 0 | 0 | 0 | 0 | 0 | 0 | 0 |
| Frank Baumann, L (3, 1) OBP: 0.318, SLG: 0.393 | | | SH5-3 | | | | | | | 1 | 0 | 1 | 0 | 0 | 0 | 0 |
| Cal McLish, S (6, 1) OBP: 0.182, SLG: 0.185 | | | | | | | | | | 1 | 0 | 0 | 0 | 0 | 1 | 0 |
| Don Larsen, R (9, 1) OBP: 0.326, SLG: 0.444 | | | | | | | | | | 0 | 0 | 0 | 0 | 0 | 0 | 0 |

| | | | | | | | | | | | | | | | | | |
|------|--------|------|--------|------|--------|------|--------|------|--------|------|--------|------|--------|------|--------|-------|--------|
| R: 0 | H: 1 | R: 0 | H: 1 | R: 3 | H: 4 | R: 0 | H: 0 | R: 0 | H: 1 | R: 0 | H: 0 | R: 0 | H: 1 | R: 0 | H: 0 | 1B: 6 | SF: 0 |
| E: 0 | LOB: 0 | E: 0 | LOB: 1 | E: 0 | LOB: 1 | E: 0 | LOB: 0 | E: 1 | LOB: 2 | E: 0 | LOB: 0 | E: 0 | LOB: 0 | E: 0 | LOB: 0 | 2B: 2 | SAC: 1 |
| K: 0 | BB: 0 | K: 0 | BB: 0 | K: 0 | BB: 0 | K: 0 | BB: 0 | K: 0 | BB: 0 | K: 1 | BB: 0 | K: 0 | BB: 0 | K: 0 | BB: 0 | 3B: 0 | DP: 0 |
| S: 3 | P: 3 | S: 4 | P: 4 | S: 7 | P: 7 | S: 3 | P: 3 | S: 5 | P: 5 | S: 5 | P: 5 | S: 3 | P: 3 | S: 3 | P: 3 | HR: 0 | HBP: 0 |

| | | | | | | | | | | | | | | | | |
|-----|-----|----|---|---|----|----|----|-----|-----|-----|----|----|----|----|------|-------|
| IP | WLS | BF | H | R | ER | SO | BB | IBB | HBP | BLK | WP | HR | S | P | ERA | WHIP |
| 3.0 | | 14 | 6 | 3 | 3 | 0 | 0 | 0 | 0 | 0 | 0 | 0 | 14 | 14 | 9.00 | 2.000 |
| 6.0 | W | 20 | 2 | 0 | 0 | 1 | 0 | 0 | 0 | 0 | 0 | 0 | 22 | 22 | 0.00 | 0.333 |

| Batter | 1 | 2 | 3 | 4 | 5 | 6 | 7 | 8 | 9 | AB | R | H | RBI | BB | SO | LOB |
|--|----|-----|-------------|---|----|-----|----|-------|-----|----|---|---|-----|----|----|-----|
| Floyd Robinson, L (1, 9) OBP: 0.389, SLG: 0.465 | F2 | | 2B 1B | | P4 | | P5 | | | 4 | 1 | 1 | 1 | 0 | 0 | 1 |
| Nellie Fox, L (1, 4) OBP: 0.323, SLG: 0.295 | F9 | | 2B 1B | | E3 | | | F8 | | 4 | 1 | 1 | 0 | 0 | 0 | 1 |
| Mike Hershberger, R (1, 8) OBP: 0.333, SLG: 0.364 | PO | | 6-3 2B | | F8 | | | CS 1B | | 4 | 0 | 3 | 2 | 0 | 0 | 2 |
| J.C. Martin, L (1, 3) OBP: 0.290, SLG: 0.336 | PO | 4-3 | 6-3 | | F9 | | | 1-3 | | 4 | 0 | 0 | 0 | 0 | 0 | 4 |
| Sherm Lollar, R (1, 2) OBP: 0.360, SLG: 0.380 | | F7 | F9 | | | 5-3 | | | 6-3 | 3 | 0 | 0 | 0 | 0 | 0 | 1 |
| Bob Roselli, R (6, 2) OBP: 0.263, SLG: 0.342 | | | | | | | | | | 1 | 0 | 0 | 0 | 0 | 0 | 0 |
| Andy Carey, R (1, 5) OBP: 0.331, SLG: 0.395 | | 2B | | | P4 | | | F7 | | 4 | 0 | 1 | 0 | 0 | 0 | 0 |
| Dean Look, R (1, 7) | | 4-3 | | | P4 | | | 5-3 | | 4 | 0 | 0 | 0 | 0 | 0 | 1 |
| Sammy Esposito, R (1, 6) OBP: 0.259, SLG: 0.255 | | | PB SH5-3 1B | | F3 | | | 5-3 | | 3 | 1 | 1 | 0 | 0 | 0 | 0 |
| Herb Score, L (1, 1) | | | | | | | | | | 0 | 0 | 0 | 0 | 0 | 0 | 0 |
| Frank Baumann, L (3, 1) OBP: 0.318, SLG: 0.393 | | | SH5-3 | | | | | | | 1 | 0 | 1 | 0 | 0 | 0 | 0 |
| Cal McLish, S (6, 1) OBP: 0.182, SLG: 0.185 | | | | | | | | | | 1 | 0 | 0 | 0 | 0 | 1 | 0 |
| Don Larsen, R (9, 1) OBP: 0.326, SLG: 0.444 | | | | | | | | | | 0 | 0 | 0 | 0 | 0 | 0 | 0 |

| Batter | 1 | 2 | 3 | 4 | 5 | 6 | 7 | 8 | 9 | AB | R | H | RBI | BB | SO | LOB |
|--|----|-----|-------------|---|----|-----|----|-------|-----|----|---|---|-----|----|----|-----|
| Floyd Robinson, L (1, 9) OBP: 0.389, SLG: 0.465 | F2 | | 2B 1B | | P4 | | P5 | | | 4 | 1 | 1 | 1 | 0 | 0 | 1 |
| Nellie Fox, L (1, 4) OBP: 0.323, SLG: 0.295 | F9 | | 2B 1B | | E3 | | | F8 | | 4 | 1 | 1 | 0 | 0 | 0 | 1 |
| Mike Hershberger, R (1, 8) OBP: 0.333, SLG: 0.364 | PO | | 6-3 2B | | F8 | | | CS 1B | | 4 | 0 | 3 | 2 | 0 | 0 | 2 |
| J.C. Martin, L (1, 3) OBP: 0.290, SLG: 0.336 | PO | 4-3 | 6-3 | | F9 | | | 1-3 | | 4 | 0 | 0 | 0 | 0 | 0 | 4 |
| Sherm Lollar, R (1, 2) OBP: 0.360, SLG: 0.380 | | F7 | F9 | | | 5-3 | | | 6-3 | 3 | 0 | 0 | 0 | 0 | 0 | 1 |
| Bob Roselli, R (6, 2) OBP: 0.263, SLG: 0.342 | | | | | | | | | | 1 | 0 | 0 | 0 | 0 | 0 | 0 |
| Andy Carey, R (1, 5) OBP: 0.331, SLG: 0.395 | | 2B | | | P4 | | | F7 | | 4 | 0 | 1 | 0 | 0 | 0 | 0 |
| Dean Look, R (1, 7) | | 4-3 | | | P4 | | | 5-3 | | 4 | 0 | 0 | 0 | 0 | 0 | 1 |
| Sammy Esposito, R (1, 6) OBP: 0.259, SLG: 0.255 | | | PB SH5-3 1B | | F3 | | | 5-3 | | 3 | 1 | 1 | 0 | 0 | 0 | 0 |
| Herb Score, L (1, 1) | | | | | | | | | | 0 | 0 | 0 | 0 | 0 | 0 | 0 |
| Frank Baumann, L (3, 1) OBP: 0.318, SLG: 0.393 | | | SH5-3 | | | | | | | 1 | 0 | 1 | 0 | 0 | 0 | 0 |
| Cal McLish, S (6, 1) OBP: 0.182, SLG: 0.185 | | | | | | | | | | 1 | 0 | 0 | 0 | 0 | 1 | 0 |
| Don Larsen, R (9, 1) OBP: 0.326, SLG: 0.444 | | | | | | | | | | 0 | 0 | 0 | 0 | 0 | 0 | 0 |

| PITCHER | IP | WLS | BF | H | R | ER | SO | BB | IBB | HBP | BLK | WP | HR | S | P | ERA | WHIP |
|------------------------------------|-----|-----|----|---|---|----|----|----|-----|-----|-----|----|----|----|----|------|-------|
| Hal Brown, R (1, 1) ERA: 3.19 | 3.0 | | 14 | 6 | 3 | 3 | 0 | 0 | 0 | 0 | 0 | 0 | 0 | 14 | 14 | 9.00 | 2.000 |
| Milt Pappas, R (4, 1) ERA: 3.04 | 6.0 | W | 20 | 2 | 0 | 0 | 1 | 0 | 0 | 0 | 0 | 0 | 0 | 22 | 22 | 0.00 | 0.333 |

| Batter | 1 | 2 | 3 | 4 | 5 | 6 | 7 | 8 | 9 | AB R H RBI BB SO LOB |
|--|------------------|---------------------|------------------------|-------------|--------------------|-----------------------|------------------------|------------------|---------------|---|
| Brooks Robinson, R OBP: 0.334, SLG: 0.397 (1, 5) | 0-0 P4 | 0-0 F8 | | | 0-3 K | | 0-0 6-3 | | 0-3 K | 5 0 0 0 0 2 4 |
| Jerry Adair, R OBP: 0.326, SLG: 0.394 (1, 6) | 4-0 2B 1B BB | | 0-0 F7 | | 0-0 FC6-4 1B | | 0-0 F9 | | 0-0 1B 1B | 4 1 2 1 1 0 1 |
| Jackie Brandt, R OBP: 0.371, SLG: 0.444 Barry Shetrone, L OBP: 0.143, SLG: 0.143 (1, 8) (7, 8) | 0-0 1B 2B | | 4-0 FC6-4 BB BB | | 0-0 FC6-4 1-2f | | 0-0 E6 FC3-6 BB | | 0-0 1B 1B | 2 1 1 0 1 0 1 2 0 1 1 0 0 0 |
| Jim Gentile, L OBP: 0.423, SLG: 0.646 Dick Williams, R OBP: 0.251, SLG: 0.345 Mary Throneberry, L OBP: 0.319, SLG: 0.403 (1, 3) (6, 3) (8, PH) (9, 3) | 0-3 K | | 4-0 FC6-4 BB | | 0-3 K | | 0-0 FC3-6 BB | | 0-0 1B | 2 0 0 0 1 2 3 0 0 0 0 0 0 0 0 0 0 0 1 0 0 |
| Earl Robinson, R OBP: 0.354, SLG: 0.455 (1, 9) | 0-0 1B | | 0-0 FC6-4 1-2f 2-3 | | 0-0 FC5-4 1B | | 0-3 K | | | 4 0 2 2 0 1 4 |
| Boog Powell, L OBP: 0.077, SLG: 0.077 (1, 7) | 0-0 1-3 | | 0-0 1-4-3 | | 0-0 P4 | | 0-0 FC3-6 1-2f 2-3 | | | 4 0 0 0 0 0 6 |
| Mary Breeding, R OBP: 0.250, SLG: 0.254 Whitey Herzog, L OBP: 0.387, SLG: 0.409 Ron Hansen, R OBP: 0.329, SLG: 0.347 (1, 4) (8, PH) (9, 4) | | 4-0 G5-4-3 BB | | 0-0 5-3 | | 0-0 FC5-4 CS 1-2f | | 0-0 F5 | | 2 0 0 0 1 0 1 1 0 0 0 0 0 2 0 0 0 0 0 0 0 |
| Hank Foiles, R OBP: 0.336, SLG: 0.468 (1, 2) | | 0-0 G5-4-3 1-2f | | 0-0 5-3 | | 0-0 CS 1-2 | | 0-0 SH1-4 2B | | 4 1 2 0 0 0 1 |
| Hal Brown, R OBP: 0.185, SLG: 0.180 Milt Pappas, R OBP: 0.134, SLG: 0.303 Russ Snyder, L OBP: 0.333, SLG: 0.375 (1, 1) (4, 1) (9, PH) | | 0-0 2B | | 0-3 K | | 0-0 SH1-4 2-3 | | 0-0 1B 1B BB | | 1 0 1 0 0 0 0 1 0 0 0 0 1 0 0 1 0 0 1 0 0 |

| Inning Stats | R: 2 | H: 2 | E: 0 | K: 1 | S: 7 | LOB: 1 | BB: 1 | P: 11 | R: 0 | H: 1 | E: 0 | K: 0 | S: 3 | LOB: 1 | BB: 1 | P: 7 | R: 0 | H: 0 | E: 0 | K: 0 | S: 3 | LOB: 2 | BB: 2 | P: 11 | R: 0 | H: 0 | E: 0 | K: 1 | S: 5 | LOB: 0 | BB: 0 | P: 5 | R: 0 | H: 1 | E: 0 | K: 2 | S: 8 | LOB: 1 | BB: 0 | P: 8 | R: 0 | H: 1 | E: 0 | K: 0 | S: 3 | LOB: 0 | BB: 0 | P: 3 | R: 0 | H: 1 | E: 1 | K: 1 | S: 6 | LOB: 2 | BB: 1 | P: 10 | R: 2 | H: 3 | E: 0 | K: 1 | S: 6 | LOB: 2 | BB: 1 | P: 10 | 1B: 6 | 2B: 3 | 3B: 0 | HR: 0 | SF: 0 | SAC: 1 | DP: 1 | HBP: 0 | WP: 0 | PB: 0 | SB: 0 | CS: 1 | PA: 40 |
|--------------|------|------|------|------|------|--------|-------|-------|------|------|------|------|------|--------|-------|------|------|------|------|------|------|--------|-------|-------|------|------|------|------|------|--------|-------|------|------|------|------|------|------|--------|-------|------|------|------|------|------|------|--------|-------|------|------|------|------|------|------|--------|-------|-------|------|------|------|------|------|--------|-------|-------|-------|-------|-------|-------|-------|--------|-------|--------|-------|-------|-------|-------|--------|
|--------------|------|------|------|------|------|--------|-------|-------|------|------|------|------|------|--------|-------|------|------|------|------|------|------|--------|-------|-------|------|------|------|------|------|--------|-------|------|------|------|------|------|------|--------|-------|------|------|------|------|------|------|--------|-------|------|------|------|------|------|------|--------|-------|-------|------|------|------|------|------|--------|-------|-------|-------|-------|-------|-------|-------|--------|-------|--------|-------|-------|-------|-------|--------|


| PITCHER | IP | WLS | BF | H | R | ER | SO | BB | IBB | HBP | BLK | WP | HR | S | P | ERA | WHIP |
|---|-----|-----|----|---|---|----|----|----|-----|-----|-----|----|----|----|----|-------|--------|
| Herb Score, L ERA: 6.66 (1, 1) | 2.1 | | 12 | 3 | 2 | 2 | 1 | 3 | 0 | 0 | 0 | 0 | 0 | 11 | 23 | 7.71 | 2.571 |
| Frank Baumann, L ERA: 5.61 (3, 1) | 2.2 | | 10 | 1 | 0 | 0 | 3 | 1 | 0 | 0 | 0 | 0 | 0 | 15 | 19 | 0.00 | 0.750 |
| Cal McLish, R ERA: 4.38 (6, 1) | 3.0 | | 12 | 2 | 0 | 0 | 1 | 1 | 0 | 0 | 0 | 0 | 0 | 13 | 17 | 0.00 | 1.000 |
| Don Larsen, R ERA: 4.13 (9, 1) | 0.1 | L | 5 | 3 | 2 | 2 | 1 | 1 | 0 | 0 | 0 | 0 | 0 | 6 | 10 | 54.00 | 12.000 |

BOTTOM

Chicago White Sox @ Baltimore Orioles
Memorial Stadium, Baltimore, MD

Sat Sep 30 1961, 3:33 AM EDT
Att. 6,515 - Unknown

| | |
|-----|----|
| AB | 32 |
| R | 4 |
| H | 9 |
| RBI | 4 |
| BB | 6 |
| SO | 6 |
| LOB | 23 |



| PITCHER | IP | WLS | BF | H | R | ER | SO | BB | IBB | HBP | BLK | WP | HR | S | P | ERA | WHIP |
|---|-----|-----|----|---|---|----|----|----|-----|-----|-----|----|----|----|----|-------|--------|
| Herb Score, L ERA: 6.66 (1, 1) | 2.1 | | 12 | 3 | 2 | 2 | 1 | 3 | 0 | 0 | 0 | 0 | 0 | 11 | 23 | 7.71 | 2.571 |
| Frank Baumann, L ERA: 5.61 (3, 1) | 2.2 | | 10 | 1 | 0 | 0 | 3 | 1 | 0 | 0 | 0 | 0 | 0 | 15 | 19 | 0.00 | 0.750 |
| Cal McLish, R ERA: 4.38 (6, 1) | 3.0 | | 12 | 2 | 0 | 0 | 1 | 1 | 0 | 0 | 0 | 0 | 0 | 13 | 17 | 0.00 | 1.000 |
| Don Larsen, R ERA: 4.13 (9, 1) | 0.1 | L | 5 | 3 | 2 | 2 | 1 | 1 | 0 | 0 | 0 | 0 | 0 | 6 | 10 | 54.00 | 12.000 |