Chicago White Sox - 1963

Batter	1	2	3	4	5	6	7	8	9	AB	R	H	RBI	BB	SO	LOB
Jim Landis, R (1, 8) OBP: 0.200, SLG: 0.200	6-3		K	L9			L9	1B		5	0	1	0	0	1	3
Nellie Fox, L (1, 4) OBP: 0.600, SLG: 0.500	G3 1B		3B HBP		G3		FC3-6 E HR 1B	K		4	2	2	0	0	1	2
Joe Cunningham, L (1, 3) OBP: 0.200, SLG: 0.600	G3		1B 3B		F4		E3 FC3-6		F9	5	1	1	2	0	0	3
Floyd Robinson, L (1, 9) OBP: 0.600, SLG: 0.500	HBP		1B		1B		FC3-6 HR		F7	4	1	2	2	0	0	2
Pete Ward, L (1, 5) OBP: 0.400, SLG: 1.000	6-3		L9		4-3		HR		BB	4	1	1	3	1	0	4
Dave Nicholson, R (1, 7)		K	K			F6	5-3		L9	5	0	0	0	0	2	2
Ron Hansen, R (1, 6) OBP: 0.250, SLG: 0.250		5-3		6-3		F8		FC1-6 1B		4	0	1	0	0	0	0
J.C. Martin, L (1, 2)		F8		L9		4-3		F7		4	0	0	0	0	0	1
Ray Herbert, R (1, 1)			HBP 3B 1B	1B						0	0	0	0	0	0	0
Mike Joyce, R (2, 1)										0	0	0	0	0	0	0
Mike Hershberger, R (3, PH) OBP: 1.000, SLG: 1.000										1	1	1	0	0	0	0
Frank Baumann, L (3, 1)										1	0	1	0	0	0	0
Al Weis, S (7, PH) OBP: 1.000, SLG: 1.000							E 1B FC3-6 BB			0	1	0	0	1	0	0
Juan Pizarro, L (7, 1)								FC1-6 1B		0	0	0	0	0	0	0
Hoyt Wilhelm, R (7, 1)										1	0	0	0	0	0	1
Inning Stats	R: 0 E: 0 K: 0 S: 4 H: 1 LOB: 2 BB: 0 P: 5	R: 0 E: 0 K: 1 S: 5 H: 0 LOB: 0 BB: 0 P: 5	R: 3 E: 0 K: 2 S: 10 H: 3 LOB: 1 BB: 0 P: 11	R: 0 E: 0 K: 0 S: 4 H: 1 LOB: 1 BB: 0 P: 4	R: 0 E: 0 K: 0 S: 4 H: 1 LOB: 1 BB: 0 P: 4	R: 0 E: 0 K: 0 S: 3 H: 0 LOB: 0 BB: 0 P: 3	R: 4 E: 1 K: 0 S: 6 H: 2 LOB: 0 BB: 1 P: 10	R: 0 E: 0 K: 1 S: 7 H: 2 LOB: 2 BB: 0 P: 7	R: 0 E: 0 K: 0 S: 3 H: 0 LOB: 1 BB: 1 P: 7	1B: 8 2B: 0 3B: 1 HR: 1	SF: 0 SAC: 0 DP: 0 HBP: 2			WP: 0 PB: 0 SB: 0 CS: 0	PA: 42		

PITCHER		IP	WLS	BF	H	R	ER	SO	BB	IBB	HBP	BLK	WP	HR	S	P	ERA	WHIP
Jim Bunning, R ERA: 3.52	(1, 1)	7.2	L	37	10	7	3	3	1	0	2	0	0	1	40	46	3.52	1.435
Dick Egan, L ERA:	(8, 1)	0.1		1	0	0	0	1	0	0	0	0	0	0	3	3	0.00	0.000
Bob Dustal, R ERA:	(9, 1)	1.0		4	0	0	0	0	1	0	0	0	0	0	3	7	0.00	1.000

PITCHER	IP	WLS	BF	H	R	ER	SO	BB	IBB	HBP	BLK	WP	HR	S	P	ERA	WHIP

TOP

Chicago White Sox @ Detroit Tigers

Tiger Stadium, Detroit, MI

Tue Apr 09 1963, 3:33 AM EST

Att. 37,781 - Unknown

livebaseballscorecards.com

AB	38
R	7
H	10
RBI	7
BB	2
SO	4
LOB	18

Batter	1	2	3	4	5	6	7	8	9	AB	R	H	RBI	BB	SO	LOB
Bubba Phillips, R (1, 5) OBP: 0.600, SLG: 0.600	BB, 1B 1B	E, 1B 2-H 1B		F7 ①		FC1-6 1B		1-3 ③		5	1	3	1	0	0	0
Bill Bruton, L (1, 8) OBP: 0.200, SLG: 0.200	F8 ① 1B	E8 1B 1-3 1B		F3 ②		FC1-6 ① L5-4-3 1-2f			4-3 ① 1B	5	1	1	0	0	0	2
Al Kaline, R (1, 9) OBP: 0.400, SLG: 0.400	BB 1-2 1B	FC5-2-5 1B 2-3 3-H 1B		L7 ③		L5-4-3 ②③ 1-2			L5-3 ② 1B	5	0	2	1	0	0	1
Rocky Colavito, R (1, 7) OBP: 0.600, SLG: 0.600	F2 ② 1B	FC5-2-5 1-2 3-H 1B			1B 1B		1B		6-3 ③ 1B	5	1	3	1	0	0	2
Norm Cash, L (1, 3) Frank Kostro, R (7, PH) (8, 3)	BBBB 1-2 2-3 BB	FC5-2-5 ② 1-2 2-3f			K ① SSS		K ① SSS			2 1	0 0	0 0	0 0	1 0	1 1	3 1
Dick McAuliffe, L (1, 4)	F7 ③	G3 ③			K ② SSS		F7 ②			4	0	0	0	0	1	7
Gus Triandos, R (1, 2) OBP: 0.500, SLG: 1.250		HR SSS	K ①		1B 1-2 1B		K ③ SSS			4	1	2	1	0	2	1
Chico Fernandez, R (1, 6) OBP: 0.500, SLG: 0.500		SH1-4 1B 1B	6-3 ②		1-2 2-H 1B			F8 ①		4	1	2	1	0	0	0
Jim Bunning, R (1, 1) Dick Egan, L (8, 1) Whitey Herzog, L (8, PH) Bob Dustal, R (9, 1)	SH1-4 ① 1-2	6-3 ③			F4 ③			K ② SSS		2 0 1 0	0 0 0 0	0 0 0 0	0 0 0 0	0 0 1 0	0 0 0 0	2 0 0 0
Inning Stats	R: 0 E: 0 K: 0 S: 5 H: 2 LOB: 3 BB: 1 P: 9	R: 4 E: 1 K: 0 S: 9 H: 6 LOB: 2 BB: 0 P: 9	R: 0 E: 0 K: 1 S: 5 H: 0 LOB: 0 BB: 0 P: 5	R: 0 E: 0 K: 0 S: 3 H: 0 LOB: 0 BB: 0 P: 3	R: 1 E: 0 K: 2 S: 10 H: 3 LOB: 2 BB: 0 P: 10	R: 0 E: 0 K: 0 S: 3 H: 1 LOB: 0 BB: 0 P: 3	R: 0 E: 0 K: 2 S: 8 H: 1 LOB: 1 BB: 0 P: 8	R: 0 E: 0 K: 1 S: 5 H: 0 LOB: 0 BB: 0 P: 5	R: 0 E: 0 K: 0 S: 3 H: 0 LOB: 0 BB: 0 P: 3	1B: 12 2B: 0 3B: 0 HR: 1	SF: 0 SAC: 1 DP: 1 HBP: 0						

PITCHER		IP	WLS	BF	H	R	ER	SO	BB	IBB	HBP	BLK	WP	HR	S	P	ERA	WHIP
Ray Herbert, R ERA: 27.0	(1, 1)	1.1		13	8	4	4	0	1	0	0	0	0	1	12	16	27.00	6.750
Mike Joyce, R ERA:	(2, 1)	0.2		2	0	0	0	0	0	0	0	0	0	0	2	2	0.00	0.000
Frank Baumann, L ERA: 2.25	(3, 1)	4.0	W	15	4	1	1	3	0	0	0	0	0	0	21	21	2.25	1.000
Juan Pizarro, L ERA:	(7, 1)	0.0		1	1	0	0	0	0	0	0	0	0	0	1	1	∞	∞
Hoyt Wilhelm, R ERA:	(7, 1)	3.0	S	9	0	0	0	3	0	0	0	0	0	0	15	15	0.00	0.000

PITCHER	IP	WLS	BF	H	R	ER	SO	BB	IBB	HBP	BLK	WP	HR	S	P	ERA	WHIP

BOTTOM

Chicago White Sox @ Detroit Tigers

Tiger Stadium, Detroit, MI

Tue Apr 09 1963, 3:33 AM EST

Att. 37,781 - Unknown

livebaseballscorecards.com

AB	38
R	5
H	13
RBI	5
BB	1
SO	6
LOB	19

Batter	1	2	3	4	5	6	7	8	9	AB	R	H	RBI	BB	SO	LOB
Jim Landis, R (1, 8) OBP: 0.111, SLG: 0.111	F5		K		F6		6-3			4	0	0	0	0	1	1
Nellie Fox, L (1, 4) OBP: 0.444, SLG: 0.286	1B, HBP		F7		F8			6-3		3	1	0	0	0	0	1
Joe Cunningham, L (1, 3) OBP: 0.222, SLG: 0.375	K		3-1			L9		HBP		3	0	0	0	0	1	1
Dave Nicholson, R (1, 7) OBP: 0.222, SLG: 0.125	1B 1-2			BB		F7		K		3	0	1	0	1	1	1
Floyd Robinson, L (1, 9) OBP: 0.556, SLG: 0.500	1B 1-3 2-H			F8		1B		4-3		4	0	2	1	0	0	2
Ron Hansen, R (1, 6) OBP: 0.375, SLG: 0.375	K			F7		1-2 1B			FC5-6 1B	4	0	2	0	0	1	3
Pete Ward, L (1, 5) OBP: 0.333, SLG: 0.625 Al Weis, S (9, PR)		FC5-4 1B		1-3		F6			FC5-6 G5-4-3 1-2f	4 0	0 0	1 0	0 0	0 0	0 0	4 0
Cam Carreon, R (1, 2) OBP: 0.250, SLG: 0.250	FC5-4 CS 1-2f				1B	F7			G5-4-3 1-2f	4	0	1	0	0	0	2
Eddie Fisher, R (1, 1) Mike Hershberger, R (7, PH) OBP: 0.500, SLG: 0.500 Gary Peters, L (7, 1)	K 1-2				K	F8				2 1 0	0 0 0	0 0 0	0 0 0	0 0 0	2 0 0	2 0 0
Inning Stats	R: 1 E: 0 K: 2 S: 9 H: 2 LOB: 2 BB: 0 P: 10	R: 0 E: 0 K: 1 S: 5 H: 1 LOB: 1 BB: 0 P: 5	R: 0 E: 0 K: 1 S: 5 H: 0 LOB: 0 BB: 0 P: 5	R: 0 E: 0 K: 0 S: 3 H: 0 LOB: 1 BB: 1 P: 7	R: 0 E: 0 K: 1 S: 6 H: 1 LOB: 1 BB: 0 P: 6	R: 0 E: 0 K: 0 S: 5 H: 2 LOB: 2 BB: 0 P: 5	R: 0 E: 0 K: 0 S: 3 H: 0 LOB: 0 BB: 0 P: 3	R: 0 E: 0 K: 1 S: 5 H: 0 LOB: 1 BB: 0 P: 6	R: 0 E: 0 K: 0 S: 3 H: 1 LOB: 1 BB: 0 P: 3	1B: 7 2B: 1 3B: 0 HR: 0 SF: 0 SAC: 0 DP: 2 HBP: 2						

PITCHER	IP	WLS	BF	H	R	ER	SO	BB	IBB	HBP	BLK	WP	HR	S	P	ERA	WHIP
Hank Aguirre, L (1, 1) ERA: 1.0	9.0	W	35	7	1	1	6	1	0	2	0	0	0	44	50	1.00	0.889

PITCHER	IP	WLS	BF	H	R	ER	SO	BB	IBB	HBP	BLK	WP	HR	S	P	ERA	WHIP

TOP

Chicago White Sox @ Detroit Tigers

Tiger Stadium, Detroit, MI

Wed Apr 10 1963, 3:33 AM EST

Att. 2,875 - Unknown

livebaseballscorecards.com

AB	32
R	1
H	7
RBI	1
BB	1
SO	6
LOB	17

WP	0
PB	0
SB	0
CS	1
PA	35

Batter	1	2	3	4	5	6	7	8	9	AB	R	H	RBI	BB	SO	LOB
Bubba Phillips, R (1, 5) OBP: 0.444, SLG: 0.375	F8		K			BB (F8, 4-3)		6-3		3	0	0	0	1	1	0
Bill Bruton, L (1, 8) OBP: 0.222, SLG: 0.333	2B (1B, SF8)		F8			4-3 (1-2)		K		4	1	1	0	0	1	1
Al Kaline, R (1, 9) OBP: 0.444, SLG: 0.375	1B (PB, S, 1B; 2-3)		L4			BB		L9		3	1	1	0	1	0	0
Rocky Colavito, R (1, 7) OBP: 0.375, SLG: 0.429	SF8 (1-2; 3-H)			K		F8 (2-3)				2	0	0	1	0	1	2
Norm Cash, L (1, 3) OBP: 0.143, SLG: 0.143	BB (1B, PB, CS)			F3		K				2	0	0	0	1	1	2
Dick McAuliffe, L (1, 4) OBP: 0.143, SLG: 0.143	1B (1-3; 2-H)			1-3			K			3	0	1	1	0	1	0
Gus Triandos, R (1, 2) OBP: 0.286, SLG: 0.714	CS (3-H)	F8			F8		K			3	0	0	0	0	1	0
Chico Fernandez, R (1, 6) OBP: 0.429, SLG: 0.429		F5			F9		1B			3	0	1	0	0	0	0
Hank Aguirre, R (1, 1)		K			4-3		K			3	0	0	0	0	2	1
Inning Stats	R: 2 E: 0 K: 0 S: 5 H: 3 LOB: 1 BB: 1 P: 9	R: 0 E: 0 K: 1 S: 5 H: 0 LOB: 0 BB: 0 P: 5	R: 0 E: 0 K: 1 S: 5 H: 0 LOB: 0 BB: 0 P: 5	R: 0 E: 0 K: 1 S: 5 H: 0 LOB: 0 BB: 0 P: 5	R: 0 E: 0 K: 0 S: 3 H: 0 LOB: 0 BB: 0 P: 3	R: 0 E: 0 K: 1 S: 5 H: 0 LOB: 2 BB: 2 P: 13	R: 0 E: 0 K: 3 S: 10 H: 1 LOB: 1 BB: 0 P: 10	R: 0 E: 0 K: 1 S: 5 H: 0 LOB: 0 BB: 0 P: 5		1B: 3 2B: 1 3B: 0 HR: 0	SF: 1 SAC: 0 DP: 0 HBP: 0					

PITCHER	IP	WLS	BF	H	R	ER	SO	BB	IBB	HBP	BLK	WP	HR	S	P	ERA	WHIP
Eddie Fisher, R (1, 1) ERA: 1.5	6.0	L	23	3	2	1	4	3	0	0	0	0	0	28	40	1.50	1.000
Gary Peters, L (7, 1) ERA:	2.0		7	1	0	0	4	0	0	0	0	0	0	15	15	0.00	0.500

PITCHER	IP	WLS	BF	H	R	ER	SO	BB	IBB	HBP	BLK	WP	HR	S	P	ERA	WHIP

BOTTOM

Chicago White Sox @ Detroit Tigers

Tiger Stadium, Detroit, MI

Wed Apr 10 1963, 3:33 AM EST

Att. 2,875 - Unknown

livebaseballscorecards.com

AB	26
R	2
H	4
RBI	2
BB	3
SO	8
LOB	6

WP: 0 PA: 31
PB: 1
SB: 1
CS: 1

Batter	1	2	3	4	5	6	7	8	9	AB	R	H	RBI	BB	SO	LOB
Jim Landis, R (1, 8) OBP: 0.214, SLG: 0.083	6-3		BB		F9		F7		IBB	3	0	0	0	2	0	2
Nellie Fox, L (1, 4) OBP: 0.286, SLG: 0.167	5-3		K		FC5-4		F8		L6	5	0	0	0	0	1	6
Floyd Robinson, L (1, 9) OBP: 0.538, SLG: 0.727	1-3			HR		BB FC4-6 1B	K			3	2	1	1	1	1	1
Dave Nicholson, R (1, 7) OBP: 0.154, SLG: 0.083		6-3		4-3		K		K		4	0	0	0	0	2	1
Joe Cunningham, L (1, 3) OBP: 0.308, SLG: 0.364		F2		BB		FC4-6 PB BB 1B		5-3		3	1	1	0	1	0	0
Ron Hansen, R (1, 6) OBP: 0.333, SLG: 0.273		4-3		K		FC4-6 BB		1-3		3	0	0	0	1	1	1
Pete Ward, L (1, 5) OBP: 0.385, SLG: 0.917			3B	F3		FC4-6 PB			3B	4	0	2	1	0	0	3
Cam Carreon, R (1, 2) OBP: 0.143, SLG: 0.143			K		F8	F8			K	3	0	0	0	0	1	2
Joe Horlen, R (1, 1) OBP: 0.500, SLG: 0.500			K		FC5-4 1B		BB		FC1-5-2-5-2 IBB	2	0	1	0	0	1	1
Hoyt Wilhelm, R (6, 1)										1	0	0	0	0	1	1
J.C. Martin, L (6, 2)										1	0	0	0	1	0	1
Inning Stats	R: 0 E: 0 K: 0 S: 3 H: 0 LOB: 0 BB: 0 P: 3	R: 0 E: 0 K: 0 S: 3 H: 0 LOB: 0 BB: 0 P: 3	R: 0 E: 0 K: 3 S: 10 H: 1 LOB: 2 BB: 1 P: 14	R: 1 E: 0 K: 1 S: 6 H: 1 LOB: 1 BB: 1 P: 10	R: 0 E: 0 K: 0 S: 4 H: 1 LOB: 1 BB: 0 P: 4	R: 2 E: 0 K: 1 S: 6 H: 1 LOB: 1 BB: 2 P: 14	R: 0 E: 0 K: 1 S: 5 H: 0 LOB: 1 BB: 1 P: 9	R: 0 E: 0 K: 1 S: 5 H: 0 LOB: 0 BB: 0 P: 5	R: 0 E: 0 K: 1 S: 6 H: 1 LOB: 2 BB: 1 P: 10	1B: 2 2B: 0 3B: 2 HR: 1	SF: 0 SAC: 0 DP: 0 HBP: 0			WP: 0 PB: 1 SB: 0 CS: 0	PA: 38		

TOP

Chicago White Sox @ Los Angeles Angels

Dodger Stadium, Los Angeles, CA

Thu Apr 11 1963, 6:05 PM PST

Att. 10,003 - Unknown

livebaseballscorecards.com

AB	32
R	3
H	5
RBI	2
BB	6
SO	8
LOB	19

PITCHER		IP	WLS	BF	H	R	ER	SO	BB	IBB	HBP	BLK	WP	HR	S	P	ERA	WHIP
Bo Belinsky, L ERA: 3.0	(1, 1)	6.0	L	26	4	3	2	5	4	0	0	0	0	1	32	48	3.00	1.333
Mel Nelson, L ERA:	(7, 1)	3.0		12	1	0	0	3	1	1	0	0	0	0	16	24	0.00	0.667

PITCHER		IP	WLS	BF	H	R	ER	SO	BB	IBB	HBP	BLK	WP	HR	S	P	ERA	WHIP

Batter	1	2	3	4	5	6	7	8	9	AB	R	H	RBI	BB	SO	LOB
Albie Pearson, L (1, 8) OBP: 0.462, SLG: 0.364	6-3		1-3		6-3 (2B) 1B	6-3			CS 1B	5	1	2	0	0	0	2
Billy Moran, R (1, 4) OBP: 0.154, SLG: 0.154	5-3		1B 1B		6-3 (1-2)		F5		K (1-2)	5	0	1	0	0	1	2
Lee Thomas, L (1, 3) OBP: 0.500, SLG: 0.909	1B BB		1-2 1B		2-H 2B		F9			3	0	2	1	1	0	0
Leon Wagner, L (1, 7) OBP: 0.417, SLG: 0.455	1-2 1B		K		IBB		F5			3	0	1	0	1	1	2
Buck Rodgers, S (1, 2)	F7			F7	F9			6-3		4	0	0	0	0	0	4
George Thomas, R (1, 9) OBP: 0.250, SLG: 0.333		5-3		6-3		WP 1B		2B		4	0	2	0	0	0	0
Felix Torres, R (1, 5) OBP: 0.500, SLG: 0.375		5-3		BB		1-2 BB		5-3		1	0	0	0	2	0	0
Joe Koppe, R (6, PR) (7, 5) (9, 6)										1	0	0	0	0	0	1
Jim Fregosi, R (1, 6)		1-3		1-3		F2		K		3	0	0	0	0	0	3
Tom Satriano, L (8, PH) (9, 5)										1	0	0	0	0	1	1
Bo Belinsky, L (1, 1)			F9		K	F4			K	2	0	0	0	0	1	0
Bob Sadowski, L (6, PH)										1	0	0	0	0	0	2
Mel Nelson, R (7, 1)										0	0	0	0	0	0	0
Ed Kirkpatrick, L (9, PH)										1	0	0	0	0	1	0
Inning Stats	R: 0 E: 0 K: 0 S: 4 H: 1 LOB: 2 P: 8	R: 0 E: 0 K: 0 S: 3 H: 0 LOB: 0 BB: 0 P: 3	R: 0 E: 0 K: 1 S: 7 H: 2 LOB: 2 BB: 0 P: 7	R: 0 E: 0 K: 0 S: 3 H: 0 LOB: 1 BB: 1 P: 7	R: 1 E: 0 K: 1 S: 7 H: 2 LOB: 2 BB: 1 P: 11	R: 0 E: 0 K: 0 S: 4 H: 1 LOB: 2 BB: 1 P: 8	R: 0 E: 0 K: 0 S: 3 H: 0 LOB: 0 BB: 0 P: 3	R: 0 E: 0 K: 1 S: 6 H: 1 LOB: 1 BB: 0 P: 6	R: 0 E: 0 K: 2 S: 7 H: 1 LOB: 1 BB: 0 P: 7	1B: 6 2B: 3 3B: 0 HR: 0	SF: 0 SAC: 0 DP: 1 HBP: 0						

PITCHER	IP	WLS	BF	H	R	ER	SO	BB	IBB	HBP	BLK	WP	HR	S	P	ERA	WHIP
Joe Horlen, R (1, 1) ERA: 1.8	5.0	W	25	6	1	1	2	3	1	0	0	1	0	25	41	1.80	1.800
Hoyt Wilhelm, R (6, 1) ERA:	4.0	S	13	2	0	0	3	0	0	0	0	0	0	19	19	0.00	0.500

PITCHER	IP	WLS	BF	H	R	ER	SO	BB	IBB	HBP	BLK	WP	HR	S	P	ERA	WHIP

BOTTOM

Chicago White Sox @ Los Angeles Angels

Dodger Stadium, Los Angeles, CA

Thu Apr 11 1963, 6:05 PM PST

Att. 10,003 - Unknown

livebaseballscorecards.com

AB	34
R	1
H	8
RBI	1
BB	4
SO	5
LOB	17

1B: 6	SF: 0	WP: 1	PA: 38
2B: 3	SAC: 0	PB: 0	
3B: 0	DP: 1	SB: 0	
HR: 0	HBP: 0	CS: 1	

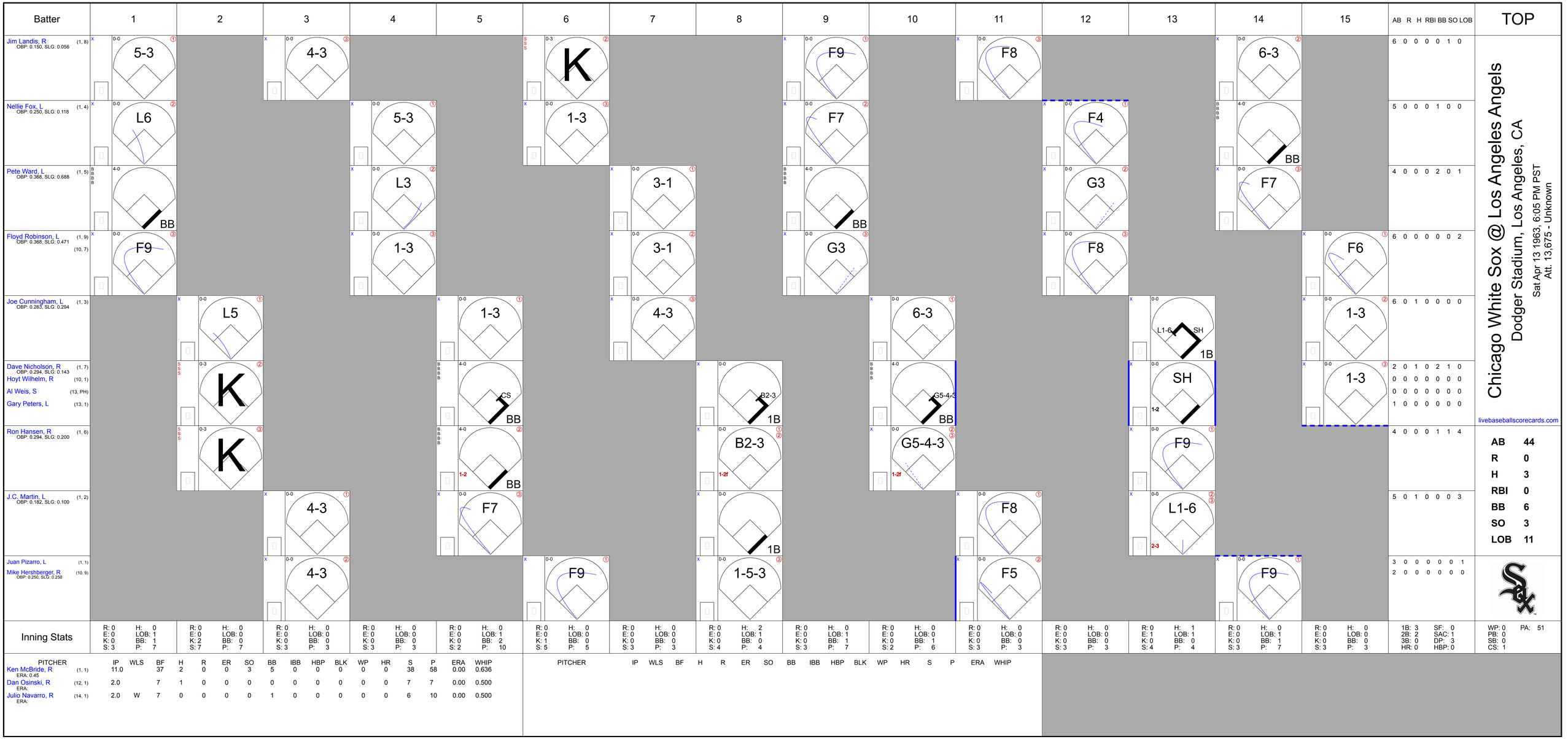
Batter
1
2
3
4
5
6
7
8
9
10
11
12
13
14
15
AB R H RBI BB SO LOB
TOP
Jim Landis, R (1, 8) OBP: 0.150, SLG: 0.056
5-3
4-3
K
F9
F8
6-3
6 0 0 0 0 1 0
Nellie Fox, L (1, 4) OBP: 0.250, SLG: 0.118
L6
5-3
1-3
F7
F4
BB
5 0 0 0 1 0 0
Pete Ward, L (1, 5) OBP: 0.368, SLG: 0.688
BB
L3
3-1
BB
G3
F7
4 0 0 0 2 0 1
Floyd Robinson, L (1, 9) (10, 7) OBP: 0.388, SLG: 0.471
F9
1-3
3-1
G3
F8
F6
6 0 0 0 0 0 2
Joe Cunningham, L (1, 3) OBP: 0.263, SLG: 0.294
L5
1-3
4-3
6-3
L1-6 SH 1B
1-3
6 0 1 0 0 0 0
Dave Nicholson, R (1, 7) OBP: 0.294, SLG: 0.143
Hoyt Wilhelm, R (10, 1)
Al Weis, S (13, PH)
Gary Peters, L (13, 1)
K
CS BB
B2-3 1B
BB
SH 1-2
1-3
2 0 1 0 2 1 0
0 0 0 0 0 0 0
0 0 0 0 0 0 0
1 0 0 0 0 0 0
Ron Hansen, R (1, 6) OBP: 0.294, SLG: 0.200
K
1-2 BB
B2-3 1-2f
G5-4-3 1-2f
F9
4 0 0 0 1 1 4
J.C. Martin, L (1, 2) OBP: 0.182, SLG: 0.100
4-3
F7
1B
F8
L1-6 2-3
5 0 1 0 0 0 3
Juan Pizarro, L (1, 1)
Mike Hershberger, R (10, 9) OBP: 0.250, SLG: 0.250
4-3
F9
1-5-3
F5
F9
3 0 0 0 0 0 1
2 0 0 0 0 0 0
Inning Stats
R: 0 H: 0 E: 0 LOB: 1 K: 0 BB: 1 S: 3 P: 7
R: 0 H: 0 E: 0 LOB: 0 K: 2 BB: 0 S: 7 P: 7
R: 0 H: 0 E: 0 LOB: 0 K: 0 BB: 0 S: 3 P: 3
R: 0 H: 0 E: 0 LOB: 0 K: 0 BB: 0 S: 3 P: 3
R: 0 H: 0 E: 0 LOB: 1 K: 0 BB: 2 S: 2 P: 10
R: 0 H: 0 E: 0 LOB: 0 K: 1 BB: 0 S: 5 P: 5
R: 0 H: 0 E: 0 LOB: 0 K: 0 BB: 0 S: 3 P: 3
R: 0 H: 2 E: 0 LOB: 1 K: 0 BB: 0 S: 4 P: 4
R: 0 H: 0 E: 0 LOB: 1 K: 0 BB: 1 S: 4 P: 7
R: 0 H: 0 E: 0 LOB: 0 K: 0 BB: 1 S: 2 P: 6
R: 0 H: 0 E: 0 LOB: 0 K: 0 BB: 0 S: 3 P: 3
R: 0 H: 0 E: 0 LOB: 0 K: 0 BB: 0 S: 3 P: 3
R: 0 H: 1 E: 1 LOB: 1 K: 0 BB: 0 S: 4 P: 4
R: 0 H: 0 E: 0 LOB: 1 K: 0 BB: 1 S: 3 P: 7
R: 0 H: 0 E: 0 LOB: 0 K: 0 BB: 0 S: 3 P: 3
1B: 3 SF: 0 2B: 2 SAC: 1 3B: 0 DP: 3 HR: 0 HBP: 0
WP: 0 PA: 51 PB: 0 SB: 0 CS: 1
PITCHER IP WLS BF H R ER SO BB IBB HBP BLK WP HR S P ERA WHIP
Ken McBride, R (1, 1) ERA: 0.45 11.0 37 2 0 0 3 5 0 0 0 0 0 38 58 0.00 0.636
Dan Osinski, R (12, 1) ERA: 2.0 7 1 0 0 0 0 0 0 0 0 0 7 7 0.00 0.500
Julio Navarro, R (14, 1) ERA: 2.0 W 7 0 0 0 0 1 0 0 0 0 0 6 10 0.00 0.500
PITCHER IP WLS BF H R ER SO BB IBB HBP BLK WP HR S P ERA WHIP
Chicago White Sox @ Los Angeles Angels
Dodger Stadium, Los Angeles, CA
Sat Apr 13 1963, 6:05 PM PST
Att. 13,675 - Unknown
livebaseballscorecards.com
AB 44
R 0
H 3
RBI 0
BB 6
SO 3
LOB 11

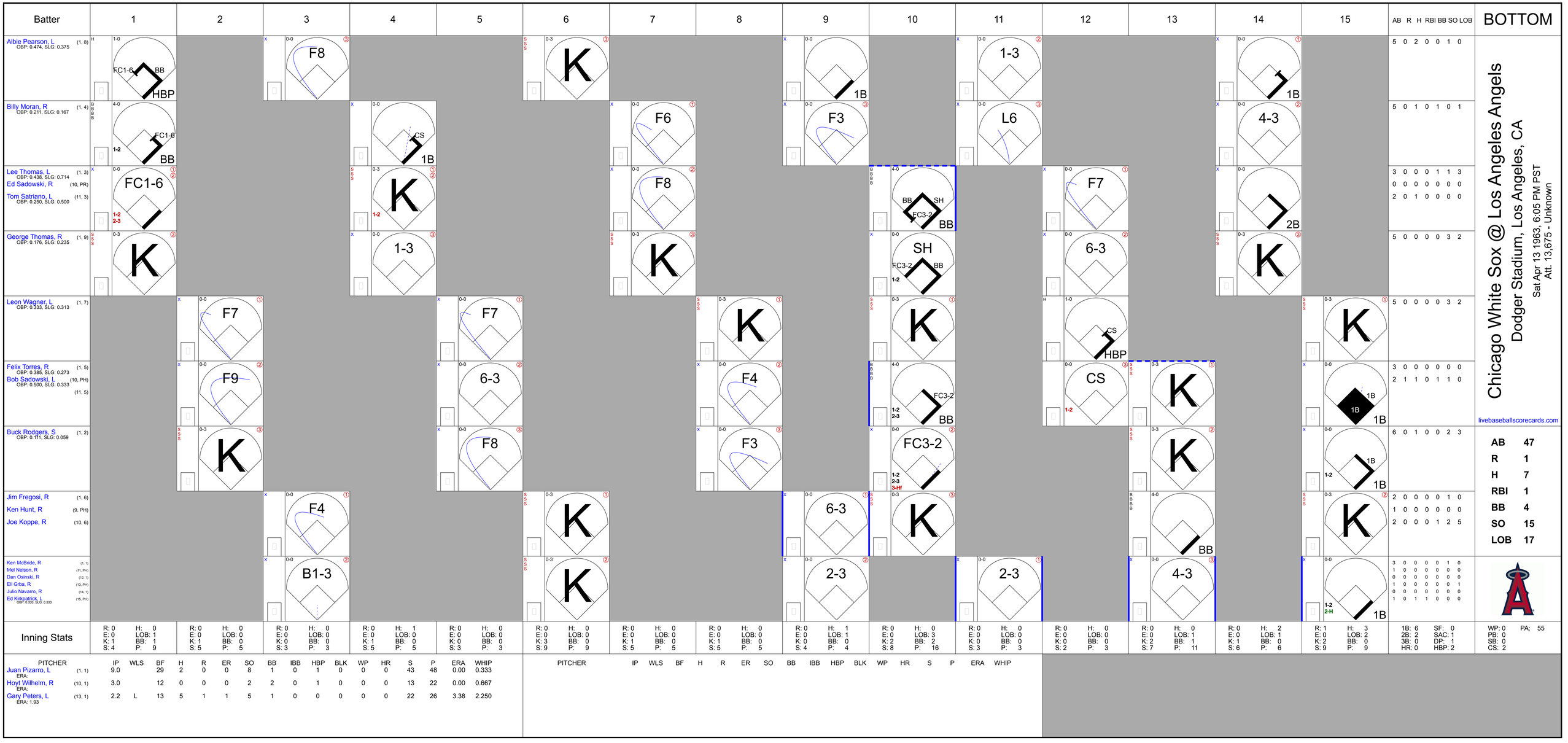
Batter
1
2
3
4
5
6
7
8
9
10
11
12
13
14
15
AB R H RBI BB SO LOB
BOTTOM
Albie Pearson, L (1, 8) OBP: 0.474, SLG: 0.375
Billy Moran, R (1, 4) OBP: 0.211, SLG: 0.167
Lee Thomas, L (1, 3) OBP: 0.438, SLG: 0.714
Ed Sadowski, R (10, PR)
Tom Satriano, L (11, 3) OBP: 0.250, SLG: 0.500
George Thomas, R (1, 9) OBP: 0.176, SLG: 0.235
Leon Wagner, L (1, 7) OBP: 0.333, SLG: 0.313
Felix Torres, R (1, 5) OBP: 0.385, SLG: 0.273
Bob Sadowski, L (10, PH) OBP: 0.500, SLG: 0.333
(11, 5)
Buck Rodgers, S (1, 2) OBP: 0.111, SLG: 0.059
Jim Fregosi, R (1, 6)
Ken Hunt, R (9, PH)
Joe Koppe, R (10, 6)
Ken McBride, R (1, 1)
Mel Nelson, R (11, PH)
Dan Osinski, R (12, 1)
Eli Grba, R (13, PH)
Julio Navarro, R (14, 1)
Ed Kirkpatrick, L (15, PH) OBP: 0.333, SLG: 0.333
Inning Stats
R: 0 H: 0 E: 0 LOB: 1 K: 1 BB: 1 S: 4 P: 9
R: 0 H: 0 E: 0 LOB: 0 K: 5 BB: 0 S: 5 P: 5
R: 0 H: 0 E: 0 LOB: 0 K: 0 BB: 0 S: 3 P: 3
R: 0 H: 1 E: 0 LOB: 0 K: 1 BB: 0 S: 5 P: 5
R: 0 H: 0 E: 0 LOB: 0 K: 0 BB: 0 S: 3 P: 3
R: 0 H: 0 E: 0 LOB: 0 K: 3 BB: 0 S: 9 P: 9
R: 0 H: 0 E: 0 LOB: 0 K: 1 BB: 0 S: 5 P: 5
R: 0 H: 0 E: 0 LOB: 0 K: 1 BB: 0 S: 5 P: 5
R: 0 H: 1 E: 0 LOB: 0 K: 0 BB: 0 S: 4 P: 4
R: 0 H: 0 E: 0 LOB: 3 K: 2 BB: 2 S: 8 P: 16
R: 0 H: 0 E: 0 LOB: 0 K: 0 BB: 0 S: 3 P: 3
R: 0 H: 0 E: 0 LOB: 0 K: 0 BB: 0 S: 2 P: 3
R: 0 H: 0 E: 0 LOB: 1 K: 2 BB: 1 S: 7 P: 11
R: 0 H: 2 E: 0 LOB: 1 K: 1 BB: 0 S: 6 P: 6
R: 1 H: 3 E: 0 LOB: 2 K: 2 BB: 0 S: 9 P: 9
1B: 6 2B: 2 3B: 0 HR: 0
SF: 0 SAC: 1 DP: 1 HBP: 2
WP: 0 PB: 0 SB: 0 CS: 2
PA: 55
PITCHER IP WLS BF H R ER SO BB IBB HBP BLK WP HR S P ERA WHIP
Juan Pizarro, L (1, 1) ERA: 9.0 29 2 0 0 8 1 0 1 0 0 0 0 43 48 0.00 0.333
Hoyt Wilhelm, R (10, 1) ERA: 3.0 12 0 0 0 2 2 0 1 0 0 0 0 13 22 0.00 0.667
Gary Peters, L (13, 1) ERA: 1.93 2.2 L 13 5 1 1 5 1 0 0 0 0 0 22 26 3.38 2.250
PITCHER IP WLS BF H R ER SO BB IBB HBP BLK WP HR S P ERA WHIP
Chicago White Sox @ Los Angeles Angels
Dodger Stadium, Los Angeles, CA
Sat Apr 13 1963, 6:05 PM PST
Att. 13,675 - Unknown
livebaseballscorecards.com
AB 47
R 1
H 7
RBI 1
BB 4
SO 15
LOB 17

Batter	1	2	3	4	5	6	7	8	9	AB	R	H	RBI	BB	SO	LOB
Dick Howser, R (1, 6) OBP: 0.269, SLG: 0.208	P5		B3	6-3		FC5-2-1 1-2 3-H			1B SH1-3 1B	5	1	1	0	0	0	4
Jose Tartabull, L (1, 8) OBP: 0.235, SLG: 0.313	1-3		K		B1-3	L6			SH1-3 1-2	4	0	0	0	0	1	2
Jerry Lumpe, L (1, 4) OBP: 0.240, SLG: 0.280	E3		P3		4-3		5-3		IBB 1B 2-3	5	1	1	0	0	0	0
Norm Siebern, L (1, 3) OBP: 0.360, SLG: 0.400	K			2B SF8 1B	2B		K		1B 1B 1-2 IBB	4	2	2	0	1	2	1
Chuck Essegian, R (1, 7) OBP: 0.250, SLG: 0.409 Bobby Del Greco, R (8, 7) OBP: 0.333, SLG: 0.500		F8		IBB SH1-4 1-3 2B	6-3		F9		1B 1-2 2-H 3-H 1B	4 1	1 0	1 1	0 2	0 0	0 0	1 0
Ed Charles, R (1, 5) OBP: 0.524, SLG: 0.529		S 1B 1B		SH1-4 IBB BB		3B BB		K	1-3 2-H 1B	3	2	2	1	2	1	0
Gino Cimoli, R (1, 9) OBP: 0.440, SLG: 0.545		PB S 1-H 1B		SF8 3-H		1-H FC5-2-1 3B		F8	4-3	4	0	2	3	0	0	2
Billy Bryan, L (1, 2) OBP: 0.364, SLG: 0.600 Haywood Sullivan, R (4, PH) OBP: 0.273, SLG: 0.200 (4, 2)		K 1-3		SH1-4 1-2 2-3 IBB		F8		6-3		1 2	0 0	0 0	0 0	0 1	1 0	1 1
Ted Bowsfield, R (1, 1) John Wyatt, R (9, 1)		1-3		SH1-4 1-2 2-3 3-H		FC5-2-1 BB			1-3	2 0	0 0	0 0	1 0	1 0	0 0	1 0
Inning Stats	R: 0 H: 0 E: 1 LOB: 1 K: 1 BB: 0 S: 6 P: 6	R: 1 H: 2 E: 0 LOB: 1 K: 1 BB: 0 S: 7 P: 7	R: 0 H: 0 E: 0 LOB: 0 K: 1 BB: 0 S: 5 P: 5	R: 2 H: 2 E: 0 LOB: 2 K: 0 BB: 2 S: 5 P: 13	R: 0 H: 1 E: 0 LOB: 1 K: 0 BB: 0 S: 4 P: 4	R: 1 H: 1 E: 0 LOB: 2 K: 0 BB: 2 S: 4 P: 12	R: 0 H: 0 E: 0 LOB: 0 K: 1 BB: 0 S: 5 P: 5	R: 0 H: 0 E: 0 LOB: 0 K: 1 BB: 0 S: 5 P: 5	R: 3 H: 4 E: 0 LOB: 2 K: 0 BB: 1 S: 7 P: 11	1B: 7 SF: 1 2B: 2 SAC: 2 3B: 1 DP: 0 HR: 0 HBP: 0						

PITCHER		IP	WLS	BF	H	R	ER	SO	BB	IBB	HBP	BLK	WP	HR	S	P	ERA	WHIP
Eddie Fisher, R ERA: 3.86	(1, 1)	3.1	L	16	4	3	3	3	1	0	0	0	0	0	21	25	8.10	1.500
Frank Baumann, L ERA: 1.59	(4, 1)	1.2		7	1	0	0	0	0	1	0	0	0	0	6	10	0.00	0.600
Dom Zanni, R ERA: 13.5	(6, 1)	0.2		5	1	1	1	0	2	0	0	0	0	0	3	11	13.50	4.500
Gary Peters, L ERA: 1.5	(6, 1)	1.1		4	0	0	0	1	0	0	0	0	0	0	6	6	0.00	0.000
John Buzhardt, R ERA: 13.5	(8, 1)	2.0		11	4	3	3	1	0	1	0	0	0	0	12	16	13.50	2.000

PITCHER	IP	WLS	BF	H	R	ER	SO	BB	IBB	HBP	BLK	WP	HR	S	P	ERA	WHIP

TOP

Kansas City Athletics @ Chicago White Sox

Comiskey Park, Chicago, IL

Tue Apr 16 1963, 4:33 AM EST
Att. 24,760 - Unknown

livebaseballscorecards.com

AB	35
R	7
H	10
RBI	7
BB	5
SO	5
LOB	13

1B: 7	SF: 1	WP: 0	PA: 43
2B: 2	SAC: 2	PB: 1	
3B: 1	DP: 0	SB: 2	
HR: 0	HBP: 0	CS: 0	

Batter	1	2	3	4	5	6	7	8	9	AB	R	H	RBI	BB	SO	LOB
Jim Landis, R (1, 8) OBP: 0.167, SLG: 0.091	F7		F8		K2-3		G6-4-3 1-3 1B		K	4	0	1	0	0	1	0
Charlie Maxwell, L (9, PH)										1	0	0	0	0	1	2
Nellie Fox, L (1, 4) OBP: 0.280, SLG: 0.182	1-3		1B		2B 1B		G6-4-3 1-2f		F8	5	1	2	0	0	0	4
Pete Ward, L (1, 5) OBP: 0.375, SLG: 0.650	BB		P5		1-H 2B			1-3	F7	4	0	1	1	1	0	3
Dave Nicholson, R (1, 7) OBP: 0.238, SLG: 0.111	K			P2		K		F9		4	0	0	0	0	2	1
Mike Hershberger, R (1, 9) OBP: 0.125, SLG: 0.125		G3		F7		F9		F9		4	0	0	0	0	0	0
Joe Cunningham, L (1, 3) OBP: 0.348, SLG: 0.400		K		1B 2B		BB			HR 1B	3	2	2	0	1	1	0
Ron Hansen, R (1, 6) OBP: 0.381, SLG: 0.474		1B		2-H 1B		F2			1-H HR	4	1	3	3	0	0	1
Cam Carreon, R (1, 2) OBP: 0.273, SLG: 0.273		4-3		L6			1B 1B		BB 1B	4	0	2	0	0	0	2
Eddie Fisher, R (1, 1) Frank Baumann, L (4, 1) Charley Smith, R (5, PH) Dom Zanni, R (6, 1) Gary Peters, L (8, 1) Sherm Lollar, R (7, PH) John Buzhardt, R (8, 1) Al Weis, S (9, PH) Floyd Robinson, L (9, PH) Sammy Esposito, R (9, PH)			F9		K		F7		1-2 BB							
Inning Stats	R: 0 E: 0 K: 1 S: 5 H: 0 LOB: 1 BB: 1 P: 9	R: 0 E: 0 K: 1 S: 6 H: 1 LOB: 1 BB: 0 P: 6	R: 0 E: 0 K: 0 S: 4 H: 1 LOB: 1 BB: 0 P: 4	R: 1 E: 0 K: 0 S: 5 H: 2 LOB: 1 BB: 0 P: 5	R: 1 E: 0 K: 2 S: 8 H: 2 LOB: 1 BB: 0 P: 8	R: 0 E: 0 K: 1 S: 5 H: 0 LOB: 1 BB: 1 P: 9	R: 0 E: 0 K: 0 S: 4 H: 2 LOB: 1 BB: 0 P: 4	R: 0 E: 0 K: 0 S: 3 H: 0 LOB: 0 BB: 0 P: 3	R: 2 E: 0 K: 1 S: 8 H: 3 LOB: 2 BB: 1 P: 12	1B: 8 2B: 2 3B: 0 HR: 1 SF: 0 SAC: 0 DP: 1 HBP: 0						

PITCHER	IP	WLS	BF	H	R	ER	SO	BB	IBB	HBP	BLK	WP	HR	S	P	ERA	WHIP
Ted Bowsfield, L (1, 1) ERA: 4.85	8.0	W	35	11	4	4	5	2	0	0	0	0	1	43	51	4.50	1.625
John Wyatt, R (9, 1) ERA:	1.0	S	4	0	0	0	1	1	0	0	0	0	0	5	9	0.00	1.000

PITCHER	IP	WLS	BF	H	R	ER	SO	BB	IBB	HBP	BLK	WP	HR	S	P	ERA	WHIP

BOTTOM

Kansas City Athletics @ Chicago White Sox

Comiskey Park, Chicago, IL

Tue Apr 16 1963, 4:33 AM EST

Att. 24,760 - Unknown

livebaseballscorecards.com

AB	36
R	4
H	11
RBI	4
BB	3
SO	6
LOB	14

WP: 0 PA: 39
PB: 0
SB: 0
CS: 0

Batter	1	2	3	4	5	6	7	8	9	AB	R	H	RBI	BB	SO	LOB
Dick Howser, R (1, 6) OBP: 0.267, SLG: 0.214	FC8-5 1B 1B		6-3			1-3		P4		4	0	1	0	0	0	1
Jose Tartabull, L (1, 8) OBP: 0.238, SLG: 0.300	1-2 FC8-5 1B		F8			1-3			6-3	4	0	1	0	0	0	0
Jerry Lumpe, L (1, 4) OBP: 0.207, SLG: 0.241	F7			F8		F8			4-3	4	0	0	0	0	0	2
Norm Siebern, L (1, 3) OBP: 0.345, SLG: 0.348	1-2 2-3f FC8-5			B B B B FC1-4 BB			4-3		S S S K	3	0	0	0	1	1	2
Chuck Essegian, R (1, 7) OBP: 0.222, SLG: 0.360	1-3			1-2f FC1-4 FC6-4			S S S K			3	0	0	0	0	1	3
Ed Charles, R (1, 5) OBP: 0.458, SLG: 0.450		6-3		1-2f FC6-4			4-3			3	0	0	0	0	0	1
Gino Cimoli, R (1, 9) OBP: 0.429, SLG: 0.520		S S S K			6-3			1B		3	0	1	0	0	1	0
Billy Bryan, L (1, 2) OBP: 0.286, SLG: 0.462		4-3			F9			S S S K		3	0	0	0	0	1	1
Ed Rakow, S (1, 1) OBP: 0.333, SLG: 0.200			G3		S S S K			F9		2	0	0	0	0	1	0
Manny Jimenez, L (8, PH) OBP: 0.500, SLG: 0.667										1	0	0	0	0	0	1
Dale Willis, R (8, 1)										0	0	0	0	0	0	0
Inning Stats	R: 0 E: 0 K: 0 S: 5 H: 2 LOB: 2 BB: 0 P: 5	R: 0 E: 0 K: 1 S: 5 H: 0 LOB: 0 BB: 0 P: 5	R: 0 E: 0 K: 0 S: 3 H: 0 LOB: 0 BB: 0 P: 3	R: 0 E: 0 K: 0 S: 3 H: 0 LOB: 1 BB: 1 P: 7	R: 0 E: 0 K: 1 S: 5 H: 0 LOB: 0 BB: 0 P: 5	R: 0 E: 0 K: 0 S: 3 H: 0 LOB: 0 BB: 0 P: 3	R: 0 E: 0 K: 1 S: 5 H: 0 LOB: 0 BB: 0 P: 5	R: 0 E: 0 K: 1 S: 6 H: 1 LOB: 1 BB: 0 P: 6	R: 0 E: 0 K: 1 S: 5 H: 0 LOB: 0 BB: 0 P: 5	1B: 3 2B: 0 3B: 0 HR: 0	SF: 0 SAC: 0 DP: 0 HBP: 0			WP: 0 PB: 0 SB: 0 CS: 0	PA: 31		

PITCHER	IP	WLS	BF	H	R	ER	SO	BB	IBB	HBP	BLK	WP	HR	S	P	ERA	WHIP
Ray Herbert, R (1, 1) ERA: 3.48	9.0	W	31	3	0	0	5	1	0	0	0	0	0	40	44	0.00	0.444

PITCHER	IP	WLS	BF	H	R	ER	SO	BB	IBB	HBP	BLK	WP	HR	S	P	ERA	WHIP

TOP

Kansas City Athletics @ Chicago White Sox

Comiskey Park, Chicago, IL

Thu Apr 18 1963, 4:33 AM EST

Att. 2,588 - Unknown

livebaseballscorecards.com

AB	30
R	0
H	3
RBI	0
BB	1
SO	5
LOB	11

Batter	1	2	3	4	5	6	7	8	9	AB	R	H	RBI	BB	SO	LOB
Mike Hershberger, R (1, 8) (9, 9) OBP: 0.167, SLG: 0.091	F7		F7			F8		BB		3	0	0	0	1	0	0
Nellie Fox, L (1, 4) OBP: 0.276, SLG: 0.192	F8		P6			1B		P6		4	0	1	0	0	0	1
Joe Cunningham, L (1, 3) OBP: 0.333, SLG: 0.375	F2			F7		1-3		1B		4	0	1	0	0	0	1
Floyd Robinson, L (1, 9) OBP: 0.417, SLG: 0.524		E SF8 1B		F8			WP 2B	F8		4	2	2	0	0	0	2
Jim Landis, R (9, 8) OBP: 0.167, SLG: 0.091										0	0	0	0	0	0	0
Pete Ward, L (1, 5) OBP: 0.333, SLG: 0.565		E6 S 1-3		1-3			4-3 2-3			3	0	0	0	0	0	2
Dave Nicholson, R (1, 7) OBP: 0.250, SLG: 0.286		P4			K		HR 3-H			3	1	1	1	0	1	2
Ron Hansen, R (1, 6) OBP: 0.333, SLG: 0.429		SF8 3-H			F8		K			2	0	0	1	0	1	0
J.C. Martin, L (1, 2) OBP: 0.143, SLG: 0.077		F5 1-2			2-3		4-3			3	0	0	0	0	0	1
Ray Herbert, R (1, 1)			6-3			K		1-3		3	0	0	0	0	1	0
Inning Stats	R: 0 E: 0 K: 0 S: 3 H: 0 LOB: 0 BB: 0 P: 3	R: 1 E: 1 K: 0 S: 5 H: 1 LOB: 1 BB: 0 P: 5	R: 0 E: 0 K: 0 S: 3 H: 0 LOB: 0 BB: 0 P: 3	R: 0 E: 0 K: 0 S: 3 H: 0 LOB: 0 BB: 0 P: 3	R: 0 E: 0 K: 1 S: 5 H: 0 LOB: 0 BB: 0 P: 5	R: 0 E: 0 K: 1 S: 6 H: 1 LOB: 1 BB: 0 P: 6	R: 2 E: 0 K: 1 S: 7 H: 2 LOB: 0 BB: 0 P: 7	R: 0 E: 0 K: 0 S: 4 H: 1 LOB: 2 BB: 1 P: 8		1B: 3 2B: 1 3B: 0 HR: 1	SF: 1 SAC: 0 DP: 0 HBP: 0					

PITCHER		IP	WLS	BF	H	R	ER	SO	BB	IBB	HBP	BLK	WP	HR	S	P	ERA	WHIP
Ed Rakow, R ERA: 1.13	(1, 1)	7.0	L	26	4	3	2	3	0	0	0	0	1	1	32	32	2.57	0.571
Dale Willis, R ERA:	(8, 1)	1.0		5	1	0	0	0	1	0	0	0	0	0	4	8	0.00	2.000

PITCHER	IP	WLS	BF	H	R	ER	SO	BB	IBB	HBP	BLK	WP	HR	S	P	ERA	WHIP

BOTTOM

Kansas City Athletics @ Chicago White Sox

Comiskey Park, Chicago, IL

Thu Apr 18 1963, 4:33 AM EST

Att. 2,588 - Unknown

livebaseballscorecards.com

AB	29
R	3
H	5
RBI	2
BB	1
SO	3
LOB	9

1B: 3	SF: 1	WP: 1	PA: 31
2B: 1	SAC: 0	PB: 0	
3B: 0	DP: 0	SB: 1	
HR: 1	HBP: 0	CS: 0	

Batter	1	2	3	4	5	6	7	8	9	AB	R	H	RBI	BB	SO	LOB
Lenny Green, L (1, 8) OBP: 0.300, SLG: 0.385	K		FC3-6, 1B		G3		1B			4	0	2	0	0	1	0
Vic Power, R (1, 3) OBP: 0.231, SLG: 0.333	F7		FC3-6, FC6-4, 1-2f		L5		L4			4	0	0	0	0	0	2
Jim Lemon, R (1, 7) OBP: 0.222, SLG: 0.222	K		FC6-4, 1-2f			K		1B		4	0	1	0	0	2	1
Bob Allison, R (1, 9) OBP: 0.421, SLG: 0.594		1B, E, BB		K		K		F4		3	1	0	0	1	2	1
Earl Battey, R (1, 2) OBP: 0.387, SLG: 0.536		F9		BB		BB, 1B		F8		3	0	1	0	1	0	2
Bernie Allen, L (1, 4) OBP: 0.342, SLG: 0.303		E, 1-3, 1B		K		1-2, BB		F4		3	0	1	0	1	1	2
George Banks, R (1, 5) OBP: 0.257, SLG: 0.207		F7, 1-3, 3-H		1-2, BB		K			6-3	3	0	0	0	1	1	3
Zoilo Versalles, R (1, 6) OBP: 0.229, SLG: 0.273		F7		F7			L6		E5, G4-6-3	4	0	0	0	0	0	3
Camilo Pascual, R (1, 1)			K		3-1					2	0	0	0	0	1	0
Rich Rollins, R (7, PH)							K		G4-6-3, 1-2f	1	0	0	0	0	1	0
Bill Pleis, L (7, 1)										0	0	0	0	0	0	0
Bill Tuttle, R (9, PH)										1	0	0	0	0	0	1
Inning Stats	R: 0 E: 0 K: 2 S: 7 H: 0 LOB: 0 BB: 0 P: 7	R: 1 E: 1 K: 0 S: 4 H: 1 LOB: 1 BB: 1 P: 8	R: 0 E: 0 K: 1 S: 6 H: 1 LOB: 1 BB: 0 P: 6	R: 0 E: 0 K: 2 S: 7 H: 0 LOB: 2 BB: 2 P: 15	R: 0 E: 0 K: 0 S: 3 H: 0 LOB: 0 BB: 0 P: 3	R: 0 E: 0 K: 3 S: 10 H: 1 LOB: 2 BB: 1 P: 14	R: 0 E: 0 K: 1 S: 6 H: 1 LOB: 1 BB: 0 P: 6	R: 0 E: 0 K: 0 S: 4 H: 1 LOB: 1 BB: 0 P: 4	R: 0 E: 1 K: 0 S: 3 H: 0 LOB: 0 BB: 0 P: 3	1B: 5 2B: 0 3B: 0 HR: 0 SF: 0 SAC: 0 DP: 1 HBP: 0						

PITCHER	IP	WLS	BF	H	R	ER	SO	BB	IBB	HBP	BLK	WP	HR	S	P	ERA	WHIP
Juan Pizarro, L (1, 1) ERA:	9.0	W	36	5	1	0	9	4	0	0	0	0	0	50	66	0.00	1.000

PITCHER	IP	WLS	BF	H	R	ER	SO	BB	IBB	HBP	BLK	WP	HR	S	P	ERA	WHIP

TOP

Minnesota Twins @ Chicago White Sox

Comiskey Park, Chicago, IL

Fri Apr 19 1963, 7:05 PM EST

Att. 17,191 - Unknown

livebaseballscorecards.com

AB	32
R	1
H	5
RBI	0
BB	4
SO	9
LOB	15

PA: 36

WP: 0
PB: 0
SB: 0
CS: 0

Batter	1	2	3	4	5	6	7	8	9	AB	R	H	RBI	BB	SO	LOB
Mike Hershberger, R (1, 8) (9, 9) OBP: 0.188, SLG: 0.133	SH2-3 1B		6-3		F4		F6			4	0	1	0	0	0	0
Nellie Fox, L (1, 4) OBP: 0.313, SLG: 0.241	SH2-3 1-2		4-3		1B			CS 1B		3	0	2	0	0	0	0
Pete Ward, L (1, 5) OBP: 0.323, SLG: 0.519	K			1B 1B 1B	F8			K 1-2		4	1	1	0	0	2	3
Floyd Robinson, L (1, 9) OBP: 0.429, SLG: 0.500	1-3			2-3 1-3 1B 1B		F7 S BB		L6		3	1	1	0	1	0	1
Jim Landis, R (9, 8) OBP: 0.167, SLG: 0.091										0	0	0	0	0	0	0
Joe Cunningham, L (1, 3) OBP: 0.333, SLG: 0.346		FC6-4 BB		2-3 1-2		F7 1-3				2	0	0	0	1	0	3
Dave Nicholson, R (1, 7) OBP: 0.259, SLG: 0.261		FC6-4 G5-4-3 1-2f		1B BB		L6				2	0	0	0	1	0	2
Ron Hansen, R (1, 6) OBP: 0.333, SLG: 0.417		G5-4-3 1-2f		L6 1-2 2-H 3-H 1B		F8				3	0	1	2	0	0	2
J.C. Martin, L (1, 2) OBP: 0.176, SLG: 0.313			HR	L6 1-2			4-3			3	1	1	1	0	0	2
Juan Pizarro, L (1, 1)			4-3		K		F9			3	0	0	0	0	1	0
Inning Stats	R: 0 E: 0 K: 1 S: 6 H: 1 LOB: 1 BB: 0 P: 6	R: 0 E: 0 K: 0 S: 2 H: 0 LOB: 0 BB: 1 P: 6	R: 1 E: 0 K: 0 S: 4 H: 1 LOB: 0 BB: 0 P: 4	R: 2 E: 0 K: 0 S: 5 H: 3 LOB: 1 BB: 1 P: 9	R: 0 E: 0 K: 1 S: 6 H: 1 LOB: 1 BB: 0 P: 6	R: 0 E: 0 K: 0 S: 3 H: 0 LOB: 1 BB: 1 P: 7	R: 0 E: 0 K: 0 S: 3 H: 0 LOB: 0 BB: 0 P: 3	R: 0 E: 0 K: 1 S: 5 H: 1 LOB: 0 BB: 0 P: 5		1B: 6 2B: 2 3B: 0 HR: 1	SF: 0 SAC: 1 DP: 3 HBP: 0					

PITCHER	IP	WLS	BF	H	R	ER	SO	BB	IBB	HBP	BLK	WP	HR	S	P	ERA	WHIP
Camilo Pascual, R (1, 1) ERA: 7.02	6.0	L	25	6	3	3	2	3	0	0	0	0	1	26	38	4.50	1.500
Bill Pleis, L (7, 1) ERA: 2.7	2.0		6	1	0	0	1	0	0	0	0	0	0	8	8	0.00	0.500

PITCHER	IP	WLS	BF	H	R	ER	SO	BB	IBB	HBP	BLK	WP	HR	S	P	ERA	WHIP

BOTTOM

Minnesota Twins @ Chicago White Sox

Comiskey Park, Chicago, IL

Fri Apr 19 1963, 7:05 PM EST

Att. 17,191 - Unknown

livebaseballscorecards.com

AB	27
R	3
H	7
RBI	3
BB	3
SO	3
LOB	13

Batter	1	2	3	4	5	6	7	8	9	AB	R	H	RBI	BB	SO	LOB
Lenny Green, L (1, 8) OBP: 0.326, SLG: 0.372	B B B B 4-0 2B HR BB		X 0-0 ① 6-3		X 0-0 BB 1-2 1B	X 0-0 ③ 4-3		H 1-0 BB 1-2 HBP	X 0-0 ② F4	4	1	1	0	1	0	4
Vic Power, R (1, 3) OBP: 0.267, SLG: 0.364	X 0-0 1-3 HR 2B		X 0-0 ② 6-3		X 0-0 ② F8		X 0-0 E 1B	B B B B 4-0 1-2 2-3 BB	X 0-0 ③ F8	5	1	2	0	1	0	4
Jimmie Hall, L (1, 7) OBP: 0.286, SLG: 0.353	S S S 0-3 ① K		X 0-0 FC5-4 1B		B B B B 4-0 1-2 2-3 BB		S S S 0-3 ① K	S S S 0-3 ③ K		4	0	1	0	1	3	6
Bob Allison, R (1, 9) OBP: 0.419, SLG: 0.649	X 0-0 2-H 3-H HR		X 0-0 ③ FC5-4 1-2f		X 0-0 ③ L3		S S S 0-3 ② K		X 0-0 HBP BB 1B 1B	5	2	2	3	0	1	5
Earl Battey, R (1, 2) OBP: 0.389, SLG: 0.500	X 0-0 ② 4-3			S S S 0-3 ① K		X 0-0 BB 1B 1B	X 0-0 E5 1-2		B B B B 4-0 1B HBP 1-2 1B BB	4	2	1	0	1	1	1
Bernie Allen, L (1, 4) OBP: 0.326, SLG: 0.270	X 0-0 ③ F8			S S S 0-3 ② K		X 0-0 ① F9	S S S 0-3 ③ K		H 1-0 1B 1-2 2-3 1B HBP	4	1	0	0	0	2	3
Rich Rollins, R (1, 5) OBP: 0.333, SLG: 0.200		X 0-0 ① F6		S S S 0-3 ③ K		B B B B 4-0 1B 1-2 BB		S S S 0-3 ① K	X 0-0 1B 1-2 2-3 3-H 1B	4	0	1	1	1	2	0
Zoilo Versalles, R (1, 6) OBP: 0.250, SLG: 0.289		X 0-0 ② 6-3		X 0-0 ① 6-3	X 0-0 1-2 2-H 1B			X 0-0 BB HBP 1B	X 0-0 ① F6	5	0	2	1	0	0	3
Jim Kaat, L (1, 1) Jim Lemon, R (5, PH) OBP: 0.286, SLG: 0.222 Jack Kralick, L (5, PH) Fred Lasher, R (6, 1) Don Mincher, L (6, PH) Johnny Goryl, R (6, PH) Bill Dailey, R (6, 1) Garry Roggenburk, R (6, 1) Frank Sullivan, R (6, 1) George Banks, R (9, PH) OBP: 0.000, SLG: 0.000 Lee Stange, R (9, 1) Paul Ratliff, L (9, PH) OBP: 0.286, SLG: 0.429		S S S 0-3 ③ K		B B B B 4-0 BB 1B BB	S S S 0-3 ② K		X 0-0 ② F9	X 0-0 1-3 2-H 3-H 1B	1 0 0 0 0 1 0 0 0 0 0 1 0 0 0 0 0 0 0 0 0 0 0 0 0 0 0 0 0 0 0 0 0 0 0 1 0 0 0 0 1 2 0 0 0 0 0 0 0 0 0 0 0 0 0 0 0 0 0 0 0 0 0 1 0 0 0 0 0 1 0 0 0 0 0 0 0 1 0 1 2 0 0 0						
Inning Stats	R: 3 E: 0 K: 1 S: 7 H: 2 LOB: 0 BB: 1 P: 11	R: 0 E: 0 K: 1 S: 5 H: 0 LOB: 0 BB: 0 P: 5	R: 0 E: 0 K: 0 S: 4 H: 1 LOB: 1 BB: 0 P: 4	R: 0 E: 0 K: 3 S: 9 H: 0 LOB: 0 BB: 0 P: 9	R: 0 E: 0 K: 0 S: 4 H: 1 LOB: 3 BB: 2 P: 12	R: 1 E: 0 K: 1 S: 7 H: 2 LOB: 2 BB: 1 P: 11	R: 0 E: 1 K: 3 S: 11 H: 1 LOB: 2 BB: 0 P: 11	R: 0 E: 0 K: 2 S: 8 H: 1 LOB: 3 BB: 1 P: 13	R: 3 E: 0 K: 0 S: 6 H: 3 LOB: 2 BB: 1 P: 11	1B: 9 2B: 1 3B: 0 HR: 1 SF: 0 SAC: 0 DP: 0 HBP: 2						

PITCHER		IP	WLS	BF	H	R	ER	SO	BB	IBB	HBP	BLK	WP	HR	S	P	ERA	WHIP
Joe Horlen, R ERA: 6.0	(1, 1)	1.0		6	2	3	3	1	1	0	0	0	0	1	7	11	27.00	3.000
Frank Baumann, L ERA: 0.96	(2, 1)	3.2	W	15	2	0	0	4	2	0	0	0	0	0	21	29	0.00	1.091
Dom Zanni, R ERA: 13.5	(5, 1)	0.2		5	2	1	1	0	1	0	0	0	0	0	4	8	13.50	4.500
Gary Peters, L ERA: 4.15	(6, 1)	2.2		16	3	3	3	6	2	0	2	0	0	0	24	34	10.12	1.875
Hoyt Wilhelm, R ERA:	(9, 1)	1.0	S	5	2	0	0	0	0	0	0	0	0	0	5	5	0.00	2.000

PITCHER	IP	WLS	BF	H	R	ER	SO	BB	IBB	HBP	BLK	WP	HR	S	P	ERA	WHIP

TOP

Minnesota Twins @ Chicago White Sox

Comiskey Park, Chicago, IL

Sat Apr 20 1963, 4:33 AM EST

Att. 7,137 - Unknown

livebaseballscorecards.com

AB	39
R	7
H	11
RBI	7
BB	6
SO	11
LOB	29

WP: 0	PA: 47																	
PB: 0																		
SB: 0																		
CS: 0																		

Batter	1	2	3	4	5	6	7	8	9	AB	R	H	RBI	BB	SO	LOB
Mike Hershberger, R (1, 8) OBP: 0.200, SLG: 0.158	E6		F9	E7		SH5-4	F7			4	1	1	1	0	0	0
Nellie Fox, L (1, 4) OBP: 0.324, SLG: 0.242	1-2		F8	1-H, 3-H		1-3		5-3		4	0	1	2	0	0	2
Floyd Robinson, L (1, 9) OBP: 0.438, SLG: 0.481	F8		3B	1-3		HR		1-3		3	2	1	0	1	0	2
Jim Landis, R (8, 9) OBP: 0.160, SLG: 0.087										1	0	0	0	0	0	0
Dave Nicholson, R (1, 7) OBP: 0.344, SLG: 0.500	K		1-H		FC5-3-6	1-H, 2-H, 3-H		BB		3	2	2	5	2	1	2
Joe Cunningham, L (1, 3) OBP: 0.343, SLG: 0.387	E6 1-2, 2-3		3-H	FC5-3-6, FC4-6 1-2f		2B		5-3		5	1	2	1	0	0	4
Ron Hansen, R (1, 6) OBP: 0.323, SLG: 0.429	K		5-3	K		2-H				4	0	1	1	0	2	5
Pete Ward, L (1, 5) OBP: 0.314, SLG: 0.467			7-3, HBP	E4, FC1-5	FC4-6 1-2f	F8				3	0	0	0	0	0	2
Cam Carreon, R (1, 2) OBP: 0.308, SLG: 0.250			7-3 1-2f		FC1-5	SH5-4, 1B HR	L5			1	1	0	0	1	0	1
J.C. Martin, L (6, PH) OBP: 0.211, SLG: 0.333				1B	BB	1B				2	1	1	0	0	0	0
(7, 2)																
Joe Horlen, R (1, 1) OBP: 0.500, SLG: 0.500										0	0	0	0	0	0	0
Frank Baumann, L (2, 1) OBP: 0.333, SLG: 0.333			1-3	FC1-5 1-2, 2-3f		HR 1-2	F9			2	1	0	0	0	0	2
Dom Zanni, R (5, 1)						1B				0	0	0	0	0	0	0
Gary Peters, L (6, 1) OBP: 0.333, SLG: 0.333										2	1	1	0	0	0	0
Hoyt Wilhelm, R (9, 1)										0	0	0	0	0	0	0
Inning Stats	R: 0 E: 2 K: 2 S: 9 H: 0 LOB: 3 BB: 0 P: 10	R: 0 E: 0 K: 0 S: 2 H: 0 LOB: 0 BB: 0 P: 3	R: 2 E: 0 K: 0 S: 6 H: 3 LOB: 1 BB: 0 P: 6	R: 3 E: 2 K: 0 S: 5 H: 2 LOB: 0 BB: 1 P: 9	R: 0 E: 0 K: 1 S: 5 H: 0 LOB: 1 BB: 1 P: 9	R: 5 E: 0 K: 0 S: 8 H: 5 LOB: 1 BB: 1 P: 12	R: 0 E: 0 K: 0 S: 3 H: 0 LOB: 0 BB: 0 P: 3	R: 0 E: 0 K: 0 S: 3 H: 0 LOB: 1 BB: 1 P: 7		1B: 6 2B: 3 3B: 1 HR: 1 SF: 0 SAC: 1 DP: 1 HBP: 2	WP: 0 PB: 0 SB: 0 CS: 0 PA: 41				

PITCHER		IP	WLS	BF	H	R	ER	SO	BB	IBB	HBP	BLK	WP	HR	S	P	ERA	WHIP
Jim Kaat, L ERA: 4.6	(1, 1)	4.0	L	21	5	5	3	2	1	0	2	0	0	0	22	28	6.75	1.500
Fred Lasher, R ERA: 4.15	(5, 1)	1.0		4	0	0	0	1	1	0	0	0	0	0	5	9	0.00	1.000
Bill Dailey, R ERA: 9.0	(6, 1)	0.1		3	2	2	2	0	0	0	0	0	0	0	3	3	54.00	6.000
Garry Roggenburk, L ERA: 27.0	(6, 1)	0.1		2	0	0	0	0	1	0	0	0	0	0	1	5	0.00	3.000
Frank Sullivan, R ERA: 6.75	(6, 1)	1.1		7	3	3	3	0	0	0	0	0	0	1	7	7	20.25	2.250

PITCHER		IP	WLS	BF	H	R	ER	SO	BB	IBB	HBP	BLK	WP	HR	S	P	ERA	WHIP
Lee Stange, R ERA: 2.45	(8, 1)	1.0		4	0	0	0	0	1	0	0	0	0	0	3	7	0.00	1.000

BOTTOM

Minnesota Twins @ Chicago White Sox

Comiskey Park, Chicago, IL

Sat Apr 20 1963, 4:33 AM EST

Att. 7,137 - Unknown

livebaseballscorecards.com

AB	34
R	10
H	10
RBI	10
BB	4
SO	3
LOB	20

Batter	1	2	3	4	5	6	7	8	9	AB	R	H	RBI	BB	SO	LOB
Lenny Green, L (1, 8) OBP: 0.353, SLG: 0.417 (9, 7)	F6		1B 3B 1B 1-3 2-H		SH1-4 1B		F9		2B	5	1	3	1	0	0	0
Vic Power, R (1, 3) OBP: 0.265, SLG: 0.348	1-3		SF8 3-H		SH1-4 1-2			F9	BB	2	0	0	1	1	0	0
Jimmie Hall, L (1, 7) OBP: 0.269, SLG: 0.318	F8		3B 1B 1-3		K			F5	K	5	1	1	0	0	2	3
Bill Tuttle, R (9, 8)										0	0	0	0	0	0	0
Bob Allison, R (1, 9) OBP: 0.426, SLG: 0.756		F4	1B 3B 1-H 3-H		F7			HR		4	2	2	3	0	0	1
Earl Battey, R (1, 2) OBP: 0.400, SLG: 0.500		F7	1B 3-H			6-3		1B		4	0	2	1	0	0	0
Bernie Allen, L (1, 4) OBP: 0.298, SLG: 0.244		G3	1-3			4-3		F4		4	0	0	0	0	0	2
Rich Rollins, R (1, 5) OBP: 0.333, SLG: 0.250				6-3		F3				3	0	1	0	0	0	0
Johnny Goryl, R (7, 5) OBP: 0.500, SLG: 2.000			2B FC6-2 1B						HR	1	1	1	1	0	0	0
Zoilo Versalles, R (1, 6) OBP: 0.250, SLG: 0.310			1B 2B 1-3	4-3			F8		5-3	4	1	1	0	0	0	0
Jim Roland, R (1, 1)			FC6-2 1B SF8 3-H	1-3			K		5-3	4	1	0	0	0	1	2
Inning Stats	R: 0 E: 0 K: 0 S: 3 / H: 0 LOB: 0 BB: 0 P: 3	R: 0 E: 0 K: 0 S: 3 / H: 0 LOB: 0 BB: 0 P: 3	R: 5 E: 0 K: 0 S: 9 / H: 6 LOB: 0 BB: 0 P: 9	R: 0 E: 0 K: 0 S: 3 / H: 0 LOB: 0 BB: 0 P: 3	R: 0 E: 0 K: 1 S: 6 / H: 1 LOB: 1 BB: 0 P: 6	R: 0 E: 0 K: 0 S: 3 / H: 0 LOB: 0 BB: 0 P: 3	R: 0 E: 0 K: 1 S: 5 / H: 0 LOB: 0 BB: 0 P: 5	R: 1 E: 0 K: 0 S: 5 / H: 2 LOB: 1 BB: 0 P: 5	R: 1 E: 0 K: 1 S: 7 / H: 2 LOB: 2 BB: 1 P: 11	1B: 6 2B: 2 3B: 1 HR: 2	SF: 1 SAC: 1 DP: 0 HBP: 0						

TOP

Minnesota Twins @ Chicago White Sox

Comiskey Park, Chicago, IL

Sun Apr 21 1963, 4:33 AM EST

Unknown

livebaseballscorecards.com

AB	36
R	7
H	11
RBI	7
BB	1
SO	3
LOB	8

WP: 0 PB: 0 SB: 0 CS: 0 PA: 39

PITCHER		IP	WLS	BF	H	R	ER	SO	BB	IBB	HBP	BLK	WP	HR	S	P	ERA	WHIP
Eddie Fisher, R (1, 1) ERA: 6.57		3.0	L	15	6	5	5	0	0	0	0	0	0	0	15	15	15.00	2.000
Dave DeBusschere, R (4, 1) ERA: 1.8		5.0		18	3	1	1	2	0	0	0	0	0	1	22	22	1.80	0.600
Mike Joyce, R (9, 1) ERA: 5.4		1.0		6	2	1	1	1	1	0	0	0	0	1	7	11	9.00	3.000

PITCHER		IP	WLS	BF	H	R	ER	SO	BB	IBB	HBP	BLK	WP	HR	S	P	ERA	WHIP

BOTTOM

Minnesota Twins @ Chicago White Sox

Comiskey Park, Chicago, IL

Sun Apr 21 1963, 4:33 AM EST

Unknown

livebaseballscorecards.com

Batter	1	2	3	4	5	6	7	8	9	AB	R	H	RBI	BB	SO	LOB
Mike Hershberger, R (1, 8) OBP: 0.200, SLG: 0.130	3-1	K			BB, 1B, BB		F6		6-3	4	0	0	0	1	1	1
Nellie Fox, L (1, 4) OBP: 0.310, SLG: 0.237	BB, 1B, 1B		F7		F6		F6		F7	5	0	1	0	0	0	1
Floyd Robinson, L (1, 9) OBP: 0.472, SLG: 0.500	BB, 1-2, 1B		F6		BB, 1-2, 1B		BB			3	0	2	0	1	0	0
Dave Nicholson, R (1, 7) OBP: 0.306, SLG: 0.433	K		K		F3		F9			4	0	0	0	0	2	5
Joe Cunningham, L (1, 3) OBP: 0.385, SLG: 0.375	1-2, 2-3, BB			1-3	1-2, 2-3, BB			BB		1	0	0	0	3	0	0
Ron Hansen, R (1, 6) OBP: 0.314, SLG: 0.387	K			BB	5-3			F9		3	0	0	0	1	1	7
Pete Ward, L (1, 5) OBP: 0.333, SLG: 0.438		BB		F9		G5-4-3, BB		F7		2	0	0	0	2	0	2
Sherm Lollar, R (1, 2)		F8		1-2, BB		1-2f, G5-4-3		F3		3	0	0	0	1	0	3
Eddie Fisher, R (1, 1) Dave DeBusschere, R (4, 1) Mike Joyce, R (9, 1) Cam Carreon, R (9, PH) OBP: 0.286, SLG: 0.231		K		K		K			1-3	1 2 0 1	0 0 0 0	0 0 0 0	0 0 0 0	0 2 0 0	1 2 0 0	1 2 0 0
Inning Stats	R: 0 E: 0 K: 2 S: 9 H: 2 LOB: 3 BB: 1 P: 13	R: 0 E: 0 K: 2 S: 7 H: 0 LOB: 1 BB: 1 P: 11	R: 0 E: 0 K: 1 S: 5 H: 0 LOB: 0 BB: 0 P: 5	R: 0 E: 0 K: 1 S: 5 H: 0 LOB: 2 BB: 2 P: 13	R: 0 E: 0 K: 0 S: 4 H: 1 LOB: 3 BB: 2 P: 12	R: 0 E: 0 K: 1 S: 4 H: 0 LOB: 0 BB: 1 P: 8	R: 0 E: 0 K: 0 S: 3 H: 0 LOB: 1 BB: 1 P: 7	R: 0 E: 0 K: 0 S: 3 H: 0 LOB: 1 BB: 1 P: 7	R: 0 E: 0 K: 0 S: 3 H: 0 LOB: 0 BB: 0 P: 3	1B: 3 2B: 0 3B: 0 HR: 0 SF: 0 SAC: 0 DP: 1 HBP: 0				WP: 0 PB: 0 SB: 0 CS: 0		PA: 38

	AB	29
	R	0
	H	3
	RBI	0
	BB	9
	SO	7
	LOB	22

PITCHER		IP	WLS	BF	H	R	ER	SO	BB	IBB	HBP	BLK	WP	HR	S	P	ERA	WHIP
Jim Roland, L ERA: 0.68	(1, 1)	9.0	W	38	3	0	0	7	9	0	0	0	0	0	43	79	0.00	1.333

PITCHER	IP	WLS	BF	H	R	ER	SO	BB	IBB	HBP	BLK	WP	HR	S	P	ERA	WHIP

Batter	1	2	3	4	5	6	7	8	9	AB	R	H	RBI	BB	SO	LOB
Lenny Green, L (1, 8) OBP: 0.345, SLG: 0.404	F5		G4-6-3 1B 1-2			F8		F7		4	0	1	0	0	0	0
Vic Power, R (1, 3) OBP: 0.264, SLG: 0.327	1B BB B B B B		G4-6-3 1-2f 2-3			F9			6-3	3	0	0	0	1	0	2
Jimmie Hall, L (1, 7) OBP: 0.300, SLG: 0.385	5-3 1B 1-3		1-3			2B			3-1	4	0	2	0	0	0	1
Bob Allison, R (1, 9) OBP: 0.412, SLG: 0.711	5-3 1-2			L6		6-3			BB 1B	4	0	1	0	0	0	3
Paul Ratliff, L (1, 2) OBP: 0.273, SLG: 0.300	K S S S			F7			6-3		1-2 BB B B B B	3	0	0	0	1	1	2
Bernie Allen, L (1, 4) OBP: 0.275, SLG: 0.222		2-3		K S S S			4-3		F7	4	0	0	0	0	1	2
Zoilo Versalles, R (1, 6) OBP: 0.234, SLG: 0.289		F9			5-3		1-3			3	0	0	0	0	0	0
Johnny Goryl, R (1, 5) OBP: 0.200, SLG: 0.800		5-3			F8			5-3		3	0	0	0	0	0	0
Jack Kralick, L (1, 1) Lee Stange, R (3, 1) Rich Rollins, R (5, PH) OBP: 0.300, SLG: 0.222 Fred Lasher, R (5, 1) Bill Dailey, R (6, 1) Don Mincher, L (8, PH) Garry Roggenburk, R (8, 1)			B B B B G4-6-3 1B BB		S S S K2-3			F8		0 0 0 0 1 0 0 0 0 0 0 0 0 0 1 0 0 0 0 1 0 0 0 0 0 0 0 0 0 0 0 0 0 0 0 1 0 0 0 0 0 0 0 0 0 0 0 0 0						
Inning Stats	R: 0 E: 0 K: 1 S: 6 H: 1 LOB: 2 BB: 1 P: 10	R: 0 E: 0 K: 0 S: 3 H: 0 LOB: 0 BB: 0 P: 3	R: 0 E: 0 K: 0 S: 3 H: 1 LOB: 1 BB: 1 P: 7	R: 0 E: 0 K: 1 S: 5 H: 0 LOB: 0 BB: 0 P: 5	R: 0 E: 0 K: 1 S: 5 H: 0 LOB: 0 BB: 0 P: 5	R: 0 E: 0 K: 0 S: 4 H: 1 LOB: 1 BB: 0 P: 4	R: 0 E: 0 K: 0 S: 3 H: 0 LOB: 0 BB: 0 P: 3	R: 0 E: 0 K: 0 S: 3 H: 0 LOB: 0 BB: 0 P: 3	R: 0 E: 0 K: 0 S: 4 H: 1 LOB: 2 BB: 1 P: 8	1B: 3 2B: 1 3B: 0 HR: 0	SF: 0 SAC: 0 DP: 1 HBP: 0						

PITCHER	IP	WLS	BF	H	R	ER	SO	BB	IBB	HBP	BLK	WP	HR	S	P	ERA	WHIP
John Buzhardt, R (1, 1) ERA: 2.45	9.0	W	33	4	0	0	3	3	0	0	0	0	0	36	48	0.00	0.778

PITCHER	IP	WLS	BF	H	R	ER	SO	BB	IBB	HBP	BLK	WP	HR	S	P	ERA	WHIP

TOP

Minnesota Twins @ Chicago White Sox

Comiskey Park, Chicago, IL

Sun Apr 21 1963, 4:38 AM EST

Att. 20,625 - Unknown

livebaseballscorecards.com

AB	30
R	0
H	4
RBI	0
BB	3
SO	3
LOB	10

WP: 0 PB: 0 SB: 0 CS: 0 PA: 33

Batter	1	2	3	4	5	6	7	8	9	AB	R	H	RBI	BB	SO	LOB
Jim Landis, R (1, 8) OBP: 0.233, SLG: 0.286	S S S 0-3 K ①	x 0-0 1B		x 0-0 E 1B 1B		x 0-0 IHR	x 0-0 6-3 ③			5	1	3	1	0	1	0
Joe Cunningham, L (1, 3) OBP: 0.386, SLG: 0.378	x 0-0 E 1B 1B	S S S 0-3 K ②		x 0-0 E5 1-3 1B		x 0-0 E1 E SF9		x 0-0 4-3 ①		5	2	2	0	0	1	1
Floyd Robinson, L (1, 9) OBP: 0.439, SLG: 0.441	x 0-0 E4 1B 1-2 1B	x 0-0 F4 ③		x 0-0 G3 ③		B B B B 4-0 E 1-3 6-3 BB		x 0-0 F4 ②		4	2	0	0	1	0	4
Dave Nicholson, R (1, 7) OBP: 0.317, SLG: 0.455	S S S 0-3 K ②		x 0-0 SH1-3 1B 2B		B B B B 4-0 1B BB BB	x 0-0 SF9 ① 3-H		S S S 0-3 K ③		3	2	1	1	1	2	2
Ron Hansen, R (1, 6) OBP: 0.342, SLG: 0.394	x 0-0 1B 1-3 2-H 1B		x 0-0 SH1-3 ① 2-3		B B B B 4-0 1B 1-2 BB	x 0-0 E6 6-3 1-3				2	1	1	1	1	0	1
Pete Ward, L (1, 5) OBP: 0.372, SLG: 0.472	x 0-0 1B 1-2 3-H 1B		x 0-0 ② 3-H 1B		x 0-0 ① BB 1-3 2-H 1B	x 0-0 6-3 ② 1-2 3-H				4	0	3	4	0	0	1
Al Weis, S (1, 4) OBP: 0.400, SLG: 0.250	x 0-0 1-2 2-H 1B		S S S 0-3 K ③		S S S 0-3 K ②	x 0-0 5-3 ③				4	0	1	1	0	2	2
Cam Carreon, R (1, 2) OBP: 0.278, SLG: 0.188	x 0-0 F6 ③			x 0-0 5-3 ①	B B B B 4-0 1-2 BB		x 0-0 6-3 ①			3	0	0	0	1	0	2
John Buzhardt, R (1, 1)		S S S 0-3 K ①		x 0-0 1-3 ②	x 0-0 6-3 ③		S S S 0-3 K ②			4	0	0	0	0	2	2
Inning Stats	R: 3 E: 1 K: 2 S: 12 H: 4 LOB: 2 BB: 0 P: 12	R: 0 E: 0 K: 2 S: 8 H: 1 LOB: 1 BB: 0 P: 8	R: 1 E: 0 K: 1 S: 6 H: 2 LOB: 0 BB: 0 P: 6	R: 0 E: 1 K: 0 S: 5 H: 2 LOB: 2 BB: 0 P: 5	R: 1 E: 0 K: 1 S: 5 H: 1 LOB: 2 BB: 3 P: 17	R: 3 E: 2 K: 0 S: 6 H: 1 LOB: 1 BB: 1 P: 10	R: 0 E: 0 K: 1 S: 5 H: 0 LOB: 0 BB: 0 P: 5	R: 0 E: 0 K: 1 S: 5 H: 0 LOB: 0 BB: 0 P: 5		1B: 9 2B: 1 3B: 0 HR: 1 SF: 1 SAC: 1 DP: 0 HBP: 0						

PITCHER		IP	WLS	BF	H	R	ER	SO	BB	IBB	HBP	BLK	WP	HR	S	P	ERA	WHIP
Jack Kralick, L ERA: 4.5	(1, 1)	2.2	L	15	7	4	1	4	0	0	0	0	0	0	23	23	3.38	2.625
Lee Stange, R ERA: 1.8	(3, 1)	1.1		6	2	0	0	1	0	0	0	0	0	0	8	8	0.00	1.500
Fred Lasher, R ERA: 6.75	(5, 1)	1.0		9	2	4	2	1	4	0	0	0	0	0	7	23	18.00	6.000
Bill Dailey, R ERA: 6.43	(6, 1)	2.0		7	0	0	0	1	0	0	0	0	0	0	9	9	0.00	0.000
Garry Roggenburk, L ERA: 6.75	(8, 1)	1.0		3	0	0	0	1	0	0	0	0	0	0	5	5	0.00	0.000

PITCHER	IP	WLS	BF	H	R	ER	SO	BB	IBB	HBP	BLK	WP	HR	S	P	ERA	WHIP

BOTTOM

Minnesota Twins @ Chicago White Sox

Comiskey Park, Chicago, IL

Sun Apr 21 1963, 4:38 AM EST

Att. 20,625 - Unknown

livebaseballscorecards.com

AB	34
R	8
H	11
RBI	8
BB	4
SO	8
LOB	15

Batter	1	2	3	4	5	6	7	8	9	10	11	12	AB	R	H	RBI	BB	SO	LOB
Jim Landis, R (1, 8) OBP: 0.286, SLG: 0.290	BBBB 4-0 BB S 2B BB	BBBB 4-0 E E BB		x 0-0 F9 ③			x 0-0 F9 ③			x 0-0 BB S 1B		x 0-0 SH3-4 ① 1-2	3	2	1	0	2	0	0
Nellie Fox, L (1, 4) OBP: 0.333, SLG: 0.273	x 0-0 BB 1-2 2B 1B	x 0-0 E9 1-H 1B			x 0-0 4-3 ①			x 0-0 F8 ①		SSS 0-3 K ② 1-2		x 0-0 E 2-3 1B	6	2	3	0	0	1	1
Pete Ward, L (1, 5) OBP: 0.388, SLG: 0.450	BBBB 4-0 2B 4-3 1-2 2-3 BB	x 0-0 3-1 ③			x 0-0 F4 ②			x 0-0 1B		BBBB 4-0 BB BB		SSS 0-3 K ②	4	1	1	0	2	1	3
Floyd Robinson, L (1, 9) OBP: 0.444, SLG: 0.500 Mike Hershberger, R (8, 9) OBP: 0.259, SLG: 0.167	x 0-0 4-3 1-3 2-H 3-H 2B		x 0-0 F8 2B		SSS 0-3 K ③			SSS 0-3 K ②		BBBB 4-0 1-2 2-3 BB		x 0-0 E7 2-H 3-H 1B	4 1	0 0	2 1	2 1	0 2	2 1	1 0
Joe Cunningham, L (1, 3) OBP: 0.375, SLG: 0.350 Charlie Maxwell, L (10, PH) (10, 3)	x 0-0 4-3 ① 2-3 3-H		H 1-0 G6-4-3 HBP			x 0-0 F7 ①		x 0-0 F7 ③		x 0-0 5-3 ③		x 0-0 4-3 ③	3 2	0 0	0 0	1 0	0 0	0 0	2 4
Dave Nicholson, R (1, 7) OBP: 0.283, SLG: 0.395	x 0-0 G3 ②		x 0-0 F8 ① 2-3			SSS 0-3 K ②			SSS 0-3 K ①		x 0-0 F8 ①		5	0	0	0	0	2	3
Ron Hansen, R (1, 6) OBP: 0.302, SLG: 0.342	x 0-0 1-3 ③		x 0-0 G6-4-3 ② ③ 1-2f			x 0-0 F8 ③			x 0-0 F7 ②		x 0-0 4-3 ②		5	0	0	0	0	0	3
J.C. Martin, L (1, 2) OBP: 0.167, SLG: 0.261		x 0-0 4-3 ①		x 0-0 F7 ①			x 0-0 4-3 ①		x 0-0 1-3 ③		SSS 0-3 K ③		5	0	0	0	0	1	0
Juan Pizarro, L (1, 1) Hoyt Wilhelm, R (9, 1) OBP: 0.250, SLG: 0.250		x 0-0 F8 ②		x 0-0 F8 ②			x 0-0 4-3 ②		SSS 0-3 K ①			x 0-0 1B SH3-4 E 1B	3 2	0 1	0 1	0 0	0 1	0 0	0 0
Inning Stats	R: 3 H: 2 E: 0 LOB: 1 K: 0 BB: 2 S: 5 P: 13	R: 1 H: 1 E: 1 LOB: 1 K: 0 BB: 1 S: 4 P: 8	R: 0 H: 1 E: 0 LOB: 1 K: 0 BB: 0 S: 3 P: 4	R: 0 H: 0 E: 0 LOB: 0 K: 0 BB: 0 S: 3 P: 3	R: 0 H: 0 E: 0 LOB: 0 K: 1 BB: 0 S: 5 P: 5	R: 0 H: 0 E: 0 LOB: 0 K: 1 BB: 0 S: 5 P: 5	R: 0 H: 0 E: 0 LOB: 0 K: 0 BB: 0 S: 3 P: 3	R: 0 H: 1 E: 0 LOB: 1 K: 1 BB: 0 S: 6 P: 6	R: 0 H: 0 E: 0 LOB: 0 K: 1 BB: 0 S: 5 P: 5	R: 0 H: 1 E: 0 LOB: 3 K: 2 BB: 2 S: 8 P: 16	R: 0 H: 0 E: 0 LOB: 0 K: 1 BB: 0 S: 5 P: 5	R: 2 H: 3 E: 1 LOB: 1 K: 1 BB: 0 S: 8 P: 8	1B: 7 2B: 2 3B: 0 HR: 0	SF: 0 SAC: 1 DP: 1 HBP: 1					

PITCHER		IP	WLS	BF	H	R	ER	SO	BB	IBB	HBP	BLK	WP	HR	S	P	ERA	WHIP
Stan Williams, R ERA: 3.26	(1, 1)	3.0		16	4	4	3	0	3	0	1	0	0	0	12	25	9.00	2.333
Bill Stafford, R ERA: 3.75	(4, 1)	3.0		9	0	0	0	2	0	0	0	0	0	0	13	13	0.00	0.000
Hal Reniff, R ERA: 3.38	(7, 1)	2.0		7	1	0	0	1	0	0	0	0	0	0	9	9	0.00	0.500
Jim Bouton, R ERA: 3.55	(9, 1)	2.0		9	1	0	0	3	2	0	0	0	0	0	13	21	0.00	1.500
Luis Arroyo, L ERA: 9.0	(11, 1)	1.1	L	6	2	2	2	1	0	0	0	0	0	0	8	8	13.50	1.500

PITCHER		IP	WLS	BF	H	R	ER	SO	BB	IBB	HBP	BLK	WP	HR	S	P	ERA	WHIP
Marshall Bridges, L ERA:	(12, 1)	0.1		1	0	0	0	1	0	0	0	0	0	0	3	3	0.00	0.000
Bill Kunkel, R ERA: 1.29	(12, 1)	0.1		2	1	0	0	0	0	0	0	0	0	0	2	2	0.00	3.000

TOP

Chicago White Sox @ New York Yankees

Yankee Stadium, Bronx, NY

Wed Apr 24 1963, 3:33 AM EST

Att. 4,525 - Overcast - 52 F

livebaseballscorecards.com

AB	43
R	6
H	9
RBI	5
BB	5
SO	8
LOB	17

WP: 0 PA: 50
PB: 0
SB: 2
CS: 0

Batter	1	2	3	4	5	6	7	8	9	10	11	12	AB	R	H	RBI	BB	SO	LOB
Hector Lopez, R (1, 7) OBP: 0.273, SLG: 0.282	K		L9			F8		F8		CS 1B			5	0	1	0	0	1	0
Bobby Richardson, R (1, 4) OBP: 0.224, SLG: 0.298	6-3		F8			5-3		L5		CS 1-2	F4		5	0	0	0	0	0	0
Clete Boyer, R (1, 5) OBP: 0.289, SLG: 0.422	6-3			F6			F8		F8		F9		5	0	0	0	0	0	0
Tom Tresh, S (1, 8) OBP: 0.455, SLG: 0.618		F7		F8			BBBB 4-0 2B 2B BB		F9		K		4	1	0	0	1	1	0
Elston Howard, R (1, 2) OBP: 0.304, SLG: 0.636		K		L6			F3		DI 3B 2B			F8	5	1	1	0	0	1	1
Roger Maris, L (1, 9) OBP: 0.429, SLG: 0.818		1B 1B		F8			1-3 2B 2B		2-H PB 3B			5-3	1	0	1	0	0	0	0
Jack Reed, R (2, PR) OBP: 0.300, SLG: 0.450 (3, 9)													4	2	2	1	0	0	0
Harry Bright, R (1, 3) OBP: 0.333, SLG: 0.500		1-2 1B		F8			2-H 3-H 2B		3-H F9			K	5	0	2	2	0	1	0
Tony Kubek, L (1, 6) OBP: 0.163, SLG: 0.265		L6					5-3			1-3			4	0	0	0	0	1	3
Stan Williams, R (1, 1) ERA: 0.00, 0-0, 0 SV, 0.0 IP, 0 H, 0 R, 0 ER, 0 HR, 0 BB, 0 K, 0.000			F3			5-3		3-1		F7									
Pedro Gonzalez, R (2, PH) ERA: 0.00, 0-0, 0 SV, 0.0 IP, 0 H, 0 R, 0 ER, 0 HR, 0 BB, 0 K, 0.000																			
Bill Stafford, R (4, 1) ERA: 0.00, 0-0, 0 SV, 0.0 IP, 0 H, 0 R, 0 ER, 0 HR, 0 BB, 0 K, 0.000																			
Phil Ortega, R (6, PH) ERA: 0.00, 0-0, 0 SV, 0.0 IP, 0 H, 0 R, 0 ER, 0 HR, 0 BB, 0 K, 0.000																			
Hal Reniff, R (7, 1) ERA: 0.00, 0-0, 0 SV, 0.0 IP, 0 H, 0 R, 0 ER, 0 HR, 0 BB, 0 K, 0.000																			
Yogi Berra, L (8, PH) ERA: 0.00, 0-0, 0 SV, 0.0 IP, 0 H, 0 R, 0 ER, 0 HR, 0 BB, 0 K, 0.000																			
Jim Bouton, R (8, 1) ERA: 0.00, 0-0, 0 SV, 0.0 IP, 0 H, 0 R, 0 ER, 0 HR, 0 BB, 0 K, 0.000																			
Joe Pepitone, L (10, PH) ERA: 0.00, 0-0, 0 SV, 0.0 IP, 0 H, 0 R, 0 ER, 0 HR, 0 BB, 0 K, 0.000																			
Luis Arroyo, L (11, 1) ERA: 0.00, 0-0, 0 SV, 0.0 IP, 0 H, 0 R, 0 ER, 0 HR, 0 BB, 0 K, 0.000																			
Marshall Bridges, S (12, 1) ERA: 0.00, 0-0, 0 SV, 0.0 IP, 0 H, 0 R, 0 ER, 0 HR, 0 BB, 0 K, 0.000																			
Bill Kunkel, R (12, 1) ERA: 0.00, 0-0, 0 SV, 0.0 IP, 0 H, 0 R, 0 ER, 0 HR, 0 BB, 0 K, 0.000																			
Inning Stats	R: 0 E: 0 K: 1 S: 5 H: 0 LOB: 0 BB: 0 P: 5	R: 0 E: 0 K: 1 S: 7 H: 2 LOB: 2 BB: 2 P: 7	R: 0 E: 0 K: 0 S: 3 H: 0 LOB: 0 BB: 0 P: 3	R: 0 E: 0 K: 0 S: 3 H: 0 LOB: 0 BB: 0 P: 3	R: 0 E: 0 K: 1 S: 5 H: 0 LOB: 0 BB: 0 P: 5	R: 0 E: 0 K: 0 S: 3 H: 0 LOB: 0 BB: 0 P: 3	R: 2 E: 0 K: 0 S: 5 H: 2 LOB: 1 BB: 1 P: 9	R: 0 E: 0 K: 0 S: 3 H: 0 LOB: 0 BB: 0 P: 3	R: 2 E: 0 K: 0 S: 5 H: 2 LOB: 0 BB: 0 P: 5	R: 0 E: 0 K: 0 S: 3 H: 1 LOB: 0 BB: 0 P: 3	R: 0 E: 0 K: 1 S: 5 H: 0 LOB: 0 BB: 0 P: 5	R: 0 E: 0 K: 1 S: 5 H: 0 LOB: 0 BB: 0 P: 5	1B: 3 2B: 3 3B: 1 HR: 0	SF: 0 SAC: 0 DP: 0 HBP: 0					

PITCHER	IP	WLS	BF	H	R	ER	SO	BB	IBB	HBP	BLK	WP	HR	S	P	ERA	WHIP
Juan Pizarro, L (1, 1) ERA: 1.01	8.2		33	6	4	3	3	1	0	0	0	0	0	38	42	3.12	0.808
Hoyt Wilhelm, R (9, 1) ERA:	3.1	W	10	1	0	0	2	0	0	0	0	0	0	14	14	0.00	0.300

PITCHER	IP	WLS	BF	H	R	ER	SO	BB	IBB	HBP	BLK	WP	HR	S	P	ERA	WHIP

BOTTOM

Chicago White Sox @ New York Yankees

Yankee Stadium, Bronx, NY

Wed Apr 24 1963, 3:33 AM EST

Att. 4,525 - Overcast - 52 F

livebaseballscorecards.com

AB	42
R	4
H	7
RBI	3
BB	1
SO	5
LOB	4

WP: 0	PA: 44
PB: 1	
SB: 0	
CS: 1	

Batter	1	2	3	4	5	6	7	8	9	AB	R	H	RBI	BB	SO	LOB
Mike Hershberger, R (1, 8) OBP: 0.313, SLG: 0.222	5-3		FC3-6 1B FC6-4 BB		BB BLK 2B	G4-6-3 HBP 1B BB		FC6-4 SH1-3 1-2f		3	3	1	0	2	0	1
Nellie Fox, L (1, 4) OBP: 0.365, SLG: 0.283	5-3		FC3-6 1-2 1B		BLK BB 1B BB	G4-6-3 1-2 HBP		SH1-3 1-3		2	1	1	0	1	0	0
Pete Ward, L (1, 5) OBP: 0.389, SLG: 0.419	BB BB		FC3-6 FC6-4 1-2f 2-3		1B BLK BB 1-2 2-3 BB	G4-6-3 1-2f 2-3		3-1		3	1	0	0	2	0	6
Floyd Robinson, L (1, 9) OBP: 0.460, SLG: 0.488	BB 1-2		FC6-4 1-2f 3-H		BB 1B 1-2 2-3 3-H BB	1B 3-H			4-3	3	0	1	2	2	0	1
Joe Cunningham, L (1, 3) OBP: 0.377, SLG: 0.378	K		4-3		BB 1-2 2-3 3-H 1B	F8			BLK 2B	5	0	2	1	0	1	4
Dave Nicholson, R (1, 7) OBP: 0.275, SLG: 0.372		F9		K	K		G4-6-3 1B		K 2-3	5	0	1	0	0	3	4
Ron Hansen, R (1, 6) OBP: 0.271, SLG: 0.302		4-3		1-3	F9		G4-6-3 1-2f		F7	5	0	0	0	0	0	5
J.C. Martin, L (1, 2) OBP: 0.250, SLG: 0.385		2B		2B	BB 1-2 2-3 3-H		F5			3	0	2	1	1	0	0
Ray Herbert, R (1, 1)		6-3		F5	F8			FC6-4 1B		2	0	0	0	0	0	2
Dave DeBusschere, R (4, 1)										0	0	0	0	0	0	0
Deacon Jones, L (5, PH)										1	0	0	0	0	0	3
Gary Peters, L (5, 1) OBP: 0.333, SLG: 0.333										0	0	0	0	0	0	0
Charlie Maxwell, L (8, PH) OBP: 0.250, SLG: 0.250										1	0	1	0	0	0	0
Al Weis, S (8, PR) OBP: 0.400, SLG: 0.250										0	0	0	0	0	0	0
Dom Zanni, R (8, 1)										0	0	0	0	0	0	0
Inning Stats	R: 0 E: 0 K: 1 S: 5 H: 0 LOB: 2 BB: 2 P: 13	R: 0 E: 0 K: 0 S: 4 H: 1 LOB: 1 BB: 0 P: 4	R: 1 E: 0 K: 0 S: 4 H: 1 LOB: 1 BB: 1 P: 8	R: 0 E: 0 K: 1 S: 6 H: 1 LOB: 1 BB: 0 P: 6	R: 3 E: 0 K: 1 S: 7 H: 2 LOB: 3 BB: 4 P: 23	R: 1 E: 0 K: 0 S: 3 H: 1 LOB: 1 BB: 1 P: 8	R: 0 E: 0 K: 0 S: 3 H: 1 LOB: 0 BB: 0 P: 3	R: 0 E: 0 K: 0 S: 4 H: 1 LOB: 2 BB: 0 P: 4	R: 0 E: 0 K: 1 S: 6 H: 1 LOB: 1 BB: 0 P: 6	1B: 5 2B: 4 3B: 0 HR: 0	SF: 0 SAC: 1 DP: 2 HBP: 1						

PITCHER		IP	WLS	BF	H	R	ER	SO	BB	IBB	HBP	BLK	WP	HR	S	P	ERA	WHIP
Gene Conley, R ERA: 3.86	(1, 1)	4.0		22	4	4	4	2	6	0	0	1	0	0	20	44	9.00	2.500
Jack Lamabe, R ERA: 3.38	(5, 1)	5.0	W	21	5	1	1	2	2	0	1	1	0	0	22	31	1.80	1.400

PITCHER	IP	WLS	BF	H	R	ER	SO	BB	IBB	HBP	BLK	WP	HR	S	P	ERA	WHIP

TOP

Chicago White Sox @ Boston Red Sox

Fenway Park, Boston, MA

Sat Apr 27 1963, 3:33 AM EST

Att. 5,683 - Unknown

livebaseballscorecards.com

AB	33
R	5
H	9
RBI	4
BB	8
SO	4
LOB	26

1B: 5	SF: 0	WP: 0	PA: 43
2B: 4	SAC: 1	PB: 0	
3B: 0	DP: 2	SB: 0	
HR: 0	HBP: 1	CS: 0	

Batter	1	2	3	4	5	6	7	8	9	AB	R	H	RBI	BB	SO	LOB
Chuck Schilling, R (1, 4) OBP: 0.350, SLG: 0.364	G1-6-3 1B		BB 2B BB 2-H 1B	1B 2-3 1B	SSS K 0-3 ③			FC1-6 1B		5	2	4	1	0	1	0
Roman Mejias, R (1, 8) OBP: 0.135, SLG: 0.216	G1-6-3 ①② 1-2f		F7 ② 0-0	BB E 1-H 3-H 1B		F8 ① 0-0		FC1-6 ① FC6-4 1-2f		5	1	1	1	0	0	3
Carl Yastrzemski, L (1, 7) OBP: 0.357, SLG: 0.453	5-3 ③		BBBB BB 2B 1-2 BB	F5 ② 0-0		F4 ② 0-0		F9 ② 0-0		4	1	0	0	1	0	2
Dick Stuart, R (1, 3) OBP: 0.340, SLG: 0.400		G3 ① 0-0	BBBB 2B 1-2 2-3 BB	BBBB WP HR 1-2 BB		SSS K 0-3 ③		FC6-4 ③ 0-0 1-2f		3	1	0	0	2	1	1
Lou Clinton, R (1, 9) OBP: 0.250, SLG: 0.420		5-3 ② 0-0	1-3 2-H 3-H 2B	BBBB HR 1-3 2-H BB			F8 ① 0-0			3	1	1	2	1	0	0
Frank Malzone, R (1, 5) OBP: 0.327, SLG: 0.413		1B 0-0	FC6-4 IBB	HR 1-H 3-H 0-0			5-3 0-0 1B			3	1	3	3	1	0	0
Eddie Bressoud, R (1, 6) OBP: 0.296, SLG: 0.392	SSS K 0-3 ③		FC6-4 ③ 1-2f 0-0	F6 ③ 0-0			5-3 ② 0-0 1-2			4	0	0	0	0	1	5
Bob Tillman, R (1, 2) OBP: 0.333, SLG: 0.425			F4 ① 0-0	1B SH4-3 1B 1B 0-0	4-3 ① 0-0		FC6 IBB 4-0			3	1	1	0	1	0	0
Gene Conley, R (1, 1) OBP: 0.250, SLG: 0.500 Jack Lamabe, R (5, 1)			1B 2B 0-0	SH4-3 ① 1-2 0-0	SSS K 0-3 ②		FC6 ③ 1-2f 0-0			1 2	1 0	1 0	0 0	0 0	0 1	0 2
Inning Stats	R: 0 H: 1 E: 0 LOB: 0 K: 0 BB: 0 S: 3 P: 3	R: 0 H: 1 E: 0 LOB: 1 K: 1 BB: 0 S: 6 P: 6	R: 3 H: 3 E: 0 LOB: 3 K: 0 BB: 3 S: 6 P: 18	R: 6 H: 4 E: 0 LOB: 0 K: 0 BB: 2 S: 7 P: 15	R: 0 H: 0 E: 0 LOB: 0 K: 2 BB: 0 S: 7 P: 7	R: 0 H: 0 E: 0 LOB: 0 K: 1 BB: 0 S: 5 P: 5	R: 0 H: 1 E: 0 LOB: 2 K: 0 BB: 1 S: 4 P: 8	R: 0 H: 1 E: 0 LOB: 1 K: 0 BB: 0 S: 4 P: 4		1B: 8 SF: 0 2B: 2 SAC: 1 3B: 0 DP: 1 HR: 1 HBP: 0						

BOTTOM

Chicago White Sox @ Boston Red Sox

Fenway Park, Boston, MA

Sat Apr 27 1963, 3:33 AM EST

Att. 5,683 - Unknown

livebaseballscorecards.com

AB	33
R	9
H	11
RBI	7
BB	6
SO	4
LOB	13

WP: 2 PA: 40
PB: 0
SB: 0
CS: 0

PITCHER		IP	WLS	BF	H	R	ER	SO	BB	IBB	HBP	BLK	WP	HR	S	P	ERA	WHIP
Ray Herbert, R ERA: 6.59	(1, 1)	3.1	L	20	8	6	6	1	2	1	0	0	0	0	19	31	16.20	3.000
Dave DeBusschere, R ERA: 6.35	(4, 1)	0.2		5	1	3	3	0	2	0	0	0	1	1	3	11	40.50	4.500
Gary Peters, L ERA: 3.09	(5, 1)	3.0		11	1	0	0	3	0	1	0	0	0	0	16	20	0.00	0.333
Dom Zanni, R ERA: 7.71	(8, 1)	1.0		4	1	0	0	0	0	0	0	0	0	0	4	4	0.00	1.000

PITCHER	IP	WLS	BF	H	R	ER	SO	BB	IBB	HBP	BLK	WP	HR	S	P	ERA	WHIP

Batter	1	2	3	4	5	6	7	8	9	10	11	12	AB	R	H	RBI	BB	SO	LOB
Jim Landis, R (1, 8) OBP: 0.293, SLG: 0.278	0-0 2B 6-3 1B	0-0 F6 ③			0-3 K ②		0-0 2-3 ①		4-0 SH1-4 BB		0-0 F9 ③		5	1	1	0	1	1	1
Nellie Fox, L (1, 4) OBP: 0.368, SLG: 0.300	0-0 6-3 1B 1-3 2B		0-0 6-3 ①		4-0 BB 2B BB		0-0 F7 ②		0-0 SH1-4 ① 1-2			0-0 F6 ①	4	2	1	0	1	0	0
Joe Cunningham, L (1, 3) OBP: 0.407, SLG: 0.375	0-0 6-3 ① 2-3 3-H		0-0 F7 ②		4-0 2B 1-2 BB		0-0 2B 1B		4-0 G1-6-3 BB			4-0 1B BB	3	0	1	1	3	0	1
Floyd Robinson, L (1, 9) OBP: 0.464, SLG: 0.532	0-0 3-1 ②		0-0 F6 ③		0-0 1-3 2-H 2B		0-0 1-H 2B ③		0-0 G1-6-3 ② 1-2f ③			0-0 1-2 1B	6	0	3	1	0	0	3
Pete Ward, L (1, 5) OBP: 0.383, SLG: 0.429	0-0 3-H 1B	0-0 6-3 ①			0-0 3-1 ③			0-0 5-3 FC1 2B		0-3 K ①		0-3 K ②	6	0	2	1	0	2	4
Dave Nicholson, R (1, 7) OBP: 0.263, SLG: 0.347	0-3 K ③	0-0 E4 1B				0-3 K ①		0-0 5-3 2-3		0-3 K ②		0-3 K ③	6	0	1	0	0	4	4
Ron Hansen, R (1, 6) OBP: 0.264, SLG: 0.313		0-0 4-3 2B		0-3 K ②		0-0 F8 ②		0-0 FC1 ② BB 3-H		0-3 K ③			5	0	1	0	0	2	2
J.C. Martin, L (1, 2) Sherm Lollar, R (11, 2)		0-0 4-3 ① 2-3		0-3 K ③		0-0 E1		4-0 BB 1-2			0-0 F5 ①		4	0	0	0	1	1	2
													0	0	0	0	0	0	0
John Buzhardt, R (1, 1) Charlie Maxwell, L (8, PH) OBP: 0.250, SLG: 0.250 Mike Hershberger, R (8, PH) OBP: 0.303, SLG: 0.214 Hoyt Wilhelm, R (8, 1) OBP: 0.200, SLG: 0.200		0-3 K ②			0-0 F4 ①	0-0 1-3 ③		0-0 F2 ③			0-3 K ②		3	0	0	0	0	1	2
													0	0	0	0	0	0	0
													1	0	0	0	0	0	2
													1	0	0	0	0	1	0
Inning Stats	R: 2 H: 3 E: 0 LOB: 1 K: 1 BB: 0 S: 8 P: 8	R: 0 H: 1 E: 0 LOB: 1 K: 1 BB: 0 S: 6 P: 6	R: 0 H: 0 E: 0 LOB: 0 K: 0 BB: 0 S: 3 P: 3	R: 0 H: 1 E: 1 LOB: 1 K: 2 BB: 0 S: 8 P: 8	R: 1 H: 1 E: 0 LOB: 2 K: 1 BB: 2 S: 6 P: 14	R: 0 H: 0 E: 1 LOB: 1 K: 1 BB: 0 S: 6 P: 6	R: 0 H: 2 E: 0 LOB: 2 K: 0 BB: 0 S: 4 P: 4	R: 0 H: 1 E: 0 LOB: 2 K: 0 BB: 1 S: 4 P: 8	R: 0 H: 0 E: 0 LOB: 1 K: 0 BB: 2 S: 2 P: 10	R: 0 H: 0 E: 0 LOB: 0 K: 3 BB: 0 S: 9 P: 9	R: 0 H: 0 E: 0 LOB: 0 K: 1 BB: 0 S: 5 P: 5	R: 0 H: 1 E: 0 LOB: 2 K: 2 BB: 1 S: 8 P: 12	1B: 5 SF: 0 2B: 5 SAC: 1 3B: 0 DP: 1 HR: 0 HBP: 0						

PITCHER	IP	WLS	BF	H	R	ER	SO	BB	IBB	HBP	BLK	WP	HR	S	P	ERA	WHIP
Ike Delock, R (1, 1) ERA: 2.08	7.2		35	9	3	3	6	3	0	0	0	0	0	44	56	3.52	1.565
Arnold Earley, L (8, 1) ERA:	1.1		5	0	0	0	0	2	0	0	0	0	0	3	11	0.00	1.500
Dick Radatz, R (10, 1) ERA: 3.0	3.0	W	11	1	0	0	6	1	0	0	0	0	0	22	26	0.00	0.667

PITCHER	IP	WLS	BF	H	R	ER	SO	BB	IBB	HBP	BLK	WP	HR	S	P	ERA	WHIP

TOP

Chicago White Sox @ Boston Red Sox

Fenway Park, Boston, MA

Sun Apr 26 1963, 3:33 AM EDT

Unknown

livebaseballscorecards.com

AB	44
R	3
H	10
RBI	3
BB	6
SO	12
LOB	21

WP: 0 PA: 51
PB: 0
SB: 0
CS: 0

Batter	1	2	3	4	5	6	7	8	9	10	11	12	AB	R	H	RBI	BB	SO	LOB
Chuck Schilling, R (1, 4) OBP: 0.348, SLG: 0.361	5-3		BB, 2B, 1B	FC5, 1-2, 1B			F7		K			F8	6	1	2	0	0	1	0
Roman Mejias, R (1, 8) OBP: 0.155, SLG: 0.214	4-3		BBBB, 4-0, 1-2, 2B, BB	FC5, 1-2, 2-3f			6-3			F8		S, 2B, 1B	5	2	1	0	1	0	2
Carl Yastrzemski, L (1, 7) OBP: 0.371, SLG: 0.492	5-3		FC6-5-4-1, 1-H, 2-H, 2B	1-3			1B			6-3		1-H, 2B	6	0	3	3	0	0	2
Dick Stuart, R (1, 3) OBP: 0.310, SLG: 0.360		SSS, K	5-3		SSS, K		F4			F9			5	0	0	0	0	2	2
Lou Clinton, R (1, 9) OBP: 0.263, SLG: 0.407		E5, E, 1B	FC6-5-4-1, IBB, 2-3		SSS, K			F7			BBBB, 4-0, BB		4	1	1	0	1	1	1
Frank Malzone, R (1, 5) OBP: 0.315, SLG: 0.380	6-3		4-0, FC6-4, 1-2, IBB		5-3			6-3			F9		4	0	0	0	1	0	2
Eddie Bressoud, R (1, 6) OBP: 0.305, SLG: 0.382	E2, 2-H, 1B		FC6-4, 1-2f			6-3		F3			BBBB, 4-0, 1-2, BB		4	0	1	0	1	0	2
Bob Tillman, R (1, 2) OBP: 0.320, SLG: 0.386		4-0, IBB		E6, FC5, 1B		6-3			F2		F9		4	0	0	0	1	0	2
Ike Delock, R (1, 1)		SSS, K		SSS, K		SSS, K			SSS, K		SSS, K		3	0	0	0	0	3	3
Arnold Earley, L (8, 1)													0	0	0	0	0	0	0
Gary Geiger, L (9, PH)													1	0	0	0	0	1	0
Dick Radatz, R (10, 1)													1	0	0	0	0	1	2
Inning Stats	R: 0 E: 0 K: 0 S: 3 H: 0 LOB: 0 BB: 0 P: 3	R: 1 E: 2 K: 2 S: 9 H: 2 LOB: 2 BB: 1 P: 13	R: 2 E: 0 K: 0 S: 5 H: 2 LOB: 2 BB: 2 P: 13	R: 0 E: 1 K: 1 S: 7 H: 1 LOB: 2 BB: 0 P: 7	R: 0 E: 0 K: 2 S: 7 H: 0 LOB: 0 BB: 0 P: 7	R: 0 E: 0 K: 1 S: 5 H: 0 LOB: 0 BB: 0 P: 5	R: 0 E: 0 K: 0 S: 4 H: 1 LOB: 1 BB: 0 P: 4	R: 0 E: 0 K: 0 S: 3 H: 0 LOB: 0 BB: 0 P: 3	R: 0 E: 0 K: 2 S: 7 H: 0 LOB: 0 BB: 0 P: 7	R: 0 E: 0 K: 0 S: 3 H: 0 LOB: 0 BB: 0 P: 3	R: 0 E: 0 K: 1 S: 5 H: 0 LOB: 2 BB: 2 P: 13	R: 1 E: 0 K: 0 S: 3 H: 2 LOB: 1 BB: 0 P: 3	1B: 6 2B: 2 3B: 0 HR: 0	SF: 0 SAC: 0 DP: 0 HBP: 0					

PITCHER	IP	WLS	BF	H	R	ER	SO	BB	IBB	HBP	BLK	WP	HR	S	P	ERA	WHIP
John Buzhardt, R (1, 1) ERA: 2.5	7.0		31	6	3	2	6	1	2	0	0	0	0	40	52	2.57	1.000
Hoyt Wilhelm, R (8, 1) ERA: 0.48	4.1	L	17	2	1	1	3	2	0	0	0	0	0	21	29	2.08	0.923

PITCHER	IP	WLS	BF	H	R	ER	SO	BB	IBB	HBP	BLK	WP	HR	S	P	ERA	WHIP

BOTTOM

Chicago White Sox @ Boston Red Sox

Fenway Park, Boston, MA

Sun Apr 28 1963, 3:33 AM EDT

Unknown

livebaseballscorecards.com

AB	43
R	4
H	8
RBI	3
BB	5
SO	9
LOB	18

WP: 0	PA: 48		
PB: 0			
SB: 1			
CS: 0			

Batter	1	2	3	4	5	6	7	8	9	AB	R	H	RBI	BB	SO	LOB
Jim Landis, R (1, 8) OBP: 0.267, SLG: 0.250	F8		F1			F4		5-3		4	0	0	0	0	0	0
Nellie Fox, L (1, 4) OBP: 0.377, SLG: 0.333	G3			FC6-4 1B		HR 2B		F7		4	1	2	0	0	0	0
Joe Cunningham, L (1, 3) OBP: 0.413, SLG: 0.442	1B			F9		2-H HR			F9	4	1	2	2	0	0	1
Floyd Robinson, L (1, 7) OBP: 0.433, SLG: 0.490	F8			FC6-4 1-2f		F9			F9	4	0	0	0	0	0	2
Pete Ward, L (1, 5) OBP: 0.359, SLG: 0.396		4-3		G3		1-3			4-3	4	0	0	0	0	0	1
Mike Hershberger, R (1, 9) OBP: 0.278, SLG: 0.194		6-3			F9		F5			3	0	0	0	0	0	0
Ron Hansen, R (1, 6) OBP: 0.250, SLG: 0.294		K			F2		K			3	0	0	0	0	2	0
Cam Carreon, R (1, 2) OBP: 0.286, SLG: 0.263			K		2B		1-4-3			3	0	1	0	0	1	0
Eddie Fisher, R (1, 1)			K		K			2-3		0	0	0	0	0	0	0
Mike Joyce, R (2, 1)										1	0	0	0	0	1	0
Deacon Jones, L (5, PH)										1	0	0	0	0	1	1
Frank Baumann, L (5, 1) OBP: 0.333, SLG: 0.333										0	0	0	0	0	0	0
Charlie Maxwell, L (8, PH) OBP: 0.200, SLG: 0.200										1	0	0	0	0	0	0
Dom Zanni, R (8, 1)										0	0	0	0	0	0	0
Inning Stats	R: 0 E: 0 K: 0 S: 4 H: 1 LOB: 1 BB: 0 P: 4	R: 0 E: 0 K: 1 S: 5 H: 0 LOB: 0 BB: 0 P: 5	R: 0 E: 0 K: 2 S: 7 H: 0 LOB: 0 BB: 0 P: 7	R: 0 E: 0 K: 0 S: 4 H: 1 LOB: 1 BB: 0 P: 4	R: 0 E: 0 K: 1 S: 6 H: 1 LOB: 1 BB: 0 P: 6	R: 2 E: 0 K: 0 S: 5 H: 2 LOB: 0 BB: 0 P: 5	R: 0 E: 0 K: 1 S: 5 H: 0 LOB: 0 BB: 0 P: 5	R: 0 E: 0 K: 0 S: 3 H: 0 LOB: 0 BB: 0 P: 3	R: 0 E: 0 K: 0 S: 3 H: 0 LOB: 0 BB: 0 P: 3	1B: 2 2B: 2 3B: 0 HR: 1 SF: 0 SAC: 0 DP: 0 HBP: 0						

PITCHER	IP	WLS	BF	H	R	ER	SO	BB	IBB	HBP	BLK	WP	HR	S	P	ERA	WHIP
Bill Monbouquette, R (1, 1) ERA: 3.18	9.0	W	32	5	2	2	5	0	0	0	0	0	1	42	42	2.00	0.556

PITCHER	IP	WLS	BF	H	R	ER	SO	BB	IBB	HBP	BLK	WP	HR	S	P	ERA	WHIP

TOP

Chicago White Sox @ Boston Red Sox

Fenway Park, Boston, MA

Sun Apr 28 1963, 3:38 AM EDT

Att. 18,412 - Unknown

livebaseballscorecards.com

AB	32
R	2
H	5
RBI	2
BB	0
SO	5
LOB	5

BOTTOM

Chicago White Sox @ Boston Red Sox

Fenway Park, Boston, MA

Sun Apr 28 1963, 3:38 AM EDT

Att. 18,412 - Unknown

Batter	1	2	3	4	5	6	7	8	9	AB	R	H	RBI	BB	SO	LOB
Chuck Schilling, R (1, 4) OBP: 0.357, SLG: 0.375	F9	E 1B 2B (1-3 2-H)		F6		BB				3	1	1	1	1	0	0
Roman Mejias, R (1, 8) OBP: 0.145, SLG: 0.200	F8	E5 1B (2-3 3-H)		F4		F8				4	0	0	0	0	0	2
Carl Yastrzemski, L (1, 7) OBP: 0.394, SLG: 0.540	HR 2B	1B (1-3 3-H)		1B 2B		G3				4	2	3	1	0	0	1
Dick Stuart, R (1, 3) OBP: 0.323, SLG: 0.426	HR (2-H)	F4		1B (2-H)			F9			4	1	2	3	0	0	2
Lou Clinton, R (1, 9) OBP: 0.246, SLG: 0.379	F8		F6	F9			6-3			4	0	0	0	0	0	1
Frank Malzone, R (1, 5) OBP: 0.328, SLG: 0.389		1B 2B 1B	4-3 1B		6-3		4-3			4	1	2	0	0	0	0
Eddie Bressoud, R (1, 6) OBP: 0.286, SLG: 0.356		F7	4-3 (1-2)		6-3			K		4	0	0	0	0	1	2
Russ Nixon, L (1, 2) OBP: 0.333, SLG: 0.200		K	IBB		F9			F4		3	0	0	0	1	1	1
Bill Monbouquette, R (1, 1) OBP: 0.200, SLG: 0.200		2B E 1B (1-2)	K			K		6-3		4	1	1	0	0	2	2
Inning Stats	R: 2 E: 0 K: 0 S: 5 H: 2 LOB: 0 BB: 0 P: 5	R: 3 E: 1 K: 1 S: 10 H: 4 LOB: 2 BB: 0 P: 10	R: 0 E: 0 K: 1 S: 6 H: 1 LOB: 2 BB: 1 P: 10	R: 1 E: 0 K: 0 S: 5 H: 2 LOB: 1 BB: 0 P: 5	R: 0 E: 0 K: 0 S: 3 H: 0 LOB: 0 BB: 0 P: 3	R: 0 E: 0 K: 1 S: 5 H: 0 LOB: 1 BB: 1 P: 9	R: 0 E: 0 K: 0 S: 3 H: 0 LOB: 0 BB: 0 P: 3	R: 0 E: 0 K: 1 S: 5 H: 0 LOB: 0 BB: 0 P: 5		1B: 5 2B: 3 3B: 0 HR: 1 SF: 0 SAC: 0 DP: 0 HBP: 0						

livebaseballscorecards.com

AB	34
R	6
H	9
RBI	5
BB	2
SO	4
LOB	11

WP: 0 PB: 0 SB: 0 CS: 0 PA: 36

PITCHER		IP	WLS	BF	H	R	ER	SO	BB	IBB	HBP	BLK	WP	HR	S	P	ERA	WHIP
Eddie Fisher, R ERA: 7.71	(1, 1)	1.2	L	12	6	5	3	1	0	0	0	0	0	1	14	14	16.20	3.600
Mike Joyce, R ERA: 4.5	(2, 1)	2.1		11	3	1	1	1	0	1	0	0	0	0	12	16	3.86	1.286
Frank Baumann, L ERA: 0.73	(5, 1)	3.0		10	0	0	0	1	1	0	0	0	0	0	11	15	0.00	0.333
Dom Zanni, R ERA: 5.4	(8, 1)	1.0		3	0	0	0	1	0	0	0	0	0	0	5	5	0.00	0.000

PITCHER	IP	WLS	BF	H	R	ER	SO	BB	IBB	HBP	BLK	WP	HR	S	P	ERA	WHIP

Baltimore Orioles @ Chicago White Sox

Comiskey Park, Chicago, IL

Wed May 01 1963, 8:05 PM EDT

Unknown

TOP

livebaseballscorecards.com

Batter	1	2	3	4	5	6	7	8	9	AB	R	H	RBI	BB	SO	LOB
Luis Aparicio, R (1, 6) OBP: 0.373, SLG: 0.443	F5		1-3			F8		BBBB BB		3	0	0	0	1	0	0
Bob Johnson, R (1, 4) OBP: 0.267, SLG: 0.333	F5		2B			F2		1-3		4	0	1	0	0	0	2
Al Smith, R (1, 9) OBP: 0.423, SLG: 0.574	S 1B		6-3			6-3			SSS K	4	0	1	0	0	1	1
Jim Gentile, L (1, 3) OBP: 0.253, SLG: 0.315	SSS K 1-2			F2			F8		4-3	4	0	0	0	0	1	1
Brooks Robinson, R (1, 5) OBP: 0.333, SLG: 0.377		F4		1-5-3			SSS K		6-3	4	0	0	0	0	1	0
Boog Powell, L (1, 7) OBP: 0.308, SLG: 0.508 Pete Burnside, R (7, 1)		4-3 1B		SSS K			6-3			3 0	0 0	1 0	0 0	0 0	1 0	0 0
Jackie Brandt, R (1, 8) OBP: 0.274, SLG: 0.368		4-3 1-2			F7			5-3		3	0	0	0	0	0	1
John Orsino, R (1, 2) OBP: 0.313, SLG: 0.379		F8			F8			5-3		3	0	0	0	0	0	1
Mike McCormick, L (1, 1) OBP: 0.250, SLG: 0.250 Buster Narum, R (7, 1) Russ Snyder, L (7, 7) OBP: 0.231, SLG: 0.346			6-3		SSS K			2B		2 0 1	0 0 0	0 0 1	0 0 0	1 0 0	0 0 0	0 0 0
Inning Stats	R: 0 E: 0 K: 1 S: 6 H: 1 LOB: 1 BB: 0 P: 6	R: 0 E: 0 K: 0 S: 4 H: 1 LOB: 1 BB: 0 P: 4	R: 0 E: 0 K: 0 S: 4 H: 1 LOB: 1 BB: 0 P: 4	R: 0 E: 0 K: 1 S: 5 H: 0 LOB: 0 BB: 0 P: 5	R: 0 E: 0 K: 1 S: 5 H: 0 LOB: 0 BB: 0 P: 5	R: 0 E: 0 K: 0 S: 3 H: 0 LOB: 0 BB: 0 P: 3	R: 0 E: 0 K: 1 S: 5 H: 0 LOB: 0 BB: 0 P: 5	R: 0 E: 0 K: 0 S: 4 H: 1 LOB: 2 BB: 1 P: 8	R: 0 E: 0 K: 1 S: 5 H: 0 LOB: 0 BB: 0 P: 5	1B: 2 2B: 2 3B: 0 HR: 0	SF: 0 SAC: 0 DP: 0 HBP: 0					

	AB	31
	R	0
	H	4
	RBI	0
	BB	1
	SO	5
	LOB	6

WP: 0 PB: 0 SB: 1 CS: 0 PA: 32

PITCHER	IP	WLS	BF	H	R	ER	SO	BB	IBB	HBP	BLK	WP	HR	S	P	ERA	WHIP
Ray Herbert, R (1, 1) ERA: 3.97	9.0	W	32	4	0	0	5	1	0	0	0	0	0	41	45	0.00	0.556

PITCHER	IP	WLS	BF	H	R	ER	SO	BB	IBB	HBP	BLK	WP	HR	S	P	ERA	WHIP

Batter	1	2	3	4	5	6	7	8	9	AB	R	H	RBI	BB	SO	LOB
Jim Landis, R (1, 8) OBP: 0.280, SLG: 0.378	G3 3B		1-3		HR		5-3	F7		5	2	2	1	0	0	2
Nellie Fox, L (1, 4) OBP: 0.385, SLG: 0.345	F8			1B 1B	F8		2-H 1B			4	2	2	1	0	0	1
Floyd Robinson, L (1, 9) OBP: 0.422, SLG: 0.463	G3 3-H			F6	F7		1B IBB			3	0	0	1	1	0	1
Dave Nicholson, R (1, 7) OBP: 0.262, SLG: 0.340	F9			SSS K		F7	1-3 2-H 1B			4	0	1	1	0	1	1
Joe Cunningham, L (1, 3) OBP: 0.403, SLG: 0.429		G3		1-3 BB 1B		F4	5-3			4	1	1	0	0	0	2
Ron Hansen, R (1, 6) OBP: 0.283, SLG: 0.340		F8		BBBB 1B 1-2 BB		BBBB BB		1B 3B		2	1	1	0	2	0	0
Pete Ward, L (1, 5) OBP: 0.353, SLG: 0.386		SSS K		FC6-4 1-3 2-H 3-H 1B		SSS K		4-3		4	0	1	2	0	2	2
Cam Carreon, R (1, 2) OBP: 0.240, SLG: 0.217			F9	FC6-4 1-2f			F4	G3		4	0	0	0	0	0	3
Ray Herbert, R (1, 1) OBP: 0.222, SLG: 0.333			F7		SSS K		1B 2B	3-H 1B		4	1	2	1	0	1	0
Inning Stats	R: 1 E: 0 K: 0 S: 4 H: 1 LOB: 0 BB: 0 P: 4	R: 0 E: 0 K: 1 S: 5 H: 0 LOB: 0 BB: 0 P: 5	R: 0 E: 0 K: 0 S: 3 H: 0 LOB: 0 BB: 0 P: 3	R: 2 E: 0 K: 1 S: 8 H: 3 LOB: 2 BB: 1 P: 12	R: 1 E: 0 K: 1 S: 6 H: 1 LOB: 0 BB: 0 P: 6	R: 0 E: 0 K: 1 S: 5 H: 0 LOB: 1 BB: 1 P: 9	R: 2 E: 0 K: 0 S: 6 H: 3 LOB: 2 BB: 1 P: 10	R: 1 E: 0 K: 0 S: 5 H: 2 LOB: 1 BB: 0 P: 5		1B: 6 2B: 1 3B: 2 HR: 1 SF: 0 SAC: 0 DP: 0 HBP: 0						

PITCHER		IP	WLS	BF	H	R	ER	SO	BB	IBB	HBP	BLK	WP	HR	S	P	ERA	WHIP
Mike McCormick, L ERA: 4.05	(1, 1)	6.1	L	27	6	5	5	4	2	0	0	0	0	1	33	41	7.11	1.263
Buster Narum, R ERA: 7.71	(7, 1)	0.1		4	2	1	1	0	0	1	0	0	0	0	3	7	27.00	6.000
Pete Burnside, L ERA: 5.4	(7, 1)	1.1		6	2	1	1	0	0	0	0	0	0	0	6	6	6.75	1.500

PITCHER	IP	WLS	BF	H	R	ER	SO	BB	IBB	HBP	BLK	WP	HR	S	P	ERA	WHIP

BOTTOM

Baltimore Orioles @ Chicago White Sox

Comiskey Park, Chicago, IL

Wed May 01 1963, 8:05 PM EDT

Unknown

livebaseballscorecards.com

AB	34
R	7
H	10
RBI	7
BB	3
SO	4
LOB	12

PA: 37

WP: 0
PB: 0
SB: 0
CS: 0

Batter	1	2	3	4	5	6	7	8	9	AB	R	H	RBI	BB	SO	LOB
Luis Aparicio, R (1, 6) OBP: 0.350, SLG: 0.413	1-3	F8			F9		F6	F8		5	0	0	0	0	0	4
Russ Snyder, L (1, 9) OBP: 0.258, SLG: 0.355	1B	F7			E7		1B 1-2		F8	5	0	2	0	0	0	2
Bob Johnson, R (1, 4) OBP: 0.250, SLG: 0.300	F9		1-6-3		6-3		1B 1-2 2-H		1-3	5	0	1	1	0	0	2
Jim Gentile, L (1, 3) OBP: 0.262, SLG: 0.303	4-3		4-3		FC6-4 IBB		F6		BB	3	0	0	0	2	0	3
Brooks Robinson, R (1, 5) OBP: 0.313, SLG: 0.351		3-1	4-3		FC6-4 1-2f		F6		K	5	0	0	0	0	1	5
Boog Powell, L (1, 7) OBP: 0.333, SLG: 0.516		E4 2B 1B		FC4-6 1B		G6-3 BB		F8 BB G3 1B		3	2	2	0	1	0	0
Jackie Brandt, R (1, 8) OBP: 0.288, SLG: 0.383		1B 1-3 2B		FC4-6 1-2f		G6-3 1-2f		G3 1-2 BB		3	1	1	0	1	0	2
Dick Brown, R (1, 2) OBP: 0.229, SLG: 0.303		1B IBB		F8		G3		F8 2-3		3	0	0	0	1	0	3
Robin Roberts, S (1, 1) OBP: 0.111, SLG: 0.111 Wes Stock, R (6, 1) Bob Saverine, S (7, PH) OBP: 0.400, SLG: 0.400 Dean Stone, L (7, 1) Stu Miller, R (7, 1) Charlie Lau, L (8, PH) OBP: 0.091, SLG: 0.091 Dick Hall, R (8, 1)		1B 1-2 2-H 3-H		5-3			1B 1B	G3 1-2 3-H		2 0 1 0 0 1 0	0 0 1 0 0 0 0	1 0 1 0 0 0 0	2 0 0 0 0 1 0	0 0 0 0 0 0 1	0 0 0 0 0 0 0	1 0 0 0 0 1 0
Inning Stats	R: 0 E: 0 K: 0 S: 4 H: 1 LOB: 1 BB: 0 P: 4	R: 2 E: 1 K: 0 S: 6 H: 2 LOB: 2 BB: 1 P: 10	R: 0 E: 0 K: 0 S: 3 H: 0 LOB: 0 BB: 0 P: 3	R: 0 E: 0 K: 0 S: 4 H: 1 LOB: 1 BB: 0 P: 4	R: 0 E: 1 K: 0 S: 4 H: 0 LOB: 2 BB: 1 P: 8	R: 0 E: 0 K: 0 S: 2 H: 0 LOB: 0 BB: 1 P: 6	R: 1 E: 0 K: 0 S: 6 H: 3 LOB: 2 BB: 0 P: 6	R: 1 E: 0 K: 0 S: 4 H: 1 LOB: 1 BB: 1 P: 8	R: 0 E: 0 K: 1 S: 5 H: 0 LOB: 1 BB: 1 P: 9	1B: 7 2B: 1 3B: 0 HR: 0 SF: 0 SAC: 0 DP: 1 HBP: 0						

PITCHER		IP	W/L/S	BF	H	R	ER	SO	BB	IBB	HBP	BLK	WP	HR	S	P	ERA	WHIP
Joe Horlen, R ERA: 4.38	(1, 1)	6.1	W	30	7	3	2	0	1	2	0	0	0	0	27	39	2.84	1.263
Hoyt Wilhelm, R ERA: 0.84	(7, 1)	2.2	S	11	1	1	1	1	2	0	0	0	0	0	11	19	3.38	1.125

PITCHER	IP	W/L/S	BF	H	R	ER	SO	BB	IBB	HBP	BLK	WP	HR	S	P	ERA	WHIP

TOP

Baltimore Orioles @ Chicago White Sox

Comiskey Park, Chicago, IL

Wed May 01 1963, 8:05 PM EDT

Att. 16,717 - Unknown

livebaseballscorecards.com

AB	36
R	4
H	8
RBI	4
BB	5
SO	1
LOB	23

WP: 0 PB: 0 SB: 0 CS: 0 PA: 41

Batter	1	2	3	4	5	6	7	8	9	AB	R	H	RBI	BB	SO	LOB
Jim Landis, R (1, 8) OBP: 0.255, SLG: 0.340	K		5-3		6-3		F3	K		5	0	0	0	0	2	0
Nellie Fox, L (1, 4) OBP: 0.377, SLG: 0.339	G3		4-3		F8		BB, 1B, 1B			4	1	1	0	0	0	0
Joe Cunningham, L (1, 3) OBP: 0.423, SLG: 0.450	1B		1B, 1B		1-3		BB, 1B 1-2			4	2	3	0	0	0	0
Floyd Robinson, L (1, 9) OBP: 0.441, SLG: 0.526	F5		1B 1-3			HR	BB 1-2 2-3			3	1	2	1	1	0	1
Pete Ward, L (1, 5) OBP: 0.347, SLG: 0.377		F4	1B 1-3 3-H			K	F5			4	0	1	1	0	1	3
Dave Nicholson, R (1, 7) OBP: 0.292, SLG: 0.368		1B 2B	F3			1B SH1-3	1B 1-3 2-H 3-H			4	1	3	2	0	0	2
Ron Hansen, R (1, 6) OBP: 0.297, SLG: 0.368		2B 1-H		F7		SH1-3 1-3	F5			4	1	2	0	0	0	2
Sherm Lollar, R (1, 2) OBP: 0.250, SLG: 0.286		2B 2-H		F8		SH1-3 1-2 3-H		K		3	0	1	2	0	1	0
Joe Horlen, R (1, 1) OBP: 0.200, SLG: 0.200 Hoyt Wilhelm, R (7, 1) OBP: 0.167, SLG: 0.167		F3	K			3-1		4-3		3 1	0 0	0 0	0 0	0 0	1 0	2 0
Inning Stats	R: 0 E: 0 K: 1 S: 6 H: 1 LOB: 1 BB: 0 P: 6	R: 1 E: 0 K: 0 S: 5 H: 3 LOB: 1 BB: 0 P: 5	R: 1 E: 0 K: 0 S: 6 H: 3 LOB: 2 BB: 0 P: 6	R: 0 E: 0 K: 1 S: 5 H: 0 LOB: 0 BB: 0 P: 5	R: 0 E: 0 K: 0 S: 3 H: 0 LOB: 0 BB: 0 P: 3	R: 2 E: 0 K: 1 S: 8 H: 3 LOB: 1 BB: 0 P: 8	R: 2 E: 0 K: 0 S: 6 H: 3 LOB: 2 BB: 1 P: 10	R: 0 E: 0 K: 2 S: 7 H: 0 LOB: 0 BB: 0 P: 7		1B: 10 2B: 2 3B: 0 HR: 1 SF: 0 SAC: 1 DP: 0 HBP: 0				WP: 0 PB: 0 SB: 0 CS: 0 PA: 37		

PITCHER		IP	WLS	BF	H	R	ER	SO	BB	IBB	HBP	BLK	WP	HR	S	P	ERA	WHIP
Robin Roberts, R ERA: 3.34	(1, 1)	5.1	L	24	9	4	4	3	0	0	0	0	0	1	30	30	6.75	1.688
Wes Stock, R ERA: 1.29	(6, 1)	0.2		3	1	0	0	0	0	0	0	0	0	0	3	3	0.00	1.500
Dean Stone, L ERA: 6.75	(7, 1)	0.2		5	2	2	2	0	1	0	0	0	0	0	4	8	27.00	4.500
Stu Miller, R ERA: 3.18	(7, 1)	0.1		2	1	0	0	0	0	0	0	0	0	0	2	2	0.00	3.000
Dick Hall, R ERA: 5.63	(8, 1)	1.0		3	0	0	0	2	0	0	0	0	0	0	7	7	0.00	0.000

PITCHER	IP	WLS	BF	H	R	ER	SO	BB	IBB	HBP	BLK	WP	HR	S	P	ERA	WHIP

BOTTOM

Baltimore Orioles @ Chicago White Sox

Comiskey Park, Chicago, IL

Wed May 01 1963, 8:05 PM EDT

Att. 16,717 - Unknown

livebaseballscorecards.com

AB	35
R	6
H	13
RBI	6
BB	1
SO	5
LOB	10

Batter	1	2	3	4	5	6	7	8	9	AB	R	H	RBI	BB	SO	LOB
Luis Aparicio, R (1, 6) OBP: 0.353, SLG: 0.413	6-3		F9		BB E 1-2 1B		F8		4-3 1B 1-2 2-3 1B	5	1	2	0	0	0	0
Joe Gaines, R (1, 7) OBP: 0.500, SLG: 0.700	CS BB			K	E6 BB 1-2 2-3		F6		4-3 1-2 2-3 3-H	4	0	0	1	1	1	4
Al Smith, R (1, 9) OBP: 0.410, SLG: 0.542 Stu Miller, R (9, 1)	K 1-2			HR BB	K		6-3		K	4	1	0	0	1	3	7
										0	0	0	0	0	0	0
Jim Gentile, L (1, 3) OBP: 0.292, SLG: 0.354		F8		HR 1-H	BB 1-2 2-3 3-H			G6-3 1B	WP 1B IBB	3	1	2	3	2	0	0
Brooks Robinson, R (1, 5) OBP: 0.306, SLG: 0.342		F9		F9	F2			G6-3 1-2f	WP 1-2 2-H 3-H 1B	5	0	1	2	0	0	4
Bob Johnson, R (1, 4) OBP: 0.320, SLG: 0.480		1B		F8		1B		HR	F7 1-2 2-3	5	1	3	1	0	0	2
Jackie Brandt, R (1, 8) OBP: 0.286, SLG: 0.375		F8			E 1B SF9 1B	K		K		4	1	1	0	0	2	2
John Orsino, R (1, 2) OBP: 0.333, SLG: 0.375		K			E7 E 1B BB 1-3 1B	K			1B 1B 4-3 BB	3	2	1	0	1	2	1
Dave McNally, R (1, 1) Pete Burnside, R (4, 1) Bob Saverine, S (5, PH) OBP: 0.000, SLG: 0.400 Buster Narum, R (6, 1) Jerry Adair, R (5, PH) OBP: 0.182, SLG: 0.200 Dean Stone, L (8, 1) Boog Powell, L (5, PH) OBP: 0.364, SLG: 0.522 Russ Snyder, L (5, PH) OBP: 0.286, SLG: 0.286 (8, 9)		K			SF9 3-H	F4			4-3 1B 1-2 1B	1	0	0	0	0	1	0
										0	0	0	0	0	0	0
										0	0	0	1	0	0	0
										0	0	0	0	0	0	0
										1	0	0	0	0	0	1
										0	0	0	0	0	0	0
										1	0	1	0	0	0	0
										0	1	0	0	0	0	0
Inning Stats	R: 0 E: 0 K: 1 S: 4 H: 0 LOB: 1 BB: 1 P: 8	R: 0 E: 0 K: 0 S: 4 H: 1 LOB: 1 BB: 0 P: 4	R: 0 E: 0 K: 2 S: 7 H: 0 LOB: 0 BB: 0 P: 7	R: 2 E: 0 K: 1 S: 6 H: 1 LOB: 0 BB: 1 P: 10	R: 2 E: 2 K: 1 S: 9 H: 3 LOB: 3 BB: 1 P: 13	R: 0 E: 0 K: 2 S: 8 H: 1 LOB: 1 BB: 0 P: 8	R: 0 E: 0 K: 0 S: 3 H: 0 LOB: 0 BB: 0 P: 3	R: 1 E: 0 K: 1 S: 6 H: 2 LOB: 0 BB: 0 P: 6	R: 3 E: 0 K: 1 S: 8 H: 3 LOB: 3 BB: 2 P: 16	1B: 9 2B: 1 3B: 0 HR: 2 SF: 1 SAC: 0 DP: 2 HBP: 0						

PITCHER		IP	WLS	BF	H	R	ER	SO	BB	IBB	HBP	BLK	WP	HR	S	P	ERA	WHIP
Juan Pizarro, L ERA: 1.6	(1, 1)	7.0		31	7	5	4	7	3	0	0	0	0	1	42	54	5.14	1.429
Dom Zanni, R ERA: 8.31	(8, 1)	1.0		4	1	1	1	1	1	0	0	0	0	1	5	9	9.00	2.000
Gary Peters, L ERA: 4.63	(9, 1)	0.0	L	2	2	0	0	0	0	0	0	0	0	0	2	2	∞	∞
Mike Joyce, R ERA: 3.6	(9, 1)	1.0		5	1	2	2	1	0	1	0	0	1	0	6	10	18.00	1.000

PITCHER	IP	WLS	BF	H	R	ER	SO	BB	IBB	HBP	BLK	WP	HR	S	P	ERA	WHIP

TOP

Baltimore Orioles @ Chicago White Sox

Comiskey Park, Chicago, IL

Thu May 02 1963, 8:05 PM EDT

Att. 10,501 - Unknown

livebaseballscorecards.com

AB	36
R	8
H	11
RBI	8
BB	5
SO	9
LOB	21

WP: 1	PA: 42		
PB: 0			
SB: 0			
CS: 1			

Batter	1	2	3	4	5	6	7	8	9	AB	R	H	RBI	BB	SO	LOB
Jim Landis, R (1, 8) OBP: 0.300, SLG: 0.415	0-0 2B 1B	0-0 HR		4-0 1-3 2-H 1B IBB		4-0 1B IBB		0-0 ① 5-3		3	3	2	1	2	0	0
Nellie Fox, L (1, 4) OBP: 0.392, SLG: 0.364	0-0 1-3 2B 2B	B B B B 4-0 BB		0-0 ② F5		0-0 FC6-4 1-2 2-3 1B		0-0 ② 4-3		4	1	2	0	1	0	2
Floyd Robinson, L (1, 9) OBP: 0.425, SLG: 0.500	0-0 ① F5	0-0 ③ 4-3		0-0 2-H 3-H 1B		0-0 ② F6		0-0 ③ 4-3		5	0	1	2	0	0	6
Dave Nicholson, R (1, 7) OBP: 0.286, SLG: 0.344	S S S 0-3 ② K		0-0 ① 5-3	0-0 ③ 4-3		0-0 ③ FC6-4 1-2f			B B B B 4-0 1B BB	4	0	0	0	1	1	6
Joe Cunningham, L (1, 3) OBP: 0.421, SLG: 0.453	0-0 2-H 3-H 1B 2B		0-0 ② F8		0-0 ① 1-3		B B B B 4-0 1-4-3 BB		S S S 0-3 ① K	4	1	1	2	1	1	1
Ron Hansen, R (1, 6) OBP: 0.290, SLG: 0.355	0-0 2-H 1B		0-0 ③ F8		0-0 ② 6-3		0-0 ① 1-4-3 1-2		S S S 0-3 ② K	5	0	1	1	0	1	2
Pete Ward, L (1, 5) OBP: 0.351, SLG: 0.379 Al Weis, S (9, PR) OBP: 0.400, SLG: 0.250	0-0 ③ F3			0-0 BB WP 1B	S S S 0-3 ③ K		0-0 ② F8		0-0 1-3 S 1B	5 0	1 0	2 0	0 0	0 0	1 0	2 0
Cam Carreon, R (1, 2) OBP: 0.310, SLG: 0.240 Charlie Maxwell, L (9, PH) OBP: 0.167, SLG: 0.167		0-0 ① 6-3		B B B B 4-0 IBB WP 1-2 1B BB		0-0 1B SH1-4 1B	I I I I 4-0 IBB		S S S 0-3 ③ 1-2 K	2 1	1 0	1 0	0 0	2 0	0 1	0 2
Juan Pizarro, L (1, 1) Dom Zanni, R (8, 1) Gary Peters, L (9, 1) OBP: 0.333, SLG: 0.333 Mike Joyce, R (9, 1)	S S S 0-3 ② K	S S S 0-3 ① K		0-0 ① SH1-4 1-2	S S S 0-3 ③ K				3 0 0 0	0 0 0 0	0 0 0 0	0 0 0 0	3 0 0 0	4 0 0 0
Inning Stats	R: 3 E: 0 K: 1 S: 9 H: 4 LOB: 1 BB: 0 P: 9	R: 1 E: 0 K: 1 S: 6 H: 1 LOB: 1 BB: 1 P: 10	R: 0 E: 0 K: 0 S: 3 H: 0 LOB: 0 BB: 0 P: 3	R: 3 E: 0 K: 1 S: 7 H: 2 LOB: 1 BB: 2 P: 15	R: 0 E: 0 K: 1 S: 5 H: 0 LOB: 0 BB: 0 P: 5	R: 0 E: 0 K: 0 S: 5 H: 2 LOB: 3 BB: 1 P: 9	R: 0 E: 0 K: 1 S: 5 H: 0 LOB: 2 BB: 2 P: 13	R: 0 E: 0 K: 0 S: 3 H: 0 LOB: 0 BB: 0 P: 3	R: 0 E: 0 K: 3 S: 10 H: 1 LOB: 3 BB: 1 P: 14	1B: 7 2B: 2 3B: 0 HR: 1		SF: 0 SAC: 1 DP: 0 HBP: 0				WP: 2 PB: 0 SB: 1 CS: 0	PA: 44

Baltimore Orioles @ Chicago White Sox

Comiskey Park, Chicago, IL

Thu May 02 1963, 8:05 PM EDT

Att. 10,501 - Unknown

BOTTOM

livebaseballscorecards.com

AB	36
R	7
H	10
RBI	6
BB	7
SO	8
LOB	25

PITCHER		IP	WLS	BF	H	R	ER	SO	BB	IBB	HBP	BLK	WP	HR	S	P	ERA	WHIP
Dave McNally, L ERA: 4.22	(1, 1)	3.1		19	6	7	7	3	2	1	0	0	1	1	22	34	18.90	2.400
Pete Burnside, L ERA: 4.91	(4, 1)	0.2		3	1	0	0	0	0	0	0	0	0	0	3	3	0.00	1.500
Buster Narum, R ERA: 5.4	(5, 1)	1.0		3	0	0	0	1	0	0	0	0	0	0	5	5	0.00	0.000
Dean Stone, L ERA: 3.86	(6, 1)	3.0	W	14	2	0	0	1	1	2	0	0	0	0	13	25	0.00	1.000
Stu Miller, R ERA: 2.92	(9, 1)	1.0	S	5	1	0	0	3	1	0	0	0	0	0	10	14	0.00	2.000

PITCHER	IP	WLS	BF	H	R	ER	SO	BB	IBB	HBP	BLK	WP	HR	S	P	ERA	WHIP

Batter	1	2	3	4	5	6	7	8	9	AB	R	H	RBI	BB	SO	LOB
Jim Piersall, R (1, 8) OBP: 0.308, SLG: 0.380	F9		K	FC6-4 1-2f		1B 2-H		P3 2-3		5	0	1	1	0	1	5
Jim King, L (1, 9) OBP: 0.389, SLG: 0.600	4-3		1B 2-H 3-H		4-3	F3			BB FC1-6	4	0	1	2	1	0	1
Minnie Minoso, R (1, 7) OBP: 0.356, SLG: 0.233	F2		1B 1-3		5-3		F9		FC1-6 5-3 1-2f	5	0	1	0	0	0	1
Chuck Hinton, R (1, 5) OBP: 0.384, SLG: 0.630		1-3	K		1B S		3B 1B		5-3 1-2	5	1	2	0	0	1	3
Bobo Osborne, L (1, 3) OBP: 0.333, SLG: 0.506		K		HR	BB 1-2		1B G6-4-3 3-H		IBB	3	1	2	2	2	1	0
Ken Retzer, L (1, 2) OBP: 0.351, SLG: 0.290		P3		1-3	K		G6-4-3 1-2f		K	2	0	0	0	0	0	0
Don Lock, R (5, PH) OBP: 0.390, SLG: 0.400										1	0	0	0	0	1	2
Bob Schmidt, R (5, 2) OBP: 0.154, SLG: 0.154										2	0	0	0	0	1	3
Chuck Cottier, R (1, 4) OBP: 0.304, SLG: 0.511			1B SH5-4 1B	F8		1B 2B		5-6-4-3		4	2	2	0	0	0	0
Ed Brinkman, R (1, 6) OBP: 0.325, SLG: 0.400			SH5-4 1B 1-2	1B		6-3		F8		4	1	2	0	0	0	1
Don Rudolph, L (1, 1) OBP: 0.400, SLG: 0.556			SH5-4 1-2 2-3	FC6-4 1-2		F9		WP 2B		3	0	2	0	0	0	1
Inning Stats	R: 0 E: 0 K: 0 S: 3 H: 0 LOB: 0 BB: 0 P: 3	R: 0 E: 0 K: 1 S: 5 H: 0 LOB: 0 BB: 0 P: 5	R: 2 E: 0 K: 2 S: 11 H: 4 LOB: 2 BB: 0 P: 11	R: 1 E: 0 K: 0 S: 6 H: 3 LOB: 2 BB: 0 P: 6	R: 0 E: 0 K: 1 S: 6 H: 1 LOB: 2 BB: 1 P: 10	R: 1 E: 0 K: 0 S: 5 H: 2 LOB: 1 BB: 0 P: 5	R: 1 E: 0 K: 0 S: 4 H: 2 LOB: 0 BB: 0 P: 4	R: 0 E: 0 K: 0 S: 4 H: 1 LOB: 1 BB: 0 P: 4	R: 0 E: 0 K: 1 S: 5 H: 0 LOB: 2 BB: 2 P: 13	1B: 9 2B: 2 3B: 1 HR: 1 SF: 0 SAC: 1 DP: 1 HBP: 0						

PITCHER		IP	WLS	BF	H	R	ER	SO	BB	IBB	HBP	BLK	WP	HR	S	P	ERA	WHIP
John Buzhardt, R ERA: 3.27	(1, 1)	4.0	L	19	7	3	3	3	0	0	0	0	0	1	25	25	6.75	1.750
Frank Baumann, L ERA: 1.76	(5, 1)	3.0		14	5	2	2	1	1	0	0	0	0	0	15	19	6.00	2.000
Dave DeBusschere, R ERA: 4.7	(8, 1)	2.0		9	1	0	0	1	1	1	0	0	1	0	9	17	0.00	1.000

PITCHER	IP	WLS	BF	H	R	ER	SO	BB	IBB	HBP	BLK	WP	HR	S	P	ERA	WHIP

TOP

Washington Senators @ Chicago White Sox

Comiskey Park, Chicago, IL

Fri May 03 1963, 8:05 PM EDT

Att. 11,953 - Unknown

livebaseballscorecards.com

AB	38
R	5
H	13
RBI	5
BB	3
SO	5
LOB	17

1B: 9	SF: 0	WP: 1	PA: 42
2B: 2	SAC: 1	PB: 0	
3B: 1	DP: 1	SB: 1	
HR: 1	HBP: 0	CS: 0	

Batter	1	2	3	4	5	6	7	8	9	AB	R	H	RBI	BB	SO	LOB
Jim Landis, R (1, 8) OBP: 0.297, SLG: 0.393	BBB 4-0 S 1B BB	x 0-0 ③ F3			x 0-0 ① L8		x 0-0 ③ F9			3	1	0	0	1	0	1
Nellie Fox, L (1, 4) OBP: 0.395, SLG: 0.368	x 0-0 ① F8 1-2		x 0-0 3-6 1B		SSS 0-3 ② K			x 0-0 ① F8		2	0	1	0	0	0	1
Al Weis, S (4, 4) OBP: 0.286, SLG: 0.167										2	0	0	0	0	1	0
Floyd Robinson, L (1, 9) OBP: 0.416, SLG: 0.485	x 0-0 FC6-4 2-H 1B		x 0-0 ①② 3-6 1-2f		x 0-0 ③ P4			x 0-0 ② 1-3		4	0	1	1	0	0	1
Dave Nicholson, R (1, 7) OBP: 0.297, SLG: 0.400	x 0-0 ② FC6-4 BB 1-2f		x 0-0 ③ 5-3			x 0-0 HR		x 0-0 1B		4	1	2	1	0	0	1
Joe Cunningham, L (1, 3) OBP: 0.413, SLG: 0.433	BBB 4-0 FC6-4 1-2 BB			x 0-0 ① F7		x 0-0 ① G3		x 0-0 ③ 4-3		3	0	0	0	1	0	1
Ron Hansen, R (1, 6) OBP: 0.288, SLG: 0.348	x 0-0 ③ FC6-4 1-2f			x 0-0 FC4-6 1B		x 0-0 ② P6			x 0-0 ① F7	4	0	1	0	0	0	2
Pete Ward, L (1, 5) OBP: 0.333, SLG: 0.357		x 0-0 ① F8		x 0-0 ② FC4-6 1-2f		x 0-0 ③ P6			SSS 0-3 ② K	4	0	0	0	0	1	1
Sherm Lollar, R (1, 2) OBP: 0.250, SLG: 0.200		x 0-0 ② 6-3		H 1-0 HBP			x 0-0 ① P4		x 0-0 ③ 5-3	3	0	0	0	0	0	0
John Buzhardt, R (1, 1)		x 0-0 E5		x 0-0 ③ F3			x 0-0 ② P4			1	0	0	0	0	0	0
Cam Carreon, R (4, PH) OBP: 0.300, SLG: 0.231										1	0	0	0	0	0	2
Frank Baumann, L (5, 1) OBP: 0.333, SLG: 0.333										0	0	0	0	0	0	0
Mike Hershberger, R (7, PH) OBP: 0.270, SLG: 0.188										1	0	0	0	0	0	0
Dave DeBusschere, R (8, 1)										0	0	0	0	0	0	0
Inning Stats	R: 1 E: 0 K: 0 S: 4 H: 1 LOB: 2 BB: 2 P: 12	R: 0 E: 1 K: 0 S: 4 H: 0 LOB: 1 BB: 0 P: 4	R: 0 E: 0 K: 0 S: 3 H: 1 LOB: 0 BB: 0 P: 3	R: 0 E: 1 K: 0 S: 4 H: 1 LOB: 2 BB: 0 P: 5	R: 0 E: 0 K: 1 S: 5 H: 0 LOB: 0 BB: 0 P: 5	R: 1 E: 0 K: 0 S: 4 H: 1 LOB: 0 BB: 0 P: 4	R: 0 E: 0 K: 0 S: 3 H: 0 LOB: 0 BB: 0 P: 3	R: 0 E: 0 K: 0 S: 4 H: 1 LOB: 1 BB: 0 P: 4	R: 0 E: 0 K: 1 S: 5 H: 0 LOB: 0 BB: 0 P: 5	1B: 4 2B: 1 3B: 0 HR: 1 SF: 0 SAC: 0 DP: 1 HBP: 1						

PITCHER	IP	WLS	BF	H	R	ER	SO	BB	IBB	HBP	BLK	WP	HR	S	P	ERA	WHIP
Don Rudolph, L (1, 1) ERA: 4.35	9.0	W	35	5	2	2	2	2	0	1	0	0	1	36	45	2.00	0.778

PITCHER	IP	WLS	BF	H	R	ER	SO	BB	IBB	HBP	BLK	WP	HR	S	P	ERA	WHIP

BOTTOM

Washington Senators @ Chicago White Sox

Comiskey Park, Chicago, IL

Fri May 03 1963, 8:05 PM EDT

Att. 11,953 - Unknown

livebaseballscorecards.com

AB	32
R	2
H	5
RBI	2
BB	2
SO	2
LOB	10

WP: 0 PB: 0 SB: 1 CS: 0 PA: 35

Batter	1	2	3	4	5	6	7	8	9	AB	R	H	RBI	BB	SO	LOB
Jim Piersall, R (1, 8) OBP: 0.333, SLG: 0.389	FC1-5 1B 1B	WP 1-3 1B		FC5-2-3-4 2-H			1-3		BB	4	0	2	0	1	0	1
Jim King, L (1, 9) OBP: 0.390, SLG: 0.571	BB FC1-5 1-2 1B	P6 1-2			L9		G6-3 1B		P3	5	0	2	0	0	0	3
Minnie Minoso, R (1, 7) OBP: 0.351, SLG: 0.224	FC1-5 BB 1-2 2-3f	BB			L8		G6-3 1-2f			3	0	0	0	1	0	3
Chuck Hinton, R (1, 5) OBP: 0.369, SLG: 0.604	K	P5			L8			5-3		4	0	0	0	0	1	5
Bobo Osborne, L (1, 3) OBP: 0.351, SLG: 0.524	BB 1-2 2-3		P5			1B 1B		5-3 2B		3	0	2	0	1	0	0
Don Leppert, R (1, 2) OBP: 0.382, SLG: 0.627	4-3		P6			1-2 1B		5-3 2-3		4	0	1	0	0	0	4
Chuck Cottier, R (1, 4) OBP: 0.300, SLG: 0.490		1B SF8 1B	F7			P6		F8		4	1	1	0	0	0	3
Ed Brinkman, R (1, 6) OBP: 0.333, SLG: 0.419		1B 1-3 1B		WP 2B		F8			K	4	0	2	0	0	1	2
Dave Stenhouse, R (1, 1) OBP: 0.125, SLG: 0.143 Bennie Daniels, L (5, 1) Dick Phillips, L (6, PH) OBP: 0.293, SLG: 0.289 Jim Duckworth, R (6, 1) Carl Bouldin, S (7, 1) Tom Brown, S (9, PH) OBP: 0.158, SLG: 0.111		SF8 3-H		K		L6			4-3	1 0 1 0 0 1	0 0 0 0 0 0	0 0 0 0 0 0	1 0 0 0 0 0	0 0 0 0 0 0	1 0 0 0 0 0	1 0 2 0 0 0
Inning Stats	R: 0 H: 2 E: 0 LOB: 3 K: 1 BB: 1 S: 7 P: 11	R: 1 H: 3 E: 0 LOB: 3 K: 0 BB: 1 S: 6 P: 10	R: 0 H: 0 E: 0 LOB: 0 K: 0 BB: 0 S: 3 P: 3	R: 0 H: 1 E: 0 LOB: 0 K: 1 BB: 0 S: 5 P: 5	R: 0 H: 0 E: 0 LOB: 0 K: 0 BB: 0 S: 3 P: 3	R: 0 H: 2 E: 0 LOB: 2 K: 0 BB: 0 S: 5 P: 5	R: 0 H: 1 E: 0 LOB: 0 K: 0 BB: 0 S: 3 P: 3	R: 0 H: 1 E: 0 LOB: 1 K: 0 BB: 0 S: 4 P: 4	R: 0 H: 0 E: 0 LOB: 1 K: 1 BB: 1 S: 5 P: 9	1B: 8 SF: 1 2B: 3 SAC: 0 3B: 0 DP: 2 HR: 0 HBP: 0						

PITCHER		IP	WLS	BF	H	R	ER	SO	BB	IBB	HBP	BLK	WP	HR	S	P	ERA	WHIP
Eddie Fisher, R ERA: 5.75	(1, 1)	6.1	W	29	9	1	1	2	2	0	0	0	2	0	31	39	1.42	1.737
Hoyt Wilhelm, R ERA: 0.75	(7, 1)	2.2	S	9	1	0	0	1	1	0	0	0	0	0	10	14	0.00	0.750

PITCHER	IP	WLS	BF	H	R	ER	SO	BB	IBB	HBP	BLK	WP	HR	S	P	ERA	WHIP

TOP

Washington Senators @ Chicago White Sox

Comiskey Park, Chicago, IL

Sat May 04 1963, 4:33 AM EDT

Att. 5,132 - Unknown

livebaseballscorecards.com

AB	34
R	1
H	10
RBI	1
BB	3
SO	3
LOB	24

WP: 2 PA: 38
PB: 0
SB: 0
CS: 0

Batter	1	2	3	4	5	6	7	8	9	AB	R	H	RBI	BB	SO	LOB
Jim Landis, R (1, 8) OBP: 0.303, SLG: 0.397	L6		1B		L9	4-3		F9		2	0	1	0	0	0	0
Mike Hershberger, R (5, 8) OBP: 0.250, SLG: 0.171			1B							3	0	0	0	0	0	1
Nellie Fox, L (1, 4) OBP: 0.400, SLG: 0.375	F2		FC6-4 1-2		FC4-6 BB 1-2f		1B HBP 2B	F7		4	1	2	0	0	0	1
Al Weis, S (7, PR) OBP: 0.250, SLG: 0.143			1B		3B		1B			1	1	0	0	0	0	0
(8, 4)																
Joe Cunningham, L (1, 3) OBP: 0.412, SLG: 0.414	G3		FC6-4 1-2f		BBB 4-0 1-2		H 1-0 1-2	E1		3	2	0	0	1	0	2
					3B BB		1B 2B HBP									
Floyd Robinson, L (1, 9) OBP: 0.415, SLG: 0.507		1-3		SSS K	3B		2B WP 1-2 2-3	3-1		5	1	2	2	0	1	1
					1-H 2-H		1B									
Pete Ward, L (1, 5) OBP: 0.353, SLG: 0.384		S 1B		F7	BBBB BB		WP HR 1-3 2-H 3-H			3	1	2	2	1	0	0
					BB		2B									
Dave Nicholson, R (1, 7) OBP: 0.321, SLG: 0.500	SSS K 1-2			HR	BBBB BB 1-2		2-H 3-H HR			3	2	2	3	1	1	1
Ron Hansen, R (1, 6) OBP: 0.286, SLG: 0.343	F8			1B	SSS K		6-3			4	0	1	0	0	1	5
J.C. Martin, L (1, 2) OBP: 0.216, SLG: 0.294			SSS K	1-3		4-3	4-3			4	0	0	0	0	1	2
Eddie Fisher, R (1, 1) OBP: 0.143, SLG: 0.143			SSS K		FC4-6 1B	P6	K			3	0	1	0	0	1	0
Hoyt Wilhelm, R (7, 1) OBP: 0.143, SLG: 0.143										1	0	0	0	0	1	1
Inning Stats	R: 0 E: 0 K: 0 S: 3 H: 0 LOB: 0 BB: 0 P: 3	R: 0 E: 0 K: 1 S: 6 H: 1 LOB: 1 BB: 0 P: 6	R: 0 E: 0 K: 2 S: 9 H: 2 LOB: 2 BB: 0 P: 9	R: 1 E: 0 K: 1 S: 7 H: 2 LOB: 1 BB: 0 P: 7	R: 2 E: 0 K: 1 S: 7 H: 2 LOB: 3 BB: 3 P: 19	R: 0 E: 0 K: 0 S: 3 H: 0 LOB: 0 BB: 0 P: 3	R: 5 E: 0 K: 1 S: 9 H: 4 LOB: 1 BB: 0 P: 10	R: 0 E: 1 K: 0 S: 4 H: 0 LOB: 1 BB: 0 P: 4		1B: 7 2B: 1 3B: 1 HR: 2 SF: 0 SAC: 0 DP: 0 HBP: 1						

PITCHER		IP	WLS	BF	H	R	ER	SO	BB	IBB	HBP	BLK	WP	HR	S	P	ERA	WHIP
Dave Stenhouse, R ERA: 3.97	(1, 1)	4.2	L	23	7	3	3	4	2	0	0	0	0	1	29	37	5.79	1.929
Bennie Daniels, R ERA: 8.1	(5, 1)	0.1		2	0	0	0	1	1	0	0	0	0	0	3	7	0.00	3.000
Jim Duckworth, R ERA: 6.91	(6, 1)	1.0		7	3	5	5	0	0	0	1	0	0	0	6	7	45.00	3.000
Carl Bouldin, R ERA: 6.75	(7, 1)	2.0		8	1	0	0	1	0	0	0	0	1	1	10	10	0.00	0.500

PITCHER	IP	WLS	BF	H	R	ER	SO	BB	IBB	HBP	BLK	WP	HR	S	P	ERA	WHIP

BOTTOM

Washington Senators @ Chicago White Sox

Comiskey Park, Chicago, IL

Sat May 04 1963, 4:33 AM EDT

Att. 5,132 - Unknown

livebaseballscorecards.com

AB	36
R	8
H	11
RBI	7
BB	3
SO	6
LOB	14

Batter	1	2	3	4	5	6	7	8	9	AB	R	H	RBI	BB	SO	LOB
Jim Piersall, R (1, 8) OBP: 0.328, SLG: 0.368	B B B B 4-0 FC4-6 BB		x 0-0 ③ F9		x 0-0 ③ FC6-4 1-2f			x 0-0 ② 4-3		3	0	0	0	1	0	1
Jim King, L (1, 9) OBP: 0.356, SLG: 0.513	x 0-0 ① FC4-6 FC5-4 1-2f			x 0-0 ① 1-3		x 0-0 ① 1-3		x 0-0 ③ F9		4	0	0	0	0	0	1
Minnie Minoso, R (1, 7) OBP: 0.337, SLG: 0.213	x 0-0 ② FC5-4 1-2f			x 0-0 ② 5-3		x 0-0 ② F7			S S S 0-3 ① K	4	0	0	0	0	1	1
Chuck Hinton, R (1, 5) OBP: 0.358, SLG: 0.586 Dick Phillips, L (8, 5) OBP: 0.286, SLG: 0.282	x 0-0 ③ F8			x 0-0 E5 1B		x 0-0 ③ F8			x 0-0 ② 4-3	3 1	0 0	0 0	0 0	0 0	0 0	1 0
Bobo Osborne, L (1, 3) OBP: 0.357, SLG: 0.535		x 0-0 ① 3-1		x 0-0 1-2 1B			x 0-0 2B		S S S 0-3 ③ K	4	0	2	0	0	1	0
Ken Retzer, L (1, 2) OBP: 0.325, SLG: 0.265		x 0-0 ② F5		S S S 0-3 ③ K			x 0-0 ① L4			3	0	0	0	0	1	3
Chuck Cottier, R (1, 4) OBP: 0.283, SLG: 0.462		S S S 0-3 ③ K			x 0-0 ① 5-3		S S S 0-3 ② K			3	0	0	0	0	2	1
Ed Brinkman, R (1, 6) OBP: 0.333, SLG: 0.416			x 0-0 ① F3		x 0-0 FC6-4 1B		x 0-0 ③ 5-3			3	0	1	0	0	0	1
Tom Cheney, R (1, 1) OBP: 0.071, SLG: 0.071 Jim Bronstad, R (5, 1) Tom Brown, S (8, PH) OBP: 0.150, SLG: 0.105 Jim Hannan, R (8, 1)			x 0-0 ② 5-3		S S S 0-3 ② K			S S S 0-3 ① K		2 0 1 0	0 0 0 0	0 0 0 0	0 0 0 0	1 0 1 0	0 0 0 0	1 0 0 0
Inning Stats	R: 0 E: 0 K: 0 S: 3 H: 0 LOB: 1 BB: 1 P: 7	R: 0 E: 0 K: 1 S: 5 H: 0 LOB: 0 BB: 0 P: 5	R: 0 E: 0 K: 0 S: 3 H: 0 LOB: 0 BB: 0 P: 3	R: 0 E: 1 K: 1 S: 7 H: 1 LOB: 2 BB: 0 P: 7	R: 0 E: 0 K: 1 S: 6 H: 1 LOB: 1 BB: 0 P: 6	R: 0 E: 0 K: 0 S: 3 H: 0 LOB: 0 BB: 0 P: 3	R: 0 E: 0 K: 1 S: 6 H: 1 LOB: 1 BB: 0 P: 6	R: 0 E: 0 K: 1 S: 5 H: 0 LOB: 0 BB: 0 P: 5	R: 0 E: 0 K: 2 S: 7 H: 0 LOB: 0 BB: 0 P: 7	1B: 2 2B: 1 3B: 0 HR: 0 SF: 0 SAC: 0 DP: 0 HBP: 0						

PITCHER	IP	WLS	BF	H	R	ER	SO	BB	IBB	HBP	BLK	WP	HR	S	P	ERA	WHIP
Ray Herbert, R (1, 1) ERA: 2.84	9.0	W	32	3	0	0	7	1	0	0	0	0	0	45	49	0.00	0.444

PITCHER	IP	WLS	BF	H	R	ER	SO	BB	IBB	HBP	BLK	WP	HR	S	P	ERA	WHIP

TOP

Washington Senators @ Chicago White Sox

Comiskey Park, Chicago, IL

Sun May 05 1963, 4:33 AM EDT

Unknown

livebaseballscorecards.com

AB	31
R	0
H	3
RBI	0
BB	1
SO	7
LOB	10

WP: 0 PA: 32
PB: 0
SB: 0
CS: 0

Batter	1	2	3	4	5	6	7	8	9	AB	R	H	RBI	BB	SO	LOB
Mike Hershberger, R (1, 8) OBP: 0.267, SLG: 0.225	S S S 0-3 K ①		x 0-0 F3 ③		x 0-0 3-1 1B 2B 2-H 3-H ②	x 0-0 FC6-4 1-2f		x 0-0 1B 2-H ②		5	1	2	3	0	1	1
Nellie Fox, L (1, 4) OBP: 0.376, SLG: 0.351	x 0-0 P4 ②			x 0-0 6-3 ①	x 0-0 5-3 ①	x 0-0 4-3 ③		x 0-0 4-3 ③		5	0	0	0	0	0	3
Joe Cunningham, L (1, 3) OBP: 0.393, SLG: 0.392	x 0-0 F5 ③			x 0-0 F7 ②	x 0-0 3-1 2-3 ②		x 0-0 4-3 ①			4	0	0	0	0	0	1
Floyd Robinson, L (1, 9) OBP: 0.430, SLG: 0.541		B B B B 4-0 BB		x 0-0 1B 3B	x 0-0 1B 3-H 1B		x 0-0 4-3 ②			3	1	2	1	1	0	0
Pete Ward, L (1, 5) OBP: 0.371, SLG: 0.403		x 0-0 F8 ①		x 0-0 HR 3-H 1B	x 0-0 1-3 1B		x 0-0 WP 1B			4	1	3	1	0	0	1
Dave Nicholson, R (1, 7) OBP: 0.317, SLG: 0.528		S S S 0-3 K ②		x 0-0 HR 1-H S S S 0-3 K ③			S S S 0-3 K 1-2 ③			4	1	1	2	0	3	4
Ron Hansen, R (1, 6) OBP: 0.296, SLG: 0.392 Al Weis, S (8, PR) (9, 6) OBP: 0.250, SLG: 0.143		x 0-0 F8 ③		x 0-0 F7 ③		x 0-0 HR		x 0-0 SH3-4 1B 1B		4 0	1 1	2 0	1 0	0 0	0 0	1 0
J.C. Martin, L (1, 2) OBP: 0.244, SLG: 0.297			x 0-0 F9 ①		B B B B 4-0 SH 2B BB	x 0-0 FC6-4 1B		x 0-0 P4 ①		3	1	1	0	1	0	1
Ray Herbert, R (1, 1) OBP: 0.182, SLG: 0.273			x 0-0 F8 ②		x 0-0 SH 1-3 2B	S S S 0-3 K ①		x 0-0 SH3-4 1-2 ②		2	1	0	0	0	1	1
Inning Stats	R: 0 H: 0 E: 0 LOB: 0 K: 1 BB: 0 S: 5 P: 5	R: 0 H: 0 E: 0 LOB: 1 K: 1 BB: 1 S: 5 P: 9	R: 0 H: 0 E: 0 LOB: 0 K: 0 BB: 0 S: 3 P: 3	R: 3 H: 3 E: 0 LOB: 0 K: 0 BB: 0 S: 6 P: 6	R: 3 H: 3 E: 1 LOB: 2 K: 1 BB: 1 S: 9 P: 13	R: 1 H: 2 E: 0 LOB: 1 K: 1 BB: 0 S: 7 P: 7	R: 0 H: 1 E: 0 LOB: 1 K: 1 BB: 0 S: 6 P: 6	R: 1 H: 2 E: 0 LOB: 1 K: 0 BB: 0 S: 5 P: 5		1B: 7 SF: 0 2B: 1 SAC: 2 3B: 1 DP: 0 HR: 2 HBP: 0						

PITCHER		IP	WLS	BF	H	R	ER	SO	BB	IBB	HBP	BLK	WP	HR	S	P	ERA	WHIP
Tom Cheney, R ERA: 1.13	(1, 1)	4.0	L	19	4	6	4	2	2	0	0	0	0	1	21	29	9.00	1.500
Jim Bronstad, R ERA: 3.92	(5, 1)	3.0		14	5	1	1	3	0	0	0	0	1	1	20	20	3.00	1.667
Jim Hannan, R ERA: 6.23	(8, 1)	1.0		5	2	1	1	0	0	0	0	0	0	0	5	5	9.00	2.000

PITCHER	IP	WLS	BF	H	R	ER	SO	BB	IBB	HBP	BLK	WP	HR	S	P	ERA	WHIP

BOTTOM

Washington Senators @ Chicago White Sox

Comiskey Park, Chicago, IL

Sun May 05 1963, 4:33 AM EDT

Unknown

livebaseballscorecards.com

AB	34
R	8
H	11
RBI	8
BB	2
SO	5
LOB	13

WP: 1	PA: 38		
PB: 0			
SB: 0			
CS: 0			

Batter	1	2	3	4	5	6	7	8	9	AB	R	H	RBI	BB	SO	LOB
Jim Piersall, R (1, 8) OBP: 0.318, SLG: 0.355	0-0 S 2B 1B	0-0 FC4-6 FC6 1-2f 2-3		0-0 F9			0-0 5-3		0-0 F9	5	1	1	0	0	0	5
Jim King, L (1, 9) OBP: 0.380, SLG: 0.545	0-0 1-H 2B	0-0 FC6 1-2f			0-0 1B		S S S 0-3 K		0-0 1-3 2-H HR 1B	5	1	3	2	0	1	2
Chuck Hinton, R (1, 5) OBP: 0.351, SLG: 0.596	S S S 0-3 K		0-0 1-5-3		0-0 F9			S S S 0-3 K	0-0 1-H 3-H HR	5	1	1	3	0	2	2
Don Lock, R (1, 7) OBP: 0.366, SLG: 0.371	S S S 0-3 K		S S S 0-3 K		S S S 0-3 K			0-0 6-3	0-0 F7	5	0	0	0	0	3	3
Bobo Osborne, L (1, 3) OBP: 0.343, SLG: 0.511	0-0 6-3		0-0 4-3		0-0 P6			0-0 1-3		4	0	0	0	0	0	2
Bob Schmidt, R (1, 2) OBP: 0.353, SLG: 0.286		B B B B 4-0 1B E BB		0-0 SH1-3 SF9 2B		B B B B 4-0 G6-4-3 BB			B B B B 4-0 FC6-4 1B 1B BB	1	3	1	0	3	0	0
Chuck Cottier, R (1, 4) OBP: 0.286, SLG: 0.455		0-0 F8		0-0 SH1-3 2-3		0-0 G6-4-3 1-2f			0-0 FC6-4 1-2 1B	3	0	1	0	0	0	2
Ed Brinkman, R (1, 6) OBP: 0.341, SLG: 0.413		0-0 FC4-6 E 1-2 1B		B B B B 4-0 BB		S S S 0-3 K			0-0 FC6-4 1B 1-2f 2-3 1B	3	1	1	0	1	1	2
Art Quirk, R (1, 1) OBP: 0.333, SLG: 0.333 Dick Phillips, L (4, PH) OBP: 0.211, SLG: 0.282 Jim Coates, R (4, 1) Bennie Daniels, L (4, 1) Lou Klimchock, L (7, PH) OBP: 0.143, SLG: 0.143 Jim Hannan, R (7, 1) Don Leppert, R (8, PH) OBP: 0.250, SLG: 0.636 Tom Brown, S (8, PR) OBP: 0.150, SLG: 0.150 Ron Kline, R (8, 1)	0-0 E5 FC4-6 1-2 2-H		0-0 SF9 3-H		0-0 F9		1B 1-2 HR 3-H 1B		1 0 0 0 0 0 1 0 0 0 1 0 0 0 0 0 0 0 0 0 0 0 0 0 0 0 0 0 1 0 0 0 0 0 0 0 0 0 0 0 0 0 1 0 1 1 0 0 0 0 1 0 0 0 0 0 0 0 0 0 0 0 0						
Inning Stats	R: 1 E: 0 K: 2 S: 9 H: 2 LOB: 1 BB: 0 P: 9	R: 1 E: 1 K: 0 S: 5 H: 1 LOB: 2 BB: 1 P: 9	R: 0 E: 0 K: 1 S: 5 H: 0 LOB: 0 BB: 0 P: 5	R: 1 E: 0 K: 0 S: 4 H: 1 LOB: 1 BB: 1 P: 8	R: 0 E: 0 K: 1 S: 6 H: 1 LOB: 1 BB: 0 P: 6	R: 0 E: 0 K: 1 S: 4 H: 0 LOB: 0 BB: 1 P: 8	R: 0 E: 0 K: 1 S: 5 H: 0 LOB: 0 BB: 0 P: 5	R: 0 E: 0 K: 1 S: 5 H: 0 LOB: 0 BB: 0 P: 5	R: 5 E: 0 K: 0 S: 7 H: 4 LOB: 1 BB: 1 P: 11	1B: 6 2B: 2 3B: 0 HR: 1	SF: 1 SAC: 1 DP: 1 HBP: 0						

TOP

Washington Senators @ Chicago White Sox

Comiskey Park, Chicago, IL

Sun May 05 1963, 4:38 AM EDT

Att. 10,984 - Unknown

livebaseballscorecards.com

AB	34
R	8
H	9
RBI	7
BB	4
SO	7
LOB	19

WP: 0 PB: 0 SB: 1 CS: 0 PA: 40

PITCHER		IP	WLS	BF	H	R	ER	SO	BB	IBB	HBP	BLK	WP	HR	S	P	ERA	WHIP
Joe Horlen, R ERA: 4.15	(1, 1)	5.0		23	5	3	2	4	2	0	0	0	0	0	29	37	3.60	1.400
Mike Joyce, R ERA: 6.23	(6, 1)	3.2		15	3	4	4	3	2	0	0	0	0	0	19	27	9.82	1.364
Hoyt Wilhelm, R ERA: 1.11	(9, 1)	0.1	L	2	1	1	1	0	0	0	0	0	0	1	2	2	27.00	3.000

PITCHER	IP	WLS	BF	H	R	ER	SO	BB	IBB	HBP	BLK	WP	HR	S	P	ERA	WHIP

Batter	1	2	3	4	5	6	7	8	9	AB	R	H	RBI	BB	SO	LOB
Mike Hershberger, R (1, 8) OBP: 0.275, SLG: 0.261	SH G6-3 2B	F8		FC4 BB 2B 1-2 3-H	F8		WP S 1B 2-H		P4	6	2	2	2	0	0	5
Joe Cunningham, L (1, 3) OBP: 0.409, SLG: 0.395	SH G6-3 2-3		1B 1B 1B	2B BB 1-2 2-3	4-0 1-2 2-3 3-H BB		K 1-3			2	1	1	1	2	1	1
Floyd Robinson, L (1, 9) OBP: 0.429, SLG: 0.544	G6-3 1-2f 3-H		G5-3 1B 1-3 1B	1-3 2-H 3-H 2B	4-1		1-3			5	0	2	2	0	0	5
Dave Nicholson, R (1, 7) OBP: 0.322, SLG: 0.532	1B 2B		G5-3 1-2 3-H 1B	K		K		P6		5	0	2	1	0	2	2
Ron Hansen, R (1, 6) OBP: 0.291, SLG: 0.380	2-3 1B		G5-3 1-2 2-3f	6-3		6-3		5-3		5	0	1	0	0	0	4
Pete Ward, L (1, 5) OBP: 0.383, SLG: 0.432	P6		3-1		1B FC1-5-2 2B	2B		BB		4	0	2	0	1	0	3
Al Weis, S (1, 4) OBP: 0.308, SLG: 0.250		6-3		F9 1B FC4 1B	FC1-5-2 BB 2-3 1B	F9		5-3		5	2	2	0	0	0	2
Cam Carreon, R (1, 2) OBP: 0.324, SLG: 0.241 J.C. Martin, L (9, 2) OBP: 0.238, SLG: 0.289		K		BB E 2B 1-2 1B	FC1-5-2 BB IBB 1-3 3-H		SH1-4 1B BB		6-3	3 1	2 0	1 0	0 0	1 0	1 0	2 0
Joe Horlen, R (1, 1) OBP: 0.286, SLG: 0.286 Charlie Maxwell, L (5, PH) OBP: 0.286, SLG: 0.167 Mike Joyce, R (6, 1) Hoyt Wilhelm, R (9, 1) OBP: 0.143, SLG: 0.143 Deacon Jones, L (9, PH)	1B			F9 2-3	BB 1-2 IBB		SH1-4 1-2		P6	2 0 0 0 1	0 0 0 0 0	1 0 0 0 0	0 1 0 0 0	0 0 0 0 0	0 0 0 0 0	2 0 0 0 0
Inning Stats	R: 1 H: 3 E: 0 LOB: 2 K: 0 BB: 0 S: 6 P: 6	R: 0 H: 1 E: 0 LOB: 1 K: 1 BB: 0 S: 6 P: 6	R: 1 H: 3 E: 0 LOB: 1 K: 0 BB: 0 S: 5 P: 5	R: 3 H: 3 E: 1 LOB: 2 K: 1 BB: 1 S: 9 P: 13	R: 1 H: 2 E: 0 LOB: 3 K: 0 BB: 2 S: 5 P: 13	R: 0 H: 1 E: 0 LOB: 1 K: 1 BB: 0 S: 6 P: 6	R: 1 H: 1 E: 0 LOB: 1 K: 1 BB: 1 S: 6 P: 10	R: 0 H: 0 E: 0 LOB: 1 K: 0 BB: 1 S: 3 P: 7	R: 0 H: 0 E: 0 LOB: 0 K: 0 BB: 0 S: 3 P: 3	1B: 9 2B: 5 3B: 0 HR: 0	SF: 0 SAC: 2 DP: 2 HBP: 0					

PITCHER		IP	WLS	BF	H	R	ER	SO	BB	IBB	HBP	BLK	WP	HR	S	P	ERA	WHIP
Art Quirk, L ERA: 3.0	(1, 1)	3.0		15	7	2	2	1	0	0	0	0	0	0	17	17	6.00	2.333
Jim Coates, R ERA: 6.14	(4, 1)	0.1		6	3	3	2	0	1	0	0	0	0	0	5	9	54.00	12.000
Bennie Daniels, R ERA: 6.75	(4, 1)	2.2		13	3	1	1	2	1	1	0	0	0	0	15	23	3.38	1.500
Jim Hannan, R ERA: 5.91	(7, 1)	2.0	W	9	1	1	1	1	2	0	0	0	1	0	9	17	4.50	1.500
Ron Kline, R ERA: 2.08	(9, 1)	1.0	S	3	0	0	0	0	0	0	0	0	0	0	3	3	0.00	0.000

PITCHER	IP	WLS	BF	H	R	ER	SO	BB	IBB	HBP	BLK	WP	HR	S	P	ERA	WHIP

BOTTOM

Washington Senators @ Chicago White Sox

Comiskey Park, Chicago, IL

Sun May 05 1963, 4:38 AM EDT

Att. 10,984 - Unknown

livebaseballscorecards.com

AB	39
R	7
H	14
RBI	6
BB	5
SO	4
LOB	26

WP: 1 PA: 46
PB: 0
SB: 1
CS: 0

Batter	1	2	3	4	5	6	7	8	9	AB	R	H	RBI	BB	SO	LOB
Mike Hershberger, R (1, 8) OBP: 0.286, SLG: 0.320	BBBB 4-0 FC4-6 SF8 1B BB		x 0-0 ① F9		x 0-0 HR	x 0-0 ② FC6-4 1-2f		SSS 0-3 ③ K		4	2	1	1	1	1	2
Nellie Fox, L (1, 4) OBP: 0.389, SLG: 0.366	x 0-0 FC4-6 1-2 1B		x 0-0 1B 1B		SSS 0-3 ① K	x 0-0 ③ 4-3			x 0-0 G5-4-3 1B	5	1	3	0	0	1	1
Al Weis, S (9, PR) OBP: 0.308, SLG: 0.250 (9, 4)										0	0	0	0	0	0	0
Floyd Robinson, L (1, 9) OBP: 0.427, SLG: 0.536	x 0-0 ① FC4-6 1-2f 2-3		x 0-0 ② 1-3 1B		x 0-0 E 1B 1B		x 0-0 ① F5		x 0-0 ① F7	5	0	2	0	0	0	3
Dave Nicholson, R (1, 7) OBP: 0.315, SLG: 0.519	x 0-0 ② SF8 3-H		x 0-0 3-H 1B		SSS 0-3 ② K		SSS 0-3 ② K		x 0-0 ②③ G5-4-3 1-2f	4	0	1	2	0	2	2
Joe Cunningham, L (1, 3) OBP: 0.402, SLG: 0.388	x 0-0 ③ 1-3		SSS 0-3 ③ K		x 0-0 E5 BB 1-3 1B		SSS 0-3 ③ K			4	0	1	0	0	2	2
Ron Hansen, R (1, 6) OBP: 0.300, SLG: 0.402		x 0-0 ① F6		x 0-0 ① 5-3	BBBB 4-0 1-2 BB			x 0-0 1B 3B		3	1	1	0	1	0	0
Pete Ward, L (1, 5) OBP: 0.367, SLG: 0.412		x 0-0 ② F7		x 0-0 ② 4-3	SSS 0-3 ③ K			SSS 0-3 ① K		4	0	0	0	0	2	4
Cam Carreon, R (1, 2) OBP: 0.368, SLG: 0.333		x 0-0 ③ 5-3		x 0-0 2B		x 0-0 FC6-4 1B		x 0-0 3-H 1B		4	0	3	1	0	0	0
Gary Peters, L (1, 1) OBP: 0.286, SLG: 0.714		x 0-0 HR		SSS 0-3 ③ K		SSS 0-3 ① K		x 0-0 ② F8		4	1	1	1	0	2	3
Jim Brosnan, R (9, 1)										0	0	0	0	0	0	0

TOP

Chicago White Sox @ Kansas City Athletics

Municipal Stadium, Kansas City, MO

Mon May 06 1963, 8:05 PM EDT

Att. 9,495 - Unknown

livebaseballscorecards.com

AB	37
R	5
H	13
RBI	5
BB	2
SO	10
LOB	17

Inning Stats	1	2	3	4	5	6	7	8	9
	R: 1 E: 0 K: 0 S: 4	R: 0 E: 0 K: 0 S: 3	R: 2 E: 0 K: 1 S: 8	R: 0 E: 0 K: 1 S: 6	R: 1 E: 1 K: 3 S: 12	R: 0 E: 0 K: 1 S: 6	R: 0 E: 0 K: 2 S: 7	R: 1 E: 0 K: 2 S: 9	R: 0 E: 0 K: 0 S: 3
	H: 1 LOB: 1 BB: 1 P: 8	H: 0 LOB: 0 BB: 0 P: 3	H: 4 LOB: 1 BB: 0 P: 8	H: 1 LOB: 1 BB: 0 P: 6	H: 3 LOB: 3 BB: 1 P: 16	H: 1 LOB: 1 BB: 0 P: 6	H: 0 LOB: 0 BB: 0 P: 7	H: 2 LOB: 1 BB: 0 P: 9	H: 1 LOB: 1 BB: 0 P: 3

1B: 9	SF: 1	WP: 0
2B: 1	SAC: 0	PB: 0
3B: 1	DP: 1	SB: 0
HR: 2	HBP: 0	CS: 0

PA: 40

PITCHER		IP	WLS	BF	H	R	ER	SO	BB	IBB	HBP	BLK	WP	HR	S	P	ERA	WHIP
Ted Bowsfield, L ERA: 6.27	(1, 1)	6.0	L	29	10	4	4	6	2	0	0	0	0	2	39	47	6.00	2.000
Dale Willis, R ERA: 2.45	(7, 1)	2.0		8	2	1	1	4	0	0	0	0	0	0	16	16	4.50	1.000
Dave Thies, R ERA: 3.6	(9, 1)	1.0		3	1	0	0	0	0	0	0	0	0	0	3	3	0.00	1.000

PITCHER	IP	WLS	BF	H	R	ER	SO	BB	IBB	HBP	BLK	WP	HR	S	P	ERA	WHIP

Batter	1	2	3	4	5	6	7	8	9	AB	R	H	RBI	BB	SO	LOB
Wayne Causey, L (1, 6) OBP: 0.440, SLG: 0.515	4-3			3-1			K	FC6-4 1-2f		4	0	0	0	0	1	2
Gino Cimoli, R (1, 9) OBP: 0.323, SLG: 0.376	1-3			F3			6-3		K	4	0	0	0	0	1	0
Ed Charles, R (1, 5) OBP: 0.406, SLG: 0.376	2-6 1B			6-3			1B		5-3	4	0	2	0	0	0	0
Norm Siebern, L (1, 3) OBP: 0.309, SLG: 0.286	2-6 1-2	K			K		4-3		K	4	0	0	0	0	3	1
Chuck Essegian, R (1, 7) OBP: 0.264, SLG: 0.343		6-3			F7			BB 1B 1B		2	1	0	0	1	0	0
Jerry Lumpe, L (1, 4) OBP: 0.274, SLG: 0.274		4-3			4-3			1B 1-2 1B		3	0	1	0	0	0	0
Bobby Del Greco, R (1, 8) OBP: 0.190, SLG: 0.316			K			F9		F3		3	0	0	0	0	1	2
Haywood Sullivan, R (1, 2) OBP: 0.389, SLG: 0.355			F9			5-3		F9		3	0	0	0	0	0	2
Ted Bowsfield, R (1, 1) OBP: 0.250, SLG: 0.286			F3			5-3		FC6-4 1-2 2-H 1B		1	0	0	0	0	0	0
Dick Howser, R (6, PH) OBP: 0.311, SLG: 0.205										1	0	0	0	0	0	0
Dale Willis, R (7, 1)										0	0	0	0	0	0	0
George Alusik, R (8, PH) OBP: 0.327, SLG: 0.391										1	0	1	1	0	0	0
Dave Thies, R (9, 1) OBP: 0.667, SLG: 1.000										0	0	0	0	0	0	0
Inning Stats	R: 0 E: 0 K: 0 S: 3 H: 1 LOB: 1 BB: 0 P: 3	R: 0 E: 0 K: 1 S: 5 H: 0 LOB: 0 BB: 0 P: 5	R: 0 E: 0 K: 1 S: 5 H: 0 LOB: 0 BB: 0 P: 5	R: 0 E: 0 K: 0 S: 3 H: 0 LOB: 0 BB: 0 P: 3	R: 0 E: 0 K: 1 S: 5 H: 0 LOB: 0 BB: 0 P: 5	R: 0 E: 0 K: 0 S: 3 H: 0 LOB: 0 BB: 0 P: 3	R: 0 E: 0 K: 1 S: 6 H: 1 LOB: 1 BB: 0 P: 6	R: 1 E: 0 K: 0 S: 5 H: 2 LOB: 2 BB: 1 P: 9	R: 0 E: 0 K: 2 S: 7 H: 0 LOB: 0 BB: 0 P: 7	1B: 4 2B: 0 3B: 0 HR: 0	SF: 0 SAC: 0 DP: 0 HBP: 0						

PITCHER	IP	WLS	BF	H	R	ER	SO	BB	IBB	HBP	BLK	WP	HR	S	P	ERA	WHIP
Gary Peters, L (1, 1) ERA: 3.2	8.0	W	29	4	1	1	4	1	0	0	0	0	0	35	39	1.12	0.625
Jim Brosnan, R (9, 1) ERA: 6.35	1.0	S	3	0	0	0	2	0	0	0	0	0	0	7	7	0.00	0.000

PITCHER	IP	WLS	BF	H	R	ER	SO	BB	IBB	HBP	BLK	WP	HR	S	P	ERA	WHIP

BOTTOM

Chicago White Sox @ Kansas City Athletics

Municipal Stadium, Kansas City, MO

Mon May 06 1963, 8:05 PM EDT

Att. 9,495 - Unknown

livebaseballscorecards.com

AB	30
R	1
H	4
RBI	1
BB	1
SO	6
LOB	7

1B: 4	SF: 0	WP: 0	PA: 31
2B: 0	SAC: 0	PB: 0	
3B: 0	DP: 0	SB: 0	
HR: 0	HBP: 0	CS: 0	

Chicago White Sox @ Kansas City Athletics

Municipal Stadium, Kansas City, MO

Tue May 07 1963, 8:05 PM EDT

Att. 10,176 - Unknown

TOP

livebaseballscorecards.com

Batter	1	2	3	4	5	6	7	8	9	AB	R	H	RBI	BB	SO	LOB
Mike Hershberger, R (1, 8) (8, 9) OBP: 0.295, SLG: 0.327	1-3		1B			1B	K		F7 1-2	5	0	2	0	0	1	3
Nellie Fox, L (1, 4) OBP: 0.394, SLG: 0.372	F8		E8 1-2 1B			1-3 G4-6-3 1B		F7		4	0	2	0	0	0	0
Joe Cunningham, L (1, 3) OBP: 0.396, SLG: 0.381	WP 1B 1B		4-3			F6		6-3		4	1	1	0	0	0	3
Floyd Robinson, L (1, 9) OBP: 0.430, SLG: 0.545 Jim Landis, R (8, 8) OBP: 0.303, SLG: 0.397	FC6-4 1-H 1B			6-3		G4-6-3 1-2f		2B		4 0	0 0	2 0	1 0	0 0	0 0	2 0
Pete Ward, L (1, 5) OBP: 0.363, SLG: 0.398	FC6-4 1-2f			4-3			6-3	BB		3	0	0	0	1	0	1
Dave Nicholson, R (1, 7) OBP: 0.313, SLG: 0.506		G1-4-3 1B		K			F9	K		4	0	1	0	0	2	2
Ron Hansen, R (1, 6) OBP: 0.298, SLG: 0.407		G1-4-3 1-2f			K		1B 2B		F9	4	1	1	0	0	1	1
J.C. Martin, L (1, 2) OBP: 0.239, SLG: 0.268		F7			F2		1B IBB		G3	3	0	0	0	1	0	0
John Buzhardt, R (1, 1) OBP: 0.091, SLG: 0.091 Charlie Maxwell, L (9, PH) OBP: 0.375, SLG: 0.167 Al Weis, S (9, PR) OBP: 0.308, SLG: 0.250 Hoyt Wilhelm, R (9, 1) OBP: 0.143, SLG: 0.143			6-3		F9		1-2 2-H 1B		S BB	3 0 0 0	0 0 0 0	1 0 0 0	1 0 0 0	0 1 0 0	0 0 0 0	0 0 0 0

	AB	34
	R	2
	H	10
	RBI	2
	BB	3
	SO	4
	LOB	12

Inning Stats	1	2	3	4	5	6	7	8	9	1B: 8	SF: 0	WP: 1	PA: 37
	R: 1 E: 0 K: 0 S: 5	H: 2 LOB: 1 BB: 0 P: 5	R: 0 E: 0 K: 0 S: 3	H: 1 LOB: 0 BB: 0 P: 3	R: 0 E: 1 K: 0 S: 4	H: 2 LOB: 1 BB: 0 P: 4	R: 0 E: 0 K: 1 S: 5	H: 0 LOB: 0 BB: 0 P: 5	R: 0 E: 0 K: 0 S: 4	H: 2 LOB: 1 BB: 0 P: 4	R: 1 E: 0 K: 1 S: 7	H: 2 LOB: 2 BB: 1 P: 11	R: 0 E: 0 K: 1 S: 6	H: 1 LOB: 2 BB: 1 P: 10	R: 0 E: 0 K: 0 S: 3	H: 0 LOB: 2 BB: 1 P: 7	2B: 2 SAC: 0 PB: 0	3B: 0 DP: 2 SB: 1	HR: 0 HBP: 0 CS: 0	

PITCHER	IP	WLS	BF	H	R	ER	SO	BB	IBB	HBP	BLK	WP	HR	S	P	ERA	WHIP
Dave Wickersham, R (1, 1) ERA: 3.28	8.0	L	33	10	2	2	4	1	1	0	0	1	0	39	47	2.25	1.375
Bill Fischer, R (9, 1) ERA: 1.56	1.0		4	0	0	0	0	1	0	0	0	0	0	3	7	0.00	1.000

PITCHER	IP	WLS	BF	H	R	ER	SO	BB	IBB	HBP	BLK	WP	HR	S	P	ERA	WHIP

Batter	1	2	3	4	5	6	7	8	9	AB	R	H	RBI	BB	SO	LOB
Wayne Causey, L (1, 6) OBP: 0.456, SLG: 0.549	G3		G6-3, 1B			BBBB, SH1-4, BB		4-3, 3B		3	1	2	0	1	0	0
Jose Tartabull, L (1, 8) OBP: 0.339, SLG: 0.327	F4		G6-3, 1-2f			SH1-4, 1-2		4-3, 3-H		3	0	0	1	0	0	1
Jerry Lumpe, L (1, 4) OBP: 0.264, SLG: 0.263	F7			4-3		F8		3-1		4	0	0	0	0	0	1
Norm Siebern, L (1, 3) OBP: 0.307, SLG: 0.284		5-3, 1B		F8		SSS, K			4-3	4	0	1	0	0	1	1
Ed Charles, R (1, 5) OBP: 0.400, SLG: 0.371		5-3, 1-2		SSS, K			5-3		1B	4	0	1	0	0	1	1
Chuck Essegian, R (1, 7) OBP: 0.276, SLG: 0.352		E5			G6-3, 1B		1B		F8	4	0	2	0	0	0	1
Gino Cimoli, R (1, 9) OBP: 0.313, SLG: 0.364		SSS, K			G6-3, 1-2f		F9			3	0	0	0	0	1	4
Billy Bryan, L (1, 2) OBP: 0.317, SLG: 0.431		4-3			BBBB, BB		SSS, K			2	0	0	0	1	1	3
Dave Wickersham, R (1, 1) OBP: 0.273, SLG: 0.200 Manny Jimenez, L (8, PH) OBP: 0.340, SLG: 0.300 Bill Fischer, R (9, 1)			SSS, K		1-3			F7		2 1 0	0 0 0	0 0 0	0 0 0	0 0 0	1 0 0	1 0 0
Inning Stats	R: 0 H: 0 E: 0 LOB: 0 K: 0 BB: 0 S: 3 P: 3	R: 0 H: 1 E: 1 LOB: 2 K: 1 BB: 0 S: 7 P: 7	R: 0 H: 1 E: 0 LOB: 0 K: 1 BB: 0 S: 5 P: 5	R: 0 H: 0 E: 0 LOB: 0 K: 1 BB: 0 S: 5 P: 5	R: 0 H: 1 E: 0 LOB: 1 K: 0 BB: 1 S: 3 P: 7	R: 0 H: 0 E: 0 LOB: 1 K: 1 BB: 1 S: 5 P: 9	R: 0 H: 1 E: 0 LOB: 1 K: 1 BB: 0 S: 6 P: 6	R: 1 H: 1 E: 0 LOB: 0 K: 0 BB: 0 S: 4 P: 4	R: 0 H: 1 E: 0 LOB: 0 K: 0 BB: 0 S: 3 P: 3	1B: 5 SF: 0 2B: 0 SAC: 1 3B: 1 DP: 2 HR: 0 HBP: 0						WP: 0 PA: 33 PB: 0 SB: 0 CS: 0	

PITCHER		IP	WLS	BF	H	R	ER	SO	BB	IBB	HBP	BLK	WP	HR	S	P	ERA	WHIP
John Buzhardt, R ERA: 2.7	(1, 1)	8.0	W	30	5	1	1	5	2	0	0	0	0	0	38	46	1.12	0.875
Hoyt Wilhelm, R ERA: 1.07	(9, 1)	1.0	S	3	1	0	0	0	0	0	0	0	0	0	3	3	0.00	1.000

PITCHER	IP	WLS	BF	H	R	ER	SO	BB	IBB	HBP	BLK	WP	HR	S	P	ERA	WHIP

BOTTOM

Chicago White Sox @ Kansas City Athletics

Municipal Stadium, Kansas City, MO

Tue May 07 1963, 8:05 PM EDT

Att. 10,176 - Unknown

livebaseballscorecards.com

AB	30
R	1
H	6
RBI	1
BB	2
SO	5
LOB	13

Batter	1	2	3	4	5	6	7	8	9	AB	R	H	RBI	BB	SO	LOB
Mike Hershberger, R (1, 8) OBP: 0.308, SLG: 0.356	6-3			K			SH3 1B E 1B 1B 2B			4	2	2	0	0	1	0
Nellie Fox, L (1, 4) OBP: 0.398, SLG: 0.378	F7			F4			SH3 E 1B 1-2 1B			4	1	2	1	0	0	0
Joe Cunningham, L (1, 3) OBP: 0.385, SLG: 0.368	4-3			4-3			SH3 1-2 2-3	1-3		3	0	0	0	0	0	0
Floyd Robinson, L (1, 9) OBP: 0.423, SLG: 0.527		5-3			F7		E IBB	K		3	1	0	0	1	1	0
Pete Ward, L (1, 5) OBP: 0.358, SLG: 0.402		4-3			F2		E6 2B 1-H 2-H 3-H 2B	K		4	1	1	2	0	1	0
Dave Nicholson, R (1, 7) OBP: 0.310, SLG: 0.489		K			F5		BB 2B BB		K	3	1	0	0	1	2	0
Ron Hansen, R (1, 6) OBP: 0.296, SLG: 0.393			K			6-3	BB 2B 1-2 BB		K	3	1	0	0	1	2	0
J.C. Martin, L (1, 2) OBP: 0.260, SLG: 0.311			4-3			F4	E 2B 1-H 2-H 3-H		1B	4	1	2	3	0	0	0
Eddie Fisher, R (1, 1) OBP: 0.091, SLG: 0.091			K			6-3	6-3 3-H		K	4	0	0	0	0	2	1
Jim Brosnan, R (9, 1)										0	0	0	0	0	0	0
Inning Stats	R: 0 E: 0 K: 0 S: 3 H: 0 LOB: 0 BB: 0 P: 3	R: 0 E: 0 K: 1 S: 5 H: 0 LOB: 0 BB: 0 P: 5	R: 0 E: 0 K: 2 S: 7 H: 0 LOB: 0 BB: 0 P: 7	R: 0 E: 0 K: 1 S: 5 H: 0 LOB: 0 BB: 0 P: 5	R: 0 E: 0 K: 0 S: 3 H: 0 LOB: 0 BB: 0 P: 3	R: 0 E: 0 K: 0 S: 3 H: 0 LOB: 0 BB: 0 P: 3	R: 8 E: 2 K: 0 S: 8 H: 6 LOB: 1 BB: 3 P: 20	R: 0 E: 0 K: 2 S: 7 H: 0 LOB: 0 BB: 0 P: 7	R: 0 E: 0 K: 3 S: 10 H: 1 LOB: 1 BB: 0 P: 10	1B: 4 2B: 3 3B: 0 HR: 0 SF: 0 SAC: 1 DP: 0 HBP: 0						

PITCHER		IP	WLS	BF	H	R	ER	SO	BB	IBB	HBP	BLK	WP	HR	S	P	ERA	WHIP
Ed Rakow, R ERA: 3.06	(1, 1)	6.2	L	28	5	8	8	4	2	1	0	0	0	0	33	45	10.80	1.050
Diego Segui, R ERA: 8.06	(7, 1)	1.1		4	1	0	0	2	0	0	0	0	0	0	8	8	0.00	0.750
John Wyatt, R ERA: 4.5	(9, 1)	1.0		4	1	0	0	3	0	0	0	0	0	0	10	10	0.00	1.000

PITCHER	IP	WLS	BF	H	R	ER	SO	BB	IBB	HBP	BLK	WP	HR	S	P	ERA	WHIP

TOP

Chicago White Sox @ Kansas City Athletics

Municipal Stadium, Kansas City, MO

Wed May 08 1963, 8:05 PM EDT

Att. 12,692 - Unknown

livebaseballscorecards.com

AB	32
R	8
H	7
RBI	6
BB	3
SO	9
LOB	1

WP: 0	PA: 36
PB: 0	
SB: 0	
CS: 0	

Batter	1	2	3	4	5	6	7	8	9	AB	R	H	RBI	BB	SO	LOB
Wayne Causey, L (1, 6) OBP: 0.434, SLG: 0.520	G3		F9			4-3		G3		4	0	0	0	0	0	0
Jose Tartabull, L (1, 8) OBP: 0.317, SLG: 0.304	F7		F2			6-3		F6		4	0	0	0	0	0	0
Jerry Lumpe, L (1, 4) OBP: 0.272, SLG: 0.272	BB, 1B			F5		6-3			HR, 1B	4	1	2	0	0	0	0
Norm Siebern, L (1, 3) OBP: 0.322, SLG: 0.337	BBBB, 1-2, BB			2B			6-3		1-H, HR	3	1	2	2	1	0	0
Ed Charles, R (1, 5) OBP: 0.404, SLG: 0.386	SSS, K			F5			1B, SF8, 2B		G5-4-3, 1B	4	1	2	0	0	1	3
Chuck Essegian, R (1, 7) OBP: 0.275, SLG: 0.347		SSS, K		5-3			2-3, 1B		1-2f, G5-4-3	4	0	1	0	0	1	2
Gino Cimoli, R (1, 9) OBP: 0.300, SLG: 0.352		6-3	F9				SF8, 3-H		6-3	3	0	0	1	0	0	0
Billy Bryan, L (1, 2) OBP: 0.302, SLG: 0.407		F8	3-1				F3			3	0	0	0	0	0	1
Ed Rakow, S (1, 1) OBP: 0.250, SLG: 0.200			SSS, K		SSS, K			F8		2	0	0	0	0	2	0
Diego Segui, R (7, 1) OBP: 0.286, SLG: 0.286										0	0	0	0	0	0	0
Manny Jimenez, L (8, PH) OBP: 0.333, SLG: 0.293										1	0	0	0	0	0	0
John Wyatt, R (9, 1)										0	0	0	0	0	0	0
Inning Stats	R: 0 E: 0 K: 1 S: 6 H: 1 LOB: 2 BB: 1 P: 10	R: 0 E: 0 K: 1 S: 5 H: 0 LOB: 0 BB: 0 P: 5	R: 0 E: 0 K: 1 S: 5 H: 0 LOB: 0 BB: 0 P: 5	R: 0 E: 0 K: 0 S: 4 H: 1 LOB: 1 BB: 0 P: 4	R: 0 E: 0 K: 1 S: 5 H: 0 LOB: 0 BB: 0 P: 5	R: 0 E: 0 K: 0 S: 3 H: 0 LOB: 0 BB: 0 P: 3	R: 1 E: 0 K: 0 S: 5 H: 2 LOB: 1 BB: 0 P: 5	R: 0 E: 0 K: 0 S: 3 H: 0 LOB: 0 BB: 0 P: 3	R: 2 E: 0 K: 0 S: 5 H: 3 LOB: 0 BB: 0 P: 5	1B: 4 2B: 2 3B: 0 HR: 1	SF: 1 SAC: 0 DP: 1 HBP: 0						

PITCHER	IP	WLS	BF	H	R	ER	SO	BB	IBB	HBP	BLK	WP	HR	S	P	ERA	WHIP
Eddie Fisher, R (1, 1) ERA: 5.08	8.0	W	31	6	3	3	4	1	0	0	0	0	1	38	42	3.38	0.875
Jim Brosnan, R (9, 1) ERA: 5.4	1.0	S	3	1	0	0	0	0	0	0	0	0	0	3	3	0.00	1.000

PITCHER	IP	WLS	BF	H	R	ER	SO	BB	IBB	HBP	BLK	WP	HR	S	P	ERA	WHIP

BOTTOM

Chicago White Sox @ Kansas City Athletics

Municipal Stadium, Kansas City, MO

Wed May 08 1963, 8:05 PM EDT

Att. 12,692 - Unknown

livebaseballscorecards.com

AB	32
R	3
H	7
RBI	3
BB	1
SO	4
LOB	6

1B: 4	SF: 1	WP: 0	PA: 34
2B: 2	SAC: 0	PB: 0	
3B: 0	DP: 1	SB: 0	
HR: 1	HBP: 0	CS: 0	

Batter	1	2	3	4	5	6	7	8	9	AB	R	H	RBI	BB	SO	LOB
Tony Kubek, L (1, 6) OBP: 0.208, SLG: 0.247	S S S 0-3 ① K		x 0-0 ③ 4-3			x 0-0 ② 4-3			x 0-0 ② F8	4	0	0	0	0	1	1
Bobby Richardson, R (1, 4) OBP: 0.267, SLG: 0.313	x 0-0 ② F7			B B B B 4-0 4-3 4-3 BB		x 0-0 ③ 6-3			x 0-0 ③ F3	3	0	0	0	1	0	0
Tom Tresh, S (1, 7) OBP: 0.385, SLG: 0.650	x 0-0 ③ L7			x 0-0 ① 4-3 1-2			x 0-0 ① G3			3	0	0	0	0	0	1
Mickey Mantle, S (1, 8) OBP: 0.382, SLG: 0.583		x 0-0 ① F8		x 0-0 ② 4-3 2-3			x 0-0 ② 4-3			3	0	0	0	0	0	1
Roger Maris, L (1, 9) OBP: 0.268, SLG: 0.404		x 0-0 ② 3-1		x 0-0 ③ F8			x 0-0 ③ F5			3	0	0	0	0	0	1
Joe Pepitone, L (1, 3) OBP: 0.268, SLG: 0.478		S S S 0-3 ③ K			x 0-0 G6-4-3 1B			x 0-0 ① 3-1		3	0	1	0	0	1	0
Elston Howard, R (1, 2) OBP: 0.294, SLG: 0.538			x 0-0 ① F7		x 0-0 ① ② G6-4-3 1-2f			x 0-0 ② F3		3	0	0	0	0	0	1
Clete Boyer, R (1, 5) OBP: 0.362, SLG: 0.533			x 0-0 FC5-4 1B		S S S 0-3 ③ K			x 0-0 ③ F8		3	0	1	0	0	1	0
Ralph Terry, R (1, 1) OBP: 0.063, SLG: 0.063 Yogi Berra, L (9, PH) OBP: 0.231, SLG: 0.462			x 0-0 ② FC5-4 1-2f			x 0-0 ① 5-3			x 0-0 ① 4-3	2 1	0 0	0 0	0 0	0 0	0 0	1 0
Inning Stats	R: 0 E: 0 K: 1 S: 5 H: 0 LOB: 0 BB: 0 P: 5	R: 0 E: 0 K: 1 S: 5 H: 0 LOB: 0 BB: 0 P: 5	R: 0 E: 0 K: 0 S: 4 H: 1 LOB: 1 BB: 0 P: 4	R: 0 E: 0 K: 0 S: 3 H: 0 LOB: 1 BB: 1 P: 7	R: 0 E: 0 K: 1 S: 5 H: 1 LOB: 0 BB: 0 P: 5	R: 0 E: 0 K: 0 S: 3 H: 0 LOB: 0 BB: 0 P: 3	R: 0 E: 0 K: 0 S: 3 H: 0 LOB: 0 BB: 0 P: 3	R: 0 E: 0 K: 0 S: 3 H: 0 LOB: 0 BB: 0 P: 3	R: 0 E: 0 K: 0 S: 3 H: 0 LOB: 0 BB: 0 P: 3	1B: 2 2B: 0 3B: 0 HR: 0	SF: 0 SAC: 0 DP: 1 HBP: 0						

PITCHER	IP	WLS	BF	H	R	ER	SO	BB	IBB	HBP	BLK	WP	HR	S	P	ERA	WHIP
Ray Herbert, R (1, 1) ERA: 2.21	9.0	W	29	2	0	0	3	1	0	0	0	0	0	34	38	0.00	0.333

PITCHER	IP	WLS	BF	H	R	ER	SO	BB	IBB	HBP	BLK	WP	HR	S	P	ERA	WHIP

TOP

New York Yankees @ Chicago White Sox

Comiskey Park, Chicago, IL

Thu May 09 1963, 8:05 PM EDT

Att. 32,405 - Unknown

livebaseballscorecards.com

AB	28
R	0
H	2
RBI	0
BB	1
SO	3
LOB	6

WP: 0 PB: 0 SB: 0 CS: 0 PA: 29

Batter	1	2	3	4	5	6	7	8	9	AB	R	H	RBI	BB	SO	LOB
Mike Hershberger, R (1, 8) (9, 9) OBP: 0.319, SLG: 0.365	F8		1B		L1-3 1B			6-3		4	0	2	0	0	0	0
Nellie Fox, L (1, 4) OBP: 0.382, SLG: 0.362	6-3		F9		L1-3 1-2			6-3		4	0	0	0	0	0	2
Joe Cunningham, L (1, 3) OBP: 0.380, SLG: 0.363	F7		L9			S 1B		3-1		4	0	1	0	0	0	1
Floyd Robinson, L (1, 9) OBP: 0.411, SLG: 0.511 Jim Landis, R (9, 8) OBP: 0.303, SLG: 0.397		3-1	F8			K 1-2				3 0	0 0	0 0	0 0	0 0	1 0	2 0
Pete Ward, L (1, 5) OBP: 0.358, SLG: 0.411		WP 2B		4-3		L7				3	1	1	0	0	0	1
Dave Nicholson, R (1, 7) OBP: 0.320, SLG: 0.489		2-3 2B BB		FC6-4 1B		K				2	1	1	0	1	1	1
Ron Hansen, R (1, 6) OBP: 0.297, SLG: 0.402		1-H 3-H 2B		FC6-4 1-2f			F4			3	0	1	2	0	0	1
J.C. Martin, L (1, 2) OBP: 0.245, SLG: 0.292		1-3		F9			F5			3	0	0	0	0	0	2
Ray Herbert, R (1, 1) OBP: 0.143, SLG: 0.214		K			F7		K			3	0	0	0	0	2	1
Inning Stats	R: 0 E: 0 K: 0 S: 3 H: 0 LOB: 0 BB: 0 P: 3	R: 2 E: 0 K: 1 S: 7 H: 2 LOB: 1 BB: 1 P: 11	R: 0 E: 0 K: 0 S: 4 H: 1 LOB: 1 BB: 0 P: 4	R: 0 E: 0 K: 0 S: 4 H: 1 LOB: 1 BB: 0 P: 4	R: 0 E: 0 K: 0 S: 3 H: 1 LOB: 0 BB: 0 P: 3	R: 0 E: 0 K: 2 S: 8 H: 1 LOB: 1 BB: 0 P: 8	R: 0 E: 0 K: 1 S: 5 H: 1 LOB: 0 BB: 0 P: 5	R: 0 E: 0 K: 0 S: 3 H: 0 LOB: 0 BB: 0 P: 3		1B: 4 2B: 3 3B: 0 HR: 0	SF: 0 SAC: 0 DP: 1 HBP: 0						

PITCHER	IP	WLS	BF	H	R	ER	SO	BB	IBB	HBP	BLK	WP	HR	S	P	ERA	WHIP
Ralph Terry, R (1, 1) ERA: 3.0	8.0	L	30	6	2	2	4	1	0	0	0	1	0	37	41	2.25	0.875

PITCHER	IP	WLS	BF	H	R	ER	SO	BB	IBB	HBP	BLK	WP	HR	S	P	ERA	WHIP

BOTTOM

New York Yankees @ Chicago White Sox

Comiskey Park, Chicago, IL

Thu May 09 1963, 8:05 PM EDT

Att. 32,405 - Unknown

livebaseballscorecards.com

AB	29
R	2
H	6
RBI	2
BB	1
SO	4
LOB	11

WP: 1 PA: 30
PB: 0
SB: 1
CS: 0

Batter	1	2	3	4	5	6	7	8	9	AB	R	H	RBI	BB	SO	LOB
Albie Pearson, L (1, 8) OBP: 0.399, SLG: 0.339	F9		1B			F9			BB, G6-4-3	3	0	1	0	1	0	0
Billy Moran, R (1, 4) OBP: 0.320, SLG: 0.339	F8		5-3			F4			G6-4-3, 1-2f	4	0	0	0	0	0	2
Leon Wagner, L (1, 7) OBP: 0.402, SLG: 0.542	G3			G5-4-3, 1B			K			3	0	1	0	0	1	0
Felix Torres, R (1, 5) OBP: 0.296, SLG: 0.354		K		F7			6-3			3	0	0	0	0	1	1
George Thomas, R (1, 3) OBP: 0.253, SLG: 0.337		E, 1B		G5-4-3, 1-2f			5-3			3	0	1	0	0	0	1
Ken Hunt, R (1, 9) OBP: 0.216, SLG: 0.348		K, 1-2			F6			K		3	0	0	0	0	2	1
Jim Fregosi, R (1, 6) OBP: 0.283, SLG: 0.327		1-3			F3			F7		3	0	0	0	0	0	1
Ed Sadowski, R (1, 2) OBP: 0.286, SLG: 0.370			K		5-3			F3		3	0	0	0	0	1	0
Ken McBride, R (1, 1) OBP: 0.059, SLG: 0.059			K			4-3			5-3	2	0	0	0	0	1	0
Joe Koppe, R (9, PH) OBP: 0.350, SLG: 0.278										1	0	0	0	0	0	0
Inning Stats	R: 0 E: 0 K: 0 S: 3 H: 0 LOB: 0 BB: 0 P: 3	R: 0 E: 1 K: 2 S: 8 H: 1 LOB: 1 BB: 0 P: 8	R: 0 E: 0 K: 2 S: 8 H: 1 LOB: 1 BB: 0 P: 8	R: 0 E: 0 K: 0 S: 3 H: 1 LOB: 0 BB: 0 P: 3	R: 0 E: 0 K: 0 S: 3 H: 0 LOB: 0 BB: 0 P: 3	R: 0 E: 0 K: 0 S: 3 H: 0 LOB: 0 BB: 0 P: 3	R: 0 E: 0 K: 1 S: 5 H: 0 LOB: 0 BB: 0 P: 5	R: 0 E: 0 K: 1 S: 5 H: 0 LOB: 0 BB: 0 P: 5	R: 0 E: 0 K: 0 S: 2 H: 0 LOB: 0 BB: 1 P: 6	1B: 3 2B: 0 3B: 0 HR: 0	SF: 0 SAC: 0 DP: 2 HBP: 0					

TOP

Los Angeles Angels @ Chicago White Sox

Comiskey Park, Chicago, IL

Fri May 10 1963, 8:05 PM EDT

Att. 9,016 - Unknown - 40 F

livebaseballscorecards.com

AB	28
R	0
H	3
RBI	0
BB	1
SO	6
LOB	6

PITCHER	IP	WLS	BF	H	R	ER	SO	BB	IBB	HBP	BLK	WP	HR	S	P	ERA	WHIP
Juan Pizarro, L (1, 1) ERA: 1.27	9.0	W	29	3	0	0	6	1	0	0	0	0	0	40	44	0.00	0.444

PITCHER	IP	WLS	BF	H	R	ER	SO	BB	IBB	HBP	BLK	WP	HR	S	P	ERA	WHIP

Batter	1	2	3	4	5	6	7	8	9	AB	R	H	RBI	BB	SO	LOB
Mike Hershberger, R (1, 9) OBP: 0.319, SLG: 0.354	BBBB 4-0 E BB		x 0-0 ① 5-3		x 0-0 ① SH3-4 1-2		x 0-0 ② FC5 2-3			2	0	0	0	1	0	1
Nellie Fox, L (1, 4) OBP: 0.368, SLG: 0.347	x 0-0 ① L5 1-3		x 0-0 ② F6		x 0-0 ② G3 2-3		x 0-0 ③ F7			4	0	0	0	0	0	3
Joe Cunningham, L (1, 3) OBP: 0.366, SLG: 0.347	x 0-0 ② F7		x 0-0 ③ 1-3		x 0-0 ③ 4-3			x 0-0 ① 2-3		4	0	0	0	0	0	2
Pete Ward, L (1, 5) OBP: 0.354, SLG: 0.404	x 0-0 ③ F8			SSS 0-3 ① K		x 0-0 FC1-6 1B		x 0-0 ② 4-3		4	0	1	0	0	1	1
Jim Landis, R (1, 8) OBP: 0.314, SLG: 0.410		BBBB 4-0 G5-4-3 1B BB		x 0-0 FC6-4 2B		x 0-0 ① FC1-6 1-2f		SSS 0-3 ③ K		3	0	1	0	1	1	1
Dave Nicholson, R (1, 7) OBP: 0.321, SLG: 0.484		x 0-0 G5-4-3 1-2 1B		x 0-0 ② FC6-4 FC5-4 2-3		SSS 0-3 ② K				3	0	1	0	0	1	2
Ron Hansen, R (1, 6) OBP: 0.288, SLG: 0.389		x 0-0 ① ② G5-4-3 1-2f 2-3		x 0-0 ③ FC5-4 1-2f		x 0-0 ③ F8				3	0	0	0	0	0	4
J.C. Martin, L (1, 2) OBP: 0.250, SLG: 0.333		x 0-0 ③ 4-3			x 0-0 1B 3B		x 0-0 E3 FC5 SH1-4			3	1	1	0	0	0	1
Juan Pizarro, L (1, 1) OBP: 0.143, SLG: 0.357			x 0-0 HR		x 0-0 G3 SH3-4 3-H 1B		x 0-0 ① SH1-4 1-2			2	1	2	2	0	0	0
Inning Stats	R: 0 H: 0 E: 1 LOB: 1 K: 0 BB: 1 S: 3 P: 7	R: 0 H: 1 E: 0 LOB: 1 K: 0 BB: 1 S: 3 P: 7	R: 1 H: 1 E: 0 LOB: 0 K: 0 BB: 0 S: 4 P: 4	R: 0 H: 1 E: 0 LOB: 1 K: 1 BB: 0 S: 6 P: 6	R: 1 H: 2 E: 0 LOB: 1 K: 0 BB: 0 S: 5 P: 5	R: 0 H: 1 E: 0 LOB: 1 K: 1 BB: 0 S: 6 P: 6	R: 0 H: 0 E: 1 LOB: 1 K: 0 BB: 0 S: 4 P: 4	R: 0 H: 0 E: 0 LOB: 0 K: 1 BB: 0 S: 5 P: 5		1B: 3 SF: 0 2B: 1 SAC: 2 3B: 1 DP: 1 HR: 1 HBP: 0				WP: 0 PA: 32 PB: 0 SB: 0 CS: 0		

PITCHER	IP	WLS	BF	H	R	ER	SO	BB	IBB	HBP	BLK	WP	HR	S	P	ERA	WHIP
Ken McBride, R (1, 1) ERA: 2.62	8.0	L	32	6	2	2	3	2	0	0	0	0	1	36	44	2.25	1.000

PITCHER	IP	WLS	BF	H	R	ER	SO	BB	IBB	HBP	BLK	WP	HR	S	P	ERA	WHIP

BOTTOM

Los Angeles Angels @ Chicago White Sox

Comiskey Park, Chicago, IL

Fri May 10 1963, 8:05 PM EDT

Att. 9,016 - Unknown - 40 F

livebaseballscorecards.com

AB	28
R	2
H	6
RBI	2
BB	2
SO	3
LOB	15

Batter	1	2	3	4	5	6	7	8	9	AB	R	H	RBI	BB	SO	LOB
Albie Pearson, L (1, 8) OBP: 0.408, SLG: 0.362	2B		G6-4-3 1B		2-H 1B		F8			4	0	3	1	0	0	2
Billy Moran, R (1, 4) OBP: 0.310, SLG: 0.328	FC		G6-4-3 1-2f		K			F8		4	0	0	0	0	1	3
Leon Wagner, L (1, 7) OBP: 0.389, SLG: 0.523	F3			1-3		F8		K		4	0	0	0	0	1	2
Felix Torres, R (1, 5) OBP: 0.295, SLG: 0.343	F8			G6-4-3 BB		F9		F9		3	0	0	0	1	0	2
George Thomas, R (1, 3) OBP: 0.242, SLG: 0.322 (7, 9)	F7			G6-4-3 1-2f		F7			K	4	0	0	0	0	1	3
Ken Hunt, R (1, 9) OBP: 0.226, SLG: 0.354 Lee Thomas, L (7, PH) OBP: 0.287, SLG: 0.345 (7, 3)		K			1B 2B 1B		K		F4	2 2	1 0	1 0	0 0	0 0	1 1	0 0
Joe Koppe, R (1, 6) OBP: 0.333, SLG: 0.273		6-3			1-2 2B 1B		F7		5-3	4	0	1	0	0	0	0
Ed Sadowski, R (1, 2) OBP: 0.308, SLG: 0.396		F2			1-H 2-H 1B 2B		1B BB			2	1	1	1	1	0	0
Bo Belinsky, L (1, 1) Julio Navarro, R (4, 1) OBP: 0.333, SLG: 0.333 Buck Rodgers, S (5, PH) OBP: 0.224, SLG: 0.344 Mel Nelson, R (5, 1) Bob Sadowski, L (7, PH) OBP: 0.423, SLG: 0.263 Dan Osinski, R (7, 1)			K		K		1-2 1B			1 0 1 0 1 0	0 0 0 0 0 0	0 0 0 0 1 0	0 0 0 0 0 0	0 0 0 0 0 0	1 0 1 0 0 0	0 0 1 0 0 0
Inning Stats	R: 0 E: 0 K: 0 S: 5 H: 1 LOB: 2 BB: 0 P: 5	R: 0 E: 0 K: 1 S: 5 H: 0 LOB: 0 BB: 0 P: 5	R: 0 E: 0 K: 1 S: 5 H: 1 LOB: 0 BB: 0 P: 5	R: 0 E: 0 K: 0 S: 2 H: 0 LOB: 0 BB: 1 P: 6	R: 2 E: 0 K: 2 S: 10 H: 4 LOB: 1 BB: 0 P: 10	R: 0 E: 0 K: 0 S: 3 H: 0 LOB: 0 BB: 0 P: 3	R: 0 E: 0 K: 1 S: 6 H: 1 LOB: 2 BB: 1 P: 10	R: 0 E: 0 K: 1 S: 5 H: 0 LOB: 0 BB: 0 P: 5	R: 0 E: 0 K: 1 S: 5 H: 0 LOB: 0 BB: 0 P: 5	1B: 5 2B: 2 3B: 0 HR: 0	SF: 0 SAC: 0 DP: 2 HBP: 0			WP: 0 PB: 0 SB: 0 CS: 0	PA: 34	

PITCHER	IP	WLS	BF	H	R	ER	SO	BB	IBB	HBP	BLK	WP	HR	S	P	ERA	WHIP
Gary Peters, L (1, 1) ERA: 3.28	5.0	W	20	6	2	2	4	1	0	0	0	0	0	27	31	3.60	1.400
Jim Brosnan, R (6, 1) ERA: 3.38	4.0	S	14	1	0	0	3	1	0	0	0	0	0	19	23	0.00	0.500

PITCHER	IP	WLS	BF	H	R	ER	SO	BB	IBB	HBP	BLK	WP	HR	S	P	ERA	WHIP

Los Angeles Angels @ Chicago White Sox

Comiskey Park, Chicago, IL

Sat May 11 1963, 4:33 AM EDT
Att. 5,374 - Unknown - 45 F

TOP

livebaseballscorecards.com

AB	32
R	2
H	7
RBI	2
BB	2
SO	7
LOB	13

Batter	1	2	3	4	5	6	7	8	9	AB	R	H	RBI	BB	SO	LOB
Mike Hershberger, R (1, 9) OBP: 0.325, SLG: 0.348	G6-4-3 1B	K		1B HR BB		F8		E4 CS		4	1	1	0	1	1	2
Nellie Fox, L (1, 4) OBP: 0.369, SLG: 0.343	G6-4-3 1-2f	5-3		1-2 HR 1B		F7		1-2 BB		4	1	1	0	1	0	3
Joe Cunningham, L (1, 3) OBP: 0.368, SLG: 0.337	BB 1B BB		1-3	L6		WP PB BB		F6		3	1	0	0	2	0	3
Dave Nicholson, R (1, 7) OBP: 0.345, SLG: 0.521	1B 1-2 BB		BB 1B BB	1-H 2-H HR		S 1-3 BB				1	1	1	3	3	0	0
Jim Landis, R (1, 8) OBP: 0.338, SLG: 0.422	FC4-6 1-2 2-H 1B		BB 1-2 1B	1-0 HBP		6-3 1-2				3	0	2	1	0	0	2
Ron Hansen, R (1, 6) OBP: 0.287, SLG: 0.378	FC4-6 1-2f		FC6-4 1-2 2-3 BB	F7			K			3	0	0	0	1	1	3
Pete Ward, L (1, 5) OBP: 0.350, SLG: 0.392		BB BB	K		K		F7			3	0	0	0	1	2	3
Cam Carreon, R (1, 2) OBP: 0.333, SLG: 0.297		K	FC6-4 1-2f		5-3		6-3			4	0	0	0	0	1	4
Gary Peters, L (1, 1) OBP: 0.333, SLG: 0.625 Sherm Lollar, R (5, PH) OBP: 0.231, SLG: 0.182 Jim Brosnan, R (6, 1)	1-2 BB			K	F8			K		1 1 1	0 0 0	0 0 0	0 0 0	1 0 0	1 0 1	0 0 0
Inning Stats	R: 1 H: 2 E: 0 LOB: 2 K: 0 BB: 2 S: 4 P: 12	R: 0 H: 0 E: 0 LOB: 2 K: 2 BB: 2 S: 7 P: 15	R: 0 H: 1 E: 0 LOB: 3 K: 1 BB: 2 S: 6 P: 14	R: 3 H: 2 E: 0 LOB: 1 K: 1 BB: 1 S: 7 P: 12	R: 0 H: 0 E: 0 LOB: 0 K: 1 BB: 0 S: 5 P: 5	R: 0 H: 0 E: 0 LOB: 2 K: 0 BB: 2 S: 3 P: 11	R: 0 H: 0 E: 0 LOB: 0 K: 1 BB: 0 S: 5 P: 5	R: 0 H: 0 E: 1 LOB: 1 K: 1 BB: 1 S: 5 P: 9		1B: 4 SF: 0 2B: 0 SAC: 0 3B: 0 DP: 1 HR: 1 HBP: 1						WP: 1 PA: 39 PB: 1 SB: 1 CS: 1

PITCHER		IP	WLS	BF	H	R	ER	SO	BB	IBB	HBP	BLK	WP	HR	S	P	ERA	WHIP
Bo Belinsky, L ERA: 4.4	(1, 1)	3.2	L	23	5	4	4	4	7	0	1	0	0	1	23	52	9.82	3.273
Julio Navarro, R ERA: 2.01	(4, 1)	0.1		1	0	0	0	0	0	0	0	0	0	0	1	1	0.00	0.000
Mel Nelson, L ERA: 2.49	(5, 1)	2.0		8	0	0	0	1	2	0	0	0	1	0	8	16	0.00	1.000
Dan Osinski, R ERA: 2.7	(7, 1)	2.0		7	0	0	0	2	1	0	0	0	0	0	10	14	0.00	0.500

PITCHER	IP	WLS	BF	H	R	ER	SO	BB	IBB	HBP	BLK	WP	HR	S	P	ERA	WHIP

BOTTOM

Los Angeles Angels @ Chicago White Sox

Comiskey Park, Chicago, IL

Sat May 11 1963, 4:33 AM EDT
Att. 5,374 - Unknown - 45 F

livebaseballscorecards.com

AB	28
R	4
H	5
RBI	4
BB	10
SO	7
LOB	20

Batter	1	2	3	4	5	6	7	8	9	AB	R	H	RBI	BB	SO	LOB
Albie Pearson, L (1, 8) OBP: 0.401, SLG: 0.364	F4 2B		3-1		K 1-2		G3 1-2		G1-6-3 1-2f	5	0	1	0	0	1	3
Billy Moran, R (1, 4) OBP: 0.313, SLG: 0.350	FC1-6 BB		5-3		4-3		2-H HR		F7	4	1	1	2	1	0	1
Lee Thomas, L (1, 3) OBP: 0.278, SLG: 0.333	F4 2-3		4-3		G3		F7			4	0	0	0	0	0	3
Leon Wagner, L (1, 7) OBP: 0.392, SLG: 0.522	FC1-6 1-2f			1B 1B		G3	1B			4	0	2	0	0	0	2
Ed Kirkpatrick, L (1, 2) OBP: 0.167, SLG: 0.118	4-3			F4		F6	1-3			4	0	0	0	0	0	4
George Thomas, R (1, 9) OBP: 0.242, SLG: 0.330		K		F9		2B		6-3		4	0	1	0	0	1	1
Felix Torres, R (1, 5) OBP: 0.302, SLG: 0.343		F9		1-3 1B		BB		F4		3	0	1	0	1	0	0
Jim Fregosi, R (1, 6) OBP: 0.284, SLG: 0.345		3B		K		F8		K		3	0	1	0	0	1	4
Dean Chance, R (1, 1) Jack Spring, R (2, 1) OBP: 1.000, SLG: 1.000 Buck Rodgers, S (5, PH) OBP: 0.235, SLG: 0.344 Julio Navarro, R (5, 1) OBP: 0.333, SLG: 0.333 Tom Morgan, R (6, 1) Joe Koppe, R (6, 6) OBP: 0.385, SLG: 0.333		K			S BB		G3 HR 1B		G1-6-3 1B	1 0 0 0 1 2	0 0 0 0 0 1	0 0 0 0 0 2	0 0 0 0 0 1	1 0 0 0 0 0	1 0 0 0 1 0	1 0 0 0 0 0
Inning Stats	R: 0 E: 0 K: 0 S: 4 H: 1 LOB: 2 BB: 1 P: 8	R: 0 E: 0 K: 2 S: 8 H: 1 LOB: 1 BB: 0 P: 8	R: 0 E: 0 K: 0 S: 3 H: 0 LOB: 0 BB: 0 P: 3	R: 0 E: 0 K: 1 S: 7 H: 2 LOB: 2 BB: 0 P: 7	R: 0 E: 0 K: 1 S: 5 H: 0 LOB: 1 BB: 1 P: 9	R: 0 E: 0 K: 0 S: 4 H: 1 LOB: 2 BB: 1 P: 8	R: 2 E: 0 K: 0 S: 6 H: 3 LOB: 1 BB: 0 P: 6	R: 0 E: 0 K: 1 S: 5 H: 0 LOB: 0 BB: 0 P: 5	R: 0 E: 0 K: 0 S: 3 H: 1 LOB: 0 BB: 0 P: 3	1B: 5 2B: 2 3B: 1 HR: 1 SF: 0 SAC: 0 DP: 1 HBP: 0						

PITCHER		IP	WLS	BF	H	R	ER	SO	BB	IBB	HBP	BLK	WP	HR	S	P	ERA	WHIP
John Buzhardt, R ERA: 2.54	(1, 1)	9.0	W	38	9	2	2	5	3	0	0	0	0	1	45	57	2.00	1.333

PITCHER	IP	WLS	BF	H	R	ER	SO	BB	IBB	HBP	BLK	WP	HR	S	P	ERA	WHIP

TOP

Los Angeles Angels @ Chicago White Sox

Comiskey Park, Chicago, IL

Sun May 12 1963, 4:33 AM EDT

Unknown - 50 F

livebaseballscorecards.com

AB	35
R	2
H	9
RBI	2
BB	3
SO	5
LOB	19

WP: 0	PA: 38
PB: 0	
SB: 1	
CS: 0	

Batter	1	2	3	4	5	6	7	8	9	AB	R	H	RBI	BB	SO	LOB
Mike Hershberger, R (1, 8) OBP: 0.349, SLG: 0.370	FC6-4 S 1B 1B	1B 1B BB		F9 ①		1B 2B 2B	1B 1-2 BB	1-3 ③		4	3	2	0	2	0	2
Nellie Fox, L (1, 4) OBP: 0.374, SLG: 0.349	F8 ① 1-2	1B 1-3 2-H 3-H		6-3 ②		BB 2B 2-3 1B	F7 ②			4	1	2	2	0	0	1
Al Weis, S (6, PR) OBP: 0.286, SLG: 0.231 (7, 4)										1	1	0	0	0	0	2
Joe Cunningham, L (1, 3) OBP: 0.364, SLG: 0.333	E5 FC6-4	1B BLK 1B 2-H 3-H		1B 1B E 1B		4-0 2B 1-2 BB	FC4-6 1-2 2-H 1B			1	0	0	0	0	0	1
Deacon Jones, L (2, PH)										0	0	0	0	0	0	0
Jim Landis, R (2, PH) OBP: 0.347, SLG: 0.431										1	1	1	2	0	0	0
Charlie Maxwell, L (3, 3) OBP: 0.545, SLG: 0.375										2	2	2	1	1	0	0
Floyd Robinson, L (1, 9) OBP: 0.420, SLG: 0.525	FC6-4 ② BLK 1B 1-2f 2-3	BLK 1-3 1B		1B 1B 1-2 1B		F9 ③ SF7 1-H 2-H 3-H 2B	FC4-6 ③ 1-2f			5	2	3	3	0	0	4
Pete Ward, L (1, 5) OBP: 0.352, SLG: 0.393	BLK 1-2 3-H 1B	K ② 1-2 3-H		E5 2-6 1-H 2-H 1B		F9 ① 2-3		F8 ① 1-2		5	0	2	1	0	1	3
Dave Nicholson, R (1, 7) OBP: 0.348, SLG: 0.515	K ③ 1-2 2-3	5-3 ③		2-6 ③ 1-2	1B	SF7 ② 3-H		BB 1B BB		3	1	1	1	1	1	3
Ron Hansen, R (1, 6) OBP: 0.292, SLG: 0.382		FC6 1B 2B	F8 ①		F7 ① K ③			1B 1-2 BB		4	1	1	0	1	1	2
J.C. Martin, L (1, 2) OBP: 0.262, SLG: 0.339		FC6 PB 1B 2-3	K ②		F9 ②		BB 1B 1B	1-2 2-H 1B		5	2	2	1	0	1	2
John Buzhardt, R (1, 1) OBP: 0.063, SLG: 0.063	K ① 1-2	K ③		K ③			K ①	L3 ②		5	0	0	0	0	4	6
Inning Stats	R: 1 E: 1 K: 1 S: 8 H: 2 LOB: 2 BB: 0 P: 8	R: 5 E: 0 K: 2 S: 12 H: 4 LOB: 1 BB: 1 P: 16	R: 0 E: 0 K: 2 S: 7 H: 0 LOB: 0 BB: 0 P: 7	R: 2 E: 1 K: 0 S: 5 H: 3 LOB: 1 BB: 0 P: 5	R: 0 E: 0 K: 1 S: 6 H: 1 LOB: 1 BB: 0 P: 6	R: 4 E: 0 K: 1 S: 8 H: 3 LOB: 1 BB: 1 P: 12	R: 1 E: 0 K: 1 S: 7 H: 2 LOB: 2 BB: 1 P: 11	R: 1 E: 0 K: 0 S: 4 H: 1 LOB: 2 BB: 2 P: 12		1B: 13 2B: 3 3B: 0 HR: 0 SF: 1 SAC: 0 DP: 0 HBP: 0						

PITCHER		IP	WLS	BF	H	R	ER	SO	BB	IBB	HBP	BLK	WP	HR	S	P	ERA	WHIP
Dean Chance, R ERA: 4.76	(1, 1)	1.1	L	11	4	5	4	2	1	0	0	1	0	0	14	18	27.00	3.750
Jack Spring, L ERA: 3.6	(2, 1)	2.2		13	5	3	2	3	0	0	0	1	0	0	18	18	6.75	1.875
Julio Navarro, R ERA: 3.47	(5, 1)	1.0		8	4	4	4	1	1	0	0	0	0	0	9	13	36.00	5.000
Tom Morgan, R ERA: 5.4	(6, 1)	3.0		15	3	2	2	2	3	0	0	0	0	0	16	28	6.00	2.000

PITCHER	IP	WLS	BF	H	R	ER	SO	BB	IBB	HBP	BLK	WP	HR	S	P	ERA	WHIP

BOTTOM

Los Angeles Angels @ Chicago White Sox

Comiskey Park, Chicago, IL

Sun May 12 1963, 4:33 AM EDT

Unknown - 50 F

livebaseballscorecards.com

AB	40
R	14
H	16
RBI	11
BB	5
SO	8
LOB	26

Batter	1	2	3	4	5	6	7	8	9	10	11	12	AB	R	H	RBI	BB	SO	LOB
Albie Pearson, L (1, 8) OBP: 0.399, SLG: 0.362	0-0 1-3 1B 1B 1B	0-0 1-2 1B			0-3 K	0-0 FC6-4 FC5-4 1-2f		0-0 1-3			0-0 L3		6	1	2	0	0	1	1
Joe Koppe, R (1, 6) OBP: 0.375, SLG: 0.310	0-0 1B 1-3 1-2 3B 1B	0-0 1-3			0-0 E6 BB BB 1B	0-0 FC5-4 1-2f		0-0 F7			4-0 BB		5	2	1	0	1	0	3
Billy Moran, R (1, 4) OBP: 0.299, SLG: 0.333	0-0 1-3 1-2 2-3		0-0 F9		0-0 F5		0-0 E1 1B		0-3 K		0-0 F7		6	1	0	0	0	1	4
Leon Wagner, L (1, 7) OBP: 0.397, SLG: 0.537 Ken Hunt, R (12, 7) OBP: 0.226, SLG: 0.354	0-0 3B 2-3 3-H 1B		0-0 E6		0-0 BB BB 1-2 1B		0-3 K		0-0 F6			0-0 2B 3B	6 0	2 0	3 0	1 0	0 0	1 0	1 0
Lee Thomas, L (1, 3) OBP: 0.288, SLG: 0.359	0-0 1-H FC4-2 3-H 3B		0-0 F9		4-0 BB 1-2 2-3 BB		0-0 F9		0-0 4-3			0-0 FC5 3-H 2B	5	0	2	3	1	0	2
Bob Sadowski, L (1, 5) OBP: 0.393, SLG: 0.238 Felix Torres, R (5, PH) OBP: 0.308, SLG: 0.343 (5, 5)	0-0 FC4-2 2-4 3-H		0-3 K		4-0 FC6-4 1-2 2-3 3-H BB		0-0 2B 2-H 1B			0-3 K		0-0 1-3	2 3	0 1	0 1	0 2	0 1	1 1	2 1
George Thomas, R (1, 9) OBP: 0.248, SLG: 0.340	0-0 2-4 1-2	0-0 1B 1B		0-0 6-3	0-0 FC6-4 1-2f		0-0 1-H 2B			0-0 F7		0-0 5-3	6	0	2	1	0	0	4
Ed Sadowski, R (1, 2) OBP: 0.293, SLG: 0.358		0-0 F8		0-0 L5		0-0 5-3	0-0 F2			0-0 F9		4-0 IBB	5	0	0	0	1	0	2
Bob Turley, R (1, 1) Art Fowler, R (1, 1) Buck Rodgers, S (4, PH) OBP: 0.232, SLG: 0.339 Mel Nelson, R (4, 1) OBP: 0.200, SLG: 0.200 Dan Osinski, R (6, 1)		0-3 K		0-0 F4		0-0 FC6-4 1B		0-3 K	0-3 K		0-3 K	0-0 FC5 2-3f	0 1 1 1 3	0 0 0 0 0	0 0 0 1 0	0 0 0 0 0	0 1 0 0 2	0 1 0 0 2	0 1 0 0 2
Inning Stats	R: 3 E: 0 K: 0 S: 6 H: 4 LOB: 1 BB: 0 P: 6	R: 0 E: 0 K: 1 S: 7 H: 2 LOB: 2 BB: 0 P: 7	R: 0 E: 1 K: 1 S: 6 H: 0 LOB: 1 BB: 0 P: 6	R: 0 E: 0 K: 0 S: 3 H: 0 LOB: 0 BB: 0 P: 3	R: 1 E: 1 K: 1 S: 7 H: 1 LOB: 3 BB: 2 P: 15	R: 0 E: 0 K: 0 S: 4 H: 1 LOB: 1 BB: 0 P: 4	R: 2 E: 1 K: 1 S: 8 H: 2 LOB: 1 BB: 0 P: 8	R: 0 E: 0 K: 1 S: 5 H: 0 LOB: 0 BB: 0 P: 5	R: 0 E: 0 K: 1 S: 5 H: 0 LOB: 0 BB: 0 P: 5	R: 0 E: 0 K: 1 S: 5 H: 0 LOB: 0 BB: 0 P: 5	R: 0 E: 0 K: 1 S: 5 H: 0 LOB: 1 BB: 1 P: 9	R: 1 E: 0 K: 0 S: 5 H: 2 LOB: 2 BB: 1 P: 9	1B: 8 2B: 2 3B: 2 HR: 0	SF: 0 SAC: 0 DP: 0 HBP: 0		WP: 0 PB: 0 SB: 0 CS: 0	PA: 54		

PITCHER		IP	WLS	BF	H	R	ER	SO	BB	IBB	HBP	BLK	WP	HR	S	P	ERA	WHIP
Joe Horlen, R ERA: 5.6	(1, 1)	0.1		4	3	3	3	0	0	0	0	0	0	0	4	4	81.00	9.000
Frank Baumann, L ERA: 1.29	(1, 1)	5.2		26	5	1	0	3	2	0	0	0	0	0	29	37	0.00	1.235
Hoyt Wilhelm, R ERA: 1.15	(7, 1)	6.0	L	25	4	3	1	5	1	1	0	0	0	0	33	41	1.50	0.833

PITCHER	IP	WLS	BF	H	R	ER	SO	BB	IBB	HBP	BLK	WP	HR	S	P	ERA	WHIP

TOP

Los Angeles Angels @ Chicago White Sox

Comiskey Park, Chicago, IL

Sun May 12 1963, 4:38 AM EDT

Att. 13,267 - Unknown

livebaseballscorecards.com

AB	50
R	7
H	12
RBI	7
BB	4
SO	8
LOB	23

Batter	1	2	3	4	5	6	7	8	9	10	11	12	AB	R	H	RBI	BB	SO	LOB
Mike Hershberger, R (1, 8) (12, 9) OBP: 0.356, SLG: 0.388	SH5-3 1B	F4		F9		BB 1B 1B 1-2		FC4-6 2B	F7			4-3	7	1	3	0	0	0	2
Nellie Fox, L (1, 4) OBP: 0.364, SLG: 0.339	SH5-3 1-2	F8		6-3		F7		F1		K		F9	3	0	0	0	0	0	2
Hoyt Wilhelm, R (7, 1) OBP: 0.111, SLG: 0.111													2	0	0	0	0	1	1
Deacon Jones, L (12, PH)													1	0	0	0	0	0	0
Charlie Maxwell, L (1, 3) OBP: 0.556, SLG: 0.385	BB 1B BB BB	K		1B		BB 1-2 2-H		FC4-6 BB		6-3		F4	5	1	2	1	2	1	0
Floyd Robinson, L (1, 9) OBP: 0.424, SLG: 0.515	BB BB 1-2 2-H 1B 1B		1B 1B SF9 BB	F9		BB 1-2 2-3		FC4-6 1-2f 2-3		4-3			4	2	1	1	2	0	3
Jim Landis, R (12, 8) OBP: 0.347, SLG: 0.431													0	0	0	0	0	0	0
Pete Ward, L (1, 5) OBP: 0.352, SLG: 0.384	BB 1-2 2-3 1B BB		1B 1-2 1B	F9	F9	F9		F9			6-3		5	1	1	0	1	0	5
Dave Nicholson, R (1, 7) OBP: 0.355, SLG: 0.500	1B 1-2 2-3 3-H BB	K		F8	SH1-4 BB		SH3-4 BB			K			3	0	0	1	3	2	2
Al Weis, S (1, 6) (7, 4) OBP: 0.333, SLG: 0.294	F7		1-2 2-3 1B	6-3	SH1-4 1-2		SH3-4 1-2			E1 1B			4	0	2	0	0	0	3
Cam Carreon, R (1, 2) OBP: 0.333, SLG: 0.308	1-3 2-H 3-H 1B	SF9 3-H		F8	K		IBB			IBB			2	0	1	3	0	0	0
J.C. Martin, L (7, 2) OBP: 0.281, SLG: 0.333													1	0	0	0	2	1	1
Joe Horlen, R (1, 1) OBP: 0.286, SLG: 0.286	4-3	1-3		BB 1B 1B	F8			F9			K		0	0	0	0	0	0	0
Frank Baumann, L (1, 1) OBP: 0.200, SLG: 0.200													2	0	0	0	0	0	4
Ron Hansen, R (6, PH) (7, 6) OBP: 0.291, SLG: 0.371													3	1	0	0	1	1	5

Inning Stats																			
	R: 4	H: 3	R: 0	H: 0	R: 1	H: 2	R: 0	H: 1	R: 0	H: 0	R: 1	H: 2	R: 0	H: 0	R: 0	H: 1	R: 0	H: 0	R: 0	H: 1	R: 0	H: 0	1B: 9	SF: 1	WP: 0	PA: 57
	E: 0	LOB: 2	E: 0	LOB: 0	E: 0	LOB: 2	E: 0	LOB: 1	E: 0	LOB: 0	E: 0	LOB: 3	E: 0	LOB: 1	E: 0	LOB: 2	E: 0	LOB: 2	E: 1	LOB: 2	E: 0	LOB: 0	2B: 1	SAC: 3	PB: 0	
	K: 0	BB: 3	K: 1	BB: 0	K: 1	BB: 1	K: 0	BB: 0	K: 0	BB: 1	K: 0	BB: 2	K: 1	BB: 1	K: 0	BB: 1	K: 0	BB: 2	K: 2	BB: 1	E: 0	BB: 0	3B: 0	DP: 0	SB: 0	
	S: 6	P: 18	S: 5	P: 5	S: 7	P: 11	S: 4	P: 4	S: 3	P: 3	S: 5	P: 13	K: 1	P: 9	S: 5	P: 8	S: 4	P: 11	S: 3	P: 12	S: 5	P: 5	HR: 0	HBP: 0	CS: 0	

PITCHER		IP	WLS	BF	H	R	ER	SO	BB	IBB	HBP	BLK	WP	HR	S	P	ERA	WHIP
Bob Turley, R ERA: 4.5	(1, 1)	0.1		6	2	4	4	0	3	0	0	0	0	0	3	15	108.00	15.000
Art Fowler, R ERA: 0.5	(1, 1)	2.2		12	3	1	1	2	1	0	0	0	0	0	15	19	3.38	1.500
Mel Nelson, L ERA: 2.59	(4, 1)	2.2		12	3	1	1	0	1	0	0	0	0	0	11	15	3.38	1.500
Dan Osinski, R ERA: 1.65	(6, 1)	6.1	W	27	2	0	0	4	4	2	0	0	0	0	29	53	0.00	0.947

PITCHER	IP	WLS	BF	H	R	ER	SO	BB	IBB	HBP	BLK	WP	HR	S	P	ERA	WHIP

BOTTOM

Los Angeles Angels @ Chicago White Sox

Comiskey Park, Chicago, IL

Sun May 12 1963, 4:38 AM EDT

Att. 13,267 - Unknown

livebaseballscorecards.com

AB	42
R	6
H	10
RBI	6
BB	11
SO	6
LOB	28

Batter	1	2	3	4	5	6	7	8	9	AB	R	H	RBI	BB	SO	LOB
Albie Pearson, L (1, 8) OBP: 0.392, SLG: 0.351	S S S 0-3 ① K		x 0-0 ② 4-3		x 0-0 ① F9		B B B B 4-0 1B 1B BB	x 0-0 ③ F7		4	1	0	0	1	1	1
Joe Koppe, R (1, 5) OBP: 0.351, SLG: 0.294	x 0-0 ② 6-3		x 0-0 ③ F9		x 0-0 ② F9		x 0-0 1B 1-2 1B		x 0-0 ① 4-3	5	0	1	0	0	0	0
Leon Wagner, L (1, 7) OBP: 0.404, SLG: 0.563 Ken Hunt, R (9, 7) OBP: 0.226, SLG: 0.354	x 0-0 HR			x 0-0 G3 2B 1B	S S S 0-3 ③ K		x 0-0 1-2 2-H 1B		x 0-0 ② 5-3	5 0	2 0	3 0	2 0	0 0	1 0	0 0
Lee Thomas, L (1, 3) OBP: 0.278, SLG: 0.346	x 0-0 ③ L4			x 0-0 ① F6		S S S 0-3 ① K	S S S 0-3 ② K		S S S 0-3 ③ K	5	0	0	0	0	3	3
Billy Moran, R (1, 4) OBP: 0.298, SLG: 0.338		x 0-0 ① 6-3		x 0-0 ② G3 1-2		x 0-0 2B	x 0-0 ③ 6-3			4	0	1	0	0	0	3
George Thomas, R (1, 9) OBP: 0.257, SLG: 0.369		x 0-0 ② F7		B B B B 4-0 2B BB		x 0-0 ② F8		x 0-0 HR		3	2	1	1	1	0	1
Jim Fregosi, R (1, 6) OBP: 0.292, SLG: 0.377		x 0-0 3B		x 0-0 1-H 2-H 1B 2B		x 0-0 ③ 1-3		x 0-0 ① 6-3		4	1	2	2	0	0	1
Ed Sadowski, R (1, 2) OBP: 0.306, SLG: 0.421	S S S 0-3 ③ K			x 0-0 2-H 1B			x 0-0 HR	S S S 0-3 ② K		4	1	2	2	0	2	1
Don Lee, R (1, 1) OBP: 0.071, SLG: 0.071 Dean Chance, R (4, 1) Buck Rodgers, S (7, PH) OBP: 0.229, SLG: 0.333 Julio Navarro, R (7, 1) OBP: 0.429, SLG: 0.333			x 0-0 ① F8	x 0-0 ③ 4-3			x 0-0 ① 6-3	B B B B 4-0 BB		2 0 1 0	0 0 0 0	0 0 0 0	0 0 0 0	0 0 0 1	0 0 0 0	1 0 0 0
Inning Stats	R: 1 E: 0 K: 1 S: 6 H: 1 LOB: 0 BB: 0 P: 6	R: 0 E: 0 K: 1 S: 6 H: 1 LOB: 1 BB: 0 P: 6	R: 0 E: 0 K: 0 S: 3 H: 0 LOB: 0 BB: 0 P: 3	R: 3 E: 0 K: 0 S: 6 H: 3 LOB: 1 BB: 1 P: 10	R: 0 E: 0 K: 1 S: 5 H: 0 LOB: 0 BB: 0 P: 5	R: 0 E: 0 K: 1 S: 6 H: 1 LOB: 1 BB: 0 P: 6	R: 2 E: 0 K: 1 S: 8 H: 3 LOB: 2 BB: 1 P: 12	R: 1 E: 0 K: 1 S: 6 H: 1 LOB: 1 BB: 1 P: 10	R: 0 E: 0 K: 1 S: 5 H: 0 LOB: 0 BB: 0 P: 5	1B: 4 2B: 2 3B: 1 HR: 3	SF: 0 SAC: 0 DP: 0 HBP: 0					

PITCHER		IP	WLS	BF	H	R	ER	SO	BB	IBB	HBP	BLK	WP	HR	S	P	ERA	WHIP
Eddie Fisher, R ERA: 5.57	(1, 1)	4.0	L	18	5	4	4	2	1	0	0	0	0	1	21	25	9.00	1.500
Dave DeBusschere, R ERA: 5.4	(5, 1)	2.1		11	3	2	2	2	1	0	0	0	0	1	14	18	7.71	1.714
Gary Peters, L ERA: 3.42	(7, 1)	1.2		8	2	1	1	2	1	0	0	0	0	1	11	15	5.40	1.800
Joe Horlen, R ERA: 5.3	(9, 1)	1.0		3	0	0	0	1	0	0	0	0	0	0	5	5	0.00	0.000

PITCHER	IP	WLS	BF	H	R	ER	SO	BB	IBB	HBP	BLK	WP	HR	S	P	ERA	WHIP

TOP

Los Angeles Angels @ Chicago White Sox

Comiskey Park, Chicago, IL

Mon May 13 1963, 8:05 PM EDT

Att. 10,248 - Unknown

livebaseballscorecards.com

AB	37
R	7
H	10
RBI	7
BB	3
SO	7
LOB	11

WP: 0	PA: 40																	
PB: 0																		
SB: 0																		
CS: 0																		

Batter	1	2	3	4	5	6	7	8	9	AB	R	H	RBI	BB	SO	LOB
Jim Landis, R (1, 8) OBP: 0.363, SLG: 0.478	4-3		S 1B		HR		F9		BBBB 1B BB	4	1	2	1	1	0	0
Nellie Fox, L (1, 4) OBP: 0.358, SLG: 0.333	F7		F9 1-2		SSS K		6-3		1-2 1B	5	0	1	0	0	1	1
Charlie Maxwell, L (1, 3) OBP: 0.565, SLG: 0.471	BBBB FC6 BB		F7		1B 1B		2B		F2	4	0	2	0	1	0	3
Floyd Robinson, L (1, 9) OBP: 0.418, SLG: 0.505	FC6 1-2f		3-1		1-2 1B		F3			4	0	1	0	0	0	3
Pete Ward, L (1, 5) OBP: 0.356, SLG: 0.414		1B E 1B		HR	1-3			F8		4	2	2	1	0	0	2
Dave Nicholson, R (1, 7) OBP: 0.352, SLG: 0.490		E 1-2 1B 1B		SSS K		F8		F8		4	0	1	0	0	1	0
Ron Hansen, R (1, 6) OBP: 0.289, SLG: 0.367		E8 FC2-5 1-H 2-H 1B		6-3		SSS K		SSS K		4	0	1	1	0	2	0
J.C. Martin, L (1, 2) OBP: 0.279, SLG: 0.317		FC2-5 1B 1B 2-3		1-3		BBBB FC6-4 BB			F8	3	0	0	0	1	0	1
Eddie Fisher, R (1, 1) OBP: 0.167, SLG: 0.167		1-H 1B			5-3	FC6-4 1-2f			F4	1	0	1	0	0	0	0
Dave DeBusschere, R (5, 1)										2	0	0	0	0	0	1
Gary Peters, L (7, 1) OBP: 0.333, SLG: 0.625										0	0	0	0	0	0	0
Joe Horlen, R (9, 1) OBP: 0.286, SLG: 0.286										0	0	0	0	0	0	0
Deacon Jones, L (9, PH)										1	0	0	0	0	0	0
Inning Stats	R: 0 E: 0 K: 0 S: 3 H: 0 LOB: 1 BB: 1 P: 7	R: 1 E: 1 K: 0 S: 5 H: 4 LOB: 2 BB: 0 P: 5	R: 0 E: 0 K: 0 S: 4 H: 1 LOB: 1 BB: 0 P: 4	R: 1 E: 0 K: 1 S: 6 H: 1 LOB: 0 BB: 0 P: 6	R: 1 E: 0 K: 1 S: 8 H: 3 LOB: 2 BB: 0 P: 8	R: 0 E: 0 K: 1 S: 5 H: 0 LOB: 1 BB: 1 P: 9	R: 0 E: 0 K: 0 S: 4 H: 1 LOB: 1 BB: 0 P: 4	R: 0 E: 0 K: 1 S: 5 H: 0 LOB: 0 BB: 0 P: 5	R: 0 E: 0 K: 0 S: 4 H: 1 LOB: 2 BB: 1 P: 8	1B: 8 2B: 1 3B: 0 HR: 2	SF: 0 SAC: 0 DP: 0 HBP: 0						

PITCHER	IP	WLS	BF	H	R	ER	SO	BB	IBB	HBP	BLK	WP	HR	S	P	ERA	WHIP
Don Lee, R (1, 1) ERA: 3.57	3.0		14	6	2	2	0	1	0	0	0	0	1	13	17	6.00	2.333
Dean Chance, R (4, 1) ERA: 4.64	3.0	W	13	3	1	1	3	1	0	0	0	0	1	18	22	3.00	1.333
Julio Navarro, R (7, 1) ERA: 3.08	3.0	S	12	2	0	0	1	1	0	0	0	0	0	13	17	0.00	1.000

PITCHER	IP	WLS	BF	H	R	ER	SO	BB	IBB	HBP	BLK	WP	HR	S	P	ERA	WHIP

BOTTOM

Los Angeles Angels @ Chicago White Sox

Comiskey Park, Chicago, IL

Mon May 13 1963, 8:05 PM EDT

Att. 10,248 - Unknown

livebaseballscorecards.com

AB	36
R	3
H	11
RBI	3
BB	3
SO	4
LOB	11

1B: 8	SF: 0	WP: 0	PA: 39
2B: 1	SAC: 0	PB: 0	
3B: 0	DP: 0	SB: 1	
HR: 2	HBP: 0	CS: 0	

Batter	1	2	3	4	5	6	7	8	9	AB	R	H	RBI	BB	SO	LOB
Jake Wood, R (1, 4) OBP: 0.342, SLG: 0.473	P5		S 1B			F7		G5-4-3 1-2f		4	0	1	0	0	0	1
Bill Bruton, L (1, 8) OBP: 0.298, SLG: 0.304	2B		F8 1-2			F9			1B	4	0	2	0	0	0	1
Whitey Herzog, L (1, 9) OBP: 0.308, SLG: 0.333	P6			F8			K		F8	4	0	0	0	0	1	2
Norm Cash, L (1, 3) OBP: 0.323, SLG: 0.338	K			4-3			4-1		F7	4	0	0	0	0	1	2
Gus Triandos, R (1, 2) OBP: 0.347, SLG: 0.477		F8		K			1B		5-3	4	0	1	0	0	1	1
Rocky Colavito, R (1, 7) OBP: 0.331, SLG: 0.348		F8			P4		1B 1-2			3	0	1	0	0	0	0
Dick McAuliffe, L (1, 6) OBP: 0.293, SLG: 0.313		F7			6-3		K			3	0	0	0	0	1	2
Bubba Phillips, R (1, 5) OBP: 0.200, SLG: 0.245 Frank Kostro, R (8, PH) OBP: 0.419, SLG: 0.314 (8, 5)			K		P6			G5-4-3 1B		2 1	0 0	0 1	0 0	0 0	1 0	0 0
Jim Bunning, R (1, 1) OBP: 0.263, SLG: 0.263 Bill Freehan, R (8, PH) OBP: 0.500, SLG: 0.816 Dick Egan, L (8, 1)			K			F8		K		2 1 0	0 0 0	0 0 0	0 0 0	0 0 0	1 1 0	0 1 0
Inning Stats	R: 0 E: 0 K: 1 S: 6 H: 1 LOB: 1 BB: 0 P: 6	R: 0 E: 0 K: 0 S: 3 H: 0 LOB: 0 BB: 0 P: 3	R: 0 E: 0 K: 2 S: 8 H: 1 LOB: 1 BB: 0 P: 8	R: 0 E: 0 K: 1 S: 5 H: 0 LOB: 0 BB: 0 P: 5	R: 0 E: 0 K: 0 S: 3 H: 0 LOB: 0 BB: 0 P: 3	R: 0 E: 0 K: 0 S: 3 H: 0 LOB: 0 BB: 0 P: 3	R: 0 E: 0 K: 2 S: 9 H: 2 LOB: 2 BB: 0 P: 9	R: 0 E: 0 K: 1 S: 5 H: 1 LOB: 0 BB: 0 P: 5	R: 0 E: 0 K: 0 S: 4 H: 1 LOB: 1 BB: 0 P: 4	1B: 5 2B: 1 3B: 0 HR: 0 SF: 0 SAC: 0 DP: 1 HBP: 0						

PITCHER	IP	WLS	BF	H	R	ER	SO	BB	IBB	HBP	BLK	WP	HR	S	P	ERA	WHIP
Ray Herbert, R (1, 1) ERA: 1.81	9.0	W	32	6	0	0	7	0	0	0	0	0	0	46	46	0.00	0.667

PITCHER	IP	WLS	BF	H	R	ER	SO	BB	IBB	HBP	BLK	WP	HR	S	P	ERA	WHIP

TOP

Detroit Tigers @ Chicago White Sox

Comiskey Park, Chicago, IL

Tue May 14 1963, 8:05 PM EDT

Att. 13,147 - Unknown

livebaseballscorecards.com

AB	32
R	0
H	6
RBI	0
BB	0
SO	7
LOB	10

WP: 0 PB: 0 SB: 1 CS: 0 PA: 32

Batter	1	2	3	4	5	6	7	8	9	AB	R	H	RBI	BB	SO	LOB
Jim Landis, R (1, 8) OBP: 0.369, SLG: 0.521	HR		F7 ③		1B 1-3 2-H 3-H			6-3 ②		4	1	2	3	0	0	0
Nellie Fox, L (1, 4) OBP: 0.346, SLG: 0.322	F8 ①			6-3 ①	F8 ③			4-3 ③		4	0	0	0	0	0	2
Pete Ward, L (1, 5) OBP: 0.348, SLG: 0.403	F9 ②			K ②		K ①				3	0	0	0	0	2	0
Floyd Robinson, L (1, 9) OBP: 0.408, SLG: 0.491	K ③			4-3 ③		B1-3 ②				3	0	0	0	0	1	0
Charlie Maxwell, L (1, 3) OBP: 0.500, SLG: 0.400		F8 ①			K ①	F8 ③				3	0	0	0	0	1	0
Dave Nicholson, R (1, 7) OBP: 0.352, SLG: 0.486		K ②			E SH1-3 1B 1B		K ①			3	1	1	0	0	2	0
Ron Hansen, R (1, 6) OBP: 0.285, SLG: 0.360		K ③			SH1-3 ② 1-2		K ②			2	0	0	0	0	2	0
J.C. Martin, L (1, 2) OBP: 0.282, SLG: 0.306			4-3 ①		E 1B BB		P6 ③			2	1	0	0	1	0	0
Ray Herbert, R (1, 1) OBP: 0.176, SLG: 0.235			5-3 ②		E5 1B 1-2 2-3			1B ①		3	0	1	0	0	0	2
Inning Stats	R: 1 H: 1 E: 0 LOB: 0 K: 1 BB: 0 S: 6 P: 6	R: 0 H: 0 E: 0 LOB: 0 K: 2 BB: 0 S: 7 P: 7	R: 0 H: 0 E: 0 LOB: 0 K: 0 BB: 0 S: 3 P: 3	R: 0 H: 0 E: 0 LOB: 0 K: 1 BB: 0 S: 5 P: 5	R: 2 H: 2 E: 1 LOB: 2 K: 1 BB: 1 S: 8 P: 12	R: 0 H: 0 E: 0 LOB: 0 K: 1 BB: 0 S: 5 P: 5	R: 0 H: 0 E: 0 LOB: 0 K: 2 BB: 0 S: 7 P: 7	R: 0 H: 1 E: 0 LOB: 0 K: 0 BB: 0 S: 3 P: 3		1B: 3 SF: 0 2B: 0 SAC: 1 3B: 0 DP: 0 HR: 1 HBP: 0						WP: 0 PA: 29 PB: 0 SB: 0 CS: 0

PITCHER		IP	WLS	BF	H	R	ER	SO	BB	IBB	HBP	BLK	WP	HR	S	P	ERA	WHIP
Jim Bunning, R ERA: 3.12	(1, 1)	7.0	L	26	3	3	1	8	1	0	0	0	0	1	41	45	1.29	0.571
Dick Egan, L ERA: 4.63	(8, 1)	1.0		3	1	0	0	0	0	0	0	0	0	0	3	3	0.00	1.000

PITCHER	IP	WLS	BF	H	R	ER	SO	BB	IBB	HBP	BLK	WP	HR	S	P	ERA	WHIP

BOTTOM

Detroit Tigers @ Chicago White Sox

Comiskey Park, Chicago, IL

Tue May 14 1963, 8:05 PM EDT

Att. 13,147 - Unknown

livebaseballscorecards.com

AB	27
R	3
H	4
RBI	3
BB	1
SO	8
LOB	4

Batter	1	2	3	4	5	6	7	8	9	AB	R	H	RBI	BB	SO	LOB
Bill Bruton, L (1, 8) OBP: 0.289, SLG: 0.293	G3		SH1-3 1-2		G3		K		F5	4	0	0	0	0	1	1
Don Wert, R (1, 5) OBP: 0.429, SLG: 0.500	K		2-H 1B		K		FC6-4 1-2f		5-3	5	0	1	1	0	2	1
Jake Wood, R (1, 4) OBP: 0.321, SLG: 0.443	K		F8			F9		F3	F9	5	0	0	0	0	1	1
Al Kaline, R (1, 9) OBP: 0.388, SLG: 0.508		K		L5-3		L6-3		L5 BB 2B		4	1	0	0	0	1	0
Gus Triandos, R (1, 2) OBP: 0.363, SLG: 0.494		K		6-3 2B		1B 1B		2B 1-2 FC3-6 BB		3	1	2	0	1	1	0
Bill Freehan, R (1, 3) OBP: 0.500, SLG: 0.810		P6		6-3 2-3		1-2 1B		FC3-6 1-3 2-H 2B		4	0	2	1	0	0	1
Rocky Colavito, R (1, 7) OBP: 0.343, SLG: 0.359			1B 2B	IBB		1-3		BB FC3-6		2	1	1	0	2	0	2
Dick McAuliffe, L (1, 6) OBP: 0.281, SLG: 0.298			P6	F8			4-3	FC3-6 1-2f 2-3 3-H		4	0	0	1	0	0	5
Phil Regan, R (1, 1) OBP: 0.250, SLG: 0.438 Mickey Lolich, S (5, 1) Frank Kostro, R (7, PH) OBP: 0.432, SLG: 0.333 Dick Egan, L (7, 1) Norm Cash, L (8, PH) OBP: 0.319, SLG: 0.333 Tom Sturdivant, L (8, 1)			2-H SH1-3 1B	F9			FC6-4 1B	F3		2 0 1 0 1 0	1 0 0 0 0 0	1 0 1 0 0 0	1 0 0 0 0 0	0 0 0 0 0 0	0 0 0 0 0 0	0 0 0 0 2 0
Inning Stats	R: 0 E: 0 K: 2 S: 7 H: 0 LOB: 0 BB: 0 P: 7	R: 0 E: 0 K: 2 S: 7 H: 0 LOB: 0 BB: 0 P: 7	R: 2 E: 0 K: 0 S: 6 H: 3 LOB: 1 BB: 0 P: 6	R: 0 E: 0 K: 0 S: 4 H: 1 LOB: 2 BB: 1 P: 8	R: 0 E: 0 K: 1 S: 5 H: 0 LOB: 0 BB: 0 P: 5	R: 0 E: 0 K: 0 S: 5 H: 2 LOB: 2 BB: 0 P: 5	R: 0 E: 0 K: 1 S: 6 H: 1 LOB: 1 BB: 0 P: 6	R: 2 E: 1 K: 0 S: 5 H: 1 LOB: 2 BB: 2 P: 13	R: 0 E: 0 K: 0 S: 3 H: 0 LOB: 0 BB: 0 P: 3	1B: 5 2B: 3 3B: 0 HR: 0	SF: 0 SAC: 1 DP: 0 HBP: 0					

PITCHER	IP	WLS	BF	H	R	ER	SO	BB	IBB	HBP	BLK	WP	HR	S	P	ERA	WHIP
Juan Pizarro, L (1, 1) ERA: 1.44	7.1	W	33	8	4	2	6	1	1	0	0	0	0	43	51	2.46	1.227
Jim Brosnan, R (8, 1) ERA: 2.92	1.2	S	6	0	0	0	0	1	0	0	0	0	0	5	9	0.00	0.600

PITCHER	IP	WLS	BF	H	R	ER	SO	BB	IBB	HBP	BLK	WP	HR	S	P	ERA	WHIP

TOP

Detroit Tigers @ Chicago White Sox

Comiskey Park, Chicago, IL

Wed May 15 1963, 8:05 PM EDT

Att. 11,363 - Unknown

livebaseballscorecards.com

AB	35
R	4
H	8
RBI	4
BB	3
SO	6
LOB	13

1B: 5 SF: 0 PA: 39
2B: 3 SAC: 1
3B: 0 DP: 0
HR: 0 HBP: 0

WP: 0
PB: 0
SB: 0
CS: 0

BOTTOM

Detroit Tigers @ Chicago White Sox

Comiskey Park, Chicago, IL

Wed May 15 1963, 8:05 PM EDT

Att. 11,363 - Unknown

livebaseballscorecards.com

Batter	1	2	3	4	5	6	7	8	9	AB	R	H	RBI	BB	SO	LOB
Jim Landis, R (1, 8) OBP: 0.375, SLG: 0.519	K		1B		2B 1B 1-2	K		SH1-4 1-2		4	1	2	0	0	2	0
Nellie Fox, L (1, 4) OBP: 0.356, SLG: 0.341	1B		G4-6-3 1-2		1B 1-3 2-H	1-3		3-1 2-3		5	1	3	1	0	0	1
Pete Ward, L (1, 5) OBP: 0.343, SLG: 0.395	F7		G4-6-3 1-2f		BB 1B 2-3 3-H	1-3		4-3		5	1	1	1	0	0	4
Floyd Robinson, L (1, 9) OBP: 0.411, SLG: 0.496	G3			G3 BB	K		SH1-3 HR			3	1	1	0	1	1	3
Charlie Maxwell, L (1, 3) OBP: 0.464, SLG: 0.364 Mike Hershberger, R (5, PH) OBP: 0.363, SLG: 0.395 Cam Carreon, R (6, 2) OBP: 0.333, SLG: 0.308		F3		G3 1-2	BB 1-2 3-H		SH1-3 2-3			2 1 0	0 1 0	0 1 0	0 1 0	0 0 0	0 0 0	1 0 0
Dave Nicholson, R (1, 7) OBP: 0.364, SLG: 0.536		3B	K		1B 1-2 2-3		HR 3-H			3	1	2	2	1	1	1
Ron Hansen, R (1, 6) OBP: 0.291, SLG: 0.360		1-3		BB	1B 1-2 2-H 3-H		P6			3	0	1	2	1	0	1
J.C. Martin, L (1, 2) OBP: 0.267, SLG: 0.288 (6, 3)		K		F7	K		1-3			4	0	0	0	0	2	5
Juan Pizarro, L (1, 1) OBP: 0.176, SLG: 0.313 Jim Brosnan, R (8, 1) OBP: 0.500, SLG: 0.500			P6	2B 1B BB K				3-1 SH1-4 1B		2 1	1 0	0 1	0 0	1 0	1 0	2 0
Inning Stats	R: 0 H: 1 E: 0 LOB: 1 K: 1 BB: 0 S: 6 P: 6	R: 0 H: 1 E: 0 LOB: 1 K: 1 BB: 0 S: 6 P: 6	R: 0 H: 2 E: 0 LOB: 1 K: 0 BB: 0 S: 4 P: 4	R: 0 H: 0 E: 0 LOB: 2 K: 1 BB: 2 S: 5 P: 13	R: 5 H: 5 E: 0 LOB: 2 K: 3 BB: 2 S: 14 P: 22	R: 0 H: 0 E: 0 LOB: 0 K: 1 BB: 0 S: 5 P: 5	R: 2 H: 2 E: 0 LOB: 0 K: 0 BB: 0 S: 5 P: 5	R: 0 H: 1 E: 0 LOB: 1 K: 0 BB: 0 S: 4 P: 4		1B: 8 SF: 0 2B: 2 SAC: 2 3B: 1 DP: 1 HR: 1 HBP: 0						

	AB	33
	R	7
	H	12
	RBI	7
	BB	4
	SO	7
	LOB	18

WP: 0 PA: 39
PB: 0
SB: 0
CS: 0

PITCHER		IP	WLS	BF	H	R	ER	SO	BB	IBB	HBP	BLK	WP	HR	S	P	ERA	WHIP
Phil Regan, R ERA: 2.64	(1, 1)	4.0	L	21	7	4	4	3	3	0	0	0	0	0	24	36	9.00	2.500
Mickey Lolich, L ERA: 2.25	(5, 1)	2.0		9	2	1	1	4	1	0	0	0	0	0	16	20	4.50	1.500
Dick Egan, L ERA: 5.68	(7, 1)	1.0		5	2	2	2	0	0	0	0	0	0	1	5	5	18.00	2.000
Tom Sturdivant, R ERA: 3.38	(8, 1)	1.0		4	1	0	0	0	0	0	0	0	0	0	4	4	0.00	1.000

PITCHER		IP	WLS	BF	H	R	ER	SO	BB	IBB	HBP	BLK	WP	HR	S	P	ERA	WHIP

Chicago White Sox @ Cleveland Indians

Cleveland Municipal Stadium, Cleveland, OH

Thu May 16 1963, 7:05 PM EDT

Att. 3,079 - Unknown

TOP

livebaseballscorecards.com

Batter	1	2	3	4	5	6	7	8	9	AB	R	H	RBI	BB	SO	LOB
Jim Landis, R (1, 8) OBP: 0.380, SLG: 0.550	F7			BBBB 4-0 1B S G6-3 BB		HR		F7		3	2	1	1	1	0	0
Nellie Fox, L (1, 4) OBP: 0.360, SLG: 0.346	F8			G6-3 1-3 1B		4-3			1B 1B	4	0	2	0	0	0	0
Al Weis, S (9, PR) (9, 4) OBP: 0.333, SLG: 0.294										0	1	0	0	0	0	0
Pete Ward, L (1, 5) OBP: 0.333, SLG: 0.383	F7			G6-3 1-2f 3-H		G3			F7	4	0	0	0	0	0	2
Floyd Robinson, L (1, 9) OBP: 0.406, SLG: 0.487		G3		G3		4-3			BB 1-3 1B	4	1	1	0	0	0	0
Charlie Maxwell, L (1, 3) OBP: 0.469, SLG: 0.360		4-3			1B		SSS K		BBBB 4-0 E 1B 1-2 BB	3	0	1	0	1	1	0
Cam Carreon, R (9, PR) (9, 2) OBP: 0.333, SLG: 0.308										0	0	0	0	0	0	0
Dave Nicholson, R (1, 7) OBP: 0.360, SLG: 0.526		SSS K			SSS K		SSS K		E7 1-3 2-H 3-H 1B	4	0	1	2	0	3	1
Ron Hansen, R (1, 6) OBP: 0.298, SLG: 0.359			6-3		FC4-6 1-2 1B		5-3		IBB	3	0	1	0	1	0	0
J.C. Martin, L (1, 2) OBP: 0.256, SLG: 0.275			6-3		FC4-6 1-2f			4-3	F9	3	0	0	0	0	0	2
Deacon Jones, L (9, PH)										1	0	0	0	0	0	3
Joe Cunningham, L (9, 3) OBP: 0.364, SLG: 0.333										0	0	0	0	0	0	0
John Buzhardt, R (1, 1) OBP: 0.053, SLG: 0.053			1-3		4-3			SSS K	K	3	0	0	0	0	1	2
Hoyt Wilhelm, R (8, 1) OBP: 0.111, SLG: 0.111										0	0	0	0	0	0	0
Mike Hershberger, R (9, PH) OBP: 0.359, SLG: 0.390										1	0	0	0	0	1	3
Jim Brosnan, R (9, 1) OBP: 0.500, SLG: 0.500										0	0	0	0	0	0	0

	AB	33
	R	4
	H	7
	RBI	3
	BB	3
	SO	6
	LOB	13

Inning Stats	1	2	3	4	5	6	7	8	9	1B: 6	SF: 0	WP: 0	PA: 36
	R: 0 E: 0 K: 0 S: 3	H: 0 LOB: 0 BB: 0 P: 3	R: 0 E: 0 K: 1 S: 5	H: 0 LOB: 0 BB: 0 P: 5	R: 0 E: 0 K: 0 S: 3	H: 0 LOB: 0 BB: 0 P: 3	R: 1 E: 0 K: 0 S: 3	H: 1 LOB: 0 BB: 1 P: 7	R: 0 E: 0 K: 1 S: 7	H: 2 LOB: 2 BB: 0 P: 7	R: 1 E: 0 K: 0 S: 4	H: 1 LOB: 0 BB: 0 P: 4	R: 0 E: 0 K: 2 S: 7	H: 0 LOB: 0 BB: 0 P: 7	R: 0 E: 0 K: 1 S: 5	H: 0 LOB: 0 BB: 0 P: 5	R: 2 E: 1 K: 1 S: 8	H: 3 LOB: 3 BB: 2 P: 16	2B: 0 3B: 0 HR: 1	SAC: 0 DP: 1 HBP: 0	PB: 0 SB: 1 CS: 0	

PITCHER		IP	WLS	BF	H	R	ER	SO	BB	IBB	HBP	BLK	WP	HR	S	P	ERA	WHIP
Dick Donovan, R ERA: 2.74	(1, 1)	8.0		28	4	2	2	5	1	0	0	0	0	1	37	41	2.25	0.625
Jerry Walker, R ERA: 7.15	(9, 1)	0.1		5	3	2	2	0	1	0	0	0	0	0	4	8	54.00	12.000
Pedro Ramos, R ERA: 4.98	(9, 1)	0.2	W	3	0	0	0	1	0	1	0	0	0	0	4	8	0.00	0.000

PITCHER	IP	WLS	BF	H	R	ER	SO	BB	IBB	HBP	BLK	WP	HR	S	P	ERA	WHIP

Batter	1	2	3	4	5	6	7	8	9	AB	R	H	RBI	BB	SO	LOB
Vic Davalillo, L (1, 8) OBP: 0.291, SLG: 0.393	P6		K			6-3		FC1-6 2B 1-2f		4	1	0	0	0	1	1
Al Luplow, L (1, 9) OBP: 0.200, SLG: 0.260	F7 WP 2B		K			1B 1B		2B 1-3 2B		4	2	3	0	0	1	0
Woodie Held, R (1, 4) OBP: 0.347, SLG: 0.518	F7 2-3			K		F8		2B IBB		3	1	0	0	1	1	2
Joe Adcock, R (1, 3) OBP: 0.268, SLG: 0.358	6-3 3-H			6-3		1B 1-2		G5-3 1-H 2-H 3-H 2B		4	0	2	3	0	0	0
Jerry Kindall, R (9, 3)										0	0	0	0	0	0	0
Tito Francona, L (1, 7) OBP: 0.313, SLG: 0.375		E S FC1-2-5 1B		S 1B		4-3		1B		4	0	3	0	0	0	2
John Romano, R (1, 2) OBP: 0.316, SLG: 0.464		F9 1-3	K 1-2				F7	G5-3 2-3f		4	0	0	0	0	1	4
Max Alvis, R (1, 5) OBP: 0.309, SLG: 0.483		FC1-2-5 3-H			6-3		F8		HR	4	1	1	1	0	0	1
Tony Martinez, R (1, 6) OBP: 0.186, SLG: 0.204		5-3			F6		1-3			3	0	0	0	0	0	1
Dick Donovan, L (1, 1)			G3		5-3			FC1-6 1B		2	0	0	0	0	0	0
Fred Whitfield, L (8, PH) OBP: 0.276, SLG: 0.370										1	0	1	0	0	0	0
Ellis Burton, S (8, PR) OBP: 0.258, SLG: 0.357										0	0	0	0	0	0	0
Jerry Walker, S (9, 1) OBP: 0.400, SLG: 0.250										0	0	0	0	0	0	0
Pedro Ramos, S (9, 1)										0	0	0	0	0	0	0
Inning Stats	R: 1 E: 0 K: 0 S: 4 H: 1 LOB: 0 BB: 0 P: 4	R: 0 E: 0 K: 0 S: 4 H: 1 LOB: 1 BB: 0 P: 4	R: 0 E: 0 K: 2 S: 7 H: 0 LOB: 0 BB: 0 P: 7	R: 0 E: 0 K: 2 S: 8 H: 1 LOB: 1 BB: 0 P: 8	R: 0 E: 0 K: 0 S: 3 H: 0 LOB: 0 BB: 0 P: 3	R: 0 E: 0 K: 0 S: 5 H: 2 LOB: 2 BB: 0 P: 5	R: 0 E: 0 K: 0 S: 3 H: 0 LOB: 0 BB: 0 P: 3	R: 3 E: 0 K: 0 S: 6 H: 4 LOB: 1 BB: 1 P: 10	R: 1 E: 0 K: 0 S: 1 H: 1 LOB: 0 BB: 0 P: 1	1B: 6 2B: 3 3B: 0 HR: 1	SF: 0 SAC: 0 DP: 1 HBP: 0						

PITCHER	IP	WLS	BF	H	R	ER	SO	BB	IBB	HBP	BLK	WP	HR	S	P	ERA	WHIP
John Buzhardt, R (1, 1) ERA: 2.91	7.1		31	8	4	4	4	0	1	0	0	1	0	38	42	4.91	1.091
Hoyt Wilhelm, R (8, 1) ERA: 1.13	0.2		2	1	0	0	0	0	0	0	0	0	0	2	2	0.00	1.500
Jim Brosnan, R (9, 1) ERA: 3.65	0.0	L	1	1	1	1	0	0	0	0	0	0	1	1	1	∞	∞

PITCHER	IP	WLS	BF	H	R	ER	SO	BB	IBB	HBP	BLK	WP	HR	S	P	ERA	WHIP

BOTTOM

Chicago White Sox @ Cleveland Indians

Cleveland Municipal Stadium, Cleveland, OH

Thu May 16 1963, 7:05 PM EDT

Att. 3,079 - Unknown

livebaseballscorecards.com

AB	33
R	5
H	10
RBI	4
BB	1
SO	4
LOB	11

WP: 1	PA: 34		
PB: 0			
SB: 2			
CS: 0			

Chicago White Sox @ Baltimore Orioles

Memorial Stadium, Baltimore, MD

Sat May 18 1963, 7:05 PM EDT

Att. 16,349 - Unknown

TOP

livebaseballscorecards.com

Batter	1	2	3	4	5	6	7	8	9	AB	R	H	RBI	BB	SO	LOB
Jim Landis, R (1, 8) OBP: 0.375, SLG: 0.530	L9	5-3			5-3			BB FC5 E		3	0	0	0	1	0	1
Nellie Fox, L (1, 4) OBP: 0.357, SLG: 0.344	2-3		K			1B		E4 1-2		4	0	1	0	0	1	1
Floyd Robinson, L (1, 9) OBP: 0.401, SLG: 0.479	BB 1B		4-3			F7		K		4	0	1	0	0	1	3
Dave Nicholson, R (1, 7) OBP: 0.357, SLG: 0.513	BB 1-2		K			K		FC5 2-3f		3	0	0	0	1	2	3
Pete Ward, L (1, 5) OBP: 0.324, SLG: 0.371	L1			F8		F8			G3	4	0	0	0	0	0	3
Ron Hansen, R (1, 6) OBP: 0.304, SLG: 0.367		2B 2B		K			K		BB FC4-6 2-1	3	1	1	0	1	2	0
Joe Cunningham, L (1, 3) OBP: 0.361, SLG: 0.324		K		6-3			K	BB FC4-6 1-2		3	0	0	0	1	2	1
Cam Carreon, R (1, 2) OBP: 0.333, SLG: 0.333 Hoyt Wilhelm, R (7, 1) OBP: 0.100, SLG: 0.100	6-3 2-H 2B				K		5-3		FC4-6 2-1 1-2f 2-3	3 1	0 0	1 0	1 0	0 0	1 0	0 2
Gary Peters, L (1, 1) OBP: 0.273, SLG: 0.500 Sherm Lollar, R (7, 2) OBP: 0.214, SLG: 0.167	6-3 2-3				K			F7	2-1 1-2 3-H	2 1	0 0	0 0	0 0	0 0	1 0	1 0

Inning Stats	1	2	3	4	5	6	7	8	9
	R: 0 E: 0 K: 0 S: 4	H: 1 LOB: 2 BB: 1 P: 8	R: 1 E: 0 K: 1 S: 7	H: 2 LOB: 1 BB: 0 P: 7	R: 0 E: 0 K: 2 S: 7	H: 0 LOB: 0 BB: 0 P: 7	R: 0 E: 0 K: 1 S: 5	H: 0 LOB: 0 BB: 0 P: 5	R: 0 E: 0 K: 2 S: 7	H: 0 LOB: 0 BB: 0 P: 7	R: 0 E: 0 K: 1 S: 6	H: 1 LOB: 1 BB: 0 P: 6	R: 0 E: 0 K: 2 S: 7	H: 0 LOB: 0 BB: 0 P: 7	R: 0 E: 1 K: 1 S: 6	H: 0 LOB: 2 BB: 1 P: 10	R: 0 E: 0 K: 0 S: 2	H: 0 LOB: 2 BB: 2 P: 10

1B: 2	SF: 0	WP: 0	PA: 35
2B: 2	SAC: 0	PB: 0	
3B: 0	DP: 0	SB: 0	
HR: 0	HBP: 0	CS: 0	

AB	31
R	1
H	4
RBI	1
BB	4
SO	10
LOB	15

PITCHER	IP	WLS	BF	H	R	ER	SO	BB	IBB	HBP	BLK	WP	HR	S	P	ERA	WHIP
Steve Barber, L (1, 1) ERA: 1.98	9.0	W	36	4	1	1	10	4	0	0	0	0	0	51	67	1.00	0.889

PITCHER	IP	WLS	BF	H	R	ER	SO	BB	IBB	HBP	BLK	WP	HR	S	P	ERA	WHIP

Batter	1	2	3	4	5	6	7	8	9	AB	R	H	RBI	BB	SO	LOB
Luis Aparicio, R (1, 6) OBP: 0.319, SLG: 0.385	F9		6-3			L6		K		4	0	0	0	0	1	0
Jerry Adair, R (1, 4) OBP: 0.210, SLG: 0.330	4-3			L8			F7		BB, 1B	4	1	1	0	0	0	0
Al Smith, R (1, 9) OBP: 0.354, SLG: 0.447	1B			1-3			S, 1B		BB, 1B, 1-2	3	1	2	0	1	0	0
Jim Gentile, L (1, 3) OBP: 0.362, SLG: 0.463	K			K			1B, HBP, 1-2		1B, 1-2, 2-H	3	0	1	1	0	2	1
Brooks Robinson, R (1, 5) OBP: 0.345, SLG: 0.412		4-3			K		1B, 1-2, 2-H			3	0	1	1	0	1	0
Joe Gaines, R (1, 7) OBP: 0.455, SLG: 0.560		4-3			6-3		K			3	0	0	0	0	1	2
Jackie Brandt, R (1, 8) OBP: 0.283, SLG: 0.400		K			K		F5			3	0	0	0	0	2	2
John Orsino, R (1, 2) OBP: 0.346, SLG: 0.373			6-3			K		2-3		3	0	0	0	0	1	0
Steve Barber, L (1, 1) OBP: 0.100, SLG: 0.103			K			K		1-3		3	0	0	0	0	2	0
Inning Stats	R: 0 E: 0 K: 1 S: 6 H: 1 LOB: 1 BB: 0 P: 6	R: 0 E: 0 K: 1 S: 5 H: 0 LOB: 0 BB: 0 P: 5	R: 0 E: 0 K: 1 S: 5 H: 0 LOB: 0 BB: 0 P: 5	R: 0 E: 0 K: 1 S: 5 H: 0 LOB: 0 BB: 0 P: 5	R: 0 E: 0 K: 2 S: 7 H: 0 LOB: 0 BB: 0 P: 7	R: 0 E: 0 K: 2 S: 7 H: 0 LOB: 0 BB: 0 P: 7	R: 1 E: 0 K: 1 S: 7 H: 2 LOB: 2 BB: 0 P: 8	R: 0 E: 0 K: 1 S: 5 H: 0 LOB: 0 BB: 0 P: 5	R: 1 E: 0 K: 0 S: 2 H: 2 LOB: 2 BB: 1 P: 6	1B: 5 2B: 0 3B: 0 HR: 0 SF: 0 SAC: 0 DP: 0 HBP: 1						

PITCHER		IP	WLS	BF	H	R	ER	SO	BB	IBB	HBP	BLK	WP	HR	S	P	ERA	WHIP
Gary Peters, L ERA: 3.03	(1, 1)	6.1		23	3	1	1	8	0	0	1	0	0	0	38	39	1.42	0.474
Hoyt Wilhelm, R ERA: 1.34	(7, 1)	1.2	L	8	2	1	1	2	1	0	0	0	0	0	11	15	5.40	1.800

PITCHER	IP	WLS	BF	H	R	ER	SO	BB	IBB	HBP	BLK	WP	HR	S	P	ERA	WHIP

BOTTOM

Chicago White Sox @ Baltimore Orioles

Memorial Stadium, Baltimore, MD

Sat May 18 1963, 7:05 PM EDT

Att. 16,349 - Unknown

livebaseballscorecards.com

AB	29
R	2
H	5
RBI	2
BB	1
SO	10
LOB	5

Chicago White Sox @ Baltimore Orioles

Memorial Stadium, Baltimore, MD

Sun May 19 1963, 3:33 AM EDT

Unknown

livebaseballscorecards.com

Batter	1	2	3	4	5	6	7	8	9	AB	R	H	RBI	BB	SO	LOB
Jim Landis, R (1, 8) OBP: 0.370, SLG: 0.517	S 1B		F8			L7		5-3		4	0	1	0	0	0	0
Nellie Fox, L (1, 4) OBP: 0.354, SLG: 0.348	F6 1-2			3-1 SF8 2B		4-3			F9	4	1	1	0	0	0	1
Joe Cunningham, L (1, 3) OBP: 0.349, SLG: 0.311	F8			3-1 2-3		F6			G3	4	0	0	0	0	0	2
Floyd Robinson, L (1, 9) OBP: 0.404, SLG: 0.500	F7			SF8 3-H			3-1 SF9 2B		2B	3	1	2	1	0	0	1
Pete Ward, L (1, 5) OBP: 0.322, SLG: 0.390		K		HR			3-1 2-3		F7	4	1	1	1	0	1	2
Dave Nicholson, R (1, 7) OBP: 0.350, SLG: 0.504		F3		K			SF9 3-H			2	0	0	1	0	1	0
Ron Hansen, R (1, 6) OBP: 0.297, SLG: 0.358		5-3			F3		F8			3	0	0	0	0	0	0
J.C. Martin, L (1, 2) OBP: 0.247, SLG: 0.264			G3		F4			F7		3	0	0	0	0	0	0
Juan Pizarro, L (1, 1) OBP: 0.167, SLG: 0.294			K		K			4-3		1	0	0	0	0	1	0
Deacon Jones, L (5, PH)										1	0	0	0	0	1	0
Dave DeBusschere, R (5, 1)										0	0	0	0	0	0	0
Charlie Maxwell, L (8, PH) OBP: 0.455, SLG: 0.346										1	0	0	0	0	0	0
Joe Horlen, R (8, 1) OBP: 0.286, SLG: 0.286										0	0	0	0	0	0	0
Inning Stats	R: 0 E: 0 K: 0 S: 4 H: 1 LOB: 1 BB: 0 P: 4	R: 0 E: 0 K: 1 S: 5 H: 0 LOB: 0 BB: 0 P: 5	R: 0 E: 0 K: 1 S: 5 H: 0 LOB: 0 BB: 0 P: 5	R: 2 E: 0 K: 1 S: 7 H: 2 LOB: 0 BB: 0 P: 7	R: 0 E: 0 K: 1 S: 5 H: 0 LOB: 0 BB: 0 P: 5	R: 0 E: 0 K: 0 S: 3 H: 0 LOB: 0 BB: 0 P: 3	R: 1 E: 0 K: 0 S: 4 H: 1 LOB: 0 BB: 0 P: 4	R: 0 E: 0 K: 0 S: 3 H: 0 LOB: 0 BB: 0 P: 3	R: 0 E: 0 K: 0 S: 4 H: 1 LOB: 1 BB: 0 P: 4	1B: 1 2B: 3 3B: 0 HR: 1 SF: 2 SAC: 0 DP: 0 HBP: 0	WP: 0 PB: 0 SB: 1 CS: 0 PA: 32					

TOP	
AB	30
R	3
H	5
RBI	3
BB	0
SO	4
LOB	6

PITCHER		IP	WLS	BF	H	R	ER	SO	BB	IBB	HBP	BLK	WP	HR	S	P	ERA	WHIP
Robin Roberts, R ERA: 3.05	(1, 1)	9.0	W	32	5	3	3	4	0	0	0	0	0	1	40	40	3.00	0.556

PITCHER	IP	WLS	BF	H	R	ER	SO	BB	IBB	HBP	BLK	WP	HR	S	P	ERA	WHIP

Batter	1	2	3	4	5	6	7	8	9	AB	R	H	RBI	BB	SO	LOB
Luis Aparicio, R (1, 6) OBP: 0.318, SLG: 0.396	L8		6-3	2-H 3B		L7				4	0	1	1	0	0	0
Jerry Adair, R (1, 4) OBP: 0.211, SLG: 0.327	K		1B 1B	F8		E5 CS				4	0	1	0	0	1	1
Al Smith, R (1, 9) OBP: 0.351, SLG: 0.441	4-3		1-3 1B		5-3	CS 1-2	F7			4	0	1	0	0	0	0
Russ Snyder, L (8, 9) OBP: 0.259, SLG: 0.264										0	0	0	0	0	0	0
Jim Gentile, L (1, 3) OBP: 0.372, SLG: 0.472		BBBB WP HR BB	BBBB BB		SSS K		2B			2	1	1	0	2	1	0
Brooks Robinson, R (1, 5) OBP: 0.343, SLG: 0.407		1-3 1-2	SSS K		BB S 1B		6-3			4	0	1	0	0	1	5
Joe Gaines, R (1, 7) OBP: 0.459, SLG: 0.643		2-H HR	E5 5-3 1B	BBBB BB 1-2 BB			F8			3	2	1	2	1	0	1
Jackie Brandt, R (1, 8) OBP: 0.282, SLG: 0.389		6-3	5-3 1-2	BBBB 1-2 2-3 BB				L5		3	0	0	0	1	0	1
Dick Brown, R (1, 2) OBP: 0.195, SLG: 0.256		6-3	SSS K	F8				F3		4	0	0	0	0	1	4
Robin Roberts, S (1, 1) OBP: 0.222, SLG: 0.222			L9	2-H 3B 1B		F8		L7		4	1	1	1	0	0	0
Inning Stats	R: 0 E: 0 K: 1 S: 5 H: 0 LOB: 0 BB: 0 P: 5	R: 2 E: 0 K: 0 S: 4 H: 1 LOB: 0 BB: 1 P: 8	R: 0 E: 0 K: 1 S: 7 H: 2 LOB: 3 BB: 1 P: 11	R: 2 E: 1 K: 1 S: 8 H: 2 LOB: 1 BB: 0 P: 8	R: 0 E: 0 K: 1 S: 6 H: 1 LOB: 3 BB: 2 P: 14	R: 0 E: 1 K: 0 S: 3 H: 0 LOB: 0 BB: 0 P: 3	R: 0 E: 0 K: 0 S: 4 H: 1 LOB: 1 BB: 0 P: 4	R: 0 E: 0 K: 0 S: 3 H: 0 LOB: 0 BB: 0 P: 3		1B: 4 2B: 1 3B: 1 HR: 1	SF: 0 SAC: 0 DP: 0 HBP: 0						

BOTTOM

Chicago White Sox @ Baltimore Orioles

Memorial Stadium, Baltimore, MD

Sun May 19 1963, 3:33 AM EDT

Unknown

livebaseballscorecards.com

AB	32
R	4
H	7
RBI	4
BB	4
SO	4
LOB	12

PITCHER		IP	WLS	BF	H	R	ER	SO	BB	IBB	HBP	BLK	WP	HR	S	P	ERA	WHIP
Juan Pizarro, L ERA: 1.67	(1, 1)	4.0	L	20	5	4	2	3	2	0	0	0	1	1	24	32	4.50	1.750
Dave DeBusschere, R ERA: 4.15	(5, 1)	3.0		13	2	0	0	1	2	0	0	0	0	0	13	21	0.00	1.333
Joe Horlen, R ERA: 5.03	(8, 1)	1.0		3	0	0	0	0	0	0	0	0	0	0	3	3	0.00	0.000

PITCHER		IP	WLS	BF	H	R	ER	SO	BB	IBB	HBP	BLK	WP	HR	S	P	ERA	WHIP

Batter	1	2	3	4	5	6	7	8	9	10	AB	R	H	RBI	BB	SO	LOB
Jim Landis, R (1, 8) OBP: 0.352, SLG: 0.489	F9		4-3	K			K		4-3		5	0	0	0	0	2	1
Joe Cunningham, L (1, 3) OBP: 0.344, SLG: 0.306	K		2B 1B	L5			F9		5-3		5	0	1	0	0	1	1
Mike Hershberger, R (1, 9) OBP: 0.371, SLG: 0.407	1B 1B		1-3 2B		4-3		BB S BB		4-3		4	0	2	0	1	0	0
Dave Nicholson, R (1, 7) OBP: 0.365, SLG: 0.508	1-2 1B		F8		1B		1-2 BB			SH1-4 3B BB	3	1	2	0	2	0	2
Ron Hansen, R (1, 6) OBP: 0.303, SLG: 0.381	F8			HR	K		1-2 2-3 BB			SH1-4 1-2	3	1	1	1	1	1	3
Pete Ward, L (1, 5) OBP: 0.325, SLG: 0.404		4-3		HR 1B	F7		4-3			FC6-4 2-H 3B	5	1	2	1	0	0	4
Cam Carreon, R (1, 2) OBP: 0.327, SLG: 0.391		5-3		1-H HR		K		4-3		FC6-2 IBB	4	1	1	2	0	1	0
Floyd Robinson, L (10, PH) OBP: 0.408, SLG: 0.500											0	0	0	0	1	0	0
J.C. Martin, L (10, 2) OBP: 0.247, SLG: 0.264											0	0	0	0	0	0	0
Al Weis, S (1, 4) OBP: 0.318, SLG: 0.333		F8		2B		G3		1-3		FC6-2 1-2 3-H	4	0	1	0	0	0	0
Deacon Jones, L (10, PH)											1	0	0	0	0	0	2
Nellie Fox, L (10, 4) OBP: 0.354, SLG: 0.348											0	0	0	0	0	0	0
Ray Herbert, R (1, 1) OBP: 0.190, SLG: 0.238			1B	K		5-3		K		K	4	0	1	0	0	2	1
Jim Brosnan, R (9, 1) OBP: 0.333, SLG: 0.333											1	0	0	0	0	1	2
Inning Stats	R: 0 E: 0 K: 1 S: 7 H: 2 LOB: 2 BB: 0 P: 7	R: 0 E: 0 K: 0 S: 3 H: 0 LOB: 0 BB: 0 P: 3	R: 0 E: 0 K: 0 S: 5 H: 3 LOB: 2 BB: 0 P: 5	R: 3 E: 0 K: 2 S: 11 H: 4 LOB: 1 BB: 0 P: 11	R: 0 E: 0 K: 1 S: 6 H: 1 LOB: 1 BB: 0 P: 6	R: 0 E: 0 K: 1 S: 5 H: 0 LOB: 0 BB: 0 P: 5	R: 0 E: 0 K: 1 S: 5 H: 0 LOB: 3 BB: 3 P: 17	R: 0 E: 0 K: 1 S: 5 H: 0 LOB: 0 BB: 0 P: 5	R: 0 E: 0 K: 0 S: 3 H: 0 LOB: 0 BB: 0 P: 3	R: 1 E: 0 K: 1 S: 6 H: 1 LOB: 2 BB: 2 P: 14	1B: 6 2B: 2 3B: 1 HR: 2	SF: 0 SAC: 1 DP: 0 HBP: 0						

PITCHER		IP	WLS	BF	H	R	ER	SO	BB	IBB	HBP	BLK	WP	HR	S	P	ERA	WHIP
Mike McCormick, L ERA: 4.18	(1, 1)	3.0		17	9	3	3	1	0	0	0	0	0	2	19	19	9.00	3.000
Wes Stock, R ERA: 3.68	(4, 1)	2.0		7	1	0	0	3	0	0	0	0	0	0	13	13	0.00	0.500
Stu Miller, R ERA: 2.95	(6, 1)	2.0		9	0	0	0	2	3	0	0	0	0	0	10	22	0.00	1.500
Dave McNally, L ERA: 5.06	(8, 1)	2.0		6	0	0	0	1	0	0	0	0	0	0	8	8	0.00	0.000
Dean Stone, L ERA: 6.75	(10, 1)	0.1	L	3	1	1	1	0	1	0	0	0	0	0	2	6	27.00	6.000

PITCHER		IP	WLS	BF	H	R	ER	SO	BB	IBB	HBP	BLK	WP	HR	S	P	ERA	WHIP
Dick Hall, R ERA: 5.79	(10, 1)	0.2		3	0	0	0	1	0	1	0	0	0	0	4	8	0.00	0.000

TOP

Chicago White Sox @ Baltimore Orioles

Memorial Stadium, Baltimore, MD

Sun May 19 1963, 3:38 AM EDT
Att. 16,179 - Unknown

livebaseballscorecards.com

AB	39
R	4
H	11
RBI	4
BB	5
SO	8
LOB	16

1B: 6 2B: 2 3B: 1 HR: 2 SF: 0 SAC: 1 DP: 0 HBP: 0

WP: 0 PB: 0 SB: 1 CS: 0 PA: 45

Batter	1	2	3	4	5	6	7	8	9	10	AB	R	H	RBI	BB	SO	LOB
Luis Aparicio, R (1, 6) OBP: 0.307, SLG: 0.382	4-3		6-3		4-3			6-3		F7	5	0	0	0	0	0	0
Jerry Adair, R (1, 4) OBP: 0.211, SLG: 0.321	6-3		6-3		5-3			FC4-6, 1B		F3	5	0	1	0	0	0	0
Russ Snyder, L (1, 9) (10, 8) OBP: 0.254, SLG: 0.276	2B			F8		F5		FC4-6, 1-2f		6-3	5	0	1	0	0	0	1
Jim Gentile, L (1, 3) OBP: 0.369, SLG: 0.465	F7			1B, 1B		3-1		F9			4	0	1	0	0	0	2
Brooks Robinson, R (1, 5) OBP: 0.340, SLG: 0.410		6-3		F3		2B			5-3		4	0	1	0	0	0	1
Boog Powell, L (1, 7) OBP: 0.321, SLG: 0.535		K		1-3, 1B		K			G3, 1B, 1B		4	1	2	0	0	2	1
Jackie Brandt, R (1, 8) OBP: 0.275, SLG: 0.378		F4		F8			F5		G3, 1-2		3	0	0	0	0	0	2
Charlie Lau, L (9, PH) OBP: 0.235, SLG: 0.294											1	0	0	0	0	0	1
Dean Stone, L (10, 1)											0	0	0	0	0	0	0
Dick Hall, R (10, 1) OBP: 0.600, SLG: 0.600											0	0	0	0	0	0	0
John Orsino, R (1, 2) OBP: 0.366, SLG: 0.479			HR		HR		K		2-H, 1B		4	2	3	3	0	1	0
Mike McCormick, L (1, 1) OBP: 0.250, SLG: 0.250			K		4-3		K		F8		1	0	0	0	0	1	0
Wes Stock, R (4, 1)											0	0	0	0	0	0	0
Bob Saverine, S (5, PH) OBP: 0.294, SLG: 0.267											1	0	0	0	0	0	0
Stu Miller, R (6, 1)											0	0	0	0	0	0	0
Al Smith, R (7, PH) OBP: 0.348, SLG: 0.437											1	0	0	0	1	0	0
Dave McNally, R (8, 1)											0	0	0	0	0	0	0
Joe Gaines, R (9, PH) OBP: 0.447, SLG: 0.621											1	0	0	0	0	0	1
(10, 9)																	
Inning Stats	R: 0 E: 0 K: 0 S: 4 H: 1 LOB: 1 BB: 0 P: 4	R: 0 E: 0 K: 1 S: 5 H: 0 LOB: 0 BB: 0 P: 5	R: 1 E: 0 K: 1 S: 6 H: 1 LOB: 0 BB: 0 P: 6	R: 0 E: 0 K: 0 S: 5 H: 2 LOB: 2 BB: 0 P: 5	R: 1 E: 0 K: 0 S: 4 H: 1 LOB: 0 BB: 0 P: 4	R: 0 E: 0 K: 1 S: 6 H: 1 LOB: 1 BB: 0 P: 6	R: 0 E: 0 K: 2 S: 7 H: 0 LOB: 0 BB: 0 P: 7	R: 0 E: 0 K: 0 S: 4 H: 1 LOB: 1 BB: 0 P: 4	R: 1 E: 0 K: 0 S: 5 H: 2 LOB: 1 BB: 0 P: 5	R: 0 E: 0 K: 0 S: 3 H: 0 LOB: 0 BB: 0 P: 3	1B: 5 2B: 2 3B: 0 HR: 2 SF: 0 SAC: 0 DP: 0 HBP: 0	WP: 0 PB: 0 SB: 0 CS: 0	PA: 39						

PITCHER		IP	WLS	BF	H	R	ER	SO	BB	IBB	HBP	BLK	WP	HR	S	P	ERA	WHIP
Ray Herbert, R ERA: 2.01	(1, 1)	8.2		34	8	3	3	5	0	0	0	0	0	2	44	44	3.12	0.923
Jim Brosnan, R ERA: 3.29	(9, 1)	1.1	W	5	1	0	0	0	0	0	0	0	0	0	5	5	0.00	0.750

PITCHER	IP	WLS	BF	H	R	ER	SO	BB	IBB	HBP	BLK	WP	HR	S	P	ERA	WHIP

BOTTOM

Chicago White Sox @ Baltimore Orioles

Memorial Stadium, Baltimore, MD

Sun May 19 1963, 3:38 AM EDT
Att. 16,179 - Unknown

livebaseballscorecards.com

AB	39
R	3
H	9
RBI	3
BB	0
SO	5
LOB	9

Chicago White Sox @ Washington Senators

D.C. Stadium, Washington, DC

Mon May 20 1963, 7:05 PM EDT

Att. 3,887 - Unknown

TOP

livebaseballscorecards.com

Batter	1	2	3	4	5	6	7	8	9	AB	R	H	RBI	BB	SO	LOB
Mike Hershberger, R (1, 8) (9, 9) OBP: 0.376, SLG: 0.427	BBBB 4-0 SH FC6-4 BB		x 0-0 ② G3		x 0-0 1-H 1B 3B		x 0-0 ① FC6-4 1B 1-2f			3	2	1	1	1	0	1
Nellie Fox, L (1, 4) OBP: 0.361, SLG: 0.355	x 0-0 SH FC6-4 1-3		x 0-0 ③ F9		x 0-0 3-H 1B		x 0-0 ② 1-3 1B			3	0	2	1	0	0	0
Pete Ward, L (1, 5) OBP: 0.323, SLG: 0.400	x 0-0 ① F5			x 0-0 ① 1B	x 0-0 ③ F7		x 0-0 ③ P6			4	0	1	0	0	0	4
Floyd Robinson, L (1, 9) OBP: 0.411, SLG: 0.500 Jim Landis, R (9, 8) OBP: 0.352, SLG: 0.489	x 0-0 ② FC6-4 1-2f 3-H			x 0-0 FC5-4 1B		x 0-0 2B SF8 1B		x 0-0 ① 4-3		4 0	1 0	2 0	1 0	0 0	0 0	1 0
Joe Cunningham, L (1, 3) OBP: 0.341, SLG: 0.313	x 0-0 ③ F7			x 0-0 ② F7		x 0-0 SF8 SF7 1-3 2B		x 0-0 ② L1-3		4	1	1	0	0	0	2
Dave Nicholson, R (1, 7) OBP: 0.355, SLG: 0.496		x 0-0 ① P5		x 0-0 ③ FC5-4 1-2f		x 0-0 ① SF8 2-3 3-H		S S S 0-3 ③ K		3	0	0	1	0	1	1
Al Weis, S (1, 6) OBP: 0.292, SLG: 0.304 Charlie Maxwell, L (6, PH) OBP: 0.441, SLG: 0.346 Ron Hansen, R (6, 6) OBP: 0.301, SLG: 0.378		x 0-0 ② 6-3			S S S 0-3 ① K	x 0-0 ② SF7 3-H			x 0-0 ① F7	2 0 1	0 0 0	0 0 0	0 1 0	0 0 0	1 0 0	0 0 0
J.C. Martin, L (1, 2) OBP: 0.235, SLG: 0.250		x 0-0 ③ 4-3			x 0-0 ② F8	x 0-0 ③ F7			x 0-0 ② F5	4	0	0	0	0	0	0
Eddie Fisher, R (1, 1) OBP: 0.214, SLG: 0.214 Frank Baumann, L (6, 1) OBP: 0.333, SLG: 0.200 Jim Brosnan, R (7, 1) OBP: 0.250, SLG: 0.250			x 0-0 ① F8		x 0-0 3B 1B	BBBB 4-0 FC6-4 BB			x 0-0 ③ P6	2 0 1	1 0 0	1 0 0	0 0 0	0 1 0	0 0 0	0 0 0

Inning Stats																		
	R: 1	H: 0	R: 0	H: 0	R: 0	H: 0	R: 0	H: 2	R: 2	H: 3	R: 2	H: 2	R: 0	H: 1	R: 0	H: 0	R: 0	H: 0
	E: 1	LOB: 1	E: 0	LOB: 0	E: 0	LOB: 0	E: 0	LOB: 1	E: 0	LOB: 1	E: 0	LOB: 0	E: 0	LOB: 1	E: 0	LOB: 0	E: 0	LOB: 0
	K: 0	BB: 1	K: 0	BB: 0	K: 0	BB: 0	K: 0	BB: 0	K: 1	BB: 0	K: 0	BB: 0	K: 0	BB: 1	K: 1	BB: 0	K: 0	BB: 0
	S: 4	P: 8	S: 3	P: 3	S: 3	P: 3	S: 4	P: 4	S: 8	P: 8	S: 5	P: 5	S: 3	P: 7	S: 5	P: 5	S: 3	P: 3

	1B: 6	SF: 2
	2B: 1	SAC: 1
	3B: 1	DP: 0
	HR: 0	HBP: 0

	WP: 0	PA: 36
	PB: 0	
	SB: 0	
	CS: 0	

	AB	31
	R	5
	H	8
	RBI	5
	BB	2
	SO	2
	LOB	9

PITCHER		IP	WLS	BF	H	R	ER	SO	BB	IBB	HBP	BLK	WP	HR	S	P	ERA	WHIP
Tom Cheney, R ERA: 2.69	(1, 1)	7.0	L	30	8	5	4	1	2	0	0	0	0	0	30	38	5.14	1.429
Ron Kline, R ERA: 2.21	(8, 1)	2.0		6	0	0	0	1	0	0	0	0	0	0	8	8	0.00	0.000

PITCHER		IP	WLS	BF	H	R	ER	SO	BB	IBB	HBP	BLK	WP	HR	S	P	ERA	WHIP

BOTTOM

Chicago White Sox @ Washington Senators

D.C. Stadium, Washington, DC

Mon May 20 1963, 7:05 PM EDT

Att. 3,887 - Unknown

livebaseballscorecards.com

Batter	1	2	3	4	5	6	7	8	9	AB	R	H	RBI	BB	SO	LOB
Minnie Minoso, R (1, 7) OBP: 0.333, SLG: 0.208	6-3		4-3		L6		E5 1-3 1B			4	0	1	0	0	0	0
Ron Kline, R (8, 1)										0	0	0	0	0	0	0
Marv Breeding, R (1, 5) OBP: 0.313, SLG: 0.349	1-3			L4		F9	6-3			4	0	0	0	0	0	2
Chuck Hinton, R (1, 8) OBP: 0.331, SLG: 0.516	F8			2B 2B		FC4-6 1B		F8		4	1	2	0	0	0	0
Bobo Osborne, L (1, 3) OBP: 0.321, SLG: 0.450		4-3		4-3 2B 2-H 2B		FC4-6 1-2f		4-3		4	1	1	1	0	0	1
Jim King, L (1, 9) OBP: 0.320, SLG: 0.462		HR		4-3 2-3		F9		P4		4	1	1	1	0	0	2
Ken Retzer, L (1, 2) OBP: 0.317, SLG: 0.327		6-3		2B 3-H			F9		BBBB FC1-6 BB	3	0	1	1	1	0	0
Tom Brown, S (9, PR) OBP: 0.214, SLG: 0.205										0	0	0	0	0	0	0
Chuck Cottier, R (1, 4) OBP: 0.248, SLG: 0.368		CS 1B		6-3			6-3		FC1-6 1-2f	4	0	1	0	0	0	2
Ed Brinkman, R (1, 6) OBP: 0.313, SLG: 0.371		CS 1-2	6-3		K		WP 1B 1B		K	3	1	1	0	0	1	0
Dick Phillips, L (9, PH) OBP: 0.255, SLG: 0.240										1	0	0	0	0	1	1
Tom Cheney, R (1, 1) OBP: 0.100, SLG: 0.100			K		P3		E 1B 1-H 1B		K	2	0	0	0	0	1	0
Don Lock, R (7, PH) OBP: 0.358, SLG: 0.385 (8, 7)										2	0	1	1	0	1	1

Inning Stats	1	2	3	4	5	6	7	8	9
R	0	1	0	2	0	0	1	0	0
E	0	0	0	0	0	0	1	0	0
K	0	0	1	0	1	0	0	0	2
S	3	4	5	6	5	4	6	3	7
H	0	2	0	3	0	1	3	0	0
LOB	0	0	0	1	0	1	2	0	1
BB	0	0	0	0	0	0	0	0	1
P	3	4	5	6	5	4	6	3	11

1B	5	
2B	3	
3B	0	
HR	1	
SF	0	
SAC	0	
DP	0	
HBP	0	
WP	1	
PB	0	
SB	0	
CS	1	
PA	37	

	AB	35
	R	4
	H	9
	RBI	4
	BB	1
	SO	4
	LOB	9

PITCHER		IP	WLS	BF	H	R	ER	SO	BB	IBB	HBP	BLK	WP	HR	S	P	ERA	WHIP
Eddie Fisher, R ERA: 5.5	(1, 1)	5.1	W	21	6	3	3	2	0	0	0	0	0	1	25	25	5.06	1.125
Frank Baumann, L ERA: 1.61	(6, 1)	1.1		5	1	1	1	0	0	0	0	0	0	0	5	5	6.75	0.750
Jim Brosnan, R ERA: 2.81	(7, 1)	2.1	S	10	2	0	0	2	1	0	0	0	1	0	13	17	0.00	1.286

PITCHER	IP	WLS	BF	H	R	ER	SO	BB	IBB	HBP	BLK	WP	HR	S	P	ERA	WHIP

Batter	1	2	3	4	5	6	7	8	9	AB	R	H	RBI	BB	SO	LOB
Mike Hershberger, R (1, 8) (8, 9) OBP: 0.390, SLG: 0.441	G4-6-3 1B		2-H 1B			2B 1B	F3			4	1	3	1	0	0	0
Joe Cunningham, L (1, 3) OBP: 0.345, SLG: 0.328	G4-6-3 1-2f		F5			1B 1-3 1B	1B			4	1	2	0	0	0	2
Floyd Robinson, L (1, 9) OBP: 0.407, SLG: 0.492 Hoyt Wilhelm, R (8, 1) OBP: 0.100, SLG: 0.100	4-1		F8			BB 1B 2-3 3-H	K			4 0	1 0	1 0	1 0	0 0	1 0	2 0
Dave Nicholson, R (1, 7) OBP: 0.353, SLG: 0.484		F3		5-3		1B 1-2 BB		F7		3	0	0	0	1	0	0
Ron Hansen, R (1, 6) OBP: 0.299, SLG: 0.374		F7		6-3		FC1-4 1B 1-2 2-H 3-H		K		4	0	1	2	0	1	0
Pete Ward, L (1, 5) OBP: 0.321, SLG: 0.392		BB		1-4-3		F8		F9		3	0	0	0	1	0	2
Cam Carreon, R (1, 2) OBP: 0.309, SLG: 0.367 J.C. Martin, L (8, 2) OBP: 0.233, SLG: 0.247		F9			F9	K			F8	3 1	0 0	0 0	0 0	0 0	1 0	3 0
Al Weis, S (1, 4) OBP: 0.286, SLG: 0.296			SH1-4 1B 1B		5-3	FC1-4 1-2f			6-3	4	1	1	0	0	0	2
John Buzhardt, R (1, 1) OBP: 0.048, SLG: 0.048 Jim Landis, R (8, 8) OBP: 0.349, SLG: 0.484			SH1-4 1-2		P4		4-3		K	2 1	0 0	0 0	0 0	0 0	0 1	0 0
Inning Stats	R: 0 E: 0 K: 0 S: 3 H: 1 LOB: 0 BB: 0 P: 3	R: 0 E: 0 K: 0 S: 3 H: 0 LOB: 1 BB: 1 P: 7	R: 1 E: 0 K: 0 S: 5 H: 2 LOB: 1 BB: 0 P: 5	R: 0 E: 0 K: 0 S: 3 H: 0 LOB: 0 BB: 0 P: 3	R: 0 E: 0 K: 0 S: 3 H: 0 LOB: 0 BB: 0 P: 3	R: 3 E: 0 K: 1 S: 9 H: 4 LOB: 2 BB: 1 P: 13	R: 0 E: 0 K: 1 S: 6 H: 1 LOB: 1 BB: 0 P: 6	R: 0 E: 0 K: 1 S: 5 H: 0 LOB: 0 BB: 0 P: 5	R: 0 E: 0 K: 1 S: 5 H: 0 LOB: 0 BB: 0 P: 5	1B: 7 2B: 1 3B: 0 HR: 0 SF: 0 SAC: 1 DP: 1 HBP: 0						WP: 0 PB: 0 SB: 0 CS: 0 PA: 36

TOP

Chicago White Sox @ Washington Senators

D.C. Stadium, Washington, DC

Tue May 21 1963, 7:05 PM EDT

Att. 1,909 - Unknown

livebaseballscorecards.com

AB	33
R	4
H	8
RBI	4
BB	2
SO	4
LOB	11

PITCHER		IP	WLS	BF	H	R	ER	SO	BB	IBB	HBP	BLK	WP	HR	S	P	ERA	WHIP
Don Rudolph, L ERA: 4.89	(1, 1)	5.0	L	22	6	4	4	0	2	0	0	0	0	0	20	28	7.20	1.600
Jim Bronstad, R ERA: 3.41	(6, 1)	2.0		8	2	0	0	2	0	0	0	0	0	0	12	12	0.00	1.000
Jim Coates, R ERA: 6.75	(8, 1)	2.0		6	0	0	0	2	0	0	0	0	0	0	10	10	0.00	0.000

PITCHER	IP	WLS	BF	H	R	ER	SO	BB	IBB	HBP	BLK	WP	HR	S	P	ERA	WHIP

Batter	1	2	3	4	5	6	7	8	9	AB	R	H	RBI	BB	SO	LOB
Marv Breeding, R (1, 5) OBP: 0.306, SLG: 0.338	6-3		6-3			G6-3 1B		6-3	1-3	5	0	1	0	0	0	1
Chuck Cottier, R (1, 4) OBP: 0.239, SLG: 0.355	5-3			F8		G6-3 1-2f		6-3		4	0	0	0	0	0	1
Jim King, L (1, 7) OBP: 0.318, SLG: 0.448	FC6-4 BB			L3		F8		E4		3	0	0	0	1	0	0
Chuck Hinton, R (1, 9) OBP: 0.335, SLG: 0.528	FC6-4 1-2f			3B			1B 4-3 1B	F8		4	1	2	0	0	0	2
Bobo Osborne, L (1, 3) OBP: 0.325, SLG: 0.451		4-3		F7			4-3 BB 1-3 1B		HR 1B	4	1	2	0	0	0	1
Don Lock, R (1, 8) OBP: 0.362, SLG: 0.411		K			F8		4-3 1-2 BB		1-H HR	3	1	1	2	1	1	0
Ken Retzer, L (1, 2) OBP: 0.313, SLG: 0.321 Tom Brown, S (9, PR) OBP: 0.214, SLG: 0.205		F2			F8		4-3 1-2 2-3 3-H		1B	4 0	0 0	1 0	1 0	0 0	0 0	2 0
Ed Brinkman, R (1, 6) OBP: 0.304, SLG: 0.360			K		E6		1-3		K	4	0	0	0	0	2	3
Don Rudolph, L (1, 1) OBP: 0.235, SLG: 0.333 Jim Bronstad, R (6, 1) Dick Phillips, L (7, PH) OBP: 0.250, SLG: 0.235 Jim Coates, R (8, 1) Hobie Landrith, L (9, PH) OBP: 0.273, SLG: 0.222			F9		3-1		F7		L6	2 0 1 0 1	0 0 0 0 0	0 0 0 0 0	0 0 0 0 0	0 0 0 0 0	0 0 2 0 1	1 0 0 0 1
Inning Stats	R: 0 H: 0 E: 0 LOB: 1 K: 0 BB: 1 S: 3 P: 7	R: 0 H: 0 E: 0 LOB: 0 K: 1 BB: 0 S: 5 P: 5	R: 0 H: 0 E: 0 LOB: 0 K: 1 BB: 0 S: 5 P: 5	R: 0 H: 1 E: 0 LOB: 1 K: 0 BB: 0 S: 4 P: 4	R: 0 H: 0 E: 1 LOB: 1 K: 0 BB: 0 S: 4 P: 4	R: 0 H: 1 E: 0 LOB: 0 K: 0 BB: 0 S: 3 P: 3	R: 1 H: 2 E: 0 LOB: 2 K: 0 BB: 1 S: 5 P: 9	R: 0 H: 0 E: 1 LOB: 1 K: 0 BB: 0 S: 4 P: 4	R: 2 H: 3 E: 0 LOB: 1 K: 1 BB: 0 S: 8 P: 8	1B: 5 SF: 0 2B: 0 SAC: 0 3B: 1 DP: 1 HR: 1 HBP: 0						WP: 0 PA: 37 PB: 0 SB: 0 CS: 0	

PITCHER		IP	WLS	BF	H	R	ER	SO	BB	IBB	HBP	BLK	WP	HR	S	P	ERA	WHIP
John Buzhardt, R ERA: 2.7	(1, 1)	7.0	W	27	4	1	1	2	2	0	0	0	0	0	29	37	1.29	0.857
Hoyt Wilhelm, R ERA: 1.77	(8, 1)	2.0	S	10	3	2	2	1	0	0	0	0	0	1	12	12	9.00	1.500

PITCHER	IP	WLS	BF	H	R	ER	SO	BB	IBB	HBP	BLK	WP	HR	S	P	ERA	WHIP

BOTTOM

Chicago White Sox @ Washington Senators

D.C. Stadium, Washington, DC

Tue May 21 1963, 7:05 PM EDT

Att. 1,909 - Unknown

livebaseballscorecards.com

AB	35
R	3
H	7
RBI	3
BB	2
SO	3
LOB	14

Batter	1	2	3	4	5	6	7	8	9	AB	R	H	RBI	BB	SO	LOB
Mike Hershberger, R (1, 8) (8, 9) OBP: 0.382, SLG: 0.429	1-3		F9		F2		5-3	FC6-4 1B 1-3		5	0	1	0	0	0	0
Nellie Fox, L (1, 4) OBP: 0.355, SLG: 0.350	HR 1B		4-3			G3	F9	FC6-4 1-2f		5	1	1	0	0	0	2
Pete Ward, L (1, 5) OBP: 0.324, SLG: 0.412	1-H HR		F7			1B 1B 1B		F8	4-3	5	2	2	2	0	0	0
Floyd Robinson, L (1, 9) OBP: 0.409, SLG: 0.493 Cam Carreon, R (8, 2) OBP: 0.304, SLG: 0.360	4-3			4-3		1B SF8 1-2		BB WP 3B 1B	F8	4 1	2 0	2 0	0 0	0 0	0 0	0 0
Joe Cunningham, L (1, 3) OBP: 0.361, SLG: 0.350	4-3			WP 2B		SF8 E 1B 1-3 2-H		4-0 BB 3B IBB 1-2	1B	4	2	3	1	1	0	0
Dave Nicholson, R (1, 7) OBP: 0.342, SLG: 0.470		K	K 2-3			SF8 1-2 3-H		P4	5-3	4	0	0	1	0	2	4
Ron Hansen, R (1, 6) OBP: 0.298, SLG: 0.366		F8	5-3			E5 2-H		4-0 3B BB 1-2 2-3		3	1	0	0	1	0	1
J.C. Martin, L (1, 2) OBP: 0.236, SLG: 0.241 Jim Landis, R (8, PH) (8, 8) OBP: 0.355, SLG: 0.511	BB				1-3	4-3		1B 3B 1-H 2-H 3-H		2 1	0 1	0 1	0 3	1 0	0 0	1 0
Joe Horlen, R (1, 1) OBP: 0.273, SLG: 0.273 Gary Peters, L (8, 1) OBP: 0.273, SLG: 0.500	4-3				5-3		6-3	1B 1B 3-H		4 0	0 0	1 0	1 0	0 0	0 0	1 0
Inning Stats	R: 2 H: 2 E: 0 LOB: 0 K: 0 BB: 0 S: 5 P: 5	R: 0 H: 0 E: 0 LOB: 1 K: 1 BB: 1 S: 5 P: 9	R: 0 H: 0 E: 0 LOB: 0 K: 0 BB: 0 S: 3 P: 3	R: 0 H: 1 E: 0 LOB: 1 K: 1 BB: 0 S: 6 P: 6	R: 0 H: 0 E: 0 LOB: 0 K: 0 BB: 0 S: 3 P: 3	R: 3 H: 3 E: 1 LOB: 1 K: 0 BB: 0 S: 7 P: 7	R: 0 H: 0 E: 0 LOB: 0 K: 0 BB: 0 S: 3 P: 3	R: 4 H: 4 E: 0 LOB: 2 K: 0 BB: 2 S: 7 P: 15	R: 0 H: 1 E: 0 LOB: 1 K: 0 BB: 0 S: 4 P: 4	1B: 8 SF: 1 2B: 1 SAC: 0 3B: 1 DP: 0 HR: 1 HBP: 0						

PITCHER		IP	WLS	BF	H	R	ER	SO	BB	IBB	HBP	BLK	WP	HR	S	P	ERA	WHIP
Bennie Daniels, R ERA: 4.97	(1, 1)	7.2	L	34	7	8	7	2	2	1	0	0	2	1	35	47	8.22	1.174
Art Quirk, L ERA: 4.29	(8, 1)	0.1		4	3	1	1	0	0	0	0	0	0	0	4	4	27.00	9.000
Jim Bronstad, R ERA: 3.31	(9, 1)	1.0		4	1	0	0	0	0	0	0	0	0	0	4	4	0.00	1.000

PITCHER	IP	WLS	BF	H	R	ER	SO	BB	IBB	HBP	BLK	WP	HR	S	P	ERA	WHIP

TOP

Chicago White Sox @ Washington Senators

D.C. Stadium, Washington, DC

Wed May 22 1963, 7:05 PM EDT

Att. 4,235 - Unknown

livebaseballscorecards.com

AB	38
R	9
H	11
RBI	8
BB	3
SO	2
LOB	9

WP: 2 PA: 42
PB: 0
SB: 0
CS: 0

Batter	1	2	3	4	5	6	7	8	9	AB	R	H	RBI	BB	SO	LOB
Marv Breeding, R (1, 5) OBP: 0.316, SLG: 0.375	4-3 2B		K		F9			1-H 1B 2B		4	1	2	1	0	1	1
Chuck Cottier, R (1, 4) OBP: 0.239, SLG: 0.360	1-3		K			4-3 WP 2B		F9		4	1	1	0	0	1	3
Jim King, L (1, 7) (5, 9) OBP: 0.324, SLG: 0.450	4-3 2-3			2B 1B		4-3 2-3		FC6-4 BB 2-H 1B		4	0	2	1	0	0	2
Chuck Hinton, R (1, 9) (5, 3) OBP: 0.339, SLG: 0.530	6-3			1-3 2B		F7 3-H		BBBB 4-0 FC6-4 1-2 BB		3	0	1	0	1	0	1
Bobo Osborne, L (1, 3) OBP: 0.321, SLG: 0.445 Jim Piersall, R (5, 8) OBP: 0.284, SLG: 0.287		F8		K		6-3		FC6-4 1-2f 2-3		2 2	0 0	0 0	0 0	0 0	1 0	2 2
Don Lock, R (1, 8) (5, 7) OBP: 0.351, SLG: 0.396		P6		K			K	K		4	0	0	0	0	3	4
Ken Retzer, L (1, 2) OBP: 0.299, SLG: 0.305 Minnie Minoso, R (9, PH) OBP: 0.331, SLG: 0.206		1-3		4-3			4-3		K	3 1	0 0	0 0	0 0	0 0	0 1	2 0
Ed Brinkman, R (1, 6) OBP: 0.296, SLG: 0.350			4-3		K		P3		F3	4	0	0	0	0	1	0
Bennie Daniels, L (1, 1) OBP: 0.375, SLG: 0.167 Art Quirk, R (8, 1) OBP: 0.250, SLG: 0.250 Tom Brown, S (8, PH) OBP: 0.209, SLG: 0.200 Jim Bronstad, R (9, 1) Dick Phillips, L (9, PH) OBP: 0.246, SLG: 0.231			BBBB 4-0 BB		4-3			E3 2B	1-3	1 0 1 0 1	0 0 1 0 0	0 0 0 0 0	0 0 0 0 0	1 0 0 0 0	0 0 0 0 0	0 0 0 0 0
Inning Stats	R: 0 H: 1 E: 0 LOB: 1 K: 0 BB: 0 S: 4 P: 4	R: 0 H: 0 E: 0 LOB: 0 K: 0 BB: 0 S: 3 P: 3	R: 0 H: 0 E: 0 LOB: 1 K: 2 BB: 1 S: 7 P: 11	R: 0 H: 2 E: 0 LOB: 2 K: 2 BB: 0 S: 9 P: 9	R: 0 H: 0 E: 0 LOB: 0 K: 1 BB: 0 S: 5 P: 5	R: 1 H: 1 E: 0 LOB: 0 K: 0 BB: 0 S: 4 P: 4	R: 0 H: 0 E: 0 LOB: 0 K: 1 BB: 0 S: 5 P: 5	R: 2 H: 2 E: 1 LOB: 2 K: 1 BB: 1 S: 8 P: 12	R: 0 H: 0 E: 0 LOB: 0 K: 1 BB: 0 S: 5 P: 5	1B: 2 2B: 4 3B: 0 HR: 0	SF: 0 SAC: 0 DP: 0 HBP: 0					

PITCHER	IP	WLS	BF	H	R	ER	SO	BB	IBB	HBP	BLK	WP	HR	S	P	ERA	WHIP
Joe Horlen, R (1, 1) ERA: 4.33	7.1	W	30	6	3	2	6	1	0	0	0	1	0	41	45	2.46	0.955
Gary Peters, L (8, 1) ERA: 2.88	1.2	S	6	0	0	0	2	1	0	0	0	0	0	9	13	0.00	0.600

PITCHER	IP	WLS	BF	H	R	ER	SO	BB	IBB	HBP	BLK	WP	HR	S	P	ERA	WHIP

BOTTOM

Chicago White Sox @ Washington Senators

D.C. Stadium, Washington, DC

Wed May 22 1963, 7:05 PM EDT

Att. 4,235 - Unknown

livebaseballscorecards.com

AB	34
R	3
H	6
RBI	2
BB	2
SO	8
LOB	17

WP: 1	PA: 36		
PB: 0			
SB: 0			
CS: 0			

Batter	1	2	3	4	5	6	7	8	9	AB	R	H	RBI	BB	SO	LOB
Jim Landis, R (1, 8) OBP: 0.348, SLG: 0.495	S S S 0-3 ① K	S S S 0-3 ③ K			S S S 0-3 ① K	x 0-0 ③ FC6-4 1-2f			x 0-0 FC1-4 1B	5	0	1	0	0	3	5
Nellie Fox, L (1, 4) OBP: 0.350, SLG: 0.345	x 0-0 ② F6	x 0-0 ① F6			x 0-0 1B 1-2 1B		x 0-0 ① F7		x 0-0 ① F9	5	0	1	0	0	0	1
Mike Hershberger, R (1, 9) OBP: 0.374, SLG: 0.417	x 0-0 ③ 6-3	x 0-0 ② 6-3			x 0-0 1-2 2-3 1B		x 0-0 ② 4-3		x 0-0 ② FC1-4 1B 1-2f HR	5	1	1	0	0	0	1
Dave Nicholson, R (1, 7) OBP: 0.343, SLG: 0.489		x 0-0 ① F3	x 0-0 ③ F9		S S S 0-3 ② K		x 0-0 HR		x 0-0 1-2 HR 1B	5	2	2	1	0	1	3
Ron Hansen, R (1, 6) OBP: 0.301, SLG: 0.384		B B B B 4-0 BB 1B 1B BB		x 0-0 ① 5-3	S S S 0-3 ③ K		S S S 0-3 ③ K		x 0-0 1-H 2-H HR	4	2	1	3	1	2	3
Pete Ward, L (1, 5) OBP: 0.331, SLG: 0.418		x 0-0 1-2 BB 1B 1B		x 0-0 ② F3		x 0-0 BB 1B		x 0-0 FC4-6 1B	x 0-0 ③ 3-1	5	1	3	0	0	0	0
Joe Cunningham, L (1, 3) OBP: 0.365, SLG: 0.349		B B B B 4-0 1B 1-2 2-3 BB		x 0-0 1B	x 0-0 ① F6			x 0-0 ① FC4-6 1-2f		3	0	1	0	1	0	2
Cam Carreon, R (1, 2) OBP: 0.300, SLG: 0.340		x 0-0 ② F3		x 0-0 ③ F4		B B B B 4-0 FC6-4 1-2 BB		x 0-0 ② F9		3	0	0	0	1	0	5
Ray Herbert, R (1, 1) OBP: 0.261, SLG: 0.273 Gary Peters, L (5, 1) OBP: 0.273, SLG: 0.500 Sherm Lollar, R (6, PH) OBP: 0.200, SLG: 0.154 Hoyt Wilhelm, R (6, 1) OBP: 0.100, SLG: 0.100 Al Weis, S (8, PH) OBP: 0.276, SLG: 0.286 Eddie Fisher, R (8, 1) OBP: 0.214, SLG: 0.214		x 0-0 1-3 2-H 3-H 1B			B B B B 4-0 1B 1B BB	S S S 0-3 ② K		x 0-0 ③ F9		1 0 1 0 1 0	0 0 0 0 0 0	1 0 0 0 0 0	2 0 0 0 0 0	1 0 0 0 0 0	0 0 1 0 0 0	0 0 2 0 1 0
Inning Stats	R: 0 E: 0 K: 1 S: 5 H: 0 LOB: 0 BB: 0 P: 5	R: 2 E: 0 K: 1 S: 7 H: 2 LOB: 2 BB: 2 P: 15	R: 0 E: 0 K: 0 S: 3 H: 0 LOB: 0 BB: 0 P: 3	R: 0 E: 0 K: 0 S: 4 H: 1 LOB: 1 BB: 0 P: 4	R: 0 E: 0 K: 3 S: 11 H: 2 LOB: 3 BB: 1 P: 15	R: 0 E: 0 K: 1 S: 6 H: 1 LOB: 2 BB: 1 P: 10	R: 1 E: 0 K: 1 S: 6 H: 1 LOB: 0 BB: 0 P: 6	R: 0 E: 0 K: 0 S: 4 H: 1 LOB: 1 BB: 0 P: 4	R: 3 E: 0 K: 0 S: 6 H: 3 LOB: 0 BB: 0 P: 6	1B: 9 2B: 0 3B: 0 HR: 2 SF: 0 SAC: 0 DP: 0 HBP: 0						

PITCHER	IP	WLS	BF	H	R	ER	SO	BB	IBB	HBP	BLK	WP	HR	S	P	ERA	WHIP
Dick Stigman, L (1, 1) ERA: 3.38	9.0	W	42	11	6	6	7	4	0	0	0	0	2	52	68	6.00	1.667

PITCHER	IP	WLS	BF	H	R	ER	SO	BB	IBB	HBP	BLK	WP	HR	S	P	ERA	WHIP

TOP

Chicago White Sox @ Minnesota Twins

Metropolitan Stadium, Bloomington , MI

Fri May 24 1963, 8:05 PM EDT

Att. 26,765 - Unknown

livebaseballscorecards.com

AB	38
R	6
H	11
RBI	6
BB	4
SO	7
LOB	23

PA: 42

WP: 0
PB: 0
SB: 0
CS: 0

BOTTOM

Chicago White Sox @ Minnesota Twins

Metropolitan Stadium, Bloomington , MI

Fri May 24 1963, 8:05 PM EDT

Att. 26,765 - Unknown

livebaseballscorecards.com

Batter	1	2	3	4	5	6	7	8	9	AB	R	H	RBI	BB	SO	LOB
Lenny Green, L (1, 8) OBP: 0.289, SLG: 0.338	6-3		4-3		HR 1-2 2-3 3-H BB	F6			FC1-6 1B	4	1	1	1	1	0	3
Vic Power, R (1, 3) OBP: 0.247, SLG: 0.338	K			1B 2B	F9		5-3		FC1-6 1-2f HR	5	2	1	0	0	1	4
Harmon Killebrew, R (1, 7) OBP: 0.271, SLG: 0.477 Jimmie Hall, L (8, 7) OBP: 0.292, SLG: 0.351	F5			G6-4-3 2-H 1B	1-H 2-H 3-H HR		6-3		1-H HR	4 1	1 1	2 1	5 2	0 0	0 0	0 0
Bob Allison, R (1, 9) OBP: 0.388, SLG: 0.596		6-3		F4	K		6-3			4	0	0	0	0	1	1
Earl Battey, R (1, 2) OBP: 0.333, SLG: 0.457		F9		G6-4-3 1-2f		1B HBP 1B		F3		4	0	1	0	0	0	1
Rich Rollins, R (1, 5) OBP: 0.364, SLG: 0.372		FC4 HBP			1B 1B BB 1B	1B 1-2 HBP		2B		2	1	2	0	0	0	0
Zoilo Versalles, R (1, 6) OBP: 0.309, SLG: 0.421	FC4 1-2f				BB 1B 1-2 HR 1B	1-2 2-3 1B		K		4	1	2	0	0	1	2
Bernie Allen, L (1, 4) OBP: 0.273, SLG: 0.267			1-3		BB 1-2 2-3 HR 1B	K		IBB		3	1	1	0	1	1	3
Dick Stigman, R (1, 1) OBP: 0.174, SLG: 0.095			K		K	K			F3	4	0	0	0	0	3	8
Inning Stats	R: 0 E: 0 K: 1 S: 5 H: 0 LOB: 0 BB: 0 P: 5	R: 0 E: 0 K: 0 S: 3 H: 0 LOB: 1 BB: 0 P: 4	R: 0 E: 0 K: 1 S: 5 H: 0 LOB: 0 BB: 0 P: 5	R: 1 E: 0 K: 0 S: 4 H: 2 LOB: 0 BB: 0 P: 4	R: 5 E: 0 K: 2 S: 11 H: 4 LOB: 0 BB: 1 P: 15	R: 0 E: 0 K: 2 S: 9 H: 2 LOB: 3 BB: 0 P: 10	R: 0 E: 0 K: 0 S: 3 H: 0 LOB: 0 BB: 0 P: 3	R: 0 E: 0 K: 1 S: 6 H: 1 LOB: 2 BB: 1 P: 10	R: 2 E: 0 K: 0 S: 3 H: 2 LOB: 0 BB: 0 P: 3	1B: 7 2B: 2 3B: 0 HR: 2 SF: 0 SAC: 0 DP: 1 HBP: 2						

	AB	35
	R	8
	H	11
	RBI	8
	BB	2
	SO	7
	LOB	22

PITCHER		IP	WLS	BF	H	R	ER	SO	BB	IBB	HBP	BLK	WP	HR	S	P	ERA	WHIP
Ray Herbert, R ERA: 2.71	(1, 1)	4.2		21	6	6	6	3	1	0	1	0	0	1	25	30	11.57	1.500
Gary Peters, L ERA: 2.86	(5, 1)	0.1		1	0	0	0	1	0	0	0	0	0	0	3	3	0.00	0.000
Hoyt Wilhelm, R ERA: 1.67	(6, 1)	2.0		9	2	0	0	2	0	0	1	0	0	0	12	13	0.00	1.000
Eddie Fisher, R ERA: 5.77	(8, 1)	1.1	L	8	3	2	2	1	0	1	0	0	0	1	9	13	13.50	2.250

PITCHER	IP	WLS	BF	H	R	ER	SO	BB	IBB	HBP	BLK	WP	HR	S	P	ERA	WHIP

Batter	1	2	3	4	5	6	7	8	9	AB	R	H	RBI	BB	SO	LOB
Mike Hershberger, R (1, 8) OBP: 0.370, SLG: 0.406	S S S 0-3 ① K		x 0-0 ① 1-3		x 0-0 ③ F8			B B B B 4-0 BB		3	0	0	0	1	1	0
Nellie Fox, L (1, 4) OBP: 0.342, SLG: 0.336	x 0-0 ② F4		x 0-0 ② 6-3			x 0-0 ① 4-3		x 0-0 ② F7		4	0	0	0	0	0	1
Pete Ward, L (1, 5) OBP: 0.330, SLG: 0.420	S S S 0-3 ③ K		x 0-0 2B			x 0-0 ② 6-3		x 0-0 ③ 4-3		4	0	1	0	0	1	1
Floyd Robinson, L (1, 9) OBP: 0.411, SLG: 0.489		x 0-0 E4 BB	S S S 0-3 ③ K			B B B B 4-0 FC5-4 BB			x 0-0 G6-3 1B	3	0	1	0	1	1	1
Joe Cunningham, L (1, 3) OBP: 0.362, SLG: 0.341		B B B B 4-0 BB BB		S S S 0-3 ① K		x 0-0 ③ FC5-4 1-2f			x 0-0 ① ② G6-3 1-2f	3	0	0	0	1	1	2
Dave Nicholson, R (1, 7) OBP: 0.335, SLG: 0.475		S S S 0-3 ① K		x 0-0 ② F6			S S S 0-3 ① K		S S S 0-3 ③ K	4	0	0	0	0	3	2
Ron Hansen, R (1, 6) OBP: 0.296, SLG: 0.376		S S S 0-3 ② K		x 0-0 ③ F8			x 0-0 ② F7			3	0	0	0	0	1	2
J.C. Martin, L (1, 2) OBP: 0.239, SLG: 0.235 Joe Horlen, R (7, 1) OBP: 0.273, SLG: 0.273		B B B B 4-0 1-2 2-3 BB			x 0-0 ① 1-3		x 0-0 ③ L8			2 0	0 0	0 0	0 0	1 0	0 0	0 0
Juan Pizarro, L (1, 1) OBP: 0.150, SLG: 0.263 Cam Carreon, R (7, 2) OBP: 0.295, SLG: 0.333		x 0-0 ③ 3-1			x 0-0 ② F9			x 0-0 ① 5-3		2 1	0 0	0 0	0 0	0 0	0 0	3 0
Inning Stats	R: 0 E: 0 K: 2 S: 7 H: 0 LOB: 0 BB: 0 P: 7	R: 0 E: 1 K: 2 S: 8 H: 0 LOB: 3 BB: 2 P: 16	R: 0 E: 0 K: 1 S: 6 H: 1 LOB: 1 BB: 0 P: 6	R: 0 E: 0 K: 1 S: 5 H: 0 LOB: 0 BB: 0 P: 5	R: 0 E: 0 K: 0 S: 3 H: 0 LOB: 0 BB: 0 P: 3	R: 0 E: 0 K: 0 S: 3 H: 0 LOB: 1 BB: 1 P: 7	R: 0 E: 0 K: 1 S: 5 H: 0 LOB: 1 BB: 0 P: 5	R: 0 E: 0 K: 0 S: 3 H: 0 LOB: 1 BB: 1 P: 7	R: 0 E: 0 K: 1 S: 5 H: 1 LOB: 0 BB: 0 P: 5	1B: 1 2B: 1 3B: 0 HR: 0	SF: 0 SAC: 0 DP: 1 HBP: 0						

PITCHER	IP	WLS	BF	H	R	ER	SO	BB	IBB	HBP	BLK	WP	HR	S	P	ERA	WHIP
Camilo Pascual, R (1, 1) ERA: 3.33	9.0	W	33	2	0	0	8	4	0	0	0	0	0	45	61	0.00	0.667

PITCHER	IP	WLS	BF	H	R	ER	SO	BB	IBB	HBP	BLK	WP	HR	S	P	ERA	WHIP

TOP

Chicago White Sox @ Minnesota Twins

Metropolitan Stadium, Bloomington , MI

Sat May 25 1963, 4:33 AM EDT

Att. 18,194 - Unknown

livebaseballscorecards.com

AB	29
R	0
H	2
RBI	0
BB	4
SO	8
LOB	12

WP: 0 PB: 0 SB: 0 CS: 0 PA: 33

BOTTOM

Chicago White Sox @ Minnesota Twins

Metropolitan Stadium, Bloomington , MI

Sat May 25 1963, 4:33 AM EDT

Att. 18,194 - Unknown

livebaseballscorecards.com

Batter	1	2	3	4	5	6	7	8	9	AB	R	H	RBI	BB	SO	LOB
Zoilo Versalles, R (1, 6) OBP: 0.299, SLG: 0.407	6-3		5-3		L4	F9		F9		5	0	0	0	0	0	2
Vic Power, R (1, 3) OBP: 0.251, SLG: 0.340	E5 BB		6-3		WP 1B	2-H 1B		F9		5	0	2	1	0	0	1
Harmon Killebrew, R (1, 7) OBP: 0.270, SLG: 0.456 Jimmie Hall, L (9, 7) OBP: 0.292, SLG: 0.351	1-2 BB		K		F5 1-2	F8				3 0	0 0	0 0	0 0	1 0	1 0	2 0
Bob Allison, R (1, 8) OBP: 0.379, SLG: 0.579 (8, 9)	F9			F3	L8		F7			4	0	0	0	0	0	3
Wally Post, R (1, 9) OBP: 0.276, SLG: 0.536 Lenny Green, L (8, 8) OBP: 0.289, SLG: 0.338	F3			WP 1B 1B		HR	1-3			4 0	2 0	2 0	1 0	0 0	0 0	2 0
Earl Battey, R (1, 2) OBP: 0.338, SLG: 0.450		BBBB 4-0 BB		BBBB 4-0 1B 1-2 BB		x 0-0 4-3	0-0 5-3			2	0	0	0	2	0	0
Rich Rollins, R (1, 5) OBP: 0.378, SLG: 0.412		x 0-0 F7		x 0-0 1-2 2-H 1B		BBBB 4-0 1B 2B BB		x 0-0 HR		3	2	2	2	1	0	1
Bernie Allen, L (1, 4) OBP: 0.272, SLG: 0.266		x 0-0 F7		SSS 0-3 K		x 0-0 1-2 2B 1B		x 0-0 6-3		4	1	1	0	0	1	3
Camilo Pascual, R (1, 1) OBP: 0.286, SLG: 0.333		x 0-0 L1		x 0-0 1-3		x 0-0 1-H 2-H 1B 2B		H 1-0 HBP		3	1	1	2	0	0	3
Inning Stats	R: 0 H: 0 E: 1 LOB: 2 K: 0 BB: 1 S: 4 P: 8	R: 0 H: 0 E: 0 LOB: 1 K: 0 BB: 1 S: 3 P: 7	R: 0 H: 0 E: 0 LOB: 0 K: 1 BB: 0 S: 5 P: 5	R: 1 H: 2 E: 0 LOB: 2 K: 1 BB: 1 S: 7 P: 11	R: 0 H: 1 E: 0 LOB: 1 K: 0 BB: 0 S: 4 P: 4	R: 4 H: 4 E: 0 LOB: 1 K: 0 BB: 1 S: 7 P: 11	R: 0 H: 0 E: 0 LOB: 0 K: 0 BB: 0 S: 3 P: 3	R: 1 H: 1 E: 0 LOB: 1 K: 0 BB: 0 S: 4 P: 5		1B: 5 SF: 0 2B: 1 SAC: 0 3B: 0 DP: 0 HR: 2 HBP: 1						

	AB	33
	R	6
	H	8
	RBI	6
	BB	4
	SO	2
	LOB	17

WP: 2 PA: 38
PB: 0
SB: 0
CS: 0

PITCHER		IP	WLS	BF	H	R	ER	SO	BB	IBB	HBP	BLK	WP	HR	S	P	ERA	WHIP
Juan Pizarro, L ERA: 2.25	(1, 1)	6.0	L	30	7	5	5	2	4	0	0	0	2	1	30	46	7.50	1.833
Joe Horlen, R ERA: 4.34	(7, 1)	2.0		8	1	1	1	0	0	0	1	0	0	1	7	8	4.50	0.500

PITCHER	IP	WLS	BF	H	R	ER	SO	BB	IBB	HBP	BLK	WP	HR	S	P	ERA	WHIP

Batter	1	2	3	4	5	6	7	8	9	AB	R	H	RBI	BB	SO	LOB
Jim Landis, R (1, 8) OBP: 0.350, SLG: 0.480	F9	BB			2B BB		F8		K	3	1	0	0	2	1	0
Nellie Fox, L (1, 4) OBP: 0.345, SLG: 0.346	F7	4-3			L3-6		FC6			4	0	2	1	0	0	2
Pete Ward, L (1, 5) OBP: 0.328, SLG: 0.416	1B		F7		F4		FC6			4	1	1	0	0	0	2
Floyd Robinson, L (1, 9) OBP: 0.414, SLG: 0.490	1B		F8		L3-6			1B		4	0	2	0	0	0	1
Joe Cunningham, L (1, 3) OBP: 0.372, SLG: 0.353	1B		1B			6-3		G6-4-3		4	0	3	1	0	0	0
Dave Nicholson, R (1, 7) OBP: 0.328, SLG: 0.462	K		F6			K		K		4	0	0	0	0	3	5
Ron Hansen, R (1, 6) OBP: 0.294, SLG: 0.368		F3		1-3		FC6 BB		G6-4-3		3	0	0	0	1	0	2
J.C. Martin, L (1, 2) OBP: 0.240, SLG: 0.235		BB 1B		F5		FC6			F7	4	0	1	0	0	0	1
John Buzhardt, R (1, 1) OBP: 0.043, SLG: 0.043		K		1-3			F7		F5	2	0	0	0	0	1	1
Charlie Maxwell, L (7, PH) OBP: 0.429, SLG: 0.333										1	0	0	0	0	0	0
Hoyt Wilhelm, R (7, 1) OBP: 0.100, SLG: 0.100										0	0	0	0	0	0	0
Jim Brosnan, R (8, 1) OBP: 0.250, SLG: 0.250										0	0	0	0	0	0	0
Deacon Jones, L (9, PH)										1	0	0	0	0	0	0

TOP

Chicago White Sox @ Minnesota Twins

Metropolitan Stadium, Bloomington , MI

Sun May 26 1963, 4:33 AM EDT

Att. 19,553 - Unknown

livebaseballscorecards.com

AB	34
R	2
H	9
RBI	2
BB	3
SO	5
LOB	14

Inning Stats	1	2	3	4	5	6	7	8	9
R	1	0	0	0	1	0	0	0	0
E	0	0	0	0	0	0	0	0	0
K	1	1	0	0	0	1	0	1	0
S	8	6	4	3	3	5	4	6	5
H	3	1	1	0	1	0	1	2	0
LOB	2	2	0	0	0	1	1	1	0
BB	0	1	0	0	1	1	0	0	0
P	8	10	4	3	7	9	4	6	5

1B	8
2B	2
3B	0
HR	0
SF	0
SAC	0
DP	2
HBP	0

WP	0
PB	0
SB	0
CS	0
PA	37

PITCHER	IP	W/L/S	BF	H	R	ER	SO	BB	IBB	HBP	BLK	WP	HR	S	P	ERA	WHIP
Jim Perry, R (1, 1) ERA: 3.12	7.0	W	32	9	2	2	3	3	0	0	0	0	0	35	47	2.57	1.714
Bill Dailey, R (8, 1) ERA: 3.2	2.0	S	5	0	0	0	2	0	0	0	0	0	0	9	9	0.00	0.000

PITCHER	IP	W/L/S	BF	H	R	ER	SO	BB	IBB	HBP	BLK	WP	HR	S	P	ERA	WHIP

BOTTOM

Chicago White Sox @ Minnesota Twins

Metropolitan Stadium, Bloomington , MI

Sun May 26 1963, 4:33 AM EDT

Att. 19,553 - Unknown

Batter	1	2	3	4	5	6	7	8	9	AB	R	H	RBI	BB	SO	LOB
Lenny Green, L (1, 8) OBP: 0.282, SLG: 0.329	F7		6-3			6-3	K			4	0	0	0	0	1	1
Vic Power, R (1, 3) OBP: 0.257, SLG: 0.349	4-3		1-3			HR 2B	1B			4	1	2	0	0	0	0
Harmon Killebrew, R (1, 7) OBP: 0.282, SLG: 0.493 Jimmie Hall, L (9, 7) OBP: 0.292, SLG: 0.351	BB			F9		HR	G5-3			3 0	1 0	1 0	2 0	1 0	0 0	3 0
Bob Allison, R (1, 9) OBP: 0.376, SLG: 0.568	F8			5-3		BB		1-3		3	0	0	0	1	0	1
Earl Battey, R (1, 2) OBP: 0.342, SLG: 0.474		5-3		1B		L8		HR		4	1	2	1	0	0	1
Rich Rollins, R (1, 5) OBP: 0.374, SLG: 0.406		K		L8		FC6-4		1B		4	0	1	0	0	1	2
Zoilo Versalles, R (1, 6) OBP: 0.304, SLG: 0.435		HR	F3				1B 2B	K		4	2	2	1	0	1	1
Bernie Allen, L (1, 4) OBP: 0.272, SLG: 0.266		4-3	4-3				PB SH1-4 1B	F9		4	0	1	1	0	0	1
Jim Perry, S (1, 1) OBP: 0.375, SLG: 0.286 Bill Dailey, R (8, 1)			K				SH1-4			2 0	0 0	0 0	0 0	0 0	1 0	0 0
Inning Stats	R: 0 H: 0 E: 0 LOB: 1 K: 0 BB: 1 S: 3 P: 7	R: 1 H: 1 E: 0 LOB: 0 K: 1 BB: 0 S: 6 P: 6	R: 0 H: 0 E: 0 LOB: 0 K: 1 BB: 0 S: 5 P: 5	R: 0 H: 1 E: 0 LOB: 1 K: 0 BB: 0 S: 4 P: 4	R: 0 H: 0 E: 0 LOB: 0 K: 0 BB: 0 S: 3 P: 3	R: 2 H: 2 E: 0 LOB: 1 K: 0 BB: 1 S: 5 P: 9	R: 1 H: 3 E: 0 LOB: 2 K: 1 BB: 0 S: 8 P: 8	R: 1 H: 2 E: 0 LOB: 1 K: 1 BB: 0 S: 7 P: 7		1B: 4 SF: 0 2B: 2 SAC: 1 3B: 0 DP: 1 HR: 3 HBP: 0						

	AB	32
	R	5
	H	9
	RBI	5
	BB	2
	SO	4
	LOB	10

WP: 0 PA: 35
PB: 1
SB: 1
CS: 0

PITCHER		IP	WLS	BF	H	R	ER	SO	BB	IBB	HBP	BLK	WP	HR	S	P	ERA	WHIP
John Buzhardt, R ERA: 2.88	(1, 1)	6.0	L	24	4	3	3	2	2	0	0	0	0	2	26	34	4.50	1.000
Hoyt Wilhelm, R ERA: 2.08	(7, 1)	1.1		9	5	2	2	1	0	0	0	0	0	1	11	11	13.50	3.750
Jim Brosnan, R ERA: 2.7	(8, 1)	0.2		2	0	0	0	1	0	0	0	0	0	0	4	4	0.00	0.000

PITCHER	IP	WLS	BF	H	R	ER	SO	BB	IBB	HBP	BLK	WP	HR	S	P	ERA	WHIP

livebaseballscorecards.com

Batter	1	2	3	4	5	6	7	8	9	AB	R	H	RBI	BB	SO	LOB
Dick Howser, R (1, 6) OBP: 0.328, SLG: 0.180	1-3		F8		6-3		F8			4	0	0	0	0	0	3
Vic Davalillo, L (1, 8) OBP: 0.310, SLG: 0.435	1-3			K		HR	K			4	1	1	1	0	2	1
Al Luplow, L (1, 9) OBP: 0.270, SLG: 0.319	1B			F7		4-3		BB		3	0	1	0	1	0	0
Joe Adcock, R (1, 3) OBP: 0.326, SLG: 0.453	F8			1-3		1B 1-3 2B BB		F8 1-2		3	1	0	0	1	0	2
Tito Francona, L (1, 7) OBP: 0.309, SLG: 0.361		6-3			1-3	1-3 1-2		K		4	0	0	0	0	1	1
Woodie Held, R (1, 4) OBP: 0.341, SLG: 0.463		K			1B 1B G1 BB	2B 2-3 1B			5-3	3	1	1	0	1	1	0
Max Alvis, R (1, 5) OBP: 0.290, SLG: 0.450		6-3			G1 1B 1-2 1B	1-H 2B 3-H			K	4	0	2	1	0	1	0
Joe Azcue, R (1, 2) OBP: 0.231, SLG: 0.167			F9		G1 1-2 2-3 1B		SH2-4 1B		1-3	4	0	2	0	0	0	0
Jack Kralick, L (1, 1) OBP: 0.278, SLG: 0.313			4-3		G1 1-2 2-3 3-H		SH2-4 1-2			2	0	0	1	0	0	2
Ted Abernathy, R (9, 1)										0	0	0	0	0	0	0

TOP

Cleveland Indians @ Chicago White Sox

Comiskey Park, Chicago, IL

Tue May 28 1963, 8:05 PM EDT

Att. 10,595 - Unknown

livebaseballscorecards.com

AB	31
R	3
H	7
RBI	3
BB	3
SO	5
LOB	9

Inning Stats	1	2	3	4	5	6	7	8	9
	R: 0 E: 0 K: 0 S: 4	H: 1 LOB: 1 BB: 0 P: 4	R: 0 E: 0 K: 1 S: 5	H: 0 LOB: 0 BB: 0 P: 5	R: 0 E: 0 K: 0 S: 3	H: 0 LOB: 0 BB: 0 P: 3	R: 0 E: 0 K: 1 S: 5	H: 0 LOB: 0 BB: 0 P: 5	R: 1 E: 0 K: 0 S: 5	H: 2 LOB: 2 BB: 1 P: 9	R: 2 E: 0 K: 0 S: 5	H: 3 LOB: 2 BB: 1 P: 9	R: 0 E: 0 K: 1 S: 6	H: 1 LOB: 1 BB: 0 P: 6	R: 0 E: 0 K: 1 S: 4	H: 0 LOB: 0 BB: 1 P: 8	R: 0 E: 0 K: 1 S: 5	H: 0 LOB: 0 BB: 0 P: 5

1B: 5	SF: 0	WP: 0	PA: 35
2B: 1	SAC: 1	PB: 0	
3B: 0	DP: 0	SB: 0	
HR: 1	HBP: 0	CS: 1	

PITCHER		IP	WLS	BF	H	R	ER	SO	BB	IBB	HBP	BLK	WP	HR	S	P	ERA	WHIP
Ray Herbert, R ERA: 2.84	(1, 1)	6.2	L	28	7	3	3	2	2	0	0	0	0	1	30	38	4.05	1.350
Frank Baumann, L ERA: 1.59	(7, 1)	0.1		1	0	0	0	1	0	0	0	0	0	0	3	3	0.00	0.000
Jim Brosnan, R ERA: 2.41	(8, 1)	2.0		6	0	0	0	2	1	0	0	0	0	0	9	13	0.00	0.500

PITCHER	IP	WLS	BF	H	R	ER	SO	BB	IBB	HBP	BLK	WP	HR	S	P	ERA	WHIP

Batter	1	2	3	4	5	6	7	8	9	AB	R	H	RBI	BB	SO	LOB
Jim Landis, R (1, 8) OBP: 0.339, SLG: 0.462	F8	P4			F9		F7		IBB	4	0	0	0	0	0	2
Charlie Maxwell, L (9, PH) OBP: 0.444, SLG: 0.333									L3	0	0	0	0	1	0	0
Nellie Fox, L (1, 4) OBP: 0.341, SLG: 0.342	6-3		G5-3, 1B 1B		P5		G3		L3 1-2	5	0	1	0	0	0	3
Floyd Robinson, L (1, 9) OBP: 0.416, SLG: 0.486	FC4 BB		G5-3 1-2 1B		K			6-3		3	0	1	0	1	1	0
Dave Nicholson, R (1, 7) OBP: 0.320, SLG: 0.450	FC4 1-2f		G5-3 1-2 2-3f			5-3		F8		4	0	0	0	0	0	3
Pete Ward, L (1, 5) OBP: 0.332, SLG: 0.424		F5	P6			1B, 9-2 2B		1B		4	0	2	0	0	0	1
Ron Hansen, R (1, 6) OBP: 0.299, SLG: 0.363		E, 1B BB		5-3		1B BB		F9		2	1	0	0	2	0	1
Joe Cunningham, L (1, 3) OBP: 0.375, SLG: 0.358		E1, 1B 1-2		6-3		1-2 2-3 1B			SH5-4, 1B	4	0	2	0	0	0	1
Cam Carreon, R (1, 2) OBP: 0.292, SLG: 0.328		K		F9		9-2 3-Hf			SH5-4 1-2 1B	4	0	1	0	0	1	5
Ray Herbert, R (1, 1) OBP: 0.320, SLG: 0.458		1-3 2-H 1B			HR		6-3		SH5-4 1-2 2-3	2	1	2	2	0	0	0
Frank Baumann, L (7, 1) OBP: 0.333, SLG: 0.200										0	0	0	0	0	0	0
Mike Hershberger, R (7, PH) OBP: 0.367, SLG: 0.402										1	0	0	0	0	0	0
Jim Brosnan, R (8, 1) OBP: 0.250, SLG: 0.250										0	0	0	0	0	0	0
Al Weis, S (9, PH) OBP: 0.276, SLG: 0.286										0	0	0	0	0	0	0
Inning Stats	R: 0 E: 0 K: 0 S: 3 H: 0 LOB: 1 BB: 1 P: 7	R: 1 E: 1 K: 1 S: 7 H: 1 LOB: 2 BB: 1 P: 11	R: 0 E: 0 K: 0 S: 4 H: 2 LOB: 1 BB: 0 P: 4	R: 0 E: 0 K: 0 S: 3 H: 0 LOB: 0 BB: 0 P: 3	R: 1 E: 0 K: 1 S: 6 H: 1 LOB: 0 BB: 0 P: 6	R: 0 E: 0 K: 0 S: 4 H: 2 LOB: 2 BB: 1 P: 8	R: 0 E: 0 K: 0 S: 3 H: 0 LOB: 0 BB: 0 P: 3	R: 0 E: 0 K: 0 S: 4 H: 1 LOB: 1 BB: 0 P: 4	R: 0 E: 0 K: 0 S: 4 H: 2 LOB: 2 BB: 1 P: 8	1B: 7 2B: 3 3B: 0 HR: 1 SF: 0 SAC: 1 DP: 3 HBP: 0						

PITCHER	IP	WLS	BF	H	R	ER	SO	BB	IBB	HBP	BLK	WP	HR	S	P	ERA	WHIP
Jack Kralick, L (1, 1) ERA: 3.58	8.1	W	36	9	2	1	2	3	0	0	0	0	1	37	49	1.08	1.440
Ted Abernathy, R (9, 1) ERA:	0.2	S	2	0	0	0	0	0	1	0	0	0	0	1	5	0.00	0.000

PITCHER	IP	WLS	BF	H	R	ER	SO	BB	IBB	HBP	BLK	WP	HR	S	P	ERA	WHIP

BOTTOM

Cleveland Indians @ Chicago White Sox

Comiskey Park, Chicago, IL

Tue May 28 1963, 8:05 PM EDT

Att. 10,595 - Unknown

livebaseballscorecards.com

AB	33
R	2
H	9
RBI	2
BB	4
SO	2
LOB	16

WP: 0	PB: 0	SB: 0	CS: 0
PA: 38			

Cleveland Indians @ Chicago White Sox

Comiskey Park, Chicago, IL

Thu May 30 1963, 4:33 AM EDT

Unknown

TOP

livebaseballscorecards.com

Batter	1	2	3	4	5	6	7	8	9	AB	R	H	RBI	BB	SO	LOB
Dick Howser, R (1, 6) OBP: 0.348, SLG: 0.222	6-3		1B 2B		SH1-4 S 1B	K			FC6-4 BB	4	1	2	0	1	1	1
Vic Davalillo, L (1, 8) OBP: 0.318, SLG: 0.436	6-3		SH5-3 1B 2-H		1-2 BB		CS 1B		FC6-4 FC6-4 1-2f	4	1	2	1	1	0	1
Max Alvis, R (1, 5) OBP: 0.284, SLG: 0.439	F8		SH5-3 1-2		SH1-4 1-2 2-3		P1		FC6-4 1-2f	3	0	0	0	0	0	2
Joe Adcock, R (1, 3) OBP: 0.323, SLG: 0.444		BB 1B	K		K		K 1-2			4	1	1	0	0	3	4
Gene Green, R (1, 9) OBP: 0.290, SLG: 0.296 Pedro Ramos, S (8, PR) OBP: 0.100, SLG: 0.100 Willie Kirkland, L (8, 9) OBP: 0.296, SLG: 0.339		K	2-H 1B		P4			G3 PB 1B		4 0 0	0 0 0	2 0 0	1 0 0	0 0 0	1 0 0	3 0 0
Woodie Held, R (1, 7) OBP: 0.346, SLG: 0.468		1B BB 1-2	K			1B 2B		G3 1-3		3	1	1	0	1	1	2
Miguel de la Hoz, R (1, 4) OBP: 0.182, SLG: 0.227		P4	F8			5-3 2-H 1B		K		4	0	1	1	0	1	4
Joe Azcue, R (1, 2) OBP: 0.250, SLG: 0.200 Al Luplow, L (8, PH) OBP: 0.267, SLG: 0.314 Jim Lawrence, L (8, 2)		1-3 2-H 1B	5-3			5-3 1-2		G3		3 1 0	0 0 0	1 0 0	1 0 0	0 0 0	0 0 0	1 2 0
Sam McDowell, L (1, 1) OBP: 0.267, SLG: 0.214 Jerry Walker, S (3, 1) OBP: 0.250, SLG: 0.143 Bob Allen, L (8, 1) Gary Bell, R (8, 1) Fred Whitfield, L (9, PH) OBP: 0.250, SLG: 0.358		K	5-3			6-3			P4	1 2 0 0 1	0 0 0 0 0	0 0 0 0 0	0 0 0 0 0	0 0 0 0 0	1 0 0 0 0	2 1 0 0 0

	AB	34
	R	4
	H	10
	RBI	4
	BB	3
	SO	8
	LOB	23

Inning Stats																		
	R: 0	H: 0	R: 1	H: 2	R: 2	H: 3	R: 0	H: 0	R: 0	H: 1	R: 1	H: 2	R: 0	H: 1	R: 0	H: 0	1B: 8	SF: 0	WP: 0	PA: 39
	E: 0	LOB: 0	E: 0	LOB: 2	E: 0	LOB: 1	E: 0	LOB: 0	E: 0	LOB: 2	E: 0	LOB: 1	E: 0	LOB: 1	E: 0	LOB: 1	2B: 3	SAC: 2	PB: 1	
	K: 0	BB: 0	K: 2	BB: 1	K: 2	BB: 0	K: 0	BB: 0	K: 1	BB: 1	K: 1	BB: 0	K: 1	BB: 0	K: 1	BB: 0	3B: 0	DP: 1	SB: 1	
	S: 3	P: 3	S: 9	P: 13	S: 10	P: 10	S: 3	P: 3	S: 6	P: 10	S: 7	P: 7	S: 5	P: 5	S: 6	P: 6	HR: 0	HBP: 0	CS: 1	

PITCHER		IP	WLS	BF	H	R	ER	SO	BB	IBB	HBP	BLK	WP	HR	S	P	ERA	WHIP
Juan Pizarro, L ERA: 2.57	(1, 1)	3.0		15	5	3	3	4	1	0	0	0	0	0	22	26	9.00	2.000
Eddie Fisher, R ERA: 5.57	(4, 1)	3.0	W	13	3	1	1	2	1	0	0	0	0	0	16	20	3.00	1.333
Hoyt Wilhelm, R ERA: 1.93	(7, 1)	3.0	S	11	2	0	0	2	1	0	0	0	0	0	14	18	0.00	1.000

PITCHER	IP	WLS	BF	H	R	ER	SO	BB	IBB	HBP	BLK	WP	HR	S	P	ERA	WHIP

Cleveland Indians @ Chicago White Sox

Comiskey Park, Chicago, IL

Thu May 30 1963, 4:33 AM EDT

Unknown

BOTTOM

livebaseballscorecards.com

Batter	1	2	3	4	5	6	7	8	9	AB	R	H	RBI	BB	SO	LOB
Jim Landis, R (1, 8) OBP: 0.357, SLG: 0.463	BBBB 4-0 BB		BBBB 4-0 1B 1-2 BB	x 0-0 1B			SSS 0-3 ① K	BBBB 4-0 SF9 1-2 BB		2	1	1	0	3	1	0
Joe Cunningham, L (1, 3) OBP: 0.370, SLG: 0.355	x 0-0 ① F7		x 0-0 FC5-4 1B E 1-3 2-H 1B	x 0-0 ③ 4-3			x 0-0 ② 1-3	x 0-0 ② SF9 1-2 2-3 3-H		4	1	1	2	0	0	2
Mike Hershberger, R (1, 9) OBP: 0.376, SLS: 0.405	x 0-0 ② F2		x 0-0 FC5-4 1-2 3-H 1B		x 0-0 ① F9		x 0-0 1B	0-0 IBB		4	0	2	1	1	0	1
Dave Nicholson, R (1, 7) OBP: 0.315, SLG: 0.441 Hoyt Wilhelm, R (7, 1) OBP: 0.083, SLG: 0.083	SSS 0-3 ③ K		x 0-0 ① FC5-4 E SF8 1-2f 2-3		x 0-0 ② 5-3		SSS 0-3 ③ K	SSS 0-3 ③ K		3 2	1 0	0 0	0 0	0 0	1 2	3 4
Pete Ward, L (1, 5) OBP: 0.335, SLG: 0.422		x 0-0 2-3 5-3 1B	x 0-0 E4 1-3 3-H		x 0-0 ③ F7			BBBB 4-0 E S 1B BB		3	1	1	1	1	0	1
Ron Hansen, R (1, 6) OBP: 0.304, SLG: 0.385		x 0-0 ① 5-3 1-2	x 0-0 ② SF8 3-H			x 0-0 HR		BBBB 4-0 1B 1-3 1B BB		2	2	1	2	1	0	1
Al Weis, S (1, 4) OBP: 0.258, SLG: 0.267 Eddie Fisher, R (4, 1) OBP: 0.214, SLG: 0.214 Floyd Robinson, L (6, PH) OBP: 0.411, SLG: 0.480 (7, 7)		x 0-0 ② 2-3 2-3	x 0-0 ③ 4-3			x 0-0 ① F8		SSS 0-3 ① K		2 0 2	0 0 0	0 0 0	0 0 0	0 0 1	0 0 2	2 0 2
Cam Carreon, R (1, 2) OBP: 0.284, SLG: 0.317 J.C. Martin, L (6, PH) OBP: 0.245, SLG: 0.241 (7, 2)		x 0-0 ③ 6-3		x 0-0 ① 5-3		x 0-0 ② 3-1		x 0-0 1B 1-2 SF9 3-H 1B		2 2	0 1	0 1	0 1	0 0	0 0	1 0
Juan Pizarro, L (1, 1) OBP: 0.150, SLG: 0.263 Nellie Fox, L (3, PH) OBP: 0.345, SLG: 0.345 (4, 4)			x 0-0 WP 1B 1B	x 0-0 ② 4-3		x 0-0 ③ 1-3		x 0-0 SF9 BB 1-3 2-H 1B		0 4	0 1	0 2	0 1	0 0	0 0	0 0
Inning Stats	R: 0 E: 0 K: 1 S: 5 H: 0 LOB: 1 BB: 1 P: 9	R: 0 E: 0 K: 0 S: 4 H: 1 LOB: 1 BB: 0 P: 4	R: 4 E: 1 K: 0 S: 7 H: 3 LOB: 1 BB: 1 P: 11	R: 0 E: 0 K: 0 S: 4 H: 1 LOB: 1 BB: 0 P: 4	R: 0 E: 0 K: 0 S: 3 H: 0 LOB: 0 BB: 0 P: 3	R: 1 E: 0 K: 0 S: 4 H: 1 LOB: 0 BB: 0 P: 4	R: 0 E: 0 K: 2 S: 8 H: 1 LOB: 1 BB: 0 P: 8	R: 3 E: 0 K: 2 S: 9 H: 2 LOB: 3 BB: 4 P: 25		1B: 8 2B: 0 3B: 0 HR: 1	SF: 2 SAC: 0 DP: 0 HBP: 0					

	AB	32
	R	8
	H	9
	RBI	8
	BB	6
	SO	5
	LOB	17

WP: 1 PB: 0 SB: 1 CS: 0 PA: 40

PITCHER		IP	WLS	BF	H	R	ER	SO	BB	IBB	HBP	BLK	WP	HR	S	P	ERA	WHIP
Sam McDowell, L ERA: 5.05	(1, 1)	2.0		12	4	4	3	1	2	0	0	0	1	0	12	20	13.50	3.000
Jerry Walker, R ERA: 5.64	(3, 1)	5.0	L	21	3	3	3	2	2	0	0	0	0	1	23	31	5.40	1.000
Bob Allen, L ERA: 4.4	(8, 1)	0.2		5	2	1	1	1	1	0	0	0	0	0	6	10	13.50	4.500
Gary Bell, R ERA: 4.84	(8, 1)	0.1		2	0	0	0	1	0	1	0	0	0	0	3	7	0.00	0.000

PITCHER	IP	WLS	BF	H	R	ER	SO	BB	IBB	HBP	BLK	WP	HR	S	P	ERA	WHIP

Cleveland Indians @ Chicago White Sox

Comiskey Park, Chicago, IL

Thu May 30 1963, 4:38 AM EDT

Att. 29,436 - Unknown

TOP

livebaseballscorecards.com

Batter	1	2	3	4	5	6	7	8	9	AB	R	H	RBI	BB	SO	LOB
Dick Howser, R (1, 6) OBP: 0.343, SLG: 0.211	0-0 1-3		0-0 6-3		4-0 1-2 BB		0-3 K			3	0	0	0	1	1	2
Vic Davalillo, L (1, 8) OBP: 0.311, SLG: 0.426	0-0 6-3			0-0 4-3	0-0 1-3			0-0 4-3		4	0	0	0	0	0	2
Max Alvis, R (1, 5) OBP: 0.283, SLG: 0.430	0-3 K			4-0 CS BB		0-3 K		0-0 L5		3	0	0	0	1	2	0
Fred Whitfield, L (1, 3) OBP: 0.250, SLG: 0.380		0-0 P4		0-0 F2		0-0 3B		0-0 5-3		4	0	1	0	0	0	1
Gene Green, R (1, 9) OBP: 0.303, SLG: 0.310 Al Luplow, L (5, 9) OBP: 0.260, SLG: 0.306		0-0 6-3		0-0 CS 1-2	0-0 2B 1B	0-3 K			0-0 F8	2	1	1	0	0	0	0
										2	0	0	0	0	1	1
Woodie Held, R (1, 7) OBP: 0.343, SLG: 0.470		0-3 K			0-0 1-H WP 2B	0-3 K			0-0 F7	4	1	1	1	0	2	1
Jerry Kindall, R (1, 4) OBP: 0.200, SLG: 0.174			0-3 K		0-3 K		0-0 6-3		0-0 6-3	4	0	0	0	0	2	1
Joe Azcue, R (1, 2) OBP: 0.368, SLG: 0.353			0-0 SH3 1B		4-0 FC4-6 3-H BB		0-0 2B			2	0	2	0	1	0	0
Barry Latman, R (1, 1) OBP: 0.167, SLG: 0.167			0-0 SH3 1-2		0-0 FC4-6 BB 1-2f		0-3 K			1	0	0	0	0	0	1
Gary Bell, R (5, 1)										0	0	0	0	0	0	0
Joe Adcock, R (7, PH) OBP: 0.320, SLG: 0.440										1	0	0	0	0	1	1
Ron Nischwitz, S (7, 1)										0	0	0	0	0	0	0
Inning Stats	R: 0 E: 0 K: 1 S: 5 H: 0 LOB: 0 BB: 0 P: 5	R: 0 E: 0 K: 1 S: 5 H: 0 LOB: 0 BB: 0 P: 5	R: 0 E: 0 K: 1 S: 6 H: 1 LOB: 1 BB: 0 P: 6	R: 0 E: 0 K: 0 S: 2 H: 0 LOB: 0 BB: 1 P: 6	R: 2 E: 0 K: 1 S: 7 H: 2 LOB: 2 BB: 2 P: 15	R: 0 E: 0 K: 3 S: 10 H: 1 LOB: 1 BB: 0 P: 10	R: 0 E: 0 K: 2 S: 8 H: 1 LOB: 1 BB: 0 P: 8	R: 0 E: 0 K: 0 S: 3 H: 0 LOB: 0 BB: 0 P: 3	R: 0 E: 0 K: 0 S: 3 H: 0 LOB: 0 BB: 0 P: 3	1B: 2 2B: 2 3B: 1 HR: 0 SF: 0 SAC: 1 DP: 0 HBP: 0						

	AB	30
	R	2
	H	5
	RBI	1
	BB	3
	SO	9
	LOB	10

WP: 1 PB: 0 SB: 0 CS: 1 PA: 35

PITCHER	IP	WLS	BF	H	R	ER	SO	BB	IBB	HBP	BLK	WP	HR	S	P	ERA	WHIP
Gary Peters, L (1, 1) ERA: 2.95	5.0	W	20	3	2	2	4	3	0	0	0	1	0	25	37	3.60	1.200
Frank Baumann, L (6, 1) ERA: 1.35	4.0	S	14	2	0	0	5	0	0	0	0	0	0	24	24	0.00	0.500

PITCHER	IP	WLS	BF	H	R	ER	SO	BB	IBB	HBP	BLK	WP	HR	S	P	ERA	WHIP

Cleveland Indians @ Chicago White Sox

Comiskey Park, Chicago, IL

Thu May 30 1963, 4:38 AM EDT

Att. 29,436 - Unknown

BOTTOM

Batter	1	2	3	4	5	6	7	8	9	AB	R	H	RBI	BB	SO	LOB
Jim Landis, R (1, 8) OBP: 0.354, SLG: 0.455	S S S 0-3 ① K		x 0-0 ② 5-3		x 0-0 1B 1-2 2-3 1B	x 0-0 ③ F7				4	1	1	0	0	1	0
Nellie Fox, L (1, 4) OBP: 0.343, SLG: 0.345	S S S 0-3 ② K		x 0-0 1B		x 0-0 ① SF8 3-H		x 0-0 ① 1-6-3			3	0	1	1	0	1	0
Pete Ward, L (1, 5) OBP: 0.338, SLG: 0.420	B B B B 4-0 S BB		x 0-0 ③ F8		x 0-0 BB 1B 1-3 2-H 1B		x 0-0 ② 4-3			3	1	1	1	1	0	1
Floyd Robinson, L (1, 7) OBP: 0.413, SLG: 0.480	x 0-0 ③ 1-3 1-2			x 0-0 CS 1B	x 0-0 BB 1B 1-2 3-H 1B		S S S 0-3 ③ K			4	0	2	1	0	1	1
Joe Cunningham, L (1, 3) OBP: 0.367, SLG: 0.347		x 0-0 ① F7		x 0-0 ① ② F4 1-2	B B B B 4-0 1B 1-2 2-3 BB			x 0-0 ① 3-1		3	0	0	0	1	0	1
Mike Hershberger, R (1, 9) OBP: 0.372, SLG: 0.395		x 0-0 ② 5-3		B B B 4-0 BB	x 0-0 ② F3			x 0-0 ② 5-3		3	0	0	0	1	0	3
Ron Hansen, R (1, 6) OBP: 0.314, SLG: 0.395		x 0-0 1B		x 0-0 ③ F6	x 0-0 ③ 1-2 2-H 3-H 1B			x 0-0 1B		4	0	3	1	0	0	1
J.C. Martin, L (1, 2) OBP: 0.245, SLG: 0.242		x 0-0 ③ 6-3			x 0-0 1B HBP SF8 1B	x 0-0 ① 6-3		x 0-0 ③ F9		4	1	1	0	0	0	2
Gary Peters, L (1, 1) OBP: 0.250, SLG: 0.455			x 0-0 ① 4-3		H 1-0 1B 1-2 1B HBP	x 0-0 ② 3-1				1	0	0	0	0	0	0
Deacon Jones, L (5, PH)										0	1	0	0	0	0	0
Frank Baumann, L (6, 1) OBP: 0.286, SLG: 0.167										1	0	0	0	0	0	0
Inning Stats	R: 0 E: 0 K: 2 S: 7 H: 0 LOB: 1 BB: 1 P: 11	R: 0 E: 0 K: 0 S: 4 H: 1 LOB: 1 BB: 0 P: 4	R: 0 E: 0 K: 0 S: 4 H: 1 LOB: 1 BB: 0 P: 4	R: 0 E: 0 K: 0 S: 3 H: 1 LOB: 1 BB: 1 P: 7	R: 4 E: 0 K: 0 S: 7 H: 5 LOB: 2 BB: 1 P: 12	R: 0 E: 0 K: 0 S: 3 H: 0 LOB: 0 BB: 0 P: 3	R: 0 E: 0 K: 1 S: 5 H: 0 LOB: 0 BB: 0 P: 5	R: 0 E: 0 K: 0 S: 4 H: 1 LOB: 1 BB: 0 P: 4		1B: 9 2B: 0 3B: 0 HR: 0	SF: 1 SAC: 0 DP: 0 HBP: 1					

livebaseballscorecards.com

AB	30
R	4
H	9
RBI	4
BB	3
SO	3
LOB	9

PITCHER		IP	WLS	BF	H	R	ER	SO	BB	IBB	HBP	BLK	WP	HR	S	P	ERA	WHIP
Barry Latman, R ERA: 5.33	(1, 1)	4.1	L	22	7	4	4	2	2	0	1	0	0	0	23	32	8.31	2.077
Gary Bell, R ERA: 4.62	(5, 1)	1.2		6	1	0	0	0	1	0	0	0	0	0	5	9	0.00	1.200
Ron Nischwitz, L ERA: 7.36	(7, 1)	2.0		7	1	0	0	1	0	0	0	0	0	0	9	9	0.00	0.500

PITCHER	IP	WLS	BF	H	R	ER	SO	BB	IBB	HBP	BLK	WP	HR	S	P	ERA	WHIP

Batter	1	2	3	4	5	6	7	8	9	AB	R	H	RBI	BB	SO	LOB
Chuck Schilling, R (1, 4) OBP: 0.361, SLG: 0.416	4-3 ①		5-3 ②		F9 ③			P6 ②		4	0	0	0	0	0	1
Gary Geiger, L (1, 8) OBP: 0.425, SLG: 0.606	BB		F8 ③			4-3 ①		BB		2	0	0	0	2	0	0
Carl Yastrzemski, L (1, 7) OBP: 0.378, SLG: 0.398	F7 ②			K ①		F2 ②		4-3 ③		4	0	0	0	0	1	3
Frank Malzone, R (1, 5) OBP: 0.391, SLG: 0.519	1-2 BB			1B BB		4-3 ③			E5	2	0	0	0	2	0	0
Lou Clinton, R (1, 9) OBP: 0.289, SLG: 0.438	F9 ③			1-2 1B			K ①		4-3 ①	4	0	1	0	0	1	3
Dick Stuart, R (1, 3) OBP: 0.296, SLG: 0.463		P5 ①		K ②			G5-4-3 1B		F5 ②	4	0	1	0	0	1	3
Russ Nixon, L (1, 2) OBP: 0.353, SLG: 0.455		G3 ②		F9 ③			G5-4-3 ②③ 1-2f		F9 ③	4	0	0	0	0	0	4
Eddie Bressoud, R (1, 6) OBP: 0.327, SLG: 0.452		F2 ③			1-3 ①			2B		3	0	1	0	0	0	0
Gene Conley, R (1, 1) OBP: 0.273, SLG: 0.364			6-3 ①		6-3 ②			K ①		1	0	0	0	0	0	0
Chet Nichols, S (3, 1)										1	0	0	0	0	0	0
Dick Williams, R (8, PH) OBP: 0.208, SLG: 0.261										1	0	0	0	0	1	1
Mike Fornieles, R (8, 1) OBP: 0.333, SLG: 0.667										0	0	0	0	0	0	0
Inning Stats	R: 0 H: 0 E: 0 LOB: 2 K: 0 BB: 2 S: 3 P: 11	R: 0 H: 0 E: 0 LOB: 0 K: 0 BB: 0 S: 3 P: 3	R: 0 H: 0 E: 0 LOB: 0 K: 0 BB: 0 S: 3 P: 3	R: 0 H: 1 E: 0 LOB: 2 K: 2 BB: 1 S: 8 P: 12	R: 0 H: 0 E: 0 LOB: 0 K: 0 BB: 0 S: 3 P: 3	R: 0 H: 0 E: 0 LOB: 0 K: 0 BB: 0 S: 3 P: 3	R: 0 H: 1 E: 0 LOB: 0 K: 1 BB: 0 S: 5 P: 5	R: 0 H: 1 E: 0 LOB: 2 K: 1 BB: 1 S: 6 P: 10	R: 0 H: 0 E: 1 LOB: 1 K: 0 BB: 0 S: 4 P: 4	1B: 2 SF: 0 2B: 1 SAC: 0 3B: 0 DP: 1 HR: 0 HBP: 0						

PITCHER	IP	WLS	BF	H	R	ER	SO	BB	IBB	HBP	BLK	WP	HR	S	P	ERA	WHIP
John Buzhardt, R (1, 1) ERA: 2.5	9.0	W	34	3	0	0	4	4	0	0	0	0	0	38	54	0.00	0.778

PITCHER	IP	WLS	BF	H	R	ER	SO	BB	IBB	HBP	BLK	WP	HR	S	P	ERA	WHIP

TOP

Boston Red Sox @ Chicago White Sox

Comiskey Park, Chicago, IL

Fri May 31 1963, 8:05 PM EDT

Att. 22,290 - Unknown

livebaseballscorecards.com

AB	30
R	0
H	3
RBI	0
BB	4
SO	4
LOB	15

1B: 2	SF: 0	WP: 0	PA: 34
2B: 1	SAC: 0	PB: 0	
3B: 0	DP: 1	SB: 0	
HR: 0	HBP: 0	CS: 0	

Batter	1	2	3	4	5	6	7	8	9	AB	R	H	RBI	BB	SO	LOB
Mike Hershberger, R (1, 8) OBP: 0.366, SLG: 0.387	4-3	1B	F9			4-3		L6		5	0	1	1	0	0	3
Nellie Fox, L (1, 4) OBP: 0.346, SLG: 0.349	SH5-3 1B	F5		1-3		1B				4	1	2	1	0	0	2
Pete Ward, L (1, 5) OBP: 0.348, SLG: 0.433	SH5-3		G3 1B	CS BB		G1-6-3				2	1	2	0	1	0	0
Floyd Robinson, L (1, 9) OBP: 0.409, SLG: 0.474	1B	G3		F9		G1-6-3				4	0	1	1	0	0	4
Joe Cunningham, L (1, 3) OBP: 0.364, SLG: 0.345	F9		3B 1B		1-3		K			4	1	1	1	0	1	1
Charlie Maxwell, L (1, 7) OBP: 0.450, SLG: 0.419		E 1B	1B 3B		E6 1B		K			4	2	2	1	0	1	0
Ron Hansen, R (1, 6) OBP: 0.318, SLG: 0.394		F8	BB		1-3 1B		F8			3	0	1	0	1	0	1
J.C. Martin, L (1, 2) OBP: 0.243, SLG: 0.239 Cam Carreon, R (3, PH) OBP: 0.286, SLG: 0.317 (4, 2)		E3	1B		K			P4		1 3	0 0	0 1	0 1	0 0	0 1	1 1
John Buzhardt, R (1, 1) OBP: 0.074, SLG: 0.111		F9	K			4-3 2B		K		4	1	1	0	0	2	4
Inning Stats	R: 1 E: 0 K: 0 S: 5 H: 2 LOB: 1 BB: 0 P: 5	R: 1 E: 2 K: 0 S: 6 H: 2 LOB: 2 BB: 0 P: 6	R: 3 E: 0 K: 1 S: 9 H: 4 LOB: 2 BB: 1 P: 13	R: 0 E: 0 K: 0 S: 2 H: 0 LOB: 0 BB: 1 P: 6	R: 0 E: 1 K: 1 S: 6 H: 1 LOB: 1 BB: 0 P: 6	R: 1 E: 0 K: 0 S: 5 H: 3 LOB: 1 BB: 0 P: 5	R: 0 E: 0 K: 2 S: 7 H: 0 LOB: 0 BB: 0 P: 7	R: 0 E: 0 K: 1 S: 5 H: 0 LOB: 0 BB: 0 P: 5		1B: 9 2B: 2 3B: 1 HR: 0 SF: 0 SAC: 1 DP: 1 HBP: 0				WP: 0 PB: 0 SB: 0 CS: 1 PA: 37		

PITCHER		IP	WLS	BF	H	R	ER	SO	BB	IBB	HBP	BLK	WP	HR	S	P	ERA	WHIP
Gene Conley, R ERA: 7.53	(1, 1)	2.1	L	16	7	5	4	0	1	0	0	0	0	0	15	19	15.43	3.429
Chet Nichols, L ERA: 3.57	(3, 1)	4.2		18	5	1	1	4	1	0	0	0	0	0	25	29	1.93	1.286
Mike Fornieles, R ERA: 3.65	(8, 1)	1.0		3	0	0	0	1	0	0	0	0	0	0	5	5	0.00	0.000

PITCHER	IP	WLS	BF	H	R	ER	SO	BB	IBB	HBP	BLK	WP	HR	S	P	ERA	WHIP

BOTTOM

Boston Red Sox @ Chicago White Sox

Comiskey Park, Chicago, IL

Fri May 31 1963, 8:05 PM EDT

Att. 22,290 - Unknown

livebaseballscorecards.com

AB	34
R	6
H	12
RBI	6
BB	2
SO	5
LOB	17

Boston Red Sox @ Chicago White Sox

Comiskey Park, Chicago, IL

Sat Jun 01 1963, 4:33 AM EDT

Att. 9,263 - Unknown

TOP

Batter	1	2	3	4	5	6	7	8	9	AB	R	H	RBI	BB	SO	LOB
Chuck Schilling, R (1, 4) OBP: 0.367, SLG: 0.421	FC1-6 1B		6-3		4-3 1B 1B		F5		1B	5	0	3	0	0	0	0
Gary Geiger, L (1, 8) OBP: 0.423, SLG: 0.592	FC1-6 CS 1-2f		F8		4-3 1-2 1B		FC6-4 1B		P6	5	0	2	0	0	0	2
Carl Yastrzemski, L (1, 7) OBP: 0.370, SLG: 0.388	F7		K		4-3 1-2 2-3		K			4	0	0	0	0	2	4
Frank Malzone, R (1, 5) OBP: 0.382, SLG: 0.506	CS 1-2	F8		5-3	F9		FC6-4 1-2f			4	0	0	0	0	0	3
Lou Clinton, R (1, 9) OBP: 0.294, SLG: 0.463		HR		2B		6-3		6-3		4	1	2	1	0	0	0
Dick Stuart, R (1, 3) OBP: 0.295, SLG: 0.454		BB BB		F7		E6 2B		F7		3	0	0	0	1	0	1
Russ Nixon, L (1, 2) OBP: 0.382, SLG: 0.478		BB 1-2		BB		2B 1-3		K		2	0	1	0	2	1	0
Eddie Bressoud, R (1, 6) OBP: 0.320, SLG: 0.441		K		K		K			F9	4	0	0	0	0	3	6
Dave Morehead, R (1, 1) OBP: 0.063, SLG: 0.063		6-3			G3	F8			K	1	0	0	0	0	0	2
Jack Lamabe, R (4, 1)										1	0	0	0	0	0	0
Dick Williams, R (6, PH) OBP: 0.200, SLG: 0.250										1	0	0	0	0	0	2
Arnold Earley, L (6, 1) OBP: 0.250, SLG: 0.250										0	0	0	0	0	0	0
Roman Mejias, R (9, PH) OBP: 0.168, SLG: 0.219										1	0	0	0	0	1	0
Inning Stats	R: 0 E: 0 K: 0 S: 3 H: 1 LOB: 0 BB: 0 P: 3	R: 1 E: 0 K: 1 S: 6 H: 1 LOB: 2 BB: 2 P: 14	R: 0 E: 0 K: 1 S: 5 H: 0 LOB: 0 BB: 0 P: 5	R: 0 E: 0 K: 1 S: 6 H: 1 LOB: 2 BB: 1 P: 10	R: 0 E: 0 K: 0 S: 5 H: 2 LOB: 2 BB: 0 P: 5	R: 0 E: 1 K: 1 S: 7 H: 1 LOB: 2 BB: 0 P: 7	R: 0 E: 0 K: 1 S: 6 H: 1 LOB: 1 BB: 0 P: 6	R: 0 E: 0 K: 1 S: 5 H: 0 LOB: 0 BB: 0 P: 5	R: 0 E: 0 K: 1 S: 6 H: 1 LOB: 1 BB: 0 P: 6	1B: 5 2B: 2 3B: 0 HR: 1	SF: 0 SAC: 0 DP: 0 HBP: 0			WP: 0 PB: 0 SB: 0 CS: 1	PA: 39		

PITCHER		IP	WLS	BF	H	R	ER	SO	BB	IBB	HBP	BLK	WP	HR	S	P	ERA	WHIP
Joe Horlen, R ERA: 3.97	(1, 1)	5.0	W	22	5	1	1	3	3	0	0	0	0	1	25	37	1.80	1.600
Jim Brosnan, R ERA: 1.99	(6, 1)	4.0	S	16	3	0	0	4	0	0	0	0	0	0	24	24	0.00	0.750

PITCHER	IP	WLS	BF	H	R	ER	SO	BB	IBB	HBP	BLK	WP	HR	S	P	ERA	WHIP

AB	35
R	1
H	8
RBI	1
BB	3
SO	7
LOB	20

livebaseballscorecards.com

Boston Red Sox @ Chicago White Sox

Comiskey Park, Chicago, IL

Sat Jun 01 1963, 4:33 AM EDT

Att. 9,263 - Unknown

BOTTOM

Batter	1	2	3	4	5	6	7	8	9	AB	R	H	RBI	BB	SO	LOB
Mike Hershberger, R (1, 8) (7, 9) OBP: 0.370, SLG: 0.390	F2		SH5-3 1-2	FC6-4 1-2f 2-3 3-H 1B		1B		1-2 2-3 1B		4	0	2	1	0	0	2
Nellie Fox, L (1, 4) OBP: 0.348, SLG: 0.350	6-3		BB BB 2-3 1B	1-2 3-H 1B		1-3		1-3		5	0	2	1	0	0	4
Pete Ward, L (1, 5) OBP: 0.347, SLG: 0.425	4-3		BB 1-2 BB	K			K			3	0	0	0	1	2	2
Floyd Robinson, L (1, 9) (7, 7) OBP: 0.406, SLG: 0.465		4-3	1-2 2-3 3-H BB		F9		6-3			3	0	0	1	1	0	0
Joe Cunningham, L (1, 3) OBP: 0.362, SLG: 0.342		F7	K		1B		6-3			4	0	1	0	0	1	3
Charlie Maxwell, L (1, 7) OBP: 0.465, SLG: 0.406 Jim Landis, R (7, 8) OBP: 0.351, SLG: 0.451	BB			BB FC1-2 BB	F7			F9		1 1	0 0	0 0	0 0	2 0	0 0	1 0
Al Weis, S (1, 6) OBP: 0.257, SLG: 0.242	K			FC1-2 BB 1-2 FC6-4 BB	F8			5-3		3	1	0	0	1	1	2
Sherm Lollar, R (1, 2) OBP: 0.316, SLG: 0.200			FC3-6 1B	FC6-4 FC1-2 1-2 2-3 1B BB		F8		1B 1B BB		2	1	1	0	2	0	0
Joe Horlen, R (1, 1) OBP: 0.231, SLG: 0.231 Jim Brosnan, R (6, 1) OBP: 0.333, SLG: 0.333			FC3-6 1B SH5-3 1-2f BB	FC1-2 FC6-4 1-2 2-3 3-Hf		3-1		1-2 1B		2 2	1 0	0 1	0 0	0 0	0 0	4 0
Inning Stats	R: 0 E: 0 K: 0 S: 3 H: 0 LOB: 0 BB: 0 P: 3	R: 0 E: 0 K: 1 S: 5 H: 0 LOB: 1 BB: 1 P: 9	R: 1 E: 0 K: 1 S: 7 H: 2 LOB: 3 BB: 2 P: 15	R: 2 E: 0 K: 1 S: 6 H: 1 LOB: 2 BB: 3 P: 18	R: 0 E: 0 K: 0 S: 4 H: 1 LOB: 1 BB: 0 P: 4	R: 0 E: 0 K: 0 S: 4 H: 1 LOB: 1 BB: 0 P: 4	R: 0 E: 0 K: 1 S: 5 H: 0 LOB: 0 BB: 0 P: 5	R: 0 E: 0 K: 0 S: 5 H: 2 LOB: 3 BB: 1 P: 9		1B: 7 2B: 0 3B: 0 HR: 0	SF: 0 SAC: 1 DP: 0 HBP: 0						

livebaseballscorecards.com

AB	30
R	3
H	7
RBI	3
BB	7
SO	4
LOB	18

WP: 0 PB: 0 SB: 0 CS: 0 PA: 38

PITCHER		IP	WLS	BF	H	R	ER	SO	BB	IBB	HBP	BLK	WP	HR	S	P	ERA	WHIP
Dave Morehead, R ERA: 3.61	(1, 1)	3.0	L	16	2	3	3	2	5	0	0	0	0	0	15	35	9.00	2.333
Jack Lamabe, R ERA: 3.97	(4, 1)	2.0		9	2	0	0	1	1	0	0	0	0	0	10	14	0.00	1.500
Arnold Earley, L ERA: 3.76	(6, 1)	3.0		13	3	0	0	1	1	0	0	0	0	0	14	18	0.00	1.333

PITCHER	IP	WLS	BF	H	R	ER	SO	BB	IBB	HBP	BLK	WP	HR	S	P	ERA	WHIP

Boston Red Sox @ Chicago White Sox

Comiskey Park, Chicago, IL

Sun Jun 02 1963, 4:33 AM EDT

Unknown

TOP

livebaseballscorecards.com

Batter	1	2	3	4	5	6	7	8	9	AB	R	H	RBI	BB	SO	LOB
Chuck Schilling, R (1, 4) OBP: 0.368, SLG: 0.426	1-3	FC6-4 1-2f		1-3 2-H 1B		4-3		HR 2B		5	1	2	1	0	0	2
Gary Geiger, L (1, 8) OBP: 0.415, SLG: 0.575	F9		4-3	SF8 3-H			BB 1B SF9 BB	F8		2	1	0	1	1	0	0
Roman Mejias, R (8, PH) OBP: 0.167, SLG: 0.217 (8, 8)										1	0	0	0	0	0	1
Carl Yastrzemski, L (1, 7) OBP: 0.371, SLG: 0.402	5-3		F8	4-3			BB WP 1B 1-2 WP	2-H HR		4	2	1	2	1	0	1
Frank Malzone, R (1, 5) OBP: 0.388, SLG: 0.521		P4	6-3		1-3 1B		WP WP 1-2 2-3 1B	3B		5	0	3	0	0	0	0
Lou Clinton, R (1, 9) OBP: 0.297, SLG: 0.462		HR 1B		2B 1B 1B	1-3 1-2		K	P6		5	2	2	0	0	1	5
Dick Stuart, R (1, 3) OBP: 0.304, SLG: 0.500		1-H HR		1B 1-3 1B 2B	F9		SF9 3-H		SF8 3B	4	3	3	3	0	0	1
Russ Nixon, L (1, 2) OBP: 0.400, SLG: 0.480		E 1B		1B FC1-5 2-3 3-H 1B	P4		WP 1-2 2-3 HBP		5-3	4	0	2	1	0	0	2
Eddie Bressoud, R (1, 6) OBP: 0.317, SLG: 0.436		FC4 FC6-4 1-2		FC1-5 1B 1-3 3-H 1B		3-1	K 1-2 2-3 3-H		SF8 3-H	4	1	1	2	0	1	3
Bill Monbouquette, R (1, 1) OBP: 0.200, SLG: 0.143		K		FC1-5 1B 1-2 SF8 3-H		K		5-3	K	2	1	0	0	0	1	4
Dick Williams, R (6, PH) OBP: 0.192, SLG: 0.240										1	0	0	0	0	1	0
Arnold Earley, L (6, 1) OBP: 0.250, SLG: 0.250										0	0	0	0	0	0	0
Felix Mantilla, R (8, PH) OBP: 0.500, SLG: 0.500										1	0	0	0	0	0	0
Dick Radatz, R (8, 1)										1	0	0	0	0	1	0

	AB	39
	R	11
	H	14
	RBI	10
	BB	2
	SO	5
	LOB	19

Inning Stats										
	R: 0	H: 0	R: 2	H: 3	R: 0	H: 0	R: 4	H: 5	R: 0	H: 1
	E: 0	LOB: 0	E: 1	LOB: 2	E: 0	LOB: 0	E: 0	LOB: 1	E: 0	LOB: 1
	K: 0	BB: 0	K: 1	BB: 0	K: 0	BB: 0	K: 0	BB: 0	K: 0	BB: 0
	S: 3	P: 3	S: 9	P: 9	S: 3	P: 3	S: 8	P: 8	S: 4	P: 4

	R: 0	H: 0	R: 2	H: 1	R: 2	H: 3	R: 1	H: 1	1B: 8	SF: 3	WP: 2	PA: 45
	E: 0	LOB: 2	E: 0	LOB: 0	E: 0	LOB: 1	E: 0	LOB: 0	2B: 2	SAC: 0	PB: 0	
	K: 1	BB: 2	K: 2	BB: 0	K: 0	BB: 0	K: 1	BB: 0	3B: 2	DP: 0	SB: 0	
	S: 5	P: 17	S: 8	P: 6	S: 6	P: 6	S: 6	P: 6	HR: 2	HBP: 1	CS: 0	

PITCHER		IP	WLS	BF	H	R	ER	SO	BB	IBB	HBP	BLK	WP	HR	S	P	ERA	WHIP
Ray Herbert, R ERA: 3.45	(1, 1)	3.1		18	7	6	6	1	0	0	0	0	0	1	20	20	16.20	2.100
Dave DeBusschere, R ERA: 3.68	(4, 1)	1.2		7	2	0	0	0	0	0	0	0	0	0	7	7	0.00	1.200
Frank Baumann, L ERA: 1.95	(6, 1)	1.0		5	0	2	2	1	2	0	0	0	0	0	5	13	18.00	2.000
Hoyt Wilhelm, R ERA: 1.88	(7, 1)	1.0		5	1	0	0	2	0	0	1	0	2	0	8	9	0.00	1.000
Gary Peters, L ERA: 3.15	(8, 1)	0.1		2	1	1	1	0	0	0	0	0	0	0	2	2	27.00	3.000

PITCHER		IP	WLS	BF	H	R	ER	SO	BB	IBB	HBP	BLK	WP	HR	S	P	ERA	WHIP
Jim Brosnan, R ERA: 2.59	(8, 1)	1.2	L	8	3	2	2	1	0	0	0	0	0	1	10	10	10.80	1.800

BOTTOM

Boston Red Sox @ Chicago White Sox

Comiskey Park, Chicago, IL

Sun Jun 02 1963, 4:33 AM EDT

Unknown

Batter	1	2	3	4	5	6	7	8	9	AB	R	H	RBI	BB	SO	LOB
Mike Hershberger, R (1, 8) (7, 9) OBP: 0.371, SLG: 0.398	4-3		F8		HR 1B 3-H 1B		HR 1B 2B		P4	5	2	2	1	0	0	0
Nellie Fox, L (1, 4) OBP: 0.349, SLG: 0.352	1B		4-3		F6		HR 2-3 1B		F9	5	1	2	0	0	0	1
Pete Ward, L (1, 5) OBP: 0.350, SLG: 0.443	F9			G3	HR 1-2 1B		1-H HR 3-H			4	2	2	3	0	0	1
Floyd Robinson, L (1, 9) (7, 7) OBP: 0.408, SLG: 0.497	F8			2B 3B	HR 1-H 2-H		L3			4	2	2	3	0	0	1
Joe Cunningham, L (1, 3) OBP: 0.359, SLG: 0.346		K		6-3 3-H 2B	4-3		F9			4	0	1	1	0	1	0
Charlie Maxwell, L (1, 7) OBP: 0.444, SLG: 0.382		P4		6-3 2-3	F9		6-3		P4	2	0	0	0	0	0	1
Jim Landis, R (6, PH) (7, 8) OBP: 0.346, SLG: 0.443										2	0	0	0	0	0	0
Ron Hansen, R (1, 6) OBP: 0.317, SLG: 0.409		HR		F9	6-3		K			4	1	1	1	0	1	1
J.C. Martin, L (1, 2) OBP: 0.234, SLG: 0.229		K			K		4-3		4-3	4	0	0	0	0	2	0
Ray Herbert, R (1, 1) OBP: 0.000, SLG: 0.000 Dave DeBusschere, R (4, 1) OBP: 0.000, SLG: 0.000 Deacon Jones, L (5, PH) OBP: 0.182, SLG: 0.000 Frank Baumann, L (6, 1) OBP: 0.286, SLG: 0.167 Hoyt Wilhelm, R (7, 1) OBP: 0.000, SLG: 0.000 Cam Carreon, R (7, PH) OBP: 0.250, SLG: 0.313 Gary Peters, L (8, 1) OBP: 0.250, SLG: 0.438 Jim Brosnan, R (8, 1) OBP: 0.333, SLG: 0.333 Dave Nicholson, R (9, PH) OBP: 0.313, SLG: 0.438			F7		1B 3B		4-3		P4	1 0 1 0 0 1 0 0 1	0 0 1 0 0 0 0 0 0	0 0 1 0 0 1 0 0 0	0 0 0 0 0 0 0 0 0	0 0 0 0 0 0 0 0 0	0 0 0 0 0 0 0 0 0	0 0 0 0 0 0 0 0 0
Inning Stats	R: 0 E: 0 K: 0 S: 4 H: 1 LOB: 1 BB: 0 P: 4	R: 1 E: 0 K: 2 S: 8 H: 1 LOB: 0 BB: 0 P: 8	R: 0 E: 0 K: 0 S: 3 H: 0 LOB: 0 BB: 0 P: 3	R: 1 E: 0 K: 0 S: 5 H: 2 LOB: 1 BB: 0 P: 5	R: 4 E: 0 K: 1 S: 9 H: 4 LOB: 0 BB: 0 P: 9	R: 0 E: 0 K: 0 S: 3 H: 0 LOB: 0 BB: 0 P: 3	R: 3 E: 0 K: 0 S: 6 H: 3 LOB: 0 BB: 0 P: 6	R: 0 E: 0 K: 1 S: 5 H: 0 LOB: 0 BB: 0 P: 5	R: 0 E: 0 K: 0 S: 3 H: 0 LOB: 0 BB: 0 P: 3	1B: 4 2B: 2 3B: 2 HR: 3	SF: 0 SAC: 0 DP: 0 HBP: 0						

livebaseballscorecards.com

AB	38
R	9
H	11
RBI	9
BB	0
SO	4
LOB	5

WP: 0 PB: 0 SB: 0 CS: 0 PA: 38

PITCHER		IP	WLS	BF	H	R	ER	SO	BB	IBB	HBP	BLK	WP	HR	S	P	ERA	WHIP
Bill Monbouquette, R ERA: 4.1	(1, 1)	5.0		23	8	6	6	3	0	0	0	0	0	2	29	29	10.80	1.600
Arnold Earley, L ERA: 4.45	(6, 1)	2.0		9	3	3	3	0	0	0	0	0	0	1	9	9	13.50	1.500
Dick Radatz, R ERA: 1.44	(8, 1)	2.0	W	6	0	0	0	1	0	0	0	0	0	0	8	8	0.00	0.000

PITCHER	IP	WLS	BF	H	R	ER	SO	BB	IBB	HBP	BLK	WP	HR	S	P	ERA	WHIP

Batter	1	2	3	4	5	6	7	8	9	AB	R	H	RBI	BB	SO	LOB
Chuck Schilling, R (1, 4) OBP: 0.365, SLG: 0.422	P4			6-3		F7			1B	4	0	1	0	0	0	1
Roman Mejias, R (1, 8) OBP: 0.169, SLG: 0.218	6-3			F8			5-3		1-2 1B	4	0	1	0	0	0	0
Carl Yastrzemski, L (1, 7) OBP: 0.364, SLG: 0.393	G3			4-3			6-3		F7	4	0	0	0	0	0	2
Frank Malzone, R (1, 5) OBP: 0.387, SLG: 0.518		K			G5-4-3 1B		P6			3	0	1	0	0	1	0
Lou Clinton, R (1, 9) OBP: 0.292, SLG: 0.453		K			G5-4-3 1-2f			F9		3	0	0	0	0	1	1
Dick Stuart, R (1, 3) OBP: 0.299, SLG: 0.491		F9			K			F7		3	0	0	0	0	1	0
Bob Tillman, R (1, 2) OBP: 0.273, SLG: 0.336			5-3			6-3		F7		3	0	0	0	0	0	0
Eddie Bressoud, R (1, 6) OBP: 0.317, SLG: 0.440			F9			2B			K	3	0	1	0	0	1	0
Wilbur Wood, R (1, 1)			K			F9			K	1	0	0	0	0	1	0
Dick Williams, R (6, PH) OBP: 0.185, SLG: 0.231										1	0	0	0	0	0	1
Mike Fornieles, R (6, 1) OBP: 0.333, SLG: 0.667										0	0	0	0	0	0	0
Chet Nichols, S (6, 1)										0	0	0	0	0	0	0
Billy Gardner, R (9, PH) OBP: 0.273, SLG: 0.200										1	0	0	0	0	1	0
Inning Stats	R: 0 E: 0 K: 0 S: 3	H: 0 LOB: 0 BB: 0 P: 3	R: 0 E: 0 K: 2 S: 7	H: 0 LOB: 0 BB: 0 P: 7	R: 0 E: 0 K: 1 S: 5	H: 0 LOB: 0 BB: 0 P: 5	R: 0 E: 0 K: 0 S: 3	H: 0 LOB: 0 BB: 0 P: 3	R: 0 E: 0 K: 1 S: 5	H: 1 LOB: 0 BB: 0 P: 5	R: 0 E: 0 K: 0 S: 4	H: 1 LOB: 1 BB: 0 P: 4	R: 0 E: 0 K: 0 S: 3	H: 0 LOB: 0 BB: 0 P: 3	R: 0 E: 0 K: 0 S: 3	H: 0 LOB: 0 BB: 0 P: 3	R: 0 E: 0 K: 2 S: 9	H: 2 LOB: 2 BB: 0 P: 9	1B: 3 2B: 1 3B: 0 HR: 0	SF: 0 SAC: 0 DP: 1 HBP: 0	WP: 0 PB: 0 SB: 0 CS: 0	PA: 30

PITCHER	IP	WLS	BF	H	R	ER	SO	BB	IBB	HBP	BLK	WP	HR	S	P	ERA	WHIP
Juan Pizarro, L (1, 1) ERA: 2.25	9.0	W	30	4	0	0	6	0	0	0	0	0	0	42	42	0.00	0.444

PITCHER	IP	WLS	BF	H	R	ER	SO	BB	IBB	HBP	BLK	WP	HR	S	P	ERA	WHIP

TOP

Boston Red Sox @ Chicago White Sox

Comiskey Park, Chicago, IL

Sun Jun 02 1963, 4:38 AM EDT

Att. 30,255 - Unknown

livebaseballscorecards.com

AB	30
R	0
H	4
RBI	0
BB	0
SO	6
LOB	5

BOTTOM

Batter	1	2	3	4	5	6	7	8	9	AB	R	H	RBI	BB	SO	LOB
Mike Hershberger, R (1, 8) OBP: 0.358, SLG: 0.383	1-3		F5	P4		F5 1-2f	FC6-4			5	0	0	0	0	0	4
Nellie Fox, L (1, 4) OBP: 0.350, SLG: 0.353	L4		1B		E3 G3-6	BB 2B 2-H 1B		6-3		5	1	2	1	0	0	0
Floyd Robinson, L (1, 9) OBP: 0.402, SLG: 0.485	3-1		1-3		G3-6 1-2f	BB 2B 1-2 1B BB		4-3		4	1	0	0	1	0	2
Dave Nicholson, R (1, 7) OBP: 0.321, SLG: 0.465		BB 1B BB		HR	4-3	1-3 2-H 1B 2B		F9		4	2	2	2	1	0	0
Pete Ward, L (1, 5) OBP: 0.357, SLG: 0.450		E 1-3 1B		F9		F9 BB 1B 1B				4	2	3	2	0	0	0
Ron Hansen, R (1, 6) OBP: 0.326, SLG: 0.410		FC4-6 BB		E3 1B 1B		1B 2B 1-2 BB				2	2	1	0	2	0	1
Joe Cunningham, L (1, 3) OBP: 0.357, SLG: 0.344		FC4-6 1-2f 2-H		1B 3-H 1B		FC5-4 1-2f F9 2-3	K			4	0	1	1	0	1	3
Cam Carreon, R (1, 2) OBP: 0.293, SLG: 0.324		F9		1-2 1B		1-2 2B 3-H 1B	5-3			4	1	2	1	0	0	1
Juan Pizarro, L (1, 1) OBP: 0.208, SLG: 0.348		K	K			1-H 2-H 1B 2B	FC6-4 1B			4	1	2	2	0	2	2
Inning Stats	R: 0 E: 0 K: 0 S: 3 H: 0 LOB: 0 BB: 0 P: 3	R: 1 E: 1 K: 0 S: 3 H: 1 LOB: 1 BB: 2 P: 11	R: 0 E: 0 K: 1 S: 6 H: 1 LOB: 1 BB: 0 P: 6	R: 2 E: 1 K: 1 S: 9 H: 4 LOB: 2 BB: 0 P: 9	R: 0 E: 1 K: 0 S: 3 H: 0 LOB: 0 BB: 0 P: 3	R: 7 E: 0 K: 0 S: 9 H: 6 LOB: 1 BB: 2 P: 17	R: 0 E: 0 K: 1 S: 6 H: 1 LOB: 1 BB: 0 P: 6	R: 0 E: 0 K: 0 S: 3 H: 0 LOB: 0 BB: 0 P: 3		1B: 10 2B: 2 3B: 0 HR: 1 SF: 0 SAC: 0 DP: 1 HBP: 0						

PITCHER		IP	WLS	BF	H	R	ER	SO	BB	IBB	HBP	BLK	WP	HR	S	P	ERA	WHIP
Wilbur Wood, L ERA: 1.8	(1, 1)	5.0	L	22	6	3	1	2	2	0	0	0	0	1	24	32	1.80	1.600
Mike Fornieles, R ERA: 6.92	(6, 1)	0.2		7	4	5	5	0	1	0	0	0	0	0	6	10	67.50	7.500
Chet Nichols, L ERA: 4.05	(6, 1)	2.1		11	3	2	2	1	1	0	0	0	0	0	12	16	7.71	1.714

PITCHER	IP	WLS	BF	H	R	ER	SO	BB	IBB	HBP	BLK	WP	HR	S	P	ERA	WHIP

Boston Red Sox @ Chicago White Sox

Comiskey Park, Chicago, IL

Sun Jun 02 1963, 4:38 AM EDT

Att. 30,255 - Unknown

livebaseballscorecards.com

AB	36
R	10
H	13
RBI	9
BB	4
SO	3
LOB	13

PA: 40

WP: 0
PB: 0
SB: 0
CS: 0

Chicago White Sox @ Los Angeles Angels

Dodger Stadium, Los Angeles, CA

Mon Jun 03 1963, 7:05 PM PDT

Att. 4,636 - Unknown - 60 F

TOP

livebaseballscorecards.com

Batter	1	2	3	4	5	6	7	8	9	AB	R	H	RBI	BB	SO	LOB
Jim Landis, R (1, 8) OBP: 0.341, SLG: 0.433	F9		K		5-6-3 1B	FC6-2 1-2 2-3 3-H			1-3	5	1	1	0	0	1	3
Nellie Fox, L (1, 4) OBP: 0.347, SLG: 0.349	6-3		E 1B		5-6-3 1-2	G5-2-3 3-Hf			4-3	5	0	1	0	0	0	4
Pete Ward, L (1, 5) OBP: 0.358, SLG: 0.448	1B		E3 1-3		1B 2-H		F9		F9	5	1	2	1	0	0	1
Floyd Robinson, L (1, 9) OBP: 0.399, SLG: 0.480	G3		F3		1B 2-H		G3			4	0	1	1	0	0	3
Joe Cunningham, L (1, 3) OBP: 0.351, SLG: 0.337		E3 1B 4-3	G3		4-3		K			3	1	0	0	0	0	3
J.C. Martin, L (5, 3) OBP: 0.231, SLG: 0.227										1	0	0	0	0	1	0
Dave Nicholson, R (1, 7) OBP: 0.319, SLG: 0.460		F9		6-3		BB 2B 1B		6-3		4	1	1	0	0	0	1
Al Weis, S (1, 6) OBP: 0.282, SLG: 0.250		4-3 1-3 1B		5-3		4-0 2B 1-2 FC6-2 BB		6-3		3	0	1	0	1	0	0
Sherm Lollar, R (1, 2) OBP: 0.348, SLG: 0.368		4-3 1-2 3-H		F5		FC6-2 1-3 2-H G5-2-3 2B		2B		4	0	2	2	0	0	1
Eddie Fisher, R (1, 1) OBP: 0.167, SLG: 0.167		F4			K	E6 FC6-2		K		4	0	0	0	0	2	4

	AB	38
	R	4
	H	9
	RBI	4
	BB	1
	SO	4
	LOB	20

Inning Stats																								
	R: 0	H: 1	R: 1	H: 1	R: 0	H: 1	R: 0	H: 0	R: 2	H: 3	R: 1	H: 2	R: 0	H: 0	R: 0	H: 1	R: 0	H: 0	1B: 7	SF: 0	WP: 0	PA: 39
	E: 0	LOB: 1	E: 1	LOB: 1	E: 1	LOB: 2	E: 0	LOB: 0	E: 0	LOB: 1	E: 1	LOB: 2	E: 0	LOB: 0	E: 0	LOB: 1	E: 0	LOB: 0	2B: 2	SAC: 0	PB: 0	
	K: 0	BB: 0	K: 0	BB: 0	K: 1	BB: 0	K: 0	BB: 0	K: 1	BB: 0	K: 0	BB: 1	K: 1	BB: 0	K: 1	BB: 0	K: 0	BB: 0	3B: 0	DP: 1	SB: 0	
	S: 4	P: 4	S: 5	P: 5	S: 7	P: 7	S: 3	P: 3	S: 8	P: 8	S: 5	P: 9	S: 5	P: 5	S: 6	P: 6	S: 3	P: 3	HR: 0	HBP: 0	CS: 0	

PITCHER		IP	WLS	BF	H	R	ER	SO	BB	IBB	HBP	BLK	WP	HR	S	P	ERA	WHIP
Bob Turley, R ERA: 3.76	(1, 1)	5.0	L	26	8	4	3	2	1	0	0	0	0	0	29	33	5.40	1.800
Art Fowler, R ERA: 1.71	(6, 1)	1.0		3	0	0	0	0	0	0	0	0	0	0	3	3	0.00	0.000
Jack Spring, L ERA: 1.8	(7, 1)	2.0		7	1	0	0	2	0	0	0	0	0	0	11	11	0.00	0.500
Tom Morgan, R ERA: 5.02	(9, 1)	1.0		3	0	0	0	0	0	0	0	0	0	0	3	3	0.00	0.000

PITCHER	IP	WLS	BF	H	R	ER	SO	BB	IBB	HBP	BLK	WP	HR	S	P	ERA	WHIP

Batter	1	2	3	4	5	6	7	8	9	AB	R	H	RBI	BB	SO	LOB
Albie Pearson, L (1, 8) OBP: 0.397, SLG: 0.422	G3		3-1			F9		3B		4	0	1	0	0	0	0
Joe Koppe, R (1, 6) OBP: 0.329, SLG: 0.297	5-3			K		G3		K		4	0	0	0	0	2	1
Leon Wagner, L (1, 7) OBP: 0.400, SLG: 0.592	F6			3-1			F9		K	4	0	0	0	0	1	0
Charlie Dees, L (1, 3) OBP: 0.481, SLG: 0.609		BB CS		HBP PB			4-3		1B BB	2	0	1	0	1	0	0
Lee Thomas, L (1, 9) OBP: 0.289, SLG: 0.321		2B 1-2		1-3 1-2			BB 1B		F7	3	0	1	0	1	0	2
Felix Torres, R (1, 5) OBP: 0.318, SLG: 0.348		K			F9		1B 1-2		BB 1-2	3	0	1	0	1	1	1
Jim Fregosi, R (9, PR) OBP: 0.299, SLG: 0.392										0	0	0	0	0	0	0
Billy Moran, R (1, 4) OBP: 0.287, SLG: 0.323		F8			F8		K		F8	4	0	0	0	0	1	5
Ed Sadowski, R (1, 2) OBP: 0.278, SLG: 0.365			F8		1-6-3			5-3		3	0	0	0	0	0	0
Bob Turley, R (1, 1) Art Fowler, R (6, 1) Bob Perry, R (6, PH) OBP: 0.231, SLG: 0.342 Jack Spring, R (7, 1) OBP: 1.000, SLG: 1.000 Bob Sadowski, L (8, PH) OBP: 0.333, SLG: 0.216 Tom Morgan, R (9, 1)			K			5-3		K		1 0 1 0 1 0	0 0 0 0 0 0	0 0 0 0 1 0	0 0 0 0 0 0	0 0 0 0 0 0	1 0 0 0 0 0	0 0 0 0 0 0
Inning Stats	R: 0 E: 0 K: 0 S: 3 H: 0 LOB: 0 BB: 0 P: 3	R: 0 E: 0 K: 1 S: 5 H: 1 LOB: 1 BB: 1 P: 9	R: 0 E: 0 K: 1 S: 5 H: 0 LOB: 0 BB: 0 P: 5	R: 0 E: 0 K: 1 S: 5 H: 0 LOB: 1 BB: 0 P: 6	R: 0 E: 0 K: 0 S: 3 H: 0 LOB: 0 BB: 0 P: 3	R: 0 E: 0 K: 0 S: 3 H: 0 LOB: 0 BB: 0 P: 3	R: 0 E: 0 K: 1 S: 6 H: 1 LOB: 2 BB: 1 P: 10	R: 0 E: 0 K: 2 S: 8 H: 1 LOB: 1 BB: 0 P: 8	R: 0 E: 0 K: 1 S: 6 H: 1 LOB: 2 BB: 1 P: 10	1B: 2 2B: 1 3B: 1 HR: 0 SF: 0 SAC: 0 DP: 0 HBP: 1						

PITCHER	IP	WLS	BF	H	R	ER	SO	BB	IBB	HBP	BLK	WP	HR	S	P	ERA	WHIP
Eddie Fisher, R (1, 1) ERA: 4.59	9.0	W	34	4	0	0	7	3	0	1	0	0	0	44	57	0.00	0.778

PITCHER	IP	WLS	BF	H	R	ER	SO	BB	IBB	HBP	BLK	WP	HR	S	P	ERA	WHIP

BOTTOM

Chicago White Sox @ Los Angeles Angels

Dodger Stadium, Los Angeles, CA

Mon Jun 03 1963, 7:05 PM PDT

Att. 4,636 - Unknown - 60 F

livebaseballscorecards.com

AB	30
R	0
H	4
RBI	0
BB	3
SO	7
LOB	9

WP: 0 PB: 1 SB: 0 CS: 1 PA: 34

Chicago White Sox @ Los Angeles Angels

Dodger Stadium, Los Angeles, CA

Tue Jun 04 1963, 7:05 PM PDT

Att. 6,121 - Unknown - 61 F

livebaseballscorecards.com

TOP

Batter	1	2	3	4	5	6	7	8	9	AB	R	H	RBI	BB	SO	LOB
Jim Landis, R (1, 8) OBP: 0.338, SLG: 0.423	6-3		F3			F4			CS BB	3	0	0	0	1	0	0
Nellie Fox, L (1, 4) OBP: 0.345, SLG: 0.352	2B		4-3			F7			F8 1-2	4	0	1	0	0	0	1
Pete Ward, L (1, 5) OBP: 0.356, SLG: 0.444	K			G3			1-3 1B		F8	4	0	1	0	0	1	1
Floyd Robinson, L (1, 9) OBP: 0.398, SLG: 0.474	K			FC4-6 BB			1-3 1-2			2	0	0	0	1	1	2
Tom McCraw, L (1, 3)		4-3		FC4-6 CS 1-2f			4-3			3	0	0	0	0	0	2
Dave Nicholson, R (1, 7) OBP: 0.314, SLG: 0.451		F9		CS 1-2	K		K			3	0	0	0	0	2	1
Al Weis, S (1, 6) OBP: 0.286, SLG: 0.256		1B			K			4-3		3	0	1	0	0	1	0
Cam Carreon, R (1, 2) OBP: 0.282, SLG: 0.310		F2			K			F8		3	0	0	0	0	1	1
Gary Peters, L (1, 1) OBP: 0.214, SLG: 0.385			K			K		6-3		2	0	0	0	0	2	0
J.C. Martin, L (8, PH) OBP: 0.229, SLG: 0.224										1	0	0	0	0	0	0
Hoyt Wilhelm, R (8, 1) OBP: 0.083, SLG: 0.083										0	0	0	0	0	0	0

	AB	28
	R	0
	H	3
	RBI	0
	BB	2
	SO	8
	LOB	8

Inning Stats	1	2	3	4	5	6	7	8	9	1B: 2	SF: 0	WP: 0	PA: 31
	R: 0 H: 1	R: 0 H: 1	R: 0 H: 0	R: 0 H: 0	R: 0 H: 0	R: 0 H: 0	R: 0 H: 1	R: 0 H: 0	R: 0 H: 0	2B: 1	SAC: 0	PB: 0	
	E: 0 LOB: 1	E: 0 LOB: 1	E: 0 LOB: 0	E: 0 LOB: 0	E: 0 LOB: 0	E: 0 LOB: 0	E: 0 LOB: 1	E: 0 LOB: 0	E: 0 LOB: 0	3B: 0	DP: 0	SB: 0	
	K: 2 BB: 0	K: 0 BB: 0	K: 1 BB: 0	K: 0 BB: 1	K: 3 BB: 0	K: 1 BB: 0	K: 1 BB: 0	K: 0 BB: 0	K: 0 BB: 1	HR: 0	HBP: 0	CS: 2	
	S: 8 P: 8	S: 4 P: 4	S: 5 P: 5	S: 2 P: 6	S: 9 P: 9	S: 5 P: 5	S: 6 P: 6	S: 3 P: 3	S: 2 P: 6				

PITCHER	IP	WLS	BF	H	R	ER	SO	BB	IBB	HBP	BLK	WP	HR	S	P	ERA	WHIP
Dan Osinski, R (1, 1) ERA: 2.42	9.0	W	30	3	0	0	8	2	0	0	0	0	0	44	52	0.00	0.556

PITCHER	IP	WLS	BF	H	R	ER	SO	BB	IBB	HBP	BLK	WP	HR	S	P	ERA	WHIP

Batter	1	2	3	4	5	6	7	8	9	AB	R	H	RBI	BB	SO	LOB
Albie Pearson, L (1, 8) OBP: 0.399, SLG: 0.424	S S S 0-3 ① K		x 0-0 ① FC5-6 1B		x 0-0 ② F8			x 0-0 ① CS SH5-4 1B		4	0	2	0	0	1	0
Jim Fregosi, R (1, 6) OBP: 0.294, SLG: 0.385	x 0-0 ② 6-3		x 0-0 ① FC5-6 BB 1-2f		x 0-0 ③ 4-3			x 0-0 ① SH5-4 1-2		3	0	0	0	0	0	1
Leon Wagner, L (1, 7) OBP: 0.407, SLG: 0.591 Bob Perry, R (8, PR) (9, 7) OBP: 0.231, SLG: 0.342	H 1-0 CS HBP		B B B 4-0 G6-4-3 BB 1-2			x 0-0 ① F8		x 0-0 ② 2B 1B 2-3		2 0	0 0	1 0	0 0	1 0	0 0	0 0
Felix Torres, R (1, 5) OBP: 0.322, SLG: 0.360	0-0 ③ CS 1-2	x 0-0 HBP 1B 1B	x 0-0 ② ③ G6-4-3 1-2f			x 0-0 ② 4-3		x 0-0 ③ 2B 1-H		4	1	2	0	0	0	2
Charlie Dees, L (1, 3) OBP: 0.500, SLG: 0.600		H 1-0 S 1B HBP 1-2		x 0-0 4-3 1B		x 0-0 ③ 4-3				2	0	1	0	0	0	0
Billy Moran, R (1, 4) OBP: 0.288, SLG: 0.323		x 0-0 ① F8		x 0-0 ① 4-3 1-2			x 0-0 E9 4-3 1B			3	0	1	0	0	0	3
Lee Thomas, L (1, 9) OBP: 0.290, SLG: 0.321		x 0-0 S 1B 1-2 2-H		S S S 0-3 ② K			S S S 0-3 ① K			3	0	1	1	0	2	2
Ed Sadowski, R (1, 2) OBP: 0.268, SLG: 0.351		S S S 0-3 ② K 1-2 2-3		x 0-0 ③ F6			x 0-0 ② 4-3 2-3			3	0	0	0	0	1	4
Dan Osinski, R (1, 1) OBP: 0.063, SLG: 0.063		x 0-0 ③ 3-1			x 0-0 ① 4-3		x 0-0 ③ 4-3			3	0	0	0	0	0	3
Inning Stats	R: 0 E: 0 K: 1 S: 4 H: 0 LOB: 0 BB: 0 P: 5	R: 1 E: 0 K: 1 S: 7 H: 2 LOB: 2 BB: 0 P: 8	R: 0 E: 0 K: 0 S: 3 H: 1 LOB: 1 BB: 1 P: 7	R: 0 E: 0 K: 1 S: 6 H: 1 LOB: 1 BB: 0 P: 6	R: 0 E: 0 K: 0 S: 3 H: 0 LOB: 0 BB: 0 P: 3	R: 0 E: 0 K: 0 S: 3 H: 0 LOB: 0 BB: 0 P: 3	R: 0 E: 1 K: 1 S: 6 H: 1 LOB: 1 BB: 0 P: 6	R: 0 E: 0 K: 0 S: 4 H: 3 LOB: 3 BB: 0 P: 4		1B: 7 2B: 1 3B: 0 HR: 0 SF: 0 SAC: 1 DP: 1 HBP: 2						

PITCHER		IP	WLS	BF	H	R	ER	SO	BB	IBB	HBP	BLK	WP	HR	S	P	ERA	WHIP
Gary Peters, L ERA: 2.87	(1, 1)	7.0	L	27	5	1	1	4	1	0	2	0	0	0	32	38	1.29	0.857
Hoyt Wilhelm, R ERA: 1.84	(8, 1)	1.0		4	3	0	0	0	0	0	0	0	0	0	4	4	0.00	3.000

PITCHER	IP	WLS	BF	H	R	ER	SO	BB	IBB	HBP	BLK	WP	HR	S	P	ERA	WHIP

BOTTOM

Chicago White Sox @ Los Angeles Angels

Dodger Stadium, Los Angeles, CA

Tue Jun 04 1963, 7:05 PM PDT

Att. 6,121 - Unknown - 61 F

livebaseballscorecards.com

AB	27
R	1
H	8
RBI	1
BB	1
SO	4
LOB	15

WP: 0 PA: 32
PB: 0
SB: 2
CS: 2

Batter	1	2	3	4	5	6	7	8	9	AB	R	H	RBI	BB	SO	LOB
Jim Landis, R (1, 8) OBP: 0.342, SLG: 0.449	G6-3 1B		4-3		2-H HR		6-3			4	1	2	2	0	0	0
Nellie Fox, L (1, 4) OBP: 0.348, SLG: 0.360	F8		2B		FC1-6 1B		5-3			4	0	2	0	0	0	1
Floyd Robinson, L (1, 9) OBP: 0.390, SLG: 0.463	G6-3 1-2f		K		FC1-6 1B 1-2f			F7		4	0	0	0	0	1	3
Dave Nicholson, R (1, 7) OBP: 0.323, SLG: 0.476		HR		1B	1-2 1B			K		4	1	3	1	0	1	0
Pete Ward, L (1, 5) OBP: 0.350, SLG: 0.436		F5		F9	F9			E1 FC6-4		4	0	0	0	0	0	3
Ron Hansen, R (8, 6) OBP: 0.326, SLG: 0.410										0	0	0	0	0	0	0
Sherm Lollar, R (1, 2) OBP: 0.333, SLG: 0.348		1B		F2		K		FC6-4 1-2f		4	0	1	0	0	1	2
Tom McCraw, L (1, 3)		K		L6		F4			F8	4	0	0	0	0	1	2
Al Weis, S (1, 6) OBP: 0.283, SLG: 0.256 (8, 5)		6-3			E5 HR 1B	6-3			3-1	4	1	1	0	0	0	1
John Buzhardt, R (1, 1) OBP: 0.065, SLG: 0.097			K		K		F9		F9	4	0	0	0	0	2	1
Inning Stats	R: 0 H: 1 E: 0 LOB: 0 K: 0 BB: 0 S: 3 P: 3	R: 1 H: 2 E: 0 LOB: 1 K: 1 BB: 0 S: 7 P: 7	R: 0 H: 1 E: 0 LOB: 1 K: 2 BB: 0 S: 8 P: 8	R: 0 H: 1 E: 0 LOB: 1 K: 0 BB: 0 S: 4 P: 4	R: 2 H: 4 E: 1 LOB: 2 K: 1 BB: 0 S: 9 P: 9	R: 0 H: 0 E: 0 LOB: 0 K: 1 BB: 0 S: 5 P: 5	R: 0 H: 0 E: 0 LOB: 0 K: 0 BB: 0 S: 3 P: 3	R: 0 H: 0 E: 1 LOB: 1 K: 1 BB: 0 S: 6 P: 6	R: 0 H: 0 E: 0 LOB: 0 K: 0 BB: 0 S: 3 P: 3	1B: 6 SF: 0 2B: 1 SAC: 0 3B: 0 DP: 1 HR: 2 HBP: 0						

TOP

Chicago White Sox @ Los Angeles Angels

Dodger Stadium, Los Angeles, CA

Wed Jun 05 1963, 7:05 PM PDT

Unknown - 63 F

livebaseballscorecards.com

AB	36
R	3
H	9
RBI	3
BB	0
SO	6
LOB	13

WP: 0 PA: 36
PB: 0
SB: 0
CS: 0

PITCHER		IP	WLS	BF	H	R	ER	SO	BB	IBB	HBP	BLK	WP	HR	S	P	ERA	WHIP
Mel Nelson, L ERA: 3.98	(1, 1)	5.0	L	23	9	3	3	4	0	0	0	0	0	2	31	31	5.40	1.800
Don Lee, R ERA: 3.68	(6, 1)	2.0		6	0	0	0	1	0	0	0	0	0	0	8	8	0.00	0.000
Art Fowler, R ERA: 1.59	(8, 1)	2.0		7	0	0	0	1	0	0	0	0	0	0	9	9	0.00	0.000

PITCHER	IP	WLS	BF	H	R	ER	SO	BB	IBB	HBP	BLK	WP	HR	S	P	ERA	WHIP

Batter	1	2	3	4	5	6	7	8	9	AB	R	H	RBI	BB	SO	LOB
Albie Pearson, L (1, 8) OBP: 0.399, SLG: 0.428	G3 1B 1B	FC6-4 1-2f			2B		FC6-4 1-2f 2-3		G4-6-3 1-2f	5	0	2	0	0	0	4
Jim Fregosi, R (1, 6) OBP: 0.299, SLG: 0.384	G3 1-2 1B		BBBB CS BB		L4		L3			3	0	1	0	1	0	3
Leon Wagner, L (1, 7) OBP: 0.399, SLG: 0.578	G3 1-2 2-3		F6 1-2			4-3		F8		4	0	0	0	0	0	3
Charlie Dees, L (1, 3) OBP: 0.500, SLG: 0.571	K		L6			BBBB BB		FC4-6 1B		3	0	1	0	1	1	2
Lee Thomas, L (1, 9) OBP: 0.289, SLG: 0.316	IBB			F7		F8		FC4-6 1B 1-2f		3	0	0	0	1	0	2
Felix Torres, R (1, 5) OBP: 0.321, SLG: 0.357 Ed Sadowski, R (8, PR) OBP: 0.268, SLG: 0.351 George Thomas, R (9, 5) OBP: 0.259, SLG: 0.344	K			F2		F9		1B 1-2 1B		4 0 0	0 0 0	1 0 0	0 0 0	0 0 0	1 0 0	4 0 0
Billy Moran, R (1, 4) OBP: 0.296, SLG: 0.332		FC6-4 1B		4-3			FC6-4 5-3 1B	1-2 1B		4	0	3	0	0	0	0
Hank Foiles, R (1, 2)		F8			5-3		5-3 1-2		F9	4	0	0	0	0	0	2
Mel Nelson, R (1, 1) OBP: 0.100, SLG: 0.100 Joe Koppe, R (5, PH) OBP: 0.324, SLG: 0.292 Don Lee, R (6, 1) OBP: 0.063, SLG: 0.063 Bob Sadowski, L (7, PH) OBP: 0.348, SLG: 0.216 Art Fowler, R (8, 1) Bob Perry, R (9, PH) OBP: 0.250, SLG: 0.359		F8			K		FC6-4 BB		G4-6-3 1B	1 1 0 0 0 1	0 0 0 0 0 0	0 0 0 1 0 1	0 0 0 0 0 0	0 0 0 0 0 0	0 1 0 0 0 0	1 0 0 0 0 0
Inning Stats	R: 0 H: 2 E: 0 LOB: 3 K: 2 BB: 1 S: 9 P: 13	R: 0 H: 1 E: 0 LOB: 1 K: 0 BB: 0 S: 4 P: 4	R: 0 H: 0 E: 0 LOB: 0 K: 0 BB: 1 S: 2 P: 6	R: 0 H: 0 E: 0 LOB: 0 K: 0 BB: 0 S: 3 P: 3	R: 0 H: 1 E: 0 LOB: 1 K: 1 BB: 0 S: 6 P: 6	R: 0 H: 0 E: 0 LOB: 1 K: 0 BB: 1 S: 3 P: 7	R: 0 H: 1 E: 0 LOB: 2 K: 0 BB: 1 S: 4 P: 8	R: 0 H: 3 E: 0 LOB: 2 K: 0 BB: 0 S: 5 P: 5	R: 0 H: 1 E: 0 LOB: 0 K: 0 BB: 0 S: 3 P: 3	1B: 8 SF: 0 2B: 1 SAC: 0 3B: 0 DP: 1 HR: 0 HBP: 0						

PITCHER		IP	WLS	BF	H	R	ER	SO	BB	IBB	HBP	BLK	WP	HR	S	P	ERA	WHIP
John Buzhardt, R ERA: 2.21	(1, 1)	9.0	W	37	9	0	0	3	3	1	0	0	0	0	39	55	0.00	1.333

PITCHER	IP	WLS	BF	H	R	ER	SO	BB	IBB	HBP	BLK	WP	HR	S	P	ERA	WHIP

BOTTOM

Chicago White Sox @ Los Angeles Angels

Dodger Stadium, Los Angeles, CA

Wed Jun 05 1963, 7:05 PM PDT

Unknown - 63 F

livebaseballscorecards.com

AB	33
R	0
H	9
RBI	0
BB	4
SO	3
LOB	21

WP: 0 PA: 37
PB: 0
SB: 0
CS: 1

Batter	1	2	3	4	5	6	7	8	9	AB	R	H	RBI	BB	SO	LOB
Jim Landis, R (1, 8) OBP: 0.333, SLG: 0.435	K		F9			6-3		6-3		4	0	0	0	0	1	1
Nellie Fox, L (1, 4) OBP: 0.346, SLG: 0.358	G3			4-3		HR 4-3 1B		1-3		4	1	1	0	0	0	0
Pete Ward, L (1, 5) OBP: 0.344, SLG: 0.427	K			F7		4-3 1-2			4-3	4	0	0	0	0	1	1
Floyd Robinson, L (1, 9) OBP: 0.387, SLG: 0.475		F9		F9		2-H HR			F8	4	1	1	2	0	0	0
Tom McCraw, L (1, 3) OBP: 0.091, SLG: 0.091		K			1-3 1B	K			4-3	4	0	1	0	0	2	0
Dave Nicholson, R (1, 7) OBP: 0.318, SLG: 0.468		K			1-3 1-2		K			3	0	0	0	0	2	1
Ron Hansen, R (1, 6) OBP: 0.326, SLG: 0.409			F7		1B		F7			3	0	1	0	0	0	0
J.C. Martin, L (1, 2) OBP: 0.232, SLG: 0.228 Dave DeBusschere, R (7, 1)			SH1 1B		F8		4-3			3 0	0 0	1 0	0 0	0 0	0 0	2 0
Ray Herbert, R (1, 1) OBP: 0.296, SLG: 0.423 Frank Baumann, L (6, 1) OBP: 0.286, SLG: 0.167 Cam Carreon, R (7, 2) OBP: 0.278, SLG: 0.306			SH1 1-2		K			F7		1 0 1	0 0 0	0 0 0	0 0 0	0 0 0	1 0 0	2 0 0
Inning Stats	R: 0 E: 0 K: 2 S: 7 H: 0 LOB: 0 BB: 0 P: 7	R: 0 E: 0 K: 2 S: 7 H: 0 LOB: 0 BB: 0 P: 7	R: 0 E: 0 K: 0 S: 4 H: 1 LOB: 1 BB: 0 P: 4	R: 0 E: 0 K: 0 S: 3 H: 0 LOB: 0 BB: 0 P: 3	R: 0 E: 0 K: 1 S: 7 H: 2 LOB: 2 BB: 0 P: 7	R: 2 E: 0 K: 1 S: 7 H: 2 LOB: 0 BB: 0 P: 7	R: 0 E: 0 K: 1 S: 5 H: 0 LOB: 0 BB: 0 P: 5	R: 0 E: 0 K: 0 S: 3 H: 0 LOB: 0 BB: 0 P: 3	R: 0 E: 0 K: 0 S: 3 H: 0 LOB: 0 BB: 0 P: 3	1B: 4 2B: 0 3B: 0 HR: 1	SF: 0 SAC: 1 DP: 0 HBP: 0						

PITCHER	IP	WLS	BF	H	R	ER	SO	BB	IBB	HBP	BLK	WP	HR	S	P	ERA	WHIP
Ken McBride, R (1, 1) ERA: 2.87	9.0	W	32	5	2	2	7	0	0	0	0	0	1	46	46	2.00	0.556

PITCHER	IP	WLS	BF	H	R	ER	SO	BB	IBB	HBP	BLK	WP	HR	S	P	ERA	WHIP

TOP

Chicago White Sox @ Los Angeles Angels

Dodger Stadium, Los Angeles, CA

Wed Jun 05 1963, 7:05 PM PDT

Att. 10,004 - Unknown

livebaseballscorecards.com

AB	31
R	2
H	5
RBI	2
BB	0
SO	7
LOB	7

WP: 0 PB: 0 SB: 0 CS: 0 PA: 32

Batter	1	2	3	4	5	6	7	8	9	AB	R	H	RBI	BB	SO	LOB
Albie Pearson, L (1, 8) OBP: 0.407, SLG: 0.436	G6-4-3		F6		1B	2B		CS		5	1	4	2	0	0	0
Jim Fregosi, R (1, 6) OBP: 0.302, SLG: 0.390	G6-4-3 1-2f			1-3	1-3 2-H	E 1-H 3-H		K 1-2		5	1	2	3	0	1	2
Charlie Dees, L (1, 3) OBP: 0.538, SLG: 0.636	E5			1B	4-3	E3 2-H			2B	5	1	4	1	0	0	2
Lee Thomas, L (1, 7) OBP: 0.291, SLG: 0.315	F7			1-2		F8 BB		F8		4	0	1	0	1	0	2
Billy Moran, R (1, 4) OBP: 0.300, SLG: 0.335		F8		F3		1B 2B				4	1	2	1	0	0	2
George Thomas, R (1, 9) OBP: 0.259, SLG: 0.341		5-3	K			2B 1-2				4	1	1	0	0	1	4
Felix Torres, R (1, 5) OBP: 0.325, SLG: 0.367		4-3			1B 1B	1-3 2-H			K2-3	4	2	2	1	0	1	0
Ed Sadowski, R (1, 2) OBP: 0.267, SLG: 0.338			6-3		F3	1B 2B IBB			5-3	3	1	0	0	1	0	1
Ken McBride, R (1, 1) OBP: 0.188, SLG: 0.323			F8		K	F7			K	4	0	0	0	0	2	4
Inning Stats	R: 0 E: 1 K: 0 S: 4 H: 2 LOB: 1 BB: 0 P: 4	R: 0 E: 0 K: 0 S: 3 H: 0 LOB: 0 BB: 0 P: 3	R: 0 E: 0 K: 0 S: 3 H: 0 LOB: 0 BB: 0 P: 3	R: 0 E: 0 K: 1 S: 7 H: 2 LOB: 2 BB: 0 P: 7	R: 1 E: 0 K: 1 S: 8 H: 3 LOB: 2 BB: 0 P: 8	R: 7 E: 1 K: 0 S: 10 H: 7 LOB: 2 BB: 2 P: 18	R: 0 E: 0 K: 2 S: 7 H: 0 LOB: 0 BB: 0 P: 7	R: 0 E: 0 K: 1 S: 6 H: 2 LOB: 1 BB: 0 P: 6		1B: 13 2B: 3 3B: 0 HR: 0 SF: 0 SAC: 0 DP: 1 HBP: 0						

PITCHER		IP	WLS	BF	H	R	ER	SO	BB	IBB	HBP	BLK	WP	HR	S	P	ERA	WHIP
Ray Herbert, R ERA: 4.0	(1, 1)	5.2	L	29	12	7	7	2	0	1	0	0	0	0	32	36	11.12	2.118
Frank Baumann, L ERA: 1.93	(6, 1)	0.1		4	2	1	0	0	1	0	0	0	0	0	3	7	0.00	9.000
Dave DeBusschere, R ERA: 3.24	(7, 1)	2.0		7	2	0	0	3	0	0	0	0	0	0	13	13	0.00	1.000

PITCHER	IP	WLS	BF	H	R	ER	SO	BB	IBB	HBP	BLK	WP	HR	S	P	ERA	WHIP

BOTTOM

Chicago White Sox @ Los Angeles Angels

Dodger Stadium, Los Angeles, CA

Wed Jun 05 1963, 7:05 PM PDT

Att. 10,004 - Unknown

livebaseballscorecards.com

AB	38
R	8
H	16
RBI	8
BB	2
SO	5
LOB	17

Batter	1	2	3	4	5	6	7	8	9	AB	R	H	RBI	BB	SO	LOB
Jim Landis, R (1, 8) OBP: 0.335, SLG: 0.437	S S S 0-3 ① K2-3		S S S 0-3 ① K		H 1-0 HBP		x 0-0 4-3 2B	x 0-0 ② 5-3		4	0	1	0	0	2	0
Nellie Fox, L (1, 4) OBP: 0.338, SLG: 0.349	x 0-0 ② F7		x 0-0 ② 6-3		x 0-0 ③ F6		x 0-0 ② 4-3 2-3	x 0-0 ③		5	0	0	0	0	0	2
Pete Ward, L (1, 5) OBP: 0.341, SLG: 0.427	x 0-0 2B		x 0-0 ③ G3			S S S 0-3 ① K	x 0-0 ③ F8		x 0-0 ① F7	5	0	1	0	0	1	1
Floyd Robinson, L (1, 9) OBP: 0.388, SLG: 0.484	x 0-0 ③ F9			x 0-0 ① F7		x 0-0 1B 3B		x 0-0 1B 1B	x 0-0 ② F8	5	2	2	0	0	0	1
Tom McCraw, L (1, 3) OBP: 0.188, SLG: 0.313		x 0-0 SF7 3B		x 0-0 F8		x 0-0 S 3-H 1B		x 0-0 ① F8	x 0-0 ③ F4	5	1	2	1	0	0	1
Dave Nicholson, R (1, 7) OBP: 0.327, SLG: 0.471		x 0-0 ① F2		x 0-0 1B		B B B B 4-0 FC6-4 1-2 BB		x 0-0 1B 1-2 1B		3	1	2	0	1	0	1
Ron Hansen, R (1, 6) OBP: 0.325, SLG: 0.407		x 0-0 ② SF7 3-H		x 0-0 ③ F3		x 0-0 ② F3		x 0-0 1B 1-3 2-H 1B		3	1	1	2	0	0	3
Cam Carreon, R (1, 2) OBP: 0.289, SLG: 0.316		x 0-0 E5			x 0-0 G4-6-3 1B	x 0-0 ③ FC6-4 1-2f		x 0-0 HR 2-H 3-H 1B		4	1	2	2	0	0	2
Juan Pizarro, L (1, 1) OBP: 0.214, SLG: 0.444		S S S 0-3 ③ K			x 0-0 ① ② G4-6-3 1-2f		x 0-0 ① G3	x 0-0 1-H HR		4	1	1	2	0	1	2
Inning Stats	R: 0 H: 1 E: 0 LOB: 1 K: 1 BB: 0 S: 6 P: 6	R: 1 H: 1 E: 1 LOB: 1 K: 1 BB: 0 S: 7 P: 7	R: 0 H: 0 E: 0 LOB: 0 K: 1 BB: 0 S: 5 P: 5	R: 0 H: 1 E: 0 LOB: 1 K: 0 BB: 0 S: 4 P: 4	R: 0 H: 1 E: 0 LOB: 1 K: 0 BB: 0 S: 3 P: 4	R: 1 H: 2 E: 0 LOB: 2 K: 1 BB: 1 S: 7 P: 11	R: 0 H: 1 E: 0 LOB: 1 K: 0 BB: 0 S: 4 P: 4	R: 5 H: 5 E: 0 LOB: 0 K: 0 BB: 0 S: 8 P: 8	R: 0 H: 0 E: 0 LOB: 0 K: 0 BB: 0 S: 3 P: 3	1B: 7 SF: 1 2B: 2 SAC: 0 3B: 2 DP: 1 HR: 1 HBP: 1						WP: 0 PA: 41 PB: 0 SB: 1 CS: 0	

PITCHER		IP	WLS	BF	H	R	ER	SO	BB	IBB	HBP	BLK	WP	HR	S	P	ERA	WHIP
Dave Wickersham, R ERA: 3.36	(1, 1)	7.1	L	34	10	5	5	4	1	0	1	0	0	0	40	45	6.14	1.500
Dave Thies, R ERA: 4.62	(8, 1)	0.2		4	2	2	2	0	0	0	0	0	0	1	4	4	27.00	3.000
Pete Lovrich, R ERA: 3.0	(9, 1)	1.0		3	0	0	0	0	0	0	0	0	0	0	3	3	0.00	0.000

PITCHER	IP	WLS	BF	H	R	ER	SO	BB	IBB	HBP	BLK	WP	HR	S	P	ERA	WHIP

TOP

Chicago White Sox @ Kansas City Athletics

Municipal Stadium, Kansas City, MO

Fri Jun 07 1963, 8:05 PM EDT

Att. 13,944 - Unknown

livebaseballscorecards.com

AB	38
R	7
H	12
RBI	7
BB	1
SO	4
LOB	13

Batter	1	2	3	4	5	6	7	8	9	AB	R	H	RBI	BB	SO	LOB
Wayne Causey, L (1, 6) OBP: 0.372, SLG: 0.472	G6-3 1B		K			F7		F7		4	0	1	0	0	1	1
Gino Cimoli, R (1, 8) OBP: 0.337, SLG: 0.410	G6-3 1-2f		F4			3B		K		4	0	1	0	0	1	2
Ed Charles, R (1, 5) OBP: 0.372, SLG: 0.418	FC6 1-2f			F9		K		F9		4	0	1	0	0	1	2
Norm Siebern, L (1, 3) OBP: 0.356, SLG: 0.381	FC6 1-2f			K		K			1B 2B	4	1	1	0	0	2	2
George Alusik, R (1, 9) OBP: 0.306, SLG: 0.379		4-3		E4 1B			K		K	4	0	1	0	0	2	1
Chuck Essegian, R (1, 7) OBP: 0.299, SLG: 0.333		FC6-4 1B		K			FC6-4 1B		F9	4	0	2	0	0	1	2
Jerry Lumpe, L (1, 4) OBP: 0.276, SLG: 0.316		FC6-4 FC5-4 1-2f			F8		F8		2-H 1B	4	0	1	1	0	0	2
Doc Edwards, R (1, 2) OBP: 0.308, SLG: 0.390		FC5-4 1-2f			K		FC6-4 1-2f		K	4	0	0	0	0	2	3
Dave Wickersham, R (1, 1) OBP: 0.214, SLG: 0.185 Dave Thies, R (8, 1) OBP: 0.333, SLG: 0.500 Bobby Del Greco, R (8, PH) OBP: 0.309, SLG: 0.288 Pete Lovrich, R (9, 1)			4-3		F8			HBP		2 0 0 0	0 0 0 0	0 0 0 0	0 0 0 0	0 0 0 0	0 0 0 0	0 0 0 0
Inning Stats	R: 0 H: 2 E: 0 LOB: 1 K: 0 BB: 0 S: 4 P: 4	R: 0 H: 1 E: 0 LOB: 1 K: 0 BB: 0 S: 4 P: 4	R: 0 H: 0 E: 0 LOB: 0 K: 1 BB: 0 S: 5 P: 5	R: 0 H: 1 E: 1 LOB: 1 K: 2 BB: 0 S: 8 P: 8	R: 0 H: 0 E: 0 LOB: 0 K: 1 BB: 0 S: 5 P: 5	R: 0 H: 1 E: 0 LOB: 1 K: 2 BB: 0 S: 8 P: 8	R: 0 H: 1 E: 0 LOB: 1 K: 1 BB: 0 S: 6 P: 6	R: 0 H: 0 E: 0 LOB: 1 K: 1 BB: 0 S: 5 P: 6	R: 1 H: 2 E: 0 LOB: 1 K: 2 BB: 0 S: 9 P: 9	1B: 6 SF: 0 2B: 1 SAC: 0 3B: 1 DP: 1 HR: 0 HBP: 1						WP: 0 PA: 35 PB: 0 SB: 0 CS: 0	

PITCHER	IP	WLS	BF	H	R	ER	SO	BB	IBB	HBP	BLK	WP	HR	S	P	ERA	WHIP
Juan Pizarro, L (1, 1) ERA: 2.11	9.0	W	35	8	1	1	10	0	0	1	0	0	0	54	55	1.00	0.889

PITCHER	IP	WLS	BF	H	R	ER	SO	BB	IBB	HBP	BLK	WP	HR	S	P	ERA	WHIP

BOTTOM

Chicago White Sox @ Kansas City Athletics

Municipal Stadium, Kansas City, MO

Fri Jun 07 1963, 8:05 PM EDT

Att. 13,944 - Unknown

livebaseballscorecards.com

AB	34
R	1
H	8
RBI	1
BB	0
SO	10
LOB	15

Batter	1	2	3	4	5	6	7	8	9	10	AB	R	H	RBI	BB	SO	LOB
Jim Landis, R (1, 8) OBP: 0.344, SLG: 0.460	F4		FC6-4 G6-4-3 1-2f 2-3		HR 1-H 2-H		BB BLK		1B 1B		4	2	2	3	1	0	2
Nellie Fox, L (1, 4) OBP: 0.335, SLG: 0.346	F6		G6-4-3 1-2f		4-3		4-3 1-2		1B 1-3		5	0	1	0	0	0	3
Floyd Robinson, L (1, 9) OBP: 0.393, SLG: 0.492	2B			F6	HR 1B		F8		1B 1-2 3-H		5	1	3	1	0	0	1
Dave Nicholson, R (1, 7) OBP: 0.329, SLG: 0.483	K			BB	HR 1-H			F8	K		4	1	1	2	1	2	3
Pete Ward, L (1, 5) OBP: 0.342, SLG: 0.433		BB G6-4-3		F2	3-1			3B		F7	4	0	1	0	1	0	1
Ron Hansen, R (1, 6) OBP: 0.320, SLG: 0.400		G6-4-3 1-2f		F5		K		K		K	3	0	0	0	0	1	2
Charlie Maxwell, L (8, PH) OBP: 0.435, SLG: 0.371											1	0	0	0	0	1	1
Al Weis, S (8, 6) OBP: 0.277, SLG: 0.250											1	0	0	0	0	1	0
Tom McCraw, L (1, 3) OBP: 0.143, SLG: 0.238		3-1			4-3	K		F7		1-3	5	0	0	0	0	1	1
Sherm Lollar, R (1, 2) OBP: 0.333, SLG: 0.320			FC6-4 BB		E6 1B HR	5-3			K		2	1	0	0	1	0	0
J.C. Martin, L (7, 2) OBP: 0.230, SLG: 0.225			BB								1	0	0	0	0	1	0
Eddie Fisher, R (1, 1) OBP: 0.211, SLG: 0.167											0	0	0	0	1	0	0
Cam Carreon, R (5, PH) OBP: 0.286, SLG: 0.325											1	1	1	0	0	0	0
Frank Baumann, L (5, 1) OBP: 0.250, SLG: 0.143											1	0	0	0	0	0	0
Hoyt Wilhelm, R (7, 1) OBP: 0.083, SLG: 0.083											0	0	0	0	0	0	0
Mike Hershberger, R (9, PH) OBP: 0.356, SLG: 0.381											1	0	0	0	0	0	0
Joe Horlen, R (9, 1) OBP: 0.231, SLG: 0.231			BB FC6-4 1-2		HR 1-2 1B		6-3		4-3		0	0	0	0	0	0	0
Inning Stats	R: 0 E: 0 K: 1 S: 6 H: 1 LOB: 1 BB: 0 P: 6	R: 0 E: 0 K: 0 S: 2 H: 0 LOB: 0 BB: 1 P: 6	R: 0 E: 0 K: 0 S: 2 H: 0 LOB: 1 BB: 2 P: 10	R: 0 E: 0 K: 0 S: 3 H: 0 LOB: 1 BB: 1 P: 7	R: 5 E: 1 K: 0 S: 8 H: 4 LOB: 0 BB: 0 P: 8	R: 0 E: 0 K: 2 S: 7 H: 0 LOB: 0 BB: 0 P: 7	R: 0 E: 0 K: 0 S: 3 H: 0 LOB: 1 BB: 1 P: 7	R: 0 E: 0 K: 1 S: 6 H: 1 LOB: 1 BB: 0 P: 6	R: 1 E: 0 K: 2 S: 10 H: 3 LOB: 2 BB: 0 P: 10	R: 0 E: 0 K: 1 S: 5 H: 0 LOB: 0 BB: 0 P: 5	1B: 5 2B: 1 3B: 1 HR: 2 SF: 0 SAC: 0 DP: 2 HBP: 0						

PITCHER		IP	WLS	BF	H	R	ER	SO	BB	IBB	HBP	BLK	WP	HR	S	P	ERA	WHIP
Ted Bowsfield, L ERA: 5.16	(1, 1)	5.0		23	5	5	2	1	4	0	0	0	0	2	21	37	3.60	1.800
Diego Segui, R ERA: 6.21	(6, 1)	1.0		3	0	0	0	2	0	0	0	0	0	0	7	7	0.00	0.000
Bill Fischer, R ERA: 1.8	(7, 1)	1.1		6	1	0	0	0	1	0	0	1	0	0	5	9	0.00	1.500
John Wyatt, R ERA: 2.42	(8, 1)	2.2	W	11	3	1	1	4	0	0	0	0	0	0	19	19	3.38	1.125

PITCHER	IP	WLS	BF	H	R	ER	SO	BB	IBB	HBP	BLK	WP	HR	S	P	ERA	WHIP

TOP

Chicago White Sox @ Kansas City Athletics

Municipal Stadium, Kansas City, MO

Sat Jun 08 1963, 8:05 PM EDT

Att. 13,730 - Unknown

livebaseballscorecards.com

AB	38
R	6
H	9
RBI	6
BB	5
SO	7
LOB	14

PA: 43

WP: 0
PB: 0
SB: 0
CS: 0

Batter	1	2	3	4	5	6	7	8	9	10	AB	R	H	RBI	BB	SO	LOB
Jay Hankins, L (1, 8) OBP: 0.400, SLG: 0.400	0-0 1B		0-0 ① F8	0-0 ③ F4			0-0 1B 3B	S S S 0-3 ③ K			5	1	2	0	0	1	1
Wayne Causey, L (1, 6) OBP: 0.372, SLG: 0.470	0-0 ① F6		0-0 ② 3-1		0-0 ① 1-3		0-0 1-3 3B		0-0 FC3-6		5	1	2	0	0	0	1
Ed Charles, R (1, 5) OBP: 0.368, SLG: 0.422	S S S 0-3 ② K		0-0 ③ F3		S S S 0-3 ② K		0-0 1-H 3-H 1B		0-0 ① FC3-6 CS 1-2f		5	1	1	2	0	2	2
Norm Siebern, L (1, 3) OBP: 0.371, SLG: 0.395	0-0 1-3			0-0 1B HR	0-0		0-0 SH1-3 3-H		B B B B 4-0 ② 1-2 BB		4	1	4	1	1	0	0
Jerry Lumpe, L (1, 4) OBP: 0.275, SLG: 0.315	S S S 0-3 ③ K			0-0 1-3 HR	0-0 ③ 4-3		0-0 ① SH1-3 1-2		0-0 ③ 1-3		4	1	1	0	0	1	4
Chuck Essegian, R (1, 7) OBP: 0.306, SLG: 0.366		0-0 ① 5-3		0-0 1-H 3-H HR		0-0 1B	0-0 ② F8			0-0 ① 6-3	4	1	2	3	0	0	1
George Alusik, R (8, 7) OBP: 0.303, SLG: 0.375											1	0	0	0	0	0	0
Gino Cimoli, R (1, 9) OBP: 0.333, SLG: 0.404		0-0 ② F6		0-0 ① 5-3		0-0 ① F6	0-0 ③ 6-3			0-0 1B	5	1	1	0	0	0	2
Doc Edwards, R (1, 2) OBP: 0.314, SLG: 0.406		0-0 1B		0-0 FC6-5 2B		0-0 ② F6		0-0 ① F8		0-0 ② F8	5	0	2	0	0	0	2
Ted Bowsfield, R (1, 1) OBP: 0.200, SLG: 0.118	S S S 0-3 ③ K			0-0 ② FC6-5 2-3		0-0 ③ F9		S S S 0-3 ② K		0-0 2-H 1B	2	0	0	0	0	1	2
Diego Segui, R (6, 1) OBP: 0.286, SLG: 0.286											0	0	0	0	0	0	0
Bobby Del Greco, R (6, PH) OBP: 0.304, SLG: 0.283											1	0	0	0	0	0	1
Bill Fischer, R (7, 1)											0	0	0	0	0	0	0
John Wyatt, R (8, 1)											1	0	0	0	0	1	0
Haywood Sullivan, R (10, PH) OBP: 0.313, SLG: 0.278											1	0	1	1	0	0	0
Inning Stats	R: 0 H: 2 E: 0 LOB: 2 K: 2 BB: 0 S: 9 P: 9	R: 0 H: 1 E: 0 LOB: 1 K: 1 BB: 0 S: 6 P: 6	R: 0 H: 0 E: 0 LOB: 0 K: 0 BB: 0 S: 3 P: 3	R: 3 H: 4 E: 0 LOB: 1 K: 0 BB: 0 S: 7 P: 7	R: 0 H: 1 E: 0 LOB: 1 K: 1 BB: 0 S: 6 P: 6	R: 0 H: 1 E: 0 LOB: 1 K: 0 BB: 0 S: 4 P: 4	R: 3 H: 4 E: 0 LOB: 1 K: 0 BB: 0 S: 7 P: 7	R: 0 H: 0 E: 0 LOB: 0 K: 2 BB: 0 S: 7 P: 7	R: 0 H: 1 E: 0 LOB: 1 K: 0 BB: 1 S: 3 P: 7	R: 1 H: 2 E: 0 LOB: 1 K: 0 BB: 0 S: 4 P: 4	1B: 13 SF: 0 2B: 1 SAC: 1 3B: 1 DP: 0 HR: 1 HBP: 0						

PITCHER		IP	WLS	BF	H	R	ER	SO	BB	IBB	HBP	BLK	WP	HR	S	P	ERA	WHIP
Eddie Fisher, R ERA: 4.75	(1, 1)	4.0		19	7	3	3	3	0	0	0	0	0	1	25	25	6.75	1.750
Frank Baumann, L ERA: 2.4	(5, 1)	2.0		10	4	2	2	1	0	0	0	0	0	0	12	12	9.00	2.000
Hoyt Wilhelm, R ERA: 1.96	(7, 1)	2.0		8	2	1	1	2	0	0	0	0	0	0	12	12	4.50	1.000
Joe Horlen, R ERA: 4.04	(9, 1)	1.2	L	8	3	1	1	0	1	0	0	0	0	0	7	11	5.40	2.400

PITCHER		IP	WLS	BF	H	R	ER	SO	BB	IBB	HBP	BLK	WP	HR	S	P	ERA	WHIP

BOTTOM

Chicago White Sox @ Kansas City Athletics

Municipal Stadium, Kansas City, MO

Sat Jun 08 1963, 8:05 PM EDT

Att. 13,730 - Unknown

livebaseballscorecards.com

AB	43
R	7
H	16
RBI	7
BB	1
SO	6
LOB	16

WP: 0 PA: 45
PB: 0
SB: 0
CS: 1

Batter	1	2	3	4	5	6	7	8	9	AB	R	H	RBI	BB	SO	LOB
Mike Hershberger, R (1, 8) OBP: 0.357, SLG: 0.377	F8	G6-4-3 1-2f			1B 4-3 1B	6-3		BB 1-2		4	0	1	0	1	0	4
Tom McCraw, L (1, 3) OBP: 0.115, SLG: 0.192	K		F6		F8	K			F9	5	0	0	0	0	2	4
Pete Ward, L (1, 5) OBP: 0.347, SLG: 0.455	2B		F8		4-3 1-2		HR		4-3 SH2-3 2B 1B	5	2	3	1	0	0	1
Floyd Robinson, L (1, 9) OBP: 0.394, SLG: 0.490	BB		G3		1B 2-3		4-3		SH2-3 1-2	3	0	1	0	1	0	0
Dave Nicholson, R (1, 7) OBP: 0.326, SLG: 0.475	K			FC6-4 1B	K		F7		4-3 2-3	5	0	1	0	0	2	5
Ron Hansen, R (1, 6) OBP: 0.327, SLG: 0.405		BB FC5-2 BB E BB		FC6-4 1B 1-2f		1B 1B BB	5-3		2B 3-H	3	1	1	1	2	0	1
Al Weis, S (1, 4) OBP: 0.269, SLG: 0.245		E3 FC5-2 BB 1-2		F5	1B S 1-3 1B			4-3 1-2	1-3 3-H	5	1	1	0	0	0	3
J.C. Martin, L (1, 2) OBP: 0.248, SLG: 0.238		FC5-2 1-2 2-3 BB		1B 1-3	1-3 1-2			FC3-6 1B		3	0	2	0	1	0	2
Gary Peters, L (1, 1) OBP: 0.235, SLG: 0.375		FC5-2 G6-4-3 1-2 2-3 3-Hf		G1	1B 2-H 3-H			FC3-6 PB 1-2f		3	0	1	2	0	0	5
Hoyt Wilhelm, R (7, 1) OBP: 0.077, SLG: 0.077										1	0	0	0	0	0	1
Juan Pizarro, L (8, 1) OBP: 0.214, SLG: 0.444										0	0	0	0	0	0	0
Inning Stats	R: 0 E: 0 K: 2 S: 8 H: 1 LOB: 2 BB: 1 P: 12	R: 0 E: 1 K: 0 S: 3 H: 0 LOB: 2 BB: 2 P: 11	R: 0 E: 0 K: 0 S: 3 H: 0 LOB: 0 BB: 0 P: 3	R: 0 E: 0 K: 0 S: 5 H: 2 LOB: 2 BB: 0 P: 5	R: 0 E: 0 K: 1 S: 7 H: 2 LOB: 2 BB: 0 P: 7	R: 2 E: 0 K: 1 S: 7 H: 2 LOB: 1 BB: 1 P: 11	R: 1 E: 0 K: 0 S: 4 H: 1 LOB: 0 BB: 0 P: 4	R: 0 E: 0 K: 0 S: 4 H: 1 LOB: 2 BB: 1 P: 8	R: 1 E: 0 K: 0 S: 5 H: 2 LOB: 1 BB: 0 P: 5	1B: 8 2B: 2 3B: 0 HR: 1 SF: 0 SAC: 1 DP: 1 HBP: 0							

TOP

Chicago White Sox @ Kansas City Athletics

Municipal Stadium, Kansas City, MO

Sun Jun 09 1963, 4:33 AM EDT

Att. 14,289 - Unknown

livebaseballscorecards.com

AB	37
R	4
H	11
RBI	4
BB	5
SO	4
LOB	26

WP: 0 PB: 1 SB: 1 CS: 0 PA: 43

PITCHER		IP	WLS	BF	H	R	ER	SO	BB	IBB	HBP	BLK	WP	HR	S	P	ERA	WHIP
Ed Rakow, R ERA: 3.43	(1, 1)	7.0		33	8	3	3	4	4	0	0	0	0	1	37	53	3.86	1.714
Bill Fischer, R ERA: 1.95	(8, 1)	2.0	L	10	3	1	1	0	1	0	0	0	0	0	9	13	4.50	2.000

PITCHER		IP	WLS	BF	H	R	ER	SO	BB	IBB	HBP	BLK	WP	HR	S	P	ERA	WHIP

Batter	1	2	3	4	5	6	7	8	9	AB	R	H	RBI	BB	SO	LOB
Jay Hankins, L (1, 8) OBP: 0.222, SLG: 0.222	E8		F5			5-3	K		K	4	0	0	0	0	1	2
Bobby Del Greco, R (9, PH) OBP: 0.300, SLG: 0.279										1	0	0	0	0	1	1
Wayne Causey, L (1, 6) OBP: 0.370, SLG: 0.462	F6		F9			1-3		1B BB G6-4-3 BB		3	1	0	0	1	0	2
Ed Charles, R (1, 5) OBP: 0.375, SLG: 0.441	F9			1B		HR		G6-4-3 1B 1-2 BB		3	1	2	1	1	0	1
Norm Siebern, L (1, 3) OBP: 0.373, SLG: 0.394	K			K		FC6-4 BB		1-2 2-3 G6-4-3 1B		3	0	1	0	1	2	2
Chuck Essegian, R (1, 7) OBP: 0.296, SLG: 0.353		6-3		F3		FC6-4 1-2f		1-2f 2-3 3-H G6-4-3		4	0	0	0	0	0	4
Gino Cimoli, R (1, 9) OBP: 0.332, SLG: 0.401		6-3		1-3			G3 1B 1B	K		4	1	1	0	0	1	2
Jerry Lumpe, L (1, 4) OBP: 0.279, SLG: 0.324		K			WP FC5 2B		G3 1-2		S 1B	4	0	2	0	0	1	1
Doc Edwards, R (1, 2) OBP: 0.311, SLG: 0.397			F8		FC5 G6-3 2-H		2-H 1B		K 1-2	4	0	1	1	0	1	2
Ed Rakow, S (1, 1) OBP: 0.258, SLG: 0.185					G6-3 1-2f		K		K	1	0	0	0	1	0	1
George Alusik, R (7, PH) OBP: 0.300, SLG: 0.371										1	0	0	0	0	1	1
Bill Fischer, R (8, 1)										0	0	0	0	0	0	0
Ken Harrelson, R (9, PH)			BB							1	0	0	0	0	1	1
Inning Stats	R: 0 E: 1 K: 1 S: 6 H: 0 LOB: 1 BB: 0 P: 6	R: 0 E: 0 K: 1 S: 5 H: 0 LOB: 0 BB: 0 P: 5	R: 0 E: 0 K: 0 S: 3 H: 0 LOB: 1 BB: 1 P: 7	R: 0 E: 0 K: 1 S: 6 H: 1 LOB: 1 BB: 0 P: 6	R: 0 E: 0 K: 0 S: 3 H: 1 LOB: 0 BB: 0 P: 3	R: 1 E: 0 K: 0 S: 4 H: 1 LOB: 1 BB: 1 P: 8	R: 1 E: 0 K: 2 S: 9 H: 2 LOB: 1 BB: 0 P: 9	R: 1 E: 0 K: 1 S: 5 H: 1 LOB: 1 BB: 2 P: 13	R: 0 E: 0 K: 3 S: 10 H: 1 LOB: 1 BB: 0 P: 10	1B: 5 2B: 1 3B: 0 HR: 1	SF: 0 SAC: 0 DP: 2 HBP: 0						

PITCHER	IP	WLS	BF	H	R	ER	SO	BB	IBB	HBP	BLK	WP	HR	S	P	ERA	WHIP
Gary Peters, L (1, 1) ERA: 2.72	6.0		23	3	1	1	3	2	0	0	0	1	1	27	35	1.50	0.833
Hoyt Wilhelm, R (7, 1) ERA: 2.3	1.0		7	2	2	2	2	2	0	0	0	0	0	9	17	18.00	4.000
Juan Pizarro, L (8, 1) ERA: 2.06	2.0	W	7	2	0	0	4	0	0	0	0	0	0	15	15	0.00	1.000

PITCHER	IP	WLS	BF	H	R	ER	SO	BB	IBB	HBP	BLK	WP	HR	S	P	ERA	WHIP

BOTTOM

Chicago White Sox @ Kansas City Athletics

Municipal Stadium, Kansas City, MO

Sun Jun 09 1963, 4:33 AM EDT

Att. 14,289 - Unknown

livebaseballscorecards.com

AB	33
R	3
H	7
RBI	2
BB	4
SO	9
LOB	20

1B: 5	SF: 0	WP: 1	PA: 37
2B: 1	SAC: 0	PB: 0	
3B: 0	DP: 2	SB: 1	
HR: 1	HBP: 0	CS: 0	

Minnesota Twins @ Chicago White Sox

Comiskey Park, Chicago, IL

Tue Jun 11 1963, 8:05 PM EDT

Att. 5,738 - Unknown

TOP

livebaseballscorecards.com

Batter	1	2	3	4	5	6	7	8	9	AB	R	H	RBI	BB	SO	LOB
Lenny Green, L (1, 8) OBP: 0.308, SLG: 0.325	F7		F8	F2		SH1-3 1B		PB 2B	G3 1-2	6	1	2	0	0	0	1
Vic Power, R (1, 3) OBP: 0.274, SLG: 0.355	P5		2B	6-3		SH1-3 1-2		K 2-3	5-3	5	1	1	0	0	1	2
Harmon Killebrew, R (1, 7) OBP: 0.353, SLG: 0.487 Garry Roggenburk, R (9, 1)	P4		BB 2B 1B		1B 6-3 2B 1B	BB		PB 3-H 2B		3 0	2 0	2 0	1 0	2 0	0 0	0 0
Bob Allison, R (1, 9) OBP: 0.390, SLG: 0.608	K		1-3 2-H 2B		F7	K		K 2-3		5	1	1	1	0	3	4
Earl Battey, R (1, 2) OBP: 0.346, SLG: 0.484	FC5-4 1B		1B 1B 2-H 3-H 1B		6-3 1-2	F8		K		5	0	2	2	0	1	4
Rich Rollins, R (1, 5) OBP: 0.375, SLG: 0.416	FC5-4 1-2f 1B		1B 1-2 1B		2B 2-3 1B		K		SH1-4 2B HBP	4	2	2	0	0	1	1
Zoilo Versalles, R (1, 6) OBP: 0.330, SLG: 0.451	1-2 1B		1-2 2-3 1B		1-H 3-H 2B		1B		SH1-4 1-2	4	0	4	2	0	0	0
Bernie Allen, L (1, 4) OBP: 0.254, SLG: 0.241	F9	K		BB			K		1B 2-H 2B	4	1	1	1	1	2	6
Dick Stigman, R (1, 1) OBP: 0.172, SLG: 0.148 Bill Pleis, L (3, 1) Bill Dailey, R (6, 1) Jimmie Hall, L (9, PH) OBP: 0.304, SLG: 0.416 (9, 7)		K	P6		K		4-3		G3 2-H 1B	1 2 1 1	0 0 0 0	0 0 0 1	0 0 0 1	0 0 0 0	1 1 1 0	0 2 1 0

Inning Stats	1	2	3	4	5	6	7	8	9
	R: 0 E: 0 K: 0 S: 3	R: 0 E: 0 K: 1 S: 7	R: 3 E: 0 K: 2 S: 12	R: 0 E: 0 K: 0 S: 3	R: 2 E: 0 K: 1 S: 8	R: 0 E: 0 K: 1 S: 6	R: 0 E: 0 K: 2 S: 8	R: 1 E: 0 K: 3 S: 11	R: 2 E: 0 K: 0 S: 5
	H: 0 LOB: 0 BB: 0 P: 3	H: 2 LOB: 2 BB: 0 P: 7	H: 5 LOB: 3 BB: 1 P: 16	H: 0 LOB: 0 BB: 0 P: 3	H: 3 LOB: 2 BB: 1 P: 12	H: 1 LOB: 2 BB: 1 P: 10	H: 1 LOB: 1 BB: 0 P: 8	H: 2 LOB: 1 BB: 0 P: 11	H: 2 LOB: 1 BB: 0 P: 6

1B: 10	SF: 0
2B: 6	SAC: 2
3B: 0	DP: 0
HR: 0	HBP: 1

WP: 0	PA: 47
PB: 2	
SB: 0	
CS: 0	

AB	41
R	8
H	16
RBI	8
BB	3
SO	10
LOB	21

PITCHER		IP	WLS	BF	H	R	ER	SO	BB	IBB	HBP	BLK	WP	HR	S	P	ERA	WHIP
Ray Herbert, R ERA: 4.19	(1, 1)	3.0		17	7	3	3	3	1	0	0	0	0	0	22	26	9.00	2.667
Eddie Fisher, R ERA: 4.89	(4, 1)	2.0		10	3	2	2	1	1	0	0	0	0	0	11	15	9.00	2.000
Dave DeBusschere, R ERA: 2.89	(6, 1)	2.0		9	2	0	0	3	1	0	0	0	0	0	14	18	0.00	1.500
Hoyt Wilhelm, R ERA: 2.76	(8, 1)	2.0	L	11	4	3	3	3	0	0	1	0	0	0	16	17	13.50	2.000

PITCHER		IP	WLS	BF	H	R	ER	SO	BB	IBB	HBP	BLK	WP	HR	S	P	ERA	WHIP

Batter	1	2	3	4	5	6	7	8	9	AB	R	H	RBI	BB	SO	LOB
Jim Landis, R (1, 8) OBP: 0.337, SLG: 0.448	S S S 0-3 K ①	x 0-0 F8 ③		x 0-0 E9 1-3 1B		x 0-0 E5 1B	x 0-0 6-3 ③		x 0-0 F8 ③	6	1	1	0	0	1	4
Nellie Fox, L (1, 4) OBP: 0.341, SLG: 0.349	x 0-0 F7 ②		B B B B 4-0 BB BB 1B BB	x 0-0 P6 ①		x 0-0 SH2-3 2-H 1B 1B		x 0-0 G6-3 1B		4	2	2	1	1	0	2
Floyd Robinson, L (1, 9) OBP: 0.396, SLG: 0.492	x 0-0 2B		B B B B 4-0 BB 1-2 1B BB	x 0-0 4-3 ②		x 0-0 SH2-3 ① 1-2		x 0-0 G6-3 ①② 1-2f		3	1	1	0	1	0	3
Dave Nicholson, R (1, 7) OBP: 0.327, SLG: 0.487	B B B B 4-0 BB		S S S 0-3 K ① S S S	0-3 K ③		x 0-0 5-3 ②		x 0-0 HR		4	1	1	1	1	2	5
Pete Ward, L (1, 5) OBP: 0.348, SLG: 0.453	x 0-0 F7 ③		S S S 0-3 K ②		x 0-0 FC5-4 1B	x 0-0 2-H 1B		x 0-0 4-3 ③		5	0	2	1	0	1	4
Ron Hansen, R (1, 6) OBP: 0.329, SLG: 0.401	x 0-0 5-3 ① B B B B 4-0 1B 1-2 2-3 BB				x 0-0 FC5-4 ① 1-2f BB	S S S 0-3 K ③			x 0-0 BB 1B	4	0	1	0	1	1	2
Tom McCraw, L (1, 3) OBP: 0.194, SLG: 0.290	x 0-0 1B 2B	x 0-0 1-3 2-H 3-H 1B			x 0-0 F9 ②		x 0-0 SH1-4 1B		S S S 0-3 K ①	5	1	3	2	0	1	2
Cam Carreon, R (1, 2) OBP: 0.302, SLG: 0.329 Eddie Fisher, R (4, 1) OBP: 0.211, SLG: 0.167 Mike Hershberger, R (5, PH) OBP: 0.361, SLG: 0.377 Dave DeBusschere, R (6, 1) Al Weis, S (7, PH) OBP: 0.269, SLG: 0.245 Hoyt Wilhelm, R (8, 1) OBP: 0.077, SLG: 0.077 Charlie Maxwell, L (9, PH) OBP: 0.447, SLG: 0.371 Gary Peters, L (9, PR) OBP: 0.235, SLG: 0.375	x 0-0 2-H 1B	x 0-0 5-3 ③			B B B B 4-0 1-2 BB		x 0-0 SH1-4 ① 1-2		B B B B 4-0 1-2 BB	2 0 0 0 0 0 0 0 0	0 0 0 0 0 0 0 0 0	1 0 0 0 0 0 0 0 0	1 0 0 0 0 0 0 0 1	0 0 1 0 0 0 0 0 0	0 0 0 0 0 0 0 0 0	2 0 0 0 0 0 0 0 0
Ray Herbert, R (1, 1) OBP: 0.286, SLG: 0.407 Sherm Lollar, R (4, 2) OBP: 0.333, SLG: 0.296 J.C. Martin, L (9, 2) OBP: 0.246, SLG: 0.236	S S S 0-3 K ②		B B B B 4-0 E BB	x 0-0 F9 ③		x 0-0 5-3 ②		S S S 0-3 K ②	1 2 1	0 0 0	0 0 0	0 0 0	0 1 0	1 0 1	1 3 2
Inning Stats	R: 0 H: 1 E: 0 LOB: 2 K: 1 BB: 1 S: 6 P: 10	R: 1 H: 2 E: 0 LOB: 1 K: 1 BB: 0 S: 7 P: 7	R: 2 H: 1 E: 0 LOB: 2 K: 2 BB: 3 S: 8 P: 20	R: 0 H: 1 E: 1 LOB: 2 K: 1 BB: 1 S: 6 P: 10	R: 0 H: 1 E: 0 LOB: 2 K: 0 BB: 1 S: 4 P: 8	R: 2 H: 2 E: 1 LOB: 1 K: 1 BB: 0 S: 8 P: 8	R: 0 H: 1 E: 0 LOB: 1 K: 0 BB: 0 S: 4 P: 4	R: 1 H: 2 E: 0 LOB: 0 K: 0 BB: 0 S: 4 P: 4	R: 0 H: 1 E: 0 LOB: 2 K: 2 BB: 1 S: 8 P: 12	1B: 9 SF: 0 2B: 2 SAC: 2 3B: 0 DP: 1 HR: 1 HBP: 0						

PITCHER		IP	WLS	BF	H	R	ER	SO	BB	IBB	HBP	BLK	WP	HR	S	P	ERA	WHIP
Dick Stigman, L ERA: 3.21	(1, 1)	2.2		16	4	3	3	4	4	0	0	0	0	0	20	36	10.12	3.000
Bill Pleis, L ERA: 2.03	(3, 1)	3.0		16	4	2	0	1	2	0	0	0	0	0	16	24	0.00	2.000
Bill Dailey, R ERA: 2.43	(6, 1)	2.1	W	9	3	1	1	1	0	0	0	0	0	1	11	11	3.86	1.286
Garry Roggenburk, L ERA: 1.59	(9, 1)	1.0	S	5	1	0	0	2	1	0	0	0	0	0	8	12	0.00	2.000

PITCHER	IP	WLS	BF	H	R	ER	SO	BB	IBB	HBP	BLK	WP	HR	S	P	ERA	WHIP

BOTTOM

Minnesota Twins @ Chicago White Sox

Comiskey Park, Chicago, IL

Tue Jun 11 1963, 8:05 PM EDT

Att. 5,738 - Unknown

livebaseballscorecards.com

AB	37
R	6
H	12
RBI	6
BB	7
SO	8
LOB	30

PA: 46

Batter	1	2	3	4	5	6	7	8	9	AB	R	H	RBI	BB	SO	LOB
Albie Pearson, L (1, 8) OBP: 0.400, SLG: 0.429	4-3		3-1			K			F8	4	0	0	0	0	1	1
Jim Fregosi, R (1, 6) OBP: 0.288, SLG: 0.368	L1			5-3			F7		F5	4	0	0	0	0	0	1
Leon Wagner, L (1, 7) OBP: 0.391, SLG: 0.558	K			L4			1-0 G4-6-3 HBP		F3	3	0	0	0	0	1	1
Charlie Dees, L (1, 3) OBP: 0.500, SLG: 0.611		3-1 1B 2B		K			G4-6-3 1-2f			3	1	1	0	0	1	1
Lee Thomas, L (1, 9) OBP: 0.295, SLG: 0.332		3-1 2-3			K			G3		3	0	0	0	0	1	1
Felix Torres, R (1, 5) OBP: 0.328, SLG: 0.370		9-3 3-H 1B			6-3			F2		3	0	1	1	0	0	0
Billy Moran, R (1, 4) OBP: 0.287, SLG: 0.315		9-3 1-2f			4-3			FC6-4 1B		3	0	1	0	0	0	1
Ed Sadowski, R (1, 2) OBP: 0.271, SLG: 0.350 Bob Sadowski, L (8, PH) OBP: 0.367, SLG: 0.250 Hank Foiles, R (8, 2)			K			2-3		FC6-4 1-2f		2 1 0	0 0 0	0 0 0	0 0 0	0 0 0	1 0 0	0 1 0
Don Lee, R (1, 1) OBP: 0.056, SLG: 0.056 Bob Perry, R (9, PH) OBP: 0.295, SLG: 0.381			K			L5			HBP	2 0	0 0	0 0	0 0	0 0	1 0	0 0
Inning Stats	R: 0 H: 0 E: 0 LOB: 0 K: 1 BB: 0 S: 5 P: 5	R: 1 H: 2 E: 0 LOB: 0 K: 0 BB: 0 S: 4 P: 4	R: 0 H: 0 E: 0 LOB: 0 K: 2 BB: 0 S: 7 P: 7	R: 0 H: 0 E: 0 LOB: 0 K: 1 BB: 0 S: 5 P: 5	R: 0 H: 0 E: 0 LOB: 0 K: 1 BB: 0 S: 5 P: 5	R: 0 H: 0 E: 0 LOB: 0 K: 1 BB: 0 S: 5 P: 5	R: 0 H: 0 E: 0 LOB: 0 K: 0 BB: 0 S: 2 P: 3	R: 0 H: 1 E: 0 LOB: 1 K: 0 BB: 0 S: 4 P: 4	R: 0 H: 0 E: 0 LOB: 1 K: 0 BB: 0 S: 3 P: 4	1B: 2 2B: 2 3B: 0 HR: 0	SF: 0 SAC: 0 DP: 2 HBP: 2						

PITCHER	IP	WLS	BF	H	R	ER	SO	BB	IBB	HBP	BLK	WP	HR	S	P	ERA	WHIP
John Buzhardt, R (1, 1) ERA: 2.08	9.0	W	30	3	1	1	6	0	0	2	0	0	0	40	42	1.00	0.333

PITCHER	IP	WLS	BF	H	R	ER	SO	BB	IBB	HBP	BLK	WP	HR	S	P	ERA	WHIP

TOP

Los Angeles Angels @ Chicago White Sox

Comiskey Park, Chicago, IL

Wed Jun 12 1963, 8:05 PM EDT

Unknown

livebaseballscorecards.com

AB	28
R	1
H	3
RBI	1
BB	0
SO	6
LOB	7

Batter	1	2	3	4	5	6	7	8	9	AB	R	H	RBI	BB	SO	LOB
Jim Landis, R (1, 8) OBP: 0.331, SLG: 0.439	L4	F7		SH5-3 2-3			P5			3	0	0	0	0	0	2
Mike Hershberger, R (8, 8) OBP: 0.361, SLG: 0.377										0	0	0	0	0	0	0
Nellie Fox, L (1, 4) OBP: 0.339, SLG: 0.347	4-3	1-3 2-H 1B		6-3			L3			4	0	1	1	0	0	1
Pete Ward, L (1, 5) OBP: 0.351, SLG: 0.465	BB BB BB	F8		F9			HR			3	1	1	1	1	0	3
Floyd Robinson, L (1, 9) OBP: 0.398, SLG: 0.490	BB 1-2 BB		2B SF8 1B		F2		F2			3	1	1	0	1	0	0
Tom McCraw, L (1, 3) OBP: 0.229, SLG: 0.324	1-2 2-3 BB		SF8 1-3 2B		4-3			K		3	0	1	0	1	1	0
Dave Nicholson, R (1, 7) OBP: 0.326, SLG: 0.482	K		K		K			1B		4	0	1	0	0	3	5
Ron Hansen, R (1, 6) OBP: 0.327, SLG: 0.400		FC1-5 BB 1B	SF8 2-3 3-H			P6		P6		3	0	1	1	0	0	1
J.C. Martin, L (1, 2) OBP: 0.246, SLG: 0.229		FC1-5 1-2 1B BB	K			P6		P4		3	1	0	0	1	1	2
John Buzhardt, R (1, 1) OBP: 0.088, SLG: 0.147		FC1-5 1-2 2-3f 1B		SH5-3 2B		6-3				3	0	1	0	0	0	2
Inning Stats	R: 0 E: 0 K: 1 S: 5 H: 0 LOB: 3 BB: 3 P: 17	R: 1 E: 0 K: 0 S: 5 H: 2 LOB: 2 BB: 1 P: 9	R: 1 E: 0 K: 2 S: 9 H: 2 LOB: 1 BB: 0 P: 9	R: 0 E: 0 K: 0 S: 4 H: 1 LOB: 1 BB: 0 P: 4	R: 0 E: 0 K: 1 S: 5 H: 0 LOB: 0 BB: 0 P: 5	R: 0 E: 0 K: 0 S: 3 H: 0 LOB: 0 BB: 0 P: 3	R: 1 E: 0 K: 0 S: 4 H: 1 LOB: 0 BB: 0 P: 4	R: 0 E: 0 K: 1 S: 6 H: 1 LOB: 1 BB: 0 P: 6		1B: 4 2B: 2 3B: 0 HR: 1 SF: 1 SAC: 1 DP: 0 HBP: 0						

PITCHER	IP	WLS	BF	H	R	ER	SO	BB	IBB	HBP	BLK	WP	HR	S	P	ERA	WHIP
Don Lee, R (1, 1) ERA: 3.54	8.0	L	35	7	3	3	5	4	0	0	0	0	1	41	57	3.38	1.375

PITCHER	IP	WLS	BF	H	R	ER	SO	BB	IBB	HBP	BLK	WP	HR	S	P	ERA	WHIP

BOTTOM

Los Angeles Angels @ Chicago White Sox

Comiskey Park, Chicago, IL

Wed Jun 12 1963, 8:05 PM EDT

Unknown

livebaseballscorecards.com

AB	29
R	3
H	7
RBI	3
BB	4
SO	5
LOB	16

Batter	1	2	3	4	5	6	7	8	9	AB	R	H	RBI	BB	SO	LOB
Albie Pearson, L (1, 8) OBP: 0.397, SLG: 0.425	F7		6-3 2-3		1-3		5-3		FC5-2 1-3 2B	2	0	0	0	0	0	1
Bob Perry, R (3, 8) OBP: 0.298, SLG: 0.400										3	0	1	0	0	0	1
Jim Fregosi, R (1, 6) OBP: 0.295, SLG: 0.376	F8		3-H 2B			BBBB SH3-4 1B BB		PB HR 1B	FC5-2 2-3 3-H	4	2	2	1	1	0	2
Charlie Dees, L (1, 3) OBP: 0.470, SLG: 0.569	4-3			F8		SH3-4 1-2		SSS K 1-2	K	4	0	0	0	0	2	3
Felix Torres, R (1, 5) OBP: 0.332, SLG: 0.387		HR		SSS K		BBBB 1B BB		F7		3	1	1	1	1	1	1
Leon Wagner, L (1, 7) OBP: 0.401, SLG: 0.581		8-4-3 1B		1B CS 1B		1-3 2-H 1B		2-H HR		4	1	4	3	0	0	0
Lee Thomas, L (1, 9) OBP: 0.298, SLG: 0.332		8-4-3 1-2f		1-3 1B		F3		H 1-0 HBP		3	0	1	0	0	0	3
Joe Koppe, R (1, 4) OBP: 0.291, SLG: 0.260	SSS K			CS 3-H	SSS K	F9		P4		4	0	0	0	0	2	3
Hank Foiles, R (1, 2) OBP: 0.231, SLG: 0.091			FC3-6 1B		BBBB BB		G3		SSS K	3	0	1	0	1	1	0
Bob Turley, R (1, 1) OBP: 0.071, SLG: 0.071			FC3-6 6-3 1-2f 2B		SSS K		P6		2B FC5-2 1B	4	1	1	0	0	1	2
Inning Stats	R: 0 E: 0 K: 0 S: 3 H: 0 LOB: 0 BB: 0 P: 3	R: 1 E: 0 K: 1 S: 6 H: 2 LOB: 0 BB: 0 P: 6	R: 1 E: 1 K: 0 S: 4 H: 2 LOB: 1 BB: 0 P: 4	R: 0 E: 0 K: 1 S: 6 H: 2 LOB: 1 BB: 0 P: 6	R: 0 E: 0 K: 2 S: 7 H: 0 LOB: 1 BB: 1 P: 11	R: 1 E: 0 K: 0 S: 4 H: 1 LOB: 2 BB: 2 P: 12	R: 0 E: 0 K: 0 S: 3 H: 0 LOB: 0 BB: 0 P: 3	R: 2 E: 0 K: 1 S: 7 H: 2 LOB: 1 BB: 0 P: 8	R: 0 E: 0 K: 2 S: 9 H: 2 LOB: 2 BB: 0 P: 9	1B: 7 2B: 3 3B: 0 HR: 2 SF: 0 SAC: 1 DP: 1 HBP: 1						

PITCHER	IP	WLS	BF	H	R	ER	SO	BB	IBB	HBP	BLK	WP	HR	S	P	ERA	WHIP
Juan Pizarro, L (1, 1) ERA: 2.27	8.0	L	34	9	5	4	5	3	0	1	0	0	2	40	53	4.50	1.500
Joe Horlen, R (9, 1) ERA: 3.93	1.0		5	2	0	0	2	0	0	0	0	0	0	9	9	0.00	2.000

PITCHER	IP	WLS	BF	H	R	ER	SO	BB	IBB	HBP	BLK	WP	HR	S	P	ERA	WHIP

TOP

Los Angeles Angels @ Chicago White Sox

Comiskey Park, Chicago, IL

Wed Jun 12 1963, 8:05 PM EDT

Att. 24,732 - Unknown

livebaseballscorecards.com

AB	34
R	5
H	11
RBI	5
BB	3
SO	7
LOB	16

Batter	1	2	3	4	5	6	7	8	9	AB	R	H	RBI	BB	SO	LOB
Mike Hershberger, R (1, 8) OBP: 0.352, SLG: 0.366	F3		4-3		F8			5-3		4	0	0	0	0	0	2
Nellie Fox, L (1, 4) OBP: 0.338, SLG: 0.342	SH5-3, BB		F5			F8		F9		3	0	0	0	1	0	1
Pete Ward, L (1, 5) OBP: 0.354, SLG: 0.465	SH5-3			HBP		1B		F9		2	0	1	0	0	0	1
Floyd Robinson, L (1, 9) OBP: 0.391, SLG: 0.480	6-3			F9		P4			G3	4	0	0	0	0	0	3
Tom McCraw, L (1, 3) OBP: 0.231, SLG: 0.297		S, BB		P6		P4			4-3	3	0	0	0	1	0	2
Dave Nicholson, R (1, 7) OBP: 0.320, SLG: 0.472		K		K			K		K	4	0	0	0	0	4	2
Ron Hansen, R (1, 6) OBP: 0.327, SLG: 0.396		F8			BB		F9			2	0	0	0	1	0	1
Cam Carreon, R (1, 2) OBP: 0.299, SLG: 0.325		4-3			F7		K			1	0	0	0	0	0	1
J.C. Martin, L (5, 2) OBP: 0.242, SLG: 0.225										2	0	0	0	0	1	1
Juan Pizarro, L (1, 1) OBP: 0.200, SLG: 0.414			K		K			5-3, BB		2	0	0	0	0	2	1
Charlie Maxwell, L (8, PH) OBP: 0.458, SLG: 0.371										0	0	0	0	1	0	0
Joe Horlen, R (9, 1) OBP: 0.231, SLG: 0.231										0	0	0	0	0	0	0
Inning Stats	R: 0 H: 0 E: 0 LOB: 1 K: 0 BB: 1 S: 3 P: 7	R: 0 H: 0 E: 0 LOB: 1 K: 1 BB: 1 S: 5 P: 9	R: 0 H: 0 E: 0 LOB: 0 K: 1 BB: 0 S: 5 P: 5	R: 0 H: 0 E: 0 LOB: 1 K: 1 BB: 0 S: 5 P: 6	R: 0 H: 0 E: 0 LOB: 1 K: 1 BB: 1 S: 5 P: 9	R: 0 H: 1 E: 0 LOB: 1 K: 0 BB: 0 S: 4 P: 4	R: 0 H: 0 E: 0 LOB: 0 K: 2 BB: 0 S: 7 P: 7	R: 0 H: 0 E: 0 LOB: 1 K: 0 BB: 1 S: 3 P: 7	R: 0 H: 0 E: 0 LOB: 0 K: 1 BB: 0 S: 5 P: 5	1B: 1 SF: 0 2B: 0 SAC: 1 3B: 0 DP: 0 HR: 0 HBP: 1						WP: 0 PA: 33 PB: 0 SB: 1 CS: 0	

PITCHER	IP	WLS	BF	H	R	ER	SO	BB	IBB	HBP	BLK	WP	HR	S	P	ERA	WHIP
Bob Turley, R (1, 1) ERA: 3.25	9.0	W	33	1	0	0	7	4	0	1	0	0	0	42	59	0.00	0.556

PITCHER	IP	WLS	BF	H	R	ER	SO	BB	IBB	HBP	BLK	WP	HR	S	P	ERA	WHIP

BOTTOM

Los Angeles Angels @ Chicago White Sox

Comiskey Park, Chicago, IL

Wed Jun 12 1963, 8:05 PM EDT

Att. 24,732 - Unknown

livebaseballscorecards.com

AB	27
R	0
H	1
RBI	0
BB	4
SO	7
LOB	15

Batter	1	2	3	4	5	6	7	8	9	AB	R	H	RBI	BB	SO	LOB
Wayne Causey, L (1, 6) OBP: 0.351, SLG: 0.418	F8		6-3		BB		K		4-3	4	0	0	0	1	1	0
Gino Cimoli, R (1, 9) OBP: 0.332, SLG: 0.399	4-3		1-6-3		K		1B BB		P4	4	0	0	0	1	1	1
Ed Charles, R (1, 5) OBP: 0.380, SLG: 0.449	BB 1B			1B		WP 1B	K		P4	5	1	3	0	0	1	1
Chuck Essegian, R (1, 7) OBP: 0.320, SLG: 0.384	BB			K		5-3 1B	1B			3	1	2	1	1	1	1
Doc Edwards, R (1, 2) OBP: 0.319, SLG: 0.412	4-3			1B		F3	F7			4	0	1	0	0	0	5
Ken Harrelson, R (1, 3) OBP: 0.231, SLG: 0.538		K		F5		5-3		F4		4	0	0	0	0	1	3
Jerry Lumpe, L (1, 4) OBP: 0.290, SLG: 0.324		K		F5		E 1B		F7		4	0	1	1	0	1	2
Bobby Del Greco, R (1, 8) OBP: 0.284, SLG: 0.278		F8			6-3	E8		1B		4	0	1	0	0	0	1
Ed Rakow, S (1, 1) OBP: 0.229, SLG: 0.161			F3		6-3	K		K		4	0	0	0	0	2	3
Inning Stats	R: 0 E: 0 K: 0 S: 4 H: 1 LOB: 2 BB: 1 P: 8	R: 0 E: 0 K: 2 S: 7 H: 0 LOB: 0 BB: 0 P: 7	R: 0 E: 0 K: 0 S: 3 H: 0 LOB: 0 BB: 0 P: 3	R: 0 E: 0 K: 1 S: 7 H: 2 LOB: 2 BB: 0 P: 7	R: 0 E: 0 K: 1 S: 5 H: 0 LOB: 1 BB: 1 P: 9	R: 2 E: 1 K: 1 S: 9 H: 3 LOB: 2 BB: 0 P: 9	R: 0 E: 0 K: 2 S: 8 H: 1 LOB: 2 BB: 1 P: 12	R: 0 E: 0 K: 1 S: 6 H: 1 LOB: 1 BB: 0 P: 6	R: 0 E: 0 K: 0 S: 3 H: 0 LOB: 0 BB: 0 P: 3	1B: 8 2B: 0 3B: 0 HR: 0 SF: 0 SAC: 0 DP: 0 HBP: 0						

TOP

Kansas City Athletics @ Chicago White Sox

Comiskey Park, Chicago, IL

Fri Jun 14 1963, 8:05 PM EDT

Att. 28,569 - Unknown

livebaseballscorecards.com

AB	36
R	2
H	8
RBI	2
BB	3
SO	8
LOB	17

PITCHER		IP	WLS	BF	H	R	ER	SO	BB	IBB	HBP	BLK	WP	HR	S	P	ERA	WHIP
Gary Peters, L ERA: 2.76	(1, 1)	5.2		26	6	2	2	4	2	0	0	0	1	0	32	40	3.18	1.412
Joe Horlen, R ERA: 3.89	(6, 1)	0.1		1	0	0	0	1	0	0	0	0	0	0	3	3	0.00	0.000
Jim Brosnan, R ERA: 2.3	(7, 1)	3.0	W	12	2	0	0	3	1	0	0	0	0	0	17	21	0.00	1.000

PITCHER		IP	WLS	BF	H	R	ER	SO	BB	IBB	HBP	BLK	WP	HR	S	P	ERA	WHIP

Batter	1	2	3	4	5	6	7	8	9	AB	R	H	RBI	BB	SO	LOB
Mike Hershberger, R (1, 8) OBP: 0.350, SLG: 0.363	F2		F7			1-3 (1-2)		1B		4	0	1	0	0	0	1
Nellie Fox, L (1, 4) OBP: 0.332, SLG: 0.336	4-3		3-1			G3 (2-3)		F8		4	0	0	0	0	0	2
Pete Ward, L (1, 5) OBP: 0.357, SLG: 0.466	1B			5-3		K (S S S, 0-3)		1-3		4	0	2	0	0	1	1
Floyd Robinson, L (1, 9) OBP: 0.393, SLG: 0.478	1-2 1B			4-3			BB (B B B, 4-0) CS 1B	1-3		3	0	1	0	1	0	1
Charlie Maxwell, L (1, 7) OBP: 0.462, SLG: 0.462	F7			3-1			1-2 1B CS 2B		HR	4	2	2	1	0	0	2
Tom McCraw, L (1, 3) OBP: 0.262, SLG: 0.325		2-3			F5 1B		1-3 2-3 2B 1B			3	1	2	0	0	0	0
Ron Hansen, R (1, 6) OBP: 0.332, SLG: 0.402		BB (B B B, 4-0) G6-4-3			F5 (1-2)		1-H 3-H 2B			2	0	1	2	1	0	1
Sherm Lollar, R (1, 2) OBP: 0.306, SLG: 0.267		G6-4-3 (1-2f)			F2		F7			3	0	0	0	0	0	2
Gary Peters, L (1, 1) OBP: 0.222, SLG: 0.353			F7			G3 1-3 1B	F3			1	0	0	0	0	0	0
Joe Horlen, R (6, 1) OBP: 0.231, SLG: 0.231										0	0	0	0	0	0	0
Al Weis, S (6, PH) OBP: 0.283, SLG: 0.260										1	0	1	0	0	0	0
Jim Brosnan, R (7, 1) OBP: 0.286, SLG: 0.286										1	0	0	0	0	0	1
Inning Stats	R: 0 E: 0 K: 0 S: 5 H: 2 LOB: 2 BB: 0 P: 5		R: 0 E: 0 K: 0 S: 2 H: 0 LOB: 0 BB: 1 P: 6	R: 0 E: 0 K: 0 S: 3 H: 0 LOB: 0 BB: 0 P: 3	R: 0 E: 0 K: 0 S: 3 H: 0 LOB: 0 BB: 0 P: 3	R: 0 E: 0 K: 0 S: 3 H: 1 LOB: 0 BB: 0 P: 3	R: 0 E: 0 K: 1 S: 6 H: 1 LOB: 1 BB: 0 P: 6	R: 2 E: 0 K: 0 S: 5 H: 3 LOB: 1 BB: 1 P: 9	R: 0 E: 0 K: 0 S: 4 H: 2 LOB: 1 BB: 0 P: 4	R: 1 E: 0 K: 0 S: 1 H: 1 LOB: 0 BB: 0 P: 1	1B: 8 2B: 1 3B: 0 HR: 1	SF: 0 SAC: 0 DP: 1 HBP: 0					

PITCHER	IP	WLS	BF	H	R	ER	SO	BB	IBB	HBP	BLK	WP	HR	S	P	ERA	WHIP
Ed Rakow, R (1, 1) ERA: 3.42	8.0	L	32	10	3	3	1	2	0	0	0	0	1	32	40	3.38	1.500

PITCHER	IP	WLS	BF	H	R	ER	SO	BB	IBB	HBP	BLK	WP	HR	S	P	ERA	WHIP

BOTTOM

Kansas City Athletics @ Chicago White Sox

Comiskey Park, Chicago, IL

Fri Jun 14 1963, 8:05 PM EDT

Att. 28,569 - Unknown

livebaseballscorecards.com

AB	30
R	3
H	10
RBI	3
BB	2
SO	1
LOB	11

| | | | | | | | | | |

Batter	1	2	3	4	5	6	7	8	9	AB	R	H	RBI	BB	SO	LOB
Jay Hankins, L (1, 8) OBP: 0.172, SLG: 0.345	3-1		F7		1-H 2-H 3B		L5-3 1-2			4	0	1	2	0	0	1
Gino Cimoli, R (1, 9) OBP: 0.330, SLG: 0.396	1B			6-3	4-3			6-3		4	0	1	0	0	0	1
Norm Siebern, L (1, 3) OBP: 0.387, SLG: 0.415	K			G6-4-3 1B		BB		G6-4-3 1B		3	0	2	0	1	1	1
Ed Charles, R (1, 5) OBP: 0.374, SLG: 0.442	F9			G6-4-3 1-2f		F9		G6-4-3 1-2f		4	0	0	0	0	0	4
Chuck Essegian, R (1, 7) OBP: 0.320, SLG: 0.383 George Alusik, R (8, 7) OBP: 0.298, SLG: 0.366		F7			1B 1B 1-3 1B	P5			K	3 1	1 0	1 0	0 0	0 0	0 1	1 0
Jerry Lumpe, L (1, 4) OBP: 0.285, SLG: 0.319		P6			1-3 1-2	P4			F9	4	0	0	0	0	0	2
Doc Edwards, R (1, 2) OBP: 0.319, SLG: 0.409 Haywood Sullivan, R (8, 2) OBP: 0.330, SLG: 0.304		K			FC1-5 1B 2-3 1B		6-3		1B	3 1	0 0	1 1	0 0	0 0	1 0	0 0
Wayne Causey, L (1, 6) OBP: 0.353, SLG: 0.420			4-3		FC1-5 3B 1-2 3-H 1B		E7 1B		4-3	4	2	2	1	0	0	1
Diego Segui, R (1, 1) OBP: 0.250, SLG: 0.182 Ted Bowsfield, R (3, 1) OBP: 0.190, SLG: 0.111 Dale Willis, R (5, 1) OBP: 0.250, SLG: 0.250 John Wyatt, R (8, 1)			K		FC1-5 3B 1-2 2-3f		L5-3 2-H 1B			1 1 1 0	0 1 0 0	0 0 1 0	0 0 1 0	0 0 0 0	1 0 0 0	0 2 0 0
Inning Stats	R: 0 E: 0 K: 1 S: 6 H: 1 LOB: 1 BB: 0 P: 6	R: 0 E: 0 K: 1 S: 5 H: 0 LOB: 0 BB: 0 P: 5	R: 0 E: 0 K: 1 S: 5 H: 0 LOB: 0 BB: 0 P: 5	R: 0 E: 0 K: 0 S: 3 H: 1 LOB: 0 BB: 0 P: 3	R: 3 E: 0 K: 0 S: 7 H: 4 LOB: 1 BB: 0 P: 7	R: 0 E: 0 K: 0 S: 3 H: 0 LOB: 1 BB: 1 P: 7	R: 1 E: 1 K: 0 S: 4 H: 2 LOB: 0 BB: 0 P: 4	R: 0 E: 0 K: 0 S: 3 H: 1 LOB: 0 BB: 0 P: 3	R: 0 E: 0 K: 1 S: 6 H: 1 LOB: 1 BB: 0 P: 6	1B: 9 2B: 1 3B: 1 HR: 0 SF: 0 SAC: 0 DP: 3 HBP: 0						

PITCHER	IP	WLS	BF	H	R	ER	SO	BB	IBB	HBP	BLK	WP	HR	S	P	ERA	WHIP
Ray Herbert, R (1, 1) ERA: 4.07	9.0	L	35	10	4	3	4	1	0	0	0	0	0	42	46	3.00	1.222

PITCHER	IP	WLS	BF	H	R	ER	SO	BB	IBB	HBP	BLK	WP	HR	S	P	ERA	WHIP

TOP

Kansas City Athletics @ Chicago White Sox

Comiskey Park, Chicago, IL

Sat Jun 15 1963, 4:33 AM EDT

Att. 10,196 - Unknown

livebaseballscorecards.com

AB	34
R	4
H	10
RBI	4
BB	1
SO	4
LOB	13

WP: 0 PB: 0 SB: 0 CS: 0 PA: 35

BOTTOM

Kansas City Athletics @ Chicago White Sox

Comiskey Park, Chicago, IL

Sat Jun 15 1963, 4:33 AM EDT

Att. 10,196 - Unknown

livebaseballscorecards.com

Batter	1	2	3	4	5	6	7	8	9	AB	R	H	RBI	BB	SO	LOB
Mike Hershberger, R (1, 8) (4, 9) OBP: 0.357, SLG: 0.377	E 2B	6-3 2-3		1-2 1B			K		BB 1B	5	1	3	0	0	1	1
Nellie Fox, L (1, 4) OBP: 0.329, SLG: 0.333	E1 1B 2-H	F8		4-3			F7		F7	5	1	1	0	0	0	4
Pete Ward, L (1, 5) OBP: 0.361, SLG: 0.464	1B FC1-2 1B 2-H		1B WP 9-2 BB		3-1		F7		1-2 BB	3	0	1	1	2	0	0
Floyd Robinson, L (1, 9) (4, 7) OBP: 0.402, SLG: 0.493	FC1-2 BB 1B 2-3		1-3 1B		G6-4-3 HBP			S 3B	4-3	4	1	3	0	0	0	2
Charlie Maxwell, L (1, 7) OBP: 0.472, SLG: 0.462 Jim Landis, R (3, PH) (4, 8) OBP: 0.331, SLG: 0.437	FC1-2 BB 1-2	9-2 3-Hf			G6-4-3 1-2f			FC6-5 S 1B		0 3	0 0	0 1	0 0	1 0	0 0	0 3
Tom McCraw, L (1, 3) OBP: 0.261, SLG: 0.302	FC1-2 G6-4-3 1-2 2-3 3-Hf	5-3				FC5-4 BB		FC6-5 1-3 1-3 S 3-H		3	0	0	0	1	0	5
Ron Hansen, R (1, 6) OBP: 0.326, SLG: 0.394	G6-4-3 1-2f			F7		F8		1-3 1-3		4	0	0	0	0	0	5
J.C. Martin, L (1, 2) OBP: 0.242, SLG: 0.219		6-3 SH1-4 BB		3-1		FC5-4 FC6-4 1-2f		F7		3	0	0	0	1	0	2
Ray Herbert, R (1, 1) OBP: 0.300, SLG: 0.414 Sherm Lollar, R (9, PH) OBP: 0.297, SLG: 0.258		SH1-4 1-2		1B 1B		FC6-4 1-2f			1-3	2 1	0 0	1 0	0 0	0 0	0 0	1 0
Inning Stats	R: 2 E: 1 K: 0 S: 6 H: 4 LOB: 2 BB: 1 P: 10	R: 0 E: 0 K: 0 S: 3 H: 0 LOB: 1 BB: 1 P: 7	R: 0 E: 0 K: 0 S: 3 H: 1 LOB: 1 BB: 1 P: 7	R: 0 E: 0 K: 0 S: 5 H: 2 LOB: 2 BB: 0 P: 5	R: 0 E: 0 K: 0 S: 2 H: 0 LOB: 0 BB: 0 P: 3	R: 0 E: 0 K: 0 S: 3 H: 0 LOB: 1 BB: 1 P: 7	R: 0 E: 0 K: 1 S: 5 H: 0 LOB: 0 BB: 0 P: 5	R: 1 E: 0 K: 0 S: 5 H: 2 LOB: 1 BB: 0 P: 5	R: 0 E: 0 K: 0 S: 4 H: 1 LOB: 2 BB: 1 P: 8	1B: 8 2B: 2 3B: 1 HR: 0	SF: 0 SAC: 1 DP: 3 HBP: 1						

	AB	33
	R	3
	H	10
	RBI	1
	BB	5
	SO	1
	LOB	23

WP: 1 PB: 0 SB: 3 CS: 0 PA: 40

PITCHER		IP	WLS	BF	H	R	ER	SO	BB	IBB	HBP	BLK	WP	HR	S	P	ERA	WHIP
Diego Segui, R ERA: 5.48	(1, 1)	2.0		13	5	2	2	0	3	0	0	0	1	0	10	22	9.00	4.000
Ted Bowsfield, L ERA: 5.01	(3, 1)	2.0	W	7	2	0	0	0	0	0	0	0	0	0	7	7	0.00	1.000
Dale Willis, R ERA: 4.1	(5, 1)	3.0		12	2	1	1	1	1	0	1	0	0	0	12	17	3.00	1.000
John Wyatt, R ERA: 3.1	(8, 1)	2.0	S	8	1	0	0	0	1	0	0	0	0	0	7	11	0.00	1.000

PITCHER	IP	WLS	BF	H	R	ER	SO	BB	IBB	HBP	BLK	WP	HR	S	P	ERA	WHIP

Batter	1	2	3	4	5	6	7	8	9	AB	R	H	RBI	BB	SO	LOB
Jay Hankins, L (1, 8) OBP: 0.152, SLG: 0.303	E6 CS		F8			P5			F8	4	0	0	0	0	0	1
Gino Cimoli, R (1, 9) OBP: 0.329, SLG: 0.394	K			K			1B FC5-2 1B		F2	4	0	1	0	0	2	1
Norm Siebern, L (1, 3) OBP: 0.389, SLG: 0.431	5-3 1-2			F8			FC5-2 1B 1-3		HR	4	1	2	1	0	0	1
Ed Charles, R (1, 5) OBP: 0.368, SLG: 0.434		6-3		F8			P4		P6	4	0	0	0	0	0	2
Chuck Essegian, R (1, 7) OBP: 0.314, SLG: 0.375		5-3			L5		FC5-2 FC6-4 1-2 3-H			3	0	0	0	0	0	2
Jerry Lumpe, L (1, 4) OBP: 0.286, SLG: 0.319		F7			CS 1B		FC6-4 1-2f			3	0	1	0	0	0	2
Wayne Causey, L (1, 6) OBP: 0.353, SLG: 0.416			BBBB FC4-6 BB		4-3 1-2			F7		2	0	0	0	1	0	1
Haywood Sullivan, R (1, 2) OBP: 0.319, SLG: 0.293			FC4-6 1-2f			F2		6-3		3	0	0	0	0	0	1
Dave Wickersham, R (1, 1) OBP: 0.200, SLG: 0.176			K			1-3		K		2	0	0	0	0	1	1
Ted Bowsfield, R (7, 1) OBP: 0.190, SLG: 0.111										0	0	0	0	0	0	0
George Alusik, R (8, PH) OBP: 0.296, SLG: 0.363										1	0	0	0	0	1	0
Bill Fischer, R (8, 1)										0	0	0	0	0	0	0
Inning Stats	R: 0 E: 1 K: 1 S: 5 H: 0 LOB: 0 BB: 0 P: 5	R: 0 E: 0 K: 0 S: 3 H: 0 LOB: 0 BB: 0 P: 3	R: 0 E: 0 K: 1 S: 5 H: 0 LOB: 1 BB: 1 P: 9	R: 0 E: 0 K: 1 S: 5 H: 0 LOB: 0 BB: 0 P: 5	R: 0 E: 0 K: 0 S: 3 H: 1 LOB: 0 BB: 0 P: 3	R: 0 E: 0 K: 0 S: 3 H: 0 LOB: 0 BB: 0 P: 3	R: 0 E: 0 K: 0 S: 5 H: 2 LOB: 2 BB: 0 P: 5	R: 0 E: 0 K: 1 S: 5 H: 0 LOB: 0 BB: 0 P: 5	R: 1 E: 0 K: 0 S: 4 H: 1 LOB: 0 BB: 0 P: 4	1B: 3 2B: 0 3B: 0 HR: 1 SF: 0 SAC: 0 DP: 0 HBP: 0						

PITCHER	IP	WLS	BF	H	R	ER	SO	BB	IBB	HBP	BLK	WP	HR	S	P	ERA	WHIP
John Buzhardt, R (1, 1) ERA: 1.98	9.0	W	31	4	1	1	4	1	0	0	0	0	1	38	42	1.00	0.556

PITCHER	IP	WLS	BF	H	R	ER	SO	BB	IBB	HBP	BLK	WP	HR	S	P	ERA	WHIP

TOP

Kansas City Athletics @ Chicago White Sox

Comiskey Park, Chicago, IL

Sun Jun 16 1963, 4:33 AM EDT

Unknown

livebaseballscorecards.com

AB	30
R	1
H	4
RBI	1
BB	1
SO	4
LOB	12

WP: 0 PB: 0 SB: 0 CS: 2 PA: 31

Batter	1	2	3	4	5	6	7	8	9	AB	R	H	RBI	BB	SO	LOB
Jim Landis, R (1, 8) OBP: 0.330, SLG: 0.429	B B B B 4-0 CS BB		x 0-0 ① 6-3		x 0-0 ② L6		x 0-0 ① F7			3	0	0	0	1	0	1
Nellie Fox, L (1, 4) OBP: 0.336, SLG: 0.338	x 0-0 ① BB 1B 1-2 1B		B B B B 4-0 4-3 HBP BB		x 0-0 ③ 4-3		x 0-0 E8 SF8 1-3 1B			3	0	2	0	1	0	0
Pete Ward, L (1, 5) OBP: 0.363, SLG: 0.464	S S S 0-3 ② K		H 1-0 4-3 1-2 HBP			x 0-0 F8 1B 1B	x 0-0 ② SF8 2-3 3-H			2	0	1	1	0	1	1
Floyd Robinson, L (1, 9) (9, 7) OBP: 0.403, SLG: 0.493	x 0-0 BB 1-2 1B		x 0-0 ② 4-3 1-2 2-3			x 0-0 F8 1-2 1B	S S S 0-3 ③ K			4	0	2	0	0	1	3
Charlie Maxwell, L (1, 7) OBP: 0.474, SLG: 0.439 Al Weis, S (8, PR) OBP: 0.283, SLG: 0.260 Mike Hershberger, R (9, 9) OBP: 0.357, SLG: 0.377	B B B B 4-0 1-2 2-3 BB		S S S 0-3 ③ K			x 0-0 ① F8 1-2 2-3		B B B B 4-0 BB S SF8-6-4 BB		2 0 0	0 1 0	0 0 0	0 0 0	2 0 0	1 0 0	4 0 0
Tom McCraw, L (1, 3) OBP: 0.260, SLG: 0.283	S S S 0-3 ③ K			x 0-0 ① F9		x 0-0 ② F5		H 1-0 SF8-6-4 BB 1-2 HBP		3	0	0	0	0	1	5
Ron Hansen, R (1, 6) OBP: 0.329, SLG: 0.389		x 0-0 ① F7		x 0-0 ② 6-3		B B B B 4-0 BB		B B B B 4-0 SF8-6-4 1-2 2-3 BB		2	0	0	0	2	0	0
J.C. Martin, L (1, 2) OBP: 0.235, SLG: 0.214		S S S 0-3 ② K		x 0-0 ③ F7		x 0-0 ③ F9		x 0-0 ① ② SF8-6-4 1-2 2-3 3-H		3	0	0	1	0	1	3
John Buzhardt, R (1, 1) OBP: 0.105, SLG: 0.158		S S S 0-3 ③ K			S S S 0-3 ① K		x 0-0 E SF8 1B	S S S 0-3 ③ K		4	1	1	0	0	3	2
Inning Stats	R: 0 H: 2 E: 0 LOB: 3 K: 2 BB: 2 S: 8 P: 16	R: 0 H: 0 E: 0 LOB: 0 K: 2 BB: 0 S: 7 P: 7	R: 0 H: 0 E: 0 LOB: 2 K: 1 BB: 1 S: 5 P: 10	R: 0 H: 0 E: 0 LOB: 0 K: 0 BB: 0 S: 3 P: 3	R: 0 H: 0 E: 0 LOB: 0 K: 1 BB: 0 S: 5 P: 5	R: 0 H: 2 E: 0 LOB: 3 K: 0 BB: 1 S: 5 P: 9	R: 1 H: 2 E: 1 LOB: 1 K: 1 BB: 0 S: 7 P: 7	R: 1 H: 0 E: 0 LOB: 2 K: 1 BB: 2 S: 4 P: 13		1B: 6 SF: 2 2B: 1 SAC: 0 3B: 0 DP: 1 HR: 0 HBP: 2						

PITCHER		IP	WLS	BF	H	R	ER	SO	BB	IBB	HBP	BLK	WP	HR	S	P	ERA	WHIP
Dave Wickersham, R ERA: 3.2	(1, 1)	6.1	L	29	6	1	1	6	4	0	1	0	0	0	36	53	1.42	1.579
Ted Bowsfield, L ERA: 4.97	(7, 1)	0.2		2	0	0	0	1	0	0	0	0	0	0	4	4	0.00	0.000
Bill Fischer, R ERA: 2.57	(8, 1)	1.0		5	0	1	1	1	2	0	1	0	0	0	4	13	9.00	2.000

PITCHER	IP	WLS	BF	H	R	ER	SO	BB	IBB	HBP	BLK	WP	HR	S	P	ERA	WHIP

BOTTOM

Kansas City Athletics @ Chicago White Sox

Comiskey Park, Chicago, IL

Sun Jun 16 1963, 4:33 AM EDT

Unknown

livebaseballscorecards.com

AB	26
R	2
H	6
RBI	2
BB	6
SO	8
LOB	19

Kansas City Athletics @ Chicago White Sox

Comiskey Park, Chicago, IL

Sun Jun 16 1963, 4:38 AM EDT

Att. 28,909 - Unknown

TOP

livebaseballscorecards.com

Batter	1	2	3	4	5	6	7	8	9	AB	R	H	RBI	BB	SO	LOB
Bobby Del Greco, R (1, 8) OBP: 0.291, SLG: 0.338	P4		BB, 2B		HR		K		G6-3, 1-2f	5	1	2	1	0	1	1
Gino Cimoli, R (1, 9) OBP: 0.331, SLG: 0.388	F8		BB		P4		P4		BB	3	0	0	0	2	0	0
Norm Siebern, L (1, 3) OBP: 0.393, SLG: 0.429	BB		1-2, 2-3, BB		4-3		1B		4-3	3	0	1	0	2	0	1
Ed Charles, R (1, 5) OBP: 0.366, SLG: 0.431	K		F8		1B		F7			4	0	1	0	0	1	5
Chuck Essegian, R (1, 7) OBP: 0.313, SLG: 0.378		F4		5-3	F4			F8, 1B, 2B		4	1	1	0	0	0	1
Jerry Lumpe, L (1, 4) OBP: 0.281, SLG: 0.314		F7		K		F7		F8, 2-3		4	0	0	0	0	1	1
Haywood Sullivan, R (1, 2) OBP: 0.320, SLG: 0.286		F9		1B, BB		K		G6-3, 3-H, 1B		2	0	0	0	1	1	0
Jay Hankins, L (8, PH) OBP: 0.176, SLG: 0.324										1	0	1	1	0	0	0
Doc Edwards, R (8, 2) OBP: 0.319, SLG: 0.409										0	0	0	0	0	0	0
Wayne Causey, L (1, 6) OBP: 0.356, SLG: 0.415			K	1-2, 1B		BB		G6-3, 1-2f		3	0	1	0	1	1	1
Orlando Pena, R (1, 1) OBP: 0.222, SLG: 0.250			K	K		K			G6-3, 1B	3	0	0	0	0	3	3
Ken Harrelson, R (9, PH) OBP: 0.286, SLG: 0.571										1	0	1	0	0	0	0

	AB	33
	R	2
	H	8
	RBI	2
	BB	6
	SO	8
	LOB	13

Inning Stats										
	R: 0	H: 0	R: 0	H: 0	R: 0	H: 1	R: 0	H: 1	R: 1	H: 2
	E: 0	LOB: 1	E: 0	LOB: 0	E: 0	LOB: 3	E: 0	LOB: 2	E: 0	LOB: 1
	K: 1	BB: 1	K: 0	BB: 0	K: 2	BB: 2	K: 2	BB: 1	K: 0	BB: 0
	S: 5	P: 9	S: 3	P: 3	S: 8	P: 16	S: 8	P: 12	S: 5	P: 5

Inning Stats										
	R: 0	H: 0	R: 0	H: 1	R: 1	H: 2	R: 0	H: 1	1B: 5	SF: 0
	E: 0	LOB: 1	E: 0	LOB: 1	E: 0	LOB: 0	E: 0	LOB: 1	2B: 2	SAC: 0
	K: 2	BB: 1	K: 1	BB: 0	K: 0	BB: 0	K: 0	BB: 1	3B: 0	DP: 2
	S: 7	P: 11	S: 6	P: 6	S: 4	P: 4	S: 3	P: 7	HR: 1	HBP: 0

WP: 0	PA: 39
PB: 0	
SB: 0	
CS: 0	

PITCHER		IP	WLS	BF	H	R	ER	SO	BB	IBB	HBP	BLK	WP	HR	S	P	ERA	WHIP
Juan Pizarro, L ERA: 2.29	(1, 1)	7.1	W	33	6	2	2	8	5	0	0	0	0	1	44	64	2.46	1.500
Jim Brosnan, R ERA: 2.17	(8, 1)	1.2	S	6	2	0	0	0	1	0	0	0	0	0	5	9	0.00	1.800

PITCHER	IP	WLS	BF	H	R	ER	SO	BB	IBB	HBP	BLK	WP	HR	S	P	ERA	WHIP

Batter	1	2	3	4	5	6	7	8	9	AB	R	H	RBI	BB	SO	LOB
Jim Landis, R (1, 8) OBP: 0.333, SLG: 0.443	x 0-0 CS 1B		x 0-0 ② 5-3			x 0-0 2B 3B	x 0-0 ② F7			4	1	2	0	0	0	1
Nellie Fox, L (1, 4) OBP: 0.335, SLG: 0.340	x 0-0 ① F8		x 0-0 ③ F7			x 0-0 1B 1B 3-H 2B	x 0-0 ③ F8			4	1	1	1	0	0	2
Pete Ward, L (1, 5) OBP: 0.362, SLG: 0.461	S S S 0-3 ② ③ K 1-2			x 0-0 ① F7		x 0-0 CS 2-3 1B		x 0-0 ① F8		4	0	1	0	0	1	1
Floyd Robinson, L (1, 9) OBP: 0.405, SLG: 0.491		x 0-0 ① 1-3		B B B B 4-0 6-3 BB		x 0-0 ① FC6-4 1-2 3-H 1B		x 0-0 ② F8		3	0	1	1	1	0	0
Tom McCraw, L (1, 3) OBP: 0.278, SLG: 0.271		B B B B 4-0 5-3 1B BB		x 0-0 ② 6-3 1-2		x 0-0 ② FC6-4 1B 1-2f		B B B B 4-0 BB		2	1	0	0	2	0	2
Dave Nicholson, R (1, 7) OBP: 0.319, SLG: 0.467		x 0-0 ② 5-3 1-2		x 0-0 ③ 5-3		x 0-0 1-2 1B		x 0-0 ③ F8		4	0	1	0	0	0	3
Al Weis, S (1, 6) OBP: 0.286, SLG: 0.264		x 0-0 S 2-H 1B	x 0-0 ① F8			S S S 0-3 ③ K				3	0	1	1	0	1	2
Sherm Lollar, R (1, 2) OBP: 0.300, SLG: 0.265		x 0-0 ③ F2 1-2	x 0-0 ② 5-3				x 0-0 FC6-4 1B			3	0	1	0	0	0	1
Juan Pizarro, L (1, 1) OBP: 0.182, SLG: 0.375 Jim Brosnan, R (8, 1) OBP: 0.286, SLG: 0.286			S S S 0-3 ① K	S S S 0-3 ③ K			x 0-0 ① FC6-4 1-2f			3 0	0 0	0 0	0 0	0 0	2 0	1 0
Inning Stats	R: 0 H: 1 E: 0 LOB: 1 K: 1 BB: 0 S: 5 P: 5	R: 1 H: 1 E: 0 LOB: 1 K: 0 BB: 1 S: 4 P: 8	R: 0 H: 0 E: 0 LOB: 0 K: 1 BB: 0 S: 5 P: 5	R: 0 H: 0 E: 0 LOB: 1 K: 0 BB: 1 S: 3 P: 7	R: 0 H: 0 E: 0 LOB: 0 K: 1 BB: 0 S: 5 P: 5	R: 2 H: 5 E: 0 LOB: 2 K: 1 BB: 0 S: 9 P: 9	R: 0 H: 1 E: 0 LOB: 1 K: 0 BB: 0 S: 4 P: 4	R: 0 H: 0 E: 0 LOB: 1 K: 0 BB: 1 S: 3 P: 7		1B: 6 SF: 0 2B: 2 SAC: 0 3B: 1 DP: 1 HR: 0 HBP: 0						

PITCHER	IP	WLS	BF	H	R	ER	SO	BB	IBB	HBP	BLK	WP	HR	S	P	ERA	WHIP
Orlando Pena, R (1, 1) ERA: 3.59	8.0	L	33	8	3	3	4	3	0	0	0	0	0	38	50	3.38	1.375

PITCHER	IP	WLS	BF	H	R	ER	SO	BB	IBB	HBP	BLK	WP	HR	S	P	ERA	WHIP

BOTTOM

Kansas City Athletics @ Chicago White Sox

Comiskey Park, Chicago, IL

Sun Jun 16 1963, 4:38 AM EDT

Att. 28,909 - Unknown

livebaseballscorecards.com

AB	30
R	3
H	8
RBI	3
BB	3
SO	4
LOB	13

Batter	1	2	3	4	5	6	7	8	9	AB	R	H	RBI	BB	SO	LOB
Jim Landis, R (1, 8) OBP: 0.335, SLG: 0.442	6-3		F9		BB, 1B	1-2, 1B		F9		5	0	2	0	0	0	2
Nellie Fox, L (1, 4) OBP: 0.332, SLG: 0.335	L7		G3 1-2 2-3		BBBB 1-2, BB	4-3			3-1	4	0	0	0	1	0	4
Pete Ward, L (1, 5) OBP: 0.362, SLG: 0.457	1B		F7		F8		BBBB G3, BB		L8	4	0	1	0	1	0	4
Floyd Robinson, L (1, 9) OBP: 0.401, SLG: 0.489	G3			6-3	L8		F5		2B	5	0	1	0	0	0	4
Charlie Maxwell, L (1, 7) OBP: 0.468, SLG: 0.467		4-3		3B		BBBB 2B, 4-3, BB	G3 1-2		F7	4	1	1	0	1	0	2
Tom McCraw, L (1, 3) OBP: 0.293, SLG: 0.294		6-3		BBBB BB, BB		4-3 1-3, 1B, 2B	F6			3	1	1	0	1	0	1
Ron Hansen, R (1, 6) OBP: 0.328, SLG: 0.383		F8		BBBB 1-2, BB		SSS K		F5		3	0	0	0	1	1	2
Sherm Lollar, R (1, 2) OBP: 0.310, SLG: 0.278 Eddie Fisher, R (4, 1) OBP: 0.211, SLG: 0.167 Mike Hershberger, R (6, PH) OBP: 0.355, SLG: 0.375 Dave DeBusschere, R (6, 1) Al Weis, S (8, PH) OBP: 0.281, SLG: 0.259 Hoyt Wilhelm, R (8, 1) OBP: 0.077, SLG: 0.077			G3, 1B, 1B	F8		2-3 3-H 4-3		SSS K		2 0 1 0 1 0	0 0 0 0 0 0	1 0 0 0 0 0	0 0 1 0 0 0	0 0 0 0 1 0	0 0 0 0 0 0	2 0 1 0 0 0
Joe Horlen, R (1, 1) OBP: 0.286, SLG: 0.286 J.C. Martin, L (4, 2) OBP: 0.244, SLG: 0.250			1-2, G3, 1B		L8	3-H, 1B, 1B		HR		1 3	0 1	1 2	0 2	0 0	0 0	0 0
Inning Stats	R: 0 E: 0 K: 0 S: 4 H: 1 LOB: 1 BB: 0 P: 4	R: 0 E: 0 K: 0 S: 3 H: 0 LOB: 0 BB: 0 P: 3	R: 0 E: 0 K: 0 S: 5 H: 2 LOB: 2 BB: 0 P: 5	R: 0 E: 0 K: 0 S: 3 H: 1 LOB: 2 BB: 2 P: 11	R: 0 E: 0 K: 0 S: 4 H: 1 LOB: 2 BB: 1 P: 8	R: 2 E: 0 K: 1 S: 8 H: 3 LOB: 2 BB: 1 P: 12	R: 0 E: 0 K: 0 S: 3 H: 0 LOB: 1 BB: 1 P: 7	R: 1 E: 0 K: 1 S: 6 H: 1 LOB: 0 BB: 0 P: 6	R: 0 E: 0 K: 0 S: 4 H: 1 LOB: 1 BB: 0 P: 4	1B: 6 2B: 2 3B: 1 HR: 1 SF: 0 SAC: 0 DP: 0 HBP: 0						

PITCHER		IP	WLS	BF	H	R	ER	SO	BB	IBB	HBP	BLK	WP	HR	S	P	ERA	WHIP
Jim Perry, R ERA: 2.98	(1, 1)	7.0	W	33	8	2	2	1	5	0	0	0	0	0	30	50	2.57	1.857
Bill Dailey, R ERA: 2.41	(8, 1)	2.0	S	8	2	1	1	1	0	0	0	0	0	1	10	10	4.50	1.000

PITCHER		IP	WLS	BF	H	R	ER	SO	BB	IBB	HBP	BLK	WP	HR	S	P	ERA	WHIP

TOP

Chicago White Sox @ Minnesota Twins

Metropolitan Stadium, Bloomington , MI

Tue Jun 18 1963, 8:05 PM EDT

Att. 18,576 - Unknown - 75 F

livebaseballscorecards.com

AB	36
R	3
H	10
RBI	3
BB	5
SO	2
LOB	22

WP	0
PB	0
SB	0
CS	0
PA	41

Chicago White Sox @ Minnesota Twins

Metropolitan Stadium, Bloomington , MI

Tue Jun 18 1963, 8:05 PM EDT

Att. 18,576 - Unknown - 75 F

livebaseballscorecards.com

Batter	1	2	3	4	5	6	7	8	9	AB	R	H	RBI	BB	SO	LOB
Zoilo Versalles, R (1, 6) OBP: 0.323, SLG: 0.424	5-3		G6-4-3 1-2f 2-3	1-2 2-H 1B		K				4	0	1	1	0	1	3
Vic Power, R (1, 3) OBP: 0.281, SLG: 0.352	F8		2B 3-H 1B	F3			F5			4	0	1	1	0	0	2
Harmon Killebrew, R (1, 7) OBP: 0.357, SLG: 0.511 Lenny Green, L (8, 8) OBP: 0.308, SLG: 0.320	BB		1-3 2B		HR		K			3 0	1 0	2 0	1 0	1 0	1 0	0 0
Jimmie Hall, L (1, 8) (8, 7) OBP: 0.301, SLG: 0.373	F8		1-3		F8		F5			4	0	0	0	0	0	3
Bob Allison, R (1, 9) OBP: 0.395, SLG: 0.598		5-3		4-3 1B 2B	6-3			SH1-4 SF7 2B		4	2	2	0	0	0	0
Earl Battey, R (1, 2) OBP: 0.340, SLG: 0.502		4-3		4-3 2-3	6-3			SH1-4 2-3		3	0	0	0	0	0	1
Rich Rollins, R (1, 5) OBP: 0.368, SLG: 0.433		4-3		1B 1B BB		SH4-3 2B		SF7 3-H		2	1	1	1	1	0	0
Bernie Allen, L (1, 4) OBP: 0.290, SLG: 0.316			G6-4-3 1B 2B	F4		SH4-3 2-3		4-3		3	1	1	0	0	0	2
Jim Perry, S (1, 1) OBP: 0.300, SLG: 0.222 Bill Dailey, R (8, 1)			G6-4-3 BB	1B 1-2 3-H 1B		K				2 0	0 0	1 0	1 0	1 0	1 0	1 0
Inning Stats	R: 0 E: 0 K: 0 S: 3 H: 0 LOB: 1 BB: 1 P: 7	R: 0 E: 0 K: 0 S: 3 H: 0 LOB: 0 BB: 0 P: 3	R: 1 E: 0 K: 0 S: 5 H: 3 LOB: 2 BB: 1 P: 9	R: 2 E: 0 K: 0 S: 6 H: 3 LOB: 2 BB: 1 P: 10	R: 1 E: 0 K: 0 S: 4 H: 1 LOB: 0 BB: 0 P: 4	R: 0 E: 0 K: 2 S: 8 H: 1 LOB: 1 BB: 0 P: 8	R: 0 E: 0 K: 1 S: 5 H: 0 LOB: 0 BB: 0 P: 5	R: 1 E: 0 K: 0 S: 4 H: 1 LOB: 0 BB: 0 P: 4		1B: 3 2B: 5 3B: 0 HR: 1 SF: 1 SAC: 2 DP: 1 HBP: 0					WP: 0 PB: 0 SB: 0 CS: 0 PA: 35	

	AB	29
	R	5
	H	9
	RBI	5
	BB	3
	SO	3
	LOB	12

PITCHER		IP	WLS	BF	H	R	ER	SO	BB	IBB	HBP	BLK	WP	HR	S	P	ERA	WHIP
Joe Horlen, R ERA: 4.24	(1, 1)	3.1	L	16	4	3	3	0	3	0	0	0	0	0	13	25	8.10	2.100
Eddie Fisher, R ERA: 4.91	(4, 1)	1.2		8	3	1	1	0	0	0	0	0	0	1	8	8	5.40	1.800
Dave DeBusschere, R ERA: 2.61	(6, 1)	2.0		7	1	0	0	3	0	0	0	0	0	0	13	13	0.00	0.500
Hoyt Wilhelm, R ERA: 2.88	(8, 1)	1.0		4	1	1	1	0	0	0	0	0	0	0	4	4	9.00	1.000

PITCHER	IP	WLS	BF	H	R	ER	SO	BB	IBB	HBP	BLK	WP	HR	S	P	ERA	WHIP

Batter	1	2	3	4	5	6	7	8	9	AB	R	H	RBI	BB	SO	LOB
Jim Landis, R (1, 8) OBP: 0.340, SLG: 0.440	F8		6-3	HR 1B		5-3		L4-3 1B	2B BB	5	1	2	0	1	0	1
Nellie Fox, L (1, 4) OBP: 0.343, SLG: 0.351	WP 1B		BB 1B	HR 1B		3-H 1B		L4-3	1-3 3-H 2B	6	1	5	2	0	0	2
Floyd Robinson, L (1, 9) OBP: 0.403, SLG: 0.515	F5		BB 1B	1-H 2-H HR		3-1			HR 1-3	6	2	3	4	0	0	4
Dave Nicholson, R (1, 7) OBP: 0.321, SLG: 0.463	F9		BB	6-3			F9		FC2-5 1B	4	0	1	0	1	0	1
Pete Ward, L (1, 5) OBP: 0.363, SLG: 0.456		3-1	4-3		5-3		G6-4-3 1B		HR FC2-5	5	1	2	0	0	0	3
Ron Hansen, R (1, 6) OBP: 0.325, SLG: 0.376		F3		HR BB	5-3		G6-4-3		FC2-5 HR	4	2	0	0	1	0	3
Tom McCraw, L (1, 3) OBP: 0.333, SLG: 0.436		1B		1-H HR	F8			SF8 BB	1-H 2-H HR	4	3	3	5	1	0	0
Sherm Lollar, R (1, 2) OBP: 0.319, SLG: 0.317		K		F2		6-3		1B	6-3 2B	5	1	2	0	0	1	1
Ray Herbert, R (1, 1) OBP: 0.286, SLG: 0.424			F8	5-3		5-3 1B		SF8	6-3	4	1	1	1	0	0	1
Inning Stats	R: 0 E: 0 K: 0 S: 4 H: 1 LOB: 1 BB: 0 P: 4	R: 0 E: 0 K: 1 S: 6 H: 1 LOB: 1 BB: 0 P: 6	R: 0 E: 0 K: 0 S: 5 H: 2 LOB: 3 BB: 1 P: 9	R: 5 E: 0 K: 0 S: 7 H: 4 LOB: 0 BB: 1 P: 11	R: 0 E: 0 K: 0 S: 3 H: 0 LOB: 0 BB: 0 P: 3	R: 1 E: 0 K: 0 S: 5 H: 2 LOB: 1 BB: 0 P: 5	R: 0 E: 0 K: 0 S: 3 H: 1 LOB: 0 BB: 0 P: 3	R: 1 E: 0 K: 0 S: 4 H: 2 LOB: 1 BB: 1 P: 8	R: 5 E: 0 K: 0 S: 9 H: 6 LOB: 2 BB: 1 P: 13	1B: 12 2B: 4 3B: 0 HR: 4 SF: 1 SAC: 0 DP: 2 HBP: 0						

TOP

Chicago White Sox @ Minnesota Twins

Metropolitan Stadium, Bloomington , MI

Wed Jun 19 1963, 8:05 PM EDT

Att. 20,770 - Unknown - 70 F

livebaseballscorecards.com

AB	43
R	12
H	19
RBI	12
BB	4
SO	1
LOB	16

WP: 1 PA: 48
PB: 0
SB: 0
CS: 0

PITCHER		IP	WLS	BF	H	R	ER	SO	BB	IBB	HBP	BLK	WP	HR	S	P	ERA	WHIP
Dick Stigman, L ERA: 3.45	(1, 1)	4.0	L	22	8	5	5	1	2	0	0	0	1	2	22	30	11.25	2.500
Lee Stange, R ERA: 2.77	(5, 1)	1.0		3	0	0	0	0	0	0	0	0	0	0	3	3	0.00	0.000
Mike Fornieles, R ERA: 7.06	(6, 1)	2.1		12	5	2	2	0	1	0	0	0	0	0	11	15	7.71	2.571
Garry Roggenburk, L ERA: 2.89	(8, 1)	0.2		1	0	0	0	0	0	0	0	0	0	0	1	1	0.00	0.000
Ray Moore, R ERA: 7.78	(9, 1)	0.2		8	5	5	5	0	1	0	0	0	0	2	7	11	67.50	9.000

PITCHER		IP	WLS	BF	H	R	ER	SO	BB	IBB	HBP	BLK	WP	HR	S	P	ERA	WHIP
Bill Pleis, L ERA: 2.5	(9, 1)	0.1		2	1	0	0	0	0	0	0	0	0	0	2	2	0.00	3.000

BOTTOM

Chicago White Sox @ Minnesota Twins

Metropolitan Stadium, Bloomington , MI

Wed Jun 19 1963, 8:05 PM EDT

Att. 20,770 - Unknown - 70 F

Batter	1	2	3	4	5	6	7	8	9	AB	R	H	RBI	BB	SO	LOB
Zoilo Versalles, R (1, 6) OBP: 0.325, SLG: 0.426	G6-3 1B		G3-6-3 1B			F9 ①		4-3 ②	F8 ③	4	0	2	0	0	0	0
Johnny Goryl, R (9, 6) OBP: 0.286, SLG: 0.500										1	0	0	0	0	0	3
Vic Power, R (1, 3) OBP: 0.277, SLG: 0.346	G6-3 ①② 1-2f		G3-6-3 ②③ 1-2f			1-3 ②		4-3 ③		4	0	0	0	0	0	2
Harmon Killebrew, R (1, 7) OBP: 0.354, SLG: 0.524	HR			L8 ①		6-3 ③			6-3 ①	4	1	1	1	0	0	0
Jimmie Hall, L (1, 8) OBP: 0.299, SLG: 0.377	F8 ③			2B			4-3 ①		E4 1B 1B	4	1	1	0	0	0	0
Bob Allison, R (1, 9) OBP: 0.393, SLG: 0.590		6-3 ①		F9 ②			BBBB 4-0 1B FC4-6 BB		F8 ②	3	1	0	0	1	0	2
Earl Battey, R (1, 2) OBP: 0.347, SLG: 0.507		1B		6-3 ③			FC4-6 1-3 1B		1B 1-2 1B 1B	4	1	3	0	0	0	1
Rich Rollins, R (1, 5) OBP: 0.366, SLG: 0.429		F7 ②			F4 ①		FC4-6 ② 1-2f 3-H		BB 1B 1-2 2-H 1B	4	0	1	2	0	0	2
Bernie Allen, L (1, 4) OBP: 0.289, SLG: 0.315		6-3 ③			1-3 ②		G3 ③		BB 1-2 2-H 1B	4	0	1	1	0	0	2
Dick Stigman, R (1, 1) ERA: 0.00, BLG: 0.129			F9 ①		SSS 0-3 K ③			L6 ① BBBB 4-0 1-2 2-3 BB		1	0	0	0	0	0	0
Lee Stange, R (6, 1) OBP: 0.333, SLG: 0.333										0	0	0	0	0	0	0
Lenny Green, L (5, PH) OBP: 0.307, SLG: 0.319										1	0	0	0	0	1	0
Mike Fornieles, R (6, 1) ERA: 0.00, BLG: 0.000										0	0	0	0	0	0	0
Garry Roggenburk, R (8, 1)										0	0	0	0	0	0	0
Vic Wertz, L (8, PH)										1	0	0	0	0	0	0
Ray Moore, R (9, 1)										0	0	0	0	0	0	0
Bill Pleis, L (9, 1)										0	0	0	0	0	0	0
Don Mincher, L (9, PH) OBP: 0.277, BLG: 0.056										0	0	0	0	1	0	0
Inning Stats	R: 1 H: 2 E: 0 LOB: 0 K: 0 BB: 0 S: 4 P: 4	R: 0 H: 1 E: 0 LOB: 1 K: 0 BB: 0 S: 4 P: 4	R: 0 H: 1 E: 0 LOB: 0 K: 0 BB: 0 S: 3 P: 3	R: 0 H: 1 E: 0 LOB: 1 K: 0 BB: 0 S: 4 P: 4	R: 0 H: 0 E: 0 LOB: 0 K: 1 BB: 0 S: 5 P: 5	R: 0 H: 0 E: 0 LOB: 0 K: 0 BB: 0 S: 3 P: 3	R: 1 H: 1 E: 0 LOB: 1 K: 0 BB: 1 S: 4 P: 8	R: 0 H: 0 E: 0 LOB: 0 K: 0 BB: 0 S: 3 P: 3	R: 2 H: 3 E: 1 LOB: 3 K: 0 BB: 1 S: 7 P: 11	1B: 7 SF: 0 2B: 1 SAC: 0 3B: 0 DP: 2 HR: 1 HBP: 0						

livebaseballscorecards.com

AB	35
R	4
H	9
RBI	4
BB	2
SO	1
LOB	12

WP: 0 PA: 37
PB: 0
SB: 0
CS: 0

PITCHER	IP	WLS	BF	H	R	ER	SO	BB	IBB	HBP	BLK	WP	HR	S	P	ERA	WHIP
Ray Herbert, R (1, 1) ERA: 3.88	9.0	W	37	9	4	2	1	2	0	0	0	0	1	37	45	2.00	1.222

PITCHER	IP	WLS	BF	H	R	ER	SO	BB	IBB	HBP	BLK	WP	HR	S	P	ERA	WHIP

Batter	1	2	3	4	5	6	7	8	9	AB	R	H	RBI	BB	SO	LOB
Jim Landis, R (1, 8) OBP: 0.337, SLG: 0.434	4-3		3-1 1B		6-3	K			K	5	0	1	0	0	2	2
Nellie Fox, L (1, 4) OBP: 0.341, SLG: 0.348	1-3		3-1 1-2		K	F8			1B	5	0	1	0	0	1	3
Floyd Robinson, L (1, 9) OBP: 0.399, SLG: 0.506	3-1		BB		3-1		4-3		K	4	0	0	0	1	1	1
Dave Nicholson, R (1, 7) OBP: 0.322, SLG: 0.459		1B BB	L7			E 1B 1B 1B	K		F5	4	1	1	0	1	1	3
Pete Ward, L (1, 5) OBP: 0.368, SLG: 0.473		K		HR		E7 BB 1B 1-3 1B	1B			4	2	3	1	0	1	1
Ron Hansen, R (1, 6) OBP: 0.328, SLG: 0.378		1-2 1B		F8		1B BB 1-2 SF9 3-H 1B	F2			4	1	2	1	0	0	1
Tom McCraw, L (1, 3) OBP: 0.323, SLG: 0.421		K		K		BB 1-2 2-3 1B		1-3		2	0	0	0	0	2	2
Mike Hershberger, R (6, PH) OBP: 0.359, SLG: 0.375										0	0	0	0	1	0	0
Hoyt Wilhelm, R (6, 1) OBP: 0.077, SLG: 0.077										0	0	0	0	0	0	0
Al Weis, S (8, PH) OBP: 0.276, SLG: 0.255										1	0	0	0	0	0	0
Eddie Fisher, R (8, 1) OBP: 0.211, SLG: 0.167										0	0	0	0	0	0	0
Sherm Lollar, R (1, 2) OBP: 0.333, SLG: 0.333		F9		1B		1-2 2-3 3-H 1B		F8		4	0	2	1	0	0	2
John Buzhardt, R (1, 1) OBP: 0.100, SLG: 0.150			4-3	F9		SF9 3-H		F6		2	0	0	0	0	0	1
Dave DeBusschere, R (4, 1)										0	0	0	0	0	0	0
Frank Baumann, L (5, 1) OBP: 0.250, SLG: 0.143										0	0	0	0	0	0	0
Cam Carreon, R (6, PH) OBP: 0.299, SLG: 0.325										0	0	0	0	0	0	0
Charlie Maxwell, L (6, PH) OBP: 0.453, SLG: 0.457										1	0	0	1	0	0	0
(6, 3)																

TOP

Chicago White Sox @ Minnesota Twins

Metropolitan Stadium, Bloomington , MI

Thu Jun 20 1963, 4:33 AM EDT

Att. 9,173 - Unknown - 65 F

livebaseballscorecards.com

AB	36
R	4
H	10
RBI	4
BB	3
SO	8
LOB	16

Inning Stats	1	2	3	4	5	6	7	8	9
	R: 0 E: 0 K: 0 S: 3	H: 0 LOB: 0 BB: 0 P: 3	R: 0 E: 0 K: 2 S: 8	H: 1 LOB: 2 BB: 1 P: 12	R: 0 E: 0 K: 0 S: 4	H: 1 LOB: 2 BB: 1 P: 8	R: 1 E: 0 K: 1 S: 7	H: 2 LOB: 1 BB: 0 P: 7	R: 0 E: 0 K: 1 S: 5	H: 0 LOB: 0 BB: 0 P: 5
	R: 3 E: 1 K: 1 S: 9	H: 4 LOB: 2 BB: 1 P: 13	R: 0 E: 0 K: 1 S: 6	H: 1 LOB: 1 BB: 0 P: 6	R: 0 E: 0 K: 0 S: 3	H: 0 LOB: 0 BB: 0 P: 3	R: 0 E: 0 K: 2 S: 8	H: 1 LOB: 1 BB: 0 P: 8	1B: 9 2B: 0 3B: 0 HR: 1	SF: 1 SAC: 0 DP: 0 HBP: 0

WP: 0 PA: 40
PB: 0
SB: 0
CS: 0

PITCHER		IP	WLS	BF	H	R	ER	SO	BB	IBB	HBP	BLK	WP	HR	S	P	ERA	WHIP
Jim Kaat, L ERA: 3.96	(1, 1)	5.0	W	26	8	4	4	4	3	0	0	0	0	1	31	43	7.20	2.200
Bill Dailey, R ERA: 2.18	(6, 1)	4.0	S	14	2	0	0	4	0	0	0	0	0	0	22	22	0.00	0.500

PITCHER	IP	WLS	BF	H	R	ER	SO	BB	IBB	HBP	BLK	WP	HR	S	P	ERA	WHIP

Batter	1	2	3	4	5	6	7	8	9	AB	R	H	RBI	BB	SO	LOB
Zoilo Versalles, R (1, 6) OBP: 0.327, SLG: 0.437	F3 2B	3-H 2B		FC6-4 1-2f	1-H 2-H 3-H 3B		L5			5	0	2	4	0	0	2
Vic Power, R (1, 3) OBP: 0.279, SLG: 0.351	1B 2B 2B	6-3		F4	L9			FC5-4 1B		5	1	2	0	0	0	3
Harmon Killebrew, R (1, 7) OBP: 0.361, SLG: 0.547 Lenny Green, L (8, PR) OBP: 0.307, SLG: 0.319 (9, 8)	2B FC5 2-3 1B		F8		HR	G1-6-3 1B		FC5-4 S 1-2f		5 0	1 0	3 0	1 0	0 0	0 0	1 0
Jimmie Hall, L (1, 8) OBP: 0.316, SLG: 0.386 (9, 7)	FC5 1-3 3-H 2B		BBBB PB BB		SH5-4 1B BB BB	G1-6-3 1-2f		BBBB 1-2 BB		2	1	1	1	3	0	1
Bob Allison, R (1, 9) OBP: 0.390, SLG: 0.581	FC5 3-H		L5 1-2		BB SH5-4 3B 1-2 1B	F7		F2		5	1	1	0	0	0	5
Earl Battey, R (1, 2) OBP: 0.346, SLG: 0.516	FC5 2-3f		F4		SH5-4 1-2 2-3		HR	F2		4	1	1	1	0	0	5
Rich Rollins, R (1, 5) OBP: 0.373, SLG: 0.439		F8 S 2B 1B		F9 1B 2B	BB 3B IBB		1-3			3	3	2	0	1	0	0
Bernie Allen, L (1, 4) OBP: 0.289, SLG: 0.311		F8 1-3		F9 2-3	BBBB 1-2 2-3 3-H 3B BB		6-3			3	1	0	1	1	0	2
Jim Kaat, L (1, 1) OBP: 0.194, SLG: 0.147 Bill Dailey, R (6, 1) OBP: 0.222, SLG: 0.125		4-3		FC6-4 3-H 1B	L4		1B			3 1	0 0	1 1	1 0	0 0	0 0	4 0
Inning Stats	R: 1 E: 0 K: 0 S: 6 H: 3 LOB: 2 BB: 0 P: 6	R: 1 E: 0 K: 0 S: 5 H: 2 LOB: 1 BB: 0 P: 5	R: 0 E: 0 K: 0 S: 3 H: 0 LOB: 1 BB: 1 P: 7	R: 1 E: 0 K: 0 S: 5 H: 2 LOB: 1 BB: 0 P: 5	R: 5 E: 0 K: 0 S: 6 H: 3 LOB: 1 BB: 3 P: 18	R: 0 E: 0 K: 0 S: 3 H: 1 LOB: 0 BB: 0 P: 3	R: 1 E: 0 K: 0 S: 5 H: 2 LOB: 1 BB: 0 P: 5	R: 0 E: 0 K: 0 S: 4 H: 1 LOB: 2 BB: 1 P: 8		1B: 7 2B: 4 3B: 1 HR: 2 SF: 0 SAC: 1 DP: 1 HBP: 0						

BOTTOM

Chicago White Sox @ Minnesota Twins

Metropolitan Stadium, Bloomington , MI

Thu Jun 20 1963, 4:33 AM EDT

Att. 9,173 - Unknown - 65 F

livebaseballscorecards.com

AB	36
R	9
H	14
RBI	9
BB	5
SO	0
LOB	23

WP: 0 PA: 42
PB: 1
SB: 2
CS: 0

PITCHER		IP	WLS	BF	H	R	ER	SO	BB	IBB	HBP	BLK	WP	HR	S	P	ERA	WHIP
John Buzhardt, R ERA: 2.19	(1, 1)	3.1	L	18	7	3	3	0	1	0	0	0	0	0	17	21	8.10	2.400
Dave DeBusschere, R ERA: 3.74	(4, 1)	1.0		6	2	3	3	0	1	0	0	0	0	1	5	9	27.00	3.000
Frank Baumann, L ERA: 2.93	(5, 1)	0.2		5	1	2	2	0	1	1	0	0	0	0	3	11	27.00	3.000
Hoyt Wilhelm, R ERA: 2.94	(6, 1)	2.0		8	3	1	1	0	0	0	0	0	0	1	8	8	4.50	1.500
Eddie Fisher, R ERA: 4.83	(8, 1)	1.0		5	1	0	0	0	1	0	0	0	0	0	4	8	0.00	2.000

PITCHER		IP	WLS	BF	H	R	ER	SO	BB	IBB	HBP	BLK	WP	HR	S	P	ERA	WHIP

Batter	1	2	3	4	5	6	7	8	9	AB	R	H	RBI	BB	SO	LOB
Jim Landis, R (1, 8) OBP: 0.330, SLG: 0.424	F2		K		K			G3 1-2		4	0	0	0	0	2	2
Nellie Fox, L (1, 4) OBP: 0.336, SLG: 0.342	4-3		F7			F5		K		4	0	0	0	0	1	2
Pete Ward, L (1, 5) OBP: 0.367, SLG: 0.469	PO 1B			F8		K		F9		4	0	1	0	0	1	1
Floyd Robinson, L (1, 9) OBP: 0.404, SLG: 0.511	PO 1-2	1B		FC4-6 1B		F8			SH1-3 PB HR 1B	4	1	3	0	0	0	0
Tom McCraw, L (1, 3) OBP: 0.309, SLG: 0.400		F9		FC4-6 1B 1-2f			4-3		SH1-3 1-3	3	0	0	0	0	0	2
Dave Nicholson, R (1, 7) OBP: 0.325, SLG: 0.457		F9		1B 1-2			BB		K	3	0	1	0	1	1	2
Ron Hansen, R (1, 6) OBP: 0.326, SLG: 0.390		F2		F8			F8		HR 3-H	4	1	1	2	0	0	4
Cam Carreon, R (1, 2) OBP: 0.286, SLG: 0.310			F7		F3		F4		F3	4	0	0	0	0	0	1
Juan Pizarro, L (1, 1) OBP: 0.222, SLG: 0.400					F7			G3 1B		3	0	2	0	0	0	0
Inning Stats	R: 0 H: 1 E: 0 LOB: 0 K: 0 BB: 0 S: 3 P: 3	R: 0 H: 1 E: 0 LOB: 1 K: 0 BB: 0 S: 4 P: 4	R: 0 H: 1 E: 0 LOB: 1 K: 1 BB: 0 S: 6 P: 6	R: 0 H: 2 E: 0 LOB: 2 K: 0 BB: 0 S: 5 P: 5	R: 0 H: 0 E: 0 LOB: 0 K: 1 BB: 0 S: 5 P: 5	R: 0 H: 0 E: 0 LOB: 0 K: 1 BB: 0 S: 5 P: 5	R: 0 H: 0 E: 0 LOB: 1 K: 0 BB: 1 S: 3 P: 7	R: 0 H: 1 E: 0 LOB: 1 K: 1 BB: 0 S: 6 P: 6	R: 2 H: 2 E: 0 LOB: 0 K: 1 BB: 0 S: 7 P: 7	1B: 7 SF: 0 2B: 0 SAC: 1 3B: 0 DP: 0 HR: 1 HBP: 0						

PITCHER	IP	WLS	BF	H	R	ER	SO	BB	IBB	HBP	BLK	WP	HR	S	P	ERA	WHIP
Early Wynn, R (1, 1) ERA: 2.0	9.0	L	35	8	2	2	5	1	0	0	0	0	1	44	48	2.00	1.000

PITCHER	IP	WLS	BF	H	R	ER	SO	BB	IBB	HBP	BLK	WP	HR	S	P	ERA	WHIP

TOP

Chicago White Sox @ Cleveland Indians

Cleveland Municipal Stadium, Cleveland, OH

Fri Jun 21 1963, 7:05 PM EDT

Att. 19,177 - Unknown

livebaseballscorecards.com

AB	33
R	2
H	8
RBI	2
BB	1
SO	5
LOB	14

Batter	1	2	3	4	5	6	7	8	9	AB	R	H	RBI	BB	SO	LOB
Woodie Held, R (1, 4) OBP: 0.346, SLG: 0.435	6-3		6-3		SH3-4 BB		F9			3	0	0	0	1	0	1
Jerry Kindall, R (1, 6) OBP: 0.247, SLG: 0.278	E BB		4-3		SH3-4 (1-2)			K		2	0	0	0	1	1	0
Willie Kirkland, L (1, 8) OBP: 0.360, SLG: 0.504	F7		1B		K			FC6 1B		4	0	2	0	0	1	2
Max Alvis, R (1, 5) OBP: 0.312, SLG: 0.415	E7 (1-3)		1B (1-2)			G4-6-3 BB		P3		3	0	1	0	1	0	2
Tito Francona, L (1, 3) OBP: 0.295, SLG: 0.326	F7		F8			G4-6-3 (1-2f)		FC6 (1-2f)		4	0	0	0	0	0	6
Willie Tasby, R (1, 7) OBP: 0.400, SLG: 0.455		1B		6-3		6-3			F9	4	0	1	0	0	0	0
Joe Azcue, R (1, 2) OBP: 0.324, SLG: 0.476		F8		G3			F3		1B	4	0	1	0	0	0	1
Al Luplow, L (1, 9) OBP: 0.267, SLG: 0.283 Gene Green, R (9, PH) OBP: 0.256, SLG: 0.243		P6		5-3			4-3		K	3 1	0 0	0 0	0 0	0 0	0 1	1 1
Early Wynn, S (1, 1) OBP: 0.333, SLG: 0.333 Joe Adcock, R (9, PH) OBP: 0.383, SLG: 0.545		K			K		1B		P3	3 1	0 0	1 0	0 0	0 0	2 0	1 1
Inning Stats	R: 0 H: 0 E: 1 LOB: 2 K: 0 BB: 1 S: 4 P: 8	R: 0 H: 1 E: 0 LOB: 1 K: 1 BB: 0 S: 6 P: 6	R: 0 H: 2 E: 0 LOB: 2 K: 0 BB: 0 S: 5 P: 5	R: 0 H: 0 E: 0 LOB: 0 K: 0 BB: 0 S: 3 P: 3	R: 0 H: 0 E: 0 LOB: 1 K: 2 BB: 1 S: 7 P: 11	R: 0 H: 0 E: 0 LOB: 0 K: 0 BB: 1 S: 2 P: 6	R: 0 H: 1 E: 0 LOB: 1 K: 0 BB: 0 S: 4 P: 4	R: 0 H: 1 E: 0 LOB: 1 K: 1 BB: 0 S: 6 P: 6	R: 0 H: 1 E: 0 LOB: 1 K: 1 BB: 0 S: 6 P: 6	1B: 6 SF: 0 2B: 0 SAC: 1 3B: 0 DP: 1 HR: 0 HBP: 0						

PITCHER	IP	WLS	BF	H	R	ER	SO	BB	IBB	HBP	BLK	WP	HR	S	P	ERA	WHIP
Juan Pizarro, L (1, 1) ERA: 2.1	9.0	W	36	6	0	0	5	3	0	0	0	0	0	43	55	0.00	1.000

PITCHER	IP	WLS	BF	H	R	ER	SO	BB	IBB	HBP	BLK	WP	HR	S	P	ERA	WHIP

BOTTOM

Chicago White Sox @ Cleveland Indians

Cleveland Municipal Stadium, Cleveland, OH

Fri Jun 21 1963, 7:05 PM EDT

Att. 19,177 - Unknown

livebaseballscorecards.com

AB	32
R	0
H	6
RBI	0
BB	3
SO	5
LOB	16

WP: 0	PA: 36		
PB: 0			
SB: 0			
CS: 0			

Batter	1	2	3	4	5	6	7	8	9	AB	R	H	RBI	BB	SO	LOB
Mike Hershberger, R (1, 8) (9, 9) OBP: 0.351, SLG: 0.365	6-3			F8		K		K		4	0	0	0	0	2	1
Nellie Fox, L (1, 4) OBP: 0.331, SLG: 0.337	F5			4-3		L3		E7		4	0	0	0	0	0	1
Pete Ward, L (1, 5) OBP: 0.365, SLG: 0.466	P4			F8			WP, 2B, 1B	F5		4	1	1	0	0	0	2
Floyd Robinson, L (1, 9) (9, 7) OBP: 0.402, SLG: 0.506		4-3			2B, 1B		P3		4-3	4	1	1	0	0	0	1
Tom McCraw, L (1, 3) OBP: 0.306, SLG: 0.406		4-3			K		2-H, 2B		K	4	0	1	1	0	2	1
Dave Nicholson, R (1, 7) Al Weis, S (9, PR) Jim Landis, R (9, 8) OBP: 0.320, SLG: 0.449 OBP: 0.276, SLG: 0.255 OBP: 0.330, SLG: 0.424		K			K		F8		E5	4 0 0	0 0 0	0 0 0	0 0 0	0 0 0	2 0 0	2 0 0
Ron Hansen, R (1, 6) OBP: 0.325, SLG: 0.392			6-3		1-H, 2B		F8		4-3	4	0	1	1	0	0	2
J.C. Martin, L (1, 2) OBP: 0.246, SLG: 0.252			F5		F8			FC1-6, 1B		3	0	1	0	0	0	1
Gary Peters, L (1, 1) Jim Brosnan, R (8, 1) OBP: 0.190, SLG: 0.300 OBP: 0.286, SLG: 0.286			F7			K		FC1-6, E, 1-2f		3 0	0 0	0 0	0 0	0 0	1 0	1 0

TOP

Chicago White Sox @ Cleveland Indians

Cleveland Municipal Stadium, Cleveland, OH

Sat Jun 22 1963, 3:33 AM EDT

Att. 4,573 - Unknown

livebaseballscorecards.com

AB	34
R	2
H	5
RBI	2
BB	0
SO	7
LOB	12

Inning Stats	1	2	3	4	5	6	7	8	9
	R: 0 E: 0 K: 0 S: 3	H: 0 LOB: 0 BB: 0 P: 3	R: 0 E: 0 K: 1 S: 5	H: 0 LOB: 0 BB: 0 P: 5	R: 0 E: 0 K: 0 S: 3	H: 0 LOB: 0 BB: 0 P: 3	R: 0 E: 0 K: 0 S: 3	H: 0 LOB: 0 BB: 0 P: 3	R: 1 E: 0 K: 2 S: 9	H: 2 LOB: 1 BB: 0 P: 9	R: 0 E: 0 K: 2 S: 7	H: 0 LOB: 0 BB: 0 P: 7	R: 1 E: 0 K: 0 S: 5	H: 2 LOB: 1 BB: 0 P: 5	R: 0 E: 1 K: 1 S: 7	H: 1 LOB: 2 BB: 0 P: 7	R: 0 E: 1 K: 1 S: 6	H: 0 LOB: 1 BB: 0 P: 6

| | | |

BOTTOM

Chicago White Sox @ Cleveland Indians

Cleveland Municipal Stadium, Cleveland, OH

Sat Jun 22 1963, 3:33 AM EDT

Att. 4,573 - Unknown

Batter	1	2	3	4	5	6	7	8	9	AB	R	H	RBI	BB	SO	LOB
Woodie Held, R (1, 4) OBP: 0.344, SLG: 0.431	F9		1B			K		F7		4	0	1	0	0	1	1
Jerry Kindall, R (1, 6) OBP: 0.250, SLG: 0.272	BB (5-3)		F7			K			G3	2	0	0	0	1	1	1
Fred Whitfield, L (9, PH) OBP: 0.308, SLG: 0.483										1	0	0	0	0	0	0
Willie Kirkland, L (1, 8) OBP: 0.350, SLG: 0.488	5-3 1-2			K			F7		K	4	0	0	0	0	2	1
Max Alvis, R (1, 5) OBP: 0.311, SLG: 0.412	F3			F7			G3		1B	4	0	1	0	0	0	1
Tito Francona, L (1, 3) OBP: 0.289, SLG: 0.319		G3		4-3			K		F7	4	0	0	0	0	1	1
Willie Tasby, R (1, 7) OBP: 0.393, SLG: 0.560		K			6-3			HR		3	1	1	1	0	1	0
Al Luplow, L (1, 9) OBP: 0.268, SLG: 0.284		F9			K			SH1-4 1B		3	0	1	0	0	1	0
Cal Neeman, R (1, 2)			K		K			SH1-4 1-2		2	0	0	0	0	2	0
Mudcat Grant, R (1, 1) OBP: 0.111, SLG: 0.185			K			6-3		F7		2	0	0	0	0	1	0
Gene Green, R (8, PH) OBP: 0.250, SLG: 0.237										1	0	0	0	0	0	1
Bob Allen, L (9, 1)										0	0	0	0	0	0	0
Ted Abernathy, R (9, 1)										0	0	0	0	0	0	0

Inning Stats	R: 0 E: 0 K: 0 S: 3	H: 0 LOB: 1 BB: 1 P: 7	R: 0 E: 0 K: 1 S: 5	H: 0 LOB: 0 BB: 0 P: 5	R: 0 E: 0 K: 2 S: 8	H: 1 LOB: 1 BB: 0 P: 8	R: 0 E: 0 K: 1 S: 5	H: 0 LOB: 0 BB: 0 P: 5	R: 0 E: 0 K: 2 S: 7	H: 0 LOB: 0 BB: 0 P: 7	R: 0 E: 0 K: 2 S: 7	H: 0 LOB: 0 BB: 0 P: 7	R: 0 E: 0 K: 1 S: 5	H: 0 LOB: 0 BB: 0 P: 5	R: 1 E: 0 K: 0 S: 5	H: 2 LOB: 1 BB: 0 P: 5	R: 0 E: 0 K: 1 S: 6	H: 1 LOB: 1 BB: 0 P: 6	1B: 3 2B: 0 3B: 0 HR: 1	SF: 0 SAC: 1 DP: 0 HBP: 0	WP: 0 PB: 0 SB: 0 CS: 0	PA: 32

livebaseballscorecards.com

	AB	30
	R	1
	H	4
	RBI	1
	BB	1
	SO	10
	LOB	6

PITCHER	IP	WLS	BF	H	R	ER	SO	BB	IBB	HBP	BLK	WP	HR	S	P	ERA	WHIP
Gary Peters, L (1, 1) ERA: 2.59	7.1	W	26	3	1	1	9	1	0	0	0	0	1	43	47	1.23	0.545
Jim Brosnan, R (8, 1) ERA: 2.05	1.2	S	6	1	0	0	1	0	0	0	0	0	0	8	8	0.00	0.600

PITCHER	IP	WLS	BF	H	R	ER	SO	BB	IBB	HBP	BLK	WP	HR	S	P	ERA	WHIP

Batter	1	2	3	4	5	6	7	8	9	AB	R	H	RBI	BB	SO	LOB
Mike Hershberger, R (1, 8) (8, 9) OBP: 0.352, SLG: 0.363	0-0 2B 1B		0-0 F9		0-0 F8			0-0 F8	4-0 BB	4	0	1	0	1	0	1
Al Weis, S (1, 4) (8, 6) OBP: 0.270, SLG: 0.250	0-3 K		0-0 6-3			0-0 5-3		0-0 BB 1B 1B 1B	0-0 4-3	5	1	1	0	0	1	3
Floyd Robinson, L (1, 9) (8, 7) OBP: 0.400, SLG: 0.502	0-3 K		0-0 6-3			0-0 P4		0-0 1-2 BB 1B 1B		4	1	1	0	0	1	1
Dave Nicholson, R (1, 7) OBP: 0.327, SLG: 0.456 Hoyt Wilhelm, R (8, 1) OBP: 0.077, SLG: 0.077	0-0 1-3 2B			0-3 K		0-0 1B		4-0 1-2 2-3 1B BB		3 0	0 0	2 0	0 0	1 0	1 0	0 0
Pete Ward, L (1, 5) OBP: 0.364, SLG: 0.463	0-0 4-3			0-0 P6		0-3 K		0-0 1-2 2-H 3-H 1B		4	0	1	2	0	1	3
Ron Hansen, R (1, 6) OBP: 0.321, SLG: 0.387 Nellie Fox, L (8, PH) (8, 4) OBP: 0.330, SLG: 0.336		0-3 K		0-0 4-3			0-3 K	0-0 G3		3 1	0 0	0 0	0 0	0 0	2 0	0 2
Tom McCraw, L (1, 3) OBP: 0.303, SLG: 0.397		0-0 F9			0-0 1B		0-3 K		0-0 P3	4	0	1	0	0	1	0
Cam Carreon, R (1, 2) OBP: 0.287, SLG: 0.310 J.C. Martin, L (8, 2) OBP: 0.252, SLG: 0.266		0-0 1B			0-3 K		0-0 F9		0-0 2B	3 1	0 0	1 1	0 0	0 0	1 0	1 0
Ray Herbert, R (1, 1) OBP: 0.270, SLG: 0.400 Jim Landis, R (8, PH) (8, 8) OBP: 0.327, SLG: 0.419		0-0 4-3			0-0 F5			0-3 K	0-3 K	2 2	0 0	0 0	0 0	0 0	0 2	2 1
Inning Stats	R: 0 E: 0 K: 2 S: 9 H: 2 LOB: 2 BB: 0 P: 9	R: 0 E: 0 K: 1 S: 6 H: 1 LOB: 1 BB: 0 P: 6	R: 0 E: 0 K: 0 S: 3 H: 0 LOB: 0 BB: 0 P: 3	R: 0 E: 0 K: 1 S: 5 H: 0 LOB: 0 BB: 0 P: 5	R: 0 E: 0 K: 1 S: 6 H: 1 LOB: 1 BB: 0 P: 6	R: 0 E: 0 K: 1 S: 6 H: 1 LOB: 1 BB: 0 P: 6	R: 0 E: 0 K: 2 S: 7 H: 0 LOB: 0 BB: 0 P: 7	R: 2 E: 0 K: 1 S: 8 H: 3 LOB: 2 BB: 1 P: 12	R: 0 E: 0 K: 1 S: 6 H: 1 LOB: 2 BB: 1 P: 10	1B: 7 2B: 2 3B: 0 HR: 0	SF: 0 SAC: 0 DP: 0 HBP: 0						

PITCHER		IP	WLS	BF	H	R	ER	SO	BB	IBB	HBP	BLK	WP	HR	S	P	ERA	WHIP
Jack Kralick, L ERA: 2.45	(1, 1)	7.2	L	32	8	2	2	9	1	0	0	0	0	0	49	53	2.35	1.174
Ted Abernathy, R ERA: 2.57	(8, 1)	1.1		6	1	0	0	1	1	0	0	0	0	0	7	11	0.00	1.500

PITCHER	IP	WLS	BF	H	R	ER	SO	BB	IBB	HBP	BLK	WP	HR	S	P	ERA	WHIP

TOP

Chicago White Sox @ Cleveland Indians

Cleveland Municipal Stadium, Cleveland, OH

Sun Jun 23 1963, 3:33 AM EDT

Unknown

livebaseballscorecards.com

AB	36
R	2
H	9
RBI	2
BB	2
SO	10
LOB	14

1B: 7	SF: 0	WP: 0	PA: 38
2B: 2	SAC: 0	PB: 0	
3B: 0	DP: 0	SB: 0	
HR: 0	HBP: 0	CS: 0	

Batter	1	2	3	4	5	6	7	8	9	AB	R	H	RBI	BB	SO	LOB
Woodie Held, R (1, 4) OBP: 0.339, SLG: 0.423	6-3		F9		F8			P4		4	0	0	0	0	0	1
Al Luplow, L (1, 9) OBP: 0.262, SLG: 0.276	F7		P4		F7			F9		4	0	0	0	0	0	1
Willie Kirkland, L (1, 8) OBP: 0.347, SLG: 0.481	F7		F8			1B		F8		4	0	1	0	0	0	0
Fred Whitfield, L (1, 3) OBP: 0.299, SLG: 0.468		4-3		4-3		K			4-3	4	0	0	0	0	1	0
Max Alvis, R (1, 5) OBP: 0.318, SLG: 0.420		1B HBP		K		2B			G4-6-3 1B	3	1	2	0	0	1	0
Tito Francona, L (1, 7) OBP: 0.288, SLG: 0.318		1B 1-3 1B		E3		P6			G4-6-3 1-2f	4	0	1	0	0	0	2
Joe Azcue, R (1, 2) OBP: 0.324, SLG: 0.472		1-2 3-H 1B		4-3			5-3			3	0	1	1	0	0	1
Jerry Kindall, R (1, 6) OBP: 0.242, SLG: 0.262		F3			E5 SH3-4		K			3	0	0	0	0	1	2
Jack Kralick, L (1, 1) OBP: 0.161, SLG: 0.172 Ted Abernathy, R (8, 1)		5-3			SH3-4 1-2		K			2 0	0 0	0 0	0 0	0 0	1 0	2 0
Inning Stats	R: 0 H: 0 E: 0 LOB: 0 K: 0 BB: 0 S: 3 P: 3	R: 1 H: 2 E: 0 LOB: 2 K: 0 BB: 0 S: 5 P: 6	R: 0 H: 0 E: 0 LOB: 0 K: 0 BB: 0 S: 3 P: 3	R: 0 H: 0 E: 1 LOB: 1 K: 1 BB: 0 S: 6 P: 6	R: 0 H: 0 E: 1 LOB: 1 K: 0 BB: 0 S: 4 P: 4	R: 0 H: 2 E: 0 LOB: 1 K: 1 BB: 0 S: 6 P: 6	R: 0 H: 0 E: 0 LOB: 0 K: 2 BB: 0 S: 7 P: 7	R: 0 H: 0 E: 0 LOB: 0 K: 0 BB: 0 S: 3 P: 3	R: 0 H: 1 E: 0 LOB: 0 K: 0 BB: 0 S: 3 P: 3	1B: 4 SF: 0 2B: 1 SAC: 1 3B: 0 DP: 1 HR: 0 HBP: 1						WP: 0 PA: 33 PB: 0 SB: 0 CS: 0	

PITCHER		IP	WLS	BF	H	R	ER	SO	BB	IBB	HBP	BLK	WP	HR	S	P	ERA	WHIP
Ray Herbert, R ERA: 3.71	(1, 1)	7.0	W	27	4	1	1	4	0	0	1	0	0	0	34	35	1.29	0.571
Hoyt Wilhelm, R ERA: 2.83	(8, 1)	2.0	S	6	1	0	0	0	0	0	0	0	0	0	6	6	0.00	0.500

PITCHER	IP	WLS	BF	H	R	ER	SO	BB	IBB	HBP	BLK	WP	HR	S	P	ERA	WHIP

BOTTOM

Chicago White Sox @ Cleveland Indians

Cleveland Municipal Stadium, Cleveland, OH

Sun Jun 23 1963, 3:33 AM EDT

Unknown

livebaseballscorecards.com

AB	31
R	1
H	5
RBI	1
BB	0
SO	4
LOB	9

Chicago White Sox @ Cleveland Indians

Cleveland Municipal Stadium, Cleveland, OH

Sun Jun 23 1963, 3:38 AM EDT

Att. 46,019 - Unknown

TOP

livebaseballscorecards.com

Batter	1	2	3	4	5	6	7	8	9	AB	R	H	RBI	BB	SO	LOB
Mike Hershberger, R (1, 8) OBP: 0.350, SLG: 0.360	F2			E S 1B		6-3		FC6-4 1-2f		4	0	1	0	0	0	2
Nellie Fox, L (1, 4) OBP: 0.325, SLG: 0.331	G3			K 1-3		P6			F7	4	0	0	0	0	1	2
Pete Ward, L (1, 5) OBP: 0.362, SLG: 0.460	F8			K			4-3		5-3 1B	4	0	1	0	0	1	1
Floyd Robinson, L (1, 9) OBP: 0.394, SLG: 0.494		F8		4-3			6-3		5-3 1-2	4	0	0	0	0	0	2
Charlie Maxwell, L (1, 7) OBP: 0.441, SLG: 0.440		F8			3-1		FC1-6 1B		4-3	4	0	1	0	0	0	1
Tom McCraw, L (1, 3) OBP: 0.291, SLG: 0.380		1-3			F9		FC1-6 1-2f			3	0	0	0	0	0	1
Al Weis, S (1, 6) OBP: 0.258, SLG: 0.238			1-3		K			K		3	0	0	0	0	2	0
J.C. Martin, L (1, 2) OBP: 0.254, SLG: 0.276			K			2B		K2-3		3	0	1	0	0	2	0
Dave DeBusschere, R (1, 1)			K		K			FC6-4 1B		2	0	0	0	0	2	1
Sherm Lollar, R (8, PH) OBP: 0.346, SLG: 0.348										1	0	1	0	0	0	0
Gary Peters, L (8, PR) OBP: 0.190, SLG: 0.300										0	0	0	0	0	0	0
Frank Baumann, L (8, 1) OBP: 0.250, SLG: 0.143										0	0	0	0	0	0	0
Joe Horlen, R (8, 1) OBP: 0.286, SLG: 0.286										0	0	0	0	0	0	0

Inning Stats	1	2	3	4	5	6	7	8	9
	R: 0 E: 0 K: 0 S: 3	R: 0 E: 0 K: 0 S: 3	R: 0 E: 0 K: 2 S: 7	R: 0 E: 0 K: 2 S: 8	R: 0 E: 0 K: 1 S: 5	R: 0 E: 0 K: 1 S: 6	R: 0 E: 0 K: 0 S: 4	R: 0 E: 0 K: 2 S: 8	R: 0 E: 0 K: 0 S: 4
	H: 0 LOB: 0 BB: 0 P: 3	H: 0 LOB: 0 BB: 0 P: 3	H: 0 LOB: 0 BB: 0 P: 7	H: 1 LOB: 1 BB: 0 P: 8	H: 0 LOB: 0 BB: 0 P: 5	H: 1 LOB: 1 BB: 0 P: 6	H: 1 LOB: 1 BB: 0 P: 4	H: 1 LOB: 1 BB: 0 P: 8	H: 1 LOB: 1 BB: 0 P: 4

	1B: 4	SF: 0	WP: 0	PA: 32
	2B: 1	SAC: 0	PB: 0	
	3B: 0	DP: 0	SB: 1	
	HR: 0	HBP: 0	CS: 0	

	AB	32
	R	0
	H	5
	RBI	0
	BB	0
	SO	8
	LOB	10

PITCHER	IP	WLS	BF	H	R	ER	SO	BB	IBB	HBP	BLK	WP	HR	S	P	ERA	WHIP
Barry Latman, R (1, 1) ERA: 3.97	9.0	W	32	5	0	0	8	0	0	0	0	0	0	48	48	0.00	0.556

PITCHER	IP	WLS	BF	H	R	ER	SO	BB	IBB	HBP	BLK	WP	HR	S	P	ERA	WHIP

BOTTOM

Chicago White Sox @ Cleveland Indians

Cleveland Municipal Stadium, Cleveland, OH

Sun Jun 23 1963, 3:38 AM EDT

Att. 46,019 - Unknown

livebaseballscorecards.com

Batter	1	2	3	4	5	6	7	8	9	AB	R	H	RBI	BB	SO	LOB
Woodie Held, R (1, 4) OBP: 0.333, SLG: 0.415	K	F8			L7		FC1-5 G4-6-3 1-2 2-3f			4	0	0	0	0	1	3
Al Luplow, L (1, 9) OBP: 0.262, SLG: 0.271	E 1B HBP	F7			K		G4-6-3 1-2f			3	1	0	0	0	1	3
Willie Kirkland, L (1, 8) OBP: 0.351, SLG: 0.481	E5 1-H 1B		F7		1B			6-3		4	1	2	0	0	0	0
Max Alvis, R (1, 5) OBP: 0.317, SLG: 0.417	5-3		K		F3			2B G5-2-3 1B		4	0	1	0	0	1	2
Tito Francona, L (1, 3) OBP: 0.297, SLG: 0.328	1B 3-H 1B		BB			3-4-1		1-3 2B		3	0	2	1	1	0	0
Willie Tasby, R (1, 7) OBP: 0.438, SLG: 0.571	1-3 1B		F8			K2-6-2 1B		4-0 IBB		3	0	2	0	1	0	1
Joe Azcue, R (1, 2) OBP: 0.322, SLG: 0.464	F7			K2-4-2 1B		K2-6-2 1-2f		G5-2-3 3-Hf		4	0	1	0	0	1	6
Jerry Kindall, R (1, 6) OBP: 0.255, SLG: 0.267		BB		K2-4-2 1-2f			FC1-5 HBP 1B			2	0	1	0	1	1	1
Barry Latman, R (1, 1) OBP: 0.263, SLG: 0.412		F2		K			FC1-5 1-2 HBP			2	0	0	0	0	1	1
Inning Stats	R: 2 H: 3 E: 1 LOB: 2 K: 1 BB: 0 S: 8 P: 9	R: 0 H: 0 E: 0 LOB: 1 K: 0 BB: 1 S: 3 P: 7	R: 0 H: 0 E: 0 LOB: 1 K: 1 BB: 1 S: 5 P: 9	R: 0 H: 1 E: 0 LOB: 0 K: 2 BB: 0 S: 7 P: 7	R: 0 H: 1 E: 0 LOB: 1 K: 1 BB: 0 S: 6 P: 6	R: 0 H: 1 E: 0 LOB: 1 K: 1 BB: 0 S: 5 P: 5	R: 0 H: 1 E: 0 LOB: 1 K: 0 BB: 0 S: 3 P: 4	R: 0 H: 2 E: 0 LOB: 2 K: 0 BB: 1 S: 4 P: 8		1B: 8 SF: 0 2B: 3 SAC: 0 3B: 0 DP: 4 HR: 0 HBP: 2						WP: 0 PA: 34 PB: 0 SB: 0 CS: 0	

PITCHER	IP	WLS	BF	H	R	ER	SO	BB	IBB	HBP	BLK	WP	HR	S	P	ERA	WHIP
Dave DeBusschere, R (1, 1) ERA: 3.45	7.0	L	29	7	2	2	6	2	0	2	0	0	0	37	47	2.57	1.286
Frank Baumann, L (8, 1) ERA: 2.9	0.1		3	2	0	0	0	0	0	0	0	0	0	3	3	0.00	6.000
Joe Horlen, R (8, 1) ERA: 4.17	0.2		2	0	0	0	0	0	1	0	0	0	0	1	5	0.00	0.000

PITCHER	IP	WLS	BF	H	R	ER	SO	BB	IBB	HBP	BLK	WP	HR	S	P	ERA	WHIP

Batter	1	2	3	4	5	6	7	8	9	AB	R	H	RBI	BB	SO	LOB
Tony Kubek, L (1, 6) OBP: 0.226, SLG: 0.294	L8		4-3			5-3		5-3	F5	5	0	0	0	0	0	3
Bobby Richardson, R (1, 4) OBP: 0.292, SLG: 0.332	F7		F9			1B		B2-3		4	0	1	0	0	0	0
Tom Tresh, S (1, 8) OBP: 0.341, SLG: 0.486	G3			1-6-3		G3		BB		3	0	0	0	1	0	1
Roger Maris, L (1, 9) OBP: 0.359, SLG: 0.613		HR		F5			1B 1B 1B	K		4	2	2	1	0	1	1
Joe Pepitone, L (1, 3) OBP: 0.309, SLG: 0.486		E1 6-3 G3		1-3			L8		PB 1B BB	3	0	0	0	1	0	1
Johnny Blanchard, L (1, 7) OBP: 0.281, SLG: 0.259		G3 1-2			F8		FC6-4 1B 1-2 1B		F2	4	0	1	0	0	0	2
Elston Howard, R (1, 2) OBP: 0.313, SLG: 0.498		6-3 2-3			6-3		FC6-4 1-2 2-H 1B		K	4	0	1	1	0	1	2
Clete Boyer, R (1, 5) OBP: 0.333, SLG: 0.465		F9			L5		FC6-4 1-2f 2-3		K 1-2 1B	4	0	1	0	0	0	3
Al Downing, R (1, 1) OBP: 0.111, SLG: 0.222 Dale Long, L (6, PH) OBP: 0.308, SLG: 0.250 Steve Hamilton, L (6, 1) OBP: 0.333, SLG: 0.667 Yogi Berra, L (7, PH) OBP: 0.227, SLG: 0.317 Stan Williams, R (7, 1) OBP: 0.125, SLG: 0.067 Hector Lopez, R (9, PH) OBP: 0.276, SLG: 0.375			K			4-3	L8		K 1-2 2-3	1 1 0 1 0 1	0 0 0 0 0 0	0 0 0 0 0 0	0 0 0 0 0 0	0 0 0 0 0 0	1 0 0 0 0 1	0 0 0 2 0 2
Inning Stats	R: 0 E: 0 K: 0 S: 3 H: 0 LOB: 0 BB: 0 P: 3	R: 1 E: 1 K: 0 S: 5 H: 1 LOB: 1 BB: 0 P: 5	R: 0 E: 0 K: 1 S: 5 H: 0 LOB: 0 BB: 0 P: 5	R: 0 E: 0 K: 0 S: 3 H: 0 LOB: 0 BB: 0 P: 3	R: 0 E: 0 K: 0 S: 3 H: 0 LOB: 0 BB: 0 P: 3	R: 0 E: 0 K: 0 S: 4 H: 1 LOB: 1 BB: 0 P: 4	R: 1 E: 0 K: 0 S: 6 H: 3 LOB: 2 BB: 0 P: 6	R: 0 E: 0 K: 1 S: 5 H: 0 LOB: 1 BB: 1 P: 9	R: 0 E: 0 K: 2 S: 9 H: 1 LOB: 3 BB: 1 P: 13	1B: 5 2B: 0 3B: 0 HR: 1 SF: 0 SAC: 0 DP: 0 HBP: 0						

PITCHER		IP	WLS	BF	H	R	ER	SO	BB	IBB	HBP	BLK	WP	HR	S	P	ERA	WHIP
John Buzhardt, R ERA: 2.21	(1, 1)	7.0	W	27	5	2	2	1	0	0	0	0	0	1	29	29	2.57	0.714
Hoyt Wilhelm, R ERA: 2.73	(8, 1)	2.0	S	10	1	0	0	3	2	0	0	0	0	0	14	22	0.00	1.500

PITCHER		IP	WLS	BF	H	R	ER	SO	BB	IBB	HBP	BLK	WP	HR	S	P	ERA	WHIP

TOP

New York Yankees @ Chicago White Sox

Comiskey Park, Chicago, IL

Mon Jun 24 1963, 8:05 PM EDT

Att. 42,748 - Unknown - 70 F

livebaseballscorecards.com

AB	35
R	2
H	6
RBI	2
BB	2
SO	4
LOB	17

WP: 0 PB: 1 SB: 0 CS: 0 PA: 37

Batter	1	2	3	4	5	6	7	8	9	AB	R	H	RBI	BB	SO	LOB
Mike Hershberger, R (1, 8) (9, 9) OBP: 0.348, SLG: 0.357	K		5-3		F7		1B			4	0	1	0	0	1	0
Nellie Fox, L (1, 4) OBP: 0.324, SLG: 0.330	4-3			5-3	1-3		1-2 1B			4	0	1	0	0	0	0
Floyd Robinson, L (1, 9) (9, 7) OBP: 0.389, SLG: 0.486	K			5-3	4-3		F7			4	0	0	0	0	1	2
Dave Nicholson, R (1, 7) OBP: 0.329, SLG: 0.457		K		BB 1B BB 1B		6-3 SH5-3 1B		G3		4	1	2	0	0	1	0
Jim Landis, R (9, 8) OBP: 0.327, SLG: 0.419										0	0	0	0	0	0	0
Pete Ward, L (1, 5) OBP: 0.368, SLG: 0.474		HR		BB BB 1-2 2B 1B		SH5-3 1-2		CS BB		2	2	2	1	1	0	0
Ron Hansen, R (1, 6) OBP: 0.324, SLG: 0.383		G6-3 BB		BB 1-2 2-3 2B BB		6-3 2-3		K 1-2		2	1	0	0	2	1	2
Tom McCraw, L (1, 3) OBP: 0.293, SLG: 0.370		G6-3 1-2f		1-2 2-3 3-H 2B BB		K				2	1	0	1	1	1	2
Cam Carreon, R (1, 2) OBP: 0.289, SLG: 0.322			F9	1-H 2-H 3-H 2B			L8			3	0	1	3	0	0	0
Hoyt Wilhelm, R (8, 1) OBP: 0.077, SLG: 0.077										0	0	0	0	0	0	0
John Buzhardt, R (1, 1) OBP: 0.095, SLG: 0.143			K	K			4-3			2	0	0	0	0	2	1
J.C. Martin, L (7, PH) (8, 2) OBP: 0.252, SLG: 0.273										1	0	0	0	0	0	0
Inning Stats	R: 0 H: 0 E: 0 LOB: 0 K: 2 BB: 0 S: 7 P: 7	R: 1 H: 1 E: 0 LOB: 0 K: 1 BB: 1 S: 5 P: 9	R: 0 H: 0 E: 0 LOB: 0 K: 1 BB: 0 S: 5 P: 5	R: 4 H: 3 E: 0 LOB: 1 K: 1 BB: 2 S: 8 P: 16	R: 0 H: 0 E: 0 LOB: 0 K: 0 BB: 0 S: 3 P: 3	R: 0 H: 1 E: 0 LOB: 1 K: 1 BB: 0 S: 6 P: 6	R: 0 H: 2 E: 0 LOB: 2 K: 0 BB: 0 S: 5 P: 5	R: 0 H: 0 E: 0 LOB: 1 K: 1 BB: 1 S: 4 P: 8		1B: 5 SF: 0 2B: 2 SAC: 1 3B: 0 DP: 2 HR: 1 HBP: 0				WP: 0 PA: 33 PB: 0 SB: 0 CS: 1		

BOTTOM

New York Yankees @ Chicago White Sox

Comiskey Park, Chicago, IL

Mon Jun 24 1963, 8:05 PM EDT

Att. 42,748 - Unknown - 70 F

livebaseballscorecards.com

AB	28
R	5
H	7
RBI	5
BB	4
SO	7
LOB	7

PITCHER		IP	WLS	BF	H	R	ER	SO	BB	IBB	HBP	BLK	WP	HR	S	P	ERA	WHIP
Al Downing, L ERA: 3.49	(1, 1)	5.0	L	21	4	5	5	5	3	0	0	0	0	1	28	40	9.00	1.400
Steve Hamilton, L ERA: 3.0	(6, 1)	1.0		4	1	0	0	1	0	0	0	0	0	0	6	6	0.00	1.000
Stan Williams, R ERA: 5.4	(7, 1)	2.0		8	2	0	0	1	1	0	0	0	0	0	9	13	0.00	1.500

PITCHER	IP	WLS	BF	H	R	ER	SO	BB	IBB	HBP	BLK	WP	HR	S	P	ERA	WHIP

Batter	1	2	3	4	5	6	7	8	9	AB	R	H	RBI	BB	SO	LOB
Clete Boyer, R (1, 5) OBP: 0.329, SLG: 0.458	K		F9			1-3		L7		4	0	0	0	0	1	1
Bobby Richardson, R (1, 4) OBP: 0.295, SLG: 0.335	F5		1B			6-3 1B		F8		4	1	2	0	0	0	0
Tom Tresh, S (1, 8) OBP: 0.336, SLG: 0.478	K		F2			6-3 1-2		L7		4	0	0	0	0	1	2
Roger Maris, L (1, 9) OBP: 0.362, SLG: 0.608		K	F5			BB 1B 2-H			F9 BB BB	3	0	1	1	1	1	1
Harry Bright, R (1, 3) OBP: 0.348, SLG: 0.422		6-3	K			FC5-4 BB 1-2			F3	3	0	0	0	1	1	2
Elston Howard, R (1, 2) OBP: 0.312, SLG: 0.491		K			5-3	FC5-4 1-2f			BB 1-2	3	0	0	0	1	1	2
Jack Reed, R (9, PR) OBP: 0.304, SLG: 0.364										0	0	0	0	0	0	0
Hector Lopez, R (1, 7) OBP: 0.281, SLG: 0.378			SH5-3 1B		1B		K		F9 2-3	4	0	2	0	0	1	2
Tony Kubek, L (1, 6) OBP: 0.223, SLG: 0.289			SH5-3 1-2		K		F8		K	3	0	0	0	0	2	3
Ralph Terry, R (1, 1) OBP: 0.098, SLG: 0.075			K		K		K			3	0	0	0	0	3	2

TOP

New York Yankees @ Chicago White Sox

Comiskey Park, Chicago, IL

Tue Jun 25 1963, 8:05 PM EDT

Att. 46,177 - Unknown - 82 F

livebaseballscorecards.com

AB	31
R	1
H	5
RBI	1
BB	3
SO	11
LOB	15

Inning Stats	1	2	3	4	5	6	7	8	9
	R: 0 E: 0 K: 2 S: 7	H: 0 LOB: 0 BB: 0 P: 7	R: 0 E: 0 K: 2 S: 7	H: 0 LOB: 0 BB: 0 P: 7	R: 0 E: 0 K: 1 S: 6	H: 1 LOB: 0 BB: 1 P: 6	R: 0 E: 0 K: 1 S: 6	H: 1 LOB: 1 BB: 0 P: 6	R: 0 E: 0 K: 2 S: 8	H: 1 LOB: 1 BB: 0 P: 8	R: 1 E: 0 K: 0 S: 5	H: 2 LOB: 2 BB: 1 P: 9	R: 0 E: 0 K: 2 S: 7	H: 0 LOB: 0 BB: 0 P: 7	R: 0 E: 0 K: 3 S: 3	H: 0 LOB: 0 BB: 0 P: 3	R: 0 E: 0 K: 1 S: 5	H: 0 LOB: 2 BB: 2 P: 13

| | | | | | | | | | |

Batter	1	2	3	4	5	6	7	8	9	AB	R	H	RBI	BB	SO	LOB
Mike Hershberger, R (1, 8) (8, 9) OBP: 0.353, SLG: 0.359	BBBB 4-0 CS BB			x 0-0 ① F4		x 0-0 3-H 1B				2	0	1	1	1	0	0
Nellie Fox, L (1, 4) OBP: 0.321, SLG: 0.326	x 0-0 ①② L6 1-2			x 0-0 ② L5		x 0-0 ③ 4-3				3	0	0	0	0	0	2
Pete Ward, L (1, 5) OBP: 0.365, SLG: 0.469	x 0-0 ③ F7			x 0-0 ③ L9			x 0-0 ① F7			3	0	0	0	0	0	0
Floyd Robinson, L (1, 9) (8, 7) OBP: 0.388, SLG: 0.496		x 0-0 ① F5			x 0-0 ① F9		x 0-0 HR			3	1	1	1	0	0	0
Charlie Maxwell, L (1, 7) OBP: 0.423, SLG: 0.415		x 0-0 ② F7			x 0-0 ② F5		x 0-0 ② 6-3			3	0	0	0	0	0	0
Jim Landis, R (8, 8) OBP: 0.327, SLG: 0.419										0	0	0	0	0	0	0
Tom McCraw, L (1, 3) OBP: 0.282, SLG: 0.355		SSS 0-3 ③ K			x 0-0 ③ F7		x 0-0 ③ 4-3			3	0	0	0	0	1	0
Ron Hansen, R (1, 6) OBP: 0.324, SLG: 0.387			x 0-0 ① F3			x 0-0 4-3 1B 2B		x 0-0 ① F8		3	1	1	0	0	0	0
J.C. Martin, L (1, 2) OBP: 0.247, SLG: 0.267			x 0-0 ② 1-3			x 0-0 ① 4-3 2-3		x 0-0 ② F8		3	0	0	0	0	0	1
Juan Pizarro, L (1, 1) OBP: 0.205, SLG: 0.368			x 0-0 ③ 6-3			x 0-0 ② F3		x 0-0 ③ F7		3	0	0	0	0	0	1
Inning Stats	R: 0 E: 0 K: 0 S: 2 H: 0 LOB: 0 BB: 1 P: 6	R: 0 E: 0 K: 1 S: 5 H: 0 LOB: 0 BB: 0 P: 5	R: 0 E: 0 K: 0 S: 3 H: 0 LOB: 0 BB: 0 P: 3	R: 0 E: 0 K: 0 S: 3 H: 0 LOB: 0 BB: 0 P: 3	R: 0 E: 0 K: 0 S: 3 H: 0 LOB: 0 BB: 0 P: 3	R: 1 E: 0 K: 0 S: 5 H: 2 LOB: 1 BB: 0 P: 5	R: 1 E: 0 K: 0 S: 4 H: 1 LOB: 0 BB: 0 P: 4	R: 0 E: 0 K: 0 S: 3 H: 0 LOB: 0 BB: 0 P: 3		1B: 1 2B: 1 3B: 0 HR: 1	SF: 0 SAC: 0 DP: 0 HBP: 0						

PITCHER		IP	WLS	BF	H	R	ER	SO	BB	IBB	HBP	BLK	WP	HR	S	P	ERA	WHIP
Ralph Terry, R ERA: 3.36	(1, 1)	8.0	L	27	3	2	2	1	1	0	0	0	0	1	28	32	2.25	0.500

PITCHER	IP	WLS	BF	H	R	ER	SO	BB	IBB	HBP	BLK	WP	HR	S	P	ERA	WHIP

BOTTOM

New York Yankees @ Chicago White Sox

Comiskey Park, Chicago, IL

Tue Jun 25 1963, 8:05 PM EDT

Att. 46,177 - Unknown - 82 F

livebaseballscorecards.com

AB	26
R	2
H	3
RBI	2
BB	1
SO	1
LOB	4

1B: 1 2B: 1 3B: 0 HR: 1 SF: 0 SAC: 0 DP: 0 HBP: 0

WP: 0 PB: 0 SB: 0 CS: 1 PA: 27

New York Yankees @ Chicago White Sox

Comiskey Park, Chicago, IL

Wed Jun 26 1963, 8:05 PM EDT

Att. 44,305 - Unknown

livebaseballscorecards.com

Batter	1	2	3	4	5	6	7	8	9	AB	R	H	RBI	BB	SO	LOB
Clete Boyer, R (1, 5) OBP: 0.324, SLG: 0.451	6-3		F2		6-3		FC6-4 1-2f			4	0	0	0	0	0	2
Bobby Richardson, R (1, 4) OBP: 0.294, SLG: 0.333	B5-3		F8		6-3			K2-6-3-2 1B		4	0	1	0	0	0	1
Tom Tresh, S (1, 8) OBP: 0.338, SLG: 0.494	HR			1B 2B		5-3		K2-6-3-2 1-2f		4	2	2	1	0	1	1
Jack Reed, R (8, 8) OBP: 0.304, SLG: 0.364										0	0	0	0	0	0	0
Roger Maris, L (1, 9) OBP: 0.359, SLG: 0.617	5-3			K		HR		K		4	1	1	1	0	2	1
Joe Pepitone, L (1, 3) OBP: 0.304, SLG: 0.477		K		E5 1B		F3			3-1	4	0	0	0	0	1	1
Elston Howard, R (1, 2) OBP: 0.311, SLG: 0.487		6-3		1-3 2-H 1B		F8			5-3	4	0	1	1	0	0	0
Hector Lopez, R (1, 7) OBP: 0.274, SLG: 0.368		K		F9			5-3		6-3	4	0	0	0	0	1	2
Tony Kubek, L (1, 6) OBP: 0.225, SLG: 0.290			3-1	F9			FC6-4 1B			3	0	1	0	0	0	2
Whitey Ford, L (1, 1) OBP: 0.244, SLG: 0.310			2B		K		B1			3	0	1	0	0	1	1
Hal Reniff, R (7, 1)										0	0	0	0	0	0	0

Inning Stats	1	2	3	4	5	6	7	8	9		
	R: 1 H: 1 E: 0 LOB: 0 K: 0 BB: 0 S: 4 P: 4	R: 0 H: 0 E: 0 LOB: 0 K: 2 BB: 0 S: 7 P: 7	R: 0 H: 1 E: 0 LOB: 1 K: 0 BB: 0 S: 4 P: 4	R: 1 H: 2 E: 1 LOB: 2 K: 1 BB: 0 S: 8 P: 8	R: 0 H: 0 E: 0 LOB: 0 K: 1 BB: 0 S: 5 P: 5	R: 1 H: 1 E: 0 LOB: 0 K: 0 BB: 0 S: 4 P: 4	R: 0 H: 1 E: 0 LOB: 1 K: 0 BB: 0 S: 4 P: 4	R: 0 H: 1 E: 0 LOB: 0 K: 2 BB: 0 S: 7 P: 7	R: 0 H: 0 E: 0 LOB: 0 K: 0 BB: 0 S: 3 P: 3	1B: 3 SF: 0 2B: 3 SAC: 0 3B: 0 DP: 1 HR: 2 HBP: 0	WP: 0 PA: 34 PB: 0 SB: 0 CS: 0

PITCHER		IP	WLS	BF	H	R	ER	SO	BB	IBB	HBP	BLK	WP	HR	S	P	ERA	WHIP
Gary Peters, L ERA: 2.71	(1, 1)	7.0	L	28	6	3	3	4	0	0	0	0	0	2	36	36	3.86	0.857
Jim Brosnan, R ERA: 1.93	(8, 1)	2.0		6	1	0	0	2	0	0	0	0	0	0	10	10	0.00	0.500

PITCHER	IP	WLS	BF	H	R	ER	SO	BB	IBB	HBP	BLK	WP	HR	S	P	ERA	WHIP

AB	34
R	3
H	7
RBI	3
BB	0
SO	6
LOB	11

Batter	1	2	3	4	5	6	7	8	9	AB	R	H	RBI	BB	SO	LOB
Mike Hershberger, R (1, 8) OBP: 0.356, SLG: 0.362	3-1 SH5-3 1B 1B		G3 1B		4-3			1-3		4	1	2	0	0	0	0
Nellie Fox, L (1, 4) OBP: 0.321, SLG: 0.324	SH5-3 1-2		G3 1-2			F4		BBBB F8 BB		2	0	0	0	1	0	1
Al Weis, S (8, PR) (9, 4) OBP: 0.258, SLG: 0.238										0	0	0	0	0	0	0
Floyd Robinson, L (1, 9) OBP: 0.383, SLG: 0.488	3-1 2-3		F5			G3 6-3		F8 1-2 F4		4	0	0	0	0	0	3
Dave Nicholson, R (1, 7) OBP: 0.332, SLG: 0.458	3-H 1B			1B						4	0	2	1	0	0	2
Pete Ward, L (1, 5) OBP: 0.367, SLG: 0.473	F9			1B			1B 2B		1-3	4	1	2	0	0	0	1
Ron Hansen, R (1, 6) OBP: 0.319, SLG: 0.380		6-3		K			K		F9	4	0	0	0	0	2	2
Tom McCraw, L (1, 3) OBP: 0.276, SLG: 0.346		L7		G3			K		FC6-4 1B	2	0	0	0	0	0	1
Sherm Lollar, R (7, PH) OBP: 0.340, SLG: 0.340										1	0	0	0	0	1	1
Jim Brosnan, R (8, 1) OBP: 0.286, SLG: 0.286										0	0	0	0	0	0	0
J.C. Martin, L (9, PH) OBP: 0.252, SLG: 0.273										1	0	1	0	0	0	0
Cam Carreon, R (1, 2) OBP: 0.287, SLG: 0.319		L9			K		FC4-6 2-H 1B		FC6-4 1-2f	4	0	1	1	0	1	1
Gary Peters, L (1, 1) OBP: 0.174, SLG: 0.273			4-3		6-3		FC4-6 1-2f			2	0	0	0	0	0	0
Jim Landis, R (7, PH) OBP: 0.327, SLG: 0.419										0	0	0	0	0	0	0
Charlie Maxwell, L (7, PH) (8, 3) OBP: 0.417, SLG: 0.407										1	0	0	0	0	0	1
Inning Stats	R: 1 H: 2 E: 0 LOB: 1 K: 0 BB: 0 S: 5 P: 5	R: 0 H: 0 E: 0 LOB: 0 K: 0 BB: 0 S: 3 P: 3	R: 0 H: 1 E: 0 LOB: 1 K: 0 BB: 0 S: 4 P: 4	R: 0 H: 2 E: 0 LOB: 1 K: 1 BB: 0 S: 6 P: 6	R: 0 H: 0 E: 0 LOB: 0 K: 1 BB: 0 S: 5 P: 5	R: 0 H: 0 E: 0 LOB: 0 K: 0 BB: 0 S: 3 P: 3	R: 1 H: 2 E: 0 LOB: 1 K: 2 BB: 0 S: 9 P: 9	R: 0 H: 0 E: 0 LOB: 2 K: 0 BB: 1 S: 3 P: 7	R: 0 H: 1 E: 0 LOB: 1 K: 0 BB: 0 S: 4 P: 4	1B: 7 SF: 0 2B: 1 SAC: 1 3B: 0 DP: 0 HR: 0 HBP: 0						

PITCHER		IP	WLS	BF	H	R	ER	SO	BB	IBB	HBP	BLK	WP	HR	S	P	ERA	WHIP
Whitey Ford, L ERA: 3.2	(1, 1)	6.2	W	26	7	2	2	4	0	0	0	0	0	0	34	34	2.70	1.050
Hal Reniff, R ERA: 2.41	(7, 1)	2.1	S	9	1	0	0	0	1	0	0	0	0	0	8	12	0.00	0.857

PITCHER	IP	WLS	BF	H	R	ER	SO	BB	IBB	HBP	BLK	WP	HR	S	P	ERA	WHIP

BOTTOM

New York Yankees @ Chicago White Sox

Comiskey Park, Chicago, IL

Wed Jun 26 1963, 8:05 PM EDT

Att. 44,305 - Unknown

livebaseballscorecards.com

AB	33
R	2
H	8
RBI	2
BB	1
SO	4
LOB	13

WP: 0	PB: 0	SB: 0	CS: 0
PA: 35			

New York Yankees @ Chicago White Sox

Comiskey Park, Chicago, IL

Thu Jun 27 1963, 4:33 AM EDT

Att. 30,040 - Unknown

TOP

livebaseballscorecards.com

Batter	1	2	3	4	5	6	7	8	9	AB	R	H	RBI	BB	SO	LOB
Tony Kubek, L (1, 6) OBP: 0.234, SLG: 0.299	G3-6-3 1B			4-3 1B		G6-4-3 1B			F8 ①	4	0	3	0	0	0	1
Bobby Richardson, R (1, 4) OBP: 0.290, SLG: 0.328	L4 ①			F7 ①		G6-4-3 ②③ 1-2f			L5 ②	4	0	0	0	0	0	4
Tom Tresh, S (1, 8) OBP: 0.333, SLG: 0.486	G3-6-3 ②③ 1-2f			4-3 ② 1-2			4-3 ①		F7 ③	4	0	0	0	0	0	3
Roger Maris, L (1, 9) OBP: 0.354, SLG: 0.607		F8 ①		6-3 ③			F9 ②			3	0	0	0	0	0	1
Joe Pepitone, L (1, 3) OBP: 0.300, SLG: 0.470		F6 ②			4-3 ①		G3 ③			3	0	0	0	0	0	0
Johnny Blanchard, L (1, 7) OBP: 0.257, SLG: 0.233		4-3 ③			F9 ②			L8 ①		3	0	0	0	0	0	0
Elston Howard, R (1, 2) OBP: 0.311, SLG: 0.485			F8 ①		1B			L8 ②		3	0	1	0	0	0	0
Clete Boyer, R (1, 5) OBP: 0.320, SLG: 0.446			F7 ②		K ③ S S S			F8 ③		3	0	0	0	0	1	1
Jim Bouton, R (1, 1)			K ③ S S S			3-1 ①			1B	1	0	0	0	0	1	0
Dale Long, L (6, PH) OBP: 0.286, SLG: 0.231										1	0	0	0	0	0	0
Steve Hamilton, L (6, 1) OBP: 0.333, SLG: 0.667										0	0	0	0	0	0	0
Yogi Berra, L (9, PH) OBP: 0.244, SLG: 0.333										1	0	1	0	0	0	0

	AB	30
	R	0
	H	5
	RBI	0
	BB	0
	SO	2
	LOB	10

Inning Stats										
	R: 0 E: 0 K: 0 S: 3	H: 1 LOB: 0 BB: 0 P: 3	R: 0 E: 0 K: 0 S: 3	H: 0 LOB: 0 BB: 0 P: 3	R: 0 E: 0 K: 1 S: 5	H: 0 LOB: 0 BB: 0 P: 5	R: 0 E: 0 K: 0 S: 4	H: 1 LOB: 1 BB: 0 P: 4	R: 0 E: 0 K: 1 S: 6	H: 1 LOB: 1 BB: 0 P: 6
	R: 0 E: 0 K: 0 S: 3	H: 1 LOB: 0 BB: 0 P: 3	R: 0 E: 0 K: 0 S: 3	H: 0 LOB: 0 BB: 0 P: 3	R: 0 E: 0 K: 0 S: 3	H: 0 LOB: 0 BB: 0 P: 3	R: 0 E: 0 K: 0 S: 4	H: 1 LOB: 1 BB: 0 P: 4	1B: 5 2B: 0 3B: 0 HR: 0	SF: 0 SAC: 0 DP: 2 HBP: 0
									WP: 0 PB: 0 SB: 0 CS: 0	PA: 30

PITCHER		IP	WLS	BF	H	R	ER	SO	BB	IBB	HBP	BLK	WP	HR	S	P	ERA	WHIP
Ray Herbert, R ERA: 3.42	(1, 1)	9.0	W	30	5	0	0	2	0	0	0	0	0	0	34	34	0.00	0.556

PITCHER	IP	WLS	BF	H	R	ER	SO	BB	IBB	HBP	BLK	WP	HR	S	P	ERA	WHIP

Batter	1	2	3	4	5	6	7	8	9	AB	R	H	RBI	BB	SO	LOB
Mike Hershberger, R (1, 8) (6, 9) OBP: 0.354, SLG: 0.360	E1 1B	F4		FC6-4 1-2f		K				4	1	1	0	0	1	2
Tom McCraw, L (1, 3) OBP: 0.286, SLG: 0.346	HBP	1B		G3			L9			3	1	1	0	0	0	1
Pete Ward, L (1, 5) OBP: 0.368, SLG: 0.477	G3-6-3 1-2 2-3 1B	4-3			1B 2B		K			4	2	2	0	0	1	2
Floyd Robinson, L (1, 9) (6, 7) OBP: 0.381, SLG: 0.485	G3-6-3 1-3 2-H 3-H 1B		K		F3		F8			4	0	1	2	0	1	1
Charlie Maxwell, L (1, 7) OBP: 0.400, SLG: 0.386 Jim Landis, R (6, 8) OBP: 0.325, SLG: 0.417	G3-6-3 1-2f 3-H		F9		F4			4-3		3 1	0 0	0 0	0 0	0 0	0 0	2 0
Ron Hansen, R (1, 6) OBP: 0.318, SLG: 0.378	5-3		K		2-H 1B			4-3		4	0	1	1	0	1	0
Al Weis, S (1, 4) OBP: 0.271, SLG: 0.284		E 2B		G3 1B 2B	F8			4-3		4	2	2	0	0	0	1
J.C. Martin, L (1, 2) OBP: 0.253, SLG: 0.274		E8 2-H 1B		G3 2-3		G3				3	0	1	1	0	0	1
Ray Herbert, R (1, 1) OBP: 0.275, SLG: 0.395		F4		FC6-4 3-H 1B		K				3	0	1	1	0	1	1
Inning Stats	R: 3 E: 1 K: 0 S: 5 H: 3 LOB: 0 BB: 0 P: 6	R: 1 E: 1 K: 0 S: 6 H: 3 LOB: 2 BB: 0 P: 6	R: 0 E: 0 K: 2 S: 7 H: 0 LOB: 0 BB: 0 P: 7	R: 1 E: 0 K: 0 S: 5 H: 2 LOB: 1 BB: 0 P: 5	R: 1 E: 0 K: 0 S: 5 H: 2 LOB: 1 BB: 0 P: 5	R: 0 E: 0 K: 2 S: 7 H: 0 LOB: 0 BB: 0 P: 7	R: 0 E: 0 K: 1 S: 5 H: 0 LOB: 0 BB: 0 P: 5	R: 0 E: 0 K: 0 S: 3 H: 0 LOB: 0 BB: 0 P: 3		1B: 7 2B: 3 3B: 0 HR: 0 SF: 0 SAC: 0 DP: 1 HBP: 1						

PITCHER	IP	WLS	BF	H	R	ER	SO	BB	IBB	HBP	BLK	WP	HR	S	P	ERA	WHIP
Jim Bouton, R (1, 1) ERA: 2.46	5.0	L	25	10	6	6	2	0	0	1	0	0	0	28	29	10.80	2.000
Steve Hamilton, L (6, 1) ERA: 2.73	3.0		9	0	0	0	3	0	0	0	0	0	0	15	15	0.00	0.000

PITCHER	IP	WLS	BF	H	R	ER	SO	BB	IBB	HBP	BLK	WP	HR	S	P	ERA	WHIP

BOTTOM

New York Yankees @ Chicago White Sox

Comiskey Park, Chicago, IL

Thu Jun 27 1963, 4:33 AM EDT

Att. 30,040 - Unknown

livebaseballscorecards.com

AB	33
R	6
H	10
RBI	5
BB	0
SO	5
LOB	11

Batter	1	2	3	4	5	6	7	8	9	AB	R	H	RBI	BB	SO	LOB
Tito Francona, L (1, 7) OBP: 0.296, SLG: 0.321	G5-4-3 1B		FC6-4 1-2f		P4			F8	FC5-2-6-5 1-3 2-H 1B	5	1	2	1	0	0	2
Willie Tasby, R (1, 9) OBP: 0.367, SLG: 0.455	G5-4-3 1-2f			K		P6		BB 1B	FC5-2-6-5 1B 1-3 3-H	5	0	1	0	0	1	3
Willie Kirkland, L (1, 8) OBP: 0.360, SLG: 0.478	K			4-3 1B		4-3		P4	2-3 3-H 1B	5	1	2	1	0	1	1
Max Alvis, R (1, 5) OBP: 0.333, SLG: 0.447		P3		4-3 1-2		S 1B		BB 1-2 1B	F8	5	1	2	0	0	0	3
Fred Whitfield, L (1, 3) OBP: 0.297, SLG: 0.436		F8		2-H 1B		1-H 1B		FC6-4 1-2 2-3 BB		3	0	2	2	1	0	0
Miguel de la Hoz, R (1, 4) OBP: 0.229, SLG: 0.396 Joe Adcock, R (8, PH) OBP: 0.383, SLG: 0.558 Ted Abernathy, R (8, 1) OBP: 0.500, SLG: 0.667		P6		P6		K		FC6-4 1-2f		3 1 0	0 0 0	0 0 0	0 0 0	0 0 0	1 0 0	2 3 0
Joe Azcue, R (1, 2) OBP: 0.321, SLG: 0.450 Mudcat Grant, R (9, PR) OBP: 0.167, SLG: 0.233 Cal Neeman, R (9, 2)			F9		6-3		4-1		1B 1B	4 0 0	0 1 0	1 0 0	0 0 0	0 0 0	0 0 0	0 0 0
Jerry Kindall, R (1, 6) OBP: 0.254, SLG: 0.278			F9		S BB		K		F2	3	0	0	0	1	1	1
Early Wynn, S (1, 1) OBP: 0.400, SLG: 0.250 Gene Green, R (7, PH) OBP: 0.222, SLG: 0.271 Bob Allen, L (7, 1) Woodie Held, R (8, 4) OBP: 0.329, SLG: 0.408			FC6-4 BB		P6 1-2		1-6-3		1B 1-2 FC5-2-6-5 1B	1 1 0 1	0 0 0 0	0 0 0 1	0 0 0 0	1 0 0 0	0 0 0 0	1 0 0 0
Inning Stats	R: 0 E: 0 K: 1 S: 5 H: 1 LOB: 0 BB: 0 P: 5	R: 0 E: 0 K: 0 S: 3 H: 0 LOB: 0 BB: 0 P: 3	R: 0 E: 0 K: 0 S: 3 H: 0 LOB: 1 BB: 1 P: 7	R: 1 E: 0 K: 1 S: 7 H: 2 LOB: 1 BB: 0 P: 7	R: 0 E: 0 K: 0 S: 3 H: 0 LOB: 1 BB: 1 P: 7	R: 1 E: 0 K: 1 S: 7 H: 2 LOB: 1 BB: 0 P: 7	R: 0 E: 0 K: 1 S: 5 H: 0 LOB: 0 BB: 0 P: 5	R: 0 E: 0 K: 0 S: 5 H: 2 LOB: 3 BB: 1 P: 9	R: 2 E: 0 K: 0 S: 7 H: 4 LOB: 2 BB: 0 P: 7	1B: 11 2B: 0 3B: 0 HR: 0 SF: 0 SAC: 0 DP: 1 HBP: 0						

PITCHER	IP	WLS	BF	H	R	ER	SO	BB	IBB	HBP	BLK	WP	HR	S	P	ERA	WHIP
Dave DeBusschere, R (1, 1) ERA: 3.38	6.0		24	5	2	2	3	2	0	0	0	0	0	28	36	3.00	1.167
Jim Brosnan, R (7, 1) ERA: 2.31	2.1	L	13	5	2	2	1	1	0	0	0	0	0	14	18	7.71	2.571
Hoyt Wilhelm, R (9, 1) ERA: 2.7	0.2		3	1	0	0	0	0	0	0	0	0	0	3	3	0.00	1.500

PITCHER	IP	WLS	BF	H	R	ER	SO	BB	IBB	HBP	BLK	WP	HR	S	P	ERA	WHIP

TOP

Cleveland Indians @ Chicago White Sox

Comiskey Park, Chicago, IL

Fri Jun 28 1963, 8:05 PM EDT

Att. 36,324 - Unknown

AB	37
R	4
H	11
RBI	4
BB	3
SO	4
LOB	16

livebaseballscorecards.com

Batter	1	2	3	4	5	6	7	8	9	AB	R	H	RBI	BB	SO	LOB
Mike Hershberger, R (1, 8) (7, 9) OBP: 0.356, SLG: 0.363	P6		2-H 1B			4-3		K 1B		4	0	2	1	0	0	0
Tom McCraw, L (1, 3) OBP: 0.284, SLG: 0.341	P5		G3			E S 2B 1B		SSS 1-2 K		4	1	1	0	0	1	2
Pete Ward, L (1, 5) OBP: 0.373, SLG: 0.488	1-3			F8 SF7 2B		3-1 1-H 2B			FC1-5 BB 1B	4	1	3	1	0	0	0
Floyd Robinson, L (1, 9) (7, 7) OBP: 0.379, SLG: 0.479		1-3		F8 2-3		3-1 2-3			BBBB 1-2 FC1-5 BB	3	0	0	0	1	0	2
Charlie Maxwell, L (1, 7) OBP: 0.385, SLG: 0.373 Jim Brosnan, R (7, 1) OBP: 0.286, SLG: 0.286 J.C. Martin, L (9, 2) OBP: 0.252, SLG: 0.272		SSS K		SF7 3-H		F9			FC1-5 G6-4-3 1-2 2-3f	2 0 1	0 0 0	0 0 0	1 0 0	0 0 0	1 0 0	1 0 2
Ron Hansen, R (1, 6) OBP: 0.317, SLG: 0.373		F2		SSS K			BBBB 4-0 FC5-4 BB		G6-4-3 1-2f	3	0	0	0	1	1	2
Al Weis, S (1, 4) OBP: 0.260, SLG: 0.271			4-3	SSS K			FC5-4 G5-4-3 1-2f			3	0	0	0	0	1	1
Cam Carreon, R (1, 2) OBP: 0.288, SLG: 0.320 Hoyt Wilhelm, R (9, 1) OBP: 0.077, SLG: 0.077			SH5-3 1B 1B	4-3			G5-4-3 1-2f			3 0	1 0	1 0	0 0	0 0	0 0	1 0
Dave DeBusschere, R (1, 1) Jim Landis, R (7, 8) OBP: 0.324, SLG: 0.414			SH5-3 1-2	5-3				1-3		1 1	0 0	0 0	0 0	0 0	0 0	0 0
Inning Stats	R: 0 H: 0 E: 0 LOB: 0 K: 0 BB: 0 S: 3 P: 3	R: 0 H: 0 E: 0 LOB: 0 K: 1 BB: 0 S: 5 P: 5	R: 1 H: 2 E: 0 LOB: 1 K: 0 BB: 0 S: 5 P: 5	R: 1 H: 1 E: 0 LOB: 0 K: 1 BB: 0 S: 6 P: 6	R: 0 H: 0 E: 0 LOB: 0 K: 1 BB: 0 S: 5 P: 5	R: 1 H: 2 E: 0 LOB: 1 K: 0 BB: 0 S: 5 P: 5	R: 0 H: 0 E: 0 LOB: 0 K: 0 BB: 1 S: 2 P: 6	R: 0 H: 1 E: 0 LOB: 1 K: 1 BB: 0 S: 5 P: 5	R: 0 H: 1 E: 0 LOB: 1 K: 0 BB: 1 S: 3 P: 7	1B: 5 SF: 1 2B: 2 SAC: 1 3B: 0 DP: 2 HR: 0 HBP: 0						

PITCHER		IP	WLS	BF	H	R	ER	SO	BB	IBB	HBP	BLK	WP	HR	S	P	ERA	WHIP
Early Wynn, R ERA: 3.0	(1, 1)	6.0		23	5	3	3	3	0	0	0	0	0	0	29	29	4.50	0.833
Bob Allen, L ERA: 3.33	(7, 1)	1.0		3	0	0	0	0	1	0	0	0	0	0	2	6	0.00	1.000
Ted Abernathy, R ERA: 3.08	(8, 1)	2.0	W	7	2	0	0	1	1	0	0	0	0	0	8	12	0.00	1.500

PITCHER	IP	WLS	BF	H	R	ER	SO	BB	IBB	HBP	BLK	WP	HR	S	P	ERA	WHIP

BOTTOM

Cleveland Indians @ Chicago White Sox

Comiskey Park, Chicago, IL

Fri Jun 28 1963, 8:05 PM EDT

Att. 36,324 - Unknown

livebaseballscorecards.com

AB	29
R	3
H	7
RBI	3
BB	2
SO	4
LOB	11

1B: 5 SF: 1
2B: 2 SAC: 1
3B: 0 DP: 2
HR: 0 HBP: 0

WP: 0 PA: 33
PB: 0
SB: 1
CS: 0

Batter	1	2	3	4	5	6	7	8	9	AB	R	H	RBI	BB	SO	LOB
Tito Francona, L (1, 7) OBP: 0.300, SLG: 0.335	4-3		HR		BB		K2-3		3	2	1	1	1	1	0
Willie Tasby, R (1, 9) OBP: 0.377, SLG: 0.458	P4		5-3		1-2 2B 1B			2B 1B	4	1	2	0	0	0	0
Mudcat Grant, R (9, PR) OBP: 0.167, SLG: 0.233									0	1	0	0	0	0	0
Woodie Held, R (9, 9) OBP: 0.329, SLG: 0.408									0	0	0	0	0	0	0
Willie Kirkland, L (1, 8) OBP: 0.357, SLG: 0.479	F7		F7		1-H 2-H		P4		4	0	1	2	0	0	1
Max Alvis, R (1, 5) OBP: 0.329, SLG: 0.440	F7		P6		K		K		4	0	0	0	0	2	2
Fred Whitfield, L (1, 3) OBP: 0.296, SLG: 0.438	G3			L3			K		1-3 2B	4	1	1	0	0	1	0
Miguel de la Hoz, R (1, 4) OBP: 0.250, SLG: 0.404	1B			B5-3			K		2-H 3-H 1B	4	0	2	2	0	1	0
Joe Azcue, R (1, 2) OBP: 0.312, SLG: 0.437		6-3		5-3			K		6-3	4	0	0	0	0	1	2
Jerry Kindall, R (1, 6) OBP: 0.248, SLG: 0.270		6-3			5-3			F3		3	0	0	0	0	0	0
Jack Kralick, L (1, 1) OBP: 0.152, SLG: 0.161		6-3			G3			K		2	0	0	0	0	0	0
Gary Bell, R (7, 1) OBP: 0.105, SLG: 0.056										0	0	0	0	0	0	0
Bob Allen, L (7, 1)										1	0	0	0	0	1	0
Inning Stats	R: 0 E: 0 K: 0 S: 3 H: 0 LOB: 0 BB: 0 P: 3	R: 0 E: 0 K: 0 S: 3 H: 1 LOB: 1 BB: 0 P: 3	R: 0 E: 0 K: 0 S: 3 H: 0 LOB: 0 BB: 0 P: 3	R: 1 E: 0 K: 0 S: 4 H: 1 LOB: 0 BB: 0 P: 4	R: 0 E: 0 K: 0 S: 3 H: 0 LOB: 0 BB: 0 P: 3	R: 2 E: 0 K: 1 S: 7 H: 2 LOB: 1 BB: 1 P: 11	R: 0 E: 0 K: 3 S: 9 H: 0 LOB: 0 BB: 0 P: 9	R: 0 E: 0 K: 2 S: 7 H: 0 LOB: 0 BB: 0 P: 7	R: 2 E: 0 K: 1 S: 8 H: 3 LOB: 2 BB: 0 P: 8	1B: 4 2B: 2 3B: 0 HR: 1 SF: 0 SAC: 0 DP: 0 HBP: 0						

TOP

Cleveland Indians @ Chicago White Sox

Comiskey Park, Chicago, IL

Sat Jun 29 1963, 4:33 AM EDT

Att. 10,749 - Unknown

livebaseballscorecards.com

AB	33
R	5
H	7
RBI	5
BB	1
SO	7
LOB	5

WP: 0 PB: 0 SB: 0 CS: 0 PA: 34

PITCHER		IP	WLS	BF	H	R	ER	SO	BB	IBB	HBP	BLK	WP	HR	S	P	ERA	WHIP
John Buzhardt, R ERA: 2.34	(1, 1)	6.0	L	22	4	3	3	1	1	0	0	0	0	1	23	27	4.50	0.833
Joe Horlen, R ERA: 4.07	(7, 1)	1.0		3	0	0	0	3	0	0	0	0	0	0	9	9	0.00	0.000
Hoyt Wilhelm, R ERA: 2.91	(8, 1)	2.0		9	3	2	2	3	0	0	0	0	0	0	15	15	9.00	1.500

PITCHER	IP	WLS	BF	H	R	ER	SO	BB	IBB	HBP	BLK	WP	HR	S	P	ERA	WHIP

Batter	1	2	3	4	5	6	7	8	9	AB	R	H	RBI	BB	SO	LOB
Jim Landis, R (1, 8) OBP: 0.319, SLG: 0.408	F3		F7		FC6-4 1-2f		5-3 1-2 2-3		F7	3	0	0	0	0	0	2
Charlie Maxwell, L (7, PH) OBP: 0.385, SLG: 0.373										0	0	0	0	0	0	0
Sherm Lollar, R (7, PH) OBP: 0.327, SLG: 0.327 (8, 3)										2	0	0	0	0	0	3
Nellie Fox, L (1, 4) OBP: 0.320, SLG: 0.320	BBBB E BB		6-3			L6	6-3			3	0	0	0	1	0	2
Pete Ward, L (1, 5) OBP: 0.368, SLG: 0.481	P5			5-3		F9		4-3		4	0	0	0	0	0	1
Dave Nicholson, R (1, 7) OBP: 0.331, SLG: 0.452	E6 1-2			5-3		SSS K		BBBB FC5-4 BB		3	0	0	0	1	1	1
Mike Hershberger, R (1, 9) (8, 8) OBP: 0.354, SLG: 0.366	5-3			6-3			1B 2B	FC5-4 1-2f		4	1	1	0	0	0	3
Ron Hansen, R (1, 6) OBP: 0.320, SLG: 0.372		BBBB G6-4-3 BB			SSS K		BB 1B 2-H	6-3		3	1	1	1	1	1	1
Tom McCraw, L (1, 3) OBP: 0.278, SLG: 0.333		SSS K			E5 1B FC1-2		BBBB FC1-5 1B 1-2 BB		L4	2	0	0	0	0	1	1
Jim Lemon, R (7, PH) OBP: 0.314, SLG: 0.342										0	0	0	0	0	0	0
Floyd Robinson, L (7, PH) OBP: 0.380, SLG: 0.478 (8, 9)										1	0	0	0	1	0	0
Cam Carreon, R (1, 2) OBP: 0.306, SLG: 0.356		G6-4-3 1-2f			FC1-2 1-3 1B		5-3 FC1-5 1-2 2-H 1B		3B	4	0	3	1	0	0	1
John Buzhardt, R (1, 1) OBP: 0.091, SLG: 0.136										2	0	0	0	0	1	2
Joe Horlen, R (7, 1) OBP: 0.286, SLG: 0.286										0	0	0	0	0	0	0
Al Weis, S (7, PH) OBP: 0.257, SLG: 0.268										1	0	0	0	0	0	2
Hoyt Wilhelm, R (8, 1) OBP: 0.077, SLG: 0.077										0	0	0	0	0	0	0
J.C. Martin, L (9, PH) OBP: 0.250, SLG: 0.270			SSS K		FC1-2 FC6-4 1-2 3-H		FC1-5 5-3 1-2 2-3f		F8	1	0	0	0	0	0	1
Inning Stats	R: 0 E: 1 K: 0 S: 4 H: 0 LOB: 2 BB: 1 P: 8	R: 0 E: 0 K: 1 S: 4 H: 0 LOB: 0 BB: 1 P: 8	R: 0 E: 0 K: 1 S: 5 H: 0 LOB: 0 BB: 0 P: 5	R: 0 E: 0 K: 0 S: 3 H: 0 LOB: 0 BB: 0 P: 3	R: 0 E: 1 K: 1 S: 7 H: 1 LOB: 2 BB: 0 P: 7	R: 0 E: 0 K: 1 S: 5 H: 0 LOB: 0 BB: 0 P: 5	R: 2 E: 0 K: 0 S: 6 H: 3 LOB: 2 BB: 1 P: 10	R: 0 E: 1 K: 0 S: 3 H: 0 LOB: 1 BB: 1 P: 7	R: 0 E: 0 K: 0 S: 4 H: 1 LOB: 1 BB: 0 P: 4	1B: 3 2B: 1 3B: 1 HR: 0 SF: 0 SAC: 0 DP: 1 HBP: 0						

PITCHER	IP	WLS	BF	H	R	ER	SO	BB	IBB	HBP	BLK	WP	HR	S	P	ERA	WHIP
Jack Kralick, L (1, 1) ERA: 2.49	6.0	W	24	3	2	2	4	2	0	0	0	0	0	30	38	3.00	0.833
Gary Bell, R (7, 1) ERA: 3.84	0.1		3	1	0	0	0	1	0	0	0	0	0	2	6	0.00	6.000
Bob Allen, L (7, 1) ERA: 3.0	2.2	S	10	1	0	0	0	1	0	0	0	0	0	9	13	0.00	0.750

PITCHER	IP	WLS	BF	H	R	ER	SO	BB	IBB	HBP	BLK	WP	HR	S	P	ERA	WHIP

BOTTOM

Cleveland Indians @ Chicago White Sox

Comiskey Park, Chicago, IL

Sat Jun 29 1963, 4:33 AM EDT

Att. 10,749 - Unknown

livebaseballscorecards.com

AB	33
R	2
H	5
RBI	2
BB	4
SO	4
LOB	20

PA: 37

WP: 0
PB: 0
SB: 0
CS: 0

Batter	1	2	3	4	5	6	7	8	9	AB	R	H	RBI	BB	SO	LOB
Tito Francona, L (1, 7) OBP: 0.302, SLG: 0.336	G3		1B			2B 1B		F3	K	5	1	2	0	0	1	1
Woodie Held, R (1, 9) OBP: 0.335, SLG: 0.430	F7		F9			1-3 1B 2B		HR 1B	1-H HR	5	3	3	2	0	0	1
Willie Kirkland, L (1, 8) OBP: 0.353, SLG: 0.470	F7			6-3		2-H 3-H 1B		F8	K	5	0	1	2	0	1	1
Max Alvis, R (1, 5) OBP: 0.337, SLG: 0.454		BBBB SH1-4 BB		BBBB BB		F8		1-H HR	1B 1B	3	1	2	2	2	0	1
Fred Whitfield, L (1, 3) OBP: 0.301, SLG: 0.446		SH1-4 1-2		K		K		HR 2B	1-3 1B	4	1	2	0	0	2	2
Miguel de la Hoz, R (1, 4) OBP: 0.246, SLG: 0.439		K		F9		F7		2-H HR	K	5	1	1	2	0	2	5
Joe Azcue, R (1, 2) OBP: 0.310, SLG: 0.428		F9			P4		F9	1B BB		3	0	0	0	1	0	1
Jerry Kindall, R (1, 6) OBP: 0.248, SLG: 0.270			K		B1-3		F9	1-3 1B		4	0	1	0	0	1	0
Dick Donovan, L (1, 1) OBP: 0.091, SLG: 0.091			6-3		K		P6		HR 1B	4	1	1	0	0	1	0
Ted Abernathy, R (9, 1) OBP: 0.500, SLG: 0.667										0	0	0	0	0	0	0
Inning Stats	R: 0 E: 0 K: 0 S: 3 H: 0 LOB: 0 BB: 0 P: 3	R: 0 E: 0 K: 1 S: 5 H: 0 LOB: 1 BB: 1 P: 9	R: 0 E: 0 K: 1 S: 6 H: 1 LOB: 1 BB: 0 P: 6	R: 0 E: 0 K: 1 S: 5 H: 0 LOB: 1 BB: 1 P: 9	R: 0 E: 0 K: 1 S: 5 H: 0 LOB: 0 BB: 0 P: 5	R: 2 E: 0 K: 1 S: 8 H: 3 LOB: 1 BB: 0 P: 8	R: 0 E: 0 K: 0 S: 3 H: 0 LOB: 0 BB: 0 P: 3	R: 4 E: 0 K: 0 S: 7 H: 5 LOB: 2 BB: 1 P: 11	R: 2 E: 0 K: 3 S: 13 H: 4 LOB: 2 BB: 0 P: 13	1B: 8 2B: 2 3B: 0 HR: 3	SF: 0 SAC: 1 DP: 0 HBP: 0						

TOP

Cleveland Indians @ Chicago White Sox

Comiskey Park, Chicago, IL

Sun Jun 30 1963, 4:33 AM EDT

Unknown

livebaseballscorecards.com

AB	38
R	8
H	13
RBI	8
BB	3
SO	8
LOB	12

PITCHER		IP	WLS	BF	H	R	ER	SO	BB	IBB	HBP	BLK	WP	HR	S	P	ERA	WHIP
Juan Pizarro, L ERA: 2.25	(1, 1)	7.2	L	32	7	5	5	5	2	0	0	0	0	1	40	48	5.87	1.174
Joe Horlen, R ERA: 4.25	(8, 1)	0.1		3	2	1	1	0	1	0	0	0	0	1	2	6	27.00	9.000
Eddie Fisher, R ERA: 5.04	(9, 1)	1.0		7	4	2	2	3	0	0	0	0	0	1	13	13	18.00	4.000

PITCHER	IP	WLS	BF	H	R	ER	SO	BB	IBB	HBP	BLK	WP	HR	S	P	ERA	WHIP

Batter	1	2	3	4	5	6	7	8	9	AB	R	H	RBI	BB	SO	LOB
Mike Hershberger, R (1, 8) OBP: 0.352, SLG: 0.368	4-3 2B		4-3			K		4-3		4	0	1	0	0	1	0
Nellie Fox, L (1, 4) OBP: 0.319, SLG: 0.319	F9			6-3		4-3			1B 1B	4	1	1	0	0	0	1
Pete Ward, L (1, 5) OBP: 0.367, SLG: 0.478	4-3 2-3			F7		F7			1B 2B 1B 1-3	4	1	1	0	0	0	1
Floyd Robinson, L (1, 9) OBP: 0.378, SLG: 0.474	4-3			1-3			F8		2B E 1B 1-3 3-H	4	1	1	1	0	0	1
Charlie Maxwell, L (1, 7) OBP: 0.378, SLG: 0.365		F5			1B 1B		3-1		F2	4	0	1	0	0	0	2
Tom McCraw, L (1, 3) OBP: 0.297, SLG: 0.363		F8			1-2 1B		1B		E1 1B 2B 2-H 3-H	4	1	3	1	0	0	0
Al Weis, S (1, 6) OBP: 0.256, SLG: 0.267		F7			F5		F2		L6-3 1B 3-H	4	0	1	1	0	0	3
Cam Carreon, R (1, 2) OBP: 0.297, SLG: 0.346			6-3		F9			L5	L6-3 1-2	3	0	0	0	0	0	2
J.C. Martin, L (9, PH) OBP: 0.248, SLG: 0.268										1	0	0	0	0	0	1
Juan Pizarro, L (1, 1) OBP: 0.195, SLG: 0.350			P6		3-1			K		2	0	0	0	0	0	2
Joe Horlen, R (8, 1) OBP: 0.286, SLG: 0.286										0	0	0	0	0	0	0
Jim Landis, R (8, PH) OBP: 0.317, SLG: 0.405										1	0	0	0	0	1	0
Eddie Fisher, R (9, 1) OBP: 0.211, SLG: 0.167										0	0	0	0	0	0	0
Inning Stats	R: 0 E: 0 K: 0 S: 4 H: 1 LOB: 1 BB: 0 P: 4	R: 0 E: 0 K: 0 S: 3 H: 0 LOB: 0 BB: 0 P: 3	R: 0 E: 0 K: 0 S: 3 H: 0 LOB: 0 BB: 0 P: 3	R: 0 E: 0 K: 0 S: 3 H: 0 LOB: 0 BB: 0 P: 3	R: 0 E: 0 K: 0 S: 5 H: 2 LOB: 2 BB: 0 P: 5	R: 0 E: 0 K: 1 S: 5 H: 0 LOB: 0 BB: 0 P: 5	R: 0 E: 0 K: 0 S: 4 H: 1 LOB: 1 BB: 0 P: 4	R: 0 E: 0 K: 1 S: 5 H: 0 LOB: 0 BB: 0 P: 5	R: 4 E: 1 K: 0 S: 7 H: 5 LOB: 0 BB: 0 P: 7	1B: 7 2B: 3 3B: 0 HR: 0	SF: 0 SAC: 0 DP: 1 HBP: 0						

PITCHER		IP	WLS	BF	H	R	ER	SO	BB	IBB	HBP	BLK	WP	HR	S	P	ERA	WHIP
Dick Donovan, R ERA: 4.05	(1, 1)	8.0	W	30	6	2	2	2	0	0	0	0	0	0	34	34	2.25	0.750
Ted Abernathy, R ERA: 3.29	(9, 1)	1.0	S	5	3	2	1	0	0	0	0	0	0	0	5	5	9.00	3.000

PITCHER	IP	WLS	BF	H	R	ER	SO	BB	IBB	HBP	BLK	WP	HR	S	P	ERA	WHIP

BOTTOM

Cleveland Indians @ Chicago White Sox

Comiskey Park, Chicago, IL

Sun Jun 30 1963, 4:33 AM EDT

Unknown

livebaseballscorecards.com

AB	35
R	4
H	9
RBI	3
BB	0
SO	2
LOB	13

1B: 7	SF: 0	WP: 0	PA: 35
2B: 3	SAC: 0	PB: 0	
3B: 0	DP: 1	SB: 0	
HR: 0	HBP: 0	CS: 0	

Batter	1	2	3	4	5	6	7	8	9	AB	R	H	RBI	BB	SO	LOB
Tito Francona, L (1, 7) OBP: 0.300, SLG: 0.333	6-3		G3 G3 1B		K		F8		F8	5	0	1	0	0	1	2
Woodie Held, R (1, 9) OBP: 0.337, SLG: 0.432	FC6 1B		G3 1-2		E 1B		P4			4	0	2	0	0	0	1
Willie Kirkland, L (1, 8) OBP: 0.346, SLG: 0.459	FC6 1-2f		G3 2-3		E4 1-3			5-3		4	0	0	0	0	0	3
Max Alvis, R (1, 5) OBP: 0.332, SLG: 0.447	1-3		6-3		1-3			5-3		4	0	0	0	0	0	4
Fred Whitfield, L (1, 3) OBP: 0.293, SLG: 0.434		4-3		K		K		K2-3		4	0	0	0	0	3	0
Miguel de la Hoz, R (1, 4) OBP: 0.279, SLG: 0.467		F3		6-3 BB		2B			1B 1B	3	0	2	0	1	0	0
Jerry Kindall, R (1, 6) OBP: 0.248, SLG: 0.269		BB 1B		6-3 1-2		5-3			P4	4	0	1	0	0	0	3
Cal Neeman, R (1, 2) Gene Green, R (9, PH) OBP: 0.236, SLG: 0.286 Al Luplow, L (9, PR) OBP: 0.266, SLG: 0.271		1-2 BB		K		K			1-2 1B	2 1 0	0 0 0	0 1 0	0 0 0	1 0 0	2 0 0	2 0 0
Mudcat Grant, R (1, 1) OBP: 0.156, SLG: 0.219 Sam McDowell, L (5, 1) OBP: 0.250, SLG: 0.211 Pedro Ramos, S (6, 1) OBP: 0.063, SLG: 0.063 Joe Adcock, R (9, PH) OBP: 0.380, SLG: 0.554		K			4-3		K		F8	2 0 1 1	0 0 0 0	0 0 0 0	0 0 0 0	0 0 1 0	1 0 0 0	2 0 0 2
Inning Stats	R: 0 H: 1 E: 0 LOB: 1 K: 0 BB: 0 S: 4 P: 4	R: 0 H: 1 E: 0 LOB: 2 K: 1 BB: 1 S: 6 P: 10	R: 0 H: 1 E: 0 LOB: 1 K: 0 BB: 0 S: 4 P: 4	R: 0 H: 0 E: 0 LOB: 1 K: 2 BB: 1 S: 7 P: 11	R: 0 H: 1 E: 1 LOB: 2 K: 1 BB: 0 S: 7 P: 7	R: 0 H: 1 E: 0 LOB: 1 K: 2 BB: 0 S: 8 P: 8	R: 0 H: 0 E: 0 LOB: 0 K: 1 BB: 0 S: 5 P: 5	R: 0 H: 0 E: 0 LOB: 0 K: 1 BB: 0 S: 5 P: 5	R: 0 H: 2 E: 0 LOB: 2 K: 0 BB: 0 S: 5 P: 5	1B: 6 SF: 0 2B: 1 SAC: 0 3B: 0 DP: 0 HR: 0 HBP: 0						

PITCHER		IP	WLS	BF	H	R	ER	SO	BB	IBB	HBP	BLK	WP	HR	S	P	ERA	WHIP
Gary Peters, L ERA: 2.41	(1, 1)	9.0	W	37	7	0	0	8	2	0	0	0	0	0	51	59	0.00	1.000

PITCHER	IP	WLS	BF	H	R	ER	SO	BB	IBB	HBP	BLK	WP	HR	S	P	ERA	WHIP

TOP

Cleveland Indians @ Chicago White Sox

Comiskey Park, Chicago, IL

Sun Jun 30 1963, 4:38 AM EDT

Att. 27,805 - Unknown

livebaseballscorecards.com

AB	35
R	0
H	7
RBI	0
BB	2
SO	8
LOB	19

Batter	1	2	3	4	5	6	7	8	9	AB	R	H	RBI	BB	SO	LOB
Jim Landis, R (1, 8) OBP: 0.316, SLG: 0.399	S S S 0-3 K ①		S S S 0-3 K ③		B B B 4-0 1B 1-2 BB		x 0-0 6-3 ①			3	0	0	0	1	2	0
Tom McCraw, L (1, 3) OBP: 0.295, SLG: 0.358	x 0-0 F7 ②			x 0-0 F7 ①	x 0-0 1-3 2-H 3-H 1B		x 0-0 F9 ②			4	0	1	2	0	0	0
Floyd Robinson, L (1, 9) (7, 7) OBP: 0.373, SLG: 0.467	x 0-0 4-3 ③			x 0-0 G3 ②	x 0-0 6-3 ③		x 0-0 3-1 ③			4	0	0	0	0	0	2
Pete Ward, L (1, 5) OBP: 0.375, SLG: 0.492		x 0-0 G6-3 BB 1B		x 0-0 HR		B B B B 4-0 FC5-4 BB		B B B B 4-0 CS BB		2	1	2	1	2	0	0
Charlie Maxwell, L (1, 7) OBP: 0.381, SLG: 0.359 Mike Hershberger, R (6, PH) (7, 9) OBP: 0.349, SLG: 0.365		B B B B 4-0 G6-3 1-2 BB		S S S 0-3 K ③		x 0-0 FC5-4 1B 1-2f 1B ①		S S S 0-3 K 1-2 ① ②		1 2	0 1	0 0	0 0	1 0	1 1	0 2
Nellie Fox, L (1, 4) OBP: 0.318, SLG: 0.318	x 0-0 G6-3 1-2f 2-3 ① ②				x 0-0 F9 ①	x 0-0 3-4-1 1B 1-3 1B		x 0-0 4-3 ③		4	0	1	0	0	0	2
Al Weis, S (1, 6) OBP: 0.272, SLG: 0.273	x 0-0 B5-3 ③				B B B B 4-0 1B 1B BB	x 0-0 3-4-1 1-2 3-H 1B				2	1	1	1	1	0	1
J.C. Martin, L (1, 2) OBP: 0.250, SLG: 0.270			x 0-0 3-4-1 ①		x 0-0 BB 1-3 1B 1B	x 0-0 3-4-1 1-2 2-3 ②				3	1	1	0	0	0	2
Gary Peters, L (1, 1) OBP: 0.154, SLG: 0.240			x 0-0 G3 ②		S S S 0-3 K ②	x 0-0 L3 ③				3	0	0	0	0	1	4
Inning Stats	R: 0 E: 0 K: 1 S: 5 H: 0 LOB: 0 BB: 0 P: 5	R: 0 E: 0 K: 0 S: 3 H: 1 LOB: 1 BB: 1 P: 7	R: 0 E: 0 K: 1 S: 5 H: 0 LOB: 0 BB: 0 P: 5	R: 1 E: 0 K: 1 S: 6 H: 1 LOB: 0 BB: 0 P: 6	R: 2 E: 0 K: 1 S: 7 H: 2 LOB: 2 BB: 2 P: 15	R: 1 E: 0 K: 0 S: 5 H: 2 LOB: 2 BB: 1 P: 9	R: 0 E: 0 K: 0 S: 3 H: 0 LOB: 0 BB: 0 P: 3	R: 0 E: 0 K: 1 S: 4 H: 0 LOB: 0 BB: 1 P: 8		1B: 5 2B: 1 3B: 0 HR: 1	SF: 0 SAC: 0 DP: 2 HBP: 0						

BOTTOM

Cleveland Indians @ Chicago White Sox

Comiskey Park, Chicago, IL

Sun Jun 30 1963, 4:38 AM EDT

Att. 27,805 - Unknown

livebaseballscorecards.com

AB	28
R	4
H	6
RBI	4
BB	5
SO	5
LOB	13

WP: 0 PB: 0 SB: 0 CS: 1 PA: 33

PITCHER		IP	WLS	BF	H	R	ER	SO	BB	IBB	HBP	BLK	WP	HR	S	P	ERA	WHIP
Mudcat Grant, R ERA: 3.82	(1, 1)	4.2	L	20	4	3	3	4	3	0	0	0	0	1	25	37	5.79	1.500
Sam McDowell, L ERA: 4.85	(5, 1)	0.2		5	2	1	1	0	1	0	0	0	0	0	4	8	13.50	4.500
Pedro Ramos, R ERA: 3.44	(6, 1)	2.2		8	0	0	0	1	1	0	0	0	0	0	9	13	0.00	0.375

PITCHER	IP	WLS	BF	H	R	ER	SO	BB	IBB	HBP	BLK	WP	HR	S	P	ERA	WHIP

Batter	1	2	3	4	5	6	7	8	9	AB	R	H	RBI	BB	SO	LOB
Jim Landis, R (1, 8) OBP: 0.315, SLG: 0.393	K		F9			K		BB		3	0	0	0	1	2	1
Nellie Fox, L (1, 4) OBP: 0.317, SLG: 0.315	4-3		G3			F4		BB		3	0	0	0	1	0	0
Pete Ward, L (1, 5) OBP: 0.370, SLG: 0.485	G3		K			G6-3		F5		4	0	0	0	0	1	2
Dave Nicholson, R (1, 7) OBP: 0.330, SLG: 0.446		K	BB				K		F9	3	0	0	0	1	2	0
Floyd Robinson, L (1, 9) OBP: 0.369, SLG: 0.461		F2	6-3				K		L7	4	0	0	0	0	1	1
Cam Carreon, R (1, 2) OBP: 0.304, SLG: 0.346		K		3-1			WP 1B		PB BB	3	0	1	0	1	1	0
Tom McCraw, L (1, 3) OBP: 0.299, SLG: 0.354			K	BB			K		K	1	0	0	0	1	1	0
Jim Lemon, R (7, PH) OBP: 0.307, SLG: 0.333 (7, 3)										2	0	0	0	0	2	2
Al Weis, S (1, 6) OBP: 0.274, SLG: 0.266			S BB		L9			F9		2	0	0	0	1	0	1
Ray Herbert, R (1, 1) OBP: 0.262, SLG: 0.375			B3		L6			F2		2	0	0	0	0	0	2
Mike Hershberger, R (8, PH) OBP: 0.347, SLG: 0.363										1	0	0	0	0	0	0
Dave DeBusschere, R (8, 1)										0	0	0	0	0	0	0
Inning Stats	R: 0 E: 0 K: 1 S: 5 H: 0 LOB: 0 BB: 0 P: 5	R: 0 E: 0 K: 2 S: 7 H: 0 LOB: 0 BB: 0 P: 7	R: 0 E: 0 K: 1 S: 5 H: 0 LOB: 1 BB: 1 P: 9	R: 0 E: 0 K: 1 S: 5 H: 0 LOB: 1 BB: 1 P: 9	R: 0 E: 0 K: 0 S: 3 H: 0 LOB: 1 BB: 1 P: 7	R: 0 E: 0 K: 1 S: 5 H: 0 LOB: 0 BB: 0 P: 5	R: 0 E: 0 K: 3 S: 10 H: 1 LOB: 1 BB: 0 P: 10	R: 0 E: 0 K: 0 S: 3 H: 0 LOB: 2 BB: 2 P: 11	R: 0 E: 0 K: 1 S: 5 H: 0 LOB: 1 BB: 1 P: 9	1B: 1 2B: 0 3B: 0 HR: 0 SF: 0 SAC: 0 DP: 0 HBP: 0	WP: 1 PB: 1 SB: 1 CS: 0 PA: 34					

PITCHER	IP	WLS	BF	H	R	ER	SO	BB	IBB	HBP	BLK	WP	HR	S	P	ERA	WHIP
Al Downing, L (1, 1) ERA: 2.89	9.0	W	34	1	0	0	10	6	0	0	0	1	0	48	72	0.00	0.778

PITCHER	IP	WLS	BF	H	R	ER	SO	BB	IBB	HBP	BLK	WP	HR	S	P	ERA	WHIP

TOP

Chicago White Sox @ New York Yankees

Yankee Stadium, Bronx, NY

Tue Jul 02 1963, 7:05 PM EDT

Att. 21,691 - Overcast - 88 F

livebaseballscorecards.com

AB	28
R	0
H	1
RBI	0
BB	6
SO	10
LOB	9

Batter	1	2	3	4	5	6	7	8	9	AB	R	H	RBI	BB	SO	LOB
Tony Kubek, L (1, 6) OBP: 0.246, SLG: 0.312	F8		CS, 2-H, 1B		B1-3			F7		4	0	1	1	0	0	0
Phil Linz, R (1, 4) OBP: 0.362, SLG: 0.358	5-3		CS, 1-2	5-3		F7		BBBB, G1-6-3, BB		3	0	0	0	1	0	0
Tom Tresh, S (1, 8) OBP: 0.339, SLG: 0.489	3-1			1B		B4-3		G1-6-3, 1-2f		4	0	1	0	0	0	1
Roger Maris, L (1, 9) OBP: 0.361, SLG: 0.603		4-3		F5		1B				3	0	1	0	0	0	1
Joe Pepitone, L (1, 3) OBP: 0.300, SLG: 0.471		1-3		F9		4-3				3	0	0	0	0	0	2
Elston Howard, R (1, 2) OBP: 0.314, SLG: 0.498		F7			HR, 1B		5-3			3	1	1	0	0	0	0
Hector Lopez, R (1, 7) OBP: 0.281, SLG: 0.382			F7, 1B		1-H, HR		5-3			3	2	2	2	0	0	0
Clete Boyer, R (1, 5) OBP: 0.315, SLG: 0.445			F7, 1-2		G3		E6			3	0	0	0	0	0	1
Al Downing, R (1, 1) OBP: 0.071, SLG: 0.143			SSS, K		SSS, K		6-3			3	0	0	0	0	2	2
Inning Stats	R: 0 E: 0 K: 0 S: 3 H: 0 LOB: 0 BB: 0 P: 3	R: 0 E: 0 K: 0 S: 3 H: 0 LOB: 0 BB: 0 P: 3	R: 1 E: 0 K: 1 S: 6 H: 2 LOB: 0 BB: 0 P: 6	R: 0 E: 0 K: 0 S: 4 H: 1 LOB: 1 BB: 0 P: 4	R: 2 E: 0 K: 1 S: 7 H: 2 LOB: 0 BB: 0 P: 7	R: 0 E: 0 K: 0 S: 4 H: 1 LOB: 1 BB: 0 P: 4	R: 0 E: 1 K: 0 S: 4 H: 0 LOB: 1 BB: 0 P: 4	R: 0 E: 0 K: 0 S: 2 H: 0 LOB: 0 BB: 1 P: 6		1B: 5 2B: 0 3B: 0 HR: 1 SF: 0 SAC: 0 DP: 1 HBP: 0				WP: 0 PB: 0 SB: 0 CS: 1 PA: 31		

PITCHER		IP	WLS	BF	H	R	ER	SO	BB	IBB	HBP	BLK	WP	HR	S	P	ERA	WHIP
Ray Herbert, R ERA: 3.45	(1, 1)	7.0	L	27	6	3	3	2	0	0	0	0	0	1	31	31	3.86	0.857
Dave DeBusschere, R ERA: 3.28	(8, 1)	1.0		3	0	0	0	0	1	0	0	0	0	0	2	6	0.00	1.000

PITCHER	IP	WLS	BF	H	R	ER	SO	BB	IBB	HBP	BLK	WP	HR	S	P	ERA	WHIP

BOTTOM

Chicago White Sox @ New York Yankees

Yankee Stadium, Bronx, NY

Tue Jul 02 1963, 7:05 PM EDT
Att. 21,691 - Overcast - 88 F

livebaseballscorecards.com

AB	29
R	3
H	6
RBI	3
BB	1
SO	2
LOB	7

Chicago White Sox @ New York Yankees

Yankee Stadium, Bronx, NY

Wed Jul 03 1963, 3:33 AM EDT

Att. 20,988 - Unknown - 84 F

TOP

livebaseballscorecards.com

Batter	1	2	3	4	5	6	7	8	9	AB	R	H	RBI	BB	SO	LOB
Jim Landis, R (1, 8) OBP: 0.321, SLG: 0.407	L8		BB		F7		HR 1-H		BB 1-2 2-3 3-H	3	1	1	3	2	0	1
Tom McCraw, L (1, 3) OBP: 0.286, SLG: 0.337	F4		F5		F3		L9		L7-2 3-H	5	0	0	0	0	0	5
Floyd Robinson, L (1, 7) OBP: 0.367, SLG: 0.458	3-1		F2			1B		3-1		4	0	1	0	0	0	1
Pete Ward, L (1, 5) (7, 6) (8, 4) (9, 6)		F5	G3			F9		F7		4	0	0	0	0	0	2
Mike Hershberger, R (1, 9) OBP: 0.346, SLG: 0.360	2B 1B			F3		F6		F4		4	1	1	0	0	0	1
Nellie Fox, L (1, 4) OBP: 0.314, SLG: 0.312 Sherm Lollar, R (7, 2) OBP: 0.321, SLG: 0.320 Cam Carreon, R (9, PR) OBP: 0.304, SLG: 0.346 (9, 2)	F7			3-1		6-3			E5 SH5-4 E BB	3 1 0	0 0 1	0 0 0	0 0 0	0 0 0	0 0 0	2 0 0
Al Weis, S (1, 6) OBP: 0.284, SLG: 0.289 (7, 4) (8, 6) (9, 4)	1-H 2B			F9			HR S 1B		E6 BB SH5-4 1-2 L7-2	4	1	2	1	0	0	1
J.C. Martin, L (1, 2) OBP: 0.258, SLG: 0.280 (7, 5)	BB				FC1-5 2B		F9		SH5-4 1-2 2-3	2	0	1	0	1	0	1
John Buzhardt, R (1, 1) OBP: 0.087, SLG: 0.130 Frank Baumann, L (6, 1) OBP: 0.250, SLG: 0.143 Jim Lemon, R (7, PH) OBP: 0.303, SLG: 0.329 Joe Horlen, R (7, 1) OBP: 0.286, SLG: 0.286 Hoyt Wilhelm, R (7, 1) OBP: 0.077, SLG: 0.077 Gary Peters, L (9, PH) OBP: 0.185, SLG: 0.240 Jim Brosnan, R (9, 1) OBP: 0.286, SLG: 0.286	5-3				FC1-5 2-3		K		BB IBB	2 0 1 0 0 0 0 0 0	0 0 0 0 0 0 0 0 0	0 0 0 0 0 0 1 0 0	0 0 0 0 0 0 0 0 0	0 0 1 0 0 0 0 0 0	0 0 1 0 0 0 0 0 0	3 0 1 0 0 0 0 0 0

Inning Stats	1	2	3	4	5	6	7	8	9	1B	SF	WP	PA
	R: 0 E: 0 K: 0 S: 3	R: 1 E: 0 K: 0 S: 5	R: 0 E: 0 K: 0 S: 3	R: 0 E: 0 K: 0 S: 3	R: 0 E: 0 K: 0 S: 4	R: 0 E: 0 K: 0 S: 4	R: 2 E: 0 K: 1 S: 7	R: 0 E: 0 K: 0 S: 3	R: 1 E: 2 K: 0 S: 4	3	0	0	38
	H: 0 LOB: 0 BB: 0 P: 3	H: 2 LOB: 2 BB: 1 P: 9	H: 0 LOB: 1 BB: 1 P: 7	H: 0 LOB: 0 BB: 0 P: 3	H: 1 LOB: 1 BB: 0 P: 4	H: 1 LOB: 1 BB: 0 P: 4	H: 2 LOB: 0 BB: 0 P: 7	H: 0 LOB: 0 BB: 0 P: 3	H: 0 LOB: 2 BB: 2 P: 12	2B: 3 3B: 0 HR: 1	SAC: 1 DP: 1 HBP: 0	PB: 0 SB: 1 CS: 0	

PITCHER		IP	WLS	BF	H	R	ER	SO	BB	IBB	HBP	BLK	WP	HR	S	P	ERA	WHIP
Ralph Terry, R ERA: 3.15	(1, 1)	8.0		33	6	4	3	1	2	0	0	0	0	1	33	41	3.38	1.000
Hal Reniff, R ERA: 2.27	(9, 1)	1.0	W	5	0	0	0	0	1	1	0	0	0	0	3	11	0.00	1.000

PITCHER	IP	WLS	BF	H	R	ER	SO	BB	IBB	HBP	BLK	WP	HR	S	P	ERA	WHIP

AB	33
R	4
H	6
RBI	4
BB	4
SO	1
LOB	18

Batter	1	2	3	4	5	6	7	8	9	AB	R	H	RBI	BB	SO	LOB
Tony Kubek, L (1, 6) OBP: 0.253, SLG: 0.322	1-3			FC6-5 2B		HBP E 1B	K		1-2 2-H 1B	5	1	3	1	0	1	2
Phil Linz, R (1, 4) OBP: 0.355, SLG: 0.339	K			1-3		1-0 FC4-6 1-2 HBP	G6-4-3 1-2f			3	0	0	0	0	1	3
Tom Tresh, S (1, 8) OBP: 0.334, SLG: 0.482	3-1			FC6-5 BB 2-3		B2		K		4	0	0	0	0	1	3
Roger Maris, L (1, 9) OBP: 0.359, SLG: 0.594		F5		4-0 1-2 BB		FC4-6 IHR 1-2f 2-H		K		3	1	0	0	1	1	1
Joe Pepitone, L (1, 3) OBP: 0.300, SLG: 0.480		L8		4-3		1-H IHR		K		4	1	1	2	0	1	2
Yogi Berra, L (1, 2) OBP: 0.278, SLG: 0.400		F8			1B G4-6-3 1B	1B			F6	4	1	2	0	0	0	0
Johnny Blanchard, L (1, 7) OBP: 0.238, SLG: 0.216 Hector Lopez, R (6, PH) OBP: 0.283, SLG: 0.383 (7, 7)		F6			G4-6-3 1-3 1B	F9			BB 1B	2 2	0 1	1 1	0 0	0 0	0 0	0 1
Clete Boyer, R (1, 5) OBP: 0.314, SLG: 0.443		5-3			G4-6-3 1-2f 3-H		1B		F9	4	0	1	0	0	0	2
Ralph Terry, R (1, 1) OBP: 0.109, SLG: 0.089 Hal Reniff, R (9, 1)		K			B1-3		G6-4-3 1-2 1B		1-2 BB	3 0	0 0	1 0	0 0	0 1	1 0	0 0
Inning Stats	R: 0 E: 0 K: 1 S: 5 H: 0 LOB: 0 BB: 0 P: 5	R: 0 E: 0 K: 0 S: 3 H: 0 LOB: 0 BB: 0 P: 3	R: 0 E: 0 K: 1 S: 5 H: 0 LOB: 0 BB: 0 P: 5	R: 0 E: 0 K: 0 S: 4 H: 1 LOB: 2 BB: 1 P: 8	R: 1 E: 0 K: 0 S: 4 H: 2 LOB: 0 BB: 0 P: 4	R: 3 E: 1 K: 0 S: 6 H: 3 LOB: 1 BB: 0 P: 7	R: 0 E: 0 K: 1 S: 6 H: 2 LOB: 1 BB: 0 P: 6	R: 0 E: 0 K: 3 S: 9 H: 0 LOB: 0 BB: 0 P: 9	R: 1 E: 0 K: 0 S: 4 H: 2 LOB: 2 BB: 1 P: 8	1B: 8 2B: 1 3B: 0 HR: 1	SF: 0 SAC: 0 DP: 2 HBP: 1						

PITCHER		IP	WLS	BF	H	R	ER	SO	BB	IBB	HBP	BLK	WP	HR	S	P	ERA	WHIP
John Buzhardt, R ERA: 2.53	(1, 1)	5.2		24	6	4	4	2	1	0	1	0	0	0	26	31	6.35	1.235
Frank Baumann, L ERA: 2.87	(6, 1)	0.1		1	0	0	0	0	0	0	0	0	0	0	1	1	0.00	0.000
Joe Horlen, R ERA: 4.25	(7, 1)	0.0		2	2	0	0	0	0	0	0	0	0	0	2	2	∞	∞
Hoyt Wilhelm, R ERA: 2.82	(7, 1)	2.0		5	0	0	0	4	0	0	0	0	0	0	13	13	0.00	0.000
Jim Brosnan, R ERA: 2.52	(9, 1)	0.2	L	5	2	1	1	0	1	0	0	0	0	0	4	8	13.50	4.500

PITCHER	IP	WLS	BF	H	R	ER	SO	BB	IBB	HBP	BLK	WP	HR	S	P	ERA	WHIP

BOTTOM

Chicago White Sox @ New York Yankees

Yankee Stadium, Bronx, NY

Wed Jul 03 1963, 3:33 AM EDT

Att. 20,988 - Unknown - 84 F

livebaseballscorecards.com

AB	34
R	5
H	10
RBI	3
BB	2
SO	6
LOB	14

1B: 8 SF: 0
2B: 1 SAC: 0
3B: 0 DP: 2
HR: 1 HBP: 1

WP: 0 PA: 37
PB: 0
SB: 0
CS: 0

Batter	1	2	3	4	5	6	7	8	9	AB	R	H	RBI	BB	SO	LOB
Jim Landis, R (1, 8) OBP: 0.320, SLG: 0.404	K		F9			F9		1B		4	0	1	0	0	1	1
Al Weis, S (1, 6) OBP: 0.293, SLG: 0.299	1B		F6			1B		K		4	0	2	0	0	1	2
Floyd Robinson, L (1, 9) OBP: 0.366, SLG: 0.465	K			F7		F4			HR	4	1	1	1	0	1	2
Dave Nicholson, R (1, 7) OBP: 0.325, SLG: 0.438	5-3			K		F8			K	4	0	0	0	0	2	2
Pete Ward, L (1, 5) OBP: 0.362, SLG: 0.473		K		F6			4-3		F9	4	0	0	0	0	1	0
Jim Lemon, R (1, 3) OBP: 0.290, SLG: 0.313		K			5-3		K		K	4	0	0	0	0	3	0
Nellie Fox, L (1, 4) OBP: 0.314, SLG: 0.312		3-1			1B		6-3			3	0	1	0	0	0	0
Cam Carreon, R (1, 2) OBP: 0.305, SLG: 0.345			1B		F7			K		3	0	1	0	0	1	1
Gary Peters, L (1, 1) OBP: 0.172, SLG: 0.222			K		K			F8		2	0	0	0	0	2	2
Mike Hershberger, R (8, PH) OBP: 0.344, SLG: 0.359										1	0	0	0	0	0	0
Eddie Fisher, R (8, 1) OBP: 0.211, SLG: 0.167										0	0	0	0	0	0	0
Frank Baumann, L (8, 1) OBP: 0.250, SLG: 0.143										0	0	0	0	0	0	0
Inning Stats	R: 0 E: 0 K: 2 S: 8 H: 1 LOB: 1 BB: 0 P: 8	R: 0 E: 0 K: 2 S: 7 H: 0 LOB: 0 BB: 0 P: 7	R: 0 E: 0 K: 1 S: 6 H: 1 LOB: 1 BB: 0 P: 6	R: 0 E: 0 K: 1 S: 5 H: 0 LOB: 0 BB: 0 P: 5	R: 0 E: 0 K: 1 S: 6 H: 1 LOB: 1 BB: 0 P: 6	R: 0 E: 0 K: 0 S: 4 H: 1 LOB: 1 BB: 0 P: 4	R: 0 E: 0 K: 1 S: 5 H: 0 LOB: 0 BB: 0 P: 5	R: 0 E: 0 K: 2 S: 8 H: 1 LOB: 1 BB: 0 P: 8	R: 1 E: 0 K: 2 S: 8 H: 1 LOB: 0 BB: 0 P: 8	1B: 5 2B: 0 3B: 0 HR: 1 SF: 0 SAC: 0 DP: 0 HBP: 0	WP: 0 PB: 0 SB: 0 CS: 0	PA: 33				

PITCHER		IP	WLS	BF	H	R	ER	SO	BB	IBB	HBP	BLK	WP	HR	S	P	ERA	WHIP
Whitey Ford, L ERA: 2.96	(1, 1)	9.0	W	33	6	1	1	12	0	0	0	0	0	1	57	57	1.00	0.667

PITCHER	IP	WLS	BF	H	R	ER	SO	BB	IBB	HBP	BLK	WP	HR	S	P	ERA	WHIP

TOP

Chicago White Sox @ New York Yankees

Yankee Stadium, Bronx, NY

Thu Jul 04 1963, 3:33 AM EDT

Unknown - 78 F

livebaseballscorecards.com

AB	33
R	1
H	6
RBI	1
BB	0
SO	12
LOB	10

Batter	1	2	3	4	5	6	7	8	9	AB	R	H	RBI	BB	SO	LOB
Tony Kubek, L (1, 6) OBP: 0.260, SLG: 0.325	BBBB 4-0 BB BB		x 0-0 ② 4-3		x 0-0 1B 2B 1B	x 0-0 ③ 4-3		x 0-0 FC5-4 1B HR 1-H 3-H 1B		4	2	2	2	1	0	1
Bobby Richardson, R (1, 4) OBP: 0.294, SLG: 0.338	x 0-0 ① F9		x 0-0 3B		x 0-0 2B 3-1 1-3 1B		x 0-0 FC6-4 1B	x 0-0 FC5-4 1-2 1B		5	1	4	0	0	0	1
Tom Tresh, S (1, 8) OBP: 0.335, SLG: 0.482	BBBB 4-0 1-2 BB		x 0-0 ③ 6-3		x 0-0 3-1 1-3 3-H 2B		x 0-0 ① FC6-4 1-2f	x 0-0 ② FC5-4 HR 1-2f 2-3		4	1	1	1	1	0	4
Roger Maris, L (1, 9) OBP: 0.360, SLG: 0.602 Jack Reed, R (9, 9) OBP: 0.304, SLG: 0.364	SSS 0-3 ② K			BBBB 4-0 BB BB BB	x 0-0 ② 3-1 2-3 3-H		x 0-0 ② L8	x 0-0 1-H 3-H HR		4 0	1 0	1 0	4 0	1 0	1 0	4 0
Joe Pepitone, L (1, 3) OBP: 0.298, SLG: 0.472	SSS 0-3 ③ K			BBBB 4-0 L4 BB 1-2 BB	x 0-0 ③ B1		x 0-0 ③ F3	SSS 0-3 ③ K		4	0	0	0	1	2	4
Elston Howard, R (1, 2) OBP: 0.317, SLG: 0.518		SSS 0-3 ① K		x 0-0 ① F8		x 0-0 HR		x 0-0 E 3B		4	2	2	1	0	1	2
Hector Lopez, R (1, 7) OBP: 0.283, SLG: 0.376		SSS 0-3 ② K		BBBB 4-0 1-2 2-3 BB		x 0-0 ① 6-3		x 0-0 ① 5-3		3	0	0	0	1	1	1
Clete Boyer, R (1, 5) OBP: 0.316, SLG: 0.441		x 0-0 ③ 4-3		x 0-0 ② ③ L4 2-3		x 0-0 1B		4-0 E 1B IBB		3	1	1	0	1	0	3
Whitey Ford, L (1, 1) OBP: 0.216, SLG: 0.271			SSS 0-3 ① K		x 0-0 ① 1-3	SSS 0-3 ② K		x 0-0 E4 S 1B 1-3 3-H		4	1	0	1	0	2	2
Inning Stats	R: 0 H: 0 E: 0 LOB: 2 K: 2 BB: 2 S: 7 P: 15	R: 0 H: 0 E: 0 LOB: 0 K: 2 BB: 0 S: 7 P: 7	R: 0 H: 1 E: 0 LOB: 1 K: 1 BB: 0 S: 6 P: 6	R: 0 H: 0 E: 0 LOB: 2 K: 0 BB: 3 S: 2 P: 14	R: 2 H: 3 E: 0 LOB: 1 K: 0 BB: 0 S: 6 P: 6	R: 1 H: 2 E: 0 LOB: 1 K: 1 BB: 0 S: 7 P: 7	R: 0 H: 1 E: 0 LOB: 1 K: 0 BB: 0 S: 4 P: 4	R: 6 H: 4 E: 1 LOB: 0 K: 1 BB: 1 S: 10 P: 14		1B: 6 SF: 0 2B: 2 SAC: 0 3B: 2 DP: 1 HR: 2 HBP: 0				WP: 0 PA: 41 PB: 0 SB: 1 CS: 0		

BOTTOM

Chicago White Sox @ New York Yankees

Yankee Stadium, Bronx, NY

Thu Jul 04 1963, 3:33 AM EDT

Unknown - 78 F

livebaseballscorecards.com

AB	35
R	9
H	11
RBI	9
BB	6
SO	7
LOB	22

PITCHER		IP	WLS	BF	H	R	ER	SO	BB	IBB	HBP	BLK	WP	HR	S	P	ERA	WHIP
Gary Peters, L ERA: 2.53	(1, 1)	7.0	L	32	7	3	3	6	5	0	0	0	0	1	39	59	3.86	1.714
Eddie Fisher, R ERA: 5.31	(8, 1)	0.1		4	1	3	2	0	0	1	0	0	0	0	3	7	54.00	3.000
Frank Baumann, L ERA: 2.81	(8, 1)	0.2		5	3	3	0	1	0	0	0	0	0	1	7	7	0.00	4.500

PITCHER	IP	WLS	BF	H	R	ER	SO	BB	IBB	HBP	BLK	WP	HR	S	P	ERA	WHIP

Batter	1	2	3	4	5	6	7	8	9	AB	R	H	RBI	BB	SO	LOB
Mike Hershberger, R (1, 9) OBP: 0.350, SLG: 0.374	F6		E9 1B 1B		3B		F4		1B 1B	5	2	3	0	0	0	0
Al Weis, S (1, 6) OBP: 0.289, SLG: 0.293	4-3		F5		4-3		K		1B 1-2	5	0	1	0	0	1	2
Floyd Robinson, L (1, 7) OBP: 0.375, SLG: 0.469	BB		2-H 1B		BB		BB		1-3 2-H	2	0	2	2	3	0	0
Pete Ward, L (1, 5) OBP: 0.356, SLG: 0.465	K		F8		F7		L7		L1	5	0	0	0	0	1	7
Tom McCraw, L (1, 3) OBP: 0.293, SLG: 0.343		K		S 1B		HR 1B		K		4	1	2	0	0	2	0
Jim Landis, R (1, 8) OBP: 0.314, SLG: 0.396		K		F8		4-3 1-2		5-3		4	0	0	0	0	1	2
Nellie Fox, L (1, 4) OBP: 0.317, SLG: 0.325		1B		F8 1-2		HR 2-H		6-3		4	1	2	2	0	0	1
J.C. Martin, L (1, 2) OBP: 0.252, SLG: 0.272		F7		F8		4-3			F9	4	0	0	0	0	0	2
Juan Pizarro, L (1, 1) OBP: 0.182, SLG: 0.326 Hoyt Wilhelm, R (7, 1) OBP: 0.071, SLG: 0.071			1-3		5-3		F7		4-3	3 1	0 0	0 0	0 0	0 0	0 0	0 0
Inning Stats	R: 0 E: 0 K: 1 S: 5 H: 0 LOB: 1 BB: 1 P: 9	R: 0 E: 0 K: 2 S: 8 H: 1 LOB: 1 BB: 0 P: 8	R: 1 E: 1 K: 0 S: 5 H: 2 LOB: 1 BB: 0 P: 5	R: 0 E: 0 K: 0 S: 4 H: 1 LOB: 1 BB: 0 P: 4	R: 0 E: 0 K: 0 S: 4 H: 1 LOB: 2 BB: 1 P: 8	R: 2 E: 0 K: 0 S: 5 H: 2 LOB: 0 BB: 0 P: 5	R: 0 E: 0 K: 1 S: 5 H: 0 LOB: 1 BB: 1 P: 9	R: 0 E: 0 K: 1 S: 5 H: 0 LOB: 0 BB: 0 P: 5	R: 1 E: 0 K: 0 S: 6 H: 3 LOB: 2 BB: 0 P: 6	1B: 8 2B: 0 3B: 1 HR: 1 SF: 0 SAC: 0 DP: 0 HBP: 0						

PITCHER	IP	WLS	BF	H	R	ER	SO	BB	IBB	HBP	BLK	WP	HR	S	P	ERA	WHIP
Bill Stafford, R (1, 1) ERA: 5.27	7.0	L	31	7	3	2	4	3	0	0	0	0	1	36	48	2.57	1.429
Steve Hamilton, L (8, 1) ERA: 2.83	2.0		9	3	1	1	1	0	0	0	0	0	0	11	11	4.50	1.500

PITCHER	IP	WLS	BF	H	R	ER	SO	BB	IBB	HBP	BLK	WP	HR	S	P	ERA	WHIP

TOP

Chicago White Sox @ New York Yankees

Yankee Stadium, Bronx, NY

Thu Jul 04 1963, 3:38 AM EDT
Att. 39,526 - Unknown - 78 F

livebaseballscorecards.com

AB	37
R	4
H	10
RBI	4
BB	3
SO	5
LOB	14

Batter	1	2	3	4	5	6	7	8	9	AB	R	H	RBI	BB	SO	LOB
Tony Kubek, L (1, 6) OBP: 0.260, SLG: 0.321	4-3		L5			BB FC6-4 1B	G4-6-3 1-2f			3	0	0	0	1	0	3
Bobby Richardson, R (1, 4) OBP: 0.294, SLG: 0.337	K		F4			FC6-4 1-2		5-3		4	0	1	0	0	1	1
Tom Tresh, S (1, 8) OBP: 0.334, SLG: 0.477	BB			K		FC6-4 1-2f 2-3		K		3	0	0	0	1	2	2
Roger Maris, L (1, 9) OBP: 0.353, SLG: 0.590	K			4-3		F7		G6-3		4	0	0	0	0	1	3
Joe Pepitone, L (1, 3) OBP: 0.301, SLG: 0.484		4-3		PB 1B		F5			HR	4	1	2	1	0	0	2
Elston Howard, R (1, 2) OBP: 0.316, SLG: 0.514		F9		K 1-2			1B 1B SF7 1B		3-1	4	1	1	0	0	1	1
Hector Lopez, R (1, 7) OBP: 0.282, SLG: 0.374		1-3			6-3		1B 1-2 1B		K	4	0	1	0	0	1	0
Clete Boyer, R (1, 5) OBP: 0.319, SLG: 0.442			SH2-4 1B		F9		G4-6-3 1-2 2-3 1B		K	4	0	2	0	0	1	0
Bill Stafford, R (1, 1) OBP: 0.318, SLG: 0.381 Phil Linz, R (7, PH) OBP: 0.349, SLG: 0.339 Steve Hamilton, L (8, 1) OBP: 0.333, SLG: 0.667			SH2-4 1-2		K		SF7 3-H			1 0 0	0 0 0	0 0 0	0 1 0	0 0 0	1 0 0	0 0 0
Inning Stats	R: 0 H: 0 E: 0 LOB: 1 K: 2 BB: 1 S: 7 P: 11	R: 0 H: 0 E: 0 LOB: 0 K: 0 BB: 0 S: 3 P: 3	R: 0 H: 1 E: 0 LOB: 1 K: 0 BB: 0 S: 4 P: 4	R: 0 H: 1 E: 0 LOB: 1 K: 2 BB: 0 S: 8 P: 8	R: 0 H: 0 E: 0 LOB: 0 K: 1 BB: 0 S: 5 P: 5	R: 0 H: 1 E: 0 LOB: 2 K: 0 BB: 1 S: 4 P: 8	R: 1 H: 3 E: 0 LOB: 1 K: 0 BB: 0 S: 5 P: 5	R: 0 H: 0 E: 0 LOB: 0 K: 1 BB: 0 S: 5 P: 5	R: 1 H: 1 E: 0 LOB: 0 K: 2 BB: 0 S: 8 P: 8	1B: 6 SF: 1 2B: 0 SAC: 1 3B: 0 DP: 1 HR: 1 HBP: 0						

PITCHER		IP	WLS	BF	H	R	ER	SO	BB	IBB	HBP	BLK	WP	HR	S	P	ERA	WHIP
Juan Pizarro, L ERA: 2.22	(1, 1)	6.0	W	26	6	1	1	5	2	0	0	0	0	0	34	42	1.50	1.333
Hoyt Wilhelm, R ERA: 2.83	(7, 1)	3.0	S	9	1	1	1	3	0	0	0	0	0	1	15	15	3.00	0.333

PITCHER	IP	WLS	BF	H	R	ER	SO	BB	IBB	HBP	BLK	WP	HR	S	P	ERA	WHIP

BOTTOM

Chicago White Sox @ New York Yankees

Yankee Stadium, Bronx, NY

Thu Jul 04 1963, 3:38 AM EDT
Att. 39,526 - Unknown - 78 F

livebaseballscorecards.com

AB	31
R	2
H	7
RBI	2
BB	2
SO	8
LOB	12

WP: 0 PA: 35
PB: 1
SB: 0
CS: 0

Batter	1	2	3	4	5	6	7	8	9	AB	R	H	RBI	BB	SO	LOB
Mike Hershberger, R (1, 9) OBP: 0.346, SLG: 0.370	F8		F7		1-3 1-2 2-3		F5		1B	5	0	1	0	0	0	6
Nellie Fox, L (1, 4) OBP: 0.312, SLG: 0.319	F7		F8		F7		F9		F8	5	0	0	0	0	0	7
Floyd Robinson, L (1, 7) OBP: 0.377, SLG: 0.468	4-3			4-3		BBBB 4-0 G3 BB	1-2 2-H 1B			3	0	1	1	1	0	0
Pete Ward, L (1, 5) OBP: 0.355, SLG: 0.472		F7		HR		0-0 G3 1-2	G3			4	1	1	1	0	0	3
Jim Landis, R (1, 8) OBP: 0.309, SLG: 0.388		S S S 0-3 K		6-3		4-3		F8		4	0	0	0	0	1	1
Tom McCraw, L (1, 3) OBP: 0.283, SLG: 0.330		F8		F2		4-3		1-3		4	0	0	0	0	0	1
Al Weis, S (1, 6) OBP: 0.297, SLG: 0.302			F8		1-3 1B 1B		BB 1B 1B	4-3		4	1	2	0	0	0	0
J.C. Martin, L (1, 2) OBP: 0.263, SLG: 0.280			1B 1B		1-3 1-2 1B		BBBB 4-0 1B 1-2 1B BB		6-3	3	1	2	0	1	0	0
Dave DeBusschere, R (1, 1) Eddie Fisher, R (1, 1) OBP: 0.250, SLG: 0.211 Jim Lemon, R (5, PH) OBP: 0.287, SLG: 0.310 Frank Baumann, L (5, 1) OBP: 0.250, SLG: 0.143 Dave Nicholson, R (7, PH) OBP: 0.327, SLG: 0.441 Jim Brosnan, R (7, 1) OBP: 0.286, SLG: 0.286 Sherm Lollar, R (9, PH) OBP: 0.316, SLG: 0.314		1-2 1B		F9			1-2 2-H 1B		F4	0 1 1 0 1 0 1	0 0 0 0 0 0 0	0 1 0 0 0 0 0	0 0 0 0 0 0 0	0 0 0 0 0 0 0	0 0 0 0 0 0 0	0 0 2 0 0 0 0
Inning Stats	R: 0 E: 0 K: 0 S: 3 H: 0 LOB: 0 BB: 0 P: 3	R: 0 E: 0 K: 1 S: 5 H: 0 LOB: 0 BB: 0 P: 5	R: 0 E: 0 K: 0 S: 5 H: 2 LOB: 2 BB: 0 P: 5	R: 1 E: 0 K: 0 S: 4 H: 1 LOB: 0 BB: 0 P: 4	R: 0 E: 0 K: 0 S: 5 H: 2 LOB: 2 BB: 0 P: 5	R: 0 E: 0 K: 0 S: 3 H: 0 LOB: 1 BB: 1 P: 7	R: 2 E: 0 K: 0 S: 6 H: 3 LOB: 2 BB: 1 P: 10	R: 0 E: 0 K: 0 S: 3 H: 0 LOB: 0 BB: 0 P: 3	R: 0 E: 0 K: 0 S: 4 H: 1 LOB: 1 BB: 0 P: 4	1B: 8 2B: 0 3B: 0 HR: 1	SF: 0 SAC: 0 DP: 0 HBP: 0					

PITCHER	IP	WLS	BF	H	R	ER	SO	BB	IBB	HBP	BLK	WP	HR	S	P	ERA	WHIP
Earl Wilson, R (1, 1) ERA: 2.41	9.0	W	38	9	3	3	1	2	0	0	0	0	1	38	46	3.00	1.222

PITCHER	IP	WLS	BF	H	R	ER	SO	BB	IBB	HBP	BLK	WP	HR	S	P	ERA	WHIP

TOP

Chicago White Sox @ Boston Red Sox

Fenway Park, Boston, MA

Fri Jul 05 1963, 7:05 PM EDT

Att. 23,682 - Unknown

livebaseballscorecards.com

AB	36
R	3
H	9
RBI	3
BB	2
SO	1
LOB	20

WP: 0 PB: 0 SB: 0 CS: 0 PA: 38

BOTTOM

Chicago White Sox @ Boston Red Sox

Fenway Park, Boston, MA

Fri Jul 05 1963, 7:05 PM EDT

Att. 23,682 - Unknown

Batter	1	2	3	4	5	6	7	8	9	AB	R	H	RBI	BB	SO	LOB
Chuck Schilling, R (1, 4) OBP: 0.325, SLG: 0.371	BBB 4-0 3B BB x 3-0 F8		SSS 0-3 K ②			BBBB 4-0 1B G4-6-3 BB		x 0-0 6-3 ②		3	2	0	0	2	1	3
Gary Geiger, L (1, 8)	x 0-0 1B 1-H 3B	x 0-0 4-3 ①	SSS 0-3 K2-3 ③			x 0-0 G4-6-3 1-3 1B		SSS 0-3 K ③		5	1	2	1	0	2	2
Carl Yastrzemski, L (1, 7) OBP: 0.411, SLG: 0.490	SSS 0-3 K ①	x 0-0 1B 1B		SSS 0-3 K ①		x 0-0 G4-6-3 ①② 1-2f 3-H				4	0	1	0	0	2	2
Frank Malzone, R (1, 5) OBP: 0.367, SLG: 0.498	x 0-0 WP 1B 1B 3-H 1B	x 0-0 F2 ②		x 0-0 1-3 ②		x 0-0 5-3 ③				4	1	1	1	0	0	1
Dick Stuart, R (1, 3) OBP: 0.327, SLG: 0.495	x 0-0 F8 ②	x 0-0 1-2 1B		x 0-0 5-3 ③			SSS 0-3 K ①			4	0	1	0	0	1	1
Lou Clinton, R (1, 9) OBP: 0.292, SLG: 0.435	x 0-0 WP 1-2 1B	SSS 0-3 K ③			x 0-0 6-3 ①		x 0-0 E5 K2-4-2			4	1	1	0	0	1	2
Eddie Bressoud, R (1, 6) OBP: 0.332, SLG: 0.429	BBBB 4-0 1B 1-2 2-3 3B BB		x 0-0 HR		x 0-0 1B		SSS 0-3 K2-4-2 ②③ 1-2f			3	2	2	1	1	1	1
Russ Nixon, L (1, 2) OBP: 0.340, SLG: 0.438 Bob Tillman, R (1, PH) (2, 2) OBP: 0.284, SLG: 0.342	x 0-0 1-2 2-H 3-H 3B 1B		x 0-0 F2 ①		SSS 0-3 K ②			x 0-0 SH5-4 1B		0 4	0 1	0 2	0 2	0 0	0 1	0 1
Earl Wilson, R (1, 1) OBP: 0.286, SLG: 0.326	x 0-0 1-H 2-H 3B		x 0-0 1B		x 0-0 4-3 ③			x 0-0 SH5-4 ① 1-2		3	0	2	2	0	0	1
Inning Stats	R: 6 E: 0 K: 1 S: 10 H: 5 LOB: 1 BB: 2 P: 18	R: 0 E: 0 K: 1 S: 7 H: 2 LOB: 2 BB: 0 P: 7	R: 1 E: 0 K: 2 S: 9 H: 2 LOB: 1 BB: 0 P: 9	R: 0 E: 0 K: 1 S: 5 H: 0 LOB: 0 BB: 0 P: 5	R: 0 E: 0 K: 1 S: 6 H: 1 LOB: 1 BB: 0 P: 6	R: 1 E: 0 K: 0 S: 3 H: 1 LOB: 0 BB: 1 P: 7	R: 0 E: 1 K: 2 S: 7 H: 0 LOB: 1 BB: 0 P: 7	R: 0 E: 0 K: 1 S: 6 H: 1 LOB: 1 BB: 0 P: 6		1B: 9 2B: 1 3B: 2 HR: 1	SF: 0 SAC: 1 DP: 2 HBP: 0					

	AB	34
	R	8
	H	12
	RBI	7
	BB	3
	SO	9
	LOB	14

WP: 1 PB: 0 SB: 0 CS: 0 PA: 38

livebaseballscorecards.com

PITCHER		IP	WLS	BF	H	R	ER	SO	BB	IBB	HBP	BLK	WP	HR	S	P	ERA	WHIP
Dave DeBusschere, R ERA: 4.71	(1, 1)	0.2	L	9	5	6	6	1	2	0	0	0	1	0	9	17	81.00	10.500
Eddie Fisher, R ERA: 5.18	(1, 1)	3.1		14	4	1	1	4	0	0	0	0	0	1	22	22	2.70	1.200
Frank Baumann, L ERA: 2.91	(5, 1)	2.0		8	2	1	1	1	1	0	0	0	0	0	9	13	4.50	1.500
Jim Brosnan, R ERA: 2.39	(7, 1)	2.0		7	1	0	0	3	0	0	0	0	0	0	13	13	0.00	0.500

PITCHER	IP	WLS	BF	H	R	ER	SO	BB	IBB	HBP	BLK	WP	HR	S	P	ERA	WHIP

Batter	1	2	3	4	5	6	7	8	9	AB	R	H	RBI	BB	SO	LOB
Mike Hershberger, R (1, 8) OBP: 0.345, SLG: 0.368	E 4-3 FC1 1B	F9			G6-4-3 1-2f			5-3		4	1	1	0	0	0	2
Nellie Fox, L (1, 4) OBP: 0.308, SLG: 0.315	F9	6-3			F7			1-3		4	0	0	0	0	0	1
Pete Ward, L (1, 5) OBP: 0.351, SLG: 0.466	FC1 4-3 1-3	K				G3			K	4	0	0	0	0	2	1
Floyd Robinson, L (1, 9) OBP: 0.372, SLG: 0.461	4-3 1-2 3-H	4-3				F7			K	4	0	0	1	0	1	1
Tom McCraw, L (1, 3) OBP: 0.274, SLG: 0.319	6-3			K		F9			K	4	0	0	0	0	2	1
Dave Nicholson, R (1, 7) OBP: 0.324, SLG: 0.435		K		K			K			3	0	0	0	0	3	0
Al Weis, S (1, 6) OBP: 0.308, SLG: 0.306		BB 1B S		1B S			1-3			2	1	1	0	1	0	0
J.C. Martin, L (1, 2) OBP: 0.265, SLG: 0.281		1B 1-H		K 1-2			5-3			3	0	1	1	0	1	1
Ray Herbert, R (1, 1) OBP: 0.256, SLG: 0.366		K			BB G6-4-3			K		1	0	0	0	0	1	1
Joe Shipley, R (4, 1)										0	0	0	0	0	0	0
Jim Lemon, R (5, PH) OBP: 0.295, SLG: 0.310										0	0	0	0	1	0	0
Frank Baumann, L (5, 1) OBP: 0.250, SLG: 0.143										0	0	0	0	0	0	0
Gary Peters, L (6, 1) OBP: 0.167, SLG: 0.214										1	0	0	0	0	1	0
Inning Stats	R: 1 E: 1 K: 0 S: 5 H: 1 LOB: 1 BB: 0 P: 5	R: 1 E: 0 K: 2 S: 8 H: 1 LOB: 1 BB: 1 P: 12	R: 0 E: 0 K: 1 S: 5 H: 0 LOB: 0 BB: 0 P: 5	R: 0 E: 0 K: 3 S: 10 H: 1 LOB: 1 BB: 0 P: 10	R: 0 E: 0 K: 0 S: 2 H: 0 LOB: 0 BB: 1 P: 6	R: 0 E: 0 K: 0 S: 3 H: 0 LOB: 0 BB: 0 P: 3	R: 0 E: 0 K: 1 S: 5 H: 0 LOB: 0 BB: 0 P: 5	R: 0 E: 0 K: 1 S: 5 H: 0 LOB: 0 BB: 0 P: 5	R: 0 E: 0 K: 3 S: 9 H: 0 LOB: 0 BB: 0 P: 9	1B: 3 2B: 0 3B: 0 HR: 0	SF: 0 SAC: 0 DP: 1 HBP: 0						

PITCHER		IP	WLS	BF	H	R	ER	SO	BB	IBB	HBP	BLK	WP	HR	S	P	ERA	WHIP
Dave Morehead, R ERA: 3.7	(1, 1)	9.0	W	32	3	2	1	11	2	0	0	0	0	0	52	60	1.00	0.556

PITCHER	IP	WLS	BF	H	R	ER	SO	BB	IBB	HBP	BLK	WP	HR	S	P	ERA	WHIP

TOP

Chicago White Sox @ Boston Red Sox

Fenway Park, Boston, MA

Sat Jul 06 1963, 7:05 PM EDT

Att. 19,615 - Unknown

livebaseballscorecards.com

AB	30
R	2
H	3
RBI	2
BB	2
SO	11
LOB	8

WP: 0 PB: 0 SB: 2 CS: 0 PA: 32

Batter	1	2	3	4	5	6	7	8	9	AB	R	H	RBI	BB	SO	LOB
Chuck Schilling, R (1, 4) OBP: 0.326, SLG: 0.372	F4		5-3	1B 1B 1-2 2-H		1B 1B		5-3		5	1	2	1	0	0	1
Gary Geiger, L (1, 8) OBP: 0.376, SLG: 0.595	B5-3		2B 3B	WP 1B 1-3 2-H		K		BB 1B 2-H		4	2	2	1	0	1	1
Roman Mejias, R (8, 8) OBP: 0.249, SLG: 0.357										1	0	1	1	0	0	0
Carl Yastrzemski, L (1, 7) OBP: 0.417, SLG: 0.497	5-3		2B 3-H	1B 1-H 3-H		1B 1-3		FC5-4 1-2		4	0	3	3	1	0	0
Frank Malzone, R (1, 5) OBP: 0.367, SLG: 0.495		G6-4-3 BB	F8	FC6-4 1-2		6-3		FC5-4 1-2f		4	0	1	0	1	0	4
Dick Stuart, R (1, 3) OBP: 0.323, SLG: 0.488		G6-4-3 1-2f	F9	FC6-4 1-2f			F4			4	0	0	0	0	0	4
Lou Clinton, R (1, 9) OBP: 0.292, SLG: 0.433		E5 1B 1B		F8	4-3		K			4	0	1	0	0	1	0
Eddie Bressoud, R (1, 6) OBP: 0.331, SLG: 0.426		BB 2-3 1B		K BB 1B	6-3		K			4	1	1	0	0	2	0
Bob Tillman, R (1, 2) OBP: 0.301, SLG: 0.346		BB 1-2		BB 1B 1-2	1B			SH1-4 1B		1	2	1	0	3	0	0
Dave Morehead, R (1, 1) OBP: 0.100, SLG: 0.100		K		K	F4			SH1-4 1-2		3	0	0	0	0	2	6
Inning Stats	R: 0 H: 0 E: 0 LOB: 0 K: 0 BB: 0 S: 3 P: 3	R: 0 H: 2 E: 1 LOB: 3 K: 1 BB: 2 S: 6 P: 14	R: 1 H: 2 E: 0 LOB: 1 K: 0 BB: 0 S: 5 P: 5	R: 4 H: 4 E: 0 LOB: 2 K: 2 BB: 1 S: 12 P: 16	R: 0 H: 1 E: 0 LOB: 1 K: 0 BB: 0 S: 4 P: 4	R: 0 H: 2 E: 0 LOB: 1 K: 1 BB: 0 S: 6 P: 6	R: 0 H: 0 E: 0 LOB: 0 K: 2 BB: 0 S: 7 P: 7	R: 1 H: 1 E: 0 LOB: 2 K: 0 BB: 2 S: 4 P: 12		1B: 10 SF: 0 2B: 1 SAC: 1 3B: 1 DP: 1 HR: 0 HBP: 0						

PITCHER		IP	WLS	BF	H	R	ER	SO	BB	IBB	HBP	BLK	WP	HR	S	P	ERA	WHIP
Ray Herbert, R ERA: 3.44	(1, 1)	3.0		14	4	1	1	1	2	0	0	0	0	0	14	22	3.00	2.000
Joe Shipley, R ERA:	(4, 1)	1.0	L	9	4	4	0	2	1	0	0	0	1	0	12	16	0.00	5.000
Frank Baumann, L ERA: 2.83	(5, 1)	1.0		4	1	0	0	0	0	0	0	0	0	0	4	4	0.00	1.000
Gary Peters, L ERA: 2.54	(6, 1)	3.0		13	3	1	1	3	2	0	0	0	0	0	17	25	3.00	1.667

PITCHER	IP	WLS	BF	H	R	ER	SO	BB	IBB	HBP	BLK	WP	HR	S	P	ERA	WHIP

BOTTOM

Chicago White Sox @ Boston Red Sox

Fenway Park, Boston, MA

Sat Jul 06 1963, 7:05 PM EDT

Att. 19,615 - Unknown

livebaseballscorecards.com

AB	34
R	6
H	12
RBI	6
BB	5
SO	6
LOB	16

Batter	1	2	3	4	5	6	7	8	9	10	11	12	AB	R	H	RBI	BB	SO	LOB
Jim Landis, R (1, 8) OBP: 0.314, SLG: 0.401	K						1B		6-3			F2	6	1	3	0	0	1	0
Al Weis, S (1, 6) OBP: 0.318, SLG: 0.311	2B BB		4-3		PO	F5	E S 1B			F7		F9 1B 1B	5	1	2	1	1	0	1
Pete Ward, L (1, 5) OBP: 0.354, SLG: 0.465	K			F6		F8 1B	BB			F5		1B 2B	5	1	2	0	1	1	1
Floyd Robinson, L (1, 7) OBP: 0.372, SLG: 0.462	2B			F9		F8	F9			3-1		F9	6	0	2	0	0	0	4
Mike Hershberger, R (1, 9) OBP: 0.349, SLG: 0.376		K		1B 2B		F8		K			4-3	2B	6	1	3	1	0	2	2
Nellie Fox, L (1, 4) OBP: 0.314, SLG: 0.323		G4-6-3 1B		FC6-4 1B		IBB		F8			4-3	2B	5	0	3	2	1	0	1
Tom McCraw, L (1, 3) OBP: 0.262, SLG: 0.303		G4-6-3		FC6-4		K		F5			F9	3-1	6	0	0	0	0	1	8
J.C. Martin, L (1, 2) OBP: 0.263, SLG: 0.274			1-3		F7		K		F6		IBB		4	0	0	0	1	1	0
Hoyt Wilhelm, R (1, 1) OBP: 0.056, SLG: 0.056			K		1-3		K		K		K		4	0	0	0	0	3	0
Jim Brosnan, R (10, 1) OBP: 0.286, SLG: 0.286													0	0	0	0	0	0	0
Jim Lemon, R (11, PH) OBP: 0.292, SLG: 0.306													1	0	0	0	0	1	2
Juan Pizarro, L (11, 1) OBP: 0.182, SLG: 0.326													0	0	0	0	0	0	0
Inning Stats	R: 0 E: 0 K: 2 S: 7 H: 1 LOB: 2 BB: 1 P: 11	R: 0 E: 0 K: 1 S: 5 H: 1 LOB: 0 BB: 0 P: 5	R: 0 E: 0 K: 1 S: 6 H: 1 LOB: 1 BB: 0 P: 6	R: 0 E: 0 K: 0 S: 5 H: 2 LOB: 2 BB: 0 P: 5	R: 0 E: 0 K: 0 S: 3 H: 1 LOB: 0 BB: 0 P: 3	R: 0 E: 0 K: 1 S: 7 H: 2 LOB: 3 BB: 1 P: 11	R: 1 E: 0 K: 2 S: 9 H: 2 LOB: 2 BB: 1 P: 13	R: 0 E: 0 K: 1 S: 5 H: 0 LOB: 0 BB: 0 P: 5	R: 0 E: 0 K: 1 S: 5 H: 0 LOB: 0 BB: 0 P: 5	R: 0 E: 0 K: 0 S: 3 H: 0 LOB: 0 BB: 0 P: 3	R: 0 E: 0 K: 1 S: 6 H: 1 LOB: 2 BB: 1 P: 10	R: 3 E: 0 K: 0 S: 7 H: 4 LOB: 1 BB: 0 P: 7	1B: 11 2B: 3 3B: 1 HR: 0	SF: 0 SAC: 0 DP: 1 HBP: 0		WP: 0 PB: 0 SB: 1 CS: 0	PA: 53		

PITCHER		IP	WLS	BF	H	R	ER	SO	BB	IBB	HBP	BLK	WP	HR	S	P	ERA	WHIP
Jack Lamabe, R ERA: 3.16	(1, 1)	6.0		25	8	0	0	5	1	1	0	0	0	0	33	41	0.00	1.500
Dick Radatz, R ERA: 1.42	(7, 1)	2.0		9	2	1	1	3	1	0	0	0	0	0	14	18	4.50	1.500
Bill Monbouquette, R ERA: 3.45	(9, 1)	4.0	L	18	5	3	3	2	0	1	0	0	0	0	21	25	6.75	1.250

PITCHER	IP	WLS	BF	H	R	ER	SO	BB	IBB	HBP	BLK	WP	HR	S	P	ERA	WHIP

Chicago White Sox @ Boston Red Sox

Fenway Park, Boston, MA

Sun Jul 07 1963, 3:33 AM EDT

Att. 17,611 - Unknown

TOP

livebaseballscorecards.com

AB	48
R	4
H	15
RBI	4
BB	4
SO	10
LOB	19

Chicago White Sox @ Boston Red Sox

Fenway Park, Boston, MA

Sun Jul 07 1963, 3:33 AM EDT

Att. 17,611 - Unknown

livebaseballscorecards.com

BOTTOM

Batter	1	2	3	4	5	6	7	8	9	10	11	12	AB	R	H	RBI	BB	SO	LOB
Chuck Schilling, R (1, 4) OBP: 0.322, SLG: 0.366	F2		4-3			6-3		5-3		F8			5	0	0	0	0	0	2
Gary Geiger, L (1, 8) OBP: 0.370, SLG: 0.584	4-3			4-3		F2			E5		K		3	0	0	0	0	0	0
Roman Mejias, R (7, 8) OBP: 0.246, SLG: 0.354													2	1	0	0	0	1	0
Carl Yastrzemski, L (1, 7) OBP: 0.416, SLG: 0.498	F7			F7			6-3		FC1-5		K2-4-2		5	0	2	1	0	0	0
Frank Malzone, R (1, 5) OBP: 0.365, SLG: 0.491		F5		FC6-4			5-3		E3		K2-4-2		5	0	1	0	0	1	2
Dick Stuart, R (1, 3) OBP: 0.321, SLG: 0.481		6-3		FC6-4					FC1-5			F8	4	0	0	0	1	0	3
Lou Clinton, R (1, 9) OBP: 0.287, SLG: 0.426		F7			K		K		F2			5-3	5	0	0	0	0	2	3
Eddie Bressoud, R (1, 6) OBP: 0.326, SLG: 0.419			6-3		6-3			F6	K			K	5	0	0	0	0	2	2
Bob Tillman, R (1, 2) OBP: 0.299, SLG: 0.344					K			E6		1-3			4	0	1	0	0	1	0
Jack Lamabe, R (1, 1) Felix Mantilla, R (6, PH) OBP: 0.250, SLG: 0.250 Dick Radatz, R (7, 1) OBP: 0.056, SLG: 0.111 Dick Williams, R (8, PH) OBP: 0.286, SLG: 0.309 Bill Monbouquette, R (9, 1) OBP: 0.184, SLG: 0.149						K		K		B1-3			1	0	0	0	0	0	1
													1	0	0	0	0	1	0
													0	0	0	0	0	0	0
													1	0	0	0	0	1	1
													1	0	0	0	0	0	0

Inning Stats	1	2	3	4	5	6	7	8	9	10	11	12
	R: 0 H: 0 E: 0 LOB: 0 K: 0 BB: 0 S: 3 P: 3	R: 0 H: 0 E: 0 LOB: 0 K: 0 BB: 0 S: 3 P: 3	R: 0 H: 1 E: 0 LOB: 1 K: 0 BB: 0 S: 4 P: 4	R: 0 H: 1 E: 0 LOB: 1 K: 0 BB: 0 S: 4 P: 4	R: 0 H: 0 E: 0 LOB: 0 K: 2 BB: 0 S: 7 P: 7	R: 0 H: 0 E: 0 LOB: 0 K: 1 BB: 0 S: 5 P: 5	R: 0 H: 0 E: 0 LOB: 1 K: 1 BB: 1 S: 5 P: 9	R: 0 H: 0 E: 1 LOB: 1 K: 1 BB: 0 S: 6 P: 6	R: 1 H: 1 E: 2 LOB: 2 K: 1 BB: 0 S: 8 P: 8	R: 0 H: 0 E: 0 LOB: 0 K: 0 BB: 0 S: 3 P: 3	R: 0 H: 1 E: 0 LOB: 1 K: 2 BB: 0 S: 7 P: 7	R: 0 H: 0 E: 0 LOB: 0 K: 1 BB: 0 S: 5 P: 5

	AB	SF: 0
	R	SAC: 0
	H	DP: 1
1B: 3	RBI	HBP: 0
2B: 2	BB	
3B: 0	SO	
HR: 0	LOB	

WP: 0	PA: 43
PB: 0	
SB: 0	
CS: 0	

PITCHER		IP	WLS	BF	H	R	ER	SO	BB	IBB	HBP	BLK	WP	HR	S	P	ERA	WHIP
Hoyt Wilhelm, R ERA: 2.48	(1, 1)	9.0		34	3	1	0	6	1	0	0	0	0	0	45	49	0.00	0.444
Jim Brosnan, R ERA: 2.33	(10, 1)	1.0		3	0	0	0	0	0	0	0	0	0	0	3	3	0.00	0.000
Juan Pizarro, L ERA: 2.18	(11, 1)	2.0	W	6	1	0	0	3	0	0	0	0	0	0	12	12	0.00	0.500

PITCHER	IP	WLS	BF	H	R	ER	SO	BB	IBB	HBP	BLK	WP	HR	S	P	ERA	WHIP

Batter	1	2	3	4	5	6	7	8	9	AB	R	H	RBI	BB	SO	LOB
Jake Wood, R (1, 4) OBP: 0.325, SLG: 0.395	F9	F8			K			E 1B		4	0	1	0	0	1	1
Dick McAuliffe, L (1, 6) OBP: 0.338, SLG: 0.399	E S 1B BB		P6			L6-4 BB 1B		E4 L4-6-3 1-2		3	1	1	0	1	0	1
Al Kaline, R (1, 9) OBP: 0.391, SLG: 0.541	K 1-3		L5-3			BB 1-2		L4-6-3 1-2		3	0	0	0	1	1	3
Rocky Colavito, R (1, 7) OBP: 0.356, SLG: 0.416	FC4 1B 3-H		K			F7			1-3	4	0	1	1	0	1	2
Bubba Phillips, R (1, 5) OBP: 0.263, SLG: 0.304	FC4 1-2f			P6		L6-4 2-3			F7	4	0	0	0	0	0	3
Norm Cash, L (1, 3) OBP: 0.345, SLG: 0.427		K		G3			F7		1B 1B BB	3	1	0	0	1	1	0
George Thomas, R (1, 8) OBP: 0.265, SLG: 0.330		2B 1B		4-3			L3		1B 1-2 1B	4	1	2	0	0	0	0
Gus Triandos, R (1, 2) OBP: 0.324, SLG: 0.403		P3			4-3		K		1-2 2-H 1B	4	0	1	1	0	1	1
Hank Aguirre, R (1, 1) OBP: 0.225, SLG: 0.263 Tom Sturdivant, L (3, 1) Mike Roarke, R (5, PH) Mickey Lolich, S (5, 1) OBP: 0.304, SLG: 0.059 Don Wert, R (8, PH) OBP: 0.320, SLG: 0.267 Bob Anderson, R (8, 1) Bill Freehan, R (9, PH) OBP: 0.374, SLG: 0.434 Gates Brown, L (9, PH) OBP: 0.292, SLG: 0.381		1-H 2B			5-3			K	4-3	1 0 1 0 1 0 0 0 1	0 0 0 0 0 0 0 0 0	1 0 0 0 0 0 0 0 0	1 0 0 0 0 0 0 0 0	0 0 0 0 1 0 0 0 0	0 0 0 0 0 1 0 0 0	0 0 0 0 0 0 0 0 2
Inning Stats	R: 1 E: 0 K: 1 S: 6 H: 1 LOB: 1 BB: 1 P: 10	R: 1 E: 0 K: 1 S: 7 H: 2 LOB: 1 BB: 0 P: 7	R: 0 E: 0 K: 1 S: 5 H: 0 LOB: 0 BB: 0 P: 5	R: 0 E: 0 K: 0 S: 3 H: 0 LOB: 0 BB: 0 P: 3	R: 0 E: 0 K: 1 S: 5 H: 0 LOB: 0 BB: 0 P: 5	R: 0 E: 0 K: 0 S: 3 H: 1 LOB: 1 BB: 1 P: 7	R: 0 E: 0 K: 1 S: 5 H: 0 LOB: 0 BB: 0 P: 5	R: 0 E: 1 K: 1 S: 6 H: 1 LOB: 1 BB: 0 P: 6	R: 1 E: 0 K: 0 S: 5 H: 2 LOB: 2 BB: 1 P: 9	1B: 6 2B: 2 3B: 0 HR: 0 SF: 0 SAC: 0 DP: 2 HBP: 0						

PITCHER		IP	WLS	BF	H	R	ER	SO	BB	IBB	HBP	BLK	WP	HR	S	P	ERA	WHIP
Gary Peters, L ERA: 2.59	(1, 1)	8.2	W	35	7	3	3	6	3	0	0	0	0	0	44	56	3.12	1.154
Jim Brosnan, R ERA: 2.31	(9, 1)	0.1	S	1	0	0	0	0	0	0	0	0	0	0	1	1	0.00	0.000

PITCHER	IP	WLS	BF	H	R	ER	SO	BB	IBB	HBP	BLK	WP	HR	S	P	ERA	WHIP

Detroit Tigers @ Chicago White Sox

Comiskey Park, Chicago, IL

Thu Jul 11 1963, 8:05 PM EDT

Att. 19,761 - Unknown

TOP

livebaseballscorecards.com

AB	33
R	3
H	7
RBI	3
BB	3
SO	6
LOB	13

Detroit Tigers @ Chicago White Sox

Comiskey Park, Chicago, IL

Thu Jul 11 1963, 8:05 PM EDT

Att. 19,761 - Unknown

livebaseballscorecards.com

Batter	1	2	3	4	5	6	7	8	9	AB	R	H	RBI	BB	SO	LOB
Jim Landis, R (1, 8) OBP: 0.320, SLG: 0.412	0-0 1-3 HBP 1B	4-0 1-2 BB	0-0 1-H 2-H 3B		0-0 F7 ③			0-0 4-3 ②		4	0	2	2	1	0	0
Al Weis, S (1, 6) OBP: 0.313, SLG: 0.299	1-0 1-2 1-3 HBP	0-3 K ③	0-0 G3 ②			0-0 6-3 ①		0-0 F8 ③		4	0	0	0	0	1	4
Pete Ward, L (1, 5) OBP: 0.352, SLG: 0.465	0-0 L9 ①		0-0 1B 2B 2B 0-0 1-3 ③			0-3 K ②				4	1	1	0	0	1	3
Jim Lemon, R (1, 3) OBP: 0.300, SLG: 0.299 Tom McCraw, L (6, PR) OBP: 0.262, SLG: 0.303 (7, 3)	0-0 1-3 ② 1-2 2-3		4-0 1B 2B BB	0-3 K ①		4-0 BB				2 0	1 0	0 0	0 0	2 0	1 0	2 0
Floyd Robinson, L (1, 7) OBP: 0.370, SLG: 0.459	0-0 1-3 ③		0-0 2B 1B 1-2 2-3 1B	0-0 F8 ②		0-0 P6 ③				4	1	1	0	0	0	3
Mike Hershberger, R (1, 9) OBP: 0.355, SLG: 0.385		4-0 1B BB	0-0 1B SF8 2B 1-3 2-H 3-H	0-0 1B			0-0 P4 ①			3	1	2	2	1	0	0
Nellie Fox, L (1, 4) OBP: 0.314, SLG: 0.322		0-0 F8 ①	0-0 1B 3B 1B	0-0 L9 ③			0-0 4-3 ②			4	1	1	0	0	0	2
Cam Carreon, R (1, 2) OBP: 0.303, SLG: 0.342 J.C. Martin, L (3, PH) OBP: 0.264, SLG: 0.275 (4, 2)		0-0 P3 ②	0-0 3B 1-2 2-3 3-H 1B		0-0 F5 ①		0-3 K ③			1 3	0 1	0 1	0 1	0 0	0 1	1 0
Gary Peters, L (1, 1) OBP: 0.176, SLG: 0.226 Jim Brosnan, R (9, 1) OBP: 0.286, SLG: 0.286		0-0 BB 1-3 1B	0-0 SF8 ① 3-H		0-0 F8 ②			0-3 K ①		3 0	0 0	1 0	1 0	0 0	1 0	0 0
Inning Stats	R: 0 E: 0 K: 0 S: 4 H: 1 LOB: 2 BB: 0 P: 5	R: 0 E: 0 K: 1 S: 6 H: 1 LOB: 3 BB: 2 P: 14	R: 6 E: 0 K: 0 S: 9 H: 6 LOB: 1 BB: 1 P: 13	R: 0 E: 0 K: 1 S: 6 H: 1 LOB: 1 BB: 0 P: 6	R: 0 E: 0 K: 0 S: 3 H: 0 LOB: 0 BB: 0 P: 3	R: 0 E: 0 K: 1 S: 5 H: 0 LOB: 1 BB: 1 P: 9	R: 0 E: 0 K: 1 S: 5 H: 0 LOB: 0 BB: 0 P: 5	R: 0 E: 0 K: 1 S: 5 H: 0 LOB: 0 BB: 0 P: 5		1B: 6 2B: 2 3B: 1 HR: 0	SF: 1 SAC: 0 DP: 0 HBP: 1					

PITCHER	IP	WLS	BF	H	R	ER	SO	BB	IBB	HBP	BLK	WP	HR	S	P	ERA	WHIP
Hank Aguirre, L (1, 1) ERA: 4.58	2.0	L	16	6	5	5	1	3	0	1	0	0	0	14	27	22.50	4.500
Tom Sturdivant, R (3, 1) ERA: 4.03	2.0		9	3	1	1	1	0	0	0	0	0	0	11	11	4.50	1.500
Mickey Lolich, L (5, 1) ERA: 3.48	3.0		10	0	0	0	2	1	0	0	0	0	0	13	17	0.00	0.333
Bob Anderson, R (8, 1) ERA: 2.55	1.0		3	0	0	0	1	0	0	0	0	0	0	5	5	0.00	0.000

PITCHER	IP	WLS	BF	H	R	ER	SO	BB	IBB	HBP	BLK	WP	HR	S	P	ERA	WHIP

AB	32
R	6
H	9
RBI	6
BB	4
SO	5
LOB	15

WP: 0 PB: 0 SB: 0 CS: 0 PA: 38

Batter	1	2	3	4	5	6	7	8	9	10	11	12	AB	R	H	RBI	BB	SO	LOB
Jake Wood, R (1, 4) OBP: 0.325, SLG: 0.407	HR	FC4-6 BB 1-2f		F7		4-3 1B 2B		K 1-2			B5-3		6	2	2	1	0	1	3
Dick McAuliffe, L (1, 6) OBP: 0.339, SLG: 0.394 Don Wert, R (8, 6) OBP: 0.316, SLG: 0.264	BB 1B 1B	BB 1-2		F8		4-3 2-3		K			K		3 1	1 0	0 0	0 0	2 0	1 1	3 0
Al Kaline, R (1, 9) OBP: 0.390, SLG: 0.537	L9	L6			SF7 1B	3-H 1B		K			L8		6	1	2	1	0	1	4
Rocky Colavito, R (1, 7) OBP: 0.362, SLG: 0.424	1B 1-3 1B		FC6-4 1B		SF7 1-3 1B	K			5-3			F7 1B 2B	6	2	4	0	0	1	1
Bubba Phillips, R (1, 5) OBP: 0.261, SLG: 0.302	1-2 3-H 1B		F3		SF7 1-2 3-H		F2		K			F7 2-3	5	0	1	2	0	1	2
George Thomas, R (1, 8) OBP: 0.260, SLG: 0.323 Terry Fox, R (8, 1) Norm Cash, L (12, PH) OBP: 0.347, SLG: 0.427 Willie Smith, L (12, PR) OBP: 0.250, SLG: 0.250 (12, 1)	K		K		K		5-3		K			1B IBB	4 1 0 0	0 0 0 0	0 0 0 0	0 0 1 0	3 0 0 0	0 1 0 0	4 0 0 0
Bill Freehan, R (1, 3) OBP: 0.379, SLG: 0.459	F8		FC6-4 1-2f		2-H 1B		HR			B2-3		G1-4-3 1-2 3-H 1B	6	1	3	3	0	0	3
Gus Triandos, R (1, 2) OBP: 0.316, SLG: 0.391		F6		F8	5-3		5-3			5-3		G1-4-3 1-2f	6	0	0	0	0	0	3
Don Mossi, L (1, 1) OBP: 0.345, SLG: 0.217 Bill Bruton, L (8, PH) OBP: 0.314, SLG: 0.366 (8, 8)		FC4-6 BB		BB		K2-3		S 1B		6-3			1 2	0 0	0 1	0 0	2 0	1 0	0 0
Inning Stats	R: 2 E: 0 K: 1 S: 8 H: 3 LOB: 2 BB: 1 P: 12	R: 0 E: 0 K: 0 S: 3 H: 0 LOB: 2 BB: 2 P: 11	R: 0 E: 0 K: 1 S: 6 H: 1 LOB: 1 BB: 0 P: 6	R: 0 E: 0 K: 0 S: 3 H: 0 LOB: 1 BB: 1 P: 7	R: 2 E: 0 K: 1 S: 8 H: 3 LOB: 1 BB: 0 P: 8	R: 1 E: 0 K: 2 S: 9 H: 2 LOB: 1 BB: 0 P: 9	R: 1 E: 0 K: 0 S: 4 H: 1 LOB: 0 BB: 0 P: 4	R: 0 E: 0 K: 3 S: 10 H: 1 LOB: 1 BB: 0 P: 10	R: 0 E: 0 K: 2 S: 7 H: 0 LOB: 0 BB: 0 P: 7	R: 0 E: 0 K: 0 S: 3 H: 0 LOB: 0 BB: 0 P: 3	R: 0 E: 0 K: 1 S: 5 H: 0 LOB: 0 BB: 0 P: 5	R: 1 E: 0 K: 0 S: 4 H: 2 LOB: 2 BB: 1 P: 8	1B: 9 2B: 2 3B: 0 HR: 2	SF: 1 SAC: 0 DP: 1 HBP: 0		WP: 0 PB: 0 SB: 1 CS: 0	PA: 53		

PITCHER		IP	WLS	BF	H	R	ER	SO	BB	IBB	HBP	BLK	WP	HR	S	P	ERA	WHIP
Juan Pizarro, L ERA: 2.37	(1, 1)	4.2		25	7	4	4	3	4	0	0	0	0	1	27	43	7.71	2.357
Hoyt Wilhelm, R ERA: 2.51	(5, 1)	6.1		23	4	2	2	8	0	0	0	0	0	1	39	39	2.84	0.632
Jim Brosnan, R ERA: 2.48	(12, 1)	1.0	L	5	2	1	1	0	0	1	0	0	0	0	4	8	9.00	2.000

PITCHER	IP	WLS	BF	H	R	ER	SO	BB	IBB	HBP	BLK	WP	HR	S	P	ERA	WHIP

TOP

Detroit Tigers @ Chicago White Sox

Comiskey Park, Chicago, IL

Fri Jul 12 1963, 8:05 PM EDT

Att. 25,497 - Unknown

livebaseballscorecards.com

AB	47
R	7
H	13
RBI	7
BB	5
SO	11
LOB	23

Detroit Tigers @ Chicago White Sox

Comiskey Park, Chicago, IL

Fri Jul 12 1963, 8:05 PM EDT

Att. 25,497 - Unknown

livebaseballscorecards.com

Batter	1	2	3	4	5	6	7	8	9	10	11	12	AB	R	H	RBI	BB	SO	LOB
Jim Landis, R (1, 8) OBP: 0.328, SLG: 0.425	BBBB 4-0 G3 2B BB	BBBB 4-0 BB		x 0-0 ② 3-1 1-2			x 0-0 HR		BBB 4-0 FC6-5-2-3 1B BB		x 0-0 ② FC6-4 1-2f		3	2	1	1	3	0	2
Al Weis, S (1, 4) OBP: 0.314, SLG: 0.310	x 0-0 G3 1-3 1B 2B	SSS 0-3 ③ K		x 0-0 ③ 1-3			x 0-0 ① 1-3		x 0-0 1-2 1B		SSS 0-3 ③ K		6	1	2	0	0	2	3
Pete Ward, L (1, 5) OBP: 0.352, SLG: 0.470	x 0-0 ① G3 2-3 3-H	H 1-0 1B HBP			x 0-0 HR		x 0-0 ② P6		x 0-0 ② F7			x 0-0 ① 4-3	5	1	1	2	0	0	3
Mike Hershberger, R (1, 9) OBP: 0.351, SLG: 0.379	x 0-0 HR 3-H 1B	SSS 0-3 ① K			x 0-0 ① F2		x 0-0 ③ P6		x 0-0 ③ FC6-5-2-5 2-3f			x 0-0 ② P6	6	1	1	1	0	1	3
Dave Nicholson, R (1, 7) OBP: 0.320, SLG: 0.430 Floyd Robinson, L (8, PH) (9, 7) OBP: 0.370, SLG: 0.458	SSS 0-3 ② K	SSS 0-3 ② K			SSS 0-3 ② K			SSS 0-3 ① K		x 0-0 ① F8		x 0-0 1B	3 3	0 0	0 1	0 0	0 0	3 1	2 0
Ron Hansen, R (1, 6) OBP: 0.324, SLG: 0.388	x 0-0 1-H HR	x 0-0 1-2 1B			SSS 0-3 ③ K			x 0-0 FC4-6 1B		x 0-0 ② F2		x 0-0 ③ F8	6	1	3	2	0	1	1
Tom McCraw, L (1, 3) OBP: 0.252, SLG: 0.290	x 0-0 ③ 1-3	x 0-0 ③ 4-3				x 0-0 ① F8		x 0-0 ② FC4-6 1-2f		x 0-0 ③ P6			5	0	0	0	0	0	3
Cam Carreon, R (1, 2) OBP: 0.303, SLG: 0.342 J.C. Martin, L (7, 2) OBP: 0.261, SLG: 0.272		x 0-0 ① 6-3		x 0-0 3-1 1B			x 0-0 E5 G6-4-3	x 0-0 ③ L9			x 0-0 ① L1		3 2	0 0	1 0	0 0	0 0	0 0	0 1
Juan Pizarro, L (1, 1) OBP: 0.174, SLG: 0.311 Hoyt Wilhelm, R (5, 1) OBP: 0.050, SLG: 0.050 Charlie Maxwell, L (11, PH) OBP: 0.388, SLG: 0.359 Gary Peters, L (11, PR) OBP: 0.176, SLG: 0.226 Jim Brosnan, R (12, 1) OBP: 0.286, SLG: 0.286		SSS 0-3 ② K		SSS 0-3 ① K			x 0-0 ②③ G6-4-3 1-2f		x 0-0 ① 4-3		BBBB 4-0 FC6-4 BB		2 2 0 0 0	0 0 0 0 0	0 0 0 0 0	0 0 1 0 0	2 0 0 0 0	1 1 0 0 0
Inning Stats	R: 4 H: 3 E: 0 LOB: 0 K: 1 BB: 1 S: 8 P: 12	R: 0 H: 0 E: 0 LOB: 1 K: 2 BB: 1 S: 7 P: 11	R: 0 H: 1 E: 0 LOB: 2 K: 2 BB: 0 S: 8 P: 9	R: 0 H: 1 E: 0 LOB: 1 K: 1 BB: 0 S: 6 P: 6	R: 1 H: 1 E: 0 LOB: 0 K: 2 BB: 0 S: 8 P: 8	R: 0 H: 0 E: 1 LOB: 0 K: 0 BB: 0 S: 3 P: 3	R: 1 H: 1 E: 0 LOB: 0 K: 0 BB: 0 S: 4 P: 4	R: 0 H: 1 E: 0 LOB: 1 K: 1 BB: 0 S: 6 P: 6	R: 0 H: 1 E: 0 LOB: 2 K: 0 BB: 1 S: 4 P: 8	R: 0 H: 0 E: 0 LOB: 0 K: 0 BB: 0 S: 3 P: 3	R: 0 H: 0 E: 0 LOB: 1 K: 1 BB: 1 S: 5 P: 9	R: 0 H: 1 E: 0 LOB: 1 K: 0 BB: 0 S: 4 P: 4	1B: 6 2B: 1 3B: 0 HR: 3	SF: 0 SAC: 0 DP: 1 HBP: 1					

BOTTOM

AB	46
R	6
H	10
RBI	6
BB	4
SO	10
LOB	20

PITCHER		IP	WLS	BF	H	R	ER	SO	BB	IBB	HBP	BLK	WP	HR	S	P	ERA	WHIP
Don Mossi, L ERA: 4.69	(1, 1)	7.0		31	7	6	6	8	2	0	1	0	0	3	44	53	7.71	1.286
Terry Fox, R ERA: 4.68	(8, 1)	4.0	W	16	2	0	0	2	2	0	0	0	0	0	18	26	0.00	1.000
Willie Smith, L ERA: 4.82	(12, 1)	1.0	S	4	1	0	0	0	0	0	0	0	0	0	4	4	0.00	1.000

PITCHER	IP	WLS	BF	H	R	ER	SO	BB	IBB	HBP	BLK	WP	HR	S	P	ERA	WHIP

Baltimore Orioles @ Chicago White Sox

Comiskey Park, Chicago, IL

Sun Jul 14 1963, 4:33 AM EDT

Unknown

TOP

livebaseballscorecards.com

Batter	1	2	3	4	5	6	7	8	9	AB	R	H	RBI	BB	SO	LOB
Bob Saverine, S (1, 6) OBP: 0.306, SLG: 0.253	FC2-6 1B		1B 1B 1-2	SSS K		F7			T 1B	5	1	3	0	0	1	0
Russ Snyder, L (1, 8) OBP: 0.336, SLG: 0.371	FC2-6 5-3 E 1-2f		1B 1B 1-2 2-3		BB 1B BB 1B		E3 G6-4-3		F8	5	2	2	0	0	0	1
Al Smith, R (1, 9) OBP: 0.354, SLG: 0.443 Jackie Brandt, R (7, 9) OBP: 0.304, SLG: 0.408	5-3 1-3		1B 1B 1-3 2-H 3-H		BB BB 1-2		G6-4-3 1-2f		SSS K	4 1	1 0	2 0	2 0	0 0	0 1	2 0
Jim Gentile, L (1, 3) OBP: 0.372, SLG: 0.468	G3		1B 1-3 3-H		BBB L4-6 BB 1-2 2-3		4-3			3	0	1	1	1	0	1
Boog Powell, L (1, 7) OBP: 0.323, SLG: 0.449		SSS K	G4-6-3 1-2 3-H		BBBB 1-2 2-3 3-H BB			F8		3	0	1	2	1	1	0
Brooks Robinson, R (1, 5) OBP: 0.321, SLG: 0.367		F3	F9		F8			F8 1B 2B		4	1	1	0	0	0	5
Jerry Adair, R (1, 4) OBP: 0.214, SLG: 0.324		1B	G4-6-3 1-2f		L4-6 2-3			F8 2-3		4	0	1	0	0	0	6
John Orsino, R (1, 2) OBP: 0.337, SLG: 0.412		SSS K		F9		5-3		FC1-4 3-H 1B		4	0	1	1	0	1	1
Mike McCormick, L (1, 1) OBP: 0.188, SLG: 0.258 Stu Miller, R (8, 1) OBP: 0.333, SLG: 0.333			BBBB 1B 1B 1B BB	G3		F7		FC1-4 1-2f		3 0	1 0	0 0	0 0	1 0	0 0	1 0
Inning Stats	R: 0 E: 1 K: 0 S: 4 H: 1 LOB: 1 BB: 0 P: 4	R: 0 E: 0 K: 2 S: 8 H: 1 LOB: 1 BB: 0 P: 8	R: 4 E: 0 K: 0 S: 7 H: 5 LOB: 1 BB: 1 P: 11	R: 0 E: 0 K: 1 S: 5 H: 0 LOB: 0 BB: 0 P: 5	R: 1 E: 0 K: 0 S: 4 H: 2 LOB: 2 BB: 2 P: 12	R: 0 E: 0 K: 0 S: 3 H: 0 LOB: 0 BB: 0 P: 3	R: 0 E: 1 K: 0 S: 3 H: 0 LOB: 0 BB: 0 P: 3	R: 1 E: 0 K: 0 S: 5 H: 2 LOB: 1 BB: 0 P: 5	R: 0 E: 0 K: 1 S: 5 H: 1 LOB: 0 BB: 0 P: 5	1B: 11 2B: 2 3B: 0 HR: 0	SF: 0 SAC: 0 DP: 3 HBP: 0						

	AB	36
	R	6
	H	12
	RBI	6
	BB	3
	SO	4
	LOB	17

WP: 0 PB: 0 SB: 0 CS: 0 PA: 39

PITCHER		IP	WLS	BF	H	R	ER	SO	BB	IBB	HBP	BLK	WP	HR	S	P	ERA	WHIP
Ray Herbert, R ERA: 3.67	(1, 1)	2.0	L	13	6	4	4	2	1	0	0	0	0	0	16	20	18.00	3.500
Joe Shipley, R ERA: 3.0	(3, 1)	2.0		10	3	1	1	1	2	0	0	0	0	0	10	18	4.50	2.500
Dave DeBusschere, R ERA: 4.46	(5, 1)	2.0		5	0	0	0	0	0	0	0	0	0	0	5	5	0.00	0.000
Eddie Fisher, R ERA: 5.16	(7, 1)	2.0		8	2	1	1	0	0	0	0	0	0	0	8	8	4.50	1.000
Jim Brosnan, R ERA: 2.41	(9, 1)	1.0		3	1	0	0	1	0	0	0	0	0	0	5	5	0.00	1.000

PITCHER	IP	WLS	BF	H	R	ER	SO	BB	IBB	HBP	BLK	WP	HR	S	P	ERA	WHIP

Baltimore Orioles @ Chicago White Sox

Comiskey Park, Chicago, IL

Sun Jul 14 1963, 4:33 AM EDT

Unknown

BOTTOM

Batter	1	2	3	4	5	6	7	8	9	AB	R	H	RBI	BB	SO	LOB
Jim Landis, R (1, 8) OBP: 0.325, SLG: 0.417	5-3		BB		F9		K		F3	4	0	0	0	1	1	3
Floyd Robinson, L (1, 7) OBP: 0.365, SLG: 0.451	5-3		G3		F8		4-3 2-3 3-H		P4	5	0	0	1	0	0	3
Mike Hershberger, R (1, 9) OBP: 0.356, SLG: 0.385	BB			1B FC6-4 1B		2B	F2		F2	4	1	2	0	1	0	1
Pete Ward, L (1, 5) OBP: 0.354, SLG: 0.469	K			FC6-4 1-3 1B		K		1B 1B BB		3	1	1	0	1	2	2
Jim Lemon, R (1, 3) OBP: 0.298, SLG: 0.297		5-3		K		F9		1B 1-3 1B		4	0	1	0	0	1	3
Ron Hansen, R (1, 6) OBP: 0.326, SLG: 0.388		5-3		FC6-4 1-2f 3-H		BB		1B 1-2 3-H		3	0	1	2	1	0	1
Nellie Fox, L (1, 4) OBP: 0.312, SLG: 0.320		6-3		P6		6-3		K		2	0	0	0	0	0	1
Eddie Fisher, R (7, 1) OBP: 0.250, SLG: 0.211										0	0	0	0	0	0	0
Charlie Maxwell, L (8, PH) OBP: 0.384, SLG: 0.354										1	0	0	0	0	1	2
Jim Brosnan, R (9, 1) OBP: 0.286, SLG: 0.286										0	0	0	0	0	0	0
Sherm Lollar, R (1, 2) OBP: 0.317, SLG: 0.315			P6		K		SH 4-3 1B		K	3	1	1	0	0	1	0
J.C. Martin, L (8, PH) OBP: 0.260, SLG: 0.270										1	0	0	0	0	1	2
(9, 2)																
Ray Herbert, R (1, 1) OBP: 0.256, SLG: 0.366			F3		1B		SH 4-3 1-3		4-3	0	0	0	0	0	0	0
Joe Shipley, R (3, 1)										1	0	0	0	0	0	0
Dave DeBusschere, R (5, 1)										0	0	0	0	0	0	0
Al Weis, S (5, 4) OBP: 0.317, SLG: 0.313										2	0	1	0	0	0	2
Dave Nicholson, R (6, PH) OBP: 0.319, SLG: 0.428										1	0	0	0	0	0	2
Inning Stats	R: 0 E: 0 K: 1 S: 5 H: 0 LOB: 1 BB: 1 P: 9	R: 0 E: 0 K: 0 S: 3 H: 0 LOB: 0 BB: 0 P: 3	R: 0 E: 0 K: 0 S: 3 H: 0 LOB: 1 BB: 1 P: 7	R: 1 E: 0 K: 1 S: 7 H: 2 LOB: 1 BB: 0 P: 7	R: 0 E: 0 K: 1 S: 6 H: 1 LOB: 1 BB: 0 P: 6	R: 0 E: 0 K: 1 S: 6 H: 1 LOB: 2 BB: 1 P: 10	R: 1 E: 1 K: 1 S: 7 H: 1 LOB: 1 BB: 0 P: 7	R: 1 E: 0 K: 2 S: 9 H: 2 LOB: 2 BB: 1 P: 13	R: 0 E: 0 K: 0 S: 3 H: 0 LOB: 0 BB: 0 P: 3	1B: 6 2B: 1 3B: 0 HR: 0 SF: 0 SAC: 1 DP: 0 HBP: 0	WP: 0 PB: 0 SB: 0 CS: 0 PA: 39					

livebaseballscorecards.com

	AB	34
	R	3
	H	7
	RBI	3
	BB	4
	SO	7
	LOB	22

PITCHER		IP	WLS	BF	H	R	ER	SO	BB	IBB	HBP	BLK	WP	HR	S	P	ERA	WHIP
Mike McCormick, L ERA: 3.86	(1, 1)	7.0	W	32	6	3	2	5	4	0	0	0	0	0	38	54	2.57	1.429
Stu Miller, R ERA: 2.66	(8, 1)	2.0	S	7	1	0	0	2	0	0	0	0	0	0	11	11	0.00	0.500

PITCHER	IP	WLS	BF	H	R	ER	SO	BB	IBB	HBP	BLK	WP	HR	S	P	ERA	WHIP

Batter	1	2	3	4	5	6	7	8	9	AB	R	H	RBI	BB	SO	LOB
Bob Saverine, S (1, 6) OBP: 0.301, SLG: 0.242	P6		G4-6-3 1-2f		F9			E 1-2 BB	K	4	0	0	0	1	1	4
Russ Snyder, L (1, 8) OBP: 0.331, SLG: 0.364	4-3			F8		4-3		F9 1-2 2-3		4	0	0	0	0	0	2
Jackie Brandt, R (1, 9) OBP: 0.299, SLG: 0.402	6-3			F9		P4		K		4	0	0	0	0	1	3
Jim Gentile, L (1, 3) Dick Hall, R (9, PR) OBP: 0.429, SLG: 0.714 Steve Barber, L (9, 1) OBP: 0.137, SLG: 0.122 Stu Miller, R (9, 1) OBP: 0.333, SLG: 0.333		G5-4-3 1B		2B BB		6-3			SH BB 1B 1B	3 0 0 0	0 1 0 0	2 0 0 0	0 0 0 0	1 0 0 0	0 0 0 0	0 0 0 0
Boog Powell, L (1, 7) (9, 3) OBP: 0.325, SLG: 0.452		F9		FC5 1-3 2B			G3		SH 1B 1-2 BB	3	1	1	0	1	0	1
Brooks Robinson, R (1, 5) OBP: 0.321, SLG: 0.365		G5-4-3 1-2f		1-0 HBP			6-3		SH 1B 1-2 2-3	2	0	0	0	0	0	1
Jerry Adair, R (1, 4) OBP: 0.217, SLG: 0.324 Bob Johnson, R (3, PR) OBP: 0.408, SLG: 0.548 (3, 4)			1-0 1B HBP	0-0 FC5 2-3f			5-3		F9	0 3	0 0	0 0	0 0	0 0	0 0	0 6
Dick Brown, R (1, 2) OBP: 0.313, SLG: 0.344			0-0 G4-6-3 1-3 1B		0-3 K			0-0 5-3	0-0 1-3 2-H 3-H 1B	4	0	2	2	0	1	0
Dave McNally, R (1, 1) Al Smith, R (8, PH) OBP: 0.356, SLG: 0.443 Luis Aparicio, R (8, PR) OBP: 0.314, SLG: 0.368 George Brunet, R (8, 1) Joe Gaines, R (9, PH) OBP: 0.364, SLG: 0.461 (9, 7)			0-3 K		0-3 K			4-0 E S BB	0-3 K	2 0 0 0 1	0 0 0 0 0	0 0 0 0 0	0 0 0 0 0	0 1 0 0 1	2 0 0 0 2	2 0 0 0 2
Inning Stats	R: 0 E: 0 K: 0 S: 3 H: 0 LOB: 0 BB: 0 P: 3	R: 0 E: 0 K: 0 S: 3 H: 1 LOB: 0 BB: 0 P: 3	R: 0 E: 0 K: 1 S: 5 H: 1 LOB: 2 BB: 0 P: 6	R: 0 E: 0 K: 0 S: 4 H: 1 LOB: 3 BB: 1 P: 9	R: 0 E: 0 K: 2 S: 7 H: 0 LOB: 0 BB: 0 P: 7	R: 0 E: 0 K: 0 S: 3 H: 0 LOB: 0 BB: 0 P: 3	R: 0 E: 0 K: 0 S: 3 H: 0 LOB: 0 BB: 0 P: 3	R: 0 E: 1 K: 1 S: 5 H: 0 LOB: 3 BB: 2 P: 13	R: 2 E: 1 K: 2 S: 10 H: 2 LOB: 2 BB: 1 P: 14	1B: 4 2B: 1 3B: 0 HR: 0 SF: 0 SAC: 1 DP: 2 HBP: 2						WP: 0 PB: 0 SB: 1 CS: 0 PA: 37	

PITCHER		IP	WLS	BF	H	R	ER	SO	BB	IBB	HBP	BLK	WP	HR	S	P	ERA	WHIP
John Buzhardt, R ERA: 2.43	(1, 1)	5.0		19	3	0	0	3	1	0	2	0	0	0	22	28	0.00	0.800
Hoyt Wilhelm, R ERA: 2.6	(6, 1)	4.0	W	18	2	2	2	3	3	0	0	0	0	0	21	33	4.50	1.250

PITCHER	IP	WLS	BF	H	R	ER	SO	BB	IBB	HBP	BLK	WP	HR	S	P	ERA	WHIP

TOP

Baltimore Orioles @ Chicago White Sox

Comiskey Park, Chicago, IL

Sun Jul 14 1963, 4:38 AM EDT

Att. 22,607 - Unknown

livebaseballscorecards.com

AB	30
R	2
H	5
RBI	2
BB	4
SO	6
LOB	21

Baltimore Orioles @ Chicago White Sox

Comiskey Park, Chicago, IL

Sun Jul 14 1963, 4:38 AM EDT

Att. 22,607 - Unknown

livebaseballscorecards.com

BOTTOM

Batter	1	2	3	4	5	6	7	8	9	AB	R	H	RBI	BB	SO	LOB
Mike Hershberger, R (1, 8) (9, 9) OBP: 0.353, SLG: 0.381	6-3	L6			G6-4-3 1-2f			FC5-6 1B	F5	5	0	1	0	0	0	5
Nellie Fox, L (1, 4) OBP: 0.316, SLG: 0.325	BB 1B 1B		4-1			WP 2B		FC5-6 FC4-6 1-2f	1-2 2-H 3-H 1B	4	1	2	2	1	0	1
Floyd Robinson, L (1, 9) (9, 7) OBP: 0.363, SLG: 0.448	1B 1-3 1B		K			F2 2-3		FC4-6 2B 1-2f		4	0	1	0	0	1	2
Dave Nicholson, R (1, 7) OBP: 0.325, SLG: 0.435 Jim Landis, R (9, 8) OBP: 0.325, SLG: 0.417	1-2 3-H 1B		K			BB G6-4-3		1-3 2B		3 0	0 0	2 0	1 0	1 0	1 0	0 0
Ron Hansen, R (1, 6) OBP: 0.322, SLG: 0.381	F9			K		G6-4-3 1-2f		F8		4	0	0	0	0	1	6
Pete Ward, L (1, 5) OBP: 0.353, SLG: 0.467	L4			4-3			K		BB 1B FC1-2 1B	4	0	1	0	0	1	2
Cam Carreon, R (1, 2) OBP: 0.296, SLG: 0.333 J.C. Martin, L (8, 2) OBP: 0.264, SLG: 0.274		5-3		F9			6-3		FC1-2 BB 1-2 1B 1B	3 1	0 1	0 1	0 1	0 0	0 0	0 0
Tom McCraw, L (1, 3) OBP: 0.261, SLG: 0.299 Al Weis, S (9, PH) OBP: 0.323, SLG: 0.313		1B			K		1B		FC1-2 1-2 2-3 1B BB	3 0	0 1	2 0	0 0	1 1	0 0	0 0
John Buzhardt, R (1, 1) OBP: 0.085, SLG: 0.128 Jim Lemon, R (5, PH) OBP: 0.305, SLG: 0.297 Hoyt Wilhelm, R (6, 1) OBP: 0.048, SLG: 0.048 Sherm Lollar, R (9, PH) OBP: 0.311, SLG: 0.309 Gary Peters, L (9, PR) OBP: 0.176, SLG: 0.226		P1			G6-4-3 BB		G3		FC1-2 1B 1-2 2-3 3-Hf	1 0 1 1 0	0 0 0 0 0	0 0 0 0 0	0 1 0 0 0	0 0 0 0 0	0 0 0 0 0	1 0 1 3 0
Inning Stats	R: 1 H: 2 E: 0 LOB: 2 K: 0 BB: 1 S: 5 P: 9	R: 0 H: 1 E: 0 LOB: 1 K: 0 BB: 0 S: 4 P: 4	R: 0 H: 0 E: 0 LOB: 0 K: 2 BB: 0 S: 7 P: 7	R: 0 H: 0 E: 0 LOB: 0 K: 1 BB: 0 S: 5 P: 5	R: 0 H: 0 E: 0 LOB: 0 K: 1 BB: 1 S: 4 P: 8	R: 0 H: 1 E: 0 LOB: 1 K: 0 BB: 1 S: 3 P: 7	R: 0 H: 1 E: 0 LOB: 1 K: 1 BB: 0 S: 6 P: 6	R: 0 H: 2 E: 0 LOB: 2 K: 0 BB: 0 S: 5 P: 5	R: 2 H: 3 E: 0 LOB: 2 K: 0 BB: 1 S: 5 P: 9	1B: 8 2B: 2 3B: 0 HR: 0	SF: 0 SAC: 0 DP: 2 HBP: 0						

	AB	34
	R	3
	H	10
	RBI	3
	BB	4
	SO	5
	LOB	21

WP: 1 PA: 38
PB: 0
SB: 0
CS: 0

PITCHER		IP	WLS	BF	H	R	ER	SO	BB	IBB	HBP	BLK	WP	HR	S	P	ERA	WHIP
Dave McNally, L ERA: 4.43	(1, 1)	7.0		27	5	1	1	5	3	0	0	0	1	0	34	46	1.29	1.143
George Brunet, L ERA: 6.59	(8, 1)	1.0		5	2	0	0	0	0	0	0	0	0	0	5	5	0.00	2.000
Steve Barber, L ERA: 2.69	(9, 1)	0.0	L	3	2	2	2	0	1	0	0	0	0	0	2	6	∞	∞
Stu Miller, R ERA: 2.63	(9, 1)	0.2		3	1	0	0	0	0	0	0	0	0	0	3	3	0.00	1.500

PITCHER	IP	WLS	BF	H	R	ER	SO	BB	IBB	HBP	BLK	WP	HR	S	P	ERA	WHIP

Batter	1	2	3	4	5	6	7	8	9	AB	R	H	RBI	BB	SO	LOB
Bob Johnson, R (1, 4) OBP: 0.393, SLG: 0.526	2-3		FC6-4 1-2f			K			K	4	0	0	0	0	2	1
Russ Snyder, L (1, 8) OBP: 0.326, SLG: 0.359	K			K			6-3			3	0	0	0	0	2	0
Brooks Robinson, R (1, 5) OBP: 0.319, SLG: 0.362	F9			4-3			P4			3	0	0	0	0	0	0
Al Smith, R (1, 9) OBP: 0.352, SLG: 0.438		5-3		K			K			3	0	0	0	0	2	0
Jackie Brandt, R (1, 7) OBP: 0.295, SLG: 0.397		P6			K			4-3		3	0	0	0	0	1	0
Boog Powell, L (1, 3) OBP: 0.322, SLG: 0.447		4-1			K			F8		3	0	0	0	0	1	0
John Orsino, R (1, 2) OBP: 0.332, SLG: 0.405			6-3		K			K		3	0	0	0	0	2	0
Bob Saverine, S (1, 6) OBP: 0.293, SLG: 0.235			K			K			K	3	0	0	0	0	3	0
Robin Roberts, S (1, 1) OBP: 0.306, SLG: 0.313			FC6-4 1B			1-3			5-3	2	0	1	0	0	0	0
George Brunet, R (8, 1)										0	0	0	0	0	0	0
Joe Gaines, R (9, PH) OBP: 0.361, SLG: 0.456										1	0	0	0	0	0	0
Inning Stats	R: 0 E: 0 K: 1 S: 5 H: 0 LOB: 0 BB: 0 P: 5	R: 0 E: 0 K: 0 S: 3 H: 0 LOB: 0 BB: 0 P: 3	R: 0 E: 0 K: 1 S: 6 H: 1 LOB: 1 BB: 0 P: 6	R: 0 E: 0 K: 2 S: 7 H: 0 LOB: 0 BB: 0 P: 7	R: 0 E: 0 K: 3 S: 9 H: 0 LOB: 0 BB: 0 P: 9	R: 0 E: 0 K: 2 S: 7 H: 0 LOB: 0 BB: 0 P: 7	R: 0 E: 0 K: 1 S: 5 H: 0 LOB: 0 BB: 0 P: 5	R: 0 E: 0 K: 1 S: 5 H: 0 LOB: 0 BB: 0 P: 5	R: 0 E: 0 K: 2 S: 7 H: 0 LOB: 0 BB: 0 P: 7							

PITCHER	IP	WLS	BF	H	R	ER	SO	BB	IBB	HBP	BLK	WP	HR	S	P	ERA	WHIP
Gary Peters, L (1, 1) ERA: 2.38	9.0	W	28	1	0	0	13	0	0	0	0	0	0	54	54	0.00	0.111

PITCHER	IP	WLS	BF	H	R	ER	SO	BB	IBB	HBP	BLK	WP	HR	S	P	ERA	WHIP

TOP

Baltimore Orioles @ Chicago White Sox

Comiskey Park, Chicago, IL

Mon Jul 15 1963, 8:05 PM EDT

Att. 17,764 - Unknown

livebaseballscorecards.com

AB	28
R	0
H	1
RBI	0
BB	0
SO	13
LOB	1

1B: 1 SF: 0
2B: 0 SAC: 0
3B: 0 DP: 0
HR: 0 HBP: 0

WP: 0 PA: 28
PB: 0
SB: 0
CS: 0

Batter	1	2	3	4	5	6	7	8	9	AB	R	H	RBI	BB	SO	LOB
Mike Hershberger, R (1, 8) (9, 9) OBP: 0.351, SLG: 0.383	F9		FC5-4 1-2f		SH2-3 2B		F8 2-3			4	0	1	0	0	0	2
Nellie Fox, L (1, 4) OBP: 0.316, SLG: 0.325	1B		6-3		SH2-3 2-3		F7			3	0	1	0	0	0	2
Floyd Robinson, L (1, 9) (9, 7) OBP: 0.359, SLG: 0.443	F9			6-3	6-3			P6		4	0	0	0	0	0	2
Pete Ward, L (1, 5) OBP: 0.352, SLG: 0.464	F9			F7		3-1		HR 1B		4	1	1	0	0	0	1
Tom McCraw, L (1, 3) OBP: 0.275, SLG: 0.331		4-3		S 1B		BBBB 4-0 S BB		1-H HR		3	1	2	2	1	0	0
Dave Nicholson, R (1, 7) OBP: 0.321, SLG: 0.428 Jim Landis, R (9, 8) OBP: 0.325, SLG: 0.417		P4	SSS 0-3 K 1-2		SSS 0-3 K 1-2			P4		4 0	0 0	0 0	0 0	0 0	2 0	2 0
Ron Hansen, R (1, 6) OBP: 0.324, SLG: 0.381	1-3				BBBB 4-0 HR BB	SSS 0-3 K		1B 1B		3	1	1	0	1	1	1
J.C. Martin, L (1, 2) OBP: 0.269, SLG: 0.298			1-3		1-H HR		L4	1-3 1B		4	1	2	2	0	0	0
Gary Peters, L (1, 1) OBP: 0.211, SLG: 0.286			FC5-4 1B		6-3		F8 2B	F9		4	0	2	0	0	0	2
Inning Stats	R: 0 H: 1 E: 0 LOB: 1 K: 0 BB: 0 S: 4 P: 4	R: 0 H: 0 E: 0 LOB: 0 K: 0 BB: 0 S: 3 P: 3	R: 0 H: 1 E: 1 LOB: 1 K: 0 BB: 0 S: 4 P: 4	R: 0 H: 1 E: 0 LOB: 1 K: 1 BB: 0 S: 6 P: 6	R: 2 H: 2 E: 0 LOB: 1 K: 0 BB: 1 S: 5 P: 9	R: 0 H: 0 E: 0 LOB: 1 K: 2 BB: 0 S: 7 P: 11	R: 0 H: 1 E: 0 LOB: 1 K: 0 BB: 0 S: 4 P: 4	R: 2 H: 4 E: 0 LOB: 2 K: 0 BB: 0 S: 7 P: 7		1B: 6 SF: 0 2B: 2 SAC: 1 3B: 0 DP: 0 HR: 2 HBP: 0						

PITCHER		IP	WLS	BF	H	R	ER	SO	BB	IBB	HBP	BLK	WP	HR	S	P	ERA	WHIP
Robin Roberts, R ERA: 3.19	(1, 1)	7.2	L	35	10	4	4	3	2	0	0	0	0	2	39	47	4.70	1.565
George Brunet, L ERA: 6.43	(8, 1)	0.1		1	0	0	0	0	0	0	0	0	0	0	1	1	0.00	0.000

PITCHER	IP	WLS	BF	H	R	ER	SO	BB	IBB	HBP	BLK	WP	HR	S	P	ERA	WHIP

BOTTOM

Baltimore Orioles @ Chicago White Sox

Comiskey Park, Chicago, IL

Mon Jul 15 1963, 8:05 PM EDT

Att. 17,764 - Unknown

livebaseballscorecards.com

AB	33
R	4
H	10
RBI	4
BB	2
SO	3
LOB	12

Batter	1	2	3	4	5	6	7	8	9	AB	R	H	RBI	BB	SO	LOB
Marv Breeding, R (1, 4) OBP: 0.306, SLG: 0.353	5-3	1-H 2-H 3B			4-3		P5 1-2 BB 1B			5	0	2	2	0	0	1
Minnie Minoso, R (1, 7) OBP: 0.320, SLG: 0.267 Jim King, L (9, PH) (9, 9) OBP: 0.346, SLG: 0.513	F8	F8			F7		F7	B B B B	1-2 2-3 BB	4 0	0 0	0 0	0 0	0 1	0 0	2 0
Chuck Hinton, R (1, 9) (9, 7) OBP: 0.332, SLG: 0.453	1B		G6-4-3 1B		1B			6-3 S S S	K	5	0	3	0	0	1	3
Don Leppert, R (1, 2) OBP: 0.327, SLG: 0.416	S S S K		F8		P4			1B		4	0	1	0	0	1	3
Don Lock, R (1, 8) OBP: 0.327, SLG: 0.428		S S S K	G6-4-3 1-2f			1-3		S S S K		4	0	0	0	0	2	2
Don Zimmer, R (1, 5) OBP: 0.314, SLG: 0.456		5-3		S S S K		5-3		P4		4	0	0	0	0	1	1
Bobo Osborne, L (1, 3) OBP: 0.316, SLG: 0.408		BB 1B 1B		E6 CI		S S S K			S S S K	4	1	1	0	0	2	0
Chuck Cottier, R (1, 6) OBP: 0.244, SLG: 0.328		B B B B 1B 1-2 3B BB		S CI G3-6-1 1-2			SH1-4 1B		1-3	2	1	1	0	1	0	0
Claude Osteen, L (1, 1) OBP: 0.189, SLG: 0.167		1-2 2-H 3B 1B		G3-6-1 1-2f			SH1-4 1-2		BB 1B 1B	3	1	2	1	0	0	2
Inning Stats	R: 0 E: 0 K: 1 S: 6 H: 1 LOB: 1 BB: 0 P: 6	R: 3 E: 0 K: 1 S: 8 H: 3 LOB: 1 BB: 1 P: 12	R: 0 E: 0 K: 0 S: 3 H: 1 LOB: 0 BB: 0 P: 3	R: 0 E: 2 K: 1 S: 6 H: 0 LOB: 1 BB: 0 P: 6	R: 0 E: 0 K: 0 S: 4 H: 1 LOB: 1 BB: 0 P: 4	R: 0 E: 0 K: 1 S: 5 H: 0 LOB: 0 BB: 0 P: 5	R: 0 E: 0 K: 0 S: 4 H: 1 LOB: 1 BB: 0 P: 4	R: 0 E: 0 K: 1 S: 6 H: 1 LOB: 1 BB: 0 P: 6	R: 0 E: 0 K: 2 S: 9 H: 2 LOB: 3 BB: 1 P: 13	1B: 9 2B: 0 3B: 1 HR: 0 SF: 0 SAC: 1 DP: 2 HBP: 0						

PITCHER		IP	WLS	BF	H	R	ER	SO	BB	IBB	HBP	BLK	WP	HR	S	P	ERA	WHIP
Juan Pizarro, L ERA: 2.26	(1, 1)	7.0	L	29	7	3	0	4	1	0	0	0	0	0	36	40	0.00	1.143
Jim Brosnan, R ERA: 2.3	(8, 1)	2.0		10	3	0	0	3	1	0	0	0	0	0	15	19	0.00	2.000

PITCHER	IP	WLS	BF	H	R	ER	SO	BB	IBB	HBP	BLK	WP	HR	S	P	ERA	WHIP

TOP

Washington Senators @ Chicago White Sox

Comiskey Park, Chicago, IL

Tue Jul 16 1963, 8:05 PM EDT

Att. 10,215 - Unknown

livebaseballscorecards.com

AB	35
R	3
H	10
RBI	3
BB	2
SO	7
LOB	14

WP: 0 PA: 39
PB: 0
SB: 0
CS: 0

Batter	1	2	3	4	5	6	7	8	9	AB	R	H	RBI	BB	SO	LOB
Mike Hershberger, R (1, 9) OBP: 0.353, SLG: 0.383	BBBB 4-0 4-3 S 2B BB		x 0-0 SH2-3 1B		x 0-0 ② FC6-4 FC6-4 1-2f			x 0-0 ① 5-3		3	1	1	0	1	0	1
Nellie Fox, L (1, 4) OBP: 0.316, SLG: 0.323	x 0-0 ① 4-3 1-3		x 0-0 ② SH2-3 1-2		x 0-0 ③ FC6-4 1-2f			BBBB 4-0 G4-6-3 BB		2	0	0	0	1	0	2
Jim Landis, R (1, 8) OBP: 0.324, SLG: 0.419	x 0-0 3-H 2B		x 0-0 ③ L6			x 0-0 ① F9		x 0-0 ②③ G4-6-3 1-2f		4	0	1	1	0	0	2
Pete Ward, L (1, 5) OBP: 0.348, SLG: 0.459	x 0-0 ② F8			SSS 0-3 ① K		SSS 0-3 K			x 0-0 ① F7	4	0	0	0	0	2	1
Ron Hansen, R (1, 6) OBP: 0.323, SLG: 0.376	x 0-0 ③ 6-3			BBBB 4-0 BB		x 0-0 ② F9			x 0-0 ② P3	3	0	0	0	1	0	2
Dave Nicholson, R (1, 7) OBP: 0.320, SLG: 0.425		SSS 0-3 ① K		SSS 0-3 ② K		x 0-0 ③ P4			x 0-0 FC6-4 1B	4	0	1	0	0	2	2
Tom McCraw, L (1, 3) OBP: 0.271, SLG: 0.326 Al Weis, S (7, PH) OBP: 0.320, SLG: 0.310 J.C. Martin, L (8, 3) OBP: 0.269, SLG: 0.298 Sherm Lollar, R (9, PH) OBP: 0.306, SLG: 0.304		SSS 0-3 ② K		x 0-0 ③ 4-3		x 0-0 ① 5-3		x 0-0 ③ FC6-4 1-2f		2 1 0 1	0 0 0 0	0 0 0 0	0 0 0 0	1 0 0 0	0 0 0 0	1 0 0 1
Cam Carreon, R (1, 2) OBP: 0.289, SLG: 0.325		x 0-0 ③ 5-3			x 0-0 ① 4-3	x 0-0 ② 6-3				3	0	0	0	0	0	0
Juan Pizarro, L (1, 1) OBP: 0.188, SLG: 0.319 Jim Lemon, R (7, PH) OBP: 0.302, SLG: 0.293 Jim Brosnan, R (8, 1) OBP: 0.286, SLG: 0.286			SSS 0-3 ① K		x 0-0 FC6-4 1B	x 0-0 ③ 6-3				2 1 0	0 0 0	1 0 0	0 0 0	0 0 0	1 0 0	0 0 0
Inning Stats	R: 1 H: 1 E: 0 LOB: 1 K: 0 BB: 1 S: 4 P: 8	R: 0 H: 0 E: 0 LOB: 0 K: 2 BB: 0 S: 7 P: 7	R: 0 H: 1 E: 0 LOB: 1 K: 1 BB: 0 S: 6 P: 6	R: 0 H: 0 E: 0 LOB: 1 K: 2 BB: 1 S: 7 P: 11	R: 0 H: 1 E: 0 LOB: 1 K: 0 BB: 0 S: 4 P: 4	R: 0 H: 0 E: 0 LOB: 1 K: 1 BB: 0 S: 6 P: 6	R: 0 H: 0 E: 0 LOB: 0 K: 0 BB: 0 S: 3 P: 3	R: 0 H: 0 E: 0 LOB: 0 K: 0 BB: 1 S: 2 P: 6	R: 0 H: 1 E: 0 LOB: 1 K: 0 BB: 0 S: 4 P: 4	1B: 3 SF: 0 2B: 1 SAC: 1 3B: 0 DP: 1 HR: 0 HBP: 0						WP: 0 PA: 34 PB: 1 SB: 1 CS: 0	

PITCHER	IP	WLS	BF	H	R	ER	SO	BB	IBB	HBP	BLK	WP	HR	S	P	ERA	WHIP
Claude Osteen, L (1, 1) ERA: 3.27	9.0	W	34	4	1	1	6	3	0	0	0	0	0	43	55	1.00	0.778

PITCHER	IP	WLS	BF	H	R	ER	SO	BB	IBB	HBP	BLK	WP	HR	S	P	ERA	WHIP

BOTTOM

Washington Senators @ Chicago White Sox

Comiskey Park, Chicago, IL

Tue Jul 16 1963, 8:05 PM EDT

Att. 10,215 - Unknown

livebaseballscorecards.com

AB	30
R	1
H	4
RBI	1
BB	3
SO	6
LOB	12

Batter	1	2	3	4	5	6	7	8	9	AB	R	H	RBI	BB	SO	LOB
Don Blasingame, L (1, 4) OBP: 0.290, SLG: 0.217	F7		G1		F8		L1			4	0	0	0	0	0	1
Jim King, L (1, 9) OBP: 0.341, SLG: 0.504	P6		F8			F9		4-3		4	0	0	0	0	0	0
Chuck Hinton, R (1, 7) OBP: 0.333, SLG: 0.457	2B		1B			K		K		4	0	2	0	0	2	0
Bobo Osborne, L (1, 3) OBP: 0.312, SLG: 0.402	P4		F7			K		K		4	0	0	0	0	2	2
Don Lock, R (1, 8) OBP: 0.326, SLG: 0.426		K		F8			2B 1B		6-3	4	1	1	0	0	1	0
Don Zimmer, R (1, 5) OBP: 0.322, SLG: 0.470		1B 1B		K			4-3 1-H 1B 2B		4-3	4	1	2	1	0	1	0
Chuck Cottier, R (1, 6) OBP: 0.244, SLG: 0.327		P5		K			P4		1B	4	0	1	0	0	1	2
Hobie Landrith, L (1, 2) OBP: 0.300, SLG: 0.244		1-3 1B			4-3		4-3 2-3		1-2 1B	3	0	1	0	0	0	1
Ken Retzer, L (8, 2) OBP: 0.273, SLG: 0.255										1	0	1	0	0	0	0
Bennie Daniels, L (1, 1) OBP: 0.345, SLG: 0.208		K			K		3-H 1B		K	3	0	1	1	0	2	2
Ron Kline, R (7, 1) OBP: 0.250, SLG: 0.750										0	0	0	0	0	0	0
Steve Ridzik, R (8, 1)										0	0	0	0	0	0	0
Don Rudolph, L (8, 1) OBP: 0.188, SLG: 0.207										0	0	0	0	0	0	0
Dick Phillips, L (9, PH) OBP: 0.314, SLG: 0.324										1	0	0	0	0	1	2
Inning Stats	R: 0 E: 0 K: 0 S: 4 H: 1 LOB: 1 BB: 0 P: 4	R: 0 E: 0 K: 2 S: 9 H: 2 LOB: 2 BB: 0 P: 9	R: 0 E: 0 K: 0 S: 4 H: 1 LOB: 1 BB: 0 P: 4	R: 0 E: 0 K: 2 S: 7 H: 0 LOB: 0 BB: 0 P: 7	R: 0 E: 0 K: 1 S: 5 H: 0 LOB: 0 BB: 0 P: 5	R: 0 E: 0 K: 2 S: 7 H: 0 LOB: 0 BB: 0 P: 7	R: 2 E: 0 K: 0 S: 6 H: 3 LOB: 1 BB: 0 P: 6	R: 0 E: 0 K: 2 S: 7 H: 0 LOB: 0 BB: 0 P: 7	R: 0 E: 0 K: 1 S: 7 H: 2 LOB: 2 BB: 0 P: 7	1B: 7 2B: 2 3B: 0 HR: 0 SF: 0 SAC: 0 DP: 0 HBP: 0						

PITCHER		IP	WLS	BF	H	R	ER	SO	BB	IBB	HBP	BLK	WP	HR	S	P	ERA	WHIP
Dave DeBusschere, R ERA: 4.17	(1, 1)	7.0	W	28	7	2	2	7	0	0	0	0	0	0	42	42	2.57	1.000
Hoyt Wilhelm, R ERA: 2.54	(8, 1)	2.0	S	8	2	0	0	3	0	0	0	0	0	0	14	14	0.00	1.000

PITCHER	IP	WLS	BF	H	R	ER	SO	BB	IBB	HBP	BLK	WP	HR	S	P	ERA	WHIP

Washington Senators @ Chicago White Sox

Comiskey Park, Chicago, IL

Wed Jul 17 1963, 8:05 PM EDT

Att. 10,217 - Unknown

TOP

livebaseballscorecards.com

AB	36
R	2
H	9
RBI	2
BB	0
SO	10
LOB	10

WP: 0 PB: 0 SB: 0 CS: 0 PA: 36

Batter	1	2	3	4	5	6	7	8	9	AB	R	H	RBI	BB	SO	LOB
Mike Hershberger, R (1, 9) OBP: 0.351, SLG: 0.383	F7	FC6-4 1-2f			F9		FC6-5 2B 1-3	1-3 2-H 3-H 2B		5	0	1	2	0	0	3
Nellie Fox, L (1, 4) OBP: 0.320, SLG: 0.330	G3		3-1 1-6-3 1B		4-3		1-3 2B	1B		5	0	3	0	0	0	0
Pete Ward, L (1, 5) OBP: 0.346, SLG: 0.457	1B		1-6-3 1-2			E1 8-4	4-3	SF8 3-H		4	0	1	1	0	0	4
Floyd Robinson, L (1, 7) OBP: 0.357, SLG: 0.439	F9		3-1 2-3			8-4 1-2f		BB 1B 1B	1-3	5	1	1	0	0	0	5
Tom McCraw, L (1, 3) OBP: 0.277, SLG: 0.326		S 1B HBP	1-3			4-3		1B BB FC3-2 1-2 1B		3	1	1	0	0	0	1
Jim Landis, R (1, 8) OBP: 0.335, SLG: 0.426		1B 1B 1-H 1B		CS 1B			HR 1B	B B B FC3-2 1B 1-2 2-3 BB BB		3	2	3	1	1	0	0
Ron Hansen, R (1, 6) OBP: 0.326, SLG: 0.390		S S S K		6-3 1-2			1-H HR	BB FC3-2 2B 1-2 2-3 3-H 1B		4	2	2	3	0	1	2
J.C. Martin, L (1, 2) OBP: 0.268, SLG: 0.297		1B 1-3 1B		L1			S S S K	FC3-2 BB 2B 1-2 2-3 3-Hf		4	1	1	0	0	1	3
Dave DeBusschere, R (1, 1) OBP: 0.111, SLG: 0.111 Charlie Maxwell, L (7, PH) OBP: 0.391, SLG: 0.354 Al Weis, S (7, PR) OBP: 0.320, SLG: 0.310 Hoyt Wilhelm, R (8, 1) OBP: 0.091, SLG: 0.048		FC6-4 1-2 3-H 1B			S S S K		B B B B FC6-5 S BB	B B B B 2B SF8 1-2 2-3 3-H BB		2 0 0 0	0 0 0 1	1 0 0 0	0 0 0 1	0 1 0 1	1 0 0 0	0 0 0 0
Inning Stats	R: 0 E: 0 K: 0 S: 4 H: 1 LOB: 1 BB: 0 P: 4	R: 1 E: 0 K: 1 S: 7 H: 3 LOB: 2 BB: 0 P: 8	R: 0 E: 0 K: 0 S: 4 H: 1 LOB: 1 BB: 0 P: 4	R: 0 E: 0 K: 0 S: 3 H: 1 LOB: 0 BB: 0 P: 3	R: 0 E: 0 K: 1 S: 5 H: 0 LOB: 0 BB: 0 P: 5	R: 0 E: 1 K: 0 S: 3 H: 0 LOB: 0 BB: 0 P: 3	R: 2 E: 0 K: 1 S: 8 H: 3 LOB: 3 BB: 1 P: 12	R: 5 E: 0 K: 0 S: 8 H: 5 LOB: 2 BB: 2 P: 16		1B: 11 2B: 3 3B: 0 HR: 1 SF: 1 SAC: 0 DP: 1 HBP: 1						

PITCHER		IP	WLS	BF	H	R	ER	SO	BB	IBB	HBP	BLK	WP	HR	S	P	ERA	WHIP
Bennie Daniels, R ERA: 4.13	(1, 1)	6.1	L	27	8	3	3	3	1	0	1	0	0	1	31	36	4.26	1.421
Ron Kline, R ERA: 3.48	(7, 1)	0.2		6	3	3	3	0	1	0	0	0	0	0	5	9	40.50	6.000
Steve Ridzik, R ERA: 3.38	(8, 1)	0.1		4	2	1	1	0	1	0	0	0	0	0	3	7	27.00	9.000
Don Rudolph, L ERA: 4.2	(8, 1)	0.2		3	1	1	1	0	0	0	0	0	0	0	3	3	13.50	1.500

PITCHER	IP	WLS	BF	H	R	ER	SO	BB	IBB	HBP	BLK	WP	HR	S	P	ERA	WHIP

BOTTOM

Washington Senators @ Chicago White Sox

Comiskey Park, Chicago, IL

Wed Jul 17 1963, 8:05 PM EDT

Att. 10,217 - Unknown

livebaseballscorecards.com

AB	35
R	8
H	14
RBI	8
BB	3
SO	3
LOB	18

Batter	1	2	3	4	5	6	7	8	9	AB	R	H	RBI	BB	SO	LOB
Felix Mantilla, R (1, 6) OBP: 0.200, SLG: 0.208	6-3		FC6-4 1-2f			FC6-2-5 1B 3-H		6-3		4	0	0	0	0	0	2
Gary Geiger, L (1, 8) OBP: 0.354, SLG: 0.529	4-3			BBBB G5-4-3 BB		F6		SSS K		3	0	0	0	1	1	1
Roman Mejias, R (1, 7) OBP: 0.249, SLG: 0.358	P4			G5-4-3 1-2f		1-2 1B		1B		4	0	2	0	0	0	1
Dick Stuart, R (1, 3) OBP: 0.316, SLG: 0.480		SSS K		F7		SSS K		G1		4	0	0	0	0	2	3
Lou Clinton, R (1, 9) OBP: 0.280, SLG: 0.419		5-3			5-3		FC5-4 1B		SSS K	4	0	1	0	0	1	0
Dick Williams, R (1, 5) OBP: 0.363, SLG: 0.420		6-3			6-3 2B		SSS K		6-3	4	0	1	0	0	1	1
Bob Tillman, R (1, 2) OBP: 0.308, SLG: 0.369			BBBB 7-4 BB		6-3 2-3		FC5-4 1-2 1B		E5 1B	3	0	1	0	1	0	1
Billy Gardner, R (1, 4) OBP: 0.323, SLG: 0.276			7-4 1-2f		SSS K	FC5-4 FC4-6 1-2f 2-3			1-2 1B	4	0	1	0	0	1	4
Earl Wilson, R (1, 1) OBP: 0.291, SLG: 0.353 Frank Malzone, R (7, PH) OBP: 0.362, SLG: 0.481 Wilbur Wood, R (7, 1) Eddie Bressoud, R (9, PH) OBP: 0.313, SLG: 0.412			BBBB FC6-4 BB			FC6-2-5 3B	FC4-6 1-2f		SSS K	1 1 0 1	0 0 0 0	1 0 0 0	0 0 0 0	1 0 0 0	0 2 0 2	0 2 0 2
Inning Stats	R: 0 E: 0 K: 0 S: 3 H: 0 LOB: 0 BB: 0 P: 3	R: 0 E: 0 K: 1 S: 5 H: 0 LOB: 0 BB: 0 P: 5	R: 0 E: 0 K: 0 S: 2 H: 0 LOB: 0 BB: 2 P: 10	R: 0 E: 0 K: 0 S: 2 H: 0 LOB: 0 BB: 1 P: 6	R: 0 E: 0 K: 1 S: 6 H: 1 LOB: 1 BB: 0 P: 6	R: 0 E: 0 K: 1 S: 7 H: 2 LOB: 2 BB: 0 P: 7	R: 0 E: 0 K: 1 S: 7 H: 2 LOB: 2 BB: 0 P: 7	R: 0 E: 0 K: 1 S: 6 H: 1 LOB: 1 BB: 0 P: 6	R: 0 E: 1 K: 2 S: 9 H: 1 LOB: 2 BB: 0 P: 9	1B: 5 2B: 2 3B: 1 HR: 0 SF: 0 SAC: 0 DP: 2 HBP: 0						

PITCHER	IP	WLS	BF	H	R	ER	SO	BB	IBB	HBP	BLK	WP	HR	S	P	ERA	WHIP
Gary Peters, L (1, 1) ERA: 2.2	9.0	W	36	7	0	0	7	3	0	0	0	0	0	47	59	0.00	1.111

PITCHER	IP	WLS	BF	H	R	ER	SO	BB	IBB	HBP	BLK	WP	HR	S	P	ERA	WHIP

TOP

Boston Red Sox @ Chicago White Sox

Comiskey Park, Chicago, IL

Sat Jul 20 1963, 4:33 AM EDT

Att. 8,442 - Unknown

livebaseballscorecards.com

AB	33
R	0
H	7
RBI	0
BB	3
SO	7
LOB	17

WP: 0 PB: 0 SB: 0 CS: 0 PA: 36

BOTTOM

Boston Red Sox @ Chicago White Sox

Comiskey Park, Chicago, IL

Sat Jul 20 1963, 4:33 AM EDT

Att. 8,442 - Unknown

livebaseballscorecards.com

Batter	1	2	3	4	5	6	7	8	9	AB	R	H	RBI	BB	SO	LOB
Mike Hershberger, R (1, 9) OBP: 0.353, SLG: 0.394	6-3		FC5-4 1-2f			HR		BBB FC4-6 BB		3	1	1	1	1	0	1
Nellie Fox, L (1, 4) OBP: 0.319, SLG: 0.332	4-3			HR 2B		F5		FC4-6 1-2f		4	1	1	0	0	0	1
Pete Ward, L (1, 5) OBP: 0.348, SLG: 0.464	3-1			2-H HR		BBB BB		SSS K		3	1	1	2	1	1	1
Floyd Robinson, L (1, 7) OBP: 0.354, SLG: 0.435		F9		6-3		P5				3	0	0	0	0	0	1
Tom McCraw, L (1, 3) OBP: 0.272, SLG: 0.319		P4		F8		1-3				3	0	0	0	0	0	1
Jim Landis, R (1, 8) OBP: 0.331, SLG: 0.421		6-3		G1			F5			3	0	0	0	0	0	0
Ron Hansen, R (1, 6) OBP: 0.322, SLG: 0.385			SSS K		SSS K		F9			3	0	0	0	0	2	0
J.C. Martin, L (1, 2) OBP: 0.264, SLG: 0.291			F8		F9		1-3			3	0	0	0	0	0	0
Gary Peters, L (1, 1) OBP: 0.220, SLG: 0.289			FC5-4 1B		6-3			SSS K		3	0	1	0	0	1	0
Inning Stats	R: 0 E: 0 K: 0 S: 3 H: 0 LOB: 0 BB: 0 P: 3	R: 0 E: 0 K: 0 S: 3 H: 0 LOB: 0 BB: 0 P: 3	R: 0 E: 0 K: 1 S: 6 H: 1 LOB: 1 BB: 0 P: 6	R: 2 E: 0 K: 0 S: 5 H: 2 LOB: 0 BB: 0 P: 5	R: 0 E: 0 K: 1 S: 5 H: 0 LOB: 0 BB: 0 P: 5	R: 1 E: 0 K: 0 S: 4 H: 1 LOB: 1 BB: 1 P: 8	R: 0 E: 0 K: 0 S: 3 H: 0 LOB: 0 BB: 0 P: 3	R: 0 E: 0 K: 2 S: 7 H: 0 LOB: 1 BB: 1 P: 11		1B: 1 2B: 1 3B: 0 HR: 2 SF: 0 SAC: 0 DP: 0 HBP: 0						

	AB	28
	R	3
	H	4
	RBI	3
	BB	2
	SO	4
	LOB	5

PITCHER	IP	WLS	BF	H	R	ER	SO	BB	IBB	HBP	BLK	WP	HR	S	P	ERA	WHIP
Earl Wilson, R (1, 1) ERA: 2.88	6.0	L	23	4	3	3	2	1	0	0	0	0	2	26	30	4.50	0.833
Wilbur Wood, L (7, 1) ERA: 4.5	2.0		7	0	0	0	2	1	0	0	0	0	0	10	14	0.00	0.500

PITCHER	IP	WLS	BF	H	R	ER	SO	BB	IBB	HBP	BLK	WP	HR	S	P	ERA	WHIP

WP: 0 PA: 30
PB: 0
SB: 0
CS: 0

Boston Red Sox @ Chicago White Sox

Comiskey Park, Chicago, IL

Sun Jul 21 1963, 4:33 AM EDT

Att. 21,237 - Unknown

livebaseballscorecards.com

Batter	1	2	3	4	5	6	7	8	9	10	AB	R	H	RBI	BB	SO	LOB
Chuck Schilling, R (1, 4) OBP: 0.330, SLG: 0.374	BB BB 1B		BB 1B		K		1B		P4	G6-3 1-2f	6	0	3	0	0	1	3
Roman Mejias, R (1, 8) OBP: 0.256, SLG: 0.360	BB 1-2 BB		F8		1-3 1B		P4		BB 1-2 1B 1B		4	1	2	0	1	0	2
Carl Yastrzemski, L (1, 7) OBP: 0.423, SLG: 0.515	G6-4-3 1-2 2-3 BB		1-2 BB		F5		P3		1B 1-2 2-3 BB		2	0	0	0	3	0	3
Frank Malzone, R (1, 5) OBP: 0.360, SLG: 0.477	F3		P3			1B 1B		P4	F9		5	0	1	0	0	0	8
Dick Stuart, R (1, 3) OBP: 0.315, SLG: 0.476	G6-4-3 1-2f			F8		P4		5-3	1-2 2-H 3-H 1B		5	0	1	2	0	0	4
Lou Clinton, R (1, 9) OBP: 0.281, SLG: 0.419		P6		5-3		1-3 1B		E 1B	K		5	0	2	0	0	1	2
Eddie Bressoud, R (1, 6) OBP: 0.309, SLG: 0.405		F9		K		K		E5 1-2		6-3	5	0	0	0	0	2	3
Bob Tillman, R (1, 2) OBP: 0.310, SLG: 0.385		K			1B 1B	F7		K		HR	5	1	2	1	0	2	4
Bill Monbouquette, R (1, 1) OBP: 0.155, SLG: 0.125			K		P5		K		BB 1B 1B 1B	E6 G6-3	3	0	0	0	0	2	1
Russ Nixon, L (9, PH) OBP: 0.335, SLG: 0.430											1	0	1	0	0	0	0
Jim Gosger, L (9, PR)											0	1	0	0	0	0	0
Dick Radatz, R (9, 1) OBP: 0.045, SLG: 0.091											1	0	0	0	0	0	0

Inning Stats	1	2	3	4	5	6	7	8	9	10	TOP
	R: 0 H: 1 E: 0 LOB: 2 K: 0 BB: 2 S: 3 P: 11	R: 0 H: 0 E: 0 LOB: 0 K: 1 BB: 0 S: 5 P: 5	R: 0 H: 1 E: 0 LOB: 2 K: 1 BB: 1 S: 6 P: 10	R: 0 H: 0 E: 0 LOB: 0 K: 1 BB: 0 S: 5 P: 5	R: 0 H: 2 E: 0 LOB: 2 K: 1 BB: 0 S: 7 P: 7	R: 0 H: 2 E: 0 LOB: 2 K: 1 BB: 0 S: 7 P: 7	R: 0 H: 1 E: 0 LOB: 1 K: 1 BB: 0 S: 6 P: 6	R: 0 H: 1 E: 1 LOB: 2 K: 1 BB: 0 S: 7 P: 7	R: 2 H: 3 E: 0 LOB: 2 K: 1 BB: 1 S: 8 P: 12	R: 1 H: 1 E: 1 LOB: 0 K: 0 BB: 0 S: 4 P: 4	1B: 11 SF: 0 2B: 0 SAC: 0 3B: 0 DP: 2 HR: 1 HBP: 0	WP: 0 PA: 46 PB: 0 SB: 0 CS: 0

PITCHER	IP	WLS	BF	H	R	ER	SO	BB	IBB	HBP	BLK	WP	HR	S	P	ERA	WHIP
Juan Pizarro, L (1, 1) ERA: 2.15	7.0		30	7	0	0	6	3	0	0	0	0	0	39	51	0.00	1.429
Hoyt Wilhelm, R (8, 1) ERA: 2.76	3.0	L	16	5	3	3	2	1	0	0	0	0	1	19	23	9.00	2.000

PITCHER	IP	WLS	BF	H	R	ER	SO	BB	IBB	HBP	BLK	WP	HR	S	P	ERA	WHIP

AB	42
R	3
H	12
RBI	3
BB	4
SO	8
LOB	30

Batter	1	2	3	4	5	6	7	8	9	10	AB	R	H	RBI	BB	SO	LOB
Mike Hershberger, R (1, 9) OBP: 0.357, SLG: 0.398	S 1B		F2		F8		1B			SH5-3 1B	5	0	3	0	0	0	0
Nellie Fox, L (1, 4) OBP: 0.319, SLG: 0.331	F9 1-2		E8 1B			3-1	F9			SH5-3 1-2	4	0	1	0	0	0	2
Pete Ward, L (1, 5) OBP: 0.346, SLG: 0.459	P6		L3 BB			P5		F8		K	4	0	0	0	1	1	2
Floyd Robinson, L (1, 7) OBP: 0.352, SLG: 0.430	F9		L3 1-2			1B BB		4-3		F4	4	0	0	0	1	0	4
Tom McCraw, L (1, 3) OBP: 0.277, SLG: 0.324		E3 SH3 S 1B		F7		1-2 1B		1B			4	1	2	0	0	0	0
Jim Landis, R (1, 8) OBP: 0.327, SLG: 0.415		SH3 1-3		F7		K		F8			3	0	0	0	0	1	3
Ron Hansen, R (1, 6) OBP: 0.321, SLG: 0.395		K		6-3			HR		K		4	1	1	1	0	2	1
Cam Carreon, R (1, 2) OBP: 0.290, SLG: 0.325 Hoyt Wilhelm, R (8, 1) OBP: 0.087, SLG: 0.045	1B 3-H				P4		F8		F8		3 1	0 0	1 0	1 0	0 0	0 0	0 0
Juan Pizarro, L (1, 1) OBP: 0.180, SLG: 0.306 J.C. Martin, L (7, PH) OBP: 0.262, SLG: 0.288 (8, 2)		F8			K		F9		K		2 2	0 0	0 0	0 0	0 0	1 1	1 0
Inning Stats	R: 0 H: 1 E: 0 LOB: 1 K: 0 BB: 0 S: 4 P: 4	R: 1 H: 1 E: 1 LOB: 1 K: 1 BB: 0 S: 7 P: 7	R: 0 H: 1 E: 1 LOB: 1 K: 0 BB: 1 S: 3 P: 7	R: 0 H: 0 E: 0 LOB: 0 K: 0 BB: 0 S: 3 P: 3	R: 0 H: 0 E: 0 LOB: 0 K: 1 BB: 0 S: 5 P: 5	R: 0 H: 1 E: 0 LOB: 2 K: 1 BB: 1 S: 6 P: 10	R: 1 H: 2 E: 0 LOB: 1 K: 0 BB: 0 S: 5 P: 5	R: 0 H: 1 E: 0 LOB: 1 K: 0 BB: 0 S: 4 P: 4	R: 0 H: 0 E: 0 LOB: 0 K: 2 BB: 0 S: 7 P: 7	R: 0 H: 1 E: 0 LOB: 1 K: 1 BB: 0 S: 6 P: 6	1B: 7 SF: 0 2B: 1 SAC: 2 3B: 0 DP: 1 HR: 1 HBP: 0						

PITCHER		IP	WLS	BF	H	R	ER	SO	BB	IBB	HBP	BLK	WP	HR	S	P	ERA	WHIP
Bill Monbouquette, R ERA: 3.04	(1, 1)	8.0		33	7	2	1	3	2	0	0	0	0	1	37	45	1.12	1.125
Dick Radatz, R ERA: 1.2	(9, 1)	2.0	W	7	1	0	0	3	0	0	0	0	0	0	13	13	0.00	0.500

PITCHER	IP	WLS	BF	H	R	ER	SO	BB	IBB	HBP	BLK	WP	HR	S	P	ERA	WHIP

BOTTOM

Boston Red Sox @ Chicago White Sox

Comiskey Park, Chicago, IL

Sun Jul 21 1963, 4:33 AM EDT
Att. 21,237 - Unknown

livebaseballscorecards.com

AB	36
R	2
H	8
RBI	2
BB	2
SO	6
LOB	13

WP: 0 PA: 40
PB: 0
SB: 2
CS: 0

Chicago White Sox @ Detroit Tigers

Tiger Stadium, Detroit, MI

Tue Jul 23 1963, 7:05 PM EDT

Unknown

TOP

Batter	1	2	3	4	5	6	7	8	9	AB	R	H	RBI	BB	SO	LOB
Jim Landis, R (1, 8) OBP: 0.332, SLG: 0.423	S S S 0-3 ① K		x 0-0 ① 6-3		x 0-0 8-3-5 1B 1B		x 0-0 2B		x 0-0 G4-6-3 1B	5	0	3	0	0	1	0
Nellie Fox, L (1, 4) OBP: 0.322, SLG: 0.335	x 0-0 4-3 1B		x 0-0 1B		x 0-0 1-2 1B		S S S 0-3 ③ K		x 0-0 ②③ G4-6-3 1-2f	5	0	3	0	0	1	2
Pete Ward, L (1, 5) OBP: 0.342, SLG: 0.454	x 0-0 ② 4-3 1-2		S S S 0-3 ② K		x 0-0 ②③ 8-3-5 2-3f			x 0-0 ① F7		4	0	0	0	0	1	4
Mike Hershberger, R (1, 9) OBP: 0.359, SLG: 0.398	B B B B 4-0 BB		x 0-0 ③ F4			x 0-0 ① 4-3		x 0-0 BB FC3-2 BB 1B		3	0	1	0	1	0	1
Ron Hansen, R (1, 6) OBP: 0.320, SLG: 0.390	x 0-0 ③ F8			x 0-0 ① F8		x 0-0 ② 6-3		B B B B 4-0 FC3-2 BB 1-2 BB		3	0	0	0	1	0	2
Dave Nicholson, R (1, 7) OBP: 0.329, SLG: 0.444		x 0-0 HR		x 0-0 1B 1B		x 0-0 FC4-6 1B		B B B B 4-0 FC3-2 1-2 2-3 BB		3	1	3	1	1	0	0
Tom McCraw, L (1, 3) OBP: 0.277, SLG: 0.322		S S S 0-3 ① K		x 0-0 G6-4-3 1-3 1B		x 0-0 ③ FC4-6 1-2f		x 0-0 ② FC3-2 1-2 2-3 3-Hf		4	0	1	0	0	1	4
Cam Carreon, R (1, 2) OBP: 0.281, SLG: 0.315		x 0-0 ② 6-3		x 0-0 ②③ G6-4-3 1-2f			x 0-0 ① F8	x 0-0 ③ F3		4	0	0	0	0	0	5
John Buzhardt, R (1, 1) OBP: 0.083, SLG: 0.125 Jim Lemon, R (5, PH) OBP: 0.299, SLG: 0.290 Eddie Fisher, R (5, 1) OBP: 0.238, SLG: 0.200 Taylor Phillips, L (8, 1) Floyd Robinson, L (9, PH) OBP: 0.351, SLG: 0.429		S S S 0-3 ③ K			S S S 0-3 ① K		x 0-0 ② L9		x 0-0 ① 5-3	1 1 1 0 1	0 0 0 0 0	0 0 0 0 0	0 0 0 0 0	0 0 0 0 0	1 1 0 0 0	0 0 0 0 0

Inning Stats	1	2	3	4	5	6	7	8	9
	R: 0 E: 0 K: 1 S: 6	R: 1 E: 0 K: 2 S: 8	R: 0 E: 0 K: 1 S: 6	R: 0 E: 0 K: 0 S: 4	R: 0 E: 0 K: 1 S: 6	R: 0 E: 0 K: 0 S: 4	R: 0 E: 0 K: 1 S: 6	R: 0 E: 0 K: 0 S: 4	R: 0 E: 0 K: 0 S: 3
	H: 1 LOB: 2 BB: 1 P: 10	H: 1 LOB: 0 BB: 0 P: 8	H: 1 LOB: 0 BB: 0 P: 6	H: 2 LOB: 1 BB: 0 P: 4	H: 2 LOB: 1 BB: 0 P: 6	H: 1 LOB: 1 BB: 0 P: 4	H: 1 LOB: 1 BB: 0 P: 6	H: 1 LOB: 3 BB: 2 P: 12	H: 1 LOB: 0 BB: 0 P: 3

1B: 9 SF: 0 WP: 0 PA: 38
2B: 2 SAC: 0 PB: 0
3B: 0 DP: 3 SB: 0
HR: 1 HBP: 0 CS: 0

PITCHER	IP	WLS	BF	H	R	ER	SO	BB	IBB	HBP	BLK	WP	HR	S	P	ERA	WHIP
Hank Aguirre, L (1, 1) ERA: 4.09	9.0	W	38	11	1	1	6	3	0	0	0	0	1	47	59	1.00	1.556

PITCHER	IP	WLS	BF	H	R	ER	SO	BB	IBB	HBP	BLK	WP	HR	S	P	ERA	WHIP

AB	35
R	1
H	11
RBI	1
BB	3
SO	6
LOB	18

livebaseballscorecards.com

BOTTOM

Chicago White Sox @ Detroit Tigers

Tiger Stadium, Detroit, MI

Tue Jul 23 1963, 7:05 PM EDT

Unknown

Batter	1	2	3	4	5	6	7	8	9	AB	R	H	RBI	BB	SO	LOB
Jake Wood, R (1, 4) OBP: 0.329, SLG: 0.409	F9		1B		F9			5-3		4	0	1	0	0	0	0
Dick McAuliffe, L (1, 6) OBP: 0.346, SLG: 0.399	4-3		2B		F6			K		4	0	1	0	0	1	0
Al Kaline, R (1, 9) OBP: 0.385, SLG: 0.526	K		L6-3			L6-3		BB HR 2B		4	1	1	0	0	1	1
Rocky Colavito, R (1, 7) OBP: 0.362, SLG: 0.427		F9		BB E FC5-2		1B		IBB BB HR		2	1	1	0	2	0	0
Bill Bruton, L (1, 8) OBP: 0.320, SLG: 0.367		1B SF8 1B		E9 FC5 1-3 1B		F7		1-2 2-3 HR BB		3	2	2	0	1	0	1
Norm Cash, L (1, 3) OBP: 0.354, SLG: 0.428		1-3 1B		K		F9		1-H 2-H 3-H HR		4	1	2	4	0	1	3
Bubba Phillips, R (1, 5) OBP: 0.264, SLG: 0.316		SF8 3-H		FC5-2 3-H			F7	5-3		3	0	0	1	0	0	2
Bill Freehan, R (1, 2) OBP: 0.374, SLG: 0.434		K		FC5 2-3f			6-3			3	0	0	0	0	1	3
Hank Aguirre, R (1, 1) OBP: 0.191, SLG: 0.222			K		6-3		1-3			3	0	0	0	0	1	0
Inning Stats	R: 0 E: 0 K: 1 S: 5 H: 0 LOB: 0 BB: 0 P: 5	R: 1 E: 0 K: 1 S: 7 H: 2 LOB: 1 BB: 0 P: 7	R: 0 E: 0 K: 1 S: 6 H: 2 LOB: 1 BB: 0 P: 6	R: 0 E: 1 K: 1 S: 6 H: 1 LOB: 2 BB: 1 P: 10	R: 0 E: 0 K: 0 S: 3 H: 0 LOB: 0 BB: 0 P: 3	R: 0 E: 0 K: 0 S: 4 H: 1 LOB: 1 BB: 0 P: 4	R: 0 E: 0 K: 0 S: 3 H: 0 LOB: 0 BB: 0 P: 3	R: 4 E: 0 K: 1 S: 7 H: 2 LOB: 0 BB: 2 P: 15		1B: 5 2B: 2 3B: 0 HR: 1	SF: 1 SAC: 0 DP: 0 HBP: 0						

	AB	30
	R	5
	H	8
	RBI	5
	BB	3
	SO	5
	LOB	10

WP: 0 PB: 0 SB: 0 CS: 0 PA: 34

livebaseballscorecards.com

PITCHER		IP	WLS	BF	H	R	ER	SO	BB	IBB	HBP	BLK	WP	HR	S	P	ERA	WHIP
John Buzhardt, R ERA: 2.42	(1, 1)	4.0		17	5	1	1	4	1	0	0	0	0	0	24	28	2.25	1.500
Eddie Fisher, R ERA: 5.01	(5, 1)	3.2	L	13	2	1	1	1	0	0	0	0	0	0	15	15	2.46	0.545
Taylor Phillips, L ERA: 81.0	(8, 1)	0.1		4	1	3	3	0	1	1	0	0	0	1	2	10	81.00	6.000

PITCHER	IP	WLS	BF	H	R	ER	SO	BB	IBB	HBP	BLK	WP	HR	S	P	ERA	WHIP

Chicago White Sox @ Detroit Tigers

Tiger Stadium, Detroit, MI

Tue Jul 23 1963, 7:05 PM EDT

Att. 21,653 - Unknown

TOP

livebaseballscorecards.com

Batter	1	2	3	4	5	6	7	8	9	AB	R	H	RBI	BB	SO	LOB
Jim Landis, R (1, 8) OBP: 0.337, SLG: 0.429	0-0 E 1B 1B	0-0 F8 ③			H 1-0 G3 2B HBP		0-0 F6 ①		0-0 1B 2B	4	3	2	0	0	0	2
Tom McCraw, L (1, 3) OBP: 0.280, SLG: 0.331	0-0 FC4-6 1-2 1B		0-0 F4 ①		0-0 G3 ① 1-2		0-0 E9 2B		0-0 F4 ①	5	0	2	0	0	0	2
Pete Ward, L (1, 5) OBP: 0.345, SLG: 0.464	0-0 FC4-6 ① 1B 1-2f 2-H		0-0 4-3 3B		0-0 ② 2-H 2B		SSS 0-3 K ②		0-0 G5-4-3 2-H 1B	5	1	3	2	0	1	2
Mike Hershberger, R (1, 9) OBP: 0.356, SLG: 0.394	0-0 G6-4-3 1-2 1B		0-0 4-3 ② 3-H		0-0 6-3 ③		SSS 0-3 K ③		0-0 ② ③ G5-4-3 1-2f	5	0	1	1	0	1	2
Ron Hansen, R (1, 6) OBP: 0.319, SLG: 0.386	0-0 G6-4-3 ② ③ 1-2f		BBBB 4-0 BB			0-0 F3 ①		0-0 6-3 ①		3	0	0	0	1	0	2
Dave Nicholson, R (1, 7) OBP: 0.331, SLG: 0.442		0-0 5-3 BB 1B	SSS 0-3 K ③			BBBB 4-0 1B WP BB		SSS 0-3 K ②		3	0	1	0	1	2	1
Al Weis, S (1, 4) OBP: 0.318, SLG: 0.308		SSS 0-3 K ①		0-0 L9 ①		SSS 0-3 K ② 1-2		0-0 E 1B		4	0	1	0	0	2	2
Sherm Lollar, R (1, 2) OBP: 0.323, SLG: 0.310 Gary Peters, L (6, PR) OBP: 0.220, SLG: 0.289 J.C. Martin, L (6, 2) OBP: 0.260, SLG: 0.287		BBBB 4-0 5-3 1-2 BB		0-0 F8 ②		0-0 2-3 1B		0-0 E3 FC4-6 1-3		2 0 1	0 0 0	1 0 0	0 0 0	1 0 0	0 0 0	0 0 1
Dave DeBusschere, R (1, 1) OBP: 0.100, SLG: 0.100 Joe Shipley, R (3, 1) Eddie Fisher, R (4, 1) OBP: 0.238, SLG: 0.200 Floyd Robinson, L (6, PH) OBP: 0.350, SLG: 0.427 Jim Brosnan, R (6, 1) OBP: 0.286, SLG: 0.286 Charlie Maxwell, L (8, PH) OBP: 0.386, SLG: 0.348 Taylor Phillips, L (8, 1)		0-0 5-3 ② 1-2 2-3		SSS 0-3 K ③		SSS 0-3 K ③		0-0 FC4-6 ③ 1-2f		1 1 0 1 0 1 0	0 0 0 0 0 0 0	0 0 0 0 0 0 0	0 0 0 0 0 0 0	0 1 0 1 0 0 0	0 0 0 0 0 0 0	2 0 0 2 0 2 0
Inning Stats	R: 1 H: 3 E: 1 LOB: 1 K: 0 BB: 0 S: 5 P: 5	R: 0 H: 1 E: 0 LOB: 2 K: 1 BB: 1 S: 6 P: 10	R: 1 H: 1 E: 0 LOB: 1 K: 1 BB: 1 S: 6 P: 10	R: 0 H: 0 E: 0 LOB: 0 K: 1 BB: 0 S: 5 P: 5	R: 1 H: 1 E: 0 LOB: 0 K: 0 BB: 0 S: 3 P: 4	R: 0 H: 1 E: 0 LOB: 2 K: 2 BB: 1 S: 8 P: 12	R: 0 H: 1 E: 1 LOB: 1 K: 2 BB: 0 S: 8 P: 8	R: 0 H: 1 E: 1 LOB: 2 K: 1 BB: 0 S: 7 P: 7	R: 1 H: 2 E: 0 LOB: 0 K: 0 BB: 0 S: 4 P: 4	1B: 7 SF: 0 2B: 3 SAC: 0 3B: 1 DP: 2 HR: 0 HBP: 1						

AB	36
R	4
H	11
RBI	3
BB	3
SO	8
LOB	20

WP: 1 PA: 40
PB: 0
SB: 0
CS: 0

PITCHER		IP	WLS	BF	H	R	ER	SO	BB	IBB	HBP	BLK	WP	HR	S	P	ERA	WHIP
Willie Smith, L ERA: 5.02	(1, 1)	2.2		14	5	2	2	1	2	0	0	0	0	0	14	22	6.75	2.625
Bob Anderson, R ERA: 2.51	(3, 1)	3.0	W	12	2	1	1	3	1	0	1	0	1	0	16	21	3.00	1.000
Phil Regan, R ERA: 3.64	(6, 1)	3.1	S	14	4	1	1	4	0	0	0	0	0	0	22	22	2.70	1.200

PITCHER	IP	WLS	BF	H	R	ER	SO	BB	IBB	HBP	BLK	WP	HR	S	P	ERA	WHIP

Batter	1	2	3	4	5	6	7	8	9	AB	R	H	RBI	BB	SO	LOB
Jake Wood, R (1, 4) OBP: 0.333, SLG: 0.413	H 1-0 1B HBP	H 1-0 BB 1B HBP 1-2		x 0-0 ① F9		x 0-0 ① SH5-4 1-2		x 0-0 S 2B		2	1	1	0	0	0	1
Dick McAuliffe, L (1, 6) OBP: 0.343, SLG: 0.394	x 0-0 ① F8	B B B B 4-0 1B BB 1-2 2-3		x 0-0 ② FC1-6 S 1B 1-2f		x 0-0 ② F8		S S S 0-3 ① K 2-3		4	1	0	0	1	1	4
Al Kaline, R (1, 9) OBP: 0.390, SLG: 0.529	x 0-0 1B 1-2	x 0-0 1B 1-2 2-H 3-H		B B B B 4-0 1B WP BB 1-2		x 0-0 1B 2-H		x 0-0 ② L5		4	1	3	3	1	0	1
Rocky Colavito, R (1, 7) OBP: 0.362, SLG: 0.425	S S S 0-3 ② K	x 0-0 ③ F9		x 0-0 WP 1B 1-3 2-H		S S S 0-3 ③ K		4-0 IBB		4	0	1	1	1	2	5
Bill Bruton, L (1, 8) OBP: 0.318, SLG: 0.363	x 0-0 ③ F8		B B B B 4-0 BB BB	x 0-0 ③ 1-3 1-2 3-H			x 0-0 ① F9	S S S 0-3 ③ K		4	0	0	0	1	1	5
Norm Cash, L (1, 3) OBP: 0.358, SLG: 0.441		x 0-0 HR	B B B B 4-0 G4-6-3 BB 1-2		x 0-0 ① F2		x 0-0 WP 1B 1B			3	1	2	1	1	0	0
Bubba Phillips, R (1, 5) OBP: 0.264, SLG: 0.315		x 0-0 ① F5	x 0-0 ① F8		x 0-0 ② F6		x 0-0 WP 1B 1-2			4	0	1	0	0	0	2
Mike Roarke, R (1, 2) OBP: 0.308, SLG: 0.250		x 0-0 BB HBP 1B 1B	x 0-0 ② ③ G4-6-3 1-2f		x 0-0 ③ F8		4-0 G4-6-3 IBB 1-2 2-3			3	1	1	0	1	0	2
Willie Smith, L (1, 1) OBP: 0.143, SLG: 0.143 Bob Anderson, R (3, 1) OBP: 0.500, SLG: 0.500 Phil Regan, R (6, 1) OBP: 0.273, SLG: 0.333		S S S 0-3 ② K		x 0-0 FC1-6 1B		B B B B 4-0 SH5-4 1B BB	x 0-0 ② ③ G4-6-3 1-2f			1 1 1	0 0 1	0 1 0	0 0 0	0 0 1	1 0 0	1 0 3
Inning Stats	R: 0 E: 0 K: 1 S: 6 H: 1 LOB: 2 BB: 0 P: 7	R: 3 E: 0 K: 1 S: 8 H: 3 LOB: 2 BB: 1 P: 13	R: 0 E: 0 K: 0 S: 2 H: 0 LOB: 1 BB: 2 P: 10	R: 2 E: 0 K: 0 S: 5 H: 2 LOB: 1 BB: 1 P: 9	R: 0 E: 0 K: 0 S: 3 H: 0 LOB: 0 BB: 0 P: 3	R: 1 E: 0 K: 1 S: 6 H: 1 LOB: 1 BB: 1 P: 10	R: 0 E: 0 K: 0 S: 4 H: 2 LOB: 2 BB: 1 P: 8	R: 0 E: 0 K: 2 S: 8 H: 1 LOB: 2 BB: 1 P: 12		1B: 8 2B: 1 3B: 0 HR: 1	SF: 0 SAC: 1 DP: 2 HBP: 2					

PITCHER		IP	WLS	BF	H	R	ER	SO	BB	IBB	HBP	BLK	WP	HR	S	P	ERA	WHIP
Dave DeBusschere, R ERA: 4.56	(1, 1)	2.0	L	13	4	3	3	2	1	0	2	0	0	1	14	20	13.50	2.500
Joe Shipley, R ERA: 5.79	(3, 1)	1.2		9	2	2	2	0	3	0	0	0	0	0	6	18	10.80	3.000
Eddie Fisher, R ERA: 4.92	(4, 1)	1.1		4	0	0	0	0	0	0	0	0	1	0	4	4	0.00	0.000
Jim Brosnan, R ERA: 2.4	(6, 1)	2.0		10	3	1	1	1	1	1	0	0	1	0	10	18	4.50	2.000
Taylor Phillips, L ERA: 20.25	(8, 1)	1.0		5	1	0	0	2	0	1	0	0	0	0	8	12	0.00	1.000

PITCHER	IP	WLS	BF	H	R	ER	SO	BB	IBB	HBP	BLK	WP	HR	S	P	ERA	WHIP

BOTTOM

Chicago White Sox @ Detroit Tigers

Tiger Stadium, Detroit, MI

Tue Jul 23 1963, 7:05 PM EDT

Att. 21,653 - Unknown

livebaseballscorecards.com

AB	31
R	6
H	10
RBI	5
BB	7
SO	5
LOB	24

Batter	1	2	3	4	5	6	7	8	9	AB	R	H	RBI	BB	SO	LOB
Jim Landis, R (1, 8) OBP: 0.332, SLG: 0.422	0-0 1-3		0-3 K			0-3 K		0-3 K		4	0	0	0	0	3	0
Nellie Fox, L (1, 4) OBP: 0.322, SLG: 0.334	0-0 F8			0-0 F7		0-0 1B		0-0 F8		4	0	1	0	0	0	0
Mike Hershberger, R (1, 9) OBP: 0.358, SLG: 0.396	0-0 F2			0-0 L9		0-0 1B 1-2			0-0 2B SF8 1B	4	1	2	0	0	0	0
Dave Nicholson, R (1, 7) OBP: 0.330, SLG: 0.437		4-0 BB		0-0 1-3		0-3 K			0-3 K	3	0	0	0	1	2	3
Pete Ward, L (1, 5) OBP: 0.347, SLG: 0.467		0-3 K			0-0 HR	0-3 K			0-0 SF8 2B 1-3	4	1	2	0	0	2	3
Ron Hansen, R (1, 6) OBP: 0.319, SLG: 0.396		0-0 F7			0-0 HR 1-H		0-3 K		0-0 SF8 2-3 3-H	3	1	1	3	0	1	1
Tom McCraw, L (1, 3) OBP: 0.274, SLG: 0.323		0-3 K			0-0 F8		0-3 K		0-0 6-3	4	0	0	0	0	2	2
Sherm Lollar, R (1, 2) OBP: 0.309, SLG: 0.295			0-0 F3		0-0 F8		0-0 F7			3	0	0	0	0	0	0
Gary Peters, L (1, 1) OBP: 0.205, SLG: 0.268			0-0 L9		0-3 K			0-0 4-3		3	0	0	0	0	1	0

TOP

Chicago White Sox @ Detroit Tigers

Tiger Stadium, Detroit, MI

Wed Jul 24 1963, 7:05 PM EDT

Att. 12,831 - Unknown

livebaseballscorecards.com

AB	32
R	3
H	6
RBI	3
BB	1
SO	11
LOB	9

Inning Stats	1	2	3	4	5	6	7	8	9
R	0	0	0	0	2	0	0	0	1
E	0	0	0	0	0	0	0	0	0
K	0	2	1	0	1	3	2	1	1
S	3	7	5	3	7	11	7	5	7
H	0	0	0	0	2	2	0	0	2
LOB	0	1	0	0	0	2	0	0	1
BB	0	1	0	0	0	0	0	0	0
P	3	11	5	3	7	11	7	5	7

1B	4
2B	1
3B	0
HR	1
SF	1
SAC	0
DP	0
HBP	0

WP	0
PB	0
SB	0
CS	0
PA	34

PITCHER		IP	WLS	BF	H	R	ER	SO	BB	IBB	HBP	BLK	WP	HR	S	P	ERA	WHIP
Don Mossi, L ERA: 4.43	(1, 1)	5.0	L	18	2	2	2	4	1	0	0	0	0	1	25	29	3.60	0.600
Jim Bunning, R ERA: 4.42	(6, 1)	4.0		16	4	1	1	7	0	0	0	0	0	0	30	30	2.25	1.000

PITCHER	IP	WLS	BF	H	R	ER	SO	BB	IBB	HBP	BLK	WP	HR	S	P	ERA	WHIP

BOTTOM

Chicago White Sox @ Detroit Tigers

Tiger Stadium, Detroit, MI

Wed Jul 24 1963, 7:05 PM EDT

Att. 12,831 - Unknown

Batter	1	2	3	4	5	6	7	8	9	AB	R	H	RBI	BB	SO	LOB
Jake Wood, R (1, 4) OBP: 0.332, SLG: 0.411	K2-3		F3		FC6-4, 1B		F9			4	0	1	0	0	1	1
Dick McAuliffe, L (1, 6) OBP: 0.340, SLG: 0.389	K		K		FC6-4 1-2f			6-3		4	0	0	0	0	2	1
Al Kaline, R (1, 9) OBP: 0.386, SLG: 0.523	L9			L4-3	L9			L7		4	0	0	0	0	0	1
Rocky Colavito, R (1, 7) OBP: 0.361, SLG: 0.432		F5		HR		F8		F9		4	1	1	1	0	0	0
Bubba Phillips, R (1, 5) OBP: 0.267, SLG: 0.318		F8		1B		1B			1-3	4	0	2	0	0	0	0
Norm Cash, L (1, 3) OBP: 0.360, SLG: 0.440		1B		K		K			BB, 1B	3	0	1	0	1	2	2
Bill Bruton, L (9, PR) OBP: 0.318, SLG: 0.363		BB								0	0	0	0	0	0	0
George Thomas, R (1, 8) OBP: 0.280, SLG: 0.340		1-2, 1B		1-2, 1B		K			1-2, BB	3	0	2	0	1	1	1
Gus Triandos, R (1, 2) OBP: 0.322, SLG: 0.408		F7		K			K2-6-2, 2B		F8	3	0	1	0	0	1	4
Willie Smith, L (7, PR) OBP: 0.143, SLG: 0.143										0	0	0	0	0	0	0
Bill Freehan, R (8, 2) OBP: 0.372, SLG: 0.431										1	0	0	0	0	0	2
Don Mossi, L (1, 1) OBP: 0.344, SLG: 0.269			6-3		K		K2-6-2, 2-2		F9	2	0	0	0	0	1	0
Jim Bunning, R (6, 1) OBP: 0.192, SLG: 0.200										1	0	0	0	0	1	1
Mike Roarke, R (9, PH) OBP: 0.286, SLG: 0.231										1	0	0	0	0	0	2
Inning Stats	R: 0 E: 0 K: 2 S: 7 H: 0 LOB: 0 BB: 0 P: 7	R: 0 E: 0 K: 0 S: 4 H: 1 LOB: 2 BB: 1 P: 8	R: 0 E: 0 K: 1 S: 5 H: 0 LOB: 0 BB: 0 P: 5	R: 1 E: 0 K: 2 S: 10 H: 3 LOB: 2 BB: 0 P: 10	R: 0 E: 0 K: 1 S: 6 H: 1 LOB: 1 BB: 0 P: 6	R: 0 E: 0 K: 2 S: 8 H: 1 LOB: 1 BB: 0 P: 8	R: 0 E: 0 K: 1 S: 5 H: 1 LOB: 1 BB: 0 P: 5	R: 0 E: 0 K: 0 S: 3 H: 0 LOB: 0 BB: 0 P: 3	R: 0 E: 0 K: 0 S: 4 H: 1 LOB: 2 BB: 1 P: 8	1B: 6 2B: 2 3B: 0 HR: 1 SF: 0 SAC: 0 DP: 1 HBP: 0						

PITCHER	IP	WLS	BF	H	R	ER	SO	BB	IBB	HBP	BLK	WP	HR	S	P	ERA	WHIP
Gary Peters, L (1, 1) ERA: 2.11	9.0	W	36	8	1	1	9	2	0	0	0	0	1	52	60	1.00	1.111

PITCHER	IP	WLS	BF	H	R	ER	SO	BB	IBB	HBP	BLK	WP	HR	S	P	ERA	WHIP

AB	34
R	1
H	8
RBI	1
BB	2
SO	9
LOB	15

WP: 0 PA: 36
PB: 0
SB: 0
CS: 0

livebaseballscorecards.com

Chicago White Sox @ Detroit Tigers

Tiger Stadium, Detroit, MI

Thu Jul 25 1963, 4:33 AM EDT

Att. 6,071 - Unknown

TOP

livebaseballscorecards.com

Batter	1	2	3	4	5	6	7	8	9	AB	R	H	RBI	BB	SO	LOB
Mike Hershberger, R (1, 8) (9, 9) OBP: 0.359, SLG: 0.397	F7		1B 2B		BB 5-3		F7		F2	4	1	1	0	1	0	2
Nellie Fox, L (1, 4) OBP: 0.324, SLG: 0.336	K		3B 1B 2-H		5-3 1-2f		1B 2-H 3-H			4	1	2	3	0	1	1
Dave Nicholson, R (1, 7) OBP: 0.332, SLG: 0.444	BB		3B 1-H		K2-3		F4			3	0	1	1	1	1	1
Jim Landis, R (9, 8) OBP: 0.332, SLG: 0.422										0	0	0	0	0	0	0
Jim Lemon, R (1, 3) OBP: 0.300, SLG: 0.292	K		1B			5-3		F7		3	0	1	0	0	1	1
Tom McCraw, L (6, 3) OBP: 0.272, SLG: 0.321										1	0	0	0	0	0	0
Pete Ward, L (1, 5) OBP: 0.346, SLG: 0.465		4-3	F4			K		1B		4	0	1	0	0	1	2
Ron Hansen, R (1, 6) OBP: 0.315, SLG: 0.391		K	F8			K		F8		4	0	0	0	0	2	3
Floyd Robinson, L (1, 9) (9, 7) OBP: 0.352, SLG: 0.434		3B	F5				SH3-4 1B 1B	F4		4	1	2	0	0	0	1
Cam Carreon, R (1, 2) OBP: 0.283, SLG: 0.315		K	6-3				SH3-4 1B 1-2		F8	3	1	1	0	0	1	1
J.C. Martin, L (8, 2) OBP: 0.259, SLG: 0.285										1	0	0	0	0	0	0
Joe Horlen, R (1, 1) OBP: 0.250, SLG: 0.250			K	L9			SH3-4 1-2 2-3		1-3	2	0	0	0	0	1	0
Jim Brosnan, R (8, 1) OBP: 0.286, SLG: 0.286										0	0	0	0	0	0	0
Juan Pizarro, L (8, 1) OBP: 0.176, SLG: 0.300										1	0	0	0	0	0	0

	AB	34
	R	4
	H	9
	RBI	4
	BB	2
	SO	8
	LOB	12

Inning Stats	1	2	3	4	5	6	7	8	9
	R: 0 E: 0 K: 2 S: 7	H: 0 LOB: 1 BB: 1 P: 11	R: 0 E: 0 K: 2 S: 8	H: 1 LOB: 1 BB: 0 P: 8	R: 2 E: 0 K: 1 S: 9	H: 4 LOB: 2 BB: 0 P: 9	R: 0 E: 0 K: 0 S: 3	H: 0 LOB: 0 BB: 0 P: 3	R: 0 E: 0 K: 1 S: 4	H: 0 LOB: 0 BB: 1 P: 8
	R: 0 E: 0 K: 2 S: 7	H: 0 LOB: 0 BB: 0 P: 7	R: 2 E: 0 K: 0 S: 6	H: 3 LOB: 1 BB: 0 P: 6	R: 0 E: 0 K: 0 S: 4	H: 1 LOB: 1 BB: 0 P: 4	R: 0 E: 0 K: 0 S: 3	H: 0 LOB: 0 BB: 0 P: 3		

	1B: 6	SF: 0	WP: 0	PA: 37
	2B: 2	SAC: 1	PB: 0	
	3B: 2	DP: 1	SB: 0	
	HR: 0	HBP: 0	CS: 0	

PITCHER		IP	WLS	BF	H	R	ER	SO	BB	IBB	HBP	BLK	WP	HR	S	P	ERA	WHIP
Mickey Lolich, L ERA: 4.02	(1, 1)	6.2	L	29	8	4	4	8	2	0	0	0	0	0	43	51	5.40	1.500
Fred Gladding, R ERA:	(7, 1)	0.1		1	0	0	0	0	0	0	0	0	0	0	1	1	0.00	0.000
Terry Fox, R ERA: 4.63	(8, 1)	2.0		7	1	0	0	0	0	0	0	0	0	0	7	7	0.00	0.500

PITCHER		IP	WLS	BF	H	R	ER	SO	BB	IBB	HBP	BLK	WP	HR	S	P	ERA	WHIP

BOTTOM

Batter	1	2	3	4	5	6	7	8	9	AB	R	H	RBI	BB	SO	LOB
Jake Wood, R (1, 4) OBP: 0.330, SLG: 0.407	4-3		5-3		F8		HR (1-H, 2-H)		F8	3	0	0	0	0	0	1
Don Wert, R (7, 4) OBP: 0.317, SLG: 0.300										2	1	1	3	0	0	1
Dick McAuliffe, L (1, 6) OBP: 0.335, SLG: 0.383	K		4-3			F5	K		F4	5	0	0	0	0	2	2
Al Kaline, R (1, 9) OBP: 0.388, SLG: 0.525	L6-3			L9		2B		WP, 1B		4	0	2	0	0	0	0
Rocky Colavito, R (1, 7) OBP: 0.362, SLG: 0.429		BBBB, G6-3, BB		BBBB, 1B, BB		F9		F3		2	0	0	0	2	0	2
Bill Bruton, L (1, 8) OBP: 0.315, SLG: 0.359	G6-3 (1-2f)			F8		4-3		F3 (1-2)		3	0	0	0	0	0	3
George Thomas, R (8, PH) OBP: 0.279, SLG: 0.338										1	0	0	0	0	0	1
(9, 8)																
Norm Cash, L (1, 3) OBP: 0.364, SLG: 0.445	2B			1B (1-2)			K	BB		3	0	2	0	1	1	0
Bubba Phillips, R (1, 5) OBP: 0.267, SLG: 0.317	6-3			F9			1B, HR, 1B		F9	4	1	1	0	0	0	5
Mike Roarke, R (1, 2) OBP: 0.333, SLG: 0.294			SH1-3, 1B		1-3		F7		1B	4	0	2	0	0	0	1
Willie Smith, L (9, PR) OBP: 0.143, SLG: 0.143										0	0	0	0	0	0	0
Mickey Lolich, S (1, 1) OBP: 0.269, SLG: 0.050			SH1-3 (1-2)		K		HR, 1B (1-2)		K	1	0	0	0	0	1	0
Fred Gladding, L (7, 1)										0	0	0	0	0	0	0
Gates Brown, L (7, PH) OBP: 0.333, SLG: 0.407										1	1	1	0	0	0	0
Terry Fox, R (8, 1)										0	0	0	0	0	0	0
Gus Triandos, R (9, PH) OBP: 0.322, SLG: 0.408										1	0	0	0	0	1	1
Inning Stats	R: 0 E: 0 K: 1 S: 5 H: 0 LOB: 0 BB: 0 P: 5	R: 0 E: 0 K: 0 S: 3 H: 1 LOB: 1 BB: 1 P: 7	R: 0 E: 0 K: 0 S: 4 H: 1 LOB: 1 BB: 0 P: 4	R: 0 E: 0 K: 0 S: 4 H: 1 LOB: 2 BB: 1 P: 8	R: 0 E: 0 K: 1 S: 5 H: 0 LOB: 0 BB: 0 P: 5	R: 0 E: 0 K: 0 S: 4 H: 1 LOB: 1 BB: 0 P: 4	R: 3 E: 0 K: 2 S: 10 H: 3 LOB: 0 BB: 0 P: 10	R: 0 E: 0 K: 0 S: 4 H: 1 LOB: 2 BB: 1 P: 8	R: 0 E: 0 K: 1 S: 6 H: 1 LOB: 1 BB: 0 P: 6	1B: 6 2B: 2 3B: 0 HR: 1 SF: 0 SAC: 1 DP: 1 HBP: 0						

PITCHER		IP	WLS	BF	H	R	ER	SO	BB	IBB	HBP	BLK	WP	HR	S	P	ERA	WHIP
Joe Horlen, R ERA: 4.2	(1, 1)	7.0	W	29	7	3	3	4	2	0	0	0	0	1	35	43	3.86	1.286
Jim Brosnan, R ERA: 2.38	(8, 1)	0.1		2	1	0	0	0	0	0	0	0	0	0	2	2	0.00	3.000
Juan Pizarro, L ERA: 2.13	(8, 1)	1.2	S	7	1	0	0	1	1	0	0	0	1	0	8	12	0.00	1.200

PITCHER		IP	WLS	BF	H	R	ER	SO	BB	IBB	HBP	BLK	WP	HR	S	P	ERA	WHIP

Chicago White Sox @ Detroit Tigers

Tiger Stadium, Detroit, MI

Thu Jul 25 1963, 4:33 AM EDT

Att. 6,071 - Unknown

livebaseballscorecards.com

AB	34
R	3
H	9
RBI	3
BB	3
SO	5
LOB	17

WP: 1	PA: 38			
PB: 0				
SB: 0				
CS: 0				

Chicago White Sox @ Baltimore Orioles

Memorial Stadium, Baltimore, MD

Fri Jul 26 1963, 7:05 PM EDT

Att. 23,618 - Unknown - 90 F

TOP

livebaseballscorecards.com

Batter	1	2	3	4	5	6	7	8	9	AB	R	H	RBI	BB	SO	LOB
Mike Hershberger, R (1, 8) OBP: 0.358, SLG: 0.393	F4		3-1			BBBB 4-0 L4-3 BB		1-3		3	0	0	0	1	0	0
Nellie Fox, L (1, 4) OBP: 0.320, SLG: 0.332	F8			G3		L4-3 1-2			F9	4	0	0	0	0	0	1
Floyd Robinson, L (1, 9) OBP: 0.348, SLG: 0.429	SSS 0-3 K			5-3		1-3			6-3	4	0	0	0	0	1	0
Pete Ward, L (1, 5) OBP: 0.345, SLG: 0.461		F9		4-1			BBBB 4-0 BB		F9	3	0	0	0	1	0	0
Charlie Maxwell, L (1, 7) OBP: 0.385, SLG: 0.348		G3 1B			4-3		SSS 0-3 K			3	0	1	0	0	1	1
Tom McCraw, L (1, 3) OBP: 0.267, SLG: 0.314		G3 1-2			4-3		F5			3	0	0	0	0	0	2
Ron Hansen, R (1, 6) OBP: 0.315, SLG: 0.390		F2			1B 1B		6-3			3	0	1	0	0	0	2
J.C. Martin, L (1, 2) OBP: 0.260, SLG: 0.286			F8		1-2 1B			3-1		3	0	1	0	0	0	0
Dave DeBusschere, R (1, 1) OBP: 0.083, SLG: 0.083			1-3		6-3			5-3		2	0	0	0	0	0	2
Taylor Phillips, L (5, 1)										0	0	0	0	0	0	0
Al Weis, S (8, PH) OBP: 0.315, SLG: 0.306										1	0	0	0	0	0	0
Eddie Fisher, R (8, 1) OBP: 0.238, SLG: 0.200										0	0	0	0	0	0	0
Inning Stats	R: 0 H: 0 E: 0 LOB: 0 K: 1 BB: 0 S: 5 P: 5	R: 0 H: 1 E: 0 LOB: 1 K: 0 BB: 0 S: 4 P: 4	R: 0 H: 0 E: 0 LOB: 0 K: 0 BB: 0 S: 3 P: 3	R: 0 H: 0 E: 0 LOB: 0 K: 0 BB: 0 S: 3 P: 3	R: 0 H: 2 E: 0 LOB: 2 K: 0 BB: 0 S: 5 P: 5	R: 0 H: 0 E: 0 LOB: 0 K: 0 BB: 1 S: 2 P: 6	R: 0 H: 0 E: 0 LOB: 1 K: 1 BB: 1 S: 5 P: 9	R: 0 H: 0 E: 0 LOB: 0 K: 0 BB: 0 S: 3 P: 3	R: 0 H: 0 E: 0 LOB: 0 K: 0 BB: 0 S: 3 P: 3	1B: 3 SF: 0 2B: 1 SAC: 0 3B: 0 DP: 1 HR: 0 HBP: 0						

	AB	29
	R	0
	H	3
	RBI	0
	BB	2
	SO	2
	LOB	8

WP: 0 PA: 31
PB: 0
SB: 0
CS: 0

PITCHER		IP	WLS	BF	H	R	ER	SO	BB	IBB	HBP	BLK	WP	HR	S	P	ERA	WHIP
Milt Pappas, R ERA: 2.71	(1, 1)	9.0	W	31	3	0	0	2	2	0	0	0	0	0	33	41	0.00	0.556

PITCHER	IP	WLS	BF	H	R	ER	SO	BB	IBB	HBP	BLK	WP	HR	S	P	ERA	WHIP

Batter	1	2	3	4	5	6	7	8	9	AB	R	H	RBI	BB	SO	LOB
Luis Aparicio, R (1, 6) OBP: 0.320, SLG: 0.377	HR 3B		4-3		B1	2-H 1B				4	1	2	1	0	0	1
Russ Snyder, L (1, 9) OBP: 0.333, SLG: 0.356	4-3		BB 1B		1-2 HR 1B	F4				4	1	2	0	0	0	2
Boog Powell, L (1, 7) OBP: 0.318, SLG: 0.465 Bob Saverine, S (8, 8) OBP: 0.305, SLG: 0.227	3-H HR		BBB 1-2 BB		F6		SSS K			3 0	1 0	1 0	2 0	1 0	1 0	2 0
John Orsino, R (1, 2) OBP: 0.343, SLG: 0.460	6-3		SSS K		1-H 2-H HR		SSS K			4	1	1	3	0	2	2
Brooks Robinson, R (1, 5) OBP: 0.318, SLG: 0.368	F9		F3		BBBB BB		SSS K			3	0	0	0	1	1	2
Jim Gentile, L (1, 3) OBP: 0.355, SLG: 0.448		4-3		G3	4-3			SSS K		4	0	0	0	0	1	1
Bob Johnson, R (1, 4) OBP: 0.393, SLG: 0.563		5-3 1B		6-3		WP 1B 1B		G6-3 1B		4	1	3	0	0	0	0
Jackie Brandt, R (1, 8) (8, 7) OBP: 0.293, SLG: 0.394		1-2 5-3		2-3		1-2 F9		1-2f G6-3		4	0	0	0	0	0	3
Milt Pappas, R (1, 1) OBP: 0.106, SLG: 0.087		F2			E5 1B HR		SSS K			3	1	0	0	0	1	2
Inning Stats	R: 2 H: 2 E: 0 LOB: 0 K: 0 BB: 0 S: 5 P: 5	R: 0 H: 1 E: 0 LOB: 1 K: 0 BB: 0 S: 4 P: 4	R: 0 H: 1 E: 0 LOB: 2 K: 1 BB: 1 S: 6 P: 10	R: 0 H: 0 E: 0 LOB: 0 K: 0 BB: 0 S: 3 P: 3	R: 3 H: 2 E: 1 LOB: 1 K: 0 BB: 1 S: 6 P: 10	R: 1 H: 2 E: 0 LOB: 1 K: 1 BB: 0 S: 7 P: 7	R: 0 H: 0 E: 0 LOB: 0 K: 3 BB: 0 S: 9 P: 9	R: 0 H: 1 E: 0 LOB: 0 K: 1 BB: 0 S: 5 P: 5		1B: 6 SF: 0 2B: 0 SAC: 0 3B: 1 DP: 1 HR: 2 HBP: 0						

PITCHER	IP	WLS	BF	H	R	ER	SO	BB	IBB	HBP	BLK	WP	HR	S	P	ERA	WHIP
Dave DeBusschere, R (1, 1) ERA: 4.5	4.2	L	23	6	5	2	1	2	0	0	0	0	2	23	31	3.86	1.714
Taylor Phillips, L (5, 1) ERA: 9.82	2.1		9	2	1	1	4	0	0	0	0	1	0	17	17	3.86	0.857
Eddie Fisher, R (8, 1) ERA: 4.85	1.0		3	1	0	0	1	0	0	0	0	0	0	5	5	0.00	1.000

PITCHER	IP	WLS	BF	H	R	ER	SO	BB	IBB	HBP	BLK	WP	HR	S	P	ERA	WHIP

BOTTOM

Chicago White Sox @ Baltimore Orioles

Memorial Stadium, Baltimore, MD

Fri Jul 26 1963, 7:05 PM EDT
Att. 23,618 - Unknown - 90 F

livebaseballscorecards.com

AB	33
R	6
H	9
RBI	6
BB	2
SO	6
LOB	15

WP: 1 PA: 35
PB: 0
SB: 0
CS: 0

Batter	1	2	3	4	5	6	7	8	9	AB	R	H	RBI	BB	SO	LOB
Mike Hershberger, R (1, 9) OBP: 0.356, SLG: 0.388	B B B B 4-0 HR BB		S S S 0-3 ① K		S S S 0-3 ① K		X 0-0 ① SH1-4 1-2 2-3		X 0-0 ① F4	3	1	0	0	1	2	2
Nellie Fox, L (1, 4) OBP: 0.319, SLG: 0.331	S S S 0-3 ① K		X 0-0 ② L3		X 0-0 ②③ G5-4-3 1-2f		X 0-0 2-3 3-H 1B		X 0-0 ② F8	5	0	1	1	0	1	3
Dave Nicholson, R (1, 7) OBP: 0.333, SLG: 0.458	X 0-0 1-H HR		X 0-0 2-H 2B			S S S 0-3 ① K	S S S 0-3 ② K		X 0-0 ③ F9	5	1	2	3	0	2	2
Jim Lemon, R (1, 3) OBP: 0.301, SLG: 0.286 Tom McCraw, L (6, PR) OBP: 0.266, SLG: 0.313 (6, 3)	X 0-0 ② L7		S S S 0-3 ③ K			B B B B 4-0 S 1B BB	S S S 0-3 ③ K			2 1	0 1	0 0	0 0	1 0	1 1	1 2
Ron Hansen, R (1, 6) OBP: 0.311, SLG: 0.384	X 0-0 ③ F2			S S S 0-3 ① K		X 0-0 ② F5 1-2		X 0-0 ① F8		4	0	0	0	0	1	1
Jim Landis, R (1, 8) OBP: 0.338, SLG: 0.425		X 0-0 ① 6-3		X 0-0 1B		X 0-0 2-H 1B		H 1-0 E HBP		3	0	2	1	0	0	0
Pete Ward, L (1, 5) OBP: 0.344, SLG: 0.459		X 0-0 CS 1B		X 0-0 ② L6		X 0-0 ③ F7		X 0-0 E4 1-2		4	0	1	0	0	0	3
Sherm Lollar, R (1, 2) OBP: 0.310, SLG: 0.286 Al Weis, S (7, PR) OBP: 0.315, SLG: 0.306 J.C. Martin, L (7, 2) OBP: 0.259, SLG: 0.284	S S S 0-3 ②③ K 1-2			X 0-0 ③ F4			B B B B 4-0 SH1-4 1B 1B BB	X 0-0 ② F7		2 0 1	0 1 0	0 0 0	0 0 0	1 0 0	1 0 0	2 0 2
Ray Herbert, R (1, 1) OBP: 0.304, SLG: 0.419 Jim Brosnan, R (7, 1) OBP: 0.250, SLG: 0.250			X 0-0 2B 2B		B B B B 4-0 G5-4-3 BB		X 0-0 1B SH1-4 1-2 1B	S S S 0-3 ③ K		2 1	1 0	2 0	0 0	1 0	0 1	0 2
Inning Stats	R: 2 E: 0 K: 1 S: 6 H: 1 LOB: 0 BB: 1 P: 10	R: 0 E: 0 K: 1 S: 5 H: 1 LOB: 1 BB: 0 P: 5	R: 1 E: 0 K: 2 S: 9 H: 2 LOB: 1 BB: 0 P: 9	R: 0 E: 0 K: 1 S: 6 H: 1 LOB: 1 BB: 0 P: 6	R: 0 E: 0 K: 1 S: 4 H: 0 LOB: 0 BB: 1 P: 8	R: 1 E: 0 K: 1 S: 6 H: 1 LOB: 1 BB: 1 P: 10	R: 1 E: 0 K: 2 S: 9 H: 2 LOB: 2 BB: 1 P: 13	R: 0 E: 1 K: 1 S: 6 H: 0 LOB: 2 BB: 0 P: 7	R: 0 E: 0 K: 0 S: 3 H: 0 LOB: 0 BB: 0 P: 3	1B: 5 2B: 3 3B: 0 HR: 1 SF: 0 SAC: 1 DP: 2 HBP: 1						

PITCHER	IP	WLS	BF	H	R	ER	SO	BB	IBB	HBP	BLK	WP	HR	S	P	ERA	WHIP
Steve Barber, L (1, 1) ERA: 2.77	6.0	L	27	7	5	5	7	4	0	0	0	0	1	37	53	7.50	1.833
Wes Stock, R (7, 1) ERA: 3.76	1.0		4	1	0	0	2	0	0	0	0	0	0	8	8	0.00	1.000
Herman Starrette, R (8, 1) ERA: 3.68	2.0		8	0	0	0	1	0	0	1	0	0	0	9	10	0.00	0.000

PITCHER	IP	WLS	BF	H	R	ER	SO	BB	IBB	HBP	BLK	WP	HR	S	P	ERA	WHIP

TOP

Chicago White Sox @ Baltimore Orioles

Memorial Stadium, Baltimore, MD

Sat Jul 27 1963, 7:05 PM EDT

Unknown - 96 F

livebaseballscorecards.com

AB	33
R	5
H	8
RBI	5
BB	4
SO	10
LOB	20

WP: 0 PB: 0 SB: 1 CS: 1 PA: 39

Batter	1	2	3	4	5	6	7	8	9	AB	R	H	RBI	BB	SO	LOB
Luis Aparicio, R (1, 6) OBP: 0.321, SLG: 0.378	4-3 1B 1B	B1-3			F9		1B 1-2 2-H 1B		F9	5	1	2	1	0	0	2
Russ Snyder, L (1, 9) OBP: 0.332, SLG: 0.355	4-3 1-2		L3		G6-3 1-2f		1-3 2-H 1B			4	0	1	1	0	0	2
Boog Powell, L (1, 7) OBP: 0.317, SLG: 0.462	BB BB 2-H 1B		4-3			G3	F2			4	0	1	1	0	0	2
John Orsino, R (1, 2) OBP: 0.337, SLG: 0.451	F9		F9			F3		F9		4	0	0	0	0	0	1
Brooks Robinson, R (1, 5) OBP: 0.317, SLG: 0.365	BB 1-2 BB			F9		F4		K		3	0	0	0	1	1	0
Jim Gentile, L (1, 3) OBP: 0.356, SLG: 0.447	FC5-4 1-2 2-3 BB			F9			K	4-3		3	0	1	0	1	1	0
Bob Johnson, R (1, 4) OBP: 0.383, SLG: 0.547	FC5-4 1-2f			L9			L8		6-3	4	0	0	0	0	0	4
Jackie Brandt, R (1, 8) OBP: 0.293, SLG: 0.392		F5		F6			1B 1B 1B		F2	4	1	1	0	0	0	1
Steve Barber, L (1, 1) OBP: 0.136, SLG: 0.123 Wes Stock, R (7, 1) Joe Gaines, R (7, PH) OBP: 0.372, SLG: 0.468 Herman Starrette, R (8, 1) Fred Valentine, S (9, PH) OBP: 0.389, SLG: 0.333 Bob Saverine, S (9, PR) OBP: 0.305, SLG: 0.227		K			G6-3 1B		1B 1B 1-2 1B		BB	2 0 1 0 0 0 0	0 0 1 0 0 0 0	1 0 1 0 0 0 0	0 0 0 0 0 0 0	0 0 0 0 0 1 0	1 0 0 0 0 0 0	0 0 0 0 0 0 0
Inning Stats	R: 1 E: 0 K: 0 S: 5 H: 2 LOB: 3 BB: 2 P: 13	R: 0 E: 0 K: 1 S: 5 H: 0 LOB: 0 BB: 0 P: 5	R: 0 E: 0 K: 0 S: 3 H: 0 LOB: 0 BB: 0 P: 3	R: 0 E: 0 K: 0 S: 4 H: 1 LOB: 1 BB: 0 P: 4	R: 0 E: 0 K: 0 S: 3 H: 1 LOB: 0 BB: 0 P: 3	R: 0 E: 0 K: 0 S: 3 H: 0 LOB: 0 BB: 0 P: 3	R: 2 E: 0 K: 1 S: 9 H: 4 LOB: 2 BB: 0 P: 9	R: 0 E: 0 K: 1 S: 5 H: 0 LOB: 0 BB: 0 P: 5	R: 0 E: 0 K: 0 S: 3 H: 0 LOB: 1 BB: 1 P: 7	1B: 8 2B: 0 3B: 0 HR: 0 SF: 0 SAC: 0 DP: 1 HBP: 0						

PITCHER		IP	WLS	BF	H	R	ER	SO	BB	IBB	HBP	BLK	WP	HR	S	P	ERA	WHIP
Ray Herbert, R ERA: 3.68	(1, 1)	6.2	W	29	8	3	3	2	2	0	0	0	0	0	31	39	4.05	1.500
Jim Brosnan, R ERA: 2.27	(7, 1)	2.1	S	8	0	0	0	1	1	0	0	0	0	0	9	13	0.00	0.429

PITCHER	IP	WLS	BF	H	R	ER	SO	BB	IBB	HBP	BLK	WP	HR	S	P	ERA	WHIP

BOTTOM

Chicago White Sox @ Baltimore Orioles

Memorial Stadium, Baltimore, MD

Sat Jul 27 1963, 7:05 PM EDT

Unknown - 96 F

livebaseballscorecards.com

AB	34
R	3
H	8
RBI	3
BB	3
SO	3
LOB	12

PA: 37

Batter	1	2	3	4	5	6	7	8	9	AB	R	H	RBI	BB	SO	LOB
Jim Landis, R (1, 8) OBP: 0.341, SLG: 0.424	L9	BB		F8		5-3	E8		F9	5	3	2	2	1	0	0
Al Weis, S (1, 4) OBP: 0.316, SLG: 0.302	BB	1B		K		F2	5-3		K	5	0	1	2	1	2	3
Dave Nicholson, R (1, 7) OBP: 0.338, SLG: 0.464	1B	1B			K	5-3	2B			5	0	3	2	0	1	2
Jim Lemon, R (1, 3) OBP: 0.296, SLG: 0.280 Tom McCraw, L (2, 3) OBP: 0.267, SLG: 0.325	K	K			F4	1B	F7			2 3	0 1	0 1	0 2	0 0	2 0	4 1
Floyd Robinson, L (1, 9) OBP: 0.351, SLG: 0.430	K	4-3			1B	BLK		BB		4	0	2	1	1	1	4
Ron Hansen, R (1, 6) OBP: 0.315, SLG: 0.388		1B	5-3		FC5	F8		G6-4-3		5	1	3	0	0	0	1
Pete Ward, L (1, 5) OBP: 0.345, SLG: 0.457		BB 1B	G3		IBB	E4		F5		4	2	1	0	1	0	2
Cam Carreon, R (1, 2) OBP: 0.280, SLG: 0.311		K	F4		FC5	E		G6-4-3		5	1	1	0	0	1	7
Juan Pizarro, L (1, 1) OBP: 0.200, SLG: 0.302 Jim Brosnan, R (8, 1) OBP: 0.222, SLG: 0.222		BB		5-3		5-3	K		K	3 1	2 0	1 0	1 0	1 0	1 1	2 0
Inning Stats	R: 0 E: 0 K: 2 S: 8 H: 1 LOB: 2 BB: 1 P: 12	R: 4 E: 0 K: 2 S: 12 H: 5 LOB: 2 BB: 1 P: 16	R: 0 E: 0 K: 0 S: 3 H: 0 LOB: 0 BB: 0 P: 3	R: 0 E: 0 K: 1 S: 5 H: 0 LOB: 0 BB: 0 P: 5	R: 0 E: 0 K: 1 S: 7 H: 2 LOB: 3 BB: 1 P: 11	R: 3 E: 0 K: 0 S: 6 H: 3 LOB: 1 BB: 1 P: 10	R: 3 E: 2 K: 1 S: 9 H: 3 LOB: 1 BB: 0 P: 9	R: 0 E: 0 K: 0 S: 3 H: 1 LOB: 1 BB: 1 P: 7	R: 0 E: 0 K: 2 S: 7 H: 0 LOB: 0 BB: 0 P: 7	1B: 13 2B: 1 3B: 1 HR: 0 SF: 0 SAC: 0 DP: 1 HBP: 0						

PITCHER		IP	WLS	BF	H	R	ER	SO	BB	IBB	HBP	BLK	WP	HR	S	P	ERA	WHIP
Mike McCormick, L ERA: 4.5	(1, 1)	1.1	L	11	5	4	4	3	2	0	0	0	0	0	15	23	27.00	5.250
Wes Stock, R ERA: 3.53	(2, 1)	3.2		15	3	0	0	3	0	1	0	0	0	0	20	24	0.00	0.818
George Brunet, L ERA: 6.5	(6, 1)	2.0		14	6	6	3	1	1	0	0	1	0	0	15	19	13.50	3.500
Herman Starrette, R ERA: 2.89	(8, 1)	2.0		7	1	0	0	2	1	0	0	0	0	0	10	14	0.00	1.000

PITCHER	IP	WLS	BF	H	R	ER	SO	BB	IBB	HBP	BLK	WP	HR	S	P	ERA	WHIP

TOP

Chicago White Sox @ Baltimore Orioles

Memorial Stadium, Baltimore, MD

Sat Jul 27 1963, 7:05 PM EDT

Att. 18,432 - Unknown

livebaseballscorecards.com

AB	42
R	10
H	15
RBI	10
BB	5
SO	9
LOB	26

PA: 47

WP: 0 PB: 0 SB: 0 CS: 0

Batter	1	2	3	4	5	6	7	8	9	AB	R	H	RBI	BB	SO	LOB
Luis Aparicio, R (1, 6) OBP: 0.318, SLG: 0.374	F5		6-3		G3-6 1-2f		F7			4	0	0	0	0	0	3
Russ Snyder, L (1, 9) OBP: 0.335, SLG: 0.361	2B		1B			E4 SH5-3		F4		4	0	2	0	0	0	0
Bob Johnson, R (1, 4) OBP: 0.375, SLG: 0.535	K		L8			SH5-3 1-2		6-3		3	0	0	0	0	1	2
Brooks Robinson, R (1, 5) OBP: 0.314, SLG: 0.362	6-3			4-3		F7		6-3		4	0	0	0	0	0	2
Jackie Brandt, R (1, 8) OBP: 0.289, SLG: 0.387		F3		6-3		4-3			K	4	0	0	0	0	1	1
Boog Powell, L (1, 3) OBP: 0.317, SLG: 0.458		FC6-4 BB		4-3			3-1		K	3	0	0	0	1	1	0
Joe Gaines, R (1, 7) OBP: 0.385, SLG: 0.505		FC6-4 FC5-4 1-2f			HR		1B BB		1B	3	1	2	1	1	0	1
Dick Brown, R (1, 2) OBP: 0.311, SLG: 0.341		FC5-4 1-2f			F7		1-3 1B		K	4	0	1	0	0	1	2
Mike McCormick, L (1, 1) OBP: 0.188, SLG: 0.258 Wes Stock, R (2, 1) Jerry Adair, R (5, PH) OBP: 0.220, SLG: 0.327 George Brunet, R (6, 1) Al Smith, R (7, PH) OBP: 0.347, SLG: 0.429 Herman Starrette, R (8, 1)			K		G3-6 1B		K			0 1 1 0 1 0	0 0 0 0 0 0	0 0 1 0 0 1	0 0 0 0 0 2	0 1 0 0 0 0	0 0 0 0 1 0	0 0 0 0 0 0
Inning Stats	R: 0 E: 0 K: 1 S: 6 H: 1 LOB: 1 BB: 0 P: 6	R: 0 E: 0 K: 0 S: 3 H: 0 LOB: 1 BB: 1 P: 7	R: 0 E: 0 K: 1 S: 6 H: 1 LOB: 1 BB: 0 P: 6	R: 0 E: 0 K: 0 S: 3 H: 0 LOB: 0 BB: 0 P: 3	R: 1 E: 0 K: 0 S: 4 H: 2 LOB: 0 BB: 0 P: 4	R: 0 E: 1 K: 0 S: 4 H: 0 LOB: 1 BB: 0 P: 4	R: 0 E: 0 K: 1 S: 6 H: 1 LOB: 2 BB: 1 P: 10	R: 0 E: 0 K: 0 S: 3 H: 0 LOB: 0 BB: 0 P: 3	R: 0 E: 0 K: 3 S: 10 H: 1 LOB: 1 BB: 0 P: 10	1B: 4 2B: 1 3B: 0 HR: 1	SF: 0 SAC: 1 DP: 1 HBP: 0			WP: 0 PB: 0 SB: 0 CS: 0	PA: 35	

PITCHER		IP	WLS	BF	H	R	ER	SO	BB	IBB	HBP	BLK	WP	HR	S	P	ERA	WHIP
Juan Pizarro, L ERA: 2.09	(1, 1)	7.0	W	28	5	1	1	3	2	0	0	0	0	1	32	40	1.29	1.000
Jim Brosnan, R ERA: 2.17	(8, 1)	2.0	S	7	1	0	0	3	0	0	0	0	0	0	13	13	0.00	0.500

PITCHER	IP	WLS	BF	H	R	ER	SO	BB	IBB	HBP	BLK	WP	HR	S	P	ERA	WHIP

BOTTOM

Chicago White Sox @ Baltimore Orioles

Memorial Stadium, Baltimore, MD

Sat Jul 27 1963, 7:05 PM EDT

Att. 18,432 - Unknown

livebaseballscorecards.com

AB	32
R	1
H	6
RBI	1
BB	2
SO	6
LOB	13

Batter	1	2	3	4	5	6	7	8	9	AB	R	H	RBI	BB	SO	LOB
Jim Landis, R (1, 8) OBP: 0.339, SLG: 0.424	L8		FC4-6 1-2f		F8		G3 2-H 2B		F3	5	0	1	1	0	0	2
Nellie Fox, L (1, 4) OBP: 0.317, SLG: 0.329	F7		6-3			BB 1B 1B	G3 2-3		F8	5	1	1	0	0	0	2
Dave Nicholson, R (1, 7) OBP: 0.338, SLG: 0.471	HR			4-3		B B B B 4-0 SH1-3 1-2 1B BB	5-3		S S S 0-3 K	4	1	1	1	1	1	1
Jim Lemon, R (1, 3) OBP: 0.305, SLG: 0.284 Tom McCraw, L (6, PR) OBP: 0.271, SLG: 0.329 (6, 3)	S S S 0-3 K			B B B B 4-0 FC4 BB		0-0 SH1-3 1-2 2-H 1B		0-0 1B 1B		2 1	0 0	1 1	1 0	1 0	1 0	0 0
Floyd Robinson, L (1, 9) OBP: 0.351, SLG: 0.429		F2		FC4 1-2f		SH1-3 1-2 2-3		1B 1-2 1B 1B		3	1	1	0	0	0	1
Ron Hansen, R (1, 6) OBP: 0.315, SLG: 0.386		F3		L7		F7		1B 1-2 1B		4	0	1	0	0	0	4
Pete Ward, L (1, 5) OBP: 0.344, SLG: 0.455		F6			CS 1B	F6		F5		4	0	1	0	0	0	5
Cam Carreon, R (1, 2) OBP: 0.293, SLG: 0.319			B B B B 4-0 FC4-6 BB		6-3 1-2		SH1-3 2B 1B	1-2 2-H 1B		3	1	2	1	1	0	1
Gary Peters, L (1, 1) OBP: 0.191, SLG: 0.250			L4		E3		SH1-3 1-2	G3		3	0	0	0	0	0	3
Inning Stats	R: 1 E: 0 K: 1 S: 6 H: 1 LOB: 0 BB: 0 P: 6	R: 0 E: 0 K: 0 S: 3 H: 0 LOB: 0 BB: 0 P: 3	R: 0 E: 0 K: 0 S: 3 H: 0 LOB: 1 BB: 1 P: 7	R: 0 E: 0 K: 0 S: 3 H: 0 LOB: 1 BB: 1 P: 7	R: 0 E: 1 K: 0 S: 4 H: 1 LOB: 1 BB: 0 P: 4	R: 1 E: 0 K: 0 S: 5 H: 2 LOB: 3 BB: 1 P: 9	R: 1 E: 0 K: 0 S: 5 H: 2 LOB: 1 BB: 0 P: 5	R: 1 E: 0 K: 0 S: 6 H: 4 LOB: 2 BB: 0 P: 6	R: 0 E: 0 K: 1 S: 5 H: 0 LOB: 0 BB: 0 P: 5	1B: 8 2B: 1 3B: 0 HR: 1 SF: 0 SAC: 2 DP: 0 HBP: 0						

PITCHER	IP	WLS	BF	H	R	ER	SO	BB	IBB	HBP	BLK	WP	HR	S	P	ERA	WHIP
Dave McNally, L (1, 1) ERA: 4.64	6.1	L	27	5	3	3	1	3	0	0	0	0	1	26	38	4.26	1.263
Stu Miller, R (7, 1) ERA: 2.5	2.2		12	5	1	1	1	0	0	0	0	0	0	14	14	3.38	1.875

PITCHER	IP	WLS	BF	H	R	ER	SO	BB	IBB	HBP	BLK	WP	HR	S	P	ERA	WHIP

TOP

Chicago White Sox @ Baltimore Orioles

Memorial Stadium, Baltimore, MD

Sun Jul 28 1963, 3:33 AM EDT

Att. 5,811 - Unknown

livebaseballscorecards.com

AB	34
R	4
H	10
RBI	4
BB	3
SO	2
LOB	19

WP: 0 PB: 0 SB: 0 CS: 1 PA: 39

Batter	1	2	3	4	5	6	7	8	9	AB	R	H	RBI	BB	SO	LOB
Luis Aparicio, R (1, 6) OBP: 0.315, SLG: 0.370	L4		5-3		F9		F7			4	0	0	0	0	0	1
Russ Snyder, L (1, 9) OBP: 0.333, SLG: 0.359	K		F5		E7			K		4	0	1	1	0	2	0
Bob Johnson, R (1, 3) OBP: 0.372, SLG: 0.527	BB			1-3	L7			F8		4	0	1	0	0	0	1
John Orsino, R (1, 2) OBP: 0.340, SLG: 0.450	BB			5-3		F3				3	0	1	0	1	0	0
Joe Gaines, R (1, 7) OBP: 0.388, SLG: 0.505	1-3			1B		FC4-6		F4		4	0	2	0	0	0	3
Brooks Robinson, R (1, 5) OBP: 0.316, SLG: 0.363		F4		1-3		FC4-6			G1-4-3	4	0	2	0	0	0	1
Jackie Brandt, R (1, 8) OBP: 0.286, SLG: 0.383 Stu Miller, R (7, 1) OBP: 0.364, SLG: 0.455 Al Smith, R (9, PH) OBP: 0.346, SLG: 0.427		L7		F9		FC6-4			G1-4-3	3 0 1	0 0 0	0 0 0	0 0 0	0 0 0	0 0 0	3 0 1
Jerry Adair, R (1, 4) OBP: 0.220, SLG: 0.326		F7			SH2-4		K		F4	4	1	1	0	0	1	0
Dave McNally, R (1, 1) Bob Saverine, S (7, 8) OBP: 0.302, SLG: 0.225			F4		SH2-4		K			1 1	0 0	0 0	0 0	0 0	0 1	0 0
Inning Stats	R: 0 E: 0 K: 1 S: 6 H: 1 LOB: 2 BB: 1 P: 10	R: 0 E: 0 K: 0 S: 3 H: 0 LOB: 0 BB: 0 P: 3	R: 0 E: 0 K: 0 S: 3 H: 0 LOB: 0 BB: 0 P: 3	R: 0 E: 0 K: 0 S: 5 H: 2 LOB: 2 BB: 0 P: 5	R: 1 E: 1 K: 0 S: 5 H: 2 LOB: 1 BB: 0 P: 5	R: 0 E: 0 K: 0 S: 4 H: 1 LOB: 1 BB: 0 P: 4	R: 0 E: 0 K: 2 S: 7 H: 0 LOB: 0 BB: 0 P: 7	R: 0 E: 0 K: 1 S: 6 H: 1 LOB: 1 BB: 0 P: 6	R: 0 E: 0 K: 0 S: 3 H: 1 LOB: 0 BB: 0 P: 3	1B: 8 2B: 0 3B: 0 HR: 0 SF: 0 SAC: 1 DP: 1 HBP: 0						

PITCHER	IP	WLS	BF	H	R	ER	SO	BB	IBB	HBP	BLK	WP	HR	S	P	ERA	WHIP
Gary Peters, L (1, 1) ERA: 2.04	9.0	W	35	8	1	1	4	1	0	0	0	0	0	42	46	1.00	1.000

PITCHER	IP	WLS	BF	H	R	ER	SO	BB	IBB	HBP	BLK	WP	HR	S	P	ERA	WHIP

BOTTOM

Chicago White Sox @ Baltimore Orioles

Memorial Stadium, Baltimore, MD

Sun Jul 28 1963, 3:33 AM EDT

Att. 5,811 - Unknown

livebaseballscorecards.com

AB	33
R	1
H	8
RBI	1
BB	1
SO	4
LOB	10

WP: 0 PA: 35
PB: 0
SB: 0
CS: 0

Batter	1	2	3	4	5	6	7	8	9	AB	R	H	RBI	BB	SO	LOB
Jim Landis, R (1, 8) OBP: 0.334, SLG: 0.417	S S S 0-3 ① K	x 0-0 ③ FC5-4 1-2f			x 0-0 ③ F8			S S S 0-3 ① K		4	0	0	0	0	2	2
Nellie Fox, L (1, 4) OBP: 0.316, SLG: 0.326 Al Weis, S (9, 4) OBP: 0.316, SLG: 0.302	x 0-0 ② 1-3		x 0-0 ① F8			B B B B 4-0 1B 1B BB		x 0-0 ② 4-3		3 0	1 0	0 0	0 0	1 0	0 0	0 0
Floyd Robinson, L (1, 9) OBP: 0.355, SLG: 0.433	x 0-0 1B 1B		x 0-0 ② P4			x 0-0 6-3-4-3 1-3 1B		x 0-0 1B		4	0	3	0	0	0	0
Pete Ward, L (1, 5) OBP: 0.343, SLG: 0.453	x 0-0 1-3 1B		x 0-0 ③ F8			x 0-0 ① ② 3-6-3-4-3 1-2f		x 0-0 ③ F7		4	0	1	0	0	0	3
Dave Nicholson, R (1, 7) OBP: 0.337, SLG: 0.468	S S S 0-3 ③ K			x 0-0 ① P6		x 0-0 1B 3-H 1B			S S S 0-3 ① K	4	0	1	1	0	2	2
Tom McCraw, L (1, 3) OBP: 0.271, SLG: 0.327		x 0-0 ① L9		x 0-0 ② F8		x 0-0 ③ 1-3 1B			S S S 0-3 ② K	4	0	1	0	0	1	0
Ron Hansen, R (1, 6) OBP: 0.314, SLG: 0.384		x 0-0 ② 6-3		x 0-0 ③ F2			x 0-0 ① 5-3		x 0-0 1B	4	0	1	0	0	0	0
J.C. Martin, L (1, 2) OBP: 0.259, SLG: 0.280	B B B B 4-0 FC5 BB				x 0-0 ① F9		S S S 0-3 ② K		x 0-0 ③ 4-3	3	0	0	0	1	1	1
Joe Horlen, R (1, 1) OBP: 0.211, SLG: 0.211		x 0-0 FC5 FC5-4 1-2			x 0-0 ② F9		x 0-0 ③ 6-3			3	0	0	0	0	0	1
Inning Stats	R: 0 H: 2 E: 0 LOB: 2 K: 2 BB: 0 S: 9 P: 9	R: 0 H: 0 E: 0 LOB: 2 K: 0 BB: 1 S: 4 P: 8	R: 0 H: 0 E: 0 LOB: 0 K: 0 BB: 0 S: 3 P: 3	R: 0 H: 0 E: 0 LOB: 0 K: 0 BB: 0 S: 3 P: 3	R: 0 H: 0 E: 0 LOB: 0 K: 0 BB: 0 S: 3 P: 3	R: 1 H: 3 E: 0 LOB: 2 K: 0 BB: 1 S: 4 P: 8	R: 0 H: 0 E: 0 LOB: 0 K: 1 BB: 0 S: 5 P: 5	R: 0 H: 1 E: 0 LOB: 1 K: 1 BB: 0 S: 6 P: 6	R: 0 H: 1 E: 0 LOB: 1 K: 2 BB: 0 S: 8 P: 8	1B: 7 SF: 0 2B: 1 SAC: 0 3B: 0 DP: 1 HR: 0 HBP: 0						WP: 0 PA: 35 PB: 0 SB: 0 CS: 0	

TOP

Chicago White Sox @ Washington Senators

D.C. Stadium, Washington, DC

Mon Jul 29 1963, 7:05 PM EDT

Att. 4,769 - Unknown

livebaseballscorecards.com

AB	33
R	1
H	7
RBI	1
BB	2
SO	6
LOB	9

PITCHER		IP	WLS	BF	H	R	ER	SO	BB	IBB	HBP	BLK	WP	HR	S	P	ERA	WHIP
Steve Ridzik, R ERA: 5.29	(1, 1)	8.0		31	6	1	1	4	2	0	0	0	0	0	37	45	1.12	1.000
Ron Kline, R ERA: 2.91	(9, 1)	1.0	W	4	1	0	0	2	0	0	0	0	0	0	8	8	0.00	1.000

PITCHER	IP	WLS	BF	H	R	ER	SO	BB	IBB	HBP	BLK	WP	HR	S	P	ERA	WHIP

Batter	1	2	3	4	5	6	7	8	9	AB	R	H	RBI	BB	SO	LOB
Don Blasingame, L (1, 4) OBP: 0.302, SLG: 0.244	F8		F7			BB		P6		3	0	0	0	1	0	0
Jim King, L (1, 9) OBP: 0.333, SLG: 0.493	F2			P4		4-3			4-3	4	0	0	0	0	0	1
Chuck Hinton, R (1, 7) OBP: 0.337, SLG: 0.454	P4			CS BB			F7		4-3 HR 1B	3	1	1	0	1	0	0
Bobo Osborne, L (1, 3) OBP: 0.307, SLG: 0.390		6-3		K 1-2			6-3		4-3 1-2	4	0	0	0	0	1	2
Don Lock, R (1, 8) OBP: 0.338, SLG: 0.463		WP BB			K		BB		HR 2-H	2	1	1	2	2	1	0
Don Zimmer, R (1, 5) OBP: 0.299, SLG: 0.465		L7 1-2			P3		4-3 1-2 BB			2	0	0	0	1	0	1
Ken Retzer, L (1, 2) OBP: 0.262, SLG: 0.271		G3			F8		4-3			3	0	0	0	0	0	3
Ed Brinkman, R (1, 6) OBP: 0.275, SLG: 0.313			F9			5-3		6-3		2	0	0	0	0	0	0
Dick Phillips, L (8, PH) OBP: 0.273, SLG: 0.312										1	0	0	0	0	0	0
Chuck Cottier, R (9, 6) OBP: 0.253, SLG: 0.319										0	0	0	0	0	0	0
Steve Ridzik, R (1, 1)			5-3			F9		K		2	0	0	0	0	0	0
Minnie Minoso, R (8, PH) OBP: 0.323, SLG: 0.299										1	0	0	0	0	1	0
Ron Kline, R (9, 1) OBP: 0.200, SLG: 0.600										0	0	0	0	0	0	0
Inning Stats	R: 0 E: 0 K: 0 S: 3 H: 0 LOB: 0 BB: 0 P: 3	R: 0 E: 0 K: 0 S: 3 H: 0 LOB: 1 BB: 1 P: 7	R: 0 E: 0 K: 0 S: 3 H: 0 LOB: 0 BB: 0 P: 3	R: 0 E: 0 K: 1 S: 4 H: 0 LOB: 0 BB: 1 P: 8	R: 0 E: 0 K: 1 S: 5 H: 0 LOB: 0 BB: 0 P: 5	R: 0 E: 0 K: 0 S: 3 H: 0 LOB: 1 BB: 1 P: 7	R: 0 E: 0 K: 0 S: 3 H: 0 LOB: 2 BB: 2 P: 11	R: 0 E: 0 K: 1 S: 5 H: 0 LOB: 0 BB: 0 P: 5	R: 2 E: 0 K: 0 S: 4 H: 2 LOB: 0 BB: 0 P: 4	1B: 1 2B: 0 3B: 0 HR: 1 SF: 0 SAC: 0 DP: 0 HBP: 0						

PITCHER	IP	WLS	BF	H	R	ER	SO	BB	IBB	HBP	BLK	WP	HR	S	P	ERA	WHIP
Joe Horlen, R (1, 1) ERA: 3.88	8.2	L	32	2	2	2	3	5	0	0	0	1	1	33	53	2.08	0.808

PITCHER	IP	WLS	BF	H	R	ER	SO	BB	IBB	HBP	BLK	WP	HR	S	P	ERA	WHIP

BOTTOM

Chicago White Sox @ Washington Senators

D.C. Stadium, Washington, DC

Mon Jul 29 1963, 7:05 PM EDT

Att. 4,769 - Unknown

livebaseballscorecards.com

AB	27
R	2
H	2
RBI	2
BB	5
SO	3
LOB	7

WP: 1 PA: 32
PB: 0
SB: 0
CS: 1

Batter	1	2	3	4	5	6	7	8	9	AB	R	H	RBI	BB	SO	LOB
Mike Hershberger, R (1, 9) OBP: 0.354, SLG: 0.385	S S S 0-3 ① K		x 0-0 G3 2-H 3-H 1B		x 0-0 ③ F9		x 0-0 ① 6-3	x 0-0 ③ F7		5	0	1	2	0	1	2
Nellie Fox, L (1, 4) OBP: 0.318, SLG: 0.328	x 0-0 ② 6-3		x 0-0 ① G3 2-3			x 0-0 1B HR 2B B B B B	4-0 BB BB		S S S 0-3 ① K	4	1	1	0	1	1	1
Dave Nicholson, R (1, 7) OBP: 0.341, SLG: 0.469	x 0-0 BB 1B		x 0-0 ② 5-3			x 0-0 HR 2-3 1B B B B B	4-0 1-2 BB		x 0-0 ② 4-3	4	1	2	0	1	0	1
Jim Lemon, R (1, 3) OBP: 0.314, SLG: 0.317 Tom McCraw, L (6, 3) OBP: 0.268, SLG: 0.324	B B B B 4-0 PO 1-2 BB		x 0-0 ③ P4			x 0-0 S S S 1-H 3-H HR	0-3 ② K		x 0-0 ③ 4-3	2 2	1 0	1 0	3 0	1 0	0 1	1 2
Jim Landis, R (1, 8) OBP: 0.330, SLG: 0.411	0-0 ③ PO 1-2	x 0-0 E5 G6-4-3		x 0-0 ① F8		x 0-0 ① F8 S S S	0-3 ③ K			4	0	0	0	0	1	2
Ron Hansen, R (1, 6) OBP: 0.313, SLG: 0.383		x 0-0 ① ② G6-4-3 1-2f		x 0-0 ② L5		x 0-0 WP 1B		x 0-0 ① 6-3		4	0	1	0	0	0	1
Pete Ward, L (1, 5) OBP: 0.340, SLG: 0.448		x 0-0 ③ 4-1		x 0-0 ③ F8		x 0-0 ② F7 1-2		x 0-0 ② F8		4	0	0	0	0	0	1
Cam Carreon, R (1, 2) OBP: 0.305, SLG: 0.326			x 0-0 SH 1B 1B		x 0-0 ① F8 B B B B	4-0 BB		x 0-0 BB 1B		3	1	2	0	1	0	0
Dave DeBusschere, R (1, 1) OBP: 0.133, SLG: 0.071 Jim Brosnan, R (9, 1) OBP: 0.222, SLG: 0.222			x 0-0 SH 1-3 1B	S S S 0-3 ② K	x 0-0 ③ 6-3			B B B B 4-0 1-2 BB		2 0	1 0	0 0	0 0	1 0	1 0	2 0
Inning Stats	R: 0 E: 0 K: 1 S: 5 H: 1 LOB: 1 BB: 1 P: 9	R: 0 E: 1 K: 0 S: 3 H: 0 LOB: 0 BB: 0 P: 3	R: 2 E: 1 K: 0 S: 6 H: 2 LOB: 1 BB: 0 P: 6	R: 0 E: 0 K: 0 S: 3 H: 0 LOB: 0 BB: 0 P: 3	R: 0 E: 0 K: 1 S: 5 H: 0 LOB: 0 BB: 0 P: 5	R: 3 E: 0 K: 0 S: 7 H: 4 LOB: 2 BB: 1 P: 11	R: 0 E: 0 K: 2 S: 7 H: 0 LOB: 2 BB: 2 P: 15	R: 0 E: 0 K: 0 S: 4 H: 1 LOB: 2 BB: 1 P: 8	R: 0 E: 0 K: 1 S: 5 H: 0 LOB: 0 BB: 0 P: 5	1B: 6 2B: 1 3B: 0 HR: 1 SF: 0 SAC: 1 DP: 1 HBP: 0						

TOP

Chicago White Sox @ Washington Senators

D.C. Stadium, Washington, DC

Tue Jul 30 1963, 7:05 PM EDT

Att. 7,826 - Unknown

livebaseballscorecards.com

AB	34
R	5
H	8
RBI	5
BB	5
SO	5
LOB	13

WP: 1 PB: 0 SB: 0 CS: 0 — PA: 41

PITCHER		IP	WLS	BF	H	R	ER	SO	BB	IBB	HBP	BLK	WP	HR	S	P	ERA	WHIP
Don Rudolph, L ERA: 4.07	(1, 1)	5.2	L	26	7	5	4	2	2	0	0	0	1	1	28	36	6.35	1.588
Jim Duckworth, R ERA: 4.61	(6, 1)	1.1		6	0	0	0	2	2	0	0	0	0	0	8	16	0.00	1.500
Pete Burnside, L ERA: 4.17	(8, 1)	2.0		8	1	0	0	1	1	0	0	0	0	0	9	13	0.00	1.000

PITCHER	IP	WLS	BF	H	R	ER	SO	BB	IBB	HBP	BLK	WP	HR	S	P	ERA	WHIP

Batter	1	2	3	4	5	6	7	8	9	AB	R	H	RBI	BB	SO	LOB
Don Blasingame, L (1, 4) OBP: 0.313, SLG: 0.250	BBB 4-0 1B BB		x 0-0 FC3-6 1B		x 0-0 ② 2-3		x 0-0 ② F5		x 0-0 1B E 1B	2	0	1	0	1	0	0
Chuck Cottier, R (6, 4) OBP: 0.255, SLG: 0.320										2	1	1	0	0	0	2
Jim King, L (1, 9) OBP: 0.331, SLG: 0.487	SSS 0-3 ① K		x 0-0 ② FC3-6 BB 1-2f		SSS 0-3 ③ K		x 0-0 ③ P5		x 0-0 E 1-3 1B	5	0	1	0	0	2	4
Chuck Hinton, R (1, 7) OBP: 0.340, SLG: 0.453	x 0-0 FC6-4 1-3 1B		BBB 4-0 1-2 BB			BBB 4-0 BB		SSS 0-3 ① K	x 0-0 E4 1-2 3-H	3	0	1	0	2	1	1
Bobo Osborne, L (1, 3) OBP: 0.306, SLG: 0.387	SSS 0-3 ② K		x 0-0 ③ 4-3			x 0-0 ① F8		x 0-0 1B 1B	SSS 0-3 ③ K	5	0	1	0	0	2	7
Don Lock, R (1, 8) OBP: 0.337, SLG: 0.460	x 0-0 ③ FC6-4 1-2f			SSS 0-3 ① K		SSS 0-3 ② K		x 0-0 1-2 1B		4	0	1	0	0	2	3
Don Zimmer, R (1, 5) OBP: 0.298, SLG: 0.459		x 0-0 ① F7		x 0-0 WP 1B		x 0-0 ③ F7		SSS 0-3 ② K		4	0	1	0	0	1	3
Ken Retzer, L (1, 2) OBP: 0.262, SLG: 0.271		x 0-0 ② F9		x 0-0 ② F8 1-2			x 0-0 BB 1B	x 0-0 ③ 4-3		4	0	1	0	0	0	3
Ed Brinkman, R (1, 6) OBP: 0.272, SLG: 0.310		SSS 0-3 ③ K		x 0-0 ③ P4			x 0-0 ① F8		x 0-0 ① 6-3	4	0	0	0	0	1	2
Don Rudolph, L (1, 1) OBP: 0.205, SLG: 0.222			x 0-0 ① F8		x 0-0 ① 5-3		BBB 4-0 1-2 BB		x 0-0 ② 6-3	2	0	0	0	0	0	0
Jim Duckworth, R (6, 1)										0	0	0	0	0	0	0
Dick Phillips, L (7, PH) OBP: 0.277, SLG: 0.312										0	0	0	0	1	0	0
Pete Burnside, R (8, 1) OBP: 0.333, SLG: 0.200										0	0	0	0	0	0	0
Minnie Minoso, R (9, PH) OBP: 0.322, SLG: 0.297										1	0	0	0	0	0	0
Inning Stats	R: 0 E: 0 K: 2 S: 8 H: 1 LOB: 2 BB: 1 P: 12	R: 0 E: 0 K: 1 S: 5 H: 0 LOB: 0 BB: 0 P: 5	R: 0 E: 0 K: 0 S: 4 H: 1 LOB: 2 BB: 1 P: 8	R: 0 E: 0 K: 1 S: 6 H: 1 LOB: 1 BB: 0 P: 6	R: 0 E: 0 K: 1 S: 5 H: 0 LOB: 0 BB: 0 P: 5	R: 0 E: 0 K: 1 S: 5 H: 0 LOB: 1 BB: 1 P: 9	R: 0 E: 0 K: 0 S: 4 H: 1 LOB: 2 BB: 1 P: 8	R: 0 E: 0 K: 2 S: 9 H: 2 LOB: 2 BB: 0 P: 9	R: 1 E: 1 K: 1 S: 8 H: 2 LOB: 2 BB: 0 P: 8	1B: 8 2B: 0 3B: 0 HR: 0 SF: 0 SAC: 0 DP: 0 HBP: 0						

PITCHER		IP	WLS	BF	H	R	ER	SO	BB	IBB	HBP	BLK	WP	HR	S	P	ERA	WHIP
Dave DeBusschere, R ERA: 3.86	(1, 1)	8.2	W	39	8	1	0	8	4	0	0	0	1	0	51	67	0.00	1.385
Jim Brosnan, R ERA: 2.16	(9, 1)	0.1	S	1	0	0	0	1	0	0	0	0	0	0	3	3	0.00	0.000

PITCHER		IP	WLS	BF	H	R	ER	SO	BB	IBB	HBP	BLK	WP	HR	S	P	ERA	WHIP

BOTTOM

Chicago White Sox @ Washington Senators

D.C. Stadium, Washington, DC

Tue Jul 30 1963, 7:05 PM EDT

Att. 7,826 - Unknown

livebaseballscorecards.com

AB	36
R	1
H	8
RBI	0
BB	4
SO	9
LOB	25

WP: 1 PA: 40
PB: 0
SB: 0
CS: 0

Chicago White Sox @ Washington Senators

D.C. Stadium, Washington, DC

Wed Jul 31 1963, 7:05 PM EDT

Att. 5,390 - Unknown

TOP

livebaseballscorecards.com

Batter	1	2	3	4	5	6	7	8	9	AB	R	H	RBI	BB	SO	LOB
Mike Hershberger, R (1, 9) OBP: 0.354, SLG: 0.385	E5 G3	P4			1B 3B 1-2 1B	5-3			L3-1 S 1B	5	1	2	0	0	0	3
Nellie Fox, L (1, 4) OBP: 0.316, SLG: 0.326	G3 2-3		FC4 1B		F9 2-3		L4		L3-1 1-3	5	0	1	0	0	0	4
Dave Nicholson, R (1, 7) OBP: 0.336, SLG: 0.461	K		P4		K		F8		5-3	5	0	0	0	0	2	5
Jim Lemon, R (1, 3) OBP: 0.315, SLG: 0.318 Tom McCraw, L (5, 3) OBP: 0.265, SLG: 0.320	6-3		F8		3B 1B 1-3 3-H		F8		F5	3 2	1 0	1 0	1 0	0 0	0 0	2 1
Jim Landis, R (1, 8) OBP: 0.335, SLG: 0.423		SH5-4 1B 2B 1B	FC4 1-2f		WP 1-H 3-H 3B			FC3-6 1B		4	2	3	2	0	0	1
Ron Hansen, R (1, 6) OBP: 0.312, SLG: 0.381		SH5-4 1-2 2B 1B		P4	5-3 3-H			K		4	0	1	0	0	1	1
Pete Ward, L (1, 5) OBP: 0.338, SLG: 0.445		SH5-4 1-2 2-3		F7		3-1		FC3-6 1B 1-2f		3	0	0	0	0	0	1
Cam Carreon, R (1, 2) OBP: 0.316, SLG: 0.345		2B 2-H 3-H		5-3		SH3-4 1B		1B 1-2		4	0	3	1	0	0	0
Ray Herbert, R (1, 1) OBP: 0.327, SLG: 0.409 Hoyt Wilhelm, R (9, 1) OBP: 0.087, SLG: 0.045		BB			BB F9 1B 1B	SH3-4 1-2		F8		1 0	1 0	0 0	0 0	2 0	0 0	2 0
Inning Stats	R: 0 E: 1 K: 1 S: 6 H: 0 LOB: 1 BB: 0 P: 6	R: 1 E: 0 K: 0 S: 5 H: 3 LOB: 2 BB: 1 P: 9	R: 0 E: 0 K: 0 S: 4 H: 1 LOB: 1 BB: 0 P: 4	R: 0 E: 0 K: 0 S: 3 H: 0 LOB: 0 BB: 0 P: 3	R: 4 E: 0 K: 1 S: 8 H: 3 LOB: 0 BB: 1 P: 12	R: 0 E: 0 K: 0 S: 4 H: 1 LOB: 1 BB: 0 P: 4	R: 0 E: 0 K: 0 S: 3 H: 0 LOB: 0 BB: 0 P: 3	R: 0 E: 0 K: 1 S: 7 H: 2 LOB: 2 BB: 0 P: 7	R: 0 E: 0 K: 0 S: 4 H: 1 LOB: 1 BB: 0 P: 4	1B: 9 2B: 1 3B: 1 HR: 0 SF: 0 SAC: 2 DP: 0 HBP: 0						

	AB	36
	R	5
	H	11
	RBI	4
	BB	2
	SO	3
	LOB	20

WP: 1 PB: 0 SB: 1 CS: 0 PA: 40

PITCHER		IP	WLS	BF	H	R	ER	SO	BB	IBB	HBP	BLK	WP	HR	S	P	ERA	WHIP
Claude Osteen, L ERA: 3.37	(1, 1)	8.0	L	36	10	5	5	3	2	0	0	0	1	0	40	48	5.62	1.500
Ron Kline, R ERA: 2.85	(9, 1)	1.0		4	1	0	0	0	0	0	0	0	0	0	4	4	0.00	1.000

PITCHER		IP	WLS	BF	H	R	ER	SO	BB	IBB	HBP	BLK	WP	HR	S	P	ERA	WHIP

Batter	1	2	3	4	5	6	7	8	9	AB	R	H	RBI	BB	SO	LOB
Don Blasingame, L (1, 4) OBP: 0.311, SLG: 0.250	1-3		1B			F7		K		4	0	1	0	0	1	1
Dick Phillips, L (1, 3) OBP: 0.277, SLG: 0.310	F9		F8			F9		L4-6 1-2 1B		4	0	1	0	0	0	1
Chuck Hinton, R (1, 7) OBP: 0.339, SLG: 0.451	1B			F8		4-3		L4-6 1-2		4	0	1	0	0	0	2
Jim King, L (1, 9) OBP: 0.330, SLG: 0.484	G3			3-1			FC1-6-4 1B		G3	4	0	1	0	0	0	1
Don Lock, R (1, 8) OBP: 0.336, SLG: 0.458		K		FC5-4 1B			FC1-6-4 1-2f HR		K	4	1	1	0	0	2	1
Don Zimmer, R (1, 5) OBP: 0.303, SLG: 0.482		P4		FC5-4 1-2f			1-H HR		1B	4	1	2	2	0	0	1
Hobie Landrith, L (1, 2) OBP: 0.272, SLG: 0.230		F7			4-3		6-3		F8	4	0	0	0	0	0	1
Chuck Cottier, R (1, 6) OBP: 0.252, SLG: 0.316			5-3		K		4-3			3	0	0	0	0	1	0
Claude Osteen, L (1, 1) OBP: 0.178, SLG: 0.140			F7		K			1B		2	0	0	0	0	1	0
Bobo Osborne, L (8, PH) OBP: 0.308, SLG: 0.389										1	0	1	0	0	0	0
Ron Kline, R (9, 1) OBP: 0.200, SLG: 0.600								1B		0	0	0	0	0	0	0
Inning Stats	R: 0 E: 0 K: 0 S: 4 H: 1 LOB: 1 BB: 0 P: 4	R: 0 E: 0 K: 1 S: 5 H: 0 LOB: 0 BB: 0 P: 5	R: 0 E: 0 K: 0 S: 4 H: 1 LOB: 1 BB: 0 P: 4	R: 0 E: 0 K: 0 S: 4 H: 1 LOB: 1 BB: 0 P: 4	R: 0 E: 0 K: 2 S: 7 H: 0 LOB: 0 BB: 0 P: 7	R: 0 E: 0 K: 0 S: 3 H: 0 LOB: 0 BB: 0 P: 3	R: 2 E: 0 K: 0 S: 5 H: 2 LOB: 0 BB: 0 P: 5	R: 0 E: 0 K: 1 S: 6 H: 2 LOB: 1 BB: 0 P: 6	R: 0 E: 0 K: 1 S: 6 H: 1 LOB: 1 BB: 0 P: 6	1B: 7 2B: 1 3B: 0 HR: 1	SF: 0 SAC: 0 DP: 1 HBP: 0						

PITCHER		IP	WLS	BF	H	R	ER	SO	BB	IBB	HBP	BLK	WP	HR	S	P	ERA	WHIP
Ray Herbert, R ERA: 3.6	(1, 1)	8.0	W	30	7	2	2	4	0	0	0	0	0	1	38	38	2.25	0.875
Hoyt Wilhelm, R ERA: 2.73	(9, 1)	1.0	S	4	1	0	0	1	0	0	0	0	0	0	6	6	0.00	1.000

PITCHER		IP	WLS	BF	H	R	ER	SO	BB	IBB	HBP	BLK	WP	HR	S	P	ERA	WHIP

BOTTOM

Chicago White Sox @ Washington Senators

D.C. Stadium, Washington, DC

Wed Jul 31 1963, 7:05 PM EDT

Att. 5,390 - Unknown

livebaseballscorecards.com

AB	34
R	2
H	8
RBI	2
BB	0
SO	5
LOB	8

1B: 7 SF: 0
2B: 1 SAC: 0
3B: 0 DP: 1
HR: 1 HBP: 0

WP: 0 PA: 34
PB: 0
SB: 0
CS: 0

Batter	1	2	3	4	5	6	7	8	9	AB	R	H	RBI	BB	SO	LOB
Mike Hershberger, R (1, 9) OBP: 0.352, SLG: 0.382	F6	K			S 1B		K		F4	5	0	1	0	0	2	2
Nellie Fox, L (1, 4) OBP: 0.315, SLG: 0.325	6-3		6-3		F7 1-2		4-3		2B BB 1B	5	1	1	0	0	0	1
Pete Ward, L (1, 5) OBP: 0.338, SLG: 0.447	F9		6-3		K		S 1B		BB 1-3 2B	5	0	2	0	0	1	1
Floyd Robinson, L (1, 7) OBP: 0.353, SLG: 0.428		4-3	F8		F7		K 1-2		BB IBB	4	0	0	0	1	1	2
Jim Landis, R (1, 8) OBP: 0.340, SLG: 0.422		1B 6-3 HBP		4-3		6-3		G4-6-3 1B	1-2 2-3 3-H BB	3	1	1	1	1	0	0
Tom McCraw, L (1, 3) OBP: 0.274, SLG: 0.339		6-3 1-3 1B 1B		E S SF7 1B		PB 3B		G4-6-3 1-2f	F5	5	3	3	0	0	0	4
Ron Hansen, R (1, 6) OBP: 0.317, SLG: 0.380		6-3 1-2 3-H		1-3 BB		1-3 PB BB		BB		1	0	0	1	3	0	1
J.C. Martin, L (1, 2) OBP: 0.258, SLG: 0.280		1B 2-H 1B		SF7 3-H		1-3 1-3 3-H		K		3	0	1	2	0	1	2
Juan Pizarro, L (1, 1) OBP: 0.203, SLG: 0.298		1-2 1B		K		3-1			K	4	0	1	0	0	2	2
Inning Stats	R: 0 H: 0 E: 0 LOB: 0 K: 0 BB: 0 S: 3 P: 3	R: 2 H: 3 E: 0 LOB: 2 K: 1 BB: 0 S: 8 P: 9	R: 0 H: 0 E: 0 LOB: 0 K: 0 BB: 0 S: 3 P: 3	R: 1 H: 1 E: 0 LOB: 1 K: 1 BB: 1 S: 6 P: 10	R: 0 H: 1 E: 0 LOB: 1 K: 1 BB: 0 S: 6 P: 6	R: 1 H: 1 E: 0 LOB: 1 K: 0 BB: 1 S: 4 P: 8	R: 0 H: 1 E: 0 LOB: 1 K: 2 BB: 0 S: 8 P: 8	R: 0 H: 1 E: 0 LOB: 1 K: 1 BB: 1 S: 5 P: 9	R: 1 H: 2 E: 0 LOB: 3 K: 1 BB: 2 S: 7 P: 15	1B: 8 SF: 1 2B: 1 SAC: 0 3B: 1 DP: 1 HR: 0 HBP: 1						

TOP

Chicago White Sox @ Los Angeles Angels

Dodger Stadium, Los Angeles, CA

Fri Aug 02 1963, 7:05 PM PDT

Att. 9,199 - Unknown - 69 F

livebaseballscorecards.com

AB	35
R	5
H	10
RBI	4
BB	5
SO	7
LOB	15

PITCHER		IP	WLS	BF	H	R	ER	SO	BB	IBB	HBP	BLK	WP	HR	S	P	ERA	WHIP
Dean Chance, R ERA: 3.2	(1, 1)	7.0	L	31	7	4	2	5	2	0	1	0	0	0	38	47	2.57	1.286
Dan Osinski, R ERA: 3.34	(8, 1)	1.2		10	3	1	1	2	2	1	0	0	0	0	11	23	5.40	3.000
Jack Spring, L ERA: 3.65	(9, 1)	0.1		1	0	0	0	0	0	0	0	0	0	0	1	1	0.00	0.000

PITCHER	IP	WLS	BF	H	R	ER	SO	BB	IBB	HBP	BLK	WP	HR	S	P	ERA	WHIP

Batter	1	2	3	4	5	6	7	8	9	AB	R	H	RBI	BB	SO	LOB
Albie Pearson, L (1, 8) OBP: 0.400, SLG: 0.413	SH1-3 WP SF7 1B		BBBB 4-0 BB		0-0 G6-4-3 1-2 1B			0-0 FC4 1B		3	1	3	0	1	0	0
Jim Fregosi, R (1, 6) OBP: 0.302, SLG: 0.391	0-0 ① SH1-3 1-3		SSS 0-3 ③ K		0-0 ②③ G6-4-3 1-2f			0-0 ① FC4 1-2f		3	0	0	0	0	1	4
Billy Moran, R (1, 4) OBP: 0.300, SLG: 0.352	0-0 ② SF7 3-H			SSS 0-3 ① K		0-0 ① F2		0-0 ② F3		3	0	0	1	0	1	1
Leon Wagner, L (1, 7) OBP: 0.375, SLG: 0.491	0-0 ③ 4-3			0-0 FC2-4 1B		0-0 E S 1B		0-0 ③ F9		4	0	2	0	0	0	1
Felix Torres, R (1, 5) OBP: 0.321, SLG: 0.368 Joe Koppe, R (9, PR) OBP: 0.256, SLG: 0.268		0-0 ① 6-3		0-0 ② FC2-4 1B 1-2f		SSS 0-3 ② K 1-3			0-0 1B	4 0	0 0	1 0	0 0	0 0	1 0	2 0
Buck Rodgers, S (1, 2) OBP: 0.309, SLG: 0.348		0-0 ② 5-3		0-0 1-2 1B		0-0 ③ G1			0-0 ① F7	4	0	1	0	0	0	2
Lee Thomas, L (1, 3) OBP: 0.318, SLG: 0.354		0-0 ③ 4-3		0-0 ③ F8			0-0 ① F5		0-0 ② F9	4	0	0	0	0	0	3
Jim Piersall, R (1, 9) OBP: 0.272, SLG: 0.279			0-0 ① F7		BBBB 4-0 1B BB		0-0 ② 6-3		0-0 ③ 6-3	3	0	0	0	1	0	1
Dean Chance, R (1, 1) OBP: 0.170, SLG: 0.173 Frank Kostro, R (7, PH) OBP: 0.320, SLG: 0.302 Dan Osinski, R (8, 1) OBP: 0.128, SLG: 0.108 Jack Spring, R (9, 1) OBP: 0.333, SLG: 0.333			SSS 0-3 ② K		0-0 ① F3		SSS 0-3 ③ K			2 1 0 0	0 0 0 0	0 0 0 0	0 0 0 0	0 0 0 0	1 1 0 0	1 0 0 0
Inning Stats	R: 1 H: 1 E: 0 LOB: 0 K: 0 BB: 0 S: 4 P: 4	R: 0 H: 0 E: 0 LOB: 0 K: 0 BB: 0 S: 3 P: 3	R: 0 H: 0 E: 0 LOB: 1 K: 2 BB: 1 S: 7 P: 11	R: 0 H: 2 E: 0 LOB: 2 K: 1 BB: 0 S: 7 P: 7	R: 0 H: 1 E: 0 LOB: 1 K: 0 BB: 1 S: 3 P: 7	R: 0 H: 1 E: 0 LOB: 1 K: 1 BB: 0 S: 6 P: 6	R: 0 H: 0 E: 0 LOB: 0 K: 1 BB: 0 S: 5 P: 5	R: 0 H: 1 E: 1 LOB: 1 K: 0 BB: 0 S: 4 P: 4	R: 0 H: 1 E: 0 LOB: 1 K: 0 BB: 0 S: 4 P: 4	1B: 7 SF: 1 2B: 0 SAC: 1 3B: 0 DP: 1 HR: 0 HBP: 0						WP: 1 PA: 35 PB: 0 SB: 1 CS: 0	

PITCHER	IP	WLS	BF	H	R	ER	SO	BB	IBB	HBP	BLK	WP	HR	S	P	ERA	WHIP
Juan Pizarro, L (1, 1) ERA: 2.03	9.0	W	35	7	1	1	5	2	0	0	0	1	0	43	51	1.00	1.000

PITCHER	IP	WLS	BF	H	R	ER	SO	BB	IBB	HBP	BLK	WP	HR	S	P	ERA	WHIP

BOTTOM

Chicago White Sox @ Los Angeles Angels

Dodger Stadium, Los Angeles, CA

Fri Aug 02 1963, 7:05 PM PDT

Att. 9,199 - Unknown - 69 F

livebaseballscorecards.com

AB	31
R	1
H	7
RBI	1
BB	2
SO	5
LOB	15

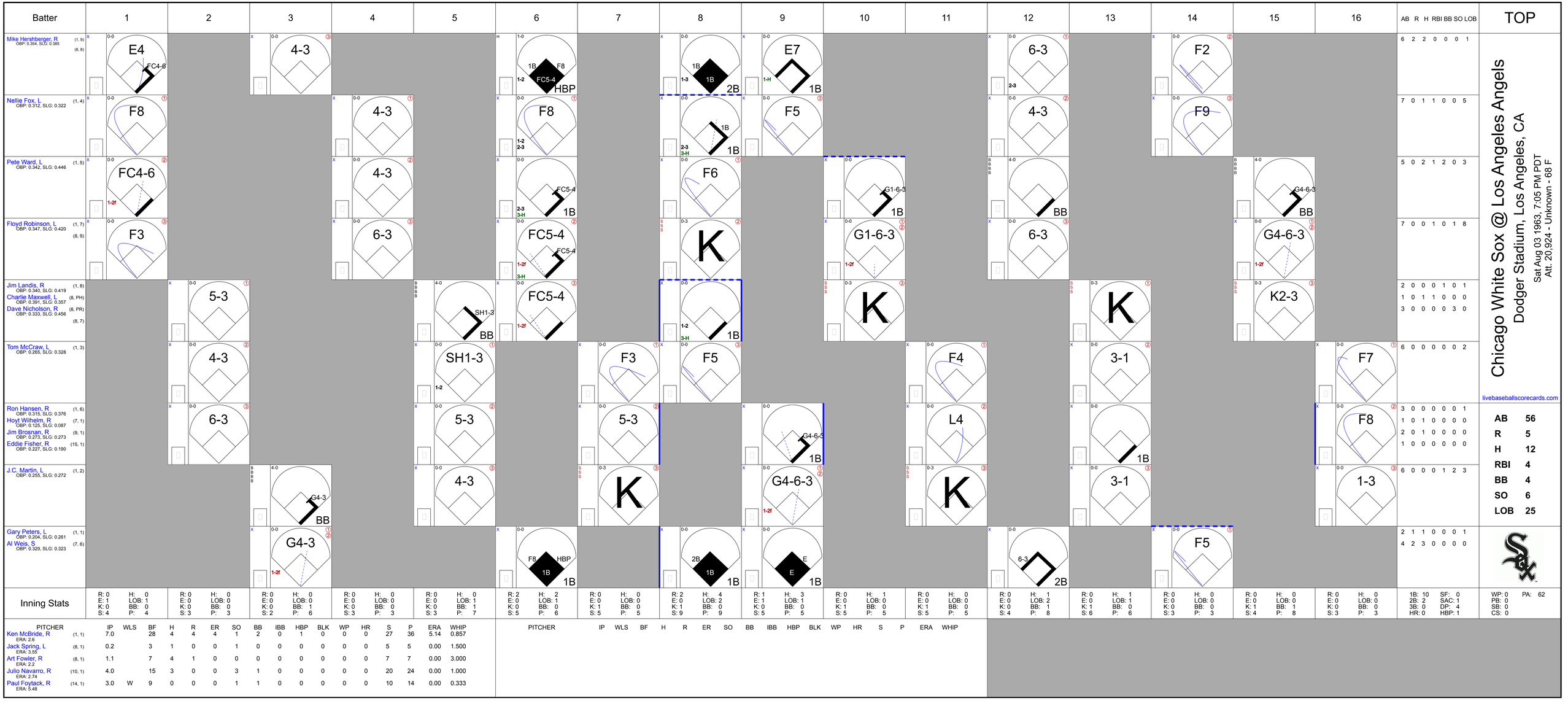
Batter
1
2
3
4
5
6
7
8
9
10
11
12
13
14
15
16
AB R H RBI BB SO LOB
TOP
Mike Hershberger, R (1, 9) (8, 8)
OBP: 0.354, SLG: 0.385
E4 FC4-6
4-3
1B F8 1-2 FC5-4 HBP
1B 1-3 1B 2B
E7 1-H 1B
6-3 2-3
F2
6 2 2 0 0 0 1
Nellie Fox, L (1, 4)
OBP: 0.312, SLG: 0.322
F8
4-3
F8 1-2 2-3
2-3 3-H 1B
F5
4-3
F9
7 0 1 1 0 0 5
Pete Ward, L (1, 5)
OBP: 0.342, SLG: 0.446
FC4-6 1-2f
4-3
FC5-4 2-3 3-H 1B
F6
G1-6-3 1B
4-0 BB
G4-6-3 BB
5 0 2 1 2 0 3
Floyd Robinson, L (1, 7) (8, 9)
OBP: 0.347, SLG: 0.420
F3
6-3
FC5-4 FC5-4 1-2f 3-H
K
G1-6-3 1-2f
K
6-3
G4-6-3 1-2f
7 0 0 1 0 1 8
Jim Landis, R (1, 8)
OBP: 0.340, SLG: 0.419
Charlie Maxwell, L (8, PH)
OBP: 0.391, SLG: 0.357
Dave Nicholson, R (8, PR) (8, 7)
OBP: 0.333, SLG: 0.456
5-3
4-0 SH1-3 BB
FC5-4 1-2f
1-2 3-H 1B
K
K
K2-3
2 0 0 0 1 0 1
1 0 1 1 0 0 0
3 0 0 0 0 3 0
Tom McCraw, L (1, 3)
OBP: 0.265, SLG: 0.328
4-3
SH1-3 1-2
F3
F5
F4
3-1
F7
6 0 0 0 0 0 2
Ron Hansen, R (1, 6)
OBP: 0.315, SLG: 0.376
Hoyt Wilhelm, R (7, 1)
OBP: 0.125, SLG: 0.087
Jim Brosnan, R (9, 1)
OBP: 0.273, SLG: 0.273
Eddie Fisher, R (15, 1)
OBP: 0.227, SLG: 0.190
6-3
5-3
5-3
G4-6-3 1B
L4
3-1
F8
3 0 0 0 0 0 1
1 0 1 0 0 0 0
2 0 1 0 0 0 0
1 0 0 0 0 0 0
J.C. Martin, L (1, 2)
OBP: 0.255, SLG: 0.272
4-0 G4-3 BB
4-3
K
G4-6-3 1-2f
K
1-3
6 0 0 0 1 2 3
Gary Peters, L (1, 1)
OBP: 0.204, SLG: 0.261
Al Weis, S (7, 6)
OBP: 0.329, SLG: 0.323
G4-3 1-2f
F8 HBP 1B 1B
2B 1B 1B
E E 1B
6-3 2B
F5
2 1 1 0 0 0 1
4 2 3 0 0 0 0
Chicago White Sox @ Los Angeles Angels
Dodger Stadium, Los Angeles, CA
Sat Aug 03 1963, 7:05 PM PDT
Att. 20,924 - Unknown - 68 F
livebaseballscorecards.com
AB 56
R 5
H 12
RBI 4
BB 4
SO 6
LOB 25
Inning Stats
R: 0 E: 1 K: 0 S: 4 H: 0 LOB: 1 BB: 0 P: 4
R: 0 E: 0 K: 0 S: 3 H: 0 LOB: 0 BB: 0 P: 3
R: 0 E: 0 K: 0 S: 2 H: 0 LOB: 0 BB: 1 P: 6
R: 0 E: 0 K: 0 S: 3 H: 0 LOB: 0 BB: 0 P: 3
R: 0 E: 0 K: 0 S: 3 H: 0 LOB: 1 BB: 1 P: 7
R: 2 E: 0 K: 0 S: 5 H: 2 LOB: 1 BB: 0 P: 6
R: 0 E: 0 K: 1 S: 5 H: 0 LOB: 0 BB: 0 P: 5
R: 2 E: 0 K: 1 S: 9 H: 4 LOB: 2 BB: 0 P: 9
R: 1 E: 1 K: 0 S: 5 H: 3 LOB: 1 BB: 0 P: 5
R: 0 E: 0 K: 1 S: 5 H: 1 LOB: 0 BB: 0 P: 5
R: 0 E: 0 K: 1 S: 5 H: 0 LOB: 0 BB: 0 P: 5
R: 0 E: 0 K: 0 S: 4 H: 1 LOB: 2 BB: 1 P: 8
R: 0 E: 0 K: 1 S: 6 H: 1 LOB: 1 BB: 0 P: 6
R: 0 E: 0 K: 0 S: 3 H: 0 LOB: 0 BB: 0 P: 3
R: 0 E: 0 K: 1 S: 4 H: 0 LOB: 0 BB: 1 P: 8
R: 0 E: 0 K: 0 S: 3 H: 0 LOB: 0 BB: 0 P: 3
1B: 10 2B: 2 3B: 0 HR: 0 SF: 0 SAC: 1 DP: 4 HBP: 1
WP: 0 PB: 0 SB: 0 CS: 0 PA: 62
PITCHER IP WLS BF H R ER SO BB IBB HBP BLK WP HR S P ERA WHIP
Ken McBride, R (1, 1) ERA: 2.6 7.0 28 4 4 4 1 2 0 0 0 0 0 0 27 36 5.14 0.857
Jack Spring, L (8, 1) ERA: 3.55 0.2 3 1 0 0 1 0 0 0 0 0 0 0 5 5 0.00 1.500
Art Fowler, R (8, 1) ERA: 2.2 1.1 7 4 1 0 0 0 0 0 0 0 0 0 7 7 0.00 3.000
Julio Navarro, R (10, 1) ERA: 2.74 4.0 15 3 0 0 3 1 0 0 0 0 0 0 20 24 0.00 1.000
Paul Foytack, R (14, 1) ERA: 5.48 3.0 W 9 0 0 0 1 1 0 0 0 0 0 0 10 14 0.00 0.333
PITCHER IP WLS BF H R ER SO BB IBB HBP BLK WP HR S P ERA WHIP

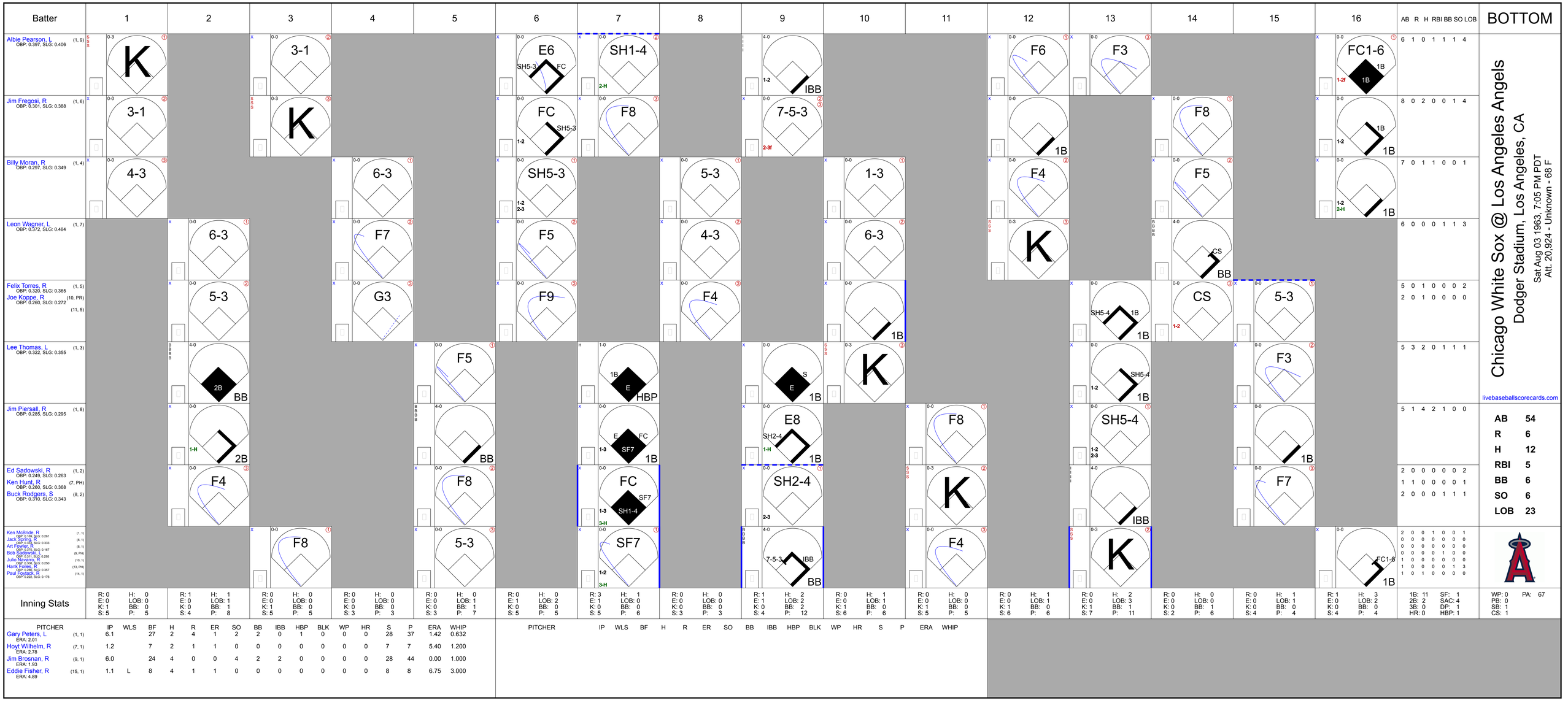
Batter
1
2
3
4
5
6
7
8
9
10
11
12
13
14
15
16
AB R H RBI BB SO LOB
BOTTOM
Albie Pearson, L (1, 9) OBP: 0.397, SLG: 0.406
K
3-1
6 1 0 1 1 1 4
Jim Fregosi, R (1, 6) OBP: 0.301, SLG: 0.388
3-1
K
E6 SH5-3 FC
FC SH5-3 1-2
SH1-4 2-H
F8
IBB 1-2
7-5-3 2-3f
F6 1B
F3
F8
FC1-6 1B 1-2f
1B 1-2
8 0 2 0 0 1 4
Billy Moran, R (1, 4) OBP: 0.297, SLG: 0.349
4-3
6-3
SH5-3 1-2 2-3
5-3
1-3
F4
F5
1B 1-2 2-H
7 0 1 1 0 0 1
Leon Wagner, L (1, 7) OBP: 0.372, SLG: 0.484
6-3
F7
F5
4-3
6-3
K
CS BB
6 0 0 0 1 1 3
Felix Torres, R (1, 5) OBP: 0.320, SLG: 0.365
Joe Koppe, R (10, PR) OBP: 0.260, SLG: 0.272 (11, 5)
5-3
G3
F9
F4
1B
SH5-4 1B
CS 1-2
5-3
5 0 1 0 0 0 2
2 0 1 0 0 0 0
Lee Thomas, L (1, 3) OBP: 0.322, SLG: 0.355
2B BB
F5
1B E HBP
E S 1B
K
F3
5 3 2 0 1 1 1
Jim Piersall, R (1, 8) OBP: 0.285, SLG: 0.295
2B 1-H
BB
E8 SH2-4 1-H 1B
F8
SH5-4 1-2 2-3
1B
5 1 4 2 1 0 0
Ed Sadowski, R (1, 2) OBP: 0.249, SLG: 0.263
Ken Hunt, R (7, PH) OBP: 0.260, SLG: 0.368
Buck Rodgers, S (8, 2) OBP: 0.310, SLG: 0.343
F4
F8
FC SF7 SH1-4 1-3 3-H
SH2-4 2-3
K
IBB
F7
2 0 0 0 0 0 2
1 1 0 0 0 0 1
2 0 0 0 1 1 1
Ken McBride, R (1, 1) OBP: 0.188, SLG: 0.261
Jack Spring, R (8, 1) OBP: 0.385, SLG: 0.333
Art Fowler, R (8, 1) OBP: 0.167, SLG: 0.167
Bob Sadowski, L (9, PH) OBP: 0.311, SLG: 0.295
Julio Navarro, R (15, 1) OBP: 0.308, SLG: 0.250
Hank Aguirre, L (13, PH) OBP: 0.286, SLG: 0.357
Paul Foytack, R (14, 1) OBP: 0.222, SLG: 0.176
F8
5-3
SF7 1-2 3-H
F4
K
FC1-6 1B
2 0 0 1 0 0 1
0 0 0 0 0 0 0
0 0 0 0 0 0 0
0 0 0 0 1 0 0
1 0 0 0 0 0 0
1 0 0 0 0 1 3
1 0 1 0 0 0 0
Chicago White Sox @ Los Angeles Angels
Dodger Stadium, Los Angeles, CA
Sat Aug 03 1963, 7:05 PM PDT
Att. 20,924 - Unknown - 68 F
livebaseballscorecards.com
AB 54
R 6
H 12
RBI 5
BB 6
SO 6
LOB 23
Inning Stats
1: R: 0 E: 0 K: 1 S: 5 | H: 0 LOB: 0 BB: 0 P: 5
2: R: 1 E: 0 K: 0 S: 4 | H: 1 LOB: 1 BB: 1 P: 8
3: R: 0 E: 0 K: 1 S: 5 | H: 0 LOB: 0 BB: 0 P: 5
4: R: 0 E: 0 K: 0 S: 3 | H: 0 LOB: 0 BB: 0 P: 3
5: R: 0 E: 0 K: 0 S: 3 | H: 0 LOB: 1 BB: 1 P: 7
6: R: 0 E: 1 K: 0 S: 5 | H: 0 LOB: 2 BB: 0 P: 5
7: R: 3 E: 1 K: 0 S: 5 | H: 1 LOB: 0 BB: 0 P: 6
8: R: 0 E: 0 K: 0 S: 3 | H: 0 LOB: 0 BB: 0 P: 3
9: R: 1 E: 1 K: 0 S: 4 | H: 2 LOB: 2 BB: 2 P: 12
10: R: 0 E: 0 K: 1 S: 6 | H: 1 LOB: 1 BB: 0 P: 6
11: R: 0 E: 0 K: 1 S: 5 | H: 0 LOB: 0 BB: 0 P: 5
12: R: 0 E: 0 K: 1 S: 6 | H: 1 LOB: 1 BB: 0 P: 6
13: R: 0 E: 0 K: 1 S: 7 | H: 2 LOB: 3 BB: 1 P: 11
14: R: 0 E: 0 K: 0 S: 2 | H: 0 LOB: 0 BB: 1 P: 6
15: R: 0 E: 0 K: 0 S: 4 | H: 1 LOB: 1 BB: 0 P: 4
16: R: 1 E: 0 K: 0 S: 4 | H: 3 LOB: 2 BB: 0 P: 4
1B: 11 2B: 2 3B: 0 HR: 0
SF: 1 SAC: 4 DP: 1 HBP: 1
WP: 0 PB: 0 SB: 1 CS: 1
PA: 67
PITCHER IP WLS BF H R ER SO BB IBB HBP BLK WP HR S P ERA WHIP
Gary Peters, L (1, 1) ERA: 2.01 6.1 27 2 4 1 2 2 0 1 0 0 0 0 28 37 1.42 0.632
Hoyt Wilhelm, R (7, 1) ERA: 2.78 1.2 7 2 1 1 0 0 0 0 0 0 0 0 7 7 5.40 1.200
Jim Brosnan, R (9, 1) ERA: 1.93 6.0 24 4 0 0 4 2 2 0 0 0 0 0 28 44 0.00 1.000
Eddie Fisher, R (15, 1) ERA: 4.89 1.1 L 8 4 1 1 0 0 0 0 0 0 0 0 8 8 6.75 3.000
PITCHER IP WLS BF H R ER SO BB IBB HBP BLK WP HR S P ERA WHIP

Batter	1	2	3	4	5	6	7	8	9	AB	R	H	RBI	BB	SO	LOB
Jim Landis, R (1, 8) OBP: 0.337, SLG: 0.415	F9		L4		F4		G3, SH1-3, 1B		K	5	0	1	0	0	1	2
Al Weis, S (1, 4) OBP: 0.326, SLG: 0.316	3-1			F9	F4		SH1-3 1-2		1B, 1B, BB	3	1	0	0	1	0	1
Floyd Robinson, L (1, 9) (6, 7) OBP: 0.345, SLG: 0.417	4-3			F9	F9		G3 2-3		1B 1-2 2-H	5	0	1	1	0	0	2
Pete Ward, L (1, 5) OBP: 0.345, SLG: 0.449		F7		2B		2B, BB	6-3		FC5-4 1-3 2-H	4	1	2	1	1	0	1
Charlie Maxwell, L (1, 7) OBP: 0.389, SLG: 0.370 Mike Hershberger, R (6, PR) (6, 9) OBP: 0.355, SLG: 0.385		F8		K		SH5-3 1-H 1B, 2B		K2-4-2, 1B	FC5-4 1-2f	3 2	0 1	1 1	1 0	0 0	1 0	1 2
Ron Hansen, R (1, 6) OBP: 0.315, SLG: 0.373		F4			E, FC, 2B, BB		SH5-3 2-3		K2-4-2 1-2f	2	1	0	0	1	1	1
Tom McCraw, L (1, 3) OBP: 0.265, SLG: 0.323			WP, S, G6-4-3, BB		FC, 2B 1-3		F5	4-3		3	2	0	0	1	0	3
Cam Carreon, R (1, 2) OBP: 0.329, SLG: 0.361 J.C. Martin, L (8, 2) OBP: 0.258, SLG: 0.272			G6-4-3 1-3 BB		1B, 2B 1-H 3-H		1B 3-H		SH2-4, 1B, BB	2 0	1 1	2 0	3 0	1 1	0 0	0 0
Joe Horlen, R (1, 1) OBP: 0.227, SLG: 0.227 Hoyt Wilhelm, R (8, 1) OBP: 0.125, SLG: 0.087			G6-4-3 1-2f 3-H		1B 2-H		F4		SH2-4 1-2	3 0	0 0	1 0	1 0	0 0	0 0	3 0
Inning Stats	R: 0 E: 0 K: 0 S: 3 H: 0 LOB: 0 BB: 0 P: 3	R: 0 E: 0 K: 0 S: 3 H: 0 LOB: 0 BB: 0 P: 3	R: 1 E: 0 K: 0 S: 2 H: 0 LOB: 0 BB: 2 P: 10	R: 0 E: 0 K: 1 S: 6 H: 1 LOB: 1 BB: 0 P: 6	R: 3 E: 1 K: 0 S: 6 H: 2 LOB: 1 BB: 1 P: 10	R: 2 E: 0 K: 0 S: 5 H: 2 LOB: 2 BB: 1 P: 9	R: 0 E: 0 K: 0 S: 4 H: 1 LOB: 1 BB: 0 P: 4	R: 0 E: 0 K: 1 S: 5 H: 1 LOB: 0 BB: 0 P: 5	R: 2 E: 0 K: 1 S: 7 H: 2 LOB: 2 BB: 2 P: 15	1B: 6 2B: 4 3B: 0 HR: 0 SF: 0 SAC: 3 DP: 2 HBP: 0						

TOP

Chicago White Sox @ Los Angeles Angels

Dodger Stadium, Los Angeles, CA

Sun Aug 04 1963, 3:33 AM PDT

Att. 7,432 - Unknown - 76 F

livebaseballscorecards.com

AB	32
R	8
H	9
RBI	7
BB	6
SO	3
LOB	16

WP: 1 PB: 0 SB: 1 CS: 0 PA: 41

PITCHER		IP	WLS	BF	H	R	ER	SO	BB	IBB	HBP	BLK	WP	HR	S	P	ERA	WHIP
Don Lee, R ERA: 3.77	(1, 1)	4.0	L	18	3	4	3	1	3	0	0	0	1	0	17	29	6.75	1.500
Eli Grba, R ERA: 4.67	(5, 1)	2.1		11	3	2	2	0	1	0	0	0	0	0	10	14	7.71	1.714
Jack Spring, L ERA: 3.46	(7, 1)	0.2		2	0	0	0	0	0	0	0	0	0	0	2	2	0.00	0.000
Dan Osinski, R ERA: 3.43	(8, 1)	2.0		10	3	2	2	2	2	0	0	0	0	0	12	20	9.00	2.500

PITCHER	IP	WLS	BF	H	R	ER	SO	BB	IBB	HBP	BLK	WP	HR	S	P	ERA	WHIP

Batter	1	2	3	4	5	6	7	8	9	AB	R	H	RBI	BB	SO	LOB
Albie Pearson, L (1, 9) OBP: 0.395, SLG: 0.405	2B 1B		FC4-6 G3 1-2f		4-3			L3		4	1	1	0	0	0	2
Jim Fregosi, R (1, 6) OBP: 0.300, SLG: 0.389	1-6-3 CS 2B 1-H		G3 1-2			6-3		K		4	0	1	1	0	1	1
Lee Thomas, L (1, 3) OBP: 0.324, SLG: 0.355	K		4-3			1B BB		1B 1B		3	0	1	0	1	1	2
Leon Wagner, L (1, 7) OBP: 0.373, SLG: 0.484	1-6-3 2-3			4-3		1B 1-2		BB 1-3 1B		4	0	2	0	0	0	1
Billy Moran, R (1, 4) OBP: 0.299, SLG: 0.347	BB			F4		F8		BB 1-2		2	0	0	0	2	0	2
Buck Rodgers, S (1, 2) OBP: 0.309, SLG: 0.341	CS 3-H	G3		1B		K		4-3		4	0	1	0	0	1	5
Ed Sadowski, R (9, 2) OBP: 0.249, SLG: 0.263										0	0	0	0	0	0	0
Jim Piersall, R (1, 8) OBP: 0.285, SLG: 0.291		4-3			G6-4-3 BB	4-3		K		3	0	0	0	1	1	0
Frank Kostro, R (1, 5) OBP: 0.307, SLG: 0.289		1-3			G6-4-3 1-2f	5-3		L6		4	0	0	0	0	0	1
Don Lee, R (1, 1) OBP: 0.094, SLG: 0.094			E3 FC4-6		BB	4-3		K		1	0	0	0	0	0	0
Eli Grba, R (5, 1)										0	0	0	0	1	0	0
Jack Spring, R (7, 1) OBP: 0.333, SLG: 0.333										0	0	0	0	0	0	0
Felix Torres, R (7, PH) OBP: 0.319, SLG: 0.364										1	0	0	0	0	0	0
Dan Osinski, R (8, 1) OBP: 0.128, SLG: 0.108										0	0	0	0	0	0	0
Bob Sadowski, L (9, PH) OBP: 0.308, SLG: 0.292										1	0	0	0	0	1	0
Inning Stats	R: 1 H: 2 E: 0 LOB: 1 K: 1 BB: 1 S: 6 P: 10	R: 0 H: 0 E: 0 LOB: 0 K: 0 BB: 0 S: 3 P: 3	R: 0 H: 0 E: 1 LOB: 1 K: 0 BB: 0 S: 4 P: 4	R: 0 H: 1 E: 0 LOB: 1 K: 0 BB: 0 S: 3 P: 3	R: 0 H: 0 E: 0 LOB: 1 K: 0 BB: 2 S: 2 P: 10	R: 0 H: 1 E: 0 LOB: 2 K: 1 BB: 1 S: 6 P: 10	R: 0 H: 0 E: 0 LOB: 0 K: 0 BB: 0 S: 3 P: 3	R: 0 H: 2 E: 0 LOB: 3 K: 1 BB: 1 S: 7 P: 11	R: 0 H: 0 E: 0 LOB: 0 K: 2 BB: 0 S: 7 P: 7	1B: 5 SF: 0 2B: 1 SAC: 0 3B: 0 DP: 1 HR: 0 HBP: 0						

PITCHER	IP	WLS	BF	H	R	ER	SO	BB	IBB	HBP	BLK	WP	HR	S	P	ERA	WHIP
Joe Horlen, R (1, 1) ERA: 3.56	7.2	W	32	6	1	1	3	5	0	0	0	0	0	33	53	1.17	1.435
Hoyt Wilhelm, R (8, 1) ERA: 2.74	1.1	S	4	0	0	0	2	0	0	0	0	0	0	8	8	0.00	0.000

PITCHER	IP	WLS	BF	H	R	ER	SO	BB	IBB	HBP	BLK	WP	HR	S	P	ERA	WHIP

BOTTOM

Chicago White Sox @ Los Angeles Angels

Dodger Stadium, Los Angeles, CA

Sun Aug 04 1963, 3:33 AM PDT

Att. 7,432 - Unknown - 76 F

livebaseballscorecards.com

AB	31
R	1
H	6
RBI	1
BB	5
SO	5
LOB	14

Batter	1	2	3	4	5	6	7	8	9	AB	R	H	RBI	BB	SO	LOB
Mike Hershberger, R (1, 8) OBP: 0.353, SLG: 0.384	4-3			F8		FC6-4 FC6-2 1-2f 2-3			F9 1B SF7 1B	4	1	1	0	0	0	2
Nellie Fox, L (1, 4) OBP: 0.311, SLG: 0.321	F4			4-3		FC6-2 1-2 3-H			1-2 HR 1B	4	0	1	0	0	0	2
Al Weis, S (9, PR) (9, 4) OBP: 0.326, SLG: 0.316										0	1	0	0	0	0	0
Floyd Robinson, L (1, 9) OBP: 0.342, SLG: 0.412	G3			4-3		4-3			F9 2-3	4	0	0	0	0	0	4
Pete Ward, L (1, 5) OBP: 0.342, SLG: 0.446		4-3			F8		4-3		SF7 3-H	3	0	0	1	0	0	0
Charlie Maxwell, L (1, 7) OBP: 0.394, SLG: 0.408		K			BBBB 4-0 BB		4-3		1-H HR	3	1	1	2	1	1	0
Dave Nicholson, R (9, 7) OBP: 0.333, SLG: 0.456										0	0	0	0	0	0	0
Ron Hansen, R (1, 6) OBP: 0.314, SLG: 0.372		6-3			F3		F8		1B	4	0	1	0	0	0	1
Tom McCraw, L (1, 3) OBP: 0.260, SLG: 0.316			F7		4-3			4-3	K	4	0	0	0	0	1	2
J.C. Martin, L (1, 2) OBP: 0.260, SLG: 0.274			4-3			FC6-4 BB FC6-2 1B		F7		2	0	1	0	0	0	0
Cam Carreon, R (6, 2) OBP: 0.327, SLG: 0.358										1	0	0	0	0	0	0
Ray Herbert, R (1, 1) OBP: 0.333, SLG: 0.400			6-3			BBBB 4-0 FC6-4 1-2 BB		K		1	0	0	0	1	0	0
Jim Landis, R (8, PH) OBP: 0.336, SLG: 0.414										1	0	0	0	0	1	0
Hoyt Wilhelm, R (8, 1) OBP: 0.125, SLG: 0.087										0	0	0	0	0	0	0
Jim Brosnan, R (9, 1) OBP: 0.273, SLG: 0.273										0	0	0	0	0	0	0
Inning Stats	R: 0 E: 0 K: 0 S: 3 H: 0 LOB: 0 BB: 0 P: 3	R: 0 E: 0 K: 1 S: 5 H: 0 LOB: 0 BB: 0 P: 5	R: 0 E: 0 K: 0 S: 3 H: 0 LOB: 0 BB: 0 P: 3	R: 0 E: 0 K: 0 S: 3 H: 0 LOB: 0 BB: 0 P: 3	R: 0 E: 0 K: 0 S: 3 H: 0 LOB: 1 BB: 1 P: 7	R: 0 E: 0 K: 0 S: 4 H: 1 LOB: 2 BB: 1 P: 8	R: 0 E: 0 K: 0 S: 3 H: 0 LOB: 0 BB: 0 P: 3	R: 0 E: 0 K: 1 S: 5 H: 0 LOB: 0 BB: 0 P: 5	R: 3 E: 0 K: 1 S: 9 H: 4 LOB: 1 BB: 0 P: 9	1B: 4 2B: 0 3B: 0 HR: 1	SF: 1 SAC: 0 DP: 0 HBP: 0						

PITCHER	IP	WLS	BF	H	R	ER	SO	BB	IBB	HBP	BLK	WP	HR	S	P	ERA	WHIP
Diego Segui, R (1, 1) ERA: 3.75	8.0		29	3	2	2	2	2	0	0	0	0	0	31	39	2.25	0.625
John Wyatt, R (9, 1) ERA: 2.67	1.0	W	5	2	1	1	1	0	0	0	0	0	1	7	7	9.00	2.000

PITCHER	IP	WLS	BF	H	R	ER	SO	BB	IBB	HBP	BLK	WP	HR	S	P	ERA	WHIP

TOP

Chicago White Sox @ Kansas City Athletics

Municipal Stadium, Kansas City, MO

Tue Aug 06 1963, 8:05 PM EDT

Att. 7,489 - Unknown

livebaseballscorecards.com

AB	31
R	3
H	5
RBI	3
BB	2
SO	3
LOB	11

Batter	1	2	3	4	5	6	7	8	9	AB	R	H	RBI	BB	SO	LOB
Jose Tartabull, L (1, 8) OBP: 0.252, SLG: 0.270	4-3		E6 FC FC4-6 1-3 1B		4-3		3-1			4	1	1	0	0	0	1
Wayne Causey, L (1, 6) OBP: 0.357, SLG: 0.439	F7		FC FC4-6 2-3 3-H		G3		4-3			4	0	0	1	0	0	2
Jerry Lumpe, L (1, 4) OBP: 0.320, SLG: 0.362	F7		FC4-6 1-2f 3-H		BB			G3		3	0	0	1	1	0	1
Norm Siebern, L (1, 3) OBP: 0.378, SLG: 0.435		G3	K		G3			1-3 2B 2B		4	1	1	0	0	1	2
Charlie Lau, L (1, 2) OBP: 0.331, SLG: 0.384		1-3		SH1-4 K 1B 1B		F6		1-3 2-3		4	0	1	0	0	0	1
Ed Charles, R (1, 5) OBP: 0.349, SLG: 0.404		2B		SH1-4 1-2 1B		G6-4-3 1B		3-H 2B		4	0	4	1	0	0	0
Gino Cimoli, R (1, 9) OBP: 0.317, SLG: 0.383		5-3		SH1-4 1-2 2-3		G6-4-3 1-2f			K WP 1B	3	1	0	0	0	1	2
Ken Harrelson, R (1, 7) OBP: 0.314, SLG: 0.401			F9	IBB			S 1B		5-3 1-2	3	0	1	0	1	0	1
Diego Segui, R (1, 1) OBP: 0.220, SLG: 0.250 John Wyatt, R (9, 1) George Alusik, R (9, PH) OBP: 0.335, SLG: 0.432			E FC 1B	K 3-H			K 1-2		2-H 1B	3 0 1	1 0 0	1 0 1	0 0 1	0 0 0	2 0 0	4 0 0
Inning Stats	R: 0 E: 0 K: 0 S: 3 H: 0 LOB: 0 BB: 0 P: 3	R: 0 E: 0 K: 0 S: 4 H: 1 LOB: 1 BB: 0 P: 4	R: 2 E: 1 K: 1 S: 8 H: 2 LOB: 1 BB: 0 P: 8	R: 0 E: 0 K: 1 S: 6 H: 2 LOB: 3 BB: 1 P: 10	R: 0 E: 0 K: 0 S: 3 H: 0 LOB: 1 BB: 1 P: 7	R: 0 E: 0 K: 0 S: 3 H: 1 LOB: 0 BB: 0 P: 3	R: 0 E: 0 K: 1 S: 6 H: 1 LOB: 1 BB: 0 P: 6	R: 1 E: 0 K: 0 S: 4 H: 2 LOB: 2 BB: 0 P: 4	R: 1 E: 0 K: 1 S: 5 H: 1 LOB: 1 BB: 0 P: 5	1B: 7 2B: 3 3B: 0 HR: 0	SF: 0 SAC: 1 DP: 1 HBP: 0						

BOTTOM

Chicago White Sox @ Kansas City Athletics

Municipal Stadium, Kansas City, MO

Tue Aug 06 1963, 8:05 PM EDT

Att. 7,489 - Unknown

livebaseballscorecards.com

AB	33
R	4
H	10
RBI	4
BB	2
SO	4
LOB	14

WP: 2 PB: 0 SB: 1 CS: 0 PA: 36

PITCHER		IP	WLS	BF	H	R	ER	SO	BB	IBB	HBP	BLK	WP	HR	S	P	ERA	WHIP
Ray Herbert, R ERA: 3.5	(1, 1)	7.0		29	7	2	1	3	1	1	0	0	0	0	33	41	1.29	1.143
Hoyt Wilhelm, R ERA: 2.9	(8, 1)	1.0	L	5	2	2	2	1	0	0	0	0	1	0	7	7	18.00	2.000
Jim Brosnan, R ERA: 1.92	(9, 1)	0.1		2	1	0	0	0	0	0	0	0	1	0	2	2	0.00	3.000

PITCHER	IP	WLS	BF	H	R	ER	SO	BB	IBB	HBP	BLK	WP	HR	S	P	ERA	WHIP

Batter	1	2	3	4	5	6	7	8	9	AB	R	H	RBI	BB	SO	LOB
Mike Hershberger, R (1, 8) (4, 9) OBP: 0.348, SLG: 0.377	5-3		F9		6-3		5-3		F4	5	0	0	0	0	0	0
Nellie Fox, L (1, 4) OBP: 0.310, SLG: 0.322	F9		F6			F8	3-1 1B 2B		6-3	5	1	1	0	0	0	0
Floyd Robinson, L (1, 9) OBP: 0.345, SLG: 0.414	HR 1B			BBBB 4-0 1B BB		1B 2B 1B	3-1 2-3			1	1	1	0	1	0	0
Jim Landis, R (4, PR) (4, 8) OBP: 0.337, SLG: 0.415										2	1	1	0	0	0	1
Pete Ward, L (1, 5) OBP: 0.345, SLG: 0.456	1-H HR			F4		S 1-3 2B 1B	3-H 1B			4	2	3	3	0	0	1
Charlie Maxwell, L (1, 3) OBP: 0.398, SLG: 0.405	1-3			1-2 1B		BBBB 4-0 2B 1-2 SF7 BB	F7			3	1	1	0	1	0	1
Tom McCraw, L (7, 3) OBP: 0.260, SLG: 0.316										0	0	0	0	0	0	0
Dave Nicholson, R (1, 7) OBP: 0.332, SLG: 0.457		SSS K		SSS K		SF7 1B 1-3 2-H 3-H 2B		SSS K		4	1	1	2	0	3	2
Ron Hansen, R (1, 6) OBP: 0.311, SLG: 0.368		1-3		F8		SF7 2-3 3-H		6-3		3	0	0	1	0	0	2
Cam Carreon, R (1, 2) OBP: 0.325, SLG: 0.355		F9			5-3	3-H 1B		6-3		4	0	1	1	0	0	0
Juan Pizarro, L (1, 1) OBP: 0.194, SLG: 0.283			3-1		SSS K	1-3			5-3	3	0	0	0	0	1	1
Jim Brosnan, R (8, 1) OBP: 0.250, SLG: 0.250										1	0	0	0	0	0	0
Inning Stats	R: 2 E: 0 K: 0 S: 5 H: 2 LOB: 0 BB: 0 P: 5	R: 0 E: 0 K: 1 S: 5 H: 0 LOB: 0 BB: 0 P: 5	R: 0 E: 0 K: 0 S: 3 H: 0 LOB: 0 BB: 0 P: 3	R: 0 E: 0 K: 1 S: 6 H: 1 LOB: 2 BB: 1 P: 10	R: 0 E: 0 K: 1 S: 5 H: 0 LOB: 0 BB: 0 P: 5	R: 4 E: 0 K: 0 S: 7 H: 4 LOB: 1 BB: 1 P: 11	R: 1 E: 0 K: 0 S: 5 H: 2 LOB: 1 BB: 0 P: 5	R: 0 E: 0 K: 1 S: 5 H: 0 LOB: 0 BB: 0 P: 5	R: 0 E: 0 K: 0 S: 3 H: 0 LOB: 0 BB: 0 P: 3	1B: 6 2B: 2 3B: 0 HR: 1	SF: 1 SAC: 0 DP: 0 HBP: 0						

TOP

Chicago White Sox @ Kansas City Athletics

Municipal Stadium, Kansas City, MO

Wed Aug 07 1963, 8:05 PM EDT

Att. 8,080 - Unknown

livebaseballscorecards.com

AB	35
R	7
H	9
RBI	7
BB	2
SO	4
LOB	8

WP: 0 PB: 0 SB: 1 CS: 0 PA: 38

PITCHER		IP	WLS	BF	H	R	ER	SO	BB	IBB	HBP	BLK	WP	HR	S	P	ERA	WHIP
Orlando Pena, R ERA: 3.6	(1, 1)	5.1	L	24	6	6	6	3	2	0	0	0	0	1	28	36	10.12	1.500
Ed Rakow, R ERA: 3.9	(6, 1)	1.2		8	3	1	1	0	0	0	0	0	0	0	8	8	5.40	1.800
Pete Lovrich, R ERA: 5.51	(8, 1)	2.0		6	0	0	0	1	0	0	0	0	0	0	8	8	0.00	0.000

PITCHER	IP	WLS	BF	H	R	ER	SO	BB	IBB	HBP	BLK	WP	HR	S	P	ERA	WHIP

BOTTOM

Batter	1	2	3	4	5	6	7	8	9	AB	R	H	RBI	BB	SO	LOB
Gino Cimoli, R (1, 9) OBP: 0.318, SLG: 0.386	4-3 FC6-4 2B		F4 ①		SSS K ③			FC4-6 1B	F9 ②	5	1	2	0	0	1	1
Wayne Causey, L (1, 6) OBP: 0.353, SLG: 0.434	4-3 ① 2-3		F7 ②			F3 ①		FC4-6 ① 1B 1-2f E	F2 ③	5	1	0	0	0	0	2
Ed Charles, R (1, 5) OBP: 0.350, SLG: 0.403	BBBB FC6-4 BB		F4 ③			6-3 ②		E6 FC4-6 1B 1-H		3	0	1	0	1	0	0
Norm Siebern, L (1, 3) OBP: 0.377, SLG: 0.433	FC6-4 ② 1-2f 3-H			1-3 ①		1B		FC4-6 ② 1B 1B 1-2f		4	1	1	1	0	0	2
Doc Edwards, R (1, 2) OBP: 0.276, SLG: 0.355	F7 ③			F8 ②		F6 ③		1B 1B 1B 1-2		4	0	1	0	0	0	2
Jerry Lumpe, L (1, 4) OBP: 0.322, SLG: 0.363		F6 ①		F6 ③			FC5-4 1B	1B 1-2 2-H 1B		4	0	2	1	0	0	0
Ken Harrelson, R (1, 7) OBP: 0.312, SLG: 0.397		6-3 ②			F8 ①		SSS K ①	1B 1-2 2-3		4	0	1	0	0	1	1
Bobby Del Greco, R (1, 8) OBP: 0.294, SLG: 0.306 George Alusik, R (8, PH) OBP: 0.333, SLG: 0.430 Jose Tartabull, L (9, 8) OBP: 0.252, SLG: 0.270		2B			SH1-4 1B		F7 ②	4-3 ③		3 1 0	0 0 0	2 0 0	0 0 0	0 0 0	0 0 0	1 3 0
Orlando Pena, R (1, 1) OBP: 0.255, SLG: 0.238 Ed Rakow, S (6, 1) OBP: 0.176, SLG: 0.128 Chuck Essegian, R (7, PH) OBP: 0.282, SLG: 0.338 Pete Lovrich, R (8, 1) Charlie Lau, L (9, PH) OBP: 0.328, SLG: 0.381		F8 ③			SH1-4 ② 1-2		FC5-4 ③ 1-2f		SSS K ①	1 0 1 0 1	0 0 0 0 0	0 0 0 0 0	0 0 0 0 0	0 0 0 0 1	0 0 0 0 0	1 0 1 0 0
Inning Stats	R: 1 H: 1 E: 0 LOB: 1 K: 0 BB: 1 S: 4 P: 8	R: 0 H: 1 E: 0 LOB: 1 K: 0 BB: 0 S: 4 P: 4	R: 0 H: 0 E: 0 LOB: 0 K: 0 BB: 0 S: 3 P: 3	R: 0 H: 0 E: 0 LOB: 0 K: 0 BB: 0 S: 3 P: 3	R: 0 H: 1 E: 0 LOB: 1 K: 1 BB: 0 S: 6 P: 6	R: 0 H: 1 E: 0 LOB: 1 K: 0 BB: 0 S: 4 P: 4	R: 0 H: 1 E: 0 LOB: 1 K: 1 BB: 0 S: 6 P: 6	R: 2 H: 5 E: 1 LOB: 3 K: 0 BB: 0 S: 8 P: 8	R: 0 H: 0 E: 0 LOB: 0 K: 1 BB: 0 S: 5 P: 5	1B: 8 SF: 0 2B: 2 SAC: 1 3B: 0 DP: 0 HR: 0 HBP: 0						WP: 0 PA: 38 PB: 0 SB: 0 CS: 0

PITCHER		IP	WLS	BF	H	R	ER	SO	BB	IBB	HBP	BLK	WP	HR	S	P	ERA	WHIP
Juan Pizarro, L ERA: 2.1	(1, 1)	7.2	W	33	9	3	3	2	1	0	0	0	0	0	36	40	3.52	1.304
Jim Brosnan, R ERA: 1.87	(8, 1)	1.1	S	5	1	0	0	1	0	0	0	0	0	0	7	7	0.00	0.750

PITCHER	IP	WLS	BF	H	R	ER	SO	BB	IBB	HBP	BLK	WP	HR	S	P	ERA	WHIP

Chicago White Sox @ Kansas City Athletics

Municipal Stadium, Kansas City, MO

Wed Aug 07 1963, 8:05 PM EDT

Att. 8,080 - Unknown

livebaseballscorecards.com

AB	36
R	3
H	10
RBI	2
BB	1
SO	3
LOB	14

Batter	1	2	3	4	5	6	7	8	9	AB	R	H	RBI	BB	SO	LOB
Jim Landis, R (1, 8) OBP: 0.332, SLG: 0.408	F9		5-3		F4		F7		F4	5	0	0	0	0	0	4
Nellie Fox, L (1, 4) OBP: 0.307, SLG: 0.319	5-3		1-3		F6		F7			4	0	0	0	0	0	3
Mike Hershberger, R (1, 9) OBP: 0.347, SLG: 0.379	4-3		F3			1-3	2-H 2B			4	0	1	1	0	0	0
Pete Ward, L (1, 5) OBP: 0.345, SLG: 0.454		3-1		F9		FC5-4 1B		S S S K		4	0	1	0	0	1	0
Charlie Maxwell, L (1, 3) OBP: 0.396, SLG: 0.395 Jim Lemon, R (8, PH) OBP: 0.312, SLG: 0.315 Tom McCraw, L (8, 3) OBP: 0.260, SLG: 0.316		B B B B HR BB		F7		1-2f FC5-4 1B 2B		1-3		2 1 0	2 0 0	0 0 0	0 0 0	1 0 0	0 0 0	1 0 0
Dave Nicholson, R (1, 7) OBP: 0.334, SLG: 0.467	1-H HR		1-3		1-2 2B 1B			6-3		4	2	2	2	0	0	0
Al Weis, S (1, 6) OBP: 0.331, SLG: 0.328		S S S K			1B 1B	1-H 2-H 2B			4-3	4	0	2	2	0	1	0
Cam Carreon, R (1, 2) OBP: 0.335, SLG: 0.365		1B			G3 1-3 1B	4-3			FC6-4 1B	4	0	3	0	0	0	1
Gary Peters, L (1, 1) OBP: 0.208, SLG: 0.280		F6			G3 1-2		2B		FC6-4 1-2f	4	1	1	0	0	0	4
Inning Stats	R: 0 E: 0 K: 0 S: 3 H: 0 LOB: 0 BB: 0 P: 3	R: 2 E: 0 K: 1 S: 7 H: 2 LOB: 1 BB: 1 P: 11	R: 0 E: 0 K: 0 S: 3 H: 0 LOB: 0 BB: 0 P: 3	R: 0 E: 0 K: 0 S: 3 H: 0 LOB: 0 BB: 0 P: 3	R: 0 E: 0 K: 0 S: 5 H: 2 LOB: 2 BB: 0 P: 5	R: 2 E: 0 K: 0 S: 6 H: 3 LOB: 1 BB: 0 P: 6	R: 1 E: 0 K: 0 S: 4 H: 2 LOB: 1 BB: 0 P: 4	R: 0 E: 0 K: 1 S: 5 H: 0 LOB: 0 BB: 0 P: 5	R: 0 E: 0 K: 0 S: 4 H: 1 LOB: 1 BB: 0 P: 4	1B: 6 2B: 3 3B: 0 HR: 1	SF: 0 SAC: 0 DP: 0 HBP: 0						

PITCHER	IP	WLS	BF	H	R	ER	SO	BB	IBB	HBP	BLK	WP	HR	S	P	ERA	WHIP
Dave Wickersham, R (1, 1) ERA: 4.15	7.0	L	30	9	5	5	1	1	0	0	0	0	1	31	35	6.43	1.429
Ted Bowsfield, L (8, 1) ERA: 5.02	1.0		3	0	0	0	1	0	0	0	0	0	0	5	5	0.00	0.000
John Wyatt, R (9, 1) ERA: 2.63	1.0		4	1	0	0	0	0	0	0	0	0	0	4	4	0.00	1.000

PITCHER	IP	WLS	BF	H	R	ER	SO	BB	IBB	HBP	BLK	WP	HR	S	P	ERA	WHIP

TOP

Chicago White Sox @ Kansas City Athletics

Municipal Stadium, Kansas City, MO

Thu Aug 08 1963, 8:05 PM EDT

Att. 8,488 - Unknown

livebaseballscorecards.com

AB	36
R	5
H	10
RBI	5
BB	1
SO	2
LOB	13

PA: 37

WP: 0 PB: 0 SB: 0 CS: 0

BOTTOM

Chicago White Sox @ Kansas City Athletics

Municipal Stadium, Kansas City, MO

Thu Aug 08 1963, 8:05 PM EDT

Att. 8,488 - Unknown

livebaseballscorecards.com

Batter	1	2	3	4	5	6	7	8	9	AB	R	H	RBI	BB	SO	LOB
Gino Cimoli, R (1, 9) OBP: 0.318, SLG: 0.385	3-1	2-3 1B		1-3			4-3			4	0	1	0	0	0	0
Wayne Causey, L (1, 6) OBP: 0.352, SLG: 0.432	FC5-4 1B	4-3		6-3			F7			4	0	1	0	0	0	2
Ed Charles, R (1, 5) OBP: 0.349, SLG: 0.400	FC5-4 FC6-4 1-2f		BBB S 2B BB		F9			F3		3	1	0	0	1	0	1
Norm Siebern, L (1, 3) OBP: 0.373, SLG: 0.428	FC6-4 1-2f		F5 1-2		G3			SSS K		4	0	0	0	0	1	2
George Alusik, R (1, 7) OBP: 0.340, SLG: 0.440		E 1B	1B 2-H 2B		SSS K			FC6-4 1B		4	1	3	1	0	1	0
Jerry Lumpe, L (1, 4) OBP: 0.325, SLG: 0.370		E6 6-3 1-H 2B	2-3 1B			G5-4-3 1B		FC6-4 1-2f		4	1	3	1	0	0	1
Doc Edwards, R (1, 2) OBP: 0.270, SLG: 0.348		6-3 3-H	F9			G5-4-3 1-2f			F9	4	0	0	1	0	0	3
Bobby Del Greco, R (1, 8) OBP: 0.293, SLG: 0.305		1B SH2-4 1B	6-3			F7			F8	4	0	1	0	0	0	2
Dave Wickersham, R (1, 1) OBP: 0.158, SLG: 0.143		SH2-4 1-2		SSS K					SSS K	1	0	0	0	0	1	0
Chuck Essegian, R (7, PH) OBP: 0.281, SLG: 0.336										1	0	0	0	0	0	0
Ted Bowsfield, R (8, 1) OBP: 0.182, SLG: 0.105										0	0	0	0	0	0	0
John Wyatt, R (9, 1)										0	0	0	0	0	0	0
Ken Harrelson, R (9, PH) OBP: 0.310, SLG: 0.395							F2			1	0	0	0	0	1	0

Inning Stats	1	2	3	4	5	6	7	8	9
	R: 0 E: 0 K: 0 S: 4 H: 1 LOB: 1 BB: 0 P: 4	R: 2 E: 1 K: 0 S: 7 H: 4 LOB: 2 BB: 0 P: 7	R: 1 E: 0 K: 0 S: 5 H: 2 LOB: 2 BB: 1 P: 9	R: 0 E: 0 K: 1 S: 5 H: 0 LOB: 0 BB: 0 P: 5	R: 0 E: 0 K: 1 S: 5 H: 0 LOB: 0 BB: 0 P: 5	R: 0 E: 0 K: 0 S: 3 H: 1 LOB: 0 BB: 0 P: 3	R: 0 E: 0 K: 0 S: 3 H: 0 LOB: 0 BB: 0 P: 3	R: 0 E: 0 K: 1 S: 6 H: 1 LOB: 1 BB: 0 P: 6	R: 0 E: 0 K: 1 S: 5 H: 0 LOB: 0 BB: 0 P: 5

	AB	34
	R	3
	H	9
	RBI	3
	BB	1
	SO	4
	LOB	11

	1B: 7	SF: 0	WP: 0	PA: 36
	2B: 2	SAC: 1	PB: 0	
	3B: 0	DP: 1	SB: 1	
	HR: 0	HBP: 0	CS: 0	

PITCHER	IP	WLS	BF	H	R	ER	SO	BB	IBB	HBP	BLK	WP	HR	S	P	ERA	WHIP
Gary Peters, L (1, 1) ERA: 2.07	9.0	W	36	9	3	3	4	1	0	0	0	0	0	43	47	3.00	1.111

PITCHER	IP	WLS	BF	H	R	ER	SO	BB	IBB	HBP	BLK	WP	HR	S	P	ERA	WHIP

Detroit Tigers @ Chicago White Sox

Comiskey Park, Chicago, IL

Fri Aug 09 1963, 8:05 PM EDT

Unknown

TOP

livebaseballscorecards.com

Batter	1	2	3	4	5	6	7	8	9	AB	R	H	RBI	BB	SO	LOB
Bill Bruton, L (1, 8) OBP: 0.319, SLG: 0.361	F7		BB			F8		F9		3	0	0	0	1	0	0
Dick McAuliffe, L (1, 6) OBP: 0.333, SLG: 0.386	6-3		L3			3-1		E1		4	0	0	0	0	0	1
Al Kaline, R (1, 9) OBP: 0.382, SLG: 0.518	L4-3			L7		K				4	0	1	0	0	1	0
Rocky Colavito, R (1, 7) OBP: 0.365, SLG: 0.441		F7		HR			BB	E5		3	1	1	1	1	0	2
Norm Cash, L (1, 3) OBP: 0.373, SLG: 0.458		FC6-4 BB		1-3			F8	F2		3	0	0	0	1	0	4
Bubba Phillips, R (1, 5) OBP: 0.272, SLG: 0.308		F9		F5			1B		P3	4	0	1	0	0	0	1
Gus Triandos, R (1, 2) OBP: 0.309, SLG: 0.407		FC6-4			F7		F7		F7	4	0	0	0	0	0	3
George Smith, R (1, 4) OBP: 0.353, SLG: 0.588			K		K		F3		5-3	2	0	0	0	0	2	0
Gates Brown, L (7, PH) OBP: 0.297, SLG: 0.344										1	0	0	0	0	0	2
Don Wert, R (7, 4) OBP: 0.327, SLG: 0.378										1	0	0	0	0	0	0
Hank Aguirre, R (1, 1) OBP: 0.170, SLG: 0.196			K		K			K		2	0	0	0	0	2	0
George Thomas, R (8, PH) OBP: 0.280, SLG: 0.357										1	0	0	0	0	1	0
Fred Gladding, L (8, 1)										0	0	0	0	0	0	0

	AB	32
	R	1
	H	3
	RBI	1
	BB	3
	SO	6
	LOB	13

Inning Stats	1	2	3	4	5	6	7	8	9	1B: 2	SF: 0	WP: 0	PA: 35
R	0	0	0	1	0	0	0	0	0	2B: 0	SAC: 0	PB: 0	
E	0	0	0	0	0	0	0	0	0	3B: 0	DP: 0	SB: 0	
K	0	0	2	0	2	1	0	1	0	HR: 1	HBP: 0	CS: 0	
S	3	3	7	4	7	5	4	8	3				
H	0	0	0	1	0	0	1	1	0				
LOB	0	1	1	0	0	0	2	3	0				
BB	0	1	1	0	0	0	1	0	0				
P	3	7	11	4	7	5	8	8	3				

PITCHER		IP	WLS	BF	H	R	ER	SO	BB	IBB	HBP	BLK	WP	HR	S	P	ERA	WHIP
Joe Horlen, R ERA: 3.5	(1, 1)	3.2		14	1	1	1	2	2	0	0	0	0	1	16	24	2.46	0.818
Eddie Fisher, R ERA: 4.56	(4, 1)	5.1	W	21	2	0	0	4	1	0	0	0	0	0	28	32	0.00	0.562

PITCHER	IP	WLS	BF	H	R	ER	SO	BB	IBB	HBP	BLK	WP	HR	S	P	ERA	WHIP

Batter	1	2	3	4	5	6	7	8	9	AB	R	H	RBI	BB	SO	LOB
Jim Landis, R (1, 8) OBP: 0.334, SLG: 0.407	B B B B 4-0 BB BB	x 0-0 ② ③ G4-6-3 1-2f		x 0-0 ③ P4			x 0-0 1B			3	0	1	0	1	0	3
Al Weis, S (1, 4) OBP: 0.322, SLG: 0.319	S S S 0-3 ① K		x 0-0 ① P4		x 0-0 ① 1-3		S S S 0-3 ③ K			4	0	0	0	0	2	2
Mike Hershberger, R (1, 9) OBP: 0.346, SLS: 0.377	x 0-0 ② F8		x 0-0 1B		x 0-0 ② P5			x 0-0 ① 5-3		4	0	1	0	0	0	1
Dave Nicholson, R (1, 7) OBP: 0.336, SLG: 0.464	B B B B 4-0 1-2 BB		x 0-0 ② F7		x 0-0 ③ F8			B B B B 4-0 PB BB		2	0	0	0	2	0	1
Jim Lemon, R (1, 3) OBP: 0.313, SLG: 0.309 Tom McCraw, L (8, 3) OBP: 0.263, SLG: 0.316	S S S 0-3 ③ K		x 0-0 ③ L4			B B B B 4-0 G6-3 BB		B B B B 4-0 1-2 BB		2 0	0 0	0 0	0 0	1 1	1 0	3 0
Pete Ward, L (1, 5) OBP: 0.344, SLG: 0.454		x 0-0 ① 3-1		x 0-0 WP 1B 2B		S S S 0-3 ① K		S S S 0-3 ② K		4	1	1	0	0	2	3
Ron Hansen, R (1, 6) OBP: 0.313, SLG: 0.366		B B B B 4-0 1B 1B BB		B B B B 4-0 G6-4-3 1B 2-3 BB		x 0-0 ② G6-3 1-2f		x 0-0 ③ L6		2	1	0	0	2	0	3
Cam Carreon, R (1, 2) OBP: 0.341, SLG: 0.371		x 0-0 1B 1-3 1B		x 0-0 G6-4-3 1-2 3-H 1B			x 0-0 ① F7			3	0	2	1	0	0	0
Joe Horlen, R (1, 1) OBP: 0.261, SLG: 0.261 Eddie Fisher, R (4, 1) OBP: 0.208, SLG: 0.174		x 0-0 G4-6-3 1-3 3-H 1B		x 0-0 ① ② G6-4-3 1-2f 2-3			S S S 0-3 ② K			1 2	0 0	1 0	1 0	0 0	0 1	0 2
Inning Stats	R: 0 H: 0 E: 0 LOB: 2 K: 2 BB: 2 S: 7 P: 15	R: 1 H: 2 E: 0 LOB: 1 K: 0 BB: 1 S: 4 P: 8	R: 0 H: 1 E: 0 LOB: 1 K: 0 BB: 0 S: 4 P: 4	R: 1 H: 2 E: 0 LOB: 1 K: 0 BB: 1 S: 4 P: 8	R: 0 H: 0 E: 0 LOB: 0 K: 0 BB: 0 S: 3 P: 3	R: 0 H: 0 E: 0 LOB: 0 K: 1 BB: 1 S: 4 P: 8	R: 0 H: 1 E: 0 LOB: 1 K: 2 BB: 0 S: 8 P: 8	R: 0 H: 0 E: 0 LOB: 2 K: 1 BB: 2 S: 5 P: 13		1B: 5 SF: 0 2B: 1 SAC: 0 3B: 0 DP: 3 HR: 0 HBP: 0				WP: 1 PA: 34 PB: 1 SB: 0 CS: 0		

PITCHER		IP	WLS	BF	H	R	ER	SO	BB	IBB	HBP	BLK	WP	HR	S	P	ERA	WHIP
Hank Aguirre, L ERA: 4.1	(1, 1)	7.0	L	29	6	2	2	5	5	0	0	0	1	0	34	54	2.57	1.571
Fred Gladding, R ERA: 4.5	(8, 1)	1.0		5	0	0	0	1	2	0	0	0	0	0	5	13	0.00	2.000

PITCHER	IP	WLS	BF	H	R	ER	SO	BB	IBB	HBP	BLK	WP	HR	S	P	ERA	WHIP

BOTTOM

Detroit Tigers @ Chicago White Sox

Comiskey Park, Chicago, IL

Fri Aug 09 1963, 8:05 PM EDT

Unknown

livebaseballscorecards.com

AB	27
R	2
H	6
RBI	2
BB	7
SO	6
LOB	18

Batter	1	2	3	4	5	6	7	8	9	10	AB	R	H	RBI	BB	SO	LOB
Bill Bruton, L (1, 8) OBP: 0.320, SLG: 0.365	4-3		P4		3-1 2B		SH1-3 1B 1B		P6		5	0	2	0	0	0	0
Dick McAuliffe, L (1, 6) OBP: 0.330, SLG: 0.382	P2		E1		3-1 2-3		SH1-3 1-2		F7		4	0	0	0	0	0	1
Al Kaline, R (1, 9) OBP: 0.378, SLG: 0.512	L7		F7		L7		L9		F6		5	0	0	0	0	0	3
Rocky Colavito, R (1, 7) OBP: 0.367, SLG: 0.447		HR		1-3		F7	1B IBB			BB FC4-2-5 1B	3	1	1	1	2	0	0
Norm Cash, L (1, 3) OBP: 0.381, SLG: 0.463		BB		1B		1B BB BB	1-2 2-H 1B			FC4-2-5 1-3 FC3-2 1B	3	0	3	0	2	0	0
Don Wert, R (1, 5) (6, 4) OBP: 0.329, SLG: 0.374	K			1-2 1B		1-2 1B BB		F7		FC4-2-5 1-3 FC3-2 3-H 1B	4	1	1	0	1	1	3
Bill Freehan, R (1, 2) OBP: 0.340, SLG: 0.381		P4		K		1-2 2-3 1B		1-3		FC3-2 1-2 1B E 3-H	5	1	1	0	0	1	5
George Smith, R (1, 4) OBP: 0.316, SLG: 0.526 Gates Brown, L (6, PH) OBP: 0.297, SLG: 0.344 Bubba Phillips, R (6, PH) OBP: 0.275, SLG: 0.314 (6, 5)		P4		6-3		K		2B		E8 1-H 2-H 1B	2 0 3	0 0 0	0 0 2	0 0 1	0 0 0	0 0 1	3 0 3
Mickey Lolich, S (1, 1) OBP: 0.229, SLG: 0.069 Whitey Herzog, L (8, PH) OBP: 0.293, SLG: 0.217 Terry Fox, R (8, 1)			G3		B5-3	K		K			3 1 0	0 0 0	0 0 0	0 0 0	1 1 0	3 1 0	3 1 0
Inning Stats	R: 0 E: 0 K: 0 S: 3 H: 0 LOB: 0 BB: 0 P: 3	R: 1 E: 0 K: 1 S: 6 H: 1 LOB: 1 BB: 1 P: 10	R: 0 E: 1 K: 0 S: 4 H: 0 LOB: 1 BB: 0 P: 4	R: 0 E: 0 K: 1 S: 7 H: 2 LOB: 2 BB: 0 P: 7	R: 0 E: 0 K: 0 S: 4 H: 1 LOB: 1 BB: 0 P: 4	R: 0 E: 0 K: 2 S: 8 H: 1 LOB: 3 BB: 2 P: 16	R: 0 E: 0 K: 0 S: 4 H: 2 LOB: 2 BB: 1 P: 8	R: 0 E: 0 K: 1 S: 6 H: 1 LOB: 1 BB: 0 P: 6	R: 0 E: 0 K: 0 S: 3 H: 0 LOB: 0 BB: 0 P: 3	R: 2 E: 1 K: 0 S: 4 H: 2 LOB: 1 BB: 1 P: 8	1B: 7 2B: 2 3B: 0 HR: 1	SF: 0 SAC: 1 DP: 0 HBP: 0						

PITCHER	IP	WLS	BF	H	R	ER	SO	BB	IBB	HBP	BLK	WP	HR	S	P	ERA	WHIP
Dave DeBusschere, R (1, 1) ERA: 3.68	5.1		25	5	1	1	2	3	0	0	0	0	1	26	38	1.69	1.500
Taylor Phillips, L (6, 1) ERA: 6.75	1.2		7	2	0	0	2	0	1	0	0	0	0	10	14	0.00	1.200
Jim Brosnan, R (8, 1) ERA: 1.93	3.0	L	12	3	2	1	1	1	0	0	0	0	0	13	17	3.00	1.333

PITCHER	IP	WLS	BF	H	R	ER	SO	BB	IBB	HBP	BLK	WP	HR	S	P	ERA	WHIP

TOP

Detroit Tigers @ Chicago White Sox

Comiskey Park, Chicago, IL

Fri Aug 09 1963, 8:05 PM EDT

Att. 33,396 - Unknown

livebaseballscorecards.com

AB	38
R	3
H	10
RBI	2
BB	5
SO	5
LOB	22

WP: 0 PB: 0 SB: 0 CS: 0 PA: 44

Batter	1	2	3	4	5	6	7	8	9	10	AB	R	H	RBI	BB	SO	LOB
Jim Landis, R (1, 8) OBP: 0.332, SLG: 0.403	1-3		4-3		5-3		1-2 1B			K	5	0	1	0	0	1	0
Nellie Fox, L (1, 4) OBP: 0.306, SLG: 0.316	F8		BB			F8	L9			E4 1B	4	0	0	0	1	0	2
Mike Hershberger, R (1, 9) OBP: 0.349, SLG: 0.379	2B 1B		K			1B 1B BB		6-3		1-3 1B	4	1	2	0	1	1	1
Dave Nicholson, R (1, 7) OBP: 0.340, SLG: 0.468	1-3 2B			BB		F3		G4-6-3 1B		P6	4	0	2	0	1	0	3
Jim Lemon, R (1, 3) OBP: 0.313, SLG: 0.310 Tom McCraw, L (8, 3) OBP: 0.262, SLG: 0.314	F8			P4		1-H 1B		G4-6-3 1-2f			3 1	0 0	1 0	1 0	0 0	0 0	3 1
Pete Ward, L (1, 5) OBP: 0.341, SLG: 0.450		4-3		K		K			K		4	0	0	0	0	3	2
Ron Hansen, R (1, 6) OBP: 0.309, SLG: 0.361		5-3		F2			6-3		K		4	0	0	0	0	1	1
Cam Carreon, R (1, 2) OBP: 0.333, SLG: 0.362		K			K		5-3		1-3		4	0	0	0	0	2	0
Dave DeBusschere, R (1, 1) OBP: 0.118, SLG: 0.063 Taylor Phillips, L (6, 1) Al Weis, S (7, PH) OBP: 0.327, SLG: 0.324 Jim Brosnan, R (8, 1) OBP: 0.250, SLG: 0.250 Charlie Maxwell, L (10, PH) OBP: 0.393, SLG: 0.390			K		5-3		1B 1B			F7	2 0 1 0 1	0 0 0 0 0	0 0 1 0 0	0 0 0 0 0	0 0 0 0 0	1 0 0 0 0	0 0 0 0 0
Inning Stats	R: 0 H: 2 E: 0 LOB: 2 K: 0 BB: 0 S: 5 P: 5	R: 0 H: 0 E: 0 LOB: 0 K: 1 BB: 0 S: 5 P: 5	R: 0 H: 0 E: 0 LOB: 1 K: 2 BB: 1 S: 7 P: 11	R: 0 H: 0 E: 0 LOB: 1 K: 1 BB: 1 S: 5 P: 9	R: 0 H: 0 E: 0 LOB: 0 K: 1 BB: 0 S: 5 P: 5	R: 1 H: 1 E: 0 LOB: 1 K: 1 BB: 1 S: 6 P: 10	R: 0 H: 2 E: 0 LOB: 2 K: 0 BB: 0 S: 5 P: 5	R: 0 H: 1 E: 0 LOB: 0 K: 0 BB: 0 S: 3 P: 3	R: 0 H: 0 E: 0 LOB: 0 K: 2 BB: 0 S: 7 P: 7	R: 0 H: 1 E: 1 LOB: 2 K: 1 BB: 0 S: 7 P: 7	1B: 6 2B: 1 3B: 0 HR: 0	SF: 0 SAC: 0 DP: 1 HBP: 0					

PITCHER	IP	WLS	BF	H	R	ER	SO	BB	IBB	HBP	BLK	WP	HR	S	P	ERA	WHIP
Mickey Lolich, L (1, 1) ERA: 3.56	7.0		29	5	1	1	6	3	0	0	0	0	0	38	50	1.29	1.143
Terry Fox, R (8, 1) ERA: 3.92	3.0	W	11	2	0	0	3	0	0	0	0	0	0	17	17	0.00	0.667

PITCHER	IP	WLS	BF	H	R	ER	SO	BB	IBB	HBP	BLK	WP	HR	S	P	ERA	WHIP

BOTTOM

Detroit Tigers @ Chicago White Sox

Comiskey Park, Chicago, IL

Fri Aug 09 1963, 8:05 PM EDT

Att. 33,396 - Unknown

livebaseballscorecards.com

AB	37
R	1
H	7
RBI	1
BB	3
SO	9
LOB	13

WP: 0 PA: 40
PB: 0
SB: 0
CS: 0

Batter	1	2	3	4	5	6	7	8	9	AB	R	H	RBI	BB	SO	LOB
Bill Bruton, L (1, 8) OBP: 0.317, SLG: 0.361	3-1			6-3		F7		G3		4	0	0	0	0	0	1
Bubba Phillips, R (1, 5) OBP: 0.275, SLG: 0.313	K			L6-4-3 1B		E5 1B 2-3			L5	4	0	1	0	0	1	1
Al Kaline, R (1, 9) OBP: 0.379, SLG: 0.512	L6			L6-4-3 1-2		1-2 3-H 1B			G5-4-3 1B	4	0	2	1	0	0	1
Rocky Colavito, R (1, 7) OBP: 0.364, SLG: 0.443		5-3			6-3	6-3			G5-4-3 1-2f	4	0	0	0	0	0	3
Norm Cash, L (1, 3) OBP: 0.383, SLG: 0.466		B B B B G4-6-3 BB			FC1 2B		S S S K			2	0	1	0	1	1	0
Don Wert, R (1, 6) OBP: 0.323, SLG: 0.366		G4-6-3 1-2f			FC1 FC5-4 2-3		F7			3	0	0	0	0	0	2
Mike Roarke, R (1, 2) OBP: 0.379, SLG: 0.357			G6-4-3 1B		FC5-4 1-2f		F7			3	0	1	0	0	0	1
George Smith, R (1, 4) OBP: 0.318, SLG: 0.545			G6-4-3 1-2f			E 1B 2B		6-3		3	1	1	0	0	0	1
Bill Faul, R (1, 1) OBP: 0.148, SLG: 0.192			G3			F8		4-3		1	0	0	0	0	0	0
Whitey Herzog, L (6, PH) OBP: 0.288, SLG: 0.213										1	0	0	0	0	0	1
Alan Koch, R (6, 1)										0	0	0	0	0	0	0
Gates Brown, L (8, PH) OBP: 0.289, SLG: 0.333										1	0	0	0	0	0	0
Bob Anderson, R (8, 1) OBP: 0.667, SLG: 0.667										0	0	0	0	0	0	0
Inning Stats	R: 0 E: 0 K: 1 S: 5 H: 0 LOB: 0 BB: 0 P: 5	R: 0 E: 0 K: 0 S: 2 H: 0 LOB: 0 BB: 1 P: 6	R: 0 E: 0 K: 0 S: 3 H: 1 LOB: 0 BB: 0 P: 3	R: 0 E: 0 K: 0 S: 3 H: 1 LOB: 0 BB: 0 P: 3	R: 0 E: 0 K: 0 S: 4 H: 1 LOB: 1 BB: 0 P: 4	R: 1 E: 1 K: 0 S: 6 H: 2 LOB: 2 BB: 0 P: 6	R: 0 E: 0 K: 1 S: 5 H: 0 LOB: 0 BB: 0 P: 5	R: 0 E: 0 K: 0 S: 3 H: 0 LOB: 0 BB: 0 P: 3	R: 0 E: 0 K: 0 S: 3 H: 1 LOB: 0 BB: 0 P: 3	1B: 4 2B: 2 3B: 0 HR: 0 SF: 0 SAC: 0 DP: 4 HBP: 0						

PITCHER	IP	WLS	BF	H	R	ER	SO	BB	IBB	HBP	BLK	WP	HR	S	P	ERA	WHIP
Ray Herbert, R (1, 1) ERA: 3.3	9.0	W	31	6	1	0	2	1	0	0	0	0	0	34	38	0.00	0.778

PITCHER	IP	WLS	BF	H	R	ER	SO	BB	IBB	HBP	BLK	WP	HR	S	P	ERA	WHIP

TOP

Detroit Tigers @ Chicago White Sox

Comiskey Park, Chicago, IL

Sat Aug 10 1963, 4:33 AM EDT

Att. 12,152 - Unknown

livebaseballscorecards.com

AB	30
R	1
H	6
RBI	1
BB	1
SO	2
LOB	11

Batter	1	2	3	4	5	6	7	8	9	AB	R	H	RBI	BB	SO	LOB
Jim Landis, R (1, 8) OBP: 0.333, SLG: 0.401	S S S 0-3 K ①		x 0-0 6-3 ①		x 0-0 G3 1B 1-2 1B ①	B B B B 4-0 1B 1-2 2-3 3-H BB		S S S 0-3 K ②		4	1	1	1	1	2	0
Nellie Fox, L (1, 4) OBP: 0.307, SLG: 0.317	x 0-0 FC4-6 1B		x 0-0 1-3 ②		x 0-0 G3 ② 1-2 2-3	x 0-0 1-2 2-3 3-H 1B		x 0-0 4-3 ③		5	0	2	1	0	0	2
Mike Hershberger, R (1, 9) OBP: 0.348, SLG: 0.375	x 0-0 FC4-6 ② 1-2f		S S S 0-3 K ③		B B B B 4-0 1B BB	x 0-0 P6 ②				3	0	0	0	1	1	4
Pete Ward, L (1, 5) OBP: 0.340, SLG: 0.448	x 0-0 F7 ③			x 0-0 4-3 ①	x 0-0 1-3 2-H 3-H 1B	x 0-0 P6 ③				4	0	1	2	0	0	4
Charlie Maxwell, L (1, 3) OBP: 0.396, SLG: 0.388 Tom McCraw, L (7, PR) OBP: 0.262, SLG: 0.314 (8, 3)		x 0-0 6-3 ①		x 0-0 1B	S S S 0-3 K ③		B B B B 4-0 1B BB			3 0	0 0	1 0	0 0	1 0	1 0	2 0
Dave Nicholson, R (1, 7) OBP: 0.342, SLG: 0.465		B B B B 4-0 2B BB		S S S 0-3 K ②		B B B B 4-0 WP 1B BB BB	x 0-0 F7 ①			2	2	0	0	2	1	2
Ron Hansen, R (1, 6) OBP: 0.311, SLG: 0.366		x 0-0 6-3 1-H 2B		S S S 0-3 K ③		x 0-0 F5 ①	x 0-0 1-2 1B ②			4	0	2	1	0	1	2
Cam Carreon, R (1, 2) OBP: 0.337, SLG: 0.365		x 0-0 6-3 ② 2-3			x 0-0 G3 1B 1B 1B	x 0-0 BB WP 1-2 1B 1B	x 0-0 F8 ③			4	2	2	0	0	0	2
Ray Herbert, R (1, 1) OBP: 0.327, SLG: 0.375		S S S 0-3 K ③			S S S 0-3 K ①	B B B B 4-0 1B BB 1-2 2-3 BB		x 0-0 G3 ①		3	0	0	0	1	2	2
Inning Stats	R: 0 H: 1 E: 0 LOB: 1 K: 1 BB: 0 S: 6 P: 6	R: 1 H: 1 E: 0 LOB: 1 K: 1 BB: 1 S: 6 P: 10	R: 0 H: 0 E: 0 LOB: 0 K: 1 BB: 0 S: 5 P: 5	R: 0 H: 1 E: 0 LOB: 1 K: 2 BB: 0 S: 8 P: 8	R: 2 H: 3 E: 0 LOB: 2 K: 2 BB: 1 S: 10 P: 14	R: 2 H: 2 E: 0 LOB: 3 K: 0 BB: 3 S: 5 P: 17	R: 0 H: 1 E: 0 LOB: 1 K: 0 BB: 1 S: 3 P: 7	R: 0 H: 0 E: 0 LOB: 0 K: 1 BB: 0 S: 5 P: 5		1B: 8 SF: 0 2B: 1 SAC: 0 3B: 0 DP: 0 HR: 0 HBP: 0						

PITCHER		IP	WLS	BF	H	R	ER	SO	BB	IBB	HBP	BLK	WP	HR	S	P	ERA	WHIP
Bill Faul, R ERA: 4.32	(1, 1)	5.0	L	23	6	3	3	7	2	0	0	0	0	0	35	43	5.40	1.600
Alan Koch, R ERA: 5.4	(6, 1)	2.0		12	3	2	2	0	4	0	0	0	1	0	8	24	9.00	3.500
Bob Anderson, R ERA: 3.6	(8, 1)	1.0		3	0	0	0	1	0	0	0	0	0	0	5	5	0.00	0.000

PITCHER	IP	WLS	BF	H	R	ER	SO	BB	IBB	HBP	BLK	WP	HR	S	P	ERA	WHIP

BOTTOM

Detroit Tigers @ Chicago White Sox

Comiskey Park, Chicago, IL

Sat Aug 10 1963, 4:33 AM EDT

Att. 12,152 - Unknown

livebaseballscorecards.com

AB	32
R	5
H	9
RBI	5
BB	6
SO	8
LOB	20

WP: 1 PA: 38
PB: 0
SB: 0
CS: 0

Batter	1	2	3	4	5	6	7	8	9	AB	R	H	RBI	BB	SO	LOB
Don Wert, R (1, 6) OBP: 0.317, SLG: 0.354	S S S 0-3 ① K		B B B 4-0 1B SF9 BB	x 0-0 ③ F4		x 0-0 ① F7	S S S 0-3 ③ K		x 0-0 ② F8	5	1	0	0	1	2	3
Bubba Phillips, R (1, 5) OBP: 0.279, SLG: 0.317	x 0-0 BB 1B		x 0-0 ① F7		x 0-0 2B SF8 1B	x 0-0 L2-3 1B		x 0-0 ① F6	S S S 0-3 ③ K	6	1	3	0	0	1	2
Al Kaline, R (1, 9) OBP: 0.382, SLG: 0.515	S S S 0-3 ② K		x 0-0 1B 1-3 1B 1B		x 0-0 1B 1-3 2B	x 0-0 ② L2-3 1-2		x 0-0 1B 1B 1B		5	3	3	0	0	1	2
Rocky Colavito, R (1, 7) OBP: 0.367, SLG: 0.443	B B B B 4-0 1-2 BB		x 0-0 ② SF9 3-H		B B B 4-0 1B 1B BB	x 0-0 ③ 6-3		x 0-0 1B 1-2 1B		2	1	1	1	2	0	1
George Thomas, R (1, 8) OBP: 0.282, SLG: 0.357	x 0-0 ③ F8		x 0-0 1B 1-2 1B		x 0-0 ① SF8 3-H		B B B B 4-0 E S FC4 BB	x 0-0 ② F9		3	1	1	1	1	0	4
Norm Cash, L (1, 3) OBP: 0.385, SLG: 0.466		B B B B 4-0 BB	x 0-0 ② 1-3 2-H 1B		x 0-0 ② F6		x 0-0 ① P4 1-3	x 0-0 PB 1-3 2-H 1B		4	0	2	2	1	0	3
Gus Triandos, R (1, 2) OBP: 0.311, SLG: 0.404		S S S 0-3 ① K	x 0-0 ③ F8		x 0-0 1B 1-2 2-H 1B		B B B B 4-0 FC4 BB	x 0-0 ③ F5 1-2		4	0	1	1	1	1	5
George Smith, R (1, 4) OBP: 0.333, SLG: 0.500		S S S 0-3 ② K	x 0-0 ① 6-3		x 0-0 1-2 2-H 1B		x 0-0 ② FC4 1B 1-2f 3-H	B B B B 4-0 SH1-3 BB		4	0	1	2	1	1	2
Don Mossi, L (1, 1) OBP: 0.333, SLG: 0.267 Terry Fox, R (7, 1)		S S S 0-3 ③ K	S S S 0-3 ② K		x 0-0 ③ 5-3		x 0-0 1-3 1B	x 0-0	x 0-0 ① SH1-3 1-2	4 0	0 0	1 0	0 0	0 0	2 0	3 0
Inning Stats	R: 0 E: 0 K: 2 S: 8 H: 1 LOB: 2 BB: 1 P: 12	R: 0 E: 0 K: 3 S: 9 H: 0 LOB: 1 BB: 1 P: 13	R: 2 E: 0 K: 0 S: 6 H: 3 LOB: 2 BB: 1 P: 10	R: 0 E: 0 K: 1 S: 5 H: 0 LOB: 0 BB: 0 P: 5	R: 3 E: 0 K: 0 S: 7 H: 4 LOB: 2 BB: 1 P: 11	R: 0 E: 0 K: 0 S: 4 H: 1 LOB: 1 BB: 0 P: 4	R: 1 E: 0 K: 1 S: 6 H: 1 LOB: 2 BB: 2 P: 14	R: 1 E: 0 K: 0 S: 6 H: 3 LOB: 2 BB: 0 P: 6	R: 0 E: 0 K: 1 S: 5 H: 0 LOB: 1 BB: 1 P: 9	1B: 12 2B: 1 3B: 0 HR: 0 SF: 2 SAC: 1 DP: 0 HBP: 0						

TOP

Detroit Tigers @ Chicago White Sox

Comiskey Park, Chicago, IL

Sun Aug 11 1963, 4:33 AM EDT

Unknown

livebaseballscorecards.com

AB	37
R	7
H	13
RBI	7
BB	7
SO	8
LOB	25

WP: 0 PA: 47
PB: 1
SB: 1
CS: 0

PITCHER		IP	WLS	BF	H	R	ER	SO	BB	IBB	HBP	BLK	WP	HR	S	P	ERA	WHIP
Juan Pizarro, L ERA: 2.29	(1, 1)	4.2	L	26	8	5	5	6	4	0	0	0	0	0	34	50	9.64	2.571
Taylor Phillips, L ERA: 6.35	(5, 1)	0.1		1	0	0	0	0	0	0	0	0	0	0	1	1	0.00	0.000
Eddie Fisher, R ERA: 4.56	(6, 1)	2.0		10	2	1	1	1	2	0	0	0	0	0	10	18	4.50	2.000
Hoyt Wilhelm, R ERA: 2.94	(8, 1)	2.0		10	3	1	1	1	1	0	0	0	0	0	11	15	4.50	2.000

PITCHER	IP	WLS	BF	H	R	ER	SO	BB	IBB	HBP	BLK	WP	HR	S	P	ERA	WHIP

Batter	1	2	3	4	5	6	7	8	9	AB	R	H	RBI	BB	SO	LOB
Jim Landis, R (1, 8) OBP: 0.335, SLG: 0.412	1B		1-H HR		F8		K			4	1	2	2	0	1	4
Al Weis, S (1, 4) OBP: 0.331, SLG: 0.329	F7		G4-3 1B			6-3		E1 1B		4	0	2	0	0	0	1
Mike Hershberger, R (1, 9) OBP: 0.344, SLG: 0.371	F3		G4-3 1-2f			K		F8		4	0	0	0	0	1	3
Dave Nicholson, R (1, 7) OBP: 0.338, SLG: 0.459	F8			K		K		F4		4	0	0	0	0	2	2
Jim Lemon, R (1, 3) OBP: 0.319, SLG: 0.316		F8		K			BB 1B	2-3 1B		4	0	2	0	0	1	0
Pete Ward, L (1, 5) OBP: 0.339, SLG: 0.446		3-1		K			1-2 BB 1B	G3		4	0	1	0	0	1	2
Ron Hansen, R (1, 6) OBP: 0.308, SLG: 0.362		E6			5-3		F7		F7	4	0	0	0	0	0	2
Cam Carreon, R (1, 2) OBP: 0.330, SLG: 0.357			F7		F6		F7		F3	4	0	0	0	0	0	2
Juan Pizarro, L (1, 1) OBP: 0.000, SLG: 0.000 Taylor Phillips, L (6, 1) Floyd Robinson, L (5, PH) OBP: 0.267, SLG: 0.214 John Buzhardt, R (6, PH) OBP: 0.000, SLG: 0.125 Eddie Fisher, R (6, 1) OBP: 0.000, SLG: 0.174 Sherm Lollar, R (7, PH) OBP: 0.219, SLG: 0.268 Tom McCraw, L (7, PH) OBP: 0.000, SLG: 0.214 Hoyt Wilhelm, R (8, 1) OBP: 0.125, SLG: 0.087 Charlie Maxwell, L (9, PH) OBP: 0.000, SLG: 0.094			BB HR		BB		BB		F8	0	1	0	0	1	0	0
Inning Stats	R: 0 E: 0 K: 0 S: 4 H: 1 LOB: 1 BB: 0 P: 4	R: 0 E: 1 K: 0 S: 3 H: 0 LOB: 1 BB: 0 P: 3	R: 2 E: 0 K: 0 S: 4 H: 2 LOB: 0 BB: 1 P: 8	R: 0 E: 0 K: 3 S: 9 H: 0 LOB: 0 BB: 0 P: 9	R: 0 E: 0 K: 0 S: 3 H: 0 LOB: 1 BB: 1 P: 7	R: 0 E: 0 K: 2 S: 7 H: 0 LOB: 0 BB: 0 P: 7	R: 0 E: 0 K: 1 S: 7 H: 2 LOB: 3 BB: 1 P: 11	R: 0 E: 1 K: 0 S: 5 H: 2 LOB: 2 BB: 0 P: 5	R: 0 E: 0 K: 0 S: 3 H: 0 LOB: 0 BB: 0 P: 3	1B: 6 2B: 0 3B: 0 HR: 1	SF: 0 SAC: 0 DP: 1 HBP: 0		WP: 0 PB: 0 SB: 0 CS: 0	PA: 36			

PITCHER		IP	WLS	BF	H	R	ER	SO	BB	IBB	HBP	BLK	WP	HR	S	P	ERA	WHIP
Don Mossi, L ERA: 4.39	(1, 1)	6.2	W	27	5	2	2	5	3	0	0	0	0	1	34	46	2.70	1.200
Terry Fox, R ERA: 3.77	(7, 1)	2.1	S	9	2	0	0	1	0	0	0	0	0	0	11	11	0.00	0.857

PITCHER	IP	WLS	BF	H	R	ER	SO	BB	IBB	HBP	BLK	WP	HR	S	P	ERA	WHIP

BOTTOM

Detroit Tigers @ Chicago White Sox

Comiskey Park, Chicago, IL

Sun Aug 11 1963, 4:33 AM EDT

Unknown

livebaseballscorecards.com

AB	33
R	2
H	7
RBI	2
BB	3
SO	6
LOB	16

Batter	1	2	3	4	5	6	7	8	9	10	11	AB	R	H	RBI	BB	SO	LOB
Don Wert, R (1, 6) OBP: 0.314, SLG: 0.349	0-0 CS 1B		0-0 G6-4-3 1-2f 3-H		0-0 F4			0-3 K			0-0 F8	5	0	1	0	0	1	1
Bubba Phillips, R (1, 5) OBP: 0.275, SLG: 0.312	0-0 F9		0-0 E5 WP 1B			0-3 K		0-0 F7			0-0 F7	5	1	0	0	0	1	1
Al Kaline, R (1, 9) OBP: 0.380, SLG: 0.512	0-3 K 1-2		0-0 FC6-4 1-H 1B			0-0 L5 FC5-4			0-0 L6-3		0-0 F2	5	0	1	1	0	1	1
Rocky Colavito, R (1, 7) OBP: 0.366, SLG: 0.444		0-0 4-3 2B	0-0 FC6-4 1-2f			0-0 F7			0-3 K			4	0	1	0	0	1	2
George Thomas, R (1, 8) OBP: 0.282, SLG: 0.355		0-0 4-3 2-3		0-0 6-3		0-0 FC5-4 1-2f			0-0 1B			4	0	1	0	0	0	2
Norm Cash, L (1, 3) OBP: 0.384, SLG: 0.464		0-0 F2		0-0 G1-4-3 1B			0-0 F7		0-0 F9			4	0	1	0	0	0	2
Bill Freehan, R (1, 2) OBP: 0.335, SLG: 0.374		0-0 F8		0-0 G1-4-3 1-2f			0-0 F2			0-0 5-3		4	0	0	0	0	0	2
George Smith, R (1, 4) OBP: 0.323, SLG: 0.448			B B B B 4-0 1B G6-4-3 BB		0-0 F6		0-0 F9			0-0 F8		3	1	0	0	1	0	0
Frank Lary, R (1, 1) OBP: 0.304, SLG: 0.273			0-0 G6-4-3 1-3 1B		0-0 F3			0-0 B5-3			0-0 F8	4	0	1	0	0	0	0
Inning Stats	R: 0 E: 0 K: 1 S: 5 H: 1 LOB: 1 BB: 0 P: 5	R: 0 E: 0 K: 0 S: 4 H: 1 LOB: 1 BB: 0 P: 4	R: 2 E: 1 K: 0 S: 5 H: 2 LOB: 1 BB: 1 P: 9	R: 0 E: 0 K: 0 S: 3 H: 1 LOB: 0 BB: 0 P: 3	R: 0 E: 0 K: 0 S: 3 H: 0 LOB: 0 BB: 0 P: 3	R: 0 E: 1 K: 1 S: 6 H: 0 LOB: 1 BB: 0 P: 6	R: 0 E: 0 K: 0 S: 3 H: 0 LOB: 0 BB: 0 P: 3	R: 0 E: 0 K: 1 S: 5 H: 0 LOB: 0 BB: 0 P: 5	R: 0 E: 0 K: 1 S: 6 H: 1 LOB: 1 BB: 0 P: 6	R: 0 E: 0 K: 0 S: 3 H: 0 LOB: 0 BB: 0 P: 3	R: 0 E: 0 K: 0 S: 3 H: 0 LOB: 0 BB: 0 P: 3	1B: 5 2B: 2 3B: 0 HR: 0	SF: 0 SAC: 0 DP: 3 HBP: 0	WP: 1 PB: 0 SB: 0 CS: 1	PA: 39			

PITCHER	IP	WLS	BF	H	R	ER	SO	BB	IBB	HBP	BLK	WP	HR	S	P	ERA	WHIP
Gary Peters, L (1, 1) ERA: 1.99	11.0	W	39	6	2	1	4	1	0	0	0	1	0	46	50	0.82	0.636

PITCHER	IP	WLS	BF	H	R	ER	SO	BB	IBB	HBP	BLK	WP	HR	S	P	ERA	WHIP

TOP

Detroit Tigers @ Chicago White Sox

Comiskey Park, Chicago, IL

Sun Aug 11 1963, 4:38 AM EDT

Att. 22,612 - Unknown

livebaseballscorecards.com

AB	38
R	2
H	6
RBI	1
BB	1
SO	4
LOB	11

Detroit Tigers @ Chicago White Sox

Comiskey Park, Chicago, IL

Sun Aug 11 1963, 4:38 AM EDT

Att. 22,612 - Unknown

BOTTOM

livebaseballscorecards.com

Batter	1	2	3	4	5	6	7	8	9	10	11	AB	R	H	RBI	BB	SO	LOB
Mike Hershberger, R (1, 9) OBP: 0.351, SLG: 0.377	0-0 3-1 1B		BBBB 4-0 BB		x 0-0 1-3 2B		H 1-0 G6-4-3 HBP		x 0-0 4-3			3	0	2	0	1	0	1
Nellie Fox, L (1, 4) OBP: 0.303, SLG: 0.313	0-0 3-1 1-2		x 0-0 3-1		x 0-0 L9		x 0-0 F7			x 0-0 3-1		5	0	0	0	0	0	5
Jim Landis, R (1, 8) OBP: 0.331, SLG: 0.406	0-0 F4			x 0-0 F4		x 0-0 F8	x 0-0 G6-4-3 1-2f			x 0-0 L9		5	0	0	0	0	0	2
Pete Ward, L (1, 5) OBP: 0.338, SLG: 0.450	0-0 L9			x 0-0 G3		x 0-0 HR		x 0-0 F7		x 0-0 4-3		5	1	1	1	0	0	1
Charlie Maxwell, L (1, 3) OBP: 0.385, SLG: 0.367		x 0-0 4-3		BBBB 4-0 BB		x 0-0 F3		x 0-0 F8			x 0-0 4-3	4	0	0	0	1	0	0
Dave Nicholson, R (1, 7) OBP: 0.336, SLG: 0.464		x 0-0 5-3		SSS 0-3 K		x 0-0 E5 BB		SSS 0-3 K			x 0-0 HR	5	1	1	1	0	2	1
Ron Hansen, R (1, 6) OBP: 0.307, SLG: 0.358		x 0-0 F8			x 0-0 F2	BBBB 4-0 1-2 BB			x 0-0 F2			3	0	0	0	1	0	0
Sherm Lollar, R (1, 2) OBP: 0.303, SLG: 0.269			x 0-0 F6		x 0-0 6-3	x 0-0 F8			x 0-0 F7			4	0	0	0	0	0	2
Gary Peters, L (1, 1) OBP: 0.246, SLG: 0.389			x 0-0 4-3		x 0-0 2B 1B		x 0-0 HR		x 0-0 2B			4	1	3	1	0	0	0
Inning Stats	R: 0 H: 1 E: 0 LOB: 1 K: 0 BB: 0 S: 4 P: 4	R: 0 H: 0 E: 0 LOB: 0 K: 0 BB: 0 S: 3 P: 3	R: 0 H: 0 E: 0 LOB: 1 K: 0 BB: 1 S: 3 P: 7	R: 0 H: 0 E: 0 LOB: 1 K: 1 BB: 1 S: 5 P: 9	R: 0 H: 2 E: 0 LOB: 2 K: 0 BB: 0 S: 5 P: 5	R: 1 H: 1 E: 1 LOB: 2 K: 0 BB: 1 S: 5 P: 9	R: 1 H: 1 E: 0 LOB: 0 K: 0 BB: 0 S: 3 P: 4	R: 0 H: 0 E: 0 LOB: 0 K: 1 BB: 0 S: 5 P: 5	R: 0 H: 1 E: 0 LOB: 1 K: 0 BB: 0 S: 4 P: 4	R: 0 H: 0 E: 0 LOB: 0 K: 0 BB: 0 S: 3 P: 3	R: 1 H: 1 E: 0 LOB: 0 K: 0 BB: 0 S: 2 P: 2	1B: 2 SF: 0 2B: 2 SAC: 0 3B: 0 DP: 1 HR: 3 HBP: 1						

AB 38
R 3
H 7
RBI 3
BB 3
SO 2
LOB 12

WP: 0 PA: 42
PB: 0
SB: 0
CS: 0

PITCHER	IP	WLS	BF	H	R	ER	SO	BB	IBB	HBP	BLK	WP	HR	S	P	ERA	WHIP
Frank Lary, R (1, 1) ERA: 3.07	10.1	L	42	7	3	3	2	3	0	1	0	0	3	42	55	2.61	0.968

PITCHER	IP	WLS	BF	H	R	ER	SO	BB	IBB	HBP	BLK	WP	HR	S	P	ERA	WHIP

Batter	1	2	3	4	5	6	7	8	9	AB	R	H	RBI	BB	SO	LOB
Vic Davalillo, L (1, 8) OBP: 0.332, SLG: 0.462	5-3		K		1B		F9			4	0	1	0	0	1	0
Larry Brown, R (1, 6) OBP: 0.315, SLG: 0.322	S 1B			F7	F7			F9		4	0	1	0	0	0	2
Tito Francona, L (1, 7) OBP: 0.306, SLG: 0.341	F8			1B 1B 1B	P4			3-1		4	0	1	0	0	0	3
Fred Whitfield, L (1, 3) OBP: 0.296, SLG: 0.481	P4			F7		3-1		F8		4	0	0	0	0	0	2
John Romano, R (1, 2) OBP: 0.335, SLG: 0.386		K		1B		F8			F7	4	0	1	0	0	1	0
Al Luplow, L (1, 9) OBP: 0.308, SLG: 0.331		1-3		FC6-4		BB			P6	3	0	1	0	1	0	0
Max Alvis, R (1, 5) OBP: 0.317, SLG: 0.439		F2		FC6-4		5-3			F7	4	0	0	0	0	0	4
Woodie Held, R (1, 4) OBP: 0.353, SLG: 0.451			4-3		1B		F8			3	0	1	0	0	0	0
Mudcat Grant, R (1, 1) OBP: 0.196, SLG: 0.224			6-3		K		6-3			2	0	0	0	0	1	1
Miguel de la Hoz, R (7, PH) OBP: 0.294, SLG: 0.400										1	0	0	0	0	0	0
Early Wynn, S (7, 1) OBP: 0.333, SLG: 0.200										0	0	0	0	0	0	0
Inning Stats	R: 0 E: 0 K: 0 S: 4 H: 1 LOB: 1 BB: 0 P: 4	R: 0 E: 0 K: 1 S: 5 H: 0 LOB: 0 BB: 0 P: 5	R: 0 E: 0 K: 1 S: 5 H: 0 LOB: 0 BB: 0 P: 5	R: 0 E: 0 K: 0 S: 6 H: 3 LOB: 3 BB: 0 P: 6	R: 0 E: 0 K: 1 S: 7 H: 2 LOB: 2 BB: 0 P: 7	R: 0 E: 0 K: 0 S: 3 H: 0 LOB: 1 BB: 1 P: 7	R: 0 E: 0 K: 0 S: 3 H: 0 LOB: 0 BB: 0 P: 3	R: 0 E: 0 K: 0 S: 3 H: 0 LOB: 0 BB: 0 P: 3	R: 0 E: 0 K: 0 S: 3 H: 0 LOB: 0 BB: 0 P: 3	1B: 6 2B: 0 3B: 0 HR: 0	SF: 0 SAC: 0 DP: 0 HBP: 0						

TOP

Cleveland Indians @ Chicago White Sox

Comiskey Park, Chicago, IL

Tue Aug 13 1963, 8:05 PM EDT

Att. 17,902 - Unknown

livebaseballscorecards.com

AB	33
R	0
H	6
RBI	0
BB	1
SO	3
LOB	12

PITCHER	IP	WLS	BF	H	R	ER	SO	BB	IBB	HBP	BLK	WP	HR	S	P	ERA	WHIP
Dave DeBusschere, R (1, 1) ERA: 3.24	9.0	W	34	6	0	0	3	1	0	0	0	0	0	39	43	0.00	0.778

PITCHER	IP	WLS	BF	H	R	ER	SO	BB	IBB	HBP	BLK	WP	HR	S	P	ERA	WHIP

BOTTOM

Cleveland Indians @ Chicago White Sox

Comiskey Park, Chicago, IL

Tue Aug 13 1963, 8:05 PM EDT

Att. 17,902 - Unknown

livebaseballscorecards.com

Batter	1	2	3	4	5	6	7	8	9	AB	R	H	RBI	BB	SO	LOB
Mike Hershberger, R (1, 9) OBP: 0.350, SLG: 0.375	0-0 1B SF9 1B		0-0 F3 ②		0-0 E6 2B	0-0 F3 ③				4	2	1	0	0	0	2
Nellie Fox, L (1, 4) OBP: 0.307, SLG: 0.319	0-0 1-3 1B		0-0 1B		0-0 1-H 2B		0-0 4-3 ①			4	1	3	1	0	0	0
Jim Landis, R (1, 8) OBP: 0.327, SLG: 0.401	0-0 F9 ①		0-3 K ③		0-0 F3 ②		0-0 P6 ②			4	0	0	0	0	1	4
Pete Ward, L (1, 5) OBP: 0.339, SLG: 0.453	0-0 SF9 ② 3-H			4-0 E BB	0-0 2-H 2B		0-0 4-3 ③			2	0	1	2	1	0	0
Charlie Maxwell, L (1, 3) OBP: 0.375, SLG: 0.355 Tom McCraw, L (7, 3) OBP: 0.266, SLG: 0.314	0-3 K ③			0-0 E4 1-2	0-0 4-3 ③			4-0 CS BB		3 0	0 0	0 0	0 0	0 1	1 0	3 0
Dave Nicholson, R (1, 7) OBP: 0.332, SLG: 0.458		0-3 K ①		0-3 K ①		0-0 P6 ①		0-0 F9 ①② 1-2		4	0	0	0	0	2	3
Ron Hansen, R (1, 6) OBP: 0.307, SLG: 0.355		0-0 6-3 ②		0-0 F8 ②		4-0 WP BB		0-0 F8 ③		3	0	0	0	1	0	2
Cam Carreon, R (1, 2) OBP: 0.330, SLG: 0.353		0-0 6-3 ③		0-0 F8 ③		4-0 1-2 BB				2	0	0	0	1	0	2
Dave DeBusschere, R (1, 1) OBP: 0.100, SLG: 0.053			0-3 K ①		0-3 K ①	0-0 F8 ②				3	0	0	0	0	2	2
Inning Stats	R: 1 H: 2 E: 0 LOB: 1 K: 1 BB: 0 S: 7 P: 7	R: 0 H: 0 E: 0 LOB: 0 K: 1 BB: 0 S: 5 P: 5	R: 0 H: 1 E: 0 LOB: 1 K: 2 BB: 0 S: 8 P: 8	R: 0 H: 0 E: 1 LOB: 2 K: 1 BB: 1 S: 6 P: 10	R: 2 H: 2 E: 1 LOB: 1 K: 1 BB: 0 S: 8 P: 8	R: 0 H: 0 E: 0 LOB: 2 K: 0 BB: 2 S: 3 P: 11	R: 0 H: 0 E: 0 LOB: 0 K: 0 BB: 0 S: 3 P: 3	R: 0 H: 0 E: 0 LOB: 0 K: 0 BB: 1 S: 2 P: 6		1B: 3 SF: 1 2B: 2 SAC: 0 3B: 0 DP: 0 HR: 0 HBP: 0						

	AB	29
	R	3
	H	5
	RBI	3
	BB	4
	SO	6
	LOB	18

WP: 1 PA: 34
PB: 0
SB: 0
CS: 1

PITCHER		IP	WLS	BF	H	R	ER	SO	BB	IBB	HBP	BLK	WP	HR	S	P	ERA	WHIP
Mudcat Grant, R ERA: 3.57	(1, 1)	6.0	L	28	5	3	1	6	3	0	0	0	1	0	37	49	1.50	1.333
Early Wynn, R ERA: 2.62	(7, 1)	2.0		6	0	0	0	0	1	0	0	0	0	0	5	9	0.00	0.500

PITCHER	IP	WLS	BF	H	R	ER	SO	BB	IBB	HBP	BLK	WP	HR	S	P	ERA	WHIP

Batter	1	2	3	4	5	6	7	8	9	10	11	AB	R	H	RBI	BB	SO	LOB
Tito Francona, L (1, 7) OBP: 0.305, SLG: 0.338	K		4-3		P6		1-2 IBB			F7		4	0	0	0	1	1	2
Larry Brown, R (1, 6) OBP: 0.311, SLG: 0.312	5-3		6-3			E5 SH1-3 1B	2-3f FC5			BBBB G6-3 BB		4	0	0	0	1	0	3
Vic Davalillo, L (1, 8) OBP: 0.337, SLG: 0.465	1B			6-3		1-2 SH1-3 1B		1B		1-2f G6-3		5	0	3	0	0	0	1
Fred Whitfield, L (1, 3) OBP: 0.292, SLG: 0.474	L9			F8		SH1-3 1-2 2-3		F8			4-3	4	0	0	0	0	0	2
John Romano, R (1, 2) OBP: 0.332, SLG: 0.381		F8		FC4-6 1B		6-3		P5			F7	5	0	1	0	0	0	3
Willie Kirkland, L (1, 9) OBP: 0.308, SLG: 0.392		5-3		1-2f FC4-6		K		G3			HR	5	1	1	1	0	1	4
Max Alvis, R (1, 5) OBP: 0.316, SLG: 0.436		4-3			P4		1B K 1B		6-3		P6	5	0	1	0	0	0	0
Woodie Held, R (1, 4) OBP: 0.358, SLG: 0.455			SH1-4 1B		1B		FC5 IBB 1-3 1B		5-3			4	0	3	0	0	0	0
Dick Donovan, L (1, 1) OBP: 0.135, SLG: 0.154			1-2 SH1-4		K		3-H K		K			3	0	0	0	0	3	3
Inning Stats	R: 0 H: 1 E: 0 LOB: 1 K: 1 BB: 0 S: 6 P: 6	R: 0 H: 0 E: 0 LOB: 0 K: 0 BB: 0 S: 3 P: 3	R: 0 H: 1 E: 0 LOB: 1 K: 0 BB: 0 S: 4 P: 4	R: 0 H: 1 E: 0 LOB: 1 K: 0 BB: 0 S: 4 P: 4	R: 0 H: 1 E: 0 LOB: 1 K: 1 BB: 0 S: 6 P: 6	R: 0 H: 1 E: 1 LOB: 2 K: 1 BB: 0 S: 7 P: 7	R: 0 H: 2 E: 0 LOB: 2 K: 1 BB: 1 S: 6 P: 10	R: 0 H: 1 E: 0 LOB: 1 K: 0 BB: 0 S: 4 P: 4	R: 0 H: 0 E: 0 LOB: 0 K: 1 BB: 0 S: 5 P: 5	R: 0 H: 0 E: 0 LOB: 0 K: 0 BB: 1 S: 2 P: 6	R: 1 H: 1 E: 0 LOB: 0 K: 0 BB: 0 S: 4 P: 4	1B: 8 SF: 0 2B: 0 SAC: 2 3B: 0 DP: 1 HR: 1 HBP: 0						

PITCHER	IP	WLS	BF	H	R	ER	SO	BB	IBB	HBP	BLK	WP	HR	S	P	ERA	WHIP
Ray Herbert, R (1, 1) ERA: 3.14	11.0	L	43	9	1	1	5	1	1	0	0	0	1	51	59	0.82	0.909

PITCHER	IP	WLS	BF	H	R	ER	SO	BB	IBB	HBP	BLK	WP	HR	S	P	ERA	WHIP

TOP

Cleveland Indians @ Chicago White Sox

Comiskey Park, Chicago, IL

Wed Aug 14 1963, 8:05 PM EDT

Att. 23,220 - Unknown

livebaseballscorecards.com

AB	39
R	1
H	9
RBI	1
BB	2
SO	5
LOB	18

Batter	1	2	3	4	5	6	7	8	9	10	11	AB	R	H	RBI	BB	SO	LOB
Mike Hershberger, R (1, 9) OBP: 0.348, SLG: 0.372	6-3		2-H 1B			1-3			F8		K	5	0	1	0	0	1	2
Nellie Fox, L (1, 4) OBP: 0.305, SLG: 0.316	G3		F9			F8			F9			4	0	0	0	0	0	1
Jim Landis, R (1, 8) OBP: 0.326, SLG: 0.397	HBP			5-3		F8			F5			3	0	0	0	0	0	0
Pete Ward, L (1, 5) OBP: 0.337, SLG: 0.449	G3			F9			F8			P6		4	0	0	0	0	0	1
Charlie Maxwell, L (1, 3) OBP: 0.366, SLG: 0.344		3-1		F5			4-3			F2		3	0	0	0	0	0	0
Tom McCraw, L (8, 3) OBP: 0.264, SLG: 0.313												1	0	0	0	0	0	0
Dave Nicholson, R (1, 7) OBP: 0.332, SLG: 0.456		F8			G2-5-3 1B		K			F7		4	0	1	0	0	1	0
Ron Hansen, R (1, 6) OBP: 0.306, SLG: 0.354		K			1-2			F5			F8	4	0	1	0	0	1	0
Cam Carreon, R (1, 2) OBP: 0.328, SLG: 0.350			E3 SH1-4 1B		F9			F7			S 1B	4	0	1	0	0	0	2
Al Weis, S (11, PR) OBP: 0.331, SLG: 0.329												0	0	0	0	0	0	0
Ray Herbert, R (1, 1) OBP: 0.316, SLG: 0.360			SH1-4 1-2		G2-5-3 2-3f			6-3			G3 1-2	2	0	0	0	0	0	2
Floyd Robinson, L (11, PH) OBP: 0.346, SLG: 0.413												1	0	0	0	0	0	1
Inning Stats	R: 0 H: 0 E: 0 LOB: 1 K: 0 BB: 0 S: 3 P: 4	R: 0 H: 0 E: 0 LOB: 0 K: 1 BB: 0 S: 5 P: 5	R: 0 H: 1 E: 1 LOB: 1 K: 0 BB: 0 S: 4 P: 4	R: 0 H: 0 E: 0 LOB: 0 K: 0 BB: 0 S: 3 P: 3	R: 0 H: 2 E: 0 LOB: 1 K: 0 BB: 0 S: 4 P: 4	R: 0 H: 0 E: 0 LOB: 0 K: 0 BB: 0 S: 3 P: 3	R: 0 H: 0 E: 0 LOB: 0 K: 1 BB: 0 S: 5 P: 5	R: 0 H: 0 E: 0 LOB: 0 K: 0 BB: 0 S: 3 P: 3	R: 0 H: 0 E: 0 LOB: 0 K: 0 BB: 0 S: 3 P: 3	R: 0 H: 0 E: 0 LOB: 0 K: 0 BB: 0 S: 3 P: 3	R: 0 H: 1 E: 0 LOB: 2 K: 1 BB: 0 S: 6 P: 6	1B: 4 SF: 0 2B: 0 SAC: 1 3B: 0 DP: 1 HR: 0 HBP: 1						WP: 0 PA: 37 PB: 0 SB: 1 CS: 0

PITCHER	IP	WLS	BF	H	R	ER	SO	BB	IBB	HBP	BLK	WP	HR	S	P	ERA	WHIP
Dick Donovan, R (1, 1) ERA: 4.58	11.0	W	37	4	0	0	3	0	0	1	0	0	0	42	43	0.00	0.364

PITCHER	IP	WLS	BF	H	R	ER	SO	BB	IBB	HBP	BLK	WP	HR	S	P	ERA	WHIP

BOTTOM

Cleveland Indians @ Chicago White Sox

Comiskey Park, Chicago, IL

Wed Aug 14 1963, 8:05 PM EDT

Att. 23,220 - Unknown

livebaseballscorecards.com

AB	35
R	0
H	4
RBI	0
BB	0
SO	3
LOB	9

Batter	1	2	3	4	5	6	7	8	9	AB	R	H	RBI	BB	SO	LOB
Phil Linz, R (1, 6) OBP: 0.340, SLG: 0.406	S S S 0-3 ① K		x 0-0 ② F8		x 0-0 ② F7			x 0-0 ② B5-3	S S S 0-3 ③ K	5	0	0	0	0	2	1
Bobby Richardson, R (1, 4) OBP: 0.310, SLG: 0.350	x 0-0 L5-3 1B		B B B B 4-0 1B BB		x 0-0 ③ F7			x 0-0 ③ F9		3	0	1	0	1	0	0
Tom Tresh, S (1, 8) OBP: 0.373, SLG: 0.498	x 0-0 ② ③ L5-3 1-2		x 0-0 FC4-6 1-2 1B			x 0-0 ① 5-3			x 0-0 HR	4	1	2	1	0	0	1
Elston Howard, R (1, 2) OBP: 0.334, SLG: 0.540 Jack Reed, R (9, PR) OBP: 0.293, SLG: 0.302 Yogi Berra, L (9, 2) OBP: 0.366, SLG: 0.520		x 0-0 E 1B	x 0-0 ③ FC4-6 1-2f			x 0-0 ② 5-3			B B B B 4-0 HR BB	3	0	1	0	1	0	2
										0	1	0	0	0	0	0
										0	0	0	0	0	0	0
Harry Bright, R (1, 3) OBP: 0.343, SLG: 0.473		x 0-0 ① F4		x 0-0 ① F4		x 0-0 ③ 6-3			x 0-0 ① F8	4	0	0	0	0	0	2
Hector Lopez, R (1, 7) OBP: 0.294, SLG: 0.410		x 0-0 E5 1-2		x 0-0 ② F2			x 0-0 ① 5-3		x 0-0 1-H HR	4	1	1	2	0	0	1
Joe Pepitone, L (1, 9) OBP: 0.297, SLG: 0.448		x 0-0 ② F9		x 0-0 1B			x 0-0 ② 4-1		x 0-0 ② 4-3	4	0	1	0	0	0	3
Clete Boyer, R (1, 5) OBP: 0.306, SLG: 0.383		x 0-0 ③ F9		x 0-0 ③ F5			x 0-0 ③ 4-3		x 0-0 HR	4	1	1	1	0	0	3
Whitey Ford, L (1, 1) OBP: 0.219, SLG: 0.224 Mickey Mantle, S (8, PH) OBP: 0.447, SLG: 0.664 Bill Kunkel, R (8, 1) OBP: 0.429, SLG: 0.333			S S S 0-3 ① K		x 0-0 ① F5			x 0-0 ① 6-3	B B B B 4-0 BB	2	0	0	0	0	1	0
										1	0	0	0	0	0	0
										0	0	0	0	1	0	0
Inning Stats	R: 0 E: 0 K: 1 S: 5 H: 1 LOB: 0 BB: 0 P: 5	R: 0 E: 1 K: 0 S: 5 H: 1 LOB: 2 BB: 0 P: 5	R: 0 E: 0 K: 1 S: 6 H: 1 LOB: 2 BB: 1 P: 10	R: 0 E: 0 K: 0 S: 4 H: 1 LOB: 1 BB: 0 P: 4	R: 0 E: 0 K: 0 S: 3 H: 0 LOB: 0 BB: 0 P: 3	R: 0 E: 0 K: 0 S: 3 H: 0 LOB: 0 BB: 0 P: 3	R: 0 E: 0 K: 0 S: 3 H: 0 LOB: 0 BB: 0 P: 3	R: 0 E: 0 K: 0 S: 3 H: 0 LOB: 0 BB: 0 P: 3	R: 4 E: 0 K: 1 S: 8 H: 3 LOB: 1 BB: 2 P: 16	1B: 4 2B: 1 3B: 0 HR: 3 SF: 0 SAC: 0 DP: 1 HBP: 0						

PITCHER	IP	WLS	BF	H	R	ER	SO	BB	IBB	HBP	BLK	WP	HR	S	P	ERA	WHIP
Juan Pizarro, L (1, 1) ERA: 2.37	9.0	L	37	7	4	4	3	3	0	0	0	0	3	40	52	4.00	1.111

PITCHER	IP	WLS	BF	H	R	ER	SO	BB	IBB	HBP	BLK	WP	HR	S	P	ERA	WHIP

TOP

New York Yankees @ Chicago White Sox

Comiskey Park, Chicago, IL

Fri Aug 16 1963, 8:05 PM EDT

Att. 35,444 - Unknown - 70 F

livebaseballscorecards.com

AB	34
R	4
H	7
RBI	4
BB	3
SO	3
LOB	13

WP: 0	PB: 0	SB: 0	CS: 0	PA:	37

Batter	1	2	3	4	5	6	7	8	9	AB	R	H	RBI	BB	SO	LOB
Jim Landis, R (1, 8) OBP: 0.328, SLG: 0.394	5-3		G6-4-3 BB		FC5 BB		F3			2	0	0	0	2	0	1
Nellie Fox, L (1, 4) OBP: 0.304, SLG: 0.316	E6 WP E 1B		G6-4-3 1-2f		K		F8			4	1	1	0	0	1	3
Mike Hershberger, R (1, 9) OBP: 0.347, SLG: 0.369	6-3		4-3		1-2 BB			6-3		3	0	0	0	1	0	1
Dave Nicholson, R (1, 7) OBP: 0.331, SLG: 0.452	E6 2-H			FC5-6 1B FC5-2 BB	FC5 2-3f			1-3		3	0	0	0	1	0	2
Jim Lemon, R (1, 3) OBP: 0.319, SLG: 0.317 Tom McCraw, L (8, 3) OBP: 0.263, SLG: 0.311	K			FC5-6 1-2 1B		L7		K		3 1	0 0	1 0	0 0	0 0	1 1	1 0
Pete Ward, L (1, 5) OBP: 0.336, SLG: 0.454		HR		FC5-6 FC5-2 1-2f 2-3		K2-3			5-3	4	1	1	1	0	1	2
Ron Hansen, R (1, 6) OBP: 0.304, SLG: 0.351 Floyd Robinson, L (9, PH) OBP: 0.348, SLG: 0.414 Al Weis, S (9, PR) OBP: 0.331, SLG: 0.329	K			FC5-2 1-2 3-H		F6			G4-6-3 1B	3 1 0	0 0 0	0 1 0	0 0 0	0 0 0	1 0 0	2 0 0
Cam Carreon, R (1, 2) OBP: 0.328, SLG: 0.356 Charlie Maxwell, L (9, PH) OBP: 0.363, SLG: 0.340	F8			F8			E 2B		G4-6-3 1-2f	3 1	0 0	1 0	0 0	0 0	0 0	2 1
Juan Pizarro, L (1, 1) OBP: 0.197, SLG: 0.270	K				E4		F7 2-3			3	0	0	0	0	1	1
Inning Stats	R: 1 H: 1 E: 2 LOB: 1 K: 1 BB: 0 S: 7 P: 7	R: 1 H: 1 E: 0 LOB: 0 K: 2 BB: 0 S: 8 P: 8	R: 0 H: 0 E: 0 LOB: 0 K: 0 BB: 1 S: 2 P: 6	R: 0 H: 1 E: 0 LOB: 2 K: 0 BB: 1 S: 4 P: 8	R: 0 H: 0 E: 1 LOB: 2 K: 1 BB: 2 S: 5 P: 13	R: 0 H: 0 E: 0 LOB: 0 K: 1 BB: 0 S: 5 P: 5	R: 0 H: 1 E: 1 LOB: 1 K: 0 BB: 0 S: 4 P: 4	R: 0 H: 0 E: 0 LOB: 0 K: 1 BB: 0 S: 5 P: 5	R: 0 H: 1 E: 0 LOB: 1 K: 0 BB: 0 S: 3 P: 3	1B: 3 SF: 0 2B: 1 SAC: 0 3B: 0 DP: 2 HR: 1 HBP: 0						

PITCHER		IP	WLS	BF	H	R	ER	SO	BB	IBB	HBP	BLK	WP	HR	S	P	ERA	WHIP
Whitey Ford, L ERA: 3.46	(1, 1)	7.0		29	4	2	1	5	4	0	0	0	1	1	35	51	1.29	1.143
Bill Kunkel, R ERA: 2.32	(8, 1)	2.0	W	6	1	0	0	1	0	0	0	0	0	0	8	8	0.00	0.500

PITCHER	IP	WLS	BF	H	R	ER	SO	BB	IBB	HBP	BLK	WP	HR	S	P	ERA	WHIP

BOTTOM

New York Yankees @ Chicago White Sox

Comiskey Park, Chicago, IL

Fri Aug 16 1963, 8:05 PM EDT

Att. 35,444 - Unknown - 70 F

livebaseballscorecards.com

AB	31
R	2
H	5
RBI	1
BB	4
SO	6
LOB	16

WP: 1 PA: 35
PB: 0
SB: 0
CS: 0

Batter	1	2	3	4	5	6	7	8	9	AB	R	H	RBI	BB	SO	LOB
Phil Linz, R (1, 6) OBP: 0.327, SLG: 0.390	5-3		F8			F6		FC1-6 FC6-4 1-2f		4	0	0	0	0	0	2
Bobby Richardson, R (1, 4) OBP: 0.308, SLG: 0.347	F6		G6-3 1-2f			6-3		FC6-4 1-2f		4	0	0	0	0	0	2
Tom Tresh, S (1, 8) OBP: 0.374, SLG: 0.500	E1 1B			F9			2B		F8	4	0	2	0	0	0	0
Elston Howard, R (1, 2) OBP: 0.336, SLG: 0.538	6-3			G5-4-3 1B			L9		BB	3	0	1	0	1	0	2
Harry Bright, R (1, 3) OBP: 0.333, SLG: 0.459		K		G5-4-3 1-2f			F9		F8	4	0	0	0	0	1	3
Hector Lopez, R (1, 7) OBP: 0.297, SLG: 0.408		FC4-6 BB			F7		BB		K	2	0	0	0	2	1	1
Joe Pepitone, L (1, 9) OBP: 0.295, SLG: 0.444		FC4-6 1-2f			K		K			3	0	0	0	0	2	3
Clete Boyer, R (1, 5) OBP: 0.304, SLG: 0.381		K			4-3			6-3		3	0	0	0	0	1	1
Al Downing, R (1, 1) OBP: 0.150, SLG: 0.179			G6-3 1B			F4				2	0	1	0	0	0	0
Mickey Mantle, S (8, PH) OBP: 0.450, SLG: 0.664										0	0	0	0	1	0	0
Jack Reed, R (8, PR) OBP: 0.293, SLG: 0.302										0	0	0	0	0	0	0
Tom Metcalf, R (8, 1)								FC1-6 BB		0	0	0	0	0	0	0
Inning Stats	R: 0 E: 1 K: 0 S: 4 H: 1 LOB: 1 BB: 0 P: 4	R: 0 E: 0 K: 2 S: 7 H: 0 LOB: 1 BB: 1 P: 11	R: 0 E: 0 K: 0 S: 3 H: 1 LOB: 0 BB: 0 P: 3	R: 0 E: 0 K: 0 S: 3 H: 1 LOB: 0 BB: 0 P: 3	R: 0 E: 0 K: 1 S: 5 H: 0 LOB: 0 BB: 0 P: 5	R: 0 E: 0 K: 0 S: 3 H: 0 LOB: 0 BB: 0 P: 3	R: 0 E: 0 K: 1 S: 6 H: 1 LOB: 2 BB: 1 P: 10	R: 0 E: 0 K: 0 S: 3 H: 0 LOB: 1 BB: 1 P: 7	R: 0 E: 0 K: 1 S: 5 H: 0 LOB: 1 BB: 1 P: 9	1B: 3 2B: 1 3B: 0 HR: 0	SF: 0 SAC: 0 DP: 2 HBP: 0					

TOP

New York Yankees @ Chicago White Sox

Comiskey Park, Chicago, IL

Sat Aug 17 1963, 4:33 AM EDT

Att. 29,719 - Overcast - 63 F

livebaseballscorecards.com

AB	29
R	0
H	4
RBI	0
BB	4
SO	5
LOB	14

WP: 0 PB: 0 SB: 0 CS: 0 PA: 33

PITCHER		IP	WLS	BF	H	R	ER	SO	BB	IBB	HBP	BLK	WP	HR	S	P	ERA	WHIP
Gary Peters, L ERA: 1.88	(1, 1)	9.0	W	33	4	0	0	5	4	0	0	0	0	0	39	55	0.00	0.889

PITCHER		IP	WLS	BF	H	R	ER	SO	BB	IBB	HBP	BLK	WP	HR	S	P	ERA	WHIP

Batter	1	2	3	4	5	6	7	8	9	AB	R	H	RBI	BB	SO	LOB
Mike Hershberger, R (1, 9) OBP: 0.348, SLG: 0.371	BB, BB, SF9, 1B	FC5-4, 1-2f			F7	2-H, 1B				4	1	2	0	0	0	1
Nellie Fox, L (1, 4) OBP: 0.304, SLG: 0.314	BBBB, SF9, BB, 1-2, BB	4-3			6-3	F9				3	0	0	0	1	0	0
Jim Lemon, R (1, 3) OBP: 0.317, SLG: 0.315 Tom McCraw, L (8, 3) OBP: 0.263, SLG: 0.311	F9	4-3			BB, 1B, 1B	F7				4 0	1 0	1 0	0 0	0 0	0 0	2 0
Dave Nicholson, R (1, 7) OBP: 0.332, SLG: 0.449	BBBB, 1-2, 2-3, BB	E5, 1B			BBBB, 1B, 1-2, BB	L7				2	0	0	0	2	0	0
Pete Ward, L (1, 5) OBP: 0.339, SLG: 0.457	SF9, 2-3, 3-H	1-3, 1B			1-3, 2-H, 1B			G6-4-3, 1B, 1B		3	0	3	2	0	0	0
Jim Landis, R (1, 8) OBP: 0.327, SLG: 0.393	SSS, K	SSS, K			SSS, K			1-2, G6-4-3, 1B		4	0	1	0	0	3	6
Ron Hansen, R (1, 6) OBP: 0.306, SLG: 0.349		BBBB, G4-3, BB	F8		BBBB, SH5-4, 1B, BB			1-2f, 2-3, G6-4-3		2	0	0	0	2	0	2
Cam Carreon, R (1, 2) OBP: 0.321, SLG: 0.348		G4-3, 1-2f	4-3		SSS, K			6-3		4	0	0	0	0	1	3
Gary Peters, L (1, 1) OBP: 0.254, SLG: 0.393		FC5-4, 1B	SSS, K			1-2, SH5-4				2	0	1	0	0	1	0
Inning Stats	R: 1 E: 0 K: 1 S: 6 H: 1 LOB: 2 BB: 2 P: 14	R: 0 E: 0 K: 0 S: 3 H: 1 LOB: 1 BB: 1 P: 7	R: 0 E: 1 K: 1 S: 7 H: 1 LOB: 2 BB: 0 P: 7	R: 0 E: 0 K: 1 S: 5 H: 0 LOB: 0 BB: 0 P: 5	R: 1 E: 0 K: 1 S: 7 H: 2 LOB: 2 BB: 1 P: 11	R: 0 E: 0 K: 1 S: 5 H: 1 LOB: 2 BB: 1 P: 9	R: 0 E: 0 K: 0 S: 3 H: 0 LOB: 0 BB: 0 P: 3	R: 0 E: 0 K: 0 S: 4 H: 2 LOB: 1 BB: 0 P: 4		1B: 8 2B: 0 3B: 0 HR: 0	SF: 1 SAC: 1 DP: 2 HBP: 0					

PITCHER		IP	WLS	BF	H	R	ER	SO	BB	IBB	HBP	BLK	WP	HR	S	P	ERA	WHIP
Al Downing, L ERA: 2.72	(1, 1)	7.0	L	31	6	2	2	5	5	0	0	0	0	0	36	56	2.57	1.571
Tom Metcalf, R ERA: 6.75	(8, 1)	1.0		4	2	0	0	0	0	0	0	0	0	0	4	4	0.00	2.000

PITCHER	IP	WLS	BF	H	R	ER	SO	BB	IBB	HBP	BLK	WP	HR	S	P	ERA	WHIP

BOTTOM

New York Yankees @ Chicago White Sox

Comiskey Park, Chicago, IL

Sat Aug 17 1963, 4:33 AM EDT
Att. 29,719 - Overcast - 63 F

livebaseballscorecards.com

AB	28
R	2
H	8
RBI	2
BB	5
SO	5
LOB	14

Batter	1	2	3	4	5	6	7	8	9	AB	R	H	RBI	BB	SO	LOB
Tony Kubek, L (1, 6) OBP: 0.280, SLG: 0.331	0-0 1B		0-0 2B	0-0 1-3			4-0 FC4-6 BB	0-0 F5		4	3	2	0	1	0	1
Bobby Richardson, R (1, 4) OBP: 0.310, SLG: 0.352	0-0 G4-6-3 WP 1-3		0-0 1B 1-3		0-3 K		0-0 FC4-6 WP 1-3	0-0 F4		5	2	3	0	0	1	1
Tom Tresh, S (1, 8) OBP: 0.375, SLG: 0.498	0-0 G4-6-3 1-2 3-H		0-0 F5		0-0 F9		4-0 FC4-6 IBB		0-3 K	4	0	1	1	1	1	2
Joe Pepitone, L (1, 3) OBP: 0.294, SLG: 0.442	0-0 G4-6-3 1-2f 2-3		0-0 2-3 3-H		0-0 F6		0-0 FC4-6 WP BB 1B 1-2f 2-3 3-H		0-0 4-3	5	1	1	2	0	0	4
Yogi Berra, L (1, 2) OBP: 0.376, SLG: 0.524	0-0 F9 3-H		0-0 F8			4-0 SH1-4 BB	4-0 WP 1B 1-2 BB		0-0 2B	3	1	1	0	2	0	2
Johnny Blanchard, L (1, 9) OBP: 0.298, SLG: 0.481 Jack Reed, R (7, PR) OBP: 0.288, SLG: 0.296 (7, 9)		0-3 K	0-0 4-1			0-0 SH1-4 1-2	0-0 1-H 2-H 3-H 1B		0-0 F2	3 1	0 0	1 0	2 0	0 0	1 0	2 1
Hector Lopez, R (1, 7) OBP: 0.302, SLG: 0.420		0-0 1B		0-0 HR		4-0 G6-3 BB	0-3 K			3	1	2	1	1	1	1
Clete Boyer, R (1, 5) OBP: 0.301, SLG: 0.377		0-0 F4		0-0 F7		0-0 G6-3 1-2f		0-3 K		4	0	0	0	0	1	3
Ralph Terry, R (1, 1) OBP: 0.080, SLG: 0.068 Steve Hamilton, L (7, 1) OBP: 0.308, SLG: 0.462		0-0 1-3		0-0 5-3			0-0 5-3	0-0 1B		3 1	0 0	0 1	0 0	0 0	0 0	1 0
Inning Stats	R: 2 E: 0 K: 0 S: 5 H: 3 LOB: 0 BB: 0 P: 5	R: 0 E: 0 K: 1 S: 6 H: 1 LOB: 1 BB: 0 P: 6	R: 1 E: 0 K: 0 S: 6 H: 3 LOB: 2 BB: 0 P: 6	R: 1 E: 0 K: 0 S: 4 H: 1 LOB: 0 BB: 0 P: 4	R: 0 E: 0 K: 1 S: 5 H: 0 LOB: 0 BB: 0 P: 5	R: 0 E: 0 K: 0 S: 2 H: 0 LOB: 1 BB: 2 P: 10	R: 4 E: 0 K: 1 S: 7 H: 2 LOB: 1 BB: 3 P: 19	R: 0 E: 0 K: 1 S: 6 H: 1 LOB: 1 BB: 0 P: 6	R: 0 E: 0 K: 1 S: 6 H: 1 LOB: 1 BB: 0 P: 6	1B: 9 2B: 2 3B: 0 HR: 1	SF: 0 SAC: 1 DP: 2 HBP: 0						

TOP

New York Yankees @ Chicago White Sox

Comiskey Park, Chicago, IL

Sun Aug 18 1963, 4:33 AM EDT

Unknown - 70 F

livebaseballscorecards.com

AB	36
R	8
H	12
RBI	6
BB	5
SO	5
LOB	18

WP: 2 PB: 0 SB: 0 CS: 0 PA: 42

PITCHER		IP	WLS	BF	H	R	ER	SO	BB	IBB	HBP	BLK	WP	HR	S	P	ERA	WHIP
Ray Herbert, R ERA: 3.24	(1, 1)	3.0	L	15	7	3	3	1	0	0	0	0	1	0	17	17	9.00	2.333
Eddie Fisher, R ERA: 4.55	(4, 1)	2.0		7	1	1	1	1	0	0	0	0	0	1	9	9	4.50	0.500
Taylor Phillips, L ERA: 9.39	(6, 1)	2.0		12	2	4	4	1	4	1	0	0	1	0	9	29	18.00	3.000
Jim Brosnan, R ERA: 1.9	(8, 1)	1.0		4	1	0	0	1	0	0	0	0	0	0	6	6	0.00	1.000
Hoyt Wilhelm, R ERA: 2.91	(9, 1)	1.0		4	1	0	0	1	0	0	0	0	0	0	6	6	0.00	1.000

PITCHER	IP	WLS	BF	H	R	ER	SO	BB	IBB	HBP	BLK	WP	HR	S	P	ERA	WHIP

Batter	1	2	3	4	5	6	7	8	9	AB	R	H	RBI	BB	SO	LOB
Mike Hershberger, R (1, 8) OBP: 0.349, SLG: 0.369	3-1		F3		1B 1-3 2-H 3-H		K	BB 1-2 2-3		4	0	1	1	1	1	1
Nellie Fox, L (1, 4) OBP: 0.303, SLG: 0.312	1-3			5-3	3-1		BB 1-2	F8		5	0	1	0	0	0	5
Floyd Robinson, L (1, 9) OBP: 0.353, SLG: 0.416	BB			K		CS 1B 1B	BB 1-2 2-3		FC4-6 1B	3	0	2	0	2	1	0
Pete Ward, L (1, 5) OBP: 0.340, SLG: 0.456	F8			1B		BB 1-2 1B	K		K	5	0	2	0	0	2	5
Charlie Maxwell, L (1, 3) OBP: 0.354, SLG: 0.330		K		G3		K 2-3		F2	FC4-6 1-2f	3	0	0	0	0	2	3
Jim Landis, R (8, PH) OBP: 0.326, SLG: 0.391										1	0	0	0	0	0	0
Hoyt Wilhelm, R (9, 1) OBP: 0.125, SLG: 0.087										0	0	0	0	0	0	0
J.C. Martin, L (9, PH) OBP: 0.259, SLG: 0.273										1	0	0	0	0	0	1
Gary Peters, L (9, PR) OBP: 0.254, SLG: 0.393										0	0	0	0	0	0	0
Dave Nicholson, R (1, 7) OBP: 0.333, SLG: 0.447		L3			1B 1B 1B 1B	BB 1-2		F6	F5	4	1	1	0	1	0	1
Ron Hansen, R (1, 6) OBP: 0.308, SLG: 0.349		F8			1B 1-2 1B 1B	6-3		1B 1B BB		3	1	1	0	1	0	2
Sherm Lollar, R (1, 2) (9, 3) OBP: 0.313, SLG: 0.282			5-3		F7 1B		BB 1B 1B	BB 1B 1-3 1B		4	0	2	0	0	0	2
Ray Herbert, R (7, 1) OBP: 0.214, SLG: 0.368 Jim Lemon, R (5, PH) OBP: 0.313, SLG: 0.312 Eddie Fisher, R (4, 1) OBP: 0.000, SLG: 0.174 Tom McCraw, L (5, PH) OBP: 0.267, SLG: 0.314 Taylor Phillips, L (8, 1) OBP: 0.000, SLG: 0.000 Al Weis, S (7, PH) OBP: 0.329, SLG: 0.327 Jim Brosnan, R (8, 1) OBP: 0.000, SLG: 0.250 Cam Carreon, R (8, PH) OBP: 0.320, SLG: 0.391 (9, 2)			K		1B 1-2 2-3 1B		K	BB 1-2 3-H 1B		0 1 0 1 0 0 0 1 0 1	0 0 0 0 1 0 0 0 0 0	0 0 0 0 0 0 0 1 0 1	0 0 0 0 0 0 0 1 0 1	0 1 0 0 0 0 0 1 0 1	0 0 0 0 0 0 0 1 0 1	0 0 0 0 0 0 0 1 0 1
Inning Stats	R: 0 E: 0 K: 0 S: 3 H: 0 LOB: 1 BB: 1 P: 7	R: 0 E: 0 K: 1 S: 5 H: 0 LOB: 0 BB: 0 P: 5	R: 0 E: 0 K: 1 S: 5 H: 0 LOB: 0 BB: 0 P: 5	R: 0 E: 0 K: 1 S: 6 H: 1 LOB: 1 BB: 0 P: 6	R: 1 E: 0 K: 0 S: 6 H: 4 LOB: 2 BB: 0 P: 6	R: 0 E: 0 K: 1 S: 6 H: 2 LOB: 2 BB: 1 P: 10	R: 0 E: 0 K: 3 S: 11 H: 2 LOB: 3 BB: 1 P: 15	R: 1 E: 0 K: 0 S: 5 H: 2 LOB: 3 BB: 2 P: 13	R: 0 E: 0 K: 1 S: 6 H: 1 LOB: 1 BB: 0 P: 6	1B: 12 2B: 1 3B: 0 HR: 0 SF: 0 SAC: 0 DP: 1 HBP: 0						

PITCHER		IP	WLS	BF	H	R	ER	SO	BB	IBB	HBP	BLK	WP	HR	S	P	ERA	WHIP
Ralph Terry, R ERA: 3.36	(1, 1)	6.2	W	29	9	1	1	6	2	0	0	0	0	0	39	47	1.35	1.650
Steve Hamilton, L ERA: 2.65	(7, 1)	2.1	S	13	3	1	1	2	3	0	0	0	0	0	14	26	3.86	2.571

PITCHER	IP	WLS	BF	H	R	ER	SO	BB	IBB	HBP	BLK	WP	HR	S	P	ERA	WHIP

BOTTOM

New York Yankees @ Chicago White Sox

Comiskey Park, Chicago, IL

Sun Aug 18 1963, 4:33 AM EDT

Unknown - 70 F

livebaseballscorecards.com

AB	37
R	2
H	12
RBI	2
BB	5
SO	8
LOB	21

Batter	1	2	3	4	5	6	7	8	9	AB	R	H	RBI	BB	SO	LOB
Tony Kubek, L (1, 6) OBP: 0.282, SLG: 0.329	F7	IBB		F5			F6		BB	3	1	0	0	2	0	1
Bobby Richardson, R (1, 4) OBP: 0.309, SLG: 0.350	1-3	1B			6-3		G5-4-3		E5	5	1	1	2	0	0	2
Tom Tresh, S (1, 8) OBP: 0.375, SLG: 0.495	BB	4-3			F8			F2	1B	4	1	1	1	1	0	2
Johnny Blanchard, L (1, 9) OBP: 0.290, SLG: 0.468 Jack Reed, R (8, 9) OBP: 0.300, SLG: 0.296	F4		F8		K			F2	PB BB	4 0	0 0	0 0	0 0	0 1	1 0	1 0
Elston Howard, R (1, 2) OBP: 0.342, SLG: 0.553		2B	1B			HR		1B	SF7	4	2	4	2	0	0	0
Joe Pepitone, L (1, 3) OBP: 0.296, SLG: 0.441		FC3-6 BB 1B	F9			F9		1B	G3	5	1	2	1	0	0	2
Hector Lopez, R (1, 7) OBP: 0.304, SLG: 0.419		BB FC3-6	K			G1-6-3		F8		3	0	1	0	1	1	3
Clete Boyer, R (1, 5) OBP: 0.301, SLG: 0.376		FC3-6 SH1-4 1B		1-3		G1-6-3			PB SH1-4 E 1B	4	2	1	0	0	0	3
Jim Bouton, R (1, 1) OBP: 0.094, SLG: 0.095 Hal Reniff, R (9, 1)		SH1-4		G1			G5-4-3		SH1-4	2 0	0 0	1 0	0 0	0 0	0 0	0 0
Inning Stats	R: 0 E: 0 K: 0 S: 3 H: 0 LOB: 1 BB: 1 P: 7	R: 3 E: 0 K: 0 S: 6 H: 3 LOB: 2 BB: 2 P: 14	R: 0 E: 0 K: 1 S: 6 H: 1 LOB: 1 BB: 0 P: 6	R: 0 E: 0 K: 0 S: 3 H: 0 LOB: 0 BB: 0 P: 3	R: 0 E: 0 K: 1 S: 5 H: 0 LOB: 0 BB: 0 P: 5	R: 1 E: 0 K: 0 S: 4 H: 2 LOB: 0 BB: 0 P: 4	R: 0 E: 0 K: 0 S: 3 H: 1 LOB: 0 BB: 0 P: 3	R: 0 E: 0 K: 0 S: 5 H: 2 LOB: 2 BB: 0 P: 5	R: 4 E: 1 K: 0 S: 6 H: 2 LOB: 1 BB: 2 P: 14	1B: 9 2B: 1 3B: 0 HR: 1 SF: 1 SAC: 2 DP: 2 HBP: 0						

TOP

New York Yankees @ Chicago White Sox

Comiskey Park, Chicago, IL

Sun Aug 18 1963, 4:38 AM EDT

Att. 44,659 - Overcast

livebaseballscorecards.com

AB	34
R	8
H	11
RBI	6
BB	5
SO	2
LOB	14

WP: 0 PB: 2 SB: 0 CS: 0 PA: 42

PITCHER		IP	WLS	BF	H	R	ER	SO	BB	IBB	HBP	BLK	WP	HR	S	P	ERA	WHIP
Joe Horlen, R ERA: 3.79	(1, 1)	2.0	L	12	3	3	3	0	2	1	0	0	0	0	9	21	13.50	2.500
Dave DeBusschere, R ERA: 3.15	(3, 1)	5.0		17	4	1	1	2	0	0	0	0	0	1	21	21	1.80	0.800
Hoyt Wilhelm, R ERA: 3.03	(8, 1)	2.0		13	4	4	2	0	2	0	0	0	0	0	11	19	9.00	3.000

PITCHER		IP	WLS	BF	H	R	ER	SO	BB	IBB	HBP	BLK	WP	HR	S	P	ERA	WHIP

BOTTOM

New York Yankees @ Chicago White Sox

Comiskey Park, Chicago, IL

Sun Aug 18 1963, 4:38 AM EDT

Att. 44,659 - Overcast

livebaseballscorecards.com

Batter	1	2	3	4	5	6	7	8	9	AB	R	H	RBI	BB	SO	LOB
Jim Landis, R (1, 8) OBP: 0.330, SLG: 0.393	BBBB 4-0 CS BB		x 0-0 G6-3 1B		SSS 0-3 ① K		x 0-0 ③ 6-3		x 0-0 FC4-6 1B 2-H 3-H	4	0	2	2	1	1	0
Tom McCraw, L (1, 3) OBP: 0.265, SLG: 0.308	x 0-0 ① F5		x 0-0 ①② G6-3 1-2f		BBBB 4-0 CS BB			x 0-0 ① 4-3	x 0-0 ② FC4-6 BB 1-2f	4	0	0	0	1	0	3
Mike Hershberger, R (1, 9) OBP: 0.352, SLG: 0.371	x 0-0 ② F4		x 0-0 1B		SSS 0-3 ②③ K 1-2			x 0-0 G3 1B	BBBB 4-0 BB 1-2	4	0	2	0	1	1	2
Pete Ward, L (1, 5) OBP: 0.338, SLG: 0.456	0-0 ③ CS 1-2	x 0-0 1B SF9 2B	x 0-0 ③ 3-1			x 0-0 ① F8		x 0-0 ② G3 1-2	x 0-0 ③ F9	5	1	1	0	0	0	4
Cam Carreon, R (1, 2) OBP: 0.323, SLG: 0.346		x 0-0 ① F8		x 0-0 ① 6-3		BBBB 4-0 WP BB		x 0-0 ③ F9		3	0	0	0	1	0	2
Dave Nicholson, R (1, 7) OBP: 0.332, SLG: 0.444		x 0-0 SF9 BB 1B 2-3		SSS 0-3 ② K		SSS 0-3 ② K			x 0-0 ① F4	4	0	1	0	0	2	1
Ron Hansen, R (1, 6) OBP: 0.312, SLG: 0.352		BBBB 4-0 BB 1-2		BBBB 4-0 BB BB		x 0-0 ③ L7 1-2			x 0-0 2B	2	1	1	0	2	0	1
Al Weis, S (1, 4) OBP: 0.333, SLG: 0.324		x 0-0 ② SF9 2-3 3-H		BBBB 4-0 FC4-6 BB 1-2			x 0-0 ① 6-3		BBBB 4-0 2B 1B BB	1	1	0	1	2	0	0
Joe Horlen, R (1, 1) OBP: 0.261, SLG: 0.261 Floyd Robinson, L (2, PH) OBP: 0.362, SLG: 0.415 Dave DeBusschere, R (3, 1) OBP: 0.095, SLG: 0.050 Nellie Fox, L (7, PH) OBP: 0.302, SLG: 0.312 Hoyt Wilhelm, R (8, 1) OBP: 0.125, SLG: 0.087 Charlie Maxwell, L (9, PH) OBP: 0.359, SLG: 0.347		x 0-0 ③ F6		x 0-0 ③ FC4-6 1-2f			x 0-0 ② F8		x 0-0 1B 2B 1-3 2-H	0 1 1 1 0 1	0 0 0 0 0 1	0 0 0 0 0 1	0 0 0 0 0 1	0 0 0 0 0 1	0 2 2 0 0 0	0 2 2 0 0 0
Inning Stats	R: 0 H: 0 E: 0 LOB: 0 K: 0 BB: 1 S: 2 P: 6	R: 1 H: 2 E: 0 LOB: 2 K: 0 BB: 1 S: 5 P: 9	R: 0 H: 2 E: 0 LOB: 1 K: 0 BB: 0 S: 4 P: 4	R: 0 H: 0 E: 0 LOB: 2 K: 1 BB: 2 S: 5 P: 13	R: 0 H: 0 E: 0 LOB: 0 K: 2 BB: 1 S: 6 P: 10	R: 0 H: 0 E: 0 LOB: 1 K: 1 BB: 1 S: 5 P: 9	R: 0 H: 0 E: 0 LOB: 0 K: 0 BB: 0 S: 3 P: 3	R: 0 H: 1 E: 0 LOB: 1 K: 0 BB: 0 S: 4 P: 4	R: 3 H: 3 E: 0 LOB: 2 K: 0 BB: 2 S: 6 P: 14	1B: 5 2B: 3 3B: 0 HR: 0	SF: 1 SAC: 0 DP: 1 HBP: 0			WP: 1 PB: 0 SB: 0 CS: 2	PA: 41		

PITCHER		IP	WLS	BF	H	R	ER	SO	BB	IBB	HBP	BLK	WP	HR	S	P	ERA	WHIP
Jim Bouton, R ERA: 2.61	(1, 1)	8.1	W	37	8	4	4	4	7	0	0	0	1	0	38	66	4.32	1.800
Hal Reniff, R ERA: 3.04	(9, 1)	0.2	S	3	0	0	0	0	1	0	0	0	0	0	2	6	0.00	1.500

PITCHER	IP	WLS	BF	H	R	ER	SO	BB	IBB	HBP	BLK	WP	HR	S	P	ERA	WHIP

Batter	1	2	3	4	5	6	7	8	9	AB	R	H	RBI	BB	SO	LOB
Tom McCraw, L (1, 3) OBP: 0.273, SLG: 0.317	BBBB 4-0 S BB		x 0-0 ① F6		x 0-0 ② G3	x 0-0 ③ 1B 2-H		x 0-0 1B 1-3 3-H 2B		4	0	2	2	1	0	1
Mike Hershberger, R (1, 8) OBP: 0.350, SLG: 0.368	SSS 0-3 ① K 1-2		x 0-0 ② F9		x 0-0 ③ 5-3		x 0-0 ① E5	x 0-0 2-3 3-H 1B		5	0	1	1	0	1	2
Floyd Robinson, L (1, 9) OBP: 0.350, SLG: 0.411	BBBB 4-0 BB		x 0-0 ③ G3			x 0-0 ① 6-3	x 0-0 ② 6-3	x 0-0 ③ 3-1		4	0	0	0	1	0	3
Pete Ward, L (1, 5) OBP: 0.339, SLG: 0.462	x 0-0 ② F7			x 0-0 1B 3B		x 0-0 ② 3-1	x 0-0 ③ G3		x 0-0 4-3 SF7 2B	5	2	2	0	0	0	2
Cam Carreon, R (1, 2) OBP: 0.325, SLG: 0.349	x 0-0 ③ F8			x 0-0 ① F9		x 0-0 1B 2B		H 1-0 4-3 1B 1B HBP	x 0-0 ① 4-3 2-3	4	2	1	0	0	0	4
Dave Nicholson, R (1, 7) OBP: 0.331, SLG: 0.441		x 0-0 ① F8		SSS 0-3 ② K		BBBB 4-0 1B 1B BB		x 0-0 ① F3	x 0-0 ② SF7 3-H	3	1	0	1	1	1	2
Ron Hansen, R (1, 6) OBP: 0.316, SLG: 0.356		x 0-0 ② 1-3		x 0-0 3-H 1B		x 0-0 1B 1-3 2-H 2B 1B		x 0-0 1B 4-3 1-2 2B 1B	x 0-0 ③ F9	5	2	3	2	0	0	0
Al Weis, S (1, 4) OBP: 0.331, SLG: 0.322		SSS 0-3 ③ K		x 0-0 ③ 1-3		x 0-0 1-2 3-H 2B 1B		x 0-0 ② 4-3 1-2 2-3		4	1	1	1	0	1	3
Juan Pizarro, L (1, 1) OBP: 0.229, SLG: 0.313			x 0-0 1B		SSS 0-3 ① K	x 0-0 1B 1-H 2-H 2B		x 0-0 2B 1B 2-3 3-H 1B		4	2	3	3	0	1	0
Inning Stats	R: 0 E: 0 K: 1 S: 5 H: 0 LOB: 2 BB: 2 P: 13	R: 0 E: 0 K: 1 S: 5 H: 0 LOB: 0 BB: 0 P: 5	R: 0 E: 0 K: 0 S: 4 H: 1 LOB: 1 BB: 0 P: 4	R: 1 E: 0 K: 1 S: 7 H: 2 LOB: 1 BB: 0 P: 7	R: 0 E: 0 K: 1 S: 5 H: 0 LOB: 0 BB: 0 P: 5	R: 5 E: 0 K: 0 S: 7 H: 5 LOB: 1 BB: 1 P: 11	R: 0 E: 1 K: 0 S: 3 H: 0 LOB: 0 BB: 0 P: 3	R: 3 E: 0 K: 0 S: 7 H: 4 LOB: 2 BB: 0 P: 8	R: 1 E: 0 K: 0 S: 4 H: 1 LOB: 0 BB: 0 P: 4	1B: 8 2B: 4 3B: 1 HR: 0	SF: 1 SAC: 0 DP: 0 HBP: 1						

TOP

Chicago White Sox @ Boston Red Sox

Fenway Park, Boston, MA

Tue Aug 20 1963, 7:05 PM EDT

Att. 11,662 - Unknown

livebaseballscorecards.com

AB	38
R	10
H	13
RBI	10
BB	3
SO	4
LOB	17

PITCHER		IP	WLS	BF	H	R	ER	SO	BB	IBB	HBP	BLK	WP	HR	S	P	ERA	WHIP
Bob Heffner, R ERA: 4.77	(1, 1)	6.0	L	28	8	6	6	4	3	0	0	0	0	0	33	45	9.00	1.833
Jack Lamabe, R ERA: 3.63	(7, 1)	1.2		10	4	3	3	0	0	0	1	0	0	0	9	10	16.20	2.400
Earl Wilson, R ERA: 3.65	(8, 1)	1.1		5	1	1	1	0	0	0	0	0	0	0	5	5	6.75	0.750

PITCHER	IP	WLS	BF	H	R	ER	SO	BB	IBB	HBP	BLK	WP	HR	S	P	ERA	WHIP

Batter	1	2	3	4	5	6	7	8	9	AB	R	H	RBI	BB	SO	LOB
Chuck Schilling, R (1, 4) OBP: 0.310, SLG: 0.347	4-3		6-3			F7			1B 1B 1B 1-2	4	1	1	0	0	0	0
Felix Mantilla, R (1, 8) OBP: 0.311, SLG: 0.389	PB 1B			G2			F9		1B 1B 1-2 2-H	4	0	2	1	0	0	0
Carl Yastrzemski, L (1, 7) OBP: 0.422, SLG: 0.507	F8 1-2			4-3			F5		F6	4	0	0	0	0	0	3
Dick Stuart, R (1, 3) OBP: 0.315, SLG: 0.514	K			K			F2		1B 1-2 2-H	4	0	1	1	0	2	1
Lou Clinton, R (1, 9) OBP: 0.286, SLG: 0.428		6-3			6-3			F7	P3	4	0	0	0	0	0	2
Frank Malzone, R (1, 5) OBP: 0.329, SLG: 0.442		4-3			F5			F3		3	0	0	0	0	0	0
Eddie Bressoud, R (1, 6) OBP: 0.311, SLG: 0.402		F8			4-3			1-6-3		3	0	0	0	0	0	0
Bob Tillman, R (1, 2) OBP: 0.325, SLG: 0.388			6-3			K			F9	3	0	0	0	0	1	0
Bob Heffner, R (1, 1) OBP: 0.148, SLG: 0.154			6-3			5-3			1B 1B 1B	1	0	0	0	0	0	0
Roman Mejias, R (6, PH) OBP: 0.256, SLG: 0.361										1	0	0	0	0	0	0
Jack Lamabe, R (7, 1) OBP: 0.091, SLG: 0.190										0	0	0	0	0	0	0
Earl Wilson, R (8, 1) OBP: 0.292, SLG: 0.383										0	0	0	0	0	0	0
Dick Williams, R (9, PH) OBP: 0.340, SLG: 0.383										1	1	1	0	0	0	0
Inning Stats	R: 0 E: 0 K: 1 S: 6 H: 1 LOB: 1 BB: 0 P: 6	R: 0 E: 0 K: 0 S: 3 H: 0 LOB: 0 BB: 0 P: 3	R: 0 E: 0 K: 0 S: 3 H: 0 LOB: 0 BB: 0 P: 3	R: 0 E: 0 K: 1 S: 5 H: 0 LOB: 0 BB: 0 P: 5	R: 0 E: 0 K: 0 S: 3 H: 0 LOB: 0 BB: 0 P: 3	R: 0 E: 0 K: 1 S: 5 H: 0 LOB: 0 BB: 0 P: 5	R: 0 E: 0 K: 0 S: 3 H: 0 LOB: 0 BB: 0 P: 3	R: 0 E: 0 K: 0 S: 3 H: 0 LOB: 0 BB: 0 P: 3	R: 2 E: 0 K: 0 S: 7 H: 4 LOB: 2 BB: 0 P: 7	1B: 5 2B: 0 3B: 0 HR: 0	SF: 0 SAC: 0 DP: 0 HBP: 0						

PITCHER	IP	WLS	BF	H	R	ER	SO	BB	IBB	HBP	BLK	WP	HR	S	P	ERA	WHIP
Juan Pizarro, L (1, 1) ERA: 2.36	9.0	W	32	5	2	2	3	0	0	0	0	0	0	38	38	2.00	0.556

PITCHER	IP	WLS	BF	H	R	ER	SO	BB	IBB	HBP	BLK	WP	HR	S	P	ERA	WHIP

BOTTOM

Chicago White Sox @ Boston Red Sox

Fenway Park, Boston, MA

Tue Aug 20 1963, 7:05 PM EDT

Att. 11,662 - Unknown

livebaseballscorecards.com

AB	32
R	2
H	5
RBI	2
BB	0
SO	3
LOB	6

1B: 5 SF: 0
2B: 0 SAC: 0
3B: 0 DP: 0
HR: 0 HBP: 0

WP: 0 PA: 32
PB: 1
SB: 0
CS: 0

Batter	1	2	3	4	5	6	7	8	9	AB	R	H	RBI	BB	SO	LOB
Tom McCraw, L (1, 3) OBP: 0.284, SLG: 0.338	S S S 0-3 ① K		x 0-0 SH1-3 2B		x 0-0 1B 1B 2-3 1B	x 0-0 ③ 2-H 1B		x 0-0 1-3 2B 3-H		5	1	4	2	0	1	0
Nellie Fox, L (1, 4) OBP: 0.306, SLG: 0.312 Ron Hansen, R (8, PR) OBP: 0.316, SLG: 0.356 (8, 6)	B B B B 4-0 E 1B BB		x 0-0 ② SH1-3 2-3		x 0-0 1B FC4-6 1-3 1B 3-H		x 0-0 ① H F8	x 1-0 FC4-6 HBP		2 0	1 0	1 0	1 0	1 0	0 0	0 0
Floyd Robinson, L (1, 9) OBP: 0.351, SLG: 0.411	x 0-0 E 1-2 1B		S S S 0-3 ③ K		x 0-0 FC4-6 1-3 1B 3-H		x 0-0 ② 6-3	x 0-0 ③ FC4-6 1-2f		5	0	2	1	0	1	4
Pete Ward, L (1, 5) OBP: 0.338, SLG: 0.465	x 0-0 E4 G5-4-3 1-2 2-3			x 0-0 HR	x 0-0 ② FC4-6 1-2f 3-H		x 0-0 ③ 4-3		x 0-0 ① F8	5	1	1	2	0	0	3
Mike Hershberger, R (1, 8) OBP: 0.348, SLG: 0.366	x 0-0 ② ③ G5-4-3 1-2f			x 0-0 CS 1B	x 0-0 ③ F8			x 0-0 ① 4-3	x 0-0 ② 5-3	5	0	1	0	0	0	4
Dave Nicholson, R (1, 7) OBP: 0.329, SLG: 0.437		S S S 0-3 ① K		S S S 0-3 ① ② K 1-2		x 0-0 ① 5-3		x 0-0 2B FC4-6 1B	x 0-0 ③ 5-3	5	1	1	0	0	2	1
Cam Carreon, R (1, 2) OBP: 0.329, SLG: 0.354		x 0-0 ② 5-3		x 0-0 ③ F2		B B B B 4-0 1B 1B BB		x 0-0 FC4-6 2B 1-3 2B		3	2	1	0	1	0	0
Al Weis, S (1, 6) (8, 4) OBP: 0.341, SLG: 0.335		x 0-0 ③ 4-3			x 0-0 1B 1B 2B	x 0-0 1-2 1B		4-0 FC4-6 IBB		3	1	2	0	1	0	0
Gary Peters, L (1, 1) OBP: 0.238, SLG: 0.367			x 0-0 ① F7		x 0-0 ① 1-3	x 0-0 ② F6		x 0-0 ② FC4-6 2B 1-2f 2-3 3-H		4	0	0	1	0	0	5
Inning Stats	R: 0 H: 1 E: 1 LOB: 2 K: 1 BB: 1 S: 6 P: 10	R: 0 H: 0 E: 0 LOB: 0 K: 1 BB: 0 S: 5 P: 5	R: 0 H: 1 E: 0 LOB: 1 K: 1 BB: 0 S: 6 P: 6	R: 1 H: 2 E: 0 LOB: 0 K: 1 BB: 0 S: 6 P: 6	R: 3 H: 4 E: 0 LOB: 1 K: 0 BB: 0 S: 7 P: 7	R: 1 H: 2 E: 0 LOB: 1 K: 0 BB: 1 S: 4 P: 8	R: 0 H: 0 E: 0 LOB: 0 K: 0 BB: 0 S: 3 P: 3	R: 2 H: 3 E: 0 LOB: 3 K: 0 BB: 1 S: 6 P: 11	R: 0 H: 0 E: 0 LOB: 0 K: 0 BB: 0 S: 3 P: 3	1B: 8 SF: 0 2B: 4 SAC: 1 3B: 0 DP: 1 HR: 1 HBP: 1						

TOP

Chicago White Sox @ Boston Red Sox

Fenway Park, Boston, MA

Wed Aug 21 1963, 7:05 PM EDT

Att. 12,398 - Unknown

livebaseballscorecards.com

AB	37
R	7
H	13
RBI	7
BB	3
SO	4
LOB	17

PITCHER		IP	WLS	BF	H	R	ER	SO	BB	IBB	HBP	BLK	WP	HR	S	P	ERA	WHIP
Bill Monbouquette, R ERA: 3.49	(1, 1)	4.1	L	21	8	4	4	4	1	0	0	0	0	1	28	32	8.31	2.077
Arnold Earley, L ERA: 4.8	(5, 1)	1.2		7	2	1	1	0	1	0	0	0	0	0	6	10	5.40	1.800
Wilbur Wood, L ERA: 4.53	(7, 1)	2.0		11	3	2	2	0	0	1	1	0	0	0	9	14	9.00	1.500
Bob Turley, R ERA: 4.13	(9, 1)	1.0		3	0	0	0	0	0	0	0	0	0	0	3	3	0.00	0.000

PITCHER	IP	WLS	BF	H	R	ER	SO	BB	IBB	HBP	BLK	WP	HR	S	P	ERA	WHIP

Batter	1	2	3	4	5	6	7	8	9	AB	R	H	RBI	BB	SO	LOB
Felix Mantilla, R (1, 8) OBP: 0.321, SLG: 0.387	0-0 1B		0-0 5-3 ③			0-3 K ②		4-0 BB		3	0	1	0	1	1	0
Chuck Schilling, R (1, 4) OBP: 0.310, SLG: 0.345	0-0 F8 ①			0-0 5-3 ①		4-0 1B BB		0-3 K ②		3	0	0	0	1	1	2
Carl Yastrzemski, L (1, 7) OBP: 0.421, SLG: 0.504	0-3 K ②			0-3 K ②		0-0 1-3 1B		0-3 K ③		4	0	1	0	0	3	2
Dick Stuart, R (1, 3) OBP: 0.314, SLG: 0.511	0-3 K ③			0-3 K ③		0-3 K ③			4-0 G5-4-3 BB	3	0	0	0	1	3	3
Lou Clinton, R (1, 9) OBP: 0.284, SLG: 0.424		0-3 K ①			0-0 G1 ①		0-0 4-3 ①		0-0 G5-4-3 ① ② 1-2f	4	0	0	0	0	1	1
Frank Malzone, R (1, 5) OBP: 0.329, SLG: 0.441		0-0 1-3 ②			0-0 F5 ②		0-0 5-3 ②		0-0 1B 1B 1B	4	1	1	0	0	0	0
Eddie Bressoud, R (1, 6) OBP: 0.315, SLG: 0.404		0-0 F7 ③			4-0 FC6-4 BB		0-0 1B		0-0 1B 1-2 1B	3	0	2	0	1	0	0
Bob Tillman, R (1, 2) OBP: 0.324, SLG: 0.386			0-3 K ①		0-0 FC6-4 ③ 1-2f		0-0 F9 ③		0-0 1-3 2-H 1B	4	0	1	1	0	1	2
Bill Monbouquette, R (1, 1) OBP: 0.162, SLG: 0.127 Arnold Earley, L (5, 1) OBP: 0.250, SLG: 0.313 Dick Williams, R (6, PH) OBP: 0.336, SLG: 0.379 Wilbur Wood, R (7, 1) Roman Mejias, R (8, PH) OBP: 0.256, SLG: 0.359 Bob Turley, R (9, 1) OBP: 0.176, SLG: 0.294 Billy Gardner, R (9, PH) OBP: 0.340, SLG: 0.326			0-0 F8 ②			0-0 F3 ①		0-0 F3 ①	0-3 K ③	1 0 1 0 1 0 1	0 0 0 0 0 0 0	0 0 0 0 0 0 0	0 0 0 0 0 0 0	0 0 0 0 0 0 0	0 0 0 0 0 0 1	0 0 0 0 0 0 2
Inning Stats	R: 0 E: 0 K: 2 S: 8 H: 1 LOB: 1 BB: 0 P: 8	R: 0 E: 0 K: 1 S: 5 H: 0 LOB: 0 BB: 0 P: 5	R: 0 E: 0 K: 1 S: 5 H: 0 LOB: 0 BB: 0 P: 5	R: 0 E: 0 K: 2 S: 7 H: 0 LOB: 0 BB: 0 P: 7	R: 0 E: 0 K: 0 S: 3 H: 0 LOB: 1 BB: 1 P: 7	R: 0 E: 0 K: 2 S: 8 H: 1 LOB: 2 BB: 1 P: 12	R: 0 E: 0 K: 0 S: 4 H: 1 LOB: 1 BB: 0 P: 4	R: 0 E: 0 K: 2 S: 7 H: 0 LOB: 1 BB: 1 P: 11	R: 1 E: 0 K: 1 S: 7 H: 3 LOB: 2 BB: 1 P: 11	1B: 6 2B: 0 3B: 0 HR: 0	SF: 0 SAC: 0 DP: 1 HBP: 0			WP: 0 PB: 0 SB: 0 CS: 0	PA: 36		

PITCHER	IP	WLS	BF	H	R	ER	SO	BB	IBB	HBP	BLK	WP	HR	S	P	ERA	WHIP
Gary Peters, L (1, 1) ERA: 1.84	9.0	W	36	6	1	1	11	4	0	0	0	0	0	54	70	1.00	1.111

PITCHER	IP	WLS	BF	H	R	ER	SO	BB	IBB	HBP	BLK	WP	HR	S	P	ERA	WHIP

BOTTOM

Chicago White Sox @ Boston Red Sox

Fenway Park, Boston, MA

Wed Aug 21 1963, 7:05 PM EDT

Att. 12,398 - Unknown

livebaseballscorecards.com

AB	32
R	1
H	6
RBI	1
BB	4
SO	11
LOB	12

Chicago White Sox @ Boston Red Sox

Fenway Park, Boston, MA

Thu Aug 22 1963, 3:33 AM EDT

Att. 7,144 - Unknown

TOP

livebaseballscorecards.com

Batter	1	2	3	4	5	6	7	8	9	AB	R	H	RBI	BB	SO	LOB
Tom McCraw, L (1, 3) OBP: 0.288, SLG: 0.341	S S S 0-3 ① K		x 0-0 1B 1B		x 0-0 1B 1-3 3-H 1B		x 0-0 ③ 4-3			4	0	2	1	0	1	0
Nellie Fox, L (1, 4) OBP: 0.305, SLG: 0.312	x 0-0 ② 6-3		x 0-0 1-2 1B		x 0-0 ② F9			x 0-0 ① F9		4	0	1	0	0	0	2
Floyd Robinson, L (1, 9) OBP: 0.350, SLG: 0.409	x 0-0 ③ 4-3		x 0-0 ③ F8		x 0-0 1-3 3-H 1B			x 0-0 ② F6		4	0	1	1	0	0	2
Pete Ward, L (1, 5) OBP: 0.335, SLG: 0.461		x 0-0 ① B5-3		x 0-0 ① F1	x 0-0 ③ 4-3			x 0-0 ③ F9		4	0	0	0	0	0	2
Mike Hershberger, R (1, 8) OBP: 0.347, SLG: 0.368		x 0-0 ② 5-3		x 0-0 ② 5-3		x 0-0 ① 4-3			x 0-0 2B	4	0	1	0	0	0	0
Dave Nicholson, R (1, 7) OBP: 0.328, SLG: 0.435		x 0-0 FC6-4 1B		x 0-0 ③ 5-3		x 0-0 ② F3			x 0-0 ① F2	4	0	1	0	0	0	1
Cam Carreon, R (1, 2) OBP: 0.327, SLG: 0.352 Eddie Fisher, R (3, 1) OBP: 0.208, SLG: 0.174 Gary Peters, L (5, PH) OBP: 0.234, SLG: 0.361 Dave DeBusschere, R (5, 1) OBP: 0.095, SLG: 0.050 Taylor Phillips, L (5, 1) Charlie Maxwell, L (9, PH) OBP: 0.357, SLG: 0.343		x 0-0 ③ FC6-4 1-2f			S S S 0-3 ① K	S S S 0-3 ③ K			S S S 0-3 ② K	1 0 1 0 1 1	0 0 0 0 0 0	0 0 0 0 0 0	0 0 0 0 1 1	0 0 0 0 0 0	0 0 1 0 0 1	1 0 0 0 0 1
Al Weis, S (1, 6) OBP: 0.339, SLG: 0.329			x 0-0 ① 5-3		B B B B 4-0 1B 1B BB		S S S 0-3 ① K		x 0-0 ③ 6-3	3	1	0	0	1	1	1
Joe Horlen, R (1, 1) OBP: 0.261, SLG: 0.261 J.C. Martin, L (3, PH) OBP: 0.260, SLG: 0.274 (3, 2)			S S S 0-3 ② K		x 0-0 1B 1-3 1B		x 0-0 ② F7			0 3	0 1	0 1	0 0	0 0	0 1	0 0
Inning Stats	R: 0 E: 0 K: 1 S: 5 H: 0 LOB: 0 BB: 0 P: 5	R: 0 E: 0 K: 0 S: 4 H: 1 LOB: 1 BB: 0 P: 4	R: 0 E: 0 K: 1 S: 7 H: 2 LOB: 2 BB: 0 P: 7	R: 0 E: 0 K: 0 S: 3 H: 0 LOB: 0 BB: 0 P: 3	R: 2 E: 0 K: 1 S: 8 H: 3 LOB: 2 BB: 1 P: 12	R: 0 E: 0 K: 1 S: 5 H: 0 LOB: 0 BB: 0 P: 5	R: 0 E: 0 K: 1 S: 5 H: 0 LOB: 0 BB: 0 P: 5	R: 0 E: 0 K: 0 S: 3 H: 0 LOB: 0 BB: 0 P: 3	R: 0 E: 0 K: 1 S: 6 H: 1 LOB: 1 BB: 0 P: 6	1B: 6 2B: 1 3B: 0 HR: 0	SF: 0 SAC: 0 DP: 0 HBP: 0						

	AB	34
	R	2
	H	7
	RBI	2
	BB	1
	SO	6
	LOB	10

WP: 0 PB: 0 SB: 0 CS: 0 PA: 35

PITCHER		IP	WLS	BF	H	R	ER	SO	BB	IBB	HBP	BLK	WP	HR	S	P	ERA	WHIP
Dave Morehead, R ERA: 4.28	(1, 1)	9.0	W	35	7	2	2	6	1	0	0	0	0	0	46	50	2.00	0.889

PITCHER	IP	WLS	BF	H	R	ER	SO	BB	IBB	HBP	BLK	WP	HR	S	P	ERA	WHIP

BOTTOM

Chicago White Sox @ Boston Red Sox

Fenway Park, Boston, MA

Thu Aug 22 1963, 3:33 AM EDT

Att. 7,144 - Unknown

Batter	1	2	3	4	5	6	7	8	9	AB	R	H	RBI	BB	SO	LOB
Gary Geiger, L (1, 8) OBP: 0.338, SLG: 0.490	4-3	BB		BB		K2-3	2B			3	0	1	1	2	1	0
Chuck Schilling, R (1, 4) OBP: 0.307, SLG: 0.341	F5	4-3		F8		K	5-3			5	0	0	0	0	1	5
Carl Yastrzemski, L (1, 7) OBP: 0.419, SLG: 0.500	F5		K	F9			4-3 HBP HR BB	F8		4	1	0	0	1	1	2
Frank Malzone, R (1, 5) OBP: 0.333, SLG: 0.448		1B 2B 1B	HR 2B		5-3		4-3 1-2 HR HBP	BB SF8 2B		4	4	3	0	0	0	0
Dick Stuart, R (1, 3) OBP: 0.319, SLG: 0.519		2B 1-3 SF8 1B	2-H HR		1B		4-3 1-2 2-3	BB		4	2	3	2	1	0	2
Lou Clinton, R (1, 9) OBP: 0.289, SLG: 0.428		E 1-3 3-H 2B	F8		1-2 1B		HR IBB	FC6-4 1-2 2-3 BB		3	2	2	1	2	0	0
Eddie Bressoud, R (1, 6) OBP: 0.314, SLG: 0.411		SF8 3-H	K2-3		F5		1-H 2-H 3-H HR	SF8 3-H		3	1	1	6	0	1	2
Russ Nixon, L (1, 2) OBP: 0.302, SLG: 0.369		E5 2-H		4-3	K		E6 2B 1B	FC6-4 1-2f		5	1	1	0	0	1	4
Dave Morehead, R (1, 1) OBP: 0.111, SLG: 0.111		6-3		BB 1B		F6	3-1			4	0	1	0	0	0	2
Inning Stats	R: 0 E: 0 K: 0 S: 3 H: 0 LOB: 0 BB: 0 P: 3	R: 3 E: 1 K: 0 S: 7 H: 3 LOB: 2 BB: 1 P: 11	R: 2 K: 2 S: 9 H: 2 LOB: 0 BB: 0 P: 9	R: 0 E: 0 K: 0 S: 4 H: 1 LOB: 2 BB: 1 P: 8	R: 0 E: 0 K: 1 S: 7 H: 2 LOB: 2 BB: 0 P: 7	R: 0 E: 0 K: 2 S: 7 H: 0 LOB: 0 BB: 0 P: 7	R: 5 E: 1 K: 0 S: 6 H: 3 LOB: 1 BB: 2 P: 15	R: 1 E: 0 K: 0 S: 4 H: 1 LOB: 2 BB: 2 P: 12		1B: 6 2B: 4 3B: 0 HR: 2	SF: 2 SAC: 0 DP: 0 HBP: 1					

livebaseballscorecards.com

AB	35
R	11
H	12
RBI	10
BB	6
SO	5
LOB	17

WP: 0 PB: 0 SB: 0 CS: 0 PA: 44

PITCHER		IP	WLS	BF	H	R	ER	SO	BB	IBB	HBP	BLK	WP	HR	S	P	ERA	WHIP
Joe Horlen, R ERA: 3.93	(1, 1)	2.0	L	11	3	3	2	0	1	0	0	0	0	0	10	14	9.00	2.000
Eddie Fisher, R ERA: 4.66	(3, 1)	2.0		10	3	2	2	2	1	0	0	0	0	1	13	17	9.00	2.000
Dave DeBusschere, R ERA: 3.14	(5, 1)	0.1		2	1	0	0	0	0	0	0	0	0	0	2	2	0.00	3.000
Taylor Phillips, L ERA: 11.12	(5, 1)	3.2		21	5	6	6	3	3	1	1	0	0	1	22	39	14.73	2.182

PITCHER	IP	WLS	BF	H	R	ER	SO	BB	IBB	HBP	BLK	WP	HR	S	P	ERA	WHIP

Batter	1	2	3	4	5	6	7	8	9	AB	R	H	RBI	BB	SO	LOB
Tom McCraw, L (1, 3) OBP: 0.291, SLG: 0.340	BBBB 4-0 G4-6-3 BB		x 0-0 4-3 2B 1B		x 0-0 ② F7		SSS 0-3 ② K		x 0-0 ② F8	4	1	1	0	1	1	3
Nellie Fox, L (1, 4) OBP: 0.304, SLG: 0.311	x 0-0 ① ② G4-6-3 1-2f		x 0-0 ① 4-3 1-2		x 0-0 ③ F7		x 0-0 ③ 3-1		x 0-0 ② 1-2 1B	5	0	1	0	0	0	4
Floyd Robinson, L (1, 9) OBP: 0.351, SLG: 0.408	BBBB 4-0 BB		x 0-0 ② F5			x 0-0 1B FC6-4 1B		x 0-0 ① L8	x 0-0 ③ L8	4	1	1	0	1	0	3
Pete Ward, L (1, 5) OBP: 0.338, SLG: 0.468	x 0-0 ③ F8		x 0-0 2-H 2B			x 0-0 FC6-4 1-3 1B		x 0-0 1-3 2B		4	0	3	1	0	0	1
Mike Hershberger, R (1, 8) OBP: 0.346, SLG: 0.366		x 0-0 G6-4-3 1B 1B	x 0-0 ③ F3			x 0-0 ① FC6-4 FC1-4 1-2f 3-H		x 0-0 ② 1-3 2-3		4	0	1	1	0	0	3
Dave Nicholson, R (1, 7) OBP: 0.333, SLG: 0.437		x 0-0 G6-4-3 1-2 1B		x 0-0 ① 1B		x 0-0 ② FC1-4 1-2f		BBBB 4-0 BB		3	0	2	0	1	0	1
Ron Hansen, R (1, 6) OBP: 0.313, SLG: 0.352		x 0-0 ① ② G6-4-3 1-2f 2-3		SSS 0-3 ② K		x 0-0 ③ F7		x 0-0 ③ F6		4	0	0	0	0	1	5
J.C. Martin, L (1, 2) OBP: 0.265, SLG: 0.272 Cam Carreon, R (7, PR) OBP: 0.325, SLG: 0.350 (7, 2)		BBBB 4-0 BB		x 0-0 ③ F7			BBBB 4-0 G3 BB		x 0-0 ① 6-3	1 1	0 0	0 0	0 0	2 0	0 0	0 0
Hoyt Wilhelm, R (1, 1) OBP: 0.115, SLG: 0.080 Charlie Maxwell, L (7, PH) OBP: 0.354, SLG: 0.340 Jim Brosnan, R (7, 1) OBP: 0.250, SLG: 0.250 Joe Horlen, R (8, 1) OBP: 0.261, SLG: 0.261 Jim Landis, R (9, PH) OBP: 0.332, SLG: 0.395		x 0-0 ③ 1-3			x 0-0 ① G3		x 0-0 ① G3 1-2		x 0-0 1B 1B	2 1 0 0 1	0 0 0 0 0	0 0 0 0 1	0 0 0 0 0	0 0 0 0 0	0 0 0 0 0	2 1 0 0 0
Inning Stats	R: 0 H: 0 E: 0 LOB: 1 K: 0 BB: 2 S: 2 P: 10	R: 0 H: 2 E: 0 LOB: 2 K: 0 BB: 1 S: 4 P: 8	R: 1 H: 2 E: 0 LOB: 1 K: 0 BB: 0 S: 5 P: 5	R: 0 H: 1 E: 0 LOB: 0 K: 1 BB: 0 S: 5 P: 5	R: 0 H: 0 E: 0 LOB: 0 K: 0 BB: 0 S: 3 P: 3	R: 1 H: 2 E: 0 LOB: 1 K: 0 BB: 0 S: 5 P: 5	R: 0 H: 0 E: 0 LOB: 2 K: 1 BB: 1 S: 5 P: 9	R: 0 H: 1 E: 0 LOB: 2 K: 0 BB: 1 S: 4 P: 8	R: 0 H: 2 E: 0 LOB: 2 K: 0 BB: 0 S: 5 P: 5	1B: 8 SF: 0 2B: 2 SAC: 0 3B: 0 DP: 2 HR: 0 HBP: 0						WP: 0 PA: 39 PB: 0 SB: 0 CS: 0

PITCHER	IP	WLS	BF	H	R	ER	SO	BB	IBB	HBP	BLK	WP	HR	S	P	ERA	WHIP
Jim Bouton, R (1, 1) ERA: 2.58	9.0	W	39	10	2	2	2	5	0	0	0	0	0	38	58	2.00	1.667

PITCHER	IP	WLS	BF	H	R	ER	SO	BB	IBB	HBP	BLK	WP	HR	S	P	ERA	WHIP

TOP

Chicago White Sox @ New York Yankees

Yankee Stadium, Bronx, NY

Fri Aug 23 1963, 7:05 PM EDT
Att. 30,944 - Unknown - 80 F

livebaseballscorecards.com

AB	34
R	2
H	10
RBI	2
BB	5
SO	2
LOB	23

Batter	1	2	3	4	5	6	7	8	9	AB	R	H	RBI	BB	SO	LOB
Tony Kubek, L (1, 6) OBP: 0.285, SLG: 0.328	F9			F7	L9		BB, 1B, 1B 1-3 2-H			4	1	1	1	0	0	2
Bobby Richardson, R (1, 4) OBP: 0.310, SLG: 0.357	6-3			5-3		S, 1B, 2B	BB, 1B, 1B 1-2 3-H			4	2	2	1	0	0	0
Tom Tresh, S (1, 8) OBP: 0.370, SLG: 0.487	F8			F8		F8 B B B	1B, BB 1-2 2-3			3	0	0	0	1	0	1
Joe Pepitone, L (1, 3) OBP: 0.313, SLG: 0.456		3-1			F8, 1B, 1B	G6-4-3 2-H	1-3 2-H 3-H			4	1	3	3	0	0	0
Elston Howard, R (1, 2) OBP: 0.340, SLG: 0.545		K S S S			1B, 1B 1-2	G6-4-3 1-2f	4-3			4	1	1	0	0	1	4
Johnny Blanchard, L (1, 9) OBP: 0.297, SLG: 0.471 Jack Reed, R (7, PR) (8, 9) OBP: 0.295, SLG: 0.291		F9			F8 2-3		1B, 2B	6-3		3 1	0 1	1 0	0 0	0 0	0 0	2 0
Hector Lopez, R (1, 7) OBP: 0.310, SLG: 0.421			G3		FC1-5, 1B 1-2 3-H		5-3	F4		4	0	1	1	0	0	1
Phil Linz, R (1, 5) OBP: 0.320, SLG: 0.368			L6		FC1-5 1-2 2-H		1B, 1B 1-2 2-3	1-3		4	1	2	1	0	0	0
Jim Bouton, R (1, 1) OBP: 0.090, SLG: 0.091			F2		FC1-5 1-2 2-3f		K S S S			3	0	0	0	0	1	4
Inning Stats	R: 0 E: 0 K: 0 S: 3 H: 0 LOB: 0 BB: 0 P: 3	R: 0 E: 0 K: 1 S: 5 H: 0 LOB: 0 BB: 0 P: 5	R: 0 E: 0 K: 0 S: 3 H: 0 LOB: 0 BB: 0 P: 3	R: 0 E: 0 K: 0 S: 3 H: 0 LOB: 0 BB: 0 P: 3	R: 2 E: 0 K: 0 S: 7 H: 4 LOB: 2 BB: 0 P: 7	R: 1 E: 0 K: 0 S: 4 H: 2 LOB: 0 BB: 0 P: 4	R: 4 E: 0 K: 1 S: 10 H: 5 LOB: 3 BB: 1 P: 14	R: 0 E: 0 K: 0 S: 3 H: 0 LOB: 0 BB: 0 P: 3		1B: 9 2B: 2 3B: 0 HR: 0 SF: 0 SAC: 0 DP: 1 HBP: 0						

PITCHER		IP	WLS	BF	H	R	ER	SO	BB	IBB	HBP	BLK	WP	HR	S	P	ERA	WHIP
Hoyt Wilhelm, R ERA: 3.12	(1, 1)	6.0	L	23	6	3	3	1	0	0	0	0	0	0	25	25	4.50	1.000
Jim Brosnan, R ERA: 2.44	(7, 1)	1.0		9	5	4	4	1	1	0	0	0	0	0	10	14	36.00	6.000
Joe Horlen, R ERA: 3.87	(8, 1)	1.0		3	0	0	0	0	0	0	0	0	0	0	3	3	0.00	0.000

PITCHER	IP	WLS	BF	H	R	ER	SO	BB	IBB	HBP	BLK	WP	HR	S	P	ERA	WHIP

BOTTOM

Chicago White Sox @ New York Yankees

Yankee Stadium, Bronx, NY

Fri Aug 23 1963, 7:05 PM EDT
Att. 30,944 - Unknown - 80 F

livebaseballscorecards.com

AB	34
R	7
H	11
RBI	7
BB	1
SO	2
LOB	14

WP: 0 PB: 0 SB: 1 CS: 0 PA: 35

Batter	1	2	3	4	5	6	7	8	9	AB	R	H	RBI	BB	SO	LOB
Jim Landis, R (1, 8) OBP: 0.328, SLG: 0.390	6-3			5-3		K			F4	4	0	0	0	0	1	2
Mike Hershberger, R (1, 9) OBP: 0.345, SLG: 0.365	L5			1B		FC6-4 1-2f			K	4	0	1	0	0	1	2
Dave Nicholson, R (1, 7) OBP: 0.334, SLG: 0.438	K			K			FC6-4 1B		1-2 1B	4	0	2	0	0	2	1
Jim Lemon, R (1, 3) OBP: 0.306, SLG: 0.302		6-3		5-3			FC6-4 G4-6-3 1-2f		F9	4	0	0	0	0	0	4
Pete Ward, L (1, 5) OBP: 0.338, SLG: 0.467		G6-4-3 1B			K		G4-6-3 1-2f			3	0	1	0	0	1	1
Ron Hansen, R (1, 6) OBP: 0.310, SLG: 0.349		G6-4-3 1-2f			4-3			K		3	0	0	0	0	1	1
Al Weis, S (1, 4) OBP: 0.333, SLG: 0.323			K		6-3			5-3		3	0	0	0	0	1	0
Cam Carreon, R (1, 2) OBP: 0.326, SLG: 0.350			K			FC6-4 1B		5-3		3	0	1	0	0	1	0
Ray Herbert, R (1, 1) OBP: 0.305, SLG: 0.346 Floyd Robinson, L (9, PH) OBP: 0.352, SLG: 0.409 Tom McCraw, L (9, PR) OBP: 0.291, SLG: 0.340			1-3			F6			1B	2 1 0	0 0 0	0 1 0	0 0 0	0 0 0	0 0 0	1 0 0
Inning Stats	R: 0 E: 0 K: 1 S: 5 H: 0 LOB: 0 BB: 0 P: 5	R: 0 E: 0 K: 0 S: 3 H: 1 LOB: 0 BB: 0 P: 3	R: 0 E: 0 K: 2 S: 7 H: 0 LOB: 0 BB: 0 P: 7	R: 0 E: 0 K: 1 S: 6 H: 1 LOB: 1 BB: 0 P: 6	R: 0 E: 0 K: 1 S: 5 H: 0 LOB: 0 BB: 0 P: 5	R: 0 E: 0 K: 1 S: 6 H: 1 LOB: 1 BB: 0 P: 6	R: 0 E: 0 K: 0 S: 3 H: 1 LOB: 0 BB: 0 P: 3	R: 0 E: 0 K: 1 S: 5 H: 0 LOB: 0 BB: 0 P: 5	R: 0 E: 0 K: 1 S: 7 H: 2 LOB: 2 BB: 0 P: 7	1B: 6 2B: 0 3B: 0 HR: 0	SF: 0 SAC: 0 DP: 2 HBP: 0						

PITCHER	IP	WLS	BF	H	R	ER	SO	BB	IBB	HBP	BLK	WP	HR	S	P	ERA	WHIP
Whitey Ford, L (1, 1) ERA: 3.25	9.0	W	31	6	0	0	8	0	0	0	0	0	0	47	47	0.00	0.667

PITCHER	IP	WLS	BF	H	R	ER	SO	BB	IBB	HBP	BLK	WP	HR	S	P	ERA	WHIP

TOP

Chicago White Sox @ New York Yankees

Yankee Stadium, Bronx, NY

Sat Aug 24 1963, 3:33 AM EDT

Att. 27,899 - Overcast - 81 F

livebaseballscorecards.com

AB	31
R	0
H	6
RBI	0
BB	0
SO	8
LOB	12

WP: 0	PA: 31		
PB: 0			
SB: 0			
CS: 0			

Batter	1	2	3	4	5	6	7	8	9	AB	R	H	RBI	BB	SO	LOB
Tony Kubek, L (1, 6) OBP: 0.286, SLG: 0.332	F9		G4-6-3		1B 2B		1B			4	1	2	1	0	0	1
Bobby Richardson, R (1, 4) OBP: 0.312, SLG: 0.359	K			L7	S 1B		1-2 1B			4	0	2	1	0	1	0
Tom Tresh, S (1, 8) OBP: 0.367, SLG: 0.482	E3			F7	K		L8			4	0	0	0	0	1	3
Joe Pepitone, L (1, 3) OBP: 0.312, SLG: 0.454	F7			1B 1B		F7		F5		4	0	1	0	0	0	1
Yogi Berra, L (1, 2) OBP: 0.362, SLG: 0.496		4-1		1-3 1B		1B		6-3		4	0	2	0	0	0	0
Johnny Blanchard, L (1, 9) OBP: 0.301, SLG: 0.487 Jack Reed, R (9, 9) OBP: 0.295, SLG: 0.291		BBBB 4-0 G6-3 BB		K		L9		HR		3 0	1 0	1 0	1 0	1 0	1 0	3 0
Hector Lopez, R (1, 7) OBP: 0.309, SLG: 0.418		G6-3 1-2f			F8	F6		BBBB 4-0 FC6-4 BB		3	0	0	0	1	0	2
Phil Linz, R (1, 5) OBP: 0.326, SLG: 0.373			F9		6-3 2B 1B		CS 1B	FC6-4 1-2f		4	1	2	0	0	0	1
Whitey Ford, L (1, 1) OBP: 0.215, SLG: 0.219			G4-6-3 1B		6-3 1-2		F6 1-2			3	0	1	0	0	0	2
Inning Stats	R: 0 H: 0 E: 1 LOB: 1 K: 1 BB: 0 S: 6 P: 6	R: 0 H: 0 E: 0 LOB: 0 K: 0 BB: 1 S: 2 P: 6	R: 0 H: 1 E: 0 LOB: 0 K: 0 BB: 0 S: 3 P: 3	R: 0 H: 2 E: 0 LOB: 2 K: 1 BB: 0 S: 7 P: 7	R: 2 H: 3 E: 0 LOB: 1 K: 1 BB: 0 S: 8 P: 8	R: 0 H: 1 E: 0 LOB: 1 K: 0 BB: 0 S: 4 P: 4	R: 0 H: 3 E: 0 LOB: 2 K: 0 BB: 0 S: 5 P: 5	R: 1 H: 1 E: 0 LOB: 1 K: 0 BB: 1 S: 4 P: 8		1B: 9 SF: 0 2B: 1 SAC: 0 3B: 0 DP: 2 HR: 1 HBP: 0						

PITCHER	IP	WLS	BF	H	R	ER	SO	BB	IBB	HBP	BLK	WP	HR	S	P	ERA	WHIP
Ray Herbert, R (1, 1) ERA: 3.24	8.0	L	35	11	3	3	3	2	0	0	0	0	1	39	47	3.38	1.625

PITCHER	IP	WLS	BF	H	R	ER	SO	BB	IBB	HBP	BLK	WP	HR	S	P	ERA	WHIP

BOTTOM

Chicago White Sox @ New York Yankees

Yankee Stadium, Bronx, NY

Sat Aug 24 1963, 3:33 AM EDT
Att. 27,899 - Overcast - 81 F

livebaseballscorecards.com

AB	33
R	3
H	11
RBI	3
BB	2
SO	3
LOB	13

Batter	1	2	3	4	5	6	7	8	9	AB	R	H	RBI	BB	SO	LOB
Mike Hershberger, R (1, 8) OBP: 0.342, SLG: 0.361	F4			L7			F7		F9	4	0	0	0	0	0	0
Floyd Robinson, L (1, 9) OBP: 0.349, SLG: 0.405	F9			K			3-1		K	4	0	0	0	0	2	0
Dave Nicholson, R (1, 7) OBP: 0.333, SLG: 0.436	F4			K			E6 BB		BLK 1B	4	0	1	0	0	1	0
Jim Lemon, R (1, 3) OBP: 0.305, SLG: 0.295		K			F8		4-0 1-2 BB		K 1-2	3	0	0	0	1	2	1
Pete Ward, L (1, 5) OBP: 0.336, SLG: 0.464		G3			K		3-1			3	0	0	0	0	1	2
Ron Hansen, R (1, 6) OBP: 0.311, SLG: 0.349		K			K			1B		3	0	1	0	0	2	0
Al Weis, S (1, 4) OBP: 0.328, SLG: 0.317			5-3			6-3		K		3	0	0	0	0	1	1
Cam Carreon, R (1, 2) OBP: 0.321, SLG: 0.345			K			F9		F8		3	0	0	0	0	1	1
Juan Pizarro, L (1, 1) OBP: 0.222, SLG: 0.304			K			K		K		2	0	0	0	0	2	0
Jim Landis, R (8, PH) OBP: 0.327, SLG: 0.389										1	0	0	0	0	1	1
Jim Brosnan, R (8, 1) OBP: 0.250, SLG: 0.250										0	0	0	0	0	0	0
Inning Stats	R: 0 E: 0 K: 0 S: 3 H: 0 LOB: 0 BB: 0 P: 3	R: 0 E: 0 K: 2 S: 7 H: 0 LOB: 0 BB: 0 P: 7	R: 0 E: 0 K: 2 S: 7 H: 0 LOB: 0 BB: 0 P: 7	R: 0 E: 0 K: 2 S: 7 H: 0 LOB: 0 BB: 0 P: 7	R: 0 E: 0 K: 2 S: 7 H: 0 LOB: 0 BB: 0 P: 7	R: 0 E: 0 K: 1 S: 5 H: 0 LOB: 0 BB: 0 P: 5	R: 0 E: 1 K: 0 S: 4 H: 0 LOB: 2 BB: 1 P: 8	R: 0 E: 0 K: 2 S: 8 H: 1 LOB: 1 BB: 0 P: 8	R: 0 E: 0 K: 2 S: 8 H: 1 LOB: 1 BB: 0 P: 8							

PITCHER		IP	WLS	BF	H	R	ER	SO	BB	IBB	HBP	BLK	WP	HR	S	P	ERA	WHIP
Al Downing, L ERA: 2.41	(1, 1)	9.0	W	31	2	0	0	13	1	0	0	1	0	0	56	60	0.00	0.333

PITCHER	IP	WLS	BF	H	R	ER	SO	BB	IBB	HBP	BLK	WP	HR	S	P	ERA	WHIP

TOP

Chicago White Sox @ New York Yankees

Yankee Stadium, Bronx, NY

Sun Aug 25 1963, 3:33 AM EDT

Unknown - 72 F

AB	30
R	0
H	2
RBI	0
BB	1
SO	13
LOB	6

1B: 2	SF: 0	WP: 0	PA: 31
2B: 0	SAC: 0	PB: 0	
3B: 0	DP: 0	SB: 0	
HR: 0	HBP: 0	CS: 0	

livebaseballscorecards.com

Batter	1	2	3	4	5	6	7	8	9	AB	R	H	RBI	BB	SO	LOB
Tony Kubek, L (1, 6) OBP: 0.288, SLG: 0.336	S S S 0-3 ① K2-3		x 0-0 ② 1-3		x 0-0 1-3 ① 2B		x 0-0 1-2 2-H L4-6 ① 1B			4	0	2	1	0	1	0
Bobby Richardson, R (1, 4) OBP: 0.311, SLG: 0.356	x 0-0 ② 1-3		B B B B 4-0 BB		x 0-0 ③ F2		x 0-0 ②③ L4-6 1-2			3	0	0	0	1	0	4
Tom Tresh, S (1, 8) OBP: 0.365, SLG: 0.478	x 0-0 ③ F8		x 0-0 ③ L7			S S S 0-3 ① K		x 0-0 ① F9		4	0	0	0	0	1	1
Elston Howard, R (1, 2) OBP: 0.344, SLG: 0.561		B B B B 4-0 2B G3 BB		x 0-0 ① F9		x 0-0 HR		x 0-0 HR		3	3	2	2	1	0	0
Hector Lopez, R (1, 7) OBP: 0.308, SLG: 0.419		x 0-0 G3 1-3 2B		x 0-0 ② F3		S S S 0-3 ② K		x 0-0 ② 6-3		4	0	1	0	0	1	0
Joe Pepitone, L (1, 3) OBP: 0.310, SLG: 0.450		x 0-0 ① G3 2-3 3-H		x 0-0 ③ 6-3		S S S 0-3 ③ K		x 0-0 ③ 4-3		4	0	0	1	0	1	1
Johnny Blanchard, L (1, 9) OBP: 0.296, SLG: 0.478 Jack Reed, R (8, 9) OBP: 0.295, SLG: 0.291		S S S 0-3 ② K			x 0-0 ① G3		x 0-0 ① F8			3 0	0 0	0 0	0 0	0 0	1 0	1 0
Phil Linz, R (1, 5) OBP: 0.333, SLG: 0.375		x 0-0 ③ F7			x 0-0 2B 1B		B B B B 4-0 BB 1B BB			2	1	1	0	1	0	1
Al Downing, R (1, 1) OBP: 0.152, SLG: 0.159			S S S 0-3 ① K		S S S 0-3 ② K		B B B B 4-0 1B 1-2 BB			2	0	0	0	1	2	1
Inning Stats	R: 0 H: 0 E: 0 LOB: 0 K: 1 BB: 0 S: 5 P: 5	R: 1 H: 1 E: 0 LOB: 1 K: 1 BB: 1 S: 6 P: 10	R: 0 H: 0 E: 0 LOB: 1 K: 1 BB: 1 S: 5 P: 9	R: 0 H: 0 E: 0 LOB: 0 K: 0 BB: 0 S: 3 P: 3	R: 0 H: 2 E: 0 LOB: 2 K: 1 BB: 0 S: 7 P: 7	R: 1 H: 1 E: 0 LOB: 0 K: 3 BB: 0 S: 10 P: 10	R: 1 H: 1 E: 0 LOB: 1 K: 0 BB: 2 S: 3 P: 11	R: 1 H: 1 E: 0 LOB: 0 K: 0 BB: 0 S: 4 P: 4		1B: 2 SF: 0 2B: 3 SAC: 0 3B: 0 DP: 1 HR: 2 HBP: 0						

PITCHER		IP	WLS	BF	H	R	ER	SO	BB	IBB	HBP	BLK	WP	HR	S	P	ERA	WHIP
Juan Pizarro, L ERA: 2.41	(1, 1)	7.0	L	29	5	3	3	7	4	0	0	0	0	1	39	55	3.86	1.286
Jim Brosnan, R ERA: 2.54	(8, 1)	1.0		4	1	1	1	0	0	0	0	0	0	1	4	4	9.00	1.000

PITCHER		IP	WLS	BF	H	R	ER	SO	BB	IBB	HBP	BLK	WP	HR	S	P	ERA	WHIP

BOTTOM

Chicago White Sox @ New York Yankees

Yankee Stadium, Bronx, NY

Sun Aug 25 1963, 3:33 AM EDT

Unknown - 72 F

livebaseballscorecards.com

AB	29
R	4
H	6
RBI	4
BB	4
SO	7
LOB	9

Batter	1	2	3	4	5	6	7	8	9	10	11	12	AB	R	H	RBI	BB	SO	LOB
Jim Landis, R (1, 8) OBP: 0.326, SLG: 0.385 Charlie Maxwell, L (9, PH) OBP: 0.351, SLG: 0.337 Mike Hershberger, R (9, 8) OBP: 0.344, SLG: 0.363	G3		L5-3 BB		K		K		6-3			1B SF9 1B	3 1	0 0	0 0	0 0	1 0	2 0	2 1
Tom McCraw, L (1, 3) OBP: 0.292, SLG: 0.339	L5		L5-3		1-2 2-3 1B		4-3			1-3		1-3 S 1B	6	0	2	0	0	0	2
Floyd Robinson, L (1, 9) OBP: 0.346, SLG: 0.402	F7		6-3		G1-2-3 3-Hf			S 1B		F2		SF9 3-H	5	0	1	1	0	0	4
Pete Ward, L (1, 5) OBP: 0.338, SLG: 0.467		2B 2B		2B		4-3		F6		K		FC5-4 BB 1-2	5	1	2	0	1	1	1
Dave Nicholson, R (1, 7) OBP: 0.333, SLG: 0.439		2-H 2B		K		6-3 2B		K 1-2		K	K	FC5-4 1-2f	6	0	2	1	0	3	4
Nellie Fox, L (1, 4) OBP: 0.301, SLG: 0.307		F5		6-3		6-3 2-3		F7			F8		5	0	0	0	0	0	4
Ron Hansen, R (1, 6) OBP: 0.312, SLG: 0.348 Al Weis, S (11, PR) OBP: 0.328, SLG: 0.317 (11, 6)		K		F9		BB			5-3		1B		4 0	0 0	1 0	0 0	1 0	1 0	2 0
J.C. Martin, L (1, 2) OBP: 0.264, SLG: 0.267		3-1			1B 1B G1-2-3 BB	K			3-1		K		4	0	0	0	1	2	4
Gary Peters, L (1, 1) OBP: 0.261, SLG: 0.369			BB 1B		1-2 1B		F8		HBP			F4	4	0	2	0	0	0	0
Inning Stats	R: 0 E: 0 K: 0 S: 3 H: 0 LOB: 0 BB: 0 P: 3	R: 1 E: 0 K: 1 S: 7 H: 2 LOB: 1 BB: 0 P: 7	R: 0 E: 0 K: 0 S: 3 H: 1 LOB: 1 BB: 1 P: 7	R: 0 E: 0 K: 1 S: 6 H: 1 LOB: 1 BB: 0 P: 6	R: 0 E: 0 K: 1 S: 6 H: 2 LOB: 2 BB: 1 P: 10	R: 0 E: 0 K: 1 S: 6 H: 1 LOB: 2 BB: 1 P: 10	R: 0 E: 0 K: 1 S: 5 H: 0 LOB: 0 BB: 0 P: 5	R: 0 E: 0 K: 1 S: 6 H: 1 LOB: 1 BB: 0 P: 6	R: 0 E: 0 K: 0 S: 3 H: 0 LOB: 1 BB: 0 P: 4	R: 0 E: 0 K: 1 S: 5 H: 0 LOB: 0 BB: 0 P: 5	R: 0 E: 0 K: 2 S: 8 H: 1 LOB: 1 BB: 0 P: 8	R: 1 E: 0 K: 0 S: 5 H: 2 LOB: 2 BB: 1 P: 9	1B: 7 2B: 5 3B: 0 HR: 0	SF: 1 SAC: 0 DP: 2 HBP: 1	WP: 0 PB: 0 SB: 2 CS: 0	PA: 50		

PITCHER		IP	WLS	BF	H	R	ER	SO	BB	IBB	HBP	BLK	WP	HR	S	P	ERA	WHIP
Stan Williams, R ERA: 3.06	(1, 1)	11.1	L	47	11	2	2	9	3	0	1	0	0	0	61	74	1.59	1.235
Steve Hamilton, L ERA: 2.68	(12, 1)	0.2		3	0	0	0	0	1	0	0	0	0	0	2	6	0.00	1.500

PITCHER	IP	WLS	BF	H	R	ER	SO	BB	IBB	HBP	BLK	WP	HR	S	P	ERA	WHIP

TOP

Chicago White Sox @ New York Yankees

Yankee Stadium, Bronx, NY

Sun Aug 25 1963, 3:38 AM EDT

Att. 42,546 - Unknown - 72 F

livebaseballscorecards.com

AB	44
R	2
H	11
RBI	2
BB	4
SO	9
LOB	24

Batter	1	2	3	4	5	6	7	8	9	10	11	12	AB	R	H	RBI	BB	SO	LOB
Tony Kubek, L (1, 6) OBP: 0.289, SLG: 0.336	K		1B			G6-3 1B		4-3		6-3			5	0	2	0	0	1	0
Bobby Richardson, R (1, 4) OBP: 0.310, SLG: 0.355	4-3		L9			G6-3 1-2f		F8			SH3-4 1B		5	0	1	0	0	0	2
Tom Tresh, S (1, 8) OBP: 0.364, SLG: 0.475	F4			F4		BB		5-3			SH3-4 1-2		3	0	0	0	1	0	0
Elston Howard, R (1, 2) OBP: 0.347, SLG: 0.558		FC4-6 HBP		F9		K			G3 SH1-4 BB		IBB		2	0	0	0	2	1	1
Hector Lopez, R (1, 7) OBP: 0.310, SLG: 0.425		K					1B 3B		SH1-4 1-2		F7		4	1	2	0	0	1	3
Joe Pepitone, L (1, 9) OBP: 0.306, SLG: 0.445		K		L8			F5		G3 2-3		F9		5	0	0	0	0	1	6
Harry Bright, R (1, 3) OBP: 0.316, SLG: 0.433		FC4-6 1-2f			5-3		F6		6-3			6-3	5	0	0	0	0	0	3
Phil Linz, R (1, 5) OBP: 0.328, SLG: 0.368			F9		3-1		1B 3-H			F8		6-3	5	0	1	1	0	0	0
Stan Williams, R (1, 1) OBP: 0.150, SLG: 0.135			K		K		K			K		4-3	4	0	0	0	0	4	1
Steve Hamilton, L (12, 1) OBP: 0.308, SLG: 0.462													0	0	0	0	0	0	0
Mickey Mantle, S (12, PH) OBP: 0.444, SLG: 0.653													1	0	0	0	0	0	0
Inning Stats	R: 0 E: 0 K: 1 S: 5 H: 0 LOB: 0 BB: 0 P: 5	R: 0 E: 0 K: 2 S: 7 H: 0 LOB: 1 BB: 0 P: 8	R: 0 E: 0 K: 1 S: 6 H: 1 LOB: 1 BB: 0 P: 6	R: 0 E: 0 K: 0 S: 4 H: 1 LOB: 1 BB: 0 P: 4	R: 0 E: 0 K: 1 S: 5 H: 0 LOB: 0 BB: 0 P: 5	R: 0 E: 0 K: 1 S: 5 H: 1 LOB: 1 BB: 1 P: 9	R: 1 E: 0 K: 1 S: 7 H: 2 LOB: 1 BB: 0 P: 7	R: 0 E: 0 K: 0 S: 3 H: 0 LOB: 0 BB: 0 P: 3	R: 0 E: 0 K: 0 S: 3 H: 0 LOB: 1 BB: 1 P: 7	R: 0 E: 0 K: 1 S: 5 H: 0 LOB: 0 BB: 0 P: 5	R: 0 E: 0 K: 0 S: 4 H: 1 LOB: 2 BB: 1 P: 8	R: 0 E: 0 K: 0 S: 3 H: 0 LOB: 0 BB: 0 P: 3	1B: 5 2B: 0 3B: 1 HR: 0	SF: 0 SAC: 2 DP: 1 HBP: 1	WP: 0 PB: 0 SB: 0 CS: 0	PA: 45			

PITCHER	IP	WLS	BF	H	R	ER	SO	BB	IBB	HBP	BLK	WP	HR	S	P	ERA	WHIP
Gary Peters, L (1, 1) ERA: 1.77	12.0	W	45	6	1	1	8	2	1	1	0	0	0	57	70	0.75	0.667

PITCHER	IP	WLS	BF	H	R	ER	SO	BB	IBB	HBP	BLK	WP	HR	S	P	ERA	WHIP

Chicago White Sox @ New York Yankees

Yankee Stadium, Bronx, NY

Sun Aug 25 1963, 3:38 AM EDT

Att. 42,546 - Unknown - 72 F

BOTTOM

livebaseballscorecards.com

AB	39
R	1
H	6
RBI	1
BB	3
SO	8
LOB	16

Batter	1	2	3	4	5	6	7	8	9	AB	R	H	RBI	BB	SO	LOB
Mike Hershberger, R (1, 8) (7, 9) OBP: 0.340, SLG: 0.358	F7	FC6-4 1-2f			4-3		K S S S	F8		5	0	0	0	0	1	3
Tom McCraw, L (1, 3) OBP: 0.298, SLG: 0.358	1B 1B 1B		3-1		HR		E5 3-H 1B		4-3	5	2	3	2	0	0	0
Floyd Robinson, L (1, 9) OBP: 0.350, SLG: 0.403	1B 1-3 1B		B B B B 1B BB		P6		B B B B BB		4-3	2	0	1	0	2	0	0
Hoyt Wilhelm, R (7, 1) OBP: 0.111, SLG: 0.077										1	0	0	0	0	0	0
Pete Ward, L (1, 5) OBP: 0.341, SLG: 0.475	1-2 3-H 1B		1-2 1B		F8		F2		HR	5	1	3	2	0	0	2
Dave Nicholson, R (1, 7) OBP: 0.329, SLG: 0.434	K S S S		K S S S			K S S S		K S S S	F2	5	0	0	0	0	4	4
Nellie Fox, L (1, 4) OBP: 0.303, SLG: 0.309	F8		1-3			CS 1B		1B 1B 1B		4	1	2	0	0	0	4
Ron Hansen, R (1, 6) OBP: 0.313, SLG: 0.349		FC6-4 1B		P6		K S S S 1-2		1B 1-3 FC6-4 1B		4	1	2	0	0	1	1
Cam Carreon, R (1, 2) OBP: 0.321, SLG: 0.345		K S S S		P3			E S E 1B	FC6-4 1-3 3-H 1B		3	1	1	0	0	1	1
J.C. Martin, L (7, 2) OBP: 0.267, SLG: 0.271										1	0	1	1	0	0	0
Joe Horlen, R (1, 1) OBP: 0.240, SLG: 0.240		K S S S		K S S S			K S S S 1-3	FC6-4 1-2f 3-H		2	0	0	0	0	2	1
Jim Landis, R (7, PH) (7, 8) OBP: 0.325, SLG: 0.383										2	0	0	1	0	1	2
Inning Stats	R: 1 E: 0 K: 1 S: 8 H: 3 LOB: 2 BB: 0 P: 8	R: 0 E: 0 K: 2 S: 8 H: 1 LOB: 1 BB: 0 P: 8	R: 0 E: 0 K: 1 S: 6 H: 1 LOB: 2 BB: 1 P: 10	R: 0 E: 0 K: 1 S: 5 H: 0 LOB: 0 BB: 0 P: 5	R: 1 E: 0 K: 0 S: 4 H: 1 LOB: 0 BB: 0 P: 4	R: 0 E: 0 K: 2 S: 7 H: 1 LOB: 1 BB: 0 P: 7	R: 1 E: 1 K: 2 S: 9 H: 2 LOB: 2 BB: 1 P: 13	R: 2 E: 0 K: 1 S: 8 H: 3 LOB: 1 BB: 0 P: 8	R: 1 E: 0 K: 0 S: 4 H: 1 LOB: 0 BB: 0 P: 4	1B: 11 2B: 1 3B: 0 HR: 2 SF: 0 SAC: 0 DP: 1 HBP: 0				WP: 0 PB: 0 SB: 1 CS: 1		PA: 41

PITCHER		IP	WLS	BF	H	R	ER	SO	BB	IBB	HBP	BLK	WP	HR	S	P	ERA	WHIP
Mudcat Grant, R ERA: 3.62	(1, 1)	6.0	L	25	7	2	2	7	1	0	0	0	0	1	38	42	3.00	1.333
Bob Allen, L ERA: 4.42	(7, 1)	3.0		16	6	4	3	3	1	0	0	0	0	1	21	25	9.00	2.333

PITCHER	IP	WLS	BF	H	R	ER	SO	BB	IBB	HBP	BLK	WP	HR	S	P	ERA	WHIP

TOP

Chicago White Sox @ Cleveland Indians

Cleveland Municipal Stadium, Cleveland, OH

Tue Aug 27 1963, 7:05 PM EDT
Att. 8,404 - Unknown

livebaseballscorecards.com

AB	39
R	6
H	13
RBI	6
BB	2
SO	10
LOB	18

Chicago White Sox @ Cleveland Indians

Cleveland Municipal Stadium, Cleveland, OH

Tue Aug 27 1963, 7:05 PM EDT

Att. 8,404 - Unknown

livebaseballscorecards.com

Batter	1	2	3	4	5	6	7	8	9	AB	R	H	RBI	BB	SO	LOB
Tito Francona, L (1, 7) OBP: 0.312, SLG: 0.353	BBBB 4-0 FC6-4 1B BB		x 0-0 G3 1B 1B		x 0-0 4-3 ①		x 0-0 P4 ①		SSS 0-3 K ③	4	0	1	0	1	1	0
Willie Kirkland, L (1, 9) OBP: 0.309, SLG: 0.393	x 0-0 P3 ①		x 0-0 1-2 G3 1B		x 0-0 5-3 ②		SSS 0-3 K ②			4	0	1	0	0	1	1
Vic Davalillo, L (1, 8) OBP: 0.335, SLG: 0.449	x 0-0 1-2 FC6-4 1B		x 0-0 G3 ② 1-2 2-3		x 0-0 4-3 ③		SSS 0-3 K			4	0	1	0	0	1	2
Max Alvis, R (1, 5) OBP: 0.320, SLG: 0.463	x 0-0 FC6-4 ② 1-2f 2-3		SSS 0-3 K ③			x 0-0 HR	x 0-0 F8 ③			4	1	1	1	0	1	5
Fred Whitfield, L (1, 3) OBP: 0.285, SLG: 0.463	x 0-0 F8 ③			x 0-0 F5 ①		x 0-0 FC1-6 1B		SSS 0-3 K ①		4	0	1	0	0	1	2
Joe Azcue, R (1, 2) OBP: 0.307, SLG: 0.476		SSS 0-3 K ①		BBBB 4-0 1B BB		x 0-0 FC1-6 ① 1-2f FC5-4		x 0-0 5-3 ②		3	0	0	0	1	1	1
Woodie Held, R (1, 4) OBP: 0.345, SLG: 0.425		x 0-0 4-3 ②		SSS 0-3 K ②		x 0-0 FC5-4 ② 1-2f 1B		x 0-0 6-3 ③		4	0	0	0	0	1	2
Jerry Kindall, R (1, 6) OBP: 0.263, SLG: 0.301		SSS 0-3 K ③		x 0-0 1-2 1B		x 0-0 1-2 1B			x 0-0 F7 ①	4	0	2	0	0	1	0
Mudcat Grant, R (1, 1) OBP: 0.183, SLG: 0.193 Dick Howser, R (6, PH) OBP: 0.347, SLG: 0.295 Bob Allen, L (7, 1) OBP: 0.200, SLG: 0.200 Miguel de la Hoz, R (9, PH) OBP: 0.289, SLG: 0.395			x 0-0 P4 ①	x 0-0 F9 ③		x 0-0 F8 ③			x 0-0 F7 ②	2 1 0 1	0 0 0 0	0 0 0 0	0 0 0 0	0 0 0 0	0 0 0 0	2 2 0 0
Inning Stats	R: 0 E: 0 K: 0 S: 4 H: 1 LOB: 2 BB: 1 P: 8	R: 0 E: 0 K: 2 S: 7 H: 0 LOB: 0 BB: 0 P: 7	R: 0 E: 0 K: 1 S: 7 H: 2 LOB: 2 BB: 0 P: 7	R: 0 E: 0 K: 1 S: 6 H: 1 LOB: 2 BB: 1 P: 10	R: 0 E: 0 K: 0 S: 3 H: 0 LOB: 0 BB: 0 P: 3	R: 1 E: 0 K: 0 S: 6 H: 3 LOB: 2 BB: 0 P: 6	R: 0 E: 0 K: 2 S: 8 H: 0 LOB: 1 BB: 0 P: 8	R: 0 E: 0 K: 1 S: 5 H: 0 LOB: 0 BB: 0 P: 5	R: 0 E: 0 K: 1 S: 5 H: 0 LOB: 0 BB: 0 P: 5	1B: 6 2B: 0 3B: 0 HR: 1	SF: 0 SAC: 0 DP: 0 HBP: 0					

	AB	35
	R	1
	H	7
	RBI	1
	BB	2
	SO	8
	LOB	17

WP: 0 PB: 1 SB: 0 CS: 0 PA: 37

PITCHER		IP	WLS	BF	H	R	ER	SO	BB	IBB	HBP	BLK	WP	HR	S	P	ERA	WHIP
Joe Horlen, R ERA: 3.7	(1, 1)	6.0	W	27	7	1	1	4	2	0	0	0	0	1	33	41	1.50	1.500
Hoyt Wilhelm, R ERA: 3.03	(7, 1)	3.0	S	10	0	0	0	4	0	0	0	0	0	0	18	18	0.00	0.000

PITCHER	IP	WLS	BF	H	R	ER	SO	BB	IBB	HBP	BLK	WP	HR	S	P	ERA	WHIP

Batter	1	2	3	4	5	6	7	8	9	AB	R	H	RBI	BB	SO	LOB
Mike Hershberger, R (1, 8) OBP: 0.336, SLG: 0.354	F7	F8		6-3		6-3		F8		5	0	0	0	0	0	2
Tom McCraw, L (1, 3) OBP: 0.300, SLG: 0.372	G3	HR 1-H 2-H		FC1-6 1B		5-3			K	5	1	2	3	0	1	0
Floyd Robinson, L (1, 9) OBP: 0.351, SLG: 0.401	BB 1B 1B	K		P4		4-3			1B 1B	4	2	1	0	1	1	1
Pete Ward, L (1, 5) OBP: 0.341, SLG: 0.474	1B E 1-2	4-3		FC1-6 1-2f			P4		5-3 1B 1-3	5	2	2	0	0	0	1
Nellie Fox, L (1, 4) OBP: 0.306, SLG: 0.318	E 1B 1-3 2-H		HR		6-3		P4		5-3 BB 1B 1-3 3-H	5	1	3	3	0	0	0
Dave Nicholson, R (1, 7) OBP: 0.330, SLG: 0.432	E5 2-3 3-H		K		K		1B		5-3 BB 1-2	4	0	1	0	1	2	1
Ron Hansen, R (1, 6) OBP: 0.312, SLG: 0.347	F3		1B	E6 1B			K		5-3 1-2 2-3 3-H	5	0	1	1	0	1	5
Cam Carreon, R (1, 2) OBP: 0.327, SLG: 0.348		SH HR 1B	F8	1-2 1B				P4	IBB	4	1	2	0	1	0	1
Juan Pizarro, L (1, 1) OBP: 0.211, SLG: 0.288		SH 1-2 HR	K	4-3				F7	4-3	4	1	0	0	0	1	6
Inning Stats	R: 2 E: 1 K: 0 S: 6 H: 2 LOB: 2 BB: 1 P: 10	R: 3 E: 1 K: 1 S: 8 H: 2 LOB: 0 BB: 0 P: 8	R: 1 E: 0 K: 2 S: 9 H: 2 LOB: 0 BB: 0 P: 9	R: 0 E: 0 K: 0 S: 4 H: 1 LOB: 1 BB: 0 P: 4	R: 0 E: 1 K: 1 S: 7 H: 1 LOB: 2 BB: 0 P: 7	R: 0 E: 0 K: 0 S: 3 H: 0 LOB: 0 BB: 0 P: 3	R: 0 E: 0 K: 1 S: 6 H: 1 LOB: 1 BB: 0 P: 6	R: 0 E: 0 K: 0 S: 3 H: 0 LOB: 0 BB: 0 P: 3	R: 2 E: 0 K: 1 S: 8 H: 3 LOB: 3 BB: 2 P: 16	1B: 10 2B: 0 3B: 0 HR: 2 SF: 0 SAC: 1 DP: 0 HBP: 0						

PITCHER	IP	WLS	BF	H	R	ER	SO	BB	IBB	HBP	BLK	WP	HR	S	P	ERA	WHIP
Pedro Ramos, R (1, 1) ERA: 3.57	1.1	L	11	4	5	3	0	1	0	0	0	0	1	10	14	20.25	3.750
Jerry Walker, R (2, 1) ERA: 4.54	4.2		19	4	1	1	4	0	0	0	0	0	1	27	27	1.93	0.857
Early Wynn, R (7, 1) ERA: 2.4	2.0		7	1	0	0	1	0	0	0	0	0	0	9	9	0.00	0.500
Bob Allen, L (9, 1) ERA: 4.67	1.0		8	3	2	2	1	1	1	0	0	0	0	8	16	18.00	4.000

PITCHER	IP	WLS	BF	H	R	ER	SO	BB	IBB	HBP	BLK	WP	HR	S	P	ERA	WHIP

TOP

Chicago White Sox @ Cleveland Indians

Cleveland Municipal Stadium, Cleveland, OH

Wed Aug 28 1963, 7:05 PM EDT

Unknown

livebaseballscorecards.com

AB	41
R	8
H	12
RBI	7
BB	3
SO	6
LOB	17

WP: 0 PA: 45
PB: 0
SB: 0
CS: 0

Batter	1	2	3	4	5	6	7	8	9	AB	R	H	RBI	BB	SO	LOB
Woodie Held, R (1, 4) OBP: 0.341, SLG: 0.420	F9		K			5-3			P4	4	0	0	0	0	1	0
Larry Brown, R (1, 6) OBP: 0.321, SLG: 0.333	F8			6-3		F8			E SF9 1B	4	1	1	0	0	0	0
Vic Davalillo, L (1, 8) OBP: 0.337, SLG: 0.450	F8			2-3-5-2 BB 1B			K		E8 1-3 1B	4	1	2	0	0	1	0
Joe Adcock, R (1, 3) OBP: 0.314, SLG: 0.393		K		1-2 BB			K		SF9 3-H	2	0	0	1	1	2	0
Max Alvis, R (1, 5) OBP: 0.320, SLG: 0.461		5-3		2-3-5-2 2-3f			G3		2-H 1B	4	0	1	1	0	0	2
Joe Azcue, R (1, 2) OBP: 0.306, SLG: 0.473		1B			F8			K	F9	4	0	1	0	0	1	1
Tito Francona, L (1, 7) OBP: 0.310, SLG: 0.351		K			K			P5		3	0	0	0	0	2	1
Willie Tasby, R (1, 9) OBP: 0.322, SLG: 0.408			K		K			HR		3	1	1	1	0	2	0
Pedro Ramos, S (1, 1) OBP: 0.125, SLG: 0.237			F9			5-3		K		0	0	0	0	0	0	0
Jerry Walker, S (2, 1) OBP: 0.211, SLG: 0.118										1	0	0	0	0	0	0
Miguel de la Hoz, R (6, PH) OBP: 0.287, SLG: 0.392										1	0	0	0	0	0	0
Early Wynn, S (7, 1) OBP: 0.333, SLG: 0.200										0	0	0	0	0	0	0
Jerry Kindall, R (8, PH) OBP: 0.262, SLG: 0.300										1	0	0	0	0	1	0
Bob Allen, L (9, 1) OBP: 0.200, SLG: 0.200										0	0	0	0	0	0	0
Inning Stats	R: 0 E: 0 K: 0 S: 3 H: 0 LOB: 0 BB: 0 P: 3	R: 0 E: 0 K: 2 S: 8 H: 1 LOB: 1 BB: 0 P: 8	R: 0 E: 0 K: 2 S: 7 H: 0 LOB: 0 BB: 0 P: 7	R: 0 E: 0 K: 0 S: 3 H: 1 LOB: 1 BB: 1 P: 7	R: 0 E: 0 K: 2 S: 7 H: 0 LOB: 0 BB: 0 P: 7	R: 0 E: 0 K: 0 S: 3 H: 0 LOB: 0 BB: 0 P: 3	R: 0 E: 0 K: 2 S: 7 H: 0 LOB: 0 BB: 0 P: 7	R: 1 E: 0 K: 2 S: 8 H: 1 LOB: 0 BB: 0 P: 8	R: 2 E: 1 K: 0 S: 6 H: 3 LOB: 1 BB: 0 P: 6	1B: 5 2B: 1 3B: 0 HR: 1	SF: 1 SAC: 0 DP: 1 HBP: 0						

PITCHER	IP	WLS	BF	H	R	ER	SO	BB	IBB	HBP	BLK	WP	HR	S	P	ERA	WHIP
Juan Pizarro, L (1, 1) ERA: 2.39	9.0	W	33	6	3	2	10	1	0	0	0	0	1	52	56	2.00	0.778

PITCHER	IP	WLS	BF	H	R	ER	SO	BB	IBB	HBP	BLK	WP	HR	S	P	ERA	WHIP

BOTTOM

Chicago White Sox @ Cleveland Indians

Cleveland Municipal Stadium, Cleveland, OH

Wed Aug 28 1963, 7:05 PM EDT

Unknown

livebaseballscorecards.com

AB	31
R	3
H	6
RBI	3
BB	1
SO	10
LOB	4

1B: 5	SF: 1	WP: 0	PA: 33
2B: 1	SAC: 0	PB: 0	
3B: 0	DP: 1	SB: 0	
HR: 1	HBP: 0	CS: 0	

Chicago White Sox @ Cleveland Indians

Cleveland Municipal Stadium, Cleveland, OH

Wed Aug 28 1963, 7:05 PM EDT

Att. 7,777 - Unknown

TOP

livebaseballscorecards.com

Batter	1	2	3	4	5	6	7	8	9	AB	R	H	RBI	BB	SO	LOB
Mike Hershberger, R (1, 8) (8, 9) OBP: 0.335, SLG: 0.355	6-3		1-3 2B		F8		F8			4	0	1	0	0	0	0
Tom McCraw, L (1, 3) OBP: 0.307, SLG: 0.385	2B		SF7 3-H			1B 2B 1B		FC4-6 1B		3	1	3	1	0	0	0
Floyd Robinson, L (1, 9) (8, 7) OBP: 0.348, SLG: 0.398	F9		4-3			F3		FC4-6 1B 1-2f		4	0	0	0	0	0	4
Pete Ward, L (1, 5) OBP: 0.344, SLG: 0.476	F9			1-3 1B		2B SF7 1-3 1B		1-2 1B		4	1	3	0	0	0	1
Nellie Fox, L (1, 4) OBP: 0.305, SLG: 0.320		6-3		1-3 1-2		1-3 3-H 2B		F7		4	0	1	1	0	0	3
Charlie Maxwell, L (1, 7) OBP: 0.341, SLG: 0.327 Jim Landis, R (8, 8) OBP: 0.325, SLG: 0.383		S S S K		S S S K		SF7 3-H		F7		3 0	0 0	0 0	1 0	0 0	2 0	3 0
Ron Hansen, R (1, 6) OBP: 0.309, SLG: 0.344		4-3		F9		S S S K			6-3	4	0	0	0	0	1	2
J.C. Martin, L (1, 2) OBP: 0.263, SLG: 0.265			4-3		6-3		4-3		F7	4	0	0	0	0	0	0
Eddie Fisher, R (1, 1) OBP: 0.222, SLG: 0.160 Cam Carreon, R (9, PH) OBP: 0.326, SLG: 0.346 Jim Brosnan, R (9, 1) OBP: 0.250, SLG: 0.250			B B B 2B SF7 BB		S S S K		6-3		S S S K	2 1 0	1 0 0	0 0 0	0 0 0	1 0 0	1 1 0	0 0 0
Inning Stats	R: 0 E: 0 K: 0 S: 4 H: 1 LOB: 1 BB: 0 P: 4	R: 0 E: 0 K: 1 S: 5 H: 0 LOB: 0 BB: 0 P: 5	R: 1 E: 0 K: 0 S: 4 H: 1 LOB: 1 BB: 1 P: 8	R: 0 E: 0 K: 1 S: 6 H: 1 LOB: 1 BB: 0 P: 6	R: 0 E: 0 K: 1 S: 5 H: 0 LOB: 0 BB: 0 P: 5	R: 2 E: 0 K: 1 S: 8 H: 3 LOB: 1 BB: 0 P: 8	R: 0 E: 0 K: 0 S: 3 H: 0 LOB: 0 BB: 0 P: 3	R: 0 E: 0 K: 0 S: 5 H: 2 LOB: 2 BB: 0 P: 5	R: 0 E: 0 K: 1 S: 5 H: 0 LOB: 0 BB: 0 P: 5	1B: 5 2B: 3 3B: 0 HR: 0	SF: 2 SAC: 0 DP: 0 HBP: 0						

	AB	33
	R	3
	H	8
	RBI	3
	BB	1
	SO	5
	LOB	13

WP: 0 PB: 0 SB: 0 CS: 0 PA: 36

PITCHER		IP	WLS	BF	H	R	ER	SO	BB	IBB	HBP	BLK	WP	HR	S	P	ERA	WHIP
Dick Donovan, R ERA: 4.23	(1, 1)	8.0	L	33	8	3	3	4	1	0	0	0	0	0	40	44	3.38	1.125
Gary Bell, R ERA: 2.7	(9, 1)	1.0		3	0	0	0	1	0	0	0	0	0	0	5	5	0.00	0.000

PITCHER	IP	WLS	BF	H	R	ER	SO	BB	IBB	HBP	BLK	WP	HR	S	P	ERA	WHIP

Batter	1	2	3	4	5	6	7	8	9	AB	R	H	RBI	BB	SO	LOB
Tito Francona, L (1, 7) OBP: 0.311, SLG: 0.353	G3		H 1-0 6-3 WP HBP		F9			2B		3	0	1	0	0	0	0
Larry Brown, R (1, 6) OBP: 0.320, SLG: 0.327	B B B B 4-0 G3 1B BB		0-0 6-3 1-3			P3		6-3		3	0	0	0	1	0	2
Vic Davalillo, L (1, 8) OBP: 0.336, SLG: 0.447	0-0 G3 1-2 1B		0-0 4-3			S S S 0-3 K		4-3		4	0	1	0	0	1	2
Max Alvis, R (1, 5) OBP: 0.319, SLG: 0.459	0-0 G3 1-2 2-3		0-0 L5			F2			0-0 FC3-6 1B	4	0	1	0	0	0	3
John Romano, R (1, 2) OBP: 0.318, SLG: 0.384	0-0 F8			0-0 F9			0-0 5-3		0-0 F8	4	0	0	0	0	0	3
Fred Whitfield, L (1, 3) OBP: 0.282, SLG: 0.457		0-0 4-3		0-0 3-1			0-0 F7		0-0 FC3-6 1-2f	4	0	0	0	0	0	1
Woodie Held, R (1, 4) OBP: 0.341, SLG: 0.417		0-0 F6		0-0 F7			B B B B 4-0 BB		0-0 6-3	3	0	0	0	1	0	1
Willie Kirkland, L (1, 9) OBP: 0.307, SLG: 0.390		0-0 4-3			0-0 1-3		S S S 0-3 K			3	0	0	0	0	1	1
Dick Donovan, L (1, 1) OBP: 0.177, SLG: 0.217			0-0 HR		0-0 F8			S S S 0-3 K		2	1	1	1	0	0	0
Willie Tasby, R (8, PH) OBP: 0.319, SLG: 0.404										1	0	0	0	0	1	0
Gary Bell, R (9, 1) OBP: 0.125, SLG: 0.087										0	0	0	0	0	0	0
Inning Stats	R: 0 E: 0 K: 0 S: 4 H: 1 LOB: 2 BB: 1 P: 8	R: 0 E: 0 K: 0 S: 3 H: 0 LOB: 0 BB: 0 P: 3	R: 1 E: 0 K: 0 S: 4 H: 1 LOB: 1 BB: 0 P: 5	R: 0 E: 0 K: 0 S: 3 H: 0 LOB: 0 BB: 0 P: 3	R: 0 E: 0 K: 0 S: 3 H: 0 LOB: 0 BB: 0 P: 3	R: 0 E: 0 K: 1 S: 5 H: 0 LOB: 0 BB: 0 P: 5	R: 0 E: 0 K: 1 S: 5 H: 0 LOB: 1 BB: 1 P: 9	R: 0 E: 0 K: 1 S: 6 H: 1 LOB: 1 BB: 0 P: 6	R: 0 E: 0 K: 0 S: 4 H: 1 LOB: 1 BB: 0 P: 4	1B: 2 2B: 1 3B: 0 HR: 1	SF: 0 SAC: 0 DP: 0 HBP: 1			WP: 1 PB: 0 SB: 0 CS: 0	PA: 34		

PITCHER		IP	WLS	BF	H	R	ER	SO	BB	IBB	HBP	BLK	WP	HR	S	P	ERA	WHIP
Eddie Fisher, R ERA: 4.35	(1, 1)	8.0	W	30	3	1	1	3	2	0	1	0	1	1	33	42	1.12	0.625
Jim Brosnan, R ERA: 2.51	(9, 1)	1.0	S	4	1	0	0	0	0	0	0	0	0	0	4	4	0.00	1.000

PITCHER	IP	WLS	BF	H	R	ER	SO	BB	IBB	HBP	BLK	WP	HR	S	P	ERA	WHIP

BOTTOM

Chicago White Sox @ Cleveland Indians

Cleveland Municipal Stadium, Cleveland, OH

Wed Aug 28 1963, 7:05 PM EDT
Att. 7,777 - Unknown

livebaseballscorecards.com

AB	31
R	1
H	4
RBI	1
BB	2
SO	3
LOB	13

Batter	1	2	3	4	5	6	7	8	9	AB	R	H	RBI	BB	SO	LOB
Mike Hershberger, R (1, 8) (8, 9) OBP: 0.331, SLG: 0.351	S S S 0-3 ① K		x 0-0 ① F7		x 0-0 ① 5-3		x 0-0 ② 5-3	x 0-0 ③ 5-3		5	0	0	0	0	1	3
Tom McCraw, L (1, 3) OBP: 0.313, SLG: 0.389	x 0-0 WP 1B		x 0-0 1B 1-3 4-3 1B		x 0-0 G3 1B		x 0-0 ③ F8		S S S 0-3 ① K	5	1	3	0	0	1	1
Floyd Robinson, L (1, 9) (8, 7) OBP: 0.350, SLG: 0.399	H 1-0 1-2 HBP		x 0-0 4-3 1-3 3-H 1B		x 0-0 ② G3 1-2			x 0-0 1B 1B 1B	x 0-0 ② F9	4	1	2	1	0	0	1
Pete Ward, L (1, 5) OBP: 0.343, SLG: 0.473	x 0-0 ② F2		x 0-0 ② 4-3 1-2 3-H		x 0-0 ③ F9			x 0-0 BB 1-3 1B 1B	x 0-0 ③ F7	5	1	1	1	0	0	4
Nellie Fox, L (1, 4) OBP: 0.303, SLG: 0.317	x 0-0 ③ F9		x 0-0 ③ F7			x 0-0 ① 3-1		x 0-0 ① F3		4	0	0	0	0	0	5
Dave Nicholson, R (1, 7) OBP: 0.328, SLG: 0.428 Charlie Maxwell, L (8, PH) OBP: 0.346, SLG: 0.327 Jim Landis, R (8, PR) OBP: 0.325, SLG: 0.383 (8, 8)		S S S 0-3 ① K		x 0-0 ① F8		x 0-0 ② F2		B B B B 4-0 1B 1-2 WP BB		3	0	0	0	0	1	0
										0	0	0	0	1	0	0
										0	1	0	0	0	0	0
Ron Hansen, R (1, 6) OBP: 0.311, SLG: 0.345		x 0-0 ② F7		x 0-0 FC6-4 1B		x 0-0 ③ L4		x 0-0 WP S HR 1-3 2-H 3-H 1B		4	1	2	2	0	0	0
Cam Carreon, R (1, 2) OBP: 0.323, SLG: 0.343 J.C. Martin, L (5, 2) OBP: 0.265, SLG: 0.272		S S S 0-3 ③ K		x 0-0 ② FC6-4 1-2f			x 0-0 2B	S S S 0-3 ② K 1-3 3-H		2	0	0	0	0	1	1
										2	0	1	0	0	1	1
Gary Peters, L (1, 1) OBP: 0.274, SLG: 0.412			B B B B 4-0 1B 1B BB	x 0-0 ③ 1-4-3			x 0-0 ① F9	x 0-0 3-H HR		3	2	1	2	1	0	2
Inning Stats	R: 0 E: 0 K: 1 S: 6 H: 1 LOB: 2 BB: 0 P: 7	R: 0 E: 0 K: 2 S: 7 H: 0 LOB: 0 BB: 0 P: 7	R: 2 E: 0 K: 0 S: 5 H: 2 LOB: 1 BB: 1 P: 9	R: 0 E: 0 K: 0 S: 4 H: 1 LOB: 1 BB: 0 P: 4	R: 0 E: 0 K: 0 S: 4 H: 1 LOB: 1 BB: 0 P: 4	R: 0 E: 0 K: 0 S: 3 H: 0 LOB: 0 BB: 0 P: 3	R: 0 E: 0 K: 0 S: 4 H: 1 LOB: 1 BB: 0 P: 4	R: 5 E: 0 K: 1 S: 9 H: 4 LOB: 1 BB: 1 P: 13	R: 0 E: 0 K: 1 S: 5 H: 0 LOB: 0 BB: 0 P: 5	1B: 8 2B: 1 3B: 0 HR: 1	SF: 0 SAC: 0 DP: 0 HBP: 1						

PITCHER		IP	WLS	BF	H	R	ER	SO	BB	IBB	HBP	BLK	WP	HR	S	P	ERA	WHIP
Barry Latman, R ERA: 4.83	(1, 1)	7.1	L	34	9	6	6	3	2	0	1	0	1	0	37	46	7.36	1.500
Gary Bell, R ERA: 2.74	(8, 1)	1.2		6	1	1	1	2	0	0	0	0	1	1	10	10	5.40	0.600

PITCHER	IP	WLS	BF	H	R	ER	SO	BB	IBB	HBP	BLK	WP	HR	S	P	ERA	WHIP

TOP

Chicago White Sox @ Cleveland Indians

Cleveland Municipal Stadium, Cleveland, OH

Thu Aug 29 1963, 7:05 PM EDT

Att. 4,132 - Unknown

livebaseballscorecards.com

AB	37
R	7
H	10
RBI	6
BB	2
SO	5
LOB	18

1B: 8	SF: 0	WP: 2	PA: 40
2B: 1	SAC: 0	PB: 0	
3B: 0	DP: 0	SB: 1	
HR: 1	HBP: 1	CS: 0	

Batter	1	2	3	4	5	6	7	8	9	AB	R	H	RBI	BB	SO	LOB
Woodie Held, R (1, 4) OBP: 0.342, SLG: 0.416	B B B B 4-0 HR BB		S S S 0-3 ① K		x 0-0 S 1B			x 0-0 ① 6-3		3	1	1	0	1	1	0
Larry Brown, R (1, 6) OBP: 0.313, SLG: 0.319	S S S 0-3 ① K		x 0-0 ② L5		S S S 0-3 ③ K 1-2			x 0-0 ② F8		4	0	0	0	0	2	2
Vic Davalillo, L (1, 8) OBP: 0.334, SLG: 0.455	x 0-0 1-H HR		x 0-0 ③ 4-3			S S S 0-3 ① K		S S S 0-3 ③ K		4	1	1	2	0	2	0
Max Alvis, R (1, 5) OBP: 0.320, SLG: 0.460	x 0-0 ② 5-3			x 0-0 5-3 1B		x 0-0 ② F8			x 0-0 G6-4-3 1B	4	0	2	0	0	0	0
Joe Adcock, R (1, 3) OBP: 0.309, SLG: 0.387	x 0-0 ③ F9			x 0-0 ① 5-3 1-2		x 0-0 ③ F8			x 0-0 ① ② G6-4-3 1-2f	4	0	0	0	0	0	2
Joe Azcue, R (1, 2) OBP: 0.305, SLG: 0.469		x 0-0 FC6-4 1B		x 0-0 ② F9			x 0-0 ① F8		x 0-0 ③ 6-3	4	0	1	0	0	0	1
Tito Francona, L (1, 7) OBP: 0.310, SLG: 0.351		S S S 0-3 ① K		x 0-0 ③ 3-1			x 0-0 ② F5			3	0	0	0	0	1	2
Willie Tasby, R (1, 9) OBP: 0.319, SLG: 0.402		x 0-0 ② FC6-4 1-2f			S S S 0-3 ① K		x 0-0 1B			3	0	1	0	0	1	1
Barry Latman, R (1, 1) OBP: 0.209, SLG: 0.317 Gary Bell, R (8, 1) OBP: 0.125, SLG: 0.087		x 0-0 ③ 4-3			S S S 0-3 ② K		x 0-0 F9			3 0	0 0	0 0	0 0	0 0	1 0	2 0
Inning Stats	R: 2 E: 0 K: 1 S: 6 H: 1 LOB: 0 BB: 1 P: 10	R: 0 E: 0 K: 1 S: 6 H: 1 LOB: 1 BB: 0 P: 6	R: 0 E: 0 K: 1 S: 5 H: 0 LOB: 0 BB: 0 P: 5	R: 0 E: 0 K: 0 S: 4 H: 1 LOB: 1 BB: 0 P: 4	R: 0 E: 0 K: 3 S: 10 H: 1 LOB: 1 BB: 0 P: 10	R: 0 E: 0 K: 1 S: 5 H: 0 LOB: 0 BB: 0 P: 5	R: 0 E: 0 K: 0 S: 4 H: 1 LOB: 1 BB: 0 P: 4	R: 0 E: 0 K: 1 S: 5 H: 0 LOB: 0 BB: 0 P: 5	R: 0 E: 0 K: 0 S: 3 H: 1 LOB: 0 BB: 0 P: 3	1B: 5 2B: 0 3B: 0 HR: 1 SF: 0 SAC: 0 DP: 1 HBP: 0						

PITCHER	IP	WLS	BF	H	R	ER	SO	BB	IBB	HBP	BLK	WP	HR	S	P	ERA	WHIP
Gary Peters, L (1, 1) ERA: 1.78	9.0	W	33	6	2	2	8	1	0	0	0	0	1	48	52	2.00	0.778

PITCHER	IP	WLS	BF	H	R	ER	SO	BB	IBB	HBP	BLK	WP	HR	S	P	ERA	WHIP

BOTTOM

Chicago White Sox @ Cleveland Indians

Cleveland Municipal Stadium, Cleveland, OH

Thu Aug 29 1963, 7:05 PM EDT

Att. 4,132 - Unknown

livebaseballscorecards.com

AB	32
R	2
H	6
RBI	2
BB	1
SO	8
LOB	10

1B: 5 SF: 0
2B: 0 SAC: 0
3B: 0 DP: 1
HR: 1 HBP: 0

WP: 0 PA: 33
PB: 0
SB: 1
CS: 0

Batter	1	2	3	4	5	6	7	8	9	AB	R	H	RBI	BB	SO	LOB
Mike Hershberger, R (1, 8) OBP: 0.332, SLG: 0.350	0-0 FC5-4 1B	0-3 K		4-0 WP BB		0-0 F5		0-3 K		4	0	1	0	1	2	2
Tom McCraw, L (1, 3) OBP: 0.307, SLG: 0.381	0-0 FC5-4 1-2f		0-3 K	0-0 G3 1-2		0-0 1-3		0-0 F8		5	0	0	0	0	1	2
Floyd Robinson, L (1, 9) OBP: 0.351, SLG: 0.400	0-0 F2		4-0 1B SF8 BB		0-0 1B 2B	0-0 L4			0-0 F8	4	2	1	0	1	0	1
Pete Ward, L (1, 5) OBP: 0.341, SLG: 0.471	0-3 K		0-0 S 1B 1-3 1B		0-0 F8		0-3 K		0-3 K	5	0	1	0	0	3	2
Nellie Fox, L (1, 4) OBP: 0.302, SLG: 0.317		0-0 F9	0-0 SF8 3-H		0-0 HBP BB 2-H 1B		0-0 L6		0-0 4-1	4	0	1	2	0	0	0
Charlie Maxwell, L (1, 7) OBP: 0.364, SLG: 0.367		0-0 HR	0-0 1-2 1B		4-0 HBP 1-2 BB		4-0 1B BB			2	1	2	1	2	0	0
Ron Hansen, R (1, 6) OBP: 0.313, SLG: 0.347		0-0 1B 1B	0-0 F8 2-3		0-0 F8		0-0 1-2 1B			4	0	2	0	0	0	4
J.C. Martin, L (1, 2) OBP: 0.269, SLG: 0.273 Jim Brosnan, R (7, 1) OBP: 0.250, SLG: 0.250		0-0 1-3 1B		0-0 F9	1-0 1-2 2-3 HBP		0-0 4-3			3 0	0 0	1 0	0 0	0 0	0 0	2 0
Ray Herbert, R (1, 1) OBP: 0.290, SLG: 0.327 Frank Baumann, L (6, 1) OBP: 0.250, SLG: 0.143 Cam Carreon, R (7, 2) OBP: 0.322, SLG: 0.341		0-3 K		0-3 K	0-0 F7			0-3 K		3 0 1	0 0 0	0 0 0	0 0 0	0 0 0	2 0 1	5 0 0
Inning Stats	R: 0 E: 0 K: 1 S: 6 H: 1 LOB: 1 BB: 0 P: 6	R: 1 E: 0 K: 2 S: 10 H: 3 LOB: 2 BB: 0 P: 10	R: 1 E: 0 K: 1 S: 7 H: 2 LOB: 2 BB: 1 P: 11	R: 0 E: 0 K: 1 S: 5 H: 0 LOB: 1 BB: 1 P: 9	R: 1 E: 0 K: 0 S: 5 H: 2 LOB: 3 BB: 1 P: 10	R: 0 E: 0 K: 0 S: 3 H: 0 LOB: 0 BB: 0 P: 3	R: 0 E: 0 K: 1 S: 6 H: 1 LOB: 2 BB: 1 P: 10	R: 0 E: 0 K: 2 S: 7 H: 0 LOB: 0 BB: 0 P: 7	R: 0 E: 0 K: 1 S: 5 H: 0 LOB: 0 BB: 0 P: 5	1B: 7 2B: 1 3B: 0 HR: 1	SF: 1 SAC: 0 DP: 0 HBP: 1			WP: 1 PB: 0 SB: 1 CS: 0	PA: 41	

PITCHER	IP	WLS	BF	H	R	ER	SO	BB	IBB	HBP	BLK	WP	HR	S	P	ERA	WHIP
Camilo Pascual, R (1, 1) ERA: 2.47	9.0	W	41	9	3	3	9	4	0	1	0	1	1	54	71	3.00	1.444

PITCHER	IP	WLS	BF	H	R	ER	SO	BB	IBB	HBP	BLK	WP	HR	S	P	ERA	WHIP

TOP

Chicago White Sox @ Minnesota Twins

Metropolitan Stadium, Bloomington , MI

Fri Aug 30 1963, 8:05 PM EDT
Att. 29,745 - Unknown - 66 F

livebaseballscorecards.com

AB	35
R	3
H	9
RBI	3
BB	4
SO	9
LOB	18

Batter	1	2	3	4	5	6	7	8	9	AB	R	H	RBI	BB	SO	LOB
Bernie Allen, L (1, 4) OBP: 0.295, SLG: 0.347	4-3 1B 1B	L8		2-H 3-H 1B		1-2f 2-H FC4-6 1B	F4			5	0	2	3	0	0	4
Rich Rollins, R (1, 5) OBP: 0.363, SLG: 0.461	1-2 4-3 1B		K	6-3		1-2 1B		F6		5	0	2	0	0	1	1
Jimmie Hall, L (1, 8) OBP: 0.341, SLG: 0.544	1-2 2-3 4-3		3B		F5	K		K		5	0	1	0	0	2	4
Don Mincher, L (1, 3) OBP: 0.355, SLG: 0.530 Vic Power, R (7, 3) OBP: 0.293, SLG: 0.384	K		F6		FC6-4 1B		4-1	6-3		3 2	0 0	1 0	0 0	0 0	1 0	3 0
Harmon Killebrew, R (1, 7) OBP: 0.357, SLG: 0.539	IBB		K		1-2f FC6-4 WP		HR			3	1	1	1	1	1	2
Bob Allison, R (1, 9) OBP: 0.375, SLG: 0.541	F4			F3	L7 1-2		HR			4	1	1	1	0	0	4
Earl Battey, R (1, 2) OBP: 0.367, SLG: 0.473		G1 1B		5-3 BB 1B 1B		1B FC4-6 1B	B B B B 4-0 1B BB			3	2	3	0	1	0	0
Zoilo Versalles, R (1, 6) OBP: 0.294, SLG: 0.407		F8	B B B B 4-0 5-3 1-2 1B BB		F5	1-2 1B		3	1	1	0	1	0	2		
Camilo Pascual, R (1, 1) OBP: 0.312, SLG: 0.347		G1 1-2		5-3 1-2 2-3		1-2 FC4-6 1B	F9			4	0	1	0	0	0	5
Inning Stats	R: 0 E: 0 K: 1 S: 7 H: 2 LOB: 3 BB: 1 P: 11	R: 0 E: 0 K: 0 S: 4 H: 1 LOB: 1 BB: 0 P: 4	R: 0 E: 0 K: 2 S: 8 H: 1 LOB: 1 BB: 0 P: 8	R: 2 E: 0 K: 0 S: 5 H: 2 LOB: 1 BB: 1 P: 9	R: 0 E: 0 K: 0 S: 4 H: 1 LOB: 1 BB: 0 P: 4	R: 1 E: 0 K: 1 S: 8 H: 3 LOB: 2 BB: 0 P: 8	R: 2 E: 0 K: 0 S: 6 H: 3 LOB: 2 BB: 1 P: 10	R: 0 E: 0 K: 1 S: 5 H: 0 LOB: 0 BB: 0 P: 5		1B: 10 2B: 0 3B: 1 HR: 2	SF: 0 SAC: 0 DP: 0 HBP: 0					

PITCHER		IP	WLS	BF	H	R	ER	SO	BB	IBB	HBP	BLK	WP	HR	S	P	ERA	WHIP
Ray Herbert, R ERA: 3.3	(1, 1)	5.1		27	9	3	3	3	1	1	0	0	1	0	31	39	5.06	1.875
Frank Baumann, L ERA: 2.78	(6, 1)	0.2		3	1	0	0	1	0	0	0	0	0	0	5	5	0.00	1.500
Jim Brosnan, R ERA: 2.7	(7, 1)	2.0	L	10	3	2	2	1	1	0	0	0	0	2	11	15	9.00	2.000

PITCHER	IP	WLS	BF	H	R	ER	SO	BB	IBB	HBP	BLK	WP	HR	S	P	ERA	WHIP

BOTTOM

Chicago White Sox @ Minnesota Twins

Metropolitan Stadium, Bloomington , MI

Fri Aug 30 1963, 8:05 PM EDT
Att. 29,745 - Unknown - 66 F

livebaseballscorecards.com

AB	37
R	5
H	13
RBI	5
BB	3
SO	5
LOB	25

WP: 1	PA: 40		
PB: 0			
SB: 0			
CS: 0			

Batter	1	2	3	4	5	6	7	8	9	AB	R	H	RBI	BB	SO	LOB
Jim Landis, R (1, 8) OBP: 0.327, SLG: 0.391	F3			BBBB 4-0 FC5-4 BB		F9			HR	3	1	1	1	1	0	0
Floyd Robinson, L (1, 9) OBP: 0.350, SLG: 0.405	5-3			F4			F8		HR	4	1	1	1	0	0	1
Dave Nicholson, R (1, 7) OBP: 0.327, SLG: 0.426	K			FC5-4 1-2f			1B		L3	4	0	1	0	0	1	1
Jim Lemon, R (1, 3) OBP: 0.303, SLG: 0.294 Tom McCraw, L (9, 3) OBP: 0.307, SLG: 0.381		G4-6-3 1B		SSS K			F9		SSS K	4 0	0 0	1 0	0 0	0 0	2 0	2 0
Pete Ward, L (1, 5) OBP: 0.341, SLG: 0.468		G4-6-3 1-2f			SSS K		4-3		BBBB BB	3	0	0	0	1	1	2
Ron Hansen, R (1, 6) OBP: 0.310, SLG: 0.344		F8			F3			6-3	L6	4	0	0	0	0	0	1
Nellie Fox, L (1, 4) OBP: 0.302, SLG: 0.317			F6		F6			1B		3	0	1	0	0	0	0
Cam Carreon, R (1, 2) OBP: 0.318, SLG: 0.336 J.C. Martin, L (8, 2) OBP: 0.269, SLG: 0.273			F4			F4		F9		3 0	0 0	0 0	0 0	0 0	0 0	1 0
Joe Horlen, R (1, 1) OBP: 0.222, SLG: 0.222 Mike Hershberger, R (8, PH) OBP: 0.331, SLG: 0.349 Hoyt Wilhelm, R (8, 1) OBP: 0.111, SLG: 0.077			SSS K			4-3		F4		2 1 0	0 0 0	0 0 0	0 0 0	0 0 0	1 0 0	0 1 0
Inning Stats	R: 0 E: 0 K: 1 S: 5 H: 0 LOB: 0 BB: 0 P: 5	R: 0 E: 0 K: 0 S: 3 H: 1 LOB: 0 BB: 0 P: 3	R: 0 E: 0 K: 1 S: 5 H: 0 LOB: 0 BB: 0 P: 5	R: 0 E: 0 K: 1 S: 5 H: 0 LOB: 1 BB: 1 P: 9	R: 0 E: 0 K: 1 S: 5 H: 0 LOB: 0 BB: 0 P: 5	R: 0 E: 0 K: 0 S: 3 H: 0 LOB: 0 BB: 0 P: 3	R: 0 E: 0 K: 0 S: 4 H: 1 LOB: 1 BB: 0 P: 4	R: 0 E: 0 K: 0 S: 4 H: 1 LOB: 1 BB: 0 P: 4	R: 2 E: 0 K: 1 S: 7 H: 2 LOB: 1 BB: 1 P: 11	1B: 3 2B: 0 3B: 0 HR: 2 SF: 0 SAC: 0 DP: 1 HBP: 0						

PITCHER		IP	WLS	BF	H	R	ER	SO	BB	IBB	HBP	BLK	WP	HR	S	P	ERA	WHIP
Dick Stigman, L ERA: 3.2	(1, 1)	8.2	L	32	5	2	2	5	2	0	0	0	0	2	40	48	2.08	0.808
Bill Dailey, R ERA: 1.77	(9, 1)	0.1		1	0	0	0	0	0	0	0	0	0	0	1	1	0.00	0.000

PITCHER	IP	WLS	BF	H	R	ER	SO	BB	IBB	HBP	BLK	WP	HR	S	P	ERA	WHIP

TOP

Chicago White Sox @ Minnesota Twins

Metropolitan Stadium, Bloomington , MI

Sat Aug 31 1963, 4:33 AM EDT

Att. 23,415 - Unknown - 74 F

livebaseballscorecards.com

AB	31
R	2
H	5
RBI	2
BB	2
SO	5
LOB	9

WP: 0 PB: 0 SB: 0 CS: 0 PA: 33

Batter	1	2	3	4	5	6	7	8	9	AB	R	H	RBI	BB	SO	LOB
Bernie Allen, L (1, 4) OBP: 0.292, SLG: 0.343	6-3		F8		G3			K		4	0	0	0	0	1	1
Rich Rollins, R (1, 5) OBP: 0.362, SLG: 0.459	1B		F3			L7		K		4	0	1	0	0	1	1
Jimmie Hall, L (1, 8) OBP: 0.345, SLG: 0.548	1-2		FC6-4 1-2			1-3			6-3	4	0	3	0	0	0	0
Harmon Killebrew, R (1, 7) OBP: 0.354, SLG: 0.534	K		FC6-4 1-2f			1-3 2-3			F9	4	0	0	0	0	1	5
Don Mincher, L (1, 3) OBP: 0.349, SLG: 0.519	F8			L4		4-3			L9	4	0	0	0	0	0	3
Bob Allison, R (1, 9) OBP: 0.373, SLG: 0.537		6-3		1-3			5-3			3	0	0	0	0	0	0
Earl Battey, R (1, 2) OBP: 0.367, SLG: 0.472		L5-3 1B		F8			1-6-3			3	0	1	0	0	0	0
Zoilo Versalles, R (1, 6) OBP: 0.292, SLG: 0.404		L5-3 1-2			1-3		F8			3	0	0	0	0	0	1
Dick Stigman, R (1, 1) OBP: 0.205, SLG: 0.129 Bill Dailey, R (9, 1) OBP: 0.250, SLG: 0.368			1B		3-1			6-3		3 0	0 0	1 0	0 0	0 0	0 0	0 0
Inning Stats	R: 0 E: 0 K: 1 S: 7 H: 2 LOB: 2 BB: 0 P: 7	R: 0 E: 0 K: 0 S: 3 H: 1 LOB: 0 BB: 0 P: 3	R: 0 E: 0 K: 0 S: 5 H: 2 LOB: 2 BB: 0 P: 5	R: 0 E: 0 K: 0 S: 3 H: 0 LOB: 0 BB: 0 P: 3	R: 0 E: 0 K: 0 S: 3 H: 0 LOB: 0 BB: 0 P: 3	R: 0 E: 0 K: 0 S: 4 H: 1 LOB: 1 BB: 0 P: 4	R: 0 E: 0 K: 0 S: 3 H: 0 LOB: 0 BB: 0 P: 3	R: 0 E: 0 K: 2 S: 7 H: 0 LOB: 0 BB: 0 P: 7	R: 0 E: 0 K: 0 S: 3 H: 0 LOB: 0 BB: 0 P: 3	1B: 5 2B: 2 3B: 0 HR: 0 SF: 0 SAC: 0 DP: 1 HBP: 0						

PITCHER		IP	WLS	BF	H	R	ER	SO	BB	IBB	HBP	BLK	WP	HR	S	P	ERA	WHIP
Joe Horlen, R ERA: 3.4	(1, 1)	7.0		26	6	0	0	1	0	0	0	0	0	0	28	28	0.00	0.857
Hoyt Wilhelm, R ERA: 2.97	(8, 1)	2.0	W	6	0	0	0	2	0	0	0	0	0	0	10	10	0.00	0.000

PITCHER	IP	WLS	BF	H	R	ER	SO	BB	IBB	HBP	BLK	WP	HR	S	P	ERA	WHIP

BOTTOM

Chicago White Sox @ Minnesota Twins

Metropolitan Stadium, Bloomington , MI

Sat Aug 31 1963, 4:33 AM EDT
Att. 23,415 - Unknown - 74 F

livebaseballscorecards.com

AB	32
R	0
H	6
RBI	0
BB	0
SO	3
LOB	11

PA: 32

WP: 0
PB: 0
SB: 0
CS: 0

Chicago White Sox @ Minnesota Twins

Metropolitan Stadium, Bloomington , MI

Sun Sep 01 1963, 4:33 AM EDT

Att. 26,870 - Unknown - 79 F

livebaseballscorecards.com

Batter	1	2	3	4	5	6	7	8	9	AB	R	H	RBI	BB	SO	LOB
Jim Landis, R (1, 8) OBP: 0.327, SLG: 0.400	G3		PB SH1-3 1B 1B		5-3		5-3		1-H 2-H HR	5	2	2	3	0	0	0
Floyd Robinson, L (1, 9) OBP: 0.349, SLG: 0.404	4-3		SH1-3 1-2		F8			1-3 E 1B	F4	4	1	1	0	0	0	0
Dave Nicholson, R (1, 7) OBP: 0.324, SLG: 0.421	3-1		F2 2-3		K			1-3 1-2	F8	5	0	0	0	0	1	2
Jim Lemon, R (1, 3) OBP: 0.304, SLG: 0.295 Tom McCraw, L (6, 3) OBP: 0.306, SLG: 0.380		K	3-H 1B			5-3		E3 CS 2-H		3 1	0 0	1 0	1 0	0 0	1 0	0 0
Pete Ward, L (1, 5) OBP: 0.342, SLG: 0.468	1B 2B 1B		L8			FC4-6 1B		F6 1-2		4	1	2	0	0	0	2
Ron Hansen, R (1, 6) OBP: 0.312, SLG: 0.343	L8			BB FC6-4		FC4-6 1-2f FC6-4			1B PB SH 1B	3	1	1	0	1	0	2
Al Weis, S (1, 4) OBP: 0.332, SLG: 0.321	2B E 1-3 1B			FC6-4 1-2f 1B		FC6-4 1-2f			SH HR 1-3 1B	4	2	2	0	0	0	2
Cam Carreon, R (1, 2) OBP: 0.322, SLG: 0.345 J.C. Martin, L (7, 2) OBP: 0.267, SLG: 0.272	E4 1-H 3-H 2B			G1-6-3 1-2 1B			K		F8	3 1	0 0	2 0	1 0	0 0	1 0	0 2
Eddie Fisher, R (1, 1) OBP: 0.200, SLG: 0.143 Hoyt Wilhelm, R (7, 1) OBP: 0.111, SLG: 0.077	4-3			G1-6-3 1-2f			K		SH HR 1-2 3-H	3 0	0 1	0 0	0 1	0 0	1 0	3 0
Inning Stats	R: 0 E: 0 K: 0 S: 3 H: 0 LOB: 0 BB: 0 P: 3	R: 2 E: 1 K: 1 S: 8 H: 3 LOB: 1 BB: 0 P: 8	R: 1 E: 0 K: 0 S: 5 H: 2 LOB: 1 BB: 0 P: 5	R: 0 E: 0 K: 0 S: 3 H: 1 LOB: 1 BB: 1 P: 7	R: 0 E: 0 K: 1 S: 5 H: 0 LOB: 0 BB: 0 P: 5	R: 0 E: 0 K: 0 S: 4 H: 1 LOB: 1 BB: 0 P: 4	R: 0 E: 0 K: 2 S: 7 H: 0 LOB: 0 BB: 0 P: 7	R: 1 E: 1 K: 0 S: 4 H: 1 LOB: 0 BB: 0 P: 4	R: 4 E: 1 K: 0 S: 7 H: 3 LOB: 0 BB: 0 P: 7	1B: 9 2B: 1 3B: 0 HR: 1	SF: 0 SAC: 2 DP: 1 HBP: 0						

PITCHER		IP	WLS	BF	H	R	ER	SO	BB	IBB	HBP	BLK	WP	HR	S	P	ERA	WHIP
Jim Kaat, L ERA: 3.86	(1, 1)	6.0		25	7	3	1	2	1	0	0	0	0	0	28	32	1.50	1.333
Bill Dailey, R ERA: 2.01	(7, 1)	2.1	L	12	4	5	3	2	0	0	0	0	0	1	16	16	11.57	1.714
Bill Pleis, L ERA: 4.61	(9, 1)	0.2		2	0	0	0	0	0	0	0	0	0	0	2	2	0.00	0.000

PITCHER	IP	WLS	BF	H	R	ER	SO	BB	IBB	HBP	BLK	WP	HR	S	P	ERA	WHIP

AB	36
R	8
H	11
RBI	6
BB	1
SO	4
LOB	13

WP: 0 PB: 2 SB: 0 CS: 1 PA: 39

BOTTOM

Chicago White Sox @ Minnesota Twins

Metropolitan Stadium, Bloomington , MI

Sun Sep 01 1963, 4:33 AM EDT

Att. 26,870 - Unknown - 79 F

livebaseballscorecards.com

Batter	1	2	3	4	5	6	7	8	9	AB	R	H	RBI	BB	SO	LOB
Bernie Allen, L (1, 4) OBP: 0.288, SLG: 0.338	F4		G3			F2		4-3		4	0	0	0	0	0	0
Rich Rollins, R (1, 5) OBP: 0.361, SLG: 0.457	6-3			1B		6-3		F7		4	0	1	0	0	0	0
Jimmie Hall, L (1, 8) OBP: 0.344, SLG: 0.548	4-3			F4			2B	K		4	1	1	0	0	1	1
Don Mincher, L (1, 3) OBP: 0.347, SLG: 0.513		1B		F7			F7		F7	4	0	1	0	0	0	2
Harmon Killebrew, R (1, 7) OBP: 0.353, SLG: 0.531		L5		1-3 1B			K		F4	4	0	1	0	0	1	2
Bob Allison, R (1, 9) OBP: 0.374, SLG: 0.539		K			K		2-H HR 2B		1B	4	1	2	1	0	2	1
Earl Battey, R (1, 2) OBP: 0.366, SLG: 0.477		F8			6-3		2-H HR		F9	4	1	1	2	0	0	2
Zoilo Versalles, R (1, 6) OBP: 0.293, SLG: 0.406			F7		F6		2B			3	0	1	0	0	0	0
Jim Kaat, L (1, 1) OBP: 0.190, SLG: 0.203			F1			3-1	K			1	0	0	0	0	0	0
Lenny Green, L (6, PH) OBP: 0.306, SLG: 0.314										1	0	0	0	0	0	0
Bill Dailey, R (7, 1) OBP: 0.238, SLG: 0.350										1	0	0	0	0	1	1
Bill Pleis, L (9, 1) OBP: 0.313, SLG: 0.154										0	0	0	0	0	0	0
Inning Stats	R: 0 E: 0 K: 0 S: 3 H: 0 LOB: 0 BB: 0 P: 3	R: 0 E: 0 K: 1 S: 6 H: 1 LOB: 1 BB: 0 P: 6	R: 0 E: 0 K: 0 S: 3 H: 0 LOB: 0 BB: 0 P: 3	R: 0 E: 0 K: 0 S: 4 H: 2 LOB: 2 BB: 0 P: 4	R: 0 E: 0 K: 1 S: 5 H: 0 LOB: 0 BB: 0 P: 5	R: 0 E: 0 K: 0 S: 3 H: 0 LOB: 0 BB: 0 P: 3	R: 3 E: 0 K: 2 S: 11 H: 4 LOB: 1 BB: 0 P: 11	R: 0 E: 0 K: 1 S: 5 H: 0 LOB: 0 BB: 0 P: 5	R: 0 E: 0 K: 0 S: 4 H: 1 LOB: 1 BB: 0 P: 4	1B: 4 2B: 3 3B: 0 HR: 1 SF: 0 SAC: 0 DP: 0 HBP: 0							

	AB	34
	R	3
	H	8
	RBI	3
	BB	0
	SO	5
	LOB	9

WP: 0 PB: 0 SB: 0 CS: 0 PA: 34

PITCHER	IP	WLS	BF	H	R	ER	SO	BB	IBB	HBP	BLK	WP	HR	S	P	ERA	WHIP
Eddie Fisher, R (1, 1) ERA: 4.24	6.2		24	5	2	2	3	0	0	0	0	0	0	30	30	2.70	0.750
Hoyt Wilhelm, R (7, 1) ERA: 2.99	2.1	W	10	3	1	1	2	0	0	0	0	0	1	14	14	3.86	1.286

PITCHER	IP	WLS	BF	H	R	ER	SO	BB	IBB	HBP	BLK	WP	HR	S	P	ERA	WHIP

Batter	1	2	3	4	5	6	7	8	9	AB	R	H	RBI	BB	SO	LOB
Albie Pearson, L (1, 8) OBP: 0.410, SLG: 0.410	1B E 2B	F6		K		FC3-5 CS E	4-3		BB	5	1	1	0	1	1	5
Jim Fregosi, R (1, 6) OBP: 0.321, SLG: 0.405	E 1B 1B		6-3	FC5		E9 CS		1B	FC5	6	1	2	0	0	0	6
Leon Wagner, L (1, 7) OBP: 0.361, SLG: 0.474	K		FC5-4 1B		HR	K		F5		5	1	2	1	0	2	4
Felix Torres, R (1, 5) OBP: 0.317, SLG: 0.371	BB HBP 1B		FC5-4		5-3		F6	F9		5	0	1	1	0	0	2
Billy Moran, R (1, 4) OBP: 0.303, SLG: 0.366	BB HBP		F7		1B 1B		1B 2B	F7		4	2	2	0	0	0	2
Frank Kostro, R (1, 3) OBP: 0.307, SLG: 0.284	L3 BB			F5	1B 1B		1B 1B		5-3	4	1	2	1	1	0	0
Jim Piersall, R (1, 9) OBP: 0.290, SLG: 0.294	L3			1B SH 1B	G6-4-3 1B		E6 SH1-4 1B		BB E BB	4	1	2	1	1	0	4
Hank Foiles, R (1, 2) OBP: 0.282, SLG: 0.344		F3		FC5 SH 1B	G6-4-3		SH1-4 1B		E5 FC5 BB	3	0	1	0	0	0	2
Buck Rodgers, S (7, PH) OBP: 0.310, SLG: 0.317										2	0	1	1	0	0	1
Don Lee, R (1, 1) OBP: 0.154, SLG: 0.179		4-3		SH		FC3-5 2B	SH1-4		K	2	0	1	1	0	0	0
Dean Chance, R (7, 1) OBP: 0.174, SLG: 0.164										1	0	0	0	0	1	2
Inning Stats	R: 2 E: 1 K: 1 S: 7 H: 3 LOB: 2 BB: 1 P: 12	R: 0 E: 0 K: 0 S: 3 H: 0 LOB: 0 BB: 0 P: 3	R: 0 E: 0 K: 0 S: 4 H: 1 LOB: 1 BB: 0 P: 4	R: 1 E: 0 K: 1 S: 8 H: 2 LOB: 2 BB: 0 P: 8	R: 2 E: 0 K: 0 S: 6 H: 4 LOB: 1 BB: 0 P: 6	R: 0 E: 1 K: 1 S: 6 H: 1 LOB: 1 BB: 0 P: 6	R: 2 E: 1 K: 0 S: 7 H: 3 LOB: 2 BB: 0 P: 7	R: 0 E: 0 K: 0 S: 4 H: 1 LOB: 1 BB: 0 P: 4	R: 0 E: 1 K: 1 S: 6 H: 0 LOB: 3 BB: 2 P: 14	1B: 11 2B: 4 3B: 0 HR: 1 SF: 0 SAC: 2 DP: 2 HBP: 1						

TOP

Los Angeles Angels @ Chicago White Sox

Comiskey Park, Chicago, IL

Mon Sep 02 1963, 4:33 AM EDT

Unknown

livebaseballscorecards.com

AB	41
R	7
H	15
RBI	6
BB	3
SO	4
LOB	28

WP: 0 PB: 0 SB: 0 CS: 2 PA: 47

PITCHER		IP	WLS	BF	H	R	ER	SO	BB	IBB	HBP	BLK	WP	HR	S	P	ERA	WHIP
Gary Peters, L ERA: 1.88	(1, 1)	4.0	L	20	6	3	3	2	1	0	1	0	0	0	22	27	6.75	1.750
Frank Baumann, L ERA: 3.25	(5, 1)	0.1		5	4	2	2	0	0	0	0	0	0	1	5	5	54.00	12.000
Taylor Phillips, L ERA: 10.8	(5, 1)	2.0		9	3	2	2	1	0	0	0	0	0	0	11	11	9.00	1.500
Jim Brosnan, R ERA: 2.63	(7, 1)	1.2		7	2	0	0	0	0	0	0	0	0	0	7	7	0.00	1.200
Hoyt Wilhelm, R ERA: 2.96	(9, 1)	1.0		6	0	0	0	1	2	0	0	0	0	0	6	14	0.00	2.000

PITCHER	IP	WLS	BF	H	R	ER	SO	BB	IBB	HBP	BLK	WP	HR	S	P	ERA	WHIP

BOTTOM

Los Angeles Angels @ Chicago White Sox

Comiskey Park, Chicago, IL

Mon Sep 02 1963, 4:33 AM EDT

Unknown

livebaseballscorecards.com

Batter	1	2	3	4	5	6	7	8	9	AB	R	H	RBI	BB	SO	LOB
Mike Hershberger, R (1, 8) OBP: 0.332, SLG: 0.352	B5-3		F4			FC6-4 4-3 1B 1B	HR 1-3 2-H 2B		F8	5	2	2	1	0	0	0
Tom McCraw, L (1, 3) OBP: 0.307, SLG: 0.392	4-3			F8		FC6-4 1-2 1B	2-H 3-H HR		5-3	5	1	2	3	0	0	0
Floyd Robinson, L (1, 9) OBP: 0.350, SLG: 0.405	1B			F7		FC6-4 4-3 WP 1-2f 2-3	FC4-6 1B			4	0	2	0	0	0	2
Pete Ward, L (1, 5) OBP: 0.341, SLG: 0.469	F9			2B		4-3 1-3 3-H	FC4-6 FC4-6 1-2f			4	0	1	1	0	0	3
Nellie Fox, L (1, 4) OBP: 0.304, SLG: 0.315		F7		HBP		BB	FC4-6 1-2f			2	0	0	0	1	0	1
Dave Nicholson, R (1, 7) OBP: 0.322, SLG: 0.418 Jim Brosnan, R (7, 1) OBP: 0.250, SLG: 0.250 Joe Cunningham, L (8, PH) OBP: 0.349, SLG: 0.335 Hoyt Wilhelm, R (9, 1) OBP: 0.111, SLG: 0.077		K	K	K		K		F7		3 0 1 0	0 0 0 0	0 0 0 0	0 0 0 0	3 0 0 0	4 0 0 0
Ron Hansen, R (1, 6) OBP: 0.311, SLG: 0.343		F7			5-3		FC3-6 1B	F8		4	0	1	0	0	0	0
J.C. Martin, L (1, 2) OBP: 0.263, SLG: 0.267			G3		4-3		FC3-6 1-2f 1B 2B	K		4	1	0	0	0	1	1
Gary Peters, L (1, 1) OBP: 0.270, SLG: 0.406 Frank Baumann, L (5, 1) OBP: 0.250, SLG: 0.143 Taylor Phillips, L (5, 1) Charlie Maxwell, L (7, 7) OBP: 0.366, SLG: 0.369			F9		1-3		2B 1-2 HR 1B		F8	1 0 1 2	0 0 0 1	0 0 0 1	0 0 0 1	0 0 0 0	0 0 0 0	0 0 0 0
Inning Stats	R: 0 H: 1 E: 0 LOB: 1 K: 0 BB: 0 S: 4 P: 4	R: 0 H: 0 E: 0 LOB: 0 K: 1 BB: 0 S: 5 P: 5	R: 0 H: 0 E: 0 LOB: 0 K: 0 BB: 0 S: 3 P: 3	R: 0 H: 1 E: 0 LOB: 2 K: 1 BB: 0 S: 6 P: 7	R: 0 H: 0 E: 0 LOB: 0 K: 0 BB: 0 S: 3 P: 3	R: 1 H: 2 E: 0 LOB: 2 K: 1 BB: 1 S: 7 P: 11	R: 4 H: 5 E: 0 LOB: 1 K: 0 BB: 0 S: 8 P: 8	R: 0 H: 0 E: 0 LOB: 0 K: 1 BB: 0 S: 5 P: 5	R: 0 H: 0 E: 0 LOB: 0 K: 0 BB: 0 S: 3 P: 3	1B: 6 2B: 2 3B: 0 HR: 1	SF: 0 SAC: 0 DP: 0 HBP: 1			WP: 1 PB: 0 SB: 0 CS: 0	PA: 38		

	AB	36
	R	5
	H	9
	RBI	5
	BB	1
	SO	4
	LOB	11

PITCHER		IP	WLS	BF	H	R	ER	SO	BB	IBB	HBP	BLK	WP	HR	S	P	ERA	WHIP
Don Lee, R ERA: 3.9	(1, 1)	6.1	W	29	8	5	5	3	1	0	1	0	1	1	33	38	7.11	1.421
Dean Chance, R ERA: 3.1	(7, 1)	2.2	S	9	1	0	0	1	0	0	0	0	0	0	11	11	0.00	0.375

PITCHER	IP	WLS	BF	H	R	ER	SO	BB	IBB	HBP	BLK	WP	HR	S	P	ERA	WHIP

Batter	1	2	3	4	5	6	7	8	9	AB	R	H	RBI	BB	SO	LOB
Albie Pearson, L (1, 8) OBP: 0.411, SLG: 0.408	BBBB 4-0 G4-6-3 BB		BBBB 4-0 E S SF9 BB		BBBB 4-0 WP E BB BB	x 0-0 ③ F8		x 0-0 ① B3		2	2	0	0	3	0	0
Jim Fregosi, R (1, 6) OBP: 0.322, SLG: 0.412	x 0-0 ①② G4-6-3 1-2f		x 0-0 ① SF9 1-H		x 0-0 E5 BB WP 1-2 SF8		x 0-0 4-3 2B 2B	x 0-0 SF8 3B		4	3	2	1	0	0	2
Leon Wagner, L (1, 7) OBP: 0.361, SLG: 0.473	x 0-0 1B 1B		x 0-0 ② 4-3		BBBB 4-0 BB 1-2 2-3 BB		x 0-0 ① 4-3 2-3	x 0-0 ② SF8 3-H		3	0	1	1	1	0	1
Felix Torres, R (1, 5) OBP: 0.323, SLG: 0.373	x 0-0 1-2 1B		x 0-0 BB 1B		BBBB 4-0 1-2 2-3 3-H BB		BBBB 4-0 2B 6-3 BB	x 0-0 ③ F7		3	1	2	1	2	0	0
Billy Moran, R (1, 4) OBP: 0.304, SLG: 0.367	x 0-0 ③ 6-3		BBBB 4-0 1-2 BB		x 0-0 ① F4		x 0-0 6-3 1-3 3-H 2B 2B		SSS 0-3 ① K	4	1	1	1	1	1	5
Buck Rodgers, S (1, 2)		x 0-0 ① F7	x 0-0 ③ F5		x 0-0 ② SF8 3-H		x 0-0 ② 6-3 2-3 3-H		x 0-0 ② 1-3	4	0	0	2	0	0	3
Frank Kostro, R (1, 3) OBP: 0.303, SLG: 0.288		SSS 0-3 ② K		x 0-0 ① 5-3	x 0-0 ③ F9		x 0-0 3-H 2B		x 0-0 ③ 6-3	5	0	1	1	0	1	2
Bob Sadowski, L (1, 9) OBP: 0.324, SLG: 0.309 Paul Foytack, R (7, 1) OBP: 0.286, SLG: 0.211	BBBB 4-0 WP BB		x 0-0 ② 1-3		x 0-0 ① F9	III 4-0 IBB				2 0	0 0	0 0	0 0	2 0	0 0	0 0
Ken McBride, R (1, 1) OBP: 0.174, SLG: 0.256 Dan Osinski, R (3, 1) OBP: 0.133, SLG: 0.116 Joe Koppe, R (4, PH) OBP: 0.265, SLG: 0.287 Mike Lee, L (4, 1) Art Fowler, R (6, 1) OBP: 0.333, SLG: 0.143 Jim Piersall, R (7, PH) OBP: 0.289, SLG: 0.293 (7, 9)	SSS 0-3 ③ K 1-2		SSS 0-3 ③ K		x 0-0 ② 6-3	x 0-0 ③ F9				1 0 1 1 0 1	0 0 0 0 0 0	0 0 0 0 0 0	0 0 0 0 0 0	1 0 0 0 0 0	0 0 1 0 0 0	1 0 0 0 0 2
Inning Stats	R: 0 H: 2 E: 0 LOB: 2 K: 0 BB: 1 S: 4 P: 8	R: 0 H: 0 E: 0 LOB: 1 K: 2 BB: 1 S: 7 P: 11	R: 1 H: 1 E: 0 LOB: 2 K: 0 BB: 2 S: 4 P: 12	R: 0 H: 0 E: 0 LOB: 0 K: 1 BB: 0 S: 5 P: 5	R: 2 H: 0 E: 1 LOB: 2 K: 0 BB: 3 S: 4 P: 16	R: 0 H: 0 E: 0 LOB: 0 K: 0 BB: 0 S: 3 P: 3	R: 3 H: 3 E: 0 LOB: 2 K: 0 BB: 2 S: 6 P: 14	R: 1 H: 1 E: 0 LOB: 0 K: 0 BB: 0 S: 4 P: 4	R: 0 H: 0 E: 0 LOB: 0 K: 1 BB: 0 S: 5 P: 5	1B: 3 SF: 3 2B: 3 SAC: 0 3B: 1 DP: 1 HR: 0 HBP: 0						

TOP

Los Angeles Angels @ Chicago White Sox

Comiskey Park, Chicago, IL

Mon Sep 02 1963, 4:38 AM EDT

Att. 15,107 - Unknown

livebaseballscorecards.com

AB	31
R	7
H	7
RBI	7
BB	9
SO	4
LOB	16

WP: 2 PA: 43
PB: 0
SB: 1
CS: 0

PITCHER		IP	WLS	BF	H	R	ER	SO	BB	IBB	HBP	BLK	WP	HR	S	P	ERA	WHIP
Dave DeBusschere, R ERA: 3.09	(1, 1)	4.0		22	3	3	1	3	7	0	0	0	2	0	21	49	2.25	2.500
Jim Brosnan, R ERA: 2.9	(5, 1)	3.0		14	3	3	3	0	1	1	0	0	0	0	12	20	9.00	1.333
Hoyt Wilhelm, R ERA: 2.99	(8, 1)	2.0	W	7	1	1	1	1	0	0	0	0	0	0	9	9	4.50	0.500

PITCHER		IP	WLS	BF	H	R	ER	SO	BB	IBB	HBP	BLK	WP	HR	S	P	ERA	WHIP

Batter	1	2	3	4	5	6	7	8	9	AB	R	H	RBI	BB	SO	LOB
Mike Hershberger, R (1, 8) OBP: 0.333, SLG: 0.353	0-0 E 1B, 1B		0-0 FC1-6, 1B	0-0 ① F8	0-0 ③ F3		0-0 ③ F6			5	1	2	0	0	0	1
Tom McCraw, L (1, 3) OBP: 0.305, SLG: 0.388	0-0 E, 1-2 FC3-2, 1B		0-0 ① FC1-6, 1-2f HR	0-0 ② 6-3		SSS 0-3 ① K		0-0 ① F8		5	1	1	0	0	1	1
Floyd Robinson, L (1, 9) OBP: 0.355, SLG: 0.417	0-0 E3, 1-3 2-H		0-0 1-H HR	BBB 4-0 BB, HBP, BB		0-0 1B, 1B		0-0 4-3, 2B		4	2	3	2	1	0	1
Pete Ward, L (1, 5) OBP: 0.342, SLG: 0.469	SSS 0-3 ① K		0-0 1B, 1B 2B	H 1-0 BB, 1-2 HBP		0-0 ② F8		0-0 ② 4-3, 2-3		4	1	1	0	0	1	4
Charlie Maxwell, L (1, 7) OBP: 0.374, SLG: 0.374	0-0 ② FC3-2, 3-H		0-0 PB, 1B, FC6-4, 2-3 1B	BBB 4-0 1-2 2-3 BB		0-0 1B, 1-3 1B		SSS 0-3 ③ K		4	1	2	0	1	1	3
Nellie Fox, L (1, 4) OBP: 0.304, SLG: 0.316	0-0 ③ F6		0-0 FC6-4, PB, 1-2 3-H 1B	0-0 ③ 1-3		0-0 1-2, 3-H 1B			0-0 ① F6	5	0	2	2	0	0	5
Ron Hansen, R (1, 6) OBP: 0.314, SLG: 0.348 Al Weis, S (9, PR) OBP: 0.332, SLG: 0.321		0-0 ① 5-3	0-0 FC6-4, 1-2 2-3 1B	0-0 G4-3, 1B		0-0 ③ F4			0-0 2B, 2B	5 0	0 1	3 0	0 0	0 0	0 0	2 0
Cam Carreon, R (1, 2) OBP: 0.317, SLG: 0.339 Hoyt Wilhelm, R (8, 1) OBP: 0.111, SLG: 0.077 Joe Cunningham, L (9, PH) OBP: 0.353, SLG: 0.335		SSS 0-3 ② K	0-0 ② FC6-4, 1-2f 2-3 3-H	0-0 ① ② G4-3, 1-2f			0-0 6-3, ①		BBB 4-0 2B, BB	4 0 0	0 0 1	0 0 0	1 0 0	0 0 1	1 0 0	3 0 0
Dave DeBusschere, R (1, 1) OBP: 0.087, SLG: 0.045 Jim Brosnan, R (5, 1) OBP: 0.308, SLG: 0.308 J.C. Martin, L (7, PH) OBP: 0.265, SLG: 0.274 (8, 2)		0-0 ③ F8	0-0 ③ 5-3	0-0 1B			0-0 ② F8		0-0 1-H 2-H 2B	2 1 2	0 0 0	0 1 1	0 0 2	0 0 0	0 0 0	2 0 0
Inning Stats	R: 1 H: 2 E: 1 LOB: 2 K: 1 BB: 0 S: 8 P: 8	R: 0 H: 0 E: 0 LOB: 0 K: 1 BB: 0 S: 5 P: 5	R: 4 H: 6 E: 0 LOB: 2 K: 0 BB: 0 S: 9 P: 9	R: 0 H: 0 E: 0 LOB: 3 K: 0 BB: 2 S: 3 P: 12	R: 0 H: 2 E: 0 LOB: 1 K: 0 BB: 0 S: 4 P: 4	R: 1 H: 3 E: 0 LOB: 2 K: 1 BB: 0 S: 8 P: 8	R: 0 H: 0 E: 0 LOB: 0 K: 0 BB: 0 S: 3 P: 3	R: 0 H: 1 E: 0 LOB: 1 K: 1 BB: 0 S: 6 P: 6	R: 2 H: 2 E: 0 LOB: 1 K: 0 BB: 1 S: 3 P: 7	1B: 11 2B: 4 3B: 0 HR: 1	SF: 0 SAC: 0 DP: 1 HBP: 1					

PITCHER		IP	WLS	BF	H	R	ER	SO	BB	IBB	HBP	BLK	WP	HR	S	P	ERA	WHIP
Ken McBride, R ERA: 3.08	(1, 1)	2.1		15	7	5	4	2	0	0	0	0	0	1	19	19	15.43	3.000
Dan Osinski, R ERA: 3.42	(3, 1)	0.2		3	1	0	0	0	0	0	0	0	0	0	3	3	0.00	1.500
Mike Lee, L ERA: 4.85	(4, 1)	2.2		15	5	1	1	1	2	0	1	0	0	0	14	23	3.38	2.625
Art Fowler, R ERA: 2.33	(6, 1)	0.1		1	0	0	0	0	0	0	0	0	0	0	1	1	0.00	0.000
Paul Foytack, R ERA: 5.11	(7, 1)	2.1	L	11	3	2	2	1	1	0	0	0	0	0	12	16	7.71	1.714

PITCHER	IP	WLS	BF	H	R	ER	SO	BB	IBB	HBP	BLK	WP	HR	S	P	ERA	WHIP

BOTTOM

Los Angeles Angels @ Chicago White Sox

Comiskey Park, Chicago, IL

Mon Sep 02 1963, 4:38 AM EDT

Att. 15,107 - Unknown

livebaseballscorecards.com

AB	41
R	8
H	16
RBI	7
BB	3
SO	4
LOB	22

Batter	1	2	3	4	5	6	7	8	9	AB	R	H	RBI	BB	SO	LOB
Jose Tartabull, L (1, 8) OBP: 0.287, SLG: 0.323	F8		4-3			1B SH1-4 1-2 1B	FC4 1-2f		2-H 3-H 1B	5	0	2	2	0	0	1
Gino Cimoli, R (1, 9) OBP: 0.315, SLG: 0.381	6-3		F8			SH1-4 1-2 2-3		4-3 SH3-4 1B	5-3	4	0	1	0	0	0	1
Charlie Lau, L (1, 2) OBP: 0.311, SLG: 0.371	1-3			G4-6-3 1B		G1		SH3-4 1-2		3	0	1	0	0	0	2
Norm Siebern, L (1, 3) OBP: 0.362, SLG: 0.432		1B		G4-6-3 1-2f		2-3 3-H 1B		4-3 2-3		4	0	2	1	0	0	2
Ed Charles, R (1, 5) OBP: 0.343, SLG: 0.398		K			6-3	1-3		F8		4	0	0	0	0	1	4
Jerry Lumpe, L (1, 4) OBP: 0.321, SLG: 0.363		F7			E3 FC6-4		1-3 1B 1B		F7	4	1	1	0	0	0	1
Ken Harrelson, R (1, 7) OBP: 0.311, SLG: 0.384 Bobby Del Greco, R (8, 7) OBP: 0.309, SLG: 0.331		1-3			K	1-3 1-2			SH1-4 1B 1B	3 1	0 1	0 1	0 1	0 0	1 0	3 0
Tony La Russa, R (1, 6) OBP: 0.280, SLG: 0.318			5-3		FC6-4 1-2f	F4			SH1-4 1-2 1B	4	1	1	0	0	0	2
Orlando Pena, R (1, 1) OBP: 0.250, SLG: 0.222 John Wyatt, R (9, 1)			F9			SH1-4 1B 1B	FC4 2-H 1B		SH1-4 1-2 2-3	3 0	1 0	2 0	1 0	0 0	0 0	0 0
Inning Stats	R: 0 E: 0 K: 0 S: 3 H: 0 LOB: 0 BB: 0 P: 3	R: 0 E: 0 K: 1 S: 6 H: 1 LOB: 1 BB: 0 P: 6	R: 0 E: 0 K: 0 S: 3 H: 0 LOB: 0 BB: 0 P: 3	R: 0 E: 0 K: 0 S: 3 H: 1 LOB: 0 BB: 0 P: 3	R: 0 E: 1 K: 1 S: 6 H: 0 LOB: 1 BB: 0 P: 6	R: 1 E: 0 K: 0 S: 6 H: 3 LOB: 2 BB: 0 P: 6	R: 1 E: 0 K: 0 S: 5 H: 2 LOB: 1 BB: 0 P: 5	R: 0 E: 0 K: 0 S: 4 H: 1 LOB: 1 BB: 0 P: 4	R: 2 E: 0 K: 0 S: 6 H: 3 LOB: 1 BB: 0 P: 6	1B: 11 2B: 0 3B: 0 HR: 0 SF: 0 SAC: 3 DP: 1 HBP: 0						

PITCHER	IP	WLS	BF	H	R	ER	SO	BB	IBB	HBP	BLK	WP	HR	S	P	ERA	WHIP
Ray Herbert, R (1, 1) ERA: 3.33	9.0	L	38	11	4	4	2	0	0	0	0	0	0	42	42	4.00	1.222

PITCHER	IP	WLS	BF	H	R	ER	SO	BB	IBB	HBP	BLK	WP	HR	S	P	ERA	WHIP

TOP

Kansas City Athletics @ Chicago White Sox

Comiskey Park, Chicago, IL

Wed Sep 04 1963, 8:05 PM EDT

Unknown

livebaseballscorecards.com

AB	35
R	4
H	11
RBI	4
BB	0
SO	2
LOB	16

WP: 0 PB: 0 SB: 0 CS: 0 PA: 38

Batter	1	2	3	4	5	6	7	8	9	AB	R	H	RBI	BB	SO	LOB
Mike Hershberger, R (1, 8) OBP: 0.332, SLG: 0.350	F5		HBP		SH1-3 2-3			F5	FC6-4 1-2f	3	0	0	0	0	0	2
Tom McCraw, L (1, 3) OBP: 0.305, SLG: 0.390	4-3		K		F7			F9 2B		4	0	1	0	0	1	4
Floyd Robinson, L (1, 9) OBP: 0.352, SLG: 0.413	F8		F6			F8		F9 2-3		4	0	0	0	0	0	4
Pete Ward, L (1, 5) OBP: 0.341, SLG: 0.473		F5		HR		F8		5-3		4	1	1	1	0	0	1
Nellie Fox, L (1, 4) OBP: 0.306, SLG: 0.318		3-1		F7		BB			E 2B	3	1	1	0	1	0	0
Dave Nicholson, R (1, 7) OBP: 0.321, SLG: 0.416		5-3		F8		F6			E7 1B 2-H 1B	4	0	1	0	0	0	1
Ron Hansen, R (1, 6) OBP: 0.316, SLG: 0.348			SH5-4 1B 1B	CS BB			5-3		5-3	3	0	1	0	1	0	1
Cam Carreon, R (1, 2) OBP: 0.321, SLG: 0.344 Joe Cunningham, L (9, PH) OBP: 0.356, SLG: 0.339 Al Weis, S (9, PR) OBP: 0.332, SLG: 0.321			SH5-4 1-2 1B	CS 1-2	SH1-3 SH1-4 1B		4-3		FC6-4 2-3 1B	3 1 0	0 0 0	2 1 0	0 0 0	0 0 0	0 0 0	0 0 0
Ray Herbert, R (1, 1) OBP: 0.286, SLG: 0.321 Charlie Maxwell, L (9, PH) OBP: 0.372, SLG: 0.371			SH5-4 1-2 2-3		SH1-4 1-2		F9		F7	1 1	0 0	0 0	0 0	0 0	0 0	0 2
Inning Stats	R: 0 E: 0 K: 0 S: 3 H: 0 LOB: 0 BB: 0 P: 3	R: 0 E: 0 K: 0 S: 3 H: 0 LOB: 0 BB: 0 P: 3	R: 0 E: 0 K: 1 S: 7 H: 2 LOB: 3 BB: 0 P: 8	R: 1 E: 0 K: 0 S: 3 H: 1 LOB: 0 BB: 1 P: 7	R: 0 E: 0 K: 0 S: 4 H: 1 LOB: 1 BB: 0 P: 4	R: 0 E: 0 K: 0 S: 3 H: 0 LOB: 1 BB: 1 P: 7	R: 0 E: 0 K: 0 S: 3 H: 0 LOB: 0 BB: 0 P: 3	R: 0 E: 0 K: 0 S: 4 H: 1 LOB: 1 BB: 0 P: 4	R: 1 E: 1 K: 0 S: 6 H: 3 LOB: 2 BB: 0 P: 6	1B: 5 2B: 2 3B: 0 HR: 1 SF: 0 SAC: 3 DP: 0 HBP: 1						WP: 0 PB: 0 SB: 0 CS: 1 PA: 38

PITCHER	IP	WLS	BF	H	R	ER	SO	BB	IBB	HBP	BLK	WP	HR	S	P	ERA	WHIP
Orlando Pena, R (1, 1) ERA: 3.56	8.0	W	33	7	2	2	1	2	0	1	0	0	1	32	41	2.25	1.125
John Wyatt, R (9, 1) ERA: 3.1	1.0	S	4	1	0	0	0	0	0	0	0	0	0	4	4	0.00	1.000

PITCHER	IP	WLS	BF	H	R	ER	SO	BB	IBB	HBP	BLK	WP	HR	S	P	ERA	WHIP

BOTTOM

Kansas City Athletics @ Chicago White Sox

Comiskey Park, Chicago, IL

Wed Sep 04 1963, 8:05 PM EDT

Unknown

livebaseballscorecards.com

AB	31
R	2
H	8
RBI	1
BB	2
SO	1
LOB	15

Batter	1	2	3	4	5	6	7	8	9	AB	R	H	RBI	BB	SO	LOB
Jose Tartabull, L (1, 8) OBP: 0.289, SLG: 0.325	F9			1-3 1B	SF7 2-H	FC5 2-3f			6-3	2	0	1	0	0	0	0
Bobby Del Greco, R (4, PR) (4, 8) OBP: 0.306, SLG: 0.328										2	1	0	1	0	0	2
Gino Cimoli, R (1, 9) OBP: 0.314, SLG: 0.381	4-3			1-3 1-2	F4		FC4-5 2B		4-3	5	0	1	0	0	0	1
Jerry Lumpe, L (1, 4) OBP: 0.322, SLG: 0.363	4-3			1B 2B BB		FC1-6 1B 1B	FC4-5 G3-6-3 2-3		E3 BB	4	2	1	0	1	0	1
Norm Siebern, L (1, 3) OBP: 0.364, SLG: 0.432		4-3		2B 1-3 2-H 1B		FC1-6 1-2 1B	G3-6-3 1-2f		4-0 1-2 BB	4	0	2	1	1	0	1
Ed Charles, R (1, 5) OBP: 0.345, SLG: 0.403		4-0 G4-6-3 BB		G5-3 1-3 3-H 2B		FC1-6 1-2f 2-3 1B		1B 2B	0-3 K	4	2	2	1	1	1	4
Charlie Lau, L (1, 2) OBP: 0.321, SLG: 0.376		G4-6-3 1-2f		IBB		1B 1-2 3-H 1B		G4-3 2-H 1B		3	1	2	2	1	0	1
Ken Harrelson, R (1, 7) OBP: 0.315, SLG: 0.383			4-0 CS BB	G5-3 2-3f		FC5 1B 1-3 2-H 1B		G4-3 1-2f		3	0	1	1	1	0	4
Tony La Russa, R (1, 6) OBP: 0.310, SLG: 0.346		F9 1-2			PB SH2-4 SF7 1B	K		1B		4	1	2	0	0	1	3
Diego Segui, R (1, 1) OBP: 0.229, SLG: 0.255		6-3			SH2-4 1-2	1-2 3-H 1B		6-3		2	0	1	1	0	0	0
Ted Bowsfield, R (7, 1) OBP: 0.182, SLG: 0.105										0	0	0	0	0	0	0
Bill Fischer, R (7, 1) OBP: 0.263, SLG: 0.067										1	0	0	0	0	0	1

TOP

Kansas City Athletics @ Chicago White Sox

Comiskey Park, Chicago, IL

Wed Sep 04 1963, 8:05 PM EDT

Att. 8,804 - Unknown

livebaseballscorecards.com

AB	34
R	7
H	13
RBI	7
BB	5
SO	2
LOB	18

Inning Stats	1	2	3	4	5	6	7	8	9
R	0	0	0	2	1	3	0	1	0
E	0	0	0	0	0	0	0	0	1
K	0	0	0	0	0	1	0	0	0
S	3	2	2	5	4	10	3	5	6
H	0	0	0	3	1	5	1	3	0
LOB	0	0	0	2	0	2	0	1	2
BB	0	1	1	2	0	0	0	0	1
P	3	6	6	13	4	10	3	5	10

1B	10
2B	3
3B	0
HR	0
SF	1
SAC	1
DP	4
HBP	0

WP	0
PB	1
SB	0
CS	1
PA	41

PITCHER		IP	WLS	BF	H	R	ER	SO	BB	IBB	HBP	BLK	WP	HR	S	P	ERA	WHIP
Joe Horlen, R ERA: 3.68	(1, 1)	5.2	L	27	9	6	5	1	3	1	0	0	0	0	25	41	7.94	2.118
Frank Baumann, L ERA: 3.13	(6, 1)	1.1		4	1	0	0	0	0	0	0	0	0	0	4	4	0.00	0.750
Jim Brosnan, R ERA: 2.99	(8, 1)	1.0		5	3	1	1	0	0	0	0	0	0	0	5	5	9.00	3.000
Bruce Howard, R ERA:	(9, 1)	1.0		5	0	0	0	1	1	0	0	0	0	0	6	10	0.00	1.000

PITCHER	IP	WLS	BF	H	R	ER	SO	BB	IBB	HBP	BLK	WP	HR	S	P	ERA	WHIP

Batter	1	2	3	4	5	6	7	8	9	AB	R	H	RBI	BB	SO	LOB
Jim Landis, R (1, 8) OBP: 0.323, SLG: 0.394	5-3		F8		6-3		FC1-4, BB, 1B, 1-2f		F5	5	1	0	0	0	0	1
Joe Cunningham, L (1, 3) OBP: 0.357, SLG: 0.333	1-3, BB		BB		K		K		F8	3	0	0	0	2	2	1
Floyd Robinson, L (1, 9) OBP: 0.352, SLG: 0.410 (8, 7)	1-3, 1-2		4-3		BB		HBP, 1B, 1-2, BB		G3	3	0	0	0	2	0	2
Pete Ward, L (1, 5) OBP: 0.342, SLG: 0.478	1-3			HR	4-3		HBP, 1-2, 2-H, 1B			4	1	2	2	0	0	2
Charlie Maxwell, L (1, 7) OBP: 0.364, SLG: 0.361 Mike Hershberger, R (7, PH) (8, 9) OBP: 0.333, SLG: 0.350		F5		F8		K, H	HBP, 1-2, 2-3			3 0	0 0	0 0	0 0	0 0	1 0	0 0
Ron Hansen, R (1, 6) OBP: 0.313, SLG: 0.345		F7		F8		K	F8			4	0	0	0	0	1	3
Al Weis, S (1, 4) OBP: 0.340, SLG: 0.327		F6		S, BB		1B		FC6-4, 1B		3	0	2	0	1	0	0
J.C. Martin, L (1, 2) OBP: 0.269, SLG: 0.288			HR	IBB		K		FC6-4, G4-6-3, 1-2f		3	1	1	1	1	1	2
Joe Horlen, R (1, 1) OBP: 0.207, SLG: 0.207 Frank Baumann, L (6, 1) OBP: 0.250, SLG: 0.143 Tom McCraw, L (7, PH) OBP: 0.307, SLG: 0.390 Jim Brosnan, R (8, 1) OBP: 0.308, SLG: 0.308 Nellie Fox, L (8, PH) OBP: 0.305, SLG: 0.318 Bruce Howard, S (9, 1)		F4		K			FC1-4, BB	G4-6-3, 1-2f		2 0 0 0 1 0	0 0 0 0 0 0	0 0 0 0 0 0	0 0 0 0 0 0	0 0 1 0 0 0	1 0 0 0 0 0	2 0 0 0 1 0
Inning Stats	R: 0 E: 0 K: 0 S: 3 H: 0 LOB: 1 BB: 1 P: 7	R: 0 E: 0 K: 0 S: 3 H: 0 LOB: 0 BB: 0 P: 3	R: 1 E: 0 K: 0 S: 4 H: 1 LOB: 1 BB: 1 P: 8	R: 1 E: 0 K: 1 S: 6 H: 1 LOB: 2 BB: 2 P: 14	R: 0 E: 0 K: 1 S: 5 H: 0 LOB: 1 BB: 1 P: 9	R: 0 E: 0 K: 3 S: 10 H: 1 LOB: 1 BB: 0 P: 10	R: 1 E: 0 K: 1 S: 6 H: 1 LOB: 3 BB: 2 P: 15	R: 0 E: 0 K: 0 S: 3 H: 1 LOB: 0 BB: 0 P: 3	R: 0 E: 0 K: 0 S: 3 H: 0 LOB: 0 BB: 0 P: 3	1B: 3 2B: 0 3B: 0 HR: 2	SF: 0 SAC: 0 DP: 1 HBP: 1					

PITCHER		IP	WLS	BF	H	R	ER	SO	BB	IBB	HBP	BLK	WP	HR	S	P	ERA	WHIP
Diego Segui, R ERA: 4.0	(1, 1)	6.2	W	30	3	3	3	6	6	1	0	0	0	2	35	63	4.05	1.350
Ted Bowsfield, L ERA: 4.82	(7, 1)	0.0		1	1	0	0	0	0	0	0	0	0	0	1	1	∞	∞
Bill Fischer, R ERA: 3.61	(7, 1)	2.1	S	8	1	0	0	0	0	0	1	0	0	0	7	8	0.00	0.429

PITCHER	IP	WLS	BF	H	R	ER	SO	BB	IBB	HBP	BLK	WP	HR	S	P	ERA	WHIP

BOTTOM

Kansas City Athletics @ Chicago White Sox

Comiskey Park, Chicago, IL

Wed Sep 04 1963, 8:05 PM EDT

Att. 8,804 - Unknown

livebaseballscorecards.com

AB	31
R	3
H	5
RBI	3
BB	7
SO	6
LOB	14

WP: 0 PB: 0 SB: 1 CS: 0 PA: 39

Batter	1	2	3	4	5	6	7	8	9	AB	R	H	RBI	BB	SO	LOB
Bobby Del Greco, R (1, 8) OBP: 0.305, SLG: 0.327	6-3		K 1-2			F8			1B FC6-4 1B	4	1	1	0	0	1	1
Gino Cimoli, R (1, 9) OBP: 0.315, SLG: 0.380	K			PB BB		K			FC6-4 1-3 1B	3	0	1	0	1	2	0
Ed Charles, R (1, 5) OBP: 0.343, SLG: 0.400	F7			5-3 1-2			F7		F4	4	0	0	0	0	0	3
Norm Siebern, L (1, 3) OBP: 0.363, SLG: 0.431		5-3		K			L1-3 1B		FC6-4 BB 1-2f 3-H	4	0	1	1	0	1	2
Doc Edwards, R (1, 2) OBP: 0.281, SLG: 0.356		FC4-6 1B		4-3			L1-3 1-2		BB 1-2	3	0	1	0	1	0	2
Jerry Lumpe, L (1, 4) OBP: 0.320, SLG: 0.360		FC4-6 1-2f			K			F6	F4	4	0	0	0	0	1	3
Ken Harrelson, R (1, 7) OBP: 0.310, SLG: 0.377		K			6-3			5-3		3	0	0	0	0	1	1
Tony La Russa, R (1, 6) OBP: 0.313, SLG: 0.321			F8		4-3			BB		2	0	0	0	1	0	0
Ed Rakow, S (1, 1) OBP: 0.180, SLG: 0.125			K 1B			K		F9		1	0	1	0	0	0	0
Tommie Reynolds, R (6, PH)										1	0	0	0	0	1	0
Aurelio Monteagudo, R (6, 1)										0	0	0	0	0	0	0
Chuck Essegian, R (8, PH) OBP: 0.276, SLG: 0.321										1	0	0	0	0	0	1
Pete Lovrich, R (8, 1)										0	0	0	0	0	0	0
Inning Stats	R: 0 E: 0 K: 1 S: 5 H: 0 LOB: 0 BB: 0 P: 5	R: 0 E: 0 K: 1 S: 6 H: 1 LOB: 1 BB: 0 P: 6	R: 0 E: 0 K: 1 S: 5 H: 1 LOB: 0 BB: 0 P: 5	R: 0 E: 0 K: 1 S: 5 H: 0 LOB: 1 BB: 1 P: 9	R: 0 E: 0 K: 1 S: 5 H: 0 LOB: 0 BB: 0 P: 5	R: 0 E: 0 K: 2 S: 7 H: 0 LOB: 0 BB: 0 P: 7	R: 0 E: 0 K: 0 S: 3 H: 1 LOB: 0 BB: 0 P: 3	R: 0 E: 0 K: 0 S: 3 H: 0 LOB: 1 BB: 1 P: 7	R: 1 E: 0 K: 0 S: 5 H: 2 LOB: 2 BB: 1 P: 9	1B: 5 2B: 1 3B: 0 HR: 0	SF: 0 SAC: 0 DP: 1 HBP: 0						

TOP

Kansas City Athletics @ Chicago White Sox

Comiskey Park, Chicago, IL

Thu Sep 05 1963, 4:33 AM EDT

Att. 1,585 - Unknown

livebaseballscorecards.com

AB	30
R	1
H	5
RBI	1
BB	3
SO	7
LOB	13

PITCHER		IP	WLS	BF	H	R	ER	SO	BB	IBB	HBP	BLK	WP	HR	S	P	ERA	WHIP
Gary Peters, L ERA: 1.84	(1, 1)	9.0	W	33	5	1	1	7	3	0	0	0	0	0	44	56	1.00	0.889

PITCHER	IP	WLS	BF	H	R	ER	SO	BB	IBB	HBP	BLK	WP	HR	S	P	ERA	WHIP

Batter	1	2	3	4	5	6	7	8	9	AB	R	H	RBI	BB	SO	LOB
Jim Landis, R (1, 8) OBP: 0.323, SLG: 0.391	K		F5		1B BB	F6				3	0	0	0	1	1	1
Joe Cunningham, L (1, 3) OBP: 0.365, SLG: 0.355	1B G3 2B		2B		1-3 3-H 1B		1-3			4	1	3	1	0	0	0
Tom McCraw, L (8, 3) OBP: 0.307, SLG: 0.390										0	0	0	0	0	0	0
Floyd Robinson, L (1, 9) OBP: 0.354, SLG: 0.410	G3 2-3 1B		FC4-6 BB		F2		F8			3	0	1	0	1	0	2
Pete Ward, L (1, 5) OBP: 0.340, SLG: 0.475	G3 2-3 3-H		FC4-6 1-2f		F4		F6			4	0	0	1	0	0	5
J.C. Martin, L (1, 2) OBP: 0.265, SLG: 0.283	F4			F7	F4			F3		4	0	0	0	0	0	3
Dave Nicholson, R (1, 7) OBP: 0.320, SLG: 0.413		K		K		SH1-4 SF8 BB		K		3	1	0	0	1	3	0
Ron Hansen, R (1, 6) OBP: 0.315, SLG: 0.343		5-3		5-3		SF8 SH1-4 1-2 BB		BB		2	0	0	0	2	0	0
Al Weis, S (1, 4) OBP: 0.340, SLG: 0.324		G3			3B HBP	SH1-4 1-2 2-3		F6		2	1	0	0	0	0	1
Gary Peters, L (1, 1) OBP: 0.273, SLG: 0.437			G3		1-H 1B 3B	SF8 2-3 3-H				2	1	1	2	0	0	0
Inning Stats	R: 1 E: 0 K: 1 S: 7 H: 2 LOB: 1 BB: 0 P: 7	R: 0 E: 0 K: 1 S: 5 H: 0 LOB: 0 BB: 0 P: 5	R: 0 E: 0 K: 0 S: 4 H: 1 LOB: 2 BB: 1 P: 8	R: 0 E: 0 K: 1 S: 5 H: 0 LOB: 0 BB: 0 P: 5	R: 2 E: 0 K: 0 S: 5 H: 2 LOB: 2 BB: 1 P: 10	R: 1 E: 0 K: 0 S: 3 H: 0 LOB: 1 BB: 2 P: 11	R: 0 E: 0 K: 0 S: 3 H: 0 LOB: 0 BB: 0 P: 3	R: 0 E: 0 K: 1 S: 5 H: 0 LOB: 1 BB: 1 P: 9		1B: 2 2B: 2 3B: 1 HR: 0	SF: 1 SAC: 1 DP: 0 HBP: 1						

PITCHER	IP	WLS	BF	H	R	ER	SO	BB	IBB	HBP	BLK	WP	HR	S	P	ERA	WHIP
Ed Rakow, R (1, 1) ERA: 3.75	5.0	L	23	5	3	3	3	2	0	1	0	0	0	26	35	5.40	1.400
Aurelio Monteagudo, R (6, 1) ERA: 3.0	2.0		8	0	1	1	0	2	0	0	0	0	0	6	14	4.50	1.000
Pete Lovrich, R (8, 1) ERA: 6.97	1.0		4	0	0	0	1	1	0	0	0	0	0	5	9	0.00	1.000

PITCHER	IP	WLS	BF	H	R	ER	SO	BB	IBB	HBP	BLK	WP	HR	S	P	ERA	WHIP

BOTTOM

Kansas City Athletics @ Chicago White Sox

Comiskey Park, Chicago, IL

Thu Sep 05 1963, 4:33 AM EDT

Att. 1,585 - Unknown

livebaseballscorecards.com

AB	27
R	4
H	5
RBI	4
BB	5
SO	4
LOB	12

PA: 35

Batter	1	2	3	4	5	6	7	8	9	AB	R	H	RBI	BB	SO	LOB
Rich Rollins, R (1, 5) OBP: 0.361, SLG: 0.453	F4	K 1-2			F8		1B	F9		5	0	1	0	0	1	2
Vic Power, R (1, 3) OBP: 0.299, SLG: 0.388	E7 HR 1B	F5			BB 1B		F4		HR	4	2	2	1	1	0	2
Jimmie Hall, L (1, 8) OBP: 0.341, SLG: 0.545 (9, 7)	F7		K		G6-4-3 1-3 1B		K		F6	5	0	1	0	0	2	2
Harmon Killebrew, R (1, 7) OBP: 0.352, SLG: 0.544 Lenny Green, L (9, 8) OBP: 0.305, SLG: 0.313	2-H HR		FC6-4 BB		G6-4-3 1-2f			1B HR BB	L5	3 0	2 0	1 0	2 0	2 0	0 0	2 0
Bob Allison, R (1, 9) OBP: 0.379, SLG: 0.543	5-3		F9			6-3		1-2 HR 1B	HR	5	2	2	1	0	0	1
Earl Battey, R (1, 2) OBP: 0.365, SLG: 0.478		2B 1B 1B	FC6-4 1-2f			K		1-H 2-H HR	K	5	2	2	3	0	2	1
Zoilo Versalles, R (1, 6) OBP: 0.296, SLG: 0.411		1-3 1B 2B		F9		1B		F9		4	1	2	0	0	0	0
Bernie Allen, L (1, 4) OBP: 0.291, SLG: 0.344		FC5-4 2-H 3-H 1B		E3 G1-6-3		K		2B		4	0	2	2	0	1	1
Jim Kaat, L (1, 1) OBP: 0.185, SLG: 0.197 Ray Moore, R (6, 1) OBP: 0.333, SLG: 0.333 Johnny Goryl, R (7, PH) OBP: 0.363, SLG: 0.553 Jim Perry, S (7, 1) OBP: 0.293, SLG: 0.250 Don Mincher, L (8, PH) OBP: 0.347, SLG: 0.513 Wally Post, R (8, PH) OBP: 0.214, SLG: 0.321 Bill Pleis, L (8, 1) OBP: 0.263, SLG: 0.125 Bill Dailey, R (8, 1) OBP: 0.238, SLG: 0.350		FC5-4 PB 1-2f		G1-6-3 1-2f			6-3	6-3		2 0 1 0 0 0 1 0 0	0 0 0 0 0 0 0 0 0	0 0 0 0 0 0 0 0 0	0 0 0 0 0 0 0 0 0	0 0 0 0 0 0 0 0 0	0 0 0 0 0 0 1 0 0	2 0 0 0 0 0 1 0 0
Inning Stats	R: 2 E: 1 K: 0 S: 5 H: 2 LOB: 0 BB: 0 P: 5	R: 2 E: 0 K: 1 S: 8 H: 3 LOB: 1 BB: 0 P: 8	R: 0 E: 0 K: 1 S: 5 H: 0 LOB: 1 BB: 1 P: 9	R: 0 E: 1 K: 0 S: 3 H: 0 LOB: 0 BB: 0 P: 3	R: 0 E: 0 K: 0 S: 3 H: 1 LOB: 1 BB: 1 P: 7	R: 0 E: 0 K: 2 S: 8 H: 1 LOB: 1 BB: 0 P: 8	R: 0 E: 0 K: 1 S: 6 H: 1 LOB: 1 BB: 0 P: 6	R: 3 E: 0 K: 0 S: 6 H: 3 LOB: 1 BB: 1 P: 10	R: 2 E: 0 K: 1 S: 7 H: 2 LOB: 0 BB: 0 P: 7	1B: 7 2B: 2 3B: 0 HR: 4 SF: 0 SAC: 0 DP: 2 HBP: 0						

PITCHER		IP	WLS	BF	H	R	ER	SO	BB	IBB	HBP	BLK	WP	HR	S	P	ERA	WHIP
Eddie Fisher, R ERA: 4.51	(1, 1)	2.0		11	5	4	4	1	0	0	0	0	0	1	13	13	18.00	2.500
Frank Baumann, L ERA: 3.19	(3, 1)	5.0		21	4	2	2	4	3	0	0	0	0	0	26	38	3.60	1.400
Jim Brosnan, R ERA: 3.1	(8, 1)	0.1		3	2	1	1	0	0	0	0	0	0	1	3	3	27.00	6.000
Taylor Phillips, L ERA: 10.29	(8, 1)	0.2		2	0	0	0	0	0	0	0	0	0	0	2	2	0.00	0.000
Joe Horlen, R ERA: 3.83	(9, 1)	1.0	L	5	2	2	2	1	0	0	0	0	0	2	7	7	18.00	2.000

PITCHER	IP	WLS	BF	H	R	ER	SO	BB	IBB	HBP	BLK	WP	HR	S	P	ERA	WHIP

TOP

Minnesota Twins @ Chicago White Sox

Comiskey Park, Chicago, IL

Fri Sep 06 1963, 8:05 PM EDT

Att. 20,208 - Unknown

livebaseballscorecards.com

AB	39
R	9
H	13
RBI	9
BB	3
SO	6
LOB	14

WP: 0 PB: 1 SB: 0 CS: 0 PA: 42

BOTTOM

Minnesota Twins @ Chicago White Sox

Comiskey Park, Chicago, IL

Fri Sep 06 1963, 8:05 PM EDT

Att. 20,208 - Unknown

livebaseballscorecards.com

Batter	1	2	3	4	5	6	7	8	9	AB	R	H	RBI	BB	SO	LOB
Jim Landis, R (1, 8) OBP: 0.321, SLG: 0.388	6-3	HR 1B 1-2 3-H 1B		F5			F6	K		5	1	1	1	0	1	3
Floyd Robinson, L (1, 9) OBP: 0.354, SLG: 0.408	FC6-4 BB	HR 1-2 2-3 1B			1-3		F7		F6	4	1	1	0	1	0	0
Dave Nicholson, R (1, 7) OBP: 0.321, SLG: 0.419	F9	HR 1-H 2-H 3-H			F8		F8		FC6-4 BB	4	1	1	4	1	0	1
Jim Lemon, R (1, 3) OBP: 0.298, SLG: 0.289 Tom McCraw, L (6, 3) OBP: 0.305, SLG: 0.387	FC6-4 1-2f	3-1			F8			E3 FC3-6	FC6-4 1-2f 2B	3 2	0 1	0 0	0 0	0 0	0 0	2 1
Pete Ward, L (1, 5) OBP: 0.342, SLG: 0.478		BB 1B 1B	F7			1-6-3 1B		FC3-6 FC6-4 1-2f BB E	1B 1-H 2B	5	2	3	1	0	0	1
Ron Hansen, R (1, 6) OBP: 0.315, SLG: 0.344		F9	G4-3 1B			F9		E6 FC6-4 1-2	1B 2-3 1B	5	0	2	0	0	0	3
Al Weis, S (1, 4) OBP: 0.342, SLG: 0.322	1B 1-2 1B BB	G4-3 1-2f				1-6-3 1-2 1B		FC6-4 BB WP 1-2f 2-3	K	4	1	1	0	1	1	5
Cam Carreon, R (1, 2) OBP: 0.320, SLG: 0.339	F9			6-3		1-6-3 1-2 2-3		BB 1-2 BB		3	0	0	0	1	0	4
Eddie Fisher, R (1, 1) OBP: 1.000, SLG: 0.143 Sherm Lollar, R (2, PH) OBP: 0.301, SLG: 0.292 Gary Peters, L (2, PR) OBP: 0.173, SLG: 0.437 Frank Baumann, L (3, 1) OBP: 0.000, SLG: 0.171 Jim Brosnan, R (8, 1) OBP: 0.000, SLG: 0.308 Taylor Phillips, L (8, 1) Mike Hershberger, R (8, PH) OBP: 0.000, SLG: 0.000 Joe Cunningham, L (8, PH) OBP: 0.000, SLG: 0.000 Joe Horlen, R (9, 1) OBP: 0.667, SLG: 0.667		HR 1-3 2-H 1B		K		K		BB 1-2 2-3 3-H		0 1 0 2 0 0 0 0 0	0 0 1 0 0 0 0 0 0	0 1 0 0 0 0 0 0 0	0 1 0 0 0 1 0 0 0	0 0 0 0 0 1 0 0 0	0 0 0 2 0 0 0 0 0	0 0 0 2 0 0 0 0 0
Inning Stats	R: 0 E: 0 K: 0 S: 3 H: 0 LOB: 1 BB: 1 P: 7	R: 6 E: 0 K: 0 S: 8 H: 5 LOB: 1 BB: 1 P: 12	R: 0 E: 0 K: 0 S: 3 H: 1 LOB: 0 BB: 0 P: 3	R: 0 E: 0 K: 1 S: 5 H: 0 LOB: 0 BB: 0 P: 5	R: 0 E: 0 K: 0 S: 3 H: 0 LOB: 0 BB: 0 P: 3	R: 0 E: 0 K: 1 S: 7 H: 2 LOB: 2 BB: 0 P: 7	R: 0 E: 0 K: 0 S: 3 H: 0 LOB: 0 BB: 0 P: 3	R: 1 E: 2 K: 1 S: 7 H: 0 LOB: 3 BB: 2 P: 15	R: 1 E: 0 K: 1 S: 7 H: 2 LOB: 2 BB: 1 P: 11	1B: 8 2B: 1 3B: 0 HR: 1 SF: 0 SAC: 0 DP: 1 HBP: 0				WP: 1 PB: 0 SB: 0 CS: 0		PA: 43

	AB	38
	R	8
	H	10
	RBI	8
	BB	5
	SO	4
	LOB	22

PITCHER		IP	WLS	BF	H	R	ER	SO	BB	IBB	HBP	BLK	WP	HR	S	P	ERA	WHIP
Jim Kaat, L ERA: 4.05	(1, 1)	5.1		25	8	6	6	1	2	0	0	0	0	1	25	33	10.12	1.875
Ray Moore, R ERA: 6.98	(6, 1)	0.2		2	0	0	0	1	0	0	0	0	0	0	4	4	0.00	0.000
Jim Perry, R ERA: 3.51	(7, 1)	1.0		3	0	0	0	0	0	0	0	0	0	0	3	3	0.00	0.000
Bill Pleis, L ERA: 4.52	(8, 1)	0.2		5	0	1	0	0	1	0	0	0	1	0	4	8	0.00	1.500
Bill Dailey, R ERA: 2.06	(8, 1)	1.1	W	8	2	1	1	2	2	0	0	0	0	0	10	18	6.75	3.000

PITCHER	IP	WLS	BF	H	R	ER	SO	BB	IBB	HBP	BLK	WP	HR	S	P	ERA	WHIP

Batter	1	2	3	4	5	6	7	8	9	10	11	12	AB	R	H	RBI	BB	SO	LOB
Rich Rollins, R (1, 5) OBP: 0.365, SLG: 0.459	SSS 0-3 K ①		x 0-0 2B		x 0-0 1B		x 0-0 1-3 2-H 1B ③			x 0-0 SH5-4 ① 1-2		x 0-0 2-H 3-H 1B	5	0	4	3	0	1	0
Vic Power, R (1, 3) OBP: 0.298, SLG: 0.385	x 0-0 S 1B		x 0-0 5-3 ③		SSS 0-3 K ③			x 0-0 F9 ①		x 0-0 F8 ②		x 0-0 F9 ②	6	0	1	0	0	1	5
Jimmie Hall, L (1, 8) (9, 7) OBP: 0.337, SLG: 0.537	x 0-0 F8 ② 1-2			SSS 0-3 K2-3 ①		SSS 0-3 K2-3 ①		x 0-0 4-3 ②		x 0-0 F4 ③		SSS 0-3 K ③	6	0	0	0	0	3	4
Harmon Killebrew, R (1, 7) OBP: 0.349, SLG: 0.540 Lenny Green, L (9, 8) OBP: 0.308, SLG: 0.315	SSS 0-3 K ③			x 0-0 6-3 ②		x 0-0 5-3 ②		x 0-0 F7 ③			x 0-0 CS 1B		4	0	0	0	0	1	1
													1	0	1	0	0	0	0
Bob Allison, R (1, 9) OBP: 0.379, SLG: 0.539		x 0-0 5-3 ①		BBBB 4-0 2B E BB		SSS 0-3 K ③			SSS 0-3 K ①		BBBB 4-0 L6-3 ① 1-2 BB		3	1	0	0	2	2	0
Earl Battey, R (1, 2) OBP: 0.367, SLG: 0.482 Vic Wertz, L (11, PH) OBP: 0.226, SLG: 0.319 Jerry Zimmerman, R (11, 2) OBP: 0.209, SLG: 0.209		x 0-0 F4 ②		x 0-0 E2 1-H 2B			BBBB 4-0 1B 1B BB		x 0-0 1B		x 0-0 L6-3 ② ③ 1-2		3	1	2	0	1	0	0
													1	0	0	0	0	0	1
													0	0	0	0	0	0	0
Zoilo Versalles, R (1, 6) OBP: 0.297, SLG: 0.412		x 0-0 F7 ③		SSS 0-3 K ③			x 0-0 1B 1-2 1B		SSS 0-3 K ②			x 0-0 SH1-4 1B 2B	5	1	2	0	0	2	2
Bernie Allen, L (1, 4) OBP: 0.290, SLG: 0.340			SSS 0-3 K2-3 ①		x 0-0 F9 ①		x 0-0 F7 ①		x 0-0 3-1 ③			BBBB 4-0 SH1-4 1B BB	4	1	0	0	1	1	3
Lee Stange, R (1, 1) SP: 1-0, ERA: 0.122 Garry Roggenburk, R (8, 1) SP: 0-0, ERA: 0.000 Don Mincher, L (10, PH) SP: 1-0, ERA: 0.613 Jim Kaat, L (7, 1) SP: 1-0, ERA: 0.747 Bill Dailey, R (10, 1) SP: 0-0, ERA: 0.000 Bill Pleis, L (10, 1) SP: Tony, 0-0, 2.125 Johnny Goryl, R (12, PR) SP: 0-0, ERA: 0.000 Dwight Siebler, R (12, 1) SP: 0-0, ERA: 0.000 Jim Perry, L (12, 1) SP: 1-0, ERA: 0.000		x 0-0 5-3 ②		x 0-0 5-3 ②		x 0-0 F2 ②		BBBB 4-0 SH5-4 BB		x 0-0 SH1-4 ① 1-2 2-3		3 0 0 0 0 0 2 0 0 0 0 0 0 0 0 0 0 0 1 0 0 0 0 0 0 0 0 0 0 0 0 0 0 0 0 0 0 0 0 0 0 0 0 0 0 0 0 0 0 0 0 0 0 0 0 0 0 0 0 0 0 0 0						
Inning Stats	R: 0 H: 1 E: 0 LOB: 1 K: 2 BB: 0 S: 8 P: 8	R: 0 H: 0 E: 0 LOB: 0 K: 0 BB: 0 S: 3 P: 3	R: 0 H: 1 E: 0 LOB: 1 K: 2 BB: 0 S: 6 P: 6	R: 1 H: 1 E: 1 LOB: 1 K: 2 BB: 1 S: 8 P: 12	R: 0 H: 1 E: 0 LOB: 1 K: 1 BB: 0 S: 6 P: 6	R: 0 H: 0 E: 0 LOB: 0 K: 2 BB: 0 S: 7 P: 7	R: 1 H: 2 E: 0 LOB: 2 K: 0 BB: 1 S: 4 P: 8	R: 0 H: 0 E: 0 LOB: 0 K: 0 BB: 0 S: 3 P: 3	R: 0 H: 1 E: 0 LOB: 1 K: 2 BB: 0 S: 8 P: 8	R: 0 H: 0 E: 0 LOB: 2 K: 0 BB: 1 S: 3 P: 7	R: 0 H: 1 E: 0 LOB: 0 K: 0 BB: 1 S: 2 P: 6	R: 2 H: 2 E: 0 LOB: 1 K: 1 BB: 1 S: 7 P: 11	1B: 7 2B: 4 3B: 0 HR: 0	SF: 0 SAC: 2 DP: 1 HBP: 0		WP: 0 PB: 0 SB: 1 CS: 1		PA: 48	

PITCHER	IP	WLS	BF	H	R	ER	SO	BB	IBB	HBP	BLK	WP	HR	S	P	ERA	WHIP
Hoyt Wilhelm, R (1, 1) ERA: 2.87	8.0		31	6	2	1	8	2	0	0	0	0	0	45	53	1.12	1.000
Bruce Howard, R (9, 1) ERA: 3.6	4.0	L	17	4	2	2	3	3	0	0	0	0	0	20	32	4.50	1.750

PITCHER	IP	WLS	BF	H	R	ER	SO	BB	IBB	HBP	BLK	WP	HR	S	P	ERA	WHIP

TOP

Minnesota Twins @ Chicago White Sox

Comiskey Park, Chicago, IL

Sat Sep 07 1963, 4:33 AM EDT

Att. 7,730 - Unknown

livebaseballscorecards.com

AB	41
R	4
H	10
RBI	3
BB	5
SO	11
LOB	18

Batter	1	2	3	4	5	6	7	8	9	10	11	12	AB	R	H	RBI	BB	SO	LOB
Jim Landis, R (1, 8) OBP: 0.320, SLG: 0.386	0-0 1B		0-0 SH1-3 1-2		0-0 6-3			0-0 6-3		0-3 K		0-3 K	5	0	1	0	0	2	0
Joe Cunningham, L (1, 3) OBP: 0.371, SLG: 0.354 Al Weis, S (8, PR) OBP: 0.342, SLG: 0.322 Bruce Howard, S (9, 1) OBP: 1.000, SLG: 1.000 Cam Carreon, R (12, PH) OBP: 0.323, SLG: 0.339	0-0 F6		0-0 F7			0-0 G4-6-3 1B		4-0 BB		0-0 FC6-4 1B		4-0 G6-3 BB	3 0 1 0	0 0 0 0	1 0 1 0	0 0 0 0	1 0 0 1	0 0 0 0	2 0 0 0
Floyd Robinson, L (1, 9) OBP: 0.352, SLG: 0.404	0-3 K		4-0 BB 2-3			0-0 F9		0-0 3-1		0-0 FC6-4 1B 1-2f		0-0 G6-3 1-2f	5	0	0	0	1	1	5
Pete Ward, L (1, 5) OBP: 0.341, SLG: 0.475	0-0 6-3		0-0 4-3			0-0 G4-6-3 1-2f			0-0 G3	0-0 1-3 1B			5	0	1	0	0	0	4
Nellie Fox, L (1, 4) OBP: 0.304, SLG: 0.317		0-0 F8		0-0 F4			0-0 4-3		0-0 HR 1B	0-0 3-1			5	1	1	0	0	0	2
Dave Nicholson, R (1, 7) OBP: 0.322, SLG: 0.424		0-0 F6		0-0 4-3			4-0 BB		0-0 1-H HR		0-3 K		4	1	1	2	1	1	0
Ron Hansen, R (1, 6) OBP: 0.314, SLG: 0.340		4-0 BB		0-0 F8			0-0 F3		0-0 F6		0-0 L5		4	0	0	0	1	0	1
J.C. Martin, L (1, 2) OBP: 0.262, SLG: 0.279 Charlie Maxwell, L (9, PH) OBP: 0.368, SLG: 0.361 (10, 3) Jim Lemon, R (11, PH) OBP: 0.302, SLG: 0.294 (12, 3)	0-0 F8				0-0 4-3		0-0 F6		4-0 BB		0-0 1B		3 0 1	0 0 0	0 0 1	0 0 0	0 1 0	0 0 0	2 0 0
Hoyt Wilhelm, R (1, 1) OBP: 0.138, SLG: 0.074 Tom McCraw, L (8, PH) OBP: 0.304, SLG: 0.385 (9, 3) Mike Hershberger, R (9, PH) OBP: 0.333, SLG: 0.349 Sherm Lollar, R (10, 2) OBP: 0.317, SLG: 0.288			4-0 PB SH1-3 BB		0-3 K			0-0 6-3	0-0 4-3		0-0 F2		1 1 1 1	0 0 0 0	0 0 0 0	0 0 0 0	1 0 0 0	1 0 0 0	0 0 1 1
Inning Stats	R: 0 H: 1 E: 0 LOB: 1 K: 1 BB: 0 S: 6 P: 6	R: 0 H: 0 E: 0 LOB: 1 K: 0 BB: 1 S: 3 P: 7	R: 0 H: 0 E: 0 LOB: 2 K: 0 BB: 2 S: 3 P: 11	R: 0 H: 0 E: 0 LOB: 0 K: 0 BB: 0 S: 3 P: 3	R: 0 H: 0 E: 0 LOB: 0 K: 1 BB: 0 S: 5 P: 5	R: 0 H: 1 E: 0 LOB: 0 K: 0 BB: 0 S: 3 P: 3	R: 0 H: 0 E: 0 LOB: 1 K: 0 BB: 1 S: 3 P: 7	R: 0 H: 0 E: 0 LOB: 1 K: 0 BB: 1 S: 3 P: 7	R: 2 H: 2 E: 0 LOB: 1 K: 0 BB: 1 S: 5 P: 9	R: 0 H: 2 E: 0 LOB: 2 K: 1 BB: 0 S: 7 P: 7	R: 0 H: 1 E: 0 LOB: 1 K: 1 BB: 0 S: 6 P: 6	R: 0 H: 0 E: 0 LOB: 0 K: 1 BB: 1 S: 4 P: 8	1B: 6 2B: 0 3B: 0 HR: 1	SF: 0 SAC: 1 DP: 2 HBP: 0			WP: 0 PB: 1 SB: 0 CS: 0	PA: 48	

PITCHER		IP	WLS	BF	H	R	ER	SO	BB	IBB	HBP	BLK	WP	HR	S	P	ERA	WHIP
Lee Stange, R ERA: 2.4	(1, 1)	8.2		35	4	2	2	2	6	0	0	0	0	1	33	57	2.08	1.154
Garry Roggenburk, L ERA: 2.3	(9, 1)	0.1		1	0	0	0	0	0	0	0	0	0	0	1	1	0.00	0.000
Bill Dailey, R ERA: 2.04	(10, 1)	0.2		4	2	0	0	1	0	0	0	0	0	0	6	6	0.00	3.000
Bill Pleis, L ERA: 4.43	(10, 1)	1.1	W	5	1	0	0	1	0	0	0	0	0	0	7	7	0.00	0.750
Dwight Siebler, R ERA: 3.18	(12, 1)	0.1		2	0	0	0	1	1	0	0	0	0	0	3	7	0.00	3.000

PITCHER		IP	WLS	BF	H	R	ER	SO	BB	IBB	HBP	BLK	WP	HR	S	P	ERA	WHIP
Jim Perry, R ERA: 3.5	(12, 1)	0.2	S	1	0	0	0	0	0	0	0	0	0	0	1	1	0.00	0.000

BOTTOM

Minnesota Twins @ Chicago White Sox

Comiskey Park, Chicago, IL

Sat Sep 07 1963, 4:33 AM EDT

Att. 7,730 - Unknown

livebaseballscorecards.com

AB	40
R	2
H	7
RBI	2
BB	7
SO	5
LOB	18

Batter	1	2	3	4	5	6	7	8	9	AB	R	H	RBI	BB	SO	LOB
Rich Rollins, R (1, 5) OBP: 0.366, SLG: 0.458	S S S 0-3 ① K		x 0-0 1-2 1B		x 0-0 FC5 4-3 1B		x 0-0 ③ FC6-4 1-2f		x 0-0 ② L6	5	0	2	0	0	1	2
Vic Power, R (1, 3) OBP: 0.295, SLG: 0.381	x 0-0 ② 4-3		x 0-0 ③ G3		x 0-0 ② 4-3 1-2			x 0-0 ① F4	x 0-0 ③ 4-3	5	0	0	0	0	0	4
Jimmie Hall, L (1, 8) OBP: 0.336, SLG: 0.535	x 0-0 ③ 4-3			x 0-0 ① G1	x 0-0 ③ FC5 2-3			x 0-0 E 2B 1B		4	1	1	0	0	0	1
Harmon Killebrew, R (1, 7) OBP: 0.348, SLG: 0.539		x 0-0 ① 6-3		x 0-0 BB FC4-6 2B		x 0-0 ① 6-3		x 0-0 E5 2B 1-2 7-2		4	1	1	0	0	0	1
Bob Allison, R (1, 9) OBP: 0.380, SLG: 0.540		S S S 0-3 ② K		B B B B 4-0 FC4-6 BB BB		S S S 0-3 ② K		x 0-0 1-3 2-H 2B		3	0	1	1	1	2	0
Earl Battey, R (1, 2) OBP: 0.368, SLG: 0.480		x 0-0 ③ F4		B B B B 4-0 FC4-6 1-2 2-3 BB		S S S 0-3 ③ K		I I I 4-0 IBB		2	0	0	0	2	1	0
Zoilo Versalles, R (1, 6) OBP: 0.296, SLG: 0.411			x 0-0 1B 1B	x 0-0 ② FC4-6 1-2f 2-3 3-H			S S S 0-3 ① K	x 0-0 ② ③ 7-2 3-Hf		4	0	1	1	0	1	5
Bernie Allen, L (1, 4) OBP: 0.290, SLG: 0.337			x 0-0 ① F6	x 0-0 ③ 4-3			B B B B 4-0 FC6-4 BB		x 0-0 ① L6	3	0	0	0	1	0	3
Camilo Pascual, R (1, 1) OBP: 0.301, SLG: 0.359 Bill Pleis, L (8, 1) OBP: 0.263, SLG: 0.125 Lenny Green, L (9, PH) OBP: 0.310, SLG: 0.318			S S S 0-3 ② K		x 0-0 ① 6-3		S S S 0-3 ② K		x 0-0 1B	3	0	0	0	0	2	2
										0	0	0	0	0	0	0
										1	0	1	0	0	0	0

TOP

Minnesota Twins @ Chicago White Sox

Comiskey Park, Chicago, IL

Sun Sep 08 1963, 4:33 AM EDT

Unknown

livebaseballscorecards.com

AB	34
R	2
H	7
RBI	2
BB	4
SO	7
LOB	18

Inning Stats	1	2	3	4	5	6	7	8	9
	R: 0 E: 0 K: 1 S: 5	H: 0 LOB: 0 BB: 0 P: 5	R: 0 E: 0 K: 1 S: 5	H: 0 LOB: 0 BB: 0 P: 5	R: 0 E: 0 K: 1 S: 7	H: 2 LOB: 2 BB: 0 P: 7	R: 1 E: 0 K: 0 S: 4	H: 1 LOB: 2 BB: 2 P: 12	R: 0 E: 0 K: 0 S: 4	H: 1 LOB: 1 BB: 0 P: 4	R: 0 E: 0 K: 2 S: 7	H: 0 LOB: 0 BB: 0 P: 7	R: 0 E: 0 K: 2 S: 7	H: 0 LOB: 0 BB: 1 P: 11	R: 1 E: 1 K: 0 S: 5	H: 2 LOB: 2 BB: 1 P: 9	R: 0 E: 0 K: 0 S: 4	H: 1 LOB: 1 BB: 0 P: 4

PITCHER		IP	WLS	BF	H	R	ER	SO	BB	IBB	HBP	BLK	WP	HR	S	P	ERA	WHIP	PITCHER		IP	WLS	BF	H	R	ER	SO	BB	IBB	HBP	BLK	WP	HR	S	P	ERA	WHIP
Joe Horlen, R (1, 1) ERA: 3.67		9.0	W	38	7	2	2	7	3	1	0	0	0	0	48	64	2.00	1.111																			

	1B	SF	WP	PA
	2B	SAC	PB	
	3B	DP	SB	
	HR	HBP	CS	
	5	0	0	38
	3	0	0	
	0	1	0	
	0	0	0	

BOTTOM

Minnesota Twins @ Chicago White Sox

Comiskey Park, Chicago, IL

Sun Sep 08 1963, 4:33 AM EDT

Unknown

Batter	1	2	3	4	5	6	7	8	9	AB	R	H	RBI	BB	SO	LOB
Joe Cunningham, L (1, 3) OBP: 0.371, SLG: 0.356 Tom McCraw, L (8, PR) OBP: 0.304, SLG: 0.385 (9, 3)	3-1	WP, 1-2, 2-H, 1B		K		6-3		1-2, 2-H, 3-H, 1B		5 0	0 0	2 0	3 0	0 0	1 0	0 0
Nellie Fox, L (1, 4) OBP: 0.301, SLG: 0.313	F7	F7, 1-2, 2-3			F7		4-3	K		5	0	0	0	0	1	4
Floyd Robinson, L (1, 9) OBP: 0.353, SLG: 0.403 (9, 7)	BBBB, 1B, BB	F4			FC5, 1B, 1B		F9			3	0	1	0	1	0	2
Pete Ward, L (1, 5) OBP: 0.342, SLG: 0.475	1-2, 1B		F8		1-2, FC5, 1B, 1B		F7			4	1	2	0	0	0	0
Mike Hershberger, R (1, 8) OBP: 0.332, SLG: 0.348 (9, 9)	4-3		F9		1-2, 2-3f, FC5, 1B			1B, S, 1B, 1B		4	1	1	0	0	0	4
Charlie Maxwell, L (1, 7) OBP: 0.385, SLG: 0.380 Jim Landis, R (8, PR) OBP: 0.320, SLG: 0.386 (9, 8)		1B, 2B	BBBB, BB		1-3, 2-H, 1B			BBBB, 1-2, 1B, 1B, BB		2 0	1 1	2 0	1 0	2 0	0 0	0 0
Ron Hansen, R (1, 6) OBP: 0.312, SLG: 0.337	5-3	F9			K			F6		4	0	0	0	0	1	6
Cam Carreon, R (1, 2) OBP: 0.325, SLG: 0.342	2-H, 1B, 1B			F7		6-3		1-2, 2-3, 1B, 1B		4	1	2	1	0	0	0
Joe Horlen, R (1, 1) OBP: 0.212, SLG: 0.212	WP, 1-2, 1B, 1B			K		6-3		F3		4	0	1	0	0	1	3
Inning Stats	R: 0 E: 0 K: 0 S: 4 H: 1 LOB: 2 BB: 1 P: 8	R: 2 E: 0 K: 0 S: 7 H: 4 LOB: 2 BB: 0 P: 7	R: 0 E: 0 K: 0 S: 3 H: 0 LOB: 1 BB: 1 P: 7	R: 0 E: 0 K: 2 S: 7 H: 0 LOB: 0 BB: 0 P: 7	R: 1 E: 0 K: 1 S: 8 H: 3 LOB: 2 BB: 0 P: 8	R: 0 E: 0 K: 0 S: 3 H: 0 LOB: 0 BB: 0 P: 3	R: 0 E: 0 K: 0 S: 3 H: 0 LOB: 0 BB: 0 P: 3	R: 2 E: 0 K: 1 S: 8 H: 3 LOB: 2 BB: 1 P: 12		1B: 10 2B: 1 3B: 0 HR: 0 SF: 0 SAC: 0 DP: 0 HBP: 0						

livebaseballscorecards.com

	AB	35
	R	5
	H	11
	RBI	5
	BB	3
	SO	4
	LOB	19

WP: 1 PB: 0 SB: 1 CS: 0 PA: 38

PITCHER		IP	WLS	BF	H	R	ER	SO	BB	IBB	HBP	BLK	WP	HR	S	P	ERA	WHIP
Camilo Pascual, R ERA: 2.62	(1, 1)	7.2	L	37	11	5	5	3	3	0	0	0	1	0	40	52	5.87	1.826
Bill Pleis, L ERA: 4.41	(8, 1)	0.1		1	0	0	0	1	0	0	0	0	0	0	3	3	0.00	0.000

PITCHER	IP	WLS	BF	H	R	ER	SO	BB	IBB	HBP	BLK	WP	HR	S	P	ERA	WHIP

Minnesota Twins @ Chicago White Sox

Comiskey Park, Chicago, IL

Sun Sep 08 1963, 4:38 AM EDT

Att. 18,230 - Unknown

TOP

livebaseballscorecards.com

Batter	1	2	3	4	5	6	7	8	9	AB	R	H	RBI	BB	SO	LOB
Bernie Allen, L (1, 4) OBP: 0.291, SLG: 0.338	0-0 1B 1B	0-0 FC6-4 1B		0-0 ③ F8			0-0 ① F9		0-0 ② F6	5	1	2	0	0	0	2
Rich Rollins, R (1, 5) OBP: 0.366, SLG: 0.458	0-0 1B 1B 1-3	0-0 ③ FC6-4 1-2f			0-0 G6-4-3 1B		0-0 ② F9		0-0 ③ F9	5	1	2	0	0	0	1
Jimmie Hall, L (1, 8) OBP: 0.335, SLG: 0.532	S S S 0-3 ① K		S S S 0-3 ① K		0-0 G6-4-3 1-2 1B		0-0 ③ F8			4	0	1	0	0	2	2
Harmon Killebrew, R (1, 7) OBP: 0.349, SLG: 0.539	0-0 BB 1B 1-3 3-H 1B		0-0 G6-4-3 1B		0-0 ① ② G6-4-3 1-2f 2-3			0-0 ① F7		4	1	2	1	0	0	2
Bob Allison, R (1, 9) OBP: 0.383, SLG: 0.542	B B B B 4-0 1B 1-2 BB		0-0 ② ③ G6-4-3 1-2f		B B B B 4-0 BB			0-0 2B 2B		2	1	1	0	2	0	1
Don Mincher, L (1, 3) OBP: 0.352, SLG: 0.513 Vic Power, R (8, 3) OBP: 0.295, SLG: 0.381	0-0 L6-3 1B 1-2 2-H 3-H			0-0 1B 1B	0-0 ③ 4-3			0-0 ② F7		4 0	0 0	2 0	2 0	0 0	0 0	3 0
Zoilo Versalles, R (1, 6) OBP: 0.298, SLG: 0.414	0-0 ② ③ L6-3 1-2			0-0 ① F9		0-0 G6-3 1B		0-0 2-H 2B		4	0	2	1	0	0	3
Jerry Zimmerman, R (1, 2) OBP: 0.213, SLG: 0.213		S S S 0-3 ① K		0-0 1-2 1B		0-0 ① ② G6-3 1-2f		0-0 ③ 5-3		4	0	1	0	0	1	2
Dick Stigman, R (1, 1) OBP: 0.202, SLG: 0.132 Bill Dailey, R (8, 1) OBP: 0.238, SLG: 0.350 Vic Wertz, L (9, PH) OBP: 0.222, SLG: 0.313 Garry Roggenburk, R (9, 1) OBP: 0.250, SLG: 0.143		S S S 0-3 ② K		S S S 0-3 ② K		S S S 0-3 ③ K			0-0 ① 4-3	3 0 1 0	0 0 0 0	0 0 0 0	0 0 0 0	0 0 0 0	3 0 0 0	2 0 0 0
Inning Stats	R: 3 H: 4 E: 0 LOB: 1 K: 1 BB: 1 S: 8 P: 12	R: 0 H: 1 E: 0 LOB: 1 K: 2 BB: 0 S: 8 P: 8	R: 0 H: 1 E: 0 LOB: 0 K: 1 BB: 0 S: 5 P: 5	R: 0 H: 2 E: 0 LOB: 2 K: 1 BB: 0 S: 7 P: 7	R: 0 H: 2 E: 0 LOB: 2 K: 0 BB: 1 S: 4 P: 8	R: 0 H: 1 E: 0 LOB: 0 K: 1 BB: 0 S: 5 P: 5	R: 0 H: 0 E: 0 LOB: 0 K: 0 BB: 0 S: 3 P: 3	R: 1 H: 2 E: 0 LOB: 1 K: 0 BB: 0 S: 5 P: 5	R: 0 H: 0 E: 0 LOB: 0 K: 0 BB: 0 S: 3 P: 3	1B: 11 2B: 3 3B: 0 HR: 0	SF: 0 SAC: 0 DP: 4 HBP: 0					

	AB	36
	R	4
	H	13
	RBI	4
	BB	2
	SO	6
	LOB	18

WP: 0 PA: 38
PB: 0
SB: 0
CS: 0

PITCHER		IP	WLS	BF	H	R	ER	SO	BB	IBB	HBP	BLK	WP	HR	S	P	ERA	WHIP
Ray Herbert, R ERA: 3.38	(1, 1)	8.0		35	13	4	4	6	2	0	0	0	0	0	45	53	4.50	1.875
Jim Brosnan, R ERA: 3.05	(9, 1)	1.0	W	3	0	0	0	0	0	0	0	0	0	0	3	3	0.00	0.000

PITCHER		IP	WLS	BF	H	R	ER	SO	BB	IBB	HBP	BLK	WP	HR	S	P	ERA	WHIP

Batter	1	2	3	4	5	6	7	8	9	AB	R	H	RBI	BB	SO	LOB
Jim Landis, R (1, 8) OBP: 0.318, SLG: 0.383	F8		F8		K			F9	1B E 1B	5	1	1	0	0	1	2
Floyd Robinson, L (1, 9) (7, 7) OBP: 0.355, SLG: 0.406	1B 1B		K		K	K		2B G3 1-2 1B	E 1-2 1B	5	1	3	0	0	2	0
Dave Nicholson, R (1, 7) OBP: 0.320, SLG: 0.421 Mike Hershberger, R (7, 9) OBP: 0.333, SLG: 0.351	F3			K	K	K		G3 E 1-3 2-H 2B	E5 1-2 2-H	3 2	0 1	0 1	0 1	0 0	2 0	1 1
Jim Lemon, R (1, 3) OBP: 0.307, SLG: 0.295 Tom McCraw, L (8, PR) (9, 3) OBP: 0.304, SLG: 0.385	1-2 1B			K	K	K		E 1B BB		3 0	0 1	1 0	0 0	1 0	2 0	0 0
Pete Ward, L (1, 5) OBP: 0.341, SLG: 0.474	F6			1B			F5	G3 1-2 2-H 3-H		4	0	1	1	0	0	3
Ron Hansen, R (1, 6) OBP: 0.312, SLG: 0.336 Joe Cunningham, L (8, PH) OBP: 0.374, SLG: 0.356 Jim Brosnan, R (9, 1) OBP: 0.308, SLG: 0.308		F8		K			BB	E 1B IBB		2 0 0	0 0 0	0 0 0	0 0 0	1 1 0	1 0 0	1 0 0
Al Weis, S (1, 4) (9, 6) OBP: 0.340, SLG: 0.320		1-3			F6		K	E1 1-3 2-H 1B		4	0	1	1	0	1	1
Cam Carreon, R (1, 2) OBP: 0.320, SLG: 0.336		K			F7		F6	4-3		4	0	0	0	0	1	3
Ray Herbert, R (1, 1) OBP: 0.292, SLG: 0.316 Nellie Fox, L (8, PH) (9, 4) OBP: 0.302, SLG: 0.314			5-3		BB			1B 2B 1B	1-3	1 2	0 1	0 1	0 0	1 0	0 0	0 0
Inning Stats	R: 0 H: 2 E: 0 LOB: 2 K: 0 BB: 0 S: 5 P: 5	R: 0 H: 0 E: 0 LOB: 0 K: 1 BB: 0 S: 5 P: 5	R: 0 H: 0 E: 0 LOB: 0 K: 1 BB: 0 S: 5 P: 5	R: 0 H: 1 E: 0 LOB: 1 K: 3 BB: 0 S: 10 P: 10	R: 0 H: 0 E: 0 LOB: 1 K: 1 BB: 1 S: 5 P: 9	R: 0 H: 0 E: 0 LOB: 0 K: 3 BB: 0 S: 9 P: 9	R: 0 H: 0 E: 0 LOB: 1 K: 1 BB: 1 S: 5 P: 9	R: 4 H: 4 E: 2 LOB: 2 K: 0 BB: 2 S: 7 P: 15	R: 1 H: 2 E: 1 LOB: 2 K: 0 BB: 0 S: 4 P: 4	1B: 8 SF: 0 2B: 1 SAC: 0 3B: 0 DP: 0 HR: 0 HBP: 0						WP: 0 PA: 39 PB: 0 SB: 0 CS: 0	

PITCHER		IP	WLS	BF	H	R	ER	SO	BB	IBB	HBP	BLK	WP	HR	S	P	ERA	WHIP
Dick Stigman, L ERA: 3.16	(1, 1)	7.2		33	6	4	3	10	3	1	0	0	0	0	49	65	3.52	1.174
Bill Dailey, R ERA: 2.03	(8, 1)	0.1		2	1	0	0	0	0	0	0	0	0	0	2	2	0.00	3.000
Garry Roggenburk, L ERA: 2.28	(9, 1)	0.1	L	4	2	1	0	0	0	0	0	0	0	0	4	4	0.00	6.000

PITCHER	IP	WLS	BF	H	R	ER	SO	BB	IBB	HBP	BLK	WP	HR	S	P	ERA	WHIP

BOTTOM

Minnesota Twins @ Chicago White Sox

Comiskey Park, Chicago, IL

Sun Sep 08 1963, 4:38 AM EDT

Att. 18,230 - Unknown

livebaseballscorecards.com

AB	35
R	5
H	9
RBI	3
BB	4
SO	10
LOB	12

Baltimore Orioles @ Chicago White Sox

Comiskey Park, Chicago, IL

Mon Sep 09 1963, 8:05 PM EDT

Att. 9,523 - Unknown

TOP

livebaseballscorecards.com

Batter	1	2	3	4	5	6	7	8	9	AB	R	H	RBI	BB	SO	LOB
Luis Aparicio, R (1, 6) OBP: 0.298, SLG: 0.336	F9		F5			BB, 1B 1B	BB 1-2 1B	BBBB S BB		4	0	2	0	1	0	2
Bob Johnson, R (1, 4) OBP: 0.348, SLG: 0.448	SSS K		SSS K			BB 1-2 1B	BBBB FC5-4 1-2 2-3 BB	6-3 1-2		4	0	1	0	1	2	3
Al Smith, R (1, 7) OBP: 0.335, SLG: 0.411	F6			8-5, 1B 1B		F4	FC5-4 1-2f		5-3	5	0	1	0	0	0	5
John Orsino, R (1, 3) OBP: 0.347, SLG: 0.467		BBBB L9-3 BB		1-2 1B		F8		1B 2B	5-3	4	1	2	0	1	0	2
Jackie Brandt, R (1, 8) OBP: 0.308, SLG: 0.407 Bob Saverine, S (6, 8) OBP: 0.319, SLG: 0.240		L9-3 1-2	SSS K			BBBB 1-2 2-3 BB		2B WP 2-H 1B		2 2	0 1	0 2	0 1	1 0	1 0	3 0
Brooks Robinson, R (1, 5) OBP: 0.306, SLG: 0.365		1-3		8-5 2-3f		F7		WP 1B 1-3 2B	SSS K	5	1	1	0	0	1	6
Sam Bowens, R (1, 9) OBP: 0.500, SLG: 0.400			E, 1B 1B		F6	FC5-4, BB 1B		BBBB S 1B 2-3 3-H BB		3	1	2	0	1	0	0
Dick Brown, R (1, 2) OBP: 0.313, SLG: 0.329		E5 1-3 1B			F9	BBBB FC5-4 1-2 BB		L6-3 1-H 3-H 1B		3	0	2	2	1	0	0
Robin Roberts, S (1, 1) OBP: 0.455, SLG: 0.233 George Brunet, R (2, 1) Fred Valentine, S (3, PH) OBP: 0.333, SLG: none Herman Starrette, R (3, 1) Jerry Adair, R (5, PH) OBP: 0.343, SLG: 0.345 John Miller, R (5, 1) Joe Gaines, R (7, PH) OBP: 0.375, SLG: 0.470 Wes Stock, R (7, 1) Boog Powell, L (8, PH) OBP: 0.333, SLG: 0.473 Stu Miller, R (8, 1) OBP: 0.667, SLG: 0.571		F8		SSS K			FC5-4 BB, 1B 1-2 2-3	L6-3 1-2		0 0 0 0 0 0 0 0 0 0 0 0 0 0 1 0 0 0 0 0 2 0 0 0 0 0 0 0 1 0 0 0 0 1 0 0 0 0 0 0 0 0 1 0 0 0 0 0 2 0 0 0 0 0 0 0 1 0 0 0 0 0 1 0 0 0 0 0 0 0						
Inning Stats	R: 0 E: 0 K: 1 S: 5 H: 0 LOB: 0 BB: 0 P: 5	R: 0 E: 0 K: 0 S: 2 H: 0 LOB: 0 BB: 1 P: 6	R: 0 E: 1 K: 1 S: 7 H: 2 LOB: 2 BB: 0 P: 7	R: 0 E: 0 K: 1 S: 6 H: 2 LOB: 1 BB: 0 P: 6	R: 0 E: 0 K: 1 S: 5 H: 0 LOB: 0 BB: 0 P: 5	R: 0 E: 0 K: 0 S: 5 H: 2 LOB: 3 BB: 1 P: 9	R: 0 E: 0 K: 0 S: 4 H: 2 LOB: 3 BB: 2 P: 12	R: 4 E: 0 K: 0 S: 6 H: 4 LOB: 1 BB: 2 P: 14	R: 0 E: 0 K: 1 S: 6 H: 1 LOB: 1 BB: 0 P: 6	1B: 11 2B: 5 3B: 0 HR: 0 SF: 0 SAC: 0 DP: 4 HBP: 0						

	AB	36
	R	4
	H	13
	RBI	3
	BB	6
	SO	5
	LOB	26

WP: 1 PB: 0 SB: 2 CS: 0 PA: 42

PITCHER	IP	WLS	BF	H	R	ER	SO	BB	IBB	HBP	BLK	WP	HR	S	P	ERA	WHIP
Gary Peters, L (1, 1) ERA: 1.95	7.0	W	34	11	4	4	4	5	0	0	0	1	0	37	57	5.14	2.286
Hoyt Wilhelm, R (8, 1) ERA: 2.82	2.0	S	8	2	0	0	1	1	0	0	0	0	0	9	13	0.00	1.500

PITCHER	IP	WLS	BF	H	R	ER	SO	BB	IBB	HBP	BLK	WP	HR	S	P	ERA	WHIP

BOTTOM

Baltimore Orioles @ Chicago White Sox

Comiskey Park, Chicago, IL

Mon Sep 09 1963, 8:05 PM EDT

Att. 9,523 - Unknown

livebaseballscorecards.com

Batter	1	2	3	4	5	6	7	8	9	AB	R	H	RBI	BB	SO	LOB
Mike Hershberger, R (1, 8) (7, 7) OBP: 0.333, SLG: 0.352	6-3	F8 2-3	1B 1-2 1B			5-3	BB 2-H 3-H 1B			5	0	2	2	0	0	1
Joe Cunningham, L (1, 3) OBP: 0.377, SLG: 0.361	F7	BB 1B 2B 3-H	K			1B BB	1-2 BB			3	1	1	1	1	1	2
Tom McCraw, L (6, PR) (7, 3) OBP: 0.306, SLG: 0.385										0	0	0	0	1	0	0
Floyd Robinson, L (1, 9) OBP: 0.358, SLG: 0.406	E6 S	BB 1B BB	1-3 2-H 1B			1-2 1B	F8			4	1	2	1	1	0	2
Pete Ward, L (1, 5) OBP: 0.342, SLG: 0.471	1-2 BB	1B 1-2 2-3 BB		5-3		F9		1-3		3	0	0	0	2	0	2
Charlie Maxwell, L (1, 7) OBP: 0.381, SLG: 0.376	F2	1-3 2-H 3-H 1B		F6		K		F8		4	0	1	2	0	1	4
Jim Landis, R (7, 8) OBP: 0.318, SLG: 0.382										1	0	0	0	0	0	0
Ron Hansen, R (1, 6) OBP: 0.315, SLG: 0.346		HR 1-3		F9			1B 1B 2B	1B BB		4	2	2	1	1	0	2
Nellie Fox, L (1, 4) OBP: 0.307, SLG: 0.319	SH1-3 2B 1B	SH1-3 1B 1B		K			6-3 2-3 1B	1-3 1B		5	3	4	0	0	1	0
Cam Carreon, R (1, 2) OBP: 0.318, SLG: 0.333	SH1-3 1-2	SH1-3 1-2		K			6-3 1-2	K		2	0	0	0	0	1	2
J.C. Martin, L (8, 2) OBP: 0.261, SLG: 0.278										1	0	0	0	0	1	2
Gary Peters, L (1, 1) OBP: 0.284, SLG: 0.453	F8 2B 2B 2-H	1B 1B 1B 2-H		F7			F5			4	2	2	2	0	0	2
Hoyt Wilhelm, R (8, 1) OBP: 0.138, SLG: 0.074										0	0	0	0	0	0	0

Inning Stats	1	2	3	4	5	6	7	8	9
	R: 0 E: 1 K: 0 S: 4	H: 0 LOB: 2 BB: 1 P: 8	R: 5 E: 0 K: 0 S: 8	H: 5 LOB: 2 BB: 2 P: 16	R: 2 E: 0 K: 1 S: 8	H: 4 LOB: 2 BB: 0 P: 8	R: 0 E: 0 K: 0 S: 3	H: 0 LOB: 0 BB: 0 P: 3	R: 0 E: 0 K: 2 S: 7	H: 0 LOB: 0 BB: 0 P: 7	R: 0 E: 0 K: 1 S: 6	H: 1 LOB: 2 BB: 1 P: 10	R: 2 E: 0 K: 0 S: 6	H: 3 LOB: 2 BB: 1 P: 10	R: 0 E: 0 K: 1 S: 6	H: 1 LOB: 2 BB: 1 P: 10

AB	36
R	9
H	14
RBI	9
BB	6
SO	5
LOB	19

		1B	2B	3B	HR	SF	SAC	DP	HBP	WP	PB	SB	CS	PA
		10	3	0	1	0	2	0	0	0	0	1	0	44

PITCHER		IP	WLS	BF	H	R	ER	SO	BB	IBB	HBP	BLK	WP	HR	S	P	ERA	WHIP
Robin Roberts, R ERA: 3.34	(1, 1)	1.2	L	11	4	4	4	0	1	0	0	0	0	1	10	14	21.60	3.000
George Brunet, L ERA: 6.51	(2, 1)	0.1		4	1	1	1	0	2	0	0	0	0	0	2	10	27.00	9.000
Herman Starrette, R ERA: 3.13	(3, 1)	2.0		9	4	2	2	1	0	0	0	0	0	0	11	11	9.00	2.000
John Miller, R ERA:	(5, 1)	2.0		8	1	0	0	3	1	0	0	0	0	0	13	17	0.00	1.000
Wes Stock, R ERA: 3.69	(7, 1)	1.0		7	3	2	2	0	1	0	0	0	0	0	6	10	18.00	4.000

PITCHER		IP	WLS	BF	H	R	ER	SO	BB	IBB	HBP	BLK	WP	HR	S	P	ERA	WHIP
Stu Miller, R ERA: 2.38	(8, 1)	1.0		5	1	0	0	1	1	0	0	0	0	0	6	10	0.00	2.000

Baltimore Orioles @ Chicago White Sox

Comiskey Park, Chicago, IL

Tue Sep 10 1963, 8:05 PM EDT

Att. 6,955 - Unknown

TOP

livebaseballscorecards.com

Batter	1	2	3	4	5	6	7	8	9	AB	R	H	RBI	BB	SO	LOB
Luis Aparicio, R (1, 6) OBP: 0.297, SLG: 0.336	4-3		G4-6-3 1B		1-3			F9		4	0	1	0	0	0	0
Bob Saverine, S (1, 4) OBP: 0.310, SLG: 0.232	1-3		G4-6-3 1-2f			F8		K		4	0	0	0	0	1	1
Al Smith, R (1, 7) OBP: 0.337, SLG: 0.410	K			6-3		1B SF8 1B		BB		3	1	1	0	1	1	0
Russ Snyder, L (8, PR) OBP: 0.331, SLG: 0.375 (8, 7)										0	0	0	0	0	0	0
John Orsino, R (1, 2) OBP: 0.351, SLG: 0.479		1B 2B		3B		SF8 1-3 1B		F9		4	1	3	0	0	0	1
Dick Brown, R (9, 2) OBP: 0.313, SLG: 0.329										0	0	0	0	0	0	0
Jackie Brandt, R (1, 8) OBP: 0.305, SLG: 0.404		6-3		F8		SF8 1-2 3-H			5-3	3	0	0	1	0	0	2
Jim Gentile, L (1, 3) OBP: 0.344, SLG: 0.425		2-H 1B		FC6-4 BB		3-1			4-3	3	0	1	1	1	0	1
Sam Bowens, R (1, 9) OBP: 0.300, SLG: 0.222		F6		FC6-4 1-2f			F4		6-3	4	0	0	0	0	0	3
Brooks Robinson, R (1, 5) OBP: 0.305, SLG: 0.363		L6	4-3				K			3	0	0	0	0	1	1
Milt Pappas, R (1, 1) OBP: 0.155, SLG: 0.217			K	F9			K			2	0	0	0	0	1	0
Joe Gaines, R (7, PH) OBP: 0.372, SLG: 0.466										1	0	0	0	0	1	0
Dick Hall, R (7, 1) OBP: 0.440, SLG: 0.600										0	0	0	0	0	0	0
Stu Miller, R (8, 1) OBP: 0.357, SLG: 0.571										0	0	0	0	0	0	0
Inning Stats	R: 0 E: 0 K: 1 S: 5 H: 0 LOB: 0 BB: 0 P: 5	R: 1 E: 0 K: 0 S: 5 H: 2 LOB: 1 BB: 0 P: 5	R: 0 E: 0 K: 1 S: 5 H: 1 LOB: 0 BB: 0 P: 5	R: 0 E: 0 K: 0 S: 4 H: 1 LOB: 2 BB: 1 P: 8	R: 0 E: 0 K: 0 S: 3 H: 0 LOB: 0 BB: 0 P: 3	R: 1 E: 0 K: 0 S: 5 H: 2 LOB: 1 BB: 0 P: 5	R: 0 E: 0 K: 2 S: 7 H: 0 LOB: 0 BB: 0 P: 7	R: 0 E: 0 K: 1 S: 5 H: 0 LOB: 1 BB: 1 P: 9	R: 0 E: 0 K: 0 S: 3 H: 0 LOB: 0 BB: 0 P: 3	1B: 4 2B: 1 3B: 1 HR: 0 SF: 1 SAC: 0 DP: 1 HBP: 0						

	AB	31
	R	2
	H	6
	RBI	2
	BB	2
	SO	5
	LOB	9

WP: 0 PB: 0 SB: 0 CS: 0 PA: 34

PITCHER	IP	WLS	BF	H	R	ER	SO	BB	IBB	HBP	BLK	WP	HR	S	P	ERA	WHIP
Frank Baumann, L (1, 1) ERA: 3.1	7.0	L	27	6	2	2	4	1	0	0	0	0	0	34	38	2.57	1.000
Bruce Howard, R (8, 1) ERA: 2.57	2.0		7	0	0	0	1	1	0	0	0	0	0	8	12	0.00	0.500

PITCHER	IP	WLS	BF	H	R	ER	SO	BB	IBB	HBP	BLK	WP	HR	S	P	ERA	WHIP

Batter	1	2	3	4	5	6	7	8	9	AB	R	H	RBI	BB	SO	LOB
Mike Hershberger, R (1, 8) OBP: 0.334, SLG: 0.351	1B		K		F9			1B BB	F6 1-2	4	1	1	0	1	1	1
Joe Cunningham, L (1, 3) OBP: 0.373, SLG: 0.356	4-3		4-3		3-1			BB 1B 1-3	L3	5	0	1	0	0	0	2
Floyd Robinson, L (1, 9) OBP: 0.362, SLG: 0.412	1B BB		WP 2B			G4-6-3 BB 1B		BB 1-2 3-H 1B		3	0	3	1	1	0	0
Pete Ward, L (1, 5) OBP: 0.344, SLG: 0.472	1-3 1B		2-3 BB			G4-6-3 1-2 BB		F4		2	0	1	0	2	0	2
Charlie Maxwell, L (1, 7) OBP: 0.372, SLG: 0.364	K		F5			G4-6-3 1-2f 2-3		K		4	0	0	0	0	2	8
Ron Hansen, R (1, 6) OBP: 0.314, SLG: 0.344		6-3		F3		F3		1-2 2-3 FC6-4 BB		3	0	0	0	1	0	1
Nellie Fox, L (1, 4) OBP: 0.306, SLG: 0.317		F7		F7		G4-6-3 HBP		FC6-4 1-2f		3	0	0	0	0	0	3
J.C. Martin, L (1, 2) OBP: 0.260, SLG: 0.277		FC6-4 1B		3-1		G4-6-3 1-2f			3-1	4	0	1	0	0	0	1
Frank Baumann, L (1, 1) OBP: 0.167, SLG: 0.091		FC6-4 1-2f			F7					2	0	0	0	0	0	1
Tom McCraw, L (7, PH) OBP: 0.305, SLG: 0.384										1	0	0	0	0	1	0
Bruce Howard, S (8, 1) OBP: 1.000, SLG: 1.000										0	0	0	0	0	0	0
Cam Carreon, R (9, PH) OBP: 0.320, SLG: 0.333										0	0	0	0	1	0	0
Al Weis, S (9, PR) OBP: 0.340, SLG: 0.320							K		BB	0	0	0	0	0	0	0
Inning Stats	R: 0 E: 0 K: 1 S: 6 H: 2 LOB: 2 BB: 1 P: 10	R: 0 E: 0 K: 0 S: 4 H: 1 LOB: 1 BB: 0 P: 4	R: 0 E: 0 K: 1 S: 6 H: 1 LOB: 2 BB: 1 P: 10	R: 0 E: 0 K: 0 S: 3 H: 0 LOB: 0 BB: 0 P: 3	R: 0 E: 0 K: 0 S: 3 H: 0 LOB: 0 BB: 0 P: 3	R: 0 E: 0 K: 0 S: 3 H: 1 LOB: 1 BB: 1 P: 7	R: 0 E: 0 K: 1 S: 4 H: 0 LOB: 0 BB: 0 P: 5	R: 1 E: 0 K: 1 S: 7 H: 2 LOB: 3 BB: 2 P: 15	R: 0 E: 0 K: 0 S: 3 H: 0 LOB: 2 BB: 1 P: 7	1B: 6 2B: 1 3B: 0 HR: 0	SF: 0 SAC: 0 DP: 2 HBP: 1						

PITCHER		IP	WLS	BF	H	R	ER	SO	BB	IBB	HBP	BLK	WP	HR	S	P	ERA	WHIP
Milt Pappas, R ERA: 2.88	(1, 1)	6.0	W	24	5	0	0	2	3	0	0	0	1	0	25	37	0.00	1.333
Dick Hall, R ERA: 3.3	(7, 1)	1.0		6	2	1	1	1	1	0	1	0	0	0	6	11	9.00	3.000
Stu Miller, R ERA: 2.33	(8, 1)	2.0	S	8	0	0	0	1	2	0	0	0	0	0	8	16	0.00	1.000

PITCHER	IP	WLS	BF	H	R	ER	SO	BB	IBB	HBP	BLK	WP	HR	S	P	ERA	WHIP

BOTTOM

Baltimore Orioles @ Chicago White Sox

Comiskey Park, Chicago, IL

Tue Sep 10 1963, 8:05 PM EDT

Att. 6,955 - Unknown

livebaseballscorecards.com

AB	31
R	1
H	7
RBI	1
BB	6
SO	4
LOB	19

Batter	1	2	3	4	5	6	7	8	9	AB	R	H	RBI	BB	SO	LOB
Luis Aparicio, R (1, 6) OBP: 0.297, SLG: 0.335	L6		F5			F8		1B		4	0	1	0	0	0	1
Bob Saverine, S (1, 4) OBP: 0.309, SLG: 0.233	K		4-3			G5-3 SF 1-3 1B		K		4	0	1	0	0	2	1
Russ Snyder, L (1, 8) OBP: 0.328, SLG: 0.372	E1 S			1-3		SF 1-2 3-H			F9	3	0	0	1	0	0	0
Boog Powell, L (1, 7) OBP: 0.330, SLG: 0.469	L8 1-2			K		G5-3 2-3f			K	4	0	0	0	0	2	3
John Orsino, R (1, 2) OBP: 0.350, SLG: 0.485		HR		1-3			5-3		F8	4	1	1	1	0	0	0
Jim Gentile, L (1, 3) OBP: 0.342, SLG: 0.422		F8			F8		F6			3	0	0	0	0	0	0
Jackie Brandt, R (1, 9) OBP: 0.303, SLG: 0.401		6-3			F6		K2-3			3	0	0	0	0	1	0
Brooks Robinson, R (1, 5) OBP: 0.303, SLG: 0.361		6-3			F7			F2		3	0	0	0	0	0	0
Mike McCormick, L (1, 1) OBP: 0.190, SLG: 0.225			K			1B SF BB				1	1	0	0	1	1	0
Bob Johnson, R (8, PH) OBP: 0.347, SLG: 0.446										1	0	0	0	0	0	0
Stu Miller, R (8, 1) OBP: 0.357, SLG: 0.571								F6		0	0	0	0	0	0	0
Inning Stats	R: 0 E: 1 K: 1 S: 6 H: 0 LOB: 1 BB: 0 P: 6	R: 1 E: 0 K: 0 S: 4 H: 1 LOB: 0 BB: 0 P: 4	R: 0 E: 0 K: 1 S: 5 H: 0 LOB: 0 BB: 0 P: 5	R: 0 E: 0 K: 1 S: 5 H: 0 LOB: 0 BB: 0 P: 5	R: 0 E: 0 K: 0 S: 3 H: 0 LOB: 0 BB: 0 P: 3	R: 1 E: 1 K: 0 S: 4 H: 1 LOB: 1 BB: 1 P: 8	R: 0 E: 0 K: 1 S: 5 H: 0 LOB: 0 BB: 0 P: 5	R: 0 E: 0 K: 1 S: 6 H: 1 LOB: 1 BB: 0 P: 6	R: 0 E: 0 K: 1 S: 5 H: 0 LOB: 0 BB: 0 P: 5	1B: 2 2B: 0 3B: 0 HR: 1	SF: 1 SAC: 0 DP: 1 HBP: 0					

PITCHER	IP	WLS	BF	H	R	ER	SO	BB	IBB	HBP	BLK	WP	HR	S	P	ERA	WHIP
Eddie Fisher, R (1, 1) ERA: 4.31	9.0	W	32	3	2	2	6	1	0	0	0	0	1	43	47	2.00	0.444

PITCHER	IP	WLS	BF	H	R	ER	SO	BB	IBB	HBP	BLK	WP	HR	S	P	ERA	WHIP

TOP

Baltimore Orioles @ Chicago White Sox

Comiskey Park, Chicago, IL

Wed Sep 11 1963, 8:05 PM EDT

Att. 7,154 - Unknown

livebaseballscorecards.com

AB	30
R	2
H	3
RBI	2
BB	1
SO	6
LOB	5

WP: 0 PB: 0 SB: 1 CS: 0 PA: 32

Baltimore Orioles @ Chicago White Sox

Comiskey Park, Chicago, IL

Wed Sep 11 1963, 8:05 PM EDT

Att. 7,154 - Unknown

BOTTOM

livebaseballscorecards.com

Batter	1	2	3	4	5	6	7	8	9	AB	R	H	RBI	BB	SO	LOB
Jim Landis, R (1, 8) OBP: 0.316, SLG: 0.378	0-0 1-3	0-0 6-3		0-0 FC5-4 1-2f 2-3		BBBB 4-0 1B 1B BB		0-0 5-3		4	1	0	0	1	0	3
Floyd Robinson, L (1, 9) (7, 7) OBP: 0.363, SLG: 0.412	0-0 WP 1B		0-0 F4	0-0 5-3		0-0 1B 1-2 1B		0-0 4-3		5	0	2	0	0	0	2
Dave Nicholson, R (1, 7) OBP: 0.324, SLG: 0.430 Mike Hershberger, R (7, 9) OBP: 0.334, SLG: 0.351	BBBB 4-0 1-2 BB		0-0 HR		SSS 0-3 K	0-0 1-2 2-H 1B				3	1	2	2	1	1	0
										0	0	0	0	0	0	0
Jim Lemon, R (1, 3) OBP: 0.306, SLG: 0.289 Tom McCraw, L (7, 3) OBP: 0.305, SLG: 0.384	0-0 F9		BBB 4-0 BB		SSS 0-3 K	0-0 F9				3	0	0	0	1	1	4
										0	0	0	0	0	0	0
Pete Ward, L (1, 5) OBP: 0.345, SLG: 0.475	0-0 4-3		SSS 0-3 K		0-0 2B		0-0 SH5-3 2B			4	0	2	0	0	1	3
Ron Hansen, R (1, 6) OBP: 0.314, SLG: 0.342		0-0 1-3	0-0 F8		4-0 IBB		0-0 SH5-3 2-3			2	0	0	0	1	0	1
Nellie Fox, L (1, 4) OBP: 0.306, SLG: 0.315		0-0 1-3		BBBB 4-0 1B FC1-5 BB	0-0 F8		0-0 4-3			3	0	0	0	1	0	3
Cam Carreon, R (1, 2) OBP: 0.324, SLG: 0.350 J.C. Martin, L (7, 2) OBP: 0.259, SLG: 0.276		0-0 HR		0-0 FC5-4 FC1-5 1-3 1B		0-0 6-3	0-0 F9			3	1	2	1	0	0	0
										1	0	0	0	0	0	1
Eddie Fisher, R (1, 1) OBP: 0.206, SLG: 0.156		0-0 1B		0-0 FC1-5 FC5-4 1-2 3-3		SSS 0-3 K		0-0 F8		4	0	1	0	0	1	2
Inning Stats	R: 0 E: 0 K: 0 S: 4 H: 1 LOB: 2 BB: 1 P: 8	R: 1 E: 0 K: 0 S: 5 H: 2 LOB: 1 BB: 0 P: 5	R: 1 E: 0 K: 1 S: 6 H: 1 LOB: 1 BB: 1 P: 10	R: 0 E: 0 K: 0 S: 4 H: 1 LOB: 2 BB: 1 P: 8	R: 0 E: 0 K: 2 S: 8 H: 1 LOB: 2 BB: 1 P: 12	R: 1 E: 0 K: 1 S: 7 H: 2 LOB: 2 BB: 1 P: 11	R: 0 E: 0 K: 0 S: 4 H: 1 LOB: 1 BB: 0 P: 4	R: 0 E: 0 K: 0 S: 3 H: 0 LOB: 0 BB: 0 P: 3		1B: 5 2B: 2 3B: 0 HR: 2		SF: 0 SAC: 1 DP: 0 HBP: 0		WP: 1 PB: 0 SB: 0 CS: 0		PA: 38	

	AB	32
	R	3
	H	9
	RBI	3
	BB	5
	SO	4
	LOB	19

PITCHER		IP	WLS	BF	H	R	ER	SO	BB	IBB	HBP	BLK	WP	HR	S	P	ERA	WHIP
Mike McCormick, L ERA: 4.35	(1, 1)	7.0	L	35	9	3	3	4	4	1	0	0	1	2	38	58	3.86	1.857
Stu Miller, R ERA: 2.31	(8, 1)	1.0		3	0	0	0	0	0	0	0	0	0	0	3	3	0.00	0.000

PITCHER	IP	WLS	BF	H	R	ER	SO	BB	IBB	HBP	BLK	WP	HR	S	P	ERA	WHIP

Batter	1	2	3	4	5	6	7	8	9	AB	R	H	RBI	BB	SO	LOB
Jim Landis, R (1, 8) OBP: 0.315, SLG: 0.376	K		FC1-6 1B 1-2f		F8	1B		FC4-6 S 1-2f		5	0	1	0	0	1	2
Floyd Robinson, L (1, 9) OBP: 0.363, SLG: 0.412	FC6-4 1B		G6-4-3 1-3 1B		L5	F7		P4 1-2		5	0	2	0	0	0	3
Dave Nicholson, R (1, 7) OBP: 0.322, SLG: 0.428	F8		G6-4-3 1-2f		K	K			BB SH1-4 1B	5	0	1	0	0	2	5
Cam Carreon, R (1, 2) OBP: 0.323, SLG: 0.348	FC6-4 1-2f			F8	1B 1B	P6			SH1-4 1-2	4	1	1	0	0	0	1
Pete Ward, L (1, 5) OBP: 0.349, SLG: 0.475		F8		1B SF7 BB	FC6-4 1B 1-3 1B	FC5-4 BB			BB BB	2	2	1	0	3	0	0
Ron Hansen, R (1, 6) OBP: 0.319, SLG: 0.345		FC6-4 BB		1-3 1B	FC6-4 1-2 3-H 1B	FC5-4 1-2f			G4-3 1-2 2-3 BB	3	0	2	1	2	0	1
Joe Cunningham, L (1, 3) OBP: 0.364, SLG: 0.349		FC6-4 1-2f		SF7 3-H	FC6-4 WP 1B 1-2f 2-3 2B	F9			G4-3 1-2f	4	1	0	1	0	0	7
Al Weis, S (1, 4) OBP: 0.343, SLG: 0.321		F8		BB	WP 1-2 3-H 2B 1B			4-3		3	1	1	1	1	0	1
Ray Herbert, R (1, 1) OBP: 0.319, SLG: 0.350			FC1-6 1B	K	1-H 2-H 2B			FC4-6 BB		3	0	2	2	1	1	2

TOP

Chicago White Sox @ Washington Senators

D.C. Stadium, Washington, DC

Fri Sep 13 1963, 7:05 PM EDT

Att. 2,301 - Unknown

livebaseballscorecards.com

AB	34
R	5
H	11
RBI	5
BB	7
SO	4
LOB	22

Inning Stats	1	2	3	4	5	6	7	8	9	1B: 10	SF: 1	WP: 1	PA: 43
	R: 0 E: 0 K: 1 S: 6 H: 1 LOB: 1 BB: 0 P: 6	R: 0 E: 0 K: 0 S: 3 H: 0 LOB: 1 BB: 1 P: 7	R: 0 E: 0 K: 0 S: 4 H: 2 LOB: 1 BB: 0 P: 4	R: 1 E: 0 K: 1 S: 6 H: 1 LOB: 2 BB: 2 P: 14	R: 0 E: 0 K: 1 S: 5 H: 0 LOB: 0 BB: 0 P: 5	R: 4 E: 0 K: 1 S: 11 H: 6 LOB: 2 BB: 0 P: 11	R: 0 E: 0 K: 0 S: 3 H: 0 LOB: 1 BB: 1 P: 7	R: 0 E: 0 K: 0 S: 3 H: 0 LOB: 1 BB: 1 P: 7	R: 0 E: 0 K: 0 S: 3 H: 1 LOB: 2 BB: 2 P: 11	2B: 1 3B: 0 HR: 0	SAC: 1 DP: 2 HBP: 0	PB: 0 SB: 1 CS: 0	

PITCHER		IP	WLS	BF	H	R	ER	SO	BB	IBB	HBP	BLK	WP	HR	S	P	ERA	WHIP
Claude Osteen, L ERA: 3.47	(1, 1)	5.1	L	27	9	5	5	3	3	0	0	0	1	0	30	42	8.44	2.250
Ed Hobaugh, R ERA: 8.1	(6, 1)	1.2		7	1	0	0	1	1	0	0	0	0	0	8	12	0.00	1.200
Jack Jenkins, R ERA: 6.35	(8, 1)	2.0		9	1	0	0	0	3	0	0	0	0	0	6	18	0.00	2.000

PITCHER		IP	WLS	BF	H	R	ER	SO	BB	IBB	HBP	BLK	WP	HR	S	P	ERA	WHIP

Batter	1	2	3	4	5	6	7	8	9	AB	R	H	RBI	BB	SO	LOB
Don Blasingame, L (1, 4) OBP: 0.311, SLG: 0.305	F4		G3		P4		FC3-6 1-2f 3-H			4	0	0	1	0	0	3
Dick Phillips, L (1, 3) OBP: 0.299, SLG: 0.371	1-3		4-3			F9	P4			4	0	0	0	0	0	2
Chuck Hinton, R (1, 7) OBP: 0.347, SLG: 0.445	F4			1B G6-4-3 1B		F9		1-3		4	1	1	0	0	0	0
Jim King, L (1, 9) OBP: 0.308, SLG: 0.466		1-6-3		G6-4-3 1-3 1B		BBB 4-0 2B BB		SSS 0-3 K		3	0	1	0	1	1	0
Don Lock, R (1, 8) OBP: 0.337, SLG: 0.452		6-3		G6-4-3 1-2f 3-H		1-3 2B		6-3		4	0	1	0	0	0	1
Ken Retzer, L (1, 2) OBP: 0.282, SLG: 0.323		1B		F7		4-3			L1	4	0	1	0	0	0	2
Don Zimmer, R (1, 5) OBP: 0.288, SLG: 0.427		SSS 0-3 K			1B		1B FC3-6 1B		P5	4	1	2	0	0	1	1
Ed Brinkman, R (1, 6) OBP: 0.268, SLG: 0.316			SH2-4 1B		P4		FC3-6 1-3 1B		4-3	4	0	2	0	0	0	1
Claude Osteen, L (1, 1) OBP: 0.200, SLG: 0.210 Ed Hobaugh, R (6, 1) OBP: 0.667, SLG: 2.000 Tom Brown, S (7, PH) OBP: 0.198, SLG: 0.213 Jack Jenkins, R (8, 1) OBP: 1.000, SLG: 1.000			SH2-4 1-2		SSS 0-3 K		F2			1 0 1 0	0 0 0 0	0 0 0 0	0 0 0 0	0 0 0 0	1 0 0 0	1 0 2 0
Inning Stats	R: 0 E: 0 K: 0 S: 3 H: 0 LOB: 0 BB: 0 P: 3	R: 0 E: 0 K: 1 S: 6 H: 1 LOB: 1 BB: 0 P: 6	R: 0 E: 0 K: 0 S: 4 H: 1 LOB: 1 BB: 0 P: 4	R: 1 E: 0 K: 0 S: 4 H: 2 LOB: 0 BB: 0 P: 4	R: 0 E: 0 K: 1 S: 6 H: 1 LOB: 1 BB: 0 P: 6	R: 0 E: 0 K: 0 S: 4 H: 1 LOB: 2 BB: 1 P: 8	R: 1 E: 0 K: 0 S: 5 H: 2 LOB: 1 BB: 0 P: 5	R: 0 E: 0 K: 1 S: 5 H: 0 LOB: 0 BB: 0 P: 5	R: 0 E: 0 K: 0 S: 3 H: 0 LOB: 0 BB: 0 P: 3	1B: 7 2B: 1 3B: 0 HR: 0	SF: 0 SAC: 1 DP: 1 HBP: 0			WP: 0 PB: 0 SB: 0 CS: 0	PA: 35	

PITCHER	IP	WLS	BF	H	R	ER	SO	BB	IBB	HBP	BLK	WP	HR	S	P	ERA	WHIP
Ray Herbert, R (1, 1) ERA: 3.32	9.0	W	35	8	2	2	3	1	0	0	0	0	0	40	44	2.00	1.000

PITCHER	IP	WLS	BF	H	R	ER	SO	BB	IBB	HBP	BLK	WP	HR	S	P	ERA	WHIP

BOTTOM

Chicago White Sox @ Washington Senators

D.C. Stadium, Washington, DC

Fri Sep 13 1963, 7:05 PM EDT

Att. 2,301 - Unknown

livebaseballscorecards.com

AB	33
R	2
H	8
RBI	1
BB	1
SO	3
LOB	13

Batter	1	2	3	4	5	6	7	8	9	AB	R	H	RBI	BB	SO	LOB
Mike Hershberger, R (1, 8) OBP: 0.333, SLG: 0.349	F7		6-3		F9		FC3-6 1B 1-2 2-3 3-H		P4	5	0	1	1	0	0	1
Floyd Robinson, L (1, 9) OBP: 0.362, SLG: 0.416	E5 1B		4-3			4-3	FC3-6 1-2f 2-3 3-H		HR	5	2	1	2	0	0	2
Dave Nicholson, R (1, 7) OBP: 0.321, SLG: 0.424	1B SF8 BB B B B		5-3			F9 S S S	K 0-3		F8	4	1	0	0	1	1	2
Cam Carreon, R (1, 2) OBP: 0.323, SLG: 0.348 Gene Stephens, L (7, PH) J.C. Martin, L (7, 2) OBP: 0.262, SLG: 0.279	PB 1B 1-3 2-H			F8		6-3	L 1-2	G3-6-3 1B		3 1 1	0 0 0	1 0 1	1 0 0	0 0 0	0 0 0	0 2 0
Pete Ward, L (1, 5) OBP: 0.348, SLG: 0.475 Don Buford, S (2, 5) OBP: 0.333, SLG: 0.667	SF8 1-2 3-H			5-3			1B 1B 2B	G3-6-3 1-2f		0 3	0 1	0 1	1 0	0 0	0 0	0 1
Ron Hansen, R (1, 6) OBP: 0.320, SLG: 0.343	1-3			F8			1B 1B 1B BB B B B	WP BB B B B		2	1	0	0	2	0	1
Tom McCraw, L (1, 3) OBP: 0.308, SLG: 0.383		L6			K S S S		1B 1B 1B 1-2 2-3	BB B B B 1-2		3	1	1	0	1	1	0
Al Weis, S (1, 4) OBP: 0.346, SLG: 0.330 Hoyt Wilhelm, R (8, 1) OBP: 0.138, SLG: 0.074		5-3			G3 2B		1B 1B FC3-6 1B 1-2 2-3 3-H	P5		4 0	1 0	2 0	1 0	0 0	0 0	2 0
Gary Peters, L (1, 1) OBP: 0.280, SLG: 0.447 Bruce Howard, S (4, 1) OBP: 0.500, SLG: 0.500 Jim Landis, R (7, PH) OBP: 0.315, SLG: 0.376 Joe Cunningham, L (7, PH) OBP: 0.387, SLG: 0.352 Jim Brosnan, R (7, 1) OBP: 0.308, SLG: 0.308 Nellie Fox, L (8, 4) OBP: 0.305, SLG: 0.315		K S S S			G3 2-3		FC3-6 1B 1-2 2-3 3-H		G3	1 1 0 1 0 1	0 0 0 0 0 0	0 0 0 1 0 0	0 0 0 1 0 0	1 0 0 0 0 0	0 0 0 0 0 0	0 1 0 0 0 0
Inning Stats	R: 2 H: 1 E: 1 LOB: 1 K: 0 BB: 1 S: 5 P: 9	R: 0 H: 0 E: 0 LOB: 0 K: 1 BB: 0 S: 5 P: 5	R: 0 H: 0 E: 0 LOB: 0 K: 0 BB: 0 S: 3 P: 3	R: 0 H: 0 E: 0 LOB: 0 K: 0 BB: 0 S: 3 P: 3	R: 0 H: 1 E: 0 LOB: 1 K: 1 BB: 0 S: 6 P: 6	R: 0 H: 0 E: 0 LOB: 0 K: 0 BB: 0 S: 3 P: 3	R: 4 H: 5 E: 0 LOB: 1 K: 1 BB: 1 S: 9 P: 13	R: 0 H: 1 E: 0 LOB: 2 K: 0 BB: 2 S: 3 P: 11	R: 1 H: 1 E: 0 LOB: 0 K: 0 BB: 0 S: 4 P: 4	1B: 6 SF: 1 2B: 2 SAC: 0 3B: 0 DP: 1 HR: 1 HBP: 0						

PITCHER		IP	WLS	BF	H	R	ER	SO	BB	IBB	HBP	BLK	WP	HR	S	P	ERA	WHIP
Bob Baird, L ERA: 9.95	(1, 1)	6.0	L	26	5	6	4	2	2	0	0	0	0	0	28	36	6.00	1.167
Ron Kline, R ERA: 2.8	(7, 1)	1.0		5	2	0	0	1	0	0	0	0	0	0	6	6	0.00	2.000
Ed Roebuck, R ERA: 3.64	(8, 1)	1.0		5	1	0	0	0	2	0	0	0	1	0	3	11	0.00	3.000
Carl Bouldin, R ERA: 5.02	(9, 1)	1.0		4	1	1	1	0	0	0	0	0	0	1	4	4	9.00	1.000

PITCHER	IP	WLS	BF	H	R	ER	SO	BB	IBB	HBP	BLK	WP	HR	S	P	ERA	WHIP

TOP

Chicago White Sox @ Washington Senators

D.C. Stadium, Washington, DC

Sat Sep 14 1963, 7:05 PM EDT

Att. 1,969 - Unknown

livebaseballscorecards.com

AB	35
R	7
H	9
RBI	7
BB	4
SO	3
LOB	12

WP: 1 PA: 40
PB: 1
SB: 0
CS: 0

BOTTOM

Chicago White Sox @ Washington Senators

D.C. Stadium, Washington, DC

Sat Sep 14 1963, 7:05 PM EDT

Att. 1,969 - Unknown

livebaseballscorecards.com

Batter	1	2	3	4	5	6	7	8	9	AB	R	H	RBI	BB	SO	LOB
Ed Brinkman, R (1, 6) OBP: 0.268, SLG: 0.314	0-0 G1-6-3 1B	0-0 P3		0-0 F8			0-3 K		0-0 F8	5	0	1	0	0	1	3
Minnie Minoso, R (1, 7) OBP: 0.309, SLG: 0.306 Jim King, L (7, PH) OBP: 0.309, SLG: 0.466 (8, 9)	0-0 G1-6-3 1-2f		0-0 S 1B		0-0 FC6 1B		0-0 1-3 1B		0-0 F3	3 2	1 0	2 1	0 0	0 0	0 0	1 1
Chuck Hinton, R (1, 9) OBP: 0.348, SLG: 0.444 (8, 7)	4-0 S 1B BB	0-0 F7 1-2			0-0 FC6 CS S 1-2f		0-0 SF9 3-H		4-0 1-2 BB	2	1	0	1	2	0	2
Don Lock, R (1, 8) OBP: 0.337, SLG: 0.450	0-0 1B E 1-H 1B	0-3 K			4-0 1-2 BB		0-0 P4		0-0 4-3	4	1	1	1	1	1	4
Don Zimmer, R (1, 5) OBP: 0.294, SLG: 0.430	0-0 E8 1B 1-H 1B		4-0 1B BB		0-3 K 2-3			0-0 FC1-5 SH1-3 1B		3	1	2	0	1	1	2
Don Leppert, R (1, 2) OBP: 0.300, SLG: 0.376 Ken Retzer, L (8, PH) OBP: 0.282, SLG: 0.323 (9, 2)	0-0 2-H 1B		0-0 1-3 2-H 1B			0-0 F7		0-0 SH1-3 1-2		3 0	0 0	2 0	2 0	0 0	0 0	0 0
Dick Phillips, L (1, 3) OBP: 0.299, SLG: 0.369		0-0 K2-4-2 1B	0-3 K			0-0 F9		0-0 FC1-5 2-3		4	0	1	0	0	1	3
Chuck Cottier, R (1, 4) OBP: 0.256, SLG: 0.322 Ed Roebuck, R (8, 1) OBP: 0.250, SLG: 0.200 Bobo Osborne, L (8, PH) OBP: 0.306, SLG: 0.359 Carl Bouldin, S (9, 1)		0-3 K2-4-2 1-2f		0-3 K		0-0 F9		0-0 F8		3 0 1 0	0 0 0 0	0 0 0 0	0 0 0 0	2 0 0 0	1 0 1 0	
Bob Baird, L (1, 1) OBP: 0.500, SLG: 0.500 Ron Kline, R (7, 1) OBP: 0.091, SLG: 0.273 Don Blasingame, L (7, PH) OBP: 0.316, SLG: 0.307 (8, 4)		0-0 1B		0-0 4-3			0-0 1B SF9 1B		4-0 BB BB	2 0 1	0 0 1	1 0 1	0 0 1	0 0 0	0 0 0	0 0 0
Inning Stats	R: 3 E: 1 K: 0 S: 5 H: 4 LOB: 1 BB: 1 P: 9	R: 0 E: 0 K: 1 S: 6 H: 2 LOB: 1 BB: 0 P: 6	R: 1 E: 0 K: 2 S: 9 H: 2 LOB: 2 BB: 1 P: 13	R: 0 E: 0 K: 1 S: 5 H: 0 LOB: 0 BB: 0 P: 5	R: 0 E: 0 K: 1 S: 5 H: 1 LOB: 2 BB: 1 P: 9	R: 0 E: 0 K: 0 S: 3 H: 0 LOB: 0 BB: 0 P: 3	R: 1 E: 0 K: 1 S: 7 H: 2 LOB: 1 BB: 0 P: 7	R: 0 E: 0 K: 0 S: 4 H: 1 LOB: 1 BB: 0 P: 4	R: 0 E: 0 K: 0 S: 3 H: 0 LOB: 2 BB: 2 P: 11	1B: 12 2B: 2 3B: 0 HR: 0	SF: 1 SAC: 1 DP: 3 HBP: 0			WP: 0 PB: 0 SB: 3 CS: 1	PA: 40		

	AB	33
	R	5
	H	12
	RBI	4
	BB	5
	SO	6
	LOB	18

PITCHER		IP	WLS	BF	H	R	ER	SO	BB	IBB	HBP	BLK	WP	HR	S	P	ERA	WHIP
Gary Peters, L ERA: 2.04	(1, 1)	3.0		16	8	4	3	3	2	0	0	0	0	0	20	28	9.00	3.333
Bruce Howard, R ERA: 1.8	(4, 1)	3.0	W	10	1	0	0	2	1	0	0	0	0	0	13	17	0.00	0.667
Jim Brosnan, R ERA: 3.13	(7, 1)	1.0		5	2	1	1	1	0	0	0	0	0	0	7	7	9.00	2.000
Hoyt Wilhelm, R ERA: 2.78	(8, 1)	2.0	S	9	1	0	0	0	2	0	0	0	0	0	7	15	0.00	1.500

PITCHER		IP	WLS	BF	H	R	ER	SO	BB	IBB	HBP	BLK	WP	HR	S	P	ERA	WHIP

Batter	1	2	3	4	5	6	7	8	9	AB	R	H	RBI	BB	SO	LOB
Gary Geiger, L (1, 8) OBP: 0.334, SLG: 0.456	BBBB 4-0 S BB		x 0-0 ① 1-3		x 0-0 S 1B		SSS 0-3 ③ K			3	0	1	0	1	1	0
Felix Mantilla, R (1, 4) OBP: 0.356, SLG: 0.446	x 0-0 ① F8 1-2		x 0-0 G4-6-3 1B		SSS 0-3 ② K 1-2			x 0-0 6-3 1B		4	0	2	0	0	1	2
Carl Yastrzemski, L (1, 7) OBP: 0.418, SLG: 0.477	x 0-0 ② F8		x 0-0 ② ③ G4-6-3 1-2f		SSS 0-3 ③ K			x 0-0 ① 6-3 1-2		4	0	0	0	0	1	4
Dick Stuart, R (1, 3) OBP: 0.309, SLG: 0.519	SSS 0-3 ③ K			x 0-0 1B 1B		x 0-0 ① F8		x 0-0 ② 6-3		4	0	1	0	0	1	2
Dick Williams, R (1, 5) OBP: 0.346, SLG: 0.393		x 0-0 1B 1B 1B		x 0-0 1-2 1B		x 0-0 HBP 1B		x 0-0 ③ 6-3		4	1	3	0	0	0	1
Lou Clinton, R (1, 9) OBP: 0.298, SLG: 0.422		x 0-0 G4-6-3 1-3 1B 1B		SSS 0-3 ① K		H 1-0 G6-4-3 1-2 HBP			SSS 0-3 ① K	3	0	1	0	0	2	2
Eddie Bressoud, R (1, 6) OBP: 0.326, SLG: 0.438		x 0-0 G4-6-3 1-2 3-H 1B		x 0-0 ② F4		x 0-0 ② ③ G6-4-3 1-2f			SSS 0-3 ② K	4	0	1	1	0	1	4
Russ Nixon, L (1, 2) OBP: 0.315, SLG: 0.372		x 0-0 ① ② G4-6-3 1-2f 2-3		x 0-0 ③ 4-3			SSS 0-3 ① K		x 0-0 ③ F7	4	0	0	0	0	1	4
Bob Heffner, R (1, 1) OBP: 0.143, SLG: 0.195 Roman Mejias, R (7, PH) OBP: 0.246, SLG: 0.337 Arnold Earley, L (7, 1) OBP: 0.235, SLG: 0.294 Jack Lamabe, R (8, 1) OBP: 0.069, SLG: 0.143		x 0-0 ③ 4-3			SSS 0-3 ① K		SSS 0-3 ② K			2 1 0 0	0 0 0 0	0 0 0 0	0 0 0 0	0 0 0 0	1 1 0 0	1 0 0 0
Inning Stats	R: 0 E: 0 K: 1 S: 5 H: 0 LOB: 1 BB: 1 P: 9	R: 1 E: 0 K: 0 S: 5 H: 3 LOB: 1 BB: 0 P: 5	R: 0 E: 0 K: 0 S: 3 H: 1 LOB: 0 BB: 0 P: 3	R: 0 E: 0 K: 1 S: 7 H: 2 LOB: 2 BB: 0 P: 7	R: 0 E: 0 K: 3 S: 10 H: 1 LOB: 1 BB: 0 P: 10	R: 0 E: 0 K: 0 S: 3 H: 1 LOB: 1 BB: 0 P: 4	R: 0 E: 0 K: 3 S: 9 H: 0 LOB: 0 BB: 0 P: 9	R: 0 E: 0 K: 0 S: 4 H: 1 LOB: 1 BB: 0 P: 4	R: 0 E: 0 K: 2 S: 7 H: 0 LOB: 0 BB: 0 P: 7	1B: 9 2B: 0 3B: 0 HR: 0 SF: 0 SAC: 0 DP: 3 HBP: 1						

PITCHER		IP	W/L/S	BF	H	R	ER	SO	BB	IBB	HBP	BLK	WP	HR	S	P	ERA	WHIP
Joe Horlen, R ERA: 3.55	(1, 1)	6.0	W	25	8	1	1	5	1	0	1	0	0	0	33	38	1.50	1.500
Hoyt Wilhelm, R ERA: 2.71	(7, 1)	3.0	S	10	1	0	0	5	0	0	0	0	0	0	20	20	0.00	0.333

PITCHER	IP	W/L	BF	H	R	ER	SO	BB	IBB	HBP	BLK	WP	HR	S	P	ERA	WHIP

TOP

Boston Red Sox @ Chicago White Sox

Comiskey Park, Chicago, IL

Tue Sep 17 1963, 8:05 PM EDT

Att. 7,338 - Unknown

livebaseballscorecards.com

AB	33
R	1
H	9
RBI	1
BB	1
SO	10
LOB	20

PA: 35

WP: 0
PB: 0
SB: 2
CS: 0

BOTTOM

Boston Red Sox @ Chicago White Sox

Comiskey Park, Chicago, IL

Tue Sep 17 1963, 8:05 PM EDT

Att. 7,338 - Unknown

livebaseballscorecards.com

Batter	1	2	3	4	5	6	7	8	9	AB	R	H	RBI	BB	SO	LOB
Mike Hershberger, R (1, 8) (9, 9) OBP: 0.333, SLG: 0.352	F9		G6-3, 1B		2B		F7	F3		5	1	2	0	0	0	4
Joe Cunningham, L (1, 3) OBP: 0.374, SLG: 0.362	G3, BB, 1B		G6-3 1-2f 2-3		WP 2-H 3-H		1-2, HBP			3	0	2	2	0	0	2
Tom McCraw, L (7, PR) (8, 3) OBP: 0.308, SLG: 0.383					2B					0	0	0	0	0	0	0
Floyd Robinson, L (1, 9) (9, 7) OBP: 0.363, SLG: 0.414	B B B B G3 1-2 BB		3-1		B B B B WP BB		F6			2	0	0	0	2	0	3
Pete Ward, L (1, 5) OBP: 0.348, SLG: 0.473	G3 1-2 2-3			G3	B B B B 1-2 2-3 BB		F3			3	0	0	0	1	0	4
Nellie Fox, L (1, 4) OBP: 0.303, SLG: 0.312	F9			4-3	F4			E6, E		4	0	0	0	0	0	5
Al Weis, S (8, PR) (9, 4) OBP: 0.346, SLG: 0.330										0	0	0	0	0	0	0
Dave Nicholson, R (1, 7) OBP: 0.318, SLG: 0.420		S S S K		S S S K		5-3		F8 1-3		4	0	0	0	0	2	1
Jim Landis, R (9, 8) OBP: 0.315, SLG: 0.376										0	0	0	0	0	0	0
Ron Hansen, R (1, 6) OBP: 0.318, SLG: 0.340		F8			F9	S S S K		S S S K		4	0	0	0	0	2	2
J.C. Martin, L (1, 2) OBP: 0.262, SLG: 0.276		F8			F9	6-3		I I I I BB IBB		3	0	0	0	1	0	0
Joe Horlen, R (1, 1) OBP: 0.257, SLG: 0.235			G6-3, 1B 1B		B B B B 2B 2B BB		B B B B HBP BB	B B B B 1-2 BB		1	1	1	0	1	0	0
Hoyt Wilhelm, R (7, 1) OBP: 0.194, SLG: 0.074										0	0	0	0	2	0	0
Inning Stats	R: 0 E: 0 K: 0 S: 4 H: 1 LOB: 2 BB: 1 P: 8	R: 0 E: 0 K: 1 S: 5 H: 0 LOB: 0 BB: 0 P: 5	R: 0 E: 0 K: 0 S: 4 H: 2 LOB: 1 BB: 0 P: 4	R: 0 E: 0 K: 1 S: 5 H: 0 LOB: 0 BB: 0 P: 5	R: 2 E: 0 K: 0 S: 5 H: 2 LOB: 3 BB: 3 P: 17	R: 0 E: 0 K: 1 S: 5 H: 0 LOB: 0 BB: 0 P: 5	R: 0 E: 0 K: 0 S: 3 H: 0 LOB: 2 BB: 1 P: 8	R: 0 E: 2 K: 1 S: 6 H: 0 LOB: 3 BB: 2 P: 14		1B: 3 2B: 2 3B: 0 HR: 0 SF: 0 SAC: 0 DP: 1 HBP: 1						

	AB	29
	R	2
	H	5
	RBI	2
	BB	7
	SO	4
	LOB	21

WP: 1 PB: 0 SB: 0 CS: 0 PA: 37

PITCHER		IP	WLS	BF	H	R	ER	SO	BB	IBB	HBP	BLK	WP	HR	S	P	ERA	WHIP
Bob Heffner, R ERA: 4.17	(1, 1)	6.0	L	26	5	2	2	3	4	0	0	0	1	0	28	44	3.00	1.500
Arnold Earley, L ERA: 4.55	(7, 1)	1.2		10	0	0	0	1	2	1	1	0	0	0	8	21	0.00	1.200
Jack Lamabe, R ERA: 3.22	(8, 1)	0.1		1	0	0	0	0	0	0	0	0	0	0	1	1	0.00	0.000

PITCHER	IP	WLS	BF	H	R	ER	SO	BB	IBB	HBP	BLK	WP	HR	S	P	ERA	WHIP

Batter	1	2	3	4	5	6	7	8	9	AB	R	H	RBI	BB	SO	LOB
Gary Geiger, L (1, 8) OBP: 0.330, SLG: 0.450	SSS 0-3 ① K		SSS 0-3 ① K	x 0-0 ③ F9		x 0-0 ③ F7			x 0-0 ① 4-3	5	0	0	0	0	2	2
Felix Mantilla, R (1, 4) (6, 6) OBP: 0.364, SLG: 0.454	x 0-0 1B 2B		x 0-0 ② F7		BBBB 4-0 FC6-4 1B BB		x 0-0 ① 6-3		x 0-0 G6-3 1B	4	1	2	0	1	0	0
Carl Yastrzemski, L (1, 7) OBP: 0.419, SLG: 0.478	x 0-0 2-H 1B 1B		x 0-0 HR 1B		x 0-0 1-2 FC6-4 1B		x 0-0 ② F7		x 0-0 ② ③ G6-3 1-2f	5	1	3	1	0	0	1
Dick Stuart, R (1, 3) OBP: 0.312, SLG: 0.526	x 0-0 1-2 1B		x 0-0 1-H HR		SSS 0-3 ① K		x 0-0 FC6-4 1B			4	1	3	2	0	1	2
Lou Clinton, R (1, 9) OBP: 0.296, SLG: 0.419	x 0-0 ② F2		x 0-0 ③ F8		x 0-0 ② FC6-4 BB 1-2f 2-3		x 0-0 ③ FC6-4 1-2f			4	0	0	0	0	0	5
Dick Williams, R (1, 5) OBP: 0.343, SLG: 0.384	x 0-0 ③ F7			x 0-0 ① 1-3	BBBB 4-0 1-2 BB			SSS 0-3 ① K		3	0	0	0	1	1	2
Eddie Bressoud, R (1, 6) OBP: 0.326, SLG: 0.437		x 0-0 ① F8		x 0-0 FC2-6 1B 1B	x 0-0 ③ F4			BBBB 4-0 FC6-4 BB		3	0	1	0	0	0	3
Chuck Schilling, R (6, 4) OBP: 0.290, SLG: 0.321										0	0	0	0	1	0	0
Russ Nixon, L (1, 2) OBP: 0.318, SLG: 0.371		x 0-0 ② F8		x 0-0 1-2 FC2-6 1B		BBBB 4-0 B3-6-4 BB		x 0-0 ② FC6-4 1-2f		3	0	1	0	1	0	1
Dave Morehead, R (1, 1) OBP: 0.091, SLG: 0.093		x 0-0 ③ F8		x 0-0 ② FC2-6 1-2f 2-3		x 0-0 ① ② B3-6-4 1-2f		x 0-0 ③ F4		2	0	0	0	0	0	2
Jack Lamabe, R (5, 1) OBP: 0.067, SLG: 0.138										1	0	0	0	0	0	1
Frank Malzone, R (8, PH) OBP: 0.331, SLG: 0.427										1	0	0	0	0	0	1
Dick Radatz, R (8, 1) OBP: 0.103, SLG: 0.107										0	0	0	0	0	0	0
Inning Stats	R: 1 H: 3 E: 0 LOB: 2 K: 1 BB: 0 S: 8 P: 8	R: 0 H: 0 E: 0 LOB: 0 K: 0 BB: 0 S: 3 P: 3	R: 2 H: 2 E: 0 LOB: 0 K: 1 BB: 0 S: 7 P: 7	R: 0 H: 2 E: 0 LOB: 2 K: 0 BB: 0 S: 5 P: 5	R: 0 H: 1 E: 0 LOB: 3 K: 1 BB: 2 S: 6 P: 14	R: 0 H: 0 E: 0 LOB: 0 K: 0 BB: 1 S: 2 P: 6	R: 0 H: 1 E: 0 LOB: 1 K: 0 BB: 0 S: 4 P: 4	R: 0 H: 0 E: 0 LOB: 1 K: 1 BB: 1 S: 5 P: 9	R: 0 H: 1 E: 0 LOB: 0 K: 0 BB: 0 S: 3 P: 3	1B: 8 SF: 0 2B: 1 SAC: 0 3B: 0 DP: 2 HR: 1 HBP: 0						

TOP

Boston Red Sox @ Chicago White Sox

Comiskey Park, Chicago, IL

Wed Sep 18 1963, 8:05 PM EDT

Unknown

livebaseballscorecards.com

AB	35
R	3
H	10
RBI	3
BB	4
SO	4
LOB	20

WP: 0 PA: 39
PB: 0
SB: 0
CS: 0

PITCHER		IP	WLS	BF	H	R	ER	SO	BB	IBB	HBP	BLK	WP	HR	S	P	ERA	WHIP
Ray Herbert, R ERA: 3.38	(1, 1)	4.0		19	7	3	3	2	0	0	0	0	0	1	23	23	6.75	1.750
Bruce Howard, R ERA: 1.29	(5, 1)	4.0	W	17	2	0	0	2	4	0	0	0	0	0	17	33	0.00	1.500
Jim Brosnan, R ERA: 3.09	(9, 1)	1.0	S	3	1	0	0	0	0	0	0	0	0	0	3	3	0.00	1.000

PITCHER	IP	WLS	BF	H	R	ER	SO	BB	IBB	HBP	BLK	WP	HR	S	P	ERA	WHIP

Batter	1	2	3	4	5	6	7	8	9	AB	R	H	RBI	BB	SO	LOB
Jim Landis, R (1, 8) OBP: 0.316, SLG: 0.375	K		BB CS	K		6-3		HR BB		4	1	1	0	1	2	1
Gene Stephens, L (1, 9) OBP: 0.800, SLG: 0.750	HR		BB BB 1-2		SF8 1B BB			F7		4	2	3	0	1	0	1
Floyd Robinson, L (1, 7) OBP: 0.365, SLG: 0.420	1-H HR		F2		FC6-4 SF8 1B 1-2	F7		1-2 HR		3	3	1	2	2	0	2
Pete Ward, L (1, 5) OBP: 0.351, SLG: 0.479	6-3		BB 1-2		FC6-4 BB 1-2 2-3		4-3	1-H 2-H HR		3	1	2	3	2	0	0
Joe Cunningham, L (1, 3) OBP: 0.379, SLG: 0.364 Tom McCraw, L (8, PR) OBP: 0.308, SLG: 0.383 (9, 3)	6-3 1-2		1-2 2-3 BB		SF8 2-3 3-H		FC6-4 BB	E S 1B		2 0	0 1	1 0	1 0	2 0	0 0	1 0
Nellie Fox, L (1, 4) OBP: 0.304, SLG: 0.312	4-3		F3		FC6-4 1-2 BB		FC6-4 BB 1B 1-2f	E 1-H 1B		4	0	1	1	1	0	5
Ron Hansen, R (1, 6) OBP: 0.317, SLG: 0.338		6-3		F2	FC6-4 FC5-4 1-2f 2-3 3-H		BB 1-2 1B	E4 G6-4-3 1-2		5	0	1	1	0	0	3
Cam Carreon, R (1, 2) OBP: 0.325, SLG: 0.346		K		4-3 1B	FC5-4 1-2f		1-2 2-3 BB	G6-4-3 1-2f		4	0	1	0	1	1	4
Ray Herbert, R (1, 1) OBP: 0.314, SLG: 0.344 Don Buford, S (4, PH) OBP: 0.250, SLG: 0.500 Bruce Howard, S (5, 1) OBP: 0.250, SLG: 0.250 Jim Brosnan, R (9, 1) OBP: 0.308, SLG: 0.308		5-3		4-3 1-2		1-3	K			1 1 2 0	0 0 0 0	0 0 0 0	0 0 0 0	0 0 1 0	0 1 3 0	0 1 3 0
Inning Stats	R: 2 E: 0 K: 1 S: 7 H: 2 LOB: 1 BB: 1 P: 11	R: 0 E: 0 K: 1 S: 5 H: 0 LOB: 0 BB: 0 P: 5	R: 0 E: 0 K: 0 S: 3 H: 1 LOB: 3 BB: 3 P: 15	R: 0 E: 0 K: 1 S: 6 H: 1 LOB: 1 BB: 0 P: 6	R: 2 E: 0 K: 0 S: 4 H: 1 LOB: 2 BB: 3 P: 16	R: 0 E: 0 K: 0 S: 4 H: 1 LOB: 1 BB: 0 P: 4	R: 0 E: 0 K: 1 S: 6 H: 1 LOB: 3 BB: 2 P: 14	R: 4 E: 1 K: 0 S: 7 H: 4 LOB: 2 BB: 1 P: 11		1B: 9 2B: 0 3B: 0 HR: 2 SF: 1 SAC: 0 DP: 1 HBP: 0						

PITCHER		IP	WLS	BF	H	R	ER	SO	BB	IBB	HBP	BLK	WP	HR	S	P	ERA	WHIP
Dave Morehead, R ERA: 3.97	(1, 1)	4.1	L	23	5	4	4	3	6	0	0	0	0	1	23	47	8.31	2.538
Jack Lamabe, R ERA: 3.16	(5, 1)	2.2		13	2	0	0	1	3	0	0	0	0	0	12	24	0.00	1.875
Dick Radatz, R ERA: 2.02	(8, 1)	1.0		8	4	4	4	0	1	0	0	0	0	1	7	11	36.00	5.000

PITCHER	IP	WLS	BF	H	R	ER	SO	BB	IBB	HBP	BLK	WP	HR	S	P	ERA	WHIP

BOTTOM

Boston Red Sox @ Chicago White Sox

Comiskey Park, Chicago, IL

Wed Sep 18 1963, 8:05 PM EDT

Unknown

livebaseballscorecards.com

AB	33
R	8
H	11
RBI	8
BB	10
SO	4
LOB	21

WP: 0 PA: 44
PB: 0
SB: 1
CS: 1

Boston Red Sox @ Chicago White Sox

Comiskey Park, Chicago, IL

Wed Sep 18 1963, 8:05 PM EDT

Att. 6,677 - Unknown

TOP

livebaseballscorecards.com

Batter	1	2	3	4	5	6	7	8	9	AB	R	H	RBI	BB	SO	LOB
Felix Mantilla, R (1, 6) OBP: 0.365, SLG: 0.455	E5 (F8, E)		1-H 2B		BB (E)		F9		5-3 (1-2, 2-3)	4	1	1	1	1	0	2
Dick Williams, R (1, 7) OBP: 0.338, SLG: 0.377	E4 (1-2)		4-3		E9 (1-H)			2B 1B	F8	5	0	1	0	0	0	4
Gary Geiger, L (9, 7) OBP: 0.330, SLG: 0.450										0	0	0	0	0	0	0
Lou Clinton, R (1, 9) OBP: 0.294, SLG: 0.416	F8 (2-3)		F8		F7			F8		4	0	0	0	0	0	5
Dick Stuart, R (1, 3) OBP: 0.310, SLG: 0.522	K (S S S)		6-3			6-3		F9		4	0	0	0	0	1	4
Frank Malzone, R (1, 5) OBP: 0.332, SLG: 0.428	5-3			6-3		FC6-4 (B B B B) BB		1-H 2B		3	0	1	0	1	0	2
Roman Mejias, R (1, 8) OBP: 0.246, SLG: 0.336		6-3		K (S S S)		FC6-4 (1-2f)			SH1-4 1B	4	1	1	0	0	1	1
Bob Tillman, R (1, 2) OBP: 0.306, SLG: 0.355		1-3		F5		F9			SH1-4 (1-2)	3	0	0	0	0	0	1
Chuck Schilling, R (1, 4) OBP: 0.290, SLG: 0.320		F7			F9		6-3		5-3 1B (2-H)	4	0	1	1	0	0	0
Earl Wilson, R (1, 1) OBP: 0.288, SLG: 0.333			BB (B B B)		K (S S S)					1	1	0	0	1	1	0
Pete Smith, R (6, 1)							F9		5-3 (1-2)	0	0	0	0	0	0	0
Eddie Bressoud, R (7, PH) OBP: 0.325, SLG: 0.436										1	0	0	0	0	0	0
Arnold Earley, L (7, 1) OBP: 0.278, SLG: 0.333										1	0	1	0	0	0	0
Dick Radatz, R (9, 1) OBP: 0.103, SLG: 0.107										0	0	0	0	0	0	0

	AB	34
	R	3
	H	6
	RBI	2
	BB	3
	SO	3
	LOB	19

Inning Stats	1	2	3	4	5	6	7	8	9	1B: 4	SF: 0	WP: 0	PA: 38
R:	0	0	1	0	1	0	0	0	1	2B: 2	SAC: 1	PB: 0	
E:	2	0	0	0	1	0	0	0	0	3B: 0	DP: 0	SB: 0	
K:	1	0	0	1	1	0	0	0	0	HR: 0	HBP: 0	CS: 0	
S:	7	3	4	5	6	3	3	4	6				
H:	0	0	1	0	0	0	0	2	3				
LOB:	2	0	1	0	1	1	1	2	2				
BB:	0	0	0	0	1	1	0	0	2				
P:	7	3	8	5	10	7	3	4	6				

PITCHER	IP	WLS	BF	H	R	ER	SO	BB	IBB	HBP	BLK	WP	HR	S	P	ERA	WHIP
Gary Peters, L (1, 1) ERA: 2.04	9.0	W	38	6	3	2	3	3	0	0	0	0	0	41	53	2.00	1.000

PITCHER	IP	WLS	BF	H	R	ER	SO	BB	IBB	HBP	BLK	WP	HR	S	P	ERA	WHIP

Batter	1	2	3	4	5	6	7	8	9	AB	R	H	RBI	BB	SO	LOB
Mike Hershberger, R (1, 8) OBP: 0.333, SLG: 0.353	6-3		1B 2B 1-3		6-3 1-2f		F3		1-2 1B 2-3 3-H	4	0	1	0	0	0	1
(8, 9)																
Joe Cunningham, L (9, PH) OBP: 0.381, SLG: 0.367										1	0	1	1	0	0	0
Don Buford, S (1, 4) OBP: 0.250, SLG: 0.375	K		WP 1B 2-3 3-H		4-3		K			4	0	1	1	0	2	0
Al Weis, S (8, 4) OBP: 0.346, SLG: 0.330										0	0	0	0	0	0	0
Floyd Robinson, L (1, 7) OBP: 0.364, SLG: 0.417	F7		K 1-2			SH1-4 BB BB		K		3	0	0	0	1	2	2
Pete Ward, L (1, 5) OBP: 0.352, SLG: 0.483		HR	4-3			SH1-4 1-2 BB		K		3	1	1	1	1	1	2
Gene Stephens, L (1, 9) OBP: 0.714, SLG: 1.167		4-3		HR		SH1-4 1-2 2-3		F8		2	1	1	1	0	0	0
Jim Landis, R (8, 8) OBP: 0.315, SLG: 0.374										1	0	0	0	0	0	0
Tom McCraw, L (1, 3) OBP: 0.312, SLG: 0.384		G3 1B	K			FC4-6 IBF			BB BB 1B BB	2	0	1	0	1	1	0
Jim Lemon, R (9, PH) OBP: 0.310, SLG: 0.289										0	0	0	0	1	0	0
Ken Berry, R (9, PR)										0	1	0	0	0	0	0
Ron Hansen, R (1, 6) OBP: 0.316, SLG: 0.336		G3 1-2	1-3			F3			1B BB 1-2 BB	3	0	0	0	1	0	4
J.C. Martin, L (1, 2) OBP: 0.259, SLG: 0.272			F8	F9		FC4-6 1-2f			L5	3	0	0	0	0	0	3
Nellie Fox, L (9, PH) OBP: 0.304, SLG: 0.311										1	0	0	0	0	0	2
Gary Peters, L (1, 1) OBP: 0.294, SLG: 0.456			2B 1B 1B		6-3 1B		F2		1B BB 1-2 2-3	3	1	2	0	0	0	0
Cam Carreon, R (9, PH) OBP: 0.325, SLG: 0.346										0	0	0	0	0	0	0
Deacon Jones, L (9, PH) OBP: 0.250, SLG: 0.300										0	0	0	0	1	0	0
Inning Stats	R: 0 H: 0 E: 0 LOB: 0 K: 1 BB: 0 S: 5 P: 5	R: 1 H: 2 E: 0 LOB: 0 K: 0 BB: 0 S: 4 P: 4	R: 1 H: 3 E: 0 LOB: 2 K: 1 BB: 0 S: 8 P: 8	R: 1 H: 1 E: 0 LOB: 0 K: 1 BB: 0 S: 6 P: 6	R: 0 H: 1 E: 0 LOB: 0 K: 0 BB: 0 S: 3 P: 3	R: 0 H: 0 E: 0 LOB: 3 K: 0 BB: 3 S: 3 P: 15	R: 0 H: 0 E: 0 LOB: 0 K: 1 BB: 0 S: 5 P: 5	R: 0 H: 0 E: 0 LOB: 3 K: 2 BB: 0 S: 7 P: 7	R: 1 H: 1 E: 0 LOB: 3 K: 0 BB: 3 S: 2 P: 14	1B: 5 SF: 0 2B: 2 SAC: 1 3B: 0 DP: 1 HR: 2 HBP: 0						

PITCHER		IP	WLS	BF	H	R	ER	SO	BB	IBB	HBP	BLK	WP	HR	S	P	ERA	WHIP
Earl Wilson, R ERA: 3.76	(1, 1)	5.0		22	7	3	3	3	2	0	0	0	1	2	26	34	5.40	1.800
Pete Smith, R ERA: 3.86	(6, 1)	1.0		4	0	0	0	0	0	1	0	0	0	0	3	7	0.00	0.000
Arnold Earley, L ERA: 4.54	(7, 1)	2.1	L	9	0	1	1	3	2	0	0	0	0	0	13	21	3.86	0.857
Dick Radatz, R ERA: 2.02	(9, 1)	0.0		2	1	0	0	0	1	0	0	0	0	0	1	5	∞	∞

PITCHER	IP	WLS	BF	H	R	ER	SO	BB	IBB	HBP	BLK	WP	HR	S	P	ERA	WHIP

BOTTOM

Red Sox @ Chicago White Sox

Comiskey Park, Chicago, IL

Wed Sep 18 1963, 8:05 PM EDT

Att. 6,677 - Unknown

Boston Red Sox

livebaseballscorecards.com

AB	30
R	4
H	8
RBI	4
BB	6
SO	6
LOB	14

WP: 1	PA:	37	
PB: 0			
SB: 0			
CS: 0			

Batter	1	2	3	4	5	6	7	8	9	AB	R	H	RBI	BB	SO	LOB
Mike Hershberger, R (1, 9) OBP: 0.331, SLG: 0.352	E6 1B SF8	5-3			K		BB 1B		F7	5	1	1	0	0	1	2
Don Buford, S (1, 4) OBP: 0.333, SLG: 0.364	K		F4		1B		1-2 BB		S 2-H 1B	3	0	1	0	1	1	1
Al Weis, S (7, 4) OBP: 0.349, SLG: 0.333										1	0	1	1	0	0	0
Jim Landis, R (1, 8) OBP: 0.316, SLG: 0.372	BB 1-3 1B		K		F3		F8		1-2 IBB	4	0	1	0	1	1	3
Dave Nicholson, R (1, 7) OBP: 0.318, SLG: 0.418	SF8 3-H		BB		F5			F7	F3	2	0	0	1	1	0	1
Hoyt Wilhelm, R (8, 1) OBP: 0.188, SLG: 0.071										1	0	0	0	0	0	2
Pete Ward, L (1, 5) OBP: 0.353, SLG: 0.482	1-2 BB		4-3			F2		1B		3	0	1	0	1	0	1
Cam Carreon, R (1, 2) OBP: 0.321, SLG: 0.342	F6			F7		F9		F8		3	0	0	0	0	0	2
Floyd Robinson, L (8, PH) OBP: 0.363, SLG: 0.416 (8, 7)										1	0	0	0	0	0	1
Ron Hansen, R (1, 6) OBP: 0.316, SLG: 0.334		6-3		BB FC3-6		6-3		F8		3	0	0	0	1	0	1
Tom McCraw, L (1, 3) OBP: 0.314, SLG: 0.384		SH1-3 1B		FC3-6 FC6-4 1-2f			4-3		BB SH2-3 1B	3	1	1	0	1	0	1
Eddie Fisher, R (1, 1) OBP: 0.194, SLG: 0.147		SH1-3 1-2		FC6-4 1-2f			K		SH2-3 1-2	2	0	0	0	0	1	1
J.C. Martin, L (8, 2) OBP: 0.259, SLG: 0.272										0	0	0	0	0	0	0
Inning Stats	R: 1 E: 1 K: 1 S: 7 H: 1 LOB: 2 BB: 1 P: 11	R: 0 E: 0 K: 0 S: 4 H: 1 LOB: 1 BB: 0 P: 4	R: 0 E: 0 K: 1 S: 5 H: 0 LOB: 1 BB: 1 P: 9	R: 0 E: 0 K: 0 S: 3 H: 0 LOB: 1 BB: 1 P: 7	R: 0 E: 0 K: 1 S: 6 H: 1 LOB: 1 BB: 0 P: 6	R: 0 E: 0 K: 0 S: 3 H: 0 LOB: 0 BB: 0 P: 3	R: 0 E: 0 K: 1 S: 6 H: 1 LOB: 2 BB: 1 P: 10	R: 0 E: 0 K: 0 S: 4 H: 1 LOB: 1 BB: 0 P: 4	R: 1 E: 0 K: 0 S: 4 H: 1 LOB: 2 BB: 2 P: 12	1B: 6 2B: 0 3B: 0 HR: 0	SF: 1 SAC: 2 DP: 0 HBP: 0					

PITCHER		IP	WLS	BF	H	R	ER	SO	BB	IBB	HBP	BLK	WP	HR	S	P	ERA	WHIP
Mickey Lolich, L ERA: 3.63	(1, 1)	7.0	L	30	4	1	0	4	4	0	0	0	0	0	34	50	0.00	1.143
Bill Faul, R ERA: 4.64	(8, 1)	2.0		10	2	1	1	0	1	1	0	0	0	0	8	16	4.50	1.500

PITCHER		IP	WLS	BF	H	R	ER	SO	BB	IBB	HBP	BLK	WP	HR	S	P	ERA	WHIP

Chicago White Sox @ Detroit Tigers

Tiger Stadium, Detroit, MI

Fri Sep 20 1963, 4:33 AM EDT

Att. 603 - Unknown

TOP

livebaseballscorecards.com

AB	31
R	2
H	6
RBI	2
BB	6
SO	4
LOB	16

WP: 0 PB: 0 SB: 1 CS: 0 PA: 40

Batter	1	2	3	4	5	6	7	8	9	AB	R	H	RBI	BB	SO	LOB
Bill Bruton, L (1, 8) OBP: 0.335, SLG: 0.372	3-1		3-1		F5			K		4	0	0	0	0	1	0
Dick McAuliffe, L (1, 6) OBP: 0.338, SLG: 0.393	B1-3		BB		6-3			K		3	0	0	0	1	1	0
Norm Cash, L (1, 3) OBP: 0.380, SLG: 0.456	BB		1-2 BB			6-3		K		2	0	0	0	2	1	0
Rocky Colavito, R (1, 9) OBP: 0.360, SLG: 0.440	1-2 FC5-4 BB		F9			F7			6-3	3	0	0	0	1	0	2
Willie Horton, R (1, 7) OBP: 0.308, SLG: 0.538	1-2f FC5-4		F8			S 1B			K	4	0	1	0	0	1	4
Don Wert, R (1, 5) OBP: 0.319, SLG: 0.362		FC5-4 1B	F9			F7 1-2			F9	4	0	1	0	0	0	1
John Sullivan, L (1, 2)		K	F9				F8			3	0	0	0	0	1	1
George Smith, R (1, 4) OBP: 0.285, SLG: 0.282		1-2f FC5-4	F8				G3-6 BB			2	0	0	0	1	0	1
Mickey Lolich, S (1, 1) OBP: 0.244, SLG: 0.056 Gates Brown, L (7, PH) OBP: 0.337, SLG: 0.370 Bill Faul, R (8, 1) OBP: 0.179, SLG: 0.222		K			1-3		1-2f G3-6			2 1 0	0 0 0	0 0 0	0 0 0	0 0 0	1 0 0	1 1 0
Inning Stats	R: 0 H: 0 E: 0 LOB: 2 K: 0 BB: 2 S: 3 P: 11	R: 0 H: 1 E: 0 LOB: 1 K: 2 BB: 0 S: 8 P: 8	R: 0 H: 0 E: 0 LOB: 2 K: 0 BB: 2 S: 3 P: 11	R: 0 H: 0 E: 0 LOB: 0 K: 0 BB: 0 S: 3 P: 3	R: 0 H: 0 E: 0 LOB: 0 K: 0 BB: 0 S: 3 P: 3	R: 0 H: 1 E: 0 LOB: 1 K: 0 BB: 0 S: 4 P: 4	R: 0 H: 0 E: 0 LOB: 0 K: 0 BB: 1 S: 2 P: 6	R: 0 H: 0 E: 0 LOB: 0 K: 3 BB: 0 S: 9 P: 9	R: 0 H: 0 E: 0 LOB: 0 K: 1 BB: 0 S: 5 P: 5	1B: 2 SF: 0 2B: 0 SAC: 0 3B: 0 DP: 1 HR: 0 HBP: 0						

BOTTOM

Chicago White Sox @ Detroit Tigers

Tiger Stadium, Detroit, MI

Fri Sep 20 1963, 4:33 AM EDT

Att. 603 - Unknown

livebaseballscorecards.com

AB	28
R	0
H	2
RBI	0
BB	5
SO	6
LOB	11

WP: 0 PB: 0 SB: 1 CS: 0 PA: 33

PITCHER		IP	WLS	BF	H	R	ER	SO	BB	IBB	HBP	BLK	WP	HR	S	P	ERA	WHIP
Eddie Fisher, R ERA: 4.05	(1, 1)	7.0	W	27	2	0	0	2	5	0	0	0	0	0	26	46	0.00	1.000
Hoyt Wilhelm, R ERA: 2.67	(8, 1)	2.0	S	6	0	0	0	4	0	0	0	0	0	0	14	14	0.00	0.000

Chicago White Sox @ Detroit Tigers

Tiger Stadium, Detroit, MI

Sat Sep 21 1963, 4:33 AM EDT

Att. 4,291 - Unknown

TOP

livebaseballscorecards.com

Batter	1	2	3	4	5	6	7	8	9	AB	R	H	RBI	BB	SO	LOB
Mike Hershberger, R (1, 8) OBP: 0.333, SLG: 0.350 Jim Landis, R (8, 8) OBP: 0.316, SLG: 0.372	B B B B 4-0 K BB		x 0-0 ② F9		x 0-0 ①② G1-4-3 1-2f 2-3			B B B 4-0 1B E BB		2 0	1 0	0 0	0 0	2 0	0 0	2 0
Don Buford, S (1, 5) OBP: 0.438, SLG: 0.600	S S S 0-3 ①② K 1-2		x 0-0 PO 1B		x 0-0 3B 3-H			x 0-0 FC6-4 FC SF8 1-3 1B		4	1	3	1	0	1	1
Gene Stephens, L (1, 9) OBP: 0.455, SLG: 0.700	S S S 0-3 ③ K		0-0 ③ PO 1-2	x 0-0 ① F2	S S S 0-3 ③ K			x 0-0 FC FC6-4 1-2 3-H		4	0	0	0	0	2	2
Floyd Robinson, L (1, 7) OBP: 0.363, SLG: 0.415		x 0-0 ① 1-3		x 0-0 FC4-6 1B		x 0-0 ① F8		x 0-0 ① FC6-4 1-2f 2-3		4	0	1	0	0	0	2
Tom McCraw, L (1, 3) OBP: 0.310, SLG: 0.380		x 0-0 ② 4-3		x 0-0 ② FC4-6 1B 1-2f		x 0-0 ② F8		x 0-0 ② SF8 3-H		3	0	0	1	0	0	1
Ron Hansen, R (1, 6) OBP: 0.317, SLG: 0.334		B B B B 4-0 BB BB		x 0-0 1-2 1B		x 0-0 ③ F7		x 0-0 ③ F4		3	0	1	0	1	0	1
Al Weis, S (1, 4) OBP: 0.349, SLG: 0.330 Deacon Jones, L (9, PH) OBP: 0.231, SLG: 0.273		B B B 4-0 1-2 BB		x 0-0 ③ F6			x 0-0 ① 4-3		x 0-0 ① F9	2 1	0 0	0 0	0 0	1 0	0 0	2 0
J.C. Martin, L (1, 2) OBP: 0.260, SLG: 0.273 Pete Ward, L (9, PH) OBP: 0.352, SLG: 0.482		S S S 0-3 ③ K			x 0-0 G1-4-3 1B 3B 1B		x 0-0 ② F4		S S S 0-3 ② K	3 1	1 0	1 0	0 0	0 0	1 1	2 0
Fritz Ackley, L (1, 1) OBP: 0.500, SLG: 0.500 Joe Cunningham, L (7, PH) OBP: 0.380, SLG: 0.365 Jim Brosnan, R (7, 1) OBP: 0.308, SLG: 0.308 Charlie Maxwell, L (9, PH) OBP: 0.370, SLG: 0.362			S S S 0-3 ① K		x 0-0 1-2 G1-4-3 1B		S S S 0-3 ③ K		S S S 0-3 ③ K	2 1 0 1	0 0 0 0	1 0 0 0	0 0 0 0	1 1 0 1	0 0 0 0	0 0 0 0

Inning Stats	1	2	3	4	5	6	7	8	9
	R: 0 E: 0 K: 2 S: 6	H: 0 LOB: 0 BB: 1 P: 10	R: 0 E: 0 K: 1 S: 5	H: 0 LOB: 2 BB: 2 P: 13	R: 0 E: 0 K: 1 S: 5	H: 1 LOB: 0 BB: 0 P: 5	R: 0 E: 0 K: 0 S: 5	H: 2 LOB: 2 BB: 0 P: 5	R: 1 E: 0 K: 1 S: 7	H: 3 LOB: 1 BB: 0 P: 7	R: 0 E: 0 K: 0 S: 3	H: 0 LOB: 0 BB: 0 P: 3	R: 0 E: 0 K: 1 S: 5	H: 0 LOB: 0 BB: 0 P: 5	R: 2 E: 1 K: 0 S: 5	H: 1 LOB: 1 BB: 1 P: 9	R: 0 E: 0 K: 2 S: 7	H: 0 LOB: 0 BB: 0 P: 7

	AB	31
	R	3
	H	7
	RBI	2
	BB	4
	SO	8
	LOB	13

1B: 6	SF: 1	WP: 0	PA: 37
2B: 0	SAC: 0	PB: 0	
3B: 1	DP: 1	SB: 0	
HR: 0	HBP: 0	CS: 0	

PITCHER	IP	WLS	BF	H	R	ER	SO	BB	IBB	HBP	BLK	WP	HR	S	P	ERA	WHIP
Denny McLain, R (1, 1) ERA: 1.0	9.0	W	36	7	3	1	8	4	0	0	0	0	0	48	64	1.00	1.222

PITCHER	IP	WLS	BF	H	R	ER	SO	BB	IBB	HBP	BLK	WP	HR	S	P	ERA	WHIP

Batter	1	2	3	4	5	6	7	8	9	AB	R	H	RBI	BB	SO	LOB
Bill Bruton, L (1, 8) OBP: 0.334, SLG: 0.377	F5		4-3		HR		6-3			4	1	1	1	0	0	0
Dick McAuliffe, L (1, 6) OBP: 0.338, SLG: 0.392	F4		1B WP K 1B		F4			4-3		4	0	1	0	0	0	0
Norm Cash, L (1, 3) OBP: 0.383, SLG: 0.463	BB		1-3 1B		K			HR		3	1	2	1	1	1	0
Rocky Colavito, R (1, 9) OBP: 0.359, SLG: 0.438	K		K 3-H			E SF7 1B		F4		4	1	1	0	0	2	3
Willie Horton, R (1, 7) OBP: 0.235, SLG: 0.412		F3		K		E6 1-3		F9		4	0	0	0	0	1	1
Bubba Phillips, R (1, 5) OBP: 0.274, SLG: 0.304		4-3		4-3		SF7 3-H				2	0	0	1	0	0	0
Gus Triandos, R (1, 2) OBP: 0.319, SLG: 0.413		BB BB		4-3		G3				2	0	0	0	1	0	0
George Smith, R (1, 4) OBP: 0.286, SLG: 0.278		FC4-6 1-2 BB			F3		F9			2	0	0	0	1	0	0
Denny McLain, R (1, 1) OBP: 0.333, SLG: 1.333		FC4-6 1-2f			HR		K			3	1	1	1	0	1	2
Inning Stats	R: 0 E: 0 K: 1 S: 5 / H: 0 LOB: 1 BB: 1 P: 9	R: 0 E: 0 K: 0 S: 3 / H: 0 LOB: 2 BB: 2 P: 11	R: 0 E: 0 K: 1 S: 6 / H: 2 LOB: 1 BB: 0 P: 6	R: 0 E: 0 K: 1 S: 5 / H: 0 LOB: 0 BB: 0 P: 5	R: 2 E: 0 K: 1 S: 7 / H: 2 LOB: 0 BB: 0 P: 7	R: 1 E: 1 K: 0 S: 4 / H: 1 LOB: 0 BB: 0 P: 4	R: 0 E: 0 K: 1 S: 5 / H: 0 LOB: 0 BB: 0 P: 5	R: 1 E: 0 K: 0 S: 4 / H: 1 LOB: 0 BB: 0 P: 4		1B: 3 2B: 0 3B: 0 HR: 3 / SF: 1 SAC: 0 DP: 0 HBP: 0						

BOTTOM

Chicago White Sox @ Detroit Tigers

Tiger Stadium, Detroit, MI

Sat Sep 21 1963, 4:33 AM EDT

Att. 4,291 - Unknown

livebaseballscorecards.com

AB	28
R	4
H	6
RBI	4
BB	3
SO	5
LOB	6

WP: 1 PA: 32
PB: 0
SB: 0
CS: 0

PITCHER		IP	WLS	BF	H	R	ER	SO	BB	IBB	HBP	BLK	WP	HR	S	P	ERA	WHIP
Fritz Ackley, R ERA: 3.0	(1, 1)	6.0		25	5	3	2	4	3	0	0	0	1	2	30	42	3.00	1.333
Jim Brosnan, R ERA: 3.13	(7, 1)	2.0	L	7	1	1	1	1	0	0	0	0	0	1	9	9	4.50	0.500

PITCHER		IP	WLS	BF	H	R	ER	SO	BB	IBB	HBP	BLK	WP	HR	S	P	ERA	WHIP

Batter	1	2	3	4	5	6	7	8	9	AB	R	H	RBI	BB	SO	LOB
Jim Landis, R (1, 8) OBP: 0.315, SLG: 0.369	5-3	BBB 1-2 2-3 BB			4-3	SSS K			F4	4	0	0	0	1	1	2
Nellie Fox, L (1, 4) OBP: 0.301, SLG: 0.309	4-3	1-3			F7		F6		F4	4	0	0	0	0	0	3
Hoyt Wilhelm, R (7, 1) OBP: 0.182, SLG: 0.069										1	0	0	0	0	0	1
Don Buford, S (1, 5) OBP: 0.450, SLG: 0.684	3B		F8		1B		5-3			4	0	2	0	0	0	0
Dave Nicholson, R (1, 7) OBP: 0.315, SLG: 0.414	SSS K		SSS K		SSS K		6-3			4	0	0	0	0	3	2
Floyd Robinson, L (1, 9) OBP: 0.363, SLG: 0.420		HR	F4			BBBB HR BB		F8		3	2	1	1	1	0	0
Ron Hansen, R (1, 6) OBP: 0.320, SLG: 0.344		BB 1B 1B		F7		1-H HR		K 1B		4	1	3	2	0	0	0
Joe Cunningham, L (1, 3) OBP: 0.386, SLG: 0.366		BB 1-2 1B		BBBB 4-0 FC5-4 BB		BBBB 4-0 G6-4-3 BB		SSS 0-3 K 1-2		2	0	1	0	2	1	1
Cam Carreon, R (1, 2) OBP: 0.318, SLG: 0.338	F7		FC5-4 1-2f		G6-4-3 1-2f				F6	3	0	0	0	0	0	4
Al Weis, S (7, 4) OBP: 0.347, SLG: 0.328										1	0	0	0	0	0	0
Joe Horlen, R (1, 1) OBP: 0.263, SLG: 0.243	F9		F3		1B				BBBB BB	3	0	1	0	0	0	3
J.C. Martin, L (7, 2) OBP: 0.263, SLG: 0.273										0	0	0	0	1	0	0
Inning Stats	R: 0 E: 0 K: 1 S: 6 H: 1 LOB: 1 BB: 0 P: 6	R: 1 E: 0 K: 0 S: 6 H: 3 LOB: 3 BB: 1 P: 10	R: 0 E: 0 K: 1 S: 5 H: 0 LOB: 0 BB: 0 P: 5	R: 0 E: 0 K: 0 S: 3 H: 0 LOB: 1 BB: 1 P: 7	R: 0 E: 0 K: 1 S: 6 H: 1 LOB: 1 BB: 0 P: 6	R: 2 E: 0 K: 1 S: 6 H: 2 LOB: 1 BB: 2 P: 14	R: 0 E: 0 K: 0 S: 3 H: 0 LOB: 0 BB: 0 P: 3	R: 0 E: 0 K: 1 S: 5 H: 1 LOB: 0 BB: 0 P: 5	R: 0 E: 0 K: 0 S: 3 H: 0 LOB: 1 BB: 1 P: 7	1B: 5 2B: 0 3B: 1 HR: 2 SF: 0 SAC: 0 DP: 1 HBP: 0						

PITCHER		IP	WLS	BF	H	R	ER	SO	BB	IBB	HBP	BLK	WP	HR	S	P	ERA	WHIP
Hank Aguirre, L ERA: 3.59	(1, 1)	7.0	L	31	7	3	3	4	4	0	0	0	0	2	35	51	3.86	1.571
Terry Fox, R ERA: 3.4	(8, 1)	2.0		7	1	0	0	1	1	0	0	0	0	0	8	12	0.00	1.000

PITCHER	IP	WLS	BF	H	R	ER	SO	BB	IBB	HBP	BLK	WP	HR	S	P	ERA	WHIP

TOP

Chicago White Sox @ Detroit Tigers

Tiger Stadium, Detroit, MI

Sun Sep 22 1963, 4:33 AM EDT

Att. 5,458 - Unknown

livebaseballscorecards.com

AB	33
R	3
H	8
RBI	3
BB	5
SO	5
LOB	16

WP: 0	PA: 38
PB: 0	
SB: 0	
CS: 0	

Batter	1	2	3	4	5	6	7	8	9	AB	R	H	RBI	BB	SO	LOB
Bill Bruton, L (1, 8) OBP: 0.335, SLG: 0.378	x 0-0 ① G3		x 0-0 CS 1B		x 0-0 ③ F8			x 0-0 6-3 PB PB 1B		4	1	2	0	0	0	0
Dick McAuliffe, L (1, 6) OBP: 0.337, SLG: 0.391	x 0-0 L4-3 1B		SSS 0-3 ②③ K 1-2			x 0-0 ① 6-3		x 0-0 ① 6-3 1-3		4	0	1	0	0	1	2
Norm Cash, L (1, 3) OBP: 0.382, SLG: 0.460	x 0-0 ②③ L4-3 1-2			BBBB 4-0 G3-6-3 1B BB		x 0-0 ② F3		x 0-0 ② G3 3-H		3	0	0	0	1	0	1
Rocky Colavito, R (1, 9) OBP: 0.360, SLG: 0.439		x 0-0 SH1-4 BB 9-2 1B		x 0-0 G3-6-3 1-2 1B		x 0-0 F8		x 0-0 ③ 6-3		4	0	2	0	0	0	0
Gates Brown, L (1, 7) OBP: 0.333, SLG: 0.355		BBBB 4-0 SH1-4 1-2 BB		x 0-0 ①② G3-6-3 1-2f 2-3			x 0-0 ① G3		x 0-0 ① 3-1	3	0	0	0	1	0	2
Don Wert, R (1, 5) OBP: 0.323, SLG: 0.363		x 0-0 ① SH1-4 1-2 2-3		BBBB 4-0 BB			x 0-0 1-3 1B 1B		SSS 0-3 ② K	2	1	1	0	1	1	0
Bill Freehan, R (1, 2) OBP: 0.335, SLG: 0.380		III 4-0 IBB		SSS 0-3 ③ K			x 0-0 ② 1-3 1-2		x 0-0 ③ F5	3	0	0	0	1	1	3
George Smith, R (1, 4) OBP: 0.292, SLG: 0.292		x 0-0 ②③ 9-2 3-Hf			x 0-0 ① 2B		x 0-0 2-H 1B			3	0	2	1	0	0	3
Hank Aguirre, R (1, 1) OBP: 0.169, SLG: 0.176 Al Kaline, R (7, PH) OBP: 0.374, SLG: 0.513 Terry Fox, R (8, 1) OBP: 0.231, SLG: 0.091			x 0-0 ① G3		SSS 0-3 ② K		x 0-0 ③ L4-3			2 1 0	0 0 0	0 0 0	0 0 0	0 0 0	1 0 0	0 1 0
Inning Stats	R: 0 H: 1 E: 0 LOB: 0 K: 0 BB: 0 S: 3 P: 3	R: 0 H: 1 E: 0 LOB: 2 K: 0 BB: 2 S: 3 P: 11	R: 0 H: 1 E: 0 LOB: 0 K: 1 BB: 0 S: 5 P: 5	R: 0 H: 1 E: 0 LOB: 2 K: 1 BB: 2 S: 5 P: 13	R: 0 H: 1 E: 0 LOB: 0 K: 1 BB: 0 S: 5 P: 5	R: 0 H: 0 E: 0 LOB: 0 K: 0 BB: 0 S: 3 P: 3	R: 1 H: 2 E: 0 LOB: 1 K: 0 BB: 0 S: 5 P: 5	R: 1 H: 1 E: 0 LOB: 0 K: 0 BB: 0 S: 4 P: 4	R: 0 H: 0 E: 0 LOB: 0 K: 1 BB: 0 S: 5 P: 5	1B: 7 SF: 0 2B: 3 SAC: 1 3B: 0 DP: 3 HR: 0 HBP: 0						WP: 0 PA: 34 PB: 2 SB: 0 CS: 1	

PITCHER		IP	WLS	BF	H	R	ER	SO	BB	IBB	HBP	BLK	WP	HR	S	P	ERA	WHIP
Joe Horlen, R ERA: 3.37	(1, 1)	6.0	W	22	5	0	0	3	3	1	0	0	0	0	24	40	0.00	1.333
Hoyt Wilhelm, R ERA: 2.68	(7, 1)	3.0	S	12	3	2	1	1	0	0	0	0	0	0	14	14	3.00	1.000

PITCHER	IP	WLS	BF	H	R	ER	SO	BB	IBB	HBP	BLK	WP	HR	S	P	ERA	WHIP

BOTTOM

Chicago White Sox @ Detroit Tigers

Tiger Stadium, Detroit, MI

Sun Sep 22 1963, 4:33 AM EDT

Att. 5,458 - Unknown

livebaseballscorecards.com

AB	29
R	2
H	8
RBI	1
BB	4
SO	4
LOB	12

Batter	1	2	3	4	5	6	7	8	9	AB	R	H	RBI	BB	SO	LOB
Jim Landis, R (1, 8) OBP: 0.316, SLG: 0.369	BBBB	4-0 SH5-3 E 3B BB	0-0 F8 ②	0-0 5-3 ③	0-0 SF9 ② 3-H	0-0 G1-2-3 ②③ 3-Hf			0-0 G3 1B SF9 1B	0	1	0	0	1	0	0
Mike Hershberger, R (1, 8) OBP: 0.331, SLG: 0.349										4	1	1	1	0	0	6
Don Buford, S (1, 5) OBP: 0.423, SLG: 0.600	0-0 E4 SH5-3 1-2 3B	0-0 6-3 ③			0-0 6-3 ① 1-2 2-H 2B 1B		0-0 F9 ①		0-0 SF9 G3 1-2 1B 1B	6	3	2	1	0	0	2
Floyd Robinson, L (1, 9) OBP: 0.364, SLG: 0.424	0-0 SH5-3 ① 1-2 2-3		0-0 6-3 ①		0-0 1B 2B 1-H 2-H 2B		0-0 6-3 ②		0-0 G3 ① 1-2 2-3	5	1	2	2	0	0	2
Jim Lemon, R (1, 3) OBP: 0.310, SLG: 0.289	S S S 0-3 K ②		S S S 0-3 K ②		0-0 PB 2-H 1B 1B 0-3 K ③		0-0 F6 ③		0-0 SF9 ② 2-3 3-H	3	0	1	1	0	2	2
Tom McCraw, L (5, PR) OBP: 0.307, SLG: 0.377										2	1	0	1	0	1	2
(5, 3)																
Dave Nicholson, R (1, 7) OBP: 0.320, SLG: 0.419	0-0 1B 2-H 3-H 3B	0-0 F7 ③		BBBB 4-0 1B 1B 1-2 1B BB	0-0 BB 1B 1B	S S S 0-3 K ①	BBBB 4-0 1B S E BB		4	4	2	2	2	1	0
Ron Hansen, R (1, 6) OBP: 0.328, SLG: 0.348	0-0 3-H 1B		BBBB 4-0 SH2-3 PB BB	0-0 1B BB 1-3 2-H 1B	BBBB 4-0 1B 1B 1-2 G1-2-3 BB	BBBB 4-0 2B BB	0-0 E 1-3 3-H 1B		3	1	3	3	3	0	0
Cam Carreon, R (1, 2) OBP: 0.319, SLG: 0.337	S S S 0-3 K ③		BBBB 4-0 SH2-3 1-2 BB	4-0 BB 1B SF9 IBB	0-0 1B 1-2 2-H 1B	0-0 E3 1-2 3-H			1	0	0	0	1	1	1
Deacon Jones, L (5, PH) OBP: 0.286, SLG: 0.273										0	1	0	0	1	0	0
J.C. Martin, L (5, 2) OBP: 0.267, SLG: 0.282								0-0 2B 1-3 2B		3	0	2	1	0	0	1
Al Weis, S (1, 4) OBP: 0.349, SLG: 0.330		0-0 SH2-4 1B	S S S 0-3 K ①		0-0 BB 1B 1-2 2-3 3-H 1B	0-0 1-2 2-3 1B		0-0 F2 ②	0-0 G3 ③	2	0	1	0	0	1	2
Joe Cunningham, L (5, PH) OBP: 0.388, SLG: 0.369										1	1	1	1	0	0	0
Nellie Fox, L (5, 4) OBP: 0.302, SLG: 0.309										3	0	1	0	0	0	4
Ray Herbert, R (1, 1) OBP: 0.315, SLG: 0.333		0-0 SH2-4 ① 1-2		0-0 SH2-3 ② 1-2 2-3	BBBB 4-0 1B 2B 1-2 2-3 3-H BB	S S S 0-3 K ①		S S S 0-3 K ③		2	1	0	1	1	2	5

Inning Stats																								
	R: 3	H: 2	R: 0	H: 1	R: 0	H: 0	R: 0	H: 0	R: 8	H: 6	R: 1	H: 3	R: 0	H: 0	R: 0	H: 1	R: 3	H: 3	1B: 12	SF: 2	WP: 0	PA: 53
	E: 1	LOB: 1	E: 0	LOB: 1	E: 0	LOB: 0	E: 0	LOB: 2	E: 0	LOB: 2	E: 0	LOB: 2	E: 0	LOB: 0	E: 0	LOB: 2	E: 1	LOB: 2	2B: 3	SAC: 3	PB: 2	
	K: 2	BB: 1	K: 0	BB: 0	K: 1	BB: 2	K: 1	BB: 3	K: 1	BB: 3	K: 1	BB: 1	K: 2	BB: 1	K: 0	BB: 1	K: 0	BB: 1	3B: 1	DP: 1	SB: 1	
	S: 10	P: 14	S: 4	P: 4	S: 5	P: 5	S: 5	P: 13	S: 11	P: 23	S: 7	P: 11	S: 3	P: 3	S: 8	P: 12	S: 7	P: 11	HR: 0	HBP: 0	CS: 0	

PITCHER		IP	WLS	BF	H	R	ER	SO	BB	IBB	HBP	BLK	WP	HR	S	P	ERA	WHIP
Steve Barber, L ERA: 2.75	(1, 1)	4.1	L	24	6	8	5	4	4	0	0	0	0	0	28	44	10.38	2.308
Wes Stock, R ERA: 4.05	(5, 1)	0.1		5	2	1	1	0	1	1	0	0	0	0	3	11	27.00	9.000
George Brunet, L ERA: 5.97	(5, 1)	3.1		16	5	3	3	4	2	0	0	0	0	0	22	30	8.10	2.100
Stu Miller, R ERA: 2.28	(9, 1)	1.0		8	3	3	2	0	1	0	0	0	0	0	7	11	18.00	4.000

PITCHER	IP	WLS	BF	H	R	ER	SO	BB	IBB	HBP	BLK	WP	HR	S	P	ERA	WHIP

Chicago White Sox @ Baltimore Orioles

Memorial Stadium, Baltimore, MD

Tue Sep 24 1963, 7:05 PM EDT

Att. 2,661 - Unknown

TOP

livebaseballscorecards.com

AB	39
R	15
H	16
RBI	14
BB	9
SO	8
LOB	27

Batter	1	2	3	4	5	6	7	8	9	AB	R	H	RBI	BB	SO	LOB
Luis Aparicio, R (1, 6) OBP: 0.293, SLG: 0.333	6-3		F9			G3-6-3 1B			5-3	4	0	1	0	0	0	1
Fred Valentine, S (1, 9) OBP: 0.388, SLG: 0.293	F9		BB			K			K	3	0	0	0	1	2	1
Boog Powell, L (1, 7) OBP: 0.326, SLG: 0.470	1-3		1-3			G3-6-3			3-1	4	0	0	0	0	0	3
John Orsino, R (1, 2) OBP: 0.347, SLG: 0.470		F7		K			4-3			3	0	0	0	0	1	0
Jim Gentile, L (1, 3) OBP: 0.343, SLG: 0.415		BB		K			F4			2	0	0	0	1	1	0
Brooks Robinson, R (1, 5) OBP: 0.304, SLG: 0.370		F7		5-3			4-3			2	0	0	0	0	0	1
Bob Johnson, R (7, 5) OBP: 0.345, SLG: 0.438										1	0	0	0	0	0	0
Jackie Brandt, R (1, 8) OBP: 0.300, SLG: 0.400		F3			K			F6		3	0	0	0	0	1	1
Bob Saverine, S (1, 4) OBP: 0.319, SLG: 0.258			BB 1B		1-3			K		3	0	1	0	0	1	0
Steve Barber, L (1, 1) OBP: 0.176, SLG: 0.195			K		K			K		1	0	0	0	0	1	1
Wes Stock, R (5, 1)										0	0	0	0	0	0	0
George Brunet, R (5, 1)										1	0	0	0	0	1	0
Russ Snyder, L (8, PH) OBP: 0.322, SLG: 0.366										1	0	0	0	0	1	0
Stu Miller, R (9, 1) OBP: 0.333, SLG: 0.533										0	0	0	0	0	0	0
Inning Stats	R: 0 E: 0 K: 0 S: 3 H: 0 LOB: 0 BB: 0 P: 3	R: 0 E: 0 K: 0 S: 3 H: 0 LOB: 1 BB: 1 P: 7	R: 0 E: 0 K: 1 S: 6 H: 1 LOB: 2 BB: 1 P: 10	R: 0 E: 0 K: 2 S: 7 H: 0 LOB: 0 BB: 0 P: 7	R: 0 E: 0 K: 2 S: 7 H: 0 LOB: 0 BB: 0 P: 7	R: 0 E: 0 K: 1 S: 5 H: 1 LOB: 0 BB: 0 P: 5	R: 0 E: 0 K: 0 S: 3 H: 0 LOB: 0 BB: 0 P: 3	R: 0 E: 0 K: 2 S: 7 H: 0 LOB: 0 BB: 0 P: 7	R: 0 E: 0 K: 1 S: 5 H: 0 LOB: 0 BB: 0 P: 5	1B: 2 2B: 0 3B: 0 HR: 0 SF: 0 SAC: 0 DP: 1 HBP: 0						

PITCHER	IP	WLS	BF	H	R	ER	SO	BB	IBB	HBP	BLK	WP	HR	S	P	ERA	WHIP
Ray Herbert, R (1, 1) ERA: 3.24	9.0	W	30	2	0	0	9	2	0	0	0	0	0	46	54	0.00	0.444

PITCHER	IP	WLS	BF	H	R	ER	SO	BB	IBB	HBP	BLK	WP	HR	S	P	ERA	WHIP

BOTTOM

Chicago White Sox @ Baltimore Orioles

Memorial Stadium, Baltimore, MD

Tue Sep 24 1963, 7:05 PM EDT

Att. 2,661 - Unknown

livebaseballscorecards.com

AB	28
R	0
H	2
RBI	0
BB	2
SO	9
LOB	8

WP: 0 PA: 30
PB: 0
SB: 0
CS: 0

Batter	1	2	3	4	5	6	7	8	9	AB	R	H	RBI	BB	SO	LOB
Mike Hershberger, R (1, 8) OBP: 0.332, SLG: 0.350	F9		F3			FC6-4 1B	1B		F3	5	0	2	0	0	0	0
Don Buford, S (1, 5) OBP: 0.355, SLG: 0.500	K		K			FC6-4 (F8, BB) BB	L5		F8	5	1	0	0	0	2	3
Floyd Robinson, L (1, 9) OBP: 0.363, SLG: 0.422	K		F7			BB F8 BB	K			3	0	0	0	1	2	2
Ron Hansen, R (1, 6) OBP: 0.325, SLG: 0.345		3-1		F8		F8		L5		4	0	0	0	0	0	2
Dave Nicholson, R (1, 7) OBP: 0.321, SLG: 0.417		E BB 1-6-3 BB		K		BB		K		2	1	0	0	2	2	0
Cam Carreon, R (1, 2) OBP: 0.325, SLG: 0.338		1-6-3 E BB		F8		FC6-4 BB		1B		2	0	1	1	2	0	0
Tom McCraw, L (1, 3) OBP: 0.309, SLG: 0.379		E6 1-6-3			FC6-4 1B	FC6-4		1-2 1B		4	0	2	0	0	0	5
Al Weis, S (1, 4) OBP: 0.344, SLG: 0.325 Deacon Jones, L (8, PH) OBP: 0.267, SLG: 0.250 Ken Berry, R (8, 4)		1-6-3			FC6-4 CS		G3	F9		3 1 0	0 0 0	0 0 0	1 0 0	0 0 0	0 0 0	3 2 0
Gary Peters, L (1, 1) OBP: 0.287, SLG: 0.444 Charley Smith, R (7, PH) OBP: 0.500, SLG: 0.500 Bruce Howard, S (7, 1) OBP: 0.250, SLG: 0.250 Brian McCall, L (9, PH)		K			K		1B		K	2 1 0 1	0 0 0 0	0 1 0 0	0 0 0 0	0 0 0 0	2 0 0 1	3 0 0 0
Inning Stats	R: 0 E: 0 K: 2 S: 7 H: 0 LOB: 0 BB: 0 P: 7	R: 1 E: 1 K: 1 S: 6 H: 0 LOB: 2 BB: 2 P: 14	R: 0 E: 0 K: 1 S: 5 H: 0 LOB: 0 BB: 0 P: 5	R: 0 E: 0 K: 1 S: 5 H: 0 LOB: 0 BB: 0 P: 5	R: 0 E: 0 K: 1 S: 5 H: 1 LOB: 0 BB: 0 P: 5	R: 1 E: 0 K: 0 S: 4 H: 1 LOB: 3 BB: 3 P: 16	R: 0 E: 0 K: 1 S: 7 H: 2 LOB: 2 BB: 0 P: 7	R: 0 E: 0 K: 1 S: 7 H: 2 LOB: 2 BB: 0 P: 7	R: 0 E: 0 K: 1 S: 5 H: 0 LOB: 0 BB: 0 P: 5	1B: 6 2B: 0 3B: 0 HR: 0	SF: 0 SAC: 0 DP: 0 HBP: 0						

PITCHER	IP	WLS	BF	H	R	ER	SO	BB	IBB	HBP	BLK	WP	HR	S	P	ERA	WHIP
Mike McCormick, L (1, 1) ERA: 4.3	7.0	W	30	4	2	1	7	5	0	0	0	0	0	39	59	1.29	1.286
Dick Hall, R (8, 1) ERA: 3.04	2.0	S	8	2	0	0	2	0	0	0	0	0	0	12	12	0.00	1.000

PITCHER	IP	WLS	BF	H	R	ER	SO	BB	IBB	HBP	BLK	WP	HR	S	P	ERA	WHIP

TOP

Chicago White Sox @ Baltimore Orioles

Memorial Stadium, Baltimore, MD

Wed Sep 25 1963, 7:05 PM EDT

Att. 2,017 - Unknown

livebaseballscorecards.com

AB	33
R	2
H	6
RBI	2
BB	5
SO	9
LOB	20

1B: 6	SF: 0	WP: 0	PA: 38
2B: 0	SAC: 0	PB: 0	
3B: 0	DP: 0	SB: 0	
HR: 0	HBP: 0	CS: 1	

Batter	1	2	3	4	5	6	7	8	9	AB	R	H	RBI	BB	SO	LOB
Luis Aparicio, R (1, 6) OBP: 0.293, SLG: 0.331	F9		SF8 3-H		F7		F7 BBB	1B E 1-2 BB		3	1	0	1	1	0	1
Joe Gaines, R (1, 7) OBP: 0.378, SLG: 0.467 Russ Snyder, L (7, PH) OBP: 0.323, SLG: 0.366 (8, 7)	1-3		FC5 FC6-5 1-2 2-H 1B		F8		4-3	1B 1-3 2-H 1B		3 2	0 1	1 1	1 1	0 0	0 0	1 0
Bob Johnson, R (1, 3) OBP: 0.345, SLG: 0.436 Jim Gentile, L (7, PH) OBP: 0.345, SLG: 0.416 (8, 3)	F9		FC6-5 1-2 2-3f			2B SF7 1B	BBBB 4-3 BB	1-H 3-H 1B		3 1	1 0	1 1	0 1	0 1	0 0	2 0
John Orsino, R (1, 2) OBP: 0.345, SLG: 0.469		5-3	FC5 2-3f			1-3 3B 2B	F4	5-3		5	1	1	0	0	0	4
Brooks Robinson, R (1, 5) OBP: 0.303, SLG: 0.368		4-3		F8		SF7 3-H		5-3		3	0	0	1	0	0	0
Sam Bowens, R (1, 9) OBP: 0.368, SLG: 0.472		F2		L8		3B 1B		BBBB 3B BB		3	2	1	0	1	0	0
Jackie Brandt, R (1, 8) OBP: 0.302, SLG: 0.405			BBBB 1B 1B SF8 BB	F7		F9		1-H 1B 3B		3	2	1	1	1	0	2
Bob Saverine, S (1, 4) OBP: 0.328, SLG: 0.281			S 1B 1-2 1B 1B		SH1 1B	1-H 2-H 3B		L6		4	1	3	2	0	0	1
Mike McCormick, L (1, 1) OBP: 0.208, SLG: 0.239 Dick Hall, R (8, 1) OBP: 0.481, SLG: 0.630			FC6-5 1B 1-2 2-3 1B		SH1 SSS 1-2	K		BB 1B 3-H 1B		2 1	0 1	1 1	0 1	0 0	1 0	1 0
Inning Stats	R: 0 H: 0 E: 0 LOB: 0 K: 0 BB: 0 S: 3 P: 3	R: 0 H: 0 E: 0 LOB: 0 K: 0 BB: 0 S: 3 P: 3	R: 2 H: 3 E: 0 LOB: 2 K: 0 BB: 1 S: 6 P: 10	R: 0 H: 0 E: 0 LOB: 0 K: 0 BB: 0 S: 3 P: 3	R: 0 H: 1 E: 0 LOB: 1 K: 0 BB: 0 S: 4 P: 4	R: 3 H: 4 E: 0 LOB: 1 K: 1 BB: 1 S: 9 P: 9	R: 0 H: 0 E: 0 LOB: 1 K: 0 BB: 1 S: 3 P: 7	R: 5 H: 4 E: 0 LOB: 1 K: 0 BB: 2 S: 7 P: 15		1B: 9 SF: 2 2B: 1 SAC: 1 3B: 2 DP: 0 HR: 0 HBP: 0						

BOTTOM

Chicago White Sox @ Baltimore Orioles

Memorial Stadium, Baltimore, MD

Wed Sep 25 1963, 7:05 PM EDT

Att. 2,017 - Unknown

livebaseballscorecards.com

AB	33
R	10
H	12
RBI	9
BB	4
SO	1
LOB	12

WP: 0 PA: 40
PB: 0
SB: 1
CS: 0

PITCHER		IP	WLS	BF	H	R	ER	SO	BB	IBB	HBP	BLK	WP	HR	S	P	ERA	WHIP
Gary Peters, L ERA: 2.18	(1, 1)	6.0	L	27	8	5	5	1	1	0	0	0	0	0	28	32	7.50	1.500
Bruce Howard, R ERA: 2.81	(7, 1)	2.0		13	4	5	3	0	3	0	0	0	0	0	10	22	13.50	3.500

PITCHER	IP	WLS	BF	H	R	ER	SO	BB	IBB	HBP	BLK	WP	HR	S	P	ERA	WHIP

Batter	1	2	3	4	5	6	7	8	9	AB	R	H	RBI	BB	SO	LOB
Don Blasingame, L (1, 4) OBP: 0.325, SLG: 0.329	E3 1B		4-3		6-3		5-3			4	0	1	0	0	0	2
Dick Phillips, L (1, 3) OBP: 0.301, SLG: 0.360	F8		3-1		G3			E3 1-3		4	0	0	0	0	0	1
Chuck Hinton, R (1, 7) OBP: 0.342, SLG: 0.429	K			1B 2B		F8		1-3 1-2		4	1	1	0	0	1	2
Don Lock, R (1, 8) OBP: 0.333, SLG: 0.437	5-3			6-3		4-3		1-3		4	0	0	0	0	0	3
Jim King, L (1, 9) OBP: 0.302, SLG: 0.447		8-6 1B 1B		F8		F7		F9		4	0	1	0	0	0	2
Ken Retzer, L (1, 2) OBP: 0.292, SLG: 0.338		F9		2-H 3B 1B			F9		2B	4	1	2	1	0	0	1
Ed Brinkman, R (1, 6) OBP: 0.270, SLG: 0.318		1-2 1B		1-H 3B			F3		K	4	0	2	1	0	1	1
John Kennedy, R (1, 5) OBP: 0.262, SLG: 0.222		8-6 2-3f		K			1B BB		G6-4-3 BB	2	0	0	0	2	1	3
Bob Baird, L (1, 1) OBP: 0.333, SLG: 0.333 Ed Roebuck, R (4, 1) OBP: 0.250, SLG: 0.200 Tom Brown, S (5, PH) OBP: 0.209, SLG: 0.208 Jack Jenkins, R (5, 1) OBP: 0.333, SLG: 0.333 Don Zimmer, R (7, PH) OBP: 0.289, SLG: 0.420 Ed Hobaugh, R (7, 1) OBP: 0.667, SLG: 2.000 Minnie Minoso, R (9, PH) OBP: 0.309, SLG: 0.306			G3		K		1-3 1B		G6-4-3 1-2f	1 0 1 0 1 0 0	0 0 0 0 0 0 0	0 0 0 0 0 0 0	0 0 0 0 0 0 0	0 0 1 0 0 0 0	0 0 0 0 0 0 0	0 0 0 0 0 0 2
Inning Stats	R: 0 E: 1 K: 1 S: 6 H: 1 LOB: 1 BB: 0 P: 6	R: 0 E: 0 K: 0 S: 4 H: 2 LOB: 1 BB: 0 P: 4	R: 0 E: 0 K: 0 S: 3 H: 0 LOB: 0 BB: 0 P: 3	R: 2 E: 0 K: 1 S: 8 H: 3 LOB: 1 BB: 0 P: 8	R: 0 E: 0 K: 1 S: 5 H: 0 LOB: 0 BB: 0 P: 5	R: 0 E: 0 K: 0 S: 3 H: 0 LOB: 0 BB: 0 P: 3	R: 0 E: 0 K: 0 S: 4 H: 1 LOB: 2 BB: 1 P: 8	R: 0 E: 1 K: 0 S: 4 H: 0 LOB: 1 BB: 0 P: 4	R: 0 E: 0 K: 1 S: 5 H: 1 LOB: 1 BB: 1 P: 9	1B: 5 2B: 3 3B: 1 HR: 0	SF: 0 SAC: 0 DP: 2 HBP: 0						

PITCHER	IP	WLS	BF	H	R	ER	SO	BB	IBB	HBP	BLK	WP	HR	S	P	ERA	WHIP
Joe Horlen, R (1, 1) ERA: 3.27	9.0	W	36	8	2	2	4	2	0	0	0	0	0	42	50	2.00	1.111

PITCHER	IP	WLS	BF	H	R	ER	SO	BB	IBB	HBP	BLK	WP	HR	S	P	ERA	WHIP

Washington Senators @ Chicago White Sox

Comiskey Park, Chicago, IL

Fri Sep 27 1963, 8:05 PM EDT

Unknown

TOP

livebaseballscorecards.com

AB	34
R	2
H	8
RBI	2
BB	2
SO	4
LOB	17

WP: 0 PA: 36
PB: 0
SB: 0
CS: 0

Batter	1	2	3	4	5	6	7	8	9	AB	R	H	RBI	BB	SO	LOB
Mike Hershberger, R (1, 8) OBP: 0.335, SLG: 0.357	6-3		HR	SF9 2B BB		5-3	FC6-4 1B 2-H 3-H			4	2	2	3	1	0	0
Don Buford, S (1, 5) OBP: 0.361, SLG: 0.485	6-3		1-3 1B BB	SF9 1-2 2-3 3-H		2-3 1B	FC6-4 1-2f			3	1	1	1	1	0	1
Floyd Robinson, L (1, 9) OBP: 0.362, SLG: 0.418	4-3		1-3 1-2	2B 1B HBP		2-3 1-2		P5		4	1	0	0	0	0	2
Ron Hansen, R (1, 6) OBP: 0.328, SLG: 0.352		6-3	BLK 1B 1B 2-H	1B 2B 1-3 2-H 3-H		F8		PB 2B		5	2	3	3	0	0	1
Cam Carreon, R (1, 2) OBP: 0.333, SLG: 0.345		FC3-6 BB BB	1B 1-H	1B 2-H 3-H			1B 1B	K 2-3		4	1	3	3	1	1	1
Dave Nicholson, R (1, 7) OBP: 0.320, SLG: 0.413		FC3-6 BB 1-2	K	4-3			K	K		4	0	0	0	1	3	4
Joe Cunningham, L (1, 3) OBP: 0.390, SLG: 0.372		FC3-6 1-2f 2-3		SH3-4 E SF9 1B	5-3		E 1B 1B 1B 1-2			4	2	2	0	0	0	2
Al Weis, S (1, 4) OBP: 0.342, SLG: 0.323		K		FC SF9 SH3-4 1-2 2B	F8		E 1B 1B 1-2 2-H			4	2	1	1	0	1	3
Joe Horlen, R (1, 1) OBP: 0.244, SLG: 0.225			6-3	SH3-4 1-2 2-3	P4		K 1-2 2-3			3	0	0	0	0	1	2
Inning Stats	R: 0 E: 0 K: 0 S: 3 H: 0 LOB: 0 BB: 0 P: 3	R: 0 E: 0 K: 1 S: 5 H: 0 LOB: 2 BB: 2 P: 13	R: 3 E: 0 K: 1 S: 8 H: 3 LOB: 1 BB: 1 P: 12	R: 5 E: 1 K: 0 S: 7 H: 3 LOB: 1 BB: 1 P: 12	R: 0 E: 0 K: 0 S: 3 H: 0 LOB: 0 BB: 0 P: 3	R: 0 E: 0 K: 0 S: 4 H: 1 LOB: 1 BB: 0 P: 4	R: 3 E: 1 K: 2 S: 11 H: 4 LOB: 1 BB: 0 P: 11	R: 0 E: 0 K: 2 S: 8 H: 1 LOB: 1 BB: 0 P: 8		1B: 9 2B: 2 3B: 0 HR: 1 SF: 1 SAC: 1 DP: 0 HBP: 1						

BOTTOM

Washington Senators @ Chicago White Sox

Comiskey Park, Chicago, IL

Fri Sep 27 1963, 8:05 PM EDT

Unknown

livebaseballscorecards.com

AB	35
R	11
H	12
RBI	11
BB	4
SO	6
LOB	16

WP: 0 PA: 42
PB: 1
SB: 0
CS: 0

PITCHER		IP	WLS	BF	H	R	ER	SO	BB	IBB	HBP	BLK	WP	HR	S	P	ERA	WHIP
Bob Baird, L ERA: 7.71	(1, 1)	3.1	L	19	4	6	3	2	4	0	0	1	0	1	19	35	8.10	2.400
Ed Roebuck, R ERA: 3.59	(4, 1)	0.2		5	2	2	0	0	0	0	1	0	0	0	4	5	0.00	3.000
Jack Jenkins, R ERA: 5.84	(5, 1)	2.0		7	1	0	0	0	0	0	0	0	0	0	7	7	0.00	0.500
Ed Hobaugh, R ERA: 6.19	(7, 1)	2.0		11	5	3	2	4	0	0	0	0	0	0	19	19	9.00	2.500

PITCHER		IP	WLS	BF	H	R	ER	SO	BB	IBB	HBP	BLK	WP	HR	S	P	ERA	WHIP

Batter	1	2	3	4	5	6	7	8	9	AB	R	H	RBI	BB	SO	LOB
Tom Brown, S (1, 7) OBP: 0.202, SLG: 0.200	K		6-3			4-3		K		4	0	0	0	0	2	0
Don Blasingame, L (1, 4) OBP: 0.321, SLG: 0.324	4-3		P4			2-3		G3		4	0	0	0	0	0	0
Chuck Hinton, R (1, 9) OBP: 0.341, SLG: 0.427	K			K		K			G4-6-3 1B	4	0	1	0	0	3	0
Dick Phillips, L (1, 3) OBP: 0.301, SLG: 0.356		K		F8			BB 1B 1B		G4-6-3 1-2f	3	1	0	0	1	1	1
Don Zimmer, R (1, 5) OBP: 0.291, SLG: 0.420		BB SH1-3		K			1B 1-2 1B		K	3	0	1	0	1	2	0
Ed Brinkman, R (1, 6) OBP: 0.271, SLG: 0.317		SH1-3 1-2			BB 4-3		F3			1	0	0	0	1	0	2
Ken Hunt, R (1, 8) OBP: 0.265, SLG: 0.333		BB FC6-4			4-3 1-2		1B 1-3 2-H			2	0	1	1	1	0	1
Cal Neeman, R (1, 2) OBP: 0.125, SLG: 0.045		FC6-4 1-2f			4-3		1-3			2	0	0	0	0	0	3
Ken Retzer, L (7, PH) OBP: 0.291, SLG: 0.337 (7, 2)										1	0	0	0	0	0	1
Carl Bouldin, S (1, 1)			K		1-3			K2-3		1	0	0	0	0	1	0
Jim King, L (5, PH) OBP: 0.301, SLG: 0.446										1	0	0	0	0	0	1
Don Rudolph, L (5, 1) OBP: 0.224, SLG: 0.289										0	0	0	0	0	0	0
Minnie Minoso, R (8, PH) OBP: 0.308, SLG: 0.305										1	0	0	0	0	1	0
Pete Burnside, R (8, 1) OBP: 0.154, SLG: 0.083										0	0	0	0	0	0	0
Ron Kline, R (8, 1) OBP: 0.091, SLG: 0.273										0	0	0	0	0	0	0
Inning Stats	R: 0 E: 0 K: 2 S: 7 H: 0 LOB: 0 BB: 0 P: 7	R: 0 E: 0 K: 1 S: 5 H: 0 LOB: 2 BB: 2 P: 13	R: 0 E: 0 K: 1 S: 5 H: 0 LOB: 0 BB: 0 P: 5	R: 0 E: 0 K: 2 S: 7 H: 0 LOB: 0 BB: 0 P: 7	R: 0 E: 0 K: 0 S: 3 H: 0 LOB: 1 BB: 1 P: 7	R: 0 E: 0 K: 1 S: 5 H: 0 LOB: 0 BB: 0 P: 5	R: 1 E: 0 K: 0 S: 4 H: 2 LOB: 1 BB: 1 P: 8	R: 0 E: 0 K: 2 S: 7 H: 0 LOB: 0 BB: 0 P: 7	R: 0 E: 0 K: 1 S: 5 H: 1 LOB: 0 BB: 0 P: 5	1B: 3 2B: 0 3B: 0 HR: 0 SF: 0 SAC: 1 DP: 1 HBP: 0	WP: 0 PB: 0 SB: 0 CS: 0 PA: 32					

PITCHER		IP	WLS	BF	H	R	ER	SO	BB	IBB	HBP	BLK	WP	HR	S	P	ERA	WHIP
Fritz Ackley, R ERA: 2.08	(1, 1)	7.0	W	26	2	1	1	7	4	0	0	0	0	0	36	52	1.29	0.857
Hoyt Wilhelm, R ERA: 2.64	(8, 1)	2.0	S	6	1	0	0	3	0	0	0	0	0	0	12	12	0.00	0.500

PITCHER	IP	WLS	BF	H	R	ER	SO	BB	IBB	HBP	BLK	WP	HR	S	P	ERA	WHIP

TOP

Washington Senators @ Chicago White Sox

Comiskey Park, Chicago, IL

Fri Sep 27 1963, 8:05 PM EDT

Att. 10,531 - Unknown

livebaseballscorecards.com

AB	27
R	1
H	3
RBI	1
BB	4
SO	10
LOB	9

Batter	1	2	3	4	5	6	7	8	9	AB	R	H	RBI	BB	SO	LOB
Mike Hershberger, R (1, 8) OBP: 0.337, SLG: 0.361	E 6-3 1B	1-2 1B		2-H 3-H 1B			6-3	SF8 3-H		4	0	3	3	0	0	0
Nellie Fox, L (1, 4) OBP: 0.299, SLG: 0.306	6-3 1-2	F8		4-3			F8	L7		5	0	0	0	0	0	5
Don Buford, S (1, 5) OBP: 0.325, SLG: 0.432	E3 6-3 2-3		1-3		K		F8			4	0	0	0	0	1	1
Floyd Robinson, L (1, 9) OBP: 0.361, SLG: 0.419	6-3 1-2		F8		4-3			1B 2B		4	1	1	0	0	0	2
Joe Cunningham, L (1, 3) OBP: 0.388, SLG: 0.367	K		L7		1-3			1B 1B BB		3	1	0	0	1	1	2
Gene Stephens, L (1, 7) OBP: 0.467, SLG: 0.643		E6 5-3 1B		P4		9-5-4 BB 1B		BB 1-3 2-H 1B		4	2	2	1	0	0	0
Ron Hansen, R (1, 6) OBP: 0.331, SLG: 0.351		5-3 1-2		2B 1B BB		9-5-4 1-2 BB		SH5-4 1B SF8 1-2 BB		1	2	0	0	3	0	1
J.C. Martin, L (1, 2) OBP: 0.274, SLG: 0.293		1B 2-H 1B		1-3 1B 2B		9-5-4 1-2f 2-3		SH5-4 1-2 2-H 3-H 1B		4	1	3	3	0	0	2
Fritz Ackley, L (1, 1) OBP: 0.200, SLG: 0.200 Hoyt Wilhelm, R (8, 1) OBP: 0.182, SLG: 0.069	K	K		K				SH5-4 1-2 2-3		3 0	0 0	0 0	0 0	0 0	3 0	4 0
Inning Stats	R: 0 E: 1 K: 1 S: 7 H: 1 LOB: 2 BB: 0 P: 7	R: 1 E: 1 K: 1 S: 8 H: 2 LOB: 2 BB: 0 P: 8	R: 0 E: 0 K: 0 S: 3 H: 0 LOB: 0 BB: 0 P: 3	R: 2 E: 0 K: 1 S: 7 H: 2 LOB: 1 BB: 1 P: 11	R: 0 E: 0 K: 1 S: 5 H: 0 LOB: 0 BB: 0 P: 5	R: 0 E: 0 K: 1 S: 5 H: 1 LOB: 1 BB: 1 P: 9	R: 0 E: 0 K: 0 S: 3 H: 0 LOB: 0 BB: 0 P: 3	R: 4 E: 0 K: 0 S: 6 H: 3 LOB: 1 BB: 2 P: 14		1B: 7 2B: 3 3B: 0 HR: 0 SF: 1 SAC: 1 DP: 1 HBP: 0						

BOTTOM

Washington Senators @ Chicago White Sox

Comiskey Park, Chicago, IL

Fri Sep 27 1963, 8:05 PM EDT

Att. 10,531 - Unknown

livebaseballscorecards.com

AB	32
R	7
H	9
RBI	7
BB	4
SO	5
LOB	17

WP: 0 PB: 0 SB: 0 CS: 0 PA: 38

PITCHER		IP	WLS	BF	H	R	ER	SO	BB	IBB	HBP	BLK	WP	HR	S	P	ERA	WHIP
Carl Bouldin, R ERA: 5.79	(1, 1)	4.0	L	20	5	3	2	3	1	0	0	0	0	0	25	29	4.50	1.500
Don Rudolph, L ERA: 4.55	(5, 1)	3.0		10	1	0	0	2	1	0	0	0	0	0	13	17	0.00	0.667
Pete Burnside, L ERA: 6.03	(8, 1)	0.0		3	2	3	3	0	1	0	0	0	0	0	2	6	∞	∞
Ron Kline, R ERA: 2.85	(8, 1)	1.0		5	1	1	1	0	1	0	0	0	0	0	4	8	9.00	2.000

PITCHER	IP	WLS	BF	H	R	ER	SO	BB	IBB	HBP	BLK	WP	HR	S	P	ERA	WHIP

Washington Senators @ Chicago White Sox

Comiskey Park, Chicago, IL

Sat Sep 28 1963, 4:33 AM EDT

Att. 2,857 - Unknown

livebaseballscorecards.com

TOP

Batter	1	2	3	4	5	6	7	8	9	AB	R	H	RBI	BB	SO	LOB
Tom Brown, S (1, 3) OBP: 0.220, SLG: 0.198	BBBB 4-0 G6-4-3 BB		x 0-0 ③ F9			BBBB 4-0 BB BB		BBBB 4-0 G4-6-3 BB		1	0	0	0	3	0	1
Chuck Cottier, R (1, 4) OBP: 0.258, SLG: 0.319	x 0-0 ① F8			x 0-0 ① F8		BBBB 4-0 G1-6-3 1-2 BB		x 0-0 ① P4		3	0	0	0	1	0	2
Chuck Hinton, R (1, 7) OBP: 0.340, SLG: 0.426	x 0-0 ②③ G6-4-3 1-2f			x 0-0 ② F8		x 0-0 ②③ G1-6-3 1-2f		x 0-0 ②③ G4-6-3 1-2f		2	0	0	0	0	0	1
Jim King, L (6, PH) (6, 9) OBP: 0.300, SLG: 0.444										2	0	0	0	0	0	3
Don Lock, R (1, 9) (6, 7) OBP: 0.337, SLG: 0.446		x 0-0 ① 1B		x 0-0 HR			x 0-0 BB 1B 3-1 1B		BBBB 4-0 1B BB	3	2	3	1	1	0	0
Don Zimmer, R (1, 5) OBP: 0.297, SLG: 0.424		x 0-0 G6-4-3 1B		x 0-0 ③ F2			x 0-0 3-1 1-2 BB 1B		x 0-0 1-2 1B	4	0	3	0	0	0	0
Ken Hunt, R (1, 8) OBP: 0.259, SLG: 0.325		x 0-0 ②③ G6-4-3 1-2f			x 0-0 ① F8		SSS 0-3 ① K		x 0-0 ① P4	4	0	0	0	0	1	5
Don Leppert, R (1, 2) OBP: 0.303, SLG: 0.373			x 0-0 E8		x 0-0 ② 6-3		BBBB 4-0 3-1 1-2 2-3 BB		x 0-0 ② P6	2	0	0	0	1	0	0
Claude Osteen, L (7, PR) OBP: 0.217, SLG: 0.227										0	0	0	0	0	0	0
Cal Neeman, R (7, 2) OBP: 0.125, SLG: 0.045										0	0	0	0	0	0	0
Ken Retzer, L (9, PH) OBP: 0.290, SLG: 0.336										1	0	0	0	0	0	2
John Kennedy, R (1, 6) OBP: 0.250, SLG: 0.211			x 0-0 ① F7		x 0-0 ③ F8		x 0-0 ② 3-1 1-2 2-3 3-H		x 0-0 ③ F5	3	0	0	1	0	0	3
Don Blasingame, L (9, PH) OBP: 0.320, SLG: 0.323										1	0	0	0	0	0	2
Jim Hannan, R (1, 1)			x 0-0 ② 1-3			SSS 0-3 ① K	x 0-0 ③ F9			1	0	0	0	0	0	1
Bennie Daniels, L (5, 1) OBP: 0.278, SLG: 0.174										1	0	0	0	0	1	0
Dick Phillips, L (7, PH) OBP: 0.300, SLG: 0.355										1	0	0	0	0	0	3
Ed Roebuck, R (7, 1) OBP: 0.250, SLG: 0.200										0	0	0	0	0	0	0
Ron Kline, R (7, 1) OBP: 0.091, SLG: 0.273										0	0	0	0	0	0	0
Inning Stats	R: 0 E: 0 K: 0 S: 2 H: 0 LOB: 0 BB: 1 P: 6	R: 0 E: 0 K: 0 S: 3 H: 2 LOB: 0 BB: 0 P: 3	R: 0 E: 1 K: 0 S: 4 H: 0 LOB: 1 BB: 0 P: 4	R: 1 E: 0 K: 0 S: 4 H: 1 LOB: 0 BB: 0 P: 4	R: 0 E: 0 K: 0 S: 3 H: 0 LOB: 0 BB: 0 P: 3	R: 0 E: 0 K: 1 S: 4 H: 0 LOB: 1 BB: 2 P: 12	R: 1 E: 0 K: 1 S: 7 H: 2 LOB: 3 BB: 1 P: 11	R: 0 E: 0 K: 0 S: 2 H: 0 LOB: 0 BB: 1 P: 6	R: 0 E: 0 K: 0 S: 4 H: 1 LOB: 2 BB: 1 P: 8	1B: 5 2B: 0 3B: 0 HR: 1	SF: 0 SAC: 0 DP: 4 HBP: 0						

	AB	29
	R	2
	H	6
	RBI	2
	BB	6
	SO	2
	LOB	23

WP: 0 PB: 0 SB: 0 CS: 0 PA: 35

PITCHER		IP	WLS	BF	H	R	ER	SO	BB	IBB	HBP	BLK	WP	HR	S	P	ERA	WHIP
Frank Kreutzer, L ERA: 1.8	(1, 1)	5.0	W	17	3	1	1	0	1	0	0	0	0	1	16	20	1.80	0.800
Fred Talbot, R ERA: 3.0	(6, 1)	3.0		13	2	1	1	2	4	0	0	0	0	0	13	29	3.00	2.000
Bruce Howard, R ERA: 2.65	(9, 1)	1.0	S	5	1	0	0	0	1	0	0	0	0	0	4	8	0.00	2.000

PITCHER	IP	WLS	BF	H	R	ER	SO	BB	IBB	HBP	BLK	WP	HR	S	P	ERA	WHIP

Batter	1	2	3	4	5	6	7	8	9	AB	R	H	RBI	BB	SO	LOB
Brian McCall, L (1, 9)	F9		G4-6-3 BB		E4 HR	F9		K		4	1	0	0	1	1	1
Al Weis, S (1, 4) OBP: 0.339, SLG: 0.320	6-3		K		F7		1B FC6 1B	K		5	1	1	0	0	2	3
Deacon Jones, L (1, 3) OBP: 0.316, SLG: 0.500	P5		G4-6-3 1-2f		1-H HR		1B FC6 1-3 FC5-2 1B			4	1	2	2	0	0	1
Don Buford, S (1, 5) OBP: 0.364, SLG: 0.421		HR S BB		1B E BB	3B BB		FC6 FC5-2 1B 1-2 3-H			1	2	0	1	3	0	1
Gene Stephens, L (1, 7) OBP: 0.421, SLG: 0.556		K 1-2		P5	F5		FC5-2 1-2 2-3 1B			4	0	1	0	0	1	3
Charley Smith, R (1, 6) OBP: 0.333, SLG: 0.667		K		E6 1B 1-2	1-H 3B		FC5-2 1-2 2-3 3-H			4	0	1	1	0	1	5
Ken Berry, R (1, 8) OBP: 0.500, SLG: 0.333		HR BB		1-2 2-3 1B	1-3		5-3			3	1	1	0	1	0	3
J.C. Martin, L (1, 2) OBP: 0.277, SLG: 0.312		1-H 2-H HR		K		P6		2B		4	1	2	3	0	1	3
Frank Kreutzer, R (1, 1) Fred Talbot, R (6, 1) Pete Ward, L (8, PH) OBP: 0.352, SLG: 0.481 Bruce Howard, S (9, 1) OBP: 0.250, SLG: 0.250		6-3		F7		6-3		F7		2 1 1 0	0 0 0 0	0 0 0 0	0 0 0 0	0 0 0 0	0 0 0 0	3 0 1 0
Inning Stats	R: 0 E: 0 K: 0 S: 3 H: 0 LOB: 0 BB: 0 P: 3	R: 3 E: 0 K: 2 S: 8 H: 1 LOB: 0 BB: 2 P: 16	R: 0 E: 0 K: 1 S: 4 H: 0 LOB: 0 BB: 1 P: 8	R: 0 E: 1 K: 1 S: 7 H: 1 LOB: 3 BB: 1 P: 11	R: 3 E: 1 K: 0 S: 6 H: 2 LOB: 1 BB: 1 P: 10	R: 0 E: 0 K: 0 S: 3 H: 0 LOB: 0 BB: 0 P: 3	R: 1 E: 0 K: 0 S: 6 H: 3 LOB: 2 BB: 0 P: 6	R: 0 E: 0 K: 2 S: 8 H: 1 LOB: 1 BB: 0 P: 8		1B: 4 2B: 1 3B: 1 HR: 2	SF: 0 SAC: 0 DP: 2 HBP: 0						

PITCHER		IP	WLS	BF	H	R	ER	SO	BB	IBB	HBP	BLK	WP	HR	S	P	ERA	WHIP
Jim Hannan, R ERA: 4.88	(1, 1)	4.2	L	24	4	6	4	4	5	0	0	0	0	2	27	47	7.71	1.929
Bennie Daniels, R ERA: 4.38	(5, 1)	1.1		4	0	0	0	0	0	0	0	0	0	0	4	4	0.00	0.000
Ed Roebuck, R ERA: 3.69	(7, 1)	0.0		4	3	1	1	0	0	0	0	0	0	0	4	4	∞	∞
Ron Kline, R ERA: 2.79	(7, 1)	2.0		6	1	0	0	2	0	0	0	0	0	0	10	10	0.00	0.500

PITCHER	IP	WLS	BF	H	R	ER	SO	BB	IBB	HBP	BLK	WP	HR	S	P	ERA	WHIP

BOTTOM

Washington Senators @ Chicago White Sox

Comiskey Park, Chicago, IL

Sat Sep 28 1963, 4:33 AM EDT

Att. 2,857 - Unknown

livebaseballscorecards.com

AB	33
R	7
H	8
RBI	7
BB	5
SO	6
LOB	24

1B: 4	SF: 0	WP: 0	PA: 38
2B: 1	SAC: 0	PB: 0	
3B: 1	DP: 2	SB: 1	
HR: 2	HBP: 0	CS: 0	

Batter	1	2	3	4	5	6	7	8	9	AB	R	H	RBI	BB	SO	LOB
Chuck Cottier, R (1, 4) OBP: 0.257, SLG: 0.320	F8		3B 2B	5-3			5-3	F9		5	1	1	0	0	0	1
Minnie Minoso, R (1, 7) OBP: 0.315, SLG: 0.317	K		1B 3B 2-H	1B			BB 1B 1B	1B 2B BB 1-2		4	3	3	1	1	1	0
Ed Brinkman, R (1, 6) OBP: 0.276, SLG: 0.319	S BB		FC4-6 1B 3-H	F8			E 1B BB 1-2	2B 1B 1-3 2-H		3	1	2	2	2	0	0
Don Lock, R (1, 9) OBP: 0.338, SLG: 0.446	FC5-4 BB 1-2		FC4-6 HR 1-2f		K		K 2-H 3-H	2B		4	1	1	2	1	2	3
Ken Hunt, R (1, 8) OBP: 0.263, SLG: 0.346	FC5-4 1-2f		HR 1-H		K		E 1B 1-2 2-H	F7		5	1	2	3	0	1	3
John Kennedy, R (1, 5) OBP: 0.261, SLG: 0.226		1B	S 1B 1B		5-3		E5 1-2 2-3		6-3	5	1	2	0	0	0	2
Tom Brown, S (1, 3) OBP: 0.227, SLG: 0.207		K	FC6-4 1B 1-H		K		1-3		FC6-4 1B	5	0	2	1	0	2	4
Cal Neeman, R (1, 2) OBP: 0.103, SLG: 0.037		F8	F4		6-3			P5	FC6-4 1-2f	5	0	0	0	0	0	3
Claude Osteen, L (1, 1) OBP: 0.216, SLG: 0.214		K	FC6-4 1-2f		F8			BB 1B BB	F7	4	1	0	0	1	1	3
Inning Stats	R: 0 H: 0 E: 0 LOB: 2 K: 1 BB: 2 S: 5 P: 13	R: 0 H: 1 E: 0 LOB: 1 K: 2 BB: 0 S: 8 P: 8	R: 5 H: 6 E: 0 LOB: 1 K: 0 BB: 0 S: 9 P: 9	R: 0 H: 1 E: 0 LOB: 0 K: 0 BB: 0 S: 3 P: 3	R: 0 H: 0 E: 0 LOB: 0 K: 2 BB: 0 S: 7 P: 7	R: 0 H: 0 E: 0 LOB: 0 K: 1 BB: 0 S: 5 P: 5	R: 1 H: 2 E: 1 LOB: 3 K: 1 BB: 1 S: 8 P: 12	R: 3 H: 2 E: 0 LOB: 1 K: 0 BB: 2 S: 5 P: 13	R: 0 H: 1 E: 0 LOB: 1 K: 0 BB: 0 S: 4 P: 4	1B: 9 SF: 0 2B: 2 SAC: 0 3B: 1 DP: 0 HR: 1 HBP: 0						

PITCHER	IP	WLS	BF	H	R	ER	SO	BB	IBB	HBP	BLK	WP	HR	S	P	ERA	WHIP
Gary Peters, L (1, 1) ERA: 2.33	3.0	L	18	7	5	5	3	2	0	0	0	0	1	22	30	15.00	3.000
Eddie Fisher, R (4, 1) ERA: 3.95	3.0		9	1	0	0	3	0	0	0	0	0	0	15	15	0.00	0.333
Mike Joyce, R (7, 1) ERA: 8.44	2.0		14	4	4	4	1	3	0	0	0	0	0	13	25	18.00	3.500
Frank Baumann, L (9, 1) ERA: 3.04	1.0		4	1	0	0	0	0	0	0	0	0	0	4	4	0.00	1.000

PITCHER	IP	WLS	BF	H	R	ER	SO	BB	IBB	HBP	BLK	WP	HR	S	P	ERA	WHIP

TOP

Washington Senators @ Chicago White Sox

Comiskey Park, Chicago, IL

Sun Sep 29 1963, 4:33 AM EDT

Att. 5,814 - Unknown

livebaseballscorecards.com

AB	40
R	9
H	13
RBI	9
BB	5
SO	7
LOB	19

WP: 0	PA: 45
PB: 0	
SB: 2	
CS: 0	

BOTTOM

Washington Senators @ Chicago White Sox

Comiskey Park, Chicago, IL

Sun Sep 29 1963, 4:33 AM EDT

Att. 5,814 - Unknown

livebaseballscorecards.com

Batter	1	2	3	4	5	6	7	8	9	AB	R	H	RBI	BB	SO	LOB
Mike Hershberger, R (1, 8) OBP: 0.338, SLG: 0.361 Ken Berry, R (5, 8) OBP: 0.333, SLG: 0.200	K		1-2 FC9-5-6 1B		5-3			K		2 0 2 0	1 0 0 0	0 0 0 0	0 0 0 0	1 0 1 0	0 0
Don Buford, S (1, 5) OBP: 0.354, SLG: 0.405	F8		1-2 2-3 FC9-5-6			6-3		1B		4	0	1	0	0	0	2
Floyd Robinson, L (1, 9) OBP: 0.361, SLG: 0.419 Brian McCall, L (4, PR) (5, 9)	1-3			K2-4-2 1B		P4		1-3		2 0 2 0	1 0 0 0	0 0 0 0	0 0 0 0	0 0 0 0	0 0 0 1	0 1
Ron Hansen, R (1, 6) OBP: 0.330, SLG: 0.351		5-3		K2-4-2 1-2f		G3			1B	4	0	1	0	0	1	1
Cam Carreon, R (1, 2) OBP: 0.332, SLG: 0.341		BB		E5 HR			F8		F9	3	1	0	0	1	0	2
Dave Nicholson, R (1, 7) OBP: 0.319, SLG: 0.419		K		1-H HR			F8		P6	4	1	1	2	0	1	2
Jim Lemon, R (1, 3) OBP: 0.309, SLG: 0.301		K		K			3B		K	4	0	1	0	0	3	3
Al Weis, S (1, 4) OBP: 0.335, SLG: 0.316			F9		K		F9			3	0	0	0	0	1	1
Gary Peters, L (1, 1) OBP: 0.287, SLG: 0.444 Pete Ward, L (3, PH) OBP: 0.353, SLG: 0.482 Eddie Fisher, R (4, 1) OBP: 0.189, SLG: 0.143 Mike Joyce, R (7, 1) Charley Smith, R (8, PH) OBP: 0.286, SLG: 0.571 Frank Baumann, L (9, 1) OBP: 0.167, SLG: 0.091			FC9-5-6 1B 1B		K			P4		0 0 1 0 1 0 0 0 1 0 0 0	0 0 1 0 0 0 0 0 0 0 0 0	0 0 0 0 0 0 0 0 0 0 0 0	0 0 0 0 0 0 0 0 0 0 0 0	0 0 0 0 1 0 0 0 0 0 0 0	0 0 0 0 0 0
Inning Stats	R: 0 H: 0 E: 0 LOB: 0 K: 1 BB: 0 S: 5 P: 5	R: 0 H: 0 E: 0 LOB: 1 K: 2 BB: 1 S: 7 P: 11	R: 0 H: 2 E: 0 LOB: 1 K: 0 BB: 0 S: 4 P: 4	R: 2 H: 2 E: 1 LOB: 1 K: 2 BB: 0 S: 9 P: 9	R: 0 H: 0 E: 0 LOB: 0 K: 2 BB: 0 S: 7 P: 7	R: 0 H: 0 E: 0 LOB: 0 K: 0 BB: 0 S: 3 P: 3	R: 0 H: 1 E: 0 LOB: 1 K: 0 BB: 0 S: 4 P: 4	R: 0 H: 1 E: 0 LOB: 1 K: 1 BB: 0 S: 6 P: 6	R: 0 H: 1 E: 0 LOB: 1 K: 1 BB: 0 S: 6 P: 6	1B: 5 2B: 2 3B: 1 HR: 1	SF: 0 SAC: 0 DP: 2 HBP: 0			WP: 0 PB: 0 SB: 0 CS: 0	PA: 34		

PITCHER		IP	WLS	BF	H	R	ER	SO	BB	IBB	HBP	BLK	WP	HR	S	P	ERA	WHIP
Claude Osteen, L ERA: 3.35	(1, 1)	9.0	W	34	7	2	0	9	1	0	0	0	0	1	51	55	0.00	0.889

PITCHER	IP	WLS	BF	H	R	ER	SO	BB	IBB	HBP	BLK	WP	HR	S	P	ERA	WHIP