


# Chicago White Sox - 1963

Batter	1	2	3	4	5	6	7	8	9	AB	R	H	RBI	BB	SO	LOB	TOP			
Jim Landis, R OBP: 0.200, SLG: 0.200 (1, 8)	6-3		K	L9			L9			5	0	1	0	0	1	3	Chicago White Sox @ Detroit Tigers Tiger Stadium, Detroit, MI Tue Apr 09 1963, 3:33 AM EST Att: 37,781 - Unknown			
Nelle Fox, L OBP: 0.500, SLG: 0.500 (1, 4)	G3		3B HBP			G3	FC3-6 E	K		4	2	2	0	0	1	2				
Joe Cunningham, L OBP: 0.200, SLG: 0.600 (1, 3)	G3		1B			F4	E3			5	1	1	2	0	0	3				
Floyd Robinson, L OBP: 0.600, SLG: 0.500 (1, 9)	HBP		1B			1B	FC3-6			4	1	2	2	0	0	2				
Pete Ward, L OBP: 0.400, SLG: 1.000 (1, 5)	6-3		L9			4-3	HR			4	1	1	3	1	0	4				
Dave Nicholson, R (1, 7)			K			F6	5-3			5	0	0	0	0	2	2				
Ron Hansen, R OBP: 0.250, SLG: 0.250 (1, 6)	5-3					F8				4	0	1	0	0	0	0				
J.C. Martin, L (1, 2)	F8					L9				4	0	0	0	0	0	1				
Ray Herbert, R Mike Joyce, R Mike Hershberger, R Frank Baumann, L Al Weis, S Juan Pizarro, L Hoyt Wilhelm, R			HBP							0	0	0	0	0	0	0				
			3B							0	0	0	0	0	0	0				
<b>Inning Stats</b>	R: 0 E: 0 K: 0 S: 4	H: 1 LOB: 2 BB: 0 P: 5	R: 0 E: 0 K: 1 S: 5	H: 0 LOB: 0 BB: 0 P: 5	R: 3 E: 0 K: 2 S: 10	H: 3 LOB: 1 BB: 0 P: 11	R: 0 E: 0 K: 0 S: 4	H: 1 LOB: 1 BB: 0 P: 4	R: 0 E: 0 K: 0 S: 3	H: 0 LOB: 0 BB: 0 P: 3	R: 4 E: 1 K: 0 S: 6	H: 2 LOB: 0 BB: 1 P: 10	R: 0 E: 0 K: 1 S: 7	H: 2 LOB: 2 BB: 0 P: 7	R: 0 E: 0 K: 0 S: 3	H: 0 LOB: 1 BB: 1 P: 7	1B: 8 2B: 0 3B: 1 HR: 1	SF: 0 SAC: 0 DP: 0 HBP: 2	WP: 0 PB: 0 SB: 0 CS: 0	PA: 42
<b>PITCHER</b>	IP WLS BF H R ER SO BB IBB HBP BLK WP HR S P ERA WHIP																			
Jim Bunning, R ERA: 3.52 Dick Egan, L ERA Bob Dustal, R ERA	(1, 1) (8, 1) (9, 1)	7.2 0.1 1.0	L 1 4	37 0 0	10 0 0	7 0 0	3 0 0	3 1 0	3 0 0	1 0 1	0 0 0	0 0 0	0 0 0	0 0 0	0 3 7	46 3 7	3.52 0.00 0.00	1.435 0.000 1.000		

Batter	1	2	3	4	5	6	7	8	9	AB	R	H	RBI	BB	SO	LOB	BOTTOM						
Bubba Phillips, R OBP: 0.600, SLG: 0.600 (1, 5)	BB	E		F7		FC1-6		1-3		5	1	3	1	0	0	0	Chicago White Sox @ Detroit Tigers Tiger Stadium, Detroit, MI Tue Apr 09 1963, 3:33 AM EST Att: 37,781 - Unknown						
Bill Bruton, L OBP: 0.200, SLG: 0.200 (1, 8)	1B	2H		F3		FC1-6		4-3		5	1	1	0	0	0	2							
Al Kaline, R OBP: 0.400, SLG: 0.400 (1, 9)	BB	FC3-6		L7		L5-4-3		L5-3		5	0	2	1	0	0	1							
Rocky Colavito, R OBP: 0.600, SLG: 0.600 (1, 7)	F2	FC3-6				1B		6-3		5	1	3	1	0	0	2							
Norm Cash, L Frank Kostro, R	4-0	FC5-2-5		K		K				2	0	0	0	1	1	3							
Dick McAuliffe, L (1, 4)	1-2	BB		K		K				1	0	0	0	0	1	1							
Gus Triandos, R OBP: 0.500, SLG: 1.250 (1, 2)				K		K				4	1	2	1	0	2	1							
Chico Fernandez, R OBP: 0.500, SLG: 0.500 (1, 6)				6-3		1B		F8		4	1	2	1	0	0	0							
Jim Bunning, R Dick Egan, L Whitey Herzog, L Bob Dustal, R	(1, 1) (8, 1) (8, PH) (9, 1)	1.1 0.2 4.0 0.0 3.0	WLS 2 W 1 S	BF 13 15 1 9	H 8 4 1 0	R 4 0 1 0	ER 4 0 1 0	SO 4 0 3 0	BB 0 0 0 0	IBB 0 0 0 0	HBP 0 0 0 0	BLK 0 0 0 0	WP 0 0 0 0	HR 1 2 0 0	S 12 2 21 1 15	P 12 2 21 1 15		ERA 27.00 0.00 2.25 ∞ 0.00	WHIP 6.750 0.000 1.000 ∞ 0.000	1B: 12 2B: 0 3B: 0 HR: 1	SF: 0 SAC: 1 DP: 1 HBP: 0	WP: 0 PB: 0 SB: 0 CS: 0	PA: 40
<b>PITCHER</b>	IP WLS BF H R ER SO BB IBB HBP BLK WP HR S P ERA WHIP																						



Batter	1	2	3	4	5	6	7	8	9	AB	R	H	RBI	BB	SO	LOB	TOP			
Jim Landis, R OBP: 0.111, SLG: 0.111 (1, 8)	F5		K		F6		6-3			4	0	0	0	0	1	1	<b>Chicago White Sox @ Detroit Tigers</b> Tiger Stadium, Detroit, MI Wed Apr 10 1963, 3:33 AM EST Att: 2,875 - Unknown			
Nelle Fox, L OBP: 0.444, SLG: 0.286 (1, 4)	HBP		F7		F8		6-3		3	1	0	0	0	0	1					
Joe Cunningham, L OBP: 0.222, SLG: 0.375 (1, 3)	K		3-1		L9		HBP		3	0	0	0	0	1	1					
Dave Nicholson, R OBP: 0.222, SLG: 0.125 (1, 7)	1B			BB	F7		K		3	0	1	0	1	1	1					
Floyd Robinson, L OBP: 0.556, SLG: 0.500 (1, 9)	1B		F8		1B		4-3		4	0	2	1	0	0	2					
Ron Hansen, R OBP: 0.375, SLG: 0.375 (1, 6)	K		F7		1B		FC5-6		4	0	2	0	0	1	3					
Pete Ward, L OBP: 0.333, SLG: 0.625 (9, PR)			1-3		F6		FC5-6		4	0	1	0	0	0	4					
Cam Carreon, R OBP: 0.250, SLG: 0.250 (1, 2)	FC5-4						F7		4	0	1	0	0	0	2					
Eddie Fisher, R Mike Hershberger, R Gary Peters, L (7, PH)	K				K		F8		2	0	0	0	0	2	2					
<b>Inning Stats</b>	R: 1 E: 0 K: 2 S: 9	H: 2 LOB: 2 BB: 0 P: 10	R: 0 E: 0 K: 1 S: 5	H: 1 LOB: 1 BB: 0 P: 5	R: 0 E: 0 K: 1 S: 5	H: 0 LOB: 0 BB: 0 P: 5	R: 0 E: 0 K: 0 S: 3	H: 0 LOB: 1 BB: 1 P: 7	R: 0 E: 0 K: 0 S: 6	H: 1 LOB: 1 BB: 0 P: 6	R: 0 E: 0 K: 0 S: 3	H: 0 LOB: 0 BB: 0 P: 3	R: 0 E: 0 K: 1 S: 5	H: 1 LOB: 1 BB: 0 P: 3	R: 0 E: 0 K: 0 S: 3	H: 1 LOB: 1 BB: 0 P: 3	1B: 7 2B: 1 3B: 0 HR: 0	SF: 0 SAC: 0 DP: 2 HBP: 2	WP: 0 PB: 0 CS: 1	PA: 35
<b>PITCHER</b> Hank Aguirre, L ERA: 1.0 (1, 1)	IP: 9.0 WLS: W BF: 35 H: 7 R: 1 ER: 1 SO: 6 BB: 1 IBB: 0 HBP: 2 BLK: 0 WP: 0 HR: 0 S: 44 P: 50 ERA: 1.00 WHIP: 0.889																			

Batter	1	2	3	4	5	6	7	8	9	AB	R	H	RBI	BB	SO	LOB	BOTTOM
Bubba Phillips, R OBP: 0.444, SLG: 0.375 (1, 5)	F8		K			F8		6-3		3	0	0	0	1	1	0	<b>Chicago White Sox @ Detroit Tigers</b> Tiger Stadium, Detroit, MI Wed Apr 10 1963, 3:33 AM EST Att: 2,875 - Unknown
Bill Bruton, L OBP: 0.222, SLG: 0.333 (1, 8)	HBP		F8		4-3		4-3		4	1	1	0	0	1	1		
Al Kaline, R OBP: 0.444, SLG: 0.375 (1, 9)	1B		L4				L9		3	1	1	0	1	0	0		
Rocky Colavito, R OBP: 0.375, SLG: 0.429 (1, 7)	SF8				K		F8		2	0	0	1	0	1	2		
Norm Cash, L (1, 3)	1B		F3				K		2	0	0	0	1	1	2		
Dick McAuliffe, L OBP: 0.143, SLG: 0.143 (1, 4)	1B		1-3				K		3	0	1	1	0	1	0		
Gus Triandos, R OBP: 0.286, SLG: 0.714 (1, 2)	CS		F8		F8		K		3	0	0	0	0	1	0		
Chico Fernandez, R OBP: 0.429, SLG: 0.429 (1, 6)			F5		F9		1B		3	0	1	0	0	0	0		
Hank Aguirre, R (1, 1)	K				4-3		K		3	0	0	0	0	2	1		
<b>Inning Stats</b>	R: 2 E: 0 K: 0 S: 5	H: 3 LOB: 1 BB: 1 P: 9	R: 0 E: 0 K: 1 S: 5	H: 0 LOB: 0 BB: 0 P: 5	R: 0 E: 0 K: 1 S: 5	H: 0 LOB: 0 BB: 0 P: 5	R: 0 E: 0 K: 1 S: 3	H: 0 LOB: 2 BB: 2 P: 13	R: 0 E: 0 K: 3 S: 10	H: 1 LOB: 1 BB: 0 P: 10	R: 0 E: 0 K: 1 S: 5	H: 0 LOB: 0 BB: 0 P: 5	1B: 3 2B: 1 3B: 0 HR: 0	SF: 1 SAC: 0 DP: 0 HBP: 0	WP: 0 PB: 1 CS: 1	PA: 31	
<b>PITCHER</b> Eddie Fisher, R ERA: 1.5 (7, 1) Gary Peters, L ERA: (7, 1)	IP: 6.0 WLS: L BF: 23 H: 3 R: 2 ER: 1 SO: 4 BB: 3 IBB: 0 HBP: 0 BLK: 0 WP: 0 HR: 0 S: 28 P: 40 ERA: 1.50 WHIP: 1.000																











Batter	1	2	3	4	5	6	7	8	9	AB	R	H	RBI	BB	SO	LOB	TOP					
Dick Howser, R OBP: 0.289, SLG: 0.208 (1, 6)										5	1	1	0	0	0	4	<b>Kansas City Athletics @ Chicago White Sox</b> Comiskey Park, Chicago, IL Tue Apr 16 1963, 4:33 AM EST Att: 24,760 - Unknown <a href="http://livebaseballscorecards.com">livebaseballscorecards.com</a>					
Jose Tartabull, L OBP: 0.235, SLG: 0.313 (1, 8)										4	0	0	0	0	1	2						
Jerry Lumpe, L OBP: 0.240, SLG: 0.280 (1, 4)										5	1	1	0	0	0	0						
Norm Siebern, L OBP: 0.360, SLG: 0.400 (1, 3)										4	2	2	0	1	2	1						
Chuck Essegian, R OBP: 0.250, SLG: 0.409 Bobby Del Greco, R OBP: 0.333, SLG: 0.500 (1, 7) (8, 7)										4	1	1	0	0	0	1						
Ed Charles, R OBP: 0.524, SLG: 0.529 (1, 5)										3	2	2	1	2	1	0						
Gino Cimoli, R OBP: 0.440, SLG: 0.545 (1, 9)										4	0	2	3	0	0	2						
Billy Bryan, L OBP: 0.364, SLG: 0.600 Haywood Sullivan, R OBP: 0.273, SLG: 0.200 (1, 2) (4, PH) (4, 2)										1	0	0	0	0	1	1						
Ted Bowsfield, R John Wyatt, R (1, 1) (9, 1)										2	0	0	1	1	0	1						
										0	0	0	0	0	0	0						
<b>Inning Stats</b>	R: 0 E: 1 K: 1 S: 6	H: 0 LOB: 1 BB: 0 P: 6	R: 1 E: 0 K: 1 S: 7	H: 2 LOB: 1 BB: 0 P: 7	R: 0 E: 0 K: 1 S: 5	H: 0 LOB: 0 BB: 0 P: 5	R: 2 E: 0 K: 0 S: 5	H: 2 LOB: 2 BB: 2 P: 13	R: 0 E: 0 K: 0 S: 4	H: 1 LOB: 1 BB: 0 P: 4	R: 1 E: 0 K: 0 S: 4	H: 1 LOB: 2 BB: 2 P: 12	R: 0 E: 0 K: 1 S: 5	H: 0 LOB: 0 BB: 0 P: 5	R: 0 E: 0 K: 1 S: 5	H: 0 LOB: 0 BB: 0 P: 5	R: 3 E: 0 K: 0 S: 7	H: 4 LOB: 2 BB: 1 P: 11	1B: 7 2B: 2 3B: 1 HR: 0	SF: 1 SAC: 2 DP: 0 HBP: 0	WP: 0 PB: 1 SB: 2 CS: 0	PA: 43
<b>PITCHER</b>	IP WLS BF H R ER SO BB IBB HBP BLK WP HR S P ERA WHIP																					
Eddie Fisher, R ERA: 3.86 (1, 1)	3.1 L 16 4 3 3 3 1 0 0 0 0 0 0 21 25 8.10 1.500																					
Frank Baumann, L ERA: 1.59 (4, 1)	1.2 7 1 0 0 0 0 1 0 0 0 0 0 6 10 0.00 0.600																					
Dom Zanni, R ERA: 13.5 (6, 1)	0.2 5 1 1 1 0 2 0 0 0 0 0 0 3 11 13.50 4.500																					
Gary Peters, L ERA: 1.5 (6, 1)	1.1 4 0 0 0 1 0 0 0 0 0 0 0 6 6 0.00 0.000																					
John Buzhardt, R ERA: 13.5 (8, 1)	2.0 11 4 3 3 1 0 1 0 0 0 0 0 12 16 13.50 2.000																					

Batter	1	2	3	4	5	6	7	8	9	AB	R	H	RBI	BB	SO	LOB	BOTTOM					
Jim Landis, R OBP: 0.167, SLG: 0.091 Charlie Maxwell, L (9, PH) (1, 8)										4	0	1	0	0	1	0	<b>Kansas City Athletics @ Chicago White Sox</b> Comiskey Park, Chicago, IL Tue Apr 16 1963, 4:33 AM EST Att: 24,760 - Unknown <a href="http://livebaseballscorecards.com">livebaseballscorecards.com</a>					
Nellie Fox, L OBP: 0.280, SLG: 0.182 (1, 4)										5	1	2	0	0	0	4						
Pete Ward, L OBP: 0.375, SLG: 0.650 (1, 5)										4	0	1	1	1	0	3						
Dave Nicholson, R OBP: 0.238, SLG: 0.111 (1, 7)										4	0	0	0	0	2	1						
Mike Hershberger, R OBP: 0.125, SLG: 0.125 (1, 9)										4	0	0	0	0	0	0						
Joe Cunningham, L OBP: 0.348, SLG: 0.400 (1, 3)										3	2	2	0	1	1	0						
Ron Hansen, R OBP: 0.381, SLG: 0.474 (1, 6)										4	1	3	3	0	0	1						
Cam Carreon, R OBP: 0.273, SLG: 0.273 (1, 2)										4	0	2	0	0	0	2						
Eddie Fisher, R Frank Baumann, L Charley Smith, R Dom Zanni, R Gary Peters, L Shem Lister, R John Buzhardt, R Al Wess, S Four Hitters, L Sammy Espinoza, R (1, 1) (1, 1) (1, 1) (1, 1) (1, 1) (1, 1) (1, 1) (1, 1) (1, 1) (1, 1) (1, 1)										1	0	0	0	0	0	0						
										1	0	0	0	0	0	0						
<b>Inning Stats</b>	R: 0 E: 0 K: 1 S: 5	H: 0 LOB: 1 BB: 1 P: 9	R: 0 E: 0 K: 1 S: 6	H: 1 LOB: 0 BB: 0 P: 6	R: 0 E: 0 K: 0 S: 4	H: 1 LOB: 1 BB: 0 P: 4	R: 1 E: 0 K: 0 S: 5	H: 2 LOB: 1 BB: 0 P: 5	R: 1 E: 0 K: 2 S: 8	H: 2 LOB: 1 BB: 0 P: 8	R: 0 E: 0 K: 1 S: 5	H: 0 LOB: 1 BB: 1 P: 9	R: 0 E: 0 K: 0 S: 4	H: 2 LOB: 1 BB: 0 P: 4	R: 0 E: 0 K: 0 S: 3	H: 0 LOB: 0 BB: 0 P: 3	R: 2 E: 0 K: 1 S: 8	H: 3 LOB: 2 BB: 1 P: 12	1B: 8 2B: 2 3B: 0 HR: 1	SF: 0 SAC: 0 DP: 1 HBP: 0	WP: 0 PB: 0 SB: 0 CS: 0	PA: 39
<b>PITCHER</b>	IP WLS BF H R ER SO BB IBB HBP BLK WP HR S P ERA WHIP																					
Ted Bowsfield, L ERA: 4.85 (1, 1)	8.0 W 35 11 4 4 5 2 0 0 0 0 0 0 1 43 51 4.50 1.625																					
John Wyatt, R ERA: (9, 1)	1.0 S 4 0 0 0 1 1 0 0 0 0 0 0 5 9 0.00 1.000																					



Batter	1	2	3	4	5	6	7	8	9	AB	R	H	RBI	BB	SO	LOB	TOP		
Dick Howser, R (1, 6) OBP: 0.267, SLG: 0.214										4	0	1	0	0	0	1			
Jose Tartabull, L (1, 8) OBP: 0.238, SLG: 0.300										4	0	1	0	0	0	0			
Jerry Lumpe, L (1, 4) OBP: 0.207, SLG: 0.241										4	0	0	0	0	0	2			
Norm Siebern, L (1, 3) OBP: 0.345, SLG: 0.348										3	0	0	0	1	1	2			
Chuck Essegian, R (1, 7) OBP: 0.222, SLG: 0.360										3	0	0	0	0	1	3			
Ed Charles, R (1, 5) OBP: 0.458, SLG: 0.450										3	0	0	0	0	0	1			
Gino Cimoli, R (1, 9) OBP: 0.429, SLG: 0.520										3	0	1	0	0	1	0			
Billy Bryan, L (1, 2) OBP: 0.286, SLG: 0.462										3	0	0	0	0	1	1			
Ed Rakow, S (1, 1) OBP: 0.333, SLG: 0.200										2	0	0	0	0	1	0			
Manny Jimenez, L (8, PH) OBP: 0.500, SLG: 0.667										1	0	0	0	0	0	1			
Dale Willis, R (8, 1)										0	0	0	0	0	0	0			
<b>Inning Stats</b>	R: 0 E: 0 K: 0 S: 5	H: 2 LOB: 2 BB: 0 P: 5	R: 0 E: 0 K: 1 S: 5	H: 0 LOB: 0 BB: 0 P: 5	R: 0 E: 0 K: 0 S: 3	H: 0 LOB: 0 BB: 0 P: 3	R: 0 E: 0 K: 0 S: 3	H: 0 LOB: 1 BB: 1 P: 7	R: 0 E: 0 K: 1 S: 5	H: 0 LOB: 0 BB: 0 P: 5	R: 0 E: 0 K: 0 S: 3	H: 0 LOB: 0 BB: 0 P: 3	R: 0 E: 0 K: 1 S: 5	H: 1 LOB: 1 BB: 0 P: 6	R: 0 E: 0 K: 1 S: 5	H: 0 LOB: 0 BB: 0 P: 5	1B: 3 2B: 0 3B: 0 HR: 0	SF: 0 SAC: 0 DP: 0 HBP: 0	WP: 0 PA: 31
<b>PITCHER</b> Ray Herbert, R (1, 1) ERA: 3.48	IP: 9.0 WLS: W BF: 31	H: 3 R: 0 ER: 0 SO: 5	BB: 1 IBB: 0 HBP: 0 BLK: 0	WP: 0 HR: 0 S: 40 P: 44	ERA: 0.00 WHIP: 0.444														

Kansas City Athletics @ Chicago White Sox  
Comiskey Park, Chicago, IL  
Thu Apr 18 1963, 4:33 AM EST  
Att: 2,588 - Unknown

AB	30
R	0
H	3
RBI	0
BB	1
SO	5
LOB	11



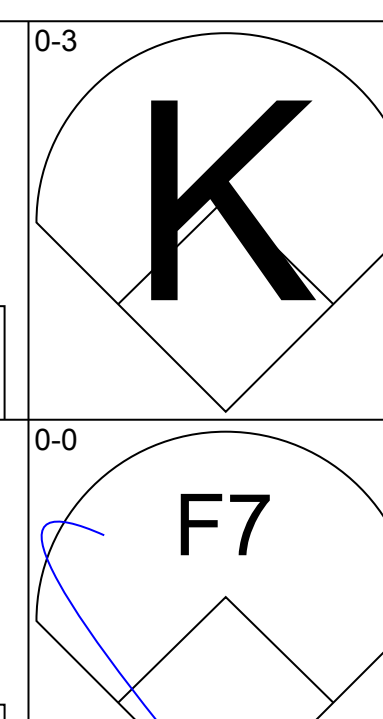
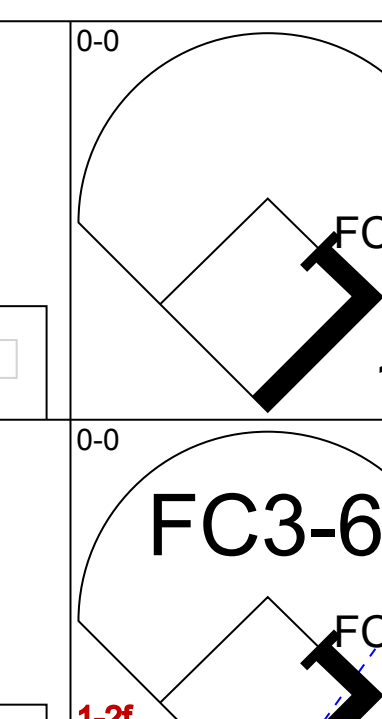
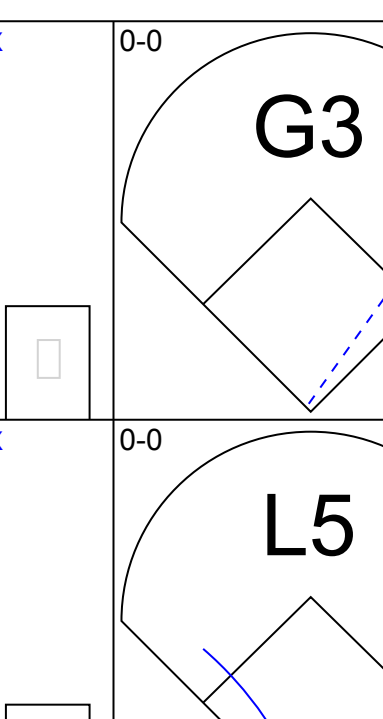
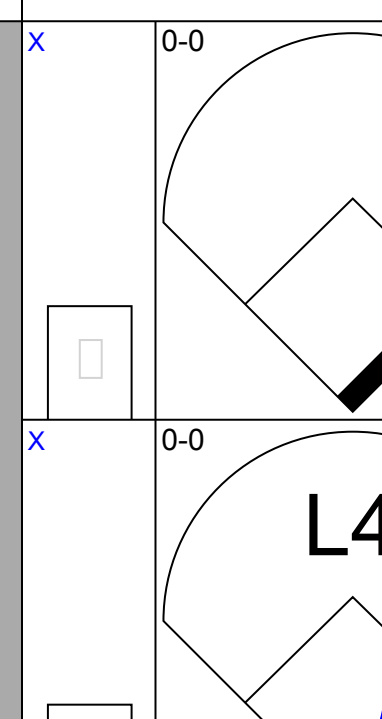
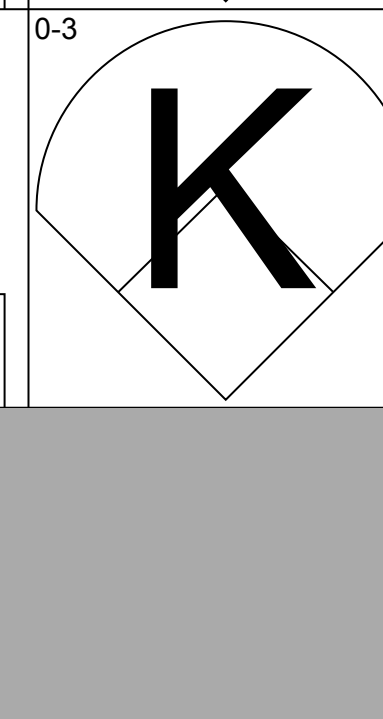
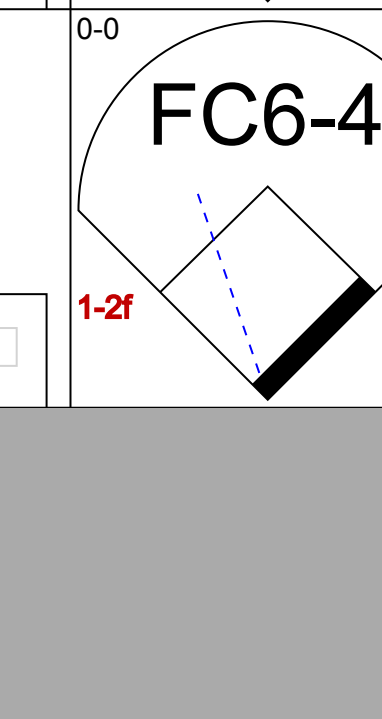




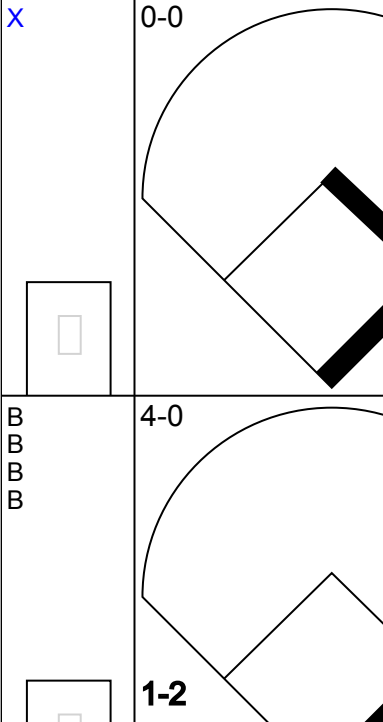
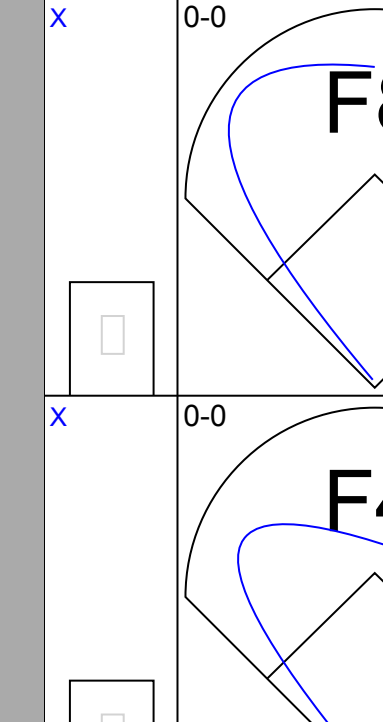
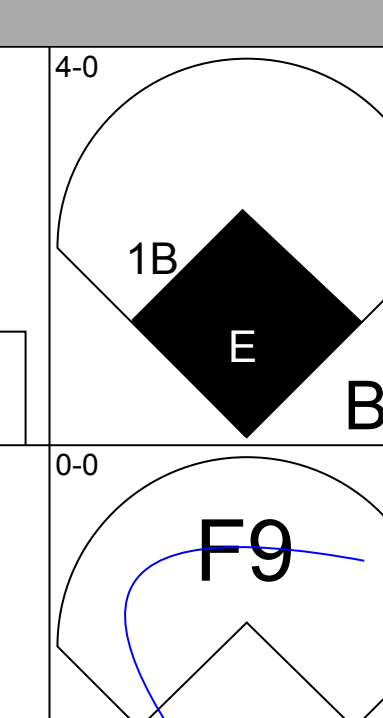
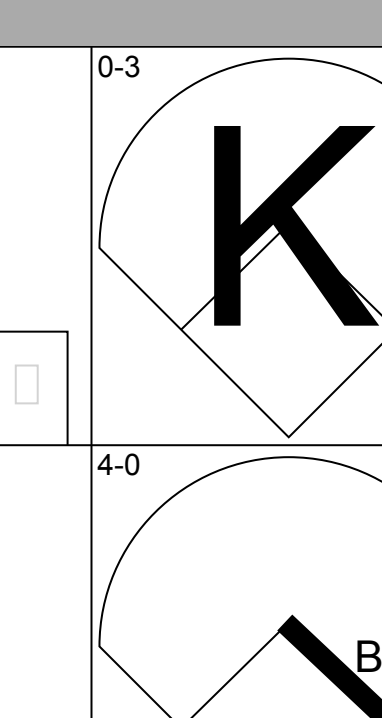
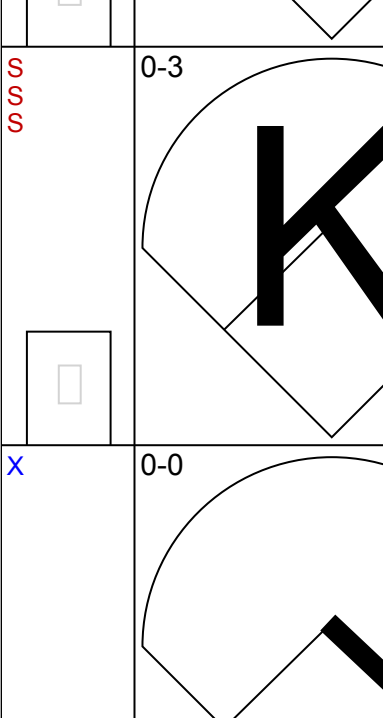
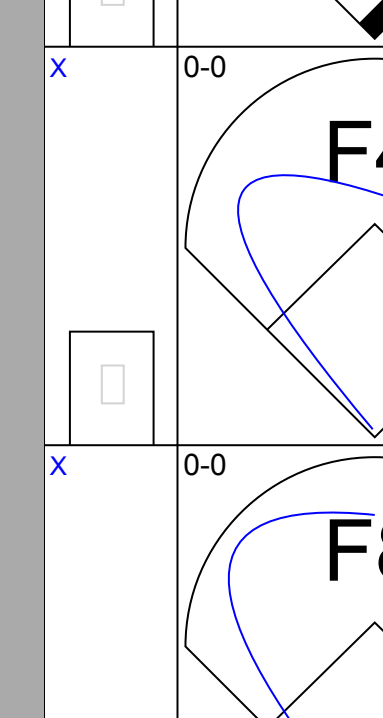
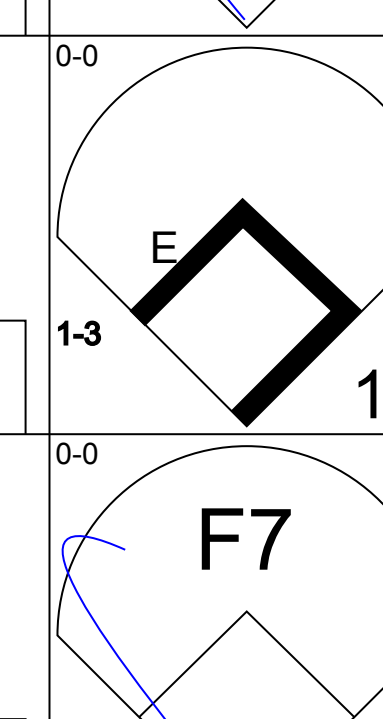
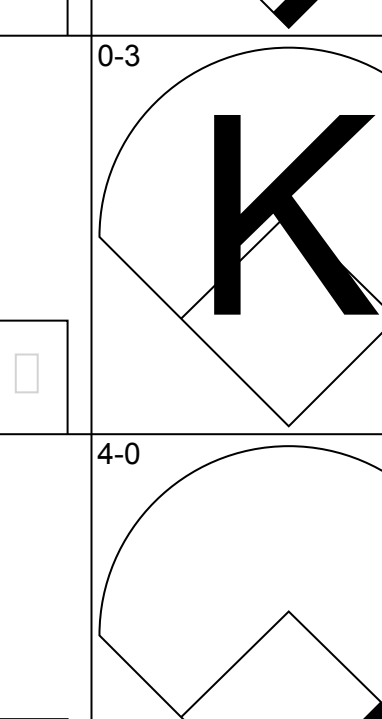
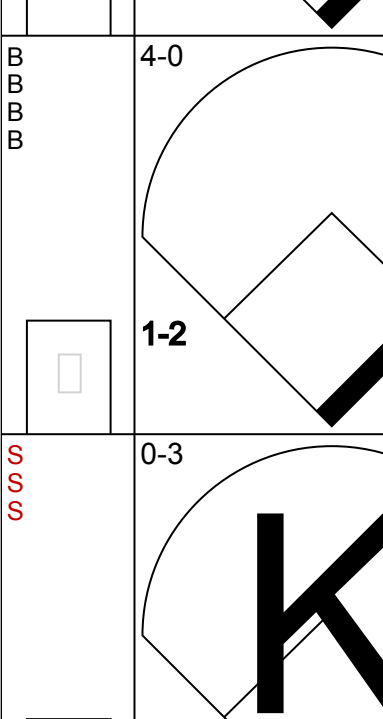
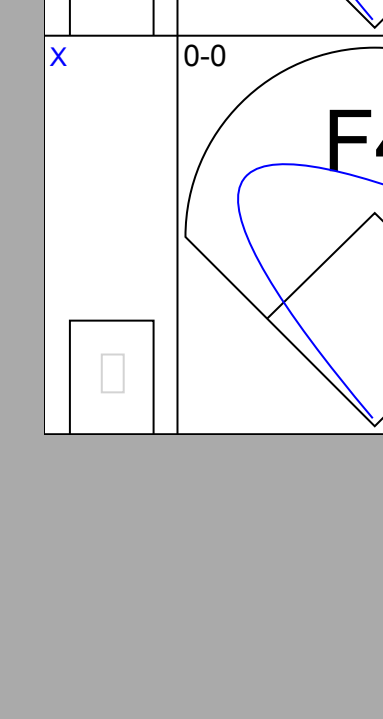
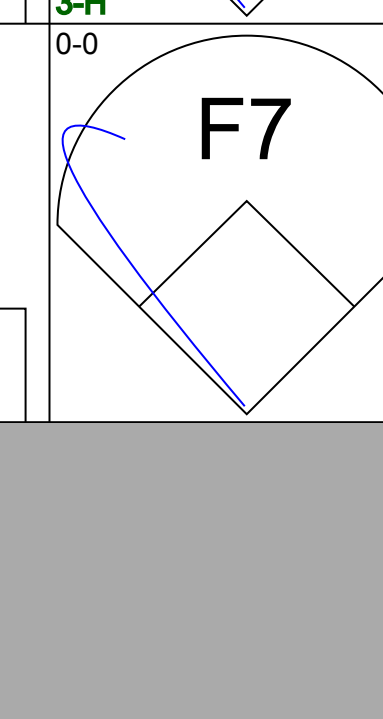
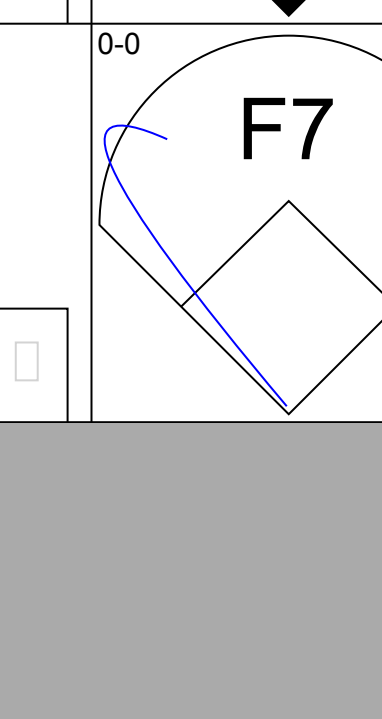

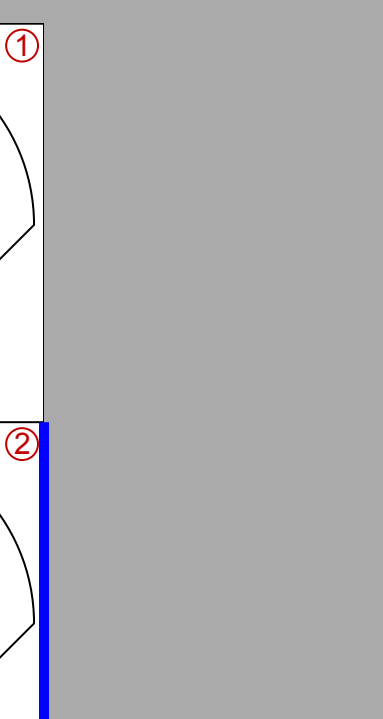
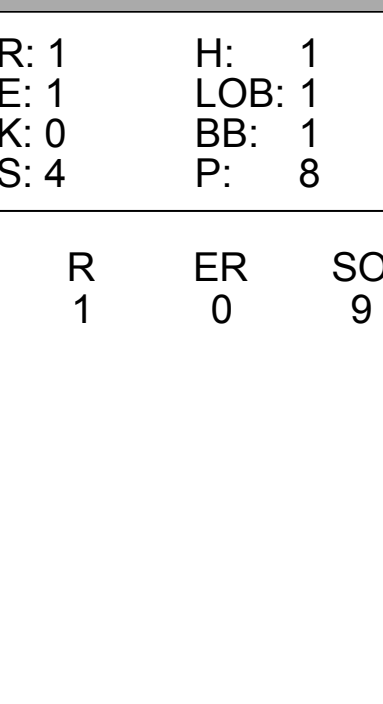
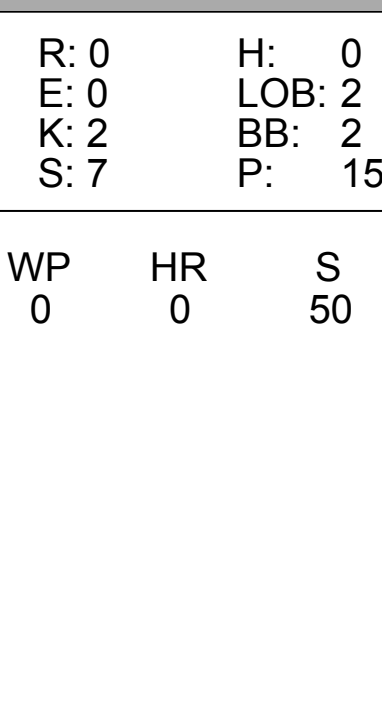
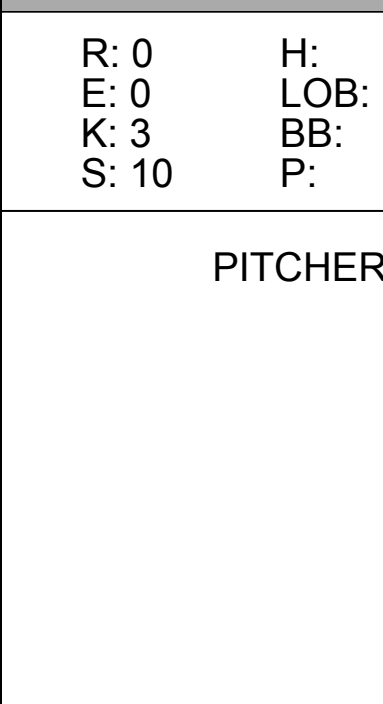
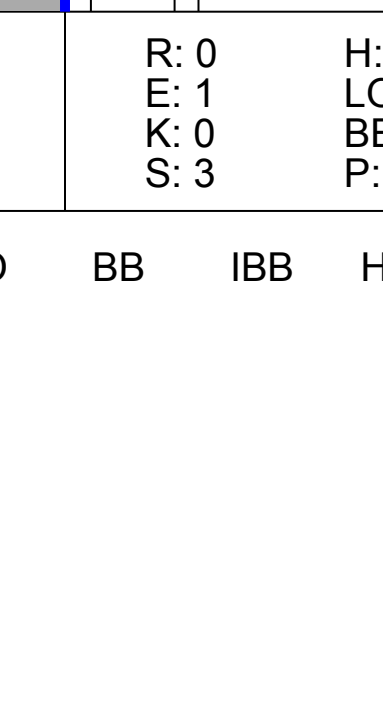


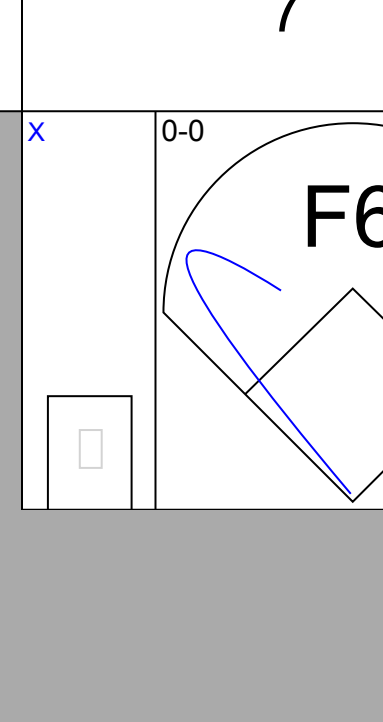


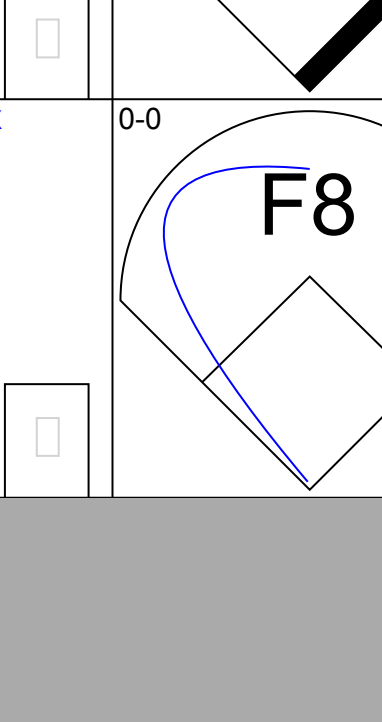

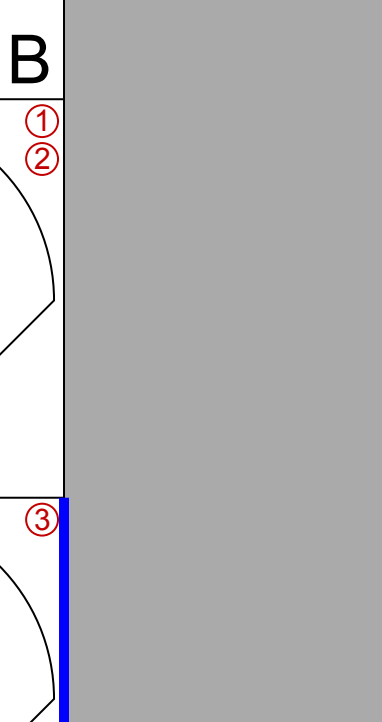
Batter	1	2	3	4	5	6	7	8	9	AB	R	H	RBI	BB	SO	LOB	BOTTOM		
Mike Hershberger, R (1, 8) OBP: 0.167, SLG: 0.091										3	0	0	0	1	0	0			
Nellie Fox, L (1, 4) OBP: 0.276, SLG: 0.192										4	0	1	0	0	0	1			
Joe Cunningham, L (1, 3) OBP: 0.333, SLG: 0.375										4	0	1	0	0	0	1			
Floyd Robinson, L (1, 9) OBP: 0.417, SLG: 0.524										4	2	2	0	0	0	2			
Jim Landis, R (9, 8) OBP: 0.167, SLG: 0.091										0	0	0	0	0	0	0			
Pete Ward, L (1, 5) OBP: 0.333, SLG: 0.565										3	0	0	0	0	0	2			
Dave Nicholson, R (1, 7) OBP: 0.250, SLG: 0.286										3	1	1	1	0	1	2			
Ron Hansen, R (1, 6) OBP: 0.333, SLG: 0.429										2	0	0	1	0	1	0			
J.C. Martin, L (1, 2) OBP: 0.143, SLG: 0.077										3	0	0	0	0	0	1			
Ray Herbert, R (1, 1)										3	0	0	0	0	1	0			
<b>Inning Stats</b>	R: 0 E: 0 K: 0 S: 3	H: 0 LOB: 0 BB: 0 P: 3	R: 1 E: 1 K: 0 S: 5	H: 1 LOB: 1 BB: 0 P: 5	R: 0 E: 0 K: 0 S: 3	H: 0 LOB: 0 BB: 0 P: 3	R: 0 E: 0 K: 0 S: 3	H: 0 LOB: 0 BB: 0 P: 5	R: 0 E: 0 K: 1 S: 6	H: 1 LOB: 1 BB: 0 P: 6	R: 2 E: 0 K: 1 S: 7	H: 2 LOB: 2 BB: 0 P: 7	R: 0 E: 0 K: 0 S: 4	H: 1 LOB: 2 BB: 1 P: 8	1B: 3 2B: 1 3B: 0 HR: 1	SF: 1 SAC: 0 DP: 0 HBP: 0	WP: 1 PA: 31		
<b>PITCHER</b> Ed Rakow, R (1, 1) ERA: 1.13	IP: 7.0 WLS: L BF: 26	H: 4 R: 3 ER: 2 SO: 3	BB: 0 IBB: 0 HBP: 0 BLK: 0	WP: 1 HR: 1 S: 32 P: 32	ERA: 2.57 WHIP: 0.571														
Dale Willis, R (8, 1)	IP: 1.0 WLS: L BF: 5	H: 1 R: 0 ER: 0 SO: 0	BB: 1 IBB: 0 HBP: 0 BLK: 0	WP: 0 HR: 0 S: 4 P: 8	ERA: 0.00 WHIP: 2.000														

Kansas City Athletics @ Chicago White Sox  
Comiskey Park, Chicago, IL  
Thu Apr 18 1963, 4:33 AM EST  
Att: 2,588 - Unknown

AB	29
R	3
H	5
RBI	2
BB	1
SO	3
LOB	9

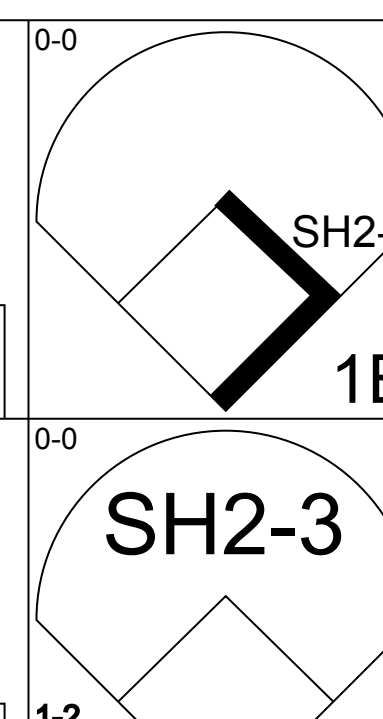
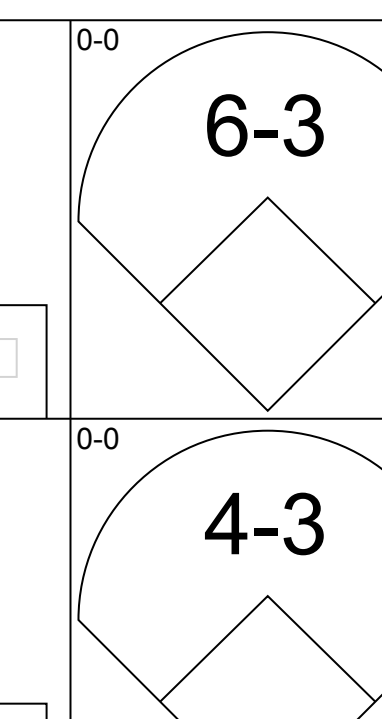
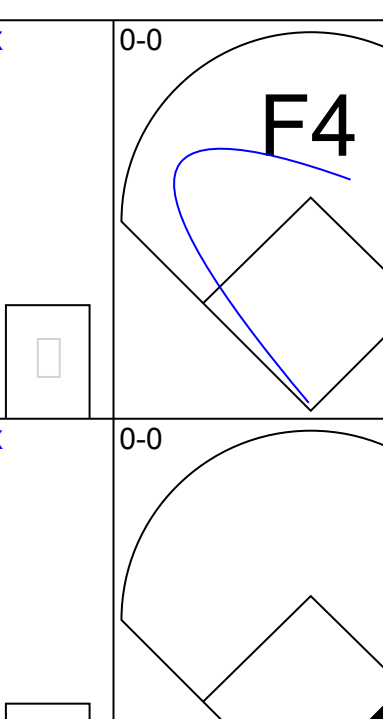
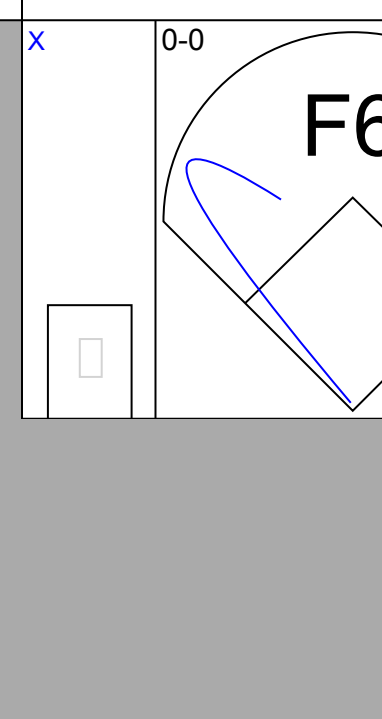
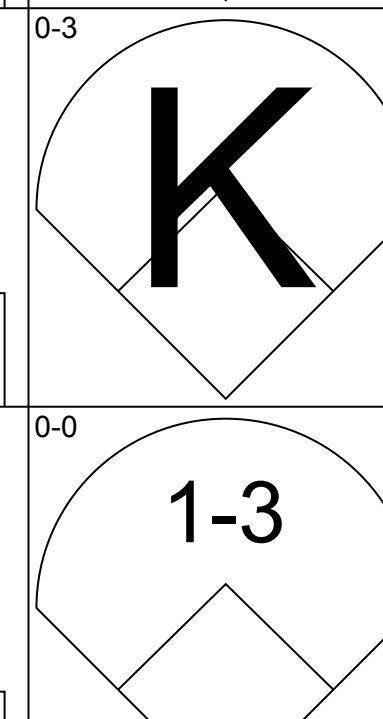

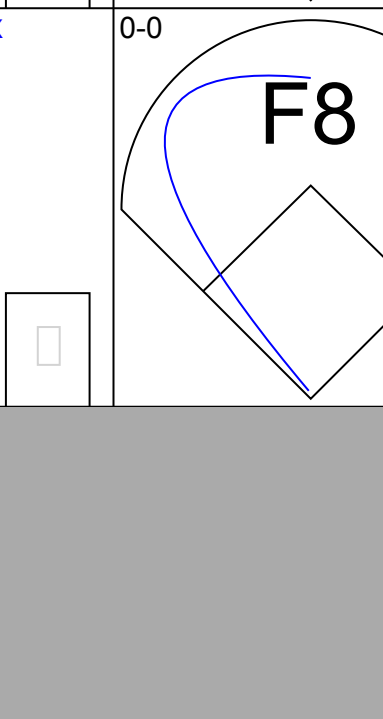
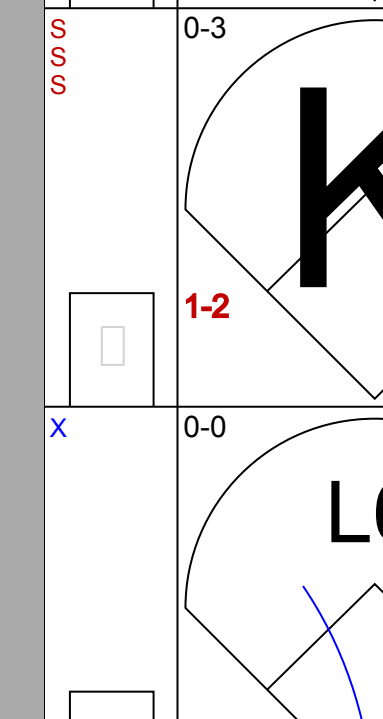

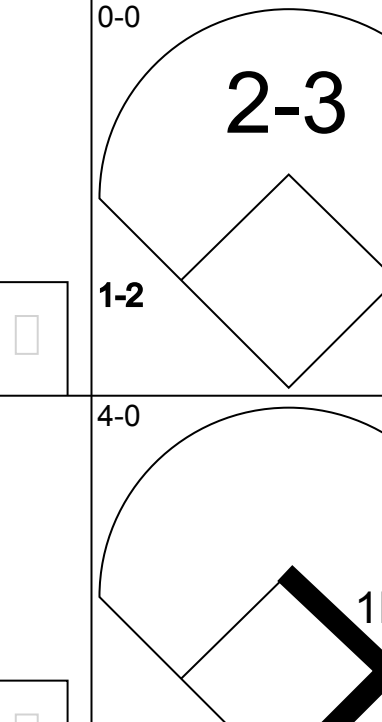



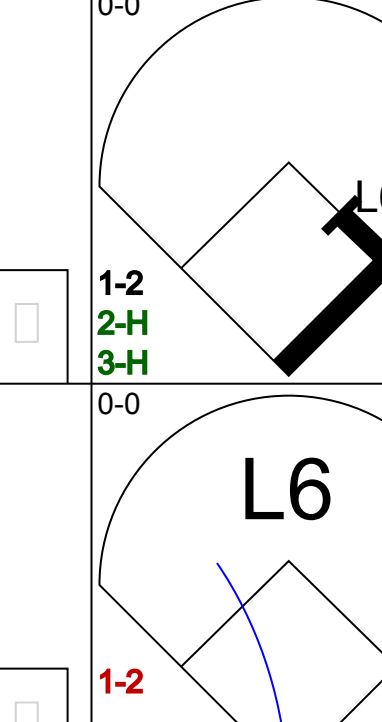
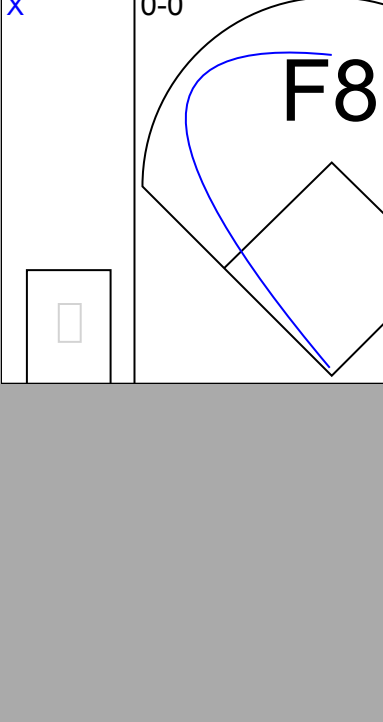
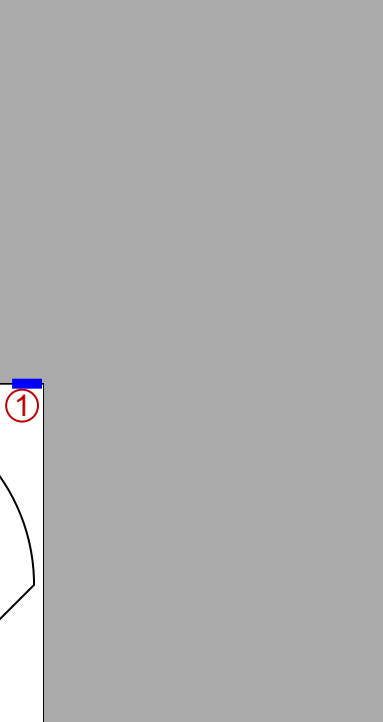
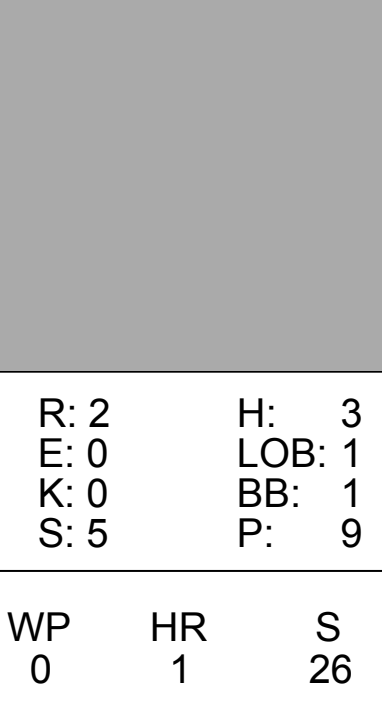
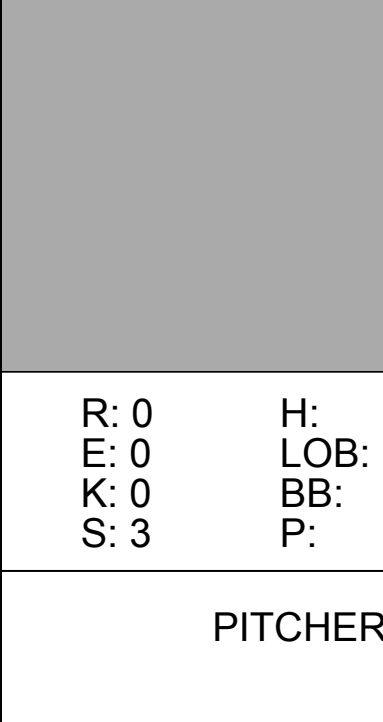
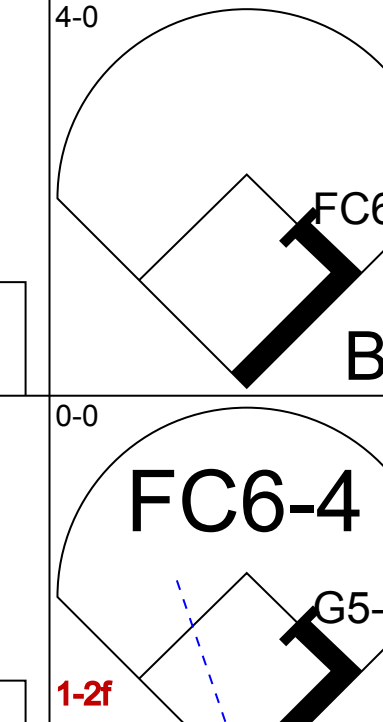
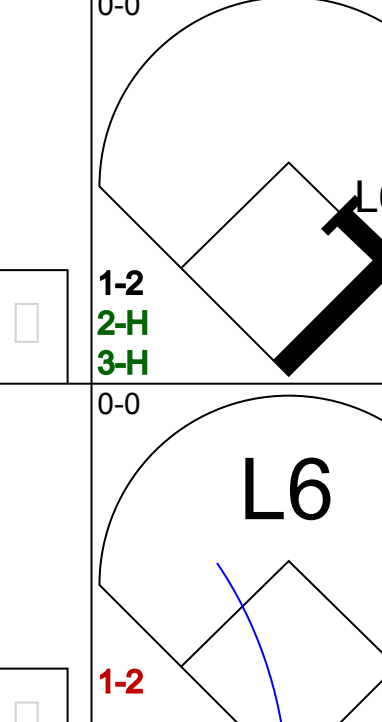
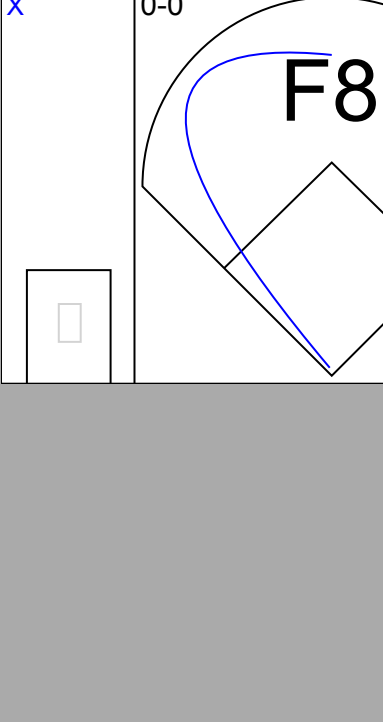
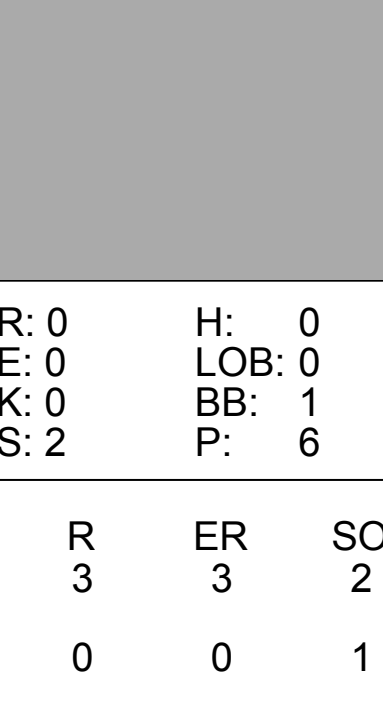
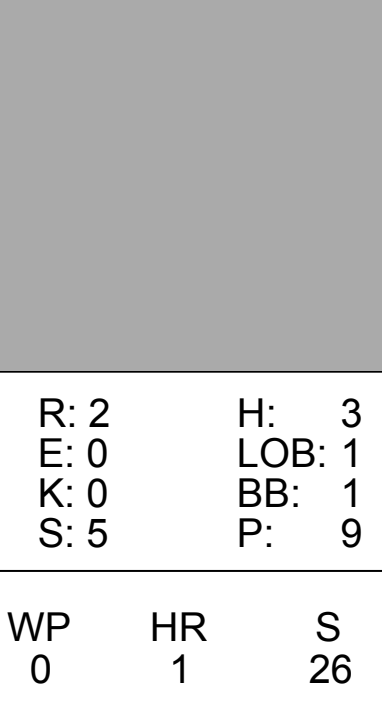
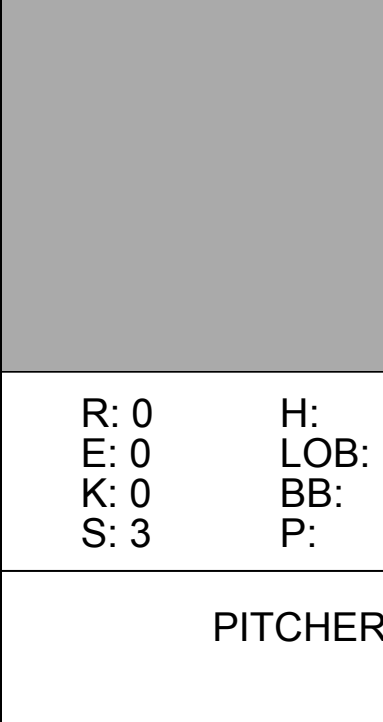



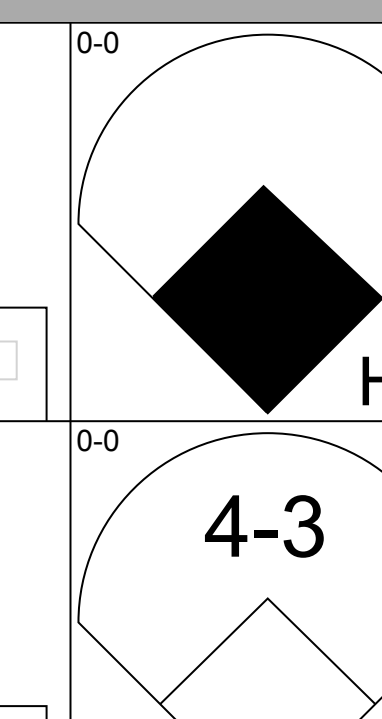
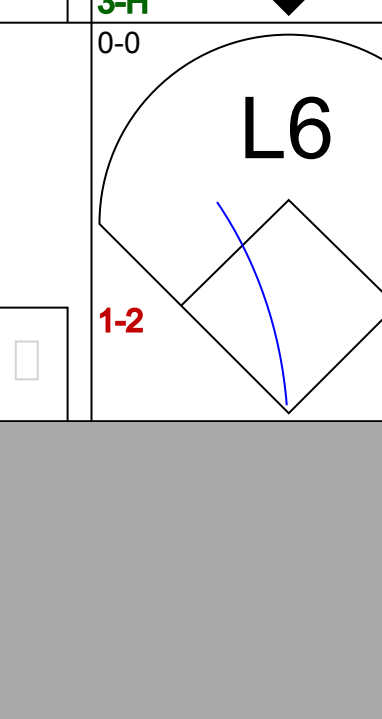
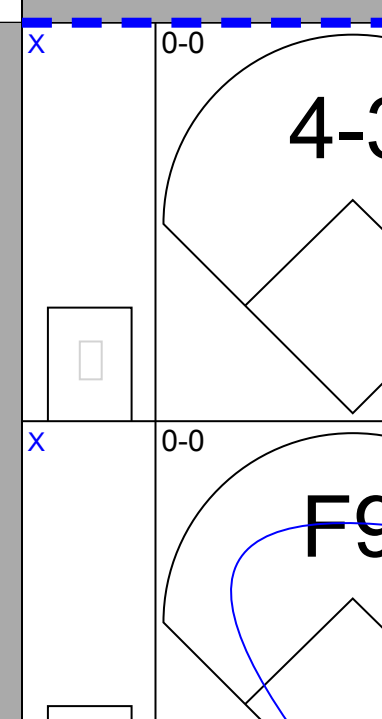
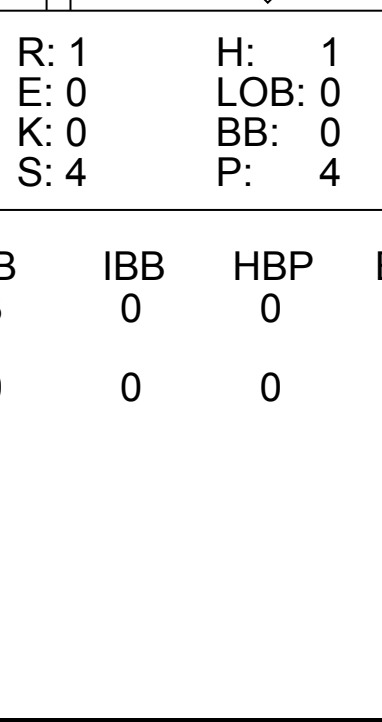
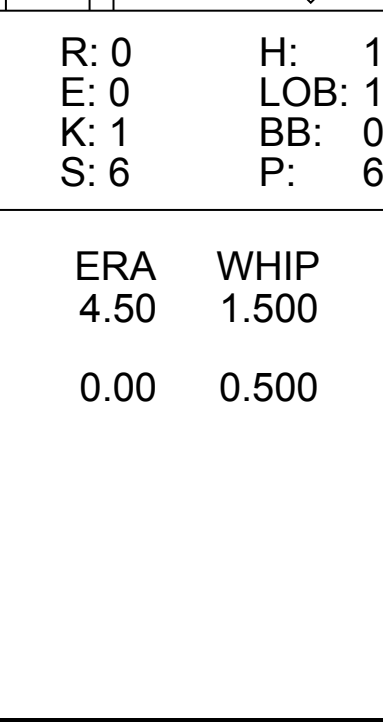
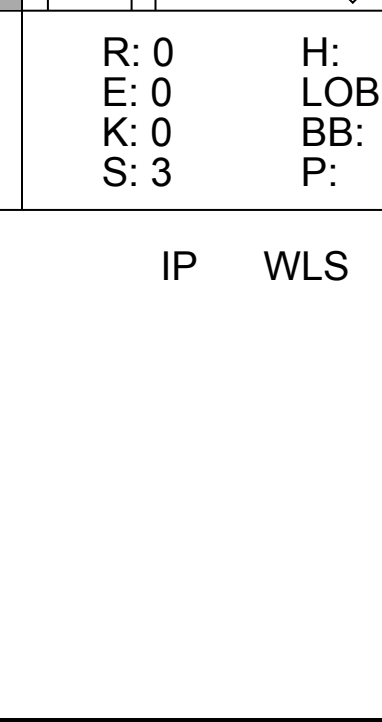




Batter	1	2	3	4	5	6	7	8	9	AB	R	H	RBI	BB	SO	LOB	TOP					
Lenny Green, L (1,8) OBP: 0.300, SLG: 0.385										4	0	2	0	0	1	0	<b>Minnesota Twins @ Chicago White Sox</b> Comiskey Park, Chicago, IL Fri Apr 19 1963, 7:05 PM EST Att: 17,191 - Unknown					
Vic Power, R (1,3) OBP: 0.231, SLG: 0.333										4	0	0	0	0	0	2						
Jim Lemon, R (1,7) OBP: 0.222, SLG: 0.222										4	0	1	0	0	2	1						
Bob Allison, R (1,9) OBP: 0.421, SLG: 0.594										3	1	0	0	1	2	1						
Earl Battey, R (1,2) OBP: 0.387, SLG: 0.536										3	0	1	0	1	0	2						
Bernie Allen, L (1,4) OBP: 0.342, SLG: 0.303										3	0	1	0	1	1	2						
George Banks, R (1,5) OBP: 0.257, SLG: 0.207										3	0	0	0	1	1	3						
Zoilo Versalles, R (1,6) OBP: 0.229, SLG: 0.273										4	0	0	0	0	0	3						
Camilo Pascual, R (1,1)										2	0	0	0	0	1	0						
Rich Rollins, R (7, PH)										1	0	0	0	0	1	0						
Bill Pleis, L (7, PH)										0	0	0	0	0	0	0						
Bill Tuttle, R (9, PH)										1	0	0	0	0	0	1						
<b>Inning Stats</b>	R: 0 E: 0 K: 2 S: 7	H: 0 LOB: 0 BB: 0 P: 7	R: 1 E: 1 K: 0 S: 4	H: 1 LOB: 1 BB: 1 P: 8	R: 0 E: 0 K: 1 S: 6	H: 1 LOB: 1 BB: 0 P: 6	R: 0 E: 0 K: 2 S: 7	H: 0 LOB: 2 BB: 2 P: 15	R: 0 E: 0 K: 0 S: 3	H: 0 LOB: 0 BB: 0 P: 3	R: 0 E: 0 K: 1 S: 10	H: 1 LOB: 2 BB: 1 P: 14	R: 0 E: 0 K: 0 S: 6	H: 1 LOB: 1 BB: 0 P: 6	R: 0 E: 0 K: 0 S: 4	H: 1 LOB: 0 BB: 0 P: 4	R: 0 E: 1 K: 0 S: 3	H: 0 LOB: 0 BB: 0 P: 3	1B: 5 2B: 0 3B: 0 HR: 0	SF: 0 SAC: 0 DP: 1 HBP: 0	WP: 0 PB: 0 SB: 0 CS: 0	PA: 36
<b>PITCHER</b> Juan Pizarro, L (1,1) ERA:	IP: 9.0 WLS: W BF: 36 H: 5 R: 1 ER: 0 SO: 9 BB: 4 IBB: 0 HBP: 0 BLK: 0 WP: 0 HR: 0 S: 50 P: 66 ERA: 0.00 WHIP: 1.000															<b>PITCHER</b>						

AB	32
R	1
H	5
RBI	0
BB	4
SO	9
LOB	15



Batter	1	2	3	4	5	6	7	8	9	AB	R	H	RBI	BB	SO	LOB	BOTTOM			
Mike Hershberger, R (1,8) OBP: 0.188, SLG: 0.133										4	0	1	0	0	0	0	<b>Minnesota Twins @ Chicago White Sox</b> Comiskey Park, Chicago, IL Fri Apr 19 1963, 7:05 PM EST Att: 17,191 - Unknown			
Nellie Fox, L (1,4) OBP: 0.313, SLG: 0.241										3	0	2	0	0	0	0				
Pete Ward, L (1,5) OBP: 0.323, SLG: 0.519										4	1	1	0	0	2	3				
Floyd Robinson, L (1,9) OBP: 0.429, SLG: 0.500										3	1	1	0	1	0	1				
Jim Landis, R (9,8) OBP: 0.167, SLG: 0.091										0	0	0	0	0	0	0				
Joe Cunningham, L (1,3) OBP: 0.333, SLG: 0.346										2	0	0	0	1	0	3				
Dave Nicholson, R (1,7) OBP: 0.259, SLG: 0.261										2	0	0	0	1	0	2				
Ron Hansen, R (1,6) OBP: 0.333, SLG: 0.417										3	0	1	2	0	0	2				
J.C. Martin, L (1,2) OBP: 0.176, SLG: 0.313										3	1	1	1	0	0	2				
Juan Pizarro, L (1,1)										3	0	0	0	0	1	0				
<b>Inning Stats</b>	R: 0 E: 0 K: 1 S: 6	H: 1 LOB: 1 BB: 0 P: 6	R: 0 E: 0 K: 0 S: 2	H: 0 LOB: 0 BB: 1 P: 6	R: 1 E: 0 K: 0 S: 4	H: 1 LOB: 0 BB: 0 P: 4	R: 2 E: 0 K: 0 S: 5	H: 3 LOB: 1 BB: 1 P: 9	R: 0 E: 0 K: 1 S: 6	H: 1 LOB: 1 BB: 0 P: 6	R: 0 E: 0 K: 0 S: 3	H: 0 LOB: 1 BB: 1 P: 7	R: 0 E: 0 K: 0 S: 3	H: 0 LOB: 0 BB: 0 P: 3	R: 0 E: 0 K: 1 S: 5	H: 1 LOB: 0 BB: 0 P: 5	1B: 6 2B: 2 3B: 0 HR: 1	SF: 0 SAC: 1 DP: 3 HBP: 0	WP: 0 PB: 0 SB: 1 CS: 1	PA: 31
<b>PITCHER</b> Camilo Pascual, R (1,1) ERA: 7.02	IP: 6.0 WLS: L BF: 25 H: 6 R: 3 ER: 3 SO: 2 BB: 3 IBB: 0 HBP: 0 BLK: 0 WP: 0 HR: 1 S: 26 P: 38 ERA: 4.50 WHIP: 1.500															<b>PITCHER</b>				
Bill Pleis, L (7,1) ERA: 2.7	IP: 2.0 WLS: L BF: 6 H: 1 R: 0 ER: 0 SO: 1 BB: 0 IBB: 0 HBP: 0 BLK: 0 WP: 0 HR: 0 S: 8 P: 8 ERA: 0.00 WHIP: 0.500															<b>PITCHER</b>				





Batter	1	2	3	4	5	6	7	8	9	AB	R	H	RBI	BB	SO	LOB	TOP					
Lenny Green, L OBP: 0.326, SLG: 0.372			6-3			4-3			F4	4	1	1	0	1	0	4						
Vic Power, R OBP: 0.267, SLG: 0.364			6-3			F8			F8	5	1	2	0	1	0	4						
Jimmie Hall, L OBP: 0.286, SLG: 0.353	K							K	K	4	0	1	0	1	3	6						
Bob Allison, R OBP: 0.419, SLG: 0.649			FC5-4			L3		K		5	2	2	3	0	1	5						
Earl Battey, R OBP: 0.389, SLG: 0.500	4-3			K				E5		4	2	1	0	1	1	1						
Bernie Allen, L OBP: 0.326, SLG: 0.270	F8			K		F9		K		4	1	0	0	0	2	3						
Rich Rollins, R OBP: 0.333, SLG: 0.200		F6		K				K		4	0	1	1	1	2	0						
Zolio Versailles, R OBP: 0.250, SLG: 0.289		6-3				6-3			F6	5	0	2	1	0	0	3						
Jim Kaat, L Jim Lenz, R Fred Lasher, R Don Mincher, L Johnny Soto, R Bill Dalley, R Garry Roggenburk, R Frank Sullivan, R George Stange, R Lee Stange, R			K					F9		1	0	0	0	0	1	0						
<b>Inning Stats</b>	R: 3 E: 0 K: 1 S: 7	H: 2 LOB: 0 BB: 1 P: 11	R: 0 E: 0 K: 1 S: 5	H: 0 LOB: 0 BB: 0 P: 5	R: 0 E: 0 K: 0 S: 4	H: 1 LOB: 1 BB: 0 P: 4	R: 0 E: 0 K: 3 S: 9	H: 0 LOB: 0 BB: 2 P: 9	R: 0 E: 0 K: 0 S: 4	H: 1 LOB: 3 BB: 2 P: 12	R: 1 E: 0 K: 1 S: 7	H: 2 LOB: 2 BB: 1 P: 11	R: 0 E: 1 K: 3 S: 11	H: 1 LOB: 2 BB: 0 P: 11	R: 0 E: 0 K: 2 S: 8	H: 1 LOB: 3 BB: 1 P: 13	R: 3 E: 0 K: 0 S: 6	H: 3 LOB: 2 BB: 1 P: 11	1B: 9 2B: 1 3B: 0 HR: 1	SF: 0 SAC: 0 DP: 0 HBP: 2	WP: 0 PB: 0 SB: 0 CS: 0	PA: 47
<b>PITCHER</b>	IP WLS BF H R ER SO BB IBB HBP BLK WP HR S P ERA WHIP																					
Joe Horlen, R ERA: 6.0	(1.1) 1.0 6 2 3 3 1 1 0 0 0 0 1 7 11 27.00 3.000																					
Frank Baumann, L ERA: 9.96	(2.1) 3.2 W 15 2 0 0 4 2 0 0 0 0 0 21 29 0.00 1.091																					
Dom Zanni, R ERA: 13.5	(5.1) 0.2 5 2 1 1 0 1 0 0 0 0 0 4 8 13.50 4.500																					
Gary Peters, L ERA: 4.15	(6.1) 2.2 16 3 3 3 6 2 0 2 0 0 0 24 34 10.12 1.875																					
Hoyt Wilhelm, R ERA:	(9.1) 1.0 S 5 2 0 0 0 0 0 0 0 0 0 5 5 0.00 2.000																					

Minnesota Twins @ Chicago White Sox  
Comiskey Park, Chicago, IL  
Sat Apr 20 1963, 4:33 AM EST  
Att: 7,137 - Unknown

AB 39  
R 7  
H 11  
RBI 7  
BB 6  
SO 11  
LOB 29

Batter	1	2	3	4	5	6	7	8	9	AB	R	H	RBI	BB	SO	LOB	BOTTOM			
Mike Hershtberger, R OBP: 0.200, SLG: 0.158			F9			SH5-4	F7			4	1	1	1	0	0	0				
Nellie Fox, L OBP: 0.324, SLG: 0.242			F8			1-3				4	0	1	2	0	0	2				
Floyd Robinson, L OBP: 0.438, SLG: 0.481	F8			1-3				1-3		3	2	1	0	1	0	2				
Jim Landis, R OBP: 0.160, SLG: 0.087	F8		3B	1B		HR	BB	1-3		1	0	0	0	0	0	0				
Dave Nicholson, R OBP: 0.344, SLG: 0.500	K							BB		3	2	2	5	2	1	2				
Joe Cunningham, L OBP: 0.343, SLG: 0.387						FC5-3-6		5-3		5	1	2	1	0	0	4				
Ron Hansen, R OBP: 0.323, SLG: 0.429	K		5-3			K				4	0	1	1	0	2	5				
Pete Ward, L OBP: 0.314, SLG: 0.467						FC4-6	F8			3	0	0	0	0	2					
Cam Carreon, R OBP: 0.308, SLG: 0.250	7-3							L5		1	1	0	0	1	0	1				
J.C. Martin, L OBP: 0.211, SLG: 0.333										2	1	1	0	0	0	0				
Joe Horlen, R OBP: 0.500, SLG: 0.500	1-3							F9		0	0	0	0	0	0	0				
Frank Baumann, L OBP: 0.333, SLG: 0.333										2	1	0	0	0	0	2				
Dom Zanni, R ERA: 4.15										0	0	0	0	0	0	0				
Gary Peters, L OBP: 0.333, SLG: 0.333										2	1	1	0	0	0	0				
Hoyt Wilhelm, R ERA:										0	0	0	0	0	0	0				
<b>Inning Stats</b>	R: 0 E: 2 K: 2 S: 9	H: 0 LOB: 3 BB: 0 P: 10	R: 0 E: 0 K: 0 S: 2	H: 0 LOB: 0 BB: 0 P: 3	R: 2 E: 0 K: 0 S: 6	H: 3 LOB: 1 BB: 0 P: 6	R: 3 E: 2 K: 0 S: 5	H: 2 LOB: 0 BB: 1 P: 9	R: 0 E: 0 K: 1 S: 5	H: 0 LOB: 1 BB: 1 P: 9	R: 5 E: 0 K: 0 S: 8	H: 5 LOB: 1 BB: 1 P: 12	R: 0 E: 0 K: 0 S: 3	H: 0 LOB: 0 BB: 0 P: 3	R: 0 E: 0 K: 0 S: 3	H: 0 LOB: 1 BB: 1 P: 7	1B: 6 2B: 3 3B: 1 HR: 1	SF: 0 SAC: 1 DP: 1 HBP: 2	WP: 0 PB: 0 SB: 0 CS: 0	PA: 41
<b>PITCHER</b>	IP WLS BF H R ER SO BB IBB HBP BLK WP HR S P ERA WHIP																			
Lee Stange, R ERA: 2.45	(8.1) 1.0 4 0 0 0 0 1 0 0 0 0 0 5 9 0.00 1.000																			
Fred Lasher, R ERA: 4.15	(5.1) 1.0 4 0 0 0 1 1 0 0 0 0 0 5 9 0.00 1.000																			
Bill Dalley, R ERA: 9.0	(6.1) 0.1 3 2 2 2 0 0 0 0 0 0 0 3 3 54.00 6.000																			
Garry Roggenburk, L ERA: 27.0	(6.1) 0.1 2 0 0 0 0 1 0 0 0 0 0 0 1 5 0.00 3.000																			
Frank Sullivan, R ERA: 6.75	(6.1) 1.1 7 3 3 3 0 0 0 0 0 0 1 7 7 20.25 2.250																			

Minnesota Twins @ Chicago White Sox  
Comiskey Park, Chicago, IL  
Sat Apr 20 1963, 4:33 AM EST  
Att: 7,137 - Unknown

AB 34  
R 10  
H 10  
RBI 10  
BB 4  
SO 3  
LOB 20



Batter	1	2	3	4	5	6	7	8	9	AB	R	H	RBI	BB	SO	LOB	TOP		
Lenny Green, L OBP: 0.353, SLG: 0.417	F6		1B 3B		SH1-4 1B		F9		2B	5	1	3	1	0	0	0	<b>Minnesota Twins @ Chicago White Sox</b> Comiskey Park, Chicago, IL Sun Apr 21 1963, 4:33 AM EST Unknown		
Vic Power, R OBP: 0.265, SLG: 0.348	1-3		SF8		SH1-4		F9	BB	BB	2	0	0	1	1	0	0			
Jimmie Hall, L Bill Tuttle, R OBP: 0.318	F8		3B 1B		K		F5	BB	K	5	1	1	0	0	2	3			
Bob Allison, R OBP: 0.426, SLG: 0.756		F4	1B 3B		F7		HR			4	2	2	3	0	0	1			
Earl Battey, R OBP: 0.400, SLG: 0.500	F7		1B		6-3		1B			4	0	2	1	0	0	0			
Bernie Allen, L OBP: 0.298, SLG: 0.244	G3		1-3		4-3		F4			4	0	0	0	0	0	2			
Rich Rollins, R Johnny Goryl, R OBP: 0.250			2B FC6-2 1B		6-3		F3		HR	3	0	1	0	0	0	0			
Zolio Versailles, R OBP: 0.250, SLG: 0.310			1B 2B		4-3		F8		5-3	4	1	1	0	0	0	0			
Jim Roland, R			FC6-2 1B SF8		1-3		K		5-3	4	1	0	0	0	1	2			
<b>Inning Stats</b>	R: 0 E: 0 K: 0 S: 3	H: 0 LOB: 0 BB: 0 P: 3	R: 0 E: 0 K: 0 S: 3	H: 0 LOB: 0 BB: 0 P: 3	R: 5 E: 0 K: 0 S: 9	H: 6 LOB: 1 BB: 0 P: 9	R: 0 E: 0 K: 0 S: 3	H: 0 LOB: 0 BB: 0 P: 3	R: 0 E: 0 K: 0 S: 6	H: 0 LOB: 0 BB: 0 P: 3	R: 0 E: 0 K: 1 S: 5	H: 0 LOB: 0 BB: 0 P: 5	R: 1 E: 0 K: 0 S: 5	H: 2 LOB: 1 BB: 0 P: 5	R: 1 E: 0 K: 1 S: 7	H: 2 LOB: 2 BB: 1 P: 11		1B: 6 2B: 2 3B: 1 HR: 2	SF: 1 SAC: 1 DP: 0 HBP: 0
<b>PITCHER</b>	IP WLS BF H R ER SO BB IBB HBP BLK WP HR S P ERA WHIP	IP WLS BF H R ER SO BB IBB HBP BLK WP HR S P ERA WHIP	IP WLS BF H R ER SO BB IBB HBP BLK WP HR S P ERA WHIP	IP WLS BF H R ER SO BB IBB HBP BLK WP HR S P ERA WHIP	IP WLS BF H R ER SO BB IBB HBP BLK WP HR S P ERA WHIP	IP WLS BF H R ER SO BB IBB HBP BLK WP HR S P ERA WHIP	IP WLS BF H R ER SO BB IBB HBP BLK WP HR S P ERA WHIP	IP WLS BF H R ER SO BB IBB HBP BLK WP HR S P ERA WHIP	IP WLS BF H R ER SO BB IBB HBP BLK WP HR S P ERA WHIP	IP WLS BF H R ER SO BB IBB HBP BLK WP HR S P ERA WHIP	IP WLS BF H R ER SO BB IBB HBP BLK WP HR S P ERA WHIP	IP WLS BF H R ER SO BB IBB HBP BLK WP HR S P ERA WHIP	IP WLS BF H R ER SO BB IBB HBP BLK WP HR S P ERA WHIP	IP WLS BF H R ER SO BB IBB HBP BLK WP HR S P ERA WHIP	IP WLS BF H R ER SO BB IBB HBP BLK WP HR S P ERA WHIP	IP WLS BF H R ER SO BB IBB HBP BLK WP HR S P ERA WHIP	IP WLS BF H R ER SO BB IBB HBP BLK WP HR S P ERA WHIP	IP WLS BF H R ER SO BB IBB HBP BLK WP HR S P ERA WHIP	IP WLS BF H R ER SO BB IBB HBP BLK WP HR S P ERA WHIP

AB	36
R	7
H	11
RBI	7
BB	1
SO	3
LOB	8



Batter	1	2	3	4	5	6	7	8	9	AB	R	H	RBI	BB	SO	LOB	BOTTOM				
Mike Herschberger, R OBP: 0.200, SLG: 0.130	3-1	K			BB 1B BB		F6		6-3	4	0	0	0	1	1	1	<b>Minnesota Twins @ Chicago White Sox</b> Comiskey Park, Chicago, IL Sun Apr 21 1963, 4:33 AM EST Unknown				
Nellie Fox, L OBP: 0.310, SLG: 0.237	BB 1B		F7		F6		F6		F7	5	0	1	0	0	0	1					
Floyd Robinson, L OBP: 0.472, SLG: 0.500	BB 1B		F6		BB 1B		BB			3	0	2	0	1	0	0					
Dave Nicholson, R OBP: 0.306, SLG: 0.433	K		K		F3		F9			4	0	0	0	0	2	5					
Joe Cunningham, L OBP: 0.385, SLG: 0.375	BB 1B		1-3		BB 1B		BB		BB	1	0	0	0	3	0	0					
Ron Hansen, R OBP: 0.314, SLG: 0.387	K		BB BB		5-3		F9			3	0	0	0	1	1	7					
Pete Ward, L OBP: 0.333, SLG: 0.438		BB			F9		G5-4-3 BB		F7	2	0	0	0	2	0	2					
Sherm Lollar, R	F8		BB BB		G5-4-3		G5-4-3		F3	3	0	0	0	1	0	3					
Eddie Fisher, R Dave DeBusschere, R Mike Joyce, R Cam Carrson, R OBP: 0.231	K		K		K		K		1-3	1	0	0	0	0	1	1					
<b>Inning Stats</b>	R: 0 E: 0 K: 2 S: 9	H: 2 LOB: 3 BB: 1 P: 13	R: 0 E: 0 K: 2 S: 7	H: 0 LOB: 1 BB: 1 P: 11	R: 0 E: 0 K: 1 S: 5	H: 0 LOB: 0 BB: 0 P: 5	R: 0 E: 0 K: 1 S: 5	H: 0 LOB: 2 BB: 2 P: 13	R: 0 E: 0 K: 1 S: 4	H: 1 LOB: 3 BB: 2 P: 12	R: 0 E: 0 K: 1 S: 4	H: 0 LOB: 0 BB: 1 P: 8	R: 0 E: 0 K: 0 S: 3	H: 0 LOB: 1 BB: 1 P: 7	R: 0 E: 0 K: 0 S: 3	H: 0 LOB: 1 BB: 1 P: 7		R: 0 E: 0 K: 0 S: 3	H: 0 LOB: 0 BB: 0 P: 3	1B: 3 2B: 0 3B: 0 HR: 0	SF: 0 SAC: 0 DP: 1 HBP: 0
<b>PITCHER</b>	IP WLS BF H R ER SO BB IBB HBP BLK WP HR S P ERA WHIP	IP WLS BF H R ER SO BB IBB HBP BLK WP HR S P ERA WHIP	IP WLS BF H R ER SO BB IBB HBP BLK WP HR S P ERA WHIP	IP WLS BF H R ER SO BB IBB HBP BLK WP HR S P ERA WHIP	IP WLS BF H R ER SO BB IBB HBP BLK WP HR S P ERA WHIP	IP WLS BF H R ER SO BB IBB HBP BLK WP HR S P ERA WHIP	IP WLS BF H R ER SO BB IBB HBP BLK WP HR S P ERA WHIP	IP WLS BF H R ER SO BB IBB HBP BLK WP HR S P ERA WHIP	IP WLS BF H R ER SO BB IBB HBP BLK WP HR S P ERA WHIP	IP WLS BF H R ER SO BB IBB HBP BLK WP HR S P ERA WHIP	IP WLS BF H R ER SO BB IBB HBP BLK WP HR S P ERA WHIP	IP WLS BF H R ER SO BB IBB HBP BLK WP HR S P ERA WHIP	IP WLS BF H R ER SO BB IBB HBP BLK WP HR S P ERA WHIP	IP WLS BF H R ER SO BB IBB HBP BLK WP HR S P ERA WHIP	IP WLS BF H R ER SO BB IBB HBP BLK WP HR S P ERA WHIP	IP WLS BF H R ER SO BB IBB HBP BLK WP HR S P ERA WHIP	IP WLS BF H R ER SO BB IBB HBP BLK WP HR S P ERA WHIP	IP WLS BF H R ER SO BB IBB HBP BLK WP HR S P ERA WHIP	IP WLS BF H R ER SO BB IBB HBP BLK WP HR S P ERA WHIP		













Batter	1	2	3	4	5	6	7	8	9	AB	R	H	RBI	BB	SO	LOB	TOP											
Mike Hershberger, R OBP: 0.313, SLG: 0.222 (1, 8)	5-3		FC3-6 FC6-4 1B BB		BB BLK 2B	G4-6-3 1B BB		SH1-3 FC6-4 1-2		3	3	1	0	2	0	1												
Nelle Fox, L OBP: 0.365, SLG: 0.283 (1, 4)	5-3		FC3-6 1B		BLK BB 1B BB	G4-6-3 HBP		SH1-3		2	1	1	0	1	0	0												
Pete Ward, L OBP: 0.389, SLG: 0.419 (1, 5)	BB BB		FC3-6 FC6-4 1-2 2-3		1B BLK BB BB	G4-6-3 1-2 2-3		3-1		3	1	0	0	2	0	6												
Floyd Robinson, L OBP: 0.460, SLG: 0.488 (1, 9)	1-2 BB		FC6-4 1-2		BB 1B BB	1B		4-3		3	0	1	2	2	0	1												
Joe Cunningham, L OBP: 0.377, SLG: 0.378 (1, 3)	K		4-3		BB 1B	F8		BLK 2B		5	0	2	1	0	1	4												
Dave Nicholson, R OBP: 0.275, SLG: 0.372 (1, 7)			F9		K	K		G4-6-3 1B		5	0	1	0	0	3	4												
Ron Hansen, R OBP: 0.271, SLG: 0.302 (1, 6)	4-3		1-3		F9	F9		G4-6-3 1-2		5	0	0	0	0	0	5												
J.C. Martin, L OBP: 0.250, SLG: 0.385 (1, 2)	2B		2B		2B	BB		F5		3	0	2	1	1	0	0												
Ray Herbert, R Dave DeBusschere, R Deacon Jones, L Gary Peters, L Charlie Maxwell Al Weis, S Dom Zanni, R	6-3		F5		F8	F8		FC6-4 1B		2	0	0	0	0	0	2												
<b>Inning Stats</b>	R: 0 E: 0 K: 1 S: 5	H: 0 LOB: 2 BB: 2 P: 13	R: 0 E: 0 K: 0 S: 4	H: 1 LOB: 1 BB: 0 P: 4	R: 1 E: 0 K: 0 S: 4	H: 1 LOB: 1 BB: 1 P: 8	R: 0 E: 0 K: 1 S: 6	H: 1 LOB: 1 BB: 0 P: 6	R: 3 E: 0 K: 1 S: 7	H: 2 LOB: 3 BB: 4 P: 23	R: 1 E: 0 K: 0 S: 3	H: 1 LOB: 1 BB: 1 P: 8	R: 0 E: 0 K: 0 S: 3	H: 1 LOB: 0 BB: 0 P: 3	R: 0 E: 0 K: 1 S: 4	H: 1 LOB: 2 BB: 0 P: 4	R: 0 E: 0 K: 1 S: 6	H: 1 LOB: 1 BB: 0 P: 6	1B: 5 2B: 4 3B: 0 HR: 0	SF: 0 SAC: 1 DP: 2 HBP: 1	WP: 0 PA: 43							
<b>PITCHER</b>	IP	WLS	BF	H	R	ER	SO	BB	IBB	HBP	BLK	WP	HR	S	P	ERA	WHIP											
Gene Conley, R ERA: 3.86	(1, 1)	4.0	22	4	4	4	2	6	0	0	1	0	0	20	44	9.00	2.500											
Jack Lamabe, R ERA: 3.39	(5, 1)	5.0	W	21	5	1	1	2	2	0	1	1	0	0	22	31	1.80	1.400										

Chicago White Sox @ Boston Red Sox  
Fenway Park, Boston, MA  
Sat Apr 27 1963, 3:33 AM EST  
Att: 5,683 - Unknown

AB 33  
R 5  
H 9  
RBI 4  
BB 8  
SO 4  
LOB 26



Batter	1	2	3	4	5	6	7	8	9	AB	R	H	RBI	BB	SO	LOB	BOTTOM											
Chuck Schilling, R OBP: 0.350, SLG: 0.364 (1, 4)	G1-6-3 1B		BB 2B 1B	1B 1B	K			FC1-6 1B		5	2	4	1	0	1	0												
Roman Mejias, R OBP: 0.135, SLG: 0.216 (1, 8)	G1-6-3 1-2		F7	BB E 1B		F8		FC1-6 FC6-4 1-2		5	1	1	1	0	0	3												
Carl Yastrzemski, L OBP: 0.397, SLG: 0.453 (1, 7)	5-3		BB 2B BB	F5		F4		F9		4	1	0	0	1	0	2												
Dick Stuart, R OBP: 0.340, SLG: 0.400 (1, 3)	G3		2B BB	WP HR BB		K		FC6-4 1-2		3	1	0	0	2	1	1												
Lou Clinton, R OBP: 0.250, SLG: 0.420 (1, 9)	5-3		1-3 2-H 3-H	2B	1-3 2-H 3-H	HR BB		F8		3	1	1	2	1	0	0												
Frank Malzone, R OBP: 0.327, SLG: 0.413 (1, 5)	1B		FC6-4 1B	1B HR		5-3 1B				3	1	3	3	1	0	0												
Eddie Bressoud, R OBP: 0.296, SLG: 0.392 (1, 6)	K		FC6-4 1-2	F6		5-3				4	0	0	0	0	1	5												
Bob Tillman, R OBP: 0.333, SLG: 0.425 (1, 2)			F4	1B SH4-3 1B	4-3			FC6 1B		3	1	1	0	1	0	0												
Gene Conley, R OBP: 0.250, SLG: 0.500 Jack Lamabe, R	(1, 1) (5, 1)		1B 2B	SH4-3 1B	K			FC6 1-2		1	1	1	0	0	0	0												
<b>Inning Stats</b>	R: 0 E: 0 K: 0 S: 3	H: 1 LOB: 0 BB: 0 P: 3	R: 0 E: 0 K: 1 S: 6	H: 1 LOB: 1 BB: 0 P: 6	R: 3 E: 0 K: 0 S: 6	H: 3 LOB: 3 BB: 3 P: 18	R: 6 E: 0 K: 0 S: 7	H: 4 LOB: 0 BB: 2 P: 15	R: 0 E: 0 K: 2 S: 7	H: 0 LOB: 0 BB: 0 P: 7	R: 0 E: 0 K: 1 S: 5	H: 0 LOB: 0 BB: 0 P: 5	R: 0 E: 0 K: 0 S: 4	H: 1 LOB: 2 BB: 1 P: 8	R: 0 E: 0 K: 0 S: 4	H: 1 LOB: 1 BB: 0 P: 4	R: 0 E: 0 K: 1 S: 4	H: 1 LOB: 1 BB: 0 P: 4	1B: 8 2B: 2 3B: 0 HR: 1	SF: 0 SAC: 1 DP: 1 HBP: 0	WP: 2 PA: 40							
<b>PITCHER</b>	IP	WLS	BF	H	R	ER	SO	BB	IBB	HBP	BLK	WP	HR	S	P	ERA	WHIP											
Ray Herbert, R ERA: 6.59	(1, 1)	3.1	L	20	6	6	1	2	1	0	0	0	1	1	3	11	40.50	4.500										
Dave DeBusschere, R ERA: 6.35	(4, 1)	0.2		5	1	3	3	0	2	0	0	0	1	1	3	11	40.50	4.500										
Gary Peters, L ERA: 3.09	(5, 1)	3.0		11	1	0	0	3	0	1	0	0	0	0	16	20	0.00	0.333										
Dom Zanni, R ERA: 7.71	(8, 1)	1.0		4	1	0	0	0	0	0	0	0	0	0	4	4	0.00	1.000										

Chicago White Sox @ Boston Red Sox  
Fenway Park, Boston, MA  
Sat Apr 27 1963, 3:33 AM EST  
Att: 5,683 - Unknown

AB 33  
R 9  
H 11  
RBI 7  
BB 6  
SO 4  
LOB 13









Batter	1	2	3	4	5	6	7	8	9	AB	R	H	RBI	BB	SO	LOB	TOP					
Jim Landis, R OBP: 0.267, SLG: 0.250 (1, 8)	F8		F1			F4		5-3		4	0	0	0	0	0	0	<b>Chicago White Sox @ Boston Red Sox</b> Fenway Park, Boston, MA Sun Apr 28 1963, 3:38 AM EDT Att: 18,412 - Unknown					
Nelle Fox, L OBP: 0.377, SLG: 0.333 (1, 4)	G3			FC6-4 1B		HR 2B		F7		4	1	2	0	0	0	0						
Joe Cunningham, L OBP: 0.413, SLG: 0.442 (1, 3)				F9		HR		F9		4	1	2	2	0	0	1						
Floyd Robinson, L OBP: 0.433, SLG: 0.490 (1, 7)	F8			FC6-4 1-2		F9		F9		4	0	0	0	0	0	2						
Pete Ward, L OBP: 0.359, SLG: 0.396 (1, 5)		4-3		G3		1-3			4-3	4	0	0	0	0	0	1						
Mike Hershberger, R OBP: 0.276, SLG: 0.194 (1, 9)		6-3				F9		F5		3	0	0	0	0	0	0						
Ron Hansen, R OBP: 0.250, SLG: 0.294 (1, 6)				K		F2		K		3	0	0	0	0	2	0						
Cam Carreon, R OBP: 0.286, SLG: 0.263 (1, 2)				K				1-4-3		3	0	1	0	0	1	0						
Eddie Fisher, R Mike Joyce, R Deacon Jones, L Frank Baumann, L Charlie Maxwell, L Dom Zanni, R				K		K		2-3		0	0	0	0	0	0	0						
Inning Stats	R: 0 E: 0 K: 0 S: 4	H: 1 LOB: 1 BB: 0 P: 4	R: 0 E: 0 K: 1 S: 5	H: 0 LOB: 0 BB: 0 P: 5	R: 0 E: 0 K: 1 S: 7	H: 0 LOB: 0 BB: 0 P: 7	R: 0 E: 0 K: 0 S: 4	H: 1 LOB: 1 BB: 0 P: 4	R: 0 E: 0 K: 1 S: 6	H: 1 LOB: 1 BB: 0 P: 6	R: 2 E: 0 K: 0 S: 5	H: 2 LOB: 0 BB: 0 P: 5	R: 0 E: 0 K: 1 S: 5	H: 0 LOB: 0 BB: 0 P: 5	R: 0 E: 0 K: 0 S: 3	H: 0 LOB: 0 BB: 0 P: 3		R: 0 E: 0 K: 0 S: 3	H: 0 LOB: 0 BB: 0 P: 3	1B: 2 2B: 2 HR: 1	SF: 0 SAC: 0 HBP: 0	WP: 0 PB: 0 SB: 0 CS: 0
PITCHER Bill Monbouquette, R ERA: 3.18 (1, 1)	IP: 9.0 WLS: W BF: 32 H: 5 R: 2 ER: 2 SO: 5 BB: 0 IBB: 0 HBP: 0 BLK: 0 WP: 0 HR: 1 S: 42 P: 42 ERA: 2.00 WHIP: 0.556															PITCHER						


Batter	1	2	3	4	5	6	7	8	9	AB	R	H	RBI	BB	SO	LOB	BOTTOM			
Chuck Schilling, R OBP: 0.357, SLG: 0.375 (1, 4)	F9			F6						3	1	1	1	1	0	0	<b>Chicago White Sox @ Boston Red Sox</b> Fenway Park, Boston, MA Sun Apr 28 1963, 3:38 AM EDT Att: 18,412 - Unknown			
Roman Mejias, R OBP: 0.145, SLG: 0.200 (1, 8)	F8			F4		F8				4	0	0	0	0	0	2				
Carl Yastrzemski, L OBP: 0.394, SLG: 0.540 (1, 7)						G3				4	2	3	1	0	0	1				
Dick Stuart, R OBP: 0.323, SLG: 0.426 (1, 3)								F9		4	1	2	3	0	0	2				
Lou Clinton, R OBP: 0.246, SLG: 0.379 (1, 9)	F8			F6		F9		6-3		4	0	0	0	0	0	1				
Frank Malzone, R OBP: 0.328, SLG: 0.389 (1, 5)						6-3		4-3		4	1	2	0	0	0	0				
Eddie Bressoud, R OBP: 0.286, SLG: 0.356 (1, 6)										4	0	0	0	0	1	2				
Russ Nixon, L OBP: 0.333, SLG: 0.200 (1, 2)						F9		F4		3	0	0	0	1	1	1				
Bill Monbouquette, R OBP: 0.200, SLG: 0.200 (1, 1)								6-3		4	1	1	0	0	2	2				
Inning Stats	R: 2 E: 0 K: 0 S: 5	H: 2 LOB: 0 BB: 0 P: 5	R: 3 E: 1 K: 1 S: 10	H: 4 LOB: 2 BB: 0 P: 10	R: 0 E: 0 K: 1 S: 6	H: 1 LOB: 2 BB: 1 P: 10	R: 1 E: 0 K: 0 S: 5	H: 2 LOB: 1 BB: 0 P: 5	R: 0 E: 0 K: 0 S: 3	H: 0 LOB: 0 BB: 0 P: 3	R: 0 E: 0 K: 1 S: 5	H: 0 LOB: 1 BB: 1 P: 9	R: 0 E: 0 K: 0 S: 3	H: 0 LOB: 0 BB: 0 P: 3	R: 0 E: 0 K: 1 S: 5	H: 0 LOB: 0 BB: 0 P: 5		1B: 5 2B: 3 3B: 0 HR: 1	SF: 0 SAC: 0 DP: 0 HBP: 0	WP: 0 PB: 0 SB: 0 CS: 0
PITCHER Eddie Fisher, R ERA: 7.71 Mike Joyce, R ERA: 4.5 Frank Baumann, L ERA: 0.73 Dom Zanni, R ERA: 5.4	IP: 1.2 WLS: L BF: 12 H: 6 R: 5 ER: 3 SO: 1 BB: 0 IBB: 0 HBP: 0 BLK: 0 WP: 0 HR: 1 S: 14 P: 14 ERA: 16.20 WHIP: 3.600															PITCHER				




Batter	1	2	3	4	5	6	7	8	9	AB	R	H	RBI	BB	SO	LOB	TOP			
Luis Aparicio, R OBP: 0.373, SLG: 0.443 (1, 6)	F5		1-3			F8		BB		3	0	0	0	1	0	0	<p><b>Baltimore Orioles @ Chicago White Sox</b> Comiskey Park, Chicago, IL Wed May 01 1963, 8:05 PM EDT Unknown</p> <p>livebaseballscorecards.com</p>			
Bob Johnson, R OBP: 0.297, SLG: 0.333 (1, 4)	F5		2B			F2		1-3		4	0	1	0	0	0	2				
Al Smith, R OBP: 0.423, SLG: 0.574 (1, 9)	1B		6-3			6-3			K	4	0	1	0	0	1	1				
Jim Gentile, L OBP: 0.253, SLG: 0.315 (1, 3)	K					F2			4-3	4	0	0	0	0	1	1				
Brooks Robinson, R OBP: 0.333, SLG: 0.377 (1, 5)						1-5-3			6-3	4	0	0	0	0	1	0				
Boog Powell, L OBP: 0.308, SLG: 0.508 Pete Burnside, R (7, 1)						K				3	0	1	0	0	1	0				
Jackie Brandt, R OBP: 0.274, SLG: 0.368 (1, 8)									6-3	0	0	0	0	0	0	0				
John Orsino, R OBP: 0.313, SLG: 0.379 (1, 2)										3	0	0	0	0	0	1				
Mike McCormick, L OBP: 0.250, SLG: 0.250 Buster Narum, R (7, 1)										2	0	0	0	0	1	0				
Russ Snyder, L OBP: 0.231, SLG: 0.346 (7, 7)										0	0	0	0	0	0	0				
Inning Stats	R: 0 E: 0 K: 1 S: 6	H: 1 LOB: 1 BB: 0 P: 6	R: 0 E: 0 K: 0 S: 4	H: 1 LOB: 1 BB: 0 P: 4	R: 0 E: 0 K: 0 S: 4	H: 1 LOB: 1 BB: 0 P: 4	R: 0 E: 0 K: 1 S: 5	H: 0 LOB: 0 BB: 0 P: 5	R: 0 E: 0 K: 1 S: 5	H: 0 LOB: 0 BB: 0 P: 5	R: 0 E: 0 K: 1 S: 5	H: 0 LOB: 0 BB: 0 P: 5	R: 0 E: 0 K: 1 S: 4	H: 1 LOB: 2 BB: 1 P: 8	R: 0 E: 0 K: 1 S: 5	H: 0 LOB: 0 BB: 0 P: 5	1B: 2 2B: 2 3B: 0 HR: 0	SF: 0 SAC: 0 DP: 0 HBP: 0	WP: 0 PB: 0 CS: 1	PA: 32
PITCHER Ray Herbert, R ERA: 3.97 (1, 1)	IP: 9.0 WLS: W BF: 32 H: 4 R: 0 ER: 0 SO: 5 BB: 1 IBB: 0 HBP: 0 BLK: 0 WP: 0 HR: 0 S: 41 P: 45 ERA: 0.00 WHIP: 0.556															PITCHER	IP: 9.0 WLS: W BF: 32 H: 4 R: 0 ER: 0 SO: 5 BB: 1 IBB: 0 HBP: 0 BLK: 0 WP: 0 HR: 0 S: 41 P: 45 ERA: 0.00 WHIP: 0.556			


Batter	1	2	3	4	5	6	7	8	9	AB	R	H	RBI	BB	SO	LOB	BOTTOM			
Jim Landis, R OBP: 0.280, SLG: 0.378 (1, 8)	G3		1-3				5-3	F7		5	2	2	1	0	0	2	<p><b>Baltimore Orioles @ Chicago White Sox</b> Comiskey Park, Chicago, IL Wed May 01 1963, 8:05 PM EDT Unknown</p> <p>livebaseballscorecards.com</p>			
Nellie Fox, L OBP: 0.385, SLG: 0.345 (1, 4)	F8						1B	F8		4	2	2	1	0	0	1				
Floyd Robinson, L OBP: 0.422, SLG: 0.463 (1, 9)	G3						2H	1B		3	0	0	1	1	0	1				
Dave Nicholson, R OBP: 0.262, SLG: 0.340 (1, 7)	F9						K			4	0	1	1	0	1	1				
Joe Cunningham, L OBP: 0.403, SLG: 0.429 (1, 3)								5-3		4	1	1	0	0	0	2				
Ron Hansen, R OBP: 0.283, SLG: 0.340 (1, 6)	F8									2	1	1	0	2	0	0				
Pete Ward, L OBP: 0.353, SLG: 0.386 (1, 5)	K									4	0	1	2	0	2	2				
Cam Carreon, R OBP: 0.240, SLG: 0.217 (1, 2)										4	0	0	0	0	0	3				
Ray Herbert, R OBP: 0.222, SLG: 0.333 (1, 1)										4	1	2	1	0	1	0				
Inning Stats	R: 1 E: 0 K: 0 S: 4	H: 1 LOB: 0 BB: 0 P: 4	R: 0 E: 0 K: 1 S: 5	H: 0 LOB: 0 BB: 0 P: 5	R: 0 E: 0 K: 0 S: 3	H: 0 LOB: 0 BB: 0 P: 3	R: 2 E: 0 K: 1 S: 8	H: 3 LOB: 2 BB: 1 P: 12	R: 1 E: 0 K: 1 S: 6	H: 1 LOB: 0 BB: 0 P: 6	R: 0 E: 0 K: 1 S: 5	H: 0 LOB: 1 BB: 1 P: 9	R: 2 E: 0 K: 0 S: 6	H: 3 LOB: 2 BB: 1 P: 10	R: 1 E: 0 K: 0 S: 5	H: 2 LOB: 1 BB: 0 P: 5		1B: 6 2B: 1 3B: 2 HR: 1	SF: 0 SAC: 0 DP: 0 HBP: 0	WP: 0 PB: 0 CS: 0
PITCHER Mike McCormick, L ERA: 4.05 Buster Narum, R ERA: 7.71 Pete Burnside, L ERA: 5.4 (1, 1)	IP: 6.1 WLS: L BF: 27 H: 6 R: 5 ER: 5 SO: 4 BB: 2 IBB: 0 HBP: 0 BLK: 0 WP: 0 HR: 1 S: 33 P: 41 ERA: 7.11 WHIP: 1.263															PITCHER	IP: 6.1 WLS: L BF: 27 H: 6 R: 5 ER: 5 SO: 4 BB: 2 IBB: 0 HBP: 0 BLK: 0 WP: 0 HR: 1 S: 33 P: 41 ERA: 7.11 WHIP: 1.263			




Batter	1	2	3	4	5	6	7	8	9	AB	R	H	RBI	BB	SO	LOB	TOP					
Luis Aparicio, R OBP: 0.350, SLG: 0.413 (1, 6)	1-3	F8			F9		F6	F8		5	0	0	0	0	0	4	<p><b>Baltimore Orioles @ Chicago White Sox</b> Comiskey Park, Chicago, IL Wed May 01 1963, 8:05 PM EDT Att: 16,717 - Unknown</p> <p>livebaseballscores.com</p> <p>AB 36 R 4 H 8 RBI 4 BB 5 SO 1 LOB 23</p> 					
Russ Snyder, L OBP: 0.298, SLG: 0.355 (1, 9)	1B	F7			E7		1B 1-2	F8		5	0	2	0	0	0	2						
Bob Johnson, R OBP: 0.250, SLG: 0.300 (1, 4)	F9		1-6-3		6-3		1B 1-2 2-H	1-3		5	0	1	1	0	0	2						
Jim Gentile, L OBP: 0.262, SLG: 0.303 (1, 3)	4-3		4-3		FC6-4 IBB		F6	BB		3	0	0	0	2	0	3						
Brooks Robinson, R OBP: 0.313, SLG: 0.351 (1, 5)		3-1	4-3		FC6-4 1-2		F6	K		5	0	0	0	0	1	5						
Boog Powell, L OBP: 0.333, SLG: 0.516 (1, 7)		E4 2B 1B			FC4-6 1B		G6-3 BB	F8 BB G3 1B		3	2	2	0	1	0	0						
Jackie Brandt, R OBP: 0.288, SLG: 0.383 (1, 8)		1B 2B			FC4-6 1-2		G6-3 1-2	G3 BB		3	1	1	0	1	0	2						
Dick Brown, R OBP: 0.228, SLG: 0.303 (1, 2)		1B IBB			F8		G3	F8		3	0	0	0	1	0	3						
Robin Roberts, S Wes Stock, R Bob Saverine, S Dean Stone, L Stu Miller, R Charlie Lau, L Dick Hall, R (1, 1) (6, 1) (7, Ph) (7, 1) (7, 1) (8, Ph) (8, 1)		1-2 2-H 3-H 1B			5-3			G3 1B 1B		2	0	1	2	0	0	1						
<b>Inning Stats</b>	R: 0 E: 0 K: 0 S: 4	H: 1 LOB: 1 BB: 0 P: 4	R: 2 E: 1 K: 0 S: 6	H: 2 LOB: 2 BB: 1 P: 10	R: 0 E: 0 K: 0 S: 3	H: 0 LOB: 0 BB: 0 P: 3	R: 0 E: 0 K: 0 S: 4	H: 1 LOB: 1 BB: 0 P: 4	R: 0 E: 1 K: 0 S: 4	H: 0 LOB: 2 BB: 1 P: 8	R: 0 E: 0 K: 0 S: 2	H: 0 LOB: 0 BB: 1 P: 6	R: 1 E: 0 K: 0 S: 6	H: 3 LOB: 2 BB: 0 P: 6	R: 1 E: 0 K: 0 S: 4	H: 1 LOB: 1 BB: 1 P: 8		R: 0 E: 0 K: 1 S: 5	H: 0 LOB: 1 BB: 1 P: 9	1B: 7 2B: 1 3B: 0 HR: 0	SF: 0 SAC: 0 DP: 1 HBP: 0	WP: 0 PB: 0 SB: 0 CS: 0
<b>PITCHER</b>	IP WLS BF H R ER SO BB IBB HBP BLK WP HR S P ERA WHIP	6.1 W 30 7 3 2 0 1 2 0 0 0 0 0 27 39 2.84 1.263	2.2 S 11 1 1 1 1 2 0 0 0 0 0 0 11 19 3.38 1.125											<b>PITCHER</b>	IP WLS BF H R ER SO BB IBB HBP BLK WP HR S P ERA WHIP							

Batter	1	2	3	4	5	6	7	8	9	AB	R	H	RBI	BB	SO	LOB	BOTTOM			
Jim Landis, R OBP: 0.295, SLG: 0.340 (1, 8)	K		5-3		6-3		F3	K		5	0	0	0	0	2	0	<p><b>Baltimore Orioles @ Chicago White Sox</b> Comiskey Park, Chicago, IL Wed May 01 1963, 8:05 PM EDT Att: 16,717 - Unknown</p> <p>livebaseballscores.com</p> <p>AB 35 R 6 H 13 RBI 6 BB 1 SO 5 LOB 10</p> 			
Nellie Fox, L OBP: 0.377, SLG: 0.339 (1, 4)	G3		4-3		F8		BB 1B 1B			4	1	1	0	0	0	0				
Joe Cunningham, L OBP: 0.425, SLG: 0.450 (1, 3)	1B		1B 1B		1-3		BB 1B			4	2	3	0	0	0	0				
Floyd Robinson, L OBP: 0.441, SLG: 0.526 (1, 9)	F5		1B 1B		1B		HR 1-2 2-3 BB			3	1	2	1	1	0	1				
Pete Ward, L OBP: 0.347, SLG: 0.377 (1, 5)		F4	1-3 3-H		1B		K	F5		4	0	1	1	0	1	3				
Dave Nicholson, R OBP: 0.292, SLG: 0.368 (1, 7)	2B 1B		F3		F3		1B SH1-3 1B	1-3 2-H 3-H 1B		4	1	3	2	0	0	2				
Ron Hansen, R OBP: 0.297, SLG: 0.368 (1, 6)		F7			F7		SH1-3 1B	F5		4	1	2	0	0	0	2				
Sherm Lollar, R OBP: 0.250, SLG: 0.286 (1, 2)		F8			F8		SH1-3			3	0	1	2	0	1	0				
Joe Horlen, R OBP: 0.200, SLG: 0.200 Hoyt Wilhelm, R OBP: 0.167, SLG: 0.167 (1, 1) (7, 1)		F3			K		3-1	4-3		3	0	0	0	0	1	2				
<b>Inning Stats</b>	R: 0 E: 0 K: 1 S: 6	H: 1 LOB: 1 BB: 0 P: 6	R: 1 E: 0 K: 0 S: 5	H: 3 LOB: 1 BB: 0 P: 5	R: 1 E: 0 K: 0 S: 6	H: 3 LOB: 0 BB: 0 P: 6	R: 0 E: 0 K: 1 S: 5	H: 0 LOB: 0 BB: 0 P: 5	R: 0 E: 0 K: 0 S: 3	H: 0 LOB: 0 BB: 0 P: 3	R: 2 E: 0 K: 1 S: 8	H: 3 LOB: 1 BB: 0 P: 8	R: 2 E: 0 K: 0 S: 6	H: 3 LOB: 2 BB: 1 P: 10	R: 0 E: 0 K: 2 S: 7	H: 0 LOB: 0 BB: 0 P: 7		1B: 10 2B: 2 3B: 0 HR: 1	SF: 0 SAC: 1 DP: 0 HBP: 0	WP: 0 PB: 0 SB: 0 CS: 0
<b>PITCHER</b>	IP WLS BF H R ER SO BB IBB HBP BLK WP HR S P ERA WHIP	5.1 L 24 9 4 4 0 0 0 0 0 0 0 0 3 3 0.00 1.500	0.2 5 2 2 2 0 1 0 0 0 0 0 0 0 4 8 27.00 4.500	0.1 2 1 0 0 0 0 0 0 0 0 0 0 0 2 2 0.00 3.000	1.0 3 0 0 0 2 0 0 0 0 0 0 0 7 7 0.00 0.000											<b>PITCHER</b>	IP WLS BF H R ER SO BB IBB HBP BLK WP HR S P ERA WHIP			



Batter	1	2	3	4	5	6	7	8	9	AB	R	H	RBI	BB	SO	LOB	TOP					
Luis Aparicio, R OBP: 0.353, SLG: 0.413	6-3		F9				F8		4-3	5	1	2	0	0	0	0	<p><b>Baltimore Orioles @ Chicago White Sox</b> Comiskey Park, Chicago, IL Thu May 02 1963, 8:05 PM EDT Att: 10,501 - Unknown</p> <p>AB 36 R 8 H 11 RBI 8 BB 5 SO 9 LOB 21</p> 					
Joe Gaines, R OBP: 0.500, SLG: 0.700				K	E6		F6		4-3	4	0	0	1	1	1	4						
Al Smith, R Stu Miller, R					K				K	4	1	0	0	1	3	7						
Jim Gentile, L										3	1	2	3	2	0	0						
Brooks Robinson, R										5	0	1	2	0	0	4						
Bob Johnson, R										5	1	3	1	0	0	2						
Jackie Brandt, R										4	1	1	0	0	2	2						
John Orsino, R										3	2	1	0	1	2	1						
Dave McNally, R Pete Burnside, R Bob Sweeney, R Buster Narum, R Jerry Adair, R Dean Stone, L Ringo Powell, L Russ Stanley, L										1	0	0	0	0	0	0						
<b>Inning Stats</b>	R: 0 E: 0 K: 1 S: 4	H: 0 LOB: 1 BB: 1 P: 8	R: 0 E: 0 K: 0 S: 4	H: 1 LOB: 1 BB: 0 P: 4	R: 0 E: 0 K: 2 S: 7	H: 0 LOB: 0 BB: 0 P: 7	R: 2 E: 0 K: 1 S: 6	H: 1 LOB: 1 BB: 1 P: 10	R: 2 E: 2 K: 1 S: 9	H: 3 LOB: 3 BB: 1 P: 13	R: 0 E: 0 K: 2 S: 8	H: 1 LOB: 1 BB: 0 P: 8	R: 0 E: 0 K: 0 S: 3	H: 0 LOB: 0 BB: 0 P: 3	R: 1 E: 0 K: 1 S: 6	H: 2 LOB: 0 BB: 0 P: 6		R: 3 E: 0 K: 1 S: 8	H: 3 LOB: 3 BB: 2 P: 16	1B: 9 2B: 1 3B: 0 HR: 2	SF: 1 SAC: 0 DP: 2 HBP: 0	WP: 1 PB: 0 SB: 0 CS: 1
<b>PITCHER</b>	IP WLS BF H R ER SO BB IBB HBP BLK WP HR S P ERA WHIP																					
Juan Pizarro, L ERA: 1.6	(1, 1) 7.0 31 7 5 4 7 3 0 0 0 0 0 1 42 54 5.14 1.429																					
Dom Zanni, R ERA: 8.31	(8, 1) 1.0 4 1 1 1 1 1 0 0 0 0 0 1 5 9 9.00 2.000																					
Gary Peters, L ERA: 4.63	(9, 1) 0.0 L 2 2 0 0 0 0 0 0 0 0 0 0 2 2 ∞ ∞																					
Mike Joyce, R ERA: 3.6	(9, 1) 1.0 5 1 2 2 1 0 1 0 0 0 1 0 6 10 18.00 1.000																					

Batter	1	2	3	4	5	6	7	8	9	AB	R	H	RBI	BB	SO	LOB	BOTTOM					
Jim Landis, R OBP: 0.300, SLG: 0.415										3	3	2	1	2	0	0	<p><b>Baltimore Orioles @ Chicago White Sox</b> Comiskey Park, Chicago, IL Thu May 02 1963, 8:05 PM EDT Att: 10,501 - Unknown</p> <p>AB 36 R 7 H 10 RBI 6 BB 7 SO 8 LOB 25</p> 					
Nellie Fox, L OBP: 0.392, SLG: 0.364										4	1	2	0	1	0	2						
Floyd Robinson, L OBP: 0.425, SLG: 0.500										5	0	1	2	0	0	6						
Dave Nicholson, R OBP: 0.286, SLG: 0.344										4	0	0	0	1	1	6						
Joe Cunningham, L OBP: 0.421, SLG: 0.453										4	1	1	2	1	1	1						
Ron Hansen, R OBP: 0.290, SLG: 0.355										5	0	1	1	0	1	2						
Pete Ward, L OBP: 0.351, SLG: 0.379										5	1	2	0	0	1	2						
Al Weis, S OBP: 0.400, SLG: 0.250										0	0	0	0	0	0	0						
Cam Carreon, R OBP: 0.310, SLG: 0.240										2	1	1	0	2	0	0						
Charlie Maxwell, L OBP: 0.167, SLG: 0.167										1	0	0	0	0	1	2						
Juan Pizarro, L										3	0	0	0	0	3	4						
Dom Zanni, R										0	0	0	0	0	0	0						
Gary Peters, L OBP: 0.333, SLG: 0.333										0	0	0	0	0	0	0						
Mike Joyce, R										0	0	0	0	0	0	0						
<b>Inning Stats</b>	R: 3 E: 0 K: 1 S: 9	H: 4 LOB: 1 BB: 0 P: 9	R: 1 E: 0 K: 1 S: 6	H: 1 LOB: 1 BB: 1 P: 10	R: 0 E: 0 K: 0 S: 3	H: 0 LOB: 0 BB: 0 P: 3	R: 3 E: 0 K: 1 S: 7	H: 2 LOB: 1 BB: 2 P: 15	R: 0 E: 0 K: 0 S: 5	H: 0 LOB: 0 BB: 0 P: 5	R: 0 E: 0 K: 0 S: 5	H: 2 LOB: 3 BB: 1 P: 9	R: 0 E: 0 K: 1 S: 5	H: 0 LOB: 2 BB: 2 P: 13	R: 0 E: 0 K: 0 S: 3	H: 0 LOB: 0 BB: 0 P: 3	R: 0 E: 0 K: 3 S: 10	H: 1 LOB: 3 BB: 1 P: 14	1B: 7 2B: 2 3B: 0 HR: 1	SF: 0 SAC: 1 DP: 0 HBP: 0	WP: 2 PB: 0 SB: 1 CS: 0	PA: 44
<b>PITCHER</b>	IP WLS BF H R ER SO BB IBB HBP BLK WP HR S P ERA WHIP																					
Dave McNally, L ERA: 4.22	(1, 1) 3.1 3 1 0 0 0 0 0 0 0 0 0 0 3 3 0.00 1.500																					
Pete Burnside, L ERA: 4.51	(4, 1) 0.2 3 1 0 0 0 0 0 0 0 0 0 0 3 3 0.00 1.500																					
Buster Narum, R ERA: 5.4	(5, 1) 1.0 3 0 0 0 0 1 0 0 0 0 0 0 5 5 0.00 0.000																					
Dean Stone, L ERA: 3.86	(6, 1) 3.0 W 14 2 0 0 1 1 2 0 0 0 0 0 13 25 0.00 1.000																					
Stu Miller, R ERA: 2.92	(9, 1) 1.0 S 5 1 0 0 3 1 0 0 0 0 0 0 10 14 0.00 2.000																					



Batter	1	2	3	4	5	6	7	8	9	AB	R	H	RBI	BB	SO	LOB	TOP																			
Jim Piersall, R OBP: 0.308, SLG: 0.380 (1, 8)	F9		K	FC6-4				P3		5	0	1	1	0	1	5	<p>Washington Senators @ Chicago White Sox</p> <p>Comiskey Park, Chicago, IL</p> <p>Fri May 03 1963, 8:05 PM EDT</p> <p>Att: 11,953 - Unknown</p> <p>livebaseballscorecards.com</p>																			
Jim King, L OBP: 0.389, SLG: 0.600 (1, 9)	4-3		1B		4-3	F3			FC1-6 BB	4	0	1	2	1	0	1																				
Minnie Minoso, R OBP: 0.356, SLG: 0.233 (1, 7)	F2				5-3			F9	FC1-6 5-3	5	0	1	0	0	0	1																				
Chuck Hinton, R OBP: 0.384, SLG: 0.630 (1, 5)		1-3	K						5-3	5	1	2	0	0	1	3																				
Bobo Osborne, L OBP: 0.333, SLG: 0.506 (1, 3)	K									3	1	2	2	2	1	0																				
Ken Retzer, L OBP: 0.351, SLG: 0.290 Don Lock, R OBP: 0.390, SLG: 0.400 Bob Schmidt, R OBP: 0.154, SLG: 0.154 (5, PH)	P3			HR						2	0	0	0	0	0	0																				
Chuck Cottler, R OBP: 0.304, SLG: 0.511 (1, 4)										4	2	2	0	0	0	0																				
Ed Brinkman, R OBP: 0.325, SLG: 0.400 (1, 6)										4	1	2	0	0	0	1																				
Don Rudolph, L OBP: 0.400, SLG: 0.556 (1, 1)										3	0	2	0	0	0	1																				
Inning Stats	R: 0 E: 0 K: 0 S: 3	H: 0 LOB: 0 BB: 0 P: 3	R: 0 E: 0 K: 1 S: 5	H: 0 LOB: 0 BB: 0 P: 5	R: 2 E: 0 K: 2 S: 11	H: 4 LOB: 2 BB: 0 P: 11	R: 1 E: 0 K: 0 S: 6	H: 3 LOB: 2 BB: 0 P: 6	R: 0 E: 0 K: 1 S: 6	H: 1 LOB: 2 BB: 1 P: 10	R: 1 E: 0 K: 0 S: 4	H: 2 LOB: 1 BB: 0 P: 4	R: 0 E: 0 K: 0 S: 4	H: 1 LOB: 1 BB: 0 P: 4	R: 0 E: 0 K: 1 S: 5	H: 0 LOB: 2 BB: 2 P: 13		1B: 9 2B: 2 3B: 1 HR: 1	SF: 0 SAC: 1 DP: 1 HBP: 0	WP: 1 PA: 42 CS: 1																
PITCHER	IP	WLS	BF	H	R	ER	SO	BB	IBB	HBP	BLK	WP	HR	S	P	ERA	WHIP	PITCHER		IP	WLS	BF	H	R	ER	SO	BB	IBB	HBP	BLK	WP	HR	S	P	ERA	WHIP
John Buzhardt, R ERA: 3.27 (1, 1)	4.0	L	19	7	3	3	3	0	0	0	0	0	1	25	25	6.75	1.750	John Buzhardt, R ERA: 3.27 (1, 1)		4.0	L	19	7	3	3	3	0	0	0	0	1	25	25	6.75	1.750	
Frank Baumann, L ERA: 1.76 (5, 1)	3.0		14	5	2	2	1	1	0	0	0	0	0	15	19	6.00	2.000	Frank Baumann, L ERA: 1.76 (5, 1)		3.0		14	5	2	2	1	1	0	0	0	0	15	19	6.00	2.000	
Dave DeBusschere, R ERA: 4.7 (8, 1)	2.0		9	1	0	0	1	1	1	0	0	1	0	9	17	0.00	1.000	Dave DeBusschere, R ERA: 4.7 (8, 1)		2.0		9	1	0	0	1	1	1	0	0	1	0	9	17	0.00	1.000

Batter	1	2	3	4	5	6	7	8	9	AB	R	H	RBI	BB	SO	LOB	BOTTOM																			
Jim Landis, R OBP: 0.297, SLG: 0.393 (1, 8)		F3								3	1	0	0	1	0	1	<p>Washington Senators @ Chicago White Sox</p> <p>Comiskey Park, Chicago, IL</p> <p>Fri May 03 1963, 8:05 PM EDT</p> <p>Att: 11,953 - Unknown</p> <p>livebaseballscorecards.com</p>																			
Nellie Fox, L OBP: 0.395, SLG: 0.368 Al Weis, S OBP: 0.286, SLG: 0.167 (4, 4)	F8									2	0	1	0	0	0	1																				
Floyd Robinson, L OBP: 0.416, SLG: 0.485 (1, 9)										4	0	1	1	0	0	1																				
Dave Nicholson, R OBP: 0.297, SLG: 0.400 (1, 7)	FC6-4									4	1	2	1	0	0	1																				
Joe Cunningham, L OBP: 0.413, SLG: 0.433 (1, 3)										3	0	0	0	1	0	1																				
Ron Hansen, R OBP: 0.288, SLG: 0.348 (1, 6)	FC6-4									4	0	1	0	0	0	2																				
Pete Ward, L OBP: 0.333, SLG: 0.357 (1, 5)										4	0	0	0	0	1	1																				
Sherm Lollar, R OBP: 0.250, SLG: 0.200 (1, 2)										3	0	0	0	0	0	0																				
John Buzhardt, R Cam Carreon, R OBP: 0.300, SLG: 0.231 Frank Baumann, L OBP: 0.333, SLG: 0.333 Mike Herschberger, R OBP: 0.270, SLG: 0.188 Dave DeBusschere, R (8, 1)	E5									1	0	0	0	0	0	0																				
Inning Stats	R: 1 E: 0 K: 0 S: 4	H: 1 LOB: 2 BB: 2 P: 12	R: 0 E: 1 K: 0 S: 4	H: 0 LOB: 1 BB: 0 P: 4	R: 0 E: 1 K: 0 S: 3	H: 1 LOB: 0 BB: 0 P: 3	R: 0 E: 1 K: 0 S: 4	H: 1 LOB: 2 BB: 0 P: 5	R: 0 E: 0 K: 1 S: 5	H: 0 LOB: 0 BB: 0 P: 5	R: 1 E: 0 K: 0 S: 4	H: 1 LOB: 0 BB: 0 P: 4	R: 0 E: 0 K: 0 S: 3	H: 0 LOB: 0 BB: 0 P: 3	R: 0 E: 0 K: 0 S: 4	H: 1 LOB: 1 BB: 0 P: 4		R: 0 E: 0 K: 1 S: 5	H: 0 LOB: 0 BB: 0 P: 5	1B: 4 2B: 1 3B: 0 HR: 1	SF: 0 SAC: 0 DP: 1 HBP: 1	WP: 0 PA: 35 CS: 0														
PITCHER	IP	WLS	BF	H	R	ER	SO	BB	IBB	HBP	BLK	WP	HR	S	P	ERA	WHIP	PITCHER		IP	WLS	BF	H	R	ER	SO	BB	IBB	HBP	BLK	WP	HR	S	P	ERA	WHIP
Don Rudolph, L ERA: 4.35 (1, 1)	9.0	W	35	5	2	2	2	2	0	1	0	0	1	36	45	2.00	0.778	Don Rudolph, L ERA: 4.35 (1, 1)		9.0	W	35	5	2	2	2	2	0	1	0	0	1	36	45	2.00	0.778



Batter	1	2	3	4	5	6	7	8	9	AB	R	H	RBI	BB	SO	LOB	TOP		
Jim Piersall, R OBP: 0.333, SLG: 0.389	0-0 FC1-5 1B	0-0 WP 1B		0-0 FC5-2-3-4 2H			0-0 1-3		4-0 BB	4	0	2	0	1	0	1	<b>Washington Senators @ Chicago White Sox</b> Comiskey Park, Chicago, IL Sat May 04 1963, 4:33 AM EDT Att: 5,132 - Unknown <a href="http://livebaseballscorecards.com">livebaseballscorecards.com</a>		
Jim King, L OBP: 0.390, SLG: 0.571	0-0 BB FC1-5 1B	0-0 P6			0-0 L9		0-0 G6-3 1B		0-0 P3	5	0	2	0	0	0	3			
Minnie Minoso, R OBP: 0.351, SLG: 0.224	0-0 FC1-5 BB 1-2 2-3F	4-0			0-0 L8		0-0 G6-3 1-2			3	0	0	0	1	0	3			
Chuck Hinton, R OBP: 0.369, SLG: 0.604	0-3 K	0-0 P5			0-0 L8			0-0 5-3		4	0	0	0	0	1	5			
Bobo Osborne, L OBP: 0.351, SLG: 0.524	4-0 1-2 2-3 BB		0-0 P5			0-0 1B 1B		0-0 5-3 2B		3	0	2	0	1	0	0			
Don Lepore, R OBP: 0.382, SLG: 0.627	0-0 4-3		0-0 P6			0-0 1B		0-0 5-3		4	0	1	0	0	0	4			
Chuck Cottler, R OBP: 0.300, SLG: 0.490		0-0 1B SF8 1B	0-0 F7			0-0 P6		0-0 F8		4	1	1	0	0	0	3			
Ed Brinkman, R OBP: 0.333, SLG: 0.419		0-0 1B 1-3 1B		0-0 WP FC5-2-3-4 2B		0-0 F8		0-3 K		4	0	2	0	0	1	2			
Dave Stenhouse, R OBP: 0.325, SLG: 0.143		0-0 SF8		0-3 K		0-0 L6			0-0 4-3	1	0	0	1	0	1	1			
Bennie Daniels, L OBP: 0.220, SLG: 0.289										0	0	0	0	0	0	0			
Dick Phillips, L OBP: 0.220, SLG: 0.289										0	0	0	0	0	0	2			
Jim Duckworth, R OBP: 0.220, SLG: 0.289										0	0	0	0	0	0	0			
Carl Bouldin, S OBP: 0.198, SLG: 0.111										0	0	0	0	0	0	0			
Tom Brown, S OBP: 0.198, SLG: 0.111										0	0	0	0	0	0	0			
<b>Inning Stats</b>	R: 0 E: 0 K: 1 S: 7	H: 2 LOB: 3 BB: 1 P: 11	R: 1 E: 0 K: 0 S: 6	H: 3 LOB: 3 BB: 1 P: 10	R: 0 E: 0 K: 0 S: 3	H: 0 LOB: 0 BB: 0 P: 3	R: 0 E: 0 K: 1 S: 5	H: 1 LOB: 0 BB: 0 P: 5	R: 0 E: 0 K: 0 S: 3	H: 2 LOB: 2 BB: 0 P: 3	R: 0 E: 0 K: 0 S: 3	H: 1 LOB: 0 BB: 0 P: 3	R: 0 E: 0 K: 0 S: 4	H: 1 LOB: 1 BB: 0 P: 4	R: 0 E: 0 K: 1 S: 5	H: 0 LOB: 1 BB: 1 P: 9	1B: 8 2B: 3 3B: 0 HR: 0	SF: 1 SAC: 0 DP: 2 HBP: 0	WP: 2 PA: 38 CS: 0
<b>PITCHER</b>	IP WLS BF H R ER SO	IP WLS BF H R ER SO	IP WLS BF H R ER SO	IP WLS BF H R ER SO	IP WLS BF H R ER SO	IP WLS BF H R ER SO	IP WLS BF H R ER SO	IP WLS BF H R ER SO	IP WLS BF H R ER SO	IP WLS BF H R ER SO	IP WLS BF H R ER SO	IP WLS BF H R ER SO	IP WLS BF H R ER SO	IP WLS BF H R ER SO	IP WLS BF H R ER SO	IP WLS BF H R ER SO	ERA WHIP	ERA WHIP	
Eddie Fisher, R ERA: 5.75	(1, 1) 6.1 W 29 9 1 1 2	(1, 1) 6.1 W 29 9 1 1 2	(1, 1) 6.1 W 29 9 1 1 2	(1, 1) 6.1 W 29 9 1 1 2	(1, 1) 6.1 W 29 9 1 1 2	(1, 1) 6.1 W 29 9 1 1 2	(1, 1) 6.1 W 29 9 1 1 2	(1, 1) 6.1 W 29 9 1 1 2	(1, 1) 6.1 W 29 9 1 1 2	(1, 1) 6.1 W 29 9 1 1 2	(1, 1) 6.1 W 29 9 1 1 2	(1, 1) 6.1 W 29 9 1 1 2	(1, 1) 6.1 W 29 9 1 1 2	(1, 1) 6.1 W 29 9 1 1 2	(1, 1) 6.1 W 29 9 1 1 2	(1, 1) 6.1 W 29 9 1 1 2	1.42 1.737		
Hoyt Wilhelm, R ERA: 0.75	(7, 1) 2.2 S 9 1 0 0 1	(7, 1) 2.2 S 9 1 0 0 1	(7, 1) 2.2 S 9 1 0 0 1	(7, 1) 2.2 S 9 1 0 0 1	(7, 1) 2.2 S 9 1 0 0 1	(7, 1) 2.2 S 9 1 0 0 1	(7, 1) 2.2 S 9 1 0 0 1	(7, 1) 2.2 S 9 1 0 0 1	(7, 1) 2.2 S 9 1 0 0 1	(7, 1) 2.2 S 9 1 0 0 1	(7, 1) 2.2 S 9 1 0 0 1	(7, 1) 2.2 S 9 1 0 0 1	(7, 1) 2.2 S 9 1 0 0 1	(7, 1) 2.2 S 9 1 0 0 1	(7, 1) 2.2 S 9 1 0 0 1	(7, 1) 2.2 S 9 1 0 0 1	0.00 0.750		

Batter	1	2	3	4	5	6	7	8	9	AB	R	H	RBI	BB	SO	LOB	BOTTOM		
Jim Landis, R OBP: 0.303, SLG: 0.397	0-0 L6		0-0 1B		0-0 L9	0-0 4-3		0-0 F9		2	0	1	0	0	0	0	<b>Washington Senators @ Chicago White Sox</b> Comiskey Park, Chicago, IL Sat May 04 1963, 4:33 AM EDT Att: 5,132 - Unknown <a href="http://livebaseballscorecards.com">livebaseballscorecards.com</a>		
Mike Hershberger, R OBP: 0.250, SLG: 0.171			0-0 1B		0-0 L9	0-0 4-3		0-0 F9		3	0	0	0	0	0	1			
Nellie Fox, L OBP: 0.400, SLG: 0.375	0-0 F2		0-0 FC6-4 1B		0-0 FC4-6 BB 1-2F 3B		0-0 1B HBP 2B 1B		0-0 F7	4	1	2	0	0	0	1			
Al Weis, S OBP: 0.250, SLG: 0.143			0-0 FC6-4 1B		0-0 FC4-6 BB 1-2F 3B		0-0 1B HBP 2B 1B		0-0 F7	1	1	0	0	0	0	0			
Joe Cunningham, L OBP: 0.412, SLG: 0.414	0-0 G3		0-0 FC6-4 1-2F 3B		0-0 FC4-6 BB 1-2F 3B		1-0 2B HBP 1B		0-0 E1	3	2	0	0	1	0	2			
Floyd Robinson, L OBP: 0.415, SLG: 0.507		0-0 1-3		0-3 K	0-0 3B		0-0 2B WP 1B		0-0 3-1	5	1	2	2	0	1	1			
Pete Ward, L OBP: 0.353, SLG: 0.384		0-0 S 1B		0-0 F7	4-0 3B		0-0 WP HR 2B			3	1	2	2	1	0	0			
Dave Nicholson, R OBP: 0.321, SLG: 0.500		0-3 K		0-0 HR	4-0 3B		0-0 2B HR			3	2	2	3	1	1	1			
Ron Hansen, R OBP: 0.286, SLG: 0.343		0-0 F8		0-0 HR	0-3 K		0-0 6-3			4	0	1	0	0	1	5			
J.C. Martin, L OBP: 0.216, SLG: 0.294			0-3 K		0-0 1-3		0-0 4-3		0-0 4-3	4	0	0	0	0	1	2			
Eddie Fisher, R OBP: 0.143, SLG: 0.143			0-3 K		0-0 FC4-6 1B		0-0 P6		0-3 K	3	0	1	0	0	1	0			
Hoyt Wilhelm, R OBP: 0.143, SLG: 0.143			0-3 K		0-0 FC4-6 1B		0-0 P6		0-3 K	1	0	0	0	0	1	1			
<b>Inning Stats</b>	R: 0 E: 0 K: 0 S: 3	H: 0 LOB: 0 BB: 0 P: 3	R: 0 E: 0 K: 1 S: 6	H: 1 LOB: 1 BB: 0 P: 6	R: 0 E: 0 K: 2 S: 9	H: 2 LOB: 2 BB: 0 P: 9	R: 1 E: 0 K: 1 S: 7	H: 2 LOB: 1 BB: 0 P: 7	R: 2 E: 0 K: 1 S: 7	H: 2 LOB: 3 BB: 3 P: 19	R: 0 E: 0 K: 0 S: 3	H: 0 LOB: 0 BB: 0 P: 3	R: 5 E: 0 K: 1 S: 9	H: 4 LOB: 1 BB: 0 P: 10	R: 0 E: 1 K: 0 S: 4	H: 0 LOB: 1 BB: 0 P: 4	1B: 7 2B: 1 3B: 1 HR: 2	SF: 0 SAC: 0 DP: 0 HBP: 1	WP: 1 PA: 40 CS: 0
<b>PITCHER</b>	IP WLS BF H R ER SO	IP WLS BF H R ER SO	IP WLS BF H R ER SO	IP WLS BF H R ER SO	IP WLS BF H R ER SO	IP WLS BF H R ER SO	IP WLS BF H R ER SO	IP WLS BF H R ER SO	IP WLS BF H R ER SO	IP WLS BF H R ER SO	IP WLS BF H R ER SO	IP WLS BF H R ER SO	IP WLS BF H R ER SO	IP WLS BF H R ER SO	IP WLS BF H R ER SO	IP WLS BF H R ER SO	ERA WHIP	ERA WHIP	
Dave Stenhouse, R ERA: 3.97	(1, 1) 4.2 L 23 7 3 3 4	(1, 1) 4.2 L 23 7 3 3 4	(1, 1) 4.2 L 23 7 3 3 4	(1, 1) 4.2 L 23 7 3 3 4	(1, 1) 4.2 L 23 7 3 3 4	(1, 1) 4.2 L 23 7 3 3 4	(1, 1) 4.2 L 23 7 3 3 4	(1, 1) 4.2 L 23 7 3 3 4	(1, 1) 4.2 L 23 7 3 3 4	(1, 1) 4.2 L 23 7 3 3 4	(1, 1) 4.2 L 23 7 3 3 4	(1, 1) 4.2 L 23 7 3 3 4	(1, 1) 4.2 L 23 7 3 3 4	(1, 1) 4.2 L 23 7 3 3 4	(1, 1) 4.2 L 23 7 3 3 4	(1, 1) 4.2 L 23 7 3 3 4	5.79 1.929		
Bennie Daniels, R ERA: 8.1	(5, 1) 0.1 2 0 0 0 1	(5, 1) 0.1 2 0 0 0 1	(5, 1) 0.1 2 0 0 0 1	(5, 1) 0.1 2 0 0 0 1	(5, 1) 0.1 2 0 0 0 1	(5, 1) 0.1 2 0 0 0 1	(5, 1) 0.1 2 0 0 0 1	(5, 1) 0.1 2 0 0 0 1	(5, 1) 0.1 2 0 0 0 1	(5, 1) 0.1 2 0 0 0 1	(5, 1) 0.1 2 0 0 0 1	(5, 1) 0.1 2 0 0 0 1	(5, 1) 0.1 2 0 0 0 1	(5, 1) 0.1 2 0 0 0 1	(5, 1) 0.1 2 0 0 0 1	(5, 1) 0.1 2 0 0 0 1	0.00 3.000		
Jim Duckworth, R ERA: 6.91	(6, 1) 1.0 7 3 5 5 0	(6, 1) 1.0 7 3 5 5 0	(6, 1) 1.0 7 3 5 5 0	(6, 1) 1.0 7 3 5 5 0	(6, 1) 1.0 7 3 5 5 0	(6, 1) 1.0 7 3 5 5 0	(6, 1) 1.0 7 3 5 5 0	(6, 1) 1.0 7 3 5 5 0	(6, 1) 1.0 7 3 5 5 0	(6, 1) 1.0 7 3 5 5 0	(6, 1) 1.0 7 3 5 5 0	(6, 1) 1.0 7 3 5 5 0	(6, 1) 1.0 7 3 5 5 0	(6, 1) 1.0 7 3 5 5 0	(6, 1) 1.0 7 3 5 5 0	(6, 1) 1.0 7 3 5 5 0	45.00 3.000		
Carl Bouldin, R ERA: 6.75	(7, 1) 2.0 8 1 0 0 1	(7, 1) 2.0 8 1 0 0 1	(7, 1) 2.0 8 1 0 0 1	(7, 1) 2.0 8 1 0 0 1	(7, 1) 2.0 8 1 0 0 1	(7, 1) 2.0 8 1 0 0 1	(7, 1) 2.0 8 1 0 0 1	(7, 1) 2.0 8 1 0 0 1	(7, 1) 2.0 8 1 0 0 1	(7, 1) 2.0 8 1 0 0 1	(7, 1) 2.0 8 1 0 0 1	(7, 1) 2.0 8 1 0 0 1	(7, 1) 2.0 8 1 0 0 1	(7, 1) 2.0 8 1 0 0 1	(7, 1) 2.0 8 1 0 0 1	(7, 1) 2.0 8 1 0 0 1	0.00 0.500		



Batter	1	2	3	4	5	6	7	8	9	AB	R	H	RBI	BB	SO	LOB	TOP		
Jim Piersall, R OBP: 0.328, SLG: 0.368 (1, 8)	FC4-6 BB		F9		FC6-4			4-3		3	0	0	0	1	0	1	<p>Washington Senators @ Chicago White Sox</p> <p>Comiskey Park, Chicago, IL</p> <p>Sun May 05 1963, 4:33 AM EDT</p> <p>Unknown</p>		
Jim King, L OBP: 0.356, SLG: 0.513 (1, 9)	FC4-6 FC5-4			1-3		1-3		F9		4	0	0	0	0	0	1			
Minnie Minoso, R OBP: 0.337, SLG: 0.213 (1, 7)	FC5-4			5-3		F7			K	4	0	0	0	0	1	1			
Chuck Hinton, R OBP: 0.358, SLG: 0.586 Dick Phillips, L OBP: 0.296, SLG: 0.282 (1, 5) (8, 5)	F8			E5		F8			4-3	3	0	0	0	0	0	1			
Bobo Osborne, L OBP: 0.357, SLG: 0.535 (1, 3)		3-1							K	4	0	2	0	0	1	0			
Ken Retzer, L OBP: 0.325, SLG: 0.265 (1, 2)		F5			1B					3	0	0	0	0	1	3			
Chuck Cottler, R OBP: 0.283, SLG: 0.462 (1, 4)									K	3	0	0	0	0	2	1			
Ed Brinkman, R OBP: 0.333, SLG: 0.416 (1, 6)										3	0	1	0	0	0	1			
Tom Cheney, R OBP: 0.071, SLG: 0.071 Jim Bronstad, R (5, 1)										2	0	0	0	0	1	1			
Tom Brown, S OBP: 0.150, SLG: 0.105 Jim Hannan, R (8, 1) (8, 1)			5-3			K			K	0	0	0	0	0	0	0			
<b>Inning Stats</b>	R: 0 E: 0 K: 0 S: 3	H: 0 LOB: 1 BB: 1 P: 7	R: 0 E: 0 K: 1 S: 5	H: 0 LOB: 0 BB: 0 P: 5	R: 0 E: 0 K: 0 S: 3	H: 0 LOB: 0 BB: 0 P: 3	R: 0 E: 1 K: 1 S: 7	H: 1 LOB: 2 BB: 0 P: 7	R: 0 E: 0 K: 1 S: 6	H: 1 LOB: 0 BB: 0 P: 3	R: 0 E: 0 K: 1 S: 6	H: 1 LOB: 1 BB: 0 P: 6	R: 0 E: 0 K: 1 S: 5	H: 0 LOB: 0 BB: 0 P: 5	R: 0 E: 0 K: 2 S: 7	H: 0 LOB: 0 BB: 0 P: 7	1B: 2 2B: 1 3B: 0 HR: 0	SF: 0 SAC: 0 DP: 0 HBP: 0	WP: 0 PA: 32
<b>PITCHER</b> Ray Herbert, R ERA: 2.84 (1, 1)	IP: 9.0 WLS: W BF: 32 H: 3 R: 0 ER: 0 SO: 7 BB: 1 IBB: 0 HBP: 0 BLK: 0 WP: 0 HR: 0 S: 45 P: 49 ERA: 0.00 WHIP: 0.444											<b>PITCHER</b>	IP: 9.0 WLS: W BF: 32 H: 3 R: 0 ER: 0 SO: 7 BB: 1 IBB: 0 HBP: 0 BLK: 0 WP: 0 HR: 0 S: 45 P: 49 ERA: 0.00 WHIP: 0.444						

Batter	1	2	3	4	5	6	7	8	9	AB	R	H	RBI	BB	SO	LOB	BOTTOM		
Mike Herschberger, R OBP: 0.267, SLG: 0.225 (1, 8)	K		F3			FC6-4				5	1	2	3	0	1	1	<p>Washington Senators @ Chicago White Sox</p> <p>Comiskey Park, Chicago, IL</p> <p>Sun May 05 1963, 4:33 AM EDT</p> <p>Unknown</p>		
Nellie Fox, L OBP: 0.376, SLG: 0.351 (1, 4)	P4			6-3	5-3	4-3		4-3		5	0	0	0	0	0	3			
Joe Cunningham, L OBP: 0.395, SLG: 0.392 (1, 3)	F5			F7	3-1			4-3		4	0	0	0	0	0	1			
Floyd Robinson, L OBP: 0.430, SLG: 0.541 (1, 9)		4-0						4-3		3	1	2	1	1	0	0			
Pete Ward, L OBP: 0.371, SLG: 0.403 (1, 5)										4	1	3	1	0	0	1			
Dave Nicholson, R OBP: 0.317, SLG: 0.528 (1, 7)										4	1	1	2	0	3	4			
Ron Hansen, R OBP: 0.296, SLG: 0.392 Al Weis, S OBP: 0.250, SLG: 0.143 (1, 6) (8, PR) (9, 6)										4	1	2	1	0	0	1			
J.C. Martin, L OBP: 0.244, SLG: 0.297 (1, 2)										0	1	0	0	0	0	0			
Ray Herbert, R OBP: 0.182, SLG: 0.273 (1, 1)										2	1	0	0	0	1	1			
<b>Inning Stats</b>	R: 0 E: 0 K: 1 S: 5	H: 0 LOB: 0 BB: 0 P: 5	R: 0 E: 0 K: 1 S: 5	H: 0 LOB: 0 BB: 1 P: 9	R: 0 E: 0 K: 0 S: 3	H: 0 LOB: 0 BB: 0 P: 3	R: 3 E: 0 K: 0 S: 6	H: 3 LOB: 0 BB: 0 P: 6	R: 3 E: 1 K: 1 S: 9	H: 3 LOB: 2 BB: 1 P: 13	R: 1 E: 0 K: 1 S: 7	H: 2 LOB: 1 BB: 0 P: 7	R: 0 E: 0 K: 1 S: 6	H: 1 LOB: 0 BB: 0 P: 6	R: 1 E: 0 K: 0 S: 5	H: 2 LOB: 1 BB: 0 P: 5		1B: 7 2B: 1 3B: 1 HR: 2	SF: 0 SAC: 2 DP: 0 HBP: 0
<b>PITCHER</b> Tom Cheney, R ERA: 1.13 Jim Bronstad, R ERA: 3.92 Jim Hannan, R ERA: 6.23 (1, 1) (5, 1) (8, 1)	IP: 4.0 WLS: L BF: 19 H: 4 R: 6 ER: 4 SO: 2 BB: 2 IBB: 0 HBP: 0 BLK: 0 WP: 1 HR: 1 S: 21 P: 29 ERA: 9.00 WHIP: 1.500											<b>PITCHER</b>	IP: 4.0 WLS: L BF: 19 H: 4 R: 6 ER: 4 SO: 2 BB: 2 IBB: 0 HBP: 0 BLK: 0 WP: 1 HR: 1 S: 21 P: 29 ERA: 9.00 WHIP: 1.500						











Batter	1	2	3	4	5	6	7	8	9	AB	R	H	RBI	BB	SO	LOB	TOP		
Mike Hershberger, R OBP: 0.295, SLG: 0.327 (1, 8)	0-0 1-3		0-0 1B			0-0 1B	0-3 K		0-0 F7	5	0	2	0	0	1	3			
Nellie Fox, L OBP: 0.394, SLG: 0.372 (1, 4)	0-0 F8		0-0 E8			0-0 1B		0-0 F7		4	0	2	0	0	0	0			
Joe Cunningham, L OBP: 0.396, SLG: 0.381 (1, 3)	0-0 WP 1B		0-0 4-3			0-0 F6		0-0 6-3		4	1	1	0	0	0	3			
Floyd Robinson, L OBP: 0.430, SLG: 0.545 Jim Landis, R OBP: 0.393, SLG: 0.397 (1, 9)	0-0 FC6-4 1B			0-0 6-3		0-0 G4-6-3 1B		0-0 2B		4	0	2	1	0	0	2			
Pete Ward, L OBP: 0.363, SLG: 0.398 (1, 5)	0-0 FC6-4			0-0 4-3			0-0 6-3	4-0 BB		3	0	0	0	1	0	1			
Dave Nicholson, R OBP: 0.313, SLG: 0.506 (1, 7)		0-0 G1-4-3 1B		0-3 K			0-0 F9	0-3 K		4	0	1	0	0	2	2			
Ron Hansen, R OBP: 0.298, SLG: 0.407 (1, 6)		0-0 G1-4-3		0-3 K		0-0 1B		0-0 F9		4	1	1	0	0	1	1			
J.C. Martin, L OBP: 0.239, SLG: 0.268 (1, 2)		0-0 F7		0-0 F2		4-0 1B		0-0 G3		3	0	0	0	1	0	0			
John Buzhardt, R OBP: 0.091, SLG: 0.091 Charlie Maxwell, L OBP: 0.375, SLG: 0.167 Al Weis, S OBP: 0.308, SLG: 0.250 Hoyt Wilhelm, R OBP: 0.143, SLG: 0.143 (1, 1)			0-0 6-3		0-0 F9		0-0 1B	4-0 BB		3	0	1	1	0	0	0			
<b>Inning Stats</b>	R: 1 E: 0 K: 0 S: 5	H: 2 LOB: 1 BB: 0 P: 5	R: 0 E: 0 K: 0 S: 3	H: 1 LOB: 0 BB: 0 P: 3	R: 0 E: 1 K: 0 S: 4	H: 2 LOB: 1 BB: 0 P: 4	R: 0 E: 0 K: 1 S: 5	H: 0 LOB: 0 BB: 0 P: 5	R: 0 E: 0 K: 0 S: 4	H: 2 LOB: 1 BB: 0 P: 4	R: 1 E: 0 K: 1 S: 7	H: 2 LOB: 2 BB: 1 P: 11	R: 0 E: 0 K: 1 S: 6	H: 1 LOB: 2 BB: 1 P: 10	R: 0 E: 0 K: 0 S: 3	H: 0 LOB: 2 BB: 1 P: 7	1B: 8 2B: 2 3B: 0 HR: 0	SF: 0 SAC: 0 DP: 2 HBP: 0	WP: 1 PA: 37 PB: 0 SB: 1 CS: 0
<b>PITCHER</b>	IP WLS BF H R ER SO BB IBB HBP BLK WP HR S P ERA WHIP	8.0 L 33 10 2 2 4 1 1 0 0 0 0 39 47 2.25 1.375	1.0 S 4 0 0 0 0 1 0 0 0 0 0 3 7 0.00 1.000																

Chicago White Sox @ Kansas City Athletics  
Municipal Stadium, Kansas City, MO  
Tue May 07 1963, 8:05 PM EDT  
Att: 10,176 - Unknown


AB 34  
R 2  
H 10  
RBI 2  
BB 3  
SO 4  
LOB 12



Batter	1	2	3	4	5	6	7	8	9	AB	R	H	RBI	BB	SO	LOB	BOTTOM		
Wayne Causey, L OBP: 0.456, SLG: 0.549 (1, 6)	0-0 G3		0-0 G6-3 1B			4-0 SH1-4 BB		0-0 4-3 3B		3	1	2	0	1	0	0			
Jose Tartabull, L OBP: 0.339, SLG: 0.327 (1, 8)	0-0 F4		0-0 G6-3			0-0 SH1-4		0-0 4-3		3	0	0	1	0	0	1			
Jerry Lumpe, L OBP: 0.264, SLG: 0.263 (1, 4)	0-0 F7			0-0 4-3		0-0 F8		0-0 3-1		4	0	0	0	0	0	1			
Norm Siebern, L OBP: 0.307, SLG: 0.284 (1, 3)		0-0 5-3 1B		0-0 F8		0-3 K		0-0 4-3		4	0	1	0	0	1	1			
Ed Charles, R OBP: 0.400, SLG: 0.371 (1, 5)		0-0 5-3		0-3 K		0-0 5-3		0-0 1B		4	0	1	0	0	1	1			
Chuck Essegian, R OBP: 0.276, SLG: 0.352 (1, 7)		0-0 E5			0-0 G6-3 1B		0-0 1B	0-0 F8		4	0	2	0	0	0	1			
Gino Cimoli, R OBP: 0.313, SLG: 0.364 (1, 9)		0-3 K		0-0 G6-3		0-0 G6-3		0-0 F9		3	0	0	0	0	1	4			
Billy Bryan, L OBP: 0.317, SLG: 0.431 (1, 2)		0-0 4-3			4-0 BB		0-3 K			2	0	0	0	1	1	3			
Dave Wickersham, R OBP: 0.273, SLG: 0.200 Manny Jimenez, L OBP: 0.340, SLG: 0.300 Bill Fischer, R OBP: 0.340, SLG: 0.300 (1, 1)			0-3 K		0-0 1-3		0-0 F7			2	0	0	0	0	1	1			
<b>Inning Stats</b>	R: 0 E: 0 K: 0 S: 3	H: 0 LOB: 0 BB: 0 P: 3	R: 0 E: 1 K: 1 S: 7	H: 1 LOB: 2 BB: 0 P: 7	R: 0 E: 0 K: 1 S: 5	H: 0 LOB: 0 BB: 0 P: 5	R: 0 E: 0 K: 1 S: 5	H: 0 LOB: 0 BB: 0 P: 5	R: 0 E: 0 K: 0 S: 3	H: 1 LOB: 1 BB: 1 P: 7	R: 0 E: 0 K: 1 S: 6	H: 1 LOB: 1 BB: 0 P: 6	R: 1 E: 0 K: 0 S: 4	H: 1 LOB: 0 BB: 0 P: 4	R: 0 E: 0 K: 0 S: 3	H: 1 LOB: 0 BB: 0 P: 3	1B: 5 2B: 0 3B: 1 HR: 0	SF: 0 SAC: 1 DP: 2 HBP: 0	WP: 0 PA: 33 PB: 0 SB: 0 CS: 0
<b>PITCHER</b>	IP WLS BF H R ER SO BB IBB HBP BLK WP HR S P ERA WHIP	8.0 W 30 5 1 1 5 2 0 0 0 0 0 38 46 1.12 0.875	1.0 S 3 1 0 0 0 0 0 0 0 0 0 3 3 0.00 1.000																

Chicago White Sox @ Kansas City Athletics  
Municipal Stadium, Kansas City, MO  
Tue May 07 1963, 8:05 PM EDT  
Att: 10,176 - Unknown

AB 30  
R 1  
H 6  
RBI 1  
BB 2  
SO 5  
LOB 13





Batter	1	2	3	4	5	6	7	8	9	AB	R	H	RBI	BB	SO	LOB	TOP			
Mike Hershberger, R (1, 8) OBP: 0.308, SLG: 0.356	0-0 6-3			0-3 K			SH3 1B			4	2	2	0	0	1	0				
Nelle Fox, L (1, 4) OBP: 0.396, SLG: 0.378	0-0 F7			0-0 F4			SH3 1B			4	1	2	1	0	0	0				
Joe Cunningham, L (1, 3) OBP: 0.385, SLG: 0.368	0-0 4-3			0-0 4-3			SH3 1-2 2-3	1-3		3	0	0	0	0	0	0				
Floyd Robinson, L (1, 9) OBP: 0.423, SLG: 0.527		0-0 5-3			0-0 F7		4-0 E IBB	0-3 K		3	1	0	0	1	1	0				
Pete Ward, L (1, 5) OBP: 0.358, SLG: 0.402		0-0 4-3			0-0 F2		0-0 E6 2B	0-3 K		4	1	1	2	0	1	0				
Dave Nicholson, R (1, 7) OBP: 0.310, SLG: 0.489		0-3 K			0-0 F5		4-0 BB 2B		0-3 K	3	1	0	0	1	2	0				
Ron Hansen, R (1, 6) OBP: 0.296, SLG: 0.393			0-3 K			0-0 6-3	4-0 2B BB		0-3 K	3	1	0	0	1	2	0	AB 32			
J.C. Martin, L (1, 2) OBP: 0.260, SLG: 0.311			0-0 4-3			0-0 F4	0-0 E 2B		0-0 1B	4	1	2	3	0	0	0	R 8			
Eddie Fisher, R (1, 1) OBP: 0.091, SLG: 0.091			0-3 K			0-0 6-3	0-0 6-3		0-3 K	4	0	0	0	0	2	1	H 7			
Jim Brosnan, R (9, 1)										0	0	0	0	0	0	0	RBI 6			
																	BB 3			
																	SO 9			
																	LOB 1			
<b>Inning Stats</b>	R: 0 E: 0 K: 0 S: 3	H: 0 LOB: 0 BB: 0 P: 3	R: 0 E: 0 K: 1 S: 5	H: 0 LOB: 0 BB: 0 P: 5	R: 0 E: 0 K: 2 S: 7	H: 0 LOB: 0 BB: 0 P: 7	R: 0 E: 0 K: 1 S: 5	H: 0 LOB: 0 BB: 0 P: 5	R: 0 E: 0 K: 0 S: 3	H: 0 LOB: 0 BB: 0 P: 3	R: 8 E: 2 K: 0 S: 8	H: 6 LOB: 1 BB: 3 P: 20	R: 0 E: 0 K: 3 S: 10	H: 0 LOB: 0 BB: 0 P: 7	R: 0 E: 0 K: 3 S: 10	H: 1 LOB: 1 BB: 0 P: 10	1B: 4 2B: 3 3B: 0 HR: 0	SF: 0 SAC: 1 DP: 0 HBP: 0	WP: 0 PB: 0 CS: 0	PA: 36
<b>PITCHER</b>	IP WLS BF H R ER SO BB IBB HBP BLK WP HR S P ERA WHIP																			
Ed Rakow, R (1, 1) ERA: 3.06	6.2 L 28 5 8 8 4 2 1 0 0 0 0 0 33 45 10.80 1.050																			
Diego Segui, R (7, 1) ERA: 8.06	1.1 4 1 0 0 2 0 0 0 0 0 0 0 8 8 0.00 0.750																			
John Wyatt, R (9, 1) ERA: 4.5	1.0 4 1 0 0 3 0 0 0 0 0 0 0 10 10 0.00 1.000																			

Chicago White Sox @ Kansas City Athletics  
Municipal Stadium, Kansas City, MO  
Wed May 08 1963, 8:05 PM EDT  
Att: 12,692 - Unknown


AB	32
R	8
H	7
RBI	6
BB	3
SO	9
LOB	1



Batter	1	2	3	4	5	6	7	8	9	AB	R	H	RBI	BB	SO	LOB	BOTTOM					
Wayne Causey, L (1, 6) OBP: 0.434, SLG: 0.520	0-0 G3		0-0 F9			0-0 4-3		0-0 G3		4	0	0	0	0	0	0						
Jose Tartabull, L (1, 8) OBP: 0.317, SLG: 0.304	0-0 F7		0-0 F2			0-0 6-3		0-0 F6		4	0	0	0	0	0	0						
Jerry Lumpe, L (1, 4) OBP: 0.272, SLG: 0.272	0-0 BB 1B			0-0 F5		0-0 6-3			0-0 HR 1B	4	1	2	0	0	0	0						
Norm Siebern, L (1, 3) OBP: 0.322, SLG: 0.337	4-0 BB			0-0 2B		0-0 6-3		0-0 HR	0-0 HR	3	1	2	2	1	0	0						
Ed Charles, R (1, 5) OBP: 0.404, SLG: 0.386	0-3 K			0-0 F5		0-0 1B SF8 2B		0-0 G5-4-3 1B	0-0 1B	4	1	2	0	0	1	3						
Chuck Essegian, R (1, 7) OBP: 0.275, SLG: 0.347		0-3 K		0-0 5-3		0-0 1B		0-0 G5-4-3	0-0 1-2	4	0	1	0	0	1	2						
Gino Cimoli, R (1, 9) OBP: 0.300, SLG: 0.352		0-0 6-3			0-0 F9		0-0 SF8		0-0 6-3	3	0	0	1	0	0	0	AB 32					
Billy Bryan, L (1, 2) OBP: 0.302, SLG: 0.407		0-0 F8			0-0 3-1		0-0 F3			3	0	0	0	0	0	1	R 3					
Ed Rakow, S (1, 1) OBP: 0.250, SLG: 0.200			0-3 K					0-0 F8		2	0	0	0	0	2	0	H 7					
Diego Segui, R (7, 1) OBP: 0.266, SLG: 0.286										0	0	0	0	0	0	0	RBI 3					
Manny Jimenez, L (6, PH) OBP: 0.333, SLG: 0.293										1	0	0	0	0	0	0	BB 1					
John Wyatt, R (9, 1)										0	0	0	0	0	0	0	SO 4					
																	LOB 6					
<b>Inning Stats</b>	R: 0 E: 0 K: 1 S: 6	H: 1 LOB: 2 BB: 1 P: 10	R: 0 E: 0 K: 1 S: 5	H: 0 LOB: 0 BB: 0 P: 5	R: 0 E: 0 K: 1 S: 5	H: 0 LOB: 0 BB: 0 P: 5	R: 0 E: 0 K: 0 S: 4	H: 1 LOB: 1 BB: 0 P: 4	R: 0 E: 0 K: 1 S: 5	H: 0 LOB: 0 BB: 0 P: 5	R: 0 E: 0 K: 0 S: 3	H: 0 LOB: 0 BB: 0 P: 3	R: 1 E: 0 K: 0 S: 5	H: 2 LOB: 1 BB: 0 P: 5	R: 0 E: 0 K: 0 S: 3	H: 0 LOB: 0 BB: 0 P: 3	R: 2 E: 0 K: 0 S: 5	H: 3 LOB: 0 BB: 0 P: 5	1B: 4 2B: 2 3B: 0 HR: 1	SF: 1 SAC: 0 DP: 1 HBP: 0	WP: 0 PB: 0 CS: 0	PA: 34
<b>PITCHER</b>	IP WLS BF H R ER SO BB IBB HBP BLK WP HR S P ERA WHIP																					
Eddie Fisher, R (1, 1) ERA: 5.08	8.0 W 31 6 3 3 4 1 0 0 0 0 0 1 38 42 3.38 0.875																					
Jim Brosnan, R (9, 1) ERA: 5.4	1.0 S 3 1 0 0 0 0 0 0 0 0 0 0 3 3 0.00 1.000																					

Chicago White Sox @ Kansas City Athletics  
Municipal Stadium, Kansas City, MO  
Wed May 08 1963, 8:05 PM EDT  
Att: 12,692 - Unknown

AB	32
R	3
H	7
RBI	3
BB	1
SO	4
LOB	6







Batter	1	2	3	4	5	6	7	8	9	AB	R	H	RBI	BB	SO	LOB	TOP			
Tony Kubek, L (1, 6) OBP: 0.208, SLG: 0.247	0-3 K		0-0 4-3			0-0 4-3			0-0 F8	4	0	0	0	0	1	1	<b>New York Yankees @ Chicago White Sox</b> Comiskey Park, Chicago, IL Thu May 09 1963, 8:05 PM EDT Att: 32,405 - Unknown <a href="http://livebaseballscorecards.com">livebaseballscorecards.com</a>			
Bobby Richardson, R (1, 4) OBP: 0.267, SLG: 0.313	0-0 F7			4-0 4-3 BB		0-0 6-3			0-0 F3	3	0	0	0	1	0	0				
Tom Tresh, S (1, 7) OBP: 0.385, SLG: 0.650	0-0 L7			0-0 4-3 1-2					0-0 G3	3	0	0	0	0	0	1				
Mickey Mantle, S (1, 8) OBP: 0.382, SLG: 0.583		0-0 F8		0-0 4-3 2-3					0-0 4-3	3	0	0	0	0	0	1				
Roger Maris, L (1, 9) OBP: 0.268, SLG: 0.404		0-0 3-1		0-0 F8					0-0 F5	3	0	0	0	0	0	1				
Joe Pepitone, L (1, 3) OBP: 0.288, SLG: 0.478	0-3 K				0-0 G6-4-3 1B				0-0 3-1	3	0	1	0	0	1	0				
Elston Howard, R (1, 2) OBP: 0.294, SLG: 0.538			0-0 F7		0-0 G6-4-3 1-2				0-0 F3	3	0	0	0	0	0	1				
Clete Boyer, R (1, 5) OBP: 0.362, SLG: 0.533			0-0 FC5-4 1B		0-3 K				0-0 F8	3	0	1	0	0	1	0				
Ralph Terry, R (1, 1) OBP: 0.063, SLG: 0.063			0-0 FC5-4 1-2			0-0 5-3			0-0 4-3	2	0	0	0	0	0	1				
Yogi Berra, L (9, PH) OBP: 0.231, SLG: 0.462										1	0	0	0	0	0	0				
<b>Inning Stats</b>	R: 0 E: 0 K: 1 S: 5	H: 0 LOB: 0 BB: 0 P: 5	R: 0 E: 0 K: 1 S: 5	H: 0 LOB: 0 BB: 0 P: 5	R: 0 E: 0 K: 0 S: 4	H: 1 LOB: 1 BB: 0 P: 4	R: 0 E: 0 K: 0 S: 3	H: 0 LOB: 1 BB: 1 P: 7	R: 0 E: 0 K: 1 S: 5	H: 1 LOB: 0 BB: 0 P: 5	R: 0 E: 0 K: 0 S: 3	H: 0 LOB: 0 BB: 0 P: 3	R: 0 E: 0 K: 0 S: 3	H: 0 LOB: 0 BB: 0 P: 3	R: 0 E: 0 K: 0 S: 3	H: 0 LOB: 0 BB: 0 P: 3	1B: 2 2B: 0 3B: 0 HR: 0	SF: 0 SAC: 0 DP: 1 HBP: 0	WP: 0 PB: 0 CS: 0	PA: 29
<b>PITCHER</b> Ray Herbert, R (1, 1) ERA: 2.21	IP: 9.0 WLS: W BF: 29 H: 2 R: 0 ER: 0 SO: 3 BB: 1 IBB: 0 HBP: 0 BLK: 0 WP: 0 HR: 0 S: 34 P: 38 ERA: 0.00 WHIP: 0.333																			

Batter	1	2	3	4	5	6	7	8	9	AB	R	H	RBI	BB	SO	LOB	BOTTOM			
Mike Hershberger, R (1, 8) OBP: 0.319, SLG: 0.365	0-0 F8		0-0 1B		0-0 L1-3 1B			0-0 6-3		4	0	2	0	0	0	0	<b>New York Yankees @ Chicago White Sox</b> Comiskey Park, Chicago, IL Thu May 09 1963, 8:05 PM EDT Att: 32,405 - Unknown <a href="http://livebaseballscorecards.com">livebaseballscorecards.com</a>			
Nellie Fox, L (1, 4) OBP: 0.382, SLG: 0.362	0-0 6-3		0-0 F9		0-0 L1-3 1-2			0-0 6-3		4	0	0	0	0	0	2				
Joe Cunningham, L (1, 3) OBP: 0.386, SLG: 0.363	0-0 F7		0-0 L9			0-0 S 1B		0-0 3-1		4	0	1	0	0	0	1				
Floyd Robinson, L (1, 9) OBP: 0.411, SLG: 0.511		0-0 3-1	0-0 F8			0-3 K				3	0	0	0	0	1	2				
Jim Landis, R (9, 8) OBP: 0.303, SLG: 0.397						1-2 K				0	0	0	0	0	0	0				
Pete Ward, L (1, 5) OBP: 0.358, SLG: 0.411		0-0 WP 2B 2B		0-0 4-3		0-0 L7				3	1	1	0	0	0	1				
Dave Nicholson, R (1, 7) OBP: 0.320, SLG: 0.489		4-0 2B BB		0-0 FC6-4 1B		0-3 K				2	1	1	0	1	1	1				
Ron Hansen, R (1, 6) OBP: 0.297, SLG: 0.402		0-0 1-H 3-H 2B		0-0 FC6-4 1-2			0-0 F4			3	0	1	2	0	0	1				
J.C. Martin, L (1, 2) OBP: 0.245, SLG: 0.292		0-0 1-3		0-0 F9			0-0 F5			3	0	0	0	0	0	2				
Ray Herbert, R (1, 1) OBP: 0.143, SLG: 0.214	0-3 K				0-0 F7		0-3 K			3	0	0	0	0	2	1				
<b>Inning Stats</b>	R: 0 E: 0 K: 0 S: 3	H: 2 LOB: 1 BB: 1 P: 11	R: 0 E: 0 K: 0 S: 4	H: 1 LOB: 0 BB: 0 P: 4	R: 0 E: 0 K: 0 S: 4	H: 1 LOB: 1 BB: 0 P: 4	R: 0 E: 0 K: 2 S: 8	H: 1 LOB: 0 BB: 0 P: 8	R: 0 E: 0 K: 1 S: 5	H: 0 LOB: 0 BB: 0 P: 5	R: 0 E: 0 K: 0 S: 3	H: 0 LOB: 0 BB: 0 P: 3	R: 0 E: 0 K: 0 S: 3	H: 0 LOB: 0 BB: 0 P: 3	R: 0 E: 0 K: 0 S: 3	H: 0 LOB: 0 BB: 0 P: 3	1B: 4 2B: 3 3B: 0 HR: 0	SF: 0 SAC: 0 DP: 1 HBP: 0	WP: 1 PB: 0 CS: 0	PA: 30
<b>PITCHER</b> Ralph Terry, R (1, 1) ERA: 3.0	IP: 8.0 WLS: L BF: 30 H: 6 R: 2 ER: 2 SO: 4 BB: 1 IBB: 0 HBP: 0 BLK: 0 WP: 1 HR: 0 S: 37 P: 41 ERA: 2.25 WHIP: 0.875																			



Batter	1	2	3	4	5	6	7	8	9	AB	R	H	RBI	BB	SO	LOB	TOP			
Albie Pearson, L OBP: 0.399, SLG: 0.339	F9		1B			F9			G6-4-3 BB	3	0	1	0	1	0	0	<b>Los Angeles Angels @ Chicago White Sox</b> Comiskey Park, Chicago, IL Fri May 10 1963, 8:05 PM EDT Att. 9,016 - Unknown - 40 F			
Billy Moran, R OBP: 0.320, SLG: 0.339	F8		5-3			F4			G6-4-3 1-2	4	0	0	0	0	0	2				
Leon Wagner, L OBP: 0.302, SLG: 0.542	G3									3	0	1	0	0	1	0				
Felix Torres, R OBP: 0.296, SLG: 0.354		K				F7				3	0	0	0	0	1	1				
George Thomas, R OBP: 0.253, SLG: 0.337						G5-4-3 1-2				3	0	1	0	0	0	1				
Ken Hunt, R OBP: 0.216, SLG: 0.348										3	0	0	0	0	2	1				
Jim Fregosi, R OBP: 0.283, SLG: 0.327										3	0	0	0	0	0	1				
Ed Sadowski, R OBP: 0.286, SLG: 0.370										3	0	0	0	0	1	0				
Ken McBride, R OBP: 0.059, SLG: 0.059										2	0	0	0	0	1	0				
Joe Koppe, R OBP: 0.350, SLG: 0.278						4-3				1	0	0	0	0	0	0				
<b>Inning Stats</b>	R: 0 E: 0 K: 0 S: 3	H: 0 LOB: 0 BB: 0 P: 3	R: 0 E: 1 K: 2 S: 8	H: 1 LOB: 1 BB: 0 P: 8	R: 0 E: 0 K: 2 S: 8	H: 1 LOB: 0 BB: 0 P: 8	R: 0 E: 0 K: 0 S: 3	H: 0 LOB: 0 BB: 0 P: 3	R: 0 E: 0 K: 1 S: 5	H: 0 LOB: 0 BB: 0 P: 5	R: 0 E: 0 K: 1 S: 5	H: 0 LOB: 0 BB: 1 P: 5	R: 0 E: 0 K: 0 S: 2	H: 0 LOB: 0 BB: 0 P: 6	R: 0 E: 0 K: 0 S: 2	H: 0 LOB: 0 BB: 0 P: 6	1B: 3 2B: 0 3B: 0 HR: 0	SF: 0 SAC: 0 DP: 2 HBP: 0	WP: 0 PB: 0 SB: 0 CS: 0	PA: 29
<b>PITCHER</b> Juan Pizarro, L ERA: 1.27	IP: 9.0 WLS: W BF: 29 H: 3 R: 0 ER: 0 SO: 6 BB: 1 IBB: 0 HBP: 0 BLK: 0 WP: 0 HR: 0 S: 40 P: 44 ERA: 0.00 WHIP: 0.444															<b>PITCHER</b>				

Batter	1	2	3	4	5	6	7	8	9	AB	R	H	RBI	BB	SO	LOB	BOTTOM			
Mike Hershtberger, R OBP: 0.319, SLG: 0.354	E BB		5-3			SH3-4 1-2			FC5 2-3	2	0	0	0	1	0	1	<b>Los Angeles Angels @ Chicago White Sox</b> Comiskey Park, Chicago, IL Fri May 10 1963, 8:05 PM EDT Att. 9,016 - Unknown - 40 F			
Nellie Fox, L OBP: 0.368, SLG: 0.347	L5 1-3		F6			G3 2-3			F7	4	0	0	0	0	0	3				
Joe Cunningham, L OBP: 0.366, SLG: 0.347	F7		1-3			4-3				4	0	0	0	0	0	2				
Pete Ward, L OBP: 0.354, SLG: 0.404	F8									4	0	1	0	0	1	1				
Jim Landis, R OBP: 0.314, SLG: 0.410										3	0	1	0	1	1	1				
Dave Nicholson, R OBP: 0.321, SLG: 0.484										3	0	1	0	0	1	2				
Ron Hansen, R OBP: 0.288, SLG: 0.389										3	0	0	0	0	0	4				
J.C. Martin, L OBP: 0.250, SLG: 0.333										3	1	1	0	0	0	1				
Juan Pizarro, L OBP: 0.143, SLG: 0.357										2	1	2	2	0	0	0				
<b>Inning Stats</b>	R: 0 E: 1 K: 0 S: 3	H: 0 LOB: 1 BB: 1 P: 7	R: 1 E: 0 K: 0 S: 4	H: 1 LOB: 0 BB: 0 P: 4	R: 0 E: 0 K: 1 S: 6	H: 1 LOB: 1 BB: 0 P: 6	R: 0 E: 0 K: 0 S: 5	H: 2 LOB: 1 BB: 0 P: 5	R: 0 E: 0 K: 1 S: 6	H: 1 LOB: 1 BB: 0 P: 6	R: 0 E: 1 K: 0 S: 4	H: 0 LOB: 1 BB: 0 P: 4	R: 0 E: 0 K: 1 S: 5	H: 0 LOB: 0 BB: 0 P: 5	R: 0 E: 0 K: 0 S: 5	H: 0 LOB: 0 BB: 0 P: 5		1B: 3 2B: 1 3B: 1 HR: 1	SF: 0 SAC: 2 DP: 1 HBP: 0	WP: 0 PB: 0 SB: 0 CS: 0
<b>PITCHER</b> Ken McBride, R ERA: 2.62	IP: 8.0 WLS: L BF: 32 H: 6 R: 2 ER: 2 SO: 3 BB: 2 IBB: 0 HBP: 0 BLK: 0 WP: 0 HR: 1 S: 36 P: 44 ERA: 2.25 WHIP: 1.000															<b>PITCHER</b>				



Batter	1	2	3	4	5	6	7	8	9	AB	R	H	RBI	BB	SO	LOB	TOP		
<b>Albie Pearson, L</b> OBP: 0.408, SLG: 0.362 (1, 8)										4	0	3	1	0	0	2	<b>Los Angeles Angels @ Chicago White Sox</b> Comiskey Park, Chicago, IL Sat May 11 1963, 4:33 AM EDT Alt. 5,374 - Unknown - 45 F		
<b>Billy Moran, R</b> OBP: 0.310, SLG: 0.328 (1, 4)										4	0	0	0	0	1	3			
<b>Leon Wagner, L</b> OBP: 0.389, SLG: 0.523 (1, 7)										4	0	0	0	0	1	2			
<b>Felix Torres, R</b> OBP: 0.295, SLG: 0.343 (1, 5)										3	0	0	0	1	0	2			
<b>George Thomas, R</b> OBP: 0.242, SLG: 0.322 (1, 3) (7, 9)										4	0	0	0	0	1	3			
<b>Ken Hunt, R</b> OBP: 0.226, SLG: 0.354 (1, 9)										2	1	1	0	0	1	0			
<b>Lee Thomas, L</b> OBP: 0.287, SLG: 0.345 (7, 3) (7, 3)										2	0	0	0	0	1	0			
<b>Joe Koppe, R</b> OBP: 0.333, SLG: 0.273 (1, 6)										4	0	1	0	0	0	0			
<b>Ed Sadowski, R</b> OBP: 0.308, SLG: 0.396 (1, 2)										2	1	1	1	1	0	0			
<b>Bo Belinsky, L</b> (1, 1) <b>Julio Navarro, R</b> OBP: 0.333, SLG: 0.333 (4, 1) <b>Buck Rodgers, R</b> OBP: 0.224, SLG: 0.344 (5, PH) <b>Mel Nelson, L</b> (5, 1) <b>Bob Sadowski, L</b> OBP: 0.423, SLG: 0.293 (7, PH) <b>Dan Osinski, R</b> (7, 1)										1	0	0	0	0	1	0			
<b>Inning Stats</b>	R: 0 E: 0 K: 0 S: 5	H: 1 LOB: 2 BB: 0 P: 5	R: 0 E: 0 K: 1 S: 5	H: 0 LOB: 0 BB: 0 P: 5	R: 0 E: 0 K: 1 S: 5	H: 1 LOB: 0 BB: 0 P: 5	R: 0 E: 0 K: 0 S: 2	H: 0 LOB: 0 BB: 1 P: 6	R: 2 E: 0 K: 2 S: 10	H: 4 LOB: 1 BB: 0 P: 10	R: 0 E: 0 K: 1 S: 6	H: 1 LOB: 2 BB: 1 P: 10	R: 0 E: 0 K: 1 S: 5	H: 0 LOB: 0 BB: 0 P: 5	R: 0 E: 0 K: 1 S: 5	H: 0 LOB: 0 BB: 0 P: 5	1B: 5 2B: 2 3B: 0 HR: 0	SF: 0 SAC: 0 DP: 2 HBP: 0	WP: 0 PA: 34 CS: 0
<b>PITCHER</b>	IP	WLS	BF	H	R	ER	SO	BB	IBB	HBP	BLK	WP	HR	S	P	ERA	WHIP		
<b>Gary Peters, L</b> ERA: 3.28 <b>Jim Brosnan, R</b> ERA: 3.38	(1, 1) (6, 1)	5.0 S	20 14	6 1	2 0	2 0	4 3	1 1	0 0	0 0	0 0	0 0	0 0	27 19	31 23	3.60 0.00	1.400 0.500		

Batter	1	2	3	4	5	6	7	8	9	AB	R	H	RBI	BB	SO	LOB	BOTTOM		
<b>Mike Hershberger, R</b> OBP: 0.325, SLG: 0.348 (1, 9)										4	1	1	0	1	1	2	<b>Los Angeles Angels @ Chicago White Sox</b> Comiskey Park, Chicago, IL Sat May 11 1963, 4:33 AM EDT Alt. 5,374 - Unknown - 45 F		
<b>Nellie Fox, L</b> OBP: 0.369, SLG: 0.343 (1, 4)										4	1	1	0	1	0	3			
<b>Joe Cunningham, L</b> OBP: 0.368, SLG: 0.337 (1, 3)										3	1	0	0	2	0	3			
<b>Dave Nicholson, R</b> OBP: 0.345, SLG: 0.521 (1, 7)										1	1	1	3	3	0	0			
<b>Jim Landis, R</b> OBP: 0.338, SLG: 0.422 (1, 8)										3	0	2	1	0	0	2			
<b>Ron Hansen, R</b> OBP: 0.287, SLG: 0.378 (1, 6)										3	0	0	0	1	1	3			
<b>Pete Ward, L</b> OBP: 0.350, SLG: 0.392 (1, 5)										3	0	0	0	1	2	3			
<b>Cam Carreon, R</b> OBP: 0.333, SLG: 0.297 (1, 2)										4	0	0	0	0	1	4			
<b>Gary Peters, L</b> OBP: 0.333, SLG: 0.625 (1, 1) <b>Sherm Lollar, R</b> OBP: 0.231, SLG: 0.182 (5, PH) <b>Jim Brosnan, R</b> (6, 1)										1	0	0	0	1	1	0			
<b>Inning Stats</b>	R: 1 E: 0 K: 0 S: 4	H: 2 LOB: 2 BB: 2 P: 12	R: 0 E: 0 K: 2 S: 7	H: 0 LOB: 2 BB: 2 P: 15	R: 0 E: 0 K: 1 S: 6	H: 1 LOB: 3 BB: 2 P: 14	R: 3 E: 0 K: 1 S: 7	H: 2 LOB: 1 BB: 1 P: 12	R: 0 E: 0 K: 1 S: 5	H: 0 LOB: 0 BB: 0 P: 5	R: 0 E: 0 K: 0 S: 3	H: 0 LOB: 2 BB: 2 P: 11	R: 0 E: 0 K: 1 S: 5	H: 0 LOB: 0 BB: 0 P: 5	R: 0 E: 1 K: 1 S: 5	H: 0 LOB: 1 BB: 1 P: 9		1B: 4 2B: 0 3B: 0 HR: 1	SF: 0 SAC: 0 DP: 1 HBP: 1
<b>PITCHER</b>	IP	WLS	BF	H	R	ER	SO	BB	IBB	HBP	BLK	WP	HR	S	P	ERA	WHIP		
<b>Bo Belinsky, L</b> ERA: 4.4 <b>Julio Navarro, R</b> ERA: 2.01 <b>Mel Nelson, L</b> ERA: 2.49 <b>Dan Osinski, R</b> ERA: 2.7	(1, 1) (4, 1) (5, 1) (7, 1)	3.2 0.1 2.0 2.0	23 1 8 7	5 0 0 0	4 0 0 0	4 0 0 0	0 0 1 2	0 0 0 1	0 0 0 0	0 0 0 0	0 0 0 0	0 0 1 0	0 0 8 10	1 1 16 14	0.00 0.00 0.00 0.00	9.82 3.273 1.000 0.500			







Batter	1	2	3	4	5	6	7	8	9	10	11	12	AB	R	H	RBI	BB	SO	LOB	TOP								
<b>Albie Pearson, L</b> OBP: 0.399, SLG: 0.362 (1, 8)	1-3 1B 1B	1-2 1B			K	FC6-4 FC5-4		1-3			L3		6	1	2	0	0	1	1									
<b>Joe Koppe, R</b> OBP: 0.375, SLG: 0.310 (1, 6)	1B 1-3 3B 1B	1-3			E6 BB 1B BB	FC5-4		F7			BB		5	2	1	0	1	0	3									
<b>Billy Moran, R</b> OBP: 0.299, SLG: 0.333 (1, 4)	1-3				F5			E1 1B			F7		6	1	0	0	0	1	4									
<b>Leon Wagner, L</b> OBP: 0.397, SLG: 0.537 <b>Ken Hunt, R</b> OBP: 0.226, SLG: 0.354 (1, 7) (12, 7)	3B 1B				E6	BB BB 1B		K			F6		6	2	3	1	0	1	1									
<b>Lee Thomas, L</b> OBP: 0.288, SLG: 0.359 (1, 3)	1-3 1-2 2-3 3-H				F9	1-2 2-3 BB BB		F9			4-3		5	0	2	3	1	0	2									
<b>Bob Sadowski, L</b> OBP: 0.363, SLG: 0.238 <b>Felix Torres, R</b> OBP: 0.308, SLG: 0.343 (5, PH) (5, 5)	FC4-2 2-4				K	FC6-4 BB		2B 1B			K		2	0	0	0	0	1	2									
<b>George Thomas, R</b> OBP: 0.248, SLG: 0.340 (1, 9)	2-4 1-2				6-3	FC6-4 1-2 2-3 3-H		2B 1B			F7		6	0	2	1	0	0	4									
<b>Ed Sadowski, R</b> OBP: 0.293, SLG: 0.358 (1, 2)					F8			L5			F9		5	0	0	0	1	0	2									
<b>Bob Turley, R</b> <b>Art Fowler, R</b> (1, 1) (1, 1)					K			F4			K		0	0	0	0	0	0	0									
<b>Buck Rodgers, S</b> OBP: 0.232, SLG: 0.339 <b>Mel Nelson, R</b> OBP: 0.200, SLG: 0.200 <b>Dan Osinski, R</b> (6, 1)					K	FC6-4 1B		K			K		1	0	0	0	0	0	0									
<b>Inning Stats</b>	R: 3 E: 0 K: 0 S: 6	H: 4 LOB: 1 BB: 3 P: 6	R: 0 E: 0 K: 1 S: 7	H: 2 LOB: 2 BB: 0 P: 7	R: 0 E: 1 K: 1 S: 6	H: 0 LOB: 1 BB: 2 P: 6	R: 0 E: 0 K: 0 S: 3	H: 0 LOB: 0 BB: 0 P: 3	R: 1 E: 1 K: 1 S: 7	H: 1 LOB: 3 BB: 2 P: 15	R: 0 E: 0 K: 0 S: 4	H: 1 LOB: 1 BB: 0 P: 4	R: 2 E: 1 K: 1 S: 6	H: 2 LOB: 1 BB: 0 P: 8	R: 0 E: 0 K: 1 S: 5	H: 0 LOB: 0 BB: 0 P: 5	R: 0 E: 0 K: 1 S: 5	H: 0 LOB: 0 BB: 0 P: 5	R: 0 E: 0 K: 1 S: 5	H: 0 LOB: 1 BB: 1 P: 9	R: 1 E: 0 K: 0 S: 5	H: 2 LOB: 2 BB: 1 P: 9	1B: 8 2B: 2 3B: 2 HR: 0	SF: 0 SAC: 0 DP: 0 HBP: 0	WP: 0 PB: 0 SB: 0 CS: 0	PA: 54		
<b>PITCHER</b>	IP WLS BF H R ER SO	IP WLS BF H R ER SO	IP WLS BF H R ER SO	IP WLS BF H R ER SO	IP WLS BF H R ER SO	IP WLS BF H R ER SO	IP WLS BF H R ER SO	IP WLS BF H R ER SO	IP WLS BF H R ER SO	IP WLS BF H R ER SO	IP WLS BF H R ER SO	IP WLS BF H R ER SO	IP WLS BF H R ER SO	IP WLS BF H R ER SO	IP WLS BF H R ER SO	IP WLS BF H R ER SO	IP WLS BF H R ER SO	IP WLS BF H R ER SO	IP WLS BF H R ER SO	IP WLS BF H R ER SO	IP WLS BF H R ER SO	IP WLS BF H R ER SO	ERA WHIP	ERA WHIP	ERA WHIP			
<b>Joe Horlen, R</b> ERA: 5.6 <b>Frank Baumann, L</b> ERA: 1.29 <b>Hoyt Wilhelm, R</b> ERA: 1.15	1.1 0.1	5.2 26	6.0 L 25	4 3 1 5	3 0 3 0	2 0 0 0	0 0 0 0	0 0 29 37	0.00 1.235	6.0 L 25	4 3 1 5	1 1 0 0	0 0 0 0	0 0 33 41	1.50 0.833													

Los Angeles Angels @ Chicago White Sox  
Comiskey Park, Chicago, IL  
Sun May 12 1963, 4:38 AM EDT  
Att. 13,267 - Unknown

AB 50  
R 7  
H 12  
RBI 7  
BB 4  
SO 8  
LOB 23



Batter	1	2	3	4	5	6	7	8	9	10	11	12	AB	R	H	RBI	BB	SO	LOB	BOTTOM								
<b>Mike Hershberger, R</b> OBP: 0.306, SLG: 0.398 (1, 8) (12, 9)	SH5-3 1B 1B	F4			F9	BB 1B 1B		FC4-6 2B			F7		4-3	7	1	3	0	0	2									
<b>Nellie Fox, L</b> OBP: 0.364, SLG: 0.339 <b>Hoyt Wilhelm, R</b> OBP: 0.111, SLG: 0.111 <b>Deacon Jones, L</b> (12, PH)	SH5-3	F8			6-3	F7		F1			K		F9	3	0	0	0	0	2									
<b>Charlie Maxwell, L</b> OBP: 0.556, SLG: 0.385 (1, 3)	BB 1B BB	K			1B	BB 1B		FC4-6 BB			6-3		F4	5	1	2	1	2	1									
<b>Floyd Robinson, L</b> OBP: 0.424, SLG: 0.515 <b>Jim Landis, R</b> OBP: 0.347, SLG: 0.431 (1, 9) (12, 8)	BB 1B 1B	1B 1B			1B SF9 BB	F9		FC4-6 1-2 2-3			4-3		4	2	1	1	2	0	3									
<b>Pete Ward, L</b> OBP: 0.352, SLG: 0.384 (1, 5)	BB 1B BB	1B BB			1B 1B	F9		F9			F9		6-3	5	1	1	0	1	5									
<b>Dave Nicholson, R</b> OBP: 0.359, SLG: 0.500 (1, 7)	1B BB	1B BB			K	F8		SH1-4 BB			SH3-4 BB		K	3	0	0	1	3	2									
<b>Al Weis, S</b> OBP: 0.333, SLG: 0.294 (1, 6) (7, 4)	F7				6-3	6-3		SH1-4 1-2			SH3-4 1B		E1 1B	4	0	2	0	0	3									
<b>Cam Carreon, R</b> OBP: 0.333, SLG: 0.308 <b>J.C. Martin, L</b> OBP: 0.291, SLG: 0.333 (1, 2) (7, 2)	1B				SF9	F8		K			IBB		IBB	2	0	1	3	0	0									
<b>Joe Horlen, R</b> OBP: 0.286, SLG: 0.286 <b>Frank Baumann, L</b> OBP: 0.200, SLG: 0.200 <b>Ron Hansen, R</b> OBP: 0.291, SLG: 0.371 (6, PH) (7, 6)	4-3				1-3	1B 1B BB		F8			F9		K	0	0	0	0	0	0									
<b>Inning Stats</b>	R: 4 E: 0 K: 0 S: 6	H: 3 LOB: 2 BB: 3 P: 18	R: 0 E: 0 K: 1 S: 5	H: 0 LOB: 0 BB: 0 P: 5	R: 1 E: 0 K: 1 S: 7	H: 2 LOB: 2 BB: 1 P: 11	R: 0 E: 0 K: 0 S: 4	H: 1 LOB: 1 BB: 0 P: 4	R: 0 E: 0 K: 0 S: 3	H: 0 LOB: 0 BB: 0 P: 3	R: 1 E: 0 K: 0 S: 5	H: 2 LOB: 3 BB: 2 P: 13	R: 0 E: 0 K: 1 S: 5	H: 0 LOB: 1 BB: 1 P: 9	R: 0 E: 0 K: 0 S: 3	H: 1 LOB: 2 BB: 2 P: 11	R: 0 E: 0 K: 1 S: 5	H: 0 LOB: 0 BB: 0 P: 5	R: 0 E: 0 K: 2 S: 8	H: 0 LOB: 0 BB: 1 P: 12	R: 0 E: 0 K: 0 S: 3	H: 0 LOB: 0 BB: 0 P: 3	1B: 9 2B: 1 3B: 0 HR: 0	SF: 1 SAC: 3 DP: 0 HBP: 0	WP: 0 PB: 0 SB: 0 CS: 0	PA: 57		
<b>PITCHER</b>	IP WLS BF H R ER SO	IP WLS BF H R ER SO	IP WLS BF H R ER SO	IP WLS BF H R ER SO	IP WLS BF H R ER SO	IP WLS BF H R ER SO	IP WLS BF H R ER SO	IP WLS BF H R ER SO	IP WLS BF H R ER SO	IP WLS BF H R ER SO	IP WLS BF H R ER SO	IP WLS BF H R ER SO	IP WLS BF H R ER SO	IP WLS BF H R ER SO	IP WLS BF H R ER SO	IP WLS BF H R ER SO	IP WLS BF H R ER SO	IP WLS BF H R ER SO	IP WLS BF H R ER SO	IP WLS BF H R ER SO	IP WLS BF H R ER SO	IP WLS BF H R ER SO	ERA WHIP	ERA WHIP	ERA WHIP			
<b>Bob Turley, R</b> ERA: 4.5 <b>Art Fowler, R</b> ERA: 0.5 <b>Mel Nelson, L</b> ERA: 2.59 <b>Dan Osinski, R</b> ERA: 1.65	1.1 2.2	5.2 12	6.1 W 27	4 3 1 0	3 1 1 0	2 0 0 0	0 0 0 0	0 0 15 19	3.38 1.500	6.1 W 27	2 0 0 4	4 2 0 0	0 0 0 0	0 0 29 53	0.00 0.947													

Los Angeles Angels @ Chicago White Sox  
Comiskey Park, Chicago, IL  
Sun May 12 1963, 4:38 AM EDT  
Att. 13,267 - Unknown

AB 42  
R 6  
H 10  
RBI 6  
BB 11  
SO 6  
LOB 28





Batter	1	2	3	4	5	6	7	8	9	AB	R	H	RBI	BB	SO	LOB	TOP			
Albie Pearson, L OBP: 0.392, SLG: 0.351 (1, 8)										4	1	0	0	1	1	1	<b>Los Angeles Angels @ Chicago White Sox</b> Comiskey Park, Chicago, IL Mon May 13 1963, 8:05 PM EDT Att: 10,248 - Unknown			
Joe Koppe, R OBP: 0.351, SLG: 0.294 (1, 5)										5	0	1	0	0	0	0				
Leon Wagner, L OBP: 0.304, SLG: 0.563 Ken Hunt, R OBP: 0.226, SLG: 0.354 (1, 7) (9, 7)										5	2	3	2	0	1	0				
Lee Thomas, L OBP: 0.278, SLG: 0.346 (1, 3)										5	0	0	0	0	3	3				
Billy Moran, R OBP: 0.298, SLG: 0.338 (1, 4)										4	0	1	0	0	0	3				
George Thomas, R OBP: 0.257, SLG: 0.369 (1, 9)										3	2	1	1	1	0	1				
Jim Fregosi, R OBP: 0.292, SLG: 0.377 (1, 6)										4	1	2	2	0	0	1				
Ed Sadowski, R OBP: 0.306, SLG: 0.421 (1, 2)										4	1	2	2	0	2	1				
Don Lee, R OBP: 0.071, SLG: 0.071 Dean Chance, R (4, 1)										2	0	0	0	0	0	1				
Buck Rodgers, S OBP: 0.229, SLG: 0.333 Julio Navarro, R OBP: 0.429, SLG: 0.333 (7, PH) (7, 1)										0	0	0	0	0	0	0				
<b>Inning Stats</b>	R: 1 E: 0 K: 1 S: 6	H: 1 LOB: 0 BB: 0 P: 6	R: 0 E: 0 K: 1 S: 6	H: 1 LOB: 1 BB: 0 P: 6	R: 0 E: 0 K: 0 S: 3	H: 0 LOB: 0 BB: 0 P: 3	R: 3 E: 0 K: 0 S: 6	H: 3 LOB: 1 BB: 1 P: 10	R: 0 E: 0 K: 1 S: 5	H: 1 LOB: 1 BB: 0 P: 6	R: 2 E: 0 K: 1 S: 8	H: 3 LOB: 2 BB: 1 P: 12	R: 1 E: 0 K: 1 S: 6	H: 1 LOB: 1 BB: 1 P: 10	R: 0 E: 0 K: 1 S: 5	H: 0 LOB: 0 BB: 0 P: 5	1B: 4 2B: 2 3B: 1 HR: 3	SF: 0 SAC: 0 DP: 0 HBP: 0	WP: 0 PB: 0 SB: 0 CS: 0	PA: 40
<b>PITCHER</b>	IP WLS BF H R ER SO BB IBB HBP BLK WP HR S P ERA WHIP																			
Eddie Fisher, R ERA: 5.97 (1, 1)	4.0 L 18 5 4 4 2 2 1 0 0 0 0 0 1 21 25 9.00 1.500																			
Dave DeBusschere, R ERA: 5.4 (5, 1)	2.1 11 3 2 2 2 2 1 0 0 0 0 0 1 14 18 7.71 1.714																			
Gary Peters, L ERA: 3.42 (7, 1)	1.2 8 2 1 1 2 1 0 0 0 0 0 1 11 15 5.40 1.800																			
Joe Horlen, R ERA: 5.3 (9, 1)	1.0 3 0 0 0 1 0 0 0 0 0 0 0 5 5 0.00 0.000																			

AB	37
R	7
H	10
RBI	7
BB	3
SO	7
LOB	11



Batter	1	2	3	4	5	6	7	8	9	AB	R	H	RBI	BB	SO	LOB	BOTTOM					
Jim Landis, R OBP: 0.363, SLG: 0.478 (1, 8)										4	1	2	1	1	0	0	<b>Los Angeles Angels @ Chicago White Sox</b> Comiskey Park, Chicago, IL Mon May 13 1963, 8:05 PM EDT Att: 10,248 - Unknown					
Nellie Fox, L OBP: 0.358, SLG: 0.333 (1, 4)										5	0	1	0	0	1	1						
Charlie Maxwell, L OBP: 0.565, SLG: 0.471 (1, 3)										4	0	2	0	1	0	3						
Floyd Robinson, L OBP: 0.418, SLG: 0.505 (1, 9)										4	0	1	0	0	0	3						
Pete Ward, L OBP: 0.356, SLG: 0.414 (1, 5)										4	2	2	1	0	0	2						
Dave Nicholson, R OBP: 0.352, SLG: 0.490 (1, 7)										4	0	1	0	0	1	0						
Ron Hansen, R OBP: 0.289, SLG: 0.367 (1, 6)										4	0	1	1	0	2	0						
J.C. Martin, L OBP: 0.279, SLG: 0.317 (1, 2)										3	0	0	0	1	0	1						
Eddie Fisher, R OBP: 0.167, SLG: 0.167 Dave DeBusschere, R (5, 1)										1	0	1	0	0	0	0						
Gary Peters, L OBP: 0.333, SLG: 0.625 (7, 1)										2	0	0	0	0	0	1						
Joe Horlen, R OBP: 0.286, SLG: 0.286 Deacon Jones, L (9, PH)										0	0	0	0	0	0	0						
<b>Inning Stats</b>	R: 0 E: 0 K: 0 S: 3	H: 0 LOB: 1 BB: 1 P: 7	R: 1 E: 1 K: 0 S: 5	H: 4 LOB: 2 BB: 0 P: 5	R: 0 E: 0 K: 0 S: 4	H: 1 LOB: 1 BB: 0 P: 4	R: 1 E: 0 K: 1 S: 6	H: 1 LOB: 0 BB: 0 P: 6	R: 1 E: 0 K: 1 S: 8	H: 3 LOB: 2 BB: 0 P: 8	R: 0 E: 0 K: 1 S: 5	H: 0 LOB: 1 BB: 1 P: 9	R: 0 E: 0 K: 0 S: 4	H: 1 LOB: 1 BB: 0 P: 4	R: 0 E: 0 K: 1 S: 5	H: 0 LOB: 0 BB: 0 P: 5	R: 0 E: 0 K: 0 S: 4	H: 1 LOB: 2 BB: 1 P: 8	1B: 8 2B: 1 3B: 0 HR: 2	SF: 0 SAC: 0 DP: 0 HBP: 0	WP: 0 PB: 0 SB: 1 CS: 0	PA: 39
<b>PITCHER</b>	IP WLS BF H R ER SO BB IBB HBP BLK WP HR S P ERA WHIP																					
Don Lee, R ERA: 3.57 (1, 1)	3.0 14 6 2 2 0 0 1 0 0 0 0 1 13 17 6.00 2.333																					
Dean Chance, R ERA: 4.54 (4, 1)	3.0 W 13 3 1 1 3 1 0 0 0 0 0 1 18 22 3.00 1.333																					
Julio Navarro, R ERA: 3.08 (7, 1)	3.0 S 12 2 0 0 1 1 0 0 0 0 0 0 13 17 0.00 1.000																					

AB	36
R	3
H	11
RBI	3
BB	3
SO	4
LOB	11





Batter	1	2	3	4	5	6	7	8	9	AB	R	H	RBI	BB	SO	LOB	TOP			
Jake Wood, R OBP: 0.342, SLG: 0.473 (1,4)										4	0	1	0	0	0	1	<p><b>Detroit Tigers @ Chicago White Sox</b> Comiskey Park, Chicago, IL Tue May 14 1963, 8:05 PM EDT Att: 13,147 - Unknown</p> <p>livebaseballscorecards.com</p> <p>AB 32 R 0 H 6 RBI 0 BB 0 SO 7 LOB 10</p>			
Bill Bruton, L OBP: 0.286, SLG: 0.304 (1,8)										4	0	2	0	0	0	1				
Whitey Herzog, L OBP: 0.308, SLG: 0.333 (1,9)										4	0	0	0	0	1	2				
Norm Cash, L OBP: 0.323, SLG: 0.338 (1,3)										4	0	0	0	0	1	2				
Gus Triandos, R OBP: 0.347, SLG: 0.477 (1,2)										4	0	1	0	0	1	1				
Rocky Colavito, R OBP: 0.331, SLG: 0.348 (1,7)										3	0	1	0	0	0	0				
Dick McAuliffe, L OBP: 0.293, SLG: 0.313 (1,6)										3	0	0	0	0	1	2				
Bubba Phillips, R OBP: 0.200, SLG: 0.245 (8, PH)										2	0	0	0	0	1	0				
Frank Kostro, R OBP: 0.419, SLG: 0.314 (8, 5)										1	0	1	0	0	0	0				
Jim Bunning, R OBP: 0.263, SLG: 0.263 (1, 1)										2	0	0	0	0	1	0				
Bill Freehan, R OBP: 0.500, SLG: 0.816 (8, PH)										1	0	0	0	0	1	1				
Dick Egan, L OBP: 0.176, SLG: 0.235 (8, 1)										0	0	0	0	0	0	0				
<b>Inning Stats</b>	R: 0 E: 0 K: 1 S: 6	H: 1 LOB: 1 BB: 0 P: 6	R: 0 E: 0 K: 0 S: 3	H: 0 LOB: 0 BB: 0 P: 3	R: 0 E: 0 K: 2 S: 8	H: 1 LOB: 1 BB: 0 P: 8	R: 0 E: 0 K: 1 S: 5	H: 0 LOB: 0 BB: 0 P: 5	R: 0 E: 0 K: 0 S: 3	H: 0 LOB: 2 BB: 0 P: 3	R: 0 E: 0 K: 0 S: 9	H: 2 LOB: 2 BB: 0 P: 9	R: 0 E: 0 K: 1 S: 5	H: 1 LOB: 0 BB: 0 P: 5	R: 0 E: 0 K: 0 S: 4	H: 1 LOB: 1 BB: 0 P: 4	1B: 5 2B: 1 3B: 0 HR: 0	SF: 0 SAC: 0 DP: 1 HBP: 0	WP: 0 PB: 0 SB: 1 CS: 0	PA: 32
<b>PITCHER</b> Ray Herbert, R ERA: 1.81 (1, 1)	IP: 9.0 WLS: W BF: 32	H: 6 R: 0 ER: 0 SO: 7	BB: 0 IBB: 0 HBP: 0 BLK: 0	WP: 0 HR: 0 S: 46 P: 46	ERA: 0.00 WHIP: 0.667	<b>PITCHER</b>										IP: 9.0 WLS: W BF: 32	H: 6 R: 0 ER: 0 SO: 7	BB: 0 IBB: 0 HBP: 0 BLK: 0	WP: 0 HR: 0 S: 46 P: 46	ERA: 0.00 WHIP: 0.667

Batter	1	2	3	4	5	6	7	8	9	AB	R	H	RBI	BB	SO	LOB	BOTTOM			
Jim Landis, R OBP: 0.369, SLG: 0.521 (1,8)										4	1	2	3	0	0	0	<p><b>Detroit Tigers @ Chicago White Sox</b> Comiskey Park, Chicago, IL Tue May 14 1963, 8:05 PM EDT Att: 13,147 - Unknown</p> <p>livebaseballscorecards.com</p> <p>AB 27 R 3 H 4 RBI 3 BB 1 SO 8 LOB 4</p>			
Nellie Fox, L OBP: 0.346, SLG: 0.322 (1,4)										4	0	0	0	0	0	2				
Pete Ward, L OBP: 0.348, SLG: 0.403 (1,5)										3	0	0	0	0	2	0				
Floyd Robinson, L OBP: 0.408, SLG: 0.491 (1,9)										3	0	0	0	0	1	0				
Charlie Maxwell, L OBP: 0.500, SLG: 0.400 (1,3)										3	0	0	0	0	1	0				
Dave Nicholson, R OBP: 0.352, SLG: 0.486 (1,7)										3	1	1	0	0	2	0				
Ron Hansen, R OBP: 0.285, SLG: 0.360 (1,6)										2	0	0	0	0	2	0				
J.C. Martin, L OBP: 0.282, SLG: 0.306 (1,2)										2	1	0	0	1	0	0				
Ray Herbert, R OBP: 0.176, SLG: 0.235 (1, 1)										3	0	1	0	0	0	2				
<b>Inning Stats</b>	R: 1 E: 0 K: 1 S: 6	H: 1 LOB: 0 BB: 0 P: 6	R: 0 E: 0 K: 2 S: 7	H: 0 LOB: 0 BB: 0 P: 7	R: 0 E: 0 K: 0 S: 3	H: 0 LOB: 0 BB: 0 P: 3	R: 0 E: 0 K: 1 S: 5	H: 0 LOB: 0 BB: 0 P: 5	R: 2 E: 1 K: 1 S: 8	H: 2 LOB: 2 BB: 1 P: 12	R: 0 E: 0 K: 1 S: 5	H: 0 LOB: 0 BB: 0 P: 5	R: 0 E: 0 K: 2 S: 7	H: 0 LOB: 0 BB: 0 P: 7	R: 0 E: 0 K: 0 S: 3	H: 1 LOB: 0 BB: 0 P: 3		1B: 3 2B: 0 3B: 0 HR: 1	SF: 0 SAC: 1 DP: 0 HBP: 0	WP: 0 PB: 0 SB: 0 CS: 0
<b>PITCHER</b> Jim Bunning, R ERA: 3.12 (1, 1)	IP: 7.0 WLS: L BF: 26	H: 3 R: 3 ER: 1 SO: 8	BB: 1 IBB: 0 HBP: 0 BLK: 0	WP: 0 HR: 1 S: 41 P: 45	ERA: 1.29 WHIP: 0.571	<b>PITCHER</b>										IP: 7.0 WLS: L BF: 26	H: 3 R: 3 ER: 1 SO: 8	BB: 1 IBB: 0 HBP: 0 BLK: 0	WP: 0 HR: 1 S: 41 P: 45	ERA: 1.29 WHIP: 0.571
<b>PITCHER</b> Dick Egan, L ERA: 4.63 (8, 1)	IP: 1.0 WLS: L BF: 3	H: 1 R: 0 ER: 0 SO: 0	BB: 0 IBB: 0 HBP: 0 BLK: 0	WP: 0 HR: 0 S: 3 P: 3	ERA: 0.00 WHIP: 1.000	<b>PITCHER</b>										IP: 1.0 WLS: L BF: 3	H: 1 R: 0 ER: 0 SO: 0	BB: 0 IBB: 0 HBP: 0 BLK: 0	WP: 0 HR: 0 S: 3 P: 3	ERA: 0.00 WHIP: 1.000







Batter	1	2	3	4	5	6	7	8	9	AB	R	H	RBI	BB	SO	LOB	TOP								
Jim Landis, R OBP: 0.390, SLG: 0.550 (1, 8)	F7			G6-3 1B		HR		F7		3	2	1	1	1	1	0									
Nelle Fox, L OBP: 0.360, SLG: 0.346 Al Weis, S OBP: 0.333, SLG: 0.294 (9, FR)	F8			G6-3 1B		4-3			1B	4	0	2	0	0	0	0									
Pete Ward, L OBP: 0.333, SLG: 0.383 (1, 5)	F7			G6-3 1-2		G3			F7	4	0	0	0	0	0	2									
Floyd Robinson, L OBP: 0.406, SLG: 0.487 (1, 9)		G3		G3		4-3			BB	4	1	1	0	0	0	0									
Charlie Maxwell, L OBP: 0.469, SLG: 0.360 Cam Carreon, R OBP: 0.333, SLG: 0.308 (9, PR)	4-3					1B			1B	3	0	1	0	1	1	0									
Dave Nicholson, R OBP: 0.360, SLG: 0.526 (1, 7)	K					1B			BB	4	0	1	2	0	3	1									
Ron Hansen, R OBP: 0.298, SLG: 0.359 (1, 6)				6-3		FC4-6 1B			1B	3	0	1	0	1	0	0									
J.C. Martin, L OBP: 0.256, SLG: 0.275 Deacon Jones, L OBP: 0.364, SLG: 0.333 (9, PH)				6-3		FC4-6			F9	3	0	0	0	0	0	2									
Joe Cunningham, L OBP: 0.364, SLG: 0.333 (9, 3)						1-2				1	0	0	0	0	0	3									
John Buzhardt, R OBP: 0.053, SLG: 0.053 Hoyt Wilhelm, R OBP: 0.111, SLG: 0.111 Mike Hershberger, R OBP: 0.359, SLG: 0.390 Jim Brosnan, R OBP: 0.500, SLG: 0.500 (9, 1)	1-3					4-3				3	0	0	0	0	1	2									
Inning Stats	R: 0 E: 0 K: 0 S: 3	H: 0 LOB: 0 BB: 0 P: 3	R: 0 E: 0 K: 1 S: 5	H: 0 LOB: 0 BB: 0 P: 5	R: 0 E: 0 K: 0 S: 3	H: 0 LOB: 0 BB: 0 P: 3	R: 1 E: 0 K: 0 S: 3	H: 1 LOB: 0 BB: 1 P: 7	R: 0 E: 0 K: 1 S: 7	H: 2 LOB: 2 BB: 0 P: 7	R: 1 E: 0 K: 2 S: 4	H: 1 LOB: 0 BB: 0 P: 4	R: 0 E: 0 K: 2 S: 7	H: 0 LOB: 0 BB: 0 P: 7	R: 0 E: 0 K: 1 S: 5	H: 0 LOB: 0 BB: 0 P: 5	R: 2 E: 1 K: 1 S: 8	H: 3 LOB: 3 BB: 2 P: 16	1B: 6 2B: 0 3B: 0 HR: 1	SF: 0 SAC: 0 DP: 1 HBP: 0	WP: 0 PB: 0 SB: 1 CS: 0	PA: 36			
PITCHER	IP	WLS	BF	H	R	ER	SO	BB	IBB	HBP	BLK	WP	HR	S	P	ERA	WHIP								
Dick Donovan, R ERA: 2.74 Jery Walker, R ERA: 7.15 Pedro Ramos, R ERA: 4.98	(1, 1)	8.0	28	4	2	2	5	1	0	0	0	0	1	37	41	2.25	0.625								
	(9, 1)	0.1	5	3	2	2	0	1	0	0	0	0	0	4	8	54.00	12.000								
	(9, 1)	0.2	W	3	0	0	1	0	1	0	0	0	0	4	8	0.00	0.000								

Chicago White Sox @ Cleveland Indians  
Cleveland Municipal Stadium, Cleveland, OH  
Thu May 16 1963, 7:05 PM EDT  
Att: 3,079 - Unknown

AB	33
R	4
H	7
RBI	3
BB	3
SO	6
LOB	13



Batter	1	2	3	4	5	6	7	8	9	AB	R	H	RBI	BB	SO	LOB	BOTTOM								
Vic Davallo, L OBP: 0.291, SLG: 0.393 (1, 8)	P6			K		6-3			FC1-6 2B	4	1	0	0	0	1	1									
Al Luplow, L OBP: 0.200, SLG: 0.260 (1, 9)	F7 WP			K		1B			2B	4	2	3	0	0	1	0									
Woodie Held, R OBP: 0.347, SLG: 0.518 (1, 4)	F7			K		F8			2B	3	1	0	0	1	1	2									
Joe Adcock, R OBP: 0.268, SLG: 0.358 Jerry Kindall, R (9, 3)	6-3					6-3			2B	4	0	2	3	0	0	0									
Tito Francona, L OBP: 0.313, SLG: 0.375 (1, 7)						1B			1B	4	0	3	0	0	0	2									
John Romano, R OBP: 0.316, SLG: 0.464 (1, 2)	F9			K					1B	4	0	0	0	0	1	4									
Max Alvis, R OBP: 0.309, SLG: 0.483 (1, 5)		FC1-2-5				6-3			HR	4	1	1	1	0	0	1									
Tony Martinez, R OBP: 0.186, SLG: 0.204 (1, 6)		5-3				F6				3	0	0	0	0	0	1									
Dick Donovan, L Fred Whitfield, L OBP: 0.276, SLG: 0.370 Ellis Burton, S OBP: 0.258, SLG: 0.357 Jerry Walker, S OBP: 0.400, SLG: 0.250 Pedro Ramos, S (9, 1)				G3		5-3			FC1-6 1B	2	0	0	0	0	0	0									
Inning Stats	R: 1 E: 0 K: 0 S: 4	H: 1 LOB: 0 BB: 0 P: 4	R: 0 E: 0 K: 0 S: 4	H: 1 LOB: 0 BB: 0 P: 4	R: 0 E: 0 K: 2 S: 7	H: 0 LOB: 0 BB: 0 P: 7	R: 0 E: 0 K: 2 S: 8	H: 1 LOB: 1 BB: 0 P: 8	R: 0 E: 0 K: 0 S: 3	H: 0 LOB: 0 BB: 0 P: 3	R: 0 E: 0 K: 0 S: 5	H: 2 LOB: 2 BB: 0 P: 5	R: 0 E: 0 K: 0 S: 3	H: 0 LOB: 0 BB: 0 P: 3	R: 3 E: 0 K: 0 S: 6	H: 4 LOB: 1 BB: 1 P: 10	R: 1 E: 0 K: 0 S: 1	H: 1 LOB: 0 BB: 0 P: 1	1B: 6 2B: 3 3B: 0 HR: 1	SF: 0 SAC: 0 DP: 1 HBP: 0	WP: 1 PB: 0 SB: 2 CS: 0	PA: 34			
PITCHER	IP	WLS	BF	H	R	ER	SO	BB	IBB	HBP	BLK	WP	HR	S	P	ERA	WHIP								
John Buzhardt, R ERA: 2.91 Hoyt Wilhelm, R ERA: 1.13 Jim Brosnan, R ERA: 3.65	(1, 1)	7.1	31	8	4	4	4	0	0	0	0	0	0	38	42	4.91	1.091								
	(8, 1)	0.2	2	1	0	0	0	0	0	0	0	0	0	2	2	0.00	1.500								
	(9, 1)	0.0	L	1	1	1	0	0	0	0	0	0	1	1	1	∞	∞								

Chicago White Sox @ Cleveland Indians  
Cleveland Municipal Stadium, Cleveland, OH  
Thu May 16 1963, 7:05 PM EDT  
Att: 3,079 - Unknown

AB	33
R	5
H	10
RBI	4
BB	1
SO	4
LOB	11





Batter	1	2	3	4	5	6	7	8	9	AB	R	H	RBI	BB	SO	LOB	TOP		
Jim Landis, R OBP: 0.375, SLG: 0.530 (1, 8)	L9	5-3			5-3			FC5 E BB		3	0	0	0	1	0	1	Chicago White Sox @ Baltimore Orioles Memorial Stadium, Baltimore, MD Sat May 18 1963, 7:05 PM EDT Att: 16,349 - Unknown		
Nelle Fox, L OBP: 0.357, SLG: 0.344 (1, 4)	2-3		K			1B		E4 1-2		4	0	1	0	0	1	1			
Floyd Robinson, L OBP: 0.401, SLG: 0.479 (1, 9)	BB 1B		4-3			F7		K		4	0	1	0	0	1	3			
Dave Nicholson, R OBP: 0.357, SLG: 0.513 (1, 7)	1-2 BB		K			K		FC5 2-3f		3	0	0	0	1	2	3			
Pete Ward, L OBP: 0.324, SLG: 0.371 (1, 5)	L1				F8	F8		G3		4	0	0	0	0	0	3			
Ron Hansen, R OBP: 0.304, SLG: 0.367 (1, 6)		2B 2B		K			K	FC4-6 2-1 BB		3	1	1	0	1	2	0			
Joe Cunningham, L OBP: 0.361, SLG: 0.324 (1, 3)		K		6-3			K	FC4-6 1-2 BB		3	0	0	0	1	2	1			
Cam Carreon, R OBP: 0.333, SLG: 0.333 Hoyt Wilhelm, R OBP: 0.100, SLG: 0.100 (7, 1)	6-3 2H 2B				K		5-3	FC4-6 2-1 1-2 2-3		3	0	1	1	0	1	0			
Gary Peters, L OBP: 0.273, SLG: 0.500 Sherm Lollar, R OBP: 0.214, SLG: 0.167 (1, 1) (7, 2)	6-3 2-3				K			F7 1-2 3-H	2-1	2	0	0	0	0	1	1			
<b>Inning Stats</b>	R: 0 E: 0 K: 0 S: 4	H: 1 LOB: 2 BB: 1 P: 8	R: 1 E: 0 K: 1 S: 7	H: 2 LOB: 1 BB: 0 P: 7	R: 0 E: 0 K: 1 S: 7	H: 0 LOB: 0 BB: 0 P: 7	R: 0 E: 0 K: 2 S: 5	H: 0 LOB: 0 BB: 0 P: 6	R: 0 E: 0 K: 1 S: 6	H: 1 LOB: 1 BB: 0 P: 7	R: 0 E: 0 K: 2 S: 7	H: 0 LOB: 0 BB: 0 P: 7	R: 0 E: 1 K: 1 S: 6	H: 0 LOB: 2 BB: 1 P: 10	R: 0 E: 0 K: 0 S: 2	H: 0 LOB: 0 BB: 2 P: 10	1B: 2 2B: 2 3B: 0 HR: 0	SF: 0 SAC: 0 DP: 0 HBP: 0	WP: 0 PA: 35 CS: 0
<b>PITCHER</b> Steve Barber, L ERA: 1.98 (1, 1)	IP: 9.0 WLS: W BF: 36 H: 4 R: 1 ER: 1 SO: 10 BB: 4 IBB: 0 HBP: 0 BLK: 0 WP: 0 HR: 0 S: 51 P: 67 ERA: 1.00 WHIP: 0.889															<b>PITCHER</b> Steve Barber, L ERA: 1.98 (1, 1)	IP: 9.0 WLS: W BF: 36 H: 4 R: 1 ER: 1 SO: 10 BB: 4 IBB: 0 HBP: 0 BLK: 0 WP: 0 HR: 0 S: 51 P: 67 ERA: 1.00 WHIP: 0.889		

Batter	1	2	3	4	5	6	7	8	9	AB	R	H	RBI	BB	SO	LOB	BOTTOM
Luis Aparicio, R OBP: 0.319, SLG: 0.385 (1, 6)	F9		6-3			L6		K		4	0	0	0	0	1	0	Chicago White Sox @ Baltimore Orioles Memorial Stadium, Baltimore, MD Sat May 18 1963, 7:05 PM EDT Att: 16,349 - Unknown
Jerry Adair, R OBP: 0.210, SLG: 0.330 (1, 4)	4-3			L8		F7		BB 1B		4	1	1	0	0	0	0	
Al Smith, R OBP: 0.354, SLG: 0.447 (1, 9)	1B			1-3		S 1B		1B 1B		3	1	2	0	1	0	0	
Jim Gentile, L OBP: 0.362, SLG: 0.463 (1, 3)	K			K		1B HBP		1B 1B		3	0	1	1	0	2	1	
Brooks Robinson, R OBP: 0.345, SLG: 0.412 (1, 5)		4-3			K			1-2 2H 1B		3	0	1	1	0	1	0	
Joe Gaines, R OBP: 0.455, SLG: 0.560 (1, 7)		4-3			6-3		K			3	0	0	0	0	1	2	
Jackie Brandt, R OBP: 0.283, SLG: 0.400 (1, 8)			K			K		F5		3	0	0	0	0	2	2	
John Orsino, R OBP: 0.346, SLG: 0.373 (1, 2)			6-3			K		2-3		3	0	0	0	0	1	0	
Steve Barber, L OBP: 0.100, SLG: 0.103 (1, 1)			K			K		1-3		3	0	0	0	0	2	0	
<b>Inning Stats</b>	R: 0 E: 0 K: 1 S: 6	H: 1 LOB: 1 BB: 0 P: 6	R: 0 E: 0 K: 1 S: 5	H: 0 LOB: 0 BB: 0 P: 5	R: 0 E: 0 K: 1 S: 5	H: 0 LOB: 0 BB: 0 P: 5	R: 0 E: 0 K: 2 S: 7	H: 0 LOB: 0 BB: 0 P: 7	R: 1 E: 0 K: 1 S: 7	H: 2 LOB: 2 BB: 0 P: 8	R: 0 E: 0 K: 1 S: 5	H: 0 LOB: 0 BB: 0 P: 5	R: 1 E: 0 K: 0 S: 2	H: 2 LOB: 2 BB: 1 P: 6	1B: 5 2B: 0 3B: 0 HR: 0	SF: 0 SAC: 0 DP: 0 HBP: 1	WP: 0 PA: 31 CS: 0
<b>PITCHER</b> Gary Peters, L ERA: 3.03 Hoyt Wilhelm, R ERA: 1.34 (1, 1) (7, 1)	IP: 6.1 WLS: L BF: 23 H: 3 R: 1 ER: 1 SO: 8 BB: 0 IBB: 0 HBP: 1 BLK: 0 WP: 0 HR: 0 S: 38 P: 39 ERA: 1.42 WHIP: 0.474															<b>PITCHER</b> Steve Barber, L ERA: 1.98 (1, 1)	IP: 9.0 WLS: W BF: 36 H: 4 R: 1 ER: 1 SO: 10 BB: 4 IBB: 0 HBP: 0 BLK: 0 WP: 0 HR: 0 S: 51 P: 67 ERA: 1.00 WHIP: 0.889

AB 31  
R 1  
H 4  
RBI 1  
BB 4  
SO 10  
LOB 15



AB 29  
R 2  
H 5  
RBI 2  
BB 1  
SO 10  
LOB 5





Batter	1	2	3	4	5	6	7	8	9	AB	R	H	RBI	BB	SO	LOB	TOP			
Jim Landis, R OBP: 0.370, SLG: 0.517 (1, 8)										4	0	1	0	0	0	0				
Nelle Fox, L OBP: 0.354, SLG: 0.348 (1, 4)										4	1	1	0	0	0	1				
Joe Cunningham, L OBP: 0.349, SLG: 0.311 (1, 3)										4	0	0	0	0	0	2				
Floyd Robinson, L OBP: 0.404, SLG: 0.500 (1, 9)										3	1	2	1	0	0	1				
Pete Ward, L OBP: 0.322, SLG: 0.390 (1, 5)										4	1	1	1	0	1	2				
Dave Nicholson, R OBP: 0.350, SLG: 0.504 (1, 7)										2	0	0	1	0	1	0				
Ron Hansen, R OBP: 0.297, SLG: 0.358 (1, 6)										3	0	0	0	0	0	0				
J.C. Martin, L OBP: 0.247, SLG: 0.264 (1, 2)										3	0	0	0	0	0	0				
Juan Pizarro, L OBP: 0.167, SLG: 0.294 (5, PH)										1	0	0	0	0	1	0				
Deacon Jones, L (5, PH)										1	0	0	0	0	1	0				
Dave DeBusschere, R (5, PH)										0	0	0	0	0	0	0				
Charlie Maxwell, L OBP: 0.455, SLG: 0.346 (8, PH)										1	0	0	0	0	0	0				
Joe Horlen, R OBP: 0.286, SLG: 0.286 (8, PH)										0	0	0	0	0	0	0				
<b>Inning Stats</b>	R: 0 E: 0 K: 0 S: 4	H: 1 LOB: 1 BB: 0 P: 4	R: 0 E: 0 K: 1 S: 5	H: 0 LOB: 0 BB: 0 P: 5	R: 0 E: 0 K: 1 S: 5	H: 0 LOB: 0 BB: 0 P: 5	R: 2 E: 0 K: 1 S: 7	H: 2 LOB: 0 BB: 0 P: 7	R: 0 E: 0 K: 1 S: 5	H: 0 LOB: 0 BB: 0 P: 5	R: 1 E: 0 K: 0 S: 4	H: 1 LOB: 0 BB: 0 P: 4	R: 0 E: 0 K: 0 S: 3	H: 0 LOB: 0 BB: 0 P: 3	R: 0 E: 0 K: 0 S: 4	H: 1 LOB: 1 BB: 0 P: 4	1B: 1 2B: 3 3B: 0 HR: 1	SF: 2 SAC: 0 DP: 0 HBP: 0	WP: 0 PB: 0 SB: 1 CS: 0	PA: 32
<b>PITCHER</b> Robin Roberts, R ERA: 3.05 (1, 1)	IP: 9.0 WLS: W BF: 32 H: 5 R: 3 ER: 3 SO: 4 BB: 0 IBB: 0 HBP: 0 BLK: 0 WP: 0 HR: 1 S: 40 P: 40 ERA: 3.00 WHIP: 0.556															<b>PITCHER</b>				

Chicago White Sox @ Baltimore Orioles  
Memorial Stadium, Baltimore, MD  
Sun May 19 1963, 3:33 AM EDT  
Unknown

AB 30  
R 3  
H 5  
RBI 3  
BB 0  
SO 4  
LOB 6

Batter	1	2	3	4	5	6	7	8	9	AB	R	H	RBI	BB	SO	LOB	BOTTOM			
Luis Aparicio, R OBP: 0.318, SLG: 0.396 (1, 6)										4	0	1	1	0	0	0				
Jerry Adair, R OBP: 0.211, SLG: 0.327 (1, 4)										4	0	1	0	0	1	1				
Al Smith, R OBP: 0.351, SLG: 0.441 (1, 9)										4	0	1	0	0	0	0				
Russ Snyder, L OBP: 0.259, SLG: 0.264 (8, 9)										0	0	0	0	0	0	0				
Jim Gentile, L OBP: 0.372, SLG: 0.472 (1, 3)										2	1	1	0	2	1	0				
Brooks Robinson, R OBP: 0.343, SLG: 0.407 (1, 5)										4	0	1	0	0	1	5				
Joe Gaines, R OBP: 0.459, SLG: 0.643 (1, 7)										3	2	1	2	1	0	1				
Jackie Brandt, R OBP: 0.282, SLG: 0.389 (1, 8)										3	0	0	0	1	0	1				
Dick Brown, R OBP: 0.195, SLG: 0.256 (1, 2)										4	0	0	0	0	1	4				
Robin Roberts, S OBP: 0.222, SLG: 0.222 (1, 1)										4	1	1	1	0	0	0				
<b>Inning Stats</b>	R: 0 E: 0 K: 1 S: 5	H: 0 LOB: 0 BB: 0 P: 5	R: 2 E: 0 K: 0 S: 4	H: 1 LOB: 0 BB: 1 P: 8	R: 0 E: 0 K: 1 S: 7	H: 2 LOB: 3 BB: 1 P: 11	R: 2 E: 1 K: 1 S: 8	H: 2 LOB: 1 BB: 0 P: 8	R: 0 E: 0 K: 1 S: 6	H: 1 LOB: 3 BB: 2 P: 14	R: 0 E: 1 K: 0 S: 3	H: 0 LOB: 0 BB: 0 P: 3	R: 0 E: 0 K: 0 S: 4	H: 1 LOB: 1 BB: 0 P: 4	R: 0 E: 0 K: 0 S: 3	H: 0 LOB: 0 BB: 0 P: 3	1B: 4 2B: 1 3B: 1 HR: 1	SF: 0 SAC: 0 DP: 0 HBP: 0	WP: 1 PB: 0 SB: 0 CS: 1	PA: 37
<b>PITCHER</b> Juan Pizarro, L ERA: 1.67 (1, 1)	IP: 4.0 WLS: L BF: 20 H: 4 R: 4 ER: 2 SO: 3 BB: 2 IBB: 0 HBP: 0 BLK: 0 WP: 0 HR: 1 S: 24 P: 32 ERA: 4.50 WHIP: 1.750															<b>PITCHER</b>				
Dave DeBusschere, R ERA: 4.15 (5, 1)	IP: 3.0 WLS: W BF: 13 H: 2 R: 0 ER: 0 SO: 1 BB: 2 IBB: 0 HBP: 0 BLK: 0 WP: 0 HR: 0 S: 13 P: 21 ERA: 0.00 WHIP: 1.333															<b>PITCHER</b>				
Joe Horlen, R ERA: 5.03 (8, 1)	IP: 1.0 WLS: W BF: 3 H: 0 R: 0 ER: 0 SO: 0 BB: 0 IBB: 0 HBP: 0 BLK: 0 WP: 0 HR: 0 S: 3 P: 3 ERA: 0.00 WHIP: 0.000															<b>PITCHER</b>				

Chicago White Sox @ Baltimore Orioles  
Memorial Stadium, Baltimore, MD  
Sun May 19 1963, 3:33 AM EDT  
Unknown

AB 32  
R 4  
H 7  
RBI 4  
BB 4  
SO 4  
LOB 12









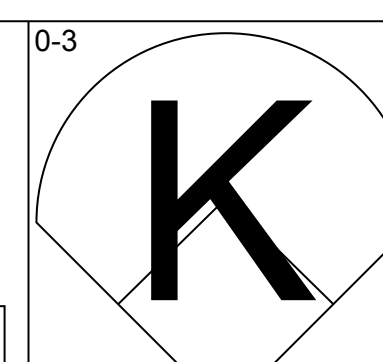
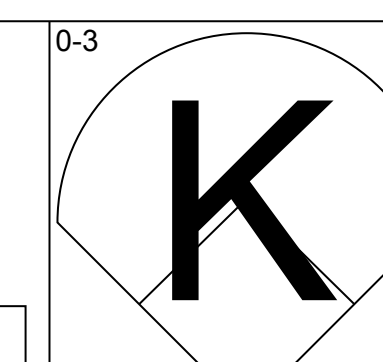
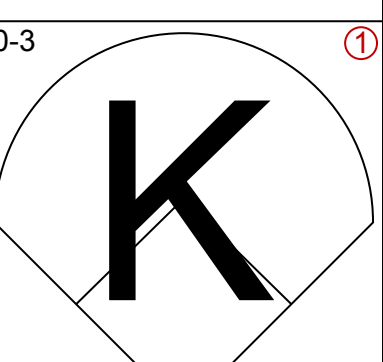
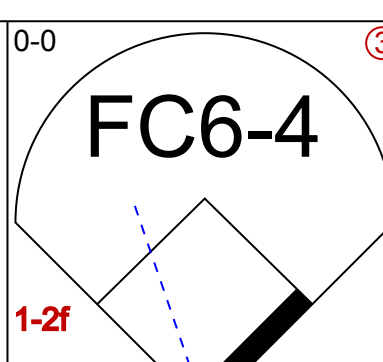
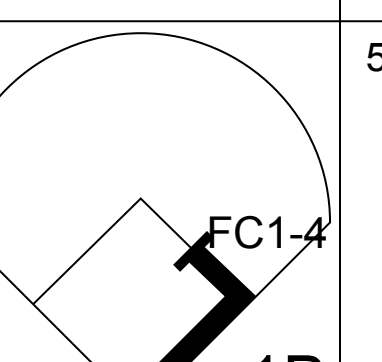
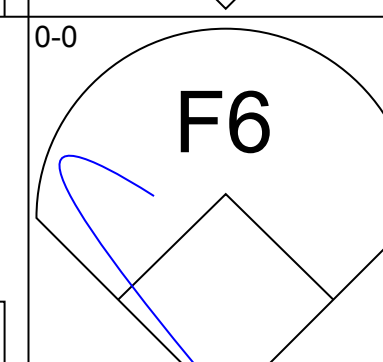
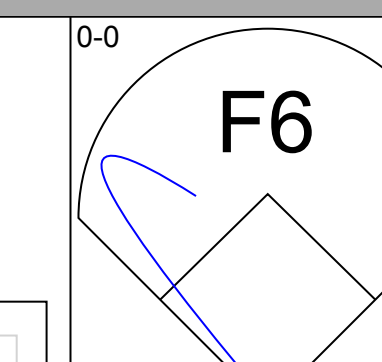
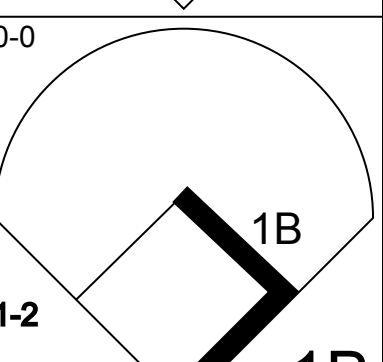
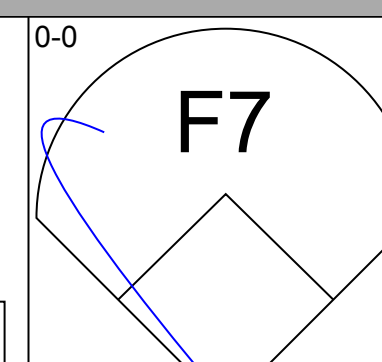
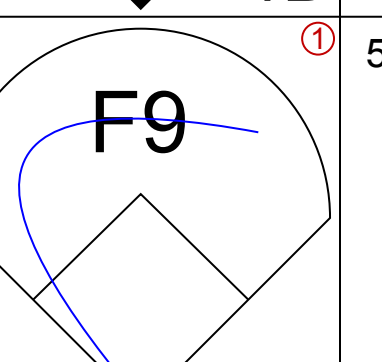
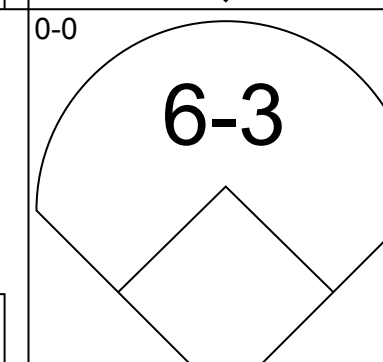
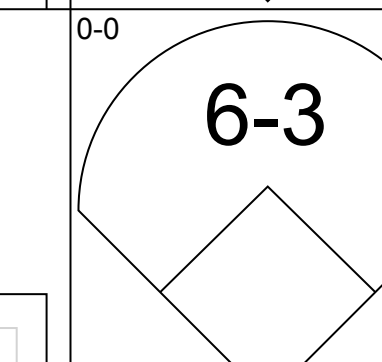
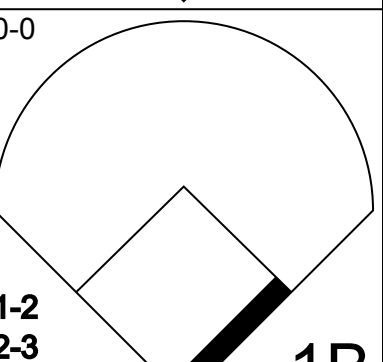
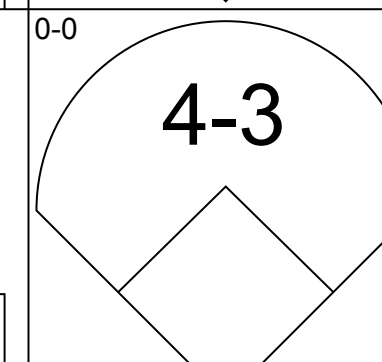
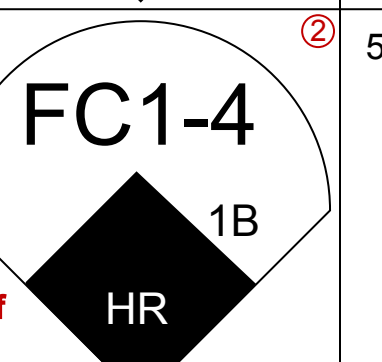
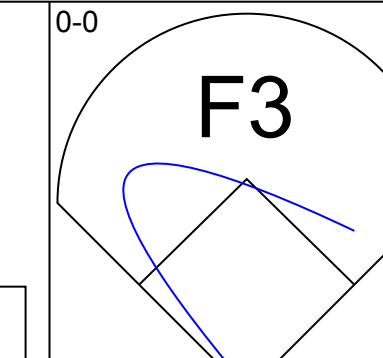
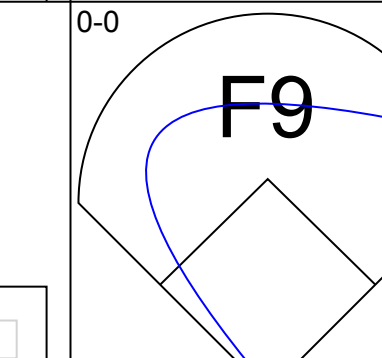
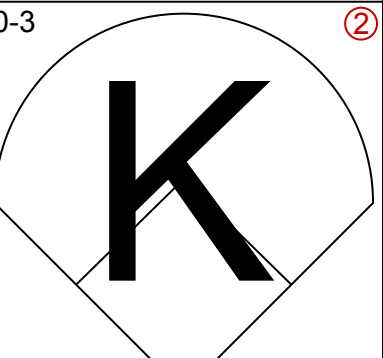
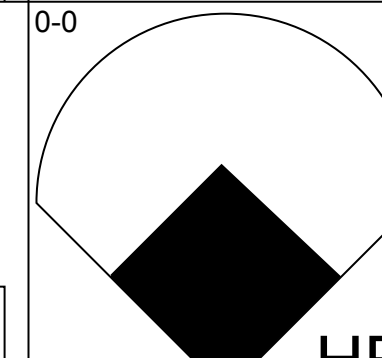
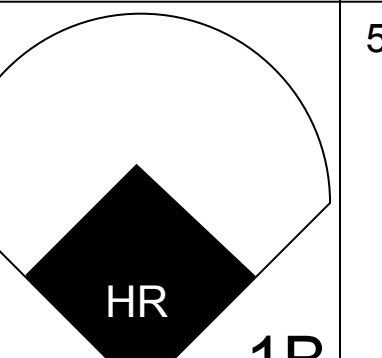

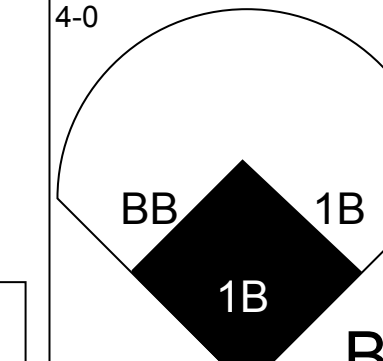
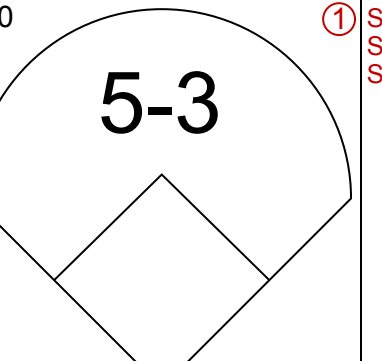
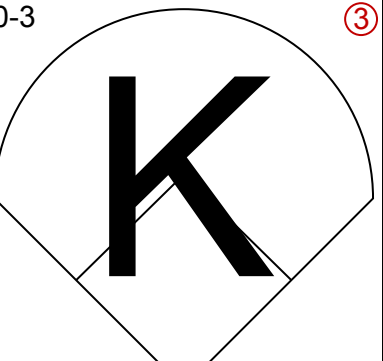
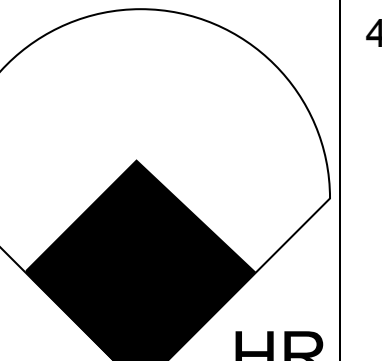

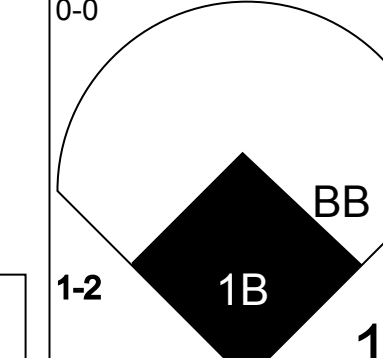
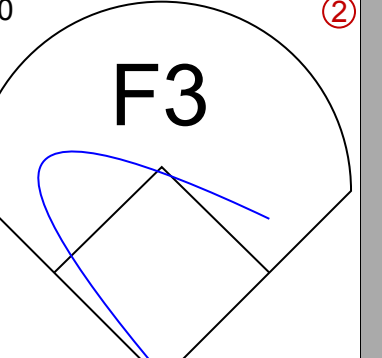
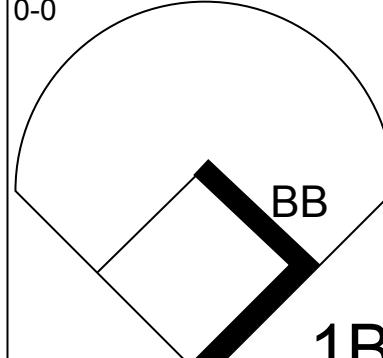

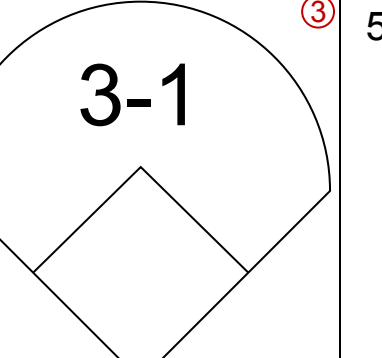

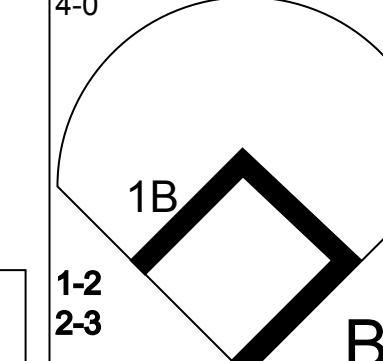
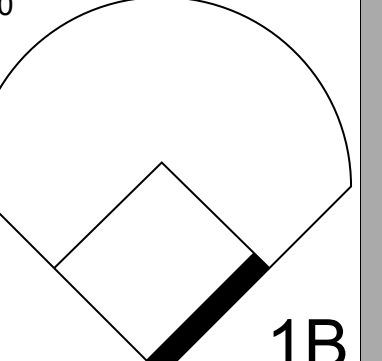
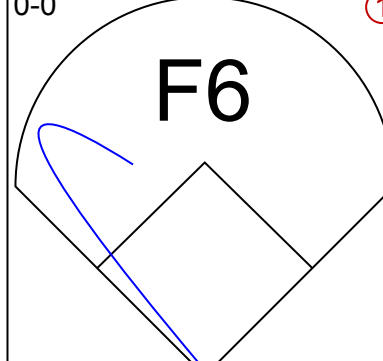


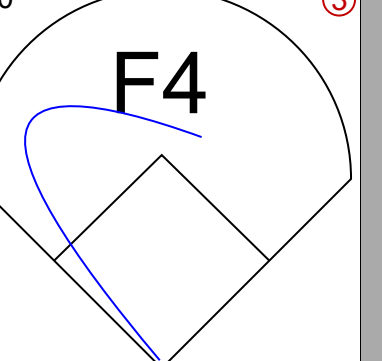
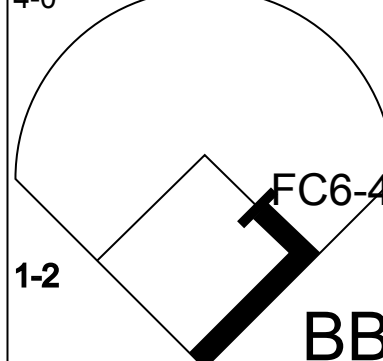



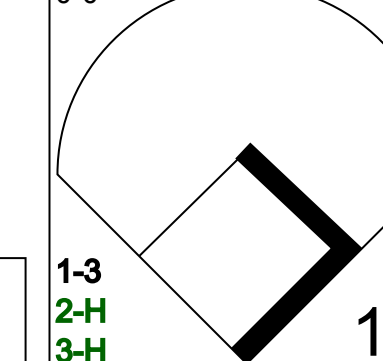

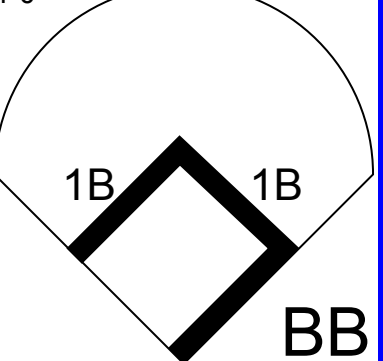








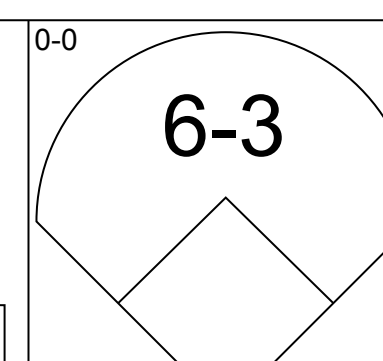
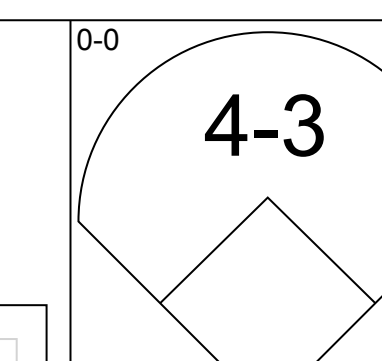
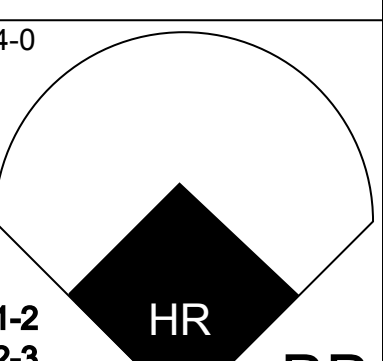
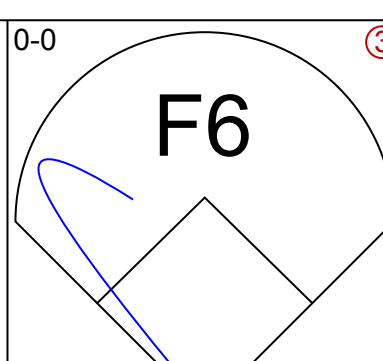
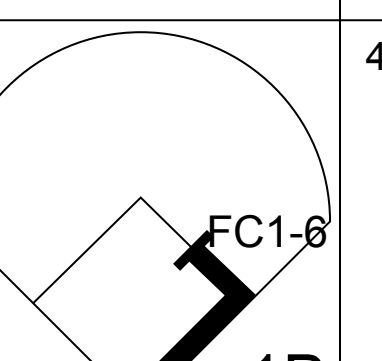
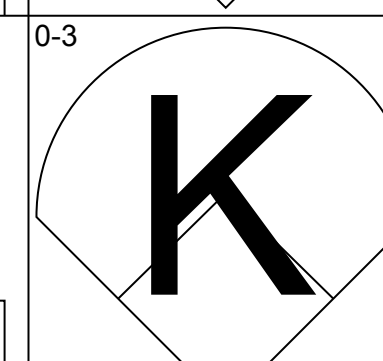
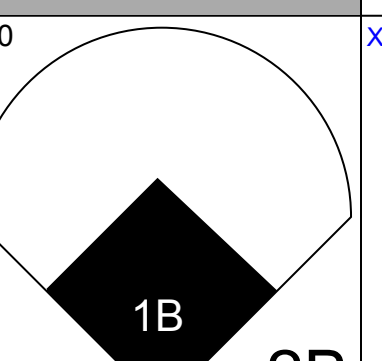
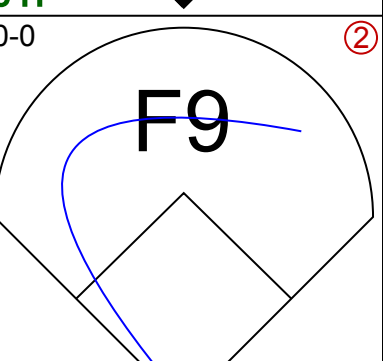
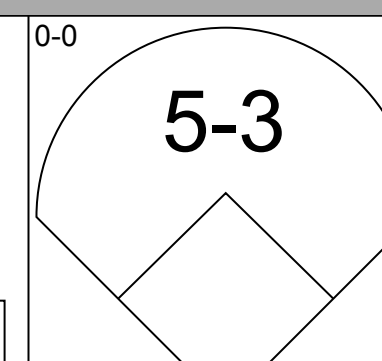
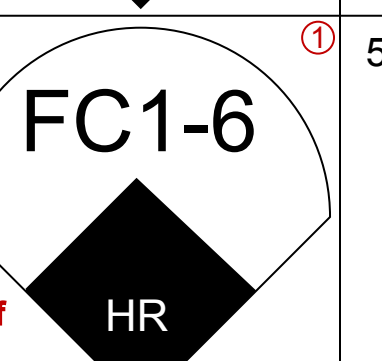
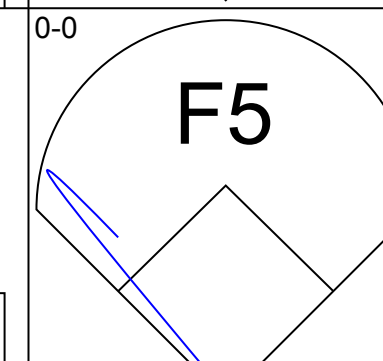
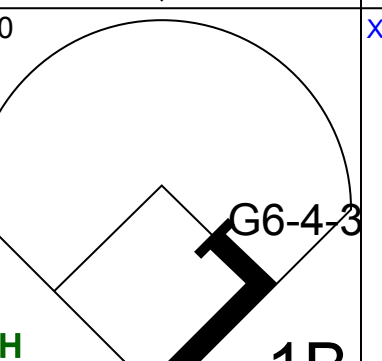
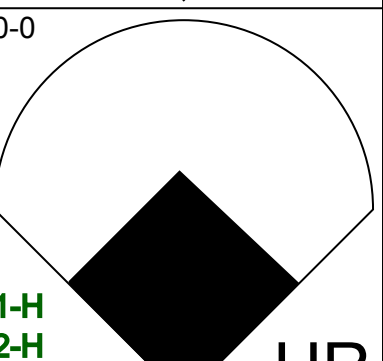
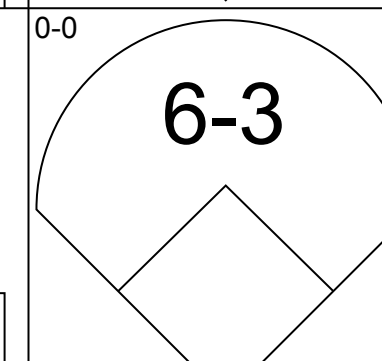
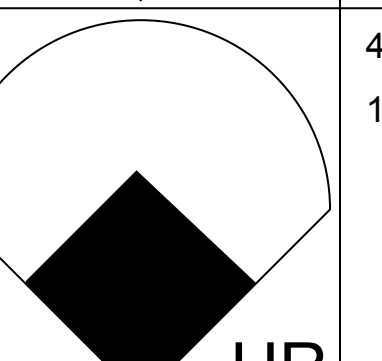
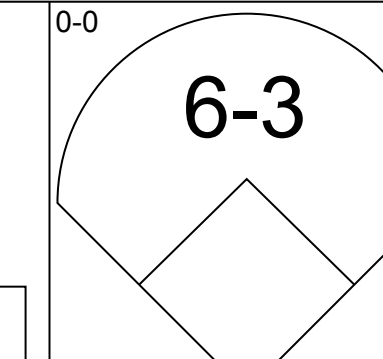
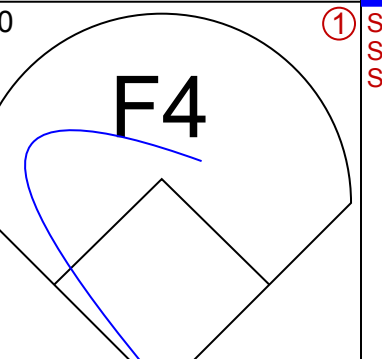
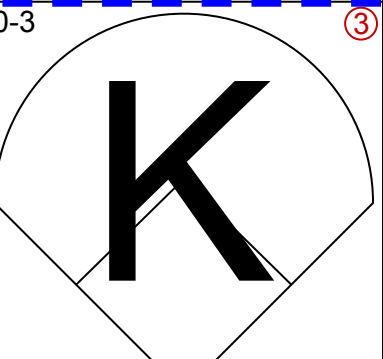
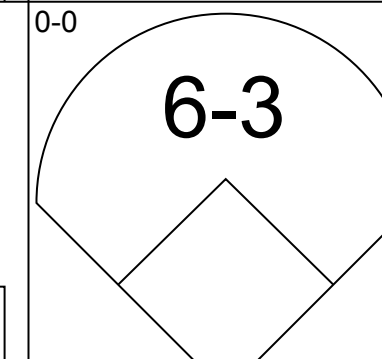
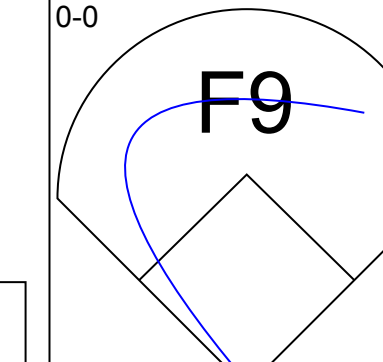
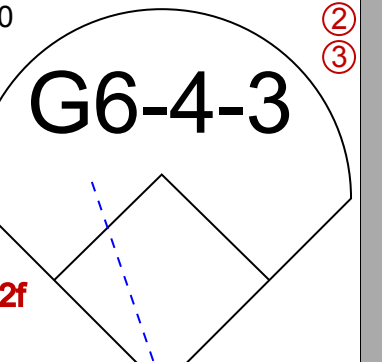
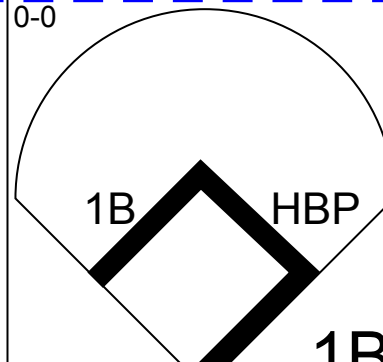



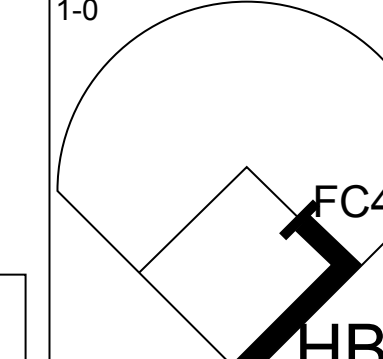
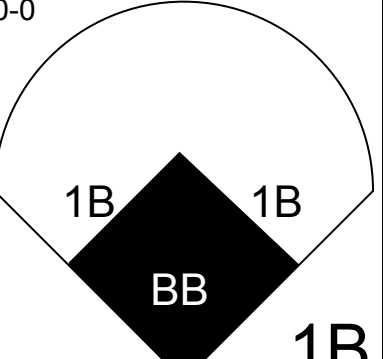
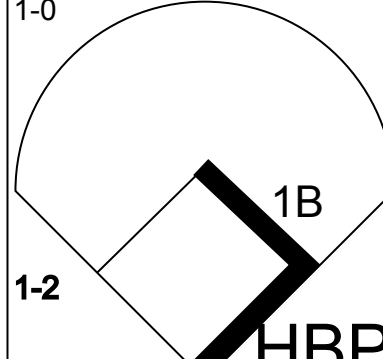



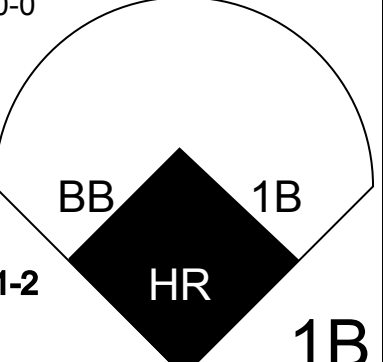
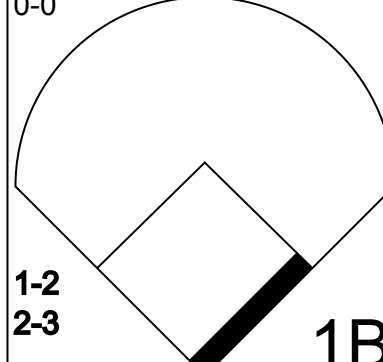


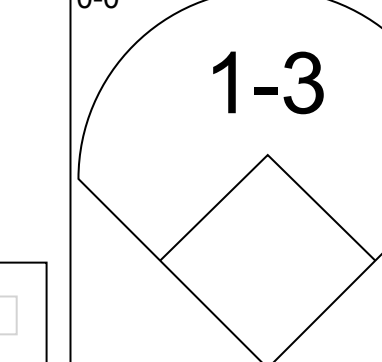
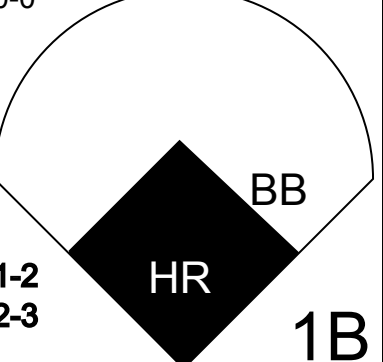
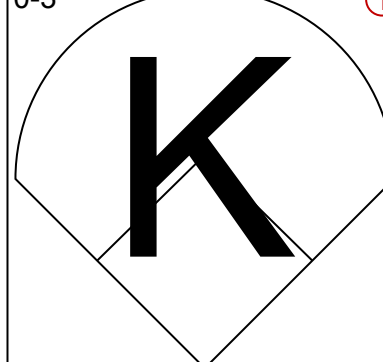

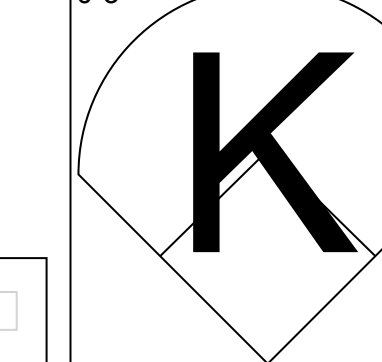
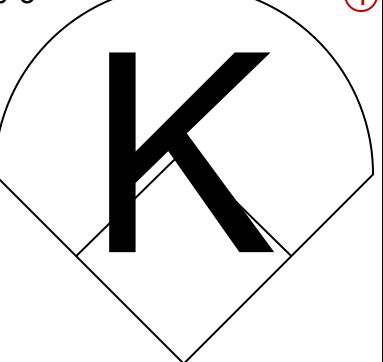
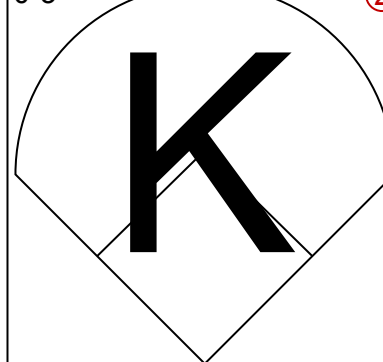





Batter	1	2	3	4	5	6	7	8	9	AB	R	H	RBI	BB	SO	LOB	TOP					
Jim Landis, R OBP: 0.348, SLG: 0.495 (1, 8)										5	0	1	0	0	3	5	Chicago White Sox @ Minnesota Twins Metropolitan Stadium, Bloomington, MI Fri May 24 1963, 8:05 PM EDT Att: 26,765 - Unknown					
Nelle Fox, L OBP: 0.350, SLG: 0.345 (1, 4)										5	0	1	0	0	0	1						
Mike Hershberger, R OBP: 0.374, SLG: 0.417 (1, 9)										5	1	1	0	0	0	1						
Dave Nicholson, R OBP: 0.343, SLG: 0.489 (1, 7)										5	2	2	1	0	1	3						
Ron Hansen, R OBP: 0.301, SLG: 0.384 (1, 6)										4	2	1	3	1	2	3						
Pete Ward, L OBP: 0.331, SLG: 0.418 (1, 5)										5	1	3	0	0	0	0						
Joe Cunningham, L OBP: 0.365, SLG: 0.349 (1, 3)										3	0	1	0	1	0	2						
Cam Carreon, R OBP: 0.300, SLG: 0.340 (1, 2)										3	0	0	0	1	0	5						
Ray Herbert, R OBP: 0.281, SLG: 0.273 (5, 1) Gary Peters, L OBP: 0.271, SLG: 0.154 (5, 1) Sherm Lillard, R OBP: 0.220, SLG: 0.100 (6, 1) Hoyt Wilhelm, R OBP: 0.210, SLG: 0.100 (6, 1) Al Weiss, S OBP: 0.210, SLG: 0.200 (8, 1) Eddie Fisher, R OBP: 0.214, SLG: 0.214 (8, 1)										1	0	1	2	1	0	0						
<b>Inning Stats</b>	R: 0 E: 0 K: 1 S: 5	H: 0 LOB: 0 BB: 0 P: 5	R: 2 E: 0 K: 1 S: 7	H: 2 LOB: 2 BB: 2 P: 15	R: 0 E: 0 K: 0 S: 3	H: 0 LOB: 0 BB: 0 P: 3	R: 0 E: 0 K: 0 S: 4	H: 1 LOB: 1 BB: 0 P: 4	R: 0 E: 0 K: 3 S: 11	H: 2 LOB: 3 BB: 1 P: 15	R: 0 E: 0 K: 1 S: 6	H: 1 LOB: 2 BB: 1 P: 10	R: 1 E: 0 K: 1 S: 6	H: 1 LOB: 0 BB: 0 P: 6	R: 0 E: 0 K: 0 S: 4	H: 1 LOB: 1 BB: 0 P: 4		R: 3 E: 0 K: 0 S: 6	H: 3 LOB: 0 BB: 0 P: 6	1B: 9 2B: 0 3B: 0 HR: 2	SF: 0 SAC: 0 DP: 0 HBP: 0	WP: 0 PB: 0 SB: 0 CS: 0
<b>PITCHER</b> Dick Stigman, L ERA: 3.38 (1, 1)	IP: 9.0 WLS: W BF: 42 H: 11 R: 6 ER: 6 SO: 7 BB: 4 IBB: 0 HBP: 0 BLK: 0 WP: 0 HR: 2 S: 52 P: 68 ERA: 6.00 WHIP: 1.667															<b>PITCHER</b>						

AB	38
R	6
H	11
RBI	6
BB	4
SO	7
LOB	23



Batter	1	2	3	4	5	6	7	8	9	AB	R	H	RBI	BB	SO	LOB	BOTTOM					
Lenny Green, L OBP: 0.289, SLG: 0.338 (1, 8)										4	1	1	1	1	0	3	Chicago White Sox @ Minnesota Twins Metropolitan Stadium, Bloomington, MI Fri May 24 1963, 8:05 PM EDT Att: 26,765 - Unknown					
Vic Power, R OBP: 0.247, SLG: 0.338 (1, 3)										5	2	1	0	0	1	4						
Harmon Killebrew, R OBP: 0.271, SLG: 0.477 (1, 7) Jimmie Hall, L OBP: 0.292, SLG: 0.351 (8, 7)										4	1	2	5	0	0	0						
Bob Allison, R OBP: 0.388, SLG: 0.596 (1, 9)										4	0	0	0	0	1	1						
Earl Battey, R OBP: 0.333, SLG: 0.457 (1, 2)										4	0	1	0	0	0	1						
Rich Rollins, R OBP: 0.364, SLG: 0.372 (1, 5)										2	1	2	0	0	0	0						
Zolio Versalles, R OBP: 0.309, SLG: 0.421 (1, 6)										4	1	2	0	0	1	2						
Bernie Allen, L OBP: 0.273, SLG: 0.267 (1, 4)										3	1	1	0	1	1	3						
Dick Stigman, R OBP: 0.174, SLG: 0.095 (1, 1)										4	0	0	0	0	3	8						
<b>Inning Stats</b>	R: 0 E: 0 K: 1 S: 5	H: 0 LOB: 0 BB: 0 P: 5	R: 0 E: 0 K: 0 S: 3	H: 0 LOB: 1 BB: 0 P: 4	R: 0 E: 0 K: 0 S: 5	H: 0 LOB: 0 BB: 0 P: 5	R: 1 E: 0 K: 0 S: 4	H: 2 LOB: 0 BB: 0 P: 4	R: 5 E: 0 K: 2 S: 11	H: 4 LOB: 0 BB: 1 P: 15	R: 0 E: 0 K: 2 S: 9	H: 2 LOB: 3 BB: 0 P: 10	R: 0 E: 0 K: 0 S: 3	H: 0 LOB: 0 BB: 0 P: 3	R: 0 E: 0 K: 1 S: 6	H: 1 LOB: 2 BB: 1 P: 10		R: 2 E: 0 K: 0 S: 3	H: 2 LOB: 0 BB: 0 P: 3	1B: 7 2B: 2 3B: 0 HR: 2	SF: 0 SAC: 0 DP: 1 HBP: 2	WP: 0 PB: 0 SB: 0 CS: 0
<b>PITCHER</b> Ray Herbert, R ERA: 2.71 (1, 1) Gary Peters, L ERA: 2.69 (5, 1) Hoyt Wilhelm, R ERA: 1.67 (6, 1) Eddie Fisher, R ERA: 5.77 (8, 1)	IP: 4.2 WLS: 1 BF: 21 H: 6 R: 6 ER: 6 SO: 3 BB: 1 IBB: 0 HBP: 0 BLK: 0 WP: 0 HR: 0 S: 25 P: 30 ERA: 11.57 WHIP: 1.500															<b>PITCHER</b>						

AB	35
R	8
H	11
RBI	8
BB	2
SO	7
LOB	22







Batter	1	2	3	4	5	6	7	8	9	AB	R	H	RBI	BB	SO	LOB	TOP			
Mike Hershberger, R (1.8) OBP: 0.370, SLG: 0.406	0-3 K		0-0 1-3		0-0 F8			4-0 BB		3	0	0	0	1	1	0	Chicago White Sox @ Minnesota Twins Metropolitan Stadium, Bloomington, MI Sat May 25 1963, 4:33 AM EDT Att: 18,194 - Unknown  livebaseballscores.com			
Nelle Fox, L (1.4) OBP: 0.342, SLG: 0.336	0-0 F4		0-0 6-3			0-0 4-3		0-0 F7		4	0	0	0	0	0	1				
Pete Ward, L (1.5) OBP: 0.330, SLG: 0.420	0-3 K		0-0 2B			0-0 6-3		0-0 4-3		4	0	1	0	0	1	1				
Floyd Robinson, L (1.9) OBP: 0.411, SLG: 0.489		0-0 E4 BB	0-3 K			4-0 FC5-4 BB		0-0 G6-3 1B		3	0	1	0	1	1	1				
Joe Cunningham, L (1.3) OBP: 0.362, SLG: 0.341		4-0 BB BB		0-3 K		0-0 FC5-4 1-2		0-0 G6-3 1-2		3	0	0	0	1	1	2				
Dave Nicholson, R (1.7) OBP: 0.335, SLG: 0.475		0-3 K		0-0 F6			0-3 K		0-3 K		4	0	0	0	0	3		2		
Ron Hansen, R (1.6) OBP: 0.296, SLG: 0.376		0-3 K		0-0 F8			0-0 F7			3	0	0	0	0	1	2				
J.C. Martin, L (1.2) OBP: 0.239, SLG: 0.235		4-0 1-2 2-3 BB		0-0 1-3			0-0 L8			2	0	0	0	1	0	0				
Joe Horlen, R (7.1) OBP: 0.273, SLG: 0.273										0	0	0	0	0	0	0				
Juan Pizarro, L (1.1) OBP: 0.150, SLG: 0.263										2	0	0	0	0	0	3				
Cam Carreon, R (7.2) OBP: 0.295, SLG: 0.333										1	0	0	0	0	0	0				
<b>Inning Stats</b>	R: 0 E: 0 K: 2 S: 7	H: 0 LOB: 0 BB: 0 P: 7	R: 0 E: 1 K: 2 S: 8	H: 0 LOB: 3 BB: 2 P: 16	R: 0 E: 0 K: 1 S: 6	H: 1 LOB: 1 BB: 0 P: 6	R: 0 E: 0 K: 1 S: 5	H: 0 LOB: 0 BB: 0 P: 5	R: 0 E: 0 K: 0 S: 3	H: 0 LOB: 0 BB: 1 P: 7	R: 0 E: 0 K: 1 S: 5	H: 0 LOB: 0 BB: 0 P: 5	R: 0 E: 0 K: 0 S: 3	H: 0 LOB: 1 BB: 1 P: 7	R: 0 E: 0 K: 1 S: 5	H: 1 LOB: 0 BB: 0 P: 5	1B: 1 2B: 1 3B: 0 HR: 0	SF: 0 SAC: 0 DP: 1 HBP: 0	WP: 0 PB: 0 SB: 0 CS: 0	PA: 33
<b>PITCHER</b> Camilo Pascual, R (1.1) ERA: 3.33	IP: 9.0 WLS: W BF: 33	H: 2 R: 0 ER: 0 SO: 8	BB: 4 IBB: 0 HBP: 0 BLK: 0	WP: 0 HR: 0 S: 45 P: 61	ERA: 0.00 WHIP: 0.667	<b>PITCHER</b>										IP: 9.0 WLS: W BF: 33	H: 2 R: 0 ER: 0 SO: 8	BB: 4 IBB: 0 HBP: 0 BLK: 0	WP: 0 HR: 0 S: 45 P: 61	ERA: 0.00 WHIP: 0.667

Batter	1	2	3	4	5	6	7	8	9	AB	R	H	RBI	BB	SO	LOB	BOTTOM			
Zoilo Versalles, R (1.6) OBP: 0.299, SLG: 0.407	0-0 6-3		0-0 5-3		0-0 L4	0-0 F9		0-0 F9		5	0	0	0	0	0	2	Chicago White Sox @ Minnesota Twins Metropolitan Stadium, Bloomington, MI Sat May 25 1963, 4:33 AM EDT Att: 18,194 - Unknown  livebaseballscores.com			
Vic Power, R (1.3) OBP: 0.251, SLG: 0.340	0-0 E5 BB		0-0 6-3		0-0 WP 1B	0-0 2H 1B		0-0 F9		5	0	2	1	0	0	1				
Harmon Killebrew, R (1.7) OBP: 0.270, SLG: 0.456	4-0 1-2 BB		0-3 K		0-0 F5	0-0 F8				3	0	0	0	1	1	2				
Jimmie Hall, L (9.7) OBP: 0.292, SLG: 0.351					1-2 BB					0	0	0	0	0	0	0				
Bob Allison, R (1.8) OBP: 0.379, SLG: 0.579	0-0 F9			0-0 F3	0-0 L8		0-0 F7			4	0	0	0	0	0	3				
Wally Post, R (1.9) OBP: 0.276, SLG: 0.536	0-0 F3			0-0 WP 1B			0-0 1-3			4	2	2	1	0	0	2				
Lenny Green, L (8.8) OBP: 0.289, SLG: 0.338				0-0 WP 1B			0-0 1-3			0	0	0	0	0	0	0				
Earl Battey, R (1.2) OBP: 0.338, SLG: 0.450		4-0 BB		4-0 1-2 BB		0-0 4-3	0-0 5-3			2	0	0	0	2	0	0				
Rich Rollins, R (1.5) OBP: 0.376, SLG: 0.412		0-0 F7		0-0 1-2 2H 1B		4-0 1B 2B BB		0-0 HR		3	2	2	2	1	0	1				
Bernie Allen, L (1.4) OBP: 0.272, SLG: 0.266		0-0 F7		0-3 K		0-0 1B 2B 1B		0-0 6-3		4	1	1	0	0	1	3				
Camilo Pascual, R (1.1) OBP: 0.286, SLG: 0.333		0-0 L1		0-0 1-3		0-0 1-2 1B 2B		1-0 HBP		3	1	1	2	0	0	3				
<b>Inning Stats</b>	R: 0 E: 1 K: 0 S: 4	H: 0 LOB: 2 BB: 1 P: 8	R: 0 E: 0 K: 0 S: 3	H: 0 LOB: 1 BB: 1 P: 7	R: 0 E: 0 K: 1 S: 5	H: 0 LOB: 0 BB: 0 P: 5	R: 1 E: 0 K: 1 S: 7	H: 2 LOB: 2 BB: 1 P: 11	R: 0 E: 0 K: 0 S: 4	H: 1 LOB: 1 BB: 0 P: 4	R: 4 E: 0 K: 0 S: 7	H: 4 LOB: 1 BB: 1 P: 11	R: 0 E: 0 K: 0 S: 3	H: 0 LOB: 0 BB: 0 P: 3	R: 1 E: 0 K: 0 S: 4	H: 1 LOB: 1 BB: 0 P: 5	1B: 5 2B: 1 3B: 0 HR: 2	SF: 0 SAC: 0 DP: 0 HBP: 1	WP: 2 PB: 0 SB: 0 CS: 0	PA: 38
<b>PITCHER</b> Juan Pizarro, L (1.1) ERA: 2.25	IP: 6.0 WLS: L BF: 30	H: 7 R: 5 ER: 5 SO: 2	BB: 4 IBB: 0 HBP: 0 BLK: 0	WP: 2 HR: 1 S: 30 P: 46	ERA: 7.50 WHIP: 1.833	<b>PITCHER</b>										IP: 6.0 WLS: L BF: 30	H: 7 R: 5 ER: 5 SO: 2	BB: 4 IBB: 0 HBP: 0 BLK: 0	WP: 2 HR: 1 S: 30 P: 46	ERA: 7.50 WHIP: 1.833
Joe Horlen, R (7.1) ERA: 4.34	IP: 2.0 WLS: 8 BF: 8	H: 1 R: 1 ER: 1 SO: 0	BB: 0 IBB: 0 HBP: 1 BLK: 0	WP: 0 HR: 1 S: 7 P: 8	ERA: 4.50 WHIP: 0.500	<b>PITCHER</b>										IP: 2.0 WLS: 8 BF: 8	H: 1 R: 1 ER: 1 SO: 0	BB: 0 IBB: 0 HBP: 1 BLK: 0	WP: 0 HR: 1 S: 7 P: 8	ERA: 4.50 WHIP: 0.500



Batter	1	2	3	4	5	6	7	8	9	AB	R	H	RBI	BB	SO	LOB	TOP											
Jim Landis, R OBP: 0.350, SLG: 0.480 (1, 8)	F9	BB					F8		K	3	1	0	0	2	1	0	<b>Chicago White Sox @ Minnesota Twins</b> Metropolitan Stadium, Bloomington, MI Sun May 26 1963, 4:33 AM EDT Att: 19,553 - Unknown <a href="http://livebaseballscorecards.com">livebaseballscorecards.com</a>											
Nelle Fox, L OBP: 0.345, SLG: 0.346 (1, 4)	F7	4-3				L3-6 1-H	FC6			4	0	2	1	0	0	2												
Pete Ward, L OBP: 0.328, SLG: 0.416 (1, 5)	1B				F7		F4		FC6	4	1	1	0	0	0	2												
Floyd Robinson, L OBP: 0.414, SLG: 0.490 (1, 9)	1B				F8		L3-6		1B	4	0	2	0	0	0	1												
Joe Cunningham, L OBP: 0.372, SLG: 0.353 (1, 3)	1B						6-3		1B	4	0	3	1	0	0	0												
Dave Nicholson, R OBP: 0.328, SLG: 0.462 (1, 7)	K				F6		K		K	4	0	0	0	0	3	5												
Ron Hansen, R OBP: 0.294, SLG: 0.368 (1, 6)					F3		1-3		G6-4-3	3	0	0	0	1	0	2												
J.C. Martin, L OBP: 0.240, SLG: 0.235 (1, 2)					F5		FC6		F7	4	0	1	0	0	0	1												
John Buzhardt, R OBP: 0.043, SLG: 0.043 Charlie Maxwell, L OBP: 0.429, SLG: 0.333 Hoyt Wilhelm, R OBP: 0.100, SLG: 0.100 Jim Brosnan, R OBP: 0.250, SLG: 0.250 Deacon Jones, L OBP: 0.250, SLG: 0.250 (7, PH) (7, 1) (8, 1) (9, PH)	K				1-3		1-3		F7	2	0	0	0	0	1	1		<b>AB 34</b> <b>R 2</b> <b>H 9</b> <b>RBI 2</b> <b>BB 3</b> <b>SO 5</b> <b>LOB 14</b> 										
<b>Inning Stats</b>	R: 1 E: 0 K: 1 S: 8	H: 3 LOB: 2 BB: 0 P: 8	R: 0 E: 0 K: 1 S: 6	H: 1 LOB: 2 BB: 1 P: 10	R: 0 E: 0 K: 0 S: 4	H: 1 LOB: 0 BB: 0 P: 4	R: 0 E: 0 K: 0 S: 3	H: 0 LOB: 0 BB: 1 P: 3	R: 1 E: 0 K: 0 S: 3	H: 1 LOB: 0 BB: 1 P: 7	R: 0 E: 0 K: 0 S: 5	H: 0 LOB: 1 BB: 1 P: 9	R: 0 E: 0 K: 1 S: 4	H: 1 LOB: 1 BB: 0 P: 4	R: 0 E: 0 K: 1 S: 6	H: 2 LOB: 1 BB: 0 P: 6			R: 0 E: 0 K: 1 S: 5	H: 0 LOB: 0 BB: 0 P: 5	1B: 8 2B: 2 3B: 0 HR: 0	SF: 0 SAC: 0 DP: 2 HBP: 0	WP: 0 PB: 0 SB: 0 CS: 0	PA: 37				
<b>PITCHER</b>	IP	WLS	BF	H	R	ER	SO	BB	IBB	HBP	BLK	WP	HR	S	P	ERA	WHIP											
Jim Perry, R ERA: 3.12 Bill Dailey, R ERA: 3.2	(1, 1)	7.0	W	32	9	2	2	3	3	0	0	0	0	0	35	47	2.57	1.714										
(8, 1)	2.0	S	5	0	0	0	2	0	0	0	0	0	0	9	9	0.00	0.000											

Batter	1	2	3	4	5	6	7	8	9	AB	R	H	RBI	BB	SO	LOB	BOTTOM											
Lenny Green, L OBP: 0.282, SLG: 0.329 (1, 8)	F7					6-3				4	0	0	0	0	1	1	<b>Chicago White Sox @ Minnesota Twins</b> Metropolitan Stadium, Bloomington, MI Sun May 26 1963, 4:33 AM EDT Att: 19,553 - Unknown <a href="http://livebaseballscorecards.com">livebaseballscorecards.com</a>											
Vic Power, R OBP: 0.257, SLG: 0.349 (1, 3)	4-3				1-3					4	1	2	0	0	0	0												
Harmon Killebrew, R OBP: 0.292, SLG: 0.493 Jimmie Hall, L OBP: 0.292, SLG: 0.351 (1, 7) (9, 7)	BB				F9				G5-3	3	1	1	2	1	0	3												
Bob Allison, R OBP: 0.376, SLG: 0.568 (1, 9)	F8				5-3				HR	0	0	0	0	0	0	0												
Earl Battey, R OBP: 0.342, SLG: 0.474 (1, 2)	5-3					L8			HR	4	1	2	1	0	0	1												
Rich Rollins, R OBP: 0.374, SLG: 0.406 (1, 5)	K				L8				FC6-4	4	0	1	0	0	1	2												
Zolio Versalles, R OBP: 0.304, SLG: 0.435 (1, 6)	HR				F3				K	4	2	2	1	0	1	1												
Bernie Allen, L OBP: 0.272, SLG: 0.266 (1, 4)	4-3				4-3				F9	4	0	1	1	0	0	1												
Jim Perry, S OBP: 0.375, SLG: 0.286 Bill Dailey, R ERA: 2.7 (1, 1) (8, 1)					K				SH1-4	2	0	0	0	0	1	0		<b>AB 32</b> <b>R 5</b> <b>H 9</b> <b>RBI 5</b> <b>BB 2</b> <b>SO 4</b> <b>LOB 10</b> 										
<b>Inning Stats</b>	R: 0 E: 0 K: 0 S: 3	H: 0 LOB: 1 BB: 1 P: 7	R: 1 E: 0 K: 1 S: 6	H: 1 LOB: 0 BB: 0 P: 6	R: 0 E: 0 K: 1 S: 5	H: 0 LOB: 0 BB: 0 P: 5	R: 0 E: 0 K: 0 S: 4	H: 1 LOB: 1 BB: 0 P: 4	R: 0 E: 0 K: 0 S: 3	H: 0 LOB: 0 BB: 0 P: 3	R: 2 E: 0 K: 0 S: 5	H: 2 LOB: 1 BB: 1 P: 9	R: 1 E: 0 K: 1 S: 8	H: 3 LOB: 2 BB: 0 P: 8	R: 1 E: 0 K: 1 S: 7	H: 2 LOB: 1 BB: 0 P: 7			1B: 4 2B: 2 3B: 0 HR: 3	SF: 0 SAC: 1 DP: 1 HBP: 0	WP: 0 PB: 1 SB: 1 CS: 0	PA: 35						
<b>PITCHER</b>	IP	WLS	BF	H	R	ER	SO	BB	IBB	HBP	BLK	WP	HR	S	P	ERA	WHIP											
John Buzhardt, R ERA: 2.88 Hoyt Wilhelm, R ERA: 2.08 Jim Brosnan, R ERA: 2.7	(1, 1)	6.0	L	24	4	3	3	2	2	0	0	0	0	0	26	34	4.50	1.000										
(7, 1)	1.1		9	5	2	2	1	0	0	0	0	0	0	1	11	11	13.50	3.750										
(8, 1)	0.2		2	0	0	0	1	0	0	0	0	0	0	4	4	0.00	0.000											



Batter	1	2	3	4	5	6	7	8	9	AB	R	H	RBI	BB	SO	LOB	TOP								
Dick Howser, R OBP: 0.328, SLG: 0.180 (1, 6)	1-3		F8		6-3		F8			4	0	0	0	0	0	3	<b>Cleveland Indians @ Chicago White Sox</b> Comiskey Park, Chicago, IL Tue May 28 1963, 8:05 PM EDT Att: 10,595 - Unknown								
Vic Davallilo, L OBP: 0.310, SLG: 0.435 (1, 8)	1-3			K			K			4	1	1	1	0	2	1									
Al Luplow, L OBP: 0.270, SLG: 0.319 (1, 9)				F7		4-3		CS BB		3	0	1	0	1	0	0									
Joe Adcock, R OBP: 0.326, SLG: 0.453 (1, 3)	F8			1-3		1B 2B		F8		3	1	0	0	1	0	2									
Tito Francona, L OBP: 0.309, SLG: 0.361 (1, 7)		6-3			1-3	1-3		K		4	0	0	0	0	1	1									
Woodie Held, R OBP: 0.341, SLG: 0.463 (1, 4)		K			1B G1	2B		5-3		3	1	1	0	1	1	0									
Max Alvis, R OBP: 0.290, SLG: 0.450 (1, 5)		6-3			G1 1B	1B		K		4	0	2	1	0	1	0									
Joe Azcue, R OBP: 0.231, SLG: 0.167 (1, 2)				F9				1-3		4	0	2	0	0	0	0									
Jack Kralick, L OBP: 0.278, SLG: 0.313 Ted Abernathy, R (9, 1)			4-3		G1		SH2-4			2	0	0	1	0	0	2									
<b>Inning Stats</b>	R: 0 E: 0 K: 0 S: 4	H: 1 LOB: 1 BB: 0 P: 4	R: 0 E: 0 K: 1 S: 5	H: 0 LOB: 0 BB: 0 P: 5	R: 0 E: 0 K: 0 S: 3	H: 0 LOB: 0 BB: 0 P: 3	R: 0 E: 0 K: 1 S: 5	H: 0 LOB: 0 BB: 0 P: 5	R: 1 E: 0 K: 0 S: 5	H: 2 LOB: 2 BB: 1 P: 9	R: 2 E: 0 K: 0 S: 5	H: 3 LOB: 2 BB: 1 P: 9	R: 0 E: 0 K: 1 S: 6	H: 1 LOB: 1 BB: 0 P: 6	R: 0 E: 0 K: 1 S: 4	H: 0 LOB: 0 BB: 1 P: 8	R: 0 E: 0 K: 1 S: 5	H: 0 LOB: 0 BB: 0 P: 5	1B: 5 2B: 1 3B: 0 HR: 1	SF: 0 SAC: 1 DP: 0 HBP: 0	WP: 0 PB: 0 SB: 0 CS: 1	PA: 35			
<b>PITCHER</b>	IP	WLS	BF	H	R	ER	SO	BB	IBB	HBP	BLK	WP	HR	S	P	ERA	WHIP								
Ray Herbert, R ERA: 2.84 (1, 1)	6.2	L	28	7	3	3	2	2	0	0	0	0	1	30	38	4.05	1.350								
Frank Baumann, L ERA: 1.59 (7, 1)	0.1		1	0	0	0	1	0	0	0	0	0	0	3	3	0.00	0.000								
Jim Brosnan, R ERA: 2.41 (8, 1)	2.0		6	0	0	0	2	1	0	0	0	0	0	9	13	0.00	0.500								

Batter	1	2	3	4	5	6	7	8	9	AB	R	H	RBI	BB	SO	LOB	BOTTOM								
Jim Landis, R OBP: 0.339, SLG: 0.462 Charlie Maxwell, L OBP: 0.444, SLG: 0.333 (9, PH)	F8	P4			F9		F7		L3 IBB	4	0	0	0	0	0	2	<b>Cleveland Indians @ Chicago White Sox</b> Comiskey Park, Chicago, IL Tue May 28 1963, 8:05 PM EDT Att: 10,595 - Unknown								
Nellie Fox, L OBP: 0.341, SLG: 0.342 (1, 4)	6-3		G5-3 1B		P5		G3		L3	5	0	1	0	0	0	3									
Floyd Robinson, L OBP: 0.416, SLG: 0.486 (1, 9)						K		6-3		3	0	1	0	1	1	0									
Dave Nicholson, R OBP: 0.320, SLG: 0.450 (1, 7)	FC4		G5-3			5-3		F8		4	0	0	0	0	0	3									
Pete Ward, L OBP: 0.332, SLG: 0.424 (1, 5)		F5	P6			1B 9-2		1B		4	0	2	0	0	0	1									
Ron Hansen, R OBP: 0.299, SLG: 0.363 (1, 6)		E 1B BB			5-3		1B BB		F9	2	1	0	0	2	0	1									
Joe Cunningham, L OBP: 0.375, SLG: 0.358 (1, 3)		E1 1B			6-3				SH5-4 1B	4	0	2	0	0	0	1									
Cam Carreon, R OBP: 0.292, SLG: 0.328 (1, 2)		K			F9		9-2		SH5-4 1B	4	0	1	0	0	1	5									
Ray Herbert, R OBP: 0.320, SLG: 0.458 Frank Baumann, L OBP: 0.333, SLG: 0.200 Mike Hershberger, R OBP: 0.367, SLG: 0.402 Jim Brosnan, R OBP: 0.250, SLG: 0.250 Al Weis, S OBP: 0.276, SLG: 0.286 (9, PH)						HR		6-3		2	1	2	2	0	0	0									
<b>Inning Stats</b>	R: 0 E: 0 K: 0 S: 3	H: 0 LOB: 1 BB: 1 P: 7	R: 1 E: 1 K: 1 S: 7	H: 1 LOB: 2 BB: 1 P: 11	R: 0 E: 0 K: 0 S: 4	H: 2 LOB: 1 BB: 0 P: 4	R: 0 E: 0 K: 0 S: 3	H: 0 LOB: 0 BB: 0 P: 3	R: 1 E: 0 K: 1 S: 6	H: 1 LOB: 0 BB: 0 P: 6	R: 0 E: 0 K: 0 S: 4	H: 2 LOB: 2 BB: 1 P: 8	R: 0 E: 0 K: 0 S: 3	H: 0 LOB: 0 BB: 0 P: 3	R: 0 E: 0 K: 0 S: 4	H: 1 LOB: 1 BB: 0 P: 4	R: 0 E: 0 K: 0 S: 4	H: 2 LOB: 2 BB: 1 P: 8	1B: 7 2B: 3 3B: 0 HR: 1	SF: 0 SAC: 1 DP: 3 HBP: 0	WP: 0 PB: 0 SB: 0 CS: 0	PA: 38			
<b>PITCHER</b>	IP	WLS	BF	H	R	ER	SO	BB	IBB	HBP	BLK	WP	HR	S	P	ERA	WHIP								
Jack Kralick, L ERA: 3.58 (1, 1)	8.1	W	36	9	2	1	2	3	0	0	0	0	1	37	49	1.08	1.440								
Ted Abernathy, R ERA: (9, 1)	0.2	S	2	0	0	0	0	0	1	0	0	0	0	1	5	0.00	0.000								








Batter	1	2	3	4	5	6	7	8	9	AB	R	H	RBI	BB	SO	LOB	TOP										
Dick Howser, R OBP: 0.343, SLG: 0.211 (1, 6)	1-3		6-3														3 0 0 0 1 1 2										
Vic Davallio, L OBP: 0.311, SLG: 0.426 (1, 8)	6-3			4-3	1-3												4 0 0 0 0 0 2										
Max Alvis, R OBP: 0.283, SLG: 0.430 (1, 5)	K																3 0 0 0 1 2 0										
Fred Whitfield, L OBP: 0.250, SLG: 0.380 (1, 3)		P4		F2													4 0 1 0 0 0 1										
Gene Green, R OBP: 0.303, SLG: 0.310 Al Luplow, L OBP: 0.260, SLG: 0.306 (5, 9)	6-3			CS													2 1 1 0 0 0 0 2 0 0 0 0 1 1										
Woodie Held, R OBP: 0.343, SLG: 0.470 (1, 7)	K																4 1 1 1 0 2 1										
Jerry Kindall, R OBP: 0.200, SLG: 0.174 (1, 4)				K													4 0 0 0 0 2 1										
Joe Azcue, R OBP: 0.366, SLG: 0.353 (1, 2)																	2 0 2 0 1 0 0										
Barry Latman, R OBP: 0.167, SLG: 0.167 Gary Bell, R OBP: 0.320, SLG: 0.440 Ron Nischwitz, S OBP: 0.320, SLG: 0.440 (7, 1)																	1 0 0 0 0 0 1 0 0 0 0 0 0 0 1 0 0 0 0 1 1 0 0 0 0 0 0 0										
<b>Inning Stats</b>	R: 0 E: 0 K: 1 S: 5	H: 0 LOB: 0 BB: 0 P: 5	R: 0 E: 0 K: 1 S: 5	H: 0 LOB: 0 BB: 0 P: 5	R: 0 E: 0 K: 1 S: 6	H: 1 LOB: 1 BB: 0 P: 6	R: 0 E: 0 K: 0 S: 2	H: 0 LOB: 0 BB: 1 P: 6	R: 2 E: 0 K: 1 S: 7	H: 2 LOB: 2 BB: 2 P: 15	R: 0 E: 0 K: 3 S: 10	H: 1 LOB: 1 BB: 0 P: 10	R: 0 E: 0 K: 2 S: 8	H: 1 LOB: 1 BB: 0 P: 8	R: 0 E: 0 K: 0 S: 3	H: 0 LOB: 0 BB: 0 P: 3	R: 0 E: 0 K: 0 S: 3	H: 0 LOB: 0 BB: 0 P: 3	1B: 2 2B: 2 3B: 1 HR: 0	SF: 0 SAC: 1 DP: 0 HBP: 0	WP: 1 PB: 0 SB: 0 CS: 1	PA: 35					
<b>PITCHER</b>	IP	WLS	BF	H	R	ER	SO	BB	IBB	HBP	BLK	WP	HR	S	P	ERA	WHIP										
Gary Peters, L ERA: 2.95 Frank Baumann, L ERA: 1.35	(1, 1)	5.0	W	20	3	2	2	4	3	0	0	0	0	25	37	3.60	1.200										
(6, 1)	4.0	S	14	2	0	0	5	0	0	0	0	0	0	24	24	0.00	0.500										

**Cleveland Indians @ Chicago White Sox**  
Comiskey Park, Chicago, IL  
Thu May 30 1963, 4:38 AM EDT  
Att: 29,436 - Unknown


AB 30  
R 2  
H 5  
RBI 1  
BB 3  
SO 9  
LOB 10



Batter	1	2	3	4	5	6	7	8	9	AB	R	H	RBI	BB	SO	LOB	BOTTOM										
Jim Landis, R OBP: 0.354, SLG: 0.455 (1, 8)	K		5-3														4 1 1 0 0 1 0										
Nellie Fox, L OBP: 0.343, SLG: 0.345 (1, 4)	K																3 0 1 1 0 1 0										
Pete Ward, L OBP: 0.338, SLG: 0.420 (1, 5)																	3 1 1 1 1 0 1										
Floyd Robinson, L OBP: 0.413, SLG: 0.480 (1, 7)	1-3																4 0 2 1 0 1 1										
Joe Cunningham, L OBP: 0.367, SLG: 0.347 (1, 3)																	3 0 0 0 1 0 1										
Mike Hershberger, R OBP: 0.372, SLG: 0.395 (1, 9)																	3 0 0 0 1 0 3										
Ron Hansen, R OBP: 0.314, SLG: 0.395 (1, 6)																	4 0 3 1 0 0 1										
J.C. Martin, L OBP: 0.245, SLG: 0.242 (1, 2)																	4 1 1 0 0 0 2										
Gary Peters, L OBP: 0.250, SLG: 0.455 Deacon Jones, L OBP: 0.314, SLG: 0.395 Frank Baumann, L OBP: 0.286, SLG: 0.167 (6, 1)																	1 0 0 0 0 0 0 0 1 0 0 0 0 0 1 0 0 0 0 0 0										
<b>Inning Stats</b>	R: 0 E: 0 K: 2 S: 7	H: 0 LOB: 1 BB: 1 P: 11	R: 0 E: 0 K: 0 S: 4	H: 1 LOB: 1 BB: 0 P: 4	R: 0 E: 0 K: 0 S: 4	H: 1 LOB: 1 BB: 0 P: 4	R: 0 E: 0 K: 0 S: 3	H: 1 LOB: 1 BB: 1 P: 7	R: 4 E: 0 K: 0 S: 7	H: 5 LOB: 2 BB: 1 P: 12	R: 0 E: 0 K: 0 S: 3	H: 0 LOB: 0 BB: 0 P: 3	R: 0 E: 0 K: 1 S: 5	H: 0 LOB: 0 BB: 0 P: 5	R: 0 E: 0 K: 0 S: 4	H: 1 LOB: 1 BB: 0 P: 4	1B: 9 2B: 0 3B: 0 HR: 0	SF: 1 SAC: 0 DP: 0 HBP: 1	WP: 0 PB: 0 SB: 1 CS: 1	PA: 35							
<b>PITCHER</b>	IP	WLS	BF	H	R	ER	SO	BB	IBB	HBP	BLK	WP	HR	S	P	ERA	WHIP										
Barry Latman, R ERA: 5.33 Gary Bell, R ERA: 4.62 Ron Nischwitz, L ERA: 7.36	(1, 1)	4.1	L	22	7	4	4	2	2	0	1	0	0	23	32	8.31	2.077										
(5, 1)	1.2		6	1	0	0	0	1	0	0	0	0	0	5	9	0.00	1.200										
(7, 1)	2.0		7	1	0	0	1	0	0	0	0	0	0	9	9	0.00	0.500										

**Cleveland Indians @ Chicago White Sox**  
Comiskey Park, Chicago, IL  
Thu May 30 1963, 4:38 AM EDT  
Att: 29,436 - Unknown

AB 30  
R 4  
H 9  
RBI 4  
BB 3  
SO 3  
LOB 9





Batter	1	2	3	4	5	6	7	8	9	AB	R	H	RBI	BB	SO	LOB	TOP
Chuck Schilling, R OBP: 0.381, SLG: 0.416 (1, 4)	0-0 4-3		0-0 5-3		0-0 F9			0-0 P6		4	0	0	0	0	0	1	<b>Boston Red Sox @ Chicago White Sox</b> Comiskey Park, Chicago, IL Fri May 31 1963, 8:05 PM EDT Att: 22,290 - Unknown
Gary Geiger, L OBP: 0.425, SLG: 0.606 (1, 8)	4-0 BB BB		0-0 F8			0-0 4-3		4-0 BB		2	0	0	0	2	0	0	
Carl Yastrzemski, L OBP: 0.379, SLG: 0.398 (1, 7)	0-0 F7			0-3 K		0-0 F2		0-0 4-3		4	0	0	0	0	1	3	
Frank Maltzone, R OBP: 0.391, SLG: 0.519 (1, 5)	4-0 1-2 BB			4-0 1B BB		0-0 4-3			0-0 E5	2	0	0	0	2	0	0	
Lou Clinton, R OBP: 0.289, SLG: 0.438 (1, 9)	0-0 F9			0-0 1-2 1B		0-3 K		0-0 4-3		4	0	1	0	0	1	3	
Dick Stuart, R OBP: 0.286, SLG: 0.463 (1, 3)		0-0 P5		0-3 K		0-0 G5-4-3 1B		0-0 F5		4	0	1	0	0	1	3	
Russ Nixon, L OBP: 0.353, SLG: 0.455 (1, 2)		0-0 G3		0-0 F9		0-0 G5-4-3 1-2		0-0 F9		4	0	0	0	0	0	4	
Eddie Bressoud, R OBP: 0.327, SLG: 0.452 (1, 6)		0-0 F2			0-0 1-3			0-0 2B		3	0	1	0	0	0	0	
Gene Conley, R OBP: 0.273, SLG: 0.364 Chet Nichols, S (3, 1)			0-0 6-3		0-0 6-3			0-3 K		1	0	0	0	0	0	0	
Dick Williams, R OBP: 0.208, SLG: 0.261 Mike Fornieles, R OBP: 0.333, SLG: 0.667 (8, PH) (8, 1)										1	0	0	0	0	0	0	
										1	0	0	0	0	0	0	
										1	0	0	0	0	1	1	
										0	0	0	0	0	0	0	
<b>Inning Stats</b>	R: 0 E: 0 K: 0 S: 3	H: 0 LOB: 2 BB: 2 P: 11	R: 0 E: 0 K: 0 S: 3	H: 0 LOB: 0 BB: 0 P: 3	R: 0 E: 0 K: 2 S: 8	H: 1 LOB: 2 BB: 1 P: 12	R: 0 E: 0 K: 0 S: 3	H: 0 LOB: 0 BB: 0 P: 3	R: 0 E: 0 K: 1 S: 5	H: 1 LOB: 0 BB: 0 P: 5	R: 0 E: 0 K: 1 S: 6	H: 1 LOB: 2 BB: 1 P: 10	R: 0 E: 1 K: 0 S: 4	H: 0 LOB: 1 BB: 0 P: 4	1B: 2 2B: 1 3B: 0 HR: 0	SF: 0 SAC: 0 DP: 1 HBP: 0	WP: 0 PA: 34 PB: 0 SB: 0 CS: 0
<b>PITCHER</b> John Buzhardt, R ERA: 2.5 (1, 1)	IP: 9.0 WLS: W BF: 34 H: 3 R: 0 ER: 0 SO: 4 BB: 4 IBB: 0 HBP: 0 BLK: 0 WP: 0 HR: 0 S: 38 P: 54 ERA: 0.00 WHIP: 0.778											<b>PITCHER</b>	IP: 9.0 WLS: W BF: 34 H: 3 R: 0 ER: 0 SO: 4 BB: 4 IBB: 0 HBP: 0 BLK: 0 WP: 0 HR: 0 S: 38 P: 54 ERA: 0.00 WHIP: 0.778				

AB 30  
R 0  
H 3  
RBI 0  
BB 4  
SO 4  
LOB 15



Batter	1	2	3	4	5	6	7	8	9	AB	R	H	RBI	BB	SO	LOB	BOTTOM		
Mike Hershberger, R OBP: 0.366, SLG: 0.387 (1, 8)	0-0 4-3		0-0 F9			0-0 4-3		0-0 L6		5	0	1	1	0	0	3	<b>Boston Red Sox @ Chicago White Sox</b> Comiskey Park, Chicago, IL Fri May 31 1963, 8:05 PM EDT Att: 22,290 - Unknown		
Nellie Fox, L OBP: 0.346, SLG: 0.349 (1, 4)	0-0 SH5-3 1B	0-0 F5		0-0 1-3		0-0 1B		0-0 1B		4	1	2	1	0	0	2			
Pete Ward, L OBP: 0.348, SLG: 0.433 (1, 5)	0-0 SH5-3 1-2		0-0 G3 1B	4-0 CS BB		0-0 G1-6-3 1B		0-0 1B		2	1	2	0	1	0	0			
Floyd Robinson, L OBP: 0.409, SLG: 0.474 (1, 9)	0-0 2H 1B		0-0 G3	0-0 F9		0-0 G1-6-3 1-2		0-0 1B		4	0	1	1	0	0	4			
Joe Cunningham, L OBP: 0.364, SLG: 0.345 (1, 3)	0-0 F9		0-0 3B 1B		0-0 1-3		0-3 K		0-3 K	4	1	1	1	0	1	1			
Charlie Maxwell, L OBP: 0.450, SLG: 0.419 (1, 7)		0-0 E 1B	0-0 1B	0-0 3B		0-0 E6 1B		0-3 K		4	2	2	1	0	1	0			
Ron Hansen, R OBP: 0.318, SLG: 0.394 (1, 6)		0-0 F8	4-0 1B BB		0-0 1-3 1B		0-0 F8			3	0	1	0	1	0	1			
J.C. Martin, L OBP: 0.243, SLG: 0.239 Cam Carron, R OBP: 0.286, SLG: 0.317 (3, PH) (4, 2)		0-0 E 1B	0-0 1B	0-0 1B		0-3 K		0-0 P4		1	0	0	0	0	0	1			
John Buzhardt, R OBP: 0.074, SLG: 0.111 (1, 1)		0-0 F9	0-0 K		0-0 4-3 1B		0-3 K			3	0	1	1	0	1	1			
										4	1	1	0	0	2	4			
<b>Inning Stats</b>	R: 1 E: 0 K: 0 S: 5	H: 2 LOB: 1 BB: 0 P: 5	R: 1 E: 2 K: 0 S: 6	H: 2 LOB: 2 BB: 0 P: 6	R: 3 E: 0 K: 1 S: 9	H: 4 LOB: 2 BB: 1 P: 13	R: 0 E: 0 K: 0 S: 2	H: 0 LOB: 0 BB: 1 P: 6	R: 0 E: 1 K: 1 S: 6	H: 1 LOB: 1 BB: 0 P: 6	R: 1 E: 0 K: 0 S: 5	H: 3 LOB: 1 BB: 0 P: 5	R: 0 E: 0 K: 2 S: 7	H: 0 LOB: 0 BB: 0 P: 7	R: 0 E: 0 K: 1 S: 5	H: 0 LOB: 0 BB: 0 P: 5	1B: 9 2B: 2 3B: 1 HR: 0	SF: 0 SAC: 1 DP: 1 HBP: 0	WP: 0 PA: 37 PB: 0 SB: 0 CS: 1
<b>PITCHER</b> Gene Conley, R ERA: 7.53 Chet Nichols, L ERA: 3.57 Mike Fornieles, R ERA: 3.65 (1, 1) (3, 1) (8, 1)	IP: 2.1 WLS: L BF: 16 H: 7 R: 5 ER: 4 SO: 0 BB: 1 IBB: 0 HBP: 0 BLK: 0 WP: 0 HR: 0 S: 15 P: 19 ERA: 15.43 WHIP: 3.429											<b>PITCHER</b>	IP: 2.1 WLS: L BF: 16 H: 7 R: 5 ER: 4 SO: 0 BB: 1 IBB: 0 HBP: 0 BLK: 0 WP: 0 HR: 0 S: 15 P: 19 ERA: 15.43 WHIP: 3.429						

AB 34  
R 6  
H 12  
RBI 6  
BB 2  
SO 5  
LOB 17





Batter	1	2	3	4	5	6	7	8	9	AB	R	H	RBI	BB	SO	LOB	TOP					
Chuck Schilling, R OBP: 0.367, SLG: 0.421										5	0	3	0	0	0	0	<b>Boston Red Sox @ Chicago White Sox</b> Comiskey Park, Chicago, IL Sat Jun 01 1963, 4:33 AM EDT Att: 9,263 - Unknown					
Gary Geiger, L OBP: 0.423, SLG: 0.592										5	0	2	0	0	0	2						
Carl Yastrzemski, L OBP: 0.370, SLG: 0.388										4	0	0	0	0	2	4						
Frank Maltzone, R OBP: 0.382, SLG: 0.506										4	0	0	0	0	0	3						
Lou Clinton, R OBP: 0.294, SLG: 0.463										4	1	2	1	0	0	0						
Dick Stuart, R OBP: 0.295, SLG: 0.454										3	0	0	0	1	0	1						
Russ Nixon, L OBP: 0.250, SLG: 0.478										2	0	1	0	2	1	0						
Eddie Bressoud, R OBP: 0.320, SLG: 0.441										4	0	0	0	0	3	6						
Dave Morehead, R OBP: 0.063, SLG: 0.063										1	0	0	0	0	0	2						
Jack Lamabe, R OBP: 0.200, SLG: 0.250										1	0	0	0	0	0	0						
Dick Williams, R OBP: 0.250, SLG: 0.250										1	0	0	0	0	0	2						
Arnold Earley, L OBP: 0.250, SLG: 0.250										0	0	0	0	0	0	0						
Roman Mejias, R OBP: 0.195, SLG: 0.219										1	0	0	0	0	1	0						
<b>Inning Stats</b>	R: 0 E: 0 K: 0 S: 3	H: 1 LOB: 0 BB: 0 P: 3	R: 1 E: 0 K: 1 S: 6	H: 1 LOB: 2 BB: 2 P: 14	R: 0 E: 0 K: 1 S: 5	H: 0 LOB: 0 BB: 0 P: 5	R: 0 E: 0 K: 1 S: 6	H: 1 LOB: 2 BB: 0 P: 10	R: 0 E: 0 K: 0 S: 5	H: 2 LOB: 2 BB: 0 P: 5	R: 0 E: 1 K: 1 S: 7	H: 1 LOB: 2 BB: 0 P: 7	R: 0 E: 0 K: 1 S: 6	H: 1 LOB: 1 BB: 0 P: 6	R: 0 E: 0 K: 1 S: 5	H: 0 LOB: 0 BB: 0 P: 5	R: 0 E: 0 K: 1 S: 6	H: 1 LOB: 1 BB: 0 P: 6	1B: 5 2B: 2 3B: 0 HR: 1	SF: 0 SAC: 0 DP: 0 HBP: 0	WP: 0 PB: 0 SB: 0 CS: 1	PA: 39
<b>PITCHER</b>	IP WLS BF H R ER SO BB IBB HBP BLK WP HR S P ERA WHIP																					
Joe Horlen, R ERA: 3.97	(1, 1) 5.0 W 22 5 1 1 3 3 0 0 0 0 0 1 25 37 1.80 1.600																					
Jim Brosnan, R ERA: 1.99	(6, 1) 4.0 S 16 3 0 0 4 0 0 0 0 0 0 0 24 24 0.00 0.750																					

AB 35  
R 1  
H 8  
RBI 1  
BB 3  
SO 7  
LOB 20



Batter	1	2	3	4	5	6	7	8	9	AB	R	H	RBI	BB	SO	LOB	BOTTOM			
Mike Herschberger, R OBP: 0.370, SLG: 0.390										4	0	2	1	0	0	2	<b>Boston Red Sox @ Chicago White Sox</b> Comiskey Park, Chicago, IL Sat Jun 01 1963, 4:33 AM EDT Att: 9,263 - Unknown			
Nellie Fox, L OBP: 0.348, SLG: 0.350										5	0	2	1	0	0	4				
Pete Ward, L OBP: 0.347, SLG: 0.425										3	0	0	0	1	2	2				
Floyd Robinson, L OBP: 0.406, SLG: 0.465										3	0	0	1	1	0	0				
Joe Cunningham, L OBP: 0.362, SLG: 0.342										4	0	1	0	0	1	3				
Charlie Maxwell, L OBP: 0.485, SLG: 0.406										1	0	0	0	2	0	1				
Jim Landis, R OBP: 0.351, SLG: 0.451										1	0	0	0	0	0	0				
Al Weis, S OBP: 0.257, SLG: 0.242										3	1	0	0	1	1	2				
Sherm Lollar, R OBP: 0.316, SLG: 0.200										2	1	1	0	2	0	0				
Joe Horlen, R OBP: 0.231, SLG: 0.231										2	1	0	0	0	0	4				
Jim Brosnan, R OBP: 0.333, SLG: 0.333										2	0	1	0	0	0	0				
<b>Inning Stats</b>	R: 0 E: 0 K: 0 S: 3	H: 0 LOB: 0 BB: 0 P: 3	R: 0 E: 0 K: 1 S: 5	H: 0 LOB: 1 BB: 1 P: 9	R: 1 E: 0 K: 1 S: 7	H: 2 LOB: 3 BB: 2 P: 15	R: 2 E: 0 K: 1 S: 6	H: 1 LOB: 2 BB: 3 P: 18	R: 0 E: 0 K: 0 S: 4	H: 1 LOB: 1 BB: 0 P: 4	R: 0 E: 0 K: 1 S: 5	H: 0 LOB: 0 BB: 0 P: 5	R: 0 E: 0 K: 0 S: 5	H: 2 LOB: 3 BB: 1 P: 9	R: 0 E: 0 K: 0 S: 5	H: 2 LOB: 3 BB: 1 P: 9	1B: 7 2B: 0 3B: 0 HR: 0	SF: 0 SAC: 1 DP: 0 HBP: 0	WP: 0 PB: 0 SB: 0 CS: 0	PA: 38
<b>PITCHER</b>	IP WLS BF H R ER SO BB IBB HBP BLK WP HR S P ERA WHIP																			
Dave Morehead, R ERA: 3.61	(1, 1) 3.0 L 16 2 3 3 2 5 0 0 0 0 0 0 10 15 35 2.333																			
Jack Lamabe, R ERA: 3.97	(4, 1) 2.0 9 2 0 0 1 1 0 0 0 0 0 0 10 14 0.00 1.500																			
Arnold Earley, L ERA: 3.76	(6, 1) 3.0 13 3 0 0 1 1 0 0 0 0 0 0 14 18 0.00 1.333																			

AB 30  
R 3  
H 7  
RBI 3  
BB 7  
SO 4  
LOB 18





Batter	1	2	3	4	5	6	7	8	9	AB	R	H	RBI	BB	SO	LOB	TOP			
Chuck Schilling, R (1.4) OBP: 0.388, SLG: 0.426	1-3	FC6-4				4-3		HR		5	1	2	1	0	0	2	<b>Boston Red Sox @ Chicago White Sox</b> Comiskey Park, Chicago, IL Sun Jun 02 1963, 4:33 AM EDT Unknown			
Gary Geiger, L (1.8) OBP: 0.315, SLG: 0.575	F9		4-3	SF8			1B BB	F8		2	1	0	1	1	0	0				
Roman Mejias, R (8, PH) OBP: 0.167, SLG: 0.217							1B BB			1	0	0	0	0	0	1				
Carl Yastrzemski, L (1.7) OBP: 0.371, SLG: 0.402	5-3		F8	4-3			WP 1B			4	2	1	2	1	0	1				
Frank Maltzone, R (1.5) OBP: 0.388, SLG: 0.521		P4	6-3				WP 1B			5	0	3	0	0	0	0				
Lou Clinton, R (1.9) OBP: 0.297, SLG: 0.462					1-3					5	2	0	0	1	5					
Dick Stuart, R (1.3) OBP: 0.304, SLG: 0.500										4	3	3	3	0	0	1				
Russ Nixon, L (1.2) OBP: 0.400, SLG: 0.480										4	0	2	1	0	0	2				
Eddie Bressoud, R (1.6) OBP: 0.317, SLG: 0.436										4	1	1	2	0	1	3				
Bill Monbouquette, R (1.1) OBP: 0.200, SLG: 0.143										2	1	0	0	0	1	4				
Dick Williams, R (8, PH) OBP: 0.152, SLG: 0.240										1	0	0	0	0	0	0				
Arnold Earley, L (6, PH) OBP: 0.250, SLG: 0.250										0	0	0	0	0	0	0				
Felix Mantilla, R (8, PH) OBP: 0.500, SLG: 0.500										1	0	0	0	0	0	0				
Dick Radatz, R (8, PH)										1	0	0	0	0	1	0				
<b>Inning Stats</b>	R: 0 E: 0 K: 0 S: 3	H: 0 LOB: 0 BB: 0 P: 3	R: 2 E: 1 K: 1 S: 9	H: 3 LOB: 2 BB: 0 P: 9	R: 0 E: 0 K: 0 S: 3	H: 0 LOB: 0 BB: 0 P: 3	R: 4 E: 0 K: 0 S: 8	H: 5 LOB: 1 BB: 0 P: 8	R: 0 E: 0 K: 0 S: 4	H: 0 LOB: 0 BB: 0 P: 5	R: 2 E: 0 K: 2 S: 8	H: 1 LOB: 2 BB: 2 P: 17	R: 2 E: 0 K: 0 S: 6	H: 3 LOB: 1 BB: 0 P: 6	R: 1 E: 0 K: 1 S: 6	H: 1 LOB: 0 BB: 0 P: 6	1B: 8 2B: 2 3B: 2 HR: 2	SF: 3 SAC: 0 DP: 0 HBP: 1	WP: 2 PB: 2 SB: 0 CS: 0	PA: 45
<b>PITCHER</b>	IP WLS BF H R ER SO BB IBB HBP BLK WP HR S P ERA WHIP	IP WLS BF H R ER SO BB IBB HBP BLK WP HR S P ERA WHIP																		
Ray Herbert, R (1.1) ERA: 3.45	3.1	18	7	6	6	1	0	0	0	0	0	0	0	1	20	20	16.20	2.100	<b>Jim Brosnan, R</b> (8, 1) ERA: 2.59	
Dave DeBusschere, R (4, PH) ERA: 3.68	1.2	7	2	0	0	0	0	0	0	0	0	0	0	7	7	0.00	1.200			
Frank Baumann, L (6, PH) ERA: 1.95	1.0	5	0	2	2	1	2	0	0	0	0	0	5	13	18.00	2.000				
Hoyt Wilhelm, R (7, PH) ERA: 1.88	1.0	5	1	0	0	2	0	0	1	0	2	0	8	9	0.00	1.000				
Gary Peters, L (8, PH) ERA: 3.15	0.1	2	1	1	1	0	0	0	0	0	0	0	2	2	27.00	3.000				



Batter	1	2	3	4	5	6	7	8	9	AB	R	H	RBI	BB	SO	LOB	BOTTOM					
Mike Herschberger, R (1.8) OBP: 0.371, SLG: 0.398	4-3		F8						P4	5	2	2	1	0	0	0	<b>Boston Red Sox @ Chicago White Sox</b> Comiskey Park, Chicago, IL Sun Jun 02 1963, 4:33 AM EDT Unknown					
Nellie Fox, L (1.4) OBP: 0.349, SLG: 0.352									F9	5	1	2	0	0	0	1						
Pete Ward, L (1.5) OBP: 0.350, SLG: 0.443										4	2	2	3	0	0	1						
Floyd Robinson, L (1.9) OBP: 0.408, SLG: 0.497										4	2	2	3	0	0	1						
Joe Cunningham, L (1.3) OBP: 0.359, SLG: 0.346										4	0	1	1	0	1	0						
Charlie Maxwell, L (1.7) OBP: 0.444, SLG: 0.382										2	0	0	0	0	0	1						
Jim Landis, R (6, PH) OBP: 0.346, SLG: 0.443										2	0	0	0	0	0	0						
Ron Hansen, R (1.6) OBP: 0.317, SLG: 0.409										4	1	1	1	0	1	1						
J.C. Martin, L (1.2) OBP: 0.234, SLG: 0.229										4	0	0	0	0	2	0						
Ray Herbert, R (1.1) ERA: 3.45										1	0	0	0	0	0	0						
Dave DeBusschere, R (4, PH) ERA: 3.68										0	0	0	0	0	0	0						
Frank Baumann, L (6, PH) ERA: 1.95										0	0	0	0	0	0	0						
Hoyt Wilhelm, R (7, PH) ERA: 1.88										0	0	0	0	0	0	0						
Gary Peters, L (8, PH) ERA: 3.15										0	0	0	0	0	0	0						
Dick Radatz, R (8, PH)										0	0	0	0	0	0	0						
<b>Inning Stats</b>	R: 0 E: 0 K: 0 S: 4	H: 1 LOB: 1 BB: 0 P: 4	R: 1 E: 0 K: 2 S: 8	H: 1 LOB: 0 BB: 0 P: 8	R: 0 E: 0 K: 0 S: 3	H: 0 LOB: 0 BB: 0 P: 3	R: 1 E: 0 K: 0 S: 5	H: 2 LOB: 1 BB: 0 P: 5	R: 4 E: 0 K: 1 S: 9	H: 4 LOB: 0 BB: 0 P: 9	R: 0 E: 0 K: 0 S: 3	H: 0 LOB: 0 BB: 0 P: 3	R: 3 E: 0 K: 0 S: 6	H: 3 LOB: 0 BB: 0 P: 6	R: 0 E: 0 K: 1 S: 5	H: 0 LOB: 0 BB: 0 P: 5	R: 0 E: 0 K: 0 S: 3	H: 0 LOB: 0 BB: 0 P: 3	1B: 4 2B: 2 3B: 2 HR: 3	SF: 0 SAC: 0 DP: 0 HBP: 0	WP: 0 PB: 0 SB: 0 CS: 0	PA: 38
<b>PITCHER</b>	IP WLS BF H R ER SO BB IBB HBP BLK WP HR S P ERA WHIP	IP WLS BF H R ER SO BB IBB HBP BLK WP HR S P ERA WHIP																				
Bill Monbouquette, R (1.1) ERA: 4.1	5.0	23	8	6	6	3	0	0	0	0	0	0	0	29	29	10.80	1.600	<b>Dick Radatz, R</b> (8, 1) ERA: 1.44				
Arnold Earley, L (6, PH) ERA: 4.45	2.0	9	3	3	3	0	0	0	0	0	1	9	9	13.50	1.500							
Dick Radatz, R (8, PH) ERA: 1.44	2.0	W	6	0	0	0	1	0	0	0	0	8	8	0.00	0.000							





Batter	1	2	3	4	5	6	7	8	9	AB	R	H	RBI	BB	SO	LOB	TOP			
Chuck Schilling, R (1.4) OBP: 0.365, SLG: 0.422										4	0	1	0	0	0	1				
Roman Mejias, R (1.8) OBP: 0.169, SLG: 0.218										4	0	1	0	0	0	0				
Carl Yastrzemski, L (1.7) OBP: 0.364, SLG: 0.393										4	0	0	0	0	0	2				
Frank Maltzone, R (1.5) OBP: 0.387, SLG: 0.518										3	0	1	0	0	1	0				
Lou Clinton, R (1.9) OBP: 0.292, SLG: 0.453										3	0	0	0	0	1	1				
Dick Stuart, R (1.3) OBP: 0.299, SLG: 0.491										3	0	0	0	0	1	0				
Bob Tillman, R (1.2) OBP: 0.273, SLG: 0.336										3	0	0	0	0	0	0				
Eddie Bressoud, R (1.6) OBP: 0.317, SLG: 0.440										3	0	1	0	0	1	0				
Wilbur Wood, R (1.1) OBP: 0.195, SLG: 0.231										1	0	0	0	0	1	0				
Dick Williams, R (6, PH) OBP: 0.333, SLG: 0.667										0	0	0	0	0	0	0				
Mike Fomieleles, R (6.1) OBP: 0.333, SLG: 0.667										0	0	0	0	0	0	0				
Chet Nichols, S (6.1) OBP: 0.273, SLG: 0.200										1	0	0	0	0	1	0				
Billy Gardner, R (9, PH) OBP: 0.273, SLG: 0.200										1	0	0	0	0	1	0				
<b>Inning Stats</b>	R: 0 E: 0 K: 0 S: 3	H: 0 LOB: 0 BB: 0 P: 3	R: 0 E: 0 K: 2 S: 7	H: 0 LOB: 0 BB: 0 P: 7	R: 0 E: 0 K: 1 S: 5	H: 0 LOB: 0 BB: 0 P: 5	R: 0 E: 0 K: 0 S: 3	H: 0 LOB: 0 BB: 0 P: 3	R: 0 E: 0 K: 1 S: 5	H: 1 LOB: 0 BB: 0 P: 5	R: 0 E: 0 K: 0 S: 4	H: 1 LOB: 1 BB: 0 P: 4	R: 0 E: 0 K: 0 S: 3	H: 0 LOB: 0 BB: 0 P: 3	R: 0 E: 0 K: 2 S: 9	H: 2 LOB: 2 BB: 0 P: 9	1B: 3 2B: 1 3B: 0 HR: 0	SF: 0 SAC: 0 DP: 1 HBP: 0	WP: 0 PB: 0 SB: 0 CS: 0	PA: 30
<b>PITCHER</b>	IP WLS BF H R ER SO BB IBB HBP BLK WP HR S P ERA WHIP																			
Juan Pizarro, L (1.1) ERA: 2.25	9.0 W 30 4 0 0 6 0 0 0 0 0 0 0 42 42 0.00 0.444																			

**Boston Red Sox @ Chicago White Sox**  
Comiskey Park, Chicago, IL  
Sun Jun 02 1963, 4:38 AM EDT  
Att: 30,255 - Unknown

AB 30  
R 0  
H 4  
RBI 0  
BB 0  
SO 6  
LOB 5



Batter	1	2	3	4	5	6	7	8	9	AB	R	H	RBI	BB	SO	LOB	BOTTOM			
Mike Hershberger, R (1.8) OBP: 0.358, SLG: 0.383										5	0	0	0	0	0	4				
Nellie Fox, L (1.4) OBP: 0.350, SLG: 0.353										5	1	2	1	0	0	0				
Floyd Robinson, L (1.9) OBP: 0.402, SLG: 0.485										4	1	0	0	1	0	2				
Dave Nicholson, R (1.7) OBP: 0.321, SLG: 0.465										4	2	2	2	1	0	0				
Pete Ward, L (1.5) OBP: 0.357, SLG: 0.450										4	2	3	2	0	0	0				
Ron Hansen, R (1.6) OBP: 0.326, SLG: 0.410										2	2	1	0	2	0	1				
Joe Cunningham, L (1.3) OBP: 0.357, SLG: 0.344										4	0	1	1	0	1	3				
Cam Carreon, R (1.2) OBP: 0.293, SLG: 0.324										4	1	2	1	0	0	1				
Juan Pizarro, L (1.1) OBP: 0.208, SLG: 0.348										4	1	2	2	0	2	2				
<b>Inning Stats</b>	R: 0 E: 0 K: 0 S: 3	H: 0 LOB: 0 BB: 0 P: 3	R: 1 E: 1 K: 0 S: 3	H: 1 LOB: 1 BB: 2 P: 11	R: 0 E: 0 K: 1 S: 6	H: 1 LOB: 0 BB: 0 P: 6	R: 2 E: 1 K: 1 S: 9	H: 4 LOB: 2 BB: 0 P: 9	R: 0 E: 1 K: 0 S: 3	H: 0 LOB: 0 BB: 0 P: 3	R: 7 E: 0 K: 0 S: 9	H: 6 LOB: 1 BB: 2 P: 17	R: 0 E: 0 K: 1 S: 6	H: 1 LOB: 1 BB: 0 P: 6	R: 0 E: 0 K: 0 S: 3	H: 0 LOB: 0 BB: 0 P: 3	1B: 10 2B: 2 3B: 0 HR: 1	SF: 0 SAC: 0 DP: 1 HBP: 0	WP: 0 PB: 0 SB: 0 CS: 0	PA: 40
<b>PITCHER</b>	IP WLS BF H R ER SO BB IBB HBP BLK WP HR S P ERA WHIP																			
Wilbur Wood, L (1.1) ERA: 1.8	5.0 L 22 6 3 1 2 2 0 0 0 0 0 1 24 32 1.80 1.600																			
Mike Fomieleles, R (6.1) ERA: 6.92	0.2 7 4 5 5 0 1 0 0 0 0 0 0 6 10 67.50 7.500																			
Chet Nichols, L (6.1) ERA: 4.05	2.1 11 3 2 2 1 1 0 0 0 0 0 0 12 16 7.71 1.714																			

**Boston Red Sox @ Chicago White Sox**  
Comiskey Park, Chicago, IL  
Sun Jun 02 1963, 4:38 AM EDT  
Att: 30,255 - Unknown

AB 36  
R 10  
H 13  
RBI 9  
BB 4  
SO 3  
LOB 13





Batter	1	2	3	4	5	6	7	8	9	AB	R	H	RBI	BB	SO	LOB	TOP								
Jim Landis, R OBP: 0.341, SLG: 0.433 (1, 8)	F9		K			FC6-2			1-3	5	1	1	0	0	1	3									
Nellie Fox, L OBP: 0.347, SLG: 0.349 (1, 4)	6-3		F			5-6-3			4-3	5	0	1	0	0	0	4									
Pete Ward, L OBP: 0.358, SLG: 0.448 (1, 5)			E3						F9	5	1	2	1	0	0	1									
Floyd Robinson, L OBP: 0.399, SLG: 0.480 (1, 9)	G3		F3						G3	4	0	1	1	0	0	3									
Joe Cunningham, L OBP: 0.351, SLG: 0.337 (1, 3)			E3							3	1	0	0	0	0	3									
J.C. Martin, L OBP: 0.231, SLG: 0.227 (5, 3)			G3							1	0	0	0	0	1	0									
Dave Nicholson, R OBP: 0.319, SLG: 0.460 (1, 7)										4	1	1	0	0	0	1									
Al Weis, S OBP: 0.282, SLG: 0.250 (1, 6)										3	0	1	0	1	0	0									
Sherm Lollar, R OBP: 0.348, SLG: 0.368 (1, 2)										4	0	2	2	0	0	1									
Eddie Fisher, R OBP: 0.167, SLG: 0.167 (1, 1)										4	0	0	0	0	2	4									
<b>Inning Stats</b>	R: 0 E: 0 K: 0 S: 4	H: 1 LOB: 1 BB: 0 P: 4	R: 1 E: 1 K: 0 S: 5	H: 1 LOB: 1 BB: 0 P: 5	R: 0 E: 1 K: 1 S: 7	H: 1 LOB: 2 BB: 0 P: 7	R: 0 E: 0 K: 0 S: 3	H: 0 LOB: 0 BB: 0 P: 3	R: 2 E: 0 K: 1 S: 8	H: 3 LOB: 1 BB: 0 P: 8	R: 1 E: 1 K: 0 S: 5	H: 2 LOB: 2 BB: 1 P: 9	R: 0 E: 0 K: 1 S: 5	H: 0 LOB: 0 BB: 0 P: 5	R: 0 E: 0 K: 1 S: 6	H: 1 LOB: 1 BB: 0 P: 6	R: 0 E: 0 K: 0 S: 3	H: 0 LOB: 0 BB: 0 P: 3	1B: 7 2B: 2 3B: 0 HR: 0	SF: 0 SAC: 0 DP: 1 HBP: 0	WP: 0 PB: 0 SB: 0 CS: 0	PA: 39			
<b>PITCHER</b>	IP	WLS	BF	H	R	ER	SO	BB	IBB	HBP	BLK	WP	HR	S	P	ERA	WHIP								
Bob Turley, R ERA: 3.76 (1, 1)	5.0	L	26	8	4	3	2	1	0	0	0	0	0	29	33	5.40	1.800								
Art Fowler, R ERA: 1.71 (6, 1)	1.0		3	0	0	0	0	0	0	0	0	0	0	3	3	0.00	0.000								
Jack Spring, L ERA: 1.8 (7, 1)	2.0		7	1	0	0	2	0	0	0	0	0	0	11	11	0.00	0.500								
Tom Morgan, R ERA: 5.02 (9, 1)	1.0		3	0	0	0	0	0	0	0	0	0	0	3	3	0.00	0.000								

Chicago White Sox @ Los Angeles Angels  
Dodger Stadium, Los Angeles, CA  
Mon Jun 03 1963, 7:05 PM PDT  
Att. 4,636 - Unknown - 60 F

AB	38
R	4
H	9
RBI	4
BB	1
SO	4
LOB	20



Batter	1	2	3	4	5	6	7	8	9	AB	R	H	RBI	BB	SO	LOB	BOTTOM								
Albie Pearson, L OBP: 0.397, SLG: 0.422 (1, 8)	G3		3-1							4	0	1	0	0	0	0									
Joe Koppe, R OBP: 0.329, SLG: 0.297 (1, 6)	5-3									4	0	0	0	0	2	1									
Leon Wagner, L OBP: 0.300, SLG: 0.592 (1, 7)	F6									4	0	0	0	0	1	0									
Charlie Dees, L OBP: 0.481, SLG: 0.609 (1, 3)										2	0	1	0	1	0	0									
Lee Thomas, L OBP: 0.289, SLG: 0.321 (1, 9)										3	0	1	0	1	0	2									
Felix Torres, R OBP: 0.318, SLG: 0.348 (1, 5)										3	0	1	0	1	1	1									
Jim Fregosi, R OBP: 0.299, SLG: 0.392 (9, FR)										0	0	0	0	0	0	0									
Billy Moran, R OBP: 0.287, SLG: 0.323 (1, 4)										4	0	0	0	0	1	5									
Ed Sadowski, R OBP: 0.278, SLG: 0.365 (1, 2)										3	0	0	0	0	0	0									
Bob Turley, R (1, 1)										1	0	0	0	0	1	0									
Art Fowler, R (6, 1)										0	0	0	0	0	0	0									
Bob Perry, R (6, PH)										1	0	0	0	0	0	0									
Jack Spring, R (7, 1)										0	0	0	0	0	0	0									
Bob Sadowski, L (8, PH)										1	0	0	0	0	1	0									
Tom Morgan, R (9, 1)										0	0	0	0	0	0	0									
<b>Inning Stats</b>	R: 0 E: 0 K: 0 S: 3	H: 0 LOB: 0 BB: 0 P: 3	R: 0 E: 0 K: 1 S: 5	H: 1 LOB: 1 BB: 1 P: 9	R: 0 E: 0 K: 1 S: 5	H: 0 LOB: 0 BB: 0 P: 5	R: 0 E: 0 K: 1 S: 5	H: 0 LOB: 1 BB: 0 P: 6	R: 0 E: 0 K: 1 S: 3	H: 0 LOB: 0 BB: 0 P: 3	R: 0 E: 0 K: 0 S: 3	H: 0 LOB: 0 BB: 0 P: 3	R: 0 E: 0 K: 1 S: 6	H: 1 LOB: 2 BB: 1 P: 10	R: 0 E: 0 K: 2 S: 8	H: 1 LOB: 1 BB: 0 P: 8	R: 0 E: 0 K: 1 S: 6	H: 1 LOB: 2 BB: 1 P: 10	1B: 2 2B: 1 3B: 1 HR: 0	SF: 0 SAC: 0 DP: 0 HBP: 1	WP: 0 PB: 1 SB: 0 CS: 1	PA: 34			
<b>PITCHER</b>	IP	WLS	BF	H	R	ER	SO	BB	IBB	HBP	BLK	WP	HR	S	P	ERA	WHIP								
Eddie Fisher, R ERA: 4.59 (1, 1)	9.0	W	34	4	0	0	7	3	0	1	0	0	0	44	57	0.00	0.778								

Chicago White Sox @ Los Angeles Angels  
Dodger Stadium, Los Angeles, CA  
Mon Jun 03 1963, 7:05 PM PDT  
Att. 4,636 - Unknown - 60 F

AB	30
R	0
H	4
RBI	0
BB	3
SO	7
LOB	9





Batter	1	2	3	4	5	6	7	8	9	AB	R	H	RBI	BB	SO	LOB	TOP			
Jim Landis, R OBP: 0.338, SLG: 0.423 (1, 8)	6-3		F3			F4			CS BB	3	0	0	0	1	0	0				
Nelle Fox, L OBP: 0.345, SLG: 0.352 (1, 4)	2B		4-3			F7			F8	4	0	1	0	0	0	1				
Pete Ward, L OBP: 0.356, SLG: 0.444 (1, 5)	K			G3					F8	4	0	1	0	0	1	1				
Floyd Robinson, L OBP: 0.398, SLG: 0.474 (1, 9)	K			FC4-6 BB					1-3	2	0	0	0	1	1	2				
Tom McCraw, L (1, 3)		4-3		FC4-6 CS					4-3	3	0	0	0	0	0	2				
Dave Nicholson, R OBP: 0.314, SLG: 0.451 (1, 7)		F9		CS		K			K	3	0	0	0	0	2	1				
Al Weis, S OBP: 0.286, SLG: 0.256 (1, 6)		1B				K			4-3	3	0	1	0	0	1	0				
Cam Carreon, R OBP: 0.282, SLG: 0.310 (1, 2)		F2				K			F8	3	0	0	0	0	1	1				
Gary Peters, L OBP: 0.214, SLG: 0.385 (1, 1)									6-3	2	0	0	0	0	2	0				
J.C. Martin, L (8, PH) Hoyt Wilhelm, R OBP: 0.083, SLG: 0.083 (8, 1)			K			K				1	0	0	0	0	0	0				
										0	0	0	0	0	0	0				
<b>Inning Stats</b>	R: 0 E: 0 K: 2 S: 8	H: 1 LOB: 1 BB: 0 P: 8	R: 0 E: 0 K: 0 S: 4	H: 1 LOB: 1 BB: 0 P: 4	R: 0 E: 0 K: 1 S: 5	H: 0 LOB: 0 BB: 0 P: 5	R: 0 E: 0 K: 0 S: 2	H: 0 LOB: 0 BB: 1 P: 6	R: 0 E: 0 K: 3 S: 9	H: 0 LOB: 0 BB: 0 P: 9	R: 0 E: 0 K: 1 S: 6	H: 1 LOB: 1 BB: 0 P: 6	R: 0 E: 0 K: 0 S: 3	H: 0 LOB: 0 BB: 0 P: 3	R: 0 E: 0 K: 0 S: 2	H: 0 LOB: 0 BB: 1 P: 6	1B: 2 2B: 1 3B: 0 HR: 0	SF: 0 SAC: 0 DP: 0 HBP: 0	WP: 0 PB: 0 CS: 2	PA: 31
<b>PITCHER</b> Dan Osinski, R ERA: 2.42 (1, 1)	IP: 9.0 WLS: W BF: 30 H: 3 R: 0 ER: 0 SO: 8 BB: 2 IBB: 0 HBP: 0 BLK: 0 WP: 0 HR: 0 S: 44 P: 52 ERA: 0.00 WHIP: 0.556															<b>PITCHER</b>				

Chicago White Sox @ Los Angeles Angels  
Dodger Stadium, Los Angeles, CA  
Tue Jun 04 1963, 7:05 PM PDT  
Att: 6,121 - Unknown - 61 F

AB 28  
R 0  
H 3  
RBI 0  
BB 2  
SO 8  
LOB 8



Batter	1	2	3	4	5	6	7	8	9	AB	R	H	RBI	BB	SO	LOB	BOTTOM			
Albie Pearson, L OBP: 0.399, SLG: 0.424 (1, 8)	K		FC5-6 1B			F8		CS SH5-4 1B		4	0	2	0	0	1	0				
Jim Fregosi, R OBP: 0.294, SLG: 0.385 (1, 6)	6-3		FC5-6 BB			4-3		SH5-4		3	0	0	0	0	0	1				
Leon Wagner, L OBP: 0.307, SLG: 0.591 (1, 7)										2	0	1	0	1	0	0				
Bob Perry, R OBP: 0.231, SLG: 0.342 (8, PR) (9, 7)	CS HBP		G6-4-3 BB			F8		2B 1B		0	0	0	0	0	0	0				
Felix Torres, R OBP: 0.322, SLG: 0.360 (1, 5)	CS	HBP 1B	G6-4-3			4-3		2B		4	1	2	0	0	0	2				
Charlie Dees, L OBP: 0.500, SLG: 0.600 (1, 3)		S 1B HBP				4-3 1B				2	0	1	0	0	0	0				
Billy Moran, R OBP: 0.288, SLG: 0.323 (1, 4)		F8				4-3		E9 4-3 1B		3	0	1	0	0	0	3				
Lee Thomas, L OBP: 0.290, SLG: 0.321 (1, 9)		S 1B				K		K		3	0	1	1	0	2	2				
Ed Sadowski, R OBP: 0.268, SLG: 0.351 (1, 2)		1-2 2-H 1B				F6		4-3		3	0	0	0	0	1	4				
Dan Osinski, R OBP: 0.063, SLG: 0.063 (1, 1)		3-1				4-3		4-3		3	0	0	0	0	0	3				
<b>Inning Stats</b>	R: 0 E: 0 K: 1 S: 4	H: 0 LOB: 0 BB: 0 P: 5	R: 1 E: 0 K: 1 S: 7	H: 2 LOB: 2 BB: 0 P: 8	R: 0 E: 0 K: 0 S: 3	H: 1 LOB: 1 BB: 1 P: 7	R: 0 E: 0 K: 1 S: 6	H: 1 LOB: 1 BB: 0 P: 6	R: 0 E: 0 K: 0 S: 3	H: 0 LOB: 0 BB: 0 P: 3	R: 0 E: 0 K: 0 S: 3	H: 0 LOB: 0 BB: 0 P: 3	R: 0 E: 1 K: 1 S: 6	H: 1 LOB: 1 BB: 0 P: 6	R: 0 E: 0 K: 0 S: 4	H: 3 LOB: 3 BB: 0 P: 4	1B: 7 2B: 1 3B: 0 HR: 0	SF: 0 SAC: 1 DP: 1 HBP: 2	WP: 0 PB: 0 CS: 2	PA: 32
<b>PITCHER</b> Gary Peters, L ERA: 2.87 Hoyt Wilhelm, R ERA: 1.64 (8, 1)	IP: 7.0 WLS: L BF: 27 H: 5 R: 1 ER: 1 SO: 4 BB: 1 IBB: 0 HBP: 2 BLK: 0 WP: 0 HR: 0 S: 32 P: 38 ERA: 1.29 WHIP: 0.857															<b>PITCHER</b>				

Chicago White Sox @ Los Angeles Angels  
Dodger Stadium, Los Angeles, CA  
Tue Jun 04 1963, 7:05 PM PDT  
Att: 6,121 - Unknown - 61 F

AB 27  
R 1  
H 8  
RBI 1  
BB 1  
SO 4  
LOB 15





Batter	1	2	3	4	5	6	7	8	9	AB	R	H	RBI	BB	SO	LOB	TOP							
Jim Landis, R OBP: 0.342, SLG: 0.449 (1, 8)										4	1	2	2	0	0	0								
Nelle Fox, L OBP: 0.348, SLG: 0.360 (1, 4)										4	0	2	0	0	0	1								
Floyd Robinson, L OBP: 0.390, SLG: 0.463 (1, 9)										4	0	0	0	0	1	3								
Dave Nicholson, R OBP: 0.323, SLG: 0.476 (1, 7)											4	1	3	1	0	1	0							
Pete Ward, L OBP: 0.350, SLG: 0.436 Ron Hansen, R OBP: 0.326, SLG: 0.410 (8, 6)											4	0	0	0	0	0	3							
Sherm Lollar, R OBP: 0.333, SLG: 0.348 (1, 2)											4	0	1	0	0	1	2							
Tom McCraw, L (1, 3)											4	0	0	0	0	1	2							
Al Weis, S OBP: 0.283, SLG: 0.256 (8, 5)											4	1	1	0	0	1								
John Buzhardt, R OBP: 0.065, SLG: 0.097 (1, 1)											4	0	0	0	0	2	1							
<b>Inning Stats</b>	R: 0 E: 0 K: 0 S: 3	H: 1 LOB: 0 BB: 0 P: 3	R: 1 E: 0 K: 1 S: 7	H: 2 LOB: 1 BB: 0 P: 7	R: 0 E: 0 K: 2 S: 8	H: 1 LOB: 1 BB: 0 P: 8	R: 0 E: 0 K: 0 S: 4	H: 1 LOB: 1 BB: 0 P: 4	R: 2 E: 1 K: 1 S: 9	H: 4 LOB: 2 BB: 0 P: 9	R: 0 E: 0 K: 0 S: 5	H: 0 LOB: 0 BB: 0 P: 5	R: 0 E: 0 K: 0 S: 3	H: 0 LOB: 0 BB: 0 P: 3	R: 0 E: 1 K: 1 S: 6	H: 0 LOB: 1 BB: 0 P: 6	R: 0 E: 0 K: 0 S: 3	H: 0 LOB: 0 BB: 0 P: 3	1B: 6 2B: 1 3B: 0 HR: 2	SF: 0 SAC: 0 DP: 1 HBP: 0	WP: 0 PB: 0 SB: 0 CS: 0	PA: 36		
<b>PITCHER</b>	IP WLS BF H R ER SO BB IBB HBP BLK WP HR S P ERA WHIP																							
Mel Nelson, L ERA: 3.98 Don Lee, R ERA: 3.58 Art Fowler, R ERA: 1.59	(1, 1) (6, 1) (8, 1)	5.0 2.0 2.0	L 6 7	23 0 0	9 0 0	3 0 0	3 0 0	4 1 0	0 0 0	0 0 0	0 0 0	0 0 0	0 0 0	0 8 9	31 8 9	31 8 9	5.40 0.00 0.00	1.800 0.000 0.000						

Chicago White Sox @ Los Angeles Angels  
Dodger Stadium, Los Angeles, CA  
Wed Jun 05 1963, 7:05 PM PDT  
Unknown - 63 F

AB	36
R	3
H	9
RBI	3
BB	0
SO	6
LOB	13



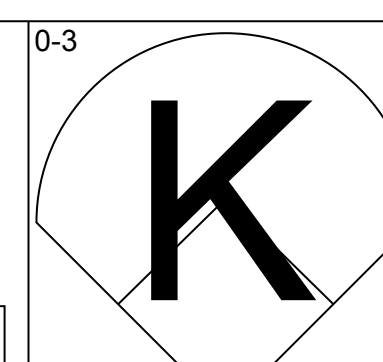
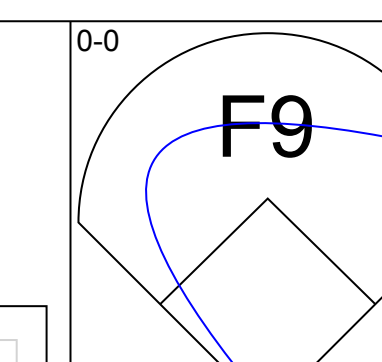
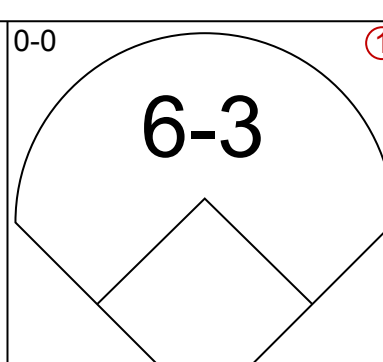
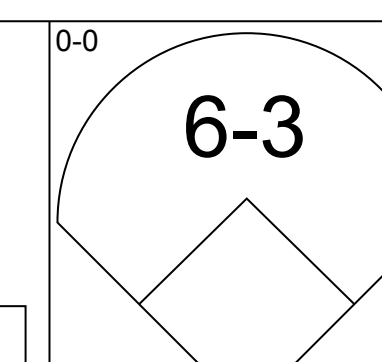
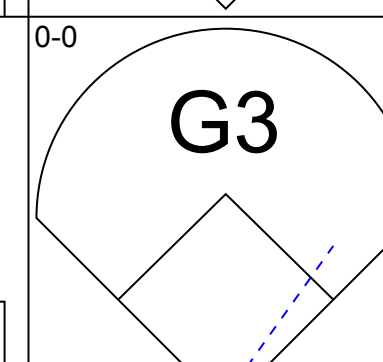
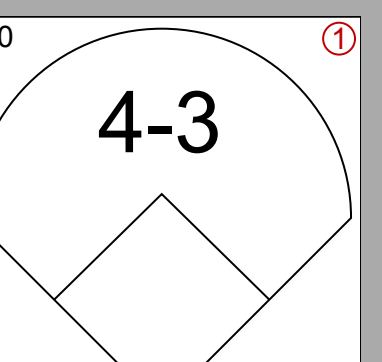
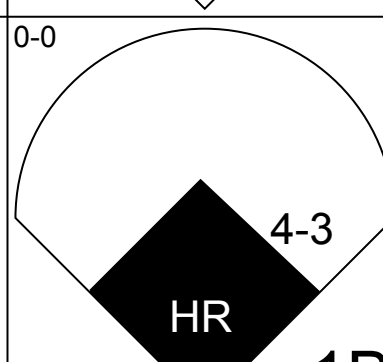
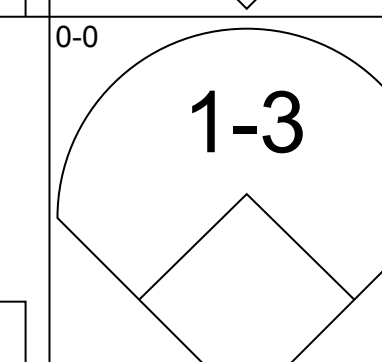
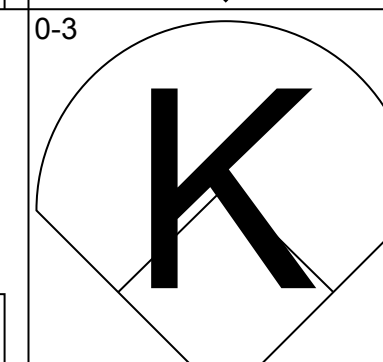
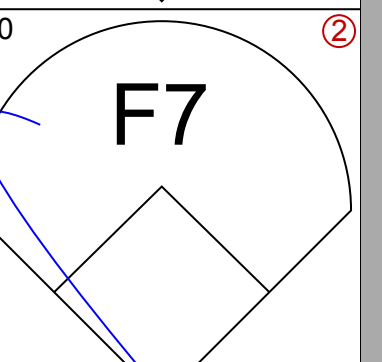
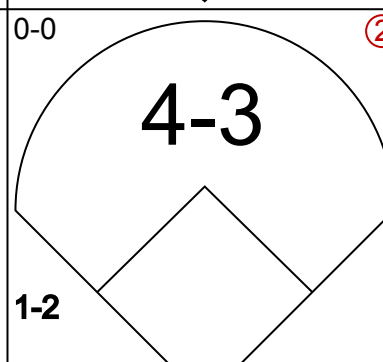
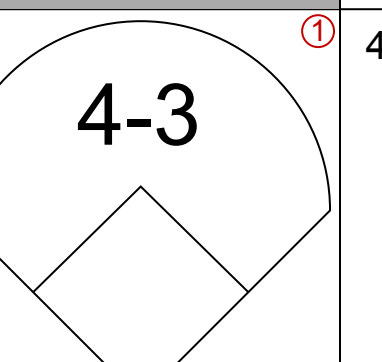
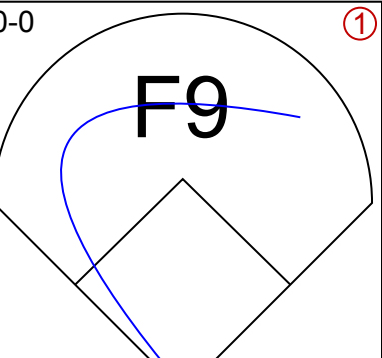
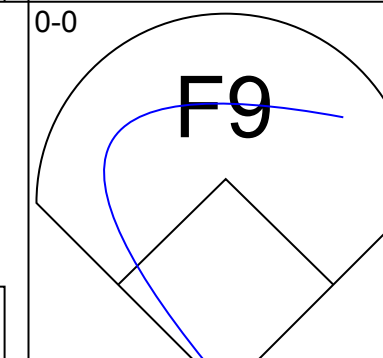
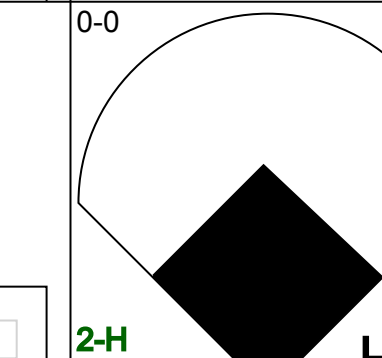
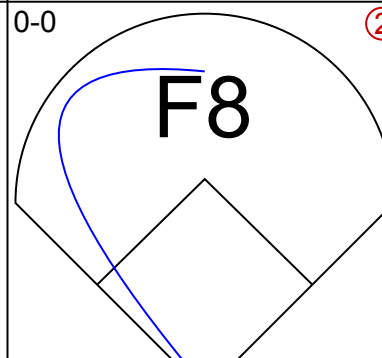
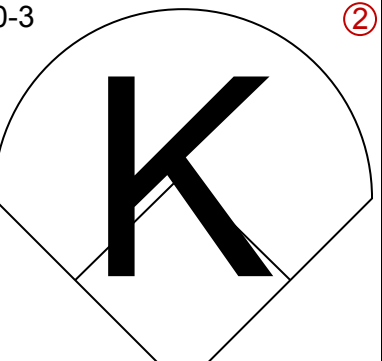
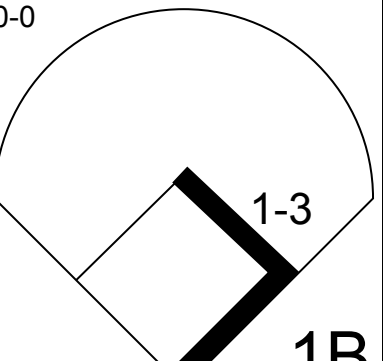
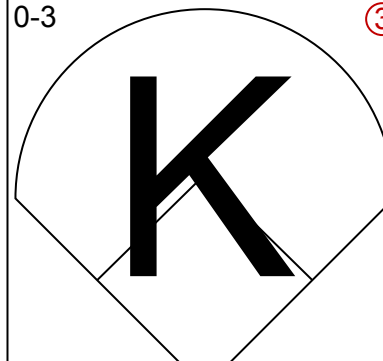
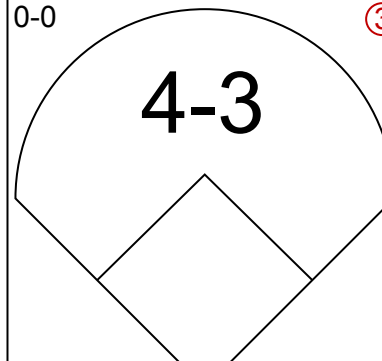
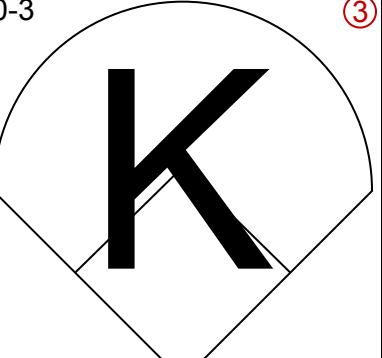
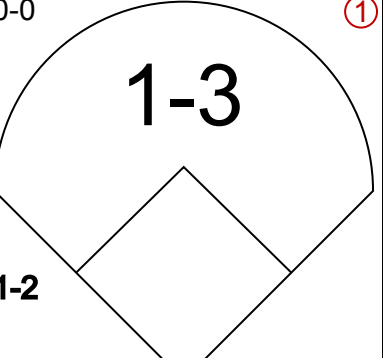
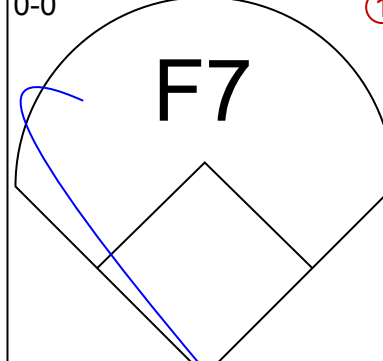
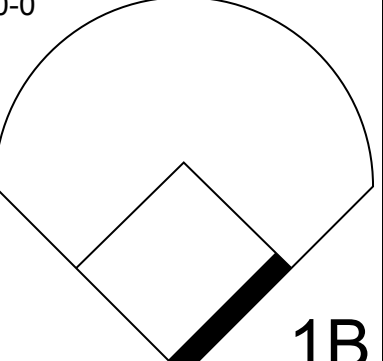
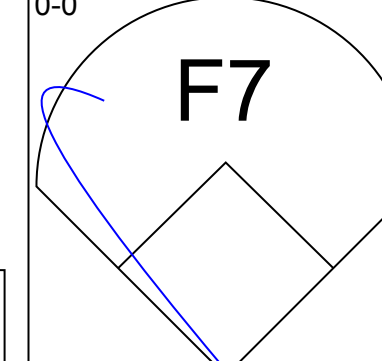
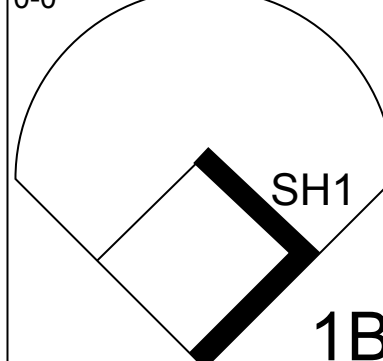
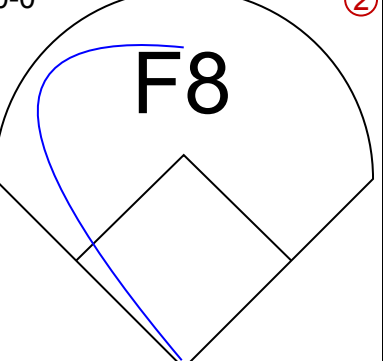
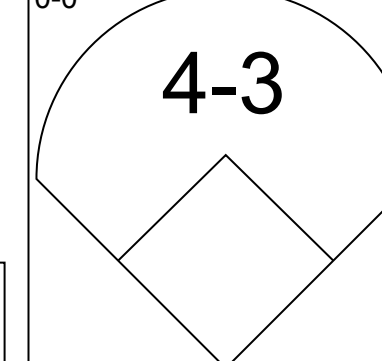
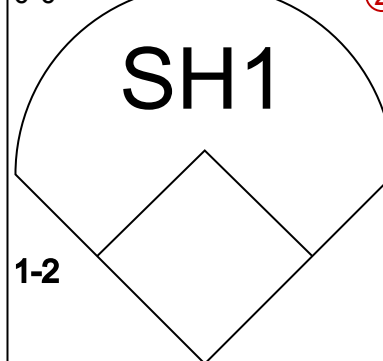
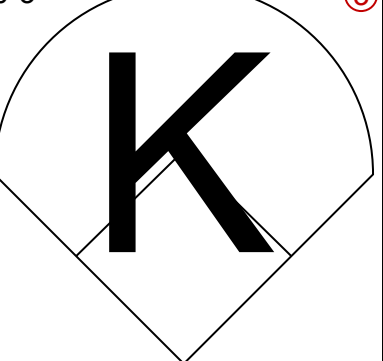
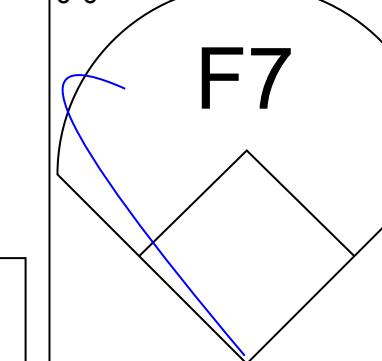
Batter	1	2	3	4	5	6	7	8	9	AB	R	H	RBI	BB	SO	LOB	BOTTOM								
Albie Pearson, L OBP: 0.399, SLG: 0.428 (1, 8)											5	0	2	0	0	4									
Jim Fregosi, R OBP: 0.295, SLG: 0.384 (1, 6)											3	0	1	0	1	0	3								
Leon Wagner, L OBP: 0.399, SLG: 0.578 (1, 7)										4	0	0	0	0	0	3									
Charlie Dees, L OBP: 0.500, SLG: 0.571 (1, 3)											3	0	1	0	1	2									
Lee Thomas, L OBP: 0.289, SLG: 0.316 (1, 9)										3	0	0	0	1	0	2									
Felix Torres, R OBP: 0.321, SLG: 0.357 Ed Sadowski, R OBP: 0.268, SLG: 0.351 George Thomas, R OBP: 0.259, SLG: 0.344 (1, 5) (8, FR) (9, 5)										4	0	1	0	0	1	4									
Billy Moran, R OBP: 0.296, SLG: 0.332 (1, 4)											4	0	3	0	0	0									
Hank Foiles, R (1, 2)											4	0	0	0	0	2									
Mel Nelson, R Joe Rodriguez, R Don Lee, L Bob Sadowski, L Art Fowler, R Bob Perry, R (1, 1) (5, PH) (6, 1) (7, PH) (8, 1) (9, PH)											1	0	0	0	0	0	1								
<b>Inning Stats</b>	R: 0 E: 0 K: 2 S: 9	H: 2 LOB: 3 BB: 1 P: 13	R: 0 E: 0 K: 0 S: 4	H: 1 LOB: 1 BB: 0 P: 4	R: 0 E: 0 K: 0 S: 2	H: 0 LOB: 0 BB: 1 P: 6	R: 0 E: 0 K: 0 S: 3	H: 0 LOB: 0 BB: 0 P: 3	R: 0 E: 0 K: 1 S: 6	H: 1 LOB: 1 BB: 0 P: 6	R: 0 E: 0 K: 0 S: 3	H: 0 LOB: 1 BB: 1 P: 7	R: 0 E: 0 K: 0 S: 4	H: 1 LOB: 2 BB: 1 P: 8	R: 0 E: 0 K: 0 S: 5	H: 3 LOB: 2 BB: 0 P: 5	R: 0 E: 0 K: 0 S: 3	H: 1 LOB: 0 BB: 0 P: 3	1B: 8 2B: 1 3B: 0 HR: 0	SF: 0 SAC: 0 DP: 1 HBP: 0	WP: 0 PB: 0 SB: 0 CS: 1	PA: 37			
<b>PITCHER</b>	IP WLS BF H R ER SO BB IBB HBP BLK WP HR S P ERA WHIP																								
John Buzhardt, R ERA: 2.21	(1, 1)	9.0	W	37	9	0	0	3	3	1	0	0	0	0	0	0	55	0.00	1.333						

Chicago White Sox @ Los Angeles Angels  
Dodger Stadium, Los Angeles, CA  
Wed Jun 05 1963, 7:05 PM PDT  
Unknown - 63 F

AB	33
R	0
H	9
RBI	0
BB	4
SO	3
LOB	21





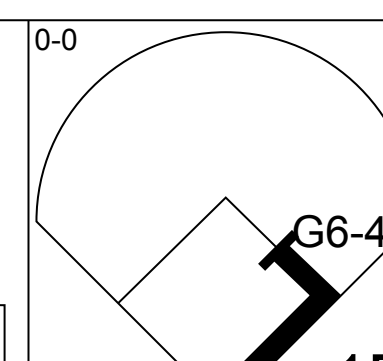
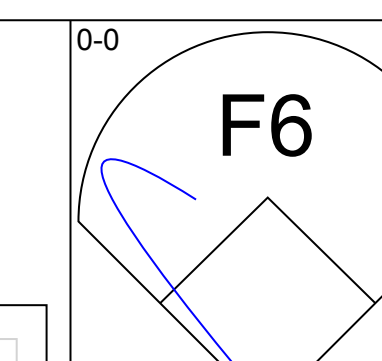
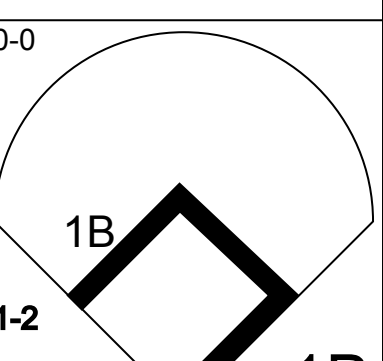
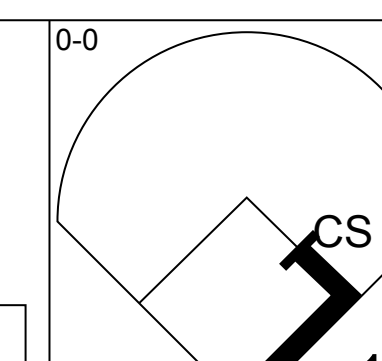
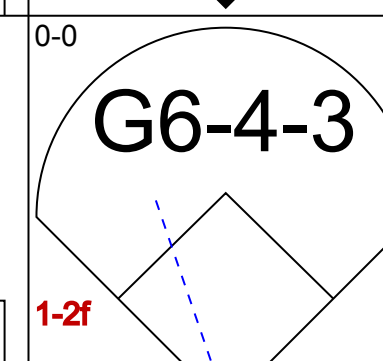
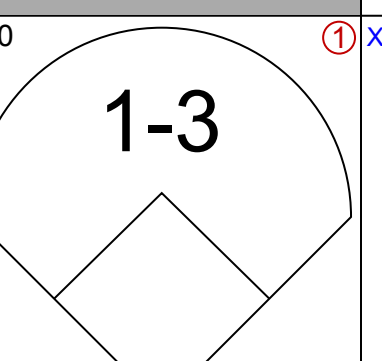
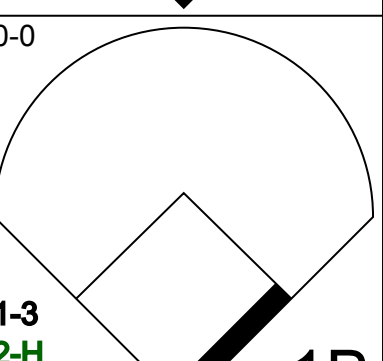
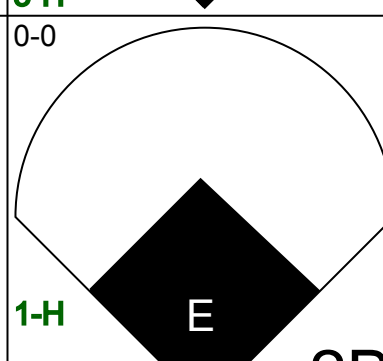
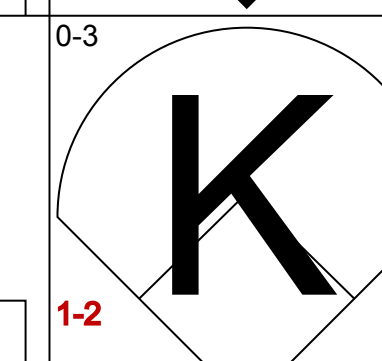
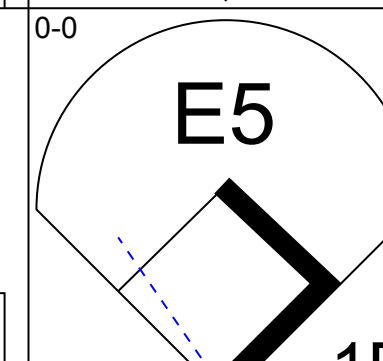
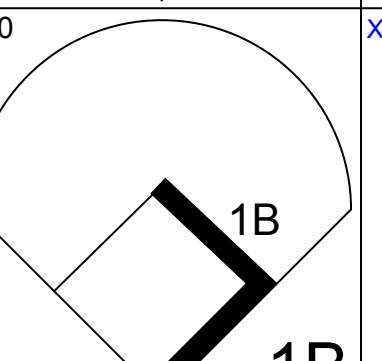
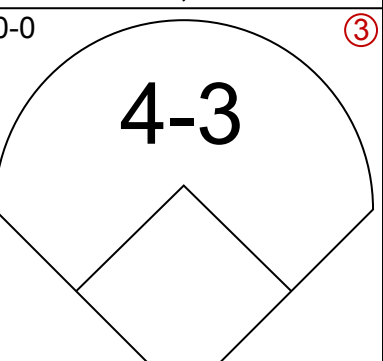
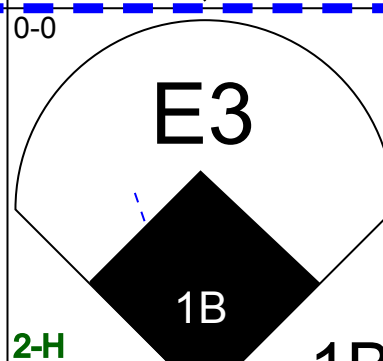
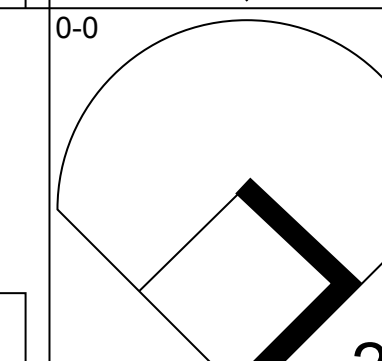
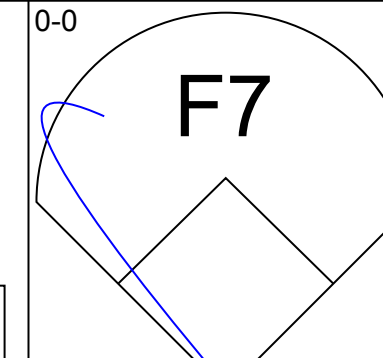
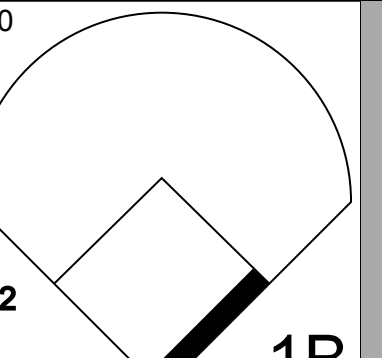

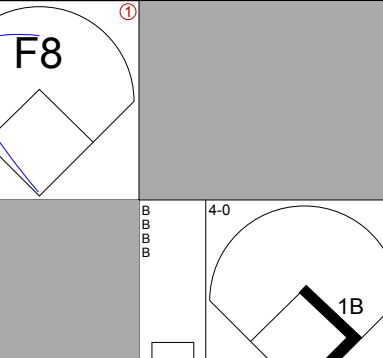
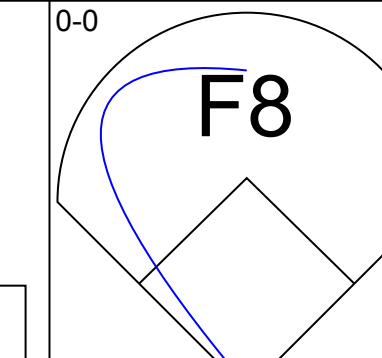
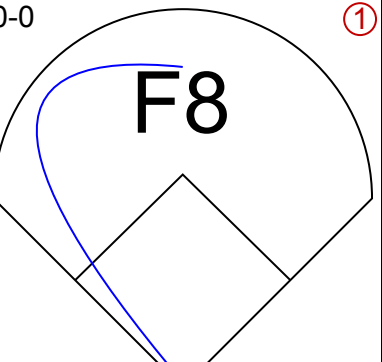
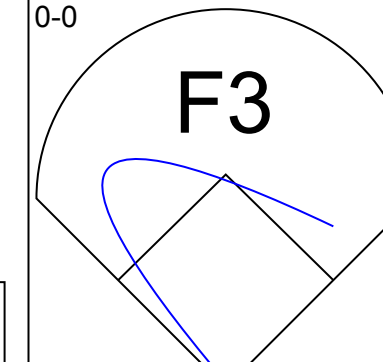
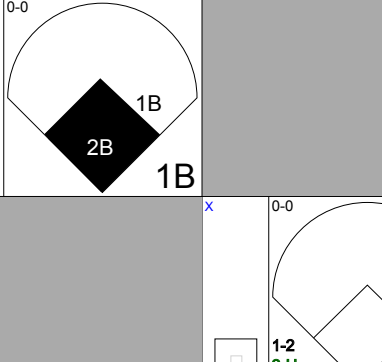
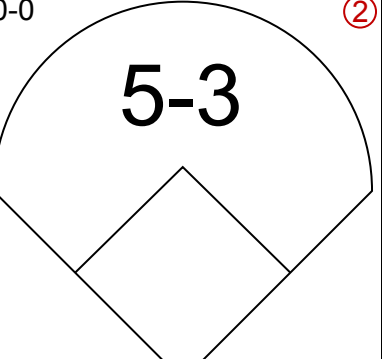
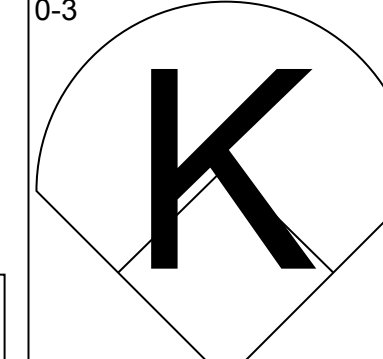
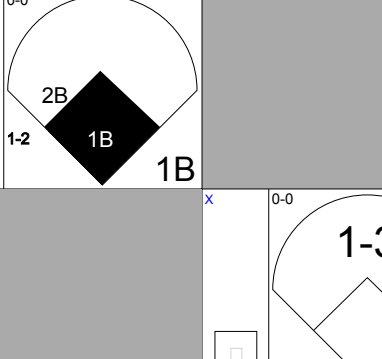
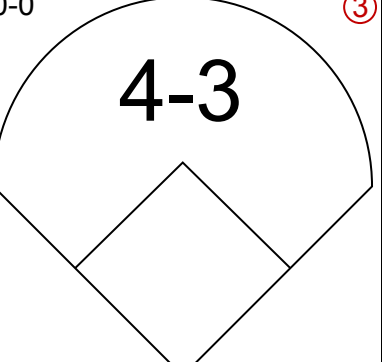
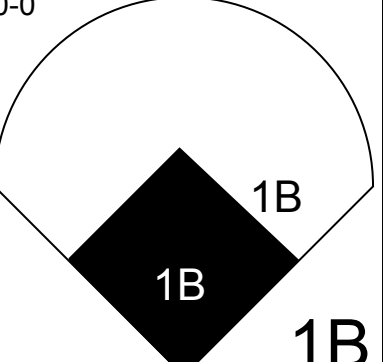
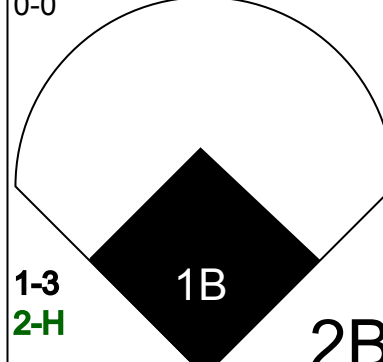
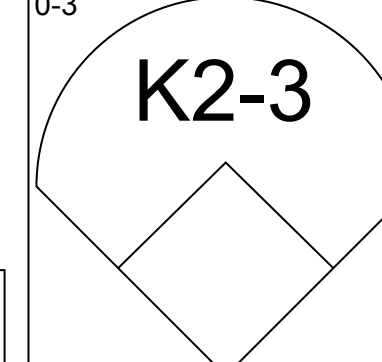
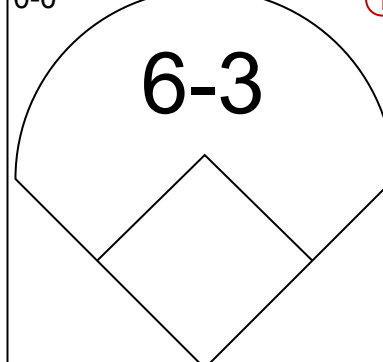
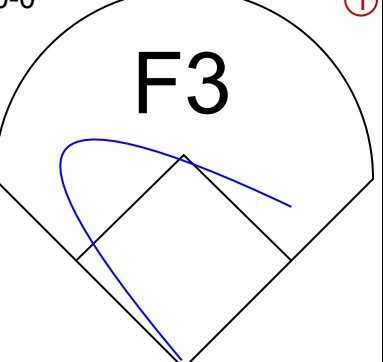
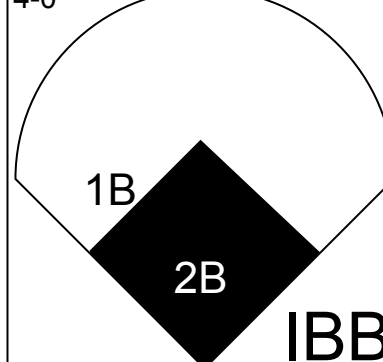
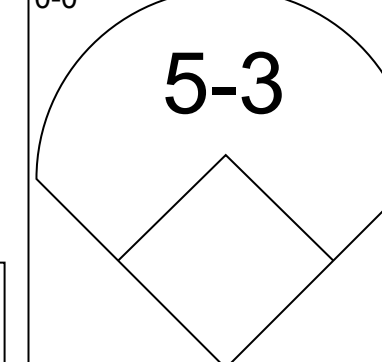
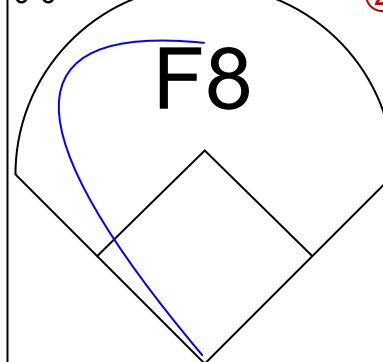
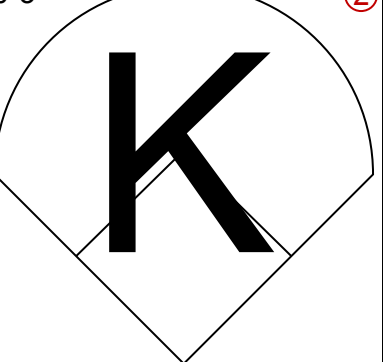
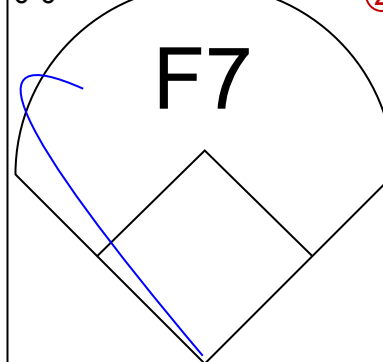
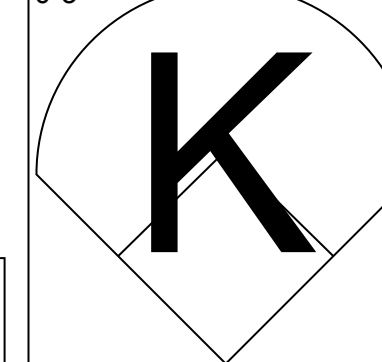
Batter	1	2	3	4	5	6	7	8	9	AB	R	H	RBI	BB	SO	LOB	TOP			
Jim Landis, R OBP: 0.333, SLG: 0.435 (1, 8)										4	0	0	0	0	1	1				
Nelle Fox, L OBP: 0.346, SLG: 0.358 (1, 4)										4	1	1	0	0	0	0				
Pete Ward, L OBP: 0.344, SLG: 0.427 (1, 5)										4	0	0	0	0	1	1				
Floyd Robinson, L OBP: 0.387, SLG: 0.475 (1, 9)										4	1	1	2	0	0	0				
Tom McCraw, L OBP: 0.091, SLG: 0.091 (1, 3)										4	0	1	0	0	2	0				
Dave Nicholson, R OBP: 0.318, SLG: 0.468 (1, 7)										3	0	0	0	0	2	1				
Ron Hansen, R OBP: 0.326, SLG: 0.409 (1, 6)										3	0	1	0	0	0	0				
J.C. Martin, L OBP: 0.232, SLG: 0.228 Dave DeBusschere, R (1, 2) (7, 1)										3	0	1	0	0	0	2				
Ray Herbert, R OBP: 0.296, SLG: 0.423 Frank Baumann, L OBP: 0.296, SLG: 0.167 Cam Carreon, R OBP: 0.278, SLG: 0.306 (1, 1) (6, 1) (7, 2)										1	0	0	0	0	1	2				
<b>Inning Stats</b>	R: 0 E: 0 K: 2 S: 7	H: 0 LOB: 0 BB: 0 P: 7	R: 0 E: 0 K: 2 S: 7	H: 0 LOB: 0 BB: 0 P: 7	R: 0 E: 0 K: 0 S: 4	H: 1 LOB: 1 BB: 0 P: 4	R: 0 E: 0 K: 0 S: 3	H: 0 LOB: 0 BB: 0 P: 3	R: 0 E: 0 K: 1 S: 7	H: 2 LOB: 2 BB: 0 P: 7	R: 0 E: 0 K: 1 S: 5	H: 0 LOB: 0 BB: 0 P: 5	R: 0 E: 0 K: 0 S: 3	H: 0 LOB: 0 BB: 0 P: 3	R: 0 E: 0 K: 0 S: 3	H: 0 LOB: 0 BB: 0 P: 3	1B: 4 2B: 0 3B: 0 HR: 1	SF: 0 SAC: 1 DP: 0 HBP: 0	WP: 0 PB: 0 SB: 0 CS: 0	PA: 32
<b>PITCHER</b> Ken McBride, R ERA: 2.87 (1, 1)	IP: 9.0 WLS: W BF: 32 H: 5 R: 2 ER: 2 SO: 7 BB: 0 IBB: 0 HBP: 0 BLK: 0 WP: 0 HR: 1 S: 46 P: 46 ERA: 2.00 WHIP: 0.556															<b>PITCHER</b> IP: WLS: BF: H: R: ER: SO: BB: IBB: HBP: BLK: WP: HR: S: P: ERA: WHIP				

Chicago White Sox @ Los Angeles Angels  
Dodger Stadium, Los Angeles, CA  
Wed Jun 05 1963, 7:05 PM PDT  
Att: 10,004 - Unknown

livebaseballscorecards.com

AB 31  
R 2  
H 5  
RBI 2  
BB 0  
SO 7  
LOB 7



Batter	1	2	3	4	5	6	7	8	9	AB	R	H	RBI	BB	SO	LOB	BOTTOM			
Albie Pearson, L OBP: 0.407, SLG: 0.436 (1, 8)										5	1	4	2	0	0	0				
Jim Fregosi, R OBP: 0.302, SLG: 0.390 (1, 6)										5	1	2	3	0	1	2				
Charlie Dees, L OBP: 0.538, SLG: 0.636 (1, 3)										5	1	4	1	0	0	2				
Lee Thomas, L OBP: 0.291, SLG: 0.315 (1, 7)										4	0	1	0	1	0	2				
Billy Moran, R OBP: 0.300, SLG: 0.335 (1, 4)										4	1	2	1	0	0	2				
George Thomas, R OBP: 0.259, SLG: 0.341 (1, 9)										4	1	1	0	0	1	4				
Felix Torres, R OBP: 0.325, SLG: 0.367 (1, 5)										4	2	2	1	0	1	0				
Ed Sadowski, R OBP: 0.267, SLG: 0.338 (1, 2)										3	1	0	0	1	0	1				
Ken McBride, R OBP: 0.188, SLG: 0.323 (1, 1)										4	0	0	0	0	2	4				
<b>Inning Stats</b>	R: 0 E: 1 K: 0 S: 4	H: 2 LOB: 1 BB: 0 P: 4	R: 0 E: 0 K: 0 S: 3	H: 0 LOB: 0 BB: 0 P: 3	R: 0 E: 0 K: 1 S: 7	H: 2 LOB: 2 BB: 0 P: 7	R: 1 E: 0 K: 1 S: 8	H: 3 LOB: 2 BB: 0 P: 8	R: 7 E: 1 K: 0 S: 10	H: 7 LOB: 2 BB: 2 P: 18	R: 0 E: 0 K: 2 S: 7	H: 0 LOB: 0 BB: 0 P: 7	R: 0 E: 0 K: 1 S: 6	H: 2 LOB: 1 BB: 0 P: 6	R: 0 E: 0 K: 0 S: 3	H: 0 LOB: 0 BB: 0 P: 3	1B: 13 2B: 3 3B: 0 HR: 0	SF: 0 SAC: 0 DP: 1 HBP: 0	WP: 0 PB: 0 SB: 0 CS: 1	PA: 40
<b>PITCHER</b> Ray Herbert, R ERA: 4.0 Frank Baumann, L ERA: 1.93 Dave DeBusschere, R ERA: 3.24 (1, 1) (6, 1) (7, 1)	IP: 5.2 WLS: L BF: 29 H: 12 R: 7 ER: 7 SO: 7 BB: 0 IBB: 0 HBP: 0 BLK: 0 WP: 0 HR: 0 S: 36 P: 36 ERA: 11.12 WHIP: 2.118															<b>PITCHER</b> IP: WLS: BF: H: R: ER: SO: BB: IBB: HBP: BLK: WP: HR: S: P: ERA: WHIP				

Chicago White Sox @ Los Angeles Angels  
Dodger Stadium, Los Angeles, CA  
Wed Jun 05 1963, 7:05 PM PDT  
Att: 10,004 - Unknown

livebaseballscorecards.com

AB 38  
R 8  
H 16  
RBI 8  
BB 2  
SO 5  
LOB 17





Batter	1	2	3	4	5	6	7	8	9	AB	R	H	RBI	BB	SO	LOB	TOP								
Jim Landis, R OBP: 0.335, SLG: 0.437 (1, 8)	K2-3		K					5-3		4	0	1	0	0	2	0	<b>Chicago White Sox @ Kansas City Athletics</b> Municipal Stadium, Kansas City, MO Fri Jun 07 1963, 8:05 PM EDT Att: 13,944 - Unknown <a href="http://livebaseballscorecards.com">livebaseballscorecards.com</a>								
Nelle Fox, L OBP: 0.338, SLG: 0.349 (1, 4)	F7		6-3				4-3			5	0	0	0	0	0	2									
Pete Ward, L OBP: 0.341, SLG: 0.427 (1, 5)			G3				2B			5	0	1	0	0	1	1									
Floyd Robinson, L OBP: 0.388, SLG: 0.484 (1, 9)	F9									5	2	2	0	0	0	1									
Tom McCraw, L OBP: 0.188, SLG: 0.313 (1, 3)										5	1	2	1	0	0	1									
Dave Nicholson, R OBP: 0.327, SLG: 0.471 (1, 7)										3	1	2	0	1	0	1									
Ron Hansen, R OBP: 0.325, SLG: 0.407 (1, 6)										3	1	1	2	0	0	3									
Cam Carreon, R OBP: 0.289, SLG: 0.316 (1, 2)										4	1	2	2	0	0	2									
Juan Pizarro, L OBP: 0.214, SLG: 0.444 (1, 1)	K									4	1	1	2	0	1	2									
<b>Inning Stats</b>	R: 0 E: 0 K: 1 S: 6	H: 1 LOB: 1 BB: 0 P: 6	R: 1 E: 1 K: 1 S: 7	H: 1 LOB: 1 BB: 0 P: 7	R: 0 E: 0 K: 1 S: 5	H: 0 LOB: 0 BB: 0 P: 5	R: 0 E: 0 K: 0 S: 4	H: 1 LOB: 1 BB: 0 P: 4	R: 0 E: 0 K: 0 S: 3	H: 1 LOB: 1 BB: 0 P: 4	R: 1 E: 0 K: 1 S: 7	H: 2 LOB: 1 BB: 1 P: 11	R: 0 E: 0 K: 0 S: 4	H: 1 LOB: 1 BB: 0 P: 4	R: 5 E: 0 K: 0 S: 8	H: 5 LOB: 0 BB: 0 P: 8	R: 0 E: 0 K: 0 S: 3	H: 0 LOB: 0 BB: 0 P: 3	1B: 7 2B: 2 3B: 2 HR: 1	SF: 1 SAC: 0 DP: 1 HBP: 1	WP: 0 PB: 0 SB: 1 CS: 0	PA: 41			
<b>PITCHER</b>	IP	WLS	BF	H	R	ER	SO	BB	IBB	HBP	BLK	WP	HR	S	P	ERA	WHIP								
Dave Wickersham, R ERA: 3.36 (1, 1)	7.1	L	34	10	5	5	4	1	0	1	0	0	0	40	45	6.14	1.500								
Dave Thies, R ERA: 4.62 (8, 1)	0.2		4	2	2	2	0	0	0	0	0	0	1	4	4	27.00	3.000								
Pete Lovrich, R ERA: 3.0 (9, 1)	1.0		3	0	0	0	0	0	0	0	0	0	0	3	3	0.00	0.000								

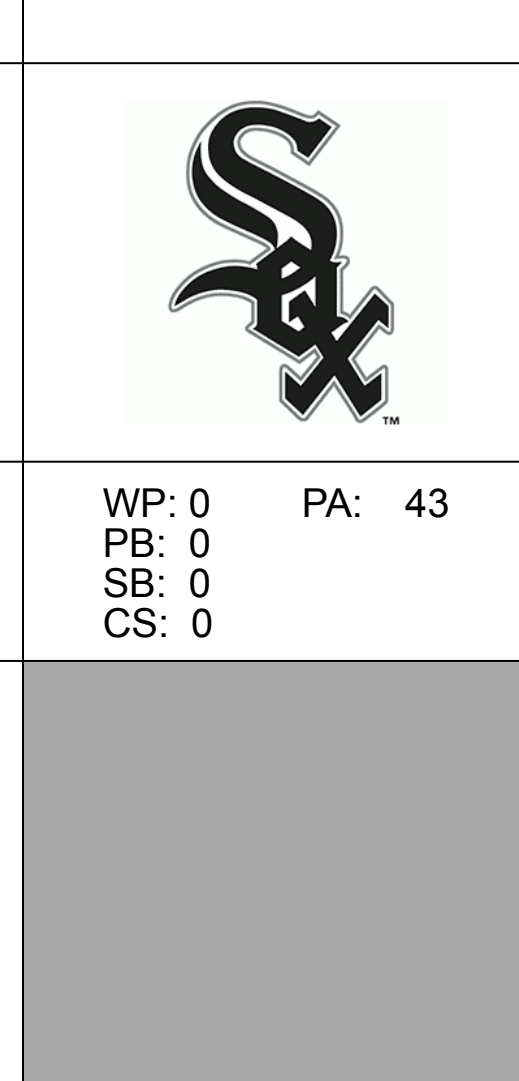
Batter	1	2	3	4	5	6	7	8	9	AB	R	H	RBI	BB	SO	LOB	BOTTOM								
Wayne Causey, L OBP: 0.372, SLG: 0.472 (1, 6)	G6-3		K					F7		4	0	1	0	0	1	1	<b>Chicago White Sox @ Kansas City Athletics</b> Municipal Stadium, Kansas City, MO Fri Jun 07 1963, 8:05 PM EDT Att: 13,944 - Unknown <a href="http://livebaseballscorecards.com">livebaseballscorecards.com</a>								
Gino Cimoli, R OBP: 0.337, SLG: 0.410 (1, 8)	G6-3		F4					K		4	0	1	0	0	1	2									
Ed Charles, R OBP: 0.372, SLG: 0.418 (1, 5)								F9		4	0	1	0	0	1	2									
Norm Siebern, L OBP: 0.356, SLG: 0.381 (1, 3)	FC6							K		4	1	1	0	0	2	2									
George Alusik, R OBP: 0.306, SLG: 0.379 (1, 9)								K		4	0	1	0	0	2	1									
Chuck Essegian, R OBP: 0.299, SLG: 0.333 (1, 7)								K		4	0	2	0	0	1	2									
Jerry Lumpe, L OBP: 0.276, SLG: 0.316 (1, 4)								F9		4	0	2	0	0	1	2									
Doc Edwards, R OBP: 0.308, SLG: 0.390 (1, 2)								K		4	0	0	0	0	2	3									
Dave Wickersham, R OBP: 0.214, SLG: 0.185 (1, 1)										2	0	0	0	0	0	0									
Dave Thies, R OBP: 0.333, SLG: 0.500 (8, 1)										0	0	0	0	0	0	0									
Bobby Del Greco, R OBP: 0.309, SLG: 0.288 (6, PH)										0	0	0	0	0	0	0									
Pete Lovrich, R (9, 1)										0	0	0	0	0	0	0									
<b>Inning Stats</b>	R: 0 E: 0 K: 0 S: 4	H: 2 LOB: 1 BB: 0 P: 4	R: 0 E: 0 K: 0 S: 4	H: 1 LOB: 1 BB: 0 P: 4	R: 0 E: 0 K: 1 S: 5	H: 0 LOB: 0 BB: 0 P: 5	R: 0 E: 0 K: 2 S: 8	H: 1 LOB: 1 BB: 0 P: 8	R: 0 E: 0 K: 1 S: 5	H: 0 LOB: 0 BB: 0 P: 5	R: 0 E: 0 K: 2 S: 8	H: 1 LOB: 1 BB: 0 P: 8	R: 0 E: 0 K: 1 S: 6	H: 1 LOB: 1 BB: 0 P: 6	R: 5 E: 0 K: 1 S: 5	H: 2 LOB: 1 BB: 0 P: 9	R: 1 E: 0 K: 2 S: 9	H: 2 LOB: 1 BB: 0 P: 9	1B: 6 2B: 1 3B: 1 HR: 0	SF: 0 SAC: 0 DP: 1 HBP: 1	WP: 0 PB: 0 SB: 0 CS: 0	PA: 35			
<b>PITCHER</b>	IP	WLS	BF	H	R	ER	SO	BB	IBB	HBP	BLK	WP	HR	S	P	ERA	WHIP								
Juan Pizarro, L ERA: 2.11 (1, 1)	9.0	W	35	8	1	1	10	0	0	1	0	0	0	54	55	1.00	0.889								



Batter	1	2	3	4	5	6	7	8	9	10	AB	R	H	RBI	BB	SO	LOB	TOP	
Jim Landis, R OBP: 0.344, SLG: 0.460 (1, 8)	F4		FC6-4 G6-4-3 1-2 2-3		HR		BLK BB		1B 1B		4	2	2	3	1	0	2	Chicago White Sox @ Kansas City Athletics Municipal Stadium, Kansas City, MO Sat Jun 08 1963, 8:05 PM EDT Att: 13,730 - Unknown	
Nellie Fox, L OBP: 0.335, SLG: 0.346 (1, 4)	F6		G6-4-3		4-3		4-3		1B 1B		5	0	1	0	0	0	3		
Floyd Robinson, L OBP: 0.393, SLG: 0.492 (1, 9)				F6	HR		F8		1B 1B		5	1	3	1	0	0	1		
Dave Nicholson, R OBP: 0.329, SLG: 0.483 (1, 7)	K			BB	HR		F8		K		4	1	1	2	1	2	3		
Pete Ward, L OBP: 0.342, SLG: 0.433 (1, 5)		G6-4-3 BB		F2	3-1				F7		4	0	1	0	1	0	1		
Ron Hansen, R OBP: 0.320, SLG: 0.400 Charlie Maxwell, L OBP: 0.435, SLG: 0.371 Al Weis, S OBP: 0.277, SLG: 0.250 (8, PH)	G6-4-3			F5		K		K		K	3	0	0	0	0	1	2		
Tom McCraw, L OBP: 0.143, SLG: 0.238 (1, 3)	3-1				4-3	K		F7		1-3	5	0	0	0	0	1	1		
Sherm Lollar, R OBP: 0.333, SLG: 0.320 J.C. Martin, L OBP: 0.230, SLG: 0.225 (7, 2)			FC6-4 BB		E6 HR	5-3			K		2	1	0	0	1	0	0		
Eddie Fisher, R OBP: 0.271, SLG: 0.167 Cam Garrison, R OBP: 0.306, SLG: 0.325 Frank Baumann, L OBP: 0.310, SLG: 0.340 Hoyt Wilhelm, R OBP: 0.343, SLG: 0.400 Mike Hershenberger, R OBP: 0.245, SLG: 0.181 Joe Horlen, R OBP: 0.331, SLG: 0.231 (5, PH)			FC6-4 BB		HR		6-3		4-3		0	0	0	0	1	0	0		
Inning Stats	R: 0 E: 0 K: 1 S: 6	H: 1 LOB: 1 BB: 0 P: 6	R: 0 E: 0 K: 0 S: 2	H: 0 LOB: 0 BB: 1 P: 6	R: 0 E: 0 K: 0 S: 2	H: 0 LOB: 1 BB: 2 P: 10	R: 0 E: 0 K: 2 S: 7	H: 0 LOB: 0 BB: 0 P: 7	R: 0 E: 0 K: 1 S: 6	H: 1 LOB: 1 BB: 0 P: 6	R: 1 E: 0 K: 2 S: 10	H: 3 LOB: 2 BB: 0 P: 10	R: 0 E: 0 K: 1 S: 5	H: 0 LOB: 0 BB: 0 P: 5	1B: 5 2B: 1 3B: 1 HR: 2	SF: 0 SAC: 0 DP: 2 HBP: 0	WP: 0 PB: 0 SB: 0 CS: 0		PA: 43
PITCHER	IP WLS BF H R ER SO	IP WLS BF H R ER SO	IP WLS BF H R ER SO	IP WLS BF H R ER SO	IP WLS BF H R ER SO	IP WLS BF H R ER SO	IP WLS BF H R ER SO	IP WLS BF H R ER SO	IP WLS BF H R ER SO	IP WLS BF H R ER SO	IP WLS BF H R ER SO	IP WLS BF H R ER SO	IP WLS BF H R ER SO	IP WLS BF H R ER SO	IP WLS BF H R ER SO	IP WLS BF H R ER SO	IP WLS BF H R ER SO	ERA WHIP	ERA WHIP
Ted Bowsfield, L ERA: 5.16 Diego Segui, R ERA: 6.21 Bill Fischer, R ERA: 1.8 John Wyatt, R ERA: 2.42 (8, 1)	5.0 1.0 1.1 2.2	5.0 3.0 6.0 11.0	5.0 0.0 1.0 3.0	5.0 5.0 0.0 1.0	5.0 2.0 0.0 0.0	5.0 2.0 0.0 0.0	5.0 7.0 5.0 19.0	5.0 7.0 9.0 19.0	5.0 7.0 9.0 19.0	5.0 7.0 9.0 19.0	5.0 7.0 9.0 19.0	5.0 7.0 9.0 19.0	5.0 7.0 9.0 19.0	5.0 7.0 9.0 19.0	5.0 7.0 9.0 19.0	5.0 7.0 9.0 19.0	5.0 7.0 9.0 19.0	3.60 0.00 0.00 1.125	3.60 0.00 0.00 1.125

Chicago White Sox @ Kansas City Athletics  
Municipal Stadium, Kansas City, MO  
Sat Jun 08 1963, 8:05 PM EDT  
Att: 13,730 - Unknown


AB	38
R	6
H	9
RBI	6
BB	5
SO	7
LOB	14



Batter	1	2	3	4	5	6	7	8	9	10	AB	R	H	RBI	BB	SO	LOB	BOTTOM						
Jay Hankins, L OBP: 0.400, SLG: 0.400 (1, 8)	1B 1B		F8	F4			1B 3B 1B	K			5	1	2	0	0	1	1	Chicago White Sox @ Kansas City Athletics Municipal Stadium, Kansas City, MO Sat Jun 08 1963, 8:05 PM EDT Att: 13,730 - Unknown						
Wayne Causey, L OBP: 0.372, SLG: 0.470 (1, 6)	F6		3-1		1-3		3B 1B		FC3-6 1B		5	1	2	0	0	0	1							
Ed Charles, R OBP: 0.368, SLG: 0.422 (1, 5)	K		F3		K		1B 3B		FC3-6 CS		5	1	1	2	0	2	2							
Norm Siebern, L OBP: 0.371, SLG: 0.395 (1, 3)	1B			1B HR	1B		SH1-3 1B		1-2 BB		4	1	4	1	1	0	0							
Jerry Lumpe, L OBP: 0.275, SLG: 0.315 (1, 4)	K			HR	1B		SH1-3		1-3		4	1	1	0	0	1	4							
Chuck Essegian, R OBP: 0.306, SLG: 0.386 George Aluskis, R OBP: 0.303, SLG: 0.375 (8, 7)		5-3			HR		F8		6-3		4	1	2	3	0	0	1							
Gino Cimoli, R OBP: 0.333, SLG: 0.404 (1, 9)	F6			5-3			F6		6-3		5	1	1	0	0	0	2							
Doc Edwards, R OBP: 0.314, SLG: 0.406 (1, 2)					FC6-5 2B		F6		F8		5	0	2	0	0	0	2							
Ted Bowsfield, L ERA: 4.75 Diego Segui, R ERA: 2.4 Bobby Del Crisco, R OBP: 0.310, SLG: 0.285 Bill Fischer, R ERA: 1.96 John Wyatt, R ERA: 2.42 Haywood Sullivan, R ERA: 4.04 (10, PH)					FC6-5		F9		K		2	0	0	0	0	1	2							
Inning Stats	R: 0 E: 0 K: 2 S: 9	H: 2 LOB: 2 BB: 0 P: 9	R: 0 E: 0 K: 1 S: 6	H: 1 LOB: 1 BB: 0 P: 6	R: 0 E: 0 K: 0 S: 3	H: 0 LOB: 0 BB: 3 P: 3	R: 3 E: 0 K: 0 S: 7	H: 4 LOB: 1 BB: 0 P: 7	R: 0 E: 0 K: 1 S: 6	H: 1 LOB: 1 BB: 0 P: 6	R: 0 E: 0 K: 0 S: 4	H: 1 LOB: 1 BB: 0 P: 4	R: 3 E: 0 K: 0 S: 7	H: 4 LOB: 1 BB: 0 P: 7	R: 0 E: 0 K: 2 S: 7	H: 0 LOB: 0 BB: 0 P: 7	R: 0 E: 0 K: 0 S: 3		H: 1 LOB: 1 BB: 0 P: 7	R: 1 E: 0 K: 0 S: 4	H: 2 LOB: 1 BB: 0 P: 4	1B: 13 2B: 1 3B: 1 HR: 1	SF: 0 SAC: 1 DP: 0 HBP: 0	WP: 0 PB: 0 SB: 0 CS: 1
PITCHER	IP WLS BF H R ER SO	IP WLS BF H R ER SO	IP WLS BF H R ER SO	IP WLS BF H R ER SO	IP WLS BF H R ER SO	IP WLS BF H R ER SO	IP WLS BF H R ER SO	IP WLS BF H R ER SO	IP WLS BF H R ER SO	IP WLS BF H R ER SO	IP WLS BF H R ER SO	IP WLS BF H R ER SO	IP WLS BF H R ER SO	IP WLS BF H R ER SO	IP WLS BF H R ER SO	IP WLS BF H R ER SO	IP WLS BF H R ER SO	IP WLS BF H R ER SO	ERA WHIP	ERA WHIP				
Eddie Fisher, R ERA: 4.75 Frank Baumann, L ERA: 2.4 Hoyt Wilhelm, R ERA: 1.96 Joe Horlen, R ERA: 4.04 (8, 1)	4.0 2.0 2.0 1.2	4.0 10.0 8.0 8.0	4.0 2.0 2.0 3.0	4.0 3.0 1.0 1.0	4.0 1.0 0.0 0.0	4.0 1.0 0.0 0.0	4.0 12.0 12.0 7.0	4.0 12.0 12.0 7.0	4.0 12.0 12.0 7.0	4.0 12.0 12.0 7.0	4.0 12.0 12.0 7.0	4.0 12.0 12.0 7.0	4.0 12.0 12.0 7.0	4.0 12.0 12.0 7.0	4.0 12.0 12.0 7.0	4.0 12.0 12.0 7.0	4.0 12.0 12.0 7.0	4.0 12.0 12.0 7.0	4.50 9.00 4.50 5.40	4.50 9.00 4.50 5.40				

Chicago White Sox @ Kansas City Athletics  
Municipal Stadium, Kansas City, MO  
Sat Jun 08 1963, 8:05 PM EDT  
Att: 13,730 - Unknown

AB	43
R	7
H	16
RBI	7
BB	1
SO	6
LOB	16





Batter	1	2	3	4	5	6	7	8	9	AB	R	H	RBI	BB	SO	LOB	TOP																					
Mike Hershberger, R OBP: 0.357, SLG: 0.377 (1, 8)	F8	G6-4-3				1B 4-3	6-3			4-0							4 0 1 0 1 0 4																					
Tom McCraw, L OBP: 0.115, SLG: 0.192 (1, 3)	K		F6		F8	K		F9									5 0 0 0 0 2 4																					
Pete Ward, L OBP: 0.347, SLG: 0.455 (1, 5)			F8		4-3												5 2 3 1 0 0 1																					
Floyd Robinson, L OBP: 0.394, SLG: 0.490 (1, 9)			G3														3 0 1 0 1 0 0																					
Dave Nicholson, R OBP: 0.326, SLG: 0.475 (1, 7)	K																5 0 1 0 0 2 5																					
Ron Hansen, R OBP: 0.327, SLG: 0.405 (1, 6)																	3 1 1 1 2 0 1																					
Al Weis, S OBP: 0.269, SLG: 0.245 (1, 4)																	5 1 1 0 0 0 3																					
J.C. Martin, L OBP: 0.248, SLG: 0.238 (1, 2)																	3 0 2 0 1 0 2																					
Gary Peters, L OBP: 0.235, SLG: 0.375 (1, 1)																	3 0 1 2 0 0 5																					
Hoyt Wilhelm, R OBP: 0.077, SLG: 0.077 (7, 1)																	1 0 0 0 0 0 1																					
Juan Pizarro, L OBP: 0.214, SLG: 0.444 (8, 1)																	0 0 0 0 0 0 0																					
<b>Inning Stats</b>	R: 0 E: 0 K: 2 S: 8	H: 1 LOB: 2 BB: 1 P: 12	R: 0 E: 1 K: 0 S: 3	H: 0 LOB: 2 BB: 2 P: 11	R: 0 E: 0 K: 0 S: 3	H: 0 LOB: 0 BB: 0 P: 3	R: 0 E: 0 K: 0 S: 5	H: 2 LOB: 2 BB: 0 P: 5	R: 0 E: 0 K: 1 S: 7	H: 2 LOB: 2 BB: 0 P: 7	R: 2 E: 0 K: 1 S: 7	H: 2 LOB: 1 BB: 1 P: 11	R: 1 E: 0 K: 0 S: 4	H: 1 LOB: 0 BB: 0 P: 4	R: 0 E: 0 K: 0 S: 4	H: 1 LOB: 2 BB: 1 P: 8	R: 1 E: 0 K: 0 S: 5	H: 2 LOB: 1 BB: 0 P: 5	1B: 8 2B: 2 3B: 0 HR: 1	SF: 0 SAC: 1 DP: 1 HBP: 0	WP: 0 PB: 1 SB: 1 CS: 0	PA: 43																
<b>PITCHER</b>	IP	WLS	BF	H	R	ER	SO	BB	IBB	HBP	BLK	WP	HR	S	P	ERA	WHIP	<b>PITCHER</b>				IP	WLS	BF	H	R	ER	SO	BB	IBB	HBP	BLK	WP	HR	S	P	ERA	WHIP
Ed Rakow, R ERA: 3.43 (1, 1)	7.0		33	8	3	3	4	4	0	0	0	0	1	37	53	3.86	1.714																					
Bill Fischer, R ERA: 1.95 (8, 1)	2.0	L	10	3	1	1	0	1	0	0	0	0	0	9	13	4.50	2.000																					

Chicago White Sox @ Kansas City Athletics  
Municipal Stadium, Kansas City, MO  
Sun Jun 09 1963, 4:33 AM EDT  
Att: 14,289 - Unknown


AB	37
R	4
H	11
RBI	4
BB	5
SO	4
LOB	26



Batter	1	2	3	4	5	6	7	8	9	AB	R	H	RBI	BB	SO	LOB	BOTTOM																					
Jay Hankins, L OBP: 0.222, SLG: 0.222 (1, 8)	E8		F5			5-3	K			4-0							4 0 0 0 0 1 2																					
Bobby Del Greco, R OBP: 0.300, SLG: 0.279 (9, PH)																	1 0 0 0 0 1 1																					
Wayne Causey, L OBP: 0.370, SLG: 0.462 (1, 6)	F6		F9			1-3											3 1 0 0 1 0 2																					
Ed Charles, R OBP: 0.375, SLG: 0.441 (1, 5)	F9																3 1 2 1 1 0 1																					
Norm Siebern, L OBP: 0.373, SLG: 0.394 (1, 3)	K																3 0 1 0 1 2 2																					
Chuck Essegian, R OBP: 0.296, SLG: 0.353 (1, 7)																	4 0 0 0 0 0 4																					
Gino Cimoli, R OBP: 0.332, SLG: 0.401 (1, 9)																	4 1 1 0 0 1 2																					
Jerry Lumpe, L OBP: 0.279, SLG: 0.324 (1, 4)																	4 0 2 0 0 1 1																					
Doc Edwards, R OBP: 0.311, SLG: 0.397 (1, 2)																	4 0 1 1 0 1 2																					
Ed Rakow, S OBP: 0.258, SLG: 0.185 (1, 1)																	1 0 0 0 1 0 1																					
George Alusik, R OBP: 0.300, SLG: 0.371 (7, PH)																	1 0 0 0 0 1 1																					
Bill Fischer, R (8, 1)																	0 0 0 0 0 0 0																					
Ken Harrelson, R (9, PH)																	1 0 0 0 0 1 1																					
<b>Inning Stats</b>	R: 0 E: 1 K: 1 S: 6	H: 0 LOB: 1 BB: 0 P: 6	R: 0 E: 0 K: 1 S: 5	H: 0 LOB: 0 BB: 0 P: 5	R: 0 E: 0 K: 0 S: 3	H: 1 LOB: 1 BB: 1 P: 7	R: 0 E: 0 K: 1 S: 6	H: 1 LOB: 1 BB: 0 P: 6	R: 0 E: 0 K: 0 S: 3	H: 1 LOB: 0 BB: 0 P: 3	R: 1 E: 0 K: 0 S: 4	H: 1 LOB: 1 BB: 1 P: 8	R: 1 E: 0 K: 2 S: 9	H: 2 LOB: 1 BB: 0 P: 9	R: 1 E: 0 K: 1 S: 5	H: 1 LOB: 1 BB: 2 P: 13	R: 0 E: 0 K: 3 S: 10	H: 1 LOB: 1 BB: 0 P: 10	1B: 5 2B: 1 3B: 0 HR: 1	SF: 0 SAC: 0 DP: 2 HBP: 0	WP: 1 PB: 0 SB: 1 CS: 0	PA: 37																
<b>PITCHER</b>	IP	WLS	BF	H	R	ER	SO	BB	IBB	HBP	BLK	WP	HR	S	P	ERA	WHIP	<b>PITCHER</b>				IP	WLS	BF	H	R	ER	SO	BB	IBB	HBP	BLK	WP	HR	S	P	ERA	WHIP
Gary Peters, L ERA: 2.72 (1, 1)	6.0		23	3	1	1	3	2	0	0	0	0	1	27	35	1.50	0.833																					
Hoyt Wilhelm, R ERA: 2.3 (7, 1)	1.0		7	2	2	2	2	2	0	0	0	0	0	9	17	18.00	4.000																					
Juan Pizarro, L ERA: 2.06 (8, 1)	2.0	W	7	2	0	0	4	0	0	0	0	0	0	15	15	0.00	1.000																					

Chicago White Sox @ Kansas City Athletics  
Municipal Stadium, Kansas City, MO  
Sun Jun 09 1963, 4:33 AM EDT  
Att: 14,289 - Unknown

AB	33
R	3
H	7
RBI	2
BB	4
SO	9
LOB	20





Batter	1	2	3	4	5	6	7	8	9	AB	R	H	RBI	BB	SO	LOB	TOP					
Lenny Green, L OBP: 0.308, SLG: 0.325	F7		F8	F2		SH1-3 1B		PB 2B 2B	G3	6	1	2	0	0	0	1						
Vic Power, R OBP: 0.274, SLG: 0.355	P5			6-3		SH1-3		K	5-3	5	1	1	0	0	1	2						
Harmon Killebrew, R Garry Roggenburk, R	P4		2B 1B			1B 2B 6-3		PB 2B		3	2	2	1	2	0	0						
Bob Allison, R OBP: 0.390, SLG: 0.608		K	1B 2B		F7	K		K		5	1	1	1	0	3	4						
Earl Batley, R OBP: 0.346, SLG: 0.484		FC5-4 1B	1B 1B		6-3	F8		K		5	0	2	2	0	1	4						
Rich Rollins, R OBP: 0.375, SLG: 0.416	FC5-4 1B		1B		2B			K		4	2	2	0	0	1	1						
Zolio Versailles, R OBP: 0.330, SLG: 0.451									SH1-4 HBP	4	0	4	2	0	0	0						
Bernie Allen, L OBP: 0.254, SLG: 0.241	F9		K					K		4	1	1	1	1	2	6						
Dick Stigman, R Bill Pleis, L Bill Dailey, R Jimmie Hall, L			K	P6	K		4-3		2H G3 1B	1	0	0	0	0	1	0						
<b>Inning Stats</b>	R: 0 E: 0 K: 0 S: 3	H: 0 LOB: 0 BB: 0 P: 3	R: 0 E: 0 K: 1 S: 7	H: 2 LOB: 2 BB: 0 P: 7	R: 3 E: 0 K: 2 S: 12	H: 5 LOB: 3 BB: 1 P: 16	R: 0 E: 0 K: 0 S: 3	H: 0 LOB: 0 BB: 0 P: 3	R: 2 E: 0 K: 1 S: 8	H: 3 LOB: 2 BB: 1 P: 12	R: 0 E: 0 K: 1 S: 6	H: 1 LOB: 1 BB: 1 P: 10	R: 0 E: 0 K: 2 S: 8	H: 1 LOB: 1 BB: 0 P: 8	R: 1 E: 0 K: 3 S: 11	H: 2 LOB: 1 BB: 0 P: 11	R: 2 E: 0 K: 0 S: 5	H: 2 LOB: 1 BB: 0 P: 6	1B: 10 2B: 6 3B: 0 HR: 0	SF: 0 SAC: 2 DP: 0 HBP: 1	WP: 0 PB: 2 SB: 0 CS: 0	PA: 47
<b>PITCHER</b>	IP	WLS	BF	H	R	ER	SO	BB	IBB	HBP	BLK	WP	HR	S	P	ERA	WHIP					
Ray Herbert, R	3.0		17	7	3	3	3	1	0	0	0	0	0	22	26	9.00	2.667					
Eddie Fisher, R	2.0		10	3	2	2	1	1	0	0	0	0	0	11	15	9.00	2.000					
Dave DeBusschere, R	2.0		9	2	0	0	3	1	0	0	0	0	0	14	18	0.00	1.500					
Hoyt Wilhelm, R	2.0	L	11	4	3	3	3	0	0	1	0	0	0	16	17	13.50	2.000					

Minnesota Twins @ Chicago White Sox  
Comiskey Park, Chicago, IL  
Tue Jun 11 1963, 8:05 PM EDT  
Att: 5,738 - Unknown

AB 41  
R 8  
H 16  
RBI 8  
BB 3  
SO 10  
LOB 21



Batter	1	2	3	4	5	6	7	8	9	AB	R	H	RBI	BB	SO	LOB	BOTTOM				
Jim Landis, R OBP: 0.337, SLG: 0.448	K	F8		E9 1B		E5 1B	6-3		F8	6	1	1	0	0	1	4					
Nellie Fox, L OBP: 0.341, SLG: 0.349	F7		BB 1B BB	P6		SH2-3 1B		G6-3 1B		4	2	2	1	1	0	2					
Floyd Robinson, L OBP: 0.396, SLG: 0.492			BB 1B BB	4-3		SH2-3		G6-3		3	1	1	0	1	0	3					
Dave Nicholson, R OBP: 0.327, SLG: 0.487			K	K		5-3		HR		4	1	1	1	1	2	5					
Pete Ward, L OBP: 0.348, SLG: 0.453	F7		K					4-3		5	0	2	1	0	1	4					
Ron Hansen, R OBP: 0.329, SLG: 0.401		5-3	1B BB	FC5-4 1B		K			BB 1B	4	0	1	0	1	1	2					
Tom McCraw, L OBP: 0.194, SLG: 0.290				F9					K	5	1	3	2	0	1	2					
Cam Carson, R Eddie Fisher, R Mike Harshberger, R Dave DeBusschere, R Al Weis, R Hoyt Wilhelm, R Garry Roggenburk, R			5-3			SH1-4 1B				2	0	1	1	0	0	2					
Ray Herbert, R Sherm Lollar, R J.C. Martin, L		K					5-3		K	1	0	0	0	0	1	1					
<b>Inning Stats</b>	R: 0 E: 0 K: 1 S: 6	H: 1 LOB: 2 BB: 1 P: 10	R: 1 E: 0 K: 1 S: 7	H: 2 LOB: 1 BB: 0 P: 7	R: 2 E: 0 K: 2 S: 8	H: 1 LOB: 2 BB: 3 P: 20	R: 0 E: 1 K: 1 S: 6	H: 1 LOB: 2 BB: 1 P: 10	R: 0 E: 0 K: 0 S: 4	H: 1 LOB: 1 BB: 0 P: 4	R: 1 E: 0 K: 0 S: 4	H: 2 LOB: 0 BB: 0 P: 4	R: 0 E: 0 K: 2 S: 8	H: 1 LOB: 2 BB: 1 P: 12	1B: 9 2B: 2 3B: 0 HR: 1	SF: 0 SAC: 2 DP: 1 HBP: 0	WP: 0 PB: 0 SB: 0 CS: 0	PA: 46			
<b>PITCHER</b>	IP	WLS	BF	H	R	ER	SO	BB	IBB	HBP	BLK	WP	HR	S	P	ERA	WHIP				
Dick Stigman, L	2.2		16	4	3	3	4	4	0	0	0	0	0	16	24	0.00	2.000				
Bill Pleis, L	3.0		16	4	2	0	1	2	0	0	0	0	1	11	11	3.86	1.286				
Bill Dailey, R	2.1	W	9	3	1	1	1	0	0	0	0	0	1	11	11	0.00	2.000				
Garry Roggenburk, L	1.0	S	5	1	0	0	2	1	0	0	0	0	0	8	12	0.00	2.000				

Minnesota Twins @ Chicago White Sox  
Comiskey Park, Chicago, IL  
Tue Jun 11 1963, 8:05 PM EDT  
Att: 5,738 - Unknown

AB 37  
R 6  
H 12  
RBI 6  
BB 7  
SO 8  
LOB 30





Batter	1	2	3	4	5	6	7	8	9	AB	R	H	RBI	BB	SO	LOB	TOP			
Albie Pearson, L (1,8) OBP: 0.400, SLG: 0.429	0-0 4-3		0-0 3-1			0-3 K			0-0 F8	4	0	0	0	0	1	1	<b>Los Angeles Angels @ Chicago White Sox</b> Comiskey Park, Chicago, IL Wed Jun 12 1963, 8:05 PM EDT Unknown			
Jim Fregosi, R (1,6) OBP: 0.286, SLG: 0.368	0-0 L1			0-0 5-3			0-0 F7		0-0 F5	4	0	0	0	0	0	1				
Leon Wagner, L (1,7) OBP: 0.391, SLG: 0.558	0-3 K			0-0 L4			1-0 G4-6-3 HBP		0-0 F3	3	0	0	0	0	1	1				
Charlie Dees, L (1,3)		0-0 3-1 1B		0-3 K			0-0 G4-6-3 1-2			3	1	1	0	0	1	1				
Lee Thomas, L (1,9) OBP: 0.295, SLG: 0.332		0-0 3-1			0-3 K			0-0 G3		3	0	0	0	0	1	1				
Felix Torres, R (1,5) OBP: 0.328, SLG: 0.370		0-0 2-3			0-0 6-3			0-0 F2		3	0	1	1	0	0	0				
Billy Moran, R (1,4) OBP: 0.287, SLG: 0.315		0-0 3-H 1B			0-0 4-3			0-0 FC6-4 1B		3	0	1	0	0	0	1				
Ed Sadowski, R (1,2) OBP: 0.271, SLG: 0.350			0-3 K			0-0 2-3		0-0 FC6-4		2	0	0	0	0	1	0				
Bob Sadowski, L (8, PH) OBP: 0.387, SLG: 0.250								0-0 1-2		1	0	0	0	0	0	1				
Hank Foiles, R (8,2)										0	0	0	0	0	0	0				
Don Lee, R (1,1) OBP: 0.056, SLG: 0.056			0-3 K			0-0 L5			1-0 HBP	2	0	0	0	0	1	0				
Bob Perry, R (9, PH) OBP: 0.295, SLG: 0.381										0	0	0	0	0	0	0				
<b>Inning Stats</b>	R: 0 E: 0 K: 1 S: 5	H: 0 LOB: 0 BB: 0 P: 5	R: 1 E: 0 K: 0 S: 4	H: 2 LOB: 2 BB: 0 P: 4	R: 0 E: 0 K: 2 S: 7	H: 0 LOB: 0 BB: 0 P: 7	R: 0 E: 0 K: 1 S: 5	H: 0 LOB: 0 BB: 0 P: 5	R: 0 E: 0 K: 1 S: 5	H: 0 LOB: 0 BB: 0 P: 5	R: 0 E: 0 K: 0 S: 2	H: 0 LOB: 0 BB: 0 P: 3	R: 0 E: 0 K: 0 S: 4	H: 1 LOB: 1 BB: 0 P: 4	R: 0 E: 0 K: 0 S: 3	H: 0 LOB: 1 BB: 0 P: 4	1B: 2 2B: 2 3B: 0 HR: 0	SF: 0 SAC: 0 DP: 2 HBP: 2	WP: 0 PB: 0 SB: 0 CS: 0	PA: 30
<b>PITCHER</b> John Buzhardt, R (1,1) ERA: 2.08	IP: 9.0 WLS: W BF: 30 H: 3 R: 1 ER: 1 SO: 6 BB: 0 IBB: 0 HBP: 2 BLK: 0 WP: 0 HR: 0 S: 40 P: 42 ERA: 1.00 WHIP: 0.333															<b>PITCHER</b>				

Batter	1	2	3	4	5	6	7	8	9	AB	R	H	RBI	BB	SO	LOB	BOTTOM			
Jim Landis, R (1,8) OBP: 0.331, SLG: 0.439	0-0 L4			0-0 SH5-3			0-0 P5			3	0	0	0	0	0	2	<b>Los Angeles Angels @ Chicago White Sox</b> Comiskey Park, Chicago, IL Wed Jun 12 1963, 8:05 PM EDT Unknown			
Mike Hershberger, R (8,8) OBP: 0.361, SLG: 0.377		0-0 F7		2-3						0	0	0	0	0	0	0				
Nellie Fox, L (1,4) OBP: 0.339, SLG: 0.347	0-0 4-3		0-0 1-3 2-H 1B		0-0 6-3		0-0 L3			4	0	1	1	0	0	1				
Pete Ward, L (1,5) OBP: 0.351, SLG: 0.465	4-0 BB BB		0-0 F8		0-0 F9		0-0 HR			3	1	1	1	1	0	3				
Floyd Robinson, L (1,9) OBP: 0.398, SLG: 0.490	4-0 BB 1-2 BB		0-0 2B SF8 1B		0-0 F2		0-0 F2			3	1	1	0	1	0	0				
Tom McCraw, L (1,3) OBP: 0.229, SLG: 0.324	4-0 1-2 2-3 BB		0-0 SF8 1-3 2B		0-0 4-3			0-3 K		3	0	1	0	1	1	0				
Dave Nicholson, R (1,7) OBP: 0.326, SLG: 0.482	0-3 K		0-3 K		0-3 K			0-0 1B		4	0	1	0	0	3	5				
Ron Hansen, R (1,6) OBP: 0.327, SLG: 0.490		0-0 FC1-5 1B		0-0 SF8 2-3 3-H		0-0 P6		0-0 P6		3	0	1	1	0	0	1				
J.C. Martin, L (1,2) OBP: 0.246, SLG: 0.229		4-0 FC1-5 1B		0-3 K		0-0 P6		0-0 P4		3	1	0	0	1	1	2				
John Buzhardt, R (1,1) OBP: 0.088, SLG: 0.147		0-0 FC1-5 1B		0-0 SH5-3 2B		0-0 6-3				3	0	1	0	0	0	2				
<b>Inning Stats</b>	R: 0 E: 0 K: 1 S: 5	H: 0 LOB: 3 BB: 3 P: 17	R: 1 E: 0 K: 0 S: 5	H: 2 LOB: 2 BB: 1 P: 9	R: 1 E: 0 K: 2 S: 9	H: 2 LOB: 1 BB: 0 P: 9	R: 0 E: 0 K: 0 S: 4	H: 1 LOB: 1 BB: 0 P: 4	R: 0 E: 0 K: 1 S: 5	H: 0 LOB: 0 BB: 0 P: 5	R: 0 E: 0 K: 0 S: 3	H: 0 LOB: 0 BB: 0 P: 3	R: 1 E: 0 K: 0 S: 4	H: 1 LOB: 0 BB: 0 P: 4	R: 0 E: 0 K: 1 S: 6	H: 1 LOB: 1 BB: 0 P: 6	1B: 4 2B: 2 3B: 0 HR: 1	SF: 1 SAC: 1 DP: 0 HBP: 0	WP: 0 PB: 0 SB: 0 CS: 0	PA: 35
<b>PITCHER</b> Don Lee, R (1,1) ERA: 3.54	IP: 8.0 WLS: L BF: 35 H: 7 R: 3 ER: 3 SO: 5 BB: 4 IBB: 0 HBP: 0 BLK: 0 WP: 0 HR: 1 S: 41 P: 57 ERA: 3.38 WHIP: 1.375															<b>PITCHER</b>				



Batter	1	2	3	4	5	6	7	8	9	AB	R	H	RBI	BB	SO	LOB	TOP						
Albie Pearson, L (1.8) OBP: 0.397, SLG: 0.425 Bob Perry, R (3.8) OBP: 0.298, SLG: 0.400	F7		6-3		1-3		5-3		FC5-2 1-3 2B	2	0	0	0	0	0	1	<b>Los Angeles Angels @ Chicago White Sox</b> Comiskey Park, Chicago, IL Wed Jun 12 1963, 8:05 PM EDT Att: 24,732 - Unknown <a href="http://livebaseballscorecards.com">livebaseballscorecards.com</a>						
Jim Fregosi, R (1.6) OBP: 0.295, SLG: 0.376	F8					SH3-4 1B BB		HR PB 1B	FC5-2 2-3 3-H	4	2	2	1	1	0	2							
Charlie Dees, L (1.3) OBP: 0.470, SLG: 0.569	4-3				F8	SH3-4 1-2		K	K	4	0	0	0	0	2	3							
Felix Torres, R (1.5) OBP: 0.332, SLG: 0.387		HR			K			F7		3	1	1	1	1	1	1							
Leon Wagner, L (1.7) OBP: 0.401, SLG: 0.581					1B CS 1B					4	1	4	3	0	0	0							
Lee Thomas, L (1.9) OBP: 0.298, SLG: 0.332					8-4-3 1-2					3	0	1	0	0	0	3							
Joe Koppe, R (1.4) OBP: 0.291, SLG: 0.260					K	CS 3-H		F9	P4	4	0	0	0	0	2	3							
Hank Foiles, R (1.2) OBP: 0.231, SLG: 0.091								G3		3	0	1	0	1	1	0							
Bob Turley, R (1.1) OBP: 0.071, SLG: 0.071					FC3-6 6-3 1-2 2B			P6	2B FC5-2 1B	4	1	1	0	0	1	2							
<b>Inning Stats</b>	R: 0 E: 0 K: 0 S: 3	H: 0 LOB: 0 BB: 0 P: 3	R: 1 E: 0 K: 1 S: 6	H: 2 LOB: 0 BB: 0 P: 6	R: 1 E: 1 K: 0 S: 4	H: 2 LOB: 1 BB: 0 P: 4	R: 0 E: 0 K: 1 S: 6	H: 2 LOB: 1 BB: 0 P: 6	R: 0 E: 0 K: 2 S: 7	H: 1 LOB: 1 BB: 2 P: 12	R: 0 E: 0 K: 0 S: 3	H: 0 LOB: 0 BB: 0 P: 3	R: 2 E: 0 K: 1 S: 7	H: 2 LOB: 1 BB: 0 P: 8	R: 0 E: 0 K: 2 S: 9	H: 2 LOB: 2 BB: 0 P: 9		1B: 7 2B: 3 3B: 0 HR: 2	SF: 0 SAC: 1 DP: 1 HBP: 1	WP: 0 PB: 1 CS: 0	PA: 40		
<b>PITCHER</b>	IP WLS BF H R ER SO BB IBB HBP BLK WP HR S P ERA WHIP	IP WLS BF H R ER SO BB IBB HBP BLK WP HR S P ERA WHIP																					
Juan Pizarro, L (1.1) ERA: 2.27	8.0	L	34	9	5	4	5	3	0	1	0	0	0	0	0	0	0	0	0	9	9	0.00	2.000
Joe Horlen, R (9.1) ERA: 3.93	1.0		5	2	0	0	2	0	0	0	0	0	0	0	0	0	0	0	0	0	0	0.00	2.000

Batter	1	2	3	4	5	6	7	8	9	AB	R	H	RBI	BB	SO	LOB	BOTTOM						
Mike Hershberger, R (1.8) OBP: 0.352, SLG: 0.366	F3		4-3		F8			5-3		4	0	0	0	0	0	2	<b>Los Angeles Angels @ Chicago White Sox</b> Comiskey Park, Chicago, IL Wed Jun 12 1963, 8:05 PM EDT Att: 24,732 - Unknown <a href="http://livebaseballscorecards.com">livebaseballscorecards.com</a>						
Nellie Fox, L (1.4) OBP: 0.338, SLG: 0.342			F5				F8	F9		3	0	0	0	1	0	1							
Pete Ward, L (1.5) OBP: 0.354, SLG: 0.465								F9		2	0	1	0	0	0	1							
Floyd Robinson, L (1.9) OBP: 0.391, SLG: 0.480			6-3		F9		P4		G3	4	0	0	0	0	0	3							
Tom McCraw, L (1.3) OBP: 0.231, SLG: 0.297					P6		P4		4-3	3	0	0	0	1	0	2							
Dave Nicholson, R (1.7) OBP: 0.320, SLG: 0.472							K		K	4	0	0	0	0	4	2							
Ron Hansen, R (1.6) OBP: 0.327, SLG: 0.396			F8				F9			2	0	0	0	1	0	1							
Cam Carreon, R (1.2) OBP: 0.299, SLG: 0.325 J.C. Martin, L (5.2) OBP: 0.242, SLG: 0.225			4-3				F7		K	1	0	0	0	0	0	1							
Juan Pizarro, L (1.1) OBP: 0.200, SLG: 0.414 Charlie Maxwell, L (8. PH) OBP: 0.458, SLG: 0.371 Joe Horlen, R (9.1) OBP: 0.231, SLG: 0.231									K	2	0	0	0	0	1	0							
									5-3 BB	0	0	0	0	0	0	0							
<b>Inning Stats</b>	R: 0 E: 0 K: 0 S: 3	H: 0 LOB: 1 BB: 1 P: 7	R: 0 E: 0 K: 1 S: 5	H: 0 LOB: 1 BB: 1 P: 9	R: 0 E: 0 K: 1 S: 5	H: 0 LOB: 0 BB: 0 P: 5	R: 0 E: 0 K: 1 S: 5	H: 0 LOB: 1 BB: 0 P: 6	R: 0 E: 0 K: 1 S: 5	H: 0 LOB: 1 BB: 1 P: 9	R: 0 E: 0 K: 0 S: 4	H: 1 LOB: 1 BB: 0 P: 4	R: 0 E: 0 K: 2 S: 7	H: 0 LOB: 0 BB: 0 P: 7	R: 0 E: 0 K: 0 S: 3	H: 0 LOB: 1 BB: 1 P: 7	R: 0 E: 0 K: 1 S: 5	H: 0 LOB: 0 BB: 0 P: 5	1B: 1 2B: 0 3B: 0 HR: 0	SF: 0 SAC: 1 DP: 0 HBP: 1	WP: 0 PB: 0 SB: 1 CS: 0	PA: 33	
<b>PITCHER</b>	IP WLS BF H R ER SO BB IBB HBP BLK WP HR S P ERA WHIP	IP WLS BF H R ER SO BB IBB HBP BLK WP HR S P ERA WHIP																					
Bob Turley, R (1.1) ERA: 3.25	9.0	W	33	1	0	0	7	4	0	1	0	0	0	0	0	0	0	0	0	0	0	0.00	0.556







Batter	1	2	3	4	5	6	7	8	9	AB	R	H	RBI	BB	SO	LOB	TOP				
Jay Hankins, L OBP: 0.172, SLG: 0.345	0-0 3-1		0-0 F7		0-0 3B		0-0 L5-3			4	0	1	2	0	0	1					
Gino Cimoli, R OBP: 0.330, SLG: 0.396	0-0 1B			0-0 6-3	0-0 4-3			0-0 6-3		4	0	1	0	0	0	1					
Norm Siebern, L OBP: 0.387, SLG: 0.415	0-3 K			0-0 G6-4-3 1B		4-0 BB		0-0 G6-4-3 1B		3	0	2	0	1	1	1					
Ed Charles, R OBP: 0.374, SLG: 0.442	0-0 F9			0-0 G6-4-3		0-0 F9		0-0 G6-4-3		4	0	0	0	0	0	4					
Chuck Essegian, R OBP: 0.319, SLG: 0.383 George Alusik, R OBP: 0.298, SLG: 0.366		0-0 F7			0-0 1B 1-3 1B		0-0 P5		0-3 K	3	1	1	0	0	0	1					
Jerry Lumpe, L OBP: 0.285, SLG: 0.319	0-0 P6			0-0 1-3		0-0 P4			0-0 F9	4	0	0	0	0	0	2					
Doc Edwards, R OBP: 0.319, SLG: 0.409 Haywood Sullivan, R OBP: 0.330, SLG: 0.304		0-3 K			0-0 FC1-5 1B 2-3 1B		0-0 6-3		0-0 1B	3	0	1	0	0	1	0					
Wayne Causey, L OBP: 0.353, SLG: 0.420			0-0 4-3		0-0 FC1-5 3B 1B		0-0 E7 1B		0-0 4-3	4	2	2	1	0	0	1					
Diego Segui, R OBP: 0.250, SLG: 0.182 Ted Bowsfield, R OBP: 0.190, SLG: 0.111 Dale Willis, R OBP: 0.250, SLG: 0.250 John Wyatt, R OBP: 0.250, SLG: 0.250			0-3 K		0-0 FC1-5 3B		0-0 L5-3 1B			1	0	0	0	0	1	0					
<b>Inning Stats</b>	R: 0 E: 0 K: 1 S: 6	H: 1 LOB: 1 BB: 0 P: 6	R: 0 E: 0 K: 1 S: 5	H: 0 LOB: 0 BB: 0 P: 5	R: 0 E: 0 K: 1 S: 5	H: 0 LOB: 0 BB: 0 P: 5	R: 0 E: 0 K: 0 S: 3	H: 1 LOB: 0 BB: 0 P: 3	R: 3 E: 0 K: 0 S: 7	H: 4 LOB: 1 BB: 0 P: 7	R: 0 E: 0 K: 0 S: 3	H: 0 LOB: 1 BB: 1 P: 7	R: 1 E: 0 K: 0 S: 4	H: 2 LOB: 0 BB: 0 P: 4	R: 0 E: 0 K: 0 S: 3	H: 1 LOB: 0 BB: 0 P: 3	R: 0 E: 0 K: 1 S: 6	H: 1 LOB: 1 BB: 0 P: 6	1B: 9 2B: 1 3B: 1 HR: 0	SF: 0 SAC: 0 DP: 3 HBP: 0	WP: 0 PA: 35
<b>PITCHER</b> Ray Herbert, R ERA: 4.07	IP: 9.0 WLS: L BF: 35 H: 10 R: 4 ER: 3 SO: 4 BB: 1 IBB: 0 HBP: 0 BLK: 0 WP: 0 HR: 0 S: 42 P: 46 ERA: 3.00 WHIP: 1.222															<b>PITCHER</b>					

Kansas City Athletics @ Chicago White Sox  
Comiskey Park, Chicago, IL  
Sat Jun 15 1963, 4:33 AM EDT  
Att: 10,196 - Unknown

AB	34
R	4
H	10
RBI	4
BB	1
SO	4
LOB	13



Batter	1	2	3	4	5	6	7	8	9	AB	R	H	RBI	BB	SO	LOB	BOTTOM				
Mike Hershberger, R OBP: 0.357, SLG: 0.377	0-0 E 2B	0-0 6-3		0-0 1B			0-3 K		0-0 BB 1B	5	1	3	0	0	1	1					
Nellie Fox, L OBP: 0.325, SLG: 0.333	0-0 E1 1B	0-0 F8		0-0 4-3			0-0 F7		0-0 F7	5	1	1	0	0	0	4					
Pete Ward, L OBP: 0.361, SLG: 0.464	0-0 1B FC1-2 1B		4-0 1B WP 9-2 BB		0-0 3-1		0-0 F7		4-0 1-2 BB	3	0	1	1	2	0	0					
Floyd Robinson, L OBP: 0.402, SLG: 0.493	0-0 FC1-2 BB 1B		0-0 1-3 1B		1-0 G6-4-3 HBP			0-0 4-3		4	1	3	0	0	0	2					
Charlie Maxwell, L OBP: 0.472, SLG: 0.462 Jim Landis, R OBP: 0.331, SLG: 0.437	4-0 FC1-2 BB		0-0 9-2		0-0 G6-4-3			0-0 FC6-5 S 1B		0	0	0	0	1	0	0					
Tom McCraw, L OBP: 0.281, SLG: 0.302	0-0 FC1-2 BB		0-0 5-3		0-0 1-2 2-3 3-H		4-0 FC5-4 BB		0-0 FC6-5 S 1-3 S	3	0	0	0	1	0	5					
Ron Hansen, R OBP: 0.326, SLG: 0.394	0-0 G6-4-3			0-0 F7		0-0 F8		0-0 1-3		4	0	0	0	0	0	5					
J.C. Martin, L OBP: 0.242, SLG: 0.219		4-0 6-3 SH1-4 BB		0-0 3-1		0-0 FC5-4 FC6-4		0-0 F7		3	0	0	0	1	0	2					
Ray Herbert, R OBP: 0.300, SLG: 0.414 Sherm Lollar, R OBP: 0.297, SLG: 0.258		0-0 SH1-4		0-0 1B		0-0 FC6-4			0-0 1-3	2	0	1	0	0	0	1					
<b>Inning Stats</b>	R: 2 E: 1 K: 0 S: 6	H: 4 LOB: 2 BB: 1 P: 10	R: 0 E: 0 K: 0 S: 3	H: 0 LOB: 1 BB: 1 P: 7	R: 0 E: 0 K: 0 S: 3	H: 1 LOB: 1 BB: 1 P: 7	R: 0 E: 0 K: 0 S: 5	H: 2 LOB: 2 BB: 0 P: 5	R: 0 E: 0 K: 0 S: 2	H: 0 LOB: 0 BB: 0 P: 3	R: 0 E: 0 K: 0 S: 3	H: 0 LOB: 1 BB: 1 P: 7	R: 0 E: 0 K: 1 S: 5	H: 0 LOB: 0 BB: 0 P: 5	R: 1 E: 0 K: 0 S: 5	H: 2 LOB: 1 BB: 0 P: 5	R: 0 E: 0 K: 0 S: 4	H: 1 LOB: 2 BB: 1 P: 8	1B: 8 2B: 2 3B: 1 HR: 0	SF: 0 SAC: 1 DP: 3 HBP: 1	WP: 1 PA: 40
<b>PITCHER</b> Diego Segui, R ERA: 5.48 Ted Bowsfield, L ERA: 5.01 Dale Willis, R ERA: 4.1 John Wyatt, R ERA: 3.1	IP: 2.0 WLS: W BF: 7 H: 2 R: 0 ER: 0 SO: 0 BB: 0 IBB: 0 HBP: 0 BLK: 0 WP: 0 HR: 0 S: 7 P: 7 ERA: 9.00 WHIP: 4.000															<b>PITCHER</b>					

Kansas City Athletics @ Chicago White Sox  
Comiskey Park, Chicago, IL  
Sat Jun 15 1963, 4:33 AM EDT  
Att: 10,196 - Unknown

AB	33
R	3
H	10
RBI	1
BB	5
SO	1
LOB	23





Batter	1	2	3	4	5	6	7	8	9	AB	R	H	RBI	BB	SO	LOB	TOP					
Jay Hankins, L (1.8) OBP: 0.152, SLG: 0.303	E6 CS		F8			P5			F8	4	0	0	0	0	0	1	<b>Kansas City Athletics @ Chicago White Sox</b> Comiskey Park, Chicago, IL Sun Jun 16 1963, 4:33 AM EDT Unknown <a href="http://livebaseballscores.com">livebaseballscores.com</a>					
Gino Cimoli, R (1.9) OBP: 0.329, SLG: 0.394	K						1B FC5-2		F2	4	0	1	0	0	2	1						
Norm Siebern, L (1.3) OBP: 0.389, SLG: 0.431	5-3					F8			FC5-2 1B	4	1	2	1	0	0	1						
Ed Charles, R (1.5) OBP: 0.368, SLG: 0.434		6-3				F8			P4	4	0	0	0	0	0	2						
Chuck Essegian, R (1.7) OBP: 0.314, SLG: 0.375		5-3							FC5-2 FC6-4	3	0	0	0	0	0	2						
Jerry Lumpe, L (1.4) OBP: 0.286, SLG: 0.319									FC6-4	3	0	1	0	0	0	2						
Wayne Causey, L (1.6) OBP: 0.353, SLG: 0.416									F7	2	0	0	0	1	0	1						
Haywood Sullivan, R (1.2) OBP: 0.319, SLG: 0.293									6-3	3	0	0	0	0	0	1						
Dave Wickersham, R (1.1) OBP: 0.200, SLG: 0.176									K	2	0	0	0	0	1	1						
Ted Bowsfield, R (7.1) OBP: 0.190, SLG: 0.111									1-3	0	0	0	0	0	0	0						
George Alusk, R (8. PH) OBP: 0.296, SLG: 0.363										1	0	0	0	0	1	0						
Bill Fischer, R (8.1)										0	0	0	0	0	0	0						
<b>Inning Stats</b>	R: 0 E: 1 K: 1 S: 5	H: 0 LOB: 0 BB: 0 P: 5	R: 0 E: 0 K: 0 S: 3	H: 0 LOB: 0 BB: 0 P: 3	R: 0 E: 0 K: 1 S: 5	H: 0 LOB: 1 BB: 1 P: 9	R: 0 E: 0 K: 1 S: 5	H: 0 LOB: 0 BB: 0 P: 5	R: 0 E: 0 K: 0 S: 3	H: 1 LOB: 0 BB: 0 P: 3	R: 0 E: 0 K: 0 S: 3	H: 0 LOB: 0 BB: 0 P: 3	R: 0 E: 0 K: 0 S: 5	H: 2 LOB: 2 BB: 0 P: 5	R: 0 E: 0 K: 1 S: 5	H: 0 LOB: 0 BB: 0 P: 5	R: 1 E: 0 K: 0 S: 4	H: 1 LOB: 0 BB: 0 P: 4	1B: 3 2B: 0 3B: 0 HR: 1	SF: 0 SAC: 0 DP: 0 HBP: 0	WP: 0 PB: 0 SB: 0 CS: 2	PA: 31
<b>PITCHER</b> John Buzhardt, R (1.1) ERA: 1.98	IP: 9.0 WLS: W BF: 31 H: 4 R: 1 ER: 1 SO: 4 BB: 1 IBB: 0 HBP: 0 BLK: 0 WP: 0 HR: 1 S: 38 P: 42 ERA: 1.00 WHIP: 0.556															<b>PITCHER</b>						

Batter	1	2	3	4	5	6	7	8	9	AB	R	H	RBI	BB	SO	LOB	BOTTOM			
Jim Landis, R (1.8) OBP: 0.330, SLG: 0.429			6-3							3	0	0	0	1	0	1	<b>Kansas City Athletics @ Chicago White Sox</b> Comiskey Park, Chicago, IL Sun Jun 16 1963, 4:33 AM EDT Unknown <a href="http://livebaseballscores.com">livebaseballscores.com</a>			
Nellie Fox, L (1.4) OBP: 0.336, SLG: 0.338										3	0	2	0	1	0	0				
Pete Ward, L (1.5) OBP: 0.363, SLG: 0.464										2	0	1	1	0	1	1				
Floyd Robinson, L (1.9) OBP: 0.403, SLG: 0.493										4	0	2	0	0	1	3				
Charlie Maxwell, L (1.7) OBP: 0.474, SLG: 0.439										2	0	0	0	2	1	4				
Al Weis, S (8. PR) OBP: 0.293, SLG: 0.260										0	1	0	0	0	0	0				
Mike Hershberger, R (9.9) OBP: 0.357, SLG: 0.377										0	0	0	0	0	0	0				
Tom McCraw, L (1.3) OBP: 0.280, SLG: 0.283										3	0	0	0	0	1	5				
Ron Hansen, R (1.6) OBP: 0.329, SLG: 0.389										2	0	0	0	2	0	0				
J.C. Martin, L (1.2) OBP: 0.235, SLG: 0.214										3	0	0	1	0	1	3				
John Buzhardt, R (1.1) OBP: 0.105, SLG: 0.158										4	1	1	0	0	3	2				
<b>Inning Stats</b>	R: 0 E: 0 K: 2 S: 8	H: 2 LOB: 3 BB: 2 P: 16	R: 0 E: 0 K: 2 S: 7	H: 0 LOB: 0 BB: 0 P: 7	R: 0 E: 0 K: 1 S: 5	H: 0 LOB: 1 BB: 1 P: 10	R: 0 E: 0 K: 0 S: 3	H: 0 LOB: 0 BB: 0 P: 3	R: 0 E: 0 K: 1 S: 5	H: 0 LOB: 0 BB: 0 P: 5	R: 0 E: 0 K: 0 S: 5	H: 2 LOB: 3 BB: 1 P: 9	R: 1 E: 1 K: 1 S: 7	H: 2 LOB: 1 BB: 0 P: 7	R: 0 E: 0 K: 1 S: 4	H: 0 LOB: 2 BB: 2 P: 13	1B: 6 2B: 1 3B: 0 HR: 0	SF: 2 SAC: 0 DP: 1 HBP: 2	WP: 0 PB: 0 SB: 1 CS: 1	PA: 36
<b>PITCHER</b> Dave Wickersham, R (1.1) ERA: 3.2	IP: 6.1 WLS: L BF: 29 H: 6 R: 1 ER: 1 SO: 6 BB: 4 IBB: 1 HBP: 0 BLK: 0 WP: 0 HR: 0 S: 36 P: 53 ERA: 1.42 WHIP: 1.579															<b>PITCHER</b>				
Ted Bowsfield, L (7.1) ERA: 4.97	0.2	2	0	0	0	1	0	0	0	0	0	4	4	0.00	0.000					
Bill Fischer, R (8.1) ERA: 2.57	1.0	5	0	1	1	1	2	0	1	0	0	4	13	9.00	2.000					



Batter	1	2	3	4	5	6	7	8	9	AB	R	H	RBI	BB	SO	LOB	TOP				
<b>Bobby Del Greco, R</b> OBP: 0.291, SLG: 0.338 (1, 8)										5	1	2	1	0	1	1	<b>Kansas City Athletics @ Chicago White Sox</b> Comiskey Park, Chicago, IL Sun Jun 16 1963, 4:38 AM EDT Att: 28,909 - Unknown <a href="http://livebaseballscorecards.com">livebaseballscorecards.com</a>				
<b>Gino Cimoli, R</b> OBP: 0.331, SLG: 0.388 (1, 9)										3	0	0	0	2	0	0					
<b>Norm Siebern, L</b> OBP: 0.393, SLG: 0.429 (1, 3)										3	0	1	0	2	0	1					
<b>Ed Charles, R</b> OBP: 0.366, SLG: 0.431 (1, 5)										4	0	1	0	0	1	5					
<b>Chuck Essegian, R</b> OBP: 0.313, SLG: 0.378 (1, 7)										4	1	1	0	0	0	1					
<b>Jerry Lumpe, L</b> OBP: 0.281, SLG: 0.314 (1, 4)										4	0	0	0	0	1	1					
<b>Haywood Sullivan, R</b> OBP: 0.320, SLG: 0.286 (8, PH)										2	0	0	0	1	1	0					
<b>Jay Hankins, L</b> OBP: 0.176, SLG: 0.324 (8, 2)										1	0	1	1	0	0	0					
<b>Doc Edwards, R</b> OBP: 0.319, SLG: 0.409 (8, 2)										0	0	0	0	0	0	0					
<b>Wayne Causey, L</b> OBP: 0.356, SLG: 0.415 (1, 6)										3	0	1	0	1	1	1					
<b>Orlando Pena, R</b> OBP: 0.222, SLG: 0.250 (1, 1)										3	0	0	0	0	3	3					
<b>Ken Harrelson, R</b> OBP: 0.286, SLG: 0.571 (9, PH)										1	0	1	0	0	0	0					
<b>Inning Stats</b>	R: 0 E: 0 K: 1 S: 5	H: 0 LOB: 1 BB: 1 P: 9	R: 0 E: 0 K: 0 S: 3	H: 0 LOB: 0 BB: 0 P: 3	R: 0 E: 0 K: 2 S: 8	H: 1 LOB: 3 BB: 2 P: 16	R: 0 E: 0 K: 2 S: 8	H: 1 LOB: 2 BB: 1 P: 12	R: 1 E: 0 K: 0 S: 5	H: 2 LOB: 1 BB: 0 P: 5	R: 0 E: 0 K: 1 S: 6	H: 1 LOB: 1 BB: 0 P: 6	R: 1 E: 0 K: 0 S: 4	H: 2 LOB: 0 BB: 0 P: 4	R: 0 E: 0 K: 0 S: 3	H: 1 LOB: 1 BB: 1 P: 7	1B: 5 2B: 2 3B: 0 HR: 1	SF: 0 SAC: 0 DP: 2 HBP: 0	WP: 0 PB: 0 SB: 0 CS: 0	PA: 39	
<b>PITCHER</b>	IP	WLS	BF	H	R	ER	SO	BB	IBB	HBP	BLK	WP	HR	S	P	ERA	WHIP				
<b>Juan Pizarro, L</b> ERA: 2.29 (1, 1)	7.1	W	33	6	2	2	8	5	0	0	0	0	1	44	64	2.46	1.500				
<b>Jim Brosnan, R</b> ERA: 2.17 (8, 1)	1.2	S	6	2	0	0	0	1	0	0	0	0	0	5	9	0.00	1.800				

Batter	1	2	3	4	5	6	7	8	9	AB	R	H	RBI	BB	SO	LOB	BOTTOM				
<b>Jim Landis, R</b> OBP: 0.333, SLG: 0.443 (1, 8)										4	1	2	0	0	0	1	<b>Kansas City Athletics @ Chicago White Sox</b> Comiskey Park, Chicago, IL Sun Jun 16 1963, 4:38 AM EDT Att: 28,909 - Unknown <a href="http://livebaseballscorecards.com">livebaseballscorecards.com</a>				
<b>Nellie Fox, L</b> OBP: 0.335, SLG: 0.340 (1, 4)										4	1	1	1	0	0	2					
<b>Pete Ward, L</b> OBP: 0.362, SLG: 0.461 (1, 5)										4	0	1	0	0	1	1					
<b>Floyd Robinson, L</b> OBP: 0.405, SLG: 0.491 (1, 9)										3	0	1	1	1	0	0					
<b>Tom McCraw, L</b> OBP: 0.278, SLG: 0.271 (1, 3)										2	1	0	0	2	0	2					
<b>Dave Nicholson, R</b> OBP: 0.319, SLG: 0.467 (1, 7)										4	0	1	0	0	0	3					
<b>Al Weis, S</b> OBP: 0.286, SLG: 0.264 (1, 6)										3	0	1	1	0	1	2					
<b>Sherm Lollar, R</b> OBP: 0.300, SLG: 0.265 (1, 2)										3	0	1	0	0	0	1					
<b>Juan Pizarro, L</b> OBP: 0.182, SLG: 0.375 (1, 1)										3	0	0	0	0	2	1					
<b>Jim Brosnan, R</b> OBP: 0.286, SLG: 0.286 (8, 1)										0	0	0	0	0	0	0					
<b>Inning Stats</b>	R: 0 E: 0 K: 1 S: 5	H: 1 LOB: 1 BB: 1 P: 5	R: 1 E: 0 K: 0 S: 4	H: 1 LOB: 1 BB: 1 P: 8	R: 0 E: 0 K: 1 S: 5	H: 0 LOB: 0 BB: 0 P: 5	R: 0 E: 0 K: 0 S: 3	H: 0 LOB: 1 BB: 1 P: 7	R: 0 E: 0 K: 1 S: 5	H: 0 LOB: 0 BB: 0 P: 5	R: 2 E: 0 K: 1 S: 9	H: 5 LOB: 2 BB: 0 P: 9	R: 0 E: 0 K: 0 S: 4	H: 1 LOB: 1 BB: 0 P: 4	R: 0 E: 0 K: 0 S: 3	H: 0 LOB: 1 BB: 1 P: 7	1B: 6 2B: 2 3B: 1 HR: 0	SF: 0 SAC: 0 DP: 1 HBP: 0	WP: 0 PB: 0 SB: 1 CS: 2	PA: 33	
<b>PITCHER</b>	IP	WLS	BF	H	R	ER	SO	BB	IBB	HBP	BLK	WP	HR	S	P	ERA	WHIP				
<b>Orlando Pena, R</b> ERA: 3.59 (1, 1)	8.0	L	33	8	3	3	4	3	0	0	0	0	0	38	50	3.38	1.375				



Batter	1	2	3	4	5	6	7	8	9	AB	R	H	RBI	BB	SO	LOB	TOP				
Jim Landis, R OBP: 0.335, SLG: 0.442 (1, 8)	0-0 6-3		0-0 F9		0-0 BB 1B	0-0 1-2 1B		0-0 F9		5	0	2	0	0	0	2	Chicago White Sox @ Minnesota Twins Metropolitan Stadium, Bloomington, MI Tue Jun 18 1963, 8:05 PM EDT Att: 18,576 - Unknown - 75 F				
Nellie Fox, L OBP: 0.332, SLG: 0.335 (1, 4)	0-0 L7		0-0 G3		4-0 BB	0-0 4-3			0-0 3-1	4	0	0	0	1	0	4					
Pete Ward, L OBP: 0.362, SLG: 0.457 (1, 5)	0-0 1B		0-0 F7		0-0 F8		4-0 G3 BB		0-0 L8	4	0	1	0	1	0	4					
Floyd Robinson, L OBP: 0.401, SLG: 0.489 (1, 9)	0-0 G3			0-0 6-3	0-0 L8		0-0 G3 BB		0-0 2B	5	0	1	0	0	0	4					
Charlie Maxwell, L OBP: 0.468, SLG: 0.467 (1, 7)		0-0 4-3		0-0 3B		4-0 2B 4-3 BB		0-0 G3	0-0 F7	4	1	1	0	1	0	2					
Tom McCraw, L OBP: 0.293, SLG: 0.294 (1, 3)	0-0 6-3			4-0 BB BB		0-0 4-3 1B 2B		0-0 F6		3	1	1	0	1	0	1					
Ron Hansen, R OBP: 0.328, SLG: 0.383 (1, 6)	0-0 F8			4-0 BB		0-3 K		0-0 F5		3	0	0	0	1	1	2					
Sherm Lollar, R OBP: 0.316, SLG: 0.278 Eddie Fisher, R OBP: 0.357, SLG: 0.492 Mike Harshberger, R OBP: 0.356, SLG: 0.375 Dave DeBusschere, R OBP: 0.351, SLG: 0.351 Al Weis, S OBP: 0.281, SLG: 0.259 Hoyt Wilhelm, R OBP: 0.277, SLG: 0.277 (1, 2) (4, 1) (6, PH) (8, 1) (8, PH) (8, 1)			0-0 G3 1B		0-0 F8		0-0 4-3		0-3 K	2	0	1	0	0	0	2					
Joe Horlen, R OBP: 0.286, SLG: 0.286 J.C. Martin, L OBP: 0.244, SLG: 0.250 (1, 1) (4, 2)			0-0 1-2 1B		0-0 L8		0-0 1B		0-0 HR	1	0	1	0	0	0	0					
Inning Stats	R: 0 E: 0 K: 0 S: 4	H: 1 LOB: 1 BB: 0 P: 4	R: 0 E: 0 K: 0 S: 3	H: 0 LOB: 0 BB: 0 P: 3	R: 0 E: 0 K: 0 S: 5	H: 2 LOB: 2 BB: 0 P: 5	R: 0 E: 0 K: 0 S: 3	H: 1 LOB: 2 BB: 2 P: 11	R: 0 E: 0 K: 1 S: 8	H: 3 LOB: 2 BB: 1 P: 12	R: 0 E: 0 K: 0 S: 3	H: 0 LOB: 1 BB: 1 P: 7	R: 1 E: 0 K: 1 S: 6	H: 1 LOB: 0 BB: 0 P: 6	R: 0 E: 0 K: 0 S: 4	H: 1 LOB: 1 BB: 0 P: 4		1B: 6 2B: 2 3B: 1 HR: 1	SF: 0 SAC: 0 DP: 0 HBP: 0	WP: 0 PB: 0 SB: 0 CS: 0	PA: 41
PITCHER	IP	WLS	BF	H	R	ER	SO	BB	IBB	HBP	BLK	WP	HR	S	P	ERA	WHIP			ERA	WHIP
Jim Perry, R ERA: 2.98 Bill Dailey, R ERA: 2.41 (1, 1) (8, 1)	7.0	W	33	8	2	2	1	5	0	0	0	0	0	30	50	2.57	1.857			2.57	1.857

Batter	1	2	3	4	5	6	7	8	9	AB	R	H	RBI	BB	SO	LOB	BOTTOM				
Zoilo Versalles, R OBP: 0.323, SLG: 0.424 (1, 6)	0-0 5-3		0-0 G6-4-3		0-0 1-2 2-H 1B	0-3 K				4	0	1	1	0	1	3	Chicago White Sox @ Minnesota Twins Metropolitan Stadium, Bloomington, MI Tue Jun 18 1963, 8:05 PM EDT Att: 18,576 - Unknown - 75 F				
Vic Power, R OBP: 0.281, SLG: 0.352 (1, 3)	0-0 F8		0-0 2B 3-H 1B		0-0 F3		0-0 F5		4	0	1	1	0	0	2						
Harmon Killebrew, R OBP: 0.397, SLG: 0.511 Lenny Green, L OBP: 0.308, SLG: 0.320 (1, 7) (8, 8)	4-0 BB		0-0 1-3 2B		0-0 HR		0-3 K		3	1	2	1	1	1	0						
Jimmie Hall, L OBP: 0.301, SLG: 0.373 (1, 8) (8, 7)	0-0 F8		0-0 1-3		0-0 F8		0-0 F5		4	0	0	0	0	0	3						
Bob Allison, R OBP: 0.395, SLG: 0.598 (1, 9)		0-0 5-3		0-0 4-3 1B 2B	0-0 6-3		0-0 SH1-4 SF7 2B		4	2	2	0	0	0	0						
Earl Battey, R OBP: 0.340, SLG: 0.502 (1, 2)		0-0 4-3		0-0 4-3	0-0 6-3		0-0 SH1-4		3	0	0	0	0	0	1						
Rich Rollins, R OBP: 0.368, SLG: 0.433 (1, 5)		0-0 4-3		4-0 1B BB		0-0 SH4-3 2B		0-0 SF7	2	1	1	1	1	0	0						
Bernie Allen, L OBP: 0.290, SLG: 0.316 (1, 4)			0-0 G6-4-3 1B 2B		0-0 F4		0-0 SH4-3		0-0 4-3	3	1	1	0	0	2						
Jim Perry, S OBP: 0.300, SLG: 0.222 Bill Dailey, R ERA: 2.88 (1, 1) (8, 1)			4-0 G6-4-3 BB		0-0 1B		0-3 K			2	0	1	1	1	1						
Inning Stats	R: 0 E: 0 K: 0 S: 3	H: 0 LOB: 0 BB: 1 P: 7	R: 0 E: 0 K: 0 S: 3	H: 0 LOB: 0 BB: 0 P: 3	R: 1 E: 0 K: 0 S: 5	H: 3 LOB: 1 BB: 1 P: 9	R: 2 E: 0 K: 0 S: 6	H: 3 LOB: 2 BB: 1 P: 10	R: 1 E: 0 K: 0 S: 4	H: 1 LOB: 0 BB: 0 P: 4	R: 0 E: 0 K: 2 S: 8	H: 1 LOB: 0 BB: 0 P: 8	R: 0 E: 0 K: 1 S: 5	H: 0 LOB: 0 BB: 0 P: 5	R: 1 E: 0 K: 0 S: 4	H: 1 LOB: 0 BB: 0 P: 4		1B: 3 2B: 5 3B: 0 HR: 1	SF: 1 SAC: 2 DP: 1 HBP: 0	WP: 0 PB: 0 SB: 0 CS: 0	PA: 35
PITCHER	IP	WLS	BF	H	R	ER	SO	BB	IBB	HBP	BLK	WP	HR	S	P	ERA	WHIP			ERA	WHIP
Joe Horlen, R ERA: 4.24 Eddie Fisher, R ERA: 4.91 Dave DeBusschere, R ERA: 2.61 Hoyt Wilhelm, R ERA: 2.88 (1, 1) (4, 1) (6, 1) (8, 1)	3.1	L	16	4	3	3	0	3	0	0	0	0	0	13	25	8.10	2.100			8.10	2.100





Batter	1	2	3	4	5	6	7	8	9	AB	R	H	RBI	BB	SO	LOB	TOP					
<b>Jim Landis, R</b> OBP: 0.340, SLG: 0.440 (1, 8)										5	1	2	0	1	0	1						
<b>Nellie Fox, L</b> OBP: 0.343, SLG: 0.351 (1, 4)										6	1	5	2	0	0	2						
<b>Floyd Robinson, L</b> OBP: 0.403, SLG: 0.515 (1, 9)										6	2	3	4	0	0	4						
<b>Dave Nicholson, R</b> OBP: 0.321, SLG: 0.463 (1, 7)										4	0	1	0	1	0	1						
<b>Pete Ward, L</b> OBP: 0.363, SLG: 0.456 (1, 5)										5	1	2	0	0	0	3						
<b>Ron Hansen, R</b> OBP: 0.325, SLG: 0.376 (1, 6)										4	2	0	0	1	0	3						
<b>Tom McCraw, L</b> OBP: 0.333, SLG: 0.436 (1, 3)										4	3	3	5	1	0	0						
<b>Sherm Lollar, R</b> OBP: 0.319, SLG: 0.317 (1, 2)										5	1	2	0	0	1	1						
<b>Ray Herbert, R</b> OBP: 0.286, SLG: 0.424 (1, 1)										4	1	1	1	0	0	1						
<b>Inning Stats</b>	R: 0 E: 0 K: 0 S: 4	H: 1 LOB: 1 BB: 0 P: 4	R: 0 E: 0 K: 1 S: 6	H: 1 LOB: 1 BB: 0 P: 6	R: 0 E: 0 K: 0 S: 5	H: 2 LOB: 3 BB: 1 P: 9	R: 5 E: 0 K: 0 S: 7	H: 4 LOB: 0 BB: 1 P: 11	R: 0 E: 0 K: 0 S: 3	H: 0 LOB: 0 BB: 0 P: 3	R: 1 E: 0 K: 0 S: 5	H: 2 LOB: 1 BB: 0 P: 5	R: 0 E: 0 K: 0 S: 3	H: 1 LOB: 0 BB: 0 P: 3	R: 1 E: 0 K: 0 S: 4	H: 2 LOB: 1 BB: 1 P: 8	R: 5 E: 0 K: 0 S: 9	H: 6 LOB: 2 BB: 1 P: 13	1B: 12 2B: 4 3B: 0 HR: 4	SF: 1 SAC: 0 DP: 2 HBP: 0	WP: 1 PB: 0 SB: 0 CS: 0	PA: 48
<b>PITCHER</b>	IP WLS BF H R ER SO BB IBB HBP BLK WP HR S P ERA WHIP																					
<b>Dick Stigman, L</b> ERA: 3.45	(1, 1) 4.0 L 22 8 5 5 1 2 0 0 0 0 1 2 22 30 11.25 2.500																					
<b>Lee Stange, R</b> ERA: 2.77	(5, 1) 1.0 3 0 0 0 0 0 0 0 0 0 0 0 3 3 0.00 0.000																					
<b>Mike Fornieles, R</b> ERA: 7.06	(6, 1) 2.1 12 5 2 2 0 1 0 0 0 0 0 0 11 15 7.71 2.571																					
<b>Gary Roggenburk, L</b> ERA: 2.89	(8, 1) 0.2 1 0 0 0 0 0 0 0 0 0 0 0 1 1 0.00 0.000																					
<b>Ray Moore, R</b> ERA: 7.78	(9, 1) 0.2 8 5 5 5 0 1 0 0 0 0 0 0 2 7 11 67.50 9.000																					
<b>Bill Pleis, L</b> ERA: 2.5	(9, 1) 0.1 2 1 0 0 0 0 0 0 0 0 0 0 2 2 0.00 3.000																					

**Chicago White Sox @ Minnesota Twins**  
Metropolitan Stadium, Bloomington, MI  
Wed Jun 19 1963, 8:05 PM EDT  
Att: 20,770 - Unknown - 70 F

**AB 43**  
**R 12**  
**H 19**  
**RBI 12**  
**BB 4**  
**SO 1**  
**LOB 16**

Batter	1	2	3	4	5	6	7	8	9	AB	R	H	RBI	BB	SO	LOB	BOTTOM					
<b>Zoilo Versalles, R</b> OBP: 0.325, SLG: 0.426 (1, 6)										4	0	2	0	0	0	0						
<b>Johnny Goryl, R</b> OBP: 0.286, SLG: 0.500 (9, 6)										1	0	0	0	0	0	3						
<b>Vic Power, R</b> OBP: 0.277, SLG: 0.346 (1, 3)										4	0	0	0	0	0	2						
<b>Harmon Killebrew, R</b> OBP: 0.354, SLG: 0.524 (1, 7)										4	1	1	1	0	0	0						
<b>Jimmie Hall, L</b> OBP: 0.299, SLG: 0.377 (1, 8)										4	1	1	0	0	0	0						
<b>Bob Allison, R</b> OBP: 0.393, SLG: 0.590 (1, 9)										3	1	0	0	1	0	2						
<b>Earl Battey, R</b> OBP: 0.347, SLG: 0.507 (1, 2)										4	1	3	0	0	0	1						
<b>Rich Rollins, R</b> OBP: 0.366, SLG: 0.429 (1, 5)										4	0	1	2	0	0	2						
<b>Bernie Allen, L</b> OBP: 0.289, SLG: 0.315 (1, 4)										4	0	1	1	0	0	2						
<b>Dick Stigman, L</b> ERA: 3.45	(1, 1) 4.0 W 37 9 4 2 1 2 0 0 0 0 0 0 1 37 45 2.00 1.222																					
<b>Lee Stange, R</b> ERA: 2.77	(5, 1) 1.0 W 12 5 2 2 0 1 0 0 0 0 0 0 2 7 11 7.71 2.571																					
<b>Mike Fornieles, R</b> ERA: 7.06	(6, 1) 2.1 W 12 5 2 2 0 1 0 0 0 0 0 0 2 7 11 7.71 2.571																					
<b>Gary Roggenburk, L</b> ERA: 2.89	(8, 1) 0.2 W 1 0 0 0 0 0 0 0 0 0 0 0 2 7 11 67.50 9.000																					
<b>Ray Moore, R</b> ERA: 7.78	(9, 1) 0.2 W 8 5 5 5 0 1 0 0 0 0 0 0 2 7 11 67.50 9.000																					
<b>Bill Pleis, L</b> ERA: 2.5	(9, 1) 0.1 W 2 1 0 0 0 0 0 0 0 0 0 0 2 2 2 0.00 3.000																					
<b>Inning Stats</b>	R: 1 E: 0 K: 0 S: 4	H: 2 LOB: 0 BB: 0 P: 4	R: 0 E: 0 K: 0 S: 4	H: 1 LOB: 1 BB: 0 P: 4	R: 0 E: 0 K: 0 S: 3	H: 1 LOB: 0 BB: 0 P: 3	R: 0 E: 0 K: 0 S: 4	H: 1 LOB: 1 BB: 0 P: 4	R: 0 E: 0 K: 1 S: 5	H: 0 LOB: 0 BB: 0 P: 5	R: 0 E: 0 K: 0 S: 3	H: 0 LOB: 0 BB: 0 P: 3	R: 1 E: 0 K: 0 S: 4	H: 1 LOB: 1 BB: 1 P: 8	R: 0 E: 0 K: 0 S: 3	H: 0 LOB: 0 BB: 0 P: 3	R: 2 E: 1 K: 0 S: 7	H: 3 LOB: 3 BB: 1 P: 11	1B: 7 2B: 1 3B: 0 HR: 1	SF: 0 SAC: 0 DP: 2 HBP: 0	WP: 0 PB: 0 SB: 0 CS: 0	PA: 37
<b>PITCHER</b>	IP WLS BF H R ER SO BB IBB HBP BLK WP HR S P ERA WHIP																					
<b>Ray Herbert, R</b> ERA: 3.88	(1, 1) 9.0 W 37 9 4 2 1 2 0 0 0 0 0 0 1 37 45 2.00 1.222																					

**Chicago White Sox @ Minnesota Twins**  
Metropolitan Stadium, Bloomington, MI  
Wed Jun 19 1963, 8:05 PM EDT  
Att: 20,770 - Unknown - 70 F


**AB 35**  
**R 4**  
**H 9**  
**RBI 4**  
**BB 2**  
**SO 1**  
**LOB 12**




Batter	1	2	3	4	5	6	7	8	9	AB	R	H	RBI	BB	SO	LOB	TOP										
Jim Landis, R OBP: 0.337, SLG: 0.434 (1, 8)	0-0 4-3		0-0 3-1 1B		0-0 6-3	0-3 K		0-3 K	5 0 1 0 0 2 2								<b>Chicago White Sox @ Minnesota Twins</b> Metropolitan Stadium, Bloomington, MI Thu Jun 20 1963, 4:33 AM EDT Alt. 9,173 - Unknown - 65 F  livebaseballscores.com										
Nelle Fox, L OBP: 0.341, SLG: 0.348 (1, 4)	0-0 1-3		0-0 3-1 1-2		0-3 K	0-0 F8		0-0 1B	5 0 1 0 0 1 3																		
Floyd Robinson, L OBP: 0.399, SLG: 0.506 (1, 9)	0-0 3-1		4-0 BB		0-0 3-1		0-0 4-3	0-3 K	4 0 0 0 1 1 1																		
Dave Nicholson, R OBP: 0.322, SLG: 0.459 (1, 7)		4-0 1B BB	0-0 L7		0-0 E 1B 1B	0-3 K		0-0 F5	4 1 1 0 1 1 3																		
Pete Ward, L OBP: 0.368, SLG: 0.473 (1, 5)		0-3 K		0-0 HR		0-0 E7 BB 1B 1B	0-0 1B		4 2 3 1 0 1 1																		
Ron Hansen, R OBP: 0.328, SLG: 0.378 (1, 6)		0-0 1-2 1B		0-0 F8		0-0 1B BB SF9 1B	0-0 F2		4 1 2 1 0 0 1																		
Tom McCraw, L OBP: 0.305, SLG: 0.421 (1, 3)	0-3 K			0-3 K		0-0 1B BB	0-0 1-3		2 0 0 0 0 2 2																		
Mike Hershberger, R OBP: 0.359, SLG: 0.375 (6, PH)								0-0 1-3	0 0 0 0 1 0 0																		
Hoyt Wilhelm, R OBP: 0.077, SLG: 0.077 (6, PH)								0-0 1-2 2-3 BB	0 0 0 0 0 0 0																		
Al Weis, S OBP: 0.278, SLG: 0.255 (6, PH)								0-0 F8	1 0 0 0 0 0 0																		
Eddie Fisher, R OBP: 0.211, SLG: 0.167 (6, PH)								0-0 F8	0 0 0 0 0 0 0																		
Sherm Lollar, R OBP: 0.333, SLG: 0.333 (1, 2)	0-0 F9			0-0 1B		0-0 1-2 2-3 3-H 1B	0-0 F6		4 0 2 1 0 0 2																		
John Buzhardt, R OBP: 0.105, SLG: 0.190 (4, 1)			0-0 4-3		0-0 F9				2 0 0 0 0 0 1																		
Dave DeBusschere, R OBP: 0.226, SLG: 0.143 (5, 1)									0 0 0 0 0 0 0																		
Frank Baumann, L OBP: 0.192, SLG: 0.143 (5, 1)									0 0 0 0 0 0 0																		
Cam Esposito, R OBP: 0.192, SLG: 0.143 (5, PH)									0 0 0 0 0 0 0																		
Charlie Maxwell, L OBP: 0.450, SLG: 0.657 (6, PH)									1 0 0 1 0 0 0																		
John Buzhardt, R OBP: 0.105, SLG: 0.190 (4, 1)									0 0 0 0 0 0 0																		
Dave DeBusschere, R OBP: 0.226, SLG: 0.143 (5, 1)									0 0 0 0 0 0 0																		
Frank Baumann, L OBP: 0.192, SLG: 0.143 (5, 1)									0 0 0 0 0 0 0																		
Cam Esposito, R OBP: 0.192, SLG: 0.143 (5, PH)									0 0 0 0 0 0 0																		
Charlie Maxwell, L OBP: 0.450, SLG: 0.657 (6, PH)									1 0 0 1 0 0 0																		
John Buzhardt, R OBP: 0.105, SLG: 0.190 (4, 1)									0 0 0 0 0 0 0																		
Dave DeBusschere, R OBP: 0.226, SLG: 0.143 (5, 1)									0 0 0 0 0 0 0																		
Frank Baumann, L OBP: 0.192, SLG: 0.143 (5, 1)									0 0 0 0 0 0 0																		
Cam Esposito, R OBP: 0.192, SLG: 0.143 (5, PH)									0 0 0 0 0 0 0																		
Charlie Maxwell, L OBP: 0.450, SLG: 0.657 (6, PH)									1 0 0 1 0 0 0																		
John Buzhardt, R OBP: 0.105, SLG: 0.190 (4, 1)									0 0 0 0 0 0 0																		
Dave DeBusschere, R OBP: 0.226, SLG: 0.143 (5, 1)									0 0 0 0 0 0 0																		
Frank Baumann, L OBP: 0.192, SLG: 0.143 (5, 1)									0 0 0 0 0 0 0																		
Cam Esposito, R OBP: 0.192, SLG: 0.143 (5, PH)									0 0 0 0 0 0 0																		
Charlie Maxwell, L OBP: 0.450, SLG: 0.657 (6, PH)									1 0 0 1 0 0 0																		
Inning Stats	R: 0 E: 0 K: 0 S: 3	H: 0 LOB: 0 BB: 0 P: 3	R: 0 E: 0 K: 2 S: 8	H: 1 LOB: 2 BB: 1 P: 12	R: 0 E: 0 K: 0 S: 4	H: 1 LOB: 2 BB: 1 P: 8	R: 1 E: 0 K: 1 S: 7	H: 2 LOB: 1 BB: 0 P: 7	R: 0 E: 0 K: 1 S: 5	H: 0 LOB: 0 BB: 0 P: 5	R: 3 E: 1 K: 1 S: 9	H: 4 LOB: 2 BB: 1 P: 13	R: 0 E: 0 K: 1 S: 6	H: 1 LOB: 1 BB: 0 P: 6	R: 0 E: 0 K: 0 S: 3	H: 0 LOB: 0 BB: 0 P: 3	R: 0 E: 0 K: 2 S: 8	H: 1 LOB: 1 BB: 0 P: 8	1B: 9 2B: 0 3B: 0 HR: 1	SF: 1 SAC: 0 DP: 0 HBP: 0	WP: 0 PB: 0 SB: 0 CS: 0	PA: 40					
PITCHER	IP	WLS	BF	H	R	ER	SO	BB	IBB	HBP	BLK	WP	HR	S	P	ERA	WHIP	PITCHER									
Jim Kaat, L ERA: 3.96 (1, 1)	5.0	W	26	8	4	4	4	3	0	0	0	0	1	31	43	7.20	2.200										
Bill Dailey, R ERA: 2.18 (6, 1)	4.0	S	14	2	0	0	4	0	0	0	0	0	0	22	22	0.00	0.500										

Batter	1	2	3	4	5	6	7	8	9	AB	R	H	RBI	BB	SO	LOB	BOTTOM										
Zoilo Versalles, R OBP: 0.327, SLG: 0.437 (1, 6)	0-0 F3			0-0 FC6-4 1-2	0-0 3B		0-0 L5		5 0 2 4 0 0 2								<b>Chicago White Sox @ Minnesota Twins</b> Metropolitan Stadium, Bloomington, MI Thu Jun 20 1963, 4:33 AM EDT Alt. 9,173 - Unknown - 65 F  livebaseballscores.com										
Vic Power, R OBP: 0.279, SLG: 0.351 (1, 3)	0-0 1B 2B	0-0 3-H 2B		0-0 F4	0-0 L9		0-0 FC5-4 1B		5 1 2 0 0 0 3																		
Harmon Killebrew, R OBP: 0.361, SLG: 0.547 (6, PR)	0-0 2B FC5		0-0 F8		0-0 HR	0-0 G1-6-3 1B	0-0 FC5-4 1-2		5 1 3 1 0 0 1																		
Lenny Green, L OBP: 0.307, SLG: 0.319 (9, 8)	0-0 2B FC5 1B		0-0 F8		0-0 SH5-4 BB BB	0-0 G1-6-3 1B	0-0 FC5-4 1-2		0 0 0 0 0 0 0																		
Jimmie Hall, L OBP: 0.316, SLG: 0.386 (1, 8)	0-0 FC5 1-3 3-H 2B		4-0 PB BB		4-0 SH5-4 BB BB	0-0 G1-6-3 1B	0-0 FC5-4 1-2		2 1 1 1 3 0 1																		
Bob Allison, R OBP: 0.390, SLG: 0.581 (1, 9)	0-0 FC5		0-0 L5		0-0 BB SH5-4 3B 1B	0-0 F7	0-0 F2		5 1 1 0 0 0 5																		
Earl Battey, R OBP: 0.346, SLG: 0.516 (1, 2)	0-0 FC5		0-0 F4		0-0 SH5-4	0-0 HR	0-0 F2		4 1 1 1 0 0 5																		
Rich Rollins, R OBP: 0.373, SLG: 0.439 (1, 5)			0-0 F8 S 2B 1B		0-0 F9 1B 2B	0-0 BB 3B IBB	0-0 1-3		3 3 2 0 1 0 0																		
Bernie Allen, L OBP: 0.289, SLG: 0.311 (1, 4)		0-0 F8		0-0 F9	0-0 2-3 3-H 3B BB	0-0 6-3			3 1 0 1 1 0 2																		
Jim Kaat, L OBP: 0.194, SLG: 0.147 (1, 1)		0-0 4-3		0-0 FC6-4 1B	0-0 L4		0-0 1B		3 0 1 1 0 0 4																		
Bill Dailey, R OBP: 0.222, SLG: 0.125 (6, 1)				0-0 FC6-4 1B	0-0 L4		0-0 1B		1 0 1 0 0 0 0																		
Inning Stats	R: 1 E: 0 K: 0 S: 6	H: 3 LOB: 2 BB: 0 P: 6	R: 1 E: 0 K: 0 S: 5	H: 2 LOB: 1 BB: 0 P: 5	R: 0 E: 0 K: 0 S: 3	H: 0 LOB: 1 BB: 1 P: 7	R: 1 E: 0 K: 0 S: 5	H: 2 LOB: 1 BB: 0 P: 5	R: 5 E: 0 K: 0 S: 6	H: 3 LOB: 1 BB: 3 P: 18	R: 0 E: 0 K: 0 S: 3	H: 1 LOB: 0 BB: 0 P: 3	R: 1 E: 0 K: 0 S: 5	H: 2 LOB: 1 BB: 0 P: 5	R: 0 E: 0 K: 0 S: 4	H: 1 LOB: 2 BB: 1 P: 8		R: 0 E: 0 K: 2 S: 8	H: 1 LOB: 1 BB: 0 P: 8	1B: 7 2B: 4 3B: 1 HR: 2	SF: 0 SAC: 1 DP: 1 HBP: 0	WP: 0 PB: 1 SB: 2 CS: 0	PA: 42				
PITCHER	IP	WLS	BF	H	R	ER	SO	BB	IBB	HBP	BLK	WP	HR	S	P	ERA		WHIP	PITCHER								
John Buzhardt, R ERA: 2.18 (1, 1)	3.1	L	18	7	3	3	0	1	0	0	0	0	1	5	9	27.00	3.000										
Dave DeBusschere, R ERA: 3.74 (4, 1)	1.0		6	2	3	3	0	1	0	0	0	0	0	3	11	27.00	3.000										
Frank Baumann, L ERA: 2.93 (5, 1)	0.2		5	1	2	2	0	1	1	0	0	0	0	3	11	27.00	3.000										
Hoyt Wilhelm, R ERA: 2.94 (6, 1)	2.0		8	3	1	1	0	0	0	0	0	0	1	8	8	4.50	1.500										
Eddie Fisher, R ERA: 4.83 (8, 1)	1.0		5	1	0	0	0	1	0	0	0	0	0	4	8	0.00	2.000										



Batter	1	2	3	4	5	6	7	8	9	AB	R	H	RBI	BB	SO	LOB	TOP			
Jim Landis, R OBP: 0.330, SLG: 0.424 (1,8)	F2		K		K			G3		4	0	0	0	0	2	2	<b>Chicago White Sox @ Cleveland Indians</b> Cleveland Municipal Stadium, Cleveland, OH Fri Jun 21 1963, 7:05 PM EDT Att: 19,177 - Unknown			
Nelle Fox, L OBP: 0.336, SLG: 0.342 (1,4)	4-3		F7			F5		K		4	0	0	0	0	1	2				
Pete Ward, L OBP: 0.367, SLG: 0.469 (1,5)	PO				F8	K		F9		4	0	1	0	0	1	1				
Floyd Robinson, L OBP: 0.404, SLG: 0.511 (1,9)	PO				FC4-6	F8			SH1-3	4	1	3	0	0	0	0				
Tom McCraw, L OBP: 0.309, SLG: 0.400 (1,3)					FC4-6				SH1-3	3	0	0	0	0	0	2				
Dave Nicholson, R OBP: 0.325, SLG: 0.457 (1,7)									K	3	0	1	0	1	1	2				
Ron Hansen, R OBP: 0.326, SLG: 0.390 (1,6)									K	4	1	1	2	0	0	4				
Cam Carreon, R OBP: 0.286, SLG: 0.310 (1,2)									HR	4	0	0	0	0	0	1				
Juan Pizarro, L OBP: 0.222, SLG: 0.400 (1,1)										3	0	2	0	0	0	0				
<b>Inning Stats</b>	R: 0 E: 0 K: 0 S: 3	H: 1 LOB: 0 BB: 0 P: 3	R: 0 E: 0 K: 0 S: 4	H: 1 LOB: 1 BB: 0 P: 4	R: 0 E: 0 K: 1 S: 6	H: 1 LOB: 1 BB: 0 P: 6	R: 0 E: 0 K: 0 S: 5	H: 2 LOB: 2 BB: 0 P: 5	R: 0 E: 0 K: 1 S: 5	H: 0 LOB: 0 BB: 0 P: 5	R: 0 E: 0 K: 0 S: 5	H: 0 LOB: 1 BB: 1 P: 7	R: 0 E: 0 K: 1 S: 6	H: 1 LOB: 1 BB: 0 P: 6	R: 2 E: 0 K: 1 S: 7	H: 2 LOB: 0 BB: 0 P: 7	1B: 7 2B: 0 3B: 0 HR: 1	SF: 0 SAC: 1 DP: 0 HBP: 0	WP: 0 PB: 1 CS: 0	PA: 36
<b>PITCHER</b> Early Wynn, R ERA: 2.0 (1,1)	IP: 9.0 WLS: L BF: 35 H: 8 R: 2 ER: 2 SO: 5 BB: 1 IBB: 0 HBP: 0 BLK: 0 WP: 0 HR: 1 S: 44 P: 48 ERA: 2.00 WHIP: 1.000															<b>PITCHER</b>				

Batter	1	2	3	4	5	6	7	8	9	AB	R	H	RBI	BB	SO	LOB	BOTTOM					
Woodie Held, R OBP: 0.346, SLG: 0.435 (1,4)	6-3		6-3				F9			3	0	0	0	1	0	1	<b>Chicago White Sox @ Cleveland Indians</b> Cleveland Municipal Stadium, Cleveland, OH Fri Jun 21 1963, 7:05 PM EDT Att: 19,177 - Unknown					
Jerry Kindall, R OBP: 0.247, SLG: 0.278 (1,6)	E		4-3		SH3-4			K		2	0	0	0	1	1	0						
Willie Kirkland, L OBP: 0.360, SLG: 0.504 (1,8)	F7								FC6	4	0	2	0	0	1	2						
Max Alvis, R OBP: 0.312, SLG: 0.415 (1,5)	E7							P3		3	0	1	0	1	0	2						
Tito Francona, L OBP: 0.295, SLG: 0.326 (1,3)	F7							FC6		4	0	0	0	0	0	6						
Willie Tasby, R OBP: 0.400, SLG: 0.455 (1,7)					6-3		6-3		F9	4	0	1	0	0	0	0						
Joe Azcue, R OBP: 0.324, SLG: 0.476 (1,2)										4	0	1	0	0	0	1						
Al Luplow, L OBP: 0.267, SLG: 0.283 (1,9)										3	0	0	0	0	0	1						
Gene Green, R OBP: 0.256, SLG: 0.243 (9, PH)					5-3		4-3		K	1	0	0	0	0	1	1						
Early Wynn, S OBP: 0.333, SLG: 0.333 (9, PH)										3	0	1	0	0	2	1						
Joe Adcock, R OBP: 0.383, SLG: 0.545 (9, PH)									P3	1	0	0	0	0	0	1						
<b>Inning Stats</b>	R: 0 E: 1 K: 0 S: 4	H: 0 LOB: 2 BB: 1 P: 8	R: 0 E: 0 K: 1 S: 6	H: 1 LOB: 1 BB: 0 P: 6	R: 0 E: 0 K: 0 S: 5	H: 2 LOB: 2 BB: 0 P: 5	R: 0 E: 0 K: 0 S: 3	H: 0 LOB: 0 BB: 0 P: 3	R: 0 E: 0 K: 2 S: 7	H: 0 LOB: 1 BB: 1 P: 11	R: 0 E: 0 K: 0 S: 2	H: 0 LOB: 0 BB: 1 P: 6	R: 0 E: 0 K: 0 S: 4	H: 1 LOB: 1 BB: 0 P: 4	R: 0 E: 0 K: 1 S: 6	H: 1 LOB: 1 BB: 0 P: 6	R: 0 E: 0 K: 1 S: 6	H: 1 LOB: 1 BB: 0 P: 6	1B: 6 2B: 0 3B: 0 HR: 0	SF: 0 SAC: 1 DP: 1 HBP: 0	WP: 0 PB: 0 CS: 0	PA: 36
<b>PITCHER</b> Juan Pizarro, L ERA: 2.1 (1,1)	IP: 9.0 WLS: W BF: 36 H: 6 R: 0 ER: 0 SO: 5 BB: 3 IBB: 0 HBP: 0 BLK: 0 WP: 0 HR: 0 S: 43 P: 55 ERA: 0.00 WHIP: 1.000															<b>PITCHER</b>						











Batter	1	2	3	4	5	6	7	8	9	AB	R	H	RBI	BB	SO	LOB	TOP					
Mike Hershberger, R OBP: 0.350, SLG: 0.360	F2			E S 1B		6-3		FC6-4		4	0	1	0	0	0	2						
Nellie Fox, L OBP: 0.325, SLG: 0.331	G3			K		P6			F7	4	0	0	0	0	1	2						
Pete Ward, L OBP: 0.362, SLG: 0.460	F8			K			4-3		5-3 1B	4	0	1	0	0	1	1						
Floyd Robinson, L OBP: 0.394, SLG: 0.494		F8		4-3			6-3		5-3	4	0	0	0	0	2	2						
Charlie Maxwell, L OBP: 0.441, SLG: 0.440	F8				3-1		FC1-6 1B		4-3	4	0	1	0	0	0	1						
Tom McCraw, L OBP: 0.291, SLG: 0.380	1-3				F9		FC1-6			3	0	0	0	0	0	1						
Al Weis, S OBP: 0.258, SLG: 0.238			1-3		K			K		3	0	0	0	0	2	0						
J.C. Martin, L OBP: 0.254, SLG: 0.276			K					K2-3		3	0	1	0	0	2	0						
Dave DeBusschere, R OBP: 0.346, SLG: 0.348			K							2	0	0	0	0	2	1						
Sherm Lollar, R OBP: 0.360, SLG: 0.300										1	0	1	0	0	0	0						
Gary Peters, L OBP: 0.190, SLG: 0.143										0	0	0	0	0	0	0						
Frank Baumann, L OBP: 0.250, SLG: 0.143										0	0	0	0	0	0	0						
Joe Horlen, R OBP: 0.286, SLG: 0.286										0	0	0	0	0	0	0						
<b>Inning Stats</b>	R: 0 E: 0 K: 0 S: 3	H: 0 LOB: 0 BB: 0 P: 3	R: 0 E: 0 K: 0 S: 3	H: 0 LOB: 0 BB: 0 P: 3	R: 0 E: 0 K: 2 S: 7	H: 0 LOB: 0 BB: 0 P: 7	R: 0 E: 0 K: 2 S: 8	H: 1 LOB: 1 BB: 0 P: 8	R: 0 E: 0 K: 1 S: 5	H: 0 LOB: 0 BB: 0 P: 5	R: 0 E: 0 K: 1 S: 6	H: 1 LOB: 1 BB: 0 P: 6	R: 0 E: 0 K: 0 S: 4	H: 1 LOB: 1 BB: 0 P: 4	R: 0 E: 0 K: 2 S: 8	H: 1 LOB: 1 BB: 0 P: 8	R: 0 E: 0 K: 0 S: 4	H: 1 LOB: 1 BB: 0 P: 4	1B: 4 2B: 1 3B: 0 HR: 0	SF: 0 SAC: 0 DP: 0 HBP: 0	WP: 0 PB: 0 SB: 1 CS: 0	PA: 32
<b>PITCHER</b> Barry Latman, R ERA: 3.97	IP: 9.0 WLS: W BF: 32 H: 5 R: 0 ER: 0 SO: 8 BB: 0 IBB: 0 HBP: 0 BLK: 0 WP: 0 HR: 0 S: 48 P: 48 ERA: 0.00 WHIP: 0.556															<b>PITCHER</b>	IP: 9.0 WLS: W BF: 32 H: 5 R: 0 ER: 0 SO: 8 BB: 0 IBB: 0 HBP: 0 BLK: 0 WP: 0 HR: 0 S: 48 P: 48 ERA: 0.00 WHIP: 0.556					

Chicago White Sox @ Cleveland Indians  
Cleveland Municipal Stadium, Cleveland, OH  
Sun Jun 23 1963, 3:38 AM EDT  
Att: 46,019 - Unknown

AB	32
R	0
H	5
RBI	0
BB	0
SO	8
LOB	10



Batter	1	2	3	4	5	6	7	8	9	AB	R	H	RBI	BB	SO	LOB	BOTTOM										
Woodie Held, R OBP: 0.333, SLG: 0.415	K	F8			L7		FC1-5			4	0	0	0	0	1	3											
Al Luplow, L OBP: 0.262, SLG: 0.271	1B E HBP	F7			K		G4-6-3			3	1	0	0	0	1	3											
Willie Kirkland, L OBP: 0.351, SLG: 0.481	E5 1B H		F7					6-3		4	1	2	0	0	0	0											
Max Alvis, R OBP: 0.317, SLG: 0.417	5-3		K		F3			2B G5-2-3 1B		4	0	1	0	0	1	2											
Tito Francona, L OBP: 0.297, SLG: 0.328	1B 3H					3-4-1			1-3 2B	3	0	2	1	1	0	0											
Willie Tasby, R OBP: 0.436, SLG: 0.571			F8			K2-6-2 1B				3	0	2	0	1	0	1											
Joe Azcue, R OBP: 0.322, SLG: 0.464	F7			K2-4-2 1B		K2-6-2 1B		G5-2-3		4	0	1	0	0	1	6											
Jerry Kindall, R OBP: 0.255, SLG: 0.267				K2-4-2 1B			FC1-5 HBP 1B			2	0	1	0	1	1	1											
Barry Latman, R OBP: 0.263, SLG: 0.412		F2		K			FC1-5 HBP			2	0	0	0	0	1	1											
<b>Inning Stats</b>	R: 2 E: 1 K: 1 S: 8	H: 3 LOB: 2 BB: 0 P: 9	R: 0 E: 0 K: 0 S: 3	H: 0 LOB: 1 BB: 1 P: 7	R: 0 E: 0 K: 1 S: 5	H: 0 LOB: 1 BB: 1 P: 9	R: 0 E: 0 K: 2 S: 7	H: 1 LOB: 0 BB: 0 P: 7	R: 0 E: 0 K: 1 S: 6	H: 1 LOB: 1 BB: 0 P: 6	R: 0 E: 0 K: 1 S: 5	H: 1 LOB: 1 BB: 0 P: 5	R: 0 E: 0 K: 0 S: 3	H: 1 LOB: 1 BB: 0 P: 4	R: 0 E: 0 K: 0 S: 4	H: 2 LOB: 2 BB: 1 P: 8	1B: 8 2B: 3 3B: 0 HR: 0	SF: 0 SAC: 0 DP: 4 HBP: 2	WP: 0 PB: 0 SB: 0 CS: 0	PA: 34							
<b>PITCHER</b> Dave DeBusschere, R ERA: 3.45	IP: 7.0 WLS: L BF: 29 H: 7 R: 2 ER: 2 SO: 6 BB: 2 IBB: 0 HBP: 0 BLK: 0 WP: 0 HR: 0 S: 37 P: 47 ERA: 2.57 WHIP: 1.286															<b>PITCHER</b>	IP: 7.0 WLS: L BF: 29 H: 7 R: 2 ER: 2 SO: 6 BB: 2 IBB: 0 HBP: 0 BLK: 0 WP: 0 HR: 0 S: 37 P: 47 ERA: 2.57 WHIP: 1.286										
Frank Baumann, L ERA: 2.9	0.1	3	2	0	0	0	0	0	0	3	3	0.00	6.000														
Joe Horlen, R ERA: 4.17	0.2	2	0	0	0	0	0	1	0	0	5	0.00	0.000														

Chicago White Sox @ Cleveland Indians  
Cleveland Municipal Stadium, Cleveland, OH  
Sun Jun 23 1963, 3:38 AM EDT  
Att: 46,019 - Unknown

AB	29
R	2
H	9
RBI	1
BB	3
SO	6
LOB	17





Batter	1	2	3	4	5	6	7	8	9	AB	R	H	RBI	BB	SO	LOB	TOP										
Tony Kubek, L (1, 6) OBP: 0.226, SLG: 0.294	L8		4-3			5-3		5-3	F5	5	0	0	0	0	0	3											
Bobby Richardson, R (1, 4) OBP: 0.292, SLG: 0.332	F7		F9					B2-3		4	0	1	0	0	0	0											
Tom Tresh, S (1, 8) OBP: 0.341, SLG: 0.486	G3			1-6-3		G3				3	0	0	0	1	0	1											
Roger Maris, L (1, 9) OBP: 0.359, SLG: 0.613				F5				1B	K	4	2	2	1	0	1	1											
Joe Pepitone, L (1, 3) OBP: 0.309, SLG: 0.486		E1		1-3				L8		3	0	0	0	1	0	1											
Johnny Blanchard, L (1, 7) OBP: 0.281, SLG: 0.259						F8			F2	4	0	1	0	0	0	2											
Elston Howard, R (1, 2) OBP: 0.313, SLG: 0.498		6-3				6-3			K	4	0	1	1	0	1	2											
Clete Boyer, R (1, 5) OBP: 0.333, SLG: 0.465			F9			L5			K	4	0	1	0	0	0	3											
Al Downing, R (1, 1) OBP: 0.111, SLG: 0.222										1	0	0	0	0	1	0											
Dale Long, L (6, PH) OBP: 0.209, SLG: 0.280										1	0	0	0	0	0	0											
Steve Hamilton, L (6, 1) OBP: 0.323, SLG: 0.687										0	0	0	0	0	0	0											
Yogi Berra, L (7, PH) OBP: 0.392, SLG: 0.517										1	0	0	0	0	0	2											
Stan Williams, R (7, 1) OBP: 0.125, SLG: 0.087										0	0	0	0	0	0	0											
Hector Lopez, R (8, PH) OBP: 0.276, SLG: 0.373										1	0	0	0	0	1	2											
<b>Inning Stats</b>	R: 0 E: 0 K: 0 S: 3	H: 0 LOB: 0 BB: 0 P: 3	R: 1 E: 1 K: 0 S: 5	H: 1 LOB: 1 BB: 0 P: 5	R: 0 E: 0 K: 1 S: 5	H: 0 LOB: 0 BB: 0 P: 5	R: 0 E: 0 K: 0 S: 3	H: 0 LOB: 0 BB: 0 P: 3	R: 0 E: 0 K: 0 S: 4	H: 1 LOB: 1 BB: 0 P: 4	R: 1 E: 0 K: 0 S: 6	H: 3 LOB: 2 BB: 0 P: 6	R: 0 E: 0 K: 1 S: 5	H: 0 LOB: 1 BB: 1 P: 9	R: 0 E: 0 K: 2 S: 9	H: 1 LOB: 3 BB: 1 P: 13	1B: 5 2B: 0 3B: 0 HR: 1	SF: 0 SAC: 0 DP: 0 HBP: 0	WP: 0 PB: 1 CS: 0	PA: 37							
<b>PITCHER</b>	IP	WLS	BF	H	R	ER	SO	BB	IBB	HBP	BLK	WP	HR	S	P	ERA	WHIP										
John Buzhardt, R (1, 1) ERA: 2.21	7.0	W	27	5	2	2	1	0	0	0	0	0	1	29	29	2.57	0.714										
Hoyt Wilhelm, R (8, 1) ERA: 2.73	2.0	S	10	1	0	0	3	2	0	0	0	0	0	14	22	0.00	1.500										

New York Yankees @ Chicago White Sox  
Comiskey Park, Chicago, IL  
Mon Jun 24 1963, 8:05 PM EDT  
Att: 42,748 - Unknown - 70 F

AB 35  
R 2  
H 6  
RBI 2  
BB 2  
SO 4  
LOB 17



Batter	1	2	3	4	5	6	7	8	9	AB	R	H	RBI	BB	SO	LOB	BOTTOM										
Mike Hershberger, R (1, 8) OBP: 0.348, SLG: 0.357	K		5-3		F7					4	0	1	0	0	1	0											
Nellie Fox, L (1, 4) OBP: 0.324, SLG: 0.330	4-3			5-3	1-3					4	0	1	0	0	0	0											
Floyd Robinson, L (1, 9) OBP: 0.389, SLG: 0.486	K			5-3	4-3		F7			4	0	0	0	0	1	2											
Dave Nicholson, R (1, 7) OBP: 0.329, SLG: 0.457									G3	4	1	2	0	0	1	0											
Jim Landis, R (9, 8) OBP: 0.327, SLG: 0.419										0	0	0	0	0	0	0											
Pete Ward, L (1, 5) OBP: 0.368, SLG: 0.474										2	2	2	1	1	0	0											
Ron Hansen, R (1, 6) OBP: 0.324, SLG: 0.383										2	1	0	0	2	1	2											
Tom McCraw, L (1, 3) OBP: 0.293, SLG: 0.370										2	1	0	1	1	1	2											
Cam Carreon, R (1, 2) OBP: 0.289, SLG: 0.322										3	0	1	3	0	0	0											
Hoyt Wilhelm, R (8, 1) OBP: 0.077, SLG: 0.077										0	0	0	0	0	0	0											
John Buzhardt, R (1, 1) OBP: 0.095, SLG: 0.143										2	0	0	0	0	2	1											
J.C. Martin, L (7, PH) OBP: 0.252, SLG: 0.273										1	0	0	0	0	0	0											
<b>Inning Stats</b>	R: 0 E: 0 K: 2 S: 7	H: 0 LOB: 0 BB: 0 P: 7	R: 1 E: 0 K: 1 S: 5	H: 1 LOB: 1 BB: 1 P: 9	R: 0 E: 0 K: 1 S: 5	H: 0 LOB: 0 BB: 0 P: 5	R: 4 E: 0 K: 1 S: 8	H: 3 LOB: 1 BB: 2 P: 16	R: 0 E: 0 K: 0 S: 3	H: 0 LOB: 0 BB: 0 P: 3	R: 0 E: 0 K: 1 S: 6	H: 1 LOB: 1 BB: 0 P: 6	R: 0 E: 0 K: 0 S: 5	H: 2 LOB: 2 BB: 0 P: 5	R: 0 E: 0 K: 1 S: 4	H: 0 LOB: 1 BB: 1 P: 8	1B: 5 2B: 2 3B: 0 HR: 1	SF: 0 SAC: 1 DP: 2 HBP: 0	WP: 0 PB: 0 CS: 1	PA: 33							
<b>PITCHER</b>	IP	WLS	BF	H	R	ER	SO	BB	IBB	HBP	BLK	WP	HR	S	P	ERA	WHIP										
Al Downing, L (1, 1) ERA: 3.49	5.0	L	21	4	5	5	5	3	0	0	0	0	1	28	40	9.00	1.400										
Steve Hamilton, L (6, 1) ERA: 3.0	1.0		4	1	0	0	1	0	0	0	0	0	0	6	6	0.00	1.000										
Stan Williams, R (7, 1) ERA: 5.4	2.0		8	2	0	0	1	1	0	0	0	0	0	9	13	0.00	1.500										

New York Yankees @ Chicago White Sox  
Comiskey Park, Chicago, IL  
Mon Jun 24 1963, 8:05 PM EDT  
Att: 42,748 - Unknown - 70 F

AB 28  
R 5  
H 7  
RBI 5  
BB 4  
SO 7  
LOB 7





Batter	1	2	3	4	5	6	7	8	9	AB	R	H	RBI	BB	SO	LOB	TOP			
<b>Clete Boyer, R</b> OBP: 0.329, SLG: 0.458 (1, 5)	0-3 K		0-0 F9			0-0 1-3		0-0 L7		4	0	0	0	0	1	1				
<b>Bobby Richardson, R</b> OBP: 0.256, SLG: 0.335 (1, 4)	0-0 F5					0-0 1B		0-0 F8		4	1	2	0	0	0	0				
<b>Tom Tresh, S</b> OBP: 0.336, SLG: 0.478 (1, 8)	0-3 K					0-0 F2		0-0 L7		4	0	0	0	0	1	2				
<b>Roger Maris, L</b> OBP: 0.362, SLG: 0.608 (1, 9)		0-3 K				0-0 F5		0-0 BB		3	0	1	1	1	1	1				
<b>Harry Bright, R</b> OBP: 0.348, SLG: 0.422 (1, 3)		0-0 6-3				0-0 K		0-0 F3		3	0	0	0	1	1	2				
<b>Elston Howard, R</b> OBP: 0.312, SLG: 0.491 <b>Jack Reed, R</b> OBP: 0.304, SLG: 0.364 (9, PR)		0-3 K				0-0 5-3		0-0 BB		3	0	0	0	1	1	2				
<b>Hector Lopez, R</b> OBP: 0.281, SLG: 0.378 (1, 7)			0-0 SH5-3 1B			0-0 1B		0-0 F9		4	0	2	0	0	1	2				
<b>Tony Kubek, L</b> OBP: 0.223, SLG: 0.289 (1, 6)			0-0 SH5-3			0-3 K		0-3 K		3	0	0	0	0	2	3				
<b>Ralph Terry, R</b> OBP: 0.098, SLG: 0.075 (1, 1)			0-3 K			0-3 K		0-3 K		3	0	0	0	0	3	2				
<b>Inning Stats</b>	R: 0 E: 0 K: 2 S: 7	H: 0 LOB: 0 BB: 0 P: 7	R: 0 E: 0 K: 2 S: 7	H: 0 LOB: 0 BB: 0 P: 7	R: 0 E: 0 K: 1 S: 6	H: 1 LOB: 1 BB: 0 P: 6	R: 0 E: 0 K: 1 S: 6	H: 1 LOB: 1 BB: 0 P: 6	R: 0 E: 0 K: 2 S: 8	H: 1 LOB: 1 BB: 0 P: 8	R: 0 E: 0 K: 0 S: 5	H: 0 LOB: 0 BB: 0 P: 7	R: 0 E: 0 K: 0 S: 3	H: 0 LOB: 0 BB: 0 P: 3	R: 0 E: 0 K: 1 S: 5	H: 0 LOB: 2 BB: 2 P: 13	1B: 5 2B: 0 3B: 0 HR: 0	SF: 0 SAC: 1 DP: 0 HBP: 0	WP: 0 PB: 0 CS: 0	PA: 35
<b>PITCHER</b> <b>Juan Pizarro, L</b> ERA: 2.01 (1, 1)	IP: 9.0 WLS: W BF: 35 H: 5 R: 1 ER: 1 SO: 11 BB: 3 IBB: 0 HBP: 0 BLK: 0 WP: 0 HR: 0 S: 54 P: 66 ERA: 1.00 WHIP: 0.889															<b>PITCHER</b>				

**New York Yankees @ Chicago White Sox**  
Comiskey Park, Chicago, IL  
Tue Jun 25 1963, 8:05 PM EDT  
Att: 46,177 - Unknown - 82 F

AB 31  
R 1  
H 5  
RBI 1  
BB 3  
SO 11  
LOB 15



Batter	1	2	3	4	5	6	7	8	9	AB	R	H	RBI	BB	SO	LOB	BOTTOM			
<b>Mike Hershberger, R</b> OBP: 0.353, SLG: 0.359 (1, 8) (8, 9)	4-0 CS BB					0-0 F4		0-0 1B		2	0	1	1	1	0	0				
<b>Nellie Fox, L</b> OBP: 0.321, SLG: 0.326 (1, 4)	0-0 L6					0-0 L5		0-0 4-3		3	0	0	0	0	0	2				
<b>Pete Ward, L</b> OBP: 0.365, SLG: 0.469 (1, 5)	0-0 F7					0-0 L9		0-0 F7		3	0	0	0	0	0	0				
<b>Floyd Robinson, L</b> OBP: 0.388, SLG: 0.496 (1, 9) (8, 7)		0-0 F5				0-0 F9		0-0 HR		3	1	1	1	0	0	0				
<b>Charlie Maxwell, L</b> OBP: 0.423, SLG: 0.415 <b>Jim Landis, R</b> OBP: 0.327, SLG: 0.419 (8, 8)		0-0 F7				0-0 F5		0-0 6-3		3	0	0	0	0	0	0				
<b>Tom McCraw, L</b> OBP: 0.282, SLG: 0.355 (1, 3)		0-3 K				0-0 F7		0-0 4-3		3	0	0	0	0	1	0				
<b>Ron Hansen, R</b> OBP: 0.324, SLG: 0.387 (1, 6)			0-0 F3			0-0 4-3 1B		0-0 F8		3	1	1	0	0	0	0				
<b>J.C. Martin, L</b> OBP: 0.247, SLG: 0.267 (1, 2)			0-0 1-3			0-0 4-3		0-0 F8		3	0	0	0	0	0	1				
<b>Juan Pizarro, L</b> OBP: 0.205, SLG: 0.368 (1, 1)			0-0 6-3			0-0 F3		0-0 F7		3	0	0	0	0	0	1				
<b>Inning Stats</b>	R: 0 E: 0 K: 0 S: 2	H: 0 LOB: 0 BB: 1 P: 6	R: 0 E: 0 K: 1 S: 5	H: 0 LOB: 0 BB: 0 P: 5	R: 0 E: 0 K: 0 S: 3	H: 0 LOB: 0 BB: 0 P: 3	R: 0 E: 0 K: 0 S: 3	H: 0 LOB: 0 BB: 0 P: 3	R: 1 E: 0 K: 0 S: 5	H: 2 LOB: 1 BB: 0 P: 5	R: 1 E: 0 K: 0 S: 4	H: 1 LOB: 0 BB: 0 P: 4	R: 0 E: 0 K: 0 S: 3	H: 0 LOB: 0 BB: 0 P: 3	R: 0 E: 0 K: 0 S: 3	H: 0 LOB: 1 BB: 0 P: 3	1B: 1 2B: 1 3B: 0 HR: 1	SF: 0 SAC: 0 DP: 0 HBP: 0	WP: 0 PB: 0 CS: 1	PA: 27
<b>PITCHER</b> <b>Ralph Terry, R</b> ERA: 3.36 (1, 1)	IP: 8.0 WLS: L BF: 27 H: 3 R: 2 ER: 2 SO: 1 BB: 1 IBB: 0 HBP: 0 BLK: 0 WP: 0 HR: 1 S: 28 P: 32 ERA: 2.25 WHIP: 0.500															<b>PITCHER</b>				

**New York Yankees @ Chicago White Sox**  
Comiskey Park, Chicago, IL  
Tue Jun 25 1963, 8:05 PM EDT  
Att: 46,177 - Unknown - 82 F

AB 26  
R 2  
H 3  
RBI 2  
BB 1  
SO 1  
LOB 4





Batter	1	2	3	4	5	6	7	8	9	AB	R	H	RBI	BB	SO	LOB	TOP			
<b>Clete Boyer, R</b> OBP: 0.324, SLG: 0.451 (1, 5)	0-0 6-3		0-0 F2		0-0 6-3		0-0 FC6-4			4	0	0	0	0	0	2				
<b>Bobby Richardson, R</b> OBP: 0.294, SLG: 0.333 (1, 4)	0-0 B5-3		0-0 F8		0-0 6-3			0-0 1B		4	0	1	0	0	0	1				
<b>Tom Tresh, S</b> OBP: 0.330, SLG: 0.494 <b>Jack Reed, R</b> OBP: 0.304, SLG: 0.364 (8, 8)	0-0 HR			0-0 1B 2B		0-0 5-3		0-3 K2-6-3-2		4	2	2	1	0	1	1				
<b>Roger Maris, L</b> OBP: 0.359, SLG: 0.617 (1, 9)	0-0 5-3			0-3 K		0-0 HR		0-3 K		4	1	1	1	0	2	1				
<b>Joe Pepitone, L</b> OBP: 0.304, SLG: 0.477 (1, 3)		0-3 K		0-0 E5 1B		0-0 F3		0-0 3-1		4	0	0	0	0	1	1				
<b>Elston Howard, R</b> OBP: 0.311, SLG: 0.487 (1, 2)	0-0 6-3		0-0 1B		0-0 F8			0-0 5-3		4	0	1	1	0	0	0				
<b>Hector Lopez, R</b> OBP: 0.274, SLG: 0.368 (1, 7)	0-3 K		0-0 F9		0-0 5-3			0-0 6-3		4	0	0	0	0	1	2				
<b>Tony Kubek, L</b> OBP: 0.225, SLG: 0.290 (1, 6)			0-0 3-1		0-0 F9		0-0 FC6-4 1B			3	0	1	0	0	0	2				
<b>Whitey Ford, L</b> OBP: 0.244, SLG: 0.310 <b>Hal Reniff, R</b> (7, 1)				0-0 2B		0-3 K		0-0 B1		3	0	1	0	0	1	1				
<b>Inning Stats</b>	R: 1 E: 0 K: 0 S: 4	H: 1 LOB: 0 BB: 0 P: 4	R: 0 E: 0 K: 2 S: 7	H: 0 LOB: 0 BB: 0 P: 7	R: 0 E: 0 K: 0 S: 4	H: 1 LOB: 1 BB: 0 P: 4	R: 1 E: 1 K: 1 S: 8	H: 2 LOB: 2 BB: 0 P: 8	R: 0 E: 0 K: 1 S: 5	H: 0 LOB: 0 BB: 0 P: 5	R: 1 E: 0 K: 0 S: 4	H: 1 LOB: 1 BB: 0 P: 4	R: 0 E: 0 K: 2 S: 7	H: 0 LOB: 0 BB: 0 P: 7	R: 0 E: 0 K: 0 S: 3	H: 0 LOB: 0 BB: 0 P: 3	1B: 3 2B: 3 3B: 0 HR: 2	SF: 0 SAC: 0 DP: 1 HBP: 0	WP: 0 PB: 0 CS: 0	PA: 34
<b>PITCHER</b>	IP WLS BF H R ER SO BB IBB HBP BLK WP HR S P ERA WHIP																			
<b>Gary Peters, L</b> ERA: 2.71 <b>Jim Brosnan, R</b> ERA: 1.93	(1, 1) 7.0 L	28 6 3 3 4	6 3 3 4	3 3 3 4	0 0 0 2	0 0 0 0	0 0 0 0	0 0 0 0	0 0 0 10	10 3.86 0.857	(8, 1) 2.0 6	1 0 0 2	0 0 0 0	0 0 0 0	0 0 0 10	0.00 0.500				

**New York Yankees @ Chicago White Sox**  
Comiskey Park, Chicago, IL  
Wed Jun 26 1963, 8:05 PM EDT  
Att: 44,305 - Unknown

AB 34  
R 3  
H 7  
RBI 3  
BB 0  
SO 6  
LOB 11



Batter	1	2	3	4	5	6	7	8	9	AB	R	H	RBI	BB	SO	LOB	BOTTOM			
<b>Mike Hershberger, R</b> OBP: 0.356, SLG: 0.362 (1, 8)	0-0 3-1 SH5-3 1B		0-0 G3		0-0 4-3			0-0 1-3		4	1	2	0	0	0	0				
<b>Nellie Fox, L</b> OBP: 0.321, SLG: 0.324 <b>Al Weis, S</b> OBP: 0.258, SLG: 0.238 (8, FR) (9, 4)	0-0 SH5-3		0-0 G3			0-0 F4		4-0 F8 BB		2	0	0	0	1	0	1				
<b>Floyd Robinson, L</b> OBP: 0.383, SLG: 0.488 (1, 9)	0-0 3-1		0-0 F5			0-0 G3		0-0 F8		4	0	0	0	0	0	3				
<b>Dave Nicholson, R</b> OBP: 0.332, SLG: 0.458 (1, 7)	0-0 1B			0-0 1B		0-0 6-3		0-0 F4		4	0	2	1	0	0	2				
<b>Pete Ward, L</b> OBP: 0.367, SLG: 0.473 (1, 5)	0-0 F9			0-0 1B			0-0 1B 2B		0-0 1-3	4	1	2	0	0	0	1				
<b>Ron Hansen, R</b> OBP: 0.319, SLG: 0.380 (1, 6)		0-0 6-3		0-3 K		0-0 K		0-0 F9		4	0	0	0	0	2	2				
<b>Tom McCraw, L</b> OBP: 0.276, SLG: 0.346 <b>Sherm Lollar, R</b> OBP: 0.340, SLG: 0.340 (7, PH) <b>Jim Brosnan, R</b> OBP: 0.286, SLG: 0.286 <b>J.C. Martin, L</b> OBP: 0.252, SLG: 0.273 (9, PH)		0-0 L7		0-0 G3		0-3 K		0-0 FC6-4 1B		2	0	0	0	0	0	1				
<b>Cam Carreon, R</b> OBP: 0.287, SLG: 0.319 (1, 2)	0-0 L9			0-3 K		0-0 FC4-6 1B		0-0 FC6-4		4	0	1	1	0	1	1				
<b>Gary Peters, L</b> OBP: 0.174, SLG: 0.273 <b>Jim Landis, R</b> OBP: 0.327, SLG: 0.419 <b>Charlie Maxwell, L</b> OBP: 0.417, SLG: 0.407 (8, 3)			0-0 4-3		0-0 6-3		0-0 FC4-6			2	0	0	0	0	0	0				
<b>Inning Stats</b>	R: 1 E: 0 K: 0 S: 5	H: 2 LOB: 1 BB: 0 P: 5	R: 0 E: 0 K: 0 S: 3	H: 0 LOB: 0 BB: 0 P: 3	R: 0 E: 0 K: 0 S: 4	H: 1 LOB: 1 BB: 0 P: 4	R: 0 E: 0 K: 1 S: 6	H: 2 LOB: 1 BB: 0 P: 6	R: 0 E: 0 K: 1 S: 5	H: 0 LOB: 0 BB: 0 P: 5	R: 0 E: 0 K: 2 S: 9	H: 2 LOB: 1 BB: 0 P: 9	R: 0 E: 0 K: 0 S: 3	H: 0 LOB: 2 BB: 1 P: 7	R: 0 E: 0 K: 0 S: 4	H: 1 LOB: 1 BB: 0 P: 4	1B: 7 2B: 1 3B: 0 HR: 0	SF: 0 SAC: 1 DP: 0 HBP: 0	WP: 0 PB: 0 CS: 0	PA: 35
<b>PITCHER</b>	IP WLS BF H R ER SO BB IBB HBP BLK WP HR S P ERA WHIP																			
<b>Whitey Ford, L</b> ERA: 3.2 <b>Hal Reniff, R</b> ERA: 2.41	(1, 1) 6.2 W	26 7 2 2 4	7 2 2 4	2 2 2 4	0 0 0 0	0 0 0 0	0 0 0 0	0 0 0 0	0 0 8 12	0.00 0.857	(7, 1) 2.1 S	9 1 0 0 0	1 0 0 0	0 0 0 0	0 0 8 12	0.00 0.857				

**New York Yankees @ Chicago White Sox**  
Comiskey Park, Chicago, IL  
Wed Jun 26 1963, 8:05 PM EDT  
Att: 44,305 - Unknown

AB 33  
R 2  
H 8  
RBI 2  
BB 1  
SO 4  
LOB 13





Batter	1	2	3	4	5	6	7	8	9	AB	R	H	RBI	BB	SO	LOB	TOP			
Tony Kubek, L (1, 6) OBP: 0.234, SLG: 0.299										4	0	3	0	0	0	1				
Bobby Richardson, R (1, 4) OBP: 0.250, SLG: 0.322										4	0	0	0	0	0	4				
Tom Tresh, S (1, 8) OBP: 0.333, SLG: 0.486										4	0	0	0	0	0	3				
Roger Maris, L (1, 9) OBP: 0.354, SLG: 0.607										3	0	0	0	0	0	1				
Joe Pepitone, L (1, 3) OBP: 0.300, SLG: 0.470										3	0	0	0	0	0	0				
Johnny Blanchard, L (1, 7) OBP: 0.237, SLG: 0.233										3	0	0	0	0	0	0				
Elston Howard, R (1, 2) OBP: 0.311, SLG: 0.485										3	0	1	0	0	0	0				
Clete Boyer, R (1, 5) OBP: 0.320, SLG: 0.446										3	0	0	0	0	1	1				
Jim Bouton, R (1, 1) OBP: 0.108, SLG: 0.111										1	0	0	0	0	1	0				
Dale Long, L (6, PH) OBP: 0.286, SLG: 0.231										1	0	0	0	0	0	0				
Steve Hamilton, L (6, PH) OBP: 0.333, SLG: 0.667										0	0	0	0	0	0	0				
Yogi Berra, L (9, PH) OBP: 0.244, SLG: 0.333										1	0	1	0	0	0	0				
<b>Inning Stats</b>	R: 0 E: 0 K: 0 S: 3	H: 1 LOB: 0 BB: 0 P: 3	R: 0 E: 0 K: 0 S: 3	H: 0 LOB: 0 BB: 0 P: 3	R: 0 E: 0 K: 1 S: 5	H: 0 LOB: 0 BB: 0 P: 5	R: 0 E: 0 K: 0 S: 4	H: 1 LOB: 1 BB: 0 P: 4	R: 0 E: 0 K: 1 S: 6	H: 1 LOB: 1 BB: 0 P: 6	R: 0 E: 0 K: 0 S: 3	H: 0 LOB: 0 BB: 0 P: 3	R: 0 E: 0 K: 0 S: 3	H: 0 LOB: 0 BB: 0 P: 3	R: 0 E: 0 K: 0 S: 4	H: 1 LOB: 1 BB: 0 P: 4	1B: 5 2B: 0 3B: 0 HR: 0	SF: 0 SAC: 0 DP: 2 HBP: 0	WP: 0 PB: 0 CS: 0	PA: 30
<b>PITCHER</b> Ray Herbert, R (1, 1) ERA: 3.42	IP: 9.0 WLS: W BF: 30 H: 5 R: 0 ER: 0 SO: 2 BB: 0 IBB: 0 HBP: 0 BLK: 0 WP: 0 HR: 0 S: 34 P: 34 ERA: 0.00 WHIP: 0.556																			

**New York Yankees @ Chicago White Sox**  
Comiskey Park, Chicago, IL  
Thu Jun 27 1963, 4:33 AM EDT  
Att: 30,040 - Unknown

AB 30  
R 0  
H 5  
RBI 0  
BB 0  
SO 2  
LOB 10



Batter	1	2	3	4	5	6	7	8	9	AB	R	H	RBI	BB	SO	LOB	BOTTOM			
Mike Hershberger, R (1, 8) OBP: 0.354, SLG: 0.360										4	1	1	0	0	1	2				
Tom McCraw, L (1, 3) OBP: 0.286, SLG: 0.346										3	1	1	0	0	0	1				
Pete Ward, L (1, 5) OBP: 0.368, SLG: 0.477										4	2	2	0	0	1	2				
Floyd Robinson, L (1, 9) OBP: 0.381, SLG: 0.485										4	0	1	2	0	1	1				
Charlie Maxwell, L (1, 7) OBP: 0.400, SLG: 0.386										3	0	0	0	0	0	2				
Jim Landis, R (6, 8) OBP: 0.325, SLG: 0.417										1	0	0	0	0	0	0				
Ron Hansen, R (1, 6) OBP: 0.318, SLG: 0.378										4	0	1	1	0	1	0				
Al Weis, S (1, 4) OBP: 0.271, SLG: 0.284										4	2	2	0	0	0	1				
J.C. Martin, L (1, 2) OBP: 0.253, SLG: 0.274										3	0	1	1	0	0	1				
Ray Herbert, R (1, 1) OBP: 0.275, SLG: 0.395										3	0	1	1	0	1	1				
<b>Inning Stats</b>	R: 3 E: 1 K: 0 S: 5	H: 3 LOB: 2 BB: 0 P: 6	R: 0 E: 0 K: 2 S: 7	H: 0 LOB: 0 BB: 0 P: 7	R: 1 E: 0 K: 0 S: 5	H: 2 LOB: 1 BB: 0 P: 5	R: 0 E: 0 K: 2 S: 7	H: 0 LOB: 0 BB: 0 P: 7	R: 0 E: 0 K: 1 S: 5	H: 0 LOB: 0 BB: 0 P: 5	R: 0 E: 0 K: 0 S: 3	H: 0 LOB: 0 BB: 0 P: 3	R: 0 E: 0 K: 0 S: 3	H: 0 LOB: 0 BB: 0 P: 3	R: 0 E: 0 K: 0 S: 3	H: 0 LOB: 0 BB: 0 P: 3	1B: 7 2B: 3 3B: 0 HR: 0	SF: 0 SAC: 0 DP: 1 HBP: 1	WP: 0 PB: 0 CS: 0	PA: 34
<b>PITCHER</b> Jim Bouton, R (1, 1) ERA: 2.46 Steve Hamilton, L (6, 1) ERA: 2.73	IP: 5.0 WLS: L BF: 25 H: 10 R: 6 ER: 6 SO: 2 BB: 1 IBB: 1 HBP: 0 BLK: 0 WP: 0 HR: 0 S: 28 P: 29 ERA: 10.80 WHIP: 2.000																			

**New York Yankees @ Chicago White Sox**  
Comiskey Park, Chicago, IL  
Thu Jun 27 1963, 4:33 AM EDT  
Att: 30,040 - Unknown

AB 33  
R 6  
H 10  
RBI 5  
BB 0  
SO 5  
LOB 11





Batter	1	2	3	4	5	6	7	8	9	AB	R	H	RBI	BB	SO	LOB	TOP									
Tito Francona, L OBP: 0.296, SLG: 0.321	G5-4-3 1B		FC6-4 1-2		P4			F8	FC5-2-6-5 1B	5	1	2	1	0	0	2	<b>Cleveland Indians @ Chicago White Sox</b> Comiskey Park, Chicago, IL Fri Jun 28 1963, 8:05 PM EDT Att: 36,324 - Unknown <a href="http://livebaseballscores.com">livebaseballscores.com</a>									
Willie Tasby, R OBP: 0.397, SLG: 0.455	G5-4-3 1-2			K		P6		BB 1B	FC5-2-6-5 1B	5	0	1	0	0	1	3										
Willie Kirkland, L OBP: 0.360, SLG: 0.478	K			4-3 1B		4-3		P4		5	1	2	1	0	1	1										
Max Alvis, R OBP: 0.333, SLG: 0.447		P3		4-3		4-3		BB 1B	F8	5	1	2	0	0	0	3										
Fred Whitfield, L OBP: 0.297, SLG: 0.436	F8							FC6-4 BB		3	0	2	2	1	0	0										
Miguel de la Hoz, R OBP: 0.229, SLG: 0.396	P6			P6				FC6-4 BB		3	0	0	0	0	1	2										
Joe Adcock, R OBP: 0.383, SLG: 0.558										1	0	0	0	0	0	3										
Ted Abernathy, R OBP: 0.500, SLG: 0.667										0	0	0	0	0	0	0										
Joe Azcue, R OBP: 0.321, SLG: 0.450			F9			6-3				4	0	1	0	0	0	0										
Mudcat Grant, R OBP: 0.167, SLG: 0.233										0	1	0	0	0	0	0										
Cal Neeman, R OBP: 0.167, SLG: 0.233										0	0	0	0	0	0	0										
Jerry Kindall, R OBP: 0.254, SLG: 0.278			F9						F2	3	0	0	0	1	1	1										
Early Wynn, S OBP: 0.400, SLG: 0.250										1	0	0	0	1	0	1										
Gene Green, R OBP: 0.222, SLG: 0.271										1	0	0	0	0	0	0										
Bob Allen, L OBP: 0.222, SLG: 0.271										0	0	0	0	0	0	0										
Woodie Held, R OBP: 0.329, SLG: 0.408										1	0	1	0	0	0	0										
<b>Inning Stats</b>	R: 0 E: 0 K: 1 S: 5	H: 1 LOB: 0 BB: 0 P: 5	R: 0 E: 0 K: 0 S: 3	H: 0 LOB: 0 BB: 0 P: 3	R: 0 E: 0 K: 0 S: 3	H: 0 LOB: 1 BB: 1 P: 7	R: 1 E: 0 K: 1 S: 7	H: 2 LOB: 1 BB: 0 P: 7	R: 0 E: 0 K: 1 S: 5	H: 0 LOB: 0 BB: 0 P: 5	R: 1 E: 0 K: 0 S: 7	H: 2 LOB: 1 BB: 1 P: 7	R: 0 E: 0 K: 1 S: 5	H: 0 LOB: 0 BB: 0 P: 5	R: 0 E: 0 K: 0 S: 5	H: 2 LOB: 3 BB: 1 P: 9	R: 2 E: 0 K: 0 S: 7	H: 4 LOB: 2 BB: 0 P: 7	1B: 11 2B: 0 3B: 0 HR: 0	SF: 0 SAC: 0 DP: 1 HBP: 0	WP: 0 PB: 0 SB: 2 CS: 0	PA: 40				
<b>PITCHER</b>	IP	WLS	BF	H	R	ER	SO	BB	IBB	HBP	BLK	WP	HR	S	P	ERA	WHIP									
Dave DeBusschere, R ERA: 3.38	(1, 1)	6.0		24	5	2	2	3	2	0	0	0	0	0	28	36	3.00	1.167								
Jim Brosnan, R ERA: 2.31	(7, 1)	2.1	L	13	5	2	2	1	1	0	0	0	0	0	14	18	7.71	2.571								
Hoyt Wilhelm, R ERA: 2.7	(9, 1)	0.2		3	1	0	0	0	0	0	0	0	0	0	3	3	0.00	1.500								


Batter	1	2	3	4	5	6	7	8	9	AB	R	H	RBI	BB	SO	LOB	BOTTOM									
Mike Hershberger, R OBP: 0.356, SLG: 0.363	P6					4-3				4	0	2	1	0	0	0	<b>Cleveland Indians @ Chicago White Sox</b> Comiskey Park, Chicago, IL Fri Jun 28 1963, 8:05 PM EDT Att: 36,324 - Unknown <a href="http://livebaseballscores.com">livebaseballscores.com</a>									
Tom McCraw, L OBP: 0.284, SLG: 0.341	P5		G3							4	1	1	0	0	1	2										
Pete Ward, L OBP: 0.373, SLG: 0.488	1-3									4	1	3	1	0	0	0										
Floyd Robinson, L OBP: 0.379, SLG: 0.479		1-3								3	0	0	0	1	0	2										
Charlie Maxwell, L OBP: 0.385, SLG: 0.373										2	0	0	1	0	1	1										
Jim Brosnan, R OBP: 0.286, SLG: 0.286										0	0	0	0	0	0	0										
J.C. Martin, L OBP: 0.252, SLG: 0.272										1	0	0	0	0	0	2										
Ron Hansen, R OBP: 0.317, SLG: 0.373										3	0	0	0	1	1	2										
Al Weis, S OBP: 0.260, SLG: 0.271										3	0	0	0	0	1	1										
Cam Carreon, R OBP: 0.288, SLG: 0.320										3	1	1	0	0	0	1										
Hoyt Wilhelm, R OBP: 0.077, SLG: 0.077										0	0	0	0	0	0	0										
Dave DeBusschere, R OBP: 0.324, SLG: 0.414										1	0	0	0	0	0	0										
Jim Landis, R OBP: 0.324, SLG: 0.414										1	0	0	0	0	0	0										
<b>Inning Stats</b>	R: 0 E: 0 K: 0 S: 3	H: 0 LOB: 0 BB: 0 P: 3	R: 0 E: 0 K: 1 S: 5	H: 0 LOB: 0 BB: 0 P: 5	R: 1 E: 0 K: 0 S: 5	H: 2 LOB: 1 BB: 0 P: 5	R: 1 E: 0 K: 1 S: 6	H: 1 LOB: 0 BB: 0 P: 6	R: 0 E: 0 K: 0 S: 2	H: 0 LOB: 0 BB: 1 P: 6	R: 0 E: 0 K: 1 S: 5	H: 1 LOB: 1 BB: 0 P: 5	R: 0 E: 0 K: 0 S: 3	H: 1 LOB: 1 BB: 1 P: 7	1B: 5 2B: 2 3B: 0 HR: 0	SF: 1 SAC: 1 DP: 2 HBP: 0	WP: 0 PB: 0 SB: 1 CS: 0	PA: 33								
<b>PITCHER</b>	IP	WLS	BF	H	R	ER	SO	BB	IBB	HBP	BLK	WP	HR	S	P	ERA	WHIP									
Early Wynn, R ERA: 3.0	(1, 1)	6.0		23	5	3	3	3	0	0	0	0	0	0	29	29	4.50	0.833								
Bob Allen, L ERA: 3.33	(7, 1)	1.0		3	0	0	0	0	1	0	0	0	0	2	6	0.00	1.000									
Ted Abernathy, R ERA: 3.08	(8, 1)	2.0	W	7	2	0	0	1	1	0	0	0	0	8	12	0.00	1.500									



Batter	1	2	3	4	5	6	7	8	9	AB	R	H	RBI	BB	SO	LOB	TOP					
<b>Tito Francona, L</b> OBP: 0.300, SLG: 0.335 (1, 7)	0-0 4-3			0-0 HR		4-0 2B BB		0-3 K2-3		3	2	1	1	1	1	0						
<b>Willie Tasby, R</b> OBP: 0.377, SLG: 0.458 (1, 9)	0-0 P4			0-0 5-3		0-0 2B 1B			0-0 2B 1B	4	1	2	0	0	0	0						
<b>Mudcat Grant, R</b> OBP: 0.167, SLG: 0.233 (9, FR)										0	1	0	0	0	0	0						
<b>Woodie Held, R</b> OBP: 0.329, SLG: 0.408 (9, 9)										0	0	0	0	0	0	0						
<b>Willie Kirkland, L</b> OBP: 0.357, SLG: 0.479 (1, 8)	0-0 F7			0-0 F7		0-0 1B 2B			0-0 P4	4	0	1	2	0	0	1						
<b>Max Alvis, R</b> OBP: 0.329, SLG: 0.440 (1, 5)		0-0 F7		0-0 P6		0-3 K			0-3 K	4	0	0	0	0	2	2						
<b>Fred Whitfield, L</b> OBP: 0.296, SLG: 0.438 (1, 3)		0-0 G3			0-0 L3		0-3 K		0-0 1B 2B	4	1	1	0	0	1	0						
<b>Miguel de la Hoz, R</b> OBP: 0.259, SLG: 0.404 (1, 4)		0-0 1B			0-0 B5-3		0-3 K		0-0 1B	4	0	2	2	0	1	0						
<b>Joe Azcue, R</b> OBP: 0.312, SLG: 0.437 (1, 2)			0-0 6-3		0-0 5-3		0-3 K		0-0 6-3	4	0	0	0	0	1	2						
<b>Jerry Kindall, R</b> OBP: 0.248, SLG: 0.270 (1, 6)			0-0 6-3		0-0 5-3			0-0 F3		3	0	0	0	0	0	0						
<b>Jack Kralick, L</b> OBP: 0.152, SLG: 0.161 (1, 1)			0-0 6-3					0-3 K		2	0	0	0	0	0	0						
<b>Gary Bell, R</b> OBP: 0.105, SLG: 0.056 (7, 1)										0	0	0	0	0	0	0						
<b>Bob Allen, L</b> (7, 1)										1	0	0	0	0	1	0						
<b>Inning Stats</b>	R: 0 E: 0 K: 0 S: 3	H: 0 LOB: 0 BB: 0 P: 3	R: 0 E: 0 K: 0 S: 3	H: 1 LOB: 1 BB: 0 P: 3	R: 0 E: 0 K: 0 S: 3	H: 0 LOB: 0 BB: 0 P: 3	R: 1 E: 0 K: 0 S: 4	H: 1 LOB: 0 BB: 0 P: 4	R: 0 E: 0 K: 0 S: 3	H: 0 LOB: 0 BB: 0 P: 3	R: 2 E: 0 K: 3 S: 7	H: 3 LOB: 1 BB: 1 P: 11	R: 0 E: 0 K: 3 S: 9	H: 0 LOB: 0 BB: 0 P: 9	R: 0 E: 0 K: 2 S: 7	H: 0 LOB: 0 BB: 0 P: 7	R: 2 E: 0 K: 1 S: 8	H: 3 LOB: 2 BB: 0 P: 8	1B: 4 2B: 2 3B: 0 HR: 1	SF: 0 SAC: 0 DP: 0 HBP: 0	WP: 0 PB: 0 CS: 0	PA: 34
<b>PITCHER</b>	IP	WLS	BF	H	R	ER	SO	BB	IBB	HBP	BLK	WP	HR	S	P	ERA	WHIP					
<b>John Buzhardt, R</b> ERA: 2.34 (1, 1)	6.0	L	22	4	3	3	1	1	0	0	0	0	1	23	27	4.50	0.833					
<b>Joe Horlen, R</b> ERA: 4.07 (7, 1)	1.0		3	0	0	0	3	0	0	0	0	0	0	9	9	0.00	0.000					
<b>Hoyt Wilhelm, R</b> ERA: 2.91 (8, 1)	2.0		9	3	2	2	3	0	0	0	0	0	0	15	15	9.00	1.500					

Cleveland Indians @ Chicago White Sox  
Comiskey Park, Chicago, IL  
Sat Jun 29 1963, 4:33 AM EDT  
Att: 10,749 - Unknown


AB 33  
R 5  
H 7  
RBI 5  
BB 1  
SO 7  
LOB 5



Batter	1	2	3	4	5	6	7	8	9	AB	R	H	RBI	BB	SO	LOB	BOTTOM					
<b>Jim Landis, R</b> OBP: 0.319, SLG: 0.408 (1, 8)	0-0 F3		0-0 F7		0-0 FC6-4		0-0 5-3		0-0 F7	3	0	0	0	0	0	2						
<b>Charlie Maxwell, L</b> OBP: 0.385, SLG: 0.373 (7, PH)										0	0	0	0	0	0	0						
<b>Sherm Lollar, R</b> OBP: 0.327, SLG: 0.327 (8, 3)										2	0	0	0	0	0	3						
<b>Nellie Fox, L</b> OBP: 0.320, SLG: 0.320 (1, 4)	4-0 BB		0-0 6-3			0-0 L6	0-0 6-3			3	0	0	0	1	0	2						
<b>Pete Ward, L</b> OBP: 0.368, SLG: 0.481 (1, 5)	0-0 P5			0-0 5-3		0-0 F9		0-0 4-3		4	0	0	0	0	0	1						
<b>Dave Nicholson, R</b> OBP: 0.331, SLG: 0.452 (1, 7)	0-0 E6			0-0 5-3		0-3 K		4-0 FC5-4 BB		3	0	0	0	1	1	1						
<b>Mike Hershberger, R</b> OBP: 0.354, SLG: 0.366 (8, 8)	0-0 5-3			0-0 6-3				0-0 1B 2B	0-0 FC5-4	4	1	1	0	0	0	3						
<b>Ron Hansen, R</b> OBP: 0.320, SLG: 0.372 (1, 6)		4-0 G6-4-3 BB			0-3 K		0-0 1B BB	0-0 6-3		3	1	1	1	1	1	1						
<b>Tom McCraw, L</b> OBP: 0.091, SLG: 0.136 (1, 3)			0-3 K			0-0 E5		4-0 FC1-5 1B BB	0-0 L4	2	0	0	0	0	1	1						
<b>Jim Lemon, R</b> OBP: 0.314, SLG: 0.342 (7, PH)										0	0	0	0	0	0	0						
<b>Floyd Robinson, L</b> OBP: 0.380, SLG: 0.478 (8, 9)										1	0	0	0	1	0	0						
<b>Cam Carreon, R</b> OBP: 0.306, SLG: 0.356 (1, 2)		0-0 G6-4-3				0-0 FC1-2 1B		0-0 5-3 FC1-5 1B	0-0 3B	4	0	3	1	0	0	1						
<b>John Buzhardt, R</b> OBP: 0.091, SLG: 0.136 (1, 1)										2	0	0	0	0	1	2						
<b>Joe Horlen, R</b> OBP: 0.286, SLG: 0.286 (7, PH)										0	0	0	0	0	0	0						
<b>Al Weis, S</b> OBP: 0.257, SLG: 0.268 (7, PH)										1	0	0	0	0	0	2						
<b>Hoyt Wilhelm, R</b> OBP: 0.077, SLG: 0.077 (8, 1)										0	0	0	0	0	0	0						
<b>J.C. Martin, L</b> OBP: 0.250, SLG: 0.270 (9, PH)										1	0	0	0	0	1	0						
<b>Inning Stats</b>	R: 0 E: 1 K: 0 S: 4	H: 0 LOB: 2 BB: 1 P: 8	R: 0 E: 0 K: 1 S: 4	H: 0 LOB: 0 BB: 1 P: 8	R: 0 E: 0 K: 1 S: 5	H: 0 LOB: 0 BB: 0 P: 5	R: 0 E: 0 K: 0 S: 3	H: 0 LOB: 0 BB: 0 P: 3	R: 0 E: 1 K: 1 S: 7	H: 1 LOB: 2 BB: 0 P: 7	R: 0 E: 0 K: 1 S: 5	H: 0 LOB: 0 BB: 0 P: 5	R: 2 E: 0 K: 0 S: 6	H: 3 LOB: 2 BB: 1 P: 10	R: 0 E: 1 K: 0 S: 3	H: 0 LOB: 1 BB: 1 P: 7	R: 0 E: 0 K: 0 S: 4	H: 1 LOB: 1 BB: 0 P: 4	1B: 3 2B: 1 3B: 1 HR: 0	SF: 0 SAC: 0 DP: 1 HBP: 0	WP: 0 PB: 0 CS: 0	PA: 37
<b>PITCHER</b>	IP	WLS	BF	H	R	ER	SO	BB	IBB	HBP	BLK	WP	HR	S	P	ERA	WHIP					
<b>Jack Kralick, L</b> ERA: 2.49 (1, 1)	6.0	W	24	3	2	2	4	2	0	0	0	0	0	30	38	3.00	0.833					
<b>Gary Bell, R</b> ERA: 3.54 (7, 1)	0.1		3	1	0	0	0	1	0	0	0	0	0	2	6	0.00	6.000					
<b>Bob Allen, L</b> ERA: 3.0 (7, 1)	2.2	S	10	1	0	0	0	1	0	0	0	0	0	9	13	0.00	0.750					

Cleveland Indians @ Chicago White Sox  
Comiskey Park, Chicago, IL  
Sat Jun 29 1963, 4:33 AM EDT  
Att: 10,749 - Unknown

AB 33  
R 2  
H 5  
RBI 2  
BB 4  
SO 4  
LOB 20





Batter	1	2	3	4	5	6	7	8	9	AB	R	H	RBI	BB	SO	LOB	TOP				
<b>Tito Francona, L</b> OBP: 0.302, SLG: 0.336 (1, 7)	G3		1B			2B 1B		F3	K	5	1	2	0	0	1	1					
<b>Woodie Held, R</b> OBP: 0.335, SLG: 0.430 (1, 9)	F7		F9			1B		HR	HR	5	3	3	2	0	0	1					
<b>Willie Kirkland, L</b> OBP: 0.353, SLG: 0.470 (1, 8)	F7			6-3		1B		F8	K	5	0	1	2	0	1	1					
<b>Max Alvis, R</b> OBP: 0.337, SLG: 0.454 (1, 5)		SH1-4 BB		BB		F8		HR	1B	3	1	2	2	2	0	1					
<b>Fred Whitfield, L</b> OBP: 0.301, SLG: 0.446 (1, 3)		SH1-4		K		K		HR		4	1	2	0	0	2	2					
<b>Miguel de la Hoz, R</b> OBP: 0.246, SLG: 0.439 (1, 4)		K		F9		F7		HR	K	5	1	1	2	0	2	5					
<b>Joe Azcue, R</b> OBP: 0.310, SLG: 0.428 (1, 2)		F9				P4		F9	BB	3	0	0	0	1	0	1					
<b>Jerry Kindall, R</b> OBP: 0.248, SLG: 0.270 (1, 6)			K			B1-3		F9	1B	4	0	1	0	0	1	0					
<b>Dick Donovan, L</b> OBP: 0.091, SLG: 0.091 (1, 1)			6-3			K		P6	HR	4	1	1	0	0	1	0					
<b>Ted Abernathy, R</b> OBP: 0.500, SLG: 0.667 (9, 1)									1B	0	0	0	0	0	0	0					
<b>Inning Stats</b>	R: 0 E: 0 K: 0 S: 3	H: 0 LOB: 0 BB: 0 P: 3	R: 0 E: 0 K: 1 S: 5	H: 0 LOB: 1 BB: 1 P: 9	R: 0 E: 0 K: 1 S: 6	H: 1 LOB: 1 BB: 0 P: 6	R: 0 E: 0 K: 1 S: 5	H: 0 LOB: 0 BB: 0 P: 9	R: 0 E: 0 K: 1 S: 8	H: 3 LOB: 1 BB: 0 P: 8	R: 0 E: 0 K: 0 S: 3	H: 0 LOB: 0 BB: 0 P: 3	R: 4 E: 0 K: 0 S: 7	H: 5 LOB: 2 BB: 1 P: 11	R: 2 E: 3 K: 3 S: 13	H: 4 LOB: 0 BB: 0 P: 13	1B: 8 2B: 2 3B: 0 HR: 3	SF: 0 SAC: 1 DP: 0 HBP: 0	WP: 0 PB: 0 SB: 0 CS: 0	PA: 42	
<b>PITCHER</b>	IP	WLS	BF	H	R	ER	SO	BB	IBB	HBP	BLK	WP	HR	S	P	ERA	WHIP				
<b>Juan Pizarro, L</b> ERA: 2.25 (1, 1)	7.2	L	32	7	5	5	5	2	0	0	0	0	1	40	48	5.87	1.174				
<b>Joe Horlen, R</b> ERA: 4.25 (8, 1)	0.1		3	2	1	1	0	1	0	0	0	0	1	2	6	27.00	9.000				
<b>Eddie Fisher, R</b> ERA: 5.04 (9, 1)	1.0		7	4	2	2	3	0	0	0	0	0	1	13	13	18.00	4.000				

Cleveland Indians @ Chicago White Sox  
Comiskey Park, Chicago, IL  
Sun Jun 30 1963, 4:33 AM EDT  
Unknown

AB 38  
R 8  
H 13  
RBI 8  
BB 3  
SO 8  
LOB 12



Batter	1	2	3	4	5	6	7	8	9	AB	R	H	RBI	BB	SO	LOB	BOTTOM				
<b>Mike Hershberger, R</b> OBP: 0.352, SLG: 0.368 (1, 8)	4-3 2B		4-3			K		4-3		4	0	1	0	0	1	0					
<b>Nellie Fox, L</b> OBP: 0.319, SLG: 0.319 (1, 4)	F9			6-3		4-3			1B 1B	4	1	1	0	0	0	1					
<b>Pete Ward, L</b> OBP: 0.367, SLG: 0.478 (1, 5)	4-3			F7		F7			1B 2B 1B	4	1	1	0	0	0	1					
<b>Floyd Robinson, L</b> OBP: 0.378, SLG: 0.474 (1, 9)	4-3			1-3		F8			2B E 1B	4	1	1	1	0	0	1					
<b>Charlie Maxwell, L</b> OBP: 0.378, SLG: 0.365 (1, 7)		F5			1B 1B	3-1			F2	4	0	1	0	0	0	2					
<b>Tom McCraw, L</b> OBP: 0.297, SLG: 0.363 (1, 3)		F8			1-2 1B				E1 1B 2B	4	1	3	1	0	0	0					
<b>Al Weis, S</b> OBP: 0.256, SLG: 0.267 (1, 6)		F7			F5			F2	1B 1B	4	0	1	1	0	0	3					
<b>Cam Carreon, R</b> OBP: 0.297, SLG: 0.346 (1, 2)									L5 L6-3	3	0	0	0	0	0	2					
<b>J.C. Martin, L</b> OBP: 0.248, SLG: 0.268 (9, PH)			6-3			F9			L6-3	1	0	0	0	0	0	1					
<b>Juan Pizarro, L</b> OBP: 0.195, SLG: 0.350 (1, 1)						3-1				2	0	0	0	0	0	2					
<b>Joe Horlen, R</b> OBP: 0.286, SLG: 0.286 (8, 1)										0	0	0	0	0	0	0					
<b>Jim Landis, R</b> OBP: 0.317, SLG: 0.405 (9, PH)										1	0	0	0	0	1	0					
<b>Eddie Fisher, R</b> OBP: 0.211, SLG: 0.167 (9, 1)										0	0	0	0	0	0	0					
<b>Inning Stats</b>	R: 0 E: 0 K: 0 S: 4	H: 1 LOB: 1 BB: 0 P: 4	R: 0 E: 0 K: 0 S: 3	H: 0 LOB: 0 BB: 0 P: 3	R: 0 E: 0 K: 0 S: 3	H: 0 LOB: 0 BB: 0 P: 3	R: 0 E: 0 K: 1 S: 5	H: 2 LOB: 2 BB: 0 P: 5	R: 0 E: 0 K: 1 S: 5	H: 0 LOB: 0 BB: 0 P: 5	R: 0 E: 0 K: 0 S: 4	H: 1 LOB: 1 BB: 0 P: 4	R: 0 E: 0 K: 1 S: 5	H: 0 LOB: 0 BB: 0 P: 5	R: 4 E: 1 K: 0 S: 7	H: 5 LOB: 0 BB: 0 P: 7	1B: 7 2B: 3 3B: 0 HR: 0	SF: 0 SAC: 0 DP: 1 HBP: 0	WP: 0 PB: 0 SB: 0 CS: 0	PA: 35	
<b>PITCHER</b>	IP	WLS	BF	H	R	ER	SO	BB	IBB	HBP	BLK	WP	HR	S	P	ERA	WHIP				
<b>Dick Donovan, R</b> ERA: 4.05 (1, 1)	8.0	W	30	6	2	2	2	0	0	0	0	0	0	5	34	2.25	0.750				
<b>Ted Abernathy, R</b> ERA: 3.29 (9, 1)	1.0	S	5	3	2	1	0	0	0	0	0	0	0	5	5	9.00	3.000				

Cleveland Indians @ Chicago White Sox  
Comiskey Park, Chicago, IL  
Sun Jun 30 1963, 4:33 AM EDT  
Unknown

AB 35  
R 4  
H 9  
RBI 3  
BB 0  
SO 2  
LOB 13





Batter	1	2	3	4	5	6	7	8	9	AB	R	H	RBI	BB	SO	LOB	TOP
<b>Tito Francona, L</b> OBP: 0.300, SLG: 0.333 (1, 7)	6-3		G3 1B		K		F8		F8	5	0	1	0	0	1	2	
<b>Woodie Held, R</b> OBP: 0.337, SLG: 0.432 (1, 9)	FC6 1B		G3		E		P4			4	0	2	0	0	0	1	
<b>Willie Kirkland, L</b> OBP: 0.346, SLG: 0.459 (1, 8)	FC6		G3		E4			5-3		4	0	0	0	0	0	3	
<b>Max Alvis, R</b> OBP: 0.332, SLG: 0.447 (1, 5)	1-3		6-3		1-3			5-3		4	0	0	0	0	0	4	
<b>Fred Whitfield, L</b> OBP: 0.293, SLG: 0.434 (1, 3)		4-3		K		K		K2-3		4	0	0	0	0	3	0	
<b>Miguel de la Hoz, R</b> OBP: 0.279, SLG: 0.467 (1, 4)		F3		6-3 BB		2B			1B	3	0	2	0	1	0	0	
<b>Jerry Kindall, R</b> OBP: 0.248, SLG: 0.269 (1, 6)			6-3 1B		5-3				P4	4	0	1	0	0	0	3	
<b>Cal Neeman, R</b> (9, PH)		4-0								2	0	0	0	1	2	2	
<b>Gens Green, R</b> OBP: 0.250, SLG: 0.286 (9, PH)										1	0	1	0	0	0	0	
<b>Al Luplow, L</b> OBP: 0.266, SLG: 0.271 (9, FR)		1-2	BB		K				1B	0	0	0	0	0	0	0	
<b>Mudcat Grant, R</b> OBP: 0.156, SLG: 0.219 (1, 1)										2	0	0	0	0	1	2	
<b>Sam McDowell, L</b> OBP: 0.250, SLG: 0.211 (5, 1)					4-3					0	0	0	0	0	0	0	
<b>Pedro Ramos, S</b> OBP: 0.063, SLG: 0.063 (6, 1)										1	0	0	0	0	1	0	
<b>Joe Adcock, R</b> OBP: 0.380, SLG: 0.554 (9, PH)									F8	1	0	0	0	0	0	2	
<b>Inning Stats</b>	R: 0 E: 0 K: 0 S: 4	H: 1 LOB: 1 BB: 0 P: 4	R: 0 E: 0 K: 1 S: 6	H: 1 LOB: 2 BB: 1 P: 10	R: 0 E: 0 K: 0 S: 4	H: 0 LOB: 1 BB: 1 P: 11	R: 0 E: 0 K: 2 S: 8	H: 1 LOB: 1 BB: 0 P: 8	R: 0 E: 0 K: 1 S: 5	H: 0 LOB: 0 BB: 0 P: 5	R: 0 E: 0 K: 0 S: 5	H: 0 LOB: 0 BB: 0 P: 5	R: 0 E: 0 K: 0 S: 5	H: 2 LOB: 2 BB: 0 P: 5	1B: 6 2B: 1 3B: 0 HR: 0	SF: 0 SAC: 0 DP: 0 HBP: 0	WP: 0 PA: 37 CS: 0
<b>PITCHER</b> <b>Gary Peters, L</b> ERA: 2.41 (1, 1)	IP: 9.0 WLS: W BF: 37 H: 7 R: 0 ER: 0 SO: 8 BB: 2 IBB: 0 HBP: 0 BLK: 0 WP: 0 HR: 0 S: 51 P: 59 ERA: 0.00 WHIP: 1.000											<b>PITCHER</b>	IP: 9.0 WLS: W BF: 37 H: 7 R: 0 ER: 0 SO: 8 BB: 2 IBB: 0 HBP: 0 BLK: 0 WP: 0 HR: 0 S: 51 P: 59 ERA: 0.00 WHIP: 1.000				

**Cleveland Indians @ Chicago White Sox**  
Comiskey Park, Chicago, IL  
Sun Jun 30 1963, 4:38 AM EDT  
Att: 27,805 - Unknown


AB 35  
R 0  
H 7  
RBI 0  
BB 2  
SO 8  
LOB 19



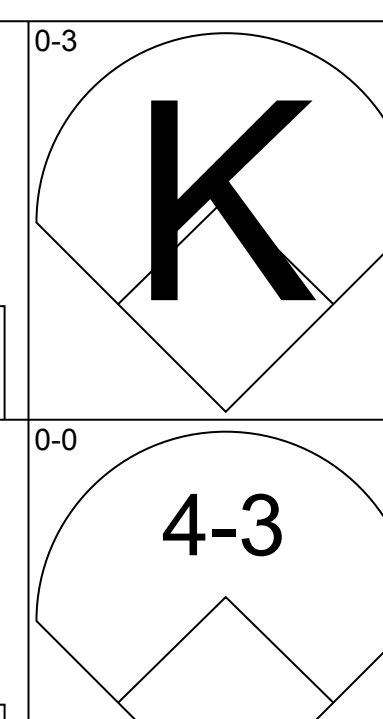
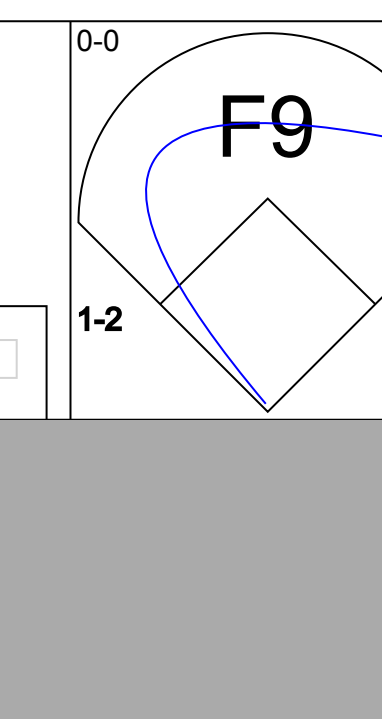
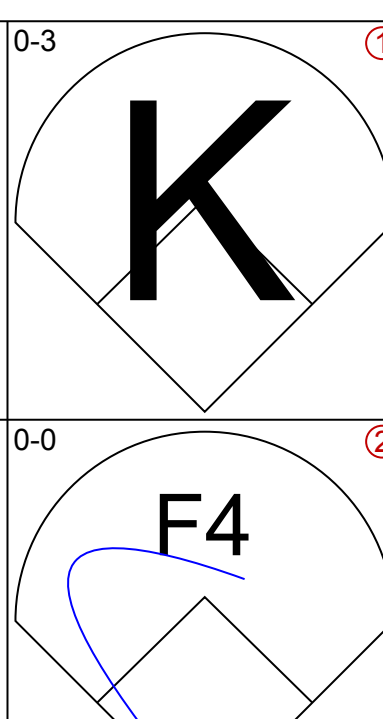
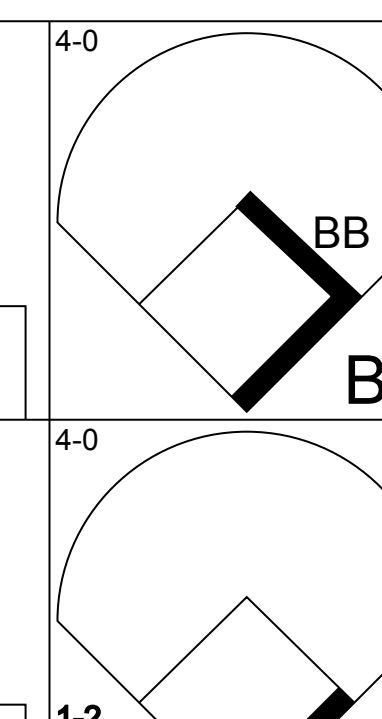
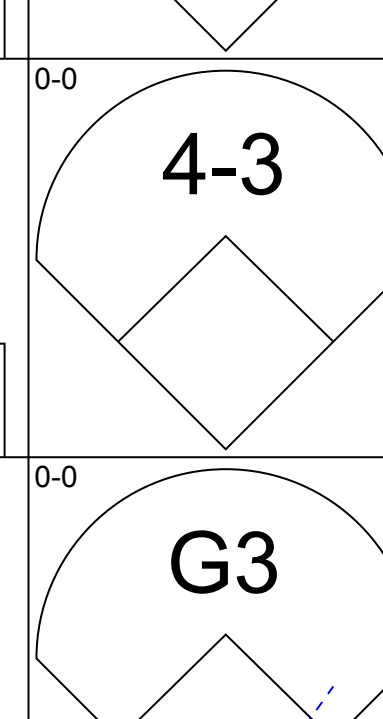
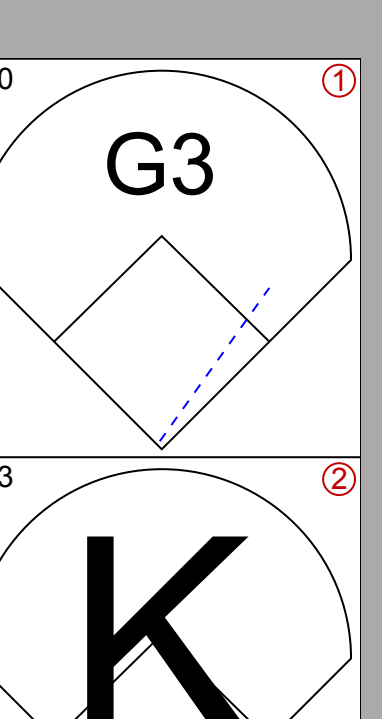
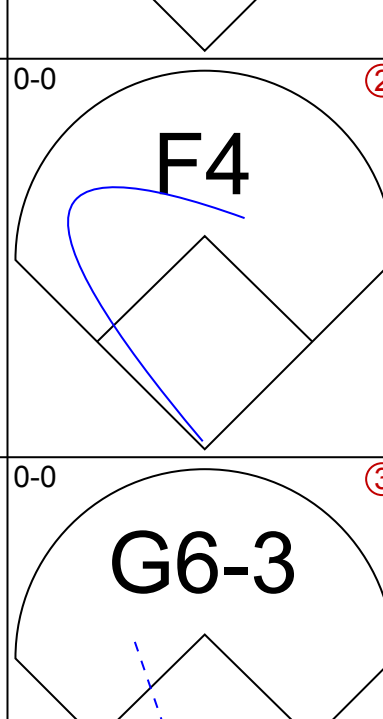
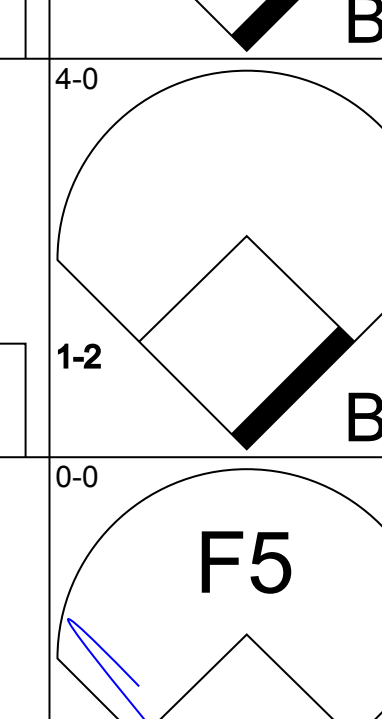
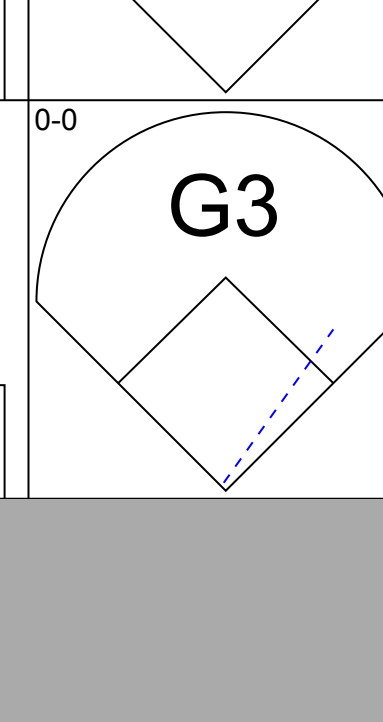
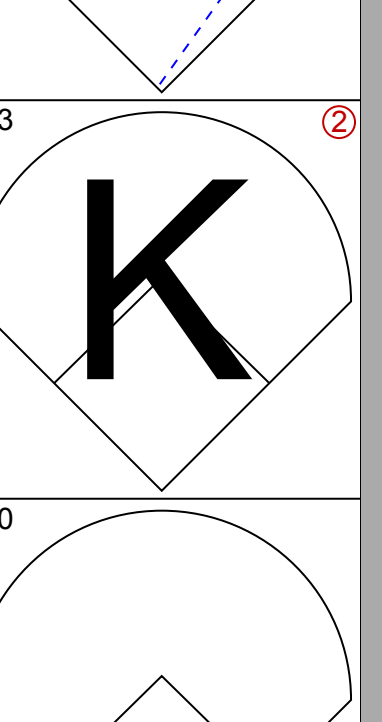
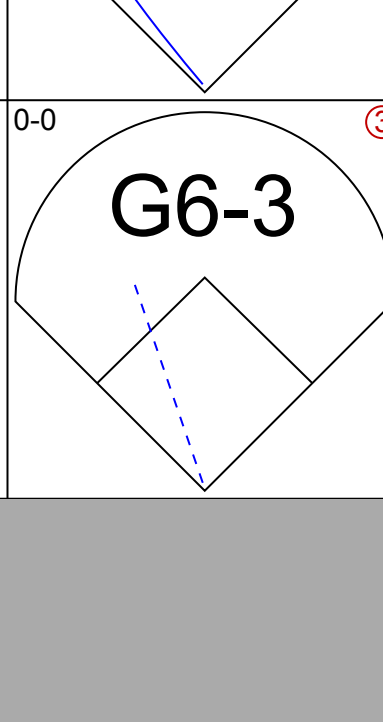
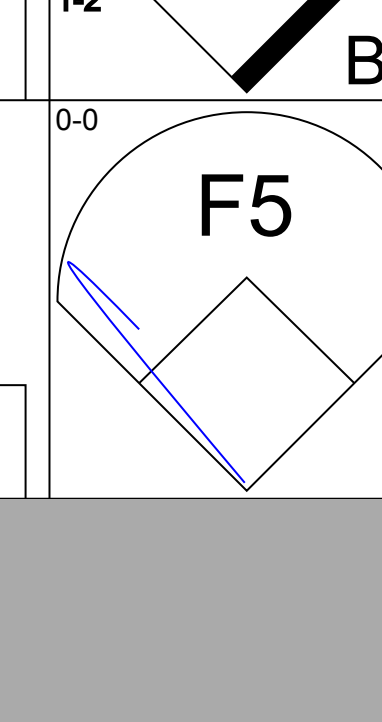
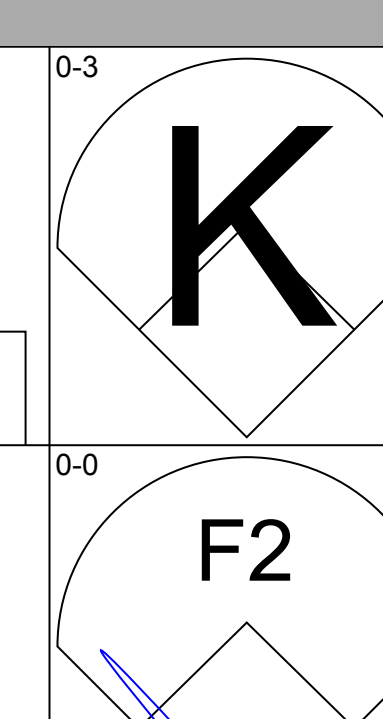
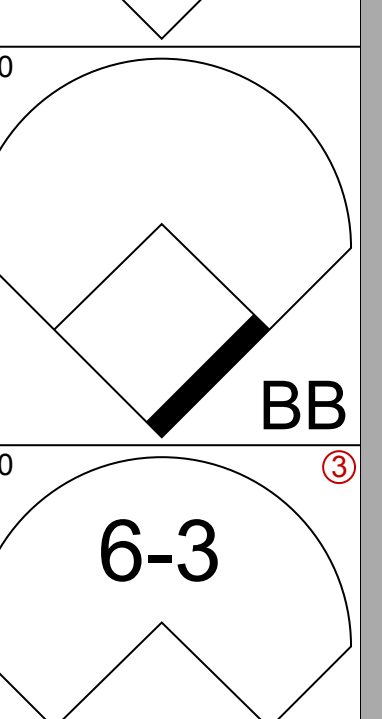
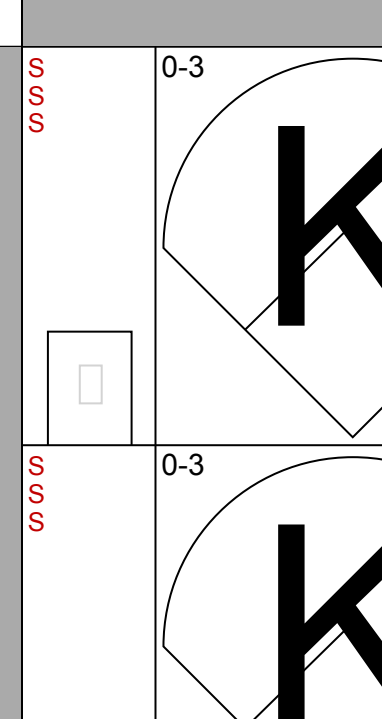
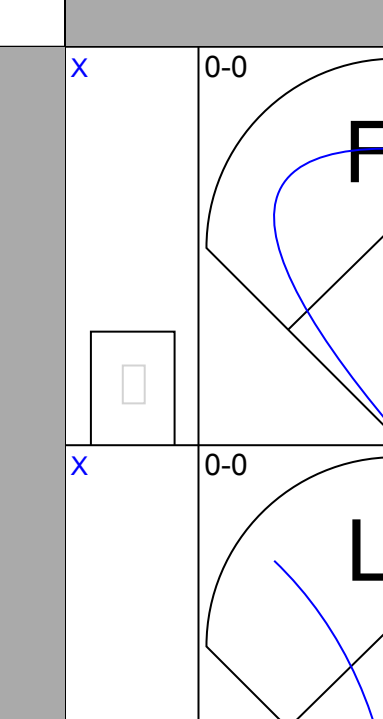
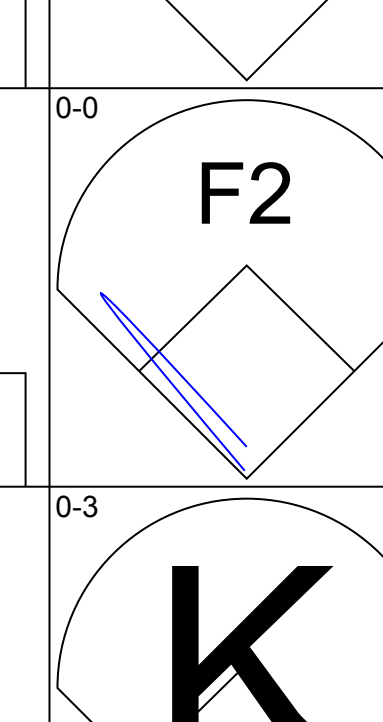
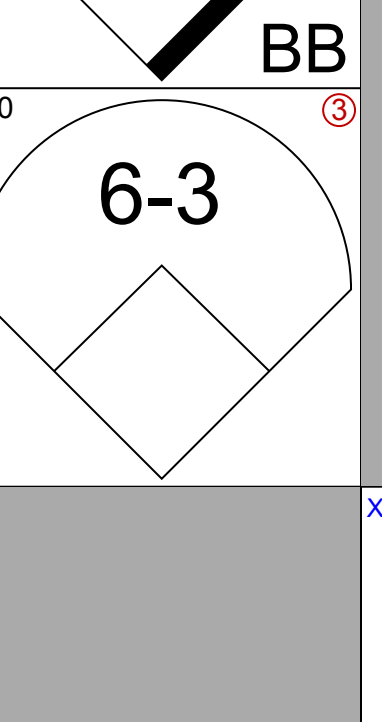
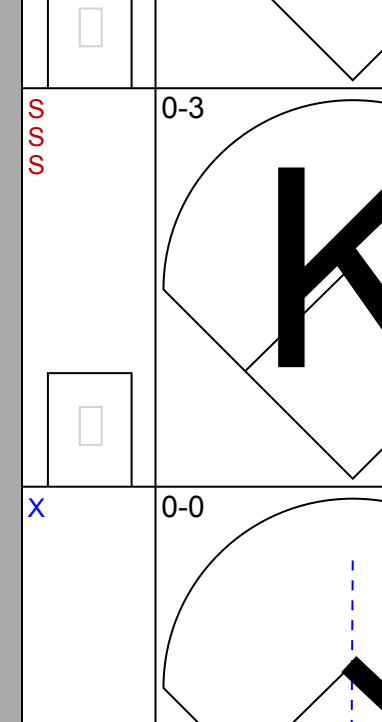
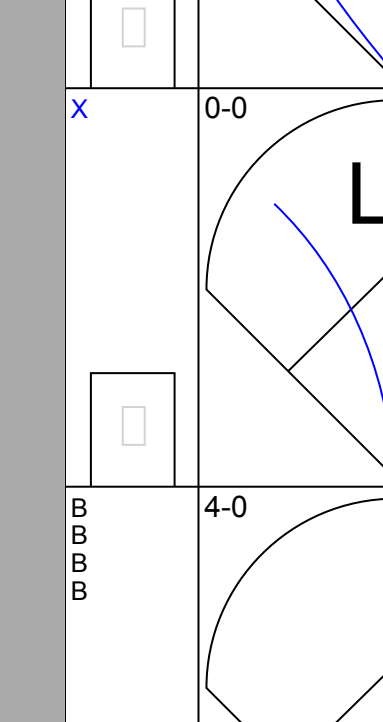
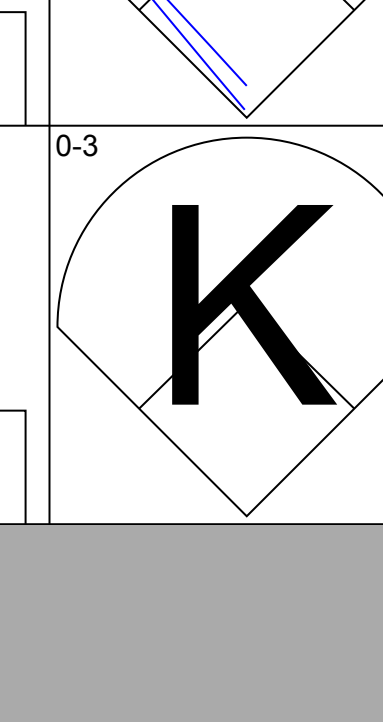
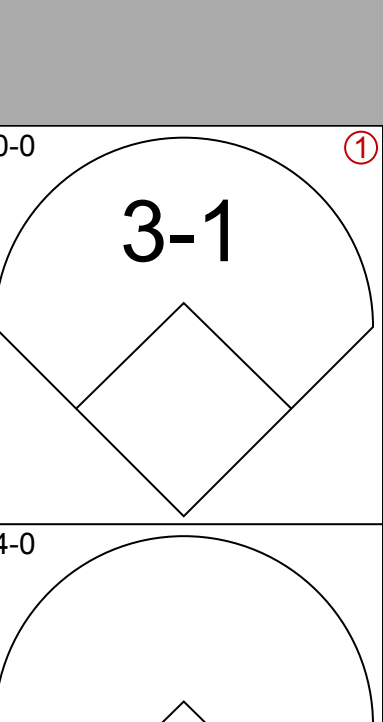
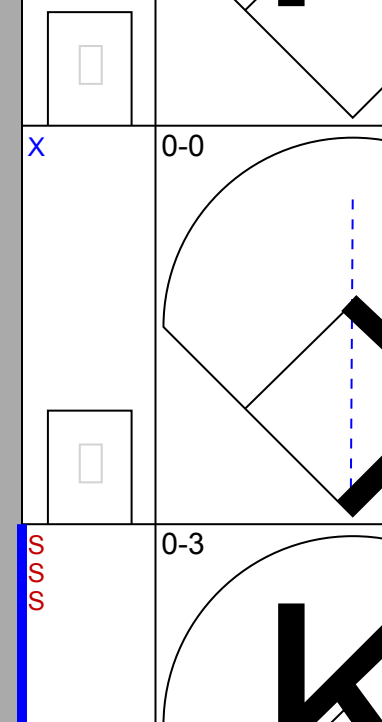
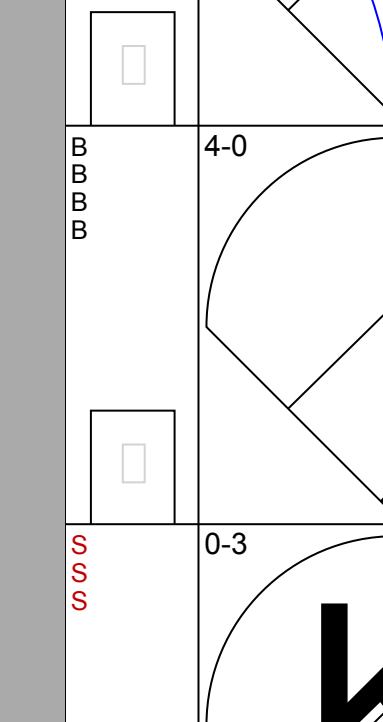
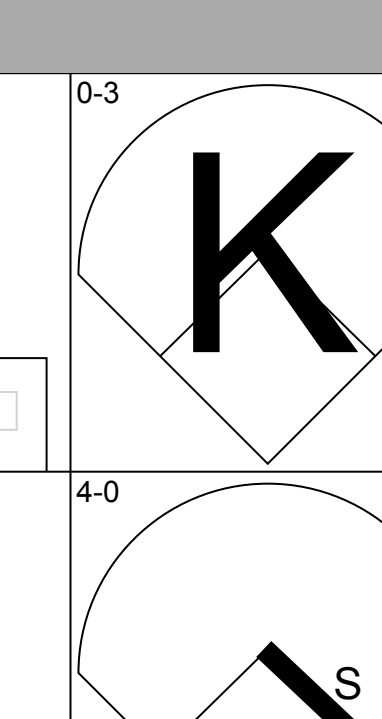
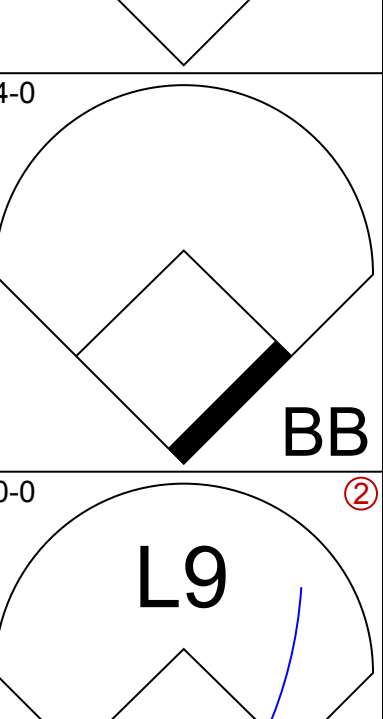
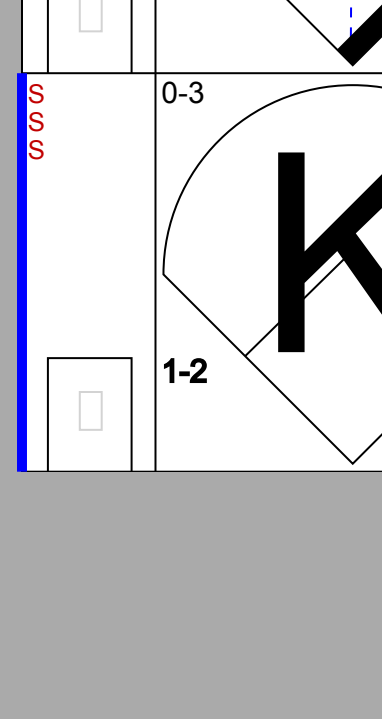
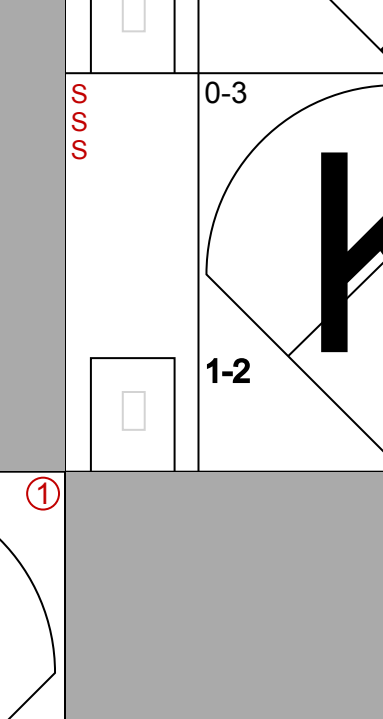
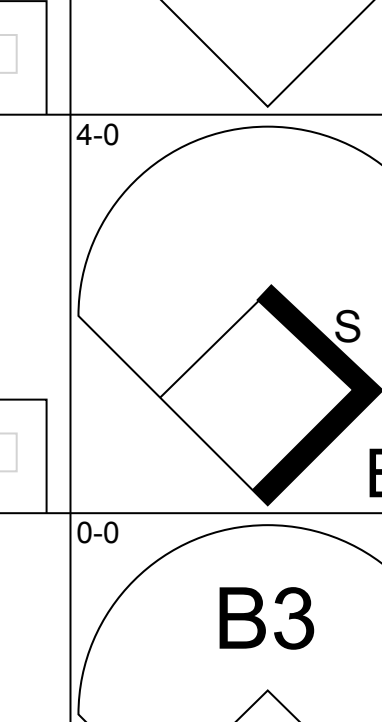
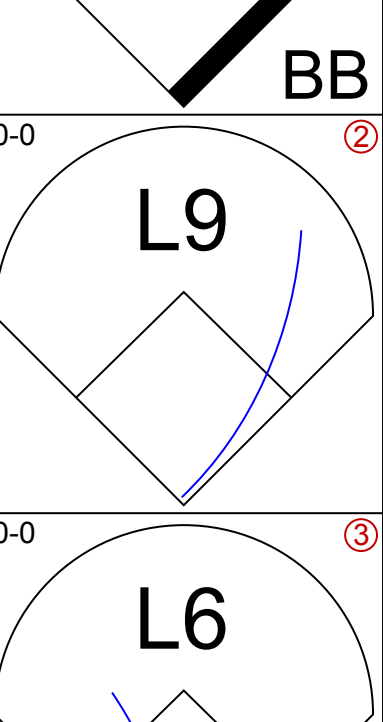
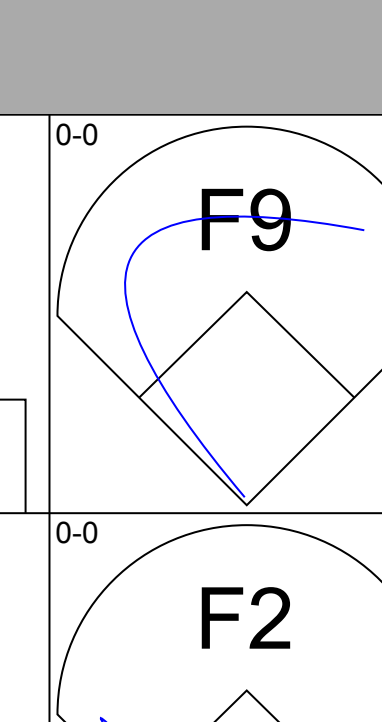
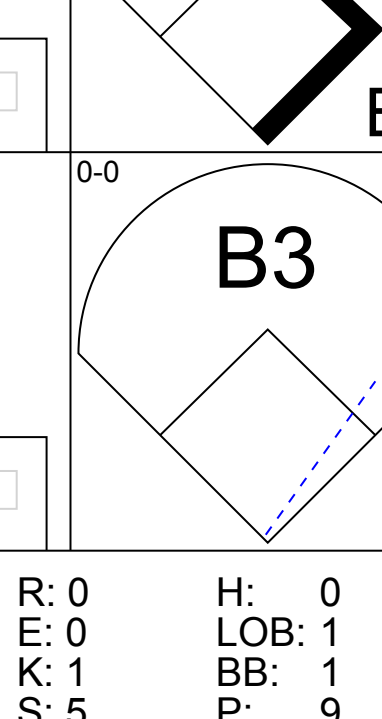
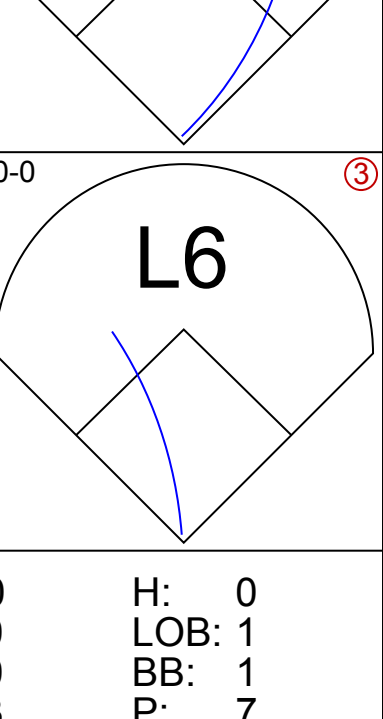
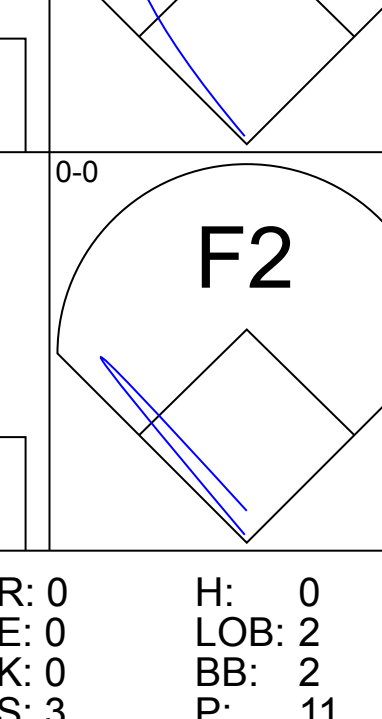
Batter	1	2	3	4	5	6	7	8	9	AB	R	H	RBI	BB	SO	LOB	BOTTOM		
<b>Jim Landis, R</b> OBP: 0.316, SLG: 0.399 (1, 8)	K		K		1B		6-3			3	0	0	0	1	2	0			
<b>Tom McCraw, L</b> OBP: 0.295, SLG: 0.358 (1, 3)	F7				1-3 2H 3H		F9			4	0	1	2	0	0	0			
<b>Floyd Robinson, L</b> OBP: 0.373, SLG: 0.467 (1, 9) (7, 7)	4-3			G3	6-3		3-1			4	0	0	0	0	0	2			
<b>Pete Ward, L</b> OBP: 0.375, SLG: 0.492 (1, 5)		G6-3 BB 1B		HR		FC5-4 BB		CS BB		2	1	2	1	2	0	0			
<b>Charlie Maxwell, L</b> OBP: 0.381, SLG: 0.359 (1, 7)		G6-3 BB				FC5-4 1B				1	0	0	0	1	1	0			
<b>Mike Hershberger, R</b> OBP: 0.349, SLG: 0.365 (6, PH) (7, 9)		1-2		K		1-2 1B		K		2	1	0	0	0	1	2			
<b>Nellie Fox, L</b> OBP: 0.318, SLG: 0.318 (1, 4)		G6-3				F9		4-3		4	0	1	0	0	0	2			
<b>Al Weis, S</b> OBP: 0.272, SLG: 0.273 (1, 6)		B5-3			1B		3-4-1 1B			2	1	1	1	1	0	1			
<b>J.C. Martin, L</b> OBP: 0.250, SLG: 0.270 (1, 2)				3-4-1		BB		3-4-1		3	1	1	0	0	0	2			
<b>Gary Peters, L</b> OBP: 0.154, SLG: 0.240 (1, 1)				G3		K		L3		3	0	0	0	0	1	4			
<b>Inning Stats</b>	R: 0 E: 0 K: 1 S: 5	H: 0 LOB: 0 BB: 0 P: 5	R: 0 E: 0 K: 0 S: 3	H: 1 LOB: 1 BB: 1 P: 7	R: 0 E: 0 K: 1 S: 5	H: 0 LOB: 0 BB: 0 P: 5	R: 1 E: 0 K: 1 S: 6	H: 1 LOB: 0 BB: 0 P: 6	R: 2 E: 0 K: 0 S: 7	H: 2 LOB: 2 BB: 2 P: 15	R: 1 E: 0 K: 0 S: 5	H: 2 LOB: 2 BB: 1 P: 9	R: 0 E: 0 K: 0 S: 3	H: 0 LOB: 0 BB: 0 P: 3	R: 0 E: 0 K: 1 S: 4	H: 0 LOB: 0 BB: 1 P: 8	1B: 5 2B: 1 3B: 0 HR: 1	SF: 0 SAC: 0 DP: 2 HBP: 0	WP: 0 PA: 33 CS: 1
<b>PITCHER</b> <b>Mudcat Grant, R</b> ERA: 3.82 (1, 1)	IP: 4.2 WLS: L BF: 20 H: 4 R: 3 ER: 3 SO: 4 BB: 3 IBB: 0 HBP: 0 BLK: 0 WP: 0 HR: 1 S: 25 P: 37 ERA: 5.79 WHIP: 1.500											<b>PITCHER</b>	IP: 4.2 WLS: L BF: 20 H: 4 R: 3 ER: 3 SO: 4 BB: 3 IBB: 0 HBP: 0 BLK: 0 WP: 0 HR: 1 S: 25 P: 37 ERA: 5.79 WHIP: 1.500						
<b>Sam McDowell, L</b> ERA: 4.55 (5, 1)	0.2	5	2	1	1	0	1	0	0	0	0	4	8	13.50	4.500				
<b>Pedro Ramos, R</b> ERA: 3.44 (6, 1)	2.2	8	0	0	0	1	1	0	0	0	0	9	13	0.00	0.375				

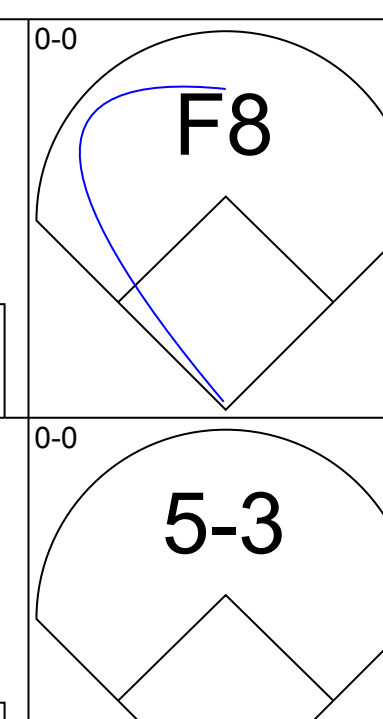
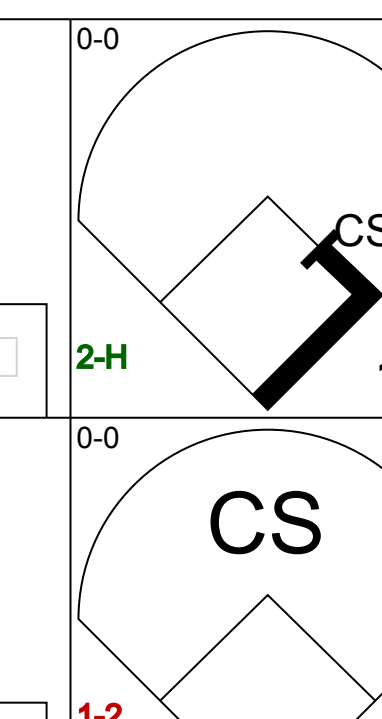
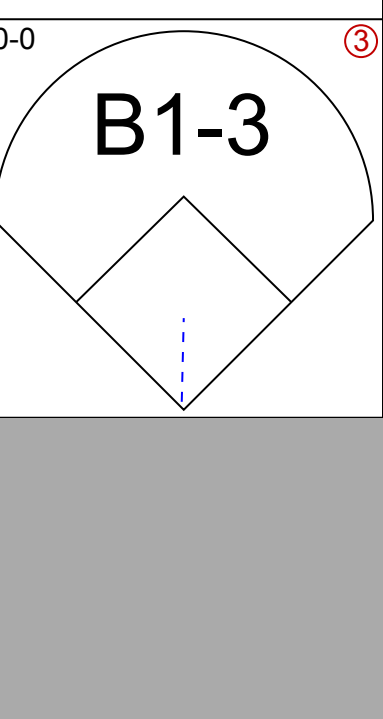
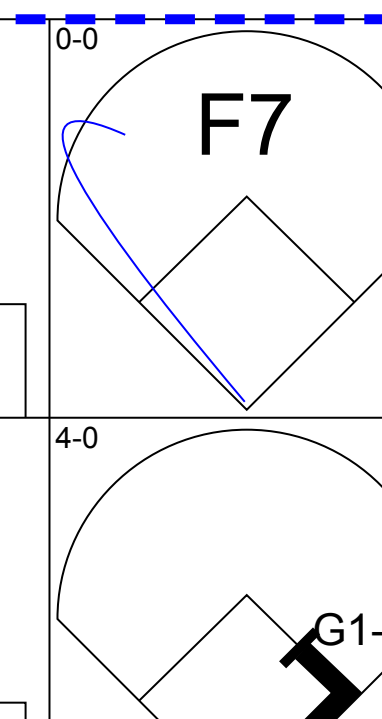
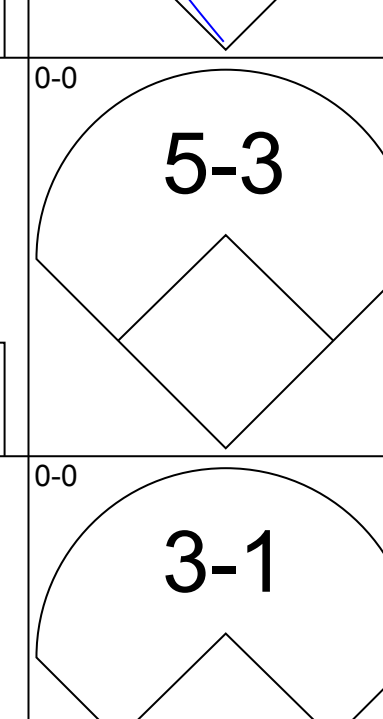
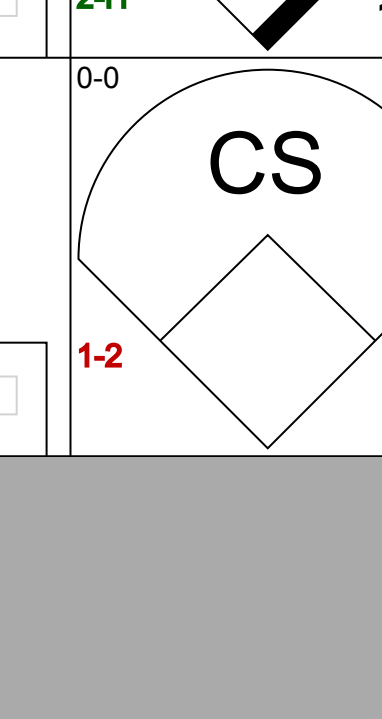
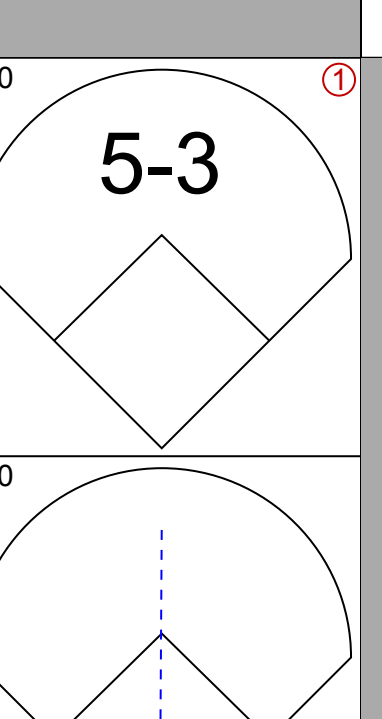
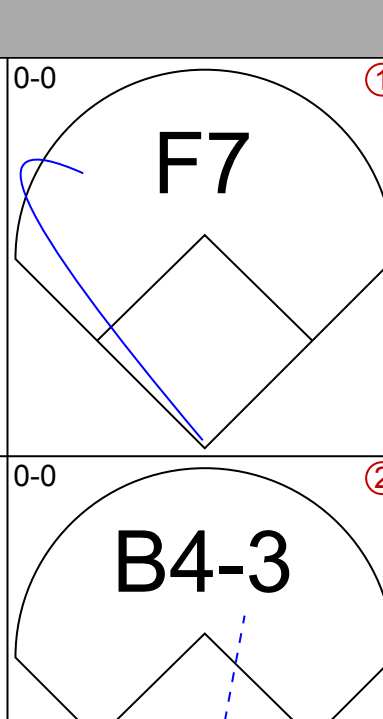
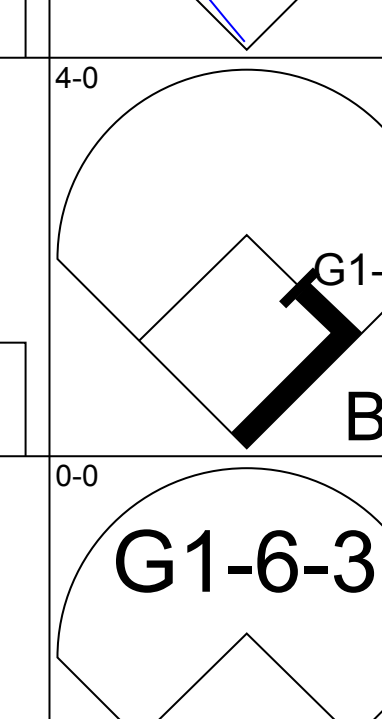
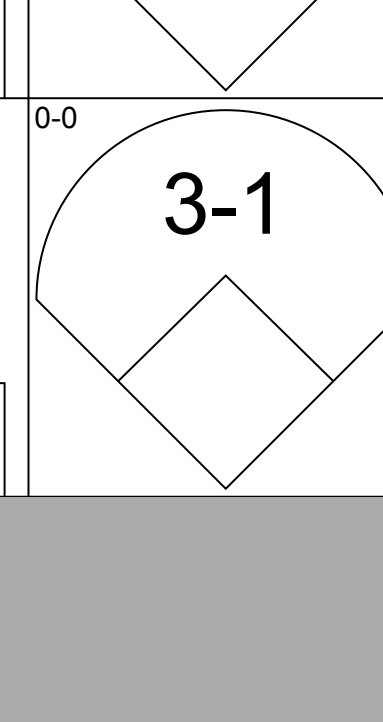
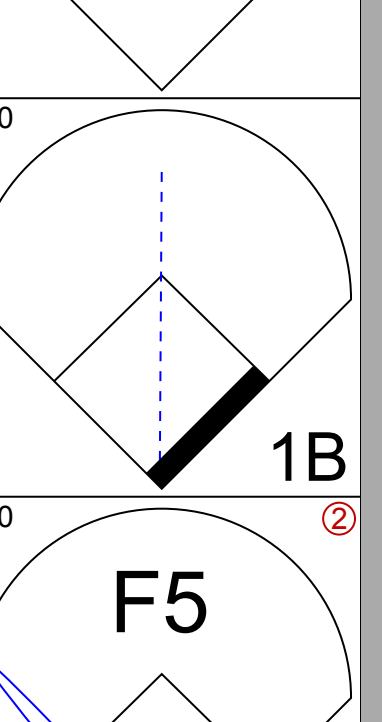
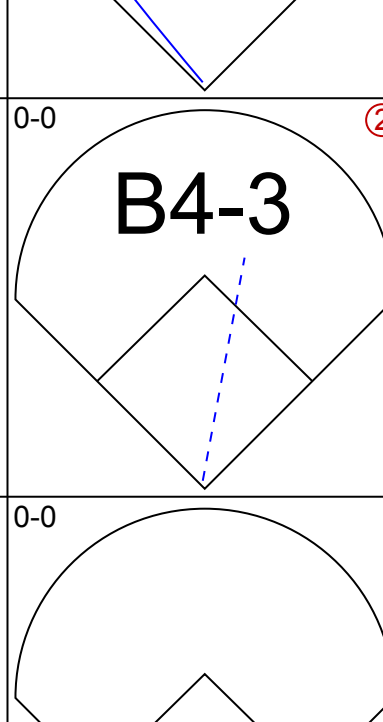
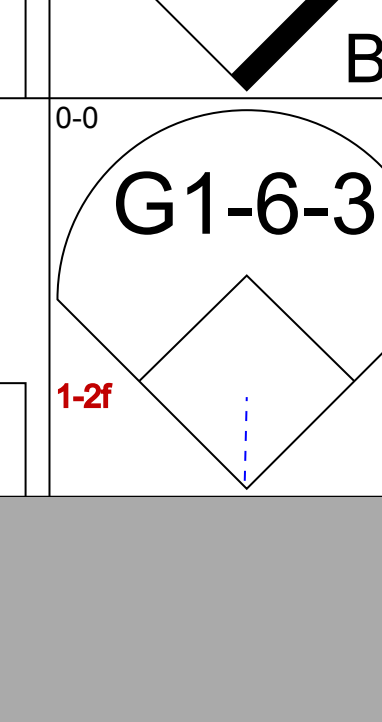
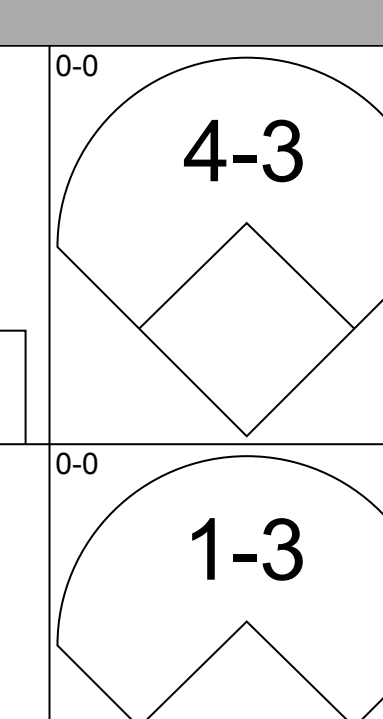
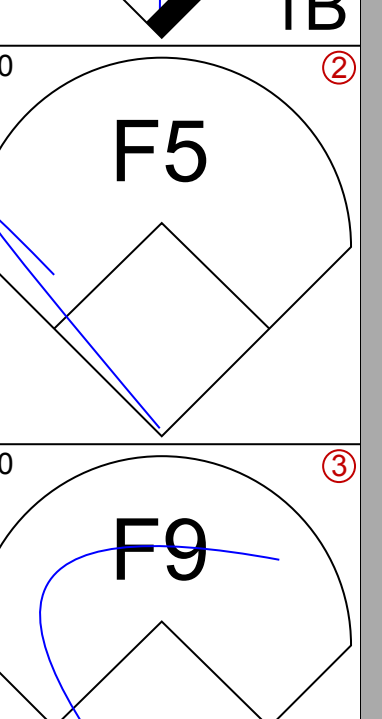
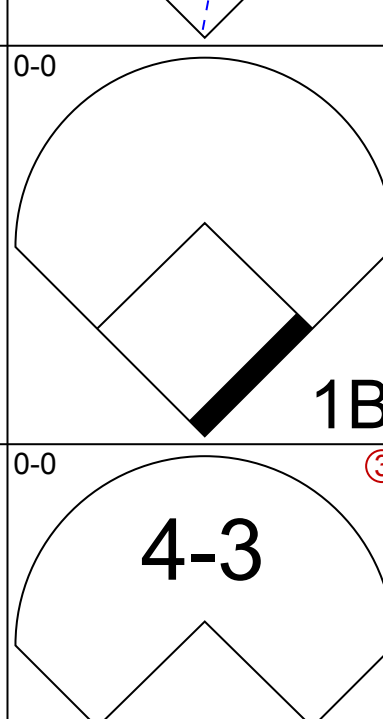
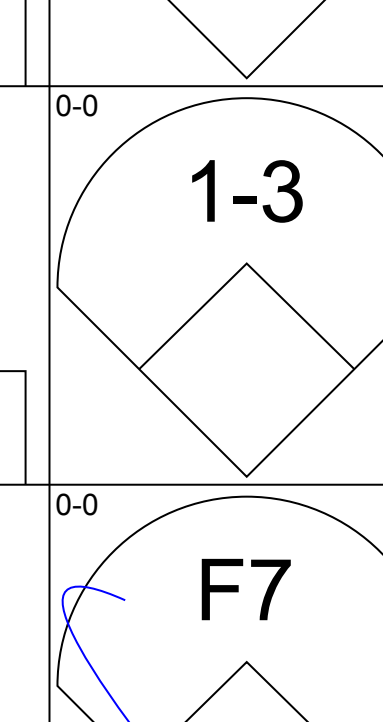
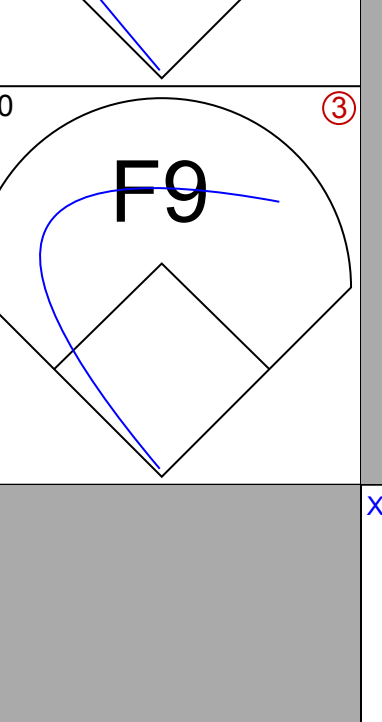
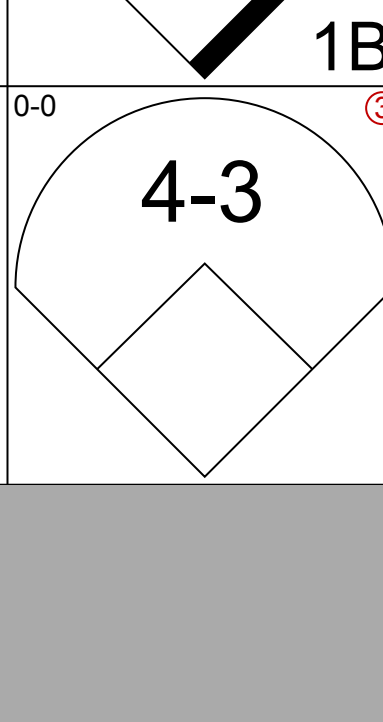
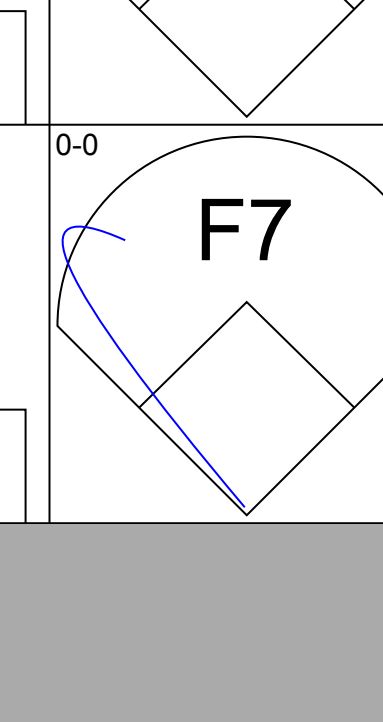
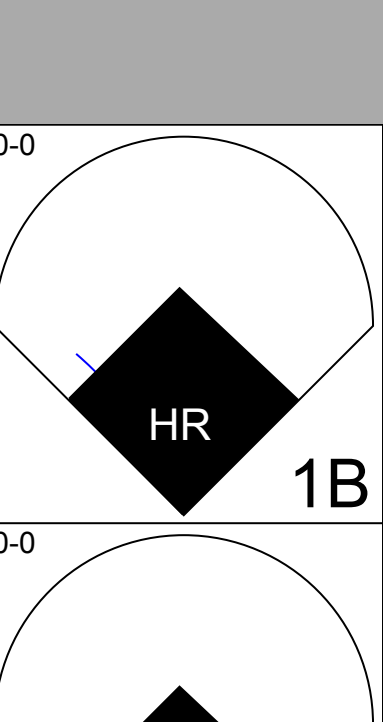
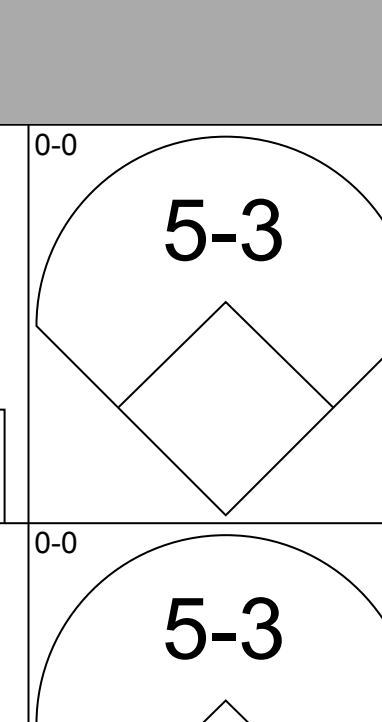
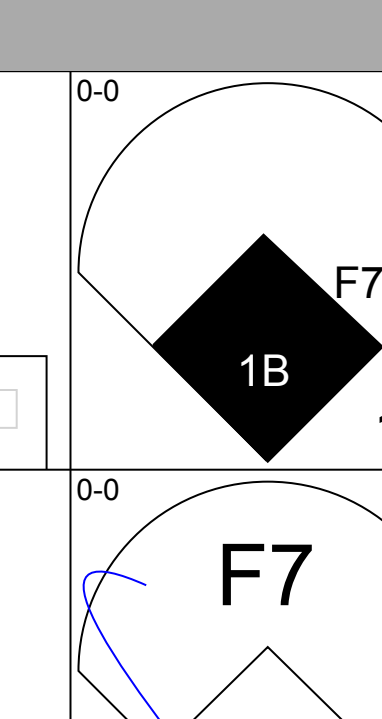
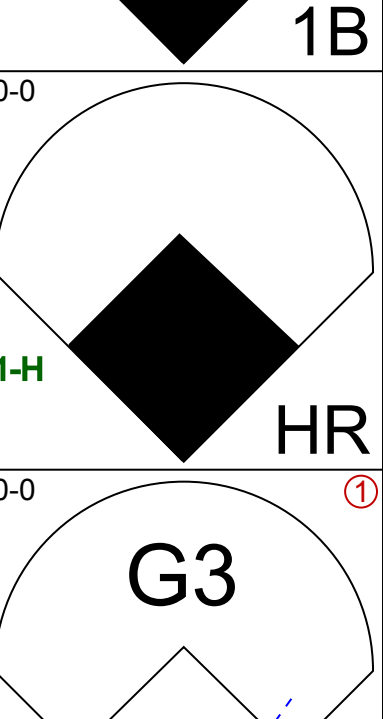
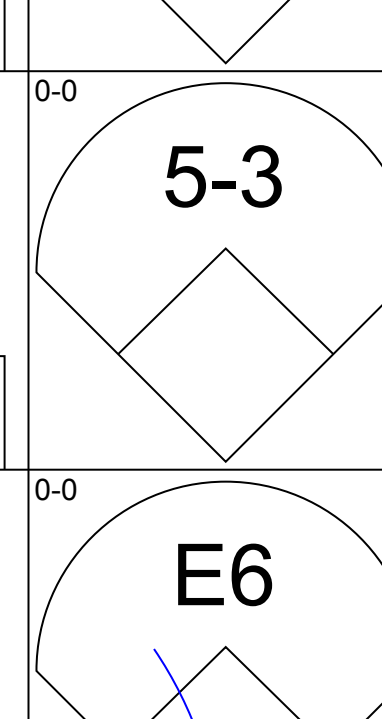
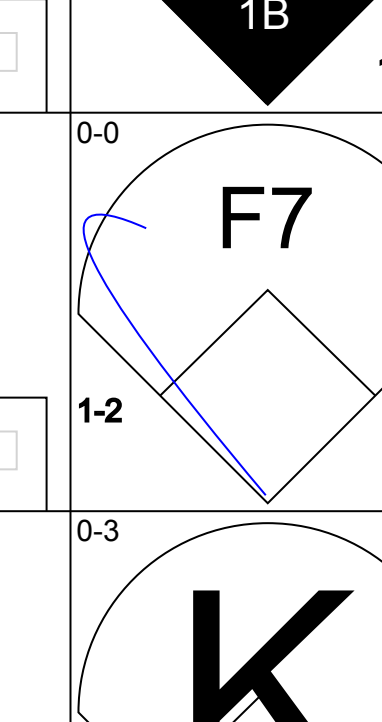
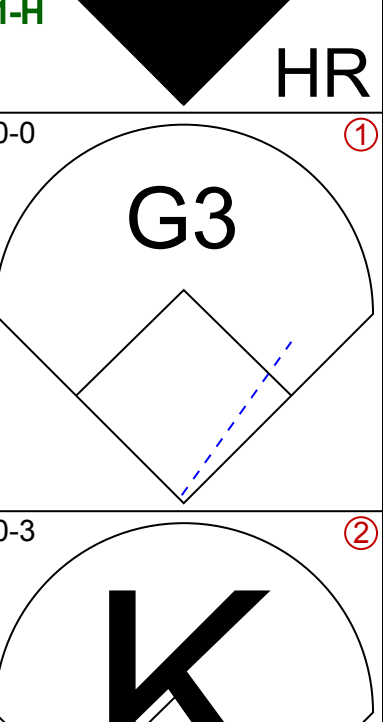
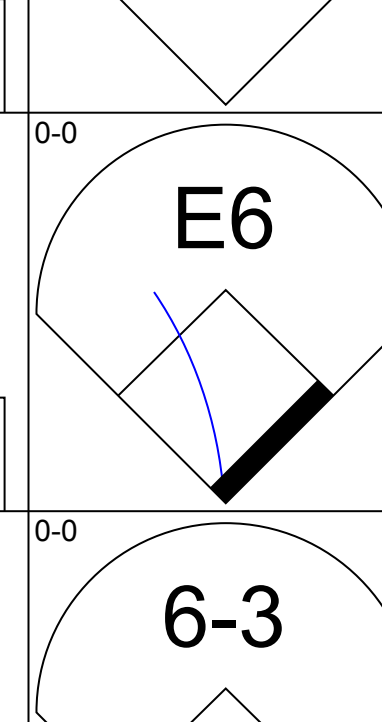
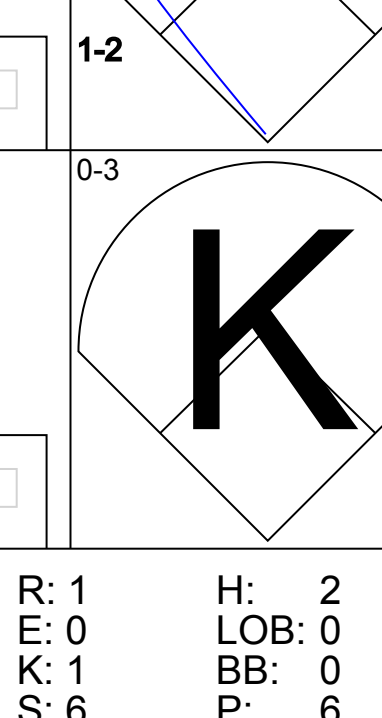
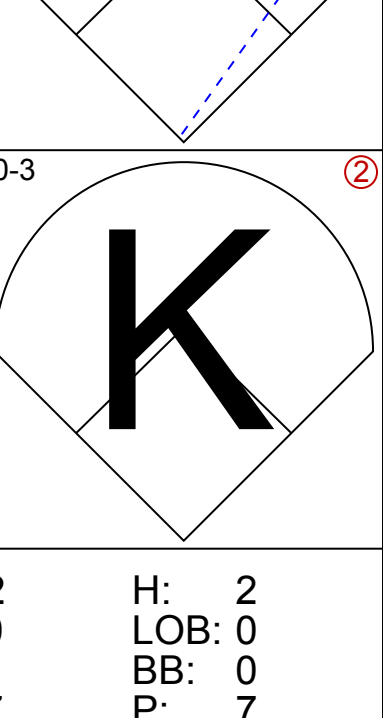
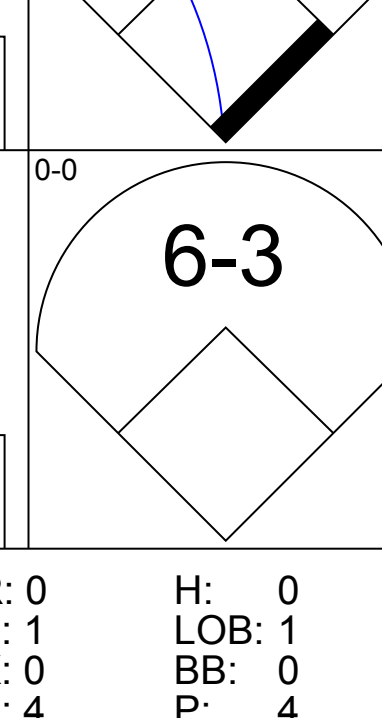
**Cleveland Indians @ Chicago White Sox**  
Comiskey Park, Chicago, IL  
Sun Jun 30 1963, 4:38 AM EDT  
Att: 27,805 - Unknown

AB 28  
R 4  
H 6  
RBI 4  
BB 5  
SO 5  
LOB 13





Batter	1	2	3	4	5	6	7	8	9	AB	R	H	RBI	BB	SO	LOB	TOP	
Jim Landis, R (1, 8) OBP: 0.315, SLG: 0.393										3	0	0	0	1	2	1	Chicago White Sox @ New York Yankees Yankee Stadium, Bronx, NY Tue Jul 02 1963, 7:05 PM EDT Att: 21,691 - Overcast - 88 F	
Nelle Fox, L (1, 4) OBP: 0.317, SLG: 0.315										3	0	0	0	1	0	0		
Pete Ward, L (1, 5) OBP: 0.370, SLG: 0.485										4	0	0	0	0	1	2		
Dave Nicholson, R (1, 7) OBP: 0.330, SLG: 0.446										3	0	0	0	1	2	0		
Floyd Robinson, L (1, 9) OBP: 0.369, SLG: 0.461										4	0	0	0	0	1	1		
Cam Carreon, R (1, 2) OBP: 0.304, SLG: 0.346										3	0	1	0	1	1	0		
Tom McCraw, L (1, 3) OBP: 0.299, SLG: 0.354 Jim Lemon, R (7, PH) OBP: 0.307, SLG: 0.333										1	0	0	0	1	1	0		AB 28
Al Weis, S (1, 6) OBP: 0.274, SLG: 0.266										2	0	0	0	1	0	1	R 0	
Ray Herbert, R (1, 1) OBP: 0.262, SLG: 0.375 Mike Hershberger, R (8, PH) OBP: 0.317, SLG: 0.363 Dave DeBusschere, R (8, 1)										2	0	0	0	0	0	2	H 1	
										1	0	0	0	0	0	0	RBI 0	
										0	0	0	0	0	0	0	BB 6	
										0	0	0	0	0	0	0	SO 10	
										0	0	0	0	0	0	0	LOB 9	
<b>Inning Stats</b>	R: 0 E: 0 K: 1 S: 5	H: 0 LOB: 0 BB: 0 P: 5	R: 0 E: 0 K: 2 S: 7	H: 0 LOB: 0 BB: 0 P: 7	R: 0 E: 0 K: 1 S: 5	H: 0 LOB: 1 BB: 1 P: 9	R: 0 E: 0 K: 1 S: 5	H: 0 LOB: 1 BB: 1 P: 9	R: 0 E: 0 K: 3 S: 10	H: 1 LOB: 1 BB: 0 P: 10	R: 0 E: 0 K: 0 S: 3	H: 0 LOB: 2 BB: 2 P: 11	R: 0 E: 0 K: 1 S: 5	H: 0 LOB: 1 BB: 1 P: 9	1B: 1 2B: 0 3B: 0 HR: 0	SF: 0 SAC: 0 DP: 0 HBP: 0	WP: 1 PB: 1 CS: 1	PA: 34
<b>PITCHER</b> Al Downing, L (1, 1) ERA: 2.89	IP: 9.0 WLS: W BF: 34 H: 1 R: 0 ER: 0 SO: 10 BB: 6 IBB: 0 HBP: 0 BLK: 0 WP: 1 HR: 0 S: 48 P: 72 ERA: 0.00 WHIP: 0.778															<b>PITCHER</b>		

Batter	1	2	3	4	5	6	7	8	9	AB	R	H	RBI	BB	SO	LOB	BOTTOM
Tony Kubek, L (1, 6) OBP: 0.246, SLG: 0.312										4	0	1	1	0	0	0	Chicago White Sox @ New York Yankees Yankee Stadium, Bronx, NY Tue Jul 02 1963, 7:05 PM EDT Att: 21,691 - Overcast - 88 F
Phil Linz, R (1, 4) OBP: 0.362, SLG: 0.358										3	0	0	0	1	0	0	
Tom Tresh, S (1, 8) OBP: 0.339, SLG: 0.489										4	0	1	0	0	0	1	
Roger Maris, L (1, 9) OBP: 0.361, SLG: 0.603										3	0	1	0	0	0	1	
Joe Pepitone, L (1, 3) OBP: 0.300, SLG: 0.471										3	0	0	0	0	0	2	
Elston Howard, R (1, 2) OBP: 0.314, SLG: 0.498										3	1	1	0	0	0	0	
Hector Lopez, R (1, 7) OBP: 0.281, SLG: 0.382										3	2	2	2	0	0	0	
Clete Boyer, R (1, 5) OBP: 0.315, SLG: 0.445										3	0	0	0	0	0	1	
Al Downing, R (1, 1) OBP: 0.071, SLG: 0.143										3	0	0	0	0	2	2	
										1B: 5 2B: 0 3B: 0 HR: 1	SF: 0 SAC: 0 DP: 1 HBP: 0	WP: 0 PB: 0 CS: 1	PA: 31				
<b>PITCHER</b> Ray Herbert, R (1, 1) ERA: 3.45 Dave DeBusschere, R (8, 1) ERA: 3.28	IP: 7.0 WLS: L BF: 27 H: 7 R: 3 ER: 3 SO: 2 BB: 3 IBB: 0 HBP: 0 BLK: 0 WP: 0 HR: 1 S: 31 P: 31 ERA: 3.86 WHIP: 0.857															<b>PITCHER</b>	







Batter	1	2	3	4	5	6	7	8	9	AB	R	H	RBI	BB	SO	LOB	TOP			
Jim Landis, R (1.8) OBP: 0.320, SLG: 0.404										4	0	1	0	0	1	1				
Al Weis, S (1.6) OBP: 0.293, SLG: 0.299										4	0	2	0	0	1	2				
Floyd Robinson, L (1.9) OBP: 0.366, SLG: 0.465										4	1	1	1	0	1	2				
Dave Nicholson, R (1.7) OBP: 0.325, SLG: 0.438										4	0	0	0	0	2	2				
Pete Ward, L (1.5) OBP: 0.362, SLG: 0.473										4	0	0	0	0	1	0				
Jim Lemon, R (1.3) OBP: 0.290, SLG: 0.313										4	0	0	0	0	3	0				
Nellie Fox, L (1.4) OBP: 0.314, SLG: 0.312										3	0	1	0	0	0	0				
Cam Carreon, R (1.2) OBP: 0.305, SLG: 0.345										3	0	1	0	0	1	1				
Gary Peters, L (1.1) OBP: 0.172, SLG: 0.222										2	0	0	0	0	2	2				
Mike Hershberger, R (8. PH) OBP: 0.344, SLG: 0.399										1	0	0	0	0	0	0				
Eddie Fisher, R (8.1) OBP: 0.211, SLG: 0.167										0	0	0	0	0	0	0				
Frank Baumann, L (8.1) OBP: 0.250, SLG: 0.143										0	0	0	0	0	0	0				
<b>Inning Stats</b>	R: 0 H: 1 E: 0 K: 2 S: 8	H: 1 LOB: 1 BB: 0 P: 8	R: 0 H: 0 E: 0 K: 2 S: 7	H: 0 LOB: 0 BB: 0 P: 7	R: 0 H: 1 E: 0 K: 1 S: 6	H: 1 LOB: 1 BB: 0 P: 6	R: 0 H: 0 E: 0 K: 1 S: 5	H: 0 LOB: 0 BB: 0 P: 5	R: 0 H: 1 E: 0 K: 1 S: 4	H: 1 LOB: 1 BB: 0 P: 4	R: 0 H: 0 E: 0 K: 1 S: 5	H: 0 LOB: 0 BB: 0 P: 5	R: 0 H: 1 E: 0 K: 2 S: 8	H: 1 LOB: 1 BB: 0 P: 8	R: 1 H: 1 E: 0 K: 2 S: 8	H: 1 LOB: 0 BB: 0 P: 8	1B: 5 2B: 0 3B: 0 HR: 1	SF: 0 SAC: 0 DP: 0 HBP: 0	WP: 0 PB: 0 SB: 0 CS: 0	PA: 33
<b>PITCHER</b> Whitey Ford, L (1.1) ERA: 2.96	IP: 9.0 WLS: W BF: 33 H: 6 R: 1 ER: 1 SO: 12 BB: 0 IBB: 0 HBP: 0 BLK: 0 WP: 0 HR: 1 S: 57 P: 57 ERA: 1.00 WHIP: 0.667															<b>PITCHER</b>				

Chicago White Sox @ New York Yankees  
Yankee Stadium, Bronx, NY  
Thu Jul 04 1963, 3:33 AM EDT  
Unknown - 78 F

AB 33  
R 1  
H 6  
RBI 1  
BB 0  
SO 12  
LOB 10



Batter	1	2	3	4	5	6	7	8	9	AB	R	H	RBI	BB	SO	LOB	BOTTOM			
Tony Kubek, L (1.6) OBP: 0.260, SLG: 0.325										4	2	2	2	1	0	1				
Bobby Richardson, R (1.4) OBP: 0.294, SLG: 0.338										5	1	4	0	0	0	1				
Tom Tresh, S (1.8) OBP: 0.335, SLG: 0.482										4	1	1	1	1	0	4				
Roger Maris, L (1.9) OBP: 0.360, SLG: 0.602										4	1	1	4	1	1	4				
Jack Reed, R (9.9) OBP: 0.304, SLG: 0.364										0	0	0	0	0	0	0				
Joe Pepitone, L (1.3) OBP: 0.298, SLG: 0.472										4	0	0	0	1	2	4				
Elston Howard, R (1.2) OBP: 0.317, SLG: 0.518										4	2	2	1	0	1	2				
Hector Lopez, R (1.7) OBP: 0.283, SLG: 0.376										3	0	0	0	1	1	1				
Clete Boyer, R (1.5) OBP: 0.316, SLG: 0.441										3	1	1	0	1	0	3				
Whitey Ford, L (1.1) OBP: 0.216, SLG: 0.271										4	1	0	1	0	2	2				
<b>Inning Stats</b>	R: 0 H: 0 E: 0 K: 2 S: 7	H: 0 LOB: 2 BB: 2 P: 15	R: 0 H: 0 E: 0 K: 2 S: 7	H: 0 LOB: 0 BB: 0 P: 7	R: 0 H: 1 E: 0 K: 1 S: 6	H: 1 LOB: 1 BB: 0 P: 6	R: 0 H: 0 E: 0 K: 0 S: 2	H: 0 LOB: 2 BB: 3 P: 14	R: 2 H: 3 E: 0 K: 0 S: 6	H: 3 LOB: 1 BB: 0 P: 6	R: 1 H: 2 E: 0 K: 1 S: 7	H: 2 LOB: 1 BB: 0 P: 7	R: 0 H: 1 E: 0 K: 0 S: 4	H: 1 LOB: 1 BB: 0 P: 4	R: 6 H: 4 E: 1 K: 1 S: 10	H: 4 LOB: 0 BB: 1 P: 14	1B: 6 2B: 2 3B: 2 HR: 2	SF: 0 SAC: 0 DP: 1 HBP: 0	WP: 0 PB: 0 SB: 1 CS: 0	PA: 41
<b>PITCHER</b> Gary Peters, L (1.1) ERA: 2.53	IP: 7.0 WLS: L BF: 32 H: 7 R: 3 ER: 3 SO: 6 BB: 5 IBB: 0 HBP: 0 BLK: 0 WP: 0 HR: 1 S: 39 P: 59 ERA: 3.86 WHIP: 1.714															<b>PITCHER</b>				
Eddie Fisher, R (8.1) ERA: 5.31	0.1	4	1	3	2	0	0	1	0	0	0	3	7	54.00	3.000					
Frank Baumann, L (8.1) ERA: 2.81	0.2	5	3	3	0	1	0	0	0	0	1	7	7	0.00	4.500					

Chicago White Sox @ New York Yankees  
Yankee Stadium, Bronx, NY  
Thu Jul 04 1963, 3:33 AM EDT  
Unknown - 78 F

AB 35  
R 9  
H 11  
RBI 9  
BB 6  
SO 7  
LOB 22






Batter	1	2	3	4	5	6	7	8	9	AB	R	H	RBI	BB	SO	LOB	TOP					
Mike Hershberger, R OBP: 0.350, SLG: 0.374 (1, 9)	F6		E9 1B				F4		1B 1B	5	2	3	0	0	0	0						
Al Weis, S OBP: 0.289, SLG: 0.293 (1, 6)	4-3		F5			4-3	K		1B 1-2 1B	5	0	1	0	0	1	2						
Floyd Robinson, L OBP: 0.375, SLG: 0.469 (1, 7)										2	0	2	2	3	0	0						
Pete Ward, L OBP: 0.356, SLG: 0.465 (1, 5)	K		F8				L7		1-3 2-H 1B	5	0	0	0	0	1	7						
Tom McCraw, L OBP: 0.293, SLG: 0.343 (1, 3)										4	1	2	0	0	2	0						
Jim Landis, R OBP: 0.314, SLG: 0.396 (1, 8)										4	0	0	0	0	1	2						
Nellie Fox, L OBP: 0.317, SLG: 0.325 (1, 4)										4	1	2	2	0	0	1						
J.C. Martin, L OBP: 0.252, SLG: 0.272 (1, 2)										4	0	0	0	0	0	2						
Juan Pizarro, L OBP: 0.182, SLG: 0.326 Hoyt Wilhelm, R OBP: 0.071, SLG: 0.071 (1, 1) (7, 1)			1-3				5-3		4-3	3	0	0	0	0	0	0						
<b>Inning Stats</b>	R: 0 E: 0 K: 1 S: 5	H: 0 LOB: 1 BB: 1 P: 9	R: 0 E: 0 K: 2 S: 8	H: 1 LOB: 1 BB: 0 P: 8	R: 1 E: 1 K: 0 S: 5	H: 2 LOB: 1 BB: 0 P: 5	R: 0 E: 0 K: 0 S: 4	H: 1 LOB: 1 BB: 0 P: 4	R: 0 E: 0 K: 0 S: 4	H: 1 LOB: 2 BB: 1 P: 8	R: 2 E: 0 K: 0 S: 5	H: 2 LOB: 0 BB: 0 P: 5	R: 0 E: 0 K: 1 S: 5	H: 0 LOB: 1 BB: 1 P: 9	R: 0 E: 0 K: 1 S: 5	H: 0 LOB: 0 BB: 0 P: 5	R: 1 E: 0 K: 0 S: 6	H: 3 LOB: 2 BB: 0 P: 6	1B: 8 2B: 0 3B: 1 HR: 1	SF: 0 SAC: 0 DP: 0 HBP: 0	WP: 0 PB: 0 SB: 1 CS: 0	PA: 40
<b>PITCHER</b>	IP	WLS	BF	H	R	ER	SO	BB	IBB	HBP	BLK	WP	HR	S	P	ERA	WHIP					
Bill Stafford, R ERA: 5.27 Steve Hamilton, L ERA: 2.83	(1, 1) (8, 1)	7.0 L	31 31	7 7	3 3	2 2	4 4	3 3	0 0	0 0	0 0	0 0	0 0	1 11	36 11	48 11	2.57 4.50	1.429 1.500				

Chicago White Sox @ New York Yankees  
Yankee Stadium, Bronx, NY  
Thu Jul 04 1963, 3:38 AM EDT  
Att: 39,526 - Unknown - 78 F

livebaseballscores.com

AB 37  
R 4  
H 10  
RBI 4  
BB 3  
SO 5  
LOB 14



Batter	1	2	3	4	5	6	7	8	9	AB	R	H	RBI	BB	SO	LOB	BOTTOM					
Tony Kubek, L OBP: 0.260, SLG: 0.321 (1, 6)	4-3		L5			FC6-4 1B	G4-6-3 3			3	0	0	0	1	0	3						
Bobby Richardson, R OBP: 0.294, SLG: 0.337 (1, 4)	K		F4			FC6-4 1B			5-3	4	0	1	0	0	1	1						
Tom Tresh, S OBP: 0.334, SLG: 0.477 (1, 8)						FC6-4 1-2 2-3			K	3	0	0	0	1	2	2						
Roger Maris, L OBP: 0.353, SLG: 0.590 (1, 9)	K					F7			G6-3	4	0	0	0	0	1	3						
Joe Pepitone, L OBP: 0.301, SLG: 0.484 (1, 3)						F5				4	1	2	1	0	0	2						
Elston Howard, R OBP: 0.316, SLG: 0.514 (1, 2)						1B 1-2 K			3-1	4	1	1	0	0	1	1						
Hector Lopez, R OBP: 0.282, SLG: 0.374 (1, 7)						1B SF7 1B				4	0	1	0	0	1	0						
Clete Boyer, R OBP: 0.319, SLG: 0.442 (1, 5)						SH2-4 1B			K	4	0	2	0	0	1	0						
Bill Stafford, R OBP: 0.318, SLG: 0.381 Phil Linz, R OBP: 0.349, SLG: 0.339 Steve Hamilton, L OBP: 0.333, SLG: 0.667 (1, 1) (7, PH) (8, 1)			SH2-4				SF7			1	0	0	0	0	1	0						
<b>Inning Stats</b>	R: 0 E: 0 K: 2 S: 7	H: 0 LOB: 1 BB: 1 P: 11	R: 0 E: 0 K: 0 S: 3	H: 0 LOB: 0 BB: 0 P: 3	R: 0 E: 0 K: 0 S: 4	H: 1 LOB: 1 BB: 0 P: 4	R: 0 E: 0 K: 2 S: 8	H: 1 LOB: 1 BB: 0 P: 8	R: 0 E: 0 K: 1 S: 5	H: 0 LOB: 0 BB: 0 P: 5	R: 0 E: 0 K: 0 S: 4	H: 1 LOB: 2 BB: 1 P: 8	R: 1 E: 0 K: 0 S: 5	H: 3 LOB: 1 BB: 0 P: 5	R: 0 E: 0 K: 1 S: 5	H: 0 LOB: 0 BB: 0 P: 5	R: 1 E: 0 K: 2 S: 8	H: 1 LOB: 0 BB: 0 P: 8	1B: 6 2B: 0 3B: 0 HR: 1	SF: 1 SAC: 1 DP: 1 HBP: 0	WP: 0 PB: 1 SB: 0 CS: 0	PA: 35
<b>PITCHER</b>	IP	WLS	BF	H	R	ER	SO	BB	IBB	HBP	BLK	WP	HR	S	P	ERA	WHIP					
Juan Pizarro, L ERA: 2.22 Hoyt Wilhelm, R ERA: 2.83	(1, 1) (7, 1)	6.0 S	26 9	6 1	1 1	1 1	5 3	2 0	0 0	0 0	0 0	0 0	1 15	34 15	42 15	1.50 3.00	1.333 0.333					


Chicago White Sox @ New York Yankees  
Yankee Stadium, Bronx, NY  
Thu Jul 04 1963, 3:38 AM EDT  
Att: 39,526 - Unknown - 78 F

livebaseballscores.com

AB 31  
R 2  
H 7  
RBI 2  
BB 2  
SO 8  
LOB 12





Batter	1	2	3	4	5	6	7	8	9	AB	R	H	RBI	BB	SO	LOB	TOP					
Mike Hershberger, R OBP: 0.346, SLG: 0.370 (1, 9)	F8		F7		1-3		F5		1B	5	0	1	0	0	0	6	<b>Chicago White Sox @ Boston Red Sox</b> Fenway Park, Boston, MA Fri Jul 05 1963, 7:05 PM EDT Att: 23,682 - Unknown					
Nelle Fox, L OBP: 0.312, SLG: 0.319 (1, 4)	F7		F8		F7		F9		F8	5	0	0	0	0	0	7						
Floyd Robinson, L OBP: 0.377, SLG: 0.468 (1, 7)	4-3			4-3		G3 BB		1-2 2-H	1B	3	0	1	1	1	0	0						
Pete Ward, L OBP: 0.355, SLG: 0.472 (1, 5)		F7		HR		G3		G3		4	1	1	1	0	0	3						
Jim Landis, R OBP: 0.309, SLG: 0.388 (1, 8)	K			6-3		4-3			F8	4	0	0	0	0	1	1						
Tom McCraw, L OBP: 0.283, SLG: 0.330 (1, 3)	F8			F2		4-3			1-3	4	0	0	0	0	0	1						
Al Weis, S OBP: 0.297, SLG: 0.302 (1, 6)			F8						4-3	4	1	2	0	0	0	0						
J.C. Martin, L OBP: 0.263, SLG: 0.280 (1, 2)			1B			1-2	1B		6-3	3	1	2	0	1	0	0						
Dave DeBusschere, R Eddie Fisher, R Jim Landis, L Frank Baumann, L Dave Nicholson, R Jim Brosnan, R Sherm Lollar, R (1, 1) (1, 1) (5, PH) (5, 1) (7, PH) (7, 1) (9, PH)			1-2			F9		1-2 2-H	F4	0	0	0	0	0	0	0						
<b>Inning Stats</b>	R: 0 E: 0 K: 0 S: 3	H: 0 LOB: 0 BB: 0 P: 3	R: 0 E: 0 K: 1 S: 5	H: 0 LOB: 0 BB: 0 P: 5	R: 0 E: 0 K: 0 S: 5	H: 2 LOB: 2 BB: 0 P: 5	R: 1 E: 0 K: 0 S: 4	H: 1 LOB: 0 BB: 0 P: 4	R: 0 E: 0 K: 0 S: 5	H: 2 LOB: 2 BB: 0 P: 5	R: 0 E: 0 K: 0 S: 3	H: 0 LOB: 1 BB: 1 P: 7	R: 2 E: 0 K: 0 S: 6	H: 3 LOB: 2 BB: 1 P: 10	R: 0 E: 0 K: 0 S: 3	H: 0 LOB: 0 BB: 0 P: 3		R: 0 E: 0 K: 0 S: 4	H: 1 LOB: 1 BB: 0 P: 4	1B: 8 2B: 0 3B: 0 HR: 1	SF: 0 SAC: 0 DP: 0 HBP: 0	WP: 0 PB: 0 SB: 0 CS: 0
<b>PITCHER</b> Earl Wilson, R ERA: 2.41 (1, 1)	IP: 9.0 WLS: W BF: 38 H: 9 R: 3 ER: 3 SO: 1 BB: 2 IBB: 0 HBP: 0 BLK: 0 WP: 0 HR: 1 S: 38 P: 46 ERA: 3.00 WHIP: 1.222															<b>PITCHER</b>	IP: 9.0 WLS: W BF: 38 H: 9 R: 3 ER: 3 SO: 1 BB: 2 IBB: 0 HBP: 0 BLK: 0 WP: 0 HR: 1 S: 38 P: 46 ERA: 3.00 WHIP: 1.222					

Batter	1	2	3	4	5	6	7	8	9	AB	R	H	RBI	BB	SO	LOB	BOTTOM			
Chuck Schilling, R OBP: 0.325, SLG: 0.371 (1, 4)	BB		K			1B G4-6-3 BB		6-3		3	2	0	0	2	1	3	<b>Chicago White Sox @ Boston Red Sox</b> Fenway Park, Boston, MA Fri Jul 05 1963, 7:05 PM EDT Att: 23,682 - Unknown			
Gary Geiger, L OBP: 0.374, SLG: 0.585 (1, 8)	1B	4-3	K2-3			1B		K		5	1	2	1	0	2	2				
Carl Yastrzemski, L OBP: 0.411, SLG: 0.490 (1, 7)	K	1B		K		G4-6-3		1-2 3-H		4	0	1	0	0	2	2				
Frank Maltzone, R OBP: 0.367, SLG: 0.498 (1, 5)	1B	F2		1-3		5-3				4	1	1	1	0	0	1				
Dick Stuart, R OBP: 0.327, SLG: 0.495 (1, 3)	F8			5-3				K		4	0	1	0	0	1	1				
Lou Clinton, R OBP: 0.292, SLG: 0.435 (1, 9)	1B	K			6-3		E5	K2-4-2		4	1	1	0	0	1	2				
Eddie Bressoud, R OBP: 0.332, SLG: 0.429 (1, 6)	1B		HR			1-2 2-3		K2-4-2		3	2	2	1	1	1	1				
Russ Nixon, L OBP: 0.340, SLG: 0.438 EBA: 4.71 Bob Tillman, R OBP: 0.294, SLG: 0.342 (1, PH) (2, 2)	3B		F2			K		SH5-4 1B		0	0	0	0	0	0	0				
Earl Wilson, R OBP: 0.286, SLG: 0.326 (1, 1)	1-2 2-H				4-3			SH5-4		4	1	2	2	0	1	1				
<b>Inning Stats</b>	R: 6 E: 0 K: 1 S: 10	H: 5 LOB: 1 BB: 2 P: 18	R: 0 E: 0 K: 1 S: 7	H: 2 LOB: 0 BB: 0 P: 7	R: 1 E: 0 K: 2 S: 9	H: 2 LOB: 1 BB: 0 P: 9	R: 0 E: 0 K: 1 S: 5	H: 0 LOB: 0 BB: 0 P: 5	R: 0 E: 0 K: 0 S: 6	H: 1 LOB: 1 BB: 0 P: 6	R: 1 E: 0 K: 0 S: 3	H: 1 LOB: 0 BB: 1 P: 7	R: 0 E: 1 K: 2 S: 7	H: 0 LOB: 1 BB: 0 P: 7	R: 0 E: 0 K: 1 S: 6	H: 1 LOB: 1 BB: 0 P: 6	1B: 9 2B: 1 3B: 2 HR: 1	SF: 0 SAC: 1 DP: 2 HBP: 0	WP: 1 PB: 0 SB: 0 CS: 0	PA: 38
<b>PITCHER</b> Dave DeBusschere, R EBA: 4.71 Eddie Fisher, R ERA: 5.18 Frank Baumann, L EBA: 2.91 Jim Brosnan, R ERA: 2.39 (1, 1) (1, 1) (5, 1) (7, 1)	IP: 0.2 WLS: L BF: 9 H: 4 R: 6 ER: 6 SO: 1 BB: 2 IBB: 0 HBP: 0 BLK: 0 WP: 0 HR: 0 S: 9 P: 17 ERA: 81.00 WHIP: 10.500															<b>PITCHER</b>	IP: 0.2 WLS: L BF: 9 H: 4 R: 6 ER: 6 SO: 1 BB: 2 IBB: 0 HBP: 0 BLK: 0 WP: 0 HR: 0 S: 9 P: 17 ERA: 81.00 WHIP: 10.500			



Batter	1	2	3	4	5	6	7	8	9	AB	R	H	RBI	BB	SO	LOB	TOP			
Mike Hershberger, R OBP: 0.345, SLG: 0.368 (1, 8)										4	1	1	0	0	0	2	Chicago White Sox @ Boston Red Sox Fenway Park, Boston, MA Sat Jul 06 1963, 7:05 PM EDT Att: 19,615 - Unknown			
Nelle Fox, L OBP: 0.308, SLG: 0.315 (1, 4)										4	0	0	0	0	0	1				
Pete Ward, L OBP: 0.351, SLG: 0.466 (1, 5)										4	0	0	0	0	2	1				
Floyd Robinson, L OBP: 0.372, SLG: 0.461 (1, 9)										4	0	0	1	0	1	1				
Tom McCraw, L OBP: 0.274, SLG: 0.319 (1, 3)										4	0	0	0	0	2	1				
Dave Nicholson, R OBP: 0.324, SLG: 0.435 (1, 7)										3	0	0	0	0	3	0				
Al Weis, S OBP: 0.308, SLG: 0.306 (1, 6)										2	1	1	0	1	0	0				
J.C. Martin, L OBP: 0.265, SLG: 0.281 (1, 2)										3	0	1	1	0	1	1				
Ray Herbert, R OBP: 0.256, SLG: 0.366 Joe Shipley, R (4, 1)										1	0	0	0	0	1	1				
Jim Lemon, R OBP: 0.295, SLG: 0.310 Frank Baumann, L OBP: 0.250, SLG: 0.143 Gary Peters, L OBP: 0.197, SLG: 0.214 (6, 1)										0	0	0	0	0	0	0				
<b>Inning Stats</b>	R: 1 E: 1 K: 0 S: 5	H: 1 LOB: 1 BB: 0 P: 5	R: 0 E: 0 K: 2 S: 8	H: 1 LOB: 1 BB: 1 P: 12	R: 0 E: 0 K: 1 S: 5	H: 0 LOB: 0 BB: 0 P: 5	R: 0 E: 0 K: 3 S: 10	H: 1 LOB: 1 BB: 0 P: 10	R: 0 E: 0 K: 0 S: 2	H: 0 LOB: 0 BB: 0 P: 6	R: 0 E: 0 K: 0 S: 3	H: 0 LOB: 0 BB: 0 P: 3	R: 0 E: 0 K: 1 S: 5	H: 0 LOB: 0 BB: 0 P: 5	R: 0 E: 0 K: 3 S: 9	H: 0 LOB: 0 BB: 0 P: 9	1B: 3 2B: 0 3B: 0 HR: 0	SF: 0 SAC: 0 DP: 1 HBP: 0	WP: 0 PB: 0 SB: 2 CS: 0	PA: 32
<b>PITCHER</b> Dave Morehead, R ERA: 3.7 (1, 1)	IP: 9.0 WLS: W BF: 32 H: 3 R: 2 ER: 1 SO: 11 BB: 2 IBB: 0 HBP: 0 BLK: 0 WP: 0 HR: 0 S: 52 P: 60 ERA: 1.00 WHIP: 0.556															<b>PITCHER</b>				

Batter	1	2	3	4	5	6	7	8	9	AB	R	H	RBI	BB	SO	LOB	BOTTOM			
Chuck Schilling, R OBP: 0.326, SLG: 0.372 (1, 4)										5	1	2	1	0	0	1	Chicago White Sox @ Boston Red Sox Fenway Park, Boston, MA Sat Jul 06 1963, 7:05 PM EDT Att: 19,615 - Unknown			
Gary Geiger, L OBP: 0.376, SLG: 0.595 Roman Mejias, R OBP: 0.249, SLG: 0.357 (8, 8)										4	2	2	1	0	1	1				
Carl Yastrzemski, L OBP: 0.417, SLG: 0.497 (1, 7)										4	0	3	3	1	0	0				
Frank Maltzone, R OBP: 0.367, SLG: 0.495 (1, 5)										4	0	1	0	1	0	4				
Dick Stuart, R OBP: 0.323, SLG: 0.488 (1, 3)										4	0	0	0	0	0	4				
Lou Clinton, R OBP: 0.292, SLG: 0.433 (1, 9)										4	0	1	0	0	1	0				
Eddie Bressoud, R OBP: 0.331, SLG: 0.426 (1, 6)										4	1	1	0	0	2	0				
Bob Tillman, R OBP: 0.301, SLG: 0.346 (1, 2)										1	2	1	0	3	0	0				
Dave Morehead, R OBP: 0.100, SLG: 0.100 (1, 1)										3	0	0	0	0	2	6				
<b>Inning Stats</b>	R: 0 E: 0 K: 0 S: 3	H: 0 LOB: 0 BB: 0 P: 3	R: 0 E: 1 K: 1 S: 6	H: 2 LOB: 3 BB: 2 P: 14	R: 1 E: 0 K: 0 S: 5	H: 2 LOB: 1 BB: 0 P: 5	R: 4 E: 0 K: 2 S: 12	H: 4 LOB: 2 BB: 1 P: 16	R: 0 E: 0 K: 0 S: 4	H: 1 LOB: 1 BB: 0 P: 4	R: 0 E: 0 K: 1 S: 6	H: 2 LOB: 1 BB: 0 P: 6	R: 0 E: 0 K: 2 S: 7	H: 0 LOB: 0 BB: 0 P: 7	R: 1 E: 0 K: 0 S: 4	H: 1 LOB: 2 BB: 2 P: 12		1B: 10 2B: 1 3B: 1 HR: 0	SF: 0 SAC: 1 DP: 1 HBP: 0	WP: 1 PB: 1 SB: 0 CS: 0
<b>PITCHER</b> Ray Herbert, R ERA: 3.44 Joe Shipley, R ERA: 2.83 Frank Baumann, L ERA: 2.83 Gary Peters, L ERA: 2.54 (6, 1)	IP: 3.0 WLS: L BF: 9 H: 4 R: 4 ER: 0 SO: 2 BB: 1 IBB: 0 HBP: 0 BLK: 0 WP: 1 HR: 0 S: 14 P: 22 ERA: 3.00 WHIP: 2.000															<b>PITCHER</b>				















Batter	1	2	3	4	5	6	7	8	9	AB	R	H	RBI	BB	SO	LOB	TOP										
Bob Saverine, S (1, 6) OBP: 0.306, SLG: 0.253										5	1	3	0	0	1	0	<b>Baltimore Orioles @ Chicago White Sox</b> Comiskey Park, Chicago, IL Sun Jul 14 1963, 4:33 AM EDT Unknown										
Russ Snyder, L (1, 8) OBP: 0.336, SLG: 0.371										5	2	2	0	0	0	1											
Al Smith, R (1, 9) OBP: 0.354, SLG: 0.443										4	1	2	2	0	0	2											
Jackie Brandt, R (7, 9) OBP: 0.304, SLG: 0.408										1	0	0	0	0	1	0											
Jim Gentile, L (1, 3) OBP: 0.372, SLG: 0.468										3	0	1	1	1	0	1											
Boog Powell, L (1, 7) OBP: 0.323, SLG: 0.449										3	0	1	2	1	1	0											
Brooks Robinson, R (1, 5) OBP: 0.321, SLG: 0.367										4	1	1	0	0	0	5											
Jerry Adair, R (1, 4) OBP: 0.214, SLG: 0.324										4	0	1	0	0	0	6											
John Orsino, R (1, 2) OBP: 0.337, SLG: 0.412										4	0	1	1	0	1	1											
Mike McCormick, L (1, 1) OBP: 0.188, SLG: 0.258										3	1	0	0	1	0	1											
Stu Miller, R (8, 1) OBP: 0.333, SLG: 0.333										0	0	0	0	0	0	0											
<b>Inning Stats</b>	R: 0 E: 1 K: 0 S: 4	H: 1 LOB: 1 BB: 0 P: 4	R: 0 E: 0 K: 2 S: 8	H: 1 LOB: 1 BB: 0 P: 8	R: 4 E: 0 K: 0 S: 7	H: 5 LOB: 1 BB: 1 P: 11	R: 0 E: 0 K: 1 S: 5	H: 0 LOB: 0 BB: 0 P: 5	R: 1 E: 0 K: 0 S: 4	H: 2 LOB: 2 BB: 2 P: 12	R: 0 E: 0 K: 0 S: 3	H: 0 LOB: 0 BB: 0 P: 3	R: 0 E: 1 K: 0 S: 3	H: 0 LOB: 0 BB: 0 P: 3	R: 1 E: 0 K: 0 S: 5	H: 2 LOB: 1 BB: 0 P: 5	R: 0 E: 0 K: 1 S: 5	H: 1 LOB: 0 BB: 0 P: 5	1B: 11 2B: 2 3B: 0 HR: 0	SF: 0 SAC: 0 DP: 3 HBP: 0	WP: 0 PB: 0 CS: 0	PA: 39					
<b>PITCHER</b>	IP	WLS	BF	H	R	ER	SO	BB	IBB	HBP	BLK	WP	HR	S	P	ERA	WHIP										
Ray Herbert, R (1, 1) ERA: 3.67	2.0	L	13	6	4	4	2	1	0	0	0	0	0	16	20	18.00	3.500										
Joe Shipley, R (3, 1) ERA: 3.0	2.0		10	3	1	1	1	2	0	0	0	0	0	10	18	4.50	2.500										
Dave DeBusschere, R (5, 1) ERA: 4.46	2.0		5	0	0	0	0	0	0	0	0	0	0	5	5	0.00	0.000										
Eddie Fisher, R (7, 1) ERA: 5.16	2.0		8	2	1	1	0	0	0	0	0	0	0	8	8	4.50	1.000										
Jim Brosnan, R (9, 1) ERA: 2.41	1.0		3	1	0	0	1	0	0	0	0	0	0	5	5	0.00	1.000										

Batter	1	2	3	4	5	6	7	8	9	AB	R	H	RBI	BB	SO	LOB	BOTTOM										
Jim Landis, R (1, 8) OBP: 0.325, SLG: 0.417										4	0	0	0	1	1	3	<b>Baltimore Orioles @ Chicago White Sox</b> Comiskey Park, Chicago, IL Sun Jul 14 1963, 4:33 AM EDT Unknown										
Floyd Robinson, L (1, 7) OBP: 0.365, SLG: 0.451										5	0	0	1	0	0	3											
Mike Hershberger, R (1, 9) OBP: 0.359, SLG: 0.385										4	1	2	0	1	0	1											
Pete Ward, L (1, 5) OBP: 0.354, SLG: 0.469										3	1	1	0	1	2	2											
Jim Lemon, R (1, 3) OBP: 0.298, SLG: 0.297										4	0	1	0	0	1	3											
Ron Hansen, R (1, 6) OBP: 0.326, SLG: 0.388										3	0	1	2	1	0	1											
Nellie Fox, L (1, 4) OBP: 0.312, SLG: 0.320										2	0	0	0	0	0	1											
Eddie Fisher, R (7, 1) OBP: 0.250, SLG: 0.211										0	0	0	0	0	0	0											
Charlie Maxwell, L (8, PH) OBP: 0.384, SLG: 0.354										1	0	0	0	0	1	2											
Jim Brosnan, R (9, 1) OBP: 0.286, SLG: 0.286										0	0	0	0	0	0	0											
Sherm Lollar, R (1, 2) OBP: 0.317, SLG: 0.315										3	1	1	0	0	1	0											
J.C. Martin, L (8, PH) OBP: 0.250, SLG: 0.270										1	0	0	0	0	1	2											
Ray Herbert, R (1, 1) OBP: 0.256, SLG: 0.366										0	0	0	0	0	0	0											
Joe Shipley, R (3, 1) ERA: 3.86										1	0	0	0	0	0	0											
Dave DeBusschere, R (5, 1) OBP: 0.317, SLG: 0.313										0	0	0	0	0	0	0											
Al Weis, S (5, 4) OBP: 0.317, SLG: 0.313										2	0	1	0	0	0	2											
Dave Nicholson, R (6, PH) OBP: 0.319, SLG: 0.428										1	0	0	0	0	0	2											
<b>Inning Stats</b>	R: 0 E: 0 K: 1 S: 5	H: 0 LOB: 1 BB: 1 P: 9	R: 0 E: 0 K: 0 S: 3	H: 0 LOB: 0 BB: 0 P: 3	R: 0 E: 0 K: 0 S: 3	H: 0 LOB: 1 BB: 1 P: 7	R: 1 E: 0 K: 1 S: 7	H: 2 LOB: 1 BB: 0 P: 7	R: 0 E: 0 K: 1 S: 6	H: 1 LOB: 2 BB: 1 P: 10	R: 1 E: 1 K: 1 S: 7	H: 1 LOB: 1 BB: 0 P: 7	R: 1 E: 0 K: 2 S: 9	H: 2 LOB: 2 BB: 1 P: 13	R: 0 E: 0 K: 0 S: 3	H: 0 LOB: 0 BB: 0 P: 3	1B: 6 2B: 1 3B: 0 HR: 0	SF: 0 SAC: 1 DP: 0 HBP: 0	WP: 0 PB: 0 CS: 0	PA: 39							
<b>PITCHER</b>	IP	WLS	BF	H	R	ER	SO	BB	IBB	HBP	BLK	WP	HR	S	P	ERA	WHIP										
Mike McCormick, L (1, 1) ERA: 3.86	2.0	S	7	1	0	0	2	0	0	0	0	0	0	11	11	0.00	0.500										
Stu Miller, R (8, 1) ERA: 2.66																											

AB 36  
R 6  
H 12  
RBI 6  
BB 3  
SO 4  
LOB 17



AB 34  
R 3  
H 7  
RBI 3  
BB 4  
SO 7  
LOB 22







Batter	1	2	3	4	5	6	7	8	9	AB	R	H	RBI	BB	SO	LOB	TOP								
<b>Bob Saverine, S</b> OBP: 0.301, SLG: 0.242 (1, 6)										4	0	0	0	1	1	4	<b>Baltimore Orioles @ Chicago White Sox</b> Comiskey Park, Chicago, IL Sun Jul 14 1963, 4:38 AM EDT Att: 22,607 - Unknown								
<b>Russ Snyder, L</b> OBP: 0.331, SLG: 0.364 (1, 8)										4	0	0	0	0	0	2									
<b>Jackie Brandt, R</b> OBP: 0.299, SLG: 0.402 (1, 9)										4	0	0	0	0	1	3									
<b>Jim Gentile, L</b> OBP: 0.376, SLG: 0.469 (9, PR)										3	0	2	0	1	0	0									
<b>Dick Hall, R</b> OBP: 0.429, SLG: 0.714 (9, PR)										0	1	0	0	0	0	0									
<b>Steve Barber, L</b> OBP: 0.137, SLG: 0.122 (9, 1)										0	0	0	0	0	0	0									
<b>Stu Miller, R</b> OBP: 0.333, SLG: 0.333 (9, 1)										0	0	0	0	0	0	0									
<b>Boog Powell, L</b> OBP: 0.325, SLG: 0.452 (9, 3)										3	1	1	0	1	0	1									
<b>Brooks Robinson, R</b> OBP: 0.321, SLG: 0.365 (1, 5)										2	0	0	0	0	0	1									
<b>Jerry Adair, R</b> OBP: 0.217, SLG: 0.324 (3, PR)										0	0	0	0	0	0	0									
<b>Bob Johnson, R</b> OBP: 0.408, SLG: 0.548 (3, 4)										3	0	0	0	0	0	6									
<b>Dick Brown, R</b> OBP: 0.313, SLG: 0.344 (1, 2)										4	0	2	2	0	1	0									
<b>Dave McNally, R</b> OBP: 0.336, SLG: 0.443 (8, PH)										2	0	0	0	0	0	2									
<b>Al Smith, R</b> OBP: 0.314, SLG: 0.368 (8, PH)										0	0	0	0	0	0	0									
<b>Luis Aparicio, R</b> OBP: 0.314, SLG: 0.368 (8, PH)										0	0	0	0	0	0	0									
<b>George Brunet, L</b> OBP: 0.334, SLG: 0.491 (9, 7)										1	0	0	0	0	1	2									
<b>Joe Gaines, R</b> OBP: 0.334, SLG: 0.491 (9, 7)										1	0	0	0	0	1	2									
<b>Inning Stats</b>	R: 0 E: 0 K: 0 S: 3	H: 0 LOB: 0 BB: 0 P: 3	R: 0 E: 0 K: 0 S: 3	H: 1 LOB: 0 BB: 0 P: 3	R: 0 E: 0 K: 1 S: 5	H: 1 LOB: 2 BB: 0 P: 6	R: 0 E: 0 K: 0 S: 4	H: 1 LOB: 3 BB: 0 P: 9	R: 0 E: 0 K: 2 S: 7	H: 0 LOB: 0 BB: 0 P: 7	R: 0 E: 0 K: 0 S: 3	H: 0 LOB: 0 BB: 0 P: 3	R: 0 E: 0 K: 0 S: 3	H: 0 LOB: 0 BB: 0 P: 3	R: 0 E: 1 K: 1 S: 5	H: 0 LOB: 2 BB: 2 P: 13	R: 2 E: 1 K: 2 S: 10	H: 2 LOB: 2 BB: 1 P: 14	1B: 4 2B: 1 3B: 0 HR: 0	SF: 0 SAC: 1 DP: 2 HBP: 2	WP: 0 PB: 0 SB: 1 CS: 0	PA: 37			
<b>PITCHER</b>	IP	WLS	BF	H	R	ER	SO	BB	IBB	HBP	BLK	WP	HR	S	P	ERA	WHIP								
<b>John Buzhardt, R</b> ERA: 2.43 (1, 1)	5.0		19	3	0	0	3	1	0	2	0	0	0	22	28	0.00	0.800								
<b>Hoyt Wilhelm, R</b> ERA: 2.6 (6, 1)	4.0	W	18	2	2	2	3	3	0	0	0	0	0	21	33	4.50	1.250								

Batter	1	2	3	4	5	6	7	8	9	AB	R	H	RBI	BB	SO	LOB	BOTTOM								
<b>Mike Hershberger, R</b> OBP: 0.353, SLG: 0.381 (1, 8)										5	0	1	0	0	0	5	<b>Baltimore Orioles @ Chicago White Sox</b> Comiskey Park, Chicago, IL Sun Jul 14 1963, 4:38 AM EDT Att: 22,607 - Unknown								
<b>Nellie Fox, L</b> OBP: 0.316, SLG: 0.325 (1, 4)										4	1	2	2	1	0	1									
<b>Floyd Robinson, L</b> OBP: 0.363, SLG: 0.448 (9, 7)										4	0	1	0	0	1	2									
<b>Dave Nicholson, R</b> OBP: 0.325, SLG: 0.435 (1, 7)										3	0	2	1	1	1	0									
<b>Jim Landis, R</b> OBP: 0.325, SLG: 0.417 (9, 8)										0	0	0	0	0	0	0									
<b>Ron Hansen, R</b> OBP: 0.322, SLG: 0.381 (1, 6)										4	0	0	0	0	1	6									
<b>Pete Ward, L</b> OBP: 0.353, SLG: 0.467 (1, 5)										4	0	1	0	0	1	2									
<b>Cam Carreon, R</b> OBP: 0.296, SLG: 0.333 (1, 2)										3	0	0	0	0	0	0									
<b>J.C. Martin, L</b> OBP: 0.264, SLG: 0.274 (8, 2)										1	1	1	0	0	0	0									
<b>Tom McCraw, L</b> OBP: 0.261, SLG: 0.299 (9, PH)										3	0	2	0	0	1	0									
<b>Al Weis, S</b> OBP: 0.323, SLG: 0.313 (9, PH)										0	1	0	0	1	0	0									
<b>John Buzhardt, R</b> OBP: 0.085, SLG: 0.128 (1, 1)										1	0	0	0	0	0	1									
<b>Jim Lemon, R</b> OBP: 0.305, SLG: 0.297 (5, PH)										0	0	0	0	1	0	0									
<b>Hoyt Wilhelm, R</b> OBP: 0.048, SLG: 0.048 (6, 1)										1	0	0	0	0	0	1									
<b>Sherm Lollar, R</b> OBP: 0.311, SLG: 0.309 (9, PH)										1	0	0	0	0	0	3									
<b>Gary Peters, L</b> OBP: 0.176, SLG: 0.226 (9, PR)										0	0	0	0	0	0	0									
<b>Inning Stats</b>	R: 1 E: 0 K: 0 S: 5	H: 2 LOB: 2 BB: 1 P: 9	R: 0 E: 0 K: 0 S: 4	H: 1 LOB: 1 BB: 0 P: 4	R: 0 E: 0 K: 2 S: 7	H: 0 LOB: 0 BB: 0 P: 7	R: 0 E: 0 K: 1 S: 5	H: 0 LOB: 0 BB: 0 P: 5	R: 0 E: 0 K: 1 S: 4	H: 0 LOB: 0 BB: 1 P: 8	R: 0 E: 0 K: 0 S: 3	H: 1 LOB: 1 BB: 1 P: 7	R: 0 E: 0 K: 1 S: 6	H: 1 LOB: 1 BB: 0 P: 6	R: 0 E: 0 K: 0 S: 5	H: 2 LOB: 2 BB: 0 P: 5	R: 2 E: 0 K: 0 S: 5	H: 3 LOB: 2 BB: 1 P: 9	1B: 8 2B: 2 3B: 0 HR: 0	SF: 0 SAC: 0 DP: 2 HBP: 0	WP: 1 PB: 0 SB: 0 CS: 0	PA: 38			
<b>PITCHER</b>	IP	WLS	BF	H	R	ER	SO	BB	IBB	HBP	BLK	WP	HR	S	P	ERA	WHIP								
<b>Dave McNally, L</b> ERA: 4.43 (1, 1)	7.0		27	5	1	1	5	3	0	0	0	0	0	34	46	1.29	1.143								
<b>George Brunet, L</b> ERA: 6.59 (8, 1)	1.0		5	2	0	0	0	0	0	0	0	0	0	5	5	0.00	2.000								
<b>Steve Barber, L</b> ERA: 2.69 (9, 1)	0.0	L	3	2	2	2	0	1	0	0	0	0	0	2	6	∞	∞								
<b>Stu Miller, R</b> ERA: 2.63 (9, 1)	0.2		3	1	0	0	0	0	0	0	0	0	0	3	3	0.00	1.500								



Batter	1	2	3	4	5	6	7	8	9	AB	R	H	RBI	BB	SO	LOB	TOP					
Bob Johnson, R OBP: 0.393, SLG: 0.526 (1, 4)	2-3		FC6-4			K			K	4	0	0	0	0	2	1	<p><b>Baltimore Orioles @ Chicago White Sox</b> Comiskey Park, Chicago, IL Mon Jul 15 1963, 8:05 PM EDT Att: 17,764 - Unknown</p> <p>livebaseballscorecards.com</p> <p>AB 28 R 0 H 1 RBI 0 BB 0 SO 13 LOB 1</p> 					
Russ Snyder, L OBP: 0.326, SLG: 0.359 (1, 8)	K				K		6-3			3	0	0	0	0	2	0						
Brooks Robinson, R OBP: 0.319, SLG: 0.362 (1, 5)	F9			4-3			P4			3	0	0	0	0	0	0						
Al Smith, R OBP: 0.352, SLG: 0.438 (1, 9)		5-3			K				K	3	0	0	0	0	2	0						
Jackie Brandt, R OBP: 0.295, SLG: 0.397 (1, 7)		P6				K			4-3	3	0	0	0	0	1	0						
Boog Powell, L OBP: 0.322, SLG: 0.447 (1, 3)		4-1				K			F8	3	0	0	0	0	1	0						
John Orsino, R OBP: 0.332, SLG: 0.405 (1, 2)			6-3			K				3	0	0	0	0	2	0						
Bob Saverine, S OBP: 0.293, SLG: 0.235 (1, 6)			K				K			3	0	0	0	0	3	0						
Robin Roberts, S OBP: 0.306, SLG: 0.313 George Brunet, R (8, 1) Joe Gaines, R OBP: 0.361, SLG: 0.456 (9, PH)				1-3					5-3	2	0	1	0	0	0	0						
			FC6-4 1B							1	0	0	0	0	0	0						
<b>Inning Stats</b>	R: 0 E: 0 K: 1 S: 5	H: 0 LOB: 0 BB: 0 P: 5	R: 0 E: 0 K: 0 S: 3	H: 0 LOB: 0 BB: 0 P: 3	R: 0 E: 0 K: 1 S: 6	H: 1 LOB: 1 BB: 0 P: 6	R: 0 E: 0 K: 2 S: 7	H: 0 LOB: 0 BB: 0 P: 7	R: 0 E: 0 K: 3 S: 9	H: 0 LOB: 0 BB: 0 P: 9	R: 0 E: 0 K: 2 S: 7	H: 0 LOB: 0 BB: 0 P: 7	R: 0 E: 0 K: 1 S: 5	H: 0 LOB: 0 BB: 0 P: 5	R: 0 E: 0 K: 2 S: 7	H: 0 LOB: 0 BB: 0 P: 7	R: 0 E: 0 K: 2 S: 7	H: 0 LOB: 0 BB: 0 P: 7	1B: 1 2B: 0 3B: 0 HR: 0	SF: 0 SAC: 0 DP: 0 HBP: 0	WP: 0 PB: 0 CS: 0	PA: 28
<b>PITCHER</b> Gary Peters, L ERA: 2.38 (1, 1)	IP: 9.0 WLS: W BF: 28 H: 1 R: 0 ER: 0 SO: 13 BB: 0 IBB: 0 HBP: 0 BLK: 0 WP: 0 HR: 0 S: 54 P: 54 ERA: 0.00 WHIP: 0.111																					


Batter	1	2	3	4	5	6	7	8	9	AB	R	H	RBI	BB	SO	LOB	BOTTOM					
Mike Hershberger, R OBP: 0.351, SLG: 0.383 (1, 8) (9, 9)	F9		FC5-4		SH2-3 2B		F8			4	0	1	0	0	0	2	<p><b>Baltimore Orioles @ Chicago White Sox</b> Comiskey Park, Chicago, IL Mon Jul 15 1963, 8:05 PM EDT Att: 17,764 - Unknown</p> <p>livebaseballscorecards.com</p> <p>AB 33 R 4 H 10 RBI 4 BB 2 SO 3 LOB 12</p> 					
Nellie Fox, L OBP: 0.316, SLG: 0.325 (1, 4)			6-3		SH2-3 2-3		F7			3	0	1	0	0	0	2						
Floyd Robinson, L OBP: 0.359, SLG: 0.443 (1, 9) (9, 7)		F9		6-3	6-3				P6	4	0	0	0	0	0	2						
Pete Ward, L OBP: 0.352, SLG: 0.464 (1, 5)		F9				3-1			HR 1B	4	1	1	0	0	0	1						
Tom McCraw, L OBP: 0.275, SLG: 0.331 (1, 3)		4-3							HR 1B	3	1	2	2	1	0	0						
Dave Nicholson, R OBP: 0.321, SLG: 0.428 Jim Landis, R OBP: 0.325, SLG: 0.417 (9, 8)		P4							P4	4	0	0	0	0	2	2						
Ron Hansen, R OBP: 0.324, SLG: 0.381 (1, 6)		1-3							1B 1B	3	1	1	0	1	1	1						
J.C. Martin, L OBP: 0.269, SLG: 0.298 (1, 2)			1-3						L4 1-3 1B	4	1	2	2	0	0	0						
Gary Peters, L OBP: 0.211, SLG: 0.286 (1, 1)				FC5-4 1B					F8 2B F9	4	0	2	0	0	0	2						
<b>Inning Stats</b>	R: 0 E: 0 K: 0 S: 4	H: 1 LOB: 1 BB: 0 P: 4	R: 0 E: 0 K: 0 S: 3	H: 0 LOB: 0 BB: 0 P: 3	R: 0 E: 1 K: 0 S: 4	H: 1 LOB: 1 BB: 0 P: 4	R: 0 E: 0 K: 1 S: 6	H: 1 LOB: 1 BB: 0 P: 6	R: 2 E: 0 K: 0 S: 5	H: 2 LOB: 1 BB: 1 P: 9	R: 0 E: 0 K: 2 S: 7	H: 0 LOB: 1 BB: 1 P: 11	R: 0 E: 0 K: 0 S: 4	H: 1 LOB: 1 BB: 0 P: 4	R: 2 E: 0 K: 0 S: 7	H: 4 LOB: 2 BB: 0 P: 7		R: 2 E: 0 K: 0 S: 7	H: 4 LOB: 2 BB: 0 P: 7	1B: 6 2B: 2 3B: 0 HR: 2	SF: 0 SAC: 1 DP: 0 HBP: 0	WP: 0 PB: 0 CS: 0
<b>PITCHER</b> Robin Roberts, R ERA: 3.19 George Brunet, L ERA: 6.43 (8, 1)	IP: 7.2 WLS: L BF: 35 H: 10 R: 4 ER: 4 SO: 3 BB: 2 IBB: 0 HBP: 0 BLK: 0 WP: 0 HR: 2 S: 39 P: 47 ERA: 4.70 WHIP: 1.565																					



Batter	1	2	3	4	5	6	7	8	9	AB	R	H	RBI	BB	SO	LOB	TOP																																																						
Mary Breeding, R OBP: 0.306, SLG: 0.353 (1, 4)	0-0 5-3	0-0 1-H 2-H 3B			0-0 4-3		0-0 P5		0-0 BB 1B	5	0	2	2	0	0	1																																																							
Minnie Minoza, R OBP: 0.320, SLG: 0.267 Jim King, L OBP: 0.346, SLG: 0.513 (9, PH) (9, 9)	0-0 F8	0-0 F8			0-0 F7		0-0 F7		4-0 BB 1B	4	0	0	0	0	0	2																																																							
Chuck Hinton, R OBP: 0.332, SLG: 0.453 (1, 9) (9, 7)	0-0 1B		0-0 G6-4-3 1B		0-0 1B			0-0 6-3	0-3 K	5	0	3	0	0	1	3																																																							
Don Leppert, R OBP: 0.327, SLG: 0.416 (1, 2)	0-3 K		0-0 F8		0-0 P4			0-0 1B		4	0	1	0	0	1	3																																																							
Don Lock, R OBP: 0.327, SLG: 0.428 (1, 8)		0-3 K	0-0 G6-4-3 1-2		0-0 1-3			0-3 K		4	0	0	0	0	2	2																																																							
Don Zimmer, R OBP: 0.314, SLG: 0.456 (1, 5)		0-0 5-3		0-3 K		0-0 5-3		0-0 P4		4	0	0	0	0	1	1																																																							
Bobo Osborne, L OBP: 0.316, SLG: 0.408 (1, 3)		0-0 BB 1B		0-0 E6 CI		0-3 K		0-3 K	0-3 K	4	1	1	0	0	2	0	AB 35																																																						
Chuck Cottier, R OBP: 0.244, SLG: 0.328 (1, 6)		4-0 BB 1B 3B BB		0-1 CI G3-6-1			0-0 SH1-4 1B		0-0 1-3	2	1	1	0	1	0	0	R 3																																																						
Claude Osteen, L OBP: 0.189, SLG: 0.167 (1, 1)		0-0 BB 1B 3B 1B		0-0 G3-6-1 1-2			0-0 SH1-4		0-0 BB 1B 1B	3	1	2	1	0	0	2	H 10																																																						
	R: 0 E: 0 K: 1 S: 6	H: 1 LOB: 1 BB: 0 P: 6	R: 3 E: 0 K: 1 S: 8	H: 3 LOB: 1 BB: 1 P: 12	R: 0 E: 0 K: 0 S: 3	H: 1 LOB: 0 BB: 0 P: 3	R: 0 E: 2 K: 1 S: 6	H: 0 LOB: 1 BB: 0 P: 6	R: 0 E: 0 K: 1 S: 5	H: 1 LOB: 1 BB: 0 P: 5	R: 0 E: 0 K: 0 S: 4	H: 1 LOB: 1 BB: 0 P: 4	R: 0 E: 0 K: 1 S: 6	H: 1 LOB: 1 BB: 0 P: 6	R: 0 E: 0 K: 2 S: 9	H: 2 LOB: 3 BB: 1 P: 13	1B: 9 2B: 0 3B: 1 HR: 0	SF: 0 SAC: 1 DP: 2 HBP: 0	WP: 0 PB: 0 CS: 0	PA: 39																																																			
	<table border="0"> <tr> <td>PITCHER</td> <td>IP</td> <td>WLS</td> <td>BF</td> <td>H</td> <td>R</td> <td>ER</td> <td>SO</td> <td>BB</td> <td>IBB</td> <td>HBP</td> <td>BLK</td> <td>WP</td> <td>HR</td> <td>S</td> <td>P</td> <td>ERA</td> <td>WHIP</td> </tr> <tr> <td>Juan Pizarro, L ERA: 2.26</td> <td>7.0</td> <td>L</td> <td>29</td> <td>7</td> <td>3</td> <td>0</td> <td>4</td> <td>1</td> <td>0</td> <td>0</td> <td>0</td> <td>0</td> <td>0</td> <td>36</td> <td>40</td> <td>0.00</td> <td>1.143</td> </tr> <tr> <td>Jim Brosnan, R ERA: 2.3</td> <td>2.0</td> <td></td> <td>10</td> <td>3</td> <td>0</td> <td>0</td> <td>3</td> <td>1</td> <td>0</td> <td>0</td> <td>0</td> <td>0</td> <td>0</td> <td>15</td> <td>19</td> <td>0.00</td> <td>2.000</td> </tr> </table>																PITCHER	IP	WLS	BF	H	R	ER	SO	BB	IBB	HBP	BLK	WP	HR	S	P	ERA	WHIP	Juan Pizarro, L ERA: 2.26	7.0	L	29	7	3	0	4	1	0	0	0	0	0	36	40	0.00	1.143	Jim Brosnan, R ERA: 2.3	2.0		10	3	0	0	3	1	0	0	0	0	0	15	19	0.00	2.000	
PITCHER	IP	WLS	BF	H	R	ER	SO	BB	IBB	HBP	BLK	WP	HR	S	P	ERA	WHIP																																																						
Juan Pizarro, L ERA: 2.26	7.0	L	29	7	3	0	4	1	0	0	0	0	0	36	40	0.00	1.143																																																						
Jim Brosnan, R ERA: 2.3	2.0		10	3	0	0	3	1	0	0	0	0	0	15	19	0.00	2.000																																																						

Washington Senators @ Chicago White Sox  
Comiskey Park, Chicago, IL  
Tue Jul 16 1963, 8:05 PM EDT  
Att: 10,215 - Unknown


AB 35  
R 3  
H 10  
RBI 3  
BB 2  
SO 7  
LOB 14



Batter	1	2	3	4	5	6	7	8	9	AB	R	H	RBI	BB	SO	LOB	BOTTOM																																				
Mike Hershtberger, R OBP: 0.353, SLG: 0.383 (1, 9)	4-0 4-3 2B BB		0-0 SH2-3 1B		0-0 FC6-4 1-2			0-0 5-3		3	1	1	0	1	0	1																																					
Nellie Fox, L OBP: 0.316, SLG: 0.323 (1, 4)	0-0 4-3 1-3		0-0 SH2-3 1-2		0-0 FC6-4 1-2			4-0 G4-6-3 BB		2	0	0	0	1	0	2																																					
Jim Landis, R OBP: 0.324, SLG: 0.419 (1, 8)	0-0 3-H 2B		0-0 L6			0-0 F9		0-0 G4-6-3 1-2		4	0	1	1	0	0	2																																					
Pete Ward, L OBP: 0.348, SLG: 0.459 (1, 5)	0-0 F8			0-3 K		0-3 K		0-0 F7		4	0	0	0	0	2	1																																					
Ron Hansen, R OBP: 0.323, SLG: 0.376 (1, 6)	0-0 6-3			4-0 BB		0-0 F9		0-0 P3		3	0	0	0	1	0	2																																					
Dave Nicholson, R OBP: 0.320, SLG: 0.425 (1, 7)		0-3 K		0-3 K		0-0 P4		0-0 FC6-4 1B		4	0	1	0	0	2	2																																					
Tom McCraw, L OBP: 0.271, SLG: 0.326 Al Weis, S OBP: 0.320, SLG: 0.310 J.C. Martin, L OBP: 0.269, SLG: 0.298 Sherm Lollar, R OBP: 0.306, SLG: 0.304 (7, PH) (8, 3) (9, PH)		0-3 K		0-0 4-3			0-0 5-3		0-0 FC6-4 1-2	2	0	0	0	0	1	1	AB 30																																				
Cam Carreon, R OBP: 0.289, SLG: 0.325 (1, 2)		0-0 5-3			0-0 4-3		0-0 6-3			1	0	0	0	0	0	0	R 1																																				
Juan Pizarro, L OBP: 0.188, SLG: 0.319 Jim Lemon, R OBP: 0.302, SLG: 0.293 Jim Brosnan, R OBP: 0.286, SLG: 0.286 (7, PH) (8, 1)			0-3 K		0-0 FC6-4 1B		0-0 6-3			0	0	0	0	0	0	0	H 4																																				
	R: 1 E: 0 K: 0 S: 4	H: 1 LOB: 1 BB: 1 P: 8	R: 0 E: 0 K: 2 S: 7	H: 0 LOB: 0 BB: 0 P: 7	R: 0 E: 0 K: 1 S: 6	H: 1 LOB: 1 BB: 0 P: 6	R: 0 E: 0 K: 2 S: 7	H: 0 LOB: 1 BB: 1 P: 11	R: 0 E: 0 K: 0 S: 4	H: 1 LOB: 1 BB: 0 P: 4	R: 0 E: 0 K: 1 S: 6	H: 0 LOB: 1 BB: 0 P: 6	R: 0 E: 0 K: 0 S: 3	H: 0 LOB: 0 BB: 0 P: 3	R: 0 E: 0 K: 0 S: 2	H: 0 LOB: 1 BB: 1 P: 6	R: 0 E: 0 K: 0 S: 4	H: 1 LOB: 1 BB: 0 P: 4	1B: 3 2B: 1 3B: 0 HR: 0	SF: 0 SAC: 1 DP: 1 HBP: 0	WP: 0 PB: 1 CS: 0	PA: 34																															
	<table border="0"> <tr> <td>PITCHER</td> <td>IP</td> <td>WLS</td> <td>BF</td> <td>H</td> <td>R</td> <td>ER</td> <td>SO</td> <td>BB</td> <td>IBB</td> <td>HBP</td> <td>BLK</td> <td>WP</td> <td>HR</td> <td>S</td> <td>P</td> <td>ERA</td> <td>WHIP</td> </tr> <tr> <td>Claude Osteen, L ERA: 3.27</td> <td>9.0</td> <td>W</td> <td>34</td> <td>4</td> <td>1</td> <td>1</td> <td>6</td> <td>3</td> <td>0</td> <td>0</td> <td>0</td> <td>0</td> <td>0</td> <td>43</td> <td>55</td> <td>1.00</td> <td>0.778</td> </tr> </table>																PITCHER	IP	WLS	BF	H	R	ER	SO	BB	IBB	HBP	BLK	WP	HR	S	P	ERA	WHIP	Claude Osteen, L ERA: 3.27	9.0	W	34	4	1	1	6	3	0	0	0	0	0	43	55	1.00	0.778	
PITCHER	IP	WLS	BF	H	R	ER	SO	BB	IBB	HBP	BLK	WP	HR	S	P	ERA	WHIP																																				
Claude Osteen, L ERA: 3.27	9.0	W	34	4	1	1	6	3	0	0	0	0	0	43	55	1.00	0.778																																				

Washington Senators @ Chicago White Sox  
Comiskey Park, Chicago, IL  
Tue Jul 16 1963, 8:05 PM EDT  
Att: 10,215 - Unknown

AB 30  
R 1  
H 4  
RBI 1  
BB 3  
SO 6  
LOB 12





Batter	1	2	3	4	5	6	7	8	9	AB	R	H	RBI	BB	SO	LOB	TOP					
Don Blasingame, L (1,4) OBP: 0.290, SLG: 0.217	F7		G1		F8		L1			4	0	0	0	0	0	1	<b>Washington Senators @ Chicago White Sox</b> Comiskey Park, Chicago, IL Wed Jul 17 1963, 8:05 PM EDT Att: 10,217 - Unknown					
Jim King, L (1,9) OBP: 0.341, SLG: 0.504	P6		F8		F9		4-3			4	0	0	0	0	0	0						
Chuck Hinton, R (1,7) OBP: 0.333, SLG: 0.457	2B		1B		K		K			4	0	2	0	0	2	0						
Bobo Osborne, L (1,3) OBP: 0.312, SLG: 0.402	P4		F7		K		K			4	0	0	0	0	2	2						
Don Lock, R (1,8) OBP: 0.326, SLG: 0.426		K			F8		2B 1B		6-3	4	1	1	0	0	1	0						
Don Zimmer, R (1,5) OBP: 0.322, SLG: 0.470	1B	1B	K		K		4-3 1B 2B		4-3	4	1	2	1	0	1	0						
Chuck Cottier, R (1,6) OBP: 0.244, SLG: 0.327	P5		K		K		P4		1B	4	0	1	0	0	1	2						
Hobie Landrith, L (1,2) OBP: 0.300, SLG: 0.244					4-3		4-3		1B	3	0	1	0	0	0	1						
Ken Retzer, L (8,2) OBP: 0.273, SLG: 0.255	1B								1B	1	0	1	0	0	0	0						
Bennie Daniels, L (1,1) OBP: 0.345, SLG: 0.208									K	3	0	1	1	0	2	2						
Ron Kline, R (7,1) OBP: 0.250, SLG: 0.750										0	0	0	0	0	0	0						
Steve Ridzik, R (8,1) OBP: 0.188, SLG: 0.207										0	0	0	0	0	0	0						
Don Rudolph, L (8,1) OBP: 0.314, SLG: 0.324										1	0	0	0	0	1	2						
Dick Phillips, L (9, PH) ERA: 2.54										1	0	0	0	0	1	2						
<b>Inning Stats</b>	R: 0 E: 0 K: 0 S: 4	H: 1 LOB: 1 BB: 0 P: 4	R: 0 E: 0 K: 2 S: 9	H: 2 LOB: 2 BB: 0 P: 9	R: 0 E: 0 K: 0 S: 4	H: 1 LOB: 1 BB: 0 P: 4	R: 0 E: 0 K: 2 S: 7	H: 0 LOB: 0 BB: 0 P: 7	R: 0 E: 0 K: 1 S: 5	H: 0 LOB: 0 BB: 0 P: 5	R: 0 E: 0 K: 2 S: 7	H: 0 LOB: 0 BB: 0 P: 7	R: 2 E: 0 K: 0 S: 6	H: 3 LOB: 1 BB: 0 P: 6	R: 0 E: 0 K: 1 S: 7	H: 2 LOB: 2 BB: 0 P: 7	1B: 7 2B: 2 3B: 0 HR: 0	SF: 0 SAC: 0 DP: 0 HBP: 0	WP: 0 PB: 0 CS: 0	PA: 36		
<b>PITCHER</b>	IP WLS BF H R ER SO BB IBB HBP BLK WP HR S P ERA WHIP	IP WLS BF H R ER SO BB IBB HBP BLK WP HR S P ERA WHIP	IP WLS BF H R ER SO BB IBB HBP BLK WP HR S P ERA WHIP	IP WLS BF H R ER SO BB IBB HBP BLK WP HR S P ERA WHIP	IP WLS BF H R ER SO BB IBB HBP BLK WP HR S P ERA WHIP	IP WLS BF H R ER SO BB IBB HBP BLK WP HR S P ERA WHIP	IP WLS BF H R ER SO BB IBB HBP BLK WP HR S P ERA WHIP	IP WLS BF H R ER SO BB IBB HBP BLK WP HR S P ERA WHIP	IP WLS BF H R ER SO BB IBB HBP BLK WP HR S P ERA WHIP	IP WLS BF H R ER SO BB IBB HBP BLK WP HR S P ERA WHIP	IP WLS BF H R ER SO BB IBB HBP BLK WP HR S P ERA WHIP	IP WLS BF H R ER SO BB IBB HBP BLK WP HR S P ERA WHIP	IP WLS BF H R ER SO BB IBB HBP BLK WP HR S P ERA WHIP	IP WLS BF H R ER SO BB IBB HBP BLK WP HR S P ERA WHIP	IP WLS BF H R ER SO BB IBB HBP BLK WP HR S P ERA WHIP	IP WLS BF H R ER SO BB IBB HBP BLK WP HR S P ERA WHIP	IP WLS BF H R ER SO BB IBB HBP BLK WP HR S P ERA WHIP	IP WLS BF H R ER SO BB IBB HBP BLK WP HR S P ERA WHIP	IP WLS BF H R ER SO BB IBB HBP BLK WP HR S P ERA WHIP	IP WLS BF H R ER SO BB IBB HBP BLK WP HR S P ERA WHIP	IP WLS BF H R ER SO BB IBB HBP BLK WP HR S P ERA WHIP	IP WLS BF H R ER SO BB IBB HBP BLK WP HR S P ERA WHIP

AB	36
R	2
H	9
RBI	2
BB	0
SO	10
LOB	10



Batter	1	2	3	4	5	6	7	8	9	AB	R	H	RBI	BB	SO	LOB	BOTTOM				
Mike Herschberger, R (1,9) OBP: 0.351, SLG: 0.383	F7	FC6-4			F9		FC6-5			5	0	1	2	0	0	3	<b>Washington Senators @ Chicago White Sox</b> Comiskey Park, Chicago, IL Wed Jul 17 1963, 8:05 PM EDT Att: 10,217 - Unknown				
Nellie Fox, L (1,4) OBP: 0.320, SLG: 0.330	G3				4-3					5	0	3	0	0	0	0					
Pete Ward, L (1,5) OBP: 0.346, SLG: 0.457	1B				1-6-3		4-3		SF8	4	0	1	1	0	0	4					
Floyd Robinson, L (1,7) OBP: 0.357, SLG: 0.439	F9				3-1		8-4			5	1	1	0	0	0	5					
Tom McCraw, L (1,3) OBP: 0.277, SLG: 0.326					1-3		4-3			3	1	1	0	0	0	1					
Jim Landis, R (1,8) OBP: 0.335, SLG: 0.426	1B	1B					HR		FC3-2	3	2	3	1	1	0	0					
Ron Hansen, R (1,6) OBP: 0.326, SLG: 0.390	K				6-3		HR		FC3-2	4	2	2	3	0	1	2					
J.C. Martin, L (1,2) OBP: 0.268, SLG: 0.297	1B				L1		K		FC3-2	4	1	1	0	0	1	3					
Dave DeBusschere, R (1,1) OBP: 0.111, SLG: 0.111										2	0	1	0	0	1	0					
Charlie Maxwell, L (7, PH) OBP: 0.331, SLG: 0.354										0	0	0	0	1	0	0					
Al Weis, S (7, PR) OBP: 0.330, SLG: 0.310										0	0	0	0	0	0	0					
Hoyt Wilhelm, R (8,1) OBP: 0.091, SLG: 0.048										0	1	0	1	1	0	0					
<b>Inning Stats</b>	R: 0 E: 0 K: 0 S: 4	H: 1 LOB: 1 BB: 0 P: 4	R: 1 E: 0 K: 1 S: 7	H: 3 LOB: 3 BB: 0 P: 8	R: 0 E: 0 K: 0 S: 4	H: 1 LOB: 1 BB: 0 P: 4	R: 0 E: 0 K: 0 S: 3	H: 1 LOB: 0 BB: 0 P: 3	R: 0 E: 1 K: 1 S: 3	H: 0 LOB: 0 BB: 0 P: 3	R: 2 E: 0 K: 1 S: 8	H: 3 LOB: 3 BB: 1 P: 12	R: 5 E: 0 K: 0 S: 8	H: 5 LOB: 2 BB: 2 P: 16	1B: 11 2B: 3 3B: 0 HR: 1	SF: 1 SAC: 0 DP: 1 HBP: 1	WP: 0 PB: 0 CS: 1	PA: 40			
<b>PITCHER</b>	IP WLS BF H R ER SO BB IBB HBP BLK WP HR S P ERA WHIP	IP WLS BF H R ER SO BB IBB HBP BLK WP HR S P ERA WHIP	IP WLS BF H R ER SO BB IBB HBP BLK WP HR S P ERA WHIP	IP WLS BF H R ER SO BB IBB HBP BLK WP HR S P ERA WHIP	IP WLS BF H R ER SO BB IBB HBP BLK WP HR S P ERA WHIP	IP WLS BF H R ER SO BB IBB HBP BLK WP HR S P ERA WHIP	IP WLS BF H R ER SO BB IBB HBP BLK WP HR S P ERA WHIP	IP WLS BF H R ER SO BB IBB HBP BLK WP HR S P ERA WHIP	IP WLS BF H R ER SO BB IBB HBP BLK WP HR S P ERA WHIP	IP WLS BF H R ER SO BB IBB HBP BLK WP HR S P ERA WHIP	IP WLS BF H R ER SO BB IBB HBP BLK WP HR S P ERA WHIP	IP WLS BF H R ER SO BB IBB HBP BLK WP HR S P ERA WHIP	IP WLS BF H R ER SO BB IBB HBP BLK WP HR S P ERA WHIP	IP WLS BF H R ER SO BB IBB HBP BLK WP HR S P ERA WHIP	IP WLS BF H R ER SO BB IBB HBP BLK WP HR S P ERA WHIP	IP WLS BF H R ER SO BB IBB HBP BLK WP HR S P ERA WHIP	IP WLS BF H R ER SO BB IBB HBP BLK WP HR S P ERA WHIP	IP WLS BF H R ER SO BB IBB HBP BLK WP HR S P ERA WHIP	IP WLS BF H R ER SO BB IBB HBP BLK WP HR S P ERA WHIP	IP WLS BF H R ER SO BB IBB HBP BLK WP HR S P ERA WHIP	IP WLS BF H R ER SO BB IBB HBP BLK WP HR S P ERA WHIP

AB	35
R	8
H	14
RBI	8
BB	3
SO	3
LOB	18





Batter	1	2	3	4	5	6	7	8	9	AB	R	H	RBI	BB	SO	LOB	TOP					
<b>Felix Mantilla, R</b> OBP: 0.200, SLG: 0.208 (1, 6)	6-3		FC6-4			FC6-2-5		6-3		4	0	0	0	0	0	2	<b>Boston Red Sox @ Chicago White Sox</b> Comiskey Park, Chicago, IL Sat Jul 20 1963, 4:33 AM EDT Att: 8,442 - Unknown					
<b>Gary Geiger, L</b> OBP: 0.354, SLG: 0.529 (1, 8)	4-3					F6		K		3	0	0	0	1	1							
<b>Roman Mejias, R</b> OBP: 0.249, SLG: 0.358 (1, 7)	P4									4	0	2	0	0	0	1						
<b>Dick Stuart, R</b> OBP: 0.316, SLG: 0.480 (1, 3)										4	0	0	0	0	2	3						
<b>Lou Clinton, R</b> OBP: 0.280, SLG: 0.419 (1, 9)										4	0	1	0	0	1	0						
<b>Dick Williams, R</b> OBP: 0.363, SLG: 0.420 (1, 5)										4	0	1	0	0	1	1						
<b>Bob Tillman, R</b> OBP: 0.308, SLG: 0.369 (1, 2)										3	0	1	0	1	0	1						
<b>Billy Gardner, R</b> OBP: 0.323, SLG: 0.276 (1, 4)										4	0	1	0	0	1	4						
<b>Earl Wilson, R</b> OBP: 0.291, SLG: 0.353 (7, PH)										1	0	1	0	1	0	0						
<b>Frank Malzone, R</b> OBP: 0.362, SLG: 0.481 (7, PH)										1	0	0	0	0	0	2						
<b>Wilbur Wood, R</b> OBP: 0.313, SLG: 0.412 (9, PH)										0	0	0	0	0	0	0						
<b>Eddie Bressoud, R</b> OBP: 0.313, SLG: 0.412 (9, PH)										1	0	0	0	0	1	2						
<b>Inning Stats</b>	R: 0 E: 0 K: 0 S: 3	H: 0 LOB: 0 BB: 0 P: 3	R: 0 E: 0 K: 1 S: 5	H: 0 LOB: 0 BB: 0 P: 5	R: 0 E: 0 K: 0 S: 2	H: 0 LOB: 1 BB: 2 P: 10	R: 0 E: 0 K: 0 S: 2	H: 0 LOB: 1 BB: 1 P: 6	R: 0 E: 0 K: 1 S: 6	H: 1 LOB: 1 BB: 0 P: 6	R: 0 E: 0 K: 1 S: 7	H: 2 LOB: 2 BB: 0 P: 7	R: 0 E: 0 K: 1 S: 7	H: 2 LOB: 2 BB: 0 P: 7	R: 0 E: 0 K: 1 S: 6	H: 1 LOB: 1 BB: 0 P: 6	R: 0 E: 1 K: 2 S: 9	H: 1 LOB: 2 BB: 0 P: 9	1B: 5 2B: 2 3B: 1 HR: 0	SF: 0 SAC: 0 DP: 2 HBP: 0	WP: 0 PB: 0 SB: 0 CS: 0	PA: 36
<b>PITCHER</b> <b>Gary Peters, L</b> ERA: 2.2 (1, 1)	IP: 9.0 WLS: W BF: 36 H: 7 R: 0 ER: 0 SO: 7 BB: 3 IBB: 0 HBP: 0 BLK: 0 WP: 0 HR: 0 S: 47 P: 59 ERA: 0.00 WHIP: 1.111															<b>PITCHER</b>						

AB 33  
R 0  
H 7  
RBI 0  
BB 3  
SO 7  
LOB 17



Batter	1	2	3	4	5	6	7	8	9	AB	R	H	RBI	BB	SO	LOB	BOTTOM			
<b>Mike Hershtberger, R</b> OBP: 0.353, SLG: 0.394 (1, 9)	6-3		FC5-4							3	1	1	1	1	0	1	<b>Boston Red Sox @ Chicago White Sox</b> Comiskey Park, Chicago, IL Sat Jul 20 1963, 4:33 AM EDT Att: 8,442 - Unknown			
<b>Nellie Fox, L</b> OBP: 0.319, SLG: 0.332 (1, 4)	4-3									4	1	1	0	0	0	1				
<b>Pete Ward, L</b> OBP: 0.348, SLG: 0.464 (1, 5)	3-1									3	1	1	2	1	1	1				
<b>Floyd Robinson, L</b> OBP: 0.354, SLG: 0.435 (1, 7)										3	0	0	0	0	0	1				
<b>Tom McCraw, L</b> OBP: 0.272, SLG: 0.319 (1, 3)										3	0	0	0	0	0	1				
<b>Jim Landis, R</b> OBP: 0.331, SLG: 0.421 (1, 8)										3	0	0	0	0	0	0				
<b>Ron Hansen, R</b> OBP: 0.322, SLG: 0.385 (1, 6)										3	0	0	0	0	2	0				
<b>J.C. Martin, L</b> OBP: 0.264, SLG: 0.291 (1, 2)										3	0	0	0	0	0	0				
<b>Gary Peters, L</b> OBP: 0.220, SLG: 0.289 (1, 1)										3	0	1	0	0	1	0				
<b>Inning Stats</b>	R: 0 E: 0 K: 0 S: 3	H: 0 LOB: 0 BB: 0 P: 3	R: 0 E: 0 K: 0 S: 3	H: 0 LOB: 0 BB: 0 P: 3	R: 0 E: 0 K: 1 S: 6	H: 1 LOB: 1 BB: 0 P: 6	R: 2 E: 0 K: 0 S: 5	H: 2 LOB: 0 BB: 0 P: 5	R: 0 E: 0 K: 1 S: 5	H: 0 LOB: 0 BB: 0 P: 5	R: 1 E: 0 K: 0 S: 4	H: 1 LOB: 1 BB: 1 P: 8	R: 0 E: 0 K: 0 S: 3	H: 0 LOB: 0 BB: 0 P: 3	R: 0 E: 0 K: 2 S: 7	H: 0 LOB: 1 BB: 1 P: 11		1B: 1 2B: 1 3B: 0 HR: 2	SF: 0 SAC: 0 DP: 0 HBP: 0	WP: 0 PB: 0 SB: 0 CS: 0
<b>PITCHER</b> <b>Earl Wilson, R</b> ERA: 2.88 (1, 1)	IP: 6.0 WLS: L BF: 23 H: 4 R: 3 ER: 3 SO: 2 BB: 1 IBB: 0 HBP: 0 BLK: 0 WP: 0 HR: 2 S: 26 P: 30 ERA: 4.50 WHIP: 0.833															<b>PITCHER</b>				
<b>Wilbur Wood, L</b> ERA: 4.5 (7, 1)	IP: 2.0 WLS: 7 BF: 7 H: 0 R: 0 ER: 0 SO: 2 BB: 1 IBB: 0 HBP: 0 BLK: 0 WP: 0 HR: 10 S: 14 P: 14 ERA: 0.00 WHIP: 0.500															<b>PITCHER</b>				

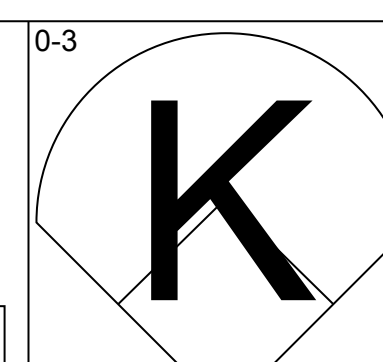
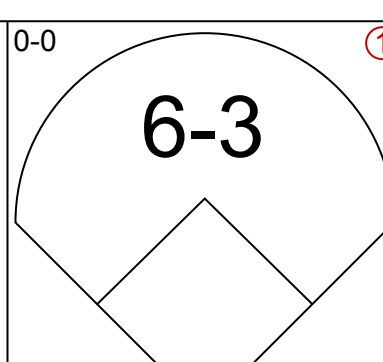
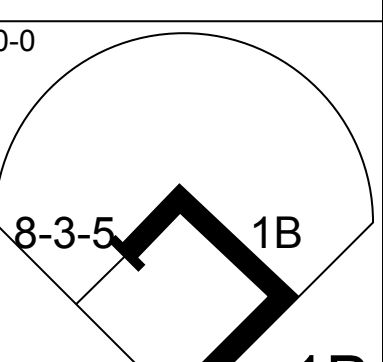
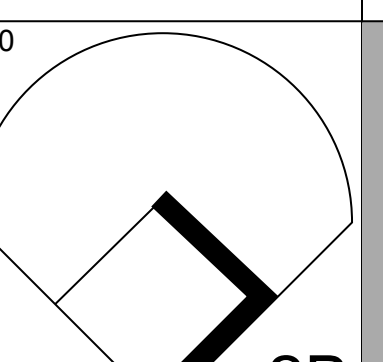
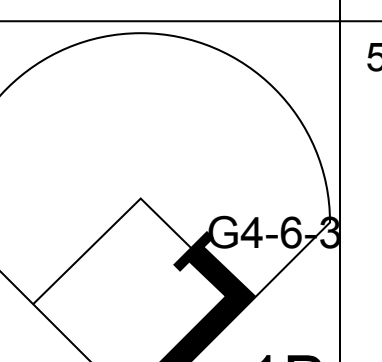
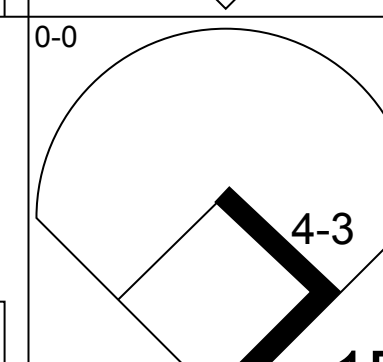
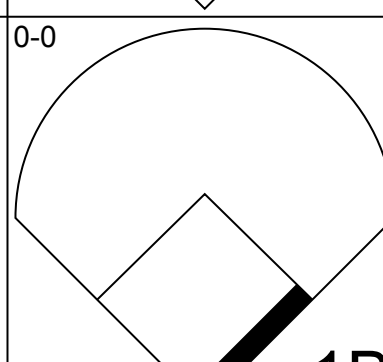
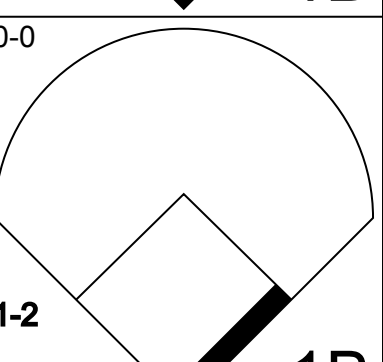
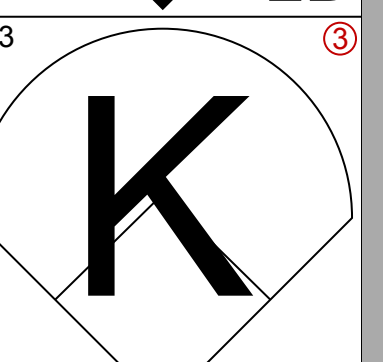
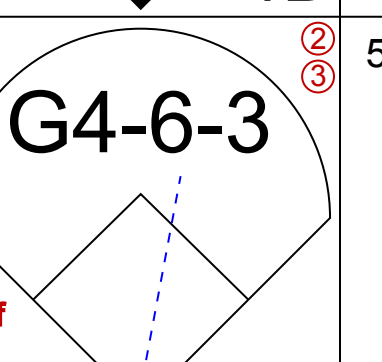
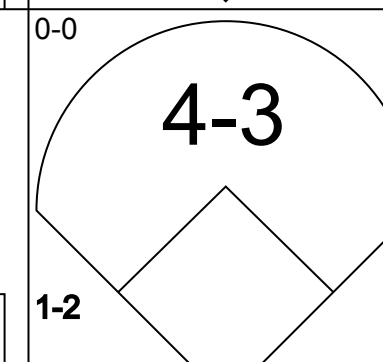
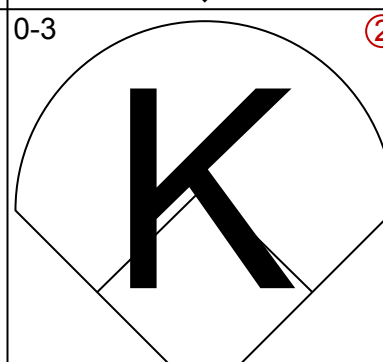
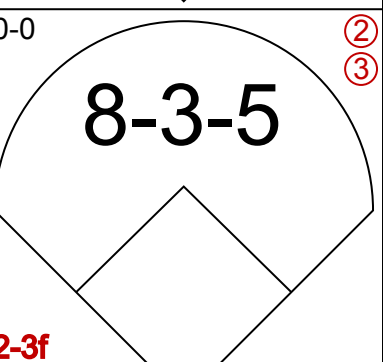

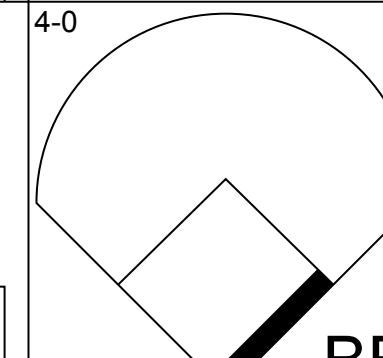
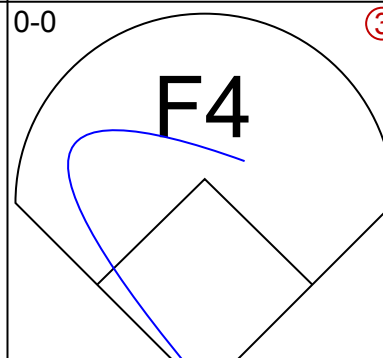

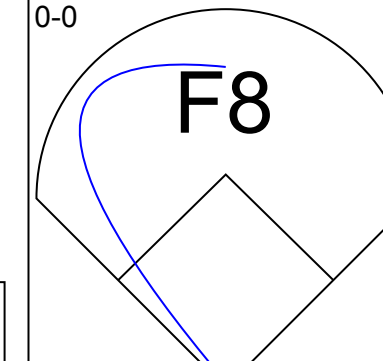
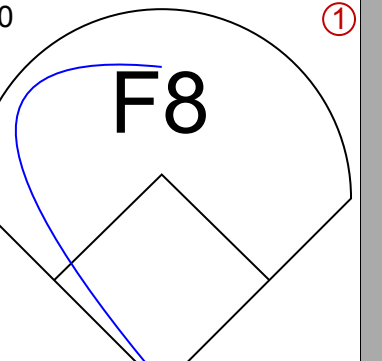


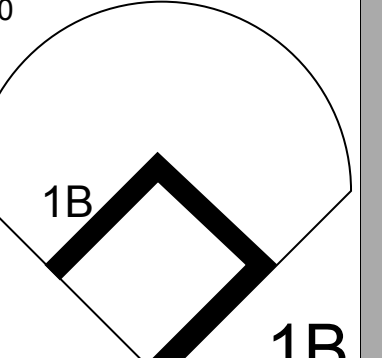


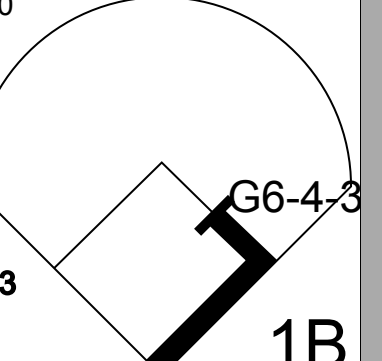


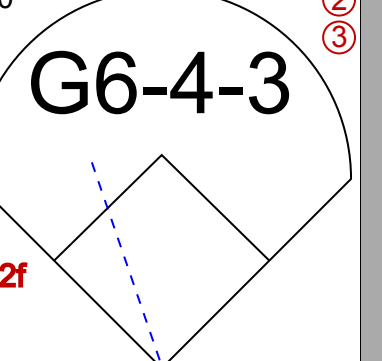


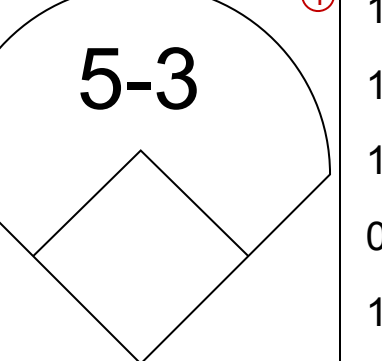
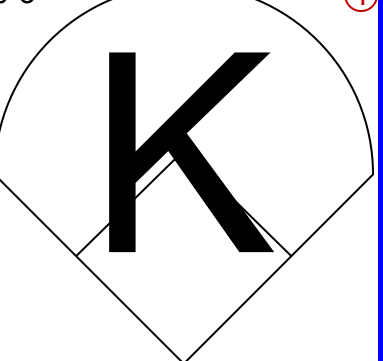
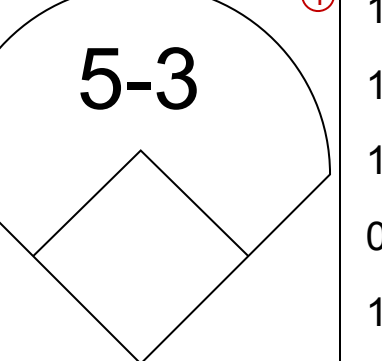
AB 28  
R 3  
H 4  
RBI 3  
BB 2  
SO 4  
LOB 5

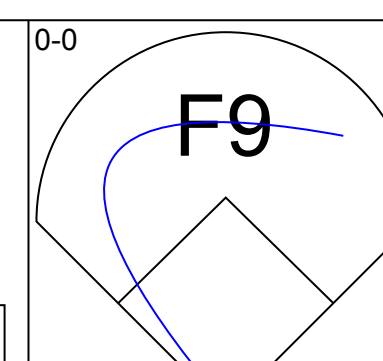
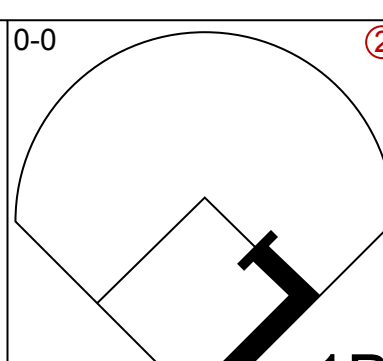
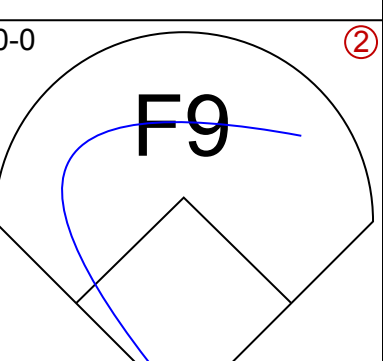

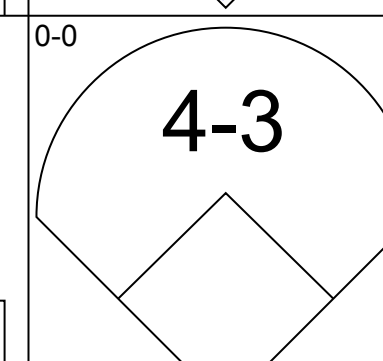
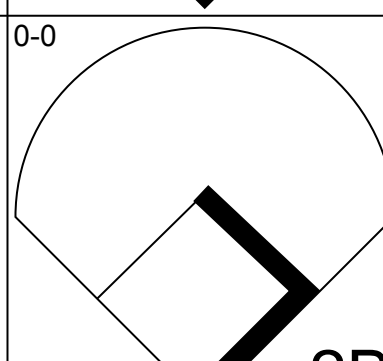
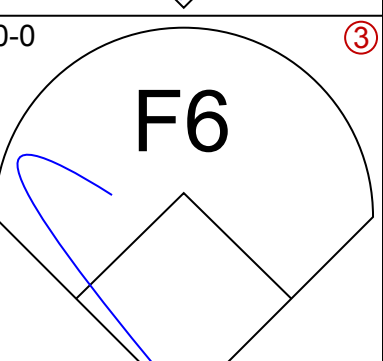

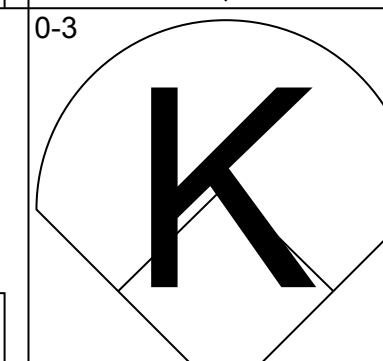
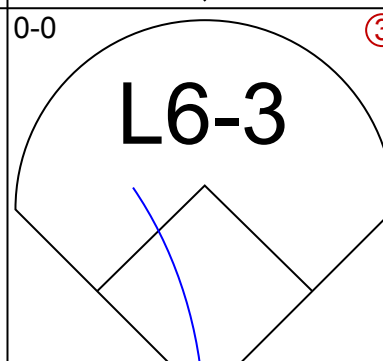
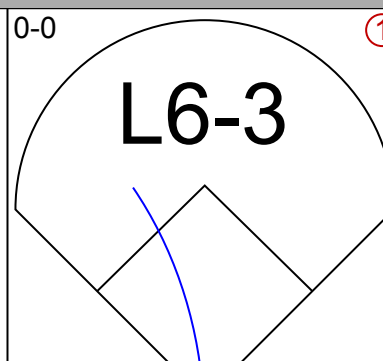


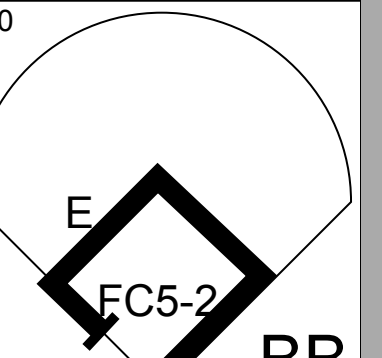


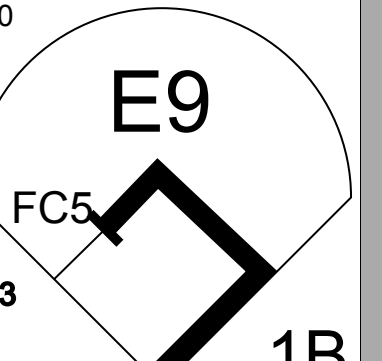








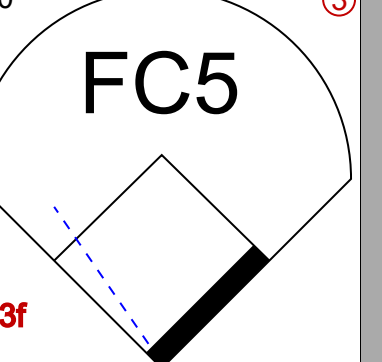

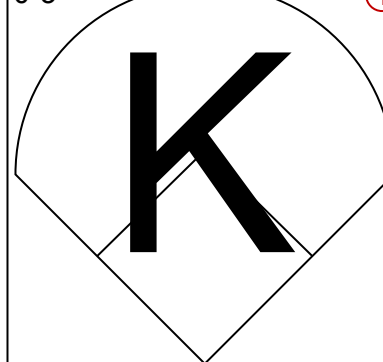
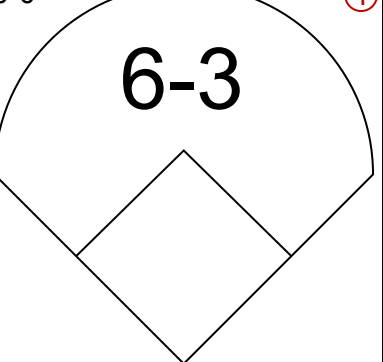









Batter	1	2	3	4	5	6	7	8	9	AB	R	H	RBI	BB	SO	LOB	TOP			
Jim Landis, R OBP: 0.332, SLG: 0.423 (1, 8)										5	0	3	0	0	1	0	Chicago White Sox @ Detroit Tigers Tiger Stadium, Detroit, MI Tue Jul 23 1963, 7:05 PM EDT Unknown			
Nelle Fox, L OBP: 0.322, SLG: 0.335 (1, 4)										5	0	3	0	0	1	2				
Pete Ward, L OBP: 0.342, SLG: 0.454 (1, 5)										4	0	0	0	0	1	4				
Mike Hershberger, R OBP: 0.359, SLG: 0.398 (1, 9)										3	0	1	0	1	0	1				
Ron Hansen, R OBP: 0.320, SLG: 0.390 (1, 6)										3	0	0	0	1	0	2				
Dave Nicholson, R OBP: 0.329, SLG: 0.444 (1, 7)										3	1	3	1	1	0	0				
Tom McCraw, L OBP: 0.277, SLG: 0.322 (1, 3)										4	0	1	0	0	1	4				
Cam Carreon, R OBP: 0.281, SLG: 0.315 (1, 2)										4	0	0	0	0	0	5				
John Buzhardt, R OBP: 0.083, SLG: 0.125 (1, 1)										1	0	0	0	0	1	0				
Jim Lemon, R OBP: 0.299, SLG: 0.290 (5, PH)										1	0	0	0	0	1	0				
Eddie Fisher, R OBP: 0.238, SLG: 0.200 (5, 1)										1	0	0	0	0	0	0				
Taylor Phillips, L OBP: 0.351, SLG: 0.429 (8, 1)										1	0	0	0	0	0	0				
Floyd Robinson, L OBP: 0.351, SLG: 0.429 (9, PH)										1	0	0	0	0	0	0				
<b>Inning Stats</b>	R: 0 E: 0 K: 1 S: 6	H: 1 LOB: 2 BB: 1 P: 10	R: 1 E: 0 K: 2 S: 8	H: 1 LOB: 0 BB: 0 P: 8	R: 0 E: 0 K: 1 S: 6	H: 1 LOB: 1 BB: 0 P: 6	R: 0 E: 0 K: 0 S: 4	H: 2 LOB: 1 BB: 0 P: 4	R: 0 E: 0 K: 1 S: 6	H: 1 LOB: 1 BB: 0 P: 4	R: 0 E: 0 K: 1 S: 6	H: 1 LOB: 1 BB: 0 P: 6	R: 0 E: 0 K: 0 S: 4	H: 1 LOB: 3 BB: 2 P: 12	R: 0 E: 0 K: 0 S: 3	H: 1 LOB: 0 BB: 0 P: 3	1B: 9 2B: 2 3B: 0 HR: 1	SF: 0 SAC: 0 DP: 3 HBP: 0	WP: 0 PB: 0 CS: 0	PA: 38
<b>PITCHER</b>	IP WLS BF H R ER SO BB IBB HBP BLK WP HR S P ERA WHIP																<b>PITCHER</b>	IP WLS BF H R ER SO BB IBB HBP BLK WP HR S P ERA WHIP		
Hank Aguirre, L ERA: 4.09 (1, 1)	9.0 W 38 11 1 1 6 3 0 0 0 0 1 47 59 1.00 1.556																			

Batter	1	2	3	4	5	6	7	8	9	AB	R	H	RBI	BB	SO	LOB	BOTTOM			
Jake Wood, R OBP: 0.329, SLG: 0.409 (1, 4)										4	0	1	0	0	0	0	Chicago White Sox @ Detroit Tigers Tiger Stadium, Detroit, MI Tue Jul 23 1963, 7:05 PM EDT Unknown			
Dick McAuliffe, L OBP: 0.346, SLG: 0.399 (1, 6)										4	0	1	0	0	1	0				
Al Kaline, R OBP: 0.385, SLG: 0.526 (1, 9)										4	1	1	0	0	1	1				
Rocky Colavito, R OBP: 0.362, SLG: 0.427 (1, 7)										2	1	1	0	2	0	0				
Bill Bruton, L OBP: 0.320, SLG: 0.367 (1, 8)										3	2	2	0	1	0	1				
Norm Cash, L OBP: 0.354, SLG: 0.428 (1, 3)										4	1	2	4	0	1	3				
Bubba Phillips, R OBP: 0.284, SLG: 0.316 (1, 5)										3	0	0	1	0	0	2				
Bill Freehan, R OBP: 0.374, SLG: 0.434 (1, 2)										3	0	0	0	0	1	3				
Hank Aguirre, R OBP: 0.191, SLG: 0.222 (1, 1)										3	0	0	0	0	1	0				
<b>Inning Stats</b>	R: 0 E: 0 K: 1 S: 5	H: 0 LOB: 0 BB: 0 P: 5	R: 1 E: 0 K: 1 S: 7	H: 2 LOB: 1 BB: 0 P: 7	R: 0 E: 0 K: 1 S: 6	H: 2 LOB: 1 BB: 0 P: 6	R: 0 E: 1 K: 1 S: 6	H: 1 LOB: 2 BB: 1 P: 10	R: 0 E: 0 K: 0 S: 3	H: 0 LOB: 0 BB: 0 P: 3	R: 0 E: 0 K: 0 S: 4	H: 1 LOB: 1 BB: 0 P: 4	R: 0 E: 0 K: 0 S: 3	H: 0 LOB: 0 BB: 0 P: 3	R: 4 E: 0 K: 1 S: 7	H: 2 LOB: 2 BB: 2 P: 15		1B: 5 2B: 2 3B: 0 HR: 1	SF: 1 SAC: 0 DP: 0 HBP: 0	WP: 0 PB: 0 CS: 0
<b>PITCHER</b>	IP WLS BF H R ER SO BB IBB HBP BLK WP HR S P ERA WHIP																<b>PITCHER</b>	IP WLS BF H R ER SO BB IBB HBP BLK WP HR S P ERA WHIP		
John Buzhardt, R ERA: 2.42 (1, 1)	4.0 L 17 5 1 1 1 1 0 0 0 0 0 0 24 28 2.25 1.500																			
Eddie Fisher, R ERA: 5.01 (5, 1)	3.2 L 13 2 1 1 1 0 0 0 0 0 0 0 15 15 2.46 0.545																			
Taylor Phillips, L ERA: 81.0 (8, 1)	0.1 4 1 3 3 0 1 1 0 0 0 0 1 2 10 81.00 6.000																			



Batter	1	2	3	4	5	6	7	8	9	AB	R	H	RBI	BB	SO	LOB	TOP																
Jim Landis, R OBP: 0.337, SLG: 0.429 (1, 8)										4	3	2	0	0	0	2	<p>Chicago White Sox @ Detroit Tigers Tiger Stadium, Detroit, MI Tue Jul 23 1963, 7:05 PM EDT Att: 21,653 - Unknown</p> <p>AB 36 R 4 H 11 RBI 3 BB 3 SO 8 LOB 20</p>																
Tom McCraw, L OBP: 0.280, SLG: 0.331 (1, 3)										5	0	2	0	0	0	2																	
Pete Ward, L OBP: 0.345, SLG: 0.464 (1, 5)										5	1	3	2	0	1	2																	
Mike Hershberger, R OBP: 0.356, SLG: 0.394 (1, 9)										5	0	1	1	0	1	2																	
Ron Hansen, R OBP: 0.319, SLG: 0.386 (1, 6)										3	0	0	0	1	0	2																	
Dave Nicholson, R OBP: 0.331, SLG: 0.442 (1, 7)										3	0	1	0	1	2	1																	
Al Weis, S OBP: 0.318, SLG: 0.308 (1, 4)										4	0	1	0	0	2	2																	
Sherm Lollar, R OBP: 0.323, SLG: 0.310 (6, PR)										2	0	1	0	1	0	0																	
Gary Peters, L OBP: 0.220, SLG: 0.289 (6, 2)										0	0	0	0	0	0	0																	
J.C. Martin, L OBP: 0.280, SLG: 0.287 (6, 2)										1	0	0	0	0	0	1																	
Dave DeBusschere, R OBP: 0.106, SLG: 0.100 (3, 1)										1	0	0	0	0	0	2																	
Eddie Fisher, R OBP: 0.208, SLG: 0.200 (4, 1)										0	0	0	0	0	0	0																	
Floyd Robinson, R OBP: 0.309, SLG: 0.427 (6, PH)										1	0	0	0	0	1	2																	
Jim Brosnan, R OBP: 0.285, SLG: 0.285 (8, PH)										0	0	0	0	0	0	0																	
Charlie Maxwell, L OBP: 0.350, SLG: 0.348 (8, PH)										1	0	0	0	0	0	2																	
Taylor Phillips, L (8, 1)										0	0	0	0	0	0	0																	
<b>Inning Stats</b>	R: 1 E: 1 K: 0 S: 5	H: 3 LOB: 1 BB: 0 P: 5	R: 0 E: 0 K: 1 S: 6	H: 1 LOB: 2 BB: 1 P: 10	R: 1 E: 0 K: 1 S: 6	H: 1 LOB: 1 BB: 1 P: 10	R: 0 E: 0 K: 1 S: 5	H: 0 LOB: 0 BB: 0 P: 5	R: 1 E: 0 K: 0 S: 3	H: 1 LOB: 0 BB: 0 P: 4	R: 0 E: 0 K: 2 S: 8	H: 1 LOB: 2 BB: 1 P: 12	R: 0 E: 1 K: 2 S: 8	H: 1 LOB: 1 BB: 0 P: 8	R: 0 E: 1 K: 1 S: 7	H: 1 LOB: 2 BB: 0 P: 7	R: 1 E: 0 K: 0 S: 4	H: 2 LOB: 0 BB: 0 P: 4	1B: 7 2B: 3 3B: 1 HR: 0	SF: 0 SAC: 0 DP: 2 HBP: 1	WP: 1 PB: 0 CS: 0	PA: 40											
<b>PITCHER</b>	IP WLS BF H R ER SO BB IBB HBP BLK WP HR S P ERA WHIP																	<b>PITCHER</b>	IP WLS BF H R ER SO BB IBB HBP BLK WP HR S P ERA WHIP														
Willie Smith, L ERA: 5.02 (1, 1)	2.2	14	5	2	2	1	2	0	0	0	0	0	0	14	22	6.75	2.625																
Bob Anderson, R ERA: 2.51 (3, 1)	3.0	W 12	2	1	1	3	1	0	1	0	1	0	16	21	3.00	1.000																	
Phil Regan, R ERA: 3.64 (6, 1)	3.1	S 14	4	1	1	4	0	0	0	0	0	0	22	22	2.70	1.200																	

Batter	1	2	3	4	5	6	7	8	9	AB	R	H	RBI	BB	SO	LOB	BOTTOM															
Jake Wood, R OBP: 0.333, SLG: 0.413 (1, 4)										2	1	1	0	0	0	1	<p>Chicago White Sox @ Detroit Tigers Tiger Stadium, Detroit, MI Tue Jul 23 1963, 7:05 PM EDT Att: 21,653 - Unknown</p> <p>AB 31 R 6 H 10 RBI 5 BB 7 SO 5 LOB 24</p>															
Dick McAuliffe, L OBP: 0.343, SLG: 0.394 (1, 6)										4	1	0	0	1	1	4																
Al Kaline, R OBP: 0.390, SLG: 0.529 (1, 9)										4	1	3	3	1	0	1																
Rocky Colavito, R OBP: 0.362, SLG: 0.425 (1, 7)										4	0	1	1	1	2	5																
Bill Bruton, L OBP: 0.318, SLG: 0.363 (1, 8)										4	0	0	0	1	1	5																
Norm Cash, L OBP: 0.358, SLG: 0.441 (1, 3)										3	1	2	1	1	0	0																
Bubba Phillips, R OBP: 0.284, SLG: 0.315 (1, 5)										4	0	1	0	0	0	2																
Mike Roarke, R OBP: 0.308, SLG: 0.250 (1, 2)										3	1	1	0	1	0	2																
Willie Smith, L OBP: 0.143, SLG: 0.143 (3, 1)										1	0	0	0	0	1	1																
Bob Anderson, R OBP: 0.500, SLG: 0.500 (3, 1)										1	0	1	0	0	0	0																
Phil Regan, R OBP: 0.273, SLG: 0.333 (6, 1)										1	1	0	0	1	0	3																
<b>Inning Stats</b>	R: 0 E: 0 K: 1 S: 6	H: 1 LOB: 2 BB: 0 P: 7	R: 3 E: 0 K: 1 S: 8	H: 3 LOB: 1 BB: 1 P: 13	R: 0 E: 0 K: 0 S: 2	H: 0 LOB: 1 BB: 2 P: 10	R: 2 E: 0 K: 0 S: 5	H: 2 LOB: 1 BB: 1 P: 9	R: 0 E: 0 K: 0 S: 3	H: 0 LOB: 0 BB: 0 P: 3	R: 1 E: 0 K: 1 S: 6	H: 1 LOB: 1 BB: 1 P: 10	R: 0 E: 0 K: 0 S: 4	H: 2 LOB: 2 BB: 1 P: 8	R: 0 E: 0 K: 2 S: 8	H: 1 LOB: 2 BB: 1 P: 12	R: 0 E: 0 K: 2 S: 8	H: 1 LOB: 2 BB: 1 P: 12	1B: 8 2B: 1 3B: 0 HR: 1	SF: 0 SAC: 1 DP: 2 HBP: 2	WP: 2 PB: 0 CS: 0	PA: 41										
<b>PITCHER</b>	IP WLS BF H R ER SO BB IBB HBP BLK WP HR S P ERA WHIP																	<b>PITCHER</b>	IP WLS BF H R ER SO BB IBB HBP BLK WP HR S P ERA WHIP													
Dave DeBusschere, R ERA: 4.56 (1, 1)	2.0	L 13	4	3	3	2	1	0	2	0	0	0	6	18	10.80	3.000																
Joe Shipley, R ERA: 5.79 (3, 1)	1.2	9	2	2	2	0	3	0	0	0	0	0	4	4	0.00	0.000																
Eddie Fisher, R ERA: 4.92 (4, 1)	1.1	4	0	0	0	0	0	0	0	0	1	0	4	4	0.00	0.000																
Jim Brosnan, R ERA: 2.4 (6, 1)	2.0	10	3	1	1	1	1	1	0	0	1	0	10	18	4.50	2.000																
Taylor Phillips, L ERA: 20.25 (8, 1)	1.0	5	1	0	0	2	0	1	0	0	0	0	8	12	0.00	1.000																




Batter	1	2	3	4	5	6	7	8	9	AB	R	H	RBI	BB	SO	LOB	TOP								
Jim Landis, R OBP: 0.332, SLG: 0.422 (1, 8)	0-0 1-3		0-3 K			0-3 K		0-3 K		4	0	0	0	0	3	0									
Nelle Fox, L OBP: 0.322, SLG: 0.334 (1, 4)	0-0 F8			0-0 F7		0-0 1B		0-0 F8		4	0	1	0	0	0	0									
Mike Hershberger, R OBP: 0.359, SLG: 0.396 (1, 9)	0-0 F2			0-0 L9		0-0 1B			0-0 2B SF8	4	1	2	0	0	0	0									
Dave Nicholson, R OBP: 0.330, SLG: 0.437 (1, 7)		4-0 BB		0-0 1-3		0-3 K			0-3 K	3	0	0	0	1	2	3									
Pete Ward, L OBP: 0.347, SLG: 0.467 (1, 5)		0-3 K			0-0 HR	0-3 K			0-0 SF8	4	1	2	0	0	2	3									
Ron Hansen, R OBP: 0.319, SLG: 0.396 (1, 6)		0-0 F7			0-0 HR		0-3 K		0-0 SF8	3	1	1	3	0	1	1									
Tom McCraw, L OBP: 0.274, SLG: 0.323 (1, 3)		0-3 K			0-0 F8		0-3 K		2-3 3-H 6-3	4	0	0	0	0	2	2									
Sherm Lollar, R OBP: 0.309, SLG: 0.295 (1, 2)			0-0 F3		0-0 F8		0-0 F7			3	0	0	0	0	0	0									
Gary Peters, L OBP: 0.205, SLG: 0.268 (1, 1)			0-0 L9		0-3 K			0-0 4-3		3	0	0	0	0	1	0									
<b>Inning Stats</b>	R: 0 H: 0 E: 0 K: 0 S: 3	H: 0 LOB: 0 BB: 0 P: 3	R: 0 H: 0 E: 0 K: 2 S: 7	H: 0 LOB: 1 BB: 1 P: 11	R: 0 H: 0 E: 0 K: 1 S: 5	H: 0 LOB: 0 BB: 0 P: 5	R: 0 H: 0 E: 0 K: 0 S: 3	H: 0 LOB: 0 BB: 0 P: 3	R: 2 H: 2 E: 0 K: 1 S: 7	H: 2 LOB: 0 BB: 0 P: 7	R: 0 H: 2 E: 0 K: 3 S: 11	H: 2 LOB: 2 BB: 0 P: 11	R: 0 H: 0 E: 0 K: 2 S: 7	H: 0 LOB: 0 BB: 0 P: 7	R: 0 H: 0 E: 0 K: 1 S: 5	H: 0 LOB: 0 BB: 0 P: 5	R: 1 H: 2 E: 0 K: 1 S: 7	H: 2 LOB: 1 BB: 0 P: 7	1B: 4 2B: 1 3B: 0 HR: 1	SF: 1 SAC: 0 DP: 0 HBP: 0	WP: 0 PB: 0 CS: 0	PA: 34			
<b>PITCHER</b>	IP	WLS	BF	H	R	ER	SO	BB	IBB	HBP	BLK	WP	HR	S	P	ERA	WHIP								
Don Mossi, L ERA: 4.43 (1, 1)	5.0	L	18	2	2	2	4	1	0	0	0	0	1	25	29	3.60	0.600								
Jim Bunning, R ERA: 4.42 (6, 1)	4.0		16	4	1	1	7	0	0	0	0	0	0	30	30	2.25	1.000								

Chicago White Sox @ Detroit Tigers  
Tiger Stadium, Detroit, MI  
Wed Jul 24 1963, 7:05 PM EDT  
Att: 12,831 - Unknown

livebaseballscorecards.com

AB	32
R	3
H	6
RBI	3
BB	1
SO	11
LOB	9




Batter	1	2	3	4	5	6	7	8	9	AB	R	H	RBI	BB	SO	LOB	BOTTOM								
Jake Wood, R OBP: 0.332, SLG: 0.411 (1, 4)	0-3 K2-3		0-0 F3		0-0 FC6-4 1B		0-0 F9			4	0	1	0	0	1	1									
Dick McAuliffe, L OBP: 0.340, SLG: 0.389 (1, 6)	0-3 K		0-3 K		0-0 FC6-4 1-2			0-0 6-3		4	0	0	0	0	2	1									
Al Kaline, R OBP: 0.386, SLG: 0.523 (1, 9)	0-0 L9			0-0 L4-3	0-0 L9			0-0 L7		4	0	0	0	0	0	1									
Rocky Colavito, R OBP: 0.361, SLG: 0.432 (1, 7)		0-0 F5		0-0 HR		0-0 F8		0-0 F9		4	1	1	1	0	0	0									
Bubba Phillips, R OBP: 0.267, SLG: 0.318 (1, 5)		0-0 F8		0-0 1B	0-0 1B		0-0 1B		0-0 1-3	4	0	2	0	0	0	0									
Norm Cash, L OBP: 0.360, SLG: 0.440 (1, 3)		4-0 1B		0-3 K		0-3 K		0-0 BB		3	0	1	0	1	2	2									
Bill Bruton, L OBP: 0.318, SLG: 0.363 (9, FR)		1-2 1B			0-0 K		0-3 K		0-0 1B	0	0	0	0	0	0	0									
George Thomas, R OBP: 0.280, SLG: 0.340 (1, 8)		0-0 1-2 1B		0-0 1-2 1B		0-3 K		4-0 BB		3	0	2	0	1	1	1									
Gus Triandos, R OBP: 0.322, SLG: 0.408 (1, 2)		0-0 F7		0-3 K			0-0 K2-6-2 2B		0-0 F8	3	0	1	0	0	1	4									
Willie Smith, L OBP: 0.192, SLG: 0.143 (7, FR)									0-0 F8	0	0	0	0	0	0	0									
Bill Freehan, R OBP: 0.372, SLG: 0.431 (8, 2)							2-2 K2-6-2 2B		0-0 F8	1	0	0	0	0	0	2									
Don Mossi, L OBP: 0.344, SLG: 0.269 (1, 1)			0-0 6-3		0-3 K			0-0 F9		2	0	0	0	0	1	0									
Jim Bunning, R OBP: 0.192, SLG: 0.200 (6, 1)									0-0 F9	1	0	0	0	0	1	1									
Mike Roarke, R OBP: 0.286, SLG: 0.231 (9, PH)									0-0 F9	1	0	0	0	0	0	2									
<b>Inning Stats</b>	R: 0 H: 0 E: 0 K: 2 S: 7	H: 1 LOB: 2 BB: 1 P: 8	R: 0 H: 0 E: 0 K: 1 S: 5	H: 0 LOB: 0 BB: 0 P: 5	R: 1 H: 3 E: 0 K: 2 S: 10	H: 3 LOB: 2 BB: 0 P: 10	R: 0 H: 1 E: 0 K: 1 S: 6	H: 1 LOB: 1 BB: 0 P: 6	R: 0 H: 1 E: 0 K: 2 S: 8	H: 1 LOB: 1 BB: 0 P: 8	R: 0 H: 1 E: 0 K: 1 S: 5	H: 1 LOB: 1 BB: 0 P: 5	R: 0 H: 0 E: 0 K: 0 S: 3	H: 0 LOB: 0 BB: 0 P: 3	R: 0 H: 1 E: 0 K: 0 S: 4	H: 1 LOB: 2 BB: 1 P: 8	1B: 6 2B: 2 3B: 0 HR: 1	SF: 0 SAC: 0 DP: 1 HBP: 0	WP: 0 PB: 0 CS: 0	PA: 36					
<b>PITCHER</b>	IP	WLS	BF	H	R	ER	SO	BB	IBB	HBP	BLK	WP	HR	S	P	ERA	WHIP								
Gary Peters, L ERA: 2.11 (1, 1)	9.0	W	36	8	1	1	9	2	0	0	0	0	1	52	60	1.00	1.111								

Chicago White Sox @ Detroit Tigers  
Tiger Stadium, Detroit, MI  
Wed Jul 24 1963, 7:05 PM EDT  
Att: 12,831 - Unknown

livebaseballscorecards.com

AB	34
R	1
H	8
RBI	1
BB	2
SO	9
LOB	15





Batter	1	2	3	4	5	6	7	8	9	AB	R	H	RBI	BB	SO	LOB	TOP				
Mike Hershberger, R OBP: 0.359, SLG: 0.397 (1, 8)	0-0 F7		0-0 1B 2B		4-0 5-3 BB		0-0 F7		0-0 F2	4	1	1	0	1	0	2	<b>Chicago White Sox @ Detroit Tigers</b> Tiger Stadium, Detroit, MI Thu Jul 25 1963, 4:33 AM EDT Att: 6,071 - Unknown				
Nelle Fox, L OBP: 0.324, SLG: 0.336 (1, 4)	0-3 K		0-0 3B 1B		0-0 5-3 1-2		0-0 1B			4	1	2	3	0	1	1					
Dave Nicholson, R OBP: 0.332, SLG: 0.444 Jim Landis, R OBP: 0.332, SLG: 0.422 (1, 7)	4-0 BB		0-0 3B		0-3 K2-3		0-0 F4			3	0	1	1	1	1	1					
Jim Lemon, R OBP: 0.300, SLG: 0.292 Tom McCraw, L OBP: 0.272, SLG: 0.321 (1, 3)	0-3 K		0-0 1B		0-0 5-3		0-0 F7			3	0	1	0	0	1	1					
Pete Ward, L OBP: 0.346, SLG: 0.465 (1, 5)		0-0 4-3	0-0 F4		0-3 K		0-0 1B			4	0	1	0	0	1	2					
Ron Hansen, R OBP: 0.315, SLG: 0.391 (1, 6)		0-3 K	0-0 F8		0-3 K		0-0 F8			4	0	0	0	0	2	3					
Floyd Robinson, L OBP: 0.352, SLG: 0.434 (1, 9)		0-0 3B		0-0 F5		0-0 SH3-4 1B	0-0 F4			4	1	2	0	0	0	1					
Cam Carreon, R OBP: 0.283, SLG: 0.315 J.C. Martin, L OBP: 0.259, SLG: 0.285 (1, 2)	0-3 K		0-0 6-3		0-0 1B	0-0 SH3-4 1B	0-0 F8			3	1	1	0	0	1	1					
Joe Horlen, R OBP: 0.250, SLG: 0.250 Jim Brosnan, R OBP: 0.298, SLG: 0.286 Juan Pizarro, L OBP: 0.176, SLG: 0.300 (1, 1)			0-3 K	0-0 L9		0-0 SH3-4	0-0 1-3			2	0	0	0	0	1	0					
<b>Inning Stats</b>	R: 0 E: 0 K: 2 S: 7	H: 0 LOB: 1 BB: 1 P: 11	R: 0 E: 0 K: 2 S: 8	H: 1 LOB: 1 BB: 0 P: 8	R: 2 E: 0 K: 1 S: 9	H: 4 LOB: 2 BB: 0 P: 9	R: 0 E: 0 K: 0 S: 3	H: 0 LOB: 0 BB: 0 P: 3	R: 0 E: 0 K: 1 S: 4	H: 0 LOB: 0 BB: 1 P: 8	R: 0 E: 0 K: 0 S: 6	H: 3 LOB: 1 BB: 0 P: 6	R: 0 E: 0 K: 0 S: 4	H: 1 LOB: 1 BB: 0 P: 4	R: 0 E: 0 K: 0 S: 3	H: 0 LOB: 0 BB: 0 P: 3		1B: 6 2B: 2 3B: 2 HR: 0	SF: 0 SAC: 1 DP: 1 HBP: 0	WP: 0 PB: 0 CS: 0	PA: 37
<b>PITCHER</b>	IP WLS BF H R ER SO BB IBB HBP BLK WP HR S P ERA WHIP	IP WLS BF H R ER SO BB IBB HBP BLK WP HR S P ERA WHIP	IP WLS BF H R ER SO BB IBB HBP BLK WP HR S P ERA WHIP	IP WLS BF H R ER SO BB IBB HBP BLK WP HR S P ERA WHIP	IP WLS BF H R ER SO BB IBB HBP BLK WP HR S P ERA WHIP	IP WLS BF H R ER SO BB IBB HBP BLK WP HR S P ERA WHIP	IP WLS BF H R ER SO BB IBB HBP BLK WP HR S P ERA WHIP	IP WLS BF H R ER SO BB IBB HBP BLK WP HR S P ERA WHIP	IP WLS BF H R ER SO BB IBB HBP BLK WP HR S P ERA WHIP	IP WLS BF H R ER SO BB IBB HBP BLK WP HR S P ERA WHIP	IP WLS BF H R ER SO BB IBB HBP BLK WP HR S P ERA WHIP	IP WLS BF H R ER SO BB IBB HBP BLK WP HR S P ERA WHIP	IP WLS BF H R ER SO BB IBB HBP BLK WP HR S P ERA WHIP	IP WLS BF H R ER SO BB IBB HBP BLK WP HR S P ERA WHIP	IP WLS BF H R ER SO BB IBB HBP BLK WP HR S P ERA WHIP	IP WLS BF H R ER SO BB IBB HBP BLK WP HR S P ERA WHIP	IP WLS BF H R ER SO BB IBB HBP BLK WP HR S P ERA WHIP	IP WLS BF H R ER SO BB IBB HBP BLK WP HR S P ERA WHIP	IP WLS BF H R ER SO BB IBB HBP BLK WP HR S P ERA WHIP	IP WLS BF H R ER SO BB IBB HBP BLK WP HR S P ERA WHIP	IP WLS BF H R ER SO BB IBB HBP BLK WP HR S P ERA WHIP

AB	34
R	4
H	9
RBI	4
BB	2
SO	8
LOB	12



Batter	1	2	3	4	5	6	7	8	9	AB	R	H	RBI	BB	SO	LOB	BOTTOM				
Jake Wood, R OBP: 0.330, SLG: 0.407 Don Wert, R OBP: 0.317, SLG: 0.300 (1, 4)	0-0 4-3		0-0 5-3		0-0 F8		0-0 HR		0-0 F8	3	0	0	0	0	0	1	<b>Chicago White Sox @ Detroit Tigers</b> Tiger Stadium, Detroit, MI Thu Jul 25 1963, 4:33 AM EDT Att: 6,071 - Unknown				
Dick McAuliffe, L OBP: 0.335, SLG: 0.383 (1, 6)	0-3 K		0-0 4-3		0-0 F5		0-3 K		0-0 F4	5	0	0	0	0	2	2					
Al Kaline, R OBP: 0.388, SLG: 0.525 (1, 9)	0-0 L6-3			0-0 L9		0-0 2B		0-0 1B		4	0	2	0	0	0	0					
Rocky Colavito, R OBP: 0.362, SLG: 0.429 (1, 7)		4-0 G6-3 BB		4-0 1B BB		0-0 F9		0-0 F3		2	0	0	0	2	0	2					
Bill Bruton, L OBP: 0.315, SLG: 0.359 George Thomas, R OBP: 0.279, SLG: 0.338 (1, 8)		0-0 G6-3		0-0 F8		0-0 4-3		0-0 F3		3	0	0	0	0	0	3					
Norm Cash, L OBP: 0.364, SLG: 0.445 (1, 3)		0-0 2B		0-0 1B		0-3 K		4-0 BB		3	0	2	0	1	1	0					
Bubba Phillips, R OBP: 0.267, SLG: 0.317 (1, 5)		0-0 6-3		0-0 F9		0-0 1B HR		0-0 F9		4	1	1	0	0	0	5					
Mike Roarke, R OBP: 0.333, SLG: 0.294 Willie Smith, L OBP: 0.143, SLG: 0.143 (1, 2)			0-0 SH1-3 1B		0-0 1-3		0-0 F7		0-0 1B	4	0	2	0	0	0	1					
Mickey Lolich, S OBP: 0.269, SLG: 0.050 Fred Gladding, L (7, 1)			0-0 SH1-3		0-3 K		0-0 1B		0-3 K	1	0	0	0	0	1	0					
Gates Brown, L OBP: 0.333, SLG: 0.407 Terry Fox, R (8, 1)			1-2 HR							1	1	1	0	0	0	0					
Gus Triandos, R OBP: 0.322, SLG: 0.408 (9, PH)			1-2 HR							1	0	0	0	0	1	1					
<b>Inning Stats</b>	R: 0 E: 0 K: 1 S: 5	H: 0 LOB: 0 BB: 0 P: 5	R: 0 E: 0 K: 0 S: 3	H: 1 LOB: 1 BB: 1 P: 7	R: 0 E: 0 K: 0 S: 4	H: 1 LOB: 1 BB: 0 P: 4	R: 0 E: 0 K: 0 S: 4	H: 1 LOB: 2 BB: 1 P: 8	R: 0 E: 0 K: 0 S: 4	H: 1 LOB: 0 BB: 0 P: 4	R: 3 E: 0 K: 2 S: 10	H: 3 LOB: 0 BB: 0 P: 10	R: 0 E: 0 K: 0 S: 4	H: 1 LOB: 2 BB: 1 P: 8	R: 0 E: 0 K: 1 S: 6	H: 1 LOB: 1 BB: 0 P: 6	1B: 6 2B: 2 3B: 0 HR: 1	SF: 0 SAC: 1 DP: 1 HBP: 0	WP: 1 PB: 0 CS: 0	PA: 38	
<b>PITCHER</b>	IP WLS BF H R ER SO BB IBB HBP BLK WP HR S P ERA WHIP	IP WLS BF H R ER SO BB IBB HBP BLK WP HR S P ERA WHIP	IP WLS BF H R ER SO BB IBB HBP BLK WP HR S P ERA WHIP	IP WLS BF H R ER SO BB IBB HBP BLK WP HR S P ERA WHIP	IP WLS BF H R ER SO BB IBB HBP BLK WP HR S P ERA WHIP	IP WLS BF H R ER SO BB IBB HBP BLK WP HR S P ERA WHIP	IP WLS BF H R ER SO BB IBB HBP BLK WP HR S P ERA WHIP	IP WLS BF H R ER SO BB IBB HBP BLK WP HR S P ERA WHIP	IP WLS BF H R ER SO BB IBB HBP BLK WP HR S P ERA WHIP	IP WLS BF H R ER SO BB IBB HBP BLK WP HR S P ERA WHIP	IP WLS BF H R ER SO BB IBB HBP BLK WP HR S P ERA WHIP	IP WLS BF H R ER SO BB IBB HBP BLK WP HR S P ERA WHIP	IP WLS BF H R ER SO BB IBB HBP BLK WP HR S P ERA WHIP	IP WLS BF H R ER SO BB IBB HBP BLK WP HR S P ERA WHIP	IP WLS BF H R ER SO BB IBB HBP BLK WP HR S P ERA WHIP	IP WLS BF H R ER SO BB IBB HBP BLK WP HR S P ERA WHIP	IP WLS BF H R ER SO BB IBB HBP BLK WP HR S P ERA WHIP	IP WLS BF H R ER SO BB IBB HBP BLK WP HR S P ERA WHIP	IP WLS BF H R ER SO BB IBB HBP BLK WP HR S P ERA WHIP	IP WLS BF H R ER SO BB IBB HBP BLK WP HR S P ERA WHIP	IP WLS BF H R ER SO BB IBB HBP BLK WP HR S P ERA WHIP





Batter	1	2	3	4	5	6	7	8	9	AB	R	H	RBI	BB	SO	LOB	TOP		
Mike Hershberger, R (1, 8) OBP: 0.358, SLG: 0.393	F4		3-1			L4-3 BB		1-3		3	0	0	0	1	0	0	Chicago White Sox @ Baltimore Orioles Memorial Stadium, Baltimore, MD Fri Jul 26 1963, 7:05 PM EDT Att: 23,618 - Unknown - 90 F		
Nelle Fox, L (1, 4) OBP: 0.320, SLG: 0.332	F8			G3		L4-3		F9		4	0	0	0	0	0	1			
Floyd Robinson, L (1, 9) OBP: 0.348, SLG: 0.429	K			5-3		1-3		6-3		4	0	0	0	0	1	0			
Pete Ward, L (1, 5) OBP: 0.345, SLG: 0.461		F9		4-1				F9		3	0	0	0	1	0	0			
Charlie Maxwell, L (1, 7) OBP: 0.385, SLG: 0.348		G3 1B		4-3		K		K		3	0	1	0	0	1	1			
Tom McCraw, L (1, 3) OBP: 0.287, SLG: 0.314		G3 1-2		4-3		F5				3	0	0	0	0	0	2			
Ron Hansen, R (1, 6) OBP: 0.315, SLG: 0.390		F2			1B 1B			6-3		3	0	1	0	0	0	2			
J.C. Martin, L (1, 2) OBP: 0.260, SLG: 0.286			F8			1-2 1B		3-1		3	0	1	0	0	0	0			
Dave DeBusschere, R (1, 1) OBP: 0.083, SLG: 0.083			1-3			6-3		5-3		2	0	0	0	0	0	2			
Taylor Phillips, L (5, 1) Al Weis, S (8, PH) Eddie Fisher, R (8, 1) OBP: 0.315, SLG: 0.306 OBP: 0.238, SLG: 0.200										0	0	0	0	0	0	0			
<b>Inning Stats</b>	R: 0 E: 0 K: 1 S: 5	H: 0 LOB: 0 BB: 0 P: 5	R: 0 E: 0 K: 0 S: 4	H: 1 LOB: 1 BB: 0 P: 4	R: 0 E: 0 K: 0 S: 3	H: 0 LOB: 0 BB: 0 P: 3	R: 0 E: 0 K: 0 S: 3	H: 0 LOB: 0 BB: 0 P: 3	R: 0 E: 0 K: 0 S: 2	H: 2 LOB: 2 BB: 0 P: 5	R: 0 E: 0 K: 0 S: 5	H: 0 LOB: 1 BB: 1 P: 9	R: 0 E: 0 K: 0 S: 3	H: 0 LOB: 0 BB: 0 P: 3	R: 0 E: 0 K: 0 S: 3	H: 0 LOB: 0 BB: 0 P: 3	1B: 3 2B: 1 3B: 0 HR: 0	SF: 0 SAC: 0 DP: 1 HBP: 0	WP: 0 PA: 31 CS: 0
<b>PITCHER</b> Milt Pappas, R (1, 1) ERA: 2.71	IP: 9.0 WLS: W BF: 31 H: 3 R: 0 ER: 0 SO: 2 BB: 2 IBB: 0 HBP: 0 BLK: 0 WP: 0 HR: 0 S: 33 P: 41 ERA: 0.00 WHIP: 0.556																		

Batter	1	2	3	4	5	6	7	8	9	AB	R	H	RBI	BB	SO	LOB	BOTTOM		
Luis Aparicio, R (1, 6) OBP: 0.320, SLG: 0.377	HR 3B		4-3		B1	2H 1B				4	1	2	1	0	0	1	Chicago White Sox @ Baltimore Orioles Memorial Stadium, Baltimore, MD Fri Jul 26 1963, 7:05 PM EDT Att: 23,618 - Unknown - 90 F		
Russ Snyder, L (1, 9) OBP: 0.333, SLG: 0.356	4-3		BB 1B		HR 1B	F4				4	1	2	0	0	0	2			
Boog Powell, L (1, 7) OBP: 0.316, SLG: 0.465	HR		1-2 BB		F6			K		3	1	1	2	1	1	2			
Bob Saverine, S (8, 8) OBP: 0.305, SLG: 0.227	HR							K		0	0	0	0	0	0	0			
John Orsino, R (1, 2) OBP: 0.343, SLG: 0.460	6-3		K		HR			K		4	1	1	3	0	2	2			
Brooks Robinson, R (1, 5) OBP: 0.318, SLG: 0.368	F9		F3		BB			K		3	0	0	0	1	1	2			
Jim Gentile, L (1, 3) OBP: 0.355, SLG: 0.448		4-3		G3	4-3			K		4	0	0	0	0	1	1			
Bob Johnson, R (1, 4) OBP: 0.390, SLG: 0.563		5-3 1B		6-3		WP 1B 1B		G6-3 1B		4	1	3	0	0	0	0			
Jackie Brandt, R (1, 8) (8, 7) OBP: 0.293, SLG: 0.394	5-3			2-3		F9		G6-3		4	0	0	0	0	0	3			
Milt Pappas, R (1, 1) OBP: 0.106, SLG: 0.087	F2				E5 HR 1B	K				3	1	0	0	0	1	2			
<b>Inning Stats</b>	R: 2 E: 0 K: 0 S: 5	H: 2 LOB: 0 BB: 0 P: 5	R: 0 E: 0 K: 0 S: 4	H: 1 LOB: 1 BB: 0 P: 4	R: 0 E: 0 K: 1 S: 6	H: 1 LOB: 2 BB: 1 P: 10	R: 0 E: 0 K: 0 S: 3	H: 0 LOB: 0 BB: 0 P: 3	R: 3 E: 1 K: 0 S: 6	H: 2 LOB: 1 BB: 1 P: 10	R: 1 E: 0 K: 1 S: 7	H: 2 LOB: 1 BB: 0 P: 7	R: 0 E: 0 K: 3 S: 9	H: 0 LOB: 0 BB: 0 P: 9	R: 0 E: 0 K: 1 S: 5	H: 1 LOB: 0 BB: 0 P: 5	1B: 6 2B: 0 3B: 1 HR: 2	SF: 0 SAC: 0 DP: 1 HBP: 0	WP: 1 PA: 35 CS: 0
<b>PITCHER</b> Dave DeBusschere, R (1, 1) ERA: 4.5 Taylor Phillips, L (5, 1) ERA: 9.82 Eddie Fisher, R (8, 1) ERA: 4.85	IP: 4.2 WLS: L BF: 23 H: 6 R: 5 ER: 2 SO: 1 BB: 2 IBB: 0 HBP: 0 BLK: 0 WP: 1 HR: 2 S: 23 P: 31 ERA: 3.86 WHIP: 1.714																		

AB	29
R	0
H	3
RBI	0
BB	2
SO	2
LOB	8


















Batter	1	2	3	4	5	6	7	8	9	AB	R	H	RBI	BB	SO	LOB	TOP		
Jim Landis, R OBP: 0.334, SLG: 0.417 (1, 8)	0-3 K	0-0 FC5-4			0-0 F8			0-3 K		4	0	0	0	0	2	2			
Nelle Fox, L OBP: 0.316, SLG: 0.326 (1, 4)	0-0 1-3				0-0 F8			0-0 4-3		3	1	0	0	1	0	0			
Al Weis, S OBP: 0.316, SLG: 0.302 (9, 4)						4-0 1B 1B BB				0	0	0	0	0	0	0			
Floyd Robinson, L OBP: 0.355, SLG: 0.433 (1, 9)	0-0 1B 1B				0-0 P4			0-0 1B		4	0	3	0	0	0	0			
Pete Ward, L OBP: 0.343, SLG: 0.453 (1, 5)	0-0 1-3 1B				0-0 F8			0-0 3-6-3-4-3		4	0	1	0	0	0	3			
Dave Nicholson, R OBP: 0.337, SLG: 0.468 (1, 7)	0-3 K				0-0 P6			0-0 1B 1B		4	0	1	1	0	2	2			
Tom McCraw, L OBP: 0.271, SLG: 0.327 (1, 3)		0-0 L9			0-0 F8			0-0 3-H 1-3 1B		4	0	1	0	0	1	0			
Ron Hansen, R OBP: 0.314, SLG: 0.384 (1, 6)		0-0 6-3			0-0 F2			0-0 5-3		4	0	1	0	0	0	0			
J.C. Martin, L OBP: 0.259, SLG: 0.280 (1, 2)		4-0 FC5 BB			0-0 F9			0-3 K		3	0	0	0	1	1	1			
Joe Horlen, R OBP: 0.211, SLG: 0.211 (1, 1)		0-0 FC5 1-2			0-0 F9			0-0 6-3		3	0	0	0	0	0	1			
<b>Inning Stats</b>	R: 0 E: 0 K: 2 S: 9	H: 2 LOB: 2 BB: 0 P: 9	R: 0 E: 0 K: 0 S: 4	H: 0 LOB: 2 BB: 1 P: 8	R: 0 E: 0 K: 0 S: 3	H: 0 LOB: 0 BB: 0 P: 3	R: 0 E: 0 K: 0 S: 3	H: 0 LOB: 0 BB: 0 P: 3	R: 1 E: 0 K: 0 S: 4	H: 3 LOB: 2 BB: 1 P: 8	R: 0 E: 0 K: 1 S: 5	H: 0 LOB: 0 BB: 0 P: 5	R: 0 E: 0 K: 1 S: 6	H: 1 LOB: 1 BB: 0 P: 6	R: 0 E: 0 K: 2 S: 8	H: 1 LOB: 1 BB: 0 P: 8	1B: 7 2B: 1 3B: 0 HR: 0	SF: 0 SAC: 0 DP: 1 HBP: 0	WP: 0 PA: 35
<b>PITCHER</b>	IP WLS BF H R ER SO BB IBB HBP BLK WP HR S P ERA WHIP	IP WLS BF H R ER SO BB IBB HBP BLK WP HR S P ERA WHIP																	
Steve Ridzik, R ERA: 5.29 (1, 1)	8.0	31	6	1	1	4	2	0	0	0	0	0	0	0	37	45	1.12	1.000	
Ron Kline, R ERA: 2.91 (9, 1)	1.0	W	4	1	0	0	2	0	0	0	0	0	0	0	8	8	0.00	1.000	

Chicago White Sox @ Washington Senators  
D.C. Stadium, Washington, DC  
Mon Jul 29 1963, 7:05 PM EDT  
Att: 4,769 - Unknown

livebaseballscores.com

AB 33  
R 1  
H 7  
RBI 1  
BB 2  
SO 6  
LOB 9




Batter	1	2	3	4	5	6	7	8	9	AB	R	H	RBI	BB	SO	LOB	BOTTOM				
Don Blasingame, L OBP: 0.302, SLG: 0.244 (1, 4)	0-0 F8		0-0 F7			4-0 BB		0-0 P6		3	0	0	0	1	0	0					
Jim King, L OBP: 0.333, SLG: 0.493 (1, 9)	0-0 F2				0-0 P4			0-0 4-3		4	0	0	0	0	0	1					
Chuck Hinton, R OBP: 0.337, SLG: 0.454 (1, 7)	0-0 P4				4-0 CS BB			0-0 F7		3	1	1	0	1	0	0					
Bobo Osborne, L OBP: 0.307, SLG: 0.390 (1, 3)		0-0 6-3			0-3 K			0-0 6-3		4	0	0	0	0	1	2					
Don Lock, R OBP: 0.338, SLG: 0.463 (1, 8)		4-0 WP BB			0-3 K			4-0 BB BB		2	1	1	2	2	1	0					
Don Zimmer, R OBP: 0.299, SLG: 0.465 (1, 5)		0-0 L7 1-2			0-0 P3			4-0 1-2 BB		2	0	0	0	1	0	1					
Ken Retzer, L OBP: 0.262, SLG: 0.271 (1, 2)		0-0 G3			0-0 F8			0-0 4-3		3	0	0	0	0	0	3					
Ed Brinkman, R OBP: 0.275, SLG: 0.313 (1, 6)					0-0 F9			0-0 5-3		2	0	0	0	0	0	0					
Dick Phillips, L OBP: 0.273, SLG: 0.312 (8, PH)								0-0 6-3		1	0	0	0	0	0	0					
Chuck Cottier, R OBP: 0.253, SLG: 0.319 (9, 6)								0-0 6-3		0	0	0	0	0	0	0					
Steve Ridzik, R (1, 1)					0-0 5-3			0-3 K		2	0	0	0	0	0	0					
Minnie Minoza, R (8, PH)								0-0 F9		1	0	0	0	0	1	0					
Ron Kline, R (9, 1)								0-0 K		0	0	0	0	0	0	0					
<b>Inning Stats</b>	R: 0 E: 0 K: 0 S: 3	H: 0 LOB: 0 BB: 0 P: 3	R: 0 E: 0 K: 0 S: 3	H: 0 LOB: 1 BB: 1 P: 7	R: 0 E: 0 K: 0 S: 3	H: 0 LOB: 0 BB: 0 P: 3	R: 0 E: 0 K: 1 S: 4	H: 0 LOB: 0 BB: 1 P: 8	R: 0 E: 0 K: 1 S: 5	H: 0 LOB: 0 BB: 0 P: 5	R: 0 E: 0 K: 0 S: 3	H: 0 LOB: 1 BB: 1 P: 7	R: 0 E: 0 K: 0 S: 3	H: 0 LOB: 2 BB: 2 P: 11	R: 0 E: 0 K: 1 S: 5	H: 0 LOB: 0 BB: 0 P: 5	R: 2 E: 0 K: 0 S: 4	H: 2 LOB: 0 BB: 0 P: 4	1B: 1 2B: 0 3B: 0 HR: 1	SF: 0 SAC: 0 DP: 0 HBP: 0	WP: 1 PA: 32
<b>PITCHER</b>	IP WLS BF H R ER SO BB IBB HBP BLK WP HR S P ERA WHIP	IP WLS BF H R ER SO BB IBB HBP BLK WP HR S P ERA WHIP																			
Joe Horlen, R (1, 1)	8.2	L	32	2	2	2	3	5	0	0	0	0	1	1	33	53	2.08	0.808			

Chicago White Sox @ Washington Senators  
D.C. Stadium, Washington, DC  
Mon Jul 29 1963, 7:05 PM EDT  
Att: 4,769 - Unknown

livebaseballscores.com

AB 27  
R 2  
H 2  
RBI 2  
BB 5  
SO 3  
LOB 7






Batter	1	2	3	4	5	6	7	8	9	AB	R	H	RBI	BB	SO	LOB	TOP				
Mike Hershberger, R OBP: 0.354, SLG: 0.385 (1, 9)	0-3 K		0-0 G3 2-H 3-H 1B		0-0 F9		0-0 6-3	0-0 F7		5	0	1	2	0	1	2					
Nelle Fox, L OBP: 0.316, SLG: 0.328 (1, 4)	0-0 6-3		0-0 G3			0-0 1B HR	4-0 BB		0-3 K	4	1	1	0	1	1	1					
Dave Nicholson, R OBP: 0.341, SLG: 0.469 (1, 7)	0-0 BB 1B		0-0 5-3			0-0 HR 1B	4-0 BB		0-0 4-3	4	1	2	0	1	0	1					
Jim Lemon, R OBP: 0.314, SLG: 0.317 Tom McCraw, L OBP: 0.296, SLG: 0.324 (1, 3) (6, 3)	4-0 PO BB		0-0 P4			0-0 HR	0-3 K		0-0 4-3	2	1	1	3	1	0	1					
Jim Landis, R OBP: 0.330, SLG: 0.411 (1, 8)	0-0 PO	0-0 E5 G6-4-3		0-0 F8		0-0 F8	0-3 K			4	0	0	0	0	1	2					
Ron Hansen, R OBP: 0.313, SLG: 0.383 (1, 6)		0-0 G6-4-3 1-2f		0-0 L5		0-0 WP 1B		0-0 6-3		4	0	1	0	0	0	1					
Pete Ward, L OBP: 0.340, SLG: 0.448 (1, 5)		0-0 4-1		0-0 F8		0-0 F7 1-2		0-0 F8		4	0	0	0	0	0	1					
Cam Carreon, R OBP: 0.305, SLG: 0.326 (1, 2)			0-0 SH 1B		0-0 F8	4-0 BB		0-0 BB 1B		3	1	2	0	1	0	0					
Dave DeBusschere, R OBP: 0.133, SLG: 0.071 Jim Brosnan, R OBP: 0.222, SLG: 0.222 (1, 1) (9, 1)			0-0 SH 1B		0-0 K	0-3 6-3		4-0 BB		2	1	0	0	1	1	2					
			1-3					1-2		0	0	0	0	0	0	0					
<b>Inning Stats</b>	R: 0 E: 0 K: 1 S: 5	H: 1 LOB: 1 BB: 1 P: 9	R: 0 E: 1 K: 0 S: 3	H: 0 LOB: 0 BB: 0 P: 3	R: 2 E: 1 K: 0 S: 6	H: 2 LOB: 1 BB: 0 P: 6	R: 0 E: 0 K: 0 S: 3	H: 0 LOB: 0 BB: 0 P: 3	R: 0 E: 0 K: 1 S: 5	H: 0 LOB: 0 BB: 0 P: 5	R: 3 E: 0 K: 0 S: 7	H: 4 LOB: 2 BB: 1 P: 11	R: 0 E: 0 K: 2 S: 7	H: 0 LOB: 2 BB: 2 P: 15	R: 0 E: 0 K: 0 S: 4	H: 1 LOB: 2 BB: 1 P: 8	R: 0 E: 0 K: 1 S: 5	H: 0 LOB: 0 BB: 0 P: 5	1B: 6 2B: 1 3B: 0 HR: 1	SF: 0 SAC: 1 DP: 1 HBP: 0	WP: 1 PA: 41 SB: 0 CS: 0
<b>PITCHER</b>	IP WLS BF H R ER SO BB IBB HBP BLK WP HR S P ERA WHIP	IP WLS BF H R ER SO BB IBB HBP BLK WP HR S P ERA WHIP	IP WLS BF H R ER SO BB IBB HBP BLK WP HR S P ERA WHIP	IP WLS BF H R ER SO BB IBB HBP BLK WP HR S P ERA WHIP	IP WLS BF H R ER SO BB IBB HBP BLK WP HR S P ERA WHIP	IP WLS BF H R ER SO BB IBB HBP BLK WP HR S P ERA WHIP	IP WLS BF H R ER SO BB IBB HBP BLK WP HR S P ERA WHIP	IP WLS BF H R ER SO BB IBB HBP BLK WP HR S P ERA WHIP	IP WLS BF H R ER SO BB IBB HBP BLK WP HR S P ERA WHIP	IP WLS BF H R ER SO BB IBB HBP BLK WP HR S P ERA WHIP	IP WLS BF H R ER SO BB IBB HBP BLK WP HR S P ERA WHIP	IP WLS BF H R ER SO BB IBB HBP BLK WP HR S P ERA WHIP	IP WLS BF H R ER SO BB IBB HBP BLK WP HR S P ERA WHIP	IP WLS BF H R ER SO BB IBB HBP BLK WP HR S P ERA WHIP	IP WLS BF H R ER SO BB IBB HBP BLK WP HR S P ERA WHIP	IP WLS BF H R ER SO BB IBB HBP BLK WP HR S P ERA WHIP	IP WLS BF H R ER SO BB IBB HBP BLK WP HR S P ERA WHIP	IP WLS BF H R ER SO BB IBB HBP BLK WP HR S P ERA WHIP	IP WLS BF H R ER SO BB IBB HBP BLK WP HR S P ERA WHIP	IP WLS BF H R ER SO BB IBB HBP BLK WP HR S P ERA WHIP	IP WLS BF H R ER SO BB IBB HBP BLK WP HR S P ERA WHIP

Chicago White Sox @ Washington Senators  
D.C. Stadium, Washington, DC  
Tue Jul 30 1963, 7:05 PM EDT  
Att: 7,826 - Unknown

livebaseballscorecards.com

AB 34  
R 5  
H 8  
RBI 5  
BB 5  
SO 5  
LOB 13




Batter	1	2	3	4	5	6	7	8	9	AB	R	H	RBI	BB	SO	LOB	BOTTOM				
Don Blasingame, L OBP: 0.313, SLG: 0.250 Chuck Cottler, R OBP: 0.295, SLG: 0.320 (1, 4) (6, 4)	4-0 1B BB		0-0 FC3-6 1B		0-0 2-3		0-0 F5		0-0 1B E	2	0	1	0	1	0	0					
Jim King, L OBP: 0.331, SLG: 0.487 (1, 9)	0-3 K		0-0 FC3-6 BB		0-3 K		0-0 P5		0-0 E 1B	5	0	1	0	0	2	4					
Chuck Hinton, R OBP: 0.340, SLG: 0.453 (1, 7)	0-0 FC6-4 1B		4-0 1-2 BB		4-0 BB		0-3 K		0-0 E4	3	0	1	0	2	1	1					
Bobo Osborne, L OBP: 0.306, SLG: 0.387 (1, 3)	0-3 K		0-0 4-3		0-0 F8		0-0 1B		0-0 K	5	0	1	0	0	2	7					
Don Lock, R OBP: 0.337, SLG: 0.460 (1, 8)	0-0 FC6-4 1-2f			0-3 K		0-3 K		0-0 1B		4	0	1	0	0	2	3					
Don Zimmer, R OBP: 0.298, SLG: 0.459 (1, 5)		0-0 F7		0-0 WP 1B		0-0 F7		0-3 K		4	0	1	0	0	1	3					
Ken Retzer, L OBP: 0.262, SLG: 0.271 (1, 2)		0-0 F9		0-0 F8			0-0 BB 1B		0-0 4-3	4	0	1	0	0	0	3					
Ed Brinkman, R OBP: 0.272, SLG: 0.310 (1, 6)		0-3 K		0-0 P4			0-0 F8		0-0 6-3	4	0	0	0	0	1	2					
Don Rudolph, L OBP: 0.205, SLG: 0.222 Jim Duckworth, R (1, 1) (6, 1)			0-0 F8		0-0 5-3		4-0 BB		0-0 6-3	2	0	0	0	0	0	0					
Dick Phillips, L OBP: 0.277, SLG: 0.312 Pete Burnside, R OBP: 0.333, SLG: 0.200 Minnie Minoso, R OBP: 0.322, SLG: 0.297 (7, PH) (8, 1) (9, PH)							1-2 BB			0	0	0	0	0	0	0					
										1	0	0	0	0	0	0					
<b>Inning Stats</b>	R: 0 E: 0 K: 2 S: 8	H: 1 LOB: 2 BB: 1 P: 12	R: 0 E: 0 K: 1 S: 5	H: 0 LOB: 0 BB: 0 P: 5	R: 0 E: 0 K: 0 S: 4	H: 1 LOB: 2 BB: 1 P: 8	R: 0 E: 0 K: 1 S: 6	H: 1 LOB: 1 BB: 0 P: 6	R: 0 E: 0 K: 1 S: 5	H: 0 LOB: 0 BB: 0 P: 5	R: 0 E: 0 K: 1 S: 5	H: 0 LOB: 1 BB: 1 P: 9	R: 0 E: 0 K: 0 S: 4	H: 1 LOB: 2 BB: 1 P: 8	R: 0 E: 0 K: 2 S: 9	H: 2 LOB: 2 BB: 0 P: 9	R: 1 E: 1 K: 1 S: 8	H: 2 LOB: 2 BB: 0 P: 8	1B: 8 2B: 0 3B: 0 HR: 0	SF: 0 SAC: 0 DP: 0 HBP: 0	WP: 1 PA: 40 SB: 0 CS: 0
<b>PITCHER</b>	IP WLS BF H R ER SO BB IBB HBP BLK WP HR S P ERA WHIP	IP WLS BF H R ER SO BB IBB HBP BLK WP HR S P ERA WHIP	IP WLS BF H R ER SO BB IBB HBP BLK WP HR S P ERA WHIP	IP WLS BF H R ER SO BB IBB HBP BLK WP HR S P ERA WHIP	IP WLS BF H R ER SO BB IBB HBP BLK WP HR S P ERA WHIP	IP WLS BF H R ER SO BB IBB HBP BLK WP HR S P ERA WHIP	IP WLS BF H R ER SO BB IBB HBP BLK WP HR S P ERA WHIP	IP WLS BF H R ER SO BB IBB HBP BLK WP HR S P ERA WHIP	IP WLS BF H R ER SO BB IBB HBP BLK WP HR S P ERA WHIP	IP WLS BF H R ER SO BB IBB HBP BLK WP HR S P ERA WHIP	IP WLS BF H R ER SO BB IBB HBP BLK WP HR S P ERA WHIP	IP WLS BF H R ER SO BB IBB HBP BLK WP HR S P ERA WHIP	IP WLS BF H R ER SO BB IBB HBP BLK WP HR S P ERA WHIP	IP WLS BF H R ER SO BB IBB HBP BLK WP HR S P ERA WHIP	IP WLS BF H R ER SO BB IBB HBP BLK WP HR S P ERA WHIP	IP WLS BF H R ER SO BB IBB HBP BLK WP HR S P ERA WHIP	IP WLS BF H R ER SO BB IBB HBP BLK WP HR S P ERA WHIP	IP WLS BF H R ER SO BB IBB HBP BLK WP HR S P ERA WHIP	IP WLS BF H R ER SO BB IBB HBP BLK WP HR S P ERA WHIP	IP WLS BF H R ER SO BB IBB HBP BLK WP HR S P ERA WHIP	IP WLS BF H R ER SO BB IBB HBP BLK WP HR S P ERA WHIP

Chicago White Sox @ Washington Senators  
D.C. Stadium, Washington, DC  
Tue Jul 30 1963, 7:05 PM EDT  
Att: 7,826 - Unknown

livebaseballscorecards.com

AB 36  
R 1  
H 8  
RBI 0  
BB 4  
SO 9  
LOB 25










Batter	1	2	3	4	5	6	7	8	9	AB	R	H	RBI	BB	SO	LOB	TOP								
Mike Hershberger, R OBP: 0.352, SLG: 0.382 (1, 9)	F6	K					K		F4	5	0	1	0	0	2	2									
Nelle Fox, L OBP: 0.315, SLG: 0.325 (1, 4)	6-3		6-3		F7		4-3		2B BB	5	1	1	0	0	0	1									
Pete Ward, L OBP: 0.338, SLG: 0.447 (1, 5)	F9		6-3		K				BB 1-3	5	0	2	0	0	1	1									
Floyd Robinson, L OBP: 0.353, SLG: 0.428 (1, 7)		4-3	F8		F7		K		BB	4	0	0	0	1	1	2									
Jim Landis, R OBP: 0.340, SLG: 0.422 (1, 8)		1B 6-3 HBP		4-3		6-3		G4-6-3 1B	1-2 2-3 3-4 BB	3	1	1	1	1	0	0									
Tom McCraw, L OBP: 0.274, SLG: 0.339 (1, 3)		1B 6-3		E S SF7	1B	PB	3B	G4-6-3 1-2	F5	5	3	3	0	0	0	4									
Ron Hansen, R OBP: 0.317, SLG: 0.380 (1, 6)		6-3		1-3 BB	1B	1-3 BB	BB	BB		1	0	0	1	3	0	1									
J.C. Martin, L OBP: 0.258, SLG: 0.280 (1, 2)		1B		SF7	1B	1-3	1-3	K		3	0	1	2	0	1	2									
Juan Pizarro, L OBP: 0.203, SLG: 0.298 (1, 1)		1-2 1B		3-H K	3-H K	3-1		K		4	0	1	0	0	2	2									
<b>Inning Stats</b>	R: 0 E: 0 K: 0 S: 3	H: 0 LOB: 0 BB: 0 P: 3	R: 2 E: 0 K: 1 S: 8	H: 3 LOB: 2 BB: 0 P: 9	R: 0 E: 0 K: 1 S: 3	H: 0 LOB: 0 BB: 0 P: 3	R: 1 E: 0 K: 1 S: 6	H: 1 LOB: 1 BB: 1 P: 10	R: 0 E: 0 K: 1 S: 6	H: 1 LOB: 1 BB: 0 P: 6	R: 1 E: 0 K: 0 S: 4	H: 1 LOB: 1 BB: 1 P: 8	R: 0 E: 0 K: 2 S: 8	H: 1 LOB: 1 BB: 0 P: 8	R: 0 E: 0 K: 1 S: 5	H: 1 LOB: 1 BB: 1 P: 9	R: 1 E: 0 K: 1 S: 7	H: 2 LOB: 3 BB: 2 P: 15	1B: 8 2B: 1 3B: 1 HR: 0	SF: 1 SAC: 0 DP: 1 HBP: 1	WP: 0 PB: 1 SB: 3 CS: 0	PA: 42			
<b>PITCHER</b>	IP	WLS	BF	H	R	ER	SO	BB	IBB	HBP	BLK	WP	HR	S	P	ERA	WHIP								
Dean Chance, R ERA: 3.2 (1, 1)	7.0	L	31	7	4	2	5	2	0	1	0	0	0	38	47	2.57	1.286								
Dan Osinski, R ERA: 3.34 (8, 1)	1.2		10	3	1	1	2	2	1	0	0	0	0	11	23	5.40	3.000								
Jack Spring, L ERA: 3.65 (9, 1)	0.1		1	0	0	0	0	0	0	0	0	0	0	1	1	0.00	0.000								

Chicago White Sox @ Los Angeles Angels  
Dodger Stadium, Los Angeles, CA  
Fri Aug 02 1963, 7:05 PM PDT  
Alt. 9, 1999 - Unknown - 69 F

livebaseballscorecards.com

AB	35
R	5
H	10
RBI	4
BB	5
SO	7
LOB	15




Batter	1	2	3	4	5	6	7	8	9	AB	R	H	RBI	BB	SO	LOB	BOTTOM								
Albie Pearson, L OBP: 0.400, SLG: 0.413 (1, 8)	SH1-3 WP SF7		4-0 BB		G6-4-3 1B			FC4 1B		3	1	3	0	1	0	0									
Jim Fregosi, R OBP: 0.302, SLG: 0.391 (1, 6)	SH1-3		K		G6-4-3 1-2		FC4 1-2			3	0	0	0	0	1	4									
Billy Moran, R OBP: 0.300, SLG: 0.352 (1, 4)	SF7			K		F2		F3		3	0	0	1	0	1	1									
Leon Wagner, L OBP: 0.375, SLG: 0.491 (1, 7)	4-3			FC2-4 1B		E S 1B		F9		4	0	2	0	0	0	1									
Felix Torres, R OBP: 0.321, SLG: 0.368 (1, 5)		6-3		FC2-4 1B		K				4	0	1	0	0	1	2									
Joe Koppe, R OBP: 0.256, SLG: 0.268 (9, PR)				1-2 1B		1-3 K				0	0	0	0	0	0	0									
Buck Rodgers, S OBP: 0.309, SLG: 0.348 (1, 2)		5-3		1-2 1B		G1				4	0	1	0	0	0	2									
Lee Thomas, L OBP: 0.318, SLG: 0.354 (1, 3)		4-3		F8			F5		F9	4	0	0	0	0	0	3									
Jim Piersall, R OBP: 0.272, SLG: 0.279 (1, 9)			F7			4-0 1B BB		6-3		3	0	0	0	1	0	1									
Dean Chance, R OBP: 0.170, SLG: 0.173 (1, 1)				K			F3			2	0	0	0	0	1	1									
Frank Kostro, R OBP: 0.320, SLG: 0.302 (7, PH)										1	0	0	0	0	1	0									
Dan Osinski, R OBP: 0.128, SLG: 0.108 (8, 1)										0	0	0	0	0	0	0									
Jack Spring, R OBP: 0.333, SLG: 0.333 (9, 1)										0	0	0	0	0	0	0									
<b>Inning Stats</b>	R: 1 E: 0 K: 0 S: 4	H: 1 LOB: 0 BB: 0 P: 4	R: 0 E: 0 K: 0 S: 3	H: 0 LOB: 0 BB: 0 P: 3	R: 0 E: 0 K: 2 S: 7	H: 0 LOB: 1 BB: 1 P: 11	R: 0 E: 0 K: 1 S: 7	H: 2 LOB: 2 BB: 0 P: 7	R: 0 E: 0 K: 0 S: 3	H: 1 LOB: 1 BB: 1 P: 7	R: 0 E: 0 K: 1 S: 6	H: 1 LOB: 1 BB: 0 P: 6	R: 0 E: 0 K: 1 S: 5	H: 0 LOB: 0 BB: 0 P: 5	R: 0 E: 1 K: 0 S: 4	H: 1 LOB: 1 BB: 0 P: 4	R: 0 E: 0 K: 0 S: 4	H: 1 LOB: 1 BB: 0 P: 4	1B: 7 2B: 0 3B: 0 HR: 0	SF: 1 SAC: 1 DP: 1 HBP: 0	WP: 1 PB: 0 SB: 1 CS: 0	PA: 35			
<b>PITCHER</b>	IP	WLS	BF	H	R	ER	SO	BB	IBB	HBP	BLK	WP	HR	S	P	ERA	WHIP								
Juan Pizarro, L ERA: 2.03 (1, 1)	9.0	W	35	7	1	1	5	2	0	0	0	1	0	43	51	1.00	1.000								

Chicago White Sox @ Los Angeles Angels  
Dodger Stadium, Los Angeles, CA  
Fri Aug 02 1963, 7:05 PM PDT  
Alt. 9, 1999 - Unknown - 69 F

livebaseballscorecards.com

AB	31
R	1
H	7
RBI	1
BB	2
SO	5
LOB	15





Batter	1	2	3	4	5	6	7	8	9	10	11	12	13	14	15	16	AB	R	H	RBI	BB	SO	LOB	TOP				
Mike Hershberger, R OBP: 0.304, SLG: 0.385 (1.9)	E4 FC4-6		4-3			1B FC5-4 HBP		1B 2B	E7 1B			6-3		F2			6	2	2	0	0	0	1					
Nellie Fox, L OBP: 0.312, SLG: 0.322 (1.4)	F8			4-3		F8		1B	F5			4-3		F9			7	0	1	1	0	0	5					
Pete Ward, L OBP: 0.342, SLG: 0.446 (1.5)	FC4-6			4-3		FC5-4 1B		F6									5	0	2	1	2	0	3					
Floyd Robinson, L OBP: 0.347, SLG: 0.420 (1.7)	F3			6-3		FC5-4 FC5-4		K				6-3					7	0	0	1	0	1	8					
Jim Landis, R OBP: 0.340, SLG: 0.419 (8. PH)		5-3				FC5-4											2	0	0	0	1	0	1					
Charlie Maxwell, L OBP: 0.325, SLG: 0.357 (8. PH)						SH1-3 BB											1	0	1	1	0	0	0					
Dave Nicholson, R OBP: 0.333, SLG: 0.456 (8. PR)																	3	0	0	0	0	3	0					
Tom McCraw, L OBP: 0.285, SLG: 0.328 (1.3)		4-3					F3	F5				F4		3-1			6	0	0	0	0	0	2					
Ron Hansen, R OBP: 0.315, SLG: 0.376 (8. PH)																	3	0	0	0	0	0	1					
Hoyt Wilhelm, R OBP: 0.294, SLG: 0.387 (9.1)		6-3					5-3					L4					2	0	1	0	0	0	0					
Jim Brosnan, R OBP: 0.273, SLG: 0.273 (15.1)																	1	0	0	0	0	0	0					
Eddie Fisher, R OBP: 0.227, SLG: 0.190 (15.1)																	1	0	0	0	0	0	0					
J.C. Martin, L OBP: 0.255, SLG: 0.272 (1.2)							4-3							3-1			6	0	0	0	1	2	3					
Gary Peters, L OBP: 0.294, SLG: 0.291 (7.6)																	2	1	1	0	0	0	1					
Al Weis, S OBP: 0.329, SLG: 0.323 (7.6)																	4	2	3	0	0	0	0					
<b>Inning Stats</b>	R: 0 E: 1 K: 0 S: 4	H: 0 LOB: 1 BB: 4 P: 4	R: 0 E: 0 K: 0 S: 3	H: 0 LOB: 0 BB: 0 P: 3	R: 0 E: 0 K: 0 S: 2	H: 0 LOB: 0 BB: 1 P: 6	R: 0 E: 0 K: 0 S: 5	H: 2 LOB: 1 BB: 0 P: 6	R: 0 E: 0 K: 1 S: 9	H: 0 LOB: 0 BB: 0 P: 5	R: 2 E: 0 K: 1 S: 9	H: 4 LOB: 2 BB: 0 P: 9	R: 1 E: 1 K: 0 S: 5	H: 3 LOB: 1 BB: 0 P: 5	R: 0 E: 0 K: 1 S: 5	H: 1 LOB: 0 BB: 0 P: 5	R: 0 E: 0 K: 1 S: 6	H: 1 LOB: 2 BB: 0 P: 6	R: 0 E: 0 K: 1 S: 6	H: 1 LOB: 1 BB: 0 P: 6	R: 0 E: 0 K: 0 S: 3	H: 0 LOB: 0 BB: 0 P: 3	R: 0 E: 0 K: 0 S: 3	H: 0 LOB: 0 BB: 0 P: 3	1B: 10 2B: 2 3B: 0 HR: 0	SF: 0 SAC: 1 DP: 4 HBP: 1	WP: 0 PB: 0 SB: 0 CS: 0	PA: 62
<b>PITCHER</b>	IP 7.0	WLS 28	BF 4	H 4	R 4	ER 4	SO 1	BB 2	IBB 0	HBP 1	BLK 0	WP 0	HR 0	S 27	P 36	ERA 5.14	WHIP 0.857											
Ken McBride, R ERA: 2.5 (1.1)																												
Jack Spring, L ERA: 3.95 (8.1)																												
Art Fowler, R ERA: 2.2 (8.1)																												
Julio Navarro, R ERA: 2.74 (10.1)																												
Paul Foylack, R ERA: 5.48 (14.1)																												

Chicago White Sox @ Los Angeles Angels  
Dodger Stadium, Los Angeles, CA  
Sat Aug 03 1963, 7:05 PM PDT  
Alt: 20,924 - Unknown - 68 F

AB 56  
R 12  
H 5  
RBI 4  
BB 4  
SO 6  
LOB 25



Batter	1	2	3	4	5	6	7	8	9	10	11	12	13	14	15	16	AB	R	H	RBI	BB	SO	LOB	BOTTOM								
Albie Pearson, L OBP: 0.397, SLG: 0.406 (1.6)	K		3-1			E6 SH5-3 FC	SH1-4					F6	F3			FC1-6 1B	6	1	0	1	1	1	4									
Jim Fregosi, R OBP: 0.301, SLG: 0.388 (1.6)	3-1		K			FC SH5-3	F8	7-5-3						F8			8	0	2	0	0	1	4									
Billy Moran, R OBP: 0.297, SLG: 0.349 (1.4)	4-3			6-3		SH5-3		5-3				F4		F5			7	0	1	1	0	0	1									
Leon Wagner, L OBP: 0.372, SLG: 0.484 (1.7)		6-3		F7		F5		4-3				K					6	0	0	0	1	1	3									
Felix Torres, R OBP: 0.320, SLG: 0.365 (10. PR)		5-3		G3		F9		F4									5	0	1	0	0	0	2									
Joe Koppe, R OBP: 0.260, SLG: 0.272 (11.5)														CS BB			2	0	1	0	0	0	0									
Lee Thomas, L OBP: 0.322, SLG: 0.355 (1.3)		2B BB				F5											5	3	2	0	1	1	1									
Jim Piersall, R OBP: 0.285, SLG: 0.295 (1.6)														SH5-4 1B			5	1	4	2	1	0	0									
Ed Sadowski, R OBP: 0.249, SLG: 0.263 (7. PH)																	2	0	0	0	0	0	2									
Ken Hunt, R OBP: 0.260, SLG: 0.368 (8.2)																	1	1	0	0	0	0	1									
Buck Rodgers, S OBP: 0.310, SLG: 0.343 (8.2)																	2	0	0	0	1	1	1									
Ken McBride, R OBP: 0.301, SLG: 0.321 (8.1)																	2	0	0	0	1	0	1									
Jack Spring, L OBP: 0.301, SLG: 0.333 (8.1)																	0	0	0	0	0	0	0									
Art Fowler, R OBP: 0.301, SLG: 0.388 (8.1)																	0	0	0	0	0	0	0									
Bob Sadowski, L OBP: 0.301, SLG: 0.388 (8.1)																	0	0	0	0	0	0	0									
Julio Navarro, R OBP: 0.301, SLG: 0.388 (8.1)																	1	0	0	0	0	1	3									
Harmon Killebrew, R OBP: 0.301, SLG: 0.388 (8.1)																	1	0	0	0	0	1	3									
Paul Foylack, R OBP: 0.301, SLG: 0.388 (8.1)																	1	0	1	0	0	0	0									
<b>Inning Stats</b>	R: 0 E: 0 K: 1 S: 5	H: 0 LOB: 0 BB: 0 P: 5	R: 1 E: 0 K: 0 S: 4	H: 1 LOB: 1 BB: 1 P: 8	R: 0 E: 0 K: 0 S: 3	H: 0 LOB: 0 BB: 0 P: 3	R: 0 E: 1 K: 0 S: 5	H: 0 LOB: 2 BB: 0 P: 6	R: 0 E: 0 K: 0 S: 3	H: 1 LOB: 0 BB: 0 P: 3	R: 3 E: 1 K: 0 S: 5	H: 1 LOB: 0 BB: 0 P: 6	R: 1 E: 1 K: 0 S: 4	H: 2 LOB: 2 BB: 0 P: 12	R: 0 E: 0 K: 1 S: 6	H: 1 LOB: 1 BB: 0 P: 6	R: 0 E: 0 K: 1 S: 5	H: 1 LOB: 0 BB: 0 P: 5	R: 0 E: 0 K: 1 S: 6	H: 1 LOB: 1 BB: 0 P: 6	R: 0 E: 0 K: 1 S: 7	H: 2 LOB: 3 BB: 1 P: 11	R: 0 E: 0 K: 0 S: 2	H: 0 LOB: 0 BB: 0 P: 6	R: 0 E: 0 K: 0 S: 4	H: 1 LOB: 1 BB: 0 P: 4	R: 1 E: 0 K: 0 S: 4	H: 3 LOB: 2 BB: 0 P: 4	1B: 11 2B: 2 3B: 0 HR: 0	SF: 1 SAC: 4 DP: 1 HBP: 1	WP: 0 PB: 0 SB: 1 CS: 1	PA: 67
<b>PITCHER</b>	IP 6.1	WLS 27	BF 27	H 2	R 4	ER 1	SO 2	BB 2	IBB 0	HBP 1	BLK 0	WP 0	HR 0	S 28	P 37	ERA 1.42	WHIP 0.632															
Gary Peters, L ERA: 2.01 (1.1)																																
Hoyt Wilhelm, R ERA: 2.78 (7.1)																																
Jim Brosnan, R ERA: 1.93 (9.1)																																
Eddie Fisher, R ERA: 4.89 (15.1)																																

Chicago White Sox @ Los Angeles Angels  
Dodger Stadium, Los Angeles, CA  
Sat Aug 03 1963, 7:05 PM PDT  
Alt: 20,924 - Unknown - 68 F

AB 54  
R 6  
H 12  
RBI 5  
BB 6  
SO 6  
LOB 23









Batter	1	2	3	4	5	6	7	8	9	AB	R	H	RBI	BB	SO	LOB	TOP																			
Mike Hershberger, R OBP: 0.353, SLG: 0.384 (1, 8)	4-3			F8		FC6-4 FC6-2			F9 1B SF7	4	1	1	0	0	0	2																				
Nellie Fox, L OBP: 0.311, SLG: 0.321 Al Weis, S OBP: 0.326, SLG: 0.316 (9, FR) (9, 4)	F4			4-3		FC6-2			HR 1B	4	0	1	0	0	0	2																				
Floyd Robinson, L OBP: 0.342, SLG: 0.412 (1, 9)	G3			4-3		4-3			F9 1B	4	0	0	0	0	0	4																				
Pete Ward, L OBP: 0.342, SLG: 0.446 (1, 5)		4-3			F8				SF7 1B	3	0	0	1	0	0	0																				
Charlie Maxwell, L OBP: 0.394, SLG: 0.408 Dave Nicholson, R OBP: 0.333, SLG: 0.456 (9, 7)	K						4-3		HR 1B	3	1	1	2	1	1	0																				
Ron Hansen, R OBP: 0.314, SLG: 0.372 (1, 6)	6-3				F3		F8		1B	4	0	1	0	0	0	1																				
Tom McCraw, L OBP: 0.260, SLG: 0.316 (1, 3)			F7		4-3			4-3	K	4	0	0	0	0	1	2																				
J.C. Martin, L OBP: 0.260, SLG: 0.274 Cam Carreon, R OBP: 0.327, SLG: 0.358 (6, 2)			4-3			FC6-4 FC6-2 1B		F7		2	0	1	0	0	0	0																				
Ray Herbert, R OBP: 0.333, SLG: 0.400 Jim Landis, R OBP: 0.336, SLG: 0.414 Hoyt Wilhelm, R OBP: 0.125, SLG: 0.087 Jim Brosnan, R OBP: 0.273, SLG: 0.273 (8, PH) (9, 1)	6-3					FC6-4 BB		K		1	0	0	0	1	0	0																				
<b>Inning Stats</b>	R: 0 E: 0 K: 0 S: 3	H: 0 LOB: 0 BB: 0 P: 3	R: 0 E: 0 K: 1 S: 5	H: 0 LOB: 0 BB: 0 P: 5	R: 0 E: 0 K: 0 S: 3	H: 0 LOB: 0 BB: 0 P: 3	R: 0 E: 0 K: 0 S: 3	H: 0 LOB: 0 BB: 0 P: 3	R: 0 E: 0 K: 0 S: 4	H: 1 LOB: 2 BB: 1 P: 8	R: 0 E: 0 K: 0 S: 3	H: 0 LOB: 0 BB: 0 P: 3	R: 0 E: 0 K: 1 S: 5	H: 0 LOB: 0 BB: 0 P: 5	R: 3 E: 0 K: 1 S: 9	H: 4 LOB: 1 BB: 0 P: 9	1B: 4 2B: 0 3B: 0 HR: 1	SF: 1 SAC: 0 DP: 0 HBP: 0	WP: 0 PA: 34																	
<b>PITCHER</b>	IP	WLS	BF	H	R	ER	SO	BB	IBB	HBP	BLK	WP	HR	S	P	ERA	WHIP	<b>PITCHER</b>		IP	WLS	BF	H	R	ER	SO	BB	IBB	HBP	BLK	WP	HR	S	P	ERA	WHIP
Diego Segui, R ERA: 3.75 John Wyatt, R ERA: 2.67 (1, 1) (9, 1)	8.0		29	3	2	2	2	2	0	0	0	0	0	31	39	2.25	0.625																			

Chicago White Sox @ Kansas City Athletics  
Municipal Stadium, Kansas City, MO  
Tue Aug 06 1963, 8:05 PM EDT  
Att: 7,489 - Unknown


AB	31
R	3
H	5
RBI	3
BB	2
SO	3
LOB	11



Batter	1	2	3	4	5	6	7	8	9	AB	R	H	RBI	BB	SO	LOB	BOTTOM																			
Jose Tartabull, L OBP: 0.252, SLG: 0.270 (1, 8)	4-3		E6 FC FC4-6 1B		4-3		3-1			4	1	1	0	0	0	1																				
Wayne Causey, L OBP: 0.357, SLG: 0.439 (1, 6)	F7		FC FC4-6		G3		4-3			4	0	0	1	0	0	2																				
Jerry Lumpe, L OBP: 0.320, SLG: 0.362 (1, 4)	F7		FC4-6					G3		3	0	0	1	1	0	1																				
Norm Siebern, L OBP: 0.378, SLG: 0.435 (1, 3)		G3	K		G3			G3		4	1	1	0	0	1	2																				
Charlie Lau, L OBP: 0.331, SLG: 0.384 (1, 2)	1-3			SH1-4 K 1B		F6		1-3		4	0	1	0	0	0	1																				
Ed Charles, R OBP: 0.348, SLG: 0.404 (1, 5)				SH1-4 1B		G6-4-3 1B				4	0	4	1	0	0	0																				
Gino Cimoli, R OBP: 0.317, SLG: 0.383 (1, 9)	5-3			SH1-4		G6-4-3			K 1B WP	3	1	0	0	0	1	2																				
Ken Harrelson, R OBP: 0.314, SLG: 0.401 (1, 7)			F9						5-3	3	0	1	0	1	0	1																				
Diego Segui, R OBP: 0.220, SLG: 0.250 John Wyatt, R George Alusik, R OBP: 0.335, SLG: 0.432 (1, 1) (9, 1) (9, PH)				IBB	K				1B	3	1	1	0	0	2	4																				
<b>Inning Stats</b>	R: 0 E: 0 K: 0 S: 3	H: 1 LOB: 1 BB: 0 P: 4	R: 2 E: 1 K: 1 S: 8	H: 2 LOB: 1 BB: 0 P: 8	R: 0 E: 0 K: 1 S: 6	H: 2 LOB: 3 BB: 1 P: 10	R: 0 E: 0 K: 0 S: 3	H: 1 LOB: 1 BB: 0 P: 3	R: 0 E: 0 K: 1 S: 6	H: 1 LOB: 1 BB: 0 P: 6	R: 1 E: 0 K: 0 S: 4	H: 2 LOB: 2 BB: 0 P: 4	R: 1 E: 0 K: 1 S: 5	H: 1 LOB: 1 BB: 0 P: 5	1B: 7 2B: 3 3B: 0 HR: 0	SF: 0 SAC: 1 DP: 1 HBP: 0	WP: 2 PA: 36																			
<b>PITCHER</b>	IP	WLS	BF	H	R	ER	SO	BB	IBB	HBP	BLK	WP	HR	S	P	ERA	WHIP	<b>PITCHER</b>		IP	WLS	BF	H	R	ER	SO	BB	IBB	HBP	BLK	WP	HR	S	P	ERA	WHIP
Ray Herbert, R ERA: 3.5 Hoyt Wilhelm, R ERA: 2.5 Jim Brosnan, R ERA: 1.92 (1, 1) (8, 1) (9, 1)	7.0		29	7	2	1	3	1	0	0	0	0	0	33	41	1.29	1.143																			

Chicago White Sox @ Kansas City Athletics  
Municipal Stadium, Kansas City, MO  
Tue Aug 06 1963, 8:05 PM EDT  
Att: 7,489 - Unknown

AB	33
R	4
H	10
RBI	4
BB	2
SO	4
LOB	14









Batter	1	2	3	4	5	6	7	8	9	AB	R	H	RBI	BB	SO	LOB	TOP				
Jim Landis, R OBP: 0.332, SLG: 0.408 (1, 8)	F9		5-3		F4		F7		F4	5	0	0	0	0	0	4	<b>Chicago White Sox @ Kansas City Athletics</b> Municipal Stadium, Kansas City, MO Thu Aug 08 1963, 8:05 PM EDT Att: 8,488 - Unknown				
Nelle Fox, L OBP: 0.307, SLG: 0.319 (1, 4)	5-3		1-3		F6		F7			4	0	0	0	0	0	3					
Mike Hershberger, R OBP: 0.347, SLG: 0.379 (1, 9)	4-3		F3			1-3				4	0	1	1	0	0	0					
Pete Ward, L OBP: 0.345, SLG: 0.454 (1, 5)		3-1		F9		FC5-4 1B			K	4	0	1	0	0	1	0					
Charlie Maxwell, L OBP: 0.396, SLG: 0.395 (1, 3)		4-0		F7		FC5-4 1B 2B			1-3	2	2	0	0	1	0	1					
Jim Lemon, R OBP: 0.312, SLG: 0.315 (8, PH)		HR								1	0	0	0	0	0	0					
Tom McCraw, L OBP: 0.260, SLG: 0.316 (8, 3)		BB								0	0	0	0	0	0	0					
Dave Nicholson, R OBP: 0.334, SLG: 0.467 (1, 7)				1-3					6-3	4	2	2	2	0	0	0					
Al Weis, S OBP: 0.331, SLG: 0.328 (1, 6)										4	0	2	2	0	1	0					
Cam Carreon, R OBP: 0.335, SLG: 0.365 (1, 2)										4	0	3	0	0	0	1					
Gary Peters, L OBP: 0.208, SLG: 0.280 (1, 1)										4	1	1	0	0	0	4					
<b>Inning Stats</b>	R: 0 E: 0 K: 0 S: 3	H: 0 LOB: 0 BB: 0 P: 3	R: 2 E: 0 K: 1 S: 7	H: 2 LOB: 1 BB: 1 P: 11	R: 0 E: 0 K: 0 S: 3	H: 0 LOB: 0 BB: 0 P: 3	R: 0 E: 0 K: 0 S: 5	H: 2 LOB: 2 BB: 0 P: 5	R: 0 E: 0 K: 0 S: 6	H: 3 LOB: 1 BB: 0 P: 6	R: 1 E: 0 K: 0 S: 4	H: 2 LOB: 1 BB: 0 P: 4	R: 0 E: 0 K: 1 S: 5	H: 0 LOB: 0 BB: 0 P: 5	R: 0 E: 0 K: 0 S: 4	H: 1 LOB: 1 BB: 0 P: 4	1B: 6 2B: 3 3B: 0 HR: 1	SF: 0 SAC: 0 DP: 0 HBP: 0	WP: 0 PB: 0 SB: 0 CS: 0	PA: 37	
<b>PITCHER</b>	IP	WLS	BF	H	R	ER	SO	BB	IBB	HBP	BLK	WP	HR	S	P	ERA	WHIP				
Dave Wickersham, R ERA: 4.15 (1, 1)	7.0	L	30	9	5	5	1	1	0	0	0	0	1	31	35	6.43	1.429				
Ted Bowsfield, L ERA: 5.02 (8, 1)	1.0		3	0	0	0	1	0	0	0	0	0	0	5	5	0.00	0.000				
John Wyatt, R ERA: 2.63 (9, 1)	1.0		4	1	0	0	0	0	0	0	0	0	0	4	4	0.00	1.000				

Batter	1	2	3	4	5	6	7	8	9	AB	R	H	RBI	BB	SO	LOB	BOTTOM				
Gino Cimoli, R OBP: 0.318, SLG: 0.385 (1, 9)	3-1			1-3			4-3			4	0	1	0	0	0	0	<b>Chicago White Sox @ Kansas City Athletics</b> Municipal Stadium, Kansas City, MO Thu Aug 08 1963, 8:05 PM EDT Att: 8,488 - Unknown				
Wayne Causey, L OBP: 0.352, SLG: 0.432 (1, 6)		2-3 1B		6-3			F7			4	0	1	0	0	0	2					
Ed Charles, R OBP: 0.349, SLG: 0.400 (1, 5)	FC5-4 1B		4-0 S 2B BB		F9		F3			3	1	0	0	1	0	1					
Norm Siebern, L OBP: 0.373, SLG: 0.428 (1, 3)	FC6-4 1-2		F5		G3		K			4	0	0	0	0	1	2					
George Alusik, R OBP: 0.340, SLG: 0.440 (1, 7)		E 1B		1B 2B		K				4	1	3	1	0	1	0					
Jerry Lumpe, L OBP: 0.325, SLG: 0.370 (1, 4)		E6 1-1 6-3 2B		2-3 1B		G5-4-3 1B			FC6-4 1-2	4	1	3	1	0	0	1					
Doc Edwards, R OBP: 0.270, SLG: 0.348 (1, 2)		6-3		F9		G5-4-3 1-2			F9	4	0	0	1	0	0	3					
Bobby Del Greco, R OBP: 0.293, SLG: 0.305 (1, 8)		3-H 1B SH2-4 1B		6-3		F7			F8	4	0	1	0	0	0	2					
Dave Wickersham, R OBP: 0.158, SLG: 0.143 (1, 1)										1	0	0	0	0	1	0					
Chuck Essegian, R OBP: 0.281, SLG: 0.336 (7, PH)										1	0	0	0	0	0	0					
Ted Bowsfield, R OBP: 0.182, SLG: 0.105 (8, 1)										0	0	0	0	0	0	0					
John Wyatt, R (9, 1)										0	0	0	0	0	0	0					
Ken Harrelson, R OBP: 0.310, SLG: 0.395 (9, PH)										1	0	0	0	0	1	0					
<b>Inning Stats</b>	R: 0 E: 0 K: 0 S: 4	H: 1 LOB: 1 BB: 0 P: 4	R: 2 E: 1 K: 0 S: 7	H: 4 LOB: 2 BB: 0 P: 7	R: 1 E: 0 K: 0 S: 5	H: 2 LOB: 2 BB: 1 P: 9	R: 0 E: 0 K: 1 S: 5	H: 0 LOB: 0 BB: 0 P: 5	R: 0 E: 0 K: 0 S: 3	H: 1 LOB: 0 BB: 0 P: 3	R: 0 E: 0 K: 0 S: 3	H: 0 LOB: 0 BB: 0 P: 3	R: 0 E: 0 K: 1 S: 6	H: 1 LOB: 1 BB: 0 P: 6	R: 0 E: 0 K: 1 S: 5	H: 0 LOB: 0 BB: 0 P: 5	1B: 7 2B: 2 3B: 0 HR: 0	SF: 0 SAC: 1 DP: 1 HBP: 0	WP: 0 PB: 0 SB: 1 CS: 0	PA: 36	
<b>PITCHER</b>	IP	WLS	BF	H	R	ER	SO	BB	IBB	HBP	BLK	WP	HR	S	P	ERA	WHIP				
Gary Peters, L ERA: 2.07 (1, 1)	9.0	W	36	9	3	3	4	1	0	0	0	0	0	43	47	3.00	1.111				



Batter	1	2	3	4	5	6	7	8	9	AB	R	H	RBI	BB	SO	LOB	TOP																		
Bill Bruton, L (1, 8) OBP: 0.319, SLG: 0.361	F7		BB			F8		F9		3	0	0	0	1	0	0	<b>Detroit Tigers @ Chicago White Sox</b> Comiskey Park, Chicago, IL Fri Aug 09 1963, 8:05 PM EDT Unknown																		
Dick McAuliffe, L (1, 6) OBP: 0.333, SLG: 0.386	6-3		L3			3-1		E1		4	0	0	0	0	0	1																			
Al Kaline, R (1, 9) OBP: 0.382, SLG: 0.518	L4-3				L7			K		4	0	1	0	0	1	0																			
Rocky Colavito, R (1, 7) OBP: 0.365, SLG: 0.441		F7			HR			E5		3	1	1	1	1	0	2																			
Norm Cash, L (1, 3) OBP: 0.373, SLG: 0.458		FC6-4			1-3			F2		3	0	0	0	1	0	4																			
Bubba Phillips, R (1, 5) OBP: 0.272, SLG: 0.308		F9			F5					4	0	1	0	0	0	1																			
Gus Triandos, R (1, 2) OBP: 0.309, SLG: 0.407		FC6-4								4	0	0	0	0	0	3																			
George Smith, R (1, 4) OBP: 0.353, SLG: 0.588										2	0	0	0	0	2	0																			
Gates Brown, L (7, PH) OBP: 0.297, SLG: 0.344										1	0	0	0	0	0	2																			
Don Wert, R (7, 4) OBP: 0.327, SLG: 0.378										1	0	0	0	0	0	0																			
Hank Aquirre, R (1, 1) OBP: 0.170, SLG: 0.196										2	0	0	0	0	2	0																			
George Thomas, R (8, PH) OBP: 0.280, SLG: 0.357										1	0	0	0	0	1	0																			
Fred Gladding, L (8, 1) OBP: 0.327, SLG: 0.378										0	0	0	0	0	0	0																			
<b>Inning Stats</b>	R: 0 E: 0 K: 0 S: 3	H: 0 LOB: 0 BB: 0 P: 3	R: 0 E: 0 K: 0 S: 3	H: 0 LOB: 1 BB: 1 P: 7	R: 0 E: 0 K: 2 S: 7	H: 0 LOB: 1 BB: 1 P: 11	R: 1 E: 0 K: 0 S: 4	H: 1 LOB: 0 BB: 0 P: 4	R: 0 E: 0 K: 1 S: 5	H: 0 LOB: 0 BB: 0 P: 5	R: 0 E: 0 K: 0 S: 4	H: 1 LOB: 2 BB: 1 P: 8	R: 0 E: 2 K: 1 S: 8	H: 1 LOB: 3 BB: 0 P: 8	R: 0 E: 0 K: 0 S: 3	H: 0 LOB: 0 BB: 0 P: 3	1B: 2 2B: 0 3B: 0 HR: 1	SF: 0 SAC: 0 DP: 0 HBP: 0	WP: 0 PB: 0 CS: 0	PA: 35															
<b>PITCHER</b>	IP WLS BF H R ER SO BB IBB HBP BLK WP HR S P ERA WHIP																																		
Joe Horlen, R (1, 1) ERA: 3.5	3.2		14	1	1	1	2	2	0	0	0	0	0	0	1	16	24	2.46	0.818																
Eddie Fisher, R (4, 1) ERA: 4.56	5.1	W	21	2	0	0	4	1	0	0	0	0	0	0	0	28	32	0.00	0.562																

Batter	1	2	3	4	5	6	7	8	9	AB	R	H	RBI	BB	SO	LOB	BOTTOM																		
Jim Landis, R (1, 8) OBP: 0.334, SLG: 0.407	BB	G4-6-3		P4						3	0	1	0	1	0	3	<b>Detroit Tigers @ Chicago White Sox</b> Comiskey Park, Chicago, IL Fri Aug 09 1963, 8:05 PM EDT Unknown																		
Al Weis, S (1, 4) OBP: 0.322, SLG: 0.319	K			P4						4	0	0	0	0	2	2																			
Mike Hershberger, R (1, 9) OBP: 0.346, SLG: 0.377	F8									4	0	1	0	0	0	1																			
Dave Nicholson, R (1, 7) OBP: 0.336, SLG: 0.464	BB			F7						2	0	0	0	2	0	1																			
Jim Lemon, R (1, 3) OBP: 0.313, SLG: 0.309				L4						2	0	0	0	1	1	3																			
Tom McCraw, L (8, 3) OBP: 0.263, SLG: 0.316	K									0	0	0	0	1	0	0																			
Pete Ward, L (1, 5) OBP: 0.344, SLG: 0.454		3-1		WP						4	1	1	0	0	2	3																			
Ron Hansen, R (1, 6) OBP: 0.313, SLG: 0.366		1B		G6-4-3						2	1	0	0	2	0	3																			
Cam Carreon, R (1, 2) OBP: 0.341, SLG: 0.371		1B								3	0	2	1	0	0	0																			
Joe Horlen, R (1, 1) OBP: 0.261, SLG: 0.261										1	0	1	1	0	0	0																			
Eddie Fisher, R (4, 1) OBP: 0.208, SLG: 0.174										2	0	0	0	0	1	2																			
<b>Inning Stats</b>	R: 0 E: 0 K: 2 S: 7	H: 2 LOB: 2 BB: 2 P: 15	R: 1 E: 0 K: 0 S: 4	H: 2 LOB: 1 BB: 1 P: 8	R: 0 E: 0 K: 0 S: 4	H: 1 LOB: 1 BB: 0 P: 4	R: 1 E: 0 K: 0 S: 4	H: 2 LOB: 1 BB: 1 P: 8	R: 0 E: 0 K: 1 S: 4	H: 0 LOB: 0 BB: 1 P: 8	R: 0 E: 0 K: 2 S: 8	H: 1 LOB: 1 BB: 0 P: 8	R: 0 E: 0 K: 1 S: 5	H: 0 LOB: 2 BB: 2 P: 13	R: 0 E: 0 K: 0 S: 3	H: 0 LOB: 0 BB: 0 P: 3	1B: 5 2B: 1 3B: 0 HR: 0	SF: 0 SAC: 0 DP: 3 HBP: 0	WP: 1 PB: 1 CS: 0	PA: 34															
<b>PITCHER</b>	IP WLS BF H R ER SO BB IBB HBP BLK WP HR S P ERA WHIP																																		
Hank Aquirre, L (1, 1) ERA: 4.1	7.0	L	29	6	2	2	5	5	0	0	0	0	0	0	0	34	54	2.57	1.571																
Fred Gladding, R (8, 1) ERA: 4.5	1.0		5	0	0	0	1	2	0	0	0	0	0	0	5	13	0.00	2.000																	







Batter	1	2	3	4	5	6	7	8	9	AB	R	H	RBI	BB	SO	LOB	TOP			
Bill Bruton, L (1, 8) OBP: 0.317, SLG: 0.361	0-0 3-1			0-0 6-3		0-0 F7		0-0 G3		4	0	0	0	0	0	1				
Bubba Phillips, R (1, 5) OBP: 0.275, SLG: 0.313	0-3 K			0-0 L6-4-3 1B		0-0 E5 1B			0-0 L5	4	0	1	0	0	1	1				
Al Kaline, R (1, 9) OBP: 0.379, SLG: 0.512	0-0 L6			0-0 L6-4-3 1-2		0-0 1-2 3-H 1B			0-0 G5-4-3 1B	4	0	2	1	0	0	1				
Rocky Colavito, R (1, 7)		0-0 5-3			0-0 6-3				0-0 G5-4-3 1-2	4	0	0	0	0	0	3				
Norm Cash, L (1, 3) OBP: 0.383, SLG: 0.466		4-0 G4-6-3 BB			0-0 FC1 2B				0-3 K	2	0	1	0	1	1	0				
Don Wert, R (1, 6) OBP: 0.323, SLG: 0.366		0-0 G4-6-3 1-2			0-0 FC1 FC5-4 2-3				0-0 F7	3	0	0	0	0	0	2				
Mike Roarke, R (1, 2) OBP: 0.379, SLG: 0.357				0-0 G6-4-3 1B		0-0 FC5-4 1-2			0-0 F7	3	0	1	0	0	0	1				
George Smith, R (1, 4) OBP: 0.318, SLG: 0.545				0-0 G6-4-3 1-2		0-0 E 1B 2B			0-0 6-3	3	1	1	0	0	0	1				
Bill Faul, R (1, 1) OBP: 0.148, SLG: 0.192						0-0 F8			0-0 4-3	1	0	0	0	0	0	0				
Whitey Herzog, L (6, PH) OBP: 0.289, SLG: 0.213										1	0	0	0	0	0	1				
Alan Koch, R (6, PH)										0	0	0	0	0	0	0				
Gates Brown, L (8, PH) OBP: 0.289, SLG: 0.333										1	0	0	0	0	0	0				
Bob Anderson, R (8, 1) OBP: 0.697, SLG: 0.667										0	0	0	0	0	0	0				
<b>Inning Stats</b>	R: 0 E: 0 K: 1 S: 5	H: 0 LOB: 0 BB: 0 P: 5	R: 0 E: 0 K: 0 S: 2	H: 0 LOB: 0 BB: 1 P: 6	R: 0 E: 0 K: 0 S: 3	H: 1 LOB: 0 BB: 0 P: 3	R: 0 E: 0 K: 0 S: 3	H: 1 LOB: 0 BB: 0 P: 3	R: 0 E: 0 K: 0 S: 4	H: 1 LOB: 1 BB: 0 P: 4	R: 1 E: 1 K: 0 S: 6	H: 2 LOB: 2 BB: 0 P: 6	R: 0 E: 0 K: 1 S: 5	H: 0 LOB: 0 BB: 0 P: 5	R: 0 E: 0 K: 0 S: 3	H: 1 LOB: 0 BB: 0 P: 3	1B: 4 2B: 2 3B: 0 HR: 0	SF: 0 SAC: 0 DP: 4 HBP: 0	WP: 0 PB: 0 CS: 0	PA: 31
<b>PITCHER</b> Ray Herbert, R (1, 1) ERA: 3.3	IP: 9.0 WLS: W BF: 31 H: 6 R: 1 ER: 0 SO: 2 BB: 1 IBB: 0 HBP: 0 BLK: 0 WP: 0 HR: 0 S: 34 P: 38 ERA: 0.00 WHIP: 0.778																			

Detroit Tigers @ Chicago White Sox  
Comiskey Park, Chicago, IL  
Sat Aug 10 1963, 4:33 AM EDT  
Att: 12,152 - Unknown

AB 30  
R 1  
H 6  
RBI 1  
BB 1  
SO 2  
LOB 11



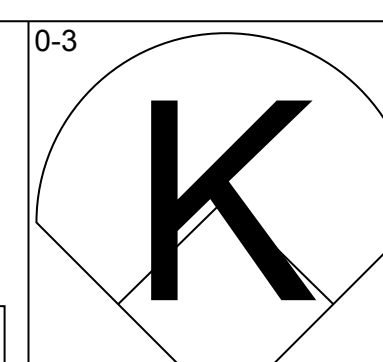
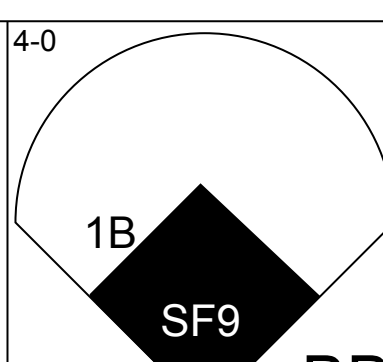
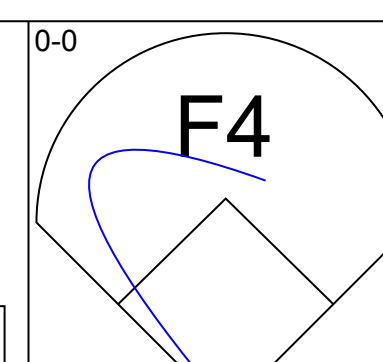
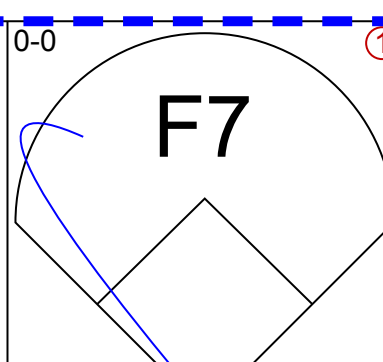
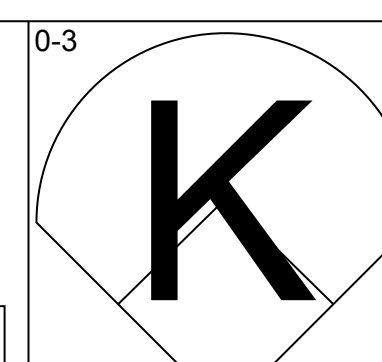
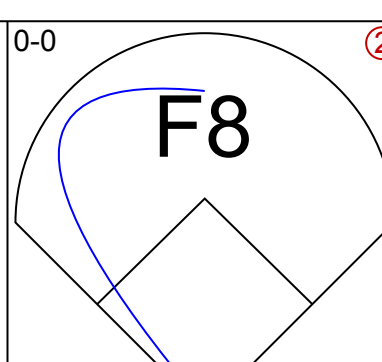
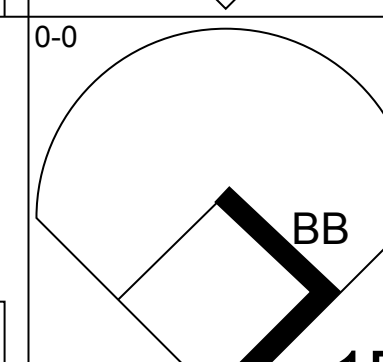
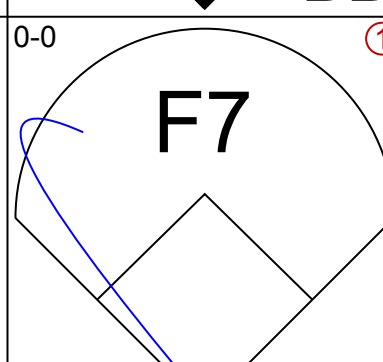
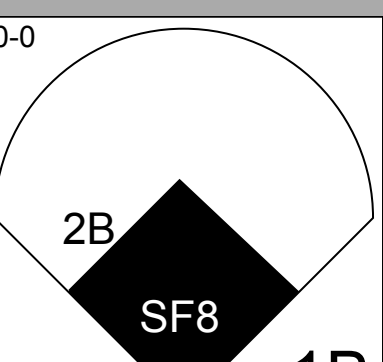
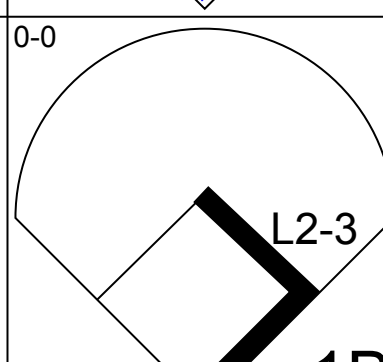
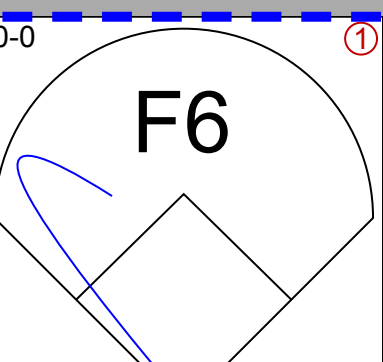
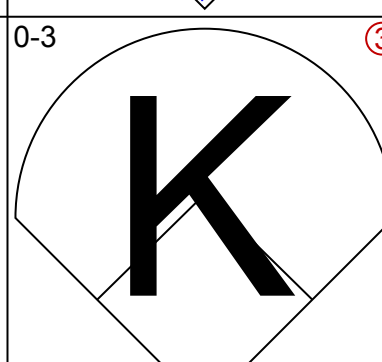
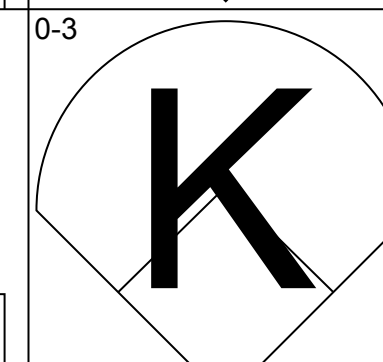
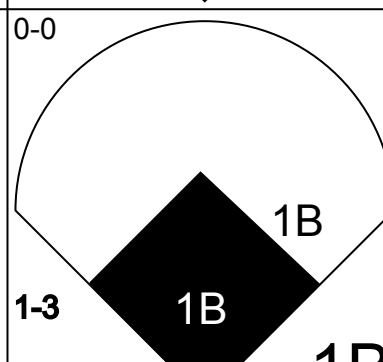
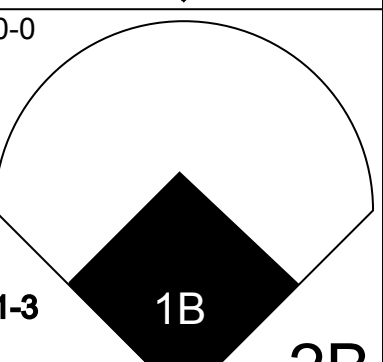
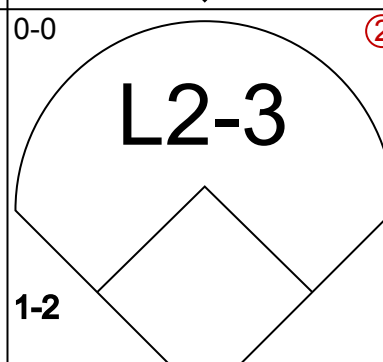
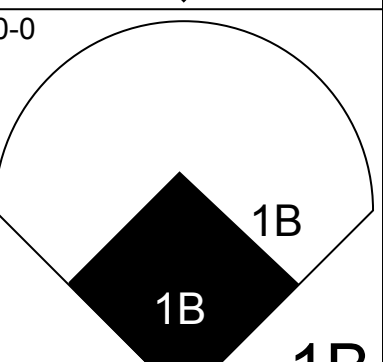
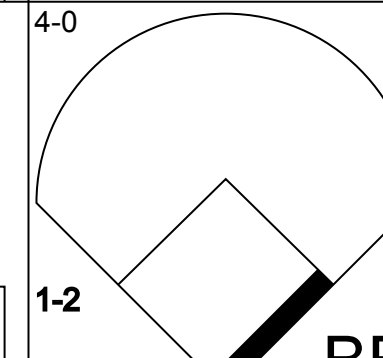
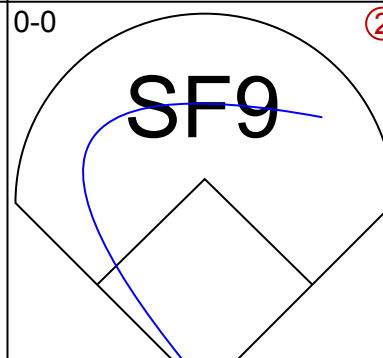
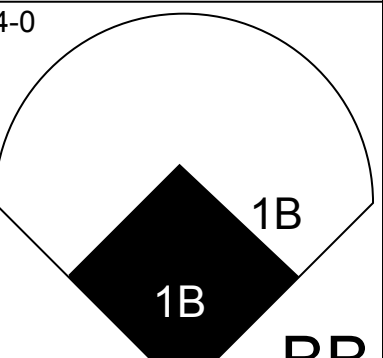
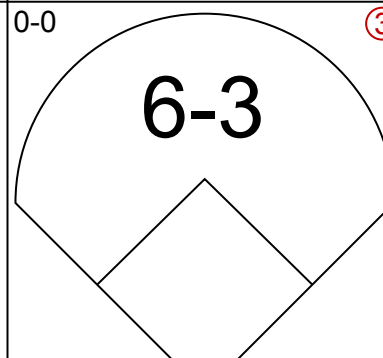
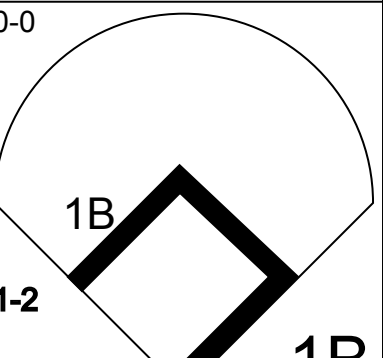
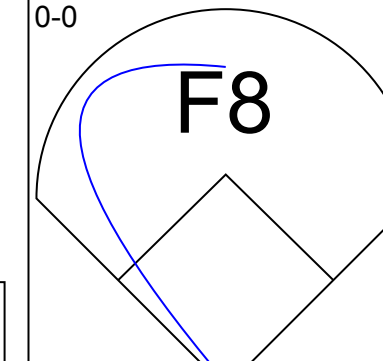
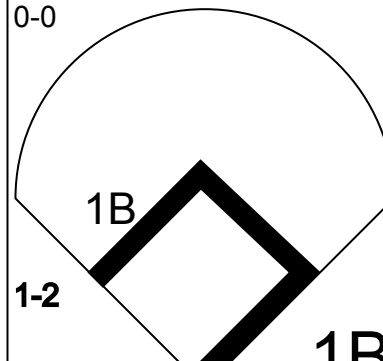
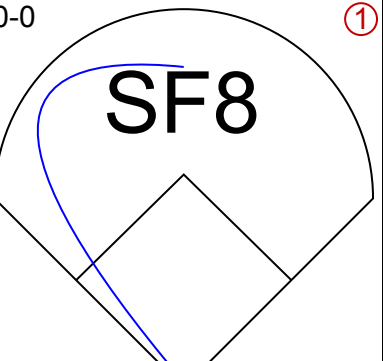
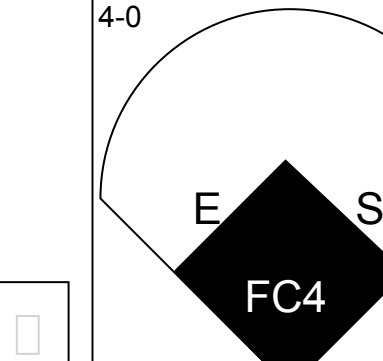
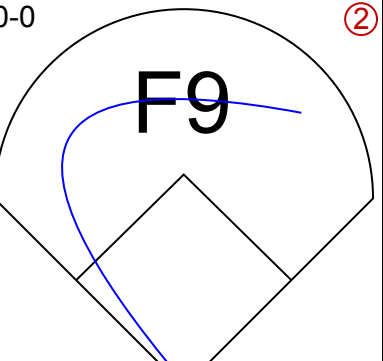
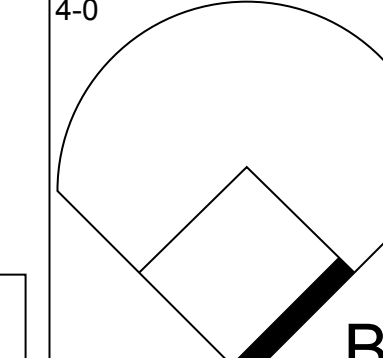
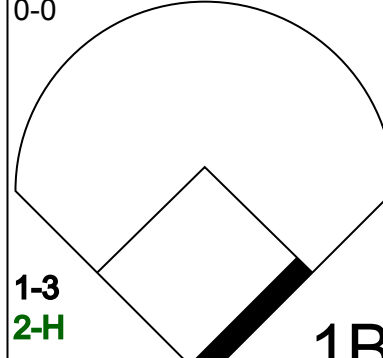
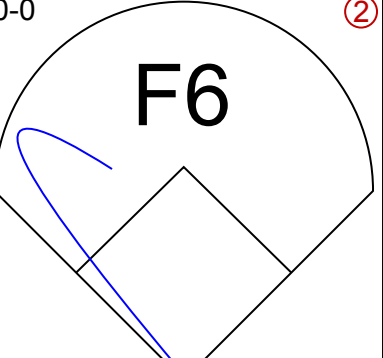
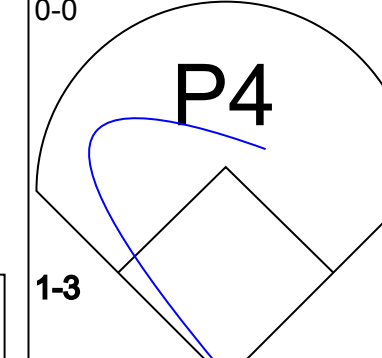
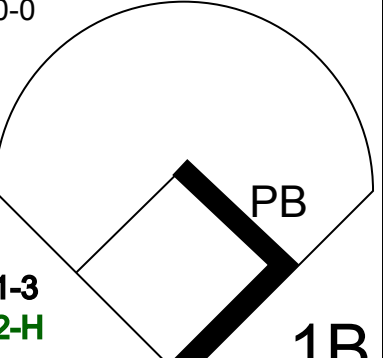
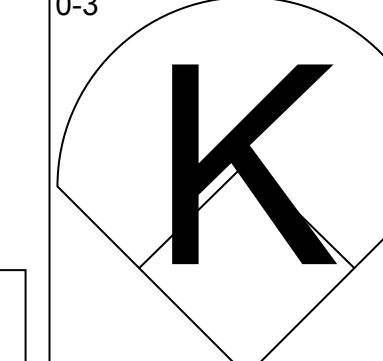
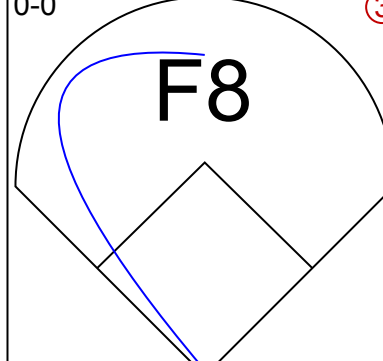
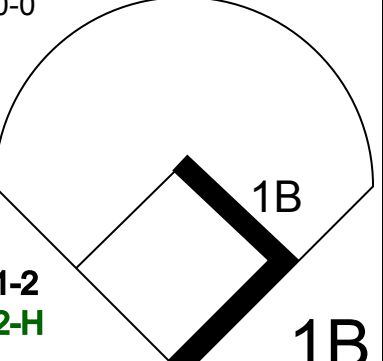
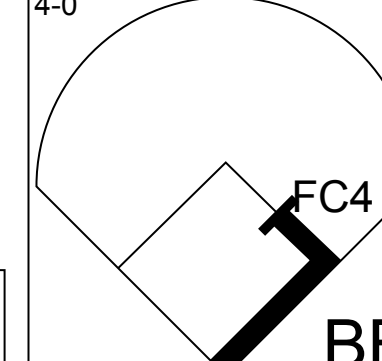
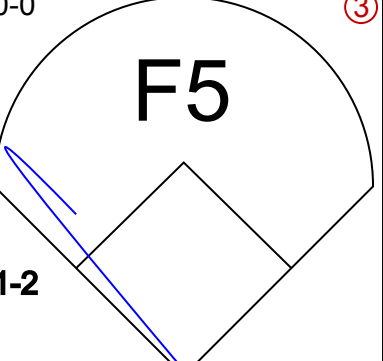
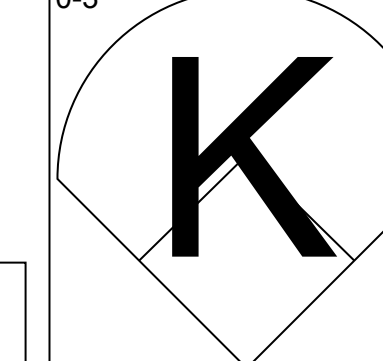
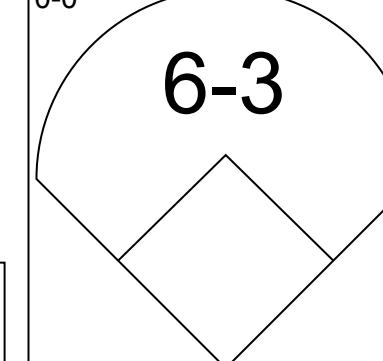
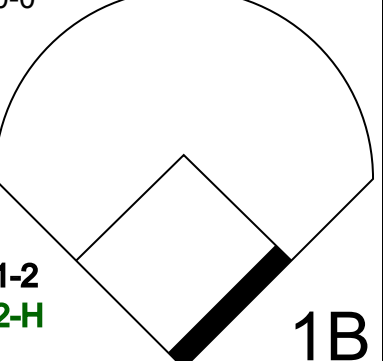
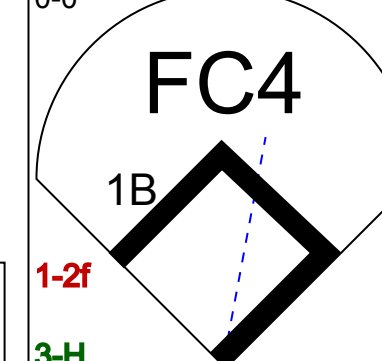
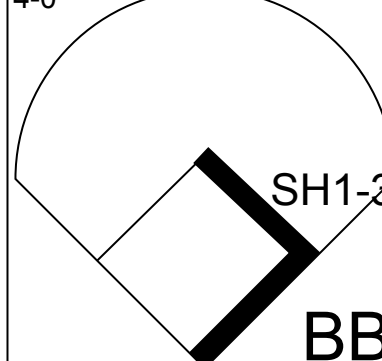
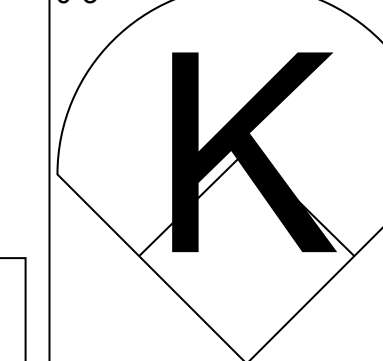
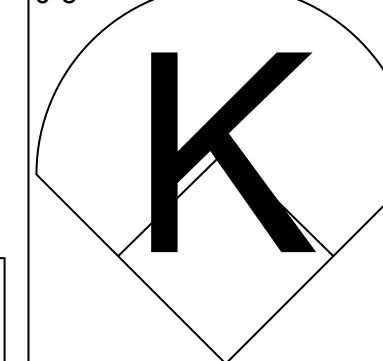
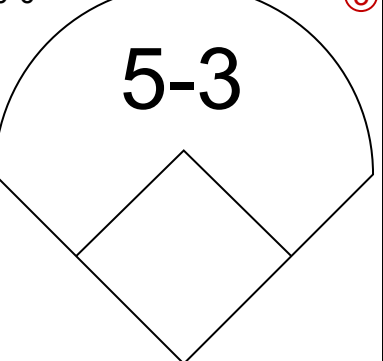
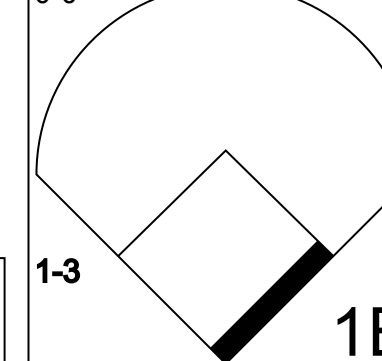
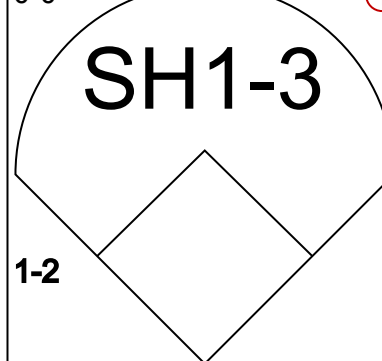
Batter	1	2	3	4	5	6	7	8	9	AB	R	H	RBI	BB	SO	LOB	BOTTOM			
Jim Landis, R (1, 8) OBP: 0.333, SLG: 0.401	0-3 K		0-0 6-3		0-0 G3 1B	4-0 1B BB		0-3 K		4	1	1	1	1	2	0				
Nellie Fox, L (1, 4) OBP: 0.307, SLG: 0.317	0-0 FC4-6 1B		0-0 1-3		0-0 G3 1-2 2-3	0-0 1B BB		0-0 4-3		5	0	2	1	0	0	2				
Mike Hershberger, R (1, 9) OBP: 0.340, SLG: 0.375	0-0 FC4-6 1-2		0-3 K		4-0 1B BB	0-0 P6				3	0	0	0	1	1	4				
Pete Ward, L (1, 5) OBP: 0.340, SLG: 0.448	0-0 F7			0-0 4-3	0-0 1B	0-0 P6				4	0	1	2	0	0	4				
Charlie Maxwell, L (1, 3) OBP: 0.396, SLG: 0.388		0-0 6-3		0-0 1B	0-3 K		4-0 1B BB			3	0	1	0	1	1	2				
Tom McCraw, L (7, PR) OBP: 0.262, SLG: 0.314										0	0	0	0	0	0	0				
Dave Nicholson, R (1, 7) OBP: 0.342, SLG: 0.465		4-0 2B BB		0-3 K	0-0 K	4-0 WP 1B BB	0-0 F7			2	2	0	0	2	1	2				
Ron Hansen, R (1, 6) OBP: 0.311, SLG: 0.366		0-0 6-3 1-H 2B		0-3 K		0-0 F5	0-0 1B		0-0 1-2 1B	4	0	2	1	0	1	2				
Cam Carreon, R (1, 2) OBP: 0.337, SLG: 0.365		0-0 6-3			0-0 G3 1B 1B	0-0 BB WP 1B	0-0 F8			4	2	2	0	0	0	2				
Ray Herbert, R (1, 1) OBP: 0.327, SLG: 0.375		0-3 K		0-3 K	0-0 K	4-0 1B BB	0-0 G3			3	0	0	0	1	2	2				
<b>Inning Stats</b>	R: 0 E: 0 K: 1 S: 6	H: 1 LOB: 1 BB: 0 P: 6	R: 1 E: 0 K: 1 S: 6	H: 1 LOB: 1 BB: 1 P: 10	R: 0 E: 0 K: 1 S: 5	H: 0 LOB: 0 BB: 0 P: 5	R: 0 E: 0 K: 2 S: 8	H: 1 LOB: 1 BB: 0 P: 8	R: 2 E: 0 K: 0 S: 10	H: 3 LOB: 2 BB: 1 P: 14	R: 2 E: 0 K: 0 S: 5	H: 2 LOB: 3 BB: 3 P: 17	R: 0 E: 0 K: 0 S: 3	H: 1 LOB: 1 BB: 1 P: 7	R: 0 E: 0 K: 1 S: 5	H: 0 LOB: 0 BB: 0 P: 5	1B: 8 2B: 1 3B: 0 HR: 0	SF: 0 SAC: 0 DP: 0 HBP: 0	WP: 1 PB: 0 CS: 0	PA: 38
<b>PITCHER</b> Bill Faul, R (1, 1) ERA: 4.32 Alan Koch, R (6, 1) ERA: 5.5 Bob Anderson, R (8, 1) ERA: 3.6	IP: 5.0 WLS: L BF: 23 H: 6 R: 3 ER: 3 SO: 7 BB: 2 IBB: 0 HBP: 0 BLK: 0 WP: 0 HR: 0 S: 35 P: 43 ERA: 5.40 WHIP: 1.600																			

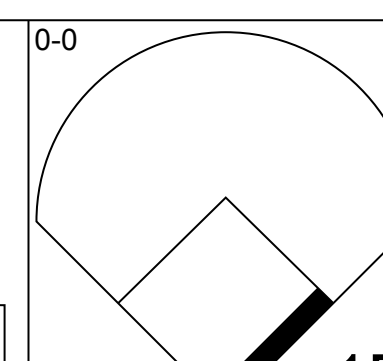
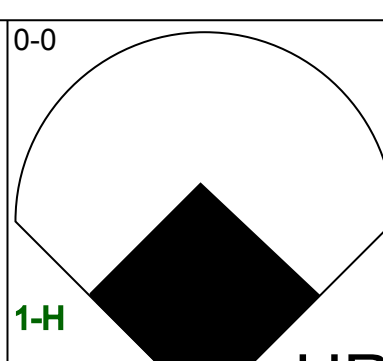
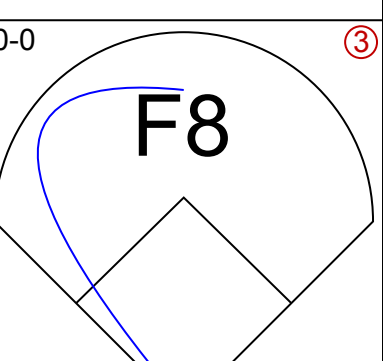
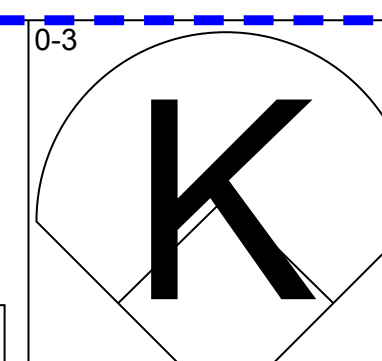
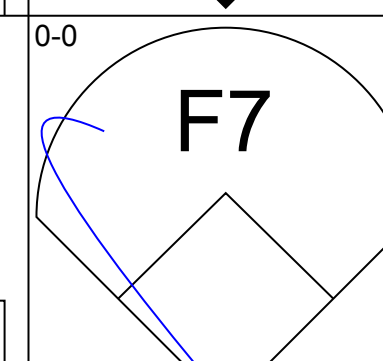
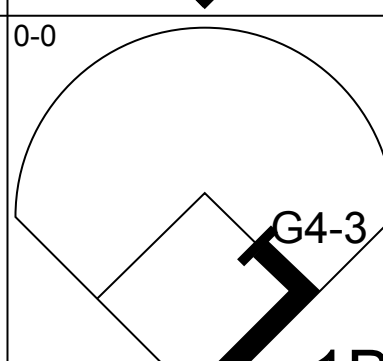
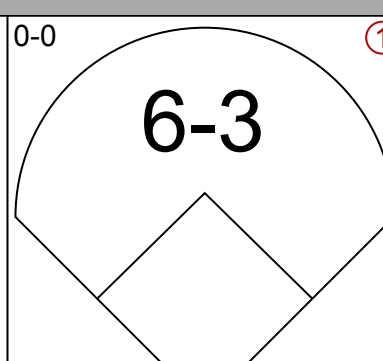
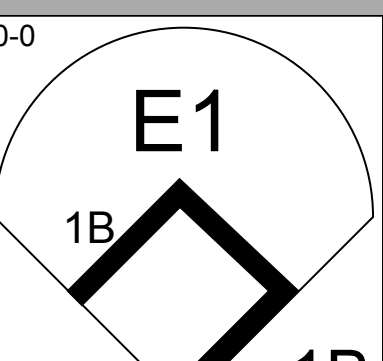
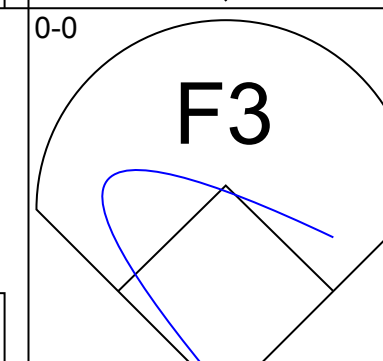
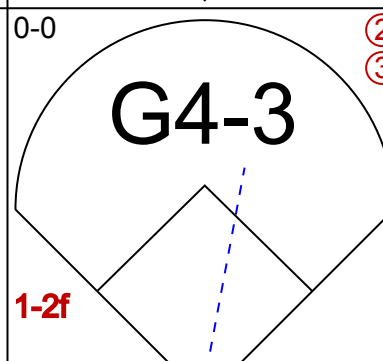
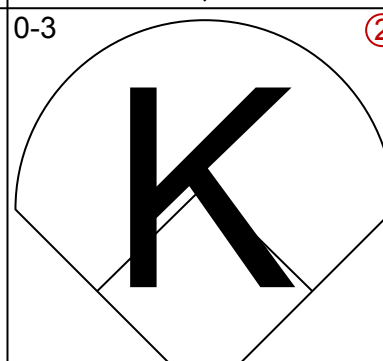
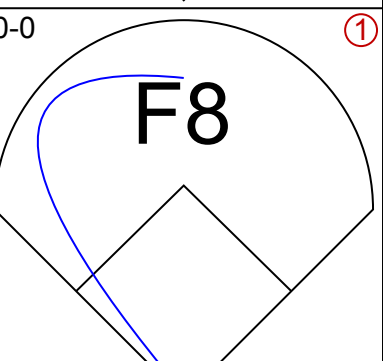
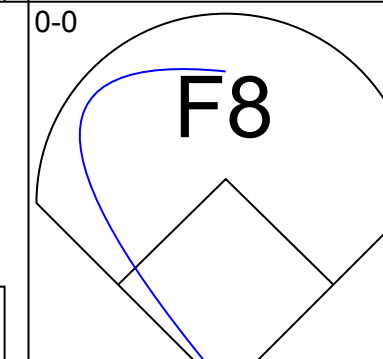
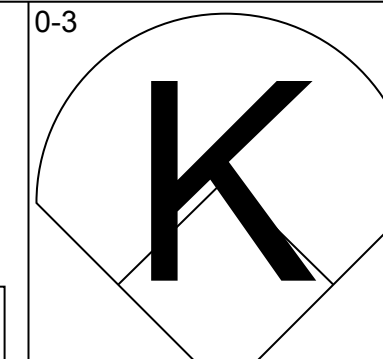
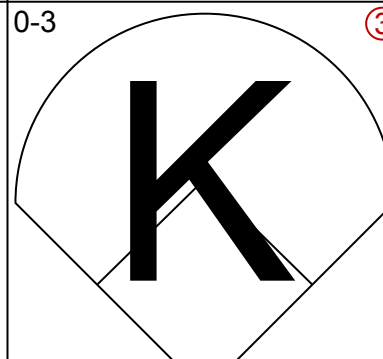
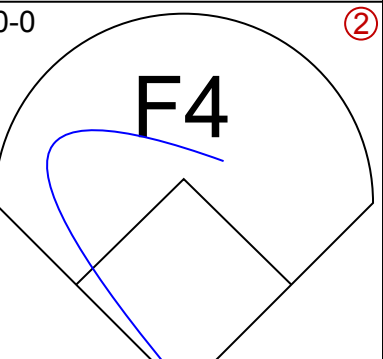
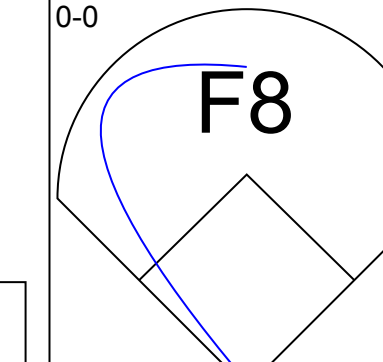
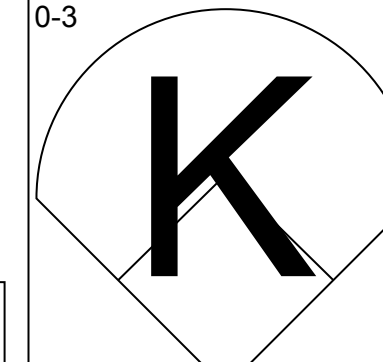
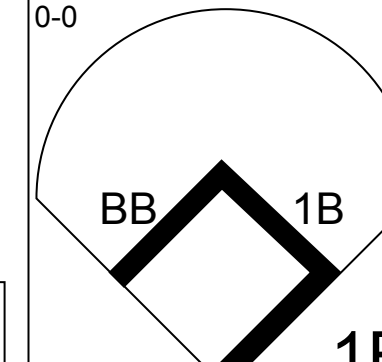
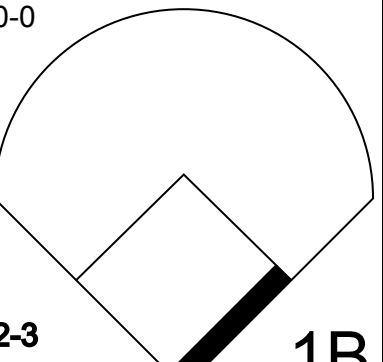
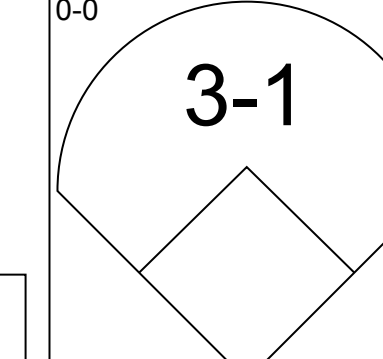
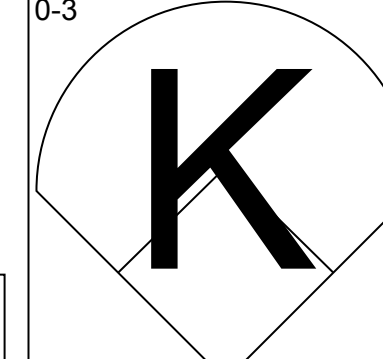
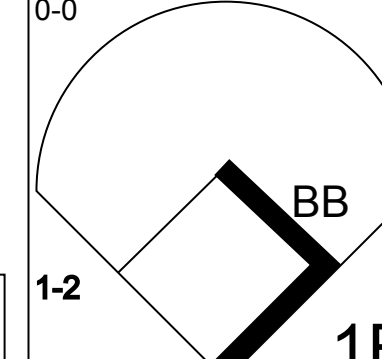
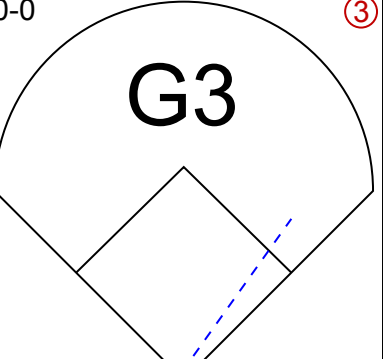
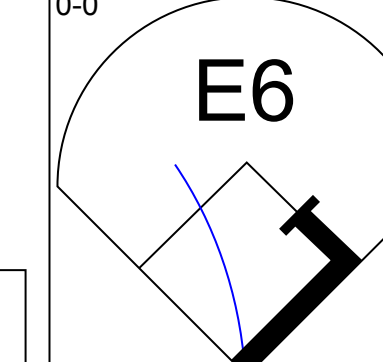
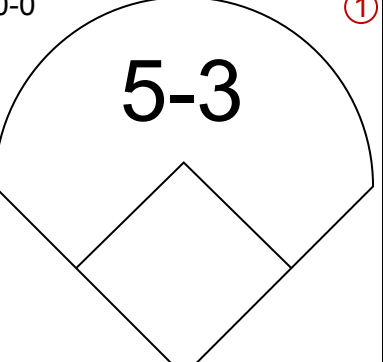
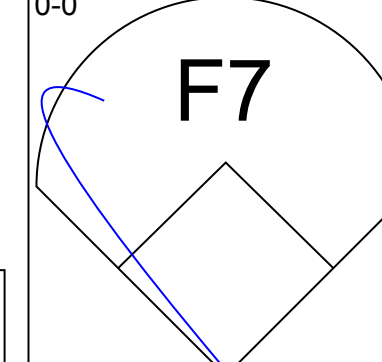
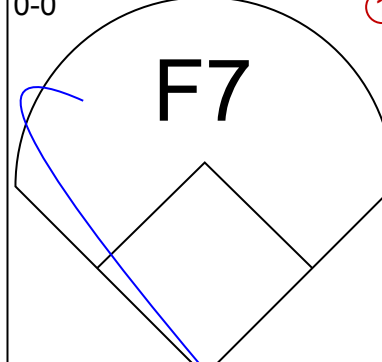
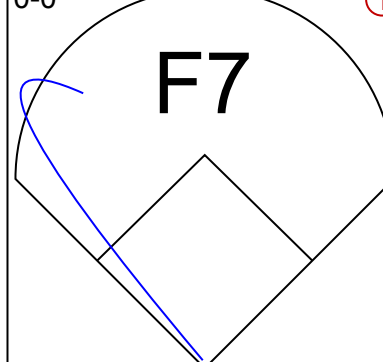
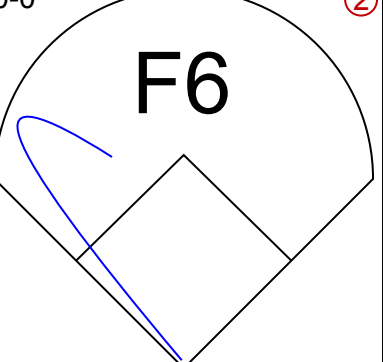
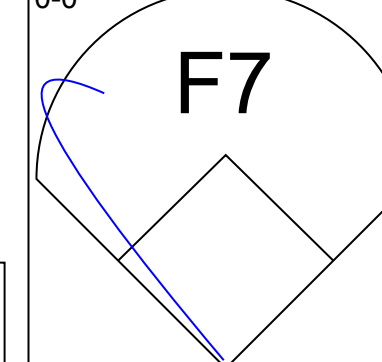
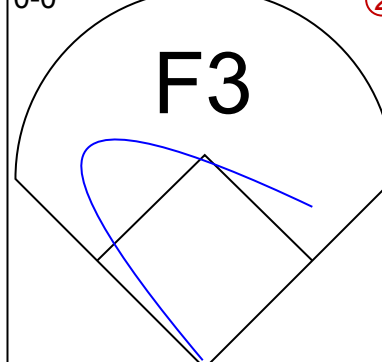
Detroit Tigers @ Chicago White Sox  
Comiskey Park, Chicago, IL  
Sat Aug 10 1963, 4:33 AM EDT  
Att: 12,152 - Unknown

AB 32  
R 5  
H 9  
RBI 5  
BB 6  
SO 8  
LOB 20





Batter	1	2	3	4	5	6	7	8	9	AB	R	H	RBI	BB	SO	LOB	TOP					
Don Wert, R OBP: 0.317, SLG: 0.354 (1, 6)										5	1	0	0	1	2	3	<b>Detroit Tigers @ Chicago White Sox</b> Comiskey Park, Chicago, IL Sun Aug 11 1963, 4:33 AM EDT Unknown					
Bubba Phillips, R OBP: 0.279, SLG: 0.317 (1, 5)										6	1	3	0	0	1	2						
Al Kaline, R OBP: 0.382, SLG: 0.515 (1, 9)										5	3	3	0	0	1	2						
Rocky Colavito, R OBP: 0.367, SLG: 0.443 (1, 7)										2	1	1	1	2	0	1						
George Thomas, R OBP: 0.282, SLG: 0.357 (1, 8)										3	1	1	1	1	0	4						
Norm Cash, L OBP: 0.385, SLG: 0.466 (1, 3)										4	0	2	2	1	0	3						
Gus Triandos, R OBP: 0.311, SLG: 0.404 (1, 2)										4	0	1	1	1	1	5						
George Smith, R OBP: 0.333, SLG: 0.500 (1, 4)										4	0	1	2	1	1	2						
Don Mossi, L OBP: 0.333, SLG: 0.267 Terry Fox, R (7, 1)										4	0	1	0	0	2	3						
<b>Inning Stats</b>	R: 0 E: 0 K: 2 S: 8	H: 1 LOB: 2 BB: 1 P: 12	R: 0 E: 0 K: 3 S: 9	H: 0 LOB: 1 BB: 1 P: 13	R: 2 E: 0 K: 0 S: 6	H: 3 LOB: 2 BB: 1 P: 10	R: 0 E: 0 K: 1 S: 5	H: 0 LOB: 0 BB: 0 P: 5	R: 3 E: 0 K: 0 S: 7	H: 4 LOB: 2 BB: 1 P: 11	R: 0 E: 0 K: 0 S: 4	H: 1 LOB: 1 BB: 0 P: 4	R: 1 E: 0 K: 1 S: 6	H: 1 LOB: 2 BB: 2 P: 14	R: 1 E: 0 K: 0 S: 6	H: 3 LOB: 2 BB: 0 P: 6	R: 0 E: 0 K: 1 S: 5	H: 0 LOB: 1 BB: 1 P: 9	1B: 12 2B: 1 3B: 0 HR: 0	SF: 2 SAC: 1 DP: 0 HBP: 0	WP: 0 PB: 1 CS: 0	PA: 47
<b>PITCHER</b>	IP WLS BF H R ER SO BB IBB HBP BLK WP HR S P ERA WHIP																					
Juan Pizarro, L ERA: 2.29	(1, 1)	4.2 L 26 8 5 5 6 4 0 0 0 0 0 0 0 1 1 9.64 2.571																				
Taylor Phillips, L ERA: 6.35	(5, 1)	0.1 1 0 0 0 0 0 0 0 0 0 0 0 0 1 1 0.00 0.000																				
Eddie Fisher, R ERA: 4.56	(6, 1)	2.0 10 2 1 1 1 2 0 0 0 0 0 0 0 10 18 4.50 2.000																				
Hoyt Wilhelm, R ERA: 2.94	(8, 1)	2.0 10 3 1 1 1 1 0 0 0 0 0 0 0 11 15 4.50 2.000																				

Batter	1	2	3	4	5	6	7	8	9	AB	R	H	RBI	BB	SO	LOB	BOTTOM					
Jim Landis, R OBP: 0.335, SLG: 0.412 (1, 8)										4	1	2	2	0	1	4	<b>Detroit Tigers @ Chicago White Sox</b> Comiskey Park, Chicago, IL Sun Aug 11 1963, 4:33 AM EDT Unknown					
Al Weis, S OBP: 0.331, SLG: 0.329 (1, 4)										4	0	2	0	0	0	1						
Mike Hershberger, R OBP: 0.344, SLG: 0.371 (1, 9)										4	0	0	0	0	1	3						
Dave Nicholson, R OBP: 0.338, SLG: 0.459 (1, 7)										4	0	0	0	0	2	2						
Jim Lemon, R OBP: 0.319, SLG: 0.316 (1, 3)										4	0	2	0	0	1	0						
Pete Ward, L OBP: 0.339, SLG: 0.446 (1, 5)										4	0	1	0	0	1	2						
Ron Hansen, R OBP: 0.308, SLG: 0.362 (1, 6)										4	0	0	0	0	0	2						
Cam Carreon, R OBP: 0.330, SLG: 0.357 (1, 2)										4	0	0	0	0	0	2						
<b>Inning Stats</b>	R: 0 E: 0 K: 0 S: 4	H: 1 LOB: 0 BB: 0 P: 4	R: 0 E: 1 K: 0 S: 3	H: 0 LOB: 0 BB: 0 P: 3	R: 2 E: 0 K: 0 S: 4	H: 2 LOB: 0 BB: 1 P: 8	R: 0 E: 0 K: 3 S: 9	H: 0 LOB: 0 BB: 0 P: 9	R: 0 E: 0 K: 0 S: 3	H: 0 LOB: 1 BB: 1 P: 7	R: 0 E: 0 K: 2 S: 7	H: 0 LOB: 0 BB: 0 P: 7	R: 0 E: 0 K: 1 S: 7	H: 2 LOB: 3 BB: 1 P: 11	R: 0 E: 0 K: 0 S: 5	H: 0 LOB: 0 BB: 0 P: 5	R: 0 E: 0 K: 0 S: 3	H: 0 LOB: 0 BB: 0 P: 3	1B: 6 2B: 0 3B: 0 HR: 1	SF: 0 SAC: 0 DP: 1 HBP: 0	WP: 0 PB: 0 CS: 0	PA: 36
<b>PITCHER</b>	IP WLS BF H R ER SO BB IBB HBP BLK WP HR S P ERA WHIP																					
Don Mossi, L ERA: 4.39	(1, 1)	6.2 W 27 5 2 2 5 3 0 0 0 0 0 0 0 1 34 4.66 1.200																				
Terry Fox, R ERA: 3.77	(7, 1)	2.1 S 9 2 0 0 1 0 0 0 0 0 0 0 0 11 11 0.00 0.857																				



Batter	1	2	3	4	5	6	7	8	9	10	11	AB	R	H	RBI	BB	SO	LOB	TOP			
Don Wert, R OBP: 0.314, SLG: 0.349 (1, 6)			G6-4-3 1-2f 3+H		F4			K			F8	5	0	1	0	0	1	1				
Bubba Phillips, R OBP: 0.275, SLG: 0.312 (1, 5)	F9		E5 WP 1B			K		F7			F7	5	1	0	0	0	1	1				
Al Kaline, R OBP: 0.380, SLG: 0.512 (1, 9)	K		FC6-4 1B			L5 FC5-4				L6-3	F2	5	0	1	1	0	1	1				
Rocky Colavito, R OBP: 0.366, SLG: 0.444 (1, 7)		4-3 2B	FC6-4			F7		K				4	0	1	0	0	1	2				
George Thomas, R OBP: 0.282, SLG: 0.355 (1, 8)	4-3 2-3			6-3		FC5-4 1-2f					1B	4	0	1	0	0	0	2				
Norm Cash, L OBP: 0.304, SLG: 0.464 (1, 3)	F2			G1-4-3 1B			F7				F9	4	0	1	0	0	0	2				
Bill Freehan, R OBP: 0.335, SLG: 0.374 (1, 2)	F8			G1-4-3 1-2f			F2				5-3	4	0	0	0	0	0	2				
George Smith, R OBP: 0.323, SLG: 0.448 (1, 4)			1B G6-4-3 BB		F6			F9			F8	3	1	0	0	1	0	0				
Frank Lary, R OBP: 0.304, SLG: 0.273 (1, 1)			G6-4-3 1B		F3			B5-3			F8	4	0	1	0	0	0	0				
<b>Inning Stats</b>	R: 0 E: 0 K: 1 S: 5	H: 1 LOB: 1 BB: 0 P: 5	R: 0 E: 0 K: 0 S: 4	H: 1 LOB: 1 BB: 0 P: 4	R: 2 E: 1 K: 0 S: 5	H: 2 LOB: 1 BB: 1 P: 9	R: 0 E: 0 K: 0 S: 3	H: 1 LOB: 0 BB: 0 P: 3	R: 0 E: 0 K: 0 S: 3	H: 0 LOB: 1 BB: 0 P: 6	R: 0 E: 0 K: 1 S: 5	H: 0 LOB: 0 BB: 0 P: 5	R: 0 E: 0 K: 1 S: 6	H: 1 LOB: 1 BB: 0 P: 6	R: 0 E: 0 K: 0 S: 3	H: 0 LOB: 0 BB: 0 P: 3	R: 0 E: 0 K: 0 S: 3	H: 0 LOB: 0 BB: 0 P: 3	1B: 5 2B: 2 3B: 0 HR: 0	SF: 0 SAC: 0 DP: 3 HBP: 0	WP: 1 PB: 0 SB: 0 CS: 1	PA: 39
<b>PITCHER</b> Gary Peters, L ERA: 1.99 (1, 1)	IP: 11.0 WLS: 7 BF: 39 H: 6 R: 2 ER: 1 SO: 4 BB: 1 IBB: 0 HBP: 0 BLK: 0 WP: 1 HR: 0 S: 46 P: 50 ERA: 0.82 WHIP: 0.636																					

**Detroit Tigers @ Chicago White Sox**  
Comiskey Park, Chicago, IL  
Sun Aug 11 1963, 4:38 AM EDT  
Att: 22,612 - Unknown


AB 38  
R 2  
H 6  
RBI 1  
BB 1  
SO 4  
LOB 11



Batter	1	2	3	4	5	6	7	8	9	10	11	AB	R	H	RBI	BB	SO	LOB	BOTTOM					
Mike Hershberger, R OBP: 0.351, SLG: 0.377 (1, 9)	3-1 1B		4-0 BB		1-3 2B		G6-4-3 HBP		4-3			3	0	2	0	1	0	1						
Nellie Fox, L OBP: 0.303, SLG: 0.313 (1, 4)	3-1 1-2		3-1		L9		F7			3-1		5	0	0	0	0	0	5						
Jim Landis, R OBP: 0.331, SLG: 0.406 (1, 8)	F4			F4		F8	G6-4-3 1-2f			L9		5	0	0	0	0	0	2						
Pete Ward, L OBP: 0.338, SLG: 0.450 (1, 5)	L9			G3		HR		F7		4-3		5	1	1	1	0	0	1						
Charlie Maxwell, L OBP: 0.385, SLG: 0.367 (1, 3)		4-3		F3 BB		F8		F8		4-3		4	0	0	0	1	0	0						
Dave Nicholson, R OBP: 0.336, SLG: 0.464 (1, 7)		5-3		K		E5 BB		K			HR	5	1	1	1	0	2	1						
Ron Hansen, R OBP: 0.307, SLG: 0.358 (1, 6)		F8			F2		1-2 BB		F2			3	0	0	0	1	0	0						
Sherm Lollar, R OBP: 0.303, SLG: 0.269 (1, 2)			F6		6-3		F8		F7			4	0	0	0	0	0	2						
Gary Peters, L OBP: 0.246, SLG: 0.389 (1, 1)			4-3		2B 1B		HR				2B	4	1	3	1	0	0	0						
<b>Inning Stats</b>	R: 0 E: 0 K: 0 S: 4	H: 1 LOB: 1 BB: 0 P: 4	R: 0 E: 0 K: 0 S: 3	H: 0 LOB: 0 BB: 0 P: 3	R: 0 E: 0 K: 0 S: 3	H: 0 LOB: 1 BB: 1 P: 7	R: 0 E: 0 K: 1 S: 5	H: 0 LOB: 2 BB: 1 P: 9	R: 0 E: 0 K: 0 S: 5	H: 1 LOB: 2 BB: 0 P: 5	R: 1 E: 0 K: 1 S: 5	H: 1 LOB: 0 BB: 0 P: 4	R: 0 E: 0 K: 1 S: 5	H: 0 LOB: 0 BB: 0 P: 5	R: 0 E: 0 K: 0 S: 4	H: 1 LOB: 1 BB: 0 P: 4	R: 0 E: 0 K: 0 S: 3	H: 0 LOB: 0 BB: 0 P: 3	R: 1 E: 0 K: 0 S: 2	H: 1 LOB: 0 BB: 0 P: 2	1B: 2 2B: 2 3B: 0 HR: 3	SF: 0 SAC: 0 DP: 1 HBP: 1	WP: 0 PB: 0 SB: 0 CS: 0	PA: 42
<b>PITCHER</b> Frank Lary, R ERA: 3.07 (1, 1)	IP: 10.1 WLS: 7 BF: 42 H: 7 R: 3 ER: 3 SO: 2 BB: 3 IBB: 0 HBP: 1 BLK: 0 WP: 0 HR: 3 S: 42 P: 55 ERA: 2.61 WHIP: 0.968																							

**Detroit Tigers @ Chicago White Sox**  
Comiskey Park, Chicago, IL  
Sun Aug 11 1963, 4:38 AM EDT  
Att: 22,612 - Unknown

AB 38  
R 3  
H 7  
RBI 3  
BB 3  
SO 2  
LOB 12





Batter	1	2	3	4	5	6	7	8	9	AB	R	H	RBI	BB	SO	LOB	TOP					
Vic Davallilo, L (1, 8) OBP: 0.332, SLG: 0.462	5-3		K				F9			4	0	1	0	0	1	0						
Larry Brown, R (1, 6) OBP: 0.315, SLG: 0.322					F7	F7		F9		4	0	1	0	0	0	2						
Tito Francona, L (1, 7) OBP: 0.306, SLG: 0.341	F8			1B	P4			3-1		4	0	1	0	0	0	3						
Fred Whitfield, L (1, 3) OBP: 0.296, SLG: 0.481	P4			F7			3-1	F8		4	0	0	0	0	2							
John Romano, R (1, 2) OBP: 0.335, SLG: 0.386		K			F8			F7		4	0	1	0	0	1	0						
Al Luplow, L (1, 9) OBP: 0.308, SLG: 0.331	1-3							P6		3	0	1	0	1	0	0						
Max Alvis, R (1, 5) OBP: 0.317, SLG: 0.439	F2			FC6-4				F7		4	0	0	0	0	4							
Woodie Held, R (1, 4) OBP: 0.353, SLG: 0.451			4-3					F8		3	0	1	0	0	0	0						
Mudcat Grant, R (1, 1) OBP: 0.196, SLG: 0.224										2	0	0	0	0	1	1						
Miguel de la Hoz, R (7, PH) OBP: 0.294, SLG: 0.400			6-3							1	0	0	0	0	0	0						
Early Wynn, S (7, 1) OBP: 0.333, SLG: 0.200					K			6-3		0	0	0	0	0	0	0						
<b>Inning Stats</b>	R: 0 E: 0 K: 0 S: 4	H: 1 LOB: 1 BB: 0 P: 4	R: 0 E: 0 K: 1 S: 5	H: 0 LOB: 0 BB: 0 P: 5	R: 0 E: 0 K: 1 S: 5	H: 0 LOB: 0 BB: 0 P: 5	R: 0 E: 0 K: 0 S: 6	H: 3 LOB: 3 BB: 0 P: 6	R: 0 E: 0 K: 1 S: 7	H: 2 LOB: 2 BB: 1 P: 7	R: 0 E: 0 K: 0 S: 3	H: 0 LOB: 1 BB: 1 P: 7	R: 0 E: 0 K: 0 S: 3	H: 0 LOB: 0 BB: 0 P: 3	R: 0 E: 0 K: 0 S: 3	H: 0 LOB: 0 BB: 0 P: 3	R: 0 E: 0 K: 0 S: 3	H: 0 LOB: 0 BB: 0 P: 3	1B: 6 2B: 0 3B: 0 HR: 0	SF: 0 SAC: 0 DP: 0 HBP: 0	WP: 0 PB: 0 SB: 1 CS: 0	PA: 34
<b>PITCHER</b> Dave DeBusschere, R (1, 1) ERA: 3.24	IP: 9.0 WLS: W BF: 34 H: 6 R: 0 ER: 0 SO: 3 BB: 1 IBB: 0 HBP: 0 BLK: 0 WP: 0 HR: 0 S: 39 P: 43 ERA: 0.00 WHIP: 0.778															<b>PITCHER</b>						

Cleveland Indians @ Chicago White Sox  
Comiskey Park, Chicago, IL  
Tue Aug 13 1963, 8:05 PM EDT  
Att: 17,902 - Unknown

AB	33
R	0
H	6
RBI	0
BB	1
SO	3
LOB	12



Batter	1	2	3	4	5	6	7	8	9	AB	R	H	RBI	BB	SO	LOB	BOTTOM					
Mike Hershberger, R (1, 9) OBP: 0.350, SLG: 0.375	1B		F3		E6	F3				4	2	1	0	0	0	2						
Nellie Fox, L (1, 4) OBP: 0.307, SLG: 0.319								4-3		4	1	3	1	0	0	0						
Jim Landis, R (1, 8) OBP: 0.327, SLG: 0.401	F9		K		F3		P6			4	0	0	0	0	1	4						
Pete Ward, L (1, 5) OBP: 0.339, SLG: 0.453	SF9							4-3		2	0	1	2	1	0	0						
Charlie Maxwell, L (1, 3) OBP: 0.375, SLG: 0.355										3	0	0	0	0	1	3						
Tom McCraw, L (7, 3) OBP: 0.266, SLG: 0.314	K				4-3					0	0	0	0	1	0	0						
Dave Nicholson, R (1, 7) OBP: 0.332, SLG: 0.458		K			K		P6		F9	4	0	0	0	0	2	3						
Ron Hansen, R (1, 6) OBP: 0.307, SLG: 0.355	6-3				F8		WP		F8	3	0	0	0	1	0	2						
Cam Carreon, R (1, 2) OBP: 0.330, SLG: 0.353	6-3				F8					2	0	0	0	1	0	2						
Dave DeBusschere, R (1, 1) OBP: 0.100, SLG: 0.053			K		K		F8			3	0	0	0	0	2	2						
<b>Inning Stats</b>	R: 1 E: 0 K: 1 S: 7	H: 2 LOB: 1 BB: 0 P: 7	R: 0 E: 0 K: 1 S: 5	H: 0 LOB: 0 BB: 0 P: 5	R: 0 E: 0 K: 2 S: 8	H: 1 LOB: 1 BB: 0 P: 8	R: 0 E: 1 K: 1 S: 6	H: 0 LOB: 2 BB: 1 P: 10	R: 2 E: 1 K: 1 S: 8	H: 2 LOB: 1 BB: 0 P: 8	R: 0 E: 0 K: 0 S: 3	H: 0 LOB: 2 BB: 2 P: 11	R: 0 E: 0 K: 0 S: 3	H: 0 LOB: 0 BB: 0 P: 3	R: 0 E: 0 K: 0 S: 2	H: 0 LOB: 0 BB: 1 P: 6	R: 0 E: 0 K: 0 S: 2	H: 0 LOB: 0 BB: 1 P: 6	1B: 3 2B: 2 3B: 0 HR: 0	SF: 1 SAC: 0 DP: 0 HBP: 0	WP: 1 PB: 0 SB: 0 CS: 1	PA: 34
<b>PITCHER</b> Mudcat Grant, R (1, 1) ERA: 3.57	IP: 6.0 WLS: L BF: 28 H: 5 R: 3 ER: 1 SO: 6 BB: 3 IBB: 0 HBP: 0 BLK: 0 WP: 1 HR: 0 S: 37 P: 49 ERA: 1.50 WHIP: 1.333															<b>PITCHER</b> Early Wynn, R (7, 1) ERA: 2.02						

Cleveland Indians @ Chicago White Sox  
Comiskey Park, Chicago, IL  
Tue Aug 13 1963, 8:05 PM EDT  
Att: 17,902 - Unknown

AB	29
R	3
H	5
RBI	3
BB	4
SO	6
LOB	18






Batter	1	2	3	4	5	6	7	8	9	10	11	AB	R	H	RBI	BB	SO	LOB	TOP			
Tito Francona, L OBP: 0.305, SLG: 0.338 (1, 7)												4	0	0	0	1	1	2				
Larry Brown, R OBP: 0.311, SLG: 0.312 (1, 6)												4	0	0	0	1	0	3				
Vic Davalillo, L OBP: 0.337, SLG: 0.465 (1, 8)												5	0	3	0	0	0	1				
Fred Whitfield, L OBP: 0.292, SLG: 0.474 (1, 3)												4	0	0	0	0	0	2				
John Romano, R OBP: 0.332, SLG: 0.381 (1, 2)												5	0	1	0	0	0	3				
Willie Kirkland, L OBP: 0.339, SLG: 0.392 (1, 9)												5	1	1	1	0	1	4				
Max Alvis, R OBP: 0.316, SLG: 0.436 (1, 5)												5	0	1	0	0	0	0				
Woodie Held, R OBP: 0.358, SLG: 0.455 (1, 4)												4	0	3	0	0	0	0				
Dick Donovan, L OBP: 0.135, SLG: 0.154 (1, 1)												3	0	0	0	0	3	3				
<b>Inning Stats</b>	R: 0 E: 0 K: 1 S: 6	H: 1 LOB: 1 BB: 0 P: 6	R: 0 E: 0 K: 0 S: 3	H: 0 LOB: 0 BB: 0 P: 3	R: 0 E: 1 K: 0 S: 4	H: 1 LOB: 1 BB: 0 P: 4	R: 0 E: 0 K: 0 S: 4	H: 1 LOB: 1 BB: 0 P: 4	R: 0 E: 1 K: 1 S: 7	H: 2 LOB: 2 BB: 1 P: 10	R: 0 E: 0 K: 0 S: 4	H: 1 LOB: 1 BB: 0 P: 4	R: 0 E: 0 K: 1 S: 5	H: 0 LOB: 0 BB: 0 P: 5	R: 0 E: 0 K: 0 S: 2	H: 0 LOB: 0 BB: 1 P: 6	R: 1 E: 0 K: 0 S: 4	H: 1 LOB: 0 BB: 0 P: 4	1B: 8 2B: 0 3B: 0 HR: 1	SF: 0 SAC: 2 DP: 1 HBP: 0	WP: 0 PB: 0 SB: 0 CS: 0	PA: 43
<b>PITCHER</b> Ray Herbert, R ERA: 3.14 (1, 1)	IP: 11.0 WLS: 1 BF: 43 H: 9 R: 1 ER: 1 SO: 5 BB: 1 IBB: 1 HBP: 0 BLK: 0 WP: 0 HR: 1 S: 51 P: 59 ERA: 0.82 WHIP: 0.909																					

Cleveland Indians @ Chicago White Sox  
Comiskey Park, Chicago, IL  
Wed Aug 14 1963, 8:05 PM EDT  
Att: 23,220 - Unknown


AB 39  
R 1  
H 9  
RBI 1  
BB 2  
SO 5  
LOB 18



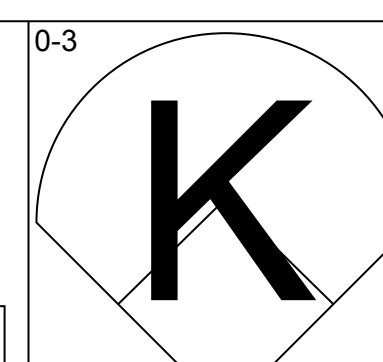
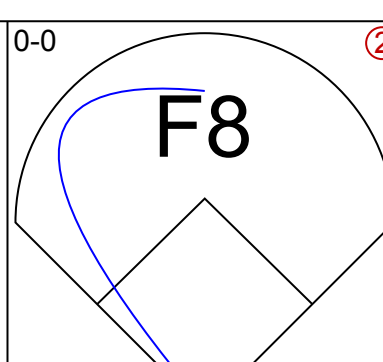
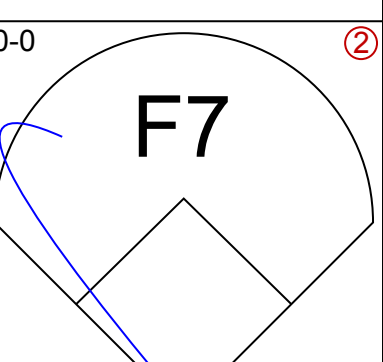
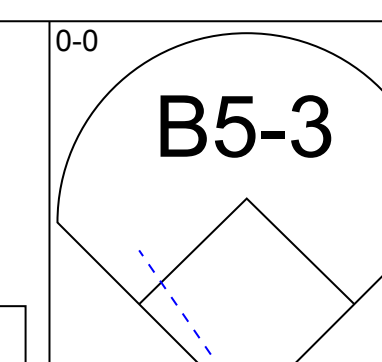
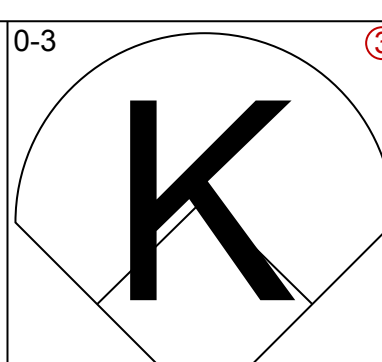
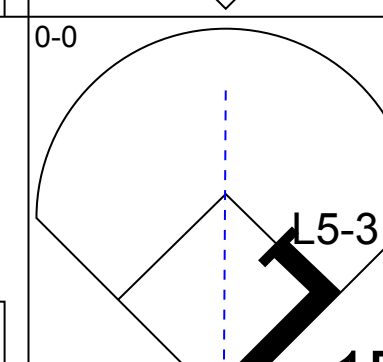
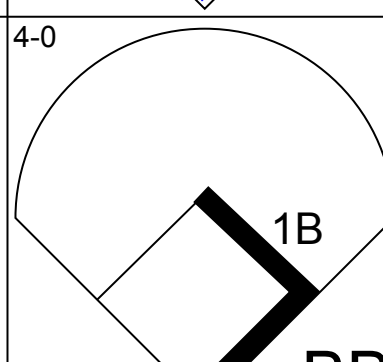
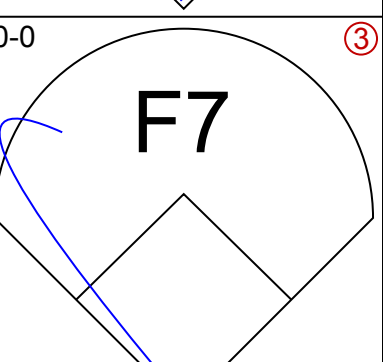
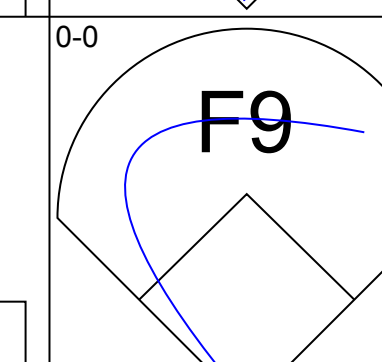
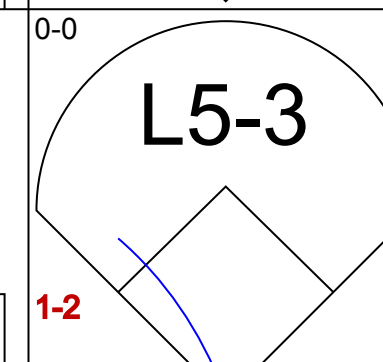
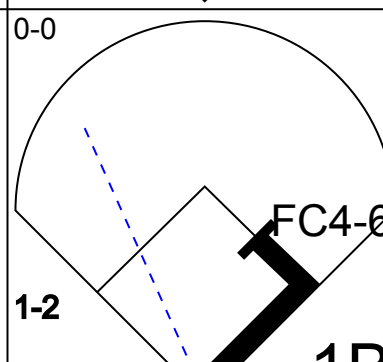
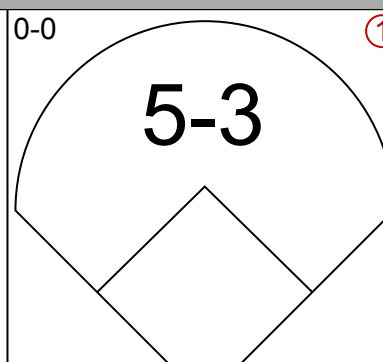
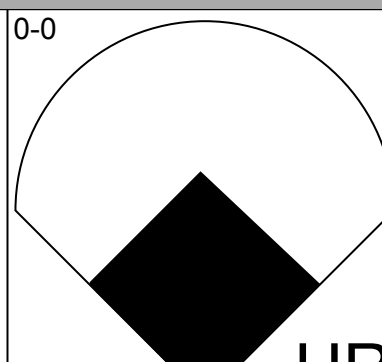
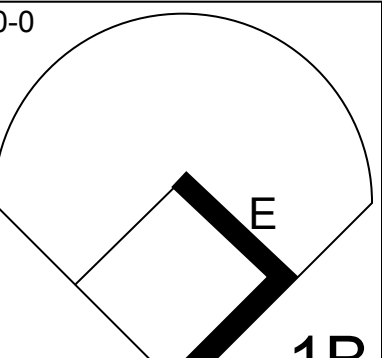
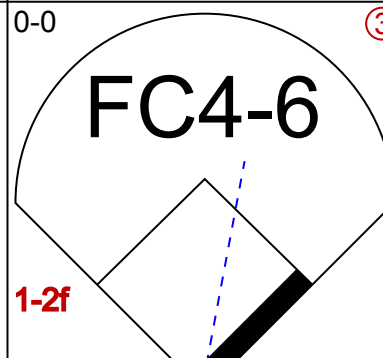
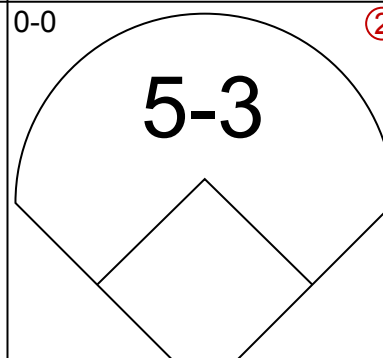
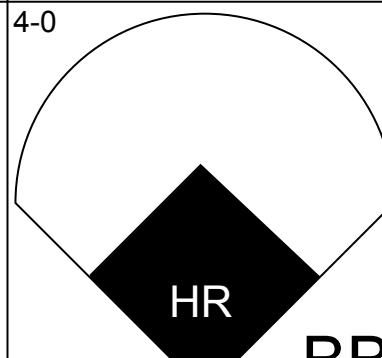
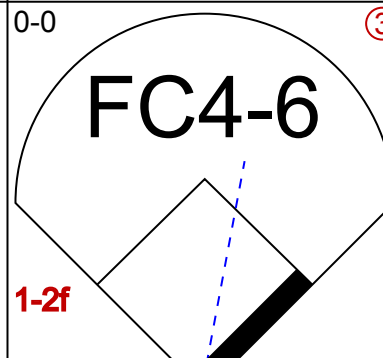
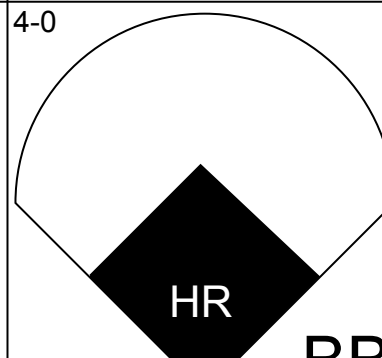
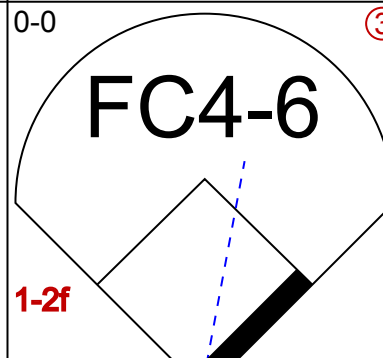
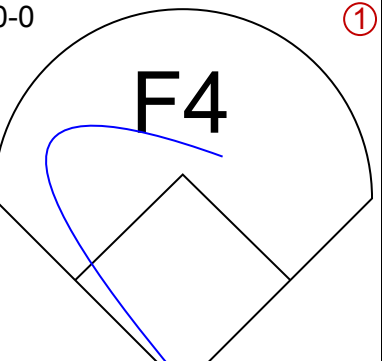
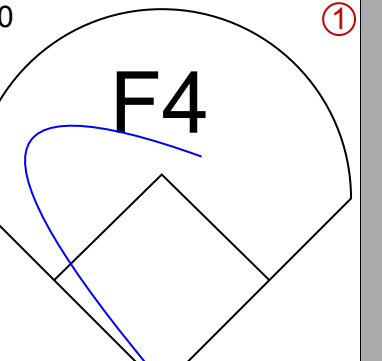
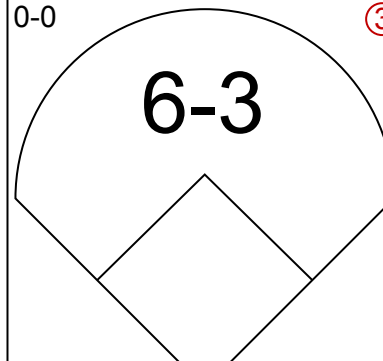
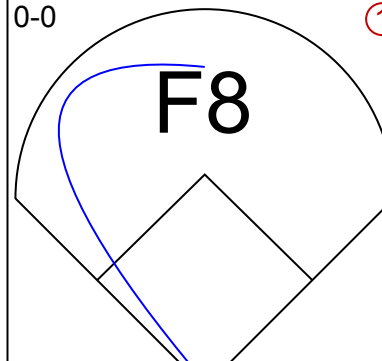
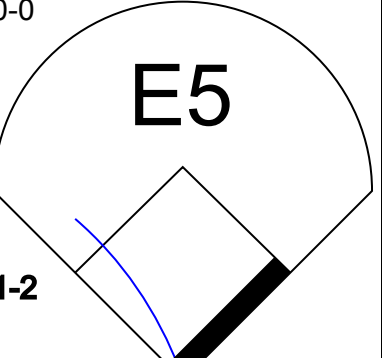
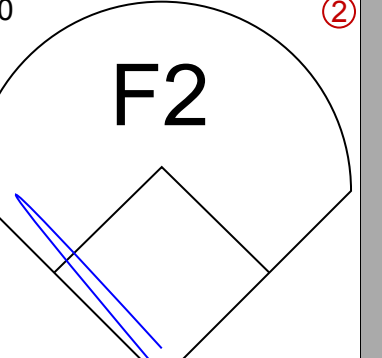
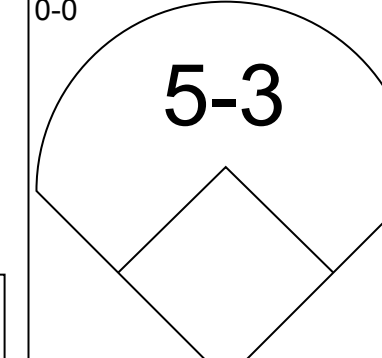
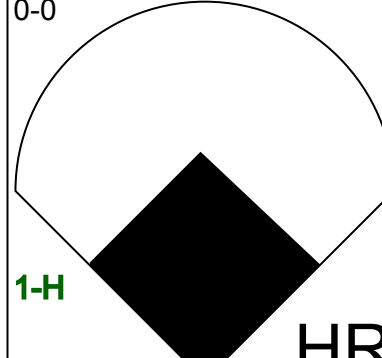
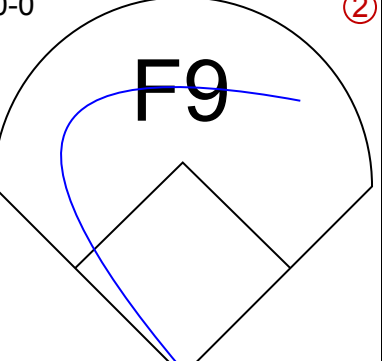
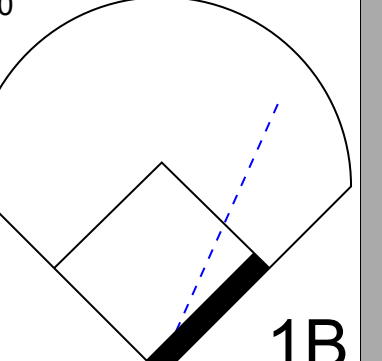
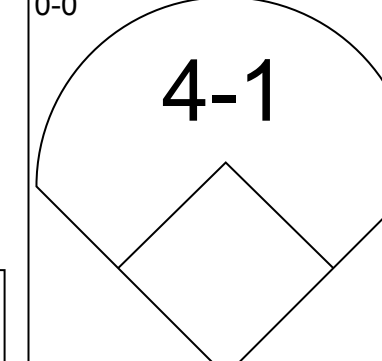
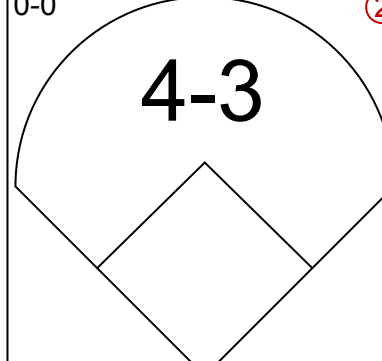
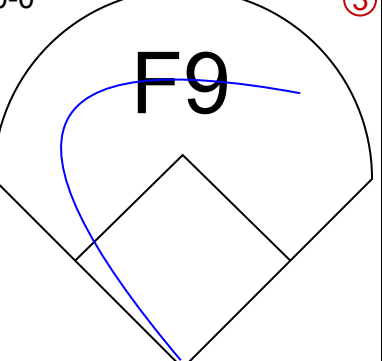
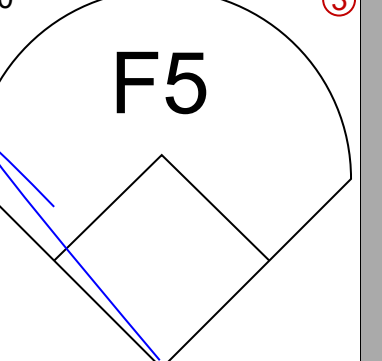
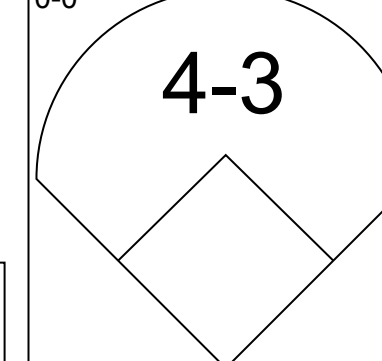
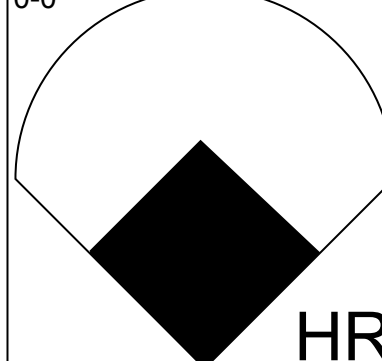

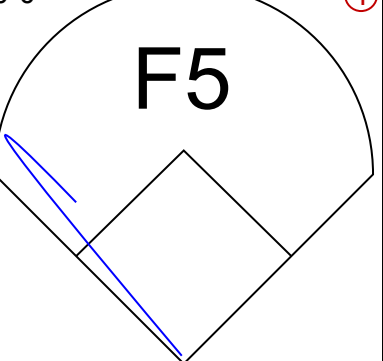
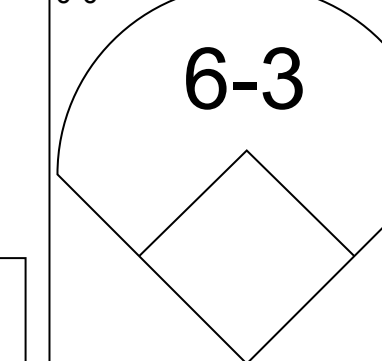
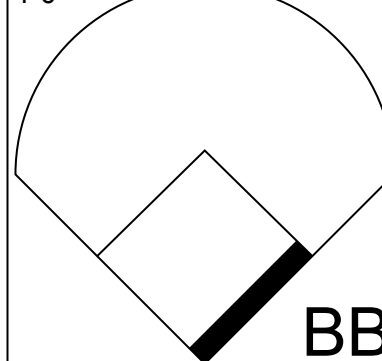


Batter	1	2	3	4	5	6	7	8	9	10	11	AB	R	H	RBI	BB	SO	LOB	BOTTOM			
Mike Hershberger, R OBP: 0.348, SLG: 0.372 (1, 9)												5	0	1	0	0	1	2				
Nellie Fox, L OBP: 0.305, SLG: 0.316 (1, 4)												4	0	0	0	0	0	1				
Jim Landis, R OBP: 0.326, SLG: 0.397 (1, 8)												3	0	0	0	0	0	0				
Pete Ward, L OBP: 0.337, SLG: 0.449 (1, 5)												4	0	0	0	0	0	1				
Charlie Maxwell, L OBP: 0.369, SLG: 0.344 Tom McCraw, L OBP: 0.284, SLG: 0.313 (8, 3)												3	0	0	0	0	0	0				
Dave Nicholson, R OBP: 0.332, SLG: 0.456 (1, 7)												4	0	1	0	0	1	0				
Ron Hansen, R OBP: 0.306, SLG: 0.354 (1, 6)												4	0	1	0	0	1	0				
Cam Carreon, R OBP: 0.328, SLG: 0.350 Al Weis, S OBP: 0.331, SLG: 0.329 (11, PR)												4	0	1	0	0	0	2				
Ray Herbert, R OBP: 0.346, SLG: 0.413 Floyd Robinson, L OBP: 0.346, SLG: 0.413 (11, PH)												2	0	0	0	0	0	2				
<b>Inning Stats</b>	R: 0 E: 0 K: 3 S: 3	H: 0 LOB: 1 BB: 0 P: 4	R: 0 E: 0 K: 1 S: 5	H: 0 LOB: 0 BB: 0 P: 5	R: 0 E: 1 K: 0 S: 4	H: 1 LOB: 1 BB: 0 P: 4	R: 0 E: 0 K: 0 S: 3	H: 0 LOB: 0 BB: 0 P: 3	R: 0 E: 0 K: 1 S: 5	H: 0 LOB: 0 BB: 0 P: 5	R: 0 E: 0 K: 0 S: 3	H: 0 LOB: 0 BB: 0 P: 3	R: 0 E: 0 K: 0 S: 3	H: 0 LOB: 0 BB: 0 P: 3	R: 0 E: 0 K: 0 S: 3	H: 0 LOB: 0 BB: 0 P: 3	R: 0 E: 0 K: 1 S: 6	H: 1 LOB: 2 BB: 0 P: 6	1B: 4 2B: 0 3B: 0 HR: 0	SF: 0 SAC: 1 DP: 1 HBP: 1	WP: 0 PB: 0 SB: 1 CS: 0	PA: 37
<b>PITCHER</b> Dick Donovan, R ERA: 4.58 (1, 1)	IP: 11.0 WLS: 0 BF: 37 H: 4 R: 0 ER: 0 SO: 3 BB: 0 IBB: 0 HBP: 1 BLK: 0 WP: 0 HR: 0 S: 42 P: 43 ERA: 0.00 WHIP: 0.364																					

Cleveland Indians @ Chicago White Sox  
Comiskey Park, Chicago, IL  
Wed Aug 14 1963, 8:05 PM EDT  
Att: 23,220 - Unknown

AB 35  
R 0  
H 4  
RBI 0  
BB 0  
SO 3  
LOB 9



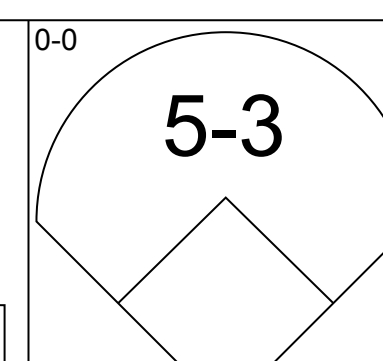
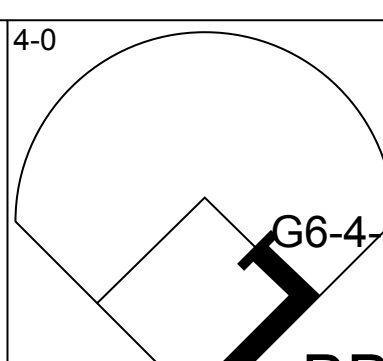
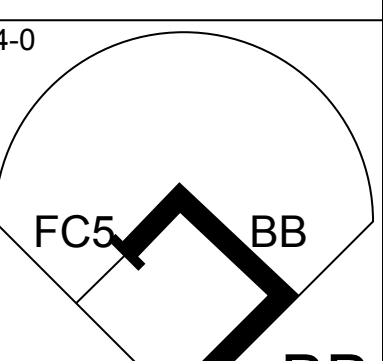
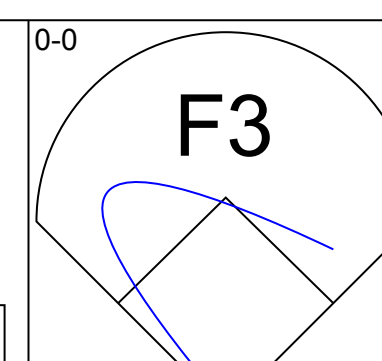
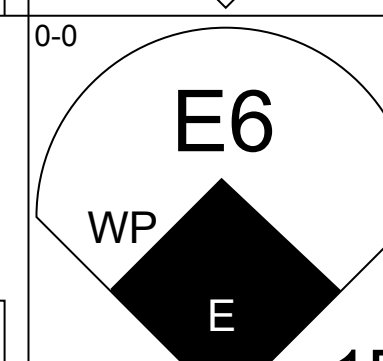
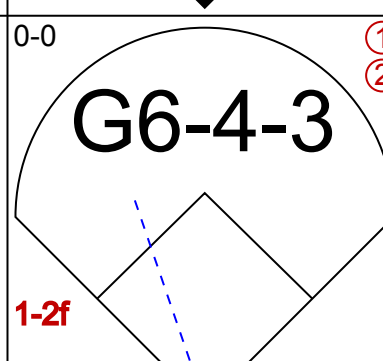
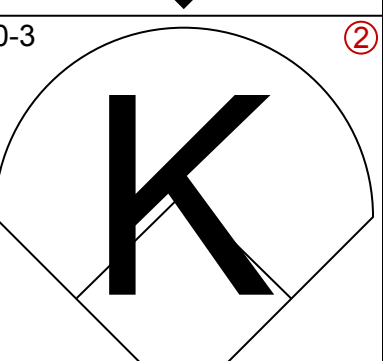
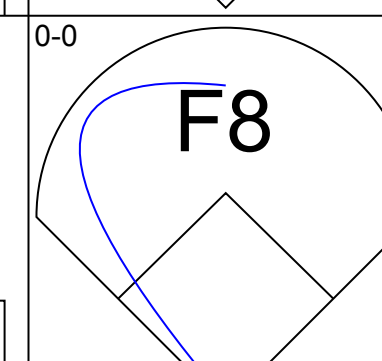
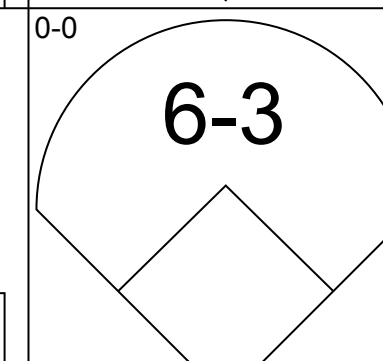
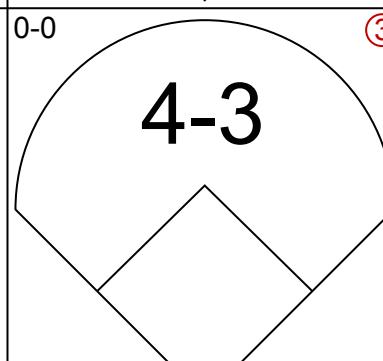
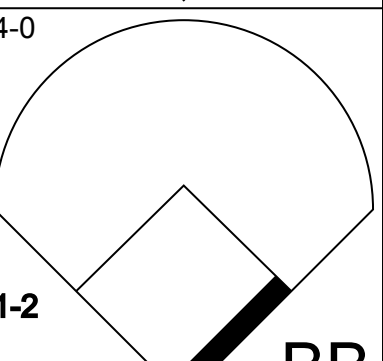
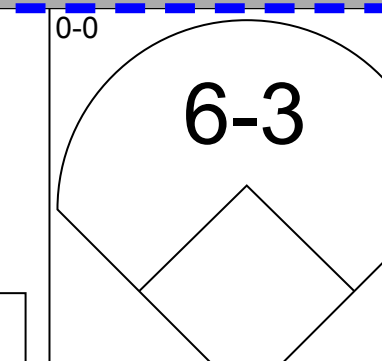
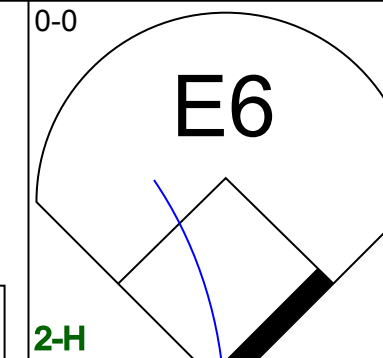
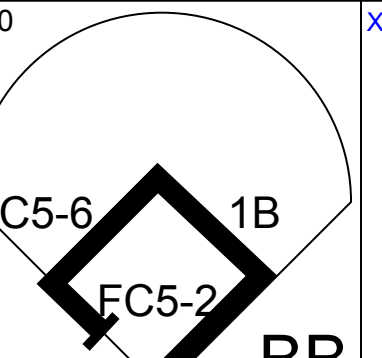
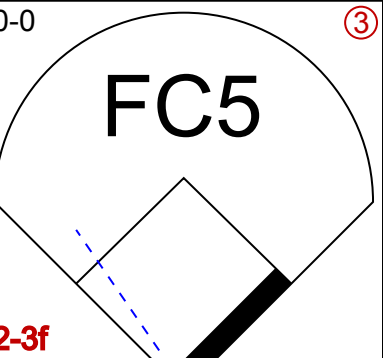
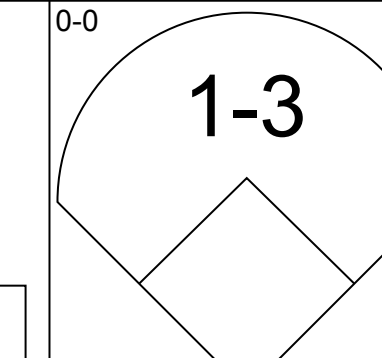
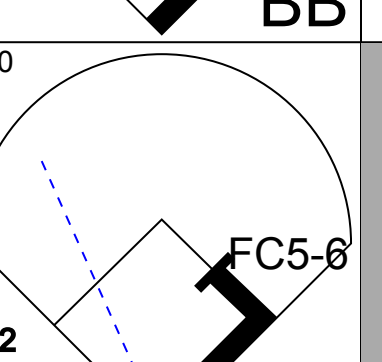
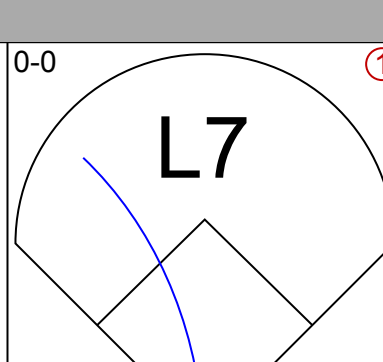
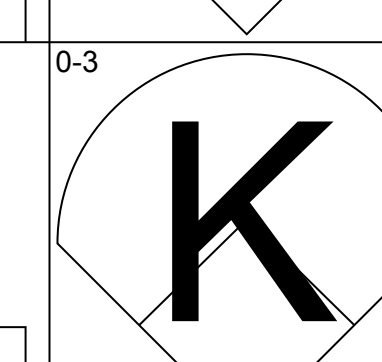
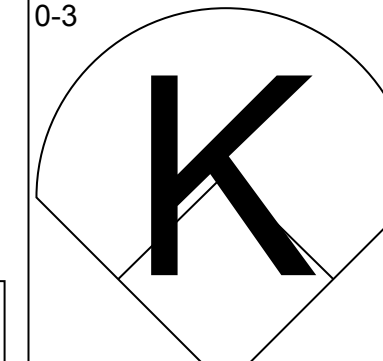
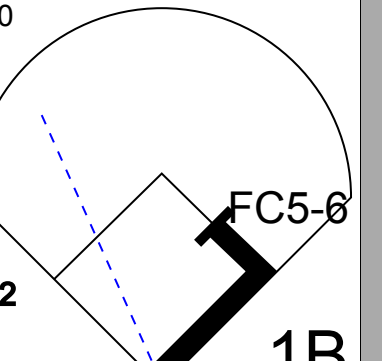
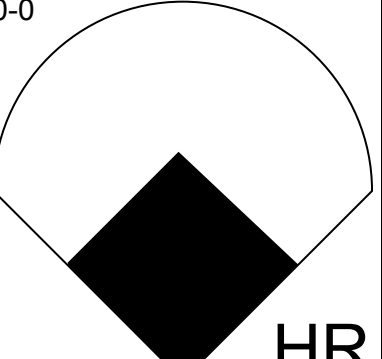
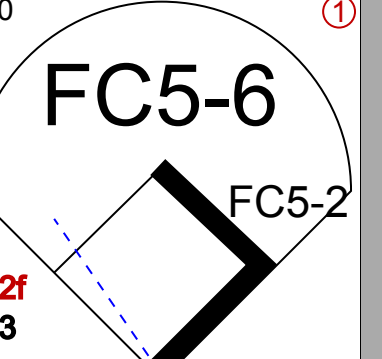
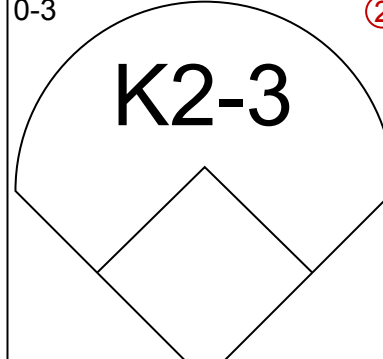
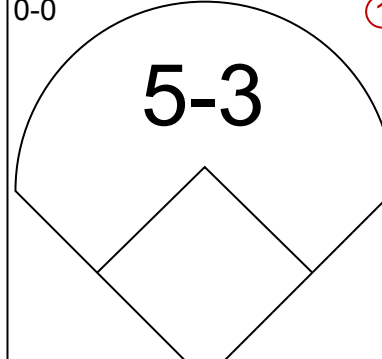


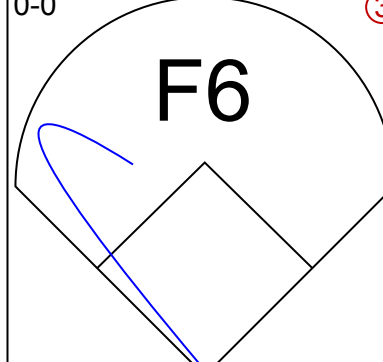
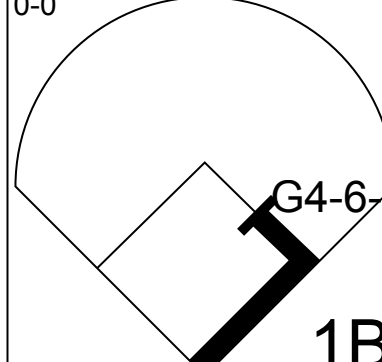
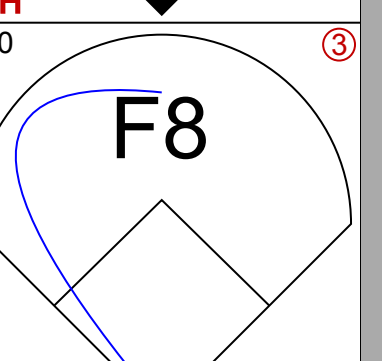
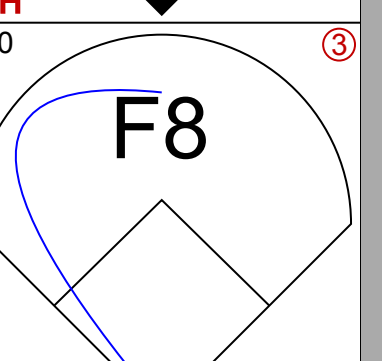
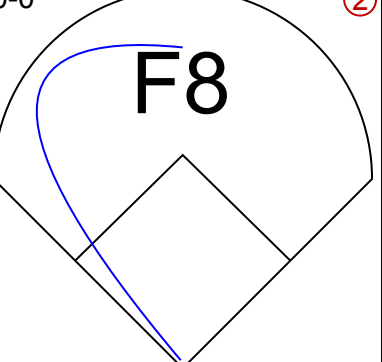
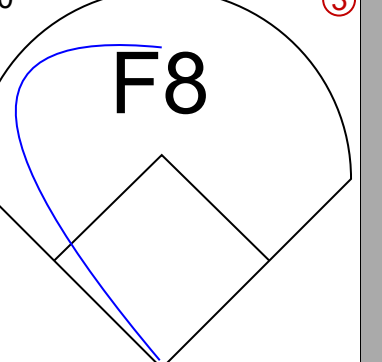
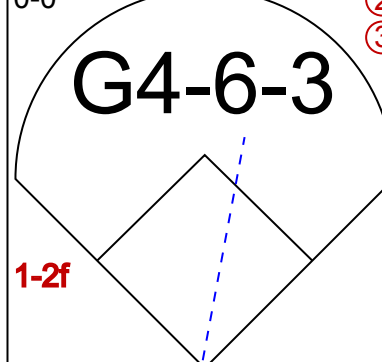


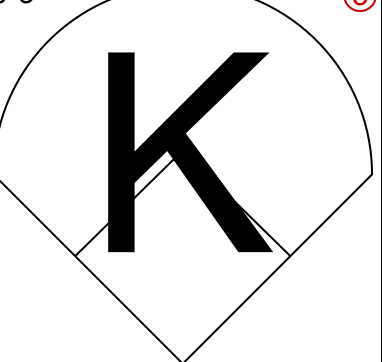
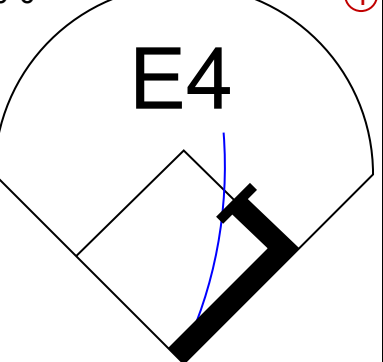
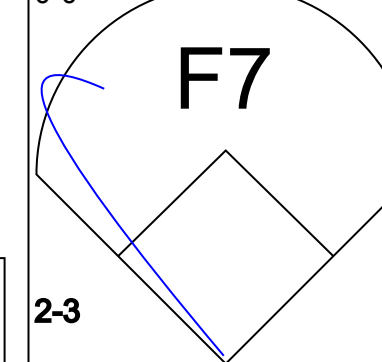


Batter	1	2	3	4	5	6	7	8	9	AB	R	H	RBI	BB	SO	LOB	TOP			
Phil Linz, R OBP: 0.340, SLG: 0.406 (1, 6)										5	0	0	0	0	0	2	1			
Bobby Richardson, R OBP: 0.310, SLG: 0.350 (1, 4)										3	0	1	0	1	0	0	0			
Tom Tresh, S OBP: 0.373, SLG: 0.498 (1, 8)										4	1	2	1	0	0	1				
Elston Howard, R OBP: 0.334, SLG: 0.540 (9, PR)										3	0	1	0	1	0	2				
Jack Reed, R OBP: 0.293, SLG: 0.302 (9, 2)										0	1	0	0	0	0	0				
Yogi Berra, L OBP: 0.366, SLG: 0.520 (9, 2)										0	0	0	0	0	0	0				
Harry Bright, R OBP: 0.343, SLG: 0.473 (1, 3)										4	0	0	0	0	0	2				
Hector Lopez, R OBP: 0.294, SLG: 0.410 (1, 7)										4	1	1	2	0	0	1				
Joe Pepitone, L OBP: 0.297, SLG: 0.448 (1, 9)										4	0	1	0	0	0	3				
Clete Boyer, R OBP: 0.306, SLG: 0.383 (1, 5)										4	1	1	1	0	0	3				
Whitey Ford, L OBP: 0.219, SLG: 0.224 (8, PH)										2	0	0	0	0	1	0				
Mickey Mantle, S OBP: 0.447, SLG: 0.664 (8, 1)										1	0	0	0	0	0	0				
Bill Kunkel, R OBP: 0.428, SLG: 0.333 (8, 1)										0	0	0	0	1	0	0				
<b>Inning Stats</b>	R: 0 E: 0 K: 1 S: 5	H: 1 LOB: 0 BB: 0 P: 5	R: 0 E: 1 K: 0 S: 5	H: 1 LOB: 2 BB: 0 P: 5	R: 0 E: 0 K: 1 S: 6	H: 1 LOB: 1 BB: 1 P: 10	R: 0 E: 0 K: 0 S: 4	H: 1 LOB: 1 BB: 0 P: 4	R: 0 E: 0 K: 0 S: 3	H: 0 LOB: 0 BB: 0 P: 3	R: 0 E: 0 K: 0 S: 3	H: 0 LOB: 0 BB: 0 P: 3	R: 0 E: 0 K: 0 S: 3	H: 0 LOB: 0 BB: 0 P: 3	R: 0 E: 0 K: 1 S: 8	H: 3 LOB: 1 BB: 2 P: 16	1B: 4 2B: 1 3B: 0 HR: 3	SF: 0 SAC: 0 DP: 1 HBP: 0	WP: 0 PB: 0 CS: 0	PA: 37
<b>PITCHER</b>	IP WLS BF H R ER SO BB IBB HBP BLK WP HR S P ERA WHIP																			
Juan Pizarro, L ERA: 2.37 (1, 1)	9.0 L 37 7 4 4 3 3 0 0 0 0 3 40 52 4.00 1.111																			

New York Yankees @ Chicago White Sox  
Comiskey Park, Chicago, IL  
Fri Aug 16 1963, 8:05 PM EDT  
Att: 35,444 - Unknown - 70 F

AB 34  
R 4  
H 7  
RBI 4  
BB 3  
SO 3  
LOB 13



Batter	1	2	3	4	5	6	7	8	9	AB	R	H	RBI	BB	SO	LOB	BOTTOM			
Jim Landis, R OBP: 0.328, SLG: 0.394 (1, 8)										2	0	0	0	2	0	1				
Nellie Fox, L OBP: 0.304, SLG: 0.316 (1, 4)										4	1	1	0	0	1	3				
Mike Hershberger, R OBP: 0.347, SLG: 0.369 (1, 9)										3	0	0	0	1	0	1				
Dave Nicholson, R OBP: 0.331, SLG: 0.452 (1, 7)										3	0	0	0	1	0	2				
Jim Lemon, R OBP: 0.319, SLG: 0.317 (1, 3)										3	0	1	0	0	1	1				
Tom McCraw, L OBP: 0.283, SLG: 0.311 (8, 3)										1	0	0	0	0	1	0				
Pete Ward, L OBP: 0.336, SLG: 0.454 (1, 5)										4	1	1	1	0	1	2				
Ron Hansen, R OBP: 0.304, SLG: 0.351 (1, 6)										3	0	0	0	0	1	2				
Floyd Robinson, L OBP: 0.348, SLG: 0.414 (9, PH)										1	0	1	0	0	0	0				
Al Weis, S OBP: 0.331, SLG: 0.329 (9, PR)										0	0	0	0	0	0	0				
Cam Carreon, R OBP: 0.328, SLG: 0.356 (1, 2)										3	0	1	0	0	0	2				
Charlie Maxwell, L OBP: 0.353, SLG: 0.340 (9, PH)										1	0	0	0	0	0	1				
Juan Pizarro, L OBP: 0.197, SLG: 0.270 (1, 1)										3	0	0	0	0	1	1				
<b>Inning Stats</b>	R: 1 E: 2 K: 1 S: 7	H: 1 LOB: 1 BB: 0 P: 7	R: 1 E: 0 K: 2 S: 8	H: 1 LOB: 0 BB: 0 P: 8	R: 0 E: 0 K: 0 S: 2	H: 0 LOB: 0 BB: 1 P: 6	R: 0 E: 0 K: 0 S: 4	H: 1 LOB: 2 BB: 1 P: 8	R: 0 E: 0 K: 1 S: 5	H: 0 LOB: 0 BB: 0 P: 5	R: 0 E: 0 K: 0 S: 4	H: 1 LOB: 1 BB: 0 P: 4	R: 0 E: 0 K: 1 S: 5	H: 0 LOB: 0 BB: 0 P: 5	R: 0 E: 0 K: 0 S: 3	H: 1 LOB: 1 BB: 0 P: 3	1B: 3 2B: 1 3B: 0 HR: 1	SF: 0 SAC: 0 DP: 2 HBP: 0	WP: 1 PB: 0 CS: 0	PA: 35
<b>PITCHER</b>	IP WLS BF H R ER SO BB IBB HBP BLK WP HR S P ERA WHIP																			
Whitey Ford, L ERA: 3.46 (1, 1)	7.0 29 4 2 1 5 4 0 0 0 0 1 35 51 1.29 1.143																			
Bill Kunkel, R ERA: 2.32 (8, 1)	2.0 W 6 1 0 0 1 0 0 0 0 0 0 8 8 0.00 0.500																			

New York Yankees @ Chicago White Sox  
Comiskey Park, Chicago, IL  
Fri Aug 16 1963, 8:05 PM EDT  
Att: 35,444 - Unknown - 70 F

AB 31  
R 2  
H 5  
RBI 1  
BB 4  
SO 6  
LOB 16





Batter	1	2	3	4	5	6	7	8	9	AB	R	H	RBI	BB	SO	LOB	TOP	
Phil Linz, R OBP: 0.327, SLG: 0.390 (1, 6)	5-3		F8			F6		FC1-6 FC6-4		4	0	0	0	0	0	2	<b>New York Yankees @ Chicago White Sox</b> Comiskey Park, Chicago, IL Sat Aug 17 1963, 4:33 AM EDT Att: 29,719 - Overcast - 63 F	
Bobby Richardson, R OBP: 0.308, SLG: 0.347 (1, 4)	F6		G6-3			6-3		FC6-4		4	0	0	0	0	0	2		
Tom Tresh, S OBP: 0.374, SLG: 0.500 (1, 8)	E1 1B				F9				F8	4	0	2	0	0	0	0		
Elston Howard, R OBP: 0.336, SLG: 0.538 (1, 2)	6-3				G5-4-3 1B		L9		BB	3	0	1	0	1	0	2		
Harry Bright, R OBP: 0.333, SLG: 0.459 (1, 3)		K			G5-4-3		F9		F8	4	0	0	0	0	1	3		
Hector Lopez, R OBP: 0.297, SLG: 0.408 (1, 7)		FC4-6 BB			F7		BB		K	2	0	0	0	2	1	1		
Joe Pepitone, L OBP: 0.295, SLG: 0.444 (1, 9)		FC4-6			K		K			3	0	0	0	0	2	3		
Clete Boyer, R OBP: 0.304, SLG: 0.381 (1, 5)		K			4-3				6-3	3	0	0	0	0	1	1		
Al Downing, R OBP: 0.150, SLG: 0.179 (1, 1)										2	0	1	0	0	0	0	<b>AB 29</b> <b>R 0</b> <b>H 4</b> <b>RBI 0</b> <b>BB 4</b> <b>SO 5</b> <b>LOB 14</b>	
Mickey Mantle, S OBP: 0.450, SLG: 0.664 (8, PH)										0	0	0	0	1	0	0		
Jack Reed, R OBP: 0.293, SLG: 0.302 (8, PR)										0	0	0	0	0	0	0		
Tom Metcalf, R (8, 1)										0	0	0	0	0	0	0		
<b>Inning Stats</b>	R: 0 E: 1 K: 0 S: 4	H: 1 LOB: 1 BB: 0 P: 4	R: 0 E: 0 K: 2 S: 7	H: 0 LOB: 1 BB: 1 P: 11	R: 0 E: 0 K: 0 S: 3	H: 1 LOB: 0 BB: 0 P: 3	R: 0 E: 0 K: 1 S: 5	H: 0 LOB: 0 BB: 0 P: 5	R: 0 E: 0 K: 1 S: 6	H: 1 LOB: 2 BB: 1 P: 10	R: 0 E: 0 K: 0 S: 3	H: 0 LOB: 1 BB: 1 P: 9	R: 0 E: 0 K: 1 S: 5	H: 0 LOB: 1 BB: 1 P: 9	1B: 3 2B: 1 3B: 0 HR: 0	SF: 0 SAC: 0 DP: 2 HBP: 0	WP: 0 PB: 0 CS: 0	PA: 33
<b>PITCHER</b> Gary Peters, L ERA: 1.88 (1, 1)	IP: 9.0 WLS: W BF: 33 H: 4 R: 0 ER: 0 SO: 5 BB: 4 IBB: 0 HBP: 0 BLK: 0 WP: 0 HR: 0 S: 39 P: 55 ERA: 0.00 WHIP: 0.889															<b>PITCHER</b>		

Batter	1	2	3	4	5	6	7	8	9	AB	R	H	RBI	BB	SO	LOB	BOTTOM		
Mike Hershberger, R OBP: 0.348, SLG: 0.371 (1, 9)	BB SF9 1B	FC5-4				F7				4	1	2	0	0	0	1	<b>New York Yankees @ Chicago White Sox</b> Comiskey Park, Chicago, IL Sat Aug 17 1963, 4:33 AM EDT Att: 29,719 - Overcast - 63 F		
Nellie Fox, L OBP: 0.304, SLG: 0.314 (1, 4)	SF9 BB 1-2 BB		4-3			6-3			F9	3	0	0	0	1	0	0			
Jim Lemon, R OBP: 0.317, SLG: 0.315 (1, 3)			4-3						F7	4	1	1	0	0	0	2			
Tom McCraw, L OBP: 0.263, SLG: 0.311 (8, 3)			4-3			BB 1B				0	0	0	0	0	0	0			
Dave Nicholson, R OBP: 0.332, SLG: 0.449 (1, 7)	1-2 2-3 BB		E5 1B			1B BB			L7	2	0	0	0	2	0	0			
Pete Ward, L OBP: 0.339, SLG: 0.457 (1, 5)	SF9									3	0	3	2	0	0	0			
Jim Landis, R OBP: 0.327, SLG: 0.393 (1, 8)	2-3 3-H K		1-3 1B			1-3 2-H 1B			G6-4-3 1B	4	0	1	0	0	3	6			
Ron Hansen, R OBP: 0.306, SLG: 0.349 (1, 6)									G6-4-3 1B BB	2	0	0	0	2	0	2			
Cam Carreon, R OBP: 0.321, SLG: 0.348 (1, 2)		G4-3				K			6-3	4	0	0	0	0	1	3			
Gary Peters, L OBP: 0.254, SLG: 0.393 (1, 1)		FC5-4 1B				SH5-4				2	0	1	0	0	1	0	<b>AB 28</b> <b>R 2</b> <b>H 8</b> <b>RBI 2</b> <b>BB 5</b> <b>SO 5</b> <b>LOB 14</b>		
<b>Inning Stats</b>	R: 1 E: 0 K: 1 S: 6	H: 1 LOB: 2 BB: 2 P: 14	R: 0 E: 0 K: 0 S: 3	H: 1 LOB: 1 BB: 1 P: 7	R: 0 E: 1 K: 1 S: 7	H: 1 LOB: 2 BB: 0 P: 7	R: 0 E: 0 K: 1 S: 5	H: 0 LOB: 0 BB: 0 P: 5	R: 1 E: 0 K: 1 S: 7	H: 2 LOB: 2 BB: 1 P: 11	R: 0 E: 0 K: 1 S: 5	H: 1 LOB: 1 BB: 1 P: 9	R: 0 E: 0 K: 0 S: 3	H: 2 LOB: 1 BB: 0 P: 4	1B: 8 2B: 0 3B: 0 HR: 0	SF: 1 SAC: 1 DP: 2 HBP: 0		WP: 0 PB: 0 CS: 0	PA: 35
<b>PITCHER</b> Al Downing, L ERA: 2.72 (1, 1)	IP: 7.0 WLS: L BF: 31 H: 6 R: 2 ER: 2 SO: 5 BB: 5 IBB: 0 HBP: 0 BLK: 0 WP: 0 HR: 0 S: 36 P: 56 ERA: 2.57 WHIP: 1.571															<b>PITCHER</b>			
Tom Metcalf, R ERA: 6.75 (8, 1)	IP: 1.0 WLS: L BF: 4 H: 2 R: 0 ER: 0 SO: 0 BB: 0 IBB: 0 HBP: 0 BLK: 0 WP: 0 HR: 0 S: 4 P: 4 ERA: 0.00 WHIP: 2.000															<b>PITCHER</b>			



Batter	1	2	3	4	5	6	7	8	9	AB	R	H	RBI	BB	SO	LOB	TOP								
Tony Kubek, L (1, 6) OBP: 0.280, SLG: 0.331	0-0 1B 1B		0-0 2B 1B	0-0 1-3			4-0 1B FC4-6 BB	0-0 F5		4	3	2	0	1	0	1	<b>New York Yankees @ Chicago White Sox</b> Comiskey Park, Chicago, IL Sun Aug 18 1963, 4:33 AM EDT Unknown - 70 F								
Bobby Richardson, R (1, 4) OBP: 0.310, SLG: 0.362	0-0 G4-6-3 1-3 WP 1B		0-0 1B 2B		0-3 K		0-0 FC4-6 1-3 WP 1B	0-0 F4		5	2	3	0	0	1	1									
Tom Tresh, S (1, 8) OBP: 0.375, SLG: 0.498	0-0 G4-6-3 1-2 3-H 1B		0-0 F5		0-0 F9		4-0 FC4-6 IBB		0-3 K	4	0	1	1	1	1	2									
Joe Pepitone, L (1, 3) OBP: 0.294, SLG: 0.442	0-0 G4-6-3 1-2 2-3 1B		0-0 1B		0-0 F6		0-0 FC4-6 WP 1B		0-0 4-3	5	1	1	2	0	0	4									
Yogi Berra, L (1, 2) OBP: 0.376, SLG: 0.524	0-0 F9		0-0 F8			4-0 SH1-4 BB	4-0 WP 1B BB		0-0 2B	3	1	1	0	2	0	2									
Johnny Blanchard, L (1, 9) Jack Reed, R (7, 9) OBP: 0.289, SLG: 0.461 OBP: 0.289, SLG: 0.296		0-3 K	0-0 4-1			0-0 SH1-4 BB	0-0 1-2 1-H 2-H 3-H 1B		0-0 F2	3	0	1	2	0	1	2									
Hector Lopez, R (1, 7) OBP: 0.302, SLG: 0.420		0-0 1B			0-0 HR	4-0 G6-3 BB	0-3 K			3	1	2	1	1	1	1									
Clete Boyer, R (1, 5) OBP: 0.301, SLG: 0.377		0-0 F4		0-0 F7		0-0 G6-3 1-2	0-3 K			4	0	0	0	0	1	3									
Ralph Terry, R (1, 1) Steve Hamilton, L (7, 1) OBP: 0.080, SLG: 0.068 OBP: 0.308, SLG: 0.462		0-0 1-3		0-0 5-3			0-0 5-3		0-0 1B	3	0	0	0	0	0	1									
<b>Inning Stats</b>	R: 2 E: 0 K: 0 S: 5	H: 3 LOB: 0 BB: 5	R: 0 E: 0 K: 1 S: 6	H: 1 LOB: 1 BB: 6	R: 1 E: 0 K: 0 S: 6	H: 3 LOB: 2 BB: 6	R: 1 E: 0 K: 0 S: 4	H: 1 LOB: 0 BB: 4	R: 0 E: 0 K: 1 S: 5	H: 0 LOB: 0 BB: 5	R: 0 E: 0 K: 0 S: 2	H: 0 LOB: 1 BB: 2	R: 4 E: 0 K: 1 S: 7	H: 2 LOB: 1 BB: 3	P: 19	R: 0 E: 0 K: 1 S: 6	H: 1 LOB: 1 BB: 0	P: 6	R: 0 E: 0 K: 1 S: 6	H: 1 LOB: 1 BB: 0	P: 6	1B: 9 2B: 2 3B: 0 HR: 1	SF: 0 SAC: 1 DP: 2 HBP: 0	WP: 2 PB: 0 CS: 0	PA: 42
<b>PITCHER</b>	IP WLS BF H R ER SO BB IBB HBP BLK WP HR S P ERA WHIP	3.0 L 15 7 3 3 1 0 0 0 0 0 1 0 17 17 9.00 2.333	2.0 7 1 1 1 1 1 0 0 0 0 0 1 1 9 9 4.50 0.500	2.0 12 2 4 4 1 4 1 0 0 0 0 0 0 6 6 18.00 3.000	1.0 4 1 0 0 1 0 0 0 0 0 0 0 0 6 6 0.00 1.000	1.0 4 1 0 0 1 0 0 0 0 0 0 0 0 6 6 0.00 1.000	<b>PITCHER</b>										IP WLS BF H R ER SO BB IBB HBP BLK WP HR S P ERA WHIP								

AB	36
R	8
H	12
RBI	6
BB	5
SO	5
LOB	18



Batter	1	2	3	4	5	6	7	8	9	AB	R	H	RBI	BB	SO	LOB	BOTTOM							
Mike Hershberger, R (1, 8) OBP: 0.349, SLG: 0.389	0-0 3-1		0-0 F3		0-0 1-3 2-H 3-H 1B		0-3 K	4-0 1-2 2-3 BB		4	0	1	1	1	1	1	<b>New York Yankees @ Chicago White Sox</b> Comiskey Park, Chicago, IL Sun Aug 18 1963, 4:33 AM EDT Unknown - 70 F							
Nellie Fox, L (1, 4) OBP: 0.303, SLG: 0.312	0-0 1-3			0-0 5-3	0-0 3-1		0-0 BB 1B	0-0 F8		5	0	1	0	0	0	5								
Floyd Robinson, L (1, 9) OBP: 0.353, SLG: 0.416	4-0 BB			0-3 K		0-0 CS 1B 1B	4-0 1-2 2-3 BB		0-0 FC4-6 1B	3	0	2	0	2	1	0								
Pete Ward, L (1, 5) OBP: 0.340, SLG: 0.456	0-0 F8			0-0 1B		0-0 BB 1B	0-3 K		0-3 K	5	0	2	0	0	2	5								
Charlie Maxwell, L (1, 3) Jim Landis, R (8, PH) Hoyt Wilhelm, R (9, PH) J.C. Martin, L (8, PH) Garry Peters, L (9, PR) Dave Nicholson, R (1, 7) OBP: 0.354, SLG: 0.330 OBP: 0.326, SLG: 0.391 OBP: 0.125, SLG: 0.087 OBP: 0.259, SLG: 0.273 OBP: 0.254, SLG: 0.393 OBP: 0.333, SLG: 0.447		0-3 K		0-0 G3		0-3 K		0-0 F2	0-0 FC4-6	3	0	0	0	0	2	3								
Ron Hansen, R (1, 6) OBP: 0.308, SLG: 0.349		0-0 F8			0-0 1B 1B	0-0 6-3		4-0 1B BB		3	1	1	0	1	0	2								
Sherm Lollar, R (1, 2) OBP: 0.313, SLG: 0.282			0-0 5-3		0-0 F7		0-0 BB 1B	0-0 F6	0-0 F5	4	1	1	0	1	0	1								
<b>Inning Stats</b>	R: 0 E: 0 K: 0 S: 3	H: 0 LOB: 1 BB: 1 P: 7	R: 0 E: 0 K: 1 S: 5	H: 0 LOB: 0 BB: 0 P: 5	R: 0 E: 0 K: 1 S: 5	H: 0 LOB: 0 BB: 0 P: 5	R: 0 E: 0 K: 1 S: 6	H: 1 LOB: 1 BB: 0 P: 6	R: 1 E: 0 K: 0 S: 6	H: 4 LOB: 2 BB: 0 P: 6	R: 0 E: 0 K: 1 S: 6	H: 2 LOB: 2 BB: 1 P: 10	R: 0 E: 0 K: 3 S: 11	H: 2 LOB: 3 BB: 1 P: 15	R: 0 E: 0 K: 0 S: 5	H: 2 LOB: 2 BB: 2 P: 13		R: 0 E: 0 K: 1 S: 6	H: 1 LOB: 1 BB: 0 P: 6	R: 0 E: 0 K: 1 S: 6	H: 1 LOB: 1 BB: 0 P: 6	1B: 12 2B: 1 3B: 0 HR: 0	SF: 0 SAC: 0 DP: 1 HBP: 0	WP: 0 PB: 0 CS: 1
<b>PITCHER</b>	IP WLS BF H R ER SO BB IBB HBP BLK WP HR S P ERA WHIP	6.2 W 29 9 1 1 6 2 0 0 0 0 0 14 26 3.86 2.571	2.1 S 13 3 1 1 2 3 0 0 0 0 0 0 14 26 3.86 2.571	<b>PITCHER</b>										IP WLS BF H R ER SO BB IBB HBP BLK WP HR S P ERA WHIP										

AB	37
R	2
H	12
RBI	2
BB	5
SO	8
LOB	21





Batter	1	2	3	4	5	6	7	8	9	AB	R	H	RBI	BB	SO	LOB	TOP										
Tony Kubek, L OBP: 0.282, SLG: 0.329 (1, 6)	F7	1B IBB		F5			F6		E 1B BB	3	1	0	0	2	0	1											
Bobby Richardson, R OBP: 0.309, SLG: 0.350 (1, 4)	1-3	1B			6-3		G5-4-3		E5 1B SF7	5	1	1	2	0	0	2											
Tom Tresh, S OBP: 0.375, SLG: 0.495 (1, 8)		4-3			F8			F2	SF7 BB 1B	4	1	1	1	1	0	2											
Johnny Blanchard, L OBP: 0.290, SLG: 0.468 Jack Reed, R OBP: 0.300, SLG: 0.296 (1, 9) (8, 9)	F4			F8		K		F2	1B BB	4	0	0	0	0	1	1											
Elston Howard, R OBP: 0.342, SLG: 0.553 (1, 2)		1B 2B						HR	1B SF7	4	2	4	2	0	0	0											
Joe Pepitone, L OBP: 0.296, SLG: 0.441 (1, 3)		FC3-6 BB 1B		F9			F9		G3	5	1	2	1	0	0	2											
Hector Lopez, R OBP: 0.304, SLG: 0.419 (1, 7)		FC3-6 BB		K			G1-6-3 1B		F8	3	0	1	0	1	1	3											
Clete Boyer, R OBP: 0.301, SLG: 0.376 (1, 5)		FC3-6 SH1-4 1B		1-3			G1-6-3		1B SH1-4 E	4	2	1	0	0	0	3											
Jim Bouton, R OBP: 0.094, SLG: 0.095 Hal Reniff, R (9, 1)	SH1-4			G1			G5-4-3 1B		SH1-4	2	0	1	0	0	0	0											
<b>Inning Stats</b>	R: 0 E: 0 K: 0 S: 3	H: 0 LOB: 1 BB: 1 P: 7	R: 3 E: 0 K: 0 S: 6	H: 3 LOB: 2 BB: 2 P: 14	R: 0 E: 0 K: 1 S: 6	H: 1 LOB: 1 BB: 0 P: 6	R: 0 E: 0 K: 0 S: 3	H: 0 LOB: 0 BB: 0 P: 3	R: 0 E: 0 K: 1 S: 5	H: 0 LOB: 0 BB: 0 P: 5	R: 1 E: 0 K: 0 S: 4	H: 2 LOB: 0 BB: 0 P: 4	R: 0 E: 0 K: 0 S: 3	H: 1 LOB: 0 BB: 0 P: 3	R: 0 E: 0 K: 0 S: 5	H: 2 LOB: 2 BB: 0 P: 5	R: 0 E: 0 K: 0 S: 5	H: 2 LOB: 2 BB: 0 P: 5	R: 4 E: 1 K: 0 S: 6	H: 2 LOB: 1 BB: 2 P: 14	1B: 9 2B: 1 3B: 0 HR: 1	SF: 1 SAC: 2 DP: 2 HBP: 0	WP: 0 PB: 2 CS: 0	PA: 42			
<b>PITCHER</b>	IP	WLS	BF	H	R	ER	SO	BB	IBB	HBP	BLK	WP	HR	S	P	ERA	WHIP										
Joe Horlen, R ERA: 3.79 (1, 1)	2.0	L	12	3	3	3	0	2	1	0	0	0	0	9	21	13.50	2.500										
Dave DeBusschere, R ERA: 3.15 (3, 1)	5.0		17	4	1	1	2	0	0	0	0	0	1	21	21	1.80	0.800										
Hoyt Wilhelm, R ERA: 3.03 (8, 1)	2.0		13	4	4	2	0	2	0	0	0	0	0	11	19	9.00	3.000										

**New York Yankees @ Chicago White Sox**  
Comiskey Park, Chicago, IL  
Sun Aug 18 1963, 4:38 AM EDT  
Att: 44,659 - Overcast

AB 34  
R 8  
H 11  
RBI 6  
BB 5  
SO 2  
LOB 14



Batter	1	2	3	4	5	6	7	8	9	AB	R	H	RBI	BB	SO	LOB	BOTTOM										
Jim Landis, R OBP: 0.330, SLG: 0.393 (1, 8)	CS BB		G6-3 1B		K		6-3		FC4-6 1B	4	0	2	2	1	1	0											
Tom McCraw, L OBP: 0.285, SLG: 0.308 (1, 3)	F5		G6-3		CS BB			4-3	FC4-6 BB	4	0	0	0	1	0	3											
Mike Hershberger, R OBP: 0.352, SLG: 0.371 (1, 9)	F4				K			G3 1B	1B BB	4	0	2	0	1	1	2											
Pete Ward, L OBP: 0.338, SLG: 0.456 (1, 5)	CS	1B SF9 2B	3-1				F8	G3	F9	5	1	1	0	0	0	4											
Cam Carreon, R OBP: 0.323, SLG: 0.346 (1, 2)		F8		6-3			WP BB	F9		3	0	0	0	1	0	2											
Dave Nicholson, R OBP: 0.332, SLG: 0.444 (1, 7)		SF9 BB 1B		K			K		F4	4	0	1	0	0	2	1											
Ron Hansen, R OBP: 0.312, SLG: 0.352 (1, 6)		1B BB		BB BB			L7		2B 2B	2	1	1	0	2	0	1											
Al Weis, S OBP: 0.333, SLG: 0.324 (1, 4)		SF9		FC4-6 BB			6-3		2B 1B BB	1	1	0	1	2	0	0											
Joe Horlen, R OBP: 0.285, SLG: 0.281 Floyd Robinson, L OBP: 0.302, SLG: 0.415 Dave DeBusschere, R OBP: 0.296, SLG: 0.332 Nellie Fox, L OBP: 0.325, SLG: 0.407 Hoyt Wilhelm, R OBP: 0.094, SLG: 0.095 Charlie Maxwell, L OBP: 0.309, SLG: 0.347 (1, 1) (2, PH) (3, 1) (7, PH) (8, 1) (8, PH)	F6		FC4-6		FC4-6		F8		1B 2B	0	0	0	0	0	0	0											
<b>Inning Stats</b>	R: 0 E: 0 K: 0 S: 2	H: 0 LOB: 0 BB: 1 P: 6	R: 1 E: 0 K: 0 S: 5	H: 2 LOB: 1 BB: 1 P: 9	R: 0 E: 0 K: 1 S: 4	H: 2 LOB: 1 BB: 0 P: 4	R: 0 E: 0 K: 1 S: 5	H: 0 LOB: 2 BB: 2 P: 13	R: 0 E: 0 K: 2 S: 6	H: 0 LOB: 0 BB: 1 P: 10	R: 0 E: 0 K: 1 S: 5	H: 0 LOB: 1 BB: 1 P: 9	R: 0 E: 0 K: 0 S: 4	H: 1 LOB: 1 BB: 0 P: 4	R: 0 E: 0 K: 0 S: 6	H: 3 LOB: 2 BB: 2 P: 14	1B: 5 2B: 3 3B: 0 HR: 0	SF: 1 SAC: 0 DP: 1 HBP: 0	WP: 1 PB: 0 CS: 2	PA: 41							
<b>PITCHER</b>	IP	WLS	BF	H	R	ER	SO	BB	IBB	HBP	BLK	WP	HR	S	P	ERA	WHIP										
Jim Bouton, R ERA: 2.61 (1, 1)	8.1	W	37	8	4	4	4	7	0	0	0	1	0	38	66	4.32	1.800										
Hal Reniff, R ERA: 3.04 (9, 1)	0.2	S	3	0	0	0	0	1	0	0	0	0	0	2	6	0.00	1.500										

**New York Yankees @ Chicago White Sox**  
Comiskey Park, Chicago, IL  
Sun Aug 18 1963, 4:38 AM EDT  
Att: 44,659 - Overcast

AB 31  
R 4  
H 8  
RBI 4  
BB 8  
SO 4  
LOB 17

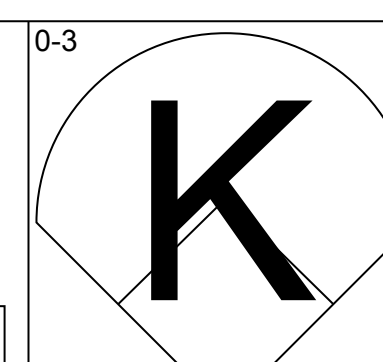
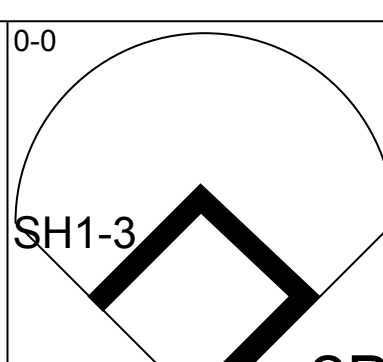
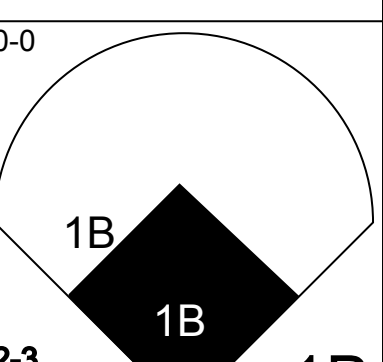
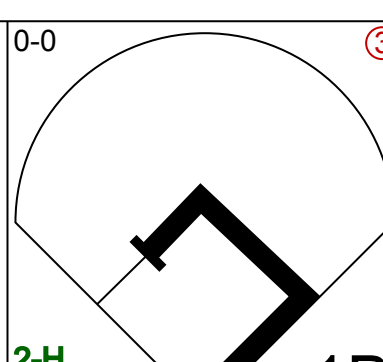
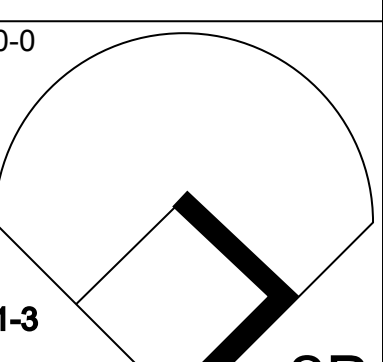
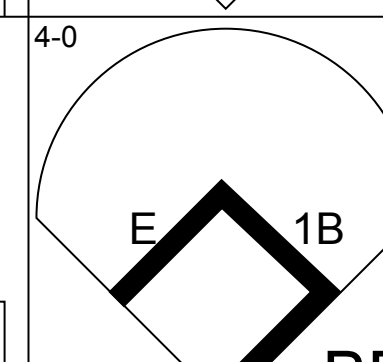
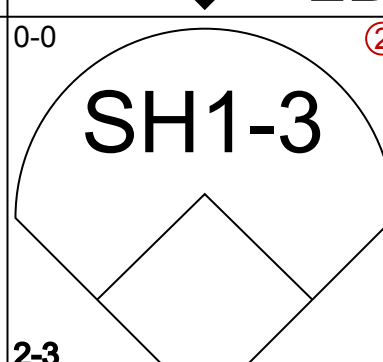
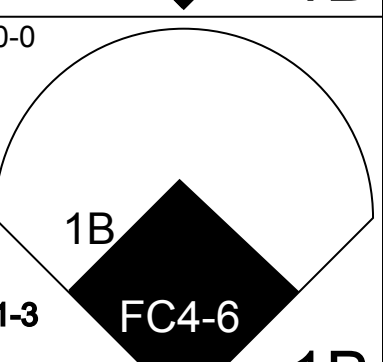
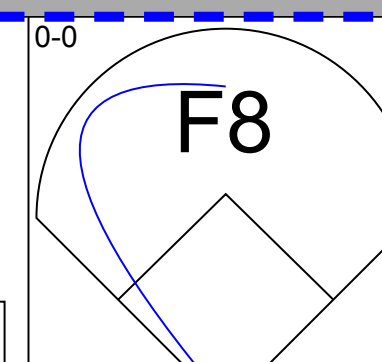
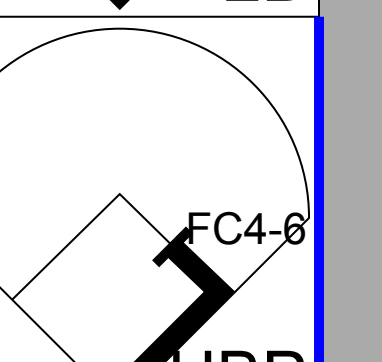
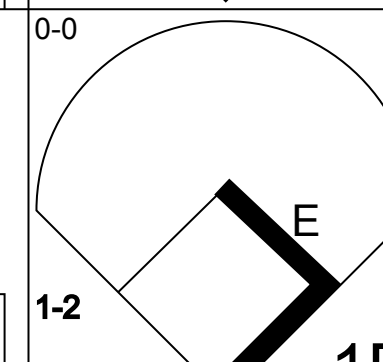
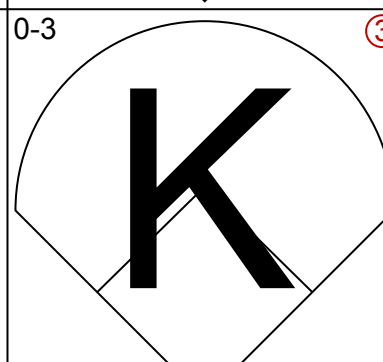
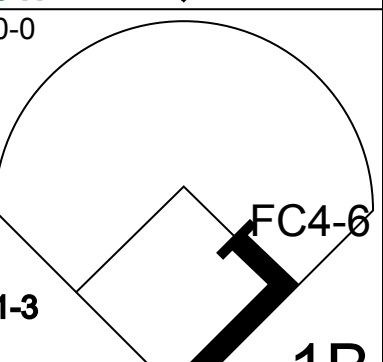
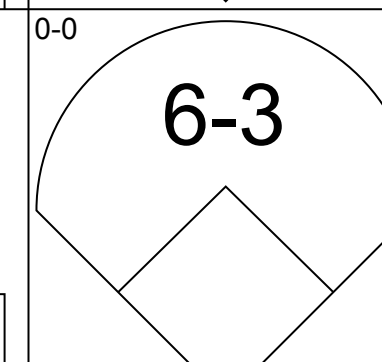
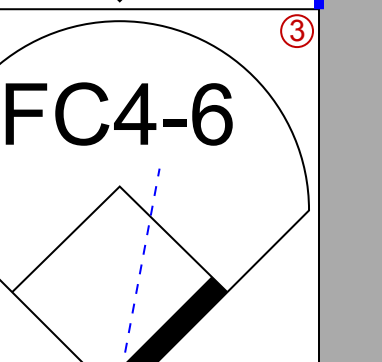
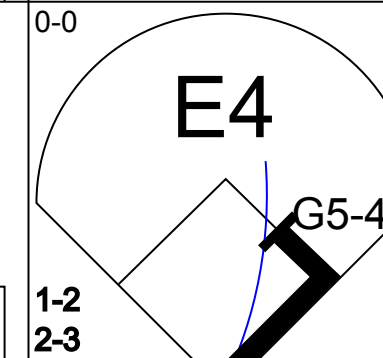
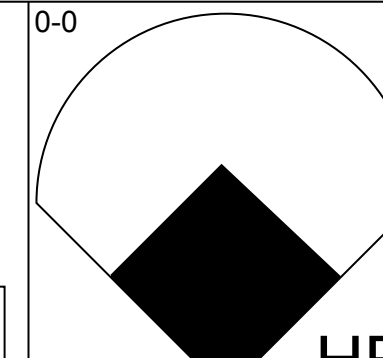
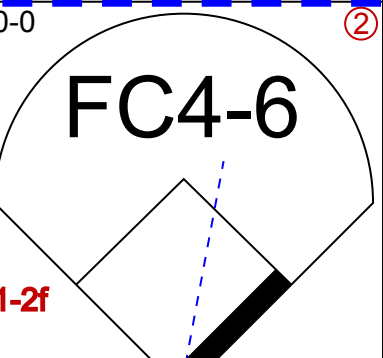
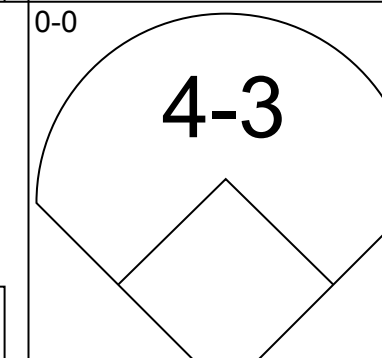
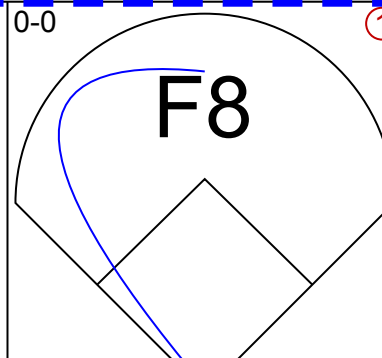
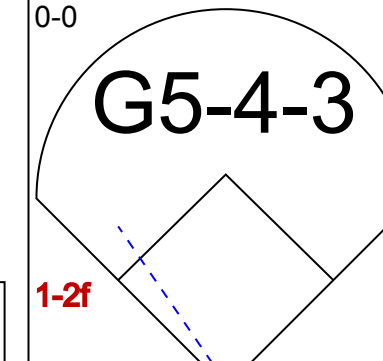
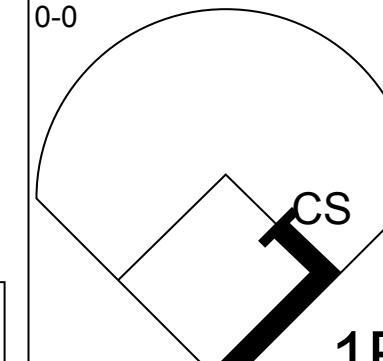
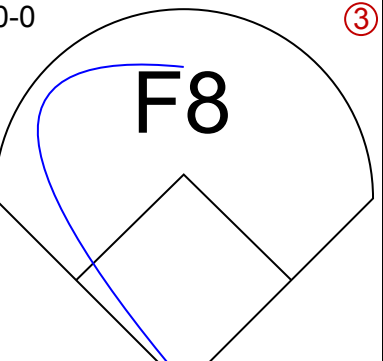
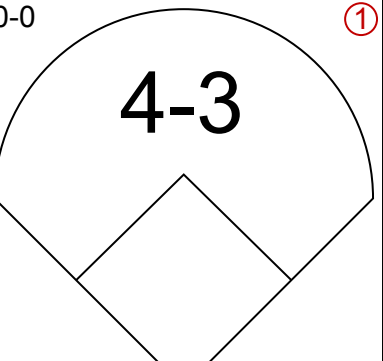
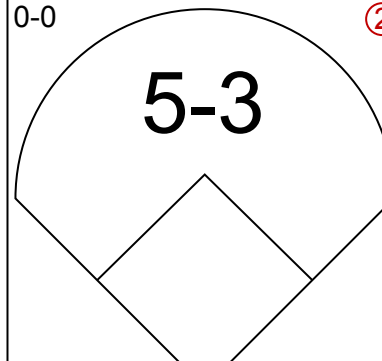
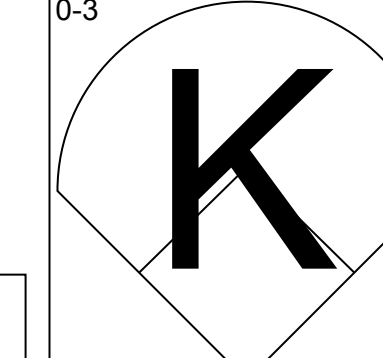
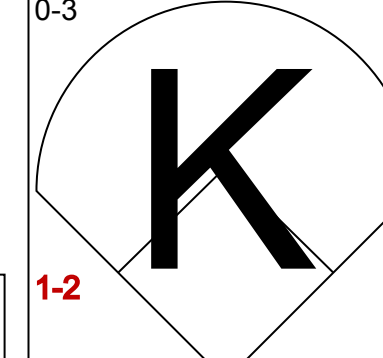
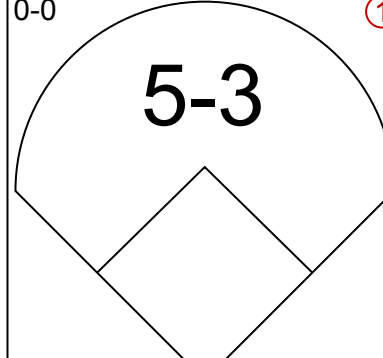
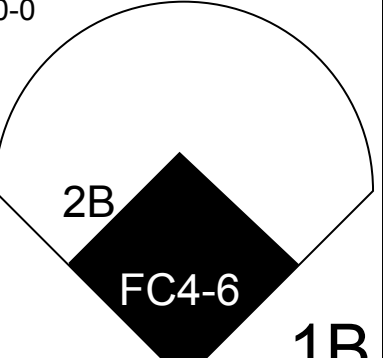
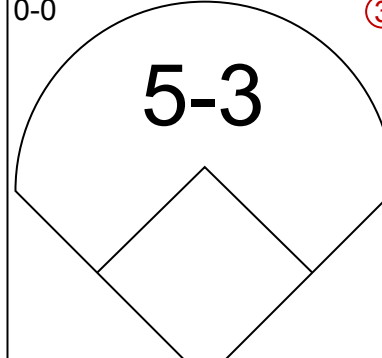
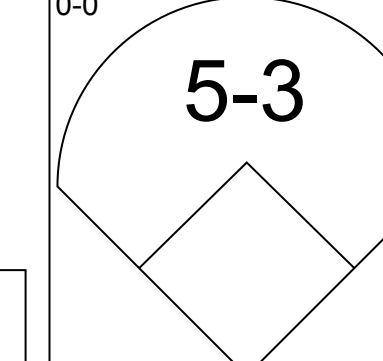
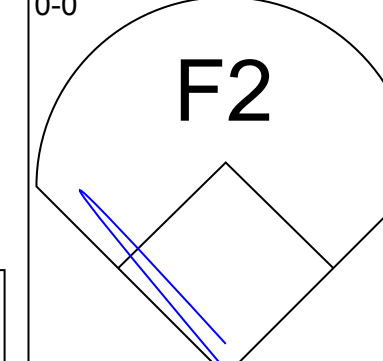
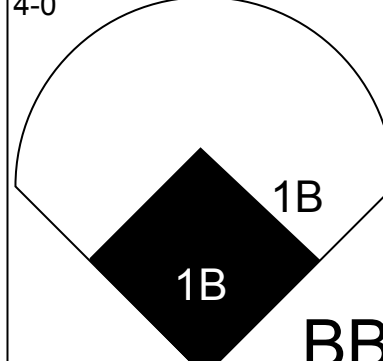
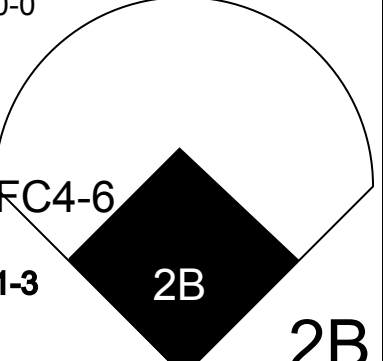
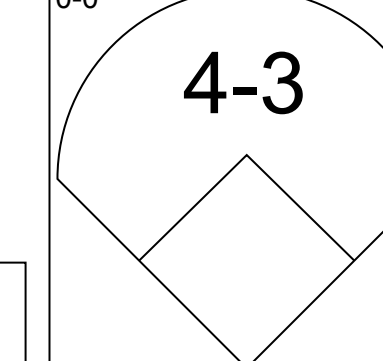
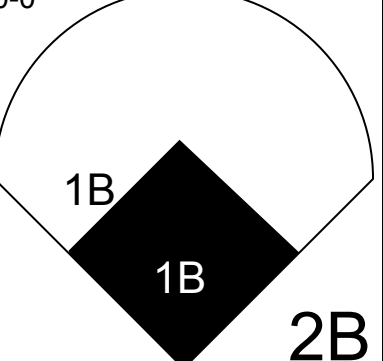
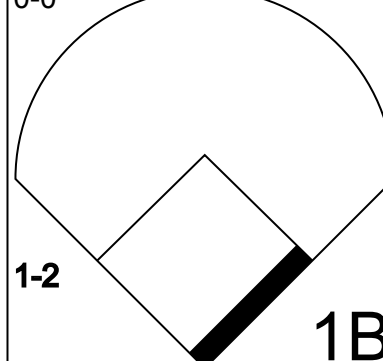
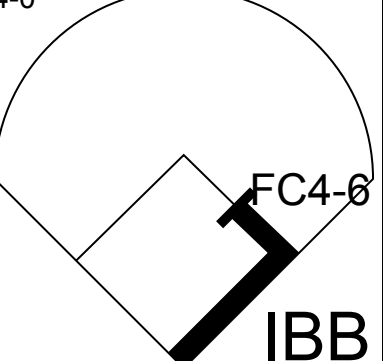
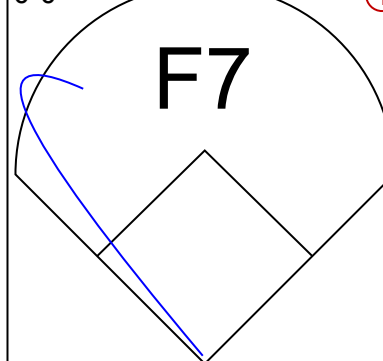
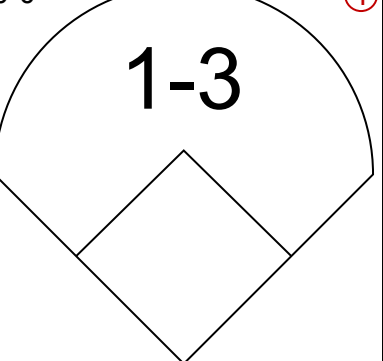
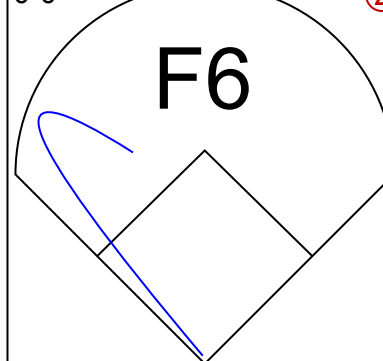
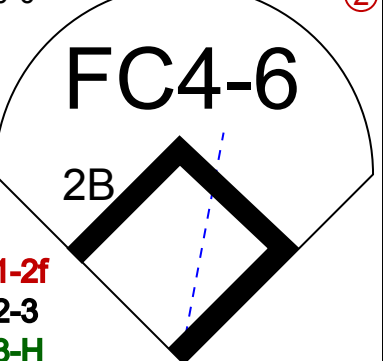


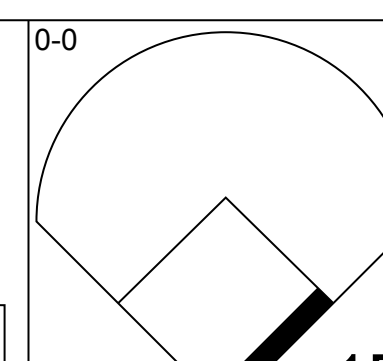
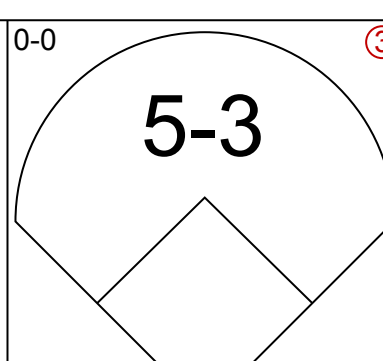
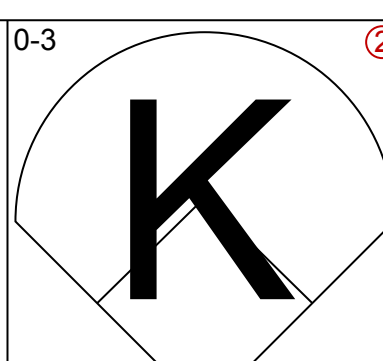
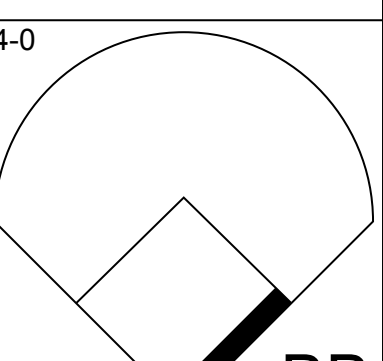
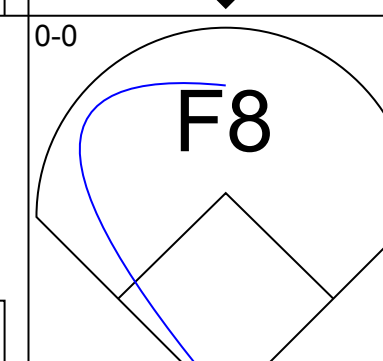
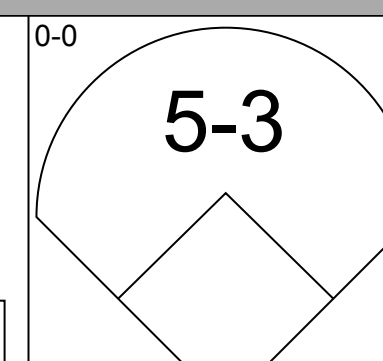
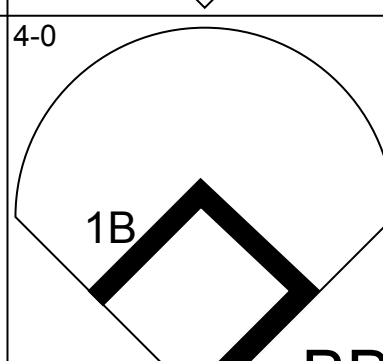
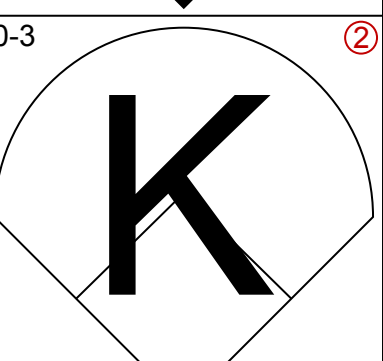
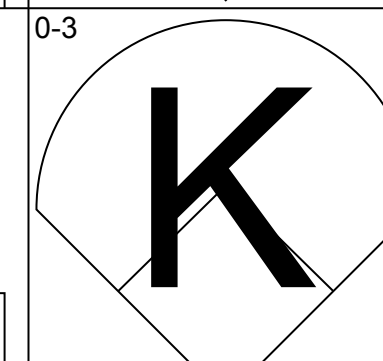
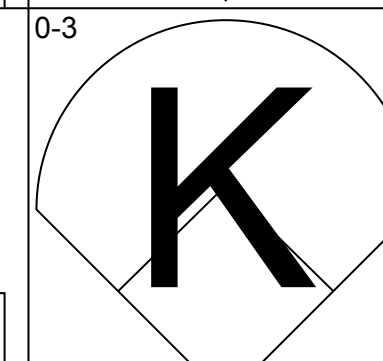
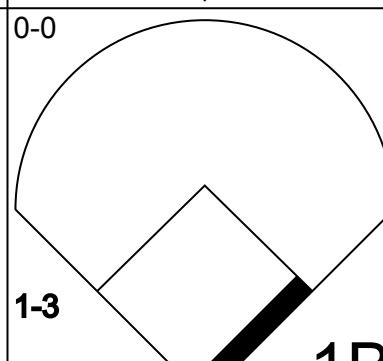
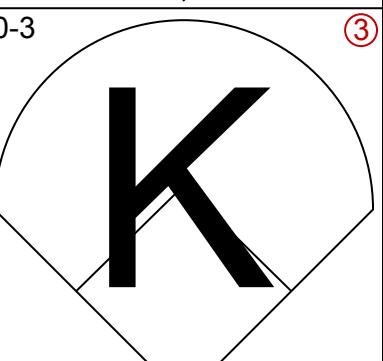
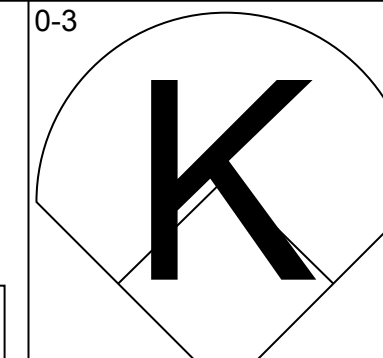
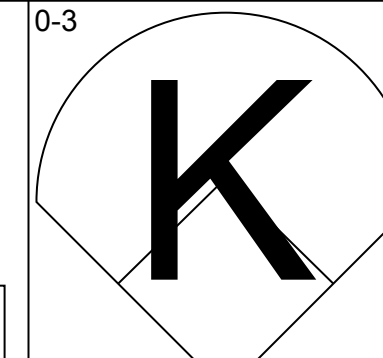
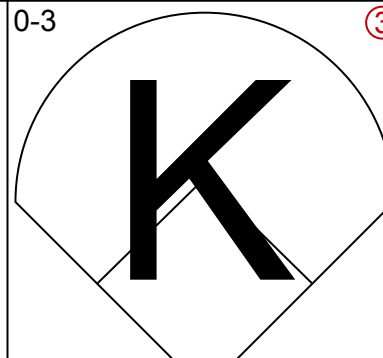
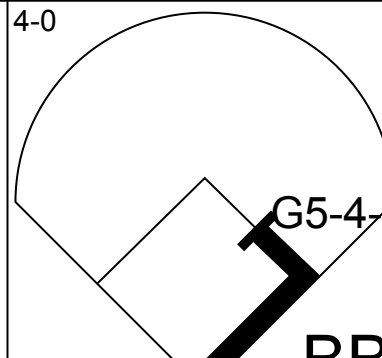
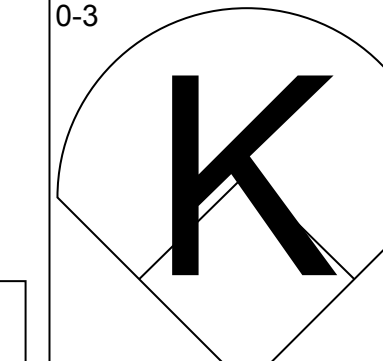
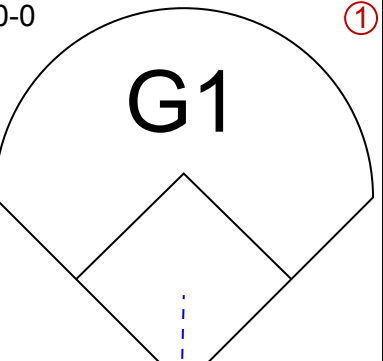
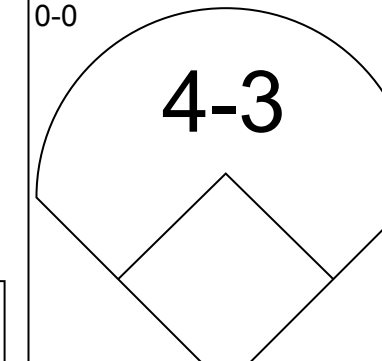
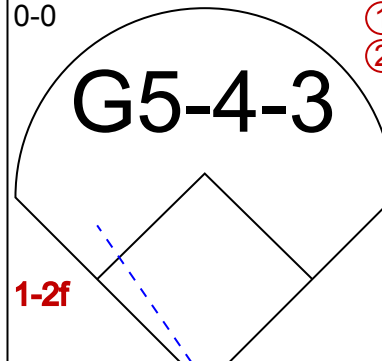
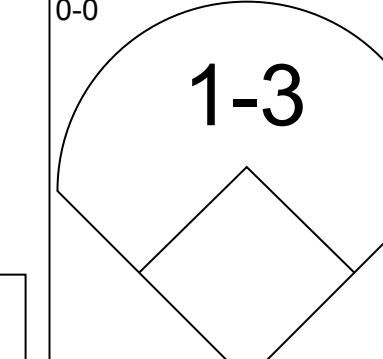
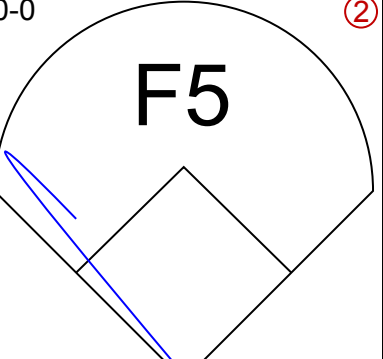
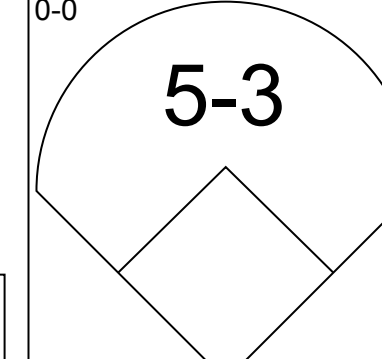
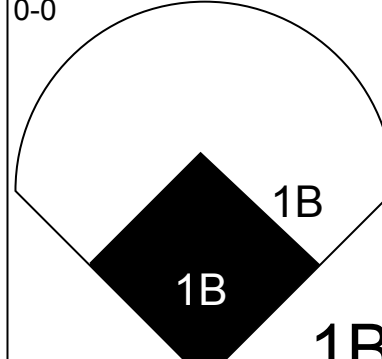
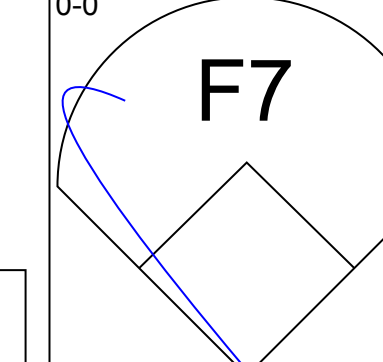
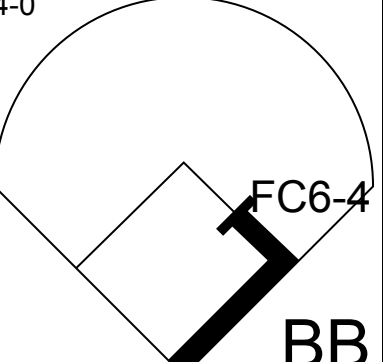
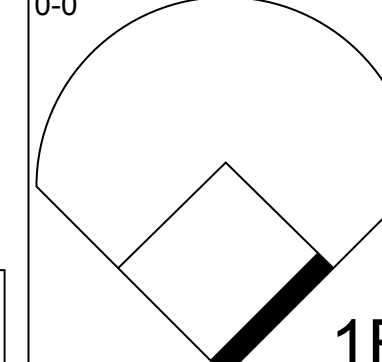
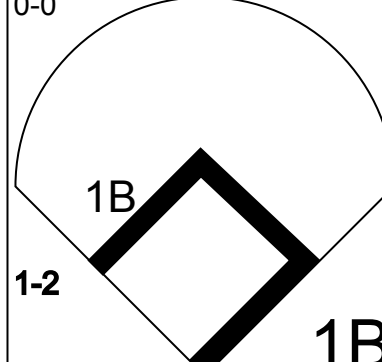
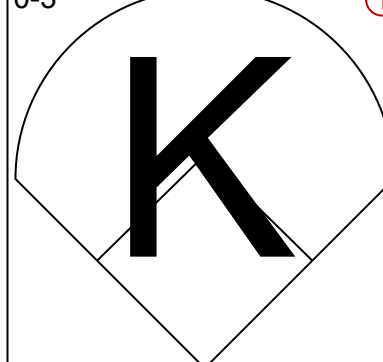
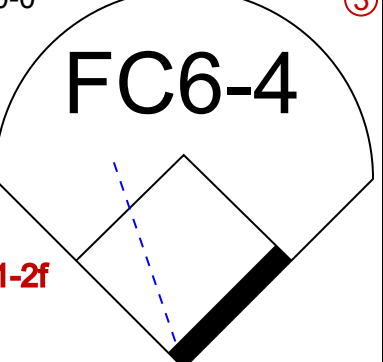
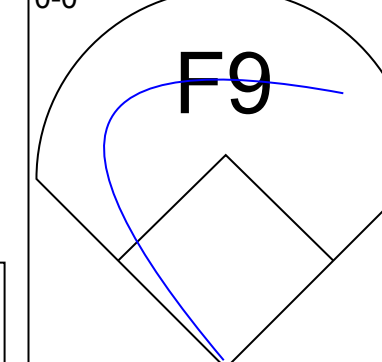
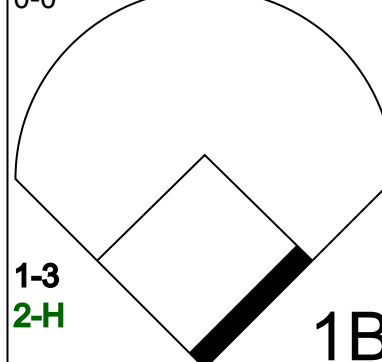
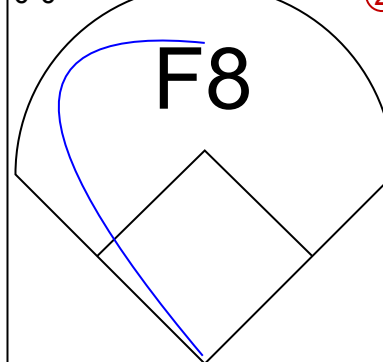
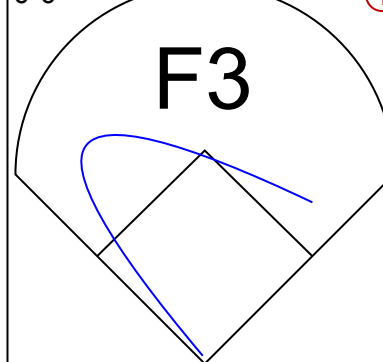
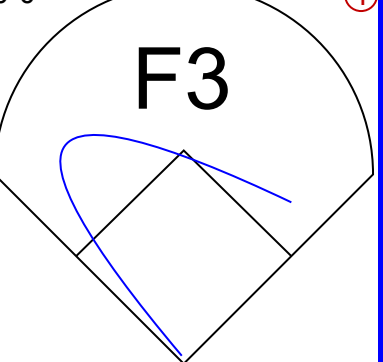



Batter	1	2	3	4	5	6	7	8	9	AB	R	H	RBI	BB	SO	LOB	TOP								
Tom McCraw, L (1, 3) OBP: 0.273, SLG: 0.317	4-0 BB		0-0 F6		0-0 G3	0-0 1B		0-0 1B		4	0	2	2	1	0	1	Chicago White Sox @ Boston Red Sox Fenway Park, Boston, MA Tue Aug 20 1963, 7:05 PM EDT Att: 11,662 - Unknown								
Mike Hershberger, R (1, 8) OBP: 0.350, SLG: 0.268	0-3 K		0-0 F9		0-0 5-3		0-0 E5		5	0	1	1	0	1	2										
Floyd Robinson, L (1, 9) OBP: 0.350, SLG: 0.411	4-0 BB		0-0 G3		0-0 6-3	0-0 6-3		0-0 3-1		4	0	0	0	1	0	3									
Pete Ward, L (1, 5) OBP: 0.339, SLG: 0.462	0-0 F7			0-0 1B	0-0 3B	0-0 3-1	0-0 G3		0-0 4-3	5	2	2	0	0	0	2									
Cam Carreon, R (1, 2) OBP: 0.325, SLG: 0.349	0-0 F8			0-0 F9		0-0 1B		1-0 4-3	0-0 4-3	4	2	1	0	0	0	4									
Dave Nicholson, R (1, 7) OBP: 0.331, SLG: 0.441		0-0 F8		0-3 K		0-0 1B	0-0 1B	0-0 F3	0-0 SF7	3	1	0	1	1	1	2									
Ron Hansen, R (1, 6) OBP: 0.316, SLG: 0.356		0-0 1-3		0-0 1B		0-0 1B	0-0 1B	0-0 1B	0-0 F9	5	2	3	2	0	0	0									
Al Weis, S (1, 4) OBP: 0.331, SLG: 0.322		0-3 K		0-0 1-3		0-0 2B	0-0 2B	0-0 4-3		4	1	1	1	0	1	3									
Juan Pizarro, L (1, 1) OBP: 0.229, SLG: 0.313			0-0 1B		0-3 K	0-0 1B		0-0 2B	0-0 1B	4	2	3	3	0	1	0									
<b>Inning Stats</b>	R: 0 E: 0 K: 1 S: 5	H: 0 LOB: 2 BB: 2 P: 13	R: 0 E: 0 K: 1 S: 5	H: 0 LOB: 0 BB: 0 P: 5	R: 0 E: 0 K: 0 S: 4	H: 1 LOB: 1 BB: 0 P: 4	R: 1 E: 0 K: 1 S: 7	H: 2 LOB: 1 BB: 0 P: 7	R: 0 E: 0 K: 1 S: 5	H: 0 LOB: 0 BB: 0 P: 5	R: 5 E: 0 K: 0 S: 7	H: 5 LOB: 1 BB: 1 P: 11	R: 0 E: 1 K: 0 S: 3	H: 0 LOB: 0 BB: 0 P: 3	R: 3 E: 0 K: 0 S: 7	H: 4 LOB: 2 BB: 0 P: 8		R: 1 E: 0 K: 0 S: 4	H: 1 LOB: 0 BB: 0 P: 4	1B: 8 2B: 4 3B: 1 HR: 0	SF: 1 SAC: 0 DP: 0 HBP: 1	WP: 0 PB: 0 SB: 1 CS: 0	PA: 43		
<b>PITCHER</b>	IP	WLS	BF	H	R	ER	SO	BB	IBB	HBP	BLK	WP	HR	S	P	ERA	WHIP								
Bob Heffner, R (1, 1) ERA: 4.77	6.0	L	28	8	6	6	4	3	0	0	0	0	0	33	45	9.00	1.833								
Jack Lamabe, R (7, 1) ERA: 3.53	1.2		10	4	3	3	0	0	0	1	0	0	0	9	10	16.20	2.400								
Earl Wilson, R (8, 1) ERA: 3.65	1.1		5	1	1	1	0	0	0	0	0	0	0	5	5	6.75	0.750								

Batter	1	2	3	4	5	6	7	8	9	AB	R	H	RBI	BB	SO	LOB	BOTTOM								
Chuck Schilling, R (1, 4) OBP: 0.310, SLG: 0.347	0-0 4-3		0-0 6-3			0-0 F7			0-0 1B	4	1	1	0	0	0	0	Chicago White Sox @ Boston Red Sox Fenway Park, Boston, MA Tue Aug 20 1963, 7:05 PM EDT Att: 11,662 - Unknown								
Felix Mantilla, R (1, 8) OBP: 0.311, SLG: 0.389	0-0 PB			0-0 G2			0-0 F9		0-0 1B	4	0	2	1	0	0	0									
Carl Yastrzemski, L (1, 7) OBP: 0.422, SLG: 0.507	0-0 F8			0-0 4-3		0-0 F5		0-0 F6		4	0	0	0	0	0	3									
Dick Stuart, R (1, 3) OBP: 0.315, SLG: 0.514	0-3 K			0-3 K		0-0 F2		0-0 1B		4	0	1	1	0	2	1									
Lou Clinton, R (1, 9) OBP: 0.286, SLG: 0.428		0-0 6-3			0-0 6-3			0-0 F7	0-0 P3	4	0	0	0	0	0	2									
Frank Malzone, R (1, 5) OBP: 0.329, SLG: 0.442		0-0 4-3			0-0 F5			0-0 F3		3	0	0	0	0	0	0									
Eddie Bressoud, R (1, 6) OBP: 0.311, SLG: 0.402		0-0 F8			0-0 4-3			0-0 1-6-3		3	0	0	0	0	0	0									
Bob Tillman, R (1, 2) OBP: 0.325, SLG: 0.388			0-0 6-3			0-3 K			0-0 F9	3	0	0	0	0	1	0									
Bob Heffner, R (1, 1) OBP: 0.148, SLG: 0.154				0-0 6-3					0-0 1B	1	0	0	0	0	0	0									
Roman Mejias, R (6, PH) OBP: 0.256, SLG: 0.361					0-0 6-3				0-0 1B	1	0	0	0	0	0	0									
Jack Lamabe, R (7, 1) OBP: 0.091, SLG: 0.190									0-0 1B	0	0	0	0	0	0	0									
Earl Wilson, R (8, 1) OBP: 0.292, SLG: 0.383									0-0 1B	0	0	0	0	0	0	0									
Dick Williams, R (9, PH) OBP: 0.340, SLG: 0.383									0-0 1B	1	1	1	0	0	0	0									
<b>Inning Stats</b>	R: 0 E: 0 K: 1 S: 6	H: 1 LOB: 1 BB: 0 P: 6	R: 0 E: 0 K: 0 S: 3	H: 0 LOB: 0 BB: 0 P: 3	R: 0 E: 0 K: 0 S: 3	H: 0 LOB: 0 BB: 0 P: 3	R: 0 E: 0 K: 1 S: 5	H: 0 LOB: 0 BB: 0 P: 5	R: 0 E: 0 K: 0 S: 3	H: 0 LOB: 0 BB: 0 P: 3	R: 0 E: 0 K: 0 S: 3	H: 0 LOB: 0 BB: 0 P: 3	R: 0 E: 0 K: 0 S: 3	H: 0 LOB: 0 BB: 0 P: 3	R: 2 E: 0 K: 0 S: 7	H: 4 LOB: 2 BB: 0 P: 7	1B: 5 2B: 0 3B: 0 HR: 0	SF: 0 SAC: 0 DP: 0 HBP: 0	WP: 0 PB: 1 SB: 0 CS: 0	PA: 32					
<b>PITCHER</b>	IP	WLS	BF	H	R	ER	SO	BB	IBB	HBP	BLK	WP	HR	S	P	ERA	WHIP								
Juan Pizarro, L (1, 1) ERA: 2.36	9.0	W	32	5	2	2	3	0	0	0	0	0	0	38	38	2.00	0.556								



Batter	1	2	3	4	5	6	7	8	9	AB	R	H	RBI	BB	SO	LOB	TOP					
Tom McCraw, L (1, 3) OBP: 0.284, SLG: 0.338										5	1	4	2	0	1	0	Chicago White Sox @ Boston Red Sox Fenway Park, Boston, MA Wed Aug 21 1963, 7:05 PM EDT Att: 12,398 - Unknown					
Nelle Fox, L (1, 4) OBP: 0.306, SLG: 0.312 Ron Hansen, R (8, FR) OBP: 0.316, SLG: 0.356										2	1	1	1	1	0	0						
Floyd Robinson, L (1, 9) OBP: 0.351, SLG: 0.411										5	0	2	1	0	1	4						
Pete Ward, L (1, 5) OBP: 0.338, SLG: 0.465										5	1	1	2	0	0	3						
Mike Hershberger, R (1, 8) OBP: 0.348, SLG: 0.366										5	0	1	0	0	0	4						
Dave Nicholson, R (1, 7) OBP: 0.329, SLG: 0.437										5	1	1	0	0	2	1						
Cam Carreon, R (1, 2) OBP: 0.329, SLG: 0.354										3	2	1	0	1	0	0						
Al Weis, S (1, 6) OBP: 0.341, SLG: 0.335										3	1	2	0	1	0	0						
Gary Peters, L (1, 1) OBP: 0.238, SLG: 0.367										4	0	0	1	0	0	5						
<b>Inning Stats</b>	R: 0 E: 1 K: 1 S: 6	H: 1 LOB: 2 BB: 1 P: 10	R: 0 E: 0 K: 1 S: 5	H: 0 LOB: 0 BB: 0 P: 5	R: 0 E: 0 K: 1 S: 6	H: 1 LOB: 1 BB: 0 P: 6	R: 1 E: 0 K: 1 S: 6	H: 2 LOB: 0 BB: 0 P: 6	R: 3 E: 0 K: 0 S: 7	H: 4 LOB: 1 BB: 0 P: 7	R: 1 E: 0 K: 0 S: 4	H: 2 LOB: 1 BB: 1 P: 8	R: 0 E: 0 K: 0 S: 3	H: 0 LOB: 0 BB: 0 P: 3	R: 2 E: 0 K: 0 S: 6	H: 3 LOB: 3 BB: 1 P: 11	R: 0 E: 0 K: 0 S: 3	H: 0 LOB: 0 BB: 0 P: 3	1B: 8 2B: 4 3B: 0 HR: 1	SF: 0 SAC: 1 DP: 1 HBP: 1	WP: 0 PB: 0 SB: 0 CS: 1	PA: 42
<b>PITCHER</b>	IP WLS BF H R ER SO BB IBB HBP BLK WP HR S P ERA WHIP																					
Bill Monbouquette, R (1, 1) ERA: 3.49	4.1 L 21 8 4 4 4 1 0 0 0 0 0 1 28 32 8.31 2.077																					
Arnold Earley, L (5, 1) ERA: 4.8	1.2 7 2 1 1 0 1 0 0 0 0 0 0 6 10 5.40 1.800																					
Wilbur Wood, L (7, 1) ERA: 4.53	2.0 11 3 2 2 0 0 1 1 0 0 0 9 14 9.00 1.500																					
Bob Turley, R (9, 1) ERA: 4.13	1.0 3 0 0 0 0 0 0 0 0 0 0 0 3 3 0.00 0.000																					

Batter	1	2	3	4	5	6	7	8	9	AB	R	H	RBI	BB	SO	LOB	BOTTOM			
Felix Mantilla, R (1, 8) OBP: 0.321, SLG: 0.387										3	0	1	0	1	1	0	Chicago White Sox @ Boston Red Sox Fenway Park, Boston, MA Wed Aug 21 1963, 7:05 PM EDT Att: 12,398 - Unknown			
Chuck Schilling, R (1, 4) OBP: 0.310, SLG: 0.345										3	0	0	0	1	1	2				
Carl Yastrzemski, L (1, 7) OBP: 0.421, SLG: 0.504										4	0	1	0	0	3	2				
Dick Stuart, R (1, 3) OBP: 0.314, SLG: 0.511										3	0	0	0	1	3	3				
Lou Clinton, R (1, 9) OBP: 0.284, SLG: 0.424										4	0	0	0	0	1	1				
Frank Malzone, R (1, 5) OBP: 0.329, SLG: 0.441										4	1	1	0	0	0	0				
Eddie Bressoud, R (1, 6) OBP: 0.315, SLG: 0.404										3	0	2	0	1	0	0				
Bob Tillman, R (1, 2) OBP: 0.324, SLG: 0.386										4	0	1	1	0	1	2				
Bill Monbouquette, R (1, 1) ERA: 3.162, SLG: 0.127 Arnold Earley, L (5, 1) OBP: 0.297, SLG: 0.313 Dick Williams, R (6, FR) OBP: 0.336, SLG: 0.379 Wilbur Wood, R (7, 1) OBP: 0.356, SLG: 0.359 Roman Mejias, R (8, PH) OBP: 0.292, SLG: 0.359 Bob Turley, R (9, 1) OBP: 0.175, SLG: 0.294 Billy Gardner, R (9, PH) OBP: 0.340, SLG: 0.326										1	0	0	0	0	0	0				
<b>Inning Stats</b>	R: 0 E: 0 K: 2 S: 8	H: 1 LOB: 1 BB: 0 P: 8	R: 0 E: 0 K: 1 S: 5	H: 0 LOB: 0 BB: 0 P: 5	R: 0 E: 0 K: 1 S: 5	H: 0 LOB: 0 BB: 0 P: 5	R: 0 E: 0 K: 2 S: 7	H: 0 LOB: 0 BB: 0 P: 7	R: 0 E: 0 K: 0 S: 3	H: 1 LOB: 2 BB: 1 P: 12	R: 0 E: 0 K: 0 S: 4	H: 1 LOB: 1 BB: 0 P: 4	R: 0 E: 0 K: 2 S: 7	H: 0 LOB: 1 BB: 1 P: 11	R: 1 E: 0 K: 1 S: 7	H: 3 LOB: 2 BB: 1 P: 11	1B: 6 2B: 0 3B: 0 HR: 0	SF: 0 SAC: 0 DP: 1 HBP: 0	WP: 0 PB: 0 SB: 0 CS: 0	PA: 36
<b>PITCHER</b>	IP WLS BF H R ER SO BB IBB HBP BLK WP HR S P ERA WHIP																			
Gary Peters, L (1, 1) ERA: 1.84	9.0 W 36 6 1 1 11 4 0 0 0 0 0 0 54 70 1.00 1.111																			



Batter	1	2	3	4	5	6	7	8	9	AB	R	H	RBI	BB	SO	LOB	TOP			
Tom McCraw L (1,3) OBP: 0.288, SLG: 0.341	K		1B		1B		4-3			4	0	2	1	0	1	0	<b>Chicago White Sox @ Boston Red Sox</b> Fenway Park, Boston, MA Thu Aug 22 1963, 3:33 AM EDT Att: 7,144 - Unknown			
Nelle Fox L (1,4) OBP: 0.305, SLG: 0.312	6-3		1B		F9			F9		4	0	1	0	0	0	2				
Floyd Robinson L (1,9) OBP: 0.350, SLG: 0.409	4-3		F8		1B			F6		4	0	1	1	0	0	2				
Pete Ward L (1,5) OBP: 0.335, SLG: 0.461		B5-3		F1	4-3			F9		4	0	0	0	0	0	2				
Mike Hershberger R (1,8) OBP: 0.347, SLG: 0.368		5-3		5-3		4-3			2B	4	0	1	0	0	0	0				
Dave Nicholson R (1,7) OBP: 0.328, SLG: 0.435		FC6-4		5-3		F3		F2		4	0	1	0	0	0	1				
Cam Carreon R (1,2) E: 0.307, SLG: 0.352 Eddie Fisher R (3,1) OBP: 0.268, SLG: 0.174 Gary Peters L (5,PH) OBP: 0.298, SLG: 0.301 Dave DeBusschere R (5,1) OBP: 0.208, SLG: 0.550 Taylor Phillips L (5,1) OBP: 0.357, SLG: 0.343		FC6-4			K	K		K		1	0	0	0	0	0	1				
Al Weis S (1,6) OBP: 0.339, SLG: 0.329			5-3		1B			6-3		3	1	0	0	1	1					
Joe Horlen R (1,1) OBP: 0.261, SLG: 0.261 J.C. Martin L (3,PH) OBP: 0.260, SLG: 0.274			K		1B			F7		0	0	0	0	0	0	0				
					1B					3	1	1	0	0	1	0				
<b>Inning Stats</b>	R: 0 E: 0 K: 1 S: 5	H: 0 LOB: 0 BB: 0 P: 5	R: 0 E: 0 K: 0 S: 4	H: 1 LOB: 0 BB: 0 P: 4	R: 0 E: 0 K: 1 S: 7	H: 2 LOB: 2 BB: 0 P: 7	R: 0 E: 0 K: 0 S: 3	H: 0 LOB: 0 BB: 0 P: 3	R: 2 E: 0 K: 1 S: 8	H: 3 LOB: 2 BB: 1 P: 12	R: 0 E: 0 K: 1 S: 5	H: 0 LOB: 0 BB: 0 P: 5	R: 0 E: 0 K: 1 S: 5	H: 0 LOB: 0 BB: 0 P: 5	R: 0 E: 0 K: 0 S: 3	H: 1 LOB: 1 BB: 0 P: 6	1B: 6 2B: 1 3B: 0 HR: 0	SF: 0 SAC: 0 DP: 0 HBP: 0	WP: 0 PB: 0 SB: 0 CS: 0	PA: 35
<b>PITCHER</b> Dave Morehead R (1,1) ERA: 4.28	IP: 9.0 WLS: W BF: 35 H: 7 R: 2 ER: 2 SO: 6 BB: 1 IBB: 0 HBP: 0 BLK: 0 WP: 0 HR: 0 S: 46 P: 50 ERA: 2.00 WHIP: 0.889															<b>PITCHER</b>				

Batter	1	2	3	4	5	6	7	8	9	AB	R	H	RBI	BB	SO	LOB	BOTTOM
Gary Geiger L (1,8) OBP: 0.338, SLG: 0.490	4-3					K2-3				3	0	1	1	2	1	0	<b>Chicago White Sox @ Boston Red Sox</b> Fenway Park, Boston, MA Thu Aug 22 1963, 3:33 AM EDT Att: 7,144 - Unknown
Chuck Schilling R (1,4) OBP: 0.307, SLG: 0.341	F5	BB		BB	F8	K	2B	5-3		5	0	0	0	0	1	5	
Carl Yastrzemski L (1,7) OBP: 0.419, SLG: 0.500	F5		K		F9		4-3	F8		4	1	0	0	1	1	2	
Frank Maltzone R (1,5) OBP: 0.333, SLG: 0.448		1B	2B	HR	5-3		4-3	BB		4	4	3	0	0	0	0	
Dick Stuart R (1,3) OBP: 0.319, SLG: 0.519		2B	HR		1B		4-3	BB		4	2	3	2	1	0	2	
Lou Clinton R (1,9) OBP: 0.288, SLG: 0.428		2B	F8		1B		HR	BB		3	2	2	1	2	0	0	
Eddie Bressoud R (1,6) OBP: 0.314, SLG: 0.411	SF8		K2-3		F5		HR	SF8		3	1	1	6	0	1	2	
Russ Nixon L (1,2) OBP: 0.302, SLG: 0.369	E5			4-3	K		E6	FC6-4		5	1	1	0	0	1	4	
Dave Morehead R (1,1) OBP: 0.111, SLG: 0.111	6-3			BB		F6	3-1			4	0	1	0	0	0	2	
					1B					1B: 6 2B: 4 3B: 0 HR: 2	SF: 2 SAC: 0 DP: 0 HBP: 1	WP: 0 PB: 0 SB: 0 CS: 0	PA: 44				
<b>Inning Stats</b>	R: 0 E: 0 K: 0 S: 3	H: 3 LOB: 2 BB: 1 P: 11	R: 2 E: 0 K: 2 S: 9	H: 2 LOB: 0 BB: 0 P: 9	R: 0 E: 0 K: 0 S: 4	H: 1 LOB: 2 BB: 1 P: 8	R: 0 E: 0 K: 2 S: 7	H: 0 LOB: 0 BB: 0 P: 7	R: 5 E: 1 K: 0 S: 6	H: 3 LOB: 1 BB: 2 P: 15	R: 1 E: 0 K: 0 S: 4	H: 1 LOB: 2 BB: 2 P: 12	1B: 6 2B: 4 3B: 0 HR: 2	SF: 2 SAC: 0 DP: 0 HBP: 1	WP: 0 PB: 0 SB: 0 CS: 0	PA: 44	
<b>PITCHER</b> Joe Horlen R (1,1) ERA: 3.95 Eddie Fisher R (3,1) ERA: 4.66 Dave DeBusschere R (5,1) ERA: 0.14 Taylor Phillips L (5,1) ERA: 11.12	IP: 2.0 WLS: L BF: 10 H: 3 R: 3 ER: 2 SO: 2 BB: 1 IBB: 0 HBP: 0 BLK: 0 WP: 0 HR: 0 S: 10 P: 14 ERA: 9.00 WHIP: 2.000															<b>PITCHER</b>	



Batter	1	2	3	4	5	6	7	8	9	AB	R	H	RBI	BB	SO	LOB	TOP					
Tom McCraw, L (1, 3) OBP: 0.291, SLG: 0.340										4	1	1	0	1	1	3						
Nelle Fox, L (1, 4) OBP: 0.304, SLG: 0.311										5	0	1	0	0	0	4						
Floyd Robinson, L (1, 9) OBP: 0.351, SLG: 0.408										4	1	1	0	1	0	3						
Pete Ward, L (1, 5) OBP: 0.338, SLG: 0.468										4	0	3	1	0	0	1						
Mike Hershberger, R (1, 8)										4	0	1	1	0	0	3						
Dave Nicholson, R (1, 7) OBP: 0.333, SLG: 0.437										3	0	2	0	1	0	1						
Ron Hansen, R (1, 6) OBP: 0.313, SLG: 0.352										4	0	0	0	0	1	5						
J.C. Martin, L (1, 2) OBP: 0.265, SLG: 0.272 (7, PR)										1	0	0	0	2	0	0						
Cam Carreon, R (7, 2) OBP: 0.325, SLG: 0.350 (7, 2)										1	0	0	0	0	0	0						
Hoyt Wilhelm, R (1, 1) OBP: 0.115, SLG: 0.080 (7, PH)										2	0	0	0	0	0	2						
Charlie Maxwell, L (7, PH) OBP: 0.354, SLG: 0.340										1	0	0	0	0	0	1						
Jim Brosnan, R (7, 1) OBP: 0.250, SLG: 0.250										0	0	0	0	0	0	0						
Joe Horlen, R (8, 1) OBP: 0.261, SLG: 0.261 (9, PH)										0	0	0	0	0	0	0						
Jim Landis, R (9, PH) OBP: 0.332, SLG: 0.395										1	0	1	0	0	0	0						
<b>Inning Stats</b>	R: 0 E: 0 K: 0 S: 2	H: 0 LOB: 1 BB: 2 P: 10	R: 0 E: 0 K: 0 S: 4	H: 2 LOB: 2 BB: 1 P: 8	R: 1 E: 0 K: 0 S: 5	H: 2 LOB: 1 BB: 0 P: 5	R: 0 E: 0 K: 1 S: 5	H: 1 LOB: 0 BB: 0 P: 5	R: 0 E: 0 K: 0 S: 3	H: 0 LOB: 0 BB: 0 P: 3	R: 1 E: 0 K: 0 S: 5	H: 2 LOB: 1 BB: 0 P: 5	R: 0 E: 0 K: 1 S: 5	H: 0 LOB: 2 BB: 1 P: 9	R: 0 E: 0 K: 0 S: 4	H: 1 LOB: 2 BB: 1 P: 8	R: 0 E: 0 K: 0 S: 5	H: 2 LOB: 2 BB: 0 P: 5	1B: 8 2B: 2 3B: 0 HR: 0	SF: 0 SAC: 0 DP: 2 HBP: 0	WP: 0 PB: 0 SB: 0 CS: 0	PA: 39
<b>PITCHER</b> Jim Bouton, R (1, 1) ERA: 2.88	IP: 9.0 WLS: W BF: 39 H: 10 R: 2 ER: 2 SO: 2 BB: 5 IBB: 0 HBP: 0 BLK: 0 WP: 0 HR: 0 S: 38 P: 58 ERA: 2.00 WHIP: 1.667															<b>PITCHER</b>						

Chicago White Sox @ New York Yankees  
Yankee Stadium, Bronx, NY  
Fri Aug 23 1963, 7:05 PM EDT  
Att: 30,944 - Unknown - 80 F

AB 34  
R 2  
H 10  
RBI 2  
BB 5  
SO 2  
LOB 23



Batter	1	2	3	4	5	6	7	8	9	AB	R	H	RBI	BB	SO	LOB	BOTTOM			
Tony Kubek, L (1, 6) OBP: 0.285, SLG: 0.328										4	1	1	1	0	0	2				
Bobby Richardson, R (1, 4) OBP: 0.310, SLG: 0.357										4	2	2	1	0	0	0				
Tom Tresh, S (1, 8) OBP: 0.370, SLG: 0.487										3	0	0	0	1	0	1				
Joe Pepitone, L (1, 3) OBP: 0.313, SLG: 0.456										4	1	3	3	0	0	0				
Elston Howard, R (1, 2) OBP: 0.340, SLG: 0.545										4	1	1	0	0	1	4				
Johnny Blanchard, L (1, 9) OBP: 0.297, SLG: 0.471 (7, PR)										3	0	1	0	0	0	2				
Jack Reed, R (8, 9) OBP: 0.295, SLG: 0.291 (8, 9)										1	1	0	0	0	0	0				
Hector Lopez, R (1, 7) OBP: 0.310, SLG: 0.421										4	0	1	1	0	0	1				
Phil Linz, R (1, 5) OBP: 0.320, SLG: 0.368										4	1	2	1	0	0	0				
Jim Bouton, R (1, 1) OBP: 0.090, SLG: 0.091										3	0	0	0	0	1	4				
<b>Inning Stats</b>	R: 0 E: 0 K: 0 S: 3	H: 0 LOB: 0 BB: 0 P: 3	R: 0 E: 0 K: 1 S: 5	H: 0 LOB: 0 BB: 0 P: 5	R: 0 E: 0 K: 0 S: 3	H: 0 LOB: 0 BB: 0 P: 3	R: 2 E: 0 K: 0 S: 7	H: 4 LOB: 2 BB: 0 P: 7	R: 1 E: 0 K: 0 S: 4	H: 2 LOB: 0 BB: 0 P: 4	R: 4 E: 0 K: 1 S: 10	H: 5 LOB: 3 BB: 1 P: 14	R: 0 E: 0 K: 0 S: 3	H: 0 LOB: 0 BB: 0 P: 3	R: 0 E: 0 K: 0 S: 3	H: 0 LOB: 0 BB: 0 P: 3	1B: 9 2B: 2 3B: 0 HR: 0	SF: 0 SAC: 0 DP: 1 HBP: 0	WP: 0 PB: 0 SB: 1 CS: 0	PA: 35
<b>PITCHER</b> Hoyt Wilhelm, R (1, 1) ERA: 3.12	IP: 6.0 WLS: L BF: 23 H: 6 R: 3 ER: 3 SO: 3 BB: 0 IBB: 0 HBP: 0 BLK: 0 WP: 0 HR: 0 S: 25 P: 25 ERA: 4.50 WHIP: 1.000															<b>PITCHER</b>				
Jim Brosnan, R (7, 1) ERA: 2.44	IP: 1.0 WLS: 9 BF: 5 H: 4 R: 4 ER: 4 SO: 1 BB: 0 IBB: 0 HBP: 0 BLK: 0 WP: 0 HR: 0 S: 10 P: 14 ERA: 36.00 WHIP: 6.000																			
Joe Horlen, R (8, 1) ERA: 3.87	IP: 1.0 WLS: 3 BF: 0 H: 0 R: 0 ER: 0 SO: 0 BB: 0 IBB: 0 HBP: 0 BLK: 0 WP: 0 HR: 0 S: 3 P: 3 ERA: 0.00 WHIP: 0.000																			

Chicago White Sox @ New York Yankees  
Yankee Stadium, Bronx, NY  
Fri Aug 23 1963, 7:05 PM EDT  
Att: 30,944 - Unknown - 80 F

AB 34  
R 7  
H 11  
RBI 7  
BB 1  
SO 2  
LOB 14





Batter	1	2	3	4	5	6	7	8	9	AB	R	H	RBI	BB	SO	LOB	TOP			
Jim Landis, R (1,8) OBP: 0.328, SLG: 0.390	0-0 6-3			0-0 5-3		0-3 K			0-0 F4	4	0	0	0	0	1	2				
Mike Hershberger, R (1,9) OBP: 0.345, SLG: 0.265	0-0 L5			0-0 1B		0-0 FC6-4			0-3 K	4	0	1	0	0	1	2				
Dave Nicholson, R (1,7) OBP: 0.334, SLG: 0.438	0-3 K			0-3 K					0-0 1B	4	0	2	0	0	2	1				
Jim Lemon, R (1,3)		0-0 6-3		0-0 5-3					0-0 F9	4	0	0	0	0	0	4				
Pete Ward, L (1,5) OBP: 0.338, SLG: 0.467		0-0 1B			0-3 K				0-0 G4-6-3	3	0	1	0	0	1	1				
Ron Hansen, R (1,6) OBP: 0.310, SLG: 0.349		0-0 1B			0-0 4-3				0-3 K	3	0	0	0	0	1	1				
Al Weis, S (1,4) OBP: 0.333, SLG: 0.323			0-3 K		0-0 6-3				0-0 5-3	3	0	0	0	0	1	0				
Cam Carreon, R (1,2) OBP: 0.326, SLG: 0.350			0-3 K			0-0 FC6-4			0-0 5-3	3	0	1	0	0	1	0				
Ray Herbert, R (1,1) OBP: 0.305, SLG: 0.346			0-0 1-3			0-0 F6			0-0 1B	2	0	0	0	0	0	1				
Floyd Robinson, L (9, PH) OBP: 0.352, SLG: 0.409									0-0 1B	1	0	1	0	0	0	0				
Tom McCraw, L (9, PR) OBP: 0.291, SLG: 0.340									0-0 1B	0	0	0	0	0	0	0				
<b>Inning Stats</b>	R: 0 E: 0 K: 1 S: 5	H: 0 LOB: 0 BB: 0 P: 5	R: 0 E: 0 K: 0 S: 3	H: 1 LOB: 0 BB: 0 P: 3	R: 0 E: 0 K: 2 S: 7	H: 0 LOB: 0 BB: 0 P: 7	R: 0 E: 0 K: 1 S: 6	H: 1 LOB: 1 BB: 0 P: 6	R: 0 E: 0 K: 1 S: 5	H: 0 LOB: 0 BB: 0 P: 5	R: 0 E: 0 K: 0 S: 3	H: 1 LOB: 0 BB: 0 P: 3	R: 0 E: 0 K: 1 S: 5	H: 0 LOB: 0 BB: 0 P: 5	R: 0 E: 0 K: 1 S: 7	H: 2 LOB: 2 BB: 0 P: 7	1B: 6 2B: 0 3B: 0 HR: 0	SF: 0 SAC: 0 DP: 2 HBP: 0	WP: 0 PB: 0 SB: 0 CS: 0	PA: 31
<b>PITCHER</b> Whitey Ford, L (1,1) ERA: 3.25	IP: 9.0 WLS: W BF: 31 H: 6 R: 0 ER: 0 SO: 8 BB: 0 IBB: 0 HBP: 0 BLK: 0 WP: 0 HR: 0 S: 47 P: 47 ERA: 0.00 WHIP: 0.667															<b>PITCHER</b>				

Chicago White Sox @ New York Yankees  
Yankee Stadium, Bronx, NY  
Sat Aug 24 1963, 3:33 AM EDT  
Att: 27,899 - Overcast - 81 F

AB 31  
R 0  
H 6  
RBI 0  
BB 0  
SO 8  
LOB 12



Batter	1	2	3	4	5	6	7	8	9	AB	R	H	RBI	BB	SO	LOB	BOTTOM			
Tony Kubek, L (1,6) OBP: 0.286, SLG: 0.332	0-0 F9		0-0 G4-6-3		0-0 1B		0-0 1B			4	1	2	1	0	0	1				
Bobby Richardson, R (1,4) OBP: 0.312, SLG: 0.359	0-3 K			0-0 L7	0-0 1B		0-0 1B			4	0	2	1	0	1	0				
Tom Tresh, S (1,8) OBP: 0.367, SLG: 0.482	0-0 E3			0-0 F7	0-3 K		0-0 L8			4	0	0	0	0	1	3				
Joe Pepitone, L (1,3) OBP: 0.312, SLG: 0.454	0-0 F7			0-0 1B		0-0 F7		0-0 F5		4	0	1	0	0	0	1				
Yogi Berra, L (1,2) OBP: 0.362, SLG: 0.496		0-0 4-1		0-0 1B		0-0 1B		0-0 6-3		4	0	2	0	0	0	0				
Johnny Blanchard, L (1,9) OBP: 0.391, SLG: 0.467		4-0 BB		0-3 K		0-0 L9		0-0 HR		3	1	1	1	1	1	3				
Jack Reed, R (9,9) OBP: 0.295, SLG: 0.291										0	0	0	0	0	0	0				
Hector Lopez, R (1,7) OBP: 0.309, SLG: 0.418		0-0 G6-3			0-0 F8	0-0 F6		4-0 BB		3	0	0	0	1	0	2				
Phil Linz, R (1,5) OBP: 0.326, SLG: 0.373			0-0 F9		0-0 6-3		0-0 CS	0-0 FC6-4		4	1	2	0	0	0	1				
Whitey Ford, L (1,1) OBP: 0.215, SLG: 0.219			0-0 1B		0-0 6-3		0-0 F6			3	0	1	0	0	0	2				
<b>Inning Stats</b>	R: 0 E: 1 K: 1 S: 6	H: 0 LOB: 1 BB: 0 P: 6	R: 0 E: 0 K: 0 S: 2	H: 0 LOB: 1 BB: 1 P: 6	R: 0 E: 0 K: 0 S: 3	H: 1 LOB: 0 BB: 0 P: 3	R: 0 E: 0 K: 1 S: 7	H: 2 LOB: 2 BB: 0 P: 7	R: 2 E: 0 K: 1 S: 8	H: 3 LOB: 1 BB: 0 P: 8	R: 0 E: 0 K: 0 S: 4	H: 1 LOB: 1 BB: 0 P: 4	R: 0 E: 0 K: 0 S: 5	H: 3 LOB: 2 BB: 0 P: 5	R: 1 E: 0 K: 0 S: 4	H: 1 LOB: 1 BB: 1 P: 8	1B: 9 2B: 1 3B: 0 HR: 1	SF: 0 SAC: 0 DP: 2 HBP: 0	WP: 0 PB: 0 SB: 1 CS: 1	PA: 35
<b>PITCHER</b> Ray Herbert, R (1,1) ERA: 3.24	IP: 8.0 WLS: L BF: 35 H: 11 R: 3 ER: 3 SO: 3 BB: 2 IBB: 0 HBP: 0 BLK: 0 WP: 0 HR: 1 S: 39 P: 47 ERA: 3.38 WHIP: 1.625															<b>PITCHER</b>				

Chicago White Sox @ New York Yankees  
Yankee Stadium, Bronx, NY  
Sat Aug 24 1963, 3:33 AM EDT  
Att: 27,899 - Overcast - 81 F

AB 33  
R 3  
H 11  
RBI 3  
BB 2  
SO 3  
LOB 13





Batter	1	2	3	4	5	6	7	8	9	AB	R	H	RBI	BB	SO	LOB	TOP
Mike Hershberger, R (1.8)	F4			L7			F7		F9	4	0	0	0	0	0	0	
Floyd Robinson, L (1.9)	F9			K			3-1		K	4	0	0	0	0	2	0	
Dave Nicholson, R (1.7)	F4			K			E6		BLK	4	0	1	0	0	1	0	
Jim Lemon, R (1.3)																	
Pete Ward, L (1.5)																	
Ron Hansen, R (1.6)																	
Al Weis, S (1.4)																	
Cam Carreon, R (1.2)																	
Juan Pizarro, L (1.1)																	
Jim Landis, R (8, PH)																	
Jim Brosnan, R (8.1)																	
<b>Inning Stats</b>	R: 0 H: 0 E: 0 K: 0 S: 3	H: 0 LOB: 0 BB: 0 P: 3	R: 0 H: 0 E: 0 K: 2 S: 7	H: 0 LOB: 0 BB: 0 P: 7	R: 0 H: 0 E: 0 K: 2 S: 7	H: 0 LOB: 0 BB: 0 P: 7	R: 0 H: 0 E: 0 K: 1 S: 5	H: 0 LOB: 0 BB: 0 P: 5	R: 0 H: 1 E: 0 K: 2 S: 8	H: 1 LOB: 1 BB: 0 P: 8	R: 0 H: 1 E: 0 K: 2 S: 8	H: 1 LOB: 1 BB: 0 P: 8	1B: 2 2B: 0 3B: 0 HR: 0	SF: 0 SAC: 0 DP: 0 HBP: 0	WP: 0 PA: 31 CS: 0		
<b>PITCHER</b>	IP WLS BF H R ER SO BB IBB HBP BLK WP HR S P ERA WHIP																
Al Downing, L (1.1)	9.0 W 31 2 0 0 13 1 0 0 1 0 0 56 60 0.00 0.333																

Chicago White Sox @ New York Yankees  
Yankee Stadium, Bronx, NY  
Sun Aug 25 1963, 3:33 AM EDT  
Unknown - 72 F

AB 30  
R 0  
H 2  
RBI 0  
BB 1  
SO 13  
LOB 6



Batter	1	2	3	4	5	6	7	8	9	AB	R	H	RBI	BB	SO	LOB	BOTTOM	
Tony Kubek, L (1.6)	K2-3			1-3						4	0	2	1	0	1	0		
Bobby Richardson, R (1.4)	1-3									3	0	0	0	1	0	4		
Tom Tresh, S (1.8)	F8									4	0	0	0	0	1	1		
Elaston Howard, R (1.2)										3	3	2	2	1	0	0		
Hector Lopez, R (1.7)										4	0	1	0	0	1	0		
Joe Pepitone, L (1.3)										4	0	0	1	0	1	1		
Johnny Blanchard, L (1.9)										3	0	0	0	0	1	1		
Jack Reed, R (8.9)										0	0	0	0	0	0	0		
Phil Linz, R (1.5)										2	1	1	0	1	0	1		
Al Downing, R (1.1)										2	0	0	0	1	2	1		
<b>Inning Stats</b>	R: 0 H: 0 E: 0 K: 1 S: 5	H: 1 LOB: 1 BB: 1 P: 10	R: 0 H: 0 E: 0 K: 1 S: 5	H: 0 LOB: 1 BB: 1 P: 9	R: 0 H: 0 E: 0 K: 0 S: 3	H: 0 LOB: 0 BB: 0 P: 3	R: 0 H: 2 E: 0 K: 1 S: 7	H: 2 LOB: 2 BB: 0 P: 7	R: 1 H: 1 E: 0 K: 0 S: 10	H: 1 LOB: 1 BB: 2 P: 10	R: 1 H: 1 E: 0 K: 0 S: 3	H: 1 LOB: 0 BB: 2 P: 11	R: 1 H: 1 E: 0 K: 0 S: 4	H: 1 LOB: 0 BB: 0 P: 4	1B: 2 2B: 3 3B: 0 HR: 2	SF: 0 SAC: 0 DP: 1 HBP: 0	WP: 0 PA: 33 CS: 0	
<b>PITCHER</b>	IP WLS BF H R ER SO BB IBB HBP BLK WP HR S P ERA WHIP																	
Juan Pizarro, L (1.1)	7.0 L 29 5 3 3 7 4 0 0 0 0 0 39 55 3.86 1.286																	
Jim Brosnan, R (8.1)	1.0 4 1 1 1 0 0 0 0 0 0 1 4 4 9.00 1.000																	

Chicago White Sox @ New York Yankees  
Yankee Stadium, Bronx, NY  
Sun Aug 25 1963, 3:33 AM EDT  
Unknown - 72 F

AB 29  
R 4  
H 6  
RBI 4  
BB 4  
SO 7  
LOB 9









Batter	1	2	3	4	5	6	7	8	9	AB	R	H	RBI	BB	SO	LOB	TOP																			
Mike Hershberger, R OBP: 0.340, SLG: 0.358 (1, 8)	F7	FC6-4			4-3		K	F8		5	0	0	0	0	1	3	Chicago White Sox @ Cleveland Indians Cleveland Municipal Stadium, Cleveland, OH Tue Aug 27 1963, 7:05 PM EDT Att: 8,404 - Unknown <a href="http://livebaseballscorecards.com">livebaseballscorecards.com</a>																			
Tom McCraw, L OBP: 0.298, SLG: 0.358 (1, 3)	1B		3-1		HR		E5		4-3	5	2	3	2	0	0	0																				
Floyd Robinson, L OBP: 0.350, SLG: 0.403 Hoyt Wilhelm, R OBP: 0.111, SLG: 0.077 (7, 1)	1B		1B		P6		BB		4-3	2	0	1	0	2	0	0																				
Pete Ward, L OBP: 0.341, SLG: 0.475 (1, 5)	1B		1B		F8		F2			5	1	3	2	0	0	2																				
Dave Nicholson, R OBP: 0.329, SLG: 0.434 (1, 7)	K		K		K		K		F2	5	0	0	0	0	4	4																				
Nellie Fox, L OBP: 0.303, SLG: 0.309 (1, 4)	F8		1-3		1B		1B			4	1	2	0	0	0	4																				
Ron Hansen, R OBP: 0.313, SLG: 0.349 (1, 6)		FC6-4			P6		K			4	1	2	0	0	1	1																				
Cam Carreon, R OBP: 0.321, SLG: 0.345 J.C. Martin, L OBP: 0.287, SLG: 0.271 (7, 2)	K		K		P3		E		FC6-4	3	1	1	0	0	1	1																				
Joe Horlen, R OBP: 0.240, SLG: 0.240 Jim Landis, R OBP: 0.325, SLG: 0.383 (7, PH)	K		K		K		K		FC6-4	2	0	0	0	0	2	1																				
										2	0	0	1	0	1	2																				
<b>Inning Stats</b>	R: 1 E: 0 K: 1 S: 8	H: 3 LOB: 2 BB: 0 P: 8	R: 0 E: 0 K: 2 S: 8	H: 1 LOB: 1 BB: 0 P: 8	R: 0 E: 0 K: 1 S: 6	H: 1 LOB: 2 BB: 1 P: 10	R: 0 E: 0 K: 1 S: 5	H: 0 LOB: 0 BB: 0 P: 5	R: 1 E: 0 K: 2 S: 4	H: 1 LOB: 1 BB: 0 P: 7	R: 1 E: 1 K: 2 S: 9	H: 2 LOB: 2 BB: 1 P: 13	R: 2 E: 0 K: 1 S: 8	H: 3 LOB: 1 BB: 0 P: 8	R: 1 E: 0 K: 0 S: 4	H: 1 LOB: 0 BB: 0 P: 4	1B: 11 2B: 1 3B: 0 HR: 2	SF: 0 SAC: 0 DP: 1 HBP: 0	WP: 0 PB: 0 CS: 1	PA: 41																
<b>PITCHER</b>	IP	WLS	BF	H	R	ER	SO	BB	IBB	HBP	BLK	WP	HR	S	P	ERA	WHIP	<b>PITCHER</b>		IP	WLS	BF	H	R	ER	SO	BB	IBB	HBP	BLK	WP	HR	S	P	ERA	WHIP
Mudcat Grant, R ERA: 3.62 Bob Allen, L ERA: 4.42 (7, 1)	6.0	L	25	7	2	2	7	1	0	0	0	0	1	38	42	3.00	1.333			3.0	S	16	6	4	3	3	1	0	0	0	0	1	21	25	9.00	2.333

Batter	1	2	3	4	5	6	7	8	9	AB	R	H	RBI	BB	SO	LOB	BOTTOM																			
Tito Francona, L OBP: 0.312, SLG: 0.353 (1, 7)	FC6-4		G3		4-3		P4		K	4	0	1	0	1	1	0	Chicago White Sox @ Cleveland Indians Cleveland Municipal Stadium, Cleveland, OH Tue Aug 27 1963, 7:05 PM EDT Att: 8,404 - Unknown <a href="http://livebaseballscorecards.com">livebaseballscorecards.com</a>																			
Willie Kirkland, L OBP: 0.309, SLG: 0.393 (1, 9)	P3		G3		5-3		K			4	0	1	0	0	1	1																				
Vic Davalillo, L OBP: 0.335, SLG: 0.449 (1, 8)	FC6-4		G3		4-3		K			4	0	1	0	0	1	2																				
Max Alvis, R OBP: 0.320, SLG: 0.463 (1, 5)	FC6-4		K				F8			4	1	1	1	0	1	5																				
Fred Whitfield, L OBP: 0.285, SLG: 0.463 (1, 3)	F8				F5		FC1-6		K	4	0	1	0	0	1	2																				
Joe Azcue, R OBP: 0.307, SLG: 0.476 (1, 2)		K			1B		FC1-6		5-3	3	0	0	0	1	1	1																				
Woodie Held, R OBP: 0.345, SLG: 0.425 (1, 4)		4-3			K		FC5-4		6-3	4	0	0	0	0	1	2																				
Jerry Kindall, R OBP: 0.263, SLG: 0.301 (1, 6)		K							F7	4	0	2	0	0	1	0																				
Mudcat Grant, R OBP: 0.183, SLG: 0.193 Dick Howser, R OBP: 0.347, SLG: 0.295 Bob Allen, L OBP: 0.200, SLG: 0.200 Miguel de la Hoz, R OBP: 0.289, SLG: 0.395 (8, PH)			P4		F9		F8		F7	2	0	0	0	0	0	2																				
										1	0	0	0	0	0	2																				
										0	0	0	0	0	0	0																				
										1	0	0	0	0	0	0																				
<b>Inning Stats</b>	R: 0 E: 0 K: 0 S: 4	H: 1 LOB: 2 BB: 1 P: 8	R: 0 E: 0 K: 2 S: 7	H: 0 LOB: 0 BB: 0 P: 7	R: 0 E: 0 K: 1 S: 6	H: 2 LOB: 2 BB: 0 P: 7	R: 0 E: 0 K: 1 S: 6	H: 1 LOB: 2 BB: 1 P: 10	R: 0 E: 0 K: 0 S: 3	H: 0 LOB: 0 BB: 0 P: 3	R: 1 E: 0 K: 0 S: 6	H: 3 LOB: 2 BB: 0 P: 6	R: 0 E: 0 K: 2 S: 8	H: 0 LOB: 1 BB: 0 P: 8	R: 0 E: 0 K: 1 S: 5	H: 0 LOB: 0 BB: 0 P: 5	R: 0 E: 0 K: 1 S: 5	H: 0 LOB: 0 BB: 0 P: 5	1B: 6 2B: 0 3B: 0 HR: 1	SF: 0 SAC: 0 DP: 0 HBP: 0	WP: 0 PB: 1 CS: 0	PA: 37														
<b>PITCHER</b>	IP	WLS	BF	H	R	ER	SO	BB	IBB	HBP	BLK	WP	HR	S	P	ERA	WHIP	<b>PITCHER</b>		IP	WLS	BF	H	R	ER	SO	BB	IBB	HBP	BLK	WP	HR	S	P	ERA	WHIP
Joe Horlen, R ERA: 3.7 Hoyt Wilhelm, R ERA: 3.03 (7, 1)	6.0	W	27	7	1	1	4	2	0	0	0	0	0	18	18	1.50	1.500			3.0	S	10	0	0	0	4	0	0	0	0	0	18	18	0.00	0.000	



Batter	1	2	3	4	5	6	7	8	9	AB R H RBI BB SO LOB	TOP											
Mike Hershberger, R OBP: 0.336, SLG: 0.354 (1, 8)	F7	F8		6-3		6-3		F8		5 0 0 0 0 0 2	<b>Chicago White Sox @ Cleveland Indians</b> Cleveland Municipal Stadium, Cleveland, OH Wed Aug 28 1963, 7:05 PM EDT Unknown											
Tom McCraw, L OBP: 0.330, SLG: 0.372 (1, 3)	G3			FC1-6 1B		5-3			K	5 1 2 3 0 1 0												
Floyd Robinson, L OBP: 0.351, SLG: 0.401 (1, 9)										4 2 1 0 1 1 1												
Pete Ward, L OBP: 0.341, SLG: 0.474 (1, 5)										5 2 2 0 0 0 1												
Nellie Fox, L OBP: 0.306, SLG: 0.318 (1, 4)										5 1 3 3 0 0 0												
Dave Nicholson, R OBP: 0.330, SLG: 0.432 (1, 7)										4 0 1 0 1 2 1												
Ron Hansen, R OBP: 0.312, SLG: 0.347 (1, 6)										5 0 1 1 0 1 5												
Cam Carreon, R OBP: 0.327, SLG: 0.348 (1, 2)										4 1 2 0 1 0 1												
Juan Pizarro, L OBP: 0.211, SLG: 0.288 (1, 1)										4 1 0 0 0 1 6												
<b>Inning Stats</b>	R: 2 E: 1 K: 0 S: 6	H: 2 LOB: 2 BB: 1 P: 10	R: 3 E: 1 K: 1 S: 8	H: 2 LOB: 0 BB: 0 P: 8	R: 1 E: 0 K: 2 S: 9	H: 2 LOB: 1 BB: 0 P: 9	R: 0 E: 0 K: 0 S: 4	H: 1 LOB: 1 BB: 0 P: 4	R: 0 E: 1 K: 1 S: 7	H: 1 LOB: 2 BB: 0 P: 7		R: 0 E: 0 K: 0 S: 3	H: 0 LOB: 0 BB: 0 P: 3	R: 0 E: 0 K: 1 S: 6	H: 1 LOB: 1 BB: 0 P: 6	R: 0 E: 0 K: 0 S: 3	H: 0 LOB: 0 BB: 0 P: 3	R: 2 E: 0 K: 1 S: 8	H: 3 LOB: 3 BB: 2 P: 16	1B: 10 2B: 0 3B: 0 HR: 2	SF: 0 SAC: 1 DP: 0 HBP: 0	WP: 0 PB: 0 CS: 0
<b>PITCHER</b>	IP WLS BF H R ER SO BB IBB HBP BLK WP HR S P ERA WHIP											IP WLS BF H R ER SO BB IBB HBP BLK WP HR S P ERA WHIP										
Pedro Ramos, R ERA: 3.57 (1, 1)	1.1 L 11 4 5 3 0 1 0 0 0 0 0 1 10 14 20.25 3.750																					
Jerry Walker, R ERA: 4.54 (2, 1)	4.2 19 4 1 1 4 0 0 0 0 0 0 1 27 27 1.93 0.857																					
Early Wynn, R ERA: 2.4 (7, 1)	2.0 7 1 0 0 1 0 0 0 0 0 0 0 9 9 0.00 0.500																					
Bob Allen, L ERA: 4.67 (9, 1)	1.0 8 3 2 2 1 1 1 0 0 0 0 0 8 16 18.00 4.000																					

AB	41
R	8
H	12
RBI	7
BB	3
SO	6
LOB	17



Batter	1	2	3	4	5	6	7	8	9	AB R H RBI BB SO LOB	BOTTOM											
Woodie Held, R OBP: 0.341, SLG: 0.420 (1, 4)	F9									4 0 0 0 0 1 0	<b>Chicago White Sox @ Cleveland Indians</b> Cleveland Municipal Stadium, Cleveland, OH Wed Aug 28 1963, 7:05 PM EDT Unknown											
Larry Brown, R OBP: 0.321, SLG: 0.333 (1, 6)	F8									4 1 1 0 0 0 0												
Vic Davallilo, L OBP: 0.337, SLG: 0.450 (1, 8)	F8									4 1 2 0 0 1 0												
Joe Adcock, R OBP: 0.314, SLG: 0.393 (1, 3)										2 0 0 1 1 2 0												
Max Alvis, R OBP: 0.320, SLG: 0.461 (1, 5)										4 0 1 1 0 0 2												
Joe Azcue, R OBP: 0.306, SLG: 0.473 (1, 2)										4 0 1 0 0 1 1												
Tito Francona, L OBP: 0.310, SLG: 0.351 (1, 7)										3 0 0 0 0 2 1												
Willie Tasby, R OBP: 0.322, SLG: 0.408 (1, 9)										3 1 1 1 0 2 0												
Pedro Ramos, S OBP: 0.225, SLG: 0.237 (1, 1)										0 0 0 0 0 0 0												
Jerry Walker, S OBP: 0.211, SLG: 0.314 (2, 1)										1 0 0 0 0 0 0												
Miguel Mejia, R OBP: 0.287, SLG: 0.392 (5, PH)										1 0 0 0 0 0 0												
Early Wynn, R OBP: 0.333, SLG: 0.300 (7, 1)										0 0 0 0 0 0 0												
Jerry Kindall, R OBP: 0.282, SLG: 0.300 (8, PH)										1 0 0 0 0 1 0												
Bob Allen, L OBP: 0.200, SLG: 0.200 (9, 1)										0 0 0 0 0 0 0												
<b>Inning Stats</b>	R: 0 E: 0 K: 0 S: 3	H: 0 LOB: 0 BB: 0 P: 3	R: 0 E: 0 K: 2 S: 8	H: 1 LOB: 0 BB: 0 P: 8	R: 0 E: 0 K: 2 S: 7	H: 0 LOB: 0 BB: 0 P: 7	R: 0 E: 0 K: 0 S: 3	H: 1 LOB: 1 BB: 0 P: 7	R: 0 E: 0 K: 2 S: 7	H: 0 LOB: 0 BB: 0 P: 7	R: 0 E: 0 K: 0 S: 3	H: 0 LOB: 0 BB: 0 P: 3	R: 0 E: 0 K: 2 S: 7	H: 0 LOB: 0 BB: 0 P: 7	R: 1 E: 0 K: 2 S: 8	H: 1 LOB: 1 BB: 0 P: 8	R: 2 E: 1 K: 0 S: 6	H: 3 LOB: 1 BB: 0 P: 6	1B: 5 2B: 1 3B: 0 HR: 1	SF: 1 SAC: 0 DP: 1 HBP: 0	WP: 0 PB: 0 CS: 0	PA: 33
<b>PITCHER</b>	IP WLS BF H R ER SO BB IBB HBP BLK WP HR S P ERA WHIP											IP WLS BF H R ER SO BB IBB HBP BLK WP HR S P ERA WHIP										
Juan Pizarro, L ERA: 2.39 (1, 1)	9.0 W 33 6 3 2 10 1 0 0 0 0 1 52 56 2.00 0.778																					

AB	31
R	3
H	6
RBI	3
BB	1
SO	10
LOB	4





Batter	1	2	3	4	5	6	7	8	9	AB	R	H	RBI	BB	SO	LOB	TOP							
Mike Hershberger, R OBP: 0.335, SLG: 0.355 (1, 8)	0-0 6-3		0-0 1-3 2B		0-0 F8		0-0 F8			4	0	1	0	0	0	0								
Tom McCraw, L OBP: 0.307, SLG: 0.385 (1, 3)	0-0 2B		0-0 SF7			0-0 1B 2B 1B		0-0 FC4-6 1B		3	1	3	1	0	0	0								
Floyd Robinson, L OBP: 0.348, SLG: 0.398 (1, 9)	0-0 F9		0-0 4-3			0-0 F3		0-0 FC4-6 1B		4	0	0	0	0	0	4								
Pete Ward, L OBP: 0.344, SLG: 0.476 (1, 5)	0-0 F9			0-0 1-3 1B		0-0 2B SF7 1B		0-0 1-2 1B		4	1	3	0	0	0	1								
Nellie Fox, L OBP: 0.305, SLG: 0.320 (1, 4)		0-0 6-3		0-0 1-3		0-0 1-3 2B		0-0 F7		4	0	1	1	0	0	3								
Charlie Maxwell, L OBP: 0.341, SLG: 0.327 Jim Landis, R OBP: 0.325, SLG: 0.383 (1, 7) (8, 8)		0-3 K		0-3 K		0-0 SF7		0-0 F7		3	0	0	1	0	2	3								
Ron Hansen, R OBP: 0.309, SLG: 0.344 (1, 6)		0-0 4-3		0-0 F9		0-0 K				4	0	0	0	0	1	2								
J.C. Martin, L OBP: 0.263, SLG: 0.265 (1, 2)			0-0 4-3		0-0 6-3		0-0 4-3		0-0 F7	4	0	0	0	0	0	0								
Eddie Fisher, R OBP: 0.222, SLG: 0.160 Cam Carreon, R OBP: 0.326, SLG: 0.346 Jim Brosnan, R OBP: 0.250, SLG: 0.250 (1, 1) (9, PH) (9, 1)			4-0 2B SF7 BB		0-3 K		0-0 6-3		0-3 K	2	1	0	0	1	1	0								
<b>Inning Stats</b>	R: 0 E: 0 K: 0 S: 4	H: 1 LOB: 1 BB: 0 P: 4	R: 0 E: 0 K: 1 S: 5	H: 0 LOB: 0 BB: 0 P: 5	R: 1 E: 0 K: 0 S: 4	H: 1 LOB: 1 BB: 1 P: 8	R: 0 E: 0 K: 1 S: 6	H: 1 LOB: 1 BB: 0 P: 6	R: 0 E: 0 K: 1 S: 5	H: 0 LOB: 0 BB: 0 P: 5	R: 2 E: 0 K: 0 S: 8	H: 3 LOB: 1 BB: 0 P: 8	R: 0 E: 0 K: 0 S: 3	H: 0 LOB: 0 BB: 0 P: 3	R: 0 E: 0 K: 0 S: 5	H: 2 LOB: 2 BB: 0 P: 5	R: 0 E: 0 K: 1 S: 5	H: 0 LOB: 0 BB: 0 P: 5	1B: 5 2B: 3 3B: 0 HR: 0	SF: 2 SAC: 0 DP: 0 HBP: 0	WP: 0 PB: 0 CS: 0	PA: 36		
<b>PITCHER</b>	IP WLS BF H R ER SO BB IBB HBP BLK WP HR S P ERA WHIP	8.0 L 33 8 3 3 4 1 0 0 0 0 0 40 44 3.38 1.125	1.0 S 3 0 0 0 1 0 0 0 0 0 0 5 5 0.00 0.000																					

Chicago White Sox @ Cleveland Indians  
Cleveland Municipal Stadium, Cleveland, OH  
Wed Aug 28 1963, 7:05 PM EDT  
Att: 7,777 - Unknown

AB	33
R	3
H	8
RBI	3
BB	1
SO	5
LOB	13



Batter	1	2	3	4	5	6	7	8	9	AB	R	H	RBI	BB	SO	LOB	BOTTOM						
Tito Francona, L OBP: 0.311, SLG: 0.353 (1, 7)	0-0 G3		1-0 6-3 WP HBP		0-0 F9			0-0 2B		3	0	1	0	0	0	0							
Larry Brown, R OBP: 0.320, SLG: 0.327 (1, 6)	4-0 G3 1B BB		0-0 6-3		0-0 P3		0-0 6-3			3	0	0	0	1	0	2							
Vic Davallilo, L OBP: 0.336, SLG: 0.447 (1, 8)	0-0 1-2 G3 1B		0-0 4-3		0-3 K		0-0 4-3			4	0	1	0	0	1	2							
Max Alvis, R OBP: 0.319, SLG: 0.459 (1, 5)	0-0 G3		0-0 L5		0-0 F2			0-0 FC3-6 1B		4	0	1	0	0	0	3							
John Romano, R OBP: 0.318, SLG: 0.384 (1, 2)	0-0 F8			0-0 F9		0-0 5-3		0-0 F8		4	0	0	0	0	0	3							
Fred Whitfield, L OBP: 0.282, SLG: 0.457 (1, 3)		0-0 4-3		0-0 3-1		0-0 F7		0-0 FC3-6		4	0	0	0	0	0	1							
Woodie Held, R OBP: 0.341, SLG: 0.417 (1, 4)		0-0 F6		0-0 F7		4-0 BB		0-0 6-3		3	0	0	0	1	0	1							
Willie Kirkland, L OBP: 0.307, SLG: 0.390 (1, 9)		0-0 4-3			0-0 1-3		0-3 K			3	0	0	0	0	1	1							
Dick Donovan, L OBP: 0.177, SLG: 0.217 Willie Tasby, R OBP: 0.319, SLG: 0.404 Gary Bell, R OBP: 0.125, SLG: 0.087 (1, 1) (8, PH) (9, 1)			0-0 HR		0-0 F8		0-3 K		0-3 K	2	1	1	1	0	0	0							
<b>Inning Stats</b>	R: 0 E: 0 K: 0 S: 4	H: 1 LOB: 2 BB: 1 P: 8	R: 0 E: 0 K: 0 S: 3	H: 0 LOB: 0 BB: 0 P: 3	R: 1 E: 0 K: 0 S: 4	H: 1 LOB: 1 BB: 0 P: 5	R: 0 E: 0 K: 0 S: 3	H: 0 LOB: 0 BB: 0 P: 3	R: 0 E: 0 K: 1 S: 5	H: 0 LOB: 0 BB: 0 P: 5	R: 0 E: 0 K: 1 S: 5	H: 0 LOB: 0 BB: 1 P: 9	R: 0 E: 0 K: 1 S: 6	H: 1 LOB: 1 BB: 0 P: 6	R: 0 E: 0 K: 0 S: 4	H: 1 LOB: 1 BB: 0 P: 4	1B: 2 2B: 1 3B: 0 HR: 1	SF: 0 SAC: 0 DP: 0 HBP: 1	WP: 1 PB: 0 CS: 0	PA: 34			
<b>PITCHER</b>	IP WLS BF H R ER SO BB IBB HBP BLK WP HR S P ERA WHIP	8.0 W 30 3 1 1 3 2 0 0 0 0 0 33 42 1.12 0.625	1.0 S 4 1 0 0 0 0 0 0 0 0 0 4 4 0.00 1.000																				

Chicago White Sox @ Cleveland Indians  
Cleveland Municipal Stadium, Cleveland, OH  
Wed Aug 28 1963, 7:05 PM EDT  
Att: 7,777 - Unknown

AB	31
R	1
H	4
RBI	1
BB	2
SO	3
LOB	13






Batter	1	2	3	4	5	6	7	8	9	AB	R	H	RBI	BB	SO	LOB	TOP			
Mike Hershberger, R OBP: 0.331, SLG: 0.351 (1, 8) (8, 9)	0-3 K		0-0 F7		0-0 5-3		0-0 5-3	0-0 5-3		5	0	0	0	0	1	3				
Tom McCraw, L OBP: 0.313, SLG: 0.389 (1, 3)	0-0 WP 1B		0-0 1B 4-3 1B		0-0 G3 1B		0-0 F8		0-3 K	5	1	3	0	0	1	1				
Floyd Robinson, L OBP: 0.350, SLG: 0.399 (1, 9) (8, 7)	1-0 HBP		0-0 4-3 1B		0-0 G3 1-2			0-0 1B 1B	0-0 F9	4	1	2	1	0	0	1				
Pete Ward, L OBP: 0.343, SLG: 0.473 (1, 5)	0-0 F2		0-0 4-3		0-0 F9			0-0 BB 1B	0-0 F7	5	1	1	1	0	0	4				
Nellie Fox, L OBP: 0.303, SLG: 0.317 (1, 4)	0-0 F9		0-0 F7					0-0 F3		4	0	0	0	0	0	5				
Dave Nicholson, R OBP: 0.328, SLG: 0.428 Charlie Maxwell, L OBP: 0.346, SLG: 0.327 Jim Landis, R OBP: 0.325, SLG: 0.383 (1, 7) (8, PH) (8, PR) (8, 8)		0-3 K		0-0 F8				4-0 1B WP BB		3	0	0	0	0	1	0				
Ron Hansen, R OBP: 0.311, SLG: 0.345 (1, 6)	0-0 F7			0-0 FC6-4 1B				0-0 L4		4	1	2	2	0	0	0				
Cam Carreon, R OBP: 0.323, SLG: 0.343 J.C. Martin, L OBP: 0.295, SLG: 0.272 (1, 2) (5, 2)		0-3 K		0-0 FC6-4				0-3 WP HR 1B		2	0	0	0	0	1	1				
Gary Peters, L OBP: 0.274, SLG: 0.412 (1, 1)			4-0 1B 1B BB		0-0 1-4-3			0-0 F9	0-0 HR	3	2	1	2	1	0	2				
<b>Inning Stats</b>	R: 0 E: 0 K: 1 S: 6	H: 1 LOB: 2 BB: 7 P: 7	R: 0 E: 0 K: 2 S: 7	H: 0 LOB: 0 BB: 7 P: 7	R: 2 E: 0 K: 0 S: 5	H: 2 LOB: 1 BB: 1 P: 9	R: 0 E: 0 K: 0 S: 4	H: 1 LOB: 1 BB: 0 P: 4	R: 0 E: 0 K: 0 S: 3	H: 0 LOB: 0 BB: 0 P: 3	R: 0 E: 0 K: 0 S: 4	H: 1 LOB: 1 BB: 0 P: 4	R: 5 E: 0 K: 1 S: 9	H: 4 LOB: 1 BB: 1 P: 13	R: 0 E: 0 K: 1 S: 5	H: 0 LOB: 0 BB: 0 P: 5	1B: 8 2B: 1 3B: 0 HR: 1	SF: 0 SAC: 0 DP: 0 HBP: 1	WP: 2 PB: 2 SB: 1 CS: 0	PA: 40
<b>PITCHER</b>	IP WLS BF H R ER SO BB IBB HBP BLK WP HR S P ERA WHIP	IP WLS BF H R ER SO BB IBB HBP BLK WP HR S P ERA WHIP																		
Barry Latman, R ERA: 4.83 Gary Bell, R ERA: 2.74 (1, 1) (8, 1)	7.1 L 34 9 6 6 3 2 0 0 0 0 1 0 37 46 7.36 1.500	1.2 6 1 1 1 2 0 0 0 0 1 1 10 10 5.40 0.600																		

Chicago White Sox @ Cleveland Indians  
Cleveland Municipal Stadium, Cleveland, OH  
Thu Aug 29 1963, 7:05 PM EDT  
Att: 4,132 - Unknown


AB	37
R	7
H	10
RBI	6
BB	2
SO	5
LOB	18



Batter	1	2	3	4	5	6	7	8	9	AB	R	H	RBI	BB	SO	LOB	BOTTOM					
Woodie Held, R OBP: 0.342, SLG: 0.416 (1, 4)	4-0 HR BB		0-3 K		0-0 S 1B			0-0 6-3		3	1	1	0	1	1	0						
Larry Brown, R OBP: 0.313, SLG: 0.319 (1, 6)	0-3 K		0-0 L5		0-3 K			0-0 F8		4	0	0	0	0	2	2						
Vic Davallilo, L OBP: 0.334, SLG: 0.455 (1, 8)	0-0 1-H HR		0-0 4-3				0-3 K	0-3 K		4	1	1	2	0	2	0						
Max Alvis, R OBP: 0.320, SLG: 0.460 (1, 5)	0-0 5-3			0-0 5-3 1B			0-0 F8		0-0 G6-4-3 1B	4	0	2	0	0	0	0						
Joe Adcock, R OBP: 0.309, SLG: 0.387 (1, 3)	0-0 F9			0-0 5-3 1-2			0-0 F8		0-0 G6-4-3 1-2	4	0	0	0	0	0	2						
Joe Azcue, R OBP: 0.305, SLG: 0.469 (1, 2)		0-0 FC6-4 1B		0-0 F9			0-0 F8		0-0 6-3	4	0	1	0	0	0	1						
Tito Francona, L OBP: 0.310, SLG: 0.351 (1, 7)		0-3 K		0-0 3-1			0-0 F5			3	0	0	0	0	1	2						
Willie Tasby, R OBP: 0.319, SLG: 0.402 (1, 9)		0-0 FC6-4 1-2			0-3 K			0-0 K		3	0	1	0	0	1	1						
Barry Latman, R OBP: 0.209, SLG: 0.317 Gary Bell, R OBP: 0.125, SLG: 0.087 (1, 1) (8, 1)		0-0 4-3			0-3 K			0-0 F9		3	0	0	0	0	1	2						
<b>Inning Stats</b>	R: 2 E: 0 K: 1 S: 6	H: 1 LOB: 1 BB: 1 P: 10	R: 0 E: 0 K: 1 S: 6	H: 1 LOB: 0 BB: 0 P: 6	R: 0 E: 0 K: 1 S: 5	H: 0 LOB: 0 BB: 0 P: 5	R: 0 E: 0 K: 0 S: 4	H: 1 LOB: 1 BB: 0 P: 4	R: 0 E: 0 K: 3 S: 10	H: 1 LOB: 1 BB: 0 P: 10	R: 0 E: 0 K: 1 S: 5	H: 0 LOB: 0 BB: 0 P: 5	R: 0 E: 0 K: 0 S: 4	H: 1 LOB: 1 BB: 0 P: 4	R: 0 E: 0 K: 1 S: 5	H: 0 LOB: 0 BB: 0 P: 5	R: 0 E: 0 K: 0 S: 3	H: 1 LOB: 0 BB: 0 P: 3	1B: 5 2B: 0 3B: 0 HR: 1	SF: 0 SAC: 0 DP: 1 HBP: 0	WP: 0 PB: 0 SB: 1 CS: 0	PA: 33
<b>PITCHER</b>	IP WLS BF H R ER SO BB IBB HBP BLK WP HR S P ERA WHIP	IP WLS BF H R ER SO BB IBB HBP BLK WP HR S P ERA WHIP																				
Gary Peters, L ERA: 1.78 (1, 1)	9.0 W 33 6 2 2 8 1 0 0 0 0 1 48 2.00 0.778																					

Chicago White Sox @ Cleveland Indians  
Cleveland Municipal Stadium, Cleveland, OH  
Thu Aug 29 1963, 7:05 PM EDT  
Att: 4,132 - Unknown

AB	32
R	2
H	6
RBI	2
BB	1
SO	8
LOB	10







Batter	1	2	3	4	5	6	7	8	9	AB	R	H	RBI	BB	SO	LOB	TOP			
Mike Hershberger, R OBP: 0.332, SLG: 0.350	FC5-4 1B	K		WP BB		F5		K		4	0	1	0	1	2	2	Chicago White Sox @ Minnesota Twins Metropolitan Stadium, Bloomington, MI Fri Aug 30 1963, 8:05 PM EDT Att: 29,745 - Unknown - 66 F			
Tom McCraw, L OBP: 0.307, SLG: 0.381	FC5-4 1-2		K	G3		1-3		F8		5	0	0	0	0	1	2				
Floyd Robinson, L OBP: 0.351, SLG: 0.400	F2		1B SF8			L4		F8		4	2	1	0	1	0	1				
Pete Ward, L OBP: 0.341, SLG: 0.471	K		S 1B 1-3			F8		K		5	0	1	0	0	3	2				
Nellie Fox, L OBP: 0.302, SLG: 0.317		F9	SF8			HBP 2H 1B		L6		4	0	1	2	0	0	0				
Charlie Maxwell, L OBP: 0.384, SLG: 0.367		HR	3-H 1-2	1B		HBP 1-2 BB		1B BB		2	1	2	1	2	0	0				
Ron Hansen, R OBP: 0.313, SLG: 0.347		1B	F8			F8		1-2 1B		4	0	2	0	0	0	4				
J.C. Martin, L OBP: 0.269, SLG: 0.273				F9		4-3		4-3		3	0	1	0	0	0	2				
Jim Brosnan, R OBP: 0.250, SLG: 0.250	1-3 1B				1-2 2-3 HBP					0	0	0	0	0	0	0				
Ray Herbert, R OBP: 0.290, SLG: 0.327				K		F7		K		3	0	0	0	0	2	5				
Frank Baumann, L OBP: 0.250, SLG: 0.143										0	0	0	0	0	0	0				
Cam Carreon, R OBP: 0.322, SLG: 0.341										1	0	0	0	0	1	0				
<b>Inning Stats</b>	R: 0 E: 0 K: 1 S: 6	H: 1 LOB: 1 BB: 0 P: 6	R: 1 E: 0 K: 2 S: 10	H: 3 LOB: 2 BB: 0 P: 10	R: 1 E: 0 K: 1 S: 7	H: 2 LOB: 1 BB: 1 P: 11	R: 0 E: 0 K: 1 S: 5	H: 0 LOB: 1 BB: 1 P: 9	R: 1 E: 0 K: 0 S: 5	H: 2 LOB: 3 BB: 1 P: 10	R: 0 E: 0 K: 0 S: 3	H: 1 LOB: 2 BB: 1 P: 10	R: 0 E: 0 K: 2 S: 7	H: 0 LOB: 0 BB: 0 P: 7	R: 0 E: 0 K: 1 S: 5	H: 0 LOB: 0 BB: 0 P: 5	1B: 7 2B: 1 3B: 0 HR: 1	SF: 1 SAC: 0 DP: 0 HBP: 1	WP: 1 PB: 0 SB: 1 CS: 0	PA: 41
<b>PITCHER</b> Camilo Pascual, R ERA: 2.47	IP: 9.0 WLS: W BF: 41 H: 9 R: 3 ER: 3 SO: 9 BB: 4 IBB: 0 HBP: 1 BLK: 0 WP: 1 HR: 1 S: 54 P: 71 ERA: 3.00 WHIP: 1.444																			

Batter	1	2	3	4	5	6	7	8	9	AB	R	H	RBI	BB	SO	LOB	BOTTOM			
Bernie Allen, L OBP: 0.295, SLG: 0.347	4-3 1B	L8				FC4-6 1B	F4			5	0	2	3	0	0	4	Chicago White Sox @ Minnesota Twins Metropolitan Stadium, Bloomington, MI Fri Aug 30 1963, 8:05 PM EDT Att: 29,745 - Unknown - 66 F			
Rich Rollins, R OBP: 0.353, SLG: 0.461	4-3 1B		K	6-3		1-2 2H 1B		F6		5	0	2	0	0	1	1				
Jimmie Hall, L OBP: 0.341, SLG: 0.544	4-3				F5	K		K		5	0	1	0	0	2	4				
Don Mincher, L OBP: 0.355, SLG: 0.530	K		F6					4-1		3	0	1	0	0	1	3				
Vic Power, R OBP: 0.293, SLG: 0.384	K		F6		FC6-4 1B			6-3		2	0	0	0	0	0	0				
Harmon Killebrew, R OBP: 0.357, SLG: 0.539			K		FC6-4 WP			HR		3	1	1	1	1	1	2				
Bob Allison, R OBP: 0.375, SLG: 0.541	F4			F3	L7			HR		4	1	1	1	0	0	4				
Earl Batley, R OBP: 0.367, SLG: 0.473				G1 1B	5-3 BB 1B	1B FC4-6 1B		1B BB		3	2	3	0	1	0	0				
Zoilo Versalles, R OBP: 0.294, SLG: 0.407		F8			5-3 1B BB	F5		1-2 1B		3	1	1	0	1	0	2				
Camilo Pascual, R OBP: 0.312, SLG: 0.347		G1			5-3	FC4-6 1B		F9		4	0	1	0	0	0	5				
<b>Inning Stats</b>	R: 0 E: 0 K: 1 S: 7	H: 2 LOB: 3 BB: 1 P: 11	R: 0 E: 0 K: 0 S: 4	H: 1 LOB: 1 BB: 0 P: 4	R: 0 E: 0 K: 2 S: 8	H: 1 LOB: 1 BB: 0 P: 8	R: 2 E: 0 K: 0 S: 5	H: 2 LOB: 1 BB: 1 P: 9	R: 0 E: 0 K: 0 S: 4	H: 1 LOB: 1 BB: 0 P: 4	R: 1 E: 0 K: 1 S: 8	H: 3 LOB: 2 BB: 0 P: 8	R: 2 E: 0 K: 0 S: 6	H: 3 LOB: 2 BB: 1 P: 10	R: 0 E: 0 K: 1 S: 5	H: 0 LOB: 0 BB: 0 P: 5	1B: 10 2B: 0 3B: 1 HR: 2	SF: 0 SAC: 0 DP: 0 HBP: 0	WP: 1 PB: 0 SB: 0 CS: 0	PA: 40
<b>PITCHER</b> Ray Herbert, R ERA: 3.3	IP: 5.1 WLS: L BF: 27 H: 9 R: 3 ER: 3 SO: 3 BB: 1 IBB: 0 HBP: 0 BLK: 0 WP: 0 HR: 0 S: 31 P: 39 ERA: 5.06 WHIP: 1.875																			
Frank Baumann, L ERA: 2.75	0.2	3	1	0	0	1	0	0	0	0	0	5	5	0.00	1.500					
Jim Brosnan, R ERA: 2.7	2.0	L	10	3	2	2	1	1	0	0	0	0	2	11	15	9.00	2.000			



Batter	1	2	3	4	5	6	7	8	9	AB	R	H	RBI	BB	SO	LOB	TOP					
Jim Landis, R OBP: 0.327, SLG: 0.391 (1, 8)	F3			FC5-4 BB		F9			HR	3	1	1	1	1	0	0	<b>Chicago White Sox @ Minnesota Twins</b> Metropolitan Stadium, Bloomington, MI Sat Aug 31 1963, 4:33 AM EDT Att: 23,415 - Unknown - 74 F  <b>AB 31</b> <b>R 2</b> <b>H 5</b> <b>RBI 2</b> <b>BB 2</b> <b>SO 5</b> <b>LOB 9</b> 					
Floyd Robinson, L OBP: 0.350, SLG: 0.405 (1, 9)	5-3			F4			F8		HR	4	1	1	1	0	0	1						
Dave Nicholson, R OBP: 0.327, SLG: 0.426 (1, 7)	K			FC5-4 1-2					L3	4	0	1	0	0	1	1						
Jim Lemon, R OBP: 0.303, SLG: 0.294 Tom McCraw, L OBP: 0.307, SLG: 0.381 (9, 3)				G4-6-3 1B			F9		K	4	0	1	0	0	2	2						
Pete Ward, L OBP: 0.341, SLG: 0.468 (1, 5)				G4-6-3 1-2						3	0	0	0	1	1	2						
Ron Hansen, R OBP: 0.310, SLG: 0.344 (1, 6)				F8			F3		L6	4	0	0	0	0	0	1						
Nellie Fox, L OBP: 0.302, SLG: 0.317 (1, 4)				F6			F6			3	0	1	0	0	0	0						
Cam Carreon, R OBP: 0.318, SLG: 0.336 J.C. Martin, L OBP: 0.289, SLG: 0.273 (8, 2)				F4			F4		F9	3	0	0	0	0	0	1						
Joe Horlen, R OBP: 0.222, SLG: 0.222 Mike Hershberger, R OBP: 0.331, SLG: 0.349 Hoyt Wilhelm, R OBP: 0.111, SLG: 0.077 (8, 1)				K			4-3		F4	2	0	0	0	0	1	0						
										1	0	0	0	0	0	1						
										0	0	0	0	0	0	0						
<b>Inning Stats</b>	R: 0 E: 0 K: 1 S: 5	H: 0 LOB: 0 BB: 0 P: 5	R: 0 E: 0 K: 0 S: 3	H: 1 LOB: 0 BB: 0 P: 3	R: 0 E: 0 K: 1 S: 5	H: 0 LOB: 0 BB: 0 P: 5	R: 0 E: 0 K: 1 S: 5	H: 0 LOB: 1 BB: 1 P: 9	R: 0 E: 0 K: 1 S: 5	H: 0 LOB: 0 BB: 0 P: 5	R: 0 E: 0 K: 0 S: 3	H: 0 LOB: 0 BB: 0 P: 3	R: 0 E: 0 K: 0 S: 4	H: 1 LOB: 1 BB: 0 P: 4	R: 0 E: 0 K: 0 S: 4	H: 1 LOB: 1 BB: 0 P: 4	R: 2 E: 0 K: 1 S: 7	H: 2 LOB: 1 BB: 1 P: 11	1B: 3 2B: 0 3B: 0 HR: 2	SF: 0 SAC: 0 DP: 1 HBP: 0	WP: 0 PB: 0 SB: 0 CS: 0	PA: 33
<b>PITCHER</b>	IP WLS BF H R ER SO BB IBB HBP BLK WP HR S P ERA WHIP																					
Dick Stigman, L ERA: 3.2 Bill Dailey, R ERA: 1.77	(1, 1)	8.2 L 32 5 2 2 5 2 0 0 0 0 0 0 2 40 48 2.08 0.808																				
(9, 1)	0.1 1 0 0 0 0 0 0 0 0 0 0 0 0 1 1 0.00 0.000																					

Batter	1	2	3	4	5	6	7	8	9	AB	R	H	RBI	BB	SO	LOB	BOTTOM			
Bernie Allen, L OBP: 0.292, SLG: 0.343 (1, 4)	6-3									4	0	0	0	0	1	1	<b>Chicago White Sox @ Minnesota Twins</b> Metropolitan Stadium, Bloomington, MI Sat Aug 31 1963, 4:33 AM EDT Att: 23,415 - Unknown - 74 F  <b>AB 32</b> <b>R 0</b> <b>H 6</b> <b>RBI 0</b> <b>BB 0</b> <b>SO 3</b> <b>LOB 11</b> 			
Rich Rollins, R OBP: 0.362, SLG: 0.459 (1, 5)	1B			F3			L7		K	4	0	1	0	0	1	1				
Jimmie Hall, L OBP: 0.345, SLG: 0.548 (1, 8)				FC6-4 1B					6-3	4	0	3	0	0	0	0				
Harmon Killebrew, R OBP: 0.354, SLG: 0.534 (1, 7)	K			FC6-4 1-2			1-3 2B		F9	4	0	0	0	0	1	5				
Don Mincher, L OBP: 0.349, SLG: 0.519 (1, 3)	F8			L4			4-3		L9	4	0	0	0	0	0	3				
Bob Allison, R OBP: 0.373, SLG: 0.537 (1, 9)				6-3			1-3		5-3	3	0	0	0	0	0	0				
Earl Batley, R OBP: 0.367, SLG: 0.472 (1, 2)				L5-3 1B			F8		1-6-3	3	0	1	0	0	0	0				
Zoilo Versalles, R OBP: 0.292, SLG: 0.404 (1, 6)				L5-3 1-2			1-3		F8	3	0	0	0	0	0	1				
Dick Stigman, R OBP: 0.205, SLG: 0.129 Bill Dailey, R OBP: 0.250, SLG: 0.368 (9, 1)				1B			3-1		6-3	3	0	1	0	0	0	0				
										0	0	0	0	0	0	0				
<b>Inning Stats</b>	R: 0 E: 0 K: 1 S: 7	H: 2 LOB: 2 BB: 0 P: 7	R: 0 E: 0 K: 0 S: 3	H: 1 LOB: 0 BB: 0 P: 3	R: 0 E: 0 K: 0 S: 5	H: 2 LOB: 2 BB: 0 P: 5	R: 0 E: 0 K: 0 S: 3	H: 0 LOB: 0 BB: 0 P: 3	R: 0 E: 0 K: 0 S: 3	H: 0 LOB: 0 BB: 0 P: 3	R: 0 E: 0 K: 2 S: 7	H: 0 LOB: 0 BB: 0 P: 7	R: 0 E: 0 K: 0 S: 3	H: 0 LOB: 0 BB: 0 P: 3	R: 0 E: 0 K: 0 S: 3	H: 0 LOB: 0 BB: 0 P: 3	1B: 5 2B: 2 3B: 0 HR: 0	SF: 0 SAC: 0 DP: 1 HBP: 0	WP: 0 PB: 0 SB: 0 CS: 0	PA: 32
<b>PITCHER</b>	IP WLS BF H R ER SO BB IBB HBP BLK WP HR S P ERA WHIP																			
Joe Horlen, R ERA: 3.4 Hoyt Wilhelm, R ERA: 2.97	(1, 1)	7.0 W 26 6 0 0 0 2 0 0 0 0 0 0 0 28 28 0.00 0.857																		
(8, 1)	2.0 W 6 0 0 0 0 2 0 0 0 0 0 0 0 10 10 0.00 0.000																			



Batter	1	2	3	4	5	6	7	8	9	AB	R	H	RBI	BB	SO	LOB	TOP					
Jim Landis, R OBP: 0.327, SLG: 0.400 (1.8)	G3		PB SH1-3 1B		5-3		5-3		1-H 2-H HR	5	2	3	0	0	0		Chicago White Sox @ Minnesota Twins Metropolitan Stadium, Bloomington, MI Sun Sep 01 1963, 4:33 AM EDT Att: 26,870 - Unknown - 79 F					
Floyd Robinson, L OBP: 0.343, SLG: 0.404 (1.9)	4-3		SH1-3		F8			E 1-3 1B	F4	4	1	1	0	0	0							
Dave Nicholson, R OBP: 0.324, SLG: 0.421 (1.7)	3-1		F2		K			1-3 1B	F8	5	0	0	0	0	1	2						
Jim Lemon, R OBP: 0.304, SLG: 0.295 (6.3)		K				5-3		E3 CS		3	0	1	1	0	1	0						
Tom McCraw, L OBP: 0.306, SLG: 0.380 (6.3)								2-H		1	0	0	0	0	0	0						
Pete Ward, L OBP: 0.342, SLG: 0.468 (1.5)		1B 2B	L8			FC4-6 1B		F6		4	1	2	0	0	0	2						
Ron Hansen, R OBP: 0.312, SLG: 0.343 (1.6)		L8		FC6-4 BB		FC4-6 1B			1B PB SH 1B	3	1	1	0	1	0	2						
Al Weis, S OBP: 0.332, SLG: 0.321 (1.4)		2B E		FC6-4 1B		FC6-4			SH HR 1B	4	2	2	0	0	0	2						
Cam Carreon, R OBP: 0.322, SLG: 0.345 (1.2)		E4							F8	3	0	2	1	0	1	0						
J.C. Martin, L OBP: 0.297, SLG: 0.272 (7.2)		1-H 3-H 2B		S1-6-3 1B					SH	1	0	0	0	0	0	2						
Eddie Fisher, R OBP: 0.200, SLG: 0.143 (1.1)		4-3		G1-6-3 1B					HR	3	0	0	0	0	1	3						
Hoyt Wilhelm, R OBP: 0.111, SLG: 0.077 (7.1)									3-H	0	1	0	1	0	0	0						
<b>Inning Stats</b>	R: 0 E: 0 K: 0 S: 3	H: 0 LOB: 0 BB: 0 P: 3	R: 2 E: 1 K: 1 S: 8	H: 3 LOB: 1 BB: 0 P: 8	R: 1 E: 0 K: 0 S: 5	H: 2 LOB: 1 BB: 0 P: 5	R: 0 E: 0 K: 0 S: 3	H: 1 LOB: 1 BB: 1 P: 7	R: 0 E: 0 K: 1 S: 5	H: 0 LOB: 0 BB: 0 P: 5	R: 0 E: 0 K: 0 S: 4	H: 1 LOB: 1 BB: 0 P: 4	R: 0 E: 0 K: 2 S: 7	H: 0 LOB: 0 BB: 0 P: 7	R: 1 E: 1 K: 0 S: 4	H: 1 LOB: 0 BB: 0 P: 4	R: 4 E: 1 K: 0 S: 7	H: 3 LOB: 0 BB: 0 P: 7	1B: 9 2B: 1 3B: 0 HR: 1	SF: 0 SAC: 2 DP: 1 HBP: 0	WP: 0 PB: 2 SB: 0 CS: 1	PA: 39
<b>PITCHER</b>	IP WLS BF H R ER SO BB IBB HBP BLK WP HR S P ERA WHIP																					
Jim Kaat, L ERA: 3.86 (1.1)	6.0	L	25	7	3	1	2	1	0	0	0	0	0	0	0	28	32	1.50	1.333			
Bill Dailey, R ERA: 2.01 (7.1)	2.1	L	12	4	5	3	2	0	0	0	0	0	0	0	1	16	16	11.57	1.714			
Bill Pleis, L ERA: 4.61 (9.1)	0.2		2	0	0	0	0	0	0	0	0	0	0	0	0	2	2	0.00	0.000			

Batter	1	2	3	4	5	6	7	8	9	AB	R	H	RBI	BB	SO	LOB	BOTTOM					
Bernie Allen, L OBP: 0.288, SLG: 0.338 (1.4)	F4		G3			F2		4-3		4	0	0	0	0	0	0	Chicago White Sox @ Minnesota Twins Metropolitan Stadium, Bloomington, MI Sun Sep 01 1963, 4:33 AM EDT Att: 26,870 - Unknown - 79 F					
Rich Rollins, R OBP: 0.361, SLG: 0.457 (1.5)	6-3			1B		6-3		F7		4	0	1	0	0	0	0						
Jimmie Hall, L OBP: 0.344, SLG: 0.548 (1.8)	4-3			F4			2B	K		4	1	1	0	0	1	1						
Don Mincher, L OBP: 0.347, SLG: 0.513 (1.3)		1B		F7		F7		F7		4	0	1	0	0	0	2						
Harmon Killebrew, R OBP: 0.353, SLG: 0.531 (1.7)		L5				K		F4		4	0	1	0	0	1	2						
Bob Allison, R OBP: 0.374, SLG: 0.539 (1.9)		K				K	HR		1B	4	1	2	1	0	2	1						
Earl Batley, R OBP: 0.366, SLG: 0.477 (1.2)		F8				6-3		HR		4	1	1	2	0	0	2						
Zoilo Versalles, R OBP: 0.293, SLG: 0.406 (1.6)			F7			F6				3	0	1	0	0	0	0						
Jim Kaat, L OBP: 0.190, SLG: 0.203 (1.1)										1	0	0	0	0	0	0						
Lenny Green, L OBP: 0.306, SLG: 0.314 (6, PH)										1	0	0	0	0	0	0						
Bill Dailey, R OBP: 0.238, SLG: 0.350 (7.1)										1	0	0	0	0	1	1						
Bill Pleis, L OBP: 0.313, SLG: 0.154 (9.1)										0	0	0	0	0	0	0						
<b>Inning Stats</b>	R: 0 E: 0 K: 0 S: 3	H: 0 LOB: 0 BB: 0 P: 3	R: 0 E: 0 K: 1 S: 6	H: 1 LOB: 1 BB: 0 P: 6	R: 0 E: 0 K: 0 S: 3	H: 0 LOB: 0 BB: 0 P: 3	R: 0 E: 0 K: 0 S: 4	H: 2 LOB: 2 BB: 0 P: 4	R: 0 E: 0 K: 1 S: 5	H: 0 LOB: 0 BB: 0 P: 5	R: 0 E: 0 K: 0 S: 3	H: 0 LOB: 0 BB: 0 P: 3	R: 3 E: 0 K: 2 S: 11	H: 4 LOB: 1 BB: 0 P: 11	R: 0 E: 0 K: 1 S: 5	H: 0 LOB: 0 BB: 0 P: 5	R: 0 E: 0 K: 0 S: 4	H: 1 LOB: 1 BB: 0 P: 4	1B: 4 2B: 3 3B: 0 HR: 1	SF: 0 SAC: 0 DP: 0 HBP: 0	WP: 0 PB: 0 SB: 0 CS: 0	PA: 34
<b>PITCHER</b>	IP WLS BF H R ER SO BB IBB HBP BLK WP HR S P ERA WHIP																					
Eddie Fisher, R ERA: 4.24 (1.1)	6.2	W	24	3	1	1	2	0	0	0	0	0	0	0	0	30	30	2.70	0.750			
Hoyt Wilhelm, R ERA: 2.99 (7.1)	2.1	W	10	3	1	1	2	0	0	0	0	0	0	0	1	14	14	3.86	1.286			

AB	36
R	8
H	11
RBI	6
BB	1
SO	4
LOB	13

AB	34
R	3
H	8
RBI	3
BB	0
SO	5
LOB	9





Batter	1	2	3	4	5	6	7	8	9	AB	R	H	RBI	BB	SO	LOB	TOP					
Albie Pearson, L OBP: 0.410, SLG: 0.410										5	1	0	1	1	5		<b>Los Angeles Angels @ Chicago White Sox</b> Comiskey Park, Chicago, IL Mon Sep 02 1963, 4:33 AM EDT Unknown					
Jim Fregosi, R OBP: 0.321, SLG: 0.405										6	1	2	0	0	6							
Leon Wagner, L OBP: 0.361, SLG: 0.474										5	1	2	1	0	2	4						
Felix Torres, R OBP: 0.317, SLG: 0.371										5	0	1	1	0	0	2						
Billy Moran, R OBP: 0.303, SLG: 0.366										4	2	2	0	0	0	2						
Frank Kostrz, R OBP: 0.307, SLG: 0.284										4	1	2	1	1	0	0						
Jim Piersall, R OBP: 0.290, SLG: 0.294										4	1	2	1	1	0	4						
Hank Foiles, R OBP: 0.282, SLG: 0.344										3	0	1	0	0	0	2						
Buck Rodgers, S OBP: 0.310, SLG: 0.317										2	0	1	1	0	0	1						
Don Lee, R OBP: 0.154, SLG: 0.179										2	0	1	1	0	0	0						
Dean Chance, R OBP: 0.174, SLG: 0.164										1	0	0	0	0	1	2						
<b>Inning Stats</b>	R: 2 E: 1 K: 1 S: 7	H: 3 LOB: 2 BB: 1 P: 12	R: 0 E: 0 K: 0 S: 3	H: 0 LOB: 0 BB: 0 P: 3	R: 0 E: 0 K: 0 S: 4	H: 1 LOB: 1 BB: 0 P: 4	R: 1 E: 0 K: 1 S: 8	H: 2 LOB: 2 BB: 0 P: 8	R: 2 E: 0 K: 0 S: 6	H: 4 LOB: 1 BB: 0 P: 6	R: 0 E: 1 K: 1 S: 6	H: 1 LOB: 1 BB: 0 P: 6	R: 2 E: 1 K: 0 S: 7	H: 3 LOB: 0 BB: 0 P: 7	R: 0 E: 0 K: 0 S: 4	H: 1 LOB: 1 BB: 0 P: 4	R: 0 E: 1 K: 1 S: 6	H: 0 LOB: 3 BB: 2 P: 14	1B: 11 2B: 4 3B: 0 HR: 1	SF: 0 SAC: 2 DP: 2 HBP: 1	WP: 0 PB: 0 CS: 2	PA: 47
<b>PITCHER</b>	IP WLS BF H R ER SO BB IBB HBP BLK WP HR S P ERA WHIP																					
Gary Peters, L ERA: 1.88	(1, 1) 4.0 L 20 6 3 3 2 1 0 0 1 0 0 0 0 0 0 0 6.75 1.750																					
Frank Baumann, L ERA: 3.25	(5, 1) 0.1 5 4 2 2 0 0 0 0 0 0 0 1 5 5 54.00 12.000																					
Taylor Phillips, L ERA: 10.8	(5, 1) 2.0 9 3 2 2 1 0 0 0 0 0 0 0 11 11 9.00 1.500																					
Jim Brosnan, R ERA: 2.63	(7, 1) 1.2 7 2 0 0 0 0 0 0 0 0 0 7 7 0.00 1.200																					
Hoyt Wilhelm, R ERA: 2.99	(9, 1) 1.0 6 0 0 0 1 2 0 0 0 0 0 0 6 14 0.00 2.000																					

Batter	1	2	3	4	5	6	7	8	9	AB	R	H	RBI	BB	SO	LOB	BOTTOM					
Mike Hershberger, R OBP: 0.332, SLG: 0.352										5	2	2	1	0	0	0	<b>Los Angeles Angels @ Chicago White Sox</b> Comiskey Park, Chicago, IL Mon Sep 02 1963, 4:33 AM EDT Unknown					
Tom McCraw, L OBP: 0.307, SLG: 0.392										5	1	2	3	0	0	0						
Floyd Robinson, L OBP: 0.350, SLG: 0.405										4	0	2	0	0	0	2						
Pete Ward, L OBP: 0.341, SLG: 0.469										4	0	1	1	0	0	3						
Nellie Fox, L OBP: 0.304, SLG: 0.315										2	0	0	0	1	0	1						
Dave Nicholson, R OBP: 0.322, SLG: 0.418										3	0	0	0	0	3	4						
Jim Brosnan, R OBP: 0.250, SLG: 0.250										0	0	0	0	0	0	0						
Joe Cunningham, L OBP: 0.250, SLG: 0.335										1	0	0	0	0	0	0						
Hoyt Wilhelm, R OBP: 0.111, SLG: 0.077										0	0	0	0	0	0	0						
Ron Hansen, R OBP: 0.311, SLG: 0.343										4	0	1	0	0	0	0						
J.C. Martin, L OBP: 0.263, SLG: 0.267										4	1	0	0	0	1	1						
Gary Peters, L OBP: 0.270, SLG: 0.406										1	0	0	0	0	0	0						
Frank Baumann, L OBP: 0.250, SLG: 0.143										0	0	0	0	0	0	0						
Taylor Phillips, L OBP: 0.366, SLG: 0.369										1	0	0	0	0	0	0						
Charlie Maxwell, L OBP: 0.366, SLG: 0.369										2	1	1	0	0	0	0						
<b>Inning Stats</b>	R: 0 E: 0 K: 0 S: 4	H: 1 LOB: 1 BB: 0 P: 4	R: 0 E: 0 K: 1 S: 5	H: 0 LOB: 0 BB: 0 P: 5	R: 0 E: 0 K: 0 S: 3	H: 0 LOB: 0 BB: 0 P: 3	R: 0 E: 0 K: 1 S: 6	H: 1 LOB: 2 BB: 0 P: 7	R: 0 E: 0 K: 0 S: 3	H: 0 LOB: 0 BB: 0 P: 3	R: 1 E: 0 K: 1 S: 7	H: 2 LOB: 1 BB: 1 P: 11	R: 4 E: 0 K: 0 S: 8	H: 5 LOB: 1 BB: 0 P: 8	R: 0 E: 0 K: 1 S: 5	H: 0 LOB: 0 BB: 0 P: 5	R: 0 E: 0 K: 0 S: 3	H: 0 LOB: 0 BB: 0 P: 3	1B: 6 2B: 2 3B: 0 HR: 1	SF: 0 SAC: 0 DP: 0 HBP: 1	WP: 1 PB: 0 CS: 0	PA: 38
<b>PITCHER</b>	IP WLS BF H R ER SO BB IBB HBP BLK WP HR S P ERA WHIP																					
Don Lee, R ERA: 3.9	(1, 1) 6.1 W 29 8 5 5 3 1 0 0 0 0 0 0 11 33 7.11 1.421																					
Dean Chance, R ERA: 3.1	(7, 1) 2.2 S 9 1 0 0 1 0 0 0 0 0 0 0 11 11 0.00 0.375																					



Batter	1	2	3	4	5	6	7	8	9	AB	R	H	RBI	BB	SO	LOB	TOP						
<b>Albie Pearson, L</b> OBP: 0.411, SLG: 0.408 (1, 8)										2	2	0	0	3	0	0							
<b>Jim Fregosi, R</b> OBP: 0.322, SLG: 0.412 (1, 6)										4	3	2	1	0	0	2							
<b>Leon Wagner, L</b> OBP: 0.361, SLG: 0.473 (1, 7)										3	0	1	1	1	0	1							
<b>Felix Torres, R</b> OBP: 0.323, SLG: 0.373 (1, 5)										3	1	2	1	2	0	0							
<b>Billy Moran, R</b> OBP: 0.304, SLG: 0.367 (1, 4)										4	1	1	1	1	1	5							
<b>Buck Rodgers, S</b> OBP: 0.335, SLG: 0.313 (1, 2)										4	0	0	2	0	0	3							
<b>Frank Kostro, R</b> OBP: 0.303, SLG: 0.288 (1, 3)										5	0	1	1	0	1	2							
<b>Bob Sadowski, L</b> OBP: 0.324, SLG: 0.309 <b>Paul Foytack, R</b> OBP: 0.296, SLG: 0.211 (7, 1)										2	0	0	0	2	0	0							
<b>Ken McBride, R</b> OBP: 0.174, SLG: 0.256 <b>Dan Osinski, R</b> OBP: 0.137, SLG: 0.116 <b>Joe Rodgers, R</b> OBP: 0.265, SLG: 0.287 <b>Mike Lee, L</b> (4, 1) <b>Art Fowler, R</b> OBP: 0.320, SLG: 0.143 <b>Jim Piersall, R</b> OBP: 0.299, SLG: 0.293 (7, 9)										1	0	0	0	0	1	1							
<b>Inning Stats</b>	R: 0 E: 0 K: 0 S: 4	H: 2 LOB: 2 BB: 1 P: 8	R: 0 E: 0 K: 2 S: 7	H: 0 LOB: 1 BB: 1 P: 11	R: 1 E: 0 K: 0 S: 4	H: 1 LOB: 2 BB: 2 P: 12	R: 0 E: 0 K: 1 S: 5	H: 0 LOB: 0 BB: 0 P: 5	R: 2 E: 1 K: 0 S: 4	H: 0 LOB: 2 BB: 3 P: 16	R: 0 E: 0 K: 0 S: 3	H: 0 LOB: 0 BB: 0 P: 3	R: 3 E: 0 K: 0 S: 6	H: 3 LOB: 2 BB: 2 P: 14	R: 1 E: 0 K: 0 S: 4	H: 1 LOB: 0 BB: 0 P: 4	R: 0 E: 0 K: 1 S: 5	H: 0 LOB: 0 BB: 0 P: 5	1B: 3 2B: 3 3B: 1 HR: 0	SF: 3 SAC: 0 DP: 1 HBP: 0	WP: 2 PB: 0 SB: 1 CS: 0	PA: 43	
<b>PITCHER</b>	IP	WLS	BF	H	R	ER	SO	BB	IBB	HBP	BLK	WP	HR	S	P	ERA	WHIP						
<b>Dave DeBusschere, R</b> ERA: 3.08 <b>Jim Brosnan, R</b> ERA: 2.9 <b>Hoyt Wilhelm, R</b> ERA: 2.99	(1, 1) (5, 1) (8, 1)	4.0 3.0 2.0	22 14 7	3 3 1	3 3 1	1 3 1	3 1 1	7 1 1	0 1 0	0 0 0	0 0 0	2 0 0	0 0 0	21 12 9	49 20 9	2.25 9.00 4.50	2.500 1.333 0.500						

**Los Angeles Angels @ Chicago White Sox**  
Comiskey Park, Chicago, IL  
Mon Sep 02 1963, 4:38 AM EDT  
Att: 15,107 - Unknown

AB	31
R	7
H	7
RBI	7
BB	9
SO	4
LOB	16



Batter	1	2	3	4	5	6	7	8	9	AB	R	H	RBI	BB	SO	LOB	BOTTOM						
<b>Mike Hershberger, R</b> OBP: 0.333, SLG: 0.353 (1, 8)										5	1	2	0	0	0	1							
<b>Tom McCraw, L</b> OBP: 0.305, SLG: 0.388 (1, 3)										5	1	1	0	0	1	1							
<b>Floyd Robinson, L</b> OBP: 0.355, SLG: 0.417 (1, 9)										4	2	3	2	1	0	1							
<b>Pete Ward, L</b> OBP: 0.342, SLG: 0.469 (1, 5)										4	1	1	0	0	1	4							
<b>Charlie Maxwell, L</b> OBP: 0.374, SLG: 0.374 (1, 7)										4	1	2	0	1	1	3							
<b>Nellie Fox, L</b> OBP: 0.304, SLG: 0.316 (1, 4)										5	0	2	2	0	0	5							
<b>Ron Hansen, R</b> OBP: 0.314, SLG: 0.348 <b>Al Weis, S</b> OBP: 0.332, SLG: 0.321 (9, PR)										5	0	3	0	0	0	2							
<b>Cam Carreon, R</b> OBP: 0.317, SLG: 0.339 <b>Hoyt Wilhelm, R</b> OBP: 0.111, SLG: 0.077 <b>Joe Cunningham, L</b> OBP: 0.353, SLG: 0.335 (9, PH)										4	0	0	1	0	1	3							
<b>Dave DeBusschere, R</b> OBP: 0.087, SLG: 0.045 <b>Jim Brosnan, R</b> OBP: 0.309, SLG: 0.308 <b>J.C. Martin, L</b> OBP: 0.285, SLG: 0.274 (8, 2)										2	0	0	0	0	0	2							
<b>Inning Stats</b>	R: 1 E: 1 K: 1 S: 8	H: 2 LOB: 2 BB: 0 P: 8	R: 0 E: 0 K: 1 S: 5	H: 0 LOB: 0 BB: 0 P: 5	R: 4 E: 0 K: 0 S: 9	H: 6 LOB: 2 BB: 0 P: 9	R: 0 E: 0 K: 0 S: 3	H: 0 LOB: 3 BB: 2 P: 12	R: 0 E: 0 K: 0 S: 4	H: 2 LOB: 1 BB: 0 P: 4	R: 1 E: 0 K: 1 S: 8	H: 3 LOB: 2 BB: 0 P: 8	R: 0 E: 0 K: 0 S: 3	H: 0 LOB: 0 BB: 0 P: 3	R: 0 E: 0 K: 1 S: 6	H: 1 LOB: 1 BB: 0 P: 6	R: 2 E: 0 K: 0 S: 3	H: 2 LOB: 1 BB: 1 P: 7	1B: 11 2B: 4 3B: 0 HR: 1	SF: 0 SAC: 0 DP: 1 HBP: 1	WP: 0 PB: 1 SB: 0 CS: 0	PA: 45	
<b>PITCHER</b>	IP	WLS	BF	H	R	ER	SO	BB	IBB	HBP	BLK	WP	HR	S	P	ERA	WHIP						
<b>Ken McBride, R</b> ERA: 3.08 <b>Dan Osinski, R</b> ERA: 3.42 <b>Mike Lee, L</b> ERA: 4.85 <b>Art Fowler, R</b> ERA: 2.33 <b>Paul Foytack, R</b> ERA: 5.11	(1, 1) (3, 1) (4, 1) (6, 1) (7, 1)	2.1 0.2 2.2 0.1 2.1	15 3 15 1 11	5 1 5	1 0 1	1 0 0	1 1 1	2 0 2	0 0 0	0 0 0	0 0 0	0 0 0	0 0 0	1 1 1	19 3 23	15.43 0.00 3.38	3.000 1.500 2.625						

**Los Angeles Angels @ Chicago White Sox**  
Comiskey Park, Chicago, IL  
Mon Sep 02 1963, 4:38 AM EDT  
Att: 15,107 - Unknown

AB	41
R	8
H	16
RBI	7
BB	3
SO	4
LOB	22





Batter	1	2	3	4	5	6	7	8	9	AB	R	H	RBI	BB	SO	LOB	TOP					
Jose Tartabull, L (1, 8) OBP: 0.287, SLG: 0.323	F8		4-3			SH1-4	FC4			5	0	2	2	0	0	1	<b>Kansas City Athletics @ Chicago White Sox</b> Comiskey Park, Chicago, IL Wed Sep 04 1963, 8:05 PM EDT Unknown <a href="http://livebaseballscorecards.com">livebaseballscorecards.com</a>					
Gino Cimoli, R (1, 9) OBP: 0.315, SLG: 0.381	6-3			F8		SH1-4			5-3	4	0	1	0	0	0	1						
Charlie Lau, L (1, 2) OBP: 0.311, SLG: 0.371	1-3				G4-6-3	G1			SH3-4	3	0	1	0	0	0	2						
Norm Siebern, L (1, 3) OBP: 0.362, SLG: 0.432					G4-6-3				4-3	4	0	2	1	0	0	2						
Ed Charles, R (1, 5) OBP: 0.343, SLG: 0.398						6-3	1-3		F8	4	0	0	0	0	1	4						
Jerry Lumpe, L (1, 4) OBP: 0.321, SLG: 0.363						E3			F7	4	1	1	0	0	0	1						
Ken Harrelson, R (1, 7) OBP: 0.311, SLG: 0.384 Bobby Del Greco, R (8, 7) OBP: 0.309, SLG: 0.331						K	1-3		SH1-4	3	0	0	0	0	1	3						
Tony La Russa, R (1, 6) OBP: 0.280, SLG: 0.318						FC6-4	F4		SH1-4	4	1	1	0	0	0	2						
Orlando Pena, R (1, 1) OBP: 0.250, SLG: 0.222 John Wyatt, R (9, 1)									SH1-4	3	1	2	1	0	0	0						
<b>Inning Stats</b>	R: 0 E: 0 K: 0 S: 3	H: 0 LOB: 0 BB: 0 P: 3	R: 0 E: 0 K: 1 S: 6	H: 1 LOB: 1 BB: 0 P: 6	R: 0 E: 0 K: 0 S: 3	H: 0 LOB: 0 BB: 0 P: 3	R: 0 E: 0 K: 0 S: 3	H: 1 LOB: 0 BB: 0 P: 3	R: 0 E: 1 K: 1 S: 6	H: 0 LOB: 1 BB: 0 P: 6	R: 1 E: 0 K: 0 S: 6	H: 3 LOB: 2 BB: 0 P: 6	R: 1 E: 0 K: 0 S: 5	H: 2 LOB: 1 BB: 0 P: 5	R: 0 E: 0 K: 0 S: 4	H: 1 LOB: 1 BB: 0 P: 4	R: 2 E: 0 K: 0 S: 6	H: 3 LOB: 1 BB: 0 P: 6	1B: 11 2B: 0 3B: 0 HR: 0	SF: 0 SAC: 3 DP: 1 HBP: 0	WP: 0 PB: 0 SB: 0 CS: 0	PA: 38
<b>PITCHER</b> Ray Herbert, R (1, 1) ERA: 3.33	IP: 9.0 WLS: L BF: 38	H: 11 R: 4 ER: 4 SO: 2	BB: 0 IBB: 0 HBP: 0 BLK: 0	WP: 0 HR: 0 S: 42 P: 42	ERA: 4.00 WHIP: 1.222	<b>PITCHER</b>										IP: 9.0 WLS: L BF: 38	H: 11 R: 4 ER: 4 SO: 2	BB: 0 IBB: 0 HBP: 0 BLK: 0	WP: 0 HR: 0 S: 42 P: 42	ERA: 4.00 WHIP: 1.222		


Batter	1	2	3	4	5	6	7	8	9	AB	R	H	RBI	BB	SO	LOB	BOTTOM			
Mike Hershberger, R (1, 8) OBP: 0.332, SLG: 0.350	F5					SH1-3			FC6-4	3	0	0	0	0	0	2	<b>Kansas City Athletics @ Chicago White Sox</b> Comiskey Park, Chicago, IL Wed Sep 04 1963, 8:05 PM EDT Unknown <a href="http://livebaseballscorecards.com">livebaseballscorecards.com</a>			
Tom McCraw, L (1, 3) OBP: 0.305, SLG: 0.390	4-3			HBP		F7			F9	4	0	1	0	0	1	4				
Floyd Robinson, L (1, 9) OBP: 0.352, SLG: 0.413	F8					F6			F8	4	0	0	0	0	0	4				
Pete Ward, L (1, 5) OBP: 0.341, SLG: 0.473						F5			F8	4	1	1	1	0	0	1				
Nellie Fox, L (1, 4) OBP: 0.306, SLG: 0.318						3-1			F7	3	1	1	0	1	0	0				
Dave Nicholson, R (1, 7) OBP: 0.321, SLG: 0.416						F7			BB	4	0	1	0	0	0	1				
Ron Hansen, R (1, 6) OBP: 0.316, SLG: 0.348						F8			F6	4	0	1	0	0	0	1				
Cam Carreon, R (1, 2) OBP: 0.321, SLG: 0.344 Joe Cunningham, L (9, PH) OBP: 0.356, SLG: 0.339 Al Weis, S (9, FR) OBP: 0.332, SLG: 0.321						SH5-4			5-3	3	0	2	0	0	0	0				
Ray Herbert, R (1, 1) OBP: 0.286, SLG: 0.321 Charlie Maxwell, L (9, PH) OBP: 0.372, SLG: 0.371						SH5-4			5-3	1	0	0	0	0	0	0				
<b>Inning Stats</b>	R: 0 E: 0 K: 0 S: 3	H: 0 LOB: 0 BB: 0 P: 3	R: 0 E: 0 K: 1 S: 7	H: 0 LOB: 0 BB: 0 P: 8	R: 1 E: 0 K: 0 S: 3	H: 1 LOB: 1 BB: 1 P: 7	R: 0 E: 0 K: 0 S: 4	H: 1 LOB: 1 BB: 0 P: 4	R: 0 E: 0 K: 0 S: 3	H: 0 LOB: 0 BB: 1 P: 7	R: 0 E: 0 K: 0 S: 3	H: 0 LOB: 0 BB: 0 P: 3	R: 0 E: 0 K: 0 S: 4	H: 1 LOB: 1 BB: 0 P: 4	R: 1 E: 1 K: 0 S: 6	H: 3 LOB: 2 BB: 0 P: 6	1B: 5 2B: 2 3B: 0 HR: 1	SF: 0 SAC: 3 DP: 0 HBP: 1	WP: 0 PB: 0 SB: 0 CS: 1	PA: 38
<b>PITCHER</b> Orlando Pena, R (1, 1) ERA: 3.56 John Wyatt, R (9, 1) ERA: 3.1	IP: 8.0 WLS: W BF: 33	H: 7 R: 2 ER: 2 SO: 1	BB: 2 IBB: 0 HBP: 1 BLK: 0	WP: 0 HR: 1 S: 32 P: 41	ERA: 2.25 WHIP: 1.125	<b>PITCHER</b>										IP: 1.0 WLS: S BF: 4	H: 1 R: 0 ER: 0 SO: 0	BB: 0 IBB: 0 HBP: 0 BLK: 0	WP: 0 HR: 0 S: 4 P: 4	ERA: 0.00 WHIP: 1.000



Batter	1	2	3	4	5	6	7	8	9	AB	R	H	RBI	BB	SO	LOB	TOP																										
Jose Tartabull, L (1, 8) OBP: 0.289, SLG: 0.325 Bobby Del Greco, R (4, FR) OBP: 0.306, SLG: 0.328	F9			1B	SF7	FC5			6-3	2	0	1	0	0	0	0																											
Gino Cimoli, R (1, 9) OBP: 0.314, SLG: 0.381	4-3			1-3	F4				4-3	5	0	1	0	0	0	1																											
Jerry Lumpe, L (1, 4) OBP: 0.322, SLG: 0.363	4-3			1B		FC4-5			E3	4	2	1	0	1	0	1																											
Norm Siebern, L (1, 3)		4-3		2B		FC1-6			G3-6-3	4	0	2	1	1	0	1																											
Ed Charles, R (1, 5) OBP: 0.345, SLG: 0.403				G5-3		FC1-6			K	4	2	2	1	1	1	4																											
Charlie Lau, L (1, 2) OBP: 0.321, SLG: 0.376				3H						3	1	2	2	1	0	1																											
Ken Harrelson, R (1, 7) OBP: 0.315, SLG: 0.383				G5-3		FC5			G4-3	3	0	1	1	1	0	4																											
Tony La Russa, R (1, 6) OBP: 0.310, SLG: 0.346				F9						4	1	2	0	0	1	3																											
Diego Segui, R (1, 1) OBP: 0.229, SLG: 0.255 Ted Bowsfield, R (7, 1) OBP: 0.162, SLG: 0.105 Bill Fischer, R (7, 1) OBP: 0.263, SLG: 0.067				6-3					6-3	2	0	1	1	0	0	0																											
										0	0	0	0	0	0	0																											
										1	0	0	0	0	0	1																											
<b>Inning Stats</b>	R: 0 E: 0 K: 0 S: 3	H: 0 LOB: 0 BB: 0 P: 3	R: 0 E: 0 K: 0 S: 2	H: 0 LOB: 0 BB: 1 P: 6	R: 0 E: 0 K: 0 S: 2	H: 0 LOB: 0 BB: 1 P: 6	R: 2 E: 0 K: 0 S: 5	H: 3 LOB: 2 BB: 2 P: 13	R: 1 E: 0 K: 0 S: 4	H: 1 LOB: 0 BB: 0 P: 4	R: 3 E: 0 K: 1 S: 10	H: 5 LOB: 2 BB: 0 P: 10	R: 0 E: 0 K: 0 S: 3	H: 1 LOB: 0 BB: 0 P: 3	R: 1 E: 0 K: 0 S: 5	H: 3 LOB: 1 BB: 0 P: 5	R: 0 E: 1 K: 1 S: 6	H: 0 LOB: 2 BB: 1 P: 10	1B: 10 2B: 3 3B: 0 HR: 0	SF: 1 SAC: 1 DP: 4 HBP: 0	WP: 0 PB: 1 SB: 0 CS: 1	PA: 41																					
<b>PITCHER</b>	IP	WLS	BF	H	R	ER	SO	BB	IBB	HBP	BLK	WP	HR	S	P	ERA	WHIP	<b>PITCHER</b>								IP	WLS	BF	H	R	ER	SO	BB	IBB	HBP	BLK	WP	HR	S	P	ERA	WHIP	
Joe Horlen, R (1, 1) ERA: 3.68	5.2	L	27	9	6	5	1	3	1	0	0	0	0	25	41	7.94	2.118																										
Frank Baumann, L (6, 1) ERA: 3.13	1.1		4	1	0	0	0	0	0	0	0	0	0	4	4	0.00	0.750																										
Jim Brosnan, R (8, 1) ERA: 2.99	1.0		5	3	1	1	0	0	0	0	0	0	0	5	5	9.00	3.000																										
Bruce Howard, R (9, 1) ERA:	1.0		5	0	0	0	1	1	0	0	0	0	0	6	10	0.00	1.000																										

**Kansas City Athletics @ Chicago White Sox**  
Comiskey Park, Chicago, IL  
Wed Sep 04 1963, 8:05 PM EDT  
Att: 8,804 - Unknown

AB	34
R	7
H	13
RBI	7
BB	5
SO	2
LOB	18



Batter	1	2	3	4	5	6	7	8	9	AB	R	H	RBI	BB	SO	LOB	BOTTOM																											
Jim Landis, R (1, 8) OBP: 0.323, SLG: 0.394	5-3								F5	5	1	0	0	0	0	1																												
Joe Cunningham, L (1, 3) OBP: 0.357, SLG: 0.333									F8	3	0	0	0	2	2	1																												
Floyd Robinson, L (1, 9) OBP: 0.352, SLG: 0.410									G3	3	0	0	0	2	0	2																												
Pete Ward, L (1, 5) OBP: 0.342, SLG: 0.478										4	1	2	2	0	0	2																												
Charlie Maxwell, L (1, 7) OBP: 0.364, SLG: 0.361 Mike Hershberger, R (7, PH) OBP: 0.333, SLG: 0.350										3	0	0	0	0	1	0																												
										0	0	0	0	0	0	0																												
Ron Hansen, R (1, 6) OBP: 0.313, SLG: 0.345										4	0	0	0	0	1	3																												
Al Weis, S (1, 4) OBP: 0.340, SLG: 0.327										3	0	2	0	1	0	0																												
J.C. Martin, L (1, 2) OBP: 0.269, SLG: 0.288										3	1	1	1	1	1	2																												
Joe Horlen, R (1, 1) ERA: 3.68 Frank Baumann, L (6, 1) ERA: 3.13 Tom McCraw, L (7, PH) OBP: 0.307, SLG: 0.396 Jim Brosnan, R (8, 1) ERA: 2.99 Nellie Fox, L (8, PH) OBP: 0.362, SLG: 0.319 Bruce Howard, S (9, 1) ERA:										2	0	0	0	0	1	2																												
										0	0	0	0	0	0	0																												
										0	0	0	0	1	0	0																												
										1	0	0	0	0	0	1																												
										0	0	0	0	0	0	0																												
<b>Inning Stats</b>	R: 0 E: 0 K: 0 S: 3	H: 0 LOB: 1 BB: 1 P: 7	R: 0 E: 0 K: 0 S: 3	H: 0 LOB: 0 BB: 0 P: 3	R: 1 E: 0 K: 0 S: 4	H: 1 LOB: 1 BB: 1 P: 8	R: 1 E: 0 K: 1 S: 6	H: 1 LOB: 2 BB: 2 P: 14	R: 0 E: 0 K: 1 S: 5	H: 0 LOB: 1 BB: 1 P: 9	R: 0 E: 0 K: 3 S: 10	H: 1 LOB: 1 BB: 0 P: 10	R: 1 E: 0 K: 1 S: 6	H: 1 LOB: 3 BB: 2 P: 15	R: 0 E: 0 K: 0 S: 3	H: 1 LOB: 0 BB: 0 P: 3	R: 0 E: 0 K: 0 S: 3	H: 0 LOB: 0 BB: 0 P: 3	1B: 3 2B: 0 3B: 0 HR: 2	SF: 0 SAC: 0 DP: 1 HBP: 1	WP: 0 PB: 0 SB: 1 CS: 0	PA: 39																						
<b>PITCHER</b>	IP	WLS	BF	H	R	ER	SO	BB	IBB	HBP	BLK	WP	HR	S	P	ERA	WHIP	<b>PITCHER</b>								IP	WLS	BF	H	R	ER	SO	BB	IBB	HBP	BLK	WP	HR	S	P	ERA	WHIP		
Diego Segui, R (1, 1) ERA: 4.0	6.2	W	30	3	3	3	6	6	1	0	0	0	2	35	63	4.05	1.350																											
Ted Bowsfield, L (7, 1) ERA: 4.92	0.0		1	1	0	0	0	0	0	0	0	0	0	1	1	∞	∞																											
Bill Fischer, R (7, 1) ERA: 3.61	2.1	S	8	1	0	0	0	0	0	1	0	0	0	7	8	0.00	0.429																											

**Kansas City Athletics @ Chicago White Sox**  
Comiskey Park, Chicago, IL  
Wed Sep 04 1963, 8:05 PM EDT  
Att: 8,804 - Unknown

AB	31
R	3
H	5
RBI	3
BB	7
SO	6
LOB	14






Batter	1	2	3	4	5	6	7	8	9	AB	R	H	RBI	BB	SO	LOB	TOP					
<b>Bobby Del Greco, R</b> OBP: 0.305, SLG: 0.327 (1, 8)	0-0 6-3		0-3 K						0-0 F8								4 1 1 0 0 1 1					
<b>Gino Cimoli, R</b> OBP: 0.315, SLG: 0.380 (1, 9)	0-3 K			4-0 PB BB					0-3 K								3 0 1 0 1 2 0					
<b>Ed Charles, R</b> OBP: 0.343, SLG: 0.400 (1, 5)	0-0 F7			0-0 5-3					0-0 F7								4 0 0 0 0 0 3					
<b>Norm Siebern, L</b> OBP: 0.363, SLG: 0.431 (1, 3)		0-0 5-3		0-3 K					0-0 L1-3 1B								4 0 1 1 0 1 2					
<b>Doc Edwards, R</b> OBP: 0.281, SLG: 0.356 (1, 2)		0-0 FC4-6 1B		0-0 4-3					0-0 L1-3								3 0 1 0 1 0 2					
<b>Jerry Lumpe, L</b> OBP: 0.320, SLG: 0.360 (1, 4)		0-0 FC4-6			0-3 K				0-0 F6								4 0 0 0 0 1 3					
<b>Ken Harrelson, R</b> OBP: 0.310, SLG: 0.377 (1, 7)			0-3 K		0-0 6-3				0-0 5-3								3 0 0 0 0 1 1					
<b>Tony La Russa, R</b> OBP: 0.313, SLG: 0.321 (1, 6)					0-0 4-3				4-0 BB								2 0 0 0 1 0 0					
<b>Ed Rakow, S</b> OBP: 0.190, SLG: 0.125 (6, PH)					0-0 K				0-0 F9								1 0 1 0 0 0 0					
<b>Tommie Reynolds, R</b> (6, PH)																	1 0 0 0 0 1 0					
<b>Aurelio Monteaugudo, R</b> (6, PH)																	0 0 0 0 0 0 0					
<b>Chuck Essegian, R</b> OBP: 0.276, SLG: 0.321 (8, PH)																	1 0 0 0 0 0 1					
<b>Pete Lovrich, R</b> (8, PH)																	0 0 0 0 0 0 0					
<b>Inning Stats</b>	R: 0 E: 0 K: 1 S: 5	H: 0 LOB: 0 BB: 0 P: 5	R: 0 E: 0 K: 1 S: 6	H: 1 LOB: 1 BB: 0 P: 6	R: 0 E: 0 K: 1 S: 5	H: 1 LOB: 1 BB: 0 P: 5	R: 0 E: 0 K: 1 S: 5	H: 0 LOB: 1 BB: 1 P: 9	R: 0 E: 0 K: 1 S: 5	H: 0 LOB: 0 BB: 0 P: 5	R: 0 E: 0 K: 2 S: 7	H: 0 LOB: 0 BB: 0 P: 7	R: 0 E: 0 K: 0 S: 3	H: 1 LOB: 0 BB: 0 P: 3	R: 0 E: 0 K: 0 S: 3	H: 0 LOB: 1 BB: 1 P: 7	R: 1 E: 0 K: 0 S: 5	H: 2 LOB: 2 BB: 1 P: 9	1B: 5 2B: 1 3B: 0 HR: 0	SF: 0 SAC: 0 DP: 1 HBP: 0	WP: 0 PB: 1 SB: 0 CS: 0	PA: 33
<b>PITCHER</b> <b>Gary Peters, L</b> ERA: 1.84 (1, 1)	IP: 9.0 WLS: W BF: 33 H: 5 R: 1 ER: 1 SO: 7 BB: 3 IBB: 0 HBP: 0 BLK: 0 WP: 0 HR: 0 S: 44 P: 56 ERA: 1.00 WHIP: 0.889											<b>PITCHER</b>	IP: 9.0 WLS: W BF: 33 H: 5 R: 1 ER: 1 SO: 7 BB: 3 IBB: 0 HBP: 0 BLK: 0 WP: 0 HR: 0 S: 44 P: 56 ERA: 1.00 WHIP: 0.889									

**Kansas City Athletics @ Chicago White Sox**  
Comiskey Park, Chicago, IL  
Thu Sep 05 1963, 4:33 AM EDT  
Att: 1,585 - Unknown

AB	30
R	1
H	5
RBI	1
BB	3
SO	7
LOB	13



Batter	1	2	3	4	5	6	7	8	9	AB	R	H	RBI	BB	SO	LOB	BOTTOM					
<b>Jim Landis, R</b> OBP: 0.323, SLG: 0.391 (1, 8)	0-3 K		0-0 F5		4-0 1B BB				0-0 F6								3 0 0 0 1 1 1					
<b>Joe Cunningham, L</b> OBP: 0.395, SLG: 0.355 (1, 3)	0-0 1B G3				0-0 1B				0-0 1-3								4 1 3 1 0 0 0					
<b>Tom McCraw, L</b> OBP: 0.307, SLG: 0.390 (8, 3)					1-3 3-H 1B												0 0 0 0 0 0 0					
<b>Floyd Robinson, L</b> OBP: 0.354, SLG: 0.410 (1, 9)	0-0 G3 1B		4-0 FC4-6 BB		0-0 F2				0-0 F8								3 0 1 0 1 0 2					
<b>Pete Ward, L</b> OBP: 0.340, SLG: 0.475 (1, 5)	0-0 G3		0-0 FC4-6		0-0 F4				0-0 F6								4 0 0 1 0 0 5					
<b>J.C. Martin, L</b> OBP: 0.265, SLG: 0.283 (1, 2)	0-0 F4				0-0 F7				0-0 F4								4 0 0 0 0 0 3					
<b>Dave Nicholson, R</b> OBP: 0.320, SLG: 0.413 (1, 7)		0-3 K		0-3 K		4-0 SH1-4 SF8 BB			0-3 K								3 1 0 0 1 3 0					
<b>Ron Hansen, R</b> OBP: 0.315, SLG: 0.343 (1, 6)		0-0 5-3		0-0 5-3		4-0 SF8 SH1-4 BB			4-0 BB								2 0 0 0 2 0 0					
<b>Al Weis, S</b> OBP: 0.340, SLG: 0.324 (1, 4)		0-0 G3			1-0 3B HBP				0-0 SH1-4								2 1 0 0 0 0 1					
<b>Gary Peters, L</b> OBP: 0.273, SLG: 0.437 (1, 1)			0-0 G3		0-0 1B 3B				0-0 SF8								2 1 1 2 0 0 0					
<b>Inning Stats</b>	R: 1 E: 0 K: 1 S: 7	H: 2 LOB: 1 BB: 0 P: 7	R: 0 E: 0 K: 1 S: 5	H: 0 LOB: 0 BB: 0 P: 5	R: 0 E: 0 K: 0 S: 4	H: 1 LOB: 2 BB: 1 P: 8	R: 0 E: 0 K: 1 S: 5	H: 0 LOB: 0 BB: 0 P: 5	R: 2 E: 0 K: 0 S: 5	H: 2 LOB: 2 BB: 1 P: 10	R: 1 E: 0 K: 0 S: 3	H: 0 LOB: 1 BB: 2 P: 11	R: 0 E: 0 K: 0 S: 3	H: 0 LOB: 0 BB: 0 P: 3	R: 0 E: 0 K: 1 S: 5	H: 0 LOB: 1 BB: 1 P: 9	R: 0 E: 0 K: 1 S: 5	H: 0 LOB: 1 BB: 1 P: 9	1B: 2 2B: 2 3B: 1 HR: 0	SF: 1 SAC: 1 DP: 0 HBP: 1	WP: 0 PB: 0 SB: 0 CS: 0	PA: 35
<b>PITCHER</b> <b>Ed Rakow, R</b> ERA: 3.75 (1, 1)	IP: 5.0 WLS: L BF: 23 H: 3 R: 3 ER: 3 SO: 3 BB: 2 IBB: 0 HBP: 0 BLK: 0 WP: 0 HR: 0 S: 26 P: 35 ERA: 4.50 WHIP: 1.000											<b>PITCHER</b>	IP: 5.0 WLS: L BF: 23 H: 3 R: 3 ER: 3 SO: 3 BB: 2 IBB: 0 HBP: 0 BLK: 0 WP: 0 HR: 0 S: 26 P: 35 ERA: 4.50 WHIP: 1.000									
<b>Aurelio Monteaugudo, R</b> ERA: 3.0 (6, 1)	IP: 2.0 WLS: 0 BF: 8 H: 0 R: 1 ER: 1 SO: 0 BB: 2 IBB: 0 HBP: 0 BLK: 0 WP: 0 HR: 0 S: 6 P: 14 ERA: 4.50 WHIP: 1.000											<b>PITCHER</b>	IP: 2.0 WLS: 0 BF: 8 H: 0 R: 1 ER: 1 SO: 0 BB: 2 IBB: 0 HBP: 0 BLK: 0 WP: 0 HR: 0 S: 6 P: 14 ERA: 4.50 WHIP: 1.000									
<b>Pete Lovrich, R</b> ERA: 6.97 (8, 1)	IP: 1.0 WLS: 0 BF: 4 H: 0 R: 0 ER: 0 SO: 1 BB: 1 IBB: 0 HBP: 0 BLK: 0 WP: 0 HR: 0 S: 5 P: 9 ERA: 0.00 WHIP: 1.000											<b>PITCHER</b>	IP: 1.0 WLS: 0 BF: 4 H: 0 R: 0 ER: 0 SO: 1 BB: 1 IBB: 0 HBP: 0 BLK: 0 WP: 0 HR: 0 S: 5 P: 9 ERA: 0.00 WHIP: 1.000									

**Kansas City Athletics @ Chicago White Sox**  
Comiskey Park, Chicago, IL  
Thu Sep 05 1963, 4:33 AM EDT  
Att: 1,585 - Unknown

AB	27
R	4
H	5
RBI	4
BB	5
SO	4
LOB	12





Batter	1	2	3	4	5	6	7	8	9	AB	R	H	RBI	BB	SO	LOB	TOP											
<b>Rich Rollins, R</b> OBP: 0.361, SLG: 0.453	F4	K			F8			F9		5	0	1	0	0	1	2	<b>Minnesota Twins @ Chicago White Sox</b> Comiskey Park, Chicago, IL Fri Sep 06 1963, 8:05 PM EDT Att: 20,208 - Unknown											
<b>Vic Power, R</b> OBP: 0.299, SLG: 0.388	E7	F5			1B		F4		4	2	2	1	1	0	2													
<b>Jimmie Hall, L</b> OBP: 0.341, SLG: 0.545	F7		K				K		5	0	1	0	0	2	2													
<b>Harmon Killebrew, R</b> OBP: 0.352, SLG: 0.544 <b>Lenny Green, L</b> OBP: 0.305, SLG: 0.313					G6-4-3			L5	3	2	1	2	2	0	2													
<b>Bob Allison, R</b> OBP: 0.379, SLG: 0.543	5-3		F9						5	2	2	1	0	0	1													
<b>Earl Battey, R</b> OBP: 0.365, SLG: 0.478			FC6-4						5	2	2	3	0	2	1													
<b>Zolo Versalles, R</b> OBP: 0.296, SLG: 0.411					F9				4	1	2	0	0	0	0													
<b>Bernie Allen, L</b> OBP: 0.291, SLG: 0.344					E3				4	0	2	2	0	1	1													
<b>Jim Kaat, L</b> OBP: 0.185, SLG: 0.197 <b>Ray Moore, R</b> OBP: 0.333, SLG: 0.333 <b>Johnny Soto, R</b> OBP: 0.342, SLG: 0.553 <b>Jim Perry, S</b> OBP: 0.349, SLG: 0.259 <b>Don Mincher, L</b> OBP: 0.274, SLG: 0.513 <b>Wally Post, R</b> OBP: 0.241, SLG: 0.321 <b>Bill Pleis, S</b> OBP: 0.253, SLG: 0.125 <b>Bill Dalley, R</b> OBP: 0.226, SLG: 0.350			FC5-4		G1-6-3				2	0	0	0	0	0	2													
<b>Inning Stats</b>	R: 2 E: 1 K: 0 S: 5	H: 2 LOB: 0 BB: 0 P: 5	R: 2 E: 0 K: 1 S: 8	H: 3 LOB: 1 BB: 0 P: 8	R: 0 E: 0 K: 1 S: 5	H: 0 LOB: 1 BB: 1 P: 9	R: 0 E: 1 K: 0 S: 3	H: 1 LOB: 0 BB: 1 P: 7	R: 0 E: 0 K: 2 S: 8	H: 1 LOB: 1 BB: 0 P: 8	R: 0 E: 0 K: 1 S: 6	H: 1 LOB: 1 BB: 0 P: 6	R: 3 E: 0 K: 0 S: 6	H: 3 LOB: 1 BB: 1 P: 10	R: 2 E: 0 K: 1 S: 7	H: 2 LOB: 0 BB: 0 P: 7		1B: 7 2B: 2 3B: 0 HR: 4	SF: 0 SAC: 0 DP: 2 HBP: 0	WP: 0 PB: 1 SB: 0 CS: 0	PA: 42							
<b>PITCHER</b>	IP	WLS	BF	H	R	ER	SO	BB	IBB	HBP	BLK	WP	HR	S	P	ERA		WHIP										
<b>Eddie Fisher, R</b> ERA: 4.51	2.0		11	5	4	4	1	0	0	0	0	0	1	13	13	18.00		2.500										
<b>Frank Baumann, L</b> ERA: 3.19	5.0		21	4	2	2	4	3	0	0	0	0	0	26	38	3.60		1.400										
<b>Jim Brosnan, R</b> ERA: 3.1	0.1		3	2	1	1	0	0	0	0	0	0	1	3	3	27.00	6.000											
<b>Taylor Phillips, L</b> ERA: 10.29	0.2		2	0	0	0	0	0	0	0	0	0	0	2	2	0.00	0.000											
<b>Joe Horlen, R</b> ERA: 3.83	1.0	L	5	2	2	2	1	0	0	0	0	0	2	7	7	18.00	2.000											

Batter	1	2	3	4	5	6	7	8	9	AB	R	H	RBI	BB	SO	LOB	BOTTOM											
<b>Jim Landis, R</b> OBP: 0.321, SLG: 0.388	6-3				F5			F6		5	1	1	1	0	1	3	<b>Minnesota Twins @ Chicago White Sox</b> Comiskey Park, Chicago, IL Fri Sep 06 1963, 8:05 PM EDT Att: 20,208 - Unknown											
<b>Floyd Robinson, L</b> OBP: 0.354, SLG: 0.408					1-3			F7		4	1	1	0	1	0	0												
<b>Dave Nicholson, R</b> OBP: 0.321, SLG: 0.419					F8			F8		4	1	1	4	1	0	1												
<b>Jim Lemon, R</b> OBP: 0.298, SLG: 0.289 <b>Tom McCraw, L</b> OBP: 0.305, SLG: 0.387					F8			E3		3	0	0	0	0	2													
<b>Pete Ward, L</b> OBP: 0.342, SLG: 0.478					F7			FC3-6		5	2	3	1	0	0	1												
<b>Ron Hansen, R</b> OBP: 0.315, SLG: 0.344					F9			E6		5	0	2	0	0	0	3												
<b>Al Weis, S</b> OBP: 0.342, SLG: 0.322					G4-3			FC6-4		4	1	1	0	1	1	5												
<b>Cam Carreon, R</b> OBP: 0.320, SLG: 0.339					6-3			1-6-3		3	0	0	0	1	0	4												
<b>Eddie Fisher, R</b> ERA: 4.05 <b>Ray Moore, R</b> ERA: 6.98 <b>Jim Perry, R</b> ERA: 3.51 <b>Bill Pleis, L</b> ERA: 4.52 <b>Bill Dalley, R</b> ERA: 2.06					K					0	0	0	0	0	0	0												
<b>Inning Stats</b>	R: 0 E: 0 K: 0 S: 3	H: 0 LOB: 1 BB: 1 P: 7	R: 6 E: 0 K: 0 S: 8	H: 5 LOB: 1 BB: 1 P: 12	R: 0 E: 0 K: 1 S: 3	H: 1 LOB: 0 BB: 0 P: 3	R: 0 E: 0 K: 1 S: 5	H: 0 LOB: 0 BB: 0 P: 5	R: 0 E: 0 K: 1 S: 7	H: 2 LOB: 2 BB: 0 P: 7	R: 0 E: 0 K: 0 S: 3	H: 0 LOB: 0 BB: 0 P: 3	R: 2 E: 2 K: 1 S: 7	H: 0 LOB: 3 BB: 2 P: 15	R: 1 E: 0 K: 1 S: 7	H: 2 LOB: 2 BB: 1 P: 11		1B: 8 2B: 1 3B: 0 HR: 1	SF: 0 SAC: 0 DP: 1 HBP: 0	WP: 1 PB: 0 SB: 0 CS: 0	PA: 43							
<b>PITCHER</b>	IP	WLS	BF	H	R	ER	SO	BB	IBB	HBP	BLK	WP	HR	S	P	ERA		WHIP										
<b>Jim Kaat, L</b> ERA: 4.05	5.1		25	8	6	6	1	2	0	0	0	0	1	25	33	10.12		1.875										
<b>Ray Moore, R</b> ERA: 6.98	0.2		2	0	0	0	1	0	0	0	0	0	0	4	4	0.00		0.000										
<b>Jim Perry, R</b> ERA: 3.51	1.0		3	0	0	0	0	0	0	0	0	0	0	3	3	0.00	0.000											
<b>Bill Pleis, L</b> ERA: 4.52	0.2		5	0	1	0	0	1	0	0	0	1	0	4	8	0.00	1.500											
<b>Bill Dalley, R</b> ERA: 2.06	1.1	W	8	2	1	1	2	2	0	0	0	0	0	10	18	6.75	3.000											



Batter	1	2	3	4	5	6	7	8	9	10	11	12	AB	R	H	RBI	BB	SO	LOB											
<b>Rich Rollins, R</b> OBP: 0.365, SLG: 0.459														5	0	4	3	0	1	0										
<b>Vic Power, R</b> OBP: 0.288, SLG: 0.385														6	0	1	0	0	1	5										
<b>Jimmie Hall, L</b> OBP: 0.337, SLG: 0.537														6	0	0	0	0	3	4										
<b>Harmon Killebrew, R</b> OBP: 0.349, SLG: 0.540														4	0	0	0	0	1	1										
<b>Lenny Green, L</b> OBP: 0.308, SLG: 0.315														1	0	1	0	0	0	0										
<b>Bob Allison, R</b> OBP: 0.378, SLG: 0.539														3	1	0	0	2	2	0										
<b>Earl Battey, R</b> OBP: 0.387, SLG: 0.482														3	1	2	0	1	0	0										
<b>Vic Wertz, L</b> OBP: 0.226, SLG: 0.319														1	0	0	0	0	0	1										
<b>Jerry Zimmerman, R</b> OBP: 0.208, SLG: 0.209														0	0	0	0	0	0	0										
<b>Zolio Versalles, R</b> OBP: 0.297, SLG: 0.412														5	1	2	0	0	2	2										
<b>Bernie Allen, L</b> OBP: 0.290, SLG: 0.340														4	1	0	0	1	1	3										
<b>Lee Stange, R</b> OBP: 0.287, SLG: 0.385														0	0	0	0	0	0	0										
<b>Don Myrick, L</b> OBP: 0.287, SLG: 0.385														0	0	0	0	0	0	0										
<b>Bill Dalley, R</b> OBP: 0.287, SLG: 0.385														0	0	0	0	0	0	0										
<b>Bill Plets, R</b> OBP: 0.287, SLG: 0.385														0	0	0	0	0	0	0										
<b>Dwight Siebler, R</b> OBP: 0.287, SLG: 0.385														0	0	0	0	0	0	0										
<b>Inning Stats</b>	R: 0 E: 0 K: 2 S: 8	H: 1 LOB: 1 BB: 0 P: 8	R: 0 E: 0 K: 0 S: 3	H: 0 LOB: 0 BB: 0 P: 3	R: 0 E: 0 K: 1 S: 6	H: 1 LOB: 1 BB: 0 P: 6	R: 1 E: 1 K: 2 S: 8	H: 1 LOB: 1 BB: 1 P: 12	R: 0 E: 0 K: 1 S: 6	H: 1 LOB: 1 BB: 0 P: 6	R: 0 E: 0 K: 0 S: 7	H: 0 LOB: 0 BB: 0 P: 7	R: 1 E: 0 K: 0 S: 4	H: 2 LOB: 2 BB: 1 P: 8	R: 0 E: 0 K: 3 S: 3	H: 0 LOB: 0 BB: 0 P: 3	R: 0 E: 0 K: 2 S: 8	H: 1 LOB: 1 BB: 0 P: 8	R: 0 E: 0 K: 0 S: 3	H: 0 LOB: 0 BB: 0 P: 7	R: 0 E: 0 K: 0 S: 7	H: 1 LOB: 0 BB: 0 P: 6	R: 0 E: 0 K: 0 S: 2	H: 1 LOB: 0 BB: 0 P: 6	R: 2 E: 0 K: 1 S: 7	H: 2 LOB: 1 BB: 1 P: 11	1B: 7 2B: 4 3B: 0 HR: 0	SF: 0 SAC: 2 DP: 1 HBP: 0	WP: 0 PB: 0 CS: 1	PA: 48
<b>PITCHER</b>	IP WLS BF H R ER SO BB IBB HBP BLK WP HR S P ERA WHIP	IP WLS BF H R ER SO BB IBB HBP BLK WP HR S P ERA WHIP																			IP WLS BF H R ER SO BB IBB HBP BLK WP HR S P ERA WHIP									
<b>Hoyt Wilhelm, R</b> ERA: 2.87	1.1	8.0	31	6	2	2	8	2	0	0	0	0	0	0	0	20	32	4.50	1.750											
<b>Bruce Howard, R</b> ERA: 3.6	0.1	4.0	L	17	4	2	2	3	3	0	0	0	0	0	0	20	32	4.50	1.750											

**TOP**

**Minnesota Twins @ Chicago White Sox**  
Comiskey Park, Chicago, IL  
Sat Sep 07 1963, 4:33 AM EDT  
Att. 7,730 - Unknown

livebaseballscorecards.com

AB 41  
R 4  
H 10  
RBI 3  
BB 5  
SO 11  
LOB 18

Batter	1	2	3	4	5	6	7	8	9	10	11	12	AB	R	H	RBI	BB	SO	LOB							
<b>Jim Landis, R</b> OBP: 0.320, SLG: 0.386														5	0	1	0	0	2	0						
<b>Joe Cunningham, L</b> OBP: 0.371, SLG: 0.354														3	0	1	0	1	0	2						
<b>Al Weiss, S</b> OBP: 0.342, SLG: 0.322														0	0	0	0	0	0	0						
<b>Bruce Howard, S</b> OBP: 1.000, SLG: 1.000														1	0	1	0	0	0	0						
<b>Cam Carreon, R</b> OBP: 0.323, SLG: 0.339														0	0	0	0	1	0	0						
<b>Floyd Robinson, L</b> OBP: 0.352, SLG: 0.404														5	0	0	0	1	1	5						
<b>Pete Ward, L</b> OBP: 0.341, SLG: 0.475														5	0	1	0	0	0	4						
<b>Nellie Fox, L</b> OBP: 0.304, SLG: 0.317														5	1	1	0	0	0	2						
<b>Dave Nicholson, R</b> OBP: 0.322, SLG: 0.424														4	1	1	2	1	1	0						
<b>Ron Hansen, R</b> OBP: 0.314, SLG: 0.340														4	0	0	0	1	0	1						
<b>J.C. Martin, L</b> OBP: 0.262, SLG: 0.279														3	0	0	0	0	0	2						
<b>Charlie Maxwell, L</b> OBP: 0.366, SLG: 0.361														0	0	0	0	1	0	0						
<b>Jim Lemon, R</b> OBP: 0.302, SLG: 0.294														1	0	1	0	0	0	0						
<b>Hoyt Wilhelm, R</b> OBP: 0.136, SLG: 0.074														1	0	0	0	1	0	0						
<b>Tom McCraw, L</b> OBP: 0.304, SLG: 0.385														1	0	0	0	0	0	0						
<b>Mike Hershberger, R</b> OBP: 0.333, SLG: 0.349														1	0	0	0	0	0	1						
<b>Sherrill Lollar, R</b> OBP: 0.317, SLG: 0.288														1	0	0	0	0	0	1						
<b>Inning Stats</b>	R: 0 E: 0 K: 1 S: 6	H: 1 LOB: 1 BB: 0 P: 7	R: 0 E: 0 K: 0 S: 3	H: 0 LOB: 1 BB: 1 P: 7	R: 0 E: 0 K: 0 S: 3	H: 0 LOB: 0 BB: 2 P: 11	R: 0 E: 0 K: 0 S: 3	H: 0 LOB: 0 BB: 2 P: 3	R: 0 E: 0 K: 0 S: 5	H: 0 LOB: 0 BB: 0 P: 5	R: 0 E: 0 K: 0 S: 3	H: 1 LOB: 1 BB: 0 P: 3	R: 0 E: 0 K: 0 S: 3	H: 0 LOB: 1 BB: 1 P: 5	R: 2 E: 0 K: 0 S: 5	H: 2 LOB: 1 BB: 0 P: 9	R: 0 E: 0 K: 1 S: 7	H: 2 LOB: 0 BB: 0 P: 7	R: 0 E: 0 K: 1 S: 6	H: 1 LOB: 1 BB: 0 P: 6	R: 0 E: 0 K: 1 S: 4	H: 0 LOB: 0 BB: 1 P: 8	1B: 6 2B: 0 3B: 0 HR: 1	SF: 0 SAC: 1 DP: 2 HBP: 0	WP: 0 PB: 0 CS: 0	PA: 48
<b>PITCHER</b>	IP WLS BF H R ER SO BB IBB HBP BLK WP HR S P ERA WHIP	IP WLS BF H R ER SO BB IBB HBP BLK WP HR S P ERA WHIP																			IP WLS BF H R ER SO BB IBB HBP BLK WP HR S P ERA WHIP					
<b>Lee Stange, R</b> ERA: 2.4	1.1	8.2	35	4	2	2	2	6	0	0	0	0	0	0	1	33	57	2.08	1.154							
<b>Gary Roggenburk, L</b> ERA: 2.4	0.1	0.1	0	0	0	0	0	0	0	0	0	0	0	0	1	1	0.00	0.000								
<b>Bill Dalley, R</b> ERA: 2.04	0.2	0.2	4	2	0	0	1	0	0	0	0	0	0	0	6	6	0.00	3.000								
<b>Bill Plets, R</b> ERA: 4.43	0.1	1.1	W	5	1	0	0	1	0	0	0	0	0	0	7	7	0.00	0.750								
<b>Dwight Siebler, R</b> ERA: 3.18	0.1	0.1	2	0	0	0	1	1	0	0	0	0	0	0	3	7	0.00	3.000								

**BOTTOM**

**Minnesota Twins @ Chicago White Sox**  
Comiskey Park, Chicago, IL  
Sat Sep 07 1963, 4:33 AM EDT  
Att. 7,730 - Unknown

livebaseballscorecards.com

AB 40  
R 2  
H 7  
RBI 2  
BB 7  
SO 5  
LOB 18



Batter	1	2	3	4	5	6	7	8	9	AB	R	H	RBI	BB	SO	LOB	TOP			
<b>Rich Rollins, R</b> OBP: 0.366, SLG: 0.458 (1, 5)										5	0	2	0	0	1	2				
<b>Vic Power, R</b> OBP: 0.295, SLG: 0.381 (1, 3)										5	0	0	0	0	0	4				
<b>Jimmie Hall, L</b> OBP: 0.336, SLG: 0.535 (1, 8)										4	1	1	0	0	0	1				
<b>Harmon Killebrew, R</b> OBP: 0.348, SLG: 0.539 (1, 7)										4	1	1	0	0	0	1				
<b>Bob Allison, R</b> OBP: 0.380, SLG: 0.540 (1, 9)										3	0	1	1	1	2	0				
<b>Earl Battey, R</b> OBP: 0.368, SLG: 0.480 (1, 2)										2	0	0	0	2	1	0				
<b>Zolio Versailles, R</b> OBP: 0.296, SLG: 0.411 (1, 6)										4	0	1	1	0	1	5				
<b>Bernie Allen, L</b> OBP: 0.290, SLG: 0.337 (1, 4)										3	0	0	0	1	0	3				
<b>Camilo Pascual, R</b> OBP: 0.301, SLG: 0.359 (1, 1)										3	0	0	0	0	2	2				
<b>Bill Plets, L</b> OBP: 0.263, SLG: 0.125 (8, 1)										0	0	0	0	0	0	0				
<b>Lenny Green, L</b> OBP: 0.310, SLG: 0.318 (9, PH)										1	0	1	0	0	0	0				
<b>Inning Stats</b>	R: 0 E: 0 K: 1 S: 5	H: 0 LOB: 0 BB: 0 P: 5	R: 0 E: 0 K: 1 S: 5	H: 0 LOB: 0 BB: 0 P: 5	R: 0 E: 0 K: 1 S: 7	H: 2 LOB: 2 BB: 0 P: 7	R: 1 E: 0 K: 0 S: 4	H: 1 LOB: 2 BB: 2 P: 12	R: 0 E: 0 K: 2 S: 7	H: 0 LOB: 0 BB: 0 P: 7	R: 0 E: 0 K: 2 S: 7	H: 0 LOB: 1 BB: 1 P: 11	R: 1 E: 1 K: 0 S: 5	H: 2 LOB: 2 BB: 0 P: 9	R: 0 E: 0 K: 0 S: 4	H: 1 LOB: 1 BB: 0 P: 4	1B: 5 2B: 3 3B: 0 HR: 0	SF: 0 SAC: 0 DP: 1 HBP: 0	WP: 0 PB: 0 SB: 0 CS: 0	PA: 38
<b>PITCHER</b> <b>Joe Horlen, R</b> ERA: 3.67 (1, 1)	IP: 9.0 WLS: W BF: 38 H: 7 R: 2 ER: 2 SO: 7 BB: 3 IBB: 1 HBP: 0 BLK: 0 WP: 0 HR: 0 S: 48 P: 64 ERA: 2.00 WHIP: 1.111															<b>PITCHER</b>				

**Minnesota Twins @ Chicago White Sox**  
Comiskey Park, Chicago, IL  
Sun Sep 08 1963, 4:33 AM EDT  
Unknown

AB	34
R	2
H	7
RBI	2
BB	4
SO	7
LOB	18



Batter	1	2	3	4	5	6	7	8	9	AB	R	H	RBI	BB	SO	LOB	BOTTOM												
<b>Joe Cunningham, L</b> OBP: 0.371, SLG: 0.356 (1, 3)										5	0	2	3	0	1	0													
<b>Tom McCraw, L</b> OBP: 0.304, SLG: 0.385 (8, FR) (9, 3)										0	0	0	0	0	0	0													
<b>Nellie Fox, L</b> OBP: 0.301, SLG: 0.313 (1, 4)										5	0	0	0	0	1	4													
<b>Floyd Robinson, L</b> OBP: 0.353, SLG: 0.403 (1, 9) (9, 7)										3	0	1	0	1	0	2													
<b>Pete Ward, L</b> OBP: 0.342, SLG: 0.475 (1, 5)										4	1	2	0	0	0	0													
<b>Mike Hershberger, R</b> OBP: 0.332, SLG: 0.348 (1, 8) (9, 9)										4	1	1	0	0	0	4													
<b>Charlie Maxwell, L</b> OBP: 0.385, SLG: 0.380 (1, 7)										2	1	2	1	2	0	0													
<b>Jim Landis, R</b> OBP: 0.320, SLG: 0.386 (8, FR) (9, 8)										0	1	0	0	0	0	0													
<b>Ron Hansen, R</b> OBP: 0.312, SLG: 0.337 (1, 6)										4	0	0	0	0	1	6													
<b>Cam Carreon, R</b> OBP: 0.325, SLG: 0.342 (1, 2)										4	1	2	1	0	0	0													
<b>Joe Horlen, R</b> OBP: 0.212, SLG: 0.212 (1, 1)										4	0	1	0	0	1	3													
<b>Inning Stats</b>	R: 0 E: 0 K: 0 S: 4	H: 1 LOB: 2 BB: 1 P: 8	R: 2 E: 0 K: 0 S: 7	H: 4 LOB: 2 BB: 0 P: 7	R: 0 E: 0 K: 0 S: 3	H: 0 LOB: 1 BB: 1 P: 7	R: 0 E: 0 K: 2 S: 7	H: 0 LOB: 0 BB: 0 P: 7	R: 1 E: 0 K: 1 S: 8	H: 3 LOB: 2 BB: 0 P: 8	R: 0 E: 0 K: 0 S: 3	H: 0 LOB: 0 BB: 0 P: 3	R: 0 E: 0 K: 0 S: 3	H: 0 LOB: 0 BB: 0 P: 3	R: 2 E: 0 K: 1 S: 8	H: 3 LOB: 2 BB: 1 P: 12	1B: 10 2B: 1 3B: 0 HR: 0	SF: 0 SAC: 0 DP: 0 HBP: 0	WP: 1 PB: 0 SB: 1 CS: 0	PA: 38									
<b>PITCHER</b> <b>Camilo Pascual, R</b> ERA: 2.62 (1, 1)	IP: 7.2 WLS: L BF: 37 H: 11 R: 5 ER: 5 SO: 3 BB: 3 IBB: 0 HBP: 0 BLK: 0 WP: 0 HR: 0 S: 40 P: 52 ERA: 5.87 WHIP: 1.826															<b>PITCHER</b>													
<b>Bill Plets, L</b> ERA: 4.41 (8, 1)	0.1	1	0	0	0	1	0	0	0	0	0	3	3	0.00	0.000														

**Minnesota Twins @ Chicago White Sox**  
Comiskey Park, Chicago, IL  
Sun Sep 08 1963, 4:33 AM EDT  
Unknown

AB	35
R	5
H	11
RBI	5
BB	3
SO	4
LOB	19





Batter	1	2	3	4	5	6	7	8	9	AB	R	H	RBI	BB	SO	LOB	TOP			
<b>Bernie Allen, L</b> OBP: 0.291, SLG: 0.338 (1, 4)										5	1	2	0	0	0	2	<b>Minnesota Twins @ Chicago White Sox</b> Comiskey Park, Chicago, IL Sun Sep 08 1963, 4:38 AM EDT Att: 18,230 - Unknown			
<b>Rich Rollins, R</b> OBP: 0.396, SLG: 0.458 (1, 5)										5	1	2	0	0	0	1				
<b>Jimmie Hall, L</b> OBP: 0.335, SLG: 0.532 (1, 8)										4	0	1	0	0	2	2				
<b>Harmon Killebrew, R</b> OBP: 0.349, SLG: 0.539 (1, 7)										4	1	2	1	0	0	2				
<b>Bob Allison, R</b> OBP: 0.383, SLG: 0.542 (1, 9)										2	1	1	0	2	0	1				
<b>Don Mincher, L</b> OBP: 0.352, SLG: 0.513 (1, 3)										4	0	2	2	0	0	3				
<b>Vic Power, R</b> OBP: 0.295, SLG: 0.381 (8, 3)										0	0	0	0	0	0	0				
<b>Zolo Versailles, R</b> OBP: 0.298, SLG: 0.414 (1, 6)										4	0	2	1	0	0	3				
<b>Jerry Zimmerman, R</b> OBP: 0.213, SLG: 0.213 (1, 2)										4	0	1	0	0	1	2				
<b>Dick Stigman, R</b> OBP: 0.202, SLG: 0.132 (1, 1)										3	0	0	0	0	3	2				
<b>Bill Dalley, R</b> OBP: 0.238, SLG: 0.350 (8, 1)										0	0	0	0	0	0	0				
<b>Vic Wertz, L</b> OBP: 0.222, SLG: 0.313 (9, PH)										1	0	0	0	0	0	0				
<b>Garry Roggenburk, R</b> OBP: 0.250, SLG: 0.143 (9, 1)										0	0	0	0	0	0	0				
<b>Inning Stats</b>	R: 3 E: 0 K: 1 S: 8	H: 4 LOB: 1 BB: 1 P: 12	R: 0 E: 0 K: 2 S: 8	H: 1 LOB: 1 BB: 0 P: 8	R: 0 E: 0 K: 1 S: 5	H: 1 LOB: 0 BB: 0 P: 5	R: 0 E: 0 K: 1 S: 7	H: 2 LOB: 2 BB: 0 P: 7	R: 0 E: 0 K: 0 S: 4	H: 1 LOB: 2 BB: 1 P: 8	R: 0 E: 0 K: 0 S: 3	H: 0 LOB: 0 BB: 0 P: 3	R: 1 E: 0 K: 0 S: 5	H: 2 LOB: 1 BB: 0 P: 5	R: 0 E: 0 K: 0 S: 3	H: 0 LOB: 0 BB: 0 P: 3	1B: 11 2B: 3 3B: 0 HR: 0	SF: 0 SAC: 0 DP: 4 HBP: 0	WP: 0 PB: 0 CS: 0	PA: 38
<b>PITCHER</b>	IP	WLS	BF	H	R	ER	SO	BB	IBB	HBP	BLK	WP	HR	S	P	ERA	WHIP			
<b>Ray Herbert, R</b> ERA: 3.38 (1, 1)	8.0		35	13	4	4	6	2	0	0	0	0	0	45	53	4.50	1.875			
<b>Jim Brosnan, R</b> ERA: 3.05 (9, 1)	1.0	W	3	0	0	0	0	0	0	0	0	0	0	3	3	0.00	0.000			

AB	36
R	4
H	13
RBI	4
BB	2
SO	6
LOB	18



Batter	1	2	3	4	5	6	7	8	9	AB	R	H	RBI	BB	SO	LOB	BOTTOM					
<b>Jim Landis, R</b> OBP: 0.318, SLG: 0.383 (1, 8)										5	1	1	0	0	1	2	<b>Minnesota Twins @ Chicago White Sox</b> Comiskey Park, Chicago, IL Sun Sep 08 1963, 4:38 AM EDT Att: 18,230 - Unknown					
<b>Floyd Robinson, L</b> OBP: 0.355, SLG: 0.406 (1, 9)										5	1	3	0	0	2	0						
<b>Dave Nicholson, R</b> OBP: 0.330, SLG: 0.421 (1, 7)										3	0	0	0	0	2	1						
<b>Mike Hershberger, R</b> OBP: 0.333, SLG: 0.351 (7, 9)										2	1	1	1	0	0	1						
<b>Jim Lemon, R</b> OBP: 0.307, SLG: 0.295 (1, 3)										3	0	1	0	1	2	0						
<b>Tom McCraw, L</b> OBP: 0.304, SLG: 0.385 (8, PR)										0	1	0	0	0	0	0						
<b>Pete Ward, L</b> OBP: 0.341, SLG: 0.474 (1, 5)										4	0	1	1	0	0	3						
<b>Ron Hansen, R</b> OBP: 0.312, SLG: 0.336 (1, 6)										2	0	0	0	1	1	1						
<b>Joe Cunningham, L</b> OBP: 0.374, SLG: 0.356 (8, PH)										0	0	0	0	1	0	0						
<b>Jim Brosnan, R</b> OBP: 0.308, SLG: 0.308 (9, 1)										0	0	0	0	0	0	0						
<b>Al Weis, S</b> OBP: 0.340, SLG: 0.320 (1, 4)										4	0	1	1	0	1	1						
<b>Cam Carreon, R</b> OBP: 0.320, SLG: 0.336 (1, 2)										4	0	0	0	0	1	3						
<b>Ray Herbert, R</b> OBP: 0.292, SLG: 0.316 (1, 1)										1	0	0	0	1	0	0						
<b>Nellie Fox, L</b> OBP: 0.302, SLG: 0.314 (8, PH)										2	1	1	0	0	0	0						
<b>Inning Stats</b>	R: 0 E: 0 K: 0 S: 5	H: 2 LOB: 2 BB: 0 P: 5	R: 0 E: 0 K: 1 S: 5	H: 0 LOB: 0 BB: 0 P: 5	R: 0 E: 0 K: 1 S: 5	H: 0 LOB: 0 BB: 0 P: 5	R: 0 E: 0 K: 3 S: 10	H: 1 LOB: 1 BB: 0 P: 10	R: 0 E: 0 K: 1 S: 5	H: 0 LOB: 1 BB: 1 P: 9	R: 0 E: 0 K: 1 S: 9	H: 0 LOB: 0 BB: 0 P: 9	R: 0 E: 0 K: 1 S: 5	H: 0 LOB: 1 BB: 1 P: 9	R: 4 E: 2 K: 0 S: 7	H: 4 LOB: 2 BB: 2 P: 15	R: 1 E: 1 K: 0 S: 4	H: 2 LOB: 2 BB: 0 P: 4	1B: 8 2B: 1 3B: 0 HR: 0	SF: 0 SAC: 0 DP: 0 HBP: 0	WP: 0 PB: 0 CS: 0	PA: 39
<b>PITCHER</b>	IP	WLS	BF	H	R	ER	SO	BB	IBB	HBP	BLK	WP	HR	S	P	ERA	WHIP					
<b>Dick Stigman, L</b> ERA: 3.16 (1, 1)	7.2		33	6	4	3	10	3	1	0	0	0	0	49	65	3.52	1.174					
<b>Bill Dalley, R</b> ERA: 2.03 (8, 1)	0.1		2	1	0	0	0	0	0	0	0	0	0	2	2	0.00	3.000					
<b>Garry Roggenburk, L</b> ERA: 2.28 (9, 1)	0.1	L	4	2	1	0	0	0	0	0	0	0	0	4	4	0.00	6.000					

AB	35
R	5
H	9
RBI	3
BB	4
SO	10
LOB	12





Batter	1	2	3	4	5	6	7	8	9	AB	R	H	RBI	BB	SO	LOB	TOP				
Luis Aparicio, R OBP: 0.298, SLG: 0.336	F9		F5			BB 1B	BB	S BB		4	0	2	0	1	0	2	<b>Baltimore Orioles @ Chicago White Sox</b> Comiskey Park, Chicago, IL Mon Sep 09 1963, 8:05 PM EDT Att: 9,523 - Unknown				
Bob Johnson, R OBP: 0.348, SLG: 0.448	K		K			BB 1B	BB	6-3		4	0	1	0	1	2	3					
Al Smith, R OBP: 0.335, SLG: 0.411	F6			8-5 1B		F4	FC5-4	5-3		5	0	1	0	0	0	5					
John Orsino, R OBP: 0.347, SLG: 0.467		L9-3 BB		1-2 1B		F8		5-3		4	1	2	0	1	0	2					
Jackie Brandt, R OBP: 0.308, SLG: 0.407		L9-3		1B						2	0	0	0	1	1	3					
Bob Saverine, S OBP: 0.319, SLG: 0.240		1-2		K		1-2 2-3 BB		2B WP 1B		2	1	2	1	0	0	0					
Brooks Robinson, R OBP: 0.306, SLG: 0.365		1-3		8-5		F7		WP 1B		5	1	1	0	0	1	6					
Sam Bowens, R OBP: 0.500, SLG: 0.400			E 1B		F6	FC5-4 BB		S BB		3	1	2	0	1	0	0					
Dick Brown, R OBP: 0.313, SLG: 0.329			E5 1B		F9	FC5-4 BB		L6-3 1B		3	0	2	2	1	0	0					
Robin Roberts, S George Brunet, R Fred Valentine, S Herman Starrette, R Jerry Ash, R John Miller, R Joe Gattuso, R Wes Stock, R Wes Stock, R Stu Miller, R			F8		K	FC5-4 BB 1B		L6-3		0	0	0	0	0	0	0					
<b>Inning Stats</b>	R: 0 E: 0 K: 1 S: 5	H: 0 LOB: 0 BB: 0 P: 5	R: 0 E: 0 K: 0 S: 2	H: 0 LOB: 0 BB: 1 P: 6	R: 0 E: 1 K: 1 S: 7	H: 2 LOB: 2 BB: 0 P: 7	R: 0 E: 0 K: 1 S: 6	H: 2 LOB: 1 BB: 0 P: 6	R: 0 E: 0 K: 1 S: 5	H: 0 LOB: 0 BB: 0 P: 5	R: 0 E: 0 K: 0 S: 5	H: 2 LOB: 3 BB: 1 P: 9	R: 0 E: 0 K: 0 S: 4	H: 2 LOB: 2 BB: 2 P: 12	R: 4 E: 0 K: 0 S: 6	H: 4 LOB: 1 BB: 2 P: 14	R: 0 E: 0 K: 1 S: 6	H: 1 LOB: 1 BB: 0 P: 6	1B: 11 2B: 5 3B: 0 HR: 0	SF: 0 SAC: 0 DP: 4 HBP: 0	WP: 1 PA: 42
<b>PITCHER</b>	IP WLS BF H R ER SO BB IBB HBP BLK WP HR S P ERA WHIP																				
Gary Peters, L ERA: 1.95	(1, 1) 7.0 W 34 11 4 4 4 4 5 0 0 0 0 1 0 37 57 5.14 2.286																				
Hoyt Wilhelm, R ERA: 2.82	(8, 1) 2.0 S 8 2 0 0 1 1 0 0 0 0 0 0 9 13 0.00 1.500																				

Batter	1	2	3	4	5	6	7	8	9	AB	R	H	RBI	BB	SO	LOB	BOTTOM		
Mike Hershberger, R OBP: 0.333, SLG: 0.352	6-3	F8	1B			5-3	BB			5	0	2	2	0	0	1	<b>Baltimore Orioles @ Chicago White Sox</b> Comiskey Park, Chicago, IL Mon Sep 09 1963, 8:05 PM EDT Att: 9,523 - Unknown		
Joe Cunningham, L OBP: 0.377, SLG: 0.361	F7	BB	K			1B	BB			3	1	1	1	1	1	2			
Tom McCraw, L OBP: 0.306, SLG: 0.385		BB 1B				BB	BB			0	0	0	0	1	0	0			
Floyd Robinson, L OBP: 0.358, SLG: 0.406	E6	BB	1B			1B	F8			4	1	2	1	1	0	2			
Pete Ward, L OBP: 0.342, SLG: 0.471	1-2 BB	1B			5-3	F9		1-3		3	0	0	0	2	0	2			
Charlie Maxwell, L OBP: 0.381, SLG: 0.376	F2	1-3 2-H 3-H	1B			K		F8		4	0	1	2	0	1	4			
Jim Landis, R OBP: 0.318, SLG: 0.382										1	0	0	0	0	0	0			
Ron Hansen, R OBP: 0.315, SLG: 0.346		HR	1-3			F9	1B	1B		4	2	2	1	1	0	2			
Nellie Fox, L OBP: 0.307, SLG: 0.319		SH1-3 2B	1B			K	BB	BB		5	3	4	0	0	1	0			
Cam Carreon, R OBP: 0.318, SLG: 0.333		SH1-3	1B				BB			2	0	0	0	0	1	2			
J.C. Martin, L OBP: 0.281, SLG: 0.278		1-2	SH1-3			K		K		1	0	0	0	0	1	2			
Gary Peters, L OBP: 0.284, SLG: 0.453		F8 2B	1B			F7				4	2	2	2	0	0	2			
Hoyt Wilhelm, R OBP: 0.138, SLG: 0.074		2-H	1B							0	0	0	0	0	0	0			
<b>Inning Stats</b>	R: 0 E: 1 K: 0 S: 4	H: 0 LOB: 2 BB: 1 P: 8	R: 5 E: 0 K: 0 S: 8	H: 5 LOB: 2 BB: 2 P: 16	R: 2 E: 0 K: 1 S: 8	H: 4 LOB: 0 BB: 0 P: 8	R: 0 E: 0 K: 0 S: 3	H: 0 LOB: 0 BB: 0 P: 3	R: 0 E: 0 K: 2 S: 7	H: 0 LOB: 0 BB: 0 P: 7	R: 0 E: 0 K: 1 S: 6	H: 1 LOB: 2 BB: 1 P: 10	R: 2 E: 0 K: 0 S: 6	H: 3 LOB: 2 BB: 1 P: 10	R: 0 E: 0 K: 1 S: 6	H: 1 LOB: 2 BB: 1 P: 10	1B: 10 2B: 3 3B: 0 HR: 1	SF: 0 SAC: 2 DP: 0 HBP: 0	WP: 0 PA: 44
<b>PITCHER</b>	IP WLS BF H R ER SO BB IBB HBP BLK WP HR S P ERA WHIP																		
Robin Roberts, R ERA: 3.38	(1, 1) 1.2 L 11 4 4 4 0 0 2 0 0 0 0 0 0 2 10 21.60 3.000																		
George Brunet, L ERA: 6.51	(2, 1) 0.1 4 1 1 1 0 2 0 0 0 0 0 0 0 2 10 27.00 9.000																		
Herman Starrette, R ERA: 3.13	(3, 1) 2.0 9 4 2 2 1 0 0 0 0 0 0 0 11 11 9.00 2.000																		
John Miller, R ERA: 3.69	(5, 1) 2.0 8 1 0 0 3 1 0 0 0 0 0 0 13 17 0.00 1.000																		
Wes Stock, R ERA: 3.69	(7, 1) 1.0 7 3 2 2 0 1 0 0 0 0 0 0 6 10 18.00 4.000																		



Batter	1	2	3	4	5	6	7	8	9	AB	R	H	RBI	BB	SO	LOB	TOP										
Luis Aparicio, R OBP: 0.297, SLG: 0.336 (1, 6)	0-0 4-3		0-0 G4-6-3 1B		0-0 1-3			0-0 F9		4	0	1	0	0	0	0											
Bob Saverine, S OBP: 0.310, SLG: 0.232 (1, 4)	0-0 1-3		0-0 G4-6-3 1-2			0-0 F8		0-3 K		4	0	0	0	0	0	1											
Al Smith, R OBP: 0.337, SLG: 0.410 Russ Snyder, L OBP: 0.331, SLG: 0.375 (8, PR) (8, 7)	0-3 K			0-0 6-3		0-0 1B SF8 1B		4-0 BB		3	1	1	0	1	1	0											
John Orsino, R OBP: 0.351, SLG: 0.479 Dick Brown, R OBP: 0.313, SLG: 0.329 (1, 2) (9, 2)		0-0 1B 2B		0-0 3B		0-0 SF8 1B		0-0 F9		4	1	3	0	0	0	1											
Jackie Brandt, R OBP: 0.305, SLG: 0.404 (1, 8)		0-0 6-3		0-0 F8		0-0 SF8			0-0 5-3	3	0	0	1	0	0	2											
Jim Gentile, L OBP: 0.344, SLG: 0.425 (1, 3)		0-0 1B		4-0 FC6-4 BB		0-0 3-1			0-0 4-3	3	0	1	1	1	0	1											
Sam Bowens, R OBP: 0.300, SLG: 0.222 (1, 9)	0-0 F6			0-0 FC6-4 1-2			0-0 F4		0-0 6-3	4	0	0	0	0	0	3											
Brooks Robinson, R OBP: 0.305, SLG: 0.363 (1, 5)	0-0 L6				0-0 4-3		0-3 K			3	0	0	0	0	1	1											
Mitt Pappas, R OBP: 0.155, SLG: 0.217 Joe Gaines, R OBP: 0.372, SLG: 0.466 Dick Hall, R OBP: 0.440, SLG: 0.600 Stu Miller, R OBP: 0.357, SLG: 0.571 (1, 1) (7, PH) (7, 1) (8, 1)			0-3 K		0-0 F9		0-3 K			2	0	0	0	0	1	0											
										1	0	0	0	0	1	0											
										0	0	0	0	0	0	0											
										0	0	0	0	0	0	0											
<b>Inning Stats</b>	R: 0 E: 0 K: 1 S: 5	H: 0 LOB: 0 BB: 0 P: 5	R: 1 E: 0 K: 0 S: 5	H: 2 LOB: 1 BB: 0 P: 5	R: 0 E: 0 K: 1 S: 5	H: 1 LOB: 0 BB: 0 P: 5	R: 0 E: 0 K: 0 S: 4	H: 1 LOB: 2 BB: 1 P: 8	R: 0 E: 0 K: 0 S: 3	H: 0 LOB: 0 BB: 0 P: 3	R: 1 E: 0 K: 0 S: 5	H: 2 LOB: 1 BB: 0 P: 5	R: 0 E: 0 K: 2 S: 7	H: 0 LOB: 0 BB: 0 P: 7	R: 0 E: 0 K: 1 S: 5	H: 0 LOB: 1 BB: 1 P: 9	R: 0 E: 0 K: 0 S: 3	H: 0 LOB: 0 BB: 0 P: 3	1B: 4 2B: 1 3B: 1 HR: 0	SF: 1 SAC: 0 DP: 1 HBP: 0	WP: 0 PA: 34 CS: 0						
<b>PITCHER</b>	IP	WLS	BF	H	R	ER	SO	BB	IBB	HBP	BLK	WP	HR	S	P	ERA	WHIP										
Frank Baumann, L ERA: 3.1 (1, 1)	7.0	L	27	6	2	2	4	1	0	0	0	0	0	34	38	2.57	1.000										
Bruce Howard, R ERA: 2.57 (8, 1)	2.0		7	0	0	0	1	1	0	0	0	0	0	8	12	0.00	0.500										

Baltimore Orioles @ Chicago White Sox  
Comiskey Park, Chicago, IL  
Tue Sep 10 1963, 8:05 PM EDT  
Att: 6,955 - Unknown

AB 31  
R 2  
H 6  
RBI 2  
BB 2  
SO 5  
LOB 9




Batter	1	2	3	4	5	6	7	8	9	AB	R	H	RBI	BB	SO	LOB	BOTTOM										
Mike Hershberger, R OBP: 0.334, SLG: 0.351 (1, 8)	0-0 1B		0-3 K		0-0 F9			4-0 1B BB	0-0 F6	4	1	1	0	1	1	1											
Joe Cunningham, L OBP: 0.373, SLG: 0.356 (1, 3)	0-0 4-3		0-0 4-3		0-0 3-1			0-0 BB 1B	0-0 L3	5	0	1	0	0	0	2											
Floyd Robinson, L OBP: 0.362, SLG: 0.412 (1, 9)	4-0 1B BB		0-0 WP 2B			0-0 G4-6-3 BB 1B		0-0 1-2 3-H 1B		3	0	3	1	1	0	0											
Pete Ward, L OBP: 0.344, SLG: 0.472 (1, 5)	0-0 1-3 1B		4-0 2-3 BB			4-0 1-2 BB		0-0 F4		2	0	1	0	2	0	2											
Charlie Maxwell, L OBP: 0.372, SLG: 0.364 (1, 7)	0-3 K		0-0 F5			0-0 G4-6-3 1-2 2-3		0-3 K		4	0	0	0	0	2	8											
Ron Hansen, R OBP: 0.314, SLG: 0.344 (1, 6)		0-0 6-3		0-0 F3		0-0 F3		4-0 1-2 2-3 BB		3	0	0	0	1	0	1											
Nellie Fox, L OBP: 0.306, SLG: 0.317 (1, 4)		0-0 F7		0-0 F7			1-0 G4-6-3 HBP	0-0 FC6-4		3	0	0	0	0	0	3											
J.C. Martin, L OBP: 0.260, SLG: 0.277 (1, 2)		0-0 FC6-4 1B		0-0 3-1			0-0 G4-6-3 1-2		0-0 3-1	4	0	1	0	0	0	1											
Frank Baumann, L OBP: 0.167, SLG: 0.091 Tom McCraw, L OBP: 0.305, SLG: 0.384 Bruce Howard, S OBP: 1.000, SLG: 1.000 Cam Carreon, R OBP: 0.320, SLG: 0.333 Al Weis, S OBP: 0.340, SLG: 0.320 (1, 1) (7, PH) (8, 1) (8, PH) (8, PR)		0-0 FC6-4		0-0 F7			0-3 K		4-0 BB	2	0	0	0	0	0	1											
										1	0	0	0	0	1	0											
										0	0	0	0	0	0	0											
										0	0	0	0	1	0	0											
										0	0	0	0	0	0	0											
<b>Inning Stats</b>	R: 0 E: 0 K: 1 S: 6	H: 2 LOB: 2 BB: 1 P: 10	R: 0 E: 0 K: 0 S: 4	H: 1 LOB: 0 BB: 0 P: 4	R: 0 E: 0 K: 1 S: 6	H: 1 LOB: 1 BB: 1 P: 10	R: 0 E: 0 K: 0 S: 3	H: 0 LOB: 0 BB: 0 P: 3	R: 0 E: 0 K: 0 S: 3	H: 0 LOB: 0 BB: 0 P: 3	R: 1 E: 0 K: 1 S: 7	H: 1 LOB: 1 BB: 1 P: 7	R: 0 E: 0 K: 1 S: 4	H: 0 LOB: 0 BB: 0 P: 5	R: 1 E: 0 K: 0 S: 7	H: 2 LOB: 2 BB: 2 P: 15	R: 0 E: 0 K: 0 S: 3	H: 0 LOB: 2 BB: 1 P: 7	1B: 6 2B: 1 3B: 0 HR: 0	SF: 0 SAC: 0 DP: 2 HBP: 1	WP: 1 PA: 38 CS: 0						
<b>PITCHER</b>	IP	WLS	BF	H	R	ER	SO	BB	IBB	HBP	BLK	WP	HR	S	P	ERA	WHIP										
Mitt Pappas, R ERA: 2.88 (7, 1)	1.0		6	2	1	1	1	1	0	1	0	0	0	6	11	9.00	3.000										
Dick Hall, R ERA: 3.3 (8, 1)		S	8	0	0	0	1	2	0	0	0	0	0	8	16	0.00	1.000										


Baltimore Orioles @ Chicago White Sox  
Comiskey Park, Chicago, IL  
Tue Sep 10 1963, 8:05 PM EDT  
Att: 6,955 - Unknown

AB 31  
R 1  
H 7  
RBI 1  
BB 6  
SO 4  
LOB 19





Batter	1	2	3	4	5	6	7	8	9	AB	R	H	RBI	BB	SO	LOB	TOP	
Luis Aparicio, R (1, 6) OBP: 0.297, SLG: 0.335	L6		F5			F8		1B		4	0	1	0	0	0	1	<p><b>Baltimore Orioles @ Chicago White Sox</b> Comiskey Park, Chicago, IL Wed Sep 11, 1963, 8:05 PM EDT Att: 7,154 - Unknown</p> <p>livebaseballscores.com</p> <p>AB 30 R 2 H 3 RBI 2 BB 1 SO 6 LOB 5</p> 	
Bob Saverine, S (1, 4) OBP: 0.309, SLG: 0.233	K		4-3			G5-3 SF 1-3 1B		K		4	0	1	0	0	2	1		
Russ Snyder, L (1, 8) OBP: 0.328, SLG: 0.372	E1			1-3		SF			F9	3	0	0	1	0	0	0		
Boog Powell, L (1, 7) OBP: 0.330, SLG: 0.469	L8			K		G5-3 2-3f			K	4	0	0	0	0	2	3		
John Orsino, R (1, 2) OBP: 0.350, SLG: 0.485		HR		1-3					F8	4	1	1	1	0	0	0		
Jim Gentile, L (1, 3) OBP: 0.342, SLG: 0.422		F8				F8			F6	3	0	0	0	0	0	0		
Jackie Brandt, R (1, 9) OBP: 0.303, SLG: 0.401		6-3				F6			K2-3	3	0	0	0	0	1	0		
Brooks Robinson, R (1, 5) OBP: 0.303, SLG: 0.361		6-3				F7			F2	3	0	0	0	0	0	0		
Mike McCormick, L (1, 1) OBP: 0.190, SLG: 0.225			K						F6	1	1	0	0	1	1	0		
Bob Johnson, R (8, PH) OBP: 0.347, SLG: 0.446										1	0	0	0	0	0	0		
Stu Miller, R (8, 1) OBP: 0.357, SLG: 0.571						1B SF BB				0	0	0	0	0	0	0		
<b>Inning Stats</b>	R: 0 E: 1 K: 1 S: 6	H: 0 LOB: 1 BB: 0 P: 6	R: 1 E: 0 K: 0 S: 4	H: 1 LOB: 0 BB: 4	R: 0 E: 0 K: 1 S: 5	H: 0 LOB: 0 BB: 0 P: 5	R: 0 E: 0 K: 1 S: 5	H: 0 LOB: 0 BB: 0 P: 5	R: 0 E: 0 K: 1 S: 5	H: 0 LOB: 0 BB: 0 P: 5	R: 0 E: 0 K: 1 S: 6	H: 1 LOB: 1 BB: 0 P: 6	R: 0 E: 0 K: 1 S: 5	H: 0 LOB: 0 BB: 0 P: 5	1B: 2 2B: 0 3B: 0 HR: 1	SF: 1 SAC: 0 DP: 1 HBP: 0	WP: 0 PB: 0 SB: 1 CS: 0	PA: 32
<b>PITCHER</b> Eddie Fisher, R (1, 1) ERA: 4.31	IP: 9.0 WLS: W BF: 32 H: 3 R: 2 ER: 2 SO: 6 BB: 1 IBB: 0 HBP: 0 BLK: 0 WP: 0 HR: 1 S: 43 P: 47 ERA: 2.00 WHIP: 0.444											<b>PITCHER</b>	IP: 9.0 WLS: W BF: 32 H: 3 R: 2 ER: 2 SO: 6 BB: 1 IBB: 0 HBP: 0 BLK: 0 WP: 0 HR: 1 S: 43 P: 47 ERA: 2.00 WHIP: 0.444					

Batter	1	2	3	4	5	6	7	8	9	AB	R	H	RBI	BB	SO	LOB	BOTTOM			
Jim Landis, R (1, 8) OBP: 0.316, SLG: 0.378	1-3	6-3		FC5-4 1-2f 2-3		1B BB		5-3		4	1	0	0	1	0	3	<p><b>Baltimore Orioles @ Chicago White Sox</b> Comiskey Park, Chicago, IL Wed Sep 11, 1963, 8:05 PM EDT Att: 7,154 - Unknown</p> <p>livebaseballscores.com</p> <p>AB 32 R 3 H 9 RBI 3 BB 5 SO 4 LOB 19</p> 			
Floyd Robinson, L (1, 9) OBP: 0.334, SLG: 0.412	WP 1B		F4	5-3		1B 1B		4-3		5	0	2	0	0	0	2				
Dave Nicholson, R (1, 7) OBP: 0.334, SLG: 0.430	4-0									3	1	2	2	1	1	0				
Mike Hershberger, R (7, 9) OBP: 0.334, SLG: 0.351	1-2 BB		HR			1-2 2-H 1B				0	0	0	0	0	0	0				
Jim Lemon, R (1, 3) OBP: 0.306, SLG: 0.289	F9									3	0	0	0	1	1	4				
Tom McCraw, L (7, 3) OBP: 0.305, SLG: 0.384	F9									0	0	0	0	0	0	0				
Pete Ward, L (1, 5) OBP: 0.345, SLG: 0.475	4-3									4	0	2	0	0	1	3				
Ron Hansen, R (1, 6) OBP: 0.314, SLG: 0.342		1-3		F8		2B		SH5-3 2B		2	0	0	0	1	0	1				
Nellie Fox, L (1, 4) OBP: 0.306, SLG: 0.315		1-3		1B FC1-5 BB		F8		4-3		3	0	0	0	1	0	3				
Cam Carreon, R (1, 2) OBP: 0.324, SLG: 0.350				FC5-4 FC1-5 1B		6-3		F9		3	1	2	1	0	0	0				
J.C. Martin, L (7, 2) OBP: 0.259, SLG: 0.276		HR								1	0	0	0	0	0	1				
Eddie Fisher, R (1, 1) OBP: 0.206, SLG: 0.156		1B		FC1-5 FC5-4		K		F8		4	0	1	0	0	1	2				
<b>Inning Stats</b>	R: 0 E: 0 K: 0 S: 4	H: 1 LOB: 2 BB: 1 P: 8	R: 1 E: 0 K: 0 S: 5	H: 2 LOB: 1 BB: 0 P: 5	R: 1 E: 0 K: 1 S: 6	H: 1 LOB: 1 BB: 1 P: 10	R: 0 E: 0 K: 0 S: 4	H: 1 LOB: 2 BB: 1 P: 8	R: 0 E: 0 K: 2 S: 8	H: 1 LOB: 2 BB: 1 P: 12	R: 1 E: 0 K: 1 S: 7	H: 2 LOB: 1 BB: 1 P: 11	R: 0 E: 0 K: 0 S: 4	H: 1 LOB: 1 BB: 0 P: 4	R: 0 E: 0 K: 0 S: 3	H: 0 LOB: 0 BB: 0 P: 3	1B: 5 2B: 2 3B: 0 HR: 2	SF: 0 SAC: 1 DP: 0 HBP: 0	WP: 1 PB: 0 SB: 0 CS: 0	PA: 38
<b>PITCHER</b> Mike McCormick, L (1, 1) ERA: 4.35	IP: 7.0 WLS: L BF: 35 H: 9 R: 3 ER: 3 SO: 4 BB: 4 IBB: 1 HBP: 0 BLK: 0 WP: 1 HR: 2 S: 38 P: 58 ERA: 3.86 WHIP: 1.857											<b>PITCHER</b>	IP: 1.0 WLS: L BF: 3 H: 0 R: 0 ER: 0 SO: 0 BB: 0 IBB: 0 HBP: 0 BLK: 0 WP: 0 HR: 0 S: 3 P: 3 ERA: 0.00 WHIP: 0.000							







Batter	1	2	3	4	5	6	7	8	9	AB	R	H	RBI	BB	SO	LOB	TOP			
Mike Hershberger, R OBP: 0.333, SLG: 0.349 (1, 8)										5	0	1	1	0	0	1				
Floyd Robinson, L OBP: 0.362, SLG: 0.416 (1, 9)										5	2	1	2	0	0	2				
Dave Nicholson, R OBP: 0.321, SLG: 0.424 (1, 7)										4	1	0	0	1	1	2				
Cam Carreon, R OBP: 0.323, SLG: 0.348 Gene Stephens, L (7, PH) J.C. Martin, L OBP: 0.262, SLG: 0.279 (7, 2)										3	0	1	1	0	0	0				
Pete Ward, L OBP: 0.348, SLG: 0.475 Don Buford, S OBP: 0.333, SLG: 0.667 (2, 5)										0	0	0	1	0	0	0				
Ron Hansen, R OBP: 0.320, SLG: 0.343 (1, 6)										2	1	0	0	2	0	1				
Tom McCraw, L OBP: 0.308, SLG: 0.383 (1, 3)										3	1	1	0	1	1	0	AB 35			
Al Weis, S OBP: 0.346, SLG: 0.330 Hoyt Wilhelm, R OBP: 0.136, SLG: 0.074 (8, 1)										4	1	2	1	0	0	2	R 7			
Gary Peters, L OBP: 0.286, SLG: 0.447 Bruce Howard, S OBP: 0.309, SLG: 0.500 Jim Landis, L OBP: 0.316, SLG: 0.476 Joe Cunningham, S OBP: 0.309, SLG: 0.350 Jim Brosnan, R OBP: 0.309, SLG: 0.350 Nellie Fox, L OBP: 0.303, SLG: 0.310 (11, 1)										1	0	0	0	0	1	0	H 9			
<b>Inning Stats</b>	R: 2 E: 1 K: 0 S: 5	H: 1 LOB: 1 BB: 1 P: 9	R: 0 E: 0 K: 1 S: 5	H: 0 LOB: 0 BB: 0 P: 5	R: 0 E: 0 K: 0 S: 3	H: 0 LOB: 0 BB: 0 P: 3	R: 0 E: 0 K: 0 S: 3	H: 1 LOB: 1 BB: 0 P: 6	R: 0 E: 0 K: 0 S: 3	H: 0 LOB: 0 BB: 0 P: 3	R: 4 E: 0 K: 1 S: 9	H: 5 LOB: 1 BB: 1 P: 13	R: 0 E: 0 K: 0 S: 3	H: 1 LOB: 2 BB: 2 P: 11	R: 1 E: 0 K: 0 S: 4	H: 1 LOB: 0 BB: 0 P: 4	1B: 6 2B: 2 3B: 0 HR: 1	SF: 1 SAC: 0 DP: 1 HBP: 0	WP: 1 PB: 1 SB: 0 CS: 0	PA: 40
<b>PITCHER</b>	IP WLS BF H R ER SO BB IBB HBP BLK WP HR S P ERA WHIP																			
Bob Baird, L ERA: 9.95 Ron Kline, R ERA: 2.8 Ed Roebuck, R ERA: 3.64 Carl Bouldin, R ERA: 5.02 (1, 1)	6.0 L 26 5 6 4 2 2 2 0 0 0 0 0 0 28 36 6.00 1.167																			

Chicago White Sox @ Washington Senators  
D.C. Stadium, Washington, DC  
Sat Sep 14 1963, 7:05 PM EDT  
Att: 1,969 - Unknown



Batter	1	2	3	4	5	6	7	8	9	AB	R	H	RBI	BB	SO	LOB	BOTTOM			
Ed Brinkman, R OBP: 0.268, SLG: 0.314 (1, 6)										5	0	1	0	0	1	3				
Minnie Minoso, R OBP: 0.309, SLG: 0.306 Jim King, L OBP: 0.309, SLG: 0.466 (7, PH)										3	1	2	0	0	0	1				
Chuck Hinton, R OBP: 0.348, SLG: 0.444 (8, 7)										2	1	0	1	2	0	2				
Don Lock, R OBP: 0.337, SLG: 0.450 (1, 8)										4	1	1	1	1	1	4				
Don Zimmer, R OBP: 0.294, SLG: 0.430 (1, 5)										3	1	2	0	1	1	2				
Don Leppert, R OBP: 0.300, SLG: 0.376 Ken Retzer, L OBP: 0.282, SLG: 0.323 (8, PH)										3	0	2	2	0	0	0				
Dick Phillips, L OBP: 0.299, SLG: 0.369 (1, 3)										4	0	1	0	0	1	3				
Chuck Cottier, R OBP: 0.256, SLG: 0.322 Ed Roebuck, R OBP: 0.250, SLG: 0.200 Bobo Osborne, L OBP: 0.306, SLG: 0.359 Carl Bouldin, S (8, PH)										3	0	0	0	0	2	1				
Bob Baird, L OBP: 0.500, SLG: 0.500 Ron Kline, R OBP: 0.091, SLG: 0.273 Don Blasingame, L OBP: 0.316, SLG: 0.307 (7, PH)										2	0	1	0	0	0	0				
<b>Inning Stats</b>	R: 3 E: 0 K: 0 S: 5	H: 4 LOB: 1 BB: 1 P: 9	R: 0 E: 0 K: 1 S: 6	H: 2 LOB: 0 BB: 0 P: 6	R: 1 E: 0 K: 2 S: 9	H: 2 LOB: 1 BB: 1 P: 13	R: 0 E: 0 K: 1 S: 5	H: 0 LOB: 0 BB: 0 P: 5	R: 0 E: 0 K: 0 S: 3	H: 0 LOB: 0 BB: 0 P: 3	R: 1 E: 0 K: 1 S: 7	H: 2 LOB: 1 BB: 0 P: 7	R: 0 E: 0 K: 0 S: 4	H: 1 LOB: 1 BB: 0 P: 4	R: 0 E: 0 K: 0 S: 3	H: 0 LOB: 2 BB: 2 P: 11	1B: 12 2B: 2 3B: 0 HR: 0	SF: 1 SAC: 1 DP: 3 HBP: 0	WP: 0 PB: 0 SB: 3 CS: 1	PA: 40
<b>PITCHER</b>	IP WLS BF H R ER SO BB IBB HBP BLK WP HR S P ERA WHIP																			
Gary Peters, L ERA: 2.04 Bruce Howard, R ERA: 1.8 Jim Brosnan, R ERA: 3.13 Hoyt Wilhelm, R ERA: 2.78 (1, 1)	3.0 W 10 1 0 0 2 1 0 0 0 0 0 0 13 17 0.00 0.667																			

Chicago White Sox @ Washington Senators  
D.C. Stadium, Washington, DC  
Sat Sep 14 1963, 7:05 PM EDT  
Att: 1,969 - Unknown





Batter	1	2	3	4	5	6	7	8	9	AB	R	H	RBI	BB	SO	LOB	TOP			
Gary Geiger, L (1, 8) OBP: 0.334, SLG: 0.456										3	0	1	0	1	1	0	<b>Boston Red Sox @ Chicago White Sox</b> Comiskey Park, Chicago, IL Tue Sep 17 1963, 8:05 PM EDT Att: 7,338 - Unknown			
Felix Mantilla, R (1, 4) OBP: 0.356, SLG: 0.446										4	0	2	0	0	1	2				
Carl Yastrzemski, L (1, 7) OBP: 0.419, SLG: 0.477										4	0	0	0	0	1	4				
Dick Stuart, R (1, 3) OBP: 0.309, SLG: 0.519										4	0	1	0	0	1	2				
Dick Williams, R (1, 5) OBP: 0.346, SLG: 0.393										4	1	3	0	0	0	1				
Lou Clinton, R (1, 9) OBP: 0.298, SLG: 0.422										3	0	1	0	0	2	2				
Eddie Bressoud, R (1, 6) OBP: 0.326, SLG: 0.438										4	0	1	1	0	1	4				
Russ Nixon, L (1, 2) OBP: 0.315, SLG: 0.372										4	0	0	0	0	1	4				
Bob Heffner, R (1, 1) OBP: 0.143, SLG: 0.195										2	0	0	0	0	1	1				
Roman Mejias, R (7, PH) OBP: 0.246, SLG: 0.337										1	0	0	0	0	1	0				
Arnold Earley, L (7, 1) OBP: 0.235, SLG: 0.294										0	0	0	0	0	0	0				
Jack Lamabe, R (8, 1) OBP: 0.069, SLG: 0.143										0	0	0	0	0	0	0				
<b>Inning Stats</b>	R: 0 E: 0 K: 1 S: 5	H: 0 LOB: 1 BB: 1 P: 9	R: 1 E: 0 K: 0 S: 5	H: 3 LOB: 1 BB: 0 P: 5	R: 0 E: 0 K: 1 S: 3	H: 1 LOB: 0 BB: 0 P: 3	R: 0 E: 0 K: 1 S: 7	H: 2 LOB: 2 BB: 0 P: 7	R: 0 E: 0 K: 3 S: 10	H: 1 LOB: 1 BB: 0 P: 10	R: 0 E: 0 K: 0 S: 3	H: 0 LOB: 0 BB: 0 P: 9	R: 0 E: 0 K: 0 S: 4	H: 1 LOB: 1 BB: 0 P: 4	R: 0 E: 0 K: 2 S: 7	H: 0 LOB: 0 BB: 0 P: 7	1B: 9 2B: 0 3B: 0 HR: 0	SF: 0 SAC: 0 DP: 3 HBP: 1	WP: 0 PB: 0 SB: 2 CS: 0	PA: 35
<b>PITCHER</b>	IP WLS BF H R ER SO BB IBB HBP BLK WP HR S P ERA WHIP																			
Joe Horlen, R (1, 1) ERA: 3.55	6.0 W 25 8 1 1 5 1 0 1 0 0 0 33 38 1.50 1.500																			
Hoyt Wilhelm, R (7, 1) ERA: 2.71	3.0 S 10 1 0 0 5 0 0 0 0 0 0 20 20 0.00 0.333																			

AB	33
R	1
H	9
RBI	1
BB	1
SO	10
LOB	20



Batter	1	2	3	4	5	6	7	8	9	AB	R	H	RBI	BB	SO	LOB	BOTTOM			
Mike Hershberger, R (1, 8) OBP: 0.333, SLG: 0.352										5	1	2	0	0	0	4	<b>Boston Red Sox @ Chicago White Sox</b> Comiskey Park, Chicago, IL Tue Sep 17 1963, 8:05 PM EDT Att: 7,338 - Unknown			
Joe Cunningham, L (1, 3) OBP: 0.374, SLG: 0.362										3	0	2	2	0	0	2				
Tom McCraw, L (7, FR) OBP: 0.308, SLG: 0.383										0	0	0	0	0	0	0				
Floyd Robinson, L (1, 9) OBP: 0.363, SLG: 0.414										2	0	0	0	2	0	3				
Pete Ward, L (1, 5) OBP: 0.348, SLG: 0.473										3	0	0	0	1	0	4				
Nellie Fox, L (1, 4) OBP: 0.303, SLG: 0.312										4	0	0	0	0	0	5				
Al Weis, S (8, FR) OBP: 0.346, SLG: 0.330										0	0	0	0	0	0	0				
Dave Nicholson, R (1, 7) OBP: 0.318, SLG: 0.420										4	0	0	0	0	2	1				
Jim Landis, R (9, 8) OBP: 0.315, SLG: 0.376										0	0	0	0	0	0	0				
Ron Hansen, R (1, 6) OBP: 0.318, SLG: 0.340										4	0	0	0	0	2	2				
J.C. Martin, L (1, 2) OBP: 0.262, SLG: 0.276										3	0	0	0	1	0	0				
Joe Horlen, R (1, 1) OBP: 0.257, SLG: 0.235										1	1	1	0	1	0	0				
Hoyt Wilhelm, R (7, 1) OBP: 0.194, SLG: 0.074										0	0	0	0	2	0	0				
<b>Inning Stats</b>	R: 0 E: 0 K: 0 S: 4	H: 1 LOB: 2 BB: 1 P: 8	R: 0 E: 0 K: 1 S: 5	H: 0 LOB: 0 BB: 0 P: 5	R: 0 E: 0 K: 0 S: 4	H: 2 LOB: 1 BB: 0 P: 4	R: 0 E: 0 K: 1 S: 5	H: 0 LOB: 0 BB: 0 P: 5	R: 2 E: 0 K: 0 S: 5	H: 2 LOB: 3 BB: 3 P: 17	R: 0 E: 0 K: 1 S: 3	H: 0 LOB: 2 BB: 1 P: 8	R: 0 E: 2 K: 1 S: 6	H: 0 LOB: 2 BB: 2 P: 14	R: 0 E: 0 K: 1 S: 6	H: 0 LOB: 2 BB: 2 P: 14	1B: 3 2B: 2 3B: 0 HR: 0	SF: 0 SAC: 0 DP: 1 HBP: 1	WP: 1 PB: 0 SB: 0 CS: 0	PA: 37
<b>PITCHER</b>	IP WLS BF H R ER SO BB IBB HBP BLK WP HR S P ERA WHIP																			
Bob Heffner, R (1, 1) ERA: 4.17	6.0 L 26 5 2 2 3 4 0 0 0 0 0 28 44 3.00 1.500																			
Arnold Earley, L (7, 1) ERA: 4.55	1.2 10 0 0 0 1 2 1 1 0 0 0 8 21 0.00 1.200																			
Jack Lamabe, R (8, 1) ERA: 3.22	0.1 1 0 0 0 0 0 0 0 0 0 0 1 1 0.00 0.000																			

AB	29
R	2
H	5
RBI	2
BB	7
SO	4
LOB	21





Batter	1	2	3	4	5	6	7	8	9	AB	R	H	RBI	BB	SO	LOB	TOP										
Gary Geiger, L OBP: 0.330, SLG: 0.450 (1, 8)										5	0	0	0	0	2	2	<b>Boston Red Sox @ Chicago White Sox</b> Comiskey Park, Chicago, IL Wed Sep 18 1963, 8:05 PM EDT Unknown										
Felix Mantilla, R OBP: 0.364, SLG: 0.454 (1, 4) (6, 6)									4	1	2	0	1	0	0												
Carl Yastrzemski, L OBP: 0.419, SLG: 0.478 (1, 7)									5	1	3	1	0	0	1												
Dick Stuart, R OBP: 0.312, SLG: 0.526 (1, 3)									4	1	3	2	0	1	2												
Lou Clinton, R OBP: 0.296, SLG: 0.419 (1, 9)									4	0	0	0	0	0	5												
Dick Williams, R OBP: 0.343, SLG: 0.384 (1, 5)									3	0	0	0	1	1	2												
Eddie Bressoud, R OBP: 0.326, SLG: 0.437 Chuck Schilling, R OBP: 0.290, SLG: 0.321 (6, 4)									3	0	1	0	0	0	3												
Russ Nixon, L OBP: 0.318, SLG: 0.371 (1, 2)									3	0	1	0	1	0	1												
Dave Morehead, R OBP: 0.091, SLG: 0.093 Jack Lamabe, R OBP: 0.067, SLG: 0.138 Frank Matzone, R OBP: 0.331, SLG: 0.427 Dick Radatz, R OBP: 0.103, SLG: 0.107 (1, 1) (5, 1) (6, PH) (8, 1)									2	0	0	0	0	0	2												
<b>Inning Stats</b>	R: 1 E: 0 K: 1 S: 8	H: 3 LOB: 2 BB: 0 P: 8	R: 0 E: 0 K: 0 S: 3	H: 0 LOB: 0 BB: 0 P: 3	R: 2 E: 0 K: 1 S: 7	H: 2 LOB: 0 BB: 0 P: 7	R: 0 E: 0 K: 0 S: 5	H: 2 LOB: 2 BB: 0 P: 5	R: 0 E: 0 K: 1 S: 6	H: 1 LOB: 0 BB: 1 P: 14	R: 0 E: 0 K: 0 S: 2	H: 0 LOB: 1 BB: 0 P: 6	R: 0 E: 0 K: 0 S: 4	H: 1 LOB: 1 BB: 0 P: 4	R: 0 E: 0 K: 1 S: 5	H: 0 LOB: 1 BB: 1 P: 9		R: 0 E: 0 K: 0 S: 3	H: 1 LOB: 0 BB: 0 P: 3	1B: 8 2B: 1 3B: 0 HR: 1	SF: 0 SAC: 0 DP: 2 HBP: 0	WP: 0 PB: 0 SB: 0 CS: 0	PA: 39				
<b>PITCHER</b>	IP	WLS	BF	H	R	ER	SO	BB	IBB	HBP	BLK	WP	HR	S	P	ERA	WHIP										
Ray Herbert, R ERA: 3.38 (1, 1)	4.0		19	7	3	3	2	0	0	0	0	0	1	23	23	6.75	1.750										
Bruce Howard, R ERA: 1.29 (5, 1)	4.0	W	17	2	0	0	2	4	0	0	0	0	0	17	33	0.00	1.500										
Jim Brosnan, R ERA: 3.09 (9, 1)	1.0	S	3	1	0	0	0	0	0	0	0	0	0	3	3	0.00	1.000										

Batter	1	2	3	4	5	6	7	8	9	AB	R	H	RBI	BB	SO	LOB	BOTTOM										
Jim Landis, R OBP: 0.316, SLG: 0.375 (1, 8)									4	1	1	0	1	2	1	<b>Boston Red Sox @ Chicago White Sox</b> Comiskey Park, Chicago, IL Wed Sep 18 1963, 8:05 PM EDT Unknown											
Gene Stephens, L OBP: 0.800, SLG: 0.750 (1, 9)								4	2	3	0	1	0	1													
Floyd Robinson, L OBP: 0.365, SLG: 0.420 (1, 7)									3	3	1	2	2	0													
Pete Ward, L OBP: 0.351, SLG: 0.479 (1, 5)									3	1	2	3	2	0													
Joe Cunningham, L OBP: 0.375, SLG: 0.364 Tom McCraw, L OBP: 0.308, SLG: 0.383 (1, 3) (8, PR) (9, 3)									2	0	1	1	2	0	1												
Nellie Fox, L OBP: 0.304, SLG: 0.312 (1, 4)									4	0	1	1	1	0	5												
Ron Hansen, R OBP: 0.317, SLG: 0.338 (1, 6)									5	0	1	1	0	0	3												
Cam Carreon, R OBP: 0.325, SLG: 0.346 (1, 2)									4	0	1	0	1	1	4												
Ray Herbert, R OBP: 0.314, SLG: 0.344 Don Buford, S OBP: 0.250, SLG: 0.500 Bruce Howard, S OBP: 0.250, SLG: 0.250 Jim Brosnan, R OBP: 0.308, SLG: 0.308 (1, 1) (4, PH) (5, 1) (9, 1)									1	0	0	0	0	0	0												
<b>Inning Stats</b>	R: 2 E: 0 K: 1 S: 7	H: 2 LOB: 1 BB: 1 P: 11	R: 0 E: 0 K: 1 S: 5	H: 0 LOB: 0 BB: 0 P: 5	R: 0 E: 0 K: 0 S: 3	H: 1 LOB: 3 BB: 3 P: 15	R: 0 E: 0 K: 1 S: 6	H: 1 LOB: 1 BB: 0 P: 6	R: 2 E: 0 K: 0 S: 4	H: 1 LOB: 2 BB: 3 P: 16	R: 0 E: 0 K: 0 S: 4	H: 1 LOB: 1 BB: 0 P: 4	R: 0 E: 0 K: 1 S: 6	H: 1 LOB: 3 BB: 2 P: 14	R: 4 E: 1 K: 0 S: 7		H: 4 LOB: 2 BB: 1 P: 11	R: 0 E: 0 K: 0 S: 3	H: 1 LOB: 0 BB: 0 P: 3	1B: 9 2B: 0 3B: 0 HR: 2	SF: 1 SAC: 0 DP: 1 HBP: 0	WP: 0 PB: 0 SB: 1 CS: 1	PA: 44				
<b>PITCHER</b>	IP	WLS	BF	H	R	ER	SO	BB	IBB	HBP	BLK	WP	HR	S	P	ERA	WHIP										
Dave Morehead, R ERA: 3.97 (1, 1)	4.1	L	23	5	4	4	3	6	0	0	0	0	1	23	47	8.31	2.538										
Jack Lamabe, R ERA: 3.16 (5, 1)	2.2		13	2	0	0	1	3	0	0	0	0	0	12	24	0.00	1.875										
Dick Radatz, R ERA: 2.02 (8, 1)	1.0		8	4	4	4	0	1	0	0	0	0	1	7	11	36.00	5.000										



Batter	1	2	3	4	5	6	7	8	9	AB	R	H	RBI	BB	SO	LOB	TOP		
<b>Felix Mantilla, R</b> OBP: 0.365, SLG: 0.455 (1, 6)	E5 F8 E		2B		E BB		F9		5-3	4	1	1	1	1	0	2			
<b>Dick Williams, R</b> OBP: 0.338, SLG: 0.377 <b>Gary Geiger, L</b> OBP: 0.330, SLG: 0.450 (9, 7)	E4		4-3		E9 1-H			2B 1B	F8	5	0	1	0	0	0	4			
<b>Lou Clinton, R</b> OBP: 0.294, SLG: 0.416 (1, 9)	F8		F8		F7			F8		4	0	0	0	0	0	5			
<b>Dick Stuart, R</b> OBP: 0.310, SLG: 0.522 (1, 3)	K		6-3		6-3			F9		4	0	0	0	0	1	4			
<b>Frank Matzone, R</b> OBP: 0.332, SLG: 0.428 (1, 5)	5-3			6-3	FC6-4 BB			1-H 2B		3	0	1	0	1	0	2			
<b>Roman Mejias, R</b> OBP: 0.246, SLG: 0.336 (1, 8)		6-3		K	FC6-4 1-2			SH1-4 1B		4	1	1	0	0	1	1			
<b>Bob Tillman, R</b> OBP: 0.306, SLG: 0.355 (1, 2)	1-3			F5	F9			SH1-4 1-2		3	0	0	0	0	0	1			
<b>Chuck Schilling, R</b> OBP: 0.290, SLG: 0.320 (1, 4)	F7				F9		6-3	5-3 1B 2-H	1B	4	0	1	1	0	0	0			
<b>Earl Wilson, R</b> OBP: 0.288, SLG: 0.333 <b>Pete Smith, R</b> (6, 1)				2B BB	K		F9	5-3 1-2	1B	1	1	0	0	1	1	0			
<b>Eddie Bressoud, R</b> OBP: 0.325, SLG: 0.436 (7, PH) <b>Arnold Earley, L</b> OBP: 0.278, SLG: 0.333 <b>Dick Radatz, R</b> OBP: 0.103, SLG: 0.107 (9, 1)				2B BB						0	0	0	0	0	0	0			
<b>Inning Stats</b>	R: 0 E: 2 K: 1 S: 7	H: 0 LOB: 2 BB: 0 P: 7	R: 0 E: 0 K: 0 S: 3	H: 0 LOB: 0 BB: 0 P: 3	R: 1 E: 0 K: 0 S: 4	H: 1 LOB: 1 BB: 1 P: 8	R: 0 E: 0 K: 1 S: 5	H: 0 LOB: 0 BB: 0 P: 5	R: 1 E: 1 K: 1 S: 6	H: 0 LOB: 1 BB: 1 P: 10	R: 0 E: 0 K: 0 S: 3	H: 0 LOB: 0 BB: 0 P: 3	R: 0 E: 0 K: 0 S: 4	H: 2 LOB: 2 BB: 0 P: 4	R: 1 E: 0 K: 0 S: 6	H: 3 LOB: 2 BB: 0 P: 6	1B: 4 2B: 2 3B: 0 HR: 0	SF: 0 SAC: 1 DP: 0 HBP: 0	WP: 0 PA: 38 PB: 0 SB: 0 CS: 0
<b>PITCHER</b> <b>Gary Peters, L</b> ERA: 2.04 (1, 1)	IP: 9.0 WLS: W BF: 38 H: 6 R: 3 ER: 2 SO: 3 BB: 3 IBB: 0 HBP: 0 BLK: 0 WP: 0 HR: 0 S: 41 P: 53 ERA: 2.00 WHIP: 1.000															<b>PITCHER</b> <b>Gary Peters, L</b> ERA: 2.04 (1, 1)	IP: 9.0 WLS: W BF: 38 H: 6 R: 3 ER: 2 SO: 3 BB: 3 IBB: 0 HBP: 0 BLK: 0 WP: 0 HR: 0 S: 41 P: 53 ERA: 2.00 WHIP: 1.000		

**Boston Red Sox @ Chicago White Sox**  
Comiskey Park, Chicago, IL  
Wed Sep 18 1963, 8:05 PM EDT  
Att: 6,677 - Unknown

AB 34  
R 3  
H 6  
RBI 2  
BB 3  
SO 3  
LOB 19



Batter	1	2	3	4	5	6	7	8	9	AB	R	H	RBI	BB	SO	LOB	BOTTOM				
<b>Mike Hershberger, R</b> OBP: 0.333, SLG: 0.353 (1, 8)	6-3				6-3		F3			4	0	1	0	0	0	1					
<b>Joe Cunningham, L</b> OBP: 0.381, SLG: 0.367 (9, PH)			1B 1-3		1-2				1-2 2-3 3-H	1	0	1	1	0	0	0					
<b>Don Buford, S</b> OBP: 0.250, SLG: 0.375 <b>Al Weis, S</b> OBP: 0.346, SLG: 0.330 (8, 4)	K		WP 1B		4-3		K			4	0	1	1	0	2	0					
<b>Floyd Robinson, L</b> OBP: 0.364, SLG: 0.417 (1, 7)	F7		2-3 3-H		K					3	0	0	0	1	2	2					
<b>Pete Ward, L</b> OBP: 0.352, SLG: 0.483 (1, 5)				4-3		SH1-4 BB		K		3	1	1	1	1	1	2					
<b>Gene Stephens, L</b> OBP: 0.714, SLG: 1.167 <b>Jim Landis, R</b> OBP: 0.315, SLG: 0.374 (8, 8)	4-3			HR		SH1-4 BB		K		2	1	1	1	0	0	0					
<b>Tom McCraw, L</b> OBP: 0.312, SLG: 0.384 <b>Jim Lemon, R</b> OBP: 0.310, SLG: 0.289 <b>Ken Berry, R</b> (9, FR)				HR		1-2 2-3		F8		1	0	0	0	0	0	0					
<b>Ron Hansen, R</b> OBP: 0.316, SLG: 0.336 (1, 6)	G3				1-3		F3			2	0	1	0	1	1	0					
<b>J.C. Martin, L</b> OBP: 0.259, SLG: 0.272 <b>Nellie Fox, L</b> OBP: 0.304, SLG: 0.311 (9, PH)						FC4-6 1-2		L5		3	0	0	0	0	0	3					
<b>Gary Peters, L</b> OBP: 0.294, SLG: 0.456 <b>Cam Carreon, R</b> OBP: 0.325, SLG: 0.346 <b>Deacon Jones, L</b> OBP: 0.250, SLG: 0.300 (9, PH)							F2			3	1	2	0	0	0	0					
<b>Inning Stats</b>	R: 0 E: 0 K: 1 S: 5	H: 0 LOB: 0 BB: 0 P: 5	R: 1 E: 0 K: 0 S: 4	H: 2 LOB: 0 BB: 0 P: 4	R: 1 E: 0 K: 1 S: 8	H: 3 LOB: 2 BB: 0 P: 8	R: 1 E: 0 K: 1 S: 6	H: 1 LOB: 0 BB: 0 P: 6	R: 0 E: 0 K: 0 S: 3	H: 1 LOB: 0 BB: 0 P: 3	R: 0 E: 0 K: 0 S: 3	H: 0 LOB: 3 BB: 3 P: 15	R: 0 E: 0 K: 1 S: 5	H: 0 LOB: 0 BB: 0 P: 5	R: 0 E: 0 K: 2 S: 7	H: 0 LOB: 0 BB: 0 P: 7	R: 1 E: 0 K: 0 S: 2	H: 1 LOB: 3 BB: 3 P: 14	1B: 5 2B: 2 3B: 0 HR: 2	SF: 0 SAC: 1 DP: 1 HBP: 0	WP: 1 PA: 37 PB: 0 SB: 0 CS: 0
<b>PITCHER</b> <b>Earl Wilson, R</b> ERA: 3.76 <b>Pete Smith, R</b> ERA: 3.66 <b>Arnold Earley, L</b> ERA: 4.54 <b>Dick Radatz, R</b> ERA: 2.02 (1, 1)	IP: 5.0 WLS: L BF: 22 H: 7 R: 3 ER: 3 SO: 3 BB: 2 IBB: 0 HBP: 0 BLK: 0 WP: 1 HR: 2 S: 26 P: 34 ERA: 5.40 WHIP: 1.800															<b>PITCHER</b> <b>Earl Wilson, R</b> ERA: 3.76 <b>Pete Smith, R</b> ERA: 3.66 <b>Arnold Earley, L</b> ERA: 4.54 <b>Dick Radatz, R</b> ERA: 2.02 (1, 1)	IP: 5.0 WLS: L BF: 22 H: 7 R: 3 ER: 3 SO: 3 BB: 2 IBB: 0 HBP: 0 BLK: 0 WP: 1 HR: 2 S: 26 P: 34 ERA: 5.40 WHIP: 1.800				

**Boston Red Sox @ Chicago White Sox**  
Comiskey Park, Chicago, IL  
Wed Sep 18 1963, 8:05 PM EDT  
Att: 6,677 - Unknown

AB 30  
R 4  
H 8  
RBI 4  
BB 6  
SO 6  
LOB 14





Batter	1	2	3	4	5	6	7	8	9	AB	R	H	RBI	BB	SO	LOB	TOP	
Mike Hershberger, R OBP: 0.331, SLG: 0.352 (1, 9)	E6 1B SF8	5-3			K				F7	5	1	1	0	0	1	2	<b>Chicago White Sox @ Detroit Tigers</b> Tiger Stadium, Detroit, MI Fri Sep 20 1963, 4:33 AM EDT Att: 603 - Unknown	
Don Buford, S OBP: 0.333, SLG: 0.364 Al Weis, S OBP: 0.349, SLG: 0.333 (1, 4) (7, 4)	K		F4							3	0	1	0	1	1	1		
Jim Landis, R OBP: 0.316, SLG: 0.372 (1, 8)			K							4	0	1	0	1	1	3		
Dave Nicholson, R OBP: 0.318, SLG: 0.418 Hoyt Wilhelm, R OBP: 0.198, SLG: 0.071 (1, 7) (8, 1)	SF8									2	0	0	1	1	0	1		
Pete Ward, L OBP: 0.353, SLG: 0.482 (1, 5)										3	0	1	0	1	0	1		
Cam Carreon, R OBP: 0.321, SLG: 0.342 Floyd Robinson, L OBP: 0.363, SLG: 0.416 (1, 2) (8, PH) (8, 7)	F6									3	0	0	0	0	0	2		
Ron Hansen, R OBP: 0.316, SLG: 0.334 (1, 6)										3	0	0	0	1	0	1		
Tom McCraw, L OBP: 0.314, SLG: 0.384 (1, 3)										3	1	1	0	1	0	1		
Eddie Fisher, R OBP: 0.194, SLG: 0.147 J.C. Martin, L OBP: 0.259, SLG: 0.272 (1, 1) (8, 2)										2	0	0	0	0	1	1		
Inning Stats	R: 1 E: 1 K: 1 S: 7	H: 1 LOB: 2 BB: 1 P: 11	R: 0 E: 0 K: 0 S: 4	H: 1 LOB: 1 BB: 0 P: 4	R: 0 E: 0 K: 1 S: 5	H: 0 LOB: 1 BB: 1 P: 9	R: 0 E: 0 K: 0 S: 3	H: 0 LOB: 1 BB: 1 P: 7	R: 0 E: 0 K: 1 S: 6	H: 1 LOB: 2 BB: 1 P: 10	R: 0 E: 0 K: 0 S: 4	H: 1 LOB: 1 BB: 0 P: 4	R: 1 E: 0 K: 0 S: 4	H: 1 LOB: 2 BB: 2 P: 12	1B: 6 2B: 0 3B: 0 HR: 0	SF: 1 SAC: 2 DP: 0 HBP: 0		WP: 0 PA: 40 PB: 0 SB: 1 CS: 0
PITCHER	IP	WLS	BF	H	R	ER	SO	BB	IBB	HBP	BLK	WP	HR	S	P	ERA	WHIP	
Mickey Lolich, L ERA: 3.63 Bill Faul, R ERA: 4.64 (1, 1) (8, 1)	7.0	L	30	4	1	0	4	4	0	0	0	0	0	34	50	0.00	1.143	

AB	31
R	2
H	6
RBI	2
BB	6
SO	4
LOB	16



Batter	1	2	3	4	5	6	7	8	9	AB	R	H	RBI	BB	SO	LOB	BOTTOM		
Bill Bruton, L OBP: 0.335, SLG: 0.372 (1, 8)	3-1		3-1		F5			K		4	0	0	0	0	1	0	<b>Chicago White Sox @ Detroit Tigers</b> Tiger Stadium, Detroit, MI Fri Sep 20 1963, 4:33 AM EDT Att: 603 - Unknown		
Dick McAuliffe, L OBP: 0.338, SLG: 0.393 (1, 6)	B1-3							K		3	0	0	0	1	1	0			
Norm Cash, L OBP: 0.380, SLG: 0.456 (1, 3)								K		2	0	0	0	2	1	0			
Rocky Colavito, R OBP: 0.360, SLG: 0.440 (1, 9)										3	0	0	0	1	0	2			
Willie Horton, R OBP: 0.308, SLG: 0.538 (1, 7)										4	0	1	0	0	1	4			
Don Wert, R OBP: 0.319, SLG: 0.362 (1, 5)										4	0	1	0	0	0	1			
John Sullivan, L (1, 2)										3	0	0	0	0	1	1			
George Smith, R OBP: 0.285, SLG: 0.282 (1, 4)										2	0	0	0	1	0	1			
Mickey Lolich, S OBP: 0.244, SLG: 0.056 Gates Brown, L OBP: 0.337, SLG: 0.370 Bill Faul, R OBP: 0.179, SLG: 0.222 (1, 1) (7, PH) (8, 1)										2	0	0	0	0	1	1			
Inning Stats	R: 0 E: 0 K: 0 S: 3	H: 0 LOB: 2 BB: 2 P: 11	R: 0 E: 0 K: 2 S: 8	H: 1 LOB: 1 BB: 0 P: 8	R: 0 E: 0 K: 0 S: 3	H: 0 LOB: 2 BB: 2 P: 11	R: 0 E: 0 K: 0 S: 3	H: 0 LOB: 0 BB: 0 P: 3	R: 0 E: 0 K: 0 S: 4	H: 1 LOB: 1 BB: 0 P: 4	R: 0 E: 0 K: 0 S: 2	H: 0 LOB: 0 BB: 1 P: 6	R: 0 E: 0 K: 3 S: 9	H: 0 LOB: 0 BB: 0 P: 9	R: 0 E: 0 K: 1 S: 5	H: 0 LOB: 0 BB: 0 P: 5		1B: 2 2B: 0 3B: 0 HR: 0	SF: 0 SAC: 0 DP: 1 HBP: 0
PITCHER	IP	WLS	BF	H	R	ER	SO	BB	IBB	HBP	BLK	WP	HR	S	P	ERA	WHIP		
Eddie Fisher, R ERA: 4.05 Hoyt Wilhelm, R ERA: 2.67 (1, 1) (8, 1)	7.0	W	27	2	0	0	2	5	0	0	0	0	0	26	46	0.00	1.000		

AB	28
R	0
H	2
RBI	0
BB	5
SO	6
LOB	11






Batter	1	2	3	4	5	6	7	8	9	AB	R	H	RBI	BB	SO	LOB	TOP					
Mike Hershberger, R (1, 8) OBP: 0.333, SLG: 0.350 Jim Landis, R (8, 8) OBP: 0.310, SLG: 0.372	4-0 BB		0-0 F9		0-0 G1-4-3			4-0 1B E BB		2	1	0	0	2	0	2						
Don Buford, S (1, 5) OBP: 0.438, SLG: 0.600	0-3 K		0-0		0-0			0-0 FC6-4 FC 1B		4	1	3	1	0	1	1						
Gene Stephens, L (1, 9) OBP: 0.455, SLG: 0.700	0-3 K		0-0 PO		0-0 F2			0-0 FC FC6-4		4	0	0	0	0	2	2						
Floyd Robinson, L (1, 7) OBP: 0.363, SLG: 0.415		0-0 1-3		0-0 FC4-6 1B		0-0 F8		0-0 FC6-4		4	0	1	0	0	0	2						
Tom McCraw, L (1, 3) OBP: 0.310, SLG: 0.380		0-0 4-3		0-0 FC4-6 1B		0-0 F8		0-0 SF8		3	0	0	1	0	0	1						
Ron Hansen, R (1, 6) OBP: 0.317, SLG: 0.334	4-0 BB BB		0-0 1B		0-0 F7			0-0 F4		3	0	1	0	1	0	1						
Al Weis, S (1, 4) OBP: 0.349, SLG: 0.330 Deacon Jones, L (9, PH) OBP: 0.291, SLG: 0.273	4-0 BB BB		0-0 F6		0-0 4-3			0-0 F9		2	0	0	0	1	0	2	AB 31					
J.C. Martin, L (1, 2) OBP: 0.260, SLG: 0.273 Pete Ward, L (9, PH) OBP: 0.352, SLG: 0.482	0-3 K		0-0 G1-4-3 1B 3B 1B		0-0 F4			0-3 K		3	1	1	0	0	1	2	R 3					
Fritz Ackley, L (1, 1) OBP: 0.500, SLG: 0.500 Joe Cunningham, L (7, PH) OBP: 0.365, SLG: 0.365 Jim Brosnan, R (7, 1) OBP: 0.308, SLG: 0.308 Charlie Maxwell, L (9, PH) OBP: 0.370, SLG: 0.362		0-3 K		0-0 G1-4-3 1B		0-3 K		0-3 K		2	0	1	0	0	1	0	H 7					
<b>Inning Stats</b>	R: 0 E: 0 K: 2 S: 6	H: 0 LOB: 0 BB: 1 P: 10	R: 0 E: 0 K: 1 S: 5	H: 0 LOB: 2 BB: 2 P: 13	R: 0 E: 0 K: 1 S: 5	H: 1 LOB: 0 BB: 0 P: 5	R: 0 E: 0 K: 0 S: 5	H: 2 LOB: 2 BB: 0 P: 5	R: 1 E: 0 K: 1 S: 7	H: 3 LOB: 1 BB: 0 P: 7	R: 0 E: 0 K: 0 S: 3	H: 0 LOB: 0 BB: 0 P: 3	R: 0 E: 0 K: 1 S: 5	H: 0 LOB: 0 BB: 0 P: 5	R: 2 E: 1 K: 0 S: 5	H: 1 LOB: 1 BB: 1 P: 9	R: 0 E: 0 K: 2 S: 7	H: 0 LOB: 0 BB: 0 P: 7	1B: 6 2B: 0 3B: 1 HR: 0	SF: 1 SAC: 0 DP: 1 HBP: 0	WP: 0 PB: 0 CS: 0	PA: 37
<b>PITCHER</b> Denny McLain, R (1, 1) ERA: 1.0	IP: 9.0 WLS: W BF: 36 H: 7 R: 3 ER: 1 SO: 8 BB: 4 IBB: 0 HBP: 0 BLK: 0 WP: 0 HR: 0 S: 48 P: 64 ERA: 1.00 WHIP: 1.222															<b>PITCHER</b>						

Chicago White Sox @ Detroit Tigers  
Tiger Stadium, Detroit, MI  
Sat Sep 21 1963, 4:33 AM EDT  
Att: 4,291 - Unknown


AB 31  
R 3  
H 7  
RBI 2  
BB 4  
SO 8  
LOB 13



Batter	1	2	3	4	5	6	7	8	9	AB	R	H	RBI	BB	SO	LOB	BOTTOM			
Bill Bruton, L (1, 8) OBP: 0.334, SLG: 0.377	0-0 F5		0-0 4-3		0-0 HR		0-0 6-3			4	1	1	1	0	0	0				
Dick McAuliffe, L (1, 6) OBP: 0.338, SLG: 0.392	0-0 F4		0-0 1B WP K 1B		0-0 F4			0-0 4-3		4	0	1	0	0	0	0				
Norm Cash, L (1, 3) OBP: 0.383, SLG: 0.463	4-0 BB		0-0 1B		0-3 K			0-0 HR		3	1	2	1	1	1	0				
Rocky Colavito, R (1, 9) OBP: 0.359, SLG: 0.438	0-3 K		0-3 K		0-0 E SF7 1B			0-0 F4		4	1	1	0	0	2	3				
Willie Horton, R (1, 7) OBP: 0.235, SLG: 0.412		0-0 F3		0-3 K		0-0 E6		0-0 F9		4	0	0	0	0	1	1				
Bubba Phillips, R (1, 5) OBP: 0.274, SLG: 0.304		0-0 4-3		0-0 4-3		0-0 SF7				2	0	0	1	0	0	0				
Gus Triandos, R (1, 2) OBP: 0.319, SLG: 0.413	4-0 BB BB		0-0 4-3		0-0 G3					2	0	0	0	1	0	0	AB 28			
George Smith, R (1, 4) OBP: 0.286, SLG: 0.278	4-0 FC4-6 BB		0-0 F3		0-0 F9			0-0 F9		2	0	0	0	1	0	0	R 4			
Denny McLain, R (1, 1) OBP: 0.333, SLG: 1.333	0-0 FC4-6		0-0 HR		0-3 K					3	1	1	1	0	1	2	H 6			
<b>Inning Stats</b>	R: 0 E: 0 K: 1 S: 5	H: 0 LOB: 1 BB: 1 P: 9	R: 0 E: 0 K: 0 S: 3	H: 0 LOB: 2 BB: 2 P: 11	R: 0 E: 0 K: 1 S: 6	H: 2 LOB: 1 BB: 0 P: 6	R: 0 E: 0 K: 1 S: 5	H: 0 LOB: 0 BB: 0 P: 5	R: 2 E: 1 K: 0 S: 4	H: 2 LOB: 0 BB: 0 P: 7	R: 1 E: 1 K: 0 S: 4	H: 1 LOB: 0 BB: 0 P: 4	R: 0 E: 0 K: 1 S: 5	H: 0 LOB: 0 BB: 0 P: 5	R: 1 E: 0 K: 0 S: 4	H: 1 LOB: 0 BB: 0 P: 4	1B: 3 2B: 0 3B: 0 HR: 3	SF: 1 SAC: 0 DP: 0 HBP: 0	WP: 1 PB: 0 CS: 0	PA: 32
<b>PITCHER</b> Fritz Ackley, R (1, 1) ERA: 3.0 Jim Brosnan, R (7, 1) ERA: 3.13	IP: 6.0 WLS: L BF: 25 H: 5 R: 3 ER: 2 SO: 4 BB: 3 IBB: 0 HBP: 0 BLK: 0 WP: 0 HR: 1 S: 9 P: 42 ERA: 3.00 WHIP: 1.333															<b>PITCHER</b>				

Chicago White Sox @ Detroit Tigers  
Tiger Stadium, Detroit, MI  
Sat Sep 21 1963, 4:33 AM EDT  
Att: 4,291 - Unknown

AB 28  
R 4  
H 6  
RBI 4  
BB 3  
SO 5  
LOB 6









Batter	1	2	3	4	5	6	7	8	9	AB	R	H	RBI	BB	SO	LOB	TOP					
<b>Jim Landis, R</b> (1, 8) <small>OBP: 0.316, SLG: 0.369</small> <b>Mike Hershberger, R</b> (1, 8) <small>OBP: 0.331, SLG: 0.349</small>	 SH5-3 3B BB E	 F8	 5-3	 SF9	 G1-2-3			 G3 1B SF9 1B	 0-0	0	1	0	0	1	0	0		<b>Chicago White Sox @ Baltimore Orioles</b> Memorial Stadium, Baltimore, MD Tue Sep 24 1963, 7:05 PM EDT Att: 2,661 - Unknown				
<b>Don Buford, S</b> (1, 5) <small>OBP: 0.423, SLG: 0.600</small>	 E4 SH5-3 3B	 6-3		 6-3	 6-3		 F9	 SF9 G3 1B 1B	 0-0	6	3	2	1	0	0	2						
<b>Floyd Robinson, L</b> (1, 9) <small>OBP: 0.364, SLG: 0.424</small>	 SH5-3 1-2 2-3		 6-3		 6-3		 6-3	 G3 1-2 2-3	 0-0	5	1	2	2	0	0	2						
<b>Jim Lemon, R</b> (1, 3) <small>OBP: 0.310, SLG: 0.289</small> <b>Tom McCraw, L</b> (5, PR) <small>OBP: 0.307, SLG: 0.377</small>	 K		 K		 K		 F6	 SF9 2-3 3-H	 0-0	3	0	1	1	0	2	2						
<b>Dave Nicholson, R</b> (1, 7) <small>OBP: 0.320, SLG: 0.419</small>	 1B 3B 2-H 3-H		 F7		 1B 1B BB		 K	 1B S E BB	 4-0	4	4	2	2	2	1	0						
<b>Ron Hansen, R</b> (1, 6) <small>OBP: 0.328, SLG: 0.348</small>	 1B 3-H 2-H		 SH2-3 BB	 1B BB 1-3 2-H	 1B BB 1-2 G1-2-3		 2B BB	 E 1B 1-3 3-H	 4-0	3	1	3	3	3	0	0						
<b>Cam Carreon, R</b> (1, 2) <small>OBP: 0.349, SLG: 0.337</small> <b>Deacon Jones, L</b> (5, PH) <small>OBP: 0.286, SLG: 0.273</small> <b>J.C. Martin, L</b> (5, 2) <small>OBP: 0.267, SLG: 0.282</small>	 K		 SH2-3 BB	 BB 1B SF9 IBB	 1B 1-2 2-H		 1B 1-3 2-H	 E3 1-2 3-H	 0-0	1	0	0	0	1	1	1						
<b>Al Weis, S</b> (1, 4) <small>OBP: 0.349, SLG: 0.330</small> <b>Joe Cunningham, L</b> (5, PH) <small>OBP: 0.365, SLG: 0.359</small> <b>Nellie Fox, L</b> (5, 4) <small>OBP: 0.302, SLG: 0.309</small>		 SH2-4 1B	 K	 1B BB 1-2 2-3 3-H	 1B 1-2 2-3 3-H		 1B 1-2 2-3	 G3 0-0	 0-0	2	0	1	0	0	1	2						
<b>Ray Herbert, R</b> (1, 1) <small>OBP: 0.315, SLG: 0.333</small>	 SH2-4 1-2		 SH2-3 1-2 2-3	 1B 1-2 2-3 3-H	 1B 1-2 2-3 3-H		 K 0-0	 G3 0-0	 0-0	2	1	0	1	1	2	5						
<b>Inning Stats</b>	R: 3 E: 1 K: 2 S: 10	H: 2 LOB: 1 BB: 1 P: 14	R: 0 E: 0 K: 0 S: 4	H: 1 LOB: 1 BB: 0 P: 4	R: 0 E: 0 K: 1 S: 5	H: 0 LOB: 0 BB: 0 P: 5	R: 0 E: 0 K: 1 S: 5	H: 0 LOB: 2 BB: 2 P: 13	R: 8 E: 0 K: 1 S: 11	H: 6 LOB: 2 BB: 3 P: 23	R: 1 E: 0 K: 1 S: 7	H: 3 LOB: 2 BB: 1 P: 11	R: 0 E: 0 K: 0 S: 3	H: 0 LOB: 0 BB: 0 P: 3	R: 0 E: 0 K: 2 S: 8	H: 1 LOB: 2 BB: 1 P: 12	R: 3 E: 1 K: 0 S: 7		H: 3 LOB: 2 BB: 1 P: 11	1B: 12 2B: 3 3B: 1 HR: 0	SF: 2 SAC: 3 DP: 1 HBP: 0	WP: 0 PB: 2 SB: 1 CS: 0
<b>PITCHER</b>	IP WLS BF H R ER SO BB IBB HBP BLK WP HR S P ERA WHIP	IP WLS BF H R ER SO BB IBB HBP BLK WP HR S P ERA WHIP																				
<b>Steve Barber, L</b> (1, 1) <small>ERA: 2.75</small>	4.1	L	24	6	8	5	4	4	0	0	0	0	0	0	0	28	44	10.38	2.308			
<b>Wes Stock, R</b> (5, 1) <small>ERA: 4.05</small>	0.1		5	2	1	1	0	1	1	0	0	0	0	0	0	3	11	27.00	9.000			
<b>George Brunet, L</b> (5, 1) <small>ERA: 5.97</small>	3.1		16	5	3	3	4	2	0	0	0	0	0	0	22	30	8.10	2.100				
<b>Stu Miller, R</b> (9, 1) <small>ERA: 2.28</small>	1.0		8	3	3	2	0	1	0	0	0	0	0	0	7	11	18.00	4.000				


Batter	1	2	3	4	5	6	7	8	9	AB	R	H	RBI	BB	SO	LOB	BOTTOM				
<b>Luis Aparicio, R</b> (1, 6) <small>OBP: 0.293, SLG: 0.333</small>	 6-3		 F9			 G3-6-3 1B			 5-3	4	0	1	0	0	0	1	<b>Chicago White Sox @ Baltimore Orioles</b> Memorial Stadium, Baltimore, MD Tue Sep 24 1963, 7:05 PM EDT Att: 2,661 - Unknown				
<b>Fred Valentine, S</b> (1, 9) <small>OBP: 0.388, SLG: 0.293</small>	 F9		 BB 1-2			 K		 K	 0-0	3	0	0	0	1	2	1					
<b>Boog Powell, L</b> (1, 7) <small>OBP: 0.326, SLG: 0.470</small>	 1-3		 1-3			 G3-6-3 1-2		 3-1	 0-0	4	0	0	0	0	3						
<b>John Orsino, R</b> (1, 2) <small>OBP: 0.347, SLG: 0.470</small>		 F7		 K		 4-3		 4-3	 0-0	3	0	0	0	0	1	0					
<b>Jim Gentile, L</b> (1, 3) <small>OBP: 0.343, SLG: 0.415</small>		 BB		 K		 F4		 4-3	 0-0	2	0	0	0	1	1	0					
<b>Brooks Robinson, R</b> (1, 5) <small>OBP: 0.304, SLG: 0.370</small> <b>Bob Johnson, R</b> (7, 5) <small>OBP: 0.345, SLG: 0.438</small>		 F7		 5-3		 4-3		 4-3	 0-0	2	0	0	0	0	0	1					
<b>Jackie Brandt, R</b> (1, 8) <small>OBP: 0.300, SLG: 0.400</small>		 F3		 K		 K		 F6	 0-0	3	0	0	0	0	1	1					
<b>Bob Saverine, S</b> (1, 4) <small>OBP: 0.319, SLG: 0.258</small>		 BB 1B		 1-3		 K		 K	 0-0	3	0	1	0	0	1	0					
<b>Steve Barber, L</b> (1, 1) <small>OBP: 0.176, SLG: 0.195</small> <b>Wes Stock, R</b> (5, 1) <small>ERA: 4.05</small> <b>George Brunet, R</b> (5, 1) <small>ERA: 5.97</small> <b>Russ Snyder, L</b> (8, PH) <small>OBP: 0.322, SLG: 0.366</small> <b>Stu Miller, R</b> (9, 1) <small>OBP: 0.333, SLG: 0.533</small>	 K		 K		 K		 K	 K	 0-0	1	0	0	0	0	1	1					
<b>Inning Stats</b>	R: 0 E: 0 K: 0 S: 3	H: 0 LOB: 0 BB: 0 P: 3	R: 0 E: 0 K: 0 S: 3	H: 0 LOB: 1 BB: 1 P: 7	R: 0 E: 0 K: 1 S: 6	H: 1 LOB: 2 BB: 1 P: 10	R: 0 E: 0 K: 2 S: 7	H: 0 LOB: 0 BB: 0 P: 7	R: 0 E: 0 K: 2 S: 7	H: 0 LOB: 0 BB: 0 P: 7	R: 0 E: 0 K: 1 S: 5	H: 1 LOB: 0 BB: 0 P: 5	R: 0 E: 0 K: 0 S: 3	H: 0 LOB: 0 BB: 0 P: 3	R: 0 E: 0 K: 2 S: 7	H: 0 LOB: 0 BB: 0 P: 7		R: 0 E: 0 K: 1 S: 5	1B: 2 2B: 0 3B: 0 HR: 0	SF: 0 SAC: 0 DP: 1 HBP: 0	WP: 0 PB: 0 SB: 0 CS: 0
<b>PITCHER</b>	IP WLS BF H R ER SO BB IBB HBP BLK WP HR S P ERA WHIP	IP WLS BF H R ER SO BB IBB HBP BLK WP HR S P ERA WHIP																			
<b>Ray Herbert, R</b> (1, 1) <small>ERA: 3.24</small>	9.0	W	30	2	0	0	9	2	0	0	0	0	0	0	46	54	0.00	0.444			



Batter	1	2	3	4	5	6	7	8	9	AB	R	H	RBI	BB	SO	LOB	TOP			
Mike Hershberger, R (1, 8) OBP: 0.332, SLG: 0.350	F9		F3			FC6-4 1B	1-2 1B		F3	5	0	2	0	0	0	0				
Don Buford, S (1, 5) OBP: 0.355, SLG: 0.500	K		K			FC6-4 F8 BB 1-2 BB	L5		F8	5	1	0	0	0	2	3				
Floyd Robinson, L (1, 9) OBP: 0.363, SLG: 0.422	K		F7			BB F8 1-2 BB	K			3	0	0	0	1	2	2				
Ron Hansen, R (1, 6) OBP: 0.325, SLG: 0.345		3-1		F8		F8 1-2 2-3		L5		4	0	0	0	0	2					
Dave Nicholson, R (1, 7) OBP: 0.321, SLG: 0.417		E BB 1-6-3 BB		K		BB BB		K		2	1	0	0	2	2	0				
Cam Carreon, R (1, 2) OBP: 0.325, SLG: 0.338		1-6-3 E 1-2 BB		F8		FC6-4 BB		1B		2	0	1	1	2	0	0				
Tom McCraw, L (1, 3) OBP: 0.309, SLG: 0.379		E6 1-6-3 1-2 2-3				FC6-4 1B	FC6-4 1-2 2-3 3-H	1B		4	0	2	0	0	0	5				
Al Weis, S (1, 4) OBP: 0.344, SLG: 0.325		1-6-3							F9	3	0	0	1	0	0	3				
Deacon Jones, L (8, PH) OBP: 0.297, SLG: 0.250						FC6-4 CS		G3		1	0	0	0	0	0	2				
Ken Berry, R (8, 4)		1-2 2-3 3-H				1-2 CS				0	0	0	0	0	0	0				
Gary Peters, L (1, 1) OBP: 0.287, SLG: 0.444										2	0	0	0	0	2	3				
Charley Smith, R (7, PH) OBP: 0.500, SLG: 0.500										1	0	1	0	0	0	0				
Bruce Howard, S (7, 1) OBP: 0.250, SLG: 0.250										0	0	0	0	0	0	0				
Brian McCall, L (8, PH)										1	0	0	0	0	1	0				
<b>Inning Stats</b>	R: 0 E: 0 K: 2 S: 7	H: 0 LOB: 0 BB: 0 P: 7	R: 1 E: 1 K: 1 S: 6	H: 0 LOB: 2 BB: 2 P: 14	R: 0 E: 0 K: 1 S: 5	H: 0 LOB: 0 BB: 0 P: 5	R: 0 E: 0 K: 1 S: 5	H: 1 LOB: 3 BB: 0 P: 5	R: 1 E: 0 K: 0 S: 4	H: 1 LOB: 3 BB: 3 P: 16	R: 0 E: 0 K: 1 S: 7	H: 2 LOB: 2 BB: 0 P: 7	R: 0 E: 0 K: 1 S: 7	H: 2 LOB: 2 BB: 0 P: 7	R: 0 E: 0 K: 1 S: 5	H: 0 LOB: 0 BB: 0 P: 5	1B: 6 2B: 0 3B: 0 HR: 0	SF: 0 SAC: 0 DP: 0 HBP: 0	WP: 0 PB: 0 SB: 0 CS: 1	PA: 38
<b>PITCHER</b>	IP WLS BF H R ER SO BB IBB HBP BLK WP HR S P ERA WHIP																			
Mike McCormick, L (1, 1) ERA: 4.3	7.0 W 30 4 2 1 7 5 0 0 0 0 0 0 39 59 1.29 1.286																			
Dick Hall, R (8, 1) ERA: 3.04	2.0 S 8 2 0 0 2 0 0 0 0 0 0 0 12 12 0.00 1.000																			

Chicago White Sox @ Baltimore Orioles  
Memorial Stadium, Baltimore, MD  
Wed Sep 25 1963, 7:05 PM EDT  
Att: 2,017 - Unknown


AB 33  
R 2  
H 6  
RBI 2  
BB 5  
SO 9  
LOB 20




Batter	1	2	3	4	5	6	7	8	9	AB	R	H	RBI	BB	SO	LOB	BOTTOM			
Luis Aparicio, R (1, 6) OBP: 0.293, SLG: 0.331	F9		SF8		F7		F7	1B E BB		3	1	0	1	1	0	1				
Joe Gaines, R (1, 7) OBP: 0.378, SLG: 0.467	1-3		3-H		F8		4-3	BB		3	0	1	1	0	0	1				
Russ Snyder, L (7, PH) OBP: 0.323, SLG: 0.366			FC5 FC6-5 1-2 2-H 1B					1B		2	1	1	1	0	0	0				
Bob Johnson, R (1, 3) OBP: 0.345, SLG: 0.436	F9		FC6-5							3	1	1	0	0	2					
Jim Gentile, L (7, PH) OBP: 0.345, SLG: 0.416			1-2 2-3f			2B SF7 1B	BB	1B		1	0	1	1	1	0	0				
John Orsino, R (1, 2) OBP: 0.345, SLG: 0.469	5-3		FC5			3B 2B		1B		5	1	1	0	0	4					
Brooks Robinson, R (1, 5) OBP: 0.303, SLG: 0.368	4-3				F8					3	0	0	1	0	0	0				
Sam Bowers, R (1, 9) OBP: 0.388, SLG: 0.472	F2				L8					3	2	1	0	1	0	0				
Jackie Brandt, R (1, 8) OBP: 0.302, SLG: 0.405			1B SF8 1B BB		F7					3	2	1	1	1	0	2				
Bob Saverine, S (1, 4) OBP: 0.328, SLG: 0.281			S 1B 1B							4	1	3	2	0	0	1				
Mike McCormick, L (1, 1) OBP: 0.208, SLG: 0.239			FC6-5 1B							2	0	1	0	0	1	1				
Dick Hall, R (8, 1) OBP: 0.481, SLG: 0.630			1-2 2-3		SH1					1	1	1	1	0	0	0				
<b>Inning Stats</b>	R: 0 E: 0 K: 0 S: 3	H: 0 LOB: 0 BB: 0 P: 3	R: 0 E: 0 K: 0 S: 3	H: 0 LOB: 0 BB: 0 P: 3	R: 2 E: 0 K: 0 S: 6	H: 3 LOB: 2 BB: 1 P: 10	R: 0 E: 0 K: 0 S: 3	H: 0 LOB: 0 BB: 0 P: 3	R: 0 E: 0 K: 0 S: 4	H: 1 LOB: 1 BB: 0 P: 4	R: 3 E: 0 K: 1 S: 9	H: 4 LOB: 1 BB: 0 P: 9	R: 0 E: 0 K: 0 S: 3	H: 0 LOB: 1 BB: 1 P: 7	R: 5 E: 0 K: 0 S: 7	H: 4 LOB: 1 BB: 2 P: 15	1B: 9 2B: 1 3B: 2 HR: 0	SF: 2 SAC: 1 DP: 0 HBP: 0	WP: 0 PB: 0 SB: 1 CS: 0	PA: 40
<b>PITCHER</b>	IP WLS BF H R ER SO BB IBB HBP BLK WP HR S P ERA WHIP																			
Gary Peters, L (1, 1) ERA: 2.18	6.0 L 27 8 5 5 1 1 0 0 0 0 0 0 28 32 7.50 1.500																			
Bruce Howard, R (7, 1) ERA: 2.81	2.0 13 4 5 3 0 3 0 0 0 0 0 0 10 22 13.50 3.500																			

Chicago White Sox @ Baltimore Orioles  
Memorial Stadium, Baltimore, MD  
Wed Sep 25 1963, 7:05 PM EDT  
Att: 2,017 - Unknown

AB 33  
R 10  
H 12  
RBI 9  
BB 4  
SO 1  
LOB 12

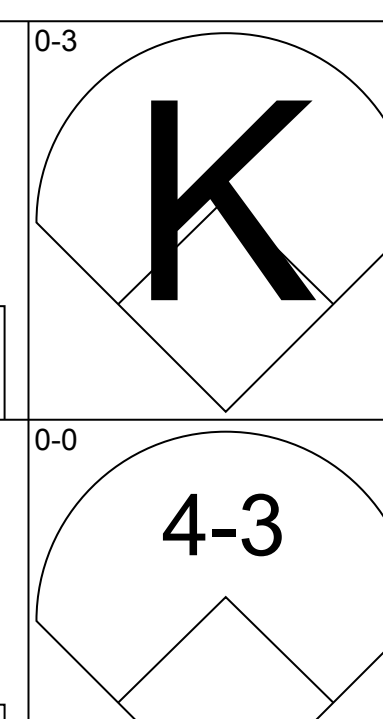
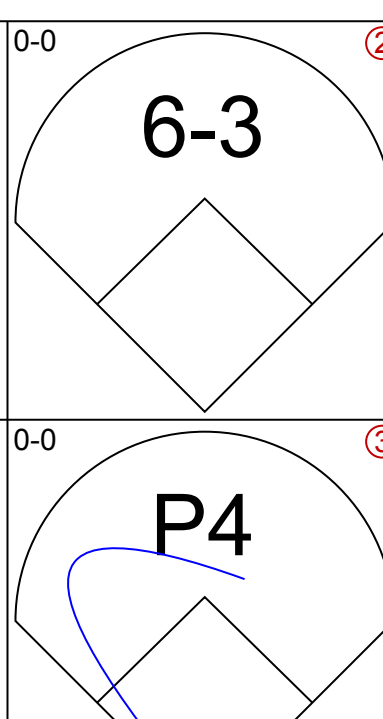
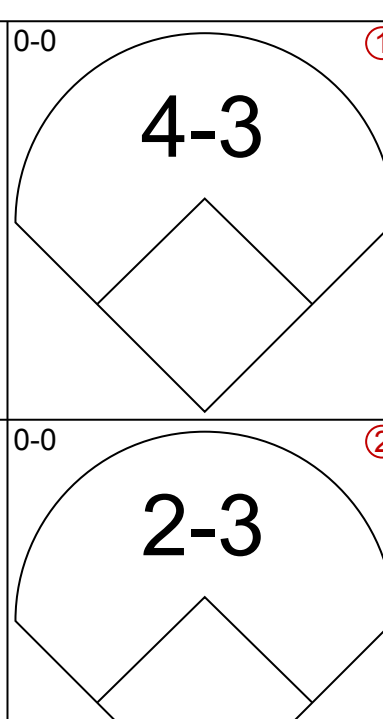
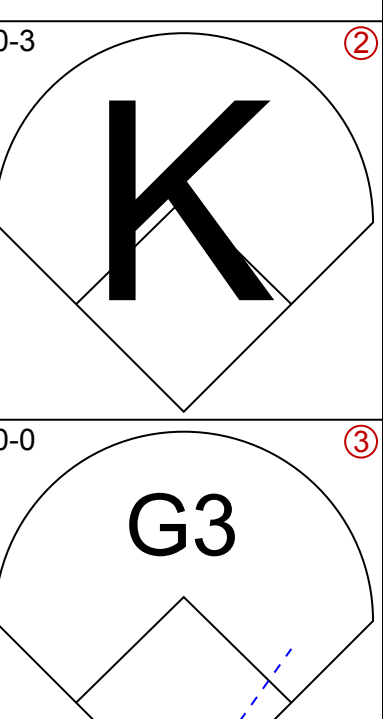

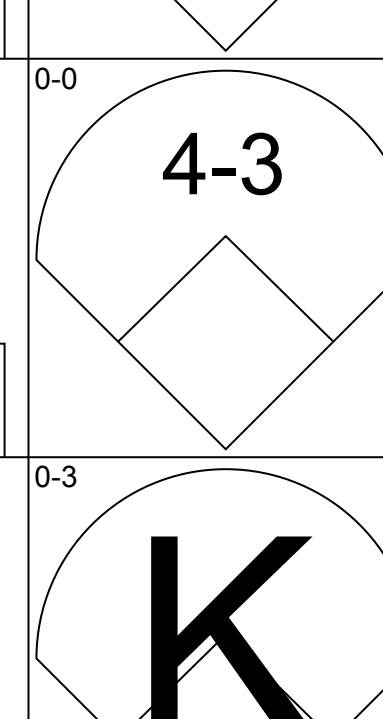
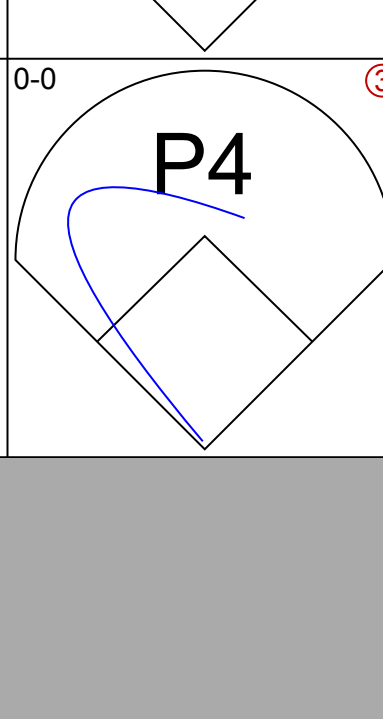
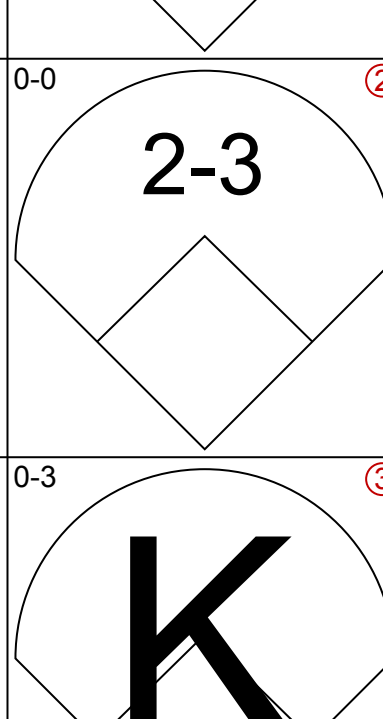
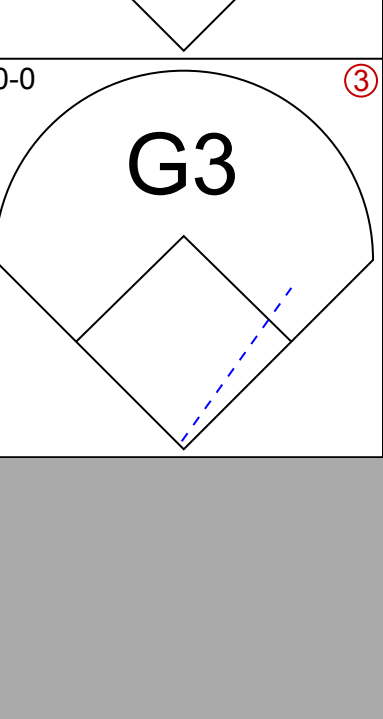
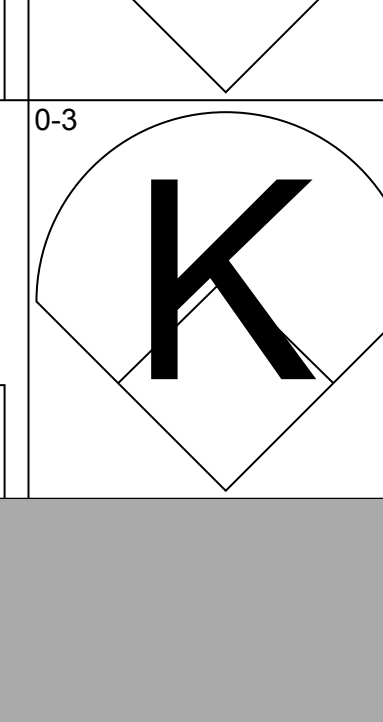
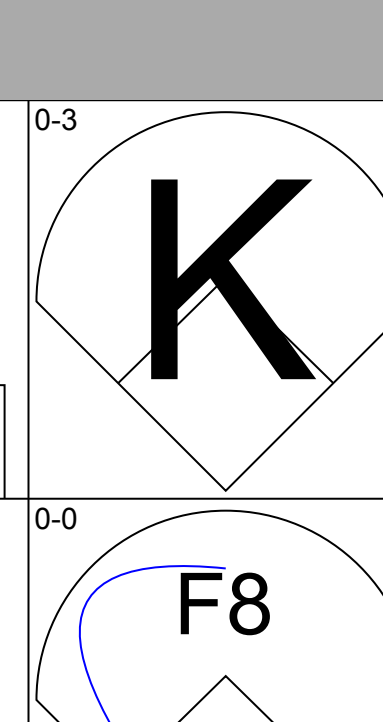
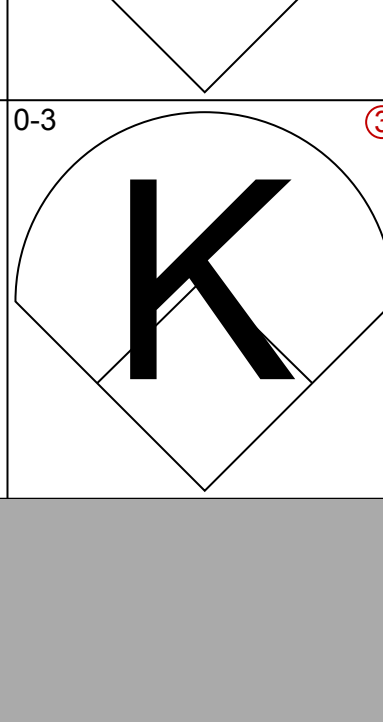
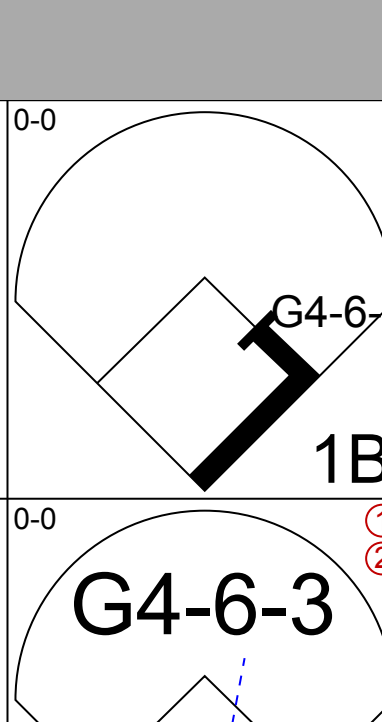
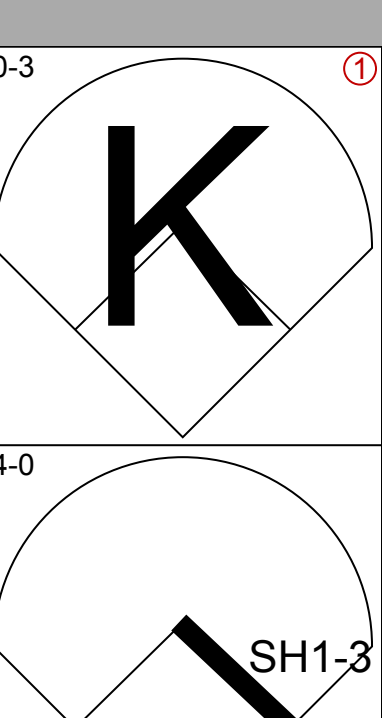
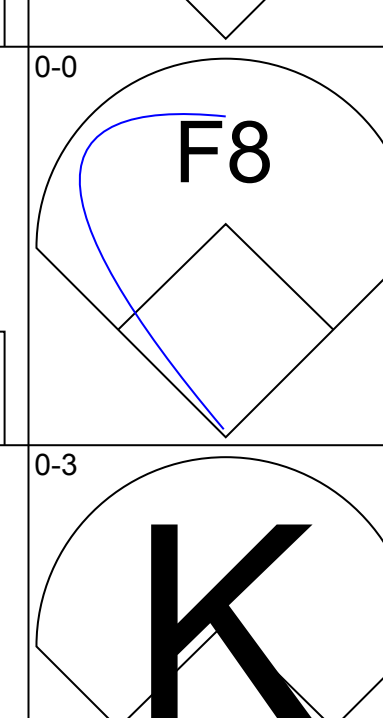
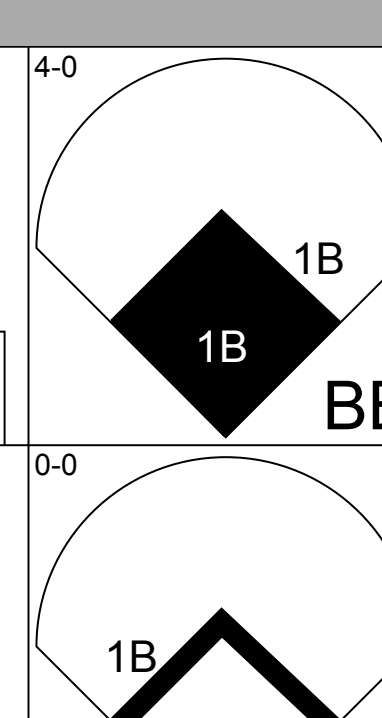
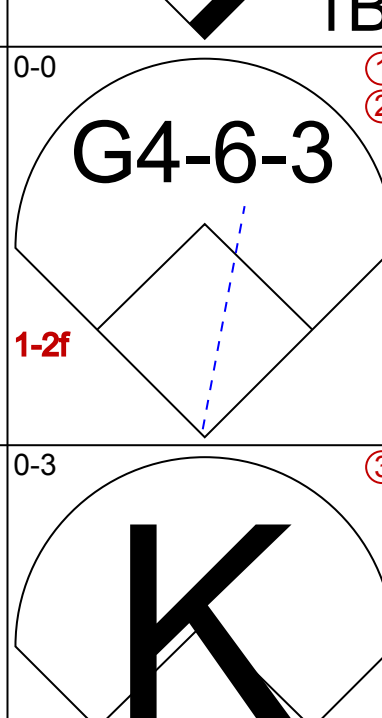
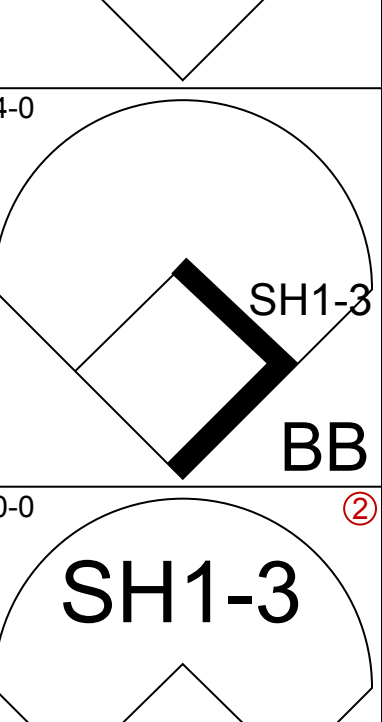
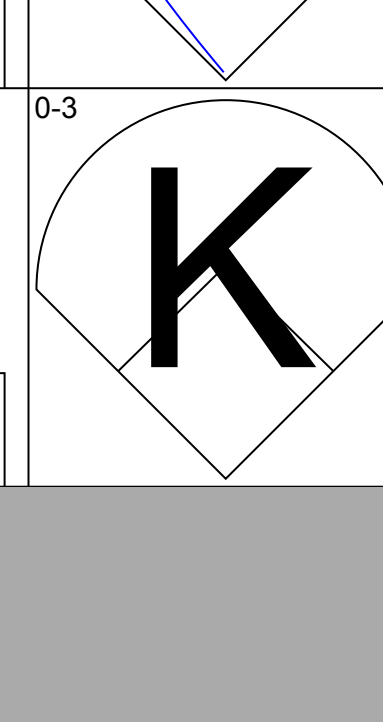
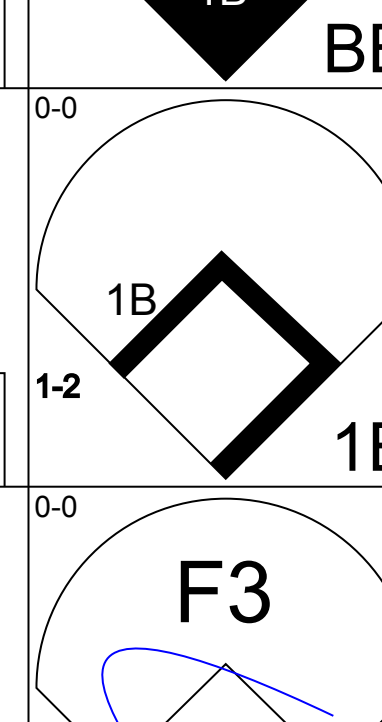
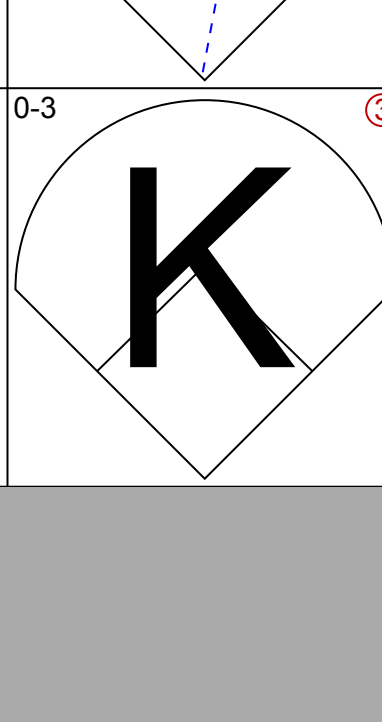
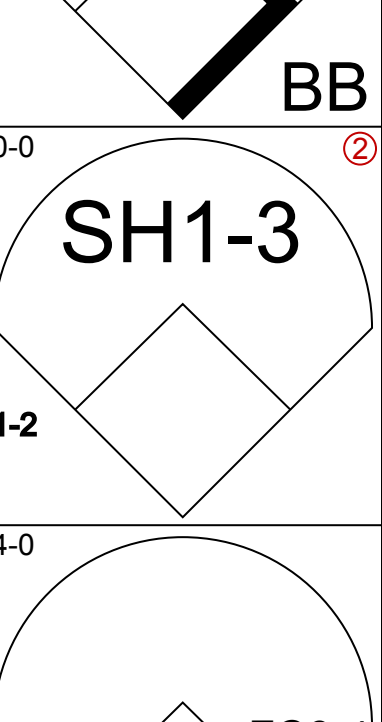
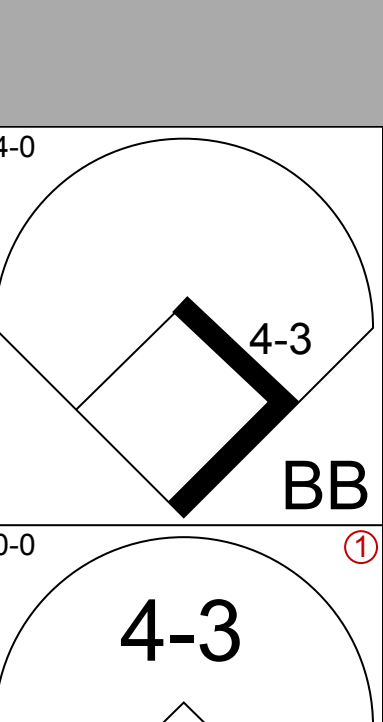
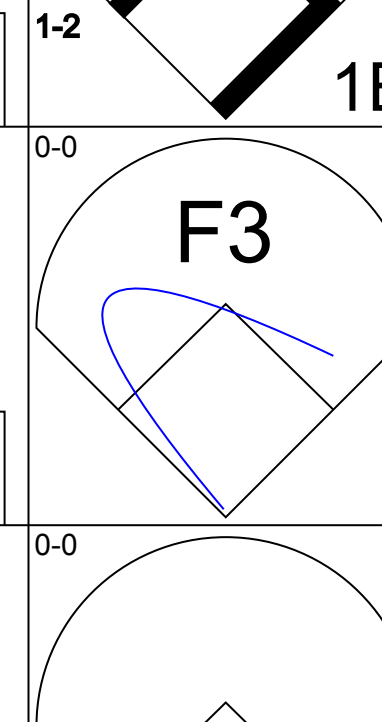
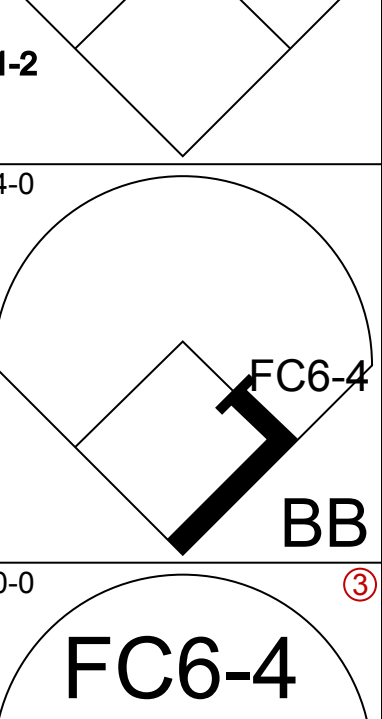
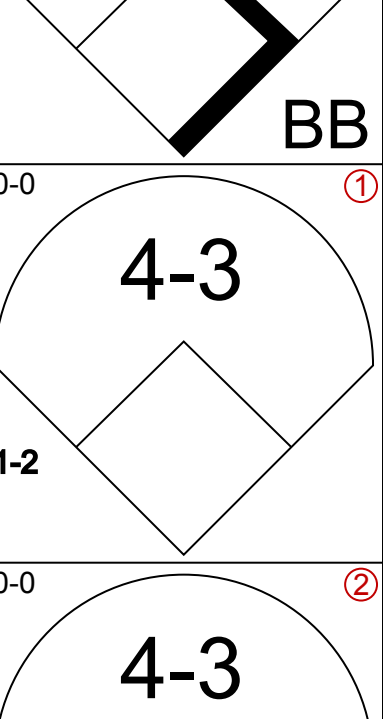
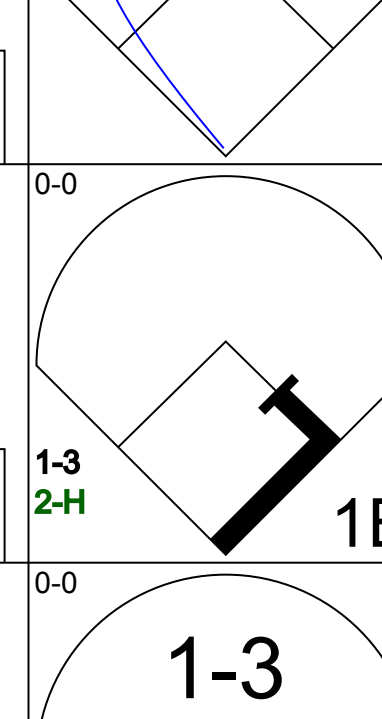
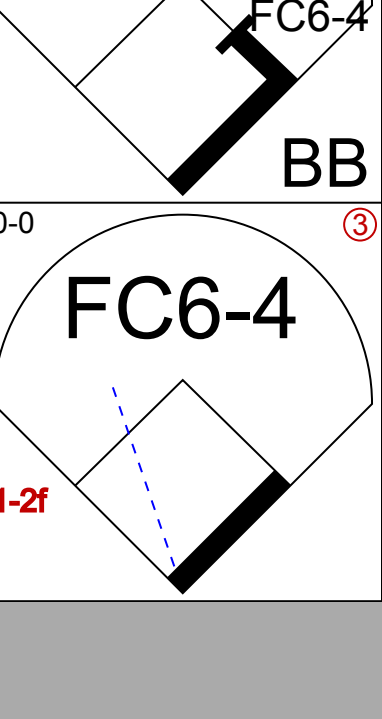
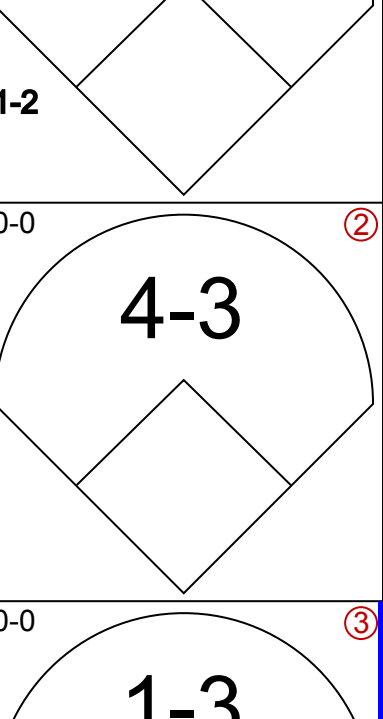
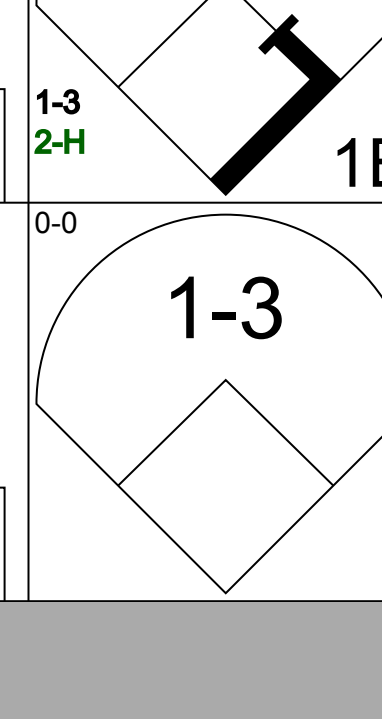

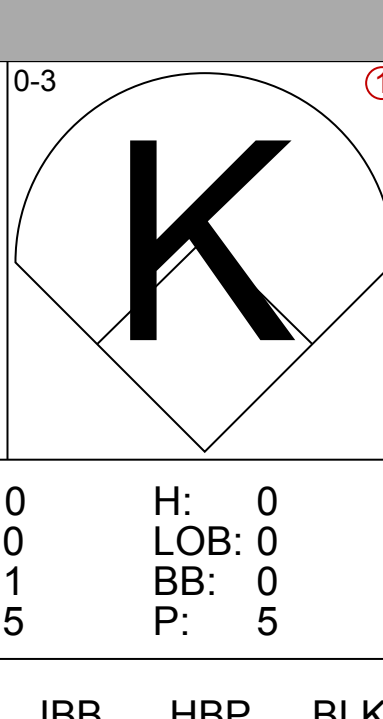
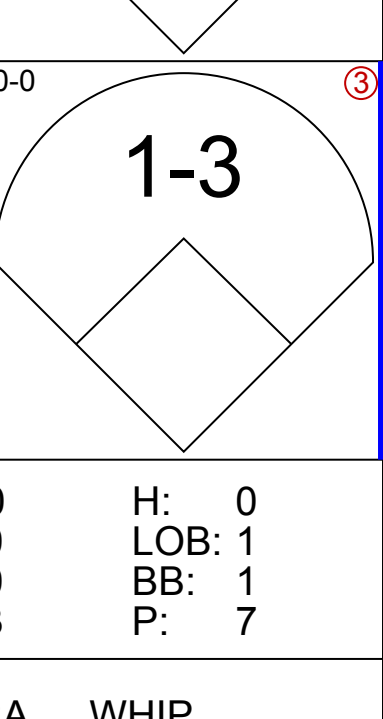
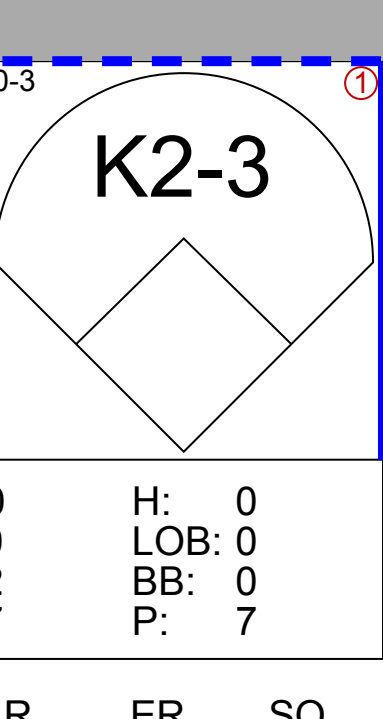


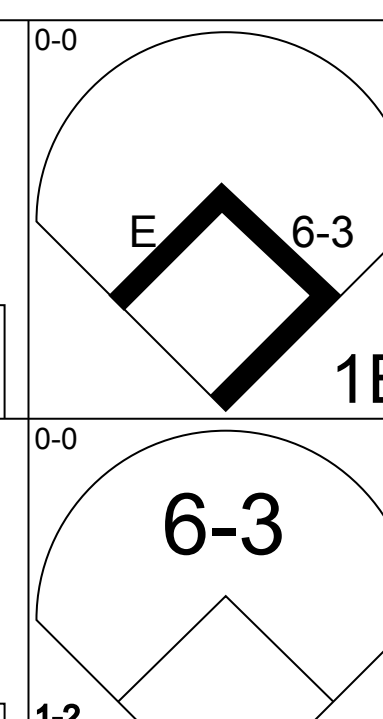
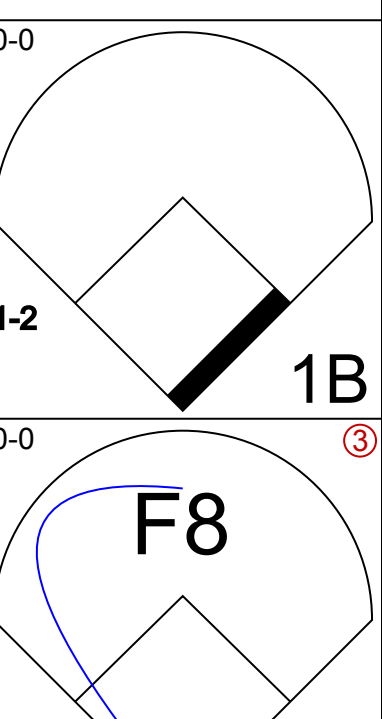
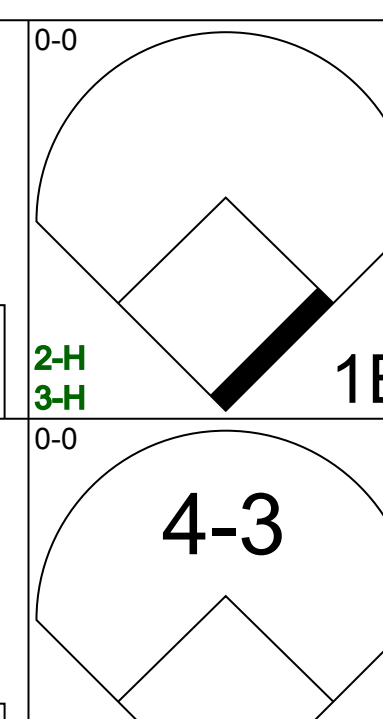
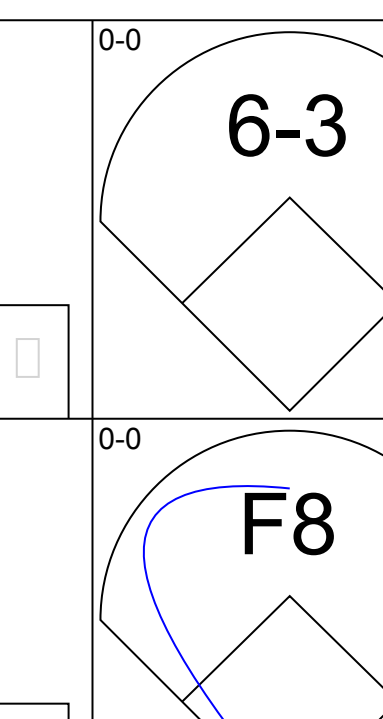
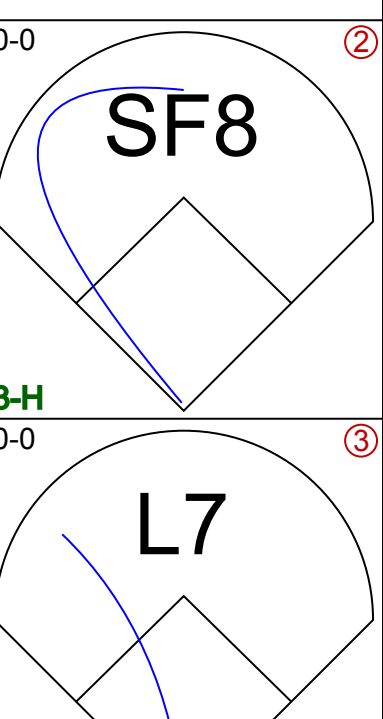

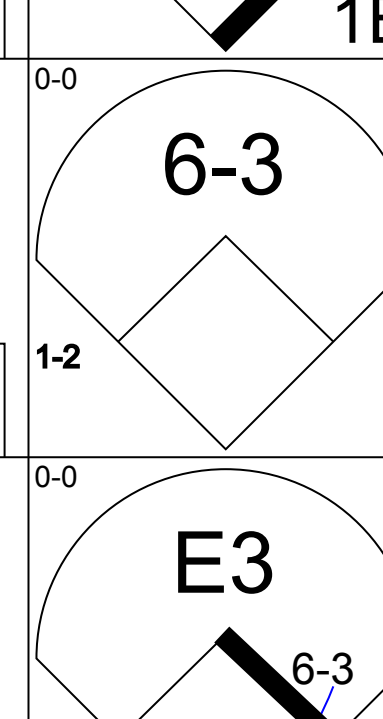
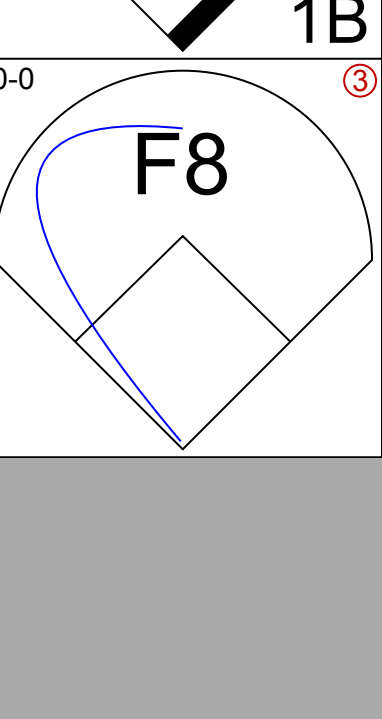
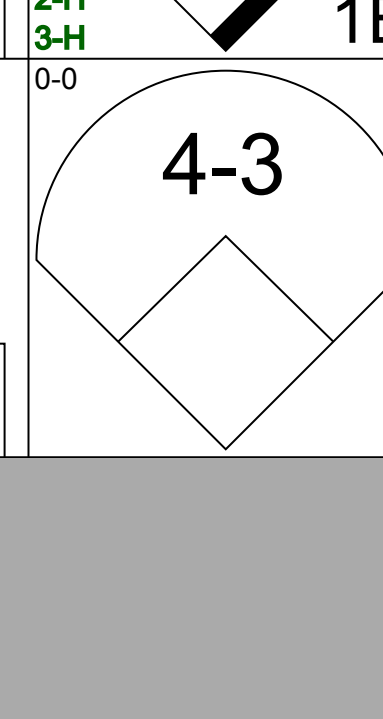
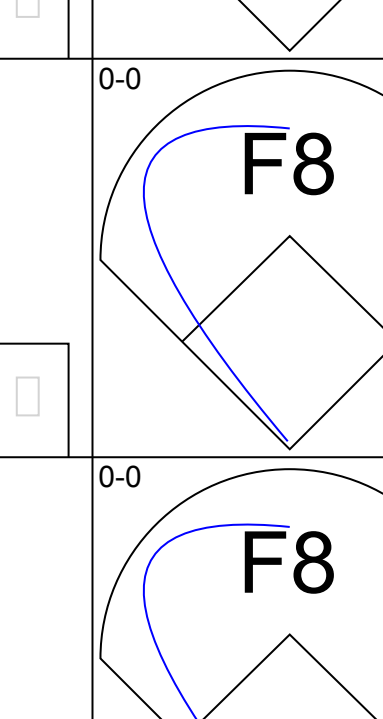
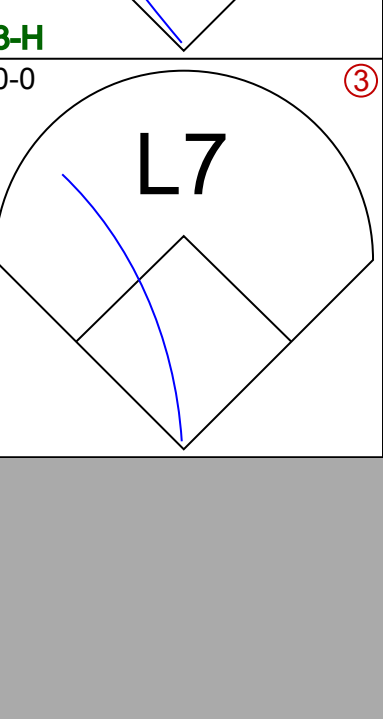
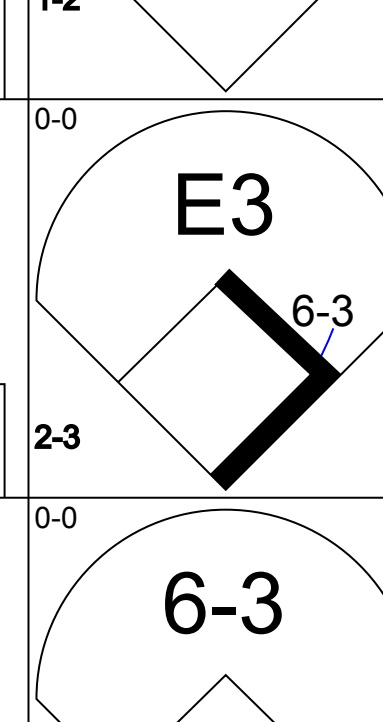
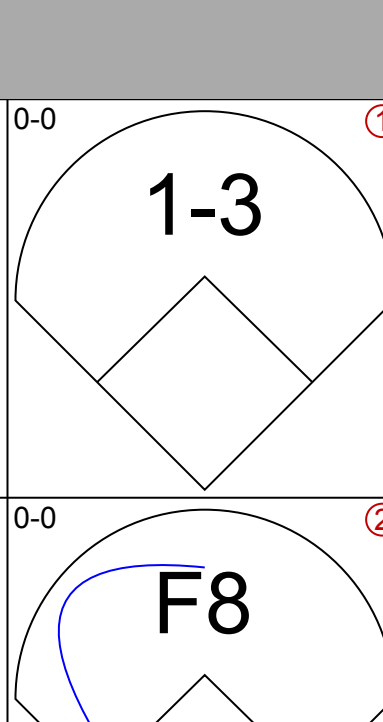
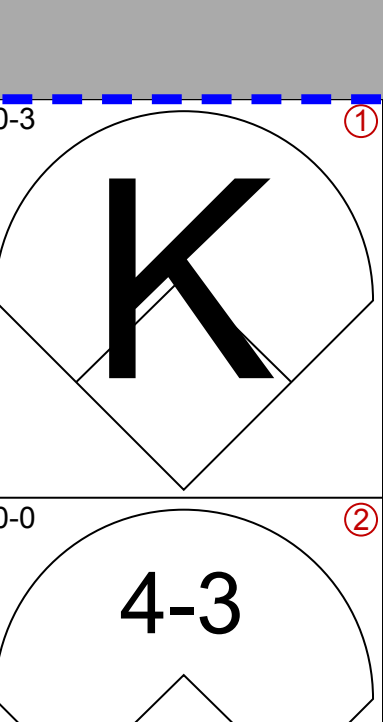
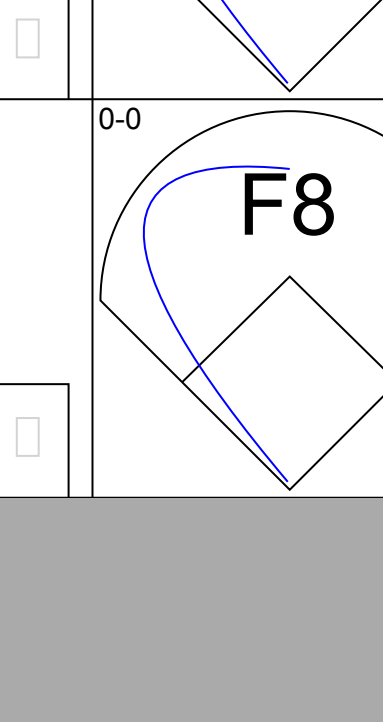
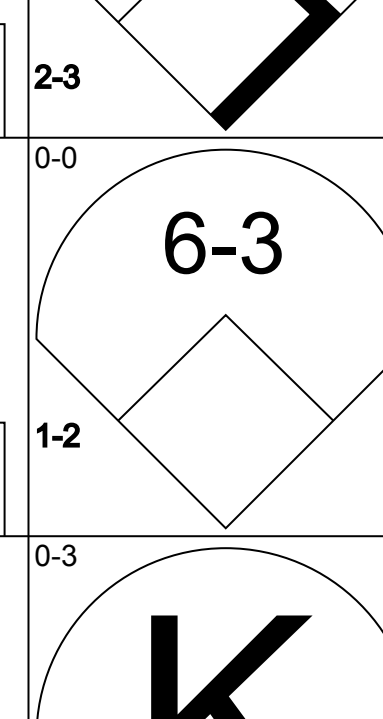
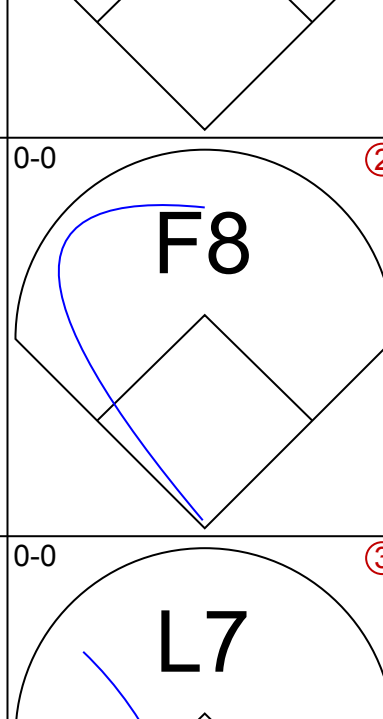
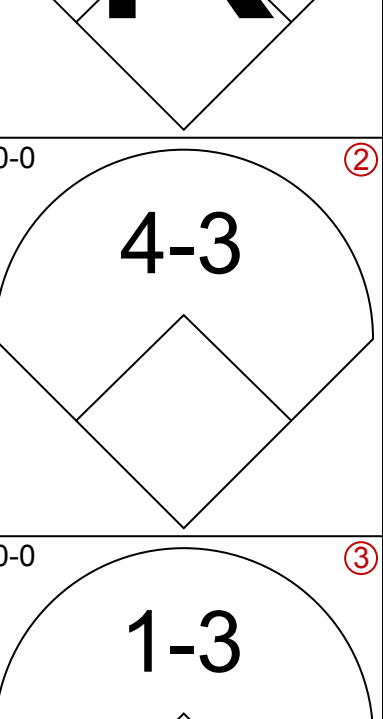
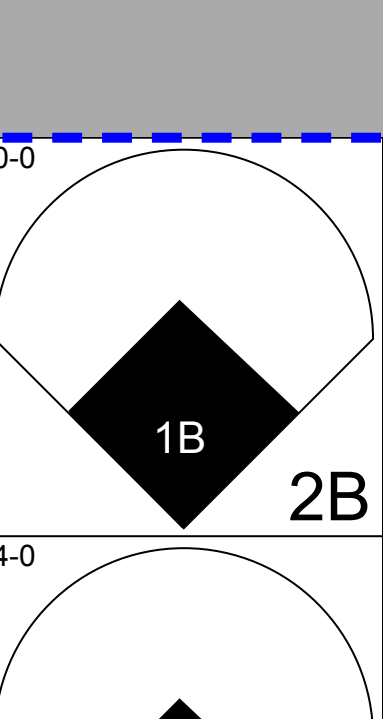
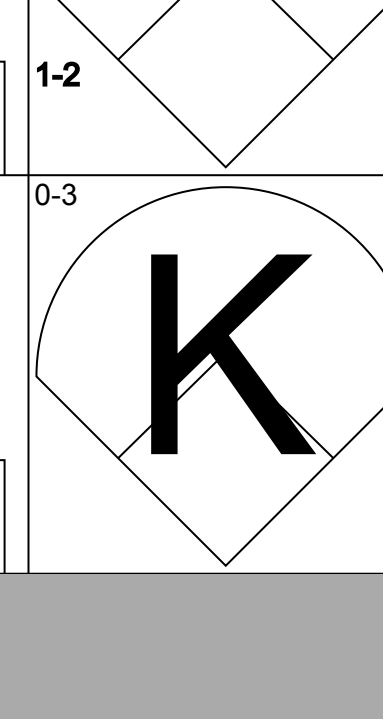
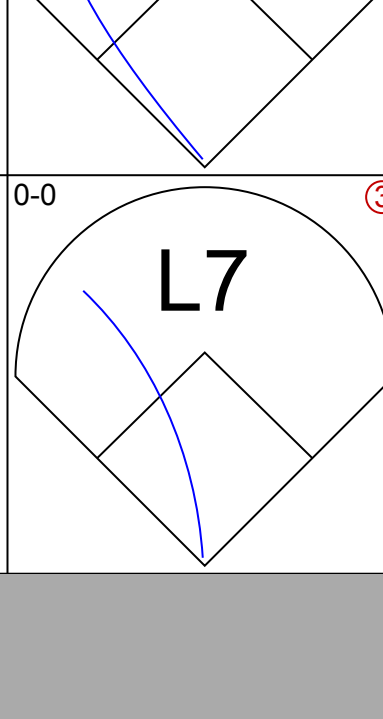
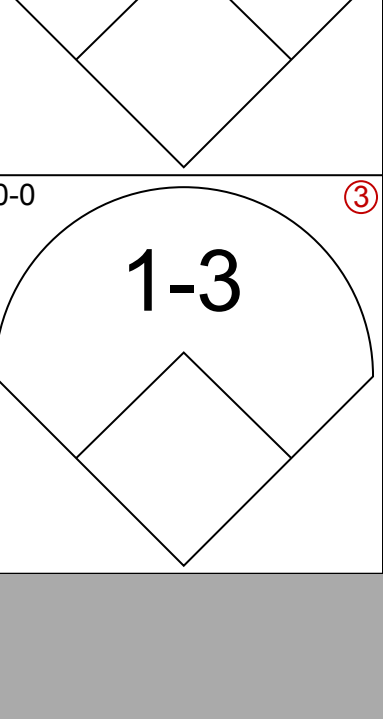
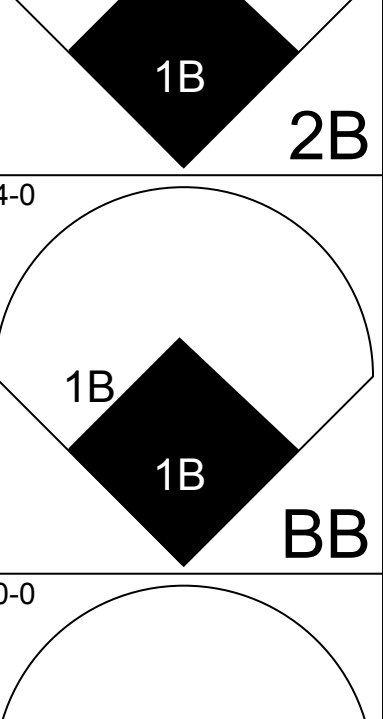
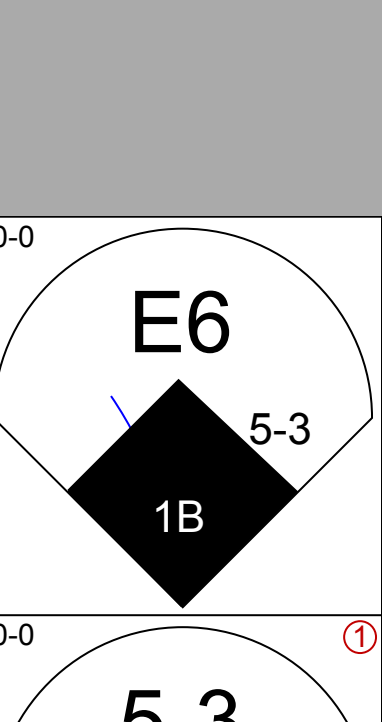
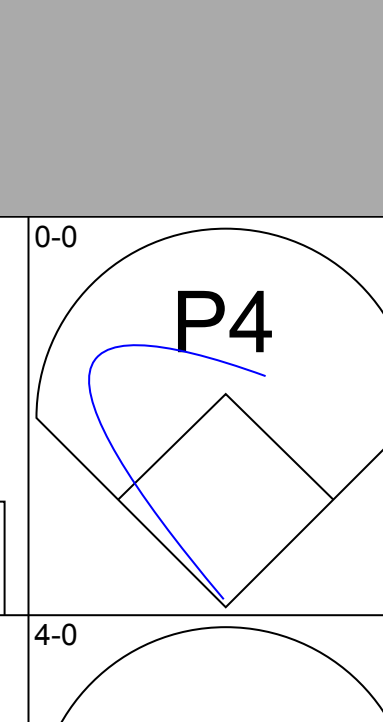
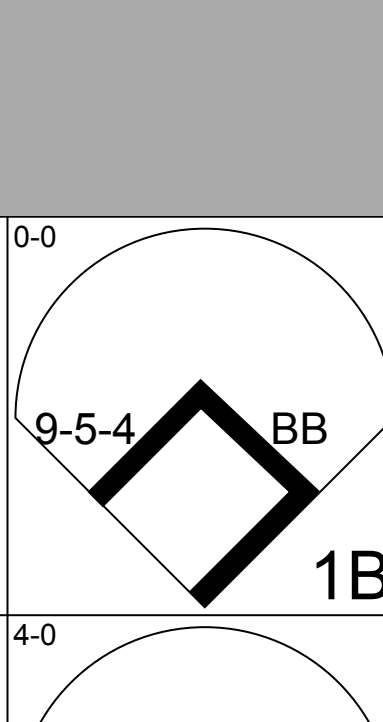
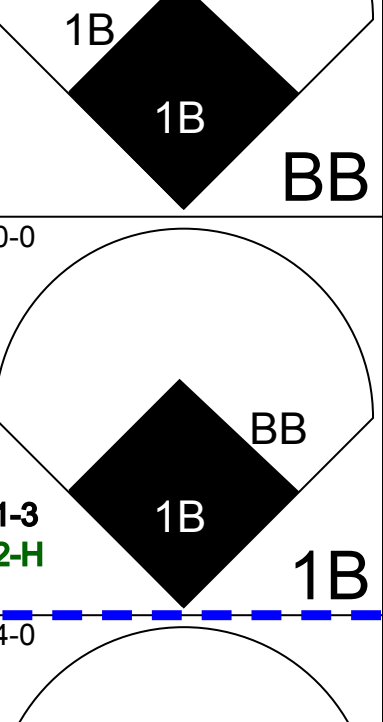
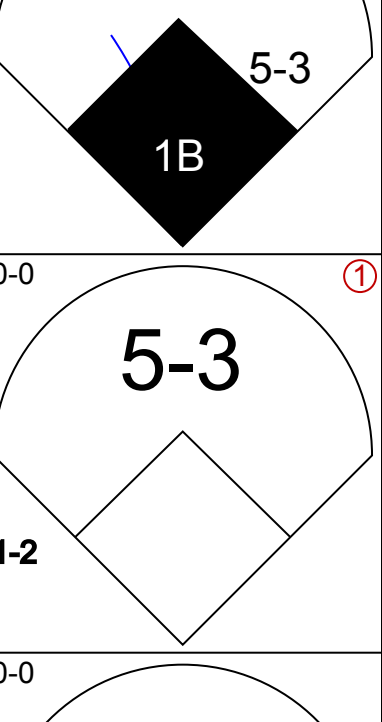
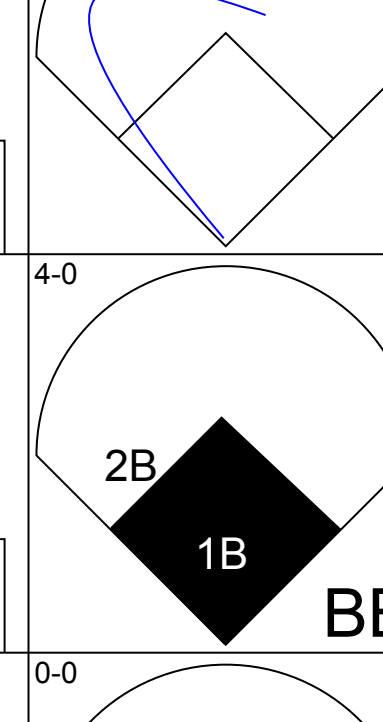
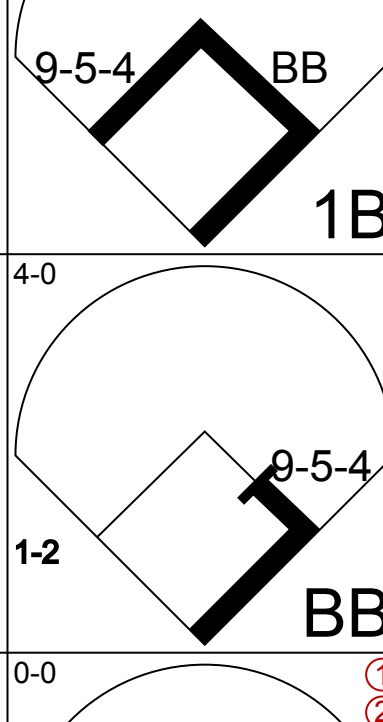
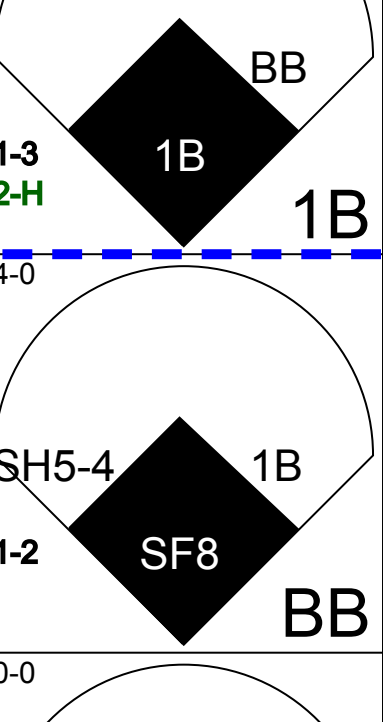
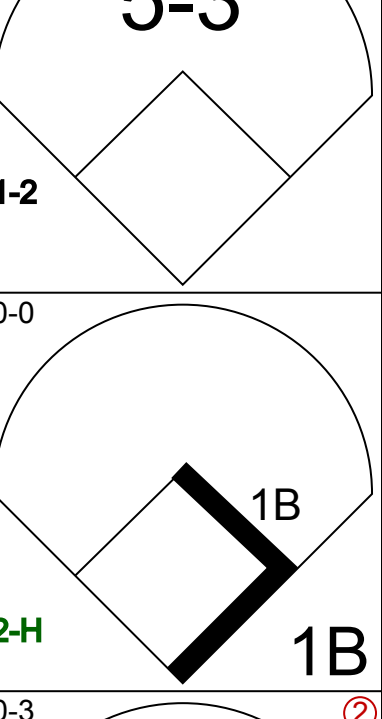
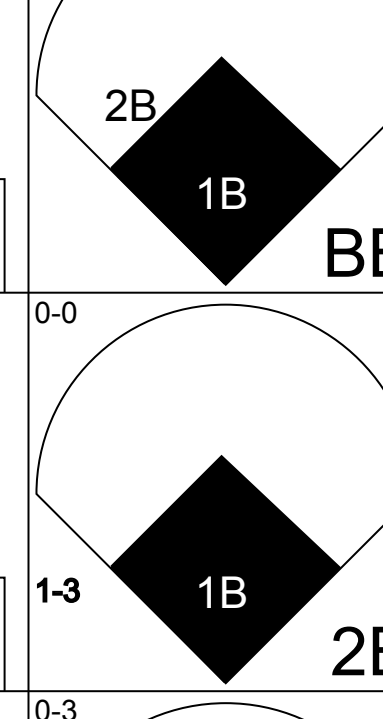
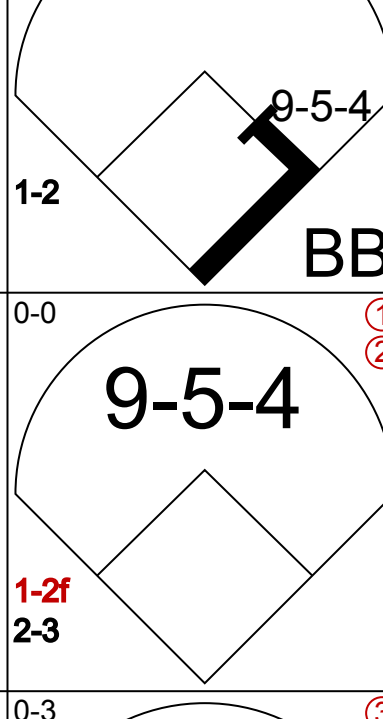
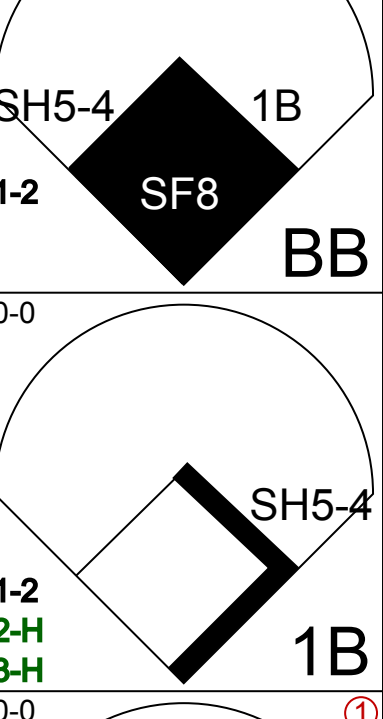
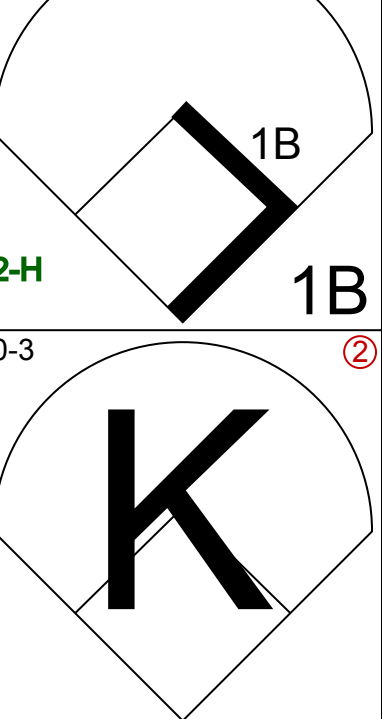
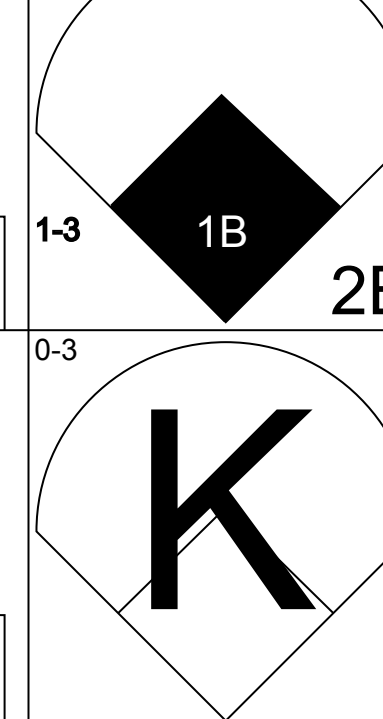
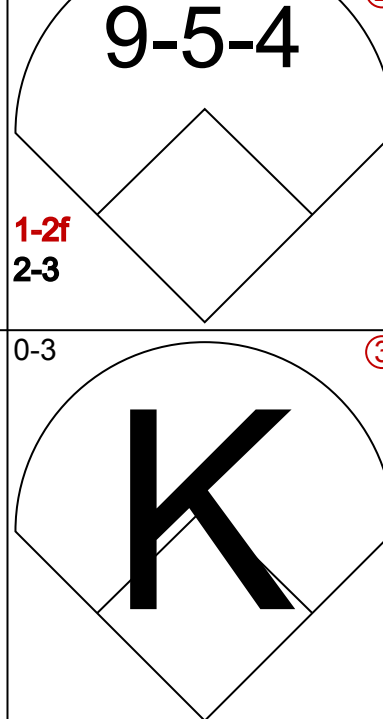
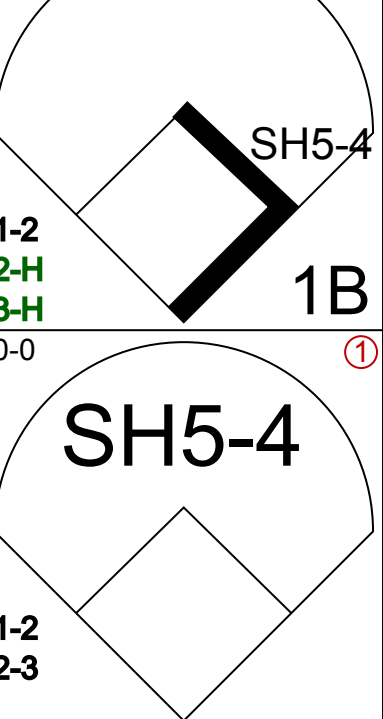
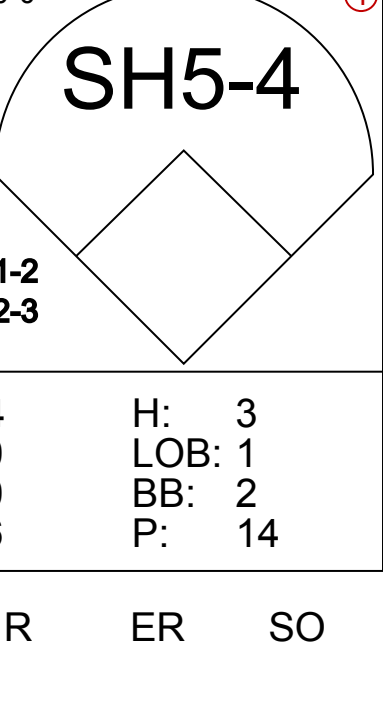


Batter	1	2	3	4	5	6	7	8	9	AB	R	H	RBI	BB	SO	LOB	TOP					
Don Blasingame, L (1.4) OBP: 0.325, SLG: 0.329	E3 1B		4-3		6-3		5-3			4	0	1	0	0	0	2	Washington Senators @ Chicago White Sox Comiskey Park, Chicago, IL Fri Sep 27 1963, 8:05 PM EDT Unknown					
Dick Phillips, L (1.3) OBP: 0.301, SLG: 0.360	F8		3-1		G3			E3 1-3		4	0	0	0	0	0	1						
Chuck Hinton, R (1.7) OBP: 0.342, SLG: 0.429	K				1B 2B		F8	1-3		4	1	1	0	0	1	2						
Don Lock, R (1.8) OBP: 0.333, SLG: 0.437	5-3				6-3		4-3	1-3		4	0	0	0	0	0	3						
Jim King, L (1.9) OBP: 0.302, SLG: 0.447					F8		F7	F9		4	0	1	0	0	0	2						
Ken Retzer, L (1.2) OBP: 0.292, SLG: 0.338					F9			3B 1B		4	1	2	1	0	0	1						
Ed Brinkman, R (1.6) OBP: 0.270, SLG: 0.318					2H 1B		F3	2B		4	0	2	1	0	1	1						
John Kennedy, R (1.5) OBP: 0.262, SLG: 0.222					1H 3B		1B BB	G6-4-3 BB		2	0	0	0	2	1	3						
Bob Baird, L (1.1) Ed Roebuck, R (4.1) Tom Brown, R (5.1) Jack Jenkins, R (5.1) Don Zimmer, R (7.1) Ed Hobaugh, R (7.1) Minnie Minoso, R (9.1)					G3			1-3 1B		1	0	0	0	0	0	0						
<b>Inning Stats</b>	R: 0 E: 1 K: 1 S: 6	H: 1 LOB: 1 BB: 0 P: 6	R: 0 E: 0 K: 0 S: 4	H: 2 LOB: 1 BB: 0 P: 4	R: 0 E: 0 K: 0 S: 3	H: 0 LOB: 0 BB: 0 P: 3	R: 2 E: 0 K: 1 S: 8	H: 3 LOB: 1 BB: 0 P: 8	R: 0 E: 0 K: 0 S: 5	H: 0 LOB: 0 BB: 0 P: 5	R: 0 E: 0 K: 0 S: 3	H: 0 LOB: 0 BB: 0 P: 3	R: 0 E: 0 K: 0 S: 4	H: 1 LOB: 2 BB: 1 P: 8	R: 0 E: 1 K: 0 S: 4	H: 0 LOB: 1 BB: 0 P: 4		R: 0 E: 0 K: 1 S: 5	H: 1 LOB: 1 BB: 1 P: 9	1B: 5 2B: 3 3B: 1 HR: 0	SF: 0 SAC: 0 DP: 2 HBP: 0	WP: 0 PB: 0 CS: 0
<b>PITCHER</b> Joe Horlen, R (1.1) ERA: 3.27	IP: 9.0 WLS: W BF: 36 H: 8 R: 2 ER: 2 SO: 4 BB: 2 IBB: 0 HBP: 0 BLK: 0 WP: 0 HR: 0 S: 42 P: 50 ERA: 2.00 WHIP: 1.111															<b>PITCHER</b>						

Batter	1	2	3	4	5	6	7	8	9	AB	R	H	RBI	BB	SO	LOB	BOTTOM			
Mike Hershberger, R (1.8) OBP: 0.335, SLG: 0.357	6-3				SF9 2B BB		5-3			4	2	2	3	1	0	0	Washington Senators @ Chicago White Sox Comiskey Park, Chicago, IL Fri Sep 27 1963, 8:05 PM EDT Unknown			
Don Buford, S (1.5) OBP: 0.361, SLG: 0.485	6-3				SF9 1B BB		2-3 1B			3	1	1	1	1	0	1				
Floyd Robinson, L (1.9) OBP: 0.362, SLG: 0.418	4-3				1-3 2B 1B HBP		2-3 1B			4	1	0	0	0	0	2				
Ron Hansen, R (1.6) OBP: 0.328, SLG: 0.352					6-3 BLK 1B 2B		F8			5	2	3	3	0	0	1				
Cam Carreon, R (1.2) OBP: 0.333, SLG: 0.345					FC3-6 BB 1B					4	1	3	3	1	1	1				
Dave Nicholson, R (1.7) OBP: 0.320, SLG: 0.413					FC3-6 BB 4-3		K			4	0	0	0	1	3	4				
Joe Cunningham, L (1.3) OBP: 0.390, SLG: 0.372					FC3-6 1-2 2-3					4	2	2	0	0	0	2				
Al Weis, S (1.4) OBP: 0.342, SLG: 0.323					K FC SF9 SH3-4 2B		F8			4	2	1	1	0	1	3				
Joe Horlen, R (1.1) OBP: 0.244, SLG: 0.225					6-3 SH3-4 P4		K			3	0	0	0	0	1	2				
<b>Inning Stats</b>	R: 0 E: 0 K: 0 S: 3	H: 0 LOB: 0 BB: 0 P: 3	R: 0 E: 0 K: 1 S: 5	H: 0 LOB: 2 BB: 2 P: 13	R: 3 E: 0 K: 1 S: 8	H: 3 LOB: 1 BB: 1 P: 12	R: 5 E: 1 K: 0 S: 7	H: 3 LOB: 1 BB: 1 P: 12	R: 0 E: 0 K: 0 S: 3	H: 0 LOB: 0 BB: 0 P: 3	R: 0 E: 0 K: 0 S: 4	H: 1 LOB: 1 BB: 0 P: 4	R: 3 E: 1 K: 2 S: 11	H: 4 LOB: 1 BB: 0 P: 11	R: 0 E: 0 K: 2 S: 8	H: 1 LOB: 1 BB: 0 P: 8		1B: 9 2B: 2 3B: 0 HR: 1	SF: 1 SAC: 1 DP: 0 HBP: 1	WP: 0 PB: 1 CS: 0
<b>PITCHER</b> Bob Baird, L (1.1) Ed Roebuck, R (4.1) Jack Jenkins, R (5.1) Ed Hobaugh, R (7.1)	IP: 3.1 WLS: L BF: 19 H: 4 R: 6 ER: 3 SO: 2 BB: 4 IBB: 0 HBP: 1 BLK: 0 WP: 0 HR: 1 S: 19 P: 35 ERA: 8.10 WHIP: 2.400															<b>PITCHER</b>				



Batter	1	2	3	4	5	6	7	8	9	AB	R	H	RBI	BB	SO	LOB	TOP			
Tom Brown, S OBP: 0.202, SLG: 0.200 (1, 7)										4	0	0	0	0	2	0	<p>Washington Senators @ Chicago White Sox Comiskey Park, Chicago, IL Fri Sep 27 1963, 8:05 PM EDT Att: 10,531 - Unknown</p> <p>livebaseballscores.com</p> <p>AB 27 R 1 H 3 RBI 1 BB 4 SO 10 LOB 9</p> 			
Don Blasingame, L OBP: 0.321, SLG: 0.324 (1, 4)										4	0	0	0	0	0	0				
Chuck Hinton, R OBP: 0.341, SLG: 0.427 (1, 9)										4	0	1	0	0	3	0				
Dick Phillips, L OBP: 0.301, SLG: 0.356 (1, 3)										3	1	0	0	1	1	1				
Don Zimmer, R OBP: 0.291, SLG: 0.420 (1, 5)										3	0	1	0	1	2	0				
Ed Brinkman, R OBP: 0.271, SLG: 0.317 (1, 6)										1	0	0	0	1	0	2				
Ken Hunt, R OBP: 0.265, SLG: 0.333 (1, 8)										2	0	1	1	1	0	1				
Cal Neeman, R OBP: 0.125, SLG: 0.045 (7, PH)										2	0	0	0	0	0	3				
Ken Retzer, L OBP: 0.291, SLG: 0.337 (7, 2)										1	0	0	0	0	0	1				
Carl Bouldin, S (1, 1)										1	0	0	0	0	1	0				
Jim King, L (5, PH)										1	0	0	0	0	0	1				
Don Rudolph, L (5, 1)										0	0	0	0	0	0	0				
Minnie Miñoso, S (8, PH)										1	0	0	0	0	1	0				
Pete Burnside, R (8, 1)										0	0	0	0	0	0	0				
Ron Kline, R OBP: 0.191, SLG: 0.273 (8, 1)										0	0	0	0	0	0	0				
<b>Inning Stats</b>	R: 0 E: 0 K: 2 S: 7	H: 0 LOB: 0 BB: 7	R: 0 E: 0 K: 1 S: 5	H: 0 LOB: 2 BB: 13	R: 0 E: 0 K: 1 S: 5	H: 0 LOB: 0 BB: 0	R: 0 E: 0 K: 2 S: 7	H: 0 LOB: 0 BB: 7	R: 0 E: 0 K: 1 S: 3	H: 0 LOB: 1 BB: 1	R: 1 E: 0 K: 0 S: 4	H: 2 LOB: 1 BB: 1 P: 8	R: 0 E: 0 K: 2 S: 7	H: 0 LOB: 0 BB: 0	R: 0 E: 0 K: 1 S: 5	H: 1 LOB: 0 BB: 5	1B: 3 2B: 0 3B: 0 HR: 0	SF: 0 SAC: 1 DP: 1 HBP: 0	WP: 0 PB: 0 CS: 0	PA: 32
<b>PITCHER</b>	IP WLS BF H R ER SO BB IBB HBP BLK WP HR S P ERA WHIP	7.0 W 26 2 1 1 7 4 0 0 0 0 0 36 52 1.29 0.857	2.0 S 6 1 0 0 3 0 0 0 0 0 0 0 12 12 0.00 0.500																	

Batter	1	2	3	4	5	6	7	8	9	AB	R	H	RBI	BB	SO	LOB	BOTTOM				
Mike Hershberger, R OBP: 0.337, SLG: 0.361 (1, 8)										4	0	3	3	0	0	0	<p>Washington Senators @ Chicago White Sox Comiskey Park, Chicago, IL Fri Sep 27 1963, 8:05 PM EDT Att: 10,531 - Unknown</p> <p>livebaseballscores.com</p> <p>AB 32 R 7 H 9 RBI 7 BB 4 SO 5 LOB 17</p> 				
Nellie Fox, L OBP: 0.299, SLG: 0.306 (1, 4)										5	0	0	0	0	5						
Don Buford, S OBP: 0.325, SLG: 0.432 (1, 5)										4	0	0	0	0	1	1					
Floyd Robinson, L OBP: 0.361, SLG: 0.419 (1, 9)										4	1	1	0	0	0	2					
Joe Cunningham, L OBP: 0.388, SLG: 0.367 (1, 3)										3	1	0	0	1	1	2					
Gene Stephens, L OBP: 0.467, SLG: 0.643 (1, 7)										4	2	2	1	0	0	0					
Ron Hansen, R OBP: 0.331, SLG: 0.351 (1, 6)										1	2	0	0	3	0	1					
J.C. Martin, L OBP: 0.274, SLG: 0.293 (1, 2)										4	1	3	3	0	0	2					
Fritz Ackley, L OBP: 0.200, SLG: 0.200 (1, 1)										3	0	0	0	0	3	4					
Hoyt Wilhelm, R OBP: 0.182, SLG: 0.069 (8, 1)										0	0	0	0	0	0	0					
<b>Inning Stats</b>	R: 0 E: 1 K: 1 S: 7	H: 1 LOB: 2 BB: 0 P: 7	R: 1 E: 1 K: 1 S: 8	H: 2 LOB: 2 BB: 0 P: 8	R: 0 E: 0 K: 0 S: 3	H: 0 LOB: 0 BB: 0 P: 3	R: 2 E: 0 K: 1 S: 7	H: 2 LOB: 1 BB: 1 P: 11	R: 0 E: 0 K: 1 S: 5	H: 0 LOB: 0 BB: 0 P: 5	R: 0 E: 0 K: 1 S: 3	H: 0 LOB: 0 BB: 0 P: 3	R: 0 E: 0 K: 0 S: 6	H: 3 LOB: 1 BB: 2 P: 14	R: 4 E: 0 K: 0 S: 6	H: 3 LOB: 1 BB: 2 P: 14	1B: 7 2B: 3 3B: 0 HR: 0	SF: 1 SAC: 1 DP: 1 HBP: 0	WP: 0 PB: 0 CS: 0	PA: 38	
<b>PITCHER</b>	IP WLS BF H R ER SO BB IBB HBP BLK WP HR S P ERA WHIP	4.0 L 20 1 0 0 2 1 0 0 0 0 0 13 17 0.00 0.667	3.0 1 0 0 2 1 0 0 0 0 0 0 2 6 ∞ ∞	6.0 1 1 1 0 1 0 0 0 0 0 0 4 8 9.00 2.000																	







Batter	1	2	3	4	5	6	7	8	9	AB	R	H	RBI	BB	SO	LOB	TOP					
<b>Chuck Cottier, R</b> OBP: 0.257, SLG: 0.320 (1, 4)	F8		3B 2B	5-3			5-3	F9		5	1	1	0	0	0	1						
<b>Minnie Minoso, R</b> OBP: 0.315, SLG: 0.317 (1, 7)	K		2H 1B 3B	1B			BB 1B	1B 2B BB		4	3	3	1	1	1	0						
<b>Ed Brinkman, R</b> OBP: 0.276, SLG: 0.319 (1, 6)	S BB		FC4-6 1B	F8			E 1B BB	1-3 2H 2B 1B		3	1	2	2	2	0	0						
<b>Don Lock, R</b> OBP: 0.338, SLG: 0.446 (1, 9)	FC5-4 BB		FC4-6 HR		K		K	2H 3H 2B		4	1	1	2	1	2	3						
<b>Ken Hunt, R</b> OBP: 0.263, SLG: 0.346 (1, 8)	FC5-4		HR		K		E 1B	F7		5	1	2	3	0	1	3						
<b>John Kennedy, R</b> OBP: 0.281, SLG: 0.226 (1, 5)		1B	S 1B		5-3		E5		6-3	5	1	2	0	0	0	2						
<b>Tom Brown, S</b> OBP: 0.227, SLG: 0.207 (1, 3)	K		FC6-4 1B			K	1-3		FC6-4 1B	5	0	2	1	0	2	4						
<b>Cal Neeman, R</b> OBP: 0.103, SLG: 0.037 (1, 2)	F8		F4		6-3			P5	FC6-4	5	0	0	0	0	0	3						
<b>Claude Osteen, L</b> OBP: 0.216, SLG: 0.214 (1, 1)	K		FC6-4		F8			BB 1B BB	F7	4	1	0	0	1	1	3						
<b>Inning Stats</b>	R: 0 E: 0 K: 1 S: 5	H: 0 LOB: 2 BB: 2 P: 13	R: 0 E: 0 K: 2 S: 8	H: 1 LOB: 1 BB: 0 P: 8	R: 5 E: 0 K: 0 S: 9	H: 6 LOB: 1 BB: 0 P: 9	R: 0 E: 0 K: 0 S: 3	H: 1 LOB: 0 BB: 0 P: 3	R: 0 E: 0 K: 2 S: 7	H: 0 LOB: 0 BB: 0 P: 7	R: 0 E: 0 K: 1 S: 5	H: 0 LOB: 0 BB: 0 P: 5	R: 1 E: 1 K: 1 S: 8	H: 2 LOB: 3 BB: 1 P: 12	R: 3 E: 0 K: 0 S: 5	H: 2 LOB: 1 BB: 2 P: 13	R: 0 E: 0 K: 0 S: 4	H: 1 LOB: 1 BB: 0 P: 4	1B: 9 2B: 2 3B: 1 HR: 1	SF: 0 SAC: 0 DP: 0 HBP: 0	WP: 0 PB: 0 CS: 0	PA: 45
<b>PITCHER</b>	IP	WLS	BF	H	R	ER	SO	BB	IBB	HBP	BLK	WP	HR	S	P	ERA	WHIP					
<b>Gary Peters, L</b> ERA: 2.33 (1, 1)	3.0	L	18	7	5	5	3	2	0	0	0	0	1	22	30	15.00	3.000					
<b>Eddie Fisher, R</b> ERA: 3.95 (4, 1)	3.0		9	1	0	0	3	0	0	0	0	0	0	15	15	0.00	0.333					
<b>Mike Joyce, R</b> ERA: 8.44 (7, 1)	2.0		14	4	4	4	1	3	0	0	0	0	0	13	25	18.00	3.500					
<b>Frank Baumann, L</b> ERA: 3.04 (9, 1)	1.0		4	1	0	0	0	0	0	0	0	0	0	4	4	0.00	1.000					

Washington Senators @ Chicago White Sox  
Comiskey Park, Chicago, IL  
Sun Sep 29 1963, 4:33 AM EDT  
Att: 5,814 - Unknown

AB 40  
R 9  
H 13  
RBI 9  
BB 5  
SO 7  
LOB 19



Batter	1	2	3	4	5	6	7	8	9	AB	R	H	RBI	BB	SO	LOB	BOTTOM					
<b>Mike Hershberger, R</b> OBP: 0.338, SLG: 0.361 (1, 8)	K		FC5-6 1B		5-3			K		2	0	1	0	0	1	0						
<b>Ken Berry, R</b> OBP: 0.353, SLG: 0.200 (5, 8)										2	0	0	0	0	1	0						
<b>Don Buford, S</b> OBP: 0.354, SLG: 0.405 (1, 5)	F8		FC9-5-6			6-3		1B		4	0	1	0	0	0	2						
<b>Floyd Robinson, L</b> OBP: 0.361, SLG: 0.419 (1, 9)	1-3					P4		1-3		2	0	1	0	0	0	0						
<b>Brian McCall, L</b> (4, PR) (5, 9)				K2-4-2 1B						2	0	0	0	0	0	1						
<b>Ron Hansen, R</b> OBP: 0.330, SLG: 0.351 (1, 6)		5-3		K2-4-2		G3		1B		4	0	1	0	0	1	1						
<b>Cam Carreon, R</b> OBP: 0.332, SLG: 0.341 (1, 2)		BB		E5 HR			F8	F9		3	1	0	0	1	0	2						
<b>Dave Nicholson, R</b> OBP: 0.319, SLG: 0.419 (1, 7)	K			HR		F8		P6		4	1	1	2	0	1	2						
<b>Jim Lemon, R</b> OBP: 0.309, SLG: 0.301 (1, 3)	K			K			3B	K		4	0	1	0	0	3	3						
<b>Al Weis, S</b> OBP: 0.335, SLG: 0.316 (1, 4)			F9		K		F9			3	0	0	0	0	1	1						
<b>Gary Peters, L</b> OBP: 0.287, SLG: 0.444 (3, PH)					K					0	0	0	0	0	0	0						
<b>Pete Wiers, L</b> OBP: 0.303, SLG: 0.482 (4, 1)					K					1	0	1	0	0	0	0						
<b>Eddie Fisher, R</b> OBP: 0.188, SLG: 0.143 (7, 1)					K					1	0	0	0	0	0	0						
<b>Mike Joyce, R</b> (7, 1)					K					0	0	0	0	0	0	0						
<b>Charley Smith, R</b> OBP: 0.308, SLG: 0.571 (8, PH)					K					1	0	0	0	0	0	0						
<b>Frank Baumann, L</b> OBP: 0.107, SLG: 0.091 (9, 1)					K					0	0	0	0	0	0	0						
<b>Inning Stats</b>	R: 0 E: 0 K: 1 S: 5	H: 0 LOB: 0 BB: 0 P: 5	R: 0 E: 0 K: 2 S: 7	H: 0 LOB: 1 BB: 1 P: 11	R: 0 E: 0 K: 0 S: 4	H: 2 LOB: 1 BB: 0 P: 4	R: 2 E: 1 K: 2 S: 9	H: 2 LOB: 1 BB: 0 P: 9	R: 0 E: 0 K: 2 S: 7	H: 0 LOB: 0 BB: 0 P: 7	R: 0 E: 0 K: 0 S: 3	H: 0 LOB: 0 BB: 0 P: 3	R: 0 E: 0 K: 0 S: 4	H: 1 LOB: 1 BB: 0 P: 4	R: 0 E: 0 K: 1 S: 6	H: 1 LOB: 1 BB: 0 P: 6	R: 0 E: 0 K: 1 S: 6	H: 1 LOB: 1 BB: 0 P: 6	1B: 5 2B: 2 3B: 1 HR: 1	SF: 0 SAC: 0 DP: 2 HBP: 0	WP: 0 PB: 0 CS: 0	PA: 34
<b>PITCHER</b>	IP	WLS	BF	H	R	ER	SO	BB	IBB	HBP	BLK	WP	HR	S	P	ERA	WHIP					
<b>Claude Osteen, L</b> ERA: 3.35 (1, 1)	9.0	W	34	7	2	0	9	1	0	0	0	0	1	51	55	0.00	0.889					

Washington Senators @ Chicago White Sox  
Comiskey Park, Chicago, IL  
Sun Sep 29 1963, 4:33 AM EDT  
Att: 5,814 - Unknown

AB 33  
R 2  
H 7  
RBI 2  
BB 1  
SO 9  
LOB 12

