

Chicago White Sox - 1964

Batter	1	2	3	4	5	6	7	8	9	AB R H RBI BB SO LOB	TOP																
Jackie Brandt, R (1, 8) OBP: 0.200, SLG: 0.200	0-0 G4-6-3 1B		0-0 F5		0-0 F7		0-3 K		0-0 3-1	5 0 1 0 0 1 0																	
Luis Aparicio, R (1, 6) OBP: 0.500, SLG: 1.000	0-0 G4-6-3 1-2f		4-0 WP S BB		0-0 F7			0-0 HR 3B		3 1 1 0 1 0 1																	
Boog Powell, L (1, 7) OBP: 0.250, SLG: 1.000	0-0 4-3		0-3 K 1-3			0-3 K		0-0 HR		4 1 1 2 0 2 1																	
Norm Siebern, L (1, 3) OBP: 0.500, SLG: 0.333		0-0 6-3		1-0 E HBP		0-0 F8		0-0 4-3 1B		3 1 1 0 0 0 0																	
John Orsino, R (1, 2) OBP: 0.250, SLG: 1.000		0-0 F9		0-0 5-3 1-2		0-0 HR		0-0 4-3 1-2		4 1 1 1 0 0 2																	
Sam Bowens, R (1, 9) Willie Kirkland, L (8, PH) (8, 9)		4-0 1B BB		0-0 5-3		0-0 5-3		4-0 G5-4-3 BB		2 0 0 0 1 0 1 0 0 0 0 1 0 0																	
Brooks Robinson, R (1, 5) OBP: 0.250, SLG: 0.250		0-0 FC5-4 1B		0-0 E6 2-H			0-0 6-3	0-0 G5-4-3 1-2f		4 0 1 0 0 0 2																	
Jerry Adair, R (1, 4)		0-0 FC5-4 1-2f		0-0 F9			0-0 F9		0-0 6-3	4 0 0 0 0 0 3																	
Milt Pappas, R (1, 1) Dick Hall, R (6, 1) Joe Gaines, R (7, PH) Stu Miller, R (7, 1)			0-3 K		0-3 K		0-0 HR		0-0 5-3	2 0 0 0 0 2 0 0 0 0 0 0 0 0 1 1 1 1 0 0 0 1 0 0 0 0 0 0																	
Inning Stats	R: 0 E: 0 K: 0 S: 3	H: 1 LOB: 0 BB: 0 P: 3	R: 0 E: 0 K: 0 S: 4	H: 1 LOB: 2 BB: 1 P: 8	R: 0 E: 0 K: 2 S: 7	H: 0 LOB: 1 BB: 1 P: 11	R: 1 E: 1 K: 0 S: 4	H: 0 LOB: 1 BB: 0 P: 5	R: 0 E: 0 K: 1 S: 5	H: 0 LOB: 0 BB: 0 P: 5	R: 1 E: 0 K: 1 S: 6	H: 1 LOB: 0 BB: 0 P: 6	R: 1 E: 0 K: 1 S: 6	H: 1 LOB: 0 BB: 0 P: 6	R: 2 E: 0 K: 0 S: 5	H: 3 LOB: 1 BB: 1 P: 9	R: 0 E: 0 K: 0 S: 3	H: 0 LOB: 0 BB: 0 P: 3	1B: 3 2B: 0 3B: 1 HR: 3	SF: 0 SAC: 0 DP: 2 HBP: 1	WP: 1 PB: 0 SB: 1 CS: 0	PA: 37					
PITCHER	IP WLS BF H R ER SO BB IBB HBP BLK WP HR S P ERA WHIP																										
Gary Peters, L (1, 1) ERA: 2.57	7.0		28	4	3	2	5	2	0	1	0	1	2	35	44	2.57	0.857										
Hoyt Wilhelm, R (8, 1) ERA:	0.0	L	3	3	2	2	0	0	0	0	0	0	1	3	3	∞	∞										
John Buzhardt, R (8, 1) ERA:	2.0		6	0	0	0	0	1	0	0	0	0	0	5	9	0.00	0.500										

Baltimore Orioles @ Chicago White Sox
 Comiskey Park, Chicago, IL
 Tue Apr 14 1964, 4:33 AM EST
 Att. 20,766 - Unknown

AB	33
R	5
H	7
RBI	4
BB	3
SO	5
LOB	10



Batter	1	2	3	4	5	6	7	8	9	AB	R	H	RBI	BB	SO	LOB
Jim Landis, R OBP: 0.250, SLG: 0.750 (1, 8)	0-0 2B 3B		0-3 K		0-0 FC5-4		0-0 F9			4	1	1	0	0	1	1
Don Buford, S OBP: 0.333, SLG: 0.333 Al Weis, S (1, 4) (7, 4)	0-0 F7		0-0 3-1			0-0 S E 1B		0-3 K		3	1	1	0	0	0	1
Floyd Robinson, L OBP: 0.500, SLG: 0.500 (1, 9)	0-0 6-3		0-0 F7			0-0 1-H 1B 1B		0-0 1B 1B		4	1	2	1	0	0	1
Dave Nicholson, R OBP: 0.500, SLG: 0.750 (1, 7)	0-0 2B			0-0 F8		0-0 FC6-4 1B		0-3 K		4	0	2	2	0	1	1
Joe Cunningham, L OBP: 0.250, SLG: 0.250 (1, 3)	0-0 4-3			0-0 4-3		0-0 FC6-4 1-2f 1B		0-0 FC5-4 1-3 1B		4	0	1	0	0	0	2
Ron Hansen, R (1, 6)		4-0 BB BB BB		0-3 K		0-0 F7		0-0 FC5-4 1-2f		3	0	0	0	1	1	3
Charley Smith, R (1, 5)		0-0 G5-4-3 BB			4-0 BB BB BB	0-0 FC5-4 BB	0-0 F3		0-0 5-3	3	0	0	0	1	0	2
J.C. Martin, L OBP: 0.250, SLG: 0.250 (1, 2)		0-0 1B			0-0 F7		0-0 F8		0-0 4-3	4	0	1	0	0	0	1
Gary Peters, L Minnie Minoso, R Hoyt Wilhelm, R John Buzhardt, R Tom McCraw, L (1, 1) (7, PH) (8, 1) (8, 1) (9, PH)		0-0 F2			0-3 K		0-0 L4		0-0 4-3	2	0	0	0	0	1	2

Inning Stats	R: 1	H: 2	E: 0	K: 0	S: 5	H: 2	LOB: 1	BB: 0	P: 5	R: 0	H: 1	E: 0	K: 0	S: 3	H: 0	LOB: 1	BB: 1	P: 7	R: 0	H: 0	E: 0	K: 1	S: 5	H: 0	LOB: 0	BB: 0	P: 5	R: 0	H: 0	E: 0	K: 1	S: 5	R: 2	H: 3	E: 1	K: 0	S: 6	H: 3	LOB: 1	BB: 0	P: 6	R: 0	H: 0	E: 0	K: 0	S: 3	H: 0	LOB: 0	BB: 0	P: 3	R: 0	H: 2	E: 0	K: 2	S: 9	H: 2	LOB: 2	BB: 0	P: 9	R: 0	H: 0	E: 0	K: 0	S: 3	H: 0	LOB: 0	BB: 0	P: 3	R: 0	H: 0	E: 0	K: 0	S: 3	1B: 6	SF: 0	2B: 1	SAC: 0	3B: 1	DP: 1	HR: 0	HBP: 0	WP: 0	PA: 36
--------------	------	------	------	------	------	------	--------	-------	------	------	------	------	------	------	------	--------	-------	------	------	------	------	------	------	------	--------	-------	------	------	------	------	------	------	------	------	------	------	------	------	--------	-------	------	------	------	------	------	------	------	--------	-------	------	------	------	------	------	------	------	--------	-------	------	------	------	------	------	------	------	--------	-------	------	------	------	------	------	------	-------	-------	-------	--------	-------	-------	-------	--------	-------	--------

PITCHER	IP	WLS	BF	H	R	ER	SO	BB	IBB	HBP	BLK	WP	HR	S	P	ERA	WHIP
Milt Pappas, R ERA: 3.6 (1, 1)	5.0		22	6	3	2	3	2	0	0	0	0	0	26	34	3.60	1.600
Dick Hall, R ERA: (6, 1)	1.0		3	0	0	0	0	0	0	0	0	0	0	3	3	0.00	0.000
Stu Miller, R ERA: (7, 1)	3.0	W	11	2	0	0	2	0	0	0	0	0	0	15	15	0.00	0.667

BOTTOM

Baltimore Orioles @ Chicago White Sox
Comiskey Park, Chicago, IL

Tue Apr 14 1964, 4:33 AM EST
Att. 20,766 - Unknown

AB	34
R	3
H	8
RBI	3
BB	2
SO	5
LOB	14



Batter	1	2	3	4	5	6	7	8	9	AB R H RBI BB SO LOB	TOP	
Jackie Brandt, R (1, 8) OBP: 0.400, SLG: 0.444	0-0 1B 2B		4-0 FC4-6 BB		0-0 1B 1B		0-0 F5		0-3 K	4 1 2 0 1 1 0		
Luis Aparicio, R (1, 6) OBP: 0.500, SLG: 0.714	0-0 2-3 1B		0-0 F7		0-0 1B SF7		0-0 S 1B			4 1 2 0 0 0 2		
Boog Powell, L (1, 7) OBP: 0.250, SLG: 0.625	0-3 K		0-0 FC4-6 1-2f		0-0 HR 1B		0-3 K 1-2			4 1 1 1 0 2 4		
Norm Siebern, L (1, 3) OBP: 0.375, SLG: 0.200	4-0 G5-4-3 IBB		0-0 F8		0-0 SF7		0-3 K			2 0 0 1 1 1 2		
John Orsino, R (1, 2) OBP: 0.250, SLG: 1.000	0-0 G5-4-3 1-2f			0-0 F6	0-0 HR			0-3 K		4 1 1 2 0 1 3		
Willie Kirkland, L (1, 9) OBP: 0.400, SLG: 0.250		0-0 F8		0-3 K	0-0 F8			0-0 CS 1B		4 0 1 0 0 1 0		
Brooks Robinson, R (1, 5) OBP: 0.250, SLG: 0.250		0-0 6-3		0-0 FC4-6 1B		0-0 F7		0-0 5-3 1-2		4 0 1 0 0 0 1		
Jerry Adair, R (1, 4) OBP: 0.125, SLG: 0.125		0-0 1B		0-0 FC4-6 1-2f		0-0 6-3			0-0 5-3	4 0 1 0 0 0 1		
Dave McNally, R (1, 1) Harvey Haddix, L (8, 1) Stu Miller, R (9, 1)		0-3 K			0-0 5-3	0-3 K			0-0 F8	3 0 0 0 0 2 1 1 0 0 0 0 0 0 0 0 0 0 0 0 0		
Inning Stats	R: 0 E: 0 K: 1 S: 6 H: 2 LOB: 2 BB: 1 P: 10	R: 0 E: 0 K: 1 S: 6 H: 1 LOB: 1 BB: 0 P: 6	R: 0 E: 0 K: 0 S: 3 H: 0 LOB: 1 BB: 1 P: 7	R: 0 E: 0 K: 1 S: 6 H: 1 LOB: 1 BB: 0 P: 6	R: 4 E: 1 K: 0 S: 7 H: 3 LOB: 0 BB: 0 P: 7	R: 0 E: 0 K: 1 S: 5 H: 0 LOB: 0 BB: 0 P: 5	R: 0 E: 0 K: 2 S: 8 H: 1 LOB: 1 BB: 0 P: 8	R: 0 E: 0 K: 1 S: 5 H: 1 LOB: 0 BB: 0 P: 5	R: 0 E: 0 K: 1 S: 5 H: 0 LOB: 0 BB: 0 P: 5	1B: 7 2B: 1 3B: 0 HR: 1 SF: 1 SAC: 0 DP: 1 HBP: 0	WP: 0 PB: 0 SB: 1 CS: 1 PA: 37	
PITCHER	IP WLS BF H R ER SO BB IBB HBP BLK WP HR S P ERA WHIP											
Ray Herbert, R (1, 1) ERA: 1.42	6.1 L 29 8 4 1 4 1 1 0 0 0 1 35 43 1.42 1.421											
Don Mossi, L (7, 1) ERA:	1.2 5 1 0 0 3 0 0 0 0 0 0 11 11 0.00 0.600											
Eddie Fisher, R (9, 1) ERA:	1.0 3 0 0 0 1 0 0 0 0 0 0 5 5 0.00 0.000											

Baltimore Orioles @ Chicago White Sox
Comiskey Park, Chicago, IL
Thu Apr 16 1964, 4:33 AM EST
Att. 4,037 - Unknown

livebaseballscorecards.com

AB 34
R 4
H 9
RBI 4
BB 2
SO 8
LOB 14



Batter	1	2	3	4	5	6	7	8	9	AB R H RBI BB SO LOB	TOP
Don Buford, S (1, 5) OBP: 0.333, SLG: 0.200	0-3 K		4-0 FC6-4 BB		4-0 FC4-6 BB	0-0 1-3			0-3 K	3 0 0 0 2 2 2	
Floyd Robinson, L (1, 9) OBP: 0.154, SLG: 0.154	0-0 4-3		0-0 FC6-4 BB		0-0 FC4-6 1B			0-0 4-3	0-0 2-3	5 0 0 0 0 0 2	
Mike Hershberger, R (1, 8) OBP: 0.375, SLG: 0.375	0-3 K		0-0 F9		0-0 1-2 1B			0-0 6-3		4 0 1 0 0 1 1	
Dave Nicholson, R (1, 7) OBP: 0.417, SLG: 0.455		0-0 BB E HBP 1B	4-0 1-2 BB		0-3 K			0-0 1B		3 1 2 0 1 1 2	
Ron Hansen, R (1, 6) OBP: 0.250, SLG: 0.545		0-0 E4 HBP BB F9-2	0-0 F5		0-0 F7			0-3 K		4 0 0 0 0 1 6	
Joe Cunningham, L (1, 3) OBP: 0.250, SLG: 0.182		0-0 L5		0-0 SH3 1B		0-0 F6		0-0 F7		4 0 1 0 0 0 2	
Al Weis, S (1, 4) OBP: 0.500, SLG: 0.333		4-0 BB BB BB 1-2 2-3 HBP BB		0-0 SH3		0-0 E 1B		0-0 5-3		2 0 1 0 1 0 0	
Jerry McNertney, R (1, 2) OBP: 0.286, SLG: 0.200		1-0 HBP		0-0 F9		0-0 E5		0-0 5-3		3 0 0 1 0 0 2	
Joe Horlen, R (1, 1) Charlie Maxwell, L (4, PH) Frank Kreutzer, R (4, 1) Tom McCraw, L (6, PH) Hoyt Wilhelm, R (6, 1) Minnie Minoza, R (9, PH) OBP: 0.333, SLG: 0.333		0-0 F9-2		0-0 2-3		0-0 F5		0-0 6-3		1 0 0 0 0 0 3 1 0 0 0 0 0 1 0 0 0 0 0 0 0 1 0 0 0 0 0 2 0 0 0 0 0 0 0 1 0 0 0 0 0 0	
Inning Stats	R: 0 E: 0 K: 2 S: 7 H: 0 LOB: 0 BB: 0 P: 7	R: 1 E: 1 K: 0 S: 4 H: 1 LOB: 2 BB: 1 P: 9	R: 0 E: 0 K: 0 S: 3 H: 0 LOB: 2 BB: 2 P: 11	R: 0 E: 0 K: 0 S: 4 H: 1 LOB: 1 BB: 0 P: 4	R: 0 E: 0 K: 1 S: 6 H: 1 LOB: 2 BB: 1 P: 10	R: 0 E: 1 K: 0 S: 5 H: 1 LOB: 2 BB: 0 P: 5	R: 0 E: 0 K: 1 S: 6 H: 1 LOB: 1 BB: 0 P: 6	R: 0 E: 0 K: 0 S: 3 H: 0 LOB: 0 BB: 0 P: 3	R: 0 E: 0 K: 1 S: 5 H: 0 LOB: 0 BB: 0 P: 5	1B: 5 2B: 1 3B: 0 HR: 0 SF: 0 SAC: 1 DP: 1 HBP: 1	WP: 0 PB: 0 SB: 0 CS: 0 PA: 38
PITCHER Jack Lamabe, R (1, 1) ERA:	IP 9.0 WLS W BF 38 H 5 R 1 ER 0 SO 5 BB 4 IBB 0 HBP 1 BLK 0 WP 0 HR 0 S 43 P 60 ERA 0.00 WHIP 1.000										

Chicago White Sox @ Boston Red Sox
 Fenway Park, Boston, MA
 Fri Apr 17 1964, 3:33 AM EST
 Att. 20,213 - Unknown

livebaseballscorecards.com

AB	32
R	1
H	5
RBI	1
BB	4
SO	5
LOB	23



Batter	1	2	3	4	5	6	7	8	9
Dalton Jones, L (1, 4) OBP: 0.250, SLG: 0.750	0-0 F9		0-0 1B 3B		0-3 K			0-0 G6-3	
Eddie Bressoud, R (1, 6) OBP: 0.444, SLG: 0.778	0-0 6-3		0-0 G3-6-1 1B			0-3 K		0-0 F3	
Carl Yastrzemski, L (1, 7)	0-0 4-3		0-0 G3-6-1			0-0 1-3			
Frank Malzone, R (1, 5) OBP: 0.500, SLG: 1.000		0-0 HR	0-3 K			0-3 K			
Dick Stuart, R (1, 3) OBP: 0.125, SLG: 0.125		0-0 5-3		0-3 K			0-0 5-3		
Lou Clinton, R (1, 9) OBP: 0.375, SLG: 0.375		0-3 K2-3		0-0 F5			0-0 1B		
Tony Conigliaro, R (1, 8) OBP: 0.250, SLG: 0.625		0-0 HR		0-0 F4			0-3 K		
Russ Nixon, L (1, 2)		0-0 F7			0-3 K			0-0 F7	
Jack Lamabe, R (1, 1) OBP: 0.667, SLG: 1.000			0-0 3B 2B		0-3 K			0-0 G6-3 1B	

Inning Stats	R: 0	H: 0	E: 0	K: 0	S: 3	R: 2	H: 2	E: 0	K: 1	S: 7	R: 2	H: 3	E: 0	K: 1	S: 7	R: 0	H: 0	E: 0	K: 1	S: 5	R: 0	H: 0	E: 0	K: 3	S: 9	R: 0	H: 1	E: 0	K: 1	S: 6	R: 0	H: 1	E: 0	K: 0	S: 3	1B: 3	2B: 1	3B: 1	HR: 2	SF: 0	SAC: 0	DP: 2	HBP: 0	WP: 0	PB: 0	SB: 1	CS: 0	PA: 29
--------------	------	------	------	------	------	------	------	------	------	------	------	------	------	------	------	------	------	------	------	------	------	------	------	------	------	------	------	------	------	------	------	------	------	------	------	-------	-------	-------	-------	-------	--------	-------	--------	-------	-------	-------	-------	--------

PITCHER	IP	WLS	BF	H	R	ER	SO	BB	IBB	HBP	BLK	WP	HR	S	P	ERA	WHIP
Joe Horlen, R (1, 1) ERA: 12.0	3.0	L	13	5	4	4	2	0	0	0	0	0	2	17	17	12.00	1.667
Frank Kreutzer, L (4, 1) ERA:	2.0		6	0	0	0	4	0	0	0	0	0	0	14	14	0.00	0.000
Hoyt Wilhelm, R (6, 1) ERA: 6.0	3.0		10	2	0	0	3	0	0	0	0	0	0	16	16	0.00	0.667

BOTTOM

AB	R	H	RBI	BB	SO	LOB
4	1	1	1	0	1	1
4	0	1	1	0	1	0
3	0	0	0	0	0	1
3	1	1	1	0	2	0
3	0	0	0	0	1	0
3	0	1	0	0	1	0
3	1	1	1	0	1	1
3	0	0	0	0	1	1
3	1	2	0	0	1	0

AB	29
R	4
H	7
RBI	4
BB	0
SO	9
LOB	4



WP	HR	S	P	ERA	WHIP
0	0	0	0	0	0

Chicago White Sox @ Boston Red Sox
Fenway Park, Boston, MA
 Fri Apr 17 1964, 3:33 AM EST
 Att. 20,213 - Unknown

livebaseballscorecards.com

Batter	1	2	3	4	5	6	7	8	9	AB R H RBI BB SO LOB	TOP											
Joe Cunningham, L (1, 3) OBP: 0.353, SLG: 0.333										4 1 2 1 1 0 1												
Don Buford, S (1, 5) OBP: 0.353, SLG: 0.400										5 1 2 0 0 1 2												
Floyd Robinson, L (1, 9) OBP: 0.222, SLG: 0.125										3 1 0 0 2 2 3												
Dave Nicholson, R (1, 7) OBP: 0.294, SLG: 0.313										5 0 0 0 0 3 5												
Ron Hansen, R (1, 6) OBP: 0.353, SLG: 0.688										5 3 3 2 0 1 1												
Mike Hershberger, R (1, 8) OBP: 0.538, SLG: 0.545										3 2 2 0 2 1 1												
Al Weis, S (1, 4) OBP: 0.286, SLG: 0.167										3 1 0 2 0 0 5												
J.C. Martin, L (1, 2) OBP: 0.125, SLG: 0.125										3 0 0 0 0 0 5												
Minnie Minoso, R (7, PH) OBP: 0.250, SLG: 0.250										1 0 0 0 0 1 1												
Eddie Fisher, R (7, 1)										0 0 0 0 0 0 0												
Don Mossi, L (8, 1)										1 0 0 0 0 0 0												
Gary Peters, L (1, 1) OBP: 0.400, SLG: 0.800										3 1 2 4 0 1 0												
Jerry McNertney, R (7, PH) OBP: 0.250, SLG: 0.167										1 0 0 0 0 0 1												
Inning Stats	R: 6 E: 1 K: 1 S: 10	H: 4 LOB: 1 BB: 2 P: 18	R: 0 E: 0 K: 1 S: 5	H: 0 LOB: 0 BB: 0 P: 5	R: 3 E: 1 K: 1 S: 10	H: 4 LOB: 2 BB: 0 P: 10	R: 0 E: 0 K: 1 S: 5	H: 0 LOB: 1 BB: 1 P: 9	R: 0 E: 0 K: 2 S: 7	H: 0 LOB: 1 BB: 1 P: 11	R: 0 E: 0 K: 1 S: 4	H: 0 LOB: 0 BB: 1 P: 8	R: 0 E: 0 K: 1 S: 6	H: 1 LOB: 1 BB: 0 P: 6	R: 0 E: 0 K: 1 S: 6	H: 1 LOB: 1 BB: 0 P: 6	R: 1 E: 0 K: 1 S: 6	H: 1 LOB: 0 BB: 0 P: 6	1B: 5 2B: 4 3B: 2 HR: 0	SF: 0 SAC: 2 DP: 1 HBP: 0	WP: 1 PB: 0 SB: 0 CS: 0	PA: 44
PITCHER	IP WLS BF H R ER SO BB IBB HBP BLK WP HR S P ERA WHIP																					
Earl Wilson, R (1, 1) ERA: 40.5	0.2 L 9 4 6 3 1 2 0 0 0 0 0 0 9 17 40.50 9.000																					
Wilbur Wood, L (1, 1) ERA: 11.57	2.1 12 4 3 3 2 0 0 0 0 1 0 16 16 11.57 1.714																					
Bill Spanswick, L (4, 1) ERA:	3.0 11 0 0 0 4 3 0 0 0 0 0 16 28 0.00 1.000																					
Arnold Earley, L (7, 1) ERA:	2.0 8 2 0 0 2 0 0 0 0 0 0 12 12 0.00 1.000																					
Bob Heffner, R (9, 1) ERA: 4.5	1.0 4 1 1 1 1 0 0 0 0 0 0 6 6 9.00 1.000																					

Chicago White Sox @ Boston Red Sox
Fenway Park, Boston, MA
Sat Apr 18 1964, 3:33 AM EST
Att. 9,965 - Unknown

livebaseballscorecards.com

AB	37
R	10
H	11
RBI	9
BB	5
SO	10
LOB	25



Batter	1	2	3	4	5	6	7	8	9	AB	R	H	RBI	BB	SO	LOB
Tony Conigliaro, R OBP: 0.308, SLG: 0.538 (1, 8)	0-0 5-3		0-0 1B 1B	0-0 1-3		0-3 K		0-0 1B 1B		5	1	2	0	0	1	3
Eddie Bressoud, R OBP: 0.643, SLG: 0.846 (1, 6)	4-0 1B BB		0-0 1B BB WP 1B		0-0 1B	0-0 1-2 2-3 1B		0-0 1-2 2-H 1B		4	1	4	1	1	0	0
Carl Yastrzemski, L OBP: 0.154, SLG: 0.083 (1, 7)	0-0 1-2 1B		4-0 WP 1B BB		0-0 1-3	0-3 K		0-0 F6		4	0	1	0	1	1	5
Frank Malzone, R OBP: 0.462, SLG: 0.750 (1, 5)	0-0 F6		0-0 WP 1B		0-0 1B 1B		0-0 F4	0-0 F8		5	1	2	1	0	0	4
Dick Stuart, R OBP: 0.154, SLG: 0.154 (1, 3)	0-0 5-3		0-3 1-2 2-3 3-H K		0-0 1-H 1B		0-0 F9	0-0 F2		5	0	1	1	0	1	4
Lou Clinton, R OBP: 0.308, SLG: 0.308 (1, 9)		0-0 F4	0-0 5-3		0-0 F8		0-0 1B	0-3 K		5	0	1	0	0	1	3
Dalton Jones, L OBP: 0.222, SLG: 0.778 (1, 4)		0-0 4-3		0-0 4-3		0-3 K	0-0 F9	0-0 HR		5	1	1	1	0	1	1
Bob Tillman, R OBP: 0.600, SLG: 0.778 (1, 2)		0-0 F6		0-3 K		4-0 1B 1B BB	0-0 5-3	0-0 1B		4	0	1	0	1	1	0
Earl Wilson, R Wilbur Wood, R Roman Mejias, R Bill Spawick, L Felix Heredia, C Arnold Earley, L Russ Nixon, L Bob Heffner, R Chuck Schilling, R			0-0 6-3	0-0 1B		0-0 1-2 1B		0-0 1B 1B	0-0 F9	0	0	0	0	0	0	0

Inning Stats	R: 0	H: 1	E: 0	LOB: 2	K: 0	BB: 1	S: 4	P: 8	R: 0	H: 0	E: 0	LOB: 0	K: 0	BB: 0	S: 3	P: 3	R: 2	H: 3	E: 0	LOB: 2	K: 1	BB: 1	S: 8	P: 12	R: 0	H: 1	E: 0	LOB: 1	K: 1	BB: 0	S: 6	P: 6	R: 1	H: 3	E: 0	LOB: 1	K: 0	BB: 0	S: 5	P: 5	R: 0	H: 2	E: 0	LOB: 3	K: 3	BB: 1	S: 11	P: 15	R: 0	H: 1	E: 0	LOB: 1	K: 0	BB: 0	S: 4	P: 4	R: 1	H: 3	E: 0	LOB: 2	K: 0	BB: 0	S: 6	P: 6	R: 1	H: 2	E: 0	LOB: 1	K: 1	BB: 0	S: 7	P: 7	1B: 15	2B: 0	3B: 0	HR: 1	SF: 0	SAC: 0	DP: 0	HBP: 0	WP: 1	PA: 45
--------------	------	------	------	--------	------	-------	------	------	------	------	------	--------	------	-------	------	------	------	------	------	--------	------	-------	------	-------	------	------	------	--------	------	-------	------	------	------	------	------	--------	------	-------	------	------	------	------	------	--------	------	-------	-------	-------	------	------	------	--------	------	-------	------	------	------	------	------	--------	------	-------	------	------	------	------	------	--------	------	-------	------	------	--------	-------	-------	-------	-------	--------	-------	--------	-------	--------


PITCHER	IP	WLS	BF	H	R	ER	SO	BB	IBB	HBP	BLK	WP	HR	S	P	ERA	WHIP
Gary Peters, L ERA: 3.46 (1, 1)	6.0	W	30	10	3	3	5	3	0	0	0	1	0	37	49	4.50	2.167
Eddie Fisher, R ERA: 3.86 (7, 1)	1.1		8	4	1	1	0	0	0	0	0	0	0	8	8	6.75	3.000
Don Mossi, L ERA: 2.7 (8, 1)	1.2	S	7	2	1	1	1	0	0	0	0	0	1	9	9	5.40	1.200

BOTTOM

Chicago White Sox @ Boston Red Sox
 Fenway Park, Boston, MA
 Sat Apr 18 1964, 3:33 AM EST
 Att. 9,965 - Unknown

livebaseballscorecards.com

AB	42
R	5
H	16
RBI	4
BB	3
SO	6
LOB	21



Batter	1	2	3	4	5	6	7	8	9	AB R H RBI BB SO LOB	TOP											
Al Weis, S (1, 4) OBP: 0.167, SLG: 0.091	0-3 K		0-0 6-3		0-0 K			0-0 4-3		5 0 0 0 0 2 3												
Don Buford, S (1, 5) OBP: 0.409, SLG: 0.389	0-0 F8		4-0 E BB		0-0 1B WP 1B		0-0 F7	4-0 1B BB		3 2 1 0 2 0 0												
Floyd Robinson, L (1, 9) OBP: 0.348, SLG: 0.211	4-0 BB		4-0 1-2 BB		0-0 1-3 1B WP 1B		0-0 6-3	0-0 1-2 1B 1B		3 1 2 0 2 0 0												
Dave Nicholson, R (1, 7) OBP: 0.318, SLG: 0.300	0-0 F9		0-3 K		4-0 1-2 3-H 1B E BB		0-3 K	0-0 1-3 2-H G1-6-3 1B		4 1 1 1 1 2 3												
Ron Hansen, R (1, 6) OBP: 0.409, SLG: 0.700		4-0 BB G3 6-3 BB		0-0 5-3	0-0 1-2 2-H 1B E 1B		0-0 1B 2B	0-0 1-2f G1-6-3		4 2 2 1 1 0 2												
Mike Hershberger, R (1, 8) OBP: 0.500, SLG: 0.467		0-0 6-3		4-0 1-2 1B BB	0-0 1-2 2-3 5-3		0-0 2-H 1B BB	0-0 6-3		4 0 1 1 1 0 3												
Joe Cunningham, L (1, 3) OBP: 0.364, SLG: 0.316		0-0 G3		0-0 1-2 1B	0-0 2-3 3-H E 1B		4-0 1-2 1B L1-3 BB	0-0 6-3		4 0 1 0 1 0 2												
Jerry McNertney, R (1, 2) OBP: 0.250, SLG: 0.200		0-3 K		0-3 K	0-0 1-2 3-H E 1B		0-3 K	0-3 K		4 0 1 1 0 3 5												
J.C. Martin, L (8, 2) OBP: 0.111, SLG: 0.111										1 0 0 0 0 1 0												
John Buzhardt, R (1, 1)			0-3 K		0-3 K		0-0 E4			4 0 0 0 0 2 6												
Hoyt Wilhelm, R (8, 1)							1-2 2-3 L1-3			0 0 0 0 0 0 0												
Inning Stats	R: 0 E: 0 K: 1 S: 5	H: 0 LOB: 1 BB: 1 P: 9	R: 0 E: 0 K: 1 S: 5	H: 0 LOB: 1 BB: 1 P: 9	R: 0 E: 1 K: 2 S: 7	H: 0 LOB: 2 BB: 2 P: 15	R: 0 E: 0 K: 2 S: 8	H: 1 LOB: 2 BB: 1 P: 12	R: 4 E: 2 K: 1 S: 11	H: 4 LOB: 3 BB: 1 P: 15	R: 0 E: 0 K: 1 S: 5	H: 0 LOB: 0 BB: 0 P: 5	R: 1 E: 0 K: 1 S: 6	H: 2 LOB: 1 BB: 1 P: 10	R: 1 E: 0 K: 0 S: 4	H: 2 LOB: 1 BB: 1 P: 8	R: 0 E: 0 K: 1 S: 5	H: 0 LOB: 0 BB: 0 P: 5	1B: 8 2B: 2 3B: 0 HR: 0	SF: 0 SAC: 0 DP: 2 HBP: 0	WP: 1 PB: 0 SB: 0 CS: 0	PA: 44
PITCHER	IP WLS BF H R ER SO BB IBB HBP BLK WP HR S P ERA WHIP																					
Ed Connolly, L (1, 1) ERA: 3.6	5.0 L 28 5 4 2 7 6 0 0 0 0 1 0 36 60 3.60 2.200																					
Bob Hefner, R (6, 1) ERA: 3.0	1.0 3 0 0 0 1 0 0 0 0 0 0 0 5 5 0.00 0.000																					
Pete Charton, R (7, 1) ERA: 9.0	2.0 10 4 2 2 1 2 0 0 0 0 0 0 10 18 9.00 3.000																					
Arnold Earley, L (9, 1) ERA:	1.0 3 0 0 0 1 0 0 0 0 0 0 0 5 5 0.00 0.000																					

Chicago White Sox @ Boston Red Sox
Fenway Park, Boston, MA
 Sun Apr 19 1964, 3:33 AM EST
 Att. 9,966 - Unknown

livebaseballscorecards.com

AB	36
R	6
H	9
RBI	4
BB	8
SO	10
LOB	24



Batter	1	2	3	4	5	6	7	8	9	AB	R	H	RBI	BB	SO	LOB
Dalton Jones, L (1, 4) OBP: 0.154, SLG: 0.538	0-3 K		0-0 4-3			0-0 F7		0-0 F4		4	0	0	0	0	1	1
Eddie Bressoud, R (1, 6) OBP: 0.556, SLG: 0.765	0-0 5-3			0-0 F3		0-0 2B		0-0 F4		4	0	1	0	0	0	0
Carl Yastrzemski, L (1, 7) OBP: 0.118, SLG: 0.063	0-3 K			0-3 K		0-0 4-3		0-0 F6		4	0	0	0	0	2	1
Frank Malzone, R (1, 5) OBP: 0.529, SLG: 0.750		0-0 1B		0-0 1B		0-0 G5-4-3 1B		0-0 F7		4	0	3	0	0	0	0
Dick Stuart, R (1, 3) OBP: 0.125, SLG: 0.125		0-3 K		0-3 K		0-0 L5				3	0	0	0	0	2	3
Lou Clinton, R (1, 9) OBP: 0.250, SLG: 0.250		0-3 K			0-0 6-3		0-0 G5-4-3			3	0	0	0	0	1	2
Tony Conigliaro, R (1, 8) OBP: 0.313, SLG: 0.467		0-0 5-3			0-3 K			4-0 L6-4 1B BB		2	0	0	0	1	1	1
Russ Nixon, L (1, 2) OBP: 0.286, SLG: 0.286			0-0 4-3		0-0 1-3			0-0 PB 1B		3	0	1	0	0	0	0
Ed Connolly, L (1, 1) Bob Heffner, R (6, 1) Felix Mantilla, R (6, PH) Pete Charton, L (7, 1) Roman Mejias, R (8, PH) Arnold Earley, L (9, 1)			0-3 K			0-0 F6		0-0 L6-4		1	0	0	0	0	1	0

BOTTOM

Chicago White Sox @ Boston Red Sox
Fenway Park, Boston, MA
 Sun Apr 19 1964, 3:33 AM EST
 Att. 9,966 - Unknown

livebaseballscorecards.com

AB	30
R	0
H	5
RBI	0
BB	1
SO	8
LOB	10



Inning Stats																																			
R: 0		H: 0		R: 0		H: 1		R: 0		H: 0		R: 0		H: 1		R: 0		H: 1		R: 0		H: 0		R: 0		H: 0		R: 0		H: 1		R: 0		H: 0	
E: 0		LOB: 0		E: 0		LOB: 1		E: 0		LOB: 0		E: 0		LOB: 1		E: 0		LOB: 0		E: 0		LOB: 0		E: 0		LOB: 1		E: 0		LOB: 0		E: 0		LOB: 0	
K: 2		BB: 0		K: 2		BB: 0		K: 1		BB: 0		K: 1		BB: 0		K: 0		BB: 0		K: 0		BB: 1		K: 0		BB: 1		K: 0		BB: 0		K: 0		BB: 0	
S: 7		P: 7		S: 8		P: 8		S: 5		P: 5		S: 5		P: 5		S: 3		P: 3		S: 3		P: 7		S: 3		P: 3		S: 3		P: 3		S: 3		P: 3	
PITCHER		IP	WLS	BF	H	R	ER	SO	BB	IBB	HBP	BLK	WP	HR	S	P	ERA	WHIP																	
John Buzhardt, R (1, 1)	7.0	W	26	5	0	0	0	8	1	0	0	0	0	0	41	45	0.00	0.857																	
Hoyt Wilhelm, R (8, 1)	2.0	S	5	0	0	0	0	0	0	0	0	0	0	0	5	5	0.00	0.000																	
ERA: 3.6																																			

Batter	1	2	3	4	5	6	7	8	9	AB R H RBI BB SO LOB	TOP									
Phil Linz, R OBP: 0.182, SLG: 0.143 (1, 6) X	0-0 4-3 1B		0-0 4-3		0-0 L7		0-3 K		0-0 G6-4-3 1B	5 0 1 0 0 1 1										
Bobby Richardson, R OBP: 0.345, SLG: 0.296 (1, 4) X	0-0 E6 1B		0-0 G4-6-3 1B		0-3 K		4-0 4-3 S 1B BB		0-0 G6-4-3 1-2f	4 1 1 0 1 1 2										
Roger Maris, L OBP: 0.280, SLG: 0.320 Hector Lopez, R (1, 9) X (2, 9)	0-0 FC6-4 1B		0-0 G4-6-3 1-2f		0-0 F9		0-0 4-3		0-0 4-3	1 0 1 0 0 0 0 3 0 0 0 0 0 2										
Mickey Mantle, S OBP: 0.393, SLG: 0.360 (1, 8) S S	0-3 K			0-0 CS BB 1B		4-0 G4-6-3 BB		4-0 1B BB		2 0 1 0 2 1 2										
Tom Tresh, S OBP: 0.393, SLG: 0.364 (1, 7) X	0-0 FC6-4 1-2f			4-0 CS BB		0-0 G4-6-3 1-2f		0-0 F5		3 0 0 0 1 0 5										
Elston Howard, R OBP: 0.478, SLG: 0.400 (1, 2) X		0-0 F8		0-0 4-3 1-2 2-3		0-1 CI F8 PB WP		0-0 1B		3 1 1 1 0 0 2										
Joe Pepitone, L OBP: 0.214, SLG: 0.160 (1, 3) B B B B		4-0 BB		0-0 F5		0-0 F8 1-3		0-0 4-3		3 0 0 0 1 0 4										
Clete Boyer, R OBP: 0.269, SLG: 0.304 (1, 5) X		0-0 F4			0-0 HR		4-0 IBB		0-0 E6 1B	3 1 1 1 1 0 1										
Whitey Ford, L (1, 1) 0 0 0 0		0-3 K		0-3 K		0-3 K 3-H		0-0 F2		4 0 0 0 0 3 3										
Inning Stats	R: 0 E: 1 K: 1 S: 7	H: 1 LOB: 2 BB: 0 P: 7	R: 0 E: 0 K: 1 S: 5	H: 0 LOB: 1 BB: 1 P: 9	R: 0 E: 0 K: 0 S: 3	H: 1 LOB: 1 BB: 1 P: 7	R: 1 E: 0 K: 2 S: 8	H: 1 LOB: 0 BB: 0 P: 8	R: 0 E: 0 K: 0 S: 2	H: 0 LOB: 0 BB: 1 P: 6	R: 1 E: 1 K: 2 S: 8	H: 0 LOB: 1 BB: 1 P: 12	R: 1 E: 0 K: 0 S: 4	H: 1 LOB: 2 BB: 2 P: 12	R: 0 E: 1 K: 0 S: 4	H: 1 LOB: 1 BB: 0 P: 4	1B: 5 2B: 0 3B: 0 HR: 1	SF: 0 SAC: 0 DP: 3 HBP: 0	WP: 1 PB: 1 SB: 1 CS: 2	PA: 38
PITCHER	IP WLS BF H R ER SO BB IBB HBP BLK WP HR S P ERA WHIP																			
Gary Peters, L ERA: 2.7 (1, 1)	7.0 L 28 4 2 1 6 3 1 0 0 1 1 36 52 1.29 1.000																			
Hoyt Wilhelm, R ERA: 5.06 (8, 1)	0.1 3 0 1 1 0 2 0 0 0 0 0 1 9 27.00 6.000																			
Don Mossi, L ERA: 1.8 (8, 1)	1.2 7 2 0 0 0 0 0 0 0 0 0 7 7 0.00 1.200																			

New York Yankees @ Chicago White Sox
 Comiskey Park, Chicago, IL
 Wed Apr 22 1964, 7:05 PM EST
 Att. 29,703 - Sunny - 60 F

AB	31
R	3
H	6
RBI	2
BB	6
SO	6
LOB	22



WP: 1	PA: 38
-------	--------

ERA	WHIP
-----	------

Batter	1	2	3	4	5	6	7	8	9	AB	R	H	RBI	BB	SO	LOB
Mike Hershberger, R OBP: 0.455, SLG: 0.421 (1, 8)	0-0 F3 1B		0-0 6-3		0-0 FC5-4 1B		0-0 FC5-4 1-2f			4	0	1	0	0	0	2
Don Buford, S OBP: 0.346, SLG: 0.318 (1, 5)	0-0 6-3		0-0 3-1		0-0 FC5-4 1-2f			0-0 6-3		4	0	0	0	0	0	2
Floyd Robinson, L OBP: 0.333, SLG: 0.217 (1, 9)	0-0 1B			0-0 5-3		0-0 G3		0-0 F3		4	0	1	0	0	0	0
Ron Hansen, R OBP: 0.385, SLG: 0.667 (1, 6)	0-3 K			0-0 FC3-6 2B		0-0 5-3		0-0 6-3		4	0	1	0	0	1	1
Dave Nicholson, R OBP: 0.346, SLG: 0.304 (1, 7)		0-0 5-3		4-0 FC3-6 BB		0-0 1B			0-0 1-3	3	0	1	0	1	0	0
Joe Cunningham, L OBP: 0.308, SLG: 0.261 (1, 3)		0-3 K		0-0 FC3-6 1-2f 2-3		0-0 L9			0-0 1-4-3	4	0	0	0	0	1	3
Jerry McNertney, R OBP: 0.188, SLG: 0.143 (1, 2)		0-0 6-3		0-0 F8			0-0 6-3		0-0 5-3	4	0	0	0	0	0	2
Al Weis, S OBP: 0.200, SLG: 0.143 (1, 4)			0-0 E6 SH1-4		0-0 G3-6-3 1B		0-0 5-3			3	0	1	0	0	0	0
Gary Peters, L OBP: 0.333, SLG: 0.667 (1, 1)			0-0 SH1-4		0-0 G3-6-3 1-2f		0-0 FC5-4 1B			1	0	0	0	0	0	1
Minnie Minoso, R OBP: 0.400, SLG: 0.400 (7, PH)										1	0	1	0	0	0	0
Hoyt Wilhelm, R (8, 1)										0	0	0	0	0	0	0
Don Mossi, L (8, 1)										0	0	0	0	0	0	0


Inning Stats	R: 0	H: 1	E: 0	LOB: 1	K: 1	BB: 0	S: 6	P: 6	R: 0	H: 0	E: 0	LOB: 0	K: 1	BB: 0	S: 5	P: 5	R: 0	H: 0	E: 1	LOB: 1	K: 0	BB: 0	S: 4	P: 4	R: 0	H: 1	E: 0	LOB: 2	K: 0	BB: 1	S: 4	P: 8	R: 0	H: 2	E: 0	LOB: 1	K: 0	BB: 0	S: 4	P: 4	R: 0	H: 1	E: 0	LOB: 1	K: 0	BB: 0	S: 4	P: 4	R: 0	H: 1	E: 0	LOB: 1	K: 0	BB: 0	S: 4	P: 4	R: 0	H: 1	E: 0	LOB: 1	K: 0	BB: 0	S: 3	P: 3	R: 0	H: 0	E: 0	LOB: 0	K: 0	BB: 0	S: 3	P: 3	R: 0	H: 0	E: 0	LOB: 0	K: 0	BB: 0	S: 3	P: 3	R: 0	H: 0	E: 0	LOB: 0	K: 0	BB: 0	S: 3	P: 3
Whitey Ford, L ERA: 1.8 (1, 1)	IP	WLS	BF	H	R	ER	SO	BB	IBB	HBP	BLK	WP	HR	S	P	ERA	WHIP	IP	WLS	BF	H	R	ER	SO	BB	IBB	HBP	BLK	WP	HR	S	P	ERA	WHIP	IP	WLS	BF	H	R	ER	SO	BB	IBB	HBP	BLK	WP	HR	S	P	ERA	WHIP																																					

BOTTOM

New York Yankees @ Chicago White Sox
Comiskey Park, Chicago, IL

Wed Apr 22 1964, 7:05 PM EST
Att: 29,703 - Sunny - 60 F

AB	32
R	0
H	6
RBI	0
BB	1
SO	2
LOB	11



1B: 5	SF: 0	WP: 0	PA: 34
2B: 1	SAC: 1	PB: 0	
3B: 0	DP: 1	SB: 0	
HR: 0	HBP: 0	CS: 0	

Batter	1	2	3	4	5	6	7	8	9	AB R H RBI BB SO LOB	TOP
Chuck Schilling, R (1, 4) <small>OBP: 0.200, SLG: 0.208</small>	0-3 		0-0 F8 1-3		0-3 			0-0 F8		4 0 0 0 0 2 3	Boston Red Sox @ Chicago White Sox Comiskey Park, Chicago, IL Fri Apr 24 1964, 7:05 PM EST Att. 8,504 - Unknown
Eddie Bressoud, R (1, 6) <small>OBP: 0.417, SLG: 0.529</small>	0-0 4-3 2B		0-3 			0-0 4-3		0-0 4-3		4 0 1 0 0 1 2	
Carl Yastrzemski, L (1, 7) <small>OBP: 0.212, SLG: 0.323</small>	0-0 4-3 2-3			0-0 F6		0-0 L6		0-0 F5		4 0 0 0 0 0 1	
Frank Malzone, R (1, 5) <small>OBP: 0.469, SLG: 0.600</small>	0-3 			0-0 F2		0-0 F7		0-0 6-3		4 0 0 0 0 1 1	
Dick Stuart, R (1, 3) <small>OBP: 0.313, SLG: 0.357</small>		0-0 F9		0-0 HR		0-0 F9		4-0 FC6-4 BB		3 1 1 1 1 0 0	
Tony Conigliaro, R (1, 8) <small>OBP: 0.188, SLG: 0.355</small>		0-3 		0-0 6-3		0-0 F8		0-0 FC6-4 1-2f		4 0 0 0 0 1 1	
Lou Clinton, R (1, 9) <small>OBP: 0.194, SLG: 0.138</small>		0-3 			4-0 BB	0-0 F2				2 0 0 0 1 1 0	
Bob Tillman, R (1, 2) <small>OBP: 0.381, SLG: 0.421</small>			0-0 F4		0-0 F8		0-0 1B			3 0 1 0 0 0 1	
Bill Monbouquette, R (1, 1) <small>OBP: 0.571, SLG: 0.250</small> Felix Mantilla, R (5, PH) <small>OBP: 0.333, SLG: 0.333</small> Bob Heffner, R (5, 1) Roman Mejias, R (8, PH) Arnold Earley, L (8, 1)		4-0 WP BB		0-0 F8		0-0 F2				0 0 0 0 1 0 0 1 0 0 0 0 0 1 0 0 0 0 0 0 0 1 0 0 0 0 0 1 0 0 0 0 0 0 0	
Inning Stats	R: 0 H: 1 E: 0 LOB: 1 K: 2 BB: 0 S: 8 P: 8	R: 0 H: 0 E: 0 LOB: 0 K: 2 BB: 0 S: 7 P: 7	R: 0 H: 0 E: 0 LOB: 1 K: 1 BB: 1 S: 5 P: 9	R: 1 H: 1 E: 0 LOB: 0 K: 0 BB: 0 S: 4 P: 4	R: 0 H: 0 E: 0 LOB: 1 K: 1 BB: 1 S: 5 P: 9	R: 0 H: 0 E: 0 LOB: 0 K: 0 BB: 0 S: 3 P: 3	R: 0 H: 0 E: 0 LOB: 0 K: 0 BB: 0 S: 3 P: 3	R: 0 H: 1 E: 0 LOB: 1 K: 0 BB: 0 S: 4 P: 4	R: 0 H: 0 E: 0 LOB: 1 K: 0 BB: 1 S: 3 P: 7	1B: 1 SF: 0 2B: 1 SAC: 0 3B: 0 DP: 0 HR: 1 HBP: 0	
PITCHER Juan Pizarro, L (1, 1) <small>ERA: 1.0</small>	IP WLS BF H R ER SO BB IBB HBP BLK WP HR S P ERA WHIP 9.0 W 33 3 1 1 6 3 0 0 0 1 1 42 54 1.00 0.667										

livebaseballscorecards.com

AB	30
R	1
H	3
RBI	1
BB	3
SO	6
LOB	11



Batter	1	2	3	4	5	6	7	8	9
Joe Cunningham, L (1, 3) OBP: 0.290, SLG: 0.286	0-0 F7		0-0 HR	0-0 FC6-4		0-0 F7		0-0 6-3	
Don Buford, S (1, 5) OBP: 0.300, SLG: 0.269	0-0 1-3		0-0 1-3		0-3 K	0-0 3-1			
Floyd Robinson, L (1, 9) OBP: 0.355, SLG: 0.370	0-3 K		0-0 HR		0-0 FC5-4 1B		0-0 F9		
Ron Hansen, R (1, 6) OBP: 0.433, SLG: 0.714		0-0 1-3 2B	0-0 1B		0-0 FC5-4		0-0 1B		
Dave Nicholson, R (1, 7) OBP: 0.300, SLG: 0.259		0-3 K	0-3 K		0-3 K		0-3 K		
Mike Hershberger, R (1, 8) OBP: 0.423, SLG: 0.364		0-0 1-3		0-0 F8		4-0 1B 1B BB		0-0 5-3	
Al Weis, S (1, 4) OBP: 0.316, SLG: 0.278		0-0 6-3		0-0 S 1B		0-0 1B 1B		0-0 SH1-4 1B	
J.C. Martin, L (1, 2) OBP: 0.231, SLG: 0.231			0-0 2B 1B	0-0 L4		0-0 1B 1B		0-0 F2	
Juan Pizarro, L (1, 1) OBP: 0.667, SLG: 0.667			0-3 K	0-0 FC6-4 1B		0-0 1-3 2-H 3-H 1B		0-0 SH1-4	

Inning Stats	R: 0	H: 0	E: 0	K: 1	S: 5	LOB: 0	BB: 0	P: 5
	R: 0	H: 1	E: 0	K: 1	S: 6	LOB: 1	BB: 0	P: 6
	R: 3	H: 4	E: 0	K: 2	S: 11	LOB: 1	BB: 0	P: 11
	R: 1	H: 2	E: 0	K: 0	S: 5	LOB: 1	BB: 0	P: 5
	R: 0	H: 1	E: 0	K: 2	S: 8	LOB: 1	BB: 0	P: 8
	R: 2	H: 3	E: 0	K: 0	S: 5	LOB: 1	BB: 1	P: 9
	R: 0	H: 1	E: 0	K: 1	S: 6	LOB: 1	BB: 0	P: 6
	R: 0	H: 1	E: 0	K: 0	S: 4	LOB: 1	BB: 0	P: 4

PITCHER	IP	WLS	BF	H	R	ER	SO	BB	IBB	HBP	BLK	WP	HR	S	P	ERA	WHIP
Bill Monbouquette, R (1, 1) ERA: 2.95	4.0	L	19	7	4	4	4	0	0	0	0	0	1	27	27	9.00	1.750
Bob Heffner, R (5, 1) ERA: 4.5	3.0		14	5	2	2	3	1	0	0	0	0	0	19	23	6.00	2.000
Arnold Earley, L (8, 1) ERA:	1.0		4	1	0	0	0	0	0	0	0	0	0	4	4	0.00	1.000

BOTTOM


Boston Red Sox @ Chicago White Sox
Comiskey Park, Chicago, IL

Fri Apr 24 1964, 7:05 PM EST
Att. 8,504 - Unknown

AB	R	H	RBI	BB	SO	LOB
5	1	1	1	0	0	3
4	0	0	0	0	1	2
4	1	2	2	0	1	0
4	0	3	0	0	0	1
4	0	0	0	0	4	4
3	1	0	0	1	0	2
4	2	3	0	0	0	1
4	1	2	0	0	0	2
3	0	2	3	0	1	1

AB	35
R	6
H	13
RBI	6
BB	1
SO	7
LOB	16

WP: 0 PA: 37
PB: 0
SB: 1
CS: 0



1B	2B	3B	HR	SF	SAC	DP	HBP
10	2	0	1	0	1	0	0

Batter	1	2	3	4	5	6	7	8	9	AB R H RBI BB SO LOB	TOP
Chuck Schilling, R (1, 4) <small>OBP: 0.172, SLG: 0.179</small>	0-0 		0-0 			0-0 		0-0 		4 0 0 0 0 0 1	Boston Red Sox @ Chicago White Sox Comiskey Park, Chicago, IL Sat Apr 25 1964, 4:33 AM EST Att. 5,474 - Unknown livebaseballscorecards.com
Eddie Bressoud, R (1, 6) <small>OBP: 0.400, SLG: 0.526</small>	0-0 		0-0 			0-0 		0-0 		4 1 1 0 0 0 0	
Carl Yastrzemski, L (1, 7) <small>OBP: 0.243, SLG: 0.343</small> (4, 8)	0-0 			0-0 		0-0 		0-0 		4 0 2 0 0 0 1	
Frank Malzone, R (1, 5) <small>OBP: 0.472, SLG: 0.618</small>	0-0 			0-0 		0-0 		0-0 		4 1 2 1 0 0 1	
Dick Stuart, R (1, 3) <small>OBP: 0.333, SLG: 0.375</small>	0-0 			0-0 		0-0 		0-3 		4 0 2 1 0 1 2	
Felix Mantilla, R (1, 9) <small>OBP: 0.143, SLG: 0.143</small>		0-0 		0-0 		0-0 		0-0 		4 0 0 0 0 0 2	
Tony Conigliaro, R (1, 8) <small>OBP: 0.182, SLG: 0.344</small> Roman Mejias, R (4, 7) <small>OBP: 0.167, SLG: 0.167</small>		0-0 			0-0 		0-0 	0-3 		1 0 0 0 0 0 0 3 0 1 0 0 1 0	
Russ Nixon, L (1, 2) <small>OBP: 0.462, SLG: 0.538</small> Bob Tillman, R (5, PR) <small>OBP: 0.364, SLG: 0.400</small> (5, 2)		0-0 			0-0 		0-0 			2 0 1 0 0 0 0 1 0 0 0 0 0 1	
Ed Connolly, L (1, 1) Earl Wilson, R (3, 1)			0-3 		0-0 		0-0 			1 0 0 0 0 1 0 2 0 0 0 0 0 1	
Inning Stats	R: 0 H: 2 E: 0 LOB: 2 K: 0 BB: 0 S: 5 P: 5	R: 0 H: 0 E: 0 LOB: 0 K: 0 BB: 0 S: 3 P: 3	R: 0 H: 0 E: 0 LOB: 0 K: 1 BB: 0 S: 5 P: 5	R: 0 H: 1 E: 0 LOB: 1 K: 0 BB: 0 S: 4 P: 4	R: 0 H: 1 E: 0 LOB: 1 K: 0 BB: 0 S: 3 P: 3	R: 2 H: 3 E: 0 LOB: 1 K: 0 BB: 0 S: 6 P: 6	R: 0 H: 1 E: 0 LOB: 0 K: 0 BB: 0 S: 3 P: 3	R: 0 H: 1 E: 0 LOB: 1 K: 2 BB: 0 S: 7 P: 7	R: 0 H: 0 E: 0 LOB: 0 K: 2 BB: 0 S: 7 P: 7	1B: 7 SF: 0 2B: 2 SAC: 0 3B: 0 DP: 3 HR: 0 HBP: 0	
PITCHER John Buzhardt, R (1, 1) <small>ERA: 1.0</small>	IP WLS BF H R ER SO BB IBB HBP BLK WP HR S P ERA WHIP 9.0 W 34 9 2 2 3 0 0 0 0 0 0 0 40 40 2.00 1.000										



Batter	1	2	3	4	5	6	7	8	9
Mike Hershberger, R (1, 8) OBP: 0.452, SLG: 0.407	0-3 K		0-0 1B	0-0 F6		0-0 4-3 1B		0-0 1B	
Don Buford, S (1, 5) OBP: 0.286, SLG: 0.233	0-0 6-3		4-0 1B 3B BB	0-0 F8		0-0 4-3 1-3		0-0 F7	
Floyd Robinson, L (1, 9) OBP: 0.361, SLG: 0.355	4-0 E BB		0-0 3B 1B	0-0 F5		0-0 6-3		0-0 1-3	
Ron Hansen, R (1, 6) OBP: 0.441, SLG: 0.742	0-0 4-3 1-2		0-0 3B		0-0 F8		4-0 3B BB		
Dave Nicholson, R (1, 7) OBP: 0.353, SLG: 0.250		4-0 CS BB	4-0 FC5 BB		4-0 FC6-4 BB		0-3 K		
Joe Cunningham, L (1, 3) OBP: 0.314, SLG: 0.267		4-0 1B BB	4-0 BB		0-0 FC6-4 BB		0-0 F8		
Al Weis, S (1, 4) OBP: 0.391, SLG: 0.429		0-0 G6-3 1B	0-0 L4		4-0 BB		0-0 3B		
Cam Carreon, R (1, 2) Pete Ward, L (7, PH) J.C. Martin, L (8, 2) OBP: 0.231, SLG: 0.231		0-0 G6-3	0-0 FC5		0-0 4-3		0-0 6-3		
John Buzhardt, R (1, 1)			0-0 F9			0-0 L1		0-3 K	

Inning Stats	R: 0	H: 0	E: 1	K: 1	S: 5	LOB: 1	BB: 1	P: 9
	R: 0	H: 1	E: 0	K: 0	S: 2	LOB: 1	BB: 2	P: 10
	R: 3	H: 3	E: 0	K: 0	S: 6	LOB: 3	BB: 3	P: 18
	R: 0	H: 0	E: 0	K: 0	S: 3	LOB: 1	BB: 1	P: 7
	R: 0	H: 0	E: 0	K: 0	S: 3	LOB: 2	BB: 2	P: 11
	R: 0	H: 1	E: 0	K: 0	S: 4	LOB: 1	BB: 0	P: 4
	R: 1	H: 1	E: 0	K: 1	S: 6	LOB: 1	BB: 1	P: 10
	R: 0	H: 1	E: 0	K: 1	S: 6	LOB: 1	BB: 0	P: 6

PITCHER	IP	WLS	BF	H	R	ER	SO	BB	IBB	HBP	BLK	WP	HR	S	P	ERA	WHIP
Ed Connolly, L (1, 1) ERA: 6.14	2.1	L	15	4	3	3	1	6	0	0	0	0	0	11	35	11.57	4.286
Earl Wilson, R (3, 1) ERA: 5.68	5.2		24	3	1	1	2	4	0	0	0	0	0	24	40	1.59	1.235

BOTTOM

Boston Red Sox @ Chicago White Sox
Comiskey Park, Chicago, IL


Sat Apr 25 1964, 4:33 AM EST
Att. 5,474 - Unknown

AB	R	H	RBI	BB	SO	LOB
5	1	3	0	0	1	1
4	1	0	0	1	0	3
4	1	1	1	1	0	3
3	1	1	2	1	0	1
1	0	0	0	3	1	1
2	0	0	0	2	0	2
3	0	2	1	1	0	3
3	0	0	0	0	0	7
1	0	0	0	0	0	1
0	0	0	0	0	0	0
3	0	0	0	1	1	0

AB	29
R	4
H	7
RBI	4
BB	10
SO	3
LOB	22

livebaseballscorecards.com

AB 29
R 4
H 7
RBI 4
BB 10
SO 3
LOB 22



WP	PA
0	39

Batter	1	2	3	4	5	6	7	8	9	AB	R	H	RBI	BB	SO	LOB	TOP					
Chuck Schilling, R (1, 4) <small>OBP: 0.235, SLG: 0.219</small>	4-0 	0-0 		0-0 			0-0 		0-0 	4	1	2	0	1	0	0						
Eddie Bressoud, R (1, 6) <small>OBP: 0.400, SLG: 0.512</small>	0-0 	0-0 		0-0 			0-0 		0-0 	5	0	2	0	0	0	1						
Carl Yastrzemski, L (1, 8) <small>OBP: 0.262, SLG: 0.375</small>	0-3 	0-3 				0-0 		0-0 	0-0 	5	0	2	0	0	2	5						
Frank Malzone, R (1, 5) <small>OBP: 0.463, SLG: 0.590</small>	0-0 	0-0 				0-0 		0-0 	0-0 	5	0	2	0	0	0	4						
Dick Stuart, R (1, 3) <small>OBP: 0.325, SLG: 0.343</small>	4-0 		0-3 			0-0 		0-0 		3	0	0	1	1	1	2						
Felix Mantilla, R (1, 9) <small>OBP: 0.091, SLG: 0.091</small>	0-3 		0-0 			0-3 		0-0 		4	0	0	0	0	2	3						
Dick Williams, R (1, 7) <small>OBP: 0.091, SLG: 0.091</small>	0-0 		0-0 			0-0 		0-3 		4	0	0	0	0	1	4						
Bob Tillman, R (1, 2) <small>OBP: 0.385, SLG: 0.391</small>		0-0 		0-0 		4-0 		0-3 		3	0	1	0	1	1	1						
Bill Spanswick, L (1, 1) <small>OBP: 0.667, SLG: 0.667</small> Tony Conigliaro, R (6, PH) <small>OBP: 0.176, SLG: 0.333</small> Dick Radatz, R (6, 1) <small>OBP: 0.188, SLG: 0.467</small> Dalton Jones, L (8, PH) <small>OBP: 0.188, SLG: 0.467</small> Jack Lamabe, R (8, 1) <small>OBP: 0.333, SLG: 0.500</small>		0-0 		0-3 		0-0 		0-0 		2	0	1	0	0	1	0						
										1	0	0	0	0	0	1						
										0	0	0	0	0	0	0						
										1	0	0	0	0	0	1						
										0	0	0	0	0	0	0						
										0	0	0	0	0	0	0						
Inning Stats	R: 1 E: 0 K: 2 S: 9	H: 2 LOB: 3 BB: 2 P: 17	R: 0 E: 0 K: 1 S: 8	H: 4 LOB: 3 BB: 0 P: 8	R: 0 E: 0 K: 1 S: 5	H: 0 LOB: 0 BB: 0 P: 5	R: 0 E: 0 K: 1 S: 6	H: 1 LOB: 1 BB: 0 P: 6	R: 0 E: 0 K: 0 S: 3	H: 0 LOB: 0 BB: 0 P: 3	R: 0 E: 0 K: 1 S: 5	H: 0 LOB: 1 BB: 1 P: 9	R: 0 E: 0 K: 0 S: 5	H: 2 LOB: 2 BB: 0 P: 5	R: 0 E: 1 K: 2 S: 8	H: 0 LOB: 1 BB: 0 P: 8	R: 0 E: 0 K: 0 S: 4	H: 1 LOB: 1 BB: 0 P: 4	1B: 9 2B: 1 3B: 0 HR: 0	SF: 0 SAC: 0 DP: 0 HBP: 0	WP: 0 PB: 1 SB: 0 CS: 0	PA: 40
PITCHER	IP	WLS	BF	H	R	ER	SO	BB	IBB	HBP	BLK	WP	HR	S	P	ERA	WHIP					
Fritz Ackley, R (1, 1) <small>ERA: 27.0</small>	0.1		5	2	1	1	1	2	0	0	0	0	0	5	13	27.00	12.000					
Joe Herten, R (1, 1) <small>ERA: 9.0</small>	1.0		6	4	0	0	1	0	0	0	0	0	0	8	8	0.00	4.000					
Frank Kreutzer, L (2, 1) <small>ERA:</small>	5.2	W	21	3	0	0	4	1	0	0	0	0	0	28	32	0.00	0.706					
Hoyt Wilhelm, R (8, 1) <small>ERA: 3.68</small>	2.0	S	8	1	0	0	2	0	0	0	0	0	0	12	12	0.00	0.500					

Boston Red Sox @ Chicago White Sox

Comiskey Park, Chicago, IL

Sun Apr 26 1964, 4:33 AM EDT
 Att: 8,826 - Unknown

livebaseballscorecards.com

AB	37
R	1
H	10
RBI	1
BB	3
SO	8
LOB	22



Batter	1	2	3	4	5	6	7	8	9
Mike Hershberger, R (1, 8) OBP: 0.429, SLG: 0.367 (9, 9)	1-0 L4-6 4-3 HBP		x 0-0 F7		x 0-0 F8		x 0-0 3-1		
Don Buford, S (1, 5) OBP: 0.282, SLG: 0.235	x 0-0 4-3 1-2		x 0-0 F2			x 0-0 G3		x 0-0 4-3 WP 6-2 1B	
Floyd Robinson, L (1, 9) OBP: 0.375, SLG: 0.371 (9, 7)	x 0-0 L4-6 2-3			x 0-0 FC5-4 1B		x 0-0 1B		x 0-0 4-3 1-3	
Ron Hansen, R (1, 6) OBP: 0.447, SLG: 0.697		B B B B 4-0 1B PB SF7 BB		x 0-0 FC5-4 1-2f		x 0-0 F8		B B B B 4-0 BB	
Dave Nicholson, R (1, 7) OBP: 0.324, SLG: 0.226 Charlie Maxwell, L (8, PH) Jim Landis, R (9, 8) OBP: 0.250, SLG: 0.750		x 0-0 F2 1-2		x 0-0 G4-3-6-3 1-2f		S S S S 0-3 K		x 0-0 6-2 3-Hf	
Joe Cunningham, L (1, 3) OBP: 0.368, SLG: 0.344		x 0-0 2-3 1B			x 0-0 SH5-3 2B		H 1-0 SH1-4 HBP		
Al Weis, S (1, 4) OBP: 0.375, SLG: 0.429		x 0-0 SF7 3-H			x 0-0 SH5-3 2-3		x 0-0 SH1-4 1-2		
Jerry McNertney, R (1, 2) OBP: 0.167, SLG: 0.125 Pete Ward, L (7, PH) Gene Stephens, L (7, PR) J.C. Martin, L (8, 2) OBP: 0.231, SLG: 0.231		S S S S 0-3 K			x 0-0 F4		4-0 IBB		
Fritz Ackley, L (1, 1) Joe Horten, R (1, 1) Frank Kreutzer, R (2, 1) OBP: 0.500, SLG: 1.000 Tom McCraw, L (7, PH) Hoyt Wilhelm, R (8, 1)			x 0-0 F3		x 0-0 2B 3-H		S S S S 0-3 K		

Inning Stats	R: 0	H: 0	E: 0	K: 0	S: 2	P: 3	R: 1	H: 1	E: 0	K: 1	S: 6	R: 0	H: 0	E: 0	K: 0	S: 3	R: 0	H: 1	E: 0	K: 0	S: 3	R: 1	H: 2	E: 0	K: 0	S: 5	R: 0	H: 1	E: 0	K: 1	S: 6	R: 0	H: 0	E: 0	K: 1	S: 5	R: 0	H: 1	E: 0	K: 0	S: 3	R: 0	H: 1	E: 0	K: 0	S: 3
	LOB: 0	BB: 0		LOB: 1	BB: 1	P: 10	LOB: 0	BB: 0		LOB: 0	BB: 0	LOB: 0	BB: 0		LOB: 1	BB: 0	LOB: 1	BB: 1		LOB: 1	BB: 0	P: 5	LOB: 2	BB: 1	LOB: 2	BB: 1		LOB: 1	BB: 1	P: 7	LOB: 0	SF: 1	SAC: 2	DP: 3	HBP: 2	1B: 4	SF: 1	2B: 4	SAC: 2	3B: 0	DP: 3	HR: 0	HBP: 2			

PITCHER	IP	WLS	BF	H	R	ER	SO	BB	IBB	HBP	BLK	WP	HR	S	P	ERA	WHIP
Bill Spanwick, L ERA: 1.13	(1, 1)	5.0	L	19	4	2	1	1	1	0	0	0	0	19	24	1.80	1.000
Dick Radatz, R ERA:	(6, 1)	2.0		9	1	0	2	0	1	1	0	0	0	11	16	0.00	0.500
Jack Lamabe, R ERA: 0.53	(8, 1)	1.0		4	1	0	0	1	0	0	0	1	0	3	7	0.00	2.000

BOTTOM

Boston Red Sox @ Chicago White Sox
Comiskey Park, Chicago, IL
Sun Apr 26 1964, 4:33 AM EDT
Att. 8,826 - Unknown

livebaseballscorecards.com

AB	24
R	2
H	6
RBI	2
BB	3
SO	3
LOB	17



WP: 1	PA: 32
PB: 1	
SB: 0	
CS: 0	

Los Angeles Angels @ Chicago White Sox
 Comiskey Park, Chicago, IL
 Sat May 02 1964, 4:33 AM EDT
 Att. 5,382 - Unknown

AB	33
R	1
H	8
RBI	1
BB	2
SO	7
LOB	15



WP:	0	PA:	35
PB:	0		
SB:	0		
CS:	0		

AB R H RBI BB SO LOB

4	0	0	0	0	2	0
4	0	0	0	0	0	0
4	0	3	0	0	1	0
0	1	0	0	0	0	0
4	0	1	0	0	1	2
0	0	0	0	0	0	0
3	0	1	0	1	0	0
3	0	1	0	0	1	1
1	0	0	1	0	0	2
0	0	0	0	0	0	0
2	0	0	0	1	0	2
1	0	0	0	0	1	2
4	0	2	0	0	0	3
2	0	0	0	0	1	3
0	0	0	0	0	0	0
1	0	0	0	0	0	0
0	0	0	0	0	0	0

Batter	1	2	3	4	5	6	7	8	9
Albie Pearson, L (1, 8) OBP: 0.318, SLG: 0.293	0-3 K		0-3 K		0-0 4-3			0-0 F1	
Billy Moran, R (1, 5) OBP: 0.288, SLG: 0.293	0-0 6-3		0-0 F8			0-0 6-3		0-0 2-3	
Jim Fregosi, R (1, 6) OBP: 0.508, SLG: 0.647 Dick Simpson, R (9, PR) OBP: 0.182, SLG: 0.273	0-0 1B		0-0 2B			0-3 K		0-0 BB 1B FC4-6 1B	
Joe Adcock, R (1, 3) OBP: 0.279, SLG: 0.237 Jim Piersall, R (9, PR) OBP: 0.286, SLG: 0.231	0-3 K		0-0 F8			0-0 F7		0-0 FC4-6 BB 1B 1-2	
Buck Rodgers, S (1, 2) OBP: 0.361, SLG: 0.364		0-0 1-3		0-0 F8			0-0 3-1 1B	4-0 BB BB BB BB 1-2 2-3 FC4-6 BB	
Lee Thomas, L (1, 9) OBP: 0.250, SLG: 0.250 Felix Torres, R (9, PH) OBP: 0.167, SLG: 0.167 Charlie Dees, L (9, PR) OBP: 0.200, SLG: 0.111		0-3 K		0-0 G3-6-1 1B			0-0 3-1	0-0 FC4-6	
Ed Kirkpatrick, L (1, 7) OBP: 0.242, SLG: 0.172 Hank Foiles, R (9, PH) OBP: 0.250, SLG: 0.250		4-0 BB BB BB BB 1B BB		0-0 G3-6-1 1-2f			0-0 F8	0-3 K	
Bobby Knoop, R (1, 4) OBP: 0.273, SLG: 0.327		0-0 1-2 1B			0-0 G4-6-3 1B		0-0 F9	0-0 F2	
Bo Belinsky, L (1, 1) Dan Osinski, R (6, 1) Joe Koppe, R (8, PH) OBP: 0.625, SLG: 0.833 Bob Duliba, R (8, 1)		0-3 K			0-0 G4-6-3 1-2f			0-0 5-3	

Inning Stats	R: 0	H: 1	E: 0	LOB: 1	K: 2	BB: 0	S: 8	P: 8	R: 0	H: 1	E: 0	LOB: 2	K: 2	BB: 1	S: 8	P: 12	R: 0	H: 1	E: 0	LOB: 1	K: 1	BB: 0	S: 6	P: 6	R: 0	H: 1	E: 0	LOB: 0	K: 0	BB: 0	S: 3	P: 3	R: 0	H: 1	E: 0	LOB: 0	K: 0	BB: 0	S: 3	P: 3	R: 0	H: 0	E: 0	LOB: 0	K: 1	BB: 0	S: 5	P: 5	R: 0	H: 1	E: 0	LOB: 1	K: 0	BB: 0	S: 4	P: 4	R: 0	H: 0	E: 0	LOB: 0	K: 0	BB: 0	S: 3	P: 3	R: 1	H: 2	E: 0	LOB: 2	K: 1	BB: 1	S: 7	P: 11	1B: 7	SF: 0	2B: 1	SAC: 0	3B: 0	DP: 2	HR: 0	HBP: 0	WP: 0	PA: 35
--------------	------	------	------	--------	------	-------	------	------	------	------	------	--------	------	-------	------	-------	------	------	------	--------	------	-------	------	------	------	------	------	--------	------	-------	------	------	------	------	------	--------	------	-------	------	------	------	------	------	--------	------	-------	------	------	------	------	------	--------	------	-------	------	------	------	------	------	--------	------	-------	------	------	------	------	------	--------	------	-------	------	-------	-------	-------	-------	--------	-------	-------	-------	--------	-------	--------

PITCHER	IP	WLS	BF	H	R	ER	SO	BB	IBB	HBP	BLK	WP	HR	S	P	ERA	WHIP
Gary Peters, L (1, 1) ERA: 2.25	8.0	W	32	8	1	1	6	2	0	0	0	0	0	42	50	1.12	1.250
Frank Baumann, L (9, 1) ERA:	0.1		1	0	0	0	0	0	0	0	0	0	0	1	1	0.00	0.000
Hoyt Wilhelm, R (9, 1) ERA: 3.38	0.2	S	2	0	0	0	1	0	0	0	0	0	0	4	4	0.00	0.000

Batter	1	2	3	4	5	6	7	8	9
Mike Hershberger, R (1, 8) OBP: 0.410, SLG: 0.333	0-0 F9		0-0 5-3			4-0 1B WP BB	0-0 L1		
Don Buford, S (1, 5) OBP: 0.279, SLG: 0.237	0-0 F9			0-3 K2-3		0-0 WP WP 1B	0-3 K		
Floyd Robinson, L (1, 9) OBP: 0.364, SLG: 0.385	0-0 F6			0-0 FC5 2B		0-3 K		0-0 F7	
Ron Hansen, R (1, 6) OBP: 0.452, SLG: 0.750		0-0 HR		0-0 F8		4-0 FC5-2-5 1B IBB		0-0 F8	
Dave Nicholson, R (1, 7) OBP: 0.341, SLG: 0.235		0-0 6-3		4-0 BB		0-0 FC5-2-5 1B		0-0 CS 1B	
Joe Cunningham, L (1, 3) OBP: 0.366, SLG: 0.343		0-0 1-5-3		0-0 FC5		0-0 1B		0-0 CS	
Al Weis, S (1, 4) OBP: 0.333, SLG: 0.375		0-3 K			0-0 1-3	0-0 4-1			
Cam Carreon, R (1, 2) OBP: 0.167, SLG: 0.333			0-0 4-3		0-0 F8		0-0 1-5-3 2B		
J.C. Martin, L (9, 2) OBP: 0.231, SLG: 0.231									
Gary Peters, L (1, 1) OBP: 0.222, SLG: 0.444			0-3 K2-3		0-0 4-3		0-0 1-5-3		
Frank Baumann, L (9, 1)									
Hoyt Wilhelm, R (9, 1)									

Inning Stats	R: 0	H: 0	E: 0	K: 0	S: 3	R: 1	H: 1	E: 0	K: 1	S: 6	R: 0	H: 0	E: 0	K: 1	S: 5	R: 0	H: 1	E: 0	K: 1	S: 6	R: 0	H: 0	E: 0	K: 0	S: 3	R: 2	H: 2	E: 0	K: 1	S: 7	R: 0	H: 1	E: 0	K: 1	S: 6	R: 0	H: 1	E: 0	K: 0	S: 3
	LOB: 0	BB: 0	P: 3	LOB: 0	BB: 0	P: 6	LOB: 0	BB: 0	P: 6	LOB: 2	BB: 1	P: 10	LOB: 0	BB: 0	P: 3	LOB: 2	BB: 2	P: 15	LOB: 1	BB: 0	P: 3	LOB: 0	BB: 0	P: 3	LOB: 1	BB: 1	P: 6	LOB: 0	BB: 0	P: 3	LOB: 0	BB: 0	P: 3	LOB: 0	BB: 0	P: 3	LOB: 0	BB: 0	P: 3	

PITCHER	IP	WLS	BF	H	R	ER	SO	BB	IBB	HBP	BLK	WP	HR	S	P	ERA	WHIP
Bo Belinsky, L (1, 1) ERA: 2.7	5.1	L	22	3	3	3	4	2	1	0	0	1	1	27	39	5.06	0.938
Dan Osinski, R (6, 1) ERA: 0.93	1.2		7	2	0	0	1	0	0	0	0	1	0	9	9	0.00	1.200
Bob Duliba, R (8, 1) ERA:	1.0		3	1	0	0	0	0	0	0	0	0	0	3	3	0.00	1.000

BOTTOM

Los Angeles Angels @ Chicago White Sox
Comiskey Park, Chicago, IL

Sat May 02 1964, 4:33 AM EDT
Att. 5,382 - Unknown

AB	29
R	3
H	6
RBI	2
BB	3
SO	5
LOB	11




1B	2B	3B	HR	SF	SAC	DP	HBP	WP	HR	S	P	ERA	WHIP
3	2	0	1	0	0	0	0	2	0	0	0	5.06	0.938

Batter	1	2	3	4	5	6	7	8	9	AB R H RBI BB SO LOB	TOP																	
Albie Pearson, L (1, 8) OBP: 0.300, SLG: 0.274	0-0 F6		0-0 F5		0-3 K			0-0 4-3		4 0 0 0 0 1 1																		
Joe Koppe, R (1, 6) OBP: 0.667, SLG: 0.900	0-0 F7		0-0 G4-3 1B		0-0 FC5 2B			0-0 1B		4 0 3 0 0 0 0																		
Billy Moran, R (1, 5) OBP: 0.286, SLG: 0.290	0-0 1B		0-0 G4-3 1-2f		0-0 FC5 2-3			0-0 F6		4 0 1 0 0 0 4																		
Joe Adcock, R (1, 3) OBP: 0.255, SLG: 0.214	0-0 5-3			0-0 F5		0-0 5-3		0-3 K		4 0 0 0 0 1 2																		
Buck Rodgers, S (1, 2) OBP: 0.354, SLG: 0.345		4-0 1B BB		0-0 F4		0-0 F5		0-3 K		3 1 0 0 1 1 0																		
Lee Thomas, L (1, 9) OBP: 0.281, SLG: 0.300		0-0 1B		0-0 1B		0-0 F9		0-0 1B 2B		4 1 3 0 0 0 0																		
Bobby Knoop, R (1, 4) OBP: 0.288, SLG: 0.340		0-0 G4-3-6-3 1-2f		0-0 1B		0-0 6-3		0-0 1B		4 0 2 1 0 0 1																		
Dick Simpson, R (9, PR) OBP: 0.182, SLG: 0.273		0-0 3-H		0-0 1B		0-0 3-1		0-0 K		0 0 0 0 0 0 0	AB 35																	
Ed Kirkpatrick, L (1, 7) OBP: 0.222, SLG: 0.156		0-0 3-1		0-3 K		0-0 3-1		0-3 K		3 0 0 0 0 1 2	RBI 1																	
Jim Fregosi, R (9, PH) OBP: 0.500, SLG: 0.635										1 0 0 0 0 1 1	BB 1																	
Ken McBride, R (1, 1) OBP: 0.400, SLG: 0.250			0-0 1B		0-0 5-3		0-0 G3		0-3 K	2 0 1 0 0 0 0	SO 6																	
Jack Spring, R (5, 1)										0 0 0 0 0 0 0	LOB 12																	
Willie Smith, L (7, PH)										1 0 0 0 0 0 0																		
Barry Latman, R (7, 1) OBP: 0.200, SLG: 0.200										0 0 0 0 0 0 0																		
Felix Torres, R (9, PH) OBP: 0.143, SLG: 0.143										1 0 0 0 0 1 1																		
Inning Stats	R: 0 E: 0 K: 0 S: 4	H: 1 LOB: 1 BB: 0 P: 4	R: 1 E: 0 K: 0 S: 3	H: 1 LOB: 0 BB: 1 P: 7	R: 0 E: 0 K: 0 S: 4	H: 2 LOB: 1 BB: 0 P: 4	R: 0 E: 0 K: 1 S: 7	H: 2 LOB: 2 BB: 0 P: 7	R: 0 E: 0 K: 1 S: 6	H: 1 LOB: 1 BB: 0 P: 6	R: 0 E: 0 K: 0 S: 3	H: 0 LOB: 0 BB: 0 P: 3	R: 0 E: 0 K: 0 S: 3	H: 0 LOB: 0 BB: 0 P: 3	R: 0 E: 0 K: 1 S: 6	H: 1 LOB: 1 BB: 0 P: 6	R: 1 E: 0 K: 3 S: 11	H: 2 LOB: 1 BB: 0 P: 11	1B: 8 2B: 2 3B: 0 HR: 0	SF: 0 SAC: 0 DP: 2 HBP: 0	WP: 0 PB: 0 SB: 0 CS: 0	PA: 36						
PITCHER	IP WLS BF H R ER SO BB IBB HBP BLK WP HR S P ERA WHIP																											
Juan Pizarro, L (1, 1) ERA: 1.38	4.0		17	6	1	1	1	1	1	0	0	0	0	0	18	22	2.25	1.750										
Eddie Fisher, R (5, 1) ERA: 2.7	4.1	W	17	4	1	1	3	0	0	0	0	0	0	0	23	23	2.08	0.923										
Don Mossi, L (9, 1) ERA: 1.59	0.2	S	2	0	0	0	2	0	0	0	0	0	0	0	6	6	0.00	0.000										

Los Angeles Angels @ Chicago White Sox
Comiskey Park, Chicago, IL
Sun May 03 1964, 4:33 AM EDT
Unknown

livebaseballscorecards.com



Batter	1	2	3	4	5	6	7	8	9
Mike Hershberger, R (1, 8) OBP: 0.419, SLG: 0.333	0-0 5-3		4-0 BB		0-0 6-3		0-0 FC4 1B		
Don Buford, S (1, 5) OBP: 0.277, SLG: 0.220	0-0 6-3		0-3 K		4-0 1B BB		0-0 FC4 1-2f		
Floyd Robinson, L (1, 9) OBP: 0.417, SLG: 0.415	0-0 BB 1B			4-0 E HR BB	0-0 1-3 BB 1B		4-0 FC6-4 IBB		
Ron Hansen, R (1, 6) OBP: 0.457, SLG: 0.711	4-0 1-2 PO BB			0-0 F7	4-0 1-2 BB		0-0 FC6-4 1-2f		
Joe Cunningham, L (1, 3) OBP: 0.356, SLG: 0.316	0-0 PO 1-2	4-0 BB		0-0 E3 HR	0-0 F7			0-0 5-3	
Dave Nicholson, R (1, 7) OBP: 0.333, SLG: 0.316		0-3 K		0-0 HR		0-0 F7		0-3 K	
Don Mossi, L (9, 1)				1-H 2-H HR					
Al Weis, S (1, 4) OBP: 0.323, SLG: 0.357		0-3 K		0-0 4-3		0-0 CS 1B		0-0 4-3	
Cam Carreon, R (1, 2) OBP: 0.125, SLG: 0.250		0-3 K		0-0 4-3		0-0 F7 1-2			
Eddie Fisher, R (5, 1)									
Jim Landis, R (9, 8) OBP: 0.250, SLG: 0.750									
Juan Pizarro, L (1, 1) OBP: 0.500, SLG: 0.500			0-3 K		0-0 G3		0-0 F3		
J.C. Martin, L (5, 2) OBP: 0.200, SLG: 0.200									

AB	R	H	RBI	BB	SO	LOB
3	0	1	0	1	0	0
3	0	0	0	1	1	2
2	1	2	0	2	0	0
2	0	0	0	2	0	3
3	1	0	0	1	0	4
4	1	1	3	0	2	1
0	0	0	0	0	0	0
4	0	1	0	0	1	1
2	0	0	0	0	1	1
1	0	0	0	0	0	1
0	0	0	0	0	0	0
1	0	0	0	0	1	0
2	0	0	0	0	0	0

Los Angeles Angels @ Chicago White Sox
Comiskey Park, Chicago, IL
Sun May 03 1964, 4:33 AM EDT
Unknown

AB	27
R	3
H	5
RBI	3
BB	7
SO	6
LOB	13



Inning	R	H	E	K	S	P	IP	WLS	BF	H	R	ER	SO	BB	IBB	HBP	BLK	WP	HR	S	P	ERA	WHIP
1	0	1	0	0	3	7	4.2	L	22	3	3	2	5	6	0	0	0	0	1	26	50	3.86	1.929
2	0	0	0	3	9	13	1.1		4	1	0	0	0	0	0	0	0	0	4	4	4	0.00	0.750
3	0	0	0	3	9	13	2.0		8	1	0	0	1	0	1	0	0	0	9	13	13	0.00	0.500

PITCHER	IP	WLS	BF	H	R	ER	SO	BB	IBB	HBP	BLK	WP	HR	S	P	ERA	WHIP
Ken McBride, R ERA: 3.94	4.2	L	22	3	3	2	5	6	0	0	0	0	1	26	50	3.86	1.929
Jack Spring, L ERA:	1.1		4	1	0	0	0	0	0	0	0	0	4	4	4	0.00	0.750
Barry Latman, R ERA: 5.17	2.0		8	1	0	0	1	0	1	0	0	0	9	13	13	0.00	0.500

AB	R	H	RBI	BB	SO	LOB
1B	4					
2B	0					
3B	0					
HR	1					
SF	0					
SAC	0					
DP	0					
HBP	0					

WP	PA
0	35

Batter	1	2	3	4	5	6	7	8	9	AB R H RBI BB SO LOB	TOP																									
Rich Rollins, R (1, 5) OBP: 0.372, SLG: 0.494	0-0 5-3		0-0 HR 1B		4-0 HR 1B BB	0-0 FC6-4 1-2f			0-0 F3	4 2 1 0 1 0 1																										
Tony Oliva, L (1, 9) OBP: 0.442, SLG: 0.713	0-0 6-3		0-0 F7		0-0 HR 1B			0-0 F7		4 1 1 0 0 0 1																										
Bob Allison, R (1, 3) OBP: 0.426, SLG: 0.667	0-0 1-3		0-0 HR		0-0 HR			0-0 1B		4 2 3 5 0 0 0																										
Jimmie Hall, L (1, 8) OBP: 0.397, SLG: 0.630		0-3 K	0-0 4-3		0-0 4-3			0-0 1-3		4 0 0 0 0 1 0																										
Harmon Killebrew, R (1, 7) OBP: 0.263, SLG: 0.361		0-0 BB 1B 1B	0-3 K		0-0 F6			0-0 G6-4-3 1B		4 0 2 0 0 1 0																										
Earl Battey, R (1, 2) OBP: 0.345, SLG: 0.471		0-0 F8		0-0 F9		0-0 5-3		0-0 G6-4-3 1-2f		4 0 0 0 0 0 2																										
Joe McCabe, R (8, 2) OBP: 0.111, SLG: 0.125										0 0 0 0 0 0 0																										
Zoilo Versalles, R (1, 6) OBP: 0.316, SLG: 0.357		0-0 BB 1-2 1B		0-3 K		0-0 4-3		0-0 F4		4 0 1 0 0 1 0																										
Johnny Goryl, R (1, 4) OBP: 0.308, SLG: 0.250		4-0 BB 1-2 2-3 BB		0-0 1B		0-0 F8		0-3 K		3 0 1 0 1 1 0																										
Jim Roland, R (1, 1) OBP: 0.125, SLG: 0.125		0-3 K		0-0 1-3		4-0 FC6-4 BB		0-0 F6		2 0 0 0 0 1 4																										
Lee Stange, R (5, 1) OBP: 0.300, SLG: 0.125										0 0 0 0 1 0 0																										
Bill Fischer, R (6, 1)										0 0 0 0 0 0 0																										
Jim Perry, S (7, 1) OBP: 0.500, SLG: 0.500										0 0 0 0 0 0 0																										
Lenny Green, L (9, PH)										1 0 0 0 0 0 0																										
Inning Stats	R: 0 E: 0 K: 0 S: 3	H: 0 LOB: 0 BB: 0 P: 3	R: 0 E: 0 K: 2 S: 9	H: 2 LOB: 3 BB: 1 P: 13	R: 2 E: 0 K: 1 S: 7	H: 2 LOB: 0 BB: 0 P: 7	R: 0 E: 0 K: 1 S: 6	H: 1 LOB: 1 BB: 0 P: 6	R: 3 E: 0 K: 0 S: 5	H: 2 LOB: 0 BB: 1 P: 9	R: 0 E: 0 K: 0 S: 3	H: 0 LOB: 1 BB: 1 P: 7	R: 0 E: 0 K: 0 S: 3	H: 1 LOB: 0 BB: 0 P: 3	R: 0 E: 0 K: 1 S: 5	H: 0 LOB: 0 BB: 0 P: 5	1B: 7 2B: 0 3B: 0 HR: 2	SF: 0 SAC: 0 DP: 1 HBP: 0	WP: 0 PB: 0 SB: 0 CS: 0	PA: 37																
PITCHER	IP WLS BF H R ER SO BB IBB HBP BLK WP HR S P ERA WHIP																																			
Fritz Ackley, R (1, 1) ERA: 10.13	5.0		24	7	5	5	4	2	0	0	0	0	2	30	38	9.00	1.800																			
Joe Herten, R (6, 1) ERA: 4.5	4.0	W	13	2	0	0	1	1	0	0	0	0	0	14	18	0.00	0.750																			

Minnesota Twins @ Chicago White Sox
Comiskey Park, Chicago, IL
Mon May 04 1964, 8:05 PM EDT
Att. 12,981 - Unknown

livebaseballscorecards.com

AB	34
R	5
H	9
RBI	5
BB	3
SO	5
LOB	8



Batter	1	2	3	4	5	6	7	8	9	AB	R	H	RBI	BB	SO	LOB
Mike Hershberger, R (1, 8) OBP: 0.404, SLG: 0.333	0-0 6-3		0-0 F9	0-0 1B		0-0 1B 1B	0-0 1B 1B			5	2	3	0	0	0	1
Don Buford, S (1, 5) OBP: 0.304, SLG: 0.245	4-0 BB		0-3 K	0-0 F4		0-0 1B 1B	0-0 1B 1B			4	1	2	0	1	1	3
Floyd Robinson, L (1, 9) OBP: 0.439, SLG: 0.479	0-0 F8		4-0 BB		0-0 HR	0-0 F4	0-0 1B			4	1	2	2	1	0	3
Ron Hansen, R (1, 6) OBP: 0.400, SLG: 0.596	0-0 F4		0-0 F7		0-0 F2	0-0 1B WP 1B	0-0 F4			5	1	1	1	0	0	5
Dave Nicholson, R (1, 7) OBP: 0.370, SLG: 0.302		4-0 BB		4-0 SF7 BB	4-0 1B BB	4-0 WP 1B 1B BB	0-3 K			1	2	0	0	4	1	2
Joe Cunningham, L (1, 3) OBP: 0.380, SLG: 0.349		0-3 K		0-0 2B 1B	0-0 1B	0-0 WP 1B 1B	0-3 K			5	2	3	1	0	2	3
Al Weis, S (1, 4) OBP: 0.325, SLG: 0.351		0-0 F4		0-0 4-3	0-0 F8	0-0 1B 1B	0-0 F5			5	1	1	2	0	0	5
Jerry McNertney, R (1, 2) OBP: 0.150, SLG: 0.118		0-0 F8		0-0 SF7	0-0 F8	0-0 1B	0-0 3-1			1	0	0	1	0	0	1
Pete Ward, L (5, PH)										1	0	0	0	0	0	2
Joe Horlen, R (6, 1) OBP: 0.333, SLG: 0.333										2	0	1	1	0	0	0
Fritz Ackley, L (1, 1) OBP: 1.000, SLG: 2.000			4-0 BB		0-0 1B 2B		0-0 1-3			1	0	1	1	1	0	0
J.C. Martin, L (6, 2) OBP: 0.182, SLG: 0.182										3	0	0	0	0	0	1

Inning Stats	R: 0	H: 0	E: 0	K: 0	S: 3	R: 0	H: 0	E: 0	K: 1	S: 5	R: 0	H: 0	E: 0	K: 1	S: 5	R: 2	H: 3	E: 0	K: 0	S: 6	R: 1	H: 2	E: 0	K: 0	S: 5	R: 6	H: 6	E: 0	K: 0	S: 9	R: 1	H: 3	E: 0	K: 2	S: 10	R: 0	H: 0	E: 0	K: 0	S: 3
	LOB: 1	BB: 1	P: 7	LOB: 1	BB: 1	P: 9	LOB: 2	BB: 2	P: 13	LOB: 2	BB: 1	P: 9	LOB: 2	BB: 1	P: 9	LOB: 1	BB: 1	P: 13	LOB: 2	BB: 1	P: 13	LOB: 2	BB: 1	P: 10	LOB: 0	BB: 0	P: 3													


PITCHER	IP	WLS	BF	H	R	ER	SO	BB	IBB	HBP	BLK	WP	HR	S	P	ERA	WHIP
Jim Roland, L (1, 1) ERA: 3.91	4.1		24	5	3	3	2	6	0	0	0	0	1	22	46	6.23	2.538
Lee Stange, R (5, 1) ERA: 6.0	1.1	L	10	5	6	6	0	1	0	0	0	1	0	9	13	40.50	4.500
Bill Fischer, R (6, 1) ERA: 4.5	0.1		5	4	1	1	0	0	0	0	0	0	0	5	5	27.00	12.000
Jim Perry, R (7, 1) ERA: 4.0	2.0		6	0	0	0	2	0	0	0	0	0	0	10	10	0.00	0.000

BOTTOM

Minnesota Twins @ Chicago White Sox
Comiskey Park, Chicago, IL
Mon May 04 1964, 8:05 PM EDT
Att. 12,981 - Unknown

livebaseballscores.com

AB	37
R	10
H	14
RBI	9
BB	7
SO	4
LOB	26



WP	PA	ERA	WHIP
1	45		

Batter	1	2	3	4	5	6	7	8	9	AB R H RBI BB SO LOB
Wayne Causey, L (1, 6) OBP: 0.423, SLG: 0.311	0-3 K		0-3 K		4-0 1B BB		0-0 E 1B		0-0 G5-4-3 1B	4 0 2 0 1 2 1
Dick Green, R (1, 4) OBP: 0.212, SLG: 0.317	0-3 K		0-0 F3		0-0 1B		0-0 E5		0-0 G5-4-3 1B	5 0 1 0 0 1 4
Ed Charles, R (1, 5) OBP: 0.387, SLG: 0.493	0-0 5-3				0-0 E6 1-3		0-0 F8		4-0 BB	3 1 0 1 1 0 2
Rocky Colavito, R (1, 9) OBP: 0.408, SLG: 0.712		0-0 4-3		0-0 4-6-3		4-0 G6-3 BB		0-0 K	0-0 F5	4 0 0 0 1 1 4
Jim Gentile, L (1, 3) OBP: 0.409, SLG: 0.604		0-0 1B		4-0 1-3 BB		0-3 K		0-0 5-3 1B		3 1 2 0 1 1 1
Doc Edwards, R (1, 2) OBP: 0.250, SLG: 0.235		0-3 K		0-0 1-3		0-0 G6-3		0-0 5-3		4 0 0 1 0 1 4
Tommie Reynolds, R (1, 7) OBP: 0.255, SLG: 0.319		0-0 5-3		0-0 6-3		0-0 F7		0-0 6-3		4 0 0 0 0 0 3
Nelson Mathews, R (1, 8) OBP: 0.351, SLG: 0.433			4-0 BB		0-0 F9		0-0 1B HBP E 1B		0-0 2-H 1B	3 1 2 1 1 0 0
Moe Drabowsky, R (1, 1) Ted Bowsfield, R (6, 1) George Williams, R (7, PH) John O'Donoghue, R (7, 1) Manny Jimenez, L (8, PH) Jack Aker, R (8, 1)			0-3 K		0-0 F5		1-0 E 1B SF8 HBP		0-0 G3	2 0 0 0 0 0 1 1 0 0 0 0 0 0 0 0 0 1 0 0 0 0 0 0 0 0 0 0 0 0 0 0 1 0 0 0 0 0 0 1 0 0 0 0 0 0 0 0


Inning Stats	R: 0 E: 0 K: 2 S: 7	H: 0 LOB: 0 BB: 0 P: 7	R: 0 E: 0 K: 1 S: 6	H: 1 LOB: 1 BB: 0 P: 6	R: 0 E: 0 K: 2 S: 7	H: 0 LOB: 1 BB: 1 P: 11	R: 1 E: 2 K: 0 S: 4	H: 0 LOB: 1 BB: 1 P: 8	R: 0 E: 0 K: 0 S: 4	H: 1 LOB: 2 BB: 1 P: 8	R: 0 E: 0 K: 1 S: 4	H: 0 LOB: 0 BB: 1 P: 8	R: 2 E: 1 K: 1 S: 8	H: 2 LOB: 2 BB: 0 P: 9	R: 1 E: 0 K: 0 S: 5	H: 2 LOB: 1 BB: 0 P: 5	R: 0 E: 0 K: 0 S: 3	H: 1 LOB: 1 BB: 1 P: 7	1B: 7 2B: 0 3B: 0 HR: 0	SF: 1 SAC: 0 DP: 2 HBP: 1	WP: 0 PB: 0 SB: 0 CS: 0	PA: 40
--------------	------------------------------	---------------------------------	------------------------------	---------------------------------	------------------------------	----------------------------------	------------------------------	---------------------------------	------------------------------	---------------------------------	------------------------------	---------------------------------	------------------------------	---------------------------------	------------------------------	---------------------------------	------------------------------	---------------------------------	----------------------------------	------------------------------------	----------------------------------	--------

PITCHER	IP	WLS	BF	H	R	ER	SO	BB	IBB	HBP	BLK	WP	HR	S	P	ERA	WHIP
Gary Peters, L (1, 1) ERA: 1.82	6.2	W	30	4	3	0	6	4	0	1	0	0	0	37	54	0.00	1.200
Hoyt Wilhelm, R (7, 1) ERA: 2.92	2.1	S	10	3	1	1	1	1	0	0	0	0	0	11	15	3.86	1.714

TOP

Kansas City Athletics @ Chicago White Sox
Comiskey Park, Chicago, IL
Wed May 06 1964, 8:05 PM EDT
Unknown

AB	33
R	4
H	7
RBI	3
BB	5
SO	7
LOB	21



Batter	1	2	3	4	5	6	7	8	9
Mike Hershberger, R (1, 8) OBP: 0.393, SLG: 0.327	0-3 K ①		0-0 2-H 1B			0-0 6-3 ①	0-0 6-3 ②		
Don Buford, S (1, 5) OBP: 0.300, SLG: 0.245	0-0 1-3 ②		0-0 F2 ③			0-0 S 1B SF7 1B	0-0 6-3 ③		
Floyd Robinson, L (1, 9) OBP: 0.443, SLG: 0.481	0-3 K ③				0-0 F9 ①	0-0 S 1B 1-2 1B		0-0 PB 1-3 1B	
Ron Hansen, R (1, 6) OBP: 0.390, SLG: 0.571		4-0 BB BB BB BB			0-3 K ②	0-0 SF7 ②		0-0 F1 ①	
Joe Cunningham, L (1, 3) OBP: 0.370, SLG: 0.340		0-0 F8 ①			0-0 F2 ③	0-0 HR ②		0-0 1-3 ②	
Dave Nicholson, R (1, 7) OBP: 0.379, SLG: 0.447		0-0 G4-3 ② ③				0-0 HR ①		0-3 K ③	
Al Weis, S (1, 4) OBP: 0.326, SLG: 0.350			0-0 4-3 ①			0-3 K ①	0-0 1B		
J.C. Martin, L (1, 2) OBP: 0.200, SLG: 0.200			0-0 G3 1B ②			0-0 F8 ②	0-0 4-3 ③		
Gary Peters, L (1, 1) OBP: 0.182, SLG: 0.364 Hoyt Wilhelm, R (7, 1)			0-0 G3 ②			0-3 K ③		0-0 4-3 ①	

Inning Stats	R: 0	H: 0	E: 0	K: 2	S: 7	LOB: 0	BB: 0	P: 7
	R: 0	H: 0	E: 0	K: 0	S: 2	LOB: 0	BB: 1	P: 6
	R: 1	H: 2	E: 0	K: 0	S: 5	LOB: 1	BB: 0	P: 5
	R: 0	H: 0	E: 0	K: 1	S: 5	LOB: 0	BB: 0	P: 5
	R: 1	H: 1	E: 0	K: 2	S: 8	LOB: 0	BB: 0	P: 8
	R: 4	H: 5	E: 0	K: 0	S: 8	LOB: 1	BB: 0	P: 8
	R: 0	H: 0	E: 0	K: 0	S: 3	LOB: 0	BB: 0	P: 3
	R: 0	H: 1	E: 0	K: 1	S: 6	LOB: 1	BB: 0	P: 6

PITCHER	IP	WLS	BF	H	R	ER	SO	BB	IBB	HBP	BLK	WP	HR	S	P	ERA	WHIP
Moe Drabowsky, R (1, 1) ERA: 5.49	5.2	L	25	8	6	6	5	1	0	0	0	0	2	34	38	9.53	1.588
Ted Bowsfield, L (6, 1) ERA: 4.15	0.1		1	0	0	0	0	0	0	0	0	0	0	1	1	0.00	0.000
John O'Donoghue, L (7, 1) ERA: 5.84	1.0		3	0	0	0	0	0	0	0	0	0	0	3	3	0.00	0.000
Jack Aker, R (8, 1) ERA: 6.23	1.0		4	1	0	0	1	0	0	0	0	0	0	6	6	0.00	1.000

BOTTOM

Kansas City Athletics @ Chicago White Sox
Comiskey Park, Chicago, IL
Wed May 06 1964, 8:05 PM EDT
Unknown


AB	R	H	RBI	BB	SO	LOB
4	0	1	1	0	1	0
4	1	1	0	0	0	1
4	1	2	0	0	1	0
2	0	0	1	1	1	1
4	1	1	1	0	0	2
4	2	2	3	0	1	2
3	0	1	0	0	1	0
3	1	1	0	0	0	1
2	0	0	0	0	1	1
1	0	0	0	0	0	0

AB	31
R	6
H	9
RBI	6
BB	1
SO	6
LOB	8



WP	PA	31
0	33	
1		
2		
0		

Batter	1	2	3	4	5	6	7	8	9	AB R H RBI BB SO LOB	TOP											
Wayne Causey, L (1, 6) OBP: 0.422, SLG: 0.308	0-0 FC1-5 1B	0-0 1-3		0-0 F8			4-0 5-3 BB	0-0 FC6-4 1-2f		4 0 1 0 1 0 4	Kansas City Athletics @ Chicago White Sox Comiskey Park, Chicago, IL Wed May 06 1964, 8:05 PM EDT Att. 14,707 - Unknown livebaseballscorecards.com											
Dick Green, R (1, 4) OBP: 0.225, SLG: 0.324	0-0 FC1-5 1B		0-0 S 1B		0-0 6-3		0-0 5-3	0-0 F7	5 1 2 0 0 0 1													
Ed Charles, R (1, 5) OBP: 0.363, SLG: 0.458	0-0 FC1-5 1B		0-0 F8		0-0 6-3		0-0 5-3	0-0 5-3	5 1 0 0 0 0 4													
Jim Gentile, L (1, 3) OBP: 0.394, SLG: 0.621	0-0 1-H 2-H HR		0-3 K		0-3 K		0-0 G3	0-3 K	5 1 1 3 0 3 2													
Rocky Colavito, R (1, 9) OBP: 0.400, SLG: 0.677	0-0 4-3		4-0 BB		0-3 K		0-0 F7		3 0 0 0 1 1 0													
Charlie Lau, L (1, 2) OBP: 0.333, SLG: 0.455	0-0 6-3		0-0 F7		0-0 F4		0-0 1-3		4 0 0 0 0 0 2													
Dave Duncan, R (8, 2)									0 0 0 0 0 0 0													
Tommie Reynolds, R (1, 7) OBP: 0.291, SLG: 0.327		1-0 FC5-4 HBP		0-3 K		4-0 BB BB		0-0 3B 1B	2 1 1 0 1 1 0													
Nelson Mathews, R (1, 8) OBP: 0.372, SLG: 0.486		0-0 F9		0-0 2B		4-0 BB 1-2		0-0 1-H 3B	3 0 2 1 1 0 1													
Aurelio Monteaugudo, R (1, 1) OBP: 0.250, SLG: 0.250 John O'Donoghue, R (3, 1) OBP: 0.400, SLG: 0.400 Manny Jimenez, L (6, PH) OBP: 0.250, SLG: 0.643 Ted Bowsfield, R (6, 1) George Alusik, R (8, PH) John Wyatt, R (8, 1)		0-0 FC5-4 1-2f		0-0 F4		0-0 F8		4-0 FC6-4 BB	1 0 0 0 0 0 0 1 1 0 0 0 0 0 0 1 1 0 0 0 0 0 0 2 0 0 0 0 0 0 0 0 0 0 0 0 0 1 0 0 0 0 0 0 0 0 0 0													
Inning Stats	R: 3 E: 0 K: 0 S: 6	H: 3 LOB: 0 BB: 0 P: 6	R: 0 E: 0 K: 0 S: 3	H: 0 LOB: 1 BB: 0 P: 4	R: 0 E: 0 K: 1 S: 6	H: 1 LOB: 2 BB: 1 P: 10	R: 0 E: 0 K: 1 S: 6	H: 1 LOB: 1 BB: 0 P: 6	R: 0 E: 0 K: 1 S: 5	H: 0 LOB: 0 BB: 0 P: 5	R: 0 E: 0 K: 1 S: 5	H: 0 LOB: 2 BB: 2 P: 13	R: 0 E: 0 K: 0 S: 3	H: 0 LOB: 1 BB: 1 P: 7	R: 1 E: 0 K: 0 S: 5	H: 2 LOB: 2 BB: 1 P: 9	R: 0 E: 0 K: 1 S: 5	H: 0 LOB: 0 BB: 0 P: 5	1B: 4 2B: 1 3B: 1 HR: 1	SF: 0 SAC: 0 DP: 0 HBP: 1	WP: 0 PB: 0 SB: 1 CS: 0	PA: 40
PITCHER Ray Herbert, R (1, 1) ERA: 2.7 Eddie Fisher, R (8, 1) ERA: 3.12	IP: 7.0 WLS: W BF: 31 H: 5 R: 3 ER: 3 SO: 4 BB: 4 IBB: 0 HBP: 1 BLK: 0 WP: 0 HR: 1 S: 34 P: 51 ERA: 3.86 WHIP: 1.286	IP: 2.0 WLS: S BF: 9 H: 2 R: 1 ER: 1 SO: 1 BB: 1 IBB: 0 HBP: 0 BLK: 0 WP: 0 HR: 0 S: 10 P: 14 ERA: 4.50 WHIP: 1.500	PITCHER IP WLS BF H R ER SO BB IBB HBP BLK WP HR S P ERA WHIP																			



Batter	1	2	3	4	5	6	7	8	9	AB	R	H	RBI	BB	SO	LOB
Mike Hershberger, R OBP: 0.377, SLG: 0.315 (1, 8)	0-0 HBP 1B	0-0 G6-4-3 1-2f		0-0 6-3		0-0 6-3	0-0 F2			5	1	1	0	0	0	1
Don Buford, S OBP: 0.308, SLG: 0.263 (1, 5)	1-0 E 1B HBP	0-0 F6		0-0 6-3 2B		0-0 5-3	0-0 1-3			4	1	1	0	0	0	0
Floyd Robinson, L OBP: 0.455, SLG: 0.544 (1, 9)	0-0 E 1B		0-0 HR	0-0 6-3		0-0 1B 1B		0-0 F7		5	2	3	2	0	0	1
Ron Hansen, R OBP: 0.375, SLG: 0.537 (1, 6)	0-0 F5		0-0 F5	0-0 F3		0-0 1B		0-0 5-3		5	0	1	0	0	0	3
Tom McCraw, L OBP: 0.333, SLG: 0.333 (1, 3)	0-0 HR 1B		0-0 E S 1B 1B		0-3 K	0-3 K		0-0 1B		5	2	3	2	0	2	2
Dave Nicholson, R OBP: 0.397, SLG: 0.510 (1, 7)	0-0 HR		4-0 E 1B BB		0-3 K		0-0 1B HR 1B	0-3 K		4	3	2	2	1	2	1
Al Weis, S OBP: 0.362, SLG: 0.386 (1, 4)	0-0 F6		0-0 1B		0-0 FC5 BB 1B		0-0 HR 1B			4	1	3	2	0	0	0
J.C. Martin, L OBP: 0.241, SLG: 0.214 (1, 2)	0-0 1B		0-3 K		4-0 BB 1B		0-0 F2			3	0	1	0	1	1	3
Ray Herbert, R OBP: 0.200, SLG: 0.200 (1, 1)		0-0 G6-4-3 1B	0-3 K		0-0 FC5		0-0 HR			3	0	1	0	0	1	3
Minnie Minoso, R OBP: 0.500, SLG: 1.000 (7, PH)										1	1	1	3	0	0	0
Eddie Fisher, R (8, 1)										0	0	0	0	0	0	0

Inning Stats	R: 5	H: 5	E: 1	K: 0	S: 7	LOB: 1	BB: 0	P: 8	R: 0	H: 1	E: 0	K: 0	S: 3	LOB: 0	BB: 0	P: 3	R: 3	H: 3	E: 1	K: 2	S: 10	LOB: 1	BB: 1	P: 14	R: 0	H: 1	E: 0	K: 0	S: 4	LOB: 2	BB: 1	P: 12	R: 0	H: 2	E: 0	K: 1	S: 7	LOB: 2	BB: 0	P: 7	R: 3	H: 3	E: 0	K: 0	S: 6	LOB: 0	BB: 0	P: 6	R: 0	H: 1	E: 0	K: 1	S: 6	LOB: 1	BB: 0	P: 6
--------------	------	------	------	------	------	--------	-------	------	------	------	------	------	------	--------	-------	------	------	------	------	------	-------	--------	-------	-------	------	------	------	------	------	--------	-------	-------	------	------	------	------	------	--------	-------	------	------	------	------	------	------	--------	-------	------	------	------	------	------	------	--------	-------	------

PITCHER	IP	WLS	BF	H	R	ER	SO	BB	IBB	HBP	BLK	WP	HR	S	P	ERA	WHIP
Aurelio Monteaugudo, R ERA: 6.6 (1, 1)	2.1	L	15	8	8	7	0	1	0	0	0	0	2	13	18	27.00	3.857
John O'Donoghue, L ERA: 4.8 (3, 1)	2.2		12	3	0	0	4	1	0	0	0	0	0	19	23	0.00	1.500
Ted Bowsfield, L ERA: 7.11 (6, 1)	2.0		11	5	3	3	1	0	0	0	0	0	1	13	13	13.50	2.500
John Wyatt, R ERA: 1.5 (8, 1)	1.0		4	1	0	0	1	0	0	0	0	0	0	6	6	0.00	1.000

BOTTOM

Kansas City Athletics @ Chicago White Sox
Comiskey Park, Chicago, IL
Wed May 06 1964, 8:05 PM EDT
Att. 14,707 - Unknown

AB	39
R	11
H	17
RBI	11
BB	2
SO	6
LOB	14



1B	2B	3B	HR	SF	SAC	DP	HBP	WP	HR	S	P	ERA	WHIP
13	1	0	3	0	1	1	3	0	0	0	0	0	0

Batter	1	2	3	4	5	6	7	8	9	AB R H RBI BB SO LOB
Dick Simpson, R OBP: 0.087, SLG: 0.130 (1, 8)	0-3 K		0-0 F8			0-0 5-3			0-0 5-3	4 0 0 0 0 1 1
Billy Moran, R OBP: 0.258, SLG: 0.253 (1, 5)	0-0 F8		0-0 4-3			0-0 G3			0-0 1B 1B	4 0 1 0 0 0 1
Jim Fregosi, R OBP: 0.485, SLG: 0.649 (1, 6)	0-0 F9				0-0 F8				0-0 F2	4 0 0 0 0 0 1
Joe Adcock, R OBP: 0.302, SLG: 0.411 (1, 3)		0-0 1-3			0-0 5-3				0-0 1-2 1B	4 0 1 0 0 0 0 0 0 0 0 0 0 0
Charlie Dees, L OBP: 0.235, SLG: 0.200 (9, PR)										
Buck Rodgers, S OBP: 0.321, SLG: 0.293 (1, 2)		0-3 K			0-0 1B				0-0 1-3	4 0 1 0 0 1 2
Lee Thomas, L OBP: 0.270, SLG: 0.321 (1, 9)		0-0 F5			0-0 4-3				0-0 4-3	3 0 0 0 0 0 1
Bobby Knoop, R OBP: 0.313, SLG: 0.384 (1, 4)			0-0 F8			0-3 K			0-0 F8	3 0 0 0 0 1 0
Jim Piersall, R OBP: 0.278, SLG: 0.294 (1, 7)			0-0 1B 2B			0-0 F9			0-0 F9	3 1 1 0 0 0 0
Ken McBride, R OBP: 0.417, SLG: 0.300 (1, 1)			0-0 1B			0-0 F4			0-0 6-3	2 0 1 1 0 0 0 0 0 0 0 0 0 0 1 0 0 0 0 0 0 0 0 0 0 0 0 0
Bob Duliba, R (7, 1)										
Felix Torres, R OBP: 0.111, SLG: 0.111 (8, PH)										
Barry Latman, R OBP: 0.143, SLG: 0.143 (9, 1)			2-H 1B							

Inning Stats	R: 0 E: 0 K: 1 S: 5	H: 0 LOB: 0 BB: 0 P: 5	R: 0 E: 0 K: 1 S: 5	H: 0 LOB: 0 BB: 0 P: 5	R: 1 E: 0 K: 0 S: 5	H: 2 LOB: 1 BB: 0 P: 5	R: 0 E: 0 K: 0 S: 4	H: 1 LOB: 1 BB: 0 P: 4	R: 0 E: 0 K: 1 S: 5	H: 0 LOB: 0 BB: 0 P: 5	R: 0 E: 0 K: 0 S: 3	H: 0 LOB: 0 BB: 0 P: 3	R: 0 E: 0 K: 0 S: 3	H: 0 LOB: 0 BB: 0 P: 3	R: 0 E: 0 K: 0 S: 5	H: 2 LOB: 2 BB: 0 P: 5	1B: 4 2B: 1 3B: 0 HR: 0	SF: 0 SAC: 0 DP: 0 HBP: 0
--------------	------------------------------	---------------------------------	------------------------------	---------------------------------	------------------------------	---------------------------------	------------------------------	---------------------------------	------------------------------	---------------------------------	------------------------------	---------------------------------	------------------------------	---------------------------------	------------------------------	---------------------------------	----------------------------------	------------------------------------

PITCHER	IP	WLS	BF	H	R	ER	SO	BB	IBB	HBP	BLK	WP	HR	S	P	ERA	WHIP
Juan Pizarro, L ERA: 1.25 (1, 1)	8.2	W	31	5	1	1	3	0	0	0	0	0	0	37	37	1.04	0.577
Hoyt Wilhelm, R ERA: 2.84 (9, 1)	0.1	S	1	0	0	0	0	0	0	0	0	0	0	1	1	0.00	0.000

BOTTOM

Chicago White Sox @ Los Angeles Angels
Dodger Stadium, Los Angeles, CA
 Fri May 08 1964, 7:05 PM PDT
 Att. 5,346 - Unknown

AB	32
R	1
H	5
RBI	1
BB	0
SO	3
LOB	6



WP: 0	PA: 32
PB: 0	
SB: 0	
CS: 0	

PITCHER	IP	WLS	BF	H	R	ER	SO	BB	IBB	HBP	BLK	WP	HR	S	P	ERA	WHIP
---------	----	-----	----	---	---	----	----	----	-----	-----	-----	----	----	---	---	-----	------

Batter	1	2	3	4	5	6	7	8	9	AB R H RBI BB SO LOB	TOP												
Joe Cunningham, L (1, 3) OBP: 0.373, SLG: 0.345	0-0 E HR 2B	4-0 BB 1-2 BB		0-0 F7		0-3 K		0-0 SH1-3 1B		4 1 2 1 1 1 0													
Al Weis, S (1, 4) OBP: 0.339, SLG: 0.345	0-0 F6 2-3	0-0 G3		0-3 K		0-0 6-3		0-0 SH1-3 1-2		4 0 0 0 0 1 3													
Floyd Robinson, L (1, 9) OBP: 0.413, SLG: 0.456	0-0 6-3		0-0 4-3		0-0 4-3		0-0 4-3	4-0 BB		4 0 0 0 1 0 1													
Pete Ward, L (1, 5) OBP: 0.400, SLG: 0.250 Hoyt Wilhelm, R (8, 1)	4-0 HR BB		0-0 3-1		0-0 BB 1B 1B		0-0 1B 1B	0-0 4-3		4 1 2 0 1 0 2 0 0 0 0 0 0 0													
Ron Hansen, R (1, 6) OBP: 0.418, SLG: 0.615	0-0 1-H 3-H HR		4-0 1B BB		0-0 1-2 1B		0-0 1-3 1B	0-3 K		4 1 3 3 1 1 0													
Dave Nicholson, R (1, 7) OBP: 0.429, SLG: 0.508	0-0 F8		0-0 1-2 1B		4-0 1-2 2-3 BB		0-3 K	0-0 F4		4 0 1 0 1 1 2													
Gene Stephens, L (1, 8) OBP: 0.333, SLG: 0.333 Mike Hershberger, R (3, PH) (3, 8)		0-3 K	0-0 5-3		0-0 F5		0-0 L4	0-0 FC6 1B		1 0 0 0 0 1 0 4 0 1 0 0 0 7													
J.C. Martin, L (1, 2) OBP: 0.282, SLG: 0.342		0-0 BB 1B		0-0 HR		0-0 F4		0-0 F8	0-0 FC6 1-2f	5 1 2 1 0 0 4													
Gary Peters, L (1, 1) OBP: 0.167, SLG: 0.333 Jim Landis, R (4, PH) OBP: 0.200, SLG: 0.600 Eddie Fisher, R (4, 1) Tom McCraw, L (8, PH) OBP: 0.357, SLG: 0.500 Don Buford, S (8, 5) OBP: 0.320, SLG: 0.250		0-0 F8		0-0 F9		0-0 F4		0-0 1B 3B		1 0 0 0 0 0 1 1 0 0 0 0 0 0 1 0 0 0 0 0 0 1 1 1 0 0 0 0 0 0 0 0 0 0 0													
Inning Stats	R: 3 E: 1 K: 0 S: 5	H: 2 LOB: 0 BB: 1 P: 9	R: 0 E: 0 K: 1 S: 6	H: 1 LOB: 2 BB: 1 P: 10	R: 0 E: 0 K: 0 S: 4	H: 1 LOB: 2 BB: 1 P: 8	R: 1 E: 0 K: 1 S: 6	H: 1 LOB: 0 BB: 0 P: 6	R: 0 E: 0 K: 0 S: 5	H: 2 LOB: 3 BB: 1 P: 9	R: 0 E: 0 K: 1 S: 5	H: 0 LOB: 0 BB: 0 P: 5	R: 0 E: 0 K: 1 S: 7	H: 2 LOB: 2 BB: 0 P: 7	R: 1 E: 0 K: 0 S: 5	H: 2 LOB: 2 BB: 1 P: 9	R: 0 E: 0 K: 1 S: 6	H: 1 LOB: 1 BB: 0 P: 6	1B: 8 2B: 1 3B: 1 HR: 2	SF: 0 SAC: 1 DP: 0 HBP: 0	WP: 0 PB: 0 SB: 0 CS: 0	PA: 44	
PITCHER	IP WLS BF H R ER SO BB IBB HBP BLK WP HR S P ERA WHIP																						
Bob Lee, R (1, 1) ERA: 2.54	2.0		11 3 3 3 1 2 0 0 0 0 0 1 11 19 13.50 2.500																				
Willie Smith, L (3, 1) ERA: 1.13	2.1	L	12 4 1 1 1 1 0 0 0 0 0 1 13 17 3.86 2.143																				
Don Lee, R (5, 1) ERA: 2.77	2.2		11 2 0 0 2 1 0 0 0 0 0 0 14 18 0.00 1.125																				
Bob Dulliba, R (8, 1) ERA: 0.9	0.2		5 2 1 1 0 1 0 0 0 0 0 0 4 8 13.50 4.500																				
Dan Osinski, R (8, 1) ERA: 1.88	1.1		5 1 0 0 1 0 0 0 0 0 0 0 7 7 0.00 0.750																				

Chicago White Sox @ Los Angeles Angels
Dodger Stadium, Los Angeles, CA
Sun May 10 1964, 3:33 AM PDT
Att. 8,078 - Unknown

AB	38
R	5
H	12
RBI	5
BB	5
SO	5
LOB	20



Batter	1	2	3	4	5	6	7	8	9	AB	R	H	RBI	BB	SO	LOB
Dick Simpson, R OBP: 0.111, SLG: 0.259 (1, 8)	0-0 F6		0-0 HR		0-0 F7		0-0 F7			4	1	1	1	0	0	0
Billy Moran, R OBP: 0.276, SLG: 0.281 (1, 5)	0-0 F7		0-0 HR 2B		0-0 FC6-4 1B		0-0 FC5-4 1B			4	1	3	0	0	0	0
Jim Fregosi, R OBP: 0.480, SLG: 0.677 (1, 6)	0-0 2B 1B		0-0 2-H HR		0-0 F7		0-0 FC5-4 1-2f			4	1	2	2	0	0	2
Felix Torres, R OBP: 0.308, SLG: 0.385 (1, 3)	0-0		0-0		0-0		0-0			4	0	3	0	0	0	1
Charlie Dees, L OBP: 0.235, SLG: 0.200 (8, PR) (9, 3)	1-3 2B		CS 1B		FC6-4 1-2f				CS 1B	0	0	0	0	0	0	0
Buck Rodgers, S OBP: 0.319, SLG: 0.284 (1, 2)	0-3 K		0-3 K 1-2							4	0	1	0	0	3	4
Lee Thomas, L OBP: 0.281, SLG: 0.322 (1, 9)		4-0 BB BB BB	G6-3 BB		0-0 3-1		0-0 F8		0-3 K 1-2	3	0	0	0	1	1	2
Bobby Knoop, R OBP: 0.295, SLG: 0.358 (1, 4)		0-0 G6-3 1-2f			0-3 K		0-0 F3		0-3 K	4	0	0	0	0	2	2
Jim Piersall, R OBP: 0.263, SLG: 0.278 (1, 7)		0-3 K			4-0 BB		0-0 F8		0-0 L3	1	0	0	0	0	1	0
Ed Kirkpatrick, L OBP: 0.339, SLG: 0.400 (4, PH) (5, 7)										2	0	0	0	1	0	1
Bob Lee, R (1, 1)			0-0 F5		0-0 F9				0-3 K	0	0	0	0	0	0	0
Willie Smith, L (3, 1)										2	0	0	0	0	0	1
Don Lee, R (5, 1)										0	0	0	0	0	0	0
Albie Pearson, L (7, PH)										1	0	0	0	0	0	0
Bob Duliba, R (8, 1)										0	0	0	0	0	0	0
Dan Osinski, R (8, 1)										0	0	0	0	0	0	0
Tom Satriano, L (9, PH)										1	0	0	0	0	1	0


Inning Stats	R: 0	H: 2	E: 0	K: 1	S: 7	P: 7	R: 0	H: 0	E: 0	K: 1	S: 4	R: 0	H: 4	E: 0	K: 1	S: 8	R: 0	H: 0	E: 0	K: 1	S: 5	R: 0	H: 1	E: 0	K: 0	S: 4	R: 0	H: 1	E: 0	K: 0	S: 4	R: 0	H: 1	E: 0	K: 2	S: 7	R: 0	H: 0	E: 0	K: 2	S: 7	R: 0	H: 0	E: 0	K: 2	S: 7
	LOB: 2	BB: 0	LOB: 0	BB: 1	P: 7		LOB: 1	BB: 1	LOB: 1	BB: 1	P: 8	LOB: 1	BB: 1	LOB: 1	BB: 0	P: 4	LOB: 1	BB: 0	LOB: 1	BB: 0	P: 4	LOB: 1	BB: 0	LOB: 1	BB: 0	P: 7	LOB: 0	BB: 0	LOB: 0	BB: 0	P: 7	LOB: 0	BB: 0	LOB: 0	BB: 0	P: 7	LOB: 0	BB: 0	LOB: 0	BB: 0	P: 7	LOB: 0	BB: 0	LOB: 0	BB: 0	P: 7

PITCHER	IP	WLS	BF	H	R	ER	SO	BB	IBB	HBP	BLK	WP	HR	S	P	ERA	WHIP
Gary Peters, L (1, 1) ERA: 2.39	3.0		14	6	3	3	3	1	0	0	0	0	2	19	23	9.00	2.333
Eddie Fisher, R (4, 1) ERA: 2.13	4.0	W	16	3	0	0	1	1	0	0	0	0	0	17	21	0.00	1.000
Hoyt Wilhelm, R (8, 1) ERA: 2.45	2.0	S	6	1	0	0	4	0	0	0	0	0	0	14	14	0.00	0.500


BOTTOM

Chicago White Sox @ Los Angeles Angels
Dodger Stadium, Los Angeles, CA
 Sun May 10 1964, 3:33 AM PDT
 Att. 8,078 - Unknown

AB	34
R	3
H	10
RBI	3
BB	2
SO	8
LOB	13



WP	PA	ERA	WHIP
0	36		
0			
0			
2			

Batter	1	2	3	4	5	6	7	8	9	AB R H RBI BB SO LOB	TOP	
Mike Hershberger, R OBP: 0.304, SLG: 0.250 (1, 8)	0-0 1-3	0-0 F9			0-0 F3		0-0 F8			4 0 0 0 0 0 2		
Al Weis, S OBP: 0.317, SLG: 0.322 (1, 4)	0-0 F7		0-0 F8		0-0 5-3			0-3 K		4 0 0 0 0 1 0		
Floyd Robinson, L OBP: 0.415, SLG: 0.457 (1, 9) Minnie Minoso, R OBP: 0.375, SLG: 0.750 (5, PH) (5, 9)	0-0 BB 1B		0-0 F8 1B		0-0 F8			0-0 E6 G5-4-3		2 0 1 0 0 0 0 2 0 0 0 0 0 0		
Ron Hansen, R OBP: 0.422, SLG: 0.603 (1, 6)	4-0 1-2 BB		0-0 1-2 1B		0-0 F8			0-0 G5-4-3 1-2f		3 0 1 0 1 0 1		
Pete Ward, L OBP: 0.286, SLG: 0.167 (1, 5)	0-3 K		0-0 F8		0-3 K			0-0 F7		4 0 0 0 0 2 4		
Dave Nicholson, R OBP: 0.420, SLG: 0.538 (1, 7)		0-0 HR	0-3 K		0-0 F8			0-0 F8		4 1 1 1 0 1 2		
Joe Cunningham, L OBP: 0.352, SLG: 0.323 (1, 3)		0-3 K		0-0 F8			0-0 3-1		0-0 1-3	4 0 0 0 0 1 0	AB 32 R 1 H 4 RBI 1 BB 1 SO 6 LOB 9	
Cam Carreon, R OBP: 0.154, SLG: 0.231 (1, 2)		0-0 F7		0-3 K			0-0 5-3			3 0 0 0 0 1 0		
Ray Herbert, R OBP: 0.333, SLG: 0.333 (3, 1) Frank Kreuzer, R OBP: 0.333, SLG: 0.667 (4, PH) Jerry McNertney, R OBP: 0.136, SLG: 0.105 (4, 1) Joe Horlen, R OBP: 0.333, SLG: 0.333 (7, PH) Don Buford, S OBP: 0.328, SLG: 0.250 (7, 1) Frank Baumann, L OBP: 0.328, SLG: 0.250 (8, 1)		0-0 1B		0-0 F8			1-0 HBP			1 0 1 0 0 0 0 0 0 0 0 0 0 0 1 0		
Inning Stats	R: 0 H: 1 E: 0 LOB: 2 K: 1 BB: 1 S: 6 P: 10	R: 1 H: 2 E: 0 LOB: 1 K: 1 BB: 0 S: 7 P: 7	R: 0 H: 1 E: 1 LOB: 2 K: 1 BB: 0 S: 7 P: 7	R: 0 H: 0 E: 0 LOB: 0 K: 1 BB: 0 S: 5 P: 5	R: 0 H: 0 E: 0 LOB: 0 K: 0 BB: 0 S: 3 P: 3	R: 0 H: 0 E: 0 LOB: 0 K: 1 BB: 0 S: 5 P: 5	R: 0 H: 0 E: 0 LOB: 1 K: 0 BB: 0 S: 3 P: 4	R: 0 H: 0 E: 1 LOB: 0 K: 1 BB: 0 S: 5 P: 5	R: 0 H: 0 E: 0 LOB: 0 K: 0 BB: 0 S: 3 P: 3	1B: 3 SF: 0 2B: 0 SAC: 0 3B: 0 DP: 1 HR: 1 HBP: 1	WP: 0 PA: 34 PB: 0 SB: 0 CS: 0	
PITCHER Jim Kaat, L ERA: 2.78 (1, 1)	IP WLS BF H R ER SO BB IBB HBP BLK WP HR S P ERA WHIP	9.0 W 34 4 1 1 6 1 0 1 0 0 1 44 49 1.00 0.556										

Chicago White Sox @ Minnesota Twins
 Metropolitan Stadium, Bloomington, MI
 Tue May 12 1964, 8:05 PM EDT
 Att: 12,038 - Unknown

livebaseballscorecards.com

Batter	1	2	3	4	5	6	7	8	9	AB	R	H	RBI	BB	SO	LOB
Zoilo Versalles, R OBP: 0.362, SLG: 0.413 (1, 6)	0-0 2B 1B	0-0 F2		0-0 WP 1B 2B	0-0 1-2 2-H 1B		0-0 SF9 2B			5	2	4	3	0	0	1
Rich Rollins, R OBP: 0.351, SLG: 0.466 (1, 5)	0-0 G3 2B		0-0 F8	0-0 F7	0-0 1-3		0-0 SF9 2B			4	0	1	2	0	0	3
Tony Oliva, L OBP: 0.465, SLG: 0.748 (1, 9)	0-0 1-3		0-0 1B FC6-4 1B	0-0 HR 1B		0-0 4-3	0-0 F7			5	2	2	1	0	0	2
Jimmie Hall, L OBP: 0.411, SLG: 0.697 (1, 8)	0-0 G3		0-0 FC6-4 1B	0-0 HR		0-0 F3		0-3 K		5	1	2	2	0	1	1
Bob Allison, R OBP: 0.417, SLG: 0.615 (1, 7)	0-0 6-3		0-0 FC6-4 1B	0-0 6-3		0-0 F8		0-0 F3		5	1	0	1	0	0	2
Don Mincher, L OBP: 0.410, SLG: 0.806 (1, 3)		0-0 HR	0-0 1B 1B		0-0 FC5-4 1B		0-0 SH5-4 2B 1B	0-0 L5		5	2	4	1	0	0	0
Bernie Allen, L OBP: 0.293, SLG: 0.333 (1, 4)		0-0 E3 SH2-3	0-0 1-2 3-H 1B		0-0 FC5-4 BB 1B		0-0 SH5-4 2B 1B			4	2	2	1	0	0	1
Jerry Zimmerman, R OBP: 0.455, SLG: 0.333 (1, 2)		0-0 SH2-3	0-3 K		0-0 F7		0-0 SH5-4			2	0	0	0	0	1	3
Jim Kaat, L OBP: 0.316, SLG: 0.375 (1, 1)		0-3 K		0-0 4-3	4-0 1B BB		4-0 2B SF9 BB			2	1	0	0	2	1	1

Inning Stats	R: 1	H: 2	E: 0	K: 0	S: 5	R: 1	H: 1	E: 1	K: 1	S: 7	R: 2	H: 4	E: 0	K: 1	S: 9	R: 3	H: 3	E: 0	K: 0	S: 6	R: 1	H: 2	E: 0	K: 0	S: 5	R: 0	H: 0	E: 0	K: 0	S: 3	R: 3	H: 3	E: 0	K: 0	S: 6	R: 0	H: 0	E: 0	K: 1	S: 5
	LOB: 1	BB: 0	P: 5	LOB: 1	BB: 0	P: 7	LOB: 2	BB: 0	P: 9	LOB: 0	BB: 0	P: 6	LOB: 2	BB: 1	P: 9	LOB: 0	BB: 0	P: 3	LOB: 1	BB: 1	P: 10	LOB: 0	BB: 0	P: 5	LOB: 0	BB: 0	P: 5	LOB: 0	BB: 0	P: 5	LOB: 0	SAC: 2	DP: 0	HBP: 0	1B: 10	SF: 1	2B: 3	3B: 0	HR: 2	

BOTTOM

Chicago White Sox @ Minnesota Twins
Metropolitan Stadium, Bloomington, MI
Tue May 12 1964, 8:05 PM EDT
Att. 12,038 - Unknown

livebaseballscorecards.com

AB	37
R	11
H	15
RBI	11
BB	2
SO	3
LOB	14



PITCHER	IP	WLS	BF	H	R	ER	SO	BB	IBB	HBP	BLK	WP	HR	S	P	ERA	WHIP
Ray Herbert, R ERA: 4.5 (1, 1)	2.2	L	14	5	4	4	1	0	0	0	0	0	1	16	16	13.50	1.875
Frank Kreutzer, L ERA: 3.46 (3, 1)	0.1		3	2	0	0	1	0	0	0	0	0	0	5	5	0.00	6.000
Joe Horlen, R ERA: 5.73 (4, 1)	3.0		15	5	4	3	0	1	0	0	0	1	1	14	18	9.00	2.000
Frank Baumann, L ERA: 7.11 (7, 1)	1.0		7	3	3	3	0	1	0	0	0	0	0	6	10	27.00	4.000
Don Mossi, L ERA: 1.35 (8, 1)	1.0		3	0	0	0	1	0	0	0	0	0	0	5	5	0.00	0.000

Batter	1	2	3	4	5	6	7	8	9	AB R H RBI BB SO LOB	TOP
Mike Hershberger, R OBP: 0.321, SLG: 0.263 (1, 8) BBB	4-0 S 1B 2B BB		x 0-0 CS 1B		x 0-0 WP 1B		x 0-0 4-3		x 0-0 G5-4-3 1-2f	4 1 2 0 1 0 1	
Al Weis, S OBP: 0.313, SLG: 0.317 (1, 4) x	0-0 F8		x 0-0 F9 1-2		x 0-0 6-3 1-2			x 0-0 FC1-5 1B		4 0 1 0 0 0 3	
Floyd Robinson, L OBP: 0.430, SLG: 0.466 (1, 9) x	0-0 S 2B 1B		x 0-0 1-3			BBB 4-0 1B BB		x 0-0 FC1-5 HR 1B		3 2 2 0 1 0 0	
Ron Hansen, R OBP: 0.402, SLG: 0.569 (1, 6) SSS	0-3 K 1-2 2-3			x 0-0 F7		SSS 0-3 K		x 0-0 FC1-5 HR		4 1 0 0 0 2 5	
Pete Ward, L OBP: 0.333, SLG: 0.313 (1, 5) x	0-0 2B			x 0-0 4-3		x 0-0 FC4-6 1B		SSS 0-3 K		4 0 2 2 0 1 2	
Dave Nicholson, R OBP: 0.424, SLG: 0.574 (1, 7) SSS	0-3 K			BBB 4-0 BB		x 0-0 F5		x 0-0 HR 1-H 2-H		3 1 1 3 1 1 3	
Joe Cunningham, L OBP: 0.342, SLG: 0.313 Tom McCraw, L OBP: 0.313, SLG: 0.438 (1, 3) (5, 3)		x 0-0 F8		x 0-0 F8		x 0-0 FC4-6 1-2f		x 0-0 1-3		2 0 0 0 0 0 1 2 0 0 0 0 0 2	
Cam Carreon, R OBP: 0.118, SLG: 0.176 (1, 2) x		x 0-0 L5			x 0-0 F9		x 0-0 1-3		x 0-0 6-3	4 0 0 0 0 0 0	
Juan Pizarro, L OBP: 0.333, SLG: 0.545 (1, 1) SSS		SSS 0-3 K		SSS 0-3 K		SSS 0-3 K		SSS 4-0 BB		3 0 0 0 1 3 0	
Inning Stats	R: 2 H: 2 E: 0 LOB: 1 K: 2 BB: 1 S: 9 P: 13	R: 0 H: 0 E: 0 LOB: 0 K: 1 BB: 0 S: 5 P: 5	R: 0 H: 1 E: 0 LOB: 0 K: 0 BB: 0 S: 3 P: 3	R: 0 H: 0 E: 0 LOB: 1 K: 0 BB: 1 S: 3 P: 7	R: 0 H: 1 E: 0 LOB: 1 K: 1 BB: 0 S: 6 P: 6	R: 0 H: 1 E: 0 LOB: 2 K: 1 BB: 1 S: 6 P: 10	R: 0 H: 0 E: 0 LOB: 0 K: 1 BB: 0 S: 5 P: 5	R: 3 H: 3 E: 0 LOB: 0 K: 1 BB: 0 S: 8 P: 8	R: 0 H: 0 E: 0 LOB: 0 K: 0 BB: 1 S: 2 P: 6	1B: 6 SF: 0 2B: 1 SAC: 0 3B: 0 DP: 1 HR: 1 HBP: 0	WP: 1 PA: 37 PB: 0 SB: 2 CS: 1
PITCHER Dick Stigman, L ERA: 6.46 Bill Dailey, R ERA: 4.15 (1, 1) (9, 1)	IP WLS BF H R ER SO BB IBB HBP BLK WP HR S P ERA WHIP	8.0 L 34 8 5 5 7 3 0 0 0 1 1 45 57 5.62 1.375	1.0 3 0 0 0 0 1 0 0 0 0 0 2 6 0.00 1.000								

Chicago White Sox @ Minnesota Twins
Metropolitan Stadium, Bloomington, MI
Wed May 13 1964, 8:05 PM EDT
Att. 18,680 - Unknown

AB	33
R	5
H	8
RBI	5
BB	4
SO	7
LOB	17



Batter	1	2	3	4	5	6	7	8	9	AB	R	H	RBI	BB	SO	LOB
Zoilo Versalles, R OBP: 0.349, SLG: 0.396 (1, 6)	0-0 5-3 ①		0-0 F3 ②		0-0 F6 ②			0-3 K ②		4	0	0	0	0	1	1
Rich Rollins, R OBP: 0.356, SLG: 0.457 (1, 5)	0-0 F6 ②		4-0 BB ③		0-0 F6 ③			4-0 BB ③		2	0	0	0	2	0	1
Tony Oliva, L OBP: 0.449, SLG: 0.721 (1, 9)	0-0 E6 ③		0-0 F7 ③		0-0 F7 ①			0-3 K ③		4	0	0	0	0	1	2
Jimmie Hall, L OBP: 0.394, SLG: 0.663 (1, 8)	0-3 K ③			0-3 K ①		0-3 K ②			0-0 4-3 ①	4	0	0	0	0	3	1
Bob Allison, R OBP: 0.410, SLG: 0.634 (1, 7)		0-3 K ①		0-0 F5 ②		0-0 F8 ③			0-0 HR ②	4	1	1	1	0	1	0
Don Mincher, L OBP: 0.419, SLG: 0.775 (1, 3)		0-0 WP 1B ②		0-0 1B ③			0-0 F3 ①		0-0 F8 ②	4	0	2	0	0	0	0
Bernie Allen, L OBP: 0.278, SLG: 0.313 (1, 4)		0-0 F8 ② 1-2		0-0 F3 ③			0-0 F7 ②		0-0 F3 ③	4	0	0	0	0	0	2
Jerry Zimmerman, R OBP: 0.429, SLG: 0.333 (1, 2)		0-0 L6 ③			0-0 FC3-6 1B ①		0-0 F9 ③			3	0	1	0	0	0	1
Dick Stigman, R (1, 1)			0-3 K ①					0-0 6-3 ①		2	0	0	0	0	1	1
Johnny Goryl, R OBP: 0.333, SLG: 0.250 (8, PH)					0-0 FC3-6 1-2f ①					1	0	0	0	0	0	0
Bill Dailey, R (9, 1)										0	0	0	0	0	0	0

Inning Stats	R: 0	H: 0	E: 1	K: 1	S: 6	LOB: 1	BB: 0	P: 6	R: 0	H: 1	E: 0	K: 1	S: 6	LOB: 1	BB: 0	P: 6	R: 0	H: 0	E: 0	K: 1	S: 5	LOB: 1	BB: 1	P: 9	R: 0	H: 1	E: 0	K: 1	S: 6	LOB: 1	BB: 0	P: 6	R: 0	H: 0	E: 0	K: 0	S: 4	LOB: 1	BB: 0	P: 4	R: 0	H: 0	E: 0	K: 1	S: 5	LOB: 0	BB: 0	P: 5	R: 0	H: 0	E: 0	K: 0	S: 3	LOB: 0	BB: 0	P: 3	R: 0	H: 0	E: 0	K: 2	S: 7	LOB: 1	BB: 1	P: 11	R: 1	H: 1	E: 0	K: 0	S: 4	LOB: 0	BB: 0	P: 4	1B: 3	2B: 0	3B: 0	HR: 1	SF: 0	SAC: 0	DP: 0	HBP: 0	WP: 1	PA: 34
PITCHER Juan Pizarro, L ERA: 1.17 (1, 1)	IP	WLS	BF	H	R	ER	SO	BB	IBB	HBP	BLK	WP	HR	S	P	ERA	WHIP	IP	WLS	BF	H	R	ER	SO	BB	IBB	HBP	BLK	WP	HR	S	P	ERA	WHIP	IP	WLS	BF	H	R	ER	SO	BB	IBB	HBP	BLK	WP	HR	S	P	ERA	WHIP																															

BOTTOM

Chicago White Sox @ Minnesota Twins
Metropolitan Stadium, Bloomington, MI
Wed May 13 1964, 8:05 PM EDT
Att. 18,680 - Unknown

livebaseballscorecards.com

AB	32
R	1
H	4
RBI	1
BB	2
SO	7
LOB	9



Batter	1	2	3	4	5	6	7	8	9	AB R H RBI BB SO LOB	TOP																
Mike Hershberger, R OBP: 0.322, SLG: 0.268 (1, 8) X	0-0 L4		0-3 K	0-0 FC4-6 1B		0-0 5-3		0-0 BB 1B	0-0 F8	6 0 2 1 0 1 3																	
Don Buford, S OBP: 0.329, SLG: 0.246 (1, 5) X	0-0 6-3		0-0 1B	0-0 FC4-6 1-2f		0-0 F9		4-0 BB 1B	0-0 F7	5 0 1 1 1 0 4																	
Floyd Robinson, L OBP: 0.418, SLG: 0.449 (1, 9) X	0-0 BB 1B		0-0 F5		0-0 6-3	0-0 4-3		0-0 F4		5 0 1 0 0 0 4																	
Ron Hansen, R OBP: 0.402, SLG: 0.547 (1, 6) B B B	4-0 1-2 BB		0-0 6-3		4-0 1B BB		0-0 6-3	0-0 F8		3 1 0 0 2 0 4																	
Dave Nicholson, R OBP: 0.433, SLG: 0.569 (1, 7) X	0-0 4-3			0-0 5-3	0-0 1B 1B		4-0 BB		0-0 HR 1B	4 2 2 0 1 0 2																	
Tom McCraw, L OBP: 0.333, SLG: 0.571 (1, 3) X		0-0 5-3		0-0 4-1	0-0 E 1B 1B		0-3 K		0-0 HR	5 1 2 3 0 1 1																	
Al Weis, S OBP: 0.333, SLG: 0.328 (1, 4) X		0-0 5-3		0-0 1B 1B	0-0 E7 S 1B		0-0 5-3		4-0 BB BB	4 1 2 1 1 0 1																	
Jerry McNertney, R OBP: 0.185, SLG: 0.130 (1, 2) X		0-0 F3		0-0 1B 1B	0-0 F5			0-0 5-3	4-0 BB	4 1 1 0 1 0 2																	
Gary Peters, L OBP: 0.154, SLG: 0.308 (1, 1)			0-0 E1 WP 1B	0-0 1B 1B	0-3 K			0-0 BB 1B	0-3 K	1 1 0 0 0 0 0 1 0 1 1 0 0 0 0 0 0 0 0 0 0 1 0 0 0 0 0 1 2 0 0 0 0 0 0 0 1 0 1 0 0 0 0 0 0 0 0 0 0 0 1 0 0 0 0 0 0 1 0 0 0 0 0 1 2																	
Minnie Minoso, R OBP: 0.444, SLG: 0.778 (4, PH)																											
Eddie Fisher, R (4, 1)																											
Cam Carreon, R OBP: 0.111, SLG: 0.167 (5, PH)																											
Frank Kreutzer, R OBP: 0.333, SLG: 0.667 (5, 1)																											
Pete Ward, L OBP: 0.368, SLG: 0.353 (8, PH)																											
Don Mossi, L (8, 1)																											
Gene Stephens, L OBP: 0.250, SLG: 0.250 (9, PH)																											
Inning Stats	R: 0 E: 0 K: 0 S: 4	H: 1 LOB: 2 BB: 1 P: 8	R: 0 E: 0 K: 0 S: 3	H: 0 LOB: 0 BB: 0 P: 3	R: 1 E: 1 K: 1 S: 7	H: 1 LOB: 1 BB: 0 P: 7	R: 2 E: 0 K: 0 S: 7	H: 4 LOB: 2 BB: 0 P: 7	R: 2 E: 1 K: 1 S: 8	H: 3 LOB: 2 BB: 1 P: 12	R: 0 E: 0 K: 0 S: 3	H: 0 LOB: 0 BB: 0 P: 3	R: 0 E: 0 K: 1 S: 5	H: 0 LOB: 1 BB: 1 P: 9	R: 0 E: 0 K: 0 S: 5	H: 2 LOB: 3 BB: 1 P: 9	R: 2 E: 0 K: 1 S: 7	H: 2 LOB: 2 BB: 2 P: 15	1B: 12 2B: 0 3B: 0 HR: 1	SF: 0 SAC: 0 DP: 0 HBP: 0	WP: 1 PB: 0 SB: 1 CS: 0	PA: 47					
PITCHER	IP WLS BF H R ER SO BB IBB HBP BLK WP HR S P ERA WHIP																										
Gerry Arrigo, L ERA: 5.66 (1, 1)	4.1		25	9	5	4	1	2	0	0	0	1	0	25	33	8.31	2.538										
Bill Pleis, L ERA: 2.25 (5, 1)	3.2	W	18	4	2	2	2	3	0	0	0	0	1	19	31	4.91	1.909										
Jim Roland, L ERA: 3.75 (9, 1)	1.0	S	4	0	0	0	1	1	0	0	0	0	0	5	9	0.00	1.000										

Chicago White Sox @ Minnesota Twins
Metropolitan Stadium, Bloomington, MI
Thu May 14 1964, 4:33 AM EDT
Att. 7,677 - Unknown

livebaseballscorecards.com

AB	41
R	7
H	13
RBI	7
BB	6
SO	4
LOB	25



Batter	1	2	3	4	5	6	7	8	9	AB	R	H	RBI	BB	SO	LOB
Zoilo Versalles, R OBP: 0.360, SLG: 0.436 (1, 6)	0-0 5-3 HR		0-0 HR	0-0 1-2 HR	0-0 2-3 F8		0-0 1-2 2B			5	3	3	1	0	0	2
Rich Rollins, R OBP: 0.374, SLG: 0.514 (1, 5)	0-0 HR		4-0 1B HR	0-0 1-H 2-H HR		0-0 F9	0-0 1-H 2-H 2B			4	3	3	5	1	0	0
Tony Oliva, L OBP: 0.439, SLG: 0.707 (1, 9)	0-3 K		0-3 K	0-0 HR		0-3 K	0-0 6-3			5	1	1	0	0	3	3
Bob Allison, R OBP: 0.429, SLG: 0.674 (1, 8) (9, 7)	4-0 HR		0-0 1-3 HR	0-0 2-H HR		0-0 BB		0-3 K		4	3	3	2	1	1	0
Harmon Killebrew, R OBP: 0.273, SLG: 0.398 (1, 7) Jimmie Hall, L OBP: 0.394, SLG: 0.663 (9, 8)	0-0 1-H 2-H HR		0-3 K	0-3 K		4-0 BB		0-0 HR		4	2	2	4	1	2	2
Don Mincher, L OBP: 0.396, SLG: 0.778 (1, 3)	0-3 K		0-0 2-H 3-H HR	0-0 F4		0-3 K		0-0 G3		5	1	1	3	0	2	2
Bernie Allen, L OBP: 0.286, SLG: 0.310 (1, 4)		0-3 K	0-0 F8		0-0 SH5-4 BLK		0-0 4-3	4-0 FC6-4 BB		4	0	1	0	1	1	0
Jerry Zimmerman, R OBP: 0.421, SLG: 0.313 (1, 2)		0-0 6-3		0-0 FC1-6 1B	4-0 F8 SH5-4		0-0 6-3	0-0 FC6-4		4	0	1	0	1	0	1
Gerry Arrigo, L (1, 1) Bill Pleis, L (5, 1) Jim Roland, R OBP: 0.125, SLG: 0.125 (9, 1)		0-0 5-3		0-0 FC1-6 1B 1-2f HR	0-0 SH5-4		4-0 1B 2B BB			2	1	0	0	0	0	1

Inning Stats	R: 3	H: 2	E: 0	K: 2	S: 9	LOB: 0	BB: 1	P: 13	R: 0	H: 0	E: 0	K: 1	S: 5	LOB: 0	BB: 0	P: 5	R: 4	H: 3	E: 0	K: 2	S: 10	LOB: 0	BB: 1	P: 14	R: 5	H: 5	E: 0	K: 1	S: 10	LOB: 0	BB: 0	P: 10	R: 0	H: 1	E: 0	K: 0	S: 3	LOB: 1	BB: 1	P: 7	R: 0	H: 1	E: 0	K: 2	S: 8	LOB: 2	BB: 1	P: 12	R: 2	H: 2	E: 0	K: 0	S: 5	LOB: 1	BB: 1	P: 9	R: 1	H: 1	E: 0	K: 1	S: 6	LOB: 1	BB: 1	P: 10
--------------	------	------	------	------	------	--------	-------	-------	------	------	------	------	------	--------	-------	------	------	------	------	------	-------	--------	-------	-------	------	------	------	------	-------	--------	-------	-------	------	------	------	------	------	--------	-------	------	------	------	------	------	------	--------	-------	-------	------	------	------	------	------	--------	-------	------	------	------	------	------	------	--------	-------	-------

PITCHER	IP	WLS	BF	H	R	ER	SO	BB	IBB	HBP	BLK	WP	HR	S	P	ERA	WHIP
Gary Peters, L ERA: 3.76 (1, 1)	3.0	L	16	5	7	7	5	2	0	0	0	0	3	24	32	21.00	2.333
Eddie Fisher, R ERA: 5.27 (4, 1)	1.0		8	5	5	5	1	0	0	0	0	0	2	10	10	45.00	5.000
Frank Kreutzer, L ERA: 3.94 (5, 1)	3.0		15	4	2	2	2	3	0	0	1	0	0	16	28	6.00	2.333
Don Mossi, L ERA: 2.35 (8, 1)	1.0		5	1	1	1	1	1	0	0	0	0	1	6	10	9.00	2.000


BOTTOM

Chicago White Sox @ Minnesota Twins
Metropolitan Stadium, Bloomington, MI

Thu May 14 1964, 4:33 AM EDT
Att. 7,677 - Unknown

AB	37
R	15
H	15
RBI	15
BB	6
SO	9
LOB	11

WP: 0 PA: 44
PB: 0
SB: 1
CS: 0



PITCHER	IP	WLS	BF	H	R	ER	SO	BB	IBB	HBP	BLK	WP	HR	S	P	ERA	WHIP
Gary Peters, L ERA: 3.76 (1, 1)	3.0	L	16	5	7	7	5	2	0	0	0	0	3	24	32	21.00	2.333
Eddie Fisher, R ERA: 5.27 (4, 1)	1.0		8	5	5	5	1	0	0	0	0	0	2	10	10	45.00	5.000
Frank Kreutzer, L ERA: 3.94 (5, 1)	3.0		15	4	2	2	2	3	0	0	1	0	0	16	28	6.00	2.333
Don Mossi, L ERA: 2.35 (8, 1)	1.0		5	1	1	1	1	1	0	0	0	0	1	6	10	9.00	2.000

Batter	1	2	3	4	5	6	7	8	9	AB R H RBI BB SO LOB	TOP																													
Mike Hershberger, R OBP: 0.309, SLG: 0.259 (1, 8)	0-3 K		0-0 SF8		0-0 FC6-4			0-0 P4		3 0 0 1 0 1 1	Chicago White Sox @ Washington Senators D.C. Stadium, Washington, DC Fri May 15 1964, 7:05 PM EDT Att. 7,706 - Unknown livebaseballscorecards.com																													
Don Buford, S OBP: 0.314, SLG: 0.233 (1, 5)	0-0 1-3		0-0 F9			0-0 5-3		0-3 K		4 0 0 0 0 1 0																														
Floyd Robinson, L OBP: 0.421, SLG: 0.463 (1, 9)	0-0 1B				0-3 K		0-0 F9 1B 2B	0-0 1-3		4 1 2 0 0 1 0																														
Ron Hansen, R OBP: 0.406, SLG: 0.544 (1, 6)	0-0 F9				0-0 PB 1B		0-0 F9		0-0 G6-4-3 1B 1B	4 0 2 0 0 0 2																														
Dave Nicholson, R OBP: 0.436, SLG: 0.566 (1, 7)		0-3 K			0-3 K 1-2		0-0 1B		0-0 G6-4-3 1B	4 0 2 1 0 2 1																														
Al Weis, S OBP: 0.316, SLG: 0.310 (1, 4)		0-3 K			0-0 1-3		0-0 F8		0-0 G6-4-3	4 0 0 0 0 1 4																														
Tom McCraw, L OBP: 0.280, SLG: 0.480 (1, 3)		0-0 4-3			0-3 K		0-0 F9		0-0 4-3	4 0 0 0 0 1 1																														
Jerry McNertney, R OBP: 0.167, SLG: 0.115 (1, 2)			0-0 E9 SH2-4 SF8		0-0 F9		0-0 F9			3 1 0 0 0 0 0																														
John Buzhardt, R OBP: 0.200, SLG: 0.111 (1, 1)			0-0 SH2-4		0-0 FC6-4 1B		0-3 K			2 0 1 0 0 1 0																														
Inning Stats	R: 0 E: 0 K: 1 S: 6	H: 1 LOB: 1 BB: 0 P: 6	R: 0 E: 0 K: 2 S: 7	H: 0 LOB: 0 BB: 0 P: 7	R: 1 E: 1 K: 0 S: 4	H: 0 LOB: 0 BB: 0 P: 4	R: 0 E: 0 K: 2 S: 8	H: 1 LOB: 1 BB: 0 P: 8	R: 0 E: 0 K: 1 S: 6	H: 1 LOB: 1 BB: 0 P: 6	R: 1 E: 0 K: 0 S: 5	H: 2 LOB: 1 BB: 0 P: 5	R: 0 E: 0 K: 1 S: 5	H: 0 LOB: 0 BB: 0 P: 5	R: 0 E: 0 K: 1 S: 5	H: 0 LOB: 0 BB: 0 P: 5	R: 0 E: 0 K: 0 S: 4	H: 2 LOB: 1 BB: 0 P: 4	1B: 6 2B: 1 3B: 0 HR: 0	SF: 1 SAC: 1 DP: 1 HBP: 0	WP: 0 PB: 1 SB: 0 CS: 0	PA: 34																		
PITCHER Claude Osteen, L ERA: 3.35 (1, 1)	IP 9.0	WLS L	BF 34	H 7	R 2	ER 1	SO 8	BB 0	IBB 0	HBP 0	BLK 0	WP 0	HR 0	S 50	P 50	ERA 1.00	WHIP 0.778						PITCHER	IP 9.0	WLS L	BF 34	H 7	R 2	ER 1	SO 8	BB 0	IBB 0	HBP 0	BLK 0	WP 0	HR 0	S 50	P 50	ERA 1.00	WHIP 0.778



Batter	1	2	3	4	5	6	7	8	9	AB R H RBI BB SO LOB
Don Zimmer, R OBP: 0.281, SLG: 0.518 (1, 5) x	0-0 1-3-2-5 5-3 1B		0-3 K			0-3 K			0-3 K	4 0 1 0 0 3 1
Don Blasingame, L OBP: 0.309, SLG: 0.356 (1, 4) x	0-0 5-3 1-2			0-0 1B		0-3 K			0-0 F7	4 0 1 0 0 1 1
Chuck Hinton, R OBP: 0.364, SLG: 0.514 (1, 7) x	0-0 1-3-2-5 2-3f			0-0 F9			0-3 K			3 0 0 0 0 1 2
Jim King, L OBP: 0.310, SLG: 0.420 (1, 9) x		0-0 4-3		0-0 F9		0-0 P3				3 0 0 0 0 0 1
Bill Skowron, R OBP: 0.274, SLG: 0.504 (1, 3) x		0-0 6-3		0-3 K		0-0 F9				3 0 0 0 0 1 1
Don Lock, R OBP: 0.417, SLG: 0.372 (1, 8) x		0-0 F8		0-3 K		0-3 K				3 0 0 0 0 2 0
Mike Brumley, L OBP: 0.274, SLG: 0.263 (1, 2) x			0-0 F8		0-3 K		0-0 6-3			3 0 0 0 0 1 0
John Kennedy, R OBP: 0.347, SLG: 0.400 (1, 6) x			0-0 6-3 1B		0-0 G3		0-0 6-3			3 0 1 0 0 0 0
Claude Osteen, L OBP: 0.176, SLG: 0.250 (1, 1) x			0-0 6-3			0-0 L5			0-0 4-3	2 0 0 0 0 0 1
Fred Valentine, S OBP: 0.219, SLG: 0.300 (9, PH) x			1-2							1 0 0 0 0 0 0

Inning Stats	R: 0 E: 0 K: 0 S: 3	H: 1 LOB: 0 BB: 0 P: 3	R: 0 E: 0 K: 0 S: 3	H: 0 LOB: 0 BB: 0 P: 3	R: 0 E: 0 K: 1 S: 6	H: 1 LOB: 1 BB: 0 P: 6	R: 0 E: 0 K: 1 S: 6	H: 1 LOB: 1 BB: 0 P: 6	R: 0 E: 0 K: 2 S: 7	H: 0 LOB: 0 BB: 0 P: 7	R: 0 E: 0 K: 1 S: 7	H: 0 LOB: 0 BB: 0 P: 7	R: 0 E: 0 K: 1 S: 5	H: 0 LOB: 0 BB: 0 P: 5	R: 0 E: 0 K: 1 S: 5	H: 0 LOB: 0 BB: 0 P: 5	R: 0 E: 0 K: 1 S: 5	H: 0 LOB: 0 BB: 0 P: 5	1B: 3 2B: 1 3B: 0 HR: 0	SF: 0 SAC: 0 DP: 1 HBP: 0
--------------	------------------------------	---------------------------------	------------------------------	---------------------------------	------------------------------	---------------------------------	------------------------------	---------------------------------	------------------------------	---------------------------------	------------------------------	---------------------------------	------------------------------	---------------------------------	------------------------------	---------------------------------	------------------------------	---------------------------------	----------------------------------	------------------------------------

PITCHER	IP	WLS	BF	H	R	ER	SO	BB	IBB	HBP	BLK	WP	HR	S	P	ERA	WHIP
John Buzhardt, R ERA: 2.32 (1, 1)	9.0	W	29	3	0	0	9	0	0	0	0	0	0	47	47	0.00	0.333

BOTTOM

Chicago White Sox @ Washington Senators
D.C. Stadium, Washington, DC

Fri May 15 1964, 7:05 PM EDT
Att. 7,706 - Unknown

livebaseballscorecards.com

AB	29
R	0
H	3
RBI	0
BB	0
SO	9
LOB	7



WP: 0	PA: 29
PB: 0	
SB: 0	
CS: 0	

Batter	1	2	3	4	5	6	7	8	9	AB R H RBI BB SO LOB	TOP																	
Mike Hershberger, R (1, 8) OBP: 0.306, SLG: 0.258	0-0 1-3		0-0 6-3			0-0 F7		0-0 E E 1B		4 1 1 0 0 0 0																		
Tom McCraw, L (1, 3) OBP: 0.276, SLG: 0.448	0-3 K			0-0 4-3		0-0 CS 1B		0-0 E CS 1B		4 0 1 0 0 1 1																		
Floyd Robinson, L (1, 9) OBP: 0.404, SLG: 0.442	0-0 F8			0-0 4-3		0-0 CS 1-2	0-0 6-3	0-0 E4 BB		4 0 0 0 0 0 1																		
Pete Ward, L (1, 5) OBP: 0.435, SLG: 0.368 Don Buford, S (8, PR) OBP: 0.314, SLG: 0.233		0-3 K		0-0 FC5-4 1B			4-0 E BB	4-0 BB BB		2 0 1 0 2 1 0 0 0 0 0 0 0 0																		
Ron Hansen, R (1, 6) OBP: 0.400, SLG: 0.524		4-0 BB		0-0 FC5-4 1-2f			0-0 E5 1-2	0-0 CS 3-H	0-0 P6	3 0 0 0 1 0 2																		
Dave Nicholson, R (1, 7) OBP: 0.418, SLG: 0.538		0-3 K			0-3 K		0-0 F8		0-0 6-3	4 0 0 0 0 2 3																		
Al Weis, S (1, 4) OBP: 0.300, SLG: 0.293		0-0 5-3			0-0 1-3		0-0 G3		0-0 F8	4 0 0 0 0 0 3																		
J.C. Martin, L (1, 2) OBP: 0.262, SLG: 0.317			0-0 4-3		0-0 2-3			0-0 4-3		3 0 0 0 0 0 0																		
Ray Herbert, R (1, 1) OBP: 0.286, SLG: 0.286 Gene Stephens, L (6, PH) OBP: 0.200, SLG: 0.200 Eddie Fisher, R (6, 1) Minnie Minoso, R (8, PH) OBP: 0.500, SLG: 0.800 Hoyt Wilhelm, R (8, 1)			0-0 P6			0-0 G3		0-0 1B 1B		1 0 0 0 0 0 0 1 0 0 0 0 0 0 0 0 0 0 0 0 0 1 0 1 0 0 0 0 0 0 0 0 0 0 0																		
Inning Stats	R: 0 E: 0 K: 1 S: 5	H: 0 LOB: 0 BB: 0 P: 5	R: 0 E: 0 K: 2 S: 7	H: 0 LOB: 1 BB: 1 P: 11	R: 0 E: 0 K: 0 S: 3	H: 0 LOB: 0 BB: 0 P: 3	R: 0 E: 0 K: 0 S: 4	H: 1 LOB: 1 BB: 0 P: 4	R: 0 E: 0 K: 1 S: 5	H: 0 LOB: 0 BB: 0 P: 5	R: 0 E: 1 K: 0 S: 3	H: 1 LOB: 0 BB: 0 P: 3	R: 0 E: 1 K: 0 S: 4	H: 0 LOB: 2 BB: 1 P: 8	R: 1 E: 2 K: 0 S: 5	H: 2 LOB: 2 BB: 1 P: 9	R: 0 E: 0 K: 0 S: 3	H: 0 LOB: 0 BB: 0 P: 3	1B: 4 2B: 0 3B: 0 HR: 0	SF: 0 SAC: 0 DP: 0 HBP: 0	WP: 0 PB: 0 SB: 0 CS: 2	PA: 36						
PITCHER Bennie Daniels, R (1, 1) ERA: 3.32 Ron Kline, R (8, 1) ERA: 1.35	IP: 7.2 WLS: W BF: 31 H: 4 R: 1 ER: 0 SO: 4 BB: 3 IBB: 0 HBP: 0 BLK: 0 WP: 0 HR: 0 S: 36 P: 48 ERA: 0.00 WHIP: 0.913	IP: 1.1 WLS: S BF: 3 H: 0 R: 0 ER: 0 SO: 0 BB: 0 IBB: 0 HBP: 0 BLK: 0 WP: 0 HR: 0 S: 3 P: 3 ERA: 0.00 WHIP: 0.000											PITCHER	IP: 7.2 WLS: W BF: 31 H: 4 R: 1 ER: 0 SO: 4 BB: 3 IBB: 0 HBP: 0 BLK: 0 WP: 0 HR: 0 S: 36 P: 48 ERA: 0.00 WHIP: 0.913	IP: 1.1 WLS: S BF: 3 H: 0 R: 0 ER: 0 SO: 0 BB: 0 IBB: 0 HBP: 0 BLK: 0 WP: 0 HR: 0 S: 3 P: 3 ERA: 0.00 WHIP: 0.000											PITCHER	IP: 7.2 WLS: W BF: 31 H: 4 R: 1 ER: 0 SO: 4 BB: 3 IBB: 0 HBP: 0 BLK: 0 WP: 0 HR: 0 S: 36 P: 48 ERA: 0.00 WHIP: 0.913	IP: 1.1 WLS: S BF: 3 H: 0 R: 0 ER: 0 SO: 0 BB: 0 IBB: 0 HBP: 0 BLK: 0 WP: 0 HR: 0 S: 3 P: 3 ERA: 0.00 WHIP: 0.000

Chicago White Sox @ Washington Senators
D.C. Stadium, Washington, DC
Sat May 16 1964, 3:33 AM EDT
Att. 3,393 - Unknown

AB	31
R	1
H	4
RBI	0
BB	3
SO	4
LOB	10



Batter	1	2	3	4	5	6	7	8	9	AB	R	H	RBI	BB	SO	LOB
Don Zimmer, R OBP: 0.280, SLG: 0.506 (1, 5)	F7		K	FC6-4		1B				4	0	1	0	0	1	2
Don Blasingame, L OBP: 0.297, SLG: 0.340 (1, 4)	F9		F8		6-3	F9				4	0	0	0	0	0	0
Chuck Hinton, R OBP: 0.376, SLG: 0.522 (1, 7)	2B		1B		F9		G6-3	1B		4	0	3	0	0	0	0
Jim King, L OBP: 0.319, SLG: 0.435 (1, 9)	2B		4-3		1B	1B	G6-3			4	0	2	0	0	0	2
Bill Skowron, R OBP: 0.273, SLG: 0.496 (1, 3)		5-3		6-3	1B		6-3			4	0	1	0	0	0	0
Don Lock, R OBP: 0.421, SLG: 0.415 (1, 8)		1B		HR	F9			F7		4	1	2	1	0	0	2
Mike Brumley, L OBP: 0.303, SLG: 0.295 (1, 2)		1B		1B		F7		1B		4	0	3	0	0	0	0
John Kennedy, R OBP: 0.355, SLG: 0.406 (1, 6)		F9		FC6-4	1B	HR		K		4	1	2	0	0	1	3
Bennie Daniels, L OBP: 0.188, SLG: 0.333 (1, 1)		4-3		F7		HR		K		3	1	1	2	0	0	4
Ron Kline, R (8, 1)										1	0	0	0	0	1	1

Inning Stats	R: 0	H: 2	E: 0	K: 0	S: 4	R: 0	H: 2	E: 0	K: 0	S: 5	R: 0	H: 1	E: 0	K: 1	S: 6	R: 1	H: 3	E: 0	K: 0	S: 6	R: 0	H: 2	E: 0	K: 0	S: 5	R: 2	H: 3	E: 0	K: 0	S: 5	R: 0	H: 1	E: 0	K: 0	S: 3	R: 0	H: 1	E: 0	K: 2	S: 8
	LOB: 2	BB: 0	P: 4	LOB: 2	BB: 0	P: 5	LOB: 1	BB: 0	P: 6	LOB: 2	BB: 0	P: 6	LOB: 0	BB: 0	P: 5	LOB: 0	BB: 0	P: 5	LOB: 0	BB: 0	P: 5	LOB: 0	BB: 0	P: 3	LOB: 1	BB: 0	P: 8	SF: 0	SAC: 0	DP: 1	HBP: 0	1B: 12	SF: 0	SAC: 0	DP: 1	HBP: 0	2B: 1	3B: 0	HR: 2	

PITCHER	IP	WLS	BF	H	R	ER	SO	BB	IBB	HBP	BLK	WP	HR	S	P	ERA	WHIP
Ray Herbert, R (1, 1) ERA: 3.86	5.0	L	24	10	1	1	1	0	0	0	0	0	1	26	26	1.80	2.000
Eddie Fisher, R (6, 1) ERA: 5.74	2.0		8	4	2	2	0	0	0	0	0	0	1	8	8	9.00	2.000
Hoyt Wilhelm, R (8, 1) ERA: 2.3	1.0		4	1	0	0	2	0	0	0	0	0	0	8	8	0.00	1.000

BOTTOM

Chicago White Sox @ Washington Senators
D.C. Stadium, Washington, DC
Sat May 16 1964, 3:33 AM EDT
Att. 3,393 - Unknown

AB	36
R	3
H	15
RBI	3
BB	0
SO	3
LOB	14



WP: 0	PA: 36
PB: 0	CS: 0
SB: 0	

Chicago White Sox @ Washington Senators
 D.C. Stadium, Washington, DC
 Sun May 17 1964, 3:33 AM EDT
 Att. 8,108 - Unknown

livebaseballscorecards.com

AB	33
R	3
H	7
RBI	3
BB	2
SO	5
LOB	11



WP:	0	PA:	36
PB:	0		
SB:	0		
CS:	1		

AB R H RBI BB SO LOB

4	0	0	0	0	0	0
3	2	2	0	1	0	0
4	1	1	2	0	0	2
4	0	1	1	0	0	1
0	0	0	0	0	0	0
3	0	0	0	1	0	0
4	0	1	0	0	3	1
4	0	1	0	0	0	2
4	0	1	0	0	1	2
3	0	0	0	0	1	3
0	0	0	0	0	0	0
0	0	0	0	0	0	0

Batter	1	2	3	4	5	6	7	8	9
Tom McCraw, L (1, 3) OBP: 0.242, SLG: 0.394	0-0 3-1		0-0 F7			0-0 6-3		0-0 P4	
Al Weis, S (1, 4) OBP: 0.321, SLG: 0.308	0-0 1B			0-0 P5		4-0 HR BB		0-0 1B 1B	
Floyd Robinson, L (1, 9) OBP: 0.398, SLG: 0.467	0-0 F8			0-0 5-3		0-0 HR		0-0 1-3	
Pete Ward, L (1, 5) OBP: 0.407, SLG: 0.348 Don Buford, S (8, PR) OBP: 0.314, SLG: 0.233	0-0 P6			0-0 F9		0-0 4-3		0-0 CS 1B	
Ron Hansen, R (1, 6) OBP: 0.394, SLG: 0.506		0-0 1-3			0-0 F8	0-0 F2		0-0 CS	4-0 BB
Dave Nicholson, R (1, 7) OBP: 0.412, SLG: 0.524		0-3 K			0-0 1B 1B		0-3 K		0-3 K
Mike Hershberger, R (1, 8) OBP: 0.304, SLG: 0.258		0-0 F9			0-0 F9		0-0 4-6-3 1B		0-0 F9
J.C. Martin, L (1, 2) OBP: 0.261, SLG: 0.311			0-3 K		0-0 1B		0-0 4-6-3		0-0 4-3
Juan Pizarro, L (1, 1) OBP: 0.267, SLG: 0.429 Hoyt Wilhelm, R (8, 1) Don Mossi, L (9, 1)			0-3 K		0-0 F7		0-0 F8		

Inning Stats	R: 0	H: 1	E: 0	K: 0	S: 4	P: 4	R: 0	H: 0	E: 0	K: 1	S: 5	P: 5	R: 0	H: 0	E: 0	K: 2	S: 7	P: 7	R: 0	H: 0	E: 0	K: 0	S: 3	P: 3	R: 0	H: 2	E: 0	K: 0	S: 5	P: 5	R: 2	H: 1	E: 0	K: 0	S: 4	P: 8	R: 0	H: 1	E: 0	K: 1	S: 6	P: 6	R: 1	H: 2	E: 0	K: 0	S: 4	P: 4	R: 0	H: 0	E: 0	K: 1	S: 5	P: 9	1B: 6	SF: 0	2B: 0	SAC: 0	3B: 0	DP: 0	HR: 1	HBP: 0	WP: 0	PA: 36
--------------	------	------	------	------	------	------	------	------	------	------	------	------	------	------	------	------	------	------	------	------	------	------	------	------	------	------	------	------	------	------	------	------	------	------	------	------	------	------	------	------	------	------	------	------	------	------	------	------	------	------	------	------	------	------	-------	-------	-------	--------	-------	-------	-------	--------	-------	--------

PITCHER	IP	WLS	BF	H	R	ER	SO	BB	IBB	HBP	BLK	WP	HR	S	P	ERA	WHIP
Alan Koch, R (1, 1) ERA: 4.09	6.0		23	4	2	2	3	1	0	0	0	0	1	28	32	3.00	0.833
Jim Duckworth, R (7, 1) ERA: 1.35	1.0		4	1	0	0	1	0	0	0	0	0	0	6	6	0.00	1.000
Marshall Bridges, L (8, 1) ERA: 6.59	0.2	L	4	2	1	1	0	0	0	0	0	0	0	4	4	13.50	3.000
Tom Cheney, R (8, 1) ERA: 4.78	1.1		4	0	0	0	1	1	0	0	0	0	0	5	9	0.00	0.750

PITCHER	IP	WLS	BF	H	R	ER	SO	BB	IBB	HBP	BLK	WP	HR	S	P	ERA	WHIP
---------	----	-----	----	---	---	----	----	----	-----	-----	-----	----	----	---	---	-----	------

Batter	1	2	3	4	5	6	7	8	9	AB R H RBI BB SO LOB
Don Zimmer, R (1, 5) OBP: 0.289, SLG: 0.500	0-0 1B 1B		0-0 F7		4-0 BB			0-0 6-3		3 1 1 0 1 0 0
John Kennedy, R (1, 6) OBP: 0.350, SLG: 0.397	0-0 P4		0-0 1B		0-0 F8			0-0 4-3		4 0 1 0 0 0 2
Chuck Hinton, R (1, 7) OBP: 0.388, SLG: 0.530	0-0 1B 1-2 1B		0-0 G4-6-3 1B		0-0 G6-4-3 1B			0-3 K		4 0 3 0 0 1 0
Bill Skowron, R (1, 3) OBP: 0.272, SLG: 0.488	0-0 1B		0-0 G4-6-3		0-0 G6-4-3			0-0 F8		4 0 1 1 0 0 3
Don Lock, R (1, 9) OBP: 0.414, SLG: 0.430	0-3 K			0-0 F2		0-0 L6		0-0 3B		4 0 1 0 0 1 2
Ken Hunt, R (1, 8) OBP: 0.308, SLG: 0.326	0-3 K			4-0 G4-6-3 BB		0-0 F9		1-0 HBP		2 0 0 0 1 1 2
Jim King, L (9, PH) OBP: 0.326, SLG: 0.435										0 0 0 0 0 0 0
Don Leppert, R (1, 2) OBP: 0.172, SLG: 0.111		0-0 F5		0-0 G4-6-3		0-0 F6		0-3 K		4 0 0 0 0 1 3
Chuck Cottier, R (1, 4) OBP: 0.200, SLG: 0.233		0-0 F8			0-3 K		0-0 HR	0-0 5-3		4 1 1 1 0 1 2
Alan Koch, R (1, 1)		0-3 K			0-0 F8		0-3 K			2 0 0 0 0 1 0
Jim Duckworth, R (7, 1)										0 0 0 0 0 0 0
Fred Valentine, S (7, PH)										1 0 0 0 0 1 0
Marshall Bridges, S (8, 1)										0 0 0 0 0 0 0
Tom Cheney, R (8, 1)										0 0 0 0 0 0 0

Inning Stats	R: 1 E: 0 K: 2 S: 10	H: 3 LOB: 2 BB: 0 P: 10	R: 0 E: 0 K: 1 S: 5	H: 0 LOB: 0 BB: 0 P: 5	R: 0 E: 0 K: 0 S: 4	H: 2 LOB: 1 BB: 0 P: 4	R: 0 E: 0 K: 0 S: 2	H: 0 LOB: 0 BB: 1 P: 6	R: 0 E: 0 K: 1 S: 5	H: 0 LOB: 1 BB: 1 P: 9	R: 0 E: 0 K: 0 S: 3	H: 1 LOB: 0 BB: 0 P: 3	R: 1 E: 0 K: 1 S: 6	H: 1 LOB: 0 BB: 0 P: 6	R: 0 E: 0 K: 1 S: 5	H: 0 LOB: 0 BB: 0 P: 5	R: 0 E: 0 K: 1 S: 6	H: 1 LOB: 2 BB: 0 P: 7	1B: 6 2B: 0 3B: 1 HR: 1	SF: 0 SAC: 0 DP: 3 HBP: 1	WP: 0 PB: 0 SB: 0 CS: 0	PA: 35
--------------	-------------------------------	----------------------------------	------------------------------	---------------------------------	------------------------------	---------------------------------	------------------------------	---------------------------------	------------------------------	---------------------------------	------------------------------	---------------------------------	------------------------------	---------------------------------	------------------------------	---------------------------------	------------------------------	---------------------------------	----------------------------------	------------------------------------	----------------------------------	--------

PITCHER	IP	WLS	BF	H	R	ER	SO	BB	IBB	HBP	BLK	WP	HR	S	P	ERA	WHIP
Juan Pizarro, L (1, 1) ERA: 1.43	7.0	W	27	7	2	2	5	2	0	0	0	0	1	35	43	2.57	1.286
Hoyt Wilhelm, R (8, 1) ERA: 2.12	1.1		5	1	0	0	1	0	0	0	0	0	0	7	7	0.00	0.750
Don Mossi, L (9, 1) ERA: 2.16	0.2	S	3	0	0	0	1	0	0	1	0	0	0	4	5	0.00	0.000

BOTTOM

Chicago White Sox @ Washington Senators
D.C. Stadium, Washington, DC

Sun May 17 1964, 3:33 AM EDT
Att. 8,108 - Unknown

AB	32
R	2
H	8
RBI	2
BB	2
SO	7
LOB	14

livebaseballscorecards.com




Batter	1	2	3	4	5	6	7	8	9	AB R H RBI BB SO LOB	TOP									
Dick Howser, R (1, 6) OBP: 0.375, SLG: 0.367	0-0 F9	0-0 CS 1B			0-0 SH1-3 1B		4-0 2B BB		0-0 E6 BB 1B	4 1 2 1 1 0 0										
Larry Brown, R (1, 4) OBP: 0.239, SLG: 0.344	4-0 BB BB	0-0 CS	4-0 L3 BB		0-0 SH1-3		0-0 2B		0-0 F4	2 0 1 0 2 0 1										
Leon Wagner, L (1, 7) OBP: 0.398, SLG: 0.519	4-0 1-2 BB		0-0 L3		0-0 F8		0-0 G3		4-0 1B PB BB	3 1 0 0 2 0 4										
Max Alvis, R (1, 5) OBP: 0.299, SLG: 0.382	0-0 F4		0-0 6-3			0-0 6-3		0-0 1B E 2B	0-0 PB 1B	5 1 2 1 0 0 2										
Joe Azcue, R (1, 2) OBP: 0.319, SLG: 0.422	0-0 F8			0-0 5-3		4-0 BB		0-0 F8-5 E 1B	4-0 PB BB	3 0 1 0 2 0 2										
Tito Francona, L (1, 9) OBP: 0.387, SLG: 0.323		0-0 F3		0-0 F7		0-3 K		0-0 E4		4 0 0 1 0 1 2										
John Romano, R (9, PH) OBP: 0.407, SLG: 0.644								0-0 K	0-3 K	1 0 0 0 0 1 2										
Jerry Kindall, R (1, 3) OBP: 0.571, SLG: 1.000		0-0 3B 1B		0-0 1B		0-3 K		0-3 K		4 1 2 0 0 2 3										
Woodie Held, R (1, 8) OBP: 0.288, SLG: 0.495		0-3 K		0-0 F8			0-0 5-3		0-0 F8-5	4 0 0 0 0 1 4										
Sonny Siebert, R (1, 1) OBP: 0.333, SLG: 0.667		0-0 1B 3B			0-0 6-3		0-3 K		0-3 K	2 1 1 1 0 0 0										
Don McWhorter, R (5, 1) OBP: 0.250, SLG: 0.250										0 0 0 0 0 0 0										
Vic Davalillo, L (7, PH) OBP: 0.238, SLG: 0.265										1 0 0 0 0 1 0										
Gary Bell, R (7, 1) OBP: 0.500, SLG: 0.500										0 0 0 0 0 0 0										
Ted Abernathy, R (8, 1) OBP: 0.500, SLG: 0.500										0 0 0 0 0 0 0										
Al Smith, R (9, PH) OBP: 0.167, SLG: 0.214										1 0 0 0 0 1 0										
Inning Stats	R: 0 E: 0 K: 0 S: 3	H: 0 LOB: 2 BB: 2 P: 11	R: 2 E: 0 K: 1 S: 7	H: 3 LOB: 0 BB: 0 P: 7	R: 0 E: 0 K: 0 S: 2	H: 0 LOB: 0 BB: 1 P: 6	R: 0 E: 0 K: 0 S: 4	H: 1 LOB: 1 BB: 0 P: 4	R: 0 E: 0 K: 2 S: 7	H: 0 LOB: 1 BB: 1 P: 11	R: 0 E: 0 K: 1 S: 6	H: 1 LOB: 2 BB: 1 P: 10	R: 1 E: 1 K: 1 S: 7	H: 2 LOB: 1 BB: 0 P: 7	R: 2 E: 1 K: 2 S: 9	H: 1 LOB: 2 BB: 2 P: 17	1B: 6 2B: 4 3B: 1 HR: 0	SF: 0 SAC: 1 DP: 2 HBP: 0	WP: 0 PB: 1 SB: 0 CS: 1	PA: 43
PITCHER	IP WLS BF H R ER SO BB IBB HBP BLK WP HR S P ERA WHIP																			
Gary Peters, L (1, 1) ERA: 3.65	8.2 W 40 9 5 3 6 6 0 0 0 0 0 0 46 70 3.12 1.731																			
Hoyt Wilhelm, R (9, 1) ERA: 2.12	0.0 1 0 0 0 0 1 0 0 0 0 0 0 4 ∞ ∞																			
Don Mossi, L (9, 1) ERA: 2.08	0.1 S 1 0 0 0 1 0 0 0 0 0 0 0 3 3 0.00 0.000																			

Cleveland Indians @ Chicago White Sox
Comiskey Park, Chicago, IL
Tue May 19 1964, 8:05 PM EDT
Att. 23,738 - Unknown

livebaseballscorecards.com

AB	34
R	5
H	9
RBI	4
BB	7
SO	7
LOB	20



Batter	1	2	3	4	5	6	7	8	9	AB R H RBI BB SO LOB	TOP														
Don Zimmer, R (1, 5) OBP: 0.276, SLG: 0.486	0-3 K		0-0 F7		0-0 6-3			0-3 K		4 0 0 0 0 2 1	<p>Washington Senators @ Chicago White Sox Comiskey Park, Chicago, IL</p> <p>Fri May 22 1964, 8:05 PM EDT Att. 19,347 - Unknown</p> <p>livebaseballscorecards.com</p> <table border="1"> <tr><td>AB</td><td>30</td></tr> <tr><td>R</td><td>1</td></tr> <tr><td>H</td><td>4</td></tr> <tr><td>RBI</td><td>0</td></tr> <tr><td>BB</td><td>0</td></tr> <tr><td>SO</td><td>13</td></tr> <tr><td>LOB</td><td>5</td></tr> </table> 	AB	30	R	1	H	4	RBI	0	BB	0	SO	13	LOB	5
AB	30																								
R	1																								
H	4																								
RBI	0																								
BB	0																								
SO	13																								
LOB	5																								
John Kennedy, R (1, 6) OBP: 0.356, SLG: 0.457	0-0 E 2B		0-0 F9			0-3 K		0-0 5-3	4 1 1 0 0 1 0																
Chuck Hinton, R (1, 7) OBP: 0.377, SLG: 0.514	0-3 K		0-0 6-3			0-0 CS 1B		0-0 6-3	4 0 1 0 0 1 1																
Bill Skowron, R (1, 3) OBP: 0.265, SLG: 0.462	0-0 E5 1B 2-H			0-3 K		0-3 K 1-2		0-0 F9	4 0 0 0 0 2 1																
Don Lock, R (1, 9) OBP: 0.394, SLG: 0.442	0-0 1-2 1B			0-0 6-3			0-3 K		3 0 1 0 0 1 0																
Ken Hunt, R (1, 8) OBP: 0.286, SLG: 0.298	0-3 K			0-0 P4			0-0 6-3		3 0 0 0 0 1 2																
Don Leppert, R (1, 2) OBP: 0.156, SLG: 0.100		0-0 F7			0-3 K		0-3 K		3 0 0 0 0 2 0																
Chuck Cottier, R (1, 4) OBP: 0.211, SLG: 0.273		0-3 K			0-0 SH1-3 2B			0-0 P4	3 0 1 0 0 1 0																
Alan Koch, R (1, 1) Marshall Bridges, S (7, 1) Ed Brinkman, R (8, PH) Ron Kline, R (8, 1)		0-3 K			0-0 SH1-3 2-3			0-3 K	1 0 0 0 0 1 0 0 0 0 0 0 0 0 1 0 0 0 0 1 0 0 0 0 0 0 0 0																
Inning Stats	R: 1 H: 2 E: 1 LOB: 2 K: 3 BB: 0 S: 12 P: 12	R: 0 H: 0 E: 0 LOB: 0 K: 2 BB: 0 S: 7 P: 7	R: 0 H: 0 E: 0 LOB: 0 K: 0 BB: 0 S: 3 P: 3	R: 0 H: 0 E: 0 LOB: 0 K: 1 BB: 0 S: 5 P: 5	R: 0 H: 1 E: 0 LOB: 1 K: 1 BB: 0 S: 6 P: 6	R: 0 H: 1 E: 0 LOB: 1 K: 2 BB: 0 S: 7 P: 7	R: 0 H: 0 E: 0 LOB: 0 K: 2 BB: 0 S: 7 P: 7	R: 0 H: 0 E: 0 LOB: 0 K: 2 BB: 0 S: 7 P: 7	R: 0 H: 0 E: 0 LOB: 0 K: 0 BB: 0 S: 3 P: 3	1B: 2 SF: 0 2B: 3 SAC: 1 3B: 0 DP: 1 HR: 0 HBP: 0	WP: 0 PA: 31 PB: 0 SB: 0 CS: 1														
PITCHER Juan Pizarro, L (1, 1) ERA: 1.16	IP WLS BF H R ER SO BB IBB HBP BLK WP HR S P ERA WHIP																								
	9.0 W 31 4 1 0 13 0 0 0 0 0 0 0 57 57 0.00 0.444																								

Batter	1	2	3	4	5	6	7	8	9
Tom McCraw, L OBP: 0.310, SLG: 0.439 (1, 3)	0-0 F7		0-0 P4		0-0 F9		0-0 1B		
Al Weis, S OBP: 0.315, SLG: 0.302 (1, 4)	0-3 K		0-0 6-3		0-0 4-3		0-0 1B		
Floyd Robinson, L OBP: 0.384, SLG: 0.469 (1, 9) (9, 7)	0-0 HR		0-0 F5		0-0 F3		0-0 F9		
Pete Ward, L OBP: 0.417, SLG: 0.310 Don Buford, S OBP: 0.314, SLG: 0.233 (1, 5) (8, PR) (9, 5)	4-0 BB		0-0 F7		0-0 1-3		0-0 CS		
Ron Hansen, R OBP: 0.389, SLG: 0.500 (1, 6)	0-0 F7		0-3 K2-3		0-0 1B		0-0 P4		
Dave Nicholson, R OBP: 0.418, SLG: 0.511 Jim Landis, R OBP: 0.200, SLG: 0.600 (1, 7) (9, 8)		0-0 1B	0-3 K		0-0 F8		0-0 L1-3		
Mike Hershberger, R OBP: 0.312, SLG: 0.270 (1, 8) (9, 9)		0-0 F9			0-0 4-3		0-0 P5		
J.C. Martin, L OBP: 0.264, SLG: 0.346 (1, 2)		0-0 F9			0-0 4-3		0-0 F8		
Juan Pizarro, L OBP: 0.333, SLG: 0.471 (1, 1)		0-3 K			0-0 1B		0-0 1B		

AB	R	H	RBI	BB	SO	LOB
4	0	1	0	0	0	1
4	0	1	1	0	1	1
4	1	1	1	0	0	2
3	0	1	0	1	0	0
0	0	0	0	0	0	0
4	0	1	0	0	1	2
4	0	1	0	0	1	2
0	0	0	0	0	0	0
3	1	1	0	0	0	1
3	0	0	0	0	0	2
3	1	2	1	0	1	1

BOTTOM

Washington Senators @ Chicago White Sox
Comiskey Park, Chicago, IL
 Fri May 22 1964, 8:05 PM EDT
 Att. 19,347 - Unknown

AB	32
R	3
H	9
RBI	3
BB	1
SO	4
LOB	12



1B: 8	SF: 0
2B: 0	SAC: 0
3B: 0	DP: 0
HR: 1	HBP: 0

WP: 0	PA: 33
PB: 0	
SB: 0	
CS: 1	

Inning Stats		R: 1	H: 1	E: 0	LOB: 1	K: 1	S: 6	R: 0	H: 1	E: 0	LOB: 1	K: 1	S: 6	R: 0	H: 0	E: 0	LOB: 0	K: 0	S: 3	R: 0	H: 0	E: 0	LOB: 0	K: 2	S: 7	R: 1	H: 2	E: 0	LOB: 1	K: 0	S: 5	R: 0	H: 1	E: 0	LOB: 1	K: 0	S: 4	R: 1	H: 3	E: 0	LOB: 2	K: 0	S: 6	R: 0	H: 1	E: 0	LOB: 1	K: 0	S: 3
PITCHER	IP	WLS	BF	H	R	ER	SO	BB	IBB	HBP	BLK	WP	HR	S	P	ERA	WHIP																																
Alan Koch, R ERA: 4.08	(1, 1)	6.2	L	28	7	3	4	1	0	0	0	0	0	1	35	39	4.05	1.200																															
Marshall Bridges, L ERA: 5.63	(7, 1)	0.1		2	1	0	0	0	0	0	0	0	0	0	2	2	0.00	3.000																															
Ron Kline, R ERA: 1.65	(8, 1)	1.0		3	1	0	0	0	0	0	0	0	0	0	3	3	0.00	1.000																															


PITCHER		IP	WLS	BF	H	R	ER	SO	BB	IBB	HBP	BLK	WP	HR	S	P	ERA	WHIP									
PITCHER	IP	WLS	BF	H	R	ER	SO	BB	IBB	HBP	BLK	WP	HR	S	P	ERA	WHIP										

Batter	1	2	3	4	5	6	7	8	9	AB R H RBI BB SO LOB	TOP	
Don Blasingame, L (1, 4) <small>OBP: 0.285, SLG: 0.313</small>	0-0 	0-0 			0-0 		0-0 			4 0 0 0 0 0 1	Washington Senators @ Chicago White Sox Comiskey Park, Chicago, IL Sat May 23 1964, 4:33 AM EDT Att. 6,654 - Unknown	
John Kennedy, R (1, 6) <small>OBP: 0.362, SLG: 0.458</small> (7, 5)	0-0 		0-0 		0-0 			0-0 		4 0 2 0 0 0 0		
Chuck Hinton, R (1, 7) <small>OBP: 0.383, SLG: 0.525</small> Marshall Bridges, S (5, 1) Don Lock, R (8, PH) <small>OBP: 0.391, SLG: 0.438</small> Steve Ridzik, R (8, 1)	0-0 		0-0 		0-0 		0-3 		0-3 	3 0 2 0 0 0 1 0 0 0 0 0 0 0 1 0 0 0 0 1 1 0 0 0 0 0 0 0		
Jim King, L (1, 9) <small>OBP: 0.316, SLG: 0.396</small>	0-0 		0-0 		0-0 			0-0 		4 0 0 0 0 0 4		
Dick Phillips, L (1, 3) <small>OBP: 0.289, SLG: 0.257</small>		0-0 	0-0 			0-0 		0-0 		4 0 0 0 0 0 2		
Mike Brumley, L (1, 2) <small>OBP: 0.314, SLG: 0.300</small>		0-0 		0-0 		0-0 		0-0 		4 1 1 0 0 0 0		
Fred Valentine, S (1, 8) <small>OBP: 0.250, SLG: 0.324</small> (5, 7)		0-0 		0-0 		0-0 		0-0 		4 1 2 0 0 0 0		
Don Zimmer, R (1, 5) <small>OBP: 0.280, SLG: 0.487</small> Ed Brinkman, R (7, PH) <small>OBP: 0.202, SLG: 0.287</small> (7, 6)		0-0 		0-0 			0-0 		0-0 	2 0 1 2 0 0 1 2 0 0 0 0 0 0		
Jim Hannan, R (1, 1) <small>OBP: 0.143, SLG: 0.143</small> Tom Cheney, R (2, 1) <small>OBP: 0.375, SLG: 0.375</small> Ken Hunt, R (5, 8) <small>OBP: 0.281, SLG: 0.292</small>		0-0 		0-3 			0-3 			1 0 0 0 0 0 1 1 0 0 0 0 1 1 1 0 0 0 0 1 0		
Inning Stats	R: 0 H: 1 E: 0 LOB: 1 K: 0 BB: 0 S: 4 P: 4	R: 2 H: 3 E: 0 LOB: 1 K: 0 BB: 0 S: 6 P: 6	R: 0 H: 1 E: 0 LOB: 1 K: 0 BB: 0 S: 4 P: 4	R: 0 H: 1 E: 0 LOB: 1 K: 1 BB: 0 S: 6 P: 6	R: 0 H: 1 E: 0 LOB: 1 K: 0 BB: 0 S: 4 P: 4	R: 0 H: 0 E: 0 LOB: 0 K: 0 BB: 0 S: 3 P: 3	R: 0 H: 0 E: 0 LOB: 0 K: 1 BB: 0 S: 5 P: 5	R: 0 H: 1 E: 0 LOB: 1 K: 1 BB: 0 S: 6 P: 6	R: 0 H: 0 E: 0 LOB: 0 K: 0 BB: 0 S: 3 P: 3	1B: 6 SF: 0 2B: 2 SAC: 0 3B: 0 DP: 0 HR: 0 HBP: 0		WP: 0 PA: 35 PB: 0 SB: 0 CS: 0
PITCHER John Buzhardt, R (1, 1) <small>ERA: 2.25</small>	IP WLS BF H R ER SO BB IBB HBP BLK WP HR S P ERA WHIP 9.0 W 35 8 2 2 3 0 0 0 0 0 0 0 41 41 2.00 0.889											PITCHER IP WLS BF H R ER SO BB IBB HBP BLK WP HR S P ERA WHIP

livebaseballscorecards.com

AB	35
R	2
H	8
RBI	2
BB	0
SO	3
LOB	12



Batter	1	2	3	4	5	6	7	8	9	AB R H RBI BB SO LOB	TOP					
Don Blasingame, L (1, 4) <small>OBP: 0.278, SLG: 0.305</small> Chuck Cottier, R (8, PH) <small>OBP: 0.205, SLG: 0.265</small> (8, 4)	0-0 F8		0-0 4-3		0-0 G3			0-3 K		3 0 0 0 0 0 1 1 0 0 0 0 1 0						
John Kennedy, R (1, 6) <small>OBP: 0.367, SLG: 0.460</small>	0-0 1B		0-0 P3			0-0 5-3		0-0 2B 1B		4 1 2 0 0 0 0						
Chuck Hinton, R (1, 7) <small>OBP: 0.380, SLG: 0.524</small>	0-0 F9		0-0 5-3			0-0 4-3		0-0 2B		4 0 1 1 0 0 1						
Jim King, L (1, 9) <small>OBP: 0.314, SLG: 0.418</small>	0-0 4-3			0-0 G3		0-0 HR		0-0 F9		4 1 1 1 0 0 2						
Bill Skowron, R (1, 3) <small>OBP: 0.271, SLG: 0.459</small>		0-0 2B SF8 1B		0-0 5-3		0-0 5-3		4-0 IBB		3 1 1 0 1 0 0						
Mike Brumley, L (1, 2) <small>OBP: 0.311, SLG: 0.310</small>		0-0 SF8 1-3 2B		0-0 F7			0-0 4-3	0-3 K		4 0 1 0 0 1 2						
Don Lock, R (1, 8) <small>OBP: 0.394, SLG: 0.472</small>		0-0 SF8 2-3 3-H			0-0 6-3 1B		0-0 HR		0-3 K	3 1 2 2 0 1 0	AB 34 R 4 H 8 RBI 4 BB 1 SO 4 LOB 10					
Don Zimmer, R (1, 5) <small>OBP: 0.273, SLG: 0.474</small> Fred Valentine, S (9, PH) <small>OBP: 0.244, SLG: 0.316</small>		0-0 P6			0-0 6-3		0-0 6-3		0-0 4-3	3 0 0 0 0 0 2 1 0 0 0 0 0 0						
Claude Osteen, L (1, 1) <small>OBP: 0.174, SLG: 0.227</small> Ron Kline, R (8, 1) Don Rudolph, L (8, 1) Steve Ridzik, R (8, 1) Dick Phillips, L (9, PH) <small>OBP: 0.282, SLG: 0.250</small>		0-0 4-3			0-0 F7		0-3 K		0-0 F3	3 0 0 0 0 1 2 0 1 0 0 0 0 0 0						
Inning Stats	R: 0 H: 1 E: 0 LOB: 1 K: 0 BB: 0 S: 4 P: 4	R: 1 H: 2 E: 0 LOB: 1 K: 0 BB: 0 S: 5 P: 5	R: 0 H: 0 E: 0 LOB: 0 K: 0 BB: 0 S: 3 P: 3	R: 0 H: 0 E: 0 LOB: 0 K: 0 BB: 0 S: 3 P: 3	R: 0 H: 1 E: 0 LOB: 1 K: 0 BB: 0 S: 4 P: 4	R: 1 H: 1 E: 0 LOB: 0 K: 0 BB: 0 S: 4 P: 4	R: 1 H: 1 E: 0 LOB: 0 K: 1 BB: 0 S: 6 P: 6	R: 1 H: 2 E: 0 LOB: 2 K: 2 BB: 1 S: 9 P: 13	R: 0 H: 0 E: 0 LOB: 0 K: 1 BB: 0 S: 5 P: 5	1B: 4 SF: 1 2B: 2 SAC: 0 3B: 0 DP: 0 HR: 2 HBP: 0	WP: 0 PA: 36 PB: 0 SB: 0 CS: 0					
PITCHER	IP WLS BF H R ER SO BB IBB HBP BLK WP HR S P ERA WHIP															
Ray Herbert, R (1, 1) <small>ERA: 3.67</small> Don Mossi, L (7, 1) <small>ERA: 3.38</small> Hoyt Wilhelm, R (9, 1) <small>ERA: 2.0</small>	6.0	23	5	2	2	0	0	0	0	0	0	1	23	23	3.00	0.833
	2.0	10	3	2	2	3	0	1	0	0	0	1	15	19	9.00	1.500
	1.0	3	0	0	0	1	0	0	0	0	0	0	5	5	0.00	0.000

Washington Senators @ Chicago White Sox
 Comiskey Park, Chicago, IL
 Sun May 24 1964, 4:33 AM EDT
 Unknown

livebaseballscorecards.com

Batter	1	2	3	4	5	6	7	8	9
Mike Hershberger, R (1, 9) <small>OBP: 0.331, SLG: 0.315</small> J.C. Martin, L (8, PH) <small>OBP: 0.254, SLG: 0.333</small> (9, 2)	0-0 6-3		0-0 1-3		0-0 3B 2B		0-0 F7	0-0 SF9	
Al Weis, S (1, 4) <small>OBP: 0.314, SLG: 0.344</small> (9, 6)	0-0 1B 3B		0-0 F9		0-0 3B		0-0 1-3	0-3 K	
Jim Landis, R (1, 8) <small>OBP: 0.364, SLG: 0.727</small>	0-0 FC6-4 1B		0-0 6-3		0-0 F8		0-0 6-3		
Pete Ward, L (1, 5) <small>OBP: 0.400, SLG: 0.421</small>	0-0 F3			0-0 4-3		0-0 F7		0-0 F2	
Ron Hansen, R (1, 6) <small>OBP: 0.402, SLG: 0.510</small> Don Buford, S (8, PR) <small>OBP: 0.314, SLG: 0.233</small> (9, 4)	0-0 FC6-4 1-2f			0-0 2B		4-0 2B BB		0-0 1B BB 2B 1B	
Dave Nicholson, R (1, 7) <small>OBP: 0.429, SLG: 0.551</small>		0-0 P3		0-3 K		0-0 2B		4-0 1B BB 2B BB	
Tom McCraw, L (1, 3) <small>OBP: 0.333, SLG: 0.490</small>		0-0 FC6-4 1B		0-0 1-3		0-0 3-4		0-0 2B SF9 1B	
Cam Carreon, R (1, 2) <small>OBP: 0.143, SLG: 0.150</small> Floyd Robinson, L (8, PH) <small>OBP: 0.388, SLG: 0.475</small> (9, 9)		0-0 FC6-4 FC4-6 1-2f			0-0 5-3	4-0 IBB		0-0 SF9 2B	
Ray Herbert, R (1, 1) <small>OBP: 0.200, SLG: 0.200</small> Don Mossi, L (7, 1)		0-0 FC4-6			0-0 6-3	0-3 K		4-0 IBB	
Gene Stephens, L (8, PH) <small>OBP: 0.200, SLG: 0.200</small> Minnie Minoso, R (8, PH) <small>OBP: 0.545, SLG: 0.800</small> Hoyt Wilhelm, R (9, 1)		0-0 FC4-6 1-2f							


Inning Stats	R: 1	H: 2	E: 0	K: 5	S: 5	LOB: 1	BB: 0	P: 5
	R: 0	H: 1	E: 0	K: 0	S: 4	LOB: 1	BB: 0	P: 4
	R: 0	H: 0	E: 0	K: 3	S: 3	LOB: 0	BB: 0	P: 3
	R: 0	H: 1	E: 0	K: 1	S: 6	LOB: 1	BB: 0	P: 6
	R: 1	H: 2	E: 0	K: 5	S: 5	LOB: 1	BB: 0	P: 5
	R: 1	H: 1	E: 0	K: 1	S: 6	LOB: 2	BB: 2	P: 14
	R: 0	H: 0	E: 0	K: 0	S: 3	LOB: 0	BB: 0	P: 3
	R: 3	H: 3	E: 0	K: 1	S: 8	LOB: 2	BB: 2	P: 16

PITCHER	IP	WLS	BF	H	R	ER	SO	BB	IBB	HBP	BLK	WP	HR	S	P	ERA	WHIP
Claude Osteen, L (1, 1) <small>ERA: 3.61</small>	7.1		32	8	4	4	2	1	1	0	0	0	0	34	42	4.91	1.227
Ron Kline, R (8, 1) <small>ERA: 2.76</small>	0.0	L	3	2	1	1	0	1	0	0	0	0	0	2	6	∞	∞
Don Rudolph, L (8, 1) <small>ERA:</small>	0.0		1	0	0	0	0	0	1	0	0	0	0	0	4	∞	∞
Steve Ridzik, R (8, 1) <small>ERA: 2.19</small>	0.2		2	0	1	1	1	0	0	0	0	0	0	4	4	13.50	0.000

BOTTOM

AB	R	H	RBI	BB	SO	LOB
4	1	1	0	0	0	0
0	0	0	1	0	0	0
5	1	2	1	0	1	2
4	0	1	1	0	0	1
4	0	0	0	0	0	1
3	1	2	0	1	0	1
0	1	0	0	0	0	0
3	1	1	1	1	1	1
4	1	2	0	0	0	2
2	0	0	0	1	0	1
1	0	1	2	0	0	0
3	0	0	0	0	1	3
0	0	0	0	0	0	0
0	0	0	0	0	0	0
0	0	0	0	1	0	0
0	0	0	0	0	0	0

AB 33
R 6
H 10
RBI 6
BB 4
SO 3
LOB 12



Washington Senators @ Chicago White Sox
 Comiskey Park, Chicago, IL
 Sun May 24 1964, 4:33 AM EDT
 Unknown

WP	PA
0	38

Batter	1	2	3	4	5	6	7	8	9	AB R H RBI BB SO LOB	TOP		
Don Blasingame, L (1, 4) OBP: 0.292, SLG: 0.320	0-0 1B 1B		0-0 E5 4-3 1B		0-0 1B E 1B		0-0 F8			4 2 3 0 0 0 0	<p>Washington Senators @ Chicago White Sox Comiskey Park, Chicago, IL</p> <p>Sun May 24 1964, 4:38 AM EDT Att. 22,852 - Unknown</p> <p>livebaseballscorecards.com</p>		
John Kennedy, R (1, 5) OBP: 0.363, SLG: 0.452	0-0 1B 1-2 SF7 1B		0-0 4-3		0-3 K		0-0 6-3			4 1 1 0 0 1 2			
Chuck Hinton, R (1, 7) OBP: 0.389, SLG: 0.530	0-0 1-3 2-H 1B		0-0 5-3		0-0 E 1-3 1B		0-0 4-3 1B			4 0 3 1 0 0 1			
Jim King, L (1, 9) OBP: 0.303, SLG: 0.404	0-3 K		0-0 5-3		0-0 E4 1-3 3-H		0-0 4-3			4 0 0 0 0 1 5			
Don Lock, R (1, 8) OBP: 0.390, SLG: 0.468	0-0 SF7 3-H			0-0 G4-6-3 1B 1B		0-3 K		0-0 P4		3 0 1 1 0 1 3			
Mike Brumley, L (1, 2) OBP: 0.309, SLG: 0.307	0-3 K			0-0 G4-6-3 1-2 1B		0-0 L6		0-0 F8		4 0 1 0 0 1 2			
Dick Phillips, L (1, 3) OBP: 0.256, SLG: 0.225		0-0 3-1		0-0 G4-6-3 1-2 2-3		0-0 3-1		0-0 4-3		4 0 0 0 0 0 2			
Ed Brinkman, R (1, 6) OBP: 0.194, SLG: 0.276		0-0 P4		0-0 F3		0-0 5-3		0-0 P2		4 0 0 0 0 0 1			
Buster Narum, R (1, 1) OBP: 0.194, SLG: 0.276		0-0 F9			0-0 G2		0-0 6-3		0-0 1-3	4 0 0 0 0 0 0			
Inning Stats	R: 2 H: 3 E: 0 LOB: 1 K: 2 BB: 0 S: 10 P: 10	R: 0 H: 0 E: 0 LOB: 0 K: 0 BB: 0 S: 3 P: 3	R: 0 H: 1 E: 1 LOB: 1 K: 0 BB: 0 S: 4 P: 4	R: 0 H: 2 E: 0 LOB: 1 K: 0 BB: 0 S: 4 P: 4	R: 1 H: 2 E: 1 LOB: 2 K: 2 BB: 0 S: 10 P: 10	R: 0 H: 0 E: 0 LOB: 0 K: 0 BB: 0 S: 3 P: 3	R: 0 H: 0 E: 0 LOB: 0 K: 0 BB: 0 S: 3 P: 3	R: 0 H: 1 E: 0 LOB: 1 K: 0 BB: 0 S: 4 P: 4	R: 0 H: 0 E: 0 LOB: 0 K: 0 BB: 0 S: 3 P: 3	1B: 9 SF: 1 2B: 0 SAC: 0 3B: 0 DP: 1 HR: 0 HBP: 0	WP: 0 PA: 36 PB: 0 SB: 0 CS: 0		
PITCHER	IP WLS BF H R ER SO BB IBB HBP BLK WP HR S P ERA WHIP											PITCHER	IP WLS BF H R ER SO BB IBB HBP BLK WP HR S P ERA WHIP
Joe Horlen, R (1, 1) ERA: 5.06	5.0 L 23 8 3 2 4 0 0 0 0 0 0 0 31 31 3.60 1.600												
Eddie Fisher, R (6, 1) ERA: 5.09	2.0 6 0 0 0 0 0 0 0 0 0 0 0 6 6 0.00 0.000												
Hoyt Wilhelm, R (8, 1) ERA: 1.8	2.0 7 1 0 0 0 0 0 0 0 0 0 0 7 7 0.00 0.500												

AB	35
R	3
H	9
RBI	2
BB	0
SO	4
LOB	16



Batter	1	2	3	4	5	6	7	8	9	AB R H RBI BB SO LOB	TOP			
Mike Hershberger, R (1, 8) OBP: 0.323, SLG: 0.302	4-0 4-3 BB		0-0 6-3		0-0 5-3		0-0 1-3	0-0 6-3		4 0 0 0 1 0 0				
Al Weis, S (1, 4) OBP: 0.297, SLG: 0.324	0-0 4-3 1-2		0-0 5-3		0-0 E6		0-0 BLK 1B	0-0 4-3		5 1 1 0 0 0 1				
Floyd Robinson, L (1, 9) OBP: 0.384, SLG: 0.459	0-0 F5		0-0 4-3		0-0 F8		0-0 1-4-3 1-2		0-0 F7	5 0 0 0 0 0 3				
Pete Ward, L (1, 5) OBP: 0.407, SLG: 0.478 Don Buford, S (9, 5) OBP: 0.310, SLG: 0.230	0-3 K			0-0 4-3		0-0 HR	0-0 HR 1B		0-3 K	5 2 2 2 0 2 1 0 0 0 0 0 0 0				
Ron Hansen, R (1, 6) OBP: 0.397, SLG: 0.532			0-0 F8		0-0 2B		0-0 FC6 1B		0-0 F9	5 1 3 2 0 0 0				
Dave Nicholson, R (1, 7) OBP: 0.441, SLG: 0.539			4-0 E 6-3 BB		1-0 HBP		0-0 F9 1B		4-0 BB	1 1 0 0 2 0 1				
Tom McCraw, L (1, 3) OBP: 0.356, SLG: 0.473			0-0 E9 1-3 1B		0-0 F6		0-0 FC6 1-2f		0-0 G3	4 0 1 0 0 0 4				
Cam Carreon, R (1, 2) OBP: 0.125, SLG: 0.130 J.C. Martin, L (7, 2) OBP: 0.250, SLG: 0.371			0-0 6-3		0-0 F3		0-0 F3		0-0 HR	3 0 0 1 0 0 4 1 1 1 1 0 0 0				
Gary Peters, L (1, 1) OBP: 0.158, SLG: 0.263 Jim Landis, R (7, PH) OBP: 0.417, SLG: 1.000 Hoyt Wilhelm, R (7, 1)			0-3 3-H K		0-0 4-3		0-0 HR		0-3 K	2 0 0 0 0 1 1 1 1 1 1 0 0 0 1 0 0 0 0 1 0				
Inning Stats	R: 0 H: 0 E: 0 LOB: 1 K: 1 BB: 1 S: 5 P: 9	R: 1 H: 1 E: 1 LOB: 1 K: 1 BB: 1 S: 6 P: 10	R: 0 H: 0 E: 0 LOB: 0 K: 0 BB: 0 S: 3 P: 3	R: 0 H: 1 E: 0 LOB: 2 K: 0 BB: 0 S: 4 P: 5	R: 0 H: 0 E: 1 LOB: 1 K: 0 BB: 0 S: 4 P: 4	R: 1 H: 2 E: 0 LOB: 1 K: 0 BB: 0 S: 5 P: 5	R: 4 H: 4 E: 0 LOB: 1 K: 0 BB: 1 S: 7 P: 11	R: 1 H: 1 E: 0 LOB: 0 K: 1 BB: 0 S: 6 P: 6	R: 0 H: 0 E: 0 LOB: 0 K: 1 BB: 0 S: 5 P: 5	1B: 4 SF: 0 2B: 1 SAC: 0 3B: 0 DP: 0 HR: 4 HBP: 1	WP: 0 PA: 41 PB: 0 SB: 0 CS: 0			
PITCHER	IP WLS BF H R ER SO BB IBB HBP BLK WP HR S P ERA WHIP													
John O'Donoghue, L (1, 1) ERA: 4.76	6.0		5 3 3 2 2 0 1 0 0 0 0 0 2 28 37 4.50 1.167											
Joe Grzenda, L (7, 1) ERA: 11.37	0.2	L	4 2 1 1 0 0 0 0 0 0 1 0 0 4 4 13.50 3.000											
Jack Aker, R (7, 1) ERA: 8.82	1.1		7 2 3 3 1 1 0 0 0 0 0 0 2 8 12 20.25 2.250											
Ted Bowsfield, L (9, 1) ERA: 6.92	1.0		3 0 0 0 1 0 0 0 0 0 0 0 0 5 5 0.00 0.000											

Chicago White Sox @ Kansas City Athletics
Municipal Stadium, Kansas City, MO
Mon May 25 1964, 8:05 PM EDT
Att. 5,680 - Unknown

livebaseballscorecards.com

AB	37
R	7
H	9
RBI	7
BB	3
SO	4
LOB	15



Batter	1	2	3	4	5	6	7	8	9	AB	R	H	RBI	BB	SO	LOB
Wayne Causey, L (1, 6) OBP: 0.394, SLG: 0.340	4-0 G1-4-3 1B BB	4-0 FC6-4 BB			4-0 FC5 E BB	0-0 6-3		4-0 BB		1	1	0	0	4	0	1
Nelson Mathews, R (1, 8) OBP: 0.343, SLG: 0.400	4-0 G1-4-3 1-2 BB	0-0 FC6-4 1-2f			0-0 6-3 1-2		0-3 K 1	0-0 F2		4	0	0	0	1	1	3
Ed Charles, R (1, 5) OBP: 0.371, SLG: 0.351	0-0 G1-4-3 1-2f 2-3		0-3 K 1		0-3 K 2		0-0 WP 5-3 1B	0-0 F8 1		5	1	1	0	0	2	3
Rocky Colavito, R (1, 9) OBP: 0.404, SLG: 0.632	0-0 BB 1B 3-H		0-3 K 2		4-0 IBB		0-0 5-3 1-2	0-0 F7 2		4	1	1	1	1	1	1
George Alusik, R (1, 3) OBP: 0.552, SLG: 0.561	4-0 1B BB 1-2		4-0 BB		0-0 FC5 2-3f		0-0 1B 2-H	0-0 1B		3	0	2	1	2	0	2
Doc Edwards, R (1, 2) OBP: 0.273, SLG: 0.283	0-0 1-2 2-H 1B		0-0 F7 3		0-0 E5 2B		0-0 1-2 1B	0-3 K 3		5	1	2	1	0	1	2
Dick Green, R (1, 4) OBP: 0.245, SLG: 0.344	0-0 F8 3			0-0 5-3 1		0-0 1-H 2B	0-0 F7 3			4	0	1	1	0	0	4
George Williams, R (1, 7) OBP: 0.182, SLG: 0.100		0-0 F8 1		0-0 5-3 2		0-0 F4 1		0-0 6-3 1		3	0	0	0	0	0	1
Charlie Lau, L (8, PH) OBP: 0.355, SLG: 0.476										1	0	0	0	0	0	0
Ted Bowsfield, R (9, 1)										0	0	0	0	0	0	0
John O'Donoghue, R (1, 1) OBP: 0.357, SLG: 0.357		0-0 F8 2		0-0 F2 3		0-0 F8 2		0-3 K 2		3	0	0	0	0	0	1
Joe Grzenda, R (7, 1)										0	0	0	0	0	0	0
Jack Aker, R (7, 1)										0	0	0	0	0	0	0
Jose Tartabull, L (8, PH) OBP: 0.167, SLG: 0.250										1	0	0	0	0	1	0

Inning Stats	R: 2	H: 2	E: 0	K: 0	S: 4	LOB: 2	BB: 3	P: 16	R: 0	H: 0	E: 0	K: 0	S: 3	LOB: 1	BB: 1	P: 7	R: 0	H: 0	E: 0	K: 2	S: 7	LOB: 1	BB: 1	P: 11	R: 0	H: 0	E: 0	K: 0	S: 3	LOB: 0	BB: 0	P: 3	R: 0	H: 0	E: 1	K: 1	S: 5	LOB: 2	BB: 2	P: 13	R: 1	H: 1	E: 1	K: 0	S: 5	LOB: 1	BB: 0	P: 5	R: 1	H: 3	E: 0	K: 1	S: 8	LOB: 2	BB: 0	P: 8	R: 0	H: 0	E: 0	K: 1	S: 5	LOB: 1	BB: 1	P: 9	R: 0	H: 1	E: 0	K: 1	S: 6	LOB: 1	BB: 0	P: 6	1B: 6	2B: 1	3B: 0	HR: 0	SF: 0	SAC: 0	DP: 1	HBP: 0	WP: 1	PB: 0	SB: 0	CS: 0	PA: 42
PITCHER	IP	WLS	BF	H	R	ER	SO	BB	IBB	HBP	BLK	WP	HR	S	P	ERA	WHIP															IP	WLS	BF	H	R	ER	SO	BB	IBB	HBP	BLK	WP	HR	S	P	ERA	WHIP																																					
Gary Peters, L (1, 1) ERA: 3.58	6.0	W	28	3	3	2	3	6	1	0	0	0	0	27	55	3.00	1.500																																																																				
Hoyt Wilhelm, R (7, 1) ERA: 1.96	3.0	S	14	4	1	1	3	1	0	0	0	1	0	19	23	3.00	1.667																																																																				


BOTTOM

Chicago White Sox @ Kansas City Athletics
Municipal Stadium, Kansas City, MO

Mon May 25 1964, 8:05 PM EDT
Att. 5,680 - Unknown

livebaseballscorecards.com

AB	34
R	4
H	7
RBI	4
BB	8
SO	6
LOB	18



Batter	1	2	3	4	5	6	7	8	9	AB R H RBI BB SO LOB	TOP													
Tom McCraw, L (1, 3) OBP: 0.359, SLG: 0.467	0-3 K		0-0 FC1-6 1B		0-0 S 1B		0-0 4-3		0-0 4-3	5 0 2 1 0 1 3	Chicago White Sox @ Kansas City Athletics Municipal Stadium, Kansas City, MO Thu May 28 1964, 8:05 PM EDT Att. 3,150 - Unknown livebaseballscorecards.com													
Al Weis, S (1, 4) OBP: 0.287, SLG: 0.312	0-3 K		0-0 FC1-6 1-2f		0-3 K			0-3 K		4 0 0 0 0 3 3														
Floyd Robinson, L (1, 9) OBP: 0.372, SLG: 0.442	0-0 F9		0-0 4-3		0-3 K			0-0 5-3		4 0 0 0 0 1 3														
Pete Ward, L (1, 5) OBP: 0.397, SLG: 0.460		0-0 2B 1B		0-3 K	0-3 K			0-0 L4		4 0 1 0 0 2 2														
Ron Hansen, R (1, 6) OBP: 0.400, SLG: 0.526		0-0 F2		4-0 BB		0-0 F9		0-0 FC4-6 1B		3 0 1 0 1 0 1														
Dave Nicholson, R (1, 7) OBP: 0.435, SLG: 0.528		0-3 K		0-3 K		0-0 6-3		0-0 FC4-6 1B		4 0 1 0 0 2 2														
Mike Hershberger, R (1, 8) OBP: 0.321, SLG: 0.308		0-0 1-3 2B		0-0 F8		0-0 F9		0-0 F8		4 0 1 0 0 0 3														
J.C. Martin, L (1, 2) OBP: 0.235, SLG: 0.348		0-0 F6		0-0 E1 BB 1B		0-0 F7		0-0 FC4-6 BB		4 1 0 0 0 0 4														
Juan Pizarro, L (1, 1) OBP: 0.316, SLG: 0.444 Gene Stephens, L (5, PH) OBP: 0.286, SLG: 0.167 Frank Kreutzer, R (5, 1) OBP: 0.333, SLG: 0.667 Don Buford, S (7, PH) OBP: 0.307, SLG: 0.227 Eddie Fisher, R (7, 1) Joe Cunningham, L (8, PH) OBP: 0.357, SLG: 0.313 Gary Peiers, L (9, PR) OBP: 0.158, SLG: 0.263			0-0 F8		4-0 S 1B BB		0-0 F6		4-0 BB BB BB	1 0 0 0 0 0 0 0 0 0 0 0 1 0 0 0 0 0 0 0 0 0 0 1 0 1 0 0 0 0 0 0 0 0 0 0														
Inning Stats	R: 0 E: 0 K: 2 S: 7	H: 0 LOB: 0 BB: 0 P: 7	R: 0 E: 0 K: 1 S: 7	H: 2 LOB: 2 BB: 0 P: 7	R: 0 E: 0 K: 0 S: 4	H: 1 LOB: 1 BB: 0 P: 4	R: 0 E: 0 K: 2 S: 7	H: 0 LOB: 1 BB: 1 P: 11	R: 1 E: 1 K: 3 S: 11	H: 1 LOB: 2 BB: 1 P: 15	R: 0 E: 0 K: 0 S: 3	H: 0 LOB: 0 BB: 0 P: 3	R: 0 E: 0 K: 0 S: 3	H: 0 LOB: 0 BB: 0 P: 3	R: 0 E: 0 K: 1 S: 5	H: 0 LOB: 0 BB: 0 P: 5	R: 0 E: 0 K: 0 S: 5	H: 2 LOB: 3 BB: 1 P: 9	1B: 5 2B: 1 3B: 0 HR: 0	SF: 0 SAC: 0 DP: 0 HBP: 0	WP: 0 PB: 0 SB: 2 CS: 0	PA: 37		
PITCHER Orlando Pena, R (1, 1) ERA: 3.53 John Wyatt, R (9, 1) ERA: 1.71	IP 8.0	WLS W	BF 33	H 6	R 1	ER 0	SO 9	BB 2	IBB 0	HBP 0	BLK 0	WP 0	HR 0	S 49	P 57	ERA 0.00	WHIP 1.000						ERA 0.00	WHIP 1.000



Batter	1	2	3	4	5	6	7	8	9
Wayne Causey, L (1, 6) OBP: 0.400, SLG: 0.345	0-3 K	0-0 1B		0-0 1B		4-0 BB		0-0 F7	
Nelson Mathews, R (1, 8) OBP: 0.335, SLG: 0.390	0-0 F8		0-3 K	0-0 1-3		0-0 L4-3			
Ed Charles, R (1, 5) OBP: 0.362, SLG: 0.341	0-0 E6		0-0 F8		0-0 F2		0-0 F9		
Rocky Colavito, R (1, 9) OBP: 0.400, SLG: 0.617	0-0 F8		4-0 BB		0-0 6-3		0-0 F5		
George Alusik, R (1, 7) OBP: 0.548, SLG: 0.535		4-0 BB	0-0 F8		0-0 E3		4-0 BB		
Doc Edwards, R (1, 3) OBP: 0.288, SLG: 0.316		0-0 4-3		0-0 1B	0-0 BB	1-2 1B	0-0 F6		
Dick Green, R (1, 4) OBP: 0.245, SLG: 0.336		0-0 FC1-5-6		0-3 K	4-0 BB	1-2 2-3 BB	0-3 K		
Charlie Lau, L (1, 2) OBP: 0.351, SLG: 0.466		0-0 E5		0-0 E7	0-3 K		0-3 K		
Orlando Pena, R (1, 1) John Wyatt, R (9, 1)		0-0 1B		0-3 K		0-0 1-6-3		0-0 1B	

Inning Stats	R: 0	H: 0	E: 1	K: 1	S: 6	R: 2	H: 2	E: 1	K: 0	S: 5	R: 0	H: 0	E: 0	K: 1	S: 5	R: 2	H: 3	E: 1	K: 2	S: 10	R: 0	H: 1	E: 1	K: 1	S: 7	R: 0	H: 0	E: 0	K: 0	S: 3	R: 0	H: 1	E: 0	K: 2	S: 8
	LOB: 1	BB: 0	P: 6	LOB: 2	BB: 1	P: 9	LOB: 1	BB: 1	P: 9	LOB: 1	BB: 1	LOB: 0	BB: 1	P: 11	LOB: 0	BB: 1	LOB: 1	BB: 1	P: 7	LOB: 1	BB: 0	LOB: 1	BB: 0	P: 8	LOB: 0	BB: 1	LOB: 1	BB: 0	P: 8	LOB: 0	BB: 1	LOB: 1	BB: 0	P: 8	


AB	R	H	RBI	BB	SO	LOB
4	0	2	3	1	1	1
4	0	0	0	0	1	2
4	0	0	0	0	0	0
3	0	0	0	1	0	1
2	0	0	0	2	0	1
4	1	2	0	0	0	2
3	1	0	0	1	2	2
4	2	1	0	0	2	4
4	0	2	1	0	1	2
0	0	0	0	0	0	0

BOTTOM


Chicago White Sox @ Kansas City Athletics
Municipal Stadium, Kansas City, MO

Thu May 28 1964, 8:05 PM EDT
Att. 3,150 - Unknown

AB	32
R	4
H	7
RBI	4
BB	5
SO	7
LOB	15



PITCHER	IP	WLS	BF	H	R	ER	SO	BB	IBB	HBP	BLK	WP	HR	S	P	ERA	WHIP
Juan Pizarro, L (1, 1) ERA: 1.24	4.0	L	20	5	4	1	4	2	0	0	0	0	0	26	34	2.25	1.750
Frank Kreutzer, L (5, 1) ERA: 3.5	2.0		9	1	0	0	1	2	0	0	0	0	0	9	17	0.00	1.500
Eddie Fisher, R (7, 1) ERA: 4.58	2.0		8	1	0	0	2	1	0	0	0	0	0	11	15	0.00	1.000

Batter	1	2	3	4	5	6	7	8	9	AB R H RBI BB SO LOB	TOP											
Mike Hershberger, R OBP: 0.316, SLG: 0.312 (1, 8) (8, 9)	0-0 L9 ①		0-0 4-3 ② ③			0-0 WP HR 2B	0-0 5-3 ①		0-0 L8 ③	5 1 1 0 0 0 2	<p>Chicago White Sox @ Detroit Tigers Tiger Stadium, Detroit, MI Fri May 29 1964, 7:05 PM EDT Att. 17,961 - Unknown</p> <p>livebaseballscorecards.com</p> <p>AB 32 R 4 H 6 RBI 4 BB 3 SO 6 LOB 11</p> 											
Tom McCraw, L OBP: 0.353, SLG: 0.444 (1, 3)	0-0 L9 ②			0-3 K2-3 ①		1-0 HR BB HBP 2-3	0-0 4-3 ②			3 1 0 0 0 1 0												
Floyd Robinson, L OBP: 0.368, SLG: 0.431 (1, 9) (8, 7)	0-0 1-3 ③			0-0 F8 ②		4-0 HR BB 1-2	0-0 1-3 ③			3 1 0 0 1 0 0												
Pete Ward, L OBP: 0.403, SLG: 0.519 (1, 5)		0-0 F2 ①		0-0 1B		0-0 HR 1-H 2-H 3-H		0-0 F5 ①		4 1 2 4 0 0 0												
Ron Hansen, R OBP: 0.388, SLG: 0.508 (1, 6)		0-0 F6 ②		0-3 K ③		0-0 F7 ①		0-0 5-3 ②		4 0 0 0 0 1 1												
Dave Nicholson, R OBP: 0.437, SLG: 0.519 Jim Landis, R OBP: 0.417, SLG: 1.000 (1, 7) (8, PR) (8, 8)		0-3 K ③			0-0 L5 ①	4-0 F8 1B BB		4-0 BB ②		2 0 0 0 2 1 0 0 0 0 0 0 0 0												
Al Weis, S OBP: 0.294, SLG: 0.319 (1, 4)			0-0 CS S 1B		0-0 G3 ②	0-0 1-2 1B		0-0 F7 ③		4 0 2 0 0 0 1												
J.C. Martin, L OBP: 0.250, SLG: 0.348 (1, 2)			1-0 1-2 HBP		0-0 1B	0-0 F8 ②		0-3 K ①		3 0 1 0 0 1 2												
John Buzhardt, R OBP: 0.158, SLG: 0.118 (1, 1)			0-3 K ①		0-0 L1 ③	0-0 4-3 ③		0-3 K ②		4 0 0 0 0 2 5												
Inning Stats	R: 0 E: 0 K: 0 S: 3	H: 0 LOB: 0 BB: 0 P: 3	R: 0 E: 0 K: 1 S: 5	H: 0 LOB: 0 BB: 0 P: 5	R: 0 E: 0 K: 1 S: 5	H: 1 LOB: 1 BB: 0 P: 6	R: 0 E: 0 K: 2 S: 8	H: 1 LOB: 1 BB: 0 P: 8	R: 0 E: 0 K: 0 S: 4	H: 1 LOB: 1 BB: 0 P: 4	R: 4 E: 0 K: 0 S: 6	H: 3 LOB: 2 BB: 2 P: 15	R: 0 E: 0 K: 0 S: 3	H: 0 LOB: 0 BB: 0 P: 3	R: 0 E: 0 K: 0 S: 3	H: 0 LOB: 1 BB: 1 P: 7	R: 0 E: 0 K: 2 S: 7	H: 0 LOB: 0 BB: 0 P: 7	1B: 4 2B: 1 3B: 0 HR: 1	SF: 0 SAC: 0 DP: 0 HBP: 2	WP: 1 PB: 0 SB: 1 CS: 1	PA: 37
PITCHER Dave Wickersham, R ERA: 2.97 Dick Egan, L ERA: 3.72 Julio Navarro, R ERA: 6.1	IP 5.1 2.2 1.0	WLS L	BF 24 10 3	H 5 1 0	R 4 0 0	ER 4 0 0	SO 4 0 2	BB 2 1 0	IBB 0 0 0	HBP 2 0 0	BLK 0 0 0	WP 1 0 0	HR 1 0 0	S 28 9 7	P 38 13 7	ERA 6.75 0.00 0.00	WHIP 1.312 0.750 0.000					

Batter	1	2	3	4	5	6	7	8	9	AB R H RBI BB SO LOB	TOP											
Mike Hershberger, R OBP: 0.307, SLG: 0.302 (1, 9) (4, 8)	0-0 L9	0-0 G5-4-3		0-0 SH1-3	0-0 L9			0-0 1-3		4 0 0 0 0 0 2												
Don Buford, S OBP: 0.312, SLG: 0.228 (1, 4)	0-0 F7		0-0 1B	4-0 1B 1B IBB		0-0 F8		0-0 F4		4 1 1 0 1 0 0												
Jim Landis, R OBP: 0.429, SLG: 1.000 Floyd Robinson, L OBP: 0.375, SLG: 0.462 (1, 8) (4, PH) (4, 9)	0-0 E 2B		0-0 F8	0-0 1B 4-3 1B		0-0 HR		0-0 3-1		2 1 1 0 0 0 1 3 2 2 2 0 0 0												
Pete Ward, L OBP: 0.403, SLG: 0.559 (1, 5)	0-0 E4 BB		0-0 F8	0-0 4-3 1B		0-0 HR		0-3 K		5 1 2 3 0 1 1												
Ron Hansen, R OBP: 0.382, SLG: 0.492 (1, 6)	4-0 1-2 BB		0-0 F3	0-0 4-3		0-3 K		0-0 L9		4 0 0 1 1 1 2												
Dave Nicholson, R OBP: 0.429, SLG: 0.500 (1, 7)	0-0 F7		0-0 K	0-0 1B BB K		0-3 K		0-0 6-3		4 1 0 0 1 2 3												
Tom McCraw, L OBP: 0.361, SLG: 0.448 (1, 3)		0-0 1B 1B		0-0 SH 1B E 1B		0-0 F6		0-3 K		4 1 2 0 0 1 0												
Jerry McNertney, R OBP: 0.235, SLG: 0.300 J.C. Martin, L OBP: 0.250, SLG: 0.348 (1, 2) (7, 2)		0-0 G5-4-3 1B		0-0 SH1-3 E 1B 1B		0-0 HR		0-0 L6		4 2 3 2 0 0 0 0 0 0 0 0 0 0												
Joe Horlen, R OBP: 0.167, SLG: 0.167 Minnie Minoso, R OBP: 0.500, SLG: 0.727 Hoyt Wilhelm, R (1, 1) (7, PH) (7, 1)		0-0 L9		0-0 SH 1B SH1-3 1B		0-3 K		0-0 F7		2 1 0 0 0 1 2 1 0 0 0 0 0 0 0 0 0 0 0 0 0												
Inning Stats	R: 1 E: 1 K: 0 S: 5	H: 1 LOB: 2 BB: 1 P: 9	R: 0 E: 0 K: 0 S: 4	H: 2 LOB: 1 BB: 0 P: 4	R: 0 E: 0 K: 0 S: 4	H: 1 LOB: 1 BB: 0 P: 4	R: 6 E: 1 K: 1 S: 10	H: 4 LOB: 1 BB: 2 P: 18	R: 1 E: 0 K: 1 S: 6	H: 1 LOB: 0 BB: 0 P: 6	R: 2 E: 0 K: 2 S: 9	H: 2 LOB: 0 BB: 0 P: 9	R: 0 E: 0 K: 1 S: 5	H: 0 LOB: 0 BB: 0 P: 5	R: 0 E: 0 K: 0 S: 3	H: 0 LOB: 0 BB: 0 P: 3	R: 0 E: 0 K: 1 S: 5	H: 0 LOB: 0 BB: 0 P: 5	1B: 7 2B: 1 3B: 0 HR: 3	SF: 0 SAC: 2 DP: 1 HBP: 0	WP: 0 PB: 0 SB: 0 CS: 0	PA: 42
PITCHER	IP WLS BF H R ER SO BB IBB HBP BLK WP HR S P ERA WHIP																			PITCHER	IP WLS BF H R ER SO BB IBB HBP BLK WP HR S P ERA WHIP	
Hank Aguirre, L ERA: 3.62 Phil Regan, R ERA: 5.1 Julio Navarro, R ERA: 6.65 Dick Egan, L ERA: 3.22	(1, 1) (4, 1) (6, 1) (7, 1)	3.0 L 18 6 5 4 0 2 0 0 0 0 0 0 16 24 12.00 2.667																				

Chicago White Sox @ Detroit Tigers
Tiger Stadium, Detroit, MI
Sat May 30 1964, 4:33 AM EDT
Att. 11,543 - Unknown

livebaseballscorecards.com

AB 37
R 10
H 11
RBI 8
BB 3
SO 6
LOB 11



BOTTOM

Chicago White Sox @ Detroit Tigers
Tiger Stadium, Detroit, MI
Sat May 30 1964, 4:33 AM EDT
Att. 11,543 - Unknown

livebaseballscorecards.com

AB	34
R	4
H	7
RBI	3
BB	1
SO	4
LOB	9



WP:	0	PA:	36
PB:	0	SB:	0
CS:	0		

AB R H RBI BB SO LOB

4 0 0 0 0 1 2

4 1 1 0 0 1 0

4 0 0 0 0 0 1

4 1 1 2 0 0 0

4 1 1 0 0 0 0

4 1 2 0 0 1 0

3 0 1 0 0 0 2

4 0 1 1 0 1 3

1B:	6	SF:	0
2B:	0	SAC:	0
3B:	0	DP:	0
HR:	1	HBP:	1

1B:	6	SF:	0
2B:	0	SAC:	0
3B:	0	DP:	0
HR:	1	HBP:	1

WP:	0	PA:	36
PB:	0	SB:	0
CS:	0		

Batter	1	2	3	4	5	6	7	8	9
Jake Wood, R (1, 5) OBP: 0.138, SLG: 0.111	0-0 5-3		0-0 F4		0-0 5-3		0-3 K		
Jerry Lumpe, L (1, 4) OBP: 0.271, SLG: 0.327	0-0 6-3		0-0 G3			0-0 HR 1B	0-3 K		
Al Kaline, R (1, 9) OBP: 0.331, SLG: 0.365	0-0 L9			0-0 L1-3		0-0 L8	0-0 L7		
Norm Cash, L (1, 3) OBP: 0.347, SLG: 0.480		0-0 4-3		0-0 6-3		0-0 HR		0-0 F8	
Gates Brown, L (1, 7) OBP: 0.364, SLG: 0.560		0-0 F8		0-0 F2		0-0 1B 1B		0-0 F9	
George Thomas, R (1, 8) OBP: 0.415, SLG: 0.737		0-0 1B 1B			0-0 L6	0-0 1B 1B	0-3 K		
Don Wert, R (1, 6) OBP: 0.311, SLG: 0.369		0-0 FC6-4 1B			1-0 BB HBP	0-0 F7		0-0 6-3	
Mike Roarke, R (1, 2) OBP: 0.258, SLG: 0.233		0-0 FC6-4			0-0 F7	0-0 E8 1B		0-3 K	
Hank Aguirre, R (1, 1) Phil Regan, R (4, 1) Bill Bruton, L (5, PH) Julio Navarro, R (6, 1) Dick McAuliffe, L (6, PH) Dick Egan, L (7, 1) Don Demeter, R (9, PH)			0-0 4-3		4-0 BB	0-0 L6		0-0 5-3	

Inning Stats	R: 0	H: 0	E: 0	K: 0	S: 3	LOB: 0	BB: 0	P: 3	R: 0	H: 2	E: 0	K: 0	S: 5	LOB: 2	BB: 0	P: 5	R: 0	H: 0	E: 0	K: 0	S: 3	LOB: 0	BB: 0	P: 3	R: 0	H: 0	E: 0	K: 0	S: 3	LOB: 0	BB: 0	P: 3	R: 0	H: 0	E: 0	K: 0	S: 3	LOB: 2	BB: 1	P: 8	R: 4	H: 5	E: 1	K: 0	S: 8	LOB: 1	BB: 0	P: 8	R: 0	H: 0	E: 0	K: 2	S: 7	LOB: 0	BB: 0	P: 7	R: 0	H: 0	E: 0	K: 1	S: 5	LOB: 0	BB: 0	P: 5	R: 0	H: 0	E: 0	K: 1	S: 5	LOB: 0	BB: 0	P: 5	1B: 6	SF: 0	2B: 0	SAC: 0	3B: 0	DP: 0	HR: 1	HBP: 1	WP: 0	PA: 36
--------------	------	------	------	------	------	--------	-------	------	------	------	------	------	------	--------	-------	------	------	------	------	------	------	--------	-------	------	------	------	------	------	------	--------	-------	------	------	------	------	------	------	--------	-------	------	------	------	------	------	------	--------	-------	------	------	------	------	------	------	--------	-------	------	------	------	------	------	------	--------	-------	------	------	------	------	------	------	--------	-------	------	-------	-------	-------	--------	-------	-------	-------	--------	-------	--------

PITCHER	IP	WLS	BF	H	R	ER	SO	BB	IBB	HBP	BLK	WP	HR	S	P	ERA	WHIP
Joe Horlen, R (1, 1) ERA: 4.91	6.0	W	27	7	4	3	0	1	0	1	0	0	1	25	30	4.50	1.333
Hoyt Wilhelm, R (7, 1) ERA: 1.73	3.0	S	9	0	0	0	4	0	0	0	0	0	0	17	17	0.00	0.000

Batter	1	2	3	4	5	6	7	8	9	AB R H RBI BB SO LOB	TOP												
Mike Hershberger, R OBP: 0.317, SLG: 0.321 (1, 9)	0-0 6-3		0-0 L9		0-0 3B 2B		0-0 1B		0-0 1-3 2-H 1B	5 1 3 1 0 0 0	Chicago White Sox @ Detroit Tigers Tiger Stadium, Detroit, MI Sun May 31 1964, 4:33 AM EDT Unknown												
Don Buford, S OBP: 0.306, SLG: 0.250 (1, 4) (9, 5)	0-0 1-3			0-0 E6 1B 2B	0-0 2-H 3B		0-0 5-3		0-0 F9	5 1 1 1 0 0 3													
Jim Landis, R OBP: 0.444, SLG: 0.882 (1, 8)	0-0 F8			0-0 1-2 2B 1B	4-0 BB BB			0-3 K		3 1 1 0 1 1 0													
Pete Ward, L OBP: 0.394, SLG: 0.587 Al Weis, S OBP: 0.294, SLG: 0.319 (1, 5) (9, 4)		0-0 HR		0-3 K	0-0 4-3 1-2			0-0 6-3		4 1 1 1 0 1 4 0 0 0 0 0 0 0													
Ron Hansen, R OBP: 0.372, SLG: 0.476 (1, 6)		0-0 L7		0-0 F4		0-0 5-3		0-3 K		4 0 0 0 0 1 2													
Dave Nicholson, R OBP: 0.424, SLG: 0.500 Hoyt Wilhelm, R (1, 7) (9, 1)		0-3 K		0-0 1-H 2-H 2B		0-0 F3		0-0 F5		4 0 1 2 0 1 0 0 0 0 0 0 0 0													
Tom McCraw, L OBP: 0.355, SLG: 0.451 (1, 3)		0-0 G3		0-0 L9		0-0 4-3		0-0 FC5 2B		4 0 1 0 0 0 1													
Jerry McNertney, R OBP: 0.216, SLG: 0.273 J.C. Martin, L OBP: 0.260, SLG: 0.348 (1, 2) (9, PH) (9, 2)			0-0 L9		0-0 F3		0-3 K	4-0 BB BB BB	4-0 FC5 1B BB	3 0 0 0 0 1 0 0 1 0 0 1 0 0													
Eddie Fisher, R Frank Kreutzer, R OBP: 0.250, SLG: 0.500 Don Mossi, L Floyd Robinson, L OBP: 0.372, SLG: 0.458 (1, 1) (3, 1) (6, 1) (9, PH) (9, 7)			0-3 K		0-0 6-3		0-0 L3	0-0 1-2 2-3f 1B FC5		1 0 0 0 0 1 0 1 0 0 0 0 0 0 1 0 0 0 0 0 0 1 0 0 0 0 0 2													
Inning Stats	R: 0 E: 0 K: 0 S: 3	H: 0 LOB: 0 BB: 0 P: 3	R: 1 E: 0 K: 1 S: 6	H: 1 LOB: 0 BB: 0 P: 6	R: 0 E: 0 K: 1 S: 5	H: 0 LOB: 0 BB: 0 P: 5	R: 2 E: 1 K: 1 S: 8	H: 2 LOB: 1 BB: 0 P: 8	R: 1 E: 0 K: 0 S: 5	H: 2 LOB: 2 BB: 1 P: 9		R: 0 E: 0 K: 0 S: 3	H: 0 LOB: 0 BB: 0 P: 3	R: 0 E: 0 K: 1 S: 6	H: 1 LOB: 1 BB: 0 P: 6	R: 0 E: 0 K: 2 S: 7	H: 0 LOB: 0 BB: 0 P: 7	R: 1 E: 0 K: 0 S: 5	H: 2 LOB: 2 BB: 1 P: 9	1B: 3 2B: 3 3B: 1 HR: 1	SF: 0 SAC: 0 DP: 0 HBP: 0	WP: 0 PB: 0 SB: 1 CS: 0	PA: 38
PITCHER Mickey Lolich, L ERA: 3.38 Larry Sherry, R ERA: 3.12 (1, 1) (8, 1)	IP 7.0	WLS L	BF 29	H 6	R 4	ER 2	SO 4	BB 1	IBB 0	HBP 0	BLK 0	WP 0	HR 1	S 36	P 40	ERA 2.57	WHIP 1.000						
PITCHER	IP	WLS	BF	H	R	ER	SO	BB	IBB	HBP	BLK	WP	HR	S	P	ERA	WHIP						

livebaseballscorecards.com

AB	36
R	5
H	8
RBI	5
BB	2
SO	6
LOB	12



Batter	1	2	3	4	5	6	7	8	9	AB	R	H	RBI	BB	SO	LOB
Bill Bruton, L (1, 8) OBP: 0.290, SLG: 0.372 George Thomas, R (5, PH) OBP: 0.419, SLG: 0.718 (6, 8)	0-3 K ①		0-0 FC4-6 1B 1-2f ①		4-0 3B BB ①		0-0 5-3 ②			2	0	0	0	0	1	1
Gates Brown, L (1, 7) OBP: 0.351, SLG: 0.538 Don Demeter, R (5, PH) OBP: 0.256, SLG: 0.365 (6, 7)	0-0 3-4-1 ②		0-0 F4 ②		0-3 K ②		0-0 F7 ③			2	0	0	0	0	0	1
Al Kaline, R (1, 9) OBP: 0.336, SLG: 0.385	0-0 L9 ③		0-0 1B ③		0-0 3B ③			0-0 L6 ①		4	0	2	1	0	0	0
Norm Cash, L (1, 3) OBP: 0.345, SLG: 0.474		0-0 WP 4-3 HR 1B ①	0-3 K ③		0-0 F3 ③			0-3 K ②		4	1	1	0	0	2	3
Jerry Lumpe, L (1, 4) OBP: 0.270, SLG: 0.325		0-0 4-3 ①		0-0 F8 ①		0-0 1B ①		0-0 F7 ③		4	0	1	0	0	0	1
Dick McAuliffe, L (1, 6) OBP: 0.319, SLG: 0.455		0-0 2-H HR ②		0-0 3B ②		0-3 K ①			0-0 F9 ①	4	1	2	2	0	1	1
Don Wert, R (1, 5) OBP: 0.310, SLG: 0.366		0-0 F3 ②		0-3 K ②		0-0 F2 ②			0-0 DI 5-3 1B ①	4	0	1	0	0	1	2
Mike Roarke, R (1, 2) OBP: 0.229, SLG: 0.206		0-0 F7 ③		0-0 6-3 ③		0-0 F3 ③			0-0 5-3 ②	4	0	0	0	0	0	3
Mickey Lolich, S (1, 1) OBP: 0.222, SLG: 0.067 Bill Freehan, R (7, PH) OBP: 0.397, SLG: 0.518 Larry Sherry, R (8, 1) Jake Wood, R (9, PH) OBP: 0.133, SLG: 0.107			0-0 FC4-6 1B ①		0-0 4-3 ①		0-0 6-3 ①		0-0 F4 ③	2	0	1	0	0	0	0
									2-3	1	0	0	0	0	0	0
										1	0	0	0	0	0	0
										0	0	0	0	0	0	0
										1	0	0	0	0	0	1


Inning Stats	R: 0	H: 0	E: 0	K: 1	S: 5	R: 2	H: 2	E: 0	K: 0	S: 5	R: 0	H: 2	E: 0	K: 1	S: 7	R: 0	H: 1	E: 0	K: 1	S: 6	R: 1	H: 1	E: 0	K: 1	S: 6	R: 0	H: 1	E: 0	K: 1	S: 6	R: 0	H: 0	E: 0	K: 0	S: 3	R: 0	H: 0	E: 0	K: 1	S: 5	R: 0	H: 1	E: 0	K: 0	S: 4	1B: 5	2B: 0	3B: 2	HR: 1	SF: 0	SAC: 0	DP: 0	HBP: 0	WP: 1	PA: 36
--------------	------	------	------	------	------	------	------	------	------	------	------	------	------	------	------	------	------	------	------	------	------	------	------	------	------	------	------	------	------	------	------	------	------	------	------	------	------	------	------	------	------	------	------	------	------	-------	-------	-------	-------	-------	--------	-------	--------	-------	--------

PITCHER	IP	WLS	BF	H	R	ER	SO	BB	IBB	HBP	BLK	WP	HR	S	P	ERA	WHIP
Eddie Fisher, R (1, 1) ERA: 4.84	2.2		12	4	2	2	1	0	0	0	0	1	1	14	14	6.75	1.500
Frank Kreutzer, L (3, 1) ERA: 3.54	2.1	W	10	2	1	1	3	1	0	0	0	0	0	15	19	3.86	1.286
Don Mossi, L (6, 1) ERA: 2.63	3.0		10	1	0	0	2	0	0	0	0	0	0	14	14	0.00	0.333
Hoyt Wilhelm, R (9, 1) ERA: 1.67	1.0	S	4	1	0	0	0	0	0	0	0	0	0	4	4	0.00	1.000

Chicago White Sox @ Detroit Tigers
Tiger Stadium, Detroit, MI
Sun May 31 1964, 4:33 AM EDT
Unknown

AB	35
R	3
H	8
RBI	3
BB	1
SO	6
LOB	14



Batter	1	2	3	4	5	6	7	8	9	AB R H RBI BB SO LOB	TOP											
Mike Hershberger, R OBP: 0.327, SLG: 0.326 (1, 8) (8, 9)	0-3 K		0-0 6-3		0-0 HR 1B		0-0 4-3 1B	4-0 E BB		4 1 2 0 1 1 0												
Don Buford, S OBP: 0.301, SLG: 0.281 (1, 4) (9, 5)	0-0 F7		0-0 4-3		0-0 HR		0-0 4-3	0-0 E4		5 1 1 3 0 0 3												
Floyd Robinson, L OBP: 0.359, SLG: 0.440 (1, 9) (8, 7)	0-0 5-3		0-0 F6		0-0 4-3		0-0 F8	0-3 K		5 0 0 0 0 1 4												
Pete Ward, L OBP: 0.421, SLG: 0.591 Al Weis, S OBP: 0.294, SLG: 0.319 (1, 5) (9, PR) (9, 4)		4-0 1B 1B BB		0-0 L3		0-0 BB 1B		4-0 HR BB	0-0 G5-4-3 1B	3 2 2 0 2 0 0 0 0 0 0 0 0 0												
Ron Hansen, R OBP: 0.379, SLG: 0.500 (1, 6)		0-0 BB 1B 1B		0-0 6-3		4-0 BB BB		0-0 HR	0-0 G5-4-3	4 2 2 2 1 0 1												
Dave Nicholson, R OBP: 0.426, SLG: 0.492 Jim Landis, R OBP: 0.421, SLG: 0.833 (1, 7) (8, 8)		4-0 1B 1B BB		0-3 K		0-3 K		4-0 3-1 1B BB	0-0 1-3	2 1 0 0 2 2 2 1 0 0 0 0 0 1												
Tom McCraw, L OBP: 0.350, SLG: 0.440 (1, 3)		0-0 1-3 2-H 3-H 1B		0-0 1-3		0-0 L5		0-3 K		4 0 1 2 0 1 3	AB 36 R 8 H 10 RBI 8 BB 6 SO 6 LOB 19											
J.C. Martin, L OBP: 0.247, SLG: 0.329 (1, 2)		0-0 6-3		0-0 4-3		0-0 1-3		0-0 3-1		4 0 0 0 0 0 4												
Gary Peters, L OBP: 0.217, SLG: 0.304 Hoyt Wilhelm, R (1, 1) (8, 1)		0-0 4-3		0-0 HR 1B		0-3 K		0-0 E BB 1B		4 1 2 1 0 1 1 0 0 0 0 0 0 0												
Inning Stats	R: 0 E: 0 K: 1 S: 5	H: 0 LOB: 0 BB: 0 P: 5	R: 2 E: 0 K: 0 S: 4	H: 2 LOB: 1 BB: 2 P: 12	R: 0 E: 0 K: 0 S: 3	H: 0 LOB: 0 BB: 0 P: 3	R: 0 E: 0 K: 1 S: 5	H: 0 LOB: 0 BB: 0 P: 5	R: 3 E: 0 K: 0 S: 6	H: 3 LOB: 0 BB: 0 P: 6	R: 0 E: 0 K: 1 S: 6	H: 1 LOB: 2 BB: 1 P: 10	R: 0 E: 0 K: 1 S: 6	H: 1 LOB: 1 BB: 0 P: 6	R: 3 E: 1 K: 2 S: 10	H: 2 LOB: 3 BB: 3 P: 22	R: 0 E: 0 K: 0 S: 3	H: 1 LOB: 1 BB: 0 P: 3	1B: 8 2B: 0 3B: 0 HR: 2	SF: 0 SAC: 0 DP: 1 HBP: 0	WP: 1 PB: 0 SB: 0 CS: 0	PA: 42
PITCHER	IP WLS BF H R ER SO BB IBB HBP BLK WP HR S P ERA WHIP																					
Ed Rakow, R ERA: 3.86 (1, 1)	5.0 L 21 5 5 5 2 2 0 0 0 0 0 1 23 31 9.00 1.400																					
Fred Gladding, R ERA: 7.0 (6, 1)	2.0 9 2 0 0 2 1 0 0 0 0 0 0 12 16 0.00 1.500																					
Larry Sherry, R ERA: 4.0 (8, 1)	1.0 9 2 3 3 2 3 0 0 0 1 1 10 22 27.00 5.000																					
Phil Regan, R ERA: 5.02 (9, 1)	1.0 3 1 0 0 0 0 0 0 0 0 0 0 3 3 0.00 1.000																					

Chicago White Sox @ Detroit Tigers
Tiger Stadium, Detroit, MI
Sun May 31 1964, 4:38 AM EDT
Att. 17,057 - Unknown

livebaseballscorecards.com

Batter	1	2	3	4	5	6	7	8	9	AB R H RBI BB SO LOB	TOP											
Mike Hershberger, R (1, 9) OBP: 0.331, SLG: 0.338	0-0 F3		0-0 F8			0-0 2B		0-0 BB 1B		4 0 2 0 0 0 1	Chicago White Sox @ Cleveland Indians Cleveland Municipal Stadium, Cleveland, OH Mon Jun 01 1964, 7:05 PM EDT Att. 5,005 - Unknown livebaseballscorecards.com											
Don Buford, S (1, 4) OBP: 0.290, SLG: 0.269	0-0 F6			0-3 K		0-0 F8		0-3 K		4 0 0 0 0 2 2												
Jim Landis, R (1, 8) OBP: 0.348, SLG: 0.682	0-0 1-3			0-0 F9		0-0 F9		0-0 F8		4 0 0 0 0 0 2												
Pete Ward, L (1, 5) OBP: 0.413, SLG: 0.565		0-3 K		0-0 F4			0-0 5-3	4-0 FC6-4 BB		3 0 0 0 1 1 0												
Ron Hansen, R (1, 6) OBP: 0.369, SLG: 0.485		0-0 F3			0-0 4-3		0-0 6-3	0-0 FC6-4		4 0 0 0 0 0 2												
Dave Nicholson, R (1, 7) OBP: 0.421, SLG: 0.484		0-3 K			0-0 E5 1-3		0-0 BB HBP 1B	0-3 K		4 0 1 0 0 2 0												
Tom McCraw, L (1, 3) OBP: 0.357, SLG: 0.436			0-0 1B		0-0 1-3		1-0 BB HBP	0-0 3-1		3 0 1 0 0 0 1												
Cam Carreon, R (1, 2) OBP: 0.115, SLG: 0.120			0-0 F4		0-0 1-3		4-0 BB HBP BB	0-0 F8		2 0 0 0 0 0 2												
Minnie Minoso, R (7, PH) OBP: 0.538, SLG: 0.727							1-2 2-3 BB			0 0 0 0 1 0 0												
Frank Baumann, L (7, 1)										0 0 0 0 0 0 0												
Eddie Fisher, R (8, 1)										0 0 0 0 0 0 0												
Al Weis, S (9, PH) OBP: 0.292, SLG: 0.316										1 0 0 0 0 0 0												
Juan Pizarro, L (1, 1) OBP: 0.286, SLG: 0.400			0-0 F2			0-3 K		0-0 L4		2 0 0 0 0 1 1												
Jerry McNertney, R (7, PH) OBP: 0.211, SLG: 0.265										1 0 0 0 0 0 3												
Inning Stats	R: 0 E: 0 K: 0 S: 3	H: 0 LOB: 0 BB: 0 P: 3	R: 0 E: 0 K: 2 S: 7	H: 0 LOB: 0 BB: 0 P: 7	R: 0 E: 0 K: 0 S: 4	H: 1 LOB: 1 BB: 0 P: 4	R: 0 E: 0 K: 1 S: 5	H: 0 LOB: 0 BB: 0 P: 5	R: 0 E: 1 K: 0 S: 4	H: 0 LOB: 1 BB: 0 P: 4	R: 0 E: 0 K: 1 S: 6	H: 1 LOB: 1 BB: 0 P: 6	R: 0 E: 0 K: 0 S: 4	H: 1 LOB: 3 BB: 1 P: 9	R: 0 E: 0 K: 1 S: 6	H: 1 LOB: 2 BB: 1 P: 10	R: 0 E: 0 K: 1 S: 5	H: 0 LOB: 0 BB: 0 P: 5	1B: 3 2B: 1 3B: 0 HR: 0	SF: 0 SAC: 0 DP: 0 HBP: 1	WP: 0 PB: 0 SB: 0 CS: 0	PA: 35
PITCHER Jack Kralick, L (1, 1) ERA: 1.82	IP: 9.0 WLS: W BF: 35 H: 4 R: 0 ER: 0 SO: 6 BB: 2 IBB: 0 HBP: 1 BLK: 0 WP: 0 HR: 0 S: 44 P: 53 ERA: 0.00 WHIP: 0.667											PITCHER	IP: 9.0 WLS: W BF: 35 H: 4 R: 0 ER: 0 SO: 6 BB: 2 IBB: 0 HBP: 1 BLK: 0 WP: 0 HR: 0 S: 44 P: 53 ERA: 0.00 WHIP: 0.667									



Batter	1	2	3	4	5	6	7	8	9	AB	R	H	RBI	BB	SO	LOB
Dick Howser, R OBP: 0.350, SLG: 0.337 (1, 6)	F9		6-3		L4		FC4-6			4	0	0	0	0	0	2
Vic Davalillo, L OBP: 0.271, SLG: 0.292 (1, 8)	1B			4-3		CS 1B	FC6-4			4	0	2	0	0	0	1
Leon Wagner, L OBP: 0.399, SLG: 0.584 (1, 7)	F2			HR		2B 1B	K			4	2	2	1	0	1	2
John Romano, R OBP: 0.396, SLG: 0.646 (1, 2)	L5			1B BB		1B 2B		F6		3	1	1	0	1	0	1
Max Alvis, R OBP: 0.306, SLG: 0.391 (1, 5)		F8		K		1B IBB		5-3		3	0	0	0	1	1	1
Larry Brown, R OBP: 0.301, SLG: 0.447 (1, 4)		F3		1B		1B		F9		4	0	2	2	0	0	0
Jerry Kindall, R OBP: 0.429, SLG: 0.640 (1, 3)		K		K		K				3	0	0	0	0	3	4
Woodie Held, R OBP: 0.292, SLG: 0.476 (1, 9)			F3		CS SH5-4 1B	K				3	0	1	0	0	1	2
Jack Kralick, L OBP: 0.200, SLG: 0.167 (1, 1)			F2		SH5-4		FC4-6 1B			2	0	1	0	0	0	0

Inning Stats	R: 0	H: 1	E: 0	LOB: 1	K: 0	BB: 0	S: 4	P: 4	R: 0	H: 0	E: 0	LOB: 0	K: 1	BB: 0	S: 5	P: 5	R: 0	H: 0	E: 0	LOB: 0	K: 0	BB: 0	S: 3	P: 3	R: 1	H: 2	E: 0	LOB: 2	K: 2	BB: 1	S: 9	P: 13	R: 0	H: 1	E: 0	LOB: 0	K: 0	BB: 0	S: 3	P: 3	R: 2	H: 4	E: 0	LOB: 2	K: 2	BB: 1	S: 10	P: 14	R: 0	H: 1	E: 0	LOB: 1	K: 1	BB: 0	S: 6	P: 6	R: 0	H: 0	E: 0	LOB: 0	K: 0	BB: 0	S: 3	P: 3
--------------	------	------	------	--------	------	-------	------	------	------	------	------	--------	------	-------	------	------	------	------	------	--------	------	-------	------	------	------	------	------	--------	------	-------	------	-------	------	------	------	--------	------	-------	------	------	------	------	------	--------	------	-------	-------	-------	------	------	------	--------	------	-------	------	------	------	------	------	--------	------	-------	------	------

PITCHER	IP	WLS	BF	H	R	ER	SO	BB	IBB	HBP	BLK	WP	HR	S	P	ERA	WHIP
Juan Pizarro, L ERA: 1.59 (1, 1)	6.0	L	26	8	3	3	5	1	1	0	0	0	1	34	42	4.50	1.500
Frank Baumann, L ERA: 6.14 (7, 1)	1.0		4	1	0	0	1	0	0	0	0	0	0	6	6	0.00	1.000
Eddie Fisher, R ERA: 4.63 (8, 1)	1.0		3	0	0	0	0	0	0	0	0	0	0	3	3	0.00	0.000

BOTTOM

Chicago White Sox @ Cleveland Indians
Cleveland Municipal Stadium, Cleveland, OH
 Mon Jun 01 1964, 7:05 PM EDT
 Att. 5,005 - Unknown

livebaseballscorecards.com

AB	30
R	3
H	9
RBI	3
BB	2
SO	6
LOB	13



WP: 0	PA: 33
PB: 0	SB: 0
CS: 2	

PITCHER	IP	WLS	BF	H	R	ER	SO	BB	IBB	HBP	BLK	WP	HR	S	P	ERA	WHIP
---------	----	-----	----	---	---	----	----	----	-----	-----	-----	----	----	---	---	-----	------

Batter	1	2	3	4	5	6	7	8	9	AB	R	H	RBI	BB	SO	LOB
Dick Howser, R OBP: 0.353, SLG: 0.341 (1, 6)	0-0 1B E 1B		0-0 F8		0-0 5-3		0-0 1B			4	0	2	0	0	0	0
Vic Davalillo, L OBP: 0.260, SLG: 0.280 (1, 8)	0-0 F8		0-0 6-3			0-3 K	0-0 1-3			4	0	0	0	0	1	2
Leon Wagner, L OBP: 0.395, SLG: 0.595 (1, 7)	0-0 E4 1B 1-2		0-0 HR			0-0 4-3		0-3 K		4	1	1	1	0	1	1
John Romano, R OBP: 0.389, SLG: 0.627 (1, 2)	0-0 F6		0-0 6-3			0-0 1B		0-3 K		4	0	1	0	0	1	2
Fred Whitfield, L OBP: 0.347, SLG: 0.495 Pedro Ramos, S OBP: 0.353, SLG: 0.500 Jerry Kindall, R OBP: 0.429, SLG: 0.640 (1, 3) (8, PR) (9, 3)	0-0 1B 1-2 2-3			0-0 1-3		0-0 F7		0-0 1B		4	0	2	0	0	0	1
Bob Chance, L OBP: 0.441, SLG: 0.667 Al Smith, R OBP: 0.160, SLG: 0.229 (1, 9) (8, 9)	0-0 1-3			0-3 K		0-3 K		0-0 F7		3	0	0	0	0	2	3
Max Alvis, R OBP: 0.307, SLG: 0.409 (1, 5)		0-0 6-3		0-3 K			0-0 HR			3	1	1	1	0	1	0
Larry Brown, R OBP: 0.302, SLG: 0.474 (1, 4)		0-3 K		0-3 K		0-3 K		0-0 HR		3	1	1	1	0	2	0
Sam McDowell, L (1, 1)		0-3 K		0-3 K2-3			0-0 G3			3	0	0	0	0	2	0

Inning Stats	R: 0	H: 2	E: 1	LOB: 3	K: 0	BB: 0	S: 6	R: 0	H: 0	E: 0	LOB: 0	K: 2	BB: 0	S: 7	R: 1	H: 1	E: 0	LOB: 0	K: 0	BB: 0	S: 4	R: 0	H: 0	E: 0	LOB: 0	K: 2	BB: 0	S: 7	R: 0	H: 1	E: 0	LOB: 1	K: 1	BB: 0	S: 6	R: 2	H: 3	E: 0	LOB: 1	K: 1	BB: 0	S: 8	R: 0	H: 1	E: 0	LOB: 1	K: 2	BB: 0	S: 8
--------------	------	------	------	--------	------	-------	------	------	------	------	--------	------	-------	------	------	------	------	--------	------	-------	------	------	------	------	--------	------	-------	------	------	------	------	--------	------	-------	------	------	------	------	--------	------	-------	------	------	------	------	--------	------	-------	------

PITCHER	IP	WLS	BF	H	R	ER	SO	BB	IBB	HBP	BLK	WP	HR	S	P	ERA	WHIP
John Buzhardt, R ERA: 2.25 (1, 1)	7.0	L	29	7	3	3	8	0	0	0	0	0	3	45	45	3.86	1.000
Don Mossi, L ERA: 2.45 (8, 1)	1.0		4	1	0	0	2	0	0	0	0	0	0	8	8	0.00	1.000

BOTTOM

Chicago White Sox @ Cleveland Indians
Cleveland Municipal Stadium, Cleveland, OH
Tue Jun 02 1964, 7:05 PM EDT
Att. 7,995 - Unknown

AB	33
R	3
H	8
RBI	3
BB	0
SO	10
LOB	10



WP: 0	PA: 33
PB: 0	
SB: 0	
CS: 0	

livebaseballscorecards.com

Batter	1	2	3	4	5	6	7	8	9	AB R H RBI BB SO LOB	TOP							
Jim Landis, R (1, 8) <small>OBP: 0.333, SLG: 0.548</small>	0-0 1B	0-0 4-3			0-0 5-3		0-0 F9	0-0 FC6-4 <small>1-2f</small>		5 0 1 0 0 0 3	Chicago White Sox @ Cleveland Indians Cleveland Municipal Stadium, Cleveland, OH <small>Wed Jun 03 1964, 7:05 PM EDT</small> <small>Att. 5,975 - Unknown</small>							
Al Weis, S (1, 4) <small>OBP: 0.296, SLG: 0.339</small>	4-0 BB		0-0 4-3		0-0 5-3		0-0 HR	0-0 G3	4 1 1 1 1 0 0									
Pete Ward, L (1, 5) <small>OBP: 0.389, SLG: 0.506</small> Don Buford, S (9, 5) <small>OBP: 0.295, SLG: 0.276</small>	4-0 BB		0-0 F8		4-0 BB		0-3 K	0-3 K	3 0 0 0 2 2 0 0 0 0 0 0 0 0									
Ron Hansen, R (1, 6) <small>OBP: 0.367, SLG: 0.468</small>	0-0 F4		0-0 1B		0-0 F7		0-0 F7	4-0 BB	4 0 1 0 1 0 4									
Mike Hershberger, R (1, 9) <small>OBP: 0.323, SLG: 0.336</small>	0-0 G5-4-3 <small>1-2f</small>		0-0 4-3		0-0 5-3		0-0 3B 1B	0-3 K	5 1 1 0 0 1 5									
Dave Nicholson, R (1, 7) <small>OBP: 0.428, SLG: 0.504</small>		0-0 1B 4-3 1B		0-0 5-3 1B		0-0 5-3	0-0 1-H FC6-2 3B		4 1 3 1 0 0 1									
Tom McCraw, L (1, 3) <small>OBP: 0.337, SLG: 0.407</small>		0-3 K		0-0 F9		0-3 K	0-0 F3		4 0 0 0 0 2 4									
Jerry McNertney, R (1, 2) <small>OBP: 0.267, SLG: 0.325</small> J.C. Martin, L (8, PH) <small>OBP: 0.244, SLG: 0.324</small>		0-0 4-3 1B		0-0 5-3		0-0 F4	0-0 FC6-2 1B		3 0 1 0 0 0 3 1 0 0 0 0 0 1									
Joe Horlen, R (1, 1) <small>OBP: 0.200, SLG: 0.200</small> Don Mossi, L (9, 1) Hoyt Wilhelm, R (9, 1)		0-0 4-3		0-0 4-3		0-0 5-3	0-0 FC6-4 1B		4 0 1 1 0 0 4 0 0 0 0 0 0 0 0 0 0 0 0 0 0									
Inning Stats	R: 0 H: 1 E: 0 LOB: 2 K: 0 BB: 2 S: 3 P: 11	R: 1 H: 2 E: 0 LOB: 1 K: 1 BB: 0 S: 7 P: 7	R: 0 H: 1 E: 0 LOB: 1 K: 0 BB: 0 S: 4 P: 4	R: 0 H: 1 E: 0 LOB: 1 K: 0 BB: 0 S: 4 P: 4	R: 0 H: 0 E: 0 LOB: 1 K: 0 BB: 1 S: 3 P: 7	R: 0 H: 0 E: 1 LOB: 2 K: 1 BB: 0 S: 7 P: 7	R: 1 H: 1 E: 0 LOB: 0 K: 1 BB: 0 S: 6 P: 6	R: 1 H: 3 E: 0 LOB: 2 K: 0 BB: 0 S: 6 P: 6	R: 0 H: 0 E: 0 LOB: 1 K: 2 BB: 1 S: 7 P: 11	1B: 7 SF: 0 2B: 0 SAC: 0 3B: 1 DP: 1 HR: 1 HBP: 0		WP: 0 PA: 41 PB: 2 SB: 0 CS: 0						
PITCHER Tommy John, L (1, 1) <small>ERA: 3.83</small> Ted Abernathy, R (8, 1) <small>ERA: 3.55</small> Don McMahon, R (9, 1) <small>ERA: 1.33</small>	IP WLS BF H R ER SO BB IBB HBP BLK WP HR S P ERA WHIP 7.1 L 34 8 3 3 3 3 3 0 0 0 0 1 37 49 3.68 1.500						IP WLS BF H R ER SO BB IBB HBP BLK WP HR S P ERA WHIP 0.2 3 1 0 0 0 0 0 0 0 0 0 0 3 3 0.00 1.500											

livebaseballscorecards.com

AB	37
R	3
H	9
RBI	3
BB	4
SO	5
LOB	25



Batter	1	2	3	4	5	6	7	8	9	AB	R	H	RBI	BB	SO	LOB
Dick Howser, R OBP: 0.349, SLG: 0.343 (1, 6)	0-0 6-3 SF9 2B		0-0 FC3-6 1B		0-0 6-3 2-3			0-0 F4		4	1	2	0	0	0	1
Vic Davalillo, L OBP: 0.259, SLG: 0.277 (1, 8)	0-0 6-3 2-3		0-0 FC3-6 G4-6-3 1-2f		0-0 F7			0-0 F7		4	0	0	0	0	0	3
Leon Wagner, L OBP: 0.364, SLG: 0.572 (1, 7)	0-0 SF9 3-H		0-0 G4-6-3 1-2f		0-0 F7			0-3 K		3	0	0	1	0	1	1
John Romano, R OBP: 0.379, SLG: 0.604 (1, 2)	0-0 1B			0-3 K				0-0 F7		4	0	1	0	0	1	0
Fred Whitfield, L OBP: 0.327, SLG: 0.465 (1, 3)	0-0 F9			0-0 6-3				0-0 G3		3	0	0	0	0	0	1
Joe Azcue, R OBP: 0.312, SLG: 0.408 (9, PH)									0-0 6-3	1	0	0	0	0	0	0
Bob Chance, L OBP: 0.462, SLG: 0.636 (1, 9)		4-0 BB		0-0 1B				0-0 F3		1	0	1	0	1	0	0
Al Smith, R OBP: 0.157, SLG: 0.224 (7, PH)										1	0	0	0	0	0	0
Max Alvis, R OBP: 0.300, SLG: 0.394 (1, 5)		0-0 F7		0-0 1-3				0-3 K		3	0	0	0	0	1	2
Larry Brown, R OBP: 0.295, SLG: 0.456 (1, 4)		0-0 F6						0-0 F2		3	0	1	0	0	0	1
Dick Donovan, L OBP: 0.273, SLG: 0.111 (1, 1)		0-0 4-3						0-0 F8		1	0	0	0	0	0	1
Don McMahon, R OBP: 0.200, SLG: 0.200 (7, 1)										0	0	0	0	0	0	0
Woodie Held, R OBP: 0.288, SLG: 0.468 (8, PH)										1	0	0	0	0	0	0
Ted Abernathy, R (9, 1)										0	0	0	0	0	0	0

Inning Stats	R: 1	H: 2	E: 0	K: 0	S: 5	R: 0	H: 0	E: 0	K: 0	S: 3	R: 0	H: 1	E: 0	K: 1	S: 6	R: 0	H: 1	E: 0	K: 1	S: 6	R: 0	H: 0	E: 0	K: 0	S: 3	R: 0	H: 0	E: 0	K: 1	S: 5	R: 0	H: 0	E: 0	K: 0	S: 3	R: 0	H: 0	E: 0	K: 1	S: 5	R: 0	H: 0	E: 0	K: 1	S: 5	1B: 4	SF: 1	2B: 1	3B: 0	HR: 0
--------------	------	------	------	------	------	------	------	------	------	------	------	------	------	------	------	------	------	------	------	------	------	------	------	------	------	------	------	------	------	------	------	------	------	------	------	------	------	------	------	------	------	------	------	------	------	-------	-------	-------	-------	-------


PITCHER	IP	WLS	BF	H	R	ER	SO	BB	IBB	HBP	BLK	WP	HR	S	P	ERA	WHIP
Ray Herbert, R ERA: 3.38 (1, 1)	5.0	W	20	5	1	1	1	1	1	0	0	0	0	21	25	1.80	1.200
Frank Kreutzer, L ERA: 2.96 (6, 1)	4.0	S	12	0	0	0	2	0	0	0	0	0	0	16	16	0.00	0.000

BOTTOM

Chicago White Sox @ Cleveland Indians
Cleveland Municipal Stadium, Cleveland, OH

Thu Jun 04 1964, 7:05 PM EDT
Att. 5,837 - Unknown

AB	29
R	1
H	5
RBI	1
BB	1
SO	3
LOB	10



WP	HR	S	P	ERA	WHIP
0	0	0	0	0	0

Batter	1	2	3	4	5	6	7	8	9	AB R H RBI BB SO LOB	TOP		
Jake Wood, R OBP: 0.167, SLG: 0.147 (1, 5) X	0-0 5-3		0-3 K			0-0 FC4-6 1B	0-3 K		0-0 1B	5 0 2 1 0 2 1			
Jerry Lumpe, L OBP: 0.278, SLG: 0.343 (1, 4) X	0-0 2B		0-0 4-3			0-0 FC4-6 BB 1B 1-2f	0-0 3B		0-0 1B	5 0 3 1 0 0 1			
Al Kaline, R OBP: 0.352, SLG: 0.411 (1, 9) BBB	4-0 BB			0-0 L9		0-0 BB 1B 1-2	0-0 L9		0-0 L8	4 0 1 0 1 0 3			
Bill Freehan, R OBP: 0.370, SLG: 0.472 (1, 2) X	0-0 F9			0-0 L6		4-0 BB 1B 1-2 2-3		0-0 F9		3 0 0 0 1 0 2			
Don Demeter, R OBP: 0.255, SLG: 0.346 (1, 7) X	0-0 1-3		0-3 K			0-3 K		0-0 5-3		4 0 0 0 0 2 5			
Norm Cash, L OBP: 0.341, SLG: 0.479 (1, 3) X		0-0 4-3			0-0 F9	0-0 F8		0-3 K		4 0 0 0 0 1 3			
George Thomas, R OBP: 0.418, SLG: 0.720 (1, 8) X		0-0 5-3			0-0 1B		0-0 1B 2B		0-0 L6-3 1B	4 1 3 0 0 0 0			
Dick McAuliffe, L OBP: 0.310, SLG: 0.436 (1, 6) X		0-0 L6			0-0 F3		0-0 FC5-4 1B 2-H		0-0 L6-3 1-2	4 0 1 1 0 0 2			
Mickey Lolich, S OBP: 0.211, SLG: 0.063 (3, 1) Ed Rakow, S OBP: 0.298, SLG: 0.352 (5, PH) Don Wert, R OBP: 0.298, SLG: 0.352 (5, 1) Terry Fox, R (7, PH) Bubba Phillips, R OBP: 0.400, SLG: 0.357 (7, 1) Dave Wickersham, R OBP: 0.077, SLG: 0.077 (9, PH) Bill Bruton, L OBP: 0.297, SLG: 0.379			0-0 1-3		0-3 K		0-0 FC5-4 3B 1-2f		0-0 PB 1B	1 0 0 0 0 0 0 0 0 0 0 0 0 0 1 0 0 0 0 1 1 0 0 0 0 0 0 0 1 1 0 0 0 0 1 0 0 0 0 0 0 0 1 1 1 0 0 0 0			
Inning Stats	R: 0 H: 1 E: 0 LOB: 2 K: 0 BB: 1 S: 4 P: 8	R: 0 H: 0 E: 0 LOB: 0 K: 0 BB: 0 S: 3 P: 3	R: 0 H: 0 E: 0 LOB: 0 K: 1 BB: 0 S: 5 P: 5	R: 0 H: 0 E: 0 LOB: 0 K: 1 BB: 0 S: 5 P: 5	R: 0 H: 1 E: 0 LOB: 1 K: 1 BB: 0 S: 6 P: 6	R: 0 H: 2 E: 0 LOB: 3 K: 1 BB: 1 S: 7 P: 11	R: 2 H: 3 E: 0 LOB: 1 K: 1 BB: 0 S: 8 P: 8	R: 0 H: 0 E: 0 LOB: 0 K: 1 BB: 0 S: 5 P: 5	R: 1 H: 4 E: 0 LOB: 2 K: 0 BB: 0 S: 6 P: 6	1B: 8 SF: 0 2B: 3 SAC: 0 3B: 1 DP: 1 HR: 0 HBP: 0	WP: 0 PA: 39 PB: 1 SB: 0 CS: 0		
PITCHER	IP WLS BF H R ER SO BB IBB HBP BLK WP HR S P ERA WHIP											PITCHER	IP WLS BF H R ER SO BB IBB HBP BLK WP HR S P ERA WHIP
Juan Pizarro, L ERA: 1.71 (1, 1)	6.2 W 29 7 2 2 5 2 0 0 0 0 0 0 37 45 2.70 1.350												
Hoyt Wilhelm, R ERA: 1.71 (7, 1)	2.0 8 3 1 1 1 0 0 0 0 0 0 0 10 10 4.50 1.500												
Don Mossi, L ERA: 2.35 (9, 1)	0.1 S 2 1 0 0 0 0 0 0 0 0 0 0 2 2 0.00 3.000												

Detroit Tigers @ Chicago White Sox
Comiskey Park, Chicago, IL
Fri Jun 05 1964, 8:05 PM EDT
Att. 33,824 - Unknown

livebaseballscorecards.com

AB 37
R 3
H 11
RBI 3
BB 2
SO 6
LOB 19



Batter	1	2	3	4	5	6	7	8	9
Mike Hershberger, R (1, 9) OBP: 0.331, SLG: 0.340 (5, 8)	0-0 1B G6-3 1B	0-0 FC5-4 1-2f		0-0 G5-4-3 1-2f		0-0 1B			
Al Weis, S (1, 4) OBP: 0.306, SLG: 0.346	0-0 1-3 G6-3 1B		0-0 E SH5-3 WP 1B	0-3 K		0-0 L9			
Jim Landis, R (1, 8) OBP: 0.324, SLG: 0.531 Floyd Robinson, L (5, 9) OBP: 0.356, SLG: 0.455	0-0 1-2f G6-3		0-0 1-2 SH5-3		0-0 1B 1B 1B	0-0 F8			
Pete Ward, L (1, 5) OBP: 0.367, SLG: 0.482	0-0 L4		0-0 2-3 E1 WP FC1		0-0 F7		0-0 5-3		
Ron Hansen, R (1, 6) OBP: 0.356, SLG: 0.446		0-0 5-3	0-0 1-2 FC1 WP		0-0 F8		4-0 G6-4-3 BB		
Dave Nicholson, R (1, 7) OBP: 0.425, SLG: 0.493		0-0 5-3	4-0 1-2 2-3 3-H BB		0-0 1-2 1B 1B		0-0 1-2f G6-4-3		
Tom McCraw, L (1, 3) OBP: 0.356, SLG: 0.419		0-0 E 2B	0-3 K		0-0 1-2 2-3 1B		0-3 K		
Jerry McNertney, R (1, 2) OBP: 0.283, SLG: 0.341 J.C. Martin, L (3, PH) OBP: 0.247, SLG: 0.333 (4, 2)		0-0 2-H E5 1B	0-3 K		0-0 G3		0-0 L9		
Juan Pizarro, L (1, 1) OBP: 0.333, SLG: 0.435 Hoyt Wilhelm, R (7, 1) Don Mossi, L (9, 1)		0-0 2-H FC5-4 1B		0-0 G5-4-3 1B		0-0 F5		0-0 4-3	

Inning Stats	R: 1	H: 2	E: 0	LOB: 0	K: 0	P: 4	R: 2	H: 3	E: 1	LOB: 1	K: 0	P: 6	R: 1	H: 1	E: 1	LOB: 3	K: 2	P: 14	R: 0	H: 1	E: 0	LOB: 0	K: 1	P: 5	R: 0	H: 3	E: 0	LOB: 3	K: 0	P: 6	R: 0	H: 1	E: 0	LOB: 1	K: 0	P: 4	R: 0	H: 0	E: 0	LOB: 0	K: 0	P: 6	R: 0	H: 0	E: 0	LOB: 0	K: 1	P: 5	
1B: 10	SF: 0	2B: 1	SAC: 1	3B: 0	DP: 3	HR: 0	HBP: 0	WP: 1	PA: 36	PB: 0	SB: 0	CS: 0																																					

PITCHER	IP	WLS	BF	H	R	ER	SO	BB	IBB	HBP	BLK	WP	HR	S	P	ERA	WHIP
Mickey Lolich, L ERA: 3.68	(1, 1)	2.1	13	6	4	3	0	0	0	0	0	0	0	13	13	11.57	2.571
Ed Rakow, R ERA: 3.51	(3, 1)	1.2	7	1	0	0	3	1	0	0	0	1	0	12	16	0.00	1.200
Terry Fox, R ERA:	(5, 1)	2.0	10	4	0	0	0	0	0	0	0	0	0	10	10	0.00	2.000
Dave Wickersham, R ERA: 3.15	(7, 1)	2.0	6	0	0	0	1	1	0	0	0	0	0	7	11	0.00	0.500

BOTTOM

AB R H RBI BB SO LOB

4 1 2 0 0 0 2

4 1 2 0 0 1 1

1 0 0 0 0 0 1

2 0 1 0 0 0 1

4 0 0 0 0 0 2

3 0 0 0 1 0 3

3 0 1 0 1 0 1

4 1 2 0 0 2 3

1 1 1 0 0 0 0

3 0 0 0 0 1 6

3 0 2 1 0 0 0

1 0 0 0 0 0 0

0 0 0 0 0 0 0

AB 33

R 4


H 11

RBI 1

BB 2

SO 4

LOB 20



WP: 1 PA: 36

PB: 0 SB: 0 CS: 0

DETROIT TIGERS @ CHICAGO WHITE SOX

Comiskey Park, Chicago, IL

Fri Jun 05 1964, 8:05 PM EDT

Att. 33,824 - Unknown

livebaseballscorecards.com

Batter	1	2	3	4	5	6	7	8	9	AB R H RBI BB SO LOB	TOP		
Jake Wood, R (1, 5) X OBP: 0.171, SLG: 0.154 Mickey Lolich, S (9, 1) OBP: 0.211, SLG: 0.063	0-0 ① 5-3		X 0-0 ② F3		X 0-0 FC1-6 1B 1-3 2-H 3-H 1B		X 0-0 ② 6-3		X 0-0 ③ 5-3	5 0 1 2 0 0 3 0 0 0 0 0 0 0			
Jerry Lumpe, L (1, 4) S S S OBP: 0.277, SLG: 0.341	0-3 ② K		X 0-0 ③ L5		X 0-0 FC1-6 1B 1-2 3-H		X 0-0 ③ L5			4 0 1 1 0 1 2			
Al Kaline, R (1, 9) B B B OBP: 0.355, SLG: 0.410	4-0 PB BB			X 0-0 G5-4-3 1B	X 0-0 ② FC1-6 1-2f 2-3			X 0-0 ① L4-3		3 0 1 0 1 0 2			
Norm Cash, L (1, 3) B B B OBP: 0.339, SLG: 0.470	4-0 PO BB			X 0-0 ① F8	X 0-0 ③ G3			X 0-0 ② F7		3 0 0 0 1 0 3			
Bill Freehan, R (1, 2) ① OBP: 0.359, SLG: 0.457	0-0 ③ PO 1-2	0-0 ① F8		X 0-0 ② ③ G5-4-3 1-2f		S S S 0-3 ① K		X 0-0 ③ 5-3		4 0 0 0 0 1 1			
Don Demeter, R (1, 7) OBP: 0.255, SLG: 0.338 Don Wert, R (9, 5) OBP: 0.299, SLG: 0.352		X 0-0 ② L8			H 1-0 1B 1B HBP	X 0-0 ② F8		X 0-0 ① F8		3 1 0 0 0 0 0 0 0 0 0 0 0 0			
George Thomas, R (1, 8) ① OBP: 0.424, SLG: 0.704 (9, 7)		X 0-0 ③ F8			X 0-0 BB 1B 1-3 1B	X 0-0 ③ F7		X 0-0 FC6-4 1B		4 1 2 0 0 0 0			
Dick McAuliffe, L (1, 6) B B B B OBP: 0.309, SLG: 0.428			4-0 SH1-3 BB		X 0-3 ① K		X 0-3 K WP 6-3		X 0-0 ② FC6-4 E 1-2f	3 1 0 0 1 2 3			
Denny McLain, R (1, 1) (3, 1) Dick Egan, L (5, PH) Bubba Phillips, R (5, 1) Larry Sherry, R (5, 1) Bill Bruton, L (9, PH) (9, 8) OBP: 0.294, SLG: 0.375			X 0-0 ① SH1-3		X 4-0 1B 1B BB		X 0-3 ① K		X 0-0 E6 1-H	0 0 0 0 0 0 0 0 0 0 0 0 0 0 0 1 0 0 0 1 0 0 1 0 0 0 0 0 1 1 1 0 0 0 0 0 0 0			
Inning Stats	R: 0 H: 0 E: 0 LOB: 1 K: 1 BB: 2 S: 4 P: 12	R: 0 H: 0 E: 0 LOB: 0 K: 0 BB: 0 S: 3 P: 3	R: 0 H: 0 E: 0 LOB: 1 K: 0 BB: 1 S: 3 P: 7	R: 0 H: 1 E: 0 LOB: 0 K: 0 BB: 0 S: 3 P: 3	R: 3 H: 3 E: 0 LOB: 2 K: 1 BB: 1 S: 8 P: 13	R: 0 H: 0 E: 0 LOB: 0 K: 1 BB: 0 S: 5 P: 5	R: 0 H: 0 E: 0 LOB: 1 K: 2 BB: 0 S: 8 P: 8	R: 0 H: 0 E: 0 LOB: 0 K: 0 BB: 0 S: 3 P: 3	R: 1 H: 1 E: 1 LOB: 1 K: 0 BB: 0 S: 5 P: 5	1B: 5 SF: 0 2B: 0 SAC: 1 3B: 0 DP: 1 HR: 0 HBP: 1	WP: 1 PA: 38 PB: 2 SB: 0 CS: 0		
PITCHER	IP WLS BF H R ER SO BB IBB HBP BLK WP HR S P ERA WHIP											PITCHER	IP WLS BF H R ER SO BB IBB HBP BLK WP HR S P ERA WHIP
Gary Peters, L (1, 1) ERA: 3.78 Eddie Fisher, R (5, 1) ERA: 3.86	4.1 20 4 3 3 2 4 0 1 0 0 0 19 36 6.23 1.846												

Detroit Tigers @ Chicago White Sox
 Comiskey Park, Chicago, IL
 Sat Jun 06 1964, 4:33 AM EDT
 Att. 9,661 - Unknown

livebaseballscorecards.com

AB	31
R	4
H	5
RBI	3
BB	4
SO	5
LOB	15




Batter	1	2	3	4	5	6	7	8	9	AB R H RBI BB SO LOB
Tom McCraw, L (1, 3) OBP: 0.356, SLG: 0.427 Minnie Mino, R (9, PH) OBP: 0.533, SLG: 0.692	0-0 G3		0-0 SH4-3 4-3 2B	0-0 SH1-3		0-3 K2-3			0-0 F2	3 1 1 0 0 1 1 1 0 0 0 0 0 0
Al Weis, S (1, 4) OBP: 0.297, SLG: 0.336	0-0 F7		0-0 SH4-3	0-0 FC6-5 1B			0-0 1-3		0-3 K	4 0 0 0 0 1 1
Floyd Robinson, L (1, 9) OBP: 0.357, SLG: 0.449	0-0 1-3		4-0 BB 4-3 1B	0-0 1B			0-0 3-1		0-0 F7	4 1 1 0 1 0 0
Pete Ward, L (1, 5) OBP: 0.373, SLG: 0.511		0-0 HR	0-0 4-3		0-0 3-1		4-0 BB			3 1 1 2 1 0 1
Ron Hansen, R (1, 6) OBP: 0.354, SLG: 0.437		0-0 F8	4-0 1B BB		0-0 5-3		0-0 6-3			3 0 0 0 1 0 1
Dave Nicholson, R (1, 7) OBP: 0.427, SLG: 0.486		4-0 1B BB	4-0 1B BB		0-0 F2			0-0 E5 F8		2 0 0 0 2 0 0
Mike Hershberger, R (1, 8) OBP: 0.335, SLG: 0.344		0-0 1B	0-0 1B			0-0 5-3		0-0 F8		4 0 2 1 0 0 1
J.C. Martin, L (1, 2) OBP: 0.236, SLG: 0.318		0-3 K	0-0 G3			0-0 F8		0-0 4-3		4 0 0 0 0 1 6
Gary Peters, L (1, 1) OBP: 0.240, SLG: 0.320 Eddie Fisher, R (5, 1) OBP: 0.200, SLG: 0.200		0-0 6-3		0-0 FC6-5 SH1-3 1B		0-0 1B		0-3 K		2 0 1 0 0 0 2 2 0 1 0 0 1 1

Inning Stats	R: 0	H: 0	E: 0	K: 0	S: 3	H: 0	LOB: 0	BB: 0	P: 3	R: 1	H: 2	E: 0	K: 1	S: 7	R: 2	H: 2	E: 0	K: 0	S: 5	R: 0	H: 2	E: 0	K: 0	S: 4	R: 0	H: 0	E: 0	K: 0	S: 3	R: 0	H: 1	E: 0	K: 1	S: 6	R: 0	H: 0	E: 0	K: 0	S: 3	R: 0	H: 0	E: 1	K: 1	S: 6	R: 0	H: 0	E: 0	K: 1	S: 6	R: 0	H: 0	E: 0	K: 1	S: 5	1B: 5	SF: 0	2B: 1	SAC: 2	3B: 0	DP: 0	HR: 1	HBP: 0	WP: 0	PA: 39
--------------	------	------	------	------	------	------	--------	-------	------	------	------	------	------	------	------	------	------	------	------	------	------	------	------	------	------	------	------	------	------	------	------	------	------	------	------	------	------	------	------	------	------	------	------	------	------	------	------	------	------	------	------	------	------	------	-------	-------	-------	--------	-------	-------	-------	--------	-------	--------

PITCHER	IP	WLS	BF	H	R	ER	SO	BB	IBB	HBP	BLK	WP	HR	S	P	ERA	WHIP
Denny McLain, R (1, 1) ERA: 10.13	2.2		16	4	3	3	1	4	0	0	0	0	1	14	30	10.12	3.000
Dick Egan, L (3, 1) ERA: 3.12	1.1		5	2	0	0	0	0	0	0	0	0	0	5	5	0.00	1.500
Larry Sherry, R (5, 1) ERA: 3.27	4.0	W	15	1	0	0	2	1	0	0	0	0	0	18	22	0.00	0.500
Mickey Lolich, L (9, 1) ERA: 3.62	1.0	S	3	0	0	0	1	0	0	0	0	0	0	5	5	0.00	0.000

DETROIT TIGERS @ CHICAGO WHITE SOX
Comiskey Park, Chicago, IL
 Sat Jun 06 1964, 4:33 AM EDT
 Att. 9,661 - Unknown

AB	32
R	3
H	7
RBI	3
BB	5
SO	4
LOB	14



Batter	1	2	3	4	5	6	7	8	9	AB R H RBI BB SO LOB	TOP																	
Jake Wood, R OBP: 0.174, SLG: 0.159 (1, 5) X	0-0 5-3 ①			X 0-0 F8 ①	X 0-0 F8 ②		X 0-0 1B 1B		0-3 K ③	5 0 1 0 0 1 2																		
Jerry Lumpe, L OBP: 0.282, SLG: 0.344 (1, 4) X	0-0 4-3 ②			X 0-0 1B 1B	X 0-0 F8 ③		X 0-0 1-3 1B			4 1 2 0 0 0 2																		
Al Kaline, R OBP: 0.364, SLG: 0.419 (1, 9) X	0-0 CS 1B			X 0-0 1B 1-2 1B		X 0-0 3B 1B			0-3 K ③	4 1 3 0 0 1 2																		
Norm Cash, L OBP: 0.337, SLG: 0.465 (1, 3)	0-0 L 1-2 ③ X	0-0 F4 ①		X 0-0 G3-6-3 1-3 2-H 1B		X 0-0 F6 ①		X 0-0 3-1 ①		5 0 1 1 0 0 2																		
Bill Bruton, L OBP: 0.292, SLG: 0.390 (1, 8)			X 0-0 F4 ②	X 0-0 G3-6-3 1-2f ② ③		X 0-0 3B 1-H ②		X 0-0 4-3 ②		4 0 1 1 0 0 2																		
Dick McAuliffe, L OBP: 0.313, SLG: 0.432 (1, 6)			0-3 K ③		4-0 1B 1B BB	X 0-0 4-3 ②		X 0-0 2B		3 1 1 0 1 1 1																		
George Thomas, R OBP: 0.413, SLG: 0.672 (1, 7)			0-3 K ①		X 0-0 1B 1-2 1B	X 0-0 F9 ③		X 0-0 F7 ③		4 0 1 0 0 1 2																		
Bill Freehan, R OBP: 0.356, SLG: 0.450 (1, 2)			0-0 5-3 ②		X 0-0 1-3 2-H 1B		X 0-0 F8 ①		X 0-0 F7 ①	4 0 1 1 0 0 0																		
Phil Regan, R OBP: 0.476, SLG: 0.353 (1, 1)			0-0 1-3 ③		4-0 BB		0-3 K ②		0-0 6-3 ②	1 0 0 0 0 1 0 0 1 0 0 0 0 0 1 0 1 0 0 0 0 0 0 0																		
Gates Brown, L OBP: 0.345, SLG: 0.528 (7, 1)																												
Fred Gladding, L (7, 1)																												
Dick Egan, L (7, 1)																												
Joe Sparma, R (8, 1)																												
Don Demeter, R OBP: 0.253, SLG: 0.336 (9, PH)																												
Inning Stats	R: 0 E: 0 K: 0 S: 3	H: 1 LOB: 0 BB: 0 P: 3	R: 0 E: 0 K: 1 S: 5	H: 0 LOB: 0 BB: 0 P: 5	R: 0 E: 0 K: 1 S: 5	H: 0 LOB: 0 BB: 0 P: 5	R: 1 E: 0 K: 0 S: 5	H: 3 LOB: 1 BB: 0 P: 5	R: 1 E: 0 K: 0 S: 4	H: 2 LOB: 2 BB: 2 P: 12	R: 1 E: 0 K: 0 S: 5	H: 2 LOB: 1 BB: 0 P: 5	R: 0 E: 0 K: 2 S: 9	H: 2 LOB: 2 BB: 0 P: 9	R: 0 E: 0 K: 0 S: 4	H: 1 LOB: 1 BB: 0 P: 4	R: 0 E: 0 K: 1 S: 5	H: 0 LOB: 0 BB: 0 P: 5	1B: 9 2B: 1 3B: 1 HR: 0	SF: 0 SAC: 0 DP: 1 HBP: 0	WP: 0 PB: 0 SB: 0 CS: 1	PA: 38						
PITCHER	IP WLS BF H R ER SO BB IBB HBP BLK WP HR S P ERA WHIP																											
John Buzhardt, R ERA: 2.39 (1, 1)	4.1		19	6	2	2	2	2	2	0	0	0	0	0	20	28	4.15	1.846										
Fred Talbot, R ERA: 5.4 (5, 1)	1.2	W	7	2	1	1	0	0	0	0	0	0	0	7	7	5.40	1.200											
Hoyt Wilhelm, R ERA: 1.56 (7, 1)	3.0	S	12	3	0	0	3	0	0	0	0	0	0	18	18	0.00	1.000											

Detroit Tigers @ Chicago White Sox
 Comiskey Park, Chicago, IL
 Sun Jun 07 1964, 4:33 AM EDT
 Unknown

livebaseballscorecards.com

AB 36
R 3
H 11
RBI 3
BB 2
SO 5
LOB 13



Batter	1	2	3	4	5	6	7	8	9	AB	R	H	RBI	BB	SO	LOB
Tom McCraw, L (1, 3) OBP: 0.349, SLG: 0.410	F6		F7		3-1			K		4	1	0	0	1	1	1
Al Weis, S (1, 4) OBP: 0.310, SLG: 0.338	CS 1B		F8			1B HBP	1B BB			2	1	1	0	1	0	0
Floyd Robinson, L (1, 9) OBP: 0.361, SLG: 0.450	F6		3-1			1B CS	1B			4	0	2	2	0	0	1
Pete Ward, L (1, 5) OBP: 0.387, SLG: 0.527	CS	HR BB		2B		1B CS	G3			3	1	2	1	1	0	2
Ron Hansen, R (1, 6) OBP: 0.357, SLG: 0.431		HR BB		L9		K		E BB		2	2	0	0	2	1	3
Dave Nicholson, R (1, 7) OBP: 0.423, SLG: 0.500		HR		K		K		K		4	1	1	3	0	3	3
Mike Hershberger, R (1, 8) OBP: 0.328, SLG: 0.335		F6		4-3			L9	E1 FC2-6		4	1	0	0	0	0	2
J.C. Martin, L (1, 2) OBP: 0.237, SLG: 0.315		F2			F5		4-3	FC2-6 1B		4	0	1	1	0	0	0
John Buzhardt, R (1, 1) OBP: 0.130, SLG: 0.095								FC2-6		1	0	0	0	0	1	0
Fred Talbot, R (5, 1)										1	0	0	0	0	1	0
Hoyt Wilhelm, R (7, 1)										1	1	0	1	1	0	1

Inning Stats	R: 0	H: 1	E: 0	LOB: 0	K: 0	P: 3	R: 3	H: 1	E: 0	LOB: 0	K: 1	P: 14	R: 0	H: 0	E: 0	LOB: 0	K: 0	P: 3	R: 0	H: 1	E: 0	LOB: 1	K: 1	P: 6	R: 0	H: 0	E: 0	LOB: 0	K: 1	P: 5	R: 1	H: 2	E: 0	LOB: 1	K: 2	P: 9	R: 2	H: 1	E: 0	LOB: 2	K: 0	P: 16	R: 2	H: 1	E: 1	LOB: 1	K: 2	P: 13	1B: 5	SF: 0	2B: 2	SAC: 0	3B: 0	DP: 1	HR: 1	HBP: 1	WP: 0	PA: 38
--------------	------	------	------	--------	------	------	------	------	------	--------	------	-------	------	------	------	--------	------	------	------	------	------	--------	------	------	------	------	------	--------	------	------	------	------	------	--------	------	------	------	------	------	--------	------	-------	------	------	------	--------	------	-------	-------	-------	-------	--------	-------	-------	-------	--------	-------	--------

PITCHER	IP	WLS	BF	H	R	ER	SO	BB	IBB	HBP	BLK	WP	HR	S	P	ERA	WHIP
Phil Regan, R (1, 1) ERA: 5.1	6.0	L	24	5	4	4	5	2	0	1	0	0	1	31	40	6.00	1.167
Fred Gladding, R (7, 1) ERA: 8.38	0.2		5	0	2	2	0	3	0	0	0	0	0	2	14	27.00	4.500
Dick Egan, L (7, 1) ERA: 3.08	0.1		2	1	0	0	0	0	0	0	0	0	0	2	2	0.00	3.000
Joe Sparma, R (8, 1) ERA:	1.0		6	1	2	0	2	1	0	0	0	0	0	9	13	0.00	2.000

BOTTOM

Detroit Tigers @ Chicago White Sox
Comiskey Park, Chicago, IL
Sun Jun 07 1964, 4:33 AM EDT
Unknown

livebaseballscores.com

AB 30
R 8
H 7
RBI 8
BB 6
SO 7
LOB 13



Batter	1	2	3	4	5	6	7	8	9	AB R H RBI BB SO LOB	TOP	
Jake Wood, R OBP: 0.180, SLG: 0.167 (1, 5) X	0-0 FC4-6 1B	0-0 F4			0-0 F2			0-0 5-3		4 1 1 0 0 0 2		
Jerry Lumpe, L OBP: 0.276, SLG: 0.337 (1, 4) X	0-0 F8		0-0 4-3		0-0 4-3			0-3 K		4 0 0 0 0 1 1		
Al Kaline, R OBP: 0.367, SLG: 0.421 (1, 9) X	0-0 FC4-6 1B		0-0 1B		0-0 L5-3			0-0 L5-3		4 0 2 0 0 0 0		
Norm Cash, L OBP: 0.330, SLG: 0.455 (1, 3) X	0-0 FC4-6 1-2f 3-H		0-3 K		0-0 1-3			0-0 1-3		4 0 0 1 0 1 2		
Bill Bruton, L OBP: 0.291, SLG: 0.379 (1, 8) X	0-0 4-3		0-0 F7		0-0 4-3			4-0 BB		3 0 0 0 1 0 2		
George Thomas, R OBP: 0.409, SLG: 0.650 (1, 7)		4-0 BB BB		0-0 F9			0-0 F2	0-0 F7		2 0 0 0 1 0 0		
Gates Brown, L OBP: 0.339, SLG: 0.519 (9, PH)										1 0 0 0 0 0 1		
Dick McAuliffe, L OBP: 0.308, SLG: 0.424 (1, 6) X		0-0 F6		0-0 F7			0-0 3-1			3 0 0 0 0 0 1		
Mike Roarke, R OBP: 0.205, SLG: 0.184 (1, 2) X		0-0 F4		0-0 5-3			0-0 1-3			3 0 0 0 0 0 1		
Hank Aguirre, R Terry Fox, R (8, 1)		4-0 BB BB		0-3 K			0-3 K			2 0 0 0 1 2 0		
		1-2 BB								0 0 0 0 0 0 0		
Inning Stats	R: 1 H: 2 E: 0 LOB: 1 K: 0 BB: 0 S: 5 P: 5	R: 0 H: 0 E: 0 LOB: 2 K: 0 BB: 2 S: 3 P: 11	R: 0 H: 1 E: 0 LOB: 1 K: 1 BB: 0 S: 6 P: 6	R: 0 H: 0 E: 0 LOB: 0 K: 0 BB: 0 S: 3 P: 3	R: 0 H: 0 E: 0 LOB: 0 K: 1 BB: 0 S: 5 P: 5	R: 0 H: 0 E: 0 LOB: 0 K: 0 BB: 0 S: 3 P: 3	R: 0 H: 0 E: 0 LOB: 0 K: 0 BB: 0 S: 3 P: 3	R: 0 H: 0 E: 0 LOB: 0 K: 2 BB: 0 S: 7 P: 7	R: 0 H: 0 E: 0 LOB: 1 K: 0 BB: 1 S: 3 P: 7	1B: 3 SF: 0 2B: 0 SAC: 0 3B: 0 DP: 0 HR: 0 HBP: 0	WP: 0 PA: 33 PB: 0 SB: 0 CS: 0	
PITCHER Joe Horlen, R (1, 1) ERA: 3.0	IP WLS BF H R ER SO BB IBB HBP BLK WP HR S P ERA WHIP	9.0 W 33 3 1 1 4 3 0 0 0 0 0 0 38 50 1.00 0.667										

Detroit Tigers @ Chicago White Sox
 Comiskey Park, Chicago, IL
 Sun Jun 07 1964, 4:38 AM EDT
 Att. 36,313 - Unknown

livebaseballscorecards.com

AB 30
R 1
H 3
RBI 1
BB 3
SO 4
LOB 10



Batter	1	2	3	4	5	6	7	8	9
Mike Hershberger, R (1, 8) OBP: 0.328, SLG: 0.337	0-0 E 1-3 1B		0-0 5-3	0-0 FC6-4 3B		0-0 F8		0-3 K	
Al Weis, S (1, 4) OBP: 0.313, SLG: 0.350	0-0 E4 PB 1-3		0-0 E5 BB	0-0 1B 3B		0-0 FC6-4 1B		4-0 PB 1B BB	
Floyd Robinson, L (1, 9) OBP: 0.371, SLG: 0.449	0-0 1-3		4-0 1-2 BB	0-0 CS 1B		0-0 FC6-4		0-0 BB 1B BB	
Pete Ward, L (1, 5) OBP: 0.386, SLG: 0.500	4-0 G5-4-3 2-3 BB		0-0 F5	0-3 K 1-2		0-0 F6		4-0 BB 1B BB	
Ron Hansen, R (1, 6) OBP: 0.356, SLG: 0.419	0-0 G5-4-3 1-2f		0-0 F9			0-0 F4		4-0 FC5-4 BB 1B 1-2 2-3 BB	
Dave Nicholson, R (1, 7) OBP: 0.413, SLG: 0.480		0-0 6-3		0-0 1B 1B 1B		0-0 6-3		0-0 FC5-4 SH5-3 K	
Tom McCraw, L (1, 3) OBP: 0.357, SLG: 0.410		0-0 F5		0-0 1B 1B		4-0 1B BB		0-0 SH5-3 1B	
Cam Carreon, R (1, 2) OBP: 0.233, SLG: 0.214		0-0		0-0 1B FC6-4 1B		0-0 1B		4-0 F7	
J.C. Martin, L (8, 2) OBP: 0.234, SLG: 0.311		0-0 1B		1-2 2-3 FC6-4 1B		1-3 1B		0-0 IBB K	
Juan Pizarro, L (1, 1) OBP: 0.321, SLG: 0.407		0-3 K		0-0 FC6-4 1B		0-0 5-3			
Hoyt Wilhelm, R (8, 1)				1-3 2-H 3-H					

Inning Stats	R: 1	H: 1	E: 1	K: 0	S: 4	R: 0	H: 1	E: 0	K: 1	S: 6	R: 0	H: 0	E: 1	K: 0	S: 4	R: 5	H: 6	E: 0	K: 1	S: 10	R: 0	H: 1	E: 0	K: 0	S: 4	R: 0	H: 1	E: 0	K: 1	S: 5	R: 3	H: 2	E: 0	K: 2	S: 9
	LOB: 1	BB: 1	P: 8	LOB: 1	BB: 0	P: 6	LOB: 2	BB: 1	P: 8		LOB: 1	BB: 1	P: 8	LOB: 2	BB: 1	P: 8	LOB: 1	BB: 0	P: 10	LOB: 2	BB: 1	P: 8	LOB: 1	BB: 0	P: 4	LOB: 2	BB: 2	P: 13	LOB: 2	BB: 3	P: 21				

PITCHER	IP	WLS	BF	H	R	ER	SO	BB	IBB	HBP	BLK	WP	HR	S	P	ERA	WHIP
Dave McNally, L (1, 1) ERA: 4.35	3.1	L	20	7	6	5	1	2	0	0	0	0	0	20	28	13.50	2.700
Wes Stock, R (4, 1) ERA: 4.11	0.2		2	1	0	0	1	0	0	0	0	0	0	4	4	0.00	1.500
Harvey Haddix, L (5, 1) ERA: 3.16	3.1		18	3	3	3	2	4	1	0	0	0	0	17	37	8.10	2.100
Dick Hall, R (8, 1) ERA: 1.29	0.2		4	1	0	0	1	1	0	0	0	0	0	5	9	0.00	3.000

BOTTOM

Baltimore Orioles @ Chicago White Sox
Comiskey Park, Chicago, IL


Tue Jun 09 1964, 8:05 PM EDT
Att. 29,465 - Unknown

AB	R	H	RBI	BB	SO	LOB
5	2	1	1	0	1	1
4	2	2	1	1	0	1
4	1	2	3	1	0	2
3	1	0	0	2	1	4
3	0	0	0	2	0	4
5	1	1	0	0	1	4
3	1	2	2	1	0	0
3	1	3	0	1	0	0
1	0	0	0	0	0	2
4	0	1	2	0	2	5
0	0	0	0	0	0	0

AB	35
R	9
H	12
RBI	9
BB	8
SO	5
LOB	23

livebaseballscorecards.com

WP	PA
0	44



Batter	1	2	3	4	5	6	7	8	9
Tom McCraw, L OBP: 0.358, SLG: 0.427 (1, 3)	0-0 2B 3B		0-0 G6-3 1-2f		0-0 G3		0-0 FC1-5 1B	0-0 F9	
Don Buford, S OBP: 0.316, SLG: 0.301 Al Weis, S OBP: 0.313, SLG: 0.350 (1, 4) (9, 4)	0-0 F6		0-0 CS 1B		0-0 1B		0-0 FC1-5 1B		
Floyd Robinson, L OBP: 0.374, SLG: 0.457 (1, 9)	0-0 2B		0-0 CS 1-2	0-0 CI 1B	0-0 F9		0-0 FC1-5 CS 1-2 2-3f		
Pete Ward, L OBP: 0.385, SLG: 0.490 (1, 5)	0-0 F6 3-H			0-1 CI 1B 1-2		0-0 E6 SH1-4 1B	4-0 IBB 1-2		
Ron Hansen, R OBP: 0.359, SLG: 0.421 (1, 6)	0-0 F6			0-0 1B 1-3 2-H		0-0 SH1-4 1B 1-2	0-0 5-3		
Minnie Minoso, R OBP: 0.474, SLG: 0.588 Gene Stephens, L OBP: 0.375, SLG: 0.286 (1, 7) (9, 7)		0-0 F8		0-0 F8		0-0 SH1-4 1-2 2-3		0-0 SH1-4 1B	
Mike Hershberger, R OBP: 0.328, SLG: 0.333 (1, 8)		0-0 6-3		0-0 4-3		4-0 BB		0-0 SH1-4 1-2	
J.C. Martin, L OBP: 0.235, SLG: 0.301 (1, 2)		0-0 4-3		0-0 F4		0-0 F7		4-0 IBB	
Gary Peters, L OBP: 0.241, SLG: 0.310 Eddie Fisher, R OBP: 0.200, SLG: 0.200 (1, 1) (9, 1)			0-0 G6-3 1B		0-0 F8	0-0 F6		0-0 F9	

Inning Stats	R: 1 E: 0 K: 0 S: 5	H: 2 LOB: 1 BB: 0 P: 5	R: 0 E: 0 K: 0 S: 3	H: 0 LOB: 0 BB: 0 P: 3	R: 0 E: 0 K: 0 S: 3	H: 2 LOB: 0 BB: 0 P: 3	R: 1 E: 1 K: 0 S: 6	H: 2 LOB: 2 BB: 0 P: 6	R: 0 E: 0 K: 0 S: 4	H: 1 LOB: 1 BB: 0 P: 4	R: 0 E: 1 K: 0 S: 5	H: 1 LOB: 3 BB: 1 P: 9	R: 0 E: 0 K: 0 S: 4	H: 2 LOB: 2 BB: 1 P: 8	R: 0 E: 0 K: 0 S: 4	H: 1 LOB: 2 BB: 1 P: 8
1B: 9 2B: 1 3B: 1 HR: 0	SF: 0 SAC: 2 DP: 1 HBP: 0	WP: 0 PA: 38														


PITCHER	IP	WLS	BF	H	R	ER	SO	BB	IBB	HBP	BLK	WP	HR	S	P	ERA	WHIP
Robin Roberts, R ERA: 1.71 (1, 1)	6.0	L	29	10	2	1	0	1	0	0	0	0	0	28	32	1.50	1.833
Dick Hall, R ERA: 1.24 (7, 1)	1.0		3	0	0	0	0	0	1	0	0	0	0	2	6	0.00	0.000
Stu Miller, R ERA: 1.83 (8, 1)	1.0		5	1	0	0	0	0	1	0	0	0	0	4	8	0.00	1.000

BOTTOM


Baltimore Orioles @ Chicago White Sox
Comiskey Park, Chicago, IL

Wed Jun 10 1964, 8:05 PM EDT
Att. 22,080 - Unknown

AB	31
R	2
H	11
RBI	2
BB	3
SO	0
LOB	25



PITCHER	IP	WLS	BF	H	R	ER	SO	BB	IBB	HBP	BLK	WP	HR	S	P	ERA	WHIP
1B: 9 2B: 1 3B: 1 HR: 0	SF: 0 SAC: 2 DP: 1 HBP: 0	WP: 0 PA: 38															

Batter	1	2	3	4	5	6	7	8	9	AB R H RBI BB SO LOB	TOP	
Jackie Brandt, R (1, 8) OBP: 0.322, SLG: 0.390 Stu Miller, R (8, 1)	0-0 F3		0-0 F6			0-0 F7	0-0 FC4-6			4 0 0 0 0 0 2 0 0 0 0 0 0 0		
Luis Aparicio, R (1, 6) OBP: 0.350, SLG: 0.410	0-0 2B		0-0 6-3			0-0 HR		4-0 SH2-3 HR BB		3 2 2 1 1 0 0		
Sam Bowens, R (1, 7) OBP: 0.307, SLG: 0.397	0-0 F4		0-0 1-3			0-0 2B		0-0 SH2-3		3 0 1 0 0 0 1		
Norm Siebern, L (1, 3) OBP: 0.416, SLG: 0.392	4-0 BB			0-0 G6-4-3 1B		0-0 F6		0-0 F9		3 0 1 0 1 0 2		
Brooks Robinson, R (1, 5) OBP: 0.341, SLG: 0.438	0-3 K			0-0 G6-4-3 1-2f		0-0 5-3		0-0 HR		4 1 1 2 0 1 4		
Willie Kirkland, L (1, 9) OBP: 0.283, SLG: 0.270		0-0 4-3		0-0 F9			0-0 F7	0-0 4-3		4 0 0 0 0 0 0		
Jerry Adair, R (1, 4) OBP: 0.304, SLG: 0.319			0-0 1B		0-0 G6-4-3 1B		0-0 BB 1B		0-0 6-3	4 0 3 0 0 0 0	AB 32 R 3 H 8 RBI 3 BB 3 SO 4 LOB 14	
Dick Brown, R (1, 2) OBP: 0.220, SLG: 0.278		0-3 K			0-3 K		0-3 K		0-0 F3	4 0 0 0 0 3 3		
Milt Pappas, R (1, 1) OBP: 0.148, SLG: 0.120 Gino Cimoli, R (8, 9) OBP: 0.043, SLG: 0.045		0-0 F8			0-0 G6-4-3 1-2f		4-0 FC4-6 BB		0-0 F6	2 0 0 0 1 0 2 1 0 0 0 0 0 0		
Inning Stats	R: 0 H: 1 E: 0 LOB: 2 K: 1 BB: 1 S: 6 P: 10	R: 0 H: 1 E: 0 LOB: 1 K: 1 BB: 0 S: 6 P: 6	R: 0 H: 0 E: 0 LOB: 0 K: 0 BB: 0 S: 3 P: 3	R: 0 H: 1 E: 0 LOB: 0 K: 0 BB: 0 S: 3 P: 3	R: 0 H: 1 E: 0 LOB: 0 K: 1 BB: 0 S: 5 P: 5	R: 1 H: 2 E: 0 LOB: 1 K: 0 BB: 0 S: 5 P: 5	R: 0 H: 1 E: 0 LOB: 2 K: 1 BB: 1 S: 6 P: 10	R: 2 H: 1 E: 0 LOB: 0 K: 0 BB: 1 S: 4 P: 8	R: 0 H: 0 E: 0 LOB: 0 K: 0 BB: 0 S: 3 P: 3	1B: 4 SF: 0 2B: 2 SAC: 1 3B: 0 DP: 2 HR: 2 HBP: 0	WP: 0 PA: 36 PB: 0 SB: 0 CS: 0	
PITCHER Fred Talbot, R (1, 1) ERA: 2.08 Hoyt Wilhelm, R (8, 1) ERA: 1.88	IP WLS BF H R ER SO BB IBB HBP BLK WP HR S P ERA WHIP	7.0 28 7 1 1 4 2 0 0 0 0 1 34 42 1.29 1.286	2.0 L 8 1 2 2 0 1 0 0 0 0 0 1 7 11 9.00 1.000	PITCHER IP WLS BF H R ER SO BB IBB HBP BLK WP HR S P ERA WHIP								

Baltimore Orioles @ Chicago White Sox
Comiskey Park, Chicago, IL
Thu Jun 11 1964, 4:33 AM EDT
Att. 9,344 - Unknown

livebaseballscorecards.com

Batter	1	2	3	4	5	6	7	8	9	AB R H RBI BB SO LOB	TOP	
Jim Landis, R (1, 8) OBP: 0.333, SLG: 0.514	0-0 1-3		0-3 K		0-0 1B 4-3 1B		0-0 1B			4 0 2 0 0 1 1	Chicago White Sox @ New York Yankees Yankee Stadium, Bronx, NY Fri Jun 12 1964, 7:05 PM EDT Unknown - 78 F	
Al Weis, S (1, 4) OBP: 0.312, SLG: 0.354	0-0 6-3		0-0 1-3 2B		0-0 4-3		0-0 5-3			4 0 1 0 0 0 2		
Floyd Robinson, L (1, 7) (6, 9) OBP: 0.374, SLG: 0.449	0-0 FC4-6 1B		0-0 F7		0-0 FC5-4 1B			0-3 K		4 0 2 0 0 1 2		
Ron Hansen, R (1, 6) OBP: 0.350, SLG: 0.407	0-0 FC4-6 1-2f			0-0 1B 6-3 1B	0-0 FC5-4 1-2f			0-0 F7		4 1 1 0 0 0 3		
Pete Ward, L (1, 5) OBP: 0.376, SLG: 0.472		0-0 G4-6-3 1B		0-0 6-3 1-3 1B		0-3 K		0-0 F7		4 0 2 0 0 1 0		
Mike Hershberger, R (1, 9) OBP: 0.323, SLG: 0.328		0-0 G4-6-3 1-2f		0-0 P5		0-0 F9		0-3 K	3 0 0 0 0 0 3	0 0 0 0 0 0 0 1 0 0 0 0 1 0		
Eddie Fisher, R (6, 1) OBP: 0.200, SLG: 0.200									1 0 0 0 0 1 0 1 0 0 1 0 0 1 2 0 0 0 0 1 0			
Don Buford, S (9, PH) OBP: 0.320, SLG: 0.306												
Tom McCraw, L (1, 3) OBP: 0.352, SLG: 0.443		0-3 K		0-0 6-3		0-0 6-3		0-3 K	1 0 0 0 0 1 0	AB 35 R 1 H 9 RBI 1 BB 1 SO 8 LOB 14		
Minnie Minoso, R (4, PH) OBP: 0.478, SLG: 0.526				2-3 3-H					1 0 0 0 0 1 0			
Joe Cunningham, L (4, 3) OBP: 0.338, SLG: 0.299									2 0 0 0 0 1 0			
Cam Carreon, R (1, 2) OBP: 0.235, SLG: 0.219		0-3 K		0-0 5-3			0-0 4-3	0-0 FC5-4 1B	4 0 1 0 0 1 1	0 0 0 0 0 0 0 0 0 0 0 1 0 0 1 0 0 0 0 1 0 2 0 0 0 0 0 1		
John Buzhardt, R (1, 1) OBP: 0.130, SLG: 0.095			4-0 2B		0-3 K		0-0 F8		0 0 0 0 0 0 0			
Jerry McNertney, R (3, PH) OBP: 0.280, SLG: 0.318									0 0 0 0 1 0 0			
Frank Baumann, L (3, 1)									1 0 0 0 0 1 0			
Dave Nicholson, R (6, 7) OBP: 0.409, SLG: 0.474								1-2f	2 0 0 0 0 0 1			
Inning Stats	R: 0 H: 1 E: 0 LOB: 1 K: 0 BB: 0 S: 4 P: 4	R: 0 H: 1 E: 0 LOB: 0 K: 1 BB: 0 S: 5 P: 5	R: 0 H: 1 E: 0 LOB: 2 K: 2 BB: 1 S: 8 P: 12	R: 1 H: 2 E: 0 LOB: 1 K: 0 BB: 0 S: 5 P: 5	R: 0 H: 2 E: 0 LOB: 2 K: 1 BB: 0 S: 7 P: 7	R: 0 H: 0 E: 0 LOB: 0 K: 1 BB: 0 S: 5 P: 5	R: 0 H: 1 E: 0 LOB: 1 K: 0 BB: 0 S: 4 P: 4	R: 0 H: 0 E: 0 LOB: 0 K: 1 BB: 0 S: 5 P: 5	R: 0 H: 1 E: 0 LOB: 1 K: 2 BB: 0 S: 8 P: 8	1B: 8 SF: 0 2B: 1 SAC: 0 3B: 0 DP: 1 HR: 0 HBP: 0	WP: 0 PA: 36 PB: 0 SB: 0 CS: 0	
PITCHER Steve Hamilton, L (1, 1) ERA: 1.52	IP WLS BF H R ER SO BB IBB HBP BLK WP HR S P ERA WHIP	9.0 W 36 9 1 1 8 1 0 0 0 0 0 0 51 55 1.00 1.111										

livebaseballscorecards.com



Batter	1	2	3	4	5	6	7	8	9	AB	R	H	RBI	BB	SO	LOB
Tony Kubek, L OBP: 0.308, SLG: 0.403 (1, 6)	0-0 FC4-6 1B		0-0 F7			0-0 E 2B	0-0 4-3			4	2	2	0	0	0	0
Bobby Richardson, R OBP: 0.332, SLG: 0.368 (1, 4)	0-0 L7		0-0 L4			0-0 E 1B	0-0 F7			4	1	1	0	0	0	1
Mickey Mantle, S OBP: 0.433, SLG: 0.597 (1, 8) Hector Lopez, R OBP: 0.318, SLG: 0.484 (8, 7)	0-0 FC4-6 1B				0-3 K	0-0 E7 1B	0-0 F7			4	1	2	1	0	1	0
Roger Maris, L OBP: 0.359, SLG: 0.542 (1, 9)	0-0 FC4-6 1B				0-0 L8	0-0 FC2-6 1B		0-0 P6		4	0	1	3	0	0	1
Tom Tresh, S OBP: 0.373, SLG: 0.444 (1, 7) (8, 8)	0-0 P5				0-0 1B	0-0 FC2-6 HR		0-0 4-3		4	1	1	0	0	0	2
Joe Pepitone, L OBP: 0.311, SLG: 0.410 (1, 3)		0-0 L3			0-0 G3	0-0 HR		0-0 L9		4	1	1	2	0	0	1
Johnny Blanchard, L OBP: 0.373, SLG: 0.364 (1, 2)		0-0 G6-4-3 1B				0-0 G3	0-0 1B			3	0	2	0	0	0	0
Phil Linz, R OBP: 0.259, SLG: 0.291 (1, 5)		0-0 G6-4-3				0-0 6-3	0-3 K			3	0	0	0	0	1	2
Steve Hamilton, L (1, 1)			0-0 4-3			0-0 P4	0-0 P5			3	0	0	0	0	0	1

Inning Stats	R: 1	H: 2	E: 0	LOB: 1	K: 0	BB: 0	S: 5	R: 0	H: 1	E: 0	LOB: 0	K: 0	BB: 0	S: 3	R: 0	H: 0	E: 0	LOB: 0	K: 0	BB: 0	S: 3	R: 0	H: 1	E: 0	LOB: 1	K: 1	BB: 0	S: 6	R: 0	H: 0	E: 0	LOB: 0	K: 0	BB: 0	S: 3	R: 5	H: 6	E: 1	LOB: 1	K: 1	BB: 0	S: 11	R: 0	H: 0	E: 0	LOB: 0	K: 0	BB: 0	S: 3	R: 0	H: 0	E: 0	LOB: 0	K: 0	BB: 0	S: 3
--------------	------	------	------	--------	------	-------	------	------	------	------	--------	------	-------	------	------	------	------	--------	------	-------	------	------	------	------	--------	------	-------	------	------	------	------	--------	------	-------	------	------	------	------	--------	------	-------	-------	------	------	------	--------	------	-------	------	------	------	------	--------	------	-------	------

PITCHER	IP	WLS	BF	H	R	ER	SO	BB	IBB	HBP	BLK	WP	HR	S	P	ERA	WHIP
John Buzhardt, R ERA: 2.45 (1, 1)	2.0		8	3	1	1	0	0	0	0	0	0	0	8	8	4.50	1.500
Frank Baumann, L ERA: 8.44 (3, 1)	3.1	L	17	7	5	5	1	0	0	0	0	0	1	19	19	13.50	2.100
Eddie Fisher, R ERA: 3.45 (6, 1)	2.2		8	0	0	0	1	0	0	0	0	0	0	10	10	0.00	0.000


BOTTOM

Chicago White Sox @ New York Yankees
Yankee Stadium, Bronx, NY

Fri Jun 12 1964, 7:05 PM EDT
Unknown - 78 F

livebaseballscores.com

AB	33
R	6
H	10
RBI	6
BB	0
SO	2
LOB	8



WP: 0	PA: 33
PB: 0	
SB: 0	
CS: 0	

Batter	1	2	3	4	5	6	7	8	9	AB R H RBI BB SO LOB	TOP																		
Jim Landis, R (1, 8) OBP: 0.302, SLG: 0.463	0-0 E8 SH3		0-3 K		0-3 K			0-0 1-3		4 0 0 0 0 2 1																			
Al Weis, S (1, 4) OBP: 0.312, SLG: 0.361	0-0 SH3		0-0 2B			0-0 F8		0-0 6-3		3 0 1 0 0 0 0																			
Floyd Robinson, L (1, 9) OBP: 0.372, SLG: 0.444	0-0 6-3		0-0 6-3			0-0 L8			0-0 BB 1B	4 0 1 0 0 0 2																			
Ron Hansen, R (1, 6) OBP: 0.353, SLG: 0.406	0-0 5-3			0-0 F8		0-0 1B			4-0 BB	3 0 1 0 1 0 1																			
Pete Ward, L (1, 5) OBP: 0.364, SLG: 0.455		0-3 K		0-0 F2		0-0 G3			0-3 K	4 0 0 0 0 2 3																			
Dave Nicholson, R (1, 7) OBP: 0.400, SLG: 0.462		0-0 6-3		0-0 F8			0-0 F8		0-0 F3	4 0 0 0 0 0 2																			
Tom McCraw, L (1, 3) OBP: 0.352, SLG: 0.436		4-0 BB			0-0 4-3		0-0 6-3		0-0 1-3	2 0 0 0 1 0 0																			
Minnie Minoso, R (9, PH) OBP: 0.458, SLG: 0.500										1 0 0 0 0 0 2																			
Jerry McNertney, R (1, 2) OBP: 0.283, SLG: 0.319		0-3 K			0-0 SH2-4 1B		0-0 5-3			3 0 1 0 0 1 1																			
Don Mossi, L (7, 1)										0 0 0 0 0 0 0																			
Joe Horlen, R (1, 1) OBP: 0.267, SLG: 0.267			0-0 6-3			0-0 SH2-4 1B		0-0 F7		1 0 0 0 0 0 0																			
Cam Carreon, R (7, 2) OBP: 0.229, SLG: 0.212										1 0 0 0 0 0 0																			
Inning Stats	R: 0 E: 1 K: 0 S: 4	H: 0 LOB: 1 BB: 0 P: 4	R: 0 E: 0 K: 2 S: 7	H: 0 LOB: 1 BB: 1 P: 11	R: 0 E: 0 K: 1 S: 6	H: 1 LOB: 1 BB: 0 P: 6	R: 0 E: 0 K: 0 S: 3	H: 0 LOB: 0 BB: 0 P: 3	R: 0 E: 0 K: 1 S: 6	H: 1 LOB: 1 BB: 0 P: 6	R: 0 E: 0 K: 0 S: 4	H: 1 LOB: 1 BB: 0 P: 4	R: 0 E: 0 K: 0 S: 3	H: 0 LOB: 0 BB: 0 P: 3	R: 0 E: 0 K: 1 S: 6	H: 1 LOB: 2 BB: 1 P: 10	1B: 3 2B: 1 3B: 0 HR: 0	SF: 0 SAC: 2 DP: 0 HBP: 0	WP: 0 PB: 0 SB: 0 CS: 0	PA: 34									
PITCHER Whitey Ford, L (1, 1) ERA: 1.55	IP: 9.0 WLS: W BF: 34 H: 4 R: 0 ER: 0 SO: 5 BB: 2 IBB: 0 HBP: 0 BLK: 0 WP: 0 HR: 0 S: 42 P: 50 ERA: 0.00 WHIP: 0.667																												
PITCHER	IP	WLS	BF	H	R	ER	SO	BB	IBB	HBP	BLK	WP	HR	S	P	ERA	WHIP												

Chicago White Sox @ New York Yankees
 Yankee Stadium, Bronx, NY
 Fri Jun 12 1964, 7:05 PM EDT
 Att. 38,135 - Unknown - 78 F

AB	30
R	0
H	4
RBI	0
BB	2
SO	5
LOB	12



Batter	1	2	3	4	5	6	7	8	9	AB R H RBI BB SO LOB	TOP																
Jim Landis, R (1, 8) OBP: 0.277, SLG: 0.422	0-0 5-3	0-0 F9			0-3 K			0-3 K		4 0 0 0 0 2 2																	
Al Weis, S (1, 4) OBP: 0.313, SLG: 0.356 Don Buford, S (8, PH) OBP: 0.325, SLG: 0.306	0-3 K		4-0 1B BB		0-0 F5			4-0 G3 BB		2 0 0 0 1 1 0 0 0 0 0 1 0 0																	
Pete Ward, L (1, 5) OBP: 0.361, SLG: 0.447	0-3 K			0-0 1-3 1B	0-0 1-3			0-0 G3		4 0 1 0 0 1 1																	
Ron Hansen, R (1, 6) OBP: 0.351, SLG: 0.399		4-0 BB 1B BB		0-0 3-4		0-0 6-3		0-0 1-3		3 1 0 0 1 0 2																	
Floyd Robinson, L (1, 9) OBP: 0.369, SLG: 0.436		4-0 BB 1B BB		0-3 K		0-0 P6		0-0 F7		3 1 0 0 1 1 1																	
Dave Nicholson, R (1, 7) OBP: 0.407, SLG: 0.462		4-0 SH2-3 1B BB		0-0 SH3-1 WP SF7 1B		0-0 F7		4-0 1B BB		2 1 1 0 2 0 0																	
Tom McCraw, L (1, 3) OBP: 0.359, SLG: 0.442		0-0 SH2-3 1B		0-0 SH3-1		0-0 G3		0-0 1B		3 0 2 2 0 0 0																	
Jerry McNertney, R (1, 2) OBP: 0.273, SLG: 0.313 J.C. Martin, L (5, 2) OBP: 0.223, SLG: 0.286		0-3 K		0-0 SF7		0-0 1-3		0-3 K		1 0 0 1 0 1 2 2 0 0 0 0 1 2																	
Frank Kreutzer, R (1, 1) OBP: 0.167, SLG: 0.333 Hoyt Wilhelm, R (5, 1) Don Mossi, L (8, 1) Joe Cunningham, L (9, PH) OBP: 0.333, SLG: 0.294		0-0 SH2-3		0-3 K		0-3 K		0-3 K		1 0 0 0 0 1 0 1 0 0 0 0 1 0 0 0 0 0 0 0 0 1 0 0 0 0 1 2																	
Inning Stats	R: 0 E: 0 K: 2 S: 7	H: 0 LOB: 0 BB: 0 P: 7	R: 2 E: 0 K: 1 S: 6	H: 1 LOB: 2 BB: 3 P: 18	R: 0 E: 0 K: 1 S: 5	H: 1 LOB: 1 BB: 1 P: 9	R: 1 E: 0 K: 1 S: 6	H: 1 LOB: 0 BB: 0 P: 6	R: 0 E: 0 K: 1 S: 5	H: 0 LOB: 0 BB: 0 P: 5	R: 0 E: 0 K: 0 S: 3	H: 0 LOB: 0 BB: 0 P: 3	R: 0 E: 0 K: 1 S: 5	H: 0 LOB: 0 BB: 0 P: 5	R: 0 E: 0 K: 1 S: 5	H: 0 LOB: 1 BB: 1 P: 9	R: 0 E: 0 K: 2 S: 8	H: 1 LOB: 2 BB: 1 P: 12	1B: 4 2B: 0 3B: 0 HR: 0	SF: 1 SAC: 2 DP: 0 HBP: 0	WP: 1 PB: 0 SB: 0 CS: 0	PA: 36					
PITCHER	IP WLS BF H R ER SO BB IBB HBP BLK WP HR S P ERA WHIP																										
Al Downing, L (1, 1) ERA: 4.18	4.0		18	3	3	3	5	4	0	0	0	1	0	24	40	6.75	1.750										
Bill Stafford, R (5, 1) ERA: 2.54	4.1	W	16	1	0	0	3	2	0	0	0	0	0	20	28	0.00	0.692										
Pete Mikkelsen, R (9, 1) ERA: 3.57	0.2	S	2	0	0	0	2	0	0	0	0	0	0	6	6	0.00	0.000										

Chicago White Sox @ New York Yankees
 Yankee Stadium, Bronx, NY
 Sat Jun 13 1964, 3:33 AM EDT
 Att. 15,531 - Overcast - 74 F

AB	27
R	3
H	4
RBI	3
BB	6
SO	10
LOB	12



BOTTOM

Chicago White Sox @ New York Yankees
Yankee Stadium, Bronx, NY
Sat Jun 13 1964, 3:33 AM EDT
Att. 15,531 - Overcast - 74 F

livebaseballscorecards.com

AB 34
R 6
H 12
RBI 6
BB 2
SO 6
LOB 15



WP: 1 PA: 38
PB: 0
SB: 0
CS: 0

AB	R	H	RBI	BB	SO	LOB
5	1	2	2	0	0	2
4	1	1	0	0	0	2
4	0	0	0	0	1	2
3	1	3	2	1	0	0
0	0	0	0	0	0	0
4	0	2	1	0	0	1
4	1	1	0	0	1	4
2	1	0	0	1	1	0
4	1	2	1	0	2	0
1	0	0	0	0	1	0
1	0	0	0	0	0	2
2	0	1	0	0	0	2
0	0	0	0	0	0	0
1B: 8	SF: 0					
2B: 3	SAC: 1					
3B: 0	DP: 2					
HR: 1	HBP: 1					

Batter	1	2	3	4	5	6	7	8	9								
Tony Kubek, L OBP: 0.310, SLG: 0.421 (1, 6)	0-0 1-3 ①		0-0 FC5-6 G5-4-3 1-2f		0-0 F7 SH1-3 1B	0-0 F9		0-0 G6-4-3 1B 2-H 3-H									
Bobby Richardson, R OBP: 0.325, SLG: 0.364 (1, 4)	0-0 1B 2B		0-0 G5-4-3 1-2f		0-0 SH1-3 1-2		0-0 F5	0-0 G6-4-3 1-2f									
Roger Maris, L OBP: 0.354, SLG: 0.523 (1, 9)	0-0 P4			0-0 L9	0-0 F7 2-3		0-3 K										
Mickey Mantle, S OBP: 0.446, SLG: 0.631 Hector Lopez, R OBP: 0.323, SLG: 0.484 (7, PR) (8, 7)	0-0 1B 2-H			0-0 HR	4-0 1B IBB		0-0 1B 1B										
Tom Tresh, S OBP: 0.373, SLG: 0.437 (1, 7) (8, 8)	0-0 F9			0-0 F8	1-2 3-H 1B		0-0 FC5-4 1B										
Elston Howard, R OBP: 0.376, SLG: 0.457 (1, 2)		0-0 6-3 ①		0-0 1B 2B	0-3 K		0-0 FC5-4 1-2f										
Joe Pepitone, L OBP: 0.309, SLG: 0.398 (1, 3)		0-0 1-3 ②		4-0 1B BB		0-3 K2-3 ①		1-0 E 1B HBP									
Phil Linz, R OBP: 0.276, SLG: 0.310 (1, 5)		0-3 K ③		0-0 1-2 2-H 1B		0-3 K ②		0-0 E7 1-3 1B 1B									
Al Downing, R OBP: 0.238, SLG: 0.381 Clete Boyer, R OBP: 0.249, SLG: 0.288 (4, PH) Bill Stafford, R OBP: 0.111, SLG: 0.222 Pete Mikkelsen, R (9, 1)			0-3 K FC5-6	0-0 5-3 ③		0-0 2B		0-0 5-3 ①									
Inning Stats	R: 1 E: 0 K: 0 S: 5	H: 2 LOB: 1 BB: 0 P: 5	R: 0 E: 0 K: 1 S: 5	H: 0 LOB: 0 BB: 0 P: 5	R: 0 E: 0 K: 1 S: 5	H: 0 LOB: 0 BB: 0 P: 5	R: 2 E: 0 K: 0 S: 6	H: 3 LOB: 2 BB: 1 P: 10	R: 1 E: 0 K: 1 S: 7	H: 2 LOB: 2 BB: 1 P: 11	R: 0 E: 0 K: 2 S: 8	H: 1 LOB: 1 BB: 0 P: 8	R: 0 E: 0 K: 1 S: 7	H: 2 LOB: 2 BB: 0 P: 7	R: 2 E: 1 K: 0 S: 4	H: 2 LOB: 0 BB: 0 P: 5	
PITCHER	IP	WLS	BF	H	R	ER	SO	BB	IBB	HBP	BLK	WP	HR	S	P	ERA	WHIP
Frank Kreuzer, L ERA: 3.49 (1, 1)	4.0		18	5	3	3	2	1	0	0	0	1	1	21	25	6.75	1.500
Hoyt Wilhelm, R ERA: 2.16 (5, 1)	3.1	L	18	6	3	2	4	0	1	1	0	0	0	24	29	5.40	1.800
Don Mossi, L ERA: 2.0 (8, 1)	0.2		2	1	0	0	0	0	0	0	0	0	0	2	2	0.00	1.500

WP: 1 PA: 38

WP	HR	S	P	ERA	WHIP
1	1	21	25	6.75	1.500
0	0	24	29	5.40	1.800
0	0	2	2	0.00	1.500

Chicago White Sox @ New York Yankees
 Yankee Stadium, Bronx, NY
 Sun Jun 14 1964, 3:33 AM EDT
 Unknown - 88 F

livebaseballscorecards.com

AB	30
R	3
H	4
RBI	3
BB	4
SO	7
LOB	9



WP:	0	PA:	35
PB:	0		
SB:	0		
CS:	0		

Batter	1	2	3	4	5	6	7	8	9	AB	R	H	RBI	BB	SO	LOB
Mike Hershberger, R OBP: 0.322, SLG: 0.326 (1, 8)	0-0 5-3		0-0 1-3 BB 1B		0-0 1-3		0-0 1-2 5-3			4	0	1	0	0	0	1
Al Weis, S OBP: 0.311, SLG: 0.362 (1, 4)	0-0 F6		0-0 SF7		0-0 G3 2B		0-0 3-1			3	0	1	1	0	0	1
Pete Ward, L OBP: 0.350, SLG: 0.432 (1, 5)	0-3 K		0-0 F7		0-0 G3			0-0 6-3		4	0	0	0	0	1	2
Dave Nicholson, R OBP: 0.404, SLG: 0.453 (1, 7)		0-0 P3	4-0 1-2 BB		0-3 K			0-3 K		3	0	0	0	1	2	1
Floyd Robinson, L OBP: 0.361, SLG: 0.426 (1, 9)		0-0 1-3	0-0 L7			0-0 6-3		0-3 K		4	0	0	0	0	1	2
Ron Hansen, R OBP: 0.349, SLG: 0.392 (1, 6)		4-0 3B BB		0-0 F9		0-0 F7		0-0 F2		3	1	0	0	1	0	0
Tom McCraw, L OBP: 0.363, SLG: 0.484 (1, 3)		0-0 1-H 3B		0-0 K HR		0-3 K		0-3 K		4	1	2	2	0	2	0
Cam Carreon, R OBP: 0.222, SLG: 0.206 (1, 2)		0-0 F8		0-0 6-3			4-0 5-3 BB		0-3 K	1	0	0	0	0	0	1
Eddie Fisher, R OBP: 0.167, SLG: 0.167 (3, 1)									0-0 P6	1	0	0	0	0	0	0
Jim Landis, R OBP: 0.292, SLG: 0.422 (7, PH)										0	0	0	0	1	0	0
Frank Baumann, L (7, 1)										0	0	0	0	0	0	0
Don Buford, S OBP: 0.323, SLG: 0.303 (9, PH)										1	0	0	0	0	1	0
Juan Pizarro, L OBP: 0.321, SLG: 0.407 (1, 1)			4-0 1B SF7 BB		0-0 P6					0	0	0	0	0	0	0
Jerry McNertney, R OBP: 0.281, SLG: 0.306 (3, PH)										1	1	0	0	1	0	0
J.C. Martin, L OBP: 0.221, SLG: 0.283 (7, PH)										1	0	0	0	0	0	1

Batter	1	2	3	4	5	6	7	8	9
Mike Hershberger, R OBP: 0.322, SLG: 0.326 (1, 8)	0-0 5-3		0-0 1-3 BB 1B		0-0 1-3		0-0 1-2 5-3		
Al Weis, S OBP: 0.311, SLG: 0.362 (1, 4)	0-0 F6		0-0 SF7		0-0 G3 2B		0-0 3-1		
Pete Ward, L OBP: 0.350, SLG: 0.432 (1, 5)	0-3 K		0-0 F7		0-0 G3			0-0 6-3	
Dave Nicholson, R OBP: 0.404, SLG: 0.453 (1, 7)		0-0 P3	4-0 1-2 BB		0-3 K			0-3 K	
Floyd Robinson, L OBP: 0.361, SLG: 0.426 (1, 9)		0-0 1-3	0-0 L7			0-0 6-3		0-3 K	
Ron Hansen, R OBP: 0.349, SLG: 0.392 (1, 6)		4-0 3B BB		0-0 F9		0-0 F7		0-0 F2	
Tom McCraw, L OBP: 0.363, SLG: 0.484 (1, 3)		0-0 1-H 3B		0-0 K HR		0-3 K		0-3 K	
Cam Carreon, R OBP: 0.222, SLG: 0.206 (1, 2)		0-0 F8		0-0 6-3			4-0 5-3 BB		0-3 K
Eddie Fisher, R OBP: 0.167, SLG: 0.167 (3, 1)									0-0 P6
Jim Landis, R OBP: 0.292, SLG: 0.422 (7, PH)									
Frank Baumann, L (7, 1)									
Don Buford, S OBP: 0.323, SLG: 0.303 (9, PH)									
Juan Pizarro, L OBP: 0.321, SLG: 0.407 (1, 1)			4-0 1B SF7 BB		0-0 P6				
Jerry McNertney, R OBP: 0.281, SLG: 0.306 (3, PH)									
J.C. Martin, L OBP: 0.221, SLG: 0.283 (7, PH)									

Inning Stats	R: 0	H: 0	E: 0	K: 1	S: 5	P: 5	R: 1	H: 1	E: 0	K: 0	S: 4	P: 8	R: 1	H: 1	E: 0	K: 0	S: 4	P: 12	R: 1	H: 1	E: 0	K: 0	S: 4	P: 4	R: 0	H: 1	E: 0	K: 1	S: 6	P: 6	R: 0	H: 0	E: 0	K: 1	S: 5	P: 5	R: 0	H: 0	E: 0	K: 0	S: 3	P: 7	R: 0	H: 0	E: 0	K: 2	S: 7	P: 7	R: 0	H: 0	E: 0	K: 2	S: 7	P: 7	R: 0	H: 0	E: 0	K: 2	S: 7	P: 7	1B: 1	SF: 1	2B: 1	SAC: 0	3B: 1	DP: 0	HR: 1	HBP: 0	WP: 0	PA: 35
--------------	------	------	------	------	------	------	------	------	------	------	------	------	------	------	------	------	------	-------	------	------	------	------	------	------	------	------	------	------	------	------	------	------	------	------	------	------	------	------	------	------	------	------	------	------	------	------	------	------	------	------	------	------	------	------	------	------	------	------	------	------	-------	-------	-------	--------	-------	-------	-------	--------	-------	--------

PITCHER	IP	WLS	BF	H	R	ER	SO	BB	IBB	HBP	BLK	WP	HR	S	P	ERA	WHIP
Bud Daley, L ERA: 5.57 (1, 1)	6.0	W	26	4	3	3	3	4	0	0	0	0	1	28	44	4.50	1.333
Hal Reniff, R ERA: 2.76 (7, 1)	3.0	S	9	0	0	0	4	0	0	0	0	0	0	17	17	0.00	0.000

Batter	1	2	3	4	5	6	7	8	9
Tony Kubek, L (1, 6) OBP: 0.303, SLG: 0.412	0-0 4-3	0-0 G4-6-3		0-0 FC6-4			0-0 SH3-4		
Bobby Richardson, R (1, 4) OBP: 0.324, SLG: 0.362	0-0 F7		0-0 F7		0-0 6-3		0-0 E7		
Roger Maris, L (1, 9) OBP: 0.345, SLG: 0.510	0-0 P6		0-0 G3		0-0 4-3		0-3 K		
Mickey Mantle, S (1, 8) OBP: 0.447, SLG: 0.632 Hector Lopez, R (7, PR) OBP: 0.323, SLG: 0.484		0-0 HR	0-0 4-3		0-3 K		4-0 IBB		
Tom Tresh, S (1, 7) OBP: 0.371, SLG: 0.429		0-0 5-3		4-0 F3 S		0-0 G3	0-0 G3		
Elston Howard, R (1, 2) OBP: 0.373, SLG: 0.469		0-0 HR		0-0 F3		0-0 P4		0-0 6-3	
Joe Pepitone, L (1, 3) OBP: 0.312, SLG: 0.402		0-0 HR		0-0 SF8		0-0 1B		0-0 F2	
Phil Linz, R (1, 5) OBP: 0.291, SLG: 0.383		0-0 HR		0-0 1B		0-3 K		0-0 HR	
Bud Daley, L (1, 1) OBP: 0.600, SLG: 0.500 Hal Reniff, R (7, 1) OBP: 0.143, SLG: 0.143		0-0 G4-6-3		0-0 FC6-4			0-0 SH3-4	0-3 K	

AB	R	H	RBI	BB	SO	LOB
3	0	0	0	0	0	2
4	0	1	1	0	0	0
4	0	0	0	0	1	1
3	1	1	0	1	1	0
0	0	0	0	0	0	0
3	1	0	0	1	0	3
4	1	1	2	0	0	1
3	1	2	1	0	0	0
4	3	3	3	0	1	1
2	0	2	1	0	0	0
2	1	1	0	0	1	0

BOTTOM

Chicago White Sox @ New York Yankees
 Yankee Stadium, Bronx, NY
 Sun Jun 14 1964, 3:33 AM EDT
 Unknown - 88 F

livebaseballscorecards.com

AB	32
R	8
H	11
RBI	8
BB	2
SO	4
LOB	8



1B: 6	SF: 1	WP: 0	PA: 36
2B: 2	SAC: 1	PB: 0	
3B: 0	DP: 1	SB: 1	
HR: 3	HBP: 0	CS: 0	

Inning	R	H	E	K	S	P	BB	IBB	HBP	BLK	WP	HR	S	P	ERA	WHIP
1	0	0	0	0	3	3	0	0	0	0	0	0	0	0	18.00	2.500
2	4	5	0	0	7	7	0	0	0	0	0	0	0	0	4.50	1.000
3	0	0	0	0	3	3	0	0	0	0	0	0	0	0	9.00	1.500
4	2	2	0	0	5	5	0	0	0	0	0	0	0	0	18.00	2.500
5	0	1	0	1	6	6	0	0	0	0	0	0	0	0	4.50	1.000
6	0	1	0	1	11	11	0	0	0	0	0	0	0	0	9.00	1.500
7	1	2	0	1	7	7	0	0	0	0	0	0	0	0	18.00	2.500
8	0	1	0	1	6	6	0	0	0	0	0	0	0	0	4.50	1.000
9	1	1	0	1	6	6	0	0	0	0	0	0	0	0	9.00	1.500

PITCHER	IP	WLS	BF	H	R	ER	SO	BB	IBB	HBP	BLK	WP	HR	S	P	ERA	WHIP
Juan Pizarro, L (1, 1) ERA: 2.35	2.0	L	10	5	4	4	0	0	0	0	0	0	0	10	10	18.00	2.500
Eddie Fisher, R (3, 1) ERA: 3.57	4.0		16	3	2	2	2	1	0	0	0	0	0	19	23	4.50	1.000
Frank Baumann, L (7, 1) ERA: 8.53	2.0		10	3	2	2	2	0	1	0	0	0	1	13	17	9.00	1.500

Batter	1	2	3	4	5	6	7	8	9	10	AB	R	H	RBI	BB	SO	LOB	TOP							
Tom McCraw, L (1, 3) OBP: 0.357, SLG: 0.481	0-0 1-3		0-0 F7		0-0 4-3		0-0 B4-3		0-0 2B		5	0	1	0	0	0	2	Chicago White Sox @ New York Yankees Yankee Stadium, Bronx, NY Sun Jun 14 1964, 3:38 AM EDT Att. 37,148 - Unknown - 86 F							
Don Buford, S (1, 4) Al Weis, S (7, 4) OBP: 0.320, SLG: 0.310 OBP: 0.309, SLG: 0.359	0-0 4-3			0-0 4-3		0-0 F7	0-0 2B		0-3 K2-3		4	0	1	0	0	0	0								
Floyd Robinson, L (1, 9) OBP: 0.367, SLG: 0.434	4-0 BB			0-0 6-3 2B		0-0 BB HR 1B	0-0 P6		0-0 4-3		4	1	2	0	1	0	2								
Pete Ward, L (1, 5) OBP: 0.359, SLG: 0.430	0-0 F5			0-0 6-3 2-3		4-0 BB HR BB		0-0 FC1-4 1B		4-0 FC3-6 BB	3	1	1	0	2	0	2								
Gene Stephens, L (1, 8) (6, 7)		4-0 BB L1-3 BB		0-0 F8		0-0 F2		0-3 K		0-0 FC3-6 1-2f	4	0	0	0	1	1	5								
Dave Nicholson, R (1, 7) Mike Hershberger, R (6, 8) OBP: 0.403, SLG: 0.470 OBP: 0.319, SLG: 0.323		0-3 K		0-0 5-3		0-0 HR		0-0 FC1-4		0-0 F7	3	1	1	3	0	1	1								
Ron Hansen, R (1, 6) OBP: 0.350, SLG: 0.386		0-0 L1-3 1-2		0-0 E5 1B		4-0 BB FC5-4 BB		4-0 BB 1-2 BB		0-0 F7	3	0	0	0	2	0	2								
Jerry McNertney, R (1, 2) J.C. Martin, L (9, 2) OBP: 0.279, SLG: 0.302 OBP: 0.221, SLG: 0.283			0-0 P3		0-0 1-2 1B		0-0 FC5-4		0-0 4-3		4	0	1	0	0	0	3								
Gary Peters, L (1, 1) Hoyt Wilhelm, R (9, 1) Don Mossi, L (10, 1)			0-0 1-3		0-0 F8		0-0 4-3		0-3 K		4	0	0	0	0	1	2								
											0	0	0	0	0	0	0								
											0	0	0	0	0	0	0								
Inning Stats	R: 0 E: 0 K: 0 S: 3	H: 0 LOB: 1 BB: 1 P: 7	R: 0 E: 0 K: 1 S: 4	H: 0 LOB: 0 BB: 1 P: 8	R: 0 E: 0 K: 0 S: 3	H: 0 LOB: 0 BB: 0 P: 3	R: 0 E: 0 K: 0 S: 4	H: 1 LOB: 1 BB: 0 P: 4	R: 0 E: 1 K: 0 S: 5	H: 1 LOB: 2 BB: 0 P: 5	R: 3 E: 0 K: 0 S: 5	H: 2 LOB: 1 BB: 2 P: 13	R: 0 E: 0 K: 0 S: 4	H: 1 LOB: 1 BB: 0 P: 4	R: 0 E: 0 K: 1 S: 6	H: 1 LOB: 2 BB: 1 P: 10	R: 0 E: 0 K: 2 S: 8	H: 1 LOB: 1 BB: 0 P: 8	R: 0 E: 0 K: 0 S: 3	H: 0 LOB: 1 BB: 1 P: 7	1B: 3 2B: 4 3B: 0 HR: 1	SF: 0 SAC: 0 DP: 1 HBP: 0	WP: 0 PB: 0 SB: 1 CS: 0	PA: 43	
PITCHER	IP	WLS	BF	H	R	ER	SO	BB	IBB	HBP	BLK	WP	HR	S	P	ERA	WHIP								
Rollie Sheldon, R (1, 1) ERA: 3.86	7.0		30	5	3	3	1	4	0	0	0	0	1	28	44	3.86	1.286								
Pete Mikkelsen, R (8, 1) ERA: 3.57	0.0		1	1	0	0	0	0	0	0	0	0	0	1	1	∞	∞								
Stan Williams, R (8, 1) ERA: 5.47	2.0		8	1	0	0	3	1	0	0	0	0	0	13	17	0.00	1.000								
Hal Reniff, R (10, 1) ERA: 2.67	1.0	W	4	0	0	0	0	1	0	0	0	0	0	3	7	0.00	1.000								

livebaseballscorecards.com

AB	37
R	3
H	7
RBI	3
BB	6
SO	4
LOB	22



BOTTOM

Chicago White Sox @ New York Yankees
Yankee Stadium, Bronx, NY

livebaseballscorecards.com

AB 37
R 4
H 10
RBI 4
BB 4
SO 4
LOB 20



WP: 0 PA: 44
PB: 0
SB: 1
CS: 0

Sun Jun 14 1964, 3:38 AM EDT
Att. 37,148 - Unknown - 86 F

AB R H RBI BB SO LOB

5	0	1	0	0	0	3
4	0	0	1	0	1	0
5	0	2	0	0	1	2
3	0	0	0	1	1	1
0	1	0	0	1	0	0
4	1	2	0	0	0	1
4	1	2	1	1	0	2
5	1	2	1	0	0	3
3	0	0	0	1	0	3
2	0	1	0	0	1	2
0	0	0	0	0	0	0
0	0	0	0	0	0	0
0	0	0	0	0	0	0
1	0	0	1	0	0	1
0	0	0	0	0	0	0

Batter 1 2 3 4 5 6 7 8 9 10

Clete Boyer, R OBP: 0.247, SLG: 0.285 (1, 6)	0-0 6-3		0-0 F8		0-0 G5-4-3		0-0 F9		0-0 S 1B	
Bobby Richardson, R OBP: 0.317, SLG: 0.356 (1, 4)	0-0 6-3		0-3 K			0-0 1-3		0-0 1-3	0-0 SF7	
Hector Lopez, R OBP: 0.326, SLG: 0.488 (1, 9) (9, 7)	0-0 PO BB 1B		0-0 5-3			0-0 P6		0-0 2B	2-3 3-H 0-3 K	
Mickey Mantle, S OBP: 0.442, SLG: 0.618 (1, 8) (9, 9)	4-0 1-2 BB			0-0 L9		0-0 F3		0-3 K	4-0 F8 SH3-4 1B BB	
Tom Tresh, S OBP: 0.373, SLG: 0.437 (1, 7) (9, 8)	0-0 PO 2-3	0-0 5-3		0-0 FC3-6 1B			0-0 1B 2B	0-0 L7	0-0 SH3-4	
Elston Howard, R OBP: 0.379, SLG: 0.470 (1, 2)		4-0 BB BB BB G3 BB		0-0 FC3-6 1-2f			0-0 2-H FC4-6 1B	0-0 E FC6 1B	0-0 F8 2-3	
Joe Pepitone, L OBP: 0.314, SLG: 0.402 (1, 3)		0-0 1-2 G3		0-0 F8			0-0 1-2f FC4-6 E 1B	0-0 1B 1-3 SF7 1B	0-0 1B 3-H	
Phil Linz, R OBP: 0.290, SLG: 0.374 (1, 5)		4-0 IBB			0-0 G3		0-0 1-2 E6	0-0 F3		
Rolie Sheldon, R OBP: 0.590, SLG: 0.550 (1, 1) Roger Maris, L OBP: 0.343, SLG: 0.506 (7, PH) Pete Mikkelsen, R OBP: 0.429, SLG: 0.571 (8, 1) Stan Williams, R OBP: 0.322, SLG: 0.353 (9, PH) Pedro Gonzalez, R OBP: 0.143, SLG: 0.143 (10, 1)		0-3 K			0-0 G5-4-3 1B		0-0 L6	0-0 FC6 SF7 1B		

Inning Stats	R: 0 E: 0 K: 0 S: 3	H: 1 LOB: 1 BB: 1 P: 7	R: 0 E: 0 K: 1 S: 5	H: 0 LOB: 2 BB: 2 P: 13	R: 0 E: 0 K: 1 S: 5	H: 0 LOB: 0 BB: 0 P: 5	R: 0 E: 0 K: 0 S: 4	H: 1 LOB: 1 BB: 0 P: 4	R: 0 E: 0 K: 0 S: 3	H: 1 LOB: 0 BB: 0 P: 3	R: 0 E: 0 K: 0 S: 3	H: 0 LOB: 0 BB: 0 P: 3	R: 1 E: 1 K: 0 S: 6	H: 2 LOB: 2 BB: 0 P: 6	R: 0 E: 0 K: 1 S: 6	H: 1 LOB: 1 BB: 0 P: 6	R: 2 E: 1 K: 1 S: 9	H: 3 LOB: 2 BB: 0 P: 9	R: 1 E: 0 K: 0 S: 3	H: 1 LOB: 1 BB: 1 P: 7	1B: 8 2B: 2 3B: 0 HR: 0	SF: 1 SAC: 1 DP: 1 HBP: 0
---------------------	------------------------------	---------------------------------	------------------------------	----------------------------------	------------------------------	---------------------------------	------------------------------	---------------------------------	------------------------------	---------------------------------	------------------------------	---------------------------------	------------------------------	---------------------------------	------------------------------	---------------------------------	------------------------------	---------------------------------	------------------------------	---------------------------------	----------------------------------	------------------------------------

PITCHER	IP	WLS	BF	H	R	ER	SO	BB	IBB	HBP	BLK	WP	HR	S	P	ERA	WHIP
Gary Peters, L ERA: 3.24 (1, 1)	8.1		37	9	3	2	3	2	1	0	0	0	0	40	52	2.16	1.320
Hoyt Wilhelm, R ERA: 2.3 (9, 1)	1.1	L	5	0	1	1	1	1	0	0	0	0	0	6	10	6.75	0.750
Don Mossi, L ERA: 2.0 (10, 1)	0.0		1	1	0	0	0	0	0	0	0	0	0	1	1	∞	∞

PITCHER	IP	WLS	BF	H	R	ER	SO	BB	IBB	HBP	BLK	WP	HR	S	P	ERA	WHIP
----------------	----	-----	----	---	---	----	----	----	-----	-----	-----	----	----	---	---	-----	------

Batter	1	2	3	4	5	6	7	8	9	AB R H RBI BB SO LOB	TOP											
Tom McCraw, L (1, 3) OBP: 0.359, SLG: 0.478	5-3			1B		K		1B		5 1 2 0 0 1 1												
Don Buford, S (1, 4) OBP: 0.331, SLG: 0.325	3-1			1B		1B		SF9		4 1 3 1 0 1 1												
Floyd Robinson, L (1, 9) OBP: 0.373, SLG: 0.444	1B		K	1B		1B		5-3		5 1 3 1 0 1 1												
Pete Ward, L (1, 5) OBP: 0.354, SLG: 0.421	1B		L8	K		K		G3		5 1 1 2 0 2 4												
Gene Stephens, L (1, 8) OBP: 0.313, SLG: 0.154 Minnie Minoso, R (4, PH) OBP: 0.440, SLG: 0.476 Eddie Fisher, R (4, 1) OBP: 0.125, SLG: 0.125	1B		K	5-3		K		1-3		1 1 0 0 0 1 1 0 1 0 0 0 0 0 0 2 2 0 0 0 0 0 1 0												
Dave Nicholson, R (1, 7) OBP: 0.398, SLG: 0.458	1B		K	5-3		F3		K		4 1 0 0 1 2 0												
Al Weis, S (1, 6) OBP: 0.308, SLG: 0.357	2B		K	K		F4		F8		4 1 1 2 0 1 0												
Jerry McNertney, R (1, 2) OBP: 0.292, SLG: 0.333	2B		6-3	5-3		5-3		1B		4 2 2 2 0 0 0												
Fred Talbot, R (1, 1) OBP: 0.500, SLG: 0.750 Mike Hershberger, R (4, PH) OBP: 0.314, SLG: 0.318	2B		K	K		6-3		F2		1 0 1 1 0 0 0 3 0 0 0 0 1 1												
Inning Stats	R: 7 E: 0 K: 1 S: 11	H: 6 LOB: 1 BB: 2 P: 19	R: 0 E: 0 K: 2 S: 7	H: 0 LOB: 0 BB: 0 P: 7	R: 0 E: 0 K: 2 S: 7	H: 0 LOB: 0 BB: 0 P: 7	R: 1 E: 0 K: 2 S: 10	H: 3 LOB: 2 BB: 0 P: 10	R: 0 E: 0 K: 2 S: 3	H: 0 LOB: 0 BB: 0 P: 3	R: 0 E: 0 K: 1 S: 5	H: 2 LOB: 2 BB: 0 P: 9	R: 0 E: 0 K: 1 S: 5	H: 0 LOB: 0 BB: 0 P: 5	R: 1 E: 0 K: 0 S: 5	H: 2 LOB: 1 BB: 0 P: 5	R: 0 E: 0 K: 1 S: 5	H: 0 LOB: 0 BB: 0 P: 5	1B: 10 2B: 3 3B: 0 HR: 0	SF: 1 SAC: 0 DP: 0 HBP: 0	WP: 0 PB: 0 SB: 1 CS: 0	PA: 42
PITCHER	IP WLS BF H R ER SO BB IBB HBP BLK WP HR S P ERA WHIP																					
Robin Roberts, R (1, 1) ERA: 2.4	0.1 L 8 5 7 7 0 2 0 0 0 0 0 0 6 14 189.00 21.000																					
Harvey Haddix, L (1, 1) ERA: 2.89	8.2 34 8 2 2 11 0 0 0 0 0 0 0 56 56 2.08 0.923																					

Chicago White Sox @ Baltimore Orioles
 Memorial Stadium, Baltimore, MD
 Mon Jun 15 1964, 7:05 PM EDT
 Att. 23,492 - Unknown

livebaseballscorecards.com

AB	39
R	9
H	13
RBI	9
BB	2
SO	11
LOB	10



Batter	1	2	3	4	5	6	7	8	9	AB R H RBI BB SO LOB	TOP	
Tom McCraw, L OBP: 0.356, SLG: 0.467 (1, 8) BB (6, 3) B	4-0 S E BB		x 0-0 F2		x 0-0 F7		0-3 K			3 1 0 0 1 1 1		
Don Buford, S OBP: 0.336, SLG: 0.331 Al Weis, S OBP: 0.308, SLG: 0.357 (1, 4) X (8, 4)	0-0 E9 1B 1B		x 0-0 F7		x 0-0 HR 1B		x 0-0 F8			4 2 2 1 0 0 0 0 0 0 0 0 0 0		
Floyd Robinson, L OBP: 0.371, SLG: 0.456 (1, 9) S S S	0-3 K		x 0-0 3-1		x 0-0 F7		x 0-0 HR			4 1 1 1 0 1 2		
Pete Ward, L OBP: 0.358, SLG: 0.442 (1, 5) X	0-0 F7		x 0-0 4-3		x 0-0 HR 1B		x 4-0 G6-4-3 BB			3 1 1 2 1 0 1		
Joe Cunningham, L OBP: 0.346, SLG: 0.324 Jim Landis, R OBP: 0.286, SLG: 0.413 (1, 3) X (6, 8)	0-0 1B		x 0-0 2B		x 0-0 1-3		x 0-0 G6-4-3 1-2f			3 0 2 1 0 0 0 1 0 0 0 0 0 1		
Dave Nicholson, R OBP: 0.390, SLG: 0.448 (1, 7) X	0-0 F6		x 0-3 K		x 0-3 K		x 0-3 K			4 0 0 0 0 3 2		
Ron Hansen, R OBP: 0.344, SLG: 0.378 (1, 6)		x 0-0 F7		x 0-0 F8		x 0-0 5-3		x 0-0 6-3		4 0 0 0 0 0 1		
J.C. Martin, L OBP: 0.222, SLG: 0.291 (1, 2) X		x 0-0 F8		x 0-0 L3		x 0-0 3-1		x 0-0 WP 2B		4 0 1 0 0 0 0		
Juan Pizarro, L OBP: 0.313, SLG: 0.387 (1, 1) X		x 0-0 G3		x 0-0 F6		x 0-0 1B		x 0-3 K 2-3		4 0 1 0 0 1 1		
Inning Stats	R: 2 H: 2 E: 1 LOB: 1 K: 1 BB: 1 S: 7 P: 11	R: 0 H: 0 E: 0 LOB: 0 K: 0 BB: 0 S: 3 P: 3	R: 0 H: 0 E: 0 LOB: 0 K: 0 BB: 0 S: 3 P: 3	R: 0 H: 1 E: 0 LOB: 1 K: 1 BB: 0 S: 6 P: 6	R: 0 H: 0 E: 0 LOB: 0 K: 0 BB: 0 S: 3 P: 3	R: 2 H: 2 E: 0 LOB: 0 K: 1 BB: 0 S: 7 P: 7	R: 0 H: 1 E: 0 LOB: 1 K: 1 BB: 0 S: 6 P: 6	R: 1 H: 1 E: 0 LOB: 0 K: 0 BB: 1 S: 3 P: 7	R: 0 H: 1 E: 0 LOB: 1 K: 2 BB: 0 S: 8 P: 8	1B: 4 SF: 0 2B: 2 SAC: 0 3B: 0 DP: 1 HR: 2 HBP: 0	WP: 1 PA: 36 PB: 0 SB: 1 CS: 0	
PITCHER Milt Pappas, R ERA: 3.19 (1, 1)	IP WLS BF H R ER SO BB IBB HBP BLK WP HR S P ERA WHIP	9.0 L 36 8 5 4 6 2 0 0 0 0 1 2 46 54 4.00 1.111										

Chicago White Sox @ Baltimore Orioles
 Memorial Stadium, Baltimore, MD
 Tue Jun 16 1964, 7:05 PM EDT
 Unknown

livebaseballscorecards.com

AB 34
 R 5
 H 8
 RBI 5
 BB 2
 SO 6
 LOB 9



Batter	1	2	3	4	5	6	7	8	9	AB R H RBI BB SO LOB
Bob Saverine, S (1, 6) OBP: 0.250, SLG: 0.182	0-0 6-3			0-0 4-3		0-0 5-3			0-0 WP 1B	4 0 1 0 0 0 0
Gino Cimoli, R (1, 9) OBP: 0.086, SLG: 0.118	0-0 F5			0-0 1-3			0-0 1-3 1B		0-0 L4	4 0 1 0 0 0 1
Jerry Adair, R (1, 4) OBP: 0.314, SLG: 0.350 Bob Johnson, R (1, 4) OBP: 0.306, SLG: 0.338	0-0 5-3			0-0 1B			0-0 1-3		0-0 F8	0 0 0 0 0 0 0 4 0 1 0 0 0 2
Brooks Robinson, R (1, 5) OBP: 0.350, SLG: 0.477		BB BB BB		0-0 L4			0-0 F8			2 0 0 0 1 0 2
Jackie Brandt, R (1, 8) OBP: 0.321, SLG: 0.388		X		0-0 G6-4-3 1-2f		BB BB BB	0-0 G4-6-3 BB		0-0 F8	2 0 0 0 1 0 2
Norm Siebern, L (1, 3) OBP: 0.400, SLG: 0.379				0-3 K		X	0-0 G4-6-3 1-2f		0-3 K	3 0 0 0 0 2 1
Sam Bowens, R (1, 7) OBP: 0.299, SLG: 0.412				0-3 K		X	0-0 G3		0-3 K2-3	3 0 0 0 0 2 0
Dick Brown, R (1, 2) OBP: 0.221, SLG: 0.260				0-0 5-3		X	0-0 1-3		0-3 K	3 0 0 0 0 1 0
Milt Pappas, R (1, 1) OBP: 0.138, SLG: 0.111 John Orsino, R (9, PH) OBP: 0.315, SLG: 0.423				0-0 5-3		X	0-3 K		0-0 F4	2 0 0 0 0 1 0 1 0 0 0 0 0 0

Inning Stats	R: 0 E: 0 K: 0 S: 3	H: 0 LOB: 0 BB: 0 P: 3	R: 0 E: 0 K: 1 S: 4	H: 0 LOB: 0 BB: 1 P: 8	R: 0 E: 0 K: 1 S: 5	H: 0 LOB: 0 BB: 0 P: 5	R: 0 E: 0 K: 0 S: 4	H: 1 LOB: 1 BB: 0 P: 4	R: 0 E: 0 K: 0 S: 2	H: 0 LOB: 0 BB: 1 P: 6	R: 0 E: 0 K: 1 S: 5	H: 0 LOB: 0 BB: 0 P: 5	R: 0 E: 0 K: 0 S: 4	H: 1 LOB: 1 BB: 0 P: 4	R: 0 E: 0 K: 3 S: 9	H: 0 LOB: 0 BB: 0 P: 9	R: 0 E: 0 K: 0 S: 4	H: 1 LOB: 1 BB: 0 P: 4	1B: 3 2B: 0 3B: 0 HR: 0	SF: 0 SAC: 0 DP: 2 HBP: 0	WP: 1 PB: 0 SB: 0 CS: 0	PA: 30
--------------	------------------------------	---------------------------------	------------------------------	---------------------------------	------------------------------	---------------------------------	------------------------------	---------------------------------	------------------------------	---------------------------------	------------------------------	---------------------------------	------------------------------	---------------------------------	------------------------------	---------------------------------	------------------------------	---------------------------------	----------------------------------	------------------------------------	----------------------------------	--------


PITCHER	IP	WLS	BF	H	R	ER	SO	BB	IBB	HBP	BLK	WP	HR	S	P	ERA	WHIP
Juan Pizarro, L (1, 1) ERA: 2.09	9.0	W	30	3	0	0	6	2	0	0	0	1	0	40	48	0.00	0.556

BOTTOM

Chicago White Sox @ Baltimore Orioles
Memorial Stadium, Baltimore, MD
 Tue Jun 16 1964, 7:05 PM EDT
 Unknown

AB	28
R	0
H	3
RBI	0
BB	2
SO	6
LOB	8

livebaseballscorecards.com



Batter	1	2	3	4	5	6	7	8	9	AB R H RBI BB SO LOB	TOP										
Jim Landis, R (1, 8) OBP: 0.264, SLG: 0.380	0-0 6-3		0-0 6-3		0-0 FC6-4			0-0 6-3		4 0 0 0 0 0 1											
Al Weis, S (1, 4) OBP: 0.306, SLG: 0.354	0-3 K			0-0 1B 1B	0-0 1-3			0-0 F9		4 1 1 0 0 1 1											
Pete Ward, L (1, 5) OBP: 0.348, SLG: 0.429	0-0 F9			0-0 F5					0-0 4-3	4 0 0 0 0 0 1											
Ron Hansen, R (1, 6) OBP: 0.346, SLG: 0.380		0-0 FC8-4 1B		0-0 1B 1-2 1B				0-0 F8	0-0 L9	4 0 2 0 0 0 0											
Dave Nicholson, R (1, 7) OBP: 0.383, SLG: 0.438		0-3 K		0-0 F9				0-0 5-3	0-0 F3	4 0 0 0 0 1 3											
Mike Hershberger, R (1, 9) OBP: 0.314, SLG: 0.318		0-0 FC8-4		0-0 1B 1-3 2-H				0-0 4-3		3 0 1 1 0 0 1											
Tom McCraw, L (1, 3) OBP: 0.349, SLG: 0.457		0-0 4-3		0-0 G3				0-3 K		3 0 0 0 0 1 3											
Jerry McNertney, R (1, 2) OBP: 0.279, SLG: 0.317			0-3 K		0-0 F9			0-0 4-3		3 0 0 0 0 1 0											
Joe Horlen, R (1, 1) OBP: 0.294, SLG: 0.250			0-0 6-3		4-0 FC6-4 BB			0-3 K		1 0 0 0 1 0 0											
Frank Baumann, L (6, 1)										0 0 0 0 0 0 0											
Minnie Minoso, R (8, PH) OBP: 0.423, SLG: 0.455										1 0 0 0 0 1 0											
Hoyt Wilhelm, R (8, 1)										0 0 0 0 0 0 0											
Inning Stats	R: 0 E: 0 K: 1 S: 5	H: 0 LOB: 0 BB: 0 P: 5	R: 0 E: 0 K: 1 S: 6	H: 1 LOB: 1 BB: 0 P: 6	R: 0 E: 0 K: 1 S: 5	H: 0 LOB: 0 BB: 0 P: 5	R: 1 E: 0 K: 0 S: 6	H: 3 LOB: 2 BB: 0 P: 6	R: 0 E: 0 K: 0 S: 3	H: 0 LOB: 1 BB: 1 P: 7	R: 0 E: 0 K: 0 S: 3	H: 0 LOB: 0 BB: 0 P: 3	R: 0 E: 0 K: 1 S: 5	H: 0 LOB: 0 BB: 0 P: 5	R: 0 E: 0 K: 0 S: 3	H: 0 LOB: 0 BB: 0 P: 3	1B: 4 2B: 0 3B: 0 HR: 0	SF: 0 SAC: 0 DP: 0 HBP: 0	WP: 0 PB: 0 SB: 0 CS: 0	PA: 32	
PITCHER Steve Barber, L (1, 1) ERA: 4.12	IP 9.0	WLS W	BF 32	H 4	R 1	ER 1	SO 5	BB 1	IBB 0	HBP 0	BLK 0	WP 0	HR 0	S 41	P 45	ERA 1.00	WHIP 0.556				
PITCHER	IP	WLS	BF	H	R	ER	SO	BB	IBB	HBP	BLK	WP	HR	S	P	ERA	WHIP				

Chicago White Sox @ Baltimore Orioles
 Memorial Stadium, Baltimore, MD
 Tue Jun 16 1964, 7:05 PM EDT
 Att. 21,057 - Unknown

livebaseballscorecards.com

AB	31
R	1
H	4
RBI	1
BB	1
SO	5
LOB	10



Batter	1	2	3	4	5	6	7	8	9	AB	R	H	RBI	BB	SO	LOB
--------	---	---	---	---	---	---	---	---	---	----	---	---	-----	----	----	-----

Jackie Brandt, R <small>OBP: 0.316, SLG: 0.381</small> (1, 8) X	0-0 6-3 		0-0 4-3 	0-0 1-3 		0-0 F8 				4	0	0	0	0	0	6
Sam Bowens, R <small>OBP: 0.304, SLG: 0.411</small> (1, 7) B B B B	4-0 		0-3 K 		0-0 G6-4-3 1B 		0-0 1-3 			3	0	1	0	1	1	1
Jerry Adair, R <small>OBP: 0.307, SLG: 0.342</small> (1, 4) S S S	0-3 K 			0-0 4-3 	0-0 G6-4-3 		0-0 6-3 			4	0	0	0	0	1	2
Norm Siebern, L <small>OBP: 0.397, SLG: 0.372</small> (1, 3) X	0-0 F7 			4-0 1B 1B BB 	0-0 1-3 		0-0 3-1 			3	1	0	0	1	0	1
Brooks Robinson, R <small>OBP: 0.353, SLG: 0.477</small> (1, 5) X		0-0 4-3 		0-0 1B 1B 		0-0 2B FC6-2 1B 		0-0 F7 		4	1	2	0	0	0	0
Charlie Lau, L <small>OBP: 0.336, SLG: 0.423</small> (1, 2) S S S		0-3 K 		0-0 1B 1B 	0-0 1B 1B 	0-0 FC6-2 2B 		0-0 		4	1	3	1	0	1	0
Willie Kirkland, L <small>OBP: 0.282, SLG: 0.269</small> Gino Cimoli, R <small>OBP: 0.108, SLG: 0.114</small> (6, PH) (7, 9)		0-0 6-3 		0-0 1B 1B 	0-0 1B 1B 	4-0 FC6-2 IBB 		0-0 5-3 		2	0	1	1	0	0	0
Bob Saverine, S <small>OBP: 0.250, SLG: 0.231</small> (1, 6) X			0-0 4-3 2B 	0-0 F5 	0-0 FC6-2 	0-0 FC6-2 		0-0 1-3 		4	0	1	0	0	0	6
Steve Barber, L <small>OBP: 0.286, SLG: 0.286</small> (1, 1) S S S			0-3 K 	0-0 	0-3 K 	0-3 K 				3	0	1	1	0	2	4

Inning Stats	R: 0	H: 0	E: 0	K: 1	S: 5	LOB: 1	BB: 1	P: 9	R: 0	H: 0	E: 0	K: 1	S: 5	LOB: 0	BB: 0	P: 5	R: 0	H: 1	E: 0	K: 2	S: 8	LOB: 1	BB: 0	P: 8	R: 3	H: 4	E: 0	K: 0	S: 7	LOB: 2	BB: 1	P: 11	R: 0	H: 1	E: 0	K: 0	S: 3	LOB: 0	BB: 0	P: 3	R: 0	H: 2	E: 0	K: 1	S: 7	LOB: 3	BB: 1	P: 11	R: 0	H: 0	E: 0	K: 0	S: 3	LOB: 0	BB: 0	P: 3	R: 0	H: 1	E: 0	K: 0	S: 4	LOB: 1	BB: 0	P: 4
--------------	------	------	------	------	------	--------	-------	------	------	------	------	------	------	--------	-------	------	------	------	------	------	------	--------	-------	------	------	------	------	------	------	--------	-------	-------	------	------	------	------	------	--------	-------	------	------	------	------	------	------	--------	-------	-------	------	------	------	------	------	--------	-------	------	------	------	------	------	------	--------	-------	------

PITCHER	IP	WLS	BF	H	R	ER	SO	BB	IBB	HBP	BLK	WP	HR	S	P	ERA	WHIP
Joe Horlen, R <small>ERA: 3.24</small> (1, 1)	5.0	L	24	8	3	3	4	2	0	0	0	0	0	30	38	5.40	2.000
Frank Baumann, L <small>ERA: 7.36</small> (6, 1)	2.0		7	0	0	0	1	0	1	0	0	0	0	8	12	0.00	0.000
Hoyt Wilhelm, R <small>ERA: 2.25</small> (8, 1)	1.0		4	1	0	0	0	0	0	0	0	0	0	4	4	0.00	1.000

BOTTOM

Chicago White Sox @ Baltimore Orioles
 Memorial Stadium, Baltimore, MD

Tue Jun 16 1964, 7:05 PM EDT
 Att. 21,057 - Unknown

livebaseballscorecards.com

AB	32
R	3
H	9
RBI	3
BB	3
SO	5
LOB	21



1B: 6	SF: 0	WP: 0	PA: 35
2B: 3	SAC: 0	PB: 0	
3B: 0	DP: 1	SB: 0	
HR: 0	HBP: 0	CS: 0	

PITCHER	IP	WLS	BF	H	R	ER	SO	BB	IBB	HBP	BLK	WP	HR	S	P	ERA	WHIP
---------	----	-----	----	---	---	----	----	----	-----	-----	-----	----	----	---	---	-----	------

Batter	1	2	3	4	5	6	7	8	9	AB R H RBI BB SO LOB	TOP													
Tom McCraw, L (1, 8) OBP: 0.340, SLG: 0.444	0-3 K		0-3 K2-3			0-0 3-1		0-0 L8		4 0 0 0 0 2 0	Chicago White Sox @ Baltimore Orioles Memorial Stadium, Baltimore, MD Wed Jun 17 1964, 7:05 PM EDT Att. 13,435 - Unknown livebaseballscorecards.com													
Don Buford, S (1, 4) OBP: 0.340, SLG: 0.336	0-0 1-3		0-0 L7			0-0 FC3-4 1B		0-0 1B		4 0 2 0 0 0 0														
Floyd Robinson, L (1, 9) OBP: 0.368, SLG: 0.462	0-0 3B				0-3 K	0-0 FC3-4 1B 1-2f		0-0 F3		4 0 1 0 0 1 2														
Pete Ward, L (1, 5) OBP: 0.352, SLG: 0.426	4-0 BB				0-0 F9	0-0 BB 1B		0-0 F8		3 0 1 0 1 0 1														
Joe Cunningham, L (1, 3) OBP: 0.353, SLG: 0.324	0-0 2-3				0-3 K	4-0 BB 1-2		0-0 1B		3 0 1 0 1 1 2														
Gene Stephens, L (1, 7) OBP: 0.350, SLG: 0.375		4-0 BB			0-0 HR	0-0 G3		0-0 F9		3 1 1 1 1 0 4														
Ron Hansen, R (1, 6) OBP: 0.341, SLG: 0.372		0-0 G1-3-4-3			0-0 L8		0-0 5-3		0-0 L7	4 0 0 0 0 0 2														
J.C. Martin, L (1, 2) OBP: 0.214, SLG: 0.280		0-0 F6			0-0 G3		0-0 F6		0-0 G3	4 0 0 0 0 0 1														
John Buzhardt, R (1, 1) OBP: 0.130, SLG: 0.095 Mike Hershberger, R (3, PH) OBP: 0.313, SLG: 0.316 Don Mossi, L (3, 1) Minnie Minoso, R (7, PH) OBP: 0.407, SLG: 0.435 Frank Baumann, L (7, 1)			0-0 F4		0-3 K		0-0 4-3			0 0 0 0 0 0 0 1 0 0 0 0 0 0 1 0 0 0 0 1 0 1 0 0 0 0 0 0 0 0 0 0 0 0 0														
Inning Stats	R: 0 E: 0 K: 1 S: 6	H: 1 LOB: 2 BB: 1 P: 10	R: 0 E: 0 K: 0 S: 2	H: 0 LOB: 0 BB: 1 P: 6	R: 0 E: 0 K: 1 S: 5	H: 0 LOB: 0 BB: 0 P: 5	R: 0 E: 0 K: 2 S: 7	H: 0 LOB: 0 BB: 0 P: 7	R: 1 E: 0 K: 1 S: 6	H: 1 LOB: 0 BB: 0 P: 6	R: 0 E: 0 K: 0 S: 5	H: 2 LOB: 3 BB: 1 P: 9	R: 0 E: 0 K: 0 S: 3	H: 0 LOB: 0 BB: 0 P: 3	R: 0 E: 0 K: 0 S: 4	H: 1 LOB: 1 BB: 0 P: 4	R: 0 E: 0 K: 0 S: 4	H: 1 LOB: 1 BB: 0 P: 4	R: 0 E: 0 K: 0 S: 4	H: 1 LOB: 1 BB: 0 P: 4	1B: 4 2B: 0 3B: 1 HR: 1	SF: 0 SAC: 0 DP: 1 HBP: 0	WP: 0 PB: 0 SB: 0 CS: 0	PA: 35
PITCHER Wally Bunker, R (1, 1) ERA: 3.16	IP: 9.0 WLS: W BF: 35 H: 6 R: 1 ER: 1 SO: 5 BB: 3 IBB: 0 HBP: 0 BLK: 0 WP: 0 HR: 1 S: 42 P: 54 ERA: 1.00 WHIP: 1.000											PITCHER	IP: WLS: BF: H: R: ER: SO: BB: IBB: HBP: BLK: WP: HR: S: P: ERA: WHIP											



Batter	1	2	3	4	5	6	7	8	9	AB R H RBI BB SO LOB	TOP											
Don Buford, S (1, 5) OBP: 0.331, SLG: 0.326	0-0 6-3		0-0 5-3			0-0 F9		0-0 4-3		4 0 0 0 0 0 0												
Al Weis, S (1, 4) OBP: 0.316, SLG: 0.374	1-0 HBP			0-0 F8		0-0 HR		4-0 1B BB		2 1 1 1 1 0 0												
Mike Hershberger, R (1, 8) OBP: 0.316, SLG: 0.332	0-3 K			0-0 HR		0-0 6-3		4-0 1B BB		3 1 1 1 1 1 1												
Ron Hansen, R (1, 6) OBP: 0.339, SLG: 0.375	0-0 4-3			0-0 2B		0-0 F9		0-3 K		4 0 1 0 0 1 3												
Floyd Robinson, L (1, 9) OBP: 0.366, SLG: 0.458		0-0 4-3		0-0 5-3			0-0 5-3	0-0 1B		4 0 1 0 0 0 1												
Dave Nicholson, R (1, 7) OBP: 0.378, SLG: 0.430		0-0 6-3		0-3 K			0-0 6-3		0-0 1-3 1B	3 0 0 0 0 1 1												
J.C. Martin, L (7, 2) OBP: 0.221, SLG: 0.287										1 0 1 0 0 0 0												
Joe Cunningham, L (1, 3) OBP: 0.348, SLG: 0.321			0-0 L5		0-3 K		0-0 BB 1B		0-0 1-3	4 0 1 0 0 1 1												
Jerry McNertney, R (1, 2) OBP: 0.282, SLG: 0.306				0-0 6-3		0-0 6-3		4-0 1-2 BB		2 0 0 0 1 0 0												
Gene Stephens, L (7, PR) OBP: 0.350, SLG: 0.375									0-0 5-3	0 0 0 0 0 0 0												
Hoyt Wilhelm, R (7, 1)										1 0 0 0 0 0 1												
Frank Kreutzer, R (1, 1) OBP: 0.125, SLG: 0.250			0-3 K		0-0 L6		0-0 F9		0-3 K	2 0 0 0 0 1 0												
Jim Landis, R (7, PH) OBP: 0.255, SLG: 0.365										2 0 0 0 0 1 3												
Inning Stats	R: 0 E: 0 K: 1 S: 5	H: 0 LOB: 1 BB: 0 P: 6	R: 0 E: 0 K: 0 S: 3	H: 0 LOB: 0 BB: 0 P: 3	R: 0 E: 0 K: 1 S: 5	H: 0 LOB: 0 BB: 0 P: 5	R: 1 E: 0 K: 1 S: 7	H: 2 LOB: 1 BB: 0 P: 7	R: 0 E: 0 K: 1 S: 5	H: 0 LOB: 0 BB: 0 P: 5	R: 1 E: 0 K: 0 S: 4	H: 1 LOB: 0 BB: 0 P: 4	R: 0 E: 0 K: 0 S: 4	H: 1 LOB: 2 BB: 1 P: 8	R: 0 E: 0 K: 1 S: 5	H: 1 LOB: 2 BB: 2 P: 13	R: 0 E: 0 K: 1 S: 6	H: 1 LOB: 1 BB: 0 P: 6	1B: 3 2B: 1 3B: 0 HR: 2	SF: 0 SAC: 0 DP: 0 HBP: 1	WP: 0 PB: 0 SB: 2 CS: 0	PA: 36
PITCHER	IP WLS BF H R ER SO BB IBB HBP BLK WP HR S P ERA WHIP																					
Dave McNally, L (1, 1) ERA: 3.79	7.0 L 27 4 2 2 4 1 0 1 0 0 0 2 33 38 2.57 0.714																					
Stu Miller, R (8, 1) ERA: 1.64	2.0 9 2 0 0 2 2 0 0 0 0 0 0 11 19 0.00 2.000																					

Chicago White Sox @ Baltimore Orioles
 Memorial Stadium, Baltimore, MD
 Thu Jun 18 1964, 7:05 PM EDT
 Att. 28,315 - Unknown

livebaseballscorecards.com

AB	32
R	2
H	6
RBI	2
BB	3
SO	6
LOB	11



Batter	1	2	3	4	5	6	7	8	9	AB	R	H	RBI	BB	SO	LOB
Jackie Brandt, R OBP: 0.314, SLG: 0.390 (1, 8)	0-0 6-3		0-0 F5		0-3 K			0-3 K		4	0	0	0	0	2	2
Sam Bowers, R OBP: 0.312, SLG: 0.438 (1, 7) (8, 9)	0-0 1B			0-0 4-3-6 1B		0-3 K		0-3 K		4	0	2	0	0	2	0
Jerry Adair, R OBP: 0.305, SLG: 0.339 (1, 4)	0-3 K			0-0 4-3-6 1-2f 1B		0-0 4-3		0-0 1B		4	0	1	0	0	1	2
Brooks Robinson, R OBP: 0.354, SLG: 0.476 (1, 5)	0-3 K			0-0 1B		0-0 BB 1B		0-0 F6		4	0	2	0	0	1	2
John Orsino, R OBP: 0.313, SLG: 0.412 (1, 2)		0-0 F7		0-0 1-3		4-0 BB 1-2 BB			0-3 K	3	0	0	0	1	1	1
Norm Siebern, L OBP: 0.397, SLG: 0.372 (1, 3)		0-0 4-3			0-0 1B 1B	0-0 G3			0-0 F9	4	0	1	0	0	0	2
Gino Cimoli, R OBP: 0.103, SLG: 0.108 (1, 9) Boog Powell, L OBP: 0.352, SLG: 0.550 (7, PH) (8, 7)		0-0 1-3			0-0 F9		0-0 F5		0-0 4-3	2	0	0	0	0	0	1
Bob Saverine, S OBP: 0.212, SLG: 0.194 (1, 6) Bob Johnson, R OBP: 0.301, SLG: 0.333 (7, PH) (8, 6)			0-0 4-3		0-3 K		0-3 K			2	0	0	0	0	1	1
Dave McNally, R OBP: 0.241, SLG: 0.222 (1, 1) Charlie Lau, L OBP: 0.326, SLG: 0.409 (7, PH) Stu Miller, R (8, 1)			0-3 K		0-0 1B		0-0 F6			1	0	0	0	0	0	0


Inning Stats	R: 0	H: 1	E: 0	K: 2	S: 8	LOB: 1	BB: 0	P: 8	R: 0	H: 0	E: 0	K: 0	S: 3	LOB: 0	BB: 0	P: 3	R: 0	H: 0	E: 0	K: 1	S: 5	LOB: 0	BB: 0	P: 5	R: 0	H: 2	E: 0	K: 2	S: 9	LOB: 2	BB: 0	P: 9	R: 0	H: 1	E: 0	K: 1	S: 6	LOB: 2	BB: 1	P: 10	R: 0	H: 0	E: 0	K: 1	S: 5	LOB: 0	BB: 0	P: 5	R: 0	H: 1	E: 0	K: 2	S: 8	LOB: 1	BB: 0	P: 8	R: 0	H: 0	E: 0	K: 1	S: 5	LOB: 0	BB: 0	P: 5
1B: 7	SF: 0	2B: 1	SAC: 0	3B: 0	DP: 1	HR: 0	HBP: 0	WP: 0	PA: 34	ERA: 0.00	WHIP: 1.167	ERA: 0.00	WHIP: 0.333	ERA: 2.88	WHIP: 2.11																																																	
PITCHER	IP	WLS	BF	H	R	ER	SO	BB	IBB	HBP	BLK	WP	HR	S	P	ERA	WHIP	PITCHER	IP	WLS	BF	H	R	ER	SO	BB	IBB	HBP	BLK	WP	HR	S	P	ERA	WHIP																													
Frank Kreutzer, L ERA: 2.88 (1, 1)	6.0	W	24	6	0	0	6	1	0	0	0	0	0	35	39	0.00	1.167	Hoyt Wilhelm, R ERA: 2.11 (7, 1)	3.0	S	10	1	0	0	4	0	0	0	0	0	18	18	0.00	0.333																														

Chicago White Sox @ Baltimore Orioles
Memorial Stadium, Baltimore, MD
 Thu Jun 18 1964, 7:05 PM EDT
 Att. 28,315 - Unknown

livebaseballscorecards.com

AB	33
R	0
H	7
RBI	0
BB	1
SO	10
LOB	11



Batter	1	2	3	4	5	6	7	8	9	10	11	AB R H RBI BB SO LOB	TOP														
Tony Kubek, L (1, 6) OBP: 0.298, SLG: 0.391	1-3		4-3		K			L6		3-1		5 0 0 0 0 1 3	<p>New York Yankees @ Chicago White Sox Comiskey Park, Chicago, IL</p> <p>Sat Jun 20 1964, 4:33 AM EDT Att. 22,453 - Overcast - 69 F</p> <p>livebaseballscorecards.com</p> <table border="1"> <tr><td>AB</td><td>38</td></tr> <tr><td>R</td><td>1</td></tr> <tr><td>H</td><td>7</td></tr> <tr><td>RBI</td><td>1</td></tr> <tr><td>BB</td><td>4</td></tr> <tr><td>SO</td><td>7</td></tr> <tr><td>LOB</td><td>14</td></tr> </table> 	AB	38	R	1	H	7	RBI	1	BB	4	SO	7	LOB	14
AB	38																										
R	1																										
H	7																										
RBI	1																										
BB	4																										
SO	7																										
LOB	14																										
Bobby Richardson, R (1, 4) OBP: 0.310, SLG: 0.345	6-3			L5		6-3		5-3		K		5 0 0 0 0 1 0															
Roger Maris, L (1, 9) OBP: 0.359, SLG: 0.500	4-3			P4		BB		K		1B 1B BB		3 0 0 0 2 1 0															
Mickey Mantle, S (1, 8) OBP: 0.446, SLG: 0.617												5 0 3 0 0 0 1															
Pedro Gonzalez, R (11, PR) OBP: 0.316, SLG: 0.340												0 1 0 0 0 0 0															
Hector Lopez, R (11, 7) OBP: 0.321, SLG: 0.481												0 0 0 0 0 0 0															
Tom Tresh, S (1, 7) OBP: 0.377, SLG: 0.456												5 0 1 0 0 2 3															
Elston Howard, R (1, 2) OBP: 0.364, SLG: 0.460												5 0 1 1 0 0 1															
Joe Pepitone, L (1, 3) OBP: 0.306, SLG: 0.406												5 0 1 0 0 0 3															
Phil Linz, R (1, 5) OBP: 0.291, SLG: 0.371												2 0 1 0 2 0 0															
Whitey Ford, L (1, 1) OBP: 0.302, SLG: 0.216												3 0 0 0 0 2 3															
Inning Stats	R: 0 H: 0 E: 0 LOB: 0 K: 0 BB: 0 S: 3 P: 3	R: 0 H: 1 E: 0 LOB: 1 K: 1 BB: 0 S: 6 P: 6	R: 0 H: 0 E: 0 LOB: 0 K: 1 BB: 0 S: 5 P: 5	R: 0 H: 1 E: 0 LOB: 1 K: 1 BB: 0 S: 6 P: 6	R: 0 H: 2 E: 0 LOB: 2 K: 1 BB: 0 S: 7 P: 7	R: 0 H: 0 E: 0 LOB: 1 K: 0 BB: 1 S: 3 P: 7	R: 0 H: 0 E: 0 LOB: 1 K: 1 BB: 1 S: 5 P: 9	R: 0 H: 0 E: 0 LOB: 0 K: 1 BB: 0 S: 5 P: 5	R: 0 H: 0 E: 0 LOB: 0 K: 0 BB: 0 S: 3 P: 3	R: 0 H: 0 E: 0 LOB: 1 K: 0 BB: 1 S: 3 P: 7	R: 1 H: 3 E: 0 LOB: 2 K: 1 BB: 1 S: 7 P: 11	1B: 5 SF: 0 2B: 2 SAC: 1 3B: 0 DP: 0 HR: 0 HBP: 0	WP: 0 PA: 43 PB: 0 SB: 0 CS: 0														
PITCHER Gary Peters, L (1, 1) ERA: 2.96	IP 11.0 WLS L BF 43 H 7 R 1 ER 1 SO 7 BB 4 IBB 0 HBP 0 BLK 0 WP 0 HR 0 S 53 P 69 ERA 0.82 WHIP 1.000	PITCHER IP WLS BF H R ER SO BB IBB HBP BLK WP HR S P ERA WHIP																									

Batter	1	2	3	4	5	6	7	8	9	10	11	AB	R	H	RBI	BB	SO	LOB
Mike Hershberger, R OBP: 0.309, SLG: 0.324 (1, 8) (10, 9)	0-0 1-3		0-3 K		0-0 5-3			0-0 P3		0-0 G3		5	0	0	0	0	1	2
Al Weis, S OBP: 0.324, SLG: 0.377 (1, 4)	0-0 1B		4-0 1B BB		0-3 K			0-0 1B		0-0 F7		4	0	2	0	1	1	1
Pete Ward, L OBP: 0.348, SLG: 0.418 (1, 5)	0-0 F8		0-0 G3-6-1 1B		0-0 3-1			0-0 4-3			0-3 K	5	0	1	0	0	1	2
Ron Hansen, R OBP: 0.332, SLG: 0.366 (1, 6)	0-0 5-3		0-0 G3-6-1 1-2f		0-0 F8			0-3 K		0-3 K	5	0	0	0	0	2	4	
Floyd Robinson, L OBP: 0.362, SLG: 0.451 (1, 9) (10, 7)		0-0 6-3		0-3 K		0-0 6-3		0-0 1-3		0-0 1B	5	0	1	0	0	1	0	
Dave Nicholson, R OBP: 0.380, SLG: 0.434 Tom McCraw, L OBP: 0.340, SLG: 0.444 (9, PR) (10, 3)		4-0 FC1-4-6 BB		0-3 K		0-3 K		0-0 K		0-0 2B	3	0	1	0	1	2	0	
Minnie Minoso, R OBP: 0.393, SLG: 0.417 (11, PH)										0-0 2-3	0	0	0	0	0	0	0	
Joe Cunningham, L OBP: 0.337, SLG: 0.309 Jim Landis, R OBP: 0.268, SLG: 0.365 (9, PH) (10, 8)		0-0 F7		0-0 5-3		0-0 6-3		0-0 6-3		4-0 BB	3	0	0	0	0	0	1	
Cam Carreon, R OBP: 0.200, SLG: 0.184 (1, 2)		0-0 FC1-4-6 1-2f				0-0 E5 SH1-3		0-0 6-3		0-3 K	4	0	0	0	0	1	3	
Gary Peters, L OBP: 0.222, SLG: 0.278 (1, 1)			0-0 1B BB 1B		0-0 SH1-3			0-0 F2		0-3 K	3	0	1	0	0	1	0	

Inning Stats	R: 0	H: 1	E: 0	K: 0	S: 4	H: 1	LOB: 1	BB: 0	P: 4	R: 0	H: 0	E: 0	K: 0	S: 3	H: 0	LOB: 1	BB: 1	P: 7	R: 0	H: 2	E: 0	K: 1	S: 6	H: 2	LOB: 2	BB: 1	P: 10	R: 0	H: 0	E: 0	K: 2	S: 7	H: 0	LOB: 0	BB: 0	P: 7	R: 0	H: 0	E: 1	K: 1	S: 6	H: 0	LOB: 1	BB: 0	P: 6	R: 0	H: 0	E: 0	K: 0	S: 3	H: 0	LOB: 0	BB: 0	P: 3	R: 0	H: 0	E: 0	K: 1	S: 5	H: 0	LOB: 0	BB: 0	P: 5	R: 0	H: 1	E: 0	K: 0	S: 4	H: 1	LOB: 1	BB: 0	P: 4	R: 0	H: 1	E: 0	K: 2	S: 8	H: 1	LOB: 2	BB: 1	P: 12	R: 0	H: 0	E: 0	K: 1	S: 5	H: 0	LOB: 0	BB: 0	P: 5	R: 0	H: 1	E: 0	K: 2	S: 8	H: 1	LOB: 1	BB: 0	P: 8
1B: 5	SF: 0	2B: 1	SAC: 1	3B: 0	DP: 1	HR: 0	HBP: 0	WP: 0	PA: 42																																																																																										

PITCHER	IP	WLS	BF	H	R	ER	SO	BB	IBB	HBP	BLK	WP	HR	S	P	ERA	WHIP
Whitey Ford, L ERA: 1.47 (1, 1)	11.0	W	42	6	0	0	10	3	0	0	0	0	0	59	71	0.00	0.818


BOTTOM

New York Yankees @ Chicago White Sox
Comiskey Park, Chicago, IL

Sat Jun 20 1964, 4:33 AM EDT
Att. 22,453 - Overcast - 69 F

livebaseballscorecards.com

AB	38
R	0
H	6
RBI	0
BB	3
SO	10
LOB	14



Batter	1	2	3	4	5	6	7	8	9	AB R H RBI BB SO LOB	TOP											
Tony Kubek, L (1, 6) OBP: 0.293, SLG: 0.384	0-0 G3		0-0 F5			0-0 SH1-4 1-2		0-0 4-3		3 0 0 0 0 0 0	New York Yankees @ Chicago White Sox Comiskey Park, Chicago, IL Sun Jun 21 1964, 4:33 AM EDT Unknown - 75 F											
Bobby Richardson, R (1, 4) OBP: 0.306, SLG: 0.340	0-0 F5			0-3 K		0-0 F8		0-0 F8		4 0 0 0 0 1 1												
Roger Maris, L (1, 9) OBP: 0.352, SLG: 0.489	0-0 F8			0-3 K		0-3 K			0-0 4-1	4 0 0 0 0 2 1												
Mickey Mantle, S (1, 8) OBP: 0.442, SLG: 0.627 Hector Lopez, R (9, 7) OBP: 0.321, SLG: 0.481		0-0 L8		0-0 E5			0-0 HR		0-0 F8	4 1 1 1 0 0 0 0 0 0 0 0 0 0												
Tom Tresh, S (1, 7) OBP: 0.374, SLG: 0.452 (9, 8)		0-0 B2-3		0-0 F8			0-0 FC3-6 1B		0-3 K	4 0 1 0 0 1 1												
Elston Howard, R (1, 2) OBP: 0.364, SLG: 0.473		0-0 HR			0-0 F7		0-0 FC3-6 1-2f			3 1 1 1 0 0 1												
Joe Pepitone, L (1, 3) OBP: 0.303, SLG: 0.401		0-0 F2			0-0 3-1		0-0 L9			3 0 0 0 0 0 1												
Phil Linz, R (1, 5) OBP: 0.286, SLG: 0.364 Clete Boyer, R (8, 5) OBP: 0.247, SLG: 0.285			0-0 5-3		0-0 F8		0-0 F8			3 0 0 0 0 0 1 0 0 0 0 0 0 0												
Jim Bouton, R (1, 1) OBP: 0.139, SLG: 0.143 Pete Mikkelsen, R (8, 1)			0-3 K			0-0 SH1-4 1B		0-3 K		3 0 1 0 0 2 0 0 0 0 0 0 0 0												
Inning Stats	R: 0 E: 0 K: 0 S: 3	H: 0 LOB: 0 BB: 0 P: 3	R: 1 E: 0 K: 0 S: 4	H: 1 LOB: 0 BB: 0 P: 4	R: 0 E: 0 K: 1 S: 5	H: 0 LOB: 0 BB: 0 P: 5	R: 0 E: 1 K: 2 S: 8	H: 0 LOB: 1 BB: 0 P: 8	R: 0 E: 0 K: 0 S: 3	H: 0 LOB: 0 BB: 0 P: 3		R: 0 E: 0 K: 1 S: 6	H: 1 LOB: 1 BB: 0 P: 6	R: 1 E: 0 K: 0 S: 5	H: 2 LOB: 1 BB: 0 P: 5	R: 0 E: 0 K: 1 S: 5	H: 0 LOB: 0 BB: 0 P: 5	R: 0 E: 0 K: 1 S: 5	H: 0 LOB: 0 BB: 0 P: 5	1B: 2 2B: 0 3B: 0 HR: 2	SF: 0 SAC: 1 DP: 0 HBP: 0	WP: 0 PB: 0 SB: 0 CS: 0
PITCHER	IP WLS BF H R ER SO BB IBB HBP BLK WP HR S P ERA WHIP												IP WLS BF H R ER SO BB IBB HBP BLK WP HR S P ERA WHIP									
Juan Pizarro, L (1, 1) ERA: 2.11	8.0 L 29 4 2 2 5 0 0 0 0 0 0 2 39 39 2.25 0.500																					
Hoyt Wilhelm, R (9, 1) ERA: 2.06	1.0 3 0 0 0 1 0 0 0 0 0 0 0 5 5 0.00 0.000																					

livebaseballscorecards.com

AB	31
R	2
H	4
RBI	2
BB	0
SO	6
LOB	6




Batter	1	2	3	4	5	6	7	8	9	AB R H RBI BB SO LOB
--------	---	---	---	---	---	---	---	---	---	----------------------

Mike Hershberger, R (1, 8) <small>OBP: 0.305, SLG: 0.319</small> Don Buford, S (9, PH) <small>OBP: 0.329, SLG: 0.323</small>	0-0 F5		0-3 K			0-0 6-3			0-0 F9	3 0 0 0 0 1 0 1 0 0 0 0 0 0
Al Weis, S (1, 4) <small>OBP: 0.323, SLG: 0.371</small>	0-0 F7			0-0 P6			0-0 B1-3		1-0 FC1-6 HBP	3 0 0 0 0 0 0
Floyd Robinson, L (1, 9) <small>OBP: 0.360, SLG: 0.452</small>	0-0 1-3			0-0 F7			0-0 3-1 2B		0-0 FC1-6 2B 1-2f	4 0 1 0 0 0 1
Pete Ward, L (1, 5) <small>OBP: 0.345, SLG: 0.421</small>		0-0 F9		0-3 K			0-0 3-1 2-3		0-0 1-3 2B	4 0 1 0 0 1 1
Joe Cunningham, L (1, 3) <small>OBP: 0.333, SLG: 0.306</small>			0-0 FC5-4 1B		0-3 K		0-0 4-1		0-0 4-3	4 0 1 0 0 1 3
Dave Nicholson, R (1, 7) <small>OBP: 0.375, SLG: 0.427</small>		0-3 K			0-0 P4			0-0 F2		3 0 0 0 0 1 1
Ron Hansen, R (1, 6) <small>OBP: 0.328, SLG: 0.361</small>		0-0 FC5-4 1-2f			0-0 F8			0-3 K		3 0 0 0 0 1 1
J.C. Martin, L (1, 2) <small>OBP: 0.224, SLG: 0.288</small>			0-0 4-3			0-0 G3		0-0 1B		3 0 1 0 0 0 0
Juan Pizarro, L (1, 1) <small>OBP: 0.294, SLG: 0.364</small> Tom McCraw, L (8, PH) <small>OBP: 0.338, SLG: 0.441</small> Hoyt Wilhelm, R (9, 1)			0-0 4-3			0-0 6-3		0-0 G3		2 0 0 0 0 0 0 1 0 0 0 0 0 1 0 0 0 0 0 0 0

BOTTOM

New York Yankees @ Chicago White Sox
 Comiskey Park, Chicago, IL
 Sun Jun 21 1964, 4:33 AM EDT
 Unknown - 75 F

AB 31 R 0 H 4 RBI 0 BB 0 SO 5 LOB 8	
--	---

Inning Stats	R: 0	H: 0	E: 0	K: 0	S: 3	R: 0	H: 1	E: 0	K: 1	S: 6	R: 0	H: 0	E: 0	K: 1	S: 5	R: 0	H: 0	E: 0	K: 1	S: 5	R: 0	H: 0	E: 0	K: 1	S: 5	R: 0	H: 0	E: 0	K: 0	S: 3	R: 0	H: 1	E: 0	K: 1	S: 6	R: 0	H: 1	E: 0	K: 0	S: 4	R: 0	H: 1	E: 0	K: 1	S: 6	R: 0	H: 1	E: 0	K: 0	S: 4	R: 0	H: 1	E: 0	K: 0	S: 4
--------------	------	------	------	------	------	------	------	------	------	------	------	------	------	------	------	------	------	------	------	------	------	------	------	------	------	------	------	------	------	------	------	------	------	------	------	------	------	------	------	------	------	------	------	------	------	------	------	------	------	------	------	------	------	------	------

PITCHER	IP	WLS	BF	H	R	ER	SO	BB	IBB	HBP	BLK	WP	HR	S	P	ERA	WHIP
Jim Bouton, R (1, 1) <small>ERA: 2.96</small>	7.2	W	26	3	0	0	5	0	0	0	0	0	0	36	36	0.00	0.391
Pete Mikkelsen, R (8, 1) <small>ERA: 3.49</small>	1.1	S	6	1	0	0	0	0	0	1	0	0	0	5	6	0.00	0.750

WP: 0	PA: 32	ERA	WHIP
PB: 0 SB: 0 CS: 0			

Batter	1	2	3	4	5	6	7	8	9	10	11	12	13	14	15	16	17	AB	R	H	RBI	BB	SO	LOB	TOP			
Tony Kubek, L (1, 6) OBP: 0.283, SLG: 0.371 Clete Boyer, R (13, PR) OBP: 0.245, SLG: 0.281 (13, 6)	4-3		F8		L6			K		P4			FC6-4			E6	K	6	0	0	0	0	1	4				
Bobby Richardson, R (1, 4) OBP: 0.299, SLG: 0.331	6-3			L9		L1-3		6-3		5-3			6-3			SH1-4	F7	7	0	0	0	0	0	4				
Tom Tresh, S (1, 8) OBP: 0.368, SLG: 0.438	4-3			K		L9			5-3		4-3					K		6	0	0	0	1	2	0				
Roger Maris, L (1, 9) OBP: 0.353, SLG: 0.483 Pedro Gonzalez, R (11, 9) OBP: 0.305, SLG: 0.327		4-3		K					1-3							K		4	0	1	0	1	1	0				
Joe Pepitone, L (1, 3) OBP: 0.302, SLG: 0.397		1-3																2	0	0	0	0	1	3				
Hector Lopez, R (1, 7) OBP: 0.333, SLG: 0.493																		7	1	2	0	0	0	1				
Elston Howard, R (1, 2) OBP: 0.362, SLG: 0.464																		7	1	4	0	0	0	1				
Phil Linz, R (1, 5) OBP: 0.298, SLG: 0.365																		6	0	1	1	1	2	2				
Al Downing, R (1, 1) OBP: 0.289, SLG: 0.385 Mickey Altamirano, S (13, PR) OBP: 0.449, SLG: 0.623 Hal Renfro, R (13, 1) OBP: 0.143, SLG: 0.143 Pete Vukobratovic, R (13, 1) OBP: 0.297, SLG: 0.362 Johnny Blanchard, L (16, PR) OBP: 0.429, SLG: 0.511 Stan Williams, R (16, PR) OBP: 0.159, SLG: 0.200 Bill Stafford, R (16, 1)																		5	0	2	0	2	1	0				
Inning Stats	R: 0 E: 0 K: 0 S: 3	H: 0 LOB: 0 BB: 0 P: 3	R: 0 E: 0 K: 0 S: 4	H: 1 LOB: 1 BB: 0 P: 4	R: 0 E: 0 K: 1 S: 5	H: 0 LOB: 0 BB: 0 P: 5	R: 0 E: 0 K: 2 S: 7	H: 0 LOB: 0 BB: 0 P: 7	R: 0 E: 0 K: 1 S: 5	H: 0 LOB: 0 BB: 0 P: 5	R: 0 E: 0 K: 1 S: 5	H: 0 LOB: 0 BB: 0 P: 5	R: 0 E: 0 K: 2 S: 7	H: 0 LOB: 0 BB: 1 P: 6	R: 0 E: 0 K: 0 S: 3	H: 1 LOB: 0 BB: 0 P: 3	R: 0 E: 1 K: 0 S: 4	H: 0 LOB: 0 BB: 0 P: 7	R: 0 E: 0 K: 2 S: 7	H: 0 LOB: 0 BB: 0 P: 7	R: 0 E: 1 K: 0 S: 4	H: 1 LOB: 2 BB: 1 P: 8	R: 1 E: 1 K: 1 S: 7	H: 3 LOB: 3 BB: 2 P: 15	1B: 10 2B: 1 3B: 0 HR: 0	SF: 0 SAC: 2 DP: 2 HBP: 0	WP: 0 PB: 0 SB: 0 CS: 0	PA: 67
PITCHER	IP	WLS	BF	H	R	ER	SO	BB	IBB	HBP	BLK	WP	HR	S	P	ERA	WHIP											
Joe Horlen, R (1, 1) ERA: 2.9	9.0		33	7	1	1	6	0	0	0	0	0	0	45	45	1.00	0.778											
Hoyt Wilhelm, R (10, 1) ERA: 1.94	3.0		10	2	0	0	0	1	0	0	0	0	0	9	13	0.00	1.000											
Eddie Fisher, R (13, 1) ERA: 2.98	4.0		15	1	0	0	4	1	1	0	0	0	0	21	29	0.00	0.500											
Don Mossi, L (17, 1) ERA: 2.35	1.0	L	7	1	1	0	1	1	1	0	0	0	0	7	15	0.00	2.000											

New York Yankees @ Chicago White Sox
Comiskey Park, Chicago, IL
Sun Jun 21 1964, 4:38 AM EDT
Att. 39,316 - Unknown - 75 F

AB	58
R	2
H	11
RBI	1
BB	5
SO	11
LOB	25



Batter	1	2	3	4	5	6	7	8	9	AB R H RBI BB SO LOB	TOP											
Phil Linz, R OBP: 0.301, SLG: 0.368 (1, 5) BBB	4-0 1B 1B BB	0-3 K		0-0 G5-2-3 3-H		0-3 K		0-0 SF8 1-3 2B		4 1 1 0 1 2 3												
Bobby Richardson, R OBP: 0.297, SLG: 0.336 (1, 4) X	0-0 F2		0-0 5-3		0-0 SF7 3B	0-3 K		0-0 5-3		5 1 1 0 0 1 3												
Hector Lopez, R OBP: 0.336, SLG: 0.489 (1, 7) X	0-0 L7		0-0 L8		0-0 SF7 3-H	0-0 1B		4-0 IBB		3 0 1 1 1 0 1												
Roger Maris, L OBP: 0.359, SLG: 0.486 (1, 9) X	0-0 E 1-2 1B 1B		4-0 BB		0-0 1B 1B	0-0 G3		0-0 SF8 2-3 3-H		3 1 2 1 1 0 1												
Tom Tresh, S OBP: 0.372, SLG: 0.440 (1, 8) X	0-0 E 1-2 2-H 1B		0-0 G3		0-0 1B 1-2 6-3 1B		4-0 FC3-6 BB	0-0 F8		4 1 2 1 1 0 3												
Joe Pepitone, L OBP: 0.304, SLG: 0.398 (1, 3) X	0-0 E1 1-2 2-3			0-0 PB BB G5-2-3 1B	0-0 6-3 1B 1B		0-0 FC3-6 1-2f	0-0 6-3		5 1 2 1 0 0 3												
Johnny Blanchard, L OBP: 0.385, SLG: 0.339 (1, 2) SSS	0-3 K			4-0 PB BB 1-2 BB	0-0 6-3 1-2 3-H BB		0-0 F2 1-2	0-0 1-3 2		4 0 0 1 1 1 5												
Clete Boyer, R OBP: 0.254, SLG: 0.282 (1, 6) X		0-0 CS 1B		4-0 BB 1-2 2-3 BB	4-0 1B IBB		0-0 F7 3	0-3 K		3 0 1 0 2 1 1												
Steve Hamilton, L OBP: 0.200, SLG: 0.077 Hal Reniff, R OBP: 0.143, SLG: 0.143 Bill Stafford, R OBP: 0.100, SLG: 0.200 (1, 1) (9, 1) (9, 1)		0-3 K 1-2		0-3 K 1	0-0 1B 1-3 2-H			4-0 2B SF8 BB		3 1 1 1 1 2 4 0 0 0 0 0 0 0 0 0 0 0 0 0 0												
Inning Stats	R: 1 E: 1 K: 1 S: 8	H: 2 LOB: 3 BB: 1 P: 12	R: 0 E: 0 K: 2 S: 7	H: 1 LOB: 0 BB: 0 P: 7	R: 0 E: 0 K: 0 S: 3	H: 0 LOB: 1 BB: 1 P: 7	R: 0 E: 0 K: 1 S: 5	H: 1 LOB: 2 BB: 2 P: 13	R: 4 E: 0 K: 0 S: 7	H: 5 LOB: 2 BB: 1 P: 11	R: 0 E: 0 K: 2 S: 8	H: 1 LOB: 1 BB: 0 P: 8	R: 0 E: 0 K: 0 S: 3	H: 0 LOB: 1 BB: 1 P: 7	R: 1 E: 0 K: 0 S: 4	H: 1 LOB: 2 BB: 2 P: 12	R: 0 E: 0 K: 1 S: 5	H: 0 LOB: 0 BB: 0 P: 5	1B: 9 2B: 1 3B: 1 HR: 0	SF: 2 SAC: 0 DP: 1 HBP: 0	WP: 0 PA: 44 PB: 1 SB: 0 CS: 1	
PITCHER	IP WLS BF H R ER SO BB IBB HBP BLK WP HR S P ERA WHIP																					
John Buzhardt, R ERA: 3.01 Frank Baumann, L ERA: 7.79 Eddie Fisher, R ERA: 2.85 Frank Kreutzer, L ERA: 2.97 (1, 1) (5, 1) (6, 1) (8, 1)	4.1 0.2 2.0 2.0	L	21 6 8 9	5 4 1 1	2 3 0 1	2 3 0 1	4 0 2 1	4 0 1 1	0 1 0 1	0 0 0 0	0 0 0 0	0 0 0 0	0 0 0 0	25 5 11 9	41 9 15 17	4.15 40.50 0.00 4.50	2.077 6.000 1.000 1.000					ERA WHIP

New York Yankees @ Chicago White Sox
Comiskey Park, Chicago, IL
Mon Jun 22 1964, 8:05 PM EDT
Att. 26,026 - Unknown - 60 F

AB	34
R	6
H	11
RBI	6
BB	8
SO	7
LOB	24



BOTTOM

New York Yankees @ Chicago White Sox
Comiskey Park, Chicago, IL
Mon Jun 22 1964, 8:05 PM EDT
Att: 26,026 - Unknown - 60 F

livebaseballscorecards.com

AB 36
R 5
H 9
RBI 5
BB 3
SO 6
LOB 19



WP: 2 PA: 39
PB: 1
SB: 1
CS: 0

AB R H RBI BB SO LOB

5 0 0 1 0 0 4

4 1 2 1 1 1 1

4 0 0 0 0 0 3

4 0 1 1 0 1 2

4 0 0 0 0 2 2

3 1 2 0 1 0 0

0 1 0 0 0 0 0

4 1 2 1 0 0 1

3 0 1 0 0 0 1

0 1 0 0 1 0 0

2 0 0 0 0 2 3

0 0 0 0 0 0 0

0 0 0 0 0 0 0

1 0 0 0 0 0 0

0 0 0 0 0 0 0

1 0 1 1 0 0 0

1B: 7 SF: 0

2B: 2 SAC: 0

3B: 0 DP: 0

HR: 0 HBP: 0

1B: 7 SF: 0

2B: 2 SAC: 0

3B: 0 DP: 0

HR: 0 HBP: 0

1B: 7 SF: 0

2B: 2 SAC: 0

3B: 0 DP: 0

HR: 0 HBP: 0

1B: 7 SF: 0

2B: 2 SAC: 0

3B: 0 DP: 0

HR: 0 HBP: 0

1B: 7 SF: 0

2B: 2 SAC: 0

3B: 0 DP: 0

HR: 0 HBP: 0

1B: 7 SF: 0

2B: 2 SAC: 0

3B: 0 DP: 0

HR: 0 HBP: 0

1B: 7 SF: 0

2B: 2 SAC: 0

3B: 0 DP: 0

HR: 0 HBP: 0

1B: 7 SF: 0

2B: 2 SAC: 0

3B: 0 DP: 0

HR: 0 HBP: 0

1B: 7 SF: 0

2B: 2 SAC: 0

3B: 0 DP: 0

HR: 0 HBP: 0

1B: 7 SF: 0

2B: 2 SAC: 0

3B: 0 DP: 0

HR: 0 HBP: 0

1B: 7 SF: 0

2B: 2 SAC: 0

3B: 0 DP: 0

HR: 0 HBP: 0

1B: 7 SF: 0

2B: 2 SAC: 0

3B: 0 DP: 0

HR: 0 HBP: 0

1B: 7 SF: 0

2B: 2 SAC: 0

3B: 0 DP: 0

HR: 0 HBP: 0

1B: 7 SF: 0

2B: 2 SAC: 0

3B: 0 DP: 0

HR: 0 HBP: 0

1B: 7 SF: 0

2B: 2 SAC: 0

3B: 0 DP: 0

HR: 0 HBP: 0

1B: 7 SF: 0

2B: 2 SAC: 0

3B: 0 DP: 0

HR: 0 HBP: 0

1B: 7 SF: 0

2B: 2 SAC: 0

3B: 0 DP: 0

HR: 0 HBP: 0

1B: 7 SF: 0

2B: 2 SAC: 0

3B: 0 DP: 0

HR: 0 HBP: 0

1B: 7 SF: 0

2B: 2 SAC: 0

3B: 0 DP: 0

HR: 0 HBP: 0

1B: 7 SF: 0

2B: 2 SAC: 0

3B: 0 DP: 0

HR: 0 HBP: 0

1B: 7 SF: 0

2B: 2 SAC: 0

3B: 0 DP: 0

HR: 0 HBP: 0

1B: 7 SF: 0

2B: 2 SAC: 0

3B: 0 DP: 0

HR: 0 HBP: 0

1B: 7 SF: 0

2B: 2 SAC: 0

3B: 0 DP: 0

HR: 0 HBP: 0

1B: 7 SF: 0

2B: 2 SAC: 0

3B: 0 DP: 0

HR: 0 HBP: 0

1B: 7 SF: 0

2B: 2 SAC: 0

3B: 0 DP: 0

HR: 0 HBP: 0

1B: 7 SF: 0

2B: 2 SAC: 0

3B: 0 DP: 0

HR: 0 HBP: 0

1B: 7 SF: 0

2B: 2 SAC: 0

3B: 0 DP: 0

HR: 0 HBP: 0

1B: 7 SF: 0

2B: 2 SAC: 0

3B: 0 DP: 0

HR: 0 HBP: 0

1B: 7 SF: 0

2B: 2 SAC: 0

3B: 0 DP: 0

HR: 0 HBP: 0

1B: 7 SF: 0

2B: 2 SAC: 0

3B: 0 DP: 0

HR: 0 HBP: 0

1B: 7 SF: 0

2B: 2 SAC: 0

3B: 0 DP: 0

HR: 0 HBP: 0

1B: 7 SF: 0

2B: 2 SAC: 0

3B: 0 DP: 0

HR: 0 HBP: 0

1B: 7 SF: 0

2B: 2 SAC: 0

3B: 0 DP: 0

HR: 0 HBP: 0

1B: 7 SF: 0

2B: 2 SAC: 0

3B: 0 DP: 0

HR: 0 HBP: 0

1B: 7 SF: 0

2B: 2 SAC: 0

3B: 0 DP: 0

HR: 0 HBP: 0

1B: 7 SF: 0

2B: 2 SAC: 0

3B: 0 DP: 0

HR: 0 HBP: 0

1B: 7 SF: 0

2B: 2 SAC: 0

3B: 0 DP: 0

HR: 0 HBP: 0

1B: 7 SF: 0

2B: 2 SAC: 0

3B: 0 DP: 0

HR: 0 HBP: 0

1B: 7 SF: 0

2B: 2 SAC: 0

3B: 0 DP: 0

HR: 0 HBP: 0

1B: 7 SF: 0

2B: 2 SAC: 0

3B: 0 DP: 0

HR: 0 HBP: 0

1B: 7 SF: 0

2B: 2 SAC: 0

3B: 0 DP: 0

HR: 0 HBP: 0

1B: 7 SF: 0

2B: 2 SAC: 0

3B: 0 DP: 0

HR: 0 HBP: 0

1B: 7 SF: 0

2B: 2 SAC: 0

3B: 0 DP: 0

HR: 0 HBP: 0

1B: 7 SF: 0

2B: 2 SAC: 0

3B: 0 DP: 0

HR: 0 HBP: 0

1B: 7 SF: 0

2B: 2 SAC: 0

3B: 0 DP: 0

HR: 0 HBP: 0

1B: 7 SF: 0

2B: 2 SAC: 0

3B: 0 DP: 0

HR: 0 HBP: 0

1B: 7 SF: 0

2B: 2 SAC: 0

3B: 0 DP: 0

HR: 0 HBP: 0

1B: 7 SF: 0

2B: 2 SAC: 0

3B: 0 DP: 0

HR: 0 HBP: 0

1B: 7 SF: 0

2B: 2 SAC: 0

3B: 0 DP: 0

HR: 0 HBP: 0

1B: 7 SF: 0

2B: 2 SAC: 0

3B: 0 DP: 0

HR: 0 HBP: 0

1B: 7 SF: 0

2B: 2 SAC: 0

3B: 0 DP: 0

HR: 0 HBP: 0

1B: 7 SF: 0

2B: 2 SAC: 0

3B: 0 DP: 0

HR: 0 HBP: 0

1B: 7 SF: 0

2B: 2 SAC: 0

3B: 0 DP: 0

HR: 0 HBP: 0

1B: 7 SF: 0

2B: 2 SAC: 0

3B: 0 DP: 0

HR: 0 HBP: 0

1B: 7 SF: 0

2B: 2 SAC: 0

3B: 0 DP: 0

HR: 0 HBP: 0

1B: 7 SF: 0

2B: 2 SAC: 0

3B: 0 DP: 0

HR: 0 HBP: 0

1B: 7 SF: 0

2B: 2 SAC: 0

3B: 0 DP: 0

HR: 0 HBP: 0

1B: 7 SF: 0

2B: 2 SAC: 0

3B: 0 DP: 0

HR: 0 HBP: 0

1B: 7 SF: 0

2B: 2 SAC: 0

3B: 0 DP: 0

HR: 0 HBP: 0

1B: 7 SF: 0

2B: 2 SAC: 0

3B: 0 DP: 0

HR: 0 HBP: 0

1B: 7 SF: 0

2B: 2 SAC: 0

3B: 0 DP: 0

HR: 0 HBP: 0

1B: 7 SF: 0

2B: 2 SAC: 0

3B: 0 DP: 0

HR: 0 HBP: 0

1B: 7 SF: 0

2B: 2 SAC: 0</

Batter	1	2	3	4	5	6	7	8	9	AB R H RBI BB SO LOB	TOP							
Dalton Jones, L (1, 4) OBP: 0.320, SLG: 0.419	0-0 3-1		0-0 F6			0-0 FC4-6 1B		0-0 G6-4-3 1B		4 0 2 0 0 0 1	Boston Red Sox @ Chicago White Sox Comiskey Park, Chicago, IL Tue Jun 23 1964, 8:05 PM EDT Att. 12,626 - Unknown							
Tony Conigliaro, R (1, 7) OBP: 0.318, SLG: 0.508	0-0 5-3		0-0 F8			0-0 FC4-6 1B K2-5-2		0-0 G6-4-3		4 0 0 0 0 0 3								
Carl Yastrzemski, L (1, 8) OBP: 0.376, SLG: 0.460	0-0 FC6-4 1B		0-0 F7			0-0 1-3 1B		0-0 E 1B		4 0 3 0 0 0 1								
Dick Stuart, R (1, 3) OBP: 0.314, SLG: 0.469	0-0 FC6-4		0-0 F4			0-3 K2-5-2		0-0 E4		4 0 0 0 0 1 4								
Earl Wilson, R (8, PR) OBP: 0.355, SLG: 0.519	1-2f					3-3		1-3		0 0 0 0 0 0 0								
Dick Williams, R (8, 3) OBP: 0.293, SLG: 0.472										0 0 0 0 0 0 0								
Lee Thomas, L (1, 9) OBP: 0.333, SLG: 0.394		0-0 F9		0-0 F5			0-0 F8	0-0 3-1		4 0 0 0 0 0 2								
Frank Malzone, R (1, 5) OBP: 0.328, SLG: 0.396		4-0 FC5-4 BB		0-0 5-3			0-0 F8		0-0 F8	3 0 0 0 1 0 0								
Eddie Bressoud, R (1, 6) OBP: 0.375, SLG: 0.450		0-0 F5			0-0 L6		0-0 1B 1B		0-0 1B 1B	4 0 2 0 0 0 1								
Bob Tillman, R (1, 2) OBP: 0.375, SLG: 0.443		0-0 FC5-4 1-2f			0-0 F5		0-0 1-3 1B		0-0 5-3	4 0 1 0 0 0 1								
Jack Lamabe, R (1, 1) OBP: 0.132, SLG: 0.139			4-0 BB		0-3 K		0-0 5-3			1 0 0 0 1 1 0								
Felix Mantilla, R (7, PH) OBP: 0.300, SLG: 0.473										1 0 0 0 0 0 2								
Bob Hefner, R (7, 1) OBP: 0.250, SLG: 0.625										0 0 0 0 0 0 0								
Inning Stats	R: 0 E: 0 K: 0 S: 4	H: 1 LOB: 1 BB: 0 P: 4	R: 0 E: 0 K: 0 S: 3	H: 0 LOB: 1 BB: 1 P: 7	R: 0 E: 0 K: 0 S: 3	H: 0 LOB: 0 BB: 0 P: 3	R: 0 E: 0 K: 1 S: 5	H: 2 LOB: 2 BB: 0 P: 6	R: 0 E: 0 K: 0 S: 5	H: 2 LOB: 2 BB: 0 P: 5	R: 0 E: 1 K: 0 S: 5	H: 2 LOB: 2 BB: 0 P: 5	R: 0 E: 0 K: 0 S: 3	H: 1 LOB: 0 BB: 0 P: 3	1B: 8 2B: 1 3B: 0 HR: 0	SF: 0 SAC: 0 DP: 2 HBP: 0	WP: 0 PB: 0 SB: 0 CS: 0	PA: 35
PITCHER Fred Talbot, R (1, 1) ERA: 0.87	IP: 9.0 WLS: W BF: 35 H: 8 R: 0 ER: 0 SO: 2 BB: 2 IBB: 0 HBP: 0 BLK: 0 WP: 0 HR: 0 S: 37 P: 45 ERA: 0.00 WHIP: 1.111											PITCHER	IP: WLS: BF: H: R: ER: SO: BB: IBB: HBP: BLK: WP: HR: S: P: ERA: WHIP:					

livebaseballscorecards.com

AB	33
R	0
H	8
RBI	0
BB	2
SO	2
LOB	15



Batter	1	2	3	4	5	6	7	8	9
Tom McCraw, L OBP: 0.339, SLG: 0.430 (1, 3)	0-3 K		0-0 F8		0-0 S 1B		0-0 F8		
Don Buford, S OBP: 0.310, SLG: 0.310 Al Weis, S OBP: 0.314, SLG: 0.356 (1, 4) (8, 4)	0-0 6-3		0-0 F7		0-0 4-3		0-3 K		
Floyd Robinson, L OBP: 0.364, SLG: 0.449 (1, 9)	4-0 BB			0-0 F8		0-0 6-3	0-0 F8		
Pete Ward, L OBP: 0.350, SLG: 0.437 (1, 5)	0-0 3-1			0-0 F7		0-0 HR		0-0 4-3	
Gene Stephens, L OBP: 0.407, SLG: 0.429 (1, 7)		0-0 F6		4-0 1B BB		0-0 1B 2B		0-0 G3	
Jim Landis, R OBP: 0.239, SLG: 0.303 (1, 8)	0-3 K		0-0 K	1-2 1B		0-0 1-3		0-3 K	
Ron Hansen, R OBP: 0.337, SLG: 0.364 (1, 6)		0-0 F8		0-0 F8		0-0 2B 1B			
J.C. Martin, L OBP: 0.228, SLG: 0.297 (1, 2)			0-0 F6		0-0 F9	0-0 2B			
Fred Talbot, R OBP: 0.429, SLG: 0.500 (1, 1)			4-0 BB		0-3 K	0-3 K			

AB	R	H	RBI	BB	SO	LOB
4	0	1	0	0	1	1
4	0	0	0	0	1	2
0	0	0	0	0	0	0
3	0	0	0	1	0	0
4	1	1	1	0	0	1
3	1	1	0	1	0	0
4	0	1	0	0	2	1
3	0	1	0	0	0	2
3	0	1	1	0	0	0
2	0	0	0	1	2	2

BOTTOM

Boston Red Sox @ Chicago White Sox
Comiskey Park, Chicago, IL

Tue Jun 23 1964, 8:05 PM EDT
Att. 12,626 - Unknown

livebaseballscorecards.com

AB	30
R	2
H	6
RBI	2
BB	3
SO	6
LOB	9



WP: 0	PA: 33
PB: 0	SB: 1
CS: 0	

Inning Stats		R: 0	H: 0	E: 0	LOB: 1	K: 1	BB: 1	S: 5	P: 9
R: 0	H: 0	E: 0	LOB: 0	K: 1	BB: 0	S: 5	P: 5		
R: 0	H: 0	E: 0	LOB: 1	K: 0	BB: 1	S: 3	P: 7		
R: 0	H: 1	E: 0	LOB: 2	K: 0	BB: 1	S: 4	P: 8		
R: 0	H: 1	E: 0	LOB: 1	K: 1	BB: 0	S: 6	P: 6		
R: 2	H: 4	E: 0	LOB: 2	K: 1	BB: 0	S: 9	P: 9		
R: 0	H: 0	E: 0	LOB: 0	K: 1	BB: 0	S: 5	P: 5		
R: 0	H: 0	E: 0	LOB: 0	K: 1	BB: 0	S: 5	P: 5		

PITCHER		IP	WLS	BF	H	R	ER	SO	BB	IBB	HBP	BLK	WP	HR	S	P	ERA	WHIP
Jack Lamabe, R ERA: 4.26 (1, 1)	6.0	L	27	6	2	2	4	4	3	0	0	0	0	1	32	44	3.00	1.500
Bob Heffner, R ERA: 2.98 (7, 1)	2.0		6	0	0	0	2	2	0	0	0	0	0	10	10	0.00	0.000	

Batter	1	2	3	4	5	6	7	8	9	AB R H RBI BB SO LOB	TOP
Chuck Schilling, R (1, 4) <small>OBP: 0.274, SLG: 0.239</small>	0-0 		0-3 		0-3 			0-0 		4 0 0 0 0 2 1	Boston Red Sox @ Chicago White Sox Comiskey Park, Chicago, IL Wed Jun 24 1964, 8:05 PM EDT Att. 17,211 - Unknown
Tony Conigliaro, R (1, 7) <small>OBP: 0.320, SLG: 0.510</small> Felix Mantilla, R (1, 7) <small>OBP: 0.325, SLG: 0.507</small>	0-0 		4-0 			0-0 		4-0 		1 0 1 0 0 0 0 1 1 1 0 2 0 0	
Carl Yastrzemski, L (1, 8) <small>OBP: 0.371, SLG: 0.452</small>	0-0 		0-3 			0-0 		0-0 		4 0 0 1 0 1 3	
Dick Stuart, R (1, 3) <small>OBP: 0.310, SLG: 0.462</small>		0-0 		0-0 		0-3 		0-0 		4 0 0 0 0 1 0	
Frank Malzone, R (1, 5) <small>OBP: 0.335, SLG: 0.400</small>		4-0 		0-0 		0-0 		0-0 		3 0 2 0 1 0 0	
Lee Thomas, L (1, 9) <small>OBP: 0.329, SLG: 0.388</small>		0-3 		0-0 			0-0 	0-0 		4 0 0 0 0 1 3	
Eddie Bressoud, R (1, 6) <small>OBP: 0.372, SLG: 0.444</small>		0-0 		0-0 			0-0 			3 0 0 0 0 0 2	
Bob Tillman, R (1, 2) <small>OBP: 0.374, SLG: 0.441</small>			0-0 		0-0 		0-0 			3 0 1 0 0 0 0	
Ed Connolly, L (1, 1) Arnold Earley, L (1, 1) Roman Mejias, R (5, PH) <small>OBP: 0.243, SLG: 0.364</small> Bill Spanswick, L (5, 1) <small>OBP: 0.429, SLG: 0.333</small> Dick Williams, R (8, PH) <small>OBP: 0.286, SLG: 0.459</small> Dick Kadatz, R (8, 1) <small>OBP: 0.222, SLG: 0.278</small>			0-3 		0-3 			0-0 		0 0 0 0 0 0 0 1 0 0 0 0 1 1 1 0 0 0 0 1 0 0 0 0 0 0 0 0 1 0 0 0 0 0 0 0 0 0 0 0 0 0	
Inning Stats	R: 0 H: 1 E: 0 LOB: 0 K: 0 BB: 0 S: 3 P: 3	R: 0 H: 0 E: 0 LOB: 1 K: 1 BB: 1 S: 5 P: 9	R: 0 H: 1 E: 0 LOB: 2 K: 3 BB: 1 S: 10 P: 14	R: 0 H: 1 E: 0 LOB: 1 K: 0 BB: 0 S: 4 P: 4	R: 0 H: 0 E: 0 LOB: 0 K: 2 BB: 0 S: 7 P: 7	R: 1 H: 1 E: 0 LOB: 0 K: 1 BB: 0 S: 6 P: 6	R: 0 H: 0 E: 0 LOB: 0 K: 0 BB: 0 S: 3 P: 3	R: 0 H: 0 E: 0 LOB: 1 K: 0 BB: 1 S: 3 P: 7	R: 0 H: 1 E: 0 LOB: 0 K: 0 BB: 0 S: 3 P: 3	1B: 4 SF: 0 2B: 0 SAC: 0 3B: 1 DP: 1 HR: 0 HBP: 0	WP: 1 PA: 33 PB: 0 SB: 0 CS: 0
PITCHER Gary Peters, L (1, 1) <small>ERA: 2.79</small>	IP 9.0 WLS W BF 33 H 5 R 1 ER 1 SO 7 BB 3 IBB 0 HBP 0 BLK 0 WP 1 HR 0 S 44 P 56 ERA 1.00 WHIP 0.889										

AB	30
R	1
H	5
RBI	1
BB	3
SO	7
LOB	10



Batter	1	2	3	4	5	6	7	8	9	AB	R	H	RBI	BB	SO	LOB
Don Buford, S OBP: 0.319, SLG: 0.315 (1, 4) X	0-0 WP SF8 1B	0-3 K	0-0 FC4 1B		0-0 F3			4-0 BB		4	1	2	1	1	1	1
Floyd Robinson, L OBP: 0.365, SLG: 0.454 (1, 9) B B B B	4-0 SF8 WP 1B BB	0-0 3B	0-0 FC4 1B			0-0 F6	0-0 4-3			4	1	1	0	1	0	4
Jim Landis, R OBP: 0.237, SLG: 0.290 (1, 8) X	0-0 SF8 1-3 3-H	4-0 BB		0-0 F9		0-0 F4		0-0 F4		3	0	0	1	1	0	0
Pete Ward, L OBP: 0.346, SLG: 0.429 (1, 5) X	0-0 IHR 1B 3-H	0-3 K		0-0 F3		0-0 F8		0-3 K		5	1	1	1	0	2	2
Dave Nicholson, R OBP: 0.368, SLG: 0.409 (1, 7) X	0-0 F9	0-3 K		0-3 K			4-0 2B PB BB	0-3 K		4	1	0	0	1	3	3
Ron Hansen, R OBP: 0.340, SLG: 0.385 (1, 6) X	0-0 IHR 1-H		0-0 F9		0-0 F9		0-0 PB 1B 2B			4	2	2	2	0	0	0
Tom McCraw, L OBP: 0.349, SLG: 0.435 (1, 3) B B B B	4-0 1B BB		0-0 1B 1B		0-0 1B 2B 1B		0-0 6-3 2-3 3-H			3	2	2	0	1	0	1
Cam Carreon, R OBP: 0.250, SLG: 0.238 (1, 2) X	0-0 1-2 1B		0-0 1B 1B		0-0 1-3 1B		0-3 K			4	0	3	0	0	1	1
Gary Peters, L OBP: 0.244, SLG: 0.317 (1, 1) X	0-0 1-3		0-3 K		0-0 3-H 2B		0-0 BB 1B			4	0	2	2	0	1	4

Inning Stats	R: 4	H: 4	E: 0	K: 0	S: 7	LOB: 2	BB: 2	P: 15	R: 0	H: 1	E: 0	K: 3	S: 10	LOB: 2	BB: 1	P: 14	R: 1	H: 3	E: 0	K: 1	S: 8	LOB: 2	BB: 0	P: 8	R: 0	H: 0	E: 0	K: 1	S: 5	LOB: 0	BB: 0	P: 5	R: 1	H: 3	E: 0	K: 0	S: 5	LOB: 1	BB: 0	P: 5	R: 0	H: 0	E: 0	K: 0	S: 3	LOB: 0	BB: 0	P: 3	R: 2	H: 2	E: 0	K: 1	S: 7	LOB: 2	BB: 2	P: 15	R: 0	H: 0	E: 0	K: 2	S: 7	LOB: 0	BB: 0	P: 7
--------------	------	------	------	------	------	--------	-------	-------	------	------	------	------	-------	--------	-------	-------	------	------	------	------	------	--------	-------	------	------	------	------	------	------	--------	-------	------	------	------	------	------	------	--------	-------	------	------	------	------	------	------	--------	-------	------	------	------	------	------	------	--------	-------	-------	------	------	------	------	------	--------	-------	------

PITCHER	IP	WLS	BF	H	R	ER	SO	BB	IBB	HBP	BLK	WP	HR	S	P	ERA	WHIP
Ed Connolly, L ERA: 3.77 (1, 1)	0.2	L	8	4	4	4	0	2	0	0	0	2	0	6	14	54.00	9.000
Arnold Earley, L ERA: 2.25 (1, 1)	3.1		15	4	1	1	5	1	0	0	0	0	0	24	28	2.70	1.500
Bill Spanswick, L ERA: 7.51 (5, 1)	3.0		15	5	3	3	1	2	0	0	0	0	0	15	23	9.00	2.333
Dick Radatz, R ERA: 1.81 (8, 1)	1.0		3	0	0	0	2	0	0	0	0	0	0	7	7	0.00	0.000

BOTTOM

Boston Red Sox @ Chicago White Sox
Comiskey Park, Chicago, IL

Wed Jun 24 1964, 8:05 PM EDT
Att. 17,211 - Unknown

AB 35
R 8
H 13
RBI 7
BB 5
SO 8
LOB 16



WP	HR	S	P	ERA	WHIP
3	1	14	14	3.77	1.500
1	0	14	14	2.25	1.500
0	0	14	14	7.51	2.333
0	0	14	14	1.81	0.000

Batter	1	2	3	4	5	6	7	8	9	AB R H RBI BB SO LOB	TOP									
Mike Hershberger, R (1, 9) OBP: 0.302, SLG: 0.312	0-0 F4		H 1-0 FC6-4 HBP			X 0-0 6-3			X 0-0 FC4-6 1B	3 0 1 0 0 0 0										
Don Buford, S (1, 4) OBP: 0.311, SLG: 0.307	0-0 6-3		X 0-0 FC6-4			SS 0-3 K			X 0-0 F9	4 0 0 0 0 1 3										
Jim Landis, R (1, 8) OBP: 0.225, SLG: 0.274	0-3 K			SS 0-3 K			X 0-0 F8		X 0-0 F9	4 0 0 0 0 2 1										
Pete Ward, L (1, 5) OBP: 0.339, SLG: 0.419		X 0-0 4-3		SS 0-3 K			X 0-0 F9		X 0-0 FC4-6 1-2f	4 0 0 0 0 1 1										
Ron Hansen, R (1, 6) OBP: 0.336, SLG: 0.379		SS 0-3 K		X 0-0 E6			X 0-0 F7			3 0 0 0 0 1 0										
Dave Nicholson, R (1, 7) OBP: 0.363, SLG: 0.403		SS 0-3 K			X 0-0 F3			X 0-0 4-3		3 0 0 0 0 1 0										
Tom McCraw, L (1, 3) OBP: 0.348, SLG: 0.429			X 0-0 1-3		SS 0-3 K			BB 4-0 BB		2 0 0 0 1 1 0										
Jerry McNertney, R (1, 2) OBP: 0.296, SLG: 0.300			H 1-0 HBP HBP		X 0-0 F4			X 0-0 F3		2 0 0 0 0 0 1										
Joe Horlen, R (1, 1) OBP: 0.227, SLG: 0.190			SS 0-3 K			X 0-0 F9		X 0-0 5-3		2 0 0 0 0 1 1										
Minnie Minoso, R (8, PH) OBP: 0.355, SLG: 0.370										1 0 0 0 0 0 1										
Hoyt Wilhelm, R (8, 1)										0 0 0 0 0 0 0										
Inning Stats	R: 0 E: 0 K: 1 S: 5	H: 0 LOB: 0 BB: 0 P: 5	R: 0 E: 0 K: 2 S: 7	H: 0 LOB: 0 BB: 0 P: 7	R: 0 E: 0 K: 1 S: 5	H: 0 LOB: 2 BB: 0 P: 7	R: 0 E: 1 K: 2 S: 7	H: 0 LOB: 1 BB: 0 P: 7	R: 0 E: 0 K: 1 S: 5	H: 0 LOB: 0 BB: 0 P: 5	R: 0 E: 0 K: 0 S: 3	H: 0 LOB: 0 BB: 0 P: 3	R: 0 E: 0 K: 0 S: 3	H: 0 LOB: 1 BB: 1 P: 7	R: 0 E: 0 K: 0 S: 4	H: 1 LOB: 1 BB: 0 P: 4	1B: 1 2B: 0 3B: 0 HR: 0	SF: 0 SAC: 0 DP: 0 HBP: 2	WP: 0 PB: 0 SB: 0 CS: 0	PA: 31
PITCHER Gerry Arrigo, L (1, 1) ERA: 3.86	IP 9.0 WLS W BF 31 H 1 R 0 ER 0 SO 8 BB 1 IBB 0 HBP 2 BLK 0 WP 0 HR 0 S 44 P 50 ERA 0.00 WHIP 0.222																			
PITCHER	IP WLS BF H R ER SO BB IBB HBP BLK WP HR S P ERA WHIP																			

Chicago White Sox @ Minnesota Twins
Metropolitan Stadium, Bloomington, MI
Fri Jun 26 1964, 8:05 PM EDT
Unknown

livebaseballscorecards.com

AB 28
R 0
H 1
RBI 0
BB 1
SO 8
LOB 8



Batter	1	2	3	4	5	6	7	8	9
Zoilo Versalles, R OBP: 0.326, SLG: 0.420 (1, 6) X	0-0 6-3 ①		0-0 L5 ②		0-0 F6 ③			0-0 5-3 ①	
Rich Rollins, R OBP: 0.330, SLG: 0.447 (1, 5) X	0-0 G3 1B		0-3 K ③			0-0 F8 ①		0-3 K ②	
Tony Oliva, L OBP: 0.361, SLG: 0.556 (1, 9) X	0-0 G3 1-2			0-0 F7 ①		0-0 HR 2B		0-0 1B	
Harmon Killebrew, R OBP: 0.361, SLG: 0.590 (1, 7) S S S	0-3 K ③			0-3 K ②		0-0 HR 2-H		0-3 K ③	
Jimmie Hall, L OBP: 0.311, SLG: 0.500 (1, 8) X		0-0 G3 1B		0-0 4-3 ③		0-0 4-3 ②			
Bob Allison, R OBP: 0.425, SLG: 0.622 (1, 3) X		0-0 G3 1-2			0-0 FC1-5 1B	0-0 F6 ③			
Earl Battey, R OBP: 0.312, SLG: 0.376 (1, 2) X		0-0 6-3 ②			0-0 FC1-5 1B		0-0 5-3 ①		
Jerry Kindall, R OBP: 0.304, SLG: 0.359 (1, 4) X		0-0 6-3 ③			0-0 FC1-5 1-2 2-3f		0-3 K ②		
Gerry Arrigo, L OBP: 0.250, SLG: 0.211 (1, 1) X			0-0 1-3 ①		0-3 K ②		0-0 L4 ③		

Inning Stats	R: 0	H: 1	E: 0	K: 1	S: 6	LOB: 1	BB: 0	P: 6
	R: 0	H: 1	E: 0	K: 0	S: 4	LOB: 1	BB: 0	P: 4
	R: 0	H: 0	E: 0	K: 1	S: 5	LOB: 0	BB: 0	P: 5
	R: 0	H: 0	E: 0	K: 1	S: 5	LOB: 0	BB: 0	P: 5
	R: 0	H: 2	E: 0	K: 1	S: 7	LOB: 2	BB: 0	P: 7
	R: 2	H: 2	E: 0	K: 0	S: 5	LOB: 0	BB: 0	P: 5
	R: 0	H: 0	E: 0	K: 1	S: 5	LOB: 0	BB: 0	P: 5
	R: 0	H: 1	E: 0	K: 2	S: 8	LOB: 1	BB: 0	P: 8

PITCHER	IP	WLS	BF	H	R	ER	SO	BB	IBB	HBP	BLK	WP	HR	S	P	ERA	WHIP
Joe Horlen, R ERA: 2.86 (1, 1)	7.0	L	27	6	2	2	5	0	0	0	0	0	1	37	37	2.57	0.857
Hoyt Wilhelm, R ERA: 1.9 (8, 1)	1.0		4	1	0	0	2	0	0	0	0	0	0	8	8	0.00	1.000

AB R H RBI BB SO LOB

4	0	0	0	0	0	2
4	0	1	0	0	2	0
4	1	2	0	0	0	1
4	1	1	2	0	3	2
3	0	1	0	0	0	0
3	0	1	0	0	0	1
3	0	1	0	0	0	1
3	0	0	0	0	1	3
3	0	0	0	0	1	2

1B: 5	SF: 0	WP: 0	PA: 31
2B: 1	SAC: 0	PB: 0	
3B: 0	DP: 0	SB: 0	
HR: 1	HBP: 0	CS: 0	

ERA	WHIP
-----	------

Chicago White Sox @ Minnesota Twins
Metropolitan Stadium, Bloomington, MI
Fri Jun 26 1964, 8:05 PM EDT
Unknown

AB	31
R	2
H	7
RBI	2
BB	0
SO	7
LOB	12



IP	WLS	BF	H	R	ER	SO	BB	IBB	HBP	BLK	WP	HR	S	P	ERA	WHIP
----	-----	----	---	---	----	----	----	-----	-----	-----	----	----	---	---	-----	------

Batter	1	2	3	4	5	6	7	8	9	AB R H RBI BB SO LOB	TOP											
Tom McCraw, L (1, 3) OBP: 0.353, SLG: 0.425	4-0 S BB		0-0 S HR 1B	0-0 L3		4-0 1B BB	0-3 K		0-0 4-3 2-3	4 2 1 0 2 1 1												
Don Buford, S (1, 4) Al Weis, S (7, 4) OBP: 0.314, SLG: 0.310 OBP: 0.313, SLG: 0.354	0-0 F8 1-2		0-3 K	0-0 5-3		0-0 1B 1B	0-0 1B		0-3 K	5 1 2 0 0 1 2 1 0 0 0 0 1 1												
Floyd Robinson, L (1, 9) OBP: 0.369, SLG: 0.452	0-0 F7		4-0 HR BB		4-0 WP 1B BB	0-0 FC4-6 1B	0-0 G3			3 2 1 1 2 0 2												
Pete Ward, L (1, 5) OBP: 0.335, SLG: 0.430	0-3 K		0-0 HR		0-0 F5 1-2	0-0 FC4-6 BB 1B		0-0 F7		5 2 1 3 0 1 4												
Gene Stephens, L (1, 7) Dave Nicholson, R (5, PH) OBP: 0.414, SLG: 0.409 OBP: 0.363, SLG: 0.399		0-0 F9	4-0 WP BB		0-3 K	4-0 1B BB		0-3 K		1 0 0 0 1 0 0 2 0 0 0 1 2 1												
Jim Landis, R (1, 8) OBP: 0.259, SLG: 0.299		0-0 E 1B	0-0 5-3		0-0 1B	0-0 S 1B		4-0 BB		4 0 3 3 1 0 1												
Ron Hansen, R (1, 6) OBP: 0.341, SLG: 0.379		0-3 K		0-0 HR 1B	4-0 BB	4-0 1B BB		0-3 K		3 1 1 0 2 2 2												
J.C. Martin, L (1, 2) OBP: 0.227, SLG: 0.317		0-0 G3		0-0 HR	0-0 F9	0-0 F4		0-3 K		5 1 1 2 0 1 6												
Juan Pizarro, L (1, 1) Hoyt Wilhelm, R (9, 1) OBP: 0.282, SLG: 0.368			0-3 K	0-3 K		0-3 K	0-3 K	0-0 4-3 2B		5 0 1 0 0 4 0 0 0 0 0 0 0 0												
Inning Stats	R: 0 E: 0 K: 1 S: 5	H: 0 LOB: 1 BB: 1 P: 9	R: 0 E: 1 K: 1 S: 6	H: 1 LOB: 1 BB: 0 P: 6	R: 3 E: 0 K: 2 S: 9	H: 2 LOB: 1 BB: 2 P: 17	R: 2 E: 0 K: 1 S: 7	H: 2 LOB: 0 BB: 0 P: 7	R: 1 E: 0 K: 1 S: 6	H: 1 LOB: 2 BB: 2 P: 14	R: 3 E: 0 K: 1 S: 8	H: 3 LOB: 3 BB: 3 P: 20	R: 0 E: 0 K: 2 S: 8	H: 1 LOB: 1 BB: 0 P: 8	R: 0 E: 0 K: 2 S: 7	H: 0 LOB: 1 BB: 1 P: 11	R: 0 E: 0 K: 2 S: 8	H: 1 LOB: 1 BB: 0 P: 8	1B: 8 2B: 1 3B: 0 HR: 2	SF: 0 SAC: 0 DP: 0 HBP: 0	WP: 2 PB: 0 SB: 3 CS: 0	PA: 47
PITCHER	IP WLS BF H R ER SO BB IBB HBP BLK WP HR S P ERA WHIP																					
Camilo Pascual, R (1, 1) ERA: 3.69	4.0 L 20 5 5 5 5 3 0 0 0 1 2 27 39 11.25 2.000																					
Jim Roland, L (5, 1) ERA: 4.1	1.0 6 1 1 1 1 2 0 0 0 1 0 6 14 9.00 3.000																					
Bill Pleis, L (6, 1) ERA: 4.7	0.2 6 2 3 3 1 2 0 0 0 0 0 6 14 40.50 6.000																					
Garland Shifflett, R (6, 1) ERA: 4.58	1.1 7 2 0 0 2 1 0 0 0 0 0 10 14 0.00 2.250																					
Jim Perry, R (8, 1) ERA: 4.88	2.0 8 1 0 0 4 1 0 0 0 0 0 15 19 0.00 1.000																					

Chicago White Sox @ Minnesota Twins
Metropolitan Stadium, Bloomington, MI

AB	38
R	9
H	11
RBI	9
BB	9
SO	13
LOB	20



Fri Jun 26 1964, 8:05 PM EDT
Att. 24,287 - Unknown

livebaseballscorecards.com

BOTTOM

Chicago White Sox @ Minnesota Twins
Metropolitan Stadium, Bloomington, MI

Fri Jun 26 1964, 8:05 PM EDT
Att. 24,287 - Unknown

livebaseballscorecards.com

AB	35
R	4
H	8
RBI	4
BB	3
SO	7
LOB	13



WP	1	PA	38
PB	1		
SB	0		
CS	0		

AB R H RBI BB SO LOB

4	0	1	0	1	0	0
5	0	0	0	0	2	4
4	1	2	1	0	0	0
2	1	1	1	2	0	0
4	0	0	0	0	1	3
4	2	2	1	0	2	1
4	0	1	0	0	1	2
4	0	0	0	0	0	2
1	0	0	0	0	0	0
0	0	0	0	0	0	0
0	0	0	0	0	0	0
0	0	0	0	0	0	0
0	0	0	0	0	0	0
0	0	0	0	0	0	0
0	0	0	0	0	0	0
0	0	0	0	0	0	0
1	0	0	0	0	0	1

Batter	1	2	3	4	5	6	7	8	9
Zoilo Versalles, R OBP: 0.327, SLG: 0.418 (1, 6)	0-0 F7 ①		0-0 6-3 ③			0-0 F8 ①	0-0 1B 1-2		4-0 BB BBB
Rich Rollins, R OBP: 0.324, SLG: 0.438 (1, 5)	0-0 F8 ②			0-0 6-3 ①		0-0 6-3 ②	0-3 K ③		0-3 K ③
Tony Oliva, L OBP: 0.362, SLG: 0.565 (1, 9)	0-0 F8 ③			0-0 HR		0-0 WP BB 1B		0-0 F7 ①	
Harmon Killebrew, R OBP: 0.367, SLG: 0.602 (1, 7)		4-0 FC4-6 BB		0-0 HR		4-0 WP 1-2 BB		0-0 6-3 ②	
Jimmie Hall, L OBP: 0.306, SLG: 0.491 (1, 8)		0-0 FC4-6 1-2		0-3 K ②		0-0 2-3 ③		0-0 L3 ③	
Bob Allison, R OBP: 0.426, SLG: 0.637 (1, 3)		0-3 K ②		0-3 K ③			0-0 1B 2B		0-0 HR
Jerry Kindall, R OBP: 0.301, SLG: 0.368 (1, 4)		0-0 4-3 ③			0-0 F9 ①		0-3 K ①		0-0 PB 2B
Jerry Zimmerman, R OBP: 0.295, SLG: 0.204 (1, 2)			0-0 L1 ①		0-0 F7 ②		0-0 F9 ②		0-0 5-3 ①
Camilo Pascual, R Jim Roland, R Johnny Gory, R Earl Battey, R Earl Battey, R Mudcat Grant, R Jim Perry, S Frank Kovacs, R			0-0 F3 ②		0-3 K ③		0-0 1B 2-H 1B		0-0 1-3 ②

Inning Stats	R: 0	H: 0	E: 0	K: 0	S: 3	R: 0	H: 0	E: 0	K: 1	S: 5	R: 0	H: 0	E: 0	K: 0	S: 3	R: 2	H: 2	E: 0	K: 2	S: 9	R: 0	H: 0	E: 0	K: 1	S: 5	R: 0	H: 1	E: 0	K: 0	S: 4	R: 1	H: 3	E: 0	K: 2	S: 10	R: 0	H: 0	E: 0	K: 0	S: 3	R: 1	H: 2	E: 0	K: 1	S: 7	1B: 3	2B: 2	3B: 0	HR: 3	SF: 0	SAC: 0	DP: 0	HBP: 0	WP: 1	PA: 38
--------------	------	------	------	------	------	------	------	------	------	------	------	------	------	------	------	------	------	------	------	------	------	------	------	------	------	------	------	------	------	------	------	------	------	------	-------	------	------	------	------	------	------	------	------	------	------	-------	-------	-------	-------	-------	--------	-------	--------	-------	--------

PITCHER	IP	WLS	BF	H	R	ER	SO	BB	IBB	HBP	BLK	WP	HR	S	P	ERA	WHIP
Juan Pizarro, L ERA: 2.3 (1, 1)	8.0	W	34	8	4	4	6	2	0	0	0	1	3	44	52	4.50	1.250
Hoyt Wilhelm, R ERA: 1.87 (9, 1)	1.0	S	4	0	0	0	1	1	0	0	0	0	0	5	9	0.00	1.000

Chicago White Sox @ Minnesota Twins
Metropolitan Stadium, Bloomington, MI

Sat Jun 27 1964, 4:33 AM EDT
Att. 19,433 - Unknown

livebaseballscorecards.com

AB	37
R	3
H	8
RBI	3
BB	3
SO	5
LOB	25



WP:	0	PA:	40
PB:	0		
SB:	0		
CS:	0		

AB	R	H	RBI	BB	SO	LOB
4	0	2	0	1	0	0
5	0	1	0	0	1	3
5	0	1	1	0	1	5
5	0	0	0	0	0	6
4	2	2	0	0	0	2
4	0	1	1	0	0	1
4	0	1	1	0	0	1
1	1	0	0	2	0	1
1	0	0	0	0	0	1
3	0	0	0	0	3	4
0	0	0	0	0	0	0
0	0	0	0	0	0	0
1	0	0	0	0	0	1
0	0	0	0	0	0	0

1B	2B	3B	SF	SAC	DP	HR	HBP
7	1	0	0	0	0	0	0
1	0	0	0	0	0	0	0
0	0	0	0	0	0	0	0
0	0	0	0	0	0	0	0
0	0	0	0	0	0	0	0
0	0	0	0	0	0	0	0

Batter	1	2	3	4	5	6	7	8	9
Don Buford, S (1, 4) OBP: 0.322, SLG: 0.314	0-0 5-3		4-0 FC6-4 E 1-2 BB		0-0 5-3		0-0 FC6-4 1B		0-0 4-3 1B
Floyd Robinson, L (1, 7) OBP: 0.366, SLG: 0.447	0-3 K		0-0 E6 FC6-4 1-2 2-3		0-0 5-3		0-0 FC6-4 1B		0-0 4-3
Jim Landis, R (1, 8) OBP: 0.256, SLG: 0.293	0-0 1B		0-0 FC6-4 1-2f 2-3 3-H		0-3 K		0-0 FC6-4		0-0 F9
Pete Ward, L (1, 5) OBP: 0.327, SLG: 0.418	0-0 4-3		0-0 F8				0-0 3-1		0-0 L5
Ron Hansen, R (1, 6) OBP: 0.343, SLG: 0.381		0-0 6-3		0-0 F8 BLK 1B 1B		0-0 2B 1B		0-0 1-3	
Mike Hershberger, R (1, 9) OBP: 0.301, SLG: 0.315		0-0 6-3		0-0 F8 1-3		0-0 2B 1-H		0-0 6-3	
Tom McCraw, L (1, 3) OBP: 0.351, SLG: 0.421		0-0 1-3		0-0 4-6-3 1B 3-H		0-0 F8		0-0 E6 4-3	
Jerry McNertney, R (1, 2) OBP: 0.310, SLG: 0.296			4-0 E BB FC6-4 BB		0-0 4-6-3		4-0 IBB		0-0 4-3
J.C. Martin, L (6, 2) OBP: 0.225, SLG: 0.315				0-0 1-2					1-2
John Buzhardt, R (1, 1) OBP: 0.107, SLG: 0.077			0-3 K		0-3 K		0-3 K		0-0 F9
Hoyt Wilhelm, R (6, 1)									
Don Mossi, L (7, 1)									
Minnie Minoso, R (8, PH) OBP: 0.344, SLG: 0.357									
Eddie Fisher, R (8, 1) OBP: 0.111, SLG: 0.111									
Inning Stats	R: 0 E: 0 K: 1 S: 6 H: 1 LOB: 1 BB: 0 P: 6	R: 0 E: 0 K: 0 S: 3 H: 0 LOB: 0 BB: 0 P: 3	R: 1 E: 1 K: 1 S: 6 H: 0 LOB: 2 BB: 2 P: 14	R: 1 E: 0 K: 1 S: 7 H: 2 LOB: 1 BB: 0 P: 7	R: 0 E: 0 K: 1 S: 5 H: 0 LOB: 0 BB: 0 P: 5	R: 1 E: 0 K: 1 S: 7 H: 2 LOB: 2 BB: 1 P: 11	R: 0 E: 0 K: 0 S: 5 H: 2 LOB: 2 BB: 0 P: 5	R: 0 E: 1 K: 0 S: 4 H: 0 LOB: 1 BB: 0 P: 4	R: 0 E: 0 K: 0 S: 4 H: 1 LOB: 1 BB: 0 P: 4
PITCHER Jim Kaat, L (1, 1) ERA: 3.1	IP: 9.0 WLS: W BF: 40 H: 8 R: 3 ER: 2 SO: 5 BB: 2 IBB: 1 HBP: 0 BLK: 1 WP: 0 HR: 0 S: 47 P: 59 ERA: 2.00 WHIP: 1.111								

Batter	1	2	3	4	5	6	7	8	9	AB	R	H	RBI	BB	SO	LOB
Zoilo Versalles, R OBP: 0.325, SLG: 0.414 (1, 6)	0-0 F7 ①		0-0 F8 ②		0-0 FC6-4 1B	0-0 FC5 ③		0-0 F8 ②		5	0	1	0	0	0	3
Jerry Kindall, R OBP: 0.282, SLG: 0.342 (1, 4)	0-3 K ②		0-3 K ③		0-0 FC6-4 1-2f		0-0 6-3 ①	0-0 5-3 ③		5	0	0	0	0	2	1
Tony Oliva, L OBP: 0.367, SLG: 0.566 (1, 9)	0-0 1B			0-0 5-3 2B 1B	0-0 4-3 ③		4-0 HR BB			3	2	2	0	1	0	1
Harmon Killebrew, R OBP: 0.368, SLG: 0.611 (1, 7)	0-3 K ③			0-0 5-3 1-2		4-0 BB 1B BB	0-0 HR 1-H			3	2	1	2	1	1	2
Bob Allison, R OBP: 0.434, SLG: 0.657 (1, 3)		0-0 2B		4-0 2B BB		0-0 1B BB 1-2	0-0 HR			3	1	3	1	1	0	0
Jimmie Hall, L OBP: 0.305, SLG: 0.491 (1, 8)		0-0 F7 ①		0-0 G5-3 1-3 2-H		0-0 F2 ①	0-3 K ②			4	0	1	1	0	1	3
Rich Rollins, R OBP: 0.333, SLG: 0.440 (1, 5)		4-0 G4-3 BB		4-0 IBB		4-0 FC5 1B 1-2 2-3	0-0 1B			1	0	1	0	3	0	0
Jerry Zimmerman, R OBP: 0.286, SLG: 0.196 Don Mincher, L (6, PH) OBP: 0.358, SLG: 0.643 Ron Henry, R (7, 2)		0-0 G4-3 1-2f		0-0 G5-3 2-3f		0-0 1B 1-2 2-3 3-H	0-3 K2-3 ③			2	0	0	0	0	0	5
Jim Kaat, L OBP: 0.325, SLG: 0.400 (1, 1)		0-3 K ①		0-3 K ①		0-0 F5 ②		0-0 F8 ①		1	0	0	0	0	2	3

Inning Stats	R: 0	H: 1	E: 0	LOB: 1	K: 2	BB: 0	S: 8	P: 8
	R: 0	H: 1	E: 0	LOB: 1	K: 0	BB: 1	S: 3	P: 7
	R: 0	H: 0	E: 0	LOB: 0	K: 2	BB: 0	S: 7	P: 7
	R: 1	H: 2	E: 0	LOB: 2	K: 0	BB: 2	S: 4	P: 12
	R: 0	H: 1	E: 0	LOB: 1	K: 1	BB: 0	S: 6	P: 6
	R: 1	H: 2	E: 0	LOB: 3	K: 0	BB: 2	S: 5	P: 13
	R: 3	H: 3	E: 0	LOB: 1	K: 2	BB: 1	S: 10	P: 14
	R: 0	H: 0	E: 0	LOB: 0	K: 0	BB: 0	S: 3	P: 3

PITCHER	IP	WLS	BF	H	R	ER	SO	BB	IBB	HBP	BLK	WP	HR	S	P	ERA	WHIP
John Buzhardt, R ERA: 3.05 (1, 1)	5.0		23	6	2	2	5	3	1	0	0	0	0	29	45	3.60	1.800
Hoyt Wilhelm, R ERA: 2.32 (6, 1)	1.1	L	9	3	3	3	0	2	0	0	0	0	2	7	15	20.25	3.750
Don Mossi, L ERA: 2.28 (7, 1)	0.2		3	1	0	0	2	0	0	0	0	0	0	7	7	0.00	1.500
Eddie Fisher, R ERA: 2.79 (8, 1)	1.0		3	0	0	0	0	0	0	0	0	0	0	3	3	0.00	0.000


BOTTOM

Chicago White Sox @ Minnesota Twins
Metropolitan Stadium, Bloomington, MI

Sat Jun 27 1964, 4:33 AM EDT
Att. 19,433 - Unknown

AB	32
R	5
H	10
RBI	5
BB	6
SO	7
LOB	19

livebaseballscorecards.com



1B: 6	SF: 0	WP: 0	PA: 38
2B: 2	SAC: 0	PB: 0	
3B: 0	DP: 2	SB: 0	
HR: 2	HBP: 0	CS: 0	

Batter	1	2	3	4	5	6	7	8	9	AB	R	H	RBI	BB	SO	LOB
Zoilo Versalles, R OBP: 0.326, SLG: 0.424 (1, 6)	0-0 5-3 ①		0-0 L6 ①		0-0 1B ①		0-0 HR ①	0-3 K ①		5	2	2	1	0	1	0
Rich Rollins, R OBP: 0.334, SLG: 0.440 (1, 5)	0-3 K ②		0-0 F2 ②		0-0 1B ②		0-0 HR ②	0-0 F8 ②		5	1	2	1	0	1	0
Tony Oliva, L OBP: 0.362, SLG: 0.557 (1, 9)	0-0 F5 ③		0-0 F8 ③		0-0 F8 ③		0-0 4-3 ③	0-0 F8 ③		5	0	0	0	0	0	2
Harmon Killebrew, R OBP: 0.370, SLG: 0.619 (1, 7)		0-0 F2 ①		0-0 6-3 ①		4-0 BB ①	0-0 HR ①			3	1	1	2	1	0	0
Bob Allison, R OBP: 0.441, SLG: 0.676 (1, 3)		4-0 1B 2B BB ②		0-0 4-3 2B ②		4-0 FC6-4 BB ②	0-0 HR ②			2	2	2	1	2	0	0
Jimmie Hall, L OBP: 0.308, SLG: 0.491 (1, 8)		0-0 FC1-4 1B ③		0-0 4-3 ③		0-3 K ③	0-0 2B 1B ③			4	1	2	0	0	1	3
Ron Henry, R OBP: 0.200, SLG: 0.400 (1, 2)		0-0 FC1-4 2B ②		0-0 1-3 ②		0-0 F4 ②	0-0 1B 2B ②			4	2	1	1	0	0	5
Jim Snyder, R OBP: 0.500, SLG: 0.750 (1, 4)		0-0 1-H 3-H 2B ③		0-0 F8 ③		0-0 FC6-4 ③	0-0 1B ③			4	0	2	3	0	0	2
Dick Stigman, R OBP: 0.103, SLG: 0.132 (1, 1)		0-3 K ②		0-3 K ②						2	0	0	0	0	2	1
Al Worthington, R (6, 1)										2	0	0	0	0	1	1

Inning Stats	R: 0	H: 0	E: 0	K: 1	S: 5	LOB: 0	BB: 0	P: 5	R: 2	H: 2	E: 0	K: 1	S: 7	LOB: 1	BB: 1	P: 11	R: 0	H: 0	E: 0	K: 0	S: 3	LOB: 0	BB: 0	P: 3	R: 0	H: 1	E: 0	K: 0	S: 4	LOB: 1	BB: 0	P: 4	R: 1	H: 2	E: 0	K: 1	S: 7	LOB: 1	BB: 0	P: 7	R: 0	H: 0	E: 0	K: 1	S: 5	LOB: 2	BB: 2	P: 13	R: 6	H: 7	E: 0	K: 1	S: 12	LOB: 1	BB: 0	P: 12	R: 0	H: 0	E: 0	K: 1	S: 5	LOB: 0	BB: 0	P: 5
--------------	------	------	------	------	------	--------	-------	------	------	------	------	------	------	--------	-------	-------	------	------	------	------	------	--------	-------	------	------	------	------	------	------	--------	-------	------	------	------	------	------	------	--------	-------	------	------	------	------	------	------	--------	-------	-------	------	------	------	------	-------	--------	-------	-------	------	------	------	------	------	--------	-------	------

PITCHER	IP	WLS	BF	H	R	ER	SO	BB	IBB	HBP	BLK	WP	HR	S	P	ERA	WHIP
Fred Talbot, R ERA: 1.75 (1, 1)	5.0		21	5	3	3	3	1	0	0	0	0	0	26	30	5.40	1.200
Eddie Fisher, R ERA: 3.42 (6, 1)	1.2	L	11	4	4	4	2	2	0	0	0	0	3	13	21	21.60	3.600
Frank Kreutzer, L ERA: 3.44 (7, 1)	0.1		4	3	2	2	0	0	0	0	0	0	0	4	4	54.00	9.000
Don Mossi, L ERA: 2.19 (8, 1)	1.0		3	0	0	0	1	0	0	0	0	0	0	5	5	0.00	0.000


BOTTOM

Chicago White Sox @ Minnesota Twins
Metropolitan Stadium, Bloomington, MI

Sun Jun 28 1964, 4:33 AM EDT
Att. 23,485 - Unknown

AB	36
R	9
H	12
RBI	9
BB	3
SO	6
LOB	14

WP: 0 PA: 39
PB: 0 SB: 1
CS: 0



PITCHER	IP	WLS	BF	H	R	ER	SO	BB	IBB	HBP	BLK	WP	HR	S	P	ERA	WHIP
---------	----	-----	----	---	---	----	----	----	-----	-----	-----	----	----	---	---	-----	------

BOTTOM

Chicago White Sox @ Cleveland Indians
Cleveland Municipal Stadium, Cleveland, OH

Mon Jun 29 1964, 7:05 PM EDT
Att: 11,695 - Unknown

livebaseballscorecards.com

AB	34
R	1
H	5
RBI	0
BB	2
SO	7
LOB	12



WP	1	PA	37
PB	0		
SB	0		
CS	0		

AB R H RBI BB SO LOB

5 0 0 0 0 1 2

4 0 0 0 0 1 0

3 0 0 0 0 1 0

4 0 1 0 0 2 1

3 0 0 0 1 0 1

4 1 2 0 0 0 1

3 0 1 0 0 0 3

1 0 0 0 0 1 0

0 0 0 0 0 0 0

0 0 0 0 0 0 0

3 0 1 0 1 0 1

3 0 0 0 0 1 3

1 0 0 0 0 0 0

1B: 5 SF: 0

2B: 0 SAC: 0

3B: 0 DP: 0

HR: 0 HBP: 1

1B: 5 SF: 0

2B: 0 SAC: 0

3B: 0 DP: 0

HR: 0 HBP: 1

1B: 5 SF: 0

2B: 0 SAC: 0

3B: 0 DP: 0

HR: 0 HBP: 1

1B: 5 SF: 0

2B: 0 SAC: 0

3B: 0 DP: 0

HR: 0 HBP: 1

1B: 5 SF: 0

2B: 0 SAC: 0

3B: 0 DP: 0

HR: 0 HBP: 1

1B: 5 SF: 0

2B: 0 SAC: 0

3B: 0 DP: 0

HR: 0 HBP: 1

1B: 5 SF: 0

2B: 0 SAC: 0

3B: 0 DP: 0

HR: 0 HBP: 1

1B: 5 SF: 0

2B: 0 SAC: 0

3B: 0 DP: 0

HR: 0 HBP: 1

1B: 5 SF: 0

2B: 0 SAC: 0

3B: 0 DP: 0

HR: 0 HBP: 1

1B: 5 SF: 0

2B: 0 SAC: 0

3B: 0 DP: 0

HR: 0 HBP: 1

1B: 5 SF: 0

2B: 0 SAC: 0

3B: 0 DP: 0

HR: 0 HBP: 1

1B: 5 SF: 0

2B: 0 SAC: 0

3B: 0 DP: 0

HR: 0 HBP: 1

1B: 5 SF: 0

2B: 0 SAC: 0

3B: 0 DP: 0

HR: 0 HBP: 1

1B: 5 SF: 0

2B: 0 SAC: 0

3B: 0 DP: 0

HR: 0 HBP: 1

1B: 5 SF: 0

2B: 0 SAC: 0

3B: 0 DP: 0

HR: 0 HBP: 1

1B: 5 SF: 0

2B: 0 SAC: 0

3B: 0 DP: 0

HR: 0 HBP: 1

1B: 5 SF: 0

2B: 0 SAC: 0

3B: 0 DP: 0

HR: 0 HBP: 1

1B: 5 SF: 0

2B: 0 SAC: 0

3B: 0 DP: 0

HR: 0 HBP: 1

1B: 5 SF: 0

2B: 0 SAC: 0

3B: 0 DP: 0

HR: 0 HBP: 1

1B: 5 SF: 0

2B: 0 SAC: 0

3B: 0 DP: 0

HR: 0 HBP: 1

1B: 5 SF: 0

2B: 0 SAC: 0

3B: 0 DP: 0

HR: 0 HBP: 1

1B: 5 SF: 0

2B: 0 SAC: 0

3B: 0 DP: 0

HR: 0 HBP: 1

1B: 5 SF: 0

2B: 0 SAC: 0

3B: 0 DP: 0

HR: 0 HBP: 1

1B: 5 SF: 0

2B: 0 SAC: 0

3B: 0 DP: 0

HR: 0 HBP: 1

1B: 5 SF: 0

2B: 0 SAC: 0

3B: 0 DP: 0

HR: 0 HBP: 1

1B: 5 SF: 0

2B: 0 SAC: 0

3B: 0 DP: 0

HR: 0 HBP: 1

1B: 5 SF: 0

2B: 0 SAC: 0

3B: 0 DP: 0

HR: 0 HBP: 1

1B: 5 SF: 0

2B: 0 SAC: 0

3B: 0 DP: 0

HR: 0 HBP: 1

1B: 5 SF: 0

2B: 0 SAC: 0

3B: 0 DP: 0

HR: 0 HBP: 1

1B: 5 SF: 0

2B: 0 SAC: 0

3B: 0 DP: 0

HR: 0 HBP: 1

1B: 5 SF: 0

2B: 0 SAC: 0

3B: 0 DP: 0

HR: 0 HBP: 1

1B: 5 SF: 0

2B: 0 SAC: 0

3B: 0 DP: 0

HR: 0 HBP: 1

1B: 5 SF: 0

2B: 0 SAC: 0

3B: 0 DP: 0

HR: 0 HBP: 1

1B: 5 SF: 0

2B: 0 SAC: 0

3B: 0 DP: 0

HR: 0 HBP: 1

1B: 5 SF: 0

2B: 0 SAC: 0

3B: 0 DP: 0

HR: 0 HBP: 1

1B: 5 SF: 0

2B: 0 SAC: 0

3B: 0 DP: 0

HR: 0 HBP: 1

1B: 5 SF: 0

2B: 0 SAC: 0

3B: 0 DP: 0

HR: 0 HBP: 1

1B: 5 SF: 0

2B: 0 SAC: 0

3B: 0 DP: 0

HR: 0 HBP: 1

1B: 5 SF: 0

2B: 0 SAC: 0

3B: 0 DP: 0

HR: 0 HBP: 1

1B: 5 SF: 0

2B: 0 SAC: 0

3B: 0 DP: 0

HR: 0 HBP: 1

1B: 5 SF: 0

2B: 0 SAC: 0

3B: 0 DP: 0

HR: 0 HBP: 1

1B: 5 SF: 0

2B: 0 SAC: 0

3B: 0 DP: 0

HR: 0 HBP: 1

1B: 5 SF: 0

2B: 0 SAC: 0

3B: 0 DP: 0

HR: 0 HBP: 1

1B: 5 SF: 0

2B: 0 SAC: 0

3B: 0 DP: 0

HR: 0 HBP: 1

1B: 5 SF: 0

2B: 0 SAC: 0

3B: 0 DP: 0

HR: 0 HBP: 1

1B: 5 SF: 0

2B: 0 SAC: 0

3B: 0 DP: 0

HR: 0 HBP: 1

1B: 5 SF: 0

2B: 0 SAC: 0

3B: 0 DP: 0

HR: 0 HBP: 1

1B: 5 SF: 0

2B: 0 SAC: 0

3B: 0 DP: 0

HR: 0 HBP: 1

1B: 5 SF: 0

2B: 0 SAC: 0

3B: 0 DP: 0

HR: 0 HBP: 1

1B: 5 SF: 0

2B: 0 SAC: 0

3B: 0 DP: 0

HR: 0 HBP: 1

1B: 5 SF: 0

2B: 0 SAC: 0

3B: 0 DP: 0

HR: 0 HBP: 1

1B: 5 SF: 0

2B: 0 SAC: 0

3B: 0 DP: 0

HR: 0 HBP: 1

1B: 5 SF: 0

2B: 0 SAC: 0

3B: 0 DP: 0

HR: 0 HBP: 1

1B: 5 SF: 0

2B: 0 SAC: 0

3B: 0 DP: 0

HR: 0 HBP: 1

1B: 5 SF: 0

2B: 0 SAC: 0

3B: 0 DP: 0

HR: 0 HBP: 1

1B: 5 SF: 0

2B: 0 SAC: 0

3B: 0 DP: 0

HR: 0 HBP: 1

1B: 5 SF: 0

2B: 0 SAC: 0

3B: 0 DP: 0

HR: 0 HBP: 1

1B: 5 SF: 0

2B: 0 SAC: 0

3B: 0 DP: 0

HR: 0 HBP: 1

1B: 5 SF: 0

2B: 0 SAC: 0

3B: 0 DP: 0

HR: 0 HBP: 1

1B: 5 SF: 0

2B: 0 SAC: 0

3B: 0 DP: 0

HR: 0 HBP: 1

1B: 5 SF: 0

2B: 0 SAC: 0

3B: 0 DP: 0

HR: 0 HBP: 1

1B: 5 SF: 0

2B: 0 SAC: 0

3B: 0 DP: 0

HR: 0 HBP: 1

Batter	1	2	3	4	5	6	7	8	9	AB R H RBI BB SO LOB	TOP											
Jim Landis, R (1, 8) OBP: 0.286, SLG: 0.316	0-3 K		1-0 S HBP		0-0 2B 1B	4-0 SH1-3 2B BB	0-0 SH2-3	0-3 K		3 2 1 0 1 2 0												
Don Buford, S (1, 4) OBP: 0.323, SLG: 0.308	0-0 4-3		0-3 K		0-0 2B 1B	0-0 SH1-3	0-0 4-3		0-3 K	5 1 1 0 0 2 2												
Mike Hershberger, R (1, 9) OBP: 0.299, SLG: 0.306	0-0 1B		0-3 K		0-3 K	0-3 K	0-0 E6 1B		0-0 F9	6 1 1 0 0 3 4												
Pete Ward, L (1, 5) OBP: 0.323, SLG: 0.417	0-3 K		0-0 L1		0-0 1B 2B	0-0 1B 2B	0-0 BB 1B		0-3 K	6 2 3 2 0 2 2												
Ron Hansen, R (1, 6) OBP: 0.354, SLG: 0.382		0-0 F9		0-0 F9	1-0 BB HR HBP	0-0 1B BB	0-0 BB 1B		0-0 BB 1B	4 2 2 2 0 0 0												
Dave Nicholson, R (1, 7) OBP: 0.368, SLG: 0.391		0-0 F8		0-3 K	0-0 BB HR 1B	4-0 1B BB	4-0 BB		4-0 BB	3 1 1 2 2 1 0												
Joe Cunningham, L (1, 3) OBP: 0.355, SLG: 0.297		1-0 2B HBP		4-0 BB	4-0 HR BB	0-0 1B	0-0 4-3		0-0 4-3	2 1 1 1 2 0 3												
Jerry McNertney, R (1, 2) OBP: 0.299, SLG: 0.333		0-0 2B		0-0 F4	0-0 HR	0-0 F6		0-0 5-3		5 1 2 4 0 0 3												
Juan Pizarro, L (1, 1) OBP: 0.273, SLG: 0.349		0-0 F8		0-0 K			0-0 SH2-3 E 1B		0-0 F7	5 1 1 0 0 2 2												
Inning Stats	R: 0 E: 0 K: 2 S: 8	H: 1 LOB: 1 BB: 0 P: 8	R: 0 E: 0 K: 0 S: 4	H: 1 LOB: 2 BB: 0 P: 5	R: 0 E: 0 K: 2 S: 7	H: 0 LOB: 1 BB: 0 P: 8	R: 0 E: 0 K: 1 S: 5	H: 0 LOB: 1 BB: 1 P: 9	R: 7 E: 0 K: 3 S: 14	H: 5 LOB: 0 BB: 1 P: 19	R: 3 E: 0 K: 1 S: 8	H: 3 LOB: 2 BB: 2 P: 16	R: 2 E: 1 K: 0 S: 7	H: 3 LOB: 3 BB: 1 P: 11	R: 0 E: 0 K: 1 S: 5	H: 0 LOB: 0 BB: 0 P: 5	R: 0 E: 0 K: 2 S: 7	H: 0 LOB: 0 BB: 0 P: 7	1B: 9 2B: 3 3B: 0 HR: 1	SF: 0 SAC: 2 DP: 0 HBP: 3	WP: 0 PB: 0 SB: 1 CS: 0	PA: 49
PITCHER	IP WLS BF H R ER SO BB IBB HBP BLK WP HR S P ERA WHIP																					
Jack Kralick, L (1, 1) ERA: 2.63	4.2 L 25 6 6 6 7 2 0 3 0 0 0 34 45 11.57 1.714																					
Sonny Siebert, R (5, 1) ERA: 4.35	0.1 2 1 1 1 1 0 0 0 0 0 1 4 4 27.00 3.000																					
Ted Abernathy, R (6, 1) ERA: 3.38	2.0 16 6 5 3 1 3 0 0 0 0 0 15 27 13.50 4.500																					
Gary Bell, R (8, 1) ERA: 3.65	2.0 6 0 0 0 0 3 0 0 0 0 0 0 12 12 0.00 0.000																					

Chicago White Sox @ Cleveland Indians
Cleveland Municipal Stadium, Cleveland, OH

Tue Jun 30 1964, 7:05 PM EDT
Att: 10,388 - Unknown

livebaseballscorecards.com

AB	39
R	12
H	13
RBI	11
BB	5
SO	12
LOB	16



Washington Senators @ Chicago White Sox
 Comiskey Park, Chicago, IL
 Wed Jul 01 1964, 8:05 PM EDT
 Unknown

AB	41
R	7
H	13
RBI	7
BB	0
SO	8
LOB	16




Batter	1	2	3	4	5	6	7	8	9	AB R H RBI BB SO LOB
Don Blasingame, L (1, 4) OBP: 0.309, SLG: 0.325	0-0 P4	0-0 1B 1-3 2-H 3-H		0-0 L3			0-0 HR 2B	0-0 FC4-6 1-2f		5 1 2 2 0 0 3
John Kennedy, R (1, 5) OBP: 0.322, SLG: 0.423	0-0 1B	0-3 K			0-0 6-3		0-0 5-3	0-3 K		5 0 1 0 0 2 4
Jim King, L (1, 9) OBP: 0.383, SLG: 0.531	0-0 F5		0-3 K		0-0 3-1		0-0 HR 2-H	0-0 F3		5 1 1 2 0 1 2
Chuck Hinton, R (1, 7) OBP: 0.367, SLG: 0.468	0-0 F8		0-0 F8		0-0 6-3		0-0 E6 HR 1B		0-3 K	5 1 0 0 0 1 1
Bill Skowron, R (1, 3) OBP: 0.305, SLG: 0.466		0-0 P6	0-0 6-3			0-0 4-3	0-0 HR 1B 1-2		0-0 F2	5 1 1 0 0 0 0
Mike Brumley, L (1, 2) OBP: 0.318, SLG: 0.294		0-0 WP 1B 1B		0-0 3-1		0-0 F8	0-0 HR 1-H 2-H		0-3 K	3 1 1 0 0 0 0 2 1 1 3 0 1 0
Don Lock, R (7, PH) OBP: 0.379, SLG: 0.449										
Fred Valentine, S (1, 8) OBP: 0.318, SLG: 0.347		0-0 WP 1B 1B 1-2		0-0 1B 1B		0-0 1B 1B	0-0 1B 1B			4 1 4 0 0 0 0 0 0 0 0 0 0 0
Don Leppert, R (7, 2) OBP: 0.234, SLG: 0.224										
Ed Brinkman, R (1, 6) OBP: 0.282, SLG: 0.355		1-0 1B HBP 1-2 2-3		0-3 K		0-3 K	0-0 F8			3 0 0 0 0 2 3
Buster Narum, R (1, 1) OBP: 0.032, SLG: 0.032				0-0 1B				0-0 F9	0-0 FC4-6 1B	1 0 0 0 0 1 3 1 0 1 0 0 0 0 1 0 0 0 0 0 0 0 0 0 0 0 0 0 1 0 1 0 0 0 0 0 0 0 0 0 0 0 0 0 0 0 0 0 0
Alan Koch, R (3, 1) OBP: 0.263, SLG: 0.368										
Dick Phillips, L (7, PH) OBP: 0.326, SLG: 0.299										
Carl Bouldin, S (7, 1)										
Don Zimmer, R (8, PH) OBP: 0.291, SLG: 0.456										
Chuck Cottier, R (8, PH) OBP: 0.291, SLG: 0.424										
Ron Kline, R (8, 1)										

Inning Stats	R: 0	H: 1	E: 0	K: 0	S: 4	P: 4	R: 2	H: 3	E: 0	K: 2	S: 10	P: 11	R: 0	H: 0	E: 0	K: 1	S: 5	R: 0	H: 2	E: 0	K: 1	S: 7	P: 7	R: 0	H: 1	E: 0	K: 1	S: 6	P: 6	R: 5	H: 5	E: 1	K: 0	S: 9	P: 9	R: 0	H: 1	E: 0	K: 1	S: 6	P: 6	R: 0	H: 0	E: 0	K: 2	S: 7	P: 7	1B: 10	SF: 0	2B: 1	SAC: 0	3B: 0	DP: 0	HR: 2	HBP: 1	WP: 1	PA: 42
--------------	------	------	------	------	------	------	------	------	------	------	-------	-------	------	------	------	------	------	------	------	------	------	------	------	------	------	------	------	------	------	------	------	------	------	------	------	------	------	------	------	------	------	------	------	------	------	------	------	--------	-------	-------	--------	-------	-------	-------	--------	-------	--------

PITCHER	IP	WLS	BF	H	R	ER	SO	BB	IBB	HBP	BLK	WP	HR	S	P	ERA	WHIP
John Buzhardt, R (1, 1) ERA: 3.22	6.2		32	10	6	4	5	0	0	1	0	1	1	41	42	5.40	1.500
Don Mossi, L (7, 1) ERA: 2.19	0.0		2	2	1	0	0	0	0	0	0	0	1	2	2	∞	∞
Hoyt Wilhelm, R (7, 1) ERA: 2.17	2.1	W	8	1	0	0	3	0	0	0	0	0	0	14	14	0.00	0.429

PITCHER	IP	WLS	BF	H	R	ER	SO	BB	IBB	HBP	BLK	WP	HR	S	P	ERA	WHIP
---------	----	-----	----	---	---	----	----	----	-----	-----	-----	----	----	---	---	-----	------

Batter	1	2	3	4	5	6	7	8	9	AB R H RBI BB SO LOB	TOP														
Don Blasingame, L (1, 4) OBP: 0.312, SLG: 0.328	0-3 K			0-3 K		0-0 1B		0-0 1B		4 0 2 1 0 2 0	<p>Washington Senators @ Chicago White Sox Comiskey Park, Chicago, IL</p> <p>Wed Jul 01 1964, 8:05 PM EDT Att. 14,287 - Unknown</p> <p>livebaseballscorecards.com</p> <table border="1"> <tr><td>AB</td><td>29</td></tr> <tr><td>R</td><td>1</td></tr> <tr><td>H</td><td>5</td></tr> <tr><td>RBI</td><td>1</td></tr> <tr><td>BB</td><td>2</td></tr> <tr><td>SO</td><td>10</td></tr> <tr><td>LOB</td><td>6</td></tr> </table> 	AB	29	R	1	H	5	RBI	1	BB	2	SO	10	LOB	6
AB	29																								
R	1																								
H	5																								
RBI	1																								
BB	2																								
SO	10																								
LOB	6																								
John Kennedy, R (1, 6) OBP: 0.318, SLG: 0.416	0-3 K			0-3 K		0-0 5-3			0-3 K	4 0 0 0 0 3 1															
Jim King, L (1, 9) OBP: 0.377, SLG: 0.521	0-3 K			0-0 G3			0-0 F8		0-0 F7	4 0 0 0 0 1 0															
Bill Skowron, R (1, 3) OBP: 0.308, SLG: 0.464		0-0 K2-4-2 1B			0-0 1-3		4-0 G1-4-3 BB		0-3 K	3 0 1 0 1 1 0															
Don Lock, R (1, 8) OBP: 0.378, SLG: 0.448		0-3 K2-4-2 1-1			0-0 S 1B		0-0 G1-4-3 1-2f			3 0 1 0 0 1 2															
Don Zimmer, R (1, 5) OBP: 0.294, SLG: 0.448		0-0 F7			0-3 K 1-2			0-0 1-3		3 0 0 0 0 1 1															
Fred Valentine, S (1, 7) OBP: 0.319, SLG: 0.347			0-0 5-3		0-0 L4			0-0 3-1 1B		3 1 1 0 0 0 1															
Don Leppert, R (1, 2) OBP: 0.227, SLG: 0.217			0-0 4-3			0-0 6-3		0-0 3-1		2 0 0 0 0 0 0															
Mike Brumley, L (8, PH) OBP: 0.316, SLG: 0.292								1-2		1 0 0 0 0 0 1															
Don Rudolph, L (1, 1) Chuck Hinton, R (8, PH) Ron Kline, R (8, 1)			0-3 K			0-0 F7		4-0 1B BB		2 0 0 0 0 1 0															
Inning Stats	R: 0 E: 0 K: 3 S: 9	H: 0 LOB: 0 BB: 0 P: 9	R: 0 E: 0 K: 1 S: 5	H: 1 LOB: 0 BB: 0 P: 5	R: 0 E: 0 K: 1 S: 5	H: 0 LOB: 0 BB: 0 P: 5	R: 0 E: 0 K: 2 S: 7	H: 0 LOB: 0 BB: 0 P: 7	R: 0 E: 0 K: 1 S: 6	H: 1 LOB: 1 BB: 0 P: 6	R: 0 E: 0 K: 0 S: 4	H: 1 LOB: 1 BB: 0 P: 4	R: 0 E: 0 K: 0 S: 2	H: 0 LOB: 0 BB: 1 P: 6	R: 1 E: 0 K: 0 S: 4	H: 2 LOB: 1 BB: 1 P: 8	R: 0 E: 0 K: 2 S: 7	H: 0 LOB: 0 BB: 0 P: 7	1B: 5 2B: 1 3B: 0 HR: 0	SF: 0 SAC: 0 DP: 2 HBP: 0	WP: 0 PB: 0 SB: 1 CS: 0	PA: 31			
PITCHER Joe Horlen, R (1, 1) ERA: 2.64	IP: 9.0 WLS: W BF: 31 H: 5 R: 1 ER: 1 SO: 10 BB: 2 IBB: 0 HBP: 0 BLK: 0 WP: 0 HR: 0 S: 49 P: 57 ERA: 1.00 WHIP: 0.778											PITCHER	IP: WLS: BF: H: R: ER: SO: BB: IBB: HBP: BLK: WP: HR: S: P: ERA: WHIP:												

Batter	1	2	3	4	5	6	7	8	9	10	11	AB R H RBI BB SO LOB	TOP	
Tito Francona, L (1, 9) Al Smith, R (11, 9) OBP: 0.389, SLG: 0.363 OBP: 0.194, SLG: 0.319												5 1 4 1 0 0 0 0 0 0 0 0 0 0	Cleveland Indians @ Chicago White Sox Comiskey Park, Chicago, IL Fri Jul 03 1964, 8:05 PM EDT Att. 19,536 - Unknown livebaseballscorecards.com	
Dick Howser, R (1, 6) OBP: 0.304, SLG: 0.307												5 0 0 0 0 1 4		
Leon Wagner, L (1, 7) OBP: 0.333, SLG: 0.476												5 0 0 0 0 0 3		
John Romano, R (1, 2) OBP: 0.367, SLG: 0.522												4 0 1 0 1 0 1		
Vic Davaillo, L (1, 8) OBP: 0.285, SLG: 0.314												4 0 0 0 1 0 3		
Billy Moran, R (1, 5) OBP: 0.305, SLG: 0.315												4 0 0 0 0 0 1		
Fred Whitfield, L (1, 3) OBP: 0.314, SLG: 0.410												4 0 1 0 0 1 0		
Larry Brown, R (1, 4) OBP: 0.263, SLG: 0.373												4 0 0 0 0 0 1		
Dick Donovan, L (1, 1) Gary Bell, R (11, 1) OBP: 0.310, SLG: 0.261 OBP: 0.429, SLG: 0.429												3 1 0 0 1 3 0 0 0 0 0 0 0 0		
Inning Stats	R: 1 H: 2 E: 0 LOB: 1 K: 0 BB: 0 S: 5 P: 5	R: 0 H: 1 E: 0 LOB: 0 K: 0 BB: 0 S: 3 P: 3	R: 0 H: 0 E: 0 LOB: 0 K: 1 BB: 0 S: 5 P: 5	R: 0 H: 0 E: 0 LOB: 1 K: 0 BB: 1 S: 3 P: 7	R: 0 H: 0 E: 0 LOB: 0 K: 2 BB: 0 S: 7 P: 7	R: 0 H: 1 E: 0 LOB: 1 K: 0 BB: 0 S: 4 P: 4	R: 0 H: 0 E: 0 LOB: 0 K: 0 BB: 0 S: 3 P: 3	R: 0 H: 1 E: 0 LOB: 1 K: 2 BB: 0 S: 8 P: 8	R: 0 H: 0 E: 0 LOB: 0 K: 0 BB: 0 S: 3 P: 3	R: 0 H: 0 E: 0 LOB: 0 K: 0 BB: 0 S: 3 P: 3	R: 1 H: 1 E: 0 LOB: 2 K: 0 BB: 2 S: 4 P: 12	1B: 2 SF: 0 2B: 3 SAC: 0 3B: 1 DP: 0 HR: 0 HBP: 0		WP: 1 PA: 41 PB: 0 SB: 0 CS: 1
PITCHER	IP WLS BF H R ER SO BB IBB HBP BLK WP HR S P ERA WHIP													
Fred Talbot, R (1, 1) ERA: 1.75	10.1 L 38 6 2 2 5 2 0 0 0 1 0 46 54 1.74 0.774													
Frank Kreutzer, L (11, 1) ERA: 3.38	0.2 3 0 0 0 0 0 1 0 0 0 0 2 6 0.00 0.000													

Batter	1	2	3	4	5	6	7	8	9	10	11	AB R H RBI BB SO LOB	BOTTOM
Jim Landis, R OBP: 0.280, SLG: 0.308 (1, 8)	0-3 K		x 0-0 4-3		x 0-0 1B			x 0-0 5-3		x 0-0 6-3		5 0 1 0 0 1 0	Cleveland Indians @ Chicago White Sox Comiskey Park, Chicago, IL Fri Jul 03 1964: 8:05 PM EDT Att: 19,536 - Unknown
Don Buford, S OBP: 0.323, SLG: 0.317 Al Weis, S OBP: 0.312, SLG: 0.352 (1, 4) (9, 4)	0-0 4-3 2B			B B B B 4-0 S 1B BB	x 0-0 FC5		x 0-0 F7		x 0-0 1B			3 1 1 0 1 0 2 1 0 1 0 0 0 0	
Floyd Robinson, L OBP: 0.363, SLG: 0.441 (1, 9)	0-0 4-3		x 0-0 FC1-6 1B		x 0-0 6-3		x 0-0 3-1		x 0-0 F4			5 0 1 1 0 0 2	
Pete Ward, L OBP: 0.326, SLG: 0.417 (1, 5)	0-0 1-3		x 0-0 F5		x 0-0 4-3				x 0-0 1-6-3 1B			5 0 2 0 0 0 2	
Joe Cunningham, L OBP: 0.357, SLG: 0.296 (1, 3)		x 0-0 1-3		x 0-0 FC1-6 FC6-4 1B		x 0-0 1B		x 0-0 1-6-3		x 0-0 SH5-4 1B		4 0 1 0 0 0 2	
Gene Stephens, L OBP: 0.389, SLG: 0.357 (1, 7)		x 0-0 4-3		x 0-0 FC6-4		x 0-0 G3						4 0 0 0 1 1 3	
Ron Hansen, R OBP: 0.352, SLG: 0.377 (1, 6)		x 0-0 5-3			x 0-0 F8		x 0-0 1-3					4 0 0 0 1 1 2	
J.C. Martin, L OBP: 0.245, SLG: 0.331 (1, 2)			x 0-0 K 1B		x 0-0 G3		x 0-0 1-3		x 0-0 F9			5 0 1 0 0 0 4	
Fred Talbot, R OBP: 0.308, SLG: 0.333 Frank Kreutzer, R OBP: 0.125, SLG: 0.250 (1, 1) (11, 1)			0-0 K 1-2		x 0-0 FC5 1B		x 0-0 1-3			x 0-0 F9		4 0 1 0 0 1 1 0 0 0 0 0 0 0	
Inning Stats	R: 0 H: 1 E: 0 LOB: 1 K: 1 BB: 0 S: 6 P: 6	R: 0 H: 0 E: 0 LOB: 0 K: 0 BB: 0 S: 3 P: 3	R: 0 H: 1 E: 0 LOB: 0 K: 1 BB: 0 S: 5 P: 5	R: 1 H: 1 E: 0 LOB: 1 K: 0 BB: 1 S: 4 P: 8	R: 0 H: 2 E: 0 LOB: 2 K: 0 BB: 0 S: 5 P: 5	R: 0 H: 1 E: 0 LOB: 1 K: 0 BB: 0 S: 4 P: 4	R: 0 H: 0 E: 0 LOB: 0 K: 0 BB: 0 S: 3 P: 3	R: 0 H: 0 E: 0 LOB: 0 K: 1 BB: 1 S: 6 P: 10	R: 0 H: 1 E: 0 LOB: 2 K: 1 BB: 0 S: 4 P: 4	R: 0 H: 1 E: 0 LOB: 2 K: 1 BB: 1 S: 6 P: 10	1B: 8 SF: 0 2B: 1 SAC: 1 3B: 0 DP: 0 HR: 0 HBP: 0	WP: 0 PA: 44 PB: 0 SB: 2 CS: 0	
PITCHER	IP WLS BF H R ER SO BB IBB HBP BLK WP HR S P ERA WHIP												
Dick Donovan, R ERA: 4.18 Gary Bell, R ERA: 3.69 (1, 1) (11, 1)	10.0 W 40 9 1 1 3 1 1 0 0 0 0 0 44 52 0.90 1.000												
	1.0 S 4 0 0 0 1 1 0 0 0 0 0 0 5 9 0.00 1.000												

livebaseballscores.com

AB	40
R	1
H	9
RBI	1
BB	3
SO	4
LOB	18



Batter	1	2	3	4	5	6	7	8	9	AB R H RBI BB SO LOB	TOP												
Tito Francona, L (1, 9) OBP: 0.388, SLG: 0.357 Chico Salmon, R (5, PR) OBP: 0.375, SLG: 0.438 (5, 9) (7, 3)	0-3 K	0-0 G3			H 1-0 HBP			X 0-0 1B 1B		2 0 0 0 0 1 3 1 0 1 0 0 0 0													
Dick Howser, R (1, 6) OBP: 0.304, SLG: 0.304 (1, 6)	4-0 FC6-4 BB		X 0-0 6-3		X 0-0 5-3			X 0-0 F7		3 0 0 0 1 0 2													
Leon Wagner, L (1, 7) OBP: 0.332, SLG: 0.473 (1, 7)	0-3 K		X 0-0 F1		X 0-0 F9			X 0-0 G6-4-3 1B		4 0 1 0 0 1 3													
John Romano, R (1, 2) OBP: 0.365, SLG: 0.513 (1, 2)	0-0 FC6-4 1-2f		B 4-0 BB		X 0-0 5-3			X 0-0 G6-4-3 1-2f		3 0 0 0 1 0 3													
Vic Davalillo, L (1, 8) OBP: 0.284, SLG: 0.313 (1, 8)		X 0-0 WP 4-3 1B	X 0-0 G3		S 0-3 K			S 0-3 K		4 0 1 0 0 2 1													
Billy Moran, R (1, 5) OBP: 0.300, SLG: 0.310 (1, 5)		X 0-0 4-3		X 0-0 6-3		S 0-3 K		S 0-3 K		4 0 0 0 0 2 1													
Fred Whitfield, L (1, 3) OBP: 0.311, SLG: 0.405 Al Smith, R (7, PH) OBP: 0.190, SLG: 0.313 (7, 9)		X 0-0 F6		S 0-3 K		X 0-0 5-3		X 0-0 F9		2 0 0 0 0 1 1 2 0 0 0 0 0 0													
Larry Brown, R (1, 4) OBP: 0.264, SLG: 0.369 (1, 4)		4-0 BB IBB		X 0-0 5-3		S 0-3 K				2 0 0 0 1 1 0													
Sam McDowell, L (1, 1) OBP: 0.143, SLG: 0.053 Pedro Ramos, S (8, 1) OBP: 0.276, SLG: 0.444 (8, 1)		B 4-0 BB		X 0-0 1-3		X 0-0 F6				2 0 0 0 1 0 0 0 0 0 0 0 0 0													
Inning Stats	R: 0 E: 0 K: 2 S: 7	H: 0 LOB: 1 BB: 1 P: 11	R: 0 E: 0 K: 0 S: 4	H: 1 LOB: 3 BB: 2 P: 12	R: 0 E: 0 K: 0 S: 3	H: 0 LOB: 1 BB: 1 P: 7	R: 0 E: 0 K: 1 S: 5	H: 0 LOB: 0 BB: 0 P: 5	R: 0 E: 0 K: 1 S: 3	H: 0 LOB: 2 BB: 0 P: 4	R: 0 E: 0 K: 2 S: 7	H: 0 LOB: 0 BB: 0 P: 7	R: 0 E: 0 K: 1 S: 5	H: 0 LOB: 0 BB: 0 P: 5	R: 0 E: 0 K: 0 S: 4	H: 2 LOB: 1 BB: 0 P: 4	R: 0 E: 0 K: 2 S: 7	H: 0 LOB: 0 BB: 0 P: 7	1B: 3 2B: 0 3B: 0 HR: 0	SF: 0 SAC: 0 DP: 1 HBP: 1	WP: 1 PB: 0 SB: 1 CS: 0	PA: 34	
PITCHER Gary Peters, L (1, 1) ERA: 2.47	IP 9.0	WLS W	BF 34	H 3	R 0	ER 0	SO 8	BB 3	IBB 1	HBP 1	BLK 0	WP 1	HR 0	S 45	P 62	ERA 0.00	WHIP 0.667						PITCHER IP WLS BF H R ER SO BB IBB HBP BLK WP HR S P ERA WHIP

Cleveland Indians @ Chicago White Sox
 Comiskey Park, Chicago, IL
 Sat Jul 04 1964, 4:33 AM EDT
 Att. 12,161 - Unknown

AB	29
R	0
H	3
RBI	0
BB	4
SO	8
LOB	14



livebaseballscorecards.com

Batter	1	2	3	4	5	6	7	8	9
Mike Hershberger, R OBP: 0.304, SLG: 0.303 (1, 9)	4-0 BB BB BB	0-3 K		0-0 6-3		4-0 BB BB BB		4-0 1B BB BB	
Don Buford, S OBP: 0.322, SLG: 0.311 Al Weis, S OBP: 0.315, SLG: 0.355 (1, 4) (7, 4)	0-0 F9		0-3 K	0-3 K		4-0 1-2 BB BB		0-0 1B BB	
Jim Landis, R OBP: 0.285, SLG: 0.300 (1, 8)	0-3 K		0-3 K		4-0 SH1-3 BB	0-0 5-3		4-0 1B IBB	
Pete Ward, L OBP: 0.333, SLG: 0.417 (1, 5)	4-0 1-2 BB BB		1-0 HBP		0-0 SH1-3		0-3 K	0-0 1B	
Ron Hansen, R OBP: 0.353, SLG: 0.373 (1, 6)	4-0 1-2 BB BB		4-0 BB		0-0 F8		0-0 F7	0-3 K	
Dave Nicholson, R OBP: 0.356, SLG: 0.382 Gene Stephens, L OBP: 0.389, SLG: 0.357 (1, 7) (8, 7)	0-3 K		0-3 K		0-3 K		0-3 K		
Joe Cunningham, L OBP: 0.353, SLG: 0.304 Tom McCraw, L OBP: 0.356, SLG: 0.441 (1, 3) (9, 3)		0-0 3-1		0-0 E 2B		0-0 1-3		0-0 4-3	
Jerry McNertney, R OBP: 0.308, SLG: 0.322 (1, 2)		4-0 BB		0-0 E3 2-H		0-0 F7		4-0 FC2-6 BB	
Gary Peters, L OBP: 0.250, SLG: 0.333 (1, 1)		0-3 K		0-3 K		0-0 BB BB 1B		0-0 FC2-6 BB 1B	

Inning Stats	R: 0	H: 0	E: 0	LOB: 3	K: 2	BB: 3	S: 7	R: 0	H: 0	E: 0	LOB: 1	K: 2	BB: 1	S: 7	R: 0	H: 0	E: 0	LOB: 2	K: 3	BB: 1	S: 9	R: 1	H: 1	E: 1	LOB: 1	K: 2	BB: 0	S: 9	R: 0	H: 0	E: 0	LOB: 1	K: 1	BB: 1	S: 5	R: 0	H: 1	E: 0	LOB: 3	K: 0	BB: 2	S: 4	R: 0	H: 0	E: 0	LOB: 0	K: 2	BB: 0	S: 7	R: 3	H: 2	E: 0	LOB: 2	K: 1	BB: 3	S: 7	P: 19	1B: 3	SF: 0	2B: 1	SAC: 1	3B: 0	DP: 0	HR: 0	HBP: 1
--------------	------	------	------	--------	------	-------	------	------	------	------	--------	------	-------	------	------	------	------	--------	------	-------	------	------	------	------	--------	------	-------	------	------	------	------	--------	------	-------	------	------	------	------	--------	------	-------	------	------	------	------	--------	------	-------	------	------	------	------	--------	------	-------	------	-------	-------	-------	-------	--------	-------	-------	-------	--------

PITCHER	IP	WLS	BF	H	R	ER	SO	BB	IBB	HBP	BLK	WP	HR	S	P	ERA	WHIP
Sam McDowell, L ERA: 2.61 (1, 1)	7.2	L	40	4	4	3	12	10	1	1	0	0	0	52	97	3.52	1.826
Pedro Ramos, R ERA: 4.48 (8, 1)	0.1		1	0	0	0	1	0	0	0	0	0	0	3	3	0.00	0.000

BOTTOM

Cleveland Indians @ Chicago White Sox
Comiskey Park, Chicago, IL

Sat Jul 04 1964, 4:33 AM EDT
Att. 12,161 - Unknown

AB	R	H	RBI	BB	SO	LOB
2	1	0	0	3	1	2
3	0	0	0	1	2	2
1	1	1	1	0	0	0
3	0	0	0	2	2	4
2	0	1	2	1	1	0
3	0	0	0	2	1	3
4	0	0	0	0	4	6
0	0	0	0	0	0	0
4	1	1	0	0	0	0
0	0	0	0	0	0	0
2	0	0	0	2	0	0
4	1	1	0	0	2	3

AB	28
R	4
H	4
RBI	3
BB	11
SO	13
LOB	20



WP: 0	PA: 41
PB: 0	
SB: 0	
CS: 0	

livebaseballscorecards.com

Batter	1	2	3	4	5	6	7	8	9	AB R H RBI BB SO LOB	TOP
Al Smith, R (1, 9) OBP: 0.202, SLG: 0.320	0-0 1-4-3 1B		0-0 FC5-4 1B		0-0 F7		0-0 F7			4 0 2 0 0 0 0	Cleveland Indians @ Chicago White Sox Comiskey Park, Chicago, IL Sun Jul 05 1964, 4:33 AM EDT Unknown livebaseballscorecards.com
Dick Howser, R (1, 6) OBP: 0.303, SLG: 0.303	0-0 1-4-3 1-2		0-0 FC5-4 1B		0-0 WP 1B		0-0 F8			4 0 1 0 0 0 2	
Leon Wagner, L (1, 7) OBP: 0.331, SLG: 0.470	0-0 F5		0-0 BB 1-3 1B		0-0 F6		0-0 4-3			4 0 1 0 0 0 2	
Bob Chance, L (1, 3) OBP: 0.435, SLG: 0.565	0-3 K		0-0 FC1-2-1-5-6 BB 1-2 3-H		0-0 WP 1-2 1B		0-3 K			4 0 1 0 0 2 3	
John Romano, R (1, 2) OBP: 0.372, SLG: 0.513		0-0 FC6-4 1B	4-0 FC6-4 1-2 2-3 BB		4-0 1-2 2-3 IBB		0-0 5-3			2 0 1 0 2 0 0	
Vic Davalillo, L (1, 8) OBP: 0.280, SLG: 0.308		0-0 FC6-4 1B	0-0 FC6-4 1-2f		0-3 K		0-0 F4			4 0 0 0 0 1 7	
Chico Salmon, R (1, 4) OBP: 0.350, SLG: 0.400		0-0 1-2 1B		0-0 6-3		0-0 F9		0-0 5-3		4 0 1 0 0 0 0	
Billy Moran, R (1, 5) OBP: 0.285, SLG: 0.305		0-3 K		0-0 6-3		0-0 F5		0-0 F9		4 0 0 0 0 1 2	
Jack Kralick, L (1, 1) OBP: 0.186, SLG: 0.190 Woodie Held, R (9, PH) OBP: 0.279, SLG: 0.429		0-0 4-3		0-3 K		0-0 F7		0-0 F5		3 0 0 0 0 1 2 1 0 0 0 0 0 0	
Inning Stats	R: 0 E: 0 K: 1 S: 6 H: 1 LOB: 1 BB: 0 P: 6	R: 0 E: 1 K: 1 S: 7 H: 2 LOB: 2 BB: 0 P: 7	R: 0 E: 0 K: 0 S: 5 H: 2 LOB: 3 BB: 1 P: 9	R: 0 E: 0 K: 1 S: 5 H: 0 LOB: 0 BB: 0 P: 5	R: 0 E: 0 K: 1 S: 7 H: 2 LOB: 3 BB: 1 P: 11	R: 0 E: 0 K: 0 S: 3 H: 0 LOB: 0 BB: 0 P: 3	R: 0 E: 0 K: 0 S: 3 H: 0 LOB: 0 BB: 0 P: 3	R: 0 E: 0 K: 1 S: 5 H: 0 LOB: 0 BB: 0 P: 5	R: 0 E: 0 K: 0 S: 3 H: 0 LOB: 0 BB: 0 P: 3	1B: 7 2B: 0 3B: 0 HR: 0 SF: 0 SAC: 0 DP: 0 HBP: 0	WP: 1 PB: 0 SB: 0 CS: 0 PA: 36
PITCHER Juan Pizarro, L (1, 1) ERA: 2.18	IP: 9.0 WLS: W BF: 36 H: 7 R: 0 ER: 0 SO: 5 BB: 1 IBB: 1 HBP: 0 BLK: 0 WP: 1 HR: 0 S: 44 P: 52 ERA: 0.00 WHIP: 0.889										

Cleveland Indians @ Chicago White Sox
Comiskey Park, Chicago, IL
Sun Jul 05 1964, 4:33 AM EDT
Unknown

AB 34
R 0
H 7
RBI 0
BB 2
SO 5
LOB 18



Batter	1	2	3	4	5	6	7	8	9
Al Weis, S OBP: 0.309, SLG: 0.348 (1, 4)	0-0 5-3		0-0 F3			0-0 6-3		0-0 1-3	
Floyd Robinson, L OBP: 0.359, SLG: 0.436 (1, 9)	0-0 G3		0-0 F9			0-0 F5			
Mike Hershberger, R OBP: 0.308, SLG: 0.320 (1, 8)	0-0 HR			0-0 F9		0-0 1B			
Pete Ward, L OBP: 0.333, SLG: 0.431 (1, 5)	0-0 HR			0-0 F7		0-0 F8			
Ron Hansen, R OBP: 0.350, SLG: 0.368 (1, 6)	0-0 6-3			0-0 F8			0-0 F7		
Dave Nicholson, R OBP: 0.352, SLG: 0.377 (1, 7)		0-0 F2			0-3 K		0-3 K		
Gene Stephens, L OBP: 0.389, SLG: 0.357 (8, 7)									
Joe Cunningham, L OBP: 0.352, SLG: 0.305 (1, 3)		0-0 1-3			0-0 CS 1B		0-0 F2		
Tom McCraw, L OBP: 0.356, SLG: 0.441 (9, 3)					4-0 BB 1-2				
Jerry McNertney, R OBP: 0.308, SLG: 0.315 (1, 2)		0-0 F6					0-0 F9		
Juan Pizarro, L OBP: 0.255, SLG: 0.326 (1, 1)			0-0 F2		0-3 K		0-3 K		

Inning Stats	R: 2	H: 2	E: 0	LOB: 0	K: 0	P: 5	R: 0	H: 0	E: 0	LOB: 0	K: 0	P: 3	R: 0	H: 0	E: 0	LOB: 0	K: 0	P: 3	R: 0	H: 1	E: 0	LOB: 1	K: 2	P: 11	R: 0	H: 1	E: 0	LOB: 1	K: 0	P: 4	R: 0	H: 0	E: 0	LOB: 0	K: 1	P: 5	R: 0	H: 0	E: 0	LOB: 0	K: 1	P: 5	
	S: 5	BB: 0	S: 3	S: 3	S: 3	S: 3	S: 3	S: 3	S: 3	S: 3	S: 3	S: 3	S: 3	S: 3	S: 3	S: 3	S: 3	S: 3	S: 3	S: 3	S: 3	S: 3	S: 3	S: 3	S: 3	S: 3	S: 3	S: 3	S: 3	S: 3	S: 3	S: 3	S: 3	S: 3	S: 3	S: 3	S: 3	S: 3	S: 3	S: 3	S: 3	S: 3	S: 3

PITCHER	IP	WLS	BF	H	R	ER	SO	BB	IBB	HBP	BLK	WP	HR	S	P	ERA	WHIP	PITCHER	IP	WLS	BF	H	R	ER	SO	BB	IBB	HBP	BLK	WP	HR	S	P	ERA	WHIP											
Jack Kralick, L ERA: 2.6 (1, 1)	8.0	L	28	4	2	2	4	1	0	0	0	0	2	35	39	2.25	0.625																													

BOTTOM

Cleveland Indians @ Chicago White Sox
Comiskey Park, Chicago, IL
Sun Jul 05 1964, 4:33 AM EDT
Unknown

AB	R	H	RBI	BB	SO	LOB
4	0	0	0	0	0	0
3	0	0	0	0	0	0
3	1	2	1	0	0	0
3	1	1	1	0	0	1
3	0	0	0	0	0	0
3	0	0	0	0	2	0
0	0	0	0	0	0	0
3	0	1	0	0	0	0
0	0	0	0	0	0	0
2	0	0	0	1	0	0
3	0	0	0	0	2	1

AB	27
R	2
H	4
RBI	2
BB	1
SO	4
LOB	2



WP	PA	2B	SF	3B	DP	HR	HBP	CS
0	28	0	0	0	0	2	0	1

Batter	1	2	3	4	5	6	7	8	9	AB R H RBI BB SO LOB	TOP											
Tito Francona, L (1, 9) OBP: 0.378, SLG: 0.346	0-3 K		0-0 4-3			0-0 1-3		0-0 F7		4 0 0 0 0 1 0	Cleveland Indians @ Chicago White Sox Comiskey Park, Chicago, IL Sun Jul 05 1964, 4:38 AM EDT Att: 18,675 - Unknown livebaseballscorecards.com											
Dick Howser, R (1, 6) OBP: 0.300, SLG: 0.299	0-0 4-3			0-0 5-3		0-0 4-3		0-0 6-3		4 0 0 0 0 0 0												
Leon Wagner, L (1, 7) OBP: 0.336, SLG: 0.472	0-0 1B			0-3 K		4-0 BB			0-0 FC4-6 1B	3 0 2 0 1 1 0												
Fred Whitfield, L (1, 3) OBP: 0.305, SLG: 0.397	0-0 F9			0-0 F9		0-3 K			0-0 FC4-6 1-2f	4 0 0 0 0 1 3												
John Romano, R (1, 2) OBP: 0.371, SLG: 0.508		0-3 K			0-0 6-3		1-0 FC8-6 HBP		0-3 K	2 0 0 0 0 1 0												
Joe Azcue, R (7, 2) OBP: 0.274, SLG: 0.340										1 0 0 0 0 1 1												
Vic Davalillo, L (1, 8) OBP: 0.279, SLG: 0.307		0-0 1-3			0-0 HBP 1B		0-0 F6		0-0 F7	4 0 1 0 0 0 2												
Chico Salmon, R (1, 4) OBP: 0.348, SLG: 0.391		0-0 CS 1B			0-0 F7		0-0 FC8-6 1-2f			3 0 1 0 0 0 2												
Billy Moran, R (1, 5) OBP: 0.296, SLG: 0.302		0-0 CS 1-2	0-0 1-3		1-0 HBP		0-0 F8			2 0 0 0 0 0 1												
Lee Stange, R (1, 1) OBP: 0.188, SLG: 0.038			0-0 6-3		0-0 F8			0-0 1-3		0 0 0 0 0 0 0												
Paul Dicken, R (3, PH) OBP: 0.174, SLG: 0.174										1 0 0 0 0 0 0												
Tommy John, R (3, 1) OBP: 0.432, SLG: 0.561										0 0 0 0 0 0 0												
Bob Chance, L (5, PH) OBP: 0.276, SLG: 0.444										1 0 0 0 0 0 2												
Pedro Ramos, S (5, 1) OBP: 0.200, SLG: 0.317										0 0 0 0 0 0 0												
Al Smith, R (8, PH) OBP: 0.167, SLG: 0.167										1 0 0 0 0 0 0												
Don McWaters, R (8, 1) OBP: 0.167, SLG: 0.167										0 0 0 0 0 0 0												
Inning Stats	R: 0 E: 0 K: 1 S: 6	H: 1 LOB: 1 BB: 0 P: 6	R: 0 E: 0 K: 1 S: 5	H: 1 LOB: 0 BB: 0 P: 5	R: 0 E: 0 K: 0 S: 3	H: 0 LOB: 0 BB: 0 P: 3	R: 0 E: 0 K: 1 S: 5	H: 0 LOB: 0 BB: 0 P: 5	R: 0 E: 0 K: 0 S: 4	H: 1 LOB: 2 BB: 0 P: 5	R: 0 E: 0 K: 1 S: 5	H: 0 LOB: 1 BB: 1 P: 9	R: 0 E: 0 K: 0 S: 3	H: 0 LOB: 1 BB: 0 P: 4	R: 0 E: 0 K: 0 S: 3	H: 0 LOB: 0 BB: 0 P: 3	R: 0 E: 0 K: 1 S: 6	H: 1 LOB: 1 BB: 0 P: 6	1B: 4 2B: 0 3B: 0 HR: 0	SF: 0 SAC: 0 DP: 0 HBP: 2	WP: 0 PB: 0 SB: 0 CS: 1	PA: 34
PITCHER Joe Horlen, R (1, 1) ERA: 2.36	IP: 9.0 WLS: W BF: 33 H: 4 R: 0 ER: 0 SO: 5 BB: 1 IBB: 0 HBP: 2 BLK: 0 WP: 0 HR: 0 S: 40 P: 46 ERA: 0.00 WHIP: 0.556											PITCHER	IP: WLS: BF: H: R: ER: SO: BB: IBB: HBP: BLK: WP: HR: S: P: ERA: WHIP:									



Batter	1	2	3	4	5	6	7	8	9	AB	R	H	RBI	BB	SO	LOB
Mike Hershberger, R OBP: 0.303, SLG: 0.314 (1, 8)	0-3 K	0-0 F2		0-0 F4		0-0 F5				4	0	0	0	0	1	2
Don Buford, S OBP: 0.321, SLG: 0.310 (1, 4)	0-0 G3		0-0 1B SF7 1B	0-0 F8			0-0 5-3			4	1	1	0	0	0	0
Floyd Robinson, L OBP: 0.365, SLG: 0.441 (1, 9)	0-0 2B 1B		0-0 1B 1B		0-0 1B 1B		0-0 4-3			4	2	3	0	0	0	0
Pete Ward, L OBP: 0.340, SLG: 0.441 (1, 5)	0-0 1-H 2B		0-0 1B 1B	0-0 1B 1B		0-0 1B 1B		0-0 4-3		4	0	3	1	0	0	0
Tom McCraw, L OBP: 0.348, SLG: 0.433 (1, 3)		0-0 5-3	0-0 SF7		0-0 4-3			0-0 F8		3	0	0	1	0	0	1
Gene Stephens, L OBP: 0.405, SLG: 0.357 Minnie Minoso, R OBP: 0.351, SLG: 0.323 (1, 7) (3, PH) (4, 7)		4-0 2B WP BB	0-0 F9		0-0 F7			0-3 K		0	1	0	0	1	0	0
Ron Hansen, R OBP: 0.355, SLG: 0.378 (1, 6)		0-0 WP SH3-4 2B	0-0 1B 1B	0-0 1B 1B		0-0 F7		0-0 1B		4	1	3	1	0	0	0
Jerry McNertney, R OBP: 0.306, SLG: 0.304 (1, 2)		4-0 SH3-4 BB	0-0 1-3		0-0 F5			0-3 K		3	0	0	0	1	1	3
Joe Horten, R OBP: 0.222, SLG: 0.192 (1, 1)		0-0 SH3-4		0-0 4-3		0-0 1B				2	0	1	1	0	0	0

Inning Stats	R: 1	H: 2	E: 0	K: 1	S: 6	L: 1	LOB: 1	BB: 0	P: 6	R: 2	H: 1	E: 0	K: 0	S: 4	L: 1	LOB: 1	BB: 2	P: 12	R: 2	H: 4	E: 0	K: 0	S: 7	R: 0	H: 0	E: 0	K: 0	S: 3	R: 0	H: 2	E: 0	K: 0	S: 4	R: 0	H: 1	E: 0	K: 0	S: 4	R: 0	H: 0	E: 0	K: 2	S: 8	R: 0	H: 1	E: 0	K: 2	S: 8
--------------	------	------	------	------	------	------	--------	-------	------	------	------	------	------	------	------	--------	-------	-------	------	------	------	------	------	------	------	------	------	------	------	------	------	------	------	------	------	------	------	------	------	------	------	------	------	------	------	------	------	------

PITCHER	IP	WLS	BF	H	R	ER	SO	BB	IBB	HBP	BLK	WP	HR	S	P	ERA	WHIP
Lee Stange, R ERA: 5.38 (1, 1)	2.0	L	10	3	3	3	1	2	0	0	0	1	0	10	18	13.50	2.500
Tommy John, L ERA: 3.33 (3, 1)	2.0		10	4	2	2	0	0	0	0	0	0	0	10	10	9.00	2.000
Pedro Ramos, R ERA: 4.32 (5, 1)	3.0		11	3	0	0	0	0	0	0	0	0	0	11	11	0.00	1.000
Don McMahon, R ERA: 1.68 (8, 1)	1.0		4	1	0	0	2	0	0	0	0	0	0	8	8	0.00	1.000

BOTTOM

Cleveland Indians @ Chicago White Sox
Comiskey Park, Chicago, IL
Sun Jul 05 1964, 4:38 AM EDT
Att. 18,675 - Unknown

AB	31
R	5
H	11
RBI	4
BB	2
SO	3
LOB	9



1B:	9	SF:	1	WP:	1	PA:	35
2B:	2	SAC:	1	PB:	0		
3B:	0	DP:	0	SB:	0		
HR:	0	HBP:	0	CS:	0		

livebaseballscorecards.com

Batter	1	2	3	4	5	6	7	8	9	AB R H RBI BB SO LOB	TOP									
Don Buford, S (1, 4) OBP: 0.324, SLG: 0.307	1-0 G6-3 HBP			4-0 FC3-6 BB		0-0 G5-4-3			0-0 6-3	2 0 0 0 1 0 1	Chicago White Sox @ Los Angeles Angels Dodger Stadium, Los Angeles, CA Thu Jul 09 1964, 7:05 PM PDT Att. 9,533 - Unknown livebaseballscorecards.com AB 26 R 0 H 2 RBI 0 BB 2 SO 5 LOB 8									
Floyd Robinson, L (1, 9) OBP: 0.360, SLG: 0.434	0-0 G6-3 1-2f			0-0 FC3-6 G4-6-3 1-2f			0-0 1-3	0-3 K	4 0 0 0 0 1 2											
Mike Hershberger, R (1, 8) OBP: 0.304, SLG: 0.312	0-3 K2-3			0-0 G4-6-3 1-2f			4-0 BB		2 0 0 0 1 1 1											
Pete Ward, L (1, 5) OBP: 0.336, SLG: 0.435		0-0 4-3			0-0 F2		0-0 F9		3 0 0 0 0 0 1											
Jeff Long, R (1, 3) OBP: 0.321, SLG: 0.304		0-3 K			0-0 F8		0-0 F9		3 0 0 0 0 1 1											
Ron Hansen, R (1, 6) OBP: 0.355, SLG: 0.377		0-0 F7			0-0 1B			0-0 6-3	3 0 1 0 0 0 0											
Dave Nicholson, R (1, 7) OBP: 0.348, SLG: 0.372			0-0 6-3		0-3 K			0-0 F3	3 0 0 0 0 1 1											
Jerry McNertney, R (1, 2) OBP: 0.307, SLG: 0.305			0-0 F8			0-0 G5-4-3 1B		0-0 4-3	3 0 1 0 0 0 0											
Gary Peters, L (1, 1) OBP: 0.240, SLG: 0.320			0-3 K			0-0 F8		0-0 6-3	2 0 0 0 0 1 1											
Jim Landis, R (9, PH) OBP: 0.282, SLG: 0.297									1 0 0 0 0 0 0											
Inning Stats	R: 0 E: 0 K: 1 S: 4	H: 0 LOB: 0 BB: 0 P: 5	R: 0 E: 0 K: 1 S: 5	H: 0 LOB: 0 BB: 0 P: 5	R: 0 E: 0 K: 1 S: 5	H: 0 LOB: 0 BB: 1 P: 6	R: 0 E: 0 K: 1 S: 6	H: 1 LOB: 1 BB: 0 P: 6	R: 0 E: 0 K: 0 S: 3	H: 1 LOB: 0 BB: 0 P: 3	R: 0 E: 0 K: 0 S: 3	H: 0 LOB: 1 BB: 1 P: 7	R: 0 E: 0 K: 0 S: 3	H: 0 LOB: 0 BB: 0 P: 3	R: 0 E: 0 K: 1 S: 5	H: 0 LOB: 0 BB: 0 P: 5	1B: 2 2B: 0 3B: 0 HR: 0	SF: 0 SAC: 0 DP: 3 HBP: 1	WP: 0 PB: 0 SB: 0 CS: 0	PA: 29
PITCHER Bo Belinsky, L (1, 1) ERA: 2.67	IP: 9.0 WLS: W BF: 29 H: 2 R: 0 ER: 0 SO: 5 BB: 2 IBB: 0 HBP: 1 BLK: 0 WP: 0 HR: 0 S: 36 P: 45 ERA: 0.00 WHIP: 0.444											PITCHER	IP: WLS: BF: H: R: ER: SO: BB: IBB: HBP: BLK: WP: HR: S: P: ERA: WHIP:							



Batter	1	2	3	4	5	6	7	8	9	AB	R	H	RBI	BB	SO	LOB					
Jim Piersall, R OBP: 0.407, SLG: 0.451 (1, 8)	0-3 K		0-0 F9		0-3 K		0-0 F9			4	0	0	0	0	2	1					
Willie Smith, L OBP: 0.346, SLG: 0.580 (1, 7)	0-0 5-3		0-0 1B			0-0 1-5-3		0-0 6-3		4	0	1	0	0	0	0					
Jim Fregosi, R OBP: 0.408, SLG: 0.550 (1, 6)	0-0 PB WP 2B		0-0 F8			0-3 K		0-0 F8		4	1	1	0	0	1	1					
Joe Adcock, R OBP: 0.348, SLG: 0.495 (1, 3)	4-0 2-H BB			0-0 F8		4-0 BB		0-3 K		1	0	0	0	2	0	0					
Tom Satriano, L OBP: 0.303, SLG: 0.256 (8, 5)										1	0	0	0	0	1	0					
Lou Clinton, R OBP: 0.289, SLG: 0.398 (1, 9)	0-0 6-3			0-0 HR		0-0 F9				3	1	1	1	0	0	2					
Buck Rodgers, S OBP: 0.313, SLG: 0.323 (1, 2)		0-3 K		0-0 F2			0-0 1B FC4-6 1B			3	1	1	0	0	1	0					
Vic Power, R OBP: 0.264, SLG: 0.310 (1, 5)		0-0 6-3		0-0 F5			0-0 1-3 FC4-6 1B			3	0	1	0	0	0	0					
Bobby Knoop, R OBP: 0.295, SLG: 0.294 (1, 4)		0-3 K			0-0 5-3		0-3 K			3	0	0	0	0	2	2					
Bo Belinsky, L OBP: 0.129, SLG: 0.103 (1, 1)			0-3 K		0-3 K		0-0 FC4-6 1-2f 3-H			3	0	0	1	0	2	1					
Inning Stats	R: 1 E: 0 K: 1 S: 6	H: 1 LOB: 1 BB: 1 P: 10	R: 0 E: 0 K: 2 S: 7	H: 0 LOB: 0 BB: 0 P: 7	R: 0 E: 0 K: 1 S: 6	H: 1 LOB: 1 BB: 0 P: 6	R: 1 E: 0 K: 0 S: 4	H: 1 LOB: 0 BB: 0 P: 4	R: 0 E: 0 K: 2 S: 7	H: 0 LOB: 0 BB: 0 P: 7	R: 0 E: 0 K: 1 S: 5	H: 0 LOB: 1 BB: 1 P: 9	R: 1 E: 0 K: 1 S: 7	H: 2 LOB: 1 BB: 0 P: 7	R: 0 E: 0 K: 1 S: 5	H: 0 LOB: 0 BB: 0 P: 5	1B: 3 2B: 1 3B: 0 HR: 1	SF: 0 SAC: 0 DP: 0 HBP: 0	WP: 1 PB: 1 SB: 0 CS: 0	PA: 31	
PITCHER Gary Peters, L ERA: 2.45 (1, 1)	IP 8.0	WLS L	BF 31	H 5	R 3	ER 2	SO 9	BB 2	IBB 0	HBP 0	BLK 0	WP 1	HR 1	S 47	P 55	ERA 2.25	WHIP 0.875				

BOTTOM

Chicago White Sox @ Los Angeles Angels
Dodger Stadium, Los Angeles, CA
 Thu Jul 09 1964, 7:05 PM PDT
 Att. 9,533 - Unknown

livebaseballscorecards.com

AB	29
R	3
H	5
RBI	2
BB	2
SO	9
LOB	7



Batter	1	2	3	4	5	6	7	8	9	AB R H RBI BB SO LOB	TOP														
Jim Landis, R (1, 8) <small>OBP: 0.283, SLG: 0.298</small> Joe Cunningham, L (6, PH) <small>OBP: 0.350, SLG: 0.302</small> Mike Hershberger, R (6, 8) <small>OBP: 0.305, SLG: 0.317</small>	0-3 K		0-3 K		0-0 1B 1B	0-0 5-3	0-0 F4		0-0 F9 1-H 2B	3 1 1 0 0 2 0 1 0 0 0 0 0 2 2 0 1 1 0 0 3															
Floyd Robinson, L (1, 9) <small>OBP: 0.366, SLG: 0.441</small>	0-0 4-3		0-0 BB 1B		0-0 HBP 1B G6-4-3 1B	4-0 IBB		0-0 SH2-5-6 1B 2B	0-0 F9 2-3	5 2 3 0 1 0 1															
Jeoff Long, R (1, 3) <small>OBP: 0.357, SLG: 0.319</small> Gene Stephens, L (5, 7) <small>OBP: 0.385, SLG: 0.345</small>	4-0 BB BB		4-0 FC5-4 BB		0-0 G6-4-3 HBP 1B 1-2 3-H	0-0 SF8		0-0 SH2-5-6 2-3	0-3 K	1 0 1 1 2 0 0 1 0 0 1 0 1 1															
Pete Ward, L (1, 5) <small>OBP: 0.341, SLG: 0.434</small>	4-0 1-2 BB		0-3 K		1-0 G6-4-3 HBP 1-2 2-3	0-3 K		0-0 1B E 1B 3-H		3 1 1 1 1 2 4															
Ron Hansen, R (1, 6) <small>OBP: 0.355, SLG: 0.378</small>	0-0 F8		0-0 FC5-4		0-0 G6-4-3 1-2f 2-3 3-H		0-0 1B SH5-3 1B	0-0 E 1B 1-3		5 1 2 0 0 0 6															
Dave Nicholson, R (1, 7) <small>OBP: 0.346, SLG: 0.369</small> Tom McCraw, L (5, PH) <small>OBP: 0.350, SLG: 0.431</small> (5, 3)		0-0 F9		0-0 F8	4-0 S BB		0-0 SH5-3	0-0 E4 1-H 3-H		2 0 0 0 0 0 0 1 0 0 1 1 0 0															
Al Weis, S (1, 4) <small>OBP: 0.311, SLG: 0.342</small>		0-0 1-3		4-0 S BB	0-0 1-3		4-0 1B BB	0-0 4-3		3 0 0 0 2 0 2															
Jerry McNertney, R (1, 2) <small>OBP: 0.322, SLG: 0.333</small> J.C. Martin, L (8, 2) <small>OBP: 0.250, SLG: 0.331</small>		0-0 1B		0-0 6-3	1-2		0-0 1B SF8 2B	1-2 2-3 1B	4-0 2B BB	4 1 3 0 0 0 1 0 1 0 0 1 0 0															
Juan Pizarro, L (1, 1) <small>OBP: 0.255, SLG: 0.320</small> Hoyt Wilhelm, R (8, 1)		0-0 G3		0-0 F9	0-0 2-3 1B		0-0 K	0-3 K	0-3 K	4 0 1 0 0 1 5 1 0 0 0 0 1 1															
Inning Stats	R: 0 E: 0 K: 1 S: 5	H: 0 LOB: 2 BB: 2 P: 13	R: 0 E: 0 K: 0 S: 4	H: 1 LOB: 1 BB: 0 P: 4	R: 0 E: 0 K: 2 S: 8	H: 1 LOB: 2 BB: 1 P: 12	R: 0 E: 0 K: 0 S: 3	H: 0 LOB: 1 BB: 1 P: 7	R: 2 E: 0 K: 0 S: 5	H: 3 LOB: 2 BB: 1 P: 10	R: 1 E: 0 K: 1 S: 7	H: 2 LOB: 2 BB: 1 P: 11	R: 0 E: 0 K: 1 S: 7	H: 2 LOB: 3 BB: 1 P: 11	R: 3 E: 1 K: 0 S: 6	H: 3 LOB: 0 BB: 0 P: 6	R: 1 E: 0 K: 2 S: 8	H: 1 LOB: 1 BB: 1 P: 12	1B: 10 2B: 3 3B: 0 HR: 0	SF: 1 SAC: 2 DP: 1 HBP: 1	WP: 0 PB: 0 SB: 2 CS: 0	PA: 48			
PITCHER	IP WLS BF H R ER SO BB IBB HBP BLK WP HR S P ERA WHIP																								
Bob Meyer, L (1, 1) <small>ERA: 4.54</small> Don Lee, R (5, 1) <small>ERA: 2.94</small> Dan Osinski, R (6, 1) <small>ERA: 4.77</small> Bob Lee, R (6, 1) <small>ERA: 2.09</small> Bob Duliba, R (8, 1) <small>ERA: 2.91</small>	4.0 L 22 5 2 2 3 4 0 0 0 0 0 0 23 40 4.50 2.250	1.0 3 0 0 0 0 1 0 0 0 0 0 0 2 6 0.00 1.000	0.0 2 2 1 1 0 0 0 0 0 0 0 0 2 2 ∞ ∞	2.0 10 2 0 0 2 1 1 0 0 0 0 12 20 0.00 1.500	2.0 11 4 4 3 2 1 0 0 0 0 0 14 18 13.50 2.500																				

Chicago White Sox @ Los Angeles Angels
 Dodger Stadium, Los Angeles, CA
 Fri Jul 10 1964, 7:05 PM PDT
 Unknown

livebaseballscorecards.com

AB	36
R	7
H	13
RBI	5
BB	8
SO	7
LOB	26



Batter	1	2	3	4	5	6	7	8	9	AB	R	H	RBI	BB	SO	LOB
Jim Piersall, R (1, 8) OBP: 0.407, SLG: 0.449	0-0 6-3		0-0 F9		0-0 F7-3 1B			0-0 FC6-4 1B	0-3 K	5	0	2	0	0	1	1
Willie Smith, L (1, 7) OBP: 0.333, SLG: 0.558	0-0 F3		0-0 3-1		0-0 F7-3			0-0 FC6-4 2B		4	1	0	0	0	0	3
Jim Fregosi, R (1, 6) OBP: 0.409, SLG: 0.551	4-0 BB			0-0 F8		0-0 G3		0-0 3B 2B		3	1	1	1	1	0	0
Joe Adcock, R (1, 3) OBP: 0.346, SLG: 0.487	0-0 6-3			4-0 1B 1B BB		0-0 6-3		0-0 F3		3	1	0	0	1	0	2
Lou Clinton, R (1, 9) OBP: 0.286, SLG: 0.392		0-0 6-3		0-0 F7		0-0 F8		4-0 3B BB		3	1	0	0	1	0	1
Buck Rodgers, S (1, 2) OBP: 0.315, SLG: 0.333		0-3 K		0-0 1B 1-2 1B			0-0 F3	0-0 3B		4	0	2	2	0	1	0
Vic Power, R (1, 5) OBP: 0.266, SLG: 0.311		0-0 6-3		0-0 1B 1-2 2-H 1B			0-0 F7	0-0 4-3		3	0	1	1	0	0	0
Tom Satriano, L (8, 5) OBP: 0.302, SLG: 0.255					0-0 1-3					1	0	0	0	0	0	1
Bobby Knoop, R (1, 4) OBP: 0.299, SLG: 0.295			4-0 SH3-4 BB		0-0 1-3		0-0 FC5-4 1B		0-3 K	2	0	1	0	1	0	2
Albie Pearson, L (9, PH) OBP: 0.307, SLG: 0.271										1	0	0	0	0	1	0
Bob Meyer, R (1, 1) Don Lee, R (5, 1) Bob Perry, R (5, PH) Dan Osinski, R (8, 1) Bob Lee, R (8, 1) Felix Torres, R (7, PH) Bob Duliba, R (8, 1) Lenny Green, L (9, PH)			0-0 SH3-4		0-0 6-3		0-0 FC5-4		0-0 4-3	0	0	0	0	0	0	0

Inning Stats	R: 0	H: 0	E: 0	K: 0	S: 3	R: 0	H: 0	E: 0	K: 1	S: 5	R: 0	H: 0	E: 0	K: 0	S: 3	R: 1	H: 2	E: 0	K: 0	S: 5	R: 0	H: 1	E: 0	K: 0	S: 3	R: 0	H: 0	E: 0	K: 0	S: 3	R: 0	H: 1	E: 0	K: 0	S: 4	R: 3	H: 3	E: 0	K: 0	S: 6	R: 0	H: 0	E: 0	K: 2	S: 7	1B: 5	SF: 0	2B: 2	SAC: 1	3B: 1	DP: 1	HR: 0	HBP: 0	WP: 0	PA: 37
--------------	------	------	------	------	------	------	------	------	------	------	------	------	------	------	------	------	------	------	------	------	------	------	------	------	------	------	------	------	------	------	------	------	------	------	------	------	------	------	------	------	------	------	------	------	------	-------	-------	-------	--------	-------	-------	-------	--------	-------	--------

PITCHER	IP	WLS	BF	H	R	ER	SO	BB	IBB	HBP	BLK	WP	HR	S	P	ERA	WHIP
Juan Pizarro, L (1, 1) ERA: 2.34	7.2	W	32	6	4	4	1	4	0	0	0	0	0	30	46	4.70	1.304
Hoyt Wilhelm, R (8, 1) ERA: 2.12	1.1	S	5	1	0	0	2	0	0	0	0	0	0	9	9	0.00	0.750

BOTTOM

Chicago White Sox @ Los Angeles Angels
 Dodger Stadium, Los Angeles, CA
 Fri Jul 10 1964, 7:05 PM PDT
 Unknown

livebaseballscorecards.com

AB	32
R	4
H	7
RBI	4
BB	4
SO	3
LOB	11



Batter	1	2	3	4	5	6	7	8	9	AB R H RBI BB SO LOB	TOP											
Tom McCraw, L (1, 3) OBP: 0.356, SLG: 0.435	0-0 1-3		0-0 1B		0-0 F3			0-0 WP SH 1B	0-0 S 1B	5 2 3 0 0 0 1												
Don Buford, S (1, 4) Al Weis, S (8, 4) OBP: 0.319, SLG: 0.302 OBP: 0.310, SLG: 0.340	0-0 4-3		0-0 4-3			0-0 F7		0-0 SH 1B	0-0 F7	3 1 0 0 0 0 1 1 0 0 0 0 0 1												
Floyd Robinson, L (1, 9) OBP: 0.367, SLG: 0.440	0-0 F8			0-0 F8		0-0 4-3		0-0 S 2B	0-0 1B	5 1 2 3 0 0 0												
Pete Ward, L (1, 5) OBP: 0.344, SLG: 0.437		0-3 K		4-0 1B BB		0-0 F7		0-0 4-3 1B		3 1 1 1 1 1 0												
Gene Stephens, L (1, 7) OBP: 0.395, SLG: 0.455		0-0 HR		0-0 G6-4-3 1B		0-0 F7		0-3 K		4 1 2 1 0 1 1												
Ron Hansen, R (1, 6) OBP: 0.354, SLG: 0.374		0-0 6-3		0-0 G6-4-3 1-2f		4-0 BB BB		0-0 4-3		3 0 0 0 1 0 3												
Jim Landis, R (1, 8) OBP: 0.282, SLG: 0.297		0-0 1-3			0-3 K		0-3 K	0-0 FC6 1B		4 0 1 1 0 2 1												
J.C. Martin, L (1, 2) OBP: 0.250, SLG: 0.324			0-0 F3		0-0 F9		4-0 BB BB	0-0 FC6		3 0 0 0 1 0 1												
Joe Horlen, R (1, 1) OBP: 0.226, SLG: 0.200			0-0 6-3		0-0 1B		0-3 K		0-3 K	4 0 1 0 0 2 2												
Inning Stats	R: 0 E: 0 K: 0 S: 3	H: 0 LOB: 0 BB: 0 P: 3	R: 1 E: 0 K: 1 S: 6	H: 1 LOB: 0 BB: 0 P: 6	R: 0 E: 0 K: 0 S: 4	H: 1 LOB: 1 BB: 0 P: 4	R: 0 E: 0 K: 0 S: 3	H: 1 LOB: 1 BB: 1 P: 7	R: 0 E: 0 K: 1 S: 6	H: 1 LOB: 1 BB: 0 P: 6	R: 0 E: 0 K: 2 S: 7	H: 0 LOB: 2 BB: 2 P: 15	R: 4 E: 1 K: 1 S: 10	H: 4 LOB: 1 BB: 0 P: 10	R: 1 E: 0 K: 1 S: 6	H: 2 LOB: 1 BB: 0 P: 6	1B: 8 2B: 1 3B: 0 HR: 1	SF: 0 SAC: 1 DP: 1 HBP: 0	WP: 1 PB: 0 SB: 2 CS: 0	PA: 39		
PITCHER Barry Latman, R (1, 1) ERA: 3.72 Bob Lee, R (8, 1) ERA: 2.16	IP 7.0	WLS L	BF 31	H 7	R 5	ER 3	SO 4	BB 3	IBB 0	HBP 0	BLK 0	WP 1	HR 1	S 36	P 48	ERA 3.86	WHIP 1.429					
				PITCHER	IP	WLS	BF	H	R	ER	SO	BB	IBB	HBP	BLK	WP	HR	S	P	ERA	WHIP	

Chicago White Sox @ Los Angeles Angels
Dodger Stadium, Los Angeles, CA
Fri Jul 10 1964, 7:05 PM PDT
Att. 15,234 - Unknown

AB	35
R	6
H	10
RBI	6
BB	3
SO	6
LOB	11



WP: 1	PA: 39
-------	--------

WP: 1	PA: 39
-------	--------

Batter	1	2	3	4	5	6	7	8	9	AB R H RBI BB SO LOB	TOP							
Tom McCraw, L (1, 3) OBP: 0.354, SLG: 0.429	0-0 F7		0-0 1-3			4-0 BB			0-0 F7	3 0 0 0 1 0 0	Chicago White Sox @ Los Angeles Angels Dodger Stadium, Los Angeles, CA Sat Jul 11 1964, 3:33 AM PDT Att. 3,944 - Unknown livebaseballscorecards.com							
Don Buford, S (1, 4) OBP: 0.318, SLG: 0.301	0-0 CS 1B			0-0 5-3		0-0 F7			0-0 4-3	4 0 1 0 0 0 1								
Floyd Robinson, L (1, 9) OBP: 0.365, SLG: 0.437	0-0 1-2 1B			0-0 F6		0-0 4-3			0-3 K	4 0 1 0 0 1 1								
Pete Ward, L (1, 5) OBP: 0.340, SLG: 0.431	0-0 F8			0-0 F8			0-0 6-3			3 0 0 0 0 0 1								
Gene Stephens, L (1, 7) OBP: 0.370, SLG: 0.417		0-0 F9			0-0 6-3		0-3 K			3 0 0 0 0 1 0								
Ron Hansen, R (1, 6) OBP: 0.354, SLG: 0.373		0-0 6-3			0-0 1B 1B		0-0 F7			3 0 1 0 0 0 0								
Mike Hershberger, R (1, 8) OBP: 0.305, SLG: 0.317		0-0 5-3			0-0 1-2 G4-6-3 1B			0-0 4-3		3 0 1 0 0 0 0								
Jerry McNertney, R (1, 2) OBP: 0.314, SLG: 0.324 Hoyt Wilhelm, R (8, 1)			0-0 5-3		0-0 G4-6-3 1-2f			0-3 K		3 0 0 0 0 1 2 0 0 0 0 0 0 0								
Fred Talbot, R (1, 1) OBP: 0.286, SLG: 0.308 Jeoff Long, R (6, PH) OBP: 0.351, SLG: 0.313 Frank Kreutzer, R (6, 1) OBP: 0.125, SLG: 0.250 J.C. Martin, L (8, PH) OBP: 0.248, SLG: 0.321			0-0 6-3			0-0 F7		0-0 4-3		1 0 0 0 0 0 0 1 0 0 0 0 0 0 0 0 0 0 0 0 0 1 0 0 0 0 0 0								
Inning Stats	R: 0 E: 0 K: 0 S: 4	H: 2 LOB: 1 BB: 0 P: 4	R: 0 E: 0 K: 0 S: 3	H: 0 LOB: 0 BB: 0 P: 3	R: 0 E: 0 K: 0 S: 3	H: 0 LOB: 0 BB: 0 P: 3	R: 0 E: 0 K: 0 S: 4	H: 2 LOB: 1 BB: 0 P: 4	R: 0 E: 0 K: 1 S: 5	H: 0 LOB: 0 BB: 0 P: 5		R: 0 E: 0 K: 1 S: 5	H: 0 LOB: 0 BB: 0 P: 5	R: 0 E: 0 K: 1 S: 5	H: 0 LOB: 0 BB: 0 P: 5	1B: 4 2B: 0 3B: 0 HR: 0	SF: 0 SAC: 0 DP: 1 HBP: 0	WP: 0 PB: 0 SB: 0 CS: 1
PITCHER Dean Chance, R (1, 1) ERA: 2.02	IP: 9.0 WLS: W BF: 30 H: 4 R: 0 ER: 0 SO: 3 BB: 1 IBB: 0 HBP: 0 BLK: 0 WP: 0 HR: 0 S: 35 P: 39 ERA: 0.00 WHIP: 0.556											PITCHER IP: WLS: BF: H: R: ER: SO: BB: IBB: HBP: BLK: WP: HR: S: P: ERA: WHIP						

AB	29
R	0
H	4
RBI	0
BB	1
SO	3
LOB	5



Batter	1	2	3	4	5	6	7	8	9	AB R H RBI BB SO LOB
Albie Pearson, L (1, 8) OBP: 0.312, SLG: 0.273	4-0 CS BB		X 0-0 SH HBP 1-2		X 0-0 FC1-6 1B		X 0-0 F4			2 0 1 0 1 0 0
Jim Fregosi, R (1, 6) OBP: 0.406, SLG: 0.539	1-0 1B HBP 1-2		X 1-0 HBP 1-2 2-3		X 0-0 FC1-6 1B 1-2f		X 0-0 F3			2 0 0 0 0 0 1
Willie Smith, L (1, 9) OBP: 0.322, SLG: 0.532	0-0 G4-6-3 1B 1-2		X 0-0 F8		X 0-0 F8		X 0-0 E3			4 0 1 0 0 0 3
Buck Rodgers, S (1, 2) OBP: 0.315, SLG: 0.332	0-0 G4-6-3 1-2f		X 0-3 K		X 0-0 1B 1-3		X 0-0 F6			4 0 1 0 0 1 5
Joe Adcock, R (1, 3) OBP: 0.353, SLG: 0.505		B B B 4-0		X 0-0 HR		X 0-0 F2		X 0-0 G4-3 1B		3 1 2 1 1 0 2
Joe Koppe, R (8, PR) OBP: 0.357, SLG: 0.327										0 0 0 0 0 0 0
Tom Satriano, L (9, 3) OBP: 0.297, SLG: 0.250										0 0 0 0 0 0 0
Ed Kirkpatrick, L (1, 7) OBP: 0.327, SLG: 0.374		X 0-0 F9		X 0-0 G4-3 1B		X 0-0 4-3		X 0-3 K		3 0 1 0 0 0 1
Jim Piersall, R (8, PH) (9, 7) OBP: 0.404, SLG: 0.444										1 0 0 0 0 1 1
Felix Torres, R (1, 5) OBP: 0.247, SLG: 0.369		X 0-0 F2		X 0-0 G4-3 1-2f		X 0-0 4-3		X 0-0 G4-3 1-2f		4 0 0 0 0 0 3
Bobby Knoop, R (1, 4) OBP: 0.300, SLG: 0.293		X 0-0 F7		X 0-0 FC6-4 1B		B B B 4-0				2 0 1 0 1 0 1
Dean Chance, R (1, 1) OBP: 0.135, SLG: 0.059			B B B 4-0	X 0-0 HBP SH BB 1-2f	X 0-0 FC6-4	X 0-0 3-1				2 0 0 0 1 0 2


Inning Stats	R: 0 E: 0 K: 0 S: 2	H: 1 LOB: 1 BB: 1 P: 7	R: 0 E: 0 K: 0 S: 3	H: 0 LOB: 1 BB: 1 P: 7	R: 0 E: 0 K: 1 S: 5	H: 0 LOB: 2 BB: 1 P: 10	R: 1 E: 0 K: 0 S: 5	H: 3 LOB: 1 BB: 0 P: 5	R: 0 E: 0 K: 0 S: 5	H: 2 LOB: 2 BB: 0 P: 5	R: 0 E: 0 K: 0 S: 3	H: 0 LOB: 1 BB: 1 P: 7	R: 0 E: 1 K: 0 S: 4	H: 0 LOB: 1 BB: 0 P: 4	R: 0 E: 0 K: 1 S: 5	H: 1 LOB: 1 BB: 0 P: 5
--------------	------------------------------	---------------------------------	------------------------------	---------------------------------	------------------------------	----------------------------------	------------------------------	---------------------------------	------------------------------	---------------------------------	------------------------------	---------------------------------	------------------------------	---------------------------------	------------------------------	---------------------------------

PITCHER	IP	WLS	BF	H	R	ER	SO	BB	IBB	HBP	BLK	WP	HR	S	P	ERA	WHIP
Fred Talbot, R (1, 1) ERA: 1.76	5.0	L	23	6	1	1	1	3	0	0	0	0	1	20	34	1.80	1.800
Frank Kreutzer, L (6, 1) ERA: 3.2	2.0		8	0	0	0	0	1	0	0	0	0	0	7	11	0.00	0.500
Hoyt Wilhelm, R (8, 1) ERA: 2.09	1.0		3	1	0	0	1	0	0	0	0	0	0	5	5	0.00	1.000

BOTTOM

Chicago White Sox @ Los Angeles Angels
Dodger Stadium, Los Angeles, CA
 Sat Jul 11 1964, 3:33 AM PDT
 Att. 3,944 - Unknown

AB	27
R	1
H	7
RBI	1
BB	4
SO	2
LOB	19



WP	HR	S	P	ERA	WHIP
0	0	3	3	0.00	0.500
0	0	1	1	0.00	1.000

Batter	1	2	3	4	5	6	7	8	9	AB R H RBI BB SO LOB	TOP	
Jim Landis, R (1, 8) <small>OBP: 0.294, SLG: 0.306</small>	0-0 		0-0 5-3 		4-0 		4-0 		0-0 F3 	3 1 1 0 2 0 0	Chicago White Sox @ Kansas City Athletics Municipal Stadium, Kansas City, MO Sun Jul 12 1964, 4:33 AM EDT Unknown	
Floyd Robinson, L (1, 9) <small>OBP: 0.362, SLG: 0.431</small>	0-3 K 		0-0 4-3 		4-0 1-2 		0-0 FC4-6 	0-0 F6 	4 0 0 0 1 1 2			
Jeoff Long, R (1, 3) Tom McCraw, L (7, 3) <small>OBP: 0.361, SLG: 0.327</small> <small>OBP: 0.354, SLG: 0.429</small>	0-0 		0-0 		0-3 K 		0-0 FC4-6 		4 0 2 1 0 1 3 0 0 0 0 0 0 0			
Pete Ward, L (1, 5) <small>OBP: 0.338, SLG: 0.441</small>	0-0 F9 		0-0 4-3 		0-0 4-3 			0-0 	4 1 1 1 0 0 4			
Ron Hansen, R (1, 6) <small>OBP: 0.350, SLG: 0.368</small>	0-0 F9 			0-0 4-3 		0-0 F6 		0-0 5-3 	4 0 0 0 0 0 1			
Dave Nicholson, R (1, 7) <small>OBP: 0.351, SLG: 0.386</small>		0-3 K 		4-0 G5-3 		0-0 		0-0 FC4-6 	3 1 2 1 1 1 0			
Al Weis, S (1, 4) <small>OBP: 0.313, SLG: 0.344</small>		0-0 		0-0 1-2 		0-0 F9 		0-0 FC4-6 	4 0 2 0 0 0 1			
Jerry McNertney, R (1, 2) <small>OBP: 0.304, SLG: 0.311</small>		0-0 4-3 		0-0 G5-3 		0-0 6-3 		0-3 K2-3 	4 0 0 0 0 1 4			
John Buzhardt, R (1, 1) <small>OBP: 0.143, SLG: 0.121</small>		0-3 K 		0-3 K 			0-3 K 	0-0 F9 	4 0 0 0 0 3 1			
Inning Stats	R: 1 H: 2 E: 0 LOB: 1 K: 1 BB: 0 S: 7 P: 7	R: 0 H: 1 E: 0 LOB: 1 K: 2 BB: 0 S: 8 P: 8	R: 0 H: 1 E: 0 LOB: 1 K: 0 BB: 1 S: 4 P: 4	R: 0 H: 1 E: 0 LOB: 1 K: 0 BB: 1 S: 3 P: 7	R: 0 H: 0 E: 0 LOB: 2 K: 2 BB: 2 S: 7 P: 15	R: 1 H: 1 E: 0 LOB: 0 K: 0 BB: 0 S: 4 P: 4	R: 0 H: 0 E: 0 LOB: 1 K: 1 BB: 1 S: 5 P: 9	R: 1 H: 2 E: 0 LOB: 1 K: 1 BB: 0 S: 7 P: 7	R: 0 H: 0 E: 0 LOB: 0 K: 0 BB: 0 S: 3 P: 3	1B: 5 SF: 0 2B: 1 SAC: 0 3B: 0 DP: 1 HR: 2 HBP: 0	WP: 0 PA: 38 PB: 0 SB: 3 CS: 0	
PITCHER John O'Donoghue, L (1, 1) <small>ERA: 4.31</small> Diego Segui, R (8, 1) <small>ERA: 3.94</small> John Wyatt, R (9, 1) <small>ERA: 2.4</small>	IP WLS BF H R ER SO BB IBB HBP BLK WP HR S P ERA WHIP 7.1 L 33 8 3 3 6 4 0 0 0 0 0 2 41 57 3.68 1.636 0.2 2 0 0 0 1 0 0 0 0 0 0 0 4 4 0.00 0.000 1.0 3 0 0 0 0 0 0 0 0 0 0 0 3 3 0.00 0.000											PITCHER IP WLS BF H R ER SO BB IBB HBP BLK WP HR S P ERA WHIP

livebaseballscorecards.com

AB	34
R	3
H	8
RBI	3
BB	4
SO	7
LOB	16



Batter	1	2	3	4	5	6	7	8	9	AB R H RBI BB SO LOB	TOP																										
Tom McCraw, L (1, 3) OBP: 0.353, SLG: 0.423	0-0 F5	0-3 K			4-0 1B SF7-5-3 BB		0-0 F4	0-0 BB HR 1B	0-0 G3	5 2 1 1 1 1 3																											
Don Buford, S (1, 4) Al Weis, S (8, 4) OBP: 0.320, SLG: 0.305 OBP: 0.313, SLG: 0.344	0-0 E9 SF7 2B		0-0 4-3		0-0 F8		0-0 F8	4-0 BB HR BB		4 2 1 0 1 0 2 0 0 0 0 0 0 0																											
Floyd Robinson, L (1, 9) Jim Landis, R (8, PR) OBP: 0.366, SLG: 0.443 OBP: 0.294, SLG: 0.306	0-0 E5 SF7 S		0-0 F8		0-0 1B SF7-5-3		0-0 HR	4-0 1-2 2-3 HR BB		4 1 2 2 1 0 1 0 1 0 0 0 0 0																											
Pete Ward, L (1, 5) OBP: 0.343, SLG: 0.455	4-0 HBP 1-2 BB		4-0 BB BB		0-0 SF7-5-3 1-1 3-H		0-0 F8	0-0 1-H 2-H 3-H HR		2 1 1 5 2 0 0																											
Gene Stephens, L (1, 8) OBP: 0.333, SLG: 0.375	0-0 SF7 2-3 3-H		0-0 4-3		0-0 F8			0-0 K F4		4 0 0 1 0 1 2																											
Dave Nicholson, R (1, 7) Mike Hershberger, R (1, PR) OBP: 0.354, SLG: 0.386 OBP: 0.312, SLG: 0.328	1-0 HBP			0-0 F8		0-0 2B		0-0 S 1B 1B	0-0 FC5-4 1B	0 0 0 0 0 0 0 4 1 3 0 0 0 0																											
Ron Hansen, R (1, 6) OBP: 0.344, SLG: 0.361	0-3 K		0-3 K		0-0 F4		0-0 F4	0-3 1-2 K	0-3 K	5 0 0 0 0 4 6																											
J.C. Martin, L (1, 2) OBP: 0.253, SLG: 0.314		0-0 4-3		4-0 BB		0-0 6-3		4-0 1B E IBB	0-0 FC5-4 1B 1-2f	3 1 0 0 2 0 2																											
Eddie Fisher, R (1, 1) Joe Cunningham, L (7, PH) Hoyt Wilhelm, R (7, 1) OBP: 0.091, SLG: 0.091 OBP: 0.355, SLG: 0.318 OBP: 0.273, SLG: 0.200		0-0 F3		0-0 F2			0-0 HR 2B	0-0 1-H 2-H 1B 1B	0-0 1B	2 0 0 0 0 0 1 1 1 1 0 0 0 0 2 1 2 1 0 0 0																											
Inning Stats	R: 1 E: 2 K: 1 S: 7	H: 1 LOB: 3 BB: 1 P: 12	R: 0 E: 0 K: 1 S: 5	H: 0 LOB: 0 BB: 0 P: 5	R: 0 E: 0 K: 0 S: 3	H: 0 LOB: 1 BB: 1 P: 7	R: 0 E: 0 K: 1 S: 5	H: 0 LOB: 1 BB: 1 P: 9	R: 1 E: 0 K: 0 S: 3	H: 1 LOB: 0 BB: 1 P: 7	R: 0 E: 0 K: 0 S: 4	H: 1 LOB: 1 BB: 0 P: 4	R: 2 E: 0 K: 0 S: 5	H: 2 LOB: 0 BB: 0 P: 5	R: 7 E: 1 K: 2 S: 11	H: 4 LOB: 1 BB: 3 P: 23	R: 0 E: 0 K: 1 S: 7	H: 2 LOB: 2 BB: 0 P: 7	1B: 6 2B: 4 3B: 0 HR: 2	SF: 2 SAC: 0 DP: 1 HBP: 1	WP: 0 PB: 0 SB: 2 CS: 0	PA: 46															
PITCHER	IP WLS BF H R ER SO BB IBB HBP BLK WP HR S P ERA WHIP																																				
Moe Drabowsky, R (1, 1) ERA: 5.72	6.2		30	5	4	3	3	4	0	1	0	0	1	31	48	4.05	1.350																				
John Wyatt, R (7, 1) ERA: 3.2	1.0	L	9	3	6	6	2	2	1	0	0	0	0	10	22	54.00	5.000																				
Orlando Pena, R (8, 1) ERA: 4.26	0.1		2	1	1	1	0	0	0	0	0	0	1	2	2	27.00	3.000																				
Joe Grzenda, L (9, 1) ERA: 4.87	1.0		5	2	0	0	1	0	0	0	0	0	0	7	7	0.00	2.000																				

Chicago White Sox @ Kansas City Athletics
Municipal Stadium, Kansas City, MO
Sun Jul 12 1964, 4:38 AM EDT
Att: 18,611 - Unknown

AB	36
R	11
H	11
RBI	10
BB	7
SO	6
LOB	17



Batter	1	2	3	4	5	6	7	8	9	AB	R	H	RBI	BB	SO	LOB
Wayne Causey, L (1, 6) OBP: 0.393, SLG: 0.379	0-0 F8			4-0 HR BB	0-0 6-3			0-3 K		3	1	0	0	1	1	1
Ed Charles, R (1, 5) OBP: 0.317, SLG: 0.358	0-0 F8			0-0 F7				0-0 F9		4	0	0	0	0	1	1
Manny Jimenez, L (1, 7) OBP: 0.308, SLG: 0.551	0-0 F7			0-0 HR					0-0 F4	4	2	2	3	0	0	0
Rocky Colavito, R (1, 9) OBP: 0.377, SLG: 0.534		0-3 K		0-0 HR					0-0 F8	4	1	1	1	0	1	0
Jim Gentile, L (1, 3) OBP: 0.389, SLG: 0.485		0-0 4-3		0-0 6-3					0-0 F6	4	0	0	0	0	0	0
Doc Edwards, R (1, 2) OBP: 0.230, SLG: 0.243		0-3 K		0-0 F4						3	0	0	0	0	1	0
Dave Duncan, R (9, 2) OBP: 0.200, SLG: 0.200										0	0	0	0	0	0	0
Dick Green, R (1, 4) OBP: 0.267, SLG: 0.356			0-0 F7		0-0 F7					3	0	0	0	0	0	0
Nelson Mathews, R (1, 8) OBP: 0.284, SLG: 0.340			0-3 K		0-0 2B					3	0	1	0	0	1	0
Moe Drabowsky, R (1, 1) OBP: 0.033, SLG: 0.033			0-0 F2		0-0 F7					2	0	0	0	0	0	1
John Wyatt, R (7, 1)										0	0	0	0	0	0	0
Orlando Pena, R (8, 1) OBP: 0.130, SLG: 0.159										0	0	0	0	0	0	0
Jose Tartabull, L (8, PH) OBP: 0.242, SLG: 0.250										1	0	0	0	0	0	0
Joe Grzenda, R (9, 1)										0	0	0	0	0	0	0

Inning Stats	R: 0	H: 0	E: 0	K: 0	S: 3	R: 0	H: 0	E: 0	K: 2	S: 7	R: 0	H: 0	E: 0	K: 1	S: 5	R: 3	H: 2	E: 0	K: 0	S: 5	R: 0	H: 1	E: 0	K: 0	S: 4	R: 1	H: 1	E: 0	K: 1	S: 6	R: 0	H: 0	E: 0	K: 0	S: 3	R: 0	H: 0	E: 0	K: 1	S: 5	R: 0	H: 0	E: 0	K: 0	S: 3	R: 0	H: 0	E: 0	K: 0	S: 3	1B: 0	SF: 0	2B: 1	SAC: 0	3B: 0	DP: 0	HR: 3	HBP: 0	WP: 0	PA: 32
--------------	------	------	------	------	------	------	------	------	------	------	------	------	------	------	------	------	------	------	------	------	------	------	------	------	------	------	------	------	------	------	------	------	------	------	------	------	------	------	------	------	------	------	------	------	------	------	------	------	------	------	-------	-------	-------	--------	-------	-------	-------	--------	-------	--------

PITCHER	IP	WLS	BF	H	R	ER	SO	BB	IBB	HBP	BLK	WP	HR	S	P	ERA	WHIP
Eddie Fisher, R (1, 1) ERA: 3.7	6.0		23	4	4	4	4	1	0	0	0	0	3	30	34	6.00	0.833
Hoyt Wilhelm, R (7, 1) ERA: 1.99	3.0	W	9	0	0	0	1	0	0	0	0	0	0	11	11	0.00	0.000

BOTTOM

Chicago White Sox @ Kansas City Athletics
Municipal Stadium, Kansas City, MO
Sun Jul 12 1964, 4:38 AM EDT
Att. 18,611 - Unknown

AB	31
R	4
H	4
RBI	4
BB	1
SO	5
LOB	3



WP: 0	PA: 32
PB: 0	SB: 0
CS: 0	

Batter	1	2	3	4	5	6	7	8	9	AB	R	H	RBI	BB	SO	LOB
Wayne Causey, L (1, 6) OBP: 0.391, SLG: 0.377	0-3 K		0-0 1B			6-3			0-0 F4	5	0	1	0	0	1	2
Ed Charles, R (1, 5) OBP: 0.321, SLG: 0.363	0-0 2B		0-0 L6-4			4-0 HR BB	0-0 L3 1B		0-0 5-3	4	1	2	0	1	0	2
Manny Jimenez, L (1, 7) OBP: 0.303, SLG: 0.542 George Alusik, R (6, PH) OBP: 0.368, SLG: 0.379 (7, 7)	0-0 F6		0-0 1-3			0-0 HR	0-0 L3			2	0	0	0	0	0	2
Rocky Colavito, R (1, 9) OBP: 0.375, SLG: 0.531	0-0 F8					0-0 WP 1B	0-0 6-3			4	1	1	0	0	0	1
Jim Gentile, L (1, 3) OBP: 0.390, SLG: 0.485 Ken Harrelson, R (6, PH) OBP: 0.357, SLG: 0.643 (7, 3)		0-0 G4-6-3 1B				0-0 WP 2B			0-0 1-3 PB FC6-2 1B	2	0	1	0	0	0	0
Doc Edwards, R (1, 2) OBP: 0.224, SLG: 0.236		0-0 G4-6-3 1-2f				0-0 F4			0-0 1-3	4	0	0	0	0	1	3
Dick Green, R (1, 4) OBP: 0.275, SLG: 0.380		0-0 HR				0-0 G5-4-3 1B	0-0 1B 2B		0-0 FC6-2 WP	4	2	3	2	0	0	1
Nelson Mathews, R (1, 8) OBP: 0.284, SLG: 0.338		0-0 6-3				0-0 G5-4-3 1-2f	0-0 1B 1B		0-0 6-3 1-2	4	0	1	0	0	0	2
Jose Santiago, R (1, 1) Joe Grzenda, R (5, 1) Billy Bryan, L (6, PH) Wes Stock, R (7, 1) Jose Tartabull, L (9, PH) OBP: 0.235, SLG: 0.242			4-0 L6-4 1B BB			0-0 F9	0-0 FC6-4 1B		0-3 K	0	0	0	0	1	0	0

Inning Stats	R: 0	H: 1	E: 0	K: 1	S: 6	P: 6	R: 1	H: 2	E: 0	K: 0	S: 4	R: 0	H: 1	E: 0	K: 0	S: 3	R: 0	H: 0	E: 0	K: 1	S: 5	R: 0	H: 1	E: 0	K: 0	S: 3	R: 5	H: 6	E: 0	K: 0	S: 9	R: 0	H: 1	E: 0	K: 0	S: 3	R: 0	H: 1	E: 0	K: 0	S: 4	R: 0	H: 0	E: 0	K: 1	S: 5	1B: 8	2B: 5	3B: 0	HR: 2	SF: 0	SAC: 0	DP: 4	HBP: 0	WP: 2	PB: 1	SB: 0	CS: 0	PA: 38
--------------	------	------	------	------	------	------	------	------	------	------	------	------	------	------	------	------	------	------	------	------	------	------	------	------	------	------	------	------	------	------	------	------	------	------	------	------	------	------	------	------	------	------	------	------	------	------	-------	-------	-------	-------	-------	--------	-------	--------	-------	-------	-------	-------	--------

PITCHER	IP	WLS	BF	H	R	ER	SO	BB	IBB	HBP	BLK	WP	HR	S	P	ERA	WHIP
Gary Peters, L (1, 1) ERA: 2.69	5.1	W	23	8	5	5	2	2	0	0	0	0	2	25	33	8.44	1.875
Hoyt Wilhelm, R (6, 1) ERA: 2.11	0.2		5	3	1	1	0	0	0	0	0	1	0	5	5	13.50	4.500
Eddie Fisher, R (7, 1) ERA: 3.57	2.0		7	2	0	0	0	0	0	0	0	1	0	7	7	0.00	1.000
Don Mossi, L (9, 1) ERA: 2.1	1.0	S	3	0	0	0	1	0	0	0	0	0	0	5	5	0.00	0.000


BOTTOM

Chicago White Sox @ Kansas City Athletics
Municipal Stadium, Kansas City, MO
Mon Jul 13 1964, 4:33 AM EDT
Unknown

livebaseballscorecards.com

AB	36
R	6
H	13
RBI	5
BB	2
SO	3
LOB	14



Batter	1	2	3	4	5	6	7	8	9	AB R H RBI BB SO LOB	TOP														
Tom McCraw, L (1, 3) OBP: 0.351, SLG: 0.417	0-0 F8		0-3 K	0-0 CS 1B			0-0 F8		0-0 3-1 BLK 1B	5 0 2 0 0 1 1	<p>Chicago White Sox @ Kansas City Athletics</p> <p>Municipal Stadium, Kansas City, MO</p> <p>Mon Jul 13 1964, 8:05 PM EDT</p> <p>Att. 3,938 - Unknown</p> <p>livebaseballscorecards.com</p> <table border="0"> <tr><td>AB</td><td>36</td></tr> <tr><td>R</td><td>7</td></tr> <tr><td>H</td><td>11</td></tr> <tr><td>RBI</td><td>7</td></tr> <tr><td>BB</td><td>2</td></tr> <tr><td>SO</td><td>6</td></tr> <tr><td>LOB</td><td>10</td></tr> </table> 	AB	36	R	7	H	11	RBI	7	BB	2	SO	6	LOB	10
AB	36																								
R	7																								
H	11																								
RBI	7																								
BB	2																								
SO	6																								
LOB	10																								
Don Buford, S (1, 4) OBP: 0.321, SLG: 0.325 (7, 5)	0-0 2B		0-0 HR 1-H	0-0 CS 1-2	0-0 4-3		0-0 F5		0-0 3-1 1-3	5 1 2 2 0 0 1															
Floyd Robinson, L (1, 9) OBP: 0.374, SLG: 0.444 (8, 7)	0-0 F8		0-0 HR 1B		4-0 HR BB		0-0 1B		0-0 F8	4 2 2 0 1 0 2															
Pete Ward, L (1, 5) OBP: 0.350, SLG: 0.469 Al Weis, S (7, 4) OBP: 0.316, SLG: 0.347	0-0 4-1		0-0 HR 1-H		0-3 K 2		0-0 6-3 3			4 1 1 2 0 1 3 0 0 0 0 0 0 0															
Gene Stephens, L (1, 7) OBP: 0.357, SLG: 0.467 Jim Landis, R (8, PH) OBP: 0.293, SLG: 0.298 (8, 8)		0-0 1-3	0-0 BB 1B		0-0 HR 1-H		0-0 4-3		0-0 4-3	3 1 2 2 0 0 0 1 0 0 0 0 0 0															
Mike Hershberger, R (1, 8) OBP: 0.323, SLG: 0.335 (8, 9)		0-0 1B	4-0 BB 1-2		0-0 F4		0-0 6-3		0-0 6-3	3 0 1 0 1 0 0															
Ron Hansen, R (1, 6) OBP: 0.341, SLG: 0.369		0-0 F5	0-0 F6			0-0 F2		0-0 HR		4 1 1 1 0 0 2															
Jerry McNertney, R (1, 2) OBP: 0.302, SLG: 0.303			1-0 HR HBP	0-0 F6		0-3 K		0-0 4-3		3 1 0 0 0 1 0															
Ray Herbert, R (1, 1) OBP: 0.143, SLG: 0.154 Don Mossi, L (7, 1) Jeoff Long, R (9, PH) OBP: 0.355, SLG: 0.321 Frank Kreuzer, R (9, 1) OBP: 0.125, SLG: 0.250			0-3 K	0-3 K		0-3 K			0-0 F7	3 0 0 0 0 3 1 0 0 0 0 0 0 0 1 0 0 0 0 0 0 0 0 0 0 0 0 0															
Inning Stats	R: 0 H: 1 E: 0 LOB: 1 K: 0 BB: 0 S: 4 P: 4	R: 0 H: 1 E: 0 LOB: 0 K: 0 BB: 0 S: 3 P: 3	R: 4 H: 4 E: 0 LOB: 2 K: 2 BB: 1 S: 11 P: 16	R: 0 H: 1 E: 0 LOB: 0 K: 1 BB: 1 S: 5 P: 5	R: 2 H: 1 E: 0 LOB: 0 K: 1 BB: 1 S: 6 P: 10	R: 0 H: 0 E: 0 LOB: 0 K: 2 BB: 0 S: 7 P: 7	R: 0 H: 1 E: 0 LOB: 1 K: 0 BB: 0 S: 4 P: 4	R: 1 H: 1 E: 0 LOB: 0 K: 0 BB: 0 S: 4 P: 4	R: 0 H: 1 E: 0 LOB: 1 K: 0 BB: 0 S: 4 P: 4	1B: 6 SF: 0 2B: 1 SAC: 0 3B: 0 DP: 0 HR: 4 HBP: 1	WP: 0 PA: 40 PB: 0 SB: 0 CS: 1														
PITCHER	PITCHER										PITCHER														
Dan Pfister, R (1, 1) ERA: 7.36	IP 2.2 WLS BF 15 H 6 R 4 ER 4 SO 2 BB 1 IBB 0 HBP 1 BLK 0 WP 0 HR 2 S 17 P 22 ERA 13.50 WHIP 2.625																								
Joe Grzenda, L (3, 1) ERA: 5.56	IP 0.1 WLS BF 1 H 0 R 0 ER 0 SO 0 BB 0 IBB 0 HBP 0 BLK 0 WP 0 HR 1 S 1 P 1 ERA 0.00 WHIP 0.000																								
John Wyatt, R (4, 1) ERA: 3.28	IP 4.0 WLS BF 15 H 3 R 2 ER 2 SO 4 BB 1 IBB 0 HBP 0 BLK 0 WP 0 HR 22 S 26 P 26 ERA 4.50 WHIP 1.000																								
Ted Bowsfield, L (8, 1) ERA: 4.97	IP 2.0 WLS BF 8 H 2 R 1 ER 1 SO 0 BB 0 IBB 0 HBP 0 BLK 1 WP 0 HR 8 S 8 P 8 ERA 4.50 WHIP 1.000																								

Batter	1	2	3	4	5	6	7	8	9	AB	R	H	RBI	BB	SO	LOB
Jose Tartabull, L (1, 8) OBP: 0.263, SLG: 0.270 Nelson Mathews, R (9, PH) OBP: 0.286, SLG: 0.338	0-0 F8			0-0 FC6-4 1B	0-0 FC6-4 1B		0-0 G3		4-0 1B IBB	4	0	2	0	0	0	2
Wayne Causey, L (1, 6) OBP: 0.391, SLG: 0.386	0-3 K			0-0 FC6-4 HR	0-0 FC6-4		0-0 HR		0-0 1B	5	2	2	4	0	1	3
Manny Jimenez, L (1, 7) OBP: 0.301, SLG: 0.556 Ted Bowsfield, R (8, 1)	0-0 4-3			0-0 HR			0-0 F4		0-0 F4	4	1	1	2	0	0	0
Jim Gentile, L (1, 3) OBP: 0.391, SLG: 0.500		0-3 K		0-0 1B			0-3 K		0-0 HR	4	1	2	1	0	2	0
Rocky Colavito, R (1, 9) OBP: 0.371, SLG: 0.523		0-0 G3		0-0 F9			0-0 5-3		0-0 F7	4	0	0	0	0	0	1
Billy Bryan, L (1, 2) OBP: 0.313, SLG: 0.542 Doc Edwards, R (8, PH) OBP: 0.222, SLG: 0.234		0-0 4-3		0-0 F8			0-0 4-3		0-0 F6	3	0	0	0	0	0	1
Ed Charles, R (1, 5) OBP: 0.320, SLG: 0.371			0-0 F7				0-0 F9		0-0 F9	4	1	1	1	0	0	0
Dick Green, R (1, 4) OBP: 0.282, SLG: 0.386			0-0 6-3				0-0 1B 1B		0-0 2B 1B 1B	4	2	3	0	0	0	0
Dan Pfister, R (1, 1) Joe Grzenda, R (3, 1) Charlie Shoemaker, L (3, PH) OBP: 0.222, SLG: 0.333 John Wyatt, R (4, 1) Ken Harrelson, R (7, PH) OBP: 0.436, SLG: 0.750			0-0 F5				0-3 K		0-0 1B G3 HR	0	0	0	0	0	0	0


Inning Stats	R: 0	H: 0	E: 0	K: 1	S: 5	R: 0	H: 0	E: 0	K: 1	S: 5	R: 0	H: 0	E: 0	K: 0	S: 3	R: 2	H: 3	E: 0	K: 0	S: 6	R: 0	H: 2	E: 0	K: 1	S: 7	R: 0	H: 0	E: 0	K: 1	S: 5	R: 4	H: 4	E: 0	K: 0	S: 7	R: 1	H: 1	E: 0	K: 0	S: 4	R: 1	H: 3	E: 0	K: 0	S: 3	1B: 8	SF: 0	2B: 1	SAC: 0	3B: 0	DP: 0	HR: 4	HBP: 0	WP: 0	PA: 38
--------------	------	------	------	------	------	------	------	------	------	------	------	------	------	------	------	------	------	------	------	------	------	------	------	------	------	------	------	------	------	------	------	------	------	------	------	------	------	------	------	------	------	------	------	------	------	-------	-------	-------	--------	-------	-------	-------	--------	-------	--------

PITCHER	IP	WLS	BF	H	R	ER	SO	BB	IBB	HBP	BLK	WP	HR	S	P	ERA	WHIP
Ray Herbert, R (1, 1) ERA: 3.96	6.2		28	8	5	5	4	0	0	0	0	0	2	36	36	6.75	1.200
Don Mossi, L (7, 1) ERA: 2.67	1.1		6	2	2	2	0	0	0	0	0	0	2	6	6	13.50	1.500
Frank Kreutzer, L (9, 1) ERA: 3.43	0.0	L	4	3	1	1	0	0	1	0	0	0	0	3	7	∞	∞

BOTTOM

Chicago White Sox @ Kansas City Athletics
Municipal Stadium, Kansas City, MO
Mon Jul 13 1964, 8:05 PM EDT
Att. 3,938 - Unknown

AB	37
R	8
H	13
RBI	8
BB	1
SO	4
LOB	8



PITCHER	IP	WLS	BF	H	R	ER	SO	BB	IBB	HBP	BLK	WP	HR	S	P	ERA	WHIP
---------	----	-----	----	---	---	----	----	----	-----	-----	-----	----	----	---	---	-----	------

Batter	1	2	3	4	5	6	7	8	9	AB R H RBI BB SO LOB	TOP										
Mike Hershberger, R OBP: 0.318, SLG: 0.330 (1, 8) (6, 9)	0-3 K		0-0 E7 1B	0-0 6-3			0-3 K			4 1 0 0 0 2 1											
Don Buford, S OBP: 0.319, SLG: 0.324 (1, 4) (5, 5)	0-0 F5		0-0 E 1B		0-0 F6			0-0 F8		4 1 1 0 0 0 0											
Floyd Robinson, L OBP: 0.369, SLG: 0.438 (1, 9) (6, 7)	0-0 6-3		0-0 F8		0-3 K			0-0 5-3		4 0 0 0 0 1 2											
Pete Ward, L OBP: 0.347, SLG: 0.463 Al Weis, S OBP: 0.315, SLG: 0.345 (1, 5) (5, 4)		0-3 K	0-0 F4		0-0 1-3			0-0 4-3		3 0 0 0 0 1 2 1 0 0 0 0 0 0											
Tom McCraw, L OBP: 0.358, SLG: 0.428 (1, 3)		0-0 2B	0-0 E5 1B		0-0 4-3			0-0 HBP G5-2-3 1B		4 1 3 1 0 0 0											
Jeff Long, R OBP: 0.338, SLG: 0.304 Jim Landis, R OBP: 0.291, SLG: 0.296 (1, 7) (6, 8)		0-3 K	0-0 5-3		0-3 K			0-0 6-3		3 0 0 0 0 2 2 1 0 0 0 0 0 1											
Ron Hansen, R OBP: 0.346, SLG: 0.378 (1, 6)		0-0 1B		0-0 2B		0-0 6-3		4-0 HBP IBB		3 1 2 1 1 0 0											
Jerry McNertney, R OBP: 0.303, SLG: 0.304 Gene Stephens, L OBP: 0.368, SLG: 0.467 J.C. Martin, L OBP: 0.253, SLG: 0.319 (1, 2) (9, PH) (9, 2)		0-0 PB 1B		0-3 K		0-0 F2		1-0 HBP		3 0 1 1 0 1 1 0 0 0 0 0 0 0 0 0 0 0 0 0 0											
Juan Pizarro, L OBP: 0.236, SLG: 0.296 Hoyt Wilhelm, R OBP: 0.273, SLG: 0.200 (1, 1) (9, 1)		0-3 K		0-0 F5		0-0 F8		0-0 G5-2-3		4 0 0 0 0 1 5 0 0 0 0 0 0 0											
Inning Stats	R: 0 E: 0 K: 1 S: 5	H: 0 LOB: 0 BB: 0 P: 5	R: 2 E: 0 K: 3 S: 12	H: 3 LOB: 1 BB: 0 P: 12	R: 2 E: 2 K: 0 S: 6	H: 2 LOB: 1 BB: 0 P: 6	R: 0 E: 0 K: 1 S: 6	H: 1 LOB: 1 BB: 0 P: 6	R: 0 E: 0 K: 1 S: 5	H: 0 LOB: 0 BB: 0 P: 5	R: 0 E: 0 K: 1 S: 5	H: 0 LOB: 0 BB: 0 P: 5	R: 0 E: 0 K: 1 S: 3	H: 0 LOB: 0 BB: 0 P: 3	R: 0 E: 0 K: 0 S: 3	H: 1 LOB: 2 BB: 1 P: 8	1B: 4 2B: 3 3B: 0 HR: 0	SF: 0 SAC: 0 DP: 1 HBP: 1	WP: 0 PB: 1 SB: 2 CS: 0	PA: 36	
PITCHER Earl Wilson, R ERA: 4.47 Dick Radatz, R ERA: 1.94 (1, 1) (9, 1)	IP 8.1	WLS L	BF 34	H 7	R 4	ER 2	SO 8	BB 0	IBB 1	HBP 0	BLK 0	WP 0	HR 0	S 49	P 53	ERA 2.16	WHIP 0.840				
PITCHER	IP	WLS	BF	H	R	ER	SO	BB	IBB	HBP	BLK	WP	HR	S	P	ERA	WHIP				

Chicago White Sox @ Boston Red Sox
Fenway Park, Boston, MA
Tue Jul 14 1964, 7:05 PM EDT
Att. 14,643 - Unknown

livebaseballscorecards.com

AB	34
R	4
H	7
RBI	3
BB	1
SO	8
LOB	14



Batter	1	2	3	4	5	6	7	8	9	AB	R	H	RBI	BB	SO	LOB
Felix Mantilla, R OBP: 0.359, SLG: 0.564 (1, 4) X	0-0 F6		4-0 BB		0-0 F4		4-0 BB BB		0-0 G1-4-3	3	0	0	0	2	0	2
Tony Conigliaro, R OBP: 0.332, SLG: 0.526 (1, 7) H	1-0 BB HBP		0-3 K		0-3 K		4-0 BB BB		4-0 BB	2	0	0	0	2	2	2
Carl Yastrzemski, L OBP: 0.378, SLG: 0.475 (1, 8) X	0-0 F7		0-3 K				0-0 FC1-6 1B		0-0 F5	5	0	1	0	0	1	6
Dick Stuart, R OBP: 0.299, SLG: 0.458 (1, 3) B B B	4-0 1-2 BB			0-0 1B G4-6-3 2B		0-3 K		0-0 HR		3	2	2	1	1	1	1
Frank Malzone, R OBP: 0.335, SLG: 0.406 (1, 5) X	0-0 F9			0-0 2-3 1B		0-0 FC1-6		0-0 6-3		4	0	1	0	0	0	3
Lee Thomas, L OBP: 0.329, SLG: 0.417 (1, 9) X		0-0 F8		0-0 G4-6-3		0-3 K		0-0 E4		4	0	0	0	0	1	2
Dick Radatz, R OBP: 0.273, SLG: 0.286 (9, 1)				1-2f 3-H						0	0	0	0	0	0	0
Eddie Bressoud, R OBP: 0.360, SLG: 0.439 (1, 6) S S S		0-3 K		0-0 F9				0-0 F8		4	0	1	0	0	1	1
Bob Tillman, R OBP: 0.358, SLG: 0.420 (1, 2) S S S		0-3 K			4-0 BB		0-0 F3		0-0 F8	3	0	0	0	1	1	2
Earl Wilson, R OBP: 0.318, SLG: 0.525 (1, 1) S S S			0-3 K		0-0 F8		0-0 F4		4-0 G1-4-3 BB	3	0	0	0	0	1	2
Roman Mejias, R OBP: 0.247, SLG: 0.353 (9, 9)										0	0	0	0	0	0	0
Dick Williams, R OBP: 0.280, SLG: 0.477 (9, PH)										0	0	0	0	1	0	0

Inning Stats	R: 0	H: 0	E: 0	K: 0	S: 3	R: 0	H: 0	E: 0	K: 2	S: 7	R: 0	H: 0	E: 0	K: 3	S: 9	R: 1	H: 2	E: 0	K: 0	S: 4	R: 0	H: 0	E: 0	K: 1	S: 5	R: 0	H: 1	E: 0	K: 2	S: 8	R: 0	H: 1	E: 0	K: 0	S: 4	R: 1	H: 1	E: 1	K: 0	S: 5	R: 0	H: 0	E: 0	K: 0	S: 2	R: 0	H: 0	E: 0	K: 0	S: 2	1B: 3	SF: 0	2B: 1	SAC: 0	3B: 0	DP: 2	HR: 1	HBP: 1	WP: 0	PA: 39
--------------	------	------	------	------	------	------	------	------	------	------	------	------	------	------	------	------	------	------	------	------	------	------	------	------	------	------	------	------	------	------	------	------	------	------	------	------	------	------	------	------	------	------	------	------	------	------	------	------	------	------	-------	-------	-------	--------	-------	-------	-------	--------	-------	--------

PITCHER	IP	WLS	BF	H	R	ER	SO	BB	IBB	HBP	BLK	WP	HR	S	P	ERA	WHIP
Juan Pizarro, L ERA: 2.33 (1, 1)	8.0	W	36	5	2	2	8	6	0	1	0	0	1	45	70	2.25	1.375
Hoyt Wilhelm, R ERA: 2.08 (9, 1)	1.0	S	3	0	0	0	0	1	0	0	0	0	0	2	6	0.00	1.000

Chicago White Sox @ Boston Red Sox
Fenway Park, Boston, MA
 Tue Jul 14 1964, 7:05 PM EDT
 Att. 14,643 - Unknown

AB	31
R	2
H	5
RBI	1
BB	7
SO	8
LOB	21



Batter	1	2	3	4	5	6	7	8	9	AB R H RBI BB SO LOB	TOP	
Jim Landis, R (1, 8) OBP: 0.290, SLG: 0.289	4-0 SH1-3 1B BB		0-0 F9		0-0 6-3			0-0 F8		3 1 0 0 1 0 0		
Don Buford, S (1, 4) OBP: 0.318, SLG: 0.323	0-0 SH1-3 1B		0-3 K			0-0 F3		0-0 5-3		4 1 1 0 0 1 0		
Pete Ward, L (1, 5) OBP: 0.343, SLG: 0.457	0-0 SH1-3 1-2 2-3		0-0 F4			0-0 3-1		0-0 F6		3 0 0 0 0 0 0		
Bill Skowron, R (1, 3) OBP: 0.309, SLG: 0.457	0-0 F3			0-0 1B		4-0 BB		0-0 F2		3 0 1 0 1 0 2		
Jeoff Long, R (1, 7) OBP: 0.348, SLG: 0.316	0-0		0-3 K		0-3 K			4-0 BB		1 0 1 2 0 0 0		
Dave Nicholson, R (2, 7) OBP: 0.354, SLG: 0.383	2-H 3-H 1B									2 0 0 0 1 2 2		
Mike Hershberger, R (1, 9) OBP: 0.318, SLG: 0.326	0-0 F9		0-0 F3			4-0 G6-4-3 BB		0-0 F7		3 0 0 0 1 0 3		
Ron Hansen, R (1, 6) OBP: 0.346, SLG: 0.378		0-0 G1-6-3 1B		0-0 F8		0-0 F3				3 0 1 0 0 0 2	AB 28 R 2 H 4 RBI 2 BB 4 SO 5 LOB 11	
Jerry McNertney, R (1, 2) OBP: 0.296, SLG: 0.296		0-0 G1-6-3 1-2f			0-0 6-3		0-0 G6-4-3 1-2f			3 0 0 0 0 0 2		
Fred Talbot, R (1, 1) OBP: 0.286, SLG: 0.308		0-3 K			0-3 K			0-0 F8		0 0 0 0 0 0 0		
Frank Baumann, L (1, 1)										1 0 0 0 0 1 0		
Eddie Fisher, R (2, 1) OBP: 0.083, SLG: 0.083										1 0 0 0 0 1 0		
Al Weis, S (8, PH) OBP: 0.313, SLG: 0.343										1 0 0 0 0 0 0		
Frank Kreutzer, R (8, 1) OBP: 0.125, SLG: 0.250										0 0 0 0 0 0 0		
Inning Stats	R: 2 H: 2 E: 0 LOB: 1 K: 0 BB: 1 S: 5 P: 9	R: 0 H: 1 E: 0 LOB: 0 K: 1 BB: 0 S: 5 P: 5	R: 0 H: 0 E: 0 LOB: 0 K: 1 BB: 0 S: 5 P: 5	R: 0 H: 1 E: 0 LOB: 1 K: 1 BB: 0 S: 6 P: 6	R: 0 H: 0 E: 0 LOB: 0 K: 1 BB: 0 S: 5 P: 5	R: 0 H: 0 E: 0 LOB: 1 K: 1 BB: 1 S: 5 P: 9	R: 0 H: 0 E: 0 LOB: 0 K: 0 BB: 1 S: 2 P: 6	R: 0 H: 0 E: 0 LOB: 0 K: 0 BB: 0 S: 3 P: 3	R: 0 H: 0 E: 0 LOB: 1 K: 0 BB: 1 S: 3 P: 7	1B: 4 SF: 0 2B: 0 SAC: 1 3B: 0 DP: 2 HR: 0 HBP: 0	WP: 0 PA: 33 PB: 0 SB: 0 CS: 0	
PITCHER Arnold Earley, L (1, 1) ERA: 2.45	IP WLS BF H R ER SO BB IBB HBP BLK WP HR S P ERA WHIP	9.0 W 33 4 2 2 5 4 0 0 0 0 0 0 39 55 2.00 0.889										

Chicago White Sox @ Boston Red Sox
Fenway Park, Boston, MA
Wed Jul 15 1964, 7:05 PM EDT
Att: 12,642 - Unknown

livebaseballscorecards.com



Batter	1	2	3	4	5	6	7	8	9
Felix Mantilla, R OBP: 0.358, SLG: 0.561 (1, 4)									
Tony Conigliaro, R OBP: 0.333, SLG: 0.522 (1, 7)									
Carl Yastrzemski, L OBP: 0.384, SLG: 0.482 (1, 8)									
Dick Stuart, R OBP: 0.304, SLG: 0.476 (1, 3)									
Lee Thomas, L OBP: 0.332, SLG: 0.418 (1, 9)									
Frank Malzone, R OBP: 0.340, SLG: 0.407 (1, 5)									
Eddie Bressoud, R OBP: 0.363, SLG: 0.441 (1, 6)									
Russ Nixon, L OBP: 0.377, SLG: 0.367 (1, 2)									
Arnold Earley, L OBP: 0.222, SLG: 0.250 (1, 1)									

Inning Stats	R: 4 E: 0 K: 1 S: 8	H: 3 LOB: 3 BB: 3 P: 21	R: 2 E: 1 K: 1 S: 8	H: 3 LOB: 3 BB: 2 P: 16	R: 1 E: 0 K: 1 S: 8	H: 3 LOB: 2 BB: 0 P: 8	R: 0 E: 0 K: 1 S: 5	H: 0 LOB: 0 BB: 0 P: 5	R: 0 E: 1 K: 1 S: 6	H: 1 LOB: 1 BB: 0 P: 6	R: 0 E: 0 K: 1 S: 6	H: 1 LOB: 1 BB: 0 P: 6	R: 4 E: 0 K: 0 S: 6	H: 3 LOB: 0 BB: 1 P: 10	R: 0 E: 0 K: 2 S: 7	H: 0 LOB: 1 BB: 1 P: 11
1B: 8	SF: 0	WP: 0	PA: 46													
2B: 4	SAC: 0	PB: 0														
3B: 0	DP: 0	SB: 0														
HR: 2	HBP: 1	CS: 0														

PITCHER	IP	WLS	BF	H	R	ER	SO	BB	IBB	HBP	BLK	WP	HR	S	P	ERA	WHIP
Fred Talbot, R ERA: 2.61 (1, 1)	0.1	L	7	3	4	4	0	2	0	0	0	0	1	4	13	108.00	15.000
Frank Baumann, L ERA: 8.35 (1, 1)	1.0		8	3	2	2	1	0	2	0	0	0	0	8	16	18.00	3.000
Eddie Fisher, R ERA: 3.96 (2, 1)	5.2		27	8	5	5	5	2	0	0	0	0	1	35	43	7.94	1.765
Frank Kreutzer, L ERA: 3.35 (8, 1)	1.0		4	0	0	0	2	1	0	0	0	0	0	7	11	0.00	1.000

BOTTOM

AB	R	H	RBI	BB	SO	LOB
6	2	2	1	0	1	4
4	2	1	0	1	0	1
4	2	3	0	1	0	2
4	3	2	6	1	1	3
4	1	2	2	0	1	0
4	0	2	1	1	0	2
3	0	1	1	2	0	1
4	0	0	0	1	1	5
5	1	1	0	0	4	7

AB	38
R	11
H	14
RBI	11
BB	7
SO	8
LOB	25



WP	HR	S	P	ERA	WHIP
0	0	0	0	0.00	1.000

Chicago White Sox @ Boston Red Sox
Fenway Park, Boston, MA
Wed Jul 15 1964, 7:05 PM EDT
Att. 12,642 - Unknown

livebaseballscores.com

Batter	1	2	3	4	5	6	7	8	9	AB R H RBI BB SO LOB	TOP		
Tom McCraw, L (1, 7) OBP: 0.361, SLG: 0.441 Mike Hershberger, R (8, PH) OBP: 0.319, SLG: 0.325	0-0 F7		0-0 HR	0-0 F8	4-0 BB			4-0 1B 1B SF9 BB	0-0 F8	3 1 1 2 1 0 1 1 1 0 0 1 0 0			
Don Buford, S (1, 4) OBP: 0.324, SLG: 0.333 Hoyt Wilhelm, R (8, 1)	0-0 2B		0-0 1B		K			0-0 SF9 1B 1-2 2B 1B		5 1 3 0 0 1 3 0 0 0 0 0 0 0			
Floyd Robinson, L (1, 9) OBP: 0.370, SLG: 0.438	0-3 K		0-0 FC4-3-6-3-5		0-0 1B 1B		0-0 3-1	0-0 SF9 2B 1B 1-2 2-3		5 2 2 0 0 1 2			
Pete Ward, L (1, 5)	0-0 F8		0-0 L6		0-0 1B 1B 1-3		0-0 G3	0-0 SF9 1-2 2-3 3-H		4 1 1 1 0 0 2			
Bill Skowron, R (1, 3) OBP: 0.314, SLG: 0.463		0-0 PB 1B 1B	0-0 F2		0-0 1B 1B 1-2 3-H		0-3 K	0-0 2B 2-H 3-H		5 1 3 3 0 1 1			
Jim Landis, R (1, 8) OBP: 0.287, SLG: 0.286		0-0 F8		0-0 F9			0-0 6-3	0-0 6-3		5 1 1 0 0 0 2			
Ron Hansen, R (1, 6) OBP: 0.349, SLG: 0.380		0-0 PB 1B 1-2		0-0 L5			4-0 BB	0-0 6-3		4 0 2 2 1 0 1			
J.C. Martin, L (1, 2) OBP: 0.258, SLG: 0.322		0-3 K		0-0 3B 1B			0-0 F5		0-0 4-3	5 1 2 0 0 1 3			
John Buzhardt, R (1, 1) OBP: 0.154, SLG: 0.189 Al Weis, S (8, 4) OBP: 0.312, SLG: 0.342		0-0 F8		0-0 3B			0-0 F6		0-0 4-3	4 0 1 1 0 1 6 1 0 0 0 0 0 0			
Inning Stats	R: 0 H: 1 E: 0 LOB: 1 K: 1 BB: 0 S: 6 P: 6	R: 0 H: 2 E: 0 LOB: 2 K: 1 BB: 0 S: 7 P: 7	R: 1 H: 2 E: 0 LOB: 1 K: 0 BB: 0 S: 5 P: 5	R: 1 H: 2 E: 0 LOB: 1 K: 0 BB: 0 S: 5 P: 5	R: 4 H: 6 E: 0 LOB: 3 K: 2 BB: 1 S: 13 P: 17	R: 0 H: 0 E: 0 LOB: 0 K: 1 BB: 0 S: 5 P: 5	R: 0 H: 0 E: 0 LOB: 1 K: 0 BB: 1 S: 3 P: 7	R: 3 H: 3 E: 0 LOB: 1 K: 0 BB: 1 S: 6 P: 10	R: 0 H: 0 E: 0 LOB: 0 K: 0 BB: 0 S: 3 P: 3	1B: 12 SF: 1 2B: 2 SAC: 0 3B: 1 DP: 0 HR: 1 HBP: 0	WP: 0 PA: 46 PB: 1 SB: 0 CS: 0		
PITCHER	IP WLS BF H R ER SO BB IBB HBP BLK WP HR S P ERA WHIP											PITCHER	IP WLS BF H R ER SO BB IBB HBP BLK WP HR S P ERA WHIP
Jack Lamabe, R (1, 1) ERA: 4.94	4.1 L 24 11 6 6 3 0 0 0 0 0 0 1 30 30 12.46 2.538												
Bob Hefner, R (5, 1) ERA: 3.13	2.2 12 2 0 0 2 2 0 0 0 0 0 0 14 22 0.00 1.500												
Bill Spanswick, L (8, 1) ERA: 7.84	0.1 5 3 3 3 0 1 0 0 0 0 0 0 4 8 81.00 12.000												
Pete Charton, R (8, 1) ERA: 11.45	1.2 5 0 0 0 0 0 0 0 0 0 0 0 5 5 0.00 0.000												

Chicago White Sox @ Boston Red Sox
 Fenway Park, Boston, MA
 Thu Jul 16 1964, 3:33 AM EDT
 Att. 8,468 - Unknown

livebaseballscorecards.com

AB	42
R	9
H	16
RBI	9
BB	3
SO	5
LOB	21



Batter	1	2	3	4	5	6	7	8	9	AB	R	H	RBI	BB	SO	LOB
Felix Mantilla, R OBP: 0.350, SLG: 0.547 (1, 4)	0-3 K ①		0-0 6-3 ①		0-0 FC5-4 ③		0-0 FC4-6 ③			4	0	0	0	0	1	2
Tony Conigliaro, R OBP: 0.329, SLG: 0.515 (1, 7)	0-3 K ②		0-0 6-3 ②			0-0 E8 ①		0-0 F4 ①		4	0	0	0	0	1	0
Carl Yastrzemski, L OBP: 0.380, SLG: 0.475 (1, 8)	0-3 K ③		0-3 K ③			0-0 4-3 ①		0-0 1-3 ②		4	0	0	0	0	2	1
Dick Stuart, R OBP: 0.303, SLG: 0.477 (1, 3)		0-3 K ①		0-0 5-3 ①		0-3 K ②		0-0 2B ③		4	0	1	0	0	2	1
Lee Thomas, L OBP: 0.332, SLG: 0.419 (1, 9)		0-0 E9 ②		0-0 4-3 ②		0-3 K ③		0-0 3-1 ③		4	1	1	0	0	1	2
Frank Malzone, R OBP: 0.342, SLG: 0.417 (1, 5)		0-0 E5 ①		0-0 F7 ③			0-0 HR ①		4-0 BB ②	3	2	1	1	1	0	0
Eddie Bressoud, R OBP: 0.362, SLG: 0.438 (1, 6)		0-0 1B ②			0-0 5-3 ①		0-0 5-3 ①		0-0 F9 ①	4	0	1	0	0	0	1
Russ Nixon, L OBP: 0.364, SLG: 0.355 (1, 2)		0-0 SF8 ②			0-0 F2 ②		0-0 6-3 ②		0-0 G6-3 ③	3	0	0	1	0	0	1
Jack Lamabe, R OBP: 0.140, SLG: 0.146 (1, 1)		0-3 K ③			0-0 1B ①		0-0 FC4-6 ①			1	0	0	0	0	1	1
Bob Heffner, R OBP: 0.286, SLG: 0.500 (5, 1)										1	0	1	0	0	0	0
Roman Mejias, R OBP: 0.257, SLG: 0.362 (7, PH)										1	0	1	0	0	0	0
Bill Spanswick, L OBP: 0.400, SLG: 0.308 (8, 1)										0	0	0	0	0	0	0
Pete Charton, L (8, 1)										0	0	0	0	0	0	0


Inning Stats	R: 0	H: 0	E: 0	K: 3	S: 9	P: 9	R: 2	H: 2	E: 2	K: 2	S: 10	R: 0	H: 0	E: 0	K: 1	S: 5	R: 0	H: 0	E: 0	K: 0	S: 3	R: 0	H: 1	E: 0	K: 0	S: 4	R: 1	H: 2	E: 0	K: 0	S: 5	R: 0	H: 1	E: 0	K: 0	S: 4	R: 0	H: 0	E: 0	K: 0	S: 2	1B: 3	SF: 1	2B: 2	3B: 0	HR: 1
--------------	------	------	------	------	------	------	------	------	------	------	-------	------	------	------	------	------	------	------	------	------	------	------	------	------	------	------	------	------	------	------	------	------	------	------	------	------	------	------	------	------	------	-------	-------	-------	-------	-------

PITCHER	IP	WLS	BF	H	R	ER	SO	BB	IBB	HBP	BLK	WP	HR	S	P	ERA	WHIP
John Buzhardt, R ERA: 2.88 (1, 1)	7.0	W	28	5	3	1	8	0	0	0	0	0	1	44	44	1.29	0.714
Hoyt Wilhelm, R ERA: 2.01 (8, 1)	2.0	S	7	1	0	0	0	1	0	0	0	0	0	6	10	0.00	1.000

BOTTOM

Chicago White Sox @ Boston Red Sox
 Fenway Park, Boston, MA
 Thu Jul 16 1964, 3:33 AM EDT
 Att. 8,468 - Unknown

AB	33
R	3
H	6
RBI	2
BB	1
SO	8
LOB	9



WP: 0	PA: 35
PB: 0	
SB: 0	
CS: 0	

Batter	1	2	3	4	5	6	7	8	9	AB R H RBI BB SO LOB	TOP											
Wayne Causey, L (1, 6) OBP: 0.397, SLG: 0.391	4-0 FC6-4 BB		0-0 F6		0-0 G4-6-3			0-3 K		3 0 0 0 1 1 1	Kansas City Athletics @ Chicago White Sox Comiskey Park, Chicago, IL Fri Jul 17 1964, 8:05 PM EDT Att. 22,432 - Unknown											
Ed Charles, R (1, 5) OBP: 0.323, SLG: 0.370	0-0 FC6-4 WP			0-3 K		0-3 K		0-0 6-3		4 0 0 0 0 2 1												
Manny Jimenez, L (1, 7) OBP: 0.296, SLG: 0.535	0-0 G3			0-3 K		0-0 4-3			0-3 K	4 0 0 0 0 2 1												
Rocky Colavito, R (1, 9) OBP: 0.372, SLG: 0.539	0-0 6-3			0-0 2B		0-0 2B			0-3 K	4 1 2 0 0 1 1												
Ken Harrelson, R (1, 3) OBP: 0.342, SLG: 0.600		0-0 1-3		4-0 2B BB		0-3 K			4-0 BB	2 0 0 0 0 2 1 1												
Billy Bryan, L (1, 2) OBP: 0.326, SLG: 0.560		4-0 G6-4-3 BB		0-0 1-3 2-H 2B			0-3 K		0-3 K	3 0 1 1 1 2 1												
Nelson Mathews, R (1, 8) OBP: 0.289, SLG: 0.345		0-0 G6-4-3		0-0 5-3			0-0 L1			3 0 0 0 0 0 3												
Charlie Shoemaker, L (1, 4) OBP: 0.167, SLG: 0.278			0-0 F8		0-0 G3			0-0 F6		3 0 0 0 0 0 0												
Moe Drabowsky, R (1, 1) OBP: 0.031, SLG: 0.031			0-0 F8		0-0 E1			0-3 K		2 0 0 0 0 0 0												
Wes Stock, R (6, 1) OBP: 0.200, SLG: 0.111										0 0 0 0 0 0 0												
George Alusik, R (8, PH) OBP: 0.374, SLG: 0.392										1 0 0 0 0 1 0												
Orlando Pena, R (8, 1) OBP: 0.167, SLG: 0.196										0 0 0 0 0 0 0												
Inning Stats	R: 0 E: 0 K: 0 S: 3	H: 0 LOB: 1 BB: 1 P: 7	R: 0 E: 0 K: 0 S: 2	H: 0 LOB: 0 BB: 1 P: 6	R: 0 E: 0 K: 0 S: 3	H: 0 LOB: 0 BB: 0 P: 3	R: 1 E: 0 K: 2 S: 9	H: 2 LOB: 2 BB: 1 P: 13	R: 0 E: 1 K: 0 S: 3	H: 0 LOB: 0 BB: 0 P: 3	R: 0 E: 0 K: 2 S: 8	H: 1 LOB: 1 BB: 0 P: 8	R: 0 E: 0 K: 1 S: 5	H: 0 LOB: 0 BB: 0 P: 5	R: 0 E: 0 K: 2 S: 7	H: 0 LOB: 0 BB: 0 P: 7	R: 0 E: 0 K: 3 S: 9	H: 0 LOB: 1 BB: 1 P: 13	1B: 0 2B: 3 3B: 0 HR: 0	SF: 0 SAC: 0 DP: 2 HBP: 0	WP: 1 PB: 0 SB: 0 CS: 0	PA: 33
PITCHER Gary Peters, L (1, 1) ERA: 2.59	IP: 9.0 WLS: W BF: 33 H: 3 R: 1 ER: 1 SO: 10 BB: 4 IBB: 0 HBP: 0 BLK: 0 WP: 1 HR: 0 S: 49 P: 65 ERA: 1.00 WHIP: 0.778											PITCHER	IP: WLS: BF: H: R: ER: SO: BB: IBB: HBP: BLK: WP: HR: S: P: ERA: WHIP:									

livebaseballscorecards.com

AB	29
R	1
H	3
RBI	1
BB	4
SO	10
LOB	9



Batter	1	2	3	4	5	6	7	8	9
Tom McCraw, L (1, 7) OBP: 0.356, SLG: 0.435 Gene Stephens, L (6, 7) OBP: 0.362, SLG: 0.457	0-0 6-3		0-0 F7		0-0 F8		0-3 K		
Don Buford, S (1, 4) OBP: 0.327, SLG: 0.341 Al Weis, S (9, 4) OBP: 0.312, SLG: 0.342	0-0 E7 3-1 1B			0-0 3-1 1B 2B		0-0 5-3		0-0 4-3	
Floyd Robinson, L (1, 9) OBP: 0.371, SLG: 0.442	0-0 3-1			0-0 3-1		0-0 E7 SF7 2B		0-0 2B 2B 1B	
Pete Ward, L (1, 5) OBP: 0.343, SLG: 0.460	0-0 5-3			0-0 5-3 1B 1B		0-0 SF7		0-0 2B 2B	
Bill Skowron, R (1, 3) OBP: 0.316, SLG: 0.473		0-0 F8		0-0 5-3		0-0 HR		4-0 2B IBB	
Jim Landis, R (1, 8) OBP: 0.286, SLG: 0.285		0-0 5-3		0-0 FC6-4 1B		0-0 F9		0-3 K	
Ron Hansen, R (1, 6) OBP: 0.351, SLG: 0.382		0-3 K		0-0 FC6-4 1-2f			4-0 SH1-4 BB	0-0 2B	
J.C. Martin, L (1, 2) OBP: 0.253, SLG: 0.316			0-3 K		0-0 4-3		0-0 SH1-4	0-0 F8	
Gary Peters, L (1, 1) OBP: 0.250, SLG: 0.375			0-0 F4		0-3 K		0-3 K		

AB	R	H	RBI	BB	SO	LOB
3	0	0	0	0	0	0
1	0	0	0	0	1	1
4	1	2	0	0	0	0
0	0	0	0	0	0	0
4	2	2	0	0	0	2
3	2	2	2	0	0	1
3	1	1	1	1	0	1
4	0	1	1	0	1	3
3	0	1	2	1	1	1
3	0	0	0	0	1	2
3	0	0	0	0	2	1

BOTTOM

Kansas City Athletics @ Chicago White Sox
Comiskey Park, Chicago, IL
Fri Jul 17 1964, 8:05 PM EDT
Att. 22,432 - Unknown

AB	31
R	6
H	9
RBI	6
BB	2
SO	6
LOB	12




Inning Stats		R: 0	H: 1	E: 1	K: 0	S: 4	P: 4	R: 0	H: 0	E: 0	K: 1	S: 5	R: 0	H: 0	E: 0	K: 1	S: 5	R: 2	H: 3	E: 0	K: 0	S: 6	R: 0	H: 0	E: 0	K: 1	S: 5	R: 2	H: 2	E: 1	K: 0	S: 5	R: 0	H: 0	E: 0	K: 2	S: 7	R: 2	H: 3	E: 0	K: 1	S: 8												
PITCHER		IP	WLS	BF	H	R	ER	SO	BB	IBB	HBP	BLK	WP	HR	S	P	ERA	WHIP	PITCHER		IP	WLS	BF	H	R	ER	SO	BB	IBB	HBP	BLK	WP	HR	S	P	ERA	WHIP																	
Moe Drabowsky, R (1, 1) ERA: 5.72	5.1	L	21	5	3	3	3	3	0	0	0	0	0	0	27	27	5.06	0.938	Moe Drabowsky, R (1, 1) ERA: 5.72		5.1	L	21	5	3	3	3	0	0	0	0	0	27	27	5.06	0.938	Moe Drabowsky, R (1, 1) ERA: 5.72		5.1	L	21	5	3	3	3	0	0	0	0	27	27	5.06	0.938	
Wes Stock, R (6, 1) ERA: 2.47	1.2		7	1	1	1	2	1	0	0	0	0	0	1	10	14	5.40	1.200	Wes Stock, R (6, 1) ERA: 2.47		1.2		7	1	1	1	2	1	0	0	0	1	10	14	5.40	1.200	Wes Stock, R (6, 1) ERA: 2.47		1.2		7	1	1	1	2	1	0	0	0	1	10	14	5.40	1.200
Orlando Pena, R (8, 1) ERA: 4.39	1.0		7	3	2	2	1	0	1	0	0	0	0	0	8	12	18.00	3.000	Orlando Pena, R (8, 1) ERA: 4.39		1.0		7	3	2	2	1	0	1	0	0	8	12	18.00	3.000	Orlando Pena, R (8, 1) ERA: 4.39		1.0		7	3	2	2	1	0	1	0	0	8	12	18.00	3.000		

WP: 0	PA: 35
PB: 0	CS: 0
SB: 0	
HR: 1	
DP: 0	
HBP: 0	
SAC: 1	
SF: 1	

Batter	1	2	3	4	5	6	7	8	9	10	11	12	13	AB R H RBI BB SO LOB	TOP								
Wayne Causey, L (1, 6) OBP: 0.394, SLG: 0.385	0-0 F8		H 1-0 HBP			X 0-0 F6		X 0-0 F8			X 0-0 F5		X 0-0 G3	5 0 0 0 0 0 1									
Ed Charles, R (1, 5) OBP: 0.320, SLG: 0.367	0-0 5-3		X 0-0 F2			X 0-0 6-3		0-0 K			0-3 K		X 0-0 K	6 0 1 1 0 2 1									
Ken Harrelson, R (1, 7) OBP: 0.318, SLG: 0.537	0-0 6-3				X 0-0 FC6-4 1B			X 0-0 F7		X 0-0 1-3		X 0-0 F8	0-3 K	6 0 1 0 0 1 1									
Rocky Colavito, R (1, 9) OBP: 0.369, SLG: 0.534		X 0-0 F4			X 0-0 F7			X 0-0 1B 1B		X 0-0 F8		X 0-0 6-3		5 1 1 0 0 0 1									
Jim Gentile, L (1, 3) OBP: 0.390, SLG: 0.481		X 0-0 F9			X 0-0 FC6-4			X 0-0 F8		X 0-0 F7		X 0-0 K		5 0 1 0 0 0 2									
Doc Edwards, R (1, 2) OBP: 0.241, SLG: 0.242		X 0-0 K			X 0-0 F8			X 0-0 1B CS 1B		X 0-0 K		X 0-3 K		4 0 3 0 0 0 1									
Dick Green, R (10, PR) OBP: 0.290, SLG: 0.406														0 0 0 0 0 0 0									
Billy Bryan, L (10, 2) OBP: 0.324, SLG: 0.556														1 0 0 0 0 1 1									
Nelson Mathews, R (1, 8) OBP: 0.290, SLG: 0.346		0-3 K				X 0-0 B1-6-4 1B		X 0-0 CS 1B		X 0-0 F3		X 0-3 K		5 0 2 1 0 2 3									
Charlie Shoemaker, L (1, 4) OBP: 0.174, SLG: 0.261			0-3 K			X 0-0 F4		X 0-0 F6		X 0-0 3-4			X 0-0 G3 SH3-4 1B	5 1 1 0 0 1 4									
Diego Segui, R (1, 1) OBP: 0.180, SLG: 0.229			0-3 K			X 0-0 B1-6-4		0-3 K		X 0-0 F7			X 0-0 SH3-4	3 0 0 0 0 2 1									
Ted Bowsfield, R (9, 1)														0 0 0 0 0 0 0									
George Alusik, R (10, PH) OBP: 0.372, SLG: 0.389														1 0 0 0 0 0 2									
John Wyatt, R (10, 1)														0 0 0 0 0 0 0									
Wes Stock, R (10, 1) OBP: 0.200, SLG: 0.111														0 0 0 0 0 0 0									
Inning Stats	R: 0 E: 0 K: 0 S: 3	H: 0 LOB: 0 BB: 0 P: 3	R: 0 E: 0 K: 1 S: 6	H: 1 LOB: 1 BB: 0 P: 6	R: 0 E: 0 K: 2 S: 7	H: 0 LOB: 1 BB: 0 P: 8	R: 0 E: 0 K: 0 S: 4	H: 1 LOB: 1 BB: 0 P: 4	R: 0 E: 0 K: 0 S: 3	H: 1 LOB: 0 BB: 0 P: 3	R: 0 E: 0 K: 0 S: 3	H: 0 LOB: 0 BB: 0 P: 3	R: 0 E: 0 K: 1 S: 5	H: 0 LOB: 0 BB: 0 P: 5	R: 0 E: 0 K: 2 S: 8	H: 1 LOB: 1 BB: 0 P: 8	R: 1 E: 0 K: 1 S: 7	H: 2 LOB: 1 BB: 0 P: 7	1B: 10 2B: 0 3B: 0 HR: 0	SF: 0 SAC: 1 DP: 1 HBP: 1	WP: 0 PB: 0 SB: 0 CS: 2	PA: 48	
PITCHER	IP WLS BF H R ER SO BB IBB HBP BLK WP HR S P ERA WHIP																						
Juan Pizarro, L (1, 1) ERA: 2.23	10.0																						
Hoyt Wilhelm, R (11, 1) ERA: 2.06	3.0	W	12	3	1	1	4	0	0	0	0	0	0	0	0	0	0	0	0	0	0	0	0

Kansas City Athletics @ Chicago White Sox
Comiskey Park, Chicago, IL
Sun Jul 19 1964, 4:33 AM EDT
Unknown


AB	46
R	2
H	10
RBI	2
BB	0
SO	9
LOB	18



WP: 0	PA: 48
PB: 0	
SB: 0	
CS: 2	

livebaseballscorecards.com

Batter	1	2	3	4	5	6	7	8	9	AB R H RBI BB SO LOB	TOP											
Jose Tartabull, L (1, 8) OBP: 0.271, SLG: 0.277	0-0 1-3 1B		0-0 1-3 1B			0-0 F8		0-0 6-3		4 0 2 0 0 0 0	Kansas City Athletics @ Chicago White Sox Comiskey Park, Chicago, IL Sun Jul 19 1964, 4:38 AM EDT Att: 18,664 - Unknown livebaseballscores.com											
Wayne Causey, L (1, 6) OBP: 0.393, SLG: 0.384	0-0 1-3 1-2		0-0 1-3			0-0 1-3			0-0 HR 1B	4 1 1 0 0 0 1												
Jim Gentile, L (1, 3) OBP: 0.382, SLG: 0.493	4-0 BB				0-0 F7		0-0 F7		0-0 1-H HR	3 1 1 2 1 0 0												
Rocky Colavito, R (1, 9) OBP: 0.368, SLG: 0.540	0-0 F2				0-0 F6				0-0 6-3	4 1 1 1 0 0 2												
Ken Harrelson, R (1, 7) OBP: 0.313, SLG: 0.511	0-3 K				0-0 F4		0-0 F2 HR		0-0 1B 1B	4 0 1 0 0 1 2												
Billy Bryan, L (1, 2) OBP: 0.317, SLG: 0.543		0-3 K2-3			0-0 6-3		0-3 K		0-0 1-2 G6-4-3 1B	3 0 0 0 0 2 0 1 0 1 0 0 0 0												
Doc Edwards, R (9, PH) OBP: 0.245, SLG: 0.247																						
Ed Charles, R (1, 5) OBP: 0.317, SLG: 0.362					0-0 F8		0-0 F8		0-0 G6-4-3 1-2	4 0 0 0 0 0 2												
Charlie Shoemaker, L (1, 4) OBP: 0.192, SLG: 0.269					0-0 F6				0-0 4-3	3 0 1 0 0 0 0												
John O'Donoghue, R (1, 1) OBP: 0.242, SLG: 0.333			0-3 K		0-0 1B				0-0 K													
Dan Pfister, R (4, 1)						0-0 1-3																
George Alusik, R (8, PH) OBP: 0.371, SLG: 0.387																						
Moe Drabowsky, R (8, 1) OBP: 0.031, SLG: 0.031																						
Inning Stats	R: 0 E: 0 K: 1 S: 6	H: 1 LOB: 2 BB: 1 P: 10	R: 0 E: 0 K: 1 S: 5	H: 0 LOB: 0 BB: 0 P: 5	R: 0 E: 0 K: 1 S: 5	H: 1 LOB: 0 BB: 0 P: 5	R: 0 E: 0 K: 0 S: 3	H: 0 LOB: 0 BB: 0 P: 3	R: 0 E: 0 K: 0 S: 4	H: 1 LOB: 1 BB: 0 P: 4	R: 0 E: 0 K: 0 S: 3	H: 0 LOB: 0 BB: 0 P: 3	R: 1 E: 0 K: 1 S: 6	H: 1 LOB: 0 BB: 0 P: 6	R: 0 E: 0 K: 1 S: 5	H: 0 LOB: 0 BB: 0 P: 5	R: 2 E: 0 K: 0 S: 6	H: 4 LOB: 1 BB: 0 P: 6	1B: 6 2B: 0 3B: 0 HR: 2	SF: 0 SAC: 0 DP: 1 HBP: 0	WP: 0 PB: 0 SB: 0 CS: 0	PA: 34
PITCHER	IP WLS BF H R ER SO BB IBB HBP BLK WP HR S P ERA WHIP																					
Ray Herbert, R (1, 1) ERA: 3.86	8.0 W 30 6 3 3 5 1 0 0 0 0 2 39 43 3.38 0.875																					
Hoyt Wilhelm, R (9, 1) ERA: 2.05	0.1 2 1 0 0 0 0 0 0 0 0 0 2 2 0.00 3.000																					
Don Mossi, L (9, 1) ERA: 2.67	0.0 1 1 0 0 0 0 0 0 0 0 0 1 1 ∞ ∞																					
Eddie Fisher, R (9, 1) ERA: 3.92	0.2 S 1 0 0 0 0 0 0 0 0 0 0 1 1 0.00 0.000																					



Batter	1	2	3	4	5	6	7	8	9	AB	R	H	RBI	BB	SO	LOB
Tom McCraw, L (1, 7) OBP: 0.358, SLG: 0.432	0-3 K	0-0 F6		0-0 F8		0-0 HR 1B	0-0 1B			5	1	2	3	0	1	3
Don Buford, S (1, 4) OBP: 0.337, SLG: 0.369	0-0 1B	0-0 F7			0-0 F8	0-0 HR	0-0 1B			5	2	3	4	0	0	3
Floyd Robinson, L (1, 9) OBP: 0.369, SLG: 0.435	0-0 1B		0-0 6-3		0-0 G3	0-0 F9	1-0 HBP			4	0	1	1	0	0	0
Al Weis, S (7, PR) OBP: 0.315, SLG: 0.345	0-0 1B									0	0	0	0	0	0	0
Pete Ward, L (1, 5) OBP: 0.341, SLG: 0.460	0-0 F7		0-0 3B		0-0 1B					4	0	2	0	1	0	4
Bill Skowron, R (1, 3) OBP: 0.312, SLG: 0.466	0-0 1-3		0-0 1-3		0-0 F2		0-0 WP BB	0-0 L1-6		5	1	2	0	0	0	3
Jim Landis, R (1, 8) OBP: 0.294, SLG: 0.285		0-0 FC4-6 BB	1-0 HBP			4-0 CS BB	0-0 FC2-5 BB WP	4-0 WP BB		1	0	1	0	0	0	0
Gene Stephens, L (5, 8) OBP: 0.365, SLG: 0.429							1-2 BB			1	1	0	0	2	0	2
Ron Hansen, R (1, 6) OBP: 0.354, SLG: 0.386		4-0 FC4-6 BB	0-0 4-3			4-0 1B BB	4-0 1B BB	0-0 L1-6		2	2	0	0	3	0	4
J.C. Martin, L (1, 2) OBP: 0.250, SLG: 0.304		0-0 FC4-6 BB		0-0 3-1		0-0 F8	0-3 K	0-0 F9		5	0	0	0	0	1	7
Fred Talbot, R (1, 1) OBP: 0.389, SLG: 0.333		4-0 BB		0-0 1-3		0-0 1B HR	4-0 1B BB			2	2	1	1	2	0	0

Inning Stats	R: 1	H: 2	E: 0	K: 1	S: 7	H: 1	LOB: 1	BB: 0	P: 7	R: 0	H: 1	E: 0	K: 0	S: 4	R: 0	H: 1	E: 0	K: 0	S: 4	R: 0	H: 0	E: 0	K: 0	S: 3	R: 0	H: 1	E: 0	K: 0	S: 4	R: 4	H: 3	E: 0	K: 0	S: 5	R: 4	H: 3	E: 0	K: 1	S: 8	R: 0	H: 1	E: 0	K: 0	S: 3
--------------	------	------	------	------	------	------	--------	-------	------	------	------	------	------	------	------	------	------	------	------	------	------	------	------	------	------	------	------	------	------	------	------	------	------	------	------	------	------	------	------	------	------	------	------	------

PITCHER	IP	WLS	BF	H	R	ER	SO	BB	IBB	HBP	BLK	WP	HR	S	P	ERA	WHIP
Barry Latman, R (1, 1) ERA: 3.94	6.0	L	30	8	5	5	1	4	0	1	0	0	1	27	44	7.50	2.000
Ken McBride, R (7, 1) ERA: 5.78	0.2		7	2	4	4	1	3	0	0	0	1	0	6	18	54.00	7.500
Dan Osinski, R (7, 1) ERA: 4.66	1.1		7	2	0	0	0	1	0	1	0	1	0	5	10	0.00	2.250


BOTTOM

Los Angeles Angels @ Chicago White Sox
Comiskey Park, Chicago, IL

Mon Jul 20 1964, 8:05 PM EDT
Att. 9,378 - Unknown

AB	34
R	9
H	12
RBI	9
BB	8
SO	2
LOB	26

WP: 2 PA: 44
PB: 0 SB: 0 CS: 1
SF: 0 SAC: 0 DP: 1 HBP: 2



PITCHER	IP	WLS	BF	H	R	ER	SO	BB	IBB	HBP	BLK	WP	HR	S	P	ERA	WHIP
---------	----	-----	----	---	---	----	----	----	-----	-----	-----	----	----	---	---	-----	------

Batter	1	2	3	4	5	6	7	8	9	AB R H RBI BB SO LOB	TOP		
Bob Perry, R (1, 8) OBP: 0.350, SLG: 0.423	4-0 FC5-4 BB		0-0 E7 F9 1B		0-0 1-3		0-3 K2-3		0-0 1-2 1B	4 0 2 0 1 1 0			
Jim Fregosi, R (1, 6) OBP: 0.404, SLG: 0.526	0-0 FC5-4 FC6-4 1-2f		4-0 BB		0-0 4-3		0-0 6-3		0-3 K	4 0 0 0 1 1 3			
Willie Smith, L (1, 7) OBP: 0.308, SLG: 0.484	0-3 K		0-0 F9 2-3		0-0 4-3		0-0 F2			4 0 0 0 0 1 3			
Joe Adcock, R (1, 3) Vic Power, R (8, 3) OBP: 0.347, SLG: 0.507 OBP: 0.258, SLG: 0.301	0-0 FC6-4 1-2f		0-3 K		0-0 1-3		0-0 6-3			4 0 0 0 0 1 3 0 0 0 0 0 0 0			
Buck Rodgers, S (1, 2) OBP: 0.308, SLG: 0.315		0-0 F7	0-0 F8		4-0 1B 1B BB		0-0 F8			3 1 0 0 1 0 2			
Lou Clinton, R (1, 9) OBP: 0.308, SLG: 0.428		0-0 WP FC5-2 2B		0-0 F8		0-0 1B 1B		0-0 F8		4 0 2 0 0 0 0			
Felix Torres, R (1, 5) OBP: 0.265, SLG: 0.427		0-0 FC5-2 1B 2-H		0-0 HR		0-0 1B 1B		0-0 F7		4 1 2 2 0 0 1			
Bobby Knoop, R (1, 4) OBP: 0.303, SLG: 0.285		0-0 FC1-6-4 1B 1-2		0-3 K		0-3 K		0-0 6-3		4 0 1 0 0 2 2			
Bo Belinsky, L (1, 1) Bob Lee, R (7, 1) OBP: 0.111, SLG: 0.088		0-0 FC1-6-4 1-2f		0-0 1-3		0-0 G3		4-0 1B BB		3 0 0 0 0 0 4 0 0 0 0 1 0 0			
Inning Stats	R: 0 H: 0 E: 0 LOB: 1 K: 1 BB: 1 S: 5 P: 9	R: 0 H: 2 E: 0 LOB: 2 K: 0 BB: 0 S: 5 P: 5	R: 0 H: 1 E: 1 LOB: 2 K: 1 BB: 1 S: 6 P: 10	R: 1 H: 1 E: 0 LOB: 0 K: 1 BB: 0 S: 6 P: 6	R: 0 H: 0 E: 0 LOB: 0 K: 0 BB: 0 S: 3 P: 3	R: 1 H: 2 E: 0 LOB: 2 K: 1 BB: 1 S: 7 P: 11	R: 0 H: 0 E: 0 LOB: 0 K: 1 BB: 0 S: 5 P: 5	R: 0 H: 0 E: 0 LOB: 0 K: 0 BB: 0 S: 3 P: 3	R: 0 H: 1 E: 0 LOB: 2 K: 1 BB: 1 S: 6 P: 10	1B: 5 SF: 0 2B: 1 SAC: 0 3B: 0 DP: 0 HR: 1 HBP: 0	WP: 1 PA: 38 PB: 0 SB: 0 CS: 0		
PITCHER	IP WLS BF H R ER SO BB IBB HBP BLK WP HR S P ERA WHIP											PITCHER	IP WLS BF H R ER SO BB IBB HBP BLK WP HR S P ERA WHIP
John Buzhardt, R (1, 1) ERA: 2.88	6.0 L 27 6 2 2 4 3 0 0 0 1 1 32 44 3.00 1.500												
Eddie Fisher, R (7, 1) ERA: 3.74	3.0 11 1 0 0 2 1 0 0 0 0 0 14 18 0.00 0.667												

Los Angeles Angels @ Chicago White Sox
Comiskey Park, Chicago, IL
Tue Jul 21 1964, 8:05 PM EDT
Unknown

livebaseballscorecards.com

AB	34
R	2
H	7
RBI	2
BB	4
SO	6
LOB	18



Batter	1	2	3	4	5	6	7	8	9	AB	R	H	RBI	BB	SO	LOB
Mike Hershberger, R (1, 8) OBP: 0.324, SLG: 0.320	0-0 F8	0-0 4-3		4-0 BB		0-3 K			0-0 1B	4	0	1	0	1	1	4
Don Buford, S (1, 4) OBP: 0.331, SLG: 0.361	0-3 K2-3		0-0 F3	0-0 F8			0-0 F7		0-0 F4	5	0	0	0	0	1	4
Pete Ward, L (1, 5) OBP: 0.340, SLG: 0.457	0-0 BB 1B		0-3 K		0-0 3-4		0-0 3-1			4	0	1	0	0	1	0
Bill Skowron, R (1, 3) OBP: 0.318, SLG: 0.467	4-0 1-2 BB		1-0 HBP		0-0 G6-4-3 1B		0-0 F3			2	0	1	0	1	0	0
Jeff Long, R (1, 7) OBP: 0.329, SLG: 0.295	0-0 F9		0-3 K		0-0 G6-4-3 1-2			0-0 4-3		4	0	0	0	0	1	4
Dave Nicholson, R (1, 9) OBP: 0.359, SLG: 0.398		0-3 K		0-0 1B		4-0 1-3 4-3 BB		0-0 4-3		2	0	1	0	1	1	0
Gene Stephens, L (8, PH) (9, 9) OBP: 0.359, SLG: 0.420										1	0	0	0	0	0	0
Ron Hansen, R (1, 6) OBP: 0.353, SLG: 0.384		0-0 6-3		0-0 L4		0-0 4-3		0-0 1B		4	0	1	0	0	0	2
Jerry McNertney, R (1, 2) OBP: 0.303, SLG: 0.292		4-0 1B BB		0-0 BB 1B		4-0 1-3 BB		0-3 K		1	0	1	0	2	0	0
Tom McCraw, L (9, PH) OBP: 0.356, SLG: 0.430				1-3 1B		0-0 1-3 BB				1	0	0	0	0	1	0
John Buzhardt, R (1, 1) OBP: 0.171, SLG: 0.205		0-0 1-3 1B		0-3 K		0-0 1-3		0-0 F5		2	0	1	0	0	1	2
Al Weis, S (6, PH) OBP: 0.314, SLG: 0.343						1-2 2-3				1	0	0	0	0	0	2
Eddie Fisher, R (7, 1) OBP: 0.083, SLG: 0.083										0	0	0	0	0	0	0
J.C. Martin, L (9, PH) OBP: 0.249, SLG: 0.302										1	0	0	0	0	0	0

Inning Stats	R: 0	H: 1	R: 0	H: 1	R: 0	H: 0	R: 0	H: 1	R: 0	H: 0	R: 0	H: 1	R: 0	H: 1	R: 0	H: 1	1B: 7	SF: 0	WP: 0	PA: 38
	E: 0	LOB: 2	E: 0	LOB: 2	E: 0	LOB: 1	E: 0	LOB: 0	E: 0	LOB: 2	E: 0	LOB: 1	E: 0	LOB: 1	E: 0	LOB: 1	2B: 0	SAC: 0	PB: 0	
	K: 1	BB: 1	K: 1	BB: 1	K: 2	BB: 0	K: 0	BB: 0	K: 0	BB: 2	K: 0	BB: 0	K: 0	BB: 0	K: 1	BB: 0	3B: 0	DP: 1	SB: 0	
	S: 6	P: 10	S: 6	P: 10	S: 7	P: 8	S: 3	P: 3	S: 5	P: 13	S: 3	P: 3	S: 3	P: 3	S: 6	P: 6	HR: 0	HBP: 1	CS: 0	

PITCHER	IP	WLS	BF	H	R	ER	SO	BB	IBB	HBP	BLK	WP	HR	S	P	ERA	WHIP
Bo Belinsky, L (1, 1) ERA: 2.77	6.0	W	28	5	0	0	6	5	0	1	0	0	0	34	55	0.00	1.667
Bob Lee, R (7, 1) ERA: 1.79	3.0	S	10	2	0	0	1	0	0	0	0	0	0	12	12	0.00	0.667

Los Angeles Angels @ Chicago White Sox
Comiskey Park, Chicago, IL
Tue Jul 21 1964, 8:05 PM EDT
Unknown

AB	32
R	0
H	7
RBI	0
BB	5
SO	7
LOB	18

WP	PA	ERA	WHIP
0	38		

Los Angeles Angels @ Chicago White Sox
 Comiskey Park, Chicago, IL
 Tue Jul 21 1964, 8:05 PM EDT
 Att. 21,115 - Unknown

livebaseballscorecards.com

AB	35
R	3
H	9
RBI	3
BB	2
SO	7
LOB	16



Batter	1	2	3	4	5	6	7	8	9	AB R H RBI BB SO LOB	
Jim Piersall, R OBP: 0.387, SLG: 0.423 (1, 7) (8, 8)	0-0 6-3		0-0 5-3		0-0 F4		4-0 1B BB BB BB		0-0 6-3	4 0 0 0 1 0 1	
Vic Power, R OBP: 0.265, SLG: 0.307 (1, 3)	0-0 4-3		0-0 1B 1B		0-0 L5-3		0-0 1B 1-2 2-H 3-H			4 0 2 2 0 0 1	
Jim Fregosi, R OBP: 0.406, SLG: 0.536 (1, 6)	0-0 HR		0-0 1B 1-2		0-0 F9		0-0 F9			4 1 2 1 0 0 2	
Lou Clinton, R OBP: 0.303, SLG: 0.421 (1, 9)	0-0 L5		0-3 K		0-3 K		0-0 F7			4 0 0 0 0 2 2	
Felix Torres, R OBP: 0.265, SLG: 0.422 (1, 5)		0-0 1B 1B	0-0 F8		0-0 F3		0-3 K FC6-4			4 0 1 0 0 1 2	
Bob Perry, R OBP: 0.342, SLG: 0.412 Willie Smith, L OBP: 0.306, SLG: 0.481 (8, PH) (8, 7)		0-3 K		0-3 K		0-0 F6	0-3 K			3 0 0 0 0 2 1 1 0 0 0 0 1 1	
Bobby Knoop, R OBP: 0.306, SLG: 0.288 (1, 4)		0-0 1B 1-2		0-0 G1-6-3 1B		0-0 6-3	0-0 FC6-4			4 0 2 0 0 0 1	
Tom Satriano, L OBP: 0.290, SLG: 0.243 Joe Adcock, R OBP: 0.349, SLG: 0.507 Albie Pearson, L OBP: 0.311, SLG: 0.270 Bob Duliba, R (7, 1)		0-0 F6		0-0 G1-6-3		4-0 BB 1B BB BB		0-0 F8		2 0 0 0 0 0 3 0 0 0 0 1 0 0 0 1 0 0 0 0 0 1 0 0 0 0 0 0	
Bob Meyer, R (1, 1) Aubrey Gatewood, R OBP: 0.200, SLG: 0.200 Buck Rodgers, S OBP: 0.309, SLG: 0.316 (7, PH) (7, 2)		0-3 K		0-0 L5-3 1B		0-0 1B BB 1B		0-0 F8		0 0 0 0 0 0 0 2 0 1 0 0 1 2 2 1 1 0 0 0 0	
Inning Stats	R: 1 E: 0 K: 0 S: 4 H: 1 LOB: 0 BB: 0 P: 4	R: 0 E: 0 K: 2 S: 9 H: 2 LOB: 2 BB: 0 P: 9	R: 0 E: 0 K: 1 S: 7 H: 2 LOB: 2 BB: 0 P: 7	R: 0 E: 0 K: 1 S: 5 H: 1 LOB: 0 BB: 0 P: 5	R: 0 E: 0 K: 0 S: 3 H: 1 LOB: 0 BB: 0 P: 3	R: 0 E: 0 K: 1 S: 5 H: 0 LOB: 0 BB: 0 P: 5	R: 2 E: 0 K: 0 S: 5 H: 2 LOB: 2 BB: 2 P: 13	R: 0 E: 0 K: 2 S: 8 H: 0 LOB: 1 BB: 0 P: 8	R: 0 E: 0 K: 0 S: 3 H: 0 LOB: 0 BB: 0 P: 3	1B: 8 2B: 1 3B: 0 HR: 1 SF: 0 SAC: 0 DP: 2 HBP: 0	WP: 0 PB: 1 SB: 0 CS: 0 PA: 37
PITCHER Gary Peters, L ERA: 2.65 Hoyt Wilhelm, R ERA: 1.98	IP 6.2 WLS L BF 29 H 9 R 3 ER 3 SO 5 BB 2 IBB 0 HBP 0 BLK 0 WP 0 HR 1 S 37 P 45 ERA 4.05 WHIP 1.650	IP 2.1 WLS L BF 8 H 0 R 0 ER 0 SO 2 BB 0 IBB 0 HBP 0 BLK 0 WP 0 HR 0 S 12 P 12 ERA 0.00 WHIP 0.000	PITCHER IP WLS BF H R ER SO BB IBB HBP BLK WP HR S P ERA WHIP								ERA WHIP

Batter	1	2	3	4	5	6	7	8	9	AB	R	H	RBI	BB	SO	LOB
--------	---	---	---	---	---	---	---	---	---	----	---	---	-----	----	----	-----

Don Buford, S <small>OBP: 0.332, SLG: 0.359</small> (1, 4)	0-0 1B	0-0 4-3		0-0 G4-6-3 1-2f		0-0 6-3			4-0 BB	4	1	1	0	1	0	2
Al Weis, S <small>OBP: 0.319, SLG: 0.348</small> Gene Stephens, L <small>OBP: 0.348, SLG: 0.404</small> (1, 8) (7, 8)	0-0 1-3 1B	0-0 1B			0-0 F8		0-0 L5		0-0 F7	3	1	2	0	0	0	0
Pete Ward, L <small>OBP: 0.336, SLG: 0.450</small> (1, 5)	0-0 F7	0-0 F6			0-0 1-3		0-3 K			4	0	0	0	0	1	3
Bill Skowron, R <small>OBP: 0.324, SLG: 0.471</small> (1, 3)	0-0 1-2 3-H 1B		0-0 1B		0-0 1B		0-0 1-3			4	0	3	1	0	0	0
Ron Hansen, R <small>OBP: 0.354, SLG: 0.386</small> (1, 6)	0-0 1-2 2-H 1B		0-0 5-3		0-0 1-2 1B		0-3 K			4	0	2	1	0	1	1
Dave Nicholson, R <small>OBP: 0.354, SLG: 0.392</small> (1, 7)	0-3 K		0-3 K		0-0 FC6-4 1-2f		0-3 K			4	0	0	0	0	3	5
Mike Hershberger, R <small>OBP: 0.326, SLG: 0.320</small> (1, 9)	0-0 1-2 2-3 1B		0-0 1-3		4-0 3-1 BB		0-0 6-3			3	0	1	0	1	0	1
Jerry McNertney, R <small>OBP: 0.306, SLG: 0.295</small> J.C. Martin, L <small>OBP: 0.247, SLG: 0.301</small> (1, 2) (7, 2)	0-0 F4			0-0 1B		0-0 SH1-4 1-2			0-0 3-1	2	0	1	0	0	0	3
Gary Peters, L <small>OBP: 0.250, SLG: 0.417</small> Hoyt Wilhelm, R <small>OBP: 0.273, SLG: 0.200</small> Tom McCraw, L <small>OBP: 0.355, SLG: 0.429</small> (9, PH)		0-0 6-3		0-0 F8		0-0 3-1 2-3		0-0 1-3		1	0	0	0	0	0	0

Inning Stats	R: 2	H: 5	E: 0	K: 1	S: 10	LOB: 3	BB: 0	P: 10	R: 0	H: 1	E: 0	K: 0	S: 4	LOB: 1	BB: 0	P: 4	R: 0	H: 1	E: 0	K: 1	S: 6	LOB: 0	BB: 0	P: 6	R: 0	H: 2	E: 0	K: 0	S: 5	LOB: 2	BB: 0	P: 5	R: 0	H: 0	E: 0	K: 1	S: 3	LOB: 1	BB: 1	P: 7	R: 0	H: 0	E: 0	K: 1	S: 5	LOB: 0	BB: 0	P: 5	R: 0	H: 0	E: 0	K: 2	S: 7	LOB: 0	BB: 0	P: 7	R: 0	H: 0	E: 0	K: 0	S: 3	LOB: 1	BB: 1	P: 7	R: 0	H: 0	E: 0	K: 0	S: 3	LOB: 0	BB: 1	P: 7
--------------	------	------	------	------	-------	--------	-------	-------	------	------	------	------	------	--------	-------	------	------	------	------	------	------	--------	-------	------	------	------	------	------	------	--------	-------	------	------	------	------	------	------	--------	-------	------	------	------	------	------	------	--------	-------	------	------	------	------	------	------	--------	-------	------	------	------	------	------	------	--------	-------	------	------	------	------	------	------	--------	-------	------

PITCHER	IP	WLS	BF	H	R	ER	SO	BB	IBB	HBP	BLK	WP	HR	S	P	ERA	WHIP
Bob Meyer, L <small>ERA: 4.95</small>	(1, 1)	0.2	7	5	2	2	1	0	0	0	0	0	0	9	9	27.00	7.500
Aubrey Gatewood, R <small>ERA:</small>	(1, 1)	5.1	21	5	0	0	1	1	0	0	0	0	0	22	26	0.00	1.125
Bob Duliba, R <small>ERA: 2.63</small>	(7, 1)	3.0	10	0	0	0	3	1	0	0	0	0	0	15	19	0.00	0.333

BOTTOM

Los Angeles Angels @ Chicago White Sox
 Comiskey Park, Chicago, IL
 Tue Jul 21 1964, 8:05 PM EDT
 Att. 21,115 - Unknown

AB	35
R	2
H	10
RBI	2
BB	2
SO	5
LOB	18



WP	PA	ERA	WHIP
0	38		

Batter	1	2	3	4	5	6	7	8	9	AB R H RBI BB SO LOB	TOP																									
Bob Perry, R (1, 8) OBP: 0.347, SLG: 0.410	0-0 5-3		4-0 1B WP BB			0-0 1B		0-0 F8		3 1 1 0 1 0 0																										
Vic Power, R (1, 3) OBP: 0.265, SLG: 0.305	0-3 K		0-0 1B 1-H			0-3 K			0-3 K	4 0 1 1 0 3 1																										
Jim Fregosi, R (1, 6) OBP: 0.404, SLG: 0.532	0-0 E4			0-3 K		0-0 F4			0-0 1B HBP	4 1 1 0 0 1 1																										
Willie Smith, L (1, 7) OBP: 0.305, SLG: 0.472	0-0 4-3			0-3 K		0-0 F9			1-0 1B PB HBP	3 1 0 0 0 1 2																										
Buck Rodgers, S (1, 2) OBP: 0.309, SLG: 0.315		0-0 G3		0-3 K			0-3 K		0-0 PB 1B	4 0 1 1 0 2 0																										
Felix Torres, R (1, 5) OBP: 0.257, SLG: 0.409		0-0 F8			0-0 F6		0-3 K		0-0 2-3	4 0 0 0 0 1 2																										
Lou Clinton, R (1, 9) OBP: 0.302, SLG: 0.416		0-0 F9			0-0 6-3		0-3 K		4-0 2-3 3-H BB	3 0 0 0 1 1 0																										
Bobby Knoop, R (1, 4) OBP: 0.305, SLG: 0.287			0-0 6-3		0-0 FC6-4 1B			0-3 K	0-0 5-3	4 0 1 0 0 1 2																										
Fred Newman, R (1, 1) OBP: 0.250, SLG: 0.182			0-0 1-3		0-0 FC6-4			0-3 K		2 0 0 0 0 0 1																										
Albie Pearson, L (8, PH) OBP: 0.310, SLG: 0.269										1 0 0 0 0 1 0																										
Bob Lee, R (8, 1)										0 0 0 0 0 0 0																										
Inning Stats	R: 0 E: 1 K: 1 S: 6	H: 0 LOB: 1 BB: 0 P: 6	R: 0 E: 0 K: 0 S: 3	H: 0 LOB: 0 BB: 0 P: 3	R: 1 E: 0 K: 0 S: 3	H: 1 LOB: 1 BB: 1 P: 7	R: 0 E: 0 K: 3 S: 9	H: 0 LOB: 0 BB: 0 P: 9	R: 0 E: 0 K: 0 S: 4	H: 1 LOB: 1 BB: 0 P: 4	R: 0 E: 0 K: 1 S: 6	H: 1 LOB: 1 BB: 0 P: 6	R: 0 E: 0 K: 3 S: 9	H: 0 LOB: 0 BB: 0 P: 9	R: 0 E: 0 K: 2 S: 7	H: 0 LOB: 0 BB: 0 P: 7	R: 2 E: 0 K: 1 S: 7	H: 2 LOB: 2 BB: 1 P: 12	1B: 5 2B: 0 3B: 0 HR: 0	SF: 0 SAC: 0 DP: 0 HBP: 1	WP: 1 PB: 1 SB: 0 CS: 0	PA: 35														
PITCHER	IP WLS BF H R ER SO BB IBB HBP BLK WP HR S P ERA WHIP																																			
Joe Horlen, R (1, 1) ERA: 2.07	7.0		25	3	1	1	8	1	0	0	0	1	0	40	44	1.29	0.571																			
Hoyt Wilhelm, R (8, 1) ERA: 2.05	2.0	L	10	2	2	1	3	1	0	1	0	0	0	14	19	4.50	1.500																			

Los Angeles Angels @ Chicago White Sox
Comiskey Park, Chicago, IL
Wed Jul 22 1964, 8:05 PM EDT
Att. 13,182 - Unknown

AB	32
R	3
H	5
RBI	2
BB	2
SO	11
LOB	9



WP: 1	PA: 35
-------	--------

Batter	1	2	3	4	5	6	7	8	9	AB	R	H	RBI	BB	SO	LOB
Mike Hershberger, R (1, 9) OBP: 0.328, SLG: 0.321	0-0 E8 2B 1B		0-0 6-3			0-0 F8		4-0 BB		3	1	1	0	1	0	0
Don Buford, S (1, 4) OBP: 0.331, SLG: 0.361	0-0 2B 2B		0-0 1-3			0-0 6-3		0-0 F5		4	1	1	1	0	0	1
Tom McCraw, L (1, 7) OBP: 0.349, SLG: 0.421	0-0 4-3		0-3 K			0-0 1-3			0-0 F8	4	0	0	0	0	1	1
Pete Ward, L (1, 5) OBP: 0.341, SLG: 0.456	0-0 2B			0-0 4-3			4-0 1B BB		0-0 1B	3	0	2	1	1	0	0
Al Weis, S (9, PR) OBP: 0.319, SLG: 0.348	0-0 2B			0-0 4-3			0-0 1B		0-3 K	0	0	0	0	0	0	0
Bill Skowron, R (1, 3) OBP: 0.324, SLG: 0.469	0-0 1-3			0-0 4-3			0-0 1B		0-3 K	3	0	1	0	0	0	1
Dave Nicholson, R (9, 7) OBP: 0.353, SLG: 0.390	0-0 1-3			0-3 K			0-0 L5		0-0 F8	1	0	0	0	0	1	1
Gene Stephens, L (1, 8) OBP: 0.329, SLG: 0.375	0-3 K			0-3 K			0-0 5-3			4	0	0	0	0	2	3
Ron Hansen, R (1, 6) OBP: 0.352, SLG: 0.382		0-0 6-3			0-3 K					3	0	0	0	0	1	1
J.C. Martin, L (1, 2) OBP: 0.243, SLG: 0.295		0-0 6-3			0-0 4-3				0-0 3-1	3	0	0	0	0	0	0
Joe Horten, R (1, 1) OBP: 0.212, SLG: 0.188		0-0 1-3			0-0 4-3				0-0 F9	2	0	0	0	0	0	0
Hoyt Wilhelm, R (8, 1) OBP: 0.250, SLG: 0.182										1	0	0	0	0	0	0

Inning Stats	R: 2	H: 3	E: 1	LOB: 1	K: 1	S: 8	P: 8	R: 0	H: 0	E: 0	LOB: 0	K: 0	S: 3	R: 0	H: 0	E: 0	LOB: 0	K: 1	S: 5	R: 0	H: 0	E: 0	LOB: 0	K: 1	S: 5	R: 0	H: 0	E: 0	LOB: 0	K: 1	S: 5	R: 0	H: 0	E: 0	LOB: 0	K: 0	S: 3	R: 0	H: 1	E: 0	LOB: 1	K: 0	S: 3	R: 0	H: 0	E: 0	LOB: 1	K: 0	S: 6	R: 0	H: 1	E: 0	LOB: 1	K: 1	S: 6	1B: 3	SF: 0	2B: 2	SAC: 0	3B: 0	DP: 0	HR: 0	HBP: 0	WP: 0	PA: 33
--------------	------	------	------	--------	------	------	------	------	------	------	--------	------	------	------	------	------	--------	------	------	------	------	------	--------	------	------	------	------	------	--------	------	------	------	------	------	--------	------	------	------	------	------	--------	------	------	------	------	------	--------	------	------	------	------	------	--------	------	------	-------	-------	-------	--------	-------	-------	-------	--------	-------	--------


PITCHER	IP	WLS	BF	H	R	ER	SO	BB	IBB	HBP	BLK	WP	HR	S	P	ERA	WHIP
Fred Newman, R (1, 1) ERA: 2.6	7.0		25	4	2	2	4	1	0	0	0	0	0	32	36	2.57	0.714
Bob Lee, R (8, 1) ERA: 1.76	2.0	W	8	1	0	0	1	1	0	0	0	0	0	9	13	0.00	1.000

BOTTOM

Los Angeles Angels @ Chicago White Sox
Comiskey Park, Chicago, IL

Wed Jul 22 1964, 8:05 PM EDT
Att. 13,182 - Unknown

AB	31
R	2
H	5
RBI	2
BB	2
SO	5
LOB	8



PITCHER	IP	WLS	BF	H	R	ER	SO	BB	IBB	HBP	BLK	WP	HR	S	P	ERA	WHIP
---------	----	-----	----	---	---	----	----	----	-----	-----	-----	----	----	---	---	-----	------

Batter	1	2	3	4	5	6	7	8	9	10	11	AB R H RBI BB SO LOB	TOP																								
Bob Perry, R (1, 8) OBP: 0.341, SLG: 0.402	0-0 6-3		0-3 K			0-0 G6-4-3			0-0 SH3-4 1B		0-0 E5	5 0 1 0 0 1 2	Los Angeles Angels @ Chicago White Sox Comiskey Park, Chicago, IL Thu Jul 23 1964, 8:05 PM EDT Att: 7,045 - Unknown																								
Vic Power, R (1, 3) OBP: 0.257, SLG: 0.296	0-0 5-3			0-0 F7			0-0 5-3		0-0 SH3-4		0-0 F8	4 0 0 0 0 0 1																									
Jim Fregosi, R (1, 6) OBP: 0.405, SLG: 0.532	0-0 5-3			0-0 FC4-6 1B			0-0 G4-6-3 1B		0-0 F7			4 0 2 0 0 0 1																									
Willie Smith, L (1, 7) OBP: 0.298, SLG: 0.460		0-0 F8		0-0 FC4-6 CS		0-0 G4-6-3			0-0 G3			4 0 0 0 0 0 3																									
Buck Rodgers, S (1, 2) OBP: 0.305, SLG: 0.312		0-0 F7		0-0 CS	0-0 4-3			0-0 F8		0-0 6-3		4 0 0 0 0 0 0																									
Felix Torres, R (1, 5) OBP: 0.259, SLG: 0.415		0-3 K			0-0 6-3			0-0 1B 2B		0-0 F8		3 0 1 0 0 1 0																									
Albie Pearson, L (8, PR) OBP: 0.310, SLG: 0.269												0 1 0 0 0 0 0																									
Tom Satriano, L (8, 5) OBP: 0.289, SLG: 0.242												1 0 0 0 0 0 0																									
Lou Clinton, R (1, 9) OBP: 0.298, SLG: 0.409			0-0 6-3		0-0 F8			0-0 5-3		0-0 6-3		4 0 0 0 0 0 1																									
Bobby Knoop, R (1, 4) OBP: 0.307, SLG: 0.290			0-0 SH3 1B			0-0 F9		0-0 1B			0-0 F7	4 0 2 1 0 0 0																									
Dean Chance, R (1, 1) OBP: 0.156, SLG: 0.095			0-0 SH3			0-0 G6-4-3 1B		0-0 F8			0-0 6-3	1 0 1 0 0 0 0																									
Ed Kirkpatrick, L (8, PH) OBP: 0.317, SLG: 0.363												1 0 0 0 0 0 2																									
Bob Duliba, R (8, 1)												0 0 0 0 0 0 0																									
Barry Latman, R (9, 1) OBP: 0.121, SLG: 0.152												1 0 0 0 0 0 0																									
Inning Stats	R: 0 E: 0 K: 0 S: 3	H: 0 LOB: 0 BB: 0 P: 3	R: 0 E: 0 K: 1 S: 5	H: 0 LOB: 0 BB: 0 P: 5	R: 0 E: 0 K: 1 S: 6	H: 1 LOB: 1 BB: 0 P: 6	R: 0 E: 0 K: 0 S: 3	H: 1 LOB: 0 BB: 0 P: 3	R: 0 E: 0 K: 0 S: 3	H: 1 LOB: 0 BB: 0 P: 3	R: 1 E: 0 K: 0 S: 5	H: 2 LOB: 2 BB: 0 P: 5	R: 0 E: 0 K: 0 S: 4	H: 1 LOB: 1 BB: 0 P: 4	R: 0 E: 0 K: 0 S: 3	H: 0 LOB: 0 BB: 0 P: 3	R: 0 E: 1 K: 0 S: 4	H: 0 LOB: 1 BB: 0 P: 4	1B: 6 2B: 1 3B: 0 HR: 0	SF: 0 SAC: 2 DP: 2 HBP: 0	WP: 0 PB: 1 SB: 0 CS: 1	PA: 39															
PITCHER	IP WLS BF H R ER SO BB IBB HBP BLK WP HR S P ERA WHIP																																				
Ray Herbert, R (1, 1) ERA: 3.44	8.1		29	7	1	1	2	0	0	0	0	0	0	0	33	33	1.08	0.840																			
Eddie Fisher, R (9, 1) ERA: 3.65	1.2		5	0	0	0	0	0	0	0	0	0	0	0	5	5	0.00	0.000																			
Hoyt Wilhelm, R (11, 1) ERA: 2.02	1.0	W	4	0	0	0	0	0	0	0	0	0	0	0	4	4	0.00	0.000																			

livebaseballscorecards.com

AB	36
R	1
H	7
RBI	1
BB	0
SO	2
LOB	10



Batter	1	2	3	4	5	6	7	8	9	AB R H RBI BB SO LOB	TOP		
Zoilo Versalles, R (1, 6) OBP: 0.310, SLG: 0.428	0-0 F7	0-0 F2			0-0 HR		0-0 6-3		0-0 F8	5 1 1 1 0 0 3			
Frank Kostro, R (1, 5) OBP: 0.296, SLG: 0.560	0-0 F6		0-0 F9		0-0 F7		0-0 F7		0-0 HR	5 1 1 2 0 0 0			
Jerry Kindall, R (9, 4) OBP: 0.269, SLG: 0.337									2-H	0 0 0 0 0 0 0			
Tony Oliva, L (1, 9) OBP: 0.367, SLG: 0.573	0-0 4-3		0-0 F7		0-0 2B		0-0 1B		0-0 F4	5 1 2 0 0 0 0			
Harmon Killebrew, R (1, 7) OBP: 0.384, SLG: 0.607		0-3 K	0-0 1B		0-0 2B		0-0 F3			4 0 2 1 0 1 1			
Bob Allison, R (1, 3) OBP: 0.417, SLG: 0.614		0-0 HR	0-0 F9		4-0 IBB		0-0 G3			3 1 1 1 1 0 1			
Jimmie Hall, L (1, 8) OBP: 0.307, SLG: 0.460		0-0 BB 1B SF9		0-3 K	0-3 K		0-0 F8			4 1 0 0 0 2 2			
Earl Battey, R (1, 2) OBP: 0.347, SLG: 0.431		0-0 E BB 1B		0-0 L4		0-3 K		0-3 K		4 0 1 0 0 2 0			
Johnny Goryl, R (1, 4) OBP: 0.261, SLG: 0.220		4-0 BB 1B		0-0 5-3		0-0 F1		4-0 SH1-4 HR BB		2 1 0 0 2 0 0			
Mudcat Grant, R (1, 1) OBP: 0.245, SLG: 0.375		0-0 SF9		0-0 5-3		0-0 F3		0-0 SH1-4		2 0 0 1 0 0 0			
Inning Stats	R: 0 H: 0 E: 0 LOB: 0 K: 0 BB: 0 S: 3 P: 3	R: 2 H: 2 E: 2 LOB: 2 K: 1 BB: 1 S: 8 P: 12	R: 0 H: 1 E: 0 LOB: 1 K: 0 BB: 0 S: 4 P: 4	R: 0 H: 0 E: 0 LOB: 0 K: 1 BB: 0 S: 5 P: 5	R: 2 H: 3 E: 0 LOB: 2 K: 1 BB: 1 S: 8 P: 12	R: 0 H: 0 E: 0 LOB: 0 K: 1 BB: 0 S: 5 P: 5	R: 0 H: 1 E: 0 LOB: 1 K: 0 BB: 0 S: 4 P: 4	R: 0 H: 0 E: 0 LOB: 0 K: 1 BB: 0 S: 5 P: 5	R: 2 H: 1 E: 0 LOB: 0 K: 0 BB: 1 S: 4 P: 8	1B: 4 SF: 1 2B: 1 SAC: 1 3B: 0 DP: 0 HR: 3 HBP: 0	WP: 1 PA: 39 PB: 0 SB: 0 CS: 0		
PITCHER	IP WLS BF H R ER SO BB IBB HBP BLK WP HR S P ERA WHIP											PITCHER	IP WLS BF H R ER SO BB IBB HBP BLK WP HR S P ERA WHIP
Juan Pizarro, L (1, 1) ERA: 2.34	5.0 L 24 6 4 3 3 1 1 0 0 1 2 28 36 5.40 1.400												
Eddie Fisher, R (6, 1) ERA: 3.5	3.0 10 1 0 0 2 0 0 0 0 0 0 14 14 0.00 0.333												
Hoyt Wilhelm, R (9, 1) ERA: 2.23	1.0 5 1 2 2 0 1 0 0 0 0 1 4 8 18.00 2.000												

Minnesota Twins @ Chicago White Sox
 Comiskey Park, Chicago, IL
 Fri Jul 24 1964, 8:05 PM EDT
 Att: 35,690 - Unknown

AB	34
R	6
H	8
RBI	6
BB	3
SO	5
LOB	7



Batter	1	2	3	4	5	6	7	8	9	10	11	12	AB R H RBI BB SO LOB	TOP												
Zolo Versailles, R OBP: 0.310, SLG: 0.433	0-3 K		0-0 F6		0-0 F7		0-0 2B		0-0 5-3		0-0 F8		6 0 1 2 0 1 3													
Frank Kostro, R OBP: 0.231, SLG: 0.405	0-3 K		0-0 G3			0-0 F3	0-3 K		0-0 E6		0-3 K		6 0 0 0 0 3 5													
Tony Oliva, L OBP: 0.367, SLG: 0.565	0-3 K		0-0 3-1			0-0 4-3		0-0 E6 FC5-4	0-0 1-4-3			0-0 1B 1B	6 0 1 0 0 1 1													
Harmon Killebrew, R OBP: 0.387, SLG: 0.601		4-0 1B 1B BB		0-0 1B		0-0 6-3		0-0 F5		0-0 1-3		0-0 1B 1B	5 1 2 0 1 0 1													
Bob Allison, R OBP: 0.407, SLG: 0.596		0-0 F2		0-0 G6-4-3			0-3 K	0-0 FC5-4 2B		0-0 2-3		0-3 K	6 1 0 0 0 2 5													
Jimmie Hall, L OBP: 0.317, SLG: 0.468		0-0 1B 1B		0-3 K			0-0 WP 2B 1B	0-0 1B 2B		0-0 G3		0-0 F7	6 1 3 1 0 1 2													
Earl Battey, R OBP: 0.353, SLG: 0.434		0-0 1B		0-3 K			0-0 WP 2B 1B	4-0 1B IBB			0-0 FC3-5 SH 1B	0-3 K	4 1 3 1 1 1 0 0 0 0 0 0 0 0 1 0 0 0 0 1 2	AB 47 R 4 H 10 RBI 4 BB 4 SO 10 LOB 30												
Jim Kaat, L OBP: 0.286, SLG: 0.306		0-0 1B		0-0 F8			4-0 2B BB	0-0 F3			0-0 SH FC3-5		2 0 0 0 0 0 2 0 0 0 0 1 0 0 0 0 0 0 0 0 0 1 0 0 0 0 0 2													
Jerry Zimmerman, R OBP: 0.296, SLG: 0.257		0-0 1B		0-0 F8			0-0 F5			0-0 5-3		0-0 FC3-5	2 0 0 0 1 0 5 2 0 0 0 0 0 2													
Johnny Gonyl, R OBP: 0.245, SLG: 0.205		0-0 F8		0-0 F8																						
Rich Rollins, R OBP: 0.341, SLG: 0.420		0-0 F8		0-0 F8																						
Mudcat Grant, R OBP: 0.245, SLG: 0.375		0-0 F8		0-0 F8																						
Jim Snyder, R OBP: 0.235, SLG: 0.258		0-0 F8		0-0 F8																						
Camilo Pascual, R OBP: 0.258, SLG: 0.263		0-0 F9		0-0 F9																						
Al Worthington, R OBP: 0.258, SLG: 0.263		0-0 F9		0-0 F9																						
Inning Stats	R: 0 E: 0 K: 3 S: 9	H: 0 LOB: 0 BB: 0 P: 9	R: 1 E: 0 K: 0 S: 5	H: 2 LOB: 2 BB: 1 P: 9	R: 0 E: 0 K: 0 S: 3	H: 0 LOB: 0 BB: 0 P: 3	R: 0 E: 0 K: 1 S: 5	H: 1 LOB: 0 BB: 0 P: 5	R: 0 E: 0 K: 1 S: 5	H: 0 LOB: 1 BB: 1 P: 9	R: 0 E: 0 K: 0 S: 3	H: 0 LOB: 0 BB: 0 P: 3	R: 0 E: 0 K: 0 S: 3	H: 0 LOB: 0 BB: 0 P: 3	R: 0 E: 0 K: 1 S: 7	H: 1 LOB: 2 BB: 0 P: 7	R: 0 E: 0 K: 2 S: 9	H: 2 LOB: 2 BB: 0 P: 9	1B: 8 2B: 2 3B: 0 HR: 0	SF: 0 SAC: 1 DP: 1 HBP: 0	WP: 1 PB: 0 SB: 0 CS: 0	PA: 52				
PITCHER	IP WLS BF H R ER SO BB IBB HBP BLK WP HR S P ERA WHIP																									
Gary Peters, L ERA: 2.64	(1, 1) 11.0	48	9	4	3	8	3	1	0	0	0	0	1	0	0	0	0	0	0	0	0	0	0	0	2.46	1.091
Eddie Fisher, R ERA: 3.36	(12, 1) 1.0	4	1	0	0	2	0	0	0	0	0	0	0	0	0	0	0	0	0	0	0	0	0	0	0.00	1.000

Minnesota Twins @ Chicago White Sox
Comiskey Park, Chicago, IL
Sun Jul 26 1964, 4:33 AM EDT
Unknown

livebaseballscorecards.com




Batter	1	2	3	4	5	6	7	8	9	10	11	12	AB	R	H	RBI	BB	SO	LOB							
Tom McCraw, L OBP: 0.346, SLG: 0.408 Jim Landis, R OBP: 0.289, SLG: 0.279	0-0 4-3	0-0 L3		0-0 L5			0-0 1-3	0-3 K			0-3 K		5	0	0	0	0	1	1							
Don Buford, S OBP: 0.342, SLG: 0.369	0-0 1B	0-0 F5				0-3 K	0-0 HR		0-0 L4-3 1B		0-0 FC4-6		6	1	3	1	0	1	1							
Floyd Robinson, L OBP: 0.369, SLG: 0.430 Gene Stephens, L OBP: 0.333, SLG: 0.364	0-0 1-3 1B		0-3 K		0-0 1B		0-0 4-3		0-0 F8		0-0 4-3		6	0	2	0	0	1	2							
Pete Ward, L OBP: 0.346, SLG: 0.450	0-3 K		0-0 FC4-6 1B		0-0 F8		0-0 HBP 1B		0-0 L4-3			0-0 4-3	6	0	2	0	0	1	4							
Bill Skowron, R OBP: 0.316, SLG: 0.454	0-0 1-3		0-0 FC4-6		0-3 K		0-0 HBP 1B		0-0 F5		0-0 E3 1B		6	1	1	0	0	1	4							
Mike Hershberger, R OBP: 0.322, SLG: 0.309		0-0 HR 1B		0-0 F9		0-0 4-3 SH5-3 1B	1-0 HBP		0-0 5-3		0-0 F7		5	1	2	0	0	0	2							
Ron Hansen, R OBP: 0.352, SLG: 0.387		4-0 HR BB		0-0 1B		0-0 SH5-3	0-3 K		0-0 1B		0-0 1B		4	1	3	0	1	1	3							
J.C. Martin, L OBP: 0.241, SLG: 0.282		0-0 F2		0-0 F5		0-0 4-3		0-0 4-3		0-0 4-3		0-0 E1 1B	6	0	0	0	0	0	7							
Gary Peters, L OBP: 0.273, SLG: 0.470 Eddie Fisher, R OBP: 0.154, SLG: 0.154		0-0 HR		0-0 1B		0-0 3-1		0-0 F9			0-0 FC4-6 1B	1-2 2-3 3-H	5	1	3	3	0	0	1							
Inning Stats	R: 0 E: 0 K: 1 S: 7	H: 2 LOB: 2 BB: 0 P: 7	R: 3 E: 0 K: 0 S: 5	H: 2 LOB: 0 BB: 1 P: 9	R: 0 E: 0 K: 1 S: 6	H: 1 LOB: 1 BB: 0 P: 6	R: 0 E: 0 K: 0 S: 4	H: 2 LOB: 1 BB: 0 P: 4	R: 0 E: 0 K: 0 S: 4	H: 1 LOB: 1 BB: 0 P: 4	R: 1 E: 0 K: 1 S: 8	H: 3 LOB: 3 BB: 0 P: 9	R: 0 E: 0 K: 1 S: 5	H: 1 LOB: 0 BB: 0 P: 5	R: 0 E: 0 K: 0 S: 3	H: 1 LOB: 0 BB: 0 P: 3	R: 0 E: 0 K: 0 S: 4	H: 1 LOB: 1 BB: 0 P: 4	R: 0 E: 0 K: 1 S: 6	H: 1 LOB: 1 BB: 0 P: 6	R: 1 E: 2 K: 0 S: 6	H: 2 LOB: 3 BB: 0 P: 6	1B: 15 2B: 1 3B: 0 HR: 2	SF: 0 SAC: 1 DP: 1 HBP: 1	WP: 0 PB: 0 SB: 1 CS: 0	PA: 54

PITCHER	IP	WLS	BF	H	R	ER	SO	BB	IBB	HBP	BLK	WP	HR	S	P	ERA	WHIP
Camilo Pascual, R ERA: 3.82	(1, 1)	6.2	33	12	4	4	4	1	0	1	0	0	2	39	44	5.40	1.950
Al Worthington, R ERA: 2.2	(7, 1)	5.0	L	21	5	1	0	3	0	0	0	0	0	27	27	0.00	1.000

MINNESOTA TWINS @ CHICAGO WHITE SOX
Comiskey Park, Chicago, IL
Sun Jul 26 1964, 4:33 AM EDT
Unknown

AB	51
R	5
H	17
RBI	5
BB	1
SO	7
LOB	26



Batter	1	2	3	4	5	6	7	8	9	AB R H RBI BB SO LOB	TOP											
Zoilo Versalles, R (1, 6) OBP: 0.314, SLG: 0.435	0-0 G6-4-3 1B		4-0 1B BB		0-0 5-3			0-0 G4-6-3 1B		3 0 2 0 1 0 0												
Rich Rollins, R (1, 5) OBP: 0.337, SLG: 0.415	0-0 G6-4-3 1-2f		0-0 F6			0-0 6-3		0-0 F8		4 0 0 0 0 0 4												
Tony Oliva, L (1, 9) OBP: 0.370, SLG: 0.568	4-0 S BB		0-0 1-2 2-3 1B			0-0 FC3-6 2B		0-0 G4-6-3 1-2f		3 0 2 0 1 0 1												
Harmon Killebrew, R (1, 7) OBP: 0.388, SLG: 0.598	0-3 K2-3 1-2			0-3 K		1-0 FC3-6 HBP		1-0 BB HBP		2 0 0 0 0 2 1												
Jimmie Hall, L (1, 8) OBP: 0.316, SLG: 0.465		0-0 FC5-4 1B		0-0 4-3		0-0 FC3-6 FC5-4 1-2f 2-3		0-0 F7		4 0 1 0 0 0 3												
Bob Allison, R (1, 3) OBP: 0.406, SLG: 0.591		0-0 FC5-4 G6-4-3 1-2f		4-0 BB		0-0 FC5-4 1-2f		0-0 F6		3 0 0 0 1 0 4												
Earl Battey, R (1, 2) OBP: 0.352, SLG: 0.429 Mudcat Grant, R (9, PR) OBP: 0.245, SLG: 0.375		0-0 G6-4-3 1-2f		0-0 F7			0-0 F8		4-0 BB	3 0 0 0 1 0 2 0 0 0 0 0 0 0	AB 29 R 0 H 6 RBI 0 BB 4 SO 2 LOB 17											
Jim Snyder, R (1, 4) OBP: 0.225, SLG: 0.246 Frank Kostro, R (9, PH) OBP: 0.225, SLG: 0.395			0-0 1-3		0-0 F4		0-0 F9		0-0 5-3	3 0 0 0 0 0 0 1 0 0 0 0 0 2												
Dick Stigman, R (1, 1) OBP: 0.113, SLG: 0.135 Johnny Klippstein, R (5, 1) Don Mincher, L (7, PH) OBP: 0.335, SLG: 0.617 Jim Perry, S (7, 1) OBP: 0.286, SLG: 0.286			0-0 1B BB 1B		0-0 L6		0-0 4-3			2 0 1 0 0 0 0 0 0 0 0 0 0 0 1 0 0 0 0 0 0 0 0 0 0 0 0 0												
Inning Stats	R: 0 E: 0 K: 1 S: 5	H: 1 LOB: 1 BB: 1 P: 9	R: 0 E: 0 K: 0 S: 3	H: 1 LOB: 0 BB: 0 P: 3	R: 0 E: 0 K: 0 S: 4	H: 2 LOB: 2 BB: 1 P: 8	R: 0 E: 0 K: 1 S: 5	H: 0 LOB: 1 BB: 1 P: 9	R: 0 E: 0 K: 0 S: 3	H: 0 LOB: 0 BB: 0 P: 3	R: 0 E: 0 K: 0 S: 4	H: 1 LOB: 2 BB: 0 P: 5	R: 0 E: 0 K: 0 S: 3	H: 0 LOB: 0 BB: 0 P: 3	R: 0 E: 0 K: 0 S: 3	H: 1 LOB: 0 BB: 0 P: 3	R: 0 E: 0 K: 0 S: 3	H: 0 LOB: 2 BB: 1 P: 8	1B: 5 2B: 1 3B: 0 HR: 0	SF: 0 SAC: 0 DP: 3 HBP: 2	WP: 0 PB: 0 SB: 1 CS: 0	PA: 35
PITCHER John Buzhardt, R (1, 1) ERA: 2.65	IP 9.0 WLS W BF 35 H 6 R 0 ER 0 SO 2 BB 4 IBB 0 HBP 2 BLK 0 WP 0 HR 0 S 33 P 51 ERA 0.00 WHIP 1.111											PITCHER	IP WLS BF H R ER SO BB IBB HBP BLK WP HR S P ERA WHIP									

Minnesota Twins @ Chicago White Sox
Comiskey Park, Chicago, IL
Sun Jul 26 1964, 4:38 AM EDT
Att. 34,255 - Unknown

livebaseballscorecards.com

Batter	1	2	3	4	5	6	7	8	9
Mike Hershberger, R (1, 9) OBP: 0.323, SLG: 0.309	0-0 WP 1B		0-0 F7		4-0 1B BB	0-0 5-3		0-3 K	
Al Weis, S (1, 4) OBP: 0.318, SLG: 0.343	0-0 F8 1-2		0-0 F7		0-0 F7	4-0 BB		0-0 F7	
Pete Ward, L (1, 5) OBP: 0.344, SLG: 0.446	0-0 F4		0-0 F5		0-0 1B 1B 1-3	0-0 F4		0-0 F7	
Bill Skowron, R (1, 3) OBP: 0.321, SLG: 0.458	0-0 F8			0-0 HBP 1B SF9 1B	0-0 1B 1-2 3-H		0-0 FC5 1B 1B		
Ron Hansen, R (1, 6) OBP: 0.354, SLG: 0.397		0-0 HR		0-0 SF9 HBP 1B	0-3 K		0-0 F7		
Dave Nicholson, R (1, 7) OBP: 0.356, SLG: 0.388		4-0 BB		1-0 SF9 HBP 1-2 2-3	0-0 1B 1-2 2-3		0-3 K		
Jim Landis, R (1, 8) OBP: 0.288, SLG: 0.278		0-0 F8		0-3 K	0-0 4-3		0-0 1B 1-2		
Jerry McNertney, R (1, 2) OBP: 0.302, SLG: 0.294		0-0 F8		0-0 SF9 1-2 2-3 3-H		0-0 SH1-4 1B	0-0 FC5 2-3f		
John Buzhardt, R (1, 1) OBP: 0.182, SLG: 0.214		0-0 6-3		0-0 5-3		0-0 SH1-4 1-2		0-0 1B	

Inning Stats	R: 0	H: 1	E: 0	K: 0	S: 4	R: 1	H: 1	E: 0	K: 0	S: 4	R: 0	H: 0	E: 0	K: 0	S: 3	R: 1	H: 2	E: 0	K: 1	S: 7	R: 1	H: 3	E: 0	K: 1	S: 8	R: 0	H: 1	E: 0	K: 0	S: 4	R: 0	H: 2	E: 0	K: 1	S: 7	R: 0	H: 1	E: 0	K: 1	S: 6
	LOB: 1	BB: 0	P: 4	LOB: 1	BB: 1	LOB: 1	BB: 1	LOB: 0	BB: 0	P: 8	LOB: 2	BB: 0	LOB: 3	BB: 1	P: 12	LOB: 2	BB: 1	LOB: 2	BB: 0	P: 6	LOB: 1	BB: 0	LOB: 1	BB: 0	P: 6	LOB: 1	BB: 0	LOB: 1	BB: 0	P: 6	LOB: 1	BB: 0	LOB: 1	BB: 0	P: 6	LOB: 1	BB: 0	P: 6		

PITCHER	IP	WLS	BF	H	R	ER	SO	BB	IBB	HBP	BLK	WP	HR	S	P	ERA	WHIP
Dick Stigman, L (1, 1) ERA: 3.82	4.1	L	22	6	3	3	1	2	0	1	0	1	1	21	30	6.23	1.846
Johnny Klippstein, R (5, 1) ERA: 3.21	1.2		8	2	0	0	1	1	0	0	0	0	0	9	13	0.00	1.800
Jim Perry, R (7, 1) ERA: 4.01	2.0		9	3	0	0	2	0	0	0	0	0	0	13	13	0.00	1.500

BOTTOM

AB R H RBI BB SO LOB

4 1 1 0 1 1 2

4 0 0 0 1 0 3

5 0 1 0 0 0 4

4 1 3 1 0 0 1

4 1 2 1 0 1 3

2 0 1 0 1 1 1

4 0 1 0 0 1 7

3 0 1 1 0 0 3

3 0 1 0 0 0 3

AB 33

R 3


H 11

RBI 3

BB 3

SO 4

LOB 27



WP: 1 PA: 39

PB: 0

SB: 0

CS: 0

ERA WHIP

Minnesota Twins @ Chicago White Sox

Comiskey Park, Chicago, IL

Sun Jul 26 1964, 4:38 AM EDT

Att. 34,255 - Unknown

livebaseballscorecards.com

Batter	1	2	3	4	5	6	7	8	9	AB R H RBI BB SO LOB	TOP	
Mike Hershberger, R OBP: 0.319, SLG: 0.305 (1, 9) X	0-0 G3 ①			0-3 K ① X	0-0 F7 ③		X 0-0 6-3 ③			4 0 0 0 0 1 2	<p>Chicago White Sox @ Detroit Tigers Tiger Stadium, Detroit, MI Tue Jul 28 1964, 7:05 PM EDT Att. 14,008 - Unknown</p>	
Don Buford, S OBP: 0.341, SLG: 0.367 (1, 4) X	0-0 4-3 ②			X 0-0 HR 1B		X 0-0 6-3 ①		X 0-0 F8 ①		4 1 1 0 0 0 0		
Pete Ward, L OBP: 0.346, SLG: 0.467 (1, 5) X	0-0 L9 ③			X 0-0 HR		X 0-0 HR		X 0-0 4-3 ②		4 2 2 3 0 0 0		
Bill Skowron, R OBP: 0.320, SLG: 0.455 (1, 3)		X 0-0 F8 ①		X 0-0 1B		S S S 0-3 K ②		X 0-0 5-3 ③		4 0 1 0 0 1 0		
Ron Hansen, R OBP: 0.353, SLG: 0.395 (1, 6)		X 0-0 4-3 ②		X 0-0 F6 ②		X 0-0 1B		X 0-0 6-3 ①		4 0 1 0 0 0 1		
Dave Nicholson, R OBP: 0.351, SLG: 0.382 (1, 7)		S S S 0-3 K ③		X 0-0 F4 ③		S S S 0-3 K ③		X 0-0 6-3 ②		4 0 0 0 0 2 2		
Jim Landis, R OBP: 0.293, SLG: 0.275 (1, 8)			X 0-0 L9 ①		X 0-0 6-3 ①		B B B B 4-0 SH1-4 BB		B B B B 4-0 BB			2 0 0 0 2 0 0
Jerry McNertney, R OBP: 0.296, SLG: 0.287 (1, 2)			X 0-0 6-3 ②		X 0-0 F3 ②		X 0-0 L9 ①		S S S 0-3 K ③			3 0 0 0 0 0 1
J.C. Martin, L OBP: 0.240, SLG: 0.280 (7, 2)										1 0 0 0 0 1 1		
Joe Horlen, R OBP: 0.229, SLG: 0.206 (1, 1)			S S S 0-3 K ③		X 0-0 1B		X 0-0 SH1-4 ②			2 0 1 0 0 1 0		
Hoyt Wilhelm, R OBP: 0.286, SLG: 0.231 (7, 1)										0 0 0 0 0 0 0		
Inning Stats	R: 0 H: 0 E: 0 LOB: 0 K: 0 BB: 0 S: 3 P: 3	R: 0 H: 0 E: 0 LOB: 0 K: 1 BB: 0 S: 5 P: 5	R: 0 H: 0 E: 0 LOB: 0 K: 1 BB: 0 S: 5 P: 5	R: 2 H: 3 E: 0 LOB: 1 K: 1 BB: 0 S: 8 P: 8	R: 0 H: 1 E: 0 LOB: 1 K: 0 BB: 0 S: 4 P: 4	R: 1 H: 2 E: 0 LOB: 1 K: 2 BB: 0 S: 9 P: 9	R: 0 H: 0 E: 0 LOB: 1 K: 0 BB: 1 S: 3 P: 7	R: 0 H: 0 E: 0 LOB: 0 K: 0 BB: 0 S: 3 P: 3	R: 0 H: 0 E: 0 LOB: 1 K: 1 BB: 1 S: 5 P: 9	1B: 4 SF: 0 2B: 0 SAC: 1 3B: 0 DP: 0 HR: 2 HBP: 0	WP: 0 PA: 35 PB: 0 SB: 0 CS: 0	
PITCHER Mickey Lolich, L (1, 1) ERA: 3.77	IP WLS BF H R ER SO BB IBB HBP BLK WP HR S P ERA WHIP											

AB	32
R	3
H	6
RBI	3
BB	2
SO	6
LOB	7



Batter	1	2	3	4	5	6	7	8	9
George Thomas, R OBP: 0.348, SLG: 0.510 (1, 8)	4-0 1B FC6-4 BB		4-0 L1-4-3 BB		0-3 K		0-0 SF8		
Jerry Lumpe, L OBP: 0.302, SLG: 0.328 (1, 4)	0-0 FC6-4 1-3 1B		0-0 F6			0-0 6-3	0-0 4-3		
Al Kaline, R OBP: 0.392, SLG: 0.482 (1, 9)	0-0 FC6-4 1-2f 3-H		0-0 L1-4-3 1-2			4-0 HR BB		0-0 F8 1B 2B	
Gates Brown, L OBP: 0.335, SLG: 0.542 (1, 7)	0-0 L8			0-0 4-3		0-0 HR		0-0 F8 2-3	
Norm Cash, L OBP: 0.315, SLG: 0.388 (1, 3)	0-0 4-3			0-0 F6		0-0 4-3		0-0 S E 1B	
Dick McAuliffe, L OBP: 0.350, SLG: 0.500 (1, 6)		0-0 F9		4-0 BB		0-3 K		4-0 FC6-4 1-2 BB	
Bill Freehan, R OBP: 0.353, SLG: 0.450 (1, 2)		4-0 PB BB		0-0 F9			4-0 SH1-4 SH SF8 BB	0-0 FC6-4 1-2f 2-H	
Don Wert, R OBP: 0.342, SLG: 0.371 (1, 5)		4-0 BB			0-0 6-3		0-0 SH SH1-4	0-0 F3	
Mickey Lolich, S OBP: 0.205, SLG: 0.079 (1, 1)		0-0 G4-3-6-3-4 1-2f			0-0 4-3		0-0 SH1-4 1-2 2-3		

Inning Stats	R: 1	H: 1	E: 0	K: 0	S: 4	LOB: 1	BB: 1	P: 8	R: 0	H: 0	E: 0	K: 0	S: 2	LOB: 1	BB: 2	P: 10	R: 0	H: 0	E: 0	K: 0	S: 2	LOB: 1	BB: 1	P: 6	R: 0	H: 0	E: 0	K: 0	S: 3	LOB: 1	BB: 1	P: 7	R: 0	H: 0	E: 0	K: 1	S: 5	LOB: 0	BB: 0	P: 5	R: 2	H: 1	E: 0	K: 1	S: 6	LOB: 0	BB: 1	P: 10	R: 1	H: 0	E: 0	K: 0	S: 4	LOB: 1	BB: 1	P: 8	R: 2	H: 2	E: 1	K: 0	S: 5	LOB: 1	BB: 1	P: 9
--------------	------	------	------	------	------	--------	-------	------	------	------	------	------	------	--------	-------	-------	------	------	------	------	------	--------	-------	------	------	------	------	------	------	--------	-------	------	------	------	------	------	------	--------	-------	------	------	------	------	------	------	--------	-------	-------	------	------	------	------	------	--------	-------	------	------	------	------	------	------	--------	-------	------


PITCHER	IP	WLS	BF	H	R	ER	SO	BB	IBB	HBP	BLK	WP	HR	S	P	ERA	WHIP
Joe Horlen, R ERA: 2.29 (1, 1)	6.1	L	27	2	4	4	2	7	0	0	0	0	1	24	52	5.68	1.421
Hoyt Wilhelm, R ERA: 2.43 (7, 1)	1.2		8	2	2	1	0	1	0	0	0	0	0	7	11	5.40	1.800

BOTTOM

Chicago White Sox @ Detroit Tigers
Tiger Stadium, Detroit, MI
Tue Jul 28 1964, 7:05 PM EDT
Att. 14,008 - Unknown

AB	R	H	RBI	BB	SO	LOB
1	1	0	1	2	1	0
4	0	1	0	0	0	2
3	2	1	1	1	0	2
4	1	1	2	0	0	2
4	1	1	1	0	0	1
2	0	0	0	2	1	0
2	1	0	0	2	0	2
2	0	0	0	1	0	1
2	0	0	0	0	0	2

AB	24
R	6
H	4
RBI	5
BB	8
SO	2
LOB	12



WP	PA
0	35

WP	PA	ERA	WHIP
0	35		

Batter	1	2	3	4	5	6	7	8	9	AB R H RBI BB SO LOB	TOP									
Jim Landis, R (1, 8) <small>OBP: 0.298, SLG: 0.276</small> J.C. Martin, L (9, PH) <small>OBP: 0.239, SLG: 0.279</small>	0-0 F7		4-0 BB 1B 1-2 BB		0-0 1B		0-0 F8		0-0 F7	3 0 1 0 1 0 0 1 0 0 0 0 0 1										
Don Buford, S (1, 4) <small>OBP: 0.343, SLG: 0.369</small> Al Weis, S (7, 4) <small>OBP: 0.318, SLG: 0.343</small>	0-3 K		0-0 BB 1-2 2-3 1B		0-0 F7		0-0 1B			4 0 2 0 0 1 1 0 0 0 0 0 0 0										
Pete Ward, L (1, 5) <small>OBP: 0.342, SLG: 0.461</small>	0-0 F8		0-3 K		0-0 3-1		0-0 L9			4 0 0 0 0 1 5										
Bill Skowron, R (1, 3) <small>OBP: 0.320, SLG: 0.451</small>		0-0 6-3	4-0 FC6-4 BB 1-2 2-3 3-H			0-3 K		0-0 G3		3 0 0 1 1 1 0										
Ron Hansen, R (1, 6) <small>OBP: 0.352, SLG: 0.396</small>		0-0 5-3	0-0 FC6-4 1-2f			0-0 4-3 2B		0-0 L9		4 0 1 0 0 0 3										
Floyd Robinson, L (1, 9) <small>OBP: 0.368, SLG: 0.426</small>		4-0 FC6-4 BB		0-0 5-3		0-0 4-3 2-3		0-3 K		3 0 0 0 1 1 1										
Dave Nicholson, R (1, 7) <small>OBP: 0.348, SLG: 0.377</small> Gene Stephens, L (8, 7) <small>OBP: 0.329, SLG: 0.358</small>		0-0 FC6-4 1-2f		0-0 F2		0-3 K			0-0 F5	3 0 0 0 0 1 2 1 0 0 0 0 0 0										
Jerry McNertney, R (1, 2) <small>OBP: 0.297, SLG: 0.311</small> Tom McCraw, L (9, PH) <small>OBP: 0.344, SLG: 0.407</small>			0-0 F8		0-0 6-3		0-0 HR		0-3 K	3 1 1 1 0 0 0 1 0 0 0 0 1 0										
Ray Herbert, R (1, 1) <small>OBP: 0.087, SLG: 0.091</small> Frank Baumann, L (8, 1) Gary Peters, L (9, PH) <small>OBP: 0.284, SLG: 0.478</small>			0-0 E1 1B BB BB		0-0 5-3		0-0 L9		0-0 1B	3 1 0 0 0 0 0 0 0 0 0 0 0 0 1 0 1 0 0 0 0										
Inning Stats	R: 0 E: 0 K: 1 S: 5	H: 0 LOB: 0 BB: 0 P: 5	R: 0 E: 0 K: 0 S: 3	H: 0 LOB: 1 BB: 1 P: 7	R: 1 E: 1 K: 1 S: 7	H: 1 LOB: 3 BB: 2 P: 15	R: 0 E: 0 K: 0 S: 3	H: 0 LOB: 0 BB: 0 P: 3	R: 0 E: 0 K: 2 S: 8	H: 1 LOB: 1 BB: 0 P: 8	R: 1 E: 0 K: 0 S: 5	H: 2 LOB: 1 BB: 0 P: 5	R: 0 E: 0 K: 1 S: 5	H: 0 LOB: 0 BB: 0 P: 5	R: 0 E: 0 K: 1 S: 6	H: 1 LOB: 1 BB: 0 P: 6	1B: 4 2B: 1 3B: 0 HR: 1	SF: 0 SAC: 0 DP: 0 HBP: 0	WP: 0 PB: 0 SB: 0 CS: 0	PA: 37
PITCHER	IP WLS BF H R ER SO BB IBB HBP BLK WP HR S P ERA WHIP																			
Hank Aguirre, L (1, 1) <small>ERA: 3.69</small> Fred Gladding, R (8, 1) <small>ERA: 4.19</small>	7.0 30 5 2 1 4 3 0 0 0 0 0 1 35 47 1.29 1.143																			
	2.0 7 1 0 0 2 0 0 0 0 0 0 0 11 11 0.00 0.500																			

Chicago White Sox @ Detroit Tigers
Tiger Stadium, Detroit, MI
Wed Jul 29 1964, 7:05 PM EDT
Att. 13,503 - Unknown

livebaseballscorecards.com

AB 34
R 2
H 6
RBI 2
BB 3
SO 6
LOB 13




Batter	1	2	3	4	5	6	7	8	9
George Thomas, R (1, 8) OBP: 0.342, SLG: 0.500	0-0 6-3		0-3 K		0-0 F2		0-0 F6		
Jerry Lumpe, L (1, 4) OBP: 0.301, SLG: 0.327	0-0 1B		0-0 4-3			0-0 F9		0-0 1-3	
Al Kaline, R (1, 9) OBP: 0.393, SLG: 0.481	0-0 F3			4-0 6-3 4-3 BB		0-0 L7		0-0 HR 1B	
Gates Brown, L (1, 7) OBP: 0.338, SLG: 0.556	0-0 1-3 1B		0-0 4-3	1-2		0-0 L9		0-0 HR	
Norm Cash, L (1, 3) OBP: 0.315, SLG: 0.395	0-0 5-3		0-0 6-3	2-3		0-0 HR		0-0 G3	
Dick McAuliffe, L (1, 6) OBP: 0.346, SLG: 0.494		0-0 F7	0-0 6-3	0-0 6-3		0-0 4-3		0-3 K	
Bill Freehan, R (1, 2) OBP: 0.353, SLG: 0.447		0-0 6-3			1-0 SH5-4 HBP		0-3 K		
Don Wert, R (1, 5) OBP: 0.342, SLG: 0.377		0-0 F9			0-0 F9		0-0 3B		
Hank Aguirre, R (1, 1) Bill Bruton, L (7, PH) Bubba Phillips, R (7, PR) Fred Gladding, L (8, 1)			0-3 K		0-0 SH5-4		4-0 BB		

AB	R	H	RBI	BB	SO	LOB
4	0	0	0	0	1	3
4	0	1	0	0	0	0
3	1	1	0	1	0	1
4	1	2	2	0	0	1
4	1	1	1	0	0	3
4	0	0	0	0	1	1
2	0	0	0	0	1	0
3	0	1	0	0	0	1
1	0	0	0	0	1	0
0	0	0	0	1	0	0
0	0	0	0	0	0	0
0	0	0	0	0	0	0

Chicago White Sox @ Detroit Tigers
Tiger Stadium, Detroit, MI
Wed Jul 29 1964, 7:05 PM EDT
Att. 13,503 - Unknown

AB	29
R	3
H	6
RBI	3
BB	2
SO	4
LOB	10



Inning Stats	R	H	E	K	S	P	IP	WLS	BF	H	R	ER	SO	BB	IBB	HBP	BLK	WP	HR	S	P	ERA	WHIP
Ray Herbert, R (1, 1) ERA: 3.32	0	2	0	0	5	2	7.1	0	30	5	2	2	3	2	0	1	0	0	1	33	42	2.46	0.955
Frank Baumann, L (8, 1) ERA: 7.04	0	0	0	0	1	1	0.2	L	3	1	1	1	1	0	0	0	0	0	1	5	5	13.50	1.500

WP	PA	ERA	WHIP
0	33		

Batter	1	2	3	4	5	6	7	8	9	AB R H RBI BB SO LOB	TOP																												
Mike Hershberger, R (1, 9) OBP: 0.321, SLG: 0.307	0-0 L6		0-0 BLK 1B			0-0 FC4-6 3B 1B	0-0 F7			4 1 2 0 0 0 1	<p>Chicago White Sox @ Detroit Tigers</p> <p>Tiger Stadium, Detroit, MI</p> <p>Thu Jul 30 1964, 4:33 AM EDT</p> <p>Att. 7,924 - Unknown</p>																												
Don Buford, S (1, 4) Al Weis, S (8, 4) OBP: 0.339, SLG: 0.364 OBP: 0.318, SLG: 0.343	0-3 K		0-0 L9			0-0 FC3 1-2 FC4-6		0-0 G3		4 0 0 0 0 1 2 0 0 0 0 0 0 0																													
Tom McCraw, L (1, 7) Gene Stephens, L (7, 7) OBP: 0.341, SLG: 0.402 OBP: 0.337, SLG: 0.368	0-3 K			0-3 K		0-0 FC4-6 1-2f 2-3 3B		0-0 1B 1B		3 1 0 0 0 2 2 1 0 1 0 0 0 0																													
Pete Ward, L (1, 5) OBP: 0.344, SLG: 0.458		4-0 BB		4-0 1-3 BB		0-0 L9		0-0 F8		2 0 0 0 2 0 3																													
Bill Skowron, R (1, 3) OBP: 0.322, SLG: 0.458		0-0 F7		0-0 1-3		0-0 1-2 1-H 3-H 3B		0-0 1B		4 0 2 2 0 0 2																													
Ron Hansen, R (1, 6) OBP: 0.348, SLG: 0.392		0-0 F2		0-0 F5		0-0 F6		0-3 K		4 0 0 0 0 1 5																													
Jim Landis, R (1, 8) OBP: 0.291, SLG: 0.269		0-0 F3			0-3 K2-3		0-0 L9		0-3 K	4 0 0 0 0 2 1																													
J.C. Martin, L (1, 2) OBP: 0.249, SLG: 0.281			4-0 BB		0-0 5-3		0-0 1B		4-0 BB	2 0 1 0 2 0 0																													
Gary Peters, L (1, 1) OBP: 0.268, SLG: 0.451			0-0 BB		0-0 1-3		0-3 K		0-0 BB	4 0 0 0 0 1 3																													
			0-0 G4-6-3						0-0 G1-6-3																														
			0-0 G4-6-3						0-0 G1-6-3																														
Inning Stats	R: 0 E: 0 K: 2 S: 7	H: 0 LOB: 0 BB: 0 P: 7	R: 0 E: 0 K: 0 S: 3	H: 0 LOB: 1 BB: 1 P: 7	R: 0 E: 0 K: 0 S: 3	H: 1 LOB: 1 BB: 1 P: 7	R: 0 E: 0 K: 1 S: 5	H: 0 LOB: 1 BB: 1 P: 9	R: 0 E: 0 K: 1 S: 5	H: 0 LOB: 0 BB: 0 P: 5	R: 2 E: 0 K: 0 S: 6	H: 2 LOB: 1 BB: 0 P: 6	R: 0 E: 0 K: 1 S: 6	H: 1 LOB: 1 BB: 0 P: 6	R: 0 E: 0 K: 1 S: 7	H: 2 LOB: 2 BB: 0 P: 7	R: 0 E: 0 K: 1 S: 4	H: 0 LOB: 0 BB: 1 P: 8	1B: 5 2B: 0 3B: 1 HR: 0	SF: 0 SAC: 0 DP: 2 HBP: 0	WP: 0 PB: 0 SB: 0 CS: 0	PA: 36																	
PITCHER Dave Wickersham, R (1, 1) ERA: 3.49 Larry Sherry, R (9, 1) ERA: 3.84	IP 8.0	WLS L	BF 33	H 6	R 2	ER 2	SO 6	BB 3	IBB 0	HBP 0	BLK 1	WP 0	HR 0	S 42	P 54	ERA 2.25	WHIP 1.125						PITCHER IP 1.0	WLS 3	BF 0	H 0	R 0	ER 0	SO 1	BB 1	IBB 0	HBP 0	BLK 0	WP 0	HR 0	S 4	P 8	ERA 0.00	WHIP 1.000

livebaseballscorecards.com

AB	32
R	2
H	6
RBI	2
BB	4
SO	7
LOB	19




Batter	1	2	3	4	5	6	7	8	9	AB	R	H	RBI	BB	SO	LOB
George Thomas, R (1, 8) OBP: 0.336, SLG: 0.491	0-0 F9		0-0 4-3			0-0 F9		0-0 L8		4	0	0	0	0	0	2
Don Wert, R (1, 5) OBP: 0.338, SLG: 0.372	0-0 F3		0-0 4-3			0-0 F5			0-0 F6	4	0	0	0	0	0	1
Al Kaline, R (1, 9) OBP: 0.392, SLG: 0.478	0-0 1B				0-0 L6-3	0-0 L6-3			0-3 K	4	0	1	0	0	1	0
Don Demeter, R (1, 3) OBP: 0.296, SLG: 0.432	0-0 F9				0-0 F9		0-0 F8		0-0 2-3	4	0	0	0	0	0	1
Gates Brown, L (1, 7) OBP: 0.333, SLG: 0.548		0-3 K			0-3 K		0-0 F4			3	0	0	0	0	2	0
Bill Freehan, R (1, 2) OBP: 0.350, SLG: 0.442		0-3 K			0-3 K		0-0 F9			3	0	0	0	0	2	1
Dick McAuliffe, L (1, 6) OBP: 0.344, SLG: 0.490		0-0 4-3				0-3 K		0-3 K		3	0	0	0	0	2	0
Jerry Lumpe, L (1, 4) OBP: 0.301, SLG: 0.327			0-0 SH1-4 1B			0-0 F7		0-0 L8		3	0	1	0	0	0	0
Dave Wickersham, R (1, 1) OBP: 0.111, SLG: 0.113			0-0 SH1-4			0-0 4-3		0-0 1B		1	0	0	0	0	0	0
Jake Wood, R (8, PH) OBP: 0.241, SLG: 0.290										1	0	1	0	0	0	0
Larry Sherry, R (9, 1)										0	0	0	0	0	0	0

Inning Stats	R: 0	H: 1	E: 0	LOB: 1	K: 0	BB: 0	S: 4	P: 4	R: 0	H: 0	E: 0	LOB: 0	K: 2	BB: 0	S: 7	P: 7	R: 0	H: 1	E: 0	LOB: 1	K: 0	BB: 0	S: 4	P: 4	R: 0	H: 0	E: 0	LOB: 0	K: 1	BB: 0	S: 5	P: 5	R: 0	H: 0	E: 0	LOB: 0	K: 0	BB: 0	S: 3	P: 3	R: 0	H: 0	E: 0	LOB: 0	K: 0	BB: 0	S: 3	P: 3	R: 0	H: 1	E: 0	LOB: 1	K: 1	BB: 0	S: 6	P: 6	R: 0	H: 0	E: 0	LOB: 0	K: 1	BB: 0	S: 5	P: 5
PITCHER Gary Peters, L (1, 1) ERA: 2.5	IP	WLS	BF	H	R	ER	SO	BB	IBB	HBP	BLK	WP	HR	S	P	ERA	WHIP	IP	WLS	BF	H	R	ER	SO	BB	IBB	HBP	BLK	WP	HR	S	P	ERA	WHIP	IP	WLS	BF	H	R	ER	SO	BB	IBB	HBP	BLK	WP	HR	S	P	ERA	WHIP													

BOTTOM

Chicago White Sox @ Detroit Tigers
Tiger Stadium, Detroit, MI
Thu Jul 30 1964, 4:33 AM EDT
Att. 7,924 - Unknown

AB	30
R	0
H	3
RBI	0
BB	0
SO	7
LOB	5



WP: 0	PA: 31
PB: 1	
SB: 0	
CS: 0	

livebaseballscorecards.com

Batter	1	2	3	4	5	6	7	8	9	AB R H RBI BB SO LOB	TOP		
Mike Hershberger, R (1, 9) OBP: 0.325, SLG: 0.315	0-0 P3	0-3 K		0-0 1B			0-0 1B 2B	0-0 1B		5 1 3 0 0 1 1			
Don Buford, S (1, 4) OBP: 0.344, SLG: 0.376	0-0 1B		0-0 SF7	0-0 F7			0-0 1B SF9	0-0 4-3		4 2 3 0 0 0 1			
Al Weis, S (7, 4) OBP: 0.316, SLG: 0.341										1 0 0 0 0 0 1			
Pete Ward, L (1, 5) OBP: 0.347, SLG: 0.460	0-0 1B		0-0 6-3		0-0 F9		0-0 1B BB		0-0 E	5 0 3 1 0 0 1			
Bill Skowron, R (1, 3) OBP: 0.317, SLG: 0.454	0-0 1B			0-0 SF7	0-0 1-3		0-0 SF9	0-0 1B	0-3 K	3 0 0 2 0 1 3			
Gene Stephens, L (1, 7) OBP: 0.341, SLG: 0.352		0-0 P3	4-0 1B BB		0-0 F8		4-0 1-2 BB		0-0 F5	3 0 0 0 2 0 1			
Ron Hansen, R (1, 6) OBP: 0.351, SLG: 0.401		4-0 1B BB	0-0 1B			0-0 HR	0-0 P4		0-0 E6	4 2 2 1 1 0 3			
Jim Landis, R (1, 8) OBP: 0.289, SLG: 0.262		4-0 1B SF8 BB	0-3 K			0-0 F9	0-0 F8		0-0 FC6-4	4 1 0 0 1 1 6			
J.C. Martin, L (1, 2) OBP: 0.249, SLG: 0.280		0-0 1B		0-0 P4		0-0 F7		0-0 L3		4 0 1 1 0 0 0			
Juan Pizarro, L (1, 1) OBP: 0.234, SLG: 0.339		0-0 SF8		0-0 1-3		0-3 K		0-0 G3		3 0 0 1 0 1 0			
Inning Stats	R: 0 H: 2 E: 0 LOB: 1 K: 0 BB: 0 S: 4 P: 4	R: 2 H: 1 E: 0 LOB: 1 K: 1 BB: 2 S: 6 P: 14	R: 1 H: 2 E: 0 LOB: 2 K: 1 BB: 1 S: 7 P: 11	R: 0 H: 1 E: 0 LOB: 1 K: 0 BB: 0 S: 4 P: 4	R: 0 H: 0 E: 0 LOB: 0 K: 0 BB: 0 S: 3 P: 3	R: 1 H: 1 E: 0 LOB: 0 K: 1 BB: 0 S: 6 P: 6	R: 2 H: 3 E: 0 LOB: 2 K: 0 BB: 1 S: 6 P: 10	R: 0 H: 1 E: 0 LOB: 1 K: 0 BB: 0 S: 4 P: 4	R: 0 H: 1 E: 1 LOB: 2 K: 1 BB: 0 S: 7 P: 7	1B: 9 SF: 3 2B: 1 SAC: 0 3B: 1 DP: 1 HR: 1 HBP: 0	WP: 0 PA: 43 PB: 0 SB: 0 CS: 0		
PITCHER	IP WLS BF H R ER SO BB IBB HBP BLK WP HR S P ERA WHIP											PITCHER	IP WLS BF H R ER SO BB IBB HBP BLK WP HR S P ERA WHIP
Bennie Daniels, R (1, 1) ERA: 4.32	3.0 L 16 5 3 3 2 3 0 0 0 0 0 0 17 29 9.00 2.667												
Don Rudolph, L (4, 1) ERA: 4.6	3.0 14 5 3 3 1 0 0 0 0 0 0 1 16 16 9.00 1.667												
Alan Koch, R (7, 1) ERA: 5.2	2.0 8 1 0 0 0 1 0 0 0 0 0 0 7 11 0.00 1.000												
Steve Ridzik, R (9, 1) ERA: 2.79	1.0 5 1 0 0 0 1 0 0 0 0 0 0 7 7 0.00 1.000												

Chicago White Sox @ Washington Senators
D.C. Stadium, Washington, DC
Fri Jul 31 1964, 7:05 PM EDT
Att. 9,585 - Unknown

AB	36
R	6
H	12
RBI	6
BB	4
SO	4
LOB	17



Batter	1	2	3	4	5	6	7	8	9	AB	R	H	RBI	BB	SO	LOB
Don Blasingame, L (1, 4) OBP: 0.311, SLG: 0.317	0-0 F8		0-0 G3		0-0 6-3			0-0 F8		4	0	0	0	0	0	0
Ed Brinkman, R (1, 6) OBP: 0.265, SLG: 0.329	0-3 K		0-0 F9			0-0 F5		0-0 P4		4	0	0	0	0	1	0
Joe Cunningham, L (1, 3) OBP: 0.376, SLG: 0.327	0-0 E5		0-3 K			0-0 F8		0-0 P4		4	0	0	0	0	1	0
Don Lock, R (1, 8) OBP: 0.359, SLG: 0.468	0-3 K			0-3 K2-3		0-0 5-3		4-0 BB		3	0	0	0	1	2	1
Jim King, L (1, 9) OBP: 0.370, SLG: 0.472		0-0 2B 1B		0-0 1B			0-3 K		0-0 1B	4	0	3	0	0	1	0
Don Leppert, R (1, 2) OBP: 0.212, SLG: 0.289		0-0 1-3 2B		0-3 K		0-3 K		0-0 P4		4	0	1	0	0	2	3
John Kennedy, R (1, 5) OBP: 0.303, SLG: 0.368		0-3 K		0-3 K			0-0 E9		0-3 K	4	0	0	0	0	3	5
Fred Valentine, S (1, 7) OBP: 0.311, SLG: 0.322		0-3 K			0-3 K		0-3 K			3	0	0	0	0	3	3
Bennie Daniels, L (1, 1) OBP: 0.225, SLG: 0.222		0-3 K				0-0 F9			0-0 F7	1	0	0	0	0	1	2
Don Rudolph, L (4, 1) OBP: 0.182, SLG: 0.100										1	0	0	0	0	0	0
Alan Koch, R (7, 1) OBP: 0.296, SLG: 0.407										0	0	0	0	0	0	0
Chuck Cottier, R (8, PH) OBP: 0.262, SLG: 0.333										1	0	0	0	0	0	0
Steve Ridzik, R (9, 1) OBP: 0.278, SLG: 0.235										0	0	0	0	0	0	0

Inning Stats	R: 0	H: 0	R: 0	H: 2	R: 0	H: 0	R: 0	H: 1	R: 0	H: 0	R: 0	H: 0	R: 0	H: 0	R: 0	H: 1	R: 0	H: 0	R: 0	H: 0	R: 0	H: 0	R: 0	H: 0	R: 0	H: 0	R: 0	H: 1	R: 0	H: 2	1B: 3	SF: 0	WP: 0	PA: 34
	E: 1	LOB: 1	E: 0	LOB: 2	E: 0	LOB: 0	E: 0	LOB: 1	E: 0	LOB: 0	E: 1	LOB: 1	E: 0	LOB: 0	E: 0	LOB: 2	E: 0	LOB: 0	E: 0	LOB: 0	E: 0	LOB: 0	E: 0	LOB: 0	E: 0	LOB: 0	E: 0	LOB: 0	E: 0	LOB: 0	2B: 1	SAC: 0	PB: 0	
	K: 2	BB: 0	K: 3	BB: 0	K: 1	BB: 0	K: 3	BB: 0	K: 3	BB: 0	K: 3	BB: 0	K: 0	BB: 0	K: 1	BB: 1	K: 1	BB: 0	K: 3	BB: 0	K: 3	BB: 0	K: 0	BB: 0	K: 1	BB: 1	K: 1	BB: 1	3B: 0	DP: 0	SB: 0			
	S: 8	P: 8	S: 11	P: 11	S: 5	P: 5	S: 10	P: 10	S: 5	P: 5	S: 10	P: 10	S: 3	P: 3	S: 10	P: 10	S: 6	P: 10	S: 3	P: 3	S: 3	P: 3	S: 3	P: 3	S: 3	P: 3	S: 6	P: 10	HR: 0	HBP: 0	CS: 0			

PITCHER	IP	WLS	BF	H	R	ER	SO	BB	IBB	HBP	BLK	WP	HR	S	P	ERA	WHIP	PITCHER	IP	WLS	BF	H	R	ER	SO	BB	IBB	HBP	BLK	WP	HR	S	P	ERA	WHIP	
Juan Pizarro, L (1, 1) ERA: 2.2	9.0	W	34	4	0	0	14	1	0	0	0	0	0	61	65	0.00	0.556																			


BOTTOM

Chicago White Sox @ Washington Senators
D.C. Stadium, Washington, DC

Fri Jul 31 1964, 7:05 PM EDT
Att. 9,585 - Unknown

livebaseballscorecards.com

AB	33
R	0
H	4
RBI	0
BB	1
SO	14
LOB	14



Batter	1	2	3	4	5	6	7	8	9	10	AB R H RBI BB SO LOB	TOP												
Mike Hershberger, R OBP: 0.321, SLG: 0.310 (1, 9)	0-0 6-3	0-0 5-3			0-0 F8		0-0 FC5-6 HR		0-3 K		5 1 0 0 0 1 2	Chicago White Sox @ Washington Senators D.C. Stadium, Washington, DC Sat Aug 01 1964, 3:33 AM EDT Att: 4,775 - Unknown												
Don Buford, S OBP: 0.343, SLG: 0.375 Al Weis, S OBP: 0.315, SLG: 0.340 (1, 4) (7, 4)	0-0 PB 3B 1B		0-3 K		0-3 K		0-0 F8		0-3 K		4 1 1 0 0 2 1 1 0 0 0 0 1 0													
Pete Ward, L OBP: 0.351, SLG: 0.472 (1, 5)	0-0 PB 3B 1B		0-0 G3		0-0 4-3		0-0 HR		0-0 1B SF8 1B		5 3 3 2 0 0 0													
Bill Skowron, R OBP: 0.313, SLG: 0.447 (1, 3)	0-0 F8		0-3 K		0-0 F9		0-0 4-3		0-3 K		5 0 0 0 0 2 3													
Gene Stephens, L OBP: 0.363, SLG: 0.425 Dave Nicholson, R OBP: 0.352, SLG: 0.394 (1, 7) (8, PH) (8, 7)	0-0 1-H 2-H 3B		0-0 G5-4-3 3B		4-0 BLK 1B BB		0-0 HR		0-0 1B SF8 1B		2 2 2 2 1 0 0 2 1 2 1 0 0 0													
Ron Hansen, R OBP: 0.352, SLG: 0.401 (1, 6)	0-0 1-3		4-0 G5-4-3 BB		0-0 1-H 2B 1B		0-0 F8		0-0 SF8		3 1 1 2 1 0 1													
Jim Landis, R OBP: 0.286, SLG: 0.266 (1, 8)		0-0 P6		0-0 G5-4-3		0-0 1-H 2B		0-3 K		0-3 K	5 0 1 1 0 2 2													
J.C. Martin, L OBP: 0.244, SLG: 0.275 (1, 2)		0-0 3-1		0-0 P3		0-0 4-3		0-0 P4			4 0 0 0 0 0 1													
John Buzhardt, R OBP: 0.196, SLG: 0.250 Eddie Fisher, R OBP: 0.214, SLG: 0.214 Don Mossi, L (1, 1) (6, 1) (7, 1)		0-0 2B		0-0 6-3		0-0 FC5-6 1B		0-3 K			2 0 1 0 0 0 0 1 0 1 0 0 0 0 0 0 0 0 0 0 0 1 0 0 0 0 1 0 0 0 0 0 0 0 0													
Hoyt Wilhelm, R OBP: 0.267, SLG: 0.214 Frank Baumann, L (7, 1) (10, 1)																								
Inning Stats	R: 2 E: 0 K: 0 S: 6	H: 3 LOB: 1 BB: 0 P: 6	R: 0 E: 0 K: 0 S: 4	H: 1 LOB: 1 BB: 0 P: 4	R: 0 E: 0 K: 2 S: 7	H: 0 LOB: 0 BB: 0 P: 7	R: 1 E: 0 K: 0 S: 3	H: 1 LOB: 0 BB: 1 P: 7	R: 0 E: 0 K: 1 S: 5	H: 0 LOB: 0 BB: 0 P: 5	R: 2 E: 0 K: 0 S: 5	H: 2 LOB: 1 BB: 1 P: 9	R: 2 E: 0 K: 0 S: 5	H: 2 LOB: 0 BB: 0 P: 5	R: 1 E: 0 K: 1 S: 6	H: 1 LOB: 0 BB: 0 P: 6	R: 0 E: 0 K: 3 S: 9	H: 0 LOB: 0 BB: 0 P: 9	R: 1 E: 0 K: 2 S: 9	H: 2 LOB: 1 BB: 0 P: 9	1B: 6 2B: 2 3B: 2 HR: 2	SF: 1 SAC: 0 DP: 1 HBP: 0	WP: 0 PB: 1 SB: 0 CS: 0	PA: 43
PITCHER	IP WLS BF H R ER SO BB IBB HBP BLK WP HR S P ERA WHIP																							
Dave Stenhouse, R ERA: 4.87 (1, 1)	6.0																							
Jim Hannan, R ERA: 4.1 (7, 1)	1.0	L	5	2	2	2	0	0	0	0	0	1	5	5	18.00	2.000								
Frank Kreutzer, L ERA: 3.5 (8, 1)	0.0		0	0	0	0	0	0	0	0	0	0	0	0	∞	∞								
Ron Kline, R ERA: 2.63 (10, 1)	0.2		2	0	0	0	1	0	0	0	0	0	0	4	0.00	0.000								

AB	40
R	9
H	12
RBI	8
BB	2
SO	9
LOB	10



BOTTOM

Chicago White Sox @ Washington Senators
D.C. Stadium, Washington, DC

Sat Aug 01 1964, 3:33 AM EDT
Att. 4,775 - Unknown

livebaseballscorecards.com

AB	40
R	6
H	12
RBI	8
BB	5
SO	6
LOB	18



WP	0	PA	48
PB	0		
SB	0		
CS	0		

AB R H RBI BB SO LOB

6	1	1	0	0	1	1
4	2	2	0	2	0	1
5	1	2	0	1	0	2
3	0	1	0	1	0	3
3	1	2	5	0	1	0
4	0	1	1	1	0	4
3	0	0	0	0	2	3
0	0	0	0	0	0	0
2	1	1	1	0	1	2
5	0	1	1	0	0	0
2	0	1	0	0	0	0
1	0	0	0	0	0	0
0	0	0	0	0	0	0
0	0	0	0	0	0	0
1	0	0	0	0	0	0

Batter	1	2	3	4	5	6	7	8	9	10
Don Blasingame, L (1, 4) OBP: 0.309, SLG: 0.315	0-0 2B SF7 1B	0-0 4-3		0-3 K		0-0 F7		0-0 4-3		0-0 P4
Fred Valentine, S (1, 7) OBP: 0.324, SLG: 0.333	0-0 F8		0-0 P5		4-0 4-3 BB SF9 BB		4-0 1B 1B BB	0-0 5-3 2B		0-0 1B
Jim King, L (1, 9) OBP: 0.372, SLG: 0.474	0-0 1-3 2B		0-0 F8		4-0 SF9 4-3 1-2 BB		0-0 1B HBP FC3-6 1B	0-0 5-3 2-3		0-0 F8
Joe Cunningham, L (1, 3) OBP: 0.382, SLG: 0.327	4-0 BB		0-0		0-0 4-3 1-2 2-3		1-0 1-2 HBP	0-0 4-3		
Don Lock, R (1, 8) OBP: 0.360, SLG: 0.479	0-0 SF7		0-0 1-H HR		0-0 SF9		0-0 FC3-6 1-2 2-3 3-H 1B		0-3 K	
Mike Brumley, L (1, 2) OBP: 0.337, SLG: 0.335	0-0 3-1		0-0		4-0 FC6-4 IBB		0-0 FC3-6 1B		0-0 L6	
John Kennedy, R (1, 5) OBP: 0.300, SLG: 0.365		0-3 K	0-3 K		0-0 FC6-4		0-3 K		0-0 HR	
Don Leppert, R (7, PH) OBP: 0.212, SLG: 0.289										
Dick Phillips, L (7, PH) OBP: 0.323, SLG: 0.296										
Ed Brinkman, R (1, 6) OBP: 0.265, SLG: 0.327		0-0 5-3		0-0 6-3		0-0 F7		0-0 1-2 3-H 1B		0-0 5-3
Dave Stenhouse, R (1, 1) OBP: 0.367, SLG: 0.308		0-0		0-0 P3		0-0 F5		0-3 K		0-0 P3
Ken Hunt, R (6, PH) OBP: 0.225, SLG: 0.193										
Jim Hanft, R (7, 1) OBP: 0.176, SLG: 0.188										
Roy Sievers, R (7, PH) OBP: 0.263, SLG: 0.322										
Frank Kreuzer, R (8, 1) OBP: 0.126, SLG: 0.250										
Ron Kluge, R (10, 1) OBP: 0.400, SLG: 0.250										
Chuck Cottier, R (10, PH) OBP: 0.280, SLG: 0.330										

Inning Stats	R: 1	H: 2	E: 0	K: 0	S: 5	R: 0	H: 1	E: 0	K: 1	S: 6	R: 2	H: 3	E: 0	K: 1	S: 8	R: 0	H: 0	E: 0	K: 1	S: 5	R: 1	H: 0	E: 0	K: 0	S: 3	R: 0	H: 0	E: 0	K: 0	S: 3	R: 3	H: 3	E: 0	K: 2	S: 10	R: 0	H: 1	E: 0	K: 0	S: 4	R: 1	H: 1	E: 0	K: 1	S: 6	R: 0	H: 1	E: 0	K: 0	S: 4	R: 0	H: 1	E: 0	K: 0	S: 4
	LOB: 2	BB: 1	P: 9	LOB: 1	BB: 0	P: 6	LOB: 3	BB: 0	P: 8	LOB: 0	BB: 0	P: 5	LOB: 0	BB: 0	P: 5	LOB: 2	BB: 3	P: 15	LOB: 0	BB: 0	P: 3	LOB: 2	BB: 1	P: 15	LOB: 1	BB: 0	P: 4	LOB: 0	BB: 0	P: 6	LOB: 1	BB: 0	P: 4	LOB: 1	BB: 0	P: 6	LOB: 1	BB: 0	P: 4	LOB: 1	BB: 0	P: 4	LOB: 1	BB: 0	P: 4	1B: 7	SF: 2	2B: 3	SAC: 0	3B: 0	DP: 0	HR: 2	HBP: 1		

PITCHER	IP	WLS	BF	H	R	ER	SO	BB	IBB	HBP	BLK	WP	HR	S	P	ERA	WHIP
John Buzhardt, R (1, 1) ERA: 2.85	5.0		25	6	4	4	3	3	1	0	0	0	1	27	43	7.20	1.800
Eddie Fisher, R (6, 1) ERA: 3.67	1.0		7	2	3	3	0	1	0	1	0	0	0	5	10	27.00	3.000
Don Mossi, L (7, 1) ERA: 2.54	0.1		1	0	0	0	0	0	0	0	0	0	0	1	1	0.00	0.000
Hoyt Wilhelm, R (7, 1) ERA: 2.44	3.1	W	14	4	1	1	3	0	0	0	0	0	1	20	20	2.70	1.200
Frank Baumann, L (10, 1) ERA: 6.94	0.1	S	1	0	0	0	0	0	0	0	0	0	0	1	1	0.00	0.000

Batter	1	2	3	4	5	6	7	8	9	AB R H RBI BB SO LOB	TOP		
Mike Hershberger, R OBP: 0.317, SLG: 0.306 (1, 9) X	0-0 F8 ①		0-0 5-3 ①		0-0 F8 ②			0-0 F9 ①		4 0 0 0 0 0 0	Chicago White Sox @ Washington Senators D.C. Stadium, Washington, DC Sun Aug 02 1964, 3:33 AM EDT Unknown		
Al Weis, S OBP: 0.318, SLG: 0.342 (1, 4) X	0-0 1-3 ②		0-0 6-3 1B ②		0-0 5-3 ③			0-0 CS 1B ②		4 1 2 0 0 0 0			
Pete Ward, L OBP: 0.353, SLG: 0.472 (1, 5) X	0-0 G3 ③		0-0 6-3 ②					0-0 1-2 1B ②		4 0 2 0 0 0 1			
Bill Skowron, R OBP: 0.312, SLG: 0.444 (1, 3) X		0-0 F9 ①	0-0 2-H 1B ②					0-0 F7 ①		4 0 1 1 0 0 2			
Ron Hansen, R OBP: 0.353, SLG: 0.403 (1, 6) X		0-0 1B 2B ②	0-0 F8 ③					0-0 F7 ①		3 1 1 0 1 0 1			
Dave Nicholson, R OBP: 0.348, SLG: 0.389 (1, 7) SSS		0-3 K ②		0-3 K2-3 ①				0-0 1B 2-1 1B ②		3 0 0 0 0 3 3			
Gene Stephens, L OBP: 0.370, SLG: 0.432 (8, 7) SSS				0-3 K ②				0-0 1B 2-1 1B ③		1 0 1 0 0 0 0			
Jim Landis, R OBP: 0.291, SLG: 0.267 (1, 8) BBBB		4-0 1B BB ②		0-0 F8 ②				0-0 P6 ①		3 0 1 0 1 0 0			
Jerry McNertney, R OBP: 0.297, SLG: 0.311 (1, 2) X		0-0 FC4-6 1B ②		0-0 6-3 ③				0-0 F9 ②		3 0 1 1 0 0 0			
J.C. Martin, L OBP: 0.243, SLG: 0.273 (8, 2) X		1-3 2-H 1B ③						0-0 K ②		1 0 0 0 0 1 2			
Joe Horlen, R OBP: 0.211, SLG: 0.189 (1, 1) X		0-0 FC4-6 ③						0-0 F9 ③		3 0 0 0 0 0 2			
Don Mossi, L OBP: 0.214, SLG: 0.214 (8, 1) X		1-2 1B ③						0-0 F9 ③		0 0 0 0 0 0 0			
Eddie Fisher, R OBP: 0.214, SLG: 0.214 (8, 1) X								0-0 F9 ③		0 0 0 0 0 0 0			
Inning Stats	R: 0 H: 0 E: 0 LOB: 0 K: 0 BB: 0 S: 3 P: 3	R: 1 H: 2 E: 0 LOB: 2 K: 1 BB: 1 S: 7 P: 11	R: 1 H: 2 E: 0 LOB: 1 K: 0 BB: 0 S: 5 P: 5	R: 0 H: 0 E: 0 LOB: 0 K: 1 BB: 0 S: 5 P: 5	R: 0 H: 0 E: 0 LOB: 0 K: 0 BB: 0 S: 3 P: 3	R: 0 H: 1 E: 0 LOB: 1 K: 1 BB: 1 S: 5 P: 9	R: 0 H: 0 E: 0 LOB: 0 K: 0 BB: 0 S: 3 P: 3	R: 0 H: 2 E: 0 LOB: 1 K: 0 BB: 0 S: 4 P: 4	R: 0 H: 2 E: 0 LOB: 2 K: 1 BB: 0 S: 6 P: 6	1B: 8 SF: 0 2B: 1 SAC: 0 3B: 0 DP: 0 HR: 0 HBP: 0	WP: 0 PA: 35 PB: 0 SB: 0 CS: 1		
PITCHER Claude Osteen, L ERA: 3.53 (1, 1)	IP WLS BF H R ER SO BB IBB HBP BLK WP HR S P ERA WHIP											PITCHER Steve Ridzik, R ERA: 2.76 (9, 1)	IP WLS BF H R ER SO BB IBB HBP BLK WP HR S P ERA WHIP
	8.0 L 31 7 2 2 3 2 0 0 0 0 0 0 35 43 2.25 1.125												1.0 5 2 0 0 1 0 0 0 0 0 0 6 6 0.00 2.000

AB	33
R	2
H	9
RBI	2
BB	2
SO	4
LOB	11



Batter	1	2	3	4	5	6	7	8	9	AB	R	H	RBI	BB	SO	LOB
Don Blasingame, L (1, 4) OBP: 0.311, SLG: 0.315	0-0 4-3		0-0 BB E 1B		0-0 F8			4-0 BB BB		3	0	1	0	1	0	0
Fred Valentine, S (1, 7) OBP: 0.322, SLG: 0.327	0-0 4-3		0-0 E4 BB 1-2		0-0 L4			4-0 BB BB 1-2 FC6-4 BB		3	0	0	0	1	0	1
Jim King, L (1, 9) OBP: 0.371, SLG: 0.470	0-0 4-3		4-0 BB BB BB 1-2 2-3 G4-6-3 BB				0-0 P3	0-3 SS SS K		3	0	0	0	1	1	2
Joe Cunningham, L (1, 3) OBP: 0.381, SLG: 0.323		4-0 BB BB BB	0-0 G4-6-3				0-0 4-3	0-0 FC6-4		2	0	0	0	1	0	3
Roy Sievers, R (8, PH) OBP: 0.261, SLG: 0.320			1-2f					1-2f		1	0	0	0	0	0	2
Steve Ridzik, R (9, 1) OBP: 0.278, SLG: 0.235										0	0	0	0	0	0	0
Don Lock, R (1, 8) OBP: 0.361, SLG: 0.489		0-0 1-2 4-3 1B		0-0 HR			0-0 L6		0-0 5-3	4	1	2	1	0	0	0
Mike Brumley, L (1, 2) OBP: 0.332, SLG: 0.330		0-0 1-2 2-3 4-3		0-0 F7			0-3 SS SS K		0-0 F7	4	0	0	0	0	1	2
Ed Brinkman, R (1, 6) OBP: 0.264, SLG: 0.326		0-3 SS SS K		0-0 5-3			0-3 SS SS K		0-0 FC6-4 1B	4	0	1	0	0	2	2
Chuck Hinton, R (9, PR) OBP: 0.354, SLG: 0.451										0	0	0	0	0	0	0
Chuck Cottier, R (1, 5) OBP: 0.252, SLG: 0.319		0-0 L4		0-3 SS SS K			0-0 P3		0-0 FC6-4	3	0	0	0	0	1	2
Don Leppert, R (9, PH) OBP: 0.210, SLG: 0.286									1-2f	1	0	0	0	0	0	1
Claude Osteen, L (1, 1) OBP: 0.141, SLG: 0.164			0-0 F5		0-3 SS SS K			0-0 P6		2	0	0	0	0	1	0
Dick Phillips, L (8, PH) OBP: 0.321, SLG: 0.294										1	0	0	0	0	0	0

BOTTOM

Chicago White Sox @ Washington Senators
D.C. Stadium, Washington, DC
Sun Aug 02 1964, 3:33 AM EDT
Unknown

livebaseballscorecards.com

AB	31
R	1
H	4
RBI	1
BB	4
SO	6
LOB	15




Inning Stats	R: 0	H: 0	E: 0	K: 0	S: 3	LOB: 0	BB: 0	P: 3	R: 0	H: 1	E: 0	K: 1	S: 6	LOB: 2	BB: 1	P: 10	R: 0	H: 1	E: 1	K: 0	S: 4	LOB: 2	BB: 1	P: 8	R: 1	H: 1	E: 0	K: 1	S: 6	LOB: 0	BB: 0	P: 6	R: 0	H: 0	E: 0	K: 1	S: 5	LOB: 0	BB: 0	P: 5	R: 0	H: 0	E: 0	K: 2	S: 7	LOB: 0	BB: 0	P: 7	R: 0	H: 0	E: 0	K: 1	S: 5	LOB: 2	BB: 2	P: 13	R: 0	H: 1	E: 0	K: 0	S: 4	LOB: 1	BB: 0	P: 4	1B: 3	2B: 0	3B: 0	HR: 1	SF: 0	SAC: 0	DP: 1	HBP: 0	WP: 0	PB: 0	SB: 0	CS: 0	PA: 35
PITCHER	IP	WLS	BF	H	R	ER	SO	BB	IBB	HBP	BLK	WP	HR	S	P	ERA	WHIP																																																												
Joe Horlen, R (1, 1) ERA: 2.22	7.1	W	29	3	1	1	5	4	0	0	0	0	0	35	51	1.23	0.955																																																												
Don Mossi, L (8, 1) ERA: 2.51	0.1		1	0	0	0	1	0	0	0	0	0	0	3	3	0.00	0.000																																																												
Eddie Fisher, R (8, 1) ERA: 3.61	1.1	S	5	1	0	0	0	0	0	0	0	0	0	5	5	0.00	0.750																																																												

Batter	1	2	3	4	5	6	7	8	9	AB R H RBI BB SO LOB	TOP	
Mike Hershberger, R (1, 9) OBP: 0.316, SLG: 0.305	0-0 F9 SH1-3 1B		0-0 F7		0-0 4-3		0-0 5-3		0-0 L1-3	5 1 1 0 0 0 1		
Don Buford, S (1, 4) Al Weis, S (7, 4) OBP: 0.343, SLG: 0.372 OBP: 0.317, SLG: 0.341	0-0 SH1-3 1-2		0-0 4-3		4-0 BB		0-0 5-3		0-0 G3	2 0 0 0 1 0 0 1 0 0 0 0 0 1		
Pete Ward, L (1, 5) OBP: 0.351, SLG: 0.467	0-0 F9 2-3		4-0 BB		0-0 F3 1-2		0-0 F9			3 0 0 0 1 0 2		
Bill Skowron, R (1, 3) OBP: 0.311, SLG: 0.440	4-0 1B BB		0-0 F9		0-0 5-3		0-0 6-3			3 0 0 0 1 0 1		
Gene Stephens, L (1, 7) OBP: 0.385, SLG: 0.442	0-0 1-3 3-H 1B		0-3 K		0-0 2B 1B		4-0 FC6-4 BB			3 1 2 1 1 1 0		
Ron Hansen, R (1, 6) OBP: 0.355, SLG: 0.405	0-0 2-3		4-0 BB		0-0 1B 2B		0-0 F7			3 1 1 0 1 0 3		
Jim Landis, R (1, 8) OBP: 0.290, SLG: 0.267		0-0 F8		0-0 P4		0-0 1B		0-0 FC6-4		4 0 1 2 0 0 2		
J.C. Martin, L (1, 2) OBP: 0.238, SLG: 0.268		0-3 K		0-0 F7		0-0 P6		0-0 F7		4 0 0 0 0 1 2		
Ray Herbert, R (1, 1) Don Mossi, L (8, 1) OBP: 0.077, SLG: 0.080 OBP: 0.250, SLG: 0.250		0-3 K		0-3 K		0-3 K		0-0 L1-3 1B		3 0 0 0 0 3 1 1 0 1 0 0 0 0		
Inning Stats	R: 1 H: 2 E: 0 LOB: 2 K: 0 BB: 1 S: 5 P: 9	R: 0 H: 0 E: 0 LOB: 0 K: 2 BB: 0 S: 7 P: 7	R: 0 H: 0 E: 0 LOB: 1 K: 0 BB: 1 S: 3 P: 7	R: 0 H: 0 E: 0 LOB: 1 K: 1 BB: 1 S: 5 P: 9	R: 0 H: 0 E: 0 LOB: 1 K: 1 BB: 1 S: 5 P: 9	R: 2 H: 3 E: 0 LOB: 1 K: 1 BB: 0 S: 8 P: 8	R: 0 H: 0 E: 0 LOB: 0 K: 0 BB: 0 S: 3 P: 3	R: 0 H: 0 E: 0 LOB: 1 K: 0 BB: 1 S: 3 P: 7	R: 0 H: 1 E: 0 LOB: 1 K: 0 BB: 0 S: 4 P: 4	1B: 5 SF: 0 2B: 1 SAC: 1 3B: 0 DP: 0 HR: 0 HBP: 0	WP: 0 PA: 38 PB: 0 SB: 1 CS: 0	
PITCHER Buster Narum, R (1, 1) ERA: 4.02 Ron Kline, R (9, 1) ERA: 2.58	IP WLS BF H R ER SO BB IBB HBP BLK WP HR S P ERA WHIP											PITCHER IP WLS BF H R ER SO BB IBB HBP BLK WP HR S P ERA WHIP
	8.0 L 34 5 3 3 5 5 0 0 0 0 0 0 39 59 3.38 1.250											

Chicago White Sox @ Washington Senators
D.C. Stadium, Washington, DC
Sun Aug 02 1964, 3:38 AM EDT
Att: 10,922 - Unknown

AB	32
R	3
H	6
RBI	3
BB	5
SO	5
LOB	13



Batter	1	2	3	4	5	6	7	8	9	AB R H RBI BB SO LOB	TOP
Jerry Lumpe, L (1, 4) OBP: 0.302, SLG: 0.324	0-0 F8		0-0 1B		0-0 4-3			0-0 L8 1B HR 1B		4 1 2 0 0 0 2	
George Thomas, R (1, 8) OBP: 0.329, SLG: 0.470	0-0 F3		0-0 F6		0-0 F8			0-0 HR 1B		4 1 1 1 0 0 4	
Al Kaline, R (1, 9) OBP: 0.379, SLG: 0.457	0-0 L7		0-0 L1-3					0-0 L8		4 0 0 0 0 0 4	
Don Demeter, R (1, 3) OBP: 0.293, SLG: 0.430		0-0 F8		0-0 6-3				0-0 HR		4 1 1 3 0 0 0	
Gates Brown, L (1, 7) OBP: 0.316, SLG: 0.520		0-0 F6		0-0 2-3		0-3 K		0-3 K		4 0 0 0 0 2 0	
Bill Freehan, R (1, 2) OBP: 0.348, SLG: 0.430		4-0 FC6-4 BB		0-0 5-3			0-0 F9	0-0 5-3		3 0 0 0 1 0 0	
Don Wert, R (1, 5) OBP: 0.322, SLG: 0.350		0-0 FC6-4			4-0 4-3 G1 BB		0-0 6-3		0-0 F8	3 0 0 0 1 0 1	AB 32 R 4 H 5 RBI 4 BB 4 SO 4 LOB 13
Dick McAuliffe, L (1, 6) OBP: 0.336, SLG: 0.473			4-0 1B BB		0-0 G1		0-0 3-1		0-0 4-3	3 0 0 0 1 0 1	
Dave Wickersham, R (1, 1) OBP: 0.125, SLG: 0.111 Jake Wood, R (8, PH) OBP: 0.246, SLG: 0.294 Fred Gladding, L (8, 1)			0-3 K		4-0 4-3 BB			0-0 1B 1B	0-3 K	1 0 0 0 1 1 1 1 1 1 0 0 0 0 1 0 0 0 0 1 0	
Inning Stats	R: 0 E: 0 K: 0 S: 3 H: 0 LOB: 0 BB: 0 P: 3	R: 0 E: 0 K: 0 S: 3 H: 0 LOB: 1 BB: 1 P: 7	R: 0 E: 0 K: 1 S: 6 H: 1 LOB: 2 BB: 1 P: 10	R: 0 E: 0 K: 0 S: 3 H: 0 LOB: 0 BB: 0 P: 3	R: 0 E: 0 K: 0 S: 3 H: 0 LOB: 2 BB: 2 P: 11	R: 0 E: 0 K: 1 S: 5 H: 0 LOB: 0 BB: 0 P: 5	R: 0 E: 0 K: 0 S: 3 H: 0 LOB: 0 BB: 0 P: 3	R: 4 E: 0 K: 1 S: 9 H: 4 LOB: 0 BB: 0 P: 9	R: 0 E: 0 K: 1 S: 5 H: 0 LOB: 0 BB: 0 P: 5	1B: 4 2B: 0 3B: 0 HR: 1 SF: 0 SAC: 0 DP: 0 HBP: 0	WP: 0 PB: 0 SB: 0 CS: 0 PA: 36
PITCHER Gary Peters, L (1, 1) ERA: 2.57	IP 9.0 WLS L BF 36 H 5 R 4 ER 4 SO 4 BB 4 IBB 0 HBP 0 BLK 0 WP 0 HR 1 S 40 P 56 ERA 4.00 WHIP 1.000	PITCHER IP WLS BF H R ER SO BB IBB HBP BLK WP HR S P ERA WHIP									

Detroit Tigers @ Chicago White Sox
 Comiskey Park, Chicago, IL
 Tue Aug 04 1964, 8:05 PM EDT
 Att: 22,474 - Unknown

livebaseballscorecards.com

Batter	1	2	3	4	5	6	7	8	9	AB	R	H	RBI	BB	SO	LOB
Mike Hershberger, R (1, 9) OBP: 0.317, SLG: 0.304	0-0 F8		0-0 1B BB 1B	0-0 F7			4-0 L9 SH5-3 2B BB		0-0 6-3	4	1	1	0	1	0	2
Don Buford, S (1, 4) OBP: 0.346, SLG: 0.373	0-0 F5		4-0 1B BB		0-0 PB 1B		0-0 SH5-3		0-0 L6	2	0	1	0	1	0	0
Al Weis, S (8, 4) OBP: 0.317, SLG: 0.341			1-2 1B BB				1-2			0	0	0	0	0	0	0
Floyd Robinson, L (9, PH) OBP: 0.367, SLG: 0.425										1	0	0	0	0	0	0
Pete Ward, L (1, 5) OBP: 0.348, SLG: 0.462	0-0 F3		0-0 F7		0-0 F7		0-0 L9			4	0	0	0	0	0	4
Bill Skowron, R (1, 3) OBP: 0.313, SLG: 0.444		0-0 F7	0-0 L3 1B		0-3 K		0-0			4	0	2	1	0	1	1
Gene Stephens, L (1, 7) OBP: 0.390, SLG: 0.450		0-0 2B	0-0 L3		1-0 HBP		3-H 2B		0-0 F2	3	1	1	0	0	0	4
Ron Hansen, R (1, 6) OBP: 0.354, SLG: 0.406		0-0 1B 2B		0-0 6-3		0-0 F2		0-0 5-3		4	1	1	1	0	0	2
Jim Landis, R (1, 8) OBP: 0.291, SLG: 0.264		0-0 F4		1-0 2B HBP		0-0 F2		0-0 1-3		2	0	0	0	0	0	1
Tom McCraw, L (8, PH) OBP: 0.339, SLG: 0.400										1	0	0	0	0	0	0
J.C. Martin, L (1, 2) OBP: 0.243, SLG: 0.277		0-0 1B		0-0 6-3		0-0 6-3		0-0 F7		4	0	2	1	0	0	0
Gary Peters, L (1, 1) OBP: 0.253, SLG: 0.427		0-0 4-3		0-3 K		0-0 G3		0-3 K		4	0	0	0	0	2	3

Inning Stats	R: 0	H: 0	E: 0	K: 0	S: 3	R: 2	H: 3	E: 0	K: 0	S: 6	R: 0	H: 2	E: 0	K: 0	S: 4	R: 0	H: 1	E: 0	K: 1	S: 6	R: 0	H: 1	E: 0	K: 1	S: 6	R: 0	H: 0	E: 0	K: 0	S: 3	R: 1	H: 1	E: 0	K: 0	S: 4	R: 0	H: 0	E: 0	K: 0	S: 3	R: 0	H: 0	E: 0	K: 1	S: 5	1B: 4	2B: 5	3B: 0	HR: 0	SF: 0	SAC: 1	DP: 1	HBP: 2	WP: 0	PB: 2	SB: 0	CS: 0	PA: 38
--------------	------	------	------	------	------	------	------	------	------	------	------	------	------	------	------	------	------	------	------	------	------	------	------	------	------	------	------	------	------	------	------	------	------	------	------	------	------	------	------	------	------	------	------	------	------	-------	-------	-------	-------	-------	--------	-------	--------	-------	-------	-------	-------	--------

PITCHER	IP	WLS	BF	H	R	ER	SO	BB	IBB	HBP	BLK	WP	HR	S	P	ERA	WHIP
Dave Wickersham, R (1, 1) ERA: 3.51	7.0	W	32	8	3	3	2	2	0	2	0	0	0	32	42	3.86	1.429
Fred Gladding, R (8, 1) ERA: 3.57	2.0	S	6	0	0	0	1	0	0	0	0	0	0	8	8	0.00	0.000

DETROIT TIGERS @ CHICAGO WHITE SOX
Comiskey Park, Chicago, IL
 Tue Aug 04 1964, 8:05 PM EDT
 Att. 22,474 - Unknown

livebaseballscorecards.com

AB 33
R 3
H 8
RBI 3
BB 2
SO 3
LOB 17



Batter	1	2	3	4	5	6	7	8	9	10	11	12	13	AB R H RBI BB SO LOB	TOP											
Jerry Lumpe, L (1, 4) OBP: 0.301, SLG: 0.320	0-0 4-3		0-0 G3			0-0 E5 2B BB		0-0 F6			4-0 G1-4-3 BB		0-0 F4	5 1 0 0 1 0 1												
George Thomas, R (1, 8) OBP: 0.325, SLG: 0.460	0-0 F8			0-0 F4		4-0 1-2 2B BB			0-0 5-3		0-0 G1-4-3 1-2f		0-0 F2	5 0 0 0 1 0 1												
Al Kaline, R (1, 9) OBP: 0.380, SLG: 0.459	0-0 FC5-4 1B			0-0 L9		0-0 1-H 2-H 2B			0-0 F3			0-0 L5-3		5 0 2 1 0 0 0												
Don Demeter, R (1, 3) OBP: 0.289, SLG: 0.423	0-0 FC5-4 1-2f			0-0 G3			0-0 1-3		0-0 F8			0-0 6-3		5 0 0 0 0 0 1												
Gates Brown, L (1, 7) OBP: 0.318, SLG: 0.518		0-0 1-3			0-0 4-3		0-0 3-1			0-0 FC2-6 1B		0-0 1B		5 0 2 0 0 0 0												
Bill Freehan, R (1, 2) OBP: 0.343, SLG: 0.424		0-3 K		0-3 K			0-0 5-3			0-0 FC2-6 1-2f		0-0 F4		5 0 0 0 0 2 2												
Don Wert, R (1, 5) OBP: 0.323, SLG: 0.351		0-0 F4		0-0 F2				0-0 1B		0-0 F9			0-0 HR 1B	5 1 2 0 0 0 1												
Dick McAuliffe, L (1, 6) OBP: 0.334, SLG: 0.477			0-0 F8			0-0 F6		0-0 F9		0-0 G3			0-0 HR 1-H	5 1 1 2 0 0 2												
Denny McLain, R (1, 1) OBP: 0.105, SLG: 0.056 Hank Aguirre, R (9, 1) Bubba Phillips, R (11, PH) Julio Navarro, R (11, 1)			0-3 K		0-3 K			0-0 F3			0-3 K		0-0 F8	3 0 0 0 0 2 1 0 0 0 0 0 0 0 1 0 0 0 0 1 0 1 0 0 0 0 0 0												
Inning Stats	R: 0 E: 0 K: 0 S: 4	H: 1 LOB: 1 BB: 0 P: 4	R: 0 E: 0 K: 1 S: 5	H: 0 LOB: 0 BB: 0 P: 5	R: 0 E: 0 K: 1 S: 3	H: 0 LOB: 0 BB: 0 P: 3	R: 0 E: 0 K: 1 S: 5	H: 0 LOB: 0 BB: 0 P: 5	R: 1 E: 1 K: 1 S: 6	H: 1 LOB: 2 BB: 1 P: 10	R: 0 E: 0 K: 0 S: 3	H: 0 LOB: 0 BB: 0 P: 3	R: 0 E: 0 K: 0 S: 3	H: 0 LOB: 1 BB: 0 P: 3	R: 0 E: 0 K: 0 S: 4	H: 1 LOB: 1 BB: 1 P: 4	R: 0 E: 0 K: 1 S: 4	H: 0 LOB: 0 BB: 1 P: 8	R: 0 E: 0 K: 0 S: 4	H: 1 LOB: 1 BB: 0 P: 4	R: 2 E: 0 K: 0 S: 5	H: 2 LOB: 0 BB: 0 P: 5	1B: 5 2B: 1 3B: 0 HR: 1	SF: 0 SAC: 0 DP: 1 HBP: 0	WP: 0 PB: 0 SB: 0 CS: 0	PA: 47
PITCHER Juan Pizarro, L (1, 1) ERA: 2.14	IP WLS BF H R ER SO BB IBB HBP BLK WP HR S P ERA WHIP													13.0 L 47 7 3 2 5 2 0 0 0 0 1 55 63 1.39 0.692												

Detroit Tigers @ Chicago White Sox
 Comiskey Park, Chicago, IL
 Wed Aug 05 1964, 8:05 PM EDT
 Att. 17,740 - Unknown

livebaseballscorecards.com

AB	45
R	3
H	7
RBI	3
BB	2
SO	5
LOB	9



Batter	1	2	3	4	5	6	7	8	9	AB	R	H	RBI	BB	SO	LOB	BOTTOM
Jim Landis, R (1, 8) <small>OBP: 0.282, SLG: 0.251</small> Gene Stephens, L (8, 8) <small>OBP: 0.402, SLG: 0.469</small>	4-0 		0-0 		0-3 	0-0 		4-0 		3	0	0	0	1	1	2	Boston Red Sox @ Chicago White Sox Comiskey Park, Chicago, IL Fri Aug 07 1964, 4:33 AM EDT Att. 5,667 - Unknown
Al Weis, S (1, 4) <small>OBP: 0.323, SLG: 0.348</small>	0-0 		0-0 		0-0 		0-3 	0-0 		4	0	2	0	0	1	3	
Pete Ward, L (1, 5) <small>OBP: 0.355, SLG: 0.463</small>	0-0 		0-0 		4-0 		0-0 			3	0	0	0	1	0	2	
Bill Skowron, R (1, 3) <small>OBP: 0.311, SLG: 0.436</small>	4-0 		0-0 		0-0 		0-0 			3	0	0	0	1	0	3	
Ron Hansen, R (1, 6) <small>OBP: 0.352, SLG: 0.401</small>	0-0 			0-0 		0-0 		0-0 		4	2	2	0	0	0	2	
Floyd Robinson, L (1, 7) <small>OBP: 0.379, SLG: 0.430</small>		4-0 		0-0 		0-0 		0-0 		3	0	1	0	1	0	1	
Mike Hershberger, R (1, 9) <small>OBP: 0.314, SLG: 0.298</small>		0-0 		0-0 		0-0 		0-0 		3	0	0	0	0	0	3	
Jerry McNertney, R (1, 2) <small>OBP: 0.304, SLG: 0.313</small> Tom McCraw, L (8, PH) <small>OBP: 0.335, SLG: 0.394</small> J.C. Martin, L (9, 2) <small>OBP: 0.243, SLG: 0.277</small>		0-0 		0-3 		0-0 		0-3 		3	0	1	0	0	1	2	
Ray Herbert, R (1, 1) <small>OBP: 0.103, SLG: 0.107</small>		0-3 		0-0 		0-0 		0-0 		1	0	2	0	1	1		
Inning Stats	R: 0 H: 0 E: 0 LOB: 2 K: 0 BB: 2 S: 3 P: 11	R: 0 H: 0 E: 0 LOB: 1 K: 1 BB: 1 S: 5 P: 9	R: 0 H: 1 E: 0 LOB: 1 K: 0 BB: 0 S: 4 P: 4	R: 0 H: 0 E: 1 LOB: 1 K: 1 BB: 0 S: 6 P: 6	R: 0 H: 1 E: 0 LOB: 2 K: 1 BB: 1 S: 6 P: 10	R: 1 H: 3 E: 0 LOB: 2 K: 0 BB: 0 S: 6 P: 6	R: 0 H: 0 E: 0 LOB: 0 K: 1 BB: 0 S: 5 P: 5	R: 1 H: 2 E: 1 LOB: 3 K: 1 BB: 1 S: 8 P: 12	1B: 7 SF: 0 2B: 0 SAC: 3 3B: 0 DP: 0 HR: 0 HBP: 0	WP: 3 PA: 38 PB: 0 SB: 0 CS: 0							
PITCHER Ed Connolly, L (1, 1) <small>ERA: 4.28</small> Jay Ritchie, R (8, 1) <small>ERA:</small>	IP: 7.0 WLS: L BF: 31 H: 5 R: 1 ER: 1 SO: 4 BB: 4 IBB: 0 HBP: 0 BLK: 0 WP: 2 HR: 0 S: 35 P: 51 ERA: 1.29 WHIP: 1.286	IP: 1.0 WLS: L BF: 7 H: 2 R: 1 ER: 0 SO: 1 BB: 0 IBB: 1 HBP: 0 BLK: 0 WP: 0 HR: 0 S: 8 P: 12 ERA: 0.00 WHIP: 2.000															

livebaseballscorecards.com

AB	30
R	2
H	7
RBI	2
BB	5
SO	5
LOB	22



Batter	1	2	3	4	5	6	7	8	9
Tom McCraw, L OBP: 0.342, SLG: 0.400 Dave Nicholson, R OBP: 0.343, SLG: 0.382 (6, 7)	4-0 FC5-4 BB	4-0 1B BB	0-0 1B 2B		0-0 L6		0-3 K		
Don Buford, S OBP: 0.348, SLG: 0.372 (1, 4)	0-0 FC5-4 1-2f	0-0 SF7 3-H	0-0 1B 1B 2-H 3-H		4-0 1B BB		0-0 3-1		
Floyd Robinson, L OBP: 0.384, SLG: 0.434 Mike Hershberger, R OBP: 0.315, SLG: 0.299 (1, 9) (5, 9)	4-0 1-2 BB	0-0 1B 1B 1-H 2-H	0-0 1B 1B 1-3		0-0 1B		0-0 F8		
Pete Ward, L OBP: 0.358, SLG: 0.464 (1, 5)	0-3 K	4-0 1B BB 1-2	0-0 1B 1-3		0-0 4-3		0-0 E BB WP 1B		
Bill Skowron, R OBP: 0.310, SLG: 0.433 (1, 3)	0-0 4-3	0-0 1B 1-2 2-H	0-0 5-3		0-3 K		0-3 K		
Gene Stephens, L OBP: 0.402, SLG: 0.452 (1, 8)					0-0 F6		0-0 F9		
Ron Hansen, R OBP: 0.351, SLG: 0.397 (1, 6)		0-3 K	0-3 K		4-0 G3-6-3 BB		0-0 6-3		
J.C. Martin, L OBP: 0.247, SLG: 0.280 (1, 2)		0-0 2B SF7 1B 1-3	0-0 F6		0-0 G3-6-3 1-2f		0-0 SH1-4 1B		
Fred Talbot, R OBP: 0.381, SLG: 0.389 (1, 1)		0-0 1B 2B 1-3 3-H	0-0 E5 2B 1B		0-0 5-3		0-0 SH1-4		

Inning Stats	R: 0	H: 0	E: 0	K: 1	S: 5	L: 0	LOB: 2	BB: 2	P: 13
	R: 5	H: 4	E: 0	K: 1	S: 9	L: 0	LOB: 2	BB: 3	P: 21
	R: 3	H: 4	E: 1	K: 1	S: 10	L: 0	LOB: 2	BB: 0	P: 10
	R: 0	H: 0	E: 0	K: 0	S: 2	L: 0	LOB: 0	BB: 1	P: 6
	R: 0	H: 1	E: 0	K: 0	S: 4	L: 1	LOB: 2	BB: 1	P: 8
	R: 0	H: 0	E: 0	K: 1	S: 5	L: 0	LOB: 0	BB: 0	P: 5
	R: 0	H: 1	E: 0	K: 1	S: 6	L: 1	LOB: 1	BB: 0	P: 6
	R: 1	H: 1	E: 1	K: 2	S: 9	L: 1	LOB: 2	BB: 1	P: 13

PITCHER	IP	WLS	BF	H	R	ER	SO	BB	IBB	HBP	BLK	WP	HR	S	P	ERA	WHIP
Dave Morehead, R ERA: 4.93 (1, 1)	1.2	L	13	3	5	5	2	5	0	0	0	0	0	12	32	27.00	4.800
Jack Lamabe, R ERA: 5.11 (2, 1)	1.1		10	5	3	0	1	0	0	0	0	0	0	12	12	0.00	3.750
Bill Spanswick, L ERA: 7.83 (4, 1)	2.0		8	1	0	0	0	2	0	0	0	0	0	6	14	0.00	1.500
Pete Charton, R ERA: 9.18 (6, 1)	2.0		7	1	0	0	2	0	0	0	0	0	0	11	11	0.00	0.500
Dave Gray, R ERA: 8.31 (8, 1)	1.0		6	1	1	0	2	1	0	0	0	1	0	9	13	0.00	2.000

BOTTOM

AB	R	H	RBI	BB	SO	LOB
1	2	1	0	2	0	0
2	0	0	0	0	1	1
3	1	1	3	1	0	2
2	1	2	2	1	0	0
2	0	1	0	0	0	0
4	1	2	1	1	1	4
5	0	1	1	0	2	5
3	1	0	0	2	0	2
4	0	0	0	1	2	3
5	1	2	0	0	1	3
3	2	1	1	0	0	0

AB 34
R 9
H 11
RBI 8
BB 8
SO 7
LOB 20



Boston Red Sox @ Chicago White Sox
Comiskey Park, Chicago, IL
Sat Aug 08 1964, 4:33 AM EDT
Att. 7,039 - Unknown

WP: 1	PA: 44
PB: 0	
SB: 1	
CS: 0	

livebaseballscorecards.com

Batter	1	2	3	4	5	6	7	8	9	AB R H RBI BB SO LOB	TOP			
Dalton Jones, L (1, 4) OBP: 0.266, SLG: 0.329	0-0 3-1	0-0 G1			0-0 4-3		0-0 F3		0-0 G3	5 0 0 0 0 0 1	Boston Red Sox @ Chicago White Sox Comiskey Park, Chicago, IL Sun Aug 09 1964, 4:33 AM EDT Unknown livebaseballscorecards.com			
Eddie Bressoud, R (1, 6) OBP: 0.377, SLG: 0.469 Roman Mejias, R (3, 8) OBP: 0.263, SLG: 0.360	0-0 HR	0-0 F9			0-0 1B E 1B		0-0 1-3		0-3 K	2 1 1 1 0 0 1 3 0 1 0 0 1 0				
Tony Horton, R (1, 7) OBP: 0.361, SLG: 0.457	0-0 F8				0-0 E5 1B		0-0 HR 1B			4 1 1 0 0 1 1				
Dick Stuart, R (1, 3) OBP: 0.314, SLG: 0.501	0-0 6-3				0-0 F6		0-0 1-2 2-3 1B		0-0 1-H HR	4 1 2 2 0 0 0				
Felix Mantilla, R (1, 8) OBP: 0.333, SLG: 0.556 (3, 6)		0-0 6-3			0-0 F7		0-0 F5		0-0 5-3	4 0 0 0 0 0 3				
Lee Thomas, L (1, 9) OBP: 0.324, SLG: 0.385		0-0 1B 1B			0-0 F8		0-0 F7		0-0 F6	4 1 1 0 0 0 3				
Frank Malzone, R (1, 5) OBP: 0.324, SLG: 0.392		0-0 1B 3B 1B			0-0 F4		0-0 F2		0-0 5-3	4 1 1 0 0 0 0				
Russ Nixon, L (1, 2) OBP: 0.324, SLG: 0.323		0-0 1-3 2-H 3B 1B			0-0 K 2B		0-0 F3		0-3 K	4 1 2 1 0 1 0				
Bill Monbouquette, R (1, 1) OBP: 0.179, SLG: 0.137 Dick Radatz, R (7, 1) OBP: 0.207, SLG: 0.214		0-0 1-H 3-H 3B			0-0 4-3		0-0 B1		0-0 6-3	3 0 1 2 0 0 1 1 0 0 0 0 0 0				
Inning Stats	R: 1 E: 0 K: 0 S: 4 H: 1 LOB: 0 BB: 0 P: 4	R: 3 E: 0 K: 0 S: 7 H: 4 LOB: 1 BB: 0 P: 7	R: 0 E: 0 K: 1 S: 5 H: 0 LOB: 0 BB: 0 P: 5	R: 0 E: 0 K: 0 S: 4 H: 1 LOB: 1 BB: 0 P: 4	R: 0 E: 1 K: 0 S: 6 H: 2 LOB: 3 BB: 0 P: 6	R: 0 E: 0 K: 0 S: 3 H: 0 LOB: 0 BB: 0 P: 3	R: 2 E: 0 K: 0 S: 5 H: 2 LOB: 0 BB: 0 P: 5	R: 0 E: 0 K: 1 S: 5 H: 0 LOB: 0 BB: 0 P: 5	R: 0 E: 0 K: 1 S: 5 H: 0 LOB: 0 BB: 0 P: 5	1B: 6 2B: 1 3B: 1 HR: 2 SF: 0 SAC: 0 DP: 0 HBP: 0	WP: 0 PB: 0 SB: 0 CS: 0 PA: 38			
PITCHER	IP WLS BF H R ER SO BB IBB HBP BLK WP HR S P ERA WHIP												PITCHER	IP WLS BF H R ER SO BB IBB HBP BLK WP HR S P ERA WHIP
John Buzhardt, R (1, 1) ERA: 3.03	4.2 L 23 8 4 4 1 0 0 0 0 0 0 1 25 25 7.71 1.714													
Don Mossi, L (5, 1) ERA: 3.21	2.1 9 2 2 2 0 0 0 0 0 0 0 1 9 9 7.71 0.857													
Eddie Fisher, R (8, 1) ERA: 3.46	2.0 6 0 0 0 0 2 0 0 0 0 0 0 10 10 0.00 0.000													

Boston Red Sox @ Chicago White Sox
 Comiskey Park, Chicago, IL
 Sun Aug 09 1964, 4:33 AM EDT
 Unknown

AB	38
R	6
H	10
RBI	6
BB	0
SO	3
LOB	10



Batter	1	2	3	4	5	6	7	8	9	AB R H RBI BB SO LOB	TOP
Roman Mejias, R OBP: 0.247, SLG: 0.338 (1, 8) X	0-0 F9		0-0 F9		0-0 F9		0-3 K		0-0 F8	5 0 0 0 0 1 2	
Felix Mantilla, R OBP: 0.332, SLG: 0.549 (1, 6) X	0-0 6-3		0-0 6-3		4-0 1B 1-2 BB			0-3 K		3 0 0 0 1 1 0	
Tony Horton, R OBP: 0.425, SLG: 0.526 (1, 7) B B B	4-0 BB BB		0-0 2B		0-0 1B 1-2 2-3 FC6-4			0-0 1B 5-3		3 0 3 0 1 0 0	
Dick Stuart, R OBP: 0.314, SLG: 0.498 (1, 3) B B B	4-0 1-2 BB		0-0 F8		0-0 1-2 FC6-4			0-0 1-2 5-3		3 0 0 0 1 0 5	
Frank Malzone, R OBP: 0.321, SLG: 0.388 (1, 5) X	0-0 F8			0-0 F3		0-0 F8		0-0 F8		4 0 0 0 0 0 3	
Al Smith, R OBP: 0.215, SLG: 0.253 (1, 9)		4-0 1B BB		0-0 1-3		0-0 F8			4-0 1B BB G3	2 1 0 0 2 0 0	
Dalton Jones, L OBP: 0.266, SLG: 0.328 (1, 4)		0-0 1-2 1B		0-0 4-3		0-0 F8			0-0 1-2 G3	4 0 1 0 0 0 1	
Bob Tillman, R OBP: 0.364, SLG: 0.440 (1, 2)		0-0 F9			0-0 1B 1B 1B		0-0 6-3		0-0 2-H 1B	4 0 2 1 0 0 1	
Earl Wilson, R OBP: 0.290, SLG: 0.464 Dick Williams, R OBP: 0.250, SLG: 0.422 (9, PH)		0-3 K			0-3 K		0-0 6-3		0-0 F9	3 0 0 0 0 2 2 1 0 0 0 0 0 1	
Inning Stats	R: 0 E: 0 K: 0 S: 3 H: 0 LOB: 2 BB: 2 P: 11	R: 0 E: 0 K: 1 S: 5 H: 1 LOB: 1 BB: 1 P: 9	R: 0 E: 0 K: 0 S: 4 H: 1 LOB: 1 BB: 0 P: 4	R: 0 E: 0 K: 0 S: 3 H: 0 LOB: 0 BB: 0 P: 3	R: 0 E: 0 K: 1 S: 7 H: 2 LOB: 3 BB: 1 P: 11	R: 0 E: 0 K: 0 S: 3 H: 0 LOB: 0 BB: 0 P: 3	R: 0 E: 0 K: 1 S: 5 H: 0 LOB: 0 BB: 0 P: 5	R: 0 E: 0 K: 1 S: 6 H: 1 LOB: 1 BB: 0 P: 6	R: 1 E: 0 K: 0 S: 4 H: 1 LOB: 1 BB: 1 P: 8	1B: 5 2B: 1 3B: 0 HR: 0 SF: 0 SAC: 0 DP: 0 HBP: 0	WP: 0 PB: 0 SB: 0 CS: 0 PA: 37
PITCHER Gary Peters, L ERA: 2.5 (1, 1)	IP 9.0 WLS W BF 37 H 6 R 1 ER 1 SO 4 BB 5 IBB 0 HBP 0 BLK 0 WP 0 HR 0 S 40 P 60 ERA 1.00 WHIP 1.222	PITCHER IP WLS BF H R ER SO BB IBB HBP BLK WP HR S P ERA WHIP									

Boston Red Sox @ Chicago White Sox
Comiskey Park, Chicago, IL
Sun Aug 09 1964, 4:38 AM EDT
Att: 22,233 - Unknown

livebaseballscorecards.com

AB 32
R 1
H 6
RBI 1
BB 5
SO 4
LOB 15



Batter	1	2	3	4	5	6	7	8	9
Tom McCraw, L (1, 7) OBP: 0.334, SLG: 0.390 Jim Landis, R (9, 8) OBP: 0.282, SLG: 0.251	0-0 F7		0-0 1B		0-0 2-3		0-0 F8	0-0 F7	
Don Buford, S (1, 4) OBP: 0.352, SLG: 0.373 Al Weis, S (9, 4) OBP: 0.323, SLG: 0.348	4-0 2-3 BB		0-0 F2		0-0 1B SF7 1B		0-0 1B 1B		
Floyd Robinson, L (1, 9) OBP: 0.387, SLG: 0.437 Mike Hershberger, R (6, 9) OBP: 0.317, SLG: 0.301	0-0 2-3		0-0 1-2 1B		0-0 1-3 1B		0-0 1-2 E 1B		
Pete Ward, L (1, 5) OBP: 0.356, SLG: 0.460	0-0 F7		0-0 F6		0-0 SF7		0-0 E9 5-3 1-1 2-H 1B		
Bill Skowron, R (1, 3) OBP: 0.314, SLG: 0.437		0-0 6-3		0-0 4-3 1B		0-0 K		0-0 5-3	
Gene Stephens, L (1, 8) OBP: 0.383, SLG: 0.424		0-0 F4		0-0 F5		0-0 F6		0-3 K	
Ron Hansen, R (1, 6) OBP: 0.347, SLG: 0.392		0-0 6-3		0-0 4-3 1-2		0-0 E5		0-0 SH3 1B	
Jerry McNertney, R (1, 2) OBP: 0.305, SLG: 0.313			0-0 4-3		0-0 FC6 1B		0-0 F8	0-0 SH3	
Gary Peters, L (1, 1) OBP: 0.253, SLG: 0.430			0-0 1B 2B		0-0 FC6		0-0 F7	0-0 F6	

Inning Stats	R: 0 E: 0 K: 0 S: 3	H: 0 LOB: 1 BB: 1 P: 7	R: 0 E: 0 K: 0 S: 3	H: 0 LOB: 0 BB: 0 P: 3	R: 1 E: 0 K: 0 S: 6	H: 3 LOB: 2 BB: 0 P: 6	R: 0 E: 0 K: 0 S: 5	H: 2 LOB: 2 BB: 0 P: 5	R: 1 E: 0 K: 1 S: 7	H: 2 LOB: 1 BB: 0 P: 7	R: 0 E: 1 K: 0 S: 4	H: 0 LOB: 1 BB: 0 P: 4	R: 2 E: 1 K: 1 S: 8	H: 3 LOB: 1 BB: 0 P: 8	R: 0 E: 0 K: 0 S: 4	H: 1 LOB: 1 BB: 0 P: 4
1B: 10 2B: 1 3B: 0 HR: 0	SF: 1 SAC: 1 DP: 0 HBP: 0	WP: 0 PB: 0 SB: 0 CS: 0														

PITCHER	IP	WLS	BF	H	R	ER	SO	BB	IBB	HBP	BLK	WP	HR	S	P	ERA	WHIP
Earl Wilson, R (1, 1) ERA: 4.54	8.0	L	37	11	4	3	2	1	0	0	0	0	0	40	44	3.38	1.500


BOTTOM

Boston Red Sox @ Chicago White Sox
Comiskey Park, Chicago, IL

Sun Aug 09 1964, 4:38 AM EDT
Att. 22,233 - Unknown

AB	R	H	RBI	BB	SO	LOB
5	0	1	1	0	0	1
0	0	0	0	0	0	0
3	2	2	0	1	0	1
0	0	0	0	0	0	0
3	0	2	0	0	0	1
1	1	1	0	0	0	0
3	0	1	2	0	0	3
4	0	1	0	0	1	2
4	0	0	0	0	1	2
4	0	1	0	0	0	1
3	0	1	0	0	0	1
4	1	1	0	0	0	4

AB	34
R	4
H	11
RBI	3
BB	1
SO	2
LOB	16



WP	PA
0	37

Batter	1	2	3	4	5	6	7	8	9	AB	R	H	RBI	BB	SO	LOB
Tony Kubek, L OBP: 0.274, SLG: 0.334 (1, 6)	0-0 F8		0-0 HR		0-0 1-4-3			0-0 4-3		4	1	1	2	0	0	1
Bobby Richardson, R OBP: 0.288, SLG: 0.334 (1, 4)	0-0 5-3		0-0 6-3			0-0 1B SH 1B		0-0 6-3		4	1	1	0	0	0	0
Roger Maris, L OBP: 0.359, SLG: 0.463 (1, 9)	0-0 F7			0-3 K		0-3 K		0-3 K		4	0	0	0	0	3	1
Mickey Mantle, S OBP: 0.430, SLG: 0.579 (1, 8)		0-0 4-3		0-0 1B		0-0 1B		0-0 E4 1B G3		4	1	2	0	0	0	0
Tom Tresh, S OBP: 0.371, SLG: 0.439 (1, 7)		0-3 K		0-0 F8		0-0 SH G4-6-3		0-3 K		3	0	0	1	0	2	2
Joe Pepitone, L OBP: 0.284, SLG: 0.404 (1, 3)		0-0 L6		0-0 L4		0-0 G4-6-3		0-0 G3		4	0	0	0	0	0	4
Elston Howard, R OBP: 0.354, SLG: 0.420 (1, 2)			0-0 1-3		0-0 6-3		0-0 L8		0-0 FC5-4 1B	4	0	1	1	0	0	0
Clete Boyer, R OBP: 0.277, SLG: 0.314 (1, 5)			0-0 F4		0-0 SH1-4 1B		0-0 F7		0-0 FC5-4	4	0	1	0	0	0	1
Ralph Terry, R OBP: 0.276, SLG: 0.231 (1, 1)			4-0 HR		0-0 SH1-4		0-3 K			0	1	0	0	1	0	0
Johnny Blanchard, L OBP: 0.343, SLG: 0.402 (7, PH)										1	0	0	0	0	1	0
Steve Hamilton, L OBP: 0.273, SLG: 0.200 (8, 1)										0	0	0	0	0	0	0

Inning Stats	R: 0	H: 0	E: 0	K: 0	S: 3	LOB: 0	BB: 0	P: 3	R: 0	H: 0	E: 0	K: 1	S: 5	LOB: 0	BB: 0	P: 5	R: 2	H: 1	E: 0	K: 0	S: 4	LOB: 0	BB: 1	P: 8	R: 0	H: 1	E: 0	K: 1	S: 6	LOB: 1	BB: 0	P: 6	R: 0	H: 1	E: 0	K: 0	S: 4	LOB: 1	BB: 0	P: 4	R: 1	H: 2	E: 0	K: 1	S: 7	LOB: 1	BB: 0	P: 7	R: 0	H: 0	E: 0	K: 1	S: 5	LOB: 0	BB: 0	P: 5	R: 0	H: 0	E: 0	K: 1	S: 5	LOB: 0	BB: 0	P: 5	R: 1	H: 1	E: 1	K: 1	S: 7	LOB: 1	BB: 0	P: 7	1B: 5	SF: 0	2B: 0	SAC: 2	3B: 0	DP: 1	HR: 1	HBP: 0	WP: 0	PA: 35	PB: 0	SB: 0	CS: 0
--------------	------	------	------	------	------	--------	-------	------	------	------	------	------	------	--------	-------	------	------	------	------	------	------	--------	-------	------	------	------	------	------	------	--------	-------	------	------	------	------	------	------	--------	-------	------	------	------	------	------	------	--------	-------	------	------	------	------	------	------	--------	-------	------	------	------	------	------	------	--------	-------	------	------	------	------	------	------	--------	-------	------	-------	-------	-------	--------	-------	-------	-------	--------	-------	--------	-------	-------	-------

PITCHER	IP	WLS	BF	H	R	ER	SO	BB	IBB	HBP	BLK	WP	HR	S	P	ERA	WHIP
Joe Horlen, R ERA: 2.3 (1, 1)	5.1		23	5	3	3	3	1	0	0	0	0	1	28	32	5.06	1.125
Don Mossi, L ERA: 3.15 (6, 1)	0.2	W	1	0	0	0	0	0	0	0	0	0	0	1	1	0.00	0.000
Hoyt Wilhelm, R ERA: 2.36 (7, 1)	3.0	S	11	1	1	0	3	0	0	0	0	0	0	17	17	0.00	0.333


BOTTOM

Chicago White Sox @ New York Yankees
Yankee Stadium, Bronx, NY
Tue Aug 11 1964, 3:33 AM EDT
Att. 14,576 - Overcast - 80 F

AB	32
R	4
H	6
RBI	4
BB	1
SO	6
LOB	9



WP	PA	ERA	WHIP
0	35		

Batter	1	2	3	4	5	6	7	8	9	AB R H RBI BB SO LOB	TOP		
Tom McCraw, L (1, 9) Mike Hershberger, R (7, 9) OBP: 0.334, SLG: 0.388 OBP: 0.316, SLG: 0.299	0-0 F2	0-0 FC6-4 1B			0-0 F7	0-0 4-3			0-0 4-3	4 0 1 0 0 0 0 1 0 0 0 0 0 0			
Don Buford, S (1, 4) OBP: 0.343, SLG: 0.362	0-0 B5-3	0-0 FC6-4 1-2f			0-0 3-1			0-0 F9	0-0 4-3	5 0 0 0 0 0 1			
Floyd Robinson, L (1, 7) OBP: 0.390, SLG: 0.448	1-0 1B 1B HBP		0-0 G3			0-0 1B 1B		0-0 6-3	0-0 6-3	4 2 1 0 0 0 0			
Pete Ward, L (1, 5) OBP: 0.363, SLG: 0.474	0-0 1B 1-3 1B		0-0 F2		0-0 1B 1-3 1B	0-0 2B E 1B				4 2 3 0 0 0 0			
Bill Skowron, R (1, 3) OBP: 0.323, SLG: 0.448	0-0 1B 1-2 3-H 1B		0-0 F5		0-0 1B 1-2 HR 1B	0-0 E8 1-H 2B				4 1 3 2 0 0 0			
Gene Stephens, L (1, 8) Jim Landis, R (7, 8) OBP: 0.358, SLG: 0.390 OBP: 0.282, SLG: 0.251	0-0 F3			0-0 F2	0-0 L8	0-0 4-3				4 0 0 0 0 0 5 0 0 0 0 0 0 0			
Ron Hansen, R (1, 6) OBP: 0.345, SLG: 0.389		0-0 5-3		0-0 F2	0-3 K			0-3 K		4 0 0 0 0 2 2	AB 38 R 8 H 11 RBI 7 BB 0 SO 3 LOB 8		
J.C. Martin, L (1, 2) OBP: 0.252, SLG: 0.303		0-0 HR		0-0 F5	1-3 2-H HR 1B			0-0 4-3		4 2 2 2 0 0 0			
Juan Pizarro, L (1, 1) OBP: 0.219, SLG: 0.352		0-0 1-3			0-0 F7	1-H 3-H HR		0-3 K		4 1 1 3 0 1 0			
Inning Stats	R: 1 H: 2 E: 0 LOB: 2 K: 0 BB: 0 S: 5 P: 6	R: 1 H: 2 E: 0 LOB: 1 K: 0 BB: 0 S: 5 P: 5	R: 0 H: 0 E: 0 LOB: 0 K: 0 BB: 0 S: 3 P: 3	R: 0 H: 0 E: 0 LOB: 0 K: 0 BB: 0 S: 3 P: 3	R: 0 H: 0 E: 0 LOB: 0 K: 0 BB: 0 S: 3 P: 3	R: 5 H: 5 E: 0 LOB: 0 K: 1 BB: 0 S: 10 P: 10	R: 1 H: 2 E: 1 LOB: 1 K: 0 BB: 0 S: 5 P: 5	R: 0 H: 0 E: 0 LOB: 0 K: 2 BB: 0 S: 7 P: 7	R: 0 H: 0 E: 0 LOB: 0 K: 0 BB: 0 S: 3 P: 3	1B: 8 SF: 0 2B: 1 SAC: 0 3B: 0 DP: 0 HR: 2 HBP: 1	WP: 0 PA: 39 PB: 0 SB: 0 CS: 0		
PITCHER	IP WLS BF H R ER SO BB IBB HBP BLK WP HR S P ERA WHIP											PITCHER	IP WLS BF H R ER SO BB IBB HBP BLK WP HR S P ERA WHIP
Jim Bouton, R (1, 1) ERA: 2.75	6.0 L 28 9 7 7 1 0 0 1 0 0 0 2 29 30 10.50 1.500												
Hal Reniff, R (7, 1) ERA: 2.83	2.0 8 2 1 0 2 0 0 0 0 0 0 0 12 12 0.00 1.000												
Stan Williams, R (9, 1) ERA: 3.75	1.0 3 0 0 0 0 0 0 0 0 0 0 0 3 3 0.00 0.000												

Chicago White Sox @ New York Yankees
 Yankee Stadium, Bronx, NY
 Tue Aug 11 1964, 7:05 PM EDT
 Att. 25,203 - Unknown - 74 F

livebaseballscorecards.com

Chicago White Sox @ New York Yankees
 Yankee Stadium, Bronx, NY

Wed Aug 12 1964, 3:33 AM EDT
 Att. 16,945 - Unknown - 84 F



Batter	1	2	3	4	5	6	7	8	9	AB	R	H	RBI	BB	SO	LOB				
Mike Hershberger, R (1, 9) OBP: 0.314, SLG: 0.296	0-0 4-3		4-0 E BB		0-0 6-3		0-0 FC4-6		0-0 F8	4	1	0	0	1	0	3				
Don Buford, S (1, 4) OBP: 0.339, SLG: 0.358	0-0 L7		0-0 E6		0-0 4-3			0-0 4-3		4	0	0	0	0	0	0				
Floyd Robinson, L (1, 7) OBP: 0.389, SLG: 0.446	0-0 1B		0-0 1-3			0-0 5-3		0-0 G3		4	0	1	0	0	0	1				
Pete Ward, L (1, 5) OBP: 0.364, SLG: 0.482	0-0 F7			0-0 1B 3B		0-0 F8		0-0 1B 2B		4	2	2	0	0	0	1				
Bill Skowron, R (1, 3) OBP: 0.322, SLG: 0.446		0-0 5-3		0-0 4-3		0-0 F7		0-0 1B		4	0	1	1	0	0	1				
Gene Stephens, L (1, 8) OBP: 0.346, SLG: 0.375		0-0 5-3		0-0 6-3			0-0 6-3	0-0 G3		4	0	0	0	0	0	2				
Ron Hansen, R (1, 6) OBP: 0.344, SLG: 0.387		0-0 6-3		0-0 FC4-6 1B			0-0 E3 FC3-6 1B		0-0 1-3	4	0	1	1	0	0	0				
J.C. Martin, L (1, 2) OBP: 0.252, SLG: 0.302			0-0 6-3	0-0 FC4-6			0-0 FC3-6 1B		0-0 F9	4	0	1	0	0	0	1				
Ray Herbert, R (1, 1) OBP: 0.097, SLG: 0.100 Don Mossi, L (6, 1) OBP: 0.200, SLG: 0.200 Eddie Fisher, R (6, 1) OBP: 0.200, SLG: 0.200 Gary Peters, L (7, PH) OBP: 0.250, SLG: 0.425 Frank Baumann, L (7, 1) OBP: 0.250, SLG: 0.425 Al Weis, S (9, PH) OBP: 0.325, SLG: 0.351			0-3 K		0-0 F5		0-0 FC3-6 FC4-6		0-0 1B	2	0	0	0	0	0	0				
Inning Stats	R: 0 E: 0 K: 0 S: 4	H: 1 LOB: 1 BB: 0 P: 4	R: 0 E: 0 K: 0 S: 3	H: 0 LOB: 0 BB: 0 P: 3	R: 1 E: 1 K: 1 S: 6	H: 0 LOB: 1 BB: 1 P: 10	R: 1 E: 0 K: 0 S: 5	H: 2 LOB: 1 BB: 0 P: 5	R: 0 E: 0 K: 0 S: 3	H: 0 LOB: 0 BB: 0 P: 3	R: 0 E: 1 K: 0 S: 5	H: 1 LOB: 2 BB: 0 P: 5	R: 1 E: 0 K: 0 S: 5	H: 2 LOB: 1 BB: 0 P: 5	R: 0 E: 0 K: 0 S: 4	H: 1 LOB: 1 BB: 0 P: 4	1B: 5 2B: 1 3B: 1 HR: 0	SF: 0 SAC: 0 DP: 0 HBP: 0	WP: 0 PB: 0 SB: 1 CS: 0	PA: 37
PITCHER Mel Stottlemyre, R (1, 1) ERA: 2.0	IP: 9.0 WLS: W BF: 37 H: 7 R: 3 ER: 2 SO: 1 BB: 1 IBB: 0 HBP: 0 BLK: 0 WP: 0 HR: 0 S: 38 P: 42 ERA: 2.00 WHIP: 0.889																			

livebaseballscorecards.com

AB	36
R	3
H	7
RBI	2
BB	1
SO	1
LOB	11

Batter	1	2	3	4	5	6	7	8	9	AB	R	H	RBI	BB	SO	LOB
Tony Kubek, L OBP: 0.271, SLG: 0.330 (1, 6)	0-0 1-3		0-0 5-3		0-0 G3		0-0 F7			4	0	0	0	0	0	1
Bobby Richardson, R OBP: 0.291, SLG: 0.339 (1, 4)	0-0 FC5-6 1B		0-0 5-3			0-0 HR 1B	0-0 FC9-5 2B			4	1	3	0	0	0	1
Roger Maris, L OBP: 0.358, SLG: 0.470 (1, 9)	0-0 FC5-6 1-2f		0-0 4-3			0-0 HR 1-H	0-0 FC9-5 2-3			4	1	1	2	0	0	3
Mickey Mantle, S OBP: 0.431, SLG: 0.604 (1, 8)	0-0 4-3			0-0 HR		0-0 1B E 1B		0-0 HR		4	3	3	2	0	0	1
Hector Lopez, R OBP: 0.316, SLG: 0.429 (9, 7)										0	0	0	0	0	0	0
Tom Tresh, S OBP: 0.369, SLG: 0.438 (1, 7)		0-0 F5		0-0 HR G4-6-3 1B		0-0 F5		0-0 F8 SF9 2B		4	1	2	0	0	0	1
Joe Pepitone, L OBP: 0.283, SLG: 0.401 (1, 3)		0-0 1-3		0-0 F8		0-0 E 1B		0-0 F8 2-3		4	0	1	0	0	0	2
Johnny Blanchard, L OBP: 0.336, SLG: 0.388 (1, 2)		0-0 F5		0-0 G4-6-3 1-2f		0-0 E4 1-2 3-H		0-0 SF9 3-H		3	0	0	1	0	0	2
Clete Boyer, R OBP: 0.274, SLG: 0.319 (1, 5)			0-0 HR		0-0 4-3	0-0 K		0-0 F7		4	1	1	1	0	1	2
Mel Stottlemyre, R OBP: 0.333, SLG: 0.333 (1, 1)			0-0 5-3 1B		0-0 F2	0-3 K				3	0	1	0	0	1	2

Inning Stats	R: 0	H: 1	E: 0	LOB: 1	K: 0	BB: 0	S: 4	P: 4	R: 0	H: 0	E: 0	LOB: 0	K: 0	BB: 0	S: 3	P: 3	R: 1	H: 2	E: 0	LOB: 1	K: 0	BB: 0	S: 5	P: 5	R: 1	H: 2	E: 0	LOB: 0	K: 0	BB: 0	S: 4	P: 4	R: 0	H: 0	E: 0	LOB: 0	K: 0	BB: 0	S: 3	P: 3	R: 3	H: 4	E: 1	LOB: 2	K: 2	BB: 0	S: 12	P: 12	R: 0	H: 1	E: 0	LOB: 0	K: 0	BB: 0	S: 3	P: 3	R: 2	H: 2	E: 0	LOB: 0	K: 0	BB: 0	S: 5	P: 5
--------------	------	------	------	--------	------	-------	------	------	------	------	------	--------	------	-------	------	------	------	------	------	--------	------	-------	------	------	------	------	------	--------	------	-------	------	------	------	------	------	--------	------	-------	------	------	------	------	------	--------	------	-------	-------	-------	------	------	------	--------	------	-------	------	------	------	------	------	--------	------	-------	------	------

PITCHER	IP	WLS	BF	H	R	ER	SO	BB	IBB	HBP	BLK	WP	HR	S	P	ERA	WHIP
Ray Herbert, R ERA: 2.9 (1, 1)	5.0	L	20	6	3	3	0	0	0	0	0	0	2	20	20	5.40	1.200
Don Mossi, L ERA: 3.38 (6, 1)	0.1		5	3	2	1	0	0	0	0	0	0	1	5	5	27.00	9.000
Eddie Fisher, R ERA: 3.43 (6, 1)	0.2		2	0	0	0	2	0	0	0	0	0	0	6	6	0.00	0.000
Frank Baumann, L ERA: 6.67 (7, 1)	2.0		8	3	2	2	0	0	0	0	0	0	1	8	8	9.00	1.500

BOTTOM

Chicago White Sox @ New York Yankees
 Yankee Stadium, Bronx, NY
 Wed Aug 12 1964, 3:33 AM EDT
 Att: 16,945 - Unknown - 84 F

AB	34
R	7
H	12
RBI	6
BB	0
SO	2
LOB	15



WP	HR	S	P	ERA	WHIP
0	0	0	0	0	0

Batter	1	2	3	4	5	6	7	8	9	AB R H RBI BB SO LOB	TOP
Jim Landis, R (1, 8) OBP: 0.284, SLG: 0.255	0-0 6-3		0-0 G4-3 1B		0-0 1B 2B 1B		0-0 6-3		0-3 K	5 1 2 0 0 1 0	Chicago White Sox @ New York Yankees Yankee Stadium, Bronx, NY Thu Aug 13 1964, 7:05 PM EDT Att. 24,711 - Sunny livebaseballscorecards.com
Al Weis, S (1, 4) OBP: 0.323, SLG: 0.348	0-0 G3		0-0 G4-3 1-2f		0-0 2B 1-3 1B		0-0 B3		0-0 4-3	5 0 1 0 0 0 1	
Floyd Robinson, L (1, 7) OBP: 0.392, SLG: 0.451	0-0 1B 1B		0-0 FC6-4 1B		0-0 1-3 2B		0-0 F5		0-0 F8	5 0 3 1 0 0 0	
Bill Skowron, R (1, 3) OBP: 0.326, SLG: 0.447	0-0 1-2 1B		0-0 FC6-4 1-2f		4-0 IBB			0-0 E 1B SF7 1B		3 1 2 0 1 0 1	
Pete Ward, L (1, 5) OBP: 0.363, SLG: 0.480	0-3 K			0-0 B2-3	0-3 K			0-0 1-2 1B		4 0 1 0 0 2 5	
Mike Hershberger, R (1, 9) OBP: 0.311, SLG: 0.293		0-0 F9		0-0 F9	0-3 K			0-0 1-2 2-3 E6		4 0 0 0 0 1 5	
Ron Hansen, R (1, 6) OBP: 0.344, SLG: 0.388		0-3 K		0-0 2B		0-3 K		0-3 K		4 0 1 0 0 3 3	
Jerry McNertney, R (1, 2) OBP: 0.298, SLG: 0.307		0-0 E6		0-0 F2		0-0 F8		0-0 SF7		3 0 0 1 0 0 1	
Gary Peters, L (1, 1) OBP: 0.238, SLG: 0.405		0-3 K			0-0 F9	0-0 F4		0-0 F2		4 0 0 0 0 1 3	
Inning Stats	R: 0 E: 0 K: 1 S: 7 H: 2 LOB: 2 BB: 0 P: 7	R: 0 E: 1 K: 2 S: 8 H: 0 LOB: 1 BB: 0 P: 8	R: 0 E: 0 K: 0 S: 4 H: 2 LOB: 1 BB: 0 P: 4	R: 0 E: 0 K: 0 S: 4 H: 1 LOB: 1 BB: 0 P: 4	R: 1 E: 0 K: 2 S: 10 H: 3 LOB: 3 BB: 1 P: 14	R: 0 E: 0 K: 1 S: 5 H: 0 LOB: 0 BB: 0 P: 5	R: 0 E: 0 K: 0 S: 3 H: 0 LOB: 0 BB: 0 P: 3	R: 1 E: 1 K: 1 S: 8 H: 2 LOB: 2 BB: 0 P: 8	R: 0 E: 0 K: 1 S: 5 H: 0 LOB: 0 BB: 0 P: 5	1B: 8 2B: 2 3B: 0 HR: 0 SF: 1 SAC: 0 DP: 1 HBP: 0	WP: 0 PB: 0 SB: 0 CS: 0 PA: 39
PITCHER Al Downing, L (1, 1) ERA: 3.1	IP: 9.0 WLS: W BF: 39 H: 10 R: 2 ER: 1 SO: 8 BB: 0 IBB: 1 HBP: 0 BLK: 0 WP: 0 HR: 0 S: 54 P: 58 ERA: 1.00 WHIP: 1.111										



Batter	1	2	3	4	5	6	7	8	9
Phil Linz, R OBP: 0.319, SLG: 0.354 Tony Kubek, L OBP: 0.271, SLG: 0.330	4-0 BB 3B BB	0-0 1-2 1B			0-0 1-3		0-0 F6		
Bobby Richardson, R OBP: 0.289, SLG: 0.336	0-0 F8	0-3 K			0-0 F7			0-0 6-3	
Roger Maris, L OBP: 0.360, SLG: 0.467	4-0 1-2 3B BB		0-0 F2		0-0 3-1			4-0 WP HR BB	
Mickey Mantle, S OBP: 0.427, SLG: 0.597	0-3 K		0-3 K		0-0 6-3			0-0 F9	
Tom Tresh, S OBP: 0.370, SLG: 0.442	0-0 1-H 2-H 3B		0-0 F9		0-0 F6			4-0 1-2 HR BB	
Elston Howard, R OBP: 0.355, SLG: 0.428	0-3 K			0-0 F9		0-0 1B		0-0 1-H 2-H HR	
Joe Pepitone, L OBP: 0.282, SLG: 0.400		0-0 4-3		0-0 FC5-4 1B		0-0 5-3		0-0 F7	
Clete Boyer, R OBP: 0.272, SLG: 0.316		0-3 K		0-0 F5			0-0 5-3		
Al Downing, R OBP: 0.164, SLG: 0.172		4-0 1B BB		0-0 FC5-4 1-2f			0-0 G3		

Inning Stats	R: 2	H: 1	E: 0	LOB: 1	K: 2	P: 16	R: 0	H: 1	E: 0	LOB: 2	K: 2	P: 12	R: 0	H: 0	E: 0	LOB: 0	K: 1	P: 5	R: 0	H: 1	E: 0	LOB: 1	K: 0	P: 4	R: 0	H: 0	E: 0	LOB: 0	K: 0	P: 3	R: 0	H: 1	E: 0	LOB: 1	K: 0	P: 4	R: 0	H: 0	E: 0	LOB: 0	K: 0	P: 3	R: 3	H: 1	E: 0	LOB: 0	K: 0	P: 12
	S: 8	BB: 2		BB: 1			S: 8	BB: 1		BB: 0			S: 5	BB: 0		BB: 0			S: 5	BB: 0		BB: 0			S: 3	BB: 0		BB: 0		P: 3	S: 3	BB: 0		BB: 0			S: 4	BB: 0		BB: 0			S: 4	BB: 2		BB: 2		P: 12

PITCHER	IP	WLS	BF	H	R	ER	SO	BB	IBB	HBP	BLK	WP	HR	S	P	ERA	WHIP	PITCHER	IP	WLS	BF	H	R	ER	SO	BB	IBB	HBP	BLK	WP	HR	S	P	ERA	WHIP														
Gary Peters, L ERA: 2.63	8.0	L	34	5	5	5	5	5	0	0	0	1	1	39	59	5.62	1.250																																

BOTTOM

AB	R	H	RBI	BB	SO	LOB
3	1	1	0	1	0	0
0	0	0	0	0	0	0

AB	R	H	RBI	BB	SO	LOB
4	0	0	0	0	1	3

AB	R	H	RBI	BB	SO	LOB
2	2	0	0	2	0	0

AB	R	H	RBI	BB	SO	LOB
4	0	0	0	0	2	3

AB	R	H	RBI	BB	SO	LOB
3	1	1	2	1	0	0

AB	R	H	RBI	BB	SO	LOB
4	1	2	3	0	1	1

AB	R	H	RBI	BB	SO	LOB
4	0	1	0	0	0	1

AB	R	H	RBI	BB	SO	LOB
3	0	0	0	0	1	1

AB	R	H	RBI	BB	SO	LOB
2	0	0	0	1	0	1

WP	PA	1B	2B	3B	HR	SF	SAC	DP	HBP
1	34	3	0	1	1	0	0	0	0

Chicago White Sox @ New York Yankees
 Yankee Stadium, Bronx, NY
 Thu Aug 13 1964, 7:05 PM EDT
 Att. 24,711 - Sunny

livebaseballscores.com

AB	29
R	5
H	5
RBI	5
BB	5
SO	5
LOB	10



Batter	1	2	3	4	5	6	7	8	9	AB R H RBI BB SO LOB	TOP											
Jim Landis, R OBP: 0.286, SLG: 0.259 (1, 8)										5 1 1 1 1 0 2												
Don Buford, S OBP: 0.345, SLG: 0.374 (1, 4)										5 2 4 0 0 0 1												
Floyd Robinson, L OBP: 0.392, SLG: 0.448 (1, 7)										2 1 0 1 2 0 1												
Pete Ward, L OBP: 0.368, SLG: 0.485 (1, 5)										4 1 3 2 1 0 0												
Bill Skowron, R OBP: 0.324, SLG: 0.444 (1, 3)										5 1 1 0 0 2 5												
Gene Stephens, L OBP: 0.341, SLG: 0.370 (1, 9)										4 1 1 1 0 1 0												
Ron Hansen, R OBP: 0.348, SLG: 0.406 (1, 6)										4 2 3 4 0 0 0												
J.C. Martin, L OBP: 0.255, SLG: 0.308 (1, 2)										5 2 2 0 0 1 2												
John Buzhardt, R OBP: 0.212, SLG: 0.245 (1, 1)										4 0 1 1 1 0 1												
Inning Stats	R: 6 E: 1 K: 0 S: 9	H: 6 LOB: 1 BB: 1 P: 13	R: 3 E: 0 K: 1 S: 7	H: 2 LOB: 1 BB: 1 P: 12	R: 0 E: 0 K: 0 S: 4	H: 1 LOB: 1 BB: 0 P: 4	R: 0 E: 0 K: 0 S: 3	H: 1 LOB: 0 BB: 0 P: 3	R: 1 E: 0 K: 1 S: 5	H: 2 LOB: 1 BB: 0 P: 5	R: 0 E: 0 K: 1 S: 5	H: 1 LOB: 0 BB: 0 P: 5	R: 0 E: 0 K: 1 S: 5	H: 1 LOB: 0 BB: 0 P: 5	R: 0 E: 0 K: 1 S: 6	H: 1 LOB: 3 BB: 2 P: 14	R: 1 E: 0 K: 0 S: 4	H: 1 LOB: 1 BB: 1 P: 8	1B: 9 2B: 5 3B: 1 HR: 2	SF: 2 SAC: 0 DP: 2 HBP: 1	WP: 0 PB: 0 SB: 1 CS: 0	PA: 46
PITCHER	IP WLS BF H R ER SO BB IBB HBP BLK WP HR S P ERA WHIP																					
Earl Wilson, R ERA: 4.52 (1, 1)	0.2 L 8 5 6 0 0 1 0 0 0 0 0 1 7 11 0.00 9.000																					
Jack Lamabe, R ERA: 5.24 (1, 1)	2.1 13 4 3 3 1 1 0 1 0 0 0 0 13 18 11.57 2.143																					
Pete Charton, R ERA: 7.61 (4, 1)	3.0 11 4 1 1 1 0 0 0 0 0 0 0 13 13 3.00 1.333																					
Bill Spanswick, L ERA: 7.29 (7, 1)	2.0 9 2 0 0 2 2 0 0 0 0 0 0 11 19 0.00 2.000																					
Dave Gray, R ERA: 8.38 (9, 1)	1.0 5 1 1 1 0 1 0 0 0 0 0 1 4 8 9.00 2.000																					

Chicago White Sox @ Boston Red Sox
 Fenway Park, Boston, MA
 Fri Aug 14 1964, 7:05 PM EDT
 Att: 17,143 - Unknown

livebaseballscorecards.com

AB	38
R	11
H	16
RBI	10
BB	5
SO	4
LOB	12



Batter	1	2	3	4	5	6	7	8	9	AB R H RBI BB SO LOB	TOP										
Jim Landis, R (1, 8) OBP: 0.288, SLG: 0.269	0-0 F8	4-0 BB BB		0-0 1-H 3B		0-0 F9			0-0 1-3	4 0 1 1 1 0 1											
Don Buford, S (1, 4) OBP: 0.351, SLG: 0.375	4-0 S BB	4-0 1-2 2-3 BB		0-0 F5			0-0 FC4-6 1B		4-0 BB	2 0 1 0 3 0 1											
Floyd Robinson, L (1, 7) OBP: 0.387, SLG: 0.442	0-3 K	0-0 F7		0-0 6-3			0-3 K		0-0 F6	5 0 0 0 0 2 7											
Pete Ward, L (1, 5) OBP: 0.369, SLG: 0.481	4-0 BB		4-0 WP BB		0-0 3-1		0-0 FC4-6 FC5-4 1-2f		0-3 K	3 0 0 0 2 1 2											
Bill Skowron, R (1, 3) OBP: 0.321, SLG: 0.440	0-0 L5		0-3 K		0-0 F9		0-0 FC5-4 1-2f			4 0 0 0 0 1 4											
Gene Stephens, L (1, 9) OBP: 0.341, SLG: 0.369			0-0 F8		0-0 G3			0-3 K		3 1 1 0 0 0 1											
Eddie Fisher, R (5, 1) OBP: 0.200, SLG: 0.200		4-6-3 1B								0 0 0 0 0 0 0											
Jeoff Long, R (8, PH) OBP: 0.316, SLG: 0.273										1 0 0 0 0 1 0											
Hoyt Wilhelm, R (8, 1) OBP: 0.250, SLG: 0.200										0 0 0 0 0 0 0											
Ron Hansen, R (1, 6) OBP: 0.348, SLG: 0.405		0-0 4-6-3	0-3 K		0-0 G3			0-0 1B		4 0 1 0 0 1 2											
J.C. Martin, L (1, 2) OBP: 0.255, SLG: 0.307		0-0 BB SH1-3 1B		0-0 F8		0-0 E2		0-0 F5		4 0 1 1 0 0 1											
Fred Talbot, R (1, 1) OBP: 0.409, SLG: 0.389		0-0 SH1-3		4-0 3B BB		0-0 F7		0-0 F8		0 1 0 0 1 0 0											
Mike Hershberger, R (5, 9) OBP: 0.309, SLG: 0.291										2 0 0 0 0 0 2											
Inning Stats	R: 0 E: 0 K: 1 S: 5	H: 0 LOB: 2 BB: 2 P: 13	R: 1 E: 0 K: 0 S: 5	H: 2 LOB: 3 BB: 2 P: 13	R: 0 E: 0 K: 2 S: 7	H: 0 LOB: 1 BB: 1 P: 11	R: 1 E: 0 K: 0 S: 4	H: 1 LOB: 1 BB: 1 P: 8	R: 0 E: 0 K: 0 S: 3	H: 0 LOB: 0 BB: 0 P: 3	R: 0 E: 1 K: 0 S: 4	H: 0 LOB: 1 BB: 0 P: 4	R: 0 E: 0 K: 1 S: 6	H: 1 LOB: 1 BB: 0 P: 6	R: 0 E: 0 K: 1 S: 5	H: 0 LOB: 1 BB: 1 P: 9	1B: 4 2B: 0 3B: 1 HR: 0	SF: 0 SAC: 1 DP: 0 HBP: 0	WP: 1 PB: 0 SB: 1 CS: 0	PA: 40	
PITCHER Dave Morehead, R (1, 1) ERA: 4.81 Dick Radatz, R (8, 1) ERA: 2.05	IP 7.0	WLS W	BF 32	H 4	R 2	ER 2	SO 4	BB 6	IBB 0	HBP 0	BLK 0	WP 1	HR 0	S 34	P 58	ERA 2.57	WHIP 1.429				
PITCHER	IP	WLS	BF	H	R	ER	SO	BB	IBB	HBP	BLK	WP	HR	S	P	ERA	WHIP				

Chicago White Sox @ Boston Red Sox
 Fenway Park, Boston, MA
 Sat Aug 15 1964, 3:33 AM EDT
 Att. 7,807 - Unknown

AB	32
R	2
H	5
RBI	2
BB	7
SO	6
LOB	21



WP: 1	PA: 40
-------	--------


livebaseballscorecards.com

Batter	1	2	3	4	5	6	7	8	9
Felix Mantilla, R (1, 4) OBP: 0.329, SLG: 0.553	0-0 1B	0-0 HR			0-0 1B 2B		0-3 K		
Tony Horton, R (1, 7) OBP: 0.333, SLG: 0.393 Roman Mejias, R (8, 7) OBP: 0.244, SLG: 0.333	0-3 K	0-0 6-3			0-0 3-1		0-0 6-3		
Carl Yastrzemski, L (1, 8) OBP: 0.381, SLG: 0.476	0-0 WP 1B		0-0 4-3		0-0 WP BB 1B		0-0 F3		
Dick Stuart, R (1, 3) OBP: 0.316, SLG: 0.489	0-0 6-3		0-3 K		4-0 WP BB		0-0 1B		
Lee Thomas, L (1, 9) OBP: 0.328, SLG: 0.386		0-0 FC6-4 BB SF9 1B	0-0 F4		0-0 F8		0-3 K		
Frank Malzone, R (1, 5) OBP: 0.314, SLG: 0.376		4-0 FC6-4 BB		0-0 F7		0-0 F4		0-0 F4	
Eddie Bressoud, R (1, 6) OBP: 0.368, SLG: 0.462		0-0 FC6-4 HR 1B		0-0 F8		0-0 F7			
Russ Nixon, L (1, 2) OBP: 0.318, SLG: 0.318		0-0 SF9		0-0 F7		0-0 1-3			
Dave Morehead, R (1, 1) OBP: 0.140, SLG: 0.065 Dick Radatz, R (8, 1) OBP: 0.200, SLG: 0.207		0-0 HR 1B			0-3 K		0-3 K		

AB	R	H	RBI	BB	SO	LOB
4	2	3	3	0	1	0
4	0	0	0	0	1	1
0	0	0	0	0	0	0
4	0	2	1	0	0	0
3	0	1	0	1	1	1
4	1	1	0	0	1	3
3	0	0	0	1	0	1
3	1	0	0	0	0	2
2	0	0	1	0	0	0
3	1	1	0	0	2	0
0	0	0	0	0	0	0

Chicago White Sox @ Boston Red Sox
Fenway Park, Boston, MA
 Sat Aug 15 1964, 3:33 AM EDT
 Att. 7,807 - Unknown

AB	30
R	5
H	8
RBI	5
BB	2
SO	6
LOB	8




Inning	R	H	E	K	S	P	IP	WLS	BF	H	R	ER	SO	BB	IBB	HBP	BLK	WP	HR	S	P	ERA	WHIP
1	0	2	0	1	6		4.2	L	22	7	5	5	3	2	0	0	0	1	1	26	34	9.64	1.929
5	0	0	0	0	0		2.1		7	0	0	0	2	0	0	0	0	1	0	11	11	0.00	0.000
8	0	0	0	0	0		1.0		4	1	0	0	1	0	0	0	0	0	0	6	6	0.00	1.000

PITCHER	IP	WLS	BF	H	R	ER	SO	BB	IBB	HBP	BLK	WP	HR	S	P	ERA	WHIP
Fred Talbot, R (1, 1) ERA: 2.96	4.2	L	22	7	5	5	3	2	0	0	0	1	1	26	34	9.64	1.929
Eddie Fisher, R (5, 1) ERA: 3.34	2.1		7	0	0	0	2	0	0	0	0	1	0	11	11	0.00	0.000
Hoyt Wilhelm, R (8, 1) ERA: 2.33	1.0		4	1	0	0	1	0	0	0	0	0	0	6	6	0.00	1.000

1B	2B	3B	HR	SF	SAC	DP	HBP	WP	HR	S	P	ERA	WHIP
6	1	0	1	1	0	0	0	2	1	0	0	9.64	1.929
0	0	0	0	0	0	0	0	0	0	0	0	0.00	0.000
0	0	0	0	0	0	0	0	0	0	0	0	0.00	1.000

WP	HR	S	P	ERA	WHIP
2	1	0	0	9.64	1.929
0	0	0	0	0.00	0.000
0	0	0	0	0.00	1.000

Batter	1	2	3	4	5	6	7	8	9	AB R H RBI BB SO LOB	TOP	
Jim Landis, R (1, 8) <small>OBP: 0.286, SLG: 0.277</small>	0-0 6-3		0-0 WP 3B	0-0 5-3			0-3 K		0-3 K	5 1 1 0 0 2 1	Chicago White Sox @ Boston Red Sox Fenway Park, Boston, MA Sun Aug 16 1964, 3:33 AM EDT Att: 11,593 - Unknown	
Al Weis, S (1, 4) <small>OBP: 0.318, SLG: 0.342</small>	0-3 K		0-0 4-3		0-0 G3		0-0 4-3		4 0 0 0 0 1 0			
Floyd Robinson, L (1, 7) <small>OBP: 0.388, SLG: 0.447</small> (3, 9) (6, 7)	0-0 1B 3B		4-0 3-H WP BB BB BB		0-0 4-3		0-0 F8		3 1 1 0 1 0 0			
Bill Skowron, R (1, 3) <small>OBP: 0.325, SLG: 0.446</small>	0-0 1B		4-0 1-2 WP BB		0-0 3B		0-3 K		3 0 2 1 1 1 0			
Pete Ward, L (1, 5) <small>OBP: 0.365, SLG: 0.476</small>	0-0 F8		0-0 F9		0-3 K		0-3 K		4 0 0 0 0 2 4			
Ron Hansen, R (1, 6) <small>OBP: 0.349, SLG: 0.403</small>		1-0 HBP	4-0 IBB		0-0 F2		0-0 5-3		2 0 0 0 1 0 0			
Mike Hershberger, R (1, 9) <small>OBP: 0.309, SLG: 0.290</small> Tom McCraw, L (3, PH) <small>OBP: 0.332, SLG: 0.385</small> (3, 7) Gene Stephens, L (6, 9) <small>OBP: 0.346, SLG: 0.375</small>	0-0 F3		0-0 G3		0-0 L5		0-0 4-3 E 1B		1 0 0 0 0 0 1 2 0 0 0 0 0 3 1 0 1 0 0 0 0	AB 33 R 2 H 6 RBI 1 BB 3 SO 8 LOB 14		
Cam Carreon, R (1, 2) <small>OBP: 0.250, SLG: 0.261</small> J.C. Martin, L (7, 2) <small>OBP: 0.254, SLG: 0.306</small>	0-3 K			0-0 F8		0-0 2B		0-0 F7	3 0 1 0 0 1 1 1 0 0 0 0 0 1			
Joe Horlen, R (1, 1) <small>OBP: 0.182, SLG: 0.163</small> Hoyt Wilhelm, R (7, 1) <small>OBP: 0.235, SLG: 0.188</small>	0-0 6-3			0-3 K		0-0 F5		0-0 4-3	3 0 0 0 0 1 2 1 0 0 0 0 0 1			
Inning Stats	R: 1 H: 2 E: 0 LOB: 1 K: 1 BB: 0 S: 7 P: 7	R: 0 H: 0 E: 0 LOB: 1 K: 1 BB: 0 S: 5 P: 6	R: 1 H: 1 E: 0 LOB: 3 K: 0 BB: 3 S: 4 P: 16	R: 0 H: 0 E: 0 LOB: 0 K: 1 BB: 0 S: 5 P: 5	R: 0 H: 1 E: 0 LOB: 1 K: 1 BB: 0 S: 6 P: 6	R: 0 H: 1 E: 0 LOB: 1 K: 0 BB: 0 S: 4 P: 4	R: 0 H: 0 E: 0 LOB: 0 K: 1 BB: 0 S: 5 P: 5	R: 0 H: 0 E: 0 LOB: 0 K: 2 BB: 0 S: 7 P: 7	R: 0 H: 1 E: 1 LOB: 1 K: 1 BB: 0 S: 6 P: 6	1B: 2 SF: 0 2B: 1 SAC: 0 3B: 3 DP: 0 HR: 0 HBP: 1		WP: 2 PA: 37 PB: 0 SB: 0 CS: 0
PITCHER Ed Connolly, L (1, 1) <small>ERA: 4.86</small> Bob Hefner, R (3, 1) <small>ERA: 3.95</small> Dick Radatz, R (9, 1) <small>ERA: 2.04</small>	IP WLS BF H R ER SO BB IBB HBP BLK WP HR S P ERA WHIP 2.2 L 15 3 2 2 2 2 2 1 1 0 2 0 15 28 6.75 1.875											PITCHER IP WLS BF H R ER SO BB IBB HBP BLK WP HR S P ERA WHIP

Batter	1	2	3	4	5	6	7	8	9	AB	R	H	RBI	BB	SO	LOB
Felix Mantilla, R OBP: 0.331, SLG: 0.552 (1, 4)	0-3 K		0-0 1B		0-0 F5			0-0 1B		4	0	2	0	0	1	0
Tony Horton, R OBP: 0.328, SLG: 0.383 (1, 7)	0-0 1B		0-0 G5-4-3			0-0 1-3		0-0 G6-4-3		4	0	1	0	0	0	2
Dick Radatz, R OBP: 0.200, SLG: 0.207 (9, 1)			1-2f 3-H					1-2f		0	0	0	0	0	0	0
Carl Yastrzemski, L OBP: 0.378, SLG: 0.472 (1, 8)	0-0 G6-3		0-0 4-3			0-0 4-3			0-0 6-3	4	0	0	0	0	0	1
Dick Stuart, R OBP: 0.316, SLG: 0.487 (1, 3)		0-0 5-3		0-0 6-3			0-0 6-3		0-0	4	0	1	0	0	0	0
Earl Wilson, R OBP: 0.290, SLG: 0.464 (9, PR)									1B 1B	0	0	0	0	0	0	0
Lee Thomas, L OBP: 0.325, SLG: 0.383 (1, 9)		0-0 4-3		0-0 F6			0-0 F7		0-0 F9	4	0	0	0	0	0	1
Frank Malzone, R OBP: 0.320, SLG: 0.385 (1, 5)		4-0 1B BB		0-0 2B			0-0 2B		0-0 1B	3	0	3	0	1	0	0
Eddie Bressoud, R OBP: 0.367, SLG: 0.460 (1, 6)		0-0 1B		0-0 F9			0-3 K		0-3 K	4	0	1	0	0	2	4
Russ Nixon, L OBP: 0.316, SLG: 0.316 (1, 2)		0-0 3-1			0-0 F2		0-3 K			1	0	0	0	0	0	2
Bob Tillman, R OBP: 0.359, SLG: 0.435 (4, 2)										2	0	0	0	0	1	1
Ed Connolly, L OBP: 0.154, SLG: 0.083 (1, 1)			4-0 1B BB		0-0 4-3				0-0 1-3	0	0	0	0	0	0	0
Bob Hefner, R OBP: 0.207, SLG: 0.286 (3, 1)										1	1	0	0	1	0	0
Dalton Jones, L OBP: 0.267, SLG: 0.328 (8, PH)										1	0	0	0	0	0	0
Roman Mejias, R OBP: 0.244, SLG: 0.333 (9, 7)			0-0 1B BB							0	0	0	0	0	0	0


Inning Stats	R: 0	H: 1	E: 0	LOB: 0	K: 1	BB: 0	S: 5	P: 5
	R: 0	H: 1	E: 0	LOB: 2	K: 0	BB: 1	S: 4	P: 8
	R: 1	H: 1	E: 0	LOB: 0	K: 0	BB: 1	S: 3	P: 7
	R: 0	H: 1	E: 0	LOB: 1	K: 0	BB: 0	S: 4	P: 4
	R: 0	H: 0	E: 0	LOB: 0	K: 0	BB: 0	S: 3	P: 3
	R: 0	H: 1	E: 0	LOB: 1	K: 2	BB: 0	S: 8	P: 8
	R: 0	H: 1	E: 0	LOB: 0	K: 0	BB: 0	S: 3	P: 3
	R: 0	H: 2	E: 0	LOB: 2	K: 1	BB: 0	S: 7	P: 7
	1B: 6	SF: 0	2B: 2	SAC: 0	3B: 0	DP: 3	HR: 0	HBP: 0

PITCHER	IP	WLS	BF	H	R	ER	SO	BB	IBB	HBP	BLK	WP	HR	S	P	ERA	WHIP
Joe Horlen, R ERA: 2.25 (1, 1)	6.2	W	25	5	1	1	2	2	2	0	0	0	0	27	35	1.35	1.050
Hoyt Wilhelm, R ERA: 2.27 (7, 1)	2.1	S	9	3	0	0	2	0	0	0	0	0	0	13	13	0.00	1.286


BOTTOM

Chicago White Sox @ Boston Red Sox
Fenway Park, Boston, MA
 Sun Aug 16 1964, 3:33 AM EDT
 Att. 11,593 - Unknown

AB	32
R	1
H	8
RBI	0
BB	2
SO	4
LOB	11



WP	PA	ERA	WHIP
0	34		
0			
0			

Batter	1	2	3	4	5	6	7	8	9	AB R H RBI BB SO LOB	TOP														
Phil Linz, R (1, 6) OBP: 0.333, SLG: 0.375	4-0 BB		0-0 F4			0-0 L7		4-0 1B BB		2 0 0 0 2 0 0	<p>New York Yankees @ Chicago White Sox Comiskey Park, Chicago, IL Mon Aug 17 1964, 8:05 PM EDT Att. 32,885 - Overcast - 70 F</p> <p>livebaseballscorecards.com</p> <table border="1"> <tr><td>AB</td><td>31</td></tr> <tr><td>R</td><td>1</td></tr> <tr><td>H</td><td>4</td></tr> <tr><td>RBI</td><td>1</td></tr> <tr><td>BB</td><td>3</td></tr> <tr><td>SO</td><td>6</td></tr> <tr><td>LOB</td><td>16</td></tr> </table> 	AB	31	R	1	H	4	RBI	1	BB	3	SO	6	LOB	16
AB	31																								
R	1																								
H	4																								
RBI	1																								
BB	3																								
SO	6																								
LOB	16																								
Bobby Richardson, R (1, 4) OBP: 0.287, SLG: 0.333	0-0 F9		0-3 K			0-0 F5		0-0 1B		4 0 1 1 0 1 1															
Roger Maris, L (1, 9) OBP: 0.356, SLG: 0.466	0-0 F8					0-0 6-3		0-3 K		4 0 1 0 0 1 3															
Elston Howard, R (1, 2) OBP: 0.362, SLG: 0.440	0-3 K					0-0 FC6-4 1B		0-0 K		4 0 1 0 0 1 4															
Tom Tresh, S (1, 8) OBP: 0.358, SLG: 0.425						0-0 F5		0-0 5-3		4 0 0 0 0 0 2															
Hector Lopez, R (1, 7) OBP: 0.318, SLG: 0.433						0-0 L7		0-0 F8		3 0 0 0 1 1 2															
Joe Pepitone, L (1, 3) OBP: 0.279, SLG: 0.391						0-0 L6		0-0 F9		4 0 0 0 0 0 2															
Clete Boyer, R (1, 5) OBP: 0.274, SLG: 0.318						0-0 FC6-4		0-0 F4		3 1 1 0 0 0 1															
Ralph Terry, R (1, 1) OBP: 0.258, SLG: 0.214						0-3 K		0-0 1B BB		2 0 0 0 0 2 0															
Whitey Ford, L (6, 1) OBP: 0.273, SLG: 0.170						0-3 K		0-0 F4		0 0 0 0 0 0 0															
Mickey Mantle, S (8, PH) OBP: 0.427, SLG: 0.598										1 0 0 0 0 0 1															
Pete Mikkelsen, R (8, 1)										0 0 0 0 0 0 0															
Inning Stats	R: 0 E: 0 K: 1 S: 5	H: 0 LOB: 1 BB: 1 P: 9	R: 0 E: 0 K: 0 S: 3	H: 0 LOB: 1 BB: 1 P: 7	R: 0 E: 0 K: 2 S: 7	H: 0 LOB: 0 BB: 0 P: 7	R: 0 E: 0 K: 0 S: 4	H: 1 LOB: 1 BB: 0 P: 4	R: 0 E: 0 K: 0 S: 5	H: 0 LOB: 0 BB: 0 P: 5	R: 0 E: 0 K: 1 S: 3	H: 0 LOB: 0 BB: 0 P: 3	R: 0 E: 0 K: 1 S: 6	H: 1 LOB: 1 BB: 0 P: 6	R: 1 E: 0 K: 1 S: 7	H: 2 LOB: 2 BB: 1 P: 11	R: 0 E: 0 K: 0 S: 3	H: 0 LOB: 0 BB: 0 P: 3	1B: 3 2B: 1 3B: 0 HR: 0	SF: 0 SAC: 0 DP: 0 HBP: 0	WP: 0 PB: 0 SB: 0 CS: 0	PA: 34			
PITCHER	IP WLS BF H R ER SO BB IBB HBP BLK WP HR S P ERA WHIP																								
Juan Pizarro, L (1, 1) ERA: 2.1	7.1 W 29 4 1 1 5 3 0 0 0 0 0 0 36 48 1.23 0.955																								
Hoyt Wilhelm, R (8, 1) ERA: 2.23	1.2 S 5 0 0 0 1 0 0 0 0 0 0 0 7 7 0.00 0.000																								

BOTTOM

New York Yankees @ Chicago White Sox
Comiskey Park, Chicago, IL
Tue Aug 18 1964, 8:05 PM EDT
Att: 35,403 - Unknown

livebaseballscorecards.com

AB	35
R	4
H	7
RBI	4
BB	7
SO	5
LOB	14



WP:	0	PA:	42
PB:	0		
SB:	0		
CS:	0		

AB R H RBI BB SO LOB

3 1 0 0 2 2 1

5 2 2 0 0 1 1

3 1 1 3 2 0 2

4 0 0 0 1 0 4

5 0 2 0 0 0 1

5 0 1 1 0 1 3

3 0 1 0 1 0 0

3 0 0 0 0 0 2

1 0 0 0 0 0 0

2 0 0 0 0 1 0

1 0 0 0 1 0 0

0 0 0 0 0 0 0

0 0 0 0 0 0 0

1B:	6	SF:	0
2B:	0	SAC:	0
3B:	0	DP:	1
HR:	1	HBP:	0

WP:	0	PA:	42
PB:	0		
SB:	0		
CS:	0		

1B:	6	SF:	0
2B:	0	SAC:	0
3B:	0	DP:	1
HR:	1	HBP:	0

WP:	0	PA:	42
PB:	0		
SB:	0		
CS:	0		

1B:	6	SF:	0
2B:	0	SAC:	0
3B:	0	DP:	1
HR:	1	HBP:	0

WP:	0	PA:	42
PB:	0		
SB:	0		
CS:	0		

1B:	6	SF:	0
2B:	0	SAC:	0
3B:	0	DP:	1
HR:	1	HBP:	0

WP:	0	PA:	42
PB:	0		
SB:	0		
CS:	0		

1B:	6	SF:	0
2B:	0	SAC:	0
3B:	0	DP:	1
HR:	1	HBP:	0

WP:	0	PA:	42
PB:	0		
SB:	0		
CS:	0		

1B:	6	SF:	0
2B:	0	SAC:	0
3B:	0	DP:	1
HR:	1	HBP:	0

WP:	0	PA:	42
PB:	0		
SB:	0		
CS:	0		

1B:	6	SF:	0
2B:	0	SAC:	0
3B:	0	DP:	1
HR:	1	HBP:	0

WP:	0	PA:	42
PB:	0		
SB:	0		
CS:	0		

1B:	6	SF:	0
2B:	0	SAC:	0
3B:	0	DP:	1
HR:	1	HBP:	0

WP:	0	PA:	42
PB:	0		
SB:	0		
CS:	0		

1B:	6	SF:	0
2B:	0	SAC:	0
3B:	0	DP:	1
HR:	1	HBP:	0

WP:	0	PA:	42
PB:	0		
SB:	0		
CS:	0		

1B:	6	SF:	0
2B:	0	SAC:	0
3B:	0	DP:	1
HR:	1	HBP:	0

WP:	0	PA:	42
PB:	0		
SB:	0		
CS:	0		

1B:	6	SF:	0
2B:	0	SAC:	0
3B:	0	DP:	1
HR:	1	HBP:	0

WP:	0	PA:	42
PB:	0		
SB:	0		
CS:	0		

1B:	6	SF:	0
2B:	0	SAC:	0
3B:	0	DP:	1
HR:	1	HBP:	0

WP:	0	PA:	42
PB:	0		
SB:	0		
CS:	0		

1B:	6	SF:	0
2B:	0	SAC:	0
3B:	0	DP:	1
HR:	1	HBP:	0

WP:	0	PA:	42
PB:	0		
SB:	0		
CS:	0		

1B:	6	SF:	0
2B:	0	SAC:	0
3B:	0	DP:	1
HR:	1	HBP:	0

WP:	0	PA:	42
PB:	0		
SB:	0		
CS:	0		

1B:	6	SF:	0
2B:	0	SAC:	0
3B:	0	DP:	1
HR:	1	HBP:	0

WP:	0	PA:	42
PB:	0		
SB:	0		
CS:	0		

1B:	6	SF:	0
2B:	0	SAC:	0
3B:	0	DP:	1
HR:	1	HBP:	0

WP:	0	PA:	42
PB:	0		
SB:	0		
CS:	0		

1B:	6	SF:	0
2B:	0	SAC:	0
3B:	0	DP:	1
HR:	1	HBP:	0

WP:	0	PA:	42
PB:	0		
SB:	0		
CS:	0		

1B:	6	SF:	0
2B:	0	SAC:	0
3B:	0	DP:	1
HR:	1	HBP:	0

WP:	0	PA:	42
PB:	0		
SB:	0		
CS:	0		

1B:	6	SF:	0
2B:	0	SAC:	0
3B:	0	DP:	1
HR:	1	HBP:	0

WP:	0	PA:	42
PB:	0		
SB:	0		
CS:	0		

1B:	6	SF:	0
2B:	0	SAC:	0
3B:	0	DP:	1
HR:	1	HBP:	0

WP:	0	PA:	42
PB:	0		
SB:	0		
CS:	0		

1B:	6	SF:	0
2B:	0	SAC:	0
3B:	0	DP:	1
HR:	1	HBP:	0

WP:	0	PA:	42
PB:	0		
SB:	0		
CS:	0		

1B:	6	SF:	0
2B:	0	SAC:	0
3B:	0	DP:	1
HR:	1	HBP:	0

WP:	0	PA:	42
PB:	0		
SB:	0		
CS:	0		

1B:	6	SF:	0
2B:	0	SAC:	0
3B:	0	DP:	1
HR:	1	HBP:	0

WP:	0	PA:	42
PB:	0		
SB:	0		
CS:	0		

1B:	6	SF:	0
2B:	0	SAC:	0
3B:	0	DP:	1
HR:	1	HBP:	0

WP:	0	PA:	42
PB:	0		
SB:	0		
CS:	0		

1B:	6	SF:	0
2B:	0	SAC:	0
3B:	0	DP:	1
HR:	1	HBP:	0

WP:	0	PA:	42
PB:	0		
SB:	0		
CS:	0		

1B:	6	SF:	0
2B:	0	SAC:	0
3B:	0	DP:	1
HR:	1	HBP:	0

WP:	0	PA:	42
PB:	0		
SB:	0		
CS:	0		

1B:	6	SF:	0
2B:	0	SAC:	0
3B:	0	DP:	1
HR:	1	HBP:	0

WP:	0	PA:	42
PB:	0		
SB:	0		
CS:	0		

1B:	6	SF:	0
2B:	0	SAC:	0
3B:	0	DP:	1
HR:	1	HBP:	0

WP:	0	PA:	42
PB:	0		
SB:	0		
CS:	0		

1B:	6	SF:	0
2B:	0	SAC:	0
3B:	0	DP:	1
HR:	1	HBP:	0

WP:	0	PA:	42
PB:	0		
SB:	0		
CS:	0		

1B:	6	SF:	0
2B:	0	SAC:	0
3B:	0	DP:	1
HR:	1	HBP:	0

WP:	0	PA:	42
PB:	0		
SB:	0		
CS:	0		

1B:	6	SF:	0
2B:	0	SAC:	0
3B:	0	DP:	1
HR:	1	HBP:	0

WP:	0	PA:	42
PB:	0		
SB:	0		
CS:	0		

1B:	6	SF:	0
2B:	0	SAC:	0
3B:	0	DP:	1
HR:	1	HBP:	0

WP:	0	PA:	42
PB:	0		
SB:	0		
CS:	0		

1B:	6	SF:	0
2B:	0	SAC:	0
3B:	0	DP:	1
HR:	1	HBP:	0

WP:	0	PA:	42
PB:	0		
SB:	0		
CS:	0		

1B:	6	SF:	0
2B:	0	SAC:	0
3B:	0	DP:	1
HR:	1	HBP:	0

WP:	0	PA:	42
PB:	0		
SB:	0		
CS:	0		

1B:	6	SF:	0
2B:	0	SAC:	0
3B:	0	DP:	1
HR:	1	HBP:	0

WP:	0	PA:	42
PB:	0		
SB:	0		
CS:	0		

1B:	6	SF:	0
2B:	0	SAC:	0
3B:	0	DP:	1
HR:	1	HBP:	0

WP:	0	PA:	42
PB:	0		
SB:	0		
CS:	0		

1B:	6	SF:	0
2B:	0	SAC:	0
3B:	0	DP:	1
HR:	1	HBP:	0

WP:	0	PA:</
-----	---	-------

Batter	1	2	3	4	5	6	7	8	9	AB R H RBI BB SO LOB	TOP											
Phil Linz, R OBP: 0.334, SLG: 0.390 (1, 6) X	0-0 1-3 ①		0-0 F9 ②		0-0 F9 ③		0-0 F7 ③			4 0 0 0 0 0 2												
Bobby Richardson, R OBP: 0.285, SLG: 0.330 (1, 4) X	0-0 F9 ②		0-0 F5 ③			0-0 6-3 ①		0-0 B1-3 ①		4 0 0 0 0 0 0												
Roger Maris, L OBP: 0.353, SLG: 0.459 (1, 9) S S S	0-3 K ③			0-0 G3 ①		0-0 1B FC4-6 1B		0-0 L9 ②		4 1 1 0 0 1 0												
Elston Howard, R OBP: 0.364, SLG: 0.441 (1, 2) X		0-0 6-3 ①		0-0 FC3-6 1B		0-0 FC4-6 1B		0-3 K ③		4 0 2 0 0 1 0												
Tom Tresh, S OBP: 0.358, SLG: 0.432 (1, 8) X		0-0 HR		0-0 FC3-6 FC6 1-2f		0-0 FC4-6 1-2f		0-0 G3-6-3 1B		4 1 2 2 0 0 2												
Johnny Blanchard, L OBP: 0.338, SLG: 0.394 (1, 7) X	0-0 P6 ②		0-0 FC6 1-2f		0-0 F4 ③			0-0 F8 ①		4 0 0 0 0 0 3												
Joe Pepitone, L OBP: 0.281, SLG: 0.393 (1, 3) X	0-0 1B			0-0 3-1 ①			0-0 FC5-6 2B		0-0 G3-6-3 1-2f	4 0 2 0 0 0 1												
Clete Boyer, R OBP: 0.272, SLG: 0.315 (1, 5) X	0-0 5-3 ③			0-0 1B			0-0 F9 ①			3 0 1 0 0 0 2												
Jim Bouton, R OBP: 0.132, SLG: 0.147 Pete Mikkelsen, R (7, 1) S S S			0-3 K ①		0-3 K ②		0-0 FC5-6 2-3			3 0 0 0 0 2 2 0 0 0 0 0 0 0												
Inning Stats	R: 0 E: 0 K: 1 S: 5	H: 0 LOB: 0 BB: 0 P: 5	R: 1 E: 0 K: 0 S: 5	H: 2 LOB: 1 BB: 0 P: 5	R: 0 E: 0 K: 1 S: 5	H: 0 LOB: 0 BB: 0 P: 5	R: 0 E: 0 K: 0 S: 4	H: 1 LOB: 1 BB: 0 P: 4	R: 0 E: 0 K: 1 S: 6	H: 1 LOB: 1 BB: 0 P: 6	R: 1 E: 0 K: 0 S: 5	H: 2 LOB: 1 BB: 0 P: 5	R: 0 E: 0 K: 0 S: 4	H: 1 LOB: 1 BB: 0 P: 4	R: 0 E: 0 K: 1 S: 5	H: 0 LOB: 0 BB: 0 P: 5	R: 0 E: 0 K: 0 S: 3	H: 1 LOB: 0 BB: 0 P: 3	1B: 6 2B: 1 3B: 0 HR: 1	SF: 0 SAC: 0 DP: 1 HBP: 0	WP: 0 PB: 0 SB: 0 CS: 0	PA: 34
PITCHER	IP WLS BF H R ER SO BB IBB HBP BLK WP HR S P ERA WHIP																					
Ray Herbert, R ERA: 2.88 (1, 1)	7.0 W 28 7 2 2 3 0 0 0 0 0 0 1 34 34 2.57 1.000																					
Hoyt Wilhelm, R ERA: 2.19 (8, 1)	2.0 S 6 1 0 0 1 0 0 0 0 0 0 0 8 8 0.00 0.500																					

New York Yankees @ Chicago White Sox
 Comiskey Park, Chicago, IL
 Wed Aug 19 1964, 8:05 PM EDT
 Att: 37,354 - Unknown

AB	34
R	2
H	8
RBI	2
BB	0
SO	4
LOB	12



WP: 0	PA: 34
PB: 0	
SB: 0	
CS: 0	

ERA	WHIP
-----	------

livebaseballscorecards.com

Batter	1	2	3	4	5	6	7	8	9
Jim Landis, R (1, 8) <small>OBP: 0.287, SLG: 0.269</small>	0-3 K		0-0 E 1B		0-0 P4		4-0 S BB		
Don Buford, S (1, 4) Hoyt Wilhelm, R (8, 1) <small>OBP: 0.347, SLG: 0.373</small> <small>OBP: 0.235, SLG: 0.188</small>	0-0 4-3		0-0 F7		0-0 3-1		0-0 SF8		
Floyd Robinson, L (1, 9) <small>OBP: 0.368, SLG: 0.448</small>	0-0 4-3		0-0 E 1B		0-0 F7		0-0 F9		
Pete Ward, L (1, 5) <small>OBP: 0.368, SLG: 0.473</small>		4-0 FC5-4 BB	0-0 E1		0-3 K		0-0 4-3		
Bill Skowron, R (1, 3) <small>OBP: 0.320, SLG: 0.434</small>		0-0 FC5-4	0-0 F9		0-0 5-3		0-3 K		
Tom McCraw, L (1, 7) Mike Hershberger, R (7, PR) <small>OBP: 0.332, SLG: 0.385</small> <small>OBP: 0.307, SLG: 0.288</small>		0-0 F2		0-0 4-3		0-0 E BB 1B	0-3 K		
Ron Hansen, R (1, 6) <small>OBP: 0.351, SLG: 0.403</small>		0-0 F8		0-0 F3		0-0 E5 BB SF8 1B			
J.C. Martin, L (1, 2) <small>OBP: 0.248, SLG: 0.300</small>			0-0 F9		0-0 L3		0-0 SH SF8 BB		
Ray Herbert, R (1, 1) <small>OBP: 0.121, SLG: 0.125</small> Gary Peters, L (7, PH) <small>OBP: 0.230, SLG: 0.391</small> Al Weis, S (8, 4) <small>OBP: 0.319, SLG: 0.343</small>			0-0 1B E 1B		0-0 P4		0-3 K		

AB	R	H	RBI	BB	SO	LOB
3	1	1	1	1	1	0
3	0	0	1	0	0	2
0	0	0	0	0	0	0
4	0	1	0	0	0	2
3	0	0	0	1	1	1
4	0	0	0	0	1	3
3	0	1	0	0	0	1
1	1	0	0	0	1	0
3	1	1	0	0	0	1
2	0	0	0	0	0	0
2	1	1	0	0	0	0
1	0	0	0	0	1	3
0	0	0	0	0	0	0

AB	29
R	4
H	5
RBI	2
BB	2
SO	5
LOB	13

1B	2B	3B	HR	SF	SAC	DP	HBP
5	0	0	0	1	0	0	0
0	0	0	0	0	0	0	0
0	0	0	0	0	0	0	0

WP	PA
0	33
PB	0
SB	1
CS	0

Inning Stats	R	H	E	K	S	H	LOB	BB	P
	0	0	0	1	5	0	0	0	5
	0	0	0	0	3	0	1	0	7
	2	3	1	0	7	0	0	0	7
	0	0	0	0	3	0	0	0	3
	0	0	0	0	3	0	0	0	3
	0	0	0	0	3	0	0	0	3
	0	0	0	0	3	0	0	0	3
	2	2	1	1	8	2	3	1	12
	0	0	0	0	7	0	0	0	7

PITCHER	IP	WLS	BF	H	R	ER	SO	BB	IBB	HBP	BLK	WP	HR	S	P	ERA	WHIP
Jim Bouton, R (1, 1) <small>ERA: 2.59</small>	6.1	L	28	5	4	0	3	2	0	0	0	0	0	32	40	0.00	1.105
Pete Mikkelsen, R (7, 1) <small>ERA: 3.95</small>	1.2		5	0	0	0	2	0	0	0	0	0	0	9	9	0.00	0.000

PITCHER	IP	WLS	BF	H	R	ER	SO	BB	IBB	HBP	BLK	WP	HR	S	P	ERA	WHIP

New York Yankees @ Chicago White Sox
Comiskey Park, Chicago, IL
 Wed Aug 19 1964, 8:05 PM EDT
 Att. 37,354 - Unknown

livebaseballscores.com



Batter	1	2	3	4	5	6	7	8	9	AB R H RBI BB SO LOB	TOP											
Tony Kubek, L (1, 6) OBP: 0.276, SLG: 0.334	0-0 L4-3 1B		0-0 L9			0-0 FC6-4 1B			0-0 1B	4 0 3 0 0 0 0												
Bobby Richardson, R (1, 4) OBP: 0.283, SLG: 0.327	0-0 L4-3 1-2			0-0 F6		0-0 FC6-4 G4-6-3 1-2f			0-0 F5	4 0 0 0 0 0 3												
Roger Maris, L (1, 9) OBP: 0.355, SLG: 0.460	0-0 WP 1B			0-0 FC6 1B		0-0 G4-6-3 1-2f			0-0 F8	4 0 2 0 0 0 2												
Elston Howard, R (1, 2) OBP: 0.363, SLG: 0.439	0-0 5-3 1-2			0-0 F8			0-0 5-3		0-0 1B	4 0 1 0 0 0 2												
Tom Tresh, S (1, 8) OBP: 0.355, SLG: 0.427		0-0 4-3		0-0 FC6 1-2f			0-3 K		0-0 B1	4 0 0 0 0 1 3												
Joe Pepitone, L (1, 3) OBP: 0.279, SLG: 0.390		0-0 4-3			0-0 F9		0-0 L8			3 0 0 0 0 0 0												
Johnny Blanchard, L (1, 7) OBP: 0.336, SLG: 0.392		0-0 1-3			0-0 1B			0-0 F6		3 0 1 0 0 0 0												
Clete Boyer, R (1, 5) OBP: 0.270, SLG: 0.312			0-3 K		0-0 F8			0-0 5-3		3 0 0 0 0 1 1												
Whitey Ford, L (1, 1) OBP: 0.268, SLG: 0.167			0-0 4-3		0-3 K			0-3 K		1 0 0 0 0 0 0												
Rollie Sheldon, R (4, 1) OBP: 0.120, SLG: 0.120										0 0 0 0 0 0 0												
Phil Linz, R (5, PH) OBP: 0.333, SLG: 0.399										1 0 0 0 0 1 1												
Bill Stafford, R (5, 1) OBP: 0.077, SLG: 0.154										0 0 0 0 0 0 0												
Archie Moore, L (8, PH) OBP: 0.263, SLG: 0.235										1 0 0 0 0 1 0												
Steve Hamilton, L (8, 1) OBP: 0.273, SLG: 0.200										0 0 0 0 0 0 0												
Inning Stats	R: 0 E: 0 K: 0 S: 4	H: 2 LOB: 1 BB: 0 P: 4	R: 0 E: 0 K: 0 S: 3	H: 0 LOB: 0 BB: 0 P: 3	R: 0 E: 0 K: 1 S: 5	H: 0 LOB: 0 BB: 0 P: 5	R: 0 E: 0 K: 1 S: 4	H: 1 LOB: 1 BB: 0 P: 4	R: 0 E: 0 K: 1 S: 6	H: 1 LOB: 1 BB: 0 P: 6	R: 0 E: 0 K: 0 S: 3	H: 1 LOB: 0 BB: 0 P: 3	R: 0 E: 0 K: 1 S: 5	H: 0 LOB: 0 BB: 0 P: 5	R: 0 E: 0 K: 1 S: 5	H: 0 LOB: 0 BB: 0 P: 5	R: 0 E: 0 K: 0 S: 5	H: 2 LOB: 2 BB: 0 P: 5	1B: 7 2B: 1 3B: 0 HR: 0	SF: 0 SAC: 0 DP: 2 HBP: 0	WP: 1 PB: 0 SB: 0 CS: 0	PA: 32
PITCHER John Buzhardt, R (1, 1) ERA: 2.71	IP: 9.0 WLS: W BF: 32 H: 7 R: 0 ER: 0 SO: 4 BB: 0 IBB: 0 HBP: 0 BLK: 0 WP: 1 HR: 0 S: 40 P: 40 ERA: 0.00 WHIP: 0.778																				PITCHER IP: WLS: BF: H: R: ER: SO: BB: IBB: HBP: BLK: WP: HR: S: P: ERA: WHIP	

New York Yankees @ Chicago White Sox
Comiskey Park, Chicago, IL
Thu Aug 20 1964, 4:33 AM EDT
Att. 36,667 - Sunny

livebaseballscorecards.com

AB	32
R	0
H	7
RBI	0
BB	0
SO	4
LOB	12



Batter	1	2	3	4	5	6	7	8	9
Jim Landis, R OBP: 0.290, SLG: 0.271 (1, 8) X	0-0 FC6-4 1B	0-3 K		0-0 1B G3 1-2 SF7 1B	0-0 F4			0-0 F1	
Al Weis, S OBP: 0.313, SLG: 0.336 (1, 4) X	0-0 B2	0-3 K		0-0 G3		0-0 L5		0-0 5-3	
Floyd Robinson, L OBP: 0.389, SLG: 0.447 (1, 7) X	0-0 FC6-4 FC5-4 1-2f		0-0 FC4-6 1B 1B	4-0 1B IBB		0-3 K			
Bill Skowron, R OBP: 0.324, SLG: 0.437 (1, 3) X	0-0 FC5-4 1-2f		0-0 FC4-6 1B	0-0 1B	1-2 2-3 3-H	0-0 1B	0-0 1B		
Pete Ward, L OBP: 0.365, SLG: 0.469 (1, 5) X		0-0 B1-3	0-0 FC4-6 1B	0-0 SF7	0-0 4-3				
Mike Hershberger, R OBP: 0.308, SLG: 0.291 (1, 9) X		0-0 1B 1B	0-0 1B 1B	0-0 L7		0-0 F6			
Ron Hansen, R OBP: 0.350, SLG: 0.401 (1, 6) X		0-0 1B SH 1B	0-0 F4		0-0 F6		0-0 F9		
Cam Carreon, R OBP: 0.255, SLG: 0.264 (1, 2) X		0-0 SH 1B	0-0 F2		0-0 SH2-4 1B		0-0 F9		
John Buzhardt, R OBP: 0.222, SLG: 0.255 (1, 1) X		0-0 SH		0-0 G3 1B 1B	0-0 SH2-4		0-3 K		

Inning Stats	R: 0 E: 0 K: 4 S: 4	H: 1 LOB: 1 BB: 0 P: 4	R: 2 E: 0 K: 2 S: 11	H: 3 LOB: 2 BB: 0 P: 11	R: 1 E: 0 K: 0 S: 6	H: 3 LOB: 2 BB: 0 P: 6	R: 2 E: 0 K: 0 S: 6	H: 3 LOB: 2 BB: 1 P: 10	R: 0 E: 0 K: 0 S: 4	H: 1 LOB: 1 BB: 0 P: 4	R: 0 E: 0 K: 0 S: 3	H: 0 LOB: 0 BB: 0 P: 3	R: 0 E: 0 K: 1 S: 5	H: 0 LOB: 0 BB: 0 P: 5
--------------	------------------------------	---------------------------------	-------------------------------	----------------------------------	------------------------------	---------------------------------	------------------------------	----------------------------------	------------------------------	---------------------------------	------------------------------	---------------------------------	------------------------------	---------------------------------

PITCHER	IP	WLS	BF	H	R	ER	SO	BB	IBB	HBP	BLK	WP	HR	S	P	ERA	WHIP
Whitey Ford, L ERA: 2.34 (1, 1)	3.0	L	19	9	5	5	2	0	0	0	0	0	0	23	23	15.00	3.000
Rollie Sheldon, R ERA: 4.0 (4, 1)	1.0		5	1	0	0	0	0	1	0	0	0	0	4	8	0.00	1.000
Bill Stafford, R ERA: 2.22 (5, 1)	3.0		11	2	0	0	1	0	0	0	0	0	0	13	13	0.00	0.667
Steve Hamilton, L ERA: 3.38 (8, 1)	1.0		3	0	0	0	1	0	0	0	0	0	0	5	5	0.00	0.000

BOTTOM


New York Yankees @ Chicago White Sox
Comiskey Park, Chicago, IL

Thu Aug 20 1964, 4:33 AM EDT
Att. 36,667 - Sunny

AB	R	H	RBI	BB	SO	LOB
5	1	2	0	0	1	3
5	0	0	0	0	1	5
3	1	1	0	1	1	1
4	0	3	1	0	0	1
3	0	0	1	0	0	3
4	1	2	1	0	0	2
4	1	1	0	0	0	2
4	0	2	1	0	0	2
2	1	1	1	0	1	0

AB	34
R	5
H	12
RBI	5
BB	1
SO	4
LOB	19

WP: 0 PA: 38
PB: 0
SB: 0
CS: 0



PITCHER	IP	WLS	BF	H	R	ER	SO	BB	IBB	HBP	BLK	WP	HR	S	P	ERA	WHIP
---------	----	-----	----	---	---	----	----	----	-----	-----	-----	----	----	---	---	-----	------

Batter	1	2	3	4	5	6	7	8	9	AB R H RBI BB SO LOB	TOP																
Jackie Brandt, R (1, 8) OBP: 0.299, SLG: 0.385	0-3 K		0-0 F3			0-0 4-3			0-0 F4	4 0 0 0 0 1 0	<p>Baltimore Orioles @ Chicago White Sox Comiskey Park, Chicago, IL Fri Aug 21 1964, 8:05 PM EDT Att: 41,616 - Unknown</p> <p>livebaseballscorecards.com</p>																
Luis Aparicio, R (1, 6) OBP: 0.316, SLG: 0.360	0-0 6-3			0-0 F7		0-0 F3		0-0 BB 1B	4 1 1 0 0 0 0																		
Earl Robinson, R (1, 7) OBP: 0.347, SLG: 0.471	0-3 K			0-3 K		0-0 5-3		4-0 BB BB BB 1B 1B	3 1 0 0 1 2 0																		
Brooks Robinson, R (1, 5) OBP: 0.285, SLG: 0.491		0-0 F9		0-0 HR		0-0 5-3		0-0 FC5 1B 1B	4 1 2 2 0 0 0																		
Sam Bowens, R (1, 9) OBP: 0.348, SLG: 0.501		0-3 K		0-0 HR		0-0 F9		0-0 1-2 2-H 1B	4 1 2 2 0 1 0																		
John Orsino, R (1, 3) OBP: 0.285, SLG: 0.364		0-0 FC5-4 1B		0-0 HR		0-0 F9		0-3 K	3 0 1 0 0 0 0																		
Norm Siebern, L (9, PH) OBP: 0.387, SLG: 0.365				0-0 F9				0-3 K	1 0 0 0 0 1 2																		
Dick Brown, R (1, 2) OBP: 0.322, SLG: 0.436		0-0 FC5-4			0-0 6-3			0-0 FC5	4 0 0 0 0 0 3																		
Jerry Adair, R (1, 4) OBP: 0.287, SLG: 0.340			0-0 F9		0-0 6-3			0-0 F9	3 0 0 0 0 0 0																		
Milt Pappas, R (1, 1) OBP: 0.206, SLG: 0.159			0-3 K		0-3 K			0-3 K	3 0 0 0 0 3 0																		
Harvey Haddix, L (8, 1)									0 0 0 0 0 0 0																		
Inning Stats	R: 0 E: 0 K: 2 S: 7	H: 0 LOB: 0 BB: 0 P: 7	R: 0 E: 0 K: 1 S: 6	H: 1 LOB: 1 BB: 0 P: 6	R: 0 E: 0 K: 1 S: 5	H: 0 LOB: 0 BB: 0 P: 5	R: 2 E: 0 K: 1 S: 7	H: 2 LOB: 0 BB: 0 P: 7	R: 0 E: 0 K: 1 S: 5	H: 0 LOB: 0 BB: 0 P: 5	R: 0 E: 0 K: 0 S: 3	H: 0 LOB: 0 BB: 0 P: 3	R: 0 E: 0 K: 0 S: 3	H: 0 LOB: 0 BB: 0 P: 3	R: 0 E: 0 K: 1 S: 5	H: 0 LOB: 0 BB: 0 P: 5	R: 2 E: 0 K: 1 S: 8	H: 3 LOB: 2 BB: 1 P: 12	1B: 4 2B: 0 3B: 0 HR: 2	SF: 0 SAC: 0 DP: 0 HBP: 0	WP: 0 PB: 0 SB: 0 CS: 0	PA: 34					
PITCHER	IP WLS BF H R ER SO BB IBB HBP BLK WP HR S P ERA WHIP																										
Juan Pizarro, L (1, 1) ERA: 2.1	8.0		27	3	2	2	7	0	0	0	0	0	2	41	41	2.25	0.375										
Hoyt Wilhelm, R (9, 1) ERA: 2.37	0.1	L	5	3	2	2	0	1	0	0	0	0	0	4	8	54.00	12.000										
Don Mossi, L (9, 1) ERA: 3.34	0.1		1	0	0	0	1	0	0	0	0	0	0	3	3	0.00	0.000										
Eddie Fisher, R (9, 1) ERA: 3.24	0.1		1	0	0	0	0	0	0	0	0	0	0	1	1	0.00	0.000										



Batter	1	2	3	4	5	6	7	8	9	AB R H RBI BB SO LOB	TOP													
Jerry Adair, R (1, 4) OBP: 0.286, SLG: 0.341	0-0 F8		0-0 5-3			0-0 6-3			0-0 HR	4 1 1 0 0 0 0														
Luis Aparicio, R (1, 6) OBP: 0.314, SLG: 0.356	0-0 6-3			0-0 6-3		0-0 6-3			0-3 K	4 0 0 0 0 1 1														
Norm Siebern, L (1, 3) OBP: 0.386, SLG: 0.362	0-0 6-3			0-0 L6			0-0 4-3		4-0 HR	3 1 0 0 1 0 0														
Brooks Robinson, R (1, 5) OBP: 0.354, SLG: 0.500		0-0 4-3 SF9		0-0 6-3		0-0 F7			0-0 HR	4 2 2 3 0 0 0														
Sam Bowens, R (1, 9) OBP: 0.344, SLG: 0.496		0-0 4-3			0-0 F7		0-3 K		0-0 F4	4 0 0 0 0 1 1														
Charlie Lau, L (1, 2) OBP: 0.314, SLG: 0.389		0-0 SF9			0-0 4-3			0-0 1-3	0-0 F8	3 0 0 1 0 0 0														
Dick Brown, R (9, 2) OBP: 0.322, SLG: 0.436		0-0 3-H								0 0 0 0 0 0 0														
Earl Robinson, R (1, 7) OBP: 0.346, SLG: 0.466		0-3 K			0-0 E S			0-0 F4		3 0 1 0 0 1 0														
Jackie Brandt, R (1, 8) OBP: 0.297, SLG: 0.383			0-0 4-3		0-3 K			0-0 1B		2 0 0 0 0 1 1														
Russ Snyder, L (8, PH) OBP: 0.417, SLG: 0.406					1-3 K			0-3 1B		1 0 1 0 0 0 0														
Frank Bertaina, L (1, 1)			0-3 K			0-0 6-3		0-3 K		1 0 0 0 0 1 0														
Dick Hall, R (3, 1) OBP: 0.214, SLG: 0.154										1 0 0 0 0 0 0														
Bob Johnson, R (8, PH) OBP: 0.301, SLG: 0.384										1 0 0 0 0 1 1														
Stu Miller, R (8, 1)										0 0 0 0 0 0 0														
Harvey Haddix, L (9, 1)										0 0 0 0 0 0 0														
Inning Stats	R: 0 E: 0 K: 0 S: 3	H: 0 LOB: 0 BB: 0 P: 3	R: 1 E: 0 K: 1 S: 6	H: 1 LOB: 0 BB: 0 P: 6	R: 0 E: 0 K: 1 S: 5	H: 0 LOB: 0 BB: 0 P: 5	R: 0 E: 0 K: 0 S: 3	H: 0 LOB: 0 BB: 0 P: 3	R: 0 E: 0 K: 1 S: 6	H: 1 LOB: 1 BB: 0 P: 6	R: 0 E: 0 K: 0 S: 3	H: 0 LOB: 0 BB: 0 P: 3	R: 0 E: 0 K: 1 S: 5	H: 0 LOB: 0 BB: 0 P: 5	R: 0 E: 0 K: 1 S: 6	H: 1 LOB: 1 BB: 0 P: 6	R: 0 E: 0 K: 1 S: 7	H: 1 LOB: 1 BB: 0 P: 6	R: 3 E: 0 K: 1 S: 7	H: 2 LOB: 0 BB: 1 P: 11	1B: 2 2B: 2 3B: 0 HR: 1	SF: 1 SAC: 0 DP: 0 HBP: 0	WP: 0 PB: 0 SB: 1 CS: 0	PA: 33
PITCHER Joe Horlen, R (1, 1) ERA: 2.36	IP: 9.0 WLS: L BF: 33 H: 5 R: 4 ER: 4 SO: 6 BB: 1 IBB: 0 HBP: 0 BLK: 0 WP: 0 HR: 1 S: 44 P: 48 ERA: 4.00 WHIP: 0.667											PITCHER	IP: WLS: BF: H: R: ER: SO: BB: IBB: HBP: BLK: WP: HR: S: P: ERA: WHIP:											

Baltimore Orioles @ Chicago White Sox
Comiskey Park, Chicago, IL
Sat Aug 22 1964, 4:33 AM EDT
Att: 19,494 - Unknown

livebaseballscorecards.com

AB	31
R	4
H	5
RBI	4
BB	1
SO	6
LOB	4



Batter	1	2	3	4	5	6	7	8	9	AB R H RBI BB SO LOB	TOP																
Jerry Adair, R (1, 4) OBP: 0.285, SLG: 0.340	0-0 5-3		0-0 F8		0-0 F8			0-0 F8		5 1 1 0 0 0 4	<p>Baltimore Orioles @ Chicago White Sox Comiskey Park, Chicago, IL Sun Aug 23 1964, 4:33 AM EDT Unknown</p>																
Luis Aparicio, R (1, 6) OBP: 0.313, SLG: 0.354	0-0 FC6 1B		0-0 1-3		0-0 F3	0-0 6-3		0-0 F8		5 0 1 0 0 0 2																	
Norm Siebern, L (1, 3) OBP: 0.386, SLG: 0.365	0-0 FC6 1-2f			0-0 2B SF9 1B	0-0 F7	0-0 4-3 2B		0-3 K		5 1 2 0 0 1 2																	
Brooks Robinson, R (1, 5) OBP: 0.356, SLG: 0.503	0-0 F2			0-0 SF9 1B 2B	0-0 1B 1B	0-0 4-3		0-0 FC5-4 1B		5 2 3 0 0 0 2																	
Sam Bowens, R (1, 9) OBP: 0.345, SLG: 0.494		0-0 G4-6-3 1B		0-0 F6	0-0 1B BB	0-0 F2		0-0 FC5-4 6-3 S 1-2f		5 1 2 1 0 0 4																	
Charlie Lau, L (1, 2) OBP: 0.321, SLG: 0.394		0-0 G4-6-3		4-0 1B IBB	4-0 1B WP BB		0-0 SH1-3 SF8 2B		0-0 6-3	2 1 1 0 2 0 1																	
Bob Saverine, S (7, PR) OBP: 0.237, SLG: 0.176		1-2f			1-2 WP BB			1-3		0 1 0 0 0 0 0																	
Dick Brown, R (7, 2) OBP: 0.320, SLG: 0.434					1-3 2-H 3-H					1 0 0 0 0 0 1																	
Earl Robinson, R (1, 8) OBP: 0.341, SLG: 0.461		0-0 5-3		0-0 SF9	0-0 BB WP 1B		0-0 SH1-3		0-0 5-3	3 0 1 3 0 0 1																	
Russ Snyder, L (1, 7) OBP: 0.425, SLG: 0.412			0-0 4-3	0-0 1B	0-0 1B BB		0-0 SF8			2 0 1 2 1 0 0																	
Wally Bunker, R (1, 1) OBP: 0.145, SLG: 0.080			4-0 BB	0-3 K	4-0 BB		0-0 5-3			2 0 0 0 2 1 3																	
Inning Stats	R: 0 E: 0 K: 0 S: 4	H: 1 LOB: 1 BB: 0 P: 4	R: 0 E: 0 K: 0 S: 3	H: 1 LOB: 0 BB: 0 P: 3	R: 0 E: 0 K: 0 S: 3	H: 0 LOB: 1 BB: 1 P: 7	R: 2 E: 0 K: 1 S: 8	H: 3 LOB: 2 BB: 1 P: 12	R: 4 E: 0 K: 0 S: 7	H: 4 LOB: 3 BB: 3 P: 19	R: 0 E: 0 K: 0 S: 4	H: 1 LOB: 1 BB: 0 P: 4	R: 1 E: 0 K: 0 S: 4	H: 1 LOB: 1 BB: 0 P: 4	R: 0 E: 0 K: 1 S: 5	H: 0 LOB: 0 BB: 0 P: 5	R: 0 E: 0 K: 0 S: 4	H: 1 LOB: 1 BB: 0 P: 4	1B: 9 2B: 3 3B: 0 HR: 0	SF: 2 SAC: 1 DP: 1 HBP: 0	WP: 1 PB: 0 SB: 1 CS: 0	PA: 43					
PITCHER	IP WLS BF H R ER SO BB IBB HBP BLK WP HR S P ERA WHIP																										
Ray Herbert, R (1, 1) ERA: 2.96	3.2		17	5	2	2	0	1	1	0	0	0	0	15	23	4.91	1.636										
Eddie Fisher, R (4, 1) ERA: 3.6	1.0	L	10	4	4	4	1	3	0	0	0	1	0	9	21	36.00	7.000										
Fred Talbot, R (5, 1) ERA: 2.99	2.1		9	2	1	1	0	0	0	0	0	0	0	9	9	3.86	0.857										
Hoyt Wilhelm, R (8, 1) ERA: 2.32	2.0		7	1	0	0	1	0	0	0	0	0	0	9	9	0.00	0.500										

livebaseballscorecards.com

AB	35
R	7
H	12
RBI	6
BB	5
SO	2
LOB	20



Batter	1	2	3	4	5	6	7	8	9	AB	R	H	RBI	BB	SO	LOB
Jim Landis, R OBP: 0.284, SLG: 0.260 (1, 8)	0-0 L6		0-0 G6-4-3		0-3 K			0-3 K		4	0	0	0	0	2	2
Don Buford, S OBP: 0.344, SLG: 0.373 (1, 4)	0-3 K		0-3 K			4-0 FC5-4 BB		0-0 3-1		3	0	0	0	1	2	0
Floyd Robinson, L OBP: 0.387, SLG: 0.442 (1, 9) (5, 7)	0-0 F9			4-0 3-1 5-3 BB		0-0 F8		0-0 L4		3	1	0	0	1	0	1
Pete Ward, L OBP: 0.364, SLG: 0.467 (1, 5)		0-0 SH1-3 SF8 1B		0-0 3-1		0-0 FC5-4		0-0 1B G6-4-3 2B		4	2	2	0	0	0	2
Bill Skowron, R OBP: 0.327, SLG: 0.438 (1, 3)		0-0 SH1-3 1B		0-0 5-3		0-0 F8		0-0 2B G6-4-3 1B		4	0	2	1	0	0	1
Tom McCraw, L OBP: 0.328, SLG: 0.379 Fred Talbot, R OBP: 0.409, SLG: 0.389 Jeoff Long, R OBP: 0.325, SLG: 0.284 Hoyt Wilhelm, R OBP: 0.235, SLG: 0.188 Al Weis, S OBP: 0.311, SLG: 0.333 (1, 7) (5, 1) (7, PH) (8, 1) (9, PH)		0-0 SH1-3		0-0 F8			0-0 FC8-6-4 1B		0-0 G6-4-3	1	0	0	0	0	0	0
Ron Hansen, R OBP: 0.346, SLG: 0.405 (1, 6)		0-0 SF8			0-0 2B		0-0 F9		0-0 F2	3	0	1	1	0	0	1
J.C. Martin, L OBP: 0.242, SLG: 0.292 (1, 2)		0-0 4-3			0-0 F7		0-0 FC8-6-4			3	0	0	0	0	0	3
Ray Herbert, R OBP: 0.147, SLG: 0.125 Eddie Fisher, R OBP: 0.188, SLG: 0.188 Mike Hershberger, R OBP: 0.306, SLG: 0.288 (1, 1) (4, 1) (5, 9)			4-0 G6-4-3 BB		0-0 F9		0-0 6-3			0	0	0	0	1	0	0

Inning Stats	R: 0	H: 0	E: 0	K: 1	S: 5	R: 1	H: 2	E: 0	K: 0	S: 5	R: 0	H: 0	E: 0	K: 1	S: 4	R: 1	H: 0	E: 0	K: 0	S: 3	R: 0	H: 1	E: 0	K: 1	S: 6	R: 0	H: 0	E: 0	K: 0	S: 3	R: 0	H: 1	E: 0	K: 0	S: 4	R: 0	H: 0	E: 0	K: 1	S: 5	R: 1	H: 2	E: 0	K: 0	S: 4	R: 0	H: 0	E: 0	K: 0	S: 5	R: 0	H: 0	E: 0	K: 0	S: 5	R: 0	H: 0	E: 0	K: 0	S: 5	1B: 4	SF: 1	2B: 2	SAC: 1	3B: 0	DP: 2	HR: 0	HBP: 0	WP: 0	PA: 34
PITCHER Wally Bunker, R ERA: 2.92 (1, 1)	IP	WLS	BF	H	R	ER	SO	BB	IBB	HBP	BLK	WP	HR	S	P	ERA	WHIP																			IP	WLS	BF	H	R	ER	SO	BB	IBB	HBP	BLK	WP	HR	S	P	ERA	WHIP																		

BOTTOM

Baltimore Orioles @ Chicago White Sox
Comiskey Park, Chicago, IL
Sun Aug 23 1964, 4:33 AM EDT
Unknown

AB	29
R	3
H	6
RBI	2
BB	3
SO	4
LOB	13



livebaseballscorecards.com

Batter	1	2	3	4	5	6	7	8	9	AB R H RBI BB SO LOB	TOP	
Jerry Adair, R OBP: 0.285, SLG: 0.339 (1, 4) X	0-0 6-3		0-0 PB 1B		0-0 5-3		0-0 L1			4 0 1 0 0 0 0		
Luis Aparicio, R OBP: 0.314, SLG: 0.358 (1, 6) X	0-0 1B 2B		0-0 PB 1B		0-3 K		0-0 5-3			4 1 2 0 0 1 0		
John Orsino, R OBP: 0.284, SLG: 0.361 (1, 3) X	0-0 5-3		0-3 K		0-0 1B		0-0 F4			4 0 1 0 0 1 3		
Brooks Robinson, R OBP: 0.357, SLG: 0.502 (1, 5) X	0-0 1B		4-0 1-2 2-3 IBB		0-0 F8		0-0 F4			3 0 1 1 1 0 1		
Sam Bowens, R OBP: 0.344, SLG: 0.492 (1, 9) X	0-0 F6		0-3 K		0-0 PB 1B		0-0 F8			4 0 1 0 0 1 4		
Earl Robinson, R OBP: 0.326, SLG: 0.438 (1, 7) X			0-0 F9		0-0 F8		0-0 F8			4 0 0 0 0 1 4		
Dick Brown, R OBP: 0.319, SLG: 0.430 (1, 2) X			0-0 1B		0-0 F9		0-0 F8			4 0 1 0 0 0 1		
Jackie Brandt, R OBP: 0.297, SLG: 0.381 (1, 8) X			0-0 F2		0-0 F8		4-0 IBB			3 0 0 0 1 1 1		
Steve Barber, L OBP: 0.225, SLG: 0.263 (1, 1)			0-3 K		0-3 K		0-3 K			3 0 0 0 0 3 3		
Dave Vineyard, R OBP: 0.300, SLG: 0.222 (7, 1)										0 0 0 0 0 0 0		
Dave McNally, R OBP: 0.204, SLG: 0.156 (7, 1)										0 0 0 0 0 0 0		
Bob Johnson, R OBP: 0.299, SLG: 0.382 (9, PH)										1 0 0 0 0 0 1		
Inning Stats	R: 1 H: 2 E: 0 LOB: 1 K: 0 BB: 0 S: 5 P: 5	R: 0 H: 1 E: 0 LOB: 1 K: 2 BB: 0 S: 8 P: 8	R: 0 H: 2 E: 0 LOB: 3 K: 2 BB: 1 S: 9 P: 13	R: 0 H: 0 E: 0 LOB: 0 K: 1 BB: 0 S: 5 P: 5	R: 0 H: 1 E: 0 LOB: 1 K: 1 BB: 0 S: 6 P: 6	R: 0 H: 1 E: 0 LOB: 2 K: 1 BB: 1 S: 6 P: 10	R: 0 H: 0 E: 0 LOB: 0 K: 0 BB: 0 S: 3 P: 3	R: 0 H: 0 E: 0 LOB: 0 K: 0 BB: 0 S: 3 P: 3	R: 0 H: 0 E: 0 LOB: 0 K: 1 BB: 0 S: 5 P: 5	1B: 6 SF: 0 2B: 1 SAC: 0 3B: 0 DP: 1 HR: 0 HBP: 0	WP: 1 PA: 36 PB: 2 SB: 0 CS: 0	
PITCHER Gary Peters, L ERA: 2.59 (1, 1)	IP WLS BF H R ER SO BB IBB HBP BLK WP HR S P ERA WHIP	9.0 W 36 7 1 1 8 0 2 0 0 1 0 50 58 1.00 0.778										

Baltimore Orioles @ Chicago White Sox
 Comiskey Park, Chicago, IL
 Sun Aug 23 1964, 4:38 AM EDT
 Att: 36,280 - Unknown

livebaseballscorecards.com

AB 34
R 1
H 7
RBI 1
BB 2
SO 8
LOB 18



Batter	1	2	3	4	5	6	7	8	9
Jim Landis, R (1, 8) <small>OBP: 0.287, SLG: 0.264</small>									
Al Weis, S (1, 4) <small>OBP: 0.307, SLG: 0.328</small>									
Floyd Robinson, L (1, 9) <small>OBP: 0.386, SLG: 0.441</small>									
Bill Skowron, R (1, 3) <small>OBP: 0.328, SLG: 0.438</small> Mike Hershberger, R (8, PR) <small>OBP: 0.306, SLG: 0.288</small>									
Pete Ward, L (1, 5) <small>OBP: 0.363, SLG: 0.463</small>									
Ron Hansen, R (1, 6) <small>OBP: 0.346, SLG: 0.404</small>									
Dave Nicholson, R (1, 7) <small>OBP: 0.342, SLG: 0.380</small> Tom McCraw, L (9, 3) <small>OBP: 0.328, SLG: 0.379</small>									
Jerry McNertney, R (1, 2) <small>OBP: 0.292, SLG: 0.296</small> Don Buford, S (7, PH) <small>OBP: 0.345, SLG: 0.373</small> J.C. Martin, L (8, 2) <small>OBP: 0.242, SLG: 0.292</small>									
Gary Peters, L (1, 1) <small>OBP: 0.253, SLG: 0.393</small>									

AB	R	H	RBI	BB	SO	LOB
4	0	2	0	0	0	3
4	0	0	0	0	1	3
4	1	1	0	0	0	1
4	1	2	0	0	1	0
0	0	0	0	0	0	0
3	0	0	0	1	1	2
3	1	1	1	0	0	1
3	0	1	0	0	1	0
0	0	0	0	0	0	0
2	0	0	0	0	0	0
0	0	0	0	1	0	0
0	0	0	0	0	0	0
1	0	0	1	1	0	2

BOTTOM

Baltimore Orioles @ Chicago White Sox
Comiskey Park, Chicago, IL

Sun Aug 23 1964, 4:38 AM EDT
Att. 36,280 - Unknown

AB	28
R	3
H	7
RBI	2
BB	3
SO	4
LOB	12

Inning Stats		R: 0	H: 1	LOB: 0	K: 1	BB: 0	S: 5	P: 5										
R: 0 H: 0 LOB: 0 K: 0 BB: 0 S: 3 P: 3		R: 0 H: 0 LOB: 1 K: 0 BB: 0 S: 3 P: 4		R: 0 H: 0 LOB: 0 K: 1 BB: 0 S: 5 P: 5		R: 0 H: 0 LOB: 0 K: 1 BB: 1 S: 4 P: 8		R: 0 H: 1 LOB: 1 K: 0 BB: 1 S: 7 P: 7										
R: 0 H: 1 LOB: 1 K: 1 BB: 0 S: 6 P: 6		R: 3 H: 4 LOB: 2 K: 0 BB: 1 S: 7 P: 11		R: 0 H: 1 LOB: 1 K: 1 BB: 0 S: 6 P: 6		R: 0 H: 1 LOB: 1 K: 1 BB: 0 S: 6 P: 6		R: 0 H: 1 LOB: 1 K: 1 BB: 0 S: 6 P: 6										
PITCHER		IP	WLS	BF	H	R	ER	SO	BB	IBB	HBP	BLK	WP	HR	S	P	ERA	WHIP
Steve Barber, L (1, 1) <small>ERA: 3.95</small>		6.1	L	25	6	3	3	3	2	0	1	0	0	0	28	37	4.26	1.263
Dave Vineyard, R (7, 1) <small>ERA: 4.08</small>		0.0		1	0	0	0	0	1	0	0	0	0	0	4	4	∞	∞
Dave McNally, L (7, 1) <small>ERA: 3.69</small>		1.2		6	1	0	0	1	0	0	0	0	0	0	8	8	0.00	0.600

WP	PA	3B	DP	CS
0	32	0	3	0

Batter	1	2	3	4	5	6	7	8	9	AB R H RBI BB SO LOB	TOP		
Bernie Allen, L (1, 4) OBP: 0.316, SLG: 0.344	0-0 1-3 1B	0-0 1-3		0-0 F8-3 1B			0-3 K		0-0 5-3	5 0 2 0 0 1 2			
Rich Rollins, R (1, 5) OBP: 0.337, SLG: 0.419	0-3 K		0-0 1B FC5-2-6 1B	0-0 F8-3			0-0 E7		0-0 L5	5 0 1 0 0 1 3			
Tony Oliva, L (1, 8) OBP: 0.371, SLG: 0.578	0-0 1-3 1-2		0-0 FC3-6 1-3 1B FC5-2-5 1B			0-0 F7	0-0 F7			4 1 1 0 0 0 2			
Harmon Killebrew, R (1, 7) OBP: 0.397, SLG: 0.591	0-0 F6		0-0 FC5-2-5 FC3-6 1-2 3-H			0-3 K	0-3 K			4 0 0 0 0 2 4			
Don Mincher, L (1, 3) OBP: 0.324, SLG: 0.629		0-0 F6	0-0 FC3-6 1B 1-2f 2-3 1B			0-3 K		0-0 3-1		4 1 0 0 0 1 2			
Bob Allison, R (1, 9) OBP: 0.401, SLG: 0.566		4-0 1B E BB	0-0 1-3 3-H 1B			4-0 BB		0-0 F7		2 1 1 1 2 0 0			
Zoilo Versalles, R (1, 6) OBP: 0.311, SLG: 0.436		0-0 E SF7 1B	0-0 1-2 3-H 1B			0-0 F3		0-0 1-3		4 1 2 1 0 0 1			
Jerry Zimmerman, R (1, 2) OBP: 0.300, SLG: 0.250		0-0 E4 1-3 3-H	0-0 6-4-3			0-0 F9		4-0 SH1-4 BB		3 0 0 1 1 0 4			
Jim Kaat, L (1, 1) OBP: 0.247, SLG: 0.250		0-0 SF7		0-3 K		0-0 4-3		0-0 SH1-4		2 0 0 1 0 1 1			
Al Worthington, R (8, 1) OBP: 0.125, SLG: 0.125								1-2		0 0 0 0 0 0 0			
Inning Stats	R: 0 E: 0 K: 1 S: 6 H: 1 LOB: 1 BB: 0 P: 6	R: 2 E: 1 K: 0 S: 5 H: 1 LOB: 1 BB: 1 P: 9	R: 2 E: 0 K: 0 S: 7 H: 4 LOB: 2 BB: 0 P: 7	R: 0 E: 0 K: 1 S: 5 H: 1 LOB: 0 BB: 0 P: 5	R: 0 E: 0 K: 2 S: 7 H: 0 LOB: 0 BB: 0 P: 7	R: 0 E: 0 K: 0 S: 3 H: 0 LOB: 1 BB: 1 P: 7	R: 0 E: 1 K: 2 S: 8 H: 0 LOB: 1 BB: 0 P: 8	R: 0 E: 0 K: 0 S: 3 H: 0 LOB: 0 BB: 0 P: 3	R: 0 E: 0 K: 0 S: 3 H: 0 LOB: 1 BB: 1 P: 7	1B: 7 2B: 1 3B: 0 HR: 0 SF: 1 SAC: 1 DP: 1 HBP: 0	WP: 0 PB: 0 SB: 0 CS: 0 PA: 38		
PITCHER	IP WLS BF H R ER SO BB IBB HBP BLK WP HR S P ERA WHIP											PITCHER	IP WLS BF H R ER SO BB IBB HBP BLK WP HR S P ERA WHIP
John Buzhardt, R (1, 1) ERA: 2.84	3.0 L 17 6 4 3 1 1 0 0 0 0 0 0 18 22 9.00 2.333												
Don Mossi, L (4, 1) ERA: 2.93	5.0 17 1 0 0 5 1 0 0 0 0 0 0 26 30 0.00 0.400												
Eddie Fisher, R (9, 1) ERA: 3.56	1.0 4 0 0 0 0 1 0 0 0 0 0 0 3 7 0.00 1.000												

Minnesota Twins @ Chicago White Sox
Comiskey Park, Chicago, IL
 Mon Aug 24 1964, 8:05 PM EDT
 Att: 17,270 - Unknown

livebaseballscorecards.com

AB	33
R	4
H	7
RBI	4
BB	3
SO	6
LOB	19



Batter	1	2	3	4	5	6	7	8	9	10	11	12	AB R H RBI BB SO LOB	TOP												
Bernie Allen, L OBP: 0.309, SLG: 0.332 (1, 4)	4-0 1-3 4-3 BB		0-0 4-3		0-0 G4-6-3 1-2f		0-0 4-3		0-0 F2			0-0 F7	5 0 0 0 1 0 3													
Rich Rollins, R OBP: 0.331, SLG: 0.411 (1, 5)	0-0 4-3 1-2		0-0 5-3			0-3 K		0-0 4-3		0-0 6-3			5 0 0 0 0 1 1													
Tony Oliva, L OBP: 0.373, SLG: 0.577 (1, 8)	0-0 1-3 2-3		0-0 F6			0-0 F9 2B		4-0 2B BB		0-0 4-3			4 1 1 0 1 0 1													
Harmon Killebrew, R OBP: 0.398, SLG: 0.588 (1, 7)	0-3 K			0-0 L4		4-0 BB		0-0 2B PB 1-H		0-0 2-3			4 0 1 1 1 1 1													
Don Mincher, L OBP: 0.317, SLG: 0.608 (1, 3)		0-0 4-3		0-0 4-3		0-0 F9		0-0 F8		4-0 BB			4 0 0 0 1 0 3													
Bob Allison, R OBP: 0.402, SLG: 0.561 (1, 9)		0-0 4-6-3 1B 1B		0-0 F8		0-0 F8		4-0 PB BB		0-3 K			4 0 1 0 1 1 3													
Zoilo Versalles, R OBP: 0.314, SLG: 0.438 (1, 6)		0-0 4-6-3 1B			4-0 SH BB		0-3 K	0-0 5-3 1-2 2-3		0-0 4-3-6-3-4			4 0 1 0 1 1 3													
Jerry Zimmerman, R OBP: 0.290, SLG: 0.241 (1, 2)		0-0 4-6-3		0-0 SH		0-3 K		0-0 F3		0-0 1-3			1 0 0 0 0 0 2													
Earl Battey, R OBP: 0.350, SLG: 0.428 (7, PH) (7, 2)		0-0 4-6-3 1-2 2-3		0-0 SH		0-0 K		0-0 F4		0-0 6-3			3 0 0 0 0 0 1 0													
Camilo Pascual, R OBP: 0.259, SLG: 0.280 (1, 1)		0-3 K		0-3 K		4-0 BB							2 0 0 0 0 0 2 4													
Jimmie Hall, L OBP: 0.336, SLG: 0.476 (7, PH)													0 0 0 0 0 0 0 0													
Gerry Arrigo, L OBP: 0.314, SLG: 0.154 (7, 1)													0 0 0 0 0 0 0 0													
Frank Kostro, R OBP: 0.177, SLG: 0.354 (9, PH)													1 0 0 0 0 0 0 0													
Jim Perry, S OBP: 0.200, SLG: 0.200 (9, 1)													0 0 0 0 0 0 0 0													
Bill Pleis, L OBP: 0.100, SLG: 0.259 (9, 1)													0 0 0 0 0 0 0 0													
Johnny Klippstein, R (9, 1)													1 0 0 0 0 0 0 0													
Inning Stats	R: 0 E: 0 K: 1 S: 5	H: 0 LOB: 1 BB: 1 P: 9	R: 0 E: 0 K: 1 S: 7	H: 2 LOB: 2 BB: 0 P: 7	R: 0 E: 0 K: 0 S: 3	H: 0 LOB: 0 BB: 0 P: 3	R: 0 E: 1 K: 1 S: 5	H: 0 LOB: 1 BB: 1 P: 9	R: 0 E: 0 K: 2 S: 7	H: 0 LOB: 1 BB: 1 P: 11	R: 1 E: 0 K: 0 S: 4	H: 1 LOB: 2 BB: 2 P: 12	R: 0 E: 0 K: 0 S: 3	H: 0 LOB: 0 BB: 0 P: 3	R: 0 E: 0 K: 1 S: 4	H: 0 LOB: 0 BB: 1 P: 8	R: 0 E: 0 K: 0 S: 3	H: 0 LOB: 0 BB: 0 P: 3	R: 0 E: 0 K: 0 S: 3	H: 0 LOB: 0 BB: 0 P: 3	1B: 2 2B: 3 3B: 0 HR: 0	SF: 0 SAC: 1 DP: 2 HBP: 0	WP: 0 PB: 1 SB: 0 CS: 0	PA: 46		
PITCHER	IP WLS BF H R ER SO BB IBB HBP BLK WP HR S P ERA WHIP																									
Joe Horlen, R ERA: 2.3 (1, 1)	7.2																									
Hoyt Wilhelm, R ERA: 2.29 (8, 1)	1.1	4	0	0	0	0	0	0	0	0	0	0	0	0	0	0	0	0	0	0	0	0	0	0	0	0
Eddie Fisher, R ERA: 3.45 (10, 1)	3.0	W 9	0	0	0	1	1	0	0	0	0	0	0	0	0	0	0	0	0	0	0	0	0	0	0	0

Minnesota Twins @ Chicago White Sox
Comiskey Park, Chicago, IL
Wed Aug 26 1964, 8:05 PM EDT
Att. 23,748 - Unknown

livebaseballscorecards.com

AB 38
R 1
H 4
RBI 1
BB 7
SO 7
LOB 21




Batter	1	2	3	4	5	6	7	8	9	10	11	12	AB R H RBI BB SO LOB
Jim Landis, R OBP: 0.301, SLG: 0.275 (1, 8)	FC5-4 BB		G6-3 1B		F8			1-3 1B		SH5-4 1B		1-2 1B BB	4 0 3 0 2 0 1
Don Buford, S OBP: 0.341, SLG: 0.367 (1, 5)	F8		G6-3 1-2f			F7		K		SH5-4		1-2 2-3 3-H 1B	5 0 1 1 0 1 3
Floyd Robinson, L OBP: 0.381, SLG: 0.432 (1, 9) (7, 7)	K		1-3			5-3		1-3		1-2		G4-6-3 IBB	4 0 0 0 1 1 2
Bill Skowron, R OBP: 0.328, SLG: 0.438 (1, 3)	FC5-4 1-2f			F9		1B 3B		K		1-2		G4-6-3 1-2f	5 1 1 0 0 1 4
Ron Hansen, R OBP: 0.347, SLG: 0.406 (1, 6)		1-3		F7		1B		K				K	5 0 1 1 0 2 0
Tom McCraw, L OBP: 0.327, SLG: 0.378 Mike Hershberger, R OBP: 0.308, SLG: 0.289 (1, 7) (7, 9)		HBP 1B		F7		F8		FC BB				F3	3 0 1 0 0 0 1 1 0 0 0 1 0 0
Al Weis, S OBP: 0.298, SLG: 0.315 (1, 4)		K		F9				FC				F6	5 0 0 0 0 1 2
J.C. Martin, L OBP: 0.247, SLG: 0.294 Jeoff Long, R OBP: 0.316, SLG: 0.275 Jerry McNertney, R OBP: 0.286, SLG: 0.289 (1, 2) (9, PH) (10, 2)		1-2 HBP		SH1-4 1B				F4				E5 PB 1B	2 0 1 0 0 0 0 1 0 0 0 0 0 2 1 1 0 0 0 0 0
Joe Horlen, R OBP: 0.194, SLG: 0.167 Hoy Wilhelm, R OBP: 0.235, SLG: 0.188 Cam Carrison, R OBP: 0.225, SLG: 0.264 Gary Peters, L OBP: 0.247, SLG: 0.385 Eddie Fisher, R OBP: 0.198, SLG: 0.188 Gene Stephens, L OBP: 0.348, SLG: 0.371 (1, 1) (8, 1) (9, PH) (9, PH) (10, 1) (12, PH)		F3		SH1-4 1-2		F9		K				1B BB IBB 2-3	2 0 0 0 0 0 2 0 0 0 0 0 0 0 0 0 0 0 0 0 0 1 0 0 0 0 0 1 0 0 0 0 0 0 0 0 0 0 0 1 0 0

Inning Stats	R: 0	H: 0	E: 0	LOB: 1	K: 1	P: 9	R: 0	H: 1	E: 0	LOB: 2	K: 1	P: 7	R: 0	H: 1	E: 0	LOB: 0	K: 0	P: 3	R: 0	H: 0	E: 0	LOB: 0	K: 0	P: 3	R: 0	H: 1	E: 0	LOB: 1	K: 0	P: 4	R: 1	H: 2	E: 0	LOB: 1	K: 0	P: 5	R: 0	H: 0	E: 0	LOB: 0	K: 0	P: 3	R: 0	H: 1	E: 0	LOB: 1	K: 2	P: 8	R: 0	H: 0	E: 0	LOB: 2	K: 2	P: 12	R: 0	H: 1	E: 0	LOB: 1	K: 0	P: 7	R: 0	H: 0	E: 0	LOB: 0	K: 1	P: 5	R: 1	H: 1	E: 1	LOB: 3	K: 0	P: 10	R: 0	H: 1	E: 0	LOB: 0	K: 1	P: 5	R: 1	H: 1	E: 0	LOB: 0	K: 0	P: 10	1B: 7	2B: 0	3B: 1	HR: 0	SF: 0	SAC: 2	DP: 2	HBP: 1	WP: 0	PA: 47
--------------	------	------	------	--------	------	------	------	------	------	--------	------	------	------	------	------	--------	------	------	------	------	------	--------	------	------	------	------	------	--------	------	------	------	------	------	--------	------	------	------	------	------	--------	------	------	------	------	------	--------	------	------	------	------	------	--------	------	-------	------	------	------	--------	------	------	------	------	------	--------	------	------	------	------	------	--------	------	-------	------	------	------	--------	------	------	------	------	------	--------	------	-------	-------	-------	-------	-------	-------	--------	-------	--------	-------	--------

PITCHER	IP	WLS	BF	H	R	ER	SO	BB	IBB	HBP	BLK	WP	HR	S	P	ERA	WHIP
Camilo Pascual, R ERA: 3.51 (1, 1)	6.0		24	5	1	1	2	1	0	1	0	0	0	26	31	1.50	1.000
Gerry Arrigo, L ERA: 4.05 (7, 1)	2.0		7	1	0	0	2	0	0	0	0	0	0	11	11	0.00	0.500
Jim Perry, R ERA: 3.8 (9, 1)	0.1		3	0	0	0	1	1	0	0	0	0	0	4	8	0.00	3.000
Bill Pleis, L ERA: 5.03 (9, 1)	0.1		1	0	0	0	0	0	0	0	0	0	0	1	1	0.00	0.000
Johnny Klippstein, R ERA: 2.66 (9, 1)	2.1	L	12	2	1	0	2	1	2	0	0	0	0	13	25	0.00	1.286

MINNESOTA TWINS @ CHICAGO WHITE SOX
Comiskey Park, Chicago, IL
Wed Aug 26 1964, 8:05 PM EDT
Att: 23,748 - Unknown

AB 39
R 2
H 8
RBI 2
BB 5
SO 7
LOB 19



WP: 0	PA: 47
-------	--------

Batter	1	2	3	4	5	6	7	8	9	AB R H RBI BB SO LOB	TOP																									
Zoilo Versalles, R (1, 6) OBP: 0.311, SLG: 0.434	0-0 6-3			0-0 6-3		0-0 F8		0-0 F7	0-3 K	5 0 0 0 0 1 1																										
Rich Rollins, R (1, 5) OBP: 0.335, SLG: 0.414	0-0 CS 1B			0-0 F9		0-0 G4-6-3 1B		0-0 1B		4 0 3 0 0 0 0																										
Tony Oliva, L (1, 9) OBP: 0.370, SLG: 0.572	0-0 4-3 1-2			0-0 3-1		0-0 G4-6-3 1-2f		0-0 F8		4 0 0 0 0 0 3																										
Harmon Killebrew, R (1, 7) OBP: 0.395, SLG: 0.583 Don Mincher, L (9, 3) OBP: 0.317, SLG: 0.608		0-0 5-3		0-0 F7		0-0 F4		0-3 K2-3		4 0 0 0 0 1 0 0 0 0 0 0 0 0																										
Jimmie Hall, L (1, 8) OBP: 0.337, SLG: 0.476		0-0 F8		0-0 E6 2B 1B		0-0 1-3		0-0 S BB E 1B		4 2 2 0 0 0 0																										
Bob Allison, R (1, 3) OBP: 0.403, SLG: 0.559		0-0 F3		0-0 F7		0-0 1B 1B		4-0 S 1B BB		3 1 1 0 1 0 1																										
Earl Battey, R (1, 2) OBP: 0.354, SLG: 0.433			0-0 L4		0-0 1B 2B	0-0 1-3 1B		4-0 SH2-4 1B BB		3 2 2 1 1 0 0																										
Bernie Allen, L (1, 4) OBP: 0.312, SLG: 0.335			0-0 4-3		0-0 FC4-6 1B	0-3 K		0-0 WP SH2-4 1B		4 0 2 2 0 1 2																										
Mudcat Grant, R (1, 1) OBP: 0.242, SLG: 0.350 Al Worthington, R (8, 1) OBP: 0.125, SLG: 0.125			0-0 L5		0-0 FC4-6 1-2f		0-0 F8	0-0 SH2-4		3 0 0 0 0 0 1 0 0 0 0 0 0 0																										
Inning Stats	R: 0 E: 0 K: 0 S: 3	H: 1 LOB: 0 BB: 0 P: 3	R: 0 E: 0 K: 0 S: 3	H: 0 LOB: 0 BB: 0 P: 3	R: 0 E: 0 K: 0 S: 3	H: 0 LOB: 0 BB: 0 P: 3	R: 2 E: 1 K: 0 S: 6	H: 3 LOB: 1 BB: 0 P: 6	R: 0 E: 0 K: 1 S: 7	H: 1 LOB: 0 BB: 0 P: 3	R: 0 E: 0 K: 1 S: 7	H: 2 LOB: 2 BB: 0 P: 7	R: 0 E: 0 K: 0 S: 4	H: 1 LOB: 1 BB: 0 P: 4	R: 3 E: 0 K: 2 S: 9	H: 2 LOB: 1 BB: 2 P: 17	1B: 9 2B: 1 3B: 0 HR: 0	SF: 0 SAC: 1 DP: 1 HBP: 0	WP: 1 PB: 0 SB: 3 CS: 1	PA: 37																
PITCHER	IP WLS BF H R ER SO BB IBB HBP BLK WP HR S P ERA WHIP																																			
Ray Herbert, R (1, 1) ERA: 2.96	6.0		21	5	2	2	0	0	0	0	0	0	21	21	3.00	0.833																				
Hoyt Wilhelm, R (7, 1) ERA: 2.5	2.1	L	14	5	3	3	2	2	0	0	0	0	16	24	11.57	3.000																				
Eddie Fisher, R (9, 1) ERA: 3.42	0.2		2	0	0	0	1	0	0	0	0	1	0	4	4	0.00	0.000																			

Minnesota Twins @ Chicago White Sox
 Comiskey Park, Chicago, IL
 Thu Aug 27 1964, 4:33 AM EDT
 Att: 10,356 - Unknown

AB	34
R	5
H	10
RBI	3
BB	2
SO	3
LOB	8



WP: 1	PA: 37
-------	--------

Batter	1	2	3	4	5	6	7	8	9	AB R H RBI BB SO LOB	TOP
Jim Landis, R (1, 8) <small>OBP: 0.300, SLG: 0.276</small> Mike Hershberger, R (6, 8) <small>OBP: 0.311, SLG: 0.289</small>	0-0 2B		0-0 G6-4-3 <small>1-2f 2-3</small>			0-0 F8		1-0 SF8 HBP		3 1 1 0 0 0 2 0 1 0 0 0 0 0	Chicago White Sox @ Baltimore Orioles Memorial Stadium, Baltimore, MD Fri Aug 28 1964, 7:05 PM EDT Att: 38,675 - Unknown
Floyd Robinson, L (1, 9) <small>OBP: 0.378, SLG: 0.429</small>	0-0 2B		0-0 6-3			0-0 1-3		0-0 1B		4 0 2 1 0 0 1	
Ron Hansen, R (1, 6) <small>OBP: 0.347, SLG: 0.403</small>	0-0 F4			0-0 4-3		0-0 2B		4-0 BB		3 1 1 0 1 0 1	
Bill Skowron, R (1, 3) <small>OBP: 0.329, SLG: 0.436</small> Jeoff Long, R (6, 3) <small>OBP: 0.313, SLG: 0.275</small>	0-0 FC9-6 <small>2-3</small>			0-0 1B		0-0 1B		0-0 SF8		3 0 2 1 0 0 1 0 0 0 1 0 0 0	
Dave Nicholson, R (1, 7) <small>OBP: 0.334, SLG: 0.367</small>		4-0 BB		0-0 G4-6-3 <small>1-2f</small>		0-3 K		0-0 F6		3 0 0 0 1 1 4	
Don Buford, S (1, 5) <small>OBP: 0.334, SLG: 0.358</small>		0-0 F8			0-3 K		0-0 1B	0-3 K		4 0 1 0 0 2 3	
Al Weis, S (1, 4) <small>OBP: 0.300, SLG: 0.317</small>		0-0 L4-3 <small>1-2</small>		0-0 1B		0-0 1B		0-0 4-3		4 0 2 0 0 0 1	
Jerry McNertney, R (1, 2) <small>OBP: 0.282, SLG: 0.284</small> Eddie Fisher, R (7, 1) <small>OBP: 0.188, SLG: 0.188</small> Gene Stephens, L (9, PH) <small>OBP: 0.343, SLG: 0.364</small>			0-0 E		0-0 F3		0-3 K	0-3 K		3 0 0 0 0 1 3 0 0 0 0 0 0 0 1 0 0 0 0 1 0	
John Buzhardt, R (1, 1) <small>OBP: 0.218, SLG: 0.250</small> Fred Talbot, R (4, 1) <small>OBP: 0.391, SLG: 0.368</small> Frank Baumann, L (5, 1) Cam Carreon, R (7, PH) <small>OBP: 0.246, SLG: 0.255</small>			0-0 E		0-0 FC5-4 <small>1-2f</small>		0-0 G6-4-3 <small>1-2f</small>	0-0 5-3		1 0 0 0 0 0 1 1 0 0 0 0 0 1 0 0 0 0 0 0 0 2 0 0 0 0 0 2	
Inning Stats	R: 1 H: 2 E: 0 LOB: 0 K: 0 BB: 0 S: 4 P: 4	R: 0 H: 0 E: 0 LOB: 0 K: 0 BB: 1 S: 2 P: 6	R: 0 H: 0 E: 2 LOB: 1 K: 0 BB: 0 S: 4 P: 4	R: 0 H: 1 E: 0 LOB: 0 K: 0 BB: 0 S: 3 P: 3	R: 0 H: 1 E: 0 LOB: 1 K: 1 BB: 0 S: 6 P: 6	R: 1 H: 2 E: 0 LOB: 1 K: 1 BB: 0 S: 7 P: 7	R: 0 H: 2 E: 0 LOB: 1 K: 1 BB: 0 S: 6 P: 6	R: 1 H: 1 E: 0 LOB: 2 K: 1 BB: 1 S: 6 P: 11	R: 0 H: 0 E: 0 LOB: 0 K: 1 BB: 0 S: 5 P: 5	1B: 6 SF: 1 2B: 5 SAC: 0 3B: 0 DP: 5 HR: 0 HBP: 1	
PITCHER Steve Barber, L (1, 1) <small>ERA: 3.95</small> Stu Miller, R (8, 1) <small>ERA: 2.71</small>	IP WLS BF H R ER SO BB IBB HBP BLK WP HR S P ERA WHIP 7.0 W 30 9 3 3 3 2 0 1 0 0 0 33 42 3.86 1.571										

livebaseballscorecards.com

AB	32
R	3
H	9
RBI	3
BB	2
SO	5
LOB	20



Batter	1	2	3	4	5	6	7	8	9
Russ Snyder, L (1, 7) OBP: 0.396, SLG: 0.370	0-0 1B SF7 1B		0-0 4-3		0-0 F7	0-3 K		0-0 F5	
Luis Aparicio, R (1, 6) OBP: 0.315, SLG: 0.365	0-0 SF7 S 1B		0-0 HR 1B		0-0 HR 1B	0-3 K			
Norm Siebern, L (1, 3) OBP: 0.368, SLG: 0.379	4-0 1-2 BB		0-0 1-H HR		4-0 1-2 HR BB	0-0 L3			
Brooks Robinson, R (1, 5) OBP: 0.396, SLG: 0.501	0-0 SF7		0-0 HR		0-3 K		0-0 F8		
Sam Bowens, R (1, 9) OBP: 0.336, SLG: 0.483	0-3 K		0-0 6-3		0-0 1-H 2-H HR		0-0 F7		
Earl Robinson, R (1, 8) OBP: 0.337, SLG: 0.468		0-0 1-3	0-3 K		0-0 1B 2B		0-0 F8		
Charlie Lau, L (1, 2) OBP: 0.321, SLG: 0.397		0-0 2B		0-3 K	0-0 2-H FC5-4 1B		0-0 F7		
Jerry Adair, R (1, 4) OBP: 0.283, SLG: 0.333		0-0 5-3		0-0 F6	0-0 1-2 FC5-4		0-0 F7		
Steve Barber, L (1, 1) OBP: 0.233, SLG: 0.250		0-3 K		0-3 K		4-0 PB BB		0-0 2B	
Stu Miller, R (8, 1) OBP: 0.125, SLG: 0.250									

Inning Stats	R: 1	H: 2	E: 0	K: 1	S: 6	LOB: 1	BB: 1	P: 10	R: 0	H: 1	E: 0	K: 1	S: 6	LOB: 1	BB: 0	P: 6	R: 3	H: 3	E: 0	K: 1	S: 8	LOB: 0	BB: 0	P: 8	R: 0	H: 0	E: 0	K: 2	S: 7	LOB: 0	BB: 0	P: 7	R: 4	H: 4	E: 0	K: 1	S: 9	LOB: 1	BB: 1	P: 13	R: 0	H: 0	E: 0	K: 2	S: 7	LOB: 1	BB: 1	P: 11	R: 0	H: 0	E: 0	K: 0	S: 3	LOB: 0	BB: 0	P: 3	R: 0	H: 1	E: 0	K: 0	S: 4	LOB: 1	BB: 0	P: 4
--------------	------	------	------	------	------	--------	-------	-------	------	------	------	------	------	--------	-------	------	------	------	------	------	------	--------	-------	------	------	------	------	------	------	--------	-------	------	------	------	------	------	------	--------	-------	-------	------	------	------	------	------	--------	-------	-------	------	------	------	------	------	--------	-------	------	------	------	------	------	------	--------	-------	------

AB	R	H	RBI	BB	SO	LOB
5	1	1	0	0	1	2
4	2	3	0	0	1	1
2	2	1	2	2	0	1
3	1	1	2	0	1	2
4	1	1	3	0	1	1
4	1	1	0	0	1	0
4	0	2	1	0	1	0
4	0	0	0	0	0	2
2	0	0	0	1	2	1
1	0	1	0	0	0	0


BOTTOM

Chicago White Sox @ Baltimore Orioles
Memorial Stadium, Baltimore, MD

Fri Aug 28 1964, 7:05 PM EDT
 Att. 38,675 - Unknown

livebaseballscorecards.com

AB	33
R	8
H	11
RBI	8
BB	3
SO	8
LOB	10



PITCHER	IP	WLS	BF	H	R	ER	SO	BB	IBB	HBP	BLK	WP	HR	S	P	ERA	WHIP
John Buzhardt, R (1, 1) ERA: 3.03	3.0	L	15	6	4	4	3	1	0	0	0	0	2	20	24	12.00	2.333
Fred Talbot, R (4, 1) ERA: 3.42	1.2		9	3	4	4	3	1	0	0	0	0	1	14	18	21.60	2.400
Frank Baumann, L (5, 1) ERA: 6.35	1.1		6	1	0	0	2	1	0	0	0	0	0	9	13	0.00	1.500
Eddie Fisher, R (7, 1) ERA: 3.32	2.0		7	1	0	0	0	0	0	0	0	0	0	7	7	0.00	0.500

Batter	1	2	3	4	5	6	7	8	9	AB R H RBI BB SO LOB	TOP	
Tom McCraw, L (1, 7) OBP: 0.325, SLG: 0.372	0-0 G6-4-3 1B		0-0 4-3			0-3 K		0-0 F9		4 0 1 0 0 1 1		
Don Buford, S (1, 4) OBP: 0.338, SLG: 0.363	0-0 G6-4-3 1B			0-0 F5		0-0 1B			0-0 FC6-4 1B	4 0 3 0 0 0 0		
Floyd Robinson, L (1, 9) OBP: 0.375, SLG: 0.425	0-0 G6-4-3 1-2f 2-3			0-3 K		0-0 F2			0-3 K	4 0 0 0 0 2 4		
Pete Ward, L (1, 5) OBP: 0.358, SLG: 0.462	0-0 F5			0-0 6-3			0-0 F9		0-0 F8	4 0 0 0 0 0 2		
Bill Skowron, R (1, 3) OBP: 0.326, SLG: 0.432		0-0 F6			0-0 1-3		0-0 F7		0-0 FC6-4 1-2f	4 0 0 0 0 0 1		
Gene Stephens, L (1, 8) OBP: 0.336, SLG: 0.355		0-3 K2-3			0-3 K		0-0 F5			3 0 0 0 0 2 0		
Ron Hansen, R (1, 6) OBP: 0.347, SLG: 0.405		0-0 F9			0-0 2B			0-0 F8		3 0 1 0 0 0 0		
J.C. Martin, L (1, 2) OBP: 0.243, SLG: 0.287			0-3 K			0-0 3-1		0-0 F9		2 0 0 0 0 1 1		
Eddie Fisher, R (5, 1) OBP: 0.188, SLG: 0.188										0 0 0 0 0 0 0		
Mike Hershberger, R (8, PH) OBP: 0.310, SLG: 0.288										1 0 0 0 0 0 0		
Frank Baumann, L (8, 1)										0 0 0 0 0 0 0		
Juan Pizarro, L (1, 1) OBP: 0.220, SLG: 0.338			0-3 K			0-0 5-3		0-0 2B		1 0 0 0 0 1 0		
Jerry McNertney, R (5, 2) OBP: 0.284, SLG: 0.292										2 0 1 0 0 0 0		
Inning Stats	R: 0 E: 0 K: 0 S: 4 H: 2 LOB: 1 BB: 0 P: 4	R: 0 E: 0 K: 1 S: 5 H: 0 LOB: 0 BB: 0 P: 5	R: 0 E: 0 K: 2 S: 7 H: 0 LOB: 0 BB: 0 P: 7	R: 0 E: 0 K: 1 S: 5 H: 0 LOB: 0 BB: 0 P: 5	R: 0 E: 0 K: 1 S: 6 H: 1 LOB: 1 BB: 0 P: 6	R: 0 E: 0 K: 1 S: 6 H: 1 LOB: 1 BB: 0 P: 6	R: 0 E: 0 K: 0 S: 3 H: 0 LOB: 0 BB: 0 P: 3	R: 0 E: 0 K: 0 S: 4 H: 1 LOB: 1 BB: 0 P: 4	R: 0 E: 0 K: 1 S: 6 H: 1 LOB: 1 BB: 0 P: 6	1B: 4 2B: 2 3B: 0 HR: 0 SF: 0 SAC: 0 DP: 1 HBP: 0	WP: 0 PB: 0 SB: 0 CS: 0 PA: 32	
PITCHER Milt Pappas, R (1, 1) ERA: 2.73	IP WLS BF H R ER SO BB IBB HBP BLK WP HR S P ERA WHIP											PITCHER IP WLS BF H R ER SO BB IBB HBP BLK WP HR S P ERA WHIP
	9.0 W 32 6 0 0 7 0 0 0 0 0 0 0 46 46 0.00 0.667											

Chicago White Sox @ Baltimore Orioles
 Memorial Stadium, Baltimore, MD
 Sat Aug 29 1964, 7:05 PM EDT
 Att: 32,286 - Unknown

livebaseballscorecards.com

AB	32
R	0
H	6
RBI	0
BB	0
SO	7
LOB	9



Batter	1	2	3	4	5	6	7	8	9	AB R H RBI BB SO LOB
Jerry Adair, R OBP: 0.285, SLG: 0.339 (1, 4) X	0-0 SH3-4 1B 1B	0-0 6-3			0-0 1B 3B	0-3 K				4 2 2 0 0 1 0
Luis Aparicio, R OBP: 0.319, SLG: 0.367 (1, 6) X	0-0 SH3-4 1B 1B		4-0 F9 S BB		0-0 FC1-6 1B		0-0 F2			3 1 2 1 1 0 0
Norm Siebern, L OBP: 0.387, SLG: 0.379 (1, 3) X	0-0 SH3-4 1B 2-3		0-0 F5 1-2		0-0 FC1-6 1B 1-2		0-0 5-3 1B			3 2 1 0 0 0 2
Brooks Robinson, R OBP: 0.355, SLG: 0.498 (1, 5) X	4-0 FC6-4 1B IBB		0-0 F9 2-3		0-3 K		0-0 5-3 1-2			3 0 0 0 1 1 3
Sam Bowens, R OBP: 0.340, SLG: 0.486 (1, 9) X	0-0 FC6-4 1B 1-2 2-H 3-H		0-3 K		0-0 1B 1-2		0-0 1B 2-H			4 0 3 3 0 1 1
Earl Robinson, R OBP: 0.333, SLG: 0.459 (1, 8) X	0-0 FC6-4 1-2 2-3			0-0 6-3	0-0 FC6-4 1B 1-3 2-H		0-0 F8			4 0 1 1 0 0 3
Dick Brown, R OBP: 0.305, SLG: 0.413 (1, 2) X	0-0 F9			0-3 K	0-0 FC6-4 1-2			0-0 F3		4 0 0 0 0 1 4
Russ Snyder, L OBP: 0.386, SLG: 0.380 (1, 7) X		0-0 F8		0-0 2B		0-0 6-3		0-0 1-3		4 0 1 0 0 0 0
Milt Pappas, R OBP: 0.200, SLG: 0.157 (1, 1) X		0-0 5-3		0-3 K		0-3 K		0-0 6-3		4 0 0 0 0 2 1

Inning Stats	R: 2	H: 3	E: 0	K: 0	S: 6	LOB: 2	BB: 1	P: 10	R: 0	H: 0	E: 0	K: 0	S: 3	LOB: 0	BB: 0	P: 3	R: 0	H: 0	E: 0	K: 1	S: 5	LOB: 1	BB: 1	P: 9	R: 0	H: 1	E: 0	K: 2	S: 8	LOB: 1	BB: 0	P: 8	R: 2	H: 4	E: 0	K: 1	S: 9	LOB: 2	BB: 0	P: 9	R: 0	H: 0	E: 0	K: 2	S: 7	LOB: 0	BB: 0	P: 7	R: 1	H: 2	E: 0	K: 0	S: 5	LOB: 1	BB: 0	P: 5	R: 0	H: 0	E: 0	K: 0	S: 3	LOB: 0	BB: 0	P: 3
--------------	------	------	------	------	------	--------	-------	-------	------	------	------	------	------	--------	-------	------	------	------	------	------	------	--------	-------	------	------	------	------	------	------	--------	-------	------	------	------	------	------	------	--------	-------	------	------	------	------	------	------	--------	-------	------	------	------	------	------	------	--------	-------	------	------	------	------	------	------	--------	-------	------


PITCHER	IP	WLS	BF	H	R	ER	SO	BB	IBB	HBP	BLK	WP	HR	S	P	ERA	WHIP
Juan Pizarro, L ERA: 2.14 (1, 1)	4.2	L	24	8	4	4	4	1	1	0	0	0	0	30	38	7.71	1.929
Eddie Fisher, R ERA: 3.33 (5, 1)	2.1		9	2	1	1	2	0	0	0	0	0	0	13	13	3.86	0.857
Frank Baumann, L ERA: 6.14 (8, 1)	1.0		3	0	0	0	0	0	0	0	0	0	0	3	3	0.00	0.000

BOTTOM

Chicago White Sox @ Baltimore Orioles
Memorial Stadium, Baltimore, MD
 Sat Aug 29 1964, 7:05 PM EDT
 Att. 32,286 - Unknown

livebaseballscorecards.com

AB	33
R	5
H	10
RBI	5
BB	2
SO	6
LOB	14



WP: 0	PA: 36
PB: 0	
SB: 1	
CS: 0	

Batter	1	2	3	4	5	6	7	8	9	AB	R	H	RBI	BB	SO	LOB
Russ Snyder, L (1, 7) OBP: 0.393, SLG: 0.389	0-3 K ①		0-0 K 1B		0-3 K ③			0-0 SH1-4 1B		4	0	2	0	0	2	0
Luis Aparicio, R (1, 6) OBP: 0.317, SLG: 0.364	0-0 4-3		0-0 F8			0-0 6-3		0-0 SH1-4 1-2		3	0	0	0	0	0	2
Norm Siebern, L (1, 3) OBP: 0.386, SLG: 0.378	0-3 K ③			0-0 E 1B		0-0 F6		0-3 K ②		4	0	1	0	0	2	1
Brooks Robinson, R (1, 5) OBP: 0.352, SLG: 0.494		0-0 5-3 ①		0-3 K ①		0-0 E4		0-3 K ③		4	0	0	0	0	2	2
Sam Bowens, R (1, 9) OBP: 0.336, SLG: 0.481		0-0 F9		0-0 E6 1-2		0-3 K ③			0-0 F3	4	0	0	0	0	1	2
Earl Robinson, R (1, 8) OBP: 0.321, SLG: 0.441		0-3 K ③		0-3 K ②			0-0 4-3 ①		0-0 F9 ②	4	0	0	0	0	2	2
Charlie Lau, L (1, 2) OBP: 0.321, SLG: 0.401			0-3 K ①		0-0 F7 ③			0-0 G5-3 2B		3	0	1	0	0	1	2
Bob Saverine, S (7, PR) OBP: 0.237, SLG: 0.176										0	0	0	0	0	0	0
Dick Brown, R (8, 2) OBP: 0.303, SLG: 0.411										1	0	0	0	0	0	0
Jerry Adair, R (1, 4) OBP: 0.283, SLG: 0.337			0-0 5-3 ②		0-0 6-3 ①		0-0 E5			3	0	0	0	0	0	1
Robin Roberts, S (1, 1) OBP: 0.188, SLG: 0.133			0-0 K 1B		0-3 K ②			0-0 G5-3 ② ③		2	0	1	0	0	1	0
Bob Johnson, R (7, PH) OBP: 0.295, SLG: 0.376										1	0	0	0	0	0	2
Stu Miller, R (8, 1) OBP: 0.125, SLG: 0.250										0	0	0	0	0	0	0
Harvey Haddix, L (9, 1)										0	0	0	0	0	0	0

Inning Stats	R: 0	H: 0	E: 0	LOB: 0	K: 2	S: 7	R: 0	H: 0	E: 0	LOB: 0	K: 1	S: 5	R: 0	H: 2	E: 1	LOB: 2	K: 2	S: 9	R: 0	H: 1	E: 0	LOB: 0	K: 2	S: 7	R: 0	H: 0	E: 1	LOB: 1	K: 1	S: 6	R: 0	H: 1	E: 1	LOB: 2	K: 0	S: 4	R: 0	H: 1	E: 0	LOB: 1	K: 2	S: 8	R: 0	H: 0	E: 0	LOB: 0	K: 0	S: 3	1B: 4	SF: 0	2B: 1	SAC: 1	3B: 0	DP: 1	HR: 0	HBP: 0	WP: 0	PA: 34
--------------	------	------	------	--------	------	------	------	------	------	--------	------	------	------	------	------	--------	------	------	------	------	------	--------	------	------	------	------	------	--------	------	------	------	------	------	--------	------	------	------	------	------	--------	------	------	------	------	------	--------	------	------	-------	-------	-------	--------	-------	-------	-------	--------	-------	--------

PITCHER	IP	WLS	BF	H	R	ER	SO	BB	IBB	HBP	BLK	WP	HR	S	P	ERA	WHIP
Joe Horlen, R (1, 1) ERA: 2.2	7.0	W	27	4	0	0	9	0	0	0	0	0	0	45	45	0.00	0.571
Gary Peters, L (8, 1) ERA: 2.53	0.2		3	1	0	0	1	0	0	0	0	0	0	5	5	0.00	1.500
Hoyt Wilhelm, R (8, 1) ERA: 2.47	1.1	S	4	0	0	0	1	0	0	0	0	0	0	6	6	0.00	0.000

BOTTOM

Chicago White Sox @ Baltimore Orioles
Memorial Stadium, Baltimore, MD

Sun Aug 30 1964, 3:33 AM EDT
 Att. 22,339 - Unknown

AB	33
R	0
H	5
RBI	0
BB	0
SO	11
LOB	14



Batter	1	2	3	4	5	6	7	8	9	AB R H RBI BB SO LOB	TOP	
Bill Bruton, L (1, 8) OBP: 0.326, SLG: 0.357	0-0 1B	0-0 G1-6-3			0-0 1-3		4-0 2B BB		0-0 SH1-3	3 1 1 0 1 0 2		
Jerry Lumpe, L (1, 4) OBP: 0.313, SLG: 0.348	0-3 K		0-0 F9		0-0 IHR		0-0 F4		0-0 SF9 BB 1B	5 1 2 2 0 1 3		
Al Kaline, R (1, 9) OBP: 0.389, SLG: 0.471	0-0 L7		0-0 L4-3		0-0 L5-3		0-0 WP 2B		4-0 1-2 BB	4 0 1 2 1 0 1		
Norm Cash, L (1, 3) OBP: 0.343, SLG: 0.448	0-0 F9		0-0 F6			0-0 4-3	4-0 WP BB		0-0 SF9	3 0 0 1 1 0 1		
Gates Brown, L (1, 7) OBP: 0.340, SLG: 0.512		0-0 3-1		0-0 3-1		4-0 BB	0-3 K		0-0 F9	4 0 0 0 1 1 4		
Bill Freehan, R (1, 2) OBP: 0.358, SLG: 0.471		0-0 1B HR 1B		0-0 F2		0-0 F2		0-0 G4-6-3 1B		4 1 2 0 0 0 1		
Dick McAuliffe, L (1, 6) OBP: 0.338, SLG: 0.455		0-0 1-2 HR 1B		0-0 4-3		0-3 K		0-0 G4-6-3		4 1 1 0 0 1 2		
Don Wert, R (1, 5) OBP: 0.323, SLG: 0.355		0-0 1-H 2-H HR			4-0 SH3-4 IHR BB		0-0 6-3	0-0 F9		3 2 1 3 1 0 0		
Mickey Lolich, S (1, 1) OBP: 0.279, SLG: 0.102		4-0 G1-6-3 BB			0-0 SH3-4		4-0 2B BB		4-0 1B SH1-3 SF9 BB	0 2 0 0 3 0 0		
Inning Stats	R: 0 H: 1 E: 0 LOB: 1 K: 1 BB: 0 S: 6 P: 6	R: 3 H: 3 E: 0 LOB: 0 K: 0 BB: 1 S: 5 P: 9	R: 0 H: 0 E: 0 LOB: 0 K: 0 BB: 0 S: 3 P: 3	R: 0 H: 0 E: 0 LOB: 0 K: 0 BB: 0 S: 3 P: 3	R: 2 H: 1 E: 0 LOB: 0 K: 0 BB: 1 S: 4 P: 8	R: 0 H: 0 E: 0 LOB: 1 K: 1 BB: 1 S: 5 P: 9	R: 2 H: 1 E: 0 LOB: 2 K: 1 BB: 3 S: 6 P: 18	R: 0 H: 1 E: 0 LOB: 0 K: 0 BB: 0 S: 3 P: 3	R: 1 H: 1 E: 0 LOB: 2 K: 0 BB: 2 S: 4 P: 12	1B: 5 SF: 1 2B: 1 SAC: 2 3B: 0 DP: 2 HR: 2 HBP: 0	WP: 1 PA: 41 PB: 0 SB: 1 CS: 0	
PITCHER	IP WLS BF H R ER SO BB IBB HBP BLK WP HR S P ERA WHIP											
Ray Herbert, R (1, 1) ERA: 3.14	3.0 L 13 4 3 3 1 1 0 0 0 0 1 14 18 9.00 1.667											
John Buzhardt, R (4, 1) ERA: 3.09	3.0 12 1 2 2 1 2 0 0 0 0 0 12 20 6.00 1.000											
Frank Baumann, L (7, 1) ERA: 6.6	0.2 6 1 2 2 0 3 0 0 0 0 0 3 15 27.00 6.000											
Fred Talbot, R (7, 1) ERA: 3.36	1.1 4 1 0 0 1 0 0 0 0 1 0 6 6 0.00 0.750											
Eddie Fisher, R (9, 1) ERA: 3.39	1.0 6 1 1 1 0 2 0 0 0 0 0 4 12 9.00 3.000											

Detroit Tigers @ Chicago White Sox
 Comiskey Park, Chicago, IL
 Tue Sep 01 1964, 8:05 PM EDT
 Att: 19,337 - Unknown

AB	30
R	8
H	8
RBI	8
BB	8
SO	3
LOB	14



livebaseballscorecards.com

Batter	1	2	3	4	5	6	7	8	9	AB R H RBI BB SO LOB
Jim Landis, R (1, 8) OBP: 0.296, SLG: 0.272	0-0 F4		0-3 K			0-3 K		0-0 F8		4 0 0 0 0 2 2
Al Weis, S (1, 4) OBP: 0.302, SLG: 0.317	0-0 L9			0-3 K			0-0 1B		4-0 1B BB	3 0 1 0 1 1 0
Floyd Robinson, L (1, 7) OBP: 0.374, SLG: 0.421	4-0 FC6-4 BB			0-0 5-3			0-3 K		0-0 L9	1 0 0 0 1 0 0
Jeoff Long, R (6, 7) OBP: 0.301, SLG: 0.264										2 0 0 0 0 1 2
Bill Skowron, R (1, 3) OBP: 0.325, SLG: 0.435	0-0 FC6-4			0-0 L4			0-3 K		0-0 F4	4 0 0 0 0 1 3
Pete Ward, L (1, 5) OBP: 0.359, SLG: 0.467		0-3 K			0-0 F5		0-0 F8		0-0 FC5-4 1B	4 0 1 0 0 1 1
Ron Hansen, R (1, 6) OBP: 0.343, SLG: 0.400		0-0 6-3			0-0 6-3			0-0 F3	0-0 FC5-4	4 0 0 0 0 0 2
Mike Hershberger, R (1, 9) OBP: 0.312, SLG: 0.286		0-3 K			0-0 F6			4-0 1B BB		2 0 0 0 1 1 0
Cam Carreon, R (1, 2) OBP: 0.267, SLG: 0.263			0-0 L9			1-0 G5-4-3 HBP		0-0 1B		2 0 1 0 0 0 0
Ray Herbert, R (1, 1) OBP: 0.167, SLG: 0.147			0-0 F7			0-0 G5-4-3		0-3 K		0 0 0 0 0 0 0
Dave Nicholson, R (3, PH) OBP: 0.333, SLG: 0.366										1 0 0 0 0 0 0
John Suzhardt, R (4, 1) OBP: 0.218, SLG: 0.250										0 0 0 0 0 0 0
Jerry McNertney, R (6, PH) OBP: 0.283, SLG: 0.291										1 0 0 0 0 0 1
Frank Baumann, L (7, 1) OBP: 0.391, SLG: 0.368										0 0 0 0 0 0 0
Fred Talbot, R (7, 1) OBP: 0.327, SLG: 0.361										0 0 0 0 0 0 0
Don Buford, S (8, PH) OBP: 0.337, SLG: 0.361										1 0 0 0 0 1 2
Eddie Fisher, R (9, 1) OBP: 0.188, SLG: 0.188										0 0 0 0 0 0 0

Inning Stats	R: 0	H: 0	E: 0	K: 0	S: 3	R: 0	H: 0	E: 0	K: 2	S: 7	R: 0	H: 0	E: 0	K: 1	S: 5	R: 0	H: 0	E: 0	K: 1	S: 5	R: 0	H: 0	E: 0	K: 0	S: 3	R: 0	H: 1	E: 0	K: 2	S: 8	R: 0	H: 1	E: 0	K: 1	S: 6	R: 0	H: 1	E: 0	K: 0	S: 4	R: 0	H: 1	E: 0	K: 0	S: 4	1B: 3	SF: 0	2B: 0	3B: 0	HR: 0	WP: 0	PB: 0	SB: 0	CS: 0	PA: 33
PITCHER Mickey Lolich, L (1, 1) ERA: 3.14	IP	WLS	BF	H	R	ER	SO	BB	IBB	HBP	BLK	WP	HR	S	P	ERA	WHIP	IP	WLS	BF	H	R	ER	SO	BB	IBB	HBP	BLK	WP	HR	S	P	ERA	WHIP	IP	WLS	BF	H	R	ER	SO	BB	IBB	HBP	BLK	WP	HR	S	P	ERA	WHIP				

DETROIT TIGERS @ CHICAGO WHITE SOX
 Comiskey Park, Chicago, IL
 Tue Sep 01 1964, 8:05 PM EDT
 Att. 19,337 - Unknown

AB	29
R	0
H	3
RBI	0
BB	3
SO	8
LOB	13



Batter	1	2	3	4	5	6	7	8	9	AB R H RBI BB SO LOB	TOP											
Don Wert, R (1, 5) OBP: 0.324, SLG: 0.355	0-0 F8			0-0 BB HBP FC5-2 1B	0-3 K			4-0 BB		3 0 1 0 1 1 1												
Gates Brown, L (1, 7) OBP: 0.339, SLG: 0.507	0-3 K			1-0 FC5-2 BB 1-2 HBP		0-0 1-3		0-0 3-1		3 0 0 0 0 1 1												
Al Kaline, R (1, 9) OBP: 0.388, SLG: 0.467	0-3 K			4-0 FC5-2 FC5-2 1-2 2-3 BB		0-0 L8		0-0 L6-3		3 0 0 0 1 1 0												
Don Demeter, R (1, 3) OBP: 0.289, SLG: 0.447		0-0 6-3		0-0 FC5-2		0-3 K		4-0 1B BB		3 0 0 0 1 1 3												
Bill Freehan, R (1, 2) OBP: 0.357, SLG: 0.469		0-0 F8		0-3 K			0-0 F7		0-0 1B	4 0 1 0 0 1 3												
George Thomas, R (1, 8) OBP: 0.313, SLG: 0.454		0-0 F6		0-0 FC5			0-0 1B		0-0 F9	4 0 1 0 0 0 5												
Jake Wood, R (1, 4) OBP: 0.258, SLG: 0.311			0-0 L4-6 2B		0-0 G4-6-3 1B		0-0 F4		0-0 F3	4 0 2 0 0 0 2												
Dick McAuliffe, L (1, 6) OBP: 0.336, SLG: 0.452			0-0 F7		0-0 G4-6-3			0-0 G3		3 0 0 0 0 0 2												
Hank Aguirre, R (1, 1) OBP: 0.064, SLG: 0.065			0-0 L4-6		0-0 E5			0-3 K		2 0 0 0 0 0 1												
Ed Rakow, S (5, 1)										0 0 0 0 0 0 0												
Norm Cash, L (8, PH) OBP: 0.342, SLG: 0.447										1 0 0 0 0 1 0												
Joe Sparna, R (8, 1) OBP: 0.182, SLG: 0.333										0 0 0 0 0 0 0												
Inning Stats	R: 0 E: 0 K: 2 S: 7	H: 0 LOB: 0 BB: 0 P: 7	R: 0 E: 0 K: 0 S: 3	H: 0 LOB: 0 BB: 0 P: 3	R: 0 E: 0 K: 0 S: 3	H: 1 LOB: 0 BB: 0 P: 3	R: 0 E: 0 K: 1 S: 6	H: 1 LOB: 3 BB: 1 P: 11	R: 0 E: 1 K: 1 S: 6	H: 1 LOB: 1 BB: 0 P: 6	R: 0 E: 0 K: 1 S: 5	H: 0 LOB: 0 BB: 0 P: 5	R: 0 E: 0 K: 0 S: 3	H: 1 LOB: 0 BB: 0 P: 3	R: 0 E: 0 K: 0 S: 5	H: 0 LOB: 1 BB: 1 P: 9	R: 0 E: 0 K: 0 S: 4	H: 1 LOB: 2 BB: 1 P: 8	1B: 4 2B: 2 3B: 0 HR: 0	SF: 0 SAC: 0 DP: 2 HBP: 1	WP: 0 PB: 0 SB: 0 CS: 0	PA: 34
PITCHER Gary Peters, L (1, 1) ERA: 2.43	IP: 9.0 WLS: W BF: 34 H: 5 R: 0 ER: 0 SO: 6 BB: 3 IBB: 0 HBP: 1 BLK: 0 WP: 0 HR: 0 S: 42 P: 55 ERA: 0.00 WHIP: 0.889											PITCHER	IP: 9.0 WLS: W BF: 34 H: 5 R: 0 ER: 0 SO: 6 BB: 3 IBB: 0 HBP: 1 BLK: 0 WP: 0 HR: 0 S: 42 P: 55 ERA: 0.00 WHIP: 0.889									

Detroit Tigers @ Chicago White Sox
 Comiskey Park, Chicago, IL
 Wed Sep 02 1964, 8:05 PM EDT
 Att: 17,587 - Unknown

livebaseballscorecards.com

AB	30
R	0
H	5
RBI	0
BB	3
SO	6
LOB	18



Batter	1	2	3	4	5	6	7	8	9
Jim Landis, R (1, 8) <small>OBP: 0.297, SLG: 0.270</small> Gene Stephens, L (6, 8) <small>OBP: 0.338, SLG: 0.352</small>	0-0 F8		0-0 4-3		4-0 HBP 1B 1B BB	0-0 1B		4-0 FC6-4 BB	
Don Buford, S (1, 4) <small>OBP: 0.336, SLG: 0.359</small> Al Weis, S (7, 4) <small>OBP: 0.301, SLG: 0.315</small>	0-0 L9		0-0 F4		0-0 HBP 1B 1B	0-0 1-3		0-3 2-3 3-H BB	
Ron Hansen, R (1, 6) <small>OBP: 0.342, SLG: 0.397</small>	0-3 K		0-0 5-3		1-0 1B 1B HBP		0-0 F7	0-0 FC6-4 1-2f	
Bill Skowron, R (1, 3) <small>OBP: 0.327, SLG: 0.435</small>		0-0 E6 2B		0-3 K	0-0 1B 1B		0-0 FC3-6 1B		
Pete Ward, L (1, 5) <small>OBP: 0.360, SLG: 0.470</small>		0-0 2B 2B		0-0 4-3	0-0 1B 1B		0-0 FC3-6 1-2f		
Mike Hershberger, R (1, 9) <small>OBP: 0.314, SLG: 0.289</small>		0-0 2B 2B		4-0 BB	0-3 K		0-0 L9		
Dave Nicholson, R (1, 7) <small>OBP: 0.329, SLG: 0.361</small>		0-0 F7		0-0 L9	0-3 K		0-3 K		
Jerry McNertney, R (1, 2) <small>OBP: 0.287, SLG: 0.291</small>		0-0 5-3			0-0 SH1-4 1B	0-3 K	4-0 2B WP BB		
Gary Peters, L (1, 1) <small>OBP: 0.245, SLG: 0.385</small>		0-0 F6			0-0 SH1-4 1-2	0-3 K	0-0 WP 2B		

Inning Stats	R: 0	H: 0	E: 0	K: 1	S: 5	R: 2	H: 2	E: 1	K: 0	S: 6	R: 0	H: 0	E: 0	K: 0	S: 3	R: 0	H: 0	E: 0	K: 1	S: 5	R: 4	H: 4	E: 0	K: 2	S: 11	R: 0	H: 1	E: 0	K: 0	S: 8	R: 0	H: 1	E: 0	K: 0	S: 4	R: 1	H: 1	E: 0	K: 2	S: 8
	LOB: 0	BB: 0	P: 5	ER: 1	LOB: 1	BB: 0	P: 6	LOB: 0	BB: 0	P: 3	LOB: 1	BB: 1	P: 9	LOB: 2	BB: 1	P: 16	LOB: 1	BB: 0	P: 8	LOB: 1	BB: 0	P: 4	LOB: 2	BB: 2	P: 16	LOB: 2	BB: 2	P: 16	LOB: 0	BB: 0	P: 4	LOB: 2	BB: 2	P: 16	LOB: 0	BB: 0	P: 16			

PITCHER	IP	WLS	BF	H	R	ER	SO	BB	IBB	HBP	BLK	WP	HR	S	P	ERA	WHIP
Hank Aguirre, L (1, 1) <small>ERA: 3.5</small>	4.1	L	20	4	5	4	2	2	0	0	0	0	0	22	30	8.31	1.385
Ed Rakow, R (5, 1) <small>ERA: 3.85</small>	2.2		13	4	1	1	4	0	0	1	0	0	0	20	21	3.38	1.500
Joe Sparna, R (8, 1) <small>ERA: 2.7</small>	1.0		6	1	1	1	2	2	0	0	0	1	0	8	16	9.00	3.000

AB R H RBI BB SO LOB

2	1	0	0	1	0	0
1	0	1	0	1	0	0
4	1	1	1	0	0	1
1	0	0	0	0	1	2
4	1	0	0	0	1	2
4	1	2	2	0	1	0
4	1	2	2	0	0	1
3	0	1	1	1	1	3
4	0	0	0	0	2	4
3	2	1	0	1	1	1
3	0	1	0	0	1	1

AB 33
R 7
H 9
RBI 6
BB 4
SO 8
LOB 15



WP	HR	S	P	ERA	WHIP
1	0	16	39		

Detroit Tigers @ Chicago White Sox
Comiskey Park, Chicago, IL
 Wed Sep 02 1964, 8:05 PM EDT
 Att. 17,587 - Unknown

livebaseballscorecards.com

Batter	1	2	3	4	5	6	7	8	9	10	AB	R	H	RBI	BB	SO	LOB
Tom McCraw, L (1, 7) OBP: 0.324, SLG: 0.370 Al Weis, S (8, 4) OBP: 0.300, SLG: 0.314	G3		K				1B		K		4	1	2	0	0	1	1
Don Buford, S (1, 4) OBP: 0.335, SLG: 0.358 Eddie Fisher, R (8, 1) OBP: 0.188, SLG: 0.188 Gary Peters, L (9, PH) OBP: 0.242, SLG: 0.381 Hoyt Wilhelm, R (10, 1) OBP: 0.222, SLG: 0.176	F7		F8				F8		F8		4	0	1	1	0	0	2
Floyd Robinson, L (1, 9) OBP: 0.374, SLG: 0.420	1B					5-3	F9		F8		4	1	1	0	1	0	2
Pete Ward, L (1, 5) OBP: 0.364, SLG: 0.483	1-3					2B BB					5	1	4	3	0	0	1
Bill Skowron, R (1, 3) OBP: 0.325, SLG: 0.439			F8				F7		F6		5	1	1	1	0	1	4
Ron Hansen, R (1, 6) OBP: 0.343, SLG: 0.404			F8				K				4	1	2	1	0	1	1
Jim Landis, R (1, 8) OBP: 0.293, SLG: 0.266			K				6-3				4	0	0	0	0	2	3
J.C. Martin, L (1, 2) OBP: 0.244, SLG: 0.291							4-3				4	0	1	0	0	1	0
Juan Pizarro, L (1, 1) OBP: 0.217, SLG: 0.333 Gene Stephens, L (7, PH) OBP: 0.342, SLG: 0.357 Mike Hershberger, R (8, 9) OBP: 0.313, SLG: 0.289			SH1-3				F8		F4		1	0	0	0	0	0	0
			SH1-3						F4		1	1	1	0	0	0	0
											1	0	0	0	0	0	0

Inning Stats	R: 0	H: 1	R: 0	H: 0	R: 0	H: 1	R: 1	H: 1	R: 0	H: 1	R: 0	H: 2	R: 2	H: 4	R: 1	H: 1	R: 0	H: 0	R: 2	H: 2	1B: 8	SF: 0	WP: 0	PA: 41
	E: 0	LOB: 1	E: 0	LOB: 0	E: 0	LOB: 1	E: 0	LOB: 1	E: 0	LOB: 1	E: 0	LOB: 2	E: 0	LOB: 4	E: 0	LOB: 0	E: 0	LOB: 0	E: 0	LOB: 0	2B: 2	SAC: 1	FB: 0	
	K: 0	BB: 0	K: 1	BB: 0	K: 1	BB: 0	K: 1	BB: 1	K: 2	BB: 0	K: 2	BB: 0	K: 1	BB: 0	K: 0	BB: 0	K: 1	BB: 0	K: 0	BB: 0	3B: 0	DP: 0	SB: 0	
	S: 4	P: 4	S: 5	P: 5	S: 6	P: 6	S: 6	P: 10	S: 9	P: 9	S: 9	P: 9	S: 4	P: 4	S: 5	P: 5	S: 2	P: 2	S: 2	P: 2	HR: 3	HBP: 0	CS: 0	

PITCHER	IP	WLS	BF	H	R	ER	SO	BB	IBB	HBP	BLK	WP	HR	S	P	ERA	WHIP
Luis Tiant, R (1, 1) ERA: 2.69	7.0		32	10	3	3	6	1	0	0	0	0	0	43	47	3.86	1.571
Don McMahon, R (8, 1) ERA: 1.78	2.0	L	9	3	3	3	1	0	0	0	0	0	3	11	11	13.50	1.500

PITCHER	IP	WLS	BF	H	R	ER	SO	BB	IBB	HBP	BLK	WP	HR	S	P	ERA	WHIP


BOTTOM

Cleveland Indians @ Chicago White Sox
Comiskey Park, Chicago, IL

Fri Sep 04 1964, 8:05 PM EDT
Att: 25,181 - Unknown

livebaseballscorecards.com

AB	39
R	6
H	13
RBI	6
BB	1
SO	7
LOB	14



Batter	1	2	3	4	5	6	7	8	9	AB R H RBI BB SO LOB	TOP																								
Chico Salmon, R OBP: 0.349, SLG: 0.432 (1, 9) (5, 4)	0-0 5-3		0-0 L6-3			0-3 K		0-0 1B 2B		4 1 1 0 0 1 1																									
Dick Howser, R OBP: 0.329, SLG: 0.319 (1, 6)	0-0 4-3		4-0 BB			0-0 1-3		0-0 1B		3 0 1 2 1 0 0																									
Fred Whitfield, L OBP: 0.301, SLG: 0.431 (1, 3)	0-0 4-3		0-3 K			0-0 F7		0-3 K		4 0 0 0 0 2 2																									
Leon Wagner, L OBP: 0.330, SLG: 0.468 (1, 7)		0-0 F6		0-0 F6		0-3 K		0-0 1B 1B		4 0 1 0 0 1 0																									
Max Alvis, R OBP: 0.329, SLG: 0.460 (1, 5)		4-0 BB		0-0 5-3		0-0 5-3		0-0 1B		3 0 1 0 1 0 0																									
Vic Davalillo, L OBP: 0.309, SLG: 0.352 (1, 8)		0-3 K		0-0 F5		0-0 1-3		0-0 F7		4 0 0 0 0 1 3																									
Joe Azcue, R OBP: 0.315, SLG: 0.365 (1, 2)		4-0 BB			4-0 BB			0-0 6-3	0-0 E4	2 0 0 0 2 0 2	AB 32 R 2 H 6 RBI 2 BB 4 SO 10 LOB 18																								
Woodie Held, R OBP: 0.325, SLG: 0.423 Pedro Ramos, S OBP: 0.220, SLG: 0.333 Ted Abernathy, R (8, PH) Gary Bell, R OBP: 0.412, SLG: 0.375 Bob Chance, L OBP: 0.366, SLG: 0.466 (1, 4) (5, 1) (7, 1) (8, PH) (8, 1) (9, PH)		0-3 K		0-3 K		0-3 K		0-0 1-3	0-3 K	2 0 0 0 0 0 2 3 0 0 0 0 0 0 0 0 1 0 0 0 0 0 0 0 0 0 0 0 0 0 0 0 1 0 0 0 0 0 1 3																									
Sonny Siebert, R OBP: 0.243, SLG: 0.389 Tito Francona, L OBP: 0.375, SLG: 0.379 (1, 1) (5, PH) (5, 9)			0-0 L6-3 1B		0-3 K			0-0 2B 1B	0-3 K	1 0 1 0 0 0 0 3 1 1 0 0 2 4	WP: 0 PA: 36 PB: 0 SB: 1 CS: 1																								
Inning Stats	R: 0 E: 0 K: 0 S: 3	H: 0 LOB: 0 BB: 0 P: 3	R: 0 E: 0 K: 2 S: 7	H: 0 LOB: 2 BB: 2 P: 15	R: 0 E: 0 K: 1 S: 5	H: 1 LOB: 1 BB: 1 P: 9	R: 0 E: 0 K: 0 S: 3	H: 0 LOB: 0 BB: 0 P: 3	R: 0 E: 0 K: 2 S: 6	H: 0 LOB: 1 BB: 1 P: 10	R: 0 E: 0 K: 1 S: 5	H: 0 LOB: 0 BB: 0 P: 5	R: 0 E: 0 K: 1 S: 5	H: 0 LOB: 0 BB: 0 P: 5	R: 2 E: 0 K: 1 S: 8	H: 3 LOB: 1 BB: 0 P: 8	R: 0 E: 1 K: 2 S: 10	H: 2 LOB: 3 BB: 0 P: 10	1B: 5 2B: 3 3B: 0 HR: 0	SF: 0 SAC: 0 DP: 2 HBP: 0	WP: 0 PA: 36 PB: 0 SB: 1 CS: 1														
PITCHER Joe Horlen, R ERA: 2.18 (1, 1)	IP 9.0	WLS W	BF 36	H 6	R 2	ER 2	SO 10	BB 4	IBB 0	HBP 0	BLK 0	WP 0	HR 0	S 52	P 68	ERA 2.00	WHIP 1.111	PITCHER	IP	WLS	BF	H	R	ER	SO	BB	IBB	HBP	BLK	WP	HR	S	P	ERA	WHIP

Cleveland Indians @ Chicago White Sox
Comiskey Park, Chicago, IL
Sat Sep 05 1964, 4:33 AM EDT
Att: 10,593 - Unknown

livebaseballscorecards.com



Batter	1	2	3	4	5	6	7	8	9	AB R H RBI BB SO LOB	TOP
Chico Salmon, R (1, 9) OBP: 0.343, SLG: 0.424	0-0 4-3			0-3 K			0-3 K	0-0 F7		4 0 0 0 0 2 2	Cleveland Indians @ Chicago White Sox Comiskey Park, Chicago, IL Sun Sep 06 1964, 4:33 AM EDT Unknown
Dick Howser, R (1, 6) OBP: 0.330, SLG: 0.321	0-0 L6			0-0 F7			0-0 BB 1B		0-0 FC2-5 1B	4 0 2 0 0 0 0	
Bob Chance, L (1, 3) OBP: 0.367, SLG: 0.465	0-0 5-3			0-3 K			4-0 1-2 BB		0-0 WP FC2-5 SF8 1B	3 1 1 0 1 1 0	
Leon Wagner, L (1, 7) OBP: 0.328, SLG: 0.465 Billy Moran, R (9, 4) OBP: 0.299, SLG: 0.291			0-3 K		0-0 F8		0-3 K		0-0 FC2-5 SF8 WP 1B	4 1 0 0 0 2 4 0 0 0 0 0 0 0	
Max Alvis, R (1, 5) OBP: 0.328, SLG: 0.455			0-0 6-3		0-0 5-3		0-0 F9		4-0 WP 1B IBB	3 0 0 0 1 0 2	
Joe Azcue, R (1, 2) OBP: 0.314, SLG: 0.365			0-3 K		0-0 L6			0-0 1B 1B	0-0 SF8	3 0 1 1 0 1 0	
Vic Davalillo, L (1, 8) OBP: 0.310, SLG: 0.353			0-3 K			0-0 F6		0-0 1-2 1B	0-0 WP 1B	4 0 2 1 0 1 0	
Woodie Held, R (1, 4) OBP: 0.322, SLG: 0.418 (9, 7)			0-0 5-3			0-0 F8		0-0 F3	0-3 K	4 0 0 0 0 1 4	
Jack Kralick, L (1, 1) OBP: 0.186, SLG: 0.175			0-3 K			0-3 K		0-3 K		3 0 0 0 0 3 2	
Inning Stats	R: 0 H: 0 E: 0 LOB: 0 K: 0 BB: 0 S: 3 P: 3	R: 0 H: 0 E: 0 LOB: 0 K: 2 BB: 0 S: 7 P: 7	R: 0 H: 0 E: 0 LOB: 0 K: 2 BB: 0 S: 7 P: 7	R: 0 H: 0 E: 0 LOB: 0 K: 2 BB: 0 S: 7 P: 7	R: 0 H: 0 E: 0 LOB: 0 K: 0 BB: 0 S: 3 P: 3	R: 0 H: 0 E: 0 LOB: 0 K: 1 BB: 0 S: 5 P: 5	R: 0 H: 1 E: 0 LOB: 2 K: 2 BB: 1 S: 8 P: 12	R: 0 H: 2 E: 0 LOB: 2 K: 1 BB: 0 S: 7 P: 7	R: 2 H: 3 E: 0 LOB: 2 K: 1 BB: 1 S: 8 P: 12	1B: 6 SF: 1 2B: 0 SAC: 0 3B: 0 DP: 0 HR: 0 HBP: 0	
PITCHER Gary Peters, L (1, 1) ERA: 2.42 Hoyt Wilhelm, R (9, 1) ERA: 2.53	IP WLS BF H R ER SO BB IBB HBP BLK WP HR S P ERA WHIP										
	8.2 L 34 6 2 2 10 1 1 0 0 1 0 52 60 2.08 0.808										
	0.1 1 0 0 0 1 0 0 0 0 1 0 3 3 0.00 0.000										

AB	32
R	2
H	6
RBI	2
BB	2
SO	11
LOB	14



livebaseballscorecards.com

Batter	1	2	3	4	5	6	7	8	9	AB	R	H	RBI	BB	SO	LOB
Mike Hershberger, R (1, 8) OBP: 0.310, SLG: 0.286	0-0 F9		0-0 F9			0-0 FC1-6 1B		0-0 F7		4	0	0	0	0	0	1
Al Weis, S (1, 4) OBP: 0.301, SLG: 0.315	0-0 F6			0-0 G6-3 1B		0-3 K		0-0 F7		4	0	1	0	0	1	1
Floyd Robinson, L (1, 9) OBP: 0.377, SLG: 0.418	4-0 BB			0-0 G6-3 1-2f		0-0 1B			0-0 6-3	3	0	1	0	1	0	1
Bill Skowron, R (1, 3) OBP: 0.326, SLG: 0.438	0-0 F2			0-0 1B		0-0 5-3			0-0 F4	4	0	1	0	0	0	3
Pete Ward, L (1, 5) OBP: 0.363, SLG: 0.485		0-0 F9		0-0 4-3			0-3 K		0-0 F8	4	0	0	0	0	1	1
Ron Hansen, R (1, 6) OBP: 0.343, SLG: 0.404		0-0 F3			0-0 F2		0-0 F6			3	0	0	0	0	0	0
Dave Nicholson, R (1, 7) OBP: 0.329, SLG: 0.360		0-3 K			0-0 5-3		0-0 FC5-4 1B			3	0	1	0	0	1	0
Jerry McNertney, R (1, 2) OBP: 0.283, SLG: 0.287			0-0 G3		0-0 F8		0-0 FC5-4			3	0	0	0	0	0	1
J.C. Martin, L (9, 2) OBP: 0.244, SLG: 0.288										0	0	0	0	0	0	0
Gary Peters, L (1, 1) OBP: 0.245, SLG: 0.374			0-3 K			4-0 FC1-6 BB		0-0 F9		2	0	0	0	1	1	0
Hoyt Wilhelm, R (9, 1) OBP: 0.222, SLG: 0.176										0	0	0	0	0	0	0

Inning Stats	R: 0	H: 0	E: 0	K: 0	S: 3	R: 0	H: 0	E: 0	K: 1	S: 5	R: 0	H: 2	E: 0	K: 0	S: 4	R: 0	H: 0	E: 0	K: 0	S: 3	R: 0	H: 1	E: 0	K: 1	S: 6	R: 0	H: 1	E: 0	K: 1	S: 6	R: 0	H: 0	E: 0	K: 0	S: 3	R: 0	H: 0	E: 0	K: 0	S: 3
	LOB: 1	BB: 1	P: 7	LOB: 0	BB: 0	P: 5	LOB: 1	BB: 0	P: 4	LOB: 0	BB: 0	P: 3	LOB: 2	BB: 1	P: 10	LOB: 1	BB: 0	P: 3	LOB: 0	BB: 0	P: 6	LOB: 0	BB: 0	P: 3	LOB: 0	BB: 0	P: 3	LOB: 0	BB: 0	P: 3	LOB: 0	BB: 0	P: 3	LOB: 0	BB: 0	P: 3	LOB: 0	BB: 0	P: 3	
	1B: 4	2B: 0	3B: 0	HR: 0	SF: 0	SAC: 0	DP: 1	HBP: 0	WP: 0	PA: 32	1B: 4	2B: 0	3B: 0	HR: 0	SF: 0	SAC: 0	DP: 1	HBP: 0	WP: 0	PA: 32	1B: 4	2B: 0	3B: 0	HR: 0	SF: 0	SAC: 0	DP: 1	HBP: 0	WP: 0	PA: 32	1B: 4	2B: 0	3B: 0	HR: 0	SF: 0	SAC: 0	DP: 1	HBP: 0	WP: 0	PA: 32
PITCHER Jack Kralick, L (1, 1) ERA: 2.99	IP: 9.0	WLS: W	BF: 32	H: 4	R: 0	ER: 0	SO: 4	BB: 2	IBB: 0	HBP: 0	BLK: 0	WP: 0	HR: 0	S: 38	P: 46	ERA: 0.00	WHIP: 0.667																							


BOTTOM


Cleveland Indians @ Chicago White Sox
Comiskey Park, Chicago, IL

Sun Sep 06 1964, 4:33 AM EDT
Unknown

livebaseballscorecards.com

AB	30
R	0
H	4
RBI	0
BB	2
SO	4
LOB	8



Batter	1	2	3	4	5	6	7	8	9	10	11	12	13	AB R H RBI BB SO LOB	TOP																
Tito Francona, L (1, 9) Chico Salmon, R (13, 9) OBP: 0.371, SLG: 0.380 OBP: 0.343, SLG: 0.424	0-3 K		0-0 2B		0-0 SF9			0-0 5-3		0-0 4-3			0-0 F8	5 0 1 2 0 1 1 0 0 0 0 0 0 0	Cleveland Indians @ Chicago White Sox Comiskey Park, Chicago, IL Sun Sep 06 1964, 4:38 AM EDT Att. 23,189 - Unknown livebaseballscorecards.com AB 42 R 2 H 8 RBI 2 BB 3 SO 8 LOB 13 																
Dick Howser, R (1, 6) OBP: 0.329, SLG: 0.318	0-0 5-3		0-0 F9		0-0 F9			0-0 F7			4-0 PB SH1-4 BB		0-0 L6	5 0 0 0 1 0 2																	
Bob Chance, L (1, 3) Fred Whitfield, L (10, 3) OBP: 0.366, SLG: 0.462 OBP: 0.301, SLG: 0.431	0-3 K		0-0 1B		0-0 F7			0-0 F2			0-0 SH1-4	1-2		4 0 1 0 0 1 1 0 0 0 0 0 0 0																	
Leon Wagner, L (1, 7) Max Alvis, R (13, 5) OBP: 0.327, SLG: 0.464 OBP: 0.328, SLG: 0.455		0-0 FC1-5 2B	0-0 4-3		0-0 F3			0-3 K			0-0 F8	2-3		5 0 1 0 0 1 3 0 0 0 0 0 0 0																	
Joe Azcue, R (1, 2) OBP: 0.312, SLG: 0.361		0-0 FC1-5-4 FC1-4 2-2		0-3 K			0-0 6-3		0-0 G6-3 1B		0-3 K			5 0 1 0 0 2 2																	
Vic Davalillo, L (1, 8) OBP: 0.308, SLG: 0.349		0-0 FC1-4 2B 2-2		0-0 F8			0-0 4-3		0-0 G6-3	1-2f			0-0 5-3	5 0 0 0 0 0 2																	
Billy Moran, R (1, 4) OBP: 0.300, SLG: 0.296		0-0 2B 1-H		0-3 K			0-0 5-3				0-0 G5-4-3 1B		0-0 5-3	5 0 2 0 0 1 0																	
Woodie Held, R (1, 5) OBP: 0.323, SLG: 0.424 (13, 7)			0-0 2B 2B		0-0 SF9 2B			0-0 F5		0-0 G5-4-3	1-2f		0-0 F8	5 2 2 0 0 0 1																	
Dick Donovan, L (1, 1) OBP: 0.321, SLG: 0.222		0-3 K		4-0 BB 2-3 BB			0-0 4-3			4-0 PB BB			0-3 K	3 0 0 0 2 2 1																	
Inning Stats	R: 0 E: 0 K: 2 S: 7	H: 0 LOB: 0 BB: 0 P: 7	R: 0 E: 0 K: 0 S: 4	H: 2 LOB: 2 BB: 0 P: 4	R: 1 E: 0 K: 1 S: 8	H: 3 LOB: 2 BB: 0 P: 8	R: 0 E: 0 K: 2 S: 7	H: 0 LOB: 0 BB: 0 P: 7	R: 1 E: 1 K: 0 S: 4	H: 1 LOB: 1 BB: 1 P: 8	R: 0 E: 0 K: 0 S: 3	H: 0 LOB: 0 BB: 0 P: 3	R: 0 E: 0 K: 0 S: 3	H: 0 LOB: 0 BB: 0 P: 3		R: 0 E: 0 K: 1 S: 5	H: 1 LOB: 1 BB: 1 P: 5	R: 0 E: 0 K: 1 S: 3	H: 0 LOB: 1 BB: 1 P: 7	R: 0 E: 0 K: 1 S: 5	H: 0 LOB: 1 BB: 1 P: 9	R: 0 E: 0 K: 0 S: 3	H: 0 LOB: 0 BB: 0 P: 3	R: 0 E: 0 K: 1 S: 5	H: 0 LOB: 0 BB: 0 P: 5	1B: 3 2B: 5 3B: 0 HR: 0	SF: 1 SAC: 1 DP: 2 HBP: 0	WP: 0 PB: 2 SB: 0 CS: 0	PA: 47		
PITCHER																															
John Buzhardt, R (1, 1) ERA: 3.1	IP: 5.0	WLS: 21	BF: 6	H: 2	R: 2	ER: 2	SO: 5	BB: 1	IBB: 0	HBP: 0	BLK: 0	WP: 0	HR: 0	S: 30		P: 34	ERA: 3.60	WHIP: 1.400													
Eddie Fisher, R (6, 1) ERA: 3.34	2.0		6	0	0	0	0	0	0	0	0	0	0	6		6	0.00	0.000													
Hoyt Wilhelm, R (8, 1) ERA: 2.39	6.0	W	20	2	0	0	3	2	0	0	0	0	0	24	32	0.00	0.667														

Batter	1	2	3	4	5	6	7	8	9	AB R H RBI BB SO LOB	TOP									
Tom McCraw, L (1, 7) OBP: 0.328, SLG: 0.377	0-0 F8			0-0 4-3		0-0 4-3		0-0 L4		4 0 0 0 0 0 1										
Don Buford, S (1, 4) OBP: 0.340, SLG: 0.361	0-0 P3			4-0 G3-6-3 BB			0-0 FC4-6 1B	0-0 1-2 1B		3 0 2 0 1 0 0										
Floyd Robinson, L (1, 9) OBP: 0.377, SLG: 0.417	0-0 4-3			0-0 G3-6-3 1-2f			0-0 1-2 FC4-6 1B	0-0 4-3		4 0 1 0 0 0 3										
Pete Ward, L (1, 5) OBP: 0.357, SLG: 0.480		0-0 G3			0-0 5-3 2B		0-0 FC4-6 1-2f 2-3 BB		0-0 F9	4 0 1 0 0 0 2										
Bill Skowron, R (1, 3) OBP: 0.330, SLG: 0.445		0-0 6-3			0-0 5-3 2-3		4-0 1-2 BB		0-0 P6	3 0 0 0 1 0 1										
Gene Stephens, L (1, 8) OBP: 0.331, SLG: 0.350 Mike Hershberger, R (9, PH) OBP: 0.309, SLG: 0.285		0-0 G3			0-3 K		0-3 K		0-3 K	3 0 0 0 0 2 4 1 0 0 0 0 1 0										
Ron Hansen, R (1, 6) OBP: 0.340, SLG: 0.399			0-0 F7		0-0 G3		0-3 K			3 0 0 0 0 1 4										
J.C. Martin, L (1, 2) OBP: 0.244, SLG: 0.287			0-0 P6			0-0 4-3		0-0 1B 1B		3 0 1 0 0 0 0										
Ray Herbert, R (1, 1) OBP: 0.158, SLG: 0.139 Frank Baumann, L (6, 1) Eddie Fisher, R (6, 1) OBP: 0.188, SLG: 0.188 Gary Peters, L (8, PH) OBP: 0.240, SLG: 0.366 Joe Horlen, R (8, 1) OBP: 0.182, SLG: 0.167			0-0 F8			0-0 5-3		0-3 K		2 0 1 0 0 0 0 1 1 0 0 0 0 0 0 0										
Inning Stats	R: 0 E: 0 K: 0 S: 3	H: 0 LOB: 0 BB: 0 P: 3	R: 0 E: 0 K: 0 S: 3	H: 0 LOB: 0 BB: 0 P: 3	R: 0 E: 0 K: 0 S: 3	H: 0 LOB: 0 BB: 1 P: 6	R: 0 E: 0 K: 1 S: 6	H: 1 LOB: 1 BB: 0 P: 6	R: 0 E: 0 K: 0 S: 3	H: 0 LOB: 0 BB: 0 P: 3	R: 0 E: 0 K: 2 S: 9	H: 2 LOB: 3 BB: 1 P: 13	R: 0 E: 0 K: 1 S: 7	H: 2 LOB: 2 BB: 0 P: 7	R: 0 E: 0 K: 1 S: 5	H: 0 LOB: 0 BB: 0 P: 5	1B: 4 2B: 1 3B: 0 HR: 0	SF: 0 SAC: 0 DP: 1 HBP: 0	WP: 0 PB: 0 SB: 0 CS: 0	PA: 33
PITCHER Bennie Daniels, R (1, 1) ERA: 4.05	IP: 9.0 WLS: W BF: 33 H: 5 R: 0 ER: 0 SO: 5 BB: 2 IBB: 0 HBP: 0 BLK: 0 WP: 0 HR: 0 S: 41 P: 49 ERA: 0.00 WHIP: 0.778								PITCHER	IP: 9.0 WLS: W BF: 33 H: 5 R: 0 ER: 0 SO: 5 BB: 2 IBB: 0 HBP: 0 BLK: 0 WP: 0 HR: 0 S: 41 P: 49 ERA: 0.00 WHIP: 0.778										

Chicago White Sox @ Washington Senators
D.C. Stadium, Washington, DC
Mon Sep 07 1964, 3:33 AM EDT
Unknown

AB	31
R	0
H	5
RBI	0
BB	2
SO	5
LOB	16



Batter	1	2	3	4	5	6	7	8	9
Don Blasingame, L (1, 4) OBP: 0.313, SLG: 0.313	0-0 6-3		0-0 F9			0-0 SH5-3 3B 1B		4-0 FC5-4 BB	
Don Zimmer, R (1, 5) OBP: 0.297, SLG: 0.406	0-0 F9		0-3 K			0-0 SH5-3 1-2		0-3 K	
Chuck Hinton, R (1, 7) OBP: 0.344, SLG: 0.432	0-0 1B			0-0 G2 E 2B		0-0 2-H 3B		0-0 FC5-4 2B 1-2f	
Jim King, L (1, 9) OBP: 0.340, SLG: 0.423	0-0 G3			4-0 G2 E BB		4-0 IBB		0-0 2B	
Roy Sievers, R (6, PH) OBP: 0.260, SLG: 0.306								1-3 2B	
Willie Kirkland, L (6, PR) OBP: 0.280, SLG: 0.332									
Don Lock, R (1, 8) OBP: 0.343, SLG: 0.449		0-0 1B SF9 1B		0-0 G2		0-0 P4		0-3 K	
Joe Cunningham, L (1, 3) OBP: 0.356, SLG: 0.280		0-0 1-3 1B		0-0 F7		0-0 F8			
Mike Brumley, L (1, 2) OBP: 0.302, SLG: 0.297		0-0 SF9			0-0 4-3		4-0 G1-6-4 BB		
John Kennedy, R (1, 6) OBP: 0.286, SLG: 0.339		0-0 3-H G6-4-3			0-0 F3		0-0 F8		
Bennie Daniels, L (1, 1) OBP: 0.200, SLG: 0.195			0-3 K		0-3 K		0-0 G1-6-4		


Inning Stats	R: 0 E: 0 K: 4 S: 4	H: 1 LOB: 1 BB: 0 P: 4	R: 1 E: 0 K: 4 S: 4	H: 2 LOB: 0 BB: 0 P: 4	R: 0 E: 0 K: 7 S: 7	H: 0 LOB: 0 BB: 0 P: 7	R: 1 E: 1 K: 3 S: 3	H: 1 LOB: 0 BB: 1 P: 7	R: 0 E: 0 K: 5 S: 5	H: 0 LOB: 0 BB: 0 P: 5	R: 1 E: 0 K: 5 S: 5	H: 2 LOB: 2 BB: 1 P: 9	R: 0 E: 0 K: 2 S: 2	H: 0 LOB: 0 BB: 1 P: 6	R: 0 E: 0 K: 8 S: 8	H: 1 LOB: 2 BB: 1 P: 12
--------------	------------------------------	---------------------------------	------------------------------	---------------------------------	------------------------------	---------------------------------	------------------------------	---------------------------------	------------------------------	---------------------------------	------------------------------	---------------------------------	------------------------------	---------------------------------	------------------------------	----------------------------------

PITCHER	IP	WLS	BF	H	R	ER	SO	BB	IBB	HBP	BLK	WP	HR	S	P	ERA	WHIP
Ray Herbert, R (1, 1) ERA: 3.15	5.1	L	21	6	3	2	3	1	0	0	0	0	0	26	30	3.38	1.312
Frank Baumann, L (6, 1) ERA: 6.6	0.0		1	0	0	0	0	0	1	0	0	0	0	4	4	∞	∞
Eddie Fisher, R (6, 1) ERA: 3.29	1.2		5	0	0	0	0	1	0	0	0	0	0	4	8	0.00	0.600
Joe Herten, R (8, 1) ERA: 2.17	1.0		5	1	0	0	2	1	0	0	0	0	0	8	12	0.00	2.000

BOTTOM

Chicago White Sox @ Washington Senators
D.C. Stadium, Washington, DC
Mon Sep 07 1964, 3:33 AM EDT
Unknown

AB	26
R	3
H	7
RBI	2
BB	4
SO	5
LOB	13



1B	2B	3B	HR	SF	SAC	DP	HBP	WP	PA
4	2	1	0	1	2	0	0	0	32

Batter	1	2	3	4	5	6	7	8	9	AB	R	H	RBI	BB	SO	LOB
Don Blasingame, L (1, 4) OBP: 0.316, SLG: 0.313	0-0 1B SF7 1B	0-3 K	4-0 BB			4-0 L5-3 BB		0-0 E6 CS		3	1	1	0	2	1	1
Don Zimmer, R (1, 5) OBP: 0.296, SLG: 0.402	0-0 1-3 2B 1B	0-3 K2-3	0-0 4-3			0-0 L5-3 1-2		0-0 F9 1-2		5	1	1	0	0	1	6
Chuck Hinton, R (1, 7) OBP: 0.343, SLG: 0.429	0-0 1-2 3-H SF7	4-0 IBB				0-0 4-3		0-0 F9		3	0	0	1	1	0	0
Jim King, L (1, 9) OBP: 0.339, SLG: 0.424	0-0 2-H F8 1B 2B	0-3 K				0-0 F5		0-0 4-3		4	1	1	1	0	1	2
Don Lock, R (1, 8) OBP: 0.342, SLG: 0.446	0-0 2-3 F8					0-0 6-3		4-0 1B 1B BB		3	1	0	0	1	0	1
Joe Cunningham, L (1, 3) OBP: 0.362, SLG: 0.289	0-0 3-H 1B					0-0 E9 1-2 1B		0-0 F8 1-3 1B		4	0	3	1	0	0	0
Mike Brumley, L (1, 2) OBP: 0.306, SLG: 0.300	0-0 1-2 FC6-4 1B					4-0 2B BB		0-0 E7 1-2 FC5-4 1B		3	0	2	1	1	0	0
John Kennedy, R (1, 6) OBP: 0.286, SLG: 0.341	0-0 1-2f FC6-4					0-0 1-3 2-H 2B		0-0 FC5-4 1-2f 2-H		4	0	1	1	0	1	4
Dave Stenhouse, R (1, 1) OBP: 0.368, SLG: 0.389						0-0 5-3		0-3 K		4	0	1	0	0	2	4
Jim Hannan, R (9, 1) OBP: 0.143, SLG: 0.150										0	0	0	0	0	0	0

Inning Stats	R: 3	H: 5	E: 0	LOB: 2	K: 0	BB: 0	S: 8	P: 8	R: 0	H: 1	E: 0	LOB: 2	K: 3	BB: 1	S: 10	P: 14	R: 1	H: 2	E: 1	LOB: 3	K: 1	BB: 2	S: 7	P: 15	R: 0	H: 0	E: 0	LOB: 0	K: 0	BB: 0	S: 3	P: 3	R: 0	H: 0	E: 1	LOB: 1	K: 1	BB: 0	S: 6	P: 6	R: 0	H: 0	E: 0	LOB: 0	K: 0	BB: 1	S: 2	P: 6	R: 2	H: 2	E: 1	LOB: 1	K: 1	BB: 1	S: 7	P: 11	R: 0	H: 0	E: 1	LOB: 0	K: 0	BB: 0	S: 3	P: 3
PITCHER	IP	WLS	BF	H	R	ER	SO	BB	IBB	HBP	BLK	WP	HR	S	P	ERA	WHIP																																															
Fred Talbot, R (1, 1) ERA: 3.68	1.0	L	8	5	3	3	0	0	0	0	0	0	0	10	14	0.00	1.000																																															
Frank Baumann, L (2, 1) ERA: 6.39	1.0		5	1	0	0	3	0	1	0	0	0	0	16	24	3.00	1.333																																															
Eddie Fisher, R (3, 1) ERA: 3.28	3.0		14	2	1	1	2	2	0	0	0	0	0	9	17	4.50	2.000																																															
Ray Herbert, R (6, 1) ERA: 3.17	2.0		9	2	2	1	1	2	0	0	0	0	0	3	3	0.00	0.000																																															
John Buzhardt, R (8, 1) ERA: 3.08	1.0		3	0	0	0	0	0	0	0	0	0	0	3	3	0.00	0.000																																															


BOTTOM

Chicago White Sox @ Washington Senators
D.C. Stadium, Washington, DC

Mon Sep 07 1964, 3:38 AM EDT
Att. 10,176 - Unknown

livebaseballscorecards.com

AB	33
R	4
H	10
RBI	5
BB	5
SO	6
LOB	18



WP: 0	PA: 39
PB: 0	SB: 0
CS: 1	

Chicago White Sox @ Minnesota Twins
Metropolitan Stadium, Bloomington, MI

Wed Sep 09 1964, 8:05 PM EDT
Att: 13,415 - Unknown

AB	34
R	2
H	6
RBI	2
BB	1
SO	2
LOB	14



WP:	0	PA:	35
PB:	0		
SB:	0		
CS:	0		

AB R H RBI BB SO LOB

4	0	0	0	0	0	1
3	1	1	0	1	0	1
4	1	2	0	0	0	1
4	0	1	0	0	0	4
4	0	1	2	0	0	1
0	0	0	0	0	0	0
4	0	0	0	0	1	3
4	0	0	0	0	0	1
2	0	0	0	0	0	0
2	0	0	0	0	0	2
1	0	0	0	0	1	0
1	0	1	0	0	0	0
0	0	0	0	0	0	0
1	0	0	0	0	0	0
0	0	0	0	0	0	0

Batter	1	2	3	4	5	6	7	8	9											
Jim Landis, R (1, 8) OBP: 0.288, SLG: 0.262	0-0 F2		0-0 4-1		0-0 F9			0-0 4-3												
Don Buford, S (1, 4) OBP: 0.340, SLG: 0.360	4-0 1B 2B BB		0-0 4-3		0-0 4-3			0-0 1B												
Floyd Robinson, L (1, 9) OBP: 0.379, SLG: 0.420	0-0 1-3 2B 1B		0-0 1B		0-0 6-3			0-0 F9												
Pete Ward, L (1, 5) OBP: 0.356, SLG: 0.477	0-0 F9		0-0 F9		0-0 2B			0-0 F8												
Bill Skowron, R (1, 3) OBP: 0.327, SLG: 0.442	0-0 2B		0-0 4-3		0-0 F3			0-0 E6 FC4-6												
Al Weis, S (9, PR) OBP: 0.303, SLG: 0.316	1-H 3-H 2B		0-3 K		0-0 F7			0-0 FC4-6 G3 1-2f												
Tom McCraw, L (1, 7) OBP: 0.320, SLG: 0.368	0-0 6-3		0-0 5-3		0-0 6-3			0-0 G3 1-2												
Ron Hansen, R (1, 6) OBP: 0.337, SLG: 0.395		0-0 F6		0-0 4-3		0-0 5-3		0-0 F6												
Cam Carreon, R (1, 2) OBP: 0.258, SLG: 0.254		0-0 4-3		0-0 L1		0-0 5-3		0-0 F6												
J.C. Martin, L (5, 2) OBP: 0.242, SLG: 0.285		0-0 K		0-0 1B		0-0 F6														
Juan Pizarro, L (1, 1) OBP: 0.214, SLG: 0.329		0-3 K																		
Gene Stephens, L (5, PH) OBP: 0.335, SLG: 0.355																				
Eddie Fisher, R (5, 1) OBP: 0.188, SLG: 0.188																				
Mike Hershberger, R (7, PH) OBP: 0.308, SLG: 0.284																				
Hoyt Wilhelm, R (7, 1) OBP: 0.200, SLG: 0.158																				
Inning Stats	R: 2 E: 0 K: 0 S: 5	H: 2 LOB: 1 BB: 1 P: 9	R: 0 E: 0 K: 1 S: 5	H: 0 LOB: 0 BB: 0 P: 5	R: 0 E: 0 K: 1 S: 5	H: 1 LOB: 1 BB: 0 P: 4	R: 0 E: 0 K: 0 S: 4	H: 1 LOB: 1 BB: 0 P: 4	R: 0 E: 0 K: 0 S: 3	H: 0 LOB: 0 BB: 0 P: 3	R: 0 E: 0 K: 0 S: 4	H: 1 LOB: 1 BB: 0 P: 4	R: 0 E: 1 K: 0 S: 4	H: 0 LOB: 2 BB: 0 P: 4	R: 0 E: 1 K: 0 S: 4	H: 0 LOB: 2 BB: 0 P: 4	1B: 4 2B: 2 3B: 0 HR: 0	SF: 0 SAC: 0 DP: 0 HBP: 0	WP: 0 PB: 0 SB: 0 CS: 0	PA: 35
PITCHER Mudcat Grant, R (1, 1) ERA: 3.8	IP: 9.0 WLS: W BF: 35 H: 6 R: 2 ER: 2 SO: 2 BB: 1 IBB: 0 HBP: 0 BLK: 0 WP: 0 HR: 0 S: 38 P: 42 ERA: 2.00 WHIP: 0.778																			

Batter	1	2	3	4	5	6	7	8	9	AB	R	H	RBI	BB	SO	LOB
Jerry Kindall, R OBP: 0.253, SLG: 0.287 (1, 6)	0-0 6-3	0-0 F3		0-0 G6-3			0-0 5-3			4	0	0	0	0	0	3
Rich Rollins, R OBP: 0.332, SLG: 0.398 (1, 5)	0-0 F7		0-0 6-3		0-0 FC4-6 1B		0-0 F7			4	0	1	0	0	0	0
Tony Oliva, L OBP: 0.360, SLG: 0.563 (1, 9)	0-0 F7		0-0 BB 3B 1B		0-0 FC4-6 F9 S 1-2f			0-0 L6-4 2B		4	1	2	0	0	0	1
Harmon Killebrew, R OBP: 0.385, SLG: 0.567 Johnny Goryl, R OBP: 0.219, SLG: 0.183 (1, 7) (9, 4)		0-0 2B 1B	4-0 1-2 3B BB		0-0 F9 1-3		0-0 F2			3	2	1	0	1	0	2
Bob Allison, R OBP: 0.400, SLG: 0.552 (1, 3) (9, 7)		0-3 K 1B	0-0 SF7 3B		0-3 K		0-0 L6-4			4	1	1	2	0	2	3
Jimmie Hall, L OBP: 0.333, SLG: 0.473 (1, 8)		0-0 1B 2B	0-0 SF7		0-0 F6					2	1	1	2	0	0	0
Earl Battey, R OBP: 0.339, SLG: 0.407 (1, 2)		0-0 1B 1B	0-0 F8		0-3 K					3	0	1	1	0	1	0
Frank Kostro, R OBP: 0.283, SLG: 0.384 Don Mincher, L OBP: 0.307, SLG: 0.574 (1, 4) (9, 3)		0-0 F4		0-0 G6-3 1B		0-0 F5				3	0	1	0	0	0	1
Mudcat Grant, R OBP: 0.224, SLG: 0.314 (1, 1)		0-0 1B		0-3 K			0-0 F7			3	0	1	0	0	1	1

Inning Stats	R: 0	H: 0	E: 0	K: 0	S: 3	H: 0	LOB: 0	BB: 0	P: 3	R: 2	H: 4	E: 0	K: 1	S: 9	H: 2	LOB: 2	BB: 0	P: 9	R: 3	H: 2	E: 0	K: 0	S: 5	H: 1	LOB: 0	BB: 1	P: 9	R: 0	H: 1	E: 0	K: 1	S: 5	R: 0	H: 1	E: 0	K: 1	S: 6	H: 0	LOB: 1	BB: 0	P: 6	R: 0	H: 0	E: 0	K: 1	S: 5	H: 0	LOB: 0	BB: 0	P: 5	R: 0	H: 0	E: 0	K: 0	S: 3	H: 1	LOB: 0	BB: 0	P: 3	R: 0	H: 1	E: 0	K: 0	S: 3
--------------	------	------	------	------	------	------	--------	-------	------	------	------	------	------	------	------	--------	-------	------	------	------	------	------	------	------	--------	-------	------	------	------	------	------	------	------	------	------	------	------	------	--------	-------	------	------	------	------	------	------	------	--------	-------	------	------	------	------	------	------	------	--------	-------	------	------	------	------	------	------

PITCHER	IP	WLS	BF	H	R	ER	SO	BB	IBB	HBP	BLK	WP	HR	S	P	ERA	WHIP
Juan Pizarro, L ERA: 2.28 (1, 1)	4.0	L	19	7	5	5	2	1	0	0	0	0	0	22	26	11.25	2.000
Eddie Fisher, R ERA: 3.22 (5, 1)	2.0		7	1	0	0	2	0	0	0	0	0	0	11	11	0.00	0.500
Hoyt Wilhelm, R ERA: 2.34 (7, 1)	2.0		6	1	0	0	0	0	0	0	0	0	0	6	6	0.00	0.500


BOTTOM

Chicago White Sox @ Minnesota Twins
Metropolitan Stadium, Bloomington, MI

Wed Sep 09 1964, 8:05 PM EDT
Att. 13,415 - Unknown

livebaseballscorecards.com

AB	30
R	5
H	9
RBI	5
BB	1
SO	4
LOB	11



1B: 6	SF: 1	WP: 0	PA: 32
2B: 3	SAC: 0	PB: 0	
3B: 1	DP: 2	SB: 1	
HR: 0	HBP: 0	CS: 0	

Batter	1	2	3	4	5	6	7	8	9	10	AB	R	H	RBI	BB	SO	LOB	TOP						
Mike Hershberger, R OBP: 0.307, SLG: 0.283 (1, 8) (6, 9)	0-0 5-3		0-0 1B 1-2			0-0 5-3		0-0 F7		0-0 F3	5	0	1	0	0	0	0							
Floyd Robinson, L OBP: 0.379, SLG: 0.420 (1, 9) (6, 7)	0-0 1-3		0-0 1B 1-3 2-H			0-0 1-3		0-0 SH5-3 1B		0-0 F9	5	0	2	1	0	0	0							
Ron Hansen, R OBP: 0.338, SLG: 0.401 (1, 6)	0-0 F9		0-0 4-3			0-0 1B		0-0 SH5-3 1-2		0-0 HR	4	1	2	1	0	0	2							
Bill Skowron, R OBP: 0.326, SLG: 0.439 Tom McCraw, L OBP: 0.320, SLG: 0.368 (1, 3) (10, 3)		0-0 5-3		0-0 F8		0-0 3-1		4-0 FC4-6 IBB		0-0 6-3	4	0	0	0	1	0	1							
Pete Ward, L OBP: 0.355, SLG: 0.477 (1, 5)		0-0 F9		0-0 6-3			0-0 G6-4-3 2B	0-0 FC4-6 1-2f			4	0	1	0	0	0	2							
Dave Nicholson, R OBP: 0.327, SLG: 0.358 Jim Landis, R OBP: 0.293, SLG: 0.264 (1, 7) (6, 8)		0-3 K		0-3 K			1-0 G6-4-3 HBP		0-0 SH5-4 1B		2	0	0	0	0	2	0							
Al Weis, S OBP: 0.300, SLG: 0.313 (1, 4)			0-0 5-3		0-0 F8		0-0 G6-4-3 1-2f 2-3		0-0 SH5-4		3	0	0	0	0	0	2							
Cam Carreon, R OBP: 0.273, SLG: 0.258 J.C. Martin, L OBP: 0.242, SLG: 0.285 (1, 2) (9, 2)			0-0 FC1-6 1B		0-3 K		4-0 IBB		0-0 F8		3	0	1	0	1	1	1							
Joe Horten, R OBP: 0.172, SLG: 0.158 Jeff Long, R OBP: 0.294, SLG: 0.257 Hoyt Wilhelm, R OBP: 0.200, SLG: 0.158 (1, 1) (9, PH) (9, 1)			0-0 FC1-6 1B 1-2f		0-3 K		0-0 1-3		0-3 K		3	1	0	0	0	1	3							
Inning Stats	R: 0 E: 0 K: 0 S: 3	H: 0 LOB: 0 BB: 0 P: 3	R: 0 E: 0 K: 1 S: 5	H: 0 LOB: 0 BB: 0 P: 5	R: 1 E: 0 K: 0 S: 6	H: 3 LOB: 2 BB: 0 P: 6	R: 0 E: 0 K: 1 S: 5	H: 0 LOB: 0 BB: 0 P: 5	R: 0 E: 0 K: 2 S: 7	H: 0 LOB: 0 BB: 0 P: 7	R: 0 E: 0 K: 0 S: 4	H: 1 LOB: 1 BB: 0 P: 4	R: 0 E: 0 K: 0 S: 3	H: 1 LOB: 2 BB: 1 P: 8	R: 0 E: 0 K: 0 S: 4	H: 1 LOB: 2 BB: 1 P: 8	R: 0 E: 0 K: 1 S: 6	H: 1 LOB: 1 BB: 0 P: 6	R: 1 E: 0 K: 0 S: 4	H: 1 LOB: 0 BB: 0 P: 4	1B: 6 2B: 1 3B: 0 HR: 1	SF: 0 SAC: 2 DP: 1 HBP: 1	WP: 0 PB: 0 SB: 0 CS: 0	PA: 40
PITCHER Jim Kaat, L ERA: 3.19 (1, 1)	IP 10.0	WLS L	BF 40	H 8	R 2	ER 2	SO 5	BB 0	IBB 2	HBP 1	BLK 0	WP 0	HR 1	S 47	P 56	ERA 1.80	WHIP 0.800							

Chicago White Sox @ Minnesota Twins
Metropolitan Stadium, Bloomington, MI
Thu Sep 10 1964, 4:33 AM EDT
Att: 6,470 - Unknown

livebaseballscorecards.com

AB 35
R 2
H 8
RBI 2
BB 2
SO 5
LOB 12



TOP

Chicago White Sox @ Cleveland Indians
 Cleveland Municipal Stadium, Cleveland, OH

Fri Sep 11 1964, 7:05 PM EDT
 Att. 11,698 - Unknown

AB	38
R	7
H	13
RBI	6
BB	4
SO	7
LOB	22



WP	1	PA	45
PB	0		
SB	2		
CS	0		

AB R H RBI BB SO LOB

4	1	1	1	0	0	1
4	1	2	1	1	0	1
4	1	2	2	0	1	1
4	0	1	0	0	0	2
1	0	0	0	0	0	1
4	1	1	1	1	1	4
5	0	3	0	0	1	5
2	2	1	0	2	1	1
5	1	2	1	0	2	2
0	0	0	0	0	0	0
5	0	0	0	0	1	4
0	0	0	0	0	0	0

Batter	1	2	3	4	5	6	7	8	9
Mike Hershberger, R OBP: 0.306, SLG: 0.285 (1, 9)	F4		5-3		SF8		WP 1B 2B	6-3	
Floyd Robinson, L OBP: 0.381, SLG: 0.421 (1, 7)	F7			2B 1B	F9		FC6-4 HBP 2-H 1B	1B E BB	
Ron Hansen, R OBP: 0.340, SLG: 0.408 (1, 6)	F3			K		HR	FC6-4 HBP 1-2	E 1B	
Bill Skowron, R OBP: 0.325, SLG: 0.439 Tom McCraw, L OBP: 0.319, SLG: 0.367 (7, PR) (7, 3)	4-3			2B		5-3	FC6-4 IBB 1-2f 2-3	E4	
Pete Ward, L OBP: 0.355, SLG: 0.482 (1, 5)	F6			L3		HR	FC4-6 IBB 1-2	K	
Jim Landis, R OBP: 0.298, SLG: 0.270 (1, 8)				K		1B	FC4-6 1-2f	SH1-3 1B	
Al Weis, S OBP: 0.306, SLG: 0.314 (1, 4)						SF8 1B	S BB	SH1-3	
Cam Carreon, R OBP: 0.282, SLG: 0.299 J.C. Martin, L OBP: 0.242, SLG: 0.285 (9, 2)				K		6-3		K	
Gary Peters, L OBP: 0.227, SLG: 0.346 Eddie Fisher, R OBP: 0.188, SLG: 0.188 (9, 1)				4-3		F5		F9	F8

Inning Stats	R: 0	H: 0	E: 0	K: 0	S: 3	P: 3	R: 0	H: 1	E: 0	K: 1	S: 6	P: 6	R: 0	H: 0	E: 0	K: 1	S: 5	P: 5	R: 0	H: 2	E: 0	K: 2	S: 9	P: 9	R: 1	H: 2	E: 0	K: 0	S: 5	P: 5	R: 2	H: 3	E: 0	K: 0	S: 5	P: 9	R: 1	H: 2	E: 0	K: 1	S: 7	P: 12	R: 3	H: 2	E: 1	K: 1	S: 8	P: 16	R: 0	H: 1	E: 0	K: 1	S: 6	P: 6
	0	0	0	0	3	3	0	1	0	1	6	6	0	0	0	1	5	5	0	2	0	2	9	9	0	0	0	0	5	5	0	3	0	0	5	9	0	2	0	1	7	12	0	2	0	1	8	16	0	1	0	1	6	6

PITCHER	IP	WLS	BF	H	R	ER	SO	BB	IBB	HBP	BLK	WP	HR	S	P	ERA	WHIP
Jack Kralick, L ERA: 3.04 (1, 1)	6.0		26	8	3	3	4	1	0	0	0	0	2	33	37	4.50	1.500
Gary Bell, R ERA: 4.42 (7, 1)	0.1	L	4	2	1	1	1	0	0	1	0	1	0	5	6	27.00	6.000
Dick Donovan, R ERA: 4.39 (7, 1)	0.2		3	0	0	0	0	0	1	0	0	0	0	2	6	0.00	0.000
Don McMahon, R ERA: 1.93 (8, 1)	0.2		6	2	3	2	0	2	0	0	0	0	0	4	12	27.00	6.000
Lee Stange, R ERA: 4.21 (8, 1)	1.1		6	1	0	0	2	0	0	0	0	0	0	10	10	0.00	0.750

1B	7	SF	1
2B	4	SAC	1
3B	0	DP	0
HR	2	HBP	1

BOTTOM

Chicago White Sox @ Cleveland Indians
Cleveland Municipal Stadium, Cleveland, OH

Fri Sep 11 1964, 7:05 PM EDT
Att. 11,698 - Unknown

livebaseballscorecards.com

AB	33
R	3
H	6
RBI	3
BB	2
SO	9
LOB	13



WP:	0	PA:	35
PB:	0	SB:	0
CS:	0		

AB R H RBI BB SO LOB

4 1 2 1 0 2 0

3 0 0 0 1 0 1

4 0 0 0 0 2 2

4 0 1 1 0 0 0

4 1 2 1 0 1 2

3 0 0 0 1 1 2

3 1 1 0 0 1 0

0 0 0 0 0 0 0

1 0 0 0 0 0 0

0 0 0 0 0 0 0

0 0 0 0 0 0 0

1B	2	SF:	0
2B:	3	SAC:	0
3B:	0	DP:	0
HR:	1	HBP:	0

R:	0	H:	1
E:	1	LOB:	2
K:	1	BB:	1
S:	6	P:	10

R:	0	H:	0
E:	0	LOB:	0
K:	2	BB:	0
S:	7	P:	7

R:	0	H:	0
E:	0	LOB:	0
K:	1	BB:	0
S:	5	P:	5

R:	1	H:	2
E:	0	LOB:	1
K:	1	BB:	0
S:	7	P:	7

R:	0	H:	1
E:	0	LOB:	0
K:	1	BB:	0
S:	6	P:	6

R:	0	H:	0
E:	0	LOB:	0
K:	1	BB:	0
S:	5	P:	5

R:	0	H:	0
E:	0	LOB:	0
K:	2	BB:	0
S:	7	P:	7

R:	0	H:	1
E:	1	LOB:	2
K:	1	BB:	1
S:	6	P:	10

R:	0	H:	0
E:	0	LOB:	0
K:	1	BB:	0
S:	5	P:	5

R:	0	H:	0
E:	0	LOB:	0
K:	1	BB:	0
S:	5	P:	5

R:	0	H:	0
E:	0	LOB:	0
K:	1	BB:	0
S:	5	P:	5

R:	0	H:	0
E:	0	LOB:	0
K:	1	BB:	0
S:	5	P:	5

R:	0	H:	0
E:	0	LOB:	0
K:	1	BB:	0
S:	5	P:	5

R:	0	H:	0
E:	0	LOB:	0
K:	1	BB:	0
S:	5	P:	5

R:	0	H:	0
E:	0	LOB:	0
K:	1	BB:	0
S:	5	P:	5

R:	0	H:	0
E:	0	LOB:	0
K:	1	BB:	0
S:	5	P:	5

R:	0	H:	0
E:	0	LOB:	0
K:	1	BB:	0
S:	5	P:	5

R:	0	H:	0
E:	0	LOB:	0
K:	1	BB:	0
S:	5	P:	5

R:	0	H:	0
E:	0	LOB:	0
K:	1	BB:	0
S:	5	P:	5

R:	0	H:	0
E:	0	LOB:	0
K:	1	BB:	0
S:	5	P:	5

R:	0	H:	0
E:	0	LOB:	0
K:	1	BB:	0
S:	5	P:	5

R:	0	H:	0
E:	0	LOB:	0
K:	1	BB:	0
S:	5	P:	5

R:	0	H:	0
E:	0	LOB:	0
K:	1	BB:	0
S:	5	P:	5

R:	0	H:	0
E:	0	LOB:	0
K:	1	BB:	0
S:	5	P:	5

R:	0	H:	0
E:	0	LOB:	0
K:	1	BB:	0
S:	5	P:	5

R:	0	H:	0
E:	0	LOB:	0
K:	1	BB:	0
S:	5	P:	5

R:	0	H:	0
E:	0	LOB:	0
K:	1	BB:	0
S:	5	P:	5

R:	0	H:	0
E:	0	LOB:	0
K:	1	BB:	0
S:	5	P:	5

R:	0	H:	0
E:	0	LOB:	0
K:	1	BB:	0
S:	5	P:	5

R:	0	H:	0
E:	0	LOB:	0
K:	1	BB:	0
S:	5	P:	5

R:	0	H:	0
E:	0	LOB:	0
K:	1	BB:	0
S:	5	P:	5

R:	0	H:	0
E:	0	LOB:	0
K:	1	BB:	0
S:	5	P:	5

R:	0	H:	0
E:	0	LOB:	0
K:	1	BB:	0
S:	5	P:	5

R:	0	H:	0
E:	0	LOB:	0
K:	1	BB:	0
S:	5	P:	5

R:	0	H:	0
E:	0	LOB:	0
K:	1	BB:	0
S:	5	P:	5

R:	0	H:	0
E:	0	LOB:	0
K:	1	BB:	0
S:	5	P:	5

R:	0	H:	0
E:	0	LOB:	0
K:	1	BB:	0
S:	5	P:	5

R:	0	H:	0
E:	0	LOB:	0
K:	1	BB:	0
S:	5	P:	5

R:	0	H:	0
E:	0	LOB:	0
K:	1	BB:	0
S:	5	P:	5

R:	0	H:	0
E:	0	LOB:	0
K:	1	BB:	0
S:	5	P:	5

R:	0	H:	0
E:	0	LOB:	0
K:	1	BB:	0
S:	5	P:	5

R:	0	H:	0
E:	0	LOB:	0
K:	1	BB:	0
S:	5	P:	5

R:	0	H:	0
E:	0	LOB:	0
K:	1	BB:	0
S:	5	P:	5

R:	0	H:	0
E:	0	LOB:	0
K:	1	BB:	0
S:	5	P:	5

R:	0	H:	0
E:	0	LOB:	0
K:	1	BB:	0
S:	5	P:	5

R:	0	H:	0
E:	0	LOB:	0
K:	1	BB:	0
S:	5	P:	5

R:	0	H:	0
E:	0	LOB:	0
K:	1	BB:	0
S:	5	P:	5

R:	0	H:	0
E:	0	LOB:	0
K:	1	BB:	0
S:	5	P:	5

R:	0	H:	0
E:	0	LOB:	0
K:	1	BB:	0
S:	5	P:	5

R:	0	H:	0
E:	0	LOB:	0
K:	1	BB:	0
S:	5	P:	5

R:	0	H:	0
E:	0	LOB:	0
K:	1	BB:	0
S:	5	P:	5

R:	0	H:	0
E:	0	LOB:	0
K:	1	BB:	0
S:	5	P:	5

R:	0	H:	0
E:	0	LOB:	0
K:	1	BB:	0
S:	5	P:	5

R:	0	H:	0
E:	0	LOB:	0
K:	1	BB:	0
S:	5	P:	5

R:	0	H:	0
E:	0	LOB:	0
K:	1	BB:	0
S:	5	P:	5

R:	0	H:	0
E:	0	LOB:	0
K:	1	BB:	0
S:	5	P:	5

R:	0	H:	0
E:	0	LOB:	0
K:	1	BB:	0
S:	5	P:	5

R:	0	H:	0
E:	0	LOB:	0
K:	1	BB:	0
S:	5	P:	5

R:	0	H:	0
E:	0	LOB:	0
K:	1	BB:	0
S:	5	P:	5

R:	0	H:	0
E:	0	LOB:	0
K:	1	BB:	0
S:	5	P:	5

R:	0	H:	0
E:	0	LOB:	0
K:	1	BB:	0
S:	5	P:	5

R:	0	H:	0
E:	0	LOB:	0
K:	1	BB:	0
S:	5	P:	5

R:	0	H:	0
E:	0	LOB:	0
K:	1	BB:	0
S:	5	P:	5

R:	0	H:	0
E:	0	LOB:	0
K:	1	BB:	0
S:	5	P:	5

R:	0	H:	0
E:	0	LOB:	0
K:	1	BB:	0
S:	5	P:	5

R:	0	H:	0
E:	0	LOB:	0
K:	1	BB:	0
S:	5	P:	5

R:	0	H:	0
E:	0	LOB:	0
K:	1	BB:	0
S:	5	P:	5

R:	0	H:	0
E:	0	LOB:	0
K:	1	BB:	0
S:	5	P:	5

R:	0	H:	0
E:	0	LOB:	0
K:	1	BB:	0
S:	5	P:	5

R:	0	H:	0
E:	0	LOB:	0
K:	1	BB:	0
S:	5	P:	5

R:	0	H:	0
E:	0	LOB:	0
K:	1	BB:	0
S:	5	P:	5

R:	0	H:	0
E:	0	LOB:	0
K:	1	BB:	0
S:	5	P:	5

R:	0	H:	0
E:	0	LOB:	0
K:	1	BB:	0
S:	5	P:	5

R:	0	H:	0
E:	0	LOB:	0
K:	1	BB:	0

Batter	1	2	3	4	5	6	7	8	9	AB R H RBI BB SO LOB	TOP											
Mike Hershberger, R OBP: 0.310, SLG: 0.287 (1, 9)	4-0 SH FC4-5 BB	4-0 FC6-4 BB		0-3 K		0-3 K	0-0 1B		0-0 1B	4 1 2 2 2 2 2												
Floyd Robinson, L OBP: 0.380, SLG: 0.417 (1, 7)	0-0 SH FC4-5 1-2	0-0 FC6-4		0-0 5-3		4-0 BB 1B	0-0 4-3		0-0 G3	4 1 0 0 1 0 4												
Ron Hansen, R OBP: 0.339, SLG: 0.406 Don Buford, S OBP: 0.345, SLG: 0.363 (1, 6) (3, 4)	0-0 FC4-5 2B 1-3 2-H WP		0-3 K		0-0 BLK 2B 1B	4-0 1B 1-2 2-3 BB		0-0 6-3 S SF9 1B		2 1 0 1 0 1 1 2 2 2 0 1 0 0												
Bill Skowron, R OBP: 0.326, SLG: 0.441 (1, 3)	0-0 WP 1-3 2B		0-0 5-3		0-3 K 1-2	0-0 1B 1-3 2-H 3-H		0-0 6-3		5 1 2 2 0 1 2												
Pete Ward, L OBP: 0.354, SLG: 0.480 (1, 5)	0-0 4-3 2-H 3-H		0-0 BB 1B		0-3 K	0-0 F7		0-0 SF9		4 0 1 1 0 1 3												
Jim Landis, R OBP: 0.306, SLG: 0.278 (1, 8)	4-0 BB		4-0 FC5-4 1-2 BB		0-0 2B		0-0 SH1-3 2B 1B	0-3 K		3 1 2 1 2 1 0												
Al Weis, S OBP: 0.305, SLG: 0.314 (1, 4) (3, 6)	0-0 F9		0-0 FC5-4		0-0 4-3		0-0 SH1-3		0-0 4-3 1B 1B	4 1 1 0 0 0 4												
Cam Carreon, R OBP: 0.307, SLG: 0.329 J.C. Martin, L OBP: 0.241, SLG: 0.284 (1, 2) (7, 2)		0-0 1-3		4-0 WP BB		0-0 BB 1B WP 1B	0-0 F9 2-H 1B 2B		0-0 4-3	3 2 2 1 1 0 0 1 0 0 0 0 0 1												
Ray Herbert, R Dick Kernworthy, R John Buzhardt, R Jeff Long, R Fred Johnson, R Dave Nicholson, R Frank Baumgartner, L Tom McCraw, L Eddie Fisher, R Gene Stephens, L		0-3 K		0-3 K 1-2		0-0 F7	0-0 F9		0-3 K	0 0 0 0 0 0 0 1 0 0 0 0 0 1 0 0 0 0 0 0 0 1 0 0 0 0 0 1 0 0 0 0 0 0 0 1 0 0 0 0 0 0 0 0 0 0 0 0 0 1 0 0 0 0 0 0 0 0 0 0 0 0 0 1 0 0 0 0 0 0 1 0 0 0 0 0 1												
Inning Stats	R: 3 E: 2 K: 0 S: 5	H: 1 LOB: 1 BB: 2 P: 13	R: 0 E: 0 K: 1 S: 5	H: 0 LOB: 1 BB: 1 P: 9	R: 0 E: 0 K: 1 S: 6	H: 1 LOB: 2 BB: 1 P: 10	R: 0 E: 0 K: 2 S: 7	H: 0 LOB: 1 BB: 1 P: 11	R: 1 E: 0 K: 1 S: 9	H: 2 LOB: 1 BB: 0 P: 9	R: 2 E: 0 K: 1 S: 7	H: 2 LOB: 2 BB: 2 P: 15	R: 2 E: 0 K: 0 S: 6	H: 3 LOB: 1 BB: 0 P: 6	R: 1 E: 0 K: 1 S: 6	H: 1 LOB: 0 BB: 0 P: 6	R: 1 E: 0 K: 1 S: 7	H: 2 LOB: 1 BB: 0 P: 7	1B: 9 2B: 3 3B: 0 HR: 0	SF: 1 SAC: 2 DP: 0 HBP: 0	WP: 4 PB: 0 SB: 1 CS: 0	PA: 47
PITCHER	IP WLS BF H R ER SO BB IBB HBP BLK WP HR S P ERA WHIP																					
Sam McDowell, L ERA: 3.09 (1, 1)	5.2 W 31 6 6 4 7 7 0 0 0 3 0 38 66 6.35 2.294																					
Dick Donovan, R ERA: 4.56 (6, 1)	2.1 12 5 4 4 1 0 0 0 0 0 0 14 14 15.43 2.143																					
Don McMahon, R ERA: 1.91 (9, 1)	1.0 S 4 1 0 0 1 0 0 0 0 0 0 6 6 0.00 1.000																					

Chicago White Sox @ Cleveland Indians
Cleveland Municipal Stadium, Cleveland, OH
Sat Sep 12 1964, 3:33 AM EDT
Att. 5,115 - Unknown

livebaseballscorecards.com

AB	37
R	10
H	12
RBI	8
BB	7
SO	9
LOB	21



Batter	1	2	3	4	5	6	7	8	9	AB R H RBI BB SO LOB	TOP											
Mike Hershberger, R (1, 9) OBP: 0.311, SLG: 0.289	0-0 F9		4-0 BB BB		0-3 K		0-0 4-3 1B 2B	0-0 FC6-4		4 1 1 0 1 1 4												
Don Buford, S (1, 4) OBP: 0.341, SLG: 0.359	0-0 L4		0-0 F6		0-0 F9		0-0 4-3		0-3 K	5 0 0 1 0 1 3												
Floyd Robinson, L (1, 7) OBP: 0.380, SLG: 0.416	0-0 F9		4-0 BB 1-2		0-0 4-1		0-0 2-3 3-H 1B		0-0 4-3	4 0 1 1 1 0 1												
Pete Ward, L (1, 5) OBP: 0.353, SLG: 0.479		0-0 3-1 1B 2B	0-0 F2			0-0 4-3	0-0 4-3		0-0 F5	5 1 1 0 0 0 3												
Tom McCraw, L (1, 3) OBP: 0.320, SLG: 0.370		0-0 3-1 2-3		0-0 SH5-3 1B 2B		0-0 F3		0-0 SH1-4 BB 1B		4 1 2 0 0 0 1												
Jim Landis, R (1, 8) OBP: 0.312, SLG: 0.281		4-0 1B BB		0-0 SH5-3 2-3		0-0 1B		4-0 SH1-4 BB		1 0 1 0 2 0 0												
Al Weis, S (1, 6) OBP: 0.308, SLG: 0.317		0-0 CS 1B		0-0 G1-6-3 1B		0-0 4-3		0-0 SH1-4		3 0 2 2 0 0 1												
Cam Carreon, R (1, 2) OBP: 0.308, SLG: 0.319		0-0 5-3		0-0 G1-6-3			4-0 2B 4-3 BB	4-0 FC6-4 IBB		2 1 0 0 1 0 3												
J.C. Martin, L (7, 2) OBP: 0.244, SLG: 0.284		1-2		1-2f						0 0 0 0 1 0 0												
Juan Pizarro, L (1, 1) OBP: 0.209, SLG: 0.321			0-3 K		0-0 E4		0-3 K	0-0 F2		2 0 0 0 0 1 0												
Gene Stephens, L (7, PH) OBP: 0.331, SLG: 0.350										1 0 0 0 0 1 1												
Hoyt Wilhelm, R (7, 1) OBP: 0.200, SLG: 0.158										0 0 0 0 0 0 0												
Gary Peters, L (8, PH) OBP: 0.225, SLG: 0.343										1 0 0 0 0 0 3												
Eddie Fisher, R (8, 1) OBP: 0.188, SLG: 0.188										0 0 0 0 0 0 0												
Inning Stats	R: 0 E: 0 K: 0 S: 3	H: 0 LOB: 0 BB: 0 P: 3	R: 1 E: 0 K: 0 S: 4	H: 2 LOB: 1 BB: 1 P: 8	R: 0 E: 0 K: 1 S: 5	H: 0 LOB: 2 BB: 2 P: 13	R: 1 E: 0 K: 0 S: 4	H: 2 LOB: 0 BB: 0 P: 4	R: 0 E: 1 K: 1 S: 6	H: 0 LOB: 1 BB: 0 P: 6	R: 0 E: 0 K: 0 S: 4	H: 1 LOB: 1 BB: 0 P: 4	R: 2 E: 0 K: 1 S: 7	H: 2 LOB: 1 BB: 1 P: 11	R: 0 E: 0 K: 0 S: 4	H: 1 LOB: 3 BB: 2 P: 12	R: 0 E: 0 K: 1 S: 5	H: 0 LOB: 0 BB: 0 P: 5	1B: 5 2B: 3 3B: 0 HR: 0	SF: 0 SAC: 2 DP: 1 HBP: 0	WP: 0 PB: 0 SB: 0 CS: 1	PA: 40
PITCHER Luis Tiant, R (1, 1) ERA: 3.03	IP: 9.0 WLS: W BF: 40 H: 8 R: 4 ER: 4 SO: 4 BB: 5 IBB: 1 HBP: 0 BLK: 0 WP: 0 HR: 0 S: 42 P: 66 ERA: 4.00 WHIP: 1.444											PITCHER	IP: 9.0 WLS: W BF: 40 H: 8 R: 4 ER: 4 SO: 4 BB: 5 IBB: 1 HBP: 0 BLK: 0 WP: 0 HR: 0 S: 42 P: 66 ERA: 4.00 WHIP: 1.444									

Chicago White Sox @ Cleveland Indians
Cleveland Municipal Stadium, Cleveland, OH

Sun Sep 13 1964, 3:33 AM EDT
Att. 7,641 - Unknown

livebaseballscorecards.com

AB	32
R	4
H	8
RBI	4
BB	6
SO	4
LOB	20



Batter	1	2	3	4	5	6	7	8	9	10	AB R H RBI BB SO LOB	TOP																
Jim Landis, R (1, 8) OBP: 0.308, SLG: 0.277 Marv Staehle, L (10, PH) OBP: 1.000, SLG: 1.000 Gene Stephens, L (10, 8) OBP: 0.331, SLG: 0.350	0-3 K		0-3 K		0-0 F2			0-0 1-3		0-0 S 2-H 1B	4 0 0 0 0 2 0 1 0 1 1 0 0 0 0 0 0 0 0 0 0	Chicago White Sox @ Detroit Tigers Tiger Stadium, Detroit, MI Tue Sep 15 1964, 7:05 PM EDT Att: 5,988 - Unknown																
Don Buford, S (1, 4) OBP: 0.339, SLG: 0.357	0-3 K			0-0 6-3		0-0 3-1		0-0 FC3-6 1B		0-3 K	5 0 1 0 0 2 1																	
Floyd Robinson, L (1, 9) OBP: 0.380, SLG: 0.416 (7, 7)	1-0 HBP			0-0 4-3 1B 2B		0-0 5-3		0-0 FC3-6 1-2f		0-0 F8	4 1 1 0 0 0 2																	
Pete Ward, L (1, 5) OBP: 0.350, SLG: 0.475	0-0 L9			0-0 4-3 2-3		0-0 F7		0-0 F6			4 0 0 0 0 0 3																	
Bill Skowron, R (1, 3) OBP: 0.327, SLG: 0.440		4-0 BB BB		0-0 G4-6-3 1B BB		0-0 E6		0-0 6-3			3 0 1 1 1 0 0																	
Tom McCraw, L (1, 7) OBP: 0.321, SLG: 0.370 Mike Hershberger, R (7, 9) OBP: 0.311, SLG: 0.288		0-0 G4-6-3 1-2f		0-0 3-H 1B		0-0 L9		0-0 5-3			3 0 1 0 0 0 2 1 0 0 0 0 0 0																	
Al Weis, S (1, 6) OBP: 0.304, SLG: 0.313		0-0 L6		0-3 K		0-3 K		0-3 5-3			4 0 0 0 0 2 3																	
J.C. Martin, L (1, 2) OBP: 0.244, SLG: 0.283			0-0 5-3		0-0 F3		0-0 F7			0-0 PB SH3-6-4 1B 1B	4 1 1 0 0 0 1																	
Joe Horlen, R (1, 1) OBP: 0.167, SLG: 0.153 Smoky Burgess, L (8, PH) OBP: 0.310, SLG: 0.331 Hoyt Wilhelm, R (8, 1) OBP: 0.200, SLG: 0.158			0-0 4-3		0-3 K			0-0 HR		0-0 SH3-6-4 1-2	2 0 0 0 0 1 0 1 1 1 1 0 0 0 0 0 0 0 0 0 0																	
Inning Stats	R: 0 E: 0 K: 2 S: 7	H: 0 LOB: 1 BB: 0 P: 8	R: 0 E: 0 K: 0 S: 2	H: 0 LOB: 0 BB: 1 P: 6	R: 0 E: 0 K: 1 S: 5	H: 0 LOB: 0 BB: 0 P: 5	R: 1 E: 0 K: 1 S: 8	H: 3 LOB: 2 BB: 0 P: 8	R: 0 E: 0 K: 1 S: 5	H: 0 LOB: 0 BB: 0 P: 5	R: 0 E: 1 K: 1 S: 6		H: 0 LOB: 1 BB: 0 P: 6	R: 1 E: 0 K: 0 S: 5	H: 2 LOB: 1 BB: 0 P: 5	R: 0 E: 0 K: 0 S: 3	H: 0 LOB: 0 BB: 0 P: 3	R: 0 E: 1 K: 1 S: 6	H: 0 LOB: 1 BB: 0 P: 6	R: 1 E: 0 K: 0 S: 5	H: 2 LOB: 1 BB: 0 P: 5	R: 0 E: 0 K: 0 S: 3	H: 0 LOB: 0 BB: 0 P: 3	R: 1 E: 0 K: 1 S: 7	H: 2 LOB: 1 BB: 0 P: 7	1B: 5 2B: 1 3B: 0 HR: 1	SF: 0 SAC: 1 DP: 1 HBP: 1	WP: 0 PB: 1 SB: 1 CS: 0
PITCHER Dave Wickersham, R (1, 1) ERA: 3.45	IP 10.0	WLS L	BF 39	H 7	R 3	ER 2	SO 7	BB 1	IBB 0	HBP 1	BLK 0	WP 0	HR 1	S 51	P 56	ERA 1.80	WHIP 0.800											

livebaseballscorecards.com

AB	36
R	3
H	7
RBI	3
BB	1
SO	7
LOB	12



BOTTOM

Chicago White Sox @ Detroit Tigers
 Tiger Stadium, Detroit, MI
 Wed Sep 16 1964, 4:33 AM EDT
 Att. 2,584 - Unknown

livebaseballscorecards.com

AB	32
R	1
H	5
RBI	1
BB	1
SO	10
LOB	6



WP:	1	PA:	33
PB:	0		
SB:	0		
CS:	0		

AB R H RBI BB SO LOB

4 0 1 0 0 1 0

4 1 2 0 0 2 0

4 0 0 0 0 1 3

4 0 1 1 0 2 0

3 0 0 0 1 0 1

4 0 1 0 0 0 1

3 0 0 0 0 1 1

3 0 0 0 0 1 0

2 0 0 0 0 2 0

0 0 0 0 0 0 0

1 0 0 0 0 0 0

0 0 0 0 0 0 0

1B: 4 SF: 0
 2B: 1 SAC: 0
 3B: 0 DP: 0
 HR: 0 HBP: 0

Batter	1	2	3	4	5	6	7	8	9
Don Wert, R OBP: 0.331, SLG: 0.373 (1, 5) X	0-0 F9 ①		0-0 F7 ②			0-3 K ①		0-0 1B 1B	
Jerry Lumpe, L OBP: 0.307, SLG: 0.339 (1, 4) X	0-0 WP 1B 1B		0-3 K ③			0-3 K ②		0-0 1-2 1B	
Al Kaline, R OBP: 0.383, SLG: 0.458 (1, 9) S S	0-3 K ②			0-0 L6 ①		0-0 L8 ③		0-0 L6 ③	
Don Demeter, R OBP: 0.288, SLG: 0.451 (1, 3) X	0-0 2-H 1B			0-3 K ②			0-0 F8 ①		0-3 K ①
Bill Freehan, R OBP: 0.351, SLG: 0.457 (1, 2) X	0-0 F9 ③			4-0 BB			0-0 F8 ②		0-0 F8 ②
George Thomas, R OBP: 0.322, SLG: 0.463 (1, 8) X		0-0 5-3 ①		0-0 F8 ③			0-0 2B		0-0 5-3 ③
Mickey Stanley, R OBP: 0.167, SLG: 0.167 (1, 7) X		0-0 4-3 ②			0-3 K ①		0-0 4-3 ③		
Dick McAuliffe, L OBP: 0.333, SLG: 0.440 (1, 6) X		0-0 4-3 ③			0-0 F8 ②			0-3 K ①	
Mickey Lolich, S OBP: 0.247, SLG: 0.098 Fred Gladding, L (8, 1) S S			0-3 K ①			0-3 K ③		0-0 G3 ②	
Jake Wood, R OBP: 0.250, SLG: 0.301 Terry Fox, R OBP: 0.300, SLG: 0.500 (9, 1) X									

Inning Stats	R: 1	H: 2	E: 0	K: 1	S: 7	H: 2	LOB: 1	BB: 0	P: 7	R: 0	H: 0	E: 0	K: 0	S: 3	R: 0	H: 0	E: 0	K: 2	S: 7	R: 0	H: 0	E: 0	K: 1	S: 5	R: 0	H: 0	E: 0	K: 2	S: 7	R: 0	H: 0	E: 0	K: 2	S: 7	R: 0	H: 0	E: 0	K: 0	S: 4	R: 0	H: 2	E: 0	K: 1	S: 7	R: 0	H: 0	E: 0	K: 1	S: 5	1B: 4	SF: 0	2B: 1	SAC: 0	3B: 0	DP: 0	HR: 0	HBP: 0	WP: 1	PA: 33
--------------	------	------	------	------	------	------	--------	-------	------	------	------	------	------	------	------	------	------	------	------	------	------	------	------	------	------	------	------	------	------	------	------	------	------	------	------	------	------	------	------	------	------	------	------	------	------	------	------	------	------	-------	-------	-------	--------	-------	-------	-------	--------	-------	--------

PITCHER	IP	WLS	BF	H	R	ER	SO	BB	IBB	HBP	BLK	WP	HR	S	P	ERA	WHIP
Gary Peters, L ERA: 2.41 (1, 1)	7.2	W	29	5	1	1	9	1	0	0	0	1	0	46	50	1.17	0.783
Eddie Fisher, R ERA: 3.24 (8, 1)	1.1	S	4	0	0	0	1	0	0	0	0	0	0	6	6	0.00	0.000

Batter	1	2	3	4	5	6	7	8	9	AB R H RBI BB SO LOB	TOP																				
Chuck Cottier, R (1, 4) <small>OBP: 0.288, SLG: 0.333</small> Don Blasingame, L (7, PH) <small>OBP: 0.315, SLG: 0.311</small> (7, 4)	0-0 6-3	0-0 2B			0-0 P4		0-0 F5		4-0 BB	3 0 1 0 0 0 0 1 0 0 0 1 0 1																					
Don Zimmer, R (1, 5) <small>OBP: 0.306, SLG: 0.413</small>	0-0 P5	0-0 5-3			0-0 P6		0-3 K		0-3 K	5 0 0 0 0 2 4																					
Chuck Hinton, R (1, 7) <small>OBP: 0.349, SLG: 0.432</small>	0-0 BB HR 1B				4-0 BB				0-0 3-1	3 1 1 0 1 0 0																					
Don Lock, R (1, 8) <small>OBP: 0.349, SLG: 0.481</small>	4-0 1-2 HR BB				0-0 5-3				0-0 F7	3 1 0 0 1 1 1																					
Roy Sievers, R (1, 3) <small>OBP: 0.272, SLG: 0.323</small> Joe Cunningham, L (3, 3) <small>OBP: 0.349, SLG: 0.275</small>	0-0 1-H 2-H HR				0-0 6-3		0-0 4-3		0-0 E4	2 1 1 3 0 0 0 0 0 0 0 0 0 0																					
Jim King, L (1, 9) <small>OBP: 0.336, SLG: 0.420</small>	0-3 K				0-0 5-3		0-0 F8		0-0 G3	4 0 0 0 0 1 0																					
John Kennedy, R (1, 6) <small>OBP: 0.285, SLG: 0.333</small>					4-0 BB		0-3 K2-3		0-0 PB E SF8 1B	3 1 1 0 1 1 0																					
Mike Brumley, L (1, 2) <small>OBP: 0.306, SLG: 0.295</small>					0-3 K				0-0 E4 PB	4 1 1 0 0 1 2																					
Claude Osteen, L (1, 1) <small>OBP: 0.198, SLG: 0.247</small> Ron Kline, R (8, 1) <small>OBP: 0.286, SLG: 0.167</small> Dick Phillips, L (9, PH) <small>OBP: 0.314, SLG: 0.291</small> Jim Hannan, R (9, 1) <small>OBP: 0.143, SLG: 0.150</small>					0-0 SH1-3 2B		0-0 6-3		4-0 BB	1 0 0 1 1 0 1 0 0 0 0 0 0 0 0 0 0 1 0 0 0 0 0 0 0 0 0 0																					
Inning Stats	R: 3 E: 0 K: 1 S: 7	H: 2 LOB: 0 BB: 1 P: 11	R: 1 E: 0 K: 0 S: 5	H: 2 LOB: 1 BB: 0 P: 5	R: 0 E: 0 K: 1 S: 5	H: 0 LOB: 0 BB: 0 P: 5	R: 0 E: 0 K: 1 S: 5	H: 0 LOB: 1 BB: 1 P: 9	R: 0 E: 0 K: 1 S: 5	H: 0 LOB: 0 BB: 0 P: 5	R: 0 E: 0 K: 1 S: 5	H: 0 LOB: 1 BB: 1 P: 7	R: 0 E: 0 K: 1 S: 5	H: 0 LOB: 1 BB: 1 P: 9	R: 0 E: 1 K: 0 S: 3	H: 0 LOB: 1 BB: 0 P: 3	R: 1 E: 1 K: 1 S: 7	H: 1 LOB: 2 BB: 1 P: 11	1B: 2 2B: 2 3B: 0 HR: 1	SF: 1 SAC: 1 DP: 0 HBP: 0	WP: 1 PB: 1 SB: 0 CS: 0	PA: 38									
PITCHER	IP WLS BF H R ER SO BB IBB HBP BLK WP HR S P ERA WHIP																														
Juan Pizarro, L (1, 1) <small>ERA: 2.52</small> John Buzhardt, R (2, 1) <small>ERA: 2.98</small> Eddie Fisher, R (6, 1) <small>ERA: 3.19</small> Hoyt Wilhelm, R (8, 1) <small>ERA: 2.19</small>	1.2		10	4	4	4	1	1	0	0	0	1	1	11	15	21.60	3.000														
	3.1		12	0	0	0	2	2	0	0	0	0	0	14	22	0.00	0.600														
	2.0		7	0	0	0	2	1	0	0	0	0	0	10	14	0.00	0.500														
	2.0	L	9	1	1	0	1	1	0	0	0	0	0	10	14	0.00	1.000														

Washington Senators @ Chicago White Sox
 Comiskey Park, Chicago, IL
 Fri Sep 18 1964, 8:05 PM EDT
 Att. 12,306 - Unknown

AB	29
R	5
H	5
RBI	5
BB	5
SO	6
LOB	9



Batter	1	2	3	4	5	6	7	8	9	AB R H RBI BB SO LOB
Mike Hershberger, R (1, 9) OBP: 0.310, SLG: 0.292	0-0 P6		0-0 4-3		0-0 1B 3B		0-0 F7		0-0 F2	5 1 1 3 0 0 1
Floyd Robinson, L (1, 7) OBP: 0.378, SLG: 0.413	0-0 G3			0-0 1-3	0-0 1B		0-0 4-3		4-0 BB	4 0 1 1 1 0 0
Ron Hansen, R (1, 6) Don Buford, S (8, PR) (9, 4) OBP: 0.339, SLG: 0.355	0-0 2B			0-3 K	0-0 P6			0-0 1B 1B	0-3 K	4 0 2 0 0 1 1 1 0 0 0 0 1 2
Bill Skowron, R (1, 3) OBP: 0.326, SLG: 0.437	0-0 6-3			0-0 2B 1B	0-0 1-3			0-3 K		4 0 1 0 0 1 3
Pete Ward, L (1, 5) OBP: 0.350, SLG: 0.478		0-0 4-3		0-0 1B	0-0 F9			0-0 1B		4 0 2 0 0 0 2
Jim Landis, R (1, 8) Smoky Burgess, L (8, PH) Ken Berry, R (9, 8) OBP: 0.305, SLG: 0.274 OBP: 0.308, SLG: 0.329		0-0 1-3		0-0 1-3		0-0 5-3		0-0 F7		3 0 0 0 0 0 2 1 0 0 0 0 0 2 0 0 0 0 0 0 0
Al Weis, S (1, 4) (9, 6) OBP: 0.303, SLG: 0.311		0-0 F9			0-0 E 3B 1B		0-0 F8		0-0 L1-3	4 1 1 0 0 0 2
Cam Carreon, R (1, 2) J.C. Martin, L (6, 2) Tom McCraw, L (9, PH) OBP: 0.313, SLG: 0.316 OBP: 0.246, SLG: 0.285 OBP: 0.322, SLG: 0.372			0-0 F9		0-0 E3 3B BB		0-3 K		0-0 SH1-3 1B	2 1 0 0 0 0 1 1 0 0 0 0 1 0 1 0 1 0 0 0 0
Juan Pizarro, L (1, 1) John Buzhardt, R (2, 1) Jeff Long, R (5, PH) Gene Stephens, L (5, PR) Eddie Fisher, R (6, 1) Dick Kenworthy, R (7, PH) Hoyt Wilhelm, R (8, 1) Mary Staehle, L (9, PH) OBP: 0.288, SLG: 0.321 OBP: 0.228, SLG: 0.259 OBP: 0.299, SLG: 0.253 OBP: 0.331, SLG: 0.350 OBP: 0.188, SLG: 0.188 OBP: 0.200, SLG: 0.158 OBP: 1.000, SLG: 1.000			0-3 K		4-0 3B BB		0-0 1-3		0-0 SH1-3	0 0 0 0 0 0 0 1 0 0 0 0 0 1 0 0 0 0 0 0 1 0 0 0 1 0 0 0 0 0 0 0 0 0 0 0 0 0 0 1 0

Inning Stats	R: 0 E: 0 K: 0 S: 4	H: 1 LOB: 1 BB: 0 P: 4	R: 0 E: 0 K: 0 S: 3	H: 0 LOB: 0 BB: 0 P: 3	R: 0 E: 0 K: 1 S: 5	H: 0 LOB: 0 BB: 0 P: 5	R: 0 E: 0 K: 1 S: 7	H: 2 LOB: 2 BB: 0 P: 7	R: 4 E: 1 K: 0 S: 7	H: 3 LOB: 2 BB: 1 P: 11	R: 0 E: 0 K: 1 S: 5	H: 0 LOB: 0 BB: 0 P: 5	R: 0 E: 0 K: 0 S: 3	H: 0 LOB: 0 BB: 0 P: 3	R: 0 E: 0 K: 1 S: 7	H: 2 LOB: 2 BB: 0 P: 7	R: 0 E: 0 K: 1 S: 6	H: 1 LOB: 2 BB: 1 P: 10	1B: 6 2B: 2 3B: 1 HR: 0	SF: 0 SAC: 1 DP: 0 HBP: 0
--------------	------------------------------	---------------------------------	------------------------------	---------------------------------	------------------------------	---------------------------------	------------------------------	---------------------------------	------------------------------	----------------------------------	------------------------------	---------------------------------	------------------------------	---------------------------------	------------------------------	---------------------------------	------------------------------	----------------------------------	----------------------------------	------------------------------------

PITCHER	IP	WLS	BF	H	R	ER	SO	BB	IBB	HBP	BLK	WP	HR	S	P	ERA	WHIP
Claude Osteen, L (1, 1) ERA: 3.13	7.1		32	8	4	3	4	1	0	0	0	0	0	39	43	3.68	1.227
Ron Kline, R (8, 1) ERA: 2.05	0.2	W	2	0	0	0	0	0	0	0	0	0	0	2	2	0.00	0.000
Jim Hannan, R (9, 1) ERA: 3.98	1.0	S	5	1	0	0	1	1	0	0	0	0	0	6	10	0.00	2.000

BOTTOM

Washington Senators @ Chicago White Sox
Comiskey Park, Chicago, IL

Fri Sep 18 1964, 8:05 PM EDT
Att. 12,306 - Unknown

AB	36
R	4
H	9
RBI	4
BB	2
SO	5
LOB	16



WP	PA	ERA	WHIP
0	39		
0			
0			

Batter	1	2	3	4	5	6	7	8	9	10	AB R H RBI BB SO LOB	TOP								
Don Blasingame, L (1, 4) OBP: 0.314, SLG: 0.309	4-0 G4-6-3 BB		0-0 4-3			0-0 5-3			0-0 G3		3 0 0 0 1 0 0	Washington Senators @ Chicago White Sox Comiskey Park, Chicago, IL Sat Sep 19 1964, 4:33 AM EDT Att: 4,857 - Unknown								
Don Zimmer, R (1, 5) OBP: 0.303, SLG: 0.408	0-0 G4-6-3 1-2f		0-3 K			0-0 F5			0-3 K		4 0 0 0 0 2 1									
Chuck Hinton, R (1, 7) OBP: 0.347, SLG: 0.428	0-0 6-3								0-0 P4		4 0 0 0 0 1 0									
Don Lock, R (1, 8) OBP: 0.350, SLG: 0.481											4 1 2 0 0 1 0									
Jim King, L (1, 9) OBP: 0.338, SLG: 0.420											4 0 2 0 0 0 1									
Dick Phillips, L (1, 3) OBP: 0.309, SLG: 0.287											3 0 0 1 0 0 2									
Mike Brumley, L (1, 2) OBP: 0.308, SLG: 0.294											2 0 0 0 2 0 0									
John Kennedy, R (1, 6) OBP: 0.282, SLG: 0.330											4 0 0 0 0 2 4									
Bennie Daniels, L (1, 1) OBP: 0.184, SLG: 0.178											4 0 0 0 0 2 2									
Inning Stats	R: 0 E: 0 K: 0 S: 2	H: 0 LOB: 0 BB: 1 P: 6	R: 0 E: 0 K: 1 S: 6	H: 1 LOB: 2 BB: 1 P: 10	R: 0 E: 0 K: 1 S: 5	H: 0 LOB: 0 BB: 0 P: 5	R: 0 E: 0 K: 1 S: 5	H: 0 LOB: 0 BB: 0 P: 5	R: 0 E: 0 K: 1 S: 5	H: 1 LOB: 1 BB: 0 P: 4	R: 0 E: 0 K: 1 S: 5		H: 0 LOB: 0 BB: 0 P: 5	R: 0 E: 0 K: 1 S: 5	H: 0 LOB: 0 BB: 0 P: 5	R: 1 E: 0 K: 2 S: 9	H: 2 LOB: 2 BB: 1 P: 13	1B: 4 2B: 0 3B: 0 HR: 0	SF: 1 SAC: 0 DP: 1 HBP: 0	WP: 1 PB: 0 SB: 0 CS: 0
PITCHER Joe Horlen, R (1, 1) ERA: 1.98	IP 10.0	WLS L	BF 36	H 4	R 1	ER 1	SO 8	BB 1	IBB 2	HBP 0	BLK 0	WP 1	HR 0	S 49	P 61	ERA 0.90	WHIP 0.500			

livebaseballscores.com

AB	32
R	1
H	4
RBI	1
BB	3
SO	8
LOB	10



Batter	1	2	3	4	5	6	7	8	9	10	AB	R	H	RBI	BB	SO	LOB
Mike Hershberger, R OBP: 0.306, SLG: 0.289 (1, 8) (10, 9)	0-0 F7		0-0 5-3			0-3 K		0-0 F7		0-0 5-3	5	0	0	0	0	1	0
Tom McCraw, L OBP: 0.323, SLG: 0.371 (1, 7) (10, 3)	0-0 1-3		0-0 F7			0-0 E1 G4-6-3		0-0 FC5 4-3 1B		4-0 BB G4-6-3	4	0	1	0	1	0	0
Floyd Robinson, L OBP: 0.375, SLG: 0.409 (1, 9) (10, 7)	0-0 F3			0-0 4-3		0-0 G4-6-3 1-2f		0-0 4-3 1-2		0-0 G4-6-3 1-2f	5	0	0	0	0	0	3
Pete Ward, L OBP: 0.350, SLG: 0.475 (1, 5)		0-0 6-3		0-0 F9			0-0 3-1	4-0 IBB			3	0	0	0	1	0	0
Bill Skowron, R OBP: 0.325, SLG: 0.436 Jim Landis, R OBP: 0.305, SLG: 0.274 (1, 3) (10, 8)		0-0 5-3		0-0 F8			0-0 E FC5-2 1B	0-0 FC5 2-3f			4	0	1	0	0	0	2
Ron Hansen, R OBP: 0.343, SLG: 0.410 (1, 6)		4-0 BB BB			0-0 FC1-6 1B		0-0 FC5-2 E 1B		0-0 6-3		3	0	2	0	1	0	0
Al Weis, S OBP: 0.305, SLG: 0.309 (1, 4)		4-0 BB BB			0-0 FC1-6 1-2f		0-0 E3 FC5-2 1-2 2-3		4-0 S BB		2	0	0	0	2	0	3
J.C. Martin, L OBP: 0.244, SLG: 0.283 Smoky Burgess, L OBP: 0.307, SLG: 0.328 Jim Hicks, R OBP: 0.287, SLG: 0.287 (1, 2) (7, PH) (7, PR) (8, 2)		0-0 1-3			0-0 F8		0-0 FC5-2 1-2 2-3 3-Hf		0-0 F5		2	0	0	0	0	0	3
Joe Horlen, R OBP: 0.156, SLG: 0.143 (1, 1)			0-0 F7		0-0 1-3		0-0 1-3		0-0 F3 1-2		1	0	0	0	0	0	3


Inning Stats	R: 0	H: 0	E: 0	K: 0	S: 3	H: 0	LOB: 0	BB: 0	P: 3	R: 0	H: 0	E: 0	K: 0	S: 3	H: 0	LOB: 0	BB: 0	P: 3	R: 0	H: 0	E: 0	K: 0	S: 3	H: 0	LOB: 0	BB: 0	P: 3	R: 0	H: 0	E: 0	K: 0	S: 3	H: 1	LOB: 1	BB: 0	P: 4	R: 0	H: 0	E: 1	K: 1	S: 5	H: 0	LOB: 0	BB: 0	P: 5	R: 0	H: 2	LOB: 3	BB: 0	P: 6	R: 0	H: 1	LOB: 2	BB: 1	P: 8	R: 0	H: 0	LOB: 1	BB: 1	P: 7	R: 0	H: 0	LOB: 0	BB: 1	P: 6	1B: 4	SF: 0	2B: 0	3B: 0	HR: 0	SAC: 0	DP: 2	HBP: 0	WP: 0	PA: 39
--------------	------	------	------	------	------	------	--------	-------	------	------	------	------	------	------	------	--------	-------	------	------	------	------	------	------	------	--------	-------	------	------	------	------	------	------	------	--------	-------	------	------	------	------	------	------	------	--------	-------	------	------	------	--------	-------	------	------	------	--------	-------	------	------	------	--------	-------	------	------	------	--------	-------	------	-------	-------	-------	-------	-------	--------	-------	--------	-------	--------

PITCHER	IP	WLS	BF	H	R	ER	SO	BB	IBB	HBP	BLK	WP	HR	S	P	ERA	WHIP
Bennie Daniels, R ERA: 3.93 (1, 1)	10.0	W	39	4	0	0	1	4	1	0	0	0	0	36	56	0.00	0.800

Washington Senators @ Chicago White Sox
 Comiskey Park, Chicago, IL
 Sat Sep 19 1964, 4:33 AM EDT
 Att. 4,857 - Unknown

livebaseballscorecards.com

AB	34
R	0
H	4
RBI	0
BB	5
SO	1
LOB	20



Batter	1	2	3	4	5	6	7	8	9	AB R H RBI BB SO LOB	TOP	
Ed Brinkman, R (1, 6) OBP: 0.266, SLG: 0.330 Don Blasingame, L (9, PH) OBP: 0.314, SLG: 0.308	0-0 6-3	0-0 4-3			0-0 1-3			0-0 F9	0-0 FC1-2	4 0 0 0 0 0 1 1 0 0 0 0 0 3		
Chuck Cottier, R (1, 4) OBP: 0.280, SLG: 0.323 Joe Cunningham, L (9, PH) OBP: 0.347, SLG: 0.274	0-0 5-3		0-0 5-3		0-0 5-3			0-0 F2	0-0 1-3	4 0 0 0 0 0 0 0 0 0 0 0 0 0		
Chuck Hinton, R (1, 7) OBP: 0.350, SLG: 0.430	4-0 1B HR BB		0-0 CS 1B			0-0 F7		0-0 PB 1B		3 1 2 0 1 0 0		
Don Lock, R (1, 8) OBP: 0.353, SLG: 0.481	0-0 1-3 HR 1B		0-3 K			4-0 G5-4-3 BB		4-0 1-2 BB		2 1 1 0 2 1 1		
Roy Sievers, R (1, 3) OBP: 0.272, SLG: 0.339 Dick Phillips, L (8, 3) OBP: 0.309, SLG: 0.287	0-0 1-H HR			0-0 P6		0-0 G5-4-3		0-0 4-3		4 1 1 3 0 0 3 0 0 0 0 0 0 0		
Fred Valentine, S (1, 9) OBP: 0.312, SLG: 0.316	0-3 K			0-0 F9			0-0 S 1B	0-0 F8		4 0 1 0 0 1 0		
John Kennedy, R (1, 5) OBP: 0.285, SLG: 0.330 Jim King, L (9, PH) OBP: 0.339, SLG: 0.420		4-0 SH5-4 BB		0-0 1B		0-0 P6		4-0 2B FC1-2 BB		2 0 1 0 1 0 1 0 0 0 0 1 0 0		
Mike Brumley, L (1, 2) OBP: 0.306, SLG: 0.293 Don Zimmer, R (7, PH) OBP: 0.302, SLG: 0.407 Ron Kline, R (7, 1) OBP: 0.286, SLG: 0.167 Willie Kirkland, L (9, PH) OBP: 0.276, SLG: 0.342		0-0 F8		0-0 1-3		0-3 K		0-0 FC1-2 2B		2 0 0 0 0 0 2 1 0 0 0 0 1 1 0 0 0 0 0 0 0 1 0 1 0 0 0 0		
Buster Narum, R (1, 1) OBP: 0.033, SLG: 0.033 Alan Koch, R (3, 1) OBP: 0.250, SLG: 0.344 Frank Kreutzer, R (6, 1) OBP: 0.053, SLG: 0.105 Ken Hunt, R (7, PH) OBP: 0.226, SLG: 0.185 Ken Retzer, L (7, 2) OBP: 0.276, SLG: 0.125		0-0 SH5-4		0-3 K		0-0 F5		4-0 FC1-2 IBB		0 0 0 0 0 0 0 1 0 0 0 0 1 0 0 0 0 0 0 0 0 1 0 0 0 0 0 1 0 0 0 0 1 0 0		
Inning Stats	R: 3 H: 2 E: 0 LOB: 0 K: 1 BB: 1 S: 7 P: 11	R: 0 H: 0 E: 0 LOB: 1 K: 0 BB: 1 S: 3 P: 7	R: 0 H: 1 E: 0 LOB: 0 K: 1 BB: 0 S: 5 P: 5	R: 0 H: 1 E: 0 LOB: 1 K: 0 BB: 0 S: 4 P: 4	R: 0 H: 0 E: 0 LOB: 0 K: 1 BB: 0 S: 5 P: 5	R: 0 H: 0 E: 0 LOB: 0 K: 0 BB: 1 S: 2 P: 6	R: 0 H: 1 E: 0 LOB: 1 K: 1 BB: 0 S: 6 P: 6	R: 0 H: 1 E: 0 LOB: 2 K: 0 BB: 1 S: 4 P: 8	R: 0 H: 1 E: 0 LOB: 3 K: 0 BB: 2 S: 4 P: 12	1B: 5 SF: 0 2B: 1 SAC: 1 3B: 0 DP: 1 HR: 1 HBP: 0	WP: 0 PA: 38 PB: 1 SB: 1 CS: 1	
PITCHER Gary Peters, L (1, 1) ERA: 2.44 Eddie Fisher, R (8, 1) ERA: 3.15	IP WLS BF H R ER SO BB IBB HBP BLK WP HR S P ERA WHIP	7.2 W 31 6 3 3 4 4 0 0 0 0 1 35 51 3.52 1.304	1.1 S 7 1 0 0 0 1 1 0 0 0 0 0 5 13 0.00 1.500	PITCHER IP WLS BF H R ER SO BB IBB HBP BLK WP HR S P ERA WHIP								

Washington Senators @ Chicago White Sox
Comiskey Park, Chicago, IL
Sun Sep 20 1964, 4:33 AM EDT
Att. 6,346 - Unknown

AB	30
R	3
H	7
RBI	3
BB	6
SO	4
LOB	13



Batter	1	2	3	4	5	6	7	8	9	AB R H RBI BB SO LOB	TOP
Mike Hershberger, R (1, 9) OBP: 0.303, SLG: 0.286	0-0 6-3		0-0 F9			0-3 K		0-0 F8		4 0 0 0 0 1 0	Chicago White Sox @ Los Angeles Angels Dodger Stadium, Los Angeles, CA Tue Sep 22 1964, 7:05 PM PDT Att. 6,660 - Unknown
Don Buford, S (1, 4) OBP: 0.338, SLG: 0.351	0-0 6-3 1B		0-0 4-3			0-0 F7		0-0 6-3		4 0 1 0 0 0 0	
Floyd Robinson, L (1, 7) OBP: 0.382, SLG: 0.414	0-0 6-3 1-2 1B			0-0 FC4-6 1B		4-0 BB			0-0 FC6-4 1B	3 0 2 0 1 0 1	
Pete Ward, L (1, 5) OBP: 0.345, SLG: 0.467 Al Weis, S (9, PR) OBP: 0.305, SLG: 0.309	0-0 F3			0-0 FC4-6 1-3 1-2f		0-0 F9			0-0 FC6-4 1-2f	4 0 0 0 0 0 4 0 0 0 0 0 0 0	
Tom McCraw, L (1, 3) OBP: 0.322, SLG: 0.364		0-0 F9		0-0 1-3 2-3		0-3 K		0-0 F7		4 0 0 0 0 1 2	
Ron Hansen, R (1, 6) OBP: 0.340, SLG: 0.406		0-0 6-3		0-0 5-3		0-0 6-3		0-3 K		4 0 0 0 0 1 2	
Ken Berry, R (1, 8) OBP: 0.667, SLG: 0.500		4-0 1B BB			0-0 F6		0-0 1B			2 0 1 0 1 0 0	
J.C. Martin, L (1, 2) OBP: 0.246, SLG: 0.284 Smoky Burgess, L (7, PH) OBP: 0.305, SLG: 0.326 Jerry McNertney, R (7, 2) OBP: 0.288, SLG: 0.288		0-0 1-3 1B			0-0 F7		0-0 4-3			2 0 1 0 0 0 0 1 0 0 0 0 0 1 0 0 0 0 0 0 0	
Bruce Howard, S (1, 1) Mary Staehle, L (8, PH) OBP: 0.667, SLG: 0.667 Eddie Fisher, R (8, 1) OBP: 0.176, SLG: 0.176			0-0 1-3		0-0 F9			0-0 F6		2 0 0 0 0 0 0 1 0 0 0 0 0 0 0 0 0 0 0 0 0	
Inning Stats	R: 0 H: 1 E: 0 LOB: 1 K: 0 BB: 0 S: 4 P: 4	R: 0 H: 1 E: 0 LOB: 2 K: 0 BB: 1 S: 3 P: 7	R: 0 H: 0 E: 0 LOB: 0 K: 0 BB: 0 S: 3 P: 3	R: 0 H: 1 E: 1 LOB: 1 K: 0 BB: 0 S: 4 P: 4	R: 0 H: 0 E: 0 LOB: 0 K: 0 BB: 0 S: 3 P: 3	R: 0 H: 0 E: 0 LOB: 1 K: 1 BB: 1 S: 5 P: 9	R: 0 H: 1 E: 0 LOB: 1 K: 1 BB: 0 S: 6 P: 6	R: 0 H: 0 E: 0 LOB: 0 K: 0 BB: 0 S: 3 P: 3	R: 0 H: 1 E: 0 LOB: 1 K: 1 BB: 0 S: 6 P: 6	1B: 5 SF: 0 2B: 0 SAC: 0 3B: 0 DP: 0 HR: 0 HBP: 0	
PITCHER Fred Newman, R (1, 1) ERA: 2.82	IP WLS BF H R ER SO BB IBB HBP BLK WP HR S P ERA WHIP	IP WLS BF H R ER SO BB IBB HBP BLK WP HR S P ERA WHIP									

AB	31
R	0
H	5
RBI	0
BB	2
SO	3
LOB	10



Batter	1	2	3	4	5	6	7	8	9
Jim Piersall, R <small>(1, 8)</small> <small>OBP: 0.350, SLG: 0.384</small> <small>(7, 7)</small>	0-0 3-1		0-0 G6-4-3		0-3 K			0-0 6-3	
Jim Fregosi, R <small>(1, 6)</small> <small>OBP: 0.380, SLG: 0.479</small>	0-3 K		0-0 1B		0-0 F2			0-0 F4	
Willie Smith, L <small>(1, 7)</small> <small>OBP: 0.312, SLG: 0.459</small> Bob Perry, R <small>(7, 8)</small> <small>OBP: 0.311, SLG: 0.357</small>	0-0 1B		0-0 FC6-4		0-0 F9			0-0 4-3	
Lou Clinton, R <small>(1, 9)</small> <small>OBP: 0.316, SLG: 0.402</small>	0-0 6-3		0-0 FC6-4		4-0 FC4-2				
Buck Rodgers, S <small>(1, 2)</small> <small>OBP: 0.305, SLG: 0.314</small>		0-0 6-3		0-0 6-3		0-0 FC4-2			
Felix Torres, R <small>(1, 5)</small> <small>OBP: 0.259, SLG: 0.406</small>		0-0 4-3		4-0 BB		0-0 F3			
Tom Satriano, L <small>(1, 3)</small> <small>OBP: 0.287, SLG: 0.259</small>		0-0 4-3		0-0 F2			0-0 F9		
Bobby Knoop, R <small>(1, 4)</small> <small>OBP: 0.290, SLG: 0.284</small>		0-3 K		0-0 F9			0-0 F3		
Fred Newman, R <small>(1, 1)</small> <small>OBP: 0.226, SLG: 0.224</small>			0-0 G6-4-3		0-0 6-3		0-0 F3		

Inning Stats	R: 0	H: 1	E: 0	LOB: 1	K: 1	BB: 0	S: 6	P: 6
	R: 0	H: 1	E: 0	LOB: 1	K: 1	BB: 0	S: 6	P: 6
	R: 1	H: 3	E: 0	LOB: 1	K: 0	BB: 0	S: 5	P: 5
	R: 0	H: 0	E: 0	LOB: 1	K: 0	BB: 1	S: 3	P: 7
	R: 0	H: 0	E: 0	LOB: 0	K: 1	BB: 0	S: 5	P: 5
	R: 0	H: 0	E: 1	LOB: 1	K: 0	BB: 1	S: 3	P: 7
	R: 0	H: 0	E: 0	LOB: 0	K: 0	BB: 0	S: 3	P: 3
	R: 0	H: 0	E: 0	LOB: 0	K: 0	BB: 0	S: 3	P: 3

PITCHER	IP	WLS	BF	H	R	ER	SO	BB	IBB	HBP	BLK	WP	HR	S	P	ERA	WHIP
Bruce Howard, R <small>(1, 1)</small> <small>ERA: 1.29</small>	7.0	L	27	5	1	1	3	2	0	0	0	0	0	31	39	1.29	1.000
Eddie Fisher, R <small>(8, 1)</small> <small>ERA: 3.12</small>	1.0		3	0	0	0	0	0	0	0	0	0	0	3	3	0.00	0.000

BOTTOM

Chicago White Sox @ Los Angeles Angels
Dodger Stadium, Los Angeles, CA

Tue Sep 22 1964, 7:05 PM PDT
 Att. 6,660 - Unknown

AB	R	H	RBI	BB	SO	LOB
4	0	0	0	0	1	1
4	1	1	0	0	1	0
3	0	2	1	0	0	0
1	0	0	0	0	0	0
2	0	0	0	1	0	2
3	0	0	0	0	0	1
2	0	1	0	1	0	1
3	0	0	0	0	0	2
3	0	0	0	0	1	2
3	0	1	0	0	0	0

AB	28
R	1
H	5
RBI	1
BB	2
SO	3
LOB	9



WP: 0	PA: 30
PB: 0	
SB: 0	
CS: 0	

WP	HR	S	P	ERA	WHIP
0	0	0	0	0.00	0.000

Batter	1	2	3	4	5	6	7	8	9	AB R H RBI BB SO LOB	TOP																
Mike Hershberger, R (1, 9) <small>OBP: 0.304, SLG: 0.284</small> Smoky Burgess, L (7, PH) <small>OBP: 0.304, SLG: 0.324</small> Hoyt Wilhelm, R (7, 1) <small>OBP: 0.200, SLG: 0.158</small> Gary Peters, L (9, PH) <small>OBP: 0.229, SLG: 0.365</small> Eddie Fisher, R (9, 1) <small>OBP: 0.176, SLG: 0.176</small>	0-0 F2		0-3 K		4-0 BB		0-0 F6		0-0 E8 1B	2 0 0 0 1 1 0 1 0 0 0 0 0 2 0 0 0 0 0 0 0 1 0 1 0 0 0 0 0 0 0 0 0 0 0																	
Floyd Robinson, L (1, 7) <small>OBP: 0.382, SLG: 0.411</small>	4-0 BB		0-0 F9		0-3 K 2-3			4-0 BB 2B	0-0 6-3	3 1 0 0 2 1 3																	
Ron Hansen, R (1, 6) <small>OBP: 0.338, SLG: 0.404</small> Don Buford, S (6, 4) <small>OBP: 0.336, SLG: 0.350</small>	0-0 F7		0-0 F7			0-3 K		0-0 F8	0-0 F7	3 0 0 0 0 1 1 2 0 0 0 0 0 2																	
Pete Ward, L (1, 5) <small>OBP: 0.346, SLG: 0.468</small>	0-3 K			4-0 BB		0-0 4-3		0-0 2B 3-1 1-H		3 0 1 1 1 1 1																	
Jeff Long, R (1, 3) <small>OBP: 0.289, SLG: 0.244</small> Tom McCraw, L (7, 3) <small>OBP: 0.324, SLG: 0.364</small>		0-0 F4		0-3 K		0-0 F9		4-0 2B 3-1 IBB		3 0 0 0 0 1 1 0 0 0 0 1 0 0																	
Ken Berry, R (1, 8) <small>OBP: 0.687, SLG: 0.500</small> Mary Staehle, L (8, PH) <small>OBP: 0.500, SLG: 0.500</small> Jim Landis, R (8, 8) <small>OBP: 0.305, SLG: 0.272</small>		4-0 1B BB		0-0 F7			0-0 BB 1B	0-0 2B 3-1 1-2 2-3		2 0 1 0 1 0 1 1 0 0 0 0 0 2 0 0 0 0 0 0 0																	
Al Weis, S (1, 4) <small>OBP: 0.302, SLG: 0.306</small>		0-0 F5		0-0 L5			0-0 F1	0-0 1-3		4 0 0 0 0 0 5																	
Jerry McNertney, R (1, 2) <small>OBP: 0.290, SLG: 0.290</small> Cam Carreon, R (5, 2) <small>OBP: 0.310, SLG: 0.312</small> J.C. Martin, L (7, 2) <small>OBP: 0.245, SLG: 0.283</small>		0-0 1B			0-0 F9		0-0 F8		0-0 5-3	2 0 1 0 0 0 0 1 0 0 0 0 0 1 1 0 0 0 0 0 0																	
Joe Horlen, R (1, 1) <small>OBP: 0.167, SLG: 0.141</small> Dave Nicholson, R (7, PH) <small>OBP: 0.328, SLG: 0.357</small> Gene Stephens, L (7, 9) <small>OBP: 0.335, SLG: 0.355</small>		0-0 F9			4-0 BB CS		4-0 BB		0-0 1B E 1B	1 0 0 0 1 0 2 0 0 0 0 1 0 0 1 1 1 0 0 0 0																	
Inning Stats	R: 0 E: 0 K: 1 S: 5	H: 0 LOB: 1 BB: 1 P: 9	R: 0 E: 0 K: 0 S: 4	H: 1 LOB: 2 BB: 1 P: 8	R: 0 E: 0 K: 1 S: 5	H: 0 LOB: 0 BB: 0 P: 5	R: 0 E: 0 K: 1 S: 5	H: 0 LOB: 1 BB: 1 P: 9	R: 0 E: 0 K: 1 S: 4	H: 0 LOB: 2 BB: 2 P: 12	R: 0 E: 0 K: 1 S: 5	H: 0 LOB: 0 BB: 0 P: 5	R: 0 E: 0 K: 0 S: 4	H: 1 LOB: 2 BB: 1 P: 8	R: 1 E: 0 K: 0 S: 4	H: 1 LOB: 2 BB: 2 P: 12	R: 1 E: 1 K: 0 S: 5	H: 2 LOB: 1 BB: 0 P: 5	1B: 4 2B: 2 3B: 0 HR: 0	SF: 0 SAC: 0 DP: 1 HBP: 0	WP: 0 PB: 0 SB: 0 CS: 1	PA: 39					
PITCHER	IP	WLS	BF	H	R	ER	SO	BB	IBB	HBP	BLK	WP	HR	S	P	ERA	WHIP										
George Brunet, L (1, 1) <small>ERA: 3.79</small>	6.2		27	2	0	0	5	6	0	0	0	0	0	31	55	0.00	1.200										
Barry Latman, R (7, 1) <small>ERA: 3.9</small>	0.1		1	0	0	0	0	0	0	0	0	0	0	1	1	0.00	0.000										
Dean Chance, R (8, 1) <small>ERA: 1.65</small>	2.0	L	11	3	2	1	0	1	1	0	0	0	0	9	17	4.50	2.000										

Chicago White Sox @ Los Angeles Angels
Dodger Stadium, Los Angeles, CA
Wed Sep 23 1964, 7:05 PM PDT
Att. 3,810 - Unknown

livebaseballscorecards.com

AB	31
R	2
H	5
RBI	1
BB	8
SO	5
LOB	21



Batter	1	2	3	4	5	6	7	8	9	AB	R	H	RBI	BB	SO	LOB
Jim Piersall, R OBP: 0.348, SLG: 0.381 (1, 8) (8, 7)	0-0 G5-3-5 1B	0-0 FC6-4			0-3 K		0-0 4-3			4	0	1	0	0	1	4
Ed Kirkpatrick, L OBP: 0.313, SLG: 0.352 Dean Chance, R OBP: 0.116, SLG: 0.084 (1, 7) (8, 1)	0-0 G5-3-5 1-2f		4-0 BB		0-0 G3		0-0 F4			3	0	0	0	1	0	3
Jim Fregosi, R OBP: 0.379, SLG: 0.477 (1, 6)	0-0 S 1B		0-0 G5-4-3		0-3 K			0-0 6-3		4	0	1	0	0	1	1
Lou Clinton, R OBP: 0.315, SLG: 0.400 (1, 9)	0-3 K 1-2		0-0 PO 1B			0-0 4-3		0-0 F3		4	0	1	0	0	1	1
Buck Rodgers, S OBP: 0.303, SLG: 0.311 (1, 2)		0-0 F7		0-0 PO 1-2	0-0 1-3		0-0 F8		0-0 F5	4	0	0	0	0	0	0
Felix Torres, R OBP: 0.263, SLG: 0.405 (1, 5)		0-0 S 1B 1B		4-0 BB BB	4-0 1B BB		0-0 5-3		0-0 F7	3	1	1	0	1	0	0
Tom Satriano, L OBP: 0.291, SLG: 0.263 (1, 3)		0-3 K		0-0 1-2 1B	0-0 1B 1B		0-0 4-3 1B 1B		0-0 1-3	4	0	2	0	0	1	1
Bobby Knoop, R OBP: 0.290, SLG: 0.283 Jack Hiatt, R OBP: 0.455, SLG: 0.400 Willie Smith, L OBP: 0.312, SLG: 0.459 (1, 4) (9, PH) (9, PR)		4-0 1B 1-2 IBB		0-3 K	0-3 K		0-3 K		0-0 1B	2	0	0	0	1	2	3
George Brunet, R OBP: 0.250, SLG: 0.182 Barry Latman, R OBP: 0.125, SLG: 0.175 Albie Pearson, L OBP: 0.318, SLG: 0.274 Bob Perry, R OBP: 0.310, SLG: 0.355 (1, 1) (7, 1) (7, PH) (8, 8)		0-0 1B FC6-4 1-2 2-H 1B		0-3 K	0-3 K		0-0 4-3 1B		0-0 5-3	2	0	1	1	0	1	2

Inning Stats	R: 0	H: 2	E: 0	K: 1	S: 6	R: 1	H: 2	E: 0	K: 1	S: 7	R: 0	H: 1	E: 0	K: 0	S: 2	R: 0	H: 1	E: 0	K: 2	S: 8	R: 0	H: 0	E: 0	K: 2	S: 7	R: 0	H: 0	E: 0	K: 0	S: 3	R: 0	H: 2	E: 0	K: 1	S: 7	R: 0	H: 0	E: 0	K: 0	S: 3	R: 0	H: 0	E: 0	K: 0	S: 3	R: 0	H: 1	E: 0	K: 0	S: 4	1B: 9	2B: 0	3B: 0	HR: 0	SF: 0	SAC: 0	DP: 2	HBP: 0	WP: 0	PB: 0	SB: 2	CS: 0	PA: 37
--------------	------	------	------	------	------	------	------	------	------	------	------	------	------	------	------	------	------	------	------	------	------	------	------	------	------	------	------	------	------	------	------	------	------	------	------	------	------	------	------	------	------	------	------	------	------	------	------	------	------	------	-------	-------	-------	-------	-------	--------	-------	--------	-------	-------	-------	-------	--------

PITCHER	IP	WLS	BF	H	R	ER	SO	BB	IBB	HBP	BLK	WP	HR	S	P	ERA	WHIP
Joe Horlen, R ERA: 1.96 (1, 1)	6.0		24	6	1	1	6	2	1	0	0	0	0	33	45	1.50	1.333
Hoyt Wilhelm, R ERA: 2.15 (7, 1)	2.0	W	8	2	0	0	1	0	0	0	0	0	0	10	10	0.00	1.000
Eddie Fisher, R ERA: 3.1 (9, 1)	1.0	S	4	1	0	0	0	0	0	0	0	0	0	4	4	0.00	1.000

BOTTOM

Chicago White Sox @ Los Angeles Angels
Dodger Stadium, Los Angeles, CA

Wed Sep 23 1964, 7:05 PM PDT
 Att. 3,810 - Unknown

livebaseballscorecards.com

AB	33
R	1
H	9
RBI	1
BB	3
SO	7
LOB	16




Batter	1	2	3	4	5	6	7	8	9	AB R H RBI BB SO LOB	TOP		
Don Buford, S (1, 4) OBP: 0.339, SLG: 0.353	0-0 SH G6-4-3 1B	0-0 1B 1-2 1B		0-0 1B		0-0 4-3 1-2 2-3 1B		0-0 F9 2		5 1 3 0 0 0 2			
Floyd Robinson, L (1, 9) OBP: 0.383, SLG: 0.412	0-0 SH G6-4-3 1-3	0-0 CS 1-3 2-H 1B		0-0 1-3 3		0-0 G6-4-3 2-H 3-H 1B		0-0 G3 3		4 0 2 3 0 0 1			
Ron Hansen, R (1, 6) OBP: 0.339, SLG: 0.408	0-0 G6-4-3 1-2f 3-H	0-3 K 1-2 2			0-0 HR	0-0 G6-4-3 1-2f		4-0 SH1-3 BB BBB		4 2 1 1 1 1 4			
Bill Skowron, R (1, 3) OBP: 0.325, SLG: 0.435	0-0 4-3 3		0-0 5-3 1		0-0 G4-6-3 1B		0-0 HR	0-0 SH1-3 1-2 1		3 0 1 0 0 0 0 1 1 1 1 0 0 0			
Tom McCraw, L (5, PR) OBP: 0.325, SLG: 0.375 (5, 3)													
Pete Ward, L (1, 5) OBP: 0.348, SLG: 0.470		0-0 HR 1B 1B	0-0 E1		0-0 G4-6-3 1-2f		0-0 1B	0-0 FC6-4 2-H 1B		5 1 3 1 0 0 1			
Dave Nicholson, R (1, 7) OBP: 0.329, SLG: 0.368		0-0 HR 1-2 1B	0-0 F3 2		0-0 HR		0-3 K 1	0-3 K 2	0-3 K 2	5 2 2 1 0 2 3			
Ken Berry, R (1, 8) OBP: 0.455, SLG: 0.667		0-0 HR 1-H 2-H	0-0 F7 3		0-0 F3 3		0-3 K 2	0-0 FC6-4 1-2f 3		5 1 1 3 0 1 4			
Cam Carreon, R (1, 2) OBP: 0.318, SLG: 0.321		0-0 1B 1B 1B		0-0 E6 G4-6-3		0-0 4-3 1B 1B	0-3 K 3			4 2 2 0 0 1 1			
Juan Pizarro, L (1, 1) OBP: 0.211, SLG: 0.318		0-3 K 1		0-0 G4-6-3 1-2f 1		0-0 4-3 1B 1B		0-0 F6 1		4 1 1 0 0 1 2			
Inning Stats	R: 1 H: 1 E: 1 LOB: 0 K: 0 BB: 0 S: 4 P: 4	R: 4 H: 6 E: 0 LOB: 2 K: 2 BB: 0 S: 12 P: 12	R: 0 H: 0 E: 1 LOB: 1 K: 0 BB: 0 S: 4 P: 4	R: 0 H: 1 E: 1 LOB: 1 K: 0 BB: 0 S: 4 P: 4	R: 2 H: 3 E: 0 LOB: 1 K: 0 BB: 0 S: 5 P: 5	R: 2 H: 3 E: 0 LOB: 0 K: 0 BB: 0 S: 5 P: 5	R: 1 H: 2 E: 0 LOB: 1 K: 3 BB: 0 S: 11 P: 11	R: 0 H: 0 E: 0 LOB: 0 K: 0 BB: 0 S: 3 P: 3	R: 1 H: 1 E: 0 LOB: 1 K: 1 BB: 1 S: 6 P: 10	1B: 13 SF: 0 2B: 1 SAC: 2 3B: 0 DP: 5 HR: 4 HBP: 0	WP: 0 PA: 43 PB: 0 SB: 0 CS: 1		
PITCHER	IP WLS BF H R ER SO BB IBB HBP BLK WP HR S P ERA WHIP											PITCHER	IP WLS BF H R ER SO BB IBB HBP BLK WP HR S P ERA WHIP
John O'Donoghue, L (1, 1) ERA: 5.0	1.0 L 8 5 5 5 0 0 0 0 0 0 0 1 8 8 45.00 5.000												
Jose Santiago, R (2, 1) ERA: 4.81	4.0 17 6 2 2 2 0 0 0 0 0 0 2 21 21 4.50 1.500												
Moe Drabowsky, R (6, 1) ERA: 5.25	2.0 10 5 3 3 3 0 0 0 0 0 0 1 16 16 13.50 2.500												
Ted Bowsfield, L (8, 1) ERA: 4.43	2.0 8 1 1 1 1 1 0 0 0 0 0 0 9 13 4.50 1.000												

Chicago White Sox @ Kansas City Athletics
Municipal Stadium, Kansas City, MO

Fri Sep 25 1964, 8:05 PM EDT
Att. 3,758 - Unknown

AB	40
R	11
H	17
RBI	10
BB	1
SO	6
LOB	18



Batter	1	2	3	4	5	6	7	8	9	AB R H RBI BB SO LOB	TOP	
Don Buford, S OBP: 0.342, SLG: 0.355 (1, 4)	0-0 E 1B SF8 1B	0-0 F8		0-0 WP S 1B 2-H		0-0 F8			0-0 1B S WP 1B	5 3 3 1 0 0 4		
Floyd Robinson, L OBP: 0.385, SLG: 0.413 (1, 9) (9, 7)	0-0 E8 G1-4-3 1-3 1B		0-0 5-3	4-0 2-H BB 1B		0-0 F8			0-0 1B WP G1-2-3 1B	4 0 2 0 1 0 1		
Ron Hansen, R OBP: 0.339, SLG: 0.408 (1, 6)	0-0 SF8 3-H		0-0 1B 1B	0-0 1-3			0-0 6-3		4-0 G1-2-3 1B 1-2 BB	3 0 1 1 1 0 1		
Bill Skowron, R OBP: 0.326, SLG: 0.434 (1, 3) Tom McCraw, L OBP: 0.326, SLG: 0.375 (5, 3)	0-0 G1-4-3 1-2f		0-0 1-2 1B	0-0 6-3		0-0 F6			0-0 G1-2-3 1B 1-2 2-3	3 0 1 0 0 0 1 2 0 1 0 0 0 0		
Pete Ward, L OBP: 0.347, SLG: 0.467 (1, 5)		0-0 1B BB 1B	0-0 F7	0-0 F7		0-0 F7			0-0 G1-2-3 1-2 2-3 3-Hf	5 0 1 0 0 0 5		
Dave Nicholson, R OBP: 0.329, SLG: 0.364 (1, 7) Smoky Burgess, L OBP: 0.307, SLG: 0.324 (9, PH) Jim Landis, R OBP: 0.305, SLG: 0.272 (9, PR) (9, 8)		4-0 1B BB	0-0 4-3	0-3 K		0-3 K			4-0 IBB	3 0 0 0 1 2 2 0 0 0 0 1 0 0 0 0 0 0 0 0 0		
Ken Berry, R OBP: 0.533, SLG: 0.667 (1, 8) Mary Staehle, L OBP: 0.400, SLG: 0.400 (9, PH) Mike Hershberger, R OBP: 0.304, SLG: 0.284 (9, 9)		0-0 1-2 2-3 1B	0-0 4-3	0-0 4-3		0-0 SH3-4 2B 1B			0-0 1-3	3 1 2 0 1 0 0 1 0 0 0 0 0 3 0 0 0 0 0 0 0	AB 36 R 5 H 13 RBI 3 BB 5 SO 4 LOB 26	
Cam Carreon, R OBP: 0.322, SLG: 0.325 (1, 2) J.C. Martin, L OBP: 0.244, SLG: 0.282 (7, 2)		0-3 K	0-0 K 1B 1B	0-0 G3 1B 1B		0-0 SH3-4			0-0 F8	2 1 1 0 0 1 3 1 0 0 0 0 0 1		
Gary Peters, L OBP: 0.231, SLG: 0.373 (1, 1) Hoyt Wilhelm, R OBP: 0.190, SLG: 0.150 (7, 1)		0-0 F3	0-0 F3	0-0 G3		0-0 2B			0-3 K	3 0 1 1 0 0 4 1 0 0 0 0 1 1		
Inning Stats	R: 1 E: 1 K: 0 S: 4 H: 2 LOB: 0 BB: 0 P: 4	R: 0 E: 0 K: 1 S: 7 H: 2 LOB: 3 BB: 1 P: 11	R: 0 E: 0 K: 0 S: 5 H: 2 LOB: 2 BB: 0 P: 5	R: 2 E: 0 K: 0 S: 5 H: 2 LOB: 1 BB: 1 P: 9	R: 0 E: 0 K: 1 S: 5 H: 0 LOB: 0 BB: 0 P: 5	R: 1 E: 0 K: 0 S: 5 H: 2 LOB: 1 BB: 0 P: 5	R: 0 E: 0 K: 0 S: 3 H: 0 LOB: 0 BB: 0 P: 3	R: 0 E: 0 K: 2 S: 7 H: 0 LOB: 1 BB: 1 P: 11	R: 1 E: 0 K: 0 S: 5 H: 3 LOB: 3 BB: 2 P: 13	1B: 12 2B: 1 3B: 0 HR: 0 SF: 1 SAC: 1 DP: 2 HBP: 0	WP: 2 PB: 0 SB: 2 CS: 0 PA: 43	
PITCHER	IP WLS BF H R ER SO BB IBB HBP BLK WP HR S P ERA WHIP	PITCHER IP WLS BF H R ER SO BB IBB HBP BLK WP HR S P ERA WHIP										
Bob Meyer, L ERA: 4.37 (1, 1)	3.2 L 19 8 3 2 1 1 0 0 0 0 0 0 20 24 4.91 2.455											
Orlando Pena, R ERA: 4.37 (4, 1)	1.1 5 0 0 0 1 1 0 0 0 0 1 0 6 10 0.00 0.750											
John Wyatt, R ERA: 3.72 (6, 1)	2.0 8 2 1 1 0 0 0 0 0 0 0 0 8 8 4.50 1.000											
Moe Drabowsky, R ERA: 5.24 (8, 1)	2.0 11 3 1 1 2 2 1 0 0 0 1 0 12 24 4.50 2.500											

Chicago White Sox @ Kansas City Athletics
Municipal Stadium, Kansas City, MO
Sat Sep 26 1964, 8:05 PM EDT
Att. 2,508 - Unknown

livebaseballscorecards.com

Batter	1	2	3	4	5	6	7	8	9	AB	R	H	RBI	BB	SO	LOB	
Bert Campaneris, R OBP: 0.308, SLG: 0.380 (1, 6)	0-0 1B 1B		0-0 5-3		0-0 1-3		0-3 K			4	0	1	0	0	1	1	
Wayne Causey, L OBP: 0.390, SLG: 0.396 (1, 4)	0-0 F5		0-0 F7			0-0 4-3		0-0 6-3		4	0	0	0	0	0	1	
Ken Harrelson, R OBP: 0.259, SLG: 0.406 (1, 7)	0-0 G6-4-3 1-3 1B		0-0 F7			0-0 1-3		0-0 6-3		4	0	1	0	0	0	0	
Rocky Colavito, R OBP: 0.364, SLG: 0.513 (1, 9)	0-0 G6-4-3 1-2f			0-0 F6		0-0 6-3		0-0 5-3		4	0	0	0	0	0	2	
Jim Gentile, L OBP: 0.387, SLG: 0.490 (1, 3)		4-0 BB BB BB BB		0-0 BB 1B			0-3 K		0-0 5-3 1B	3	0	2	0	1	1	0	
Ed Charles, R OBP: 0.325, SLG: 0.386 (1, 5)		0-0 G4-3 1-2f		4-0 BB BB BB BB		0-0 G1-4-3 1-2 BB		0-0 HR	0-0 F3	3	1	1	1	1	0	2	
Nelson Mathews, R OBP: 0.297, SLG: 0.384 (1, 8)		0-0 2B		0-0 G1-4-3 1-2f			0-0 2B 2B		0-0 5-3	4	1	2	0	0	0	3	
Dave Duncan, R OBP: 0.194, SLG: 0.333 (1, 2)		4-0 BB BB BB			0-0 4-3-2-4 1B		0-3 K		0-0 5-3	3	0	1	0	1	1	2	
Bob Meyer, R Orlando Pena, R George Alusik, R John Wyatt, R Doc Edwards, R Lew Krausse, R Moe Drabowsky, R	(1, 1) (4, 1) (5, PH) (6, 1) (7, PH) (7, PR) (8, 1)	0-3 K			0-0 6-4-3-2-4 1-2f		0-0 2B			1	0	0	0	0	0	1	2

Inning Stats	R: 0	H: 2	E: 0	K: 0	S: 4	LOB: 1	BB: 0	P: 4	R: 0	H: 1	E: 0	K: 1	S: 5	LOB: 2	BB: 2	P: 13	R: 0	H: 0	E: 0	K: 0	S: 3	LOB: 0	BB: 0	P: 3	R: 0	H: 1	E: 0	K: 0	S: 3	LOB: 0	BB: 0	P: 3	R: 0	H: 0	E: 0	K: 0	S: 3	LOB: 0	BB: 0	P: 3	R: 2	H: 3	E: 0	K: 3	S: 12	LOB: 1	BB: 0	P: 12	R: 0	H: 0	E: 0	K: 0	S: 3	LOB: 0	BB: 0	P: 3	R: 0	H: 1	E: 0	K: 0	S: 4	LOB: 1	BB: 0	P: 4	1B: 5	2B: 4	3B: 0	HR: 1	SF: 0	SAC: 0	DP: 4	HBP: 0	WP: 0	PB: 0	SB: 0	CS: 0	PA: 35
PITCHER	IP	WLS	BF	H	R	ER	SO	BB	IBB	HBP	BLK	WP	HR	S	P	ERA	WHIP																																																												
Gary Peters, L ERA: 2.45 (1, 1)	6.2	W	27	8	2	2	3	3	0	0	0	0	0	30	42	2.70	1.650																																																												
Hoyt Wilhelm, R ERA: 2.11 (7, 1)	2.1	S	8	1	0	0	1	0	0	0	0	0	0	10	10	0.00	0.429																																																												

BOTTOM

Chicago White Sox @ Kansas City Athletics
Municipal Stadium, Kansas City, MO


livebaseballscorecards.com

AB	32
R	2
H	9
RBI	2
BB	3
SO	4
LOB	14



WP: 0	PA: 35
ERA	WHIP

Sat Sep 26 1964, 8:05 PM EDT
Att. 2,508 - Unknown

Batter	1	2	3	4	5	6	7	8	9	AB R H RBI BB SO LOB	TOP											
Mike Hershberger, R OBP: 0.305, SLG: 0.284 (1, 9) X	0-0 FC6-4 1B	4-0 FC4-2 BB BB	0-3 K		0-3 K		0-0 6-3			4 1 1 0 1 2 4												
Don Buford, S OBP: 0.342, SLG: 0.357 (1, 4) X	0-0 FC6-4 1-4-3 1-2f 1B	4-0 BB FC4-2 BB		0-0 4-3		0-0 4-3 2B		0-0 F9		4 1 1 1 1 0 1												
Floyd Robinson, L OBP: 0.383, SLG: 0.411 (1, 7) X	0-0 1-4-3 1-3	0-0 FC4-2 BB		0-0 S 1B		0-0 F9		0-0 6-3		5 0 1 0 0 0 5												
Pete Ward, L OBP: 0.347, SLG: 0.465 (1, 5) X	0-0 1B	4-0 1-2 2-3 3-H BB		0-3 K 1-2		0-0 4-3 2-3		0-0 4-3		4 0 1 2 1 1 2												
Tom McCraw, L OBP: 0.325, SLG: 0.371 (1, 3) X	0-0 3-1	0-0 F5		0-3 K		4-0 BB		0-0 F8		4 0 0 0 1 1 5												
Ron Hansen, R OBP: 0.338, SLG: 0.406 (1, 6)						0-0 6-3		0-0 5-3		5 1 1 0 0 1 5												
Ken Berry, R OBP: 0.500, SLG: 0.563 (1, 8)		0-0 E 1B 1B	0-0 L4		0-0 F7		4-0 SH3-4 BB		0-0 F8	4 1 1 0 1 0 0	AB 36 R 5 H 10 RBI 5 BB 5 SO 5 LOB 25											
Cam Carreon, R OBP: 0.330, SLG: 0.333 (1, 2)		0-0 E1 BB 1B BB	0-0 SH3-4 1B		0-0 1B 1B		0-0 F7			4 1 2 0 0 0 3												
Joe Horlen, R OBP: 0.191, SLG: 0.167 (1, 1)		0-0 BB BB FC4-2 1B	0-0 SH3-4		0-0 1B		0-0 SH3-4			2 0 2 2 0 0 0												
Inning Stats	R: 1 E: 1 K: 0 S: 5	H: 2 LOB: 1 BB: 0 P: 5	R: 4 E: 1 K: 0 S: 7	H: 3 LOB: 3 BB: 3 P: 19	R: 0 E: 0 K: 1 S: 6	H: 1 LOB: 1 BB: 0 P: 6	R: 0 E: 0 K: 2 S: 8	H: 1 LOB: 1 BB: 0 P: 8	R: 0 E: 0 K: 1 S: 7	H: 2 LOB: 2 BB: 0 P: 7	R: 0 E: 0 K: 0 S: 4	H: 1 LOB: 2 BB: 1 P: 8	R: 0 E: 0 K: 0 S: 3	H: 0 LOB: 1 BB: 1 P: 7	R: 0 E: 0 K: 0 S: 3	H: 0 LOB: 0 BB: 0 P: 3	R: 0 E: 0 K: 1 S: 5	H: 0 LOB: 0 BB: 0 P: 5	1B: 9 2B: 1 3B: 0 HR: 0	SF: 0 SAC: 2 DP: 0 HBP: 0	WP: 1 PB: 0 SB: 1 CS: 0	PA: 43
PITCHER Blue Moon Odom, R ERA: 10.06 Jose Santiago, R ERA: 4.69 Diego Segui, R ERA: 4.46 John Wyatt, R ERA: 3.66 Ted Bowsfield, L ERA: 4.39	IP WLS BF H R ER SO BB IBB HBP BLK WP HR S P ERA WHIP	1.0 L 11 5 5 3 0 2 0 0 0 1 0 9 17 27.00 7.000	2.0 8 1 0 0 1 1 0 0 0 0 0 0 9 13 0.00 1.000	4.0 9 3 0 0 3 0 0 0 0 0 0 0 15 15 0.00 1.500	6.0 9 1 0 0 0 2 0 0 0 0 0 0 7 15 0.00 1.500	8.0 3 0 0 0 0 0 0 0 0 0 0 0 3 3 0.00 0.000	PITCHER Wes Stock, R ERA: 2.3	IP WLS BF H R ER SO BB IBB HBP BLK WP HR S P ERA WHIP	1.0 3 0 0 0 0 1 0 0 0 0 0 0 5 5 0.00 0.000													

Chicago White Sox @ Kansas City Athletics
Municipal Stadium, Kansas City, MO
Sun Sep 27 1964, 4:33 AM EDT
Att. 4,903 - Unknown

livebaseballscorecards.com

Batter	1	2	3	4	5	6	7	8	9	AB	R	H	RBI	BB	SO	LOB
Bert Campaneris, R OBP: 0.307, SLG: 0.378 (1, 6)	0-3 K		0-0 BB E 1-3 1B		0-0 2-3			0-0 F8		4	0	1	0	0	1	0
Wayne Causey, L OBP: 0.387, SLG: 0.394 (1, 4)	0-0 L4		0-0 SF8		0-0 4-3			0-0 F7		3	0	0	1	0	0	0
Larry Stahl, L OBP: 0.333, SLG: 0.389 (1, 8)	0-0 1B 1B		0-0 E3 BB 1-2		0-0 4-3			0-0 WP E 1B 1B		4	1	2	0	0	0	1
Rocky Colavito, R OBP: 0.366, SLG: 0.513 (1, 9)	0-0 1-3 1B		4-0 BB 1-2 2-3 BB		0-0 G6-4-3 1B			0-0 E5 WP 1B		3	1	2	0	1	0	1
Jim Gentile, L OBP: 0.387, SLG: 0.490 (1, 3)		0-3 K	0-0 F3		0-0 G6-4-3			0-0 1-3		0	0	0	0	0	0	0
Ken Harrelson, R OBP: 0.252, SLG: 0.394 (1, 3)								1-2 2-3		4	0	0	0	0	1	6
Ed Charles, R OBP: 0.324, SLG: 0.385 (1, 5)		0-3 K		0-0 6-3			0-3 K	0-0 5-3 1B		4	0	1	2	0	2	0
Tommie Reynolds, R OBP: 0.291, SLG: 0.276 (1, 7)		0-3 K		0-3 K			0-0 6-3	0-0 5-3		4	0	0	0	0	2	1
Dave Duncan, R OBP: 0.200, SLG: 0.324 (1, 2)			0-0 FC4-6 1B		0-0 5-3		0-0 F3	0-0 1-3		4	0	1	0	0	0	1
Blue Moon Odum, R OBP: 0.100, SLG: 0.100 Jose Santiago, R OBP: 0.100, SLG: 0.100 Jose Tartabull, L OBP: 0.100, SLG: 0.100 Diego Segura, R OBP: 0.100, SLG: 0.100 Manny Jimenez, L OBP: 0.100, SLG: 0.100 John Wyatt, R OBP: 0.100, SLG: 0.100 Ted Bowfield, R OBP: 0.100, SLG: 0.100 Billy Bryan, L OBP: 0.100, SLG: 0.100 Wes Stock, R OBP: 0.100, SLG: 0.100			0-0 FC4-6 1B SF8		0-0 F9			0-0 4-3		0	0	0	0	0	0	0

BOTTOM

Chicago White Sox @ Kansas City Athletics
Municipal Stadium, Kansas City, MO
Sun Sep 27 1964, 4:33 AM EDT
Att. 4,903 - Unknown

AB	33
R	3
H	7
RBI	3
BB	1
SO	6
LOB	11



Inning Stats	R: 0	H: 2	E: 0	LOB: 2	K: 1	S: 6	P: 6	R: 0	H: 0	E: 0	LOB: 0	K: 3	S: 9	P: 9	R: 1	H: 2	E: 1	LOB: 3	K: 0	S: 6	P: 10	R: 0	H: 0	E: 0	LOB: 0	K: 1	S: 5	P: 5	R: 0	H: 1	E: 0	LOB: 0	K: 0	S: 3	P: 3	R: 0	H: 0	E: 0	LOB: 0	K: 1	S: 5	P: 5	R: 0	H: 0	E: 0	LOB: 0	K: 0	S: 3	P: 3	R: 0	H: 0	E: 0	LOB: 0	K: 0	S: 3	P: 3	R: 2	H: 2	E: 1	LOB: 1	K: 0	S: 6	P: 6	1B: 7	SF: 1	2B: 0	SAC: 0	3B: 0	DP: 1	HR: 0	HBP: 0	WP: 1	PA: 35	PB: 0	SB: 0	CS: 0	ERA	WHIP
PITCHER Joe Horlen, R ERA: 1.96 (1, 1)	IP	WLS	BF	H	R	ER	SO	BB	IBB	HBP	BLK	WP	HR	S	P	ERA	WHIP																			IP	WLS	BF	H	R	ER	SO	BB	IBB	HBP	BLK	WP	HR	S	P	ERA	WHIP																										

Batter	1	2	3	4	5	6	7	8	9
Tom McCraw, L OBP: 0.324, SLG: 0.373 (1, 7) (7, 3)	0-0 WP 2B		0-3 K		0-0 F7		0-3 K		
Don Buford, S OBP: 0.340, SLG: 0.353 Al Weis, S OBP: 0.302, SLG: 0.306 (1, 4) (8, 4)	0-3 K 2-3		0-3 K		0-0 4-3		0-0 6-3		
Floyd Robinson, L OBP: 0.383, SLG: 0.408 (1, 9) (7, 7)	0-0 F7		4-0 BB 1B BB		0-3 K		0-0 4-3		
Pete Ward, L OBP: 0.348, SLG: 0.471 (1, 5) (7, 9)	0-3 K		0-0 BB 1B		0-0 HR		0-0 F5		
Bill Skowron, R OBP: 0.326, SLG: 0.433 Mike Hershberger, R OBP: 0.306, SLG: 0.284 (1, 3) (6, PR) (7, 9)		0-0 F3	4-0 BB 1B BB		0-0 E6 1B		4-0 CS BB		
Ron Hansen, R OBP: 0.339, SLG: 0.406 (1, 6)		0-0 FC6-4 1B	0-0 F8		0-0 5-3 1B		0-0 F9		
Ken Berry, R OBP: 0.435, SLG: 0.474 Jim Landis, R OBP: 0.305, SLG: 0.272 (1, 8) (9, 8)		0-0 FC6-4 E 1-2f		0-0 F4		0-0 F7			
Cam Carreon, R OBP: 0.320, SLG: 0.322 J.C. Martin, L OBP: 0.244, SLG: 0.282 (1, 2) (7, 2)		0-0 E6		0-3 K		0-0 5-3			
Bruce Howard, S Hoyt Wilhelm, R OBP: 0.190, SLG: 0.150 (1, 1) (7, 1)		0-3 K		0-3 K		0-3 K			

AB	R	H	RBI	BB	SO	LOB
4	0	1	0	0	2	0
4	0	0	0	0	2	1
0	0	0	0	0	0	0
3	0	0	0	1	1	1
4	1	2	1	0	1	1
2	0	0	0	1	0	0
0	1	0	0	1	0	0
4	0	2	1	0	0	4
3	0	0	0	0	0	3
0	0	0	0	0	0	0
3	0	0	0	0	1	3
0	0	0	0	0	0	0
3	0	0	0	0	3	3
0	0	0	0	0	0	0

BOTTOM

Los Angeles Angels @ Chicago White Sox
Comiskey Park, Chicago, IL
Tue Sep 29 1964, 8:05 PM EDT
Att. 9,106 - Unknown

AB	30
R	2
H	5
RBI	2
BB	3
SO	10
LOB	16



1B:	3	SF:	0
2B:	1	SAC:	0
3B:	0	DP:	0
HR:	1	HBP:	0

WP:	1	PA:	33
PB:	0		
SB:	0		
CS:	1		

Inning Stats	R	H	E	K	S	P	ERA	WHIP
Dean Chance, R ERA: 1.59 George Brunet, L ERA: 3.61	0	1	0	2	7	51	1.50	1.167
	0	1	0	2	7	11	0.00	0.500

PITCHER	IP	WLS	BF	H	R	ER	SO	BB	IBB	HBP	BLK	WP	HR	S	P	ERA	WHIP
	6.0	L	27	5	2	1	9	2	0	0	0	1	1	43	51	1.50	1.167
	2.0		6	0	0	0	1	1	0	0	0	0	0	7	11	0.00	0.500

Batter	1	2	3	4	5	6	7	8	9	AB R H RBI BB SO LOB
Bert Campaneris, R (1, 6) OBP: 0.304, SLG: 0.382	0-0 5-3		0-0 5-3		0-0 1-2 1B		0-0 FC4 1-2f		0-0 6-3 2-3	5 0 1 0 0 0 3
Larry Stahl, L (1, 7) OBP: 0.300, SLG: 0.538	0-0 F2		0-0 1-3		0-3 K			0-0 4-3	0-0 F6	5 0 0 0 0 1 3
Nelson Mathews, R (1, 8) OBP: 0.297, SLG: 0.383	0-3 K			0-0 F3		0-0 F5		0-0 BB 1B		4 0 1 0 0 1 0
Rocky Colavito, R (1, 9) OBP: 0.368, SLG: 0.513		0-0 2B 1B		0-0 F9		0-0 F8		0-0 BB 1B		4 1 2 0 0 0 0
Jim Gentile, L (1, 3) OBP: 0.375, SLG: 0.470		0-3 K		0-3 K		0-3 K		0-0 F6		4 0 0 0 0 3 3
Ed Charles, R (1, 5) OBP: 0.325, SLG: 0.385		0-0 F9			0-0 1B 2B		0-0 F8	4-0 BB		3 1 1 0 1 0 1
Wayne Causey, L (1, 4) OBP: 0.382, SLG: 0.390		0-0 1-H 2B			0-0 1-3		0-0 2B	0-3 K		4 0 2 1 0 1 4
Dave Duncan, R (1, 2) OBP: 0.184, SLG: 0.255		0-3 K			0-3 K2-3		0-3 K	4-0 BB	4-0 6-3 6-3 BB	3 0 0 0 0 3 3 0 0 0 0 1 0 0
Jose Tartabull, L (9, PH) OBP: 0.243, SLG: 0.224										
Jose Santiago, R (1, 1)			0-0 4-3		0-0 2-H 1B		4-0 FC4 BB		0-0 6-3	1 0 0 0 0 0 0 1 0 1 1 0 0 0 0 0 0 0 0 0 0 0 0 0 0 0 1 0 0 0 0 0 0 0 0 0 0 0 0 0 0 0 0 1 0 0 0 0 0 0 1
George Alusik, R (5, PH) OBP: 0.342, SLG: 0.343										
John Wyatt, R (5, 1)										
Manny Jimenez, L (7, PH) OBP: 0.295, SLG: 0.438										
Bob Meyer, R (7, PR)										
Ted Bowsfield, R (7, 1) OBP: 0.174, SLG: 0.095										
Billy Bryan, L (9, PH) OBP: 0.288, SLG: 0.477										


Inning Stats	R: 0	H: 0	E: 0	K: 1	S: 5	P: 5	R: 1	H: 2	E: 0	K: 2	S: 9	P: 9	R: 0	H: 0	E: 0	K: 0	S: 3	P: 3	R: 0	H: 0	E: 0	K: 1	S: 5	P: 5	R: 1	H: 3	E: 0	K: 2	S: 10	P: 10	R: 0	H: 0	E: 0	K: 1	S: 5	P: 5	R: 0	H: 1	E: 0	K: 1	S: 6	P: 10	R: 0	H: 2	E: 0	K: 1	S: 7	P: 11	R: 0	H: 0	E: 0	K: 0	S: 3	P: 7	1B: 5	SF: 0	2B: 3	SAC: 0	3B: 0	DP: 0	HR: 0	HBP: 0	WP: 0	PA: 38
--------------	------	------	------	------	------	------	------	------	------	------	------	------	------	------	------	------	------	------	------	------	------	------	------	------	------	------	------	------	-------	-------	------	------	------	------	------	------	------	------	------	------	------	-------	------	------	------	------	------	-------	------	------	------	------	------	------	-------	-------	-------	--------	-------	-------	-------	--------	-------	--------

PITCHER	IP	WLS	BF	H	R	ER	SO	BB	IBB	HBP	BLK	WP	HR	S	P	ERA	WHIP
Juan Pizarro, L (1, 1) ERA: 2.56	5.0	W	20	5	2	2	6	0	0	0	0	0	0	32	32	3.60	1.000
Hoyt Wilhelm, R (6, 1) ERA: 2.0	4.0	S	18	3	0	0	3	3	0	0	0	0	0	21	33	0.00	1.500

TOP

Kansas City Athletics @ Chicago White Sox
Comiskey Park, Chicago, IL
Fri Oct 02 1964, 8:05 PM EDT
Unknown

AB	35
R	2
H	8
RBI	2
BB	3
SO	9
LOB	18



Batter	1	2	3	4	5	6	7	8	9
Tom McCraw, L OBP: 0.321, SLG: 0.368 (1, 7) (8, 3)	0-3 K		0-0 1-3	0-0 F7		0-3 K			
Don Buford, S OBP: 0.339, SLG: 0.353 Mike Hershberger, R OBP: 0.306, SLG: 0.284 (1, 4) (8, 9)	0-0 4-3		0-0 1B		0-0 B3		0-3 K		
Floyd Robinson, L OBP: 0.383, SLG: 0.408 (1, 9) (8, 7)	0-0 4-1		0-0 4-3		4-0 5-3 1B BB		0-0 1B		
Pete Ward, L OBP: 0.349, SLG: 0.473 (1, 5)		0-0 4-3 1B 2B		0-3 K	0-0 5-3 1B 1-2		0-3 K		
Bill Skowron, R OBP: 0.323, SLG: 0.429 Al Weis, S OBP: 0.302, SLG: 0.306 (1, 3) (8, 4)		0-0 4-3		0-3 K	0-0 5-3		0-0 4-3		
Ron Hansen, R OBP: 0.342, SLG: 0.408 (1, 6)		0-0 3-H 1B		0-0 1B 1B	4-0 1B		0-0 4-3		
Ken Berry, R OBP: 0.407, SLG: 0.435 (1, 8)		0-3 K		0-0 1B 1B	0-0 F8		0-0 6-3		
Cam Carreon, R OBP: 0.323, SLG: 0.319 J.C. Martin, L OBP: 0.243, SLG: 0.280 (1, 2) (6, 2)		0-0 6-3		4-0 1B BB 1-2		0-0 F7		0-0 4-3	
Juan Pizarro, L OBP: 0.217, SLG: 0.322 Hoyt Wilhelm, R OBP: 0.182, SLG: 0.143 (1, 1) (6, 1)			0-0 F6	0-0 1B		0-3 K			

Inning Stats	R: 0 E: 0 K: 1 S: 5	H: 0 LOB: 0 BB: 0 P: 5	R: 1 E: 0 K: 1 S: 7	H: 2 LOB: 1 BB: 0 P: 7	R: 0 E: 0 K: 0 S: 4	H: 1 LOB: 1 BB: 0 P: 4	R: 2 E: 0 K: 2 S: 10	H: 3 LOB: 2 BB: 1 P: 14	R: 0 E: 0 K: 0 S: 4	H: 1 LOB: 3 BB: 2 P: 12	R: 0 E: 0 K: 2 S: 7	H: 0 LOB: 0 BB: 0 P: 7	R: 0 E: 0 K: 2 S: 8	H: 1 LOB: 1 BB: 0 P: 8	R: 0 E: 0 K: 0 S: 3	H: 0 LOB: 0 BB: 0 P: 3
1B: 7 2B: 1 3B: 0 HR: 0	SF: 0 SAC: 0 DP: 0 HBP: 0	WP: 0 PB: 0 SB: 1 CS: 0	PA: 35													

PITCHER	IP	WLS	BF	H	R	ER	SO	BB	IBB	HBP	BLK	WP	HR	S	P	ERA	WHIP
Jose Santiago, R ERA: 4.73 (1, 1)	4.0	L	19	6	3	3	4	1	0	0	0	0	0	26	30	6.75	1.750
John Wyatt, R ERA: 3.59 (5, 1)	2.0		9	1	0	0	2	1	1	0	0	0	0	11	19	0.00	1.000
Ted Bowsfield, L ERA: 4.2 (7, 1)	2.0		7	1	0	0	2	0	0	0	0	0	0	11	11	0.00	0.500

BOTTOM

Kansas City Athletics @ Chicago White Sox
Comiskey Park, Chicago, IL
Fri Oct 02 1964, 8:05 PM EDT
Unknown

AB	32
R	3
H	8
RBI	3
BB	3
SO	8
LOB	13



PITCHER	IP	WLS	BF	H	R	ER	SO	BB	IBB	HBP	BLK	WP	HR	S	P	ERA	WHIP
---------	----	-----	----	---	---	----	----	----	-----	-----	-----	----	----	---	---	-----	------

Batter	1	2	3	4	5	6	7	8	9	AB	R	H	RBI	BB	SO	LOB
Tom McCraw, L (1, 7) OBP: 0.322, SLG: 0.367	0-0 PB S 1B	0-0 4-1		0-0 4-3			4-0 FC1-5 S BB	0-3 K		4	1	1	0	1	1	4
Don Buford, S (1, 4) OBP: 0.339, SLG: 0.352	0-3 K 1-3		0-0 4-3		0-3 K		1-0 FC1-5 HBP 1-2		0-0 PB 1B 1B	4	1	1	0	0	2	1
Floyd Robinson, L (1, 9) OBP: 0.385, SLG: 0.407	4-0 1B BB		0-0 5-3		0-0 FC6-4 1B		0-0 FC1-5 1-2 2-3f		4-0 1B IBB 1-3 IBB	3	0	1	0	2	0	2
Pete Ward, L (1, 5) OBP: 0.350, SLG: 0.472	0-0 1-3 1B		0-0 F7		0-0 F6		0-0 F5		4-0 1-2 IBB	4	0	1	1	1	0	3
Bill Skowron, R (1, 3) OBP: 0.324, SLG: 0.431	0-3 K			0-0 1B 2B	0-0 FC6-4 1-2f		0-3 K		0-0 1-2 2-3 3-H 1B	5	1	2	1	0	2	5
Ron Hansen, R (1, 6) OBP: 0.344, SLG: 0.409	0-0 F7			4-0 1B WP BB		0-0 WP SH1-4 SF8 1B		0-0 SH1-4 1B		3	2	2	0	1	0	2
Ken Berry, R (1, 8) OBP: 0.448, SLG: 0.520		0-0 SH1-3 2B		0-0 WP 1-3 2-H 1B		0-0 SH1-4 1-2		0-0 SH1-4 1-2		2	0	2	1	0	0	0
J.C. Martin, L (1, 2) OBP: 0.240, SLG: 0.278		0-0 SH1-3 2-3		0-0 F7 1-3 3-H		0-0 SF8 2-H		0-3 K		2	0	0	1	0	1	2
Gary Peters, L (1, 1) OBP: 0.228, SLG: 0.367		0-0 1-3		0-3 K2-3		0-3 K		4-0 IBB		2	0	0	0	0	1	2
Eddie Fisher, R (6, 1) OBP: 0.167, SLG: 0.167										1	0	0	0	0	1	0
Smoky Burgess, L (8, PH) OBP: 0.311, SLG: 0.324										0	0	0	0	1	0	0
Jim Hicks, R (8, PR)										0	0	0	0	0	0	0
Hoyt Wilhelm, R (9, 1) OBP: 0.182, SLG: 0.143										0	0	0	0	0	0	0

Inning Stats	R: 1	H: 2	E: 0	K: 2	S: 9	H: 2	LOB: 2	BB: 1	P: 13	R: 0	H: 1	E: 0	K: 0	S: 4	R: 0	H: 0	E: 0	K: 0	S: 3	R: 2	H: 2	E: 0	K: 1	S: 7	R: 0	H: 1	E: 0	K: 1	S: 6	R: 1	H: 1	E: 0	K: 1	S: 6	R: 0	H: 0	E: 0	K: 1	S: 5	R: 0	H: 1	E: 0	K: 2	S: 8	R: 1	H: 2	E: 0	K: 0	S: 2	1B: 8	SF: 1	2B: 2	3B: 0	HR: 0
--------------	------	------	------	------	------	------	--------	-------	-------	------	------	------	------	------	------	------	------	------	------	------	------	------	------	------	------	------	------	------	------	------	------	------	------	------	------	------	------	------	------	------	------	------	------	------	------	------	------	------	------	-------	-------	-------	-------	-------

PITCHER	IP	WLS	BF	H	R	ER	SO	BB	IBB	HBP	BLK	WP	HR	S	P	ERA	WHIP
Lew Krausse, R (1, 1) ERA: 7.36	4.0		19	5	3	3	3	2	0	0	0	1	0	23	31	6.75	1.750
Ted Bowsfield, L (5, 1) ERA: 4.17	1.0		4	1	0	0	1	0	0	0	0	0	0	6	6	0.00	1.000
Wes Stock, R (6, 1) ERA: 2.3	3.0	L	18	4	2	2	4	1	3	1	0	1	0	21	38	6.00	1.667

BOTTOM

Kansas City Athletics @ Chicago White Sox
Comiskey Park, Chicago, IL

Fri Oct 02 1964, 8:05 PM EDT
Att. 13,489 - Unknown

AB	30
R	5
H	10
RBI	4
BB	6
SO	8
LOB	21



WP	PA
3	41

Batter	1	2	3	4	5	6	7	8	9	AB R H RBI BB SO LOB	TOP											
Bert Campaneris, R (1, 6) OBP: 0.303, SLG: 0.376	0-0 E4 3-1		0-0 1-3			0-3 K			4-0 BB	3 0 0 0 1 1 1												
Wayne Causey, L (1, 4) OBP: 0.379, SLG: 0.388	0-0 3-1 1-2			0-0 4-3			0-0 F8		0-0 F8	4 0 0 0 0 0 2												
Larry Stahl, L (1, 7) OBP: 0.279, SLG: 0.500	0-3 K			0-0 4-3			0-0 L5			3 0 0 0 0 1 0												
Rocky Colavito, R (1, 9) OBP: 0.367, SLG: 0.509		0-0 F9		0-0 6-3			0-3 K			3 0 0 0 0 1 0												
Jim Gentile, L (1, 3) OBP: 0.372, SLG: 0.465		0-0 F5			0-0 6-3			0-0 L3		3 0 0 0 0 0 0												
Ed Charles, R (1, 5) OBP: 0.322, SLG: 0.382		0-3 K			0-0 6-3			0-0 4-3		3 0 0 0 0 1 0												
Nelson Mathews, R (1, 8) OBP: 0.294, SLG: 0.379			0-0 1-3		0-3 K			0-0 5-3		3 0 0 0 0 1 0												
Dave Duncan, R (1, 2) OBP: 0.212, SLG: 0.280			0-0 1B			0-0 6-3			0-0 G4-6-3 1B	3 0 2 0 0 0 0												
John O'Donoghue, R (1, 1) OBP: 0.236, SLG: 0.291			0-3 K			0-3 K			0-0 G4-6-3	1 0 0 0 0 1 1												
Jose Tartabull, L (6, PH) OBP: 0.240, SLG: 0.222									1-2f	1 0 0 0 0 1 0												
Orlando Pena, R (6, 1) OBP: 0.200, SLG: 0.213										0 0 0 0 0 0 0												
Manny Jimenez, L (9, PH) OBP: 0.293, SLG: 0.436										1 0 0 0 0 0 1												
Inning Stats	R: 0 E: 1 K: 1 S: 5	H: 0 LOB: 0 BB: 0 P: 5	R: 0 E: 0 K: 1 S: 5	H: 0 LOB: 0 BB: 0 P: 5	R: 0 E: 0 K: 1 S: 6	H: 1 LOB: 1 BB: 0 P: 6	R: 0 E: 0 K: 0 S: 3	H: 0 LOB: 0 BB: 0 P: 3	R: 0 E: 0 K: 1 S: 5	H: 0 LOB: 0 BB: 0 P: 5	R: 0 E: 0 K: 2 S: 7	H: 0 LOB: 0 BB: 0 P: 7	R: 0 E: 0 K: 1 S: 5	H: 0 LOB: 0 BB: 0 P: 5	R: 0 E: 0 K: 0 S: 3	H: 0 LOB: 0 BB: 0 P: 3	R: 0 E: 0 K: 0 S: 3	H: 1 LOB: 1 BB: 1 P: 7	1B: 2 2B: 0 3B: 0 HR: 0	SF: 0 SAC: 0 DP: 1 HBP: 0	WP: 0 PB: 0 SB: 0 CS: 0	PA: 29
PITCHER Joe Horlen, R (1, 1) ERA: 1.88	IP: 9.0 WLS: W BF: 29 H: 2 R: 0 ER: 0 SO: 7 BB: 1 IBB: 0 HBP: 0 BLK: 0 WP: 0 HR: 0 S: 42 P: 46 ERA: 0.00 WHIP: 0.333											PITCHER IP: WLS: BF: H: R: ER: SO: BB: IBB: HBP: BLK: WP: HR: S: P: ERA: WHIP:										

Kansas City Athletics @ Chicago White Sox
Comiskey Park, Chicago, IL
Sat Oct 03 1964, 4:33 AM EDT
Att. 3,388 - Unknown

AB	28
R	0
H	2
RBI	0
BB	1
SO	7
LOB	5



Batter	1	2	3	4	5	6	7	8	9
Mike Hershberger, R (1, 9) OBP: 0.309, SLG: 0.290	0-0 6-3		0-0 FC4-6 1B	0-0 2-H 3B		4-0 WP S BB		0-0 F7	
Floyd Robinson, L (1, 7) OBP: 0.385, SLG: 0.405	0-0 4-3		0-0 FC4-6 1B	0-0 4-3		4-0 BB		4-0 1B BB	
Ron Hansen, R (1, 6) OBP: 0.346, SLG: 0.413	0-0 5-3		4-0 1B BB		0-0 SF9 3B	0-0 1-3		0-0 1B 1B	
Bill Skowron, R (1, 3) OBP: 0.323, SLG: 0.430		0-0 6-3	0-0 E 1B		0-0 SF9		0-0 F8	0-0 FC4-6 1B	
Tom McCraw, L (8, 3) OBP: 0.323, SLG: 0.369			1-3 2-H 1B		3-H K		0-0 E3	0-0 FC4-6 1B	
Pete Ward, L (1, 5) OBP: 0.348, SLG: 0.475		0-0 HR	0-0 E4		0-3 K		0-0 E3	0-0 FC4-6	
Ken Berry, R (1, 8) OBP: 0.455, SLG: 0.500		0-0 1B	0-0 6-3		4-0 BB		0-0 4-3		
Al Weis, S (1, 4) OBP: 0.299, SLG: 0.302		0-0 E5		0-0 6-3	0-0 L5		0-0 F7		
Cam Carreon, R (1, 2) OBP: 0.330, SLG: 0.326		0-0 G5-4-3		0-0 SH1-4 3B 1B		0-0 F3		0-0 BB 1B	
Joe Horten, R (1, 1) OBP: 0.183, SLG: 0.159			0-0 5-3	0-0 SH1-4		0-0 6-3		0-0 F9	

Inning Stats	R: 0	H: 0	E: 0	K: 0	S: 3	R: 1	H: 2	E: 1	K: 0	S: 5	R: 2	H: 2	E: 1	K: 0	S: 6	R: 1	H: 2	E: 0	K: 1	S: 6	R: 0	H: 0	E: 0	K: 0	S: 3	R: 0	H: 0	E: 1	K: 0	S: 4	R: 2	H: 3	E: 0	K: 0	S: 6	R: 0	H: 0	E: 1	K: 0	S: 4		
	LOB: 0	BB: 0	P: 3	LOB: 1	BB: 0	P: 5	LOB: 2	BB: 1	P: 10	LOB: 1	BB: 0	P: 5	LOB: 1	BB: 1	P: 10	LOB: 2	BB: 2	P: 11	LOB: 1	BB: 0	P: 4	LOB: 2	BB: 2	P: 11	LOB: 1	BB: 0	P: 4	LOB: 2	BB: 1	P: 10	LOB: 0	SAC: 1	DP: 1	HBP: 0	1B: 7	2B: 0	3B: 2	HR: 1	SF: 1	SAC: 1	DP: 1	HBP: 0

PITCHER	IP	WLS	BF	H	R	ER	SO	BB	IBB	HBP	BLK	WP	HR	S	P	ERA	WHIP
John O'Donoghue, L (1, 1) ERA: 4.92	5.0	L	25	7	5	4	1	2	0	0	0	0	1	25	33	7.20	1.800
Orlando Pena, R (6, 1) ERA: 4.43	3.0		16	3	2	2	0	3	0	0	0	1	0	13	25	6.00	2.000

BOTTOM

AB	R	H	RBI	BB	SO	LOB
4	0	2	1	1	0	1
3	2	0	0	2	0	2
4	2	2	1	1	0	2
3	0	1	2	0	0	0
1	0	1	1	0	0	0
5	1	1	1	0	1	3
3	0	1	0	1	0	3
4	0	0	0	0	0	3
4	2	2	0	0	0	2
3	0	0	0	0	0	1

AB	34
R	7
H	10
RBI	6
BB	5
SO	1
LOB	17



WP	PA	ERA	WHIP
1	41		

Kansas City Athletics @ Chicago White Sox
 Comiskey Park, Chicago, IL
 Sat Oct 03 1964, 4:33 AM EDT
 Att. 3,388 - Unknown

livebaseballscorecards.com

Batter	1	2	3	4	5	6	7	8	9	AB R H RBI BB SO LOB	TOP									
Bert Campaneris, R (1, 6) OBP: 0.306, SLG: 0.375	0-0 FC6-4 1B		0-0 F4			0-0 6-3			1-0 BB BB HBP	3 0 1 0 0 0 0										
Larry Stahl, L (1, 7) OBP: 0.277, SLG: 0.478	0-0 FC6-4 BB 1-2f			0-3 K			0-0 1B		0-0 F6	4 0 1 0 0 1 2										
Ken Harrelson, R (1, 3) OBP: 0.263, SLG: 0.388	4-0 G6-4-3 BB 1-2			0-0 1-3			0-3 K		4-0 BB BB 1-2	2 0 0 0 2 1 1										
Rocky Colavito, R (1, 9) OBP: 0.366, SLG: 0.507	0-0 G6-4-3 1-2f			0-0 G3			0-3 K		4-0 BB BB BB 1-2 2-3 FC6-4 BB	3 0 0 0 1 1 3										
Ed Charles, R (1, 5) OBP: 0.322, SLG: 0.379		0-0 F2			4-0 BB BB BB CS BB		0-3 K		0-0 FC6-4 1-2f	3 0 0 0 1 1 4										
Nelson Mathews, R (1, 8) OBP: 0.293, SLG: 0.377		0-0 5-3			0-3 K 1-2			0-0 F5		3 0 0 0 0 1 1										
Dave Duncan, R (1, 2) OBP: 0.200, SLG: 0.264		0-0 5-3			0-0 6-3			0-0 4-3		3 0 0 0 0 0 0										
Wayne Causey, L (1, 4) OBP: 0.377, SLG: 0.386			0-0 G3			0-0 6-3		0-0 F8		3 0 0 0 0 0 0										
Diego Segui, R (1, 1) OBP: 0.200, SLG: 0.211			0-3 K			0-3 K			0-3 K	2 0 0 0 0 2 0										
Ted Bowsfield, R (7, 1) OBP: 0.174, SLG: 0.095										0 0 0 0 0 0 0										
Jose Tartabull, L (9, PH) OBP: 0.238, SLG: 0.220										1 0 0 0 0 1 0										
Inning Stats	R: 0 E: 0 K: 0 S: 3	H: 1 LOB: 1 BB: 1 P: 7	R: 0 E: 0 K: 0 S: 3	H: 0 LOB: 0 BB: 0 P: 3	R: 0 E: 0 K: 1 S: 5	H: 0 LOB: 0 BB: 0 P: 5	R: 0 E: 0 K: 1 S: 4	H: 0 LOB: 0 BB: 1 P: 8	R: 0 E: 0 K: 1 S: 5	H: 0 LOB: 0 BB: 0 P: 5	R: 0 E: 0 K: 3 S: 10	H: 1 LOB: 1 BB: 0 P: 10	R: 0 E: 0 K: 0 S: 3	H: 0 LOB: 0 BB: 0 P: 3	R: 0 E: 0 K: 1 S: 5	H: 0 LOB: 3 BB: 2 P: 14	1B: 2 2B: 1 3B: 0 HR: 0	SF: 0 SAC: 0 DP: 2 HBP: 1	WP: 0 PB: 0 SB: 0 CS: 1	PA: 32
PITCHER Bruce Howard, R (1, 1) ERA: 0.81	IP: 9.0 WLS: W BF: 32 H: 2 R: 0 ER: 0 SO: 8 BB: 4 IBB: 0 HBP: 1 BLK: 0 WP: 0 HR: 0 S: 43 P: 60 ERA: 0.00 WHIP: 0.667											PITCHER	IP: WLS: BF: H: R: ER: SO: BB: IBB: HBP: BLK: WP: HR: S: P: ERA: WHIP:							

Kansas City Athletics @ Chicago White Sox
 Comiskey Park, Chicago, IL
 Sun Oct 04 1964, 4:33 AM EDT
 Att. 6,232 - Unknown

AB	27
R	0
H	2
RBI	0
BB	4
SO	8
LOB	11



