

Chicago White Sox - 1965

| Batter | 1 | 2 | 3 | 4 | 5 | 6 | 7 | 8 | 9 | AB | R | H | RBI | BB | SO | LOB | TOP | | | | | | | | | | |
|---|------------------------------|----------------------------------|------------------------------|---------------------------------|------------------------------|---------------------------------|------------------------------|---------------------------------|------------------------------|---------------------------------|------------------------------|---------------------------------|------------------------------|----------------------------------|------------------------------|---------------------------------|--|------------------------------|---------------------------------|----------------------------------|------------------------------------|----------------------------------|--------|--|--|--|--|
| Don Buford, S OBP: 0.800, SLG: 0.500 Al Weis, S (9, 4) | 4-0 PB WP BB | | 4-0 1B BB | | 4-0 1B BB | | 0-0 WP 1B | | 0-0 F9 | 2 | 2 | 1 | 0 | 3 | 0 | 0 | Chicago White Sox @ Baltimore Orioles Memorial Stadium, Baltimore, MD Tue Apr 13 1965, 3:33 AM EST Att: 39,455 - Unknown - 57 F | | | | | | | | | | |
| Floyd Robinson, L OBP: 0.200, SLG: 0.200 (1, 9) | 0-3 K | | 0-0 1B 1B | | 0-0 F5 | | 0-0 F8 | | 0-0 5-3 | 5 | 1 | 1 | 0 | 0 | 1 | 2 | | | | | | | | | | | |
| John Romano, R OBP: 0.750, SLG: 0.667 J.C. Martin, L (7, 2) | 4-0 4-3 BB | | 0-0 1B 1B | | 0-0 1B 1B | | 0-0 L8 | | 0-0 5-3 | 3 | 1 | 2 | 0 | 1 | 0 | 1 | | | | | | | | | | | |
| Pete Ward, L OBP: 0.750, SLG: 0.667 (1, 5) | 0-0 4-3 | | 0-0 E5 SF8 1B | | 0-0 G6-4-3 1B | | 4-0 IBB | | | 3 | 1 | 2 | 2 | 1 | 0 | 1 | | | | | | | | | | | |
| Ron Hansen, R (1, 6) | 0-0 1-3 | | 0-0 SF8 | | 0-0 G6-4-3 1B | | 0-3 K | | | 3 | 0 | 0 | 1 | 0 | 1 | 5 | | | | | | | | | | | |
| Bill Skowron, R OBP: 0.250, SLG: 0.500 Tom McCraw, L (8, 3) | | 0-0 2B | 0-0 F9 | | | 0-0 4-3 | | 0-0 6-3 | | 4 | 0 | 1 | 0 | 0 | 0 | 0 | | | | | | | | | | | |
| Danny Cater, R OBP: 0.500, SLG: 0.333 (1, 7) | 0-3 K | | | 0-0 F9 | | 0-0 1B | | 4-0 BB | | 3 | 0 | 1 | 0 | 1 | 1 | 1 | | | | | | | | | | | |
| Ken Berry, R OBP: 0.250, SLG: 0.250 (1, 8) | 0-0 6-3 | | | 0-0 F5 | | 0-0 1B | | 0-0 F3 | | 4 | 0 | 1 | 0 | 0 | 0 | 2 | | | | | | | | | | | |
| Gary Peters, L Eddie Fisher, R Tommy John, R (1, 1) (8, 1) (9, 1) | 0-0 1-3 | | | 0-0 1-3 | | 0-0 F7 | | 0-0 G3 | | 4 | 0 | 0 | 0 | 0 | 0 | 3 | | | | | | | | | | | |
| Inning Stats | R: 1 E: 0 K: 1 S: 5 | H: 0 LOB: 1 BB: 2 P: 13 | R: 0 E: 0 K: 1 S: 6 | H: 1 LOB: 1 BB: 0 P: 6 | R: 3 E: 1 K: 0 S: 5 | H: 3 LOB: 0 BB: 1 P: 9 | R: 0 E: 0 K: 0 S: 3 | H: 0 LOB: 0 BB: 0 P: 3 | R: 1 E: 0 K: 0 S: 4 | H: 2 LOB: 1 BB: 1 P: 8 | R: 0 E: 0 K: 1 S: 4 | H: 2 LOB: 1 BB: 0 P: 4 | R: 0 E: 0 K: 1 S: 6 | H: 1 LOB: 2 BB: 1 P: 10 | R: 0 E: 0 K: 0 S: 3 | H: 0 LOB: 1 BB: 1 P: 7 | | R: 0 E: 0 K: 0 S: 3 | H: 0 LOB: 0 BB: 0 P: 3 | 1B: 8 2B: 1 3B: 0 HR: 0 | SF: 1 SAC: 0 DP: 1 HBP: 0 | WP: 2 PB: 1 SB: 1 CS: 0 | PA: 39 | | | | |
| PITCHER | IP | WLS | BF | H | R | ER | SO | BB | IBB | HBP | BLK | WP | HR | S | P | ERA | WHIP | | | | | | | | | | |
| Steve Barber, L ERA: 9.0 Wally Bunker, R ERA: 4.5 Ken Rowe, R ERA: Dave McNally, L ERA: | 3.0 | L | 15 | 4 | 4 | 3 | 2 | 3 | 0 | 0 | 0 | 1 | 0 | 16 | 28 | 9.00 | 2.333 | | | | | | | | | | |
| Paul Blair, R (1, 8) | 0-0 F7 | | 0-0 5-3 | | 0-0 F9 | | 0-0 FC6-4 | | 0-0 F5 | 5 | 0 | 0 | 1 | 0 | 0 | 4 | Chicago White Sox @ Baltimore Orioles Memorial Stadium, Baltimore, MD Tue Apr 13 1965, 3:33 AM EST Att: 39,455 - Unknown - 57 F | | | | | | | | | | |
| Luis Aparicio, R OBP: 0.200, SLG: 0.600 (1, 6) | 0-3 K | | 0-0 1B 3B | | 0-0 F2 | | 0-0 FC5-4 | | 0-0 F6 | 5 | 1 | 1 | 0 | 0 | 1 | 3 | | | | | | | | | | | |
| Boog Powell, L OBP: 0.400, SLG: 0.250 (1, 3) | 0-3 K | | 0-0 1B 1B | | 0-0 K | | 4-0 FC3-5 1B BB | | 0-3 K | 4 | 1 | 1 | 1 | 1 | 3 | 2 | | | | | | | | | | | |
| Brooks Robinson, R OBP: 0.500, SLG: 0.500 (1, 5) | | 0-0 L4 | | 0-0 F4 | | 0-0 1B | | 0-0 E FC3-5 1B | | 4 | 0 | 2 | 0 | 0 | 0 | 1 | | | | | | | | | | | |
| Sam Bowers, R OBP: 0.250, SLG: 0.250 (1, 9) | | 0-0 F5 | | 0-0 1-3 | | 0-0 1B | | 0-0 FC3-5 E | | 4 | 0 | 1 | 0 | 0 | 0 | 3 | | | | | | | | | | | |
| Jackie Brandt, R OBP: 0.250, SLG: 0.500 (1, 7) | | 0-0 2-3 | | 0-0 2B | | 0-0 F4 | | 0-0 F8 | | 4 | 0 | 1 | 1 | 0 | 0 | 4 | | | | | | | | | | | |
| John Orsino, R OBP: 0.500, SLG: 0.500 (1, 2) | | | 0-0 FC5-4 1B | | 0-0 F8 | | 0-0 FC5-4 1B FC6-4 1B | | 0-3 K | 4 | 1 | 2 | 0 | 0 | 1 | 3 | | | | | | | | | | | |
| Jerry Adair, R OBP: 0.500, SLG: 0.500 (1, 4) | | | 0-0 FC5-4 | | 0-0 6-3 | | 0-0 FC5-4 1B | | 0-0 PB E 1B | 4 | 0 | 2 | 0 | 0 | 0 | 1 | | | | | | | | | | | |
| Steve Barber, L Davey Johnson, R Wally Bunker, R Russ Snyder, L Ken Rowe, R Bob Johnson, R Dave McNally, R Norm Siebern, L (1, 1) (3, PH) (4, 1) (5, PH) (6, 1) (7, PH) (8, 1) (9, PH) | | | 0-3 K | | 0-0 4-3 | | 0-0 FC5-4 | | 0-0 E8 PB | 0 | 0 | 0 | 0 | 0 | 0 | 0 | | | | | | | | | | | |
| Inning Stats | R: 0 E: 0 K: 2 S: 7 | H: 0 LOB: 0 BB: 0 P: 7 | R: 0 E: 0 K: 0 S: 3 | H: 0 LOB: 0 BB: 0 P: 3 | R: 0 E: 0 K: 1 S: 6 | H: 1 LOB: 1 BB: 0 P: 6 | R: 2 E: 0 K: 0 S: 6 | H: 3 LOB: 1 BB: 0 P: 6 | R: 0 E: 0 K: 1 S: 7 | H: 2 LOB: 2 BB: 0 P: 7 | R: 1 E: 0 K: 0 S: 5 | H: 2 LOB: 1 BB: 0 P: 5 | R: 0 E: 1 K: 1 S: 6 | H: 1 LOB: 2 BB: 1 P: 10 | R: 0 E: 1 K: 1 S: 7 | H: 1 LOB: 2 BB: 0 P: 7 | | R: 0 E: 1 K: 1 S: 7 | H: 1 LOB: 2 BB: 0 P: 7 | 1B: 8 2B: 1 3B: 1 HR: 0 | SF: 0 SAC: 0 DP: 0 HBP: 0 | WP: 0 PB: 1 SB: 0 CS: 0 | PA: 39 | | | | |
| PITCHER | IP | WLS | BF | H | R | ER | SO | BB | IBB | HBP | BLK | WP | HR | S | P | ERA | WHIP | | | | | | | | | | |
| Gary Peters, L ERA: 3.86 Eddie Fisher, R ERA: Tommy John, L ERA: | 7.0 | W | 30 | 8 | 3 | 3 | 4 | 1 | 0 | 0 | 0 | 0 | 0 | 10 | 10 | 0.00 | 1.286 | | | | | | | | | | |
| | 0.1 | S | 1 | 0 | 0 | 0 | 1 | 0 | 0 | 0 | 0 | 0 | 0 | 3 | 3 | 0.00 | 0.000 | | | | | | | | | | |

| Batter | 1 | 2 | 3 | 4 | 5 | 6 | 7 | 8 | 9 | AB | R | H | RBI | BB | SO | LOB | TOP | | |
|---|--|---------------------------------|------------------------------|---------------------------------|------------------------------|---------------------------------|------------------------------|---------------------------------|------------------------------|---------------------------------|------------------------------|---------------------------------|------------------------------|---------------------------------|------------------------------|---|--|------------------------------------|-----------------|
| Tom McCraw, L (1,7) OBP: 0.500, SLG: 0.500 | F1 | | 6-3 | | | | | | L4-3 | 4 | 0 | 2 | 0 | 0 | 0 | 0 | | | |
| Don Buford, S (1,4) OBP: 0.444, SLG: 0.167 | K | | | | | | | | L4-3 | 4 | 0 | 0 | 0 | 0 | 1 | 2 | | | |
| Floyd Robinson, L (1,9) OBP: 0.375, SLG: 0.500 | | | | | | | | | | 3 | 0 | 2 | 0 | 0 | 0 | 0 | | | |
| Pete Ward, L (1,5) OBP: 0.429, SLG: 0.333 | | | | | | | | | | 3 | 0 | 0 | 0 | 0 | 0 | 2 | | | |
| John Romano, R (1,2) OBP: 0.429, SLG: 0.333 | | | | | | | | | | 3 | 0 | 0 | 0 | 0 | 1 | 0 | | | |
| Bill Skowron, R (1,3) OBP: 0.429, SLG: 0.571 | | | | | | | | | | 3 | 0 | 2 | 0 | 0 | 0 | 0 | | | |
| Ron Hansen, R (1,6) | | | | | | | | | | 3 | 0 | 0 | 0 | 0 | 0 | 2 | | | |
| Ken Berry, R (1,8) OBP: 0.143, SLG: 0.143 | | | | | | | | | | 3 | 0 | 0 | 0 | 0 | 1 | 0 | | | |
| Joe Horlen, R (1,1) | | | | | | | | | | 2 | 0 | 0 | 0 | 0 | 1 | 0 | | | |
| Bob Locker, S (7,1) | | | | | | | | | | 0 | 0 | 0 | 0 | 0 | 0 | 0 | | | |
| Smoky Burgess, L (9,PH) | | | | | | | | | | 1 | 0 | 0 | 0 | 0 | 0 | 0 | | | |
| Inning Stats | R: 0 E: 0 K: 1 S: 6 | H: 1 LOB: 1 BB: 0 P: 6 | R: 0 E: 0 K: 0 S: 3 | H: 1 LOB: 0 BB: 0 P: 3 | R: 0 E: 0 K: 1 S: 5 | H: 0 LOB: 0 BB: 0 P: 5 | R: 0 E: 0 K: 0 S: 3 | H: 0 LOB: 0 BB: 0 P: 3 | R: 0 E: 0 K: 0 S: 3 | H: 1 LOB: 1 BB: 0 P: 6 | R: 0 E: 0 K: 1 S: 5 | H: 1 LOB: 0 BB: 0 P: 5 | R: 0 E: 0 K: 0 S: 3 | H: 0 LOB: 0 BB: 0 P: 3 | R: 0 E: 0 K: 0 S: 3 | H: 1 LOB: 0 BB: 0 P: 3 | 1B: 5 2B: 2 3B: 0 HR: 0 | SF: 0 SAC: 0 DP: 4 HBP: 0 | WP: 0 PA: 29 |
| PITCHER Mitt Pappas, R (1,1) ERA: 0.00 | IP: 9.0 WLS: W BF: 29 H: 6 R: 0 ER: 0 SO: 4 BB: 0 IBB: 0 HBP: 0 BLK: 0 WP: 0 HR: 0 S: 37 P: 37 ERA: 0.00 WHIP: 0.667 | | | | | | | | | | | | | | | PITCHER Mitt Pappas, R (1,1) ERA: 0.00 | IP: 9.0 WLS: W BF: 29 H: 6 R: 0 ER: 0 SO: 4 BB: 0 IBB: 0 HBP: 0 BLK: 0 WP: 0 HR: 0 S: 37 P: 37 ERA: 0.00 WHIP: 0.667 | | |

Chicago White Sox @ Baltimore Orioles
Memorial Stadium, Baltimore, MD
Wed Apr 14 1965, 3:33 AM EST
Att. 4,248 - Unknown - 60 F

AB 29
R 0
H 6
RBI 0
BB 0
SO 4
LOB 6



| Batter | 1 | 2 | 3 | 4 | 5 | 6 | 7 | 8 | 9 | AB | R | H | RBI | BB | SO | LOB | BOTTOM | | |
|--|--|---------------------------------|------------------------------|---------------------------------|------------------------------|---------------------------------|------------------------------|---------------------------------|------------------------------|---------------------------------|------------------------------|---------------------------------|------------------------------|---------------------------------|------------------------------|--|--|------------------------------------|-----------------|
| Paul Blair, R (1,8) OBP: 0.222, SLG: 0.222 | 6-3 | | | | | | | | | 4 | 0 | 2 | 1 | 0 | 0 | 1 | | | |
| Luis Aparicio, R (1,6) OBP: 0.111, SLG: 0.333 | K | | | | | | | | | 4 | 0 | 0 | 0 | 0 | 1 | 2 | | | |
| Boog Powell, L (1,7) OBP: 0.333, SLG: 0.375 | F9 | | | | | | | | | 4 | 1 | 1 | 0 | 0 | 0 | 0 | | | |
| Jackie Brandt, R (9,7) OBP: 0.250, SLG: 0.500 | F9 | | | | | | | | | 0 | 0 | 0 | 0 | 0 | 0 | 0 | | | |
| Brooks Robinson, R (1,5) OBP: 0.375, SLG: 0.500 | | | | | | | | | | 4 | 1 | 1 | 0 | 0 | 1 | 1 | | | |
| Norm Siebern, L (1,3) OBP: 0.400, SLG: 1.000 | | | | | | | | | | 3 | 1 | 2 | 2 | 0 | 0 | 0 | | | |
| Sam Bowens, R (1,9) OBP: 0.167, SLG: 0.167 | | | | | | | | | | 2 | 0 | 0 | 0 | 0 | 0 | 1 | | | |
| Curt Blefary, L (5,9) OBP: 0.500, SLG: 1.000 | | | | | | | | | | 2 | 0 | 1 | 1 | 0 | 0 | 0 | | | |
| Russ Snyder, L (8,FR) (9,9) | | | | | | | | | | 0 | 0 | 0 | 0 | 0 | 0 | 0 | | | |
| John Orsino, R (1,2) OBP: 0.625, SLG: 0.857 | | | | | | | | | | 3 | 2 | 2 | 0 | 1 | 1 | 1 | | | |
| Jerry Adair, R (1,4) OBP: 0.500, SLG: 0.500 | | | | | | | | | | 2 | 0 | 1 | 1 | 0 | 0 | 2 | | | |
| Davey Johnson, R (6,4) | | | | | | | | | | 1 | 0 | 0 | 0 | 0 | 0 | 1 | | | |
| Mitt Pappas, R (1,1) OBP: 0.333, SLG: 0.667 | | | | | | | | | | 3 | 1 | 1 | 0 | 0 | 0 | 2 | | | |
| Inning Stats | R: 0 E: 0 K: 1 S: 5 | H: 0 LOB: 0 BB: 0 P: 5 | R: 0 E: 0 K: 0 S: 4 | H: 1 LOB: 2 BB: 1 P: 8 | R: 1 E: 0 K: 0 S: 4 | H: 2 LOB: 0 BB: 0 P: 4 | R: 0 E: 0 K: 1 S: 5 | H: 0 LOB: 0 BB: 0 P: 5 | R: 1 E: 0 K: 0 S: 5 | H: 2 LOB: 1 BB: 0 P: 5 | R: 1 E: 0 K: 0 S: 4 | H: 1 LOB: 0 BB: 0 P: 4 | R: 1 E: 0 K: 0 S: 4 | H: 2 LOB: 1 BB: 0 P: 4 | R: 2 E: 1 K: 1 S: 8 | H: 3 LOB: 1 BB: 0 P: 8 | 1B: 4 2B: 6 3B: 1 HR: 0 | SF: 1 SAC: 0 DP: 1 HBP: 0 | WP: 0 PA: 34 |
| PITCHER Joe Horlen, R (1,1) ERA: 4.5 | IP: 6.0 WLS: L BF: 24 H: 5 R: 3 ER: 3 SO: 2 BB: 1 IBB: 0 HBP: 0 BLK: 0 WP: 0 HR: 0 S: 27 P: 31 ERA: 4.50 WHIP: 1.167 | | | | | | | | | | | | | | | PITCHER Bob Locker, R (7,1) ERA: 13.5 | IP: 2.0 WLS: 10 BF: 5 H: 3 R: 3 ER: 3 SO: 1 BB: 0 IBB: 0 HBP: 0 BLK: 0 WP: 0 HR: 12 S: 12 P: 12 ERA: 13.50 WHIP: 2.500 | | |

Chicago White Sox @ Baltimore Orioles
Memorial Stadium, Baltimore, MD
Wed Apr 14 1965, 3:33 AM EST
Att. 4,248 - Unknown - 60 F

AB 32
R 6
H 11
RBI 5
BB 1
SO 3
LOB 11



| Batter | 1 | 2 | 3 | 4 | 5 | 6 | 7 | 8 | 9 | AB | R | H | RBI | BB | SO | LOB | TOP | | | | |
|---|------------------------------|---------------------------------|------------------------------|---------------------------------|------------------------------|---------------------------------|------------------------------|---------------------------------|------------------------------|---------------------------------|------------------------------|---------------------------------|------------------------------|---------------------------------|------------------------------|---------------------------------|---|------------------------------------|-------------------------|--------|--|
| Don Blasingame, L (1,4) OBP: 0.167, SLG: 0.417 | F7 | | | G3-6-1 2B | FC4-6 | | | FC6-4 | | 4 | 0 | 1 | 0 | 0 | 0 | 3 | Washington Senators @ Chicago White Sox Comiskey Park, Chicago, IL Thu Apr 15 1965, 4:33 AM EST Att: 18,283 - Unknown | | | | |
| Ken McMullen, R (1,5) OBP: 0.333, SLG: 0.444 | 6-3 | | | G3-6-1 BB | | | F8 | | 2 | 0 | 0 | 0 | 2 | 0 | 0 | | | | | | |
| Bob Chance, L (1,3) Joe Cunningham, L (8,3) | K | | | G3-6-1 | | | F7 | | 4 | 0 | 0 | 0 | 0 | 1 | 4 | | | | | | |
| Frank Howard, R (1,7) Woodie Held, R (9,7) | | 5-3 | | 5-3 | | | F9 | | 4 | 1 | 1 | 1 | 0 | 0 | 1 | | | | | | |
| Willie Kirkland, L (1,9) | | 4-3 | | | | | L6 | | 4 | 2 | 2 | 1 | 0 | 0 | 0 | | | | | | |
| Don Lock, R (1,8) OBP: 0.167, SLG: 0.417 | | 5-3 | | | | | K | | 4 | 0 | 1 | 0 | 0 | 1 | 0 | | | | | | |
| Mike Brumley, L (1,2) Joe McCabe, R (9,PH) OBP: 1.000, SLG: 1.000 | | | 4-3 | | FC4-6 1B | | G3 | | 3 | 0 | 0 | 0 | 0 | 0 | 2 | | | | | | |
| Ed Brinkman, R (1,6) OBP: 0.111, SLG: 0.111 | | | 4-3 | | K | | | | 4 | 0 | 0 | 0 | 0 | 2 | 3 | | | | | | |
| Bennie Daniels, L (1,1) Roy Sievers, R (9,PH) Mike McCormick, L (9,1) Ron Kline, R (9,1) | | | 4-3 | | FC4-6 1B | | | | 2 | 0 | 1 | 1 | 1 | 0 | 0 | | | | | | |
| | | | | | | | | | 1 | 0 | 0 | 0 | 0 | 0 | 2 | | | | | | |
| | | | | | | | | | 0 | 0 | 0 | 0 | 0 | 0 | 0 | | | | | | |
| Inning Stats | R: 0 E: 0 K: 1 S: 5 | H: 0 LOB: 0 BB: 0 P: 5 | R: 0 E: 0 K: 0 S: 3 | H: 0 LOB: 0 BB: 0 P: 3 | R: 0 E: 0 K: 0 S: 3 | H: 0 LOB: 0 BB: 0 P: 3 | R: 0 E: 0 K: 0 S: 3 | H: 1 LOB: 1 BB: 1 P: 7 | R: 1 E: 0 K: 1 S: 8 | H: 3 LOB: 2 BB: 0 P: 8 | R: 0 E: 0 K: 0 S: 3 | H: 0 LOB: 0 BB: 0 P: 3 | R: 0 E: 0 K: 1 S: 5 | H: 0 LOB: 2 BB: 0 P: 5 | R: 2 E: 1 K: 0 S: 6 | H: 3 LOB: 1 BB: 0 P: 6 | 1B: 4 2B: 1 3B: 0 HR: 2 | SF: 0 SAC: 0 DP: 2 HBP: 0 | WP: 0 PB: 0 CS: 1 | PA: 36 | |
| PITCHER | IP | WLS | BF | H | R | ER | SO | BB | IBB | HBP | BLK | WP | HR | S | P | ERA | WHIP | | | | |
| John Buzhardt, R (1,1) ERA: 1.13 | 8.0 | | 30 | 4 | 1 | 1 | 4 | 3 | 0 | 0 | 0 | 0 | 0 | 35 | 47 | 1.12 | 0.875 | | | | |
| Hoyt Wilhelm, R (9,1) ERA: | 0.0 | L | 2 | 2 | 2 | 2 | 0 | 0 | 0 | 0 | 0 | 0 | 2 | 2 | 2 | ∞ | ∞ | | | | |
| Tommy John, L (9,1) ERA: | 1.0 | | 4 | 1 | 0 | 0 | 0 | 0 | 0 | 0 | 0 | 0 | 0 | 4 | 4 | 0.00 | 1.000 | | | | |


| Batter | 1 | 2 | 3 | 4 | 5 | 6 | 7 | 8 | 9 | AB | R | H | RBI | BB | SO | LOB | BOTTOM | | | | |
|---|------------------------------|---------------------------------|------------------------------|---------------------------------|------------------------------|---------------------------------|------------------------------|---------------------------------|------------------------------|---------------------------------|------------------------------|---------------------------------|------------------------------|---------------------------------|----------------------------------|------------------------------------|---|--------|--|--|--|
| Tom McCraw, L (1,7) OBP: 0.250, SLG: 0.250 | 3-1 | | G4-6-3 | | | G3 | | FC1-2 | | 4 | 0 | 0 | 0 | 0 | 0 | 4 | Washington Senators @ Chicago White Sox Comiskey Park, Chicago, IL Thu Apr 15 1965, 4:33 AM EST Att: 18,283 - Unknown | | | | |
| Don Buford, S (1,4) OBP: 0.308, SLG: 0.100 | 6-3 | | | 1-3 | | G3 | | | | 4 | 0 | 0 | 0 | 0 | 0 | | | | | | |
| Floyd Robinson, L (1,9) OBP: 0.250, SLG: 0.333 | 1-3 | | | F2 | | 4-3 | | | | 4 | 0 | 0 | 0 | 0 | 0 | | | | | | |
| Pete Ward, L (1,5) OBP: 0.364, SLG: 0.300 | | 4-3 | | G3 | | G3 | | | | 4 | 0 | 1 | 0 | 0 | 0 | | | | | | |
| John Romano, R (1,2) Hoyt Wilhelm, R (9,1) Tommy John, R (9,1) Dave Nicholson, R (9,PH) Gary Peters, L (9,PH) OBP: 0.200, SLG: 0.200 | | F6 | | | G4-6-3 BB | | | F7 | | 2 | 0 | 0 | 0 | 1 | 0 | | | | | | |
| Bill Skowron, R (1,3) OBP: 0.273, SLG: 0.364 | | 4-3 | | | G4-6-3 | | | F7 | | 4 | 0 | 0 | 0 | 0 | 3 | | | | | | |
| Ron Hansen, R (1,6) Al Weis, S (8,PR) (9,6) | | | 6-3 | | 5-3 | | | E6 1B | | 3 | 0 | 0 | 0 | 0 | 0 | | | | | | |
| Ken Berry, R (1,8) Smoky Burgess, L (8,PH) Danny Cater, R (8,PR) OBP: 0.500, SLG: 0.333 | | | | | | | | F6 | | 1 | 0 | 0 | 0 | 1 | 0 | | | | | | |
| | | | | | | | | FC1-2 1B | | 1 | 0 | 1 | 0 | 0 | 0 | | | | | | |
| | | | | | | | | | | 0 | 0 | 0 | 0 | 0 | 0 | | | | | | |
| | | | | | | | | | | 1 | 0 | 0 | 0 | 0 | 0 | | | | | | |
| | | | | | | | | | | 1 | 0 | 1 | 1 | 0 | 0 | | | | | | |
| Inning Stats | R: 0 E: 0 K: 0 S: 3 | H: 0 LOB: 0 BB: 0 P: 3 | R: 0 E: 0 K: 0 S: 3 | H: 0 LOB: 0 BB: 1 P: 7 | R: 0 E: 0 K: 0 S: 3 | H: 0 LOB: 0 BB: 0 P: 3 | R: 0 E: 0 K: 0 S: 2 | H: 0 LOB: 0 BB: 1 P: 6 | R: 0 E: 0 K: 0 S: 3 | H: 0 LOB: 0 BB: 0 P: 3 | R: 1 E: 1 K: 0 S: 6 | H: 2 LOB: 2 BB: 0 P: 6 | R: 0 E: 0 K: 0 S: 5 | H: 2 LOB: 2 BB: 0 P: 5 | 1B: 4 2B: 0 3B: 0 HR: 0 | SF: 0 SAC: 1 DP: 2 HBP: 0 | WP: 0 PB: 0 CS: 0 | PA: 33 | | | |
| PITCHER | IP | WLS | BF | H | R | ER | SO | BB | IBB | HBP | BLK | WP | HR | S | P | ERA | WHIP | | | | |
| Bennie Daniels, R (1,1) ERA: | 8.0 | | 28 | 2 | 1 | 0 | 0 | 2 | 0 | 0 | 0 | 0 | 0 | 26 | 34 | 0.00 | 0.500 | | | | |
| Mike McCormick, L (9,1) ERA: | 0.2 | | 3 | 1 | 0 | 0 | 0 | 0 | 0 | 0 | 0 | 0 | 0 | 3 | 3 | 0.00 | 1.500 | | | | |
| Ron Kline, R (9,1) ERA: | 0.1 | S | 2 | 1 | 0 | 0 | 0 | 0 | 0 | 0 | 0 | 0 | 0 | 2 | 2 | 0.00 | 3.000 | | | | |

| Batter | 1 | 2 | 3 | 4 | 5 | 6 | 7 | 8 | 9 | 10 | AB | R | H | RBI | BB | SO | LOB | | | | | | | | | |
|---|------------------------------|---------------------------------|------------------------------|---------------------------------|------------------------------|---------------------------------|------------------------------|---------------------------------|------------------------------|---------------------------------|------------------------------|---------------------------------|-------------------------------|----------------------------------|------------------------------|---------------------------------|------------------------------|---------------------------------|----------------------------------|------------------------------------|----------------------------------|--------|--|--|--|--|
| Don Blasingame, L (1.4) OBP: 0.313, SLG: 0.500 | 4-3 | | CS 1B | | | 1B 1B | | S 1B | | | 4 | 0 | 3 | 1 | 0 | 0 | 0 | | | | | | | | | |
| Ken McMullen, R (1.5) OBP: 0.250, SLG: 0.308 | F7 | | CS 1-2 | 5-3 | | K | | K2-3 1-2 | | | 4 | 0 | 0 | 0 | 0 | 2 | 2 | | | | | | | | | |
| Bob Chance, L (1.3) Joe Cunningham, L (9.3) OBP: 0.313, SLG: 0.400 | K | | | F9 | | FC6-4 1B | | K | | | 4 | 0 | 1 | 0 | 0 | 2 | 0 | | | | | | | | | |
| Frank Howard, R (1.7) Mike McCormick, L (9.1) Jim Duckworth, R (10.1) OBP: 0.313, SLG: 0.467 | F4 | | | 1B | | FC6-4 1-2f | | 5-3 | | | 4 | 0 | 1 | 0 | 0 | 0 | 2 | | | | | | | | | |
| Willie Kirkland, L (1.9) OBP: 0.267, SLG: 0.500 | K | | | F4 | | | | 4-3 | | | 4 | 0 | 0 | 0 | 0 | 1 | 1 | | | | | | | | | |
| Don Lock, R (1.8) OBP: 0.125, SLG: 0.313 | K | | | | | K | | 6-3 | | | 4 | 0 | 0 | 0 | 0 | 2 | 0 | | | | | | | | | |
| Mike Brumley, L (1.2) OBP: 0.071, SLG: 0.071 | | | | E5 2B | | G6-4-3 1B | | 4-3 | | | 4 | 0 | 1 | 0 | 0 | 0 | 1 | | | | | | | | | |
| Ed Brinkman, R (1.6) OBP: 0.154, SLG: 0.231 | | | | 3-1 1B 2B | | G6-4-3 1-2f | | K | | | 4 | 1 | 1 | 0 | 0 | 1 | 1 | | | | | | | | | |
| Phil Ortega, R (1.1) Woodie Held, R (9.7) | | | | 3-1 2-3 | | | | K | | | 3 | 0 | 0 | 0 | 0 | 2 | 1 | | | | | | | | | |
| Inning Stats | R: 0 E: 0 K: 1 S: 5 | H: 0 LOB: 0 BB: 0 P: 5 | R: 0 E: 0 K: 2 S: 7 | H: 0 LOB: 0 BB: 0 P: 7 | R: 1 E: 1 K: 0 S: 4 | H: 2 LOB: 0 BB: 0 P: 4 | R: 0 E: 0 K: 0 S: 4 | H: 1 LOB: 1 BB: 0 P: 4 | R: 0 E: 0 K: 1 S: 5 | H: 1 LOB: 0 BB: 0 P: 5 | R: 0 E: 0 K: 2 S: 9 | H: 0 LOB: 0 BB: 0 P: 3 | R: 0 E: 0 K: 3 S: 10 | H: 1 LOB: 1 BB: 0 P: 10 | R: 0 E: 0 K: 1 S: 5 | H: 0 LOB: 0 BB: 0 P: 5 | R: 0 E: 1 K: 0 S: 3 | H: 0 LOB: 0 BB: 0 P: 3 | 1B: 6 2B: 1 3B: 0 HR: 0 | SF: 0 SAC: 0 DP: 2 HBP: 0 | WP: 0 PB: 0 SB: 1 CS: 1 | PA: 36 | | | | |
| PITCHER | IP 9.0 | WLS 32 | H 7 | R 1 | ER 1 | SO 10 | BB 0 | IBB 0 | HBP 0 | BLK 0 | WP 0 | HR 0 | S 52 | P 52 | ERA 1.00 | WHIP 0.778 | | | | | | | | | | |
| Bruce Howard, R (1.1) ERA: 1.0 | | | | | | | | | | | | | | | | | | | | | | | | | | |
| Eddie Fisher, R (10.1) ERA: | | | | | | | | | | | | | | | | | | | | | | | | | | |

Washington Senators @ Chicago White Sox
Comiskey Park, Chicago, IL
Sat Apr 17 1965, 4:33 AM EST
Att: 4,926 - Unknown

livebaseballscores.com

AB 35
R 1
H 7
RBI 1
BB 0
SO 10
LOB 8




| Batter | 1 | 2 | 3 | 4 | 5 | 6 | 7 | 8 | 9 | 10 | AB | R | H | RBI | BB | SO | LOB | | | | | | | | | |
|---|------------------------------|---------------------------------|------------------------------|---------------------------------|------------------------------|---------------------------------|------------------------------|----------------------------------|------------------------------|---------------------------------|------------------------------|---------------------------------|------------------------------|---------------------------------|------------------------------|---------------------------------|------------------------------|----------------------------------|------------------------------|---------------------------------|----------------------------------|------------------------------------|----------------------------------|--------|--|--|
| Don Buford, S (1.4) OBP: 0.222, SLG: 0.067 | K2-3 | | 5-3 | | | E3 CS | | K | | | 5 | 0 | 0 | 0 | 0 | 3 | 0 | | | | | | | | | |
| Floyd Robinson, L (1.9) OBP: 0.294, SLG: 0.313 | F5 | | F9 | | | HBP 1B 1-2 | | F9 | | | 4 | 0 | 1 | 0 | 1 | 0 | 0 | | | | | | | | | |
| John Romano, R (1.2) OBP: 0.467, SLG: 0.273 | BB | | K | | | HBP 1B 1-2 | | F7 | | | 3 | 0 | 1 | 0 | 2 | 1 | 0 | | | | | | | | | |
| Pete Ward, L (1.5) OBP: 0.313, SLG: 0.267 | 1-3 | | | | | 2B SF7 1B | | F7 | | | 5 | 1 | 1 | 0 | 0 | 1 | 5 | | | | | | | | | |
| Tom McCraw, L (1.7) OBP: 0.395, SLG: 0.417 | | | K | | | 1-3 2B | | 1B S 1B | | | 4 | 0 | 2 | 0 | 0 | 2 | 0 | | | | | | | | | |
| Bill Skowron, R (1.3) OBP: 0.267, SLG: 0.333 Danny Cater, R (8. PR) OBP: 0.600, SLG: 0.500 | F4 | | | | | 1-2 2-3 HBP | | 1B S 1B | | | 4 | 0 | 1 | 0 | 0 | 2 | 5 | | | | | | | | | |
| Ron Hansen, R (1.6) OBP: 0.200, SLG: 0.231 | | | | | | 1-2 2-3 HBP | | 1B S 1B | | | 1 | 1 | 1 | 0 | 0 | 0 | 0 | | | | | | | | | |
| Ken Berry, R (1.8) OBP: 0.286, SLG: 0.250 | | | | | | 1-2 2-3 HBP | | 1B S 1B | | | 4 | 0 | 2 | 2 | 0 | 0 | 3 | | | | | | | | | |
| Bruce Howard, S (1.1) Smoky Burgess, L (9. PH) Eddie Fisher, R (10.1) OBP: 0.333, SLG: 0.333 | K | | | | | 2B 1B | | 6-3 | | | 4 | 0 | 2 | 0 | 1 | 1 | 2 | | | | | | | | | |
| Inning Stats | R: 0 E: 0 K: 1 S: 5 | H: 0 LOB: 1 BB: 1 P: 9 | R: 0 E: 0 K: 2 S: 9 | H: 2 LOB: 2 BB: 0 P: 9 | R: 0 E: 0 K: 1 S: 5 | H: 0 LOB: 0 BB: 0 P: 5 | R: 1 E: 0 K: 2 S: 9 | H: 2 LOB: 2 BB: 1 P: 13 | R: 0 E: 1 K: 1 S: 7 | H: 2 LOB: 3 BB: 0 P: 8 | R: 0 E: 0 K: 1 S: 5 | H: 0 LOB: 0 BB: 0 P: 5 | R: 0 E: 0 K: 1 S: 5 | H: 0 LOB: 0 BB: 0 P: 5 | R: 0 E: 0 K: 2 S: 7 | H: 2 LOB: 3 BB: 0 P: 7 | R: 0 E: 0 K: 2 S: 7 | H: 0 LOB: 2 BB: 2 P: 15 | R: 1 E: 0 K: 1 S: 6 | H: 3 LOB: 2 BB: 0 P: 6 | 1B: 9 2B: 2 3B: 0 HR: 0 | SF: 1 SAC: 0 DP: 0 HBP: 1 | WP: 0 PB: 0 SB: 2 CS: 1 | PA: 44 | | |
| PITCHER | IP 8.2 | WLS 39 | H 8 | R 1 | ER 1 | SO 11 | BB 3 | IBB 1 | HBP 1 | BLK 1 | WP 0 | HR 0 | S 56 | P 73 | ERA 1.04 | WHIP 1.269 | | | | | | | | | | |
| Phil Ortega, R (1.1) ERA: 3.95 | | | | | | | | | | | | | | | | | | | | | | | | | | |
| Mike McCormick, L (9.1) ERA: 6.75 | | | | | | | | | | | | | | | | | | | | | | | | | | |
| Jim Duckworth, R (10.1) ERA: | | | | | | | | | | | | | | | | | | | | | | | | | | |

Washington Senators @ Chicago White Sox
Comiskey Park, Chicago, IL
Sat Apr 17 1965, 4:33 AM EST
Att: 4,926 - Unknown

livebaseballscores.com

AB 38
R 2
H 11
RBI 2
BB 4
SO 13
LOB 19



| Batter | 1 | 2 | 3 | 4 | 5 | 6 | 7 | 8 | 9 | AB | R | H | RBI | BB | SO | LOB | TOP | | | | | | | | | | |
|---|------------------------------|---------------------------------|------------------------------|---------------------------------|------------------------------|---------------------------------|------------------------------|---------------------------------|------------------------------|---------------------------------|------------------------------|----------------------------------|------------------------------|---------------------------------|------------------------------|---------------------------------|--|------------------------------|----------------------------------|----------------------------------|------------------------------------|-------------------------|--------|--|--|--|--|
| Don Blasingame, L (1,4) OBP: 0.286, SLG: 0.400 | 1-3 | | L6 | | F8 | | F5 | | SH1-4 | 4 | 0 | 1 | 0 | 0 | 3 | | Washington Senators @ Chicago White Sox Comiskey Park, Chicago, IL Sun Apr 18 1965, 4:38 AM EST Att: 9,316 - Unknown | | | | | | | | | | |
| Ken McMullen, R (1,5) OBP: 0.280, SLG: 0.286 | G3 | | | FC1-6 1B | F8 | | F8 | | BB IBB | 4 | 0 | 1 | 0 | 1 | 2 | | | | | | | | | | | | |
| Bob Chance, L (1,3) Joe Cunningham, L (8,3) | 4-3 | | | FC1-6 1B | | | 5-3 | | K BB | 4 | 0 | 0 | 0 | 1 | 1 | | | | | | | | | | | | |
| Frank Howard, R (1,7) Woodie Held, R (8, PR) S: 3 | | K2-6-2 BB | | G4-6-3 1B | | | 5-3 | | K BB | 2 | 0 | 1 | 0 | 2 | 0 | | | | | | | | | | | | |
| Willie Kirkland, L (1,9) OBP: 0.250, SLG: 0.389 | | K2-6-2 1-2 | | G4-6-3 1-2 | | | 1B E BB | | F6 | 3 | 1 | 0 | 0 | 1 | 4 | | | | | | | | | | | | |
| Don Lock, R (1,8) OBP: 0.208, SLG: 0.273 | | 5-3 | | | E5 1B | | E5 1B | | SH5-4 1B WP BB | 3 | 2 | 1 | 0 | 1 | 0 | | | | | | | | | | | | |
| Doug Camilli, R (1,2) OBP: 0.600, SLG: 0.600 | | | | | | | 1B 1-2 | | K SH5-4 1B | 4 | 1 | 3 | 0 | 0 | 1 | | | | | | | | | | | | |
| Ed Brinkman, R (1,6) | | | | | F4 | | F8 | | SH5-4 1-2 2-3 | 3 | 0 | 0 | 0 | 0 | 1 | | | | | | | | | | | | |
| Pete Richert, L (1,1) Jim King, L (9, PH) Ron Kline, R (9, 1) | | | | | SH1-3 | | | | BB SH1-4 BB | 2 | 0 | 1 | 1 | 0 | 1 | | | | | | | | | | | | |
| Inning Stats | R: 0 E: 0 K: 0 S: 3 | H: 0 LOB: 0 BB: 0 P: 3 | R: 0 E: 0 K: 1 S: 4 | H: 0 LOB: 0 BB: 1 P: 8 | R: 0 E: 0 K: 0 S: 4 | H: 1 LOB: 1 BB: 0 P: 4 | R: 0 E: 0 K: 0 S: 4 | H: 2 LOB: 1 BB: 0 P: 4 | R: 1 E: 1 K: 0 S: 6 | H: 2 LOB: 2 BB: 0 P: 6 | R: 1 E: 1 K: 1 S: 6 | H: 1 LOB: 1 BB: 1 P: 10 | R: 0 E: 0 K: 2 S: 7 | H: 0 LOB: 0 BB: 0 P: 7 | R: 0 E: 0 K: 1 S: 5 | H: 0 LOB: 1 BB: 1 P: 9 | | R: 2 E: 0 K: 1 S: 6 | H: 1 LOB: 3 BB: 4 P: 22 | 1B: 7 2B: 1 3B: 0 HR: 0 | SF: 0 SAC: 0 DP: 2 HBP: 0 | WP: 2 PB: 0 CS: 0 | PA: 40 | | | | |
| PITCHER | IP | WLS | BF | H | R | ER | SO | BB | IBB | HBP | BLK | WP | HR | S | P | ERA | WHIP | | | | | | | | | | |
| Joe Horlen, R (1,1) ERA: 2.08 | 7.0 | L | 28 | 6 | 2 | 0 | 4 | 2 | 0 | 0 | 0 | 0 | 0 | 34 | 42 | 0.00 | 1.143 | | | | | | | | | | |
| Eddie Fisher, R (8,1) ERA: 4.5 | 1.1 | | 7 | 1 | 2 | 2 | 1 | 2 | 0 | 0 | 0 | 1 | 0 | 7 | 15 | 13.50 | 2.250 | | | | | | | | | | |
| Ted Wills, L (9,1) ERA: | 0.2 | | 5 | 0 | 0 | 0 | 1 | 2 | 1 | 0 | 0 | 1 | 0 | 4 | 16 | 0.00 | 3.000 | | | | | | | | | | |

| Batter | 1 | 2 | 3 | 4 | 5 | 6 | 7 | 8 | 9 | AB | R | H | RBI | BB | SO | LOB | BOTTOM | | | | | | | | | | |
|---|------------------------------|---------------------------------|------------------------------|---------------------------------|------------------------------|---------------------------------|------------------------------|---------------------------------|------------------------------|---------------------------------|------------------------------|---------------------------------|------------------------------|----------------------------------|------------------------------|---------------------------------|--|------------------------------|---------------------------------|----------------------------------|------------------------------------|-------------------------|--------|--|--|--|--|
| Al Weis, S (1,4) OBP: 0.500, SLG: 0.500 | 1-3 | | | 1B 1B | | | K | | | 4 | 0 | 2 | 0 | 0 | 1 | 2 | Washington Senators @ Chicago White Sox Comiskey Park, Chicago, IL Sun Apr 18 1965, 4:38 AM EST Att: 9,316 - Unknown | | | | | | | | | | |
| Floyd Robinson, L (1,9) OBP: 0.280, SLG: 0.292 | 4-3 | | | F2 | | FC1-4-6 1B 1-2 | | | 6-3 | 4 | 0 | 0 | 0 | 0 | 2 | | | | | | | | | | | | |
| Danny Cater, R (1,7) OBP: 0.692, SLG: 0.750 | 5-3 | | | FC4-6 1B | | FC4-6 1B | | | E6 1B | 4 | 0 | 2 | 0 | 0 | 0 | | | | | | | | | | | | |
| Bill Skowron, R (1,3) Tom McCraw, L (8, PR) S: 3 | | | | F9 F3 | | FC4-6 1-2 | | | G4-6-3 1B | 4 | 0 | 1 | 0 | 0 | 4 | | | | | | | | | | | | |
| Pete Ward, L (1,5) OBP: 0.375, SLG: 0.409 | | L5 | | FC4-6 1-2 | | | | | G4-6-3 1-2 | 4 | 1 | 1 | 0 | 0 | 4 | | | | | | | | | | | | |
| Ron Hansen, R (1,6) OBP: 0.174, SLG: 0.190 | | 4-3 | | | 1-3 | | 4-3 | | K | 4 | 0 | 0 | 1 | 0 | 1 | | | | | | | | | | | | |
| Ken Berry, R (1,8) OBP: 0.333, SLG: 0.294 | | | | G5-4-3 BB | | K | | | 6-3 | 3 | 0 | 0 | 0 | 1 | 2 | | | | | | | | | | | | |
| Jimmie Schaffer, R (1,2) Don Buford, S (7, PR) Eddie Fisher, R (8,1) Ted Wills, L (9,1) Smoky Burgess, L (9, PH) Dave Nicholson, R (9, PR) | | | | G5-4-3 | | 1-3 | | | | 3 | 0 | 1 | 0 | 0 | 0 | 1 | | | | | | | | | | | |
| Joe Horlen, R (1,1) John Romano, R (7, PH) S: 3 | | | | 1-3 | | 4-3 | | | F9 | 2 | 0 | 0 | 0 | 0 | 0 | 1 | | | | | | | | | | | |
| Inning Stats | R: 0 E: 0 K: 0 S: 3 | H: 0 LOB: 0 BB: 0 P: 3 | R: 0 E: 0 K: 0 S: 3 | H: 0 LOB: 0 BB: 0 P: 3 | R: 0 E: 0 K: 0 S: 2 | H: 0 LOB: 0 BB: 1 P: 6 | R: 0 E: 0 K: 0 S: 5 | H: 2 LOB: 2 BB: 0 P: 5 | R: 0 E: 0 K: 1 S: 5 | H: 0 LOB: 0 BB: 0 P: 5 | R: 0 E: 0 K: 0 S: 5 | H: 2 LOB: 2 BB: 0 P: 5 | R: 1 E: 0 K: 2 S: 9 | H: 2 LOB: 2 BB: 1 P: 13 | R: 0 E: 1 K: 0 S: 4 | H: 1 LOB: 2 BB: 0 P: 4 | | R: 0 E: 0 K: 1 S: 5 | H: 0 LOB: 1 BB: 1 P: 9 | 1B: 5 2B: 1 3B: 1 HR: 0 | SF: 0 SAC: 0 DP: 2 HBP: 0 | WP: 0 PB: 0 CS: 0 | PA: 36 | | | | |
| PITCHER | IP | WLS | BF | H | R | ER | SO | BB | IBB | HBP | BLK | WP | HR | S | P | ERA | WHIP | | | | | | | | | | |
| Pete Richert, L (1,1) ERA: 1.13 | 8.0 | W | 32 | 7 | 1 | 1 | 3 | 2 | 0 | 0 | 0 | 0 | 0 | 36 | 44 | 1.12 | 1.125 | | | | | | | | | | |
| Ron Kline, R (9,1) ERA: | 1.0 | S | 4 | 0 | 0 | 0 | 1 | 1 | 0 | 0 | 0 | 0 | 0 | 5 | 9 | 0.00 | 1.000 | | | | | | | | | | |




| Batter | 1 | 2 | 3 | 4 | 5 | 6 | 7 | 8 | 9 | AB | R | H | RBI | BB | SO | LOB | TOP | | | | | | | | | | |
|---|------------------------------|---------------------------------|------------------------------|---------------------------------|------------------------------|---------------------------------|------------------------------|---------------------------------|------------------------------|---------------------------------|------------------------------|---------------------------------|------------------------------|---------------------------------|------------------------------|---------------------------------|--|---------------------------------|----------------------------------|------------------------------------|----------------------------------|--------|--|--|--|--|--|
| Paul Blair, R OBP: 0.182, SLG: 0.364 (1, 8) | 1-3 | | 5-3 | | L5 | | F9 | | | 4 | 0 | 0 | 0 | 0 | 0 | 0 | Baltimore Orioles @ Chicago White Sox Comiskey Park, Chicago, IL Mon Apr 19 1965, 7:05 PM EST Att: 13,212 - Unknown - 55 F | | | | | | | | | | |
| Luis Aparicio, R OBP: 0.273, SLG: 0.400 (1, 6) | 1B | | 2B | | BB | | F7 | | | 3 | 1 | 2 | 0 | 1 | 0 | 0 | | | | | | | | | | | |
| Boog Powell, L OBP: 0.318, SLG: 0.450 (1, 7) | K | | 1B | | K | | G3 | | | 4 | 0 | 1 | 1 | 0 | 2 | 2 | | | | | | | | | | | |
| Brooks Robinson, R OBP: 0.286, SLG: 0.476 (1, 5) | F8 | | 1B | | 5-3 | | 4-3 | | | 4 | 0 | 1 | 0 | 0 | 0 | 2 | | | | | | | | | | | |
| Jackie Brandt, R OBP: 0.333, SLG: 0.500 (1, 9) | | F9 | F6 | | | | F8 | | FC5-4 | 3 | 0 | 1 | 0 | 1 | 0 | 2 | | | | | | | | | | | |
| John Orsino, R OBP: 0.381, SLG: 0.474 (1, 2) | E1 | | G1-4-3 | | 1B | | K | | F9 | 4 | 1 | 1 | 0 | 0 | 1 | 2 | | | | | | | | | | | |
| Norm Siebern, L OBP: 0.333, SLG: 0.588 (1, 3) | F9 | | G6-4-3 | | 1B | | F5 | | F7 | 4 | 0 | 1 | 0 | 0 | 0 | 3 | | | | | | | | | | | |
| Jerry Adair, R OBP: 0.333, SLG: 0.250 (1, 4) | G1-4-3 | | G6-4-3 | | F3 | | FC5-4 | | | 4 | 0 | 0 | 0 | 0 | 0 | 4 | | | | | | | | | | | |
| Mitt Pappas, R OBP: 0.200, SLG: 0.400 Steve Barber, L (6, 1) | | | K | | K | | K | | | 2 | 0 | 0 | 0 | 0 | 2 | 0 | | | | | | | | | | | |
| Dick Hall, R Jim Palmer, R Harvey Haddix, L (8, 1) | | | | | | | | | | 1 | 0 | 0 | 0 | 0 | 1 | 0 | | | | | | | | | | | |
| Inning Stats | R: 0 E: 0 K: 1 S: 6 | H: 1 LOB: 1 BB: 0 P: 6 | R: 0 E: 1 K: 0 S: 4 | H: 1 LOB: 1 BB: 0 P: 4 | R: 1 E: 0 K: 1 S: 8 | H: 3 LOB: 2 BB: 0 P: 8 | R: 1 E: 0 K: 1 S: 6 | H: 2 LOB: 0 BB: 0 P: 6 | R: 0 E: 0 K: 1 S: 5 | H: 0 LOB: 1 BB: 1 P: 9 | R: 0 E: 0 K: 1 S: 5 | H: 0 LOB: 0 BB: 0 P: 5 | R: 0 E: 0 K: 1 S: 5 | H: 0 LOB: 0 BB: 0 P: 5 | R: 0 E: 0 K: 0 S: 3 | H: 0 LOB: 0 BB: 0 P: 3 | R: 0 E: 0 K: 0 S: 3 | H: 0 LOB: 1 BB: 1 P: 7 | 1B: 4 2B: 3 3B: 0 HR: 0 | SF: 0 SAC: 0 DP: 2 HBP: 0 | WP: 0 PB: 0 SB: 3 CS: 0 | PA: 35 | | | | | |
| PITCHER | IP | WLS | BF | H | R | ER | SO | BB | IBB | HBP | BLK | WP | HR | S | P | ERA | WHIP | | | | | | | | | | |
| Tommy John, L ERA: 2.16 Eddie Fisher, R ERA: 3.0 | (1, 1) | 7.0 | W | 28 | 7 | 2 | 2 | 6 | 1 | 0 | 0 | 0 | 0 | 39 | 43 | 2.57 | 1.143 | | | | | | | | | | |

| Batter | 1 | 2 | 3 | 4 | 5 | 6 | 7 | 8 | 9 | AB | R | H | RBI | BB | SO | LOB | BOTTOM | | | | | | | | | | |
|---|------------------------------|---------------------------------|------------------------------|---------------------------------|------------------------------|---------------------------------|------------------------------|---------------------------------|------------------------------|---------------------------------|------------------------------|---------------------------------|------------------------------|---------------------------------|------------------------------|----------------------------------|--|------------------------------------|----------------------------------|--------|--|--|--|--|--|--|--|
| Tom McCraw, L OBP: 0.313, SLG: 0.333 Dave Nicholson, R (7, PH) | F8 | | 5-3 | | 3-1 | | 1B | | | 3 | 0 | 0 | 0 | 0 | 0 | 1 | Baltimore Orioles @ Chicago White Sox Comiskey Park, Chicago, IL Mon Apr 19 1965, 7:05 PM EST Att: 13,212 - Unknown - 55 F | | | | | | | | | | |
| Gary Peters, L OBP: 0.222, SLG: 0.222 Eddie Fisher, R (8, 1) | | | | | | | 2H | | | 1 | 0 | 1 | 1 | 0 | 0 | 0 | | | | | | | | | | | |
| Floyd Robinson, L OBP: 0.276, SLG: 0.286 (1, 9) | F8 | | | | F8 | | F6 | | | 4 | 0 | 1 | 0 | 0 | 0 | 2 | | | | | | | | | | | |
| Bill Skowron, R OBP: 0.259, SLG: 0.407 (1, 3) | 6-3 | | | | 6-3 | | G6-4-3 | | HR | 4 | 1 | 1 | 1 | 0 | 0 | 1 | | | | | | | | | | | |
| Pete Ward, L OBP: 0.429, SLG: 0.417 (1, 5) | | G3 | | | 1B | | K | | G5-4-3 | 2 | 0 | 1 | 0 | 2 | 1 | 0 | | | | | | | | | | | |
| J.C. Martin, L OBP: 0.250, SLG: 0.250 Don Buford, S (7, PH) | | G3 | | | 4-3 | | 3-1 | | G5-4-3 | 2 | 0 | 0 | 0 | 0 | 0 | 2 | | | | | | | | | | | |
| Ron Hansen, R OBP: 0.222, SLG: 0.208 (1, 6) | K | | | | | | 3-1 | | 1-2 | 2 | 0 | 0 | 0 | 0 | 0 | 1 | | | | | | | | | | | |
| Ken Berry, R OBP: 0.440, SLG: 0.550 (1, 8) | | | | | | | FC6-4 | | HR | 3 | 2 | 1 | 0 | 1 | 1 | 1 | | | | | | | | | | | |
| Al Weis, S OBP: 0.333, SLG: 0.333 Danny Cater, R (7, PH) | | | | | F7 | | 1B | | FC6-4 | 3 | 2 | 3 | 1 | 1 | 0 | 0 | | | | | | | | | | | |
| Tommy John, R OBP: 0.500, SLG: 0.500 John Romano, R (7, PH) | | | | | K | | 1-3 | | HR | 2 | 0 | 1 | 0 | 0 | 1 | 0 | | | | | | | | | | | |
| Inning Stats | R: 0 E: 0 K: 0 S: 3 | H: 0 LOB: 0 BB: 0 P: 3 | R: 0 E: 0 K: 1 S: 6 | H: 2 LOB: 0 BB: 0 P: 6 | R: 0 E: 0 K: 1 S: 5 | H: 0 LOB: 0 BB: 0 P: 5 | R: 0 E: 0 K: 0 S: 3 | H: 0 LOB: 1 BB: 1 P: 7 | R: 1 E: 1 K: 0 S: 5 | H: 2 LOB: 1 BB: 0 P: 5 | R: 0 E: 0 K: 1 S: 5 | H: 1 LOB: 0 BB: 0 P: 5 | R: 2 E: 0 K: 0 S: 7 | H: 4 LOB: 2 BB: 0 P: 7 | R: 4 E: 0 K: 1 S: 6 | H: 2 LOB: 0 BB: 3 P: 18 | 1B: 8 2B: 0 3B: 0 HR: 3 | SF: 0 SAC: 0 DP: 2 HBP: 0 | WP: 0 PB: 0 SB: 0 CS: 0 | PA: 36 | | | | | | | |
| PITCHER | IP | WLS | BF | H | R | ER | SO | BB | IBB | HBP | BLK | WP | HR | S | P | ERA | WHIP | | | | | | | | | | |
| Mitt Pappas, R ERA: 0.64 Steve Barber, L ERA: 13.5 Dick Hall, R ERA: 27.0 Jim Palmer, R ERA: 10.13 Harvey Haddix, L ERA: 4.5 | (1, 1) | 5.0 | L | 8 | 4 | 2 | 2 | 1 | 0 | 0 | 0 | 0 | 0 | 10 | 10 | 10.80 | 2.400 | | | | | | | | | | |

| Batter | 1 | 2 | 3 | 4 | 5 | 6 | 7 | 8 | 9 | 10 | 11 | AB | R | H | RBI | BB | SO | LOB | TOP | | | | |
|---|---|---------------------------------|------------------------------|---------------------------------|------------------------------|---------------------------------|------------------------------|---------------------------------|------------------------------|---------------------------------|------------------------------|---------------------------------|---|---------------------------------|------------------------------|---------------------------------|------------------------------|---------------------------------|----------------------------------|------------------------------------|----------------------------------|--------|--|
| Danny Cater, R OBP: 0.600, SLG: 0.789 (1, 7) | | | | | | | | | | | | 5 | 2 | 2 | 0 | 0 | 0 | 0 | | | | | |
| Floyd Robinson, L OBP: 0.265, SLG: 0.273 (1, 9) | | | | | | | | | | | | 5 | 0 | 1 | 0 | 0 | 0 | 2 | | | | | |
| Bill Skowron, R OBP: 0.250, SLG: 0.469 Ted Wills, L (11, 1) | | | | | | | | | | | | 5 | 1 | 1 | 2 | 0 | 0 | 2 | | | | | |
| Eddie Fisher, R (11, 1) | | | | | | | | | | | | 0 | 0 | 0 | 0 | 0 | 0 | 0 | | | | | |
| Pete Ward, L OBP: 0.424, SLG: 0.414 (1, 5) | | | | | | | | | | | | 5 | 0 | 2 | 1 | 0 | 0 | 0 | | | | | |
| John Romano, R OBP: 0.333, SLG: 0.182 Tom McCraw, L OBP: 0.313, SLG: 0.333 (1, 2) | | | | | | | | | | | | 4 | 0 | 0 | 0 | 0 | 0 | 2 | | | | | |
| Ron Hansen, R OBP: 0.226, SLG: 0.214 (1, 6) | | | | | | | | | | | | 4 | 0 | 1 | 0 | 0 | 1 | 1 | | | | | |
| Ken Berry, R OBP: 0.379, SLG: 0.458 (1, 8) | | | | | | | | | | | | 4 | 0 | 0 | 0 | 0 | 1 | 2 | | | | | |
| Al Weis, S OBP: 0.200, SLG: 0.200 (1, 4) | | | | | | | | | | | | 4 | 0 | 0 | 0 | 0 | 1 | 1 | | | | | |
| John Buzhardt, R (1, 1) | | | | | | | | | | | | 4 | 0 | 0 | 0 | 0 | 1 | 1 | | | | | |
| Smoky Burgess, L OBP: 0.400, SLG: 0.250 J.C. Martin, L OBP: 0.250, SLG: 0.250 (11, 2) | | | | | | | | | | | | 3 | 0 | 0 | 0 | 0 | 0 | 1 | | | | | |
| Inning Stats | R: 1 E: 0 K: 0 S: 5 | H: 3 LOB: 1 BB: 0 P: 5 | R: 0 E: 0 K: 0 S: 4 | H: 1 LOB: 1 BB: 0 P: 4 | R: 0 E: 0 K: 0 S: 3 | H: 0 LOB: 0 BB: 0 P: 3 | R: 0 E: 0 K: 0 S: 3 | H: 0 LOB: 0 BB: 0 P: 3 | R: 0 E: 0 K: 0 S: 3 | H: 0 LOB: 0 BB: 0 P: 3 | R: 0 E: 0 K: 1 S: 6 | H: 1 LOB: 1 BB: 0 P: 6 | R: 0 E: 0 K: 0 S: 4 | H: 1 LOB: 0 BB: 0 P: 4 | R: 0 E: 0 K: 2 S: 7 | H: 0 LOB: 0 BB: 0 P: 7 | R: 0 E: 1 K: 0 S: 5 | H: 1 LOB: 0 BB: 0 P: 5 | 1B: 6 2B: 0 3B: 0 HR: 1 | SF: 0 SAC: 0 DP: 1 HBP: 0 | WP: 0 PB: 0 SB: 0 CS: 0 | PA: 40 | |
| PITCHER Bill Monbouquette, R ERA: 3.48 (1, 1) | IP: 11.0 WLS: 4 BF: 40 H: 7 R: 3 ER: 1 SO: 3 BB: 0 IBB: 0 HBP: 0 BLK: 0 WP: 0 HR: 1 S: 46 P: 46 ERA: 0.82 WHIP: 0.636 | | | | | | | | | | | PITCHER | IP: 11.0 WLS: 4 BF: 40 H: 7 R: 3 ER: 1 SO: 3 BB: 0 IBB: 0 HBP: 0 BLK: 0 WP: 0 HR: 1 S: 46 P: 46 ERA: 0.82 WHIP: 0.636 | | | | | | | | | | |

Chicago White Sox @ Boston Red Sox
Fenway Park, Boston, MA
Wed Apr 21 1965, 3:33 AM EST
Att: 10,783 - Unknown


AB 40
R 3
H 7
RBI 3
BB 0
SO 3
LOB 11



| Batter | 1 | 2 | 3 | 4 | 5 | 6 | 7 | 8 | 9 | 10 | 11 | AB | R | H | RBI | BB | SO | LOB | BOTTOM | | | | |
|--|---|----------------------------------|------------------------------|---------------------------------|------------------------------|---------------------------------|------------------------------|---------------------------------|------------------------------|---------------------------------|------------------------------|---------------------------------|---|---------------------------------|------------------------------|---------------------------------|------------------------------|---------------------------------|----------------------------------|------------------------------------|----------------------------------|--------|--|
| Gary Geiger, L (1, 8) | | | | | | | | | | | | 3 | 1 | 0 | 0 | 1 | 0 | 3 | | | | | |
| Chuck Schilling, R OBP: 0.500, SLG: 1.000 (11, PH) | | | | | | | | | | | | 1 | 0 | 0 | 0 | 0 | 0 | 0 | | | | | |
| Frank Malzone, R OBP: 0.360, SLG: 0.381 Eddie Bressoud, R OBP: 0.500, SLG: 0.333 (6, 5) | | | | | | | | | | | | 3 | 0 | 1 | 0 | 0 | 0 | 3 | | | | | |
| Eddie Bressoud, R (6, 6) | | | | | | | | | | | | 2 | 0 | 0 | 0 | 0 | 1 | 0 | | | | | |
| Carl Yastrzemski, L OBP: 0.481, SLG: 0.619 (1, 7) | | | | | | | | | | | | 5 | 0 | 2 | 1 | 0 | 0 | 0 | | | | | |
| Tony Conigliaro, R OBP: 0.500, SLG: 0.739 (1, 9) | | | | | | | | | | | | 5 | 0 | 1 | 0 | 0 | 0 | 2 | | | | | |
| Lee Thomas, L OBP: 0.333, SLG: 0.458 (1, 3) | | | | | | | | | | | | 5 | 0 | 1 | 0 | 0 | 2 | 4 | | | | | |
| Felix Mantilla, R OBP: 0.462, SLG: 0.652 (1, 4) | | | | | | | | | | | | 4 | 0 | 2 | 0 | 0 | 0 | 0 | | | | | |
| Bob Tillman, R OBP: 0.192, SLG: 0.167 (1, 2) | | | | | | | | | | | | 4 | 0 | 0 | 0 | 0 | 1 | 2 | | | | | |
| Rico Petrocelli, R (1, 6) | | | | | | | | | | | | 4 | 0 | 0 | 0 | 0 | 1 | 2 | | | | | |
| Dalton Jones, L OBP: 0.500, SLG: 0.333 (7, PH) | | | | | | | | | | | | 2 | 0 | 0 | 0 | 0 | 0 | 2 | | | | | |
| Dalton Jones, L (8, 5) | | | | | | | | | | | | 1 | 0 | 0 | 0 | 1 | 0 | 1 | | | | | |
| Bill Monbouquette, R OBP: 0.125, SLG: 0.125 (1, 1) | | | | | | | | | | | | 4 | 0 | 1 | 0 | 0 | 0 | 1 | | | | | |
| Inning Stats | R: 1 E: 0 K: 1 S: 6 | H: 2 LOB: 2 BB: 1 P: 10 | R: 0 E: 0 K: 1 S: 5 | H: 0 LOB: 0 BB: 0 P: 5 | R: 0 E: 0 K: 0 S: 3 | H: 0 LOB: 0 BB: 0 P: 3 | R: 0 E: 0 K: 1 S: 5 | H: 0 LOB: 0 BB: 0 P: 5 | R: 0 E: 0 K: 0 S: 3 | H: 0 LOB: 0 BB: 0 P: 3 | R: 0 E: 0 K: 1 S: 5 | H: 1 LOB: 0 BB: 0 P: 5 | R: 0 E: 0 K: 0 S: 3 | H: 1 LOB: 0 BB: 0 P: 3 | R: 0 E: 0 K: 0 S: 3 | H: 0 LOB: 1 BB: 1 P: 7 | R: 0 E: 0 K: 0 S: 5 | H: 2 LOB: 2 BB: 0 P: 5 | 1B: 8 2B: 1 3B: 0 HR: 0 | SF: 0 SAC: 0 DP: 2 HBP: 0 | WP: 0 PB: 0 SB: 0 CS: 2 | PA: 42 | |
| PITCHER John Buzhardt, R ERA: 1.0 Ted Wills, L ERA: Eddie Fisher, R ERA: 2.7 (1, 1) | IP: 10.0 WLS: 1 BF: 36 H: 6 R: 0 ER: 0 SO: 4 BB: 2 IBB: 0 HBP: 0 BLK: 0 WP: 0 HR: 0 S: 42 P: 50 ERA: 0.90 WHIP: 0.800 | | | | | | | | | | | PITCHER | IP: 10.0 WLS: 1 BF: 36 H: 6 R: 0 ER: 0 SO: 4 BB: 2 IBB: 0 HBP: 0 BLK: 0 WP: 0 HR: 0 S: 42 P: 50 ERA: 0.90 WHIP: 0.800 | | | | | | | | | | |

Chicago White Sox @ Boston Red Sox
Fenway Park, Boston, MA
Wed Apr 21 1965, 3:33 AM EST
Att: 10,783 - Unknown

AB 39
R 1
H 8
RBI 1
BB 2
SO 4
LOB 18



| Batter | 1 | 2 | 3 | 4 | 5 | 6 | 7 | 8 | 9 | AB | R | H | RBI | BB | SO | LOB | TOP | | | | | | | | | | | | | | | | |
|--|---|---------------------------------|------------------------------|---------------------------------|------------------------------|---------------------------------|------------------------------|----------------------------------|------------------------------|----------------------------------|------------------------------|---------------------------------|------------------------------|----------------------------------|------------------------------|---------------------------------|--|------------------------------------|----------------------------------|--------|--|--|--|--|--|--|--|--|--|--|--|--|--|
| Danny Cater, R OBP: 0.560, SLG: 0.826 (1, 7) | F9 | | 5-3 | | L1 | HR | | BB | | 4 | 1 | 1 | 2 | 1 | 0 | 0 | Chicago White Sox @ Washington Senators D.C. Stadium, Washington, DC Fri Apr 23 1965, 6:05 PM EST Att: 5,119 - Unknown livebaseballscorecards.com | | | | | | | | | | | | | | | | |
| Floyd Robinson, L OBP: 0.243, SLG: 0.243 (1, 9) | 4-3 | | E5 | | 1-4-3 | HBP | | K | | 4 | 0 | 0 | 0 | 0 | 1 | 1 | | | | | | | | | | | | | | | | | |
| John Romano, R OBP: 0.344, SLG: 0.333 (1, 2) | HR | | F4 | | 1B | K | | | F7 | 5 | 1 | 2 | 1 | 0 | 1 | 2 | | | | | | | | | | | | | | | | | |
| Bill Skowron, R OBP: 0.324, SLG: 0.528 Tom McCraw, L OBP: 0.313, SLG: 0.333 (1, 3) | HBP | | | | 2B | 1B | | S | F2 | 4 | 1 | 3 | 0 | 0 | 0 | 0 | | | | | | | | | | | | | | | | | |
| Pete Ward, L OBP: 0.395, SLG: 0.364 (1, 5) | F8 | | | | K | F6 | | G6-4-3 | 4-3 | 4 | 0 | 0 | 0 | 1 | 1 | 4 | | | | | | | | | | | | | | | | | |
| Ron Hansen, R OBP: 0.229, SLG: 0.194 (1, 6) | | F9 | | | F5 | 1B | G3 | BB | K | 3 | 1 | 0 | 0 | 1 | 1 | 3 | | | | | | | | | | | | | | | | | |
| Ken Berry, R OBP: 0.364, SLG: 0.464 (1, 8) | | 5-3 | | | 2B | F1 | | G6-4-3 | | 4 | 0 | 1 | 1 | 0 | 0 | 3 | | | | | | | | | | | | | | | | | |
| Al Weis, S OBP: 0.250, SLG: 0.182 Don Buford, S OBP: 0.206, SLG: 0.227 (4, PR) | 1-3 | | | | 4-0 | HR | G3 | CS | | 1 | 0 | 0 | 0 | 1 | 0 | 0 | | | | | | | | | | | | | | | | | |
| Juan Pizarro, L (1, 1) | | | K | | K | G3 | | K | | 0 | 0 | 0 | 0 | 0 | 0 | 0 | | | | | | | | | | | | | | | | | |
| Bob Locker, S (2, 1) | | | | | | | | | | 2 | 0 | 0 | 0 | 0 | 2 | 2 | | | | | | | | | | | | | | | | | |
| Smoky Burgess, L OBP: 0.333, SLG: 0.200 Ted Wills, L (6, PH) | | | | | | | | | | 1 | 0 | 0 | 1 | 0 | 0 | 1 | | | | | | | | | | | | | | | | | |
| Eddie Fisher, R (6, 1) | | | | | | | | | | 1 | 0 | 0 | 0 | 0 | 0 | 0 | | | | | | | | | | | | | | | | | |
| Inning Stats | R: 1 E: 0 K: 0 S: 4 | H: 1 LOB: 1 BB: 0 P: 5 | R: 0 E: 0 K: 0 S: 3 | H: 0 LOB: 0 BB: 0 P: 3 | R: 0 E: 1 K: 1 S: 6 | H: 0 LOB: 1 BB: 0 P: 6 | R: 1 E: 0 K: 2 S: 9 | H: 2 LOB: 2 BB: 1 P: 13 | R: 0 E: 0 K: 1 S: 5 | H: 2 LOB: 1 BB: 1 P: 12 | R: 0 E: 0 K: 1 S: 5 | H: 1 LOB: 1 BB: 1 P: 9 | R: 0 E: 0 K: 2 S: 7 | H: 1 LOB: 1 BB: 1 P: 11 | R: 0 E: 0 K: 0 S: 3 | H: 0 LOB: 0 BB: 0 P: 3 | 1B: 5 2B: 2 3B: 0 HR: 2 | SF: 0 SAC: 0 DP: 1 HBP: 2 | WP: 0 PB: 0 SB: 1 CS: 1 | PA: 41 | | | | | | | | | | | | | |
| PITCHER | IP WLS BF H R ER SO BB IBB HBP BLK WP HR S P ERA WHIP | | | | | | | | | | | | | | | | | | | | | | | | | | | | | | | | |
| Pete Richert, L ERA: 2.08 (1, 1) | 5.0 | 23 | 5 | 2 | 2 | 3 | 0 | 1 | 1 | 0 | 0 | 0 | 1 | 27 | 32 | 3.60 | 1.000 | | | | | | | | | | | | | | | | |
| Steve Ridzik, R ERA: 6.43 (6, 1) | 1.0 | L | 7 | 2 | 3 | 3 | 1 | 0 | 1 | 0 | 0 | 0 | 1 | 7 | 12 | 27.00 | 3.000 | | | | | | | | | | | | | | | | |
| Frank Kreuzer, L ERA: 4.7 (7, 1) | 2.0 | | 8 | 2 | 0 | 3 | 2 | 0 | 0 | 0 | 0 | 0 | 0 | 12 | 20 | 0.00 | 2.000 | | | | | | | | | | | | | | | | |
| Ron Kline, R ERA: (9, 1) | 1.0 | | 3 | 0 | 0 | 0 | 0 | 0 | 0 | 0 | 0 | 0 | 0 | 3 | 3 | 0.00 | 0.000 | | | | | | | | | | | | | | | | |

| Batter | 1 | 2 | 3 | 4 | 5 | 6 | 7 | 8 | 9 | AB | R | H | RBI | BB | SO | LOB | BOTTOM | | | | | | | | | | | | | | | | |
|--|---|---------------------------------|------------------------------|----------------------------------|------------------------------|---------------------------------|------------------------------|---------------------------------|------------------------------|----------------------------------|------------------------------|----------------------------------|------------------------------|----------------------------------|------------------------------|---------------------------------|--|---------------------------------|----------------------------------|------------------------------------|----------------------------------|--------|--|--|--|--|--|--|--|--|--|--|--|
| Don Blasingame, L OBP: 0.333, SLG: 0.472 (1, 4) | G1-4-3 | | G1 | | | | | F4 | | 3 | 0 | 1 | 0 | 1 | 0 | 1 | Chicago White Sox @ Washington Senators D.C. Stadium, Washington, DC Fri Apr 23 1965, 6:05 PM EST Att: 5,119 - Unknown livebaseballscorecards.com | | | | | | | | | | | | | | | | |
| Ken McMullen, R OBP: 0.285, SLG: 0.265 (1, 5) | F6 | | 1-3 | | SF8 | | K | | FC4-6 | 3 | 0 | 0 | 1 | 1 | 1 | 2 | | | | | | | | | | | | | | | | | |
| Woodie Held, R OBP: 0.467, SLG: 0.273 (1, 9) | G1-4-3 | | 4-3 | | 2-3 | 3-H | | | FC4-6 | 4 | 0 | 1 | 0 | 1 | 1 | 2 | | | | | | | | | | | | | | | | | |
| Frank Howard, R OBP: 0.310, SLG: 0.368 (1, 7) | | BB | 6-3 | | K | | FC6-4 | | F4 | 4 | 1 | 0 | 0 | 1 | 1 | 6 | | | | | | | | | | | | | | | | | |
| Roy Sievers, R Joe Cunningham, L (1, 3) | | FC6-4 | K | | | | 1B | | FC6-4 | 1 | 1 | 0 | 0 | 1 | 1 | 0 | | | | | | | | | | | | | | | | | |
| Joe Cunningham, L (6, 3) | | FC6-4 | K | | | | BB | | FC4-6 | 1 | 0 | 0 | 0 | 2 | 0 | 1 | | | | | | | | | | | | | | | | | |
| Don Lock, R OBP: 0.293, SLG: 0.235 (1, 8) | | FC6-4 | K | | | | K | | FC6-4 | 3 | 0 | 0 | 0 | 1 | 2 | 4 | | | | | | | | | | | | | | | | | |
| Joe McCabe, R OBP: 0.455, SLG: 0.375 Bob Chance, L OBP: 0.265, SLG: 0.394 Frank Kreuzer, R (1, 2) | | FC6-4 | K | | K | | K | | F3 | 2 | 0 | 0 | 1 | 0 | 1 | 2 | | | | | | | | | | | | | | | | | |
| Jim King, L OBP: 0.200, SLG: 0.111 Ron Kline, R (8, PH) | | 5-3 | | | | | | | | 1 | 0 | 0 | 0 | 0 | 0 | 0 | | | | | | | | | | | | | | | | | |
| Ed Brinkman, R OBP: 0.206, SLG: 0.235 (1, 6) | | 5-3 | | | 2B | | | | F9 | 4 | 1 | 2 | 1 | 0 | 0 | 1 | | | | | | | | | | | | | | | | | |
| Pete Richert, L OBP: 0.333, SLG: 0.333 Willie Kirkland, L OBP: 0.222, SLG: 0.360 Steve Ridzik, R (1, 1) | | 5-3 | | | SF8 | | | | | 1 | 0 | 0 | 0 | 0 | 0 | 1 | | | | | | | | | | | | | | | | | |
| Mike Brumley, L OBP: 0.118, SLG: 0.118 (7, 2) | | | | | 1-3 | | | | | 2 | 0 | 1 | 0 | 0 | 0 | 2 | | | | | | | | | | | | | | | | | |
| Inning Stats | R: 0 E: 0 K: 0 S: 2 | H: 0 LOB: 0 BB: 0 P: 3 | R: 2 E: 0 K: 0 S: 3 | H: 0 LOB: 1 BB: 3 P: 15 | R: 0 E: 0 K: 0 S: 3 | H: 0 LOB: 0 BB: 0 P: 3 | R: 0 E: 0 K: 2 S: 7 | H: 0 LOB: 0 BB: 0 P: 7 | R: 1 E: 0 K: 2 S: 9 | H: 2 LOB: 3 BB: 2 P: 17 | R: 0 E: 0 K: 2 S: 8 | H: 1 LOB: 2 BB: 1 P: 12 | R: 0 E: 0 K: 1 S: 7 | H: 2 LOB: 3 BB: 1 P: 11 | R: 0 E: 0 K: 0 S: 4 | H: 1 LOB: 1 BB: 0 P: 4 | R: 0 E: 0 K: 1 S: 5 | H: 0 LOB: 1 BB: 1 P: 9 | 1B: 5 2B: 1 3B: 0 HR: 0 | SF: 1 SAC: 0 DP: 1 HBP: 1 | WP: 0 PB: 1 SB: 0 CS: 0 | PA: 41 | | | | | | | | | | | |
| PITCHER | IP WLS BF H R ER SO BB IBB HBP BLK WP HR S P ERA WHIP | | | | | | | | | | | | | | | | | | | | | | | | | | | | | | | | |
| Juan Pizarro, L ERA: 18.0 (1, 1) | 1.0 | W | 16 | 2 | 1 | 1 | 4 | 1 | 1 | 0 | 0 | 0 | 0 | 22 | 30 | 2.25 | 0.750 | | | | | | | | | | | | | | | | |
| Bob Locker, R ERA: 6.0 (2, 1) | 4.0 | | | 2 | 1 | 1 | 4 | 1 | 1 | 0 | 0 | 0 | 0 | 0 | 0 | 0 | 0 | | | | | | | | | | | | | | | | |
| Ted Wills, L ERA: (6, 1) | 0.0 | | 1 | 0 | 0 | 0 | 0 | 1 | 0 | 0 | 0 | 0 | 0 | 0 | 0 | 0 | 0 | | | | | | | | | | | | | | | | |
| Eddie Fisher, R ERA: 1.69 (6, 1) | 4.0 | S | 18 | 4 | 0 | 0 | 4 | 2 | 0 | 0 | 0 | 0 | 0 | 24 | 32 | 0.00 | 1.500 | | | | | | | | | | | | | | | | |

| Batter | 1 | 2 | 3 | 4 | 5 | 6 | 7 | 8 | 9 | AB | R | H | RBI | BB | SO | LOB | TOP | | | | | |
|---|--|---------------------------------|------------------------------|----------------------------------|------------------------------|---------------------------------|------------------------------|---------------------------------|------------------------------|---------------------------------|------------------------------|---------------------------------|------------------------------|---------------------------------|------------------------------|---------------------------------|--|---------------------------------|----------------------------------|------------------------------------|----------------------------------|--------|
| Lenny Green, L OBP: 0.497, SLG: 0.667 | G3 | | CS 1B | | 1-3 | | | G5-4-3 1B | | 4 | 0 | 2 | 0 | 0 | 0 | 0 | Boston Red Sox @ Chicago White Sox Comiskey Park, Chicago, IL Tue Apr 27 1965, 8:05 PM EDT Att: 10,771 - Unknown | | | | | |
| Frank Matzone, R OBP: 0.333, SLG: 0.371 | 6-3 | | 1-2 K | | | | 5-3 | G5-4-3 1-2 | | 4 | 0 | 0 | 0 | 0 | 1 | 2 | | | | | | |
| Carl Yastrzemski, L OBP: 0.463, SLG: 0.588 | F7 | | 2-4 BB | | | | | | F7 | 3 | 0 | 1 | 0 | 1 | 0 | 0 | | | | | | |
| Tony Conigliaro, R OBP: 0.450, SLG: 0.667 | | HR | 2-4 | 5-3 | | | F4 | | F7 | 4 | 1 | 1 | 1 | 0 | 0 | 1 | | | | | | |
| Lee Thomas, L OBP: 0.341, SLG: 0.579 | 4-3 | | | E6 | | | F9 | | 4-3 | 4 | 0 | 0 | 0 | 0 | 0 | 1 | | | | | | |
| Felix Mantilla, R OBP: 0.462, SLG: 0.588 | 1B BB | | | K | | | | G5-4-3 1B | | 2 | 0 | 1 | 0 | 1 | 1 | 1 | | | | | | |
| Bob Tillman, R OBP: 0.179, SLG: 0.162 | | | | K | | | | G5-4-3 1-2 | | 3 | 0 | 1 | 0 | 0 | 1 | 2 | | | | | | |
| Rico Petrocelli, R OBP: 0.212, SLG: 0.138 | | | | K | | | 5-3 | L5 | | 3 | 0 | 0 | 0 | 0 | 1 | 2 | | | | | | |
| Bill Monbouquette, R ERA: 3.65 Russ Nixon, L Bob Heffner, R Jay Ritchie, R Dalton Jones, L Arnold Earley, L | | | | K | | | | K | | 1 | 0 | 0 | 0 | 0 | 1 | 2 | | | | | | |
| Inning Stats | R: 0 E: 0 K: 0 S: 3 | H: 0 LOB: 0 BB: 0 P: 3 | R: 1 E: 0 K: 2 S: 9 | H: 2 LOB: 2 BB: 1 P: 13 | R: 0 E: 0 K: 1 S: 4 | H: 1 LOB: 1 BB: 1 P: 8 | R: 0 E: 1 K: 2 S: 8 | H: 0 LOB: 1 BB: 0 P: 8 | R: 0 E: 0 K: 1 S: 5 | H: 0 LOB: 0 BB: 0 P: 5 | R: 0 E: 0 K: 0 S: 4 | H: 1 LOB: 1 BB: 0 P: 4 | R: 0 E: 0 K: 0 S: 3 | H: 1 LOB: 0 BB: 0 P: 3 | R: 0 E: 0 K: 1 S: 5 | H: 1 LOB: 0 BB: 0 P: 5 | R: 0 E: 0 K: 0 S: 3 | H: 0 LOB: 0 BB: 0 P: 3 | 1B: 5 2B: 1 3B: 0 HR: 1 | SF: 0 SAC: 0 DP: 3 HBP: 0 | WP: 0 PB: 0 SB: 0 CS: 1 | PA: 32 |
| PITCHER John Buzhardt, R ERA: 1.0 | IP: 9.0 WLS: W BF: 33 H: 6 R: 1 ER: 1 SO: 7 BB: 2 IBB: 0 HBP: 0 BLK: 0 WP: 0 HR: 1 S: 44 P: 52 ERA: 1.00 WHIP: 0.889 | | | | | | | | | | | | | | | | | | | | | |

| Batter | 1 | 2 | 3 | 4 | 5 | 6 | 7 | 8 | 9 | AB | R | H | RBI | BB | SO | LOB | BOTTOM | | | |
|---|--|---------------------------------|------------------------------|----------------------------------|------------------------------|----------------------------------|------------------------------|---------------------------------|------------------------------|---------------------------------|------------------------------|----------------------------------|------------------------------|---------------------------------|------------------------------|---------------------------------|--|------------------------------------|----------------------------------|--------|
| Danny Cater, R OBP: 0.457, SLG: 0.636 | F4 | | 1B E 1B | 1B E6 | | | F7 | FC4-6 1B | | 5 | 1 | 1 | 1 | 0 | 0 | 4 | Boston Red Sox @ Chicago White Sox Comiskey Park, Chicago, IL Tue Apr 27 1965, 8:05 PM EDT Att: 10,771 - Unknown | | | |
| Don Buford, S OBP: 0.353, SLG: 0.300 | K | | E2 1B 1-H | 1B 1-3 2-H | | | | | | 5 | 2 | 4 | 2 | 0 | 1 | 0 | | | | |
| Floyd Robinson, L OBP: 0.367, SLG: 0.395 | L6 | | 1B BB | G3 | | | | E 1-3 1B 2B | G5-3 BB 1B | 4 | 1 | 2 | 0 | 1 | 0 | 2 | | | | |
| Pete Ward, L OBP: 0.354, SLG: 0.349 | | K | 1-2 3-H 1B | | G3 | | E4 1B SF8 | F7 | | 5 | 1 | 1 | 1 | 0 | 1 | 2 | | | | |
| Bill Skowron, R OBP: 0.340, SLG: 0.500 | | BB | K | | 5-3 | | SF8 BB 1B | | 1-2 BB | 3 | 1 | 1 | 0 | 2 | 1 | 2 | | | | |
| John Romano, R OBP: 0.341, SLG: 0.294 | F4 | | | 5-3 | K | | BB FC4-6 1B | G5-3 | | 5 | 1 | 1 | 1 | 0 | 1 | 3 | | | | |
| Ron Hansen, R OBP: 0.250, SLG: 0.211 | K | | | PB 1B 1B | | FC5-4 BB | SF8 | | 1-2 2-3 3-H | 2 | 1 | 1 | 1 | 1 | 1 | 1 | | | | |
| Ken Berry, R OBP: 0.359, SLG: 0.406 | | | F9 | K | | | FC5-4 SH3-4 | FC4-6 BB 1B | | 3 | 1 | 0 | 0 | 1 | 1 | 2 | | | | |
| John Buzhardt, R OBP: 0.286, SLG: 0.167 | | | 4-3 | 1B 2-H 1B | | SH3-4 | | FC4-6 BB | | 2 | 1 | 1 | 2 | 1 | 0 | 0 | | | | |
| Inning Stats | R: 0 E: 0 K: 1 S: 5 | H: 0 LOB: 0 BB: 0 P: 5 | R: 0 E: 0 K: 2 S: 7 | H: 0 LOB: 1 BB: 1 P: 11 | R: 2 E: 1 K: 1 S: 8 | H: 3 LOB: 2 BB: 1 P: 12 | R: 2 E: 1 K: 1 S: 9 | H: 3 LOB: 0 BB: 0 P: 9 | R: 0 E: 0 K: 0 S: 3 | H: 0 LOB: 1 BB: 1 P: 7 | R: 6 E: 1 K: 0 S: 8 | H: 5 LOB: 2 BB: 2 P: 16 | R: 0 E: 0 K: 0 S: 3 | H: 1 LOB: 1 BB: 1 P: 7 | R: 0 E: 0 K: 0 S: 3 | H: 1 LOB: 1 BB: 1 P: 7 | 1B: 11 2B: 1 3B: 0 HR: 0 | SF: 1 SAC: 1 DP: 1 HBP: 0 | WP: 0 PB: 1 SB: 0 CS: 0 | PA: 42 |
| PITCHER Bill Monbouquette, R ERA: 3.65 Bob Heffner, R ERA: 8.31 Jay Ritchie, R ERA: 2.45 Arnold Earley, L ERA: | IP: 4.0 WLS: L BF: 21 H: 6 R: 4 ER: 2 SO: 5 BB: 4 IBB: 2 HBP: 0 BLK: 0 WP: 0 HR: 0 S: 29 P: 37 ERA: 4.50 WHIP: 2.000 | | | | | | | | | | | | | | | | | | | |

| Batter | 1 | 2 | 3 | 4 | 5 | 6 | 7 | 8 | 9 | AB | R | H | RBI | BB | SO | LOB | TOP | | | |
|--|--|----------------------------------|------------------------------|---------------------------------|------------------------------|---------------------------------|------------------------------|----------------------------------|------------------------------|---------------------------------|------------------------------|---------------------------------|------------------------------|---------------------------------|--------------------------------|----------------------------------|---|----------------------------------|------------------------------------|----------------------------------|
| Zoilo Versalles, R OBP: 0.315, SLG: 0.451 | | | | | | | | | | 5 | 2 | 1 | 0 | 0 | 2 | | Minnesota Twins @ Chicago White Sox Comiskey Park, Chicago, IL Fri Apr 30 1965, 8:05 PM EDT Att: 20,164 - Unknown | | | |
| Rich Rollins, R OBP: 0.190, SLG: 0.225 | | | | | | | | | | 4 | 1 | 1 | 0 | 0 | 1 | | | | | |
| Tony Oliva, L OBP: 0.280, SLG: 0.511 | | | | | | | | | | 5 | 2 | 3 | 2 | 0 | 1 | 0 | | | | |
| Harmon Killebrew, R OBP: 0.420, SLG: 0.317 Rich Reese, L OBP: 1.000, SLG: 2.000 | | | | | | | | | | 3 | 1 | 0 | 0 | 2 | 1 | 3 | | | | |
| Jimmie Hall, L OBP: 0.362, SLG: 0.634 | | | | | | | | | | 4 | 0 | 0 | 0 | 1 | 1 | 3 | | | | |
| Bob Allison, R OBP: 0.458, SLG: 0.636 | | | | | | | | | | 5 | 0 | 3 | 2 | 0 | 0 | 0 | | | | |
| Earl Batley, R OBP: 0.351, SLG: 0.258 | | | | | | | | | | 4 | 0 | 1 | 1 | 1 | 0 | 5 | | | | |
| Jerry Kindall, R OBP: 0.244, SLG: 0.257 | | | | | | | | | | 4 | 0 | 1 | 0 | 0 | 1 | 2 | | | | |
| Mudcat Grant, R OBP: 0.200, SLG: 0.600 | | | | | | | | | | 4 | 1 | 1 | 0 | 0 | 2 | 2 | | | | |
| Inning Stats | R: 3 E: 0 K: 1 S: 9 | H: 4 LOB: 2 BB: 1 P: 13 | R: 0 E: 0 K: 0 S: 3 | H: 0 LOB: 0 BB: 0 P: 3 | R: 0 E: 0 K: 1 S: 5 | H: 0 LOB: 0 BB: 0 P: 5 | R: 0 E: 0 K: 1 S: 6 | H: 1 LOB: 2 BB: 1 P: 10 | R: 1 E: 0 K: 0 S: 5 | H: 3 LOB: 2 BB: 1 P: 9 | R: 0 E: 0 K: 0 S: 3 | H: 0 LOB: 1 BB: 1 P: 7 | R: 0 E: 0 K: 1 S: 5 | H: 0 LOB: 0 BB: 0 P: 5 | R: 3 E: 1 K: 10 S: 10 | H: 4 LOB: 2 BB: 0 P: 10 | | 1B: 7 2B: 4 3B: 1 HR: 0 | SF: 0 SAC: 1 DP: 1 HBP: 0 | WP: 0 PB: 0 SB: 1 CS: 0 |
| PITCHER | IP WLS BF H R ER SO BB IBB HBP BLK WP HR S P ERA WHIP | | | | | | | | | | | | | | | | | | | |
| Gary Peters, L ERA: 3.32 | (1, 1) 3.1 L 17 5 3 3 2 2 0 0 0 0 0 0 19 27 8.10 2.100 | | | | | | | | | | | | | | | | | | | |
| Bob Locker, R ERA: 5.19 | (4, 1) 2.2 11 3 1 1 2 0 1 0 0 0 0 14 18 3.38 1.125 | | | | | | | | | | | | | | | | | | | |
| Ted Willis, L ERA: 5.19 | (7, 1) 1.0 4 0 0 0 0 1 0 0 0 0 0 3 7 0.00 1.000 | | | | | | | | | | | | | | | | | | | |
| Eddie Fisher, R ERA: 2.84 | (8, 1) 2.0 11 4 3 2 2 0 0 0 0 0 0 15 15 9.00 2.000 | | | | | | | | | | | | | | | | | | | |

| Batter | 1 | 2 | 3 | 4 | 5 | 6 | 7 | 8 | 9 | AB | R | H | RBI | BB | SO | LOB | BOTTOM | | | |
|---|---|---------------------------------|------------------------------|---------------------------------|------------------------------|---------------------------------|------------------------------|---------------------------------|------------------------------|---------------------------------|------------------------------|----------------------------------|------------------------------|---------------------------------|------------------------------|---------------------------------|---|------------------------------------|----------------------------------|--------|
| Danny Cater, R OBP: 0.410, SLG: 0.568 | | | | | | | | | | 4 | 0 | 0 | 0 | 0 | 1 | 1 | Minnesota Twins @ Chicago White Sox Comiskey Park, Chicago, IL Fri Apr 30 1965, 8:05 PM EDT Att: 20,164 - Unknown | | | |
| Don Buford, S OBP: 0.368, SLG: 0.353 | | | | | | | | | | 4 | 0 | 2 | 0 | 0 | 1 | 0 | | | | |
| Floyd Robinson, L OBP: 0.340, SLG: 0.362 | | | | | | | | | | 4 | 0 | 0 | 0 | 0 | 3 | | | | | |
| Pete Ward, L OBP: 0.346, SLG: 0.362 | | | | | | | | | | 4 | 0 | 1 | 0 | 0 | 1 | 1 | | | | |
| Bill Skowron, R OBP: 0.333, SLG: 0.468 | | | | | | | | | | 3 | 0 | 0 | 0 | 1 | 0 | 2 | | | | |
| John Romano, R OBP: 0.341, SLG: 0.278 Eddie Fisher, R OBP: 0.333, SLG: 0.371 | | | | | | | | | | 2 | 0 | 0 | 0 | 1 | 2 | 1 | | | | |
| Ron Hansen, R OBP: 0.234, SLG: 0.195 | | | | | | | | | | 3 | 0 | 0 | 0 | 0 | 3 | | | | | |
| Ken Berry, R OBP: 0.333, SLG: 0.371 | | | | | | | | | | 3 | 0 | 0 | 0 | 0 | 0 | | | | | |
| Gary Peters, L OBP: 0.200, SLG: 0.200 Bob Locker, S | (1, 1) 9.0 W 32 3 0 0 5 2 0 0 0 0 0 40 48 0.00 0.556 | | | | | | | | | | | | | | | | | | | |
| Tom McCraw, L OBP: 0.368, SLG: 0.353 Ted Willis, L OBP: 0.429, SLG: 0.571 | (6, PH) 1.0 4 0 0 0 0 1 0 0 0 0 0 3 7 0.00 1.000 | | | | | | | | | | | | | | | | | | | |
| J.C. Martin, L OBP: 0.429, SLG: 0.571 | (8, 2) 2.0 11 4 3 2 2 0 0 0 0 0 0 15 15 9.00 2.000 | | | | | | | | | | | | | | | | | | | |
| Inning Stats | R: 0 E: 0 K: 1 S: 5 | H: 0 LOB: 0 BB: 0 P: 5 | R: 0 E: 0 K: 1 S: 5 | H: 0 LOB: 0 BB: 0 P: 5 | R: 0 E: 0 K: 0 S: 3 | H: 0 LOB: 0 BB: 0 P: 3 | R: 0 E: 0 K: 0 S: 3 | H: 0 LOB: 0 BB: 0 P: 3 | R: 0 E: 1 K: 1 S: 7 | H: 1 LOB: 2 BB: 0 P: 7 | R: 0 E: 0 K: 2 S: 7 | H: 0 LOB: 1 BB: 1 P: 11 | R: 0 E: 0 K: 0 S: 3 | H: 0 LOB: 0 BB: 0 P: 3 | R: 0 E: 0 K: 0 S: 4 | H: 1 LOB: 1 BB: 0 P: 4 | 1B: 1 2B: 2 3B: 0 HR: 0 | SF: 0 SAC: 0 DP: 1 HBP: 0 | WP: 0 PB: 0 SB: 0 CS: 0 | PA: 32 |
| PITCHER | IP WLS BF H R ER SO BB IBB HBP BLK WP HR S P ERA WHIP | | | | | | | | | | | | | | | | | | | |

| Batter | 1 | 2 | 3 | 4 | 5 | 6 | 7 | 8 | 9 | AB | R | H | RBI | BB | SO | LOB | TOP | | | | | | | | |
|---|---|---|---|---|---|---|---|---|---|---|---|---|---|---|---|---|---|---|---|---|---|---|---|---|---|
| Danny Cater, R OBP: 0.386, SLG: 0.500 (1, 7) | K | F4 | | 1B E 2B | 6-3 | | 5-3 | | | 5 | 1 | 1 | 0 | 0 | 1 | 2 | | | | | | | | | |
| Don Buford, S OBP: 0.382, SLG: 0.458 Al Weis, S OBP: 0.231, SLG: 0.167 (1, 4) (8, 4) | F7 | K | | 1B E BB | | 1B E BB G6-4-3 | | G3 | | 3 | 2 | 0 | 0 | 2 | 1 | 0 | | | | | | | | | |
| Floyd Robinson, L OBP: 0.352, SLG: 0.415 (1, 9) | E3 BB 2B | | 1B E 1B | 1B E 1B | 1-2 2-3 | 1B E 1B G6-4-3 | | F8 WP 1B | | 5 | 3 | 4 | 0 | 0 | 0 | 0 | | | | | | | | | |
| Pete Ward, L OBP: 0.329, SLG: 0.328 (1, 5) | 2B 1B BB | | 1B E 1B | K | 1-2 2-3 3-H | 1B E 1B G6-4-3 | | F8 | | 4 | 2 | 2 | 0 | 1 | 1 | 2 | | | | | | | | | |
| Bill Skowron, R OBP: 0.354, SLG: 0.458 Tom McCraw, L OBP: 0.348, SLG: 0.300 (1, 3) (8, PR) (8, 3) | 1B 2B | | E5 SF 1B | K | 1-2 2-3 3-H | 1B E 1B G6-4-3 | | | | 5 | 2 | 3 | 3 | 0 | 1 | 3 | | | | | | | | | |
| John Romano, R OBP: 0.333, SLG: 0.341 J.C. Martin, L OBP: 0.375, SLG: 0.400 (1, 2) (7, 2) | 1B BB | | SF CS BB 1B | 5-3 | | 1-2 2-3 3-H | F7 | F7 | | 2 | 0 | 0 | 1 | 1 | 0 | 2 | | | | | | | | | |
| Ron Hansen, R OBP: 0.302, SLG: 0.357 (1, 6) | 1B | | CS BB | | | | SH1-3 1B | F8 | | 4 | 0 | 3 | 2 | 1 | 0 | 0 | | | | | | | | | |
| Ken Berry, R OBP: 0.298, SLG: 0.340 (1, 8) | L1 | | L9 | K | | | SH1-3 | K | | 4 | 0 | 0 | 0 | 0 | 2 | 5 | | | | | | | | | |
| Gary Peters, L OBP: 0.167, SLG: 0.167 Ted Wills, L (4, 1) Hoyt Wilhelm, R (7, 1) | | F5 | F7 | 4-3 | | | K | 4-3 | | 2 | 0 | 0 | 0 | 0 | 0 | 1 | | | | | | | | | |
| Inning Stats | R: 3 E: 1 K: 1 S: 8 | H: 2 LOB: 2 BB: 2 P: 16 | R: 0 E: 0 K: 1 S: 5 | H: 0 LOB: 0 BB: 0 P: 5 | R: 3 E: 2 K: 0 S: 6 | H: 3 LOB: 1 BB: 1 P: 10 | R: 2 E: 1 K: 2 S: 9 | H: 2 LOB: 1 BB: 1 P: 13 | R: 0 E: 0 K: 1 S: 6 | H: 1 LOB: 1 BB: 0 P: 6 | R: 1 E: 0 K: 0 S: 4 | H: 2 LOB: 1 BB: 1 P: 8 | R: 0 E: 0 K: 1 S: 6 | H: 1 LOB: 1 BB: 0 P: 6 | R: 1 E: 0 K: 0 S: 5 | H: 2 LOB: 1 BB: 0 P: 5 | R: 0 E: 0 K: 1 S: 5 | H: 0 LOB: 0 BB: 0 P: 5 | 1B: 10 2B: 2 3B: 1 HR: 0 | SF: 1 SAC: 1 DP: 1 HBP: 0 | WP: 1 PB: 0 CS: 2 | PA: 45 | | | |
| PITCHER | IP WLS BF H R ER SO BB IBB HBP BLK WP HR S P ERA WHIP | IP WLS BF H R ER SO BB IBB HBP BLK WP HR S P ERA WHIP | IP WLS BF H R ER SO BB IBB HBP BLK WP HR S P ERA WHIP | IP WLS BF H R ER SO BB IBB HBP BLK WP HR S P ERA WHIP | IP WLS BF H R ER SO BB IBB HBP BLK WP HR S P ERA WHIP | IP WLS BF H R ER SO BB IBB HBP BLK WP HR S P ERA WHIP | IP WLS BF H R ER SO BB IBB HBP BLK WP HR S P ERA WHIP | IP WLS BF H R ER SO BB IBB HBP BLK WP HR S P ERA WHIP | IP WLS BF H R ER SO BB IBB HBP BLK WP HR S P ERA WHIP | IP WLS BF H R ER SO BB IBB HBP BLK WP HR S P ERA WHIP | IP WLS BF H R ER SO BB IBB HBP BLK WP HR S P ERA WHIP | IP WLS BF H R ER SO BB IBB HBP BLK WP HR S P ERA WHIP | IP WLS BF H R ER SO BB IBB HBP BLK WP HR S P ERA WHIP | IP WLS BF H R ER SO BB IBB HBP BLK WP HR S P ERA WHIP | IP WLS BF H R ER SO BB IBB HBP BLK WP HR S P ERA WHIP | IP WLS BF H R ER SO BB IBB HBP BLK WP HR S P ERA WHIP | IP WLS BF H R ER SO BB IBB HBP BLK WP HR S P ERA WHIP | IP WLS BF H R ER SO BB IBB HBP BLK WP HR S P ERA WHIP | IP WLS BF H R ER SO BB IBB HBP BLK WP HR S P ERA WHIP | IP WLS BF H R ER SO BB IBB HBP BLK WP HR S P ERA WHIP | IP WLS BF H R ER SO BB IBB HBP BLK WP HR S P ERA WHIP | IP WLS BF H R ER SO BB IBB HBP BLK WP HR S P ERA WHIP | IP WLS BF H R ER SO BB IBB HBP BLK WP HR S P ERA WHIP | IP WLS BF H R ER SO BB IBB HBP BLK WP HR S P ERA WHIP | IP WLS BF H R ER SO BB IBB HBP BLK WP HR S P ERA WHIP |

Chicago White Sox @ Detroit Tigers
Tiger Stadium, Detroit, MI
Tue May 04 1965, 7:05 PM EDT
Att: 3,751 - Unknown

AB 38
R 10
H 13
RBI 6
BB 5
SO 7
LOB 18



| Batter | 1 | 2 | 3 | 4 | 5 | 6 | 7 | 8 | 9 | AB | R | H | RBI | BB | SO | LOB | BOTTOM | | | | | | | | | |
|--|---|---|---|---|---|---|---|---|---|---|---|---|---|---|---|---|---|---|---|---|---|---|---|---|---|---|
| Don Wert, R OBP: 0.373, SLG: 0.377 (1, 5) | FC4-6 1B | HR | | 1-2 2-H 1B | | | G4-6-3 BB | | 1B BB | 3 | 2 | 3 | 3 | 2 | 0 | 0 | | | | | | | | | | |
| Jerry Lumpe, L OBP: 0.385, SLG: 0.382 (1, 4) | K | 4-3 | | 7-5 | | | G4-6-3 | | 1B BB | 5 | 0 | 1 | 0 | 0 | 1 | 4 | | | | | | | | | | |
| Norm Cash, L OBP: 0.344, SLG: 0.333 (1, 3) | FC4-6 E 1-2 | | K | | 4-3 | | | | K | 4 | 0 | 0 | 0 | 1 | 2 | 3 | | | | | | | | | | |
| Al Kaline, R OBP: 0.478, SLG: 0.537 (1, 9) | L6 | | | | K | | | L6 | | 5 | 0 | 2 | 1 | 0 | 1 | 2 | | | | | | | | | | |
| Don Demeter, R OBP: 0.297, SLG: 0.333 (1, 8) | F8 | | K | | F7 | | | | F2 | 5 | 1 | 1 | 0 | 0 | 1 | 5 | | | | | | | | | | |
| Bill Freehan, R OBP: 0.207, SLG: 0.276 (1, 2) | | 2B WP 1B | 4-3 | | | | K | | E6 FC 1-3 | 4 | 1 | 1 | 0 | 0 | 1 | 2 | | | | | | | | | | |
| George Thomas, R OBP: 0.500, SLG: 1.000 (1, 7) | | WP HR 2B | | 1B E HBP | | | | | FC G1-6-3 | 2 | 2 | 1 | 0 | 1 | 0 | 1 | | | | | | | | | | |
| Dick McAuliffe, L OBP: 0.485, SLG: 0.510 (1, 6) | F7 | | | E4 7-5 1B | | | K | | G1-6-3 | 4 | 0 | 0 | 0 | 0 | 1 | 4 | | | | | | | | | | |
| Denny McLain, R OBP: 0.167, SLG: 0.167 Ed Rakow, S Ray Oyler, R Fred Gladding, L George Smith, R Larry Sherry, R Jim Northrup, L OBP: 0.176, SLG: 0.188 (1, 1) (3, 1) (4, PR) (5, 1) (5, PR) (7, 1) (9, PR) | K | | | K | | | K | | K | 1 | 0 | 0 | 0 | 0 | 1 | 1 | | | | | | | | | | |
| Inning Stats | R: 0 E: 1 K: 1 S: 7 | H: 1 LOB: 2 BB: 0 P: 7 | R: 3 E: 0 K: 1 S: 8 | H: 3 LOB: 0 BB: 0 P: 8 | R: 0 E: 0 K: 2 S: 8 | H: 1 LOB: 1 BB: 0 P: 8 | R: 1 E: 1 K: 1 S: 6 | H: 1 LOB: 1 BB: 0 P: 7 | R: 0 E: 0 K: 1 S: 5 | H: 0 LOB: 0 BB: 0 P: 5 | R: 0 E: 0 K: 3 S: 9 | H: 0 LOB: 1 BB: 1 P: 13 | R: 0 E: 0 K: 0 S: 2 | H: 0 LOB: 1 BB: 2 P: 10 | R: 1 E: 1 K: 0 S: 6 | H: 1 LOB: 2 BB: 0 P: 6 | R: 1 E: 0 K: 2 S: 9 | H: 2 LOB: 2 BB: 1 P: 13 | 1B: 7 2B: 2 3B: 0 HR: 1 | SF: 0 SAC: 0 DP: 3 HBP: 1 | WP: 1 PB: 1 CS: 0 | PA: 41 | | | | |
| PITCHER | IP WLS BF H R ER SO BB IBB HBP BLK WP HR S P ERA WHIP | IP WLS BF H R ER SO BB IBB HBP BLK WP HR S P ERA WHIP | IP WLS BF H R ER SO BB IBB HBP BLK WP HR S P ERA WHIP | IP WLS BF H R ER SO BB IBB HBP BLK WP HR S P ERA WHIP | IP WLS BF H R ER SO BB IBB HBP BLK WP HR S P ERA WHIP | IP WLS BF H R ER SO BB IBB HBP BLK WP HR S P ERA WHIP | IP WLS BF H R ER SO BB IBB HBP BLK WP HR S P ERA WHIP | IP WLS BF H R ER SO BB IBB HBP BLK WP HR S P ERA WHIP | IP WLS BF H R ER SO BB IBB HBP BLK WP HR S P ERA WHIP | IP WLS BF H R ER SO BB IBB HBP BLK WP HR S P ERA WHIP | IP WLS BF H R ER SO BB IBB HBP BLK WP HR S P ERA WHIP | IP WLS BF H R ER SO BB IBB HBP BLK WP HR S P ERA WHIP | IP WLS BF H R ER SO BB IBB HBP BLK WP HR S P ERA WHIP | IP WLS BF H R ER SO BB IBB HBP BLK WP HR S P ERA WHIP | IP WLS BF H R ER SO BB IBB HBP BLK WP HR S P ERA WHIP | IP WLS BF H R ER SO BB IBB HBP BLK WP HR S P ERA WHIP | IP WLS BF H R ER SO BB IBB HBP BLK WP HR S P ERA WHIP | IP WLS BF H R ER SO BB IBB HBP BLK WP HR S P ERA WHIP | IP WLS BF H R ER SO BB IBB HBP BLK WP HR S P ERA WHIP | IP WLS BF H R ER SO BB IBB HBP BLK WP HR S P ERA WHIP | IP WLS BF H R ER SO BB IBB HBP BLK WP HR S P ERA WHIP | IP WLS BF H R ER SO BB IBB HBP BLK WP HR S P ERA WHIP | IP WLS BF H R ER SO BB IBB HBP BLK WP HR S P ERA WHIP | IP WLS BF H R ER SO BB IBB HBP BLK WP HR S P ERA WHIP | IP WLS BF H R ER SO BB IBB HBP BLK WP HR S P ERA WHIP | IP WLS BF H R ER SO BB IBB HBP BLK WP HR S P ERA WHIP |

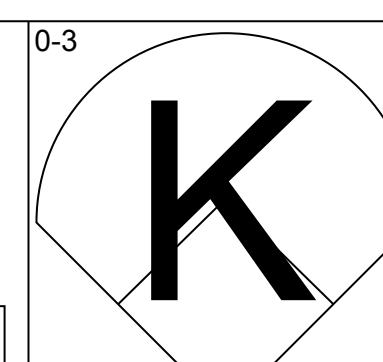
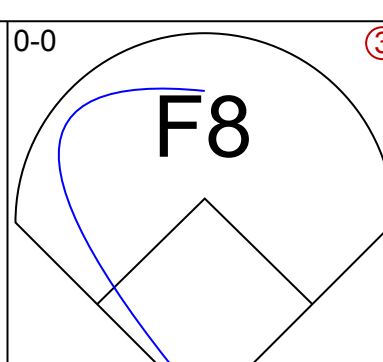
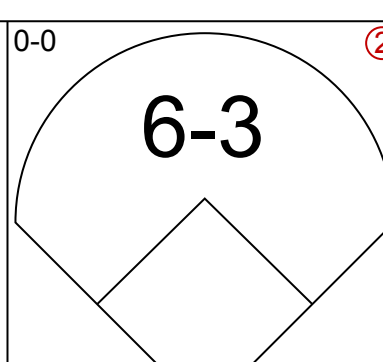
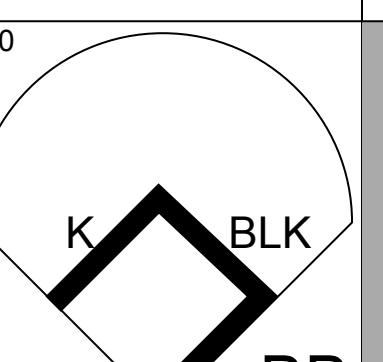
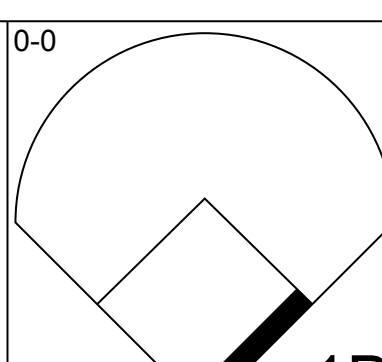
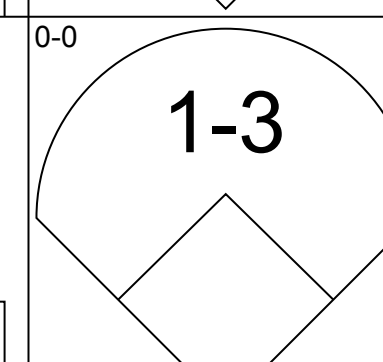
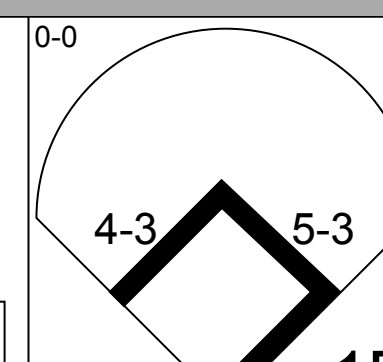
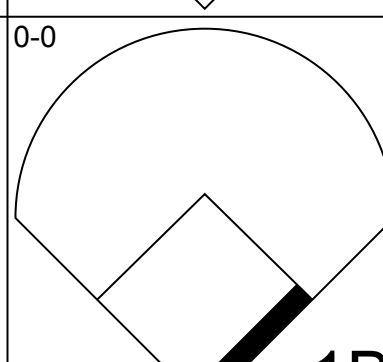
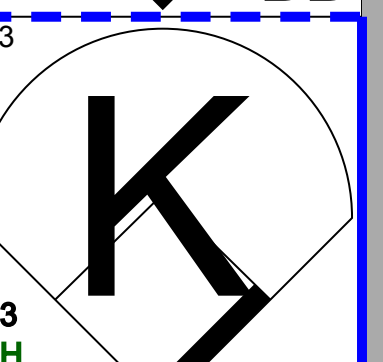
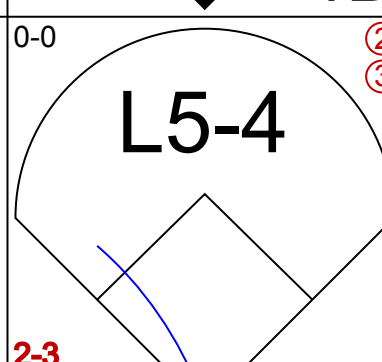
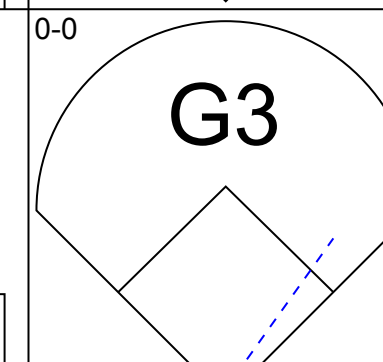
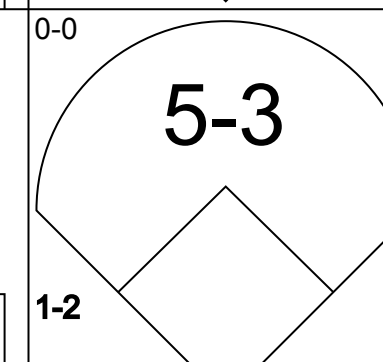
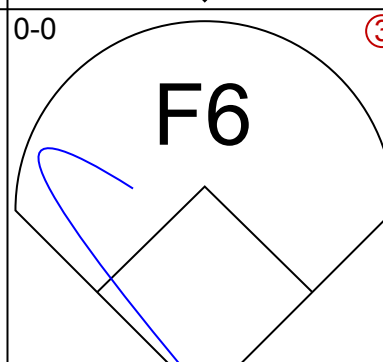
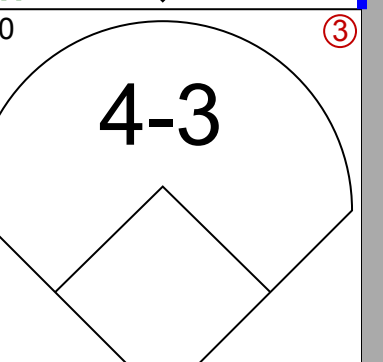
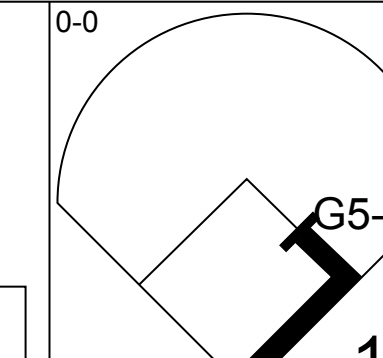
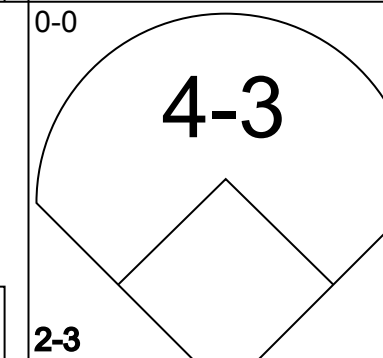
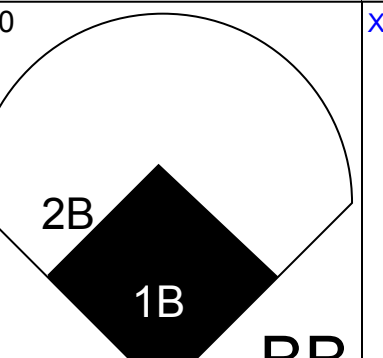
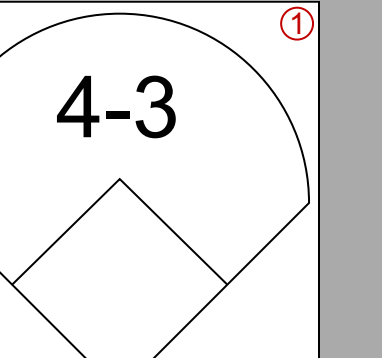
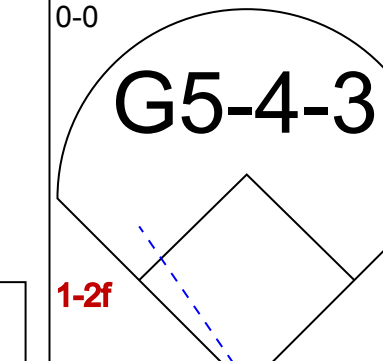
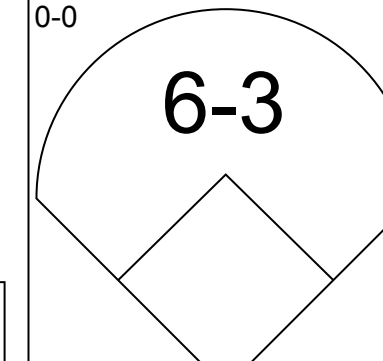
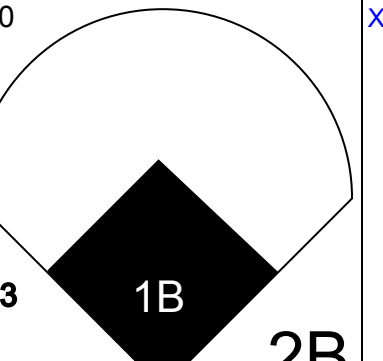
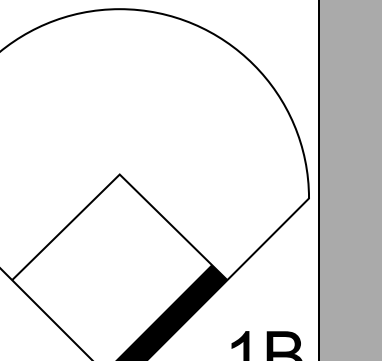
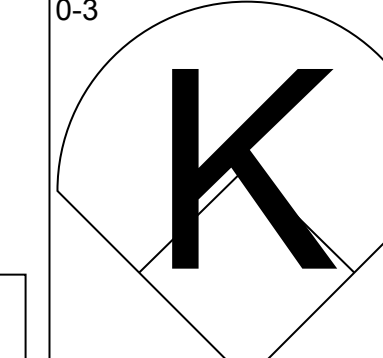
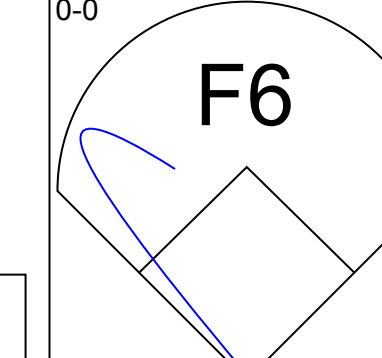
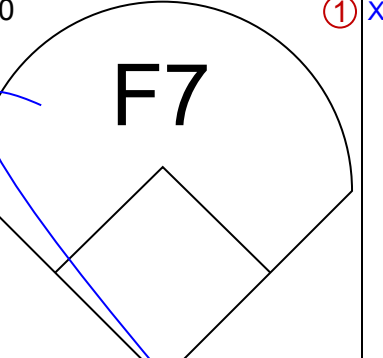
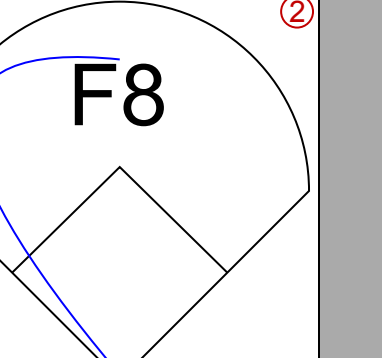
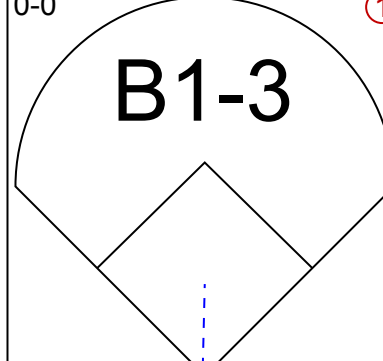
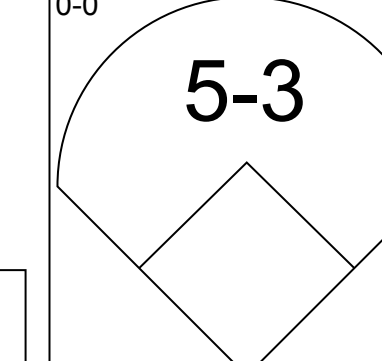
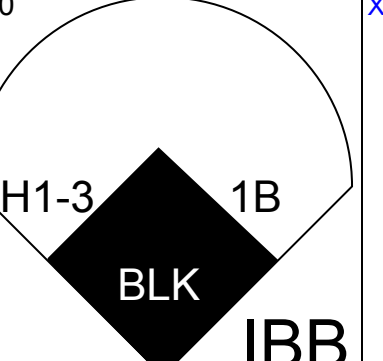
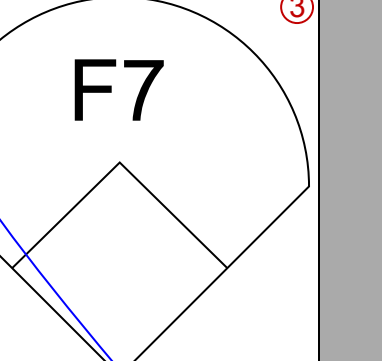
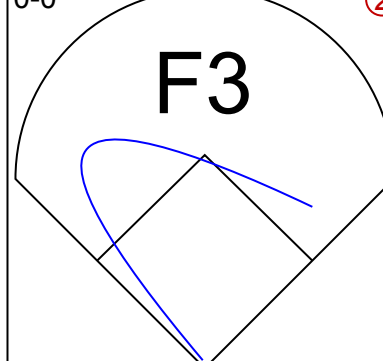
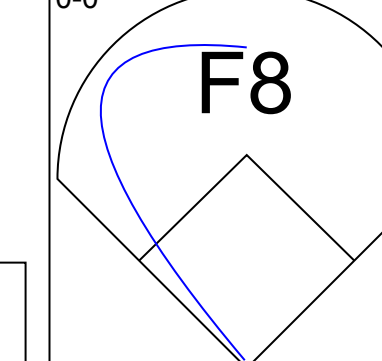
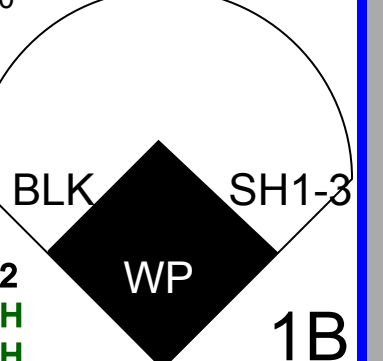
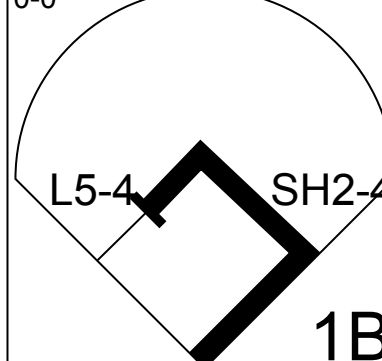
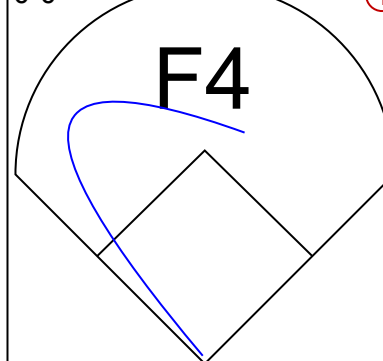
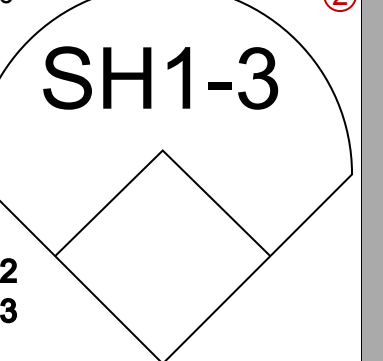
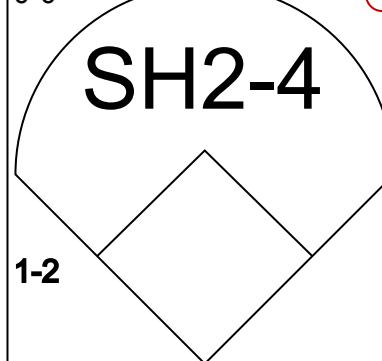
Chicago White Sox @ Detroit Tigers
Tiger Stadium, Detroit, MI
Tue May 04 1965, 7:05 PM EDT
Att: 3,751 - Unknown

AB 36
R 6
H 9
RBI 4
BB 4
SO 11
LOB 25



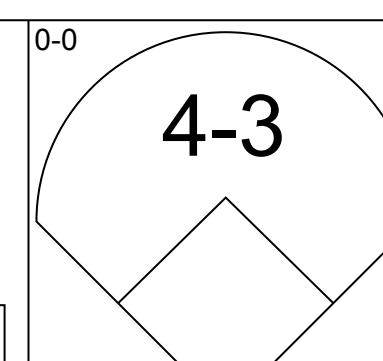
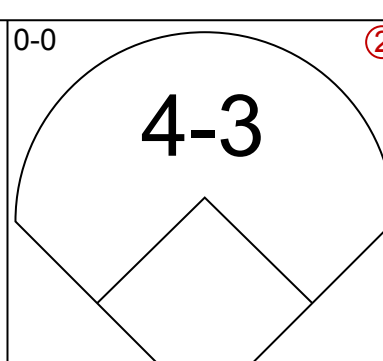
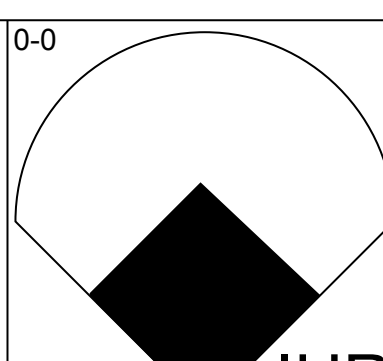
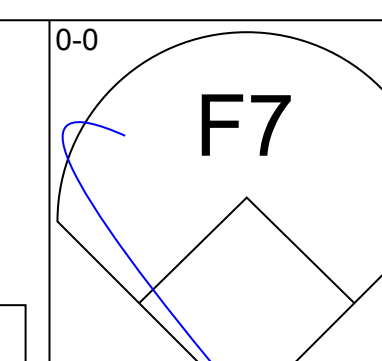
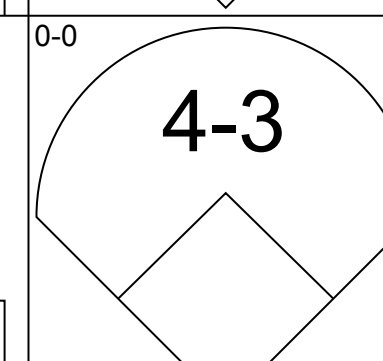
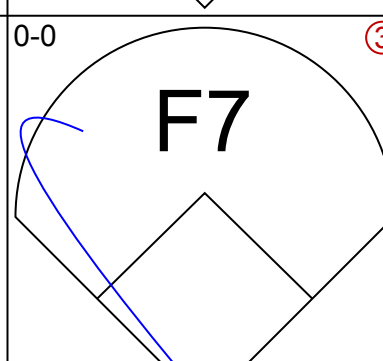
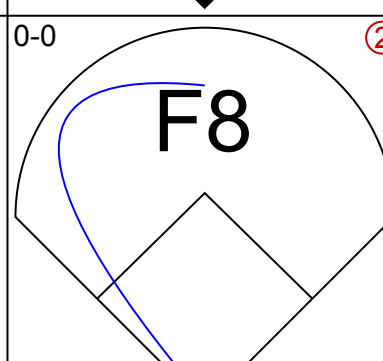
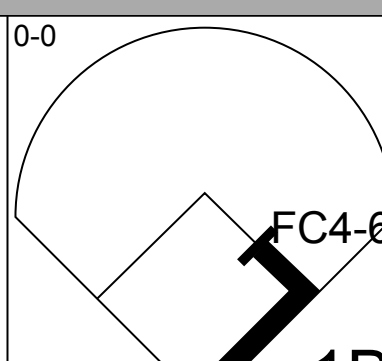
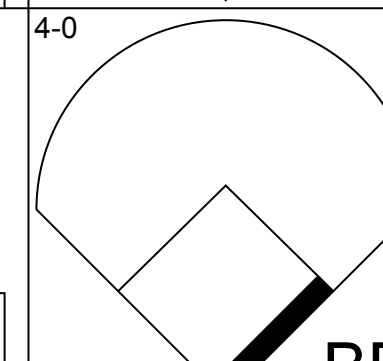
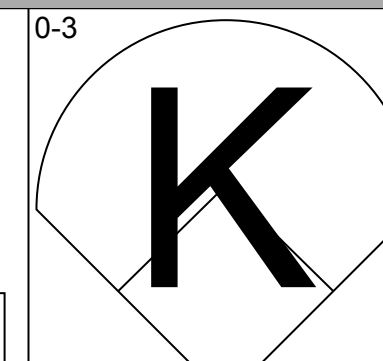
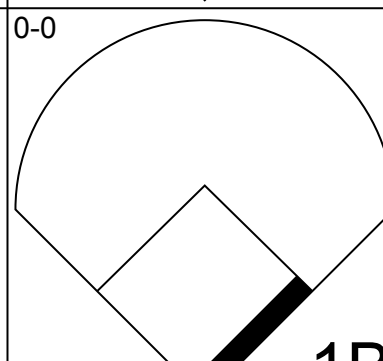
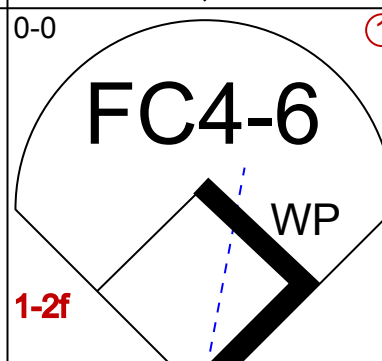
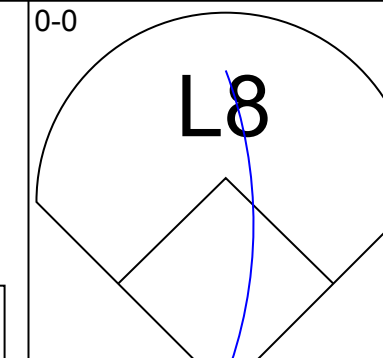
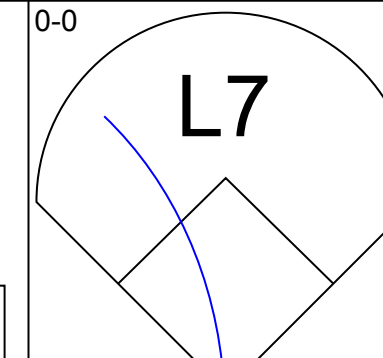
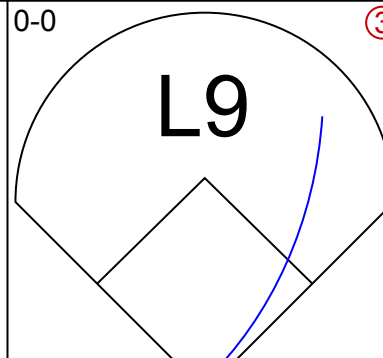
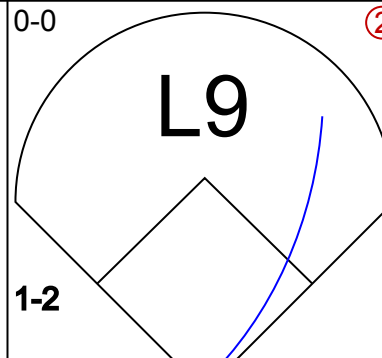
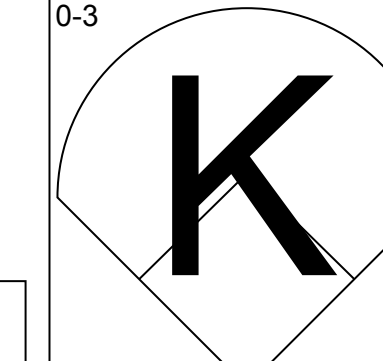
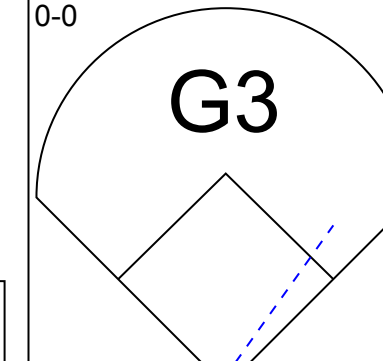
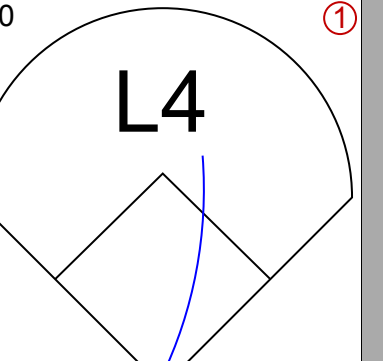
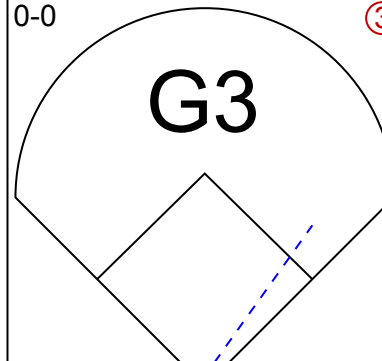
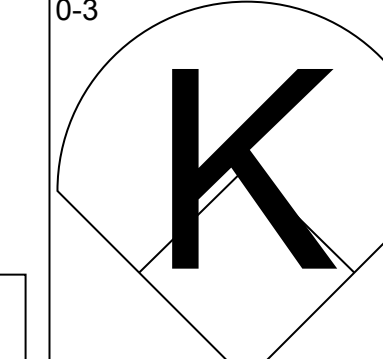
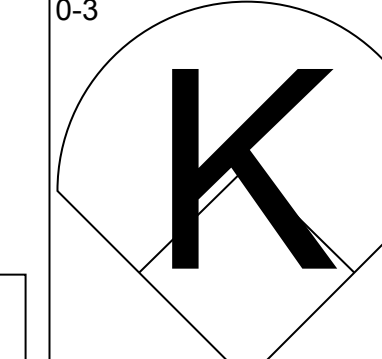
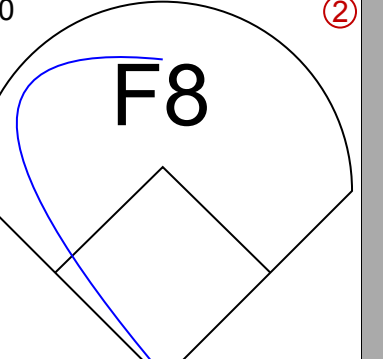
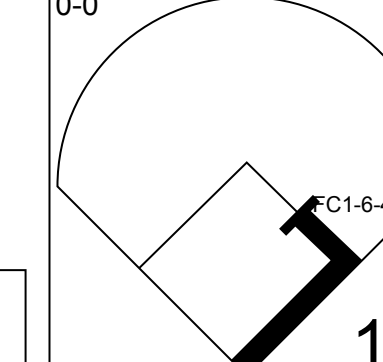
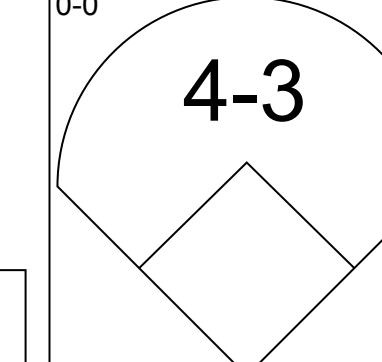
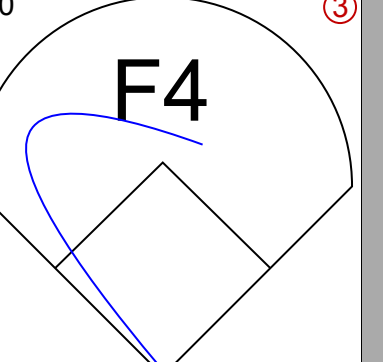
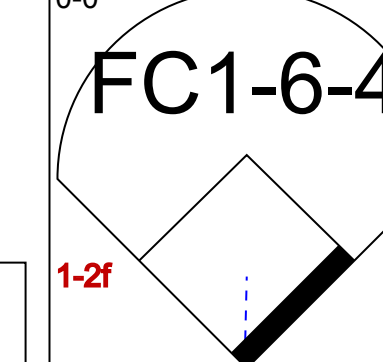
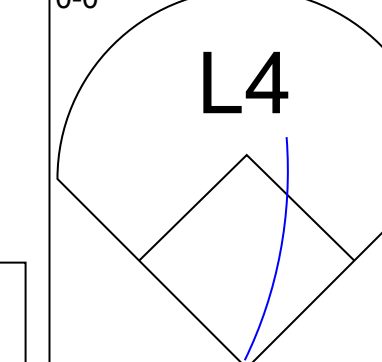

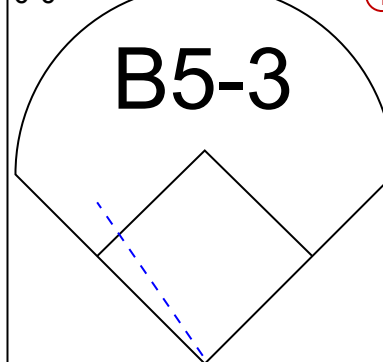
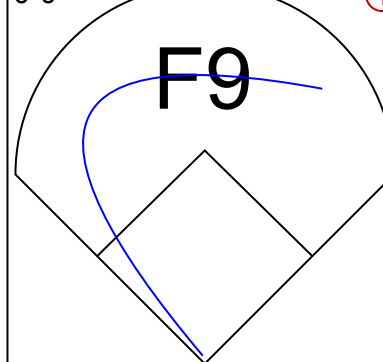
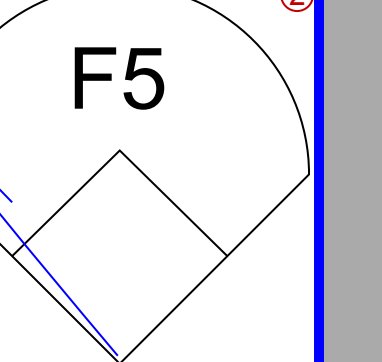
| Batter | 1 | 2 | 3 | 4 | 5 | 6 | 7 | 8 | 9 | AB R H RBI BB SO LOB | TOP | | | | | | | | | | | | |
|--|---|---------------------------------|------------------------------|----------------------------------|------------------------------|---------------------------------|------------------------------|---------------------------------|------------------------------|---|---|--|---|------------------------------|---------------------------------|------------------------------|---------------------------------|------------------------------|----------------------------------|----------------------------------|------------------------------------|-------------------------|--------|
| Ken Berry, R OBP: 0.295, SLG: 0.321 (1, 8) | L9 | | F7 | | | BB | K | | | 3 0 0 0 1 1 0 | Chicago White Sox @ Detroit Tigers Tiger Stadium, Detroit, MI Wed May 05 1965, 7:05 PM EDT Unknown | | | | | | | | | | | | |
| Floyd Robinson, L OBP: 0.333, SLG: 0.391 (1, 9) | K | | 4-3 | | | | K | | | 4 0 0 0 0 2 2 | | | | | | | | | | | | | |
| John Romano, R OBP: 0.309, SLG: 0.311 (1, 2) | F6 | | | 5-3 | | | K | | | 4 0 0 0 0 1 2 | | | | | | | | | | | | | |
| Bill Skowron, R OBP: 0.362, SLG: 0.524 Tom McCraw, L OBP: 0.348, SLG: 0.300 (8, 3) | | HR | | 1B SF7 2B | | | 4-3 | | | 4 2 2 1 0 0 0 0 0 0 0 0 0 0 | | | | | | | | | | | | | |
| Pete Ward, L OBP: 0.351, SLG: 0.343 (1, 5) | | BB BB | | BB 1B | | | 1B G3 1B | | | 3 1 2 0 1 0 0 | | | | | | | | | | | | | |
| Ron Hansen, R OBP: 0.328, SLG: 0.431 (1, 6) | | BB 1-2 | | SF7 | | | G3 1B | | | 2 1 2 2 1 0 0 | | | | | | | | | | | | | |
| Dave Nicholson, R Smoky Burgess, L OBP: 0.444, SLG: 0.286 Danny Cater, R OBP: 0.379, SLG: 0.491 (6, PH) (6, 7) | K | | K | | | | G3 | | | 2 0 0 0 0 2 2 1 0 0 1 0 0 1 1 0 0 0 0 0 0 | | | | | | | | | | | | | |
| Al Weis, S OBP: 0.176, SLG: 0.125 (1, 4) | F8 | | | | | | K | | | 4 0 0 0 0 2 2 | | | | | | | | | | | | | |
| John Buzhardt, R OBP: 0.273, SLG: 0.111 (1, 1) | | | F3 | | | | K | | | 3 0 0 0 1 1 0 | | | | | | | | | | | | | |
| Inning Stats | R: 0 E: 0 K: 1 S: 5 | H: 0 LOB: 0 BB: 5 P: 5 | R: 1 E: 0 K: 1 S: 5 | H: 1 LOB: 1 BB: 2 P: 13 | R: 0 E: 0 K: 0 S: 3 | H: 0 LOB: 0 BB: 0 P: 3 | R: 1 E: 0 K: 1 S: 7 | H: 2 LOB: 1 BB: 0 P: 7 | R: 0 E: 0 K: 2 S: 7 | H: 0 LOB: 2 BB: 2 P: 15 | | R: 1 E: 0 K: 1 S: 7 | H: 2 LOB: 1 BB: 0 P: 7 | R: 0 E: 0 K: 2 S: 8 | H: 0 LOB: 0 BB: 0 P: 8 | R: 0 E: 0 K: 1 S: 5 | H: 0 LOB: 0 BB: 0 P: 5 | R: 1 E: 0 K: 2 S: 7 | H: 1 LOB: 1 BB: 1 P: 11 | 1B: 3 2B: 1 3B: 0 HR: 2 | SF: 1 SAC: 0 DP: 0 HBP: 0 | WP: 0 PB: 0 CS: 0 | PA: 36 |
| PITCHER | IP WLS BF H R ER SO BB IBB HBP BLK WP HR S P ERA WHIP | | | | | | | | | | | PITCHER | IP WLS BF H R ER SO BB IBB HBP BLK WP HR S P ERA WHIP | | | | | | | | | | |
| Mickey Lolich, L ERA: 3.14 (1, 1) | 5.0 L 21 3 2 2 5 4 0 0 0 0 0 1 27 43 3.60 1.400 | | | | | | | | | | | Denny McLain, R ERA: 3.43 (6, 1) | 2.0 8 2 1 1 3 0 0 0 0 0 0 14 14 4.50 1.000 | | | | | | | | | | |
| Terry Fox, R ERA: 2.08 (8, 1) | 2.0 7 1 1 1 1 0 0 0 0 0 0 1 9 9 4.50 0.500 | | | | | | | | | | | | | | | | | | | | | | |

| Batter | 1 | 2 | 3 | 4 | 5 | 6 | 7 | 8 | 9 | AB R H RBI BB SO LOB | BOTTOM | | | | | | | | | | |
|---|---|---------------------------------|------------------------------|---------------------------------|------------------------------|---------------------------------|------------------------------|----------------------------------|------------------------------|---|---|------------------------------|---|------------------------------|---------------------------------|------------------------------|----------------------------------|----------------------------------|------------------------------------|-------------------------|--------|
| Dick McAuliffe, L OBP: 0.457, SLG: 0.473 (1, 6) | 3-1 | | F7 | | | | K | | | 4 0 0 0 0 2 0 | Chicago White Sox @ Detroit Tigers Tiger Stadium, Detroit, MI Wed May 05 1965, 7:05 PM EDT Unknown | | | | | | | | | | |
| Jerry Lumpe, L OBP: 0.358, SLG: 0.373 (1, 4) | F7 | | | 4-3 | | | 1B 1B | | | 4 0 1 0 0 0 0 | | | | | | | | | | | |
| Norm Cash, L OBP: 0.338, SLG: 0.315 (1, 3) | | BB | | G3 | | | F8 | | | 3 0 0 0 1 0 1 | | | | | | | | | | | |
| Al Kaline, R OBP: 0.466, SLG: 0.517 (1, 9) | L1-3 | | | K | | | 1B | | | 4 0 1 0 0 1 1 | | | | | | | | | | | |
| Gates Brown, L OBP: 0.292, SLG: 0.500 (1, 7) | | | 4-3 | | | | 4-3 | | | 4 0 1 0 0 1 2 | | | | | | | | | | | |
| Don Demeter, R OBP: 0.305, SLG: 0.333 (1, 8) | | K | | | | | K | | | 3 0 1 0 1 2 1 | | | | | | | | | | | |
| Bill Freehan, R OBP: 0.182, SLG: 0.242 (1, 2) | | | 5-3 | | | | FC1-4 1B | | | 4 0 0 0 0 1 3 | | | | | | | | | | | |
| Don Wert, R OBP: 0.371, SLG: 0.364 (1, 5) | | | 4-3 | | | | K | | | 2 0 0 0 1 1 1 | | | | | | | | | | | |
| Mickey Lolich, S Bill Roman, L (5, PH) Denny McLain, R OBP: 0.167, SLG: 0.167 John Sullivan, L OBP: 0.321, SLG: 0.375 Terry Fox, R (8, 1) | | | K | | | | K | | | 1 0 0 0 0 1 0 1 0 0 0 0 1 2 0 0 0 0 0 0 0 1 0 0 0 0 1 1 0 0 0 0 0 1 0 | | | | | | | | | | | |
| Inning Stats | R: 0 E: 0 K: 0 S: 3 | H: 0 LOB: 1 BB: 1 P: 7 | R: 0 E: 0 K: 1 S: 5 | H: 0 LOB: 0 BB: 0 P: 5 | R: 0 E: 0 K: 1 S: 5 | H: 0 LOB: 0 BB: 0 P: 5 | R: 0 E: 0 K: 2 S: 8 | H: 1 LOB: 2 BB: 1 P: 12 | R: 0 E: 0 K: 1 S: 7 | H: 2 LOB: 0 BB: 0 P: 7 | | R: 0 E: 0 K: 2 S: 8 | H: 1 LOB: 1 BB: 0 P: 8 | R: 0 E: 0 K: 1 S: 5 | H: 0 LOB: 0 BB: 0 P: 5 | R: 0 E: 0 K: 2 S: 7 | H: 0 LOB: 1 BB: 1 P: 11 | 1B: 3 2B: 1 3B: 0 HR: 0 | SF: 0 SAC: 0 DP: 0 HBP: 0 | WP: 0 PB: 0 CS: 0 | PA: 34 |
| PITCHER | IP WLS BF H R ER SO BB IBB HBP BLK WP HR S P ERA WHIP | | | | | | | | | | | PITCHER | IP WLS BF H R ER SO BB IBB HBP BLK WP HR S P ERA WHIP | | | | | | | | |
| John Buzhardt, R ERA: 0.75 (1, 1) | 9.0 W 34 4 0 0 11 3 0 0 0 0 0 0 53 65 0.00 0.778 | | | | | | | | | | | | | | | | | | | | |

| Batter | 1 | 2 | 3 | 4 | 5 | 6 | 7 | 8 | 9 | AB | R | H | RBI | BB | SO | LOB | TOP | | | | | | | | | | | | | | | | | | | |
|---|--|---|---|---|---|---|---|---|---|---------------------------------|------------------------------|----------------------------------|------------------------------|---------------------------------|------------------------------|---------------------------------|---|----------------------------------|------------------------------------|-----------------------------------|-----|----|---|---|----|----|----|-----|-----|-----|----|----|---|---|-----|------|
| Danny Cater, R OBP: 0.381, SLG: 0.475 (1, 7) |  | |  | | |  |  | |  | 4 | 0 | 1 | 0 | 1 | 1 | 1 | Chicago White Sox @ Detroit Tigers Tiger Stadium, Detroit, MI Wed May 05 1965, 7:05 PM EDT Att: 9,380 - Unknown | | | | | | | | | | | | | | | | | | | |
| Don Buford, S OBP: 0.390, SLG: 0.462 Al Weis, S OBP: 0.167, SLG: 0.118 (1, 4) (7, 4) |  | | |  | |  |  | |  | 4 | 0 | 2 | 0 | 0 | 1 | 1 | | | | | | | | | | | | | | | | | | | | |
| Floyd Robinson, L OBP: 0.316, SLG: 0.370 (1, 9) |  | | |  | |  |  | | | 4 | 0 | 0 | 0 | 0 | 0 | 4 | | | | | | | | | | | | | | | | | | | | |
| Pete Ward, L OBP: 0.359, SLG: 0.343 (1, 5) | |  | |  | | |  |  | | 3 | 1 | 1 | 0 | 1 | 0 | 1 | | | | | | | | | | | | | | | | | | | | |
| Bill Skowron, R OBP: 0.370, SLG: 0.537 (1, 3) |  | | |  | | |  |  | | 4 | 1 | 2 | 0 | 0 | 0 | 2 | | | | | | | | | | | | | | | | | | | | |
| J.C. Martin, L OBP: 0.300, SLG: 0.316 (1, 2) |  | | | |  | |  |  | | 4 | 0 | 0 | 0 | 0 | 1 | 3 | | | | | | | | | | | | | | | | | | | | |
| Ron Hansen, R OBP: 0.324, SLG: 0.410 (1, 6) | | |  | |  | |  |  | | 3 | 1 | 0 | 0 | 1 | 0 | 1 | | | | | | | | | | | | | | | | | | | | |
| Ken Berry, R OBP: 0.286, SLG: 0.309 Smoky Burgess, L OBP: 0.500, SLG: 0.375 Tom McCraw, L OBP: 0.375, SLG: 0.333 (1, 8) (7, PH) (7, PR) |  | | | |  | |  | |  | 2 | 0 | 0 | 0 | 0 | 0 | 0 | | | | | | | | | | | | | | | | | | | | |
| Joe Horlen, R OBP: 0.111, SLG: 0.222 (1, 1) | | | | | |  |  | |  | 2 | 0 | 1 | 0 | 0 | 0 | 0 | | | | | | | | | | | | | | | | | | | | |
| Inning Stats | R: 0 E: 0 K: 1 S: 5 | H: 0 LOB: 0 BB: 0 P: 5 | R: 0 E: 0 K: 1 S: 5 | H: 1 LOB: 0 BB: 0 P: 5 | R: 0 E: 0 K: 0 S: 4 | H: 1 LOB: 0 BB: 0 P: 4 | R: 0 E: 0 K: 0 S: 4 | H: 0 LOB: 0 BB: 0 P: 3 | R: 0 E: 0 K: 0 S: 4 | H: 1 LOB: 1 BB: 0 P: 4 | R: 4 E: 0 K: 1 S: 8 | H: 2 LOB: 2 BB: 3 P: 20 | R: 0 E: 0 K: 0 S: 4 | H: 1 LOB: 1 BB: 0 P: 4 | R: 0 E: 0 K: 0 S: 4 | H: 2 LOB: 1 BB: 0 P: 4 | | 1B: 7 2B: 3 3B: 0 HR: 0 | SF: 0 SAC: 2 DP: 2 HBP: 0 | WP: 1 PA: 38 FB: 0 CS: 0 | | | | | | | | | | | | | | | | |
| PITCHER | IP | WLS | BF | H | R | ER | SO | BB | IBB | HBP | BLK | WP | HR | S | P | ERA | WHIP | PITCHER | | IP | WLS | BF | H | R | ER | SO | BB | IBB | HBP | BLK | WP | HR | S | P | ERA | WHIP |
| Dave Wickersham, R ERA: 5.27 (1, 1) | 6.2 | L | 28 | 6 | 4 | 4 | 2 | 2 | 1 | 0 | 0 | 0 | 0 | 29 | 41 | 5.40 | 1.200 | | | | | | | | | | | | | | | | | | | |
| Larry Sherry, R ERA: 0.96 (7, 1) | 1.1 | | 6 | 1 | 0 | 0 | 1 | 0 | 0 | 0 | 1 | 1 | 0 | 8 | 8 | 0.00 | 0.750 | | | | | | | | | | | | | | | | | | | |
| Terry Fox, R ERA: 1.86 (9, 1) | 1.0 | | 4 | 2 | 0 | 0 | 0 | 0 | 0 | 0 | 0 | 0 | 0 | 4 | 4 | 0.00 | 2.000 | | | | | | | | | | | | | | | | | | | |

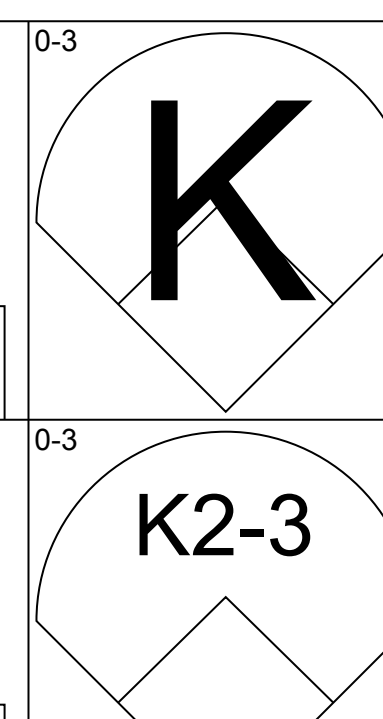
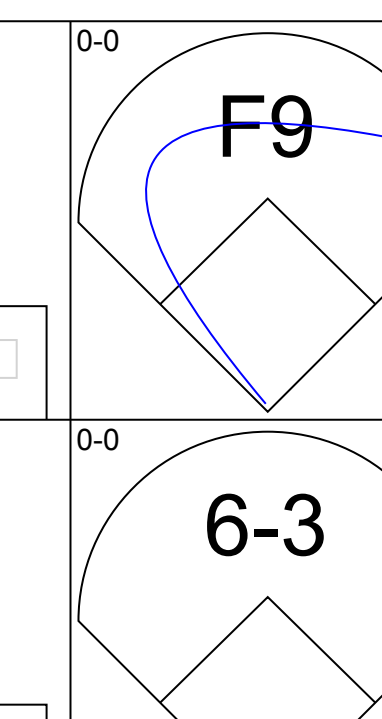
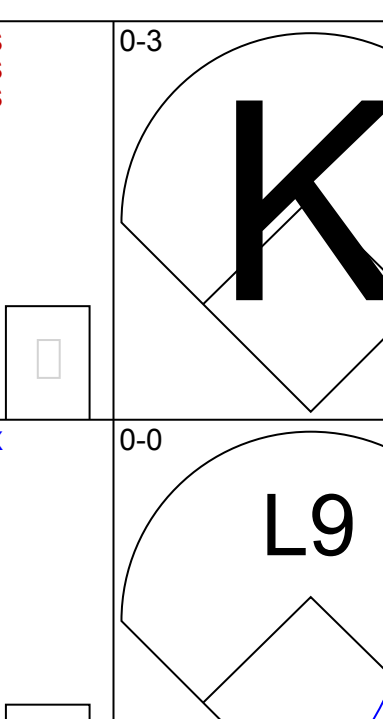
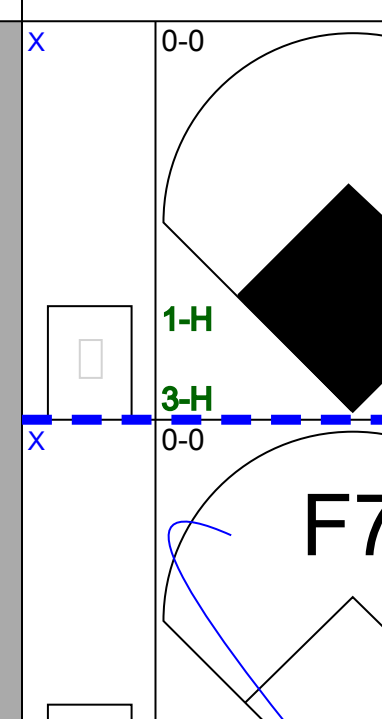
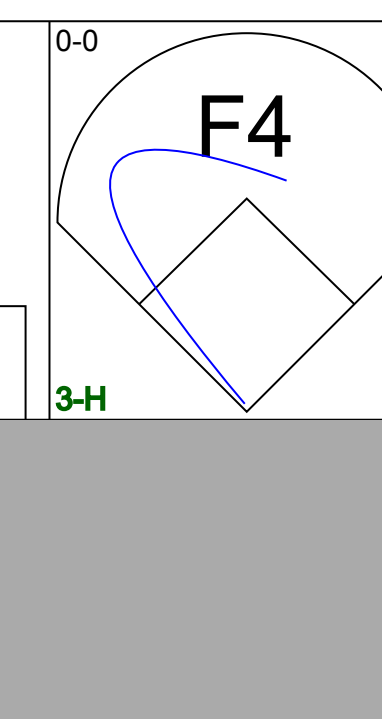
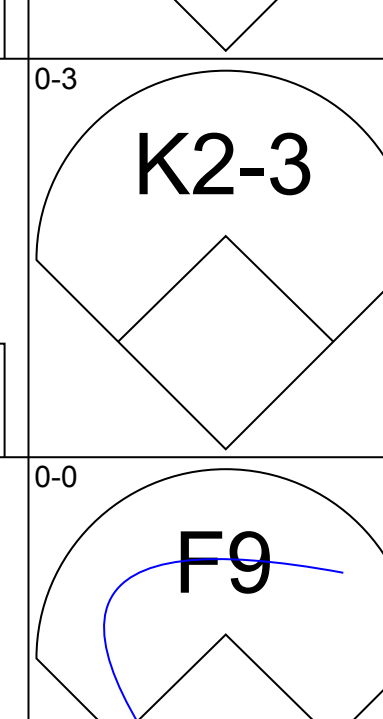
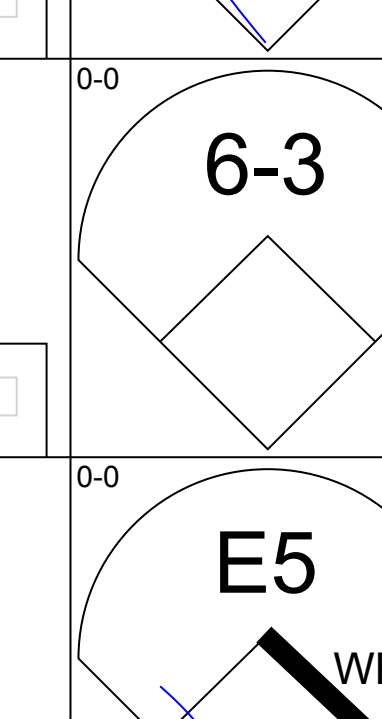
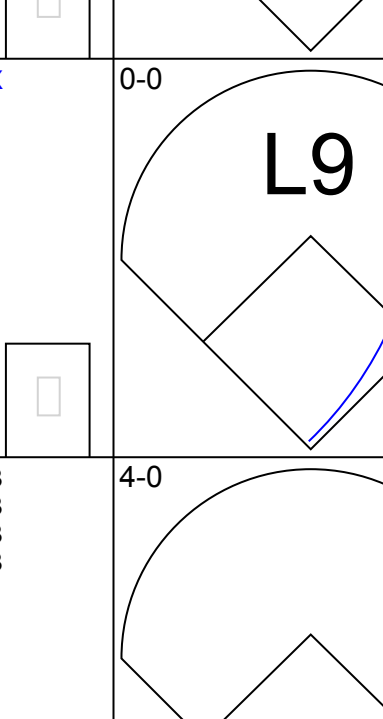
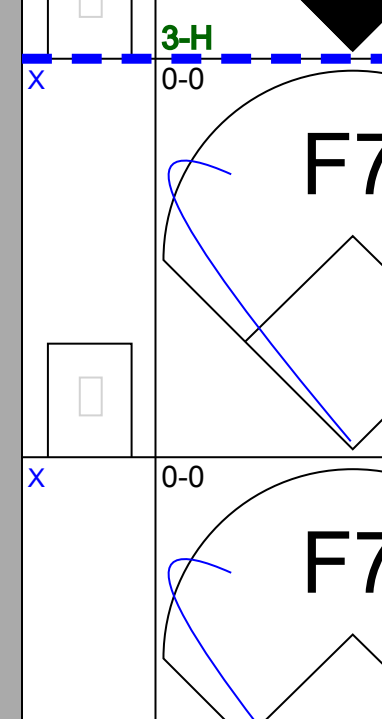
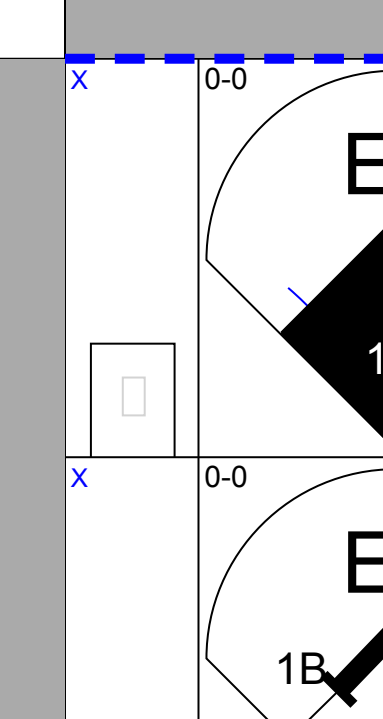
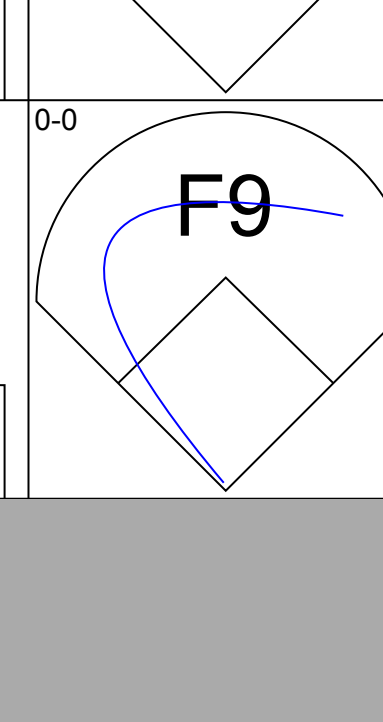
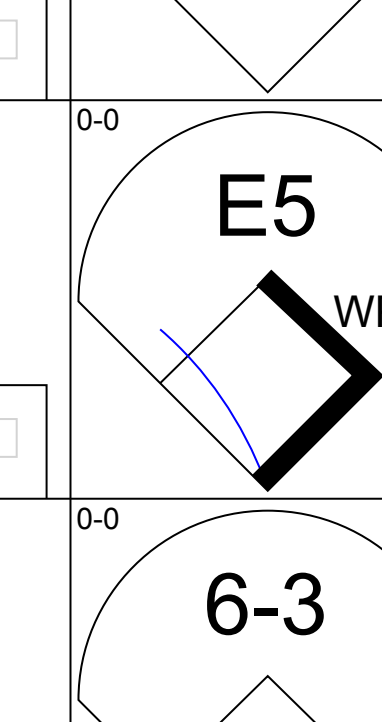
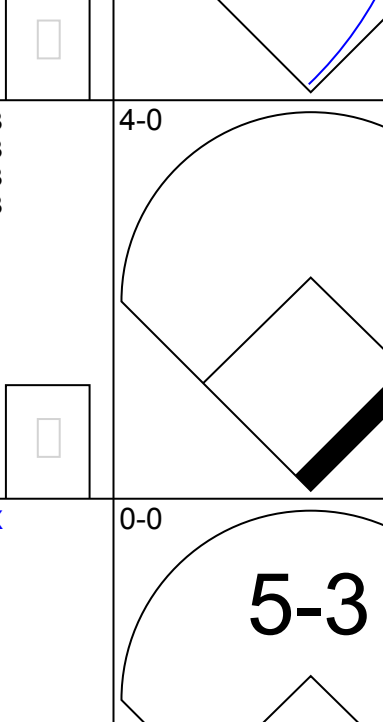
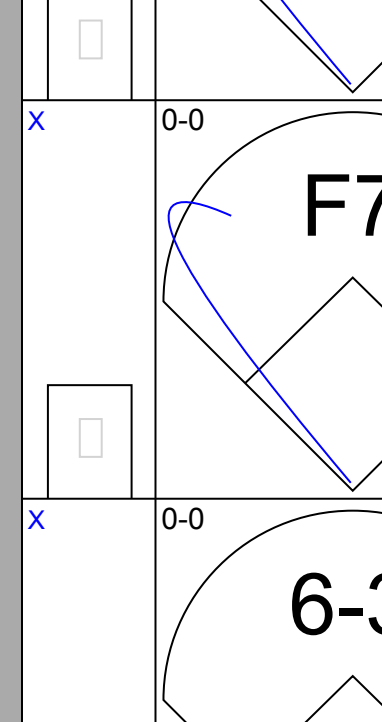
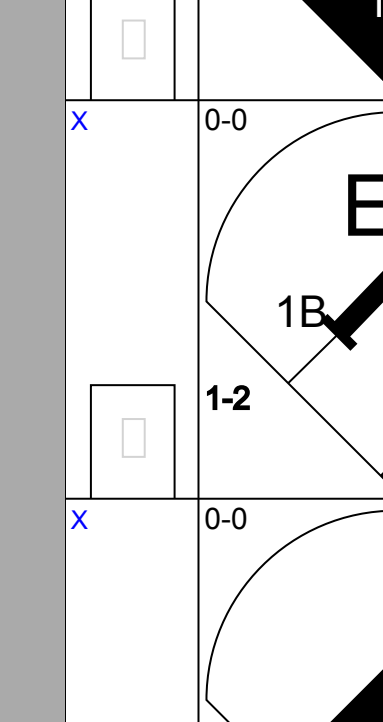
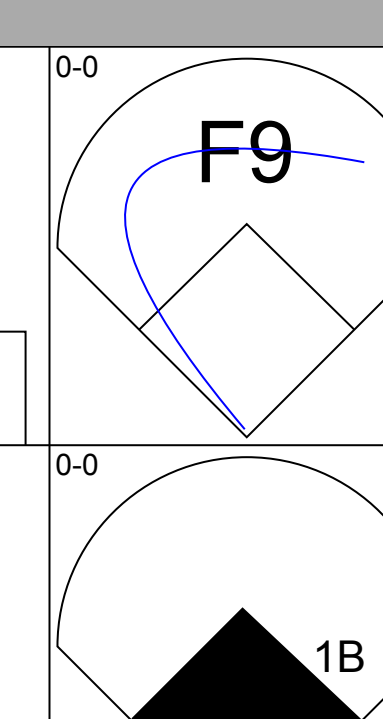
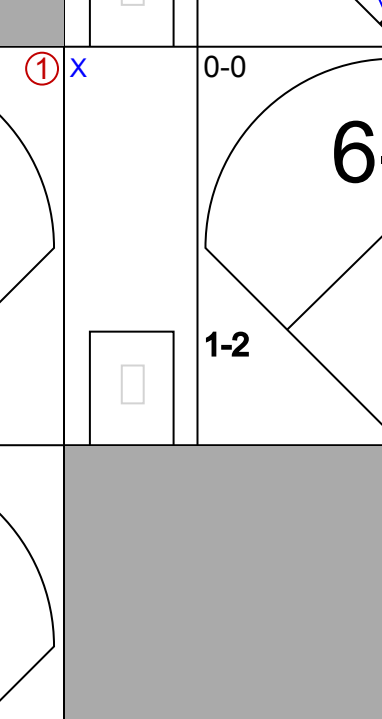
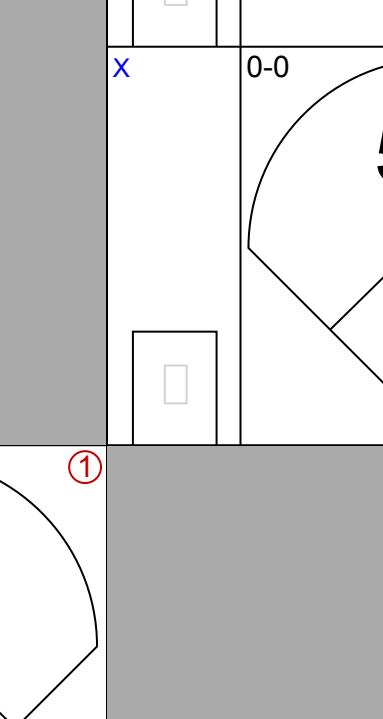
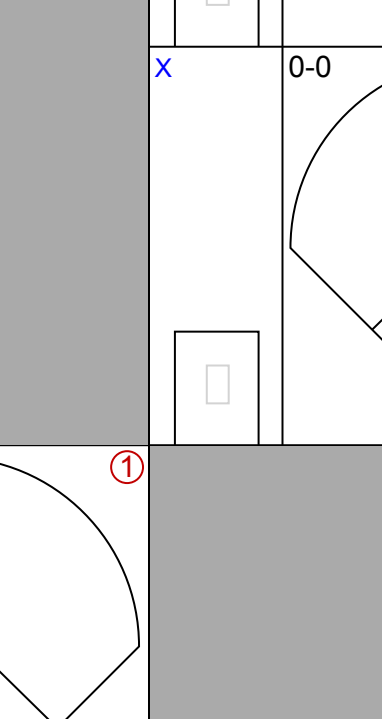
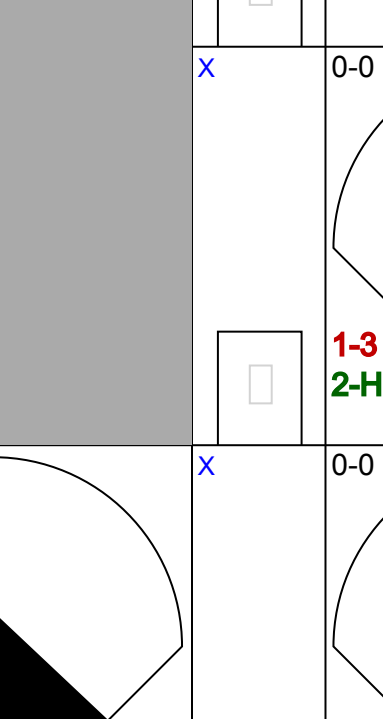
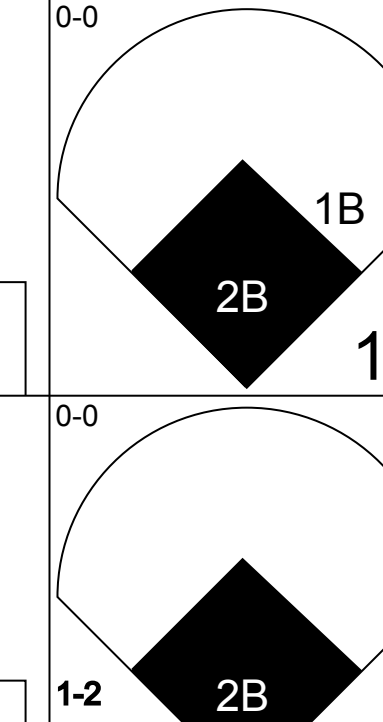
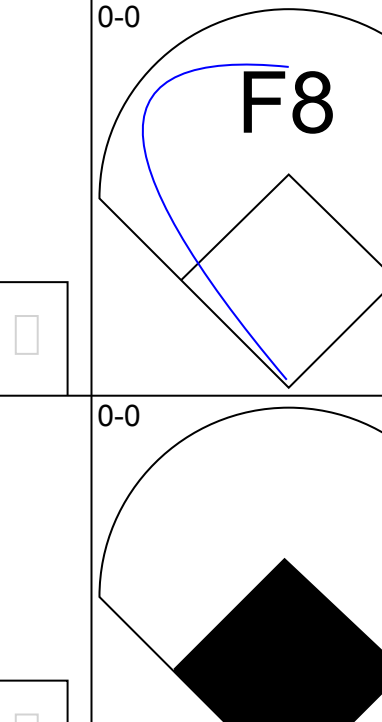
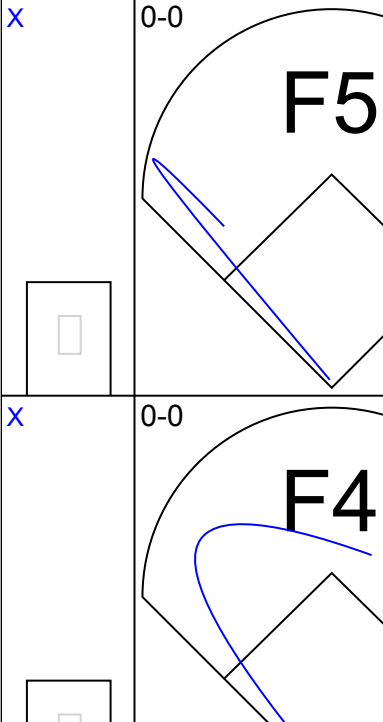
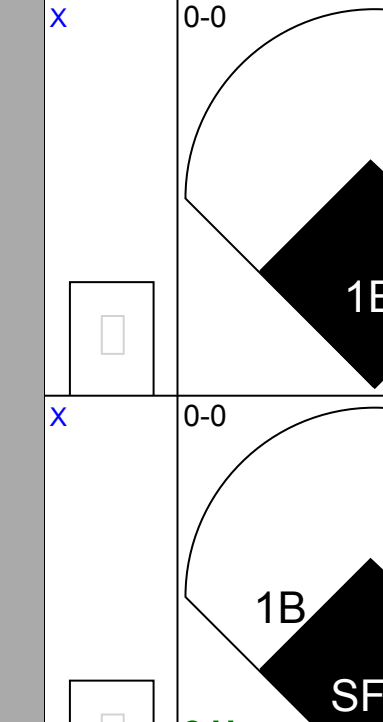
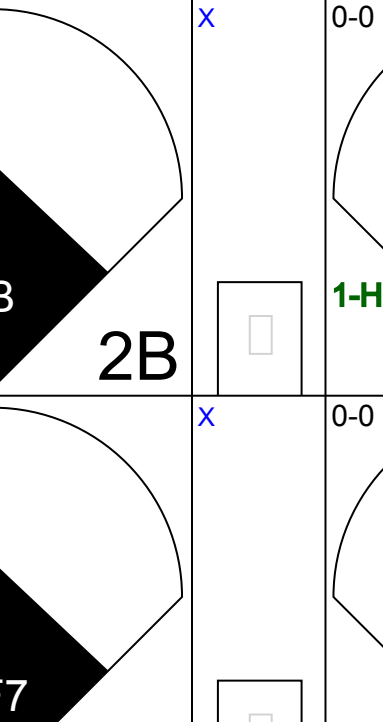
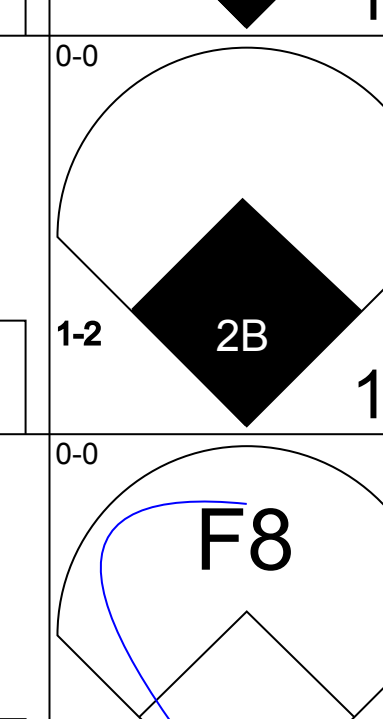
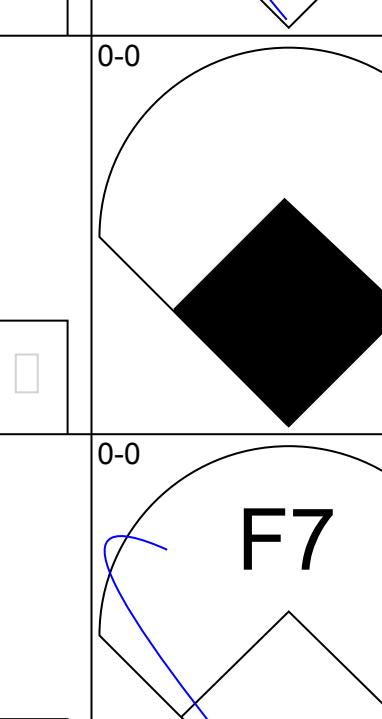
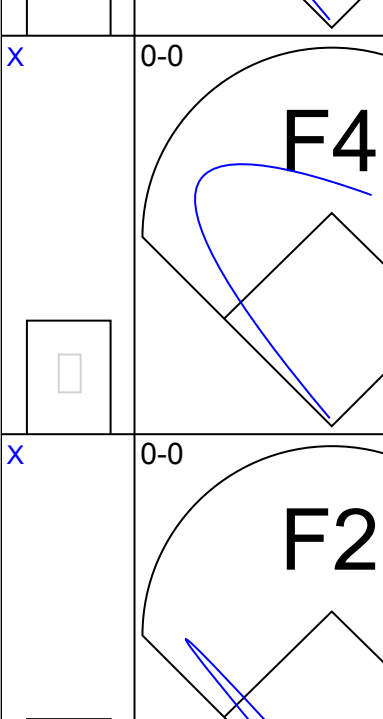
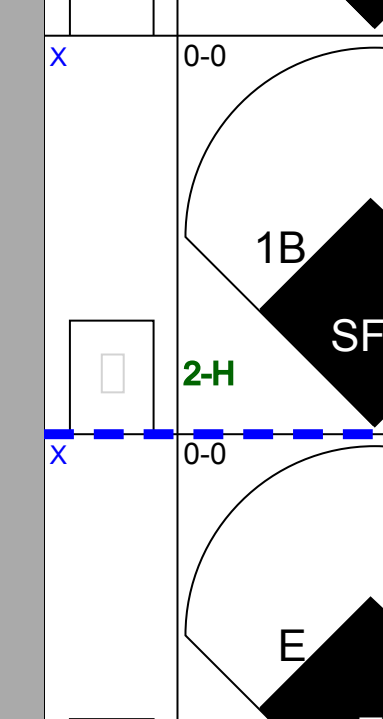
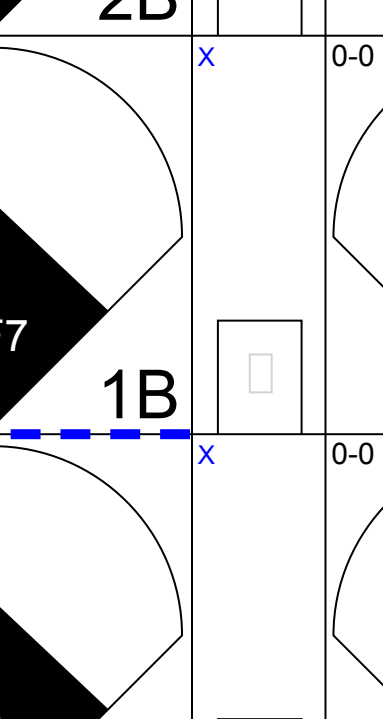
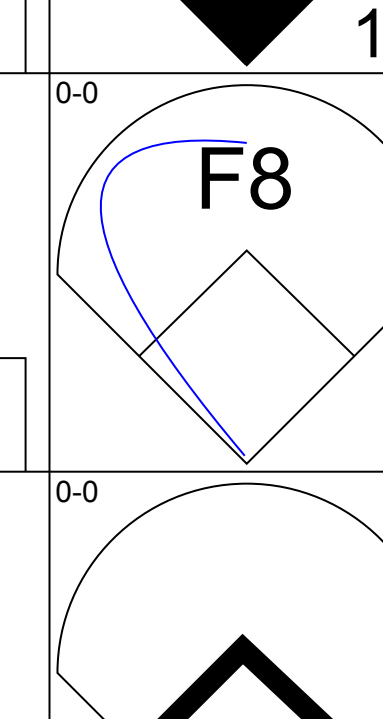
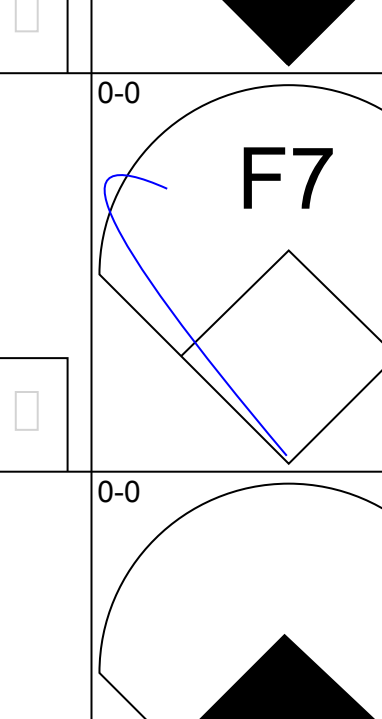
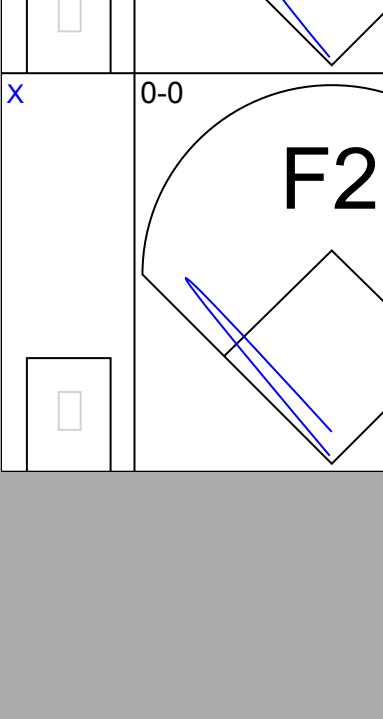
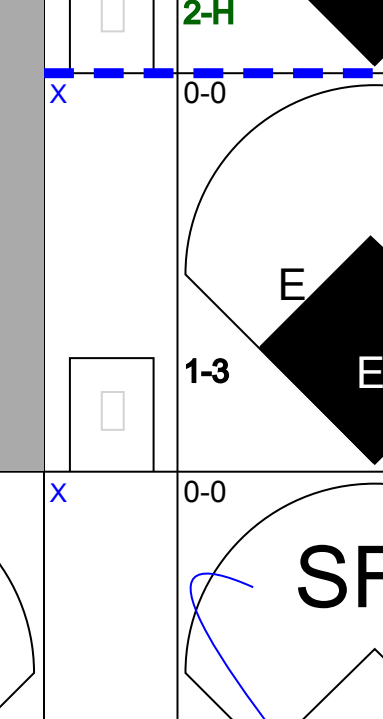
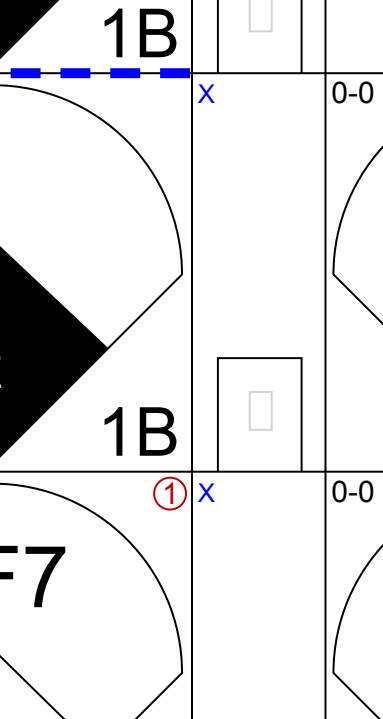
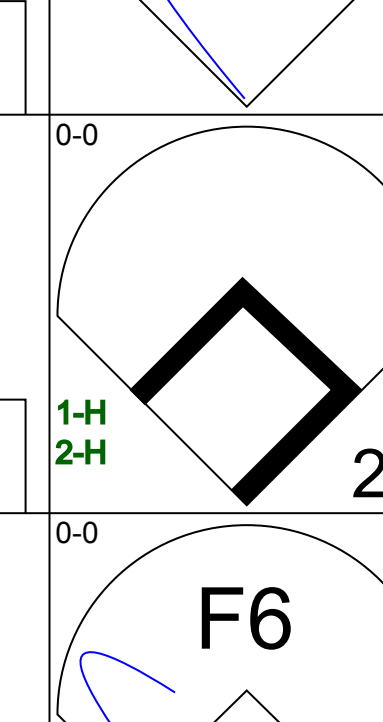
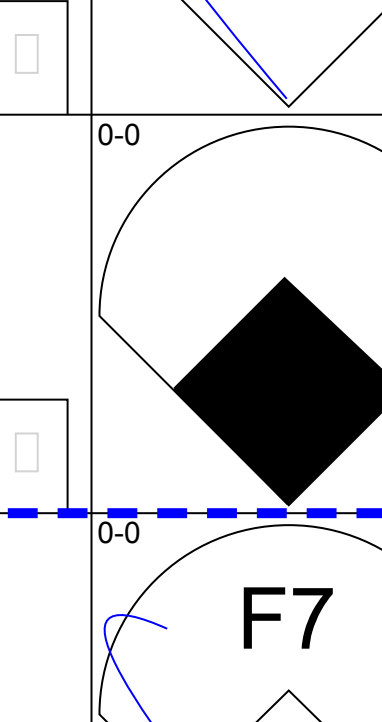

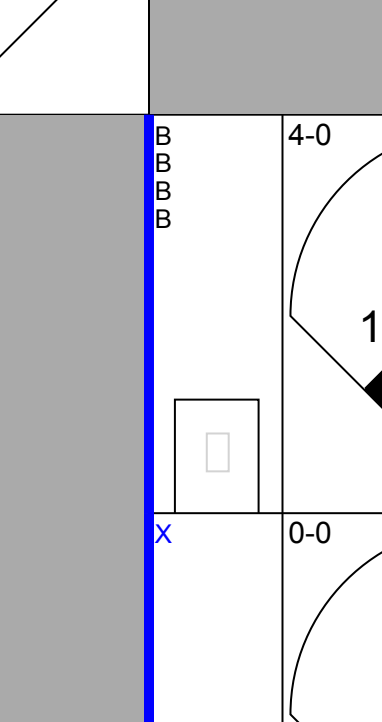
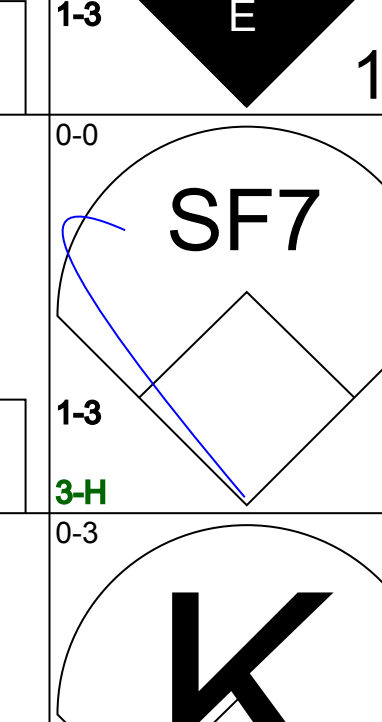
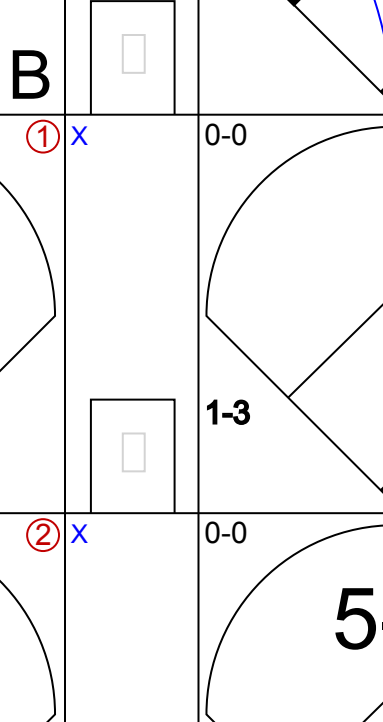
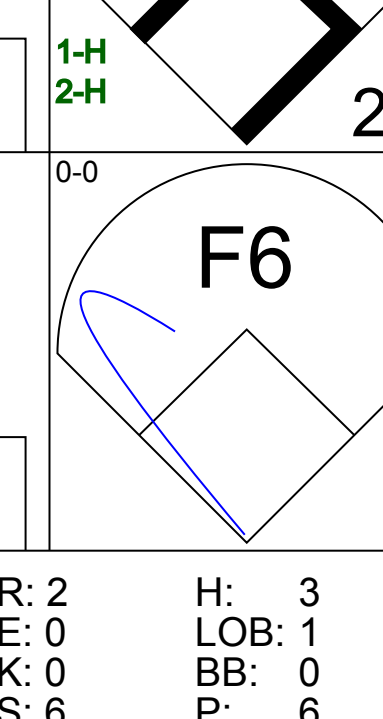
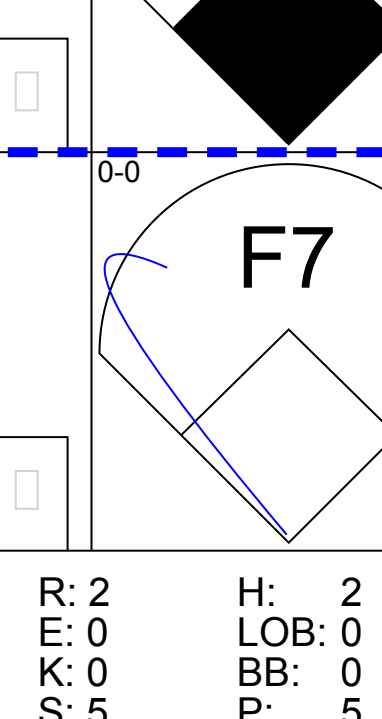

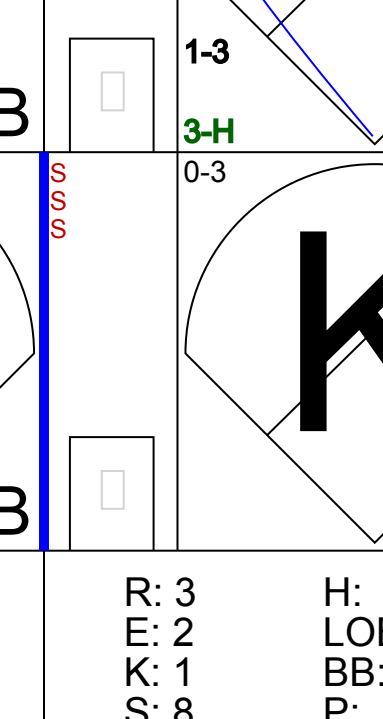
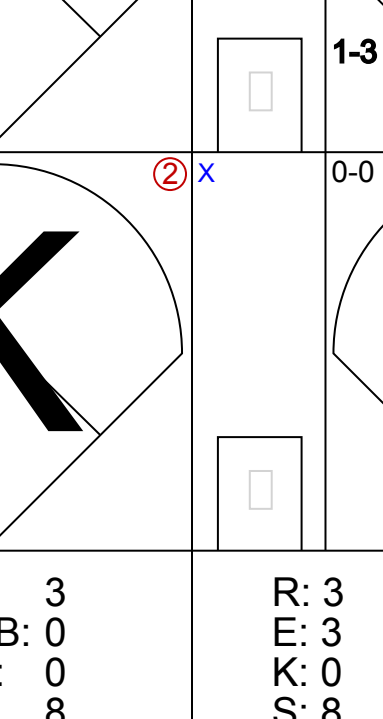
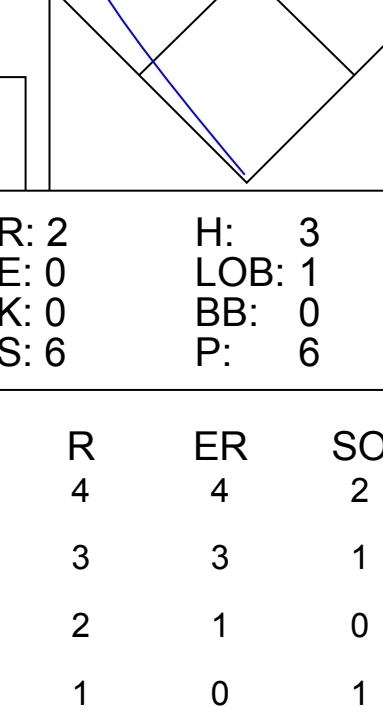
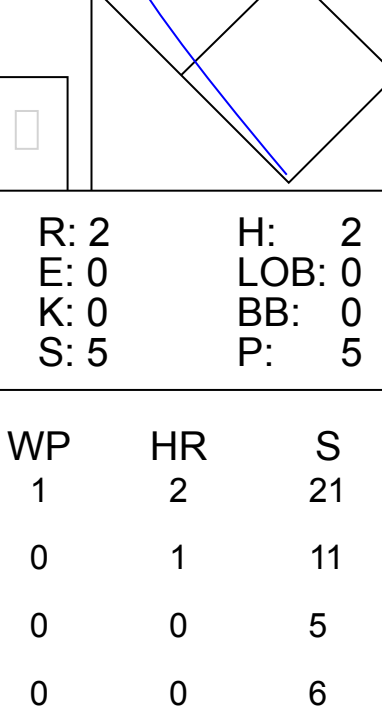
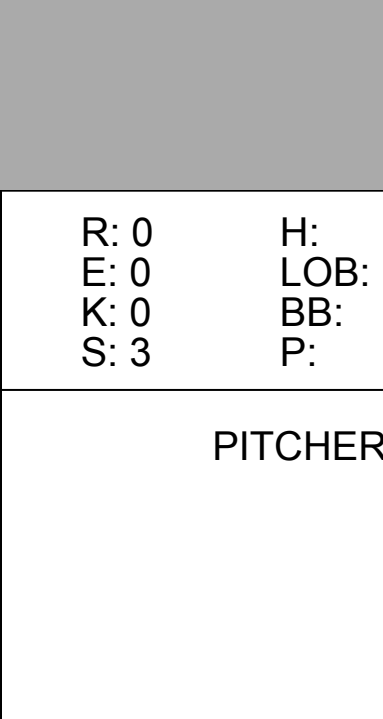
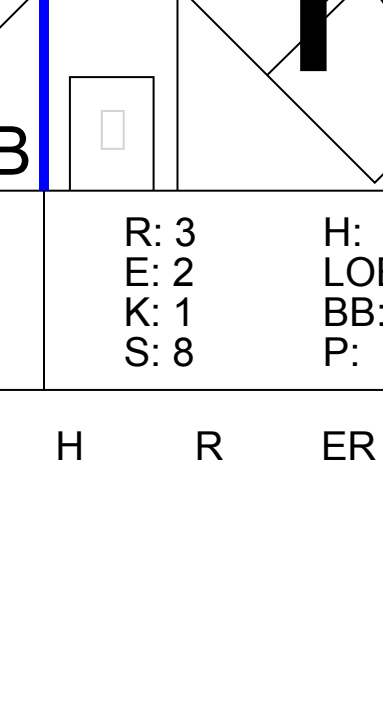
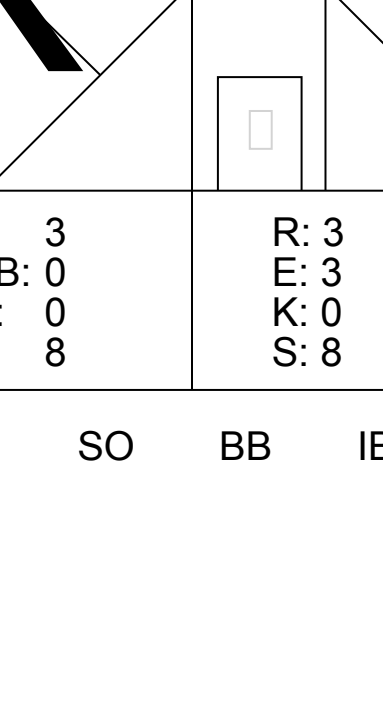
| | |
|-----|----|
| AB | 33 |
| R | 4 |
| H | 9 |
| RBI | 2 |
| BB | 3 |
| SO | 3 |
| LOB | 15 |



| Batter | 1 | 2 | 3 | 4 | 5 | 6 | 7 | 8 | 9 | AB | R | H | RBI | BB | SO | LOB | BOTTOM | | | | | | | | | | | | | | | | | | | |
|--|---|---|---|---|--|---|---|---|---|---------------------------------|------------------------------|---------------------------------|------------------------------|---------------------------------|------------------------------|---------------------------------|---|----------------------------------|------------------------------------|-----------------------------------|-----|----|---|---|----|----|----|-----|-----|-----|----|----|---|---|-----|------|
| Dick McAuliffe, L OBP: 0.446, SLG: 0.508 (1, 6) |  | |  | | |  | |  | | 4 | 1 | 1 | 1 | 0 | 0 | 0 | Chicago White Sox @ Detroit Tigers Tiger Stadium, Detroit, MI Wed May 05 1965, 7:05 PM EDT Att: 9,380 - Unknown | | | | | | | | | | | | | | | | | | | |
| Jerry Lumpe, L OBP: 0.352, SLG: 0.365 (1, 4) |  | |  | | |  | | |  | 4 | 0 | 1 | 0 | 0 | 0 | 0 | | | | | | | | | | | | | | | | | | | | |
| Jim Northrup, L OBP: 0.211, SLG: 0.200 (1, 7) |  | | | |  | |  | |  | 3 | 0 | 1 | 0 | 1 | 1 | 1 | | | | | | | | | | | | | | | | | | | | |
| Al Kaline, R OBP: 0.442, SLG: 0.484 (1, 9) |  | | |  | |  | | |  | 4 | 0 | 0 | 0 | 0 | 0 | 3 | | | | | | | | | | | | | | | | | | | | |
| Bill Roman, L (1, 3) | |  | |  | | |  | |  | 4 | 0 | 0 | 0 | 0 | 1 | 1 | | | | | | | | | | | | | | | | | | | | |
| George Thomas, R OBP: 0.364, SLG: 0.667 (1, 8) | |  | | |  | |  | | | 3 | 0 | 0 | 0 | 0 | 2 | 0 | | | | | | | | | | | | | | | | | | | | |
| John Sullivan, L OBP: 0.323, SLG: 0.370 (1, 2) | | |  | |  | |  | | | 3 | 0 | 1 | 0 | 0 | 0 | 0 | | | | | | | | | | | | | | | | | | | | |
| Don Wert, R OBP: 0.356, SLG: 0.345 (1, 5) | |  | | |  | | | |  | 3 | 0 | 0 | 0 | 0 | 1 | 1 | | | | | | | | | | | | | | | | | | | | |
| Dave Wickersham, R Larry Sherry, R Norm Cash, L OBP: 0.333, SLG: 0.309 Terry Fox, R (1, 1) (7, 1) (8, PH) (9, 1) | | |  | | |  | |  | | 2 | 0 | 0 | 0 | 0 | 0 | 0 | | | | | | | | | | | | | | | | | | | | |
| Inning Stats | R: 0 E: 0 K: 0 S: 3 | H: 0 LOB: 1 BB: 1 P: 7 | R: 0 E: 0 K: 2 S: 8 | H: 1 LOB: 0 BB: 0 P: 8 | R: 0 E: 0 K: 0 S: 3 | H: 0 LOB: 0 BB: 0 P: 3 | R: 0 E: 0 K: 1 S: 5 | H: 0 LOB: 0 BB: 0 P: 5 | R: 1 E: 0 K: 0 S: 5 | H: 2 LOB: 1 BB: 0 P: 5 | R: 0 E: 0 K: 0 S: 3 | H: 0 LOB: 0 BB: 0 P: 3 | R: 0 E: 0 K: 1 S: 5 | H: 0 LOB: 0 BB: 0 P: 5 | R: 0 E: 0 K: 0 S: 4 | H: 1 LOB: 1 BB: 0 P: 4 | | 1B: 3 2B: 0 3B: 0 HR: 1 | SF: 0 SAC: 0 DP: 0 HBP: 0 | WP: 1 PA: 32 FB: 0 CS: 0 | | | | | | | | | | | | | | | | |
| PITCHER | IP | WLS | BF | H | R | ER | SO | BB | IBB | HBP | BLK | WP | HR | S | P | ERA | WHIP | PITCHER | | IP | WLS | BF | H | R | ER | SO | BB | IBB | HBP | BLK | WP | HR | S | P | ERA | WHIP |
| Joe Horlen, R ERA: 1.45 (1, 1) | 9.0 | W | 32 | 4 | 1 | 1 | 5 | 1 | 0 | 0 | 0 | 1 | 0 | 41 | 45 | 1.00 | 0.556 | | | | | | | | | | | | | | | | | | | |

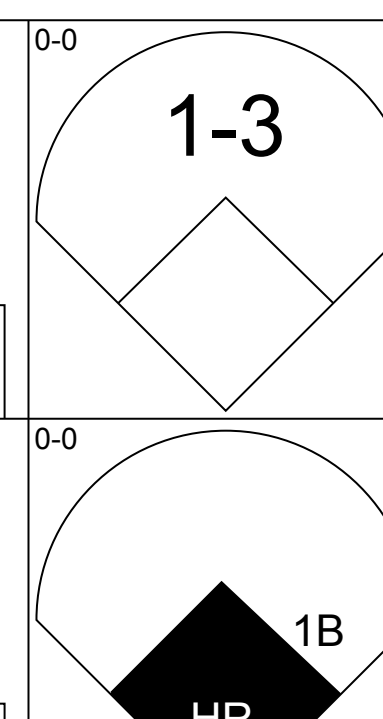
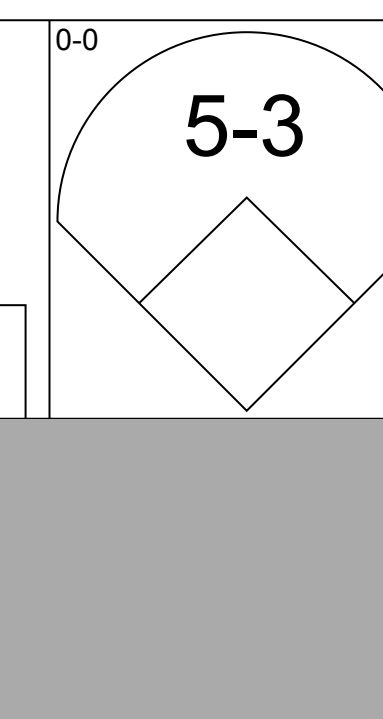
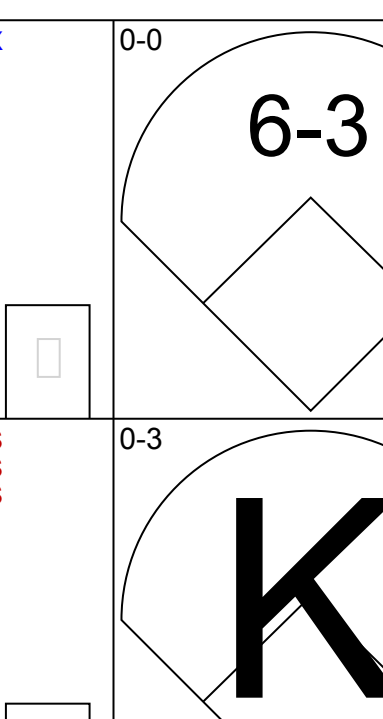
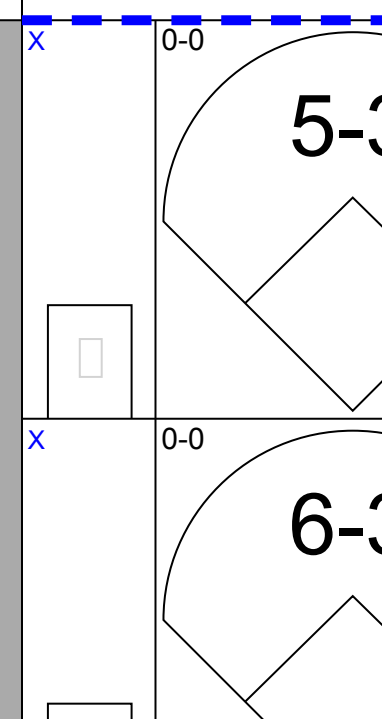
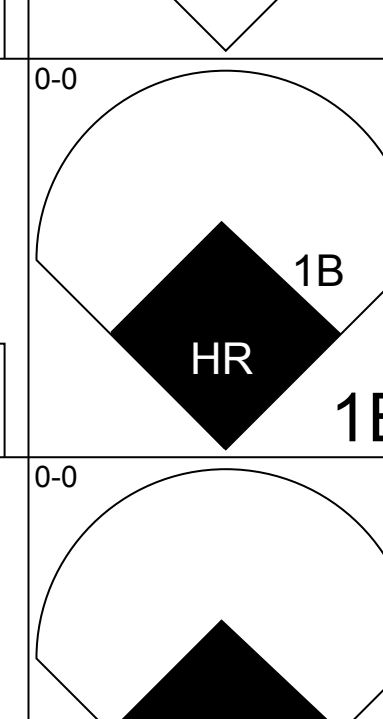
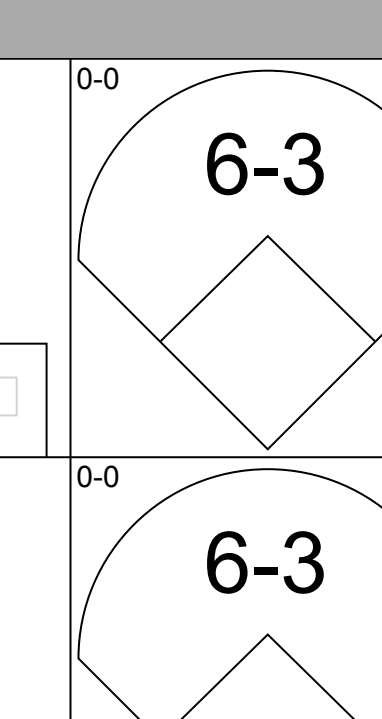
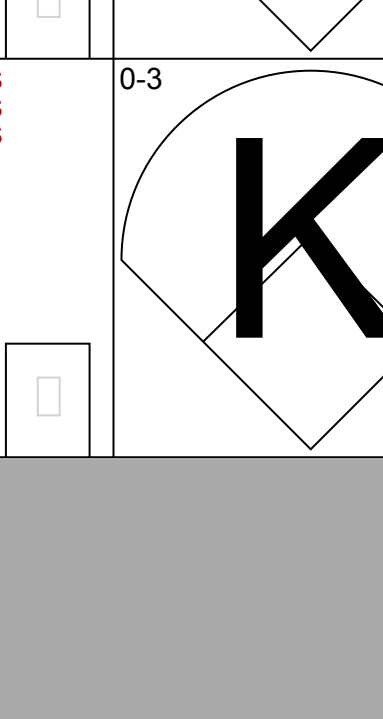
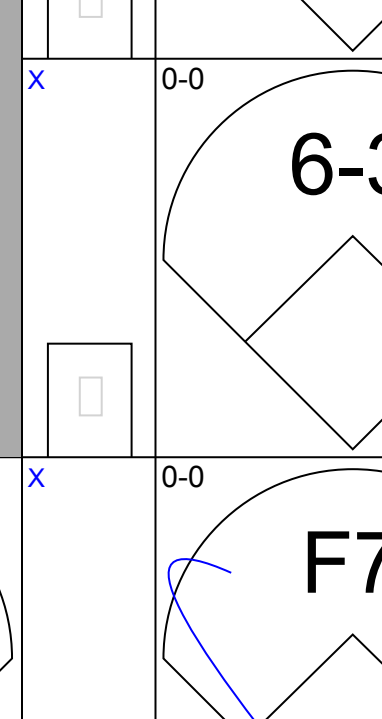
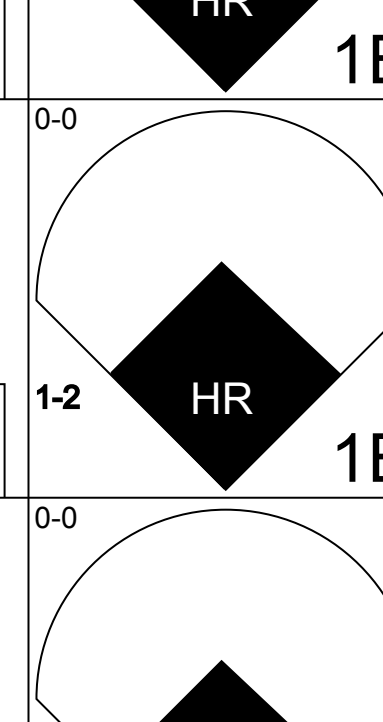
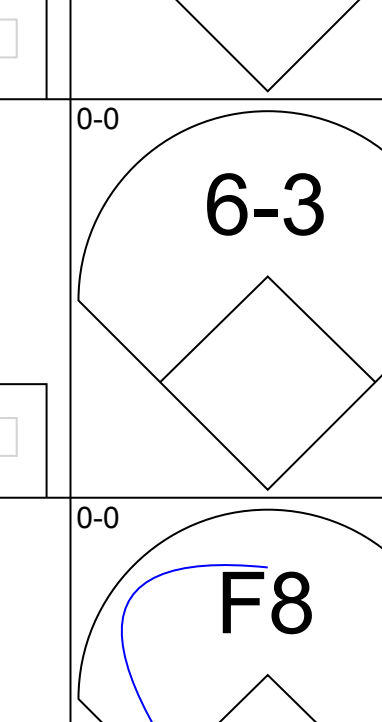

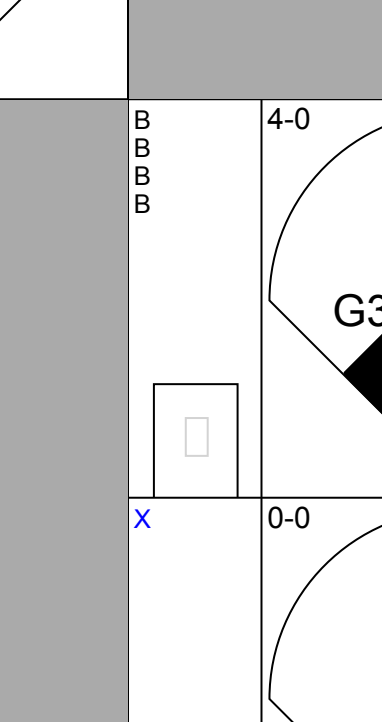
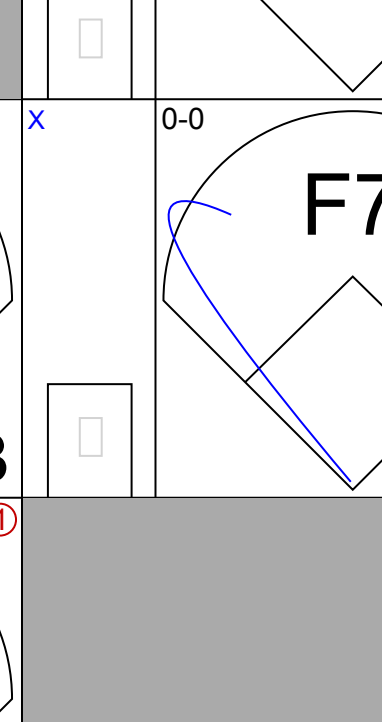
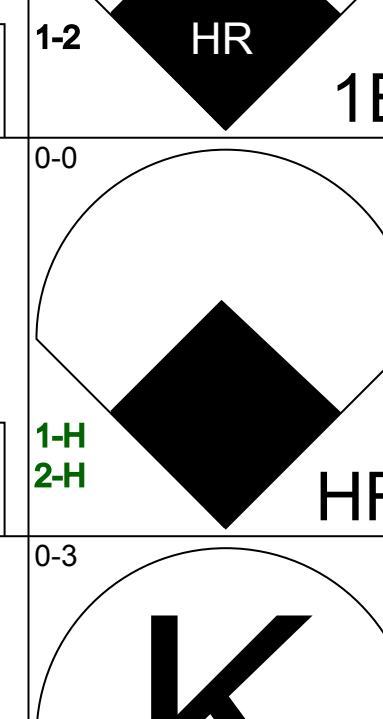
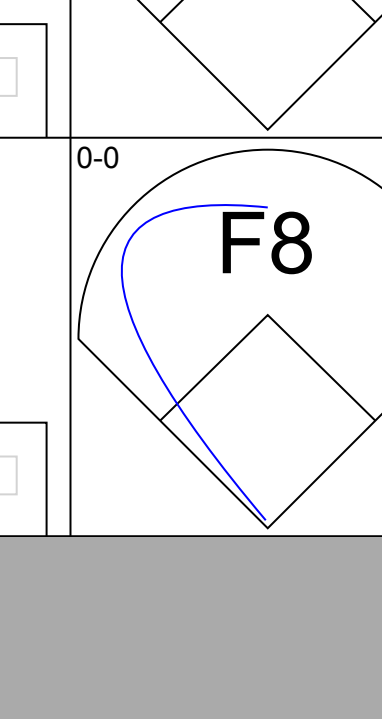


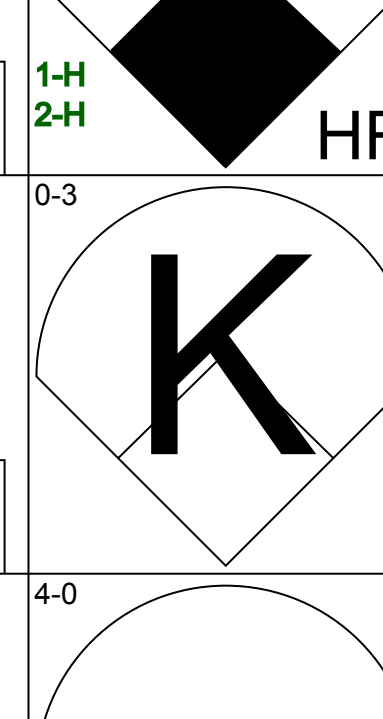
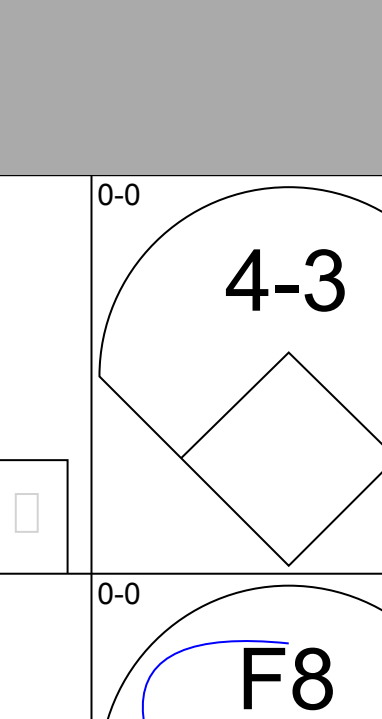
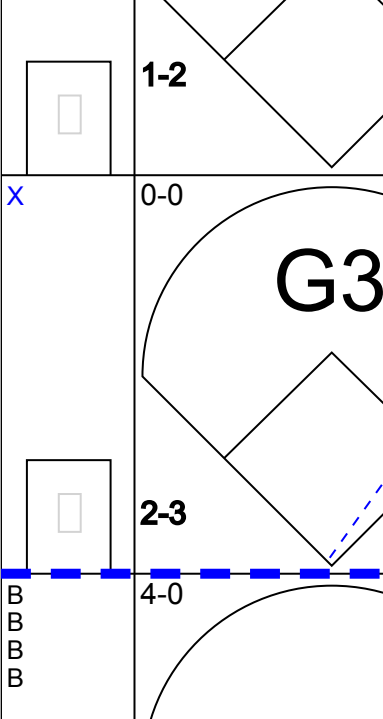
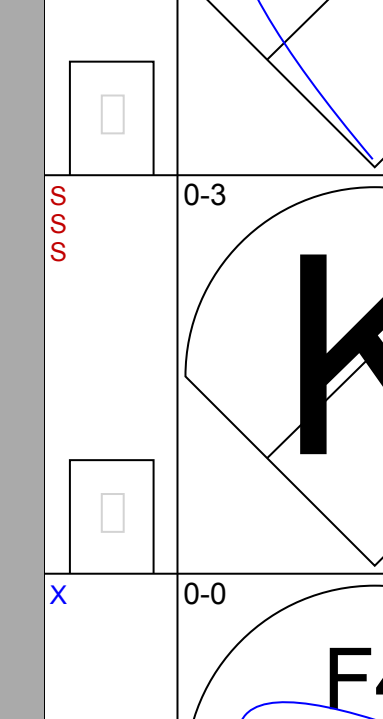
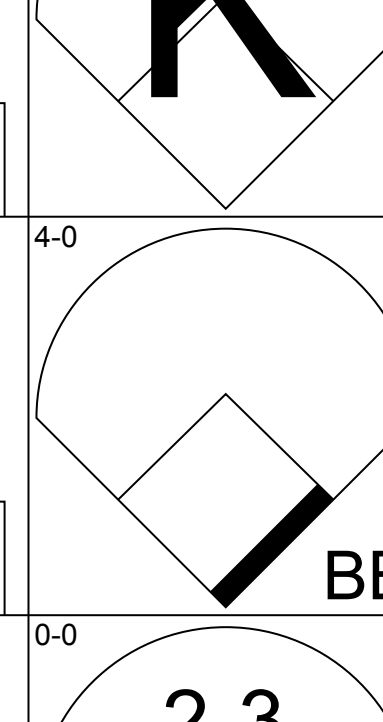

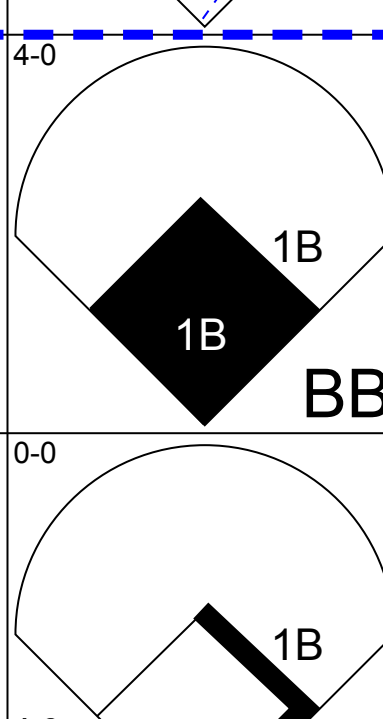
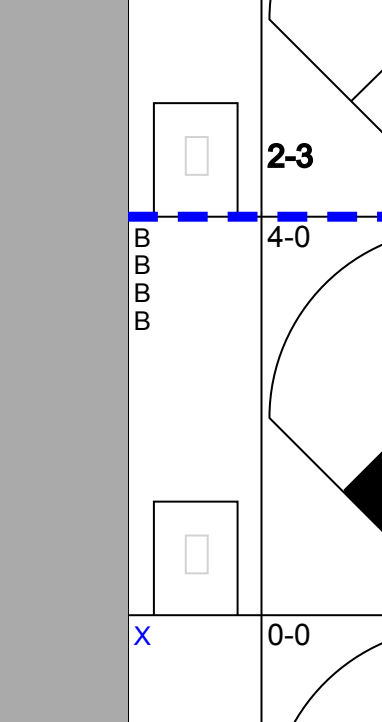

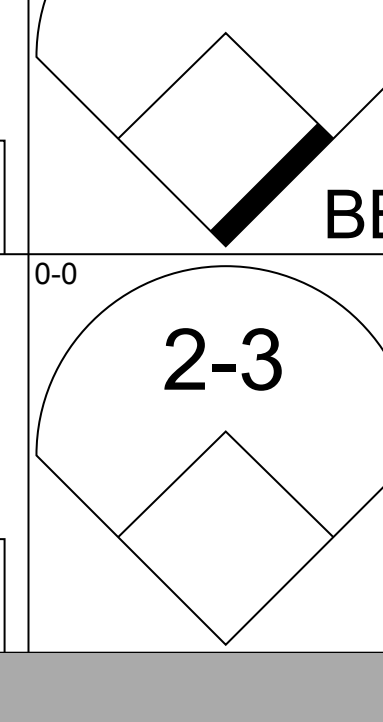
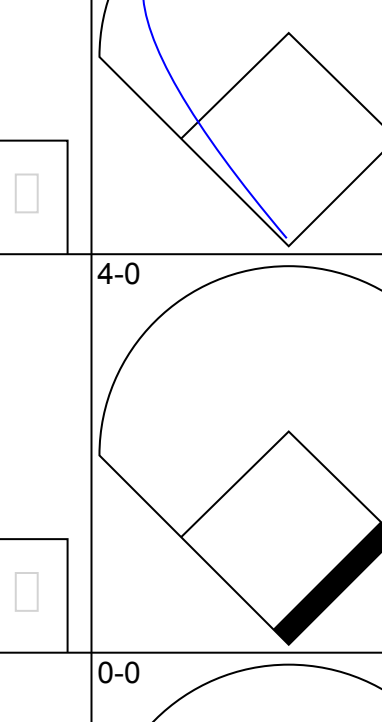
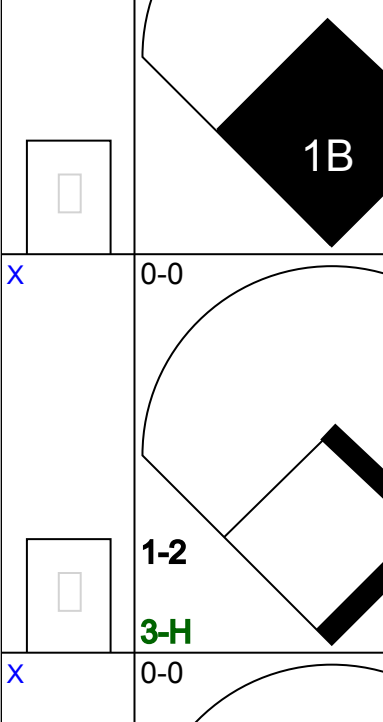
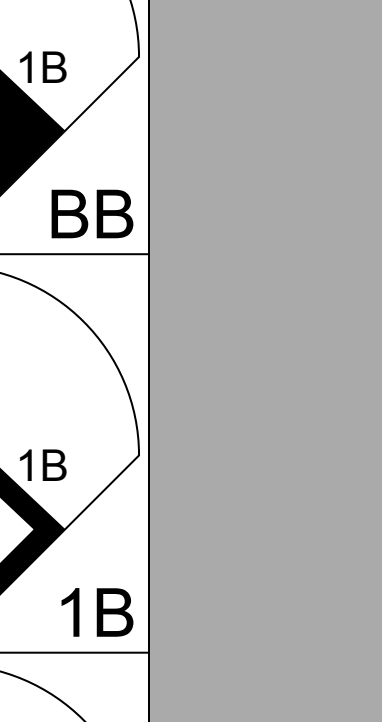
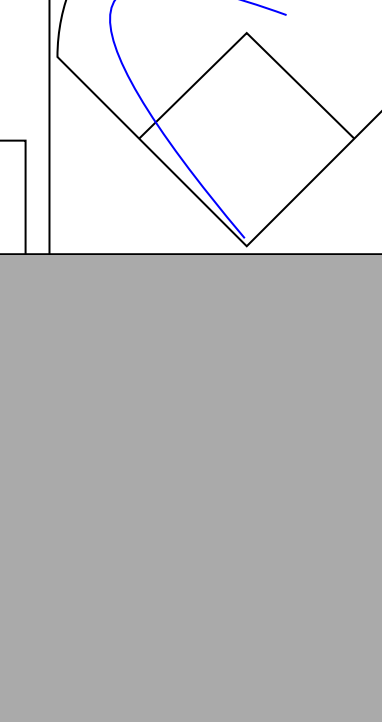
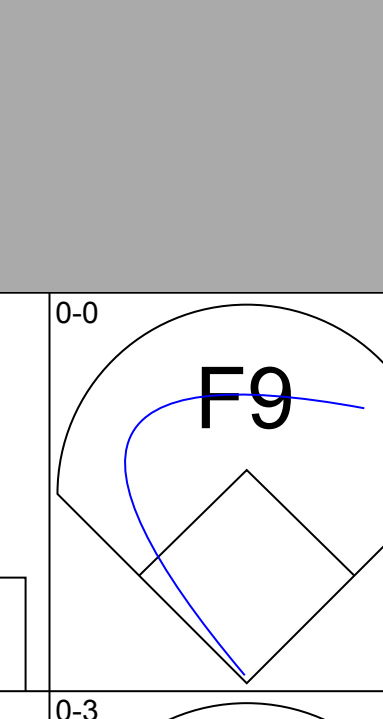
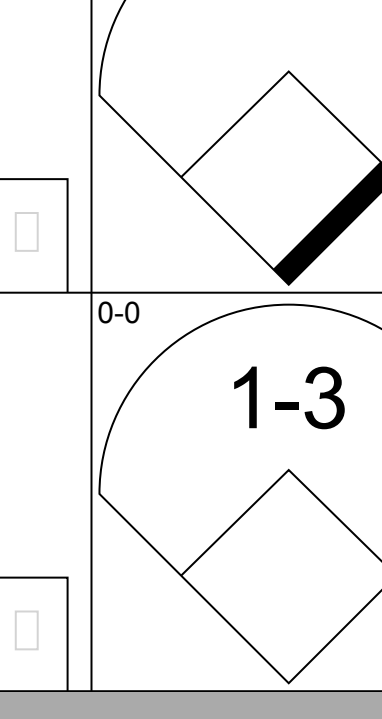
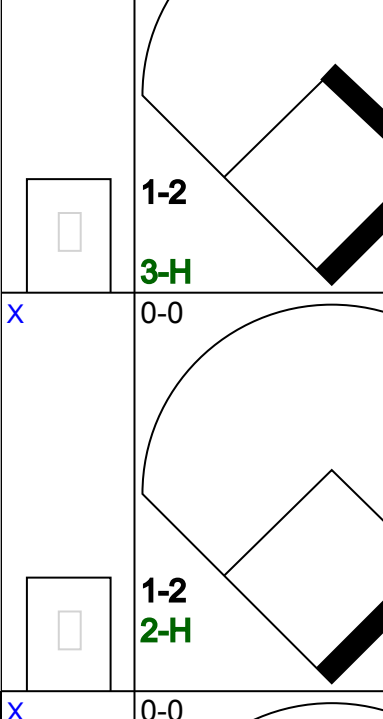
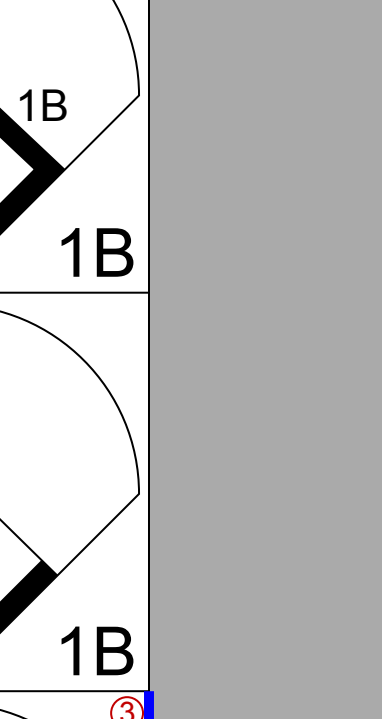

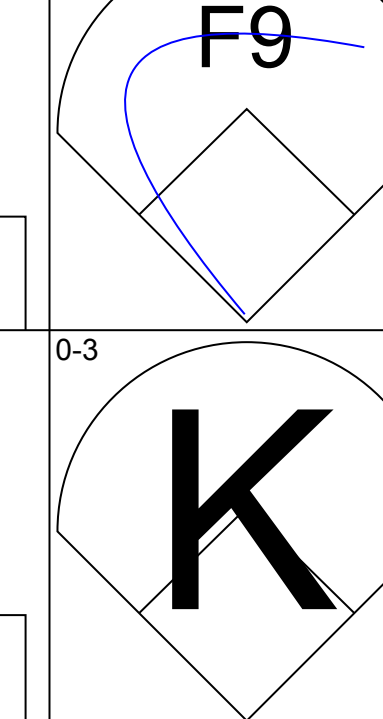
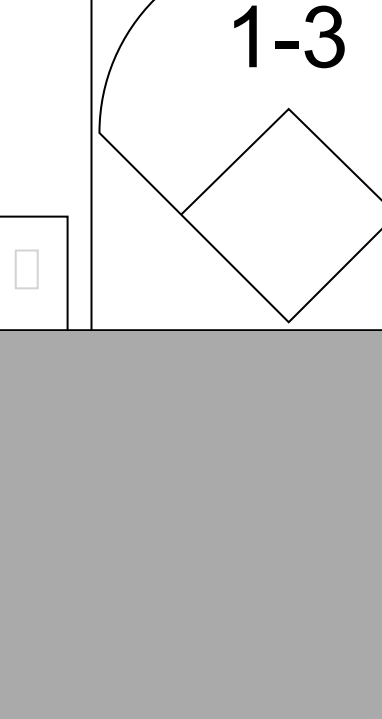
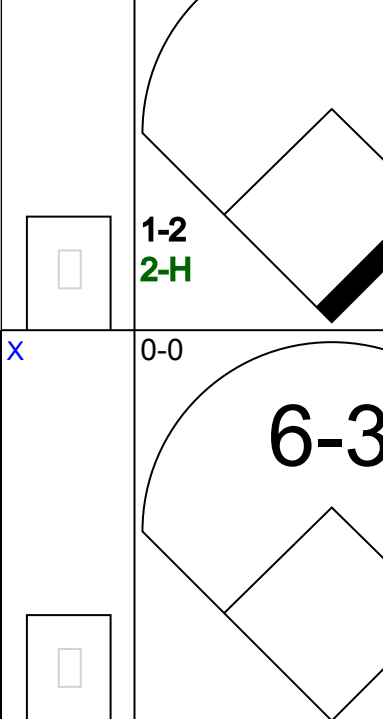

| | |
|-----|----|
| AB | 31 |
| R | 1 |
| H | 4 |
| RBI | 1 |
| BB | 1 |
| SO | 5 |
| LOB | 6 |



| Batter | 1 | 2 | 3 | 4 | 5 | 6 | 7 | 8 | 9 | AB | R | H | RBI | BB | SO | LOB | TOP | | | | | | | | | | |
|--|---|---|---|---|--|---|--|---|---|---------------------------------|------------------------------|---------------------------------|------------------------------|---------------------------------|------------------------------|---------------------------------|--|------------------------------------|----------------------------------|--------|--|--|--|--|--|--|--|
| Danny Cater, R OBP: 0.368, SLG: 0.500 (1, 7) |  | |  | |  | |  |  | | 5 | 1 | 1 | 3 | 0 | 2 | 0 | Chicago White Sox @ Minnesota Twins Metropolitan Stadium, Bloomington, MI Fri May 07 1965, 8:05 PM EDT Att. 8,619 - Unknown - 73 F | | | | | | | | | | |
| Floyd Robinson, L OBP: 0.296, SLG: 0.346 (1, 9) |  | |  | |  | |  | |  | 5 | 1 | 0 | 0 | 0 | 1 | 0 | | | | | | | | | | | |
| John Romano, R OBP: 0.305, SLG: 0.292 J.C. Martin, L OBP: 0.286, SLG: 0.300 (1, 2) (7, 2) |  | |  | |  | |  | |  | 3 | 0 | 0 | 0 | 1 | 0 | 0 | | | | | | | | | | | |
| Bill Skowron, R OBP: 0.359, SLG: 0.514 (1, 3) | |  |  | |  | |  | |  | 5 | 1 | 1 | 1 | 0 | 0 | 2 | | | | | | | | | | | |
| Pete Ward, L OBP: 0.373, SLG: 0.413 (1, 5) | |  | |  | |  | |  |  | 5 | 3 | 3 | 2 | 0 | 0 | 0 | | | | | | | | | | | |
| Ron Hansen, R OBP: 0.342, SLG: 0.470 (1, 6) | |  | |  | |  | |  |  | 5 | 3 | 3 | 2 | 0 | 0 | 0 | | | | | | | | | | | |
| Ken Berry, R OBP: 0.279, SLG: 0.300 (1, 8) | |  | |  | |  | |  |  | 5 | 1 | 1 | 0 | 0 | 0 | 2 | | | | | | | | | | | |
| Al Weis, S OBP: 0.250, SLG: 0.421 Don Buford, S OBP: 0.403, SLG: 0.491 (7, PH) (7, 4) | |  | |  | |  |  |  |  | 2 | 1 | 2 | 3 | 0 | 0 | 0 | | | | | | | | | | | |
| Tommy John, R OBP: 0.167, SLG: 0.167 Bob Locker, S (6, 1) | |  | |  | |  | |  |  | 2 | 0 | 0 | 0 | 0 | 0 | 1 | | | | | | | | | | | |
| Tom McCraw, L OBP: 0.400, SLG: 0.364 Eddie Fisher, R (7, PH) (7, 1) | |  | |  | |  | |  |  | 0 | 0 | 0 | 0 | 0 | 0 | 0 | | | | | | | | | | | |
| | | | | | | | | | | 2 | 0 | 0 | 0 | 0 | 1 | | | | | | | | | | | | |
| | | | | | | | | | | 0 | 0 | 0 | 0 | 0 | 0 | | | | | | | | | | | | |
| | | | | | | | | | | 1 | 1 | 1 | 0 | 0 | 0 | | | | | | | | | | | | |
| | | | | | | | | | | 2 | 0 | 0 | 0 | 0 | 1 | | | | | | | | | | | | |
| | | | | | | | | | | 0 | 0 | 0 | 0 | 0 | 0 | | | | | | | | | | | | |
| | | | | | | | | | | 2 | 0 | 0 | 0 | 0 | 1 | | | | | | | | | | | | |
| Inning Stats | R: 0 E: 0 K: 2 S: 7 | H: 0 LOB: 0 BB: 0 P: 7 | R: 2 E: 0 K: 0 S: 6 | H: 3 LOB: 1 BB: 0 P: 6 | R: 0 E: 1 K: 0 S: 4 | H: 0 LOB: 1 BB: 0 P: 4 | R: 2 E: 0 K: 0 S: 5 | H: 2 LOB: 0 BB: 0 P: 5 | R: 0 E: 0 K: 0 S: 3 | H: 0 LOB: 0 BB: 0 P: 3 | R: 3 E: 0 K: 0 S: 5 | H: 2 LOB: 0 BB: 1 P: 9 | R: 3 E: 2 K: 1 S: 8 | H: 3 LOB: 0 BB: 0 P: 8 | R: 3 E: 3 K: 0 S: 8 | H: 3 LOB: 2 BB: 0 P: 8 | 1B: 6 2B: 3 3B: 0 HR: 4 | SF: 1 SAC: 0 DP: 0 HBP: 0 | WP: 1 PB: 0 SB: 0 CS: 0 | PA: 45 | | | | | | | |
| PITCHER | IP | WLS | BF | H | R | ER | SO | BB | IBB | HBP | BLK | WP | HR | S | P | ERA | WHIP | | | | | | | | | | |
| Dick Stigman, L ERA: 4.68 (1, 1) | 3.2 | | 17 | 5 | 4 | 4 | 2 | 0 | 0 | 0 | 0 | 1 | 2 | 21 | 21 | 9.82 | 1.364 | | | | | | | | | | |
| Dave Boswell, R ERA: 4.61 (4, 1) | 2.1 | L | 11 | 2 | 3 | 3 | 1 | 2 | 0 | 0 | 0 | 0 | 1 | 11 | 19 | 11.57 | 1.714 | | | | | | | | | | |
| Bill Pleis, L ERA: 1.93 (7, 1) | 1.0 | | 5 | 2 | 2 | 1 | 0 | 0 | 0 | 0 | 0 | 0 | 0 | 5 | 5 | 9.00 | 2.000 | | | | | | | | | | |
| Johnny Klippstein, R ERA: 2.84 (8, 1) | 1.0 | | 4 | 1 | 1 | 0 | 1 | 0 | 0 | 0 | 0 | 0 | 0 | 6 | 6 | 0.00 | 1.000 | | | | | | | | | | |
| Jerry Fosnow, L ERA: 5.52 (9, 1) | 1.0 | | 8 | 3 | 3 | 2 | 0 | 0 | 0 | 0 | 0 | 0 | 1 | 8 | 8 | 18.00 | 3.000 | | | | | | | | | | |

| | |
|-----|----|
| AB | 42 |
| R | 13 |
| H | 13 |
| RBI | 12 |
| BB | 2 |
| SO | 4 |
| LOB | 9 |



| Batter | 1 | 2 | 3 | 4 | 5 | 6 | 7 | 8 | 9 | AB | R | H | RBI | BB | SO | LOB | BOTTOM | | | | | | | | | | |
|--|---|---|---|---|--|---|---|---|---|---------------------------------|------------------------------|----------------------------------|------------------------------|---------------------------------|------------------------------|---------------------------------|--|------------------------------------|----------------------------------|--------|--|--|--|--|--|--|--|
| Zoilo Versalles, R OBP: 0.321, SLG: 0.500 (1, 6) |  |  | | |  | |  | | | 4 | 0 | 0 | 0 | 0 | 0 | 0 | Chicago White Sox @ Minnesota Twins Metropolitan Stadium, Bloomington, MI Fri May 07 1965, 8:05 PM EDT Att. 8,619 - Unknown - 73 F | | | | | | | | | | |
| Rich Rollins, R OBP: 0.288, SLG: 0.284 (1, 5) |  | |  | |  | |  | | | 4 | 1 | 1 | 0 | 0 | 1 | 0 | | | | | | | | | | | |
| Tony Oliva, L OBP: 0.250, SLG: 0.461 (1, 9) |  | |  | |  |  |  | | | 3 | 2 | 1 | 0 | 1 | 0 | 0 | | | | | | | | | | | |
| Harmon Killebrew, R OBP: 0.413, SLG: 0.485 (1, 3) |  | |  | |  | |  | | | 4 | 1 | 1 | 3 | 0 | 0 | 1 | | | | | | | | | | | |
| Jimmie Hall, L OBP: 0.303, SLG: 0.456 (1, 8) |  | | |  | |  | |  | | 4 | 0 | 0 | 0 | 0 | 2 | 1 | | | | | | | | | | | |
| Bob Allison, R OBP: 0.382, SLG: 0.478 (1, 7) |  | |  | |  |  |  | | | 2 | 1 | 0 | 0 | 2 | 0 | 0 | | | | | | | | | | | |
| Earl Batley, R OBP: 0.368, SLG: 0.367 (1, 2) |  | | |  | |  |  | |  | 3 | 0 | 1 | 1 | 1 | 1 | 1 | | | | | | | | | | | |
| Jerry Kindall, R OBP: 0.279, SLG: 0.255 Sandy Valdespino, L OBP: 0.444, SLG: 0.429 (1, 4) (9, PH) | |  | |  | |  |  | |  | 3 | 0 | 1 | 1 | 0 | 0 | 1 | | | | | | | | | | | |
| Dick Stigman, R OBP: 0.200, SLG: 0.200 (1, 1) | |  | | |  | |  | |  | 1 | 0 | 0 | 0 | 0 | 1 | 0 | | | | | | | | | | | |
| Dave Boswell, R OBP: 0.200, SLG: 0.200 (4, 1) | | | | | | | | | | 2 | 0 | 0 | 0 | 0 | 0 | 2 | | | | | | | | | | | |
| Bill Pleis, L OBP: 0.200, SLG: 0.200 (7, 1) | | | | | | | | | | 0 | 0 | 0 | 0 | 0 | 0 | 0 | | | | | | | | | | | |
| Johnny Klippstein, R OBP: 0.200, SLG: 0.200 (8, 1) | | | | | | | | | | 0 | 0 | 0 | 0 | 0 | 0 | 0 | | | | | | | | | | | |
| Jerry Fosnow, R OBP: 0.200, SLG: 0.200 (9, 1) | | | | | | | | | | 0 | 0 | 0 | 0 | 0 | 0 | 0 | | | | | | | | | | | |
| Rich Raese, L OBP: 0.000, SLG: 0.000 (9, PH) | | | | | | | | | | 1 | 0 | 0 | 0 | 0 | 0 | 0 | | | | | | | | | | | |
| Inning Stats | R: 3 E: 0 K: 1 S: 8 | H: 3 LOB: 1 BB: 1 P: 12 | R: 0 E: 0 K: 1 S: 5 | H: 0 LOB: 0 BB: 0 P: 5 | R: 0 E: 0 K: 0 S: 3 | H: 0 LOB: 0 BB: 0 P: 3 | R: 0 E: 0 K: 0 S: 3 | H: 0 LOB: 1 BB: 1 P: 7 | R: 0 E: 0 K: 1 S: 5 | H: 0 LOB: 0 BB: 0 P: 5 | R: 2 E: 0 K: 0 S: 5 | H: 2 LOB: 2 BB: 2 P: 13 | R: 0 E: 0 K: 1 S: 5 | H: 0 LOB: 0 BB: 0 P: 5 | R: 0 E: 0 K: 1 S: 5 | H: 0 LOB: 0 BB: 0 P: 5 | 1B: 4 2B: 0 3B: 0 HR: 1 | SF: 0 SAC: 0 DP: 0 HBP: 0 | WP: 0 PB: 0 SB: 0 CS: 0 | PA: 36 | | | | | | | |
| PITCHER | IP | WLS | BF | H | R | ER | SO | BB | IBB | HBP | BLK | WP | HR | S | P | ERA | WHIP | | | | | | | | | | |
| Tommy John, L ERA: 2.57 (1, 1) | 5.2 | | 23 | 3 | 4 | 4 | 3 | 3 | 0 | 0 | 0 | 0 | 1 | 26 | 38 | 6.35 | 1.059 | | | | | | | | | | |
| Bob Locker, R ERA: 6.3 (6, 1) | 0.1 | | 4 | 2 | 1 | 1 | 0 | 1 | 0 | 0 | 0 | 0 | 0 | 3 | 7 | 27.00 | 9.000 | | | | | | | | | | |
| Eddie Fisher, R ERA: 1.8 (7, 1) | 3.0 | W | 9 | 0 | 0 | 0 | 2 | 0 | 0 | 0 | 0 | 0 | 0 | 13 | 13 | 0.00 | 0.000 | | | | | | | | | | |



| Batter | 1 | 2 | 3 | 4 | 5 | 6 | 7 | 8 | 9 | AB | R | H | RBI | BB | SO | LOB | TOP | | | |
|---|------------------------------|---------------------------------|------------------------------|---------------------------------|------------------------------|---------------------------------|------------------------------|---------------------------------|------------------------------|---------------------------------|------------------------------|---------------------------------|------------------------------|---------------------------------|------------------------------|---------------------------------|--|----------------------------------|------------------------------------|----------------------------------|
| Danny Cater, R (1,7) OBP: 0.363, SLG: 0.467 | L9 | | 6-3 | | | CS 1B 1B | | 5-3 2H 1B | | 4 | 0 | 2 | 1 | 0 | 0 | 0 | Chicago White Sox @ Minnesota Twins Metropolitan Stadium, Bloomington, MI Mon May 10 1965, 8:05 PM EDT Att. 7,111 - Unknown - 50 F | | | |
| Al Weis, S (1,4) OBP: 0.292, SLG: 0.435 | F8 | | | | | 1-2 1B | | 5-3 1-2 | | 4 | 0 | 2 | 0 | 0 | 0 | 1 | | | | |
| John Romano, R (1,2) OBP: 0.273, SLG: 0.255 | K | | | | | 0-3 1-2 K | | F8 | | 4 | 0 | 0 | 0 | 0 | 2 | 4 | | | | |
| Bill Skowron, R (1,3) OBP: 0.345, SLG: 0.481 Tom McCraw, L (9, PR) OBP: 0.345, SLG: 0.308 | K | | | | | 1-3 | | F8 | | 4 | 0 | 1 | 0 | 0 | 0 | 1 | | | | |
| Pete Ward, L (1,5) OBP: 0.358, SLG: 0.414 | F4 | | | | | K | | K | | 4 | 0 | 1 | 1 | 0 | 2 | 1 | | | | |
| Ron Hansen, R (1,6) OBP: 0.356, SLG: 0.474 | 6-3 | | | | | 4-3 | | 2B | | 3 | 0 | 1 | 0 | 1 | 0 | 0 | | | | |
| Dave Nicholson, R (1,9) OBP: 0.167, SLG: 0.667 Floyd Robinson, L (9, PH) OBP: 0.290, SLG: 0.333 | K | | | | | 1-3 | | K | | 3 | 1 | 1 | 1 | 0 | 1 | 1 | | | | |
| Ken Berry, R (1,8) OBP: 0.282, SLG: 0.290 | K | | | | | F3 | | 6-3 1B HBP | | 3 | 1 | 0 | 0 | 0 | 1 | 3 | | | | |
| Joe Horlen, R (1,1) OBP: 0.091, SLG: 0.182 Don Buford, S (8, PH) OBP: 0.380, SLG: 0.452 Eddie Fisher, R (8, PH) Smoky Burgess, L (9, PH) OBP: 0.385, SLG: 0.273 | 4-3 | | | | | 6-3 | | 6-3 1-2 | | 2 | 0 | 0 | 0 | 0 | 0 | 0 | | | | |
| Inning Stats | R: 0 E: 0 K: 1 S: 5 | H: 0 LOB: 0 BB: 0 P: 5 | R: 0 E: 0 K: 1 S: 5 | H: 0 LOB: 0 BB: 0 P: 5 | R: 1 E: 0 K: 1 S: 6 | H: 1 LOB: 0 BB: 0 P: 6 | R: 0 E: 0 K: 1 S: 6 | H: 1 LOB: 1 BB: 0 P: 6 | R: 0 E: 0 K: 0 S: 3 | H: 0 LOB: 0 BB: 0 P: 3 | R: 0 E: 0 K: 2 S: 8 | H: 1 LOB: 1 BB: 0 P: 8 | R: 1 E: 0 K: 0 S: 4 | H: 1 LOB: 1 BB: 0 P: 5 | R: 1 E: 0 K: 0 S: 5 | H: 2 LOB: 3 BB: 1 P: 9 | | 1B: 5 2B: 3 3B: 0 HR: 1 | SF: 0 SAC: 0 DP: 1 HBP: 1 | WP: 0 PB: 0 SB: 0 CS: 1 |
| PITCHER | IP | WLS | BF | H | R | ER | SO | BB | IBB | HBP | BLK | WP | HR | S | P | ERA | WHIP | | | |
| Jim Kaat, L (1,1) ERA: 2.31 | 8.0 | W | 32 | 8 | 3 | 3 | 7 | 0 | 0 | 1 | 0 | 0 | 1 | 45 | 46 | 3.38 | 1.000 | | | |
| Al Worthington, R (9,1) ERA: 5.14 | 0.0 | | 1 | 0 | 0 | 0 | 0 | 1 | 0 | 0 | 0 | 0 | 0 | 0 | 4 | ∞ | ∞ | | | |
| Mel Nelson, L (9,1) ERA: 1.8 | 1.0 | S | 3 | 0 | 0 | 0 | 0 | 0 | 0 | 0 | 0 | 0 | 0 | 3 | 3 | 0.00 | 0.000 | | | |

AB 34
R 3
H 8
RBI 3
BB 1
SO 7
LOB 17



| Batter | 1 | 2 | 3 | 4 | 5 | 6 | 7 | 8 | 9 | AB | R | H | RBI | BB | SO | LOB | BOTTOM | | | |
|---|------------------------------|---------------------------------|------------------------------|---------------------------------|------------------------------|---------------------------------|------------------------------|---------------------------------|------------------------------|---------------------------------|------------------------------|---------------------------------|------------------------------|---------------------------------|------------------------------|---------------------------------|--|----------------------------------|------------------------------------|----------------------------------|
| Zoilo Versalles, R (1,6) OBP: 0.313, SLG: 0.500 | 4-3 | | 6-3 | | 4-3 | | 5-3 | | | 4 | 0 | 0 | 0 | 0 | 0 | 0 | Chicago White Sox @ Minnesota Twins Metropolitan Stadium, Bloomington, MI Mon May 10 1965, 8:05 PM EDT Att. 7,111 - Unknown - 50 F | | | |
| Jerry Kindall, R (1,4) OBP: 0.280, SLG: 0.242 | 5-3 | | K | | F5 | | 4-3 | | | 4 | 0 | 0 | 0 | 0 | 1 | 0 | | | | |
| Tony Oliva, L (1,9) OBP: 0.261, SLG: 0.477 | 1B 2B | | 4-3 | | 1-3 | | L7 | | | 4 | 1 | 1 | 0 | 0 | 0 | 0 | | | | |
| Harmon Killebrew, R (1,3) OBP: 0.402, SLG: 0.447 | 2H 1B | | | | K | | 6-3 | | 4-3 | 4 | 0 | 1 | 1 | 0 | 1 | 0 | | | | |
| Jimmie Hall, L (1,8) OBP: 0.318, SLG: 0.488 | 4-3 | | | | 1B 4-3 1B | | 1-3 2B 1B | | F7 | 4 | 2 | 2 | 0 | 0 | 0 | 1 | | | | |
| Bob Allison, R (1,7) OBP: 0.409, SLG: 0.474 | K | | | | 1B 4-3 1B | | 1-3 1-2 | | F8 | 4 | 0 | 1 | 0 | 0 | 1 | 1 | | | | |
| Rich Rollins, R (1,5) OBP: 0.280, SLG: 0.321 | F9 | | | | 4-3 | | 1B 2B | | | 3 | 1 | 1 | 2 | 0 | 0 | 1 | | | | |
| Jerry Zimmerman, R (1,2) OBP: 0.348, SLG: 0.391 | 2B | | | | 2-3 1B | | 2H 1B | | | 3 | 0 | 3 | 1 | 0 | 0 | 0 | | | | |
| Jim Kaat, L (1,1) OBP: 0.167, SLG: 0.167 Al Worthington, R (9,1) Mel Nelson, R (9,1) | F7 | | | | L7 | | K | | | 3 | 0 | 0 | 0 | 0 | 1 | 4 | | | | |
| Inning Stats | R: 1 E: 0 K: 0 S: 5 | H: 2 LOB: 1 BB: 0 P: 5 | R: 0 E: 0 K: 1 S: 6 | H: 1 LOB: 1 BB: 0 P: 6 | R: 0 E: 0 K: 1 S: 5 | H: 0 LOB: 0 BB: 0 P: 5 | R: 1 E: 0 K: 1 S: 8 | H: 3 LOB: 2 BB: 0 P: 8 | R: 0 E: 0 K: 0 S: 3 | H: 0 LOB: 0 BB: 0 P: 3 | R: 2 E: 0 K: 1 S: 8 | H: 3 LOB: 1 BB: 0 P: 8 | R: 0 E: 0 K: 0 S: 3 | H: 0 LOB: 0 BB: 0 P: 3 | R: 0 E: 0 K: 0 S: 3 | H: 0 LOB: 0 BB: 0 P: 3 | | 1B: 6 2B: 3 3B: 0 HR: 0 | SF: 0 SAC: 0 DP: 0 HBP: 0 | WP: 0 PB: 0 SB: 0 CS: 0 |
| PITCHER | IP | WLS | BF | H | R | ER | SO | BB | IBB | HBP | BLK | WP | HR | S | P | ERA | WHIP | | | |
| Joe Horlen, R (1,1) ERA: 2.13 | 7.0 | L | 30 | 9 | 4 | 4 | 4 | 0 | 0 | 0 | 0 | 0 | 0 | 38 | 38 | 5.14 | 1.286 | | | |
| Eddie Fisher, R (8,1) ERA: 1.71 | 1.0 | | 3 | 0 | 0 | 0 | 0 | 0 | 0 | 0 | 0 | 0 | 0 | 3 | 3 | 0.00 | 0.000 | | | |

AB 33
R 4
H 9
RBI 4
BB 0
SO 4
LOB 7



| Batter | 1 | 2 | 3 | 4 | 5 | 6 | 7 | 8 | 9 | AB | R | H | RBI | BB | SO | LOB | TOP | | | | | | | | | | | |
|---|------------------------------|---------------------------------|------------------------------|---------------------------------|------------------------------|---------------------------------|------------------------------|---------------------------------|-------------------------------|----------------------------------|------------------------------|---------------------------------|------------------------------|---------------------------------|------------------------------|---------------------------------|---|---------------------------------|----------------------------------|------------------------------------|-------------------------|--------|--|--|--|--|--|--|
| Dick Green, R OBP: 0.375, SLG: 0.402 | 0-0 2B | | 0-3 K | | | | 0-0 FC1-4 1B | | 0-0 1-3 | 5 | 1 | 2 | 4 | 0 | 1 | 1 | Kansas City Athletics @ Chicago White Sox Comiskey Park, Chicago, IL Wed May 12 1965, 8:05 PM EDT Unknown livebaseballscorecards.com | | | | | | | | | | | |
| Nelson Mathews, R OBP: 0.473, SLG: 0.630 | 4-0 BB | | 0-0 F4 | | | | 0-0 F3 | | | 3 | 0 | 1 | 0 | 1 | 0 | 0 | | | | | | | | | | | | |
| Bert Campaneris, R OBP: 0.357, SLG: 0.440 | 0-0 F7 | | | | | | 0-0 F9 | | | 4 | 0 | 1 | 0 | 0 | 1 | 4 | | | | | | | | | | | | |
| Ken Harrelson, R OBP: 0.229, SLG: 0.303 | 0-0 G6-4-3 | | | | | | 0-0 5-3 | | | 4 | 0 | 0 | 0 | 0 | 0 | 3 | | | | | | | | | | | | |
| Ed Charles, R OBP: 0.337, SLG: 0.436 | | | | | | | 0-0 5-3 | | | 4 | 0 | 0 | 0 | 0 | 2 | 0 | | | | | | | | | | | | |
| Johnny Blanchard, L OBP: 0.323, SLG: 0.302 | | | | | | | 0-0 F2 | | | 3 | 1 | 1 | 0 | 1 | 0 | 1 | | | | | | | | | | | | |
| Jim Landis, R OBP: 0.440, SLG: 0.300 | | | | | | | 0-0 SH 1B HR | | | 4 | 1 | 2 | 0 | 0 | 0 | 1 | | | | | | | | | | | | |
| Wayne Causey, L OBP: 0.350, SLG: 0.342 | | | | | | | 0-0 G4-6-3 1B | | | 3 | 1 | 1 | 0 | 0 | 0 | 2 | | | | | | | | | | | | |
| Fred Talbot, R OBP: 0.333, SLG: 0.500 | | | | | | | 0-0 F9 | | | 2 | 0 | 0 | 0 | 0 | 1 | 3 | | | | | | | | | | | | |
| Skip Lockwood, R (7, PH) | | | | | | | 0-0 K | | | 1 | 0 | 0 | 0 | 0 | 0 | 1 | | | | | | | | | | | | |
| Wes Stock, R (7, PH) | | | | | | | 0-0 SH HR | | | 0 | 0 | 0 | 0 | 0 | 0 | 0 | | | | | | | | | | | | |
| Rene Lachemann, R (9, PH) | | | | | | | 0-0 K | | | 1 | 0 | 0 | 0 | 0 | 1 | 0 | | | | | | | | | | | | |
| Inning Stats | R: 0 E: 0 K: 0 S: 3 | H: 1 LOB: 1 BB: 1 P: 7 | R: 0 E: 1 K: 0 S: 4 | H: 1 LOB: 1 BB: 0 P: 4 | R: 0 E: 0 K: 1 S: 5 | H: 0 LOB: 0 BB: 0 P: 5 | R: 0 E: 0 K: 0 S: 3 | H: 0 LOB: 0 BB: 0 P: 3 | R: 4 E: 1 K: 1 S: 10 | H: 4 LOB: 1 BB: 0 P: 10 | R: 0 E: 0 K: 1 S: 5 | H: 0 LOB: 0 BB: 0 P: 5 | R: 0 E: 0 K: 1 S: 7 | H: 2 LOB: 2 BB: 0 P: 7 | R: 0 E: 0 K: 1 S: 5 | H: 0 LOB: 1 BB: 1 P: 9 | R: 0 E: 0 K: 1 S: 5 | H: 0 LOB: 0 BB: 0 P: 5 | 1B: 6 2B: 1 3B: 0 HR: 1 | SF: 0 SAC: 1 DP: 2 HBP: 0 | WP: 1 PB: 0 CS: 1 | PA: 37 | | | | | | |
| PITCHER | IP | WLS | BF | H | R | ER | SO | BB | IBB | HBP | BLK | WP | HR | S | P | ERA | WHIP | | | | | | | | | | | |
| Juan Pizarro, L ERA: 7.5 | (1, 1) | 5.0 | 22 | 6 | 4 | 3 | 2 | 1 | 0 | 0 | 0 | 0 | 1 | 25 | 29 | 5.40 | 1.400 | | | | | | | | | | | |
| Tommy John, L ERA: 2.16 | (6, 1) | 4.0 | W | 15 | 2 | 0 | 0 | 4 | 1 | 0 | 0 | 0 | 1 | 0 | 22 | 26 | 0.00 | 0.750 | | | | | | | | | | |

| Batter | 1 | 2 | 3 | 4 | 5 | 6 | 7 | 8 | 9 | AB | R | H | RBI | BB | SO | LOB | BOTTOM | | | | | | | | | | |
|---|------------------------------|----------------------------------|------------------------------|---------------------------------|------------------------------|---------------------------------|------------------------------|---------------------------------|------------------------------|---------------------------------|------------------------------|---------------------------------|------------------------------|---------------------------------|------------------------------|---------------------------------|---|---------------------------------|----------------------------------|------------------------------------|-------------------------|--------|--|--|--|--|--|
| Danny Cater, R OBP: 0.357, SLG: 0.456 | 0-0 F8 | | 0-3 K | | | | 0-0 L8 | | | 4 | 0 | 1 | 0 | 0 | 1 | 0 | Kansas City Athletics @ Chicago White Sox Comiskey Park, Chicago, IL Wed May 12 1965, 8:05 PM EDT Unknown livebaseballscorecards.com | | | | | | | | | | |
| Don Buford, S OBP: 0.387, SLG: 0.500 | 0-0 2B | | 0-0 1-3 | | | | 0-0 FC1-6 1B HR | | | 4 | 3 | 2 | 1 | 0 | 0 | 1 | | | | | | | | | | | |
| Floyd Robinson, L OBP: 0.289, SLG: 0.341 | 0-0 G3 1B | | | | | | 0-0 4-3 | | | 4 | 1 | 1 | 0 | 0 | 0 | 1 | | | | | | | | | | | |
| Pete Ward, L OBP: 0.364, SLG: 0.462 | 0-0 G3 | | | | | | 0-0 F9 | | | 4 | 2 | 2 | 3 | 0 | 0 | 1 | | | | | | | | | | | |
| Bill Skowron, R OBP: 0.352, SLG: 0.482 | 0-0 2B | | | | | | 0-0 F4 | | | 4 | 1 | 2 | 2 | 0 | 0 | 0 | | | | | | | | | | | |
| Ron Hansen, R OBP: 0.352, SLG: 0.475 | 0-0 2B | | | | | | 0-0 F2 | | | 4 | 0 | 1 | 0 | 0 | 1 | 1 | | | | | | | | | | | |
| J.C. Martin, L OBP: 0.321, SLG: 0.308 | 4-0 IBB | | | | | | 0-0 4-3 | | | 3 | 0 | 1 | 0 | 1 | 0 | 1 | | | | | | | | | | | |
| Ken Berry, R OBP: 0.280, SLG: 0.288 | 0-0 4-3 | | | | | | 0-0 F7 | | | 4 | 0 | 1 | 1 | 0 | 0 | 4 | | | | | | | | | | | |
| Juan Pizarro, L ERA: 4.84 | | | | | | | 0-0 F5 | | | 1 | 0 | 0 | 0 | 0 | 0 | 0 | | | | | | | | | | | |
| Tommy John, R OBP: 0.125, SLG: 0.125 | | | | | | | 0-0 FC5-4 | | | 2 | 0 | 0 | 0 | 0 | 0 | 2 | | | | | | | | | | | |
| Inning Stats | R: 2 E: 0 K: 0 S: 7 | H: 4 LOB: 3 BB: 1 P: 11 | R: 0 E: 0 K: 1 S: 5 | H: 0 LOB: 0 BB: 0 P: 5 | R: 0 E: 0 K: 0 S: 3 | H: 0 LOB: 0 BB: 0 P: 3 | R: 0 E: 0 K: 0 S: 3 | H: 0 LOB: 0 BB: 0 P: 3 | R: 1 E: 0 K: 0 S: 4 | H: 1 LOB: 0 BB: 0 P: 4 | R: 2 E: 0 K: 1 S: 8 | H: 3 LOB: 1 BB: 0 P: 8 | R: 2 E: 0 K: 0 S: 5 | H: 2 LOB: 0 BB: 0 P: 5 | R: 0 E: 0 K: 0 S: 4 | H: 1 LOB: 1 BB: 0 P: 4 | R: 0 E: 0 K: 0 S: 4 | H: 0 LOB: 0 BB: 0 P: 4 | 1B: 6 2B: 3 3B: 0 HR: 2 | SF: 0 SAC: 0 DP: 0 HBP: 0 | WP: 1 PB: 0 CS: 0 | PA: 36 | | | | | |
| PITCHER | IP | WLS | BF | H | R | ER | SO | BB | IBB | HBP | BLK | WP | HR | S | P | ERA | WHIP | | | | | | | | | | |
| Fred Talbot, R ERA: 4.84 | (1, 1) | 6.0 | L | 27 | 8 | 5 | 5 | 2 | 0 | 0 | 0 | 0 | 1 | 30 | 34 | 7.50 | 1.333 | | | | | | | | | | |
| Wes Stock, R ERA: 5.45 | (7, 1) | 2.0 | | 9 | 3 | 2 | 2 | 0 | 0 | 0 | 0 | 0 | 1 | 9 | 9 | 9.00 | 1.500 | | | | | | | | | | |

| Batter | 1 | 2 | 3 | 4 | 5 | 6 | 7 | 8 | 9 | AB | R | H | RBI | BB | SO | LOB | TOP | | | | | | | | | | |
|---|------------------------------|---------------------------------|------------------------------|---------------------------------|------------------------------|---------------------------------|------------------------------|---------------------------------|------------------------------|---------------------------------|------------------------------|----------------------------------|------------------------------|---------------------------------|------------------------------|---------------------------------|----------------------------------|------------------------------------|----------------------------------|--------|--|--|--|--|--|--|--|
| Dick Green, R OBP: 0.360, SLG: 0.384 (1, 4) | F8 | | 4-3 | | F6 | | | 1-3 | | 4 | 0 | 0 | 0 | 0 | 0 | 1 | | | | | | | | | | | |
| Wayne Causey, L OBP: 0.345, SLG: 0.338 (1, 6) | F7 | | | | F5 | | | G3 | | 4 | 1 | 1 | 0 | 0 | 0 | 0 | | | | | | | | | | | |
| Bert Campaneris, R OBP: 0.343, SLG: 0.421 (1, 7) | K | | | F4 | | | | 4-3 | | 4 | 0 | 0 | 0 | 0 | 1 | 1 | | | | | | | | | | | |
| Johnny Blanchard, L OBP: 0.333, SLG: 0.316 (1, 9) | | | | | F4 | | | | 5-3 | 4 | 1 | 2 | 0 | 0 | 0 | 0 | | | | | | | | | | | |
| Jim Gentile, L OBP: 0.312, SLG: 0.586 (1, 3) | | G4-6-3 | | | | | | | | 3 | 1 | 1 | 3 | 1 | 1 | 1 | | | | | | | | | | | |
| Billy Bryan, L OBP: 0.302, SLG: 0.446 (1, 2) | | | | | | | | | | 4 | 1 | 3 | 1 | 0 | 0 | 0 | | | | | | | | | | | |
| Nelson Mathews, R OBP: 0.441, SLG: 0.580 (1, 8) | | | | 1-3 | FC1-4 | | | F6 | | 4 | 0 | 0 | 0 | 0 | 1 | 3 | | | | | | | | | | | |
| Skip Lockwood, R (1, 5) | | | | | | | | | | 2 | 0 | 0 | 0 | 0 | 1 | 2 | | | | | | | | | | | |
| Rollie Sheldon, R (1, 1) | | | | | | | | | | 2 | 0 | 0 | 0 | 0 | 1 | 1 | | | | | | | | | | | |
| Orlando Pena, R OBP: 0.266, SLG: 0.167 Ken Harrelson, R OBP: 0.222, SLG: 0.294 John Wyatt, R (7, PH) | | | | 6-3 | | | | F7 | | 0 | 0 | 0 | 0 | 0 | 0 | 0 | | | | | | | | | | | |
| Inning Stats | R: 0 E: 0 K: 1 S: 5 | H: 0 LOB: 0 BB: 0 P: 5 | R: 0 E: 0 K: 0 S: 3 | H: 1 LOB: 0 BB: 0 P: 3 | R: 0 E: 0 K: 0 S: 3 | H: 0 LOB: 1 BB: 0 P: 4 | R: 3 E: 0 K: 0 S: 6 | H: 4 LOB: 0 BB: 0 P: 6 | R: 0 E: 0 K: 1 S: 5 | H: 0 LOB: 0 BB: 0 P: 5 | R: 0 E: 0 K: 1 S: 6 | H: 1 LOB: 2 BB: 1 P: 10 | R: 0 E: 0 K: 0 S: 3 | H: 0 LOB: 0 BB: 0 P: 3 | R: 1 E: 0 K: 2 S: 8 | H: 1 LOB: 0 BB: 0 P: 8 | 1B: 5 2B: 0 3B: 0 HR: 2 | SF: 0 SAC: 0 DP: 1 HBP: 1 | WP: 0 PB: 0 SB: 0 CS: 1 | PA: 35 | | | | | | | |
| PITCHER | IP | WLS | BF | H | R | ER | SO | BB | IBB | HBP | BLK | WP | HR | S | P | ERA | WHIP | | | | | | | | | | |
| John Buzhardt, R ERA: 1.35 Ted Wills, L ERA: 0.97 Eddie Fisher, R ERA: 1.88 | 4.0 | | 16 | 5 | 3 | 3 | 1 | 0 | 0 | 1 | 0 | 0 | 1 | 17 | 18 | 6.75 | 1.250 | | | | | | | | | | |

Kansas City Athletics @ Chicago White Sox
Comiskey Park, Chicago, IL
Wed May 12, 1965, 8:05 PM EDT
Att: 14,777 - Unknown

| | |
|-----|----|
| AB | 32 |
| R | 4 |
| H | 7 |
| RBI | 4 |
| BB | 1 |
| SO | 5 |
| LOB | 11 |



| Batter | 1 | 2 | 3 | 4 | 5 | 6 | 7 | 8 | 9 | AB | R | H | RBI | BB | SO | LOB | BOTTOM | | | | | | | | | | |
|--|------------------------------|---------------------------------|------------------------------|---------------------------------|------------------------------|---------------------------------|------------------------------|---------------------------------|------------------------------|----------------------------------|------------------------------|---------------------------------|------------------------------|---------------------------------|-----------------------------------|------------------------------------|----------------------------------|--------|--|--|--|--|--|--|--|--|--|
| Danny Cater, R OBP: 0.360, SLG: 0.452 (1, 7) | | G6-4-3 | | 4-3 | | F8 | | | | 5 | 2 | 2 | 0 | 0 | 0 | 5 | | | | | | | | | | | |
| Don Buford, S OBP: 0.375, SLG: 0.479 (1, 4) | 4-3 | | | 6-3 | | F6 | | E3 | | 5 | 0 | 1 | 1 | 0 | 0 | 2 | | | | | | | | | | | |
| Floyd Robinson, L OBP: 0.304, SLG: 0.351 (1, 9) | L8 | | | 1B | | 1B | | SF8 | | 3 | 1 | 2 | 2 | 1 | 0 | 1 | | | | | | | | | | | |
| Pete Ward, L OBP: 0.365, SLG: 0.469 (1, 5) | | | | F5 | | FC1-2 | | | | 5 | 0 | 2 | 1 | 0 | 1 | 4 | | | | | | | | | | | |
| Bill Skowron, R OBP: 0.358, SLG: 0.483 (1, 3) | 5-3 | | | | | | | | | 4 | 0 | 2 | 1 | 0 | 1 | 1 | | | | | | | | | | | |
| Ron Hansen, R OBP: 0.337, SLG: 0.452 (1, 6) | | | | F9 | | L8 | | | | 4 | 0 | 0 | 0 | 0 | 0 | 4 | | | | | | | | | | | |
| John Romano, R OBP: 0.304, SLG: 0.298 J.C. Martin, L OBP: 0.345, SLG: 0.370 (6, PR) | | | | | | | | | | 2 | 1 | 2 | 0 | 0 | 0 | 0 | | | | | | | | | | | |
| Ken Berry, R OBP: 0.282, SLG: 0.280 (1, 8) | | | | 1B | | 4-3 | | SH1-4 | | 1 | 1 | 1 | 0 | 0 | 0 | 0 | | | | | | | | | | | |
| John Buzhardt, R OBP: 0.333, SLG: 0.200 Tom McCraw, L OBP: 0.323, SLG: 0.286 Ted Wills, L (4, PH) | | | | | | | | | | 2 | 0 | 0 | 0 | 1 | 0 | 2 | | | | | | | | | | | |
| Eddie Fisher, R (7, 1) | | | | 4-3 | | SH1-4 | | F6 | | 1 | 0 | 1 | 0 | 0 | 0 | 0 | | | | | | | | | | | |
| Inning Stats | R: 1 E: 0 K: 0 S: 5 | H: 2 LOB: 1 BB: 0 P: 5 | R: 0 E: 0 K: 0 S: 4 | H: 2 LOB: 2 BB: 1 P: 8 | R: 0 E: 0 K: 0 S: 5 | H: 2 LOB: 2 BB: 0 P: 5 | R: 1 E: 0 K: 0 S: 4 | H: 2 LOB: 1 BB: 1 P: 8 | R: 2 E: 0 K: 0 S: 5 | H: 2 LOB: 2 BB: 1 P: 10 | R: 0 E: 0 K: 1 S: 6 | H: 1 LOB: 1 BB: 0 P: 6 | R: 1 E: 1 K: 1 S: 7 | H: 1 LOB: 1 BB: 0 P: 7 | 1B: 10 2B: 3 3B: 0 HR: 0 | SF: 1 SAC: 1 DP: 2 HBP: 1 | WP: 0 PB: 0 SB: 0 CS: 0 | PA: 40 | | | | | | | | | |
| PITCHER | IP | WLS | BF | H | R | ER | SO | BB | IBB | HBP | BLK | WP | HR | S | P | ERA | WHIP | | | | | | | | | | |
| Rollie Sheldon, R ERA: 3.07 Orlando Pena, R ERA: 4.09 John Wyatt, R ERA: 3.65 | 4.1 | | 23 | 9 | 3 | 3 | 0 | 2 | 0 | 0 | 0 | 0 | 0 | 21 | 29 | 6.23 | 2.538 | | | | | | | | | | |

Kansas City Athletics @ Chicago White Sox
Comiskey Park, Chicago, IL
Wed May 12, 1965, 8:05 PM EDT
Att: 14,777 - Unknown

| | |
|-----|----|
| AB | 34 |
| R | 6 |
| H | 13 |
| RBI | 6 |
| BB | 3 |
| SO | 2 |
| LOB | 19 |



| Batter | 1 | 2 | 3 | 4 | 5 | 6 | 7 | 8 | 9 | AB | R | H | RBI | BB | SO | LOB | TOP | | | | |
|---|---|---|------------------------------|---------------------------------|------------------------------|---------------------------------|------------------------------|---------------------------------|------------------------------|---------------------------------|------------------------------|---------------------------------|------------------------------|---------------------------------|------------------------------|---------------------------------|--|----------------------------------|----------------------------------|------------------------------------|-----------------|
| Jim Landis, R OBP: 0.414, SLG: 0.292 | | | | | | | | | | 4 | 0 | 1 | 0 | 0 | 0 | 0 | Kansas City Athletics @ Chicago White Sox Comiskey Park, Chicago, IL Thu May 13 1965, 4:33 AM EDT Att: 2,025 - Unknown | | | | |
| Dick Green, R OBP: 0.356, SLG: 0.378 | | | | | | | | | | 4 | 1 | 1 | 0 | 0 | 1 | 2 | | | | | |
| Bert Campaneris, R OBP: 0.330, SLG: 0.404 | | | | | | | | | | 4 | 0 | 0 | 0 | 0 | 1 | 3 | | | | | |
| Ken Harrelson, R OBP: 0.250, SLG: 0.395 | | | | | | | | | | 4 | 1 | 2 | 1 | 0 | 0 | 0 | | | | | |
| Nelson Mathews, R OBP: 0.460, SLG: 0.593 | | | | | | | | | | 4 | 0 | 3 | 0 | 0 | 0 | 0 | | | | | |
| Ed Charles, R OBP: 0.322, SLG: 0.415 | | | | | | | | | | 4 | 0 | 0 | 1 | 0 | 1 | 4 | | | | | |
| Wayne Causey, L OBP: 0.337, SLG: 0.329 | | | | | | | | | | 2 | 0 | 0 | 0 | 0 | 1 | 0 | | | | | |
| Mike Hershberger, R OBP: 0.197, SLG: 0.226 | | | | | | | | | | 1 | 0 | 0 | 0 | 0 | 0 | 2 | | | | | |
| Jim Gentile, L OBP: 0.309, SLG: 0.577 | | | | | | | | | | 1 | 0 | 0 | 0 | 0 | 0 | 1 | | | | | |
| Billy Bryan, L OBP: 0.297, SLG: 0.439 | | | | | | | | | | 1 | 0 | 0 | 0 | 0 | 1 | 0 | | | | | |
| Rene Lachemann, R OBP: 0.400, SLG: 1.000 | | | | | | | | | | 3 | 1 | 2 | 1 | 0 | 0 | 0 | | | | | |
| Diego Segui, R OBP: 0.246, SLG: 0.330 | | | | | | | | | | 0 | 0 | 0 | 0 | 0 | 0 | 0 | | | | | |
| Moe Drabowsky, R OBP: 0.100, SLG: 0.100 | | | | | | | | | | 1 | 0 | 0 | 0 | 0 | 0 | 0 | | | | | |
| Skip Lockwood, R OBP: 0.100, SLG: 0.100 | | | | | | | | | | 1 | 0 | 0 | 0 | 0 | 0 | 0 | | | | | |
| Catfish Hunter, R OBP: 0.100, SLG: 0.100 | | | | | | | | | | 1 | 0 | 0 | 0 | 0 | 0 | 0 | | | | | |
| Johnny Blanchard, L OBP: 0.340, SLG: 0.525 | | | | | | | | | | 1 | 0 | 1 | 0 | 0 | 0 | 0 | | | | | |
| Jim Dickson, L OBP: 0.100, SLG: 0.100 | | | | | | | | | | 0 | 0 | 0 | 0 | 0 | 0 | 0 | | | | | |
| Fred Talbot, R OBP: 0.308, SLG: 0.462 | | | | | | | | | | 1 | 0 | 0 | 0 | 0 | 1 | 2 | | | | | |
| Inning Stats | R: 0 E: 0 K: 1 S: 5 | H: 0 LOB: 0 BB: 0 P: 5 | R: 0 E: 0 K: 0 S: 3 | H: 0 LOB: 0 BB: 0 P: 3 | R: 0 E: 0 K: 1 S: 5 | H: 0 LOB: 0 BB: 0 P: 5 | R: 0 E: 0 K: 0 S: 3 | H: 0 LOB: 0 BB: 0 P: 3 | R: 0 E: 0 K: 0 S: 3 | H: 1 LOB: 0 BB: 0 P: 3 | R: 1 E: 0 K: 2 S: 8 | H: 1 LOB: 0 BB: 0 P: 8 | R: 1 E: 0 K: 0 S: 6 | H: 3 LOB: 2 BB: 0 P: 6 | R: 0 E: 0 K: 1 S: 7 | H: 2 LOB: 2 BB: 0 P: 7 | R: 1 E: 0 K: 2 S: 10 | H: 3 LOB: 2 BB: 0 P: 10 | 1B: 8 2B: 0 3B: 0 HR: 2 | SF: 0 SAC: 0 DP: 1 HBP: 0 | WP: 0 PA: 36 |
| PITCHER | IP WLS BF H R ER SO BB IBB HBP BLK WP HR S P ERA WHIP | | | | | | | | | | | | | | | | | | | | |
| Gary Peters, L ERA: 3.96 | (1, 1) | 8.0 W 32 9 3 3 5 0 0 0 0 0 2 42 42 3.38 1.125 | | | | | | | | | | | | | | | | | | | |
| Eddie Fisher, R ERA: 1.6 | (9, 1) | 1.0 S 4 1 0 0 2 0 0 0 0 0 0 0 8 8 0.00 1.000 | | | | | | | | | | | | | | | | | | | |

| | |
|-----|----|
| AB | 36 |
| R | 3 |
| H | 10 |
| RBI | 3 |
| BB | 0 |
| SO | 7 |
| LOB | 14 |



| Batter | 1 | 2 | 3 | 4 | 5 | 6 | 7 | 8 | 9 | AB | R | H | RBI | BB | SO | LOB | BOTTOM | | |
|---|---|---|------------------------------|---------------------------------|------------------------------|---------------------------------|------------------------------|---------------------------------|------------------------------|---------------------------------|------------------------------|---------------------------------|------------------------------|---------------------------------|------------------------------|---------------------------------|--|------------------------------------|-----------------|
| Danny Cater, R OBP: 0.366, SLG: 0.466 | | | | | | | | | | 4 | 0 | 2 | 2 | 0 | 0 | 0 | Kansas City Athletics @ Chicago White Sox Comiskey Park, Chicago, IL Thu May 13 1965, 4:33 AM EDT Att: 2,025 - Unknown | | |
| Don Buford, S OBP: 0.397, SLG: 0.453 | | | | | | | | | | 4 | 0 | 0 | 0 | 0 | 2 | | | | |
| Floyd Robinson, L OBP: 0.311, SLG: 0.361 | | | | | | | | | | 3 | 1 | 1 | 0 | 1 | 0 | 1 | | | |
| Pete Ward, L OBP: 0.361, SLG: 0.460 | | | | | | | | | | 4 | 1 | 1 | 0 | 0 | 0 | 3 | | | |
| Bill Skowron, R OBP: 0.364, SLG: 0.484 | | | | | | | | | | 4 | 1 | 2 | 1 | 0 | 2 | 1 | | | |
| Tom McCraw, L OBP: 0.323, SLG: 0.286 | | | | | | | | | | 0 | 0 | 0 | 0 | 0 | 0 | 0 | | | |
| Ron Hansen, R OBP: 0.354, SLG: 0.447 | | | | | | | | | | 1 | 1 | 0 | 0 | 3 | 1 | 0 | | | |
| J.C. Martin, L OBP: 0.333, SLG: 0.355 | | | | | | | | | | 4 | 1 | 1 | 1 | 0 | 0 | 3 | | | |
| Ken Berry, R OBP: 0.270, SLG: 0.266 | | | | | | | | | | 4 | 0 | 0 | 0 | 0 | 2 | 3 | | | |
| Gary Peters, L OBP: 0.118, SLG: 0.118 | | | | | | | | | | 3 | 1 | 0 | 0 | 0 | 0 | 1 | | | |
| Eddie Fisher, R ERA: 1.6 | (9, 1) | | | | | | | | | 0 | 0 | 0 | 0 | 0 | 0 | 0 | | | |
| Inning Stats | R: 0 E: 0 K: 0 S: 3 | H: 4 LOB: 1 BB: 1 P: 13 | R: 1 E: 0 K: 0 S: 5 | H: 2 LOB: 2 BB: 1 P: 9 | R: 1 E: 1 K: 0 S: 5 | H: 1 LOB: 1 BB: 0 P: 5 | R: 0 E: 0 K: 1 S: 4 | H: 0 LOB: 0 BB: 1 P: 8 | R: 0 E: 0 K: 1 S: 5 | H: 0 LOB: 0 BB: 0 P: 5 | R: 0 E: 0 K: 1 S: 5 | H: 0 LOB: 1 BB: 1 P: 9 | R: 0 E: 0 K: 1 S: 5 | H: 0 LOB: 0 BB: 0 P: 5 | R: 0 E: 0 K: 1 S: 5 | H: 0 LOB: 0 BB: 0 P: 5 | 1B: 5 2B: 2 3B: 0 HR: 0 | SF: 0 SAC: 0 DP: 1 HBP: 0 | WP: 1 PA: 35 |
| PITCHER | IP WLS BF H R ER SO BB IBB HBP BLK WP HR S P ERA WHIP | | | | | | | | | | | | | | | | | | |
| Diego Segui, R ERA: 5.83 | (1, 1) | 1.2 L 10 4 4 4 1 1 2 0 0 0 0 0 0 15 23 2.70 1.500 | | | | | | | | | | | | | | | | | |
| Moe Drabowsky, R ERA: 4.65 | (2, 1) | 3.1 15 3 2 1 1 2 0 0 0 0 0 0 15 23 2.70 1.500 | | | | | | | | | | | | | | | | | |
| Catfish Hunter, R ERA: 4.65 | (6, 1) | 2.0 7 0 0 0 2 1 0 0 0 0 0 0 10 14 0.00 0.500 | | | | | | | | | | | | | | | | | |
| Jim Dickson, R ERA: 4.61 | (8, 1) | 1.0 3 0 0 0 1 0 0 0 0 0 0 0 5 5 0.00 0.000 | | | | | | | | | | | | | | | | | |


| | |
|-----|----|
| AB | 31 |
| R | 6 |
| H | 7 |
| RBI | 4 |
| BB | 4 |
| SO | 5 |
| LOB | 14 |




| Batter | 1 | 2 | 3 | 4 | 5 | 6 | 7 | 8 | 9 | AB | R | H | RBI | BB | SO | LOB | TOP | | | |
|---|---|---------------------------------|------------------------------|---------------------------------|------------------------------|---------------------------------|------------------------------|---------------------------------|------------------------------|---------------------------------|------------------------------|---------------------------------|------------------------------|---------------------------------|------------------------------|---------------------------------|--|------------------------------------|----------------------------------|--------|
| Jose Cardenal, R (1, 8) OBP: 0.351, SLG: 0.495 | 0-3 K | | 0-0 6-3 | | | 0-0 F8 | | 0-0 G3 S 1B | | 4 | 0 | 1 | 0 | 0 | 1 | 0 | Los Angeles Angels @ Chicago White Sox Comiskey Park, Chicago, IL Fri May 14 1965, 8:05 PM EDT Att: 19,104 - Unknown | | | |
| Albie Pearson, L (1, 9) OBP: 0.344, SLG: 0.356 | 0-0 F5 | | 0-0 4-3 | | | 0-0 1B | | 0-0 G3 1-3 | | 4 | 0 | 1 | 0 | 0 | 0 | 1 | | | | |
| Jim Fregosi, R (1, 6) OBP: 0.276, SLG: 0.370 | 0-0 1B | | | 0-3 K | | 0-3 K | | 0-0 F6 | | 4 | 0 | 1 | 0 | 0 | 2 | 2 | | | | |
| Willie Smith, L (1, 7) OBP: 0.282, SLG: 0.456 | 0-0 F6 | | | 0-0 1-3 | | | 0-0 4-3 3B | | 0-0 L9 | 4 | 1 | 1 | 0 | 0 | 0 | 1 | | | | |
| Buck Rodgers, S (1, 2) OBP: 0.253, SLG: 0.301 | | 0-0 F8 | | 0-0 1B | | | 0-0 4-3 | | 0-0 1-3 | 4 | 0 | 1 | 1 | 0 | 0 | 0 | | | | |
| Costen Shockley, L (1, 3) OBP: 0.224, SLG: 0.279 | | 0-0 F2 | | | 0-0 F2 | | 0-0 F9 | | 0-0 G3 | 4 | 0 | 0 | 0 | 0 | 0 | 0 | | | | |
| Paul Schaal, R (1, 5) OBP: 0.310, SLG: 0.489 | | 0-0 FC6-4 1B | | | 0-0 6-3 | | 0-0 E5 | | | 3 | 0 | 1 | 0 | 0 | 0 | 0 | | | | |
| Bobby Knoop, R (1, 4) OBP: 0.344, SLG: 0.429 | | 0-0 FC6-4 1-2 | | | 0-3 K | | 0-0 4-3 | | | 3 | 0 | 0 | 0 | 0 | 1 | 2 | | | | |
| Marcelino Lopez, R (1, 1) OBP: 0.176, SLG: 0.188 | | | 0-0 1-3 | | | | | 0-0 F8 | | 1 | 0 | 0 | 0 | 0 | 0 | 0 | | | | |
| Lou Clinton, R (6, PH) OBP: 0.309, SLG: 0.286 | | | | | | | | | | 1 | 0 | 0 | 0 | 0 | 0 | 0 | | | | |
| Aubrey Gatewood, R (6, 1) OBP: 1.000, SLG: 2.000 | | | | | | | | | | 0 | 0 | 0 | 0 | 0 | 0 | 0 | | | | |
| Joe Adcock, R (8, PH) OBP: 0.333, SLG: 0.532 | | | | | | | | | | 1 | 0 | 0 | 0 | 0 | 0 | 0 | | | | |
| Don Lee, R (8, 1) OBP: 1.000, SLG: 2.000 | | | | | | | | | | 0 | 0 | 0 | 0 | 0 | 0 | 0 | | | | |
| Inning Stats | R: 0 E: 0 K: 1 S: 6 | H: 1 LOB: 1 BB: 0 P: 6 | R: 0 E: 0 K: 0 S: 4 | H: 1 LOB: 1 BB: 0 P: 4 | R: 0 E: 0 K: 0 S: 3 | H: 0 LOB: 0 BB: 0 P: 3 | R: 0 E: 0 K: 1 S: 5 | H: 1 LOB: 1 BB: 0 P: 5 | R: 0 E: 0 K: 1 S: 6 | H: 1 LOB: 1 BB: 0 P: 6 | R: 1 E: 1 K: 0 S: 5 | H: 1 LOB: 1 BB: 0 P: 5 | R: 0 E: 0 K: 0 S: 4 | H: 1 LOB: 1 BB: 0 P: 4 | R: 0 E: 0 K: 0 S: 3 | H: 0 LOB: 0 BB: 0 P: 3 | 1B: 5 2B: 0 3B: 1 HR: 0 | SF: 0 SAC: 0 DP: 0 HBP: 0 | WP: 0 PB: 0 SB: 1 CS: 0 | PA: 33 |
| PITCHER | IP WLS BF H R ER SO BB IBB HBP BLK WP HR S P ERA WHIP | | | | | | | | | | | | | | | | | | | |
| Joe Horlen, R (1, 1) ERA: 1.96 | 8.0 W 30 6 1 1 4 0 0 0 0 0 0 38 38 1.12 0.750 | | | | | | | | | | | | | | | | | | | |
| Eddie Fisher, R (9, 1) ERA: 1.73 | 1.0 S 3 0 0 0 0 0 0 0 0 0 0 3 3 0.00 0.000 | | | | | | | | | | | | | | | | | | | |

| Batter | 1 | 2 | 3 | 4 | 5 | 6 | 7 | 8 | 9 | AB | R | H | RBI | BB | SO | LOB | BOTTOM | | | |
|---|---|---------------------------------|------------------------------|---------------------------------|--------------------------------|---------------------------------|------------------------------|---------------------------------|------------------------------|---------------------------------|------------------------------|---------------------------------|------------------------------|---------------------------------|------------------------------|---------------------------------|--|------------------------------------|----------------------------------|--------|
| Danny Cater, R (1, 7) OBP: 0.361, SLG: 0.457 | 0-0 F8 | 0-0 5-3 | | | 0-0 FC6-4 1B | | 0-0 6-3 | | | 4 | 0 | 1 | 0 | 0 | 0 | 1 | Los Angeles Angels @ Chicago White Sox Comiskey Park, Chicago, IL Fri May 14 1965, 8:05 PM EDT Att: 19,104 - Unknown | | | |
| Al Weis, S (1, 4) OBP: 0.286, SLG: 0.385 | 0-0 G3 | | 4-0 5-3 BB | | 0-0 FC6-4 S 1B 1-2 | | 0-0 F7 | | | 3 | 1 | 0 | 0 | 1 | 0 | 1 | | | | |
| John Romano, R (1, 2) OBP: 0.315, SLG: 0.300 | 0-0 HBP 1B | | 0-0 5-3 1-2 | | 4-0 1B BB 2-3 | | | 0-0 F4 | | 3 | 0 | 1 | 0 | 1 | 0 | 1 | | | | |
| J.C. Martin, L (9, 2) OBP: 0.333, SLG: 0.355 | 0-0 HBP 1B | | 0-0 5-3 1-2 | | 4-0 1B BB 2-3 | | | 0-0 F4 | | 0 | 0 | 0 | 0 | 0 | 0 | 0 | | | | |
| Bill Skowron, R (1, 3) OBP: 0.369, SLG: 0.495 | 0-0 E4 HBP 1B | | 0-0 F6 | | 0-0 L3 1B | | | 0-0 2B | | 4 | 0 | 2 | 1 | 0 | 0 | 2 | | | | |
| Tom McCraw, L (8, PR) OBP: 0.323, SLG: 0.286 | 0-0 HBP 1B | | 0-0 F6 | | 0-0 L3 1B | | | 0-0 2B | | 0 | 0 | 0 | 0 | 0 | 0 | 0 | | | | |
| Pete Ward, L (1, 5) OBP: 0.366, SLG: 0.451 | 1-0 1-2 2-3 HBP | | 0-0 4-3 | | 0-0 L3 1-2 | | | 4-0 G5-4-3 1BB | | 2 | 0 | 0 | 0 | 1 | 0 | 3 | | | | |
| Ron Hansen, R (1, 6) OBP: 0.340, SLG: 0.427 | 0-0 F8 | | | 0-0 F6 | | 0-3 K | | 0-0 G5-4-3 1-2 | | 4 | 0 | 0 | 0 | 0 | 1 | 5 | | | | |
| Dave Nicholson, R (1, 9) OBP: 0.125, SLG: 0.500 | | 0-3 K | | | 0-0 5-3 | | | 0-0 G3 | | 2 | 0 | 0 | 0 | 0 | 1 | 0 | | | | |
| Floyd Robinson, L (6, PH) OBP: 0.308, SLG: 0.357 | | | | | | | | | | 1 | 0 | 0 | 0 | 0 | 0 | 0 | | | | |
| Ken Berry, R (1, 8) OBP: 0.272, SLG: 0.305 | | 0-0 6-3 | | | 0-0 HR | | | 0-0 F6 | | 3 | 1 | 1 | 1 | 0 | 0 | 0 | | | | |
| Joe Horlen, R (1, 1) OBP: 0.143, SLG: 0.214 | | 0-0 1B | | | 0-3 K | | | 0-0 5-3 | | 3 | 0 | 1 | 0 | 0 | 1 | 0 | | | | |
| Eddie Fisher, R (9, 1) ERA: 1.73 | | | | | | | | | | 0 | 0 | 0 | 0 | 0 | 0 | 0 | | | | |
| Inning Stats | R: 0 E: 1 K: 0 S: 5 | H: 1 LOB: 3 BB: 0 P: 6 | R: 0 E: 0 K: 1 S: 6 | H: 1 LOB: 1 BB: 0 P: 6 | R: 0 E: 0 K: 0 S: 3 | H: 0 LOB: 1 BB: 1 P: 7 | R: 1 E: 0 K: 1 S: 6 | H: 1 LOB: 0 BB: 0 P: 6 | R: 1 E: 1 K: 0 S: 4 | H: 2 LOB: 1 BB: 1 P: 8 | R: 0 E: 0 K: 1 S: 5 | H: 0 LOB: 0 BB: 0 P: 5 | R: 0 E: 0 K: 0 S: 3 | H: 0 LOB: 0 BB: 0 P: 3 | R: 0 E: 0 K: 0 S: 3 | H: 1 LOB: 1 BB: 1 P: 7 | 1B: 4 2B: 2 3B: 0 HR: 1 | SF: 0 SAC: 0 DP: 2 HBP: 1 | WP: 0 PB: 0 SB: 1 CS: 0 | PA: 33 |
| PITCHER | IP WLS BF H R ER SO BB IBB HBP BLK WP HR S P ERA WHIP | | | | | | | | | | | | | | | | | | | |
| Marcelino Lopez, L (1, 1) ERA: 2.21 | 5.0 L 23 5 2 2 2 2 0 0 0 0 0 24 33 3.60 1.400 | | | | | | | | | | | | | | | | | | | |
| Aubrey Gatewood, R (6, 1) ERA: 4.82 | 2.0 6 0 0 0 1 0 0 0 0 0 0 8 8 0.00 0.000 | | | | | | | | | | | | | | | | | | | |
| Don Lee, R (8, 1) ERA: 5.87 | 1.0 4 1 0 0 0 0 0 1 0 0 0 3 7 0.00 1.000 | | | | | | | | | | | | | | | | | | | |

| | |
|-----|----|
| AB | 33 |
| R | 1 |
| H | 6 |
| RBI | 1 |
| BB | 0 |
| SO | 4 |
| LOB | 6 |




| | |
|-----|----|
| AB | 29 |
| R | 2 |
| H | 6 |
| RBI | 2 |
| BB | 3 |
| SO | 3 |
| LOB | 13 |



| Batter | 1 | 2 | 3 | 4 | 5 | 6 | 7 | 8 | 9 | AB | R | H | RBI | BB | SO | LOB | TOP | | | |
|--|---|---|------------------------------|---------------------------------|------------------------------|---------------------------------|------------------------------|---------------------------------|------------------------------|---------------------------------|------------------------------|---------------------------------|------------------------------|---------------------------------|------------------------------|---------------------------------|----------------------------------|------------------------------------|----------------------------------|--------|
| Jose Cardenal, R OBP: 0.336, SLG: 0.473 (1, 8) | 6-3 F8 | | | K | | 1-3 | | | 5-3 | 5 | 0 | 0 | 0 | 0 | 1 | 1 | | | | |
| Albie Pearson, L OBP: 0.333, SLG: 0.333 (1, 9) | 1B BB | | 4-3 | | F9 | | G3 | | K | 4 | 1 | 0 | 0 | 1 | 1 | 0 | | | | |
| Jim Fregosi, R OBP: 0.292, SLG: 0.384 (1, 6) | 1B 1B | | 1B | 1B | 1B FC3-6 | | 6-3 | | | 4 | 2 | 3 | 0 | 0 | 0 | 0 | | | | |
| Willie Smith, L OBP: 0.289, SLG: 0.458 (1, 7) | 1B S 1B | | F6 | | FC3-6 BB 1B | | G1 | | | 4 | 0 | 2 | 1 | 0 | 0 | 1 | | | | |
| Buck Rodgers, S OBP: 0.272, SLG: 0.305 (1, 2) | 1B BB | | 1B | 1B | FC3-6 BB | | 6-3 | | | 2 | 0 | 1 | 0 | 2 | 0 | 0 | | | | |
| Costen Shockley, L OBP: 0.225, SLG: 0.277 (1, 3) | G6-4-3 1B | | F9 | | FC3-6 | | K | | | 4 | 0 | 1 | 2 | 0 | 1 | 4 | | | | |
| Paul Schaaf, R OBP: 0.298, SLG: 0.468 (1, 5) | G6-4-3 1B | | 5-3 | | F8 | | K | | | 4 | 0 | 0 | 0 | 0 | 1 | 5 | | | | |
| Bobby Knoop, R OBP: 0.330, SLG: 0.409 (1, 4) | | | K | | 1-3 | | F3 | | 5-3 | 4 | 0 | 0 | 0 | 0 | 1 | 1 | | | | |
| Dean Chance, R OBP: 0.118, SLG: 0.063 (1, 1) | | | K | | | | F9 | | | 0 | 0 | 0 | 0 | 0 | 0 | 0 | | | | |
| Barry Latman, R OBP: 0.322, SLG: 0.298 (4, PH) | | | | | | | | | F7 | 0 | 0 | 0 | 0 | 0 | 0 | 0 | | | | |
| Lou Clinton, R OBP: 0.322, SLG: 0.298 (4, 1) | | | | | | | | | | 0 | 0 | 0 | 0 | 0 | 0 | 0 | | | | |
| Ron Piche, R OBP: 0.322, SLG: 0.298 (4, 1) | | | | | | | | | | 0 | 0 | 0 | 0 | 0 | 0 | 0 | | | | |
| Jim Piersall, R OBP: 0.348, SLG: 0.391 (6, PH) | | | | | | | | | | 0 | 0 | 0 | 0 | 0 | 0 | 0 | | | | |
| Aubrey Gatewood, R OBP: 1.000, SLG: 0.200 (6, 1) | | | | | | | | | | 0 | 0 | 0 | 0 | 0 | 0 | 0 | | | | |
| Julio Gotay, R OBP: 0.300, SLG: 0.400 (9, PH) | | | | | | | | | | 1 | 0 | 0 | 0 | 0 | 0 | 0 | | | | |
| Inning Stats | R: 2 E: 0 K: 0 S: 5 | H: 3 LOB: 2 BB: 2 P: 13 | R: 0 E: 0 K: 2 S: 7 | H: 0 LOB: 0 BB: 0 P: 7 | R: 0 E: 0 K: 0 S: 5 | H: 2 LOB: 2 BB: 1 P: 5 | R: 0 E: 0 K: 1 S: 5 | H: 0 LOB: 1 BB: 1 P: 9 | R: 1 E: 0 K: 0 S: 3 | H: 2 LOB: 2 BB: 0 P: 3 | R: 0 E: 0 K: 0 S: 3 | H: 0 LOB: 0 BB: 0 P: 3 | R: 0 E: 0 K: 2 S: 8 | H: 0 LOB: 1 BB: 0 P: 8 | R: 0 E: 0 K: 1 S: 5 | H: 0 LOB: 0 BB: 0 P: 5 | 1B: 7 2B: 0 3B: 0 HR: 0 | SF: 0 SAC: 0 DP: 1 HBP: 0 | WP: 0 PB: 1 SB: 1 CS: 0 | PA: 38 |
| PITCHER | IP WLS BF H R ER SO BB IBB HBP BLK WP HR S P ERA WHIP | IP WLS BF H R ER SO BB IBB HBP BLK WP HR S P ERA WHIP | | | | | | | | | | | | | | | | | | |
| Bruce Howard, R ERA: 3.3 (1, 1) | 5.0 W 25 7 3 3 3 | 4.0 S 13 0 0 0 3 | | | | | | | | | | | | | | | | | | |
| Hoyt Wilhelm, R ERA: 5.96 (6, 1) | 4.0 S 13 0 0 0 3 | | | | | | | | | | | | | | | | | | | |

Los Angeles Angels @ Chicago White Sox
Comiskey Park, Chicago, IL
Sat May 15 1965, 4:33 AM EDT
Att: 7,528 - Unknown

AB 34
R 3
H 7
RBI 3
BB 4
SO 6
LOB 12





| Batter | 1 | 2 | 3 | 4 | 5 | 6 | 7 | 8 | 9 | AB | R | H | RBI | BB | SO | LOB | BOTTOM | | | |
|--|---|---|------------------------------|---------------------------------|------------------------------|---------------------------------|------------------------------|---------------------------------|------------------------------|---------------------------------|------------------------------|---------------------------------|------------------------------|---------------------------------|------------------------------|---------------------------------|----------------------------------|------------------------------------|----------------------------------|--------|
| Danny Cater, R OBP: 0.363, SLG: 0.485 (1, 7) | | | F3 | | F8 | | | | | 5 | 1 | 2 | 1 | 0 | 0 | 6 | | | | |
| Don Buford, S OBP: 0.360, SLG: 0.475 (1, 4) | 4-3 G3 | | | G4-6-3 S 1B WP | | 8-2 3B | F8 | | | 5 | 1 | 2 | 0 | 0 | 0 | 2 | | | | |
| Floyd Robinson, L OBP: 0.313, SLG: 0.353 (1, 9) | 1B E 1B | F5 | | G4-6-3 BB | | 8-2 3B | F4 | | | 4 | 1 | 1 | 1 | 1 | 0 | 1 | | | | |
| Pete Ward, L OBP: 0.376, SLG: 0.453 (1, 5) | 1B E 1B | | | G4-6-3 | | 4-0 BB | F8 | | | 4 | 1 | 2 | 0 | 1 | 0 | 2 | | | | |
| Bill Skowron, R OBP: 0.358, SLG: 0.480 (1, 3) | E6 CS | | | K | | 4-3 | | | | 3 | 0 | 0 | 1 | 0 | 1 | 2 | | | | |
| Tom McCraw, L OBP: 0.303, SLG: 0.267 (6, PH) (7, 3) | 1-3 CS | 5-3 | | | | 4-3 | F7 | | | 2 | 0 | 0 | 0 | 0 | 0 | 1 | | | | |
| Ron Hansen, R OBP: 0.346, SLG: 0.457 (1, 6) | 1B 2B BB | | | HR | | F7 | 5-3 | | | 3 | 2 | 1 | 1 | 1 | 0 | 0 | | | | |
| J.C. Martin, L OBP: 0.378, SLG: 0.457 (1, 2) | 2B 1B | | F7 | | FC1-6-5 2B | | E WP 2B | | | 4 | 1 | 3 | 1 | 0 | 0 | 0 | | | | |
| Ken Berry, R OBP: 0.271, SLG: 0.314 (1, 8) | 1-3 2B | | 1-3 | | FC1-6-5 BB | | F8 | | | 4 | 0 | 1 | 1 | 0 | 0 | 2 | | | | |
| Bruce Howard, S OBP: 0.500, SLG: 0.333 (1, 1) Hoyt Wilhelm, R (6, 1) | BB | | | 2B | | 1-2 BB | E6 WP 3B | | | 1 | 0 | 1 | 0 | 2 | 0 | 0 | | | | |
| Inning Stats | R: 4 E: 1 K: 0 S: 8 | H: 5 LOB: 3 BB: 2 P: 16 | R: 0 E: 0 K: 0 S: 4 | H: 1 LOB: 1 BB: 0 P: 4 | R: 1 E: 0 K: 0 S: 5 | H: 2 LOB: 1 BB: 0 P: 5 | R: 1 E: 0 K: 1 S: 5 | H: 1 LOB: 0 BB: 1 P: 9 | R: 0 E: 0 K: 0 S: 4 | H: 1 LOB: 2 BB: 1 P: 8 | R: 0 E: 0 K: 0 S: 3 | H: 1 LOB: 1 BB: 1 P: 7 | R: 2 E: 1 K: 0 S: 6 | H: 2 LOB: 1 BB: 0 P: 6 | R: 0 E: 0 K: 0 S: 3 | H: 0 LOB: 0 BB: 0 P: 3 | 1B: 5 2B: 6 3B: 2 HR: 1 | SF: 0 SAC: 0 DP: 2 HBP: 0 | WP: 2 PB: 0 SB: 1 CS: 1 | PA: 41 |
| PITCHER | IP WLS BF H R ER SO BB IBB HBP BLK WP HR S P ERA WHIP | IP WLS BF H R ER SO BB IBB HBP BLK WP HR S P ERA WHIP | | | | | | | | | | | | | | | | | | |
| Dean Chance, R ERA: 3.69 (1, 1) | 0.2 L 8 5 4 4 0 | 2.1 11 3 1 1 0 | | | | | | | | | | | | | | | | | | |
| Barry Latman, R ERA: 1.69 (4, 1) | 2.0 9 2 1 1 1 | 3.0 13 3 2 0 0 | | | | | | | | | | | | | | | | | | |
| Ron Piche, R ERA: 5.06 (6, 1) | 3.0 13 3 2 0 0 | | | | | | | | | | | | | | | | | | | |
| Aubrey Gatewood, R ERA: 3.65 (6, 1) | 3.0 13 3 2 0 0 | | | | | | | | | | | | | | | | | | | |

Los Angeles Angels @ Chicago White Sox
Comiskey Park, Chicago, IL
Sat May 15 1965, 4:33 AM EDT
Att: 7,528 - Unknown

AB 36
R 8
H 13
RBI 6
BB 5
SO 1
LOB 17



| Batter | 1 | 2 | 3 | 4 | 5 | 6 | 7 | 8 | 9 | AB | R | H | RBI | BB | SO | LOB | TOP | | | | | | | | |
|---|------------------------------|---------------------------------|------------------------------|---------------------------------|------------------------------|---------------------------------|------------------------------|---------------------------------|------------------------------|---------------------------------|------------------------------|---------------------------------|------------------------------|---------------------------------|------------------------------|----------------------------------|---|---------------------------------|----------------------------------|------------------------------------|----------------------------------|--------|--|--|--|
| Jose Cardenal, R OBP: 0.323, SLG: 0.450 (1, 8) | 0-0 5-3 | | 0-0 F3 | | | 0-0 F8 | | 0-0 F2 | | 4 | 0 | 0 | 0 | 0 | 0 | 3 | Los Angeles Angels @ Chicago White Sox Comiskey Park, Chicago, IL Sun May 16 1965, 4:38 AM EDT Att: 17,905 - Unknown  | | | | | | | | |
| Jim Piersall, R OBP: 0.321, SLG: 0.346 (1, 7) (8, 9) | 0-0 6-3 | | | 0-0 L4 | | 0-0 F8 | | 0-0 F9 | | 4 | 0 | 0 | 0 | 0 | 0 | 3 | | | | | | | | | |
| Jim Fregosi, R OBP: 0.281, SLG: 0.367 (1, 6) | 0-0 F9 | | | 0-0 6-3 | | | 0-0 F8 | 0-0 FC6-4 | | 4 | 0 | 0 | 0 | 0 | 0 | 2 | | | | | | | | | |
| Joe Adcock, R OBP: 0.308, SLG: 0.490 (1, 3) | | 0-0 6-3 | | 0-0 6-3 | | | 0-0 E1 | | 0-3 K | 4 | 0 | 0 | 0 | 0 | 1 | 0 | | | | | | | | | |
| Lou Clinton, R OBP: 0.286, SLG: 0.250 Bob Lee, R (7, 1) | 0-3 K | | | 0-0 6-3 | | | 0-0 F6 | | 0-0 FC6 1B | 3 | 0 | 0 | 0 | 0 | 1 | 0 | | | | | | | | | |
| Costen Shockley, L OBP: 0.237, SLG: 0.275 (9, PH) | | | | | 0-3 K | | | | | 1 | 0 | 1 | 0 | 0 | 0 | 0 | | | | | | | | | |
| Julio Gotay, R OBP: 0.278, SLG: 0.333 (1, 5) | | 0-0 1B | | | 0-3 K | | | | 0-0 FC6 1B | 4 | 2 | 2 | 0 | 0 | 1 | 1 | | | | | | | | | |
| Bobby Knoop, R OBP: 0.337, SLG: 0.463 (1, 4) | | 0-3 K | | | 0-3 K | | | | 0-0 1B | 4 | 2 | 2 | 2 | 0 | 2 | 1 | | | | | | | | | |
| Phil Roof, R OBP: 0.167, SLG: 0.167 Buck Rodgers, S OBP: 0.275, SLG: 0.293 (8, PH) (8, 2) | | | 0-0 F3 | | | 0-0 F7 | | | 0-0 G3 | 2 | 0 | 0 | 0 | 0 | 0 | 0 | | | | | | | | | |
| George Brunet, R OBP: 0.250, SLG: 0.250 Albie Pearson, L OBP: 0.343, SLG: 0.344 Paul Schaal, R OBP: 0.298, SLG: 0.468 Willie Smith, L OBP: 0.286, SLG: 0.446 (8, 7) | | | 0-3 K | | | | 0-0 1B | | | 2 | 0 | 1 | 0 | 0 | 1 | 0 | | | | | | | | | |
| Inning Stats | R: 0 E: 0 K: 0 S: 3 | H: 0 LOB: 0 BB: 0 P: 3 | R: 0 E: 0 K: 2 S: 8 | H: 1 LOB: 1 BB: 0 P: 8 | R: 0 E: 0 K: 1 S: 5 | H: 0 LOB: 0 BB: 0 P: 5 | R: 0 E: 0 K: 0 S: 3 | H: 0 LOB: 0 BB: 0 P: 3 | R: 0 E: 0 K: 2 S: 7 | H: 0 LOB: 0 BB: 0 P: 7 | R: 0 E: 0 K: 0 S: 4 | H: 1 LOB: 1 BB: 0 P: 4 | R: 0 E: 0 K: 0 S: 3 | H: 0 LOB: 0 BB: 0 P: 3 | R: 2 E: 0 K: 0 S: 6 | H: 3 LOB: 2 BB: 1 P: 10 | R: 2 E: 0 K: 1 S: 7 | H: 2 LOB: 0 BB: 0 P: 7 | 1B: 5 2B: 1 3B: 0 HR: 1 | SF: 0 SAC: 0 DP: 0 HBP: 0 | WP: 0 PB: 0 SB: 0 CS: 0 | PA: 35 | | | |
| PITCHER | IP | WLS | BF | H | R | ER | SO | BB | IBB | HBP | BLK | WP | HR | S | P | ERA | WHIP | | | | | | | | |
| Tommy John, L ERA: 2.25 Eddie Fisher, R ERA: 2.08 | (1, 1) (8, 1) | 7.0 S | 26 9 | 4 3 | 2 2 | 2 2 | 5 1 | 1 0 | 0 0 | 0 0 | 0 0 | 0 0 | 1 1 | 35 11 | 39 11 | 2.57 9.00 | 0.714 1.500 | | | | | | | | |


| Batter | 1 | 2 | 3 | 4 | 5 | 6 | 7 | 8 | 9 | AB | R | H | RBI | BB | SO | LOB | BOTTOM | | | | | | | | |
|--|----------------------------------|---------------------------------|------------------------------|---------------------------------|------------------------------|---------------------------------|--------------------------------|---------------------------------|------------------------------|---------------------------------|------------------------------|---------------------------------|------------------------------|----------------------------------|------------------------------|---------------------------------|---|----------------------------------|------------------------------------|----------------------------------|--------|--|--|--|--|
| Danny Cater, R OBP: 0.366, SLG: 0.476 (1, 7) | 0-0 F9 | | 0-0 5-3 | | 0-0 L4 | | 4-0 6-3 SH3-4 E BB | 0-0 F9 | | 4 | 1 | 0 | 0 | 1 | 0 | 2 | Los Angeles Angels @ Chicago White Sox Comiskey Park, Chicago, IL Sun May 16 1965, 4:38 AM EDT Att: 17,905 - Unknown  | | | | | | | | |
| Al Weis, S OBP: 0.361, SLG: 0.469 (1, 4) B B B | 4-0 FC1-5 1B BB | | 0-0 FC5 2B | | 0-0 E4 1B | | 0-0 SH3-4 1-2 | 0-0 F2 | | 3 | 1 | 2 | 0 | 1 | 0 | 2 | | | | | | | | | |
| John Romano, R OBP: 0.338, SLG: 0.308 (1, 2) | 0-0 FC1-5 1-2 1B | | 4-0 BB | | 0-0 2H 1B | | 0-0 6-3 2-3 | 0-0 F9 | | 3 | 1 | 2 | 1 | 1 | 0 | 1 | | | | | | | | | |
| Bill Skowron, R OBP: 0.368, SLG: 0.509 Tom McCraw, L OBP: 0.303, SLG: 0.267 (7, PR) (8, 3) | 0-0 FC1-5 1-2 2-3 1B | | 0-0 FC5 2-3 1B | | 0-0 2H 1B | | 0-0 E4 3B 1B | | 4 | 0 | 1 | 1 | 0 | 0 | 4 | 0 | | | | | | | | | |
| Pete Ward, L OBP: 0.376, SLG: 0.451 (1, 5) | 0-0 F7 | | | 0-0 G3 | | 4-0 FC6-4 BB | 0-0 3B 1B | | 3 | 1 | 1 | 0 | 1 | 0 | 2 | | | | | | | | | | |
| Ron Hansen, R OBP: 0.348, SLG: 0.459 (1, 6) | | 0-0 F9 | | 4-0 E BB | | 0-0 FC6-4 1B 1-2 | 0-0 3B 1B | | 3 | 0 | 1 | 2 | 1 | 0 | 1 | | | | | | | | | | |
| Floyd Robinson, L OBP: 0.294, SLG: 0.330 (1, 9) | | 0-0 F5 | | 0-0 F8 1-3 | | 0-0 F7 | 0-0 6-3 | | 4 | 0 | 0 | 0 | 0 | 0 | 4 | | | | | | | | | | |
| Ken Berry, R OBP: 0.288, SLG: 0.323 (1, 8) | | 0-0 4-3 | | 0-3 K | | 0-0 1B | | 0-0 BB 1B | 4 | 0 | 2 | 0 | 0 | 1 | 1 | | | | | | | | | | |
| Tommy John, R OBP: 0.091, SLG: 0.091 Eddie Fisher, R J.C. Martin, L OBP: 0.385, SLG: 0.444 (8, 1) (8, 2) | | | 0-0 F7 | | 0-3 K | | 0-0 5-3 | | 0-0 1-2 BB | 3 | 0 | 0 | 0 | 0 | 1 | 2 | | | | | | | | | |
| Inning Stats | R: 0 E: 0 K: 0 S: 4 | H: 1 LOB: 2 BB: 1 P: 8 | R: 0 E: 0 K: 0 S: 3 | H: 0 LOB: 0 BB: 0 P: 3 | R: 0 E: 0 K: 1 S: 4 | H: 1 LOB: 2 BB: 1 P: 8 | R: 0 E: 1 K: 1 S: 5 | H: 0 LOB: 1 BB: 1 P: 9 | R: 2 E: 1 K: 1 S: 7 | H: 3 LOB: 1 BB: 0 P: 7 | R: 0 E: 0 K: 0 S: 4 | H: 1 LOB: 2 BB: 1 P: 8 | R: 3 E: 1 K: 0 S: 6 | H: 2 LOB: 2 BB: 1 P: 10 | R: 0 E: 0 K: 0 S: 4 | H: 1 LOB: 2 BB: 1 P: 8 | | 1B: 7 2B: 1 3B: 1 HR: 0 | SF: 0 SAC: 1 DP: 0 HBP: 0 | WP: 0 PB: 0 SB: 0 CS: 0 | PA: 39 | | | | |
| PITCHER | IP | WLS | BF | H | R | ER | SO | BB | IBB | HBP | BLK | WP | HR | S | P | ERA | WHIP | | | | | | | | |
| George Brunet, L ERA: 2.51 Bob Lee, R ERA: 1.59 | (1, 1) (7, 1) | 6.1 L | 29 10 | 6 3 | 3 2 | 1 0 | 2 0 | 5 1 | 0 0 | 0 0 | 0 0 | 0 0 | 9 9 | 28 13 | 48 13 | 0.00 1.42 | 2.400 1.737 | | | | | | | | |

| Batter | 1 | 2 | 3 | 4 | 5 | 6 | 7 | 8 | 9 | AB | R | H | RBI | BB | SO | LOB | TOP | | | | | | | | |
|---|---|---|--|---|---|---------------------------------|------------------------------|---------------------------------|------------------------------|----------------------------------|------------------------------|---------------------------------|------------------------------|---------------------------------|------------------------------|---------------------------------|------------------------------|---------------------------------|----------------------------------|------------------------------------|----------------------------------|--------|--|--|--|
| Danny Cater, R OBP: 0.374, SLG: 0.509 | 0-0 4-3 S 1B | | 0-0 3B | | 0-0 BB BB 1B | 0-0 G4-6-3 | | | 0-0 F9 | 5 | 1 | 3 | 1 | 0 | 0 | 1 | | | | | | | | | |
| Don Buford, S OBP: 0.374, SLG: 0.471 | 0-3 K | | 0-0 F7 | | 4-0 BB BB WP BB | | 0-0 6-3 | | 4-0 BB | 3 | 1 | 0 | 0 | 2 | 1 | 2 | | | | | | | | | |
| Al Weis, S OBP: 0.361, SLG: 0.469 | 1-2 | | | | 1-2 WP BB | | | | | 0 | 0 | 0 | 0 | 0 | 0 | 0 | | | | | | | | | |
| Floyd Robinson, L OBP: 0.310, SLG: 0.359 | 0-0 4-3 | | 0-0 F5 | | 4-0 WP BB 1B BB | | 1-0 S HBP | | 0-3 K | 3 | 1 | 0 | 0 | 1 | 1 | 3 | | | | | | | | | |
| Pete Ward, L OBP: 0.388, SLG: 0.479 | 4-0 BB | | | 0-0 L4 | 4-0 WP 1B BB | | 0-3 K | | | 2 | 1 | 0 | 1 | 2 | 1 | 1 | | | | | | | | | |
| Bill Skowron, R OBP: 0.361, SLG: 0.487 | 0-0 F8 | | | 0-0 4-3 | 4-0 1B IBB | | | | | 3 | 0 | 0 | 0 | 1 | 0 | 3 | | | | | | | | | |
| Tom McCraw, L OBP: 0.294, SLG: 0.258 | | | | 0-0 F6 | 1-2 2-3 3-4 1B | | | | | 0 | 0 | 0 | 0 | 0 | 0 | 0 | | | | | | | | | |
| Ron Hansen, R OBP: 0.347, SLG: 0.449 | | 0-3 K | | 0-0 F6 | 0-0 1B | | | | 0-0 1-3 | 4 | 0 | 1 | 2 | 0 | 1 | 0 | | | | | | | | | |
| John Romano, R OBP: 0.326, SLG: 0.301 | 0-0 F8 | | | | 0-0 F7 | | | | 4-0 L7-3 BB | 3 | 0 | 0 | 0 | 1 | 0 | 2 | | | | | | | | | |
| J.C. Martin, L OBP: 0.385, SLG: 0.444 | | | | | 0-0 F4 | | | | | 0 | 0 | 0 | 0 | 0 | 0 | 0 | | | | | | | | | |
| Ken Berry, R OBP: 0.292, SLG: 0.353 | 0-0 F9 | | | | 0-0 SH3-4 1B | | | | 0-0 L7-3 | 4 | 1 | 1 | 0 | 0 | 0 | 1 | | | | | | | | | |
| Joe Horlen, R OBP: 0.176, SLG: 0.235 | | | 0-0 F3 | | 0-0 SH3-4 | | | | 0-0 F9 | 3 | 0 | 1 | 0 | 0 | 0 | 0 | | | | | | | | | |
| Tommy John, R OBP: 0.091, SLG: 0.091 | | | | | 0-0 SH3-4 | | | | | 0 | 0 | 0 | 0 | 0 | 0 | 0 | | | | | | | | | |
| Eddie Fisher, R | | | | | 1-2 1B | | | | | 0 | 0 | 0 | 0 | 0 | 0 | 0 | | | | | | | | | |
| Inning Stats | R: 0 E: 0 K: 1 S: 6 | H: 1 LOB: 2 BB: 1 P: 10 | R: 0 E: 0 K: 1 S: 5 | H: 0 LOB: 0 BB: 0 P: 5 | R: 0 E: 0 K: 0 S: 4 | H: 1 LOB: 1 BB: 0 P: 4 | R: 0 E: 0 K: 0 S: 3 | H: 0 LOB: 0 BB: 0 P: 3 | R: 5 E: 0 K: 0 S: 6 | H: 3 LOB: 2 BB: 4 P: 22 | R: 0 E: 0 K: 0 S: 3 | H: 1 LOB: 1 BB: 0 P: 3 | R: 0 E: 0 K: 1 S: 5 | H: 0 LOB: 1 BB: 0 P: 6 | R: 0 E: 0 K: 0 S: 2 | H: 0 LOB: 0 BB: 1 P: 6 | R: 0 E: 0 K: 1 S: 5 | H: 0 LOB: 1 BB: 1 P: 9 | 1B: 5 2B: 1 3B: 1 HR: 0 | SF: 0 SAC: 1 DP: 2 HBP: 1 | WP: 1 PB: 0 SB: 2 CS: 0 | PA: 39 | | | |
| PITCHER | IP WLS BF H R ER SO BB IBB HBP BLK WP HR S P ERA WHIP | 4.2 L 22 4 5 5 2 4 0 0 0 0 0 22 38 9.64 1.714 | 5.1 L 6 2 0 0 0 0 1 0 0 1 0 5 9 0.00 1.500 | 7.1 L 4 0 0 0 1 0 0 1 0 0 5 6 0.00 0.000 | 8.1 L 7 0 0 0 1 2 0 0 0 0 0 7 15 0.00 1.000 | | | | | | | | | | | | | | | | | | | | |

Chicago White Sox @ Kansas City Athletics
Municipal Stadium, Kansas City, MO
Tue May 18 1965, 8:05 PM EDT
Att: 3,565 - Unknown

livebaseballscorecards.com

AB 30
R 5
H 6
RBI 4
BB 7
SO 4
LOB 13



| Batter | 1 | 2 | 3 | 4 | 5 | 6 | 7 | 8 | 9 | AB | R | H | RBI | BB | SO | LOB | BOTTOM | | | | | | | |
|---|---|---|--|--|------------------------------|---------------------------------|------------------------------|---------------------------------|------------------------------|---------------------------------|------------------------------|---------------------------------|------------------------------|---------------------------------|------------------------------|---------------------------------|------------------------------|---------------------------------|----------------------------------|------------------------------------|----------------------------------|--------|--|--|
| Bert Campaneris, R OBP: 0.316, SLG: 0.392 | 0-0 5-3 | 0-0 5-3 | | | 0-0 5-3 | | 0-3 K | | | 4 | 0 | 0 | 0 | 0 | 1 | 2 | | | | | | | | |
| Jim Landis, R OBP: 0.423, SLG: 0.378 | 0-0 G3 1B | | 0-0 1B 2B | | 0-0 4-3 | | | 0-3 K | | 4 | 1 | 2 | 0 | 0 | 1 | 0 | | | | | | | | |
| Mike Hershberger, R OBP: 0.189, SLG: 0.229 | | | | | | | | | | 0 | 0 | 0 | 0 | 0 | 0 | 0 | | | | | | | | |
| Jim Gentile, L OBP: 0.305, SLG: 0.575 | 0-0 G3 | | 0-3 K | | 0-0 6-3 | | | | | 4 | 0 | 0 | 0 | 0 | 1 | 2 | | | | | | | | |
| Johnny Blanchard, L OBP: 0.321, SLG: 0.306 | 0-0 F9 | | 0-0 F4 | | | 0-0 F9 | | | | 4 | 0 | 0 | 0 | 0 | 0 | 2 | | | | | | | | |
| Dick Green, R OBP: 0.369, SLG: 0.465 | | 4-0 2B BB | 0-0 2B | 2-3 1B | | 0-0 6-3 | | | 0-0 SF8 2B | 3 | 2 | 2 | 1 | 1 | 0 | 0 | | | | | | | | |
| Ed Charles, R OBP: 0.325, SLG: 0.441 | | 0-0 1B 2B | 0-0 5-3 | | | 0-3 K | | | 0-0 SF8 | 3 | 0 | 1 | 2 | 0 | 1 | 1 | | | | | | | | |
| Wayne Causey, L OBP: 0.290, SLG: 0.280 | | 0-3 K | | | 0-0 F8 | | | | 0-3 K | 3 | 0 | 0 | 0 | 0 | 1 | 1 | | | | | | | | |
| Nelson Mathews, R OBP: 0.410, SLG: 0.485 | | | | | | | | | | 1 | 0 | 0 | 0 | 0 | 1 | 0 | | | | | | | | |
| Billy Bryan, L OBP: 0.301, SLG: 0.453 | | 4-0 IBB | | | 0-0 4-3 | | | | 0-0 F3 | 2 | 1 | 1 | 1 | 1 | 0 | 0 | | | | | | | | |
| Rene Lachemann, R OBP: 0.421, SLG: 0.769 | | | | | | | | | | 1 | 0 | 0 | 0 | 0 | 0 | 0 | | | | | | | | |
| Orlando Pena, R OBP: 0.222, SLG: 0.125 | | 0-3 K | | | 0-0 F9 | | | | | 2 | 0 | 0 | 0 | 0 | 1 | 2 | | | | | | | | |
| Moe Drabowsky, R OBP: 0.091, SLG: 0.091 | | | | | | | | | | 0 | 0 | 0 | 0 | 0 | 0 | 0 | | | | | | | | |
| Jim Dickson, L | | | | | | | | | | 0 | 0 | 0 | 0 | 0 | 0 | 0 | | | | | | | | |
| Ken Harrelson, R OBP: 0.308, SLG: 0.396 | | | | | | | | | | 1 | 0 | 0 | 0 | 0 | 1 | 0 | | | | | | | | |
| Wes Stock, R | | | | | | | | | | 0 | 0 | 0 | 0 | 0 | 0 | 0 | | | | | | | | |
| Inning Stats | R: 0 E: 0 K: 0 S: 4 | H: 1 LOB: 1 BB: 0 P: 4 | R: 1 E: 0 K: 2 S: 8 | H: 1 LOB: 2 BB: 2 P: 16 | R: 1 E: 0 K: 1 S: 7 | H: 2 LOB: 1 BB: 0 P: 7 | R: 0 E: 0 K: 0 S: 3 | H: 0 LOB: 0 BB: 0 P: 3 | R: 0 E: 0 K: 0 S: 3 | H: 0 LOB: 0 BB: 0 P: 3 | R: 0 E: 0 K: 1 S: 5 | H: 0 LOB: 0 BB: 0 P: 5 | R: 1 E: 0 K: 2 S: 8 | H: 1 LOB: 0 BB: 0 P: 8 | R: 0 E: 0 K: 1 S: 5 | H: 0 LOB: 0 BB: 0 P: 5 | R: 1 E: 0 K: 1 S: 6 | H: 1 LOB: 0 BB: 0 P: 6 | 1B: 2 2B: 3 3B: 0 HR: 1 | SF: 1 SAC: 0 DP: 0 HBP: 0 | WP: 0 PB: 0 SB: 0 CS: 0 | PA: 35 | | |
| PITCHER | IP WLS BF H R ER SO BB IBB HBP BLK WP HR S P ERA WHIP | 8.1 W 33 6 4 4 7 1 0 0 0 0 0 45 53 4.32 0.840 | 0.1 S 1 0 0 0 1 0 0 0 0 0 0 3 3 0.00 0.000 | 0.1 S 1 0 0 0 0 0 0 0 0 0 0 1 1 0.00 0.000 | | | | | | | | | | | | | | | | | | | | |

Chicago White Sox @ Kansas City Athletics
Municipal Stadium, Kansas City, MO
Tue May 18 1965, 8:05 PM EDT
Att: 3,565 - Unknown

livebaseballscorecards.com

AB 32
R 4
H 6
RBI 4
BB 2
SO 8
LOB 10



| Batter | 1 | 2 | 3 | 4 | 5 | 6 | 7 | 8 | 9 | AB | R | H | RBI | BB | SO | LOB | TOP | | | | | |
|--|--|---------------------------------|------------------------------|---------------------------------|------------------------------|---------------------------------|------------------------------|---------------------------------|------------------------------|---------------------------------|------------------------------|---------------------------------|------------------------------|---------------------------------|------------------------------|---------------------------------|--|---------------------------------|----------------------------------|------------------------------------|----------------------------------|--------|
| Danny Cater, R OBP: 0.362, SLG: 0.492 (1, 5) | F9 | | 5-3 | | | 5-3 | | 5-3 | | 4 | 0 | 0 | 0 | 0 | 0 | 0 | | | | | | |
| Al Weis, S OBP: 0.325, SLG: 0.417 (1, 4) | K | | K | | | 5-3 | | | 5-3 | 4 | 0 | 0 | 0 | 0 | 2 | 0 | | | | | | |
| John Romano, R OBP: 0.323, SLG: 0.338 (1, 2) | HR | | F3 | | | F6 | | | F4 | 4 | 1 | 1 | 1 | 0 | 0 | 0 | | | | | | |
| Bill Skowron, R OBP: 0.349, SLG: 0.471 (1, 3) | F9 | | | | | F8 | | | F5 | 4 | 0 | 0 | 0 | 0 | 0 | 0 | | | | | | |
| Floyd Robinson, L OBP: 0.311, SLG: 0.358 (1, 9) | | FC6-4 1B | | | | B4-3 | | | K | 3 | 0 | 1 | 0 | 0 | 1 | 0 | | | | | | |
| Ron Hansen, R OBP: 0.339, SLG: 0.436 (1, 6) | | 5-3 1-2 | | | | 1-3 | | | 6-3 | 3 | 0 | 0 | 0 | 0 | 0 | 1 | | | | | | |
| Dave Nicholson, R OBP: 0.093, SLG: 0.333 (1, 7) | | FC6-4 2B E | | | | K | | | F9 | 3 | 1 | 0 | 0 | 0 | 1 | 1 | | | | | | |
| Ken Berry, R OBP: 0.293, SLG: 0.362 (1, 8) | | E2 1-H 2B | | | | F6 | | | 6-3 | 3 | 0 | 1 | 0 | 0 | 0 | 0 | | | | | | |
| Bruce Howard, S OBP: 0.406, SLG: 0.286 (1, 1) | | | | | | | | | | 1 | 0 | 0 | 0 | 0 | 0 | 1 | | | | | | |
| Ted Wills, L OBP: 0.327, SLG: 0.333 (3, 1) | | | | | | | | | | 0 | 0 | 0 | 0 | 0 | 0 | 0 | | | | | | |
| Jimmie Schaffer, R OBP: 0.327, SLG: 0.333 (5, Ph) | | | | | | | | | | 0 | 0 | 0 | 0 | 0 | 0 | 0 | | | | | | |
| Bob Locker, S OBP: 0.428, SLG: 0.593 (5, Ph) | | | | | | | | | | 0 | 0 | 0 | 0 | 0 | 0 | 0 | | | | | | |
| Smoky Burgess, L OBP: 0.428, SLG: 0.593 (8, Ph) | | | | | | | | | | 1 | 1 | 1 | 1 | 0 | 0 | 0 | | | | | | |
| Hoyt Wilhelm, R OBP: 0.428, SLG: 0.593 (8, Ph) | | | | | | | | | | 0 | 0 | 0 | 0 | 0 | 0 | 0 | | | | | | |
| Inning Stats | R: 1 E: 0 K: 1 S: 6 | H: 1 LOB: 0 BB: 0 P: 6 | R: 1 E: 1 K: 0 S: 5 | H: 2 LOB: 1 BB: 0 P: 5 | R: 0 E: 0 K: 1 S: 5 | H: 0 LOB: 0 BB: 0 P: 5 | R: 0 E: 0 K: 0 S: 3 | H: 0 LOB: 0 BB: 0 P: 3 | R: 0 E: 0 K: 1 S: 5 | H: 0 LOB: 0 BB: 0 P: 5 | R: 0 E: 0 K: 0 S: 3 | H: 0 LOB: 0 BB: 0 P: 5 | R: 0 E: 0 K: 1 S: 5 | H: 0 LOB: 0 BB: 0 P: 5 | R: 1 E: 0 K: 0 S: 4 | H: 1 LOB: 0 BB: 0 P: 4 | R: 0 E: 0 K: 0 S: 3 | H: 0 LOB: 0 BB: 0 P: 3 | 1B: 1 2B: 1 3B: 0 HR: 2 | SF: 0 SAC: 0 DP: 0 HBP: 0 | WP: 0 PB: 0 SB: 0 CS: 0 | PA: 31 |
| PITCHER John O'Donoghue, L ERA: 3.35 (1, 1) | IP: 9.0 WLS: W BF: 31 H: 4 R: 3 ER: 2 SO: 4 BB: 0 IBB: 0 HBP: 0 BLK: 0 WP: 0 HR: 2 S: 39 P: 39 ERA: 2.00 WHIP: 0.444 | | | | | | | | | | | | | | | PITCHER | IP: 9.0 WLS: W BF: 31 H: 4 R: 3 ER: 2 SO: 4 BB: 0 IBB: 0 HBP: 0 BLK: 0 WP: 0 HR: 2 S: 39 P: 39 ERA: 2.00 WHIP: 0.444 | | | | | |

Chicago White Sox @ Kansas City Athletics
Municipal Stadium, Kansas City, MO
Wed May 19 1965, 8:05 PM EDT
Att: 3,678 - Unknown

AB 31
R 3
H 4
RBI 2
BB 0
SO 4
LOB 3



| Batter | 1 | 2 | 3 | 4 | 5 | 6 | 7 | 8 | 9 | AB | R | H | RBI | BB | SO | LOB | BOTTOM | | | | | |
|---|---|---------------------------------|------------------------------|----------------------------------|-------------------------------|----------------------------------|------------------------------|---------------------------------|------------------------------|---------------------------------|------------------------------|---------------------------------|------------------------------|---------------------------------|------------------------------|---------------------------------|---|---------------------------------|----------------------------------|------------------------------------|----------------------------------|--------|
| Bert Campaneris, R OBP: 0.314, SLG: 0.403 (1, 6) | 6-3 | | 1B 3B | | | F9 | | K | | 4 | 1 | 1 | 0 | 0 | 1 | 1 | | | | | | |
| Jim Landis, R OBP: 0.411, SLG: 0.367 (1, 8) | K | | 1B SF8 | | | F9 | | L6 | | 4 | 1 | 1 | 1 | 0 | 1 | 1 | | | | | | |
| Jim Gentile, L OBP: 0.313, SLG: 0.571 (1, 3) | F7 | | 1B 1B SF8 | | | 1B 1-H | | 6-3 | | 4 | 1 | 2 | 1 | 0 | 0 | 0 | | | | | | |
| Johnny Blanchard, L OBP: 0.318, SLG: 0.347 (1, 9) | | HR | SF8 | | | F4 | | 1-3 | | 3 | 1 | 1 | 2 | 0 | 0 | 1 | | | | | | |
| Dick Green, R OBP: 0.373, SLG: 0.466 (1, 4) | | K | 1B 1-2 | | | K | | G4-3 1B | | 4 | 0 | 2 | 0 | 0 | 2 | 0 | | | | | | |
| Ed Charles, R OBP: 0.331, SLG: 0.438 (1, 5) | | HR BB | 1-2 2-3 1B | | | 4-3 | | G4-3 1-2 | | 3 | 1 | 1 | 0 | 1 | 0 | 1 | | | | | | |
| Billy Bryan, L OBP: 0.299, SLG: 0.493 (1, 2) | | 1-H HR | SF8 | | | K | | F8 | | 3 | 1 | 1 | 3 | 0 | 1 | 0 | | | | | | |
| Nelson Mathews, R OBP: 0.395, SLG: 0.464 (1, 7) | | K | K | | | | | F9 | | 3 | 0 | 0 | 0 | 0 | 2 | 2 | | | | | | |
| John O'Donoghue, R OBP: 0.385, SLG: 0.333 (1, 1) | F9 | | | | | 1B 1B | | 6-3 | | 3 | 1 | 1 | 0 | 0 | 0 | 0 | | | | | | |
| Inning Stats | R: 0 E: 0 K: 1 S: 5 | H: 0 LOB: 0 BB: 0 P: 5 | R: 3 E: 0 K: 2 S: 9 | H: 2 LOB: 1 BB: 1 P: 13 | R: 3 E: 0 K: 1 S: 10 | H: 5 LOB: 2 BB: 0 P: 10 | R: 1 E: 0 K: 0 S: 5 | H: 2 LOB: 1 BB: 0 P: 5 | R: 0 E: 0 K: 2 S: 7 | H: 0 LOB: 0 BB: 0 P: 7 | R: 0 E: 0 K: 1 S: 5 | H: 0 LOB: 0 BB: 0 P: 5 | R: 0 E: 0 K: 0 S: 3 | H: 0 LOB: 0 BB: 0 P: 3 | R: 0 E: 0 K: 0 S: 3 | H: 1 LOB: 0 BB: 0 P: 3 | R: 0 E: 0 K: 0 S: 3 | H: 0 LOB: 0 BB: 0 P: 3 | 1B: 7 2B: 0 3B: 1 HR: 2 | SF: 2 SAC: 0 DP: 1 HBP: 0 | WP: 0 PB: 0 SB: 0 CS: 0 | PA: 34 |
| PITCHER Bruce Howard, R ERA: 4.5 (1, 1) | IP: 2.0 WLS: L BF: 11 H: 4 R: 5 ER: 5 SO: 3 BB: 1 IBB: 0 HBP: 0 BLK: 0 WP: 0 HR: 2 S: 16 P: 20 ERA: 22.50 WHIP: 2.500 | | | | | | | | | | | | | | | PITCHER | IP: 2.0 WLS: L BF: 11 H: 4 R: 5 ER: 5 SO: 3 BB: 1 IBB: 0 HBP: 0 BLK: 0 WP: 0 HR: 2 S: 16 P: 20 ERA: 22.50 WHIP: 2.500 | | | | | |
| PITCHER Ted Wills, L ERA: 2.19 (3, 1) | IP: 2.0 WLS: L BF: 11 H: 5 R: 2 ER: 2 SO: 1 BB: 0 IBB: 0 HBP: 0 BLK: 0 WP: 0 HR: 0 S: 13 P: 13 ERA: 9.00 WHIP: 2.500 | | | | | | | | | | | | | | | PITCHER | IP: 2.0 WLS: L BF: 11 H: 5 R: 2 ER: 2 SO: 1 BB: 0 IBB: 0 HBP: 0 BLK: 0 WP: 0 HR: 0 S: 13 P: 13 ERA: 9.00 WHIP: 2.500 | | | | | |
| PITCHER Bob Locker, R ERA: 4.85 (5, 1) | IP: 3.0 WLS: W BF: 9 H: 0 R: 0 ER: 0 SO: 3 BB: 0 IBB: 0 HBP: 0 BLK: 0 WP: 0 HR: 0 S: 15 P: 15 ERA: 0.00 WHIP: 0.000 | | | | | | | | | | | | | | | PITCHER | IP: 3.0 WLS: W BF: 9 H: 0 R: 0 ER: 0 SO: 3 BB: 0 IBB: 0 HBP: 0 BLK: 0 WP: 0 HR: 0 S: 15 P: 15 ERA: 0.00 WHIP: 0.000 | | | | | |
| PITCHER Hoyt Wilhelm, R ERA: 5.11 (8, 1) | IP: 1.0 WLS: W BF: 3 H: 1 R: 0 ER: 0 SO: 0 BB: 0 IBB: 0 HBP: 0 BLK: 0 WP: 0 HR: 0 S: 3 P: 3 ERA: 0.00 WHIP: 1.000 | | | | | | | | | | | | | | | PITCHER | IP: 1.0 WLS: W BF: 3 H: 1 R: 0 ER: 0 SO: 0 BB: 0 IBB: 0 HBP: 0 BLK: 0 WP: 0 HR: 0 S: 3 P: 3 ERA: 0.00 WHIP: 1.000 | | | | | |

Chicago White Sox @ Kansas City Athletics
Municipal Stadium, Kansas City, MO
Wed May 19 1965, 8:05 PM EDT
Att: 3,678 - Unknown

AB 31
R 7
H 10
RBI 7
BB 1
SO 7
LOB 6



| Batter | 1 | 2 | 3 | 4 | 5 | 6 | 7 | 8 | 9 | AB | R | H | RBI | BB | SO | LOB | TOP | | | | | |
|--|------------------------------|---------------------------------|------------------------------|---------------------------------|------------------------------|----------------------------------|------------------------------|---------------------------------|------------------------------|---------------------------------|------------------------------|---------------------------------|------------------------------|----------------------------------|------------------------------|---------------------------------|------------------------------|---------------------------------|----------------------------------|------------------------------------|-------------------------|--------|
| Danny Cater, R (1,7) OBP: 0.364, SLG: 0.492 Tom McCraw, L (4,7) OBP: 0.306, SLG: 0.250 | 0-0 6-3 | | 0-0 E 1B | | 0-0 G1-6-3 | | 4-0 FC4-6 BB | | | 2 | 0 | 1 | 0 | 0 | 0 | 0 | 2 | | | | | |
| Don Buford, S (1,4) OBP: 0.369, SLG: 0.462 | 0-0 1-3 | | 0-0 E8 1B | | 0-0 F7 | | 0-0 FC4-6 | | | 4 | 0 | 1 | 0 | 0 | 0 | 3 | 4 | | | | | |
| Floyd Robinson, L (1,9) OBP: 0.309, SLG: 0.355 | 0-0 1B 1B | | 0-0 F7 | | 0-3 K | | 0-0 4-3 | | | 4 | 0 | 1 | 0 | 0 | 1 | 2 | 4 | | | | | |
| Pete Ward, L (1,5) OBP: 0.391, SLG: 0.475 | 0-0 1-3 1B | | 4-0 1B | | 0-0 3-1 | | 0-0 F2 | | | 3 | 0 | 1 | 0 | 1 | 0 | 0 | 3 | | | | | |
| Bill Skowron, R (1,3) OBP: 0.338, SLG: 0.455 | 0-0 F9 | | 0-3 K | | 0-0 4-3 | | 0-0 F8 | | | 4 | 0 | 0 | 0 | 0 | 1 | 5 | 4 | | | | | |
| Ron Hansen, R (1,6) OBP: 0.344, SLG: 0.439 Al Weis, S (9, PR) OBP: 0.325, SLG: 0.417 | | 0-0 F8 | | 0-0 1-3 | | 0-0 BB 1B | | 0-0 G6-4-3 1B | | 4 | 0 | 2 | 0 | 0 | 0 | 0 | 4 | | | | | |
| John Romano, R (1,2) OBP: 0.320, SLG: 0.333 | | 0-0 F9 | | 0-3 K | | 0-0 BB 1B | | 0-0 G6-4-3 | | 4 | 0 | 1 | 0 | 0 | 1 | 1 | 4 | | | | | |
| Ken Berry, R (1,8) OBP: 0.286, SLG: 0.352 Smoky Burgess, L (9, PH) OBP: 0.400, SLG: 0.538 | | 0-3 K | | 0-3 K | | 0-3 K | | 0-0 F9 | | 3 | 0 | 0 | 0 | 0 | 3 | 2 | 3 | | | | | |
| Tommy John, R (1,1) OBP: 0.143, SLG: 0.143 | | | 0-0 1-3 | | 0-0 G1-6-3 1B | | 0-3 K | | | 3 | 0 | 1 | 0 | 0 | 1 | 2 | 3 | | | | | |
| Inning Stats | R: 0 E: 0 K: 0 S: 5 | H: 2 LOB: 2 BB: 0 P: 5 | R: 0 E: 0 K: 1 S: 5 | H: 0 LOB: 0 BB: 0 P: 5 | R: 0 E: 1 K: 1 S: 7 | H: 2 LOB: 3 BB: 1 P: 11 | R: 0 E: 0 K: 2 S: 7 | H: 0 LOB: 0 BB: 0 P: 7 | R: 0 E: 0 K: 0 S: 3 | H: 1 LOB: 0 BB: 0 P: 3 | R: 0 E: 0 K: 1 S: 5 | H: 0 LOB: 0 BB: 0 P: 5 | R: 0 E: 0 K: 2 S: 9 | H: 2 LOB: 3 BB: 1 P: 13 | R: 0 E: 0 K: 0 S: 3 | H: 0 LOB: 0 BB: 0 P: 3 | R: 0 E: 0 K: 0 S: 3 | H: 1 LOB: 1 BB: 0 P: 3 | 1B: 8 2B: 0 3B: 0 HR: 0 | SF: 0 SAC: 0 DP: 2 HBP: 0 | WP: 0 PB: 0 CS: 0 | PA: 35 |
| PITCHER | IP | WLS | BF | H | R | ER | SO | BB | IBB | HBP | BLK | WP | HR | S | P | ERA | WHIP | | | | | |
| Fred Newman, R (1,1) ERA: 3.09 Bob Lee, R (9,1) ERA: 1.57 | 8.0 | W | 33 | 8 | 0 | 0 | 7 | 1 | 1 | 0 | 0 | 0 | 0 | 45 | 53 | 0.00 | 1.125 | | | | | |

Chicago White Sox @ Los Angeles Angels
Dodger Stadium, Los Angeles, CA
Fri May 21 1965, 7:05 PM PDT
Att: 10,874 - Unknown

| | |
|-----|----|
| AB | 33 |
| R | 0 |
| H | 8 |
| RBI | 0 |
| BB | 2 |
| SO | 7 |
| LOB | 17 |



| Batter | 1 | 2 | 3 | 4 | 5 | 6 | 7 | 8 | 9 | AB | R | H | RBI | BB | SO | LOB | BOTTOM | | | | |
|---|------------------------------|---------------------------------|------------------------------|---------------------------------|------------------------------|---------------------------------|------------------------------|---------------------------------|------------------------------|---------------------------------|------------------------------|---------------------------------|------------------------------|---------------------------------|------------------------------|---------------------------------|----------------------------------|------------------------------------|-------------------------|--------|--|
| Jose Cardenal, R (1,8) OBP: 0.311, SLG: 0.414 | 0-0 2-3 | | | 0-0 6-3 | | 0-0 1-3 | | | | 3 | 0 | 0 | 0 | 0 | 0 | 1 | 3 | | | | |
| Willie Smith, L (1,7) OBP: 0.259, SLG: 0.398 | 0-3 K | | | 0-3 K | | 0-0 E3 1B | | | | 3 | 0 | 0 | 0 | 0 | 2 | 0 | 3 | | | | |
| Jim Fregosi, R (1,6) OBP: 0.271, SLG: 0.356 | 0-0 F9 | | | 0-0 F8 | | 0-0 G1-4-3 1B | | | | 3 | 0 | 1 | 0 | 0 | 0 | 0 | 3 | | | | |
| Joe Adcock, R (1,3) OBP: 0.288, SLG: 0.438 Vic Power, R (9,3) OBP: 0.308, SLG: 0.462 | | 0-0 F9 | | 0-0 6-3 | | 0-0 G1-4-3 | | | | 3 | 0 | 0 | 0 | 0 | 0 | 2 | 3 | | | | |
| Paul Schaaf, R (1,5) OBP: 0.293, SLG: 0.450 | | 0-3 K | | 0-0 1-3 | | 0-0 4-3 | | | | 3 | 0 | 0 | 0 | 0 | 1 | 1 | 3 | | | | |
| Lou Clinton, R (1,9) OBP: 0.276, SLG: 0.246 | | 0-3 K | | 0-0 6-3 | | | 0-0 SH1-4 1B | | | 3 | 1 | 1 | 0 | 0 | 1 | 0 | 3 | | | | |
| Buck Rodgers, S (1,2) OBP: 0.258, SLG: 0.265 | | | 0-0 F9 | | 0-0 6-3 | | 0-0 SH1-4 | | | 2 | 0 | 0 | 0 | 0 | 0 | 0 | 2 | | | | |
| Bobby Knoop, R (1,4) OBP: 0.331, SLG: 0.432 | | | 0-0 6-3 | | 4-0 BB | | 0-0 CS 1B | | | 2 | 0 | 1 | 1 | 1 | 0 | 0 | 2 | | | | |
| Fred Newman, R (1,1) OBP: 0.182, SLG: 0.053 Bob Lee, R (9,1) ERA: 2.01 | | | 0-3 K | | 0-3 K | | 0-0 F4 | | | 3 | 0 | 0 | 0 | 0 | 2 | 2 | 3 | | | | |
| Inning Stats | R: 0 E: 0 K: 1 S: 5 | H: 0 LOB: 0 BB: 0 P: 5 | R: 0 E: 0 K: 2 S: 7 | H: 0 LOB: 0 BB: 0 P: 7 | R: 0 E: 0 K: 1 S: 5 | H: 0 LOB: 0 BB: 0 P: 5 | R: 0 E: 0 K: 1 S: 5 | H: 0 LOB: 0 BB: 0 P: 5 | R: 0 E: 0 K: 0 S: 3 | H: 0 LOB: 1 BB: 1 P: 9 | R: 0 E: 1 K: 0 S: 4 | H: 1 LOB: 1 BB: 0 P: 4 | R: 1 E: 0 K: 0 S: 4 | H: 2 LOB: 2 BB: 0 P: 4 | R: 0 E: 0 K: 0 S: 4 | H: 0 LOB: 0 BB: 0 P: 4 | 1B: 3 2B: 0 3B: 0 HR: 0 | SF: 0 SAC: 1 DP: 1 HBP: 0 | WP: 0 PB: 0 CS: 1 | PA: 27 | |
| PITCHER | IP | WLS | BF | H | R | ER | SO | BB | IBB | HBP | BLK | WP | HR | S | P | ERA | WHIP | | | | |
| Tommy John, L (1,1) ERA: 2.01 | 8.0 | L | 27 | 3 | 1 | 1 | 6 | 1 | 0 | 0 | 0 | 0 | 0 | 38 | 42 | 1.12 | 0.500 | | | | |

Chicago White Sox @ Los Angeles Angels
Dodger Stadium, Los Angeles, CA
Fri May 21 1965, 7:05 PM PDT
Att: 10,874 - Unknown

| | |
|-----|----|
| AB | 25 |
| R | 1 |
| H | 3 |
| RBI | 1 |
| BB | 1 |
| SO | 6 |
| LOB | 6 |



| Batter | 1 | 2 | 3 | 4 | 5 | 6 | 7 | 8 | 9 | AB | R | H | RBI | BB | SO | LOB | TOP | |
|---|------------------------------|---------------------------------|------------------------------|---------------------------------|------------------------------|---------------------------------|------------------------------|---------------------------------|------------------------------|----------------------------------|------------------------------|---------------------------------|------------------------------|---------------------------------|----------------------------------|------------------------------------|--|--------------------------|
| Floyd Robinson, L OBP: 0.298, SLG: 0.341 | F5 | | 4-3 | | G3 | | F8 | | F4 | 5 | 0 | 0 | 0 | 0 | 0 | 4 | Chicago White Sox @ Los Angeles Angels Dodger Stadium, Los Angeles, CA Sat May 22 1965, 7:05 PM PDT Att: 11,597 - Unknown | |
| Al Weis, S OBP: 0.364, SLG: 0.474 Eddie Fisher, R Smoky Burgess, L OBP: 0.375, SLG: 0.500 | 1-0 | | 4-0 | | 6-3 | | 1B | | G3 | 2 | 1 | 1 | 2 | 1 | 0 | 1 | | |
| John Romano, R OBP: 0.317, SLG: 0.329 | F1 | | FC5-4 | | F7 | | 1B | | | 4 | 0 | 1 | 1 | 0 | 0 | 3 | | |
| Bill Skowron, R OBP: 0.336, SLG: 0.449 | FC6-4 | | | | F9 | | K | | | 4 | 0 | 1 | 0 | 0 | 1 | 2 | | |
| Pete Ward, L OBP: 0.387, SLG: 0.464 | | | | | F9 | | F8 | | 4-3 | 3 | 0 | 0 | 0 | 1 | 0 | 1 | | |
| Ron Hansen, R OBP: 0.341, SLG: 0.432 | F4 | | | | 1B | | L5 | | 5-3 | 4 | 0 | 1 | 0 | 0 | 0 | 1 | | |
| Dave Nicholson, R OBP: 0.125, SLG: 0.313 | F9 | | | | F9 | | 1B | | K | 4 | 1 | 1 | 0 | 0 | 1 | 3 | | |
| Ken Berry, R OBP: 0.287, SLG: 0.351 Tom McCraw, L OBP: 0.297, SLG: 0.242 | K | | | | K | | 1B | | G3 | 3 | 1 | 1 | 0 | 0 | 2 | 3 | | |
| Gary Peters, L OBP: 0.182, SLG: 0.143 Bob Locker, S Jimmie Schaffer, R Hoyt Wilhelm, R Don Buford, S OBP: 0.371, SLG: 0.462 | | | K | | 6-3 | | K | | 1B | 0 | 0 | 0 | 0 | 0 | 0 | 0 | | |
| Inning Stats | R: 0 E: 0 K: 0 S: 3 | H: 0 LOB: 1 BB: 0 P: 4 | R: 0 E: 0 K: 1 S: 5 | H: 0 LOB: 1 BB: 1 P: 9 | R: 0 E: 0 K: 1 S: 5 | H: 2 LOB: 2 BB: 1 P: 7 | R: 0 E: 0 K: 0 S: 3 | H: 0 LOB: 1 BB: 1 P: 7 | R: 0 E: 0 K: 0 S: 3 | H: 4 LOB: 1 BB: 0 P: 11 | R: 0 E: 0 K: 1 S: 5 | H: 0 LOB: 0 BB: 0 P: 5 | R: 0 E: 0 K: 0 S: 4 | H: 1 LOB: 1 BB: 0 P: 4 | 1B: 6 2B: 0 3B: 1 HR: 0 | SF: 0 SAC: 0 DP: 0 HBP: 1 | | WP: 0 PA: 38 CS: 0 |
| PITCHER | IP | WLS | BF | H | R | ER | SO | BB | IBB | HBP | BLK | WP | HR | S | P | ERA | WHIP | |
| Marcelino Lopez, L ERA: 2.12 Bob Lee, R ERA: 1.47 | (1, 1) (7, 1) | 6.2 S | 29 9 | 5 2 | 3 0 | 3 0 | 4 2 | 3 0 | 0 0 | 1 0 | 0 0 | 0 0 | 0 0 | 13 13 | 46 13 | 4.05 0.00 | 1.200 0.857 | |

| Batter | 1 | 2 | 3 | 4 | 5 | 6 | 7 | 8 | 9 | AB | R | H | RBI | BB | SO | LOB | BOTTOM | | |
|---|--------------------------------------|----------------------------------|------------------------------|---------------------------------|------------------------------|---------------------------------|------------------------------|---------------------------------|------------------------------|---------------------------------|------------------------------|---------------------------------|------------------------------|----------------------------------|------------------------------|---------------------------------|--|----------------------------------|------------------------------------|
| Jose Cardenal, R OBP: 0.320, SLG: 0.428 | 1B | | | 4-3 | | 5-3 | | SH3-4 | | 5 | 1 | 3 | 0 | 0 | 0 | 0 | Chicago White Sox @ Los Angeles Angels Dodger Stadium, Los Angeles, CA Sat May 22 1965, 7:05 PM PDT Att: 11,597 - Unknown | | |
| Bobby Gene Smith, R OBP: 0.500, SLG: 0.750 | 1B | | | K | | WP | | SH3-4 | | 4 | 1 | 2 | 0 | 0 | 1 | 1 | | | |
| Jim Fregosi, R OBP: 0.268, SLG: 0.350 | 1B | | | F9 | | F7 | | 5-3 | | 5 | 1 | 1 | 1 | 0 | 1 | 3 | | | |
| Joe Adcock, R OBP: 0.314, SLG: 0.448 Julio Gotay, R OBP: 0.291, SLG: 0.304 Vic Power, R OBP: 0.308, SLG: 0.462 | 1B | | | | F2 | | FC5 | | SH1-4 | 3 | 1 | 2 | 1 | 0 | 0 | 0 | | | |
| Lou Clinton, R OBP: 0.280, SLG: 0.250 | 1B | | | | 5-3 | | SH1-4 | | | 3 | 1 | 1 | 1 | 0 | 0 | 2 | | | |
| Paul Schaaf, R OBP: 0.299, SLG: 0.447 | S | | | 5-3 | | PB | | K | | 3 | 0 | 1 | 0 | 1 | 1 | 2 | | | |
| Buck Rodgers, S OBP: 0.273, SLG: 0.265 | SF7 | | | | | | | | | 0 | 0 | 0 | 1 | 3 | 0 | 0 | | | |
| Bobby Knoop, R OBP: 0.320, SLG: 0.417 | K | | | | F4 | | FC5 | | | 4 | 0 | 0 | 0 | 0 | 1 | 6 | | | |
| Marcelino Lopez, R OBP: 0.130, SLG: 0.136 Bob Lee, R OBP: 0.222, SLG: 0.500 | K | | | | FC6-4 | | K2-3 | | | 3 | 0 | 0 | 0 | 0 | 2 | 2 | | | |
| Inning Stats | R: 5 E: 0 K: 2 S: 12 | H: 5 LOB: 1 BB: 1 P: 16 | R: 0 E: 0 K: 1 S: 6 | H: 1 LOB: 2 BB: 0 P: 7 | R: 0 E: 0 K: 0 S: 3 | H: 0 LOB: 0 BB: 1 P: 7 | R: 0 E: 0 K: 1 S: 5 | H: 0 LOB: 0 BB: 0 P: 5 | R: 0 E: 0 K: 0 S: 4 | H: 1 LOB: 2 BB: 1 P: 8 | R: 0 E: 0 K: 1 S: 6 | H: 1 LOB: 2 BB: 0 P: 6 | R: 0 E: 0 K: 1 S: 6 | H: 1 LOB: 2 BB: 1 P: 10 | R: 1 E: 0 K: 0 S: 4 | H: 2 LOB: 0 BB: 0 P: 4 | | 1B: 8 2B: 2 3B: 0 HR: 1 | SF: 1 SAC: 2 DP: 0 HBP: 1 |
| PITCHER | IP | WLS | BF | H | R | ER | SO | BB | IBB | HBP | BLK | WP | HR | S | P | ERA | WHIP | | |
| Gary Peters, L ERA: 4.37 Bob Locker, R ERA: 3.71 Hoyt Wilhelm, R ERA: 4.4 Eddie Fisher, R ERA: 2.2 | (1, 1) (1, 1) (5, 1) (7, 1) | 0.0 L | 5 16 | 5 1 | 5 0 | 4 0 | 4 4 | 0 2 | 0 0 | 0 1 | 0 0 | 1 0 | 0 0 | 10 14 | 14 14 | 0.00 0.00 | 0.750 1.000 | | |

| Batter | 1 | 2 | 3 | 4 | 5 | 6 | 7 | 8 | 9 | AB | R | H | RBI | BB | SO | LOB | TOP | | | | | | | | | | | | | | | | | | | | | |
|---|------------------------------|----------------------------------|------------------------------|---------------------------------|------------------------------|----------------------------------|------------------------------|---------------------------------|------------------------------|---------------------------------|------------------------------|---------------------------------|------------------------------|---------------------------------|-----------------------------------|------------------------------------|-------------------------|----------------|----|-----|----|---|---|----|----|----|-----|-----|-----|----|----|---|---|-----|------|--|--|--|
| Tom McCraw, L (1, 7) OBP: 0.310, SLG: 0.222 | | | | | | | | | | 3 | 2 | 0 | 0 | 2 | 0 | 4 | | | | | | | | | | | | | | | | | | | | | | |
| Don Buford, S (1, 4) OBP: 0.387, SLG: 0.448 | | | | | | | | | | 3 | 1 | 0 | 0 | 1 | 0 | 0 | | | | | | | | | | | | | | | | | | | | | | |
| Al Weis, S (6, 4) OBP: 0.378, SLG: 0.487 | | | | | | | | | | 1 | 1 | 1 | 0 | 0 | 0 | 0 | | | | | | | | | | | | | | | | | | | | | | |
| Floyd Robinson, L (1, 9) OBP: 0.297, SLG: 0.341 | | | | | | | | | | 3 | 2 | 1 | 1 | 0 | 0 | 0 | | | | | | | | | | | | | | | | | | | | | | |
| Pete Ward, L (1, 5) OBP: 0.388, SLG: 0.481 | | | | | | | | | | 4 | 1 | 2 | 3 | 0 | 1 | 1 | | | | | | | | | | | | | | | | | | | | | | |
| Bill Skowron, R (1, 3) OBP: 0.331, SLG: 0.439 | | | | | | | | | | 5 | 0 | 1 | 1 | 0 | 3 | 2 | | | | | | | | | | | | | | | | | | | | | | |
| Ron Hansen, R (1, 6) OBP: 0.336, SLG: 0.418 | | | | | | | | | | 4 | 1 | 0 | 0 | 1 | 1 | 3 | | | | | | | | | | | | | | | | | | | | | | |
| J.C. Martin, L (1, 2) OBP: 0.395, SLG: 0.450 | | | | | | | | | | 4 | 0 | 2 | 0 | 0 | 0 | 1 | | | | | | | | | | | | | | | | | | | | | | |
| Ken Berry, R (1, 8) OBP: 0.286, SLG: 0.342 | | | | | | | | | | 3 | 0 | 0 | 0 | 1 | 1 | 1 | | | | | | | | | | | | | | | | | | | | | | |
| Joe Horlen, R (1, 1) OBP: 0.263, SLG: 0.278 | | | | | | | | | | 1 | 0 | 1 | 1 | 1 | 0 | 0 | | | | | | | | | | | | | | | | | | | | | | |
| Eddie Fisher, R (4, 1) | | | | | | | | | | 1 | 0 | 0 | 0 | 0 | 0 | 0 | | | | | | | | | | | | | | | | | | | | | | |
| Hoyt Wilhelm, R (7, 1) | | | | | | | | | | 1 | 0 | 0 | 0 | 0 | 1 | 0 | | | | | | | | | | | | | | | | | | | | | | |
| Inning Stats | R: 3 E: 1 K: 0 S: 5 | H: 1 LOB: 1 BB: 2 P: 13 | R: 0 E: 0 K: 0 S: 3 | H: 1 LOB: 0 BB: 0 P: 3 | R: 3 E: 0 K: 1 S: 8 | H: 3 LOB: 3 BB: 3 P: 20 | R: 0 E: 0 K: 0 S: 3 | H: 0 LOB: 0 BB: 0 P: 3 | R: 0 E: 0 K: 2 S: 8 | H: 0 LOB: 1 BB: 0 P: 8 | R: 0 E: 0 K: 0 S: 7 | H: 0 LOB: 0 BB: 0 P: 7 | R: 2 E: 0 K: 0 S: 5 | H: 2 LOB: 1 BB: 1 P: 9 | 1B: 6 2B: 2 3B: 0 HR: 0 | SF: 2 SAC: 1 DP: 1 HBP: 0 | WP: 0 PB: 0 CS: 2 | PA: 42 | | | | | | | | | | | | | | | | | | | | |
| PITCHER | IP | WLS | BF | H | R | ER | SO | BB | IBB | HBP | BLK | WP | HR | S | P | ERA | WHIP | PITCHER | IP | WLS | BF | H | R | ER | SO | BB | IBB | HBP | BLK | WP | HR | S | P | ERA | WHIP | | | |
| Dean Chance, R (1, 1) ERA: 3.88 | 2.2 | L | 18 | 5 | 6 | 5 | 1 | 4 | 1 | 0 | 0 | 0 | 0 | 15 | 35 | 16.88 | 3.375 | | | | | | | | | | | | | | | | | | | | | |
| Aubrey Gatewood, R (3, 1) ERA: 3.45 | 1.1 | | 4 | 0 | 0 | 0 | 0 | 0 | 0 | 0 | 0 | 0 | 0 | 4 | 4 | 0.00 | 0.000 | | | | | | | | | | | | | | | | | | | | | |
| Barry Latman, R (5, 1) ERA: 0.79 | 2.0 | | 7 | 1 | 0 | 0 | 2 | 0 | 0 | 0 | 0 | 0 | 0 | 11 | 11 | 0.00 | 0.500 | | | | | | | | | | | | | | | | | | | | | |
| George Brunet, L (7, 1) ERA: 2.08 | 2.0 | | 7 | 0 | 0 | 0 | 4 | 0 | 0 | 0 | 0 | 0 | 0 | 15 | 15 | 0.00 | 0.000 | | | | | | | | | | | | | | | | | | | | | |
| Ron Piche, R (9, 1) ERA: 5.68 | 1.0 | | 6 | 2 | 2 | 2 | 0 | 1 | 0 | 0 | 0 | 0 | 0 | 5 | 9 | 18.00 | 3.000 | | | | | | | | | | | | | | | | | | | | | |
| Batter | 1 | 2 | 3 | 4 | 5 | 6 | 7 | 8 | 9 | AB | R | H | RBI | BB | SO | LOB | BOTTOM | | | | | | | | | | | | | | | | | | | | | |
| Jose Cardenal, R (1, 8) OBP: 0.316, SLG: 0.420 | | | | | | | | | | 5 | 0 | 1 | 0 | 0 | 2 | 3 | | | | | | | | | | | | | | | | | | | | | | |
| Jim Fregosi, R (1, 6) OBP: 0.286, SLG: 0.345 | | | | | | | | | | 5 | 1 | 1 | 0 | 0 | 1 | 1 | | | | | | | | | | | | | | | | | | | | | | |
| Willie Smith, L (1, 7) OBP: 0.264, SLG: 0.406 | | | | | | | | | | 5 | 1 | 2 | 0 | 0 | 0 | 1 | | | | | | | | | | | | | | | | | | | | | | |
| Costen Shockley, L (1, 3) OBP: 0.230, SLG: 0.266 | | | | | | | | | | 4 | 0 | 0 | 0 | 0 | 0 | 4 | | | | | | | | | | | | | | | | | | | | | | |
| Lou Clinton, R (1, 9) OBP: 0.291, SLG: 0.268 | | | | | | | | | | 3 | 1 | 2 | 2 | 0 | 0 | 0 | | | | | | | | | | | | | | | | | | | | | | |
| Buck Rodgers, S (1, 2) OBP: 0.280, SLG: 0.274 | | | | | | | | | | 4 | 0 | 2 | 0 | 0 | 2 | 1 | | | | | | | | | | | | | | | | | | | | | | |
| Paul Schaal, R (1, 5) OBP: 0.298, SLG: 0.441 | | | | | | | | | | 4 | 0 | 1 | 0 | 0 | 0 | 3 | | | | | | | | | | | | | | | | | | | | | | |
| Bobby Knoop, R (1, 4) OBP: 0.326, SLG: 0.420 | | | | | | | | | | 4 | 0 | 2 | 0 | 0 | 1 | 0 | | | | | | | | | | | | | | | | | | | | | | |
| Dean Chance, R (1, 1) OBP: 0.150, SLG: 0.095 | | | | | | | | | | 0 | 0 | 0 | 0 | 0 | 0 | 0 | | | | | | | | | | | | | | | | | | | | | | |
| Aubrey Gatewood, R (3, 1) OBP: 1.000, SLG: 2.000 | | | | | | | | | | 0 | 0 | 0 | 0 | 0 | 0 | 0 | | | | | | | | | | | | | | | | | | | | | | |
| Albie Pearson, S (4, PH) OBP: 0.324, SLG: 0.405 | | | | | | | | | | 0 | 0 | 0 | 0 | 0 | 0 | 0 | | | | | | | | | | | | | | | | | | | | | | |
| Barry Latman, R (5, 1) OBP: 0.326, SLG: 0.405 | | | | | | | | | | 0 | 0 | 0 | 0 | 0 | 0 | 0 | | | | | | | | | | | | | | | | | | | | | | |
| Bobby Gene Smith, R (5, PH) OBP: 0.000, SLG: 0.000 | | | | | | | | | | 0 | 0 | 0 | 0 | 0 | 0 | 0 | | | | | | | | | | | | | | | | | | | | | | |
| George Brunet, R (7, 1) OBP: 0.206, SLG: 0.280 | | | | | | | | | | 0 | 0 | 0 | 0 | 0 | 0 | 0 | | | | | | | | | | | | | | | | | | | | | | |
| Joe Adcock, R (8, PH) OBP: 0.310, SLG: 0.441 | | | | | | | | | | 0 | 0 | 0 | 0 | 0 | 0 | 0 | | | | | | | | | | | | | | | | | | | | | | |
| Ron Piche, R (9, 1) OBP: 0.310, SLG: 0.441 | | | | | | | | | | 0 | 0 | 0 | 0 | 0 | 0 | 0 | | | | | | | | | | | | | | | | | | | | | | |
| Inning Stats | R: 0 E: 0 K: 1 S: 6 | H: 1 LOB: 1 BB: 0 P: 6 | R: 1 E: 0 K: 0 S: 5 | H: 3 LOB: 2 BB: 1 P: 9 | R: 1 E: 0 K: 0 S: 6 | H: 3 LOB: 2 BB: 0 P: 6 | R: 0 E: 0 K: 1 S: 5 | H: 0 LOB: 0 BB: 0 P: 5 | R: 1 E: 0 K: 1 S: 7 | H: 2 LOB: 1 BB: 0 P: 7 | R: 0 E: 0 K: 1 S: 6 | H: 1 LOB: 1 BB: 0 P: 6 | R: 0 E: 0 K: 2 S: 9 | H: 2 LOB: 2 BB: 0 P: 9 | 1B: 11 2B: 1 3B: 0 HR: 0 | SF: 1 SAC: 0 DP: 1 HBP: 0 | WP: 1 PB: 1 CS: 2 | PA: 39 | | | | | | | | | | | | | | | | | | | | |
| PITCHER | IP | WLS | BF | H | R | ER | SO | BB | IBB | HBP | BLK | WP | HR | S | P | ERA | WHIP | PITCHER | IP | WLS | BF | H | R | ER | SO | BB | IBB | HBP | BLK | WP | HR | S | P | ERA | WHIP | | | |
| Joe Horlen, R (1, 1) ERA: 2.51 | 3.0 | | 16 | 7 | 2 | 2 | 1 | 1 | 0 | 0 | 0 | 0 | 0 | 17 | 21 | 6.00 | 2.667 | | | | | | | | | | | | | | | | | | | | | |
| Eddie Fisher, R (4, 1) ERA: 2.27 | 3.0 | W | 12 | 3 | 1 | 1 | 3 | 0 | 0 | 0 | 0 | 0 | 0 | 18 | 18 | 3.00 | 1.000 | | | | | | | | | | | | | | | | | | | | | |
| Hoyt Wilhelm, R (7, 1) ERA: 3.63 | 3.0 | S | 11 | 2 | 0 | 0 | 3 | 0 | 0 | 0 | 0 | 0 | 0 | 17 | 17 | 0.00 | 0.667 | | | | | | | | | | | | | | | | | | | | | |

Chicago White Sox @ Los Angeles Angels
Dodger Stadium, Los Angeles, CA
Sun May 23 1965, 3:33 AM PDT
Att: 12,728 - Unknown

livebaseballscorecards.com

AB 33
R 8
H 8
RBI 6
BB 6
SO 7
LOB 12

Chicago White Sox @ Los Angeles Angels
Dodger Stadium, Los Angeles, CA
Sun May 23 1965, 3:33 AM PDT
Att: 12,728 - Unknown

livebaseballscorecards.com

AB 37
R 3
H 12
RBI 2
BB 1
SO 7
LOB 15

| Batter | 1 | 2 | 3 | 4 | 5 | 6 | 7 | 8 | 9 | AB | R | H | RBI | BB | SO | LOB | TOP | | |
|-------------------------|---|---------------------------------|------------------------------|---------------------------------|------------------------------|----------------------------------|------------------------------|---------------------------------|------------------------------|---------------------------------|------------------------------|---------------------------------|------------------------------|---------------------------------|------------------------------|---------------------------------|--|----------------------------------|------------------------------------|
| Dick McAuliffe, L (1.6) | F9 | | 1B | K | | | F8 | | 1B | 5 | 1 | 2 | 1 | 0 | 1 | 0 | Detroit Tigers @ Chicago White Sox Comiskey Park, Chicago, IL Mon May 24 1965, 8:05 PM EDT Att: 13,654 - Unknown | | |
| Jerry Lumpe, L (1.4) | 5-3 | | 1B | | | | | | F5 | 4 | 2 | 2 | 1 | 1 | 0 | 1 | | | |
| Norm Cash, L (1.3) | F5 | | 1B | | | | | | G3-6-3 | 2 | 1 | 0 | 1 | 1 | 0 | 1 | | | |
| Gates Brown, L (1.7) | | 4-3 | F6 | | | | | | 4-3 | 4 | 0 | 0 | 0 | 0 | 0 | 3 | | | |
| Bill Freehan, R (1.2) | 5-3 | | HR | | | | | | F8 | 4 | 2 | 2 | 5 | 0 | 0 | 0 | | | |
| Jim Northrup, L (1.9) | 2-3 | | 1B | | | | | | E5 | 4 | 0 | 1 | 0 | 0 | 1 | 0 | | | |
| Don Demeter, R (1.8) | | | | | | | | | F5 | 3 | 0 | 1 | 0 | 1 | 0 | 2 | | | |
| Don Wert, R (1.5) | | | FC2-5 | 6-3 | | | | | F8 | 3 | 1 | 0 | 0 | 1 | 0 | 1 | | | |
| Mickey Lolich, S (1.1) | | | FC2-5 | 1-3 | | | | | K | 4 | 1 | 0 | 0 | 0 | 2 | 2 | | | |
| Inning Stats | R: 0 E: 0 K: 0 S: 3 | H: 0 LOB: 0 BB: 0 P: 3 | R: 0 E: 0 K: 0 S: 3 | H: 0 LOB: 0 BB: 0 P: 3 | R: 6 E: 0 K: 0 S: 8 | H: 5 LOB: 1 BB: 2 P: 16 | R: 0 E: 0 K: 1 S: 5 | H: 0 LOB: 0 BB: 0 P: 5 | R: 2 E: 0 K: 1 S: 7 | H: 2 LOB: 0 BB: 0 P: 7 | R: 0 E: 0 K: 0 S: 2 | H: 0 LOB: 0 BB: 1 P: 6 | R: 0 E: 1 K: 0 S: 4 | H: 0 LOB: 1 BB: 0 P: 4 | R: 0 E: 0 K: 1 S: 6 | H: 1 LOB: 1 BB: 0 P: 6 | | 1B: 5 2B: 1 3B: 1 HR: 2 | SF: 1 SAC: 0 DP: 2 HBP: 0 |
| PITCHER | IP WLS BF H R ER SO BB IBB HBP BLK WP HR S P ERA WHIP | | | | | | | | | | | | | | | | | | |
| John Buzhardt, R (1.1) | 2.1 L 12 3 5 5 0 1 1 0 0 0 0 10 18 19.29 1.714 | | | | | | | | | | | | | | | | | | |
| Ted Wills, L (3.1) | 0.1 3 2 1 1 0 0 0 0 0 0 0 1 3 3 27.00 6.000 | | | | | | | | | | | | | | | | | | |
| Bob Locker, R (3.1) | 2.1 9 2 2 2 2 0 0 0 0 0 0 1 13 13 7.71 0.857 | | | | | | | | | | | | | | | | | | |
| Greg Bollo, R (6.1) | 2.0 6 0 0 0 1 2 0 0 0 0 0 0 6 14 0.00 1.000 | | | | | | | | | | | | | | | | | | |
| Eddie Fisher, R (8.1) | 2.0 8 1 0 0 1 0 0 0 0 0 0 0 10 10 0.00 0.500 | | | | | | | | | | | | | | | | | | |

| Batter | 1 | 2 | 3 | 4 | 5 | 6 | 7 | 8 | 9 | AB | R | H | RBI | BB | SO | LOB | BOTTOM | | | | |
|---------------------------|---|---------------------------------|------------------------------|---------------------------------|------------------------------|---------------------------------|------------------------------|---------------------------------|------------------------------|---------------------------------|------------------------------|---------------------------------|------------------------------|---------------------------------|------------------------------|---------------------------------|--|---------------------------------|----------------------------------|------------------------------------|--------------------------|
| Floyd Robinson, L (1.9) | F7 | F7 | | | | | 4-3 | | | 4 | 0 | 0 | 0 | 0 | 0 | 3 | Detroit Tigers @ Chicago White Sox Comiskey Park, Chicago, IL Mon May 24 1965, 8:05 PM EDT Att: 13,654 - Unknown | | | | |
| Al Weis, S (1.4) | HR | | F9 | | | | | | | 3 | 1 | 2 | 1 | 0 | 0 | 0 | | | | | |
| John Romano, R (1.2) | HR | | FC5-4 | | | | | | G6-4-3 | 3 | 1 | 1 | 2 | 1 | 0 | 1 | | | | | |
| Bill Skowron, R (1.3) | WP | | FC5-4 | | | | | | F8 | 4 | 0 | 1 | 0 | 0 | 0 | 1 | | | | | |
| Pete Ward, L (1.5) | 1-3 | | G3 | | | | | | K | 4 | 0 | 0 | 0 | 0 | 2 | 2 | | | | | |
| Danny Cater, R (1.7) | 5-3 | | | | | | | | F3 | 4 | 0 | 0 | 0 | 0 | 0 | 1 | | | | | |
| Ron Hansen, R (1.6) | | | | | | | | | F3 | 4 | 0 | 2 | 0 | 0 | 0 | 0 | | | | | |
| Ken Berry, R (1.8) | | | | | | | | | F3 | 3 | 0 | 0 | 0 | 0 | 0 | 2 | | | | | |
| John Buzhardt, R (1.1) | | | | | | | | | | 1 | 0 | 0 | 0 | 0 | 0 | 1 | | | | | |
| Ted Wills, L (3.1) | | | | | | | | | | 0 | 0 | 0 | 0 | 0 | 0 | 0 | | | | | |
| Bob Locker, S (3.1) | | | | | | | | | | 0 | 0 | 0 | 0 | 0 | 0 | 0 | | | | | |
| Don Buford, S (5. PH) | | | | | | | | | | 1 | 1 | 1 | 0 | 0 | 0 | 0 | | | | | |
| Greg Bollo, R (6.1) | | | | | | | | | | 0 | 0 | 0 | 0 | 0 | 0 | 0 | | | | | |
| Dave Nicholson, R (7. PH) | | | | | | | | | | 1 | 0 | 0 | 0 | 0 | 1 | 1 | | | | | |
| Eddie Fisher, R (8.1) | | | | | | | | | | 0 | 0 | 0 | 0 | 0 | 0 | 0 | | | | | |
| Inning Stats | R: 2 E: 0 K: 0 S: 6 | H: 3 LOB: 1 BB: 0 P: 6 | R: 0 E: 0 K: 0 S: 4 | H: 1 LOB: 1 BB: 0 P: 4 | R: 0 E: 0 K: 0 S: 3 | H: 0 LOB: 1 BB: 1 P: 7 | R: 0 E: 0 K: 0 S: 3 | H: 0 LOB: 0 BB: 0 P: 3 | R: 1 E: 0 K: 0 S: 4 | H: 1 LOB: 0 BB: 0 P: 4 | R: 0 E: 0 K: 1 S: 5 | H: 0 LOB: 0 BB: 0 P: 5 | R: 0 E: 0 K: 1 S: 6 | H: 1 LOB: 1 BB: 0 P: 6 | R: 0 E: 0 K: 0 S: 3 | H: 0 LOB: 0 BB: 0 P: 3 | R: 0 E: 0 K: 1 S: 5 | H: 0 LOB: 0 BB: 0 P: 5 | 1B: 4 2B: 2 3B: 0 HR: 1 | SF: 1 SAC: 0 DP: 1 HBP: 0 | WP: 1 PA: 34 CS: 0 |
| PITCHER | IP WLS BF H R ER SO BB IBB HBP BLK WP HR S P ERA WHIP | | | | | | | | | | | | | | | | | | | | |
| Mickey Lolich, L (1.1) | 9.0 W 34 7 3 3 3 1 0 0 0 1 1 39 43 3.00 0.889 | | | | | | | | | | | | | | | | | | | | |

| Batter | 1 | 2 | 3 | 4 | 5 | 6 | 7 | 8 | 9 | AB | R | H | RBI | BB | SO | LOB | TOP | | | | | |
|--|------------------------------|---------------------------------|------------------------------|---------------------------------|------------------------------|---------------------------------|------------------------------|---------------------------------|------------------------------|---------------------------------|------------------------------|---------------------------------|------------------------------|---------------------------------|------------------------------|---------------------------------|------------------------------|---------------------------------|----------------------------------|------------------------------------|-------------------------|--------|
| Jake Wood, R OBP: 0.333, SLG: 0.512 Terry Fox, R (6, 1) | K | | FC6-4 1B | | FC4-6 1B | F8 | | SH | | 4 | 0 | 2 | 0 | 0 | 1 | 1 | | | | | | |
| Don Wert, R OBP: 0.331, SLG: 0.262 | K | | F9 | | FC4-6 1B | | 1-3 | F3 | | 5 | 1 | 0 | 1 | 0 | 1 | 5 | | | | | | |
| Don Demeter, R Norm Cash, L (7, PH) OBP: 0.320, SLG: 0.255 (7, 3) | 6-3 | | FC6-4 | | 1B 1B | | PB WP 3B HBP | F9 | | 3 | 0 | 1 | 1 | 0 | 0 | 1 | | | | | | |
| Al Kaline, R OBP: 0.424, SLG: 0.575 | | | | L1-3 | | | | L3 | | 5 | 2 | 3 | 2 | 0 | 0 | 0 | | | | | | |
| Bill Freehan, R OBP: 0.282, SLG: 0.355 | | 4-3 | | 6-3 | | F4 | | 6-3 | | 5 | 0 | 1 | 2 | 0 | 0 | 2 | | | | | | |
| Jim Northrup, L OBP: 0.281, SLG: 0.349 | | | | F9 | | | | 6-3 | | 5 | 1 | 2 | 0 | 0 | 0 | 1 | | | | | | |
| George Thomas, R OBP: 0.333, SLG: 0.491 | | | | | 5-3 | | | F4 | | 4 | 0 | 1 | 1 | 0 | 0 | 2 | | | | | | |
| Dick McAuliffe, L OBP: 0.417, SLG: 0.574 | | | | | | 4-3 | | | | 4 | 1 | 2 | 0 | 0 | 1 | 2 | | | | | | |
| Dave Wickersham, R Jack Hamilton, R Ray Oyler, R Fred Gladding, L Jerry Lumpe, L OBP: 0.338, SLG: 0.390 (6, 4) | | | K | | | 4-3 | | F7 | | 1 | 0 | 0 | 0 | 0 | 1 | 0 | | | | | | |
| Inning Stats | R: 0 E: 0 K: 2 S: 7 | H: 0 LOB: 0 BB: 0 P: 7 | R: 1 E: 0 K: 1 S: 7 | H: 2 LOB: 1 BB: 0 P: 7 | R: 0 E: 0 K: 1 S: 6 | H: 1 LOB: 1 BB: 0 P: 6 | R: 0 E: 0 K: 0 S: 3 | H: 0 LOB: 0 BB: 0 P: 3 | R: 3 E: 0 K: 0 S: 8 | H: 5 LOB: 2 BB: 0 P: 8 | R: 1 E: 0 K: 0 S: 5 | H: 2 LOB: 1 BB: 0 P: 5 | R: 2 E: 0 K: 0 S: 5 | H: 2 LOB: 0 BB: 0 P: 6 | R: 0 E: 1 K: 0 S: 5 | H: 1 LOB: 2 BB: 0 P: 5 | R: 0 E: 0 K: 0 S: 3 | H: 0 LOB: 0 BB: 0 P: 3 | 1B: 8 2B: 3 3B: 2 HR: 0 | SF: 0 SAC: 1 DP: 0 HBP: 1 | WP: 1 PB: 1 CS: 0 | PA: 42 |
| PITCHER | IP | WLS | BF | H | R | ER | SO | BB | IBB | HBP | BLK | WP | HR | S | P | ERA | WHIP | | | | | |
| Tommy John, L ERA: 2.76 | 5.1 | L | 26 | 10 | 5 | 5 | 4 | 0 | 0 | 0 | 0 | 0 | 0 | 34 | 34 | 8.44 | 1.875 | | | | | |
| Hoyt Wilhelm, R ERA: 4.25 | 1.2 | | 8 | 2 | 2 | 2 | 0 | 0 | 0 | 1 | 0 | 1 | 0 | 7 | 8 | 10.80 | 1.200 | | | | | |
| Bruce Howard, R ERA: 4.24 | 2.0 | | 8 | 1 | 0 | 0 | 0 | 0 | 0 | 0 | 0 | 0 | 0 | 8 | 8 | 0.00 | 0.500 | | | | | |

Detroit Tigers @ Chicago White Sox
 Comiskey Park, Chicago, IL
 Tue May 25 1965, 8:05 PM EDT
 Att: 13,130 - Unknown

| | |
|-----|----|
| AB | 40 |
| R | 7 |
| H | 13 |
| RBI | 7 |
| BB | 0 |
| SO | 4 |
| LOB | 18 |



| Batter | 1 | 2 | 3 | 4 | 5 | 6 | 7 | 8 | 9 | AB | R | H | RBI | BB | SO | LOB | BOTTOM | | | | | |
|--|------------------------------|---------------------------------|------------------------------|---------------------------------|------------------------------|---------------------------------|------------------------------|----------------------------------|------------------------------|---------------------------------|------------------------------|---------------------------------|------------------------------|---------------------------------|------------------------------|---------------------------------|------------------------------|---------------------------------|----------------------------------|------------------------------------|-------------------------|--------|
| Tom McCraw, L OBP: 0.298, SLG: 0.244 | 1B 2B | 1-3 | | E6 | | | F7 | | 3-1 | 5 | 1 | 1 | 0 | 0 | 0 | 1 | | | | | | |
| Don Buford, S OBP: 0.374, SLG: 0.455 | 1B FC4-6 2-3 | | L8 | K | | | E 1B BB | | 4-3 | 4 | 2 | 1 | 0 | 1 | 1 | 2 | | | | | | |
| Floyd Robinson, L OBP: 0.288, SLG: 0.329 | FC4-6 1-3 3-H 1B | | F9 | 4-3 | | | E4 1B 1-2 | | | 4 | 0 | 1 | 1 | 0 | 0 | 3 | | | | | | |
| Pete Ward, L OBP: 0.381, SLG: 0.474 | F9 | | | 1B 2B | | F7 | | 1B 1-3 2-H | | 4 | 1 | 2 | 1 | 0 | 0 | 2 | | | | | | |
| Bill Skowron, R OBP: 0.327, SLG: 0.424 | FC4-6 FC6-4 1-2 3-H | | 1B BB | L8 | | L8 | G1-6-4-3 | | | 3 | 0 | 0 | 1 | 1 | 0 | 3 | | | | | | |
| Danny Cater, R OBP: 0.358, SLG: 0.473 | FC6-4 1-2 | | 1B 1-3 2-H | F9 | | F9 | | G3-6 BB | | 3 | 0 | 1 | 1 | 1 | 0 | 1 | | | | | | |
| Ron Hansen, R OBP: 0.338, SLG: 0.446 | | | 6-3 | | | L5 | | G3-6 | | 4 | 1 | 1 | 1 | 0 | 0 | 3 | | | | | | |
| J.C. Martin, L OBP: 0.362, SLG: 0.409 | | F7 | | F4 | | 1-3 | | F7 | | 4 | 0 | 0 | 0 | 0 | 0 | 0 | | | | | | |
| Tommy John, R OBP: 0.188, SLG: 0.133 Hoyt Wilhelm, R Bruce Howard, S Smoky Burgess, L (9, PH) OBP: 0.353, SLG: 0.467 | | K | | | | 5-3 | | 4-3 | | 1 | 0 | 0 | 0 | 1 | 1 | 0 | | | | | | |
| Inning Stats | R: 2 E: 0 K: 0 S: 6 | H: 3 LOB: 1 BB: 0 P: 6 | R: 1 E: 0 K: 1 S: 6 | H: 1 LOB: 0 BB: 0 P: 6 | R: 1 E: 0 K: 0 S: 5 | H: 2 LOB: 2 BB: 1 P: 9 | R: 0 E: 1 K: 1 S: 6 | H: 0 LOB: 2 BB: 1 P: 10 | R: 0 E: 0 K: 0 S: 3 | H: 0 LOB: 0 BB: 0 P: 3 | R: 0 E: 0 K: 0 S: 3 | H: 0 LOB: 0 BB: 0 P: 3 | R: 1 E: 1 K: 0 S: 4 | H: 1 LOB: 1 BB: 1 P: 8 | R: 0 E: 0 K: 0 S: 2 | H: 0 LOB: 0 BB: 1 P: 6 | R: 0 E: 0 K: 0 S: 3 | H: 0 LOB: 0 BB: 0 P: 3 | 1B: 4 2B: 2 3B: 0 HR: 1 | SF: 0 SAC: 0 DP: 2 HBP: 0 | WP: 0 PB: 0 CS: 0 | PA: 38 |
| PITCHER | IP | WLS | BF | H | R | ER | SO | BB | IBB | HBP | BLK | WP | HR | S | P | ERA | WHIP | | | | | |
| Dave Wickersham, R ERA: 5.8 | 2.2 | | 15 | 6 | 4 | 4 | 1 | 1 | 0 | 0 | 0 | 0 | 0 | 7 | 11 | 0.00 | 0.750 | | | | | |
| Jack Hamilton, R ERA: 15.43 | 1.1 | | 6 | 0 | 0 | 0 | 1 | 1 | 0 | 0 | 0 | 0 | 0 | 3 | 3 | 0.00 | 0.000 | | | | | |
| Fred Gladding, R ERA: 3.57 | 1.0 | W | 3 | 0 | 0 | 0 | 0 | 0 | 0 | 0 | 0 | 0 | 0 | 3 | 3 | 0.00 | 0.000 | | | | | |
| Terry Fox, R ERA: 0.78 | 4.0 | S | 14 | 1 | 1 | 0 | 0 | 2 | 0 | 0 | 0 | 0 | 0 | 12 | 20 | 0.00 | 0.750 | | | | | |

Detroit Tigers @ Chicago White Sox
 Comiskey Park, Chicago, IL
 Tue May 25 1965, 8:05 PM EDT
 Att: 13,130 - Unknown

| | |
|-----|----|
| AB | 34 |
| R | 5 |
| H | 7 |
| RBI | 5 |
| BB | 4 |
| SO | 2 |
| LOB | 15 |




| Batter | 1 | 2 | 3 | 4 | 5 | 6 | 7 | 8 | 9 | AB | R | H | RBI | BB | SO | LOB | TOP | | | |
|---|------------------------------|---------------------------------|------------------------------|---------------------------------|------------------------------|---------------------------------|------------------------------|---------------------------------|------------------------------|---------------------------------|------------------------------|---------------------------------|------------------------------|---------------------------------|------------------------------|---------------------------------|----------------------------------|------------------------------------|----------------------------------|--------|
| Dick Howser, R OBP: 0.374, SLG: 0.296 (1, 6) | 5-3 | BB | | | F9 | | F9 | F3 | | 4 | 0 | 1 | 0 | 1 | 0 | 2 | | | | |
| Chico Salmon, R OBP: 0.211, SLG: 0.176 (1, 3) | 2B | FC5 | | | F9 | | 1B | | 6-3 | 5 | 1 | 2 | 0 | 0 | 0 | 3 | | | | |
| Chuck Hinton, R OBP: 0.343, SLG: 0.395 (1, 7) | 1-3 | | | F8 | L1 | | 1B | | | 5 | 1 | 3 | 1 | 0 | 0 | 1 | | | | |
| Rocky Colavito, R OBP: 0.408, SLG: 0.524 (1, 9) | IBB | | | 6-3 | 4-3 | | 2B | | F7 | 4 | 1 | 1 | 0 | 1 | 0 | 2 | | | | |
| Max Alvis, R OBP: 0.379, SLG: 0.481 (1, 5) | F6 | | | F8 | | | E7 | | K | 5 | 0 | 2 | 1 | 0 | 1 | 4 | | | | |
| Vic Davallio, L OBP: 0.388, SLG: 0.527 (1, 8) | F7 | | | E6 | | FC3-6 | | | | 4 | 0 | 1 | 0 | 0 | 0 | 4 | | | | |
| Joe Azcue, R OBP: 0.313, SLG: 0.282 (1, 2) | | F8 | | G6-4-3 | | F9 | | | | 4 | 0 | 1 | 0 | 0 | 0 | 2 | | | | |
| Larry Brown, R OBP: 0.289, SLG: 0.310 (1, 4) | | FC5 | SH1-4 | | FC5-4 | FC6-4 | | | K | 3 | 0 | 1 | 0 | 1 | 1 | 3 | | | | |
| Luis Tiant, R (1, 1) | | SH1-4 | | FC5-4 | | | | | K | 3 | 0 | 0 | 0 | 0 | 1 | 3 | | | | |
| Inning Stats | R: 0 E: 0 K: 0 S: 5 | H: 2 LOB: 3 BB: 1 P: 9 | R: 0 E: 0 K: 0 S: 4 | H: 1 LOB: 2 BB: 1 P: 8 | R: 0 E: 0 K: 0 S: 3 | H: 0 LOB: 0 BB: 0 P: 3 | R: 0 E: 1 K: 0 S: 3 | H: 0 LOB: 1 BB: 1 P: 7 | R: 0 E: 0 K: 0 S: 4 | H: 1 LOB: 1 BB: 0 P: 4 | R: 0 E: 0 K: 0 S: 6 | H: 4 LOB: 1 BB: 0 P: 6 | R: 0 E: 0 K: 2 S: 9 | H: 2 LOB: 2 BB: 0 P: 9 | R: 0 E: 0 K: 1 S: 6 | H: 1 LOB: 1 BB: 0 P: 6 | 1B: 8 2B: 4 3B: 0 HR: 0 | SF: 0 SAC: 1 DP: 1 HBP: 0 | WP: 0 PB: 0 SB: 1 CS: 0 | PA: 41 |
| PITCHER | IP | WLS | BF | H | R | ER | SO | BB | IBB | HBP | BLK | WP | HR | S | P | ERA | WHIP | | | |
| Gary Peters, L ERA: 4.13 (1, 1) | 7.0 | L | 33 | 10 | 3 | 2 | 0 | 2 | 1 | 0 | 0 | 0 | 0 | 30 | 42 | 2.57 | 1.714 | | | |
| Eddie Fisher, R ERA: 2.09 (8, 1) | 1.0 | | 4 | 1 | 0 | 0 | 2 | 0 | 0 | 0 | 0 | 0 | 0 | 8 | 8 | 0.00 | 1.000 | | | |
| Hoyt Wilhelm, R ERA: 4.05 (9, 1) | 1.0 | | 4 | 1 | 0 | 0 | 1 | 0 | 0 | 0 | 0 | 0 | 0 | 6 | 6 | 0.00 | 1.000 | | | |

Cleveland Indians @ Chicago White Sox
Comiskey Park, Chicago, IL
Wed May 26 1965, 8:05 PM EDT
Att: 11,138 - Unknown

livebaseballscorecards.com

AB 37
R 3
H 12
RBI 2
BB 3
SO 3
LOB 24




| Batter | 1 | 2 | 3 | 4 | 5 | 6 | 7 | 8 | 9 | AB | R | H | RBI | BB | SO | LOB | BOTTOM | | | |
|---|------------------------------|---------------------------------|------------------------------|---------------------------------|------------------------------|---------------------------------|------------------------------|---------------------------------|------------------------------|---------------------------------|------------------------------|---------------------------------|------------------------------|---------------------------------|------------------------------|---------------------------------|----------------------------------|------------------------------------|----------------------------------|--------|
| Tom McCraw, L OBP: 0.294, SLG: 0.244 (1, 8) | K | | F2 | | | F8 | | E | | 4 | 0 | 1 | 0 | 0 | 1 | 1 | | | | |
| Don Buford, S OBP: 0.370, SLG: 0.448 (1, 4) | 6-3 | | | 1-3 | | | | E1 | | 4 | 0 | 1 | 0 | 0 | 0 | 1 | | | | |
| Floyd Robinson, L OBP: 0.280, SLG: 0.319 (1, 9) | G3 | | | 4-3 | | G3 | | F7 | | 4 | 0 | 0 | 0 | 0 | 0 | 4 | | | | |
| Pete Ward, L OBP: 0.377, SLG: 0.468 (1, 5) | | | | 5-3 | | | K | | F7 | 4 | 0 | 1 | 0 | 0 | 1 | 0 | | | | |
| Bill Skowron, R OBP: 0.318, SLG: 0.413 (1, 3) | | F9 | | | 5-3 | | F8 | | F8 | 4 | 0 | 0 | 0 | 0 | 0 | 1 | | | | |
| Danny Cater, R OBP: 0.355, SLG: 0.462 (1, 7) | | 4-3 | | | K | | L7 | | | 3 | 0 | 0 | 0 | 1 | 1 | 1 | | | | |
| Ron Hansen, R OBP: 0.329, SLG: 0.433 (1, 6) | | F2 | | | F5 | | | F7 | K | 4 | 0 | 0 | 0 | 0 | 1 | 2 | | | | |
| J.C. Martin, L OBP: 0.360, SLG: 0.404 (1, 2) | | | | F5 | | F8 | | 1B | | 3 | 1 | 1 | 0 | 0 | 0 | 0 | | | | |
| Gary Peters, L OBP: 0.208, SLG: 0.174 (1, 1) | | | | | | | | | | 2 | 0 | 1 | 0 | 0 | 0 | 0 | | | | |
| Eddie Fisher, R (8, 1) | | | | | | | | | | 0 | 0 | 0 | 0 | 0 | 0 | 0 | | | | |
| Smoky Burgess, L OBP: 0.333, SLG: 0.438 (8, PH) | | | | | | | | | | 1 | 0 | 0 | 0 | 0 | 0 | 1 | | | | |
| Hoyt Wilhelm, R (9, 1) | | | | | | | | | | 0 | 0 | 0 | 0 | 0 | 0 | 0 | | | | |
| Inning Stats | R: 0 E: 0 K: 1 S: 5 | H: 0 LOB: 0 BB: 0 P: 5 | R: 0 E: 0 K: 0 S: 4 | H: 1 LOB: 1 BB: 0 P: 4 | R: 0 E: 0 K: 0 S: 3 | H: 0 LOB: 0 BB: 0 P: 3 | R: 0 E: 0 K: 0 S: 3 | H: 0 LOB: 0 BB: 0 P: 3 | R: 0 E: 0 K: 1 S: 5 | H: 0 LOB: 0 BB: 0 P: 5 | R: 0 E: 0 K: 0 S: 5 | H: 0 LOB: 0 BB: 0 P: 5 | R: 0 E: 1 K: 0 S: 6 | H: 2 LOB: 2 BB: 0 P: 6 | R: 0 E: 0 K: 1 S: 5 | H: 0 LOB: 1 BB: 1 P: 9 | 1B: 5 2B: 0 3B: 0 HR: 0 | SF: 0 SAC: 0 DP: 0 HBP: 0 | WP: 0 PB: 0 SB: 0 CS: 0 | PA: 34 |
| PITCHER | IP | WLS | BF | H | R | ER | SO | BB | IBB | HBP | BLK | WP | HR | S | P | ERA | WHIP | | | |
| Luis Tiant, R ERA: 4.01 (1, 1) | 9.0 | W | 34 | 5 | 1 | 0 | 4 | 1 | 0 | 0 | 0 | 0 | 0 | 41 | 45 | 0.00 | 0.667 | | | |


Cleveland Indians @ Chicago White Sox
Comiskey Park, Chicago, IL
Wed May 26 1965, 8:05 PM EDT
Att: 11,138 - Unknown

livebaseballscorecards.com

AB 33
R 1
H 5
RBI 0
BB 1
SO 4
LOB 11




| Batter | 1 | 2 | 3 | 4 | 5 | 6 | 7 | 8 | 9 | AB | R | H | RBI | BB | SO | LOB | TOP | | | |
|--|---|----------------------------------|------------------------------|---------------------------------|------------------------------|---------------------------------|------------------------------|---------------------------------|------------------------------|---------------------------------|------------------------------|----------------------------------|------------------------------|---------------------------------|------------------------------|---------------------------------|----------------------------------|------------------------------------|-------------------------|--------|
| Phil Linz, R OBP: 0.311, SLG: 0.299 (1, 6) | 5-3 | FC6-4 | | | F8 | | | | F7 | 4 | 0 | 0 | 0 | 1 | 0 | 1 | | | | |
| Bobby Richardson, R OBP: 0.308, SLG: 0.333 (1, 4) | BB BB 1B | | 1-6-3 | | 6-3 | | | | F9 | 5 | 1 | 1 | 0 | 0 | 1 | 2 | | | | |
| Roger Maris, L OBP: 0.328, SLG: 0.455 (1, 9) | BB BB 1-2 BB | | F6 | | | K | | | K | 4 | 0 | 0 | 0 | 1 | 2 | 2 | | | | |
| Mickey Mantle, S OBP: 0.415, SLG: 0.470 (1, 7) | G5-3 1-2 BB | | | | | | | | | 2 | 1 | 1 | 0 | 2 | 0 | 0 | | | | |
| Joe Pepitone, L OBP: 0.312, SLG: 0.458 (1, 3) | 1-2 BB | | L9 | | | | | | F8 | 3 | 0 | 1 | 1 | 1 | 0 | 2 | | | | |
| Tom Tresh, S OBP: 0.348, SLG: 0.506 (1, 8) | G5-3 | | | | | | | | E3 | 3 | 0 | 0 | 0 | 1 | 0 | 5 | | | | |
| Clete Boyer, R OBP: 0.275, SLG: 0.322 (1, 5) | | | 6-3 | | L8 | | | | | 2 | 1 | 0 | 0 | 2 | 0 | 1 | | | | |
| Bob Schmidt, R OBP: 0.313, SLG: 0.367 (8, PH) | | | | | F9 | | | | SF8 | 3 | 0 | 0 | 0 | 0 | 2 | 2 | | | | |
| Ray Barker, L OBP: 0.302, SLG: 0.295 (8, PH) | | | K | | | | | | | 0 | 0 | 0 | 1 | 0 | 0 | 0 | | | | |
| Doc Edwards, R OBP: 0.269, SLG: 0.210 (8, 2) | | | | | | | | | | 0 | 0 | 0 | 0 | 0 | 0 | 0 | | | | |
| Al Downing, R OBP: 0.178, SLG: 0.125 (5, 1) | | | | | | | | | | 1 | 0 | 0 | 0 | 1 | 1 | 0 | | | | |
| Hal Reniff, R ERA: 2.79 (7, PH) | | | | | | | | | | 0 | 0 | 0 | 0 | 0 | 0 | 0 | | | | |
| Horace Clarke, S ERA: 3.27, SLG: 0.190 (7, 1) | | | | | | | | | | 1 | 0 | 1 | 1 | 0 | 0 | 0 | | | | |
| Pete Mikkelsen, R OBP: 0.318, SLG: 0.339 (8, PH) | | | | | | | | | | 0 | 0 | 0 | 0 | 0 | 0 | 0 | | | | |
| Hector Lopez, R OBP: 0.309 (8, 1) | | | | | | | | | | 0 | 0 | 0 | 0 | 0 | 0 | 2 | | | | |
| Pedro Ramos, S ERA: 4.3 (8, 1) | | | | | | | | | | 0 | 0 | 0 | 0 | 0 | 0 | 0 | | | | |
| Inning Stats | R: 1 E: 0 K: 0 S: 3 | H: 1 LOB: 2 BB: 3 P: 15 | R: 0 E: 0 K: 1 S: 5 | H: 0 LOB: 1 BB: 1 P: 9 | R: 0 E: 0 K: 0 S: 3 | H: 0 LOB: 1 BB: 1 P: 7 | R: 0 E: 0 K: 0 S: 2 | H: 0 LOB: 0 BB: 1 P: 6 | R: 0 E: 0 K: 1 S: 5 | H: 1 LOB: 0 BB: 0 P: 6 | R: 1 E: 1 K: 2 S: 8 | H: 1 LOB: 2 BB: 2 P: 16 | R: 1 E: 1 K: 0 S: 5 | H: 1 LOB: 2 BB: 1 P: 9 | R: 0 E: 0 K: 1 S: 5 | H: 0 LOB: 0 BB: 0 P: 5 | 1B: 4 2B: 0 3B: 0 HR: 0 | SF: 1 SAC: 0 DP: 1 HBP: 0 | WP: 1 PB: 1 CS: 0 | PA: 39 |
| PITCHER | IP WLS BF H R ER SO BB IBB HBP BLK WP HR S P ERA WHIP | | | | | | | | | | | | | | | | | | | |
| Tommy John, L ERA: 2.77 (1, 1) | 6.1 W 27 3 2 2 4 7 0 0 0 1 0 28 56 2.84 1.579 | | | | | | | | | | | | | | | | | | | |
| Eddie Fisher, R ERA: 1.95 (7, 1) | 2.2 S 12 1 1 0 2 2 0 0 0 0 0 0 14 22 0.00 1.125 | | | | | | | | | | | | | | | | | | | |

New York Yankees @ Chicago White Sox
 Comiskey Park, Chicago, IL
 Sat May 29 1965, 4:33 AM EDT
 Att: 17,009 - Overcast


AB 29
R 3
H 4
RBI 3
BB 9
SO 6
LOB 17

| Batter | 1 | 2 | 3 | 4 | 5 | 6 | 7 | 8 | 9 | AB | R | H | RBI | BB | SO | LOB | BOTTOM | | | |
|---|---|----------------------------------|------------------------------|----------------------------------|------------------------------|---------------------------------|------------------------------|---------------------------------|------------------------------|----------------------------------|------------------------------|---------------------------------|------------------------------|---------------------------------|------------------------------|---------------------------------|----------------------------------|------------------------------------|-------------------------|--------|
| Danny Cater, R OBP: 0.356, SLG: 0.475 (1, 7) | 5-3 | | | SH1-4 | | | | | 4-3 | 4 | 1 | 2 | 1 | 0 | 0 | 1 | | | | |
| Floyd Robinson, L OBP: 0.285, SLG: 0.325 (1, 9) | 1-3 | | | 4-3 | | | | | | 4 | 1 | 2 | 0 | 1 | 0 | 2 | | | | |
| Ron Hansen, R OBP: 0.325, SLG: 0.418 (1, 6) | 1B BB | | F3 | | F3 | | | | | 4 | 1 | 0 | 0 | 1 | 0 | 6 | | | | |
| Bill Skowron, R OBP: 0.314, SLG: 0.413 (1, 3) | | | | | | | | | | 4 | 2 | 2 | 1 | 0 | 0 | 1 | | | | |
| Tom McCraw, L OBP: 0.276, SLG: 0.229 (9, 3) | 1B BB | | | | | | | | | 0 | 0 | 0 | 0 | 0 | 0 | 0 | | | | |
| Pete Ward, L OBP: 0.383, SLG: 0.469 (1, 5) | 1B | | | | | | | | | 3 | 1 | 1 | 1 | 1 | 0 | 0 | | | | |
| Ken Berry, R OBP: 0.286, SLG: 0.339 (1, 8) | | | | | | | | | | 4 | 0 | 2 | 1 | 0 | 2 | 3 | | | | |
| Al Weis, S OBP: 0.358, SLG: 0.457 (1, 4) | F8 | | | | | | | | | 4 | 0 | 0 | 0 | 0 | 0 | 4 | | | | |
| Jimmie Schaffer, R OBP: 0.400, SLG: 0.286 (1, 2) | | | | | | | | | | 1 | 0 | 0 | 0 | 2 | 0 | 0 | | | | |
| J.C. Martin, L OBP: 0.385, SLG: 0.429 (7, 2) | | | | | | | | | | 1 | 0 | 1 | 0 | 0 | 0 | 0 | | | | |
| Tommy John, R OBP: 0.222, SLG: 0.176 (1, 1) | | | | | | | | | | 2 | 0 | 1 | 0 | 0 | 0 | 1 | | | | |
| Eddie Fisher, R ERA: 1.95 (7, 1) | | | | | | | | | | 1 | 0 | 0 | 0 | 0 | 1 | 1 | | | | |
| Inning Stats | R: 2 E: 0 K: 0 S: 6 | H: 3 LOB: 2 BB: 1 P: 10 | R: 0 E: 0 K: 0 S: 3 | H: 1 LOB: 2 BB: 2 P: 11 | R: 0 E: 0 K: 0 S: 4 | H: 1 LOB: 1 BB: 0 P: 4 | R: 0 E: 0 K: 0 S: 4 | H: 1 LOB: 2 BB: 1 P: 8 | R: 2 E: 1 K: 1 S: 7 | H: 1 LOB: 1 BB: 1 P: 11 | R: 1 E: 0 K: 1 S: 7 | H: 2 LOB: 0 BB: 0 P: 8 | R: 0 E: 0 K: 1 S: 6 | H: 1 LOB: 1 BB: 0 P: 6 | R: 1 E: 0 K: 0 S: 4 | H: 1 LOB: 0 BB: 0 P: 4 | 1B: 8 2B: 2 3B: 0 HR: 1 | SF: 1 SAC: 2 DP: 0 HBP: 1 | WP: 1 PB: 0 CS: 0 | PA: 41 |
| PITCHER | IP WLS BF H R ER SO BB IBB HBP BLK WP HR S P ERA WHIP | | | | | | | | | | | | | | | | | | | |
| Al Downing, L ERA: 3.66 (1, 1) | 4.0 L 10 2 1 1 2 0 0 1 0 0 1 13 14 4.50 1.000 | | | | | | | | | | | | | | | | | | | |
| Hal Reniff, R ERA: 2.79 (5, 1) | 2.0 2 1 1 2 0 0 0 0 0 0 0 6 6 0.00 1.000 | | | | | | | | | | | | | | | | | | | |
| Pete Mikkelsen, R ERA: 3.7 (7, 1) | 1.0 4 1 0 0 1 0 0 0 0 0 0 6 6 0.00 1.000 | | | | | | | | | | | | | | | | | | | |
| Pedro Ramos, R ERA: 4.3 (8, 1) | 4 1 1 1 0 0 0 0 0 0 0 4 4 9.00 1.000 | | | | | | | | | | | | | | | | | | | |

New York Yankees @ Chicago White Sox
 Comiskey Park, Chicago, IL
 Sat May 29 1965, 4:33 AM EDT
 Att: 17,009 - Overcast



AB 32
R 6
H 11
RBI 4
BB 5
SO 3
LOB 19

| Batter | 1 | 2 | 3 | 4 | 5 | 6 | 7 | 8 | 9 | 10 | 11 | 12 | AB | R | H | RBI | BB | SO | LOB | | | | | |
|--|---|----------------------------------|------------------------------|---------------------------------|------------------------------|---------------------------------|------------------------------|---------------------------------|------------------------------|---------------------------------|------------------------------|---------------------------------|------------------------------|---|------------------------------|---------------------------------|------------------------------|---------------------------------|------------------------------|----------------------------------|-----------------------------------|------------------------------------|----------------------------------|--------|
| Phil Linz, R OBP: 0.313, SLG: 0.293 (1, 6) | 4-0 BB G6-4-3 | | 0-0 F9 | | 0-0 1B | | 0-0 L7 | | | 0-0 F4 | | 0-0 F8 | 5 | 0 | 1 | 1 | 1 | 0 | 2 | | | | | |
| Bobby Richardson, R OBP: 0.303, SLG: 0.328 (1, 4) | 0-0 G6-4-3 1-2r | | 0-3 K | | 0-0 FC5-2-5 | | 0-0 FC6-4 | | | 0-0 F4 | | 0-0 1B | 6 | 1 | 1 | 0 | 0 | 1 | 5 | | | | | |
| Roger Maris, L OBP: 0.342, SLG: 0.441 (1, 9) | 4-0 BB | | | | | | | | | | | | | | | | | | | | | | | |
| Art Lopez, L OBP: 0.161, SLG: 0.133 (12, PR) | | | | | | | | | | | | | | | | | | | | | | | | |
| Mickey Mantle, S OBP: 0.417, SLG: 0.496 (8, 8) | | | | | | | | | | | | | | | | | | | | | | | | |
| Ross Moschitto, R (8, 8) | | | | | | | | | | | | | | | | | | | | | | | | |
| Ray Barker, L OBP: 0.309, SLG: 0.304 (10, PH) | | | | | | | | | | | | | | | | | | | | | | | | |
| Joe Pepitone, L OBP: 0.308, SLG: 0.450 (10, 8) | | | | | | | | | | | | | | | | | | | | | | | | |
| Tom Tresh, S OBP: 0.349, SLG: 0.494 (8, 7) | | | | | | | | | | | | | | | | | | | | | | | | |
| Clete Boyer, R OBP: 0.278, SLG: 0.323 (1, 5) | | | | | | | | | | | | | | | | | | | | | | | | |
| Doc Edwards, R OBP: 0.271, SLG: 0.214 (9, PH) | | | | | | | | | | | | | | | | | | | | | | | | |
| Horace Clarke, S OBP: 0.217, SLG: 0.182 (9, 2) | | | | | | | | | | | | | | | | | | | | | | | | |
| Bob Schmidt, R OBP: 0.303, SLG: 0.355 (1, 1) | | | | | | | | | | | | | | | | | | | | | | | | |
| Mel Stottlemyre, R OBP: 0.179, SLG: 0.214 (11, PH) | | | | | | | | | | | | | | | | | | | | | | | | |
| Hector Lopez, R OBP: 0.213, SLG: 0.304 (11, 1) | | | | | | | | | | | | | | | | | | | | | | | | |
| Steve Hamilton, L (11, 1) | | | | | | | | | | | | | | | | | | | | | | | | |
| Pete Mikkelsen, R (11, 1) | | | | | | | | | | | | | | | | | | | | | | | | |
| Inning Stats | R: 0 E: 0 K: 1 S: 4 | H: 0 LOB: 1 BB: 2 P: 12 | R: 0 E: 0 K: 0 S: 3 | H: 0 LOB: 0 BB: 0 P: 3 | R: 0 E: 0 K: 1 S: 6 | H: 1 LOB: 1 BB: 0 P: 6 | R: 1 E: 0 K: 0 S: 4 | H: 1 LOB: 0 BB: 0 P: 4 | R: 0 E: 0 K: 0 S: 3 | H: 3 LOB: 2 BB: 0 P: 6 | R: 0 E: 0 K: 1 S: 8 | H: 1 LOB: 1 BB: 0 P: 4 | R: 0 E: 0 K: 0 S: 4 | H: 1 LOB: 1 BB: 0 P: 4 | R: 0 E: 0 K: 1 S: 5 | H: 0 LOB: 0 BB: 0 P: 5 | R: 0 E: 0 K: 0 S: 3 | H: 1 LOB: 2 BB: 1 P: 8 | R: 1 E: 0 K: 1 S: 8 | H: 3 LOB: 3 BB: 1 P: 12 | 1B: 11 2B: 0 3B: 0 HR: 1 | SF: 0 SAC: 2 DP: 1 HBP: 0 | WP: 0 PB: 1 SB: 0 CS: 0 | PA: 52 |
| PITCHER | IP WLS BF H R ER SO BB IBB HBP BLK WP HR S P ERA WHIP | PITCHER | | | | | | | | | | | | IP WLS BF H R ER SO BB IBB HBP BLK WP HR S P ERA WHIP | | | | | | | | | | |
| Gary Peters, L ERA: 3.8 (1, 1) | 3.2 L 18 4 1 1 2 2 1 0 0 0 0 0 19 31 2.46 1.636 | | | | | | | | | | | | | 0.1 1 0 0 0 0 0 0 0 0 0 0 0 0 1 1 0.00 0.000 | | | | | | | | | | |
| Hoyt Wilhelm, R ERA: 3.8 (9, 1) | | | | | | | | | | | | | | | | | | | | | | | | |
| Bob Locker, R ERA: 4.12 (12, 1) | | | | | | | | | | | | | | | | | | | | | | | | |

TOP

New York Yankees @ Chicago White Sox
Comiskey Park, Chicago, IL
Sun May 30 1965, 4:33 AM EDT
Att. 33,561 - Unknown - 66 F

| | |
|-----|----|
| AB | 45 |
| R | 3 |
| H | 12 |
| RBI | 3 |
| BB | 5 |
| SO | 5 |
| LOB | 23 |




| Batter | 1 | 2 | 3 | 4 | 5 | 6 | 7 | 8 | 9 | 10 | 11 | 12 | AB | R | H | RBI | BB | SO | LOB | | | | | |
|---|---|---------------------------------|------------------------------|----------------------------------|------------------------------|---------------------------------|------------------------------|---------------------------------|------------------------------|---------------------------------|------------------------------|----------------------------------|------------------------------|---|------------------------------|---------------------------------|------------------------------|---------------------------------|------------------------------|---------------------------------|----------------------------------|------------------------------------|----------------------------------|--------|
| Danny Cater, R OBP: 0.346, SLG: 0.462 (1, 7) | 0-0 5-3 | | 0-3 K | | 0-0 6-3 | | | 0-0 1B | | 0-0 F3 | | 0-0 F8 | 6 | 0 | 1 | 1 | 0 | 1 | 2 | | | | | |
| Don Buford, S OBP: 0.362, SLG: 0.434 (1, 4) | 0-0 4-3 | | 0-0 | | | | | 0-0 FC1-6-5 | | 0-3 K | | 0-0 F4 | 4 | 0 | 1 | 0 | 0 | 0 | 2 | | | | | |
| Hoyt Wilhelm, R ERA: 3.8 (9, 1) | | | | | | | | | | | | | | | | | | | | | | | | |
| Bob Locker, S (12, 1) | | | | | | | | | | | | | | | | | | | | | | | | |
| Juan Pizarro, L (12, PH) | | | | | | | | | | | | | | | | | | | | | | | | |
| Floyd Robinson, L OBP: 0.282, SLG: 0.316 (1, 9) | 0-0 F2 | | 0-0 G3 | | | | | | | | | | | | | | | | | | | | | |
| Pete Ward, L OBP: 0.390, SLG: 0.490 (1, 5) | | | | | | | | | | | | | | | | | | | | | | | | |
| Bill Skowron, R OBP: 0.311, SLG: 0.406 (1, 3) | | | | | | | | | | | | | | | | | | | | | | | | |
| Tom McCraw, L OBP: 0.259, SLG: 0.212 (1, 8) | | | | | | | | | | | | | | | | | | | | | | | | |
| Dave Nicholson, R OBP: 0.111, SLG: 0.278 (11, PH) | | | | | | | | | | | | | | | | | | | | | | | | |
| Ken Berry, R OBP: 0.286, SLG: 0.339 (12, 8) | | | | | | | | | | | | | | | | | | | | | | | | |
| Ron Hansen, R OBP: 0.321, SLG: 0.407 (1, 6) | | | | | | | | | | | | | | | | | | | | | | | | |
| J.C. Martin, L OBP: 0.368, SLG: 0.407 (1, 2) | | | | | | | | | | | | | | | | | | | | | | | | |
| Gary Peters, L OBP: 0.192, SLG: 0.160 (1, 1) | | | | | | | | | | | | | | | | | | | | | | | | |
| Smoky Burgess, L OBP: 0.368, SLG: 0.529 (8, PH) | | | | | | | | | | | | | | | | | | | | | | | | |
| Al Weis, S OBP: 0.364, SLG: 0.458 (8, PR) | | | | | | | | | | | | | | | | | | | | | | | | |
| Al Weis, S OBP: 0.364, SLG: 0.458 (9, 4) | | | | | | | | | | | | | | | | | | | | | | | | |
| Inning Stats | R: 0 E: 0 K: 0 S: 3 | H: 0 LOB: 0 BB: 0 P: 3 | R: 0 E: 0 K: 1 S: 6 | H: 1 LOB: 1 BB: 1 P: 10 | R: 0 E: 0 K: 1 S: 6 | H: 1 LOB: 1 BB: 0 P: 6 | R: 1 E: 0 K: 0 S: 4 | H: 1 LOB: 0 BB: 0 P: 4 | R: 0 E: 0 K: 0 S: 3 | H: 0 LOB: 0 BB: 0 P: 3 | R: 0 E: 0 K: 1 S: 7 | H: 2 LOB: 3 BB: 2 P: 15 | R: 0 E: 0 K: 0 S: 3 | H: 0 LOB: 0 BB: 0 P: 3 | R: 0 E: 0 K: 1 S: 6 | H: 1 LOB: 1 BB: 0 P: 6 | R: 0 E: 0 K: 0 S: 8 | H: 1 LOB: 1 BB: 0 P: 8 | R: 0 E: 0 K: 0 S: 4 | H: 1 LOB: 1 BB: 0 P: 4 | 1B: 6 2B: 1 3B: 0 HR: 1 | SF: 0 SAC: 0 DP: 0 HBP: 0 | WP: 0 PB: 0 SB: 2 CS: 0 | PA: 47 |
| PITCHER | IP WLS BF H R ER SO BB IBB HBP BLK WP HR S P ERA WHIP | PITCHER | | | | | | | | | | | | IP WLS BF H R ER SO BB IBB HBP BLK WP HR S P ERA WHIP | | | | | | | | | | |
| Mel Stottlemyre, R ERA: 2.91 (1, 1) | 10.0 39 6 2 2 4 3 0 0 0 0 0 1 44 56 1.80 0.900 | | | | | | | | | | | | | 0.1 2 1 0 0 0 0 0 0 0 0 0 0 2 2 0.00 3.000 | | | | | | | | | | |
| Steve Hamilton, L ERA: 3.65 (11, 1) | | | | | | | | | | | | | | | | | | | | | | | | |
| Pete Mikkelsen, R ERA: 3.48 (11, 1) | 1.2 W 6 1 0 0 2 0 0 0 0 0 0 10 10 0.00 0.600 | | | | | | | | | | | | | | | | | | | | | | | |

BOTTOM

New York Yankees @ Chicago White Sox
Comiskey Park, Chicago, IL
Sun May 30 1965, 4:33 AM EDT
Att. 33,561 - Unknown - 66 F

| | |
|-----|----|
| AB | 44 |
| R | 2 |
| H | 8 |
| RBI | 2 |
| BB | 3 |
| SO | 6 |
| LOB | 18 |



| Batter | 1 | 2 | 3 | 4 | 5 | 6 | 7 | 8 | 9 | 10 | AB | R | H | RBI | BB | SO | LOB | TOP | | | | | | | | |
|--|------------------------------|----------------------------------|------------------------------|---------------------------------|------------------------------|---------------------------------|------------------------------|---------------------------------|------------------------------|---------------------------------|------------------------------|---------------------------------|------------------------------|---------------------------------|------------------------------|---------------------------------|------------------------------|---------------------------------|------------------------------|---------------------------------|----------------------------------|------------------------------------|----------------------------------|--------|--|--|
| Danny Cater, R OBP: 0.338, SLG: 0.447 (1, 7) | 6-3 | | K | | FC3-6 | | F8 | | 4-3 | | 5 | 0 | 0 | 0 | 0 | 1 | 2 | | | | | | | | | |
| Don Buford, S OBP: 0.364, SLG: 0.453 (1, 4) | K | | K | | 4-3 | | | | | HR | 4 | 1 | 1 | 1 | 1 | 2 | 2 | | | | | | | | | |
| Floyd Robinson, L OBP: 0.286, SLG: 0.314 (1, 9) | | | | | 1B | | 6-3 | | G4-6-3 | | 4 | 0 | 1 | 0 | 1 | 0 | 1 | | | | | | | | | |
| Pete Ward, L OBP: 0.390, SLG: 0.484 (1, 5) | K | | | | F8 | | | | | | 4 | 1 | 1 | 0 | 1 | 2 | 2 | | | | | | | | | |
| Tom McCraw, L OBP: 0.274, SLG: 0.232 (10, 3) | | K | | | F7 | | | | | | 4 | 1 | 2 | 0 | 0 | 1 | 1 | | | | | | | | | |
| Bill Skowron, R OBP: 0.320, SLG: 0.419 Ken Berry, R OBP: 0.286, SLG: 0.339 (10, PR) | | F8 | | | | | | | | | 5 | 1 | 3 | 1 | 0 | 0 | 1 | | | | | | | | | |
| Ron Hansen, R OBP: 0.312, SLG: 0.396 (1, 6) | | | | | 1B | | | | | | 0 | 0 | 0 | 0 | 0 | 0 | 0 | | | | | | | | | |
| J.C. Martin, L OBP: 0.410, SLG: 0.474 (1, 2) | | | | | | | | | | | 4 | 0 | 0 | 1 | 0 | 2 | 5 | | | | | | | | | |
| John Buzhardt, R OBP: 0.250, SLG: 0.143 Bruce Howard, S OBP: 0.385, SLG: 0.222 Al Weis, S OBP: 0.357, SLG: 0.449 Eddie Fisher, R (9, 1) | | | | | | | | | | | 3 | 0 | 3 | 1 | 1 | 0 | 0 | | | | | | | | | |
| | | | | | | | | | | | 1 | 0 | 0 | 0 | 0 | 0 | 1 | | | | | | | | | |
| | | | | | | | | | | | 2 | 0 | 0 | 0 | 0 | 0 | 2 | | | | | | | | | |
| | | | | | | | | | | | 1 | 0 | 0 | 0 | 0 | 0 | 1 | | | | | | | | | |
| | | | | | | | | | | | 0 | 0 | 0 | 0 | 0 | 0 | 0 | | | | | | | | | |
| Inning Stats | R: 0 E: 0 K: 2 S: 7 | H: 0 LOB: 1 BB: 1 P: 11 | R: 0 E: 0 K: 2 S: 7 | H: 0 LOB: 0 BB: 0 P: 7 | R: 0 E: 0 K: 2 S: 8 | H: 1 LOB: 1 BB: 0 P: 8 | R: 0 E: 0 K: 0 S: 5 | H: 2 LOB: 2 BB: 0 P: 5 | R: 0 E: 0 K: 0 S: 3 | H: 0 LOB: 1 BB: 1 P: 7 | R: 3 E: 0 K: 0 S: 7 | H: 4 LOB: 1 BB: 0 P: 7 | R: 0 E: 0 K: 0 S: 2 | H: 0 LOB: 0 BB: 1 P: 6 | R: 0 E: 0 K: 1 S: 5 | H: 0 LOB: 1 BB: 1 P: 9 | R: 0 E: 0 K: 0 S: 3 | H: 1 LOB: 0 BB: 0 P: 3 | R: 1 E: 0 K: 1 S: 8 | H: 3 LOB: 2 BB: 0 P: 8 | 1B: 7 2B: 3 3B: 0 HR: 1 | SF: 1 SAC: 1 DP: 2 HBP: 0 | WP: 0 PB: 0 SB: 0 CS: 0 | PA: 43 | | |
| PITCHER | IP 5.2 | WLS 26 | H 7 | R 3 | ER 3 | SO 6 | BB 2 | IBB 0 | HBP 0 | BLK 0 | WP 0 | HR 0 | S 36 | P 44 | ERA 4.76 | WHIP 1.588 | | | | | | | | | | |
| Sonny Siebert, R ERA: 2.44 Gary Bell, R ERA: 2.67 Don McMahon, R ERA: 5.09 Floyd Weaver, R ERA: 6.5 | (1, 1) | (6, 1) | (8, 1) | (10, 1) | | | | | | | | | | | | | | | | | | | | | | |

Chicago White Sox @ Cleveland Indians
Cleveland Municipal Stadium, Cleveland, OH
Mon May 31 1965, 3:33 AM EDT
Unknown

AB 37
R 4
H 11
RBI 4
BB 4
SO 8
LOB 18



| Batter | 1 | 2 | 3 | 4 | 5 | 6 | 7 | 8 | 9 | 10 | AB | R | H | RBI | BB | SO | LOB | BOTTOM | | | | | | | | |
|---|------------------------------|---------------------------------|------------------------------|---------------------------------|------------------------------|---------------------------------|------------------------------|----------------------------------|------------------------------|---------------------------------|------------------------------|---------------------------------|------------------------------|---------------------------------|------------------------------|---------------------------------|------------------------------|---------------------------------|------------------------------|---------------------------------|----------------------------------|------------------------------------|----------------------------------|--------|--|--|
| Dick Howser, R OBP: 0.369, SLG: 0.295 (1, 6) | FC4-6 | | FC6 | | F3 | | 5-3 | | F3 | | 5 | 0 | 2 | 0 | 0 | 2 | | | | | | | | | | |
| Fred Whitfield, L OBP: 0.292, SLG: 0.556 (1, 3) | FC4-6 | | FC6 | | | | 4-3 | | 6-3 | | 5 | 0 | 0 | 0 | 0 | 3 | | | | | | | | | | |
| Leon Wagner, L OBP: 0.355, SLG: 0.468 (1, 7) | F8 | | FC4-6 | | | | | | | | 5 | 1 | 0 | 0 | 0 | 2 | | | | | | | | | | |
| Rocky Colavito, R OBP: 0.417, SLG: 0.539 (1, 9) | | | | | | | | | | | 4 | 1 | 2 | 0 | 1 | 0 | | | | | | | | | | |
| Max Alvis, R OBP: 0.353, SLG: 0.459 (1, 5) | 6-3 | | | | | | | | | | 5 | 1 | 1 | 3 | 0 | 3 | | | | | | | | | | |
| Vic Davalillo, L OBP: 0.367, SLG: 0.493 (1, 8) | | | | | | | | | | | 3 | 0 | 2 | 0 | 1 | 0 | | | | | | | | | | |
| Joe Azcue, R OBP: 0.297, SLG: 0.263 (1, 2) | | | | | | | | | | | 3 | 0 | 0 | 0 | 1 | 0 | | | | | | | | | | |
| Pedro Gonzalez, R OBP: 0.222, SLG: 0.333 (1, 4) | | | | | | | | | | | 4 | 0 | 0 | 0 | 0 | 1 | | | | | | | | | | |
| Sonny Siebert, R OBP: 0.298, SLG: 0.263 Gary Bell, R OBP: 0.317, SLG: 0.567 Al Luplow, L OBP: 0.323, SLG: 0.760 Don McMahon, R OBP: 0.300, SLG: 0.200 Chuck Hinton, R OBP: 0.345, SLG: 0.411 Floyd Weaver, R (10, 1) | (1, 1) | (6, 1) | (7, PR) | (8, 1) | (9, PR) | (10, 1) | | | | | | | | | | | | | | | | | | | | |
| Inning Stats | R: 0 E: 0 K: 0 S: 4 | H: 1 LOB: 2 BB: 1 P: 8 | R: 0 E: 0 K: 0 S: 4 | H: 1 LOB: 1 BB: 0 P: 4 | R: 3 E: 0 K: 0 S: 6 | H: 3 LOB: 0 BB: 0 P: 6 | R: 0 E: 0 K: 2 S: 7 | H: 0 LOB: 1 BB: 1 P: 11 | R: 0 E: 0 K: 0 S: 3 | H: 0 LOB: 0 BB: 0 P: 3 | R: 0 E: 1 K: 1 S: 4 | H: 1 LOB: 1 BB: 0 P: 4 | R: 0 E: 0 K: 1 S: 5 | H: 0 LOB: 0 BB: 0 P: 5 | R: 0 E: 0 K: 0 S: 4 | H: 1 LOB: 2 BB: 1 P: 8 | R: 0 E: 0 K: 0 S: 4 | H: 1 LOB: 1 BB: 0 P: 4 | R: 0 E: 0 K: 0 S: 3 | H: 0 LOB: 0 BB: 0 P: 3 | 1B: 5 2B: 2 3B: 0 HR: 1 | SF: 0 SAC: 0 DP: 0 HBP: 0 | WP: 1 PB: 1 SB: 0 CS: 0 | PA: 41 | | |
| PITCHER | IP 3.0 | WLS 15 | H 5 | R 3 | ER 3 | SO 0 | BB 1 | IBB 0 | HBP 0 | BLK 0 | WP 0 | HR 1 | S 14 | P 18 | ERA 9.00 | WHIP 2.000 | | | | | | | | | | |
| John Buzhardt, R ERA: 2.77 Bruce Howard, R ERA: 3.69 Eddie Fisher, R ERA: 1.87 | (1, 1) | (4, 1) | (9, 1) | | | | | | | | | | | | | | | | | | | | | | | |

Chicago White Sox @ Cleveland Indians
Cleveland Municipal Stadium, Cleveland, OH
Mon May 31 1965, 3:33 AM EDT
Unknown

AB 38
R 3
H 8
RBI 3
BB 3
SO 3
LOB 19




| Batter | 1 | 2 | 3 | 4 | 5 | 6 | 7 | 8 | 9 | AB | R | H | RBI | BB | SO | LOB | TOP | | | | |
|---|---|-------------------------------------|----------------------------------|---------------------------------|------------------------------|---------------------------------|------------------------------|---------------------------------|------------------------------|---------------------------------|------------------------------|---------------------------------|------------------------------|---------------------------------|------------------------------|---------------------------------|---|----------------------------------|------------------------------------|----------------------------------|--------|
| Danny Cater, R OBP: 0.327, SLG: 0.432 (1, 7) | | | | | | | | | | 5 | 0 | 0 | 0 | 0 | 1 | 3 | Chicago White Sox @ Cleveland Indians Cleveland Municipal Stadium, Cleveland, OH Mon May 31 1965, 3:38 AM EDT Att: 23,565 - Unknown livebaseballscorecards.com | | | | |
| Don Buford, S OBP: 0.356, SLG: 0.442 (1, 4) | | | | | | | | | | 3 | 0 | 0 | 0 | 0 | 0 | 2 | | | | | |
| Floyd Robinson, L OBP: 0.296, SLG: 0.340 (1, 9) | | | | | | | | | | 3 | 1 | 2 | 2 | 1 | 0 | 1 | | | | | |
| Pete Ward, L OBP: 0.387, SLG: 0.484 (1, 5) | | | | | | | | | | 4 | 0 | 1 | 0 | 0 | 0 | 2 | | | | | |
| Tom McCraw, L OBP: 0.258, SLG: 0.217 (1, 8) (9, 3) | | | | | | | | | | 4 | 0 | 0 | 0 | 0 | 0 | 3 | | | | | |
| Bill Skowron, R OBP: 0.324, SLG: 0.421 Ken Berry, R OBP: 0.286, SLG: 0.339 (9, PR) (9, 8) | | | | | | | | | | 4 | 0 | 2 | 0 | 0 | 1 | 1 | | | | | |
| Ron Hansen, R OBP: 0.306, SLG: 0.388 (1, 6) | | | | | | | | | | 3 | 0 | 0 | 0 | 0 | 0 | 1 | | | | | |
| J.C. Martin, L OBP: 0.400, SLG: 0.459 (1, 2) | | | | | | | | | | 4 | 0 | 1 | 0 | 0 | 0 | 3 | | | | | |
| Juan Pizarro, L OBP: 0.333, SLG: 0.333 Bob Locker, S OBP: 0.265, SLG: 0.250 Smoky Burgess, L OBP: 0.185, SLG: 0.154 Hoyt Wilhelm, R OBP: 0.368, SLG: 0.460 Eddie Fisher, R OBP: 0.385, SLG: 0.222 (1, 1) (4, 1) (5, PH) (5, 1) (7, PH) (7, 1) (9, PH) (9, 1) | | | | | | | | | | 1 | 1 | 1 | 0 | 0 | 0 | 0 | | | | | |
| Inning Stats | R: 0 E: 1 K: 0 S: 4 | H: 0 LOB: 1 BB: 0 P: 4 | R: 0 E: 0 K: 0 S: 4 | H: 1 LOB: 1 BB: 0 P: 4 | R: 2 E: 0 K: 1 S: 7 | H: 2 LOB: 0 BB: 0 P: 7 | R: 0 E: 0 K: 0 S: 3 | H: 0 LOB: 0 BB: 0 P: 3 | R: 0 E: 0 K: 1 S: 6 | H: 1 LOB: 1 BB: 0 P: 6 | R: 0 E: 0 K: 0 S: 3 | H: 0 LOB: 0 BB: 0 P: 3 | R: 0 E: 0 K: 0 S: 4 | H: 1 LOB: 2 BB: 1 P: 8 | R: 1 E: 0 K: 0 S: 5 | H: 2 LOB: 1 BB: 0 P: 5 | | 1B: 6 2B: 1 3B: 0 HR: 1 | SF: 0 SAC: 2 DP: 0 HBP: 0 | WP: 0 PB: 0 SB: 0 CS: 0 | PA: 37 |
| PITCHER Luis Tiant, R ERA: 3.83 (1, 1) | IP: 9.0 WLS: W BF: 37 H: 8 R: 3 ER: 3 SO: 2 | BB: 1 IBB: 0 HBP: 0 BLK: 0 | WP: 0 HR: 1 S: 40 P: 44 | ERA: 3.00 WHIP: 1.000 | | | | | | | | | | | | | | | | | |

| Batter | 1 | 2 | 3 | 4 | 5 | 6 | 7 | 8 | 9 | AB | R | H | RBI | BB | SO | LOB | BOTTOM | | | | | | |
|--|---|-------------------------------------|----------------------------------|---------------------------------|------------------------------|---------------------------------|------------------------------|----------------------------------|------------------------------|---------------------------------|------------------------------|---------------------------------|------------------------------|---------------------------------|------------------------------|---------------------------------|---|------------------------------|---------------------------------|----------------------------------|------------------------------------|----------------------------------|--------|
| Larry Brown, R OBP: 0.290, SLG: 0.340 (1, 6) | | | | | | | | | | 4 | 1 | 3 | 1 | 0 | 0 | 1 | Chicago White Sox @ Cleveland Indians Cleveland Municipal Stadium, Cleveland, OH Mon May 31 1965, 3:38 AM EDT Att: 23,565 - Unknown livebaseballscorecards.com | | | | | | |
| Chico Salmon, R OBP: 0.217, SLG: 0.190 (1, 3) | | | | | | | | | | 4 | 0 | 1 | 0 | 0 | 1 | 2 | | | | | | | |
| Chuck Hinton, R OBP: 0.349, SLG: 0.409 (1, 7) | | | | | | | | | | 3 | 0 | 1 | 0 | 1 | 1 | | | | | | | | |
| Rocky Colavito, R OBP: 0.408, SLG: 0.524 (1, 9) | | | | | | | | | | 4 | 0 | 0 | 0 | 0 | 4 | | | | | | | | |
| Max Alvis, R OBP: 0.351, SLG: 0.450 (1, 5) | | | | | | | | | | 3 | 1 | 0 | 0 | 1 | 1 | 3 | | | | | | | |
| Vic Davallo, L OBP: 0.384, SLG: 0.493 (1, 8) | | | | | | | | | | 4 | 1 | 1 | 0 | 0 | 1 | 1 | | | | | | | |
| Joe Azcue, R OBP: 0.298, SLG: 0.275 (1, 2) | | | | | | | | | | 3 | 1 | 1 | 0 | 0 | 2 | 0 | | | | | | | |
| Pedro Gonzalez, R OBP: 0.286, SLG: 0.381 (1, 4) | | | | | | | | | | 3 | 0 | 2 | 2 | 0 | 0 | 0 | | | | | | | |
| Luis Tiant, R (1, 1) | | | | | | | | | | 3 | 0 | 0 | 0 | 0 | 2 | | | | | | | | |
| Inning Stats | R: 0 E: 0 K: 1 S: 6 | H: 1 LOB: 2 BB: 1 P: 10 | R: 0 E: 0 K: 1 S: 5 | H: 0 LOB: 0 BB: 0 P: 5 | R: 1 E: 0 K: 1 S: 7 | H: 2 LOB: 1 BB: 0 P: 7 | R: 2 E: 0 K: 1 S: 7 | H: 2 LOB: 1 BB: 1 P: 11 | R: 0 E: 0 K: 0 S: 3 | H: 0 LOB: 0 BB: 0 P: 3 | R: 0 E: 0 K: 1 S: 5 | H: 0 LOB: 0 BB: 0 P: 5 | R: 0 E: 0 K: 0 S: 3 | H: 2 LOB: 1 BB: 0 P: 6 | R: 0 E: 0 K: 0 S: 3 | H: 1 LOB: 0 BB: 0 P: 3 | | R: 1 E: 1 K: 0 S: 2 | H: 1 LOB: 1 BB: 0 P: 2 | 1B: 6 2B: 3 3B: 0 HR: 1 | SF: 0 SAC: 1 DP: 2 HBP: 0 | WP: 0 PB: 0 SB: 1 CS: 0 | PA: 34 |
| PITCHER Juan Pizarro, L ERA: 7.71 Bob Locker, R ERA: 3.98 Hoyt Wilhelm, R ERA: 3.51 Eddie Fisher, R ERA: 1.79 Bruce Howard, R ERA: 3.69 (1, 1) (4, 1) (5, 1) (7, 1) (9, 1) | IP: 3.1 WLS: L BF: 17 H: 5 R: 3 ER: 3 SO: 4 | BB: 2 IBB: 0 HBP: 0 BLK: 0 | WP: 0 HR: 1 S: 23 P: 31 | ERA: 0.00 WHIP: 0.000 | | | | | | | | | | | | | | | | | | | |

| Batter | 1 | 2 | 3 | 4 | 5 | 6 | 7 | 8 | 9 | 10 | AB | R | H | RBI | BB | SO | LOB | TOP | | |
|--|---|----------------------------------|------------------------------|---------------------------------|------------------------------|----------------------------------|------------------------------|---------------------------------|------------------------------|----------------------------------|------------------------------|----------------------------------|------------------------------|----------------------------------|------------------------------|---------------------------------|----------------------------------|------------------------------------|----------------------------------|--------|
| Danny Cater, R OBP: 0.315, SLG: 0.429 (1, 7) | 5-3 | | | F5 | | | K | FC5-4 | | 5-3 | 6 | 0 | 1 | 0 | 0 | 1 | 1 | | | |
| Don Buford, S OBP: 0.359, SLG: 0.434 (1, 5) | 1B | 4-3 | | 4-3 | | | 1B | | F7 | | 4 | 2 | 1 | 0 | 1 | 0 | 1 | | | |
| Floyd Robinson, L OBP: 0.319, SLG: 0.382 (1, 9) | 1B | | | L5 | | | 1-3 | | BB | 3-1 | 4 | 1 | 3 | 1 | 1 | 0 | 0 | | | |
| Bill Skowron, R OBP: 0.319, SLG: 0.406 (1, 3) | E7 | | | 2B | | | K | | 1-3 | 3-1 | 4 | 0 | 1 | 1 | 1 | 1 | 3 | | | |
| Tom McCraw, L OBP: 0.270, SLG: 0.227 (1, 8) | F7 | | | 2B | | | F7 | | 1-2 | BB | 3 | 0 | 1 | 0 | 2 | 0 | 2 | | | |
| Ron Hansen, R OBP: 0.315, SLG: 0.384 (1, 6) | FC5 | | | BB | | | K | | F2 | | 2 | 0 | 0 | 0 | 3 | 1 | 3 | | | |
| J.C. Martin, L OBP: 0.368, SLG: 0.400 (1, 2) | FC5 | | | K | | | 1-3 | | 4-3 | K | 5 | 0 | 0 | 0 | 0 | 2 | 8 | | | |
| Al Weis, S OBP: 0.344, SLG: 0.411 (1, 4) | | 4-3 | | K | | | 1-3 | | FC5-4 | F7 | 4 | 0 | 0 | 0 | 0 | 1 | 3 | | | |
| Gary Peters, L OBP: 0.167, SLG: 0.138 Hoyt Wilhelm, R (6, 1) | | 1-3 | | | | | F8 | | HBP | K | 3 | 0 | 0 | 0 | 0 | 0 | 0 | | | |
| Smoky Burgess, L OBP: 0.318, SLG: 0.450 Eddie Fisher, R (10, 1) | | | | 3-1 | | | | | | K | 1 | 0 | 0 | 0 | 0 | 1 | 0 | | | |
| | | | | | | | | | | K | 0 | 0 | 0 | 0 | 0 | 0 | 0 | | | |
| Inning Stats | R: 2 E: 1 K: 0 S: 6 | H: 3 LOB: 2 BB: 1 P: 10 | R: 0 E: 0 K: 0 S: 4 | H: 1 LOB: 1 BB: 0 P: 4 | R: 0 E: 0 K: 2 S: 8 | H: 1 LOB: 3 BB: 2 P: 16 | R: 0 E: 0 K: 0 S: 3 | H: 0 LOB: 0 BB: 0 P: 3 | R: 0 E: 0 K: 2 S: 7 | H: 0 LOB: 0 BB: 0 P: 11 | R: 1 E: 0 K: 1 S: 6 | H: 1 LOB: 2 BB: 0 P: 14 | R: 0 E: 0 K: 1 S: 6 | H: 1 LOB: 3 BB: 2 P: 14 | R: 0 E: 0 K: 1 S: 5 | H: 0 LOB: 0 BB: 0 P: 5 | 1B: 6 2B: 1 3B: 0 HR: 0 | SF: 0 SAC: 0 DP: 0 HBP: 1 | WP: 0 PB: 0 SB: 2 CS: 0 | PA: 46 |
| PITCHER Mel Stottlemyre, R ERA: 2.79 (1, 1) | IP: 10.0 W: 7 L: 3 ER: 2 SO: 8 BB: 6 IBB: 2 HBP: 1 BLK: 0 WP: 0 HR: 0 S: 53 P: 86 ERA: 1.80 WHIP: 1.300 | | | | | | | | | | | | | | | | | | | |

Chicago White Sox @ New York Yankees
Yankee Stadium, Bronx, NY
Sat Jun 05 1965, 3:33 AM EDT
Alt. 15,722 - Sunny - 80 F


AB 37
R 3
H 7
RBI 2
BB 8
SO 8
LOB 22



| Batter | 1 | 2 | 3 | 4 | 5 | 6 | 7 | 8 | 9 | 10 | AB | R | H | RBI | BB | SO | LOB | BOTTOM | | | | |
|---|--|---------------------------------|------------------------------|---------------------------------|------------------------------|---------------------------------|------------------------------|---------------------------------|------------------------------|---------------------------------|------------------------------|---------------------------------|------------------------------|---------------------------------|------------------------------|---------------------------------|------------------------------|----------------------------------|----------------------------------|------------------------------------|----------------------------------|--------|
| Phil Linz, R OBP: 0.310, SLG: 0.290 (1, 6) | 5-3 | | B1-3 | | 1B | | | | | 2B | 4 | 1 | 2 | 0 | 1 | 0 | 0 | | | | | |
| Bobby Richardson, R OBP: 0.306, SLG: 0.330 (1, 4) | 1-3 | | F7 | | F4 | | 6-3 | | | 1B | 5 | 0 | 1 | 0 | 0 | 0 | 2 | | | | | |
| Roger Maris, L OBP: 0.326, SLG: 0.400 (1, 9) | BB | | | | F7 | | 3-1 | | F7 | | 3 | 0 | 0 | 0 | 2 | 0 | 1 | | | | | |
| Mickey Mantle, S OBP: 0.413, SLG: 0.492 Ross Moschitto, R (9, 8) | F8 | | | 1B | BB | | HR | | 5-3 | | 3 | 1 | 1 | 1 | 1 | 0 | 1 | | | | | |
| Elaston Howard, R OBP: 0.250, SLG: 0.550 (10, PH) | | | | BB | | | | | | 1B | 1 | 0 | 1 | 1 | 0 | 0 | 0 | | | | | |
| Tom Tresh, S OBP: 0.335, SLG: 0.460 (9, 7) | | 5-3 | | | F9 | | 6-3 | | G4-6-3 | 1B | 4 | 0 | 1 | 0 | 0 | 0 | 1 | | | | | |
| Clete Boyer, R OBP: 0.289, SLG: 0.348 (1, 5) | | 1-3 | | | 1B | | PB | | G4-6-3 | | 4 | 1 | 2 | 0 | 0 | 0 | 1 | | | | | |
| Ray Barker, L OBP: 0.288, SLG: 0.280 Hector Lopez, R OBP: 0.221, SLG: 0.300 Tony Kubek, L OBP: 0.262, SLG: 0.274 (7, 3) | | P3 | | | F9 | | BB | | | F9 | 2 | 0 | 0 | 0 | 0 | 0 | 2 | | | | | |
| Bob Schmidt, R OBP: 0.263, SLG: 0.306 Horace Clarke, S OBP: 0.235, SLG: 0.242 Doc Edwards, R OBP: 0.276, SLG: 0.226 (10, 2) | | | K | | F4 | | F8 | | | 6-3 | 3 | 0 | 0 | 0 | 0 | 1 | 1 | | | | | |
| Mel Stottlemyre, R OBP: 0.188, SLG: 0.313 (1, 1) | | | HR | | K | | | | | F8 | 4 | 1 | 1 | 1 | 0 | 1 | 0 | | | | | |
| Inning Stats | R: 0 E: 0 K: 0 S: 3 | H: 0 LOB: 1 BB: 1 P: 7 | R: 0 E: 0 K: 0 S: 3 | H: 0 LOB: 0 BB: 0 P: 3 | R: 1 E: 0 K: 1 S: 6 | H: 1 LOB: 0 BB: 0 P: 6 | R: 0 E: 0 K: 0 S: 4 | H: 1 LOB: 2 BB: 1 P: 8 | R: 0 E: 0 K: 1 S: 6 | H: 1 LOB: 1 BB: 0 P: 6 | R: 2 E: 0 K: 0 S: 5 | H: 2 LOB: 1 BB: 1 P: 9 | R: 0 E: 0 K: 0 S: 3 | H: 1 LOB: 0 BB: 0 P: 3 | R: 0 E: 0 K: 0 S: 3 | H: 0 LOB: 0 BB: 0 P: 3 | R: 1 E: 0 K: 0 S: 2 | H: 2 LOB: 3 BB: 2 P: 10 | 1B: 5 2B: 2 3B: 0 HR: 2 | SF: 0 SAC: 0 DP: 1 HBP: 0 | WP: 0 PB: 2 SB: 0 CS: 0 | PA: 40 |
| PITCHER Gary Peters, L ERA: 3.82 (1, 1) | IP: 5.2 W: 3 L: 1 ER: 2 SO: 2 BB: 2 IBB: 0 HBP: 0 BLK: 0 WP: 0 HR: 2 S: 26 P: 34 ERA: 3.18 WHIP: 1.235 | | | | | | | | | | | | | | | | | | | | | |
| Hoyt Wilhelm, R ERA: 3.1 (6, 1) | 3.1 L: 12 ER: 2 SO: 0 BB: 0 HBP: 0 BLK: 0 WP: 0 HR: 0 S: 11 P: 15 ERA: 0.00 WHIP: 0.900 | | | | | | | | | | | | | | | | | | | | | |
| Eddie Fisher, R ERA: 1.75 (10, 1) | 0.0 L: 4 ER: 1 SO: 0 BB: 1 HBP: 0 BLK: 0 WP: 0 HR: 0 S: 2 P: 10 ERA: ∞ WHIP: ∞ | | | | | | | | | | | | | | | | | | | | | |

Chicago White Sox @ New York Yankees
Yankee Stadium, Bronx, NY
Sat Jun 05 1965, 3:33 AM EDT
Alt. 15,722 - Sunny - 80 F

AB 35
R 4
H 9
RBI 3
BB 5
SO 2
LOB 9



| Batter | 1 | 2 | 3 | 4 | 5 | 6 | 7 | 8 | 9 | AB | R | H | RBI | BB | SO | LOB | TOP | | | |
|--|--|---------------------------------|------------------------------|---------------------------------|------------------------------|---------------------------------|------------------------------|---------------------------------|------------------------------|---------------------------------|------------------------------|---------------------------------|------------------------------|---------------------------------|------------------------------|---------------------------------|---|------------------------------------|----------------------------------|--------|
| Don Buford, S OBP: 0.359, SLG: 0.430 | | | | | | | | | | 3 | 0 | 1 | 0 | 1 | 0 | 0 | Chicago White Sox @ New York Yankees Yankee Stadium, Bronx, NY Sun Jun 06 1965, 3:38 AM EDT Att: 33,029 - Unknown - 82 F | | | |
| Floyd Robinson, L OBP: 0.317, SLG: 0.372 | | | | | | | | | | 3 | 0 | 0 | 0 | 1 | 0 | 2 | | | | |
| Danny Cater, R OBP: 0.301, SLG: 0.409 | | | | | | | | | | 4 | 0 | 0 | 0 | 0 | 3 | 4 | | | | |
| Bill Skowron, R OBP: 0.313, SLG: 0.396 | | | | | | | | | | 3 | 0 | 1 | 0 | 0 | 1 | 2 | | | | |
| Tom McCraw, L OBP: 0.293, SLG: 0.221 | | | | | | | | | | 1 | 0 | 0 | 0 | 0 | 1 | 0 | | | | |
| Ron Hansen, R OBP: 0.309, SLG: 0.392 | | | | | | | | | | 3 | 0 | 0 | 0 | 0 | 0 | 1 | | | | |
| Al Weis, S OBP: 0.343, SLG: 0.397 | | | | | | | | | | 1 | 0 | 0 | 0 | 0 | 0 | 0 | | | | |
| Dave Nicholson, R OBP: 0.160, SLG: 0.217 | | | | | | | | | | 3 | 0 | 0 | 0 | 1 | 2 | 0 | | | | |
| Smoky Burgess, L OBP: 0.320, SLG: 0.435 | | | | | | | | | | 3 | 0 | 1 | 0 | 0 | 1 | 2 | | | | |
| Ted Wills, L | | | | | | | | | | 0 | 0 | 0 | 0 | 0 | 0 | 0 | | | | |
| Ken Berry, R OBP: 0.279, SLG: 0.328 | | | | | | | | | | 3 | 0 | 0 | 0 | 0 | 0 | 3 | | | | |
| Juan Pizarro, L OBP: 0.333, SLG: 0.333 | | | | | | | | | | 0 | 0 | 0 | 0 | 0 | 0 | 0 | | | | |
| Bruce Howard, S OBP: 0.357, SLG: 0.200 | | | | | | | | | | 1 | 0 | 0 | 0 | 0 | 1 | 0 | | | | |
| John Romano, R OBP: 0.333, SLG: 0.367 | | | | | | | | | | 1 | 0 | 0 | 0 | 0 | 0 | 0 | | | | |
| Greg Bollo, R | | | | | | | | | | 0 | 0 | 0 | 0 | 0 | 0 | 0 | | | | |
| Jimmie Schaffer, R OBP: 0.333, SLG: 0.250 | | | | | | | | | | 1 | 0 | 0 | 0 | 0 | 0 | 0 | | | | |
| Inning Stats | R: 0 E: 1 K: 1 S: 5 | H: 0 LOB: 2 BB: 1 P: 9 | R: 0 E: 0 K: 1 S: 6 | H: 1 LOB: 1 BB: 0 P: 6 | R: 0 E: 0 K: 1 S: 5 | H: 0 LOB: 0 BB: 0 P: 5 | R: 0 E: 0 K: 1 S: 5 | H: 0 LOB: 0 BB: 0 P: 5 | R: 0 E: 0 K: 1 S: 5 | H: 0 LOB: 1 BB: 1 P: 9 | R: 0 E: 0 K: 0 S: 4 | H: 1 LOB: 2 BB: 1 P: 8 | R: 0 E: 0 K: 1 S: 6 | H: 1 LOB: 1 BB: 0 P: 7 | R: 0 E: 0 K: 2 S: 7 | H: 0 LOB: 0 BB: 0 P: 7 | 1B: 2 2B: 2 3B: 0 HR: 0 | SF: 0 SAC: 0 DP: 1 HBP: 0 | WP: 0 PB: 0 SB: 0 CS: 1 | PA: 33 |
| PITCHER Al Downing, L ERA: 3.07 | IP: 9.0 WLS: W BF: 33 H: 3 R: 0 ER: 0 SO: 9 BB: 3 IBB: 0 HBP: 0 BLK: 0 WP: 0 HR: 0 S: 48 P: 60 ERA: 0.00 WHIP: 0.667 | | | | | | | | | | | | | | | PITCHER | | | | |

| Batter | 1 | 2 | 3 | 4 | 5 | 6 | 7 | 8 | 9 | AB | R | H | RBI | BB | SO | LOB | BOTTOM | | | |
|--|---|---------------------------------|------------------------------|----------------------------------|------------------------------|----------------------------------|------------------------------|---------------------------------|------------------------------|----------------------------------|------------------------------|---------------------------------|------------------------------|----------------------------------|------------------------------|----------------------------------|---|------------------------------------|----------------------------------|--------|
| Phil Linz, R OBP: 0.312, SLG: 0.306 | | | | | | | | | | 4 | 2 | 1 | 0 | 1 | 0 | 5 | Chicago White Sox @ New York Yankees Yankee Stadium, Bronx, NY Sun Jun 06 1965, 3:38 AM EDT Att: 33,029 - Unknown - 82 F | | | |
| Bobby Richardson, R OBP: 0.312, SLG: 0.338 | | | | | | | | | | 4 | 2 | 2 | 1 | 0 | 0 | 0 | | | | |
| Roger Maris, L OBP: 0.330, SLG: 0.390 | | | | | | | | | | 3 | 1 | 2 | 3 | 1 | 0 | 0 | | | | |
| Tony Kubek, L OBP: 0.260, SLG: 0.271 | | | | | | | | | | 1 | 0 | 0 | 0 | 0 | 1 | 0 | | | | |
| Mickey Mantle, S OBP: 0.414, SLG: 0.482 | | | | | | | | | | 2 | 1 | 0 | 0 | 1 | 0 | 2 | | | | |
| Ross Moschitto, R | | | | | | | | | | 2 | 0 | 0 | 0 | 0 | 1 | 2 | | | | |
| Tom Tresh, S OBP: 0.352, SLG: 0.523 | | | | | | | | | | 5 | 4 | 4 | 5 | 0 | 0 | 0 | | | | |
| Hector Lopez, R OBP: 0.244, SLG: 0.347 | | | | | | | | | | 2 | 0 | 1 | 0 | 0 | 0 | 0 | | | | |
| Ray Barker, L OBP: 0.302, SLG: 0.283 | | | | | | | | | | 2 | 0 | 0 | 1 | 1 | 1 | 1 | | | | |
| Clete Boyer, R OBP: 0.304, SLG: 0.348 | | | | | | | | | | 3 | 1 | 1 | 1 | 2 | 2 | 1 | | | | |
| Doc Edwards, R OBP: 0.289, SLG: 0.230 | | | | | | | | | | 3 | 0 | 0 | 0 | 2 | 0 | 3 | | | | |
| Al Downing, R OBP: 0.227, SLG: 0.150 | | | | | | | | | | 4 | 1 | 1 | 1 | 1 | 2 | 6 | | | | |
| Inning Stats | R: 3 E: 0 K: 0 S: 5 | H: 3 LOB: 0 BB: 1 P: 9 | R: 0 E: 0 K: 2 S: 7 | H: 0 LOB: 1 BB: 1 P: 11 | R: 2 E: 0 K: 1 S: 7 | H: 2 LOB: 1 BB: 1 P: 11 | R: 2 E: 0 K: 0 S: 5 | H: 2 LOB: 1 BB: 1 P: 9 | R: 2 E: 1 K: 1 S: 7 | H: 2 LOB: 3 BB: 2 P: 15 | R: 0 E: 0 K: 2 S: 7 | H: 0 LOB: 0 BB: 0 P: 7 | R: 0 E: 0 K: 1 S: 5 | H: 0 LOB: 2 BB: 2 P: 13 | R: 0 E: 0 K: 2 S: 5 | H: 0 LOB: 2 BB: 2 P: 13 | 1B: 6 2B: 3 3B: 0 HR: 3 | SF: 1 SAC: 0 DP: 1 HBP: 0 | WP: 0 PB: 0 SB: 0 CS: 0 | PA: 45 |
| PITCHER Juan Pizarro, L ERA: 9.9 | IP: 0.2 WLS: L BF: 5 H: 3 R: 3 ER: 6 SO: 3 BB: 4 IBB: 0 HBP: 0 BLK: 0 WP: 0 HR: 1 S: 4 P: 8 ERA: 40.50 WHIP: 6.000 | | | | | | | | | | | | | | | PITCHER | | | | |
| PITCHER Bruce Howard, R ERA: 4.57 | IP: 4.1 WLS: L BF: 23 H: 6 R: 6 ER: 6 SO: 4 BB: 4 IBB: 0 HBP: 0 BLK: 0 WP: 0 HR: 2 S: 27 P: 43 ERA: 12.46 WHIP: 2.308 | | | | | | | | | | | | | | | PITCHER | | | | |
| PITCHER Greg Bollo, R ERA: 3.0 | IP: 1.0 WLS: L BF: 9 H: 3 R: 3 ER: 2 SO: 0 BB: 1 IBB: 1 HBP: 0 BLK: 0 WP: 0 HR: 0 S: 7 P: 15 ERA: 18.00 WHIP: 4.000 | | | | | | | | | | | | | | | PITCHER | | | | |
| PITCHER Ted Wills, L ERA: 2.7 | IP: 2.0 WLS: L BF: 8 H: 0 R: 0 ER: 0 SO: 3 BB: 2 IBB: 0 HBP: 0 BLK: 0 WP: 0 HR: 0 S: 12 P: 20 ERA: 0.00 WHIP: 1.000 | | | | | | | | | | | | | | | PITCHER | | | | |

| Batter | 1 | 2 | 3 | 4 | 5 | 6 | 7 | 8 | 9 | AB | R | H | RBI | BB | SO | LOB | TOP | | | |
|---|------------------------------|--------------------------------|-------------------------------------|----------------------------------|------------------------------|---------------------------------|------------------------------|---------------------------------|------------------------------|---------------------------------|------------------------------|---------------------------------|------------------------------|---------------------------------|------------------------------|---------------------------------|----------------------------------|------------------------------------|----------------------------------|--------|
| Danny Cater, R OBP: 0.291, SLG: 0.407 (1, 5) | | | | | | | | | | 4 | 0 | 1 | 0 | 0 | 1 | 0 | | | | |
| Don Buford, S OBP: 0.347, SLG: 0.409 (1, 4) | | | | | | | | | | 4 | 0 | 1 | 0 | 0 | 1 | 0 | | | | |
| Floyd Robinson, L OBP: 0.305, SLG: 0.356 (1, 9) | | | | | | | | | | 4 | 1 | 1 | 0 | 0 | 0 | 2 | | | | |
| Bill Skowron, R OBP: 0.322, SLG: 0.425 (1, 3) | | | | | | | | | | 4 | 0 | 0 | 0 | 0 | 2 | 3 | | | | |
| Tom McCraw, L OBP: 0.278, SLG: 0.293 (1, 7) | | | | | | | | | | 4 | 1 | 1 | 2 | 0 | 1 | 2 | | | | |
| Ron Hansen, R OBP: 0.315, SLG: 0.407 (1, 6) | | | | | | | | | | 3 | 0 | 0 | 0 | 0 | 0 | 0 | | | | |
| Ken Berry, R OBP: 0.275, SLG: 0.324 (1, 8) | | | | | | | | | | 3 | 0 | 1 | 0 | 0 | 0 | 0 | | | | |
| J.C. Martin, L OBP: 0.354, SLG: 0.378 (1, 2) | | | | | | | | | | 2 | 0 | 0 | 0 | 0 | 1 | 1 | | | | |
| Tommy John, R OBP: 0.211, SLG: 0.167 (5, 1) | | | | | | | | | | 0 | 0 | 0 | 0 | 0 | 0 | 0 | | | | |
| Dave Nicholson, R OBP: 0.207, SLG: 0.296 (7, PH) | | | | | | | | | | 1 | 0 | 0 | 0 | 0 | 1 | 0 | | | | |
| Eddie Fisher, R OBP: 0.083, SLG: 0.083 (7, 1) | | | | | | | | | | 0 | 0 | 0 | 0 | 0 | 0 | 0 | | | | |
| Bruce Howard, S OBP: 0.333, SLG: 0.182 (1, 1) | | | | | | | | | | 1 | 0 | 0 | 0 | 0 | 0 | 0 | | | | |
| Bob Locker, S (3, 1) | | | | | | | | | | 0 | 0 | 0 | 0 | 0 | 0 | 0 | | | | |
| Smoky Burgess, L OBP: 0.321, SLG: 0.400 (5, PH) | | | | | | | | | | 2 | 0 | 0 | 0 | 0 | 0 | 0 | | | | |
| Inning Stats | R: 0 E: 0 K: 1 S: 7 | H: 2 LOB: 2 BB: 7 | R: 0 E: 0 K: 1 S: 5 | H: 0 LOB: 0 BB: 0 P: 5 | R: 0 E: 0 K: 0 S: 3 | H: 0 LOB: 0 BB: 0 P: 3 | R: 2 E: 0 K: 0 S: 6 | H: 3 LOB: 1 BB: 0 P: 6 | R: 0 E: 0 K: 1 S: 5 | H: 0 LOB: 0 BB: 0 P: 7 | R: 0 E: 0 K: 1 S: 5 | H: 0 LOB: 0 BB: 0 P: 5 | R: 0 E: 0 K: 0 S: 3 | H: 0 LOB: 0 BB: 0 P: 3 | R: 0 E: 0 K: 1 S: 5 | H: 0 LOB: 0 BB: 0 P: 5 | 1B: 3 2B: 1 3B: 0 HR: 1 | SF: 0 SAC: 0 DP: 0 HBP: 0 | WP: 0 PB: 0 SB: 0 CS: 0 | PA: 32 |
| PITCHER Earl Wilson, R ERA: 4.63 (1, 1) | IP: 9.0 WLS: W BF: 32 | H: 5 R: 2 ER: 2 SO: 7 | BB: 0 IBB: 0 HBP: 0 BLK: 0 | WP: 0 HR: 1 S: 46 P: 46 | ERA: 2.00 WHIP: 0.556 | | | | | | | | | | | | | | | |

Chicago White Sox @ Boston Red Sox
Fenway Park, Boston, MA
Wed Jun 09 1965, 7:05 PM EDT
Att: 8,475 - Unknown

livebaseballscorecards.com

AB 32
R 2
H 5
RBI 2
BB 0
SO 7
LOB 8

| Batter | 1 | 2 | 3 | 4 | 5 | 6 | 7 | 8 | 9 | AB | R | H | RBI | BB | SO | LOB | BOTTOM | | | |
|---|------------------------------|----------------------------------|-------------------------------------|----------------------------------|------------------------------|----------------------------------|------------------------------|---------------------------------|------------------------------|---------------------------------|------------------------------|---------------------------------|------------------------------|---------------------------------|------------------------------|---------------------------------|----------------------------------|------------------------------------|----------------------------------|--------|
| Chuck Schilling, R OBP: 0.351, SLG: 0.522 (1, 4) | | | | | | | | | | 4 | 1 | 2 | 0 | 0 | 1 | 0 | | | | |
| Dalton Jones, L OBP: 0.426, SLG: 0.529 (1, 5) | | | | | | | | | | 3 | 0 | 0 | 0 | 1 | 1 | 1 | | | | |
| Carl Yastrzemski, L OBP: 0.374, SLG: 0.560 (1, 8) | | | | | | | | | | 3 | 1 | 1 | 0 | 1 | 0 | 1 | | | | |
| Lee Thomas, L OBP: 0.373, SLG: 0.545 (1, 7) | | | | | | | | | | 2 | 1 | 0 | 0 | 2 | 1 | 1 | | | | |
| Tony Conigliaro, R OBP: 0.320, SLG: 0.468 (1, 9) | | | | | | | | | | 4 | 1 | 2 | 0 | 0 | 0 | 4 | | | | |
| Tony Horton, R OBP: 0.571, SLG: 0.667 (1, 3) | | | | | | | | | | 3 | 0 | 3 | 3 | 0 | 0 | 0 | | | | |
| Lenny Green, L OBP: 0.365, SLG: 0.431 (9, 8) | | | | | | | | | | 0 | 0 | 0 | 0 | 0 | 0 | 0 | | | | |
| Rico Petrocelli, R OBP: 0.229, SLG: 0.234 (1, 6) | | | | | | | | | | 4 | 0 | 0 | 0 | 0 | 1 | 4 | | | | |
| Mike Ryan, R OBP: 0.206, SLG: 0.267 (1, 2) | | | | | | | | | | 3 | 0 | 0 | 0 | 0 | 1 | 1 | | | | |
| Earl Wilson, R OBP: 0.321, SLG: 0.273 (1, 1) | | | | | | | | | | 3 | 0 | 0 | 0 | 0 | 3 | 1 | | | | |
| Inning Stats | R: 0 E: 0 K: 0 S: 3 | H: 0 LOB: 2 BB: 2 P: 11 | R: 0 E: 3 K: 3 S: 10 | H: 1 LOB: 1 BB: 0 P: 10 | R: 3 E: 1 K: 0 S: 5 | H: 2 LOB: 1 BB: 2 P: 13 | R: 0 E: 0 K: 2 S: 7 | H: 0 LOB: 0 BB: 0 P: 7 | R: 0 E: 0 K: 2 S: 7 | H: 1 LOB: 1 BB: 0 P: 7 | R: 1 E: 0 K: 0 S: 4 | H: 1 LOB: 0 BB: 0 P: 4 | R: 0 E: 0 K: 1 S: 5 | H: 1 LOB: 2 BB: 0 P: 5 | R: 0 E: 0 K: 0 S: 5 | H: 2 LOB: 2 BB: 0 P: 5 | 1B: 7 2B: 0 3B: 1 HR: 0 | SF: 1 SAC: 0 DP: 0 HBP: 0 | WP: 0 PB: 0 SB: 0 CS: 0 | PA: 34 |
| PITCHER Bruce Howard, R ERA: 4.7 Bob Locker, R ERA: 3.33 Tommy John, L ERA: 3.36 Eddie Fisher, R ERA: 1.77 | IP: 2.2 WLS: L BF: 15 | H: 3 R: 3 ER: 2 SO: 3 | BB: 4 IBB: 0 HBP: 0 BLK: 0 | WP: 0 HR: 0 S: 17 P: 33 | ERA: 6.75 WHIP: 2.625 | | | | | | | | | | | | | | | |

Chicago White Sox @ Boston Red Sox
Fenway Park, Boston, MA
Wed Jun 09 1965, 7:05 PM EDT
Att: 8,475 - Unknown

livebaseballscorecards.com

AB 29
R 4
H 8
RBI 3
BB 4
SO 8
LOB 13

| Batter | 1 | 2 | 3 | 4 | 5 | 6 | 7 | 8 | 9 | AB | R | H | RBI | BB | SO | LOB | TOP | | | | | |
|--|---|---|---|---|---|---|---|---|---|---|---|---|---|---|---|---|--|---|---|---|---|---|
| Danny Cater, R OBP: 0.289, SLG: 0.402 (1, 7) | 0-0 5-3 | | 0-0 L5 | | 0-3 K | | 0-0 HBP 3B 1B | | 0-0 F8 | 5 | 1 | 1 | 0 | 0 | 1 | 0 | Chicago White Sox @ Boston Red Sox Fenway Park, Boston, MA Thu Jun 10 1965, 3:33 AM EDT Att: 3,464 - Unknown | | | | | |
| Don Buford, S OBP: 0.349, SLG: 0.412 (1, 4) (8, 5) | 0-0 F7 | | 0-0 2B | | 0-0 4-3 | | 1-0 HBP 3B | | 0-0 F9 | 4 | 1 | 1 | 0 | 0 | 0 | 0 | | | | | | |
| Floyd Robinson, L OBP: 0.307, SLG: 0.364 (1, 9) | 0-0 6-3 | | 4-0 BB | | 0-3 K | | 0-0 3B | | 0-0 F6 | 4 | 0 | 1 | 3 | 1 | 1 | 0 | | | | | | |
| Smoky Burgess, L OBP: 0.313, SLG: 0.379 Hoyt Wilhelm, R (7, 1) | | 0-0 E2 1B | 0-3 K | | 0-0 3-1 | | 0-0 K | | | 4 | 0 | 1 | 0 | 0 | 2 | 3 | | | | | | |
| Pete Ward, L OBP: 0.384, SLG: 0.485 Al Weis, S OBP: 0.343, SLG: 0.397 (8, 4) | | 4-0 FC6-4 BB | | 0-0 4-3 | | 0-0 6-3 3B | | 0-0 F8 | 3 | 1 | 1 | 0 | 1 | 0 | 1 | 0 | | | | | | |
| Tom McCraw, L OBP: 0.277, SLG: 0.282 (1, 3) | | 0-3 K | | 4-0 S BB | | 0-0 6-3 | | 0-0 F8 | 3 | 0 | 0 | 1 | 1 | 1 | 2 | 0 | | | | | | |
| Ron Hansen, R OBP: 0.314, SLG: 0.400 (1, 6) | | 0-3 K | | 4-0 1-2 BB | | 0-0 6-3 | | 0-0 4-3 | 3 | 0 | 0 | 0 | 1 | 1 | 2 | 0 | | | | | | |
| Ken Berry, R OBP: 0.281, SLG: 0.329 (1, 8) | | 0-0 FC6-4 1-2 | | 0-3 K | | 0-0 HBP 3B 1B | | 0-0 1B | 4 | 1 | 2 | 0 | 0 | 1 | 4 | 0 | | | | | | |
| Gary Peters, L OBP: 0.152, SLG: 0.125 J.C. Martin, L OBP: 0.349, SLG: 0.373 (7, 2) | | | 0-3 K | | 0-3 K | | 0-0 F4 | | 0-0 1-3 | 3 | 0 | 0 | 0 | 0 | 2 | 3 | | | | | | |
| | | | 0-3 K | | 0-3 K | | 0-0 F4 | | 0-0 1-3 | 1 | 0 | 0 | 0 | 0 | 0 | 1 | | | | | | |
| Inning Stats | R: 0 E: 0 K: 0 S: 3 | H: 0 LOB: 0 BB: 0 P: 3 | R: 0 E: 1 K: 2 S: 8 | H: 1 LOB: 2 BB: 1 P: 12 | R: 0 E: 0 K: 2 S: 8 | H: 1 LOB: 2 BB: 1 P: 12 | R: 0 E: 0 K: 2 S: 7 | H: 0 LOB: 0 BB: 0 P: 15 | R: 0 E: 0 K: 1 S: 4 | H: 0 LOB: 0 BB: 0 P: 4 | R: 3 E: 0 K: 1 S: 8 | H: 3 LOB: 1 BB: 0 P: 9 | R: 0 E: 0 K: 0 S: 4 | H: 1 LOB: 1 BB: 0 P: 4 | R: 0 E: 0 K: 0 S: 3 | H: 0 LOB: 0 BB: 0 P: 3 | 1B: 4 2B: 1 3B: 2 HR: 0 | SF: 0 SAC: 0 DP: 0 HBP: 1 | WP: 0 PB: 0 SB: 1 CS: 0 | PA: 39 | | |
| PITCHER | IP WLS BF H R ER SO BB IBB HBP BLK WP HR S P ERA WHIP | IP WLS BF H R ER SO BB IBB HBP BLK WP HR S P ERA WHIP | IP WLS BF H R ER SO BB IBB HBP BLK WP HR S P ERA WHIP | IP WLS BF H R ER SO BB IBB HBP BLK WP HR S P ERA WHIP | IP WLS BF H R ER SO BB IBB HBP BLK WP HR S P ERA WHIP | IP WLS BF H R ER SO BB IBB HBP BLK WP HR S P ERA WHIP | IP WLS BF H R ER SO BB IBB HBP BLK WP HR S P ERA WHIP | IP WLS BF H R ER SO BB IBB HBP BLK WP HR S P ERA WHIP | IP WLS BF H R ER SO BB IBB HBP BLK WP HR S P ERA WHIP | IP WLS BF H R ER SO BB IBB HBP BLK WP HR S P ERA WHIP | IP WLS BF H R ER SO BB IBB HBP BLK WP HR S P ERA WHIP | IP WLS BF H R ER SO BB IBB HBP BLK WP HR S P ERA WHIP | IP WLS BF H R ER SO BB IBB HBP BLK WP HR S P ERA WHIP | IP WLS BF H R ER SO BB IBB HBP BLK WP HR S P ERA WHIP | IP WLS BF H R ER SO BB IBB HBP BLK WP HR S P ERA WHIP | IP WLS BF H R ER SO BB IBB HBP BLK WP HR S P ERA WHIP | IP WLS BF H R ER SO BB IBB HBP BLK WP HR S P ERA WHIP | IP WLS BF H R ER SO BB IBB HBP BLK WP HR S P ERA WHIP | IP WLS BF H R ER SO BB IBB HBP BLK WP HR S P ERA WHIP | IP WLS BF H R ER SO BB IBB HBP BLK WP HR S P ERA WHIP | IP WLS BF H R ER SO BB IBB HBP BLK WP HR S P ERA WHIP | IP WLS BF H R ER SO BB IBB HBP BLK WP HR S P ERA WHIP |

| | |
|-----|----|
| AB | 34 |
| R | 4 |
| H | 7 |
| RBI | 4 |
| BB | 4 |
| SO | 9 |
| LOB | 16 |



| Batter | 1 | 2 | 3 | 4 | 5 | 6 | 7 | 8 | 9 | AB | R | H | RBI | BB | SO | LOB | BOTTOM | | | | | |
|---|---|---|---|---|---|---|---|---|---|---|---|---|---|---|---|---|--|---|---|---|---|---|
| Chuck Schilling, R OBP: 0.346, SLG: 0.507 (1, 4) | 0-0 F8 | | 0-0 F8 | | 0-3 K | | | 0-0 G6-4-3 1B | | 4 | 0 | 1 | 0 | 0 | 1 | 1 | Chicago White Sox @ Boston Red Sox Fenway Park, Boston, MA Thu Jun 10 1965, 3:33 AM EDT Att: 3,464 - Unknown | | | | | |
| Frank Malzone, R OBP: 0.321, SLG: 0.285 (1, 5) | 0-0 F4 | | 0-0 E 1B 1-3 | | | 0-0 S 1B | | 0-0 G6-4-3 1-2 | | 4 | 0 | 2 | 0 | 0 | 0 | 1 | | | | | | |
| Carl Yastrzemski, L OBP: 0.371, SLG: 0.550 (1, 8) | 0-0 F8 | | 0-0 E8 1-3 3-H 1B | | | 0-0 F7 1-2 | | 0-0 F7 | | 4 | 0 | 1 | 1 | 0 | 0 | 1 | | | | | | |
| Tony Conigliaro, R OBP: 0.318, SLG: 0.478 (1, 9) | | 0-0 HR | 0-0 B5-3 | | | 0-0 5-3 | | | 0-3 K | 4 | 1 | 1 | 1 | 0 | 1 | 3 | | | | | | |
| Tony Horton, R OBP: 0.455, SLG: 0.444 (1, 3) | | 0-0 5-3 | | 0-3 K | | 4-0 IBB | | | 0-0 5-3 | 3 | 0 | 0 | 0 | 1 | 1 | 0 | | | | | | |
| Lee Thomas, L OBP: 0.397, SLG: 0.534 (1, 7) | | 0-0 5-3 | | 0-0 F9 | | 0-0 F6 | | | 0-3 K | 4 | 0 | 0 | 0 | 0 | 1 | 2 | | | | | | |
| Rico Petrocelli, R OBP: 0.221, SLG: 0.225 (1, 6) | | 0-0 F4 | | 0-0 F3 | | | 0-0 4-3 | | | 3 | 0 | 0 | 0 | 0 | 0 | 0 | | | | | | |
| Mike Ryan, R OBP: 0.197, SLG: 0.254 (1, 2) | | | 0-0 F9 | | 0-0 F8 | | 0-3 K | | | 3 | 0 | 0 | 0 | 0 | 1 | 0 | | | | | | |
| Dave Morehead, R OBP: 0.231, SLG: 0.167 Dick Radatz, R OBP: 0.400, SLG: 0.643 Lenny Green, L OBP: 0.364, SLG: 0.429 Jerry Stephenson, L (8, 1) | | | 0-0 1B E 1B | | 0-0 4-3 | | 0-0 G3 | | | 2 | 1 | 1 | 0 | 0 | 0 | 0 | | | | | | |
| | | | 0-0 1B | | 0-0 4-3 | | 0-0 G3 | | | 0 | 0 | 0 | 0 | 0 | 0 | 0 | | | | | | |
| | | | 0-0 1B | | 0-0 4-3 | | 0-0 G3 | | | 1 | 0 | 0 | 0 | 0 | 0 | 0 | | | | | | |
| | | | 0-0 1B | | 0-0 4-3 | | 0-0 G3 | | | 0 | 0 | 0 | 0 | 0 | 0 | 0 | | | | | | |
| Inning Stats | R: 0 E: 0 K: 0 S: 3 | H: 0 LOB: 0 BB: 0 P: 3 | R: 1 E: 0 K: 0 S: 4 | H: 1 LOB: 0 BB: 0 P: 4 | R: 1 E: 1 K: 0 S: 6 | H: 3 LOB: 2 BB: 0 P: 6 | R: 0 E: 0 K: 1 S: 5 | H: 0 LOB: 0 BB: 0 P: 5 | R: 0 E: 0 K: 0 S: 4 | H: 1 LOB: 2 BB: 1 P: 8 | R: 0 E: 0 K: 1 S: 5 | H: 0 LOB: 0 BB: 0 P: 5 | R: 0 E: 0 K: 0 S: 3 | H: 1 LOB: 0 BB: 0 P: 3 | R: 0 E: 0 K: 2 S: 7 | H: 0 LOB: 0 BB: 0 P: 7 | 1B: 5 2B: 0 3B: 0 HR: 1 | SF: 0 SAC: 0 DP: 1 HBP: 0 | WP: 0 PB: 0 SB: 1 CS: 0 | PA: 33 | | |
| PITCHER | IP WLS BF H R ER SO BB IBB HBP BLK WP HR S P ERA WHIP | IP WLS BF H R ER SO BB IBB HBP BLK WP HR S P ERA WHIP | IP WLS BF H R ER SO BB IBB HBP BLK WP HR S P ERA WHIP | IP WLS BF H R ER SO BB IBB HBP BLK WP HR S P ERA WHIP | IP WLS BF H R ER SO BB IBB HBP BLK WP HR S P ERA WHIP | IP WLS BF H R ER SO BB IBB HBP BLK WP HR S P ERA WHIP | IP WLS BF H R ER SO BB IBB HBP BLK WP HR S P ERA WHIP | IP WLS BF H R ER SO BB IBB HBP BLK WP HR S P ERA WHIP | IP WLS BF H R ER SO BB IBB HBP BLK WP HR S P ERA WHIP | IP WLS BF H R ER SO BB IBB HBP BLK WP HR S P ERA WHIP | IP WLS BF H R ER SO BB IBB HBP BLK WP HR S P ERA WHIP | IP WLS BF H R ER SO BB IBB HBP BLK WP HR S P ERA WHIP | IP WLS BF H R ER SO BB IBB HBP BLK WP HR S P ERA WHIP | IP WLS BF H R ER SO BB IBB HBP BLK WP HR S P ERA WHIP | IP WLS BF H R ER SO BB IBB HBP BLK WP HR S P ERA WHIP | IP WLS BF H R ER SO BB IBB HBP BLK WP HR S P ERA WHIP | IP WLS BF H R ER SO BB IBB HBP BLK WP HR S P ERA WHIP | IP WLS BF H R ER SO BB IBB HBP BLK WP HR S P ERA WHIP | IP WLS BF H R ER SO BB IBB HBP BLK WP HR S P ERA WHIP | IP WLS BF H R ER SO BB IBB HBP BLK WP HR S P ERA WHIP | IP WLS BF H R ER SO BB IBB HBP BLK WP HR S P ERA WHIP | IP WLS BF H R ER SO BB IBB HBP BLK WP HR S P ERA WHIP |

| | |
|-----|----|
| AB | 32 |
| R | 2 |
| H | 6 |
| RBI | 2 |
| BB | 1 |
| SO | 5 |
| LOB | 8 |



| Batter | 1 | 2 | 3 | 4 | 5 | 6 | 7 | 8 | 9 | AB | R | H | RBI | BB | SO | LOB | TOP | | | | | |
|---|---|---|--|---------------------------------|------------------------------|---------------------------------|------------------------------|---------------------------------|------------------------------|---------------------------------|------------------------------|---------------------------------|------------------------------|---------------------------------|------------------------------|---------------------------------|---|---------------------------------|----------------------------------|------------------------------------|----------------------------------|--------|
| Danny Cater, R OBP: 0.287, SLG: 0.412 (1, 7) | 0-0 6-3 | 0-0 6-3 | | | | 0-0 F8 | | | 0-0 6-3 | 5 | 1 | 1 | 1 | 0 | 0 | 1 | Chicago White Sox @ Washington Senators D.C. Stadium, Washington, DC Fri Jun 11 1965, 7:05 PM EDT Unknown livebaseballscorecards.com | | | | | |
| Don Buford, S OBP: 0.356, SLG: 0.410 (1, 4) (7, 5) | 0-0 S 1B | 0-0 F6 | | | | 0-0 F8 | | 4-0 BB | 4-0 S BB | 3 | 1 | 1 | 0 | 2 | 0 | 0 | | | | | | |
| Floyd Robinson, L OBP: 0.309, SLG: 0.358 (1, 9) | 4-0 1B 1-2 1B BB | | 4-0 1B BB | | | 0-0 F7 | | 0-0 F8 | 0-0 6-3 | 3 | 1 | 0 | 0 | 2 | 0 | 2 | | | | | | |
| Pete Ward, L OBP: 0.387, SLG: 0.485 Al Weis, S OBP: 0.343, SLG: 0.397 (1, 5) (7, 4) | 0-0 1B 1-3 2H 1B | | 0-0 CS 1B | | | 0-0 G3 | | 0-3 K | | 4 | 0 | 2 | 1 | 0 | 1 | 1 | | | | | | |
| Tom McCraw, L OBP: 0.276, SLG: 0.281 (1, 3) | 0-0 S 1B | | 0-0 F6 | | | 0-0 6-3 | | 0-0 G3 | | 4 | 0 | 1 | 1 | 0 | 0 | 3 | | | | | | |
| Ron Hansen, R OBP: 0.308, SLG: 0.391 (1, 6) | 0-0 F2 | | 0-0 F7 | | | 0-0 F9 | | 0-0 F8 | | 4 | 0 | 0 | 0 | 0 | 0 | 3 | | | | | | |
| J.C. Martin, L OBP: 0.345, SLG: 0.359 (1, 2) | 4-0 IBB | | 0-0 F7 | | | 0-0 E5 1B E | | 0-0 4-3 | | 3 | 1 | 0 | 0 | 1 | 0 | 0 | | | | | | |
| Ken Berry, R OBP: 0.280, SLG: 0.326 (1, 8) | 0-3 K | | 0-0 1-3 | | | 0-0 1B E 1B | | 0-0 F8 | | 4 | 1 | 1 | 0 | 0 | 1 | 3 | | | | | | |
| Juan Pizarro, L OBP: 0.333, SLG: 0.333 Eddie Fisher, R OBP: 0.077, SLG: 0.077 (1, 1) (6, 1) | | 0-0 F4 | | 0-3 K | | 0-0 E8 1-1H 2H 1B | | 0-3 K | | 3 | 0 | 1 | 1 | 0 | 1 | 0 | | | | | | |
| | | | | | | | | | | 1 | 0 | 0 | 0 | 0 | 1 | 0 | | | | | | |
| Inning Stats | R: 2 E: 0 K: 1 S: 8 | H: 3 LOB: 3 BB: 2 P: 16 | R: 0 E: 0 K: 0 S: 3 | H: 0 LOB: 0 BB: 0 P: 3 | R: 0 E: 0 K: 0 S: 3 | H: 1 LOB: 1 BB: 1 P: 7 | R: 0 E: 0 K: 1 S: 5 | H: 0 LOB: 0 BB: 0 P: 5 | R: 1 E: 0 K: 0 S: 4 | H: 1 LOB: 0 BB: 0 P: 4 | R: 2 E: 2 K: 0 S: 6 | H: 2 LOB: 1 BB: 0 P: 6 | R: 0 E: 0 K: 1 S: 5 | H: 0 LOB: 1 BB: 1 P: 9 | R: 0 E: 0 K: 0 S: 3 | H: 0 LOB: 0 BB: 0 P: 3 | R: 0 E: 0 K: 1 S: 5 | H: 0 LOB: 1 BB: 1 P: 9 | 1B: 6 2B: 0 3B: 0 HR: 1 | SF: 0 SAC: 0 DP: 0 HBP: 0 | WP: 0 PB: 0 SB: 3 CS: 1 | PA: 39 |
| PITCHER | IP WLS BF H R ER SO BB IBB HBP BLK WP HR S P ERA WHIP | IP WLS BF H R ER SO BB IBB HBP BLK WP HR S P ERA WHIP | | | | | | | | | | | | | | | | | | | | |
| Phil Ortega, R ERA: 4.71 Marshall Bridges, L ERA: 2.04 Ryne Duren, R ERA: 2.77 (1, 1) (7, 1) (8, 1) | 6.0 L 29 7 5 3 2 3 1 0 0 0 1 29 45 4.50 1.667 | 1.0 3 0 0 0 1 0 0 0 0 0 0 5 5 0.00 0.000 | 2.0 7 0 0 0 1 1 0 0 0 0 0 8 12 0.00 0.500 | | | | | | | | | | | | | | | | | | | |

| Batter | 1 | 2 | 3 | 4 | 5 | 6 | 7 | 8 | 9 | AB | R | H | RBI | BB | SO | LOB | BOTTOM | | | |
|---|---|---|------------------------------|---------------------------------|------------------------------|---------------------------------|------------------------------|---------------------------------|------------------------------|---------------------------------|------------------------------|---------------------------------|------------------------------|---------------------------------|------------------------------|---------------------------------|---|------------------------------------|----------------------------------|--------|
| Joe Cunningham, L OBP: 0.397, SLG: 0.397 (1, 3) | 0-0 4-3 | | 0-3 K | | | 0-0 1-2 1B | | | 0-3 K | 4 | 0 | 1 | 0 | 0 | 2 | 1 | Chicago White Sox @ Washington Senators D.C. Stadium, Washington, DC Fri Jun 11 1965, 7:05 PM EDT Unknown livebaseballscorecards.com | | | |
| Ken Hamlin, R OBP: 0.313, SLG: 0.347 Bob Chance, L OBP: 0.282, SLG: 0.365 Ryne Duren, R (1, 4) (7, PH) (8, 1) | 0-3 K | | 0-0 2B | | | 0-0 F9 | | 0-0 6-3 | | 3 | 0 | 1 | 0 | 0 | 1 | 2 | | | | |
| Ken McMullen, R OBP: 0.333, SLG: 0.440 (1, 5) | 0-0 5-3 | | 0-0 F9 | | | 0-0 1B | | 0-0 2B | | 4 | 0 | 2 | 0 | 0 | 0 | 1 | | | | |
| Frank Howard, R OBP: 0.368, SLG: 0.531 (1, 7) | | 0-0 1B 2B | | 0-3 K | | 0-3 K | | 0-0 6-3 | | 4 | 1 | 1 | 0 | 0 | 2 | 2 | | | | |
| Woodie Held, R OBP: 0.382, SLG: 0.484 (1, 9) | | 0-0 1-3 | | 0-0 5-3 | | 0-0 F7 | | 0-3 K | | 4 | 0 | 0 | 0 | 0 | 1 | 3 | | | | |
| Don Lock, R OBP: 0.342, SLG: 0.293 (1, 8) | | 0-3 K | | 4-0 CS BB | | 0-0 1-3 | | 0-0 F8 | | 3 | 0 | 0 | 0 | 1 | 1 | 3 | | | | |
| Doug Camilli, R OBP: 0.287, SLG: 0.321 (1, 2) | | 0-0 FC5-4 2H 1B | | 0-0 CS | | 0-0 F8 | | 0-0 F3 | | 4 | 0 | 1 | 1 | 0 | 0 | 0 | | | | |
| Ed Brinkman, R OBP: 0.237, SLG: 0.299 (1, 6) | | 0-0 FC5-4 | | | | 0-3 K | | 0-0 PB 1B 1B | | 4 | 1 | 1 | 0 | 0 | 1 | 1 | | | | |
| Phil Ortega, R OBP: 0.233, SLG: 0.222 Marshall Bridges, S OBP: 0.333, SLG: 1.000 Willie Kirkland, L OBP: 0.250, SLG: 0.470 Don Zimmer, R OBP: 0.317, SLG: 0.353 (1, 1) (7, 1) (7, PH) (8, 4) | | | 0-0 6-3 | | | 4-0 1B BB | | 0-0 PB 1B | | 1 | 0 | 0 | 0 | 1 | 0 | 0 | | | | |
| | | | | | | | | | | 0 | 0 | 0 | 0 | 0 | 0 | 0 | | | | |
| | | | | | | | | | | 1 | 0 | 0 | 0 | 0 | 0 | 0 | | | | |
| Inning Stats | R: 0 E: 0 K: 1 S: 5 | H: 0 LOB: 0 BB: 0 P: 5 | R: 1 E: 0 K: 1 S: 7 | H: 2 LOB: 1 BB: 0 P: 7 | R: 0 E: 0 K: 1 S: 6 | H: 1 LOB: 0 BB: 0 P: 6 | R: 0 E: 0 K: 1 S: 4 | H: 0 LOB: 0 BB: 1 P: 8 | R: 0 E: 0 K: 1 S: 6 | H: 1 LOB: 1 BB: 0 P: 6 | R: 1 E: 0 K: 1 S: 7 | H: 2 LOB: 1 BB: 0 P: 7 | R: 0 E: 0 K: 1 S: 6 | H: 1 LOB: 1 BB: 0 P: 6 | R: 0 E: 0 K: 0 S: 3 | H: 0 LOB: 0 BB: 0 P: 3 | 1B: 5 2B: 3 3B: 0 HR: 0 | SF: 0 SAC: 0 DP: 0 HBP: 0 | WP: 0 PB: 2 SB: 0 CS: 1 | PA: 37 |
| PITCHER | IP WLS BF H R ER SO BB IBB HBP BLK WP HR S P ERA WHIP | IP WLS BF H R ER SO BB IBB HBP BLK WP HR S P ERA WHIP | | | | | | | | | | | | | | | | | | |
| Juan Pizarro, L ERA: 7.2 Eddie Fisher, R ERA: 1.05 (1, 1) (6, 1) | 5.0 W 21 3 1 1 3 0 0 0 0 0 0 21 21 0.00 0.750 | 4.0 S 15 3 1 0 3 0 0 0 0 0 0 21 21 0.00 0.750 | | | | | | | | | | | | | | | | | | |

| Batter | 1 | 2 | 3 | 4 | 5 | 6 | 7 | 8 | 9 | 10 | AB | R | H | RBI | BB | SO | LOB | | | | | | |
|---|------------------------------|----------------------------------|------------------------------|----------------------------------|------------------------------|---------------------------------|------------------------------|---------------------------------|--------------------------------|---------------------------------|------------------------------|---------------------------------|------------------------------|---------------------------------|------------------------------|----------------------------------|------------------------------|---------------------------------|----------------------------------|------------------------------------|----------------------------------|--------|--|
| Ken Berry, R OBP: 0.280, SLG: 0.338 J.C. Martin, L OBP: 0.350, SLG: 0.413 | (1,8) X 0-0 1B 3B | (2,2) X 0-0 F3 | | (2,2) X 0-0 F3 | | | (1,1) X 0-0 5-3 | | (1,1) X 0-0 HR | (1,1) X 0-0 1B | 4 | 1 | 1 | 0 | 0 | 0 | 2 | | | | | | |
| Floyd Robinson, L OBP: 0.306, SLG: 0.353 | (1,9) X 0-0 2B 1B | (3,3) X 0-3 K | | (3,3) X 0-0 F7 | | | (2,2) X 0-0 G3 | | (3,3) X 0-3 K | (3,3) X 0-0 F9 | 6 | 1 | 1 | 1 | 0 | 2 | 3 | | | | | | |
| Danny Cater, R OBP: 0.294, SLG: 0.429 | (1,7) X 0-0 F9 | | | | | (1,1) X 0-0 6-3 | | | (4,0) X 0-0 1B HBP BB | | 4 | 1 | 2 | 1 | 1 | 0 | 1 | | | | | | |
| Pete Ward, L OBP: 0.397, SLG: 0.489 | (1,5) X 0-0 2B | | | (1,1) X 0-0 F4 | | (2,2) X 0-0 F7 | | (2,2) X 0-0 1B FC5-4 | (2,2) X 0-0 F5 | | 5 | 0 | 2 | 1 | 0 | 0 | 1 | | | | | | |
| Bill Skowron, R OBP: 0.324, SLG: 0.426 | (1,3) X 0-0 F9 | | | (2,2) X 0-0 5-3 | | | (2,2) X 0-0 2B | (3,3) X 0-0 FC5-4 1-2 | (1,0) X 0-0 HBP | | 4 | 0 | 1 | 0 | 0 | 0 | 3 | | | | | | |
| Ron Hansen, R OBP: 0.315, SLG: 0.390 | (1,6) X 0-0 BB | | | | | (3,3) X 0-0 K | | | (4,0) X 0-0 1B BB | (3,3) X 0-0 1-3 | 3 | 0 | 1 | 0 | 2 | 1 | 3 | | | | | | |
| Al Weis, S OBP: 0.329, SLG: 0.377 Don Buford, S OBP: 0.358, SLG: 0.430 | (1,4) X 0-0 1-3 | | | (3,3) X 0-0 F8 | | | (1,1) X 0-0 F4 | | (1,1) X 0-0 F9 | | 3 | 0 | 0 | 0 | 0 | 0 | 3 | | | | | | |
| Jimmie Schaffer, R OBP: 0.292, SLG: 0.333 Smoky Burgess, L OBP: 0.333, SLG: 0.400 Eddie Fisher, R OBP: 0.071, SLG: 0.071 | | (1,2) X 0-3 K | | | | (2,2) X 0-0 SH1-4 1B | (2,2) X 0-0 F9 | | (2,2) X 0-0 1B G4-6-3 | (3,3) X 0-3 K | 3 | 0 | 1 | 0 | 0 | 1 | 0 | | | | | | |
| John Buzhardt, R OBP: 0.300, SLG: 0.125 Tommy John, L OBP: 0.311, SLG: 0.167 Bob Locker, R OBP: 0.167, SLG: 0.167 Ted Willis, L OBP: 0.167, SLG: 0.167 Dave Nicholson, R OBP: 0.200, SLG: 0.289 Hoyt Wilhelm, R OBP: 0.270, SLG: 0.275 | | (4,0) X 0-0 BB | | | | (1,1) X 0-0 SH1-4 1B | (3,3) X 0-3 K | | (3,3) X 0-0 G4-6-3 1-2 | (2,2) X 0-0 F7 | 0 | 0 | 0 | 0 | 1 | 0 | 0 | | | | | | |
| Inning Stats | R: 2 E: 0 K: 0 S: 6 | H: 3 LOB: 2 BB: 1 P: 10 | R: 0 E: 0 K: 2 S: 7 | H: 0 LOB: 1 BB: 1 P: 11 | R: 1 E: 0 K: 0 S: 5 | H: 2 LOB: 1 BB: 0 P: 4 | R: 0 E: 0 K: 1 S: 6 | H: 1 LOB: 1 BB: 0 P: 6 | R: 0 E: 0 K: 1 S: 5 | H: 0 LOB: 0 BB: 0 P: 5 | R: 0 E: 0 K: 0 S: 5 | H: 2 LOB: 2 BB: 0 P: 5 | R: 0 E: 0 K: 1 S: 6 | H: 1 LOB: 1 BB: 1 P: 7 | R: 1 E: 0 K: 1 S: 7 | H: 1 LOB: 2 BB: 0 P: 11 | R: 1 E: 0 K: 1 S: 7 | H: 2 LOB: 1 BB: 0 P: 7 | 1B: 7 2B: 2 3B: 1 HR: 3 | SF: 0 SAC: 1 DP: 1 HBP: 1 | WP: 0 PB: 0 SB: 0 CS: 0 | PA: 47 | |
| PITCHER | IP 6.2 | WLS 31 | BF 9 | H 3 | R 3 | ER 3 | SO 4 | BB 2 | IBB 0 | HBP 0 | BLK 0 | WP 0 | HR 1 | S 37 | P 45 | ERA 4.05 | WHIP 1.650 | | | | | | |
| Mike McCormick, L ERA: 3.41 | (1,1) | | | | | | | | | | | | | | | | | | | | | | |
| Steve Ridzik, R ERA: 4.13 | (7,1) | 3.1 | L | 16 | 4 | 2 | 2 | 2 | 0 | 1 | 0 | 0 | 0 | 2 | 17 | 26 | 5.40 | 1.800 | | | | | |

Chicago White Sox @ Washington Senators
D.C. Stadium, Washington, DC
Fri Jun 11 1965, 7:05 PM EDT
Att. 14,307 - Unknown

| | |
|-----|----|
| AB | 41 |
| R | 5 |
| H | 13 |
| RBI | 5 |
| BB | 4 |
| SO | 6 |
| LOB | 19 |



| Batter | 1 | 2 | 3 | 4 | 5 | 6 | 7 | 8 | 9 | 10 | AB | R | H | RBI | BB | SO | LOB | | | | | | | |
|--|------------------------------|---------------------------------|------------------------------|---------------------------------|------------------------------|----------------------------------|------------------------------|---------------------------------|------------------------------|----------------------------------|------------------------------|---------------------------------|------------------------------|---------------------------------|------------------------------|---------------------------------|------------------------------|---------------------------------|------------------------------|---------------------------------|----------------------------------|------------------------------------|----------------------------------|--------|
| Joe Cunningham, L OBP: 0.378, SLG: 0.386 | (1,3) X 0-0 4-3 | | (2,2) X 0-3 K | | | (2,2) X 0-0 BB 1B | | | (2,2) X 0-0 1-3 | | 5 | 1 | 1 | 0 | 0 | 1 | 0 | | | | | | | |
| Ken McMullen, R OBP: 0.344, SLG: 0.481 | (1,5) X 4-0 FC5-4 BB | | | | | (3,3) X 0-3 BB 1B | | | | | 4 | 2 | 3 | 1 | 1 | 1 | 0 | | | | | | | |
| Jim King, L OBP: 0.389, SLG: 0.548 | (1,9) X 0-0 F7 | | | | | (4,0) X 0-0 1-3 1B BB | | | (4,0) X 0-0 F3 | | 3 | 1 | 1 | 0 | 2 | 0 | 2 | | | | | | | |
| Frank Howard, R OBP: 0.364, SLG: 0.523 | (1,7) X 0-0 FC5-4 1-2 | | | | | (3,3) X 0-0 1B 1-3 1B | | | (3,3) X 0-0 5-3 | | 5 | 0 | 1 | 2 | 0 | 1 | 4 | | | | | | | |
| Don Lock, R OBP: 0.331, SLG: 0.283 | | | | | | (2,2) X 0-0 1-3 | | | (2,2) X 0-0 F7 | | 5 | 0 | 0 | 0 | 0 | 1 | 3 | | | | | | | |
| Don Zimmer, R OBP: 0.324, SLG: 0.345 | | | | | | (2,2) X 0-0 1B 1B | | | (2,2) X 0-0 3-1 | | 4 | 0 | 1 | 1 | 0 | 2 | 0 | | | | | | | |
| Mike Brumley, L OBP: 0.226, SLG: 0.165 | | | | | | (2,2) X 0-0 F7 FC6-4 1B | | | (3,3) X 0-0 G3 | | 5 | 0 | 2 | 0 | 0 | 0 | 1 | | | | | | | |
| Ed Brinkman, R OBP: 0.237, SLG: 0.298 | | | | | | (2,2) X 0-0 F7 FC6-4 1B | | | | | 4 | 0 | 1 | 0 | 0 | 0 | 5 | | | | | | | |
| Mike McCormick, L OBP: 0.211, SLG: 0.063 Steve Ridzik, R OBP: 0.143, SLG: 0.143 | (1,1) | | | | | (1,1) X 0-0 4-3 | | | (1,1) X 0-0 F8 | | 3 | 0 | 0 | 0 | 0 | 0 | 0 | | | | | | | |
| Inning Stats | R: 0 E: 0 K: 0 S: 3 | H: 0 LOB: 1 BB: 7 P: 7 | R: 0 E: 0 K: 1 S: 6 | H: 1 LOB: 1 BB: 0 P: 6 | R: 1 E: 0 K: 1 S: 7 | H: 2 LOB: 1 BB: 0 P: 7 | R: 0 E: 0 K: 1 S: 5 | H: 0 LOB: 1 BB: 0 P: 6 | R: 3 E: 0 K: 0 S: 8 | H: 5 LOB: 3 BB: 1 P: 12 | R: 0 E: 0 K: 1 S: 5 | H: 0 LOB: 0 BB: 0 P: 5 | R: 0 E: 0 K: 1 S: 4 | H: 0 LOB: 0 BB: 1 P: 8 | R: 0 E: 0 K: 0 S: 4 | H: 1 LOB: 1 BB: 0 P: 6 | R: 0 E: 0 K: 0 S: 4 | H: 1 LOB: 1 BB: 0 P: 4 | R: 0 E: 0 K: 0 S: 3 | H: 0 LOB: 0 BB: 0 P: 3 | 1B: 9 2B: 0 3B: 0 HR: 1 | SF: 0 SAC: 0 DP: 1 HBP: 1 | WP: 0 PB: 0 SB: 0 CS: 0 | PA: 43 |
| PITCHER | IP 4.1 | WLS 20 | BF 5 | H 3 | R 3 | ER 3 | SO 3 | BB 1 | IBB 0 | HBP 0 | BLK 0 | WP 0 | HR 1 | S 24 | P 29 | ERA 6.23 | WHIP 1.385 | | | | | | | |
| John Buzhardt, R ERA: 3.02 | (1,1) | | | | | | | | | | | | | | | | | | | | | | | |
| Tommy John, L ERA: 3.51 | (5,1) | 0.0 | 1 | 0 | 0 | 0 | 0 | 0 | 0 | 0 | 0 | 0 | 0 | 0 | 0 | 0 | 4 | ∞ | | | | | | |
| Bob Locker, R ERA: 3.28 | (5,1) | 0.1 | 3 | 2 | 1 | 1 | 0 | 0 | 0 | 0 | 0 | 0 | 0 | 0 | 0 | 3 | 3 | 27.00 | 6.000 | | | | | |
| Ted Willis, L ERA: 2.65 | (5,1) | 0.1 | 2 | 1 | 0 | 0 | 0 | 0 | 0 | 0 | 0 | 0 | 0 | 0 | 0 | 2 | 2 | 0.00 | 3.000 | | | | | |
| Hoyt Wilhelm, R ERA: 2.65 | (6,1) | 2.0 | 6 | 0 | 0 | 0 | 2 | 1 | 0 | 0 | 0 | 0 | 0 | 0 | 9 | 13 | 0.00 | 0.500 | | | | | | |

Chicago White Sox @ Washington Senators
D.C. Stadium, Washington, DC
Fri Jun 11 1965, 7:05 PM EDT
Att. 14,307 - Unknown

| | |
|-----|----|
| AB | 39 |
| R | 4 |
| H | 10 |
| RBI | 4 |
| BB | 3 |
| SO | 6 |
| LOB | 16 |



| Batter | 1 | 2 | 3 | 4 | 5 | 6 | 7 | 8 | 9 | AB | R | H | RBI | BB | SO | LOB | TOP | | |
|---|--|---------------------------------|------------------------------|---------------------------------|------------------------------|---------------------------------|------------------------------|---------------------------------|------------------------------|---------------------------------|------------------------------|---------------------------------|------------------------------|---------------------------------|------------------------------|----------------------------------|----------------------------------|------------------------------------|-----------------|
| Danny Carter, R OBP: 0.289, SLG: 0.420 (1, 7) | F9 | | 6-3 | | | F7 | | | K | 4 | 0 | 0 | 0 | 0 | 1 | 0 | | | |
| Don Buford, S OBP: 0.381, SLG: 0.429 (1, 4) | 4-3 | | | G3 | | F8 | | | 1B | 3 | 1 | 1 | 0 | 1 | 0 | 0 | | | |
| Floyd Robinson, L OBP: 0.309, SLG: 0.355 (1, 9) | L6 | | | G3 | | | | | 1B | 4 | 0 | 2 | 0 | 0 | 0 | 1 | | | |
| Pete Ward, L OBP: 0.384, SLG: 0.483 (1, 5) | | F7 | | G3 | | FC4-6 | | | 1B | 4 | 0 | 1 | 1 | 0 | 0 | 2 | | | |
| Smoky Burgess, L OBP: 0.306, SLG: 0.364 Jimmie Schaffer, R OBP: 0.280, SLG: 0.318 (1, 2) (7, 2) | 4-3 | | | F9 | | L4-3 | | | F2 | 3 | 0 | 0 | 0 | 0 | 0 | 2 | | | |
| Tom McCraw, L OBP: 0.272, SLG: 0.277 (1, 3) | E6 | | | | | F8 | | | | 3 | 0 | 1 | 0 | 0 | 0 | 0 | | | |
| Ron Hansen, R OBP: 0.311, SLG: 0.384 Al Weis, S OBP: 0.329, SLG: 0.377 (1, 6) (8, 6) | F3 | | | 1-3 | | | | | G4-6-3 | 3 | 0 | 0 | 0 | 0 | 0 | 2 | | | |
| Ken Berry, R OBP: 0.274, SLG: 0.331 (1, 8) | | | F5 | | | 5-3 | | | F4 | 3 | 0 | 0 | 0 | 0 | 0 | 0 | | | |
| Joe Horlen, R OBP: 0.267, SLG: 0.276 Tommy John, R OBP: 0.211, SLG: 0.167 Bob Locker, S (4, 1) John Romano, R OBP: 0.283, SLG: 0.363 Ted Wills, L (8, 1) Greg Bollo, R (8, 1) J.C. Martin, L OBP: 0.266, SLG: 0.407 (9, PH) | 6-3 | | | | | 6-3 | | | G3 | 1 | 0 | 0 | 0 | 0 | 0 | 0 | | | |
| Inning Stats | R: 0 E: 0 K: 0 S: 3 | H: 0 LOB: 0 BB: 0 P: 3 | R: 0 E: 1 K: 0 S: 4 | H: 0 LOB: 1 BB: 0 P: 4 | R: 0 E: 0 K: 0 S: 3 | H: 0 LOB: 0 BB: 0 P: 3 | R: 0 E: 0 K: 0 S: 4 | H: 1 LOB: 1 BB: 0 P: 4 | R: 0 E: 0 K: 0 S: 3 | H: 0 LOB: 0 BB: 0 P: 3 | R: 0 E: 0 K: 0 S: 3 | H: 1 LOB: 0 BB: 0 P: 3 | R: 0 E: 0 K: 0 S: 3 | H: 1 LOB: 0 BB: 0 P: 3 | R: 1 E: 0 K: 1 S: 7 | H: 2 LOB: 2 BB: 1 P: 11 | 1B: 5 2B: 1 3B: 0 HR: 0 | SF: 0 SAC: 0 DP: 2 HBP: 0 | WP: 0 PA: 32 |
| PITCHER Bennie Daniels, R ERA: 3.14 (1, 1) | IP: 9.0 WLS: W BF: 32 H: 5 R: 1 ER: 1 SO: 1 BB: 1 IBB: 0 HBP: 0 BLK: 0 WP: 0 HR: 0 S: 33 P: 37 ERA: 1.00 WHIP: 0.667 | | | | | | | | | | | | | | | | | | |

Chicago White Sox @ Washington Senators
D.C. Stadium, Washington, DC
Sat Jun 12 1965, 3:33 AM EDT
Att: 3,127 - Unknown

AB 31
R 1
H 5
RBI 1
BB 1
SO 1
LOB 9



| Batter | 1 | 2 | 3 | 4 | 5 | 6 | 7 | 8 | 9 | AB | R | H | RBI | BB | SO | LOB | BOTTOM | | |
|---|---|---------------------------------|------------------------------|---------------------------------|------------------------------|----------------------------------|------------------------------|----------------------------------|------------------------------|---------------------------------|------------------------------|---------------------------------|------------------------------|---------------------------------|------------------------------|---------------------------------|----------------------------------|------------------------------------|-----------------|
| Joe Cunningham, L OBP: 0.392, SLG: 0.419 (1, 3) | HBP | | 4-3 | 1-3 | | 4-3 | | | | 3 | 1 | 2 | 2 | 0 | 0 | 1 | | | |
| Ken McMullen, R OBP: 0.346, SLG: 0.473 (1, 5) | F9 | | 4-3 | FC6-2 | | | | | HR | 3 | 2 | 1 | 1 | 1 | 0 | 3 | | | |
| Jim King, L OBP: 0.377, SLG: 0.528 (1, 9) | F7 | | 4-3 | K2-3 | | | | | 4-3 | 4 | 0 | 0 | 0 | 0 | 1 | 5 | | | |
| Frank Howard, R OBP: 0.362, SLG: 0.516 (1, 7) | F3 | | HR | | | 4-3 | | | K | 3 | 1 | 0 | 0 | 1 | 1 | 1 | | | |
| Don Lock, R OBP: 0.329, SLG: 0.303 (1, 8) | | K | HR | | | K | | | F7 | 4 | 1 | 1 | 4 | 0 | 2 | 0 | | | |
| Don Zimmer, R OBP: 0.319, SLG: 0.328 (1, 4) | 6-3 | | 6-3 | | | F9 | | | FC3-6 | 3 | 0 | 0 | 0 | 1 | 0 | 0 | | | |
| Mike Brumley, L OBP: 0.227, SLG: 0.159 (1, 2) | 6-3 | | | FC1-5 | | F8 | | | FC3-6 | 3 | 0 | 0 | 0 | 1 | 0 | 1 | | | |
| Ed Brinkman, R OBP: 0.243, SLG: 0.298 (1, 6) | | | SH1-4 | FC1-5 | | 1-3 | | | F9 | 3 | 2 | 1 | 0 | 1 | 0 | 1 | | | |
| Bennie Daniels, L OBP: 0.286, SLG: 0.167 (1, 1) | | | SH1-4 | FC1-5 | | | | | K | 3 | 0 | 1 | 0 | 0 | 1 | 3 | | | |
| Inning Stats | R: 0 E: 0 K: 0 S: 3 | H: 0 LOB: 1 BB: 0 P: 4 | R: 0 E: 0 K: 1 S: 5 | H: 0 LOB: 0 BB: 0 P: 5 | R: 5 E: 0 K: 0 S: 6 | H: 3 LOB: 2 BB: 2 P: 14 | R: 1 E: 0 K: 1 S: 6 | H: 1 LOB: 2 BB: 2 P: 14 | R: 0 E: 0 K: 1 S: 5 | H: 0 LOB: 0 BB: 0 P: 5 | R: 0 E: 0 K: 0 S: 4 | H: 1 LOB: 1 BB: 0 P: 4 | R: 1 E: 0 K: 1 S: 6 | H: 1 LOB: 0 BB: 0 P: 6 | R: 0 E: 0 K: 1 S: 5 | H: 0 LOB: 1 BB: 1 P: 9 | 1B: 2 2B: 2 3B: 0 HR: 2 | SF: 0 SAC: 1 DP: 0 HBP: 1 | WP: 0 PA: 36 |
| PITCHER Joe Horlen, R ERA: 2.37 Tommy John, L ERA: 3.65 Bob Locker, R ERA: 3.08 Ted Wills, L ERA: 2.84 Greg Bollo, R ERA: 2.57 (1, 1) (4, 1) (4, 1) (6, 1) (8, 1) | IP: 3.0 WLS: L BF: 15 H: 3 R: 5 ER: 5 SO: 1 BB: 2 IBB: 0 HBP: 0 BLK: 0 WP: 0 HR: 0 S: 14 P: 23 ERA: 15.00 WHIP: 9.000 | | | | | | | | | | | | | | | | | | |

Chicago White Sox @ Washington Senators
D.C. Stadium, Washington, DC
Sat Jun 12 1965, 3:33 AM EDT
Att: 3,127 - Unknown


AB 29
R 7
H 6
RBI 7
BB 5
SO 5
LOB 15



| Batter | 1 | 2 | 3 | 4 | 5 | 6 | 7 | 8 | 9 | AB | R | H | RBI | BB | SO | LOB | TOP | | | |
|--|--|---------------------------------|------------------------------|---------------------------------|------------------------------|---------------------------------|------------------------------|---------------------------------|------------------------------|---|------------------------------|---------------------------------|------------------------------|---------------------------------|------------------------------|---------------------------------|----------------------------------|------------------------------------|-------------------------|--------|
| Ken Berry, R (1,8) OBP: 0.279, SLG: 0.331 Dave Nicholson, R (1,9) OBP: 0.212, SLG: 0.290 | 4-0 FC6 BB | | 0-0 F8 | | | 0-0 1B | | 0-3 K | | 0 0 0 0 1 0 0 3 0 1 0 0 1 0 | | | | | | | | | | |
| Floyd Robinson, L (1,9) OBP: 0.308, SLG: 0.358 | 0-0 FC6 FC6-4 1-2 | | | 0-0 6-3 | | 0-0 F8 | | | 0-0 3B 2B | 4 1 1 0 0 0 2 | | | | | | | | | | |
| Danny Cater, R (1,7) OBP: 0.284, SLG: 0.412 | 0-0 F9 | | | 0-3 K | | | 0-0 F3 | | 0-3 K | 4 0 0 0 0 2 2 | | | | | | | | | | |
| Bill Skowron, R (1,3) OBP: 0.327, SLG: 0.453 Tom McCraw, L (9, PR) OBP: 0.272, SLG: 0.277 | 0-0 FC6-4 1-2 | | | 0-0 6-3-4 | | | 0-0 HR | | 0-0 3B 2H | 4 1 2 2 0 0 1 0 0 0 0 0 0 0 | | | | | | | | | | |
| Pete Ward, L (1,5) OBP: 0.382, SLG: 0.478 Don Buford, S (9,5) OBP: 0.361, SLG: 0.429 | | 0-0 F9 | | | 0-0 L9-3 1B | | 0-0 F7 | | 0-3 K | 4 0 1 0 0 1 1 0 0 0 0 0 0 0 | | | | | | | | | | |
| Ron Hansen, R (1,6) OBP: 0.314, SLG: 0.383 | 4-0 G5-4-3 BB | | | 0-0 L9-3 1-2 | | | 0-0 1B | | 0-0 5-3 | 3 0 1 0 1 0 2 | | | | | | | | | | |
| Al Weis, S (1,4) OBP: 0.315, SLG: 0.359 | | 0-0 G5-4-3 1-2 | | | 0-0 F3 | | 0-0 6-3 | | | 3 0 0 0 0 0 2 | | | | | | | | | | |
| Jimmie Schaffer, R (1,2) OBP: 0.250, SLG: 0.280 | | | 0-0 F6 | | | 0-0 F6 | | 0-0 F8 | | 3 0 0 0 0 0 0 | | | | | | | | | | |
| Bruce Howard, S (1,1) OBP: 0.294, SLG: 0.154 John Romano, R (8, PH) OBP: 0.327, SLG: 0.359 Hoyt Wilhelm, R (8,1) | | | 0-0 4-3 | | | 0-3 K | | 0-3 K | | 2 0 0 0 0 1 0 1 0 0 0 0 1 0 0 0 0 0 0 0 0 | | | | | | | | | | |
| Inning Stats | R: 0 E: 0 K: 0 S: 3 | H: 0 LOB: 1 BB: 1 P: 7 | R: 0 E: 0 K: 0 S: 2 | H: 0 LOB: 0 BB: 1 P: 6 | R: 0 E: 0 K: 1 S: 3 | H: 0 LOB: 0 BB: 0 P: 3 | R: 0 E: 0 K: 0 S: 5 | H: 1 LOB: 0 BB: 0 P: 5 | R: 0 E: 0 K: 1 S: 6 | H: 1 LOB: 1 BB: 0 P: 6 | R: 1 E: 0 K: 0 S: 5 | H: 2 LOB: 1 BB: 0 P: 5 | R: 0 E: 0 K: 2 S: 7 | H: 0 LOB: 0 BB: 0 P: 7 | R: 1 E: 0 K: 2 S: 9 | H: 2 LOB: 1 BB: 0 P: 9 | 1B: 3 2B: 2 3B: 1 HR: 1 | SF: 0 SAC: 0 DP: 2 HBP: 0 | WP: 0 PB: 0 CS: 0 | PA: 33 |
| PITCHER Pete Richert, L (1,1) ERA: 3.41 | IP: 9.0 WLS: L BF: 33 H: 6 R: 2 ER: 2 SO: 6 BB: 2 IBB: 0 HBP: 0 BLK: 0 WP: 0 HR: 1 S: 43 P: 51 ERA: 2.00 WHIP: 0.889 | | | | | | | | | | | | | | | PITCHER | | | | |

Chicago White Sox @ Washington Senators
D.C. Stadium, Washington, DC
Sun Jun 13 1965, 3:33 AM EDT
Att: 26,275 - Unknown


AB 31
R 2
H 6
RBI 2
BB 2
SO 6
LOB 10



| Batter | 1 | 2 | 3 | 4 | 5 | 6 | 7 | 8 | 9 | AB | R | H | RBI | BB | SO | LOB | BOTTOM | | | |
|--|--|---------------------------------|------------------------------|---------------------------------|------------------------------|---------------------------------|------------------------------|---------------------------------|------------------------------|----------------------------------|------------------------------|---------------------------------|------------------------------|---------------------------------|------------------------------|---------------------------------|----------------------------------|------------------------------------|-------------------------|--------|
| Joe Cunningham, L (1,3) OBP: 0.397, SLG: 0.404 | 0-0 6-3 | | 0-3 K | | 4-0 FC6-4 BB | | 0-0 4-3 | | | 3 0 0 0 1 1 0 | | | | | | | | | | |
| Don Blasingame, L (1,4) OBP: 0.276, SLG: 0.330 | 0-0 F8 | | 0-0 5-3 | | 0-0 FC6-4 S 1-2 | | 0-0 4-3 | | | 4 0 0 0 0 0 1 | | | | | | | | | | |
| Jim King, L (1,9) OBP: 0.373, SLG: 0.514 | 4-0 BB | | 0-3 K | | 0-3 K 1-2 | | 0-0 6-3 | | | 3 0 0 0 1 2 1 | | | | | | | | | | |
| Frank Howard, R (1,7) OBP: 0.360, SLG: 0.511 Woodie Held, R (9,7) OBP: 0.392, SLG: 0.484 | 0-0 L7 | | | 0-0 6-3 | | 0-0 2B 1B | | 0-0 F3 | | 4 0 1 0 0 0 1 0 0 0 0 0 0 0 | | | | | | | | | | |
| Ken McMullen, R (1,5) OBP: 0.340, SLG: 0.464 | | 0-0 5-3 | | 0-0 F9 | | 0-0 F2 | | 0-0 F9 | | 4 0 0 0 0 0 1 | | | | | | | | | | |
| Don Lock, R (1,8) OBP: 0.339, SLG: 0.349 | | 0-0 HR | | 0-0 E7 2B | | 0-0 1-3 2B | | 0-3 K | | 4 1 3 1 0 1 0 | | | | | | | | | | |
| Mike Brumley, L (1,2) OBP: 0.248, SLG: 0.167 | | 0-0 PB 1B | | 4-0 IBB | | 4-0 IBB | | | 0-0 5-3 | 2 0 1 0 2 0 0 | | | | | | | | | | |
| Ed Brinkman, R (1,6) OBP: 0.239, SLG: 0.293 Willie Kirkland, L (9, PH) OBP: 0.247, SLG: 0.463 | | 0-3 K | | 0-0 F6 | | 0-0 F6 | | | 0-0 4-3 | 3 0 0 0 0 1 6 1 0 0 0 0 0 0 | | | | | | | | | | |
| Pete Richert, L (1,1) OBP: 0.150, SLG: 0.056 Bob Chance, L (9, PH) OBP: 0.280, SLG: 0.362 | | 0-0 6-3 | | | 0-3 K | | 0-0 4-3 | | | 3 0 0 0 0 1 4 1 0 0 0 0 0 0 | | | | | | | | | | |
| Inning Stats | R: 0 E: 0 K: 0 S: 3 | H: 0 LOB: 1 BB: 1 P: 7 | R: 1 E: 0 K: 1 S: 7 | H: 2 LOB: 1 BB: 0 P: 7 | R: 0 E: 0 K: 2 S: 7 | H: 0 LOB: 0 BB: 0 P: 7 | R: 0 E: 1 K: 0 S: 4 | H: 1 LOB: 2 BB: 1 P: 8 | R: 0 E: 0 K: 2 S: 7 | H: 0 LOB: 1 BB: 1 P: 11 | R: 0 E: 0 K: 0 S: 5 | H: 2 LOB: 3 BB: 1 P: 9 | R: 0 E: 0 K: 1 S: 5 | H: 0 LOB: 0 BB: 0 P: 5 | R: 0 E: 0 K: 0 S: 3 | H: 0 LOB: 0 BB: 0 P: 3 | 1B: 2 2B: 2 3B: 0 HR: 1 | SF: 0 SAC: 0 DP: 0 HBP: 0 | WP: 0 PB: 1 CS: 0 | PA: 36 |
| PITCHER Bruce Howard, R (1,1) ERA: 4.25 Hoyt Wilhelm, R (8,1) ERA: 2.5 | IP: 7.0 WLS: W BF: 30 H: 5 R: 1 ER: 1 SO: 5 BB: 2 IBB: 2 HBP: 0 BLK: 0 WP: 0 HR: 1 S: 36 P: 52 ERA: 1.29 WHIP: 1.000 | | | | | | | | | | | | | | | PITCHER | | | | |

Chicago White Sox @ Washington Senators
D.C. Stadium, Washington, DC
Sun Jun 13 1965, 3:33 AM EDT
Att: 26,275 - Unknown

AB 32
R 1
H 5
RBI 1
BB 4
SO 6
LOB 14



| Batter | 1 | 2 | 3 | 4 | 5 | 6 | 7 | 8 | 9 | AB | R | H | RBI | BB | SO | LOB | TOP | | | |
|---|---|---------------------------------|------------------------------|---------------------------------|------------------------------|---------------------------------|------------------------------|---------------------------------|------------------------------|---------------------------------|------------------------------|---------------------------------|------------------------------|---------------------------------|------------------------------|---------------------------------|---|------------------------------------|----------------------------------|--------|
| Zoilo Versalles, R OBP: 0.288, SLG: 0.442 (1, 6) | 5-3 | | 5-3 | | 6-3 | | 1-3 | | | 4 | 0 | 0 | 0 | 0 | 0 | 0 | Minnesota Twins @ Chicago White Sox Comiskey Park, Chicago, IL Tue Jun 15 1965, 8:05 PM EDT Att: 30,769 - Unknown | | | |
| Joe Nassek, R OBP: 0.229, SLG: 0.344 (1, 8) | F2 | | 2B | | K | | | 5-3 | | 4 | 0 | 1 | 0 | 0 | 1 | 0 | | | | |
| Tony Oliva, L OBP: 0.305, SLG: 0.473 (1, 9) | HR | | K | | 6-3 | | | 4-3 | | 4 | 1 | 1 | 1 | 0 | 1 | 1 | | | | |
| Harmon Killebrew, R OBP: 0.367, SLG: 0.472 (1, 3) | K | | | 2B | 1B | | | K | | 4 | 1 | 1 | 0 | 0 | 2 | 0 | | | | |
| Bob Allison, R OBP: 0.389, SLG: 0.508 (1, 7) | HR | | | F6 | | E5 | | K | | 4 | 1 | 1 | 1 | 0 | 1 | 1 | | | | |
| Earl Battey, R OBP: 0.379, SLG: 0.400 (1, 2) | K | | | 2B | | FC6-5 | | 5-3 | | 4 | 0 | 1 | 0 | 0 | 1 | 1 | | | | |
| Rich Rollins, R OBP: 0.281, SLG: 0.325 (1, 5) | F9 | | | 2B | | FC6-5 | | | | 3 | 1 | 1 | 1 | 1 | 0 | 1 | | | | |
| Jerry Kindall, R OBP: 0.277, SLG: 0.310 (1, 4) | F3 | | | SF7 | | FC5-4 | | HR | | 3 | 0 | 0 | 1 | 0 | 1 | 0 | | | | |
| Mudcat Grant, R OBP: 0.152, SLG: 0.200 (1, 1) | | | K | | 4-3 | | | F7 | | 3 | 0 | 0 | 0 | 0 | 1 | 2 | | | | |
| Inning Stats | R: 1 E: 0 K: 1 S: 6 | H: 1 LOB: 0 BB: 0 P: 6 | R: 1 E: 0 K: 1 S: 6 | H: 1 LOB: 0 BB: 0 P: 6 | R: 0 E: 0 K: 2 S: 8 | H: 1 LOB: 1 BB: 0 P: 8 | R: 1 E: 0 K: 0 S: 5 | H: 2 LOB: 2 BB: 1 P: 9 | R: 0 E: 0 K: 1 S: 5 | H: 0 LOB: 0 BB: 0 P: 5 | R: 0 E: 0 K: 1 S: 5 | H: 0 LOB: 0 BB: 0 P: 5 | R: 0 E: 0 K: 1 S: 5 | H: 0 LOB: 0 BB: 0 P: 5 | R: 1 E: 0 K: 1 S: 6 | H: 1 LOB: 0 BB: 0 P: 6 | 1B: 1 2B: 2 3B: 0 HR: 3 | SF: 1 SAC: 0 DP: 0 HBP: 0 | WP: 0 PB: 0 SB: 0 CS: 0 | PA: 35 |
| PITCHER | IP WLS BF H R ER SO BB IBB HBP BLK WP HR S P ERA WHIP | | | | | | | | | | | | | | | | | | | |
| Gary Peters, L ERA: 3.94 (1, 1) | 3.1 L 15 5 3 3 4 0 0 0 0 0 0 2 23 23 8.10 1.500 | | | | | | | | | | | | | | | | | | | |
| Bob Locker, R ERA: 2.79 (4, 1) | 2.2 10 0 0 0 1 0 1 0 0 0 0 0 11 15 0.00 0.000 | | | | | | | | | | | | | | | | | | | |
| Eddie Fisher, R ERA: 1.52 (7, 1) | 2.0 6 0 0 0 2 0 0 0 0 0 0 0 10 10 0.00 0.000 | | | | | | | | | | | | | | | | | | | |
| Hoyt Wilhelm, R ERA: 2.68 (9, 1) | 1.0 4 1 1 1 1 0 0 0 0 0 0 1 6 6 9.00 1.000 | | | | | | | | | | | | | | | | | | | |

| Batter | 1 | 2 | 3 | 4 | 5 | 6 | 7 | 8 | 9 | AB | R | H | RBI | BB | SO | LOB | BOTTOM | | | |
|---|---|---------------------------------|------------------------------|---------------------------------|------------------------------|---------------------------------|------------------------------|---------------------------------|------------------------------|---------------------------------|------------------------------|---------------------------------|------------------------------|---------------------------------|------------------------------|---------------------------------|---|------------------------------------|----------------------------------|--------|
| Danny Cater, R OBP: 0.279, SLG: 0.405 (1, 7) | 5-3 | | | 5-3 | | E4 | | | F7 | 4 | 0 | 0 | 0 | 0 | 0 | 1 | Minnesota Twins @ Chicago White Sox Comiskey Park, Chicago, IL Tue Jun 15 1965, 8:05 PM EDT Att: 30,769 - Unknown | | | |
| Don Buford, S OBP: 0.358, SLG: 0.424 (1, 4) | K | | | 3-1 | | 4-3 | | | | 4 | 0 | 1 | 0 | 0 | 1 | 2 | | | | |
| Floyd Robinson, L OBP: 0.303, SLG: 0.352 (1, 9) | F9 | | | 6-3 | | 3-1 | | | F5 | 4 | 0 | 0 | 0 | 0 | 0 | 3 | | | | |
| Pete Ward, L OBP: 0.384, SLG: 0.479 (1, 5) | | F8 | | | FC5-4 | 1B | | | F7 | 4 | 0 | 2 | 0 | 0 | 0 | 1 | | | | |
| Bill Skowron, R OBP: 0.327, SLG: 0.451 (1, 3) | | 3-1 | | | FC5-4 | 1B | | | F9 | 3 | 0 | 1 | 0 | 0 | 0 | 1 | | | | |
| Tom McCraw, L OBP: 0.284, SLG: 0.268 (1, 8) | | 4-3 | | | FC5-4 | CS | | | F6 | 3 | 0 | 0 | 0 | 0 | 0 | 2 | | | | |
| Ron Hansen, R OBP: 0.310, SLG: 0.378 (1, 6) | | | F8 | | K | | | | 1-3 | 3 | 0 | 0 | 0 | 0 | 1 | 2 | | | | |
| J.C. Martin, L OBP: 0.355, SLG: 0.405 (1, 2) | | | L6 | | | 4-3 | E | | F7 | 3 | 0 | 1 | 0 | 0 | 0 | 0 | | | | |
| Gary Peters, L OBP: 0.147, SLG: 0.121 (1, 1) | | | F3 | | | F8 | | | K | 1 | 0 | 0 | 0 | 0 | 0 | 0 | | | | |
| Bob Locker, S OBP: 0.291, SLG: 0.353 (4, 1) | | | | | | | | | | 0 | 0 | 0 | 0 | 0 | 0 | 0 | | | | |
| Smoky Burgess, L OBP: 0.297, SLG: 0.353 (6, PH) | | | | | | | | | | 1 | 0 | 0 | 0 | 0 | 0 | 1 | | | | |
| Eddie Fisher, R OBP: 0.291, SLG: 0.353 (7, 1) | | | | | | | | | | 0 | 0 | 0 | 0 | 0 | 0 | 0 | | | | |
| Al Weiss, S OBP: 0.311, SLG: 0.354 (8, PH) | | | | | | | | | | 1 | 0 | 0 | 0 | 0 | 0 | 1 | | | | |
| Hoyt Wilhelm, R OBP: 0.288, SLG: 0.344 (9, 1) | | | | | | | | | | 0 | 0 | 0 | 0 | 0 | 0 | 0 | | | | |
| Inning Stats | R: 0 E: 0 K: 1 S: 5 | H: 0 LOB: 0 BB: 0 P: 5 | R: 0 E: 0 K: 0 S: 3 | H: 0 LOB: 0 BB: 0 P: 3 | R: 0 E: 0 K: 0 S: 3 | H: 0 LOB: 0 BB: 0 P: 3 | R: 0 E: 0 K: 1 S: 6 | H: 2 LOB: 2 BB: 0 P: 6 | R: 0 E: 1 K: 0 S: 5 | H: 1 LOB: 2 BB: 0 P: 5 | R: 0 E: 0 K: 0 S: 3 | H: 1 LOB: 0 BB: 0 P: 3 | R: 0 E: 0 K: 1 S: 5 | H: 0 LOB: 0 BB: 0 P: 5 | R: 1 E: 0 K: 0 S: 4 | H: 1 LOB: 1 BB: 0 P: 4 | 1B: 5 2B: 1 3B: 0 HR: 0 | SF: 0 SAC: 0 DP: 1 HBP: 0 | WP: 0 PB: 0 SB: 0 CS: 2 | PA: 31 |
| PITCHER | IP WLS BF H R ER SO BB IBB HBP BLK WP HR S P ERA WHIP | | | | | | | | | | | | | | | | | | | |
| Mudcat Grant, R ERA: 3.44 (1, 1) | 9.0 W 31 5 0 0 3 0 0 0 0 0 0 0 37 37 0.00 0.556 | | | | | | | | | | | | | | | | | | | |

| | |
|-----|----|
| AB | 33 |
| R | 4 |
| H | 6 |
| RBI | 4 |
| BB | 1 |
| SO | 8 |
| LOB | 6 |



| | |
|-----|----|
| AB | 31 |
| R | 0 |
| H | 5 |
| RBI | 0 |
| BB | 0 |
| SO | 3 |
| LOB | 13 |



| Batter | 1 | 2 | 3 | 4 | 5 | 6 | 7 | 8 | 9 | AB | R | H | RBI | BB | SO | LOB | TOP | | |
|--|---|--|---|---------------------------------|------------------------------|---------------------------------|------------------------------|---------------------------------|------------------------------|---------------------------------|------------------------------|---------------------------------|------------------------------|---------------------------------|------------------------------|---------------------------------|---|------------------------------------|--------------------------|
| Zoilo Versalles, R OBP: 0.295, SLG: 0.447 | F7 | 1-2 2-H 1B | | | | | | SH2-3 1B | | 4 | 0 | 3 | 1 | 0 | 0 | 0 | Minnesota Twins @ Chicago White Sox Comiskey Park, Chicago, IL Wed Jun 16 1965, 8:05 PM EDT Att: 25,769 - Unknown | | |
| Rich Rollins, R OBP: 0.282, SLG: 0.322 | 1B HBP | K | | | FC5-4 1B | | | SH2-3 | | 2 | 0 | 0 | 0 | 0 | 1 | 3 | | | |
| Tony Oliva, L OBP: 0.304, SLG: 0.470 | 1-2 1B | | F8 | | 4-3 | | | F9 | | 4 | 0 | 1 | 0 | 0 | 0 | 2 | | | |
| Harmon Killebrew, R OBP: 0.361, SLG: 0.462 | F3 | | L6 | | | 5-3 | | K | | 4 | 0 | 0 | 0 | 0 | 1 | 3 | | | |
| Jimmie Hall, L OBP: 0.382, SLG: 0.571 | 6-3 | | 4-3 | | | F4 | | WP 1B | | 4 | 0 | 1 | 0 | 0 | 0 | 2 | | | |
| Bob Allison, R OBP: 0.387, SLG: 0.500 | | F9 | | 1-3 | | K | | 1-2 BB | | 3 | 0 | 0 | 0 | 1 | 1 | 0 | | | |
| Earl Batley, R OBP: 0.375, SLG: 0.395 | | FC6-5 1B | | 4-3 | | | F8 | F3 | | 4 | 0 | 1 | 0 | 0 | 0 | 2 | | | |
| Frank Kostro, R OBP: 0.250, SLG: 0.222 | | FC6-5 1B | | 6-3 | | | 6-3 | F7 | | 4 | 1 | 1 | 0 | 0 | 0 | 2 | | | |
| Camilo Pascual, R OBP: 0.275, SLG: 0.436 | | FC6-5 1B | | | F9 | | 6-3 | F8 | | 1 | 0 | 0 | 0 | 0 | 0 | 2 | | | |
| Jerry Fobnow, R OBP: 0.295, SLG: 0.372 | | 1-2 2-3F | | | | | | | | 1 | 0 | 0 | 0 | 0 | 0 | 2 | | | |
| Sandy Valdespino, L OBP: 0.295, SLG: 0.372 | | | | | | | | | | 0 | 0 | 0 | 0 | 0 | 0 | 0 | | | |
| Dick Stigman, R OBP: 0.295, SLG: 0.372 | | | | | | | | | | 0 | 0 | 0 | 0 | 0 | 0 | 0 | | | |
| Don Mincher, L OBP: 0.295, SLG: 0.372 | | | | | | | | | | 0 | 0 | 0 | 0 | 0 | 0 | 0 | | | |
| Johnny Klippstein, R OBP: 0.295, SLG: 0.372 | | | | | | | | | | 0 | 0 | 0 | 0 | 0 | 0 | 0 | | | |
| Joe Nassek, R OBP: 0.295, SLG: 0.372 | | | | | | | | | | 0 | 0 | 0 | 0 | 0 | 0 | 2 | | | |
| Inning Stats | R: 0 E: 0 K: 0 S: 4 | H: 1 LOB: 2 BB: 0 P: 5 | R: 1 E: 0 K: 1 S: 8 | H: 3 LOB: 2 BB: 0 P: 8 | R: 0 E: 0 K: 0 S: 3 | H: 0 LOB: 0 BB: 0 P: 3 | R: 0 E: 0 K: 0 S: 3 | H: 0 LOB: 0 BB: 0 P: 3 | R: 0 E: 0 K: 1 S: 5 | H: 1 LOB: 1 BB: 0 P: 4 | R: 0 E: 0 K: 1 S: 5 | H: 0 LOB: 0 BB: 0 P: 5 | R: 0 E: 0 K: 1 S: 6 | H: 1 LOB: 1 BB: 0 P: 6 | R: 0 E: 0 K: 0 S: 4 | H: 1 LOB: 2 BB: 1 P: 8 | 1B: 7 2B: 0 3B: 0 HR: 0 | SF: 0 SAC: 1 DP: 0 HBP: 1 | WP: 1 PA: 36 CS: 0 |
| PITCHER | IP WLS BF H R ER SO BB IBB HBP BLK WP HR S P ERA WHIP | 7.2 W 30 6 1 1 2 0 0 1 0 0 0 0 33 34 1.17 0.783 | 1.1 S 6 1 0 0 1 1 0 0 0 1 0 7 11 0.00 1.500 | | | | | | | | | | | | | | | | |

| | |
|-----|----|
| AB | 33 |
| R | 1 |
| H | 7 |
| RBI | 1 |
| BB | 1 |
| SO | 3 |
| LOB | 18 |



| Batter | 1 | 2 | 3 | 4 | 5 | 6 | 7 | 8 | 9 | AB | R | H | RBI | BB | SO | LOB | BOTTOM | | |
|---|---|---|--|--|------------------------------|---------------------------------|------------------------------|----------------------------------|------------------------------|---------------------------------|------------------------------|---------------------------------|------------------------------|---------------------------------|------------------------------|---------------------------------|---|------------------------------------|--------------------------|
| Tom McCraw, L OBP: 0.255, SLG: 0.257 | K | | 1-3 | F9 | | F6 | | | | 4 | 0 | 0 | 0 | 0 | 1 | 4 | Minnesota Twins @ Chicago White Sox Comiskey Park, Chicago, IL Wed Jun 16 1965, 8:05 PM EDT Att: 25,769 - Unknown | | |
| Don Buford, S OBP: 0.351, SLG: 0.414 | G3 | | 1-3 | FC6-4 | | | F5 | | | 4 | 0 | 0 | 0 | 0 | 0 | 3 | | | |
| Al Weis, S OBP: 0.311, SLG: 0.354 | | | | 1-2F | | | | | | 0 | 0 | 0 | 0 | 0 | 0 | 0 | | | |
| Floyd Robinson, L OBP: 0.306, SLG: 0.354 | 1B | | | 2B 1B | F8 | | K | | | 4 | 1 | 2 | 0 | 0 | 1 | 0 | | | |
| Pete Ward, L OBP: 0.386, SLG: 0.484 | 4-3 | | | 1B 1B | | | 1-3 | | | 4 | 1 | 2 | 0 | 0 | 0 | 1 | | | |
| Bill Skowron, R OBP: 0.321, SLG: 0.442 | | 1-3 | | FC5 1B BB | K | | | 4-3 | | 4 | 1 | 0 | 0 | 0 | 1 | 3 | | | |
| J.C. Martin, L OBP: 0.371, SLG: 0.414 | | 4-0 BB | | BB 1B | 5-3 | | | CS 1B | | 3 | 0 | 2 | 1 | 1 | 0 | 1 | | | |
| Ron Hansen, R OBP: 0.313, SLG: 0.380 | | F8 | | BB 1B | | WP 4-3 1B | | K | | 4 | 0 | 2 | 1 | 0 | 1 | 2 | | | |
| Ken Berry, R OBP: 0.277, SLG: 0.329 | | F8 | | 1-2 2-3 3-H | | | | | | 1 | 0 | 0 | 0 | 0 | 0 | 1 | | | |
| Smoky Burgess, L OBP: 0.318, SLG: 0.353 | | F8 | | 1-2 2-3 3-H | | | | | | 0 | 0 | 0 | 1 | 1 | 0 | 0 | | | |
| Danny Cater, R OBP: 0.278, SLG: 0.403 | | | | FC6-4 BB | | | | | | 1 | 0 | 0 | 0 | 0 | 0 | 1 | | | |
| John Buzhardt, R OBP: 0.261, SLG: 0.105 | | | | K | F3 | | | | | 3 | 0 | 0 | 0 | 0 | 1 | 4 | | | |
| Eddie Fisher, R OBP: 0.071, SLG: 0.071 | | | | | | | | | | 0 | 0 | 0 | 0 | 0 | 0 | 0 | | | |
| Inning Stats | R: 0 E: 0 K: 1 S: 6 | H: 1 LOB: 1 BB: 0 P: 6 | R: 0 E: 0 K: 0 S: 3 | H: 0 LOB: 1 BB: 1 P: 7 | R: 0 E: 0 K: 1 S: 5 | H: 0 LOB: 0 BB: 0 P: 5 | R: 3 E: 0 K: 0 S: 8 | H: 4 LOB: 3 BB: 1 P: 12 | R: 0 E: 0 K: 1 S: 6 | H: 1 LOB: 1 BB: 0 P: 6 | R: 0 E: 0 K: 0 S: 4 | H: 1 LOB: 0 BB: 0 P: 4 | R: 0 E: 0 K: 1 S: 5 | H: 0 LOB: 0 BB: 0 P: 5 | R: 0 E: 0 K: 1 S: 5 | H: 1 LOB: 1 BB: 0 P: 5 | 1B: 7 2B: 2 3B: 0 HR: 0 | SF: 0 SAC: 0 DP: 1 HBP: 0 | WP: 1 PA: 34 CS: 1 |
| PITCHER | IP WLS BF H R ER SO BB IBB HBP BLK WP HR S P ERA WHIP | 3.1 L 18 5 3 3 2 2 0 0 0 0 0 2 2 0.00 0.000 | 0.2 0 2 0 0 0 0 0 0 0 0 1 0 10 10 0.00 1.000 | 2.0 0 8 2 0 0 1 0 0 0 0 0 0 10 10 0.00 0.500 | | | | | | | | | | | | | | | |

| | |
|-----|----|
| AB | 32 |
| R | 3 |
| H | 8 |
| RBI | 3 |
| BB | 2 |
| SO | 5 |
| LOB | 20 |

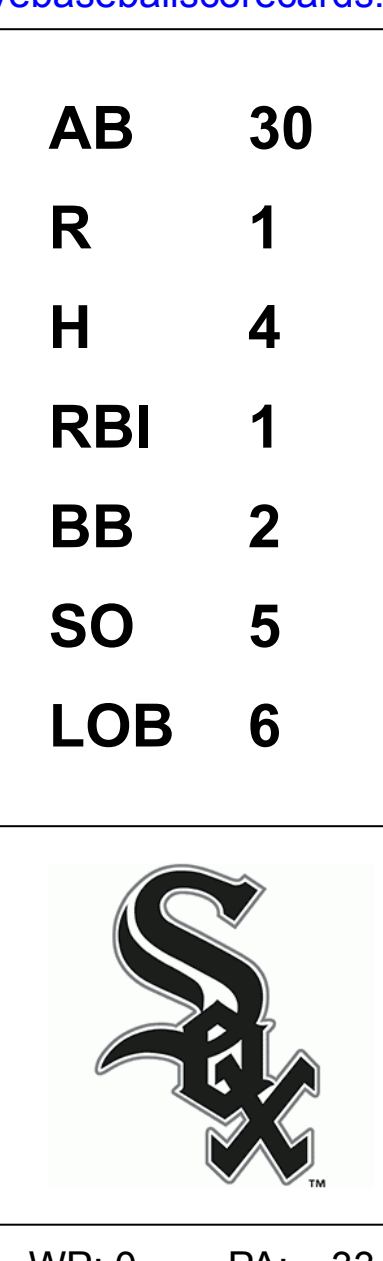


| Batter | 1 | 2 | 3 | 4 | 5 | 6 | 7 | 8 | 9 | AB | R | H | RBI | BB | SO | LOB | TOP |
|---|---|---------------------------------|------------------------------|---------------------------------|------------------------------|---------------------------------|------------------------------|---------------------------------|------------------------------|---------------------------------|------------------------------|---------------------------------|------------------------------|---------------------------------|----------------------------------|------------------------------------|---|
| Zoilo Versalles, R OBP: 0.298, SLG: 0.460 (1, 6) | | | | | | | | | | 4 | 1 | 2 | 1 | 0 | 0 | 0 | Minnesota Twins @ Chicago White Sox Comiskey Park, Chicago, IL Thu Jun 17 1965, 4:33 AM EDT Att: 10,837 - Unknown |
| Sandy Valdespino, L OBP: 0.346, SLG: 0.340 (1, 7) | | | | | | | | | | 4 | 0 | 0 | 0 | 0 | 1 | 1 | |
| Tony Oliva, L OBP: 0.307, SLG: 0.470 (1, 9) | | | | | | | | | | 4 | 0 | 2 | 0 | 0 | 0 | 0 | |
| Harmon Killebrew, R OBP: 0.355, SLG: 0.453 (1, 5) | | | | | | | | | | 4 | 0 | 0 | 0 | 0 | 0 | 2 | |
| Jimmie Hall, L OBP: 0.375, SLG: 0.559 (1, 8) | | | | | | | | | | 4 | 0 | 0 | 0 | 0 | 0 | 1 | |
| Don Mincher, L OBP: 0.354, SLG: 0.463 (1, 3) | | | | | | | | | | 3 | 1 | 1 | 1 | 1 | 0 | 0 | |
| Earl Batley, R OBP: 0.372, SLG: 0.392 Jerry Zimmerman, R OBP: 0.284, SLG: 0.319 (1, 2) (4, 2) | | | | | | | | | | 1 | 0 | 0 | 0 | 0 | 0 | 0 | |
| Rich Rollins, R OBP: 0.278, SLG: 0.317 (1, 4) | | | | | | | | | | 3 | 0 | 0 | 0 | 0 | 0 | 0 | |
| Jim Kaat, L OBP: 0.200, SLG: 0.250 (1, 1) | | | | | | | | | | 3 | 1 | 1 | 0 | 0 | 0 | 0 | |
| Inning Stats | R: 0 E: 0 K: 0 S: 4 | H: 1 LOB: 1 BB: 0 P: 4 | R: 0 E: 0 K: 0 S: 3 | H: 0 LOB: 0 BB: 0 P: 3 | R: 0 E: 0 K: 1 S: 5 | H: 0 LOB: 0 BB: 0 P: 5 | R: 1 E: 0 K: 0 S: 4 | H: 1 LOB: 0 BB: 0 P: 4 | R: 0 E: 0 K: 0 S: 3 | H: 0 LOB: 0 BB: 0 P: 3 | R: 1 E: 1 K: 1 S: 7 | H: 2 LOB: 1 BB: 1 P: 7 | R: 0 E: 0 K: 0 S: 4 | H: 1 LOB: 2 BB: 1 P: 8 | 1B: 3 2B: 1 3B: 0 HR: 2 | SF: 0 SAC: 0 DP: 0 HBP: 0 | |
| PITCHER | IP WLS BF H R ER SO BB IBB HBP BLK WP HR S P ERA WHIP | | | | | | | | | | | | | | | | |
| Joe Horlen, R ERA: 2.36 (1, 1) | 8.0 L 29 5 3 2 2 0 0 0 0 0 1 2 33 33 2.25 0.625 | | | | | | | | | | | | | | | | |
| Hoyt Wilhelm, R ERA: 2.61 (9, 1) | 1.0 5 1 0 0 0 0 0 1 0 0 0 0 4 8 0.00 1.000 | | | | | | | | | | | | | | | | |

| | |
|-----|----|
| AB | 33 |
| R | 3 |
| H | 6 |
| RBI | 2 |
| BB | 1 |
| SO | 2 |
| LOB | 6 |



| Batter | 1 | 2 | 3 | 4 | 5 | 6 | 7 | 8 | 9 | AB | R | H | RBI | BB | SO | LOB | BOTTOM | | |
|---|---|---------------------------------|-------------------------------|----------------------------------|------------------------------|---------------------------------|------------------------------|---------------------------------|------------------------------|----------------------------------|------------------------------|---------------------------------|------------------------------|---------------------------------|------------------------------|---------------------------------|---|----------------------------------|------------------------------------|
| Danny Cater, R OBP: 0.281, SLG: 0.416 (1, 7) | | | | | | | | | | 3 | 1 | 1 | 1 | 1 | 0 | 0 | Minnesota Twins @ Chicago White Sox Comiskey Park, Chicago, IL Thu Jun 17 1965, 4:33 AM EDT Att: 10,837 - Unknown | | |
| Floyd Robinson, L OBP: 0.305, SLG: 0.352 (1, 9) | | | | | | | | | | 4 | 0 | 1 | 0 | 0 | 1 | 2 | | | |
| Bill Skowron, R OBP: 0.316, SLG: 0.434 (1, 3) | | | | | | | | | | 4 | 0 | 0 | 0 | 0 | 0 | 1 | | | |
| Pete Ward, L OBP: 0.379, SLG: 0.474 (1, 5) | | | | | | | | | | 4 | 0 | 0 | 0 | 0 | 2 | 0 | | | |
| Ron Hansen, R OBP: 0.312, SLG: 0.382 (1, 6) | | | | | | | | | | 4 | 0 | 1 | 0 | 0 | 1 | 0 | | | |
| Ken Berry, R OBP: 0.271, SLG: 0.321 (1, 8) | | | | | | | | | | 4 | 0 | 0 | 0 | 0 | 0 | 1 | | | |
| Al Weis, S OBP: 0.312, SLG: 0.353 (1, 4) | | | | | | | | | | 3 | 0 | 1 | 0 | 0 | 0 | 0 | | | |
| John Romano, R OBP: 0.327, SLG: 0.351 (1, 2) | | | | | | | | | | 2 | 0 | 0 | 0 | 1 | 1 | 2 | | | |
| Joe Horlen, R OBP: 0.258, SLG: 0.267 Don Buford, S OBP: 0.349, SLG: 0.412 Hoyt Wilhelm, R (8, PH) (9, 1) | | | | | | | | | | 1 | 0 | 0 | 0 | 0 | 0 | 0 | | | |
| Inning Stats | R: 0 E: 0 K: 0 S: 3 | H: 0 LOB: 0 BB: 0 P: 3 | R: 0 E: 1 K: 3 S: 11 | H: 1 LOB: 2 BB: 0 P: 11 | R: 0 E: 0 K: 0 S: 3 | H: 0 LOB: 0 BB: 0 P: 3 | R: 0 E: 0 K: 1 S: 6 | H: 1 LOB: 1 BB: 0 P: 6 | R: 0 E: 0 K: 1 S: 5 | H: 0 LOB: 2 BB: 2 P: 13 | R: 0 E: 0 K: 0 S: 3 | H: 0 LOB: 0 BB: 0 P: 3 | R: 0 E: 0 K: 0 S: 4 | H: 2 LOB: 0 BB: 0 P: 4 | R: 0 E: 0 K: 0 S: 3 | H: 0 LOB: 0 BB: 0 P: 3 | | 1B: 2 2B: 1 3B: 0 HR: 1 | SF: 0 SAC: 1 DP: 1 HBP: 0 |
| PITCHER | IP WLS BF H R ER SO BB IBB HBP BLK WP HR S P ERA WHIP | | | | | | | | | | | | | | | | | | |
| Jim Kaat, L ERA: 2.01 (1, 1) | 9.0 W 33 4 1 1 5 2 0 0 0 0 1 41 49 1.00 0.667 | | | | | | | | | | | | | | | | | | |



| Batter | 1 | 2 | 3 | 4 | 5 | 6 | 7 | 8 | 9 | AB | R | H | RBI | BB | SO | LOB | TOP | | | | | | | |
|--|---|---------------------------------|------------------------------|---------------------------------|------------------------------|---------------------------------|------------------------------|---------------------------------|------------------------------|---------------------------------|------------------------------|---------------------------------|------------------------------|---------------------------------|------------------------------|---------------------------------|------------------------------|---------------------------------|----------------------------------|------------------------------------|----------------------------------|--------|--|--|
| Chuck Schilling, R (1, 4) OBP: 0.352, SLG: 0.488 | | | | | | | | | | 4 | 1 | 2 | 0 | 0 | 0 | 2 | | | | | | | | |
| Frank Matzone, R (1, 5) OBP: 0.303, SLG: 0.275 | | | | | | | | | | 4 | 0 | 1 | 1 | 0 | 1 | 2 | | | | | | | | |
| Carl Yastrzemski, L (1, 8) OBP: 0.385, SLG: 0.585 | | | | | | | | | | 4 | 0 | 1 | 0 | 0 | 2 | 1 | | | | | | | | |
| Felix Mantilla, R (1, 7) OBP: 0.412, SLG: 0.537 | | | | | | | | | | 4 | 0 | 0 | 0 | 0 | 1 | 2 | | | | | | | | |
| Tony Horton, R (1, 3) OBP: 0.360, SLG: 0.391 | | | | | | | | | | 4 | 1 | 2 | 0 | 0 | 1 | 1 | | | | | | | | |
| Tony Conigliaro, R (1, 9) OBP: 0.316, SLG: 0.458 | | | | | | | | | | 4 | 0 | 1 | 0 | 0 | 2 | 2 | | | | | | | | |
| Bob Tillman, R (1, 2) OBP: 0.262, SLG: 0.312 | | | | | | | | | | 4 | 1 | 1 | 2 | 0 | 0 | 1 | | | | | | | | |
| Rico Petrocelli, R (1, 6) OBP: 0.221, SLG: 0.225 | | | | | | | | | | 3 | 0 | 1 | 0 | 0 | 0 | 0 | | | | | | | | |
| Eddie Bressoud, R (9, PH) OBP: 0.293, SLG: 0.379 | | | | | | | | | | 1 | 0 | 0 | 0 | 0 | 0 | 0 | | | | | | | | |
| Jim Lonborg, R (1, 1) OBP: 0.148, SLG: 0.185 | | | | | | | | | | 2 | 0 | 1 | 0 | 0 | 1 | 2 | | | | | | | | |
| Lenny Green, L (7, PH) OBP: 0.354, SLG: 0.410 | | | | | | | | | | 1 | 0 | 0 | 0 | 0 | 1 | 0 | | | | | | | | |
| Bob Duliba, R (7, 1) OBP: 0.363, SLG: 0.519 | | | | | | | | | | 0 | 0 | 0 | 0 | 0 | 0 | 0 | | | | | | | | |
| Lee Thomas, L (9, PH) | | | | | | | | | | 1 | 0 | 0 | 0 | 0 | 0 | 0 | | | | | | | | |
| Inning Stats | R: 1 E: 0 K: 2 S: 9 | H: 2 LOB: 1 BB: 0 P: 9 | R: 0 E: 0 K: 1 S: 7 | H: 2 LOB: 2 BB: 0 P: 7 | R: 0 E: 0 K: 2 S: 7 | H: 1 LOB: 0 BB: 0 P: 7 | R: 2 E: 0 K: 0 S: 7 | H: 4 LOB: 2 BB: 0 P: 7 | R: 0 E: 0 K: 0 S: 3 | H: 0 LOB: 0 BB: 0 P: 3 | R: 0 E: 0 K: 1 S: 5 | H: 0 LOB: 0 BB: 0 P: 5 | R: 0 E: 0 K: 1 S: 5 | H: 0 LOB: 1 BB: 0 P: 5 | R: 0 E: 0 K: 2 S: 8 | H: 1 LOB: 1 BB: 0 P: 8 | R: 0 E: 0 K: 0 S: 3 | H: 0 LOB: 0 BB: 0 P: 3 | 1B: 7 2B: 2 3B: 0 HR: 1 | SF: 0 SAC: 0 DP: 0 HBP: 0 | WP: 0 PB: 0 SB: 0 CS: 1 | PA: 36 | | |
| PITCHER | IP WLS BF H R ER SO BB IBB HBP BLK WP HR S P ERA WHIP | | | | | | | | | | | | | | | | | | | | | | | |
| Juan Pizarro, L (1, 1) ERA: 7.23 | 3.2 | 19 | 9 | 3 | 3 | 5 | 0 | 0 | 0 | 0 | 0 | 0 | 0 | 1 | 29 | 29 | 7.36 | 2.455 | | | | | | |
| Bob Locker, R (4, 1) ERA: 2.67 | 1.1 | 4 | 0 | 0 | 0 | 0 | 0 | 0 | 0 | 0 | 0 | 0 | 0 | 0 | 4 | 4 | 0.00 | 0.000 | | | | | | |
| Eddie Fisher, R (6, 1) ERA: 1.41 | 4.0 | W 13 | 1 | 0 | 0 | 4 | 0 | 0 | 0 | 0 | 0 | 0 | 0 | 0 | 21 | 21 | 0.00 | 0.250 | | | | | | |

Boston Red Sox @ Chicago White Sox
Comiskey Park, Chicago, IL
Fri Jun 18 1965, 8:05 PM EDT
Att: 24,050 - Unknown

AB 36
R 3
H 10
RBI 3
BB 0
SO 9
LOB 13



| Batter | 1 | 2 | 3 | 4 | 5 | 6 | 7 | 8 | 9 | AB | R | H | RBI | BB | SO | LOB | BOTTOM | | | | | | | |
|--|---|---------------------------------|------------------------------|---------------------------------|------------------------------|---------------------------------|------------------------------|---------------------------------|------------------------------|---------------------------------|------------------------------|---------------------------------|------------------------------|----------------------------------|------------------------------|---------------------------------|----------------------------------|------------------------------------|----------------------------------|--------|--|--|--|--|
| Danny Cater, R (1, 7) OBP: 0.285, SLG: 0.414 | | | | | | | | | | 3 | 0 | 1 | 1 | 1 | 2 | 0 | | | | | | | | |
| Don Buford, S (1, 4) OBP: 0.352, SLG: 0.414 | | | | | | | | | | 4 | 0 | 2 | 0 | 0 | 0 | 2 | | | | | | | | |
| Al Weis, S (9, 4) OBP: 0.312, SLG: 0.353 | | | | | | | | | | 0 | 0 | 0 | 0 | 0 | 0 | 0 | | | | | | | | |
| Floyd Robinson, L (1, 9) OBP: 0.300, SLG: 0.346 | | | | | | | | | | 4 | 0 | 0 | 0 | 0 | 0 | 5 | | | | | | | | |
| Pete Ward, L (1, 5) OBP: 0.377, SLG: 0.470 | | | | | | | | | | 4 | 1 | 1 | 0 | 0 | 1 | 1 | | | | | | | | |
| Bill Skowron, R (1, 3) OBP: 0.323, SLG: 0.451 | | | | | | | | | | 3 | 2 | 2 | 1 | 1 | 0 | 0 | | | | | | | | |
| J.C. Martin, L (1, 2) OBP: 0.376, SLG: 0.429 | | | | | | | | | | 4 | 0 | 2 | 2 | 0 | 0 | 1 | | | | | | | | |
| Ron Hansen, R (1, 6) OBP: 0.311, SLG: 0.377 | | | | | | | | | | 3 | 0 | 0 | 0 | 1 | 1 | 1 | | | | | | | | |
| Ken Berry, R (1, 8) OBP: 0.264, SLG: 0.313 | | | | | | | | | | 4 | 1 | 0 | 0 | 0 | 1 | 2 | | | | | | | | |
| Juan Pizarro, L (1, 1) OBP: 0.286, SLG: 0.286 | | | | | | | | | | 1 | 0 | 0 | 0 | 0 | 0 | 0 | | | | | | | | |
| Bob Locker, S (4, 1) | | | | | | | | | | 0 | 0 | 0 | 0 | 0 | 0 | 0 | | | | | | | | |
| Tom McCraw, L (5, PH) OBP: 0.255, SLG: 0.257 | | | | | | | | | | 0 | 0 | 0 | 0 | 0 | 0 | 0 | | | | | | | | |
| Eddie Fisher, R (6, 1) OBP: 0.067, SLG: 0.067 | | | | | | | | | | 1 | 0 | 0 | 0 | 0 | 0 | 0 | | | | | | | | |
| Inning Stats | R: 0 E: 0 K: 1 S: 6 | H: 1 LOB: 1 BB: 0 P: 6 | R: 0 E: 0 K: 1 S: 5 | H: 1 LOB: 0 BB: 0 P: 5 | R: 0 E: 0 K: 1 S: 5 | H: 0 LOB: 0 BB: 0 P: 5 | R: 2 E: 0 K: 0 S: 5 | H: 3 LOB: 1 BB: 1 P: 9 | R: 1 E: 1 K: 0 S: 5 | H: 1 LOB: 1 BB: 0 P: 5 | R: 1 E: 0 K: 1 S: 6 | H: 1 LOB: 0 BB: 0 P: 6 | R: 0 E: 1 K: 1 S: 6 | H: 0 LOB: 2 BB: 1 P: 10 | R: 0 E: 1 K: 0 S: 4 | H: 1 LOB: 2 BB: 1 P: 8 | 1B: 6 2B: 1 3B: 0 HR: 1 | SF: 0 SAC: 1 DP: 1 HBP: 0 | WP: 1 PB: 0 SB: 0 CS: 1 | PA: 35 | | | | |
| PITCHER | IP WLS BF H R ER SO BB IBB HBP BLK WP HR S P ERA WHIP | | | | | | | | | | | | | | | | | | | | | | | |
| Jim Lonborg, R (1, 1) ERA: 3.35 | 6.0 | L 25 | 7 | 4 | 3 | 4 | 1 | 0 | 0 | 0 | 0 | 0 | 0 | 0 | 32 | 36 | 4.50 | 1.333 | | | | | | |
| Bob Duliba, R (7, 1) ERA: 3.52 | 2.0 | 10 | 1 | 0 | 0 | 1 | 1 | 1 | 0 | 0 | 0 | 0 | 0 | 10 | 18 | 0.00 | 1.000 | | | | | | | |

Boston Red Sox @ Chicago White Sox
Comiskey Park, Chicago, IL
Fri Jun 18 1965, 8:05 PM EDT
Att: 24,050 - Unknown

AB 31
R 4
H 8
RBI 4
BB 3
SO 5
LOB 12



| Batter | 1 | 2 | 3 | 4 | 5 | 6 | 7 | 8 | 9 | 10 | AB | R | H | RBI | BB | SO | LOB | TOP | | | | |
|---|--|--|--|---|---|---|---|---|---|---|---|---|---|---|---|---|---|---|---|---|---|--|
| Chuck Schilling, R OBP: 0.348, SLG: 0.477 Dick Radatz, R OBP: 0.375, SLG: 0.600 | (1,4) X 0-0 G6-4-3 1B | | (1,8) X 0-0 F8 | | (1,8) X 0-0 F9 | | | (1,8) X 0-0 F8 | | (1,8) X 0-0 5-3 | 4 | 0 | 1 | 0 | 0 | 0 | 0 | | | | | |
| Frank Malzone, R OBP: 0.287, SLG: 0.299 | (1,5) X 0-0 G6-4-3 1-2f | | (1,5) X 0-0 5-3 | | (1,5) X 0-0 F9 | | | (1,5) X 0-3 K | | (1,5) X 0-0 F9 | 5 | 0 | 0 | 0 | 0 | 1 | 1 | | | | | |
| Carl Yastrzemski, L OBP: 0.379, SLG: 0.566 | (1,8) X 0-0 4-3 | | | (1,8) X 0-0 F2 | | (1,8) X 4-0 CS BB | | | (1,8) X 0-0 FC4-6 1B | | 3 | 0 | 1 | 0 | 1 | 0 | 0 | | | | | |
| Felix Mantilla, R OBP: 0.411, SLG: 0.528 | (1,7) X 0-0 K | | (1,7) X 0-0 F4 | | (1,7) X 0-0 1B | | | (1,7) X 0-0 F2 | | (1,7) X 0-0 F2 | 4 | 0 | 1 | 0 | 0 | 1 | 1 | | | | | |
| Tony Horton, R OBP: 0.357, SLG: 0.385 Lee Thomas, L OBP: 0.360, SLG: 0.509 | (1,3) X 0-0 1B | | (1,3) X 0-0 6-3 | | (1,3) X 0-0 K | | | (1,3) X 0-0 FC4-6 BB S 1-2f | | (1,3) X 0-0 FC5 BB IBB | 3 | 0 | 1 | 0 | 0 | 1 | 1 | | | | | |
| Tony Conigliaro, R OBP: 0.378, SLG: 0.462 | (1,9) X 0-0 K | | | (1,9) X 0-0 1-3 3B 2B | | (1,9) X 0-0 K | | (1,9) X 0-0 K | | (1,9) X 0-0 FC5 BB IBB | 3 | 1 | 1 | 0 | 1 | 2 | 1 | | | | | |
| Bob Tillman, R OBP: 0.257, SLG: 0.300 | (1,2) X 0-0 F9 | | | (1,2) X 0-0 1-3 | | (1,2) X 0-0 K | | (1,2) X 0-0 K | | (1,2) X 0-0 1-2 3B BB | 3 | 0 | 0 | 0 | 1 | 1 | 2 | | | | | |
| Rico Petrocelli, R OBP: 0.225, SLG: 0.281 | (1,6) X 0-0 HR | | | (1,6) X 0-0 SH4-3 3B | | (1,6) X 0-0 5-3 | | (1,6) X 0-0 FC5 | | (1,6) X 0-0 FC5 | 4 | 2 | 2 | 2 | 0 | 0 | 3 | | | | | |
| Dennis Bennett, L OBP: 0.286, SLG: 0.286 Lenny Green, L OBP: 0.357, SLG: 0.437 | (1,1) X 0-0 K | | (1,1) X 0-0 K | | (1,1) X 0-0 SH4-3 | | | (1,1) X 0-0 F6 | | (1,1) X 0-0 K | 1 | 0 | 0 | 1 | 0 | 1 | 0 | | | | | |
| | | | | | | | | | | | 2 | 0 | 0 | 0 | 0 | 1 | 0 | | | | | |
| Inning Stats | R: 0 E: 0 K: 0 S: 3 | H: 1 LOB: 0 BB: 0 P: 3 | R: 0 E: 0 K: 2 S: 8 | H: 1 LOB: 1 BB: 0 P: 8 | R: 1 E: 0 K: 1 S: 6 | H: 1 LOB: 0 BB: 0 P: 6 | R: 0 E: 0 K: 0 S: 3 | H: 0 LOB: 0 BB: 0 P: 3 | R: 2 E: 0 K: 1 S: 5 | H: 1 LOB: 1 BB: 1 P: 9 | R: 0 E: 0 K: 2 S: 7 | H: 0 LOB: 0 BB: 0 P: 7 | R: 0 E: 0 K: 1 S: 5 | H: 0 LOB: 0 BB: 0 P: 5 | R: 0 E: 0 K: 0 S: 4 | H: 1 LOB: 3 BB: 2 P: 12 | R: 0 E: 0 K: 1 S: 5 | H: 0 LOB: 0 BB: 0 P: 5 | 1B: 4 2B: 1 3B: 1 HR: 1 | SF: 0 SAC: 1 DP: 1 HBP: 0 | WP: 0 PA: 38 | |
| PITCHER | IP WLS BF H R ER SO BB IBB HBP BLK WP HR S P ERA WHIP | IP WLS BF H R ER SO BB IBB HBP BLK WP HR S P ERA WHIP | IP WLS BF H R ER SO BB IBB HBP BLK WP HR S P ERA WHIP | IP WLS BF H R ER SO BB IBB HBP BLK WP HR S P ERA WHIP | IP WLS BF H R ER SO BB IBB HBP BLK WP HR S P ERA WHIP | IP WLS BF H R ER SO BB IBB HBP BLK WP HR S P ERA WHIP | IP WLS BF H R ER SO BB IBB HBP BLK WP HR S P ERA WHIP | IP WLS BF H R ER SO BB IBB HBP BLK WP HR S P ERA WHIP | IP WLS BF H R ER SO BB IBB HBP BLK WP HR S P ERA WHIP | IP WLS BF H R ER SO BB IBB HBP BLK WP HR S P ERA WHIP | IP WLS BF H R ER SO BB IBB HBP BLK WP HR S P ERA WHIP | IP WLS BF H R ER SO BB IBB HBP BLK WP HR S P ERA WHIP | IP WLS BF H R ER SO BB IBB HBP BLK WP HR S P ERA WHIP | IP WLS BF H R ER SO BB IBB HBP BLK WP HR S P ERA WHIP | IP WLS BF H R ER SO BB IBB HBP BLK WP HR S P ERA WHIP | IP WLS BF H R ER SO BB IBB HBP BLK WP HR S P ERA WHIP | IP WLS BF H R ER SO BB IBB HBP BLK WP HR S P ERA WHIP | IP WLS BF H R ER SO BB IBB HBP BLK WP HR S P ERA WHIP | IP WLS BF H R ER SO BB IBB HBP BLK WP HR S P ERA WHIP | IP WLS BF H R ER SO BB IBB HBP BLK WP HR S P ERA WHIP | IP WLS BF H R ER SO BB IBB HBP BLK WP HR S P ERA WHIP | |
| Gary Peters, L ERA: 4.02 Bob Locker, R ERA: 2.53 Eddie Fisher, R ERA: 1.35 | (1,1) 5.1 WLS BF H R ER SO BB IBB HBP BLK WP HR S P ERA WHIP | (6,1) 1.2 WLS BF H R ER SO BB IBB HBP BLK WP HR S P ERA WHIP | (8,1) 3.0 WLS BF H R ER SO BB IBB HBP BLK WP HR S P ERA WHIP | | | | | | | | | | | | | | | | | | | |

Boston Red Sox @ Chicago White Sox
Comiskey Park, Chicago, IL
Sun Jun 20 1965, 4:33 AM EDT
Att: 24,880 - Unknown

AB 34
R 3
H 7
RBI 3
BB 3
SO 8
LOB 10





| Batter | 1 | 2 | 3 | 4 | 5 | 6 | 7 | 8 | 9 | 10 | AB | R | H | RBI | BB | SO | LOB | BOTTOM | | | | |
|---|--|--|---|---|---|---|---|---|---|---|---|---|---|---|---|---|---|---|---|---|---|--|
| Danny Cater, R OBP: 0.286, SLG: 0.412 Floyd Robinson, L OBP: 0.304, SLG: 0.346 | (1,7) X 0-0 5-3 | | (1,7) X 0-0 1B | | (1,7) X 0-0 SH5-3 1B | | (1,7) X 0-0 F8 | | (1,7) X 0-0 S 1B | | 2 | 0 | 1 | 0 | 0 | 0 | 0 | | | | | |
| Al Weis, S OBP: 0.304, SLG: 0.343 J.C. Martin, L OBP: 0.362, SLG: 0.411 | (1,4) X 0-0 F8 | | (1,4) X 0-3 K | | (1,4) X 0-0 SH5-3 1-2 | | | (1,4) X 0-0 4-3 | | (1,4) X 0-3 K | 2 | 0 | 0 | 0 | 0 | 1 | 1 | | | | | |
| Pete Ward, L OBP: 0.375, SLG: 0.476 | (1,5) X 0-3 K | | (1,5) X 0-0 4-3 | | (1,5) X 0-3 K | | | (1,5) X 1-0 1B 2B HBP | | (1,5) X 0-0 HR | 4 | 2 | 1 | 1 | 0 | 2 | 2 | | | | | |
| Bill Skowron, R OBP: 0.329, SLG: 0.448 | | (1,3) X 4-0 2B BB | | (1,3) X 0-0 WP 2B 1B | | (1,3) X 0-0 L9 | | (1,3) X 0-0 2B 1B | | | 3 | 2 | 2 | 0 | 1 | 0 | 0 | | | | | |
| John Romano, R OBP: 0.333, SLG: 0.376 | (1,2) X 0-0 L7 | | (1,2) X 0-0 F7 | | (1,2) X 0-3 K | | (1,2) X 0-0 K | | (1,2) X 0-0 F5 | | 4 | 0 | 0 | 0 | 0 | 1 | 4 | | | | | |
| Ron Hansen, R OBP: 0.309, SLG: 0.381 | (1,6) X 0-0 2B | | (1,6) X 0-0 F2 | | (1,6) X 0-0 6-3 | | | (1,6) X 0-0 2B | | | 4 | 0 | 2 | 2 | 0 | 0 | 1 | | | | | |
| Dave Nicholson, R OBP: 0.211, SLG: 0.306 | (1,9) X 0-0 FC | | (1,9) X 0-0 G5-4-3 | | (1,9) X 0-0 2B | | (1,9) X 0-3 K | | (1,9) X 0-0 6-3 | | 4 | 0 | 1 | 1 | 0 | 1 | 3 | | | | | |
| Ken Berry, R OBP: 0.261, SLG: 0.319 | (1,8) X 0-0 G5-4-3 1-2f | | (1,8) X 0-0 6-3 | | (1,8) X 0-0 K | | | (1,8) X 0-0 K | | (1,8) X 0-3 K | 4 | 0 | 1 | 0 | 0 | 1 | 3 | | | | | |
| Gary Peters, L OBP: 0.139, SLG: 0.114 Bob Locker, S Don Buford, S OBP: 0.343, SLG: 0.402 Eddie Fisher, R OBP: 0.063, SLG: 0.063 | (1,1) X 0-0 K | | (1,1) X 0-3 K | | (1,1) X 0-3 K | | | (1,1) X 0-3 K | | (1,1) X 0-0 F7 | 2 | 0 | 0 | 0 | 0 | 2 | 0 | | | | | |
| | | | | | | | | | | | 0 | 0 | 0 | 0 | 0 | 0 | 0 | | | | | |
| | | | | | | | | | | | 1 | 0 | 0 | 0 | 0 | 1 | 1 | | | | | |
| | | | | | | | | | | | 1 | 0 | 0 | 0 | 0 | 0 | 0 | | | | | |
| Inning Stats | R: 0 E: 0 K: 1 S: 5 | H: 0 LOB: 0 BB: 0 P: 5 | R: 1 E: 0 K: 0 S: 4 | H: 1 LOB: 1 BB: 0 P: 8 | R: 0 E: 0 K: 2 S: 8 | H: 1 LOB: 1 BB: 0 P: 8 | R: 1 E: 0 K: 0 S: 5 | H: 2 LOB: 1 BB: 0 P: 5 | R: 0 E: 0 K: 2 S: 8 | H: 1 LOB: 1 BB: 0 P: 8 | R: 1 E: 0 K: 0 S: 5 | H: 2 LOB: 2 BB: 0 P: 6 | R: 0 E: 0 K: 2 S: 8 | H: 1 LOB: 1 BB: 0 P: 8 | R: 1 E: 0 K: 0 S: 1 | H: 1 LOB: 0 BB: 0 P: 1 | 1B: 5 2B: 3 3B: 1 HR: 1 | SF: 0 SAC: 1 DP: 1 HBP: 1 | WP: 1 PA: 39 | | | |
| PITCHER | IP WLS BF H R ER SO BB IBB HBP BLK WP HR S P ERA WHIP | IP WLS BF H R ER SO BB IBB HBP BLK WP HR S P ERA WHIP | IP WLS BF H R ER SO BB IBB HBP BLK WP HR S P ERA WHIP | IP WLS BF H R ER SO BB IBB HBP BLK WP HR S P ERA WHIP | IP WLS BF H R ER SO BB IBB HBP BLK WP HR S P ERA WHIP | IP WLS BF H R ER SO BB IBB HBP BLK WP HR S P ERA WHIP | IP WLS BF H R ER SO BB IBB HBP BLK WP HR S P ERA WHIP | IP WLS BF H R ER SO BB IBB HBP BLK WP HR S P ERA WHIP | IP WLS BF H R ER SO BB IBB HBP BLK WP HR S P ERA WHIP | IP WLS BF H R ER SO BB IBB HBP BLK WP HR S P ERA WHIP | IP WLS BF H R ER SO BB IBB HBP BLK WP HR S P ERA WHIP | IP WLS BF H R ER SO BB IBB HBP BLK WP HR S P ERA WHIP | IP WLS BF H R ER SO BB IBB HBP BLK WP HR S P ERA WHIP | IP WLS BF H R ER SO BB IBB HBP BLK WP HR S P ERA WHIP | IP WLS BF H R ER SO BB IBB HBP BLK WP HR S P ERA WHIP | IP WLS BF H R ER SO BB IBB HBP BLK WP HR S P ERA WHIP | IP WLS BF H R ER SO BB IBB HBP BLK WP HR S P ERA WHIP | IP WLS BF H R ER SO BB IBB HBP BLK WP HR S P ERA WHIP | IP WLS BF H R ER SO BB IBB HBP BLK WP HR S P ERA WHIP | IP WLS BF H R ER SO BB IBB HBP BLK WP HR S P ERA WHIP | IP WLS BF H R ER SO BB IBB HBP BLK WP HR S P ERA WHIP | |
| Dennis Bennett, L ERA: 4.13 Dick Radatz, R ERA: 5.06 | (1,1) 7.0 WLS BF H R ER SO BB IBB HBP BLK WP HR S P ERA WHIP | (8,1) 2.0 WLS BF H R ER SO BB IBB HBP BLK WP HR S P ERA WHIP | | | | | | | | | | | | | | | | | | | | |

Boston Red Sox @ Chicago White Sox
Comiskey Park, Chicago, IL
Sun Jun 20 1965, 4:33 AM EDT
Att: 24,880 - Unknown

AB 36
R 4
H 10
RBI 4
BB 1
SO 10
LOB 17





| Batter | 1 | 2 | 3 | 4 | 5 | 6 | 7 | 8 | 9 | AB | R | H | RBI | BB | SO | LOB | TOP | | | | | | | | | | |
|--|--|---------------------------------|------------------------------|----------------------------------|------------------------------|---------------------------------|------------------------------|----------------------------------|------------------------------|---------------------------------|------------------------------|---------------------------------|------------------------------|---------------------------------|------------------------------|---------------------------------|---|---------------------------------|----------------------------------|------------------------------------|-------------------------|--------|--|--|--|--|--|
| Joe Cunningham, L (1, 3) OBP: 0.352, SLG: 0.343 | L9 | K | | FC6-4 BB | | G3 | | 3-1 | | 4 | 0 | 0 | 0 | 1 | 1 | 3 | <p>Washington Senators @ Chicago White Sox</p> <p>Comiskey Park, Chicago, IL</p> <p>Wed Jun 23 1965, 8:05 PM EDT</p> <p>Unknown</p> <p>livebaseballscorecards.com</p> <p>AB 37 R 5 H 9 RBI 5 BB 3 SO 5 LOB 20</p>  | | | | | | | | | | |
| Ken Hamlin, R (1, 4) OBP: 0.310, SLG: 0.333 | F5 | 1-3 | | FC6-4 E | | K | | F4 | | 2 | 0 | 0 | 0 | 0 | 0 | 3 | | | | | | | | | | | |
| Willie Kirkland, L (4, PH) OBP: 0.220, SLG: 0.408 | | | | FC6-4 E | | | | | | 3 | 0 | 0 | 1 | 0 | 1 | 1 | | | | | | | | | | | |
| Ken McMullen, R (1, 7) OBP: 0.323, SLG: 0.432 | 1-3 | | F6 | E4 | | 6-3 | | F7 | | 5 | 0 | 0 | 0 | 0 | 0 | 1 | | | | | | | | | | | |
| Woodie Held, R (1, 9) OBP: 0.375, SLG: 0.466 | | 1B E 1B | 6-3 | 1-3 | | | | K | | 5 | 1 | 2 | 0 | 0 | 1 | 2 | | | | | | | | | | | |
| Don Lock, R (1, 8) OBP: 0.326, SLG: 0.335 | | E5 1B | | | | 2B 1B | | F4 | | 3 | 2 | 1 | 0 | 1 | 0 | 2 | | | | | | | | | | | |
| Don Zimmer, R (1, 5) OBP: 0.330, SLG: 0.329 | | 1-2 1B | | BB | | 1B | | | | 4 | 0 | 2 | 0 | 0 | 1 | 2 | | | | | | | | | | | |
| Don Blasingame, L (7, 4) OBP: 0.271, SLG: 0.314 | 1B FC1-2 1B | | 1-3 | | | K | | | | 0 | 0 | 0 | 0 | 0 | 0 | 0 | | | | | | | | | | | |
| Doug Camilli, R (1, 2) OBP: 0.289, SLG: 0.313 | FC1-2 BB 1-3 2-H 3-H 1B | | | 1-3 | | | | F6 | | 4 | 0 | 2 | 3 | 0 | 0 | 1 | | | | | | | | | | | |
| Ed Brinkman, R (1, 6) OBP: 0.244, SLG: 0.292 | FC1-2 BB 1-2 | | | 1B | | F6 | | K | | 3 | 1 | 1 | 0 | 1 | 1 | 1 | | | | | | | | | | | |
| Pete Richert, L (1, 1) OBP: 0.185, SLG: 0.083 | FC1-2 1-2 2-3 3-H 1B | | | PB FC6-4 1B | | F7 | | 6-3 | | 4 | 1 | 1 | 1 | 0 | 0 | 4 | | | | | | | | | | | |
| Inning Stats | R: 0 E: 0 K: 0 S: 3 | H: 0 LOB: 0 BB: 0 P: 3 | R: 2 E: 1 K: 1 S: 9 | H: 3 LOB: 3 BB: 1 P: 13 | R: 0 E: 0 K: 0 S: 3 | H: 0 LOB: 1 BB: 1 P: 7 | R: 2 E: 1 K: 0 S: 6 | H: 2 LOB: 2 BB: 1 P: 10 | R: 1 E: 0 K: 1 S: 7 | H: 2 LOB: 1 BB: 0 P: 7 | R: 0 E: 0 K: 0 S: 5 | H: 0 LOB: 0 BB: 0 P: 5 | R: 0 E: 0 K: 0 S: 4 | H: 2 LOB: 1 BB: 0 P: 4 | R: 0 E: 0 K: 1 S: 5 | H: 0 LOB: 0 BB: 0 P: 5 | R: 0 E: 0 K: 1 S: 5 | H: 0 LOB: 0 BB: 0 P: 5 | 1B: 6 2B: 2 3B: 1 HR: 0 | SF: 0 SAC: 0 DP: 0 HBP: 0 | WP: 0 PB: 0 CS: 0 | PA: 40 | | | | | |
| PITCHER | IP | WLS | BF | H | R | ER | SO | BB | IBB | HBP | BLK | WP | HR | S | P | ERA | WHIP | | | | | | | | | | |
| Juan Pizarro, L (1, 1) ERA: 7.32 | 1.0 | L | 7 | 3 | 2 | 1 | 0 | 0 | 0 | 0 | 0 | 0 | 0 | 7 | 7 | 9.00 | 3.000 | | | | | | | | | | |
| Bob Locker, R (2, 1) ERA: 2.92 | 2.1 | | 12 | 2 | 2 | 1 | 1 | 3 | 0 | 0 | 0 | 0 | 0 | 11 | 23 | 3.86 | 2.143 | | | | | | | | | | |
| Tommy John, L (4, 1) ERA: 3.61 | 0.2 | | 3 | 0 | 0 | 0 | 0 | 0 | 0 | 0 | 0 | 0 | 0 | 3 | 3 | 0.00 | 0.000 | | | | | | | | | | |
| Hoyt Wilhelm, R (5, 1) ERA: 2.72 | 3.0 | | 12 | 4 | 1 | 1 | 2 | 0 | 0 | 0 | 0 | 0 | 0 | 16 | 16 | 3.00 | 1.333 | | | | | | | | | | |
| Greg Bolio, R (8, 1) ERA: 2.0 | 2.0 | | 6 | 0 | 0 | 0 | 2 | 0 | 0 | 0 | 0 | 0 | 0 | 10 | 10 | 0.00 | 0.000 | | | | | | | | | | |

| Batter | 1 | 2 | 3 | 4 | 5 | 6 | 7 | 8 | 9 | AB | R | H | RBI | BB | SO | LOB | BOTTOM | | | | | | | | | | |
|--|------------------------------|---------------------------------|------------------------------|----------------------------------|------------------------------|---------------------------------|------------------------------|---------------------------------|------------------------------|---------------------------------|------------------------------|---------------------------------|------------------------------|---------------------------------|------------------------------|---------------------------------|---|---------------------------------|------------------------------|---------------------------------|----------------------------------|------------------------------------|-------------------------|--------|--|--|--|
| Ken Berry, R (1, 8) OBP: 0.266, SLG: 0.324 | BB 1B | | FC4-6 1B | | 4-3 | | F2 | | | 4 | 0 | 2 | 0 | 0 | 0 | 1 | <p>Washington Senators @ Chicago White Sox</p> <p>Comiskey Park, Chicago, IL</p> <p>Wed Jun 23 1965, 8:05 PM EDT</p> <p>Unknown</p> <p>livebaseballscorecards.com</p> <p>AB 30 R 1 H 6 RBI 1 BB 4 SO 8 LOB 16</p>  | | | | | | | | | | |
| Floyd Robinson, L (1, 9) OBP: 0.307, SLG: 0.343 | G4-6-3 BB | | FC4-6 2B | | K | | | G6-4-3 BB | | 2 | 1 | 0 | 0 | 2 | 1 | 1 | | | | | | | | | | | |
| John Romano, R (1, 2) OBP: 0.323, SLG: 0.362 | K | | K | | F3 | | | G6-4-3 | | 4 | 0 | 0 | 0 | 0 | 2 | 4 | | | | | | | | | | | |
| Bill Skowron, R (1, 3) OBP: 0.328, SLG: 0.449 | G4-6-3 | | | | | F8 | | 5-3 | | 4 | 0 | 1 | 1 | 0 | 0 | 2 | | | | | | | | | | | |
| Pete Ward, L (1, 5) OBP: 0.369, SLG: 0.467 | | K | F5 | | | F4 | | K | | 4 | 0 | 0 | 0 | 0 | 2 | 1 | | | | | | | | | | | |
| Ron Hansen, R (1, 6) OBP: 0.312, SLG: 0.384 | BB 1B | | | | 1B 1B | | F6 | | K | 4 | 0 | 2 | 0 | 0 | 1 | 0 | | | | | | | | | | | |
| Dave Nicholson, R (1, 7) OBP: 0.214, SLG: 0.282 | | BB 1B | | | K | | | F9 | | 3 | 0 | 0 | 0 | 1 | 1 | 1 | | | | | | | | | | | |
| Al Weis, S (1, 4) OBP: 0.305, SLG: 0.342 | | F3 | | | G1-6-3 1B | | F3 | | | 3 | 0 | 1 | 0 | 0 | 0 | 2 | | | | | | | | | | | |
| Juan Pizarro, L (1, 1) OBP: 0.288, SLG: 0.286 | | | | | G1-6-3 1B | | | | | 0 | 0 | 0 | 0 | 0 | 0 | 0 | | | | | | | | | | | |
| Bob Locker, S (2, 1) OBP: 0.211, SLG: 0.167 | | | | | | | | | | 1 | 0 | 0 | 0 | 0 | 0 | 1 | | | | | | | | | | | |
| Tommy John, R (4, 1) OBP: 0.285, SLG: 0.410 | | | | | | | | | | 0 | 0 | 0 | 0 | 0 | 0 | 0 | | | | | | | | | | | |
| Danny Carter, R (4, PH) OBP: 0.285, SLG: 0.410 | | | | | | | | | | 1 | 0 | 0 | 0 | 0 | 0 | 2 | | | | | | | | | | | |
| Hoyt Wilhelm, R (5, 1) OBP: 0.347, SLG: 0.402 | | | | | | | | | | 0 | 0 | 0 | 0 | 0 | 0 | 0 | | | | | | | | | | | |
| Don Buford, S (7, PH) OBP: 0.347, SLG: 0.402 | | | | | | | | | | 0 | 0 | 0 | 0 | 1 | 0 | 0 | | | | | | | | | | | |
| Greg Bolio, R (8, 1) OBP: 0.347, SLG: 0.402 | | | | | | | | | | 0 | 0 | 0 | 0 | 0 | 0 | 0 | | | | | | | | | | | |
| Inning Stats | R: 0 E: 0 K: 1 S: 5 | H: 1 LOB: 1 BB: 1 P: 9 | R: 0 E: 0 K: 2 S: 8 | H: 1 LOB: 2 BB: 1 P: 12 | R: 1 E: 0 K: 1 S: 7 | H: 2 LOB: 1 BB: 0 P: 7 | R: 0 E: 0 K: 1 S: 6 | H: 2 LOB: 1 BB: 0 P: 6 | R: 0 E: 0 K: 0 S: 5 | H: 0 LOB: 0 BB: 0 P: 5 | R: 0 E: 0 K: 0 S: 3 | H: 0 LOB: 0 BB: 0 P: 3 | R: 0 E: 0 K: 0 S: 3 | H: 0 LOB: 1 BB: 1 P: 7 | R: 0 E: 0 K: 0 S: 2 | H: 0 LOB: 0 BB: 1 P: 6 | R: 0 E: 0 K: 2 S: 7 | H: 0 LOB: 0 BB: 0 P: 7 | R: 0 E: 0 K: 2 S: 7 | H: 0 LOB: 0 BB: 0 P: 7 | 1B: 5 2B: 1 3B: 0 HR: 0 | SF: 0 SAC: 0 DP: 3 HBP: 0 | WP: 0 PB: 0 CS: 0 | PA: 34 | | | |
| PITCHER | IP | WLS | BF | H | R | ER | SO | BB | IBB | HBP | BLK | WP | HR | S | P | ERA | WHIP | | | | | | | | | | |
| Pete Richert, L (1, 1) ERA: 2.8 | 9.0 | W | 34 | 6 | 1 | 1 | 8 | 4 | 0 | 0 | 0 | 0 | 0 | 46 | 62 | 1.00 | 1.111 | | | | | | | | | | |

| Batter | 1 | 2 | 3 | 4 | 5 | 6 | 7 | 8 | 9 | AB | R | H | RBI | BB | SO | LOB | TOP | | | | | | | | |
|--|------------------------------|---------------------------------|------------------------------|---------------------------------|------------------------------|---------------------------------|------------------------------|---------------------------------|------------------------------|---------------------------------|------------------------------|---------------------------------|------------------------------|---------------------------------|------------------------------|---------------------------------|---|------------------------------|---------------------------------|----------------------------------|------------------------------------|-------------------------|--------|--|--|
| Don Blasingame, L (1,4) OBP: 0.276, SLG: 0.318 | | | | | | | | | | 4 | 0 | 2 | 0 | 0 | 0 | 1 | <p>Washington Senators @ Chicago White Sox Comiskey Park, Chicago, IL Wed Jun 23 1965, 8:05 PM EDT Att: 18,135 - Unknown</p> <p>livebaseballscorecards.com</p> <p>AB 33 R 0 H 7 RBI 0 BB 1 SO 6 LOB 14</p> | | | | | | | | |
| Ken McMullen, R (1,5) OBP: 0.326, SLG: 0.433 | | | | | | | | | | 4 | 0 | 2 | 0 | 0 | 1 | 2 | | | | | | | | | |
| Willie Kirkland, L (1,7) OBP: 0.244, SLG: 0.418 | | | | | | | | | | 3 | 0 | 2 | 0 | 1 | 0 | 1 | | | | | | | | | |
| Jim King, L (1,9) Woodie Held, R (8, PH) OBP: 0.350, SLG: 0.469 OBP: 0.373, SLG: 0.463 | | | | | | | | | | 3 | 0 | 0 | 0 | 0 | 0 | 4 | | | | | | | | | |
| Bob Chance, L (1,3) Don Zimmer, R (9, PH) OBP: 0.279, SLG: 0.344 OBP: 0.326, SLG: 0.325 | | | | | | | | | | 3 | 0 | 0 | 0 | 0 | 1 | 1 | | | | | | | | | |
| Don Lock, R (1,8) OBP: 0.320, SLG: 0.327 | | | | | | | | | | 4 | 0 | 0 | 0 | 0 | 2 | 1 | | | | | | | | | |
| Mike Brumley, L (1,2) OBP: 0.223, SLG: 0.149 | | | | | | | | | | 4 | 0 | 0 | 0 | 0 | 0 | 0 | | | | | | | | | |
| Ed Brinkman, R (1,6) | | | | | | | | | | 3 | 0 | 1 | 0 | 0 | 0 | 0 | | | | | | | | | |
| Bennie Daniels, L (1,1) Mike McCormick, L (4,1) Joe Cunningham, L (8, PH) Ron Kline, R (8,1) Frank Kreutzer, R (8,1) | | | | | | | | | | 1 | 0 | 0 | 0 | 0 | 1 | 1 | | | | | | | | | |
| | | | | | | | | | | 1 | 0 | 0 | 0 | 0 | 1 | 0 | | | | | | | | | |
| | | | | | | | | | | 1 | 0 | 0 | 0 | 0 | 0 | 0 | | | | | | | | | |
| | | | | | | | | | | 0 | 0 | 0 | 0 | 0 | 0 | 0 | | | | | | | | | |
| | | | | | | | | | | 0 | 0 | 0 | 0 | 0 | 0 | 0 | | | | | | | | | |
| Inning Stats | R: 0 E: 0 K: 0 S: 4 | H: 2 LOB: 1 BB: 0 P: 4 | R: 0 E: 0 K: 1 S: 5 | H: 0 LOB: 0 BB: 0 P: 5 | R: 0 E: 0 K: 2 S: 8 | H: 1 LOB: 1 BB: 0 P: 8 | R: 0 E: 0 K: 1 S: 6 | H: 1 LOB: 1 BB: 0 P: 6 | R: 0 E: 0 K: 1 S: 5 | H: 0 LOB: 0 BB: 0 P: 5 | R: 0 E: 0 K: 0 S: 4 | H: 1 LOB: 1 BB: 0 P: 4 | R: 0 E: 0 K: 0 S: 3 | H: 0 LOB: 0 BB: 0 P: 3 | R: 0 E: 0 K: 0 S: 5 | H: 2 LOB: 2 BB: 1 P: 9 | | R: 0 E: 0 K: 1 S: 5 | H: 0 LOB: 0 BB: 0 P: 5 | 1B: 7 2B: 0 3B: 0 HR: 0 | SF: 0 SAC: 0 DP: 1 HBP: 0 | WP: 0 PB: 0 CS: 0 | PA: 34 | | |
| PITCHER | IP | WLS | BF | H | R | ER | SO | BB | IBB | HBP | BLK | WP | HR | S | P | ERA | | WHIP | PITCHER | | | | | | |
| John Buzhardt, R (1,1) ERA: 2.54 | 7.2 | W | 30 | 7 | 0 | 0 | 5 | 1 | 0 | 0 | 0 | 0 | 0 | 39 | 43 | 0.00 | 1.043 | | | | | | | | |
| Gary Peters, L (8,1) ERA: 4.0 | 0.1 | | 1 | 0 | 0 | 0 | 0 | 0 | 0 | 0 | 0 | 0 | 0 | 1 | 1 | 0.00 | 0.000 | | | | | | | | |
| Eddie Fisher, R (9,1) ERA: 1.33 | 1.0 | S | 3 | 0 | 0 | 0 | 1 | 0 | 0 | 0 | 0 | 0 | 0 | 5 | 5 | 0.00 | 0.000 | | | | | | | | |

| Batter | 1 | 2 | 3 | 4 | 5 | 6 | 7 | 8 | 9 | AB | R | H | RBI | BB | SO | LOB | BOTTOM | | | | | | | | |
|---|------------------------------|---------------------------------|------------------------------|---------------------------------|------------------------------|----------------------------------|------------------------------|---------------------------------|------------------------------|---------------------------------|------------------------------|----------------------------------|------------------------------|---------------------------------|-------------------------------|----------------------------------|---|-------------------------------|----------------------------------|----------------------------------|------------------------------------|-------------------------|--------|--|--|
| Don Buford, S (1,4) OBP: 0.348, SLG: 0.399 | | | | | | | | | | 4 | 0 | 1 | 0 | 1 | 1 | 0 | <p>Washington Senators @ Chicago White Sox Comiskey Park, Chicago, IL Wed Jun 23 1965, 8:05 PM EDT Att: 18,135 - Unknown</p> <p>livebaseballscorecards.com</p> <p>AB 35 R 5 H 11 RBI 5 BB 5 SO 10 LOB 16</p> | | | | | | | | |
| Floyd Robinson, L (1,9) OBP: 0.312, SLG: 0.346 | | | | | | | | | | 4 | 1 | 2 | 0 | 1 | 1 | 1 | | | | | | | | | |
| Pete Ward, L (1,5) OBP: 0.369, SLG: 0.463 | | | | | | | | | | 4 | 1 | 1 | 0 | 1 | 0 | 1 | | | | | | | | | |
| Bill Skowron, R (1,3) Tom McCraw, L (8,3) OBP: 0.322, SLG: 0.441 OBP: 0.135, SLG: 0.262 | | | | | | | | | | 4 | 0 | 0 | 0 | 0 | 1 | 3 | | | | | | | | | |
| J.C. Martin, L (1,2) OBP: 0.376, SLG: 0.418 | | | | | | | | | | 3 | 1 | 2 | 0 | 1 | 1 | 0 | | | | | | | | | |
| Ron Hansen, R (1,6) OBP: 0.319, SLG: 0.395 | | | | | | | | | | 4 | 1 | 3 | 3 | 0 | 0 | 1 | | | | | | | | | |
| Dave Nicholson, R (1,7) OBP: 0.239, SLG: 0.357 | | | | | | | | | | 3 | 1 | 1 | 2 | 1 | 2 | 2 | | | | | | | | | |
| Ken Berry, R (1,8) OBP: 0.266, SLG: 0.322 | | | | | | | | | | 4 | 0 | 1 | 0 | 0 | 1 | 3 | | | | | | | | | |
| John Buzhardt, R (1,1) Gary Peters, L (8,1) Eddie Fisher, R (9,1) OBP: 0.231, SLG: 0.091 OBP: 0.135, SLG: 0.111 OBP: 0.063, SLG: 0.063 | | | | | | | | | | 3 | 0 | 0 | 0 | 0 | 1 | 2 | | | | | | | | | |
| | | | | | | | | | | 1 | 0 | 0 | 0 | 0 | 1 | 0 | | | | | | | | | |
| | | | | | | | | | | 0 | 0 | 0 | 0 | 0 | 0 | 0 | | | | | | | | | |
| | | | | | | | | | | 0 | 0 | 0 | 0 | 0 | 0 | 0 | | | | | | | | | |
| | | | | | | | | | | 0 | 0 | 0 | 0 | 0 | 0 | 0 | | | | | | | | | |
| Inning Stats | R: 0 E: 0 K: 1 S: 6 | H: 1 LOB: 1 BB: 0 P: 6 | R: 0 E: 0 K: 1 S: 7 | H: 2 LOB: 2 BB: 0 P: 7 | R: 2 E: 0 K: 0 S: 6 | H: 3 LOB: 3 BB: 2 P: 14 | R: 0 E: 0 K: 1 S: 5 | H: 0 LOB: 0 BB: 0 P: 5 | R: 1 E: 0 K: 2 S: 9 | H: 2 LOB: 1 BB: 0 P: 9 | R: 0 E: 0 K: 2 S: 7 | H: 0 LOB: 1 BB: 1 P: 11 | R: 0 E: 0 K: 1 S: 5 | H: 0 LOB: 0 BB: 0 P: 5 | R: 2 E: 0 K: 2 S: 10 | H: 3 LOB: 3 BB: 2 P: 18 | | R: 2 E: 0 K: 2 S: 10 | H: 3 LOB: 3 BB: 2 P: 18 | 1B: 9 2B: 1 3B: 0 HR: 1 | SF: 0 SAC: 0 DP: 0 HBP: 0 | WP: 1 PB: 0 CS: 0 | PA: 40 | | |
| PITCHER | IP | WLS | BF | H | R | ER | SO | BB | IBB | HBP | BLK | WP | HR | S | P | ERA | | WHIP | PITCHER | | | | | | |
| Bennie Daniels, R (1,1) ERA: 3.63 | 3.0 | L | 17 | 6 | 2 | 2 | 2 | 1 | 0 | 0 | 0 | 0 | 0 | 19 | 27 | 6.00 | 2.333 | | | | | | | | |
| Mike McCormick, L (4,1) ERA: 3.23 | 4.0 | | 15 | 2 | 1 | 1 | 6 | 1 | 0 | 0 | 0 | 0 | 0 | 26 | 30 | 2.25 | 0.750 | | | | | | | | |
| Ron Kline, R (8,1) ERA: 2.31 | 0.2 | | 6 | 3 | 2 | 2 | 1 | 1 | 0 | 0 | 0 | 1 | 1 | 7 | 11 | 27.00 | 6.000 | | | | | | | | |
| Frank Kreutzer, L (8,1) ERA: 5.23 | 0.1 | | 2 | 0 | 0 | 0 | 1 | 1 | 0 | 0 | 0 | 0 | 0 | 3 | 7 | 0.00 | 3.000 | | | | | | | | |


| Batter | 1 | 2 | 3 | 4 | 5 | 6 | 7 | 8 | 9 | AB | R | H | RBI | BB | SO | LOB | TOP | | | | | |
|--|--|---------------------------------|------------------------------|---------------------------------|------------------------------|---------------------------------|------------------------------|---------------------------------|------------------------------|---------------------------------|------------------------------|---------------------------------|------------------------------|---------------------------------|------------------------------|---------------------------------|---|---------------------------------|----------------------------------|------------------------------------|-------------------------|--------|
| Russ Snyder, L (1,8) OBP: 0.391, SLG: 0.336 | F4 | | F8 | | | F9 | | F8 | | 4 | 0 | 0 | 0 | 0 | 0 | 2 | <p>Baltimore Orioles @ Chicago White Sox Comiskey Park, Chicago, IL Fri Jun 25 1965, 8:05 PM EDT Att: 37,544 - Unknown</p> <p>AB 31 R 0 H 8 RBI 0 BB 1 SO 4 LOB 13</p>  | | | | | |
| Luis Aparicio, R (1,6) OBP: 0.263, SLG: 0.363 | 3-1 2B | | | 5-3 | | 1-2 G3-6-3 1B | | 6-3 | | 4 | 0 | 2 | 0 | 0 | 0 | 0 | | | | | | |
| Boog Powell, L (1,3) OBP: 0.310, SLG: 0.353 | 3-1 2-3 | | | G6-4-3 1B | | G3-6-3 1-2 | | K | | 4 | 0 | 1 | 0 | 0 | 1 | 3 | | | | | | |
| Brooks Robinson, R (1,5) OBP: 0.361, SLG: 0.444 | F4 | | | G6-4-3 1-2 | | | F7 | | 4 | 0 | 1 | 0 | 0 | 0 | 2 | | | | | | | |
| Curt Blefary, L (1,9) OBP: 0.408, SLG: 0.510 | | 4-0 BB | | G5-4-3 BB | | G6-4-3 1B | | 1-6-3 | | 3 | 0 | 1 | 0 | 1 | 0 | 1 | | | | | | |
| Sam Bowens, R (1,7) OBP: 0.172, SLG: 0.237 | | G5-4-3 1-2 | | G6-4-3 1-2 | | | 6-3 | | 3 | 0 | 0 | 0 | 0 | 0 | 2 | | | | | | | |
| Jerry Adair, R (1,4) OBP: 0.320, SLG: 0.339 | | K | | | | | | | 3 | 0 | 2 | 0 | 0 | 1 | 0 | | | | | | | |
| Dick Brown, R (1,2) OBP: 0.241, SLG: 0.280 | | | K | | | K | | F8 | | 3 | 0 | 0 | 0 | 0 | 2 | 2 | | | | | | |
| Wally Bunker, R (1,1) OBP: 0.364, SLG: 0.176 | | | | 6-3 | | | | F9 | | 0 | 0 | 0 | 0 | 0 | 0 | 0 | | | | | | |
| Jackie Brandt, R (3,PH) OBP: 0.313, SLG: 0.463 | | | | | | | | | 1 | 0 | 0 | 0 | 0 | 0 | 0 | 0 | | | | | | |
| Don Larsen, R (3,1) OBP: 0.333, SLG: 0.333 | | | | | | | | | 1 | 0 | 1 | 0 | 0 | 0 | 0 | 0 | | | | | | |
| Norm Siebern, L (8,PH) OBP: 0.376, SLG: 0.461 | | | | | | | | | 1 | 0 | 0 | 0 | 0 | 0 | 1 | 0 | | | | | | |
| Harvey Haddix, L (8,1) | | | | | | | | | 0 | 0 | 0 | 0 | 0 | 0 | 0 | 0 | | | | | | |
| Inning Stats | R: 0 E: 0 K: 0 S: 4 | H: 1 LOB: 1 BB: 0 P: 4 | R: 0 E: 0 K: 1 S: 4 | H: 0 LOB: 0 BB: 1 P: 8 | R: 0 E: 0 K: 1 S: 5 | H: 0 LOB: 0 BB: 0 P: 5 | R: 0 E: 0 K: 0 S: 3 | H: 1 LOB: 1 BB: 0 P: 3 | R: 0 E: 0 K: 1 S: 6 | H: 2 LOB: 1 BB: 0 P: 6 | R: 0 E: 0 K: 0 S: 4 | H: 0 LOB: 0 BB: 0 P: 4 | R: 0 E: 0 K: 0 S: 3 | H: 0 LOB: 0 BB: 0 P: 3 | R: 0 E: 0 K: 0 S: 4 | H: 1 LOB: 1 BB: 0 P: 4 | R: 0 E: 0 K: 1 S: 6 | H: 1 LOB: 1 BB: 0 P: 6 | 1B: 7 2B: 1 3B: 0 HR: 0 | SF: 0 SAC: 0 DP: 4 HBP: 0 | WP: 0 PB: 1 CS: 0 | PA: 32 |
| PITCHER Joe Horlen, R (1,1) ERA: 2.16 | IP: 9.0 WLS: W BF: 32 H: 8 R: 0 ER: 0 SO: 4 BB: 1 IBB: 0 HBP: 0 BLK: 0 WP: 0 HR: 0 S: 39 P: 43 ERA: 0.00 WHIP: 1.000 | | | | | | | | | | | | | | | PITCHER | IP: 9.0 WLS: W BF: 32 H: 8 R: 0 ER: 0 SO: 4 BB: 1 IBB: 0 HBP: 0 BLK: 0 WP: 0 HR: 0 S: 39 P: 43 ERA: 0.00 WHIP: 1.000 | | | | | |

| Batter | 1 | 2 | 3 | 4 | 5 | 6 | 7 | 8 | 9 | AB | R | H | RBI | BB | SO | LOB | BOTTOM | | | |
|---|---|----------------------------------|------------------------------|---------------------------------|------------------------------|---------------------------------|------------------------------|---------------------------------|------------------------------|---------------------------------|------------------------------|---------------------------------|------------------------------|---------------------------------|------------------------------|---------------------------------|---|------------------------------------|----------------------------------|--------|
| Don Buford, S (1,4) OBP: 0.341, SLG: 0.390 | F9 | FC6-4 E S S | | F7 | | | F7 | | | 4 | 1 | 0 | 0 | 0 | 0 | 2 | <p>Baltimore Orioles @ Chicago White Sox Comiskey Park, Chicago, IL Fri Jun 25 1965, 8:05 PM EDT Att: 37,544 - Unknown</p> <p>AB 32 R 6 H 8 RBI 4 BB 3 SO 8 LOB 12</p>  | | | |
| Floyd Robinson, L (1,9) OBP: 0.315, SLG: 0.343 | 4-0 WP 1B BB | 1-3 1-H | | F8 | | | | | 2 | 1 | 0 | 0 | 2 | 0 | 1 | | | | | |
| Pete Ward, L (1,5) OBP: 0.368, SLG: 0.461 | 6-3 1-2 | | | | | F5 | | | 1 | 0 | 0 | 0 | 0 | 0 | 1 | | | | | |
| Al Weis, S (2,4) OBP: 0.294, SLG: 0.329 | 6-3 1-2 | K | | | | | 4-3 | | 3 | 0 | 0 | 0 | 0 | 1 | 1 | | | | | |
| Bill Skowron, R (1,3) OBP: 0.325, SLG: 0.453 | 4-0 BB BB | | | K | | | | | 3 | 2 | 1 | 1 | 1 | 1 | 0 | | | | | |
| Tom McCraw, L (9,3) OBP: 0.259, SLG: 0.262 | 1B BB | | | | | F8 | | | 0 | 0 | 0 | 0 | 0 | 0 | 0 | | | | | |
| John Romano, R (1,2) OBP: 0.336, SLG: 0.394 | 1B E 1B | | | | | 5-3 | | | 4 | 1 | 3 | 1 | 0 | 0 | 0 | | | | | |
| Ron Hansen, R (1,6) OBP: 0.318, SLG: 0.392 | 1-2 2-H E 1B | | | L5 | | | | | 4 | 1 | 1 | 1 | 0 | 1 | 2 | | | | | |
| Dave Nicholson, R (1,7) OBP: 0.240, SLG: 0.348 | E2 1-H 2-H 1B | | | K | | | | | 4 | 0 | 1 | 1 | 0 | 1 | 2 | | | | | |
| Ken Berry, R (1,8) OBP: 0.266, SLG: 0.326 | 4-3 | | | | | | | | 4 | 0 | 1 | 0 | 0 | 2 | 2 | | | | | |
| Joe Horlen, R (1,1) OBP: 0.265, SLG: 0.273 | | FC6-4 1B | | | | | | | 3 | 0 | 1 | 0 | 0 | 2 | 1 | | | | | |
| Inning Stats | R: 4 E: 1 K: 0 S: 6 | H: 3 LOB: 1 BB: 2 P: 14 | R: 1 E: 0 K: 1 S: 6 | H: 1 LOB: 0 BB: 0 P: 6 | R: 0 E: 0 K: 2 S: 8 | H: 1 LOB: 1 BB: 0 P: 8 | R: 0 E: 0 K: 1 S: 6 | H: 1 LOB: 1 BB: 0 P: 6 | R: 0 E: 0 K: 2 S: 7 | H: 0 LOB: 0 BB: 0 P: 7 | R: 0 E: 0 K: 1 S: 5 | H: 0 LOB: 1 BB: 1 P: 9 | R: 1 E: 0 K: 1 S: 7 | H: 2 LOB: 1 BB: 0 P: 7 | R: 0 E: 0 K: 1 S: 5 | H: 0 LOB: 1 BB: 0 P: 7 | 1B: 4 2B: 3 3B: 0 HR: 1 | SF: 0 SAC: 0 DP: 0 HBP: 0 | WP: 1 PB: 0 SB: 2 CS: 0 | PA: 35 |
| PITCHER Wally Bunker, R (1,1) ERA: 3.57 | IP: 2.0 WLS: L BF: 12 H: 4 R: 5 ER: 3 SO: 1 BB: 2 IBB: 0 HBP: 0 BLK: 0 WP: 1 HR: 0 S: 12 P: 20 ERA: 13.50 WHIP: 3.000 | | | | | | | | | | | | | | | PITCHER | IP: 2.0 WLS: L BF: 12 H: 4 R: 5 ER: 3 SO: 1 BB: 2 IBB: 0 HBP: 0 BLK: 0 WP: 1 HR: 0 S: 12 P: 20 ERA: 13.50 WHIP: 3.000 | | | |
| PITCHER Don Larsen, R (3,1) ERA: 4.39 | IP: 5.0 WLS: 18 BF: 2 H: 2 R: 0 ER: 0 SO: 6 BB: 1 IBB: 0 HBP: 0 BLK: 0 WP: 0 HR: 0 S: 29 P: 33 ERA: 0.00 WHIP: 0.600 | | | | | | | | | | | | | | | PITCHER | IP: 5.0 WLS: 18 BF: 2 H: 2 R: 0 ER: 0 SO: 6 BB: 1 IBB: 0 HBP: 0 BLK: 0 WP: 0 HR: 0 S: 29 P: 33 ERA: 0.00 WHIP: 0.600 | | | |
| PITCHER Harvey Haddix, L (8,1) ERA: 1.35 | IP: 1.0 WLS: 5 BF: 2 H: 2 R: 1 ER: 1 SO: 1 BB: 0 IBB: 0 HBP: 0 BLK: 0 WP: 0 HR: 1 S: 7 P: 7 ERA: 9.00 WHIP: 2.000 | | | | | | | | | | | | | | | PITCHER | IP: 1.0 WLS: 5 BF: 2 H: 2 R: 1 ER: 1 SO: 1 BB: 0 IBB: 0 HBP: 0 BLK: 0 WP: 0 HR: 1 S: 7 P: 7 ERA: 9.00 WHIP: 2.000 | | | |

| Batter | 1 | 2 | 3 | 4 | 5 | 6 | 7 | 8 | 9 | 10 | 11 | 12 | 13 | 14 | AB | R | H | RBI | BB | SO | LOB | TOP | | | | | |
|--|------------------------------|---------------------------------|------------------------------|---------------------------------|------------------------------|---------------------------------|------------------------------|---------------------------------|------------------------------|---------------------------------|------------------------------|---------------------------------|------------------------------|---------------------------------|------------------------------|---------------------------------|------------------------------|---------------------------------|------------------------------|---------------------------------|------------------------------|---------------------------------|----------------------------------|------------------------------------|-------------------------|--------|--|
| Russ Snyder L OBP: 0.343, SLG: 0.328 (1, 8) | F3 | | K | | | 1B | | F4 | | | F8 | | | G3 | 6 | 0 | 1 | 0 | 0 | 1 | 1 | | | | | | |
| Luis Aparicio R OBP: 0.268, SLG: 0.364 (1, 6) | K | | | 5-3 | | FC5-4 1B | | | | K | | | | FC5-4 2B 1B | 5 | 1 | 2 | 0 | 1 | 2 | 0 | | | | | | |
| Jerry Adair R OBP: 0.313, SLG: 0.331 (1, 4) | 5-3 | | | F4 | | FC5-4 1B | | | | E6 | | | | E6 FC5-4 | 6 | 0 | 0 | 0 | 0 | 0 | 4 | | | | | | |
| Brooks Robinson R OBP: 0.355, SLG: 0.436 (1, 5) | | | | 1-3 | | | | F2 | | G4-6-3 | | | | F5 | 6 | 1 | 1 | 0 | 0 | 0 | 3 | | | | | | |
| Bob Johnson R OBP: 0.292, SLG: 0.421 (1, 3) | F8 | | | 1-3 | | | | | | SH1-4 HBP | | | | F8 | 4 | 0 | 1 | 2 | 1 | 0 | 1 | | | | | | |
| Sam Bowens R OBP: 0.163, SLG: 0.224 (1, 9) | G5-4-3 | | | F7 | | | | F7 | | SH1-4 | | | | K | 5 | 0 | 0 | 0 | 0 | 1 | 3 | | | | | | |
| Jackie Brandt R OBP: 0.301, SLG: 0.444 (1, 7) | | | 1-3 | F7 | | | | 4-3 | | 6-3 | | | | E6 CS | 5 | 0 | 0 | 0 | 0 | 0 | 2 | | | | | | |
| Dick Brown R OBP: 0.254, SLG: 0.278 (1, 2) | | | | F4 | | | | F8 | | | | | | K | 4 | 0 | 1 | 0 | 1 | 1 | 1 | | | | | | |
| Dave McNally R OBP: 0.280, SLG: 0.042 Stu Miller R (8, 1) | F9 | | | | | 5-3 | | K | | F5 | | | | K | 3 | 0 | 0 | 0 | 0 | 1 | 1 | | | | | | |
| Norm Siebern L OBP: 0.374, SLG: 0.458 Dick Hall R OBP: 0.025, SLG: 0.667 (10, 1) | | | | | | | | | | | | | | | 0 | 0 | 0 | 0 | 0 | 0 | 0 | | | | | | |
| | | | | | | | | | | | | | | | 1 | 0 | 0 | 0 | 0 | 0 | 2 | | | | | | |
| | | | | | | | | | | | | | | | 1 | 0 | 0 | 0 | 0 | 1 | 0 | | | | | | |
| Inning Stats | R: 0 E: 0 K: 1 S: 5 | H: 0 LOB: 0 BB: 0 P: 5 | R: 0 E: 0 K: 0 S: 3 | H: 1 LOB: 0 BB: 0 P: 3 | R: 0 E: 0 K: 1 S: 6 | H: 1 LOB: 1 BB: 0 P: 6 | R: 0 E: 0 K: 0 S: 3 | H: 0 LOB: 0 BB: 0 P: 3 | R: 0 E: 0 K: 0 S: 5 | H: 2 LOB: 2 BB: 0 P: 5 | R: 0 E: 0 K: 0 S: 3 | H: 0 LOB: 1 BB: 1 P: 7 | R: 0 E: 0 K: 1 S: 5 | H: 0 LOB: 0 BB: 0 P: 5 | R: 0 E: 0 K: 0 S: 2 | H: 0 LOB: 0 BB: 1 P: 6 | R: 0 E: 0 K: 1 S: 5 | H: 0 LOB: 0 BB: 0 P: 5 | R: 0 E: 0 K: 2 S: 7 | H: 0 LOB: 0 BB: 0 P: 7 | R: 2 E: 1 K: 0 S: 6 | H: 2 LOB: 1 BB: 0 P: 6 | 1B: 5 2B: 1 3B: 0 HR: 0 | SF: 0 SAC: 1 DP: 3 HBP: 1 | WP: 0 PB: 0 CS: 1 | PA: 51 | |
| PITCHER | IP 9.2 | WLS 35 | BF 4 | H 0 | R 0 | ER 0 | SO 4 | BB 1 | IBB 0 | HBP 0 | BLK 0 | WP 0 | HR 0 | S 40 | P 49 | ERA 0.00 | WHIP 0.517 | | | | | | | | | | |
| Gary Peters L ERA: 3.57 Eddie Fisher R ERA: 1.26 (10, 1) | 4.1 | L | 16 | 2 | 2 | 0 | 3 | 1 | 0 | 0 | 0 | 0 | 0 | 21 | 25 | 0.00 | 0.692 | | | | | | | | | | |

Baltimore Orioles @ Chicago White Sox
Comiskey Park, Chicago, IL
Sat Jun 26 1965, 4:33 AM EDT
Att. 12,047 - Unknown


AB 46
R 2
H 6
RBI 2
BB 3
SO 7
LOB 18



| Batter | 1 | 2 | 3 | 4 | 5 | 6 | 7 | 8 | 9 | 10 | 11 | 12 | 13 | 14 | AB | R | H | RBI | BB | SO | LOB | BOTTOM | | | | | |
|--|------------------------------|---------------------------------|------------------------------|---------------------------------|------------------------------|---------------------------------|------------------------------|----------------------------------|------------------------------|---------------------------------|------------------------------|---------------------------------|------------------------------|---------------------------------|------------------------------|---------------------------------|------------------------------|---------------------------------|------------------------------|---------------------------------|----------------------------------|------------------------------------|-------------------------|--------|--|--|--|
| Don Buford S OBP: 0.346, SLG: 0.394 (1, 5) | G4-6-3 1B | | 6-3 | | F7 | | | FC1-5 1B | | F8 | | | SH1-4 1B | | 6 | 0 | 3 | 0 | 0 | 0 | 1 | | | | | | |
| Floyd Robinson L OBP: 0.313, SLG: 0.340 (1, 9) | G4-6-3 | | 4-3 | | G4-6-3 | | | FC3-6 FC1-5 1B | | 4-3 | | | SH1-4 | | 5 | 0 | 1 | 0 | 0 | 0 | 2 | | | | | | |
| John Romano R OBP: 0.341, SLG: 0.407 J.C. Martin L OBP: 0.375, SLG: 0.414 (10, 2) | WP 2B | | | | | | | FC1-5 FC3-6 1B | | F7 | | | | | 4 | 0 | 2 | 0 | 0 | 0 | 2 | | | | | | |
| Bill Skowron R OBP: 0.320, SLG: 0.449 (1, 3) | | | | | | | | FC3-6 BB | | | | | | | 1 | 0 | 0 | 0 | 1 | 0 | 0 | | | | | | |
| Ron Hansen R OBP: 0.314, SLG: 0.384 (1, 6) | F9 | | | | F8 | | | FC3-6 BB | | | | | | | 4 | 0 | 1 | 0 | 2 | 1 | 4 | | | | | | |
| Dave Nicholson R OBP: 0.226, SLG: 0.327 Danny Cater R OBP: 0.285, SLG: 0.410 Smoky Burgess L OBP: 0.328, SLG: 0.361 Tom McCraw L OBP: 0.254, SLG: 0.257 (9, 7) | F3 | | | | K | | | F7 | | K | | | | | 3 | 0 | 0 | 0 | 0 | 2 | 3 | | | | | | |
| Ken Berry R OBP: 0.263, SLG: 0.317 (1, 8) | L7 | | | | | | | | | F8 | | | | | 0 | 0 | 0 | 0 | 0 | 0 | 0 | | | | | | |
| Al Weis S OBP: 0.275, SLG: 0.305 (1, 4) | 3-1 | | | | F9 | | | 6-3 | | K | | | | | 6 | 0 | 0 | 0 | 0 | 2 | 3 | | | | | | |
| Gary Peters L OBP: 0.148, SLG: 0.125 Eddie Fisher R OBP: 0.059, SLG: 0.059 (10, 1) | K | | | | | | | F2 | | K | | | | | 4 | 0 | 1 | 0 | 0 | 2 | 0 | | | | | | |
| | | | | | | | | | | | | | | | 1 | 0 | 0 | 0 | 0 | 0 | 0 | | | | | | |
| Inning Stats | R: 0 E: 0 K: 0 S: 4 | H: 2 LOB: 2 BB: 1 P: 8 | R: 0 E: 0 K: 0 S: 3 | H: 0 LOB: 0 BB: 0 P: 3 | R: 0 E: 0 K: 1 S: 5 | H: 0 LOB: 0 BB: 0 P: 5 | R: 0 E: 0 K: 1 S: 7 | H: 2 LOB: 3 BB: 1 P: 11 | R: 0 E: 0 K: 0 S: 3 | H: 0 LOB: 0 BB: 0 P: 9 | R: 0 E: 0 K: 1 S: 5 | H: 2 LOB: 3 BB: 1 P: 9 | R: 0 E: 0 K: 2 S: 7 | H: 0 LOB: 0 BB: 0 P: 7 | R: 0 E: 0 K: 0 S: 3 | H: 0 LOB: 0 BB: 0 P: 3 | R: 0 E: 0 K: 0 S: 4 | H: 1 LOB: 2 BB: 1 P: 8 | R: 0 E: 0 K: 1 S: 5 | H: 0 LOB: 0 BB: 0 P: 5 | 1B: 7 2B: 1 3B: 0 HR: 0 | SF: 0 SAC: 1 DP: 2 HBP: 0 | WP: 1 PB: 0 CS: 0 | PA: 53 | | | |
| PITCHER | IP 7.2 | WLS 32 | BF 7 | H 0 | R 0 | ER 0 | SO 4 | BB 4 | IBB 0 | HBP 0 | BLK 0 | WP 1 | HR 0 | S 36 | P 52 | ERA 0.00 | WHIP 1.435 | | | | | | | | | | |
| Dave McNally L ERA: 3.24 Stu Miller R ERA: 1.52 Dick Hall R ERA: 2.0 (10, 1) | 1.1 | 4 | 0 | 0 | 0 | 2 | 0 | 0 | 0 | 0 | 0 | 0 | 8 | 8 | 0.00 | 0.000 | | | | | | | | | | | |
| | 5.0 | W | 17 | 1 | 0 | 0 | 3 | 0 | 1 | 0 | 0 | 0 | 22 | 26 | 0.00 | 0.200 | | | | | | | | | | | |

Baltimore Orioles @ Chicago White Sox
Comiskey Park, Chicago, IL
Sat Jun 26 1965, 4:33 AM EDT
Att. 12,047 - Unknown

AB 47
R 0
H 8
RBI 0
BB 5
SO 9
LOB 25



| Batter | 1 | 2 | 3 | 4 | 5 | 6 | 7 | 8 | 9 | AB | R | H | RBI | BB | SO | LOB | TOP | | | |
|--|---|---------------------------------|------------------------------|---------------------------------|------------------------------|---------------------------------|------------------------------|---------------------------------|------------------------------|---------------------------------|------------------------------|---------------------------------|------------------------------|---------------------------------|------------------------------|---------------------------------|---|------------------------------------|-------------------------|--------|
| Jackie Brandt, R OBP: 0.307, SLG: 0.446 (1, 7) | | | | | | | | | | 4 | 1 | 2 | 0 | 0 | 0 | 0 | Baltimore Orioles @ Chicago White Sox Comiskey Park, Chicago, IL Sun Jun 27 1965, 4:33 AM EDT Unknown | | | |
| Luis Aparicio, R OBP: 0.271, SLG: 0.366 (1, 6) | | | | | | | | | | 4 | 0 | 2 | 0 | 0 | 0 | 1 | | | | |
| Jerry Adair, R OBP: 0.308, SLG: 0.325 (1, 4) | | | | | | | | | | 4 | 0 | 0 | 0 | 0 | 0 | 4 | | | | |
| Brooks Robinson, R OBP: 0.353, SLG: 0.432 (1, 5) | | | | | | | | | | 4 | 0 | 1 | 1 | 0 | 1 | 1 | | | | |
| Bob Johnson, R OBP: 0.290, SLG: 0.415 (1, 3) | | | | | | | | | | 4 | 0 | 1 | 0 | 0 | 2 | 2 | | | | |
| Sam Bowers, R OBP: 0.157, SLG: 0.216 (1, 9) | | | | | | | | | | 4 | 0 | 0 | 0 | 0 | 0 | 3 | | | | |
| Dick Brown, R OBP: 0.270, SLG: 0.293 (1, 2) | | | | | | | | | | 4 | 0 | 2 | 0 | 0 | 0 | 1 | | | | |
| Paul Blair, R OBP: 0.301, SLG: 0.309 (9, PH) | | | | | | | | | | 3 | 0 | 1 | 0 | 0 | 0 | 1 | | | | |
| Russ Snyder, L OBP: 0.341, SLG: 0.325 (9, PH) | | | | | | | | | | 1 | 0 | 0 | 0 | 0 | 0 | 0 | | | | |
| John Miller, R (1, 1) | | | | | | | | | | 2 | 0 | 0 | 0 | 0 | 1 | 2 | | | | |
| John Orsino, R OBP: 0.337, SLG: 0.454 (7, PH) | | | | | | | | | | 1 | 1 | 1 | 1 | 0 | 0 | | | | | |
| Harvey Haddix, L (7, 1) | | | | | | | | | | 0 | 0 | 0 | 0 | 0 | 0 | 0 | | | | |
| Inning Stats | R: 1 E: 0 K: 1 S: 8 | H: 3 LOB: 2 BB: 0 P: 8 | R: 0 E: 0 K: 1 S: 5 | H: 1 LOB: 0 BB: 0 P: 5 | R: 0 E: 0 K: 0 S: 4 | H: 1 LOB: 1 BB: 0 P: 4 | R: 0 E: 0 K: 0 S: 5 | H: 2 LOB: 2 BB: 0 P: 5 | R: 0 E: 0 K: 0 S: 3 | H: 1 LOB: 0 BB: 0 P: 3 | R: 0 E: 0 K: 0 S: 4 | H: 1 LOB: 0 BB: 0 P: 4 | R: 0 E: 0 K: 2 S: 7 | H: 0 LOB: 0 BB: 0 P: 7 | R: 0 E: 0 K: 0 S: 3 | H: 0 LOB: 0 BB: 0 P: 3 | 1B: 9 2B: 0 3B: 0 HR: 1 | SF: 0 SAC: 0 DP: 2 HBP: 0 | WP: 0 PB: 0 CS: 0 | PA: 35 |
| PITCHER | IP WLS BF H R ER SO BB IBB HBP BLK WP HR S P ERA WHIP | | | | | | | | | | | | | | | | | | | |
| Tommy John, L ERA: 3.5 (1, 1) | 7.0 W 29 10 2 2 2 0 0 0 0 0 1 33 33 2.57 1.429 | | | | | | | | | | | | | | | | | | | |
| Hoyt Wilhelm, R ERA: 2.6 (8, 1) | 2.0 S 6 0 0 0 2 0 0 0 0 0 0 0 10 10 0.00 0.000 | | | | | | | | | | | | | | | | | | | |

| Batter | 1 | 2 | 3 | 4 | 5 | 6 | 7 | 8 | 9 | AB | R | H | RBI | BB | SO | LOB | BOTTOM | | | |
|---|---|---------------------------------|------------------------------|---------------------------------|------------------------------|---------------------------------|------------------------------|---------------------------------|------------------------------|---------------------------------|------------------------------|---------------------------------|------------------------------|---------------------------------|------------------------------|---------------------------------|---|------------------------------------|----------------------------------|--------|
| Tom McCraw, L OBP: 0.254, SLG: 0.257 (1, 7) | | | | | | | | | | 4 | 1 | 1 | 0 | 0 | 0 | 2 | Baltimore Orioles @ Chicago White Sox Comiskey Park, Chicago, IL Sun Jun 27 1965, 4:33 AM EDT Unknown | | | |
| Don Buford, S OBP: 0.336, SLG: 0.386 (1, 5) | | | | | | | | | | 4 | 0 | 0 | 0 | 0 | 0 | 2 | | | | |
| Floyd Robinson, L OBP: 0.312, SLG: 0.350 (1, 9) | | | | | | | | | | 4 | 1 | 1 | 1 | 0 | 0 | 1 | | | | |
| Bill Skowron, R OBP: 0.328, SLG: 0.458 (1, 3) | | | | | | | | | | 4 | 1 | 1 | 1 | 0 | 1 | 0 | | | | |
| Dave Nicholson, R OBP: 0.226, SLG: 0.327 (9, 7) | | | | | | | | | | 0 | 0 | 0 | 0 | 0 | 0 | 0 | | | | |
| J.C. Martin, L OBP: 0.391, SLG: 0.422 (1, 2) | | | | | | | | | | 3 | 1 | 2 | 0 | 1 | 0 | 0 | | | | |
| Ron Hansen, R OBP: 0.310, SLG: 0.377 (1, 6) | | | | | | | | | | 4 | 0 | 0 | 0 | 0 | 0 | 4 | | | | |
| Ken Berry, R OBP: 0.267, SLG: 0.314 (1, 8) | | | | | | | | | | 2 | 1 | 0 | 0 | 2 | 0 | 3 | | | | |
| Al Weis, S OBP: 0.295, SLG: 0.337 (1, 4) | | | | | | | | | | 4 | 1 | 3 | 1 | 0 | 0 | 1 | | | | |
| Tommy John, R OBP: 0.200, SLG: 0.158 (1, 1) | | | | | | | | | | 1 | 0 | 0 | 0 | 0 | 0 | 0 | | | | |
| Danny Cater, R OBP: 0.285, SLG: 0.410 (7, PH) | | | | | | | | | | 0 | 0 | 0 | 0 | 0 | 0 | 0 | | | | |
| Hoyt Wilhelm, R ERA: 1.64 (8, 1) | | | | | | | | | | 1 | 0 | 0 | 0 | 0 | 0 | 2 | | | | |
| Inning Stats | R: 1 E: 1 K: 0 S: 5 | H: 1 LOB: 2 BB: 1 P: 9 | R: 2 E: 1 K: 0 S: 4 | H: 1 LOB: 0 BB: 1 P: 8 | R: 1 E: 0 K: 0 S: 4 | H: 1 LOB: 0 BB: 0 P: 4 | R: 0 E: 0 K: 0 S: 2 | H: 0 LOB: 0 BB: 1 P: 6 | R: 0 E: 0 K: 1 S: 3 | H: 0 LOB: 0 BB: 0 P: 3 | R: 0 E: 0 K: 1 S: 6 | H: 1 LOB: 1 BB: 0 P: 6 | R: 0 E: 0 K: 0 S: 4 | H: 1 LOB: 1 BB: 0 P: 4 | R: 2 E: 1 K: 0 S: 7 | H: 3 LOB: 2 BB: 0 P: 7 | 1B: 5 2B: 2 3B: 0 HR: 2 | SF: 0 SAC: 2 DP: 2 HBP: 0 | WP: 1 PB: 0 SB: 2 CS: 0 | PA: 36 |
| PITCHER | IP WLS BF H R ER SO BB IBB HBP BLK WP HR S P ERA WHIP | | | | | | | | | | | | | | | | | | | |
| John Miller, R ERA: 2.25 (1, 1) | 6.0 L 25 4 4 2 1 0 3 0 0 0 0 1 24 36 3.00 1.167 | | | | | | | | | | | | | | | | | | | |
| Harvey Haddix, L ERA: 1.64 (7, 1) | 2.0 11 4 2 1 0 0 0 0 0 0 0 1 11 11 4.50 2.000 | | | | | | | | | | | | | | | | | | | |

| Batter | 1 | 2 | 3 | 4 | 5 | 6 | 7 | 8 | 9 | AB | R | H | RBI | BB | SO | LOB | TOP | | | | | | | | | | |
|--|------------------------------|---------------------------------|------------------------------|---------------------------------|------------------------------|---------------------------------|------------------------------|---------------------------------|------------------------------|---------------------------------|------------------------------|----------------------------------|------------------------------|---------------------------------|------------------------------|---------------------------------|---|------------------------------|---------------------------------|----------------------------------|------------------------------------|-------------------------|--------|--|--|--|--|
| Ken Berry, R OBP: 0.270, SLG: 0.323 | F8 | | | FC5 1B | | 1-3 | F9 | | K | 5 | 0 | 1 | 0 | 0 | 1 | 0 | Chicago White Sox @ Minnesota Twins Metropolitan Stadium, Bloomington, MI Tue Jun 29 1965, 4:33 AM EDT Att: 18,580 - Unknown - 70 F livebaseballscorecards.com | | | | | | | | | | |
| Don Buford, S OBP: 0.343, SLG: 0.384 | F8 | | | F9 | | | | 5-3 | F8 | 5 | 1 | 1 | 0 | 0 | 0 | 1 | | | | | | | | | | | |
| John Romano, R OBP: 0.228, SLG: 0.476 J.C. Martin, L OBP: 0.393, SLG: 0.417 | 6-3 | | | FC5 2B | | | | WP | | 3 | 2 | 2 | 0 | 1 | 0 | 0 | | | | | | | | | | | |
| Bill Skowron, R OBP: 0.325, SLG: 0.448 | | K | | FC5 2B | | | | 5-3 | | 4 | 0 | 0 | 0 | 0 | 1 | 5 | | | | | | | | | | | |
| Danny Cater, R OBP: 0.302, SLG: 0.440 | F9 | | | | | | | | | 3 | 1 | 2 | 2 | 1 | 0 | 0 | | | | | | | | | | | |
| Ron Hansen, R OBP: 0.302, SLG: 0.363 | 6-3 | | | 4-3 | | | | | | 4 | 0 | 1 | 2 | 0 | 0 | 4 | | | | | | | | | | | |
| Dave Nicholson, R OBP: 0.228, SLG: 0.321 Tom McCraw, L OBP: 0.272, SLG: 0.302 | | | 6-3 | | | 1-3 | | | | 3 | 0 | 0 | 0 | 0 | 1 | 1 | | | | | | | | | | | |
| Al Weis, S OBP: 0.292, SLG: 0.323 Floyd Robinson, L OBP: 0.313, SLG: 0.350 | | | F9 | | | 5-3 | | F8 | F4 | 3 | 0 | 0 | 0 | 0 | 0 | 0 | | | | | | | | | | | |
| Joe Horlen, R OBP: 0.257, SLG: 0.265 Bob Locker, S OBP: 0.241, SLG: 0.259 Jimmie Schaffer, R OBP: 0.241, SLG: 0.259 Hoyt Wilhelm, R OBP: 0.241, SLG: 0.259 Smoky Burgess, L OBP: 0.241, SLG: 0.259 Eddie Fisher, R OBP: 0.241, SLG: 0.259 | | | F4 | | | K | | 5-3 | | 1 | 0 | 0 | 0 | 0 | 0 | 0 | | | | | | | | | | | |
| Inning Stats | R: 0 E: 0 K: 0 S: 3 | H: 0 LOB: 0 BB: 0 P: 3 | R: 0 E: 0 K: 1 S: 5 | H: 0 LOB: 0 BB: 0 P: 5 | R: 0 E: 0 K: 0 S: 3 | H: 0 LOB: 0 BB: 0 P: 3 | R: 1 E: 0 K: 0 S: 6 | H: 3 LOB: 2 BB: 0 P: 6 | R: 0 E: 0 K: 1 S: 5 | H: 0 LOB: 0 BB: 0 P: 5 | R: 3 E: 1 K: 1 S: 8 | H: 3 LOB: 1 BB: 1 P: 12 | R: 0 E: 0 K: 0 S: 3 | H: 0 LOB: 0 BB: 0 P: 3 | R: 0 E: 0 K: 0 S: 4 | H: 1 LOB: 2 BB: 1 P: 8 | | R: 2 E: 0 K: 1 S: 7 | H: 2 LOB: 0 BB: 0 P: 7 | 1B: 6 2B: 2 3B: 0 HR: 1 | SF: 0 SAC: 0 DP: 0 HBP: 0 | WP: 1 PB: 0 CS: 0 | PA: 38 | | | | |
| PITCHER | IP | WLS | BF | H | R | ER | SO | BB | IBB | HBP | BLK | WP | HR | S | P | ERA | WHIP | | | | | | | | | | |
| Jim Kaat, L ERA: 2.09 | 7.1 | | 30 | 7 | 4 | 3 | 3 | 1 | 0 | 0 | 0 | 0 | 0 | 35 | 39 | 3.68 | 1.091 | | | | | | | | | | |
| Mudcat Grant, R ERA: 3.63 | 0.2 | | 4 | 1 | 1 | 1 | 0 | 1 | 0 | 0 | 0 | 1 | 0 | 3 | 7 | 13.50 | 3.000 | | | | | | | | | | |
| Dick Stigman, L ERA: 4.5 | 1.0 | W | 4 | 1 | 1 | 1 | 1 | 0 | 0 | 0 | 0 | 0 | 1 | 6 | 6 | 9.00 | 1.000 | | | | | | | | | | |


| Batter | 1 | 2 | 3 | 4 | 5 | 6 | 7 | 8 | 9 | AB | R | H | RBI | BB | SO | LOB | BOTTOM | | | | | | | | | | |
|--|------------------------------|---------------------------------|------------------------------|---------------------------------|------------------------------|----------------------------------|------------------------------|---------------------------------|------------------------------|----------------------------------|------------------------------|---------------------------------|------------------------------|---------------------------------|------------------------------|---------------------------------|---|------------------------------|---------------------------------|----------------------------------|------------------------------------|-------------------------|--------|--|--|--|--|
| Zoilo Versalles, R OBP: 0.296, SLG: 0.443 | 1-3 | SF4-2-6 | | F8 | | G6-4-3 | | | SF8 | 3 | 0 | 0 | 2 | 0 | 0 | 1 | Chicago White Sox @ Minnesota Twins Metropolitan Stadium, Bloomington, MI Tue Jun 29 1965, 4:33 AM EDT Att: 18,580 - Unknown - 70 F livebaseballscorecards.com | | | | | | | | | | |
| Sandy Valdespino, L OBP: 0.333, SLG: 0.342 | | | | 3-1 | | | | 4-3 | | 4 | 1 | 2 | 0 | 0 | 0 | 0 | | | | | | | | | | | |
| Tony Oliva, L OBP: 0.317, SLG: 0.465 | FC4-6 | | | 5-3 | | | | 4-3 | | 4 | 2 | 1 | 0 | 0 | 0 | 2 | | | | | | | | | | | |
| Jimmie Hall, L OBP: 0.378, SLG: 0.584 | | | | | | | | | | 4 | 1 | 2 | 2 | 0 | 2 | 1 | | | | | | | | | | | |
| Harmon Killebrew, R OBP: 0.359, SLG: 0.468 | | | | | | | | | | 4 | 1 | 2 | 2 | 0 | 0 | 1 | | | | | | | | | | | |
| Don Mincher, L OBP: 0.350, SLG: 0.485 | F4 | | | | | | | | | 2 | 0 | 0 | 0 | 2 | 1 | 1 | | | | | | | | | | | |
| Jerry Kindall, R OBP: 0.281, SLG: 0.309 | | | | | | | | | | 3 | 1 | 1 | 0 | 1 | 0 | 1 | | | | | | | | | | | |
| Jerry Zimmerman, R OBP: 0.226, SLG: 0.248 Bernie Allen, L OBP: 0.333, SLG: 0.304 Dave Boswell, R OBP: 0.320, SLG: 0.375 | | | | | | | | | | 3 | 0 | 0 | 0 | 0 | 1 | 4 | | | | | | | | | | | |
| Jim Kaat, L OBP: 0.239, SLG: 0.283 Mudcat Grant, R OBP: 0.179, SLG: 0.200 Dick Stigman, R OBP: 0.317, SLG: 0.393 | | | | | | | | | | 3 | 0 | 2 | 0 | 0 | 0 | 0 | | | | | | | | | | | |
| Inning Stats | R: 2 E: 0 K: 0 S: 6 | H: 3 LOB: 1 BB: 0 P: 6 | R: 1 E: 0 K: 0 S: 4 | H: 2 LOB: 0 BB: 0 P: 4 | R: 1 E: 0 K: 1 S: 7 | H: 2 LOB: 3 BB: 2 P: 15 | R: 0 E: 0 K: 0 S: 3 | H: 0 LOB: 0 BB: 0 P: 3 | R: 2 E: 0 K: 1 S: 6 | H: 2 LOB: 0 BB: 1 P: 10 | R: 0 E: 0 K: 0 S: 3 | H: 1 LOB: 0 BB: 0 P: 3 | R: 0 E: 0 K: 1 S: 5 | H: 0 LOB: 0 BB: 0 P: 5 | R: 0 E: 0 K: 1 S: 5 | H: 0 LOB: 0 BB: 0 P: 5 | | R: 1 E: 0 K: 0 S: 3 | H: 1 LOB: 1 BB: 0 P: 3 | 1B: 7 2B: 6 3B: 0 HR: 0 | SF: 2 SAC: 1 DP: 3 HBP: 0 | WP: 1 PB: 0 CS: 0 | PA: 37 | | | | |
| PITCHER | IP | WLS | BF | H | R | ER | SO | BB | IBB | HBP | BLK | WP | HR | S | P | ERA | WHIP | | | | | | | | | | |
| Joe Horlen, R ERA: 2.45 | 2.1 | | 13 | 7 | 4 | 4 | 0 | 0 | 0 | 0 | 0 | 0 | 0 | 13 | 13 | 15.43 | 3.000 | | | | | | | | | | |
| Bob Locker, R ERA: 2.52 | 3.2 | | 15 | 3 | 2 | 1 | 2 | 1 | 2 | 0 | 0 | 1 | 0 | 16 | 28 | 2.46 | 1.091 | | | | | | | | | | |
| Hoyt Wilhelm, R ERA: 2.34 | 2.0 | | 6 | 0 | 0 | 0 | 2 | 0 | 0 | 0 | 0 | 0 | 0 | 10 | 10 | 0.00 | 0.000 | | | | | | | | | | |
| Eddie Fisher, R ERA: 1.29 | 0.2 | L | 3 | 1 | 1 | 1 | 0 | 0 | 0 | 0 | 0 | 0 | 0 | 3 | 3 | 13.50 | 1.500 | | | | | | | | | | |

| Batter | 1 | 2 | 3 | 4 | 5 | 6 | 7 | 8 | 9 | AB | R | H | RBI | BB | SO | LOB | TOP | | | | | | | | | | |
|---|------------------------------|---------------------------------|------------------------------|---------------------------------|------------------------------|---------------------------------|------------------------------|---------------------------------|------------------------------|----------------------------------|------------------------------|---------------------------------|------------------------------|----------------------------------|------------------------------|---------------------------------|----------------------------------|------------------------------------|-------------------------|--------|--|--|--|--|--|--|--|
| Tom McCraw, L (1,8) OBP: 0.271, SLG: 0.301 (8,7) | 4-3 | | F8 | | 1B | K | | 1-3 | | 5 | 1 | 1 | 0 | 0 | 1 | 4 | | | | | | | | | | | |
| Don Buford, S (1,5) OBP: 0.347, SLG: 0.391 (8,4) | 6-3 | | 1B | | G3 | S | 4-3 | F3 | | 5 | 0 | 2 | 1 | 0 | 0 | 0 | | | | | | | | | | | |
| Floyd Robinson, L (1,9) OBP: 0.313, SLG: 0.347 (8,5) | E | | 1-3 | | G3 | G3 | G6-4-3 | G3 | | 4 | 0 | 2 | 0 | 1 | 0 | 1 | | | | | | | | | | | |
| Bill Skowron, R (1,3) OBP: 0.325, SLG: 0.452 (8,5) | K | | | 5-3 | G3 | G6-4-3 | | | | 5 | 0 | 1 | 0 | 0 | 1 | 4 | | | | | | | | | | | |
| Danny Cater, R (1,7) OBP: 0.311, SLG: 0.448 (8,5) | | L9 | F5 | G3 | 1B | K | | WP | SH5-3 | 5 | 1 | 3 | 0 | 0 | 1 | 3 | | | | | | | | | | | |
| J.C. Martin, L (1,2) OBP: 0.388, SLG: 0.406 (8,5) | F5 | | | G3 | | | 1-3 | SH5-3 | | 2 | 1 | 0 | 0 | 1 | 0 | 2 | | | | | | | | | | | |
| Ron Hansen, R (1,6) OBP: 0.301, SLG: 0.359 (8,5) | L9 | | | 1B | | 1-3 | | K | | 4 | 0 | 1 | 1 | 0 | 1 | 3 | | | | | | | | | | | |
| Al Weis, S (1,4) OBP: 0.297, SLG: 0.320 (8, PH) | | | | | | | | | | 3 | 0 | 1 | 0 | 0 | 1 | 2 | | | | | | | | | | | |
| Smoky Burgess, L (8, PH) OBP: 0.372, SLG: 0.459 (8, FR) | | | | | | | | | | 0 | 0 | 0 | 0 | 1 | 0 | 0 | | | | | | | | | | | |
| Ken Berry, R (8,8) OBP: 0.269, SLG: 0.322 (8,8) | K | | | | | | F3 | BB | | 0 | 0 | 0 | 0 | 0 | 0 | 0 | | | | | | | | | | | |
| Bruce Howard, S (1,1) OBP: 0.261, SLG: 0.263 (7,1) | | | 4-3 | | | | | | | 3 | 0 | 1 | 1 | 0 | 0 | 0 | | | | | | | | | | | |
| Eddie Fisher, R (8, PH) OBP: 0.150, SLG: 0.105 (8, PH) | | | | | G3 | | | | | 0 | 0 | 0 | 0 | 0 | 0 | 0 | | | | | | | | | | | |
| John Romano, R (8,1) OBP: 0.360, SLG: 0.461 (8,1) | | | | | | | | | | 0 | 0 | 0 | 0 | 1 | 0 | 0 | | | | | | | | | | | |
| John Buzhardt, R (8,1) OBP: 0.222, SLG: 0.087 (8,1) | | | | | | 3B | | | | 0 | 0 | 0 | 0 | 0 | 0 | 0 | | | | | | | | | | | |
| Inning Stats | R: 0 E: 1 K: 1 S: 6 | H: 1 LOB: 1 BB: 0 P: 6 | R: 0 E: 0 K: 1 S: 6 | H: 1 LOB: 1 BB: 0 P: 6 | R: 0 E: 0 K: 0 S: 4 | H: 1 LOB: 1 BB: 0 P: 4 | R: 1 E: 0 K: 0 S: 5 | H: 3 LOB: 2 BB: 0 P: 5 | R: 1 E: 0 K: 1 S: 7 | H: 2 LOB: 2 BB: 1 P: 11 | R: 0 E: 0 K: 0 S: 3 | H: 1 LOB: 0 BB: 0 P: 3 | R: 0 E: 0 K: 1 S: 6 | H: 1 LOB: 3 BB: 2 P: 14 | R: 0 E: 0 K: 0 S: 4 | H: 1 LOB: 1 BB: 0 P: 4 | 1B: 8 2B: 3 3B: 1 HR: 0 | SF: 0 SAC: 1 DP: 1 HBP: 0 | WP: 1 PB: 0 CS: 2 | PA: 41 | | | | | | | |
| PITCHER | IP | WLS | BF | H | R | ER | SO | BB | IBB | HBP | BLK | WP | HR | S | P | ERA | WHIP | | | | | | | | | | |
| Rollie Sheldon, R (1,1) ERA: 2.91 | 4.1 | | 21 | 8 | 2 | 2 | 2 | 1 | 0 | 0 | 0 | 0 | 0 | 24 | 28 | 4.15 | 2.077 | | | | | | | | | | |
| Wes Stock, R (5,1) ERA: 5.16 | 2.2 | | 10 | 2 | 1 | 1 | 2 | 1 | 0 | 0 | 0 | 0 | 0 | 13 | 17 | 3.38 | 1.125 | | | | | | | | | | |
| John Wyatt, R (8,1) ERA: 2.88 | 0.2 | | 5 | 1 | 0 | 0 | 1 | 2 | 0 | 0 | 0 | 1 | 0 | 5 | 13 | 0.00 | 4.500 | | | | | | | | | | |
| Don Mossi, L (8,1) ERA: 2.65 | 1.0 | | 4 | 1 | 0 | 0 | 0 | 0 | 0 | 0 | 0 | 0 | 0 | 4 | 4 | 0.00 | 1.000 | | | | | | | | | | |
| Jim Dickson, R (9,1) ERA: 4.94 | 0.1 | W | 1 | 0 | 0 | 0 | 0 | 0 | 0 | 0 | 0 | 0 | 0 | 1 | 1 | 0.00 | 0.000 | | | | | | | | | | |

Chicago White Sox @ Kansas City Athletics
Municipal Stadium, Kansas City, MO
Wed Jun 30 1965, 8:05 PM EDT
Att: 4,228 - Unknown

livebaseballscorecards.com

AB 36
R 3
H 12
RBI 3
BB 4
SO 5
LOB 19




| Batter | 1 | 2 | 3 | 4 | 5 | 6 | 7 | 8 | 9 | AB | R | H | RBI | BB | SO | LOB | BOTTOM | | | | | | | | | | |
|--|------------------------------|---------------------------------|------------------------------|---------------------------------|------------------------------|---------------------------------|------------------------------|---------------------------------|------------------------------|---------------------------------|------------------------------|---------------------------------|------------------------------|---------------------------------|------------------------------|----------------------------------|----------------------------------|------------------------------------|-------------------------|--------|--|--|--|--|--|--|--|
| Bert Campaneris, R (1,6) OBP: 0.317, SLG: 0.404 (8,5) | S | | 6-3 | | F9 | | E6 | | 1-0 | 4 | 1 | 1 | 1 | 0 | 0 | 2 | | | | | | | | | | | |
| Wayne Causey, L (1,4) OBP: 0.365, SLG: 0.322 (8,5) | K | | | | | 1-3 | F7 | | | 4 | 0 | 1 | 0 | 0 | 1 | 2 | | | | | | | | | | | |
| Jim Landis, R (1,8) OBP: 0.379, SLG: 0.376 (8,5) | 1B | | | | | G3 | | | | 4 | 0 | 1 | 0 | 0 | 2 | 1 | | | | | | | | | | | |
| Ken Harrelson, R (1,3) OBP: 0.339, SLG: 0.462 (8,5) | 5-3 | | | | F2 | | | | | 4 | 0 | 0 | 0 | 0 | 1 | 1 | | | | | | | | | | | |
| Mike Hershberger, R (1,9) OBP: 0.298, SLG: 0.312 (8,5) | FC6-4 | | | | 4-3 | | | | | 4 | 0 | 1 | 0 | 0 | 0 | 0 | | | | | | | | | | | |
| Ed Charles, R (1,5) OBP: 0.337, SLG: 0.414 (8,5) | FC6-4 | | | | K | | | | | 4 | 2 | 2 | 0 | 0 | 1 | 2 | | | | | | | | | | | |
| Billy Bryan, L (1,2) OBP: 0.316, SLG: 0.443 (8,1) | | | | | | | | | | 3 | 0 | 0 | 0 | 0 | 1 | 1 | | | | | | | | | | | |
| John Wyatt, R (8,1) ERA: 3.59 | | | | | | | | | | 0 | 0 | 0 | 0 | 0 | 0 | 0 | | | | | | | | | | | |
| Don Mossi, L (8,1) ERA: 1.29 | | | | | | | | | | 0 | 0 | 0 | 0 | 0 | 0 | 0 | | | | | | | | | | | |
| Jim Dickson, L (9, PH) OBP: 0.286, SLG: 0.167 (8,2) | | | | | | | | | | 1 | 0 | 0 | 0 | 0 | 0 | 1 | | | | | | | | | | | |
| Larry Stahl, L (1,7) OBP: 0.200, SLG: 0.341 (8,2) | | | | | | | | | | 3 | 1 | 2 | 2 | 1 | 0 | 0 | | | | | | | | | | | |
| Rollie Sheldon, R (1,1) OBP: 0.167, SLG: 0.091 (5,1) | | | | | | | | | | 1 | 0 | 0 | 0 | 0 | 1 | 0 | | | | | | | | | | | |
| Wes Stock, R (7, PH) OBP: 0.273, SLG: 0.396 (8,2) | | | | | | | | | | 0 | 0 | 0 | 0 | 0 | 0 | 0 | | | | | | | | | | | |
| Rene Lachemann, R (7, PH) OBP: 0.273, SLG: 0.396 (8,2) | | | | | | | | | | 1 | 0 | 1 | 0 | 1 | 0 | 0 | | | | | | | | | | | |
| Inning Stats | R: 1 E: 0 K: 1 S: 8 | H: 3 LOB: 2 BB: 0 P: 8 | R: 0 E: 0 K: 1 S: 5 | H: 0 LOB: 0 BB: 0 P: 5 | R: 0 E: 0 K: 1 S: 5 | H: 1 LOB: 0 BB: 0 P: 5 | R: 0 E: 0 K: 0 S: 4 | H: 0 LOB: 0 BB: 0 P: 5 | R: 0 E: 0 K: 1 S: 5 | H: 0 LOB: 1 BB: 0 P: 4 | R: 0 E: 0 K: 1 S: 9 | H: 0 LOB: 0 BB: 0 P: 9 | R: 0 E: 0 K: 1 S: 5 | H: 0 LOB: 0 BB: 0 P: 5 | R: 1 E: 0 K: 0 S: 2 | H: 1 LOB: 2 BB: 2 P: 11 | 1B: 6 2B: 1 3B: 1 HR: 1 | SF: 0 SAC: 1 DP: 0 HBP: 1 | WP: 0 PB: 0 CS: 0 | PA: 37 | | | | | | | |
| PITCHER | IP | WLS | BF | H | R | ER | SO | BB | IBB | HBP | BLK | WP | HR | S | P | ERA | WHIP | | | | | | | | | | |
| Bruce Howard, R (1,1) ERA: 3.59 | 6.2 | | 27 | 8 | 3 | 3 | 6 | 0 | 0 | 0 | 0 | 0 | 0 | 39 | 39 | 4.05 | 1.200 | | | | | | | | | | |
| Eddie Fisher, R (7,1) ERA: 1.29 | 0.1 | | 2 | 0 | 0 | 0 | 0 | 0 | 0 | 0 | 0 | 0 | 0 | 2 | 2 | 0.00 | 0.000 | | | | | | | | | | |
| John Buzhardt, R (8,1) ERA: 2.85 | 1.1 | L | 8 | 1 | 1 | 1 | 1 | 1 | 1 | 1 | 0 | 0 | 0 | 7 | 16 | 6.75 | 1.500 | | | | | | | | | | |

Chicago White Sox @ Kansas City Athletics
Municipal Stadium, Kansas City, MO
Wed Jun 30 1965, 8:05 PM EDT
Att: 4,228 - Unknown

livebaseballscorecards.com

AB 33
R 4
H 9
RBI 3
BB 2
SO 7
LOB 10



| Batter | 1 | 2 | 3 | 4 | 5 | 6 | 7 | 8 | 9 | AB | R | H | RBI | BB | SO | LOB | TOP | | | | | | | | | | |
|---|------------------------------|---------------------------------|------------------------------|---------------------------------|------------------------------|---------------------------------|------------------------------|---------------------------------|------------------------------|---------------------------------|------------------------------|----------------------------------|------------------------------|----------------------------------|------------------------------|---------------------------------|------------------------------|---------------------------------|----------------------------------|------------------------------------|--|--|--|--|--|--|--|
| Tom McCraw, L (1, 8) OBP: 0.275, SLG: 0.299 (6, 7) | F8 | | 1-3 | | | | | | 3-1 | 4 | 0 | 1 | 1 | 1 | 0 | 2 | | | | | | | | | | | |
| Don Buford, S (1, 5) OBP: 0.348, SLG: 0.388 (6, 4) | G4-3 | | F2 | | | | | | F9 | 4 | 0 | 1 | 0 | 1 | 1 | 4 | | | | | | | | | | | |
| Floyd Robinson, L (1, 9) OBP: 0.308, SLG: 0.341 | G4-3 | | | | | | | | 1-3 | 5 | 0 | 0 | 0 | 0 | 2 | 4 | | | | | | | | | | | |
| Bill Skowron, R (1, 3) OBP: 0.327, SLG: 0.462 | | 5-3 | | | | | | | | 3 | 1 | 1 | 1 | 1 | 0 | 0 | | | | | | | | | | | |
| J.C. Martin, L (1, 2) OBP: 0.384, SLG: 0.400 | | K | | | | | | | | 4 | 1 | 1 | 0 | 0 | 2 | 1 | | | | | | | | | | | |
| Danny Cater, R (1, 7) OBP: 0.310, SLG: 0.445 (6, 5) | | G3 | | | | | | | | 4 | 1 | 1 | 0 | 0 | 1 | 1 | | | | | | | | | | | |
| Ron Hansen, R (1, 6) OBP: 0.304, SLG: 0.365 | | | | | | | | | | 4 | 0 | 2 | 1 | 0 | 0 | 1 | | | | | | | | | | | |
| Al Weis, S (1, 4) OBP: 0.292, SLG: 0.314 (6, PH) | | | | | | | | | | 2 | 0 | 0 | 0 | 0 | 0 | 2 | | | | | | | | | | | |
| Smoky Burgess, L (6, PH) OBP: 0.368, SLG: 0.461 | | | | | | | | | | 1 | 0 | 1 | 1 | 0 | 0 | 0 | | | | | | | | | | | |
| Ken Berry, R (6, FR) OBP: 0.267, SLG: 0.320 (6, 8) | | | | | | | | | | 1 | 1 | 0 | 0 | 0 | 1 | 0 | | | | | | | | | | | |
| Joe Horlen, R (1, 1) Pete Wilentz, L (6, PH) Hoyt Wilhelm, R (6, 1) Eddie Fisher, R (7, 1) John Romano, R (8, PH) Bob Locker, S (8, 1) | | | | | | | | | | 1 | 0 | 0 | 0 | 0 | 0 | 1 | | | | | | | | | | | |
| Inning Stats | R: 0 E: 0 K: 0 S: 2 | H: 0 LOB: 0 BB: 1 P: 6 | R: 0 E: 0 K: 1 S: 5 | H: 0 LOB: 0 BB: 0 P: 5 | R: 0 E: 1 K: 0 S: 5 | H: 1 LOB: 2 BB: 0 P: 5 | R: 1 E: 0 K: 1 S: 6 | H: 1 LOB: 0 BB: 0 P: 6 | R: 0 E: 0 K: 0 S: 5 | H: 2 LOB: 3 BB: 1 P: 9 | R: 3 E: 0 K: 1 S: 9 | H: 4 LOB: 2 BB: 1 P: 13 | R: 0 E: 0 K: 2 S: 9 | H: 0 LOB: 1 BB: 1 P: 13 | R: 0 E: 0 K: 2 S: 7 | H: 0 LOB: 0 BB: 0 P: 7 | R: 0 E: 0 K: 0 S: 3 | H: 0 LOB: 0 BB: 0 P: 3 | 1B: 5 2B: 2 3B: 0 HR: 1 | SF: 0 SAC: 1 DP: 1 HBP: 0 | WP: 0 PA: 39 PB: 0 SB: 0 CS: 0 | | | | | | |
| PITCHER | IP | WLS | BF | H | R | ER | SO | BB | IBB | HBP | BLK | WP | HR | S | P | ERA | WHIP | | | | | | | | | | |
| Dean Chance, R (1, 1) ERA: 4.47 | 5.2 | | 27 | 7 | 4 | 4 | 2 | 2 | 1 | 0 | 0 | 0 | 1 | 28 | 40 | 6.35 | 1.588 | | | | | | | | | | |
| Bob Lee, R (6, 1) ERA: 2.41 | 1.1 | W | 6 | 1 | 0 | 0 | 4 | 1 | 0 | 0 | 0 | 0 | 0 | 13 | 17 | 0.00 | 1.500 | | | | | | | | | | |
| Ed Sukla, R (8, 1) ERA: | 2.0 | S | 6 | 0 | 0 | 0 | 2 | 0 | 0 | 0 | 0 | 0 | 0 | 10 | 10 | 0.00 | 0.000 | | | | | | | | | | |

Chicago White Sox @ Los Angeles Angels
Dodger Stadium, Los Angeles, CA
Fri Jul 02, 1965, 7:05 PM PDT
Att: 10,058 - Unknown

livebaseballscorecards.com

AB 34
R 4
H 8
RBI 4
BB 4
SO 8
LOB 16



| Batter | 1 | 2 | 3 | 4 | 5 | 6 | 7 | 8 | 9 | AB | R | H | RBI | BB | SO | LOB | BOTTOM | | | | | | | | | | |
|---|------------------------------|---------------------------------|------------------------------|---------------------------------|------------------------------|----------------------------------|------------------------------|---------------------------------|------------------------------|---------------------------------|------------------------------|---------------------------------|------------------------------|----------------------------------|------------------------------|---------------------------------|-----------------------------------|------------------------------------|--|--|--|--|--|--|--|--|--|
| Albie Pearson, L (1, 9) OBP: 0.328, SLG: 0.329 | 5-3 | | 4-3 | | | | | | G3 | 5 | 1 | 1 | 0 | 0 | 0 | 1 | | | | | | | | | | | |
| Jim Fregosi, R (1, 6) OBP: 0.290, SLG: 0.359 | | | K | | | | | | | 3 | 0 | 1 | 1 | 1 | 1 | 0 | | | | | | | | | | | |
| Willie Smith, L (1, 7) OBP: 0.285, SLG: 0.433 | | | | | | | | | | 4 | 1 | 1 | 0 | 0 | 0 | 3 | | | | | | | | | | | |
| Joe Adcock, R (1, 3) OBP: 0.303, SLG: 0.424 (7, PR) | | | | | | | | | | 4 | 1 | 3 | 1 | 0 | 0 | 1 | | | | | | | | | | | |
| Bobby Gene Smith, R (7, PR) OBP: 0.241, SLG: 0.273 | | | | | | | | | | 0 | 0 | 0 | 0 | 0 | 0 | 0 | | | | | | | | | | | |
| Ed Sukla, R (8, 1) ERA: | | | | | | | | | | 0 | 0 | 0 | 0 | 0 | 0 | 0 | | | | | | | | | | | |
| Buck Rodgers, S (1, 2) OBP: 0.288, SLG: 0.288 | | | | | | | | | | 4 | 1 | 2 | 1 | 0 | 1 | 3 | | | | | | | | | | | |
| Jose Cardenal, R (1, 8) OBP: 0.299, SLG: 0.387 | | | | | | | | | | 3 | 0 | 0 | 0 | 1 | 1 | 3 | | | | | | | | | | | |
| Paul Schaal, R (1, 5) OBP: 0.289, SLG: 0.372 | | | | | | | | | | 4 | 0 | 2 | 2 | 0 | 0 | 0 | | | | | | | | | | | |
| Bobby Knoop, R (1, 4) OBP: 0.308, SLG: 0.341 | | | | | | | | | | 4 | 0 | 0 | 0 | 0 | 1 | 4 | | | | | | | | | | | |
| Joe Koppe, R (9, 4) ERA: | | | | | | | | | | 0 | 0 | 0 | 0 | 0 | 0 | 0 | | | | | | | | | | | |
| Dean Chance, R (1, 1) OBP: 0.152, SLG: 0.067 | | | | | | | | | | 2 | 0 | 0 | 0 | 0 | 2 | 1 | | | | | | | | | | | |
| Bob Lee, R (6, 1) OBP: 0.200, SLG: 0.444 | | | | | | | | | | 0 | 0 | 0 | 0 | 0 | 0 | 0 | | | | | | | | | | | |
| Al Spangler, L (7, PH) OBP: 0.284, SLG: 0.244 | | | | | | | | | | 0 | 1 | 0 | 0 | 1 | 0 | 0 | | | | | | | | | | | |
| Vic Power, R (8, 3) OBP: 0.314, SLG: 0.414 | | | | | | | | | | 1 | 0 | 1 | 0 | 0 | 0 | 0 | | | | | | | | | | | |
| Inning Stats | R: 0 E: 0 K: 0 S: 3 | H: 0 LOB: 1 BB: 1 P: 7 | R: 1 E: 0 K: 1 S: 7 | H: 2 LOB: 1 BB: 0 P: 7 | R: 2 E: 0 K: 1 S: 9 | H: 4 LOB: 3 BB: 1 P: 13 | R: 0 E: 0 K: 1 S: 5 | H: 0 LOB: 0 BB: 0 P: 5 | R: 0 E: 0 K: 2 S: 7 | H: 1 LOB: 1 BB: 0 P: 5 | R: 0 E: 0 K: 2 S: 9 | H: 0 LOB: 0 BB: 0 P: 7 | R: 2 E: 0 K: 0 S: 6 | H: 3 LOB: 2 BB: 1 P: 10 | R: 0 E: 0 K: 0 S: 4 | H: 1 LOB: 1 BB: 0 P: 4 | 1B: 10 2B: 1 3B: 0 HR: 0 | SF: 0 SAC: 0 DP: 0 HBP: 0 | WP: 0 PA: 37 PB: 0 SB: 0 CS: 0 | | | | | | | | |
| PITCHER | IP | WLS | BF | H | R | ER | SO | BB | IBB | HBP | BLK | WP | HR | S | P | ERA | WHIP | | | | | | | | | | |
| Joe Horlen, R (1, 1) ERA: 2.58 | 5.0 | | 23 | 7 | 3 | 3 | 4 | 2 | 0 | 0 | 0 | 0 | 0 | 9 | 13 | 18.00 | 3.000 | | | | | | | | | | |
| Hoyt Wilhelm, R (6, 1) ERA: 2.55 | 1.0 | L | 6 | 2 | 2 | 2 | 2 | 1 | 0 | 0 | 0 | 0 | 0 | 4 | 4 | 0.00 | 1.000 | | | | | | | | | | |
| Eddie Fisher, R (7, 1) ERA: 1.27 | 1.0 | | 4 | 1 | 0 | 0 | 0 | 0 | 0 | 0 | 0 | 0 | 0 | 4 | 4 | 0.00 | 1.000 | | | | | | | | | | |
| Bob Locker, R (8, 1) ERA: 2.45 | 1.0 | | 4 | 1 | 0 | 0 | 0 | 0 | 0 | 0 | 0 | 0 | 0 | 4 | 4 | 0.00 | 1.000 | | | | | | | | | | |

Chicago White Sox @ Los Angeles Angels
Dodger Stadium, Los Angeles, CA
Fri Jul 02, 1965, 7:05 PM PDT
Att: 10,058 - Unknown

livebaseballscorecards.com

AB 34
R 5
H 11
RBI 5
BB 3
SO 6
LOB 16



| Batter | 1 | 2 | 3 | 4 | 5 | 6 | 7 | 8 | 9 | AB | R | H | RBI | BB | SO | LOB | TOP | | | |
|---|---|---------------------------------|------------------------------|---------------------------------|------------------------------|---------------------------------|------------------------------|---------------------------------|------------------------------|---------------------------------|------------------------------|---------------------------------|------------------------------|---------------------------------|------------------------------|---------------------------------|----------------------------------|------------------------------------|----------------------------------|--------|
| Don Buford, S OBP: 0.350, SLG: 0.395 (1, 5) | | | | | | | | | | 4 | 1 | 2 | 0 | 0 | 0 | 0 | | | | |
| Floyd Robinson, L OBP: 0.311, SLG: 0.342 (1, 9) | | | | | | | | | | 2 | 0 | 1 | 1 | 1 | 0 | 0 | | | | |
| John Romano, R OBP: 0.355, SLG: 0.451 (1, 2) | | | | | | | | | | 4 | 0 | 1 | 0 | 0 | 0 | 2 | | | | |
| Bill Skowron, R OBP: 0.326, SLG: 0.459 (1, 3) | | | | | | | | | | 4 | 0 | 1 | 0 | 0 | 1 | 3 | | | | |
| Danny Cater, R OBP: 0.305, SLG: 0.438 (1, 7) | | | | | | | | | | 4 | 0 | 0 | 0 | 0 | 1 | 3 | | | | |
| Ron Hansen, R OBP: 0.301, SLG: 0.361 (1, 6) | | | | | | | | | | 3 | 0 | 0 | 0 | 0 | 1 | 0 | | | | |
| Ken Berry, R OBP: 0.264, SLG: 0.315 (1, 8) | | | | | | | | | | 3 | 0 | 0 | 0 | 0 | 1 | 0 | | | | |
| Al Weis, S OBP: 0.289, SLG: 0.311 (6, PH) | | | | | | | | | | 1 | 0 | 0 | 0 | 0 | 0 | 0 | | | | |
| Tom McCraw, L OBP: 0.273, SLG: 0.297 (6, PH) | | | | | | | | | | 1 | 0 | 0 | 0 | 0 | 0 | 0 | | | | |
| Greg Bollo, R (6, PH) | | | | | | | | | | 0 | 0 | 0 | 0 | 0 | 0 | 0 | | | | |
| Smoky Burgess, L OBP: 0.376, SLG: 0.487 (8, PH) | | | | | | | | | | 1 | 0 | 0 | 0 | 0 | 0 | 0 | | | | |
| Hoyt Wilhelm, R (8, PH) | | | | | | | | | | 0 | 0 | 0 | 0 | 0 | 0 | 0 | | | | |
| John Buzhardt, R OBP: 0.214, SLG: 0.083 (4, 1) | | | | | | | | | | 1 | 0 | 0 | 0 | 0 | 1 | 0 | | | | |
| Bob Locker, S (6, PH) | | | | | | | | | | 0 | 0 | 0 | 0 | 0 | 0 | 0 | | | | |
| Pete Ward, L OBP: 0.367, SLG: 0.457 (6, 5) | | | | | | | | | | 2 | 0 | 0 | 0 | 0 | 0 | 0 | | | | |
| Inning Stats | R: 0 E: 0 K: 1 S: 6 | H: 1 LOB: 1 BB: 0 P: 6 | R: 0 E: 0 K: 1 S: 5 | H: 0 LOB: 0 BB: 0 P: 5 | R: 0 E: 0 K: 1 S: 5 | H: 0 LOB: 0 BB: 0 P: 5 | R: 0 E: 0 K: 0 S: 3 | H: 0 LOB: 0 BB: 0 P: 3 | R: 0 E: 0 K: 0 S: 3 | H: 0 LOB: 0 BB: 0 P: 3 | R: 0 E: 0 K: 0 S: 3 | H: 1 LOB: 1 BB: 1 P: 7 | R: 0 E: 0 K: 2 S: 7 | H: 0 LOB: 0 BB: 0 P: 7 | R: 1 E: 0 K: 0 S: 6 | H: 3 LOB: 2 BB: 0 P: 6 | 1B: 4 2B: 1 3B: 0 HR: 0 | SF: 0 SAC: 1 DP: 1 HBP: 0 | WP: 0 PB: 0 SB: 0 CS: 0 | PA: 32 |
| PITCHER | IP WLS BF H R ER SO BB IBB HBP BLK WP HR S P ERA WHIP | | | | | | | | | | | | | | | | | | | |
| Marcelino Lopez, L ERA: 2.96 (1, 1) | 5.0 W 16 1 0 0 3 0 0 0 0 0 0 0 22 22 0.00 0.200 | | | | | | | | | | | | | | | | | | | |
| Bob Lee, R ERA: 2.4 (6, 1) | 4.0 S 16 4 1 1 2 1 0 0 0 0 0 0 19 23 2.25 1.250 | | | | | | | | | | | | | | | | | | | |

Chicago White Sox @ Los Angeles Angels
Dodger Stadium, Los Angeles, CA
Sat Jul 03 1965, 3:33 AM PDT
Att: 5,021 - Unknown

livebaseballscorecards.com

AB 30
R 1
H 5
RBI 1
BB 1
SO 5
LOB 8

| Batter | 1 | 2 | 3 | 4 | 5 | 6 | 7 | 8 | 9 | AB | R | H | RBI | BB | SO | LOB | BOTTOM | | | |
|--|---|---------------------------------|------------------------------|---------------------------------|------------------------------|---------------------------------|------------------------------|----------------------------------|------------------------------|---------------------------------|------------------------------|---------------------------------|------------------------------|---------------------------------|------------------------------|---------------------------------|-----------------------------------|------------------------------------|----------------------------------|--------|
| Albie Pearson, L OBP: 0.321, SLG: 0.322 (1, 9) | | | | | | | | | | 4 | 0 | 0 | 0 | 0 | 0 | 1 | | | | |
| Jim Fregosi, R OBP: 0.295, SLG: 0.364 (1, 6) | | | | | | | | | | 4 | 1 | 3 | 0 | 0 | 0 | 1 | | | | |
| Willie Smith, L OBP: 0.292, SLG: 0.451 (1, 7) | | | | | | | | | | 4 | 1 | 3 | 1 | 0 | 0 | 1 | | | | |
| Joe Adcock, R OBP: 0.308, SLG: 0.422 (1, 3) | | | | | | | | | | 3 | 1 | 1 | 1 | 1 | 1 | 3 | | | | |
| Vic Power, R OBP: 0.314, SLG: 0.414 (7, PR) | | | | | | | | | | 0 | 0 | 0 | 0 | 0 | 0 | 0 | | | | |
| Buck Rodgers, S OBP: 0.272, SLG: 0.294 (1, 2) | | | | | | | | | | 3 | 1 | 1 | 0 | 1 | 0 | 2 | | | | |
| Jose Cardenal, R OBP: 0.305, SLG: 0.389 (1, 8) | | | | | | | | | | 3 | 1 | 2 | 1 | 1 | 0 | 1 | | | | |
| Paul Schaal, R OBP: 0.284, SLG: 0.366 (1, 5) | | | | | | | | | | 4 | 0 | 0 | 1 | 0 | 1 | 3 | | | | |
| Joe Koppe, R OBP: 0.500, SLG: 0.500 (1, 4) | | | | | | | | | | 4 | 0 | 2 | 1 | 0 | 0 | 2 | | | | |
| Marcelino Lopez, R OBP: 0.200, SLG: 0.235 (1, 1) | | | | | | | | | | 2 | 0 | 0 | 0 | 0 | 1 | 1 | | | | |
| Bob Lee, R OBP: 0.167, SLG: 0.364 (6, 1) | | | | | | | | | | 2 | 0 | 0 | 0 | 0 | 1 | 1 | | | | |
| Inning Stats | R: 0 E: 0 K: 1 S: 6 | H: 1 LOB: 1 BB: 0 P: 6 | R: 0 E: 0 K: 0 S: 2 | H: 0 LOB: 1 BB: 1 P: 6 | R: 0 E: 0 K: 1 S: 6 | H: 1 LOB: 1 BB: 0 P: 6 | R: 4 E: 0 K: 0 S: 6 | H: 4 LOB: 0 BB: 1 P: 10 | R: 0 E: 0 K: 0 S: 4 | H: 2 LOB: 1 BB: 0 P: 4 | R: 0 E: 0 K: 1 S: 5 | H: 0 LOB: 1 BB: 1 P: 9 | R: 1 E: 0 K: 1 S: 8 | H: 3 LOB: 2 BB: 0 P: 8 | R: 0 E: 0 K: 0 S: 4 | H: 1 LOB: 1 BB: 0 P: 4 | 1B: 10 2B: 1 3B: 0 HR: 1 | SF: 0 SAC: 0 DP: 2 HBP: 0 | WP: 0 PB: 0 SB: 4 CS: 0 | PA: 36 |
| PITCHER | IP WLS BF H R ER SO BB IBB HBP BLK WP HR S P ERA WHIP | | | | | | | | | | | | | | | | | | | |
| John Buzhardt, R ERA: 3.18 (1, 1) | 3.0 L 15 5 4 4 2 2 0 0 0 0 0 0 7 7 0.00 1.500 | | | | | | | | | | | | | | | | | | | |
| Bob Locker, R ERA: 2.34 (4, 1) | 2.0 7 3 0 0 0 0 0 0 0 0 0 0 7 7 0.00 1.500 | | | | | | | | | | | | | | | | | | | |
| Greg Bollo, R ERA: 3.09 (6, 1) | 2.0 10 3 1 1 2 1 0 0 0 0 0 0 13 17 4.50 2.000 | | | | | | | | | | | | | | | | | | | |
| Hoyt Wilhelm, R ERA: 2.5 (8, 1) | 1.0 4 1 0 0 0 0 0 0 0 0 0 0 4 4 0.00 1.000 | | | | | | | | | | | | | | | | | | | |

Chicago White Sox @ Los Angeles Angels
Dodger Stadium, Los Angeles, CA
Sat Jul 03 1965, 3:33 AM PDT
Att: 5,021 - Unknown

livebaseballscorecards.com

AB 33
R 5
H 12
RBI 5
BB 3
SO 4
LOB 16

| Batter | 1 | 2 | 3 | 4 | 5 | 6 | 7 | 8 | 9 | AB | R | H | RBI | BB | SO | LOB | TOP | | | | | | | | |
|---|---|---|---|---|---|---|---|---|---|---|---|---|---|---|---|---|---|---|---|---|---|---|---|---|---|
| Danny Cater, R OBP: 0.308, SLG: 0.437 | 4-0 1B BB | | 0-0 1B | | 0-0 6-3 | | | 0-0 F7 | | 3 | 0 | 1 | 0 | 1 | 0 | 0 | | | | | | | | | |
| Don Buford, S OBP: 0.348, SLG: 0.390 | 0-0 F9 | | 0-0 F3 | | 0-3 K | | | 4-0 F7 BB | | 3 | 0 | 0 | 0 | 1 | 1 | 2 | | | | | | | | | |
| Pete Ward, L OBP: 0.369, SLG: 0.457 | 0-0 | | 0-0 | | | | | 0-0 F7 | | 4 | 0 | 2 | 0 | 0 | 1 | 1 | | | | | | | | | |
| Al Weis, S OBP: 0.289, SLG: 0.311 | 1-3 1B | | 0-0 G6-4-3 1B | | | | | 0-0 F7 | | 0 | 0 | 0 | 0 | 0 | 0 | 0 | | | | | | | | | |
| John Romano, R OBP: 0.352, SLG: 0.441 | 0-3 K | | 0-0 G6-4-3 | | | | | 0-0 F4 | | 3 | 0 | 0 | 0 | 0 | 1 | 4 | | | | | | | | | |
| Tom McCraw, L OBP: 0.273, SLG: 0.297 | | | 1-2 | | | | | 0-0 SH1-4 HBP | | 0 | 0 | 0 | 0 | 0 | 0 | 0 | | | | | | | | | |
| Bill Skowron, R OBP: 0.326, SLG: 0.458 | 0-0 L6 | | 0-0 F9 | | | | | 0-0 SH1-4 | | 3 | 0 | 1 | 0 | 0 | 0 | 2 | | | | | | | | | |
| J.C. Martin, L OBP: 0.384, SLG: 0.400 | | | | | | | | 1-2 | | 0 | 0 | 0 | 0 | 0 | 0 | 0 | | | | | | | | | |
| Ron Hansen, R OBP: 0.297, SLG: 0.356 | | 0-0 F4 | | 0-3 K | | | | 0-0 F5 | | 4 | 0 | 0 | 0 | 0 | 1 | 3 | | | | | | | | | |
| Floyd Robinson, L OBP: 0.311, SLG: 0.338 | | 1-0 HBP | | 0-0 6-3 | | | | 0-0 6-3 | | 3 | 0 | 0 | 0 | 0 | 0 | 2 | | | | | | | | | |
| Ken Berry, R OBP: 0.265, SLG: 0.330 | | 0-3 K | | | | | | 0-0 F2 | | 3 | 1 | 1 | 1 | 0 | 1 | 1 | | | | | | | | | |
| Tommy John, R OBP: 0.167, SLG: 0.130 | | 0-3 K2-3 | | | | | | 0-0 1-3 | | 3 | 0 | 0 | 0 | 0 | 2 | 1 | | | | | | | | | |
| Eddie Fisher, R OBP: 0.150, SLG: 0.105 | | | | | | | | | | 0 | 0 | 0 | 0 | 0 | 0 | 0 | | | | | | | | | |
| Inning Stats | R: 0 E: 0 K: 1 S: 6 | H: 1 LOB: 2 BB: 1 P: 10 | R: 0 E: 0 K: 2 S: 7 | H: 0 LOB: 1 BB: 0 P: 8 | R: 0 E: 0 K: 0 S: 4 | H: 2 LOB: 1 BB: 0 P: 4 | R: 0 E: 0 K: 1 S: 5 | H: 0 LOB: 0 BB: 0 P: 5 | R: 1 E: 0 K: 2 S: 8 | H: 1 LOB: 0 BB: 0 P: 8 | R: 0 E: 0 K: 1 S: 6 | H: 1 LOB: 0 BB: 0 P: 6 | R: 0 E: 0 K: 0 S: 3 | H: 0 LOB: 0 BB: 0 P: 3 | R: 0 E: 0 K: 0 S: 2 | H: 0 LOB: 0 BB: 1 P: 6 | R: 0 E: 0 K: 0 S: 3 | H: 0 LOB: 0 BB: 0 P: 4 | 1B: 4 2B: 0 3B: 0 HR: 1 | SF: 0 SAC: 1 DP: 1 HBP: 2 | WP: 0 PB: 0 SB: 0 CS: 0 | PA: 34 | | | |
| PITCHER | IP WLS BF H R ER SO BB IBB HBP BLK WP HR S P ERA WHIP | IP WLS BF H R ER SO BB IBB HBP BLK WP HR S P ERA WHIP | IP WLS BF H R ER SO BB IBB HBP BLK WP HR S P ERA WHIP | IP WLS BF H R ER SO BB IBB HBP BLK WP HR S P ERA WHIP | IP WLS BF H R ER SO BB IBB HBP BLK WP HR S P ERA WHIP | IP WLS BF H R ER SO BB IBB HBP BLK WP HR S P ERA WHIP | IP WLS BF H R ER SO BB IBB HBP BLK WP HR S P ERA WHIP | IP WLS BF H R ER SO BB IBB HBP BLK WP HR S P ERA WHIP | IP WLS BF H R ER SO BB IBB HBP BLK WP HR S P ERA WHIP | IP WLS BF H R ER SO BB IBB HBP BLK WP HR S P ERA WHIP | IP WLS BF H R ER SO BB IBB HBP BLK WP HR S P ERA WHIP | IP WLS BF H R ER SO BB IBB HBP BLK WP HR S P ERA WHIP | IP WLS BF H R ER SO BB IBB HBP BLK WP HR S P ERA WHIP | IP WLS BF H R ER SO BB IBB HBP BLK WP HR S P ERA WHIP | IP WLS BF H R ER SO BB IBB HBP BLK WP HR S P ERA WHIP | IP WLS BF H R ER SO BB IBB HBP BLK WP HR S P ERA WHIP | IP WLS BF H R ER SO BB IBB HBP BLK WP HR S P ERA WHIP | IP WLS BF H R ER SO BB IBB HBP BLK WP HR S P ERA WHIP | IP WLS BF H R ER SO BB IBB HBP BLK WP HR S P ERA WHIP | IP WLS BF H R ER SO BB IBB HBP BLK WP HR S P ERA WHIP | IP WLS BF H R ER SO BB IBB HBP BLK WP HR S P ERA WHIP | IP WLS BF H R ER SO BB IBB HBP BLK WP HR S P ERA WHIP | IP WLS BF H R ER SO BB IBB HBP BLK WP HR S P ERA WHIP | IP WLS BF H R ER SO BB IBB HBP BLK WP HR S P ERA WHIP | IP WLS BF H R ER SO BB IBB HBP BLK WP HR S P ERA WHIP |

Chicago White Sox @ Los Angeles Angels
Dodger Stadium, Los Angeles, CA
Sun Jul 04 1965, 3:33 AM PDT
Att: 8,479 - Unknown

AB 29
R 1
H 5
RBI 1
BB 2
SO 7
LOB 16



| Batter | 1 | 2 | 3 | 4 | 5 | 6 | 7 | 8 | 9 | AB | R | H | RBI | BB | SO | LOB | BOTTOM | | | | | | | | |
|---|---|---|---|---|---|---|---|---|---|---|---|---|---|---|---|---|---|---|---|---|---|---|---|---|---|
| Jose Cardenal, R OBP: 0.307, SLG: 0.391 | 0-0 CS 1B | | | | 0-0 F7 | | | 0-0 F9 | | 4 | 0 | 2 | 0 | 0 | 0 | 1 | | | | | | | | | |
| Willie Smith, L OBP: 0.288, SLG: 0.444 | 0-0 F6 | | | | 0-0 4-3 | | | 0-0 L3 | | 4 | 0 | 0 | 0 | 0 | 0 | 3 | | | | | | | | | |
| Jim Fregosi, R OBP: 0.292, SLG: 0.359 | 0-0 L6 | | | | 0-0 F7 | | | 0-0 F7 | | 4 | 0 | 0 | 0 | 0 | 1 | 0 | | | | | | | | | |
| Joe Adcock, R OBP: 0.308, SLG: 0.427 | | 0-3 K | | | | | | 0-3 K | | 3 | 0 | 1 | 0 | 0 | 1 | 0 | | | | | | | | | |
| Marcelino Lopez, R OBP: 0.200, SLG: 0.235 | | | | | | | | | | 0 | 0 | 0 | 0 | 0 | 0 | 0 | | | | | | | | | |
| Tom Satriano, L OBP: 0.111, SLG: 0.111 | | | | | | | | | | 0 | 0 | 0 | 0 | 0 | 0 | 0 | | | | | | | | | |
| Albie Pearson, L OBP: 0.320, SLG: 0.320 | | | | | | | | | | 1 | 0 | 0 | 0 | 0 | 1 | 0 | | | | | | | | | |
| Lou Clinton, R OBP: 0.283, SLG: 0.256 | | 0-0 G4-3 1B | | | | | | 0-0 K | | 3 | 0 | 2 | 0 | 0 | 0 | 1 | | | | | | | | | |
| Buck Rodgers, S OBP: 0.288, SLG: 0.290 | | 0-0 G4-3 | | | | | | 0-0 K | | 3 | 0 | 0 | 0 | 0 | 0 | 4 | | | | | | | | | |
| Paul Schaal, R OBP: 0.281, SLG: 0.361 | | | | | | | | 0-0 E6 FC1-4 | | 3 | 0 | 0 | 0 | 0 | 1 | 0 | | | | | | | | | |
| Joe Koppe, R OBP: 0.333, SLG: 0.333 | | | | | | | | | | 2 | 0 | 0 | 0 | 0 | 0 | 1 | | | | | | | | | |
| Bobby Gene Smith, R OBP: 0.254, SLG: 0.286 | | | | | | | | | | 1 | 0 | 1 | 0 | 0 | 0 | 0 | | | | | | | | | |
| Ed Sukia, R ERA: 2.96 | | | | | | | | | | 0 | 0 | 0 | 0 | 0 | 0 | 0 | | | | | | | | | |
| George Brunet, R OBP: 0.174, SLG: 0.143 | | | | | | | | | | 2 | 0 | 0 | 0 | 0 | 2 | 1 | | | | | | | | | |
| Vic Power, R OBP: 0.310, SLG: 0.408 | | | | | | | | | | 1 | 0 | 0 | 0 | 0 | 0 | 1 | | | | | | | | | |
| Inning Stats | R: 0 E: 0 K: 0 S: 3 | H: 1 LOB: 0 BB: 0 P: 3 | R: 0 E: 0 K: 1 S: 5 | H: 1 LOB: 0 BB: 0 P: 5 | R: 0 E: 0 K: 2 S: 7 | H: 0 LOB: 0 BB: 0 P: 7 | R: 0 E: 0 K: 0 S: 3 | H: 0 LOB: 0 BB: 0 P: 3 | R: 0 E: 1 K: 1 S: 7 | H: 1 LOB: 2 BB: 0 P: 7 | R: 0 E: 0 K: 1 S: 6 | H: 1 LOB: 2 BB: 0 P: 6 | R: 0 E: 0 K: 0 S: 4 | H: 1 LOB: 1 BB: 0 P: 4 | R: 0 E: 0 K: 1 S: 5 | H: 0 LOB: 0 BB: 0 P: 5 | 1B: 5 2B: 1 3B: 0 HR: 0 | SF: 0 SAC: 0 DP: 2 HBP: 0 | WP: 0 PB: 0 SB: 1 CS: 1 | PA: 31 | | | | | |
| PITCHER | IP WLS BF H R ER SO BB IBB HBP BLK WP HR S P ERA WHIP | IP WLS BF H R ER SO BB IBB HBP BLK WP HR S P ERA WHIP | IP WLS BF H R ER SO BB IBB HBP BLK WP HR S P ERA WHIP | IP WLS BF H R ER SO BB IBB HBP BLK WP HR S P ERA WHIP | IP WLS BF H R ER SO BB IBB HBP BLK WP HR S P ERA WHIP | IP WLS BF H R ER SO BB IBB HBP BLK WP HR S P ERA WHIP | IP WLS BF H R ER SO BB IBB HBP BLK WP HR S P ERA WHIP | IP WLS BF H R ER SO BB IBB HBP BLK WP HR S P ERA WHIP | IP WLS BF H R ER SO BB IBB HBP BLK WP HR S P ERA WHIP | IP WLS BF H R ER SO BB IBB HBP BLK WP HR S P ERA WHIP | IP WLS BF H R ER SO BB IBB HBP BLK WP HR S P ERA WHIP | IP WLS BF H R ER SO BB IBB HBP BLK WP HR S P ERA WHIP | IP WLS BF H R ER SO BB IBB HBP BLK WP HR S P ERA WHIP | IP WLS BF H R ER SO BB IBB HBP BLK WP HR S P ERA WHIP | IP WLS BF H R ER SO BB IBB HBP BLK WP HR S P ERA WHIP | IP WLS BF H R ER SO BB IBB HBP BLK WP HR S P ERA WHIP | IP WLS BF H R ER SO BB IBB HBP BLK WP HR S P ERA WHIP | IP WLS BF H R ER SO BB IBB HBP BLK WP HR S P ERA WHIP | IP WLS BF H R ER SO BB IBB HBP BLK WP HR S P ERA WHIP | IP WLS BF H R ER SO BB IBB HBP BLK WP HR S P ERA WHIP | IP WLS BF H R ER SO BB IBB HBP BLK WP HR S P ERA WHIP | IP WLS BF H R ER SO BB IBB HBP BLK WP HR S P ERA WHIP | IP WLS BF H R ER SO BB IBB HBP BLK WP HR S P ERA WHIP | IP WLS BF H R ER SO BB IBB HBP BLK WP HR S P ERA WHIP | IP WLS BF H R ER SO BB IBB HBP BLK WP HR S P ERA WHIP |

Chicago White Sox @ Los Angeles Angels
Dodger Stadium, Los Angeles, CA
Sun Jul 04 1965, 3:33 AM PDT
Att: 8,479 - Unknown

AB 31
R 0
H 6
RBI 0
BB 0
SO 6
LOB 12



| Batter | 1 | 2 | 3 | 4 | 5 | 6 | 7 | 8 | 9 | AB | R | H | RBI | BB | SO | LOB | TOP | | | | | | | | | | |
|---|------------------------------|---------------------------------|------------------------------|---------------------------------|------------------------------|----------------------------------|------------------------------|---------------------------------|------------------------------|---------------------------------|------------------------------|---------------------------------|------------------------------|---------------------------------|------------------------------|---------------------------------|---|------------------------------------|----------------------------------|--------|--|--|--|--|--|--|--|
| Dick Howser, R OBP: 0.360, SLG: 0.286 | F9 | | SH1-4 | F3 | | | K | | 6-3 | 4 | 0 | 0 | 0 | 0 | 1 | 2 | Cleveland Indians @ Chicago White Sox Comiskey Park, Chicago, IL Wed Jul 07 1965, 8:05 PM EDT Unknown | | | | | | | | | | |
| Vic Davallio, L OBP: 0.365, SLG: 0.432 | 1-3 | | E4 | | 4-3 | | BB | | BB | 4 | 0 | 1 | 0 | 1 | 0 | 1 | | | | | | | | | | | |
| Max Alvis, R OBP: 0.347, SLG: 0.480 | 5-3 | | 1B | | 6-3 | | 6-3 | | 1B | 4 | 1 | 1 | 1 | 0 | 0 | 1 | | | | | | | | | | | |
| Rocky Colavito, R OBP: 0.411, SLG: 0.555 | | | 1B | | BB | | | | 5-3 | 2 | 0 | 1 | 0 | 2 | 0 | 0 | | | | | | | | | | | |
| Chuck Hinton, R OBP: 0.348, SLG: 0.447 | FC5-4 | | 1B | | BB | | | | 2B | 4 | 0 | 2 | 1 | 0 | 0 | 2 | | | | | | | | | | | |
| Chico Salmon, R OBP: 0.216, SLG: 0.196 | B3 | | FC5-4 | | | | K | | K | 4 | 0 | 0 | 0 | 0 | 2 | 4 | | | | | | | | | | | |
| Joe Azcue, R OBP: 0.289, SLG: 0.254 | | | E | | K | | F8 | | F8 | 3 | 1 | 0 | 0 | 1 | 1 | 1 | | | | | | | | | | | |
| Pedro Gonzalez, R OBP: 0.295, SLG: 0.413 | | | E1 | | E2 | | F7 | | 1B | 4 | 1 | 2 | 0 | 0 | 0 | 0 | | | | | | | | | | | |
| Luis Tiant, R OBP: 0.108, SLG: 0.083 | | | 1B | | | | B2-3 | | K | 2 | 1 | 1 | 1 | 0 | 0 | 1 | | | | | | | | | | | |
| Gary Bell, R OBP: 0.100, SLG: 0.400 | | | SH1-4 | | F7 | | | | | 2 | 0 | 0 | 0 | 0 | 1 | 1 | | | | | | | | | | | |
| Don McMahon, R OBP: 0.500, SLG: 0.500 | | | 1B | | | | | | | 0 | 0 | 0 | 0 | 0 | 0 | 0 | | | | | | | | | | | |
| Sam McDowell, L OBP: 0.093, SLG: 0.071 | | | 1B | | | | | | | 0 | 0 | 0 | 0 | 0 | 0 | 0 | | | | | | | | | | | |
| Inning Stats | R: 0 E: 0 K: 0 S: 3 | H: 0 LOB: 0 BB: 0 P: 3 | R: 0 E: 0 K: 0 S: 3 | H: 1 LOB: 0 BB: 0 P: 3 | R: 4 E: 2 K: 0 S: 7 | H: 4 LOB: 2 BB: 2 P: 15 | R: 0 E: 1 K: 1 S: 6 | H: 0 LOB: 1 BB: 0 P: 6 | R: 0 E: 0 K: 0 S: 5 | H: 0 LOB: 0 BB: 0 P: 5 | R: 0 E: 0 K: 1 S: 5 | H: 0 LOB: 1 BB: 1 P: 9 | R: 0 E: 0 K: 1 S: 6 | H: 1 LOB: 1 BB: 0 P: 6 | R: 0 E: 0 K: 1 S: 6 | H: 2 LOB: 2 BB: 0 P: 6 | 1B: 6 2B: 2 3B: 0 HR: 0 | SF: 0 SAC: 1 DP: 0 HBP: 0 | WP: 0 PB: 0 SB: 0 CS: 1 | PA: 38 | | | | | | | |
| PITCHER | IP | WLS | BF | H | R | ER | SO | BB | IBB | HBP | BLK | WP | HR | S | P | ERA | WHIP | | | | | | | | | | |
| Gary Peters, L ERA: 3.83 | 3.0 | L | 15 | 5 | 4 | 4 | 0 | 1 | 1 | 0 | 0 | 0 | 0 | 13 | 21 | 12.00 | 2.000 | | | | | | | | | | |
| Bob Locker, R ERA: 2.23 | 1.0 | | 4 | 0 | 0 | 0 | 1 | 0 | 0 | 0 | 0 | 0 | 0 | 6 | 6 | 0.00 | 0.000 | | | | | | | | | | |
| Hoyt Wilhelm, R ERA: 2.29 | 5.0 | | 19 | 3 | 0 | 0 | 4 | 2 | 0 | 0 | 0 | 0 | 0 | 25 | 33 | 0.00 | 1.000 | | | | | | | | | | |


| Batter | 1 | 2 | 3 | 4 | 5 | 6 | 7 | 8 | 9 | AB | R | H | RBI | BB | SO | LOB | BOTTOM | | | | | | | | | | |
|---|------------------------------|---------------------------------|------------------------------|---------------------------------|------------------------------|---------------------------------|------------------------------|----------------------------------|------------------------------|---------------------------------|------------------------------|---------------------------------|------------------------------|---------------------------------|------------------------------|---------------------------------|---|---------------------------------|----------------------------------|------------------------------------|----------------------------------|--------|--|--|--|--|--|
| Tom McCraw, L OBP: 0.264, SLG: 0.286 | 4-3 | | 4-3 | K | | | FC4-6 | | F8 | 5 | 0 | 0 | 0 | 0 | 1 | 5 | Cleveland Indians @ Chicago White Sox Comiskey Park, Chicago, IL Wed Jul 07 1965, 8:05 PM EDT Unknown | | | | | | | | | | |
| Don Buford, S OBP: 0.392, SLG: 0.397 | F7 | | F9 | | F8 | | BB | | F5 | 4 | 0 | 0 | 0 | 1 | 0 | 1 | | | | | | | | | | | |
| Floyd Robinson, L OBP: 0.313, SLG: 0.349 | 4-3 | | HR | | 4-3 | | BB | | F8 | 3 | 1 | 1 | 1 | 1 | 0 | 2 | | | | | | | | | | | |
| Pete Ward, L OBP: 0.366, SLG: 0.450 | | | F8 | | 4-3 | | F8 | | F8 | 4 | 1 | 1 | 0 | 0 | 0 | 3 | | | | | | | | | | | |
| Bill Skowron, R OBP: 0.324, SLG: 0.452 | | | FC | | 6-3 | | F6 | | 4-3 | 4 | 0 | 1 | 0 | 0 | 0 | 1 | | | | | | | | | | | |
| J.C. Martin, L OBP: 0.380, SLG: 0.395 | | | SH1-4 | | 1B | | 4-3 | | F2 | 3 | 0 | 1 | 0 | 0 | 0 | 0 | | | | | | | | | | | |
| Ron Hansen, R OBP: 0.294, SLG: 0.352 | | | FC | | BB | | 6-3 | | 6-3 | 4 | 0 | 1 | 1 | 0 | 0 | 1 | | | | | | | | | | | |
| Ken Berry, R OBP: 0.264, SLG: 0.329 | | | K | | F6 | | K | | BB | 1 | 0 | 0 | 0 | 0 | 1 | 2 | | | | | | | | | | | |
| Smoky Burgess, L OBP: 0.392, SLG: 0.463 | | | | | | | | | | 1 | 0 | 0 | 0 | 0 | 0 | 2 | | | | | | | | | | | |
| Hoyt Wilhelm, R | | | | | | | | | | 1 | 0 | 0 | 0 | 0 | 1 | 0 | | | | | | | | | | | |
| John Romano, R | | | | | | | | | | 0 | 0 | 0 | 0 | 1 | 0 | 0 | | | | | | | | | | | |
| Al Weis, S | | | | | | | | | | 0 | 0 | 0 | 0 | 0 | 0 | 0 | | | | | | | | | | | |
| Gary Peters, L | | | | | | | | | | 1 | 0 | 0 | 0 | 0 | 0 | 2 | | | | | | | | | | | |
| Bob Locker, S | | | | | | | | | | 0 | 0 | 0 | 0 | 0 | 0 | 0 | | | | | | | | | | | |
| Danny Cater, R | | | | | | | | | | 2 | 0 | 1 | 0 | 1 | 1 | 1 | | | | | | | | | | | |
| Inning Stats | R: 0 E: 0 K: 0 S: 3 | H: 0 LOB: 0 BB: 0 P: 3 | R: 1 E: 0 K: 1 S: 8 | H: 2 LOB: 2 BB: 0 P: 8 | R: 1 E: 0 K: 0 S: 4 | H: 1 LOB: 0 BB: 0 P: 4 | R: 0 E: 0 K: 1 S: 7 | H: 2 LOB: 3 BB: 1 P: 11 | R: 0 E: 0 K: 0 S: 3 | H: 0 LOB: 0 BB: 1 P: 7 | R: 0 E: 0 K: 1 S: 5 | H: 0 LOB: 0 BB: 0 P: 5 | R: 0 E: 0 K: 0 S: 4 | H: 1 LOB: 2 BB: 1 P: 8 | R: 0 E: 0 K: 0 S: 3 | H: 0 LOB: 0 BB: 0 P: 3 | R: 0 E: 0 K: 1 S: 5 | H: 0 LOB: 1 BB: 1 P: 9 | 1B: 5 2B: 0 3B: 0 HR: 1 | SF: 0 SAC: 1 DP: 0 HBP: 0 | WP: 0 PB: 0 SB: 0 CS: 0 | PA: 38 | | | | | |
| PITCHER | IP | WLS | BF | H | R | ER | SO | BB | IBB | HBP | BLK | WP | HR | S | P | ERA | WHIP | | | | | | | | | | |
| Luis Tiant, R ERA: 3.24 | 3.2 | | 18 | 5 | 2 | 2 | 1 | 1 | 0 | 0 | 0 | 0 | 0 | 19 | 23 | 4.91 | 1.636 | | | | | | | | | | |
| Gary Bell, R ERA: 2.94 | 4.1 | W | 17 | 1 | 0 | 0 | 2 | 3 | 0 | 0 | 0 | 0 | 0 | 18 | 30 | 0.00 | 0.923 | | | | | | | | | | |
| Don McMahon, R ERA: 3.19 | 0.1 | | 1 | 0 | 0 | 0 | 1 | 0 | 0 | 0 | 0 | 0 | 0 | 3 | 3 | 0.00 | 0.000 | | | | | | | | | | |
| Sam McDowell, L ERA: 2.25 | 0.2 | S | 2 | 0 | 0 | 0 | 0 | 0 | 0 | 0 | 0 | 0 | 0 | 2 | 2 | 0.00 | 0.000 | | | | | | | | | | |

| Batter | 1 | 2 | 3 | 4 | 5 | 6 | 7 | 8 | 9 | 10 | 11 | AB R H RBI BB SO LOB | TOP | | | | | | | | | | | |
|---|------------------------------|---------------------------------|------------------------------|---------------------------------|------------------------------|---------------------------------|------------------------------|---------------------------------|------------------------------|---------------------------------|------------------------------|---|------------------------------|---------------------------------|------------------------------|---------------------------------|------------------------------|----------------------------------|----------------------------------|------------------------------------|----------------------------------|--------|--|--|
| Larry Brown, R OBP: 0.306, SLG: 0.353 Dick Hovater, R OBP: 0.360, SLG: 0.286 (11, PR) | K | | 2B | | F7 | | | SH2-4 | | | 1B | 4 1 2 0 0 1 0 0 1 0 0 0 0 0 | | | | | | | | | | | | |
| Vic Davallillo, L OBP: 0.365, SLG: 0.429 | WP | | F8 | | | F7 | | FC4-2-1-4 | | | F7 | 4 0 1 0 1 0 2 | | | | | | | | | | | | |
| Max Alvis, R OBP: 0.345, SLG: 0.479 | 5-3 | | | | | F6 | | FC4-2-1-4 | | | K | 5 0 1 1 0 1 5 | | | | | | | | | | | | |
| Rocky Colavito, R OBP: 0.408, SLG: 0.548 | F7 | | F2 | | | F7 | | | | | K | 5 1 1 1 0 0 2 | | | | | | | | | | | | |
| Leon Wagner, L OBP: 0.358, SLG: 0.489 Chuck Hinton, R OBP: 0.350, SLG: 0.447 | | F4 | | | | | G3 | | F3 | | 1B | 4 0 1 0 0 0 0 0 1 0 0 0 1 0 0 | | | | | | | | | | | | |
| Fred Whitfield, L OBP: 0.315, SLG: 0.497 | | | | | F8 | | 4-3 | | 6-3 | | E7 | 5 0 2 1 0 0 0 | | | | | | | | | | | | |
| Duke Sims, L OBP: 0.184, SLG: 0.324 | | | | | 4-3 | | | | | | F8 | 4 0 0 0 1 1 3 | | | | | | | | | | | | |
| Pedro Gonzalez, R OBP: 0.287, SLG: 0.401 | | | | | | | L5 | | | | F3 | 4 0 0 0 0 0 2 | | | | | | | | | | | | |
| Lee Stange, R OBP: 0.210, SLG: 0.133 Jack Spring, R OBP: 0.500, SLG: 0.500 Don McMahon, R OBP: 0.500, SLG: 0.500 | | | K | | | | 5-3 | | | | K | 4 0 1 0 0 2 0 0 0 0 0 0 0 0 0 0 0 0 0 0 0 | | | | | | | | | | | | |
| Inning Stats | R: 0 E: 0 K: 1 S: 5 | H: 0 LOB: 1 BB: 1 P: 9 | R: 0 E: 0 K: 0 S: 4 | H: 1 LOB: 1 BB: 0 P: 4 | R: 1 E: 0 K: 1 S: 7 | H: 2 LOB: 1 BB: 0 P: 7 | R: 0 E: 0 K: 0 S: 3 | H: 1 LOB: 0 BB: 0 P: 3 | R: 0 E: 0 K: 0 S: 3 | H: 0 LOB: 0 BB: 0 P: 3 | R: 0 E: 0 K: 1 S: 3 | H: 0 LOB: 1 BB: 0 P: 4 | R: 0 E: 0 K: 2 S: 3 | H: 0 LOB: 0 BB: 0 P: 3 | R: 0 E: 0 K: 2 S: 7 | H: 0 LOB: 0 BB: 0 P: 7 | R: 3 E: 1 K: 1 S: 8 | H: 3 LOB: 2 BB: 1 P: 12 | 1B: 8 2B: 2 3B: 0 HR: 0 | SF: 0 SAC: 1 DP: 1 HBP: 0 | WP: 1 PB: 0 SB: 2 CS: 0 | PA: 43 | | |
| PITCHER | IP 7.1 | WLS 5 | BF 28 | H 5 | R 1 | ER 0 | SO 2 | BB 2 | IBB 0 | HBP 0 | BLK 0 | WP 1 | HR 0 | S 30 | P 38 | ERA 1.23 | WHIP 0.955 | | | | | | | |
| John Buzhardt, R ERA: 3.02 | (1, 1) | | | | | | | | | | | | | | | | | | | | | | | |
| Eddie Fisher, R ERA: 1.21 | (8, 1) | 1.2 | 5 | 1 | 0 | 0 | 0 | 0 | 0 | 0 | 0 | 0 | 0 | 5 | 5 | 0.00 | 0.600 | | | | | | | |
| Hoyt Wilhelm, R ERA: 2.51 | (10, 1) | 2.0 | L 10 | 3 | 3 | 2 | 3 | 1 | 0 | 0 | 0 | 0 | 0 | 15 | 19 | 9.00 | 2.000 | | | | | | | |

Cleveland Indians @ Chicago White Sox
Comiskey Park, Chicago, IL
Wed Jul 07 1965, 8:05 PM EDT
Att: 29,713 - Unknown

livebaseballscores.com

AB 39
R 4
H 9
RBI 3
BB 3
SO 5
LOB 14




| Batter | 1 | 2 | 3 | 4 | 5 | 6 | 7 | 8 | 9 | 10 | 11 | AB R H RBI BB SO LOB | BOTTOM | | | | | | | | | | | |
|---|------------------------------|---------------------------------|------------------------------|---------------------------------|------------------------------|---------------------------------|------------------------------|---------------------------------|------------------------------|---------------------------------|------------------------------|--|------------------------------|----------------------------------|------------------------------|---------------------------------|------------------------------|---------------------------------|----------------------------------|------------------------------------|----------------------------------|--------|--|--|
| Tom McCraw, L OBP: 0.257, SLG: 0.277 Danny Cater, R OBP: 0.306, SLG: 0.429 | F9 | | E3 | | | 4-3 | | K | | | F9 | 4 0 0 0 0 1 1 1 0 0 0 0 0 0 | | | | | | | | | | | | |
| Don Buford, S OBP: 0.353, SLG: 0.402 | K | | 4-3 | | | G3 | | | | | 1B | 5 1 2 0 0 1 1 | | | | | | | | | | | | |
| Floyd Robinson, L OBP: 0.315, SLG: 0.353 | 4-3 | | | | | 5-3 | | | | | 1B | 5 0 2 1 0 0 1 | | | | | | | | | | | | |
| Pete Ward, L OBP: 0.363, SLG: 0.442 | | | | | | | | | | | 1B | 4 0 0 0 1 1 1 | | | | | | | | | | | | |
| Bill Skowron, R OBP: 0.322, SLG: 0.451 | | | | | | | | | | | 2B | 5 1 1 0 0 1 4 | | | | | | | | | | | | |
| John Romano, R OBP: 0.355, SLG: 0.437 Eddie Fisher, R OBP: 0.150, SLG: 0.105 Smoky Burgess, L OBP: 0.354, SLG: 0.452 Hoyt Wilhelm, R ERA: 2.51 | | | | | | | | | | | 2B | 3 0 1 0 0 1 0 0 0 0 0 0 0 0 1 0 0 0 0 0 3 0 0 0 0 0 0 0 | | | | | | | | | | | | |
| Ron Hansen, R OBP: 0.294, SLG: 0.351 | | | | | | | | | | | 1B | 3 0 1 1 0 1 0 | | | | | | | | | | | | |
| Ken Berry, R OBP: 0.261, SLG: 0.324 | | | | | | | | | | | 2B | 3 0 0 0 0 1 1 | | | | | | | | | | | | |
| John Buzhardt, R ERA: 2.56 Jack Spring, L ERA: 3.27 Don McMahon, R ERA: 3.16 | | | | | | | | | | | F2 | 2 0 0 0 0 0 0 2 0 0 0 0 0 1 | | | | | | | | | | | | |
| Inning Stats | R: 0 E: 0 K: 1 S: 5 | H: 0 LOB: 0 BB: 0 P: 5 | R: 1 E: 0 K: 0 S: 5 | H: 2 LOB: 1 BB: 0 P: 5 | R: 0 E: 1 K: 0 S: 4 | H: 0 LOB: 1 BB: 0 P: 4 | R: 0 E: 0 K: 1 S: 5 | H: 0 LOB: 0 BB: 0 P: 5 | R: 0 E: 0 K: 1 S: 5 | H: 0 LOB: 0 BB: 0 P: 5 | R: 0 E: 0 K: 1 S: 6 | H: 1 LOB: 1 BB: 0 P: 6 | R: 0 E: 0 K: 1 S: 6 | H: 2 LOB: 2 BB: 1 P: 10 | R: 0 E: 0 K: 1 S: 5 | H: 0 LOB: 0 BB: 0 P: 5 | R: 1 E: 0 K: 0 S: 5 | H: 2 LOB: 1 BB: 0 P: 5 | 1B: 4 2B: 3 3B: 0 HR: 0 | SF: 1 SAC: 1 DP: 1 HBP: 0 | WP: 0 PB: 0 SB: 0 CS: 0 | PA: 41 | | |
| PITCHER | IP 10.0 | WLS 4 | BF 36 | H 5 | R 1 | ER 1 | SO 7 | BB 0 | IBB 1 | HBP 0 | BLK 0 | WP 0 | HR 0 | S 49 | P 53 | ERA 0.90 | WHIP 0.500 | | | | | | | |
| Lee Stange, R ERA: 2.56 | (1, 1) | | | | | | | | | | | | | | | | | | | | | | | |
| Jack Spring, L ERA: 3.27 | (11, 1) | 0.2 | 4 | 2 | 1 | 1 | 0 | 0 | 0 | 0 | 0 | 0 | 0 | 4 | 4 | 13.50 | 3.000 | | | | | | | |
| Don McMahon, R ERA: 3.16 | (11, 1) | 0.1 | S 1 | 0 | 0 | 0 | 0 | 0 | 0 | 0 | 0 | 0 | 0 | 1 | 1 | 0.00 | 0.000 | | | | | | | |

Cleveland Indians @ Chicago White Sox
Comiskey Park, Chicago, IL
Wed Jul 07 1965, 8:05 PM EDT
Att: 29,713 - Unknown

livebaseballscores.com

AB 38
R 2
H 7
RBI 2
BB 1
SO 7
LOB 13




| Batter | 1 | 2 | 3 | 4 | 5 | 6 | 7 | 8 | 9 | AB | R | H | RBI | BB | SO | LOB | TOP | | | | | |
|--|--|----------------------------------|------------------------------|---------------------------------|------------------------------|---------------------------------|------------------------------|---------------------------------|------------------------------|---------------------------------|------------------------------|---------------------------------|------------------------------|---------------------------------|------------------------------|---------------------------------|---|---------------------------------|----------------------------------|------------------------------------|-------------------------|--------|
| Tom McCraw, L (1, 7) OBP: 0.288, SLG: 0.286 | 4-0 CS BB | | 4-0 CS BB | | | 0-0 F7 | | 0-3 K | | 2 | 0 | 0 | 0 | 2 | 1 | 1 | Chicago White Sox @ Baltimore Orioles Memorial Stadium, Baltimore, MD Fri Jul 09 1965, 7:05 PM EDT Att: 25,239 - Unknown | | | | | |
| Don Buford, S (1, 4) OBP: 0.346, SLG: 0.397 | 0-3 K | | 0-0 5-3 | | | 0-3 K | | 0-0 4-3 | | 4 | 0 | 0 | 0 | 0 | 2 | 2 | | | | | | |
| Floyd Robinson, L (1, 9) OBP: 0.316, SLG: 0.354 | 0-3 K | | | 0-0 4-3 | | 0-0 L3 | | 0-0 F7 | | 4 | 0 | 0 | 0 | 0 | 1 | 0 | | | | | | |
| John Romano, R (1, 2) OBP: 0.347, SLG: 0.423 | | 0-3 K | | 0-0 F7 | | 0-0 4-3 | | 0-0 4-3 | | 4 | 0 | 0 | 0 | 0 | 1 | 0 | | | | | | |
| J.C. Martin, L (1, 3) OBP: 0.363, SLG: 0.375 | | 0-3 K | | 0-0 F8 | | 0-0 4-3 | | | | 3 | 0 | 0 | 0 | 0 | 1 | 0 | | | | | | |
| Danny Cater, R (1, 5) OBP: 0.306, SLG: 0.425 | | 0-0 1B | | | 0-0 F7 | | 0-0 F8 | | | 3 | 0 | 1 | 0 | 0 | 0 | 0 | | | | | | |
| Ron Hansen, R (1, 6) OBP: 0.297, SLG: 0.351 | | 0-0 1B | | 0-0 6-3 | | | | 0-0 SH3-4 | | 3 | 0 | 2 | 0 | 0 | 0 | 0 | | | | | | |
| Ken Berry, R (1, 8) OBP: 0.258, SLG: 0.320 | | 0-0 1B | | 0-0 1-3 | | 0-0 1B | | 0-0 SH3-4 | | 2 | 0 | 1 | 0 | 0 | 0 | 2 | | | | | | |
| Bruce Howard, S (1, 1) OBP: 0.222, SLG: 0.217 | | | 0-3 K | | | 0-0 L3 | | 0-0 F6 | | 2 | 0 | 0 | 0 | 0 | 1 | 1 | | | | | | |
| Smoky Burgess, L (8, PH) OBP: 0.347, SLG: 0.442 | | | | | | | | | | 1 | 0 | 0 | 0 | 0 | 0 | 1 | | | | | | |
| Hoyt Wilhelm, R (8, 1) | | | | | | | | | | 0 | 0 | 0 | 0 | 0 | 0 | 0 | | | | | | |
| Inning Stats | R: 0 E: 0 K: 2 S: 6 | H: 0 LOB: 0 BB: 1 P: 10 | R: 0 E: 0 K: 2 S: 9 | H: 2 LOB: 2 BB: 0 P: 9 | R: 0 E: 0 K: 1 S: 4 | H: 0 LOB: 0 BB: 1 P: 8 | R: 0 E: 0 K: 0 S: 3 | H: 0 LOB: 0 BB: 0 P: 3 | R: 0 E: 0 K: 0 S: 4 | H: 1 LOB: 1 BB: 0 P: 4 | R: 0 E: 0 K: 1 S: 5 | H: 0 LOB: 0 BB: 0 P: 5 | R: 0 E: 0 K: 0 S: 3 | H: 0 LOB: 0 BB: 0 P: 3 | R: 0 E: 0 K: 1 S: 6 | H: 1 LOB: 1 BB: 0 P: 6 | R: 0 E: 0 K: 0 S: 3 | H: 0 LOB: 0 BB: 0 P: 3 | 1B: 4 2B: 0 3B: 0 HR: 0 | SF: 0 SAC: 1 DP: 0 HBP: 0 | WP: 0 PB: 0 CS: 2 | PA: 31 |
| PITCHER Mitt Pappas, R (1, 1) ERA: 1.74 | IP: 9.0 WLS: W BF: 31 H: 4 R: 0 ER: 0 SO: 7 BB: 2 IBB: 0 HBP: 0 BLK: 0 WP: 0 HR: 0 S: 43 P: 51 ERA: 0.00 WHIP: 0.667 | | | | | | | | | | | | | | | PITCHER | | | | | | |

| Batter | 1 | 2 | 3 | 4 | 5 | 6 | 7 | 8 | 9 | AB | R | H | RBI | BB | SO | LOB | BOTTOM | | | |
|---|--|---------------------------------|-------------------------------|----------------------------------|------------------------------|---------------------------------|------------------------------|---------------------------------|------------------------------|----------------------------------|------------------------------|---------------------------------|------------------------------|---------------------------------|------------------------------|----------------------------------|---|------------------------------------|-------------------------|--------|
| Russ Snyder, L (1, 8) OBP: 0.335, SLG: 0.315 | 0-0 B1-3 | 0-0 4-3 | | | 4-0 BB | | 0-0 4-3 | | | 3 | 0 | 0 | 0 | 1 | 0 | 4 | Chicago White Sox @ Baltimore Orioles Memorial Stadium, Baltimore, MD Fri Jul 09 1965, 7:05 PM EDT Att: 25,239 - Unknown | | | |
| Bob Johnson, R (1, 6) OBP: 0.297, SLG: 0.409 | 0-0 5-3 | | 0-0 6-3 | | 4-0 1-2 BB | | 0-0 F7 | | | 3 | 0 | 0 | 0 | 1 | 0 | 1 | | | | |
| Curt Blefary, L (1, 7) OBP: 0.397, SLG: 0.528 | 0-0 L6 | | 0-0 B1-3 | | 0-3 K | | | 0-3 K | | 4 | 0 | 0 | 0 | 0 | 2 | 2 | | | | |
| Jackie Brandt, R (9, 7) OBP: 0.300, SLG: 0.408 | | | | | | | | | | 0 | 0 | 0 | 0 | 0 | 0 | 0 | | | | |
| Brooks Robinson, R (1, 5) OBP: 0.360, SLG: 0.422 | | 0-0 1B | 0-0 6-3 | | | 0-0 1-3 | | 0-0 WP | | 4 | 1 | 2 | 0 | 0 | 0 | 0 | | | | |
| Boog Powell, L (1, 3) OBP: 0.311, SLG: 0.344 | | 0-0 2B | | 0-0 4-3 | | 4-0 FC6-4 | | 4-0 WP | | 2 | 0 | 1 | 1 | 2 | 0 | 0 | | | | |
| Sam Bowens, R (1, 9) OBP: 0.192, SLG: 0.248 | | 0-3 K | | 4-0 G4-6-3 | | 0-0 FC6-4 | | 0-0 F2 | | 3 | 0 | 0 | 0 | 1 | 1 | 4 | | | | |
| Jerry Adair, R (1, 4) OBP: 0.308, SLG: 0.346 | | 0-0 2B | | 0-0 G4-6-3 | | 0-0 4-3 | | 0-0 F8 | | 4 | 0 | 1 | 0 | 0 | 0 | 4 | | | | |
| Dick Brown, R (1, 2) OBP: 0.291, SLG: 0.351 | | 4-0 IBB | | | 0-3 K | | 4-0 E | | | 1 | 0 | 0 | 0 | 2 | 1 | 0 | | | | |
| Mitt Pappas, R (1, 1) OBP: 0.119, SLG: 0.190 | | 0-3 K | | 0-3 K2-3 | | 0-3 K | | | | 3 | 0 | 0 | 0 | 0 | 3 | 4 | | | | |
| Inning Stats | R: 0 E: 0 K: 0 S: 3 | H: 0 LOB: 0 BB: 0 P: 3 | R: 1 E: 0 K: 2 S: 10 | H: 3 LOB: 3 BB: 1 P: 14 | R: 0 E: 0 K: 0 S: 3 | H: 0 LOB: 0 BB: 0 P: 3 | R: 0 E: 0 K: 0 S: 2 | H: 0 LOB: 0 BB: 1 P: 6 | R: 0 E: 0 K: 3 S: 9 | H: 0 LOB: 2 BB: 2 P: 17 | R: 0 E: 0 K: 0 S: 3 | H: 0 LOB: 1 BB: 1 P: 7 | R: 0 E: 1 K: 1 S: 5 | H: 0 LOB: 1 BB: 1 P: 9 | R: 0 E: 0 K: 1 S: 6 | H: 1 LOB: 2 BB: 1 P: 10 | 1B: 2 2B: 2 3B: 0 HR: 0 | SF: 0 SAC: 0 DP: 1 HBP: 0 | WP: 1 PB: 1 CS: 0 | PA: 34 |
| PITCHER Bruce Howard, R (1, 1) ERA: 3.26 | IP: 7.0 WLS: L BF: 29 H: 3 R: 1 ER: 1 SO: 6 BB: 5 IBB: 1 HBP: 0 BLK: 0 WP: 0 HR: 0 S: 35 P: 59 ERA: 1.29 WHIP: 1.143 | | | | | | | | | | | | | | | PITCHER | | | | |
| Hoyt Wilhelm, R (8, 1) ERA: 2.47 | IP: 1.0 WLS: 5 BF: 1 H: 0 R: 0 ER: 0 SO: 1 BB: 0 IBB: 0 HBP: 0 BLK: 0 WP: 1 HR: 0 S: 6 P: 10 ERA: 0.00 WHIP: 1.000 | | | | | | | | | | | | | | | PITCHER | | | | |

| Batter | 1 | 2 | 3 | 4 | 5 | 6 | 7 | 8 | 9 | AB | R | H | RBI | BB | SO | LOB | TOP | | | | | | | | | | |
|---|------------------------------|---------------------------------|------------------------------|---------------------------------|------------------------------|---------------------------------|------------------------------|---------------------------------|------------------------------|---------------------------------|------------------------------|---------------------------------|------------------------------|---------------------------------|------------------------------|---------------------------------|--|----------------------------------|----------------------------------|------------------------------------|-------------------------|--------|--|--|--|--|--|
| Don Buford, S OBP: 0.354, SLG: 0.400 (1, 4) | 0-0 6-3 | | 0-0 1B | | | 0-0 HR 1B | 4-0 BB | | 4-0 IBB | 3 | 1 | 2 | 0 | 2 | 0 | 0 | Chicago White Sox @ Baltimore Orioles Memorial Stadium, Baltimore, MD Sat Jul 10 1965, 7:05 PM EDT Unknown | | | | | | | | | | |
| Danny Cater, R OBP: 0.395, SLG: 0.423 Eddie Fisher, R OBP: 0.143, SLG: 0.100 (1, 5) | 0-0 G4-6-3 1B | | 0-0 F9 | | | 0-0 F8 | 0-0 F8 | | 0-3 K | 4 | 0 | 1 | 0 | 0 | 0 | 4 | | | | | | | | | | | |
| Floyd Robinson, L OBP: 0.315, SLG: 0.362 (1, 9) | 0-0 G4-6-3 1-2 | | 0-0 L7 | | | 0-0 HR | | 0-3 K | | 4 | 1 | 1 | 2 | 0 | 1 | 2 | | | | | | | | | | | |
| John Romano, R OBP: 0.347, SLG: 0.417 (6, 3) | | 4-0 HR BB | | 0-0 F2 | | 0-0 F5 | | 0-0 F6 | | 2 | 1 | 0 | 0 | 1 | 0 | 0 | | | | | | | | | | | |
| Dave Nicholson, R OBP: 0.220, SLG: 0.309 (7, 7) | | | | 0-0 6-3 | | 0-0 F8 | | 0-0 F8 | | 1 | 0 | 0 | 0 | 0 | 0 | 0 | | | | | | | | | | | |
| J.C. Martin, L OBP: 0.353, SLG: 0.363 (1, 3) | | 0-0 L6 | | 0-0 6-3 | | 0-0 F8 | | 0-0 F8 | | 4 | 0 | 0 | 0 | 0 | 0 | 1 | | | | | | | | | | | |
| Tom McCraw, L OBP: 0.274, SLG: 0.299 (7, 3) | | 0-0 F8 | | 0-3 K | | | 0-0 1B 2B | | 0-0 1B 1B | 4 | 2 | 2 | 0 | 0 | 1 | 1 | | | | | | | | | | | |
| Ron Hansen, R OBP: 0.302, SLG: 0.367 (1, 6) | | 0-0 HR | | 0-0 L9 | | 0-0 SH1-3 2-H 1B | | 0-0 CS 1B 1B | | 4 | 1 | 3 | 3 | 0 | 0 | 0 | | | | | | | | | | | |
| Ken Berry, R OBP: 0.259, SLG: 0.320 (1, 8) | | 0-0 F7 | | 0-0 F5 | | 0-0 SH1-3 | | 0-0 SH3-4 1B | | 3 | 0 | 1 | 1 | 0 | 0 | 0 | | | | | | | | | | | |
| Gary Peters, L OBP: 0.159, SLG: 0.140 Bob Locker, S (4, 1) | | | 0-0 F3 | | 0-3 K | | 0-0 5-3 | | 0-0 SH3-4 1B | 1 | 0 | 0 | 0 | 0 | 0 | 0 | | | | | | | | | | | |
| Smoky Burgess, L OBP: 0.340, SLG: 0.432 Al Weis, S OBP: 0.299, SLG: 0.321 (7, 4) | | | | | | | | 0-0 SH3-4 1B | 1-2 2-3 | 1 | 0 | 0 | 0 | 0 | 0 | 0 | | | | | | | | | | | |
| Inning Stats | R: 0 E: 0 K: 0 S: 3 | H: 1 LOB: 0 BB: 0 P: 3 | R: 2 E: 0 K: 0 S: 4 | H: 1 LOB: 0 BB: 1 P: 8 | R: 0 E: 0 K: 0 S: 4 | H: 1 LOB: 1 BB: 0 P: 4 | R: 0 E: 0 K: 1 S: 5 | H: 0 LOB: 0 BB: 0 P: 5 | R: 0 E: 0 K: 0 S: 5 | H: 0 LOB: 0 BB: 0 P: 5 | R: 2 E: 0 K: 0 S: 5 | H: 2 LOB: 0 BB: 0 P: 5 | R: 1 E: 0 K: 0 S: 5 | H: 2 LOB: 1 BB: 1 P: 9 | R: 0 E: 0 K: 1 S: 5 | H: 0 LOB: 0 BB: 0 P: 5 | R: 1 E: 0 K: 1 S: 7 | H: 3 LOB: 2 BB: 1 P: 11 | 1B: 7 2B: 1 3B: 0 HR: 2 | SF: 0 SAC: 2 DP: 1 HBP: 0 | WP: 0 PB: 0 CS: 1 | PA: 38 | | | | | |
| PITCHER | IP | WLS | BF | H | R | ER | SO | BB | IBB | HBP | BLK | WP | HR | S | P | ERA | WHIP | | | | | | | | | | |
| Robin Roberts, R ERA: 3.25 (1, 1) | 6.0 | | 23 | 5 | 4 | 4 | 2 | 1 | 0 | 0 | 0 | 0 | 2 | 26 | 30 | 6.00 | 1.000 | | | | | | | | | | |
| Dick Hall, R ERA: 2.29 (7, 1) | 2.0 | L | 9 | 2 | 1 | 1 | 1 | 1 | 0 | 0 | 0 | 0 | 0 | 10 | 14 | 4.50 | 1.500 | | | | | | | | | | |
| Stu Miller, R ERA: 1.49 (9, 1) | 1.0 | | 6 | 3 | 1 | 1 | 1 | 0 | 1 | 0 | 0 | 0 | 0 | 7 | 11 | 9.00 | 3.000 | | | | | | | | | | |


| Batter | 1 | 2 | 3 | 4 | 5 | 6 | 7 | 8 | 9 | AB | R | H | RBI | BB | SO | LOB | BOTTOM | | | | | | | | | | |
|--|------------------------------|---------------------------------|------------------------------|-------------------------------------|------------------------------|---------------------------------|------------------------------|----------------------------------|------------------------------|---------------------------------|------------------------------|---------------------------------|------------------------------|---------------------------------|------------------------------|---------------------------------|--|---------------------------------|----------------------------------|------------------------------------|-------------------------|--------|--|--|--|--|--|
| Luis Aparicio, R OBP: 0.276, SLG: 0.363 (1, 6) | 0-0 6-3 | | 0-0 6-3 | 4-0 1B 1-2 2-3 BB | | 0-0 5-3 | | | 0-0 F5 | 4 | 0 | 0 | 0 | 1 | 0 | 1 | Chicago White Sox @ Baltimore Orioles Memorial Stadium, Baltimore, MD Sat Jul 10 1965, 7:05 PM EDT Unknown | | | | | | | | | | |
| Jackie Brandt, R OBP: 0.309, SLG: 0.416 (1, 8) | 0-0 G3 | | 0-0 WP 2B | 0-0 1-3 2-H 3-H 1B | | 4-0 FC3-5 BB | | 0-0 F4 | 4 | 0 | 2 | 2 | 1 | 0 | 0 | | | | | | | | | | | | |
| Curt Blefary, L OBP: 0.393, SLG: 0.517 (1, 7) | 4-0 1B BB | | 0-0 F6 | 0-0 K | | 0-0 FC3-5 | | 0-0 L9 | 4 | 0 | 0 | 0 | 1 | 1 | 4 | | | | | | | | | | | | |
| Brooks Robinson, R OBP: 0.358, SLG: 0.419 (1, 5) | 0-0 1-2 1B | | 0-0 5-3 | 0-0 5-3 | | 0-0 F2 | | | 4 | 0 | 1 | 0 | 0 | 0 | 1 | | | | | | | | | | | | |
| Sam Bowens, R OBP: 0.188, SLG: 0.242 (1, 9) | 0-0 F2 | | 0-0 F5 | 0-0 6-3 | | 0-0 F8 | | | 4 | 0 | 0 | 0 | 0 | 0 | 3 | | | | | | | | | | | | |
| Boog Powell, L OBP: 0.314, SLG: 0.341 (1, 3) | | 0-3 K | | 1-0 1B HBP | | 0-0 G3 | | 4-0 B3 BB | 2 | 1 | 0 | 0 | 1 | 1 | 0 | | | | | | | | | | | | |
| Jerry Adair, R OBP: 0.307, SLG: 0.344 (1, 4) | 0-0 F8 | | 0-0 F3 | 0-0 1B 1-2 1B | | 0-3 K | | 0-0 B3 | 4 | 1 | 1 | 0 | 0 | 1 | 1 | | | | | | | | | | | | |
| Dick Brown, R OBP: 0.289, SLG: 0.346 (1, 2) | 0-0 6-3 | | 0-0 6-3 | 0-0 BB 1B 1-2 2-H 1B | | 0-0 5-3 | | 0-0 F7 | 4 | 1 | 1 | 1 | 0 | 0 | 1 | | | | | | | | | | | | |
| Robin Roberts, S OBP: 0.216, SLG: 0.229 Norm Siebern, L OBP: 0.365, SLG: 0.439 (6, PH) | | | 0-0 F3 | 0-0 BB 1B | | 4-0 BB | | 0-0 F8 | 2 | 1 | 1 | 1 | 0 | 0 | 0 | | | | | | | | | | | | |
| Dick Hall, R OBP: 0.667, SLG: 0.714 Bob Johnson, R OBP: 0.295, SLG: 0.406 Stu Miller, R (9, 1) | | | | 1-2 2-H 1B | | | | | 0-0 F8 | 0 | 0 | 0 | 0 | 0 | 0 | | | | | | | | | | | | |
| Inning Stats | R: 0 E: 0 K: 0 S: 4 | H: 1 LOB: 2 BB: 1 P: 8 | R: 0 E: 0 K: 1 S: 5 | H: 0 LOB: 0 BB: 0 P: 5 | R: 0 E: 0 K: 0 S: 4 | H: 1 LOB: 1 BB: 0 P: 4 | R: 4 E: 0 K: 1 S: 9 | H: 4 LOB: 2 BB: 1 P: 14 | R: 0 E: 0 K: 0 S: 3 | H: 0 LOB: 0 BB: 0 P: 3 | R: 0 E: 0 K: 1 S: 5 | H: 0 LOB: 1 BB: 1 P: 9 | R: 0 E: 0 K: 0 S: 3 | H: 0 LOB: 1 BB: 1 P: 7 | R: 0 E: 0 K: 0 S: 3 | H: 0 LOB: 0 BB: 0 P: 7 | R: 0 E: 0 K: 0 S: 3 | H: 0 LOB: 0 BB: 0 P: 3 | 1B: 5 2B: 1 3B: 0 HR: 0 | SF: 0 SAC: 0 DP: 0 HBP: 1 | WP: 1 PB: 1 CS: 0 | PA: 39 | | | | | |
| PITCHER | IP | WLS | BF | H | R | ER | SO | BB | IBB | HBP | BLK | WP | HR | S | P | ERA | WHIP | | | | | | | | | | |
| Gary Peters, L ERA: 4.05 (1, 1) | 3.2 | | 19 | 5 | 4 | 4 | 1 | 2 | 0 | 0 | 0 | 0 | 0 | 18 | 27 | 9.82 | 1.909 | | | | | | | | | | |
| Bob Locker, R ERA: 2.12 (4, 1) | 2.1 | W | 9 | 1 | 0 | 0 | 2 | 1 | 0 | 0 | 0 | 0 | 0 | 12 | 16 | 0.00 | 0.857 | | | | | | | | | | |
| Eddie Fisher, R ERA: 1.24 (7, 1) | 3.0 | S | 11 | 0 | 0 | 0 | 0 | 2 | 0 | 0 | 0 | 0 | 0 | 9 | 17 | 0.00 | 0.667 | | | | | | | | | | |



| Batter | 1 | 2 | 3 | 4 | 5 | 6 | 7 | 8 | 9 | AB | R | H | RBI | BB | SO | LOB | TOP | | | | |
|---|------------------------------|---------------------------------|------------------------------|---------------------------------|------------------------------|---------------------------------|------------------------------|---------------------------------|------------------------------|---------------------------------|------------------------------|----------------------------------|------------------------------|---------------------------------|------------------------------|---------------------------------|------------------------------|---------------------------------|----------------------------------|------------------------------------|-----------------|
| Don Buford, S OBP: 0.355, SLG: 0.404 (1, 5) | 6-3 | | 1B | | 4-3 | | | 1B | K | 5 | 1 | 2 | 1 | 0 | 1 | 1 | | | | | |
| Floyd Robinson, L OBP: 0.320, SLG: 0.366 (1, 9) | F7 | | G6-3 | | | 5-3 | | 1B | 5-3 | 5 | 1 | 3 | 0 | 0 | 0 | 1 | | | | | |
| Danny Cater, R OBP: 0.304, SLG: 0.420 (1, 3) | 6-3 | | G6-3 | | 5-3 | | | 1B | | 4 | 0 | 1 | 1 | 1 | 0 | 0 | | | | | |
| John Romano, R OBP: 0.256, SLG: 0.418 Smoky Burgess, L OBP: 0.333, SLG: 0.422 Jimmie Schaffer, R OBP: 0.241, SLG: 0.269 (1, 2) | | 1B | | G3 | | BB | | L3 | | 2 | 0 | 1 | 0 | 1 | 0 | 0 | | | | | |
| Ron Hansen, R OBP: 0.302, SLG: 0.366 (1, 6) | F9 | | | E5 | | K | | F5 | | 4 | 0 | 1 | 0 | 0 | 1 | 5 | | | | | |
| Jim Hicks, R (1, 7) | | | | K2-3 | | | | | | 3 | 0 | 0 | 0 | 0 | 2 | 4 | | | | | |
| Tom McCraw, L OBP: 0.278, SLG: 0.303 (8, 8) | K | | | | | F8 | | | | 1 | 0 | 1 | 1 | 0 | 0 | 0 | | | | | |
| Ken Berry, R OBP: 0.350, SLG: 0.316 J.C. Martin, L OBP: 0.350, SLG: 0.360 (8, 3) | | | | K | | | | K | K | 3 | 0 | 0 | 0 | 0 | 3 | 2 | | | | | |
| Al Weis, S OBP: 0.298, SLG: 0.336 (1, 4) | | | 1B | | 4-3 | | | 4-3 | 4-3 | 4 | 1 | 1 | 0 | 0 | 0 | 0 | | | | | |
| Joe Horlen, R OBP: 0.237, SLG: 0.243 Dave Nicholson, R OBP: 0.217, SLG: 0.304 Hoyt Wilhelm, R (7, 1) | | | F4 | | | F9 | | | | 2 | 0 | 0 | 0 | 0 | 0 | 1 | | | | | |
| Gary Peters, L OBP: 0.178, SLG: 0.182 (8, 8) | | | | | | | | F8 | | 1 | 0 | 1 | 0 | 0 | 0 | 0 | | | | | |
| Inning Stats | R: 0 E: 0 K: 0 S: 3 | H: 0 LOB: 0 BB: 0 P: 3 | R: 0 E: 0 K: 2 S: 8 | H: 1 LOB: 1 BB: 0 P: 8 | R: 1 E: 0 K: 0 S: 5 | H: 3 LOB: 1 BB: 0 P: 5 | R: 0 E: 1 K: 2 S: 8 | H: 1 LOB: 1 BB: 0 P: 8 | R: 0 E: 0 K: 0 S: 3 | H: 0 LOB: 0 BB: 0 P: 3 | R: 0 E: 0 K: 1 S: 6 | H: 1 LOB: 2 BB: 1 P: 10 | R: 0 E: 0 K: 1 S: 5 | H: 0 LOB: 0 BB: 0 P: 5 | R: 2 E: 0 K: 1 S: 9 | H: 4 LOB: 2 BB: 0 P: 9 | R: 0 E: 0 K: 1 S: 6 | H: 1 LOB: 1 BB: 0 P: 6 | 1B: 8 2B: 2 3B: 1 HR: 0 | SF: 0 SAC: 0 DP: 1 HBP: 0 | WP: 0 PA: 38 |
| PITCHER | IP | WLS | BF | H | R | ER | SO | BB | IBB | HBP | BLK | WP | HR | S | P | ERA | WHIP | | | | |
| Dave McNally, L ERA: 3.8 (1, 1) | 7.0 | W | 30 | 9 | 3 | 3 | 6 | 1 | 0 | 0 | 0 | 0 | 0 | 41 | 45 | 3.86 | 1.429 | | | | |
| Stu Miller, R ERA: 1.44 (8, 1) | 2.0 | S | 8 | 2 | 0 | 0 | 2 | 0 | 0 | 0 | 0 | 0 | 0 | 12 | 12 | 0.00 | 1.000 | | | | |

Chicago White Sox @ Baltimore Orioles
Memorial Stadium, Baltimore, MD
Sat Jul 10 1965, 7:05 PM EDT
Att: 33,225 - Unknown


AB 37
R 3
H 11
RBI 3
BB 1
SO 8
LOB 21



| Batter | 1 | 2 | 3 | 4 | 5 | 6 | 7 | 8 | 9 | AB | R | H | RBI | BB | SO | LOB | BOTTOM | | | | |
|--|------------------------------|---------------------------------|------------------------------|---------------------------------|------------------------------|---------------------------------|-------------------------------|----------------------------------|------------------------------|---------------------------------|------------------------------|----------------------------------|------------------------------|---------------------------------|------------------------------|---------------------------------|----------------------------------|------------------------------------|-----------------|--|--|
| Luis Aparicio, R OBP: 0.272, SLG: 0.358 (1, 6) | 4-3 | | F7 | | F7 | | F8 | | | 4 | 0 | 0 | 0 | 0 | 0 | 0 | | | | | |
| Russ Snyder, L OBP: 0.345, SLG: 0.327 (1, 9) | | | | E3 | 6-3 | | G3 | | | 4 | 1 | 3 | 0 | 0 | 0 | 0 | | | | | |
| Curt Blefary, L OBP: 0.360, SLG: 0.510 Sam Bowers, R OBP: 0.188, SLG: 0.242 (1, 7) | | | | FC | | | G3 | | | 3 | 2 | 0 | 0 | 1 | 1 | 3 | | | | | |
| Brooks Robinson, R OBP: 0.354, SLG: 0.414 (1, 5) | F9 | | | 1B | | SH2-4 | G3 | | | 3 | 0 | 0 | 0 | 0 | 1 | 4 | | | | | |
| Boog Powell, L OBP: 0.316, SLG: 0.341 (1, 3) | | | | 2B | | SH2-4 | | 4-3 | | 3 | 2 | 1 | 1 | 1 | 0 | 0 | | | | | |
| Jackie Brandt, R OBP: 0.307, SLG: 0.409 (1, 8) | | | G3 | | K | | E7 | | | 3 | 0 | 0 | 0 | 1 | 1 | 3 | | | | | |
| Jerry Adair, R OBP: 0.310, SLG: 0.348 (1, 4) | | | F9 | | | | | G5-4-3 | | 3 | 0 | 1 | 2 | 1 | 0 | 1 | | | | | |
| Dick Brown, R OBP: 0.280, SLG: 0.337 (1, 2) | | | | | 5-3 | | | | | 2 | 0 | 0 | 1 | 0 | 0 | 1 | | | | | |
| Dave McNally, R OBP: 0.067, SLG: 0.034 Stu Miller, R (8, 1) | | | K | | | | F8 | | | 3 | 0 | 0 | 0 | 0 | 1 | 2 | | | | | |
| Inning Stats | R: 0 E: 0 K: 1 S: 6 | H: 1 LOB: 1 BB: 0 P: 6 | R: 0 E: 0 K: 0 S: 3 | H: 0 LOB: 0 BB: 0 P: 3 | R: 0 E: 0 K: 1 S: 5 | H: 0 LOB: 0 BB: 0 P: 5 | R: 3 E: 1 K: 2 S: 11 | H: 3 LOB: 1 BB: 0 P: 11 | R: 0 E: 0 K: 0 S: 3 | H: 0 LOB: 0 BB: 0 P: 3 | R: 2 E: 1 K: 0 S: 4 | H: 0 LOB: 2 BB: 3 P: 16 | R: 0 E: 0 K: 0 S: 4 | H: 1 LOB: 1 BB: 0 P: 4 | R: 0 E: 0 K: 0 S: 2 | H: 0 LOB: 0 BB: 1 P: 6 | 1B: 4 2B: 1 3B: 0 HR: 0 | SF: 1 SAC: 1 DP: 1 HBP: 0 | WP: 0 PA: 34 | | |
| PITCHER | IP | WLS | BF | H | R | ER | SO | BB | IBB | HBP | BLK | WP | HR | S | P | ERA | WHIP | | | | |
| Joe Horlen, R ERA: 2.45 (1, 1) | 6.0 | L | 27 | 4 | 5 | 0 | 4 | 1 | 2 | 0 | 0 | 0 | 0 | 32 | 44 | 0.00 | 0.833 | | | | |
| Hoyt Wilhelm, R ERA: 2.39 (7, 1) | 2.0 | | 7 | 1 | 0 | 0 | 0 | 1 | 0 | 0 | 0 | 0 | 0 | 6 | 10 | 0.00 | 1.000 | | | | |

Chicago White Sox @ Baltimore Orioles
Memorial Stadium, Baltimore, MD
Sat Jul 10 1965, 7:05 PM EDT
Att: 33,225 - Unknown

AB 28
R 5
H 5
RBI 4
BB 4
SO 4
LOB 14



| Batter | 1 | 2 | 3 | 4 | 5 | 6 | 7 | 8 | 9 | 10 | 11 | AB | R | H | RBI | BB | SO | LOB | | | | | |
|---|------------------------------|---------------------------------|------------------------------|---------------------------------|------------------------------|---------------------------------|------------------------------|---------------------------------|------------------------------|---------------------------------|------------------------------|---------------------------------|------------------------------|---------------------------------|------------------------------|---------------------------------|------------------------------|----------------------------------|----------------------------------|------------------------------------|----------------------------------|--------|--|
| Jose Cardenal, R OBP: 0.308, SLG: 0.393 (1.8) | F7 | | K | | F8 | | | SH1-4 FC1-2 1B | | 1-3 | | 5 | 0 | 1 | 0 | 0 | 1 | 0 | | | | | |
| Albie Pearson, L OBP: 0.328, SLG: 0.356 (1.9) | 4-3 | | | 4-3 | | F7 | | FC1-2 SH1-4 BB | | 4-3 | | 4 | 0 | 0 | 0 | 1 | 0 | 0 | | | | | |
| Jim Fregosi, R OBP: 0.301, SLG: 0.375 (1.6) | 4-3 | | | HR BB | | 4-3 | | SH1-4 | | K | | 3 | 1 | 0 | 0 | 1 | 1 | 0 | | | | | |
| Willie Smith, L OBP: 0.290, SLG: 0.444 (1.7) | | 1-3 | | F7 | | K | | FC1-2 IBB | | | SH3-4 BB | 3 | 0 | 0 | 0 | 2 | 1 | 1 | | | | | |
| Joe Adcock, R OBP: 0.323, SLG: 0.480 (1.3) | | 4-0 | | | | | | FC1-2 | | | SH3-4 | 2 | 1 | 2 | 2 | 1 | 0 | 0 | | | | | |
| Al Spangler, L OBP: 0.277, SLG: 0.239 (7. PR) | | | | | | | | FC1-2 | | | | 0 | 1 | 0 | 0 | 0 | 0 | 0 | | | | | |
| Bobby Knopp, R OBP: 0.307, SLG: 0.339 (7.4) | | FC5-4 BB | | HR | | | | SH5-4 E 2B | | | FC6-4 | 1 | 0 | 0 | 0 | 0 | 0 | 3 | | | | | |
| Vic Power, R OBP: 0.320, SLG: 0.412 (1.4) | | FC5-4 | | | | | | SH5-4 | | | FC6-4 | 4 | 0 | 1 | 0 | 0 | 0 | 5 | | | | | |
| Buck Rodgers, S OBP: 0.285, SLG: 0.273 (1.2) | | | | | | | | E4 | | | 3-1 | 4 | 0 | 0 | 1 | 1 | 1 | 3 | | | | | |
| Paul Schaal, R OBP: 0.277, SLG: 0.343 (1.5) | | | | | | | | FC5-4 | | | 1-3 | 5 | 0 | 1 | 0 | 0 | 1 | 4 | | | | | |
| George Brunet, R OBP: 0.167, SLG: 0.364 (8.1) | | | | | | | | FC5-4 | | | 1-3 | 3 | 0 | 0 | 0 | 0 | 1 | 3 | | | | | |
| Bob Lee, R OBP: 0.167, SLG: 0.227 (8.1) | | | | | | | | 1-3 | | | 4-3 | 0 | 0 | 0 | 0 | 0 | 0 | 0 | | | | | |
| Ed Sukia, R OBP: 0.167, SLG: 0.227 (9. PH) | | | | | | | | | | | | 0 | 0 | 0 | 0 | 0 | 0 | 0 | | | | | |
| Merritt Ranew, L OBP: 0.167, SLG: 0.227 (9. PH) | | | | | | | | | | | | 1 | 0 | 0 | 0 | 0 | 0 | 0 | | | | | |
| Dean Chance, R OBP: 0.194, SLG: 0.094 (9.1) | | | | | | | | | | | | 0 | 0 | 0 | 0 | 0 | 0 | 0 | | | | | |
| Inning Stats | R: 0 E: 0 K: 0 S: 3 | H: 0 LOB: 0 BB: 0 P: 3 | R: 0 E: 0 K: 1 S: 5 | H: 0 LOB: 1 BB: 1 P: 9 | R: 0 E: 0 K: 1 S: 5 | H: 1 LOB: 0 BB: 0 P: 5 | R: 2 E: 0 K: 0 S: 5 | H: 2 LOB: 1 BB: 1 P: 9 | R: 0 E: 0 K: 2 S: 7 | H: 0 LOB: 0 BB: 0 P: 7 | R: 1 E: 0 K: 0 S: 5 | H: 1 LOB: 2 BB: 0 P: 5 | R: 0 E: 0 K: 0 S: 4 | H: 0 LOB: 0 BB: 0 P: 3 | R: 0 E: 0 K: 1 S: 5 | H: 0 LOB: 0 BB: 0 P: 5 | R: 0 E: 0 K: 0 S: 3 | H: 0 LOB: 2 BB: 2 P: 11 | 1B: 3 2B: 1 3B: 0 HR: 1 | SF: 0 SAC: 3 DP: 1 HBP: 0 | WP: 0 PB: 0 SB: 1 CS: 0 | PA: 44 | |
| PITCHER | IP 7.0 | WLS 29 | BF 5 | H 3 | R 3 | ER 3 | SO 5 | BB 3 | IBB 0 | HBP 0 | BLK 0 | WP 0 | HR 1 | S 36 | P 48 | ERA 3.86 | WHIP 1.143 | | | | | | |
| Bruce Howard, R ERA: 3.3 (1.1) | | | | | | | | | | | | | | | | | | | | | | | |
| Frank Lary, R ERA: 2.93 (8.1) | 1.0 | 4 | 0 | 0 | 0 | 0 | 0 | 0 | 1 | 0 | 0 | 0 | 0 | 3 | 7 | 0.00 | 0.000 | | | | | | |
| Bob Locker, R ERA: 2.16 (9.1) | 2.0 | 6 | 0 | 0 | 0 | 1 | 0 | 0 | 0 | 0 | 0 | 0 | 0 | 8 | 8 | 0.00 | 0.000 | | | | | | |
| Eddie Fisher, R ERA: 1.36 (11.1) | 1.0 | W | 5 | 0 | 0 | 0 | 0 | 1 | 1 | 0 | 0 | 0 | 0 | 3 | 11 | 0.00 | 1.000 | | | | | | |

Los Angeles Angels @ Chicago White Sox
Comiskey Park, Chicago, IL
Fri Jul 16 1965, 8:05 PM EDT
Att. 22,578 - Unknown


AB 35
R 3
H 5
RBI 3
BB 6
SO 6
LOB 19



| Batter | 1 | 2 | 3 | 4 | 5 | 6 | 7 | 8 | 9 | 10 | 11 | AB | R | H | RBI | BB | SO | LOB | | | | |
|--|------------------------------|---------------------------------|------------------------------|---------------------------------|------------------------------|----------------------------------|------------------------------|---------------------------------|------------------------------|---------------------------------|------------------------------|---------------------------------|------------------------------|---------------------------------|------------------------------|---------------------------------|------------------------------|---------------------------------|----------------------------------|------------------------------------|----------------------------------|--------|
| Don Buford, S OBP: 0.354, SLG: 0.407 (1.5) | 6-3 | | K | | | | | FC3-6 1B | | | FC3-6 BB | 4 | 0 | 2 | 0 | 1 | 1 | 2 | | | | |
| Tom McCraw, L OBP: 0.277, SLG: 0.291 (1.3) | F7 | | F7 | | | FC3-6 | | FC5-4 | | | FC3-6 BB | 5 | 2 | 0 | 0 | 0 | 0 | 6 | | | | |
| Danny Cater, R OBP: 0.301, SLG: 0.411 (1.7) | F4 | | | | | G4-6-3 | | FC5-4 | | | FC3-6 BB | 3 | 0 | 0 | 0 | 0 | 1 | 1 | | | | |
| Floyd Robinson, L OBP: 0.318, SLG: 0.373 (8. PH) | | | | | | G4-6-3 | | 2B | | | 3B | 2 | 0 | 2 | 3 | 0 | 0 | 0 | | | | |
| John Romano, R OBP: 0.342, SLG: 0.395 (1.2) | | | | | | G4-6-3 | | 2B | | | 3B | 3 | 0 | 0 | 0 | 1 | 0 | 0 | | | | |
| J.C. Martin, L OBP: 0.340, SLG: 0.354 (11.2) | | F6 | | | | G4-6-3 BB | | F6 | | | F5 | 0 | 0 | 0 | 0 | 0 | 0 | 0 | | | | |
| Ron Hansen, R OBP: 0.305, SLG: 0.372 (1.6) | | K | | | | G4-6-3 | | F8 | | | 5-3 | 4 | 0 | 0 | 0 | 0 | 1 | 1 | | | | |
| Dave Nicholson, R OBP: 0.217, SLG: 0.313 (1.9) | | | | | | | | K | | | K | 4 | 0 | 0 | 0 | 0 | 3 | 0 | | | | |
| Ken Berry, R OBP: 0.260, SLG: 0.318 (1.8) | | | | | | | | K | | | K | 3 | 1 | 1 | 0 | 1 | 0 | 0 | | | | |
| Al Weis, S OBP: 0.323, SLG: 0.368 (1.4) | | | | | | | | 1B BB | | | 6-3 | 2 | 0 | 2 | 0 | 0 | 0 | 0 | | | | |
| Pete Ward, L OBP: 0.364, SLG: 0.443 (8. PH) | | | | | | | | 1B | | | K | 2 | 1 | 1 | 0 | 0 | 1 | 0 | | | | |
| Bruce Howard, S OBP: 0.300, SLG: 0.200 (8.1) | | | | | | | | 1B BB | | | 6-3 | 2 | 0 | 0 | 0 | 0 | 0 | 0 | | | | |
| Frank Lary, R OBP: 0.311, SLG: 0.211 (8. PH) | | | | | | | | 1B | | | K | 0 | 0 | 0 | 1 | 0 | 0 | 0 | | | | |
| Smoky Burgess, L OBP: 0.248, SLG: 0.435 (8.1) | | | | | | | | 1B | | | K | 0 | 0 | 0 | 0 | 0 | 0 | 0 | | | | |
| Bob Locker, S OBP: 0.248, SLG: 0.435 (8.1) | | | | | | | | 1B | | | K | 1 | 0 | 0 | 0 | 1 | 0 | 0 | | | | |
| Jim Hicks, R OBP: 0.156, SLG: 0.095 (10. PH) | | | | | | | | 1-2 | | | K | 0 | 0 | 0 | 0 | 1 | 0 | 0 | | | | |
| Eddie Fisher, R OBP: 0.156, SLG: 0.095 (11.1) | | | | | | | | 3-H | | | K | 0 | 0 | 0 | 0 | 0 | 0 | 0 | | | | |
| Inning Stats | R: 0 E: 0 K: 0 S: 3 | H: 0 LOB: 0 BB: 0 P: 3 | R: 0 E: 0 K: 2 S: 7 | H: 0 LOB: 0 BB: 0 P: 7 | R: 0 E: 0 K: 2 S: 8 | H: 1 LOB: 2 BB: 1 P: 12 | R: 0 E: 0 K: 1 S: 4 | H: 0 LOB: 0 BB: 0 P: 8 | R: 0 E: 0 K: 0 S: 4 | H: 1 LOB: 0 BB: 0 P: 5 | R: 3 E: 0 K: 0 S: 6 | H: 4 LOB: 1 BB: 0 P: 6 | R: 0 E: 0 K: 1 S: 5 | H: 0 LOB: 0 BB: 0 P: 5 | R: 0 E: 0 K: 2 S: 7 | H: 0 LOB: 0 BB: 0 P: 7 | R: 1 E: 0 K: 0 S: 2 | H: 1 LOB: 1 BB: 1 P: 6 | 1B: 6 2B: 1 3B: 1 HR: 0 | SF: 1 SAC: 0 DP: 2 HBP: 0 | WP: 0 PB: 0 SB: 0 CS: 0 | PA: 39 |
| PITCHER | IP 7.0 | WLS 3 | BF 25 | H 4 | R 1 | ER 1 | SO 6 | BB 2 | IBB 0 | HBP 0 | BLK 0 | WP 0 | HR 0 | S 35 | P 43 | ERA 1.29 | WHIP 0.857 | | | | | |
| George Brunet, L ERA: 2.22 (8.1) | 0.1 | 3 | 2 | 0 | 0 | 0 | 0 | 0 | 0 | 0 | 0 | 0 | 0 | 3 | 3 | 0.00 | 6.000 | | | | | |
| Bob Lee, R ERA: 2.58 (8.1) | 0.2 | 2 | 1 | 2 | 2 | 0 | 0 | 0 | 0 | 0 | 2 | 2 | 27.00 | 1.500 | | | | | | | | |
| Ed Sukia, R ERA: 3.97 (9.1) | 2.1 | L | 9 | 1 | 1 | 1 | 3 | 1 | 0 | 0 | 0 | 0 | 0 | 14 | 18 | 3.86 | 0.857 | | | | | |

Los Angeles Angels @ Chicago White Sox
Comiskey Park, Chicago, IL
Fri Jul 16 1965, 8:05 PM EDT
Att. 22,578 - Unknown


AB 35
R 4
H 8
RBI 4
BB 3
SO 9
LOB 13



| Batter | 1 | 2 | 3 | 4 | 5 | 6 | 7 | 8 | 9 | AB | R | H | RBI | BB | SO | LOB | TOP | | | | | | | | | | |
|---|------------------------------|---------------------------------|------------------------------|---------------------------------|------------------------------|---------------------------------|------------------------------|---------------------------------|------------------------------|---------------------------------|------------------------------|---------------------------------|------------------------------|---------------------------------|------------------------------|---------------------------------|------------------------------|---------------------------------|----------------------------------|------------------------------------|----------------------------------|--------|--|--|--|--|--|
| Jose Cardenal, R OBP: 0.305, SLG: 0.388 (1, 8) | 0-0 1-3 | | 0-0 FC5-4 FC6-4 | | 0-3 K | | | 0-0 6-3 | | 4 | 0 | 0 | 0 | 0 | 1 | 2 | | | | | | | | | | | |
| Jim Piersall, R OBP: 0.351, SLG: 0.353 (1, 7) | 0-0 5-3 | | 0-0 FC6-4 | | | 0-0 FC6-4 1B | | 0-0 4-3 | | 4 | 0 | 1 | 0 | 0 | 0 | 1 | | | | | | | | | | | |
| Jim Fregosi, R OBP: 0.298, SLG: 0.370 (1, 6) | 0-0 L3 | | 0-0 F7 | | | 0-0 FC6-4 | | | 0-0 5-3 | 4 | 0 | 0 | 0 | 0 | 0 | 2 | | | | | | | | | | | |
| Joe Adcock, R OBP: 0.321, SLG: 0.472 Marcelino Lopez, R OBP: 0.190, SLG: 0.220 (9, PR) | | 0-0 G3 | | 0-0 F8 | | 0-3 K | | 4-0 BB | | 3 | 0 | 0 | 0 | 1 | 1 | 1 | | | | | | | | | | | |
| Lou Clinton, R OBP: 0.289, SLG: 0.276 (1, 9) | | 0-0 6-3 | | 0-0 2B | | 0-3 K | | | 0-3 K | 4 | 0 | 1 | 0 | 0 | 2 | 2 | | | | | | | | | | | |
| Buck Rodgers, S OBP: 0.285, SLG: 0.273 (1, 2) | | 0-0 HR 1B | | 0-0 1-3 | | | | 0-0 F9 | | 4 | 1 | 1 | 0 | 0 | 0 | 2 | | | | | | | | | | | |
| Bobby Knoop, R OBP: 0.307, SLG: 0.355 (1, 4) | | 0-0 HR | | 0-0 6-3 | | | | 0-3 K | | 3 | 1 | 1 | 2 | 0 | 1 | 1 | | | | | | | | | | | |
| Paul Schaal, R OBP: 0.274, SLG: 0.339 Bob Lee, R OBP: 0.167, SLG: 0.364 (7, 1) | | 0-0 F9 | | | 0-0 B2-3 | | | 0-3 K | | 3 | 0 | 0 | 0 | 0 | 1 | 0 | | | | | | | | | | | |
| Rudy May, L OBP: 0.260, SLG: 0.340 Aubrey Gatewood, R OBP: 0.307, SLG: 0.750 Ed Sukia, R (5, 1) Tom Satriano, L OBP: 0.197, SLG: 0.118 Bobby Gene Smith, R OBP: 0.240, SLG: 0.281 Joe Koppe, R OBP: 0.294, SLG: 0.287 (8, PH) | | | 4-0 FC5-4 BB | | 0-0 CS 1B | | | 0-0 1-3 | | 0 | 0 | 0 | 0 | 0 | 0 | 0 | | | | | | | | | | | |
| Inning Stats | R: 0 E: 0 K: 0 S: 3 | H: 0 LOB: 0 BB: 0 P: 3 | R: 2 E: 0 K: 0 S: 5 | H: 2 LOB: 0 BB: 0 P: 5 | R: 0 E: 0 K: 0 S: 3 | H: 0 LOB: 1 BB: 1 P: 7 | R: 0 E: 0 K: 0 S: 4 | H: 1 LOB: 1 BB: 0 P: 4 | R: 0 E: 0 K: 1 S: 5 | H: 1 LOB: 1 BB: 0 P: 5 | R: 0 E: 0 K: 2 S: 8 | H: 1 LOB: 1 BB: 0 P: 8 | R: 0 E: 0 K: 2 S: 7 | H: 0 LOB: 0 BB: 0 P: 7 | R: 0 E: 0 K: 0 S: 3 | H: 0 LOB: 0 BB: 0 P: 3 | R: 0 E: 0 K: 1 S: 5 | H: 0 LOB: 1 BB: 1 P: 9 | 1B: 3 2B: 2 3B: 0 HR: 1 | SF: 0 SAC: 0 DP: 1 HBP: 0 | WP: 0 PB: 0 SB: 0 CS: 1 | PA: 33 | | | | | |
| PITCHER Tommy John, L ERA: 2.71 (1, 1) | IP 9.0 | WLS W | BF 33 | H 5 | R 2 | ER 2 | SO 6 | BB 2 | IBB 0 | HBP 0 | BLK 0 | WP 0 | HR 1 | S 43 | P 51 | ERA 2.00 | WHIP 0.778 | | | | | | | | | | |

Los Angeles Angels @ Chicago White Sox
Comiskey Park, Chicago, IL
Sat Jul 17 1965, 4:33 AM EDT
Att: 7,744 - Unknown

AB 31
R 2
H 5
RBI 2
BB 2
SO 6
LOB 11



| Batter | 1 | 2 | 3 | 4 | 5 | 6 | 7 | 8 | 9 | AB | R | H | RBI | BB | SO | LOB | BOTTOM | | | | | | | | | | |
|--|------------------------------|-------------------------------------|------------------------------|---------------------------------|------------------------------|---------------------------------|------------------------------|---------------------------------|------------------------------|----------------------------------|------------------------------|---------------------------------|------------------------------|----------------------------------|------------------------------|---------------------------------|----------------------------------|------------------------------------|----------------------------------|--------|--|--|--|--|--|--|--|
| Don Buford, S OBP: 0.355, SLG: 0.402 (9, 5) | 4-0 BB SF9 BB | 0-0 FC1-2-5 1B | | 4-0 1B BB | | 0-0 F9 | | 0-0 G3 | | 3 | 2 | 0 | 0 | 2 | 0 | 2 | | | | | | | | | | | |
| Floyd Robinson, L OBP: 0.322, SLG: 0.374 (1, 9) | 4-0 1-2 BB | 0-0 1-H 3-H 1B | | 0-0 1-3 1B | | 0-0 G3 | | 0-0 F8 | | 4 | 0 | 2 | 2 | 1 | 0 | 0 | | | | | | | | | | | |
| Danny Cater, R OBP: 0.299, SLG: 0.405 (2, 7) | 4-0 1-2 2-3 BB | | 0-0 F9 | | 0-0 6-3 | | 0-0 5-3 | | 0-0 F9 | 4 | 0 | 0 | 0 | 1 | 0 | 2 | | | | | | | | | | | |
| John Romano, R OBP: 0.335, SLG: 0.386 (1, 2) | 0-0 F4 | | 0-0 F7 | | 0-3 K | | 0-0 1-6-3 | | | 4 | 0 | 0 | 0 | 0 | 1 | 3 | | | | | | | | | | | |
| Pete Ward, L OBP: 0.369, SLG: 0.445 Al Weis, S OBP: 0.323, SLG: 0.368 (9, 4) | 0-0 SF9 | | 0-0 1B | | 4-0 BB BB | | 4-0 1B BB | | | 1 | 1 | 1 | 1 | 2 | 0 | 0 | | | | | | | | | | | |
| Ron Hansen, R OBP: 0.310, SLG: 0.375 (1, 6) | 0-0 L4 | | 0-0 1-3 1B | | 4-0 BB BB | | 0-0 1B SF8 1B | | | 3 | 1 | 2 | 0 | 1 | 0 | 2 | | | | | | | | | | | |
| Dave Nicholson, R OBP: 0.217, SLG: 0.313 Tom McCraw, L OBP: 0.288, SLG: 0.298 (2, 8) | | 0-0 SH3-4 1B | | 0-0 G3 | | 4-0 1-2 2-3 BB | | 0-0 1-3 2-H 1B | | 0 | 0 | 0 | 0 | 0 | 0 | 0 | | | | | | | | | | | |
| Ken Berry, R OBP: 0.260, SLG: 0.318 Bill Skowron, R OBP: 0.318, SLG: 0.443 (2, 3) | | 4-0 FC1-2-5 SH3-4 1B BB | | 0-0 F7 | | 0-0 F5 | | 0-0 SF8 | | 0 | 0 | 0 | 0 | 0 | 0 | 0 | | | | | | | | | | | |
| Tommy John, R OBP: 0.138, SLG: 0.107 (1, 1) | | 0-0 SH3-4 | | 0-0 5-3 | | 0-3 K | | 3-H 0-3 K | | 3 | 0 | 0 | 0 | 0 | 2 | 4 | | | | | | | | | | | |
| Inning Stats | R: 1 E: 0 K: 0 S: 3 | H: 0 LOB: 2 BB: 3 P: 15 | R: 2 E: 0 K: 0 S: 4 | H: 2 LOB: 1 BB: 1 P: 8 | R: 0 E: 0 K: 0 S: 5 | H: 2 LOB: 2 BB: 0 P: 5 | R: 0 E: 0 K: 0 S: 4 | H: 1 LOB: 2 BB: 1 P: 8 | R: 0 E: 0 K: 2 S: 7 | H: 0 LOB: 3 BB: 3 P: 19 | R: 0 E: 0 K: 0 S: 3 | H: 0 LOB: 0 BB: 0 P: 3 | R: 2 E: 0 K: 1 S: 7 | H: 2 LOB: 1 BB: 1 P: 11 | R: 0 E: 0 K: 0 S: 3 | H: 0 LOB: 0 BB: 0 P: 3 | 1B: 7 2B: 0 3B: 0 HR: 0 | SF: 2 SAC: 1 DP: 0 HBP: 0 | WP: 0 PB: 0 SB: 0 CS: 0 | PA: 39 | | | | | | | |
| PITCHER Rudy May, L ERA: 3.31 Aubrey Gatewood, R ERA: 3.83 Ed Sukia, R ERA: 1.54 Bob Lee, R ERA: 2.51 (7, 1) | IP 0.0 | WLS L | BF 22 | H 5 | R 2 | ER 2 | SO 1 | BB 5 | IBB 0 | HBP 0 | BLK 0 | WP 0 | HR 0 | S 19 | P 39 | ERA 4.15 | WHIP 2.308 | | | | | | | | | | |

Los Angeles Angels @ Chicago White Sox
Comiskey Park, Chicago, IL
Sat Jul 17 1965, 4:33 AM EDT
Att: 7,744 - Unknown

AB 27
R 5
H 7
RBI 5
BB 9
SO 3
LOB 18



| Batter | 1 | 2 | 3 | 4 | 5 | 6 | 7 | 8 | 9 | AB | R | H | RBI | BB | SO | LOB | TOP | | | | | | | | | | | | | | | | | |
|---|---|---------------------------------|------------------------------|---------------------------------|------------------------------|---------------------------------|------------------------------|---------------------------------|------------------------------|----------------------------------|------------------------------|---------------------------------|-------------------------------|----------------------------------|------------------------------|---------------------------------|--|---------------------------------|----------------------------------|------------------------------------|----------------------------------|--------|--|--|--|--|--|--|--|--|--|--|--|--|
| Bert Campaneris, R OBP: 0.313, SLG: 0.381 (1, 6) | | | | | | | | | | | | | | | | | 4 1 0 1 0 2 3 | | | | | | | | | | | | | | | | | |
| Wayne Causey, L OBP: 0.342, SLG: 0.324 (1, 5) | | | | | | | | | | | | | | | | | 4 0 0 0 0 0 2 | | | | | | | | | | | | | | | | | |
| Dick Green, R OBP: 0.328, SLG: 0.435 (1, 4) | | | | | | | | | | | | | | | | | 4 1 1 3 0 2 0 | | | | | | | | | | | | | | | | | |
| Ken Harrelson, R OBP: 0.352, SLG: 0.478 Santiago Rosario, L OBP: 0.429, SLG: 0.722 (8, 3) | | | | | | | | | | | | | | | | | 4 0 0 0 0 4 0 0 0 0 0 0 0 0 | | | | | | | | | | | | | | | | | |
| Mike Hershberger, R OBP: 0.311, SLG: 0.316 (1, 9) | | | | | | | | | | | | | | | | | 3 1 2 0 0 0 0 | | | | | | | | | | | | | | | | | |
| Jim Landis, R OBP: 0.348, SLG: 0.348 (1, 8) | | | | | | | | | | | | | | | | | 3 1 1 0 1 0 1 | | | | | | | | | | | | | | | | | |
| Tommie Reynolds, R OBP: 0.320, SLG: 0.297 (1, 7) | | | | | | | | | | | | | | | | | 3 1 1 0 1 0 1 | | | | | | | | | | | | | | | | | |
| Billy Bryan, L OBP: 0.297, SLG: 0.396 (1, 2) | | | | | | | | | | | | | | | | | 4 1 1 2 0 0 2 | | | | | | | | | | | | | | | | | |
| Rollie Sheldon, R OBP: 0.129, SLG: 0.069 Jim Dickson, L (7, 1) Don Mossi, L (7, 1) Wes Stock, R (9, 1) | | | | | | | | | | | | | | | | | 2 0 0 0 0 2 3 0 0 0 0 0 0 0 1 0 0 0 0 0 0 0 0 0 0 0 0 0 | | | | | | | | | | | | | | | | | |
| Inning Stats | R: 0 E: 0 K: 1 S: 5 | H: 0 LOB: 0 BB: 0 P: 5 | R: 0 E: 0 K: 1 S: 6 | H: 1 LOB: 1 BB: 0 P: 6 | R: 0 E: 0 K: 2 S: 7 | H: 0 LOB: 0 BB: 0 P: 7 | R: 0 E: 0 K: 2 S: 7 | H: 0 LOB: 0 BB: 0 P: 7 | R: 0 E: 1 K: 1 S: 6 | H: 1 LOB: 3 BB: 1 P: 11 | R: 0 E: 0 K: 2 S: 7 | H: 0 LOB: 0 BB: 0 P: 7 | R: 5 E: 1 K: 1 S: 10 | H: 4 LOB: 0 BB: 1 P: 14 | R: 0 E: 0 K: 0 S: 3 | H: 0 LOB: 0 BB: 0 P: 3 | R: 0 E: 0 K: 0 S: 3 | H: 0 LOB: 0 BB: 0 P: 3 | 1B: 4 2B: 1 3B: 0 HR: 1 | SF: 0 SAC: 2 DP: 0 HBP: 1 | WP: 0 PB: 0 SB: 1 CS: 1 | PA: 37 | | | | | | | | | | | | |
| PITCHER | IP WLS BF H R ER SO BB IBB HBP BLK WP HR S P ERA WHIP | | | | | | | | | | | | | | | | | | | | | | | | | | | | | | | | | |
| Joe Horlen, R ERA: 2.45 Greg Bollo, R ERA: 2.51 Bob Locker, R ERA: 2.03 | (1, 1) (7, 1) (8, 1) | 6.1 0.2 2.0 | L 3 6 | 28 1 0 | 5 1 0 | 5 1 0 | 3 0 0 | 9 1 0 | 2 0 0 | 0 0 0 | 1 0 0 | 0 0 0 | 0 0 0 | 0 1 6 | 43 5 6 | 52 5 6 | 4.26 0.00 0.00 | 1.105 1.500 0.000 | | | | | | | | | | | | | | | | |

Kansas City Athletics @ Chicago White Sox
Comiskey Park, Chicago, IL
Mon Jul 19 1965, 8:05 PM EDT
Att: 17,671 - Unknown

| | |
|-----|----|
| AB | 32 |
| R | 6 |
| H | 6 |
| RBI | 6 |
| BB | 2 |
| SO | 10 |
| LOB | 12 |



| Batter | 1 | 2 | 3 | 4 | 5 | 6 | 7 | 8 | 9 | AB | R | H | RBI | BB | SO | LOB | BOTTOM | | | | | | | | | | | | | | | | | |
|--|---|---------------------------------|------------------------------|---------------------------------|------------------------------|---------------------------------|------------------------------|---------------------------------|------------------------------|---------------------------------|------------------------------|---------------------------------|-------------------------------|----------------------------------|------------------------------|---------------------------------|--|----------------------------------|----------------------------------|------------------------------------|----------------------------------|--------|--|--|--|--|--|--|--|--|--|--|--|--|
| Don Buford, S OBP: 0.397, SLG: 0.394 (1, 4) | | | | | | | | | | | | | | | | | 3 0 1 1 2 0 2 | | | | | | | | | | | | | | | | | |
| Danny Cater, R OBP: 0.307, SLG: 0.412 (1, 7) | | | | | | | | | | | | | | | | | 4 0 0 1 0 1 5 | | | | | | | | | | | | | | | | | |
| Floyd Robinson, L OBP: 0.325, SLG: 0.373 Al Weis, S OBP: 0.323, SLG: 0.368 (9, PR) | | | | | | | | | | | | | | | | | 4 0 1 0 1 0 3 0 0 0 0 0 0 0 | | | | | | | | | | | | | | | | | |
| Pete Ward, L OBP: 0.365, SLG: 0.429 (1, 5) | | | | | | | | | | | | | | | | | 5 0 1 0 0 1 4 | | | | | | | | | | | | | | | | | |
| Bill Skowron, R OBP: 0.319, SLG: 0.439 (1, 3) | | | | | | | | | | | | | | | | | 4 1 2 0 0 0 1 | | | | | | | | | | | | | | | | | |
| Ron Hansen, R OBP: 0.313, SLG: 0.392 (1, 6) | | | | | | | | | | | | | | | | | 4 1 1 0 0 1 2 | | | | | | | | | | | | | | | | | |
| Tom McCraw, L OBP: 0.280, SLG: 0.284 Dave Nicholson, R OBP: 0.229, SLG: 0.313 (9, PH) | | | | | | | | | | | | | | | | | 3 0 0 0 0 1 2 0 1 0 0 1 0 0 | | | | | | | | | | | | | | | | | |
| John Romano, R OBP: 0.351, SLG: 0.388 (1, 2) | | | | | | | | | | | | | | | | | 1 0 1 0 2 0 0 | | | | | | | | | | | | | | | | | |
| Joe Horlen, R OBP: 0.239, SLG: 0.238 Greg Bollo, S Smoky Burgess, L Jim Hicks, R Bob Locker, S J.C. Martin, L OBP: 0.301, SLG: 0.341 (1, 1) (7, 1) (7, PH) (7, PH) (8, 1) (9, PH) | | | | | | | | | | | | | | | | | 2 0 0 0 0 0 2 0 0 0 0 0 0 0 1 0 1 1 0 0 0 0 0 0 0 0 0 0 0 0 0 0 0 0 0 1 0 0 0 0 0 2 | | | | | | | | | | | | | | | | | |
| Inning Stats | R: 0 E: 0 K: 1 S: 5 | H: 1 LOB: 1 BB: 1 P: 9 | R: 0 E: 0 K: 0 S: 3 | H: 0 LOB: 0 BB: 0 P: 3 | R: 0 E: 0 K: 0 S: 3 | H: 0 LOB: 1 BB: 1 P: 7 | R: 0 E: 0 K: 0 S: 4 | H: 1 LOB: 0 BB: 0 P: 4 | R: 0 E: 0 K: 0 S: 3 | H: 0 LOB: 1 BB: 0 P: 4 | R: 0 E: 0 K: 0 S: 3 | H: 0 LOB: 0 BB: 0 P: 3 | R: 2 E: 0 K: 2 S: 10 | H: 3 LOB: 3 BB: 2 P: 18 | R: 0 E: 0 K: 1 S: 5 | H: 1 LOB: 0 BB: 0 P: 5 | R: 1 E: 0 K: 0 S: 5 | H: 2 LOB: 3 BB: 2 P: 13 | 1B: 8 2B: 1 3B: 0 HR: 0 | SF: 1 SAC: 0 DP: 2 HBP: 1 | WP: 0 PB: 0 SB: 0 CS: 1 | PA: 40 | | | | | | | | | | | | |
| PITCHER | IP WLS BF H R ER SO BB IBB HBP BLK WP HR S P ERA WHIP | | | | | | | | | | | | | | | | | | | | | | | | | | | | | | | | | |
| Rollie Sheldon, R ERA: 3.07 Jim Dickson, R ERA: 5.22 Don Mossi, L ERA: 3.0 Wes Stock, R ERA: 5.16 | (1, 1) (7, 1) (7, 1) (9, 1) | 6.1 0.1 1.1 1.0 | L 3 5 S | 26 1 1 2 | 2 0 1 0 | 2 0 1 0 | 2 0 1 0 | 2 0 1 0 | 2 0 1 0 | 2 0 1 0 | 2 0 1 0 | 2 0 1 0 | 2 0 1 0 | 2 0 1 0 | 26 4 6 5 | 39 8 10 9 | 2.84 0.00 6.75 0.00 | 1.105 6.000 1.500 3.000 | | | | | | | | | | | | | | | | |

Kansas City Athletics @ Chicago White Sox
Comiskey Park, Chicago, IL
Mon Jul 19 1965, 8:05 PM EDT
Att: 17,671 - Unknown

| | |
|-----|----|
| AB | 32 |
| R | 3 |
| H | 8 |
| RBI | 3 |
| BB | 6 |
| SO | 4 |
| LOB | 23 |



| Batter | 1 | 2 | 3 | 4 | 5 | 6 | 7 | 8 | 9 | 10 | AB | R | H | RBI | BB | SO | LOB | TOP | | | |
|---|------------------------------|---------------------------------|------------------------------|---------------------------------|------------------------------|---------------------------------|------------------------------|---------------------------------|------------------------------|----------------------------------|-------------------------------|----------------------------------|------------------------------|---------------------------------|------------------------------|---------------------------------|------------------------------|---------------------------------|-----------------------------------|------------------------------------|--|
| Don Buford, S OBP: 0.360, SLG: 0.396 (1.4) (8, 5) | F8 | | 1B SF8 | FC4-6 | | E1 2B | | | | F8 | 6 | 2 | 3 | 0 | 0 | 0 | 1 | | | | |
| Floyd Robinson, L OBP: 0.331, SLG: 0.372 (1.9) | 1-6-3 | | 1B | | | 1B | | | | E6 | 3 | 1 | 1 | 0 | 3 | 0 | 0 | | | | |
| Danny Cater, R OBP: 0.304, SLG: 0.410 (1.7) | | | SF8 | | | F7 | | | | F7 | 4 | 0 | 1 | 2 | 0 | 0 | 3 | | | | |
| Bill Skowron, R OBP: 0.320, SLG: 0.439 Tom McCraw, L OBP: 0.280, SLG: 0.284 (1.3) (8, 3) | F3 | | K | | | 1B | | | | K | 4 | 1 | 1 | 1 | 1 | 2 | 3 | | | | |
| Pete Ward, L OBP: 0.370, SLG: 0.436 Al Weis, S OBP: 0.323, SLG: 0.368 (1.5) (8, 4) | | 1B 2B | E9 | | | 1B | | | | F5 | 3 | 1 | 2 | 0 | 2 | 0 | 1 | | | | |
| John Romano, R OBP: 0.363, SLG: 0.390 Smoky Burgess, L OBP: 0.351, SLG: 0.440 Hoyt Wilhelm, R OBP: 0.136, SLG: 0.095 (1.2) (5, PH) (5, 1) (9, 1) | | | F7 | | | 1B | | | | K | 2 | 0 | 1 | 1 | 0 | 0 | 2 | | | | |
| Eddie Fisher, R OBP: 0.136, SLG: 0.095 Ron Hansen, R OBP: 0.308, SLG: 0.386 (1.6) | | 1B | | | | 1B | | | | K | 1 | 0 | 1 | 2 | 0 | 0 | 0 | | | | |
| Ken Berry, R OBP: 0.260, SLG: 0.320 (1.8) | F8 | | F9 | | | 1B | | | | F8 | 5 | 0 | 0 | 0 | 0 | 0 | 3 | | | | |
| Tommy John, R OBP: 0.161, SLG: 0.103 J.C. Martin, L OBP: 0.350, SLG: 0.341 (1.1) (5, 2) | | | K | | | 1B | | | | 3-1 | 1 | 0 | 0 | 0 | 1 | 1 | 1 | | | | |
| Inning Stats | R: 0 E: 0 K: 0 S: 4 | H: 1 LOB: 1 BB: 0 P: 4 | R: 1 E: 0 K: 1 S: 7 | H: 2 LOB: 1 BB: 0 P: 7 | R: 1 E: 1 K: 1 S: 8 | H: 3 LOB: 2 BB: 0 P: 8 | R: 0 E: 0 K: 0 S: 3 | H: 0 LOB: 1 BB: 1 P: 7 | R: 2 E: 0 K: 2 S: 3 | H: 1 LOB: 1 BB: 3 P: 15 | R: 2 E: 1 K: 2 S: 10 | H: 3 LOB: 3 BB: 2 P: 18 | R: 0 E: 0 K: 0 S: 4 | H: 2 LOB: 2 BB: 0 P: 4 | R: 0 E: 0 K: 1 S: 5 | H: 1 LOB: 1 BB: 0 P: 5 | R: 0 E: 1 K: 0 S: 4 | H: 0 LOB: 1 BB: 0 P: 4 | 1B: 10 2B: 3 3B: 0 HR: 0 | SF: 2 SAC: 0 DP: 1 HBP: 0 | WP: 0 PA: 48 PB: 0 SB: 0 CS: 0 |
| PITCHER | IP | WLS | BF | H | R | ER | SO | BB | IBB | HBP | BLK | WP | HR | S | P | ERA | WHIP | | | | |
| Al Downing, L ERA: 3.47 Pedro Ramos, R ERA: 3.38 Hal Reniff, R ERA: 3.51 Steve Hamilton, L ERA: 1.35 (1.1) (5, 1) (8, 1) (10, 1) | 4.1 | 2.2 | 23 | 6 | 4 | 4 | 2 | 4 | 0 | 0 | 0 | 0 | 0 | 23 | 39 | 8.31 | 2.308 | | | | |

Chicago White Sox @ New York Yankees
Yankee Stadium, Bronx, NY
Wed Jul 21 1966, 7:05 PM EDT
Att: 20,930 - Unknown


AB 39
R 6
H 13
RBI 6
BB 7
SO 6
LOB 19



| Batter | 1 | 2 | 3 | 4 | 5 | 6 | 7 | 8 | 9 | 10 | AB | R | H | RBI | BB | SO | LOB | BOTTOM | | | |
|--|------------------------------|---------------------------------|------------------------------|---------------------------------|------------------------------|---------------------------------|-------------------------------|----------------------------------|------------------------------|---------------------------------|------------------------------|---------------------------------|------------------------------|---------------------------------|-------------------------------|----------------------------------|------------------------------|---------------------------------|----------------------------------|------------------------------------|--|
| Bobby Richardson, R OBP: 0.325, SLG: 0.343 (1.4) | 6-3 | | K | | F7 | | | 6-3 | | | 5 | 0 | 0 | 0 | 0 | 2 | 2 | | | | |
| Phil Linz, R OBP: 0.293, SLG: 0.283 (1.6) | | | | | F6 | | | 6-3 | | F4 | 4 | 1 | 1 | 0 | 1 | 0 | 2 | | | | |
| Mickey Mantle, S OBP: 0.384, SLG: 0.444 Ross Moschitto, R OBP: 0.167, SLG: 0.304 (1.7) (8, PR) (9, 8) | G6-4-3 | | | | K | | | | | 4-3 | 4 | 0 | 1 | 0 | 0 | 2 | 2 | | | | |
| Ray Barker, L OBP: 0.357, SLG: 0.393 (10, PH) | | | | | K | | | | | | 1 | 0 | 0 | 0 | 0 | 0 | 0 | | | | |
| Tom Tresh, S OBP: 0.342, SLG: 0.473 (1.8) (9, 7) | | F8 | | | K | | | F7 | | | 5 | 1 | 1 | 1 | 0 | 1 | 2 | | | | |
| Elston Howard, R OBP: 0.256, SLG: 0.345 Roger Repoz, L OBP: 0.270, SLG: 0.485 Steve Hamilton, L OBP: 0.333, SLG: 0.333 (1.2) (9, PR) (10, 1) | | 6-3 | | | K | | | | | | 4 | 1 | 2 | 1 | 0 | 1 | 0 | | | | |
| Hector Lopez, R OBP: 0.316, SLG: 0.388 (1.9) | | | | | K | | | 6-3 | | | 4 | 1 | 1 | 0 | 0 | 2 | 1 | | | | |
| Joe Pepitone, L OBP: 0.323, SLG: 0.406 (1.3) | | | 4-3 | | 2B | | | | | | 3 | 2 | 1 | 2 | 1 | 0 | 0 | | | | |
| Clete Boyer, R OBP: 0.331, SLG: 0.431 (1.5) | | | 5-3 | | | | | 4-3 | | | 4 | 0 | 2 | 3 | 0 | 0 | 0 | | | | |
| Al Downing, R OBP: 0.176, SLG: 0.179 Pedro Ramos, R OBP: 0.176, SLG: 0.125 Tony Kubek, R OBP: 0.176, SLG: 0.125 Hal Reniff, R OBP: 0.176, SLG: 0.125 Jake Gibbs, L OBP: 0.176, SLG: 0.125 (1.1) (5, 1) (7, PH) (8, 1) (9, PH) (10, 2) | | | | | K | | | L3 | | | 2 | 0 | 1 | 0 | 0 | 1 | 1 | | | | |
| Inning Stats | R: 0 E: 0 K: 0 S: 3 | H: 1 LOB: 0 BB: 0 P: 3 | R: 0 E: 0 K: 1 S: 5 | H: 0 LOB: 0 BB: 0 P: 5 | R: 0 E: 0 K: 1 S: 6 | H: 1 LOB: 1 BB: 0 P: 6 | R: 4 E: 0 K: 3 S: 12 | H: 3 LOB: 1 BB: 2 P: 20 | R: 0 E: 0 K: 1 S: 5 | H: 0 LOB: 0 BB: 0 P: 5 | R: 0 E: 0 K: 0 S: 5 | H: 0 LOB: 0 BB: 0 P: 3 | R: 0 E: 0 K: 0 S: 4 | H: 1 LOB: 1 BB: 0 P: 4 | R: 2 E: 0 K: 3 S: 13 | H: 3 LOB: 2 BB: 0 P: 13 | R: 1 E: 0 K: 0 S: 2 | H: 1 LOB: 0 BB: 0 P: 2 | 1B: 6 2B: 2 3B: 0 HR: 2 | SF: 0 SAC: 0 DP: 1 HBP: 0 | WP: 2 PA: 40 PB: 1 SB: 0 CS: 0 |
| PITCHER | IP | WLS | BF | H | R | ER | SO | BB | IBB | HBP | BLK | WP | HR | S | P | ERA | WHIP | | | | |
| Tommy John, L ERA: 2.97 Hoyt Wilhelm, R ERA: 2.74 Eddie Fisher, R ERA: 1.42 (1.1) (5, 1) (9, 1) | 4.0 | 4.1 | 16 | 3 | 2 | 2 | 3 | 0 | 0 | 0 | 0 | 0 | 1 | 0 | 26 | 34 | 9.00 | 1.750 | | | |

Chicago White Sox @ New York Yankees
Yankee Stadium, Bronx, NY
Wed Jul 21 1966, 7:05 PM EDT
Att: 20,930 - Unknown


AB 38
R 7
H 10
RBI 7
BB 2
SO 10
LOB 11




| Batter | 1 | 2 | 3 | 4 | 5 | 6 | 7 | 8 | 9 | AB | R | H | RBI | BB | SO | LOB | TOP | | | | | |
|---|---|---------------------------------|------------------------------|---------------------------------|------------------------------|---------------------------------|------------------------------|---------------------------------|------------------------------|---------------------------------|------------------------------|---------------------------------|---|---------------------------------|------------------------------|---------------------------------|---|---------------------------------|----------------------------------|------------------------------------|-------------------------|--------|
| Don Buford, S OBP: 0.355, SLG: 0.391 | 6-3 | | F8 | | 6-3 | | | K | | 4 | 0 | 0 | 0 | 0 | 1 | 2 | <p>Chicago White Sox @ New York Yankees</p> <p>Yankee Stadium, Bronx, NY</p> <p>Thu Jul 22 1965, 3:33 AM EDT</p> <p>Att: 23,159 - Overcast - 80 F</p> | | | | | |
| Floyd Robinson, L OBP: 0.303, SLG: 0.375 | 1-3 1B | | G6-4-3 1B | | G6-4-3 BB | | | K | | 3 | 1 | 2 | 0 | 1 | 1 | 0 | | | | | | |
| Danny Cater, R OBP: 0.408, SLG: 0.408 Jim Hicks, R OBP: 0.375, SLG: 0.375 | 1-3 | | G6-4-3 | | G6-4-3 | | | K | | 2 | 0 | 0 | 0 | 0 | 0 | 3 | | | | | | |
| Bill Skowron, R OBP: 0.319, SLG: 0.437 | 2H 1B | | | K | | F7 | | | 4-3 | 4 | 0 | 1 | 1 | 0 | 1 | 0 | | | | | | |
| Pete Ward, L OBP: 0.368, SLG: 0.429 | K | | | F7 | | | F8 | | K | 4 | 0 | 0 | 0 | 0 | 2 | 1 | | | | | | |
| Ron Hansen, R OBP: 0.310, SLG: 0.388 | | 6-3 | | F7 | | | E 1B | | WP 1B | 4 | 0 | 2 | 0 | 0 | 0 | 0 | | | | | | |
| Ken Berry, R OBP: 0.256, SLG: 0.315 | | L8 | | | L7 | | K | | K | 4 | 0 | 0 | 0 | 0 | 2 | 2 | | | | | | |
| Jimmie Schaffer, R OBP: 0.265, SLG: 0.355 Al Weis, S OBP: 0.323, SLG: 0.368 Bob Locker, S OBP: 0.368, SLG: 0.368 | | K | | | WP 2B | | E6 | | | 3 | 0 | 1 | 0 | 0 | 1 | 1 | | | | | | |
| Gary Peters, L OBP: 0.200, SLG: 0.265 Frank Lary, R OBP: 0.211, SLG: 0.211 John Romano, R OBP: 0.351, SLG: 0.387 | | | | | L9 | | | K | | 0 | 0 | 0 | 0 | 0 | 0 | 0 | | | | | | |
| | | | | | | | | | | 1 | 0 | 0 | 0 | 0 | 1 | 2 | | | | | | |
| Inning Stats | R: 1 E: 0 K: 1 S: 7 | H: 2 LOB: 1 BB: 0 P: 7 | R: 0 E: 0 K: 1 S: 5 | H: 0 LOB: 0 BB: 0 P: 5 | R: 0 E: 0 K: 0 S: 4 | H: 2 LOB: 1 BB: 0 P: 4 | R: 0 E: 0 K: 1 S: 5 | H: 0 LOB: 0 BB: 0 P: 5 | R: 0 E: 0 K: 0 S: 4 | H: 1 LOB: 1 BB: 0 P: 4 | R: 0 E: 0 K: 0 S: 2 | H: 0 LOB: 0 BB: 1 P: 6 | R: 0 E: 1 K: 2 S: 9 | H: 1 LOB: 2 BB: 0 P: 9 | R: 0 E: 0 K: 3 S: 9 | H: 1 LOB: 1 BB: 0 P: 8 | R: 0 E: 0 K: 2 S: 8 | H: 1 LOB: 1 BB: 0 P: 8 | 1B: 6 2B: 1 3B: 0 HR: 0 | SF: 0 SAC: 0 DP: 2 HBP: 0 | WP: 2 PB: 0 CS: 0 | PA: 34 |
| PITCHER Whitey Ford, L ERA: 3.64 | IP: 9.0 WLS: W BF: 34 H: 7 R: 1 ER: 1 SO: 10 BB: 1 IBB: 0 HBP: 0 BLK: 0 WP: 2 HR: 0 S: 53 P: 57 ERA: 1.00 WHIP: 0.889 | | | | | | | | | | | PITCHER | IP: 9.0 WLS: W BF: 34 H: 7 R: 1 ER: 1 SO: 10 BB: 1 IBB: 0 HBP: 0 BLK: 0 WP: 2 HR: 0 S: 53 P: 57 ERA: 1.00 WHIP: 0.889 | | | | | | | | | |

| Batter | 1 | 2 | 3 | 4 | 5 | 6 | 7 | 8 | 9 | AB | R | H | RBI | BB | SO | LOB | BOTTOM | | | |
|---|--|----------------------------------|------------------------------|---------------------------------|------------------------------|----------------------------------|------------------------------|---------------------------------|------------------------------|----------------------------------|------------------------------|---------------------------------|--|---------------------------------|------------------------------|---------------------------------|---|------------------------------------|-------------------------|--------|
| Bobby Richardson, R OBP: 0.324, SLG: 0.350 | 5-3 | | L6-3 | | | 6-3 | | | | 4 | 1 | 1 | 1 | 0 | 0 | 2 | <p>Chicago White Sox @ New York Yankees</p> <p>Yankee Stadium, Bronx, NY</p> <p>Thu Jul 22 1965, 3:33 AM EDT</p> <p>Att: 23,159 - Overcast - 80 F</p> | | | |
| Phil Linz, R OBP: 0.296, SLG: 0.284 | F8 | | | | HR | | | B5-3 | | 3 | 1 | 1 | 0 | 1 | 0 | 0 | | | | |
| Mickey Mantle, S OBP: 0.386, SLG: 0.440 Ross Moschitto, R OBP: 0.167, SLG: 0.304 | | | | | BB 1B | | | L8 | | 2 | 0 | 0 | 0 | 2 | 0 | 1 | | | | |
| Tom Tresh, S OBP: 0.343, SLG: 0.480 | | | | | BB | | | L8 | | 0 | 0 | 0 | 0 | 0 | 0 | 0 | | | | |
| Elston Howard, R OBP: 0.255, SLG: 0.343 | L8 | | | | HR | | | 1-3 | | 3 | 1 | 1 | 1 | 1 | 1 | 2 | | | | |
| Hector Lopez, R OBP: 0.310, SLG: 0.379 Roger Repoz, L OBP: 0.270, SLG: 0.485 | | | | | HR | | | 4-3 | | 4 | 0 | 1 | 1 | 0 | 0 | 2 | | | | |
| | | | | | 1-2 2H 1B | | | F6 | | 4 | 0 | 0 | 0 | 0 | 0 | 2 | | | | |
| | | | | | | | | F6 | | 0 | 0 | 0 | 0 | 0 | 0 | 0 | | | | |
| Joe Pepitone, L OBP: 0.322, SLG: 0.404 | | | | | | | | G3 | | 4 | 0 | 1 | 0 | 0 | 0 | 0 | | | | |
| Clete Boyer, R OBP: 0.328, SLG: 0.427 | | | | | | | | | | 3 | 0 | 0 | 0 | 0 | 1 | 2 | | | | |
| Whitey Ford, L OBP: 0.265, SLG: 0.222 | | | | | | | | | | 2 | 0 | 0 | 0 | 1 | 0 | 1 | | | | |
| Inning Stats | R: 0 E: 0 K: 0 S: 3 | H: 0 LOB: 2 BB: 2 P: 11 | R: 0 E: 0 K: 1 S: 5 | H: 0 LOB: 0 BB: 0 P: 5 | R: 0 E: 0 K: 0 S: 2 | H: 0 LOB: 1 BB: 2 P: 10 | R: 1 E: 0 K: 0 S: 5 | H: 2 LOB: 1 BB: 0 P: 5 | R: 2 E: 0 K: 1 S: 8 | H: 3 LOB: 2 BB: 1 P: 12 | R: 0 E: 1 K: 0 S: 4 | H: 0 LOB: 1 BB: 0 P: 4 | R: 0 E: 0 K: 0 S: 3 | H: 0 LOB: 0 BB: 0 P: 3 | R: 0 E: 0 K: 0 S: 3 | H: 0 LOB: 0 BB: 0 P: 3 | 1B: 3 2B: 1 3B: 0 HR: 2 | SF: 0 SAC: 0 DP: 1 HBP: 0 | WP: 0 PB: 0 CS: 0 | PA: 34 |
| PITCHER Gary Peters, L ERA: 4.34 Frank Lary, R ERA: 3.29 Bob Locker, R ERA: 1.95 | IP: 4.2 WLS: L BF: 23 H: 5 R: 3 ER: 3 SO: 3 BB: 0 IBB: 0 HBP: 0 BLK: 0 WP: 0 HR: 2 S: 22 P: 42 ERA: 5.79 WHIP: 2.143 | | | | | | | | | | | PITCHER | IP: 4.2 WLS: L BF: 23 H: 5 R: 3 ER: 3 SO: 3 BB: 0 IBB: 0 HBP: 0 BLK: 0 WP: 0 HR: 2 S: 22 P: 42 ERA: 5.79 WHIP: 2.143 | | | | | | | |

AB 33
R 1
H 7
RBI 1
BB 1
SO 10
LOB 13



AB 29
R 3
H 5
RBI 3
BB 5
SO 2
LOB 12



| Batter | 1 | 2 | 3 | 4 | 5 | 6 | 7 | 8 | 9 | AB | R | H | RBI | BB | SO | LOB | TOP | | | | |
|---|---|---|---|---|---|---|---|---|---|---|---|---|---|---|---|---|--|---|---|---|---|
| Don Buford, S OBP: 0.356, SLG: 0.402 (1, 4) | | | | | | | | | | 4 | 1 | 2 | 2 | 0 | 0 | 1 | Chicago White Sox @ Detroit Tigers Tiger Stadium, Detroit, MI Fri Jul 23, 1965, 7:05 PM EDT Att: 25,058 - Unknown | | | | |
| Floyd Robinson, L OBP: 0.331, SLG: 0.370 (1, 9) | | | | | | | | | | 5 | 0 | 0 | 0 | 0 | 0 | 2 | | | | | |
| John Romano, R OBP: 0.359, SLG: 0.389 Al Weis, S OBP: 0.323, SLG: 0.368 J.C. Martin, L OBP: 0.350, SLG: 0.341 (1, 2) | | | | | | | | | | 2 | 1 | 1 | 0 | 1 | 1 | 0 | | | | | |
| Bill Skowron, R OBP: 0.315, SLG: 0.431 (1, 3) | | | | | | | | | | 4 | 0 | 0 | 0 | 0 | 2 | 4 | | | | | |
| Pete Ward, L OBP: 0.366, SLG: 0.430 (1, 5) | | | | | | | | | | 4 | 0 | 1 | 1 | 0 | 1 | 3 | | | | | |
| Ron Hansen, R OBP: 0.313, SLG: 0.389 (1, 6) | | | | | | | | | | 4 | 1 | 2 | 0 | 0 | 1 | 1 | | | | | |
| Dave Nicholson, R OBP: 0.233, SLG: 0.303 Eddie Fisher, R OBP: 0.136, SLG: 0.095 Smoky Burgess, L OBP: 0.345, SLG: 0.431 Hoyt Wilhelm, R (1, 7) | | | | | | | | | | 2 | 1 | 0 | 0 | 1 | 1 | 1 | | | | | |
| Ken Berry, R OBP: 0.259, SLG: 0.325 (1, 8) | | | | | | | | | | 4 | 1 | 2 | 2 | 0 | 1 | 0 | | | | | |
| John Buzhardt, R OBP: 0.219, SLG: 0.107 Bob Locker, S Tom McCraw, L OBP: 0.277, SLG: 0.281 (1, 1) | | | | | | | | | | 1 | 0 | 0 | 0 | 0 | 0 | 1 | | | | | |
| Inning Stats | R: 0 E: 0 K: 0 S: 4 | H: 1 LOB: 2 BB: 0 P: 5 | R: 3 E: 0 K: 0 S: 5 | H: 2 LOB: 0 BB: 1 P: 9 | R: 1 E: 0 K: 2 S: 8 | H: 1 LOB: 1 BB: 0 P: 12 | R: 0 E: 0 K: 0 S: 4 | H: 1 LOB: 1 BB: 0 P: 4 | R: 0 E: 0 K: 1 S: 5 | H: 0 LOB: 0 BB: 0 P: 7 | R: 0 E: 0 K: 1 S: 5 | H: 0 LOB: 0 BB: 0 P: 5 | R: 0 E: 0 K: 2 S: 9 | H: 2 LOB: 2 BB: 0 P: 9 | R: 1 E: 0 K: 0 S: 4 | H: 1 LOB: 0 BB: 0 P: 4 | | 1B: 5 2B: 1 3B: 1 HR: 1 | SF: 1 SAC: 0 DP: 0 HBP: 1 | WP: 0 PB: 0 CS: 0 | PA: 38 |
| PITCHER | IP WLS BF H R ER SO BB IBB HBP BLK WP HR S P ERA WHIP | IP WLS BF H R ER SO BB IBB HBP BLK WP HR S P ERA WHIP | IP WLS BF H R ER SO BB IBB HBP BLK WP HR S P ERA WHIP | IP WLS BF H R ER SO BB IBB HBP BLK WP HR S P ERA WHIP | IP WLS BF H R ER SO BB IBB HBP BLK WP HR S P ERA WHIP | IP WLS BF H R ER SO BB IBB HBP BLK WP HR S P ERA WHIP | IP WLS BF H R ER SO BB IBB HBP BLK WP HR S P ERA WHIP | IP WLS BF H R ER SO BB IBB HBP BLK WP HR S P ERA WHIP | IP WLS BF H R ER SO BB IBB HBP BLK WP HR S P ERA WHIP | IP WLS BF H R ER SO BB IBB HBP BLK WP HR S P ERA WHIP | IP WLS BF H R ER SO BB IBB HBP BLK WP HR S P ERA WHIP | IP WLS BF H R ER SO BB IBB HBP BLK WP HR S P ERA WHIP | IP WLS BF H R ER SO BB IBB HBP BLK WP HR S P ERA WHIP | IP WLS BF H R ER SO BB IBB HBP BLK WP HR S P ERA WHIP | IP WLS BF H R ER SO BB IBB HBP BLK WP HR S P ERA WHIP | IP WLS BF H R ER SO BB IBB HBP BLK WP HR S P ERA WHIP | IP WLS BF H R ER SO BB IBB HBP BLK WP HR S P ERA WHIP | IP WLS BF H R ER SO BB IBB HBP BLK WP HR S P ERA WHIP | IP WLS BF H R ER SO BB IBB HBP BLK WP HR S P ERA WHIP | IP WLS BF H R ER SO BB IBB HBP BLK WP HR S P ERA WHIP | IP WLS BF H R ER SO BB IBB HBP BLK WP HR S P ERA WHIP |

AB 34
R 5
H 8
RBI 5
BB 2
SO 8
LOB 16



| Batter | 1 | 2 | 3 | 4 | 5 | 6 | 7 | 8 | 9 | AB | R | H | RBI | BB | SO | LOB | BOTTOM | | | | |
|--|---|---|---|---|---|---|---|---|---|---|---|---|---|---|---|---|--|---|---|---|---|
| Don Wert, R OBP: 0.334, SLG: 0.339 (1, 5) | | | | | | | | | | 5 | 1 | 3 | 1 | 0 | 0 | 1 | Chicago White Sox @ Detroit Tigers Tiger Stadium, Detroit, MI Fri Jul 23, 1965, 7:05 PM EDT Att: 25,058 - Unknown | | | | |
| Jerry Lumpe, L OBP: 0.337, SLG: 0.336 (1, 4) | | | | | | | | | | 4 | 0 | 2 | 0 | 0 | 0 | 2 | | | | | |
| Norm Cash, L OBP: 0.340, SLG: 0.372 (1, 3) | | | | | | | | | | 3 | 0 | 0 | 0 | 1 | 1 | 2 | | | | | |
| Al Kaline, R OBP: 0.401, SLG: 0.527 (1, 8) | | | | | | | | | | 4 | 0 | 1 | 0 | 0 | 1 | 2 | | | | | |
| Willie Horton, R OBP: 0.365, SLG: 0.613 (1, 7) | | | | | | | | | | 4 | 1 | 1 | 0 | 0 | 2 | 4 | | | | | |
| Dick McAuliffe, L OBP: 0.368, SLG: 0.478 (1, 6) | | | | | | | | | | 4 | 1 | 2 | 1 | 0 | 0 | 2 | | | | | |
| Don Demeter, R OBP: 0.308, SLG: 0.413 (1, 9) | | | | | | | | | | 4 | 2 | 1 | 2 | 0 | 1 | 1 | | | | | |
| Bill Freehan, R OBP: 0.266, SLG: 0.311 (1, 2) | | | | | | | | | | 3 | 1 | 1 | 2 | 1 | 2 | 0 | | | | | |
| Hank Aquirre, R OBP: 0.170, SLG: 0.136 Orlando Pena, R OBP: 0.286, SLG: 0.231 (1, 1) | | | | | | | | | | 1 | 0 | 0 | 0 | 0 | 1 | 1 | | | | | |
| Inning Stats | R: 0 E: 0 K: 1 S: 5 | H: 1 LOB: 0 BB: 0 P: 5 | R: 2 E: 0 K: 1 S: 7 | H: 2 LOB: 1 BB: 1 P: 11 | R: 0 E: 0 K: 1 S: 6 | H: 2 LOB: 2 BB: 1 P: 10 | R: 0 E: 0 K: 1 S: 5 | H: 0 LOB: 0 BB: 0 P: 5 | R: 0 E: 0 K: 0 S: 4 | H: 1 LOB: 1 BB: 0 P: 4 | R: 3 E: 0 K: 0 S: 6 | H: 3 LOB: 0 BB: 0 P: 6 | R: 1 E: 1 K: 2 S: 10 | H: 2 LOB: 2 BB: 0 P: 10 | R: 0 E: 0 K: 2 S: 8 | H: 1 LOB: 1 BB: 0 P: 8 | | 1B: 6 2B: 3 3B: 0 HR: 3 | SF: 0 SAC: 0 DP: 2 HBP: 0 | WP: 0 PB: 0 CS: 0 | PA: 37 |
| PITCHER | IP WLS BF H R ER SO BB IBB HBP BLK WP HR S P ERA WHIP | IP WLS BF H R ER SO BB IBB HBP BLK WP HR S P ERA WHIP | IP WLS BF H R ER SO BB IBB HBP BLK WP HR S P ERA WHIP | IP WLS BF H R ER SO BB IBB HBP BLK WP HR S P ERA WHIP | IP WLS BF H R ER SO BB IBB HBP BLK WP HR S P ERA WHIP | IP WLS BF H R ER SO BB IBB HBP BLK WP HR S P ERA WHIP | IP WLS BF H R ER SO BB IBB HBP BLK WP HR S P ERA WHIP | IP WLS BF H R ER SO BB IBB HBP BLK WP HR S P ERA WHIP | IP WLS BF H R ER SO BB IBB HBP BLK WP HR S P ERA WHIP | IP WLS BF H R ER SO BB IBB HBP BLK WP HR S P ERA WHIP | IP WLS BF H R ER SO BB IBB HBP BLK WP HR S P ERA WHIP | IP WLS BF H R ER SO BB IBB HBP BLK WP HR S P ERA WHIP | IP WLS BF H R ER SO BB IBB HBP BLK WP HR S P ERA WHIP | IP WLS BF H R ER SO BB IBB HBP BLK WP HR S P ERA WHIP | IP WLS BF H R ER SO BB IBB HBP BLK WP HR S P ERA WHIP | IP WLS BF H R ER SO BB IBB HBP BLK WP HR S P ERA WHIP | IP WLS BF H R ER SO BB IBB HBP BLK WP HR S P ERA WHIP | IP WLS BF H R ER SO BB IBB HBP BLK WP HR S P ERA WHIP | IP WLS BF H R ER SO BB IBB HBP BLK WP HR S P ERA WHIP | IP WLS BF H R ER SO BB IBB HBP BLK WP HR S P ERA WHIP | IP WLS BF H R ER SO BB IBB HBP BLK WP HR S P ERA WHIP |

AB 35
R 6
H 12
RBI 6
BB 2
SO 8
LOB 15



| Batter | 1 | 2 | 3 | 4 | 5 | 6 | 7 | 8 | 9 | AB | R | H | RBI | BB | SO | LOB | TOP | | | | | | | | | | |
|--|------------------------------|---------------------------------|------------------------------|---------------------------------|------------------------------|---------------------------------|------------------------------|---------------------------------|------------------------------|---------------------------------|------------------------------|---------------------------------|------------------------------|---------------------------------|------------------------------|---------------------------------|---|---------------------------------|-----------------------------------|------------------------------------|-------------------------|--------|--|--|--|--|--|
| Tom McCraw, L (1, 7) OBP: 0.275, SLG: 0.278 | G3 | | | | | | | | F4 | | | | | | | | 5 0 1 0 0 1 1 | | | | | | | | | | |
| Don Buford, S (1, 4) OBP: 0.397, SLG: 0.402 | 1-3 | | L3 | | | | | | | | | | | | | | 5 2 2 0 0 0 2 | | | | | | | | | | |
| Floyd Robinson, L (1, 9) OBP: 0.334, SLG: 0.371 | G3 | | | | | | | | | | | | | | | | 4 1 2 0 1 0 0 | | | | | | | | | | |
| Pete Ward, L (1, 5) OBP: 0.377, SLG: 0.445 | | | | | | | | | | | | | | | | | 5 1 5 2 0 0 0 | | | | | | | | | | |
| Bill Skowron, R (1, 3) OBP: 0.314, SLG: 0.428 | | | | | | | | | | | | | | | | | 5 0 1 0 0 1 7 | | | | | | | | | | |
| J.C. Martin, L (1, 2) OBP: 0.348, SLG: 0.338 | F4 | | | | | | | | | | | | | | | | 4 0 1 2 0 0 4 | | | | | | | | | | |
| Ron Hansen, R (1, 6) OBP: 0.309, SLG: 0.384 | F7 | | | | | | | | | | | | | | | | 4 0 0 0 0 0 6 | | | | | | | | | | |
| Ken Berry, R (1, 8) OBP: 0.255, SLG: 0.320 | | | | | | | | | | | | | | | | | 4 0 0 0 0 0 2 | | | | | | | | | | |
| Joe Horlen, R (1, 1) Frank Lary, R (1, 1) Gary Peters, R (5, PH) Greg Bollo, R (5, 1) John Romano, R (7, PH) Eddie Fisher, R (7, 1) Smoky Burgess, R (9, PH) | F7 | | | | | | | | | | | | | | | | 0 0 0 0 0 0 0 1 0 0 0 0 0 0 1 0 0 0 0 0 1 0 0 0 0 0 0 0 0 0 0 0 0 0 0 1 0 0 0 0 0 0 0 0 0 0 1 0 0 0 0 0 0 0 | | | | | | | | | | |
| Inning Stats | R: 0 E: 0 K: 0 S: 3 | H: 0 LOB: 0 BB: 0 P: 3 | R: 0 E: 0 K: 1 S: 6 | H: 1 LOB: 1 BB: 0 P: 6 | R: 0 E: 0 K: 0 S: 4 | H: 1 LOB: 1 BB: 0 P: 4 | R: 1 E: 0 K: 0 S: 5 | H: 2 LOB: 1 BB: 0 P: 5 | R: 0 E: 0 K: 2 S: 7 | H: 0 LOB: 0 BB: 0 P: 7 | R: 1 E: 0 K: 0 S: 5 | H: 2 LOB: 2 BB: 1 P: 9 | R: 0 E: 0 K: 0 S: 3 | H: 0 LOB: 1 BB: 1 P: 7 | R: 1 E: 0 K: 0 S: 6 | H: 3 LOB: 2 BB: 0 P: 6 | R: 1 E: 0 K: 0 S: 6 | H: 3 LOB: 2 BB: 0 P: 6 | 1B: 11 2B: 1 3B: 0 HR: 0 | SF: 0 SAC: 0 DP: 0 HBP: 0 | WP: 1 PB: 0 CS: 0 | PA: 41 | | | | | |
| PITCHER | IP | WLS | BF | H | R | ER | SO | BB | IBB | HBP | BLK | WP | HR | S | P | ERA | WHIP | | | | | | | | | | |
| Dave Wickersham, R (1, 1) ERA: 4.5 | 5.0 | W | 22 | 6 | 2 | 2 | 3 | 1 | 0 | 0 | 0 | 0 | 0 | 27 | 31 | 3.60 | 1.400 | | | | | | | | | | |
| Fred Gladding, R (6, 1) ERA: 3.12 | 3.2 | | 17 | 5 | 2 | 2 | 0 | 1 | 0 | 0 | 0 | 1 | 0 | 16 | 20 | 4.91 | 1.636 | | | | | | | | | | |
| Ron Nischwitz, L (9, 1) ERA: 2.92 | 0.0 | S | 1 | 1 | 0 | 0 | 0 | 0 | 0 | 0 | 0 | 0 | 0 | 1 | 1 | ∞ | ∞ | | | | | | | | | | |
| Julio Navarro, R (9, 1) ERA: 9.53 | 0.1 | S | 1 | 0 | 0 | 0 | 0 | 0 | 0 | 0 | 0 | 0 | 0 | 1 | 1 | 0.00 | 0.000 | | | | | | | | | | |

Chicago White Sox @ Detroit Tigers
Tiger Stadium, Detroit, MI
Sat Jul 24 1965, 4:33 AM EDT
Att: 10,994 - Unknown

| | |
|-----|----|
| AB | 39 |
| R | 4 |
| H | 12 |
| RBI | 4 |
| BB | 2 |
| SO | 3 |
| LOB | 22 |



| Batter | 1 | 2 | 3 | 4 | 5 | 6 | 7 | 8 | 9 | AB | R | H | RBI | BB | SO | LOB | BOTTOM | | | | | | | | | | |
|---|-------------------------------|----------------------------------|------------------------------|----------------------------------|-------------------------------|----------------------------------|------------------------------|---------------------------------|------------------------------|---------------------------------|------------------------------|---------------------------------|------------------------------|---------------------------------|------------------------------|---------------------------------|----------------------------------|------------------------------------|-------------------------|--------|--|--|--|--|--|--|--|
| Don Wert, R (1, 5) OBP: 0.330, SLG: 0.334 | K | 5-3 | K | | | | | | | | | | | | | | 5 0 0 0 0 2 1 | | | | | | | | | | |
| Jerry Lumpe, L (1, 4) OBP: 0.338, SLG: 0.337 | HR | BB | | | | | | | | | | | | | | | 5 1 2 0 0 0 0 | | | | | | | | | | |
| Norm Cash, L (1, 3) OBP: 0.342, SLG: 0.385 | HR | L8 | | | | | | | | | | | | | | | 3 1 1 2 1 0 1 | | | | | | | | | | |
| Al Kaline, R (1, 8) OBP: 0.405, SLG: 0.540 | | | | | | | | | | | | | | | | | 3 2 2 1 1 0 1 | | | | | | | | | | |
| George Thomas, R (8, 8) OBP: 0.256, SLG: 0.341 | 2B | BB | | | | | | | | | | | | | | | 0 0 0 0 0 0 0 | | | | | | | | | | |
| Willie Horton, R (1, 7) OBP: 0.367, SLG: 0.614 | 1B | BB | | | | | | | | | | | | | | | 3 1 1 1 1 0 1 | | | | | | | | | | |
| Don Demeter, R (1, 9) OBP: 0.307, SLG: 0.410 | K | L9 | | | | | | | | | | | | | | | 4 1 1 0 0 1 4 | | | | | | | | | | |
| Bill Freehan, R (1, 2) OBP: 0.270, SLG: 0.325 | 1B | IBB | | | | | | | | | | | | | | | 3 1 1 2 1 1 0 | | | | | | | | | | |
| Ray Oyler, R (1, 6) OBP: 0.268, SLG: 0.302 | FC5-4 | 1B | | | | | | | | | | | | | | | 4 0 1 1 0 2 0 | | | | | | | | | | |
| Dave Wickersham, R (1, 1) ERA: 2.71 | FC5-4 | | | | | | | | | | | | | | | | 2 0 1 0 0 0 2 | | | | | | | | | | |
| Fred Gladding, L (6, 1) ERA: 3.11 | | | | | | | | | | | | | | | | | 2 0 0 0 0 2 0 | | | | | | | | | | |
| Ron Nischwitz, S (9, 1) ERA: 2.2 | | | | | | | | | | | | | | | | | 0 0 0 0 0 0 0 | | | | | | | | | | |
| Julio Navarro, R (9, 1) ERA: 1.73 | 1-2 | | | | | | | | | | | | | | | | 0 0 0 0 0 0 0 | | | | | | | | | | |
| Inning Stats | R: 4 E: 0 K: 2 S: 12 | H: 5 LOB: 2 BB: 1 P: 16 | R: 0 E: 0 K: 0 S: 4 | H: 1 LOB: 3 BB: 2 P: 12 | R: 0 E: 0 K: 3 S: 10 | H: 1 LOB: 1 BB: 0 P: 10 | R: 0 E: 0 K: 0 S: 3 | H: 0 LOB: 1 BB: 1 P: 7 | R: 0 E: 0 K: 0 S: 3 | H: 0 LOB: 0 BB: 0 P: 3 | R: 0 E: 0 K: 1 S: 5 | H: 0 LOB: 0 BB: 0 P: 5 | R: 3 E: 0 K: 1 S: 8 | H: 3 LOB: 0 BB: 0 P: 8 | R: 0 E: 0 K: 1 S: 5 | H: 0 LOB: 0 BB: 0 P: 5 | 1B: 6 2B: 1 3B: 0 HR: 3 | SF: 0 SAC: 0 DP: 0 HBP: 0 | WP: 0 PB: 0 CS: 0 | PA: 38 | | | | | | | |
| PITCHER | IP | WLS | BF | H | R | ER | SO | BB | IBB | HBP | BLK | WP | HR | S | P | ERA | WHIP | | | | | | | | | | |
| Joe Horlen, R (1, 1) ERA: 2.71 | 0.2 | L | 8 | 5 | 4 | 4 | 2 | 3 | 0 | 0 | 0 | 0 | 0 | 11 | 15 | 54.00 | 7.500 | | | | | | | | | | |
| Frank Lary, R (1, 1) ERA: 3.11 | 3.1 | | 15 | 2 | 0 | 0 | 3 | 3 | 0 | 0 | 0 | 0 | 0 | 18 | 30 | 0.00 | 1.500 | | | | | | | | | | |
| Greg Bollo, R (5, 1) ERA: 2.2 | 2.0 | | 6 | 0 | 0 | 0 | 1 | 0 | 0 | 0 | 0 | 0 | 0 | 8 | 8 | 0.00 | 0.000 | | | | | | | | | | |
| Eddie Fisher, R (7, 1) ERA: 1.73 | 2.0 | | 9 | 3 | 3 | 3 | 2 | 0 | 0 | 0 | 0 | 0 | 2 | 13 | 13 | 13.50 | 1.500 | | | | | | | | | | |

Chicago White Sox @ Detroit Tigers
Tiger Stadium, Detroit, MI
Sat Jul 24 1965, 4:33 AM EDT
Att: 10,994 - Unknown

| | |
|-----|----|
| AB | 34 |
| R | 7 |
| H | 10 |
| RBI | 7 |
| BB | 4 |
| SO | 8 |
| LOB | 10 |



| Batter | 1 | 2 | 3 | 4 | 5 | 6 | 7 | 8 | 9 | AB | R | H | RBI | BB | SO | LOB | TOP | | | |
|---|---|---------------------------------|------------------------------|---------------------------------|------------------------------|---------------------------------|------------------------------|---------------------------------|------------------------------|---------------------------------|------------------------------|---------------------------------|------------------------------|---------------------------------|------------------------------|---------------------------------|---|------------------------------------|-------------------------|--------|
| Tom McCraw, L (1, 7) OBP: 0.274, SLG: 0.278 | 0-0 5-3 | | 0-3 K | | 0-3 K | | | 0-0 G3-6 1B | | 4 | 0 | 1 | 0 | 0 | 2 | 0 | | | | |
| Don Buford, S (1, 4) OBP: 0.353, SLG: 0.395 | 0-0 F7 | | 0-0 F7 | | | 0-0 F9 | | 0-0 G3-6 1-2 | | 4 | 0 | 0 | 0 | 0 | 0 | 1 | | | | |
| Floyd Robinson, L (1, 9) OBP: 0.334, SLG: 0.375 | 4-0 BB | | | 0-0 HR | | 0-0 F4 | | 0-0 L3 | | 3 | 1 | 1 | 1 | 1 | 0 | 0 | | | | |
| Pete Ward, L (1, 5) OBP: 0.369, SLG: 0.434 | 0-3 K | | | 0-3 K | | 0-0 F3 | | 0-3 K | | 4 | 0 | 0 | 0 | 0 | 3 | 1 | | | | |
| Bill Skowron, R (1, 3) OBP: 0.323, SLG: 0.454 | | 0-0 HR | | 0-0 2B | | | 0-3 K | | 0-0 5-3 | 4 | 1 | 2 | 1 | 0 | 1 | 0 | | | | |
| Ron Hansen, R (1, 6) OBP: 0.311, SLG: 0.385 | 0-0 6-3 | | | 0-0 F7 | | | 0-0 1B | | | 3 | 0 | 1 | 0 | 0 | 0 | 1 | | | | |
| J.C. Martin, L (1, 2) OBP: 0.339, SLG: 0.329 | | 0-3 K | | 0-3 K | | | 0-0 F5 | | | 3 | 0 | 0 | 0 | 0 | 2 | 2 | | | | |
| Ken Berry, R (1, 8) OBP: 0.256, SLG: 0.331 | | 0-0 1-3 | | | 0-0 1-3 | | 0-3 K | | | 2 | 0 | 0 | 0 | 0 | 0 | 0 | | | | |
| Dave Nicholson, R (5, 8) OBP: 0.241, SLG: 0.296 | | | | | | | | | | 1 | 0 | 0 | 0 | 0 | 1 | 1 | | | | |
| Bruce Howard, S (1, 1) OBP: 0.207, SLG: 0.200 | | | 0-3 K | | | | | 0-0 G3 | | 0 | 0 | 0 | 0 | 0 | 0 | 0 | | | | |
| Jim Hicks, R (3, PH) | | | | | | | | | | 1 | 0 | 0 | 0 | 0 | 1 | 0 | | | | |
| Greg Bollo, R (3, 1) | | | | | | | | | | 0 | 0 | 0 | 0 | 0 | 0 | 0 | | | | |
| Gary Peters, L (4, 1) OBP: 0.189, SLG: 0.250 | | | | | | | | | | 2 | 0 | 0 | 0 | 0 | 1 | 0 | | | | |
| Inning Stats | R: 0 E: 0 K: 1 S: 5 | H: 0 LOB: 1 BB: 1 P: 9 | R: 1 E: 0 K: 1 S: 6 | H: 1 LOB: 0 BB: 0 P: 6 | R: 0 E: 0 K: 2 S: 7 | H: 0 LOB: 0 BB: 0 P: 7 | R: 1 E: 0 K: 2 S: 9 | H: 2 LOB: 1 BB: 0 P: 9 | R: 0 E: 0 K: 2 S: 3 | H: 0 LOB: 0 BB: 0 P: 3 | R: 0 E: 0 K: 1 S: 8 | H: 1 LOB: 1 BB: 0 P: 8 | R: 0 E: 0 K: 0 S: 3 | H: 1 LOB: 0 BB: 0 P: 3 | R: 0 E: 0 K: 1 S: 5 | H: 0 LOB: 0 BB: 0 P: 5 | 1B: 2 2B: 1 3B: 0 HR: 2 | SF: 0 SAC: 0 DP: 1 HBP: 0 | WP: 0 PB: 0 CS: 0 | PA: 32 |
| PITCHER Denny McLain, R (1, 1) ERA: 2.84 | IP: 9.0 WLS: W BF: 32 H: 5 R: 2 ER: 2 SO: 11 BB: 1 IBB: 0 HBP: 0 BLK: 0 WP: 0 HR: 2 S: 53 P: 57 ERA: 2.00 WHIP: 0.667 | | | | | | | | | | | | | | | PITCHER | IP: 9.0 WLS: W BF: 32 H: 5 R: 2 ER: 2 SO: 11 BB: 1 IBB: 0 HBP: 0 BLK: 0 WP: 0 HR: 2 S: 53 P: 57 ERA: 2.00 WHIP: 0.667 | | | |

Chicago White Sox @ Detroit Tigers
Tiger Stadium, Detroit, MI
Sun Jul 25 1965, 4:38 AM EDT
Att: 36,799 - Unknown

| | |
|-----|----|
| AB | 31 |
| R | 2 |
| H | 5 |
| RBI | 2 |
| BB | 1 |
| SO | 11 |
| LOB | 6 |



| Batter | 1 | 2 | 3 | 4 | 5 | 6 | 7 | 8 | 9 | AB | R | H | RBI | BB | SO | LOB | BOTTOM | | | |
|---|---|---------------------------------|-------------------------------|----------------------------------|------------------------------|---------------------------------|------------------------------|---------------------------------|-------------------------------|----------------------------------|------------------------------|---------------------------------|------------------------------|----------------------------------|------------------------------|---|--|------------------------------------|-------------------------|--------|
| Don Wert, R (1, 5) OBP: 0.336, SLG: 0.349 | 0-0 F8 PB 2B | 0-0 1-3 HR 1B | 1-0 HR HBP | | 0-3 K | 0-0 1-2 1B | | 0-3 K | | 5 | 3 | 3 | 0 | 0 | 2 | 1 | | | | |
| Jerry Lumpe, L (1, 4) OBP: 0.347, SLG: 0.353 | 4-0 PB BB | 0-0 1-2 HR 1B | 0-0 1-H HR | | 0-0 1B | 0-3 K | | 0-3 K | | 3 | 2 | 3 | 3 | 1 | 0 | 0 | | | | |
| Ray Oyler, R (5, FR) OBP: 0.250, SLG: 0.281 | 0-0 PB BB | 0-0 1-2 HR 1B | 0-0 1-H HR | | 0-0 1B | 0-3 K | | 0-3 K | | 2 | 1 | 0 | 0 | 0 | 2 | 3 | | | | |
| Norm Cash, L (1, 3) OBP: 0.344, SLG: 0.416 | 0-0 F8 | 0-0 1-H 2-H HR | 0-0 HR | | 0-0 1B | 0-0 6-3 | | 0-0 1B | | 5 | 3 | 3 | 4 | 0 | 0 | 4 | | | | |
| Willie Horton, R (1, 7) OBP: 0.370, SLG: 0.608 | 0-0 F7 | 4-0 HR BB | 0-0 FC4-6 1B | | 4-0 1B BB | | 0-0 G3 | | 2 | 1 | 1 | 0 | 2 | 0 | 1 | | | | | |
| Gates Brown, L (6, 7) OBP: 0.236, SLG: 0.327 | 1-2 3-H | 0-0 HR BB | 0-0 FC4-6 1B | | 1-2 BB | | 0-0 G3 | | 1 | 0 | 0 | 0 | 0 | 0 | 0 | 0 | | | | |
| Dick McAuliffe, L (1, 6) OBP: 0.372, SLG: 0.486 | 0-0 F7 | 0-0 1-H HR | 0-0 FC4-6 1B | | 0-0 1B | 4-0 BB | | 0-0 BB | | 4 | 1 | 2 | 4 | 1 | 0 | 2 | | | | |
| Don Demeter, R (1, 8) OBP: 0.312, SLG: 0.435 | | 0-0 1B | | 0-0 F4 | 0-3 K | | 0-3 K | | 5 | 1 | 2 | 0 | 0 | 2 | 4 | | | | | |
| Jim Northrup, L (1, 9) OBP: 0.261, SLG: 0.336 | | 0-0 F8 FC6 | | 0-3 K | 0-0 F9 | | 0-0 4-3 | | 5 | 0 | 0 | 0 | 0 | 1 | 6 | | | | | |
| John Sullivan, L (1, 2) OBP: 0.327, SLG: 0.391 | | 0-0 1B 1B | | 0-0 F9 | | 4-0 1B BB | | 4-0 BB | | 3 | 1 | 2 | 0 | 2 | 0 | 0 | | | | |
| Denny McLain, R (1, 1) OBP: 0.120, SLG: 0.085 | | 0-0 SF8 | | 0-0 1-3 | 0-0 6-3 | | 0-3 K | | 4 | 0 | 0 | 1 | 0 | 1 | 3 | | | | | |
| Inning Stats | R: 1 E: 0 K: 0 S: 4 | H: 1 LOB: 1 BB: 1 P: 8 | R: 7 E: 0 K: 0 S: 10 | H: 7 LOB: 1 BB: 1 P: 14 | R: 3 E: 0 K: 0 S: 6 | H: 3 LOB: 1 BB: 0 P: 7 | R: 0 E: 0 K: 1 S: 6 | H: 1 LOB: 1 BB: 0 P: 6 | R: 2 E: 0 K: 2 S: 10 | H: 3 LOB: 3 BB: 1 P: 14 | R: 0 E: 0 K: 1 S: 5 | H: 0 LOB: 1 BB: 1 P: 9 | R: 0 E: 0 K: 2 S: 7 | H: 0 LOB: 1 BB: 1 P: 11 | R: 0 E: 0 K: 1 S: 5 | H: 0 LOB: 1 BB: 1 P: 11 | 1B: 11 2B: 1 3B: 0 HR: 4 | SF: 1 SAC: 0 DP: 0 HBP: 1 | WP: 0 PB: 1 CS: 0 | PA: 47 |
| PITCHER Bruce Howard, R (1, 1) ERA: 3.99 | IP: 2.0 WLS: L BF: 16 H: 8 R: 8 ER: 8 SO: 8 BB: 2 IBB: 0 HBP: 0 BLK: 0 WP: 0 HR: 2 S: 14 P: 22 ERA: 36.00 WHIP: 5.000 | | | | | | | | | | | | | | | PITCHER Greg Bollo, R (3, 1) ERA: 3.63 | IP: 1.0 WLS: 7 BF: 3 H: 3 R: 3 ER: 3 SO: 0 BB: 0 IBB: 0 HBP: 1 BLK: 0 WP: 0 HR: 2 S: 6 P: 7 ERA: 27.00 WHIP: 3.000 | | | |
| Gary Peters, L (4, 1) ERA: 4.31 | IP: 5.0 WLS: 24 BF: 5 H: 2 R: 2 ER: 2 SO: 8 BB: 4 IBB: 0 HBP: 0 BLK: 0 WP: 0 HR: 0 S: 36 P: 52 ERA: 3.60 WHIP: 1.800 | | | | | | | | | | | | | | | PITCHER | IP: 5.0 WLS: 24 BF: 5 H: 2 R: 2 ER: 2 SO: 8 BB: 4 IBB: 0 HBP: 0 BLK: 0 WP: 0 HR: 0 S: 36 P: 52 ERA: 3.60 WHIP: 1.800 | | | |

Chicago White Sox @ Detroit Tigers
Tiger Stadium, Detroit, MI
Sun Jul 25 1965, 4:38 AM EDT
Att: 36,799 - Unknown

| | |
|-----|----|
| AB | 39 |
| R | 13 |
| H | 16 |
| RBI | 12 |
| BB | 6 |
| SO | 8 |
| LOB | 24 |




| Batter | 1 | 2 | 3 | 4 | 5 | 6 | 7 | 8 | 9 | AB | R | H | RBI | BB | SO | LOB | TOP | | | |
|--|---|---------------------------------|------------------------------|---------------------------------|------------------------------|---------------------------------|------------------------------|---------------------------------|------------------------------|---------------------------------|------------------------------|---------------------------------|------------------------------|---------------------------------|------------------------------|---------------------------------|--|----------------------------------|------------------------------------|-------------------------|
| Tom McCraw, L (1, 7) OBP: 0.271, SLG: 0.275 J.C. Martin, L (4, 2) OBP: 0.335, SLG: 0.324 | K | | K | | 6-3 | | | F5 | | 2 | 0 | 0 | 0 | 0 | 2 | 2 | Chicago White Sox @ Cleveland Indians Cleveland Municipal Stadium, Cleveland, OH Tue Jul 27 1965, 7:05 PM EDT Att: 12,062 - Unknown | | | |
| Don Buford, S (1, 4) OBP: 0.355, SLG: 0.396 | 1B | | F5 | | K | | | 1B | | 4 | 0 | 2 | 0 | 0 | 1 | 2 | | | | |
| Floyd Robinson, L (1, 9) OBP: 0.336, SLG: 0.376 | 1B | | 3-1 | | | | | L4 | | 4 | 0 | 2 | 0 | 0 | 0 | 3 | | | | |
| Pete Ward, L (1, 5) OBP: 0.364, SLG: 0.428 | F5 | | | | F5 | | | F3 | | 4 | 0 | 0 | 0 | 0 | 0 | 3 | | | | |
| John Romano, R (1, 2) OBP: 0.359, SLG: 0.401 Hoyt Wilhelm, R (6, 1) Smoky Burgess, L (9, PH) OBP: 0.344, SLG: 0.444 | | L4 | | 6-3 | | | | F4 | | 3 | 0 | 0 | 0 | 0 | 0 | 1 | | | | |
| Bill Skowron, R (1, 3) OBP: 0.325, SLG: 0.455 | | 5-3 | | HR | | | | 1B | | 4 | 2 | 2 | 0 | 0 | 0 | 1 | | | | |
| Ron Hansen, R (1, 6) OBP: 0.313, SLG: 0.395 | | 6-3 | | HR | | | | 1B | | 4 | 1 | 2 | 2 | 0 | 0 | 0 | | | | |
| Ken Berry, R (1, 8) OBP: 0.256, SLG: 0.335 | | | 1B | | F3 | | | SF7 | | 3 | 0 | 1 | 1 | 0 | 0 | 0 | | | | |
| John Buzhardt, R (1, 1) OBP: 0.242, SLG: 0.138 Bob Locker, S (3, 1) Gary Peters, L (5, PH) Greg Bollo, R (5, 1) Danny Cater, R (6, 7) OBP: 0.301, SLG: 0.405 | | | 2B | | F3 | | | 1-3 | | 1 | 0 | 1 | 0 | 0 | 0 | 0 | | | | |
| Inning Stats | R: 0 E: 0 K: 1 S: 6 | H: 2 LOB: 1 BB: 0 P: 6 | R: 0 E: 0 K: 0 S: 3 | H: 0 LOB: 0 BB: 0 P: 3 | R: 0 E: 0 K: 1 S: 7 | H: 2 LOB: 2 BB: 0 P: 7 | R: 2 E: 0 K: 0 S: 5 | H: 2 LOB: 0 BB: 0 P: 5 | R: 0 E: 0 K: 1 S: 5 | H: 1 LOB: 0 BB: 0 P: 4 | R: 0 E: 0 K: 1 S: 5 | H: 0 LOB: 0 BB: 0 P: 5 | R: 0 E: 0 K: 0 S: 4 | H: 1 LOB: 1 BB: 0 P: 4 | R: 1 E: 0 K: 0 S: 5 | H: 2 LOB: 1 BB: 0 P: 5 | | 1B: 8 2B: 1 3B: 0 HR: 1 | SF: 1 SAC: 0 DP: 0 HBP: 0 | WP: 0 PB: 0 CS: 0 |
| PITCHER | IP WLS BF H R ER SO BB IBB HBP BLK WP HR S P ERA WHIP | | | | | | | | | | | | | | | | | | | |
| Ralph Terry, R (1, 1) ERA: 3.18 Sonny Siebert, R (9, 1) ERA: 2.45 | 8.1 W 34 10 3 3 4 0 0 0 0 0 1 42 42 3.24 1.200 | | | | | | | | | | | | | | | | | | | |

| Batter | 1 | 2 | 3 | 4 | 5 | 6 | 7 | 8 | 9 | AB | R | H | RBI | BB | SO | LOB | BOTTOM | | | |
|---|---|---------------------------------|------------------------------|----------------------------------|-------------------------------|----------------------------------|------------------------------|---------------------------------|------------------------------|---------------------------------|------------------------------|----------------------------------|------------------------------|---------------------------------|------------------------------|---------------------------------|--|----------------------------------|------------------------------------|-------------------------|
| Larry Brown, R (1, 6) OBP: 0.318, SLG: 0.376 | G6-4-3 | K | BB | | | F9 | | 6-3 | | 4 | 0 | 1 | 1 | 1 | 1 | 3 | Chicago White Sox @ Cleveland Indians Cleveland Municipal Stadium, Cleveland, OH Tue Jul 27 1965, 7:05 PM EDT Att: 12,062 - Unknown | | | |
| Chuck Hinton, R (1, 8) OBP: 0.340, SLG: 0.469 | G6-4-3 | | HR | | | L6-4 | | BB | | 3 | 1 | 1 | 1 | 2 | 0 | 4 | | | | |
| Leon Wagner, L (1, 7) OBP: 0.342, SLG: 0.476 | F9 | | 1B | | 4-3 | | | F9 | | 4 | 1 | 1 | 0 | 1 | 0 | 1 | | | | |
| Rocky Colavito, R (1, 9) OBP: 0.397, SLG: 0.513 | | F9 | | FC4-6 | | L6-4 | | BB | | 4 | 0 | 1 | 1 | 0 | 1 | 3 | | | | |
| Fred Whitfield, L (1, 3) OBP: 0.316, SLG: 0.512 | | 2B | | FC4-6 | | F8 | | F8 | | 4 | 2 | 1 | 0 | 0 | 0 | 1 | | | | |
| Max Alvis, R (1, 5) OBP: 0.336, SLG: 0.470 | | 1B | | 1B | | 1-3 | | 1B | | 4 | 3 | 3 | 0 | 0 | 0 | 0 | | | | |
| Pedro Gonzalez, R (1, 4) OBP: 0.312, SLG: 0.420 | | SH1-4 | | BB | | F4 | | K2-3 | | 4 | 0 | 2 | 3 | 0 | 1 | 0 | | | | |
| Duke Sims, L (1, 2) OBP: 0.237, SLG: 0.411 | | SH1-4 | | BB | | K | | K | | 2 | 0 | 0 | 0 | 2 | 2 | 0 | | | | |
| Ralph Terry, R (1, 1) OBP: 0.205, SLG: 0.154 Sonny Siebert, R (9, 1) OBP: 0.105, SLG: 0.216 | | SH1-4 | | BB | | BB | | K2-3 | | 2 | 0 | 0 | 0 | 0 | 2 | 3 | | | | |
| Inning Stats | R: 0 E: 0 K: 0 S: 3 | H: 1 LOB: 0 BB: 0 P: 3 | R: 2 E: 0 K: 1 S: 8 | H: 3 LOB: 2 BB: 1 P: 12 | R: 4 E: 0 K: 1 S: 10 | H: 5 LOB: 3 BB: 2 P: 18 | R: 0 E: 0 K: 1 S: 5 | H: 0 LOB: 0 BB: 0 P: 5 | R: 0 E: 0 K: 1 S: 5 | H: 0 LOB: 0 BB: 0 P: 5 | R: 0 E: 0 K: 0 S: 2 | H: 0 LOB: 2 BB: 2 P: 11 | R: 1 E: 0 K: 2 S: 8 | H: 1 LOB: 0 BB: 0 P: 8 | R: 0 E: 0 K: 1 S: 5 | H: 0 LOB: 1 BB: 1 P: 9 | | 1B: 5 2B: 5 3B: 0 HR: 1 | SF: 0 SAC: 1 DP: 2 HBP: 1 | WP: 0 PB: 1 CS: 0 |
| PITCHER | IP WLS BF H R ER SO BB IBB HBP BLK WP HR S P ERA WHIP | | | | | | | | | | | | | | | | | | | |
| John Buzhardt, R (1, 1) ERA: 3.36 Bob Locker, R (3, 1) ERA: 2.49 Greg Bollo, R (5, 1) ERA: 3.38 Hoyt Wilhelm, R (6, 1) ERA: 2.51 | 2.1 L 15 8 6 1 0 2 1 1 0 0 0 0 10 16 20 23.14 3.429 | | | | | | | | | | | | | | | | | | | |

| Batter | 1 | 2 | 3 | 4 | 5 | 6 | 7 | 8 | 9 | AB | R | H | RBI | BB | SO | LOB | TOP | | | | | | | | | | |
|---|------------------------------|---------------------------------|------------------------------|---------------------------------|------------------------------|---------------------------------|------------------------------|---------------------------------|------------------------------|---------------------------------|------------------------------|----------------------------------|------------------------------|---------------------------------|------------------------------|---------------------------------|------------------------------|---------------------------------|----------------------------------|------------------------------------|-------------------------|--------|--|--|--|--|--|
| Don Buford, S OBP: 0.391, SLG: 0.391 (1, 4) | 4-3 | | L9 | | | F8 | | F5 | | 4 | 0 | 0 | 0 | 0 | 0 | 1 | | | | | | | | | | | |
| Floyd Robinson, L OBP: 0.335, SLG: 0.373 (1, 9) | K | | | E3 | | K | | 5-3 | | 3 | 0 | 0 | 0 | 1 | 2 | 1 | | | | | | | | | | | |
| John Romano, R OBP: 0.362, SLG: 0.397 Eddie Fisher, R OBP: 0.136, SLG: 0.095 (8, 1) | | | | F8 | | | | 5-3 | | 2 | 0 | 0 | 0 | 2 | 0 | 2 | | | | | | | | | | | |
| Bill Skowron, R OBP: 0.321, SLG: 0.449 (1, 3) | F8 | | | G3-6-3 | | 4-3 | | F9 | | 4 | 0 | 0 | 0 | 0 | 0 | 5 | | | | | | | | | | | |
| Pete Ward, L OBP: 0.366, SLG: 0.432 (1, 5) | | 6-3 | | | | 4-3 | | F8 | | 4 | 2 | 2 | 0 | 0 | 0 | 0 | | | | | | | | | | | |
| Ron Hansen, R OBP: 0.309, SLG: 0.391 (1, 6) | | 6-3 | | | | 4-3 | | F8 | | 4 | 0 | 0 | 0 | 0 | 0 | 2 | | | | | | | | | | | |
| Danny Cater, R OBP: 0.301, SLG: 0.404 Dave Nicholson, R OBP: 0.238, SLG: 0.292 (7, 7) | | 3-1 | | | | 1-3 | | K | | 3 | 0 | 1 | 2 | 0 | 0 | 0 | | | | | | | | | | | |
| Ken Berry, R OBP: 0.253, SLG: 0.331 (1, 8) | | | K | | | 4-3 | | K | | 3 | 0 | 0 | 0 | 0 | 2 | 1 | | | | | | | | | | | |
| Joe Horlen, R OBP: 0.239, SLG: 0.227 J.C. Martin, L OBP: 0.335, SLG: 0.324 (8, 2) | | | G3 | | | | | F4 | | 2 | 0 | 0 | 0 | 1 | 0 | 1 | | | | | | | | | | | |
| Inning Stats | R: 0 E: 0 K: 1 S: 5 | H: 0 LOB: 1 BB: 1 P: 9 | R: 0 E: 0 K: 0 S: 3 | H: 0 LOB: 0 BB: 0 P: 3 | R: 0 E: 0 K: 1 S: 5 | H: 0 LOB: 0 BB: 0 P: 5 | R: 0 E: 1 K: 0 S: 3 | H: 0 LOB: 0 BB: 0 P: 3 | R: 1 E: 0 K: 0 S: 4 | H: 1 LOB: 0 BB: 0 P: 4 | R: 0 E: 0 K: 1 S: 5 | H: 0 LOB: 2 BB: 2 P: 13 | R: 1 E: 0 K: 1 S: 7 | H: 2 LOB: 1 BB: 0 P: 7 | R: 0 E: 0 K: 0 S: 3 | H: 0 LOB: 1 BB: 1 P: 7 | R: 0 E: 0 K: 1 S: 5 | H: 0 LOB: 0 BB: 0 P: 5 | 1B: 2 2B: 1 3B: 0 HR: 0 | SF: 0 SAC: 0 DP: 1 HBP: 0 | WP: 1 PB: 0 CS: 0 | PA: 34 | | | | | |
| PITCHER | IP | WLS | BF | H | R | ER | SO | BB | IBB | HBP | BLK | WP | HR | S | P | ERA | WHIP | | | | | | | | | | |
| Sam McDowell, L ERA: 2.16 Gary Bell, R ERA: 3.13 | (1, 1) | 7.0 | 27 | 3 | 2 | 2 | 4 | 3 | 0 | 0 | 0 | 1 | 0 | 32 | 44 | 2.57 | 0.857 | | | | | | | | | | |

Chicago White Sox @ Cleveland Indians
Cleveland Municipal Stadium, Cleveland, OH

AB 30
R 2
H 3
RBI 2
BB 4
SO 5
LOB 13



Wed Jul 28 1965, 7:05 PM EDT
Att: 14,188 - Unknown

| Batter | 1 | 2 | 3 | 4 | 5 | 6 | 7 | 8 | 9 | AB | R | H | RBI | BB | SO | LOB | BOTTOM | | | | | | | | | | |
|--|------------------------------|---------------------------------|------------------------------|---------------------------------|------------------------------|---------------------------------|------------------------------|---------------------------------|------------------------------|---------------------------------|------------------------------|---------------------------------|------------------------------|---------------------------------|------------------------------|----------------------------------|----------------------------------|------------------------------------|-------------------------|--------|--|--|--|--|--|--|--|
| Larry Brown, R OBP: 0.321, SLG: 0.378 (1, 6) | 5-3 | | F4 | | | | | | | 4 | 0 | 2 | 1 | 0 | 0 | 0 | | | | | | | | | | | |
| Chuck Hinton, R OBP: 0.336, SLG: 0.461 Gary Bell, R OBP: 0.091, SLG: 0.364 (8, 1) | F6 | | F7 | | | F3 | | F4 | | 4 | 0 | 0 | 0 | 0 | 0 | 3 | | | | | | | | | | | |
| Leon Wagner, L OBP: 0.341, SLG: 0.471 (1, 7) | L3 | | G3 | | | 4-3 | | | | 3 | 1 | 0 | 0 | 1 | 0 | 2 | | | | | | | | | | | |
| Rocky Colavito, R OBP: 0.393, SLG: 0.507 (1, 9) | | 5-3 | | F6 | | F9 | | F9 | | 4 | 0 | 0 | 0 | 0 | 0 | 1 | | | | | | | | | | | |
| Fred Whitfield, L OBP: 0.315, SLG: 0.520 (1, 3) | | K | | 4-3 | | 6-3 | | | | 4 | 1 | 1 | 2 | 0 | 1 | 0 | | | | | | | | | | | |
| Max Alvis, R OBP: 0.338, SLG: 0.471 (1, 5) | | HBP | | | | 5-3 | | K | | 4 | 1 | 2 | 0 | 0 | 1 | 0 | | | | | | | | | | | |
| Pedro Gonzalez, R OBP: 0.315, SLG: 0.418 (1, 4) | | 1B | | FC5-4 | | | | 1-3 | | 3 | 1 | 1 | 0 | 0 | 0 | 1 | | | | | | | | | | | |
| Joe Azcue, R OBP: 0.290, SLG: 0.244 (1, 2) | | | | | | | | G3 | | 3 | 0 | 2 | 1 | 0 | 0 | 1 | | | | | | | | | | | |
| Sam McDowell, L OBP: 0.093, SLG: 0.075 Vic Davalillo, L OBP: 0.347, SLG: 0.387 (7, PH) (8, 8) | | F6 | | | | | | 1-3 | | 2 | 0 | 0 | 0 | 0 | 1 | 3 | | | | | | | | | | | |
| Inning Stats | R: 0 E: 0 K: 0 S: 3 | H: 2 LOB: 2 BB: 0 P: 8 | R: 1 E: 0 K: 1 S: 7 | H: 2 LOB: 0 BB: 0 P: 8 | R: 0 E: 0 K: 0 S: 3 | H: 0 LOB: 0 BB: 0 P: 3 | R: 0 E: 0 K: 0 S: 4 | H: 1 LOB: 1 BB: 0 P: 4 | R: 0 E: 0 K: 1 S: 7 | H: 2 LOB: 2 BB: 0 P: 7 | R: 0 E: 0 K: 0 S: 3 | H: 0 LOB: 0 BB: 0 P: 3 | R: 1 E: 0 K: 0 S: 5 | H: 2 LOB: 1 BB: 0 P: 5 | R: 2 E: 0 K: 1 S: 6 | H: 1 LOB: 0 BB: 1 P: 10 | 1B: 7 2B: 0 3B: 0 HR: 1 | SF: 0 SAC: 0 DP: 0 HBP: 1 | WP: 0 PB: 0 CS: 0 | PA: 34 | | | | | | | |
| PITCHER | IP | WLS | BF | H | R | ER | SO | BB | IBB | HBP | BLK | WP | HR | S | P | ERA | WHIP | | | | | | | | | | |
| Joe Horlen, R ERA: 2.82 Eddie Fisher, R ERA: 1.71 | (1, 1) | 7.1 | 32 | 8 | 4 | 4 | 2 | 1 | 0 | 0 | 0 | 0 | 0 | 4 | 4 | 4.91 | 1.227 | | | | | | | | | | |

Chicago White Sox @ Cleveland Indians
Cleveland Municipal Stadium, Cleveland, OH

AB 32
R 4
H 8
RBI 4
BB 1
SO 3
LOB 12



Wed Jul 28 1965, 7:05 PM EDT
Att: 14,188 - Unknown


| Batter | 1 | 2 | 3 | 4 | 5 | 6 | 7 | 8 | 9 | AB | R | H | RBI | BB | SO | LOB | TOP | | | | | | | | | | | |
|--|------------------------------|----------------------------------|------------------------------|---------------------------------|------------------------------|---------------------------------|------------------------------|----------------------------------|------------------------------|---------------------------------|------------------------------|---------------------------------|------------------------------|---------------------------------|------------------------------|---------------------------------|--|----------------------------------|------------------------------------|----------------------------------|--------|--|--|--|--|--|--|--|
| Don Buford, S OBP: 0.350, SLG: 0.388 Smoky Burgess, L OBP: 0.355, SLG: 0.444 Al Weiss, S OBP: 0.323, SLG: 0.368 (1, 4) X | 0-0 4-3 BB | 4-0 S 1B BB | | 0-3 K | | 0-3 K | | 4-0 FC6-2 HR IBB | | 3 | 1 | 0 | 0 | 1 | 2 | 1 | Chicago White Sox @ Cleveland Indians Cleveland Municipal Stadium, Cleveland, OH Thu Jul 29 1965, 7:05 PM EDT Att: 13,167 - Unknown | | | | | | | | | | | |
| Floyd Robinson, L OBP: 0.336, SLG: 0.374 (1, 9) X | 0-0 HR 1B | 0-0 L4-3 1B | | 0-0 4-3 | | 0-0 F5 | | 0-0 FC6-2 HR | | 5 | 2 | 2 | 1 | 0 | 0 | 3 | | | | | | | | | | | | |
| John Romano, R OBP: 0.367, SLG: 0.431 Dave Nicholson, R OBP: 0.238, SLG: 0.292 (1, 7) X | 0-0 HR 1B | 0-0 L4-3 1B | | 4-0 BB | | 0-3 K | | 0-0 HR | | 4 | 2 | 2 | 5 | 1 | 1 | 2 | | | | | | | | | | | | |
| Pete Ward, L OBP: 0.366, SLG: 0.440 (1, 5) X | 4-0 1B E BB | 0-0 F8 | | 0-3 K | | | | 0-0 HR | | 4 | 2 | 1 | 1 | 1 | 1 | 2 | | | | | | | | | | | | |
| Bill Skowron, R OBP: 0.320, SLG: 0.445 Tom McCraw, L OBP: 0.271, SLG: 0.275 (1, 3) X | 0-0 E 1B | | 0-0 6-3 | | 0-0 L8 | | 0-0 F7 | | 0-0 5-3 | 5 | 0 | 1 | 0 | 0 | 0 | 0 | | | | | | | | | | | | |
| Ron Hansen, R OBP: 0.310, SLG: 0.391 (1, 6) X | 0-0 E5 1B | | 0-0 1B FC4-6 | | 0-0 4-3 | | 0-3 K | | 0-0 1B | 5 | 1 | 2 | 0 | 0 | 1 | 1 | | | | | | | | | | | | |
| J.C. Martin, L OBP: 0.343, SLG: 0.329 (1, 2) X | 0-0 FC6-4 IBB | | 0-0 1B FC4-6 | | 0-0 1B | | 0-0 L4 | | 0-0 F7 | 4 | 0 | 2 | 0 | 1 | 0 | 1 | | | | | | | | | | | | |
| Ken Berry, R OBP: 0.253, SLG: 0.328 (1, 8) X | 0-3 K | | 0-0 FC4-6 | | 0-3 K | | | 0-0 SH1-4 S FC6-2 1B | | 5 | 0 | 1 | 1 | 0 | 2 | 6 | | | | | | | | | | | | |
| Tommy John, R OBP: 0.143, SLG: 0.091 Bob Locker, S Hoyt Wilhelm, R (1, 1) X | 0-0 FC6-4 | | 0-0 5-3 | | | 4-0 BB | | 0-0 SH1-4 | | 2 | 0 | 0 | 0 | 0 | 0 | 4 | | | | | | | | | | | | |
| Inning Stats | R: 3 E: 1 K: 1 S: 9 | H: 3 LOB: 3 BB: 2 P: 17 | R: 1 E: 0 K: 0 S: 3 | H: 1 LOB: 0 BB: 1 P: 7 | R: 1 E: 0 K: 0 S: 5 | H: 2 LOB: 1 BB: 0 P: 5 | R: 0 E: 0 K: 2 S: 7 | H: 0 LOB: 1 BB: 1 P: 11 | R: 0 E: 0 K: 1 S: 6 | H: 1 LOB: 0 BB: 0 P: 6 | R: 1 E: 0 K: 1 S: 6 | H: 1 LOB: 0 BB: 0 P: 6 | R: 3 E: 0 K: 0 S: 5 | H: 2 LOB: 1 BB: 1 P: 9 | R: 0 E: 0 K: 0 S: 4 | H: 1 LOB: 1 BB: 0 P: 4 | | 1B: 8 2B: 1 3B: 0 HR: 3 | SF: 0 SAC: 1 DP: 1 HBP: 0 | WP: 0 PB: 0 SB: 2 CS: 0 | PA: 44 | | | | | | | |
| PITCHER | IP | WLS | BF | H | R | ER | SO | BB | IBB | HBP | BLK | WP | HR | S | P | ERA | WHIP | | | | | | | | | | | |
| Luis Tiant, R ERA: 3.38 Floyd Weaver, R ERA: 4.45 Lee Stange, R ERA: 3.11 Jack Spring, L ERA: 3.72 | (1, 1) | 1.0 | L | 11 | 4 | 4 | 3 | 1 | 2 | 1 | 0 | 0 | 0 | 0 | 10 | 22 | 27.00 | 6.000 | | | | | | | | | | |

| Batter | 1 | 2 | 3 | 4 | 5 | 6 | 7 | 8 | 9 | AB | R | H | RBI | BB | SO | LOB | BOTTOM | | | | | | | | | | | |
|--|------------------------------|----------------------------------|------------------------------|---------------------------------|------------------------------|----------------------------------|------------------------------|---------------------------------|------------------------------|----------------------------------|------------------------------|---------------------------------|------------------------------|---------------------------------|------------------------------|---------------------------------|--|----------------------------------|------------------------------------|----------------------------------|--------|--|--|--|--|--|--|--|
| Larry Brown, R OBP: 0.318, SLG: 0.388 (1, 6) X | 0-0 HR | | 0-3 K | 0-0 5-3 | | 0-0 F1 | | 0-0 F2 | | 5 | 1 | 1 | 1 | 0 | 1 | 2 | Chicago White Sox @ Cleveland Indians Cleveland Municipal Stadium, Cleveland, OH Thu Jul 29 1965, 7:05 PM EDT Att: 13,167 - Unknown | | | | | | | | | | | |
| Chuck Hinton, R OBP: 0.338, SLG: 0.466 (1, 8) X | 0-0 E9 6-3 | | 0-0 WP BB 5-3 1B | | 0-0 1B 2B | | 0-0 F7 | | | 4 | 3 | 2 | 0 | 0 | 0 | 0 | | | | | | | | | | | | |
| Leon Wagner, L OBP: 0.340, SLG: 0.467 (1, 7) X | 0-0 6-3 | | 4-0 WP BB 1B | | 0-0 4-3 | | 0-0 F7 | | | 3 | 0 | 0 | 1 | 1 | 0 | 1 | | | | | | | | | | | | |
| Rocky Colavito, R OBP: 0.394, SLG: 0.506 (1, 9) X | 4-0 WP BB | | 0-0 5-3 | | 0-0 FC4-6 1B | | 0-0 F5 | | | 3 | 0 | 1 | 2 | 1 | 0 | 1 | | | | | | | | | | | | |
| Fred Whitfield, L OBP: 0.310, SLG: 0.512 (1, 3) X | 0-3 K | | 0-0 4-3 | | 0-0 FC4-6 BB | | 0-3 K | | | 4 | 0 | 0 | 0 | 0 | 2 | 3 | | | | | | | | | | | | |
| Max Alvis, R OBP: 0.337, SLG: 0.467 (1, 5) X | 0-3 K2-3 | | 0-3 K | | 4-0 BB | | 0-0 F4 | | | 3 | 0 | 0 | 0 | 1 | 2 | 1 | | | | | | | | | | | | |
| Pedro Gonzalez, R OBP: 0.314, SLG: 0.415 (1, 4) X | | 0-0 6-3 | | 0-0 1B 1B | | 0-3 K | | 0-0 4-3 | | 4 | 0 | 1 | 0 | 0 | 1 | 2 | | | | | | | | | | | | |
| Joe Azcue, R OBP: 0.285, SLG: 0.240 (1, 2) X | | 0-0 6-3 | | 0-3 K | | 0-0 5-3 | | 0-0 F8 | | 4 | 0 | 0 | 0 | 0 | 1 | 1 | | | | | | | | | | | | |
| Luis Tiant, R OBP: 0.140, SLG: 0.171 Floyd Weaver, R OBP: 0.142, SLG: 0.200 Billy Martin, R OBP: 0.143, SLG: 0.198 Lee Stange, R OBP: 0.143, SLG: 0.198 Jack Spring, R OBP: 0.143, SLG: 0.198 Duke Sims, L OBP: 0.233, SLG: 0.404 (1, 1) X | | 0-3 K | | 0-0 1B | | 0-0 6-3 | | 0-3 K | | 0 | 0 | 0 | 0 | 0 | 0 | 0 | | | | | | | | | | | | |
| Inning Stats | R: 2 E: 1 K: 2 S: 9 | H: 1 LOB: 1 BB: 1 P: 13 | R: 0 E: 0 K: 1 S: 5 | H: 0 LOB: 0 BB: 0 P: 5 | R: 1 E: 0 K: 1 S: 6 | H: 1 LOB: 1 BB: 1 P: 10 | R: 0 E: 0 K: 2 S: 9 | H: 2 LOB: 2 BB: 0 P: 9 | R: 1 E: 0 K: 1 S: 7 | H: 2 LOB: 2 BB: 1 P: 11 | R: 0 E: 0 K: 0 S: 3 | H: 0 LOB: 0 BB: 0 P: 3 | R: 0 E: 0 K: 1 S: 5 | H: 0 LOB: 0 BB: 0 P: 5 | R: 0 E: 0 K: 1 S: 5 | H: 0 LOB: 0 BB: 0 P: 5 | | 1B: 4 2B: 1 3B: 0 HR: 1 | SF: 0 SAC: 0 DP: 0 HBP: 0 | WP: 2 PB: 0 SB: 0 CS: 0 | PA: 37 | | | | | | | |
| PITCHER | IP | WLS | BF | H | R | ER | SO | BB | IBB | HBP | BLK | WP | HR | S | P | ERA | WHIP | | | | | | | | | | | |
| Tommy John, L ERA: 3.24 Bob Locker, R ERA: 2.61 Hoyt Wilhelm, R ERA: 2.37 | (1, 1) | 3.2 | 18 | 4 | 3 | 2 | 6 | 2 | 0 | 0 | 0 | 0 | 0 | 0 | 28 | 36 | 4.91 | 1.636 | | | | | | | | | | |

| Batter | 1 | 2 | 3 | 4 | 5 | 6 | 7 | 8 | 9 | AB | R | H | RBI | BB | SO | LOB | TOP | | | | | | | | | | |
|--|------------------------------|----------------------------------|------------------------------|---------------------------------|------------------------------|----------------------------------|------------------------------|---------------------------------|------------------------------|---------------------------------|------------------------------|---------------------------------|------------------------------|----------------------------------|------------------------------|---------------------------------|----------------------------------|------------------------------------|-------------------------|--------|--|--|--|--|--|--|--|
| Don Wert, R OBP: 0.340, SLG: 0.362 (1, 5) | 4-0 6-3 BB | | 0-0 F9 | | 0-0 E | | 0-0 F7 | | 0-0 L3 | 4 | 0 | 1 | 0 | 1 | 0 | 3 | | | | | | | | | | | |
| Jerry Lumpe, L OBP: 0.340, SLG: 0.344 Ray Oyler, R OBP: 0.250, SLG: 0.281 (9, FR) (9, 4) | 0-0 2-3 | | 0-0 F9 | | 0-0 E4 | | | 0-0 4-3 | 0-0 1B | 5 | 0 | 1 | 2 | 0 | 0 | 2 | | | | | | | | | | | |
| Don Demeter, R OBP: 0.310, SLG: 0.443 (1, 9) | 0-0 6-3 | | | 0-0 BB | 0-0 G5-4-3 | | | 0-0 E3 | 0-0 F9 | 5 | 0 | 1 | 0 | 0 | 0 | 4 | | | | | | | | | | | |
| Al Kaline, R OBP: 0.409, SLG: 0.529 (1, 8) | 4-0 BB | | | 0-0 L6 | | 4-0 1B | | 0-0 L1-3 | | 2 | 1 | 0 | 0 | 2 | 0 | 2 | | | | | | | | | | | |
| Willie Horton, R OBP: 0.363, SLG: 0.583 (1, 7) | 0-0 F2 | | | 0-0 BB | 1-2 1B | 0-0 FC3-6 | | 4-0 1B | | 3 | 0 | 2 | 0 | 1 | 0 | 2 | | | | | | | | | | | |
| Norm Cash, L OBP: 0.348, SLG: 0.422 (1, 3) | | 0-0 2-3 | | 4-0 1B | 1-2 2-3 BB | 0-0 FC3-6 | | 0-0 K | | 3 | 0 | 0 | 1 | 1 | 1 | 3 | | | | | | | | | | | |
| Bill Freehan, R OBP: 0.275, SLG: 0.320 (1, 2) | | 0-0 2-3 | | 0-0 F2 | | 0-0 G1-6-3 | | | 4-0 1B | 3 | 1 | 0 | 0 | 1 | 0 | 4 | | | | | | | | | | | |
| Dick McAuliffe, L OBP: 0.363, SLG: 0.476 (1, 6) | | 0-0 F4 | | 0-3 K | | | 0-3 K2-3 | | 0-0 1B | 4 | 1 | 1 | 0 | 0 | 2 | 3 | | | | | | | | | | | |
| Mickey Lolich, S OBP: 0.123, SLG: 0.091 Jake Wood, R OBP: 0.329, SLG: 0.373 Fred Gladding, L (9, 1) | | | 0-3 K | | 0-0 1-3 | | 0-3 K | | 0-0 1B | 3 | 0 | 0 | 0 | 0 | 2 | 0 | | | | | | | | | | | |
| Inning Stats | R: 0 E: 0 K: 0 S: 3 | H: 0 LOB: 2 BB: 2 P: 11 | R: 0 E: 0 K: 0 S: 3 | H: 0 LOB: 0 BB: 0 P: 3 | R: 0 E: 0 K: 1 S: 5 | H: 2 LOB: 3 BB: 1 P: 11 | R: 0 E: 0 K: 1 S: 7 | H: 1 LOB: 1 BB: 0 P: 4 | R: 1 E: 0 K: 0 S: 3 | H: 1 LOB: 0 BB: 1 P: 7 | R: 0 E: 0 K: 2 S: 7 | H: 0 LOB: 0 BB: 0 P: 7 | R: 0 E: 1 K: 1 S: 6 | H: 0 LOB: 2 BB: 1 P: 10 | R: 2 E: 0 K: 0 S: 5 | H: 3 LOB: 1 BB: 1 P: 9 | 1B: 7 2B: 1 3B: 0 HR: 0 | SF: 0 SAC: 0 DP: 3 HBP: 0 | WP: 0 PB: 0 CS: 0 | PA: 39 | | | | | | | |
| PITCHER | IP | WLS | BF | H | R | ER | SO | BB | IBB | HBP | BLK | WP | HR | S | P | ERA | WHIP | | | | | | | | | | |
| Juan Pizarro, L ERA: 5.53 Eddie Fisher, R ERA: 1.87 (1, 1) (9, 1) | 8.0 | | 33 | 4 | 1 | 1 | 5 | 4 | 1 | 0 | 0 | 0 | 0 | 38 | 58 | 1.12 | 1.000 | | | | | | | | | | |

Detroit Tigers @ Chicago White Sox
Comiskey Park, Chicago, IL
Fri Jul 30 1965, 8:05 PM EDT
Att: 26,824 - Unknown


AB 33
R 3
H 7
RBI 3
BB 6
SO 5
LOB 23





| Batter | 1 | 2 | 3 | 4 | 5 | 6 | 7 | 8 | 9 | AB | R | H | RBI | BB | SO | LOB | BOTTOM | | | | | | | | | | |
|---|------------------------------|---------------------------------|------------------------------|---------------------------------|------------------------------|----------------------------------|------------------------------|---------------------------------|------------------------------|---------------------------------|------------------------------|---------------------------------|------------------------------|---------------------------------|------------------------------|---------------------------------|----------------------------------|------------------------------------|-------------------------|--------|--|--|--|--|--|--|--|
| Don Buford, S OBP: 0.349, SLG: 0.386 (1, 4) | 0-3 K | | 0-0 BB | | 0-0 6-3 | | | 0-0 F9 | | 4 | 0 | 1 | 1 | 0 | 1 | 1 | | | | | | | | | | | |
| Floyd Robinson, L OBP: 0.333, SLG: 0.370 (1, 9) | 0-0 4-3 | | 0-0 FC5-3 | | | 0-3 K | | 0-0 F3 | | 4 | 0 | 0 | 0 | 0 | 1 | 3 | | | | | | | | | | | |
| John Romano, R OBP: 0.365, SLG: 0.424 (1, 7) | 0-0 F5 | | 0-0 BB | | 0-0 5-3 | | | 0-0 F2 | | 3 | 0 | 0 | 0 | 1 | 0 | 0 | | | | | | | | | | | |
| Bill Skowron, R OBP: 0.319, SLG: 0.443 (1, 3) | | 0-0 L8 | | 0-0 L8 | | | | 0-0 4-3 | | 4 | 0 | 1 | 0 | 0 | 0 | 3 | | | | | | | | | | | |
| Pete Ward, L OBP: 0.365, SLG: 0.438 (1, 5) | 0-0 F7 | | | 0-3 K | | | 0-0 3-1 | | 0-0 1B | 4 | 0 | 1 | 0 | 0 | 1 | 1 | | | | | | | | | | | |
| Ron Hansen, R OBP: 0.307, SLG: 0.387 (1, 6) | 0-0 G6-4-3 | | | 0-0 L7 | | | 0-0 L7 | | 0-0 F3 | 4 | 0 | 0 | 0 | 0 | 0 | 2 | | | | | | | | | | | |
| Ken Berry, R OBP: 0.253, SLG: 0.332 (1, 8) | | | 0-0 SH5-3 | | 0-0 1-3 | | | 0-0 F7 | | 3 | 1 | 1 | 0 | 0 | 0 | 0 | | | | | | | | | | | |
| J.C. Martin, L OBP: 0.343, SLG: 0.325 (1, 2) | | | 4-0 1B | | 0-0 F2 | | | 0-0 1-3 | | 2 | 0 | 0 | 0 | 1 | 0 | 0 | | | | | | | | | | | |
| Juan Pizarro, L OBP: 0.250, SLG: 0.250 Danny Cater, R OBP: 0.303, SLG: 0.406 Eddie Fisher, R OBP: 0.136, SLG: 0.095 (1, 1) (8, PH) (9, 1) | | | 0-0 SH5-3 | | 0-0 K | | | 0-0 1B | | 1 | 0 | 0 | 0 | 0 | 1 | 0 | | | | | | | | | | | |
| Inning Stats | R: 0 E: 0 K: 1 S: 5 | H: 1 LOB: 0 BB: 0 P: 5 | R: 0 E: 0 K: 0 S: 3 | H: 1 LOB: 0 BB: 0 P: 3 | R: 1 E: 0 K: 0 S: 5 | H: 2 LOB: 3 BB: 2 P: 13 | R: 0 E: 0 K: 1 S: 5 | H: 0 LOB: 0 BB: 0 P: 5 | R: 0 E: 0 K: 1 S: 5 | H: 0 LOB: 0 BB: 0 P: 5 | R: 0 E: 0 K: 0 S: 3 | H: 0 LOB: 0 BB: 0 P: 3 | R: 0 E: 0 K: 0 S: 4 | H: 1 LOB: 1 BB: 0 P: 4 | R: 0 E: 0 K: 0 S: 4 | H: 1 LOB: 1 BB: 0 P: 4 | 1B: 4 2B: 1 3B: 0 HR: 0 | SF: 0 SAC: 1 DP: 1 HBP: 0 | WP: 0 PB: 0 CS: 0 | PA: 33 | | | | | | | |
| PITCHER | IP | WLS | BF | H | R | ER | SO | BB | IBB | HBP | BLK | WP | HR | S | P | ERA | WHIP | | | | | | | | | | |
| Mickey Lolich, L ERA: 3.6 Fred Gladding, R ERA: 3.06 (1, 1) (9, 1) | 8.0 | | 29 | 4 | 1 | 1 | 4 | 2 | 0 | 0 | 0 | 0 | 0 | 35 | 43 | 1.12 | 0.750 | | | | | | | | | | |

Detroit Tigers @ Chicago White Sox
Comiskey Park, Chicago, IL
Fri Jul 30 1965, 8:05 PM EDT
Att: 26,824 - Unknown

AB 30
R 1
H 5
RBI 1
BB 2
SO 4
LOB 10



| Batter | 1 | 2 | 3 | 4 | 5 | 6 | 7 | 8 | 9 | AB | R | H | RBI | BB | SO | LOB | TOP | | | | | | | | | | |
|--|------------------------------|---------------------------------|------------------------------|---------------------------------|------------------------------|---------------------------------|------------------------------|---------------------------------|------------------------------|---------------------------------|------------------------------|---------------------------------|------------------------------|---------------------------------|------------------------------|---------------------------------|--|------------------------------------|----------------------------------|--------|--|--|--|--|--|--|--|
| Don Wert, R OBP: 0.339, SLG: 0.361 (1, 5) | 0-0 1B | | 0-0 5-3 | | 0-0 6-3 | | | 0-0 F7 | | 4 | 0 | 1 | 0 | 0 | 0 | 1 | Detroit Tigers @ Chicago White Sox Comiskey Park, Chicago, IL Sat Jul 31 1965, 4:33 AM EDT Att: 6,405 - Unknown AB 31 R 3 H 7 RBI 3 BB 1 SO 1 LOB 5  | | | | | | | | | | |
| Jerry Lumpe, L OBP: 0.339, SLG: 0.343 (1, 4) | 0-0 F7 | | 0-0 L8 | | | 0-0 1B | | 0-0 1-3 | | 4 | 1 | 1 | 0 | 0 | 0 | 0 | | | | | | | | | | | |
| Norm Cash, L OBP: 0.350, SLG: 0.425 (1, 3) | 0-0 1B | | 0-0 1-3 | | | 4-0 1B | | 0-0 F9 | | 3 | 1 | 1 | 0 | 1 | 0 | 0 | | | | | | | | | | | |
| Al Kaline, R OBP: 0.410, SLG: 0.529 (1, 8) | 0-0 1B | | | 0-0 L5 | | 0-0 1B | | 0-0 L8 | | 4 | 1 | 2 | 2 | 0 | 0 | 0 | | | | | | | | | | | |
| Willie Horton, R OBP: 0.362, SLG: 0.578 (1, 7) | 0-0 1B | | | 0-0 F8 | | 0-0 1B | | 0-0 5-3 | | 4 | 0 | 1 | 1 | 0 | 0 | 2 | | | | | | | | | | | |
| Dick McAuliffe, L OBP: 0.359, SLG: 0.471 (1, 6) | 0-0 1B | | | 0-0 6-3 | | 0-0 F7 | | 0-0 4-3 | | 4 | 0 | 0 | 0 | 0 | 0 | 2 | | | | | | | | | | | |
| Don Demeter, R OBP: 0.307, SLG: 0.438 (1, 9) | | 0-0 1-3 | | | 0-3 K | | 0-0 F7 | | | 3 | 0 | 0 | 0 | 0 | 1 | 0 | | | | | | | | | | | |
| John Sullivan, L OBP: 0.316, SLG: 0.373 (1, 2) | | 0-0 F9 | | | 0-0 1B | | 0-0 1-3 | | | 3 | 0 | 1 | 0 | 0 | 0 | 0 | | | | | | | | | | | |
| Joe Sparma, R OBP: 0.214, SLG: 0.222 (1, 1) | | 0-0 5-3 | | | 0-0 SH2-4 | | 0-0 6-3 | | | 1 | 0 | 0 | 0 | 0 | 0 | 0 | | | | | | | | | | | |
| Julio Navarro, R (4, 1) | | | | | 0-0 SH2-4 | | | | | 0 | 0 | 0 | 0 | 0 | 0 | 0 | | | | | | | | | | | |
| Jake Wood, R OBP: 0.325, SLG: 0.368 (7, PH) | | | | | 0-0 SH2-4 | | | | | 1 | 0 | 0 | 0 | 0 | 0 | 0 | | | | | | | | | | | |
| Larry Sherry, R OBP: 0.429, SLG: 0.667 (7, 1) | | | | | 0-0 SH2-4 | | | | | 0 | 0 | 0 | 0 | 0 | 0 | 0 | | | | | | | | | | | |
| Inning Stats | R: 2 E: 0 K: 0 S: 6 | H: 4 LOB: 1 BB: 0 P: 6 | R: 0 E: 0 K: 0 S: 3 | H: 0 LOB: 0 BB: 0 P: 3 | R: 0 E: 0 K: 0 S: 3 | H: 0 LOB: 0 BB: 0 P: 3 | R: 0 E: 0 K: 1 S: 6 | H: 1 LOB: 1 BB: 0 P: 6 | R: 1 E: 0 K: 0 S: 4 | H: 2 LOB: 1 BB: 1 P: 8 | R: 0 E: 0 K: 0 S: 3 | H: 0 LOB: 0 BB: 0 P: 3 | R: 0 E: 0 K: 0 S: 3 | H: 0 LOB: 0 BB: 0 P: 3 | R: 0 E: 0 K: 0 S: 3 | H: 0 LOB: 0 BB: 0 P: 3 | 1B: 6 2B: 1 3B: 0 HR: 0 | SF: 0 SAC: 1 DP: 1 HBP: 0 | WP: 0 PB: 0 SB: 0 CS: 0 | PA: 33 | | | | | | | |
| PITCHER | IP | WLS | BF | H | R | ER | SO | BB | IBB | HBP | BLK | WP | HR | S | P | ERA | WHIP | | | | | | | | | | |
| Frank Lary, R ERA: 3.28 (1, 1) | 5.0 | W | 22 | 7 | 3 | 3 | 1 | 1 | 0 | 0 | 0 | 0 | 0 | 23 | 27 | 5.40 | 1.600 | | | | | | | | | | |
| John Buzhardt, R ERA: 3.24 (6, 1) | 4.0 | S | 11 | 0 | 0 | 0 | 0 | 0 | 0 | 0 | 0 | 0 | 0 | 11 | 11 | 0.00 | 0.000 | | | | | | | | | | |

| Batter | 1 | 2 | 3 | 4 | 5 | 6 | 7 | 8 | 9 | AB | R | H | RBI | BB | SO | LOB | BOTTOM | | | | | | | | | | |
|--|------------------------------|---------------------------------|------------------------------|---------------------------------|------------------------------|---------------------------------|------------------------------|---------------------------------|------------------------------|---------------------------------|------------------------------|----------------------------------|------------------------------|---------------------------------|------------------------------|---------------------------------|---|------------------------------------|----------------------------------|--------|--|--|--|--|--|--|--|
| Don Buford, S OBP: 0.345, SLG: 0.381 (1, 4) (9, 5) | 0-0 4-3 | | 0-0 F6 | 0-0 F9 | | | | 0-3 K | | 4 | 0 | 0 | 0 | 0 | 1 | 3 | Detroit Tigers @ Chicago White Sox Comiskey Park, Chicago, IL Sat Jul 31 1965, 4:33 AM EDT Att: 6,405 - Unknown AB 27 R 4 H 7 RBI 4 BB 4 SO 6 LOB 13  | | | | | | | | | | |
| Floyd Robinson, L OBP: 0.334, SLG: 0.369 (1, 9) | 0-0 1B | | 0-0 6-3 | | 0-3 K | | 4-0 BB | | | 3 | 0 | 1 | 0 | 1 | 1 | 1 | | | | | | | | | | | |
| John Romano, R OBP: 0.363, SLG: 0.418 (1, 7) | 0-0 G5-4-3 | | | 4-0 CS | 0-3 K | | 0-3 K | | | 3 | 0 | 0 | 0 | 1 | 2 | 3 | | | | | | | | | | | |
| Dave Nicholson, R OBP: 0.238, SLG: 0.292 (6, 7) | 0-0 G5-4-3 | | | 0-0 BB | 0-3 K | | 0-3 K | | | 0 | 0 | 0 | 0 | 0 | 0 | 0 | | | | | | | | | | | |
| Pete Ward, L OBP: 0.364, SLG: 0.438 (1, 5) | | 0-0 F7 | | 0-0 1-2 | 0-0 F9 | | | 0-0 4-3 | | 4 | 1 | 1 | 0 | 0 | 0 | 0 | | | | | | | | | | | |
| Al Weis, S OBP: 0.323, SLG: 0.368 (9, 4) | | 0-0 F7 | | 0-0 2B | 0-0 F9 | | | 0-0 4-3 | | 0 | 0 | 0 | 0 | 0 | 0 | 0 | | | | | | | | | | | |
| Bill Skowron, R OBP: 0.323, SLG: 0.452 (1, 3) | | 0-0 4-3 | | 0-0 1B | 0-0 2B | | 0-0 5-3 | | 0-0 CS | 4 | 1 | 3 | 1 | 0 | 0 | 0 | | | | | | | | | | | |
| J.C. Martin, L OBP: 0.341, SLG: 0.323 (1, 2) | | 0-0 4-3 | | 0-0 F9 | 0-0 1B | | 0-0 F2 | | 0-3 K | 4 | 1 | 1 | 1 | 0 | 1 | 2 | | | | | | | | | | | |
| Ron Hansen, R OBP: 0.308, SLG: 0.384 (1, 6) | | 0-0 L8 | | 4-0 1B | 0-0 BB | | 0-0 F3 | | | 2 | 1 | 0 | 0 | 1 | 0 | 1 | | | | | | | | | | | |
| Ken Berry, R OBP: 0.253, SLG: 0.332 (1, 8) | | | 1-0 SH5-3 | 0-0 F9 | | 4-0 S | | | | 0 | 0 | 0 | 0 | 0 | 0 | 0 | | | | | | | | | | | |
| Tom McCraw, L OBP: 0.277, SLG: 0.273 (2, 8) | | | 0-0 HBP | 0-0 F9 | | 0-0 BB | | | | 1 | 0 | 0 | 0 | 1 | 0 | 2 | | | | | | | | | | | |
| Frank Lary, R OBP: 0.238, SLG: 0.238 (1, 1) | | | 0-0 SH5-3 | 0-0 1B | | 0-3 K | | | | 1 | 0 | 1 | 2 | 0 | 0 | 0 | | | | | | | | | | | |
| John Buzhardt, R OBP: 0.235, SLG: 0.133 (6, 1) | | | 0-0 SH5-3 | 0-0 1B | | 0-3 K | | | | 1 | 0 | 0 | 0 | 0 | 1 | 1 | | | | | | | | | | | |
| Inning Stats | R: 0 E: 0 K: 0 S: 3 | H: 1 LOB: 0 BB: 0 P: 3 | R: 0 E: 0 K: 0 S: 4 | H: 1 LOB: 1 BB: 0 P: 4 | R: 0 E: 0 K: 0 S: 3 | H: 0 LOB: 0 BB: 0 P: 4 | R: 4 E: 0 K: 2 S: 7 | H: 4 LOB: 1 BB: 2 P: 7 | R: 0 E: 0 K: 0 S: 3 | H: 0 LOB: 0 BB: 0 P: 3 | R: 0 E: 0 K: 3 S: 9 | H: 0 LOB: 2 BB: 2 P: 17 | R: 0 E: 0 K: 1 S: 5 | H: 1 LOB: 1 BB: 0 P: 5 | R: 0 E: 0 K: 0 S: 5 | H: 0 LOB: 0 BB: 0 P: 5 | 1B: 4 2B: 4 3B: 0 HR: 0 | SF: 0 SAC: 1 DP: 2 HBP: 1 | WP: 0 PB: 0 SB: 1 CS: 2 | PA: 33 | | | | | | | |
| PITCHER | IP | WLS | BF | H | R | ER | SO | BB | IBB | HBP | BLK | WP | HR | S | P | ERA | WHIP | | | | | | | | | | |
| Joe Sparma, R ERA: 3.39 (1, 1) | 3.2 | L | 18 | 6 | 4 | 4 | 0 | 2 | 0 | 0 | 0 | 0 | 0 | 15 | 24 | 9.82 | 2.182 | | | | | | | | | | |
| Julio Navarro, R ERA: 5.91 (4, 1) | 2.1 | | 7 | 0 | 0 | 0 | 2 | 0 | 0 | 0 | 0 | 0 | 0 | 11 | 11 | 0.00 | 0.000 | | | | | | | | | | |
| Larry Sherry, R ERA: 3.19 (7, 1) | 2.0 | | 8 | 1 | 0 | 0 | 4 | 2 | 0 | 0 | 0 | 0 | 0 | 14 | 22 | 0.00 | 1.500 | | | | | | | | | | |

| Batter | 1 | 2 | 3 | 4 | 5 | 6 | 7 | 8 | 9 | AB | R | H | RBI | BB | SO | LOB | TOP | | | |
|--|--|---------------------------------|------------------------------|---------------------------------|------------------------------|----------------------------------|------------------------------|---------------------------------|------------------------------|---------------------------------|------------------------------|---------------------------------|------------------------------|---------------------------------|------------------------------|---------------------------------|----------------------------------|------------------------------------|-------------------------|--------|
| Don Wert, R OBP: 0.336, SLG: 0.357 (1, 5) | | | | | | | | | | 4 | 0 | 0 | 0 | 0 | 1 | 2 | | | | |
| Jerry Lumpe, L OBP: 0.338, SLG: 0.342 (1, 4) | | | | | | | | | | 4 | 0 | 1 | 0 | 0 | 0 | 1 | | | | |
| Gates Brown, L OBP: 0.246, SLG: 0.358 (1, 7) | | | | | | | | | | 4 | 0 | 0 | 0 | 0 | 0 | 1 | | | | |
| Willie Horton, R OBP: 0.358, SLG: 0.571 (1, 9) | | | | | | | | | | 4 | 0 | 0 | 0 | 0 | 1 | 1 | | | | |
| Dick McAuliffe, L OBP: 0.357, SLG: 0.467 (1, 6) | | | | | | | | | | 3 | 0 | 0 | 0 | 0 | 0 | 0 | | | | |
| Norm Cash, L OBP: 0.350, SLG: 0.427 (1, 3) | | | | | | | | | | 3 | 0 | 1 | 0 | 0 | 0 | 0 | | | | |
| George Thomas, R OBP: 0.257, SLG: 0.338 (8, PH) | | | | | | | | | | 2 | 0 | 0 | 0 | 0 | 1 | 1 | | | | |
| Jim Northrup, L OBP: 0.258, SLG: 0.329 (8, PH) | | | | | | | | | | 1 | 0 | 0 | 0 | 0 | 1 | 0 | | | | |
| Don Demeter, R OBP: 0.307, SLG: 0.438 (8, 8) | | | | | | | | | | 0 | 0 | 0 | 0 | 0 | 0 | 0 | | | | |
| John Sullivan, L OBP: 0.322, SLG: 0.365 (8, PH) | | | | | | | | | | 1 | 0 | 0 | 0 | 1 | 0 | 1 | | | | |
| Al Kaline, R OBP: 0.409, SLG: 0.527 (8, PH) | | | | | | | | | | 1 | 0 | 0 | 0 | 0 | 0 | 0 | | | | |
| Orlando Pena, R OBP: 0.286, SLG: 0.231 (8, 1) | | | | | | | | | | 0 | 0 | 0 | 0 | 0 | 0 | 0 | | | | |
| Hank Aquirre, R OBP: 0.157, SLG: 0.125 (8, PH) | | | | | | | | | | 2 | 0 | 0 | 0 | 0 | 1 | 2 | | | | |
| Bill Freehan, R OBP: 0.277, SLG: 0.323 (8, 2) | | | | | | | | | | 1 | 0 | 1 | 0 | 0 | 0 | 0 | | | | |
| Inning Stats | R: 0 E: 0 K: 0 S: 4 | H: 1 LOB: 1 BB: 0 P: 4 | R: 0 E: 0 K: 0 S: 3 | H: 0 LOB: 0 BB: 0 P: 3 | R: 0 E: 0 K: 2 S: 7 | H: 0 LOB: 1 BB: 1 P: 11 | R: 0 E: 0 K: 0 S: 3 | H: 0 LOB: 0 BB: 0 P: 3 | R: 0 E: 0 K: 1 S: 6 | H: 1 LOB: 1 BB: 0 P: 6 | R: 0 E: 0 K: 1 S: 5 | H: 0 LOB: 0 BB: 0 P: 5 | R: 0 E: 0 K: 1 S: 6 | H: 1 LOB: 1 BB: 0 P: 6 | R: 0 E: 0 K: 0 S: 3 | H: 0 LOB: 0 BB: 0 P: 3 | 1B: 2 2B: 1 3B: 0 HR: 0 | SF: 0 SAC: 0 DP: 0 HBP: 0 | WP: 0 PB: 0 CS: 0 | PA: 31 |
| PITCHER Joe Horlen, R ERA: 2.65 (1, 1) | IP: 9.0 WLS: W BF: 31 H: 3 R: 0 ER: 0 SO: 5 BB: 1 IBB: 0 HBP: 0 BLK: 0 WP: 0 HR: 0 S: 40 P: 44 ERA: 0.00 WHIP: 0.444 | | | | | | | | | | | | | | | | | | | |

Detroit Tigers @ Chicago White Sox
Comiskey Park, Chicago, IL
Sun Aug 01 1965, 4:33 AM EDT
Unknown

AB 30
R 0
H 3
RBI 0
BB 1
SO 5
LOB 9



| Batter | 1 | 2 | 3 | 4 | 5 | 6 | 7 | 8 | 9 | AB | R | H | RBI | BB | SO | LOB | BOTTOM | | | |
|--|--|---------------------------------|------------------------------|---------------------------------|------------------------------|---------------------------------|------------------------------|---------------------------------|------------------------------|---------------------------------|------------------------------|---------------------------------|------------------------------|---------------------------------|------------------------------|---------------------------------|----------------------------------|------------------------------------|-------------------------|--------|
| Don Buford, S OBP: 0.341, SLG: 0.377 (1, 4) | | | | | | | | | | 4 | 0 | 0 | 0 | 0 | 0 | 0 | | | | |
| Al Weis, S OBP: 0.323, SLG: 0.368 (9, 4) | | | | | | | | | | 0 | 0 | 0 | 0 | 0 | 0 | 0 | | | | |
| Floyd Robinson, L OBP: 0.337, SLG: 0.370 (1, 9) | | | | | | | | | | 2 | 0 | 1 | 0 | 1 | 0 | 0 | | | | |
| John Romano, R OBP: 0.363, SLG: 0.416 (1, 2) | | | | | | | | | | 3 | 0 | 1 | 0 | 0 | 0 | 1 | | | | |
| Bill Skowron, R OBP: 0.321, SLG: 0.449 (1, 3) | | | | | | | | | | 3 | 0 | 0 | 0 | 0 | 0 | 2 | | | | |
| Tom McCraw, L OBP: 0.277, SLG: 0.273 (7, 3) | | | | | | | | | | 0 | 0 | 0 | 0 | 0 | 0 | 0 | | | | |
| Pete Ward, L OBP: 0.366, SLG: 0.441 (1, 5) | | | | | | | | | | 3 | 1 | 2 | 0 | 0 | 1 | 0 | | | | |
| Danny Cater, R OBP: 0.306, SLG: 0.409 (1, 7) | | | | | | | | | | 3 | 0 | 2 | 0 | 0 | 0 | 0 | | | | |
| Ron Hansen, R OBP: 0.305, SLG: 0.382 (1, 6) | | | | | | | | | | 2 | 0 | 0 | 1 | 0 | 1 | 2 | | | | |
| Ken Berry, R OBP: 0.251, SLG: 0.329 (1, 8) | | | | | | | | | | 3 | 0 | 0 | 0 | 0 | 1 | 1 | | | | |
| Joe Horlen, R OBP: 0.224, SLG: 0.213 (1, 1) | | | | | | | | | | 3 | 0 | 0 | 0 | 0 | 1 | 0 | | | | |
| Inning Stats | R: 0 E: 0 K: 0 S: 3 | H: 0 LOB: 0 BB: 0 P: 3 | R: 1 E: 0 K: 0 S: 5 | H: 2 LOB: 1 BB: 0 P: 5 | R: 0 E: 0 K: 1 S: 7 | H: 2 LOB: 2 BB: 0 P: 7 | R: 0 E: 0 K: 1 S: 5 | H: 2 LOB: 2 BB: 0 P: 5 | R: 0 E: 0 K: 0 S: 2 | H: 0 LOB: 0 BB: 1 P: 6 | R: 0 E: 0 K: 1 S: 5 | H: 0 LOB: 0 BB: 0 P: 5 | R: 0 E: 0 K: 1 S: 5 | H: 0 LOB: 0 BB: 0 P: 5 | R: 0 E: 0 K: 1 S: 5 | H: 0 LOB: 0 BB: 0 P: 5 | 1B: 6 2B: 0 3B: 1 HR: 0 | SF: 1 SAC: 0 DP: 1 HBP: 0 | WP: 0 PB: 0 CS: 0 | PA: 28 |
| PITCHER Hank Aquirre, L ERA: 3.35 Orlando Pena, R ERA: 5.34 (8, 1) | IP: 7.0 WLS: L BF: 25 H: 6 R: 1 ER: 1 SO: 3 BB: 1 IBB: 0 HBP: 0 BLK: 1 WP: 0 HR: 0 S: 30 P: 34 ERA: 1.29 WHIP: 1.000 | | | | | | | | | | | | | | | | | | | |

Detroit Tigers @ Chicago White Sox
Comiskey Park, Chicago, IL
Sun Aug 01 1965, 4:33 AM EDT
Unknown

AB 26
R 1
H 6
RBI 1
BB 1
SO 4
LOB 6



| Batter | 1 | 2 | 3 | 4 | 5 | 6 | 7 | 8 | 9 | AB | R | H | RBI | BB | SO | LOB | TOP | | | |
|---|--|----------------------------------|------------------------------|---------------------------------|------------------------------|---------------------------------|------------------------------|---------------------------------|------------------------------|---------------------------------|------------------------------|---------------------------------|------------------------------|---------------------------------|------------------------------|---------------------------------|--|------------------------------------|----------------------------------|--------|
| Don Wert, R OBP: 0.334, SLG: 0.357 (1, 5) | 1-3 | | F9 | | WP 1-H 2B | | | 6-3 | 5-3 | 5 | 0 | 1 | 1 | 0 | 0 | 3 | Detroit Tigers @ Chicago White Sox Comiskey Park, Chicago, IL Sun Aug 01 1965, 4:38 AM EDT Att: 18,266 - Unknown | | | |
| Jake Wood, R OBP: 0.333, SLG: 0.367 (1, 4) | K | | G6-4-3 | | BB | | | S 1B | | 3 | 0 | 1 | 0 | 1 | 1 | | | | | |
| Don Demeter, R OBP: 0.306, SLG: 0.436 (1, 9) | BB 1B | | | 6-3 | 5-3 | | | F5 | | 4 | 0 | 1 | 0 | 0 | 0 | 3 | | | | |
| Al Kaline, R OBP: 0.407, SLG: 0.522 (1, 8) | 1-2 BB | | | L8 | | | | L9 | | 3 | 0 | 0 | 0 | 1 | 0 | 1 | | | | |
| Willie Horton, R OBP: 0.359, SLG: 0.570 (1, 7) | F8 | | | | | | | | F8 | 4 | 0 | 2 | 0 | 0 | 0 | 2 | | | | |
| Norm Cash, L OBP: 0.345, SLG: 0.421 (1, 3) | | K | | | | | | | 4-3 | 4 | 0 | 0 | 0 | 0 | 1 | 2 | | | | |
| Bill Freehan, R OBP: 0.281, SLG: 0.329 (1, 2) | | 1-3 | | | | | | F8 | | 4 | 1 | 2 | 0 | 0 | 0 | 0 | | | | |
| Dick McAuliffe, L OBP: 0.355, SLG: 0.463 (1, 6) | | 4-3 | | | 3-6 1B | | | K | E 2B | 3 | 0 | 0 | 0 | 1 | 1 | | | | | |
| Dave Wickersham, R OBP: 0.053, SLG: 0.053 (1, 1) | | | | | | | | | | 3 | 1 | 1 | 0 | 0 | 0 | 0 | | | | |
| Jerry Lumpe, L OBP: 0.337, SLG: 0.341 (9, PH) | | | | | | | | | | 1 | 0 | 0 | 0 | 0 | 0 | 1 | | | | |
| Mickey Lolich, S OBP: 0.123, SLG: 0.091 (9, 1) | | | | E1 G6-4-3 | | | | F4 | E4 1-2 2-H | 0 | 0 | 0 | 0 | 0 | 0 | 0 | | | | |
| Inning Stats | R: 0 E: 0 K: 1 S: 6 | H: 1 LOB: 2 BB: 1 P: 10 | R: 0 E: 0 K: 1 S: 5 | H: 0 LOB: 0 BB: 0 P: 5 | R: 0 E: 1 K: 0 S: 3 | H: 0 LOB: 0 BB: 0 P: 3 | R: 0 E: 0 K: 0 S: 4 | H: 1 LOB: 1 BB: 0 P: 4 | R: 1 E: 0 K: 0 S: 5 | H: 3 LOB: 2 BB: 1 P: 9 | R: 0 E: 0 K: 1 S: 5 | H: 0 LOB: 0 BB: 0 P: 5 | R: 0 E: 0 K: 0 S: 4 | H: 1 LOB: 1 BB: 0 P: 4 | R: 1 E: 1 K: 0 S: 5 | H: 1 LOB: 2 BB: 1 P: 9 | 1B: 6 2B: 3 3B: 0 HR: 0 | SF: 0 SAC: 0 DP: 3 HBP: 0 | WP: 1 PB: 0 SB: 1 CS: 0 | PA: 37 |
| PITCHER Tommy John, L ERA: 3.06 (1, 1) | IP: 9.0 WLS: L BF: 37 H: 8 R: 2 ER: 1 SO: 3 BB: 2 IBB: 1 HBP: 0 BLK: 0 WP: 1 HR: 0 S: 40 P: 52 ERA: 1.00 WHIP: 1.111 | | | | | | | | | | | | | | | PITCHER | | | | |

| Batter | 1 | 2 | 3 | 4 | 5 | 6 | 7 | 8 | 9 | AB | R | H | RBI | BB | SO | LOB | BOTTOM | | | | | |
|---|--|---------------------------------|------------------------------|---------------------------------|------------------------------|---------------------------------|------------------------------|----------------------------------|------------------------------|---------------------------------|------------------------------|---------------------------------|------------------------------|---------------------------------|------------------------------|---------------------------------|--|---------------------------------|----------------------------------|------------------------------------|----------------------------------|--------|
| Danny Cater, R OBP: 0.303, SLG: 0.404 (1, 7) | F3 | | | F4 | 5-3 | | | L4 | | 4 | 0 | 0 | 0 | 0 | 0 | 0 | Detroit Tigers @ Chicago White Sox Comiskey Park, Chicago, IL Sun Aug 01 1965, 4:38 AM EDT Att: 18,266 - Unknown | | | | | |
| Don Buford, S OBP: 0.343, SLG: 0.378 (1, 4) | | | | BB BLK E 1B | | | K | F2 | | 4 | 1 | 2 | 0 | 0 | 1 | 0 | | | | | | |
| Floyd Robinson, L OBP: 0.336, SLG: 0.369 (1, 9) | F7 | | | L8 | | | | | K | 4 | 0 | 1 | 0 | 0 | 1 | 2 | | | | | | |
| Pete Ward, L OBP: 0.368, SLG: 0.440 (1, 5) | | F6 | | | | | | | | 3 | 0 | 1 | 0 | 1 | 0 | 1 | | | | | | |
| Al Weis, S OBP: 0.323, SLG: 0.368 (9, PR) | | | | E BB BB | | | F4 | G1-4-3 1B | | 0 | 0 | 0 | 0 | 0 | 0 | 0 | | | | | | |
| Ron Hansen, R OBP: 0.305, SLG: 0.379 (1, 6) | | F7 | | | | | 1-3 | | G1-4-3 | 3 | 0 | 0 | 0 | 1 | 0 | 2 | | | | | | |
| J.C. Martin, L OBP: 0.335, SLG: 0.317 (1, 2) | | F2 | | | E1 | | | | | 3 | 0 | 0 | 0 | 0 | 0 | 2 | | | | | | |
| Tom McCraw, L OBP: 0.278, SLG: 0.280 (1, 3) | | | | CS 2B | F6 | | | | | 3 | 0 | 1 | 0 | 0 | 0 | 3 | | | | | | |
| Ken Berry, R OBP: 0.248, SLG: 0.325 (1, 8) | | | | | 2-3 | | | | | 3 | 0 | 0 | 0 | 0 | 1 | 1 | | | | | | |
| Tommy John, R OBP: 0.132, SLG: 0.083 (1, 1) | | | | K | | | | | K | 3 | 0 | 0 | 0 | 0 | 3 | 1 | | | | | | |
| Inning Stats | R: 0 E: 0 K: 0 S: 3 | H: 1 LOB: 0 BB: 0 P: 3 | R: 0 E: 0 K: 0 S: 3 | H: 0 LOB: 0 BB: 0 P: 3 | R: 0 E: 1 K: 0 S: 5 | H: 1 LOB: 0 BB: 0 P: 5 | R: 1 E: 0 K: 0 S: 5 | H: 1 LOB: 3 BB: 2 P: 13 | R: 0 E: 0 K: 1 S: 6 | H: 0 LOB: 0 BB: 0 P: 5 | R: 0 E: 0 K: 1 S: 5 | H: 0 LOB: 0 BB: 0 P: 5 | R: 0 E: 0 K: 1 S: 5 | H: 0 LOB: 1 BB: 0 P: 6 | R: 0 E: 0 K: 1 S: 5 | H: 0 LOB: 0 BB: 0 P: 5 | R: 0 E: 0 K: 1 S: 5 | H: 1 LOB: 1 BB: 0 P: 5 | 1B: 4 2B: 1 3B: 0 HR: 0 | SF: 0 SAC: 0 DP: 1 HBP: 0 | WP: 0 PB: 0 SB: 0 CS: 2 | PA: 32 |
| PITCHER Dave Wickersham, R ERA: 4.1 (1, 1) | IP: 8.0 WLS: W BF: 29 H: 4 R: 1 ER: 0 SO: 5 BB: 2 IBB: 0 HBP: 0 BLK: 1 WP: 0 HR: 0 S: 37 P: 45 ERA: 0.00 WHIP: 0.750 | | | | | | | | | | | | | | | PITCHER | | | | | | |
| Mickey Lolich, L ERA: 3.55 (9, 1) | IP: 1.0 WLS: S BF: 3 H: 1 R: 0 ER: 0 SO: 1 BB: 0 IBB: 0 HBP: 0 BLK: 0 WP: 0 HR: 0 S: 5 P: 5 ERA: 0.00 WHIP: 1.000 | | | | | | | | | | | | | | | PITCHER | | | | | | |

| Batter | 1 | 2 | 3 | 4 | 5 | 6 | 7 | 8 | 9 | AB | R | H | RBI | BB | SO | LOB | TOP | | | | | | | | | | |
|---|------------------------------|---------------------------------|------------------------------|---------------------------------|------------------------------|---------------------------------|------------------------------|---------------------------------|------------------------------|---------------------------------|------------------------------|---------------------------------|------------------------------|---------------------------------|------------------------------|---------------------------------|--|------------------------------------|----------------------------------|--------|--|--|--|--|--|--|--|
| Don Wert, R OBP: 0.333, SLG: 0.356 (1,5) | F8 | | F9 | | | F8 | | 1-3 1B | | 4 | 0 | 1 | 0 | 0 | 0 | 0 | Detroit Tigers @ Chicago White Sox Comiskey Park, Chicago, IL Mon Aug 02 1965, 8:05 PM EDT Att: 13,705 - Unknown | | | | | | | | | | |
| Jerry Lumpe, L OBP: 0.336, SLG: 0.340 (1,4) | 1-3 | | | F8 | | K | | 1-2 1B | | 4 | 0 | 1 | 0 | 0 | 1 | 0 | | | | | | | | | | | |
| Don Demeter, R OBP: 0.309, SLG: 0.440 (1,3) | F8 | | | | | | | 1-2 2-3 1B | | 4 | 0 | 2 | 0 | 0 | 0 | 2 | | | | | | | | | | | |
| Al Kaline, R OBP: 0.405, SLG: 0.518 (1,8) | | | | L4 | | L8 | | L5-3 | | 4 | 0 | 1 | 0 | 0 | 0 | 4 | | | | | | | | | | | |
| Willie Horton, R OBP: 0.355, SLG: 0.563 (1,7) | | | | | | | | | | 4 | 0 | 0 | 0 | 0 | 3 | 2 | | | | | | | | | | | |
| Bill Freehan, R OBP: 0.280, SLG: 0.328 (1,2) | | | | | | | | | | 4 | 0 | 1 | 0 | 0 | 1 | 1 | | | | | | | | | | | |
| George Thomas, R OBP: 0.259, SLG: 0.338 (1,9) | | | | | | | | | | 3 | 0 | 1 | 0 | 0 | 1 | 2 | | | | | | | | | | | |
| Gates Brown, L OBP: 0.252, SLG: 0.373 (9, PH) | | | | | | | | | | 1 | 0 | 1 | 0 | 0 | 0 | 0 | | | | | | | | | | | |
| Dick McAuliffe, L OBP: 0.352, SLG: 0.458 (1,6) | | | | | | | | | | 4 | 0 | 0 | 0 | 0 | 0 | 3 | | | | | | | | | | | |
| Denny McLain, R OBP: 0.113, SLG: 0.080 (1,1) | | | | | | | | | | 2 | 0 | 0 | 0 | 0 | 1 | 1 | | | | | | | | | | | |
| Jake Wood, R OBP: 0.330, SLG: 0.363 (8, PH) | | | | | | | | | | 1 | 0 | 0 | 0 | 0 | 0 | 0 | | | | | | | | | | | |
| Fred Gladding, L OBP: 0.339, SLG: 0.321 (8,1) | | | | | | | | | | 0 | 0 | 0 | 0 | 0 | 0 | 0 | | | | | | | | | | | |
| Inning Stats | R: 0 E: 0 K: 0 S: 3 | H: 0 LOB: 0 BB: 0 P: 3 | R: 0 E: 0 K: 2 S: 8 | H: 1 LOB: 1 BB: 0 P: 8 | R: 0 E: 0 K: 1 S: 5 | H: 0 LOB: 0 BB: 0 P: 5 | R: 0 E: 0 K: 1 S: 6 | H: 1 LOB: 1 BB: 0 P: 6 | R: 0 E: 0 K: 1 S: 6 | H: 1 LOB: 1 BB: 0 P: 6 | R: 0 E: 0 K: 0 S: 4 | H: 1 LOB: 1 BB: 0 P: 4 | R: 0 E: 0 K: 0 S: 5 | H: 2 LOB: 2 BB: 0 P: 5 | R: 0 E: 0 K: 1 S: 6 | H: 1 LOB: 1 BB: 0 P: 6 | 1B: 6 2B: 2 3B: 0 HR: 0 | SF: 0 SAC: 0 DP: 0 HBP: 0 | WP: 0 PB: 0 SB: 0 CS: 0 | PA: 35 | | | | | | | |
| PITCHER | IP | WLS | BF | H | R | ER | SO | BB | IBB | HBP | BLK | WP | HR | S | P | ERA | WHIP | | | | | | | | | | |
| Gary Peters, L ERA: 4.06 (1,1) | 7.1 | W | 29 | 7 | 0 | 0 | 6 | 0 | 0 | 0 | 0 | 0 | 0 | 41 | 41 | 0.00 | 0.955 | | | | | | | | | | |
| Hoyt Wilhelm, R ERA: 2.32 (8,1) | 1.2 | S | 6 | 1 | 0 | 0 | 1 | 0 | 0 | 0 | 0 | 0 | 0 | 8 | 8 | 0.00 | 0.600 | | | | | | | | | | |

| Batter | 1 | 2 | 3 | 4 | 5 | 6 | 7 | 8 | 9 | AB | R | H | RBI | BB | SO | LOB | BOTTOM | | | | | | | | | | |
|---|------------------------------|---------------------------------|------------------------------|---------------------------------|------------------------------|---------------------------------|------------------------------|---------------------------------|------------------------------|---------------------------------|------------------------------|---------------------------------|------------------------------|---------------------------------|------------------------------|---------------------------------|--|------------------------------------|----------------------------------|--------|--|--|--|--|--|--|--|
| Tom McCraw, L OBP: 0.278, SLG: 0.279 (1,9) | SH1-3 1B | | K | | 4-3 | | | L7 | | 4 | 1 | 1 | 0 | 0 | 1 | 3 | Detroit Tigers @ Chicago White Sox Comiskey Park, Chicago, IL Mon Aug 02 1965, 8:05 PM EDT Att: 13,705 - Unknown | | | | | | | | | | |
| Don Buford, S OBP: 0.342, SLG: 0.377 (1,4) | SH1-3 1B | | | | | | | | | 4 | 1 | 1 | 0 | 0 | 0 | 1 | | | | | | | | | | | |
| Al Weis, S OBP: 0.323, SLG: 0.368 (9,4) | SH1-3 1B | | 4-3 | | | | | G3 | | 0 | 0 | 0 | 0 | 0 | 0 | 0 | | | | | | | | | | | |
| John Romano, R OBP: 0.369, SLG: 0.412 (1,2) | SH1-3 | | | | | | | | | 2 | 0 | 0 | 0 | 0 | 2 | 0 | | | | | | | | | | | |
| Hoyt Wilhelm, R ERA: 2.32 (8,1) | SH1-3 | | | | | | | 2-3 | | 1 | 0 | 0 | 0 | 0 | 0 | 1 | | | | | | | | | | | |
| Pete Ward, L OBP: 0.368, SLG: 0.439 (1,5) | G4-3 | | | | | | | | | 3 | 0 | 1 | 2 | 0 | 0 | 0 | | | | | | | | | | | |
| Bill Skowron, R OBP: 0.321, SLG: 0.448 (1,3) | G4-3 | | | | | | | | | 3 | 0 | 1 | 0 | 0 | 0 | 1 | | | | | | | | | | | |
| Danny Cater, R OBP: 0.300, SLG: 0.400 (1,7) | | | | | | | | | | 3 | 0 | 0 | 0 | 0 | 0 | 1 | | | | | | | | | | | |
| Ron Hansen, R OBP: 0.302, SLG: 0.376 (1,6) | | | | | | | | | | 3 | 0 | 0 | 0 | 0 | 0 | 1 | | | | | | | | | | | |
| Ken Berry, R OBP: 0.249, SLG: 0.329 (1,8) | | | | | | | | | | 3 | 0 | 1 | 0 | 0 | 0 | 1 | | | | | | | | | | | |
| Gary Peters, L ERA: 2.93 (1,1) | | | | | | | | | | 1 | 0 | 0 | 0 | 1 | 0 | 0 | | | | | | | | | | | |
| J.C. Martin, L OBP: 0.339, SLG: 0.321 (8,2) | | | | | | | | | | 1 | 0 | 1 | 0 | 0 | 0 | 0 | | | | | | | | | | | |
| Inning Stats | R: 2 E: 0 K: 0 S: 5 | H: 3 LOB: 0 BB: 0 P: 5 | R: 0 E: 0 K: 0 S: 3 | H: 0 LOB: 0 BB: 0 P: 3 | R: 0 E: 0 K: 1 S: 5 | H: 0 LOB: 0 BB: 0 P: 5 | R: 0 E: 0 K: 1 S: 5 | H: 0 LOB: 0 BB: 0 P: 5 | R: 0 E: 0 K: 0 S: 4 | H: 1 LOB: 1 BB: 0 P: 4 | R: 0 E: 0 K: 0 S: 5 | H: 0 LOB: 0 BB: 0 P: 5 | R: 0 E: 0 K: 0 S: 4 | H: 1 LOB: 1 BB: 0 P: 4 | R: 0 E: 0 K: 0 S: 4 | H: 1 LOB: 1 BB: 0 P: 4 | 1B: 5 2B: 1 3B: 0 HR: 0 | SF: 0 SAC: 1 DP: 1 HBP: 0 | WP: 0 PB: 0 SB: 0 CS: 0 | PA: 30 | | | | | | | |
| PITCHER | IP | WLS | BF | H | R | ER | SO | BB | IBB | HBP | BLK | WP | HR | S | P | ERA | WHIP | | | | | | | | | | |
| Denny McLain, R ERA: 2.93 (1,1) | 7.0 | L | 26 | 5 | 2 | 2 | 3 | 1 | 0 | 0 | 0 | 0 | 0 | 31 | 35 | 2.57 | 0.857 | | | | | | | | | | |
| Fred Gladding, R ERA: 3.0 (8,1) | 1.0 | | 4 | 1 | 0 | 0 | 0 | 0 | 0 | 0 | 0 | 0 | 0 | 4 | 4 | 0.00 | 1.000 | | | | | | | | | | |

| Batter | 1 | 2 | 3 | 4 | 5 | 6 | 7 | 8 | 9 | AB | R | H | RBI | BB | SO | LOB | TOP | | | | |
|--|------------------------------|---------------------------------|------------------------------|---------------------------------|------------------------------|---------------------------------|------------------------------|---------------------------------|------------------------------|---------------------------------|------------------------------|---------------------------------|------------------------------|---------------------------------|------------------------------|---------------------------------|----------------------------------|------------------------------------|-------------------------|--------|--|
| Bobby Richardson, R OBP: 0.315, SLG: 0.341 (1, 4) | F9 | | SF9 1B 2B | | 6-3 | | F8 | | 6-3 | 5 | 1 | 1 | 0 | 0 | 0 | 3 | | | | | |
| Tony Kubek, L OBP: 0.276, SLG: 0.314 (1, 6) | 4-3 | | SF9 | | | 1B | F8 | | | 3 | 0 | 1 | 1 | 0 | 0 | 2 | | | | | |
| Mickey Mantle, S OBP: 0.384, SLG: 0.442 (1, 7) | FC4-6 1B | | FC4-6 1B | | | 1-3 1B | | K | | 4 | 0 | 3 | 1 | 0 | 1 | 0 | | | | | |
| Tom Tresh, S OBP: 0.339, SLG: 0.468 (1, 9) | FC4-6 1-2 | | FC4-6 1-2 | | | 1-3 1-2 | | 1-3 | | 4 | 0 | 0 | 0 | 0 | 0 | 4 | | | | | |
| Elston Howard, R OBP: 0.263, SLG: 0.335 (1, 2) | | 4-3 | | K | | G4-6-3 BB | | | | 3 | 0 | 1 | 0 | 1 | 1 | 0 | | | | | |
| Joe Pepitone, L OBP: 0.352, SLG: 0.445 (1, 3) | F6 | | | K | | G4-6-3 1-2 | | K2-3 | | 4 | 0 | 0 | 0 | 0 | 2 | 4 | | | | | |
| Clete Boyer, R OBP: 0.301, SLG: 0.395 (1, 5) | 1-3 | | | K | | | F3 | | F8 | 4 | 0 | 0 | 0 | 0 | 1 | 0 | | | | | |
| Roger Repoz, L OBP: 0.306, SLG: 0.479 (1, 8) | | | FC2-5 2B | | 4-3 | | 1B | | PB BB | 3 | 0 | 2 | 0 | 1 | 0 | 0 | | | | | |
| Mel Stottlemyre, R OBP: 0.152, SLG: 0.288 (1, 1) | | | FC2-5 2B SF9 | | K | | 1B | | F9 | 2 | 1 | 0 | 0 | 0 | 1 | 1 | | | | | |
| Ray Barker, L OBP: 0.352, SLG: 0.397 (7, PH) | | | | | | | | | | 1 | 0 | 1 | 0 | 0 | 0 | 0 | | | | | |
| Pete Mikkelsen, R OBP: 0.111, SLG: 0.111 (7, 1) | | | | | | | | | | 0 | 0 | 0 | 0 | 0 | 0 | 0 | | | | | |
| Hector Lopez, R OBP: 0.308, SLG: 0.369 (9, PH) | | | | | | | 1-2 1B | | 1-2 | 1 | 0 | 0 | 0 | 0 | 0 | 1 | | | | | |
| Inning Stats | R: 0 E: 0 K: 0 S: 4 | H: 1 LOB: 1 BB: 0 P: 4 | R: 0 E: 0 K: 0 S: 3 | H: 0 LOB: 0 BB: 0 P: 3 | R: 2 E: 0 K: 0 S: 6 | H: 3 LOB: 1 BB: 0 P: 6 | R: 0 E: 0 K: 3 S: 9 | H: 0 LOB: 0 BB: 0 P: 9 | R: 0 E: 0 K: 1 S: 5 | H: 0 LOB: 0 BB: 0 P: 5 | R: 0 E: 0 K: 0 S: 4 | H: 2 LOB: 2 BB: 1 P: 8 | R: 0 E: 0 K: 2 S: 8 | H: 1 LOB: 1 BB: 0 P: 8 | R: 0 E: 0 K: 0 S: 3 | H: 0 LOB: 1 BB: 1 P: 7 | 1B: 7 2B: 2 3B: 0 HR: 0 | SF: 1 SAC: 0 DP: 1 HBP: 0 | WP: 0 PB: 1 CS: 0 | PA: 37 | |
| PITCHER | IP | WLS | BF | H | R | ER | SO | BB | IBB | HBP | BLK | WP | HR | S | P | ERA | WHIP | | | | |
| John Buzhardt, R ERA: 3.22 (1, 1) | 6.1 | W | 27 | 8 | 2 | 2 | 4 | 1 | 0 | 0 | 0 | 0 | 0 | 34 | 38 | 2.84 | 1.421 | | | | |
| Eddie Fisher, R ERA: 1.92 (7, 1) | 2.2 | S | 10 | 1 | 0 | 0 | 2 | 1 | 0 | 0 | 0 | 0 | 0 | 13 | 17 | 0.00 | 0.750 | | | | |

New York Yankees @ Chicago White Sox
Comiskey Park, Chicago, IL
Tue Aug 03 1965, 8:05 PM EDT
Att: 25,570 - Unknown

AB 34
R 2
H 9
RBI 2
BB 2
SO 6
LOB 15



| Batter | 1 | 2 | 3 | 4 | 5 | 6 | 7 | 8 | 9 | AB | R | H | RBI | BB | SO | LOB | BOTTOM | | | | |
|--|------------------------------|---------------------------------|------------------------------|---------------------------------|------------------------------|---------------------------------|------------------------------|---------------------------------|------------------------------|---------------------------------|------------------------------|---------------------------------|------------------------------|----------------------------------|----------------------------------|------------------------------------|-------------------------|--------|--|--|--|
| Tom McCraw, L OBP: 0.277, SLG: 0.278 (1, 9) | 4-3 | | G3 | | F8 | | | E S 1B | | 4 | 0 | 1 | 0 | 0 | 0 | 1 | | | | | |
| Don Buford, S OBP: 0.338, SLG: 0.372 (1, 4) (9, 5) | 4-3 | | | L1 | 4-3 | | | E4 1B | | 4 | 0 | 0 | 0 | 0 | 0 | 1 | | | | | |
| John Romano, R OBP: 0.355, SLG: 0.406 (1, 2) | | | | L6 | | F7 | | K | | 3 | 0 | 0 | 0 | 0 | 0 | 0 | | | | | |
| Eddie Fisher, R OBP: 0.130, SLG: 0.091 (7, 1) | F7 | | | | | | | | | 1 | 0 | 0 | 0 | 0 | 1 | 2 | | | | | |
| Pete Ward, L OBP: 0.369, SLG: 0.438 (1, 5) | | L8 | | 1B 3B | | F6 | | G6-4-3 1B | | 3 | 1 | 1 | 0 | 1 | 0 | 0 | | | | | |
| Al Weis, S OBP: 0.323, SLG: 0.368 (9, PR) (9, 4) | | | | | | | | | | 0 | 0 | 0 | 0 | 0 | 0 | 0 | | | | | |
| Bill Skowron, R OBP: 0.320, SLG: 0.445 (1, 3) | | F7 | | HBP 3B | | 5-3 | | G6-4-3 1-2 | | 4 | 1 | 1 | 0 | 0 | 0 | 3 | | | | | |
| Danny Cater, R OBP: 0.303, SLG: 0.399 (1, 7) | | F6 | | 3B HBP | | | FC5-6 BB | | | 1 | 1 | 0 | 0 | 1 | 0 | 0 | | | | | |
| Ron Hansen, R OBP: 0.303, SLG: 0.381 (1, 6) | | | E6 FC3-6 | | 3B | | FC5-6 1-2 | | | 3 | 0 | 1 | 3 | 0 | 0 | 1 | | | | | |
| Ken Berry, R OBP: 0.247, SLG: 0.325 (1, 8) | | | FC3-6 SH3-4 | | B1-3 | | K | | | 3 | 0 | 0 | 0 | 0 | 1 | 3 | | | | | |
| John Buzhardt, R OBP: 0.229, SLG: 0.129 (1, 1) | | | SH3-4 | | | | 1-3 | | | 1 | 0 | 0 | 0 | 0 | 0 | 0 | | | | | |
| J.C. Martin, L OBP: 0.337, SLG: 0.319 (7, 2) | | | | | 6-3 | | | | | 1 | 0 | 0 | 0 | 0 | 0 | 1 | | | | | |
| Inning Stats | R: 0 E: 0 K: 0 S: 3 | H: 0 LOB: 0 BB: 0 P: 3 | R: 0 E: 0 K: 0 S: 3 | H: 0 LOB: 0 BB: 0 P: 3 | R: 0 E: 1 K: 0 S: 4 | H: 0 LOB: 1 BB: 0 P: 4 | R: 3 E: 0 K: 0 S: 6 | H: 3 LOB: 1 BB: 0 P: 7 | R: 0 E: 0 K: 0 S: 3 | H: 0 LOB: 0 BB: 0 P: 3 | R: 0 E: 0 K: 1 S: 5 | H: 0 LOB: 1 BB: 1 P: 9 | R: 0 E: 1 K: 1 S: 6 | H: 1 LOB: 3 BB: 1 P: 10 | 1B: 3 2B: 0 3B: 1 HR: 0 | SF: 0 SAC: 1 DP: 1 HBP: 1 | WP: 0 PB: 0 CS: 0 | PA: 32 | | | |
| PITCHER | IP | WLS | BF | H | R | ER | SO | BB | IBB | HBP | BLK | WP | HR | S | P | ERA | WHIP | | | | |
| Mel Stottlemyre, R ERA: 2.7 (1, 1) | 6.0 | L | 23 | 3 | 3 | 3 | 0 | 0 | 0 | 1 | 0 | 0 | 0 | 22 | 23 | 4.50 | 0.500 | | | | |
| Pete Mikkelsen, R ERA: 3.71 (7, 1) | 2.0 | | 9 | 1 | 0 | 0 | 2 | 1 | 1 | 0 | 0 | 0 | 0 | 11 | 19 | 0.00 | 1.000 | | | | |

New York Yankees @ Chicago White Sox
Comiskey Park, Chicago, IL
Tue Aug 03 1965, 8:05 PM EDT
Att: 25,570 - Unknown

AB 28
R 3
H 4
RBI 3
BB 2
SO 2
LOB 12



| Batter | 1 | 2 | 3 | 4 | 5 | 6 | 7 | 8 | 9 | 10 | 11 | 12 | 13 | AB | R | H | RBI | BB | SO | LOB | TOP | | | |
|--|---|---------------------------------|------------------------------|---------------------------------|------------------------------|---------------------------------|-------------------------------|----------------------------------|------------------------------|---------------------------------|------------------------------|---------------------------------|------------------------------|---------------------------------|------------------------------|---------------------------------|------------------------------|---------------------------------|------------------------------|---------------------------------|---|------------------------------------|-----------------------------------|--------|
| Bobby Richardson, R (1.4) OBP: 0.311, SLG: 0.336 | 5-3 | | F6 | | 6-3 | | 6-3 | | | F6 | | F9 | | 6 | 0 | 0 | 0 | 0 | 0 | 1 | | | | |
| Tony Kubek, L (1.6) OBP: 0.261, SLG: 0.316 | 4-3 | | 1-3 | | 1-3 1B | | 6-3 | | | FC3-6 1B | | | | 5 | 1 | 2 | 0 | 1 | 0 | 0 | | | | |
| Mickey Mantle, S (1.7) OBP: 0.385, SLG: 0.443 | | | | | 1-3 | | | | | | | | | 4 | 1 | 2 | 0 | 0 | 0 | 1 | | | | |
| Ross Moschitto, R (7.8) OBP: 0.167, SLG: 0.304 | | | | | 2B | | | | | | | | | 0 | 0 | 0 | 0 | 0 | 0 | 0 | | | | |
| Ray Barker, L (10. PH) OBP: 0.347, SLG: 0.391 | | | | | 2B | | | | | | | | | 2 | 0 | 0 | 0 | 0 | 0 | 0 | | | | |
| Tom Tresh, S (1.8) OBP: 0.341, SLG: 0.478 | 1-3 | | | | 1B | | | | | | | | | 6 | 2 | 3 | 2 | 0 | 0 | 2 | | | | |
| Elston Howard, R (1.2) OBP: 0.265, SLG: 0.339 | | | | | 2B | | | | | | | | | 6 | 0 | 2 | 2 | 0 | 1 | 0 | | | | |
| Joe Pepitone, L (1.3) OBP: 0.325, SLG: 0.443 | | | | | 1B | | | | | | | | | 6 | 0 | 2 | 0 | 0 | 0 | 2 | | | | |
| Hector Lopez, R (1.9) OBP: 0.308, SLG: 0.368 | | | | | 1B | | | | | | | | | 3 | 0 | 1 | 0 | 0 | 1 | 2 | | | | |
| Roger Rasoz, L (9. PH) OBP: 0.257, SLG: 0.464 | | | | | K | | | | | | | | | 3 | 0 | 0 | 0 | 0 | 0 | 0 | | | | |
| Clete Boyer, R (1.5) OBP: 0.299, SLG: 0.392 | | | | | K | | | | | | | | | 5 | 0 | 1 | 0 | 0 | 1 | 3 | | | | |
| Al Downing, R (1.1) OBP: 0.151, SLG: 0.157 | | | | | K | | | | | | | | | 4 | 0 | 0 | 0 | 0 | 1 | 2 | | | | |
| Pedro Ramos, S (9.1) OBP: 0.100, SLG: 0.100 | | | | | K | | | | | | | | | 0 | 0 | 0 | 0 | 0 | 0 | 0 | | | | |
| Steve Hamilton, L (9.1) OBP: 0.333, SLG: 0.333 | | | | | K | | | | | | | | | 0 | 0 | 0 | 0 | 0 | 0 | 0 | | | | |
| Pete Mikkelsen, R (9.1) OBP: 0.111, SLG: 0.111 | | | | | K | | | | | | | | | 0 | 0 | 0 | 0 | 0 | 0 | 0 | | | | |
| Inning Stats | R: 0 E: 0 K: 0 S: 4 | H: 1 LOB: 1 BB: 0 P: 4 | R: 0 E: 0 K: 0 S: 4 | H: 1 LOB: 1 BB: 0 P: 4 | R: 0 E: 0 K: 0 S: 3 | H: 0 LOB: 0 BB: 0 P: 3 | R: 2 E: 0 K: 0 S: 13 | H: 4 LOB: 2 BB: 0 P: 13 | R: 1 E: 0 K: 0 S: 6 | H: 3 LOB: 2 BB: 0 P: 6 | R: 0 E: 0 K: 0 S: 3 | H: 0 LOB: 0 BB: 0 P: 3 | R: 0 E: 0 K: 0 S: 3 | H: 1 LOB: 0 BB: 0 P: 3 | R: 0 E: 0 K: 0 S: 4 | H: 0 LOB: 0 BB: 0 P: 4 | R: 0 E: 0 K: 0 S: 4 | H: 1 LOB: 2 BB: 1 P: 8 | R: 1 E: 0 K: 1 S: 6 | H: 1 LOB: 0 BB: 0 P: 6 | 1B: 10 2B: 2 3B: 0 HR: 1 | SF: 0 SAC: 1 DP: 0 HBP: 0 | W/P: 0 PB: 0 SB: 0 CS: 0 | PA: 53 |
| PITCHER | IP WLS BF H R ER SO BB IBB HBP BLK WP HR S P ERA WHIP | PITCHER | | | | | | | | | | | | | | | | | | | IP WLS BF H R ER SO BB IBB HBP BLK WP HR S P ERA WHIP | | | |
| Juan Pizarro, L (1.1) ERA: 5.51 | 5.0 | 24 | 9 | 3 | 3 | 3 | 0 | 0 | 0 | 0 | 0 | 0 | 0 | 0 | 0 | 0 | 0 | 0 | 0 | 0 | 5.40 | 1.800 | | |
| Frank Lary, R (8.1) ERA: 3.16 | 2.0 | 6 | 0 | 0 | 0 | 0 | 0 | 0 | 0 | 0 | 0 | 0 | 0 | 0 | 0 | 0 | 0 | 0 | 0 | 0 | 0.00 | 0.000 | | |
| Hoyt Wilhelm, R (8.1) ERA: 2.27 | 2.0 | 6 | 1 | 0 | 0 | 0 | 0 | 0 | 0 | 0 | 0 | 0 | 0 | 0 | 0 | 0 | 0 | 0 | 0 | 0 | 0.00 | 0.500 | | |
| Eddie Fisher, R (10.1) ERA: 1.84 | 4.0 | 16 | 3 | 1 | 1 | 1 | 1 | 0 | 0 | 0 | 0 | 0 | 0 | 0 | 0 | 0 | 0 | 0 | 0 | 0 | 2.25 | 1.000 | | |

New York Yankees @ Chicago White Sox
Comiskey Park, Chicago, IL
Wed Aug 04 1965 8:05 PM EDT
Att: 36,005 - Unknown

AB 50
R 4
H 13
RBI 4
BB 1
SO 4
LOB 16



| Batter | 1 | 2 | 3 | 4 | 5 | 6 | 7 | 8 | 9 | 10 | 11 | 12 | 13 | AB | R | H | RBI | BB | SO | LOB | BOTTOM | | | | | |
|---|---|---------------------------------|------------------------------|---------------------------------|------------------------------|---------------------------------|------------------------------|---------------------------------|------------------------------|---------------------------------|------------------------------|---------------------------------|-------------------------------|----------------------------------|------------------------------|---------------------------------|------------------------------|---------------------------------|------------------------------|---------------------------------|---|---------------------------------|-----------------------------------|------------------------------------|-----------------------------------|--------|
| Danny Cater, R (1.7) OBP: 0.304, SLG: 0.396 | | | K | | 5-3 | | F8 | | | | | FC5-4 FC3-6 | | 5 | 0 | 1 | 1 | 1 | 1 | 1 | | | | | | |
| Don Buford, S (1.4) OBP: 0.336, SLG: 0.369 | | | K | | | | | | | | | FC3-6 | | 6 | 1 | 1 | 0 | 0 | 2 | 4 | | | | | | |
| John Romano, R (1.2) OBP: 0.359, SLG: 0.405 | | | | | | | | | | | | | | 3 | 1 | 1 | 0 | 1 | 1 | 1 | | | | | | |
| J.C. Martin, L (9.2) OBP: 0.333, SLG: 0.315 | | | | | | | | | | | | | | 2 | 0 | 0 | 0 | 0 | 0 | 1 | | | | | | |
| Bill Skowron, R (1.3) OBP: 0.322, SLG: 0.448 | | | | | | | | | | | | | | 4 | 0 | 2 | 0 | 0 | 0 | 2 | | | | | | |
| Tom McCraw, L (8. PR) OBP: 0.274, SLG: 0.276 | | | | | | | | | | | | | | 2 | 0 | 0 | 0 | 0 | 2 | 0 | | | | | | |
| Pete Ward, L (1.5) OBP: 0.366, SLG: 0.432 | | | | | | | | | | | | | | 4 | 0 | 2 | 0 | 0 | 2 | 4 | | | | | | |
| Ron Hansen, R (1.6) OBP: 0.303, SLG: 0.380 | | | | | | | | | | | | | | 4 | 0 | 1 | 2 | 1 | 1 | 0 | | | | | | |
| Dave Nicholson, R (1.9) OBP: 0.235, SLG: 0.286 | | | | | | | | | | | | | | 5 | 1 | 1 | 0 | 0 | 1 | 5 | | | | | | |
| Ken Berry, R (1.8) OBP: 0.244, SLG: 0.322 | | | | | | | | | | | | | | 3 | 0 | 0 | 0 | 0 | 0 | 1 | | | | | | |
| Smoky Burgess, L (9. PH) OBP: 0.363, SLG: 0.456 | | | | | | | | | | | | | | 1 | 0 | 1 | 0 | 0 | 0 | 0 | | | | | | |
| John Buzhardt, R (9. PR) OBP: 0.129, SLG: 0.129 | | | | | | | | | | | | | | 0 | 0 | 0 | 0 | 0 | 0 | 0 | | | | | | |
| Eddie Fisher, R (10.1) OBP: 0.125, SLG: 0.087 | | | | | | | | | | | | | | 1 | 0 | 0 | 0 | 0 | 1 | 0 | | | | | | |
| Juan Pizarro, L (1.1) ERA: 5.51 | 8.1 | 34 | 7 | 3 | 3 | 8 | 3 | 0 | 0 | 0 | 0 | 0 | 0 | 1 | 0 | 0 | 0 | 0 | 0 | 0 | 3.24 | 1.200 | | | | |
| Pedro Ramos, R (9.1) ERA: 3.36 | 0.0 | 1 | 1 | 0 | 0 | 0 | 0 | 0 | 0 | 0 | 0 | 0 | 0 | 1 | 0 | 0 | 0 | 0 | 0 | 0 | = | = | | | | |
| Steve Hamilton, L (9.1) ERA: 1.66 | 0.1 | 1 | 0 | 0 | 0 | 1 | 0 | 0 | 0 | 0 | 0 | 0 | 0 | 3 | 3 | 0.00 | 0.000 | | | | | | | | | |
| Pete Mikkelsen, R (9.1) ERA: 3.48 | 4.1 | 15 | 2 | 0 | 0 | 4 | 0 | 0 | 0 | 0 | 0 | 0 | 0 | 23 | 23 | 0.00 | 0.462 | | | | | | | | | |
| Inning Stats | R: 0 E: 0 K: 1 S: 5 | H: 0 LOB: 1 BB: 1 P: 9 | R: 0 E: 0 K: 1 S: 5 | H: 0 LOB: 1 BB: 1 P: 9 | R: 0 E: 0 K: 2 S: 7 | H: 0 LOB: 0 BB: 0 P: 7 | R: 1 E: 0 K: 0 S: 5 | H: 3 LOB: 1 BB: 0 P: 5 | R: 0 E: 0 K: 1 S: 5 | H: 0 LOB: 0 BB: 0 P: 5 | R: 0 E: 0 K: 1 S: 6 | H: 1 LOB: 1 BB: 0 P: 6 | R: 1 E: 0 K: 2 S: 10 | H: 3 LOB: 2 BB: 0 P: 10 | R: 0 E: 0 K: 1 S: 5 | H: 0 LOB: 0 BB: 0 P: 5 | R: 0 E: 0 K: 2 S: 7 | H: 0 LOB: 0 BB: 0 P: 7 | R: 0 E: 0 K: 0 S: 4 | H: 1 LOB: 1 BB: 0 P: 4 | R: 0 E: 0 K: 1 S: 5 | H: 0 LOB: 0 BB: 0 P: 5 | 1B: 10 2B: 0 3B: 0 HR: 0 | SF: 1 SAC: 0 DP: 1 HBP: 0 | W/P: 0 PB: 0 SB: 0 CS: 0 | PA: 51 |
| PITCHER | IP WLS BF H R ER SO BB IBB HBP BLK WP HR S P ERA WHIP | PITCHER | | | | | | | | | | | | | | | | | | | IP WLS BF H R ER SO BB IBB HBP BLK WP HR S P ERA WHIP | | | | | |
| Al Downing, L (1.1) ERA: 3.77 | 8.1 | 34 | 7 | 3 | 3 | 8 | 3 | 0 | 0 | 0 | 0 | 0 | 0 | 1 | 0 | 0 | 0 | 0 | 0 | 0 | 3.24 | 1.200 | | | | |
| Pedro Ramos, R (9.1) ERA: 3.36 | 0.0 | 1 | 1 | 0 | 0 | 0 | 0 | 0 | 0 | 0 | 0 | 0 | 0 | 1 | 0 | 0 | 0 | 0 | 0 | 0 | = | = | | | | |
| Steve Hamilton, L (9.1) ERA: 1.66 | 0.1 | 1 | 0 | 0 | 0 | 1 | 0 | 0 | 0 | 0 | 0 | 0 | 0 | 3 | 3 | 0.00 | 0.000 | | | | | | | | | |
| Pete Mikkelsen, R (9.1) ERA: 3.48 | 4.1 | 15 | 2 | 0 | 0 | 4 | 0 | 0 | 0 | 0 | 0 | 0 | 0 | 23 | 23 | 0.00 | 0.462 | | | | | | | | | |

New York Yankees @ Chicago White Sox
Comiskey Park, Chicago, IL
Wed Aug 04 1965 8:05 PM EDT
Att: 36,005 - Unknown

AB 47
R 3
H 10
RBI 3
BB 3
SO 13
LOB 21



| Batter | 1 | 2 | 3 | 4 | 5 | 6 | 7 | 8 | 9 | AB | R | H | RBI | BB | SO | LOB | TOP | | | | | | | | | | |
|--|------------------------------|---------------------------------|------------------------------|---------------------------------|------------------------------|---------------------------------|------------------------------|---------------------------------|------------------------------|---------------------------------|------------------------------|---------------------------------|------------------------------|---------------------------------|------------------------------|---------------------------------|---|---------------------------------|----------------------------------|------------------------------------|-------------------------|--------|--|--|--|--|--|
| Bobby Richardson, R OBP: 0.312, SLG: 0.339 (1, 4) | | | | | | | | | | 5 | 1 | 2 | 0 | 0 | 1 | 1 | New York Yankees @ Chicago White Sox Comiskey Park, Chicago, IL Thu Aug 05 1965, 4:33 AM EDT Att: 19,954 - Unknown - 90 F | | | | | | | | | | |
| Tony Kubek, L OBP: 0.280, SLG: 0.315 (1, 6) | | | | | | | | | | 4 | 1 | 1 | 0 | 0 | 0 | 2 | | | | | | | | | | | |
| Mickey Mantle, S OBP: 0.390, SLG: 0.450 (7, PR) | | | | | | | | | | 3 | 0 | 2 | 0 | 1 | 0 | 1 | | | | | | | | | | | |
| Roger Repoz, L OBP: 0.297, SLG: 0.464 (7, 9) | | | | | | | | | | 0 | 0 | 0 | 0 | 0 | 0 | 0 | | | | | | | | | | | |
| Tom Tresh, S OBP: 0.341, SLG: 0.476 (6, 9) | | | | | | | | | | 4 | 0 | 1 | 1 | 0 | 2 | 4 | | | | | | | | | | | |
| Elston Howard, R OBP: 0.269, SLG: 0.352 (1, 2) | | | | | | | | | | 3 | 1 | 1 | 2 | 1 | 1 | 2 | | | | | | | | | | | |
| Joe Pepitone, L OBP: 0.322, SLG: 0.439 (1, 3) | | | | | | | | | | 4 | 0 | 0 | 0 | 0 | 0 | 3 | | | | | | | | | | | |
| Hector Lopez, R OBP: 0.363, SLG: 0.363 (6, 8) | | | | | | | | | | 3 | 0 | 0 | 0 | 0 | 1 | 0 | | | | | | | | | | | |
| Ross Moschitto, R OBP: 0.200, SLG: 0.333 (6, 8) | | | | | | | | | | 1 | 0 | 1 | 0 | 0 | 0 | 0 | | | | | | | | | | | |
| Clete Boyer, R OBP: 0.301, SLG: 0.392 (1, 5) | | | | | | | | | | 3 | 0 | 1 | 0 | 1 | 0 | 0 | | | | | | | | | | | |
| Whitey Ford, L OBP: 0.259, SLG: 0.220 (1, 1) | | | | | | | | | | 3 | 0 | 0 | 0 | 0 | 2 | 1 | | | | | | | | | | | |
| Inning Stats | R: 0 E: 0 K: 0 S: 5 | H: 2 LOB: 3 BB: 1 P: 9 | R: 0 E: 0 K: 0 S: 4 | H: 1 LOB: 1 BB: 0 P: 4 | R: 2 E: 0 K: 1 S: 7 | H: 2 LOB: 0 BB: 0 P: 7 | R: 0 E: 0 K: 1 S: 5 | H: 0 LOB: 0 BB: 0 P: 5 | R: 1 E: 0 K: 0 S: 4 | H: 2 LOB: 1 BB: 1 P: 8 | R: 0 E: 0 K: 1 S: 5 | H: 0 LOB: 1 BB: 1 P: 9 | R: 0 E: 0 K: 2 S: 8 | H: 1 LOB: 1 BB: 0 P: 8 | R: 0 E: 0 K: 1 S: 5 | H: 1 LOB: 1 BB: 0 P: 5 | R: 0 E: 0 K: 1 S: 5 | H: 0 LOB: 0 BB: 0 P: 5 | 1B: 6 2B: 2 3B: 0 HR: 1 | SF: 0 SAC: 1 DP: 0 HBP: 0 | WP: 0 PB: 0 CS: 1 | PA: 37 | | | | | |
| PITCHER | IP | WLS | BF | H | R | ER | SO | BB | IBB | HBP | BLK | WP | HR | S | P | ERA | WHIP | PITCHER | | | | | | | | | |
| Tommy John, L ERA: 3.18 (1, 1) | 4.1 | L | 22 | 7 | 3 | 3 | 2 | 1 | 1 | 0 | 0 | 0 | 0 | 6 | 10 | 6.23 | 1.846 | | | | | | | | | | |
| Bob Locker, R ERA: 2.54 (5, 1) | 1.2 | | 5 | 0 | 0 | 0 | 1 | 1 | 0 | 0 | 0 | 0 | 0 | 6 | 10 | 0.00 | 0.600 | | | | | | | | | | |
| Bruce Howard, R ERA: 3.91 (7, 1) | 2.0 | | 7 | 2 | 0 | 0 | 3 | 0 | 0 | 0 | 0 | 0 | 0 | 13 | 13 | 0.00 | 1.000 | | | | | | | | | | |
| Eddie Fisher, R ERA: 1.82 (9, 1) | 1.0 | | 3 | 0 | 0 | 0 | 1 | 0 | 0 | 0 | 0 | 0 | 0 | 5 | 5 | 0.00 | 0.000 | | | | | | | | | | |
| Batter | 1 | 2 | 3 | 4 | 5 | 6 | 7 | 8 | 9 | AB | R | H | RBI | BB | SO | LOB | BOTTOM | | | | | | | | | | |
| Danny Cater, R OBP: 0.303, SLG: 0.394 (1, 7) | | | | | | | | | | 4 | 0 | 1 | 0 | 0 | 1 | 2 | New York Yankees @ Chicago White Sox Comiskey Park, Chicago, IL Thu Aug 05 1965, 4:33 AM EDT Att: 19,954 - Unknown - 90 F | | | | | | | | | | |
| Floyd Robinson, L OBP: 0.334, SLG: 0.366 (1, 9) | | | | | | | | | | 4 | 0 | 1 | 0 | 0 | 0 | 1 | | | | | | | | | | | |
| John Romano, R OBP: 0.352, SLG: 0.397 (1, 2) | | | | | | | | | | 4 | 0 | 0 | 0 | 0 | 1 | 3 | | | | | | | | | | | |
| Bill Skowron, R OBP: 0.321, SLG: 0.444 (1, 3) | | | | | | | | | | 4 | 0 | 1 | 0 | 0 | 0 | 0 | | | | | | | | | | | |
| Pete Ward, L OBP: 0.362, SLG: 0.427 (1, 5) | | | | | | | | | | 4 | 0 | 0 | 0 | 0 | 1 | 1 | | | | | | | | | | | |
| Ron Hansen, R OBP: 0.303, SLG: 0.378 (1, 6) | | | | | | | | | | 4 | 0 | 1 | 0 | 0 | 0 | 0 | | | | | | | | | | | |
| Don Buford, S OBP: 0.336, SLG: 0.369 (1, 4) | | | | | | | | | | 3 | 0 | 1 | 0 | 0 | 0 | 1 | | | | | | | | | | | |
| Ken Berry, R OBP: 0.242, SLG: 0.319 (1, 8) | | | | | | | | | | 3 | 0 | 0 | 0 | 0 | 0 | 1 | | | | | | | | | | | |
| Tommy John, R OBP: 0.132, SLG: 0.083 (5, 1) | | | | | | | | | | 0 | 0 | 0 | 0 | 0 | 0 | 0 | | | | | | | | | | | |
| Bob Locker, S OBP: 0.244, SLG: 0.296 (5, PR) | | | | | | | | | | 0 | 0 | 0 | 0 | 0 | 0 | 0 | | | | | | | | | | | |
| Dave Nicholson, R OBP: 0.297, SLG: 0.300 (7, 1) | | | | | | | | | | 0 | 0 | 0 | 0 | 0 | 0 | 0 | | | | | | | | | | | |
| Bruce Howard, S OBP: 0.297, SLG: 0.300 (8, PR) | | | | | | | | | | 0 | 0 | 0 | 0 | 0 | 0 | 0 | | | | | | | | | | | |
| Smoky Burgess, S OBP: 0.297, SLG: 0.300 (8, PR) | | | | | | | | | | 1 | 0 | 0 | 0 | 0 | 0 | 0 | | | | | | | | | | | |
| Eddie Fisher, R OBP: 0.125, SLG: 0.087 (9, 1) | | | | | | | | | | 0 | 0 | 0 | 0 | 0 | 0 | 0 | | | | | | | | | | | |
| Inning Stats | R: 0 E: 0 K: 1 S: 5 | H: 0 LOB: 0 BB: 0 P: 5 | R: 0 E: 0 K: 0 S: 3 | H: 0 LOB: 0 BB: 0 P: 3 | R: 0 E: 1 K: 0 S: 4 | H: 0 LOB: 1 BB: 0 P: 4 | R: 0 E: 0 K: 2 S: 8 | H: 1 LOB: 0 BB: 0 P: 8 | R: 0 E: 0 K: 0 S: 3 | H: 1 LOB: 0 BB: 0 P: 3 | R: 0 E: 0 K: 0 S: 3 | H: 0 LOB: 1 BB: 1 P: 7 | R: 0 E: 0 K: 0 S: 4 | H: 1 LOB: 1 BB: 0 P: 4 | R: 0 E: 0 K: 0 S: 5 | H: 2 LOB: 2 BB: 0 P: 5 | R: 0 E: 0 K: 0 S: 3 | H: 0 LOB: 0 BB: 0 P: 3 | 1B: 5 2B: 0 3B: 0 HR: 0 | SF: 0 SAC: 1 DP: 1 HBP: 0 | WP: 1 PB: 0 CS: 0 | PA: 33 | | | | | |
| PITCHER | IP | WLS | BF | H | R | ER | SO | BB | IBB | HBP | BLK | WP | HR | S | P | ERA | WHIP | PITCHER | | | | | | | | | |
| Whitey Ford, L ERA: 3.68 (1, 1) | 9.0 | W | 33 | 5 | 0 | 0 | 3 | 1 | 0 | 0 | 0 | 1 | 0 | 38 | 42 | 0.00 | 0.667 | | | | | | | | | | |

| Batter | 1 | 2 | 3 | 4 | 5 | 6 | 7 | 8 | 9 | AB | R | H | RBI | BB | SO | LOB | TOP | | | | | |
|---|---|--|---|---------------------------------|------------------------------|---------------------------------|------------------------------|---------------------------------|------------------------------|---------------------------------|------------------------------|---------------------------------|-------------------------------|----------------------------------|------------------------------|---------------------------------|--|------------------------------|---------------------------------|-----------------------------------|------------------------------------|----------------------------------|
| Larry Brown, R OBP: 0.327, SLG: 0.385 (1, 6) | | | | | | | | | | 5 | 2 | 2 | 0 | 0 | 0 | 1 | Cleveland Indians @ Chicago White Sox Comiskey Park, Chicago, IL Fri Aug 06 1965, 4:33 AM EDT Att: 5,183 - Unknown | | | | | |
| Chuck Hinton, R OBP: 0.332, SLG: 0.459 Don McMahon, R OBP: 0.400, SLG: 0.400 (1, 8) (8, 1) | | | | | | | | | | 5 | 0 | 0 | 0 | 0 | 0 | 3 | | | | | | |
| Leon Wagner, L OBP: 0.357, SLG: 0.487 (1, 7) | | | | | | | | | | 5 | 1 | 2 | 1 | 0 | 1 | 2 | | | | | | |
| Rocky Colavito, R OBP: 0.398, SLG: 0.514 (1, 9) | | | | | | | | | | 5 | 1 | 4 | 1 | 0 | 0 | 0 | | | | | | |
| Fred Whitfield, L OBP: 0.324, SLG: 0.533 (1, 3) | | | | | | | | | | 5 | 0 | 1 | 1 | 0 | 0 | 4 | | | | | | |
| Max Alvis, R OBP: 0.338, SLG: 0.460 (1, 5) | | | | | | | | | | 4 | 0 | 1 | 1 | 0 | 2 | 1 | | | | | | |
| Pedro Gonzalez, R OBP: 0.322, SLG: 0.410 Chico Salmon, R OBP: 0.265, SLG: 0.381 (1, 4) (2, 4) | | | | | | | | | | 1 | 0 | 0 | 0 | 0 | 0 | 0 | | | | | | |
| Duke Sims, L OBP: 0.274, SLG: 0.359 (1, 2) | | | | | | | | | | 4 | 0 | 0 | 0 | 0 | 3 | 3 | | | | | | |
| Ralph Terry, R ERA: 2.13, SLG: 0.238 Floyd Weaver, R ERA: 5.12, SLG: 0.182 Lee Stange, R ERA: 3.48, SLG: 0.150 Al Luginow, L ERA: 3.60, SLG: 0.367 Gary Bell, R ERA: 3.78, SLG: 0.364 Vic Davallo, L ERA: 3.90, SLG: 0.305 (1, 1) (3, 1) (5, 1) (6, PH) (8, 1) (8, PH) (8, 8) | | | | | | | | | | 1 | 1 | 1 | 1 | 0 | 0 | 0 | | | | | | |
| Inning Stats | R: 1 E: 0 K: 1 S: 7 | H: 2 LOB: 1 BB: 0 P: 7 | R: 0 E: 0 K: 1 S: 5 | H: 0 LOB: 0 BB: 0 P: 5 | R: 1 E: 0 K: 0 S: 6 | H: 3 LOB: 2 BB: 0 P: 6 | R: 0 E: 0 K: 2 S: 8 | H: 1 LOB: 1 BB: 0 P: 8 | R: 2 E: 0 K: 0 S: 7 | H: 4 LOB: 2 BB: 0 P: 7 | R: 0 E: 1 K: 1 S: 6 | H: 0 LOB: 1 BB: 0 P: 6 | R: 1 E: 0 K: 2 S: 10 | H: 3 LOB: 2 BB: 0 P: 10 | R: 0 E: 0 K: 0 S: 3 | H: 0 LOB: 0 BB: 0 P: 3 | | R: 0 E: 0 K: 0 S: 3 | H: 0 LOB: 0 BB: 0 P: 3 | 1B: 10 2B: 1 3B: 0 HR: 2 | SF: 0 SAC: 0 DP: 0 HBP: 0 | WP: 1 PB: 1 SB: 1 CS: 0 |
| PITCHER | IP WLS BF H R ER SO BB IBB HBP BLK WP HR S P ERA WHIP | 5.0 W 25 10 4 4 4 0 0 0 0 0 1 33 33 7.20 2.000 | 4.0 S 16 3 1 1 3 0 0 0 0 1 1 22 22 2.25 0.750 | | | | | | | | | | | | | | | | | | | |


| Batter | 1 | 2 | 3 | 4 | 5 | 6 | 7 | 8 | 9 | AB | R | H | RBI | BB | SO | LOB | BOTTOM | | | | |
|--|---|--|---|---|---|----------------------------------|------------------------------|---------------------------------|------------------------------|----------------------------------|------------------------------|---------------------------------|------------------------------|---------------------------------|------------------------------|----------------------------------|--|-----------------------------------|------------------------------------|----------------------------------|--------|
| Don Buford, S OBP: 0.338, SLG: 0.372 (1, 4) (8, 5) | | | | | | | | | | 5 | 0 | 2 | 4 | 1 | 0 | 3 | Cleveland Indians @ Chicago White Sox Comiskey Park, Chicago, IL Fri Aug 06 1965, 4:33 AM EDT Att: 5,183 - Unknown | | | | |
| Floyd Robinson, L OBP: 0.334, SLG: 0.364 (1, 9) | | | | | | | | | | 5 | 0 | 1 | 1 | 1 | 1 | 5 | | | | | |
| John Romano, R OBP: 0.413 Hoyt Wilhelm, R ERA: 2.27 (1, 2) (6, 1) | | | | | | | | | | 4 | 1 | 2 | 1 | 0 | 2 | 3 | | | | | |
| Pete Ward, L OBP: 0.359, SLG: 0.423 Al Weis, S OBP: 0.321, SLG: 0.364 (1, 5) (8, 4) | | | | | | | | | | 5 | 0 | 1 | 0 | 0 | 1 | 5 | | | | | |
| Bill Skowron, R OBP: 0.320, SLG: 0.439 Tom McCraw, L OBP: 0.274, SLG: 0.276 (1, 3) (9, 3) | | | | | | | | | | 4 | 1 | 0 | 0 | 1 | 1 | 1 | | | | | |
| Danny Cater, R OBP: 0.307, SLG: 0.398 (1, 7) | | | | | | | | | | 4 | 2 | 2 | 0 | 1 | 0 | 0 | | | | | |
| Ron Hansen, R OBP: 0.308, SLG: 0.381 (1, 6) | | | | | | | | | | 3 | 3 | 2 | 1 | 2 | 0 | 1 | | | | | |
| Ken Berry, R OBP: 0.251, SLG: 0.322 (1, 8) | | | | | | | | | | 3 | 3 | 2 | 0 | 2 | 0 | 2 | | | | | |
| Joe Horlen, R OBP: 0.235, SLG: 0.208 J.C. Martin, L OBP: 0.344, SLG: 0.333 (1, 1) (5, PH) (6, 2) | | | | | | | | | | 1 | 0 | 0 | 0 | 1 | 0 | 2 | | | | | |
| Inning Stats | R: 1 E: 0 K: 1 S: 7 | H: 2 LOB: 1 BB: 0 P: 7 | R: 2 E: 0 K: 1 S: 8 | H: 3 LOB: 2 BB: 2 P: 16 | R: 1 E: 0 K: 1 S: 7 | H: 2 LOB: 3 BB: 2 P: 15 | R: 0 E: 0 K: 1 S: 5 | H: 0 LOB: 0 BB: 0 P: 5 | R: 3 E: 0 K: 0 S: 7 | H: 4 LOB: 2 BB: 1 P: 11 | R: 1 E: 0 K: 0 S: 5 | H: 2 LOB: 2 BB: 1 P: 9 | R: 0 E: 0 K: 2 S: 7 | H: 0 LOB: 0 BB: 0 P: 7 | R: 3 E: 0 K: 1 S: 7 | H: 2 LOB: 2 BB: 3 P: 19 | | 1B: 11 2B: 3 3B: 0 HR: 1 | SF: 0 SAC: 0 DP: 0 HBP: 0 | WP: 0 PB: 0 SB: 1 CS: 0 | PA: 48 |
| PITCHER | IP WLS BF H R ER SO BB IBB HBP BLK WP HR S P ERA WHIP | 2.0 L 11 2 3 3 2 2 0 0 0 0 0 13 21 11.57 1.714 | 2.1 L 11 2 3 3 2 2 0 0 0 0 0 4 4 0.00 3.000 | 2.0 9 2 1 1 2 0 1 0 0 0 0 12 16 4.50 1.000 | 1.0 8 2 3 3 1 3 0 0 0 0 0 7 19 27.00 5.000 | | | | | | | | | | | | | | | | |

| Batter | 1 | 2 | 3 | 4 | 5 | 6 | 7 | 8 | 9 | 10 | AB | R | H | RBI | BB | SO | LOB | | | | |
|--|------------------------------|---------------------------------|------------------------------|----------------------------------|------------------------------|---------------------------------|------------------------------|---------------------------------|------------------------------|----------------------------------|------------------------------|---------------------------------|------------------------------|---------------------------------|------------------------------|---------------------------------|------------------------------|---------------------------------|----------------------------------|------------------------------------|-----------------|
| Larry Brown, R OBP: 0.332, SLG: 0.387 (1, 6) | | | | | | | | | | | 4 | 0 | 2 | 1 | 1 | 0 | 1 | | | | |
| Chuck Hinton, R OBP: 0.330, SLG: 0.455 (1, 8) | | | | | | | | | | | 5 | 0 | 1 | 0 | 0 | 1 | 5 | | | | |
| Leon Wagner, L OBP: 0.355, SLG: 0.482 (1, 7) | | | | | | | | | | | | 4 | 1 | 0 | 0 | 1 | 0 | 2 | | | |
| Rocky Colavito, R OBP: 0.396, SLG: 0.510 (1, 9) | | | | | | | | | | | | 5 | 0 | 1 | 0 | 0 | 0 | 2 | | | |
| Fred Whitfield, L OBP: 0.332, SLG: 0.535 Chico Salmon, R OBP: 0.265, SLG: 0.381 (10, PR) | | | | | | | | | | | | 3 | 1 | 2 | 0 | 2 | 0 | 0 | | | |
| Max Alvis, R OBP: 0.339, SLG: 0.461 (1, 5) | | | | | | | | | | | | 4 | 0 | 1 | 0 | 1 | 1 | 4 | | | |
| Pedro Gonzalez, R OBP: 0.323, SLG: 0.410 (1, 4) | | | | | | | | | | | 5 | 0 | 2 | 1 | 0 | 0 | 3 | | | | |
| Joe Azcue, R OBP: 0.291, SLG: 0.261 (1, 2) | | | | | | | | | | | | 3 | 0 | 0 | 0 | 1 | 0 | 1 | | | |
| Luis Tiant, R OBP: 0.143, SLG: 0.170 (1, 1) | | | | | | | | | | | 4 | 0 | 1 | 0 | 0 | 1 | 3 | | | | |
| Inning Stats | R: 0 E: 0 K: 1 S: 6 | H: 1 LOB: 1 BB: 0 P: 6 | R: 1 E: 0 K: 1 S: 6 | H: 1 LOB: 3 BB: 3 P: 18 | R: 1 E: 0 K: 2 S: 4 | H: 2 LOB: 1 BB: 1 P: 8 | R: 0 E: 0 K: 0 S: 3 | H: 0 LOB: 0 BB: 0 P: 3 | R: 0 E: 0 K: 1 S: 6 | H: 1 LOB: 2 BB: 1 P: 10 | R: 0 E: 0 K: 0 S: 4 | H: 0 LOB: 0 BB: 0 P: 3 | R: 0 E: 0 K: 0 S: 4 | H: 1 LOB: 1 BB: 0 P: 4 | R: 0 E: 0 K: 0 S: 3 | H: 1 LOB: 0 BB: 0 P: 3 | R: 0 E: 0 K: 0 S: 4 | H: 1 LOB: 2 BB: 1 P: 8 | 1B: 9 2B: 1 3B: 0 HR: 0 | SF: 0 SAC: 0 DP: 2 HBP: 0 | WP: 0 PA: 43 |
| PITCHER | IP 5.0 | WLS L | BF 24 | H 5 | R 2 | ER 2 | SO 3 | BB 3 | IBB 2 | HBP 0 | BLK 0 | WP 0 | HR 0 | S 25 | P 45 | ERA 3.60 | WHIP 1.600 | | | | |
| John Buzhardt, R ERA: 3.23 Eddie Fisher, R ERA: 1.82 (6, 1) | 5.0 | W | 19 | 5 | 1 | 1 | 0 | 1 | 0 | 0 | 0 | 0 | 0 | 18 | 22 | 1.80 | 1.200 | | | | |

TOP

Cleveland Indians @ Chicago White Sox
Comiskey Park, Chicago, IL
Sat Aug 07 1965, 4:33 AM EDT
Att: 9,247 - Unknown

| | |
|-----|----|
| AB | 37 |
| R | 3 |
| H | 10 |
| RBI | 2 |
| BB | 6 |
| SO | 3 |
| LOB | 21 |




| Batter | 1 | 2 | 3 | 4 | 5 | 6 | 7 | 8 | 9 | 10 | AB | R | H | RBI | BB | SO | LOB | | | | |
|---|------------------------------|---------------------------------|------------------------------|---------------------------------|------------------------------|---------------------------------|------------------------------|---------------------------------|------------------------------|---------------------------------|------------------------------|---------------------------------|------------------------------|---------------------------------|------------------------------|---------------------------------|------------------------------|---------------------------------|----------------------------------|------------------------------------|-----------------|
| Don Buford, S OBP: 0.337, SLG: 0.371 (1, 4) | | | | | | | | | | | | 4 | 0 | 1 | 1 | 0 | 0 | 1 | | | |
| Floyd Robinson, L OBP: 0.333, SLG: 0.362 (1, 9) | | | | | | | | | | | | 5 | 0 | 1 | 1 | 0 | 0 | 1 | | | |
| John Romano, R OBP: 0.352, SLG: 0.409 Tom McCraw, L OBP: 0.272, SLG: 0.273 (6, 8) | | | | | | | | | | | | 2 | 0 | 0 | 0 | 0 | 2 | 0 | | | |
| Pete Ward, L OBP: 0.358, SLG: 0.419 (1, 5) | | | | | | | | | | | 3 | 0 | 0 | 0 | 0 | 0 | 0 | 0 | | | |
| Bill Skowron, R OBP: 0.319, SLG: 0.437 (1, 3) | | | | | | | | | | | | 4 | 1 | 1 | 0 | 0 | 2 | 1 | | | |
| Danny Cater, R OBP: 0.307, SLG: 0.395 (1, 7) | | | | | | | | | | | | 3 | 1 | 0 | 0 | 1 | 0 | 1 | | | |
| Ron Hansen, R OBP: 0.311, SLG: 0.384 Al Wels, S OBP: 0.321, SLG: 0.364 (10, PR) | | | | | | | | | | | | 2 | 0 | 1 | 0 | 1 | 0 | 1 | | | |
| Ken Berry, R OBP: 0.250, SLG: 0.321 Smoky Burgess, L OBP: 0.369, SLG: 0.456 Eddie Fisher, R OBP: 0.120, SLG: 0.083 Gary Peters, L OBP: 0.193, SLG: 0.236 (10, PH) | | | | | | | | | | | | | 1 | 0 | 0 | 0 | 0 | 1 | | | |
| John Buzhardt, R OBP: 0.222, SLG: 0.125 J.C. Martin, L OBP: 0.349, SLG: 0.339 (6, 2) | | | | | | | | | | | | | 3 | 1 | 2 | 0 | 0 | 1 | | | |
| Inning Stats | R: 0 E: 0 K: 1 S: 5 | H: 0 LOB: 0 BB: 0 P: 5 | R: 0 E: 0 K: 0 S: 3 | H: 0 LOB: 1 BB: 0 P: 4 | R: 0 E: 0 K: 2 S: 7 | H: 0 LOB: 0 BB: 0 P: 7 | R: 0 E: 0 K: 1 S: 5 | H: 0 LOB: 0 BB: 0 P: 5 | R: 2 E: 0 K: 0 S: 5 | H: 2 LOB: 1 BB: 1 P: 9 | R: 0 E: 0 K: 1 S: 5 | H: 1 LOB: 1 BB: 0 P: 8 | R: 0 E: 0 K: 1 S: 6 | H: 1 LOB: 1 BB: 0 P: 6 | R: 0 E: 0 K: 1 S: 5 | H: 0 LOB: 0 BB: 0 P: 5 | R: 2 E: 0 K: 0 S: 4 | H: 3 LOB: 2 BB: 1 P: 8 | 1B: 6 2B: 1 3B: 0 HR: 0 | SF: 0 SAC: 2 DP: 0 HBP: 1 | WP: 0 PA: 38 |
| PITCHER | IP 9.1 | WLS L | BF 38 | H 7 | R 4 | ER 4 | SO 9 | BB 2 | IBB 0 | HBP 1 | BLK 0 | WP 0 | HR 0 | S 53 | P 62 | ERA 3.86 | WHIP 0.964 | | | | |
| Luis Tiant, R ERA: 3.49 (1, 1) | 9.1 | | | | | | | | | | | | | | | | | | | | |

BOTTOM

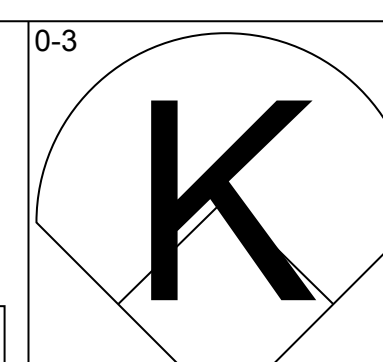
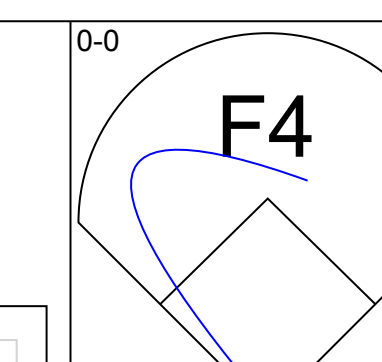
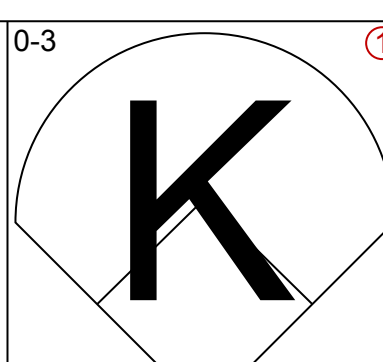
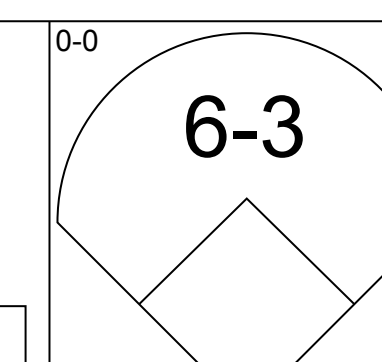
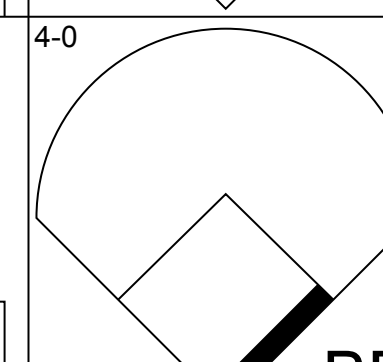
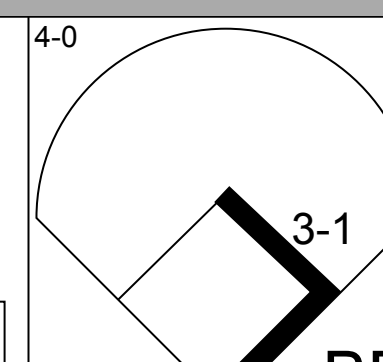
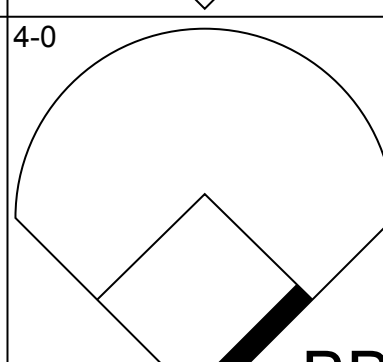
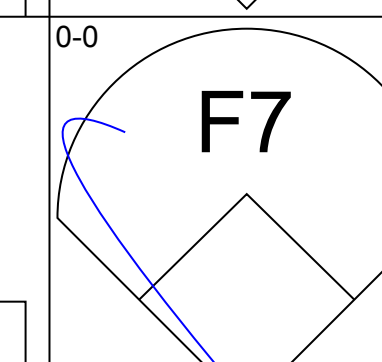
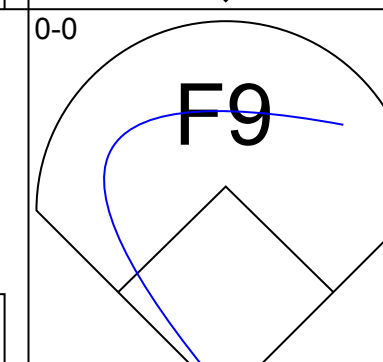
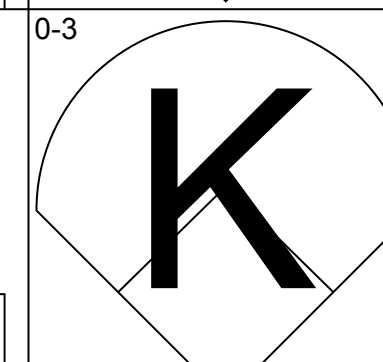
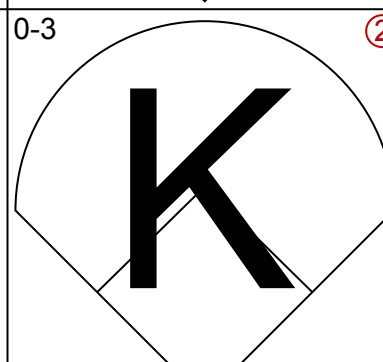
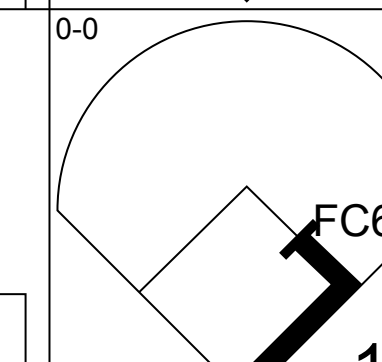
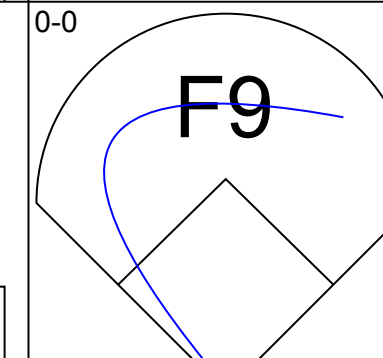
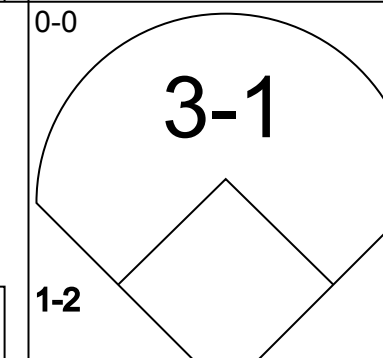
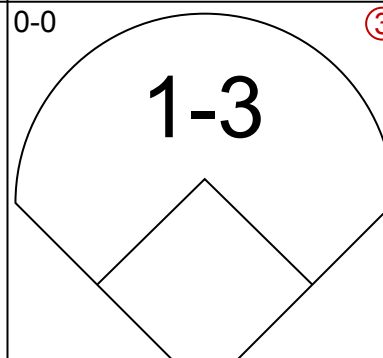
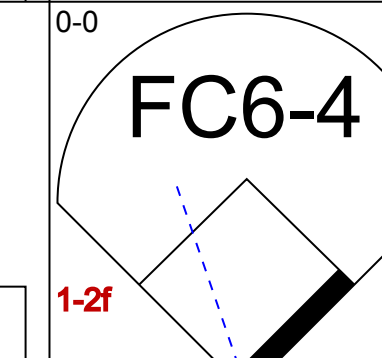
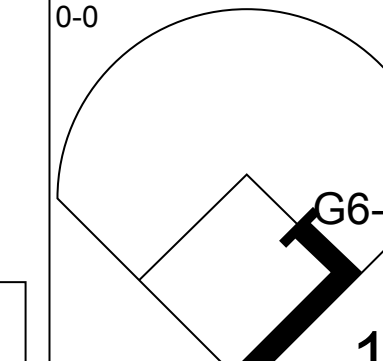
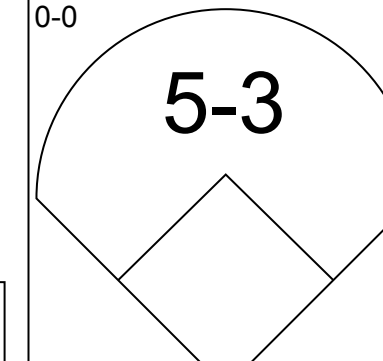
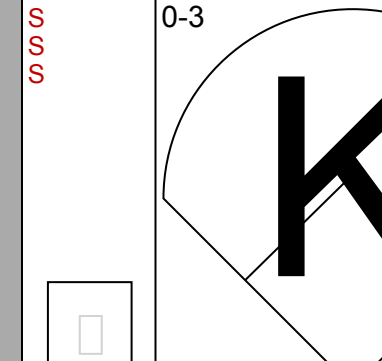
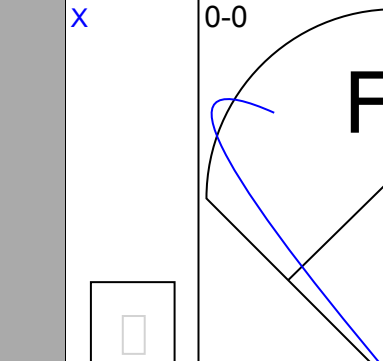
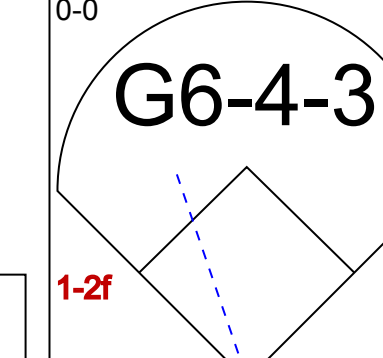
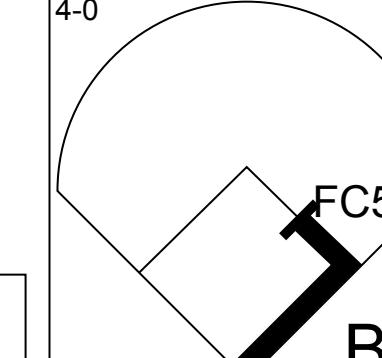
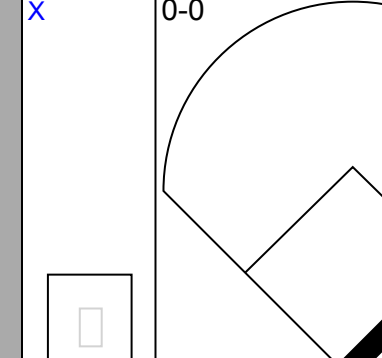
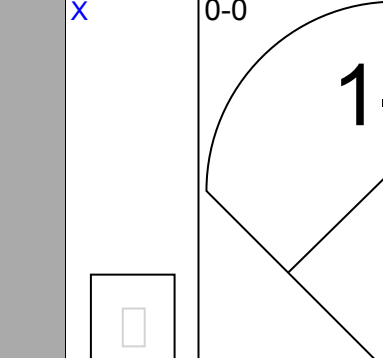
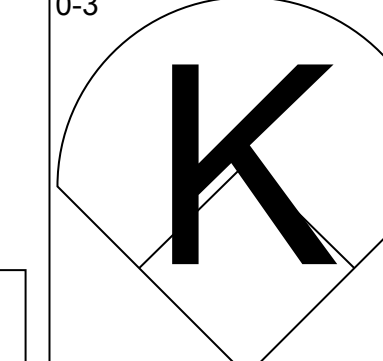
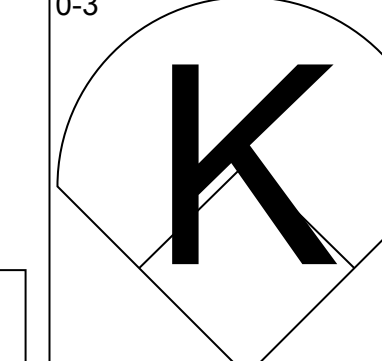
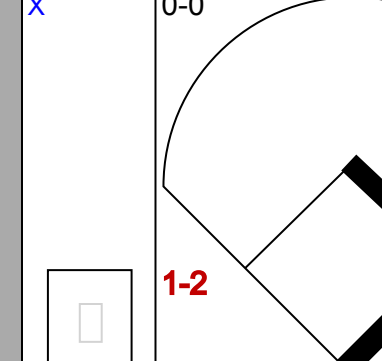
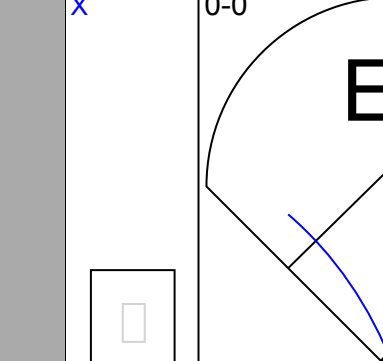
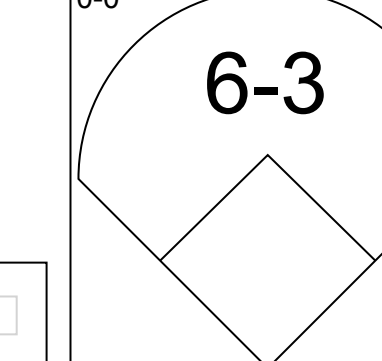
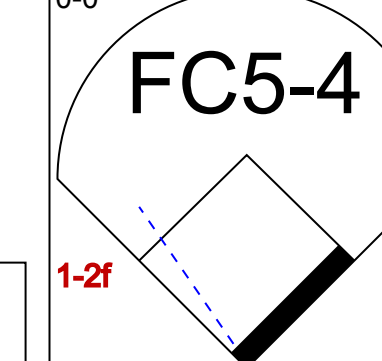
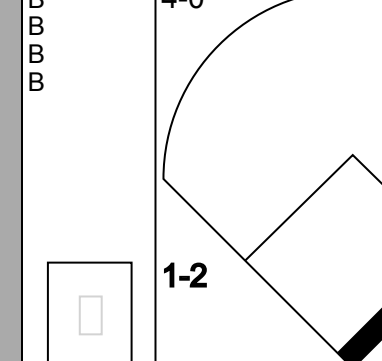
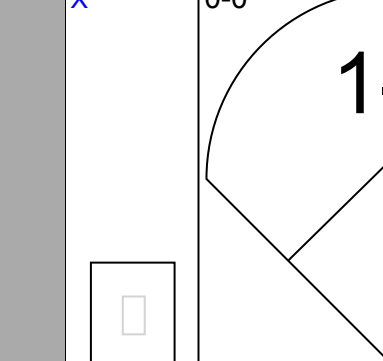
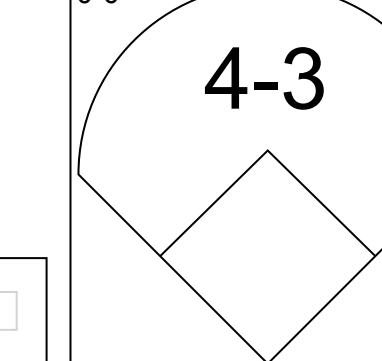
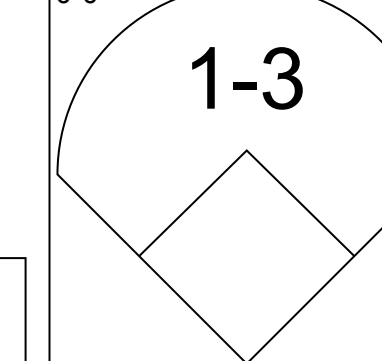
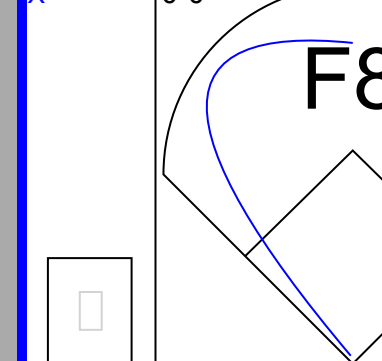
Cleveland Indians @ Chicago White Sox
Comiskey Park, Chicago, IL
Sat Aug 07 1965, 4:33 AM EDT
Att: 9,247 - Unknown

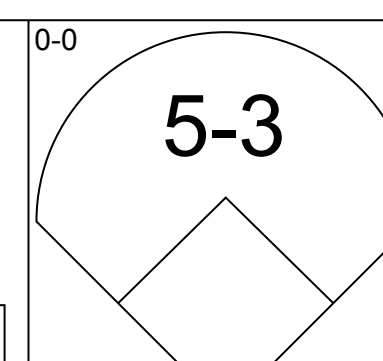
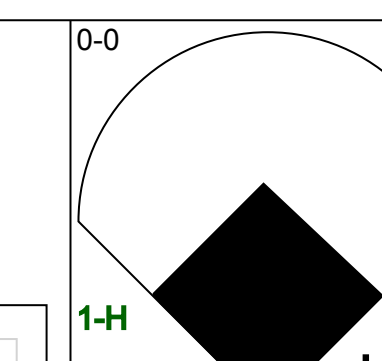
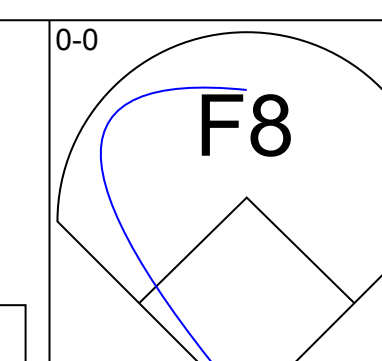
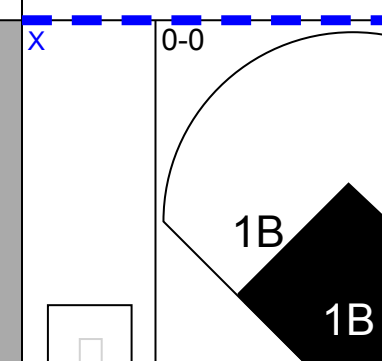
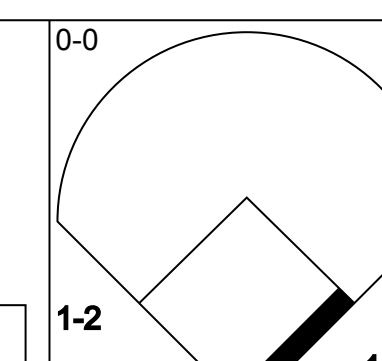
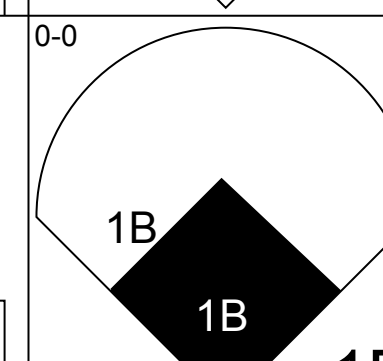
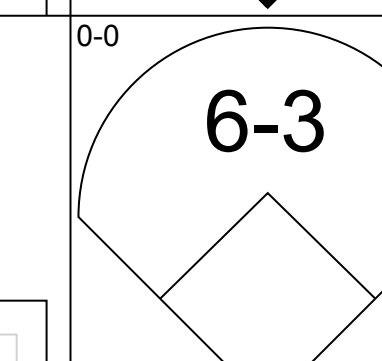
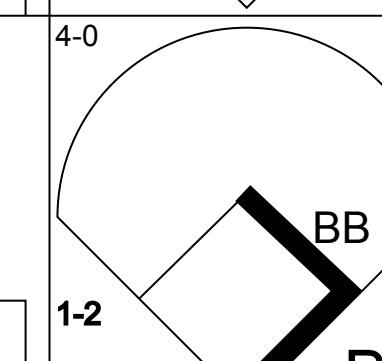
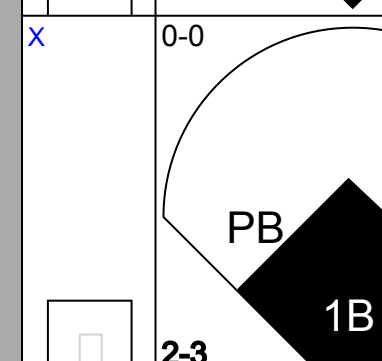
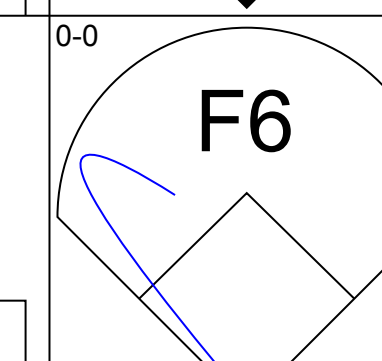
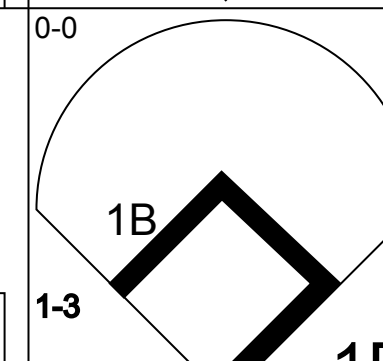
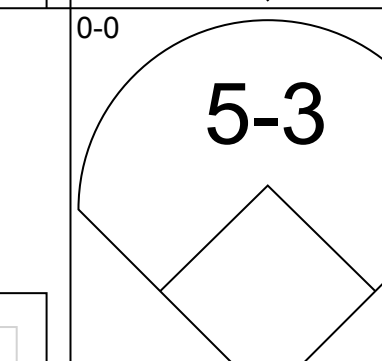
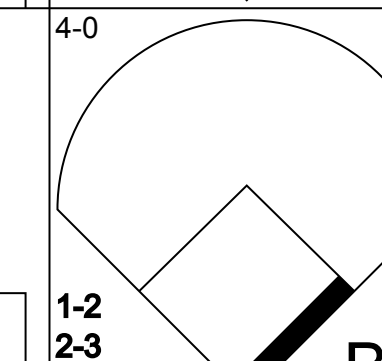
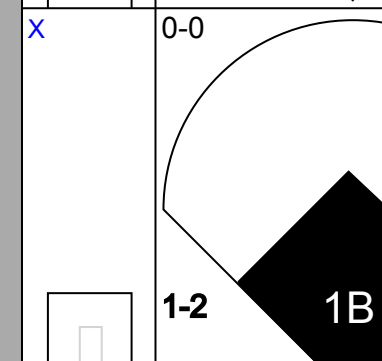
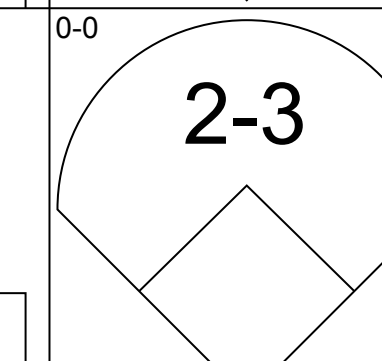
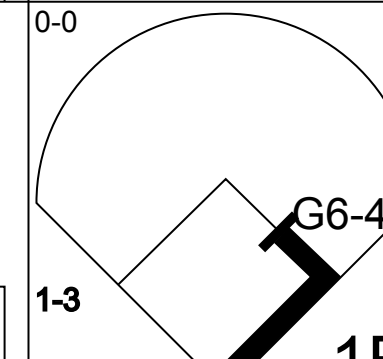
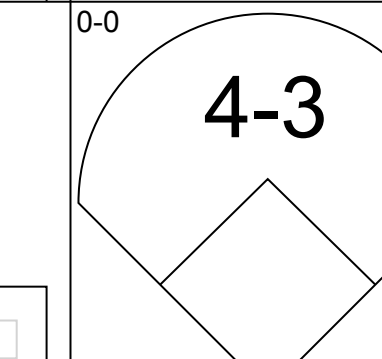
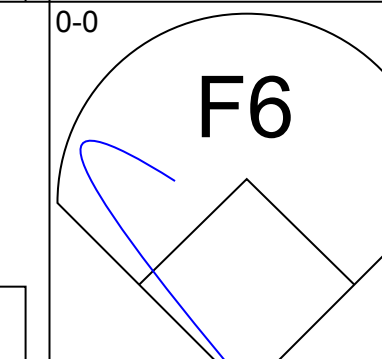
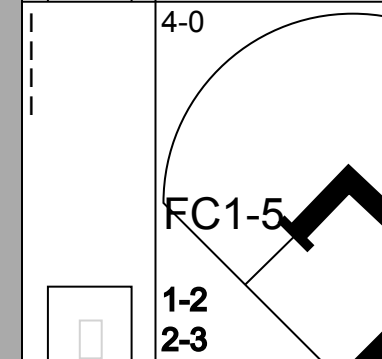
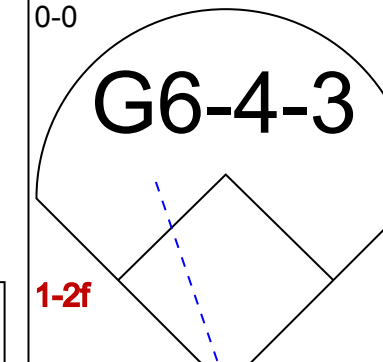
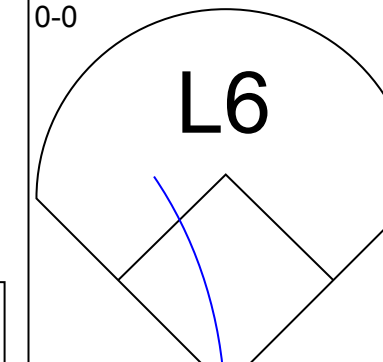
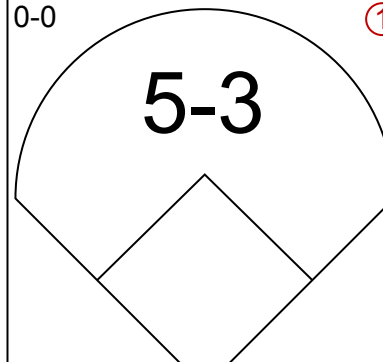

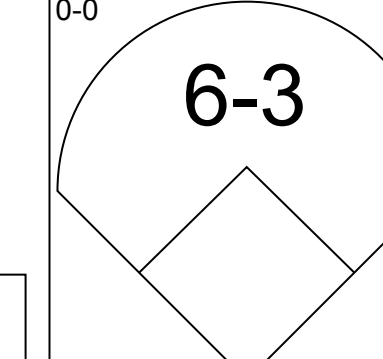
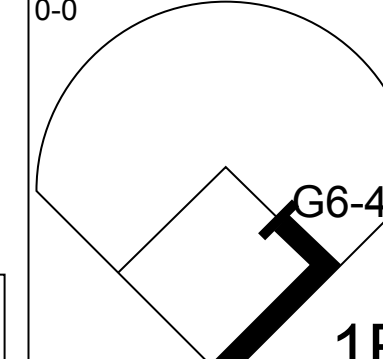
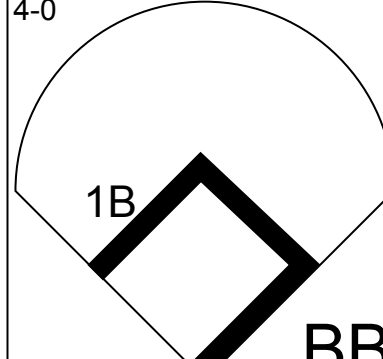

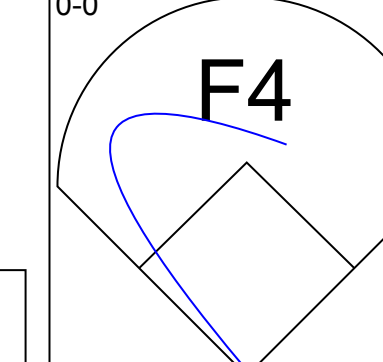
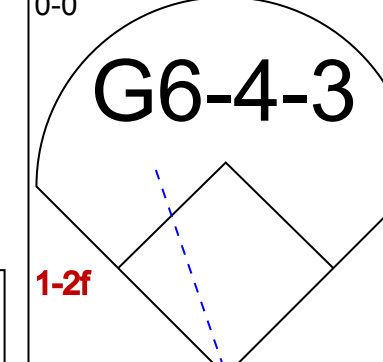
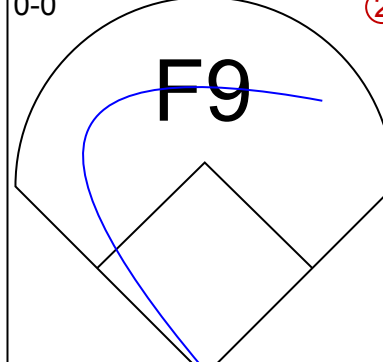

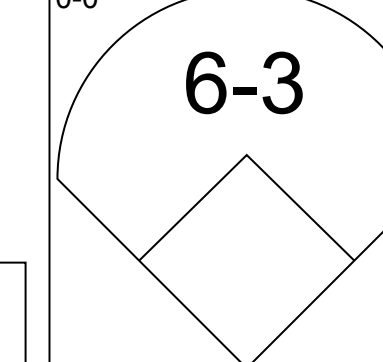
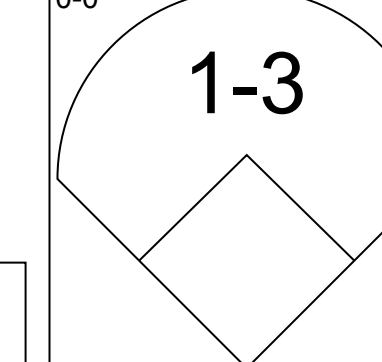
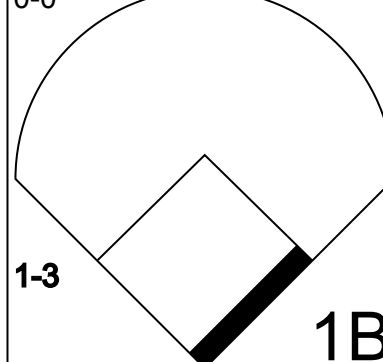
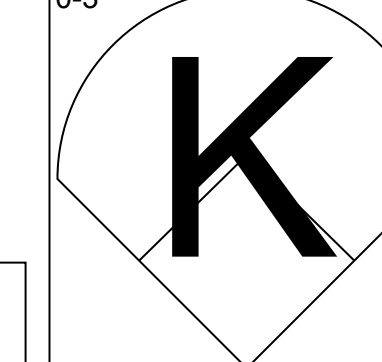
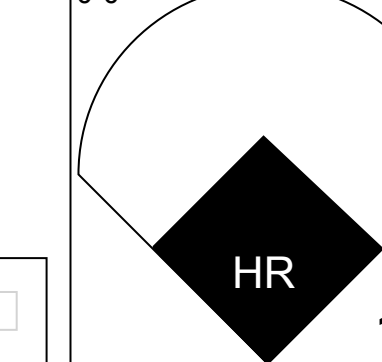
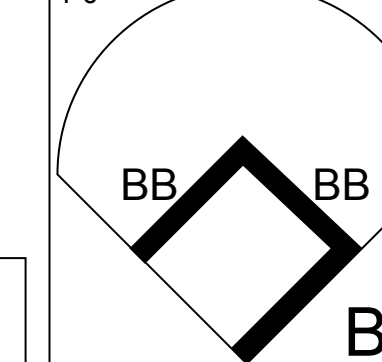
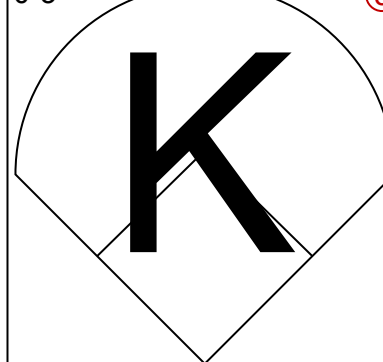
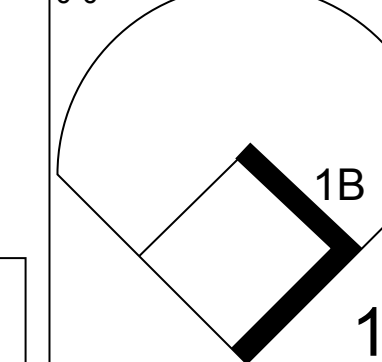
| | |
|-----|----|
| AB | 33 |
| R | 4 |
| H | 7 |
| RBI | 4 |
| BB | 2 |
| SO | 9 |
| LOB | 9 |



| Batter | 1 | 2 | 3 | 4 | 5 | 6 | 7 | 8 | 9 | AB | R | H | RBI | BB | SO | LOB | TOP | | | | | |
|--|--|----------------------------------|------------------------------|---------------------------------|------------------------------|---------------------------------|------------------------------|---------------------------------|------------------------------|---------------------------------|------------------------------|---------------------------------|------------------------------|----------------------------------|------------------------------|---------------------------------|---|---------------------------------|----------------------------------|------------------------------------|-------------------------|--------|
| Larry Brown, R OBP: 0.333, SLG: 0.385 | 4-0 IBB WP SH1-2 BB | | 0-0 1B SH1-2 1B | | 0-0 F6 | | 0-0 5-3 | 0-0 6-3 | | 4 | 1 | 1 | 0 | 1 | 0 | 0 | Cleveland Indians @ Chicago White Sox Sun Aug 08 1965, 4:33 AM EDT Att: 21,165 - Unknown livebaseballscorecards.com | | | | | |
| Chico Salmon, R OBP: 0.282, SLG: 0.424 | 0-0 SH1-3 | | 0-0 SH1-3 | | 0-0 2B | | 0-0 1B 2B | 0-0 5-3 | | 3 | 1 | 2 | 0 | 0 | 0 | 0 | | | | | | |
| Chuck Hinton, R OBP: 0.337, SLG: 0.459 | 4-0 IBB BB | | 0-0 1B 2-3 1B | | 0-0 1B | | 0-0 2B 1B | 0-3 K | | 4 | 1 | 3 | 1 | 1 | 1 | 0 | | | | | | |
| Rocky Colavito, R OBP: 0.399, SLG: 0.514 Vic Davalillo, L OBP: 0.344, SLG: 0.384 | 4-0 1-3 2-H IBB | | 0-0 1-3 3-H 1B | | 0-0 F7 | | 0-0 HBP 1B 2B | | 0-0 F6 | 3 | 0 | 2 | 2 | 1 | 0 | 2 | | | | | | |
| Fred Whitfield, L OBP: 0.330, SLG: 0.527 | 0-0 L4 | | 0-0 4-3 | | 0-0 F2 | | 4-0 1B HBP 1B IBB | | 0-0 L3 | 4 | 1 | 0 | 0 | 1 | 0 | 6 | | | | | | |
| Max Alvis, R OBP: 0.337, SLG: 0.456 | | 0-0 F4 | | 0-0 F8 | | 0-0 F9 | 1-0 1B | | 0-0 6-3 | 4 | 1 | 0 | 0 | 0 | 0 | 0 | | | | | | |
| Pedro Gonzalez, R OBP: 0.322, SLG: 0.407 | | 0-0 4-3 | | 0-0 F9 | | 0-0 F8 | 1-2 2-3 1B | | | 4 | 0 | 1 | 1 | 0 | 0 | 0 | | | | | | |
| Joe Azcue, R OBP: 0.298, SLG: 0.273 | | 0-3 K | | 0-0 2B | | 0-0 1B | 1-2 2-3 3-H 1B | | | 4 | 0 | 3 | 2 | 0 | 1 | 0 | | | | | | |
| Sonny Siebert, R OBP: 0.104, SLG: 0.191 Don McMahon, R OBP: 0.400, SLG: 0.400 Gary Bell, R OBP: 0.091, SLG: 0.364 | | | 0-0 F9 | 0-3 K | | 0-0 F7 | 0-3 K | | | 4 | 0 | 0 | 0 | 0 | 2 | 4 | | | | | | |
| Inning Stats | R: 0 E: 0 K: 0 S: 2 | H: 0 LOB: 2 BB: 3 P: 14 | R: 0 E: 0 K: 1 S: 5 | H: 0 LOB: 0 BB: 0 P: 5 | R: 1 E: 0 K: 0 S: 6 | H: 3 LOB: 2 BB: 0 P: 6 | R: 0 E: 0 K: 1 S: 6 | H: 1 LOB: 1 BB: 0 P: 6 | R: 0 E: 0 K: 0 S: 5 | H: 2 LOB: 2 BB: 0 P: 5 | R: 0 E: 0 K: 0 S: 4 | H: 1 LOB: 1 BB: 0 P: 4 | R: 5 E: 0 K: 1 S: 9 | H: 5 LOB: 2 BB: 1 P: 14 | R: 0 E: 0 K: 1 S: 5 | H: 0 LOB: 0 BB: 0 P: 5 | R: 0 E: 0 K: 0 S: 3 | H: 0 LOB: 0 BB: 0 P: 3 | 1B: 8 2B: 4 3B: 0 HR: 0 | SF: 0 SAC: 2 DP: 0 HBP: 1 | WP: 1 PB: 0 CS: 0 | PA: 42 |
| PITCHER | IP WLS BF H R ER SO BB IBB HBP BLK WP HR S P ERA WHIP | | | | | | | | | | | | | | | | | | | | | |
| Gary Peters, L ERA: 4.07 | (1, 1) 6.1 L 30 9 3 3 2 2 2 1 0 0 1 0 31 43 4.26 1.737 | | | | | | | | | | | | | | | | | | | | | |
| Frank Lary, R ERA: 3.53 | (7, 1) 0.2 6 3 3 3 1 0 1 1 0 0 0 6 11 40.50 4.500 | | | | | | | | | | | | | | | | | | | | | |
| Greg Bollo, R ERA: 3.05 | (8, 1) 2.0 6 0 0 0 1 0 0 0 0 0 0 8 8 0.00 0.000 | | | | | | | | | | | | | | | | | | | | | |

| Batter | 1 | 2 | 3 | 4 | 5 | 6 | 7 | 8 | 9 | AB | R | H | RBI | BB | SO | LOB | BOTTOM | | | |
|---|---|---------------------------------|------------------------------|---------------------------------|------------------------------|---------------------------------|------------------------------|---------------------------------|------------------------------|---------------------------------|------------------------------|---------------------------------|------------------------------|----------------------------------|------------------------------|----------------------------------|---|------------------------------------|-------------------------|--------|
| Don Buford, S OBP: 0.338, SLG: 0.371 | 0-0 F7 | | 0-0 L9 | | | 0-0 4-1 | | 0-0 1B | 0-0 1B | 5 | 0 | 2 | 2 | 0 | 0 | 0 | Cleveland Indians @ Chicago White Sox Sun Aug 08 1965, 4:33 AM EDT Att: 21,165 - Unknown livebaseballscorecards.com | | | |
| Floyd Robinson, L OBP: 0.331, SLG: 0.360 | 0-3 K | | 0-0 4-3 | | | 0-0 4-3 | | 0-0 G4-6-3 1B | 0-0 1B | 5 | 0 | 1 | 0 | 0 | 1 | 1 | | | | |
| John Romano, R OBP: 0.352, SLG: 0.496 Dave Nicholson, R OBP: 0.244, SLG: 0.286 | 0-0 5-3 | | | 0-0 6-3 | | 0-3 K | | 0-0 1B | 4-0 1B | 4 | 0 | 1 | 0 | 1 | 1 | 0 | | | | |
| Pete Ward, L OBP: 0.356, SLG: 0.414 | | 0-0 F7 | | 0-0 F2 | | 0-0 4-3 | | 4-0 1B | 0-0 FC4-6 | 4 | 0 | 0 | 0 | 1 | 0 | 3 | | | | |
| Bill Skowron, R OBP: 0.321, SLG: 0.446 | | 0-0 1B 1B | | 0-0 HR | | 0-0 F4 | | 0-3 K | | 4 | 1 | 2 | 1 | 0 | 1 | 2 | | | | |
| Danny Cater, R OBP: 0.309, SLG: 0.396 | | 0-0 F4 | | 0-3 K | | 0-0 1B | | | 0-0 1B PB | 4 | 1 | 2 | 0 | 0 | 1 | 1 | | | | |
| Ron Hansen, R OBP: 0.313, SLG: 0.386 Greg Bollo, R | | 0-0 1B | | | 0-0 F9 | | 0-0 1B | | 0-3 K | 3 | 0 | 2 | 0 | 0 | 0 | 0 | | | | |
| J.C. Martin, L OBP: 0.347, SLG: 0.337 | | 1-2 1B | | | 0-0 K | | 1-2 1B | | 0-0 K | 1 | 0 | 0 | 0 | 0 | 1 | 1 | | | | |
| Ken Berry, R OBP: 0.248, SLG: 0.319 Tom McCraw, L OBP: 0.271, SLG: 0.271 | | 0-3 K | | | 0-3 K | | 0-3 K | | 0-0 F2 | 2 | 0 | 0 | 0 | 0 | 2 | 2 | | | | |
| Smoky Burgess, L OBP: 0.364, SLG: 0.448 | | | | | 0-0 K | | | | 0-0 F2 | 1 | 0 | 0 | 0 | 0 | 1 | 2 | | | | |
| Gary Peters, L OBP: 0.186, SLG: 0.228 Frank Lary, R OBP: 0.238, SLG: 0.238 Al Weis, S OBP: 0.331, SLG: 0.375 | | | 0-0 5-3 | | 0-0 4-3 | | | 0-0 1B G4-6-3 1B | 0-0 1B | 2 | 0 | 0 | 0 | 0 | 0 | 0 | | | | |
| Inning Stats | R: 0 E: 0 K: 1 S: 5 | H: 0 LOB: 0 BB: 0 P: 5 | R: 0 E: 0 K: 1 S: 7 | H: 2 LOB: 0 BB: 0 P: 7 | R: 0 E: 0 K: 0 S: 3 | H: 0 LOB: 0 BB: 0 P: 3 | R: 1 E: 0 K: 1 S: 6 | H: 1 LOB: 0 BB: 0 P: 6 | R: 0 E: 0 K: 1 S: 5 | H: 0 LOB: 0 BB: 0 P: 5 | R: 0 E: 0 K: 1 S: 7 | H: 2 LOB: 2 BB: 0 P: 7 | R: 1 E: 0 K: 1 S: 7 | H: 3 LOB: 1 BB: 1 P: 11 | R: 2 E: 0 K: 1 S: 9 | H: 4 LOB: 3 BB: 1 P: 13 | 1B: 11 2B: 0 3B: 0 HR: 1 | SF: 0 SAC: 0 DP: 1 HBP: 0 | WP: 0 PB: 1 CS: 0 | PA: 40 |
| PITCHER | IP WLS BF H R ER SO BB IBB HBP BLK WP HR S P ERA WHIP | | | | | | | | | | | | | | | | | | | |
| Sonny Siebert, R ERA: 2.17 | (1, 1) 6.2 W 25 5 1 1 1 5 0 0 0 0 1 35 35 1.35 0.750 | | | | | | | | | | | | | | | | | | | |
| Don McMahon, R ERA: 3.65 | (7, 1) 2.0 12 6 3 3 3 1 0 0 0 0 0 17 21 13.50 3.500 | | | | | | | | | | | | | | | | | | | |
| Gary Bell, R ERA: 3.76 | (9, 1) 0.1 S 3 1 0 0 0 1 0 0 0 0 0 2 6 0.00 6.000 | | | | | | | | | | | | | | | | | | | |

| Batter | 1 | 2 | 3 | 4 | 5 | 6 | 7 | 8 | 9 | AB | R | H | RBI | BB | SO | LOB | TOP | | |
|---|--|---|---|---|--|---|---|---|--|----------------------------------|------------------------------|----------------------------------|------------------------------|---------------------------------|------------------------------|---------------------------------|--|------------------------------------|-----------------|
| Ed Brinkman, R OBP: 0.248, SLG: 0.258 (1, 6) |  | |  | | |  | |  | | 4 | 0 | 0 | 0 | 0 | 2 | 0 | <p>Washington Senators @ Chicago White Sox Comiskey Park, Chicago, IL Tue Aug 10 1965, 8:05 PM EDT Att: 11,709 - Unknown</p> | | |
| Joe Cunningham, L OBP: 0.371, SLG: 0.313 (1, 3) |  | | |  | |  | |  | | 1 | 0 | 0 | 0 | 3 | 0 | | | | |
| Ken Hamlin, R OBP: 0.360, SLG: 0.405 (1, 4) |  | | |  | |  | |  | | 4 | 0 | 1 | 0 | 0 | 2 | 3 | | | |
| Frank Howard, R OBP: 0.352, SLG: 0.491 (1, 7) |  | | |  | |  | |  | | 4 | 0 | 0 | 0 | 0 | 0 | 4 | | | |
| Woodie Held, R OBP: 0.350, SLG: 0.453 (1, 9) | |  | |  | | |  | |  | 4 | 0 | 1 | 0 | 0 | 1 | 1 | | | |
| Don Lock, R OBP: 0.319, SLG: 0.369 (1, 8) | |  | | |  | |  | |  | 3 | 0 | 1 | 0 | 1 | 0 | 1 | | | |
| Don Zimmer, R OBP: 0.290, SLG: 0.277 (1, 5) | | |  | |  | |  | |  | 4 | 0 | 1 | 0 | 0 | 2 | 1 | | | |
| Doug Camilli, R OBP: 0.268, SLG: 0.293 (1, 2) | | |  | |  | |  | |  | 3 | 0 | 0 | 0 | 1 | 0 | 2 | | | |
| Bennie Daniels, L Ken McQuinn, R Howie Koppitz, R Willie Kirtzinger, L Marshall Bridges, S Steve Ruzick, R OBP: 0.154, SLG: 0.233 (1, 1) (5, PH) (5, 1) (7, PH) (7, 1) (7, 1) | | |  | |  | |  | | | 1 | 0 | 0 | 0 | 0 | 0 | 0 | | | |
| Inning Stats | R: 0 E: 0 K: 1 S: 5 | H: 0 LOB: 1 BB: 1 P: 9 | R: 0 E: 0 K: 1 S: 5 | H: 1 LOB: 0 BB: 0 P: 5 | R: 0 E: 0 K: 0 S: 3 | H: 0 LOB: 0 BB: 0 P: 3 | R: 0 E: 0 K: 1 S: 5 | H: 0 LOB: 1 BB: 1 P: 9 | R: 0 E: 0 K: 1 S: 7 | H: 0 LOB: 1 BB: 1 P: 11 | R: 0 E: 0 K: 1 S: 6 | H: 2 LOB: 2 BB: 1 P: 10 | R: 0 E: 0 K: 0 S: 4 | H: 1 LOB: 1 BB: 0 P: 4 | R: 0 E: 1 K: 0 S: 4 | H: 0 LOB: 1 BB: 0 P: 4 | 1B: 4 2B: 0 3B: 0 HR: 0 | SF: 0 SAC: 0 DP: 1 HBP: 0 | WP: 0 PA: 35 |
| PITCHER Tommy John, L ERA: 2.95 (1, 1) | IP: 9.0 WLS: W BF: 35 H: 4 R: 0 ER: 0 SO: 7 BB: 5 IBB: 0 HBP: 0 BLK: 0 WP: 0 HR: 0 S: 44 P: 64 ERA: 0.00 WHIP: 1.000 | | | | | | | | | | | | | | | PITCHER | | | |

| Batter | 1 | 2 | 3 | 4 | 5 | 6 | 7 | 8 | 9 | AB | R | H | RBI | BB | SO | LOB | BOTTOM |
|---|--|---|---|---|--|---|---|---|---|----------------------------------|------------------------------|----------------------------------|------------------------------|---------------------------------|-----------------------------------|------------------------------------|--|
| Danny Cater, R OBP: 0.313, SLG: 0.410 (1, 7) |  | |  | |  | |  |  | | 5 | 2 | 3 | 2 | 0 | 0 | 1 | <p>Washington Senators @ Chicago White Sox Comiskey Park, Chicago, IL Tue Aug 10 1965, 8:05 PM EDT Att: 11,709 - Unknown</p> |
| Don Buford, S OBP: 0.341, SLG: 0.372 (1, 4) |  | |  | |  | |  |  | | 4 | 2 | 2 | 0 | 1 | 0 | 2 | |
| Floyd Robinson, L OBP: 0.334, SLG: 0.362 (1, 9) |  | |  | |  | |  |  | | 4 | 1 | 2 | 1 | 1 | 0 | 2 | |
| Pete Ward, L OBP: 0.358, SLG: 0.413 (1, 5) |  | |  | |  | |  | | | 3 | 0 | 1 | 1 | 1 | 0 | 3 | |
| Bill Skowron, R OBP: 0.320, SLG: 0.444 (1, 3) |  | | |  | |  | |  | | 4 | 0 | 1 | 2 | 0 | 0 | 2 | |
| John Romano, R OBP: 0.355, SLG: 0.405 (1, 2) | |  | |  | |  | |  | | 3 | 0 | 1 | 0 | 1 | 0 | 2 | |
| Ron Hansen, R OBP: 0.311, SLG: 0.382 (1, 6) | |  | |  | |  | |  | | 4 | 0 | 0 | 0 | 0 | 0 | 4 | |
| Al Weis, S OBP: 0.331, SLG: 0.374 Ken Berry, R OBP: 0.245, SLG: 0.318 (1, 8) (7, 8) | |  | | |  | |  | |  | 3 | 0 | 1 | 0 | 0 | 0 | 0 | |
| Tommy John, R OBP: 0.190, SLG: 0.128 (1, 1) | | |  | |  | |  | |  | 3 | 1 | 2 | 0 | 1 | 1 | 2 | |
| Inning Stats | R: 1 E: 0 K: 0 S: 5 | H: 3 LOB: 1 BB: 0 P: 5 | R: 0 E: 0 K: 0 S: 3 | H: 0 LOB: 0 BB: 0 P: 3 | R: 2 E: 0 K: 0 S: 5 | H: 2 LOB: 0 BB: 0 P: 5 | R: 0 E: 0 K: 0 S: 3 | H: 0 LOB: 3 BB: 3 P: 15 | R: 0 E: 0 K: 1 S: 6 | H: 1 LOB: 2 BB: 1 P: 10 | R: 3 E: 0 K: 0 S: 6 | H: 4 LOB: 1 BB: 1 P: 10 | R: 0 E: 0 K: 1 S: 7 | H: 2 LOB: 2 BB: 0 P: 7 | 1B: 11 2B: 1 3B: 0 HR: 1 | SF: 0 SAC: 0 DP: 3 HBP: 0 | WP: 0 PA: 39 |
| PITCHER Bennie Daniels, R ERA: 4.68 Howie Koppitz, R ERA: 4.74 Marshall Bridges, L ERA: 2.91 Steve Ruzick, R ERA: 4.92 (1, 1) (5, 1) (7, 1) (7, 1) | IP: 4.0 WLS: L BF: 16 H: 6 R: 3 ER: 3 SO: 3 BB: 0 IBB: 0 HBP: 0 BLK: 0 WP: 0 HR: 1 S: 16 P: 16 ERA: 6.75 WHIP: 1.500 | | | | | | | | | | | | | | | PITCHER | |

| Batter | 1 | 2 | 3 | 4 | 5 | 6 | 7 | 8 | 9 | AB | R | H | RBI | BB | SO | LOB | TOP | | | |
|---|------------------------------|---------------------------------|------------------------------|---------------------------------|------------------------------|---------------------------------|------------------------------|----------------------------------|------------------------------|---------------------------------|------------------------------|---------------------------------|------------------------------|----------------------------------|------------------------------|---------------------------------|----------------------------------|------------------------------------|--------------------------|--|
| Don Blasingame, L (1,4) OBP: 0.276, SLG: 0.301 Ed Brinkman, R (7,6) OBP: 0.250, SLG: 0.258 | 0-0 6-3 2B | | 0-0 1-3 | | 0-0 F4 | 0-0 4-3 | | 0-0 1-2 2-3 3-H | | 4-0 BB | 4 | 0 | 1 | 1 | 0 | 0 | 2 | | | |
| Ken Hamlin, R (1,6) OBP: 0.356, SLG: 0.405 Willie Kirkland, L (1,7) OBP: 0.284, SLG: 0.463 | 0-0 6-3 | | 0-0 1-3 | | 0-0 G3 1B 2B | | | | | 0-0 6-3 | 5 | 1 | 1 | 1 | 0 | 0 | 2 | | | |
| Dick Nen, L (1,3) OBP: 0.371, SLG: 0.420 Jim King, L (1,9) OBP: 0.325, SLG: 0.402 | 0-3 K | | | 0-0 F6 | 0-0 G3 | | | | | 0-0 6-3 | 5 | 1 | 2 | 1 | 0 | 2 | 1 | | | |
| Jim King, L (1,9) OBP: 0.325, SLG: 0.402 Woodie Held, R (1,8) OBP: 0.356, SLG: 0.467 | | | | 0-0 E9 2B 1B | 0-0 3-H 1B | | | | | 0-0 F7 | 4 | 1 | 0 | 0 | 1 | 0 | 1 | | | |
| Mike Brumley, L (1,2) OBP: 0.272, SLG: 0.257 Ken McMullen, R (1,5) OBP: 0.300, SLG: 0.411 | | | | 0-0 FC5-4 1B | 0-0 1-H 2-H 2B | | | | | 0-0 F6 | 4 | 1 | 3 | 2 | 0 | 0 | 0 | | | |
| Pete Richert, L (1,1) OBP: 0.198, SLG: 0.133 Ron Kline, R (8,1) Marshall Bridges, S (9,1) OBP: 0.250, SLG: 0.600 Steve Ritzik, R (9,1) OBP: 0.154, SLG: 0.231 | | | | 0-0 L8 | 0-0 1B | | | | | 0-0 F6 | 2 | 0 | 0 | 0 | 2 | 0 | 1 | | | |
| Inning Stats | R: 0 E: 0 K: 1 S: 6 | H: 1 LOB: 1 BB: 0 P: 6 | R: 0 E: 0 K: 0 S: 4 | H: 1 LOB: 1 BB: 0 P: 4 | R: 0 E: 0 K: 1 S: 5 | H: 0 LOB: 0 BB: 0 P: 5 | R: 2 E: 1 K: 0 S: 5 | H: 2 LOB: 2 BB: 2 P: 13 | R: 1 E: 0 K: 1 S: 5 | H: 2 LOB: 1 BB: 1 P: 5 | R: 1 E: 0 K: 0 S: 4 | H: 1 LOB: 0 BB: 0 P: 4 | R: 0 E: 0 K: 1 S: 6 | H: 1 LOB: 2 BB: 1 P: 10 | R: 0 E: 0 K: 1 S: 5 | H: 0 LOB: 0 BB: 0 P: 5 | 1B: 5 2B: 4 3B: 0 HR: 1 | SF: 0 SAC: 0 DP: 0 HBP: 0 | WP: 0 PA: 41 CS: 0 | |
| PITCHER | IP | WLS | BF | H | R | ER | SO | BB | IBB | HBP | BLK | WP | HR | S | P | ERA | WHIP | | | |
| Joe Horlen, R (1,1) ERA: 2.92 Eddie Fisher, R (7,1) ERA: 1.85 | 6.0 | L | 29 | 8 | 4 | 4 | 3 | 1 | 2 | 0 | 0 | 0 | 0 | 32 | 44 | 6.00 | 1.500 | | | |
| Eddie Fisher, R (7,1) ERA: 1.85 | 3.0 | | 12 | 2 | 1 | 1 | 2 | 1 | 0 | 0 | 0 | 0 | 1 | 15 | 19 | 3.00 | 1.000 | | | |

Washington Senators @ Chicago White Sox
Comiskey Park, Chicago, IL
Wed Aug 11 1965, 8:05 PM EDT
Unknown

| | |
|-----|----|
| AB | 37 |
| R | 5 |
| H | 10 |
| RBI | 5 |
| BB | 4 |
| SO | 5 |
| LOB | 21 |

| | | | |
|----|---|-----|---|
| 1B | 5 | SF | 0 |
| 2B | 4 | SAC | 0 |
| 3B | 0 | DP | 0 |
| HR | 1 | HBP | 0 |

| Batter | 1 | 2 | 3 | 4 | 5 | 6 | 7 | 8 | 9 | AB | R | H | RBI | BB | SO | LOB | BOTTOM | | | | |
|--|------------------------------|----------------------------------|------------------------------|---------------------------------|------------------------------|---------------------------------|------------------------------|---------------------------------|------------------------------|---------------------------------|------------------------------|---------------------------------|------------------------------|---------------------------------|------------------------------|---------------------------------|------------------------------|---------------------------------|-----------------------------------|------------------------------------|--------------------------|
| Don Buford, S (1,4) OBP: 0.344, SLG: 0.374 Floyd Robinson, L (1,9) OBP: 0.335, SLG: 0.369 | 4-0 G4-6-3 BB | | 0-0 F8 | | 0-0 5-3 | | | | | 0-0 FC1-4 1B | 4 | 0 | 2 | 1 | 1 | 0 | 3 | | | | |
| Danny Cater, R (1,7) OBP: 0.314, SLG: 0.410 Bill Skowron, R (1,3) OBP: 0.322, SLG: 0.443 | 0-0 BB 1B | | 0-0 HR | | 0-0 K | | | | | 0-0 1-2 2-H 1B | 5 | 1 | 2 | 1 | 0 | 1 | 4 | | | | |
| Pete Ward, L (1,5) OBP: 0.357, SLG: 0.411 John Romano, R (1,2) OBP: 0.357, SLG: 0.404 | 0-0 BB 1B | | 0-0 SH5-4 1B | | 0-0 6-3 | | | | | 0-0 FC1-4 1B | 5 | 0 | 2 | 0 | 0 | 0 | 3 | | | | |
| Ron Hansen, R (1,6) OBP: 0.310, SLG: 0.383 Al Weis, S (1,8) OBP: 0.343, SLG: 0.381 | 0-0 BB 1B | | 0-0 SH5-4 1B | | 0-0 6-3 | | | | | 0-0 1-2 2-3 1B | 3 | 0 | 1 | 0 | 1 | 0 | 1 | | | | |
| Joe Horlen, R (1,1) OBP: 0.231, SLG: 0.204 Dave Nicholson, R (6,PH) OBP: 0.241, SLG: 0.282 Eddie Fisher, R (7,1) OBP: 0.120, SLG: 0.083 Smoky Burgess, L (9,PH) OBP: 0.373, SLG: 0.458 Ken Berry, R (9,PR) OBP: 0.348, SLG: 0.318 | 0-0 K | | 0-0 SH5-4 | | 0-0 F3 | | | | | 0-0 G6-4-3 BB | 2 | 0 | 0 | 0 | 1 | 2 | | | | | |
| Inning Stats | R: 0 E: 0 K: 1 S: 5 | H: 1 LOB: 2 BB: 2 P: 13 | R: 0 E: 0 K: 0 S: 4 | H: 1 LOB: 2 BB: 1 P: 8 | R: 1 E: 0 K: 0 S: 5 | H: 3 LOB: 1 BB: 1 P: 9 | R: 0 E: 0 K: 1 S: 6 | H: 1 LOB: 1 BB: 0 P: 6 | R: 0 E: 0 K: 0 S: 3 | H: 0 LOB: 0 BB: 0 P: 3 | R: 0 E: 0 K: 0 S: 4 | H: 1 LOB: 1 BB: 0 P: 4 | R: 0 E: 0 K: 0 S: 4 | H: 2 LOB: 1 BB: 0 P: 4 | R: 0 E: 0 K: 0 S: 2 | H: 0 LOB: 0 BB: 1 P: 6 | R: 1 E: 0 K: 0 S: 5 | H: 3 LOB: 2 BB: 0 P: 5 | 1B: 10 2B: 1 3B: 0 HR: 1 | SF: 0 SAC: 2 DP: 4 HBP: 0 | WP: 0 PA: 39 CS: 0 |
| PITCHER | IP | WLS | BF | H | R | ER | SO | BB | IBB | HBP | BLK | WP | HR | S | P | ERA | WHIP | | | | |
| Pete Richert, L (1,1) ERA: 2.65 Ron Kline, R (8,1) ERA: 2.22 Marshall Bridges, L (9,1) ERA: 2.25 Steve Ritzik, R (9,1) ERA: 4.88 | 7.0 | W | 32 | 9 | 1 | 1 | 2 | 4 | 1 | 0 | 0 | 0 | 0 | 31 | 51 | 1.29 | 1.857 | | | | |
| Marshall Bridges, L (9,1) ERA: 2.25 Steve Ritzik, R (9,1) ERA: 4.88 | 0.1 | | 1 | 0 | 0 | 0 | 0 | 0 | 0 | 0 | 0 | 0 | 0 | 1 | 1 | 0.00 | 0.000 | | | | |
| Steve Ritzik, R (9,1) ERA: 4.88 | 0.2 | S | 1 | 0 | 0 | 0 | 0 | 0 | 0 | 0 | 0 | 0 | 0 | 1 | 1 | 0.00 | 0.000 | | | | |

Washington Senators @ Chicago White Sox
Comiskey Park, Chicago, IL
Wed Aug 11 1965, 8:05 PM EDT
Unknown

| | |
|-----|----|
| AB | 32 |
| R | 2 |
| H | 12 |
| RBI | 2 |
| BB | 5 |
| SO | 2 |
| LOB | 22 |

| | | | |
|----|----|-----|---|
| 1B | 10 | SF | 0 |
| 2B | 1 | SAC | 2 |
| 3B | 0 | DP | 4 |
| HR | 1 | HBP | 0 |


| Batter | 1 | 2 | 3 | 4 | 5 | 6 | 7 | 8 | 9 | AB | R | H | RBI | BB | SO | LOB | TOP | | |
|---|--|---------------------------------|------------------------------|---------------------------------|------------------------------|---------------------------------|------------------------------|---------------------------------|---|---------------------------------|------------------------------|---------------------------------|------------------------------|---------------------------------|------------------------------|---|---|----------------------------------|------------------------------------|
| Ed Brinkman, R OBP: 0.247, SLG: 0.255 (1, 6) | 0-0 6-3 | | 0-0 F8 | | | 0-0 F8 | | 0-0 1-3 | 4 0 0 0 0 0 | | | | | | | | Washington Senators @ Chicago White Sox Comiskey Park, Chicago, IL Wed Aug 11 1965, 8:05 PM EDT Att: 15,886 - Unknown | | |
| Joe Cunningham, L OBP: 0.364, SLG: 0.306 (1, 3) | 0-0 F7 | | | 0-0 F8 | | 0-0 F8 | | 0-0 L6 | 4 0 0 0 0 0 | | | | | | | | | | |
| Ken Hamlin, R OBP: 0.351, SLG: 0.397 (1, 4) | 0-0 5-3 | | | 0-0 1-3 | | | 0-0 4-3 | 0-0 F8 | 4 0 0 0 0 0 | | | | | | | | | | |
| Frank Howard, R OBP: 0.349, SLG: 0.487 (1, 7) | | 0-0 F4 | | 0-3 K | | | 0-0 G3 | | 3 0 0 0 0 1 0 | | | | | | | | | | |
| Woodie Held, R OBP: 0.355, SLG: 0.465 (1, 9) | | 0-0 F6 | | | 0-0 1B | | 0-0 F4 | | 3 0 1 0 0 0 0 | | | | | | | | | | |
| Don Lock, R OBP: 0.320, SLG: 0.367 (1, 8) | 4-0 BB | | | | 0-0 F7 | | | 0-0 F8 | 2 0 0 0 1 0 1 | | | | | | | | | | |
| Don Zimmer, R OBP: 0.290, SLG: 0.274 (1, 2) | 0-0 F8 | | | | 0-0 F6 | | 4-0 FC6-4 BB | | 2 0 0 0 1 0 2 | | | | | | | | | | |
| Ken McMullen, R OBP: 0.298, SLG: 0.407 (1, 5) | | | 0-0 F3 | | 0-0 F8 | | 0-0 FC6-4 | | 3 0 0 0 0 0 2 | | | | | | | | | | |
| Mike McCormick, L OBP: 0.179, SLG: 0.030 Buster Narum, R OBP: 0.083, SLG: 0.118 Doug Cattell, R OBP: 0.227, SLG: 0.291 Ryne Duren, R OBP: 0.011, SLG: 0.000 Ron Kline, R OBP: 0.000, SLG: 0.000 Willie Kirkland, L OBP: 0.000, SLG: 0.000 Marshall Bridges, S OBP: 0.000, SLG: 0.000 (1, 1) (3, 1) (6, PH) (6, 1) (7, 1) (8, PH) (8, 1) | 0-3 K | | 0-3 K | | 0-0 4-3 | | 0-0 F8 | | 1 0 0 0 0 0 1 0 0 0 0 0 0 0 0 0 1 0 1 0 0 0 0 0 0 0 1 0 0 0 0 0 0 0 0 0 | | | | | | | | | | |
| Inning Stats | R: 0 E: 0 K: 0 S: 3 | H: 0 LOB: 0 BB: 0 P: 3 | R: 0 E: 0 K: 0 S: 3 | H: 0 LOB: 1 BB: 1 P: 7 | R: 0 E: 0 K: 1 S: 5 | H: 0 LOB: 0 BB: 0 P: 5 | R: 0 E: 0 K: 1 S: 5 | H: 1 LOB: 1 BB: 0 P: 5 | R: 0 E: 0 K: 0 S: 4 | H: 0 LOB: 0 BB: 0 P: 3 | R: 0 E: 0 K: 0 S: 3 | H: 0 LOB: 1 BB: 1 P: 7 | R: 0 E: 0 K: 0 S: 3 | H: 0 LOB: 0 BB: 0 P: 3 | R: 0 E: 0 K: 0 S: 3 | H: 0 LOB: 0 BB: 0 P: 3 | | 1B: 1 2B: 0 3B: 0 HR: 0 | SF: 0 SAC: 0 DP: 0 HBP: 0 |
| PITCHER Juan Pizarro, L ERA: 4.32 (1, 1) | IP: 9.0 WLS: W BF: 30 H: 1 R: 0 ER: 0 SO: 2 BB: 2 IBB: 0 HBP: 0 BLK: 0 WP: 0 HR: 0 S: 32 P: 40 ERA: 0.00 WHIP: 0.333 | | | | | | | | | | | | | | | PITCHER IP: WLS: BF: H: R: ER: SO: BB: IBB: HBP: BLK: WP: HR: S: P: ERA: WHIP | | | |

| Batter | 1 | 2 | 3 | 4 | 5 | 6 | 7 | 8 | 9 | AB | R | H | RBI | BB | SO | LOB | BOTTOM | | |
|---|---|---------------------------------|------------------------------|---------------------------------|------------------------------|----------------------------------|----------------------------------|---------------------------------|--------------------------------|---------------------------------|------------------------------|---------------------------------|------------------------------|----------------------------------|------------------------------|---|---|----------------------------------|------------------------------------|
| Don Buford, S OBP: 0.350, SLG: 0.378 (1, 4) | 0-0 FC1-5 1B | | 0-0 1B 2B | 0-0 CS 1B | | 0-3 K | | 4-0 BB | 4 1 3 0 1 1 1 | | | | | | | | Washington Senators @ Chicago White Sox Comiskey Park, Chicago, IL Wed Aug 11 1965, 8:05 PM EDT Att: 15,886 - Unknown | | |
| Floyd Robinson, L OBP: 0.338, SLG: 0.371 (1, 9) | 0-0 FC1-5 1B | | 0-0 1B 2B | 0-0 F5 | | | 4-0 1-3 HBP WP BB | 0-0 3 | 4 2 2 1 1 0 2 | | | | | | | | | | |
| Danny Cater, R OBP: 0.412, SLG: 0.412 Dave Nicholson, R OBP: 0.241, SLG: 0.282 (1, 7) (8, 7) | 0-0 FC1-5 | | 0-0 SH G3-6-1 2B | | 0-0 F9 | | 1-0 WP 1-2 4-6-3 HBP | | 3 2 1 2 0 0 2 0 0 0 0 0 0 0 | | | | | | | | | | |
| Bill Skowron, R OBP: 0.320, SLG: 0.439 (1, 3) | 0-3 K | | 0-0 SH G3-6-1 HBP | | 0-0 6-3 | | 0-0 1-3 | | 3 0 0 0 0 1 4 | | | | | | | | | | |
| John Romano, R OBP: 0.363, SLG: 0.403 (1, 2) | | 0-0 5-3 | 1-0 G3-6-1 HBP | | 4-0 BB | | 4-0 1B BB | | 1 1 0 0 2 0 0 | | | | | | | | | | |
| Pete Ward, L OBP: 0.354, SLG: 0.406 (1, 5) | 0-3 K | | 0-0 G3-6-1 | | 0-0 F2 | | 0-0 4-6-3 | | 4 0 0 1 0 1 4 | | | | | | | | | | |
| Ron Hansen, R OBP: 0.316, SLG: 0.390 (1, 6) | | | | | | 0-0 PB 2B | | 0-0 FC4-6 1B | 3 0 3 1 1 0 0 | | | | | | | | | | |
| Ken Berry, R OBP: 0.245, SLG: 0.314 (1, 8) | | 0-3 K | 0-0 F5 | | | 0-0 F9 | | 0-0 FC4-6 | 4 0 0 0 0 1 5 | | | | | | | | | | |
| Juan Pizarro, L OBP: 0.231, SLG: 0.231 (1, 1) | | | 0-0 1B 1B | | 0-0 F8 | | 0-0 F7 | | 4 1 1 0 0 1 1 | | | | | | | | | | |
| Inning Stats | R: 0 E: 0 K: 1 S: 6 | H: 2 LOB: 1 BB: 0 P: 6 | R: 0 E: 0 K: 2 S: 8 | H: 1 LOB: 0 BB: 0 P: 8 | R: 4 E: 0 K: 0 S: 7 | H: 4 LOB: 2 BB: 1 P: 12 | R: 0 E: 0 K: 0 S: 3 | H: 1 LOB: 0 BB: 0 P: 3 | R: 0 E: 0 K: 0 S: 3 | H: 0 LOB: 1 BB: 1 P: 7 | R: 0 E: 0 K: 1 S: 6 | H: 1 LOB: 1 BB: 0 P: 6 | R: 3 E: 0 K: 0 S: 4 | H: 1 LOB: 1 BB: 2 P: 13 | R: 0 E: 0 K: 1 S: 4 | H: 0 LOB: 0 BB: 1 P: 8 | | 1B: 8 2B: 3 3B: 0 HR: 0 | SF: 0 SAC: 1 DP: 2 HBP: 2 |
| PITCHER Mike McCormick, L ERA: 2.98 Buster Narum, R ERA: 4.32 Ryne Duren, R ERA: 5.01 Ron Kline, R ERA: 2.21 Marshall Bridges, L ERA: 2.52 (1, 1) (3, 1) (6, 1) (7, 1) (8, 1) | IP: 2.0 WLS: L BF: 12 H: 7 R: 4 ER: 4 SO: 4 BB: 0 IBB: 0 HBP: 0 BLK: 0 WP: 0 HR: 0 S: 18 P: 18 ERA: 18.00 WHIP: 3.500 | | | | | | | | | | | | | | | PITCHER IP: WLS: BF: H: R: ER: SO: BB: IBB: HBP: BLK: WP: HR: S: P: ERA: WHIP | | | |

| Batter | 1 | 2 | 3 | 4 | 5 | 6 | 7 | 8 | 9 | AB | R | H | RBI | BB | SO | LOB | TOP | | | | | | | | | | |
|---|------------------------------|---------------------------------|------------------------------|---------------------------------|------------------------------|----------------------------------|------------------------------|---------------------------------|------------------------------|---------------------------------|------------------------------|---------------------------------|------------------------------|---------------------------------|------------------------------|---------------------------------|----------------------------------|------------------------------------|----------------------------------|--------|--|--|--|--|--|--|--|
| Don Buford, S OBP: 0.348, SLG: 0.378 (1, 4) | 0-0 B5-3 | | 0-0 2B | | 0-0 5-3 | | 0-0 1-3 | | 0-0 G3 | 5 | 0 | 1 | 0 | 0 | 0 | 2 | | | | | | | | | | | |
| Floyd Robinson, L OBP: 0.337, SLG: 0.368 (1, 9) | 4-0 G5-4-3 BB | | 0-0 1-3 | | 0-3 K | | 0-0 3-1 | | | 3 | 0 | 0 | 0 | 1 | 1 | 3 | | | | | | | | | | | |
| Danny Cater, R OBP: 0.315, SLG: 0.410 (1, 7) | 0-0 G5-4-3 | | 0-0 6-3 | | 0-0 1B | | 0-3 K | | | 4 | 1 | 1 | 0 | 0 | 1 | 3 | | | | | | | | | | | |
| Bill Skowron, R OBP: 0.321, SLG: 0.442 (1, 3) | | 0-0 2B | | 0-0 6-3 | | 0-0 1B | | 0-0 4-3 | | 4 | 0 | 2 | 0 | 0 | 0 | 0 | | | | | | | | | | | |
| John Romano, R OBP: 0.362, SLG: 0.402 J.C. Martin, L OBP: 0.345, SLG: 0.335 (6, 2) | | 0-0 F8 | | 0-0 6-3 | | 0-0 1B | | 0-3 K | | 3 | 0 | 1 | 1 | 0 | 0 | 1 | | | | | | | | | | | |
| Pete Ward, L OBP: 0.350, SLG: 0.401 (1, 5) | | 0-0 4-3 | | 0-3 K | | 0-0 1B | | 0-0 G3 | | 4 | 0 | 0 | 0 | 0 | 1 | 3 | | | | | | | | | | | |
| Ron Hansen, R OBP: 0.316, SLG: 0.389 (1, 6) | | 0-3 K | | 0-0 1B | | 0-0 F9 | | 0-0 6-3 | | 4 | 1 | 1 | 0 | 0 | 1 | 3 | | | | | | | | | | | |
| Ken Berry, R OBP: 0.245, SLG: 0.314 Smoky Burgess, L OBP: 0.368, SLG: 0.450 (9, PH) | | | 0-3 K | | 0-0 3-1 | | 0-0 1B | | 0-0 1-3 | 3 | 0 | 1 | 0 | 0 | 1 | 1 | | | | | | | | | | | |
| John Buzhardt, R OBP: 0.256, SLG: 0.147 Hoyt Wilhelm, R (6, 1) | | | 4-0 2B | | 0-0 1B | | 0-0 1-3 | | 0-0 1B | 2 | 0 | 1 | 1 | 1 | 0 | 3 | | | | | | | | | | | |
| Tom McCraw, L OBP: 0.274, SLG: 0.275 (9, PH) | | | | | 2-3 1B | | | | | 1 | 0 | 1 | 0 | 0 | 0 | 0 | | | | | | | | | | | |
| Inning Stats | R: 0 E: 0 K: 0 S: 2 | H: 0 LOB: 0 BB: 1 P: 6 | R: 0 E: 0 K: 1 S: 6 | H: 1 LOB: 1 BB: 0 P: 6 | R: 0 E: 0 K: 1 S: 6 | H: 1 LOB: 2 BB: 1 P: 10 | R: 0 E: 0 K: 1 S: 5 | H: 0 LOB: 0 BB: 0 P: 5 | R: 1 E: 0 K: 0 S: 7 | H: 4 LOB: 3 BB: 0 P: 7 | R: 0 E: 0 K: 1 S: 5 | H: 0 LOB: 0 BB: 0 P: 5 | R: 0 E: 0 K: 1 S: 5 | H: 0 LOB: 0 BB: 0 P: 5 | R: 0 E: 0 K: 0 S: 4 | H: 1 LOB: 1 BB: 0 P: 4 | 1B: 7 2B: 2 3B: 0 HR: 0 | SF: 0 SAC: 0 DP: 1 HBP: 0 | WP: 0 PB: 0 SB: 0 CS: 0 | PA: 37 | | | | | | | |
| PITCHER | IP | WLS | BF | H | R | ER | SO | BB | IBB | HBP | BLK | WP | HR | S | P | ERA | WHIP | | | | | | | | | | |
| Dennis Bennett, L ERA: 4.83 Bob Duliba, R ERA: 3.09 | (1, 1) | 5.1 | W | 24 | 7 | 2 | 2 | 4 | 2 | 0 | 0 | 0 | 0 | 30 | 38 | 3.38 | 1.688 | | | | | | | | | | |
| | (6, 1) | 3.2 | L | 13 | 2 | 0 | 0 | 2 | 0 | 0 | 0 | 0 | 0 | 17 | 17 | 0.00 | 0.545 | | | | | | | | | | |

Chicago White Sox @ Boston Red Sox
Fenway Park, Boston, MA
Fri Aug 13 1965, 7:05 PM EDT
Att: 11,065 - Unknown


AB 35
R 2
H 9
RBI 2
BB 2
SO 6
LOB 19



| Batter | 1 | 2 | 3 | 4 | 5 | 6 | 7 | 8 | 9 | AB | R | H | RBI | BB | SO | LOB | BOTTOM | | | | | | | | | | |
|--|------------------------------|---------------------------------|------------------------------|---------------------------------|------------------------------|----------------------------------|------------------------------|---------------------------------|------------------------------|---------------------------------|------------------------------|----------------------------------|------------------------------|----------------------------------|------------------------------|---------------------------------|----------------------------------|------------------------------------|----------------------------------|--------|--|--|--|--|--|--|--|
| Lenny Green, L OBP: 0.371, SLG: 0.458 (1, 8) | 0-0 1-5-3 1B | | 0-0 1-2 1B | | 4-0 CS | | 0-0 PB | | 0-0 SH5-4 | 3 | 0 | 3 | 0 | 1 | 0 | 0 | | | | | | | | | | | |
| Dalton Jones, L OBP: 0.348, SLG: 0.408 (1, 5) | 0-0 1-5-3 | | 0-3 K | | 0-0 CS | | 0-0 SH5-4 | | 0-0 FC4-6 | 3 | 0 | 1 | 0 | 0 | 1 | 3 | | | | | | | | | | | |
| Carl Yastrzemski, L OBP: 0.399, SLG: 0.587 (1, 7) | 4-0 G5-4-3 BB | | 0-0 G3 | | 0-0 FC4-6 | | 4-0 PB | | 0-0 IBB | 2 | 1 | 0 | 0 | 2 | 0 | 3 | | | | | | | | | | | |
| Felix Mantilla, R OBP: 0.406, SLG: 0.485 (1, 4) | 0-0 G5-4-3 | | 0-0 5-3 | | 0-0 HR | | 0-3 K | | 0-0 F8 | 4 | 1 | 1 | 2 | 0 | 1 | 4 | | | | | | | | | | | |
| Lee Thomas, L OBP: 0.364, SLG: 0.465 (1, 3) | | 0-0 L4 | | 0-0 FC6-4 | | 0-0 F8 | | 0-0 F4 | | 4 | 0 | 1 | 0 | 0 | 0 | 2 | | | | | | | | | | | |
| Jim Gosger, L OBP: 0.379, SLG: 0.481 (1, 9) | | 4-0 G4-6-3 BB | | 0-0 FC6-4 | | 0-0 BB | | 0-0 3-1 | | 3 | 0 | 1 | 0 | 1 | 0 | 1 | | | | | | | | | | | |
| Russ Nixon, L OBP: 0.286, SLG: 0.324 (1, 2) | | 0-0 G4-6-3 | | 0-0 F8 | | 4-0 BB | | 0-0 4-3 | | 3 | 0 | 0 | 0 | 1 | 0 | 2 | | | | | | | | | | | |
| Rico Petrocelli, R OBP: 0.278, SLG: 0.358 (1, 6) | | | 4-0 1B | | 0-0 5-3 | | 0-0 1-3 | | 0-3 K | 3 | 0 | 0 | 0 | 1 | 1 | 2 | | | | | | | | | | | |
| Dennis Bennett, L OBP: 0.235, SLG: 0.294 Bob Duliba, R (6, 1) | | | 0-3 K | | 0-3 K | | 4-0 SH5-4 | | | 2 | 0 | 0 | 0 | 0 | 2 | 1 | | | | | | | | | | | |
| Inning Stats | R: 0 E: 0 K: 0 S: 3 | H: 1 LOB: 1 BB: 1 P: 7 | R: 0 E: 0 K: 0 S: 2 | H: 0 LOB: 0 BB: 1 P: 6 | R: 0 E: 0 K: 2 S: 8 | H: 1 LOB: 2 BB: 1 P: 12 | R: 0 E: 0 K: 0 S: 4 | H: 1 LOB: 1 BB: 0 P: 4 | R: 0 E: 0 K: 0 S: 4 | H: 0 LOB: 0 BB: 1 P: 8 | R: 2 E: 0 K: 0 S: 6 | H: 3 LOB: 2 BB: 1 P: 10 | R: 1 E: 0 K: 1 S: 6 | H: 1 LOB: 2 BB: 2 P: 14 | R: 0 E: 0 K: 1 S: 5 | H: 0 LOB: 0 BB: 0 P: 5 | 1B: 6 2B: 0 3B: 0 HR: 1 | SF: 0 SAC: 1 DP: 2 HBP: 0 | WP: 1 PB: 1 SB: 0 CS: 1 | PA: 36 | | | | | | | |
| PITCHER | IP | WLS | BF | H | R | ER | SO | BB | IBB | HBP | BLK | WP | HR | S | P | ERA | WHIP | | | | | | | | | | |
| John Buzhardt, R ERA: 3.23 Hoyt Wilhelm, R ERA: 2.21 | (1, 1) | 5.2 | L | 25 | 6 | 2 | 2 | 3 | 5 | 0 | 0 | 0 | 0 | 26 | 46 | 3.18 | 1.941 | | | | | | | | | | |
| | (6, 1) | 2.1 | L | 10 | 1 | 1 | 0 | 2 | 1 | 1 | 0 | 0 | 0 | 12 | 20 | 0.00 | 0.857 | | | | | | | | | | |

Chicago White Sox @ Boston Red Sox
Fenway Park, Boston, MA
Fri Aug 13 1965, 7:05 PM EDT
Att: 11,065 - Unknown

AB 27
R 3
H 7
RBI 2
BB 7
SO 5
LOB 18



| Batter | 1 | 2 | 3 | 4 | 5 | 6 | 7 | 8 | 9 | AB | R | H | RBI | BB | SO | LOB | TOP |
|--|---|---|--|---------------------------------|------------------------------|---------------------------------|------------------------------|---------------------------------|-------------------------------|---------------------------------|------------------------------|---------------------------------|------------------------------|----------------------------------|----------------------------------|------------------------------------|-----------------|
| Danny Cater, R OBP: 0.320, SLG: 0.421 (1, 7) | 0-0 4-3 1B 2B | | 0-0 2B FC4-2 1B | | 0-0 6-3 | 0-0 FC6-4 | | | 0-0 2B WP 1B | 5 | 2 | 3 | 0 | 0 | 0 | 3 | |
| Don Buford, S OBP: 0.348, SLG: 0.381 (1, 4) | 0-3 K | | 0-0 FC4-2 1-3 2B | | 0-0 G3 | | | 0-0 F9 | 0-3 K | 5 | 0 | 1 | 0 | 0 | 2 | 3 | |
| Floyd Robinson, L OBP: 0.338, SLG: 0.366 (1, 9) | 0-0 4-3 | | 0-0 FC4-2 | | 0-0 3-1 | | | 0-0 F7 | 4-0 2B IBB | 4 | 0 | 0 | 0 | 1 | 0 | 3 | |
| Bill Skowron, R OBP: 0.324, SLG: 0.443 (1, 3) | 0-0 FC4-6 1B | | 0-0 K | | 0-0 6-3 | | | 0-0 6-3 | 0-0 SF9 | 4 | 1 | 2 | 2 | 0 | 1 | 2 | |
| Pete Ward, L OBP: 0.349, SLG: 0.396 (1, 5) | 0-0 FC4-6 | | | | 0-0 F4 | | | 0-0 F6 | 0-0 F9 | 5 | 0 | 1 | 1 | 0 | 0 | 2 | |
| John Romano, R OBP: 0.387, SLG: 0.431 Eddie Fisher, R OBP: 0.154, SLG: 0.120 (8, 1) | | 0-3 K | | | 0-0 HR | | | 0-0 BB 1B 1B | 0-0 5-3 | 4 | 1 | 2 | 1 | 0 | 1 | 0 | |
| Ron Hansen, R OBP: 0.311, SLG: 0.379 Al Weis, S OBP: 0.348, SLG: 0.386 (8, PR) | | 0-0 6-3 | | | 0-0 6-3 | | | 0-0 F5 | 4-0 BB | 3 | 0 | 0 | 0 | 1 | 0 | 2 | |
| Ken Berry, R OBP: 0.252, SLG: 0.317 Smoky Burgess, L OBP: 0.362, SLG: 0.443 Tom McCraw, L OBP: 0.274, SLG: 0.275 (8, PH) | | 0-0 F3 | | | 4-0 BB | | | 0-0 BB 1B | 0-3 K | 2 | 0 | 1 | 1 | 1 | 0 | 0 | |
| Joe Horlen, R OBP: 0.236, SLG: 0.196 J.C. Martin, L OBP: 0.347, SLG: 0.350 (8, 2) | | | 0-3 K | | 0-0 F4 | | | 0-0 FC6-4 BB | 1-0 WP SF9 1B HBP | 2 | 0 | 0 | 0 | 1 | 1 | 1 | |
| Inning Stats | R: 1 E: 0 K: 1 S: 7 | H: 2 LOB: 1 BB: 0 P: 7 | R: 0 E: 0 K: 1 S: 5 | H: 0 LOB: 0 BB: 0 P: 5 | R: 0 E: 0 K: 2 S: 9 | H: 2 LOB: 2 BB: 0 P: 9 | R: 1 E: 0 K: 0 S: 4 | H: 1 LOB: 1 BB: 1 P: 8 | R: 0 E: 0 K: 0 S: 3 | H: 0 LOB: 0 BB: 0 P: 3 | R: 0 E: 0 K: 1 S: 5 | H: 0 LOB: 1 BB: 1 P: 9 | R: 2 E: 0 K: 1 S: 6 | H: 2 LOB: 2 BB: 1 P: 11 | 1B: 6 2B: 3 3B: 0 HR: 1 | SF: 1 SAC: 0 DP: 0 HBP: 1 | WP: 1 PA: 41 |
| PITCHER | IP WLS BF H R ER SO BB IBB HBP BLK WP HR S P ERA WHIP | 7.2 L 34 8 3 3 4 3 0 0 0 0 1 39 51 3.52 1.435 | 1.1 L 7 2 2 2 2 0 1 1 0 1 0 9 14 13.50 1.500 | | | | | | | | | | | | | | |

Chicago White Sox @ Boston Red Sox
Fenway Park, Boston, MA
Mon Aug 16 1965, 7:05 PM EDT
Att: 7,259 - Unknown

AB 35
R 5
H 10
RBI 5
BB 4
SO 6
LOB 17



| Batter | 1 | 2 | 3 | 4 | 5 | 6 | 7 | 8 | 9 | AB | R | H | RBI | BB | SO | LOB | BOTTOM | | | | |
|---|---|--|------------------------------|---------------------------------|------------------------------|---------------------------------|------------------------------|---------------------------------|------------------------------|---------------------------------|------------------------------|----------------------------------|------------------------------|---------------------------------|------------------------------|---------------------------------|------------------------------|---------------------------------|----------------------------------|------------------------------------|-----------------|
| Lenny Green, L OBP: 0.372, SLG: 0.458 (1, 8) | 0-0 G4-6-3 1B | | 0-0 4-3 | | | 0-0 F8 | | | 0-0 G3 | 5 | 0 | 2 | 0 | 0 | 0 | 2 | | | | | |
| Frank Malzone, R OBP: 0.303, SLG: 0.316 (1, 5) | 0-0 G4-6-3 1B | | 0-0 F6 | | | 0-0 F5 | | | 0-0 F8 | 4 | 0 | 1 | 0 | 0 | 0 | 1 | | | | | |
| Carl Yastrzemski, L OBP: 0.491, SLG: 0.588 (1, 7) | 0-0 G4-6-3 | | | | 0-0 K2-4-2 1B | | | | 0-0 6-3 | 4 | 1 | 2 | 0 | 0 | 0 | 2 | | | | | |
| Felix Mantilla, R OBP: 0.404, SLG: 0.476 (1, 4) | 0-0 F6 | | | | 0-3 K2-4-2 | | | | 0-3 K | 3 | 1 | 0 | 0 | 1 | 2 | 2 | | | | | |
| Lee Thomas, L OBP: 0.361, SLG: 0.461 (1, 3) | | 0-0 4-3 | | | 0-3 K | | | | 0-0 F7 | 4 | 0 | 1 | 2 | 0 | 1 | 0 | | | | | |
| Jim Gosger, L OBP: 0.367, SLG: 0.466 (1, 9) | | 0-3 K | | | 0-0 K 1-3 1B | | | | 0-0 F9 | 4 | 0 | 1 | 0 | 0 | 2 | 1 | | | | | |
| Bob Tillman, R OBP: 0.289, SLG: 0.330 Eddie Bressoud, R OBP: 0.304, SLG: 0.371 (8, PR) | | 0-3 K | | | 0-3 K | | | | 4-0 1B BB | 3 | 0 | 0 | 0 | 1 | 2 | 1 | | | | | |
| Rico Petrocelli, R OBP: 0.285, SLG: 0.374 (1, 6) | | | 0-0 6-3 | | 0-0 1-3 | | | | 0-0 F8 | 4 | 0 | 0 | 0 | 0 | 1 | 2 | | | | | |
| Earl Wilson, R OBP: 0.353, SLG: 0.536 Dick Radatz, R OBP: 0.286, SLG: 0.450 Tony Horton, R OBP: 0.348, SLG: 0.394 (8, PH) | | | 0-0 6-3 | | 0-0 F9 | | | | 0-0 1-3 1B | 3 | 2 | 2 | 2 | 0 | 0 | 1 | | | | | |
| Inning Stats | R: 0 E: 0 K: 0 S: 4 | H: 2 LOB: 1 BB: 0 P: 4 | R: 0 E: 0 K: 2 S: 7 | H: 0 LOB: 0 BB: 0 P: 7 | R: 1 E: 0 K: 0 S: 4 | H: 1 LOB: 0 BB: 0 P: 4 | R: 0 E: 0 K: 2 S: 7 | H: 1 LOB: 0 BB: 0 P: 7 | R: 0 E: 0 K: 1 S: 6 | H: 1 LOB: 1 BB: 0 P: 6 | R: 2 E: 0 K: 1 S: 7 | H: 2 LOB: 1 BB: 1 P: 11 | R: 1 E: 0 K: 1 S: 7 | H: 2 LOB: 1 BB: 0 P: 7 | R: 0 E: 0 K: 1 S: 5 | H: 0 LOB: 0 BB: 0 P: 5 | R: 0 E: 0 K: 0 S: 4 | H: 1 LOB: 2 BB: 1 P: 8 | 1B: 6 2B: 3 3B: 0 HR: 2 | SF: 0 SAC: 0 DP: 2 HBP: 0 | WP: 1 PA: 37 |
| PITCHER | IP WLS BF H R ER SO BB IBB HBP BLK WP HR S P ERA WHIP | 7.0 W 29 9 4 4 7 1 0 0 0 0 0 9 13 0.00 1.000 | | | | | | | | | | | | | | | | | | | |

Chicago White Sox @ Boston Red Sox
Fenway Park, Boston, MA
Mon Aug 16 1965, 7:05 PM EDT
Att: 7,259 - Unknown

AB 35
R 4
H 10
RBI 4
BB 2
SO 8
LOB 12



| Batter | 1 | 2 | 3 | 4 | 5 | 6 | 7 | 8 | 9 | AB | R | H | RBI | BB | SO | LOB | TOP | | | | | | | | | |
|---|---|---|---|---|---|---|---|---|---|---|---|---|---|---|---|---|---|---|---|---|---|---|---|---|--|---|
| Don Buford, S OBP: 0.351, SLG: 0.388 (1, 4) | | | | | | | | | | 5 | 3 | 3 | 0 | 0 | 1 | 0 | Chicago White Sox @ Washington Senators D.C. Stadium, Washington, DC Tue Aug 17 1965, 7:05 PM EDT Unknown livebaseballscorecards.com | | | | | | | | | |
| Floyd Robinson, L OBP: 0.340, SLG: 0.369 (1, 9) | | | | | | | | | | 4 | 1 | 2 | 0 | 1 | 0 | 1 | | | | | | | | | | |
| Danny Cater, R OBP: 0.324, SLG: 0.426 (1, 7) | | | | | | | | | | 5 | 1 | 3 | 3 | 0 | 0 | 2 | | | | | | | | | | |
| Bill Skowron, R OBP: 0.327, SLG: 0.444 (9, PR) | | | | | | | | | | 4 | 0 | 2 | 1 | 0 | 0 | 3 | | | | | | | | | | |
| Tom McCraw, L OBP: 0.274, SLG: 0.275 (9, 3) | | | | | | | | | | 0 | 0 | 0 | 0 | 0 | 0 | 0 | | | | | | | | | | |
| John Romano, R OBP: 0.363, SLG: 0.426 (2, 2) | | | | | | | | | | 3 | 0 | 0 | 0 | 0 | 1 | 3 | | | | | | | | | | |
| J.C. Martin, L OBP: 0.348, SLG: 0.358 (6, 2) | | | | | | | | | | 2 | 1 | 1 | 0 | 0 | 0 | 1 | | | | | | | | | | |
| Pete Ward, L OBP: 0.347, SLG: 0.393 (1, 5) | | | | | | | | | | 3 | 0 | 0 | 0 | 0 | 0 | 3 | | | | | | | | | | |
| Ron Hansen, R OBP: 0.310, SLG: 0.377 (1, 6) | | | | | | | | | | 4 | 0 | 1 | 1 | 0 | 0 | 0 | | | | | | | | | | |
| Ken Berry, R OBP: 0.258, SLG: 0.331 (1, 8) | | | | | | | | | | 4 | 1 | 3 | 1 | 0 | 0 | 0 | | | | | | | | | | |
| John Buzhardt, R OBP: 0.238, SLG: 0.135 (7, 1) | | | | | | | | | | 3 | 0 | 0 | 0 | 0 | 2 | 0 | | | | | | | | | | |
| Hoyt Wilhelm, R (7, 1) | | | | | | | | | | 1 | 0 | 0 | 0 | 0 | 1 | 2 | | | | | | | | | | |
| Inning Stats | R: 2 E: 0 K: 0 S: 6 | H: 4 LOB: 1 BB: 0 P: 6 | R: 1 E: 0 K: 2 S: 8 | H: 1 LOB: 0 BB: 0 P: 8 | R: 1 E: 0 K: 0 S: 5 | H: 2 LOB: 1 BB: 0 P: 5 | R: 0 E: 0 K: 1 S: 5 | H: 0 LOB: 0 BB: 0 P: 5 | R: 0 E: 1 K: 0 S: 4 | H: 0 LOB: 1 BB: 0 P: 4 | R: 0 E: 0 K: 1 S: 5 | H: 0 LOB: 0 BB: 0 P: 5 | R: 1 E: 1 K: 0 S: 5 | H: 3 LOB: 2 BB: 1 P: 9 | R: 1 E: 0 K: 1 S: 7 | H: 3 LOB: 2 BB: 0 P: 7 | R: 1 E: 0 K: 0 S: 4 | H: 2 LOB: 1 BB: 0 P: 5 | 1B: 9 2B: 6 3B: 0 HR: 1 | SF: 0 SAC: 1 DP: 3 HBP: 1 | WP: 0 PB: 0 SB: 0 CS: 0 | PA: 41 | | | | |
| PITCHER | IP WLS BF H R ER SO BB IBB HBP BLK WP HR S P ERA WHIP | IP WLS BF H R ER SO BB IBB HBP BLK WP HR S P ERA WHIP | IP WLS BF H R ER SO BB IBB HBP BLK WP HR S P ERA WHIP | IP WLS BF H R ER SO BB IBB HBP BLK WP HR S P ERA WHIP | IP WLS BF H R ER SO BB IBB HBP BLK WP HR S P ERA WHIP | IP WLS BF H R ER SO BB IBB HBP BLK WP HR S P ERA WHIP | IP WLS BF H R ER SO BB IBB HBP BLK WP HR S P ERA WHIP | IP WLS BF H R ER SO BB IBB HBP BLK WP HR S P ERA WHIP | IP WLS BF H R ER SO BB IBB HBP BLK WP HR S P ERA WHIP | IP WLS BF H R ER SO BB IBB HBP BLK WP HR S P ERA WHIP | IP WLS BF H R ER SO BB IBB HBP BLK WP HR S P ERA WHIP | IP WLS BF H R ER SO BB IBB HBP BLK WP HR S P ERA WHIP | IP WLS BF H R ER SO BB IBB HBP BLK WP HR S P ERA WHIP | IP WLS BF H R ER SO BB IBB HBP BLK WP HR S P ERA WHIP | IP WLS BF H R ER SO BB IBB HBP BLK WP HR S P ERA WHIP | IP WLS BF H R ER SO BB IBB HBP BLK WP HR S P ERA WHIP | IP WLS BF H R ER SO BB IBB HBP BLK WP HR S P ERA WHIP | IP WLS BF H R ER SO BB IBB HBP BLK WP HR S P ERA WHIP | IP WLS BF H R ER SO BB IBB HBP BLK WP HR S P ERA WHIP | IP WLS BF H R ER SO BB IBB HBP BLK WP HR S P ERA WHIP | IP WLS BF H R ER SO BB IBB HBP BLK WP HR S P ERA WHIP | IP WLS BF H R ER SO BB IBB HBP BLK WP HR S P ERA WHIP | IP WLS BF H R ER SO BB IBB HBP BLK WP HR S P ERA WHIP | IP WLS BF H R ER SO BB IBB HBP BLK WP HR S P ERA WHIP | | |
| Mike McCormick, L ERA: 3.12 (1, 1) | 3.0 L 15 7 4 4 2 0 0 0 0 0 0 1 19 19 12.00 2.333 | 3.0 L 15 7 4 4 2 0 0 0 0 0 0 1 19 19 12.00 2.333 | 3.0 L 15 7 4 4 2 0 0 0 0 0 0 1 19 19 12.00 2.333 | 3.0 L 15 7 4 4 2 0 0 0 0 0 0 1 19 19 12.00 2.333 | 3.0 L 15 7 4 4 2 0 0 0 0 0 0 1 19 19 12.00 2.333 | 3.0 L 15 7 4 4 2 0 0 0 0 0 0 1 19 19 12.00 2.333 | 3.0 L 15 7 4 4 2 0 0 0 0 0 0 1 19 19 12.00 2.333 | 3.0 L 15 7 4 4 2 0 0 0 0 0 0 1 19 19 12.00 2.333 | 3.0 L 15 7 4 4 2 0 0 0 0 0 0 1 19 19 12.00 2.333 | 3.0 L 15 7 4 4 2 0 0 0 0 0 0 1 19 19 12.00 2.333 | 3.0 L 15 7 4 4 2 0 0 0 0 0 0 1 19 19 12.00 2.333 | 3.0 L 15 7 4 4 2 0 0 0 0 0 0 1 19 19 12.00 2.333 | 3.0 L 15 7 4 4 2 0 0 0 0 0 0 1 19 19 12.00 2.333 | 3.0 L 15 7 4 4 2 0 0 0 0 0 0 1 19 19 12.00 2.333 | 3.0 L 15 7 4 4 2 0 0 0 0 0 0 1 19 19 12.00 2.333 | 3.0 L 15 7 4 4 2 0 0 0 0 0 0 1 19 19 12.00 2.333 | 3.0 L 15 7 4 4 2 0 0 0 0 0 0 1 19 19 12.00 2.333 | 3.0 L 15 7 4 4 2 0 0 0 0 0 0 1 19 19 12.00 2.333 | 3.0 L 15 7 4 4 2 0 0 0 0 0 0 1 19 19 12.00 2.333 | 3.0 L 15 7 4 4 2 0 0 0 0 0 0 1 19 19 12.00 2.333 | 3.0 L 15 7 4 4 2 0 0 0 0 0 0 1 19 19 12.00 2.333 | 3.0 L 15 7 4 4 2 0 0 0 0 0 0 1 19 19 12.00 2.333 | 3.0 L 15 7 4 4 2 0 0 0 0 0 0 1 19 19 12.00 2.333 | 3.0 L 15 7 4 4 2 0 0 0 0 0 0 1 19 19 12.00 2.333 | | |
| Buster Narum, R ERA: 4.12 (4, 1) | 2.0 7 0 0 0 1 0 0 0 0 0 0 0 9 9 4.50 2.000 | 2.0 7 0 0 0 1 0 0 0 0 0 0 0 9 9 4.50 2.000 | 2.0 7 0 0 0 1 0 0 0 0 0 0 0 9 9 4.50 2.000 | 2.0 7 0 0 0 1 0 0 0 0 0 0 0 9 9 4.50 2.000 | 2.0 7 0 0 0 1 0 0 0 0 0 0 0 9 9 4.50 2.000 | 2.0 7 0 0 0 1 0 0 0 0 0 0 0 9 9 4.50 2.000 | 2.0 7 0 0 0 1 0 0 0 0 0 0 0 9 9 4.50 2.000 | 2.0 7 0 0 0 1 0 0 0 0 0 0 0 9 9 4.50 2.000 | 2.0 7 0 0 0 1 0 0 0 0 0 0 0 9 9 4.50 2.000 | 2.0 7 0 0 0 1 0 0 0 0 0 0 0 9 9 4.50 2.000 | 2.0 7 0 0 0 1 0 0 0 0 0 0 0 9 9 4.50 2.000 | 2.0 7 0 0 0 1 0 0 0 0 0 0 0 9 9 4.50 2.000 | 2.0 7 0 0 0 1 0 0 0 0 0 0 0 9 9 4.50 2.000 | 2.0 7 0 0 0 1 0 0 0 0 0 0 0 9 9 4.50 2.000 | 2.0 7 0 0 0 1 0 0 0 0 0 0 0 9 9 4.50 2.000 | 2.0 7 0 0 0 1 0 0 0 0 0 0 0 9 9 4.50 2.000 | 2.0 7 0 0 0 1 0 0 0 0 0 0 0 9 9 4.50 2.000 | 2.0 7 0 0 0 1 0 0 0 0 0 0 0 9 9 4.50 2.000 | 2.0 7 0 0 0 1 0 0 0 0 0 0 0 9 9 4.50 2.000 | 2.0 7 0 0 0 1 0 0 0 0 0 0 0 9 9 4.50 2.000 | 2.0 7 0 0 0 1 0 0 0 0 0 0 0 9 9 4.50 2.000 | 2.0 7 0 0 0 1 0 0 0 0 0 0 0 9 9 4.50 2.000 | 2.0 7 0 0 0 1 0 0 0 0 0 0 0 9 9 4.50 2.000 | 2.0 7 0 0 0 1 0 0 0 0 0 0 0 9 9 4.50 2.000 | | |
| Steve Riddick, R ERA: 4.75 (6, 1) | 2.0 9 3 1 1 1 1 0 0 0 0 0 0 10 14 4.50 2.000 | 2.0 9 3 1 1 1 1 0 0 0 0 0 0 10 14 4.50 2.000 | 2.0 9 3 1 1 1 1 0 0 0 0 0 0 10 14 4.50 2.000 | 2.0 9 3 1 1 1 1 0 0 0 0 0 0 10 14 4.50 2.000 | 2.0 9 3 1 1 1 1 0 0 0 0 0 0 10 14 4.50 2.000 | 2.0 9 3 1 1 1 1 0 0 0 0 0 0 10 14 4.50 2.000 | 2.0 9 3 1 1 1 1 0 0 0 0 0 0 10 14 4.50 2.000 | 2.0 9 3 1 1 1 1 0 0 0 0 0 0 10 14 4.50 2.000 | 2.0 9 3 1 1 1 1 0 0 0 0 0 0 10 14 4.50 2.000 | 2.0 9 3 1 1 1 1 0 0 0 0 0 0 10 14 4.50 2.000 | 2.0 9 3 1 1 1 1 0 0 0 0 0 0 10 14 4.50 2.000 | 2.0 9 3 1 1 1 1 0 0 0 0 0 0 10 14 4.50 2.000 | 2.0 9 3 1 1 1 1 0 0 0 0 0 0 10 14 4.50 2.000 | 2.0 9 3 1 1 1 1 0 0 0 0 0 0 10 14 4.50 2.000 | 2.0 9 3 1 1 1 1 0 0 0 0 0 0 10 14 4.50 2.000 | 2.0 9 3 1 1 1 1 0 0 0 0 0 0 10 14 4.50 2.000 | 2.0 9 3 1 1 1 1 0 0 0 0 0 0 10 14 4.50 2.000 | 2.0 9 3 1 1 1 1 0 0 0 0 0 0 10 14 4.50 2.000 | 2.0 9 3 1 1 1 1 0 0 0 0 0 0 10 14 4.50 2.000 | 2.0 9 3 1 1 1 1 0 0 0 0 0 0 10 14 4.50 2.000 | 2.0 9 3 1 1 1 1 0 0 0 0 0 0 10 14 4.50 2.000 | 2.0 9 3 1 1 1 1 0 0 0 0 0 0 10 14 4.50 2.000 | 2.0 9 3 1 1 1 1 0 0 0 0 0 0 10 14 4.50 2.000 | 2.0 9 3 1 1 1 1 0 0 0 0 0 0 10 14 4.50 2.000 | 2.0 9 3 1 1 1 1 0 0 0 0 0 0 10 14 4.50 2.000 | |
| Marshall Bridges, L ERA: 2.66 (8, 1) | 0.1 4 3 1 1 0 0 0 0 0 0 0 0 4 4 27.00 9.000 | 0.1 4 3 1 1 0 0 0 0 0 0 0 0 4 4 27.00 9.000 | 0.1 4 3 1 1 0 0 0 0 0 0 0 0 4 4 27.00 9.000 | 0.1 4 3 1 1 0 0 0 0 0 0 0 0 4 4 27.00 9.000 | 0.1 4 3 1 1 0 0 0 0 0 0 0 0 4 4 27.00 9.000 | 0.1 4 3 1 1 0 0 0 0 0 0 0 0 4 4 27.00 9.000 | 0.1 4 3 1 1 0 0 0 0 0 0 0 0 4 4 27.00 9.000 | 0.1 4 3 1 1 0 0 0 0 0 0 0 0 4 4 27.00 9.000 | 0.1 4 3 1 1 0 0 0 0 0 0 0 0 4 4 27.00 9.000 | 0.1 4 3 1 1 0 0 0 0 0 0 0 0 4 4 27.00 9.000 | 0.1 4 3 1 1 0 0 0 0 0 0 0 0 4 4 27.00 9.000 | 0.1 4 3 1 1 0 0 0 0 0 0 0 0 4 4 27.00 9.000 | 0.1 4 3 1 1 0 0 0 0 0 0 0 0 4 4 27.00 9.000 | 0.1 4 3 1 1 0 0 0 0 0 0 0 0 4 4 27.00 9.000 | 0.1 4 3 1 1 0 0 0 0 0 0 0 0 4 4 27.00 9.000 | 0.1 4 3 1 1 0 0 0 0 0 0 0 0 4 4 27.00 9.000 | 0.1 4 3 1 1 0 0 0 0 0 0 0 0 4 4 27.00 9.000 | 0.1 4 3 1 1 0 0 0 0 0 0 0 0 4 4 27.00 9.000 | 0.1 4 3 1 1 0 0 0 0 0 0 0 0 4 4 27.00 9.000 | 0.1 4 3 1 1 0 0 0 0 0 0 0 0 4 4 27.00 9.000 | 0.1 4 3 1 1 0 0 0 0 0 0 0 0 4 4 27.00 9.000 | 0.1 4 3 1 1 0 0 0 0 0 0 0 0 4 4 27.00 9.000 | 0.1 4 3 1 1 0 0 0 0 0 0 0 0 4 4 27.00 9.000 | 0.1 4 3 1 1 0 0 0 0 0 0 0 0 4 4 27.00 9.000 | 0.1 4 3 1 1 0 0 0 0 0 0 0 0 4 4 27.00 9.000 | 0.1 4 3 1 1 0 0 0 0 0 0 0 0 4 4 27.00 9.000 |
| Ryne Duren, R ERA: 5.03 (8, 1) | 1.2 6 2 1 1 1 0 0 0 1 0 0 0 7 8 5.40 1.200 | 1.2 6 2 1 1 1 0 0 0 1 0 0 0 7 8 5.40 1.200 | 1.2 6 2 1 1 1 0 0 0 1 0 0 0 7 8 5.40 1.200 | 1.2 6 2 1 1 1 0 0 0 1 0 0 0 7 8 5.40 1.200 | 1.2 6 2 1 1 1 0 0 0 1 0 0 0 7 8 5.40 1.200 | 1.2 6 2 1 1 1 0 0 0 1 0 0 0 7 8 5.40 1.200 | 1.2 6 2 1 1 1 0 0 0 1 0 0 0 7 8 5.40 1.200 | 1.2 6 2 1 1 1 0 0 0 1 0 0 0 7 8 5.40 1.200 | 1.2 6 2 1 1 1 0 0 0 1 0 0 0 7 8 5.40 1.200 | 1.2 6 2 1 1 1 0 0 0 1 0 0 0 7 8 5.40 1.200 | 1.2 6 2 1 1 1 0 0 0 1 0 0 0 7 8 5.40 1.200 | 1.2 6 2 1 1 1 0 0 0 1 0 0 0 7 8 5.40 1.200 | 1.2 6 2 1 1 1 0 0 0 1 0 0 0 7 8 5.40 1.200 | 1.2 6 2 1 1 1 0 0 0 1 0 0 0 7 8 5.40 1.200 | 1.2 6 2 1 1 1 0 0 0 1 0 0 0 7 8 5.40 1.200 | 1.2 6 2 1 1 1 0 0 0 1 0 0 0 7 8 5.40 1.200 | 1.2 6 2 1 1 1 0 0 0 1 0 0 0 7 8 5.40 1.200 | 1.2 6 2 1 1 1 0 0 0 1 0 0 0 7 8 5.40 1.200 | 1.2 6 2 1 1 1 0 0 0 1 0 0 0 7 8 5.40 1.200 | 1.2 6 2 1 1 1 0 0 0 1 0 0 0 7 8 5.40 1.200 | 1.2 6 2 1 1 1 0 0 0 1 0 0 0 7 8 5.40 1.200 | 1.2 6 2 1 1 1 0 0 0 1 0 0 0 7 8 5.40 1.200 | 1.2 6 2 1 1 1 0 0 0 1 0 0 0 7 8 5.40 1.200 | 1.2 6 2 1 1 1 0 0 0 1 0 0 0 7 8 5.40 1.200 | 1.2 6 2 1 1 1 0 0 0 1 0 0 0 7 8 5.40 1.200 | 1.2 6 2 1 1 1 0 0 0 1 0 0 0 7 8 5.40 1.200 |

Chicago White Sox @ Washington Senators
 D.C. Stadium, Washington, DC
 Tue Aug 17 1965, 7:05 PM EDT
 Unknown

| | |
|-----|----|
| AB | 38 |
| R | 7 |
| H | 15 |
| RBI | 6 |
| BB | 1 |
| SO | 5 |
| LOB | 15 |




| Batter | 1 | 2 | 3 | 4 | 5 | 6 | 7 | 8 | 9 | AB | R | H | RBI | BB | SO | LOB | BOTTOM |
|--|---|---|---|---|---|---|---|---|---|----|---|---|-----|----|----|-----|---|
| Don Blasingame, L OBP: 0.272, SLG: 0.293 (1, 4) | | | | | | | | | | 4 | 0 | 0 | 0 | 0 | 0 | 4 | Chicago White Sox @ Washington Senators D.C. Stadium, Washington, DC Tue Aug 17 1965, 7:05 PM EDT Unknown livebaseballscorecards.com |
| Ken Hamlin, R OBP: 0.336, SLG: 0.378 (1, 6) | | | | | | | | | | 4 | 0 | 0 | 0 | 0 | 0 | 0 | |
| Willie Kirkland, L OBP: 0.274, SLG: 0.450 (1, 7) | | | | | | | | | | 4 | 0 | 0 | 0 | 0 | 0 | 0 | |
| Dick Nen, L OBP: 0.357, SLG: 0.425 (1, 3) | | | | | | | | | | 4 | 0 | 2 | 0 | 0 | 1 | 0 | |
| Jim King, L OBP: 0.326, SLG: 0.401 (1, 9) | | | | | | | | | | 3 | 1 | 0 | 0 | 0 | 0 | 2 | |
| Woodie Held, R OBP: 0.351, SLG: 0.463 (1, 8) | | | | | | | | | | 3 | 0 | 0 | 0 | 1 | 2 | 1 | |
| Mike Brumley, L OBP: 0.277, SLG: 0.273 (1, 2) | | | | | | | | | | 4 | 0 | 0 | 0 | 0 | 0 | 2 | |
| Ken McMullen, R OBP: 0.313, SLG: 0.421 (1, 5) | | | | | | | | | | 2 | 1 | 2 | 1 | 1 | 0 | 0 | |
| Mike McCormick, L OBP: 0.175, SLG: 0.020 (3, PR) | | | | | | | | | | 0 | 0 | 0 | | | | | |

| Batter | 1 | 2 | 3 | 4 | 5 | 6 | 7 | 8 | 9 | AB | R | H | RBI | BB | SO | LOB | TOP | | | | | | | | | | | | | | | | | | | | | |
|---|------------------------------|---------------------------------|------------------------------|---------------------------------|------------------------------|----------------------------------|------------------------------|---------------------------------|------------------------------|---------------------------------|------------------------------|---------------------------------|------------------------------|---------------------------------|------------------------------|---------------------------------|------------------------------|----------------------------------|----------------------------------|------------------------------------|-------------------------|--------|---|----|----|----|-----|-----|-----|----|----|---|---|-----|------|--|--|--|
| Danny Carter, R OBP: 0.322, SLG: 0.423 (1, 7) | 0-0 6-3 | | 0-0 5-3 | 0-0 1B | | 0-0 F8 | | 0-0 F8 | | 5 | 0 | 1 | 0 | 0 | 0 | 1 | | | | | | | | | | | | | | | | | | | | | | |
| Don Buford, S OBP: 0.352, SLG: 0.393 (1, 4) (9, 5) | 0-0 1B 3B | | 0-0 4-3 | 0-0 1B | | 0-0 F8 | | | 0-0 F7 | 5 | 1 | 2 | 0 | 0 | 0 | 0 | | | | | | | | | | | | | | | | | | | | | | |
| Floyd Robinson, L OBP: 0.343, SLG: 0.377 (1, 9) | 0-0 G6-4-3 1B | | 0-0 HR | | 0-0 4-3 | | | 0-0 F5 | 4-0 E FC5-2 BB | 4 | 1 | 2 | 2 | 1 | 0 | 2 | | | | | | | | | | | | | | | | | | | | | | |
| Bill Skowron, R OBP: 0.326, SLG: 0.443 Tom McCraw, L OBP: 0.274, SLG: 0.275 (1, 3) (3, PH) (3, 3) | 0-0 G6-4-3 1-2 | | 0-0 1B | | 0-0 F8 | | 0-0 1-3 | | 0-0 E8 FC5-2 1-3 | 1 | 0 | 0 | 0 | 0 | 0 | 1 | | | | | | | | | | | | | | | | | | | | | | |
| Pete Ward, L OBP: 0.347, SLG: 0.391 Al Weis, S OBP: 0.348, SLG: 0.386 (1, 5) (9, PR) (9, 4) | | 0-0 G3 | 0-0 1-3 WP 1B | | 0-0 4-3 | | 0-3 K | | 4-0 FC5-2 IBB | 4 | 0 | 1 | 0 | 1 | 1 | 0 | | | | | | | | | | | | | | | | | | | | | | |
| Ron Hansen, R OBP: 0.311, SLG: 0.381 (1, 6) | 0-0 5-3 | 0-0 1-2 BB | 4-0 1-2 BB | | 0-3 K | | | 0-0 FC5-2 3B | 4 | 1 | 1 | 0 | 1 | 1 | 3 | | | | | | | | | | | | | | | | | | | | | | | |
| J.C. Martin, L OBP: 0.345, SLG: 0.359 (1, 2) | 0-0 E4 | 0-0 F7 | | 0-0 FC1-5 2B | | 0-0 F9 | | 0-0 K | 5 | 0 | 1 | 0 | 0 | 1 | 6 | | | | | | | | | | | | | | | | | | | | | | | |
| Ken Berry, R OBP: 0.258, SLG: 0.328 (1, 8) | 0-0 E6 1-3 | | 0-0 F8 | | 0-0 FC1-5 HR | | 0-0 HBP | | 3 | 1 | 0 | 0 | 0 | 0 | 2 | | | | | | | | | | | | | | | | | | | | | | | |
| Juan Pizarro, L OBP: 0.235, SLG: 0.412 (1, 1) | 0-0 1-3 | | 0-0 G3 | | 0-0 HR | | 0-3 K | | 4 | 1 | 1 | 2 | 0 | 1 | 3 | | | | | | | | | | | | | | | | | | | | | | | |
| Inning Stats | R: 1 E: 0 K: 0 S: 4 | H: 2 LOB: 0 BB: 0 P: 4 | R: 0 E: 2 K: 0 S: 5 | H: 0 LOB: 2 BB: 0 P: 5 | R: 1 E: 0 K: 0 S: 6 | H: 3 LOB: 3 BB: 1 P: 10 | R: 0 E: 0 K: 0 S: 5 | H: 2 LOB: 2 BB: 0 P: 5 | R: 0 E: 0 K: 1 S: 5 | H: 0 LOB: 0 BB: 0 P: 5 | R: 2 E: 0 K: 0 S: 5 | H: 2 LOB: 0 BB: 0 P: 5 | R: 0 E: 0 K: 1 S: 5 | H: 0 LOB: 0 BB: 0 P: 5 | R: 1 E: 0 K: 1 S: 6 | H: 1 LOB: 1 BB: 0 P: 7 | R: 0 E: 1 K: 1 S: 6 | H: 0 LOB: 3 BB: 2 P: 14 | 1B: 5 2B: 1 3B: 2 HR: 2 | SF: 0 SAC: 0 DP: 1 HBP: 1 | WP: 1 PB: 0 CS: 2 | PA: 43 | | | | | | | | | | | | | | | | |
| PITCHER | IP | WLS | BF | H | R | ER | SO | BB | IBB | HBP | BLK | WP | HR | S | P | ERA | WHIP | PITCHER | IP | WLS | BF | H | R | ER | SO | BB | IBB | HBP | BLK | WP | HR | S | P | ERA | WHIP | | | |
| Bennie Daniels, R ERA: 4.75 (1, 1) | 5.2 | L | 28 | 9 | 4 | 4 | 1 | 1 | 0 | 0 | 0 | 1 | 2 | 29 | 33 | 6.35 | 1.765 | | | | | | | | | | | | | | | | | | | | | |
| Frank Kreuzer, L ERA: 4.2 (6, 1) | 1.1 | | 4 | 0 | 0 | 0 | 1 | 0 | 0 | 0 | 0 | 0 | 0 | 6 | 6 | 0.00 | 0.000 | | | | | | | | | | | | | | | | | | | | | |
| Ron Kline, R ERA: 2.24 (8, 1) | 2.0 | | 11 | 1 | 1 | 1 | 2 | 1 | 1 | 1 | 0 | 0 | 0 | 12 | 21 | 4.50 | 1.000 | | | | | | | | | | | | | | | | | | | | | |

Chicago White Sox @ Washington Senators
D.C. Stadium, Washington, DC
Tue Aug 17 1965, 7:05 PM EDT
Att: 12,685 - Unknown

livebaseballscorecards.com

| | |
|-----|----|
| AB | 39 |
| R | 5 |
| H | 10 |
| RBI | 4 |
| BB | 3 |
| SO | 4 |
| LOB | 19 |




| Batter | 1 | 2 | 3 | 4 | 5 | 6 | 7 | 8 | 9 | AB | R | H | RBI | BB | SO | LOB | BOTTOM | | | | | | | | | | | | | | | | | | | | | |
|---|------------------------------|---------------------------------|------------------------------|---------------------------------|------------------------------|---------------------------------|------------------------------|----------------------------------|------------------------------|---------------------------------|------------------------------|---------------------------------|------------------------------|---------------------------------|------------------------------|---------------------------------|------------------------------|---------------------------------|----------------------------------|------------------------------------|-------------------------|--------|---|----|----|----|-----|-----|-----|----|----|---|---|-----|------|--|--|--|
| Joe Cunningham, L OBP: 0.366, SLG: 0.328 (1, 3) | 0-0 F9 | | 0-3 K | | 0-0 F9 | | 0-0 G4-3 | | 0-0 1B | 5 | 0 | 1 | 0 | 0 | 1 | 3 | | | | | | | | | | | | | | | | | | | | | | |
| Ken Hamlin, R OBP: 0.330, SLG: 0.370 (1, 4) | 0-0 F8 | | 0-0 4-3 | | 0-0 F3 | | | 0-0 F9 | 0-0 F9 | 5 | 0 | 0 | 0 | 0 | 0 | 3 | | | | | | | | | | | | | | | | | | | | | | |
| Ken McMullen, R OBP: 0.315, SLG: 0.420 (1, 5) | 4-0 E BB | | 0-3 K | | 0-0 F3 | | | 0-0 1B 1B | | 3 | 1 | 1 | 0 | 1 | 1 | 0 | | | | | | | | | | | | | | | | | | | | | | |
| Frank Howard, R OBP: 0.349, SLG: 0.483 (1, 7) | 0-0 E3 1B | | 0-0 F7 | | 0-0 FC5-4 1B | | | 0-0 1B 1B | | 4 | 0 | 3 | 0 | 0 | 0 | 0 | | | | | | | | | | | | | | | | | | | | | | |
| Woodie Held, R OBP: 0.349, SLG: 0.458 (1, 9) | 0-0 F3 | | 4-0 BB | | 0-0 FC5-4 | | 0-0 F6 | | 0-0 F6 | 3 | 0 | 0 | 0 | 1 | 0 | 4 | | | | | | | | | | | | | | | | | | | | | | |
| Don Lock, R OBP: 0.316, SLG: 0.362 (1, 8) | | 0-0 4-3 | | 0-3 K | | 0-0 F8 | | 0-0 1-3 | | 4 | 0 | 0 | 0 | 0 | 1 | 4 | | | | | | | | | | | | | | | | | | | | | | |
| Don Zimmer, R OBP: 0.301, SLG: 0.279 (1, 2) | | 4-0 BB | | 0-3 K | | | 0-0 BB 1B | | 0-0 1B 1B | 3 | 0 | 2 | 0 | 1 | 1 | 1 | | | | | | | | | | | | | | | | | | | | | | |
| Ed Brinkman, R OBP: 0.242, SLG: 0.249 (1, 6) | | 0-3 K | | | 0-0 6-3 | | 0-0 F9 | | 0-0 F8 | 4 | 0 | 0 | 0 | 0 | 1 | 3 | | | | | | | | | | | | | | | | | | | | | | |
| Bennie Daniels, L OBP: 0.238, SLG: 0.133 Frank Kreuzer, R OBP: 0.187, SLG: 0.400 Doug Carlisle, R OBP: 0.266, SLG: 0.288 Pete Richert, R OBP: 0.197, SLG: 0.148 Ron Kline, R OBP: 0.273, SLG: 0.445 (1, 1) (6, 1) (7, PH) (7, PH) (8, 1) (9, PH) | | 0-0 L4 | | 4-0 BB | | 0-0 G4-3 BB | | 0-0 F9 | | 1 | 0 | 0 | 0 | 1 | 0 | 1 | | | | | | | | | | | | | | | | | | | | | | |
| Inning Stats | R: 1 E: 1 K: 0 S: 4 | H: 1 LOB: 1 BB: 1 P: 8 | R: 0 E: 0 K: 1 S: 5 | H: 0 LOB: 1 BB: 1 P: 9 | R: 0 E: 0 K: 2 S: 7 | H: 0 LOB: 0 BB: 0 P: 7 | R: 0 E: 0 K: 2 S: 7 | H: 0 LOB: 1 BB: 1 P: 11 | R: 0 E: 0 K: 0 S: 3 | H: 0 LOB: 1 BB: 1 P: 7 | R: 0 E: 0 K: 0 S: 4 | H: 1 LOB: 1 BB: 0 P: 4 | R: 0 E: 0 K: 0 S: 3 | H: 1 LOB: 2 BB: 1 P: 7 | R: 0 E: 0 K: 0 S: 5 | H: 2 LOB: 2 BB: 0 P: 5 | R: 0 E: 0 K: 0 S: 5 | H: 2 LOB: 2 BB: 0 P: 5 | 1B: 7 2B: 0 3B: 0 HR: 0 | SF: 0 SAC: 0 DP: 1 HBP: 0 | WP: 0 PB: 0 CS: 0 | PA: 38 | | | | | | | | | | | | | | | | |
| PITCHER | IP | WLS | BF | H | R | ER | SO | BB | IBB | HBP | BLK | WP | HR | S | P | ERA | WHIP | PITCHER | IP | WLS | BF | H | R | ER | SO | BB | IBB | HBP | BLK | WP | HR | S | P | ERA | WHIP | | | |
| Juan Pizarro, L ERA: 3.55 (1, 1) | 9.0 | W | 38 | 7 | 1 | 0 | 5 | 5 | 0 | 0 | 0 | 0 | 0 | 43 | 63 | 0.00 | 1.333 | | | | | | | | | | | | | | | | | | | | | |

Chicago White Sox @ Washington Senators
D.C. Stadium, Washington, DC
Tue Aug 17 1965, 7:05 PM EDT
Att: 12,685 - Unknown

livebaseballscorecards.com


| | |
|-----|----|
| AB | 33 |
| R | 1 |
| H | 7 |
| RBI | 0 |
| BB | 5 |
| SO | 5 |
| LOB | 20 |



| Batter | 1 | 2 | 3 | 4 | 5 | 6 | 7 | 8 | 9 | AB | R | H | RBI | BB | SO | LOB | TOP | | |
|---|---|---|---|---|---|---|---|---|---|---|---|---|---|---|---|---|---|---|--|
| Danny Carter, R OBP: 0.319, SLG: 0.418 | 0-3 K | 0-0 5-3 | | 0-3 K | | 0-0 F4 | | 0-0 FC6-4 | | 5 | 0 | 0 | 0 | 0 | 2 | 1 | | | |
| Don Buford, S OBP: 0.382, SLG: 0.390 | 0-0 1-3 | | 4-0 BB HR | 0-0 6-3 | | 0-0 F7 | | | 4-0 1B BB | 3 | 1 | 0 | 0 | 2 | 0 | 0 | | | |
| Ron Hansen, R OBP: 0.311, SLG: 0.381 | | | | | | | | | | 0 | 1 | 0 | 0 | 0 | 0 | 0 | | | |
| Floyd Robinson, L OBP: 0.346, SLG: 0.378 | 4-0 HR BB | | 0-0 F8 | 0-0 1B | | | 0-0 4-1 | | 0-0 1B 1-3 1B | 4 | 2 | 2 | 0 | 1 | 0 | 1 | | | |
| Pete Ward, L OBP: 0.350, SLG: 0.401 | 0-0 1-H HR | | 4-0 1-2 HR BB | 0-0 4-1 | | | 0-0 G3 | | 0-0 1B 1-3 1B | 4 | 2 | 2 | 3 | 1 | 0 | 1 | | | |
| John Romano, R OBP: 0.371, SLG: 0.443 | 4-0 BB BB | | 0-0 1-H 2-H HR | | 0-0 1B | | 0-3 K | | 0-0 1-2 3-H 1B | 4 | 1 | 3 | 4 | 1 | 1 | 0 | | | |
| Tom McCraw, L OBP: 0.281, SLG: 0.275 | 4-0 1-2 BB | | 0-0 1B | | 0-0 F8 | | | 4-0 WP SH3-4 1B BB | 0-0 F6 | 3 | 1 | 1 | 0 | 2 | 0 | 3 | | | |
| Al Weis, S OBP: 0.345, SLG: 0.382 | 0-3 K | | 0-0 1-2 1B | | 0-3 K | | | 0-0 SH3-4 | 0-0 F9 | 4 | 0 | 1 | 0 | 0 | 2 | 5 | | | |
| Ken Berry, R OBP: 0.257, SLG: 0.326 | | 0-0 F6 | 0-0 F7 | | 0-0 F3 | | | 0-0 FC6-4 1B | 0-0 FC4 | 5 | 0 | 1 | 1 | 0 | 0 | 5 | | | |
| Bruce Howard, S OBP: 0.182, SLG: 0.172 | | 0-0 4-3 | | 0-0 F9 | | 0-3 K | | | | 4 | 0 | 0 | 0 | 0 | 2 | 3 | | | |
| Bob Locker, S | | | | | | | | | | 0 | 0 | 0 | 0 | 0 | 0 | 0 | | | |
| Inning Stats | R: 2 E: 0 K: 2 S: 8 | H: 1 LOB: 2 BB: 3 P: 20 | R: 0 E: 0 K: 0 S: 3 | H: 0 LOB: 0 BB: 0 P: 3 | R: 3 E: 0 K: 0 S: 6 | H: 3 LOB: 2 BB: 2 P: 14 | R: 0 E: 0 K: 1 S: 6 | H: 1 LOB: 1 BB: 0 P: 6 | R: 0 E: 0 K: 1 S: 5 | H: 0 LOB: 0 BB: 0 P: 5 | R: 0 E: 0 K: 1 S: 5 | H: 0 LOB: 0 BB: 0 P: 5 | R: 1 E: 0 K: 0 S: 6 | H: 1 LOB: 1 BB: 1 P: 10 | R: 2 E: 0 K: 0 S: 6 | H: 3 LOB: 2 BB: 1 P: 10 | 1B: 8 2B: 0 3B: 0 HR: 2 | SF: 0 SAC: 1 DP: 0 HBP: 0 | WP: 1 PA: 44 PB: 0 SB: 0 CS: 0 |
| PITCHER | IP WLS BF H R ER SO BB IBB HBP BLK WP HR S P ERA WHIP | IP WLS BF H R ER SO BB IBB HBP BLK WP HR S P ERA WHIP | IP WLS BF H R ER SO BB IBB HBP BLK WP HR S P ERA WHIP | IP WLS BF H R ER SO BB IBB HBP BLK WP HR S P ERA WHIP | IP WLS BF H R ER SO BB IBB HBP BLK WP HR S P ERA WHIP | IP WLS BF H R ER SO BB IBB HBP BLK WP HR S P ERA WHIP | IP WLS BF H R ER SO BB IBB HBP BLK WP HR S P ERA WHIP | IP WLS BF H R ER SO BB IBB HBP BLK WP HR S P ERA WHIP | IP WLS BF H R ER SO BB IBB HBP BLK WP HR S P ERA WHIP | IP WLS BF H R ER SO BB IBB HBP BLK WP HR S P ERA WHIP | IP WLS BF H R ER SO BB IBB HBP BLK WP HR S P ERA WHIP | IP WLS BF H R ER SO BB IBB HBP BLK WP HR S P ERA WHIP | IP WLS BF H R ER SO BB IBB HBP BLK WP HR S P ERA WHIP | IP WLS BF H R ER SO BB IBB HBP BLK WP HR S P ERA WHIP | IP WLS BF H R ER SO BB IBB HBP BLK WP HR S P ERA WHIP | IP WLS BF H R ER SO BB IBB HBP BLK WP HR S P ERA WHIP | IP WLS BF H R ER SO BB IBB HBP BLK WP HR S P ERA WHIP | IP WLS BF H R ER SO BB IBB HBP BLK WP HR S P ERA WHIP | |

Chicago White Sox @ Washington Senators
D.C. Stadium, Washington, DC
Wed Aug 18 1965, 7:05 PM EDT
Att: 5,393 - Unknown


AB 36
R 8
H 10
RBI 8
BB 7
SO 7
LOB 19



| Batter | 1 | 2 | 3 | 4 | 5 | 6 | 7 | 8 | 9 | AB | R | H | RBI | BB | SO | LOB | BOTTOM | | |
|---|---|---|---|---|---|---|---|---|---|---|---|---|---|---|---|---|---|---|--|
| Don Blasingame, L OBP: 0.272, SLG: 0.293 | 0-0 F8 | | 0-0 4-3 | | 0-0 4-3 | | | 0-0 G4-6-3 1B | 0-0 F8 | 4 | 0 | 1 | 0 | 0 | 0 | 0 | | | |
| Ryne Duren, R | | | | | | | | | | 0 | 0 | 0 | 0 | 0 | 0 | 0 | | | |
| Mike McCormick, L OBP: 0.175, SLG: 0.029 | | | | | | | | | | 0 | 0 | 0 | 0 | 0 | 0 | 0 | | | |
| Ken Hamlin, R OBP: 0.328, SLG: 0.368 | | | | | | | | | | 1 | 0 | 0 | 0 | 0 | 0 | 3 | | | |
| Ken McMullen, R OBP: 0.316, SLG: 0.421 | 0-0 1B | | 0-3 K | | | 0-0 G4-6-3 1B | | 0-0 G4-6-3 1-2 | | 4 | 0 | 2 | 0 | 0 | 1 | 1 | | | |
| Willie Kirkland, L OBP: 0.276, SLG: 0.449 | 0-3 K | | 0-0 1B | | | 0-3 K | | | 0-0 BB 1B | 4 | 1 | 2 | 0 | 0 | 2 | 2 | | | |
| Dick Nen, L OBP: 0.345, SLG: 0.409 | 0-0 4-3 | | 0-0 4-3 | | | 0-0 G4-6-3 | | 0-0 1-2 | 0-0 F6 | 4 | 0 | 0 | 0 | 0 | 0 | 4 | | | |
| Jim King, L OBP: 0.325, SLG: 0.395 | | 0-0 5-3 | | 0-0 F2 | | | 0-0 4-3 | | 4-0 1-2 BB 1B | 3 | 1 | 0 | 0 | 1 | 0 | 0 | | | |
| Woodie Held, R OBP: 0.355, SLG: 0.460 | | 0-0 F8 | | 0-0 G4-6-3 1B | | | 0-0 1B | | 4-0 BB 1B | 3 | 0 | 2 | 0 | 1 | 0 | 0 | | | |
| Mike Brumley, L OBP: 0.282, SLG: 0.284 | | | | | 0-0 G4-6-3 | | 0-0 F2 | | 0-0 1-2 2-3 BB 1B | 4 | 0 | 2 | 2 | 0 | 2 | | | | |
| Ed Brinkman, R OBP: 0.243, SLG: 0.248 | | 4-0 2B | | | | | 0-3 K | | 4-0 1-2 2-3 BB 1B | 2 | 0 | 0 | 0 | 1 | 1 | | | | |
| Frank Howard, R OBP: 0.350, SLG: 0.483 | | | | | 0-0 6-3 | | | | 0-0 1-2 2-3 BB | 0 | 0 | 0 | 0 | 1 | 0 | 0 | | | |
| Pete Richert, L OBP: 0.196, SLG: 0.146 | | | | | | | 0-0 K | | 0-0 1-2 2-3 BB | 0 | 0 | 0 | 0 | 0 | 0 | 0 | | | |
| Phil Ortega, R OBP: 0.266, SLG: 0.276 | | | | | 0-0 4-3 | | | 0-3 K | 0-0 F8 | 1 | 0 | 0 | 0 | 0 | 0 | 2 | | | |
| Marshall Bridges, S OBP: 0.200, SLG: 0.190 | | | | | | | | | | 0 | 0 | 0 | 0 | 0 | 0 | 0 | | | |
| Joe Cunningham, L OBP: 0.240, SLG: 0.230 | | | | | | | | | | 1 | 0 | 0 | 0 | 0 | 0 | 0 | | | |
| Howie Koplitz, R OBP: 0.115, SLG: 0.115 | | | | | | | | | | 0 | 0 | 0 | 0 | 0 | 0 | 0 | | | |
| Don Zimmer, R OBP: 0.296, SLG: 0.276 | | | | | | | | | | 2 | 0 | 0 | 0 | 0 | 1 | 3 | | | |
| Inning Stats | R: 0 E: 0 K: 1 S: 6 | H: 1 LOB: 1 BB: 0 P: 6 | R: 0 E: 0 K: 0 S: 4 | H: 1 LOB: 2 BB: 1 P: 8 | R: 0 E: 0 K: 1 S: 6 | H: 1 LOB: 1 BB: 0 P: 6 | R: 0 E: 0 K: 0 S: 3 | H: 1 LOB: 0 BB: 0 P: 3 | R: 0 E: 0 K: 1 S: 5 | H: 1 LOB: 0 BB: 0 P: 5 | R: 0 E: 0 K: 1 S: 6 | H: 1 LOB: 1 BB: 0 P: 6 | R: 0 E: 0 K: 1 S: 5 | H: 1 LOB: 0 BB: 0 P: 5 | R: 2 E: 0 K: 0 S: 5 | H: 2 LOB: 3 BB: 3 P: 17 | 1B: 8 2B: 1 3B: 0 HR: 0 | SF: 0 SAC: 0 DP: 3 HBP: 0 | WP: 0 PA: 37 PB: 0 SB: 0 CS: 0 |
| PITCHER | IP WLS BF H R ER SO BB IBB HBP BLK WP HR S P ERA WHIP | IP WLS BF H R ER SO BB IBB HBP BLK WP HR S P ERA WHIP | IP WLS BF H R ER SO BB IBB HBP BLK WP HR S P ERA WHIP | IP WLS BF H R ER SO BB IBB HBP BLK WP HR S P ERA WHIP | IP WLS BF H R ER SO BB IBB HBP BLK WP HR S P ERA WHIP | IP WLS BF H R ER SO BB IBB HBP BLK WP HR S P ERA WHIP | IP WLS BF H R ER SO BB IBB HBP BLK WP HR S P ERA WHIP | IP WLS BF H R ER SO BB IBB HBP BLK WP HR S P ERA WHIP | IP WLS BF H R ER SO BB IBB HBP BLK WP HR S P ERA WHIP | IP WLS BF H R ER SO BB IBB HBP BLK WP HR S P ERA WHIP | IP WLS BF H R ER SO BB IBB HBP BLK WP HR S P ERA WHIP | IP WLS BF H R ER SO BB IBB HBP BLK WP HR S P ERA WHIP | IP WLS BF H R ER SO BB IBB HBP BLK WP HR S P ERA WHIP | IP WLS BF H R ER SO BB IBB HBP BLK WP HR S P ERA WHIP | IP WLS BF H R ER SO BB IBB HBP BLK WP HR S P ERA WHIP | IP WLS BF H R ER SO BB IBB HBP BLK WP HR S P ERA WHIP | IP WLS BF H R ER SO BB IBB HBP BLK WP HR S P ERA WHIP | IP WLS BF H R ER SO BB IBB HBP BLK WP HR S P ERA WHIP | |

Chicago White Sox @ Washington Senators
D.C. Stadium, Washington, DC
Wed Aug 18 1965, 7:05 PM EDT
Att: 5,393 - Unknown

AB 33
R 2
H 9
RBI 2
BB 4
SO 5
LOB 18



| Batter | 1 | 2 | 3 | 4 | 5 | 6 | 7 | 8 | 9 | AB | R | H | RBI | BB | SO | LOB | TOP | | |
|--|---|---------------------------------|------------------------------|---------------------------------|------------------------------|---------------------------------|------------------------------|---------------------------------|------------------------------|---------------------------------|------------------------------|---------------------------------|------------------------------|---------------------------------|------------------------------|---------------------------------|----------------------------------|------------------------------------|--------------------------|
| Danny Cater, R OBP: 0.319, SLG: 0.418 (1, 7) | | | | | | | | | | 5 | 0 | 2 | 0 | 0 | 1 | 2 | | | |
| Don Buford, S OBP: 0.381, SLG: 0.389 (1, 4) (8, 5) | | | | | | | | | | 4 | 0 | 1 | 0 | 0 | 0 | 2 | | | |
| Floyd Robinson, L OBP: 0.347, SLG: 0.380 (1, 9) | | | | | | | | | | 3 | 1 | 1 | 0 | 1 | 0 | 2 | | | |
| Bill Skowron, R OBP: 0.326, SLG: 0.448 (1, 3) | | | | | | | | | | 4 | 1 | 1 | 2 | 0 | 0 | 4 | | | |
| Pete Ward, L OBP: 0.349, SLG: 0.399 Al Weis, S OBP: 0.345, SLG: 0.382 (1, 5) (8, 4) | | | | | | | | | | 4 | 0 | 1 | 0 | 0 | 1 | 2 | | | |
| John Romano, R OBP: 0.386, SLG: 0.436 Hoyt Wilhelm, R (8, 1) (1, 2) | | | | | | | | | | 4 | 0 | 0 | 0 | 0 | 0 | 2 | | | |
| Ron Hansen, R OBP: 0.313, SLG: 0.383 (1, 6) | | | | | | | | | | 3 | 1 | 1 | 0 | 1 | 0 | 0 | | | |
| Ken Berry, R OBP: 0.255, SLG: 0.323 (1, 8) | | | | | | | | | | 3 | 0 | 0 | 0 | 0 | 0 | 1 | | | |
| Gary Peters, L OBP: 0.200, SLG: 0.238 J.C. Martin, L OBP: 0.343, SLG: 0.357 (1, 1) (8, 2) | | | | | | | | | | 3 | 0 | 1 | 1 | 0 | 0 | 1 | | | |
| Inning Stats | R: 0 E: 0 K: 0 S: 4 | H: 1 LOB: 2 BB: 1 P: 8 | R: 1 E: 0 K: 0 S: 5 | H: 2 LOB: 1 BB: 0 P: 5 | R: 2 E: 0 K: 1 S: 7 | H: 2 LOB: 0 BB: 1 P: 7 | R: 0 E: 0 K: 0 S: 3 | H: 0 LOB: 1 BB: 1 P: 7 | R: 0 E: 0 K: 0 S: 5 | H: 2 LOB: 2 BB: 0 P: 5 | R: 0 E: 1 K: 0 S: 4 | H: 1 LOB: 1 BB: 0 P: 4 | R: 0 E: 0 K: 0 S: 3 | H: 0 LOB: 0 BB: 0 P: 3 | R: 0 E: 0 K: 1 S: 5 | H: 0 LOB: 0 BB: 0 P: 5 | 1B: 5 2B: 2 3B: 0 HR: 1 | SF: 0 SAC: 1 DP: 0 HBP: 0 | WP: 0 PA: 37 CS: 0 |
| PITCHER | IP WLS BF H R ER SO BB IBB HBP BLK WP HR S P ERA WHIP | | | | | | | | | | | | | | | | | | |
| Catfish Hunter, R ERA: 4.73 (1, 1) | 5.0 L 24 7 3 3 1 2 0 0 0 0 0 1 24 32 5.40 1.800 | | | | | | | | | | | | | | | | | | |
| Wes Stock, R ERA: 4.54 (6, 1) | 2.0 7 1 0 0 0 0 0 0 0 0 0 0 7 7 0.00 0.500 | | | | | | | | | | | | | | | | | | |
| Jim Dickson, R ERA: 3.65 (8, 1) | 2.0 6 0 0 0 1 0 0 0 0 0 0 0 8 8 0.00 0.000 | | | | | | | | | | | | | | | | | | |

Chicago White Sox @ Kansas City Athletics
Municipal Stadium, Kansas City, MO
Fri Aug 20 1965, 8:05 PM EDT
Att: 6,681 - Unknown

livebaseballscorecards.com

AB 34
R 3
H 8
RBI 3
BB 2
SO 2
LOB 16

| Batter | 1 | 2 | 3 | 4 | 5 | 6 | 7 | 8 | 9 | AB | R | H | RBI | BB | SO | LOB | BOTTOM | | |
|--|---|---------------------------------|------------------------------|---------------------------------|------------------------------|---------------------------------|------------------------------|---------------------------------|------------------------------|---------------------------------|------------------------------|---------------------------------|------------------------------|---------------------------------|------------------------------|---------------------------------|----------------------------------|------------------------------------|--------------------------|
| Bert Campaneris, R OBP: 0.336, SLG: 0.411 (1, 6) | | | | | | | | | | 4 | 0 | 1 | 0 | 0 | 1 | 0 | | | |
| Jim Landis, R OBP: 0.363, SLG: 0.351 (1, 8) | | | | | | | | | | 4 | 0 | 0 | 0 | 0 | 1 | 2 | | | |
| Mike Hershberger, R OBP: 0.292, SLG: 0.319 (1, 9) | | | | | | | | | | 3 | 0 | 0 | 0 | 1 | 0 | 0 | | | |
| Ken Harrelson, R OBP: 0.336, SLG: 0.449 (1, 3) | | | | | | | | | | 4 | 1 | 2 | 1 | 0 | 0 | 0 | | | |
| Ed Charles, R OBP: 0.331, SLG: 0.394 (1, 5) | | | | | | | | | | 4 | 0 | 1 | 0 | 0 | 0 | 2 | | | |
| Dick Green, R OBP: 0.306, SLG: 0.385 (1, 4) | | | | | | | | | | 4 | 0 | 0 | 0 | 0 | 0 | 2 | | | |
| Rene Lachemann, R OBP: 0.246, SLG: 0.407 (1, 2) | | | | | | | | | | 3 | 0 | 0 | 0 | 0 | 1 | 1 | | | |
| Tommy Reynolds, R OBP: 0.311, SLG: 0.278 (1, 7) | | | | | | | | | | 3 | 0 | 1 | 0 | 0 | 0 | 1 | | | |
| Catfish Hunter, R OBP: 0.091, SLG: 0.091 Skip Lockwood, R OBP: 0.270, SLG: 0.129 Wes Stock, R (6, 1) Santiago Rosario, L OBP: 0.326, SLG: 0.439 Jim Dickson, L (8, 1) | | | | | | | | | | 1 | 0 | 0 | 0 | 0 | 0 | 0 | | | |
| Inning Stats | R: 0 E: 0 K: 0 S: 3 | H: 0 LOB: 0 BB: 0 P: 3 | R: 1 E: 0 K: 0 S: 5 | H: 2 LOB: 1 BB: 0 P: 5 | R: 0 E: 0 K: 0 S: 3 | H: 0 LOB: 0 BB: 0 P: 3 | R: 0 E: 0 K: 0 S: 3 | H: 1 LOB: 1 BB: 1 P: 7 | R: 0 E: 0 K: 0 S: 5 | H: 2 LOB: 2 BB: 0 P: 5 | R: 0 E: 0 K: 2 S: 8 | H: 1 LOB: 1 BB: 0 P: 8 | R: 0 E: 0 K: 2 S: 7 | H: 0 LOB: 0 BB: 0 P: 7 | R: 0 E: 0 K: 0 S: 3 | H: 0 LOB: 0 BB: 0 P: 3 | 1B: 5 2B: 0 3B: 0 HR: 1 | SF: 0 SAC: 0 DP: 1 HBP: 0 | WP: 1 PA: 33 CS: 0 |
| PITCHER | IP WLS BF H R ER SO BB IBB HBP BLK WP HR S P ERA WHIP | | | | | | | | | | | | | | | | | | |
| Gary Peters, L ERA: 3.93 (1, 1) | 7.0 W 27 6 1 1 2 1 0 0 0 0 1 1 30 34 1.29 1.000 | | | | | | | | | | | | | | | | | | |
| Hoyt Wilhelm, R ERA: 2.12 (8, 1) | 2.0 S 6 0 0 0 2 0 0 0 0 0 0 0 10 10 0.00 0.000 | | | | | | | | | | | | | | | | | | |

Chicago White Sox @ Kansas City Athletics
Municipal Stadium, Kansas City, MO
Fri Aug 20 1965, 8:05 PM EDT
Att: 6,681 - Unknown

livebaseballscorecards.com

AB 32
R 1
H 6
RBI 1
BB 1
SO 4
LOB 9

| Batter | 1 | 2 | 3 | 4 | 5 | 6 | 7 | 8 | 9 | 10 | 11 | AB | R | H | RBI | BB | SO | LOB | TOP | | | | | |
|---|---|----------------------------------|------------------------------|---------------------------------|------------------------------|---------------------------------|------------------------------|---------------------------------|------------------------------|---------------------------------|------------------------------|---------------------------------|------------------------------|----------------------------------|------------------------------|----------------------------------|-------------------------------|----------------------------------|----------------------------------|------------------------------------|----------------------------------|--------|--|--|
| Danny Cater, R OBP: 0.317, SLG: 0.414 Smoky Burgess, L OBP: 0.357, SLG: 0.435 Dave Nicholson, R OBP: 0.239, SLG: 0.278 | E6 BB G6-4-3 | 6-3 | | | F3 | | F8 | | E4 FC7-5 | | K | 4 | 1 | 0 | 0 | 0 | 0 | 2 | | | | | | |
| Don Buford, S OBP: 0.351, SLG: 0.387 | G6-4-3 BB 1-2 | F8 | | | F8 | | | F2 | FC7-5 | | 1B 1B | 5 | 1 | 1 | 1 | 1 | 0 | 3 | | | | | | |
| Floyd Robinson, L OBP: 0.345, SLG: 0.376 | G6-4-3 BB 1-2 2-3 | | 5-3 | | F3 | | | G3 | F3 | | F8 | 5 | 0 | 0 | 0 | 1 | 0 | 3 | | | | | | |
| Bill Skowron, R OBP: 0.330, SLG: 0.462 Tom McCraw, L OBP: 0.287, SLG: 0.279 | G6-4-3 | | | | | | | | | | SH1-4 1B BB | 3 | 1 | 2 | 1 | 1 | 0 | 2 | | | | | | |
| Pete Ward, L OBP: 0.346, SLG: 0.395 Al Weis, S OBP: 0.354, SLG: 0.391 | 4-3 | | | | FC4-2-5 | | | G3 | | | SH1-4 1B 1-2 3H | 4 | 0 | 0 | 0 | 0 | 0 | 3 | | | | | | |
| John Romano, R OBP: 0.362, SLG: 0.431 Eddie Fisher, R OBP: 0.148, SLG: 0.115 Hoyt Wilhelm, R OBP: 0.176, SLG: 0.167 Frank Lary, R OBP: 0.238, SLG: 0.238 | | 6-3 | | | F4 | | | | F9 | | SH1-4 K | 3 | 0 | 0 | 0 | 0 | 0 | 1 | | | | | | |
| Ron Hansen, R OBP: 0.318, SLG: 0.385 | | | | | | | | 1-3 | | | BB E HBP | 3 | 2 | 2 | 0 | 1 | 0 | 0 | | | | | | |
| Ken Berry, R OBP: 0.260, SLG: 0.328 | | | | | | | | | | | IBB | 4 | 2 | 2 | 1 | 0 | 1 | 4 | | | | | | |
| Tommy John, R OBP: 0.217, SLG: 0.186 Bob Locker, S OBP: 0.343, SLG: 0.353 | | | | | | | | | | | FC7-5 E BB | 2 | 0 | 1 | 1 | 0 | 1 | 0 | | | | | | |
| J.C. Martin, L OBP: 0.343, SLG: 0.353 | | | | | | | | | | | F8 | 2 | 0 | 0 | 0 | 0 | 0 | 4 | | | | | | |
| Inning Stats | R: 1 E: 0 K: 0 S: 3 | H: 0 LOB: 1 BB: 2 P: 11 | R: 2 E: 0 K: 0 S: 6 | H: 3 LOB: 1 BB: 0 P: 6 | R: 0 E: 0 K: 1 S: 4 | H: 1 LOB: 1 BB: 0 P: 4 | R: 0 E: 0 K: 1 S: 5 | H: 1 LOB: 0 BB: 0 P: 5 | R: 0 E: 0 K: 0 S: 3 | H: 1 LOB: 0 BB: 0 P: 3 | R: 0 E: 0 K: 0 S: 4 | H: 0 LOB: 1 BB: 1 P: 7 | R: 2 E: 1 K: 0 S: 4 | H: 0 LOB: 2 BB: 1 P: 10 | R: 0 E: 0 K: 1 S: 6 | H: 1 LOB: 3 BB: 2 P: 14 | R: 1 E: 0 K: 2 S: 10 | H: 3 LOB: 2 BB: 0 P: 10 | 1B: 7 2B: 2 3B: 1 HR: 1 | SF: 0 SAC: 1 DP: 2 HBP: 2 | WP: 0 PB: 0 SB: 0 CS: 1 | PA: 51 | | |
| PITCHER | IP WLS BF H R ER SO BB IBB HBP BLK WP HR S P ERA WHIP | Rollie Sheldon, R ERA: 4.09 | Jack Aker, R ERA: 4.29 | Diego Segui, R ERA: 4.91 | Wes Stock, R ERA: 4.67 | John Wyatt, R ERA: 2.44 | Jim Dickson, R ERA: 3.63 | Catfish Hunter, R ERA: 4.67 | Lew Krausse, R ERA: 3.52 | | | | | | | | | | | | | | | |

Chicago White Sox @ Kansas City Athletics
Municipal Stadium, Kansas City, MO
Sat Aug 21 1965, 8:05 PM EDT
Att: 26,690 - Unknown

livebaseballscorecards.com

AB 42
R 7
H 11
RBI 6
BB 6
SO 4
LOB 26



| Batter | 1 | 2 | 3 | 4 | 5 | 6 | 7 | 8 | 9 | 10 | 11 | AB | R | H | RBI | BB | SO | LOB | BOTTOM | | | | |
|--|---|----------------------------------|------------------------------|---------------------------------|------------------------------|---------------------------------|------------------------------|---------------------------------|------------------------------|---------------------------------|------------------------------|---------------------------------|------------------------------|----------------------------------|------------------------------|---------------------------------|------------------------------|---------------------------------|----------------------------------|------------------------------------|----------------------------------|--------|--|
| Bert Campaneris, R OBP: 0.336, SLG: 0.410 | 5-3 | 6-3 | | | | | F2 | | | | F4 | 6 | 1 | 2 | 1 | 0 | 0 | 2 | | | | | |
| Mike Hershberger, R OBP: 0.293, SLG: 0.324 | WP 3B | 6-3 | | | | | F7 | | | | | 4 | 1 | 1 | 0 | 1 | 1 | 2 | | | | | |
| Jim Landis, R OBP: 0.360, SLG: 0.348 | 6-3 | | | | | | | | | | | 5 | 0 | 1 | 0 | 0 | 1 | 2 | | | | | |
| Ken Harrelson, R OBP: 0.334, SLG: 0.444 | S BB | 6-3 | | | | | | | | | | 4 | 1 | 0 | 0 | 1 | 2 | 2 | | | | | |
| Ed Charles, R OBP: 0.329, SLG: 0.391 | 1B 1B | | | | | | | | | | | 5 | 0 | 1 | 1 | 0 | 2 | 0 | | | | | |
| Dick Green, R OBP: 0.315, SLG: 0.398 | 1-2 1B | | | | | | | | | | | 4 | 2 | 3 | 1 | 0 | 1 | 0 | | | | | |
| Rene Lachemann, R OBP: 0.243, SLG: 0.402 Billy Bryan, L OBP: 0.316, SLG: 0.435 | K | | | | | | | | | | | 2 | 0 | 0 | 0 | 0 | 1 | 3 | | | | | |
| Tommy Reynolds, R OBP: 0.271, SLG: 0.341 Santiago Rosario, L OBP: 0.285, SLG: 0.348 Catfish Hunter, R OBP: 0.345, SLG: 0.401 Lew Krausse, R OBP: 0.345, SLG: 0.448 Jose Torrealba, L OBP: 0.205, SLG: 0.244 John O'Donoghue, R OBP: 0.222, SLG: 0.299 | | | | | | | | | | | | 3 | 0 | 1 | 0 | 0 | 0 | 1 | | | | | |
| Relie Stearns, R OBP: 0.271, SLG: 0.341 Skip Lockwood, R OBP: 0.285, SLG: 0.348 Wes Stock, R OBP: 0.205, SLG: 0.244 John O'Donoghue, R OBP: 0.222, SLG: 0.299 | | | | | | | | | | | | 3 | 0 | 0 | 0 | 0 | 2 | 1 | | | | | |
| Inning Stats | R: 2 E: 0 K: 1 S: 8 | H: 3 LOB: 2 BB: 1 P: 12 | R: 0 E: 0 K: 1 S: 6 | H: 1 LOB: 1 BB: 0 P: 6 | R: 0 E: 0 K: 1 S: 5 | H: 0 LOB: 0 BB: 0 P: 5 | R: 0 E: 0 K: 0 S: 4 | H: 1 LOB: 1 BB: 0 P: 4 | R: 0 E: 0 K: 2 S: 8 | H: 0 LOB: 0 BB: 0 P: 6 | R: 0 E: 0 K: 1 S: 5 | H: 1 LOB: 1 BB: 1 P: 5 | R: 3 E: 0 K: 1 S: 6 | H: 1 LOB: 1 BB: 1 P: 12 | R: 0 E: 0 K: 2 S: 7 | H: 0 LOB: 0 BB: 0 P: 7 | R: 0 E: 0 K: 1 S: 5 | H: 0 LOB: 1 BB: 1 P: 9 | 1B: 6 2B: 0 3B: 2 HR: 1 | SF: 0 SAC: 0 DP: 0 HBP: 2 | WP: 3 PB: 1 SB: 3 CS: 1 | PA: 46 | |
| PITCHER | IP WLS BF H R ER SO BB IBB HBP BLK WP HR S P ERA WHIP | Tommy John, L ERA: 3.07 | Bob Locker, R ERA: 2.56 | Eddie Fisher, R ERA: 1.88 | Hoyt Wilhelm, R ERA: 2.12 | Bruce Howard, R ERA: 3.76 | Frank Lary, R ERA: 3.5 | | | | | | | | | | | | | | | | |

Chicago White Sox @ Kansas City Athletics
Municipal Stadium, Kansas City, MO
Sat Aug 21 1965, 8:05 PM EDT
Att: 26,690 - Unknown

livebaseballscorecards.com


AB 41
R 6
H 9
RBI 4
BB 3
SO 11
LOB 17



| Batter | 1 | 2 | 3 | 4 | 5 | 6 | 7 | 8 | 9 | AB | R | H | RBI | BB | SO | LOB | TOP | | | | | | | | | | |
|---|------------------------------|----------------------------------|------------------------------|---------------------------------|------------------------------|----------------------------------|------------------------------|---------------------------------|------------------------------|---------------------------------|------------------------------|---------------------------------|------------------------------|---------------------------------|------------------------------|---------------------------------|---|------------------------------|---------------------------------|----------------------------------|------------------------------------|----------------------------------|--------|--|--|--|--|
| Danny Cater, R OBP: 0.320, SLG: 0.426 (1, 7) | | | | | | | | | | 5 | 3 | 3 | 1 | 0 | 1 | 0 | Chicago White Sox @ Kansas City Athletics Municipal Stadium, Kansas City, MO Sun Aug 22 1965, 4:33 AM EDT Unknown livebaseballscorecards.com | | | | | | | | | | |
| Don Buford, S OBP: 0.354, SLG: 0.388 (1, 4) (9, 5) | 4-3 | | | 3-1 | | | | | | 4 | 3 | 2 | 0 | 1 | 0 | 0 | | | | | | | | | | | |
| Floyd Robinson, L OBP: 0.345, SLG: 0.383 (1, 9) | | | | | | | | | | 3 | 1 | 1 | 4 | 1 | 0 | 1 | | | | | | | | | | | |
| Bill Skowron, R OBP: 0.333, SLG: 0.464 Tom McCraw, L OBP: 0.297, SLG: 0.279 (9, PR) (9, 3) | K | | | | | | | | | 4 | 0 | 2 | 1 | 1 | 2 | 1 | | | | | | | | | | | |
| Pete Ward, L OBP: 0.349, SLG: 0.400 Al Weis, S OBP: 0.354, SLG: 0.391 (9, PR) (9, 4) | | K | | | 4-3 | | | | | 5 | 0 | 3 | 2 | 0 | 1 | 0 | | | | | | | | | | | |
| J.C. Martin, L OBP: 0.340, SLG: 0.349 (1, 2) | K | | | | | | | | | 5 | 0 | 1 | 0 | 0 | 1 | 5 | | | | | | | | | | | |
| Ron Hansen, R OBP: 0.317, SLG: 0.383 (1, 6) | | | | | | | | | | 5 | 0 | 1 | 0 | 0 | 0 | 4 | | | | | | | | | | | |
| Ken Berry, R OBP: 0.257, SLG: 0.325 (1, 8) | | | | | | | | | | 4 | 0 | 0 | 0 | 0 | 0 | 2 | | | | | | | | | | | |
| Joe Horlen, R OBP: 0.224, SLG: 0.185 Bob Locker, S (6, 1) Eddie Fisher, R OBP: 0.143, SLG: 0.111 (6, 1) | | | 5-3 | | | 5-3 | | 1-3 | | 3 | 0 | 0 | 0 | 0 | 0 | 1 | | | | | | | | | | | |
| Inning Stats | R: 0 E: 0 K: 2 S: 7 | H: 0 LOB: 1 BB: 1 P: 11 | R: 0 E: 0 K: 2 S: 8 | H: 1 LOB: 1 BB: 0 P: 8 | R: 3 E: 0 K: 0 S: 6 | H: 3 LOB: 2 BB: 2 P: 14 | R: 1 E: 0 K: 0 S: 4 | H: 1 LOB: 0 BB: 0 P: 4 | R: 0 E: 0 K: 0 S: 5 | H: 0 LOB: 0 BB: 0 P: 5 | R: 0 E: 0 K: 0 S: 4 | H: 1 LOB: 1 BB: 0 P: 4 | R: 1 E: 0 K: 0 S: 6 | H: 3 LOB: 2 BB: 0 P: 6 | R: 0 E: 0 K: 0 S: 3 | H: 0 LOB: 0 BB: 0 P: 3 | | R: 3 E: 0 K: 0 S: 7 | H: 4 LOB: 1 BB: 0 P: 7 | 1B: 8 2B: 3 3B: 0 HR: 2 | SF: 1 SAC: 0 DP: 0 HBP: 0 | WP: 0 PB: 1 SB: 0 CS: 0 | PA: 43 | | | | |
| PITCHER | IP | WLS | BF | H | R | ER | SO | BB | IBB | HBP | BLK | WP | HR | S | P | ERA | WHIP | | | | | | | | | | |
| Fred Talbot, R ERA: 3.94 Jack Aker, R ERA: 4.09 Jim Dickson, R ERA: 3.73 Wes Stock, R ERA: 4.85 | 5.0 | L | 23 | 5 | 4 | 4 | 5 | 3 | 0 | 0 | 0 | 0 | 2 | 30 | 42 | 7.20 | 1.600 | | | | | | | | | | |



| Batter | 1 | 2 | 3 | 4 | 5 | 6 | 7 | 8 | 9 | AB | R | H | RBI | BB | SO | LOB | BOTTOM | | | | | | | | | | |
|--|------------------------------|---------------------------------|------------------------------|---------------------------------|------------------------------|---------------------------------|------------------------------|----------------------------------|------------------------------|---------------------------------|------------------------------|---------------------------------|------------------------------|---------------------------------|------------------------------|---------------------------------|---|------------------------------|---------------------------------|-----------------------------------|------------------------------------|----------------------------------|--------|--|--|--|--|
| Bert Campaneris, R OBP: 0.335, SLG: 0.407 (1, 6) | L5 | | 5-3 | | | | | | | 4 | 0 | 0 | 0 | 1 | 0 | 4 | Chicago White Sox @ Kansas City Athletics Municipal Stadium, Kansas City, MO Sun Aug 22 1965, 4:33 AM EDT Unknown livebaseballscorecards.com | | | | | | | | | | |
| Wayne Causey, L OBP: 0.359, SLG: 0.361 (1, 4) | | | 4-3 | | | | | | K | 5 | 0 | 2 | 0 | 0 | 1 | 1 | | | | | | | | | | | |
| Jim Landis, R OBP: 0.364, SLG: 0.350 (1, 8) | | | | | | | | | 1-3 | 4 | 1 | 2 | 1 | 1 | 0 | 1 | | | | | | | | | | | |
| Ken Harrelson, R OBP: 0.333, SLG: 0.442 (1, 3) | | | | | K | | 1-3 | | | 4 | 0 | 1 | 0 | 0 | 1 | 4 | | | | | | | | | | | |
| Ed Charles, R OBP: 0.336, SLG: 0.397 (1, 5) | | | | | | | | | | 3 | 1 | 3 | 0 | 1 | 0 | 0 | | | | | | | | | | | |
| Mike Hershberger, R OBP: 0.299, SLG: 0.325 (1, 9) | | | | | | | | | | 4 | 0 | 2 | 0 | 0 | 0 | 3 | | | | | | | | | | | |
| Billy Bryan, L OBP: 0.311, SLG: 0.427 (1, 2) | 4-3 | | | K | | | | | | 4 | 0 | 0 | 0 | 0 | 1 | 5 | | | | | | | | | | | |
| Tommy Reynolds, R OBP: 0.310, SLG: 0.290 (1, 7) | 5-3 | | | | | | | | | 4 | 0 | 1 | 0 | 0 | 0 | 1 | | | | | | | | | | | |
| Fred Talbot, R OBP: 0.283, SLG: 0.304 Joe Garabollini, L OBP: 0.406, SLG: 0.455 Lew Krausse, R OBP: 0.265, SLG: 0.325 Jack Aker, R OBP: 0.265, SLG: 0.325 Santiago Rosario, L OBP: 0.265, SLG: 0.325 Jim Dickson, L OBP: 0.265, SLG: 0.325 Wes Stock, R OBP: 0.265, SLG: 0.325 Johnny Blanchard, L OBP: 0.265, SLG: 0.325 | | | K | | | | | | | 1 | 0 | 0 | 0 | 0 | 1 | 0 | | | | | | | | | | | |
| Inning Stats | R: 0 E: 0 K: 0 S: 4 | H: 2 LOB: 1 BB: 0 P: 4 | R: 0 E: 0 K: 0 S: 4 | H: 1 LOB: 1 BB: 0 P: 4 | R: 0 E: 0 K: 1 S: 5 | H: 0 LOB: 0 BB: 0 P: 5 | R: 1 E: 0 K: 1 S: 5 | H: 1 LOB: 2 BB: 2 P: 13 | R: 1 E: 0 K: 1 S: 8 | H: 3 LOB: 2 BB: 0 P: 8 | R: 0 E: 0 K: 0 S: 5 | H: 3 LOB: 3 BB: 1 P: 9 | R: 0 E: 0 K: 0 S: 3 | H: 0 LOB: 0 BB: 0 P: 3 | R: 1 E: 0 K: 0 S: 4 | H: 2 LOB: 0 BB: 0 P: 4 | | R: 0 E: 0 K: 1 S: 5 | H: 0 LOB: 1 BB: 1 P: 9 | 1B: 12 2B: 1 3B: 0 HR: 0 | SF: 0 SAC: 0 DP: 4 HBP: 0 | WP: 1 PB: 0 SB: 0 CS: 0 | PA: 39 | | | | |
| PITCHER | IP | WLS | BF | H | R | ER | SO | BB | IBB | HBP | BLK | WP | HR | S | P | ERA | WHIP | | | | | | | | | | |
| Joe Horlen, R ERA: 3.03 Bob Locker, R ERA: 2.55 Eddie Fisher, R ERA: 1.89 | 5.0 | W | 23 | 8 | 2 | 2 | 3 | 2 | 0 | 0 | 0 | 0 | 1 | 0 | 27 | 3.60 | 2.000 | | | | | | | | | | |



| Batter | 1 | 2 | 3 | 4 | 5 | 6 | 7 | 8 | 9 | AB | R | H | RBI | BB | SO | LOB | TOP | | | | | | | | | | |
|---|------------------------------|---------------------------------|------------------------------|---------------------------------|------------------------------|---------------------------------|------------------------------|----------------------------------|------------------------------|---------------------------------|------------------------------|---------------------------------|------------------------------|---------------------------------|------------------------------|---------------------------------|--|----------------------------------|----------------------------------|------------------------------------|-------------------------|--------|--|--|--|--|--|
| Don Buford, S OBP: 0.352, SLG: 0.387 (1, 4) | | | | | | | | | | 4 | 0 | 1 | 1 | 0 | 1 | 2 | Chicago White Sox @ Kansas City Athletics Municipal Stadium, Kansas City, MO Sun Aug 22 1965, 4:38 AM EDT Att: 9,310 - Unknown livebaseballscorecards.com | | | | | | | | | | |
| Floyd Robinson, L OBP: 0.346, SLG: 0.381 (1, 9) | | | | | | | | | | 4 | 0 | 1 | 0 | 1 | 0 | 1 | | | | | | | | | | | |
| Danny Cater, R OBP: 0.318, SLG: 0.423 (1, 7) | | | | | | | | | | 5 | 1 | 1 | 0 | 0 | 1 | 3 | | | | | | | | | | | |
| Bill Skowron, R OBP: 0.336, SLG: 0.464 Tom McCraw, L OBP: 0.297, SLG: 0.279 (8, PR) | | | | | | | | | | 2 | 0 | 1 | 0 | 2 | 0 | 1 | | | | | | | | | | | |
| John Romano, R OBP: 0.362, SLG: 0.430 (1, 2) | | | | | | | | | | 3 | 0 | 1 | 1 | 0 | 0 | 2 | | | | | | | | | | | |
| Pete Ward, L OBP: 0.348, SLG: 0.398 (1, 5) | | | | | | | | | | 4 | 0 | 1 | 0 | 0 | 1 | 4 | | | | | | | | | | | |
| Ron Hansen, R OBP: 0.316, SLG: 0.380 (1, 6) | | | | | | | | | | 3 | 0 | 0 | 0 | 1 | 0 | 1 | | | | | | | | | | | |
| Ken Berry, R OBP: 0.259, SLG: 0.328 (1, 8) | | | | | | | | | | 3 | 1 | 1 | 0 | 1 | 0 | 3 | | | | | | | | | | | |
| John Buzhardt, R OBP: 0.239, SLG: 0.146 (1, 1) | | | | | | | | | | 4 | 0 | 1 | 0 | 0 | 2 | 2 | | | | | | | | | | | |
| Inning Stats | R: 1 E: 0 K: 0 S: 5 | H: 3 LOB: 2 BB: 1 P: 9 | R: 1 E: 0 K: 1 S: 7 | H: 1 LOB: 1 BB: 0 P: 7 | R: 0 E: 0 K: 1 S: 3 | H: 1 LOB: 2 BB: 1 P: 3 | R: 0 E: 0 K: 1 S: 6 | H: 1 LOB: 1 BB: 1 P: 10 | R: 0 E: 0 K: 0 S: 3 | H: 0 LOB: 1 BB: 0 P: 7 | R: 0 E: 0 K: 0 S: 4 | H: 1 LOB: 0 BB: 0 P: 4 | R: 0 E: 0 K: 0 S: 3 | H: 0 LOB: 0 BB: 0 P: 3 | R: 0 E: 0 K: 0 S: 4 | H: 1 LOB: 2 BB: 1 P: 8 | R: 0 E: 0 K: 3 S: 9 | H: 0 LOB: 1 BB: 1 P: 13 | 1B: 7 2B: 1 3B: 0 HR: 0 | SF: 1 SAC: 1 DP: 2 HBP: 0 | WP: 1 PB: 1 CS: 0 | PA: 39 | | | | | |
| PITCHER | IP | WLS | BF | H | R | ER | SO | BB | IBB | HBP | BLK | WP | HR | S | P | ERA | WHIP | | | | | | | | | | |
| John O'Donoghue, L ERA: 3.89 John Wyatt, R ERA: 2.4 | (1, 1) | 8.0 | L | 35 | 8 | 2 | 1 | 2 | 3 | 1 | 0 | 0 | 0 | 35 | 51 | 1.12 | 1.375 | | | | | | | | | | |
| (9, 1) | 1.0 | 4 | 0 | 0 | 0 | 0 | 3 | 1 | 0 | 0 | 0 | 0 | 0 | 9 | 13 | 0.00 | 1.000 | | | | | | | | | | |

| Batter | 1 | 2 | 3 | 4 | 5 | 6 | 7 | 8 | 9 | AB | R | H | RBI | BB | SO | LOB | BOTTOM | | | | | | | | | | |
|--|------------------------------|---------------------------------|------------------------------|---------------------------------|------------------------------|---------------------------------|------------------------------|---------------------------------|------------------------------|---------------------------------|------------------------------|---------------------------------|------------------------------|---------------------------------|----------------------------------|------------------------------------|--|--------|--|--|--|--|--|--|--|--|--|
| Bert Campaneris, R OBP: 0.332, SLG: 0.403 (1, 6) | | | | | | | | | | 4 | 0 | 0 | 0 | 0 | 1 | 1 | Chicago White Sox @ Kansas City Athletics Municipal Stadium, Kansas City, MO Sun Aug 22 1965, 4:38 AM EDT Att: 9,310 - Unknown livebaseballscorecards.com | | | | | | | | | | |
| Wayne Causey, L OBP: 0.356, SLG: 0.359 (1, 4) | | | | | | | | | | 4 | 1 | 1 | 0 | 0 | 1 | 0 | | | | | | | | | | | |
| Jim Landis, R OBP: 0.363, SLG: 0.349 (1, 8) | | | | | | | | | | 4 | 0 | 1 | 0 | 0 | 0 | 0 | | | | | | | | | | | |
| Billy Bryan, L OBP: 0.306, SLG: 0.422 (1, 2) | | | | | | | | | | 3 | 0 | 0 | 1 | 0 | 2 | 0 | | | | | | | | | | | |
| Ed Charles, R OBP: 0.333, SLG: 0.393 (1, 5) | | | | | | | | | | 3 | 0 | 0 | 0 | 0 | 1 | 1 | | | | | | | | | | | |
| Mike Hershberger, R OBP: 0.293, SLG: 0.323 (1, 9) | | | | | | | | | | 3 | 0 | 0 | 0 | 0 | 0 | 0 | | | | | | | | | | | |
| Santiago Rosario, L OBP: 0.353, SLG: 0.432 (1, 3) | | | | | | | | | | 3 | 0 | 1 | 0 | 0 | 0 | 0 | | | | | | | | | | | |
| Tommy Reynolds, R OBP: 0.310, SLG: 0.291 (1, 7) | | | | | | | | | | 3 | 0 | 1 | 0 | 0 | 0 | 1 | | | | | | | | | | | |
| John O'Donoghue, R OBP: 0.217, SLG: 0.289 Johnny Blanchard, L OBP: 0.251, SLG: 0.241 John Wyatt, R (9, 1) | | | | | | | | | | 1 | 0 | 0 | 0 | 0 | 0 | 1 | | | | | | | | | | | |
| | | | | | | | | | | 1 | 0 | 0 | 0 | 0 | 0 | 0 | | | | | | | | | | | |
| | | | | | | | | | | 0 | 0 | 0 | 0 | 0 | 0 | 0 | | | | | | | | | | | |
| Inning Stats | R: 1 E: 0 K: 0 S: 5 | H: 2 LOB: 1 BB: 0 P: 5 | R: 0 E: 0 K: 0 S: 4 | H: 1 LOB: 0 BB: 0 P: 4 | R: 0 E: 0 K: 2 S: 3 | H: 0 LOB: 0 BB: 0 P: 3 | R: 0 E: 0 K: 2 S: 7 | H: 0 LOB: 0 BB: 0 P: 7 | R: 0 E: 0 K: 2 S: 3 | H: 0 LOB: 0 BB: 0 P: 3 | R: 0 E: 0 K: 1 S: 5 | H: 0 LOB: 0 BB: 0 P: 5 | R: 0 E: 0 K: 0 S: 3 | H: 0 LOB: 0 BB: 0 P: 3 | 1B: 4 2B: 0 3B: 0 HR: 0 | SF: 1 SAC: 1 DP: 0 HBP: 0 | WP: 0 PB: 0 CS: 0 | PA: 31 | | | | | | | | | |
| PITCHER | IP | WLS | BF | H | R | ER | SO | BB | IBB | HBP | BLK | WP | HR | S | P | ERA | WHIP | | | | | | | | | | |
| John Buzhardt, R ERA: 3.08 | (1, 1) | 9.0 | W | 31 | 4 | 1 | 1 | 5 | 0 | 0 | 0 | 0 | 0 | 41 | 41 | 1.00 | 0.444 | | | | | | | | | | |

| Batter | 1 | 2 | 3 | 4 | 5 | 6 | 7 | 8 | 9 | 10 | 11 | 12 | AB | R | H | RBI | BB | SO | LOB | TOP | | |
|---|---|---|------------------------------|---------------------------------|------------------------------|---------------------------------|------------------------------|---------------------------------|------------------------------|----------------------------------|------------------------------|----------------------------------|------------------------------|---------------------------------|------------------------------|----------------------------------|------------------------------|----------------------------------|----------------------------------|------------------------------------|-------------------------|--------|
| Luis Aparicio, R OBP: 0.279, SLG: 0.368 (1, 6) | | | | | | | | | | | | | 6 | 0 | 1 | 0 | 0 | 2 | 5 | | | |
| Paul Blair, R OBP: 0.286, SLG: 0.307 (1, 8) | | | | | | | | | | | | | 6 | 1 | 1 | 0 | 0 | 2 | 4 | | | |
| Boog Powell, L OBP: 0.322, SLG: 0.368 (1, 7) (12, 3) | | | | | | | | | | | | | 6 | 0 | 1 | 0 | 0 | 3 | 2 | | | |
| Brooks Robinson, R OBP: 0.375, SLG: 0.447 (1, 5) | | | | | | | | | | | | | | 5 | 1 | 2 | 0 | 1 | 0 | 2 | | |
| Bob Johnson, R OBP: 0.299, SLG: 0.384 (1, 3) (2, 4) | | | | | | | | | | | | | | | 6 | 0 | 1 | 0 | 0 | 5 | | |
| Curt Blefary, L OBP: 0.363, SLG: 0.443 (1, 9) | | | | | | | | | | | | | | 4 | 0 | 2 | 1 | 2 | 2 | | | |
| Jerry Adair, R OBP: 0.296, SLG: 0.321 (2, 3) Norm Siebern, L OBP: 0.369, SLG: 0.440 Russ Snyder, L OBP: 0.317, SLG: 0.308 (12, 7) | | | | | | | | | | | | | | 1 | 0 | 0 | 0 | 0 | 1 | 0 | | |
| Dick Brown, R OBP: 0.309, SLG: 0.370 (1, 2) | | | | | | | | | | | | | 3 | 0 | 0 | 0 | 2 | 0 | 0 | | | |
| Steve Barber, L OBP: 0.146, SLG: 0.186 Jackie Brandt, R OBP: 0.305, SLG: 0.415 Stu Miller, R (9, 1) Charlie Lau, L OBP: 0.346, SLG: 0.446 Dick Hall, R OBP: 0.583, SLG: 0.700 (11, 1) | | | | | | | | | | | | | 3 | 0 | 0 | 0 | 0 | 3 | 0 | | | |
| Inning Stats | R: 0 E: 1 K: 1 S: 7 | H: 1 LOB: 2 BB: 0 P: 7 | R: 0 E: 0 K: 2 S: 7 | H: 0 LOB: 0 BB: 0 P: 7 | R: 0 E: 0 K: 2 S: 7 | H: 0 LOB: 0 BB: 0 P: 7 | R: 0 E: 0 K: 1 S: 5 | H: 2 LOB: 2 BB: 0 P: 5 | R: 0 E: 1 K: 1 S: 7 | H: 0 LOB: 0 BB: 1 P: 11 | R: 0 E: 0 K: 2 S: 8 | H: 1 LOB: 3 BB: 2 P: 16 | R: 0 E: 0 K: 1 S: 6 | H: 1 LOB: 1 BB: 0 P: 6 | R: 0 E: 1 K: 1 S: 7 | H: 1 LOB: 3 BB: 1 P: 11 | R: 1 E: 0 K: 2 S: 6 | H: 1 LOB: 1 BB: 1 P: 10 | 1B: 7 2B: 1 3B: 1 HR: 0 | SF: 0 SAC: 1 DP: 0 HBP: 0 | WP: 0 PB: 0 CS: 0 | PA: 52 |
| PITCHER | IP WLS BF H R ER SO BB IBB HBP BLK WP HR S P ERA WHIP | IP WLS BF H R ER SO BB IBB HBP BLK WP HR S P ERA WHIP | | | | | | | | | | | | | | | | | | | | |
| Juan Pizarro, L ERA: 2.97 Hoyt Wilhelm, R ERA: 2.17 | 10.0 L 11 2 1 1 2 1 1 0 0 0 0 13 21 4.50 1.500 | | | | | | | | | | | | | | | | | | | | | |

Baltimore Orioles @ Chicago White Sox
Comiskey Park, Chicago, IL
Mon Aug 23 1965, 8:05 PM EDT
Att. 22,806 - Unknown

AB 46
R 2
H 9
RBI 1
BB 5
SO 15
LOB 30



| Batter | 1 | 2 | 3 | 4 | 5 | 6 | 7 | 8 | 9 | 10 | 11 | 12 | AB | R | H | RBI | BB | SO | LOB | BOTTOM | |
|--|---|---|--------------------|------------------|------------------|-------------------|-------------------|-------------------|--------------------|--------------------|--------------------|-------------------|-------------------|---------------------|---------------------|-----------------------------|---------------------------------|----|-----|--------|--|
| Don Buford, S OBP: 0.352, SLG: 0.387 (1, 4) | | | | | | | | | | | | | | 5 | 1 | 1 | 0 | 1 | 2 | 2 | |
| Floyd Robinson, L OBP: 0.346, SLG: 0.381 (1, 9) | | | | | | | | | | | | | | 6 | 0 | 2 | 0 | 0 | 0 | 3 | |
| Danny Cater, R OBP: 0.321, SLG: 0.425 (1, 7) | | | | | | | | | | | | | | 5 | 0 | 2 | 0 | 1 | 2 | 1 | |
| Bill Skowron, R OBP: 0.337, SLG: 0.461 (1, 3) | | | | | | | | | | | | | | 3 | 0 | 0 | 1 | 2 | 1 | 1 | |
| John Romano, R OBP: 0.360, SLG: 0.427 Smoky Burgess, L OBP: 0.352, SLG: 0.429 Hoyt Wilhelm, R (11, 1) | | | | | | | | | | | | | | 4 | 0 | 1 | 0 | 0 | 0 | 3 | |
| Pete Ward, L OBP: 0.344, SLG: 0.393 (1, 5) | | | | | | | | | | | | | 5 | 0 | 0 | 0 | 0 | 2 | 1 | | |
| Ron Hansen, R OBP: 0.315, SLG: 0.377 (1, 6) | | | | | | | | | | | | | 4 | 0 | 0 | 0 | 1 | 0 | 0 | | |
| Ken Berry, R OBP: 0.259, SLG: 0.327 (1, 8) | | | | | | | | | | | | | 4 | 0 | 1 | 0 | 0 | 2 | 0 | | |
| Juan Pizarro, L ERA: 3.25 Stu Miller, R ERA: 2.37 Dick Hall, R ERA: 2.84 | 8.0 2.0 2.0 W | WLS 8 7 7 | BF 33 8 7 | H 4 2 1 | R 1 0 0 | ER 1 0 0 | SO 7 3 3 | BB 4 1 0 | IBB 0 1 0 | HBP 0 0 0 | BLK 0 0 0 | WP 0 0 0 | HR 0 0 0 | S 43 13 13 | P 59 17 17 | ERA 1.12 0.00 0.00 | WHIP 1.000 1.000 0.500 | | | | |
| PITCHER | IP WLS BF H R ER SO BB IBB HBP BLK WP HR S P ERA WHIP | IP WLS BF H R ER SO BB IBB HBP BLK WP HR S P ERA WHIP | | | | | | | | | | | | | | | | | | | |
| Steve Barber, L ERA: 2.97 Stu Miller, R ERA: 2.37 Dick Hall, R ERA: 2.84 | 8.0 2.0 2.0 W | | | | | | | | | | | | | | | | | | | | |

Baltimore Orioles @ Chicago White Sox
Comiskey Park, Chicago, IL
Mon Aug 23 1965, 8:05 PM EDT
Att. 22,806 - Unknown

AB 42
R 1
H 7
RBI 1
BB 5
SO 13
LOB 17



| Batter | 1 | 2 | 3 | 4 | 5 | 6 | 7 | 8 | 9 | AB | R | H | RBI | BB | SO | LOB | TOP | | | | | | | | |
|--|---|--|--|---------------------------------|------------------------------|---------------------------------|------------------------------|---------------------------------|------------------------------|---------------------------------|------------------------------|---------------------------------|------------------------------|---------------------------------|------------------------------|---------------------------------|---|---------------------------------|----------------------------------|------------------------------------|-------------------------|--------|--|--|--|
| Luis Aparicio, R (1,6) OBP: 0.284, SLG: 0.370 | 4-0 CS BB | | 0-0 1B E 1B | | 0-0 F2 | | 0-0 1-2 1B | | 0-0 E6 | 4 | 1 | 2 | 0 | 1 | 0 | 1 | Baltimore Orioles @ Chicago White Sox Comiskey Park, Chicago, IL Wed Aug 25 1965, 4:33 AM EDT Att: 21,495 - Unknown | | | | | | | | |
| Paul Blair, R (1,8) OBP: 0.285, SLG: 0.305 | 0-0 1B SF4 1B | | 0-0 F3 | | 0-0 F8 | | 0-0 F9 | | 0-0 CS | 4 | 1 | 1 | 0 | 0 | 0 | 3 | | | | | | | | | |
| Boog Powell, L (1,7) OBP: 0.327, SLG: 0.368 | 0-0 1-3 1B | | 0-0 E8 1-H 1B | | 0-0 1-3 | | | | 4-0 FC2-6 BB | 3 | 0 | 2 | 0 | 1 | 0 | 0 | | | | | | | | | |
| Brooks Robinson, R (1,5) OBP: 0.372, SLG: 0.442 | 0-0 SF4 | | 0-0 6-3 | | | | | | 0-0 FC2-6 G3 | 3 | 0 | 0 | 1 | 0 | 0 | 2 | | | | | | | | | |
| Bob Johnson, R (1,4) OBP: 0.298, SLG: 0.380 | 0-0 1-3 | | 0-0 E5 | | | | | | 0-0 G3 | 4 | 0 | 0 | 0 | 0 | 0 | 3 | | | | | | | | | |
| John Orsino, R (1,3) OBP: 0.322, SLG: 0.422 | | 0-0 5-3 | 0-0 F9 | | | | | | 0-3 K | 4 | 0 | 0 | 0 | 0 | 1 | 3 | | | | | | | | | |
| Russ Snyder, L (8,7) OBP: 0.316, SLG: 0.306 | | | | | | | | | | 0 | 0 | 0 | 0 | 0 | 0 | 0 | | | | | | | | | |
| Curt Blefary, L (1,9) OBP: 0.365, SLG: 0.440 | | 0-0 4-3 | | 0-0 4-3 | | | | | 1-0 CS SH1-4 HBP | 3 | 0 | 0 | 0 | 0 | 0 | 0 | | | | | | | | | |
| Dick Brown, R (1,2) OBP: 0.310, SLG: 0.366 | | 4-0 BB | | 0-0 F8 | | | | | 0-0 SH1-4 | 2 | 0 | 0 | 0 | 1 | 0 | 0 | | | | | | | | | |
| Mitt Pappas, R (1,1) OBP: 0.103, SLG: 0.140 | | 0-3 K | | 0-3 K | | | | | 0-3 K | 3 | 0 | 0 | 0 | 1 | 3 | 2 | | | | | | | | | |
| Inning Stats | R: 1 E: 0 K: 0 S: 4 | H: 2 LOB: 1 BB: 1 P: 8 | R: 0 E: 0 K: 1 S: 5 | H: 0 LOB: 1 BB: 1 P: 9 | R: 1 E: 2 K: 0 S: 6 | H: 2 LOB: 2 BB: 0 P: 6 | R: 0 E: 0 K: 1 S: 5 | H: 0 LOB: 0 BB: 0 P: 5 | R: 0 E: 0 K: 0 S: 3 | H: 0 LOB: 0 BB: 0 P: 3 | R: 0 E: 0 K: 0 S: 3 | H: 0 LOB: 0 BB: 0 P: 3 | R: 0 E: 0 K: 0 S: 4 | H: 1 LOB: 2 BB: 1 P: 8 | R: 0 E: 0 K: 1 S: 5 | H: 0 LOB: 1 BB: 1 P: 9 | R: 0 E: 1 K: 1 S: 5 | H: 0 LOB: 1 BB: 0 P: 6 | 1B: 5 2B: 0 3B: 0 HR: 0 | SF: 1 SAC: 1 DP: 0 HBP: 1 | WP: 0 PB: 0 CS: 2 | PA: 38 | | | |
| PITCHER | IP WLS BF H R ER SO BB IBB HBP BLK WP HR S P ERA WHIP | 8.0 L 33 5 2 1 3 4 0 0 0 0 0 0 35 51 1.12 1.125 | 1.0 4 0 0 0 1 0 0 0 1 0 0 0 5 6 0.00 0.000 | | | | | | | | | | | | | | | | | | | | | | |

| | |
|-----|----|
| AB | 30 |
| R | 2 |
| H | 5 |
| RBI | 1 |
| BB | 4 |
| SO | 4 |
| LOB | 14 |



| Batter | 1 | 2 | 3 | 4 | 5 | 6 | 7 | 8 | 9 | AB | R | H | RBI | BB | SO | LOB | BOTTOM | | | | | | | |
|---|---|---|------------------------------|---------------------------------|------------------------------|---------------------------------|------------------------------|----------------------------------|------------------------------|---------------------------------|------------------------------|---------------------------------|------------------------------|---------------------------------|------------------------------|---------------------------------|---|------------------------------------|-------------------------|--------|--|--|--|--|
| Don Buford, S (1,4) OBP: 0.354, SLG: 0.392 | 0-0 SF4 3B | | 0-0 3-1 | | | | | | 0-0 G3 | 4 | 1 | 1 | 0 | 0 | 0 | 0 | Baltimore Orioles @ Chicago White Sox Comiskey Park, Chicago, IL Wed Aug 25 1965, 4:33 AM EDT Att: 21,495 - Unknown | | | | | | | |
| Floyd Robinson, L (1,9) OBP: 0.347, SLG: 0.383 | 0-0 SF4 | | | 0-0 F7 | | 0-3 K | | | 0-0 WP 1B | 3 | 0 | 1 | 1 | 0 | 1 | 0 | | | | | | | | |
| Danny Cater, R (1,7) OBP: 0.320, SLG: 0.421 | 0-0 3-H 4-3 | | | 0-0 4-3 | | 0-0 6-3 | | | 0-0 F8 | 4 | 0 | 0 | 0 | 0 | 0 | 1 | | | | | | | | |
| Pete Ward, L (1,5) OBP: 0.341, SLG: 0.389 | 0-0 F9 | | | 0-0 F5 | | | | | 0-3 K | 4 | 0 | 0 | 0 | 0 | 1 | 1 | | | | | | | | |
| Bill Skowron, R (1,3) OBP: 0.336, SLG: 0.458 | | 0-0 F8 | | | 0-3 K | | | | 0-3 K | 4 | 0 | 1 | 0 | 0 | 2 | 1 | | | | | | | | |
| J.C. Martin, L (1,2) OBP: 0.333, SLG: 0.342 | | 0-0 F7 | | | 0-0 F5 | | | | 0-0 L4 | 3 | 0 | 0 | 0 | 0 | 0 | 1 | | | | | | | | |
| Ron Hansen, R (1,6) OBP: 0.317, SLG: 0.375 | | 0-0 4-3 | | | 0-0 WP 1B | | | | 0-0 FC4-6 | 3 | 0 | 1 | 0 | 0 | 0 | 1 | | | | | | | | |
| Ken Berry, R (1,8) OBP: 0.258, SLG: 0.322 | | | 0-0 4-3 | | | | | | 0-0 F3 | 1 | 0 | 0 | 0 | 1 | 0 | 0 | | | | | | | | |
| Smoky Burgess, L (8,PH) OBP: 0.347, SLG: 0.422 | | | | | | | | | | 1 | 0 | 0 | 0 | 0 | 0 | 0 | | | | | | | | |
| Bob Locker, S (9,1) | | | | | | | | | | 0 | 0 | 0 | 0 | 0 | 0 | 0 | | | | | | | | |
| Gary Peters, L (1,1) OBP: 0.194, SLG: 0.231 | | | 0-0 F7 | | | | | | 0-0 4-3 | 2 | 0 | 0 | 0 | 0 | 0 | 2 | | | | | | | | |
| Tom McCraw, L (8,PH) OBP: 0.286, SLG: 0.278 | | | | | | | | | | 1 | 0 | 0 | 0 | 0 | 0 | 0 | | | | | | | | |
| Inning Stats | R: 1 E: 0 K: 0 S: 4 | H: 1 LOB: 0 BB: 0 P: 4 | R: 0 E: 0 K: 0 S: 3 | H: 0 LOB: 0 BB: 0 P: 3 | R: 0 E: 0 K: 0 S: 3 | H: 0 LOB: 0 BB: 0 P: 3 | R: 0 E: 0 K: 1 S: 6 | H: 1 LOB: 2 BB: 1 P: 10 | R: 0 E: 0 K: 1 S: 5 | H: 0 LOB: 0 BB: 0 P: 5 | R: 0 E: 0 K: 0 S: 4 | H: 1 LOB: 1 BB: 0 P: 4 | R: 0 E: 0 K: 0 S: 3 | H: 0 LOB: 0 BB: 0 P: 3 | R: 0 E: 0 K: 2 S: 8 | H: 1 LOB: 1 BB: 0 P: 8 | 1B: 3 2B: 0 3B: 1 HR: 0 | SF: 1 SAC: 0 DP: 0 HBP: 0 | WP: 2 PB: 0 CS: 0 | PA: 32 | | | | |
| PITCHER | IP WLS BF H R ER SO BB IBB HBP BLK WP HR S P ERA WHIP | 9.0 W 32 4 1 1 4 1 0 0 0 2 0 39 43 1.00 0.556 | | | | | | | | | | | | | | | | | | | | | | |

| | |
|-----|----|
| AB | 30 |
| R | 1 |
| H | 4 |
| RBI | 1 |
| BB | 1 |
| SO | 4 |
| LOB | 7 |



| Batter | 1 | 2 | 3 | 4 | 5 | 6 | 7 | 8 | 9 | AB | R | H | RBI | BB | SO | LOB | TOP | | | | | | | | | | |
|--|------------------------------|---------------------------------|------------------------------|---------------------------------|------------------------------|---------------------------------|------------------------------|---------------------------------|------------------------------|---------------------------------|------------------------------|---------------------------------|------------------------------|---------------------------------|------------------------------|---------------------------------|--|---------------------------------|----------------------------------|------------------------------------|----------------------------------|--------|--|--|--|--|--|
| Jim Gosger, L (1, 8) OBP: 0.349, SLG: 0.427 | G3 | | K | | | F8 | | F2 | | 4 | 0 | 0 | 0 | 0 | 1 | 0 | Boston Red Sox @ Chicago White Sox Comiskey Park, Chicago, IL Fri Aug 27 1965, 8:05 PM EDT Unknown | | | | | | | | | | |
| Dalton Jones, L (1, 5) OBP: 0.347, SLG: 0.399 | F8 | | 4-3 | | | 2B 1B | | B4-3 | | 4 | 0 | 1 | 0 | 0 | 0 | 0 | | | | | | | | | | | |
| Carl Yastrzemski, L (1, 7) OBP: 0.399, SLG: 0.590 | 1B | | | | F8 | | 1-H 2B | 6-3 | | 4 | 0 | 2 | 0 | 0 | 0 | 0 | | | | | | | | | | | |
| Felix Mantilla, R (1, 4) OBP: 0.398, SLG: 0.460 | K | | | | 6-3 | | K | | | 4 | 0 | 0 | 0 | 0 | 3 | 2 | | | | | | | | | | | |
| Lee Thomas, L (1, 3) | | | | | | | | | | 4 | 1 | 2 | 1 | 0 | 0 | 0 | | | | | | | | | | | |
| Tony Conigliaro, R (1, 9) OBP: 0.328, SLG: 0.514 | | | | | | | | | | 4 | 1 | 1 | 1 | 0 | 1 | 1 | | | | | | | | | | | |
| Rico Petrocelli, R (1, 6) OBP: 0.307, SLG: 0.447 | | | | | | | | | | 3 | 0 | 1 | 0 | 0 | 0 | 0 | | | | | | | | | | | |
| Bob Tillman, R (1, 2) OBP: 0.294, SLG: 0.335 | | | | | | | | | | 3 | 0 | 1 | 0 | 0 | 0 | 1 | | | | | | | | | | | |
| Jerry Stephenson, L (1, 1) OBP: 0.308, SLG: 0.250 | | | | | | | | | | 1 | 0 | 0 | 0 | 0 | 0 | 0 | | | | | | | | | | | |
| Chuck Schilling, R (5, PH) OBP: 0.294, SLG: 0.355 | | | | | | | | | | 1 | 0 | 0 | 0 | 0 | 0 | 0 | | | | | | | | | | | |
| Arnold Earley, L (5, 1) | | | | | | | | | | 0 | 0 | 0 | 0 | 0 | 0 | 0 | | | | | | | | | | | |
| Lenny Green, L (7, PH) OBP: 0.365, SLG: 0.442 | | | | | | | | | | 1 | 0 | 0 | 0 | 0 | 0 | 1 | | | | | | | | | | | |
| Dick Radatz, R (7, 1) OBP: 0.273, SLG: 0.429 | | | | | | | | | | 0 | 0 | 0 | 0 | 0 | 0 | 0 | | | | | | | | | | | |
| Inning Stats | R: 0 E: 0 K: 1 S: 6 | H: 1 LOB: 1 BB: 0 P: 6 | R: 0 E: 0 K: 0 S: 4 | H: 2 LOB: 1 BB: 0 P: 4 | R: 0 E: 0 K: 1 S: 5 | H: 0 LOB: 0 BB: 0 P: 5 | R: 1 E: 0 K: 1 S: 6 | H: 1 LOB: 0 BB: 0 P: 6 | R: 0 E: 0 K: 0 S: 3 | H: 0 LOB: 0 BB: 0 P: 3 | R: 0 E: 0 K: 1 S: 6 | H: 2 LOB: 1 BB: 0 P: 6 | R: 1 E: 0 K: 0 S: 5 | H: 2 LOB: 1 BB: 0 P: 5 | R: 0 E: 0 K: 0 S: 3 | H: 0 LOB: 0 BB: 0 P: 3 | R: 0 E: 0 K: 1 S: 5 | H: 0 LOB: 0 BB: 0 P: 5 | 1B: 4 2B: 2 3B: 0 HR: 2 | SF: 0 SAC: 0 DP: 1 HBP: 0 | WP: 0 PB: 0 SB: 0 CS: 0 | PA: 33 | | | | | |
| PITCHER | IP | WLS | BF | H | R | ER | SO | BB | IBB | HBP | BLK | WP | HR | S | P | ERA | WHIP | | | | | | | | | | |
| Joe Horlen, R (1, 1) ERA: 3.01 | 7.0 | | 27 | 8 | 2 | 2 | 4 | 0 | 0 | 0 | 0 | 0 | 2 | 35 | 35 | 2.57 | 1.143 | | | | | | | | | | |
| Hoyt Wilhelm, R (8, 1) ERA: 2.13 | 2.0 | W | 6 | 0 | 0 | 0 | 1 | 0 | 0 | 0 | 0 | 0 | 0 | 8 | 8 | 0.00 | 0.000 | | | | | | | | | | |

| | |
|-----|----|
| AB | 33 |
| R | 2 |
| H | 8 |
| RBI | 2 |
| BB | 0 |
| SO | 5 |
| LOB | 5 |




| Batter | 1 | 2 | 3 | 4 | 5 | 6 | 7 | 8 | 9 | AB | R | H | RBI | BB | SO | LOB | BOTTOM | | | | | | | | | | |
|--|------------------------------|----------------------------------|------------------------------|---------------------------------|------------------------------|----------------------------------|------------------------------|---------------------------------|------------------------------|---------------------------------|------------------------------|---------------------------------|------------------------------|---------------------------------|------------------------------|----------------------------------|--|------------------------------------|----------------------------------|--------|--|--|--|--|--|--|--|
| Danny Cater, R (1, 7) OBP: 0.318, SLG: 0.415 | 4-3 | | 1B BB | 6-3 | | G6-4-3 | | K | | 4 | 1 | 0 | 0 | 1 | 1 | 5 | Boston Red Sox @ Chicago White Sox Comiskey Park, Chicago, IL Fri Aug 27 1965, 8:05 PM EDT Unknown | | | | | | | | | | |
| Don Buford, S (1, 4) OBP: 0.352, SLG: 0.388 | 1B BB | | 4-3 | | B2-3 | | K | | 3 | 0 | 0 | 0 | 1 | 1 | 1 | | | | | | | | | | | | |
| Floyd Robinson, L (1, 9) OBP: 0.349, SLG: 0.382 | 1B | | 2-H 1B | | E3 FC3-6 1B | | F5 | | 4 | 0 | 2 | 1 | 0 | 0 | 0 | | | | | | | | | | | | |
| Bill Skowron, R (1, 3) OBP: 0.335, SLG: 0.455 | K | | K | | 1-2 FC3-6 1B | | F8 | | 4 | 0 | 1 | 0 | 0 | 2 | 3 | | | | | | | | | | | | |
| Pete Ward, L (1, 5) OBP: 0.337, SLG: 0.382 | 1-2 BB | | F8 | | 1-2 2-3 FC3-6 | | K | | 3 | 0 | 0 | 0 | 1 | 1 | 3 | | | | | | | | | | | | |
| J.C. Martin, L (1, 2) OBP: 0.332, SLG: 0.340 | 6-3 | | | | 1-2 2-3 K | | 6-3 | | 4 | 1 | 1 | 0 | 0 | 1 | 5 | | | | | | | | | | | | |
| Ron Hansen, R (1, 6) OBP: 0.316, SLG: 0.373 | | | F8 | | 1-3 1-3 1B | | L9 | | 4 | 1 | 2 | 0 | 0 | 0 | 0 | | | | | | | | | | | | |
| Ken Berry, R (1, 8) OBP: 0.258, SLG: 0.323 | | | 6-3 | | 1-2 3-H 1B | | BB 1B | | 4 | 0 | 2 | 2 | 0 | 0 | 1 | | | | | | | | | | | | |
| Joe Horlen, R (1, 1) OBP: 0.230, SLG: 0.179 | | | L4 | | 2-3 K | | BB | | 2 | 0 | 0 | 0 | 1 | 0 | 1 | | | | | | | | | | | | |
| Hoyt Wilhelm, R (8, 1) ERA: 4.68 | | | | | | | | | 0 | 0 | 0 | 0 | 1 | 0 | 0 | | | | | | | | | | | | |
| Inning Stats | R: 0 E: 0 K: 1 S: 6 | H: 1 LOB: 3 BB: 2 P: 14 | R: 0 E: 0 K: 0 S: 3 | H: 0 LOB: 0 BB: 0 P: 3 | R: 1 E: 0 K: 1 S: 6 | H: 1 LOB: 1 BB: 1 P: 10 | R: 1 E: 0 K: 0 S: 5 | H: 2 LOB: 1 BB: 0 P: 5 | R: 0 E: 0 K: 1 S: 7 | H: 1 LOB: 2 BB: 0 P: 7 | R: 0 E: 0 K: 0 S: 3 | H: 1 LOB: 1 BB: 1 P: 7 | R: 0 E: 0 K: 1 S: 5 | H: 0 LOB: 0 BB: 0 P: 5 | R: 1 E: 0 K: 2 S: 9 | H: 2 LOB: 2 BB: 1 P: 13 | 1B: 7 2B: 1 3B: 0 HR: 0 | SF: 0 SAC: 0 DP: 1 HBP: 0 | WP: 0 PB: 0 SB: 0 CS: 0 | PA: 37 | | | | | | | |
| PITCHER | IP | WLS | BF | H | R | ER | SO | BB | IBB | HBP | BLK | WP | HR | S | P | ERA | WHIP | | | | | | | | | | |
| Jerry Stephenson, R (1, 1) ERA: 6.55 | 4.0 | | 19 | 4 | 2 | 2 | 2 | 3 | 0 | 0 | 0 | 0 | 0 | 20 | 32 | 4.50 | 1.750 | | | | | | | | | | |
| Arnold Earley, L (5, 1) ERA: 3.15 | 2.0 | | 9 | 2 | 0 | 0 | 1 | 1 | 0 | 0 | 0 | 0 | 0 | 10 | 14 | 0.00 | 1.500 | | | | | | | | | | |
| Dick Radatz, R (7, 1) ERA: 4.68 | 2.0 | L | 9 | 2 | 1 | 1 | 3 | 1 | 0 | 0 | 0 | 0 | 0 | 14 | 18 | 4.50 | 1.500 | | | | | | | | | | |



| Batter | 1 | 2 | 3 | 4 | 5 | 6 | 7 | 8 | 9 | AB | R | H | RBI | BB | SO | LOB | TOP |
|---|------------------------------|----------------------------------|------------------------------|----------------------------------|------------------------------|---------------------------------|------------------------------|---------------------------------|------------------------------|---------------------------------|------------------------------|----------------------------------|------------------------------|----------------------------------|----------------------------------|------------------------------------|--|
| Jim Gosger, L OBP: 0.341, SLG: 0.416 (1, 8) | F8 | K | | 4-3 | | G3 | | 4-3 | | 5 | 0 | 0 | 0 | 0 | 1 | 4 | |
| Dalton Jones, L OBP: 0.344, SLG: 0.394 (1, 4) | F7 | | 3-1 | 4-3 | | G3 | | | SH1-4 1B | 4 | 1 | 0 | 0 | 1 | 0 | 1 | |
| Carl Yastrzemski, L OBP: 0.492, SLG: 0.591 (1, 7) | BB S HBP | | 1B | | L1-4 S 1B | | 6-3 | | SH1-4 1-2 | 3 | 1 | 2 | 0 | 0 | 0 | 0 | |
| Tony Conigliaro, R OBP: 0.335, SLG: 0.515 (1, 9) | BB | | 1B | K | | G4-6-3 BB | | HR | 1B | 3 | 2 | 2 | 1 | 2 | 1 | 1 | |
| Lee Thomas, L OBP: 0.363, SLG: 0.466 (1, 3) | 1-2 2-3 BB | | 1B | 1B | | G4-6-3 1-2 | | HR | 1B | 3 | 1 | 2 | 3 | 2 | 0 | 1 | |
| Rico Petrocelli, R OBP: 0.305, SLG: 0.442 (1, 6) | F5 | | K | L1-4 2-3 | | | | SH3-4 1B | K | 5 | 0 | 1 | 0 | 0 | 2 | 7 | |
| Frank Malzone, R OBP: 0.297, SLG: 0.309 (1, 5) | | K | 1-2 3-H 1B | | 1B | 1B | | SH3-4 1-2 | K | 4 | 1 | 2 | 1 | 0 | 2 | 0 | |
| Russ Nixon, L OBP: 0.260, SLG: 0.281 (1, 2) | | K | 1-3 | | F9 | | | IBB | | 3 | 0 | 0 | 0 | 1 | 1 | 3 | |
| Dennis Bennett, L OBP: 0.280, SLG: 0.261 (1, 1) | | BB | | K | | G3 2-H | | K | | 3 | 0 | 1 | 1 | 1 | 2 | 2 | |
| Inning Stats | R: 0 E: 0 K: 0 S: 3 | H: 0 LOB: 3 BB: 2 P: 12 | R: 0 E: 0 K: 3 S: 9 | H: 0 LOB: 1 BB: 1 P: 13 | R: 2 E: 0 K: 1 S: 9 | H: 4 LOB: 2 BB: 0 P: 9 | R: 0 E: 0 K: 1 S: 5 | H: 0 LOB: 0 BB: 0 P: 5 | R: 0 E: 0 K: 0 S: 2 | H: 0 LOB: 0 BB: 1 P: 6 | R: 0 E: 0 K: 1 S: 6 | H: 1 LOB: 0 BB: 1 P: 10 | R: 3 E: 0 K: 2 S: 9 | H: 2 LOB: 0 BB: 1 P: 13 | 1B: 8 2B: 2 3B: 0 HR: 1 | SF: 0 SAC: 2 DP: 2 HBP: 1 | WP: 0 PA: 43 PB: 0 SB: 2 CS: 0 |
| PITCHER | IP | WLS | BF | H | R | ER | SO | BB | IBB | HBP | BLK | WP | HR | S | P | ERA | WHIP |
| John Buzhardt, R ERA: 3.12 (1, 1) | 7.0 | L | 32 | 7 | 3 | 3 | 6 | 4 | 1 | 1 | 0 | 0 | 0 | 38 | 59 | 3.86 | 1.571 |
| Eddie Fisher, R ERA: 2.18 (8, 1) | 2.0 | | 11 | 3 | 3 | 3 | 3 | 1 | 1 | 0 | 0 | 0 | 1 | 15 | 23 | 13.50 | 2.000 |

Boston Red Sox @ Chicago White Sox
Comiskey Park, Chicago, IL
Fri Aug 27 1965, 8:05 PM EDT
Att: 19,304 - Unknown


AB 33
R 6
H 10
RBI 6
BB 7
SO 9
LOB 19



| Batter | 1 | 2 | 3 | 4 | 5 | 6 | 7 | 8 | 9 | AB | R | H | RBI | BB | SO | LOB | BOTTOM | | |
|---|------------------------------|---------------------------------|------------------------------|---------------------------------|------------------------------|---------------------------------|------------------------------|---------------------------------|------------------------------|---------------------------------|------------------------------|---------------------------------|------------------------------|----------------------------------|------------------------------|---------------------------------|----------------------------------|------------------------------------|--|
| Don Buford, S OBP: 0.354, SLG: 0.392 (1, 4) | 3B | | 1-3 | | FC6-4 1-2 | | | FC5-4 BB | | 3 | 0 | 1 | 0 | 1 | 0 | 1 | | | |
| Floyd Robinson, L OBP: 0.348, SLG: 0.380 (1, 9) | 1-3 | | F8 | | | F7 | | FC5-4 BB | | 3 | 0 | 0 | 0 | 1 | 0 | 1 | | | |
| Danny Cater, R OBP: 0.317, SLG: 0.418 (1, 7) | K | | | 5-3 | | 3B | | FC5-4 1-2 2-3 1B | | 4 | 1 | 1 | 0 | 0 | 1 | 3 | | | |
| Bill Skowron, R OBP: 0.336, SLG: 0.455 (1, 3) | 4-3 | | | 1B | | 1-3 | | 1B | | 4 | 0 | 2 | 1 | 0 | 0 | 2 | | | |
| John Romano, R OBP: 0.363, SLG: 0.426 (1, 2) | | F7 | | K | | L6 | | 5-3 | | 4 | 0 | 0 | 0 | 0 | 1 | 3 | | | |
| Gene Freese, R OBP: 0.327, SLG: 0.330 (1, 5) | | 3B | | K | | E3 FC6-4 | | F7 | | 4 | 0 | 1 | 0 | 0 | 1 | 1 | | | |
| Ron Hansen, R OBP: 0.315, SLG: 0.371 (1, 6) | | F6 | | | FC1-6 1B | | FC6-4 1-2 | FC5-4 | | 4 | 0 | 1 | 0 | 0 | 0 | 2 | | | |
| Ken Berry, R OBP: 0.255, SLG: 0.320 (1, 8) | | F7 | | | F3 | | FC5-4 1-2 | | 1-3 | 4 | 0 | 0 | 0 | 0 | 0 | 3 | | | |
| John Buzhardt, R OBP: 0.229, SLG: 0.140 (1, 1) | | | K | | FC1-6 1-2 | | F9 | | | 2 | 0 | 0 | 0 | 0 | 1 | 1 | | | |
| Pete Ward, L OBP: 0.336, SLG: 0.381 (7, PH) | | | | | | | | | | 1 | 0 | 0 | 0 | 0 | 0 | 1 | | | |
| Eddie Fisher, R OBP: 0.143, SLG: 0.111 (8, 1) | | | | | | | | | | 0 | 0 | 0 | 0 | 0 | 0 | 0 | | | |
| Inning Stats | R: 0 E: 0 K: 1 S: 6 | H: 1 LOB: 1 BB: 0 P: 6 | R: 0 E: 0 K: 0 S: 4 | H: 1 LOB: 0 BB: 0 P: 4 | R: 0 E: 0 K: 1 S: 5 | H: 0 LOB: 0 BB: 0 P: 5 | R: 0 E: 0 K: 2 S: 8 | H: 1 LOB: 1 BB: 0 P: 8 | R: 0 E: 0 K: 0 S: 4 | H: 1 LOB: 1 BB: 0 P: 4 | R: 0 E: 0 K: 0 S: 4 | H: 0 LOB: 1 BB: 0 P: 4 | R: 0 E: 0 K: 0 S: 3 | H: 1 LOB: 1 BB: 2 P: 11 | R: 0 E: 0 K: 0 S: 3 | H: 0 LOB: 0 BB: 0 P: 3 | 1B: 3 2B: 0 3B: 3 HR: 0 | SF: 0 SAC: 0 DP: 1 HBP: 0 | WP: 1 PA: 35 PB: 0 SB: 0 CS: 0 |
| PITCHER | IP | WLS | BF | H | R | ER | SO | BB | IBB | HBP | BLK | WP | HR | S | P | ERA | WHIP | | |
| Dennis Bennett, L ERA: 4.26 (1, 1) | 9.0 | W | 35 | 6 | 1 | 1 | 4 | 2 | 0 | 0 | 0 | 1 | 0 | 41 | 49 | 1.00 | 0.889 | | |

Boston Red Sox @ Chicago White Sox
Comiskey Park, Chicago, IL
Fri Aug 27 1965, 8:05 PM EDT
Att: 19,304 - Unknown

AB 33
R 1
H 6
RBI 1
BB 2
SO 4
LOB 18



| Batter | 1 | 2 | 3 | 4 | 5 | 6 | 7 | 8 | 9 | AB | R | H | RBI | BB | SO | LOB | TOP | | | | | | | | | | |
|---|------------------------------|---------------------------------|------------------------------|---------------------------------|------------------------------|---------------------------------|------------------------------|---------------------------------|------------------------------|----------------------------------|------------------------------|---------------------------------|------------------------------|---------------------------------|------------------------------|----------------------------------|----------------------------------|------------------------------------|----------------------------------|--------|--|--|--|--|--|--|--|
| Rico Petrocelli, R OBP: 0.307, SLG: 0.440 | F7 | F2 | | | | | G6-4-3 | | 1B | 4 | 0 | 1 | 0 | 1 | 0 | 3 | | | | | | | | | | | |
| Frank Malzone, R OBP: 0.299, SLG: 0.311 | 4-3 WP | | F9 | | | FC4-6 | | | BB | 4 | 0 | 2 | 0 | 0 | 0 | 1 | | | | | | | | | | | |
| Lee Thomas, L OBP: 0.364, SLG: 0.467 | 1B | | | | | FC4-6 | | | BB | 1 | 0 | 1 | 2 | 0 | 0 | 0 | | | | | | | | | | | |
| Carl Yastrzemski, L OBP: 0.492, SLG: 0.587 | 4-3 | | | | | 3-1 | | | 1B | 4 | 0 | 1 | 0 | 1 | 0 | 3 | | | | | | | | | | | |
| Felix Mantilla, R OBP: 0.396, SLG: 0.457 | F7 | | G6-4-3 | | | | | | BB | 5 | 0 | 1 | 0 | 0 | 0 | 5 | | | | | | | | | | | |
| Tony Conigliaro, R OBP: 0.339, SLG: 0.521 | | 1B | | | | | | | BB | 3 | 1 | 2 | 0 | 1 | 1 | 0 | | | | | | | | | | | |
| Tony Horton, R OBP: 0.341, SLG: 0.415 | 5-3 | | | | | | | | BB | 4 | 0 | 0 | 0 | 0 | 1 | 4 | | | | | | | | | | | |
| Jim Gosger, L OBP: 0.344, SLG: 0.415 | FC1-5 | | | | | | | | G3 | 3 | 0 | 1 | 1 | 1 | 1 | 2 | | | | | | | | | | | |
| Bob Tillman, R OBP: 0.296, SLG: 0.335 | WP | | | | | | | | BB | 3 | 1 | 1 | 0 | 1 | 0 | 4 | | | | | | | | | | | |
| Jim Lonborg, R OBP: 0.217, SLG: 0.200 | FC1-5 | | | | | | | | BB | 2 | 0 | 0 | 0 | 0 | 0 | 2 | | | | | | | | | | | |
| Arnold Earley, L | | | | | | | | | BB | 0 | 0 | 0 | 0 | 0 | 0 | 0 | | | | | | | | | | | |
| Chuck Schilling, R OBP: 0.299, SLG: 0.355 | WP | | | | | | | | BB | 0 | 0 | 0 | 0 | 1 | 0 | 0 | | | | | | | | | | | |
| Bob Hefner, R | | | | | | | | | BB | 0 | 0 | 0 | 0 | 0 | 0 | 0 | | | | | | | | | | | |
| Eddie Bressoud, R OBP: 0.308, SLG: 0.388 | 1-2 | | | | | | | | BB | 1 | 1 | 1 | 0 | 0 | 0 | 0 | | | | | | | | | | | |
| Inning Stats | R: 0 E: 0 K: 0 S: 4 | H: 1 LOB: 1 BB: 0 P: 4 | R: 1 E: 0 K: 0 S: 5 | H: 2 LOB: 2 BB: 1 P: 9 | R: 0 E: 0 K: 0 S: 3 | H: 1 LOB: 1 BB: 0 P: 3 | R: 0 E: 0 K: 1 S: 5 | H: 1 LOB: 1 BB: 1 P: 9 | R: 0 E: 0 K: 1 S: 6 | H: 1 LOB: 2 BB: 1 P: 10 | R: 0 E: 0 K: 0 S: 3 | H: 0 LOB: 0 BB: 0 P: 7 | R: 0 E: 0 K: 1 S: 5 | H: 0 LOB: 0 BB: 0 P: 5 | R: 2 E: 0 K: 0 S: 5 | H: 3 LOB: 2 BB: 2 P: 13 | 1B: 9 2B: 3 3B: 0 HR: 0 | SF: 0 SAC: 0 DP: 4 HBP: 0 | WP: 2 PB: 0 SB: 0 CS: 0 | PA: 40 | | | | | | | |
| PITCHER | IP | WLS | BF | H | R | ER | SO | BB | IBB | HBP | BLK | WP | HR | S | P | ERA | WHIP | | | | | | | | | | |
| Juan Pizarro, L ERA: 3.0 | 8.1 | W | 37 | 10 | 3 | 3 | 3 | 5 | 0 | 0 | 0 | 2 | 0 | 38 | 58 | 3.24 | 1.800 | | | | | | | | | | |
| Hoyt Wilhelm, R ERA: 2.12 | 0.2 | S | 3 | 1 | 0 | 0 | 0 | 1 | 0 | 0 | 0 | 0 | 0 | 2 | 6 | 0.00 | 3.000 | | | | | | | | | | |

Boston Red Sox @ Chicago White Sox
Comiskey Park, Chicago, IL
Sat Aug 28 1965, 4:33 AM EDT
Att: 5,429 - Unknown

AB 34
R 3
H 11
RBI 3
BB 6
SO 3
LOB 24



| Batter | 1 | 2 | 3 | 4 | 5 | 6 | 7 | 8 | 9 | AB | R | H | RBI | BB | SO | LOB | BOTTOM | | | | | | | | | | |
|---|------------------------------|----------------------------------|------------------------------|---------------------------------|------------------------------|---------------------------------|------------------------------|----------------------------------|------------------------------|----------------------------------|------------------------------|----------------------------------|------------------------------|---------------------------------|----------------------------------|------------------------------------|----------------------------------|--------|--|--|--|--|--|--|--|--|--|
| Tom McCraw, L OBP: 0.291, SLG: 0.274 | S | | 1B | | | | | | K | 2 | 1 | 0 | 0 | 2 | 1 | 1 | | | | | | | | | | | |
| Don Buford, S OBP: 0.354, SLG: 0.389 | F7 | | FC | | | | | | F8 | 3 | 1 | 0 | 0 | 2 | 0 | 2 | | | | | | | | | | | |
| Floyd Robinson, L OBP: 0.351, SLG: 0.387 | 1B | | | | | | | | F8 | 5 | 0 | 3 | 3 | 0 | 0 | 2 | | | | | | | | | | | |
| Bill Skowron, R OBP: 0.335, SLG: 0.458 | K | | F2 | | | | | | | 4 | 0 | 1 | 0 | 0 | 1 | 5 | | | | | | | | | | | |
| Danny Cater, R OBP: 0.317, SLG: 0.418 | | | | | | | | | | 0 | 0 | 0 | 0 | 0 | 0 | 0 | | | | | | | | | | | |
| Pete Ward, L OBP: 0.333, SLG: 0.378 | F9 | | F9 | | | | | | K | 4 | 0 | 0 | 0 | 0 | 1 | 6 | | | | | | | | | | | |
| John Romano, R OBP: 0.384, SLG: 0.427 | | | | | | | | | | 4 | 1 | 2 | 0 | 0 | 1 | 0 | | | | | | | | | | | |
| J.C. Martin, L OBP: 0.332, SLG: 0.340 | K | | | | | | | | | 0 | 0 | 0 | 0 | 0 | 0 | 0 | | | | | | | | | | | |
| Ron Hansen, R OBP: 0.317, SLG: 0.372 | | | | | | | | | | 2 | 0 | 1 | 0 | 1 | 0 | 0 | | | | | | | | | | | |
| Ken Berry, R OBP: 0.265, SLG: 0.327 | G6-4-3 | | | | | | | | | 4 | 1 | 1 | 2 | 0 | 0 | 4 | | | | | | | | | | | |
| Juan Pizarro, L OBP: 0.200, SLG: 0.292 | | | | | | | | | | 3 | 1 | 0 | 0 | 1 | 1 | 3 | | | | | | | | | | | |
| Hoyt Wilhelm, R | | | | | | | | | | 0 | 0 | 0 | 0 | 0 | 0 | 0 | | | | | | | | | | | |
| Inning Stats | R: 1 E: 0 K: 1 S: 6 | H: 1 LOB: 1 BB: 1 P: 10 | R: 0 E: 0 K: 1 S: 5 | H: 1 LOB: 0 BB: 0 P: 5 | R: 0 E: 0 K: 0 S: 3 | H: 0 LOB: 0 BB: 0 P: 3 | R: 2 E: 0 K: 0 S: 4 | H: 1 LOB: 2 BB: 2 P: 12 | R: 2 E: 0 K: 0 S: 5 | H: 2 LOB: 2 BB: 1 P: 10 | R: 0 E: 0 K: 2 S: 9 | H: 2 LOB: 3 BB: 1 P: 13 | R: 0 E: 0 K: 1 S: 5 | H: 0 LOB: 0 BB: 0 P: 5 | 1B: 5 2B: 0 3B: 2 HR: 1 | SF: 0 SAC: 1 DP: 1 HBP: 1 | WP: 0 PB: 0 SB: 1 CS: 0 | PA: 39 | | | | | | | | | |
| PITCHER | IP | WLS | BF | H | R | ER | SO | BB | IBB | HBP | BLK | WP | HR | S | P | ERA | WHIP | | | | | | | | | | |
| Jim Lonborg, R ERA: 4.19 | 5.2 | L | 28 | 4 | 5 | 5 | 2 | 4 | 0 | 1 | 0 | 0 | 1 | 27 | 44 | 7.94 | 1.765 | | | | | | | | | | |
| Arnold Earley, L ERA: 3.13 | 0.1 | | 2 | 0 | 0 | 0 | 0 | 1 | 0 | 0 | 0 | 0 | 0 | 1 | 5 | 0.00 | 3.000 | | | | | | | | | | |
| Bob Hefner, R ERA: 6.7 | 2.0 | | 9 | 2 | 0 | 0 | 3 | 1 | 0 | 0 | 0 | 0 | 0 | 14 | 18 | 0.00 | 1.500 | | | | | | | | | | |

Boston Red Sox @ Chicago White Sox
Comiskey Park, Chicago, IL
Sat Aug 28 1965, 4:33 AM EDT
Att: 5,429 - Unknown


AB 31
R 5
H 8
RBI 5
BB 6
SO 5
LOB 23



| Batter | 1 | 2 | 3 | 4 | 5 | 6 | 7 | 8 | 9 | 10 | 11 | 12 | 13 | 14 | AB | R | H | RBI | BB | SO | LOB | TOP | | | | | |
|--|------------------------------|---------------------------------|------------------------------|---------------------------------|------------------------------|---------------------------------|------------------------------|---------------------------------|------------------------------|---------------------------------|------------------------------|---------------------------------|------------------------------|---------------------------------|------------------------------|---------------------------------|------------------------------|---------------------------------|------------------------------|---------------------------------|------------------------------|---------------------------------|----------------------------------|------------------------------------|----------------------------------|--------|--|
| Jim Geiger, L OBP: 0.248, SLG: 0.422 (1, 8) | | | | | | | | | | | | | | | 6 | 0 | 3 | 1 | 0 | 0 | 2 | | | | | | |
| Dalton Jones, L OBP: 0.341, SLG: 0.387 (1, 5) | | | | | | | | | | | | | | | 5 | 0 | 0 | 0 | 1 | 0 | 4 | | | | | | |
| Carl Yastrzemski, L OBP: 0.399, SLG: 0.581 (1, 7) | | | | | | | | | | | | | | | 6 | 0 | 1 | 0 | 0 | 2 | 2 | | | | | | |
| Felix Mantilla, R OBP: 0.393, SLG: 0.453 (1, 4) | | | | | | | | | | | | | | | 6 | 0 | 1 | 0 | 0 | 1 | 1 | | | | | | |
| Lee Thomas, L OBP: 0.362, SLG: 0.463 (1, 3) | | | | | | | | | | | | | | | 6 | 1 | 1 | 0 | 0 | 0 | 2 | | | | | | |
| Tony Conigliaro, R OBP: 0.335, SLG: 0.523 (1, 9) | | | | | | | | | | | | | | | 4 | 0 | 1 | 1 | 1 | 1 | 0 | | | | | | |
| Rico Petrocelli, R OBP: 0.307, SLG: 0.433 (1, 6) | | | | | | | | | | | | | | | 4 | 1 | 0 | 0 | 2 | 0 | 3 | | | | | | |
| Russ Nixon, L OBP: 0.264, SLG: 0.277 (1, 2) | | | | | | | | | | | | | | | 5 | 0 | 1 | 0 | 1 | 1 | 1 | | | | | | |
| Bill Monbouquette, R OBP: 0.251, SLG: 0.399 (1, 1) | | | | | | | | | | | | | | | 3 | 0 | 0 | 0 | 1 | 1 | 2 | | | | | | |
| Inning Stats | R: 0 E: 0 K: 1 S: 5 | H: 0 LOB: 0 BB: 0 P: 5 | R: 0 E: 0 K: 0 S: 3 | H: 0 LOB: 1 BB: 1 P: 7 | R: 0 E: 0 K: 1 S: 6 | H: 1 LOB: 0 BB: 0 P: 6 | R: 0 E: 0 K: 0 S: 3 | H: 0 LOB: 0 BB: 0 P: 3 | R: 1 E: 0 K: 1 S: 7 | H: 2 LOB: 2 BB: 1 P: 9 | R: 0 E: 0 K: 1 S: 5 | H: 0 LOB: 0 BB: 0 P: 3 | R: 0 E: 0 K: 1 S: 5 | H: 0 LOB: 1 BB: 0 P: 9 | R: 0 E: 0 K: 0 S: 3 | H: 0 LOB: 0 BB: 0 P: 3 | R: 0 E: 0 K: 0 S: 4 | H: 1 LOB: 2 BB: 1 P: 8 | R: 0 E: 0 K: 0 S: 4 | H: 0 LOB: 0 BB: 0 P: 3 | R: 0 E: 0 K: 0 S: 4 | H: 1 LOB: 2 BB: 1 P: 8 | 1B: 6 2B: 1 3B: 0 HR: 0 | SF: 0 SAC: 1 DP: 2 HBP: 0 | WP: 2 PB: 0 SB: 1 CS: 0 | PA: 54 | |
| PITCHER | IP 7.0 | WLS 30 | BF 5 | H 2 | R 2 | ER 2 | SO 4 | BB 4 | IBB 0 | HBP 0 | BLK 0 | WP 0 | HR 0 | S 34 | P 50 | ERA 2.57 | WHIP 1.286 | | | | | | | | | | |
| PITCHER | IP 2.0 | WLS 6 | BF 1 | H 0 | R 0 | ER 0 | SO 0 | BB 0 | IBB 0 | HBP 0 | BLK 0 | WP 0 | HR 0 | S 6 | P 6 | ERA 0.00 | WHIP 0.500 | | | | | | | | | | |
| PITCHER | IP 4.2 | WLS 17 | BF 2 | H 0 | R 0 | ER 0 | SO 2 | BB 1 | IBB 0 | HBP 0 | BLK 0 | WP 0 | HR 0 | S 19 | P 27 | ERA 0.00 | WHIP 0.643 | | | | | | | | | | |
| PITCHER | IP 0.1 | WLS W | BF 1 | H 0 | R 0 | ER 0 | SO 0 | BB 0 | IBB 0 | HBP 0 | BLK 0 | WP 1 | HR 0 | S 1 | P 1 | ERA 0.00 | WHIP 0.000 | | | | | | | | | | |

Boston Red Sox @ Chicago White Sox
Comiskey Park, Chicago, IL
Sun Aug 29 1965, 4:33 AM EDT
Unknown


AB 47
R 2
H 8
RBI 2
BB 6
SO 6
LOB 20



| Batter | 1 | 2 | 3 | 4 | 5 | 6 | 7 | 8 | 9 | 10 | 11 | 12 | 13 | 14 | AB | R | H | RBI | BB | SO | LOB | BOTTOM | | | | | |
|---|------------------------------|---------------------------------|------------------------------|---------------------------------|------------------------------|---------------------------------|------------------------------|---------------------------------|------------------------------|---------------------------------|------------------------------|----------------------------------|------------------------------|---------------------------------|------------------------------|---------------------------------|------------------------------|---------------------------------|------------------------------|---------------------------------|------------------------------|----------------------------------|----------------------------------|------------------------------------|----------------------------------|--------|--|
| Tom McCraw, L OBP: 0.296, SLG: 0.276 (1, 7) | | | | | | | | | | | | | | | 5 | 0 | 2 | 0 | 1 | 1 | 1 | | | | | | |
| Don Buford, S OBP: 0.350, SLG: 0.384 (1, 4) | | | | | | | | | | | | | | | 6 | 0 | 0 | 0 | 0 | 3 | 4 | | | | | | |
| Floyd Robinson, L OBP: 0.349, SLG: 0.383 (1, 9) | | | | | | | | | | | | | | | 5 | 0 | 0 | 0 | 1 | 0 | 3 | | | | | | |
| Pete Ward, L OBP: 0.331, SLG: 0.374 (1, 5) | | | | | | | | | | | | | | | 6 | 0 | 1 | 0 | 0 | 1 | 2 | | | | | | |
| Bill Skowron, R OBP: 0.335, SLG: 0.456 (9, PR) | | | | | | | | | | | | | | | 4 | 0 | 1 | 0 | 0 | 0 | 1 | | | | | | |
| John Romano, R OBP: 0.247, SLG: 0.447 (8, 1) | | | | | | | | | | | | | | | 3 | 1 | 1 | 1 | 0 | 1 | 0 | | | | | | |
| Eddie Frazier, R OBP: 0.211, SLG: 0.206 (8, 2) | | | | | | | | | | | | | | | 1 | 0 | 0 | 0 | 0 | 0 | 0 | | | | | | |
| Gene Frasca, R OBP: 0.254, SLG: 0.327 (14, PR) | | | | | | | | | | | | | | | 1 | 0 | 0 | 0 | 0 | 0 | 0 | | | | | | |
| Al Webb, L OBP: 0.234, SLG: 0.321 (14, PR) | | | | | | | | | | | | | | | 1 | 0 | 0 | 0 | 0 | 0 | 0 | | | | | | |
| Ron Hansen, R OBP: 0.315, SLG: 0.371 (1, 6) | | | | | | | | | | | | | | | 6 | 0 | 1 | 0 | 0 | 0 | 2 | | | | | | |
| Ken Berry, R OBP: 0.261, SLG: 0.331 (1, 8) | | | | | | | | | | | | | | | 5 | 1 | 3 | 0 | 1 | 0 | 0 | | | | | | |
| Bruce Howard, S OBP: 0.211, SLG: 0.206 (1, 1) | | | | | | | | | | | | | | | 1 | 0 | 0 | 0 | 0 | 0 | 0 | | | | | | |
| J.C. Martin, L OBP: 0.327, SLG: 0.337 (8, 2) | | | | | | | | | | | | | | | 2 | 0 | 0 | 1 | 0 | 1 | 1 | | | | | | |
| Inning Stats | R: 0 E: 0 K: 1 S: 5 | H: 1 LOB: 1 BB: 1 P: 9 | R: 0 E: 0 K: 0 S: 3 | H: 0 LOB: 0 BB: 0 P: 3 | R: 1 E: 1 K: 1 S: 7 | H: 2 LOB: 1 BB: 0 P: 7 | R: 1 E: 0 K: 1 S: 6 | H: 1 LOB: 1 BB: 0 P: 4 | R: 0 E: 0 K: 0 S: 3 | H: 0 LOB: 0 BB: 0 P: 3 | R: 0 E: 0 K: 1 S: 5 | H: 0 LOB: 2 BB: 1 P: 10 | R: 0 E: 0 K: 1 S: 5 | H: 0 LOB: 0 BB: 0 P: 5 | R: 0 E: 0 K: 0 S: 3 | H: 0 LOB: 0 BB: 0 P: 3 | R: 0 E: 0 K: 1 S: 6 | H: 1 LOB: 1 BB: 1 P: 6 | R: 0 E: 0 K: 0 S: 3 | H: 0 LOB: 0 BB: 0 P: 3 | R: 1 E: 0 K: 1 S: 6 | H: 2 LOB: 2 BB: 1 P: 10 | 1B: 9 2B: 1 3B: 0 HR: 1 | SF: 1 SAC: 2 DP: 1 HBP: 0 | WP: 0 PB: 0 SB: 2 CS: 0 | PA: 54 | |
| PITCHER | IP 9.0 | WLS 34 | BF 7 | H 2 | R 2 | ER 5 | SO 5 | BB 1 | IBB 0 | HBP 0 | BLK 0 | WP 0 | HR 1 | S 43 | P 47 | ERA 1.00 | WHIP 0.888 | | | | | | | | | | |
| PITCHER | IP 2.0 | WLS 8 | BF 1 | H 0 | R 0 | ER 0 | SO 2 | BB 0 | IBB 0 | HBP 0 | BLK 0 | WP 0 | HR 0 | S 11 | P 15 | ERA 0.00 | WHIP 0.500 | | | | | | | | | | |
| PITCHER | IP 2.0 | WLS 7 | BF 1 | H 0 | R 0 | ER 0 | SO 0 | BB 0 | IBB 0 | HBP 0 | BLK 0 | WP 0 | HR 0 | S 9 | P 9 | ERA 0.00 | WHIP 0.500 | | | | | | | | | | |
| PITCHER | IP 0.1 | WLS L | BF 4 | H 2 | R 1 | ER 1 | SO 1 | BB 1 | IBB 0 | HBP 0 | BLK 0 | WP 0 | HR 0 | S 5 | P 9 | ERA 27.00 | WHIP 9.000 | | | | | | | | | | |
| PITCHER | IP 0.1 | WLS 4 | BF 2 | H 0 | R 0 | ER 0 | SO 0 | BB 0 | IBB 0 | HBP 0 | BLK 0 | WP 0 | HR 0 | S 1 | P 1 | ERA 0.00 | WHIP 0.000 | | | | | | | | | | |

Boston Red Sox @ Chicago White Sox
Comiskey Park, Chicago, IL
Sun Aug 29 1965, 4:33 AM EDT
Unknown

AB 48
R 3
H 11
RBI 2
BB 3
SO 9
LOB 14



| Batter | 1 | 2 | 3 | 4 | 5 | 6 | 7 | 8 | 9 | AB | R | H | RBI | BB | SO | LOB | TOP | | | | | | | | | | | | | | | | | | | |
|---|------------------------------|---------------------------------|------------------------------|---------------------------------|------------------------------|---------------------------------|------------------------------|---------------------------------|------------------------------|---------------------------------|------------------------------|---------------------------------|------------------------------|---------------------------------|------------------------------|---------------------------------|--|----------------------------------|------------------------------------|-----------------|-----|----|---|---|----|----|----|-----|-----|-----|----|----|----|------|-------|-------|
| Lenny Green, L OBP: 0.360, SLG: 0.436 (1, 7) | F2 | | F6 | | G6-3 | | G3 | | | 4 | 0 | 0 | 0 | 0 | 0 | 2 | Boston Red Sox @ Chicago White Sox Comiskey Park, Chicago, IL Sun Aug 29 1965, 4:38 AM EDT Att: 13,949 - Unknown | | | | | | | | | | | | | | | | | | | |
| Frank Malzone, R OBP: 0.299, SLG: 0.310 (1, 5) | L6 | | 6-3 | | | F9 | | WP FC4-2 1B | 4 | 0 | 1 | 0 | 0 | 0 | 0 | | | | | | | | | | | | | | | | | | | | | |
| Tony Conigliaro, R OBP: 0.341, SLG: 0.524 (1, 9) | F5 | | | F8 | | | | FC4-2 FC3-2 BB | 3 | 0 | 1 | 0 | 1 | 0 | 0 | | | | | | | | | | | | | | | | | | | | | |
| Felix Mantilla, R OBP: 0.392, SLG: 0.451 (1, 4) | | 6-3 | | FC5 BB 1B | | F3 | | FC4-2 WP | 4 | 0 | 1 | 0 | 0 | 0 | 3 | | | | | | | | | | | | | | | | | | | | | |
| Tony Horton, R OBP: 0.356, SLG: 0.445 Lee Thomas, L OBP: 0.361, SLG: 0.462 (8, PH) (8, 3) | | | | | | | | FC3-2 | 1 | 1 | 1 | 1 | 2 | 0 | 0 | | | | | | | | | | | | | | | | | | | | | |
| Rico Petrocelli, R OBP: 0.328, SLG: 0.443 Carl Yastrzemski, L OBP: 0.398, SLG: 0.579 Eddie Bressoud, R OBP: 0.307, SLG: 0.386 (8, PH) (8, 6) | | HR | | | | | | FC3-2 | 1 | 0 | 0 | 0 | 0 | 0 | 2 | | | | | | | | | | | | | | | | | | | | | |
| Bob Tillman, R OBP: 0.293, SLG: 0.331 (1, 2) | | HR | | F2 | | FC6-4 | | FC3-2 | 3 | 1 | 1 | 1 | 0 | 0 | 4 | | | | | | | | | | | | | | | | | | | | | |
| Jim Gosger, L OBP: 0.351, SLG: 0.426 (1, 8) | | HR | | F2 | | FC6-4 | | 4-3 | 1 | 0 | 0 | 0 | 0 | 0 | 2 | | | | | | | | | | | | | | | | | | | | | |
| Earl Wilson, R OBP: 0.325, SLG: 0.469 Dalton Jones, L OBP: 0.340, SLG: 0.385 (9, PH) (1, 1) | | | | | | | | | 3 | 0 | 0 | 0 | 0 | 1 | 2 | | | | | | | | | | | | | | | | | | | | | |
| Inning Stats | R: 0 E: 0 K: 0 S: 3 | H: 0 LOB: 0 BB: 0 P: 3 | R: 2 E: 0 K: 0 S: 5 | H: 2 LOB: 0 BB: 0 P: 5 | R: 0 E: 0 K: 0 S: 3 | H: 0 LOB: 0 BB: 0 P: 3 | R: 0 E: 0 K: 0 S: 4 | H: 1 LOB: 2 BB: 1 P: 8 | R: 0 E: 0 K: 1 S: 4 | H: 1 LOB: 2 BB: 1 P: 8 | R: 0 E: 0 K: 0 S: 4 | H: 1 LOB: 1 BB: 0 P: 4 | R: 0 E: 0 K: 1 S: 5 | H: 0 LOB: 0 BB: 0 P: 5 | R: 0 E: 0 K: 1 S: 5 | H: 0 LOB: 0 BB: 0 P: 5 | | 1B: 2 2B: 2 3B: 0 HR: 2 | SF: 0 SAC: 0 DP: 1 HBP: 0 | WP: 3 PA: 36 | | | | | | | | | | | | | | | | |
| PITCHER | IP | WLS | BF | H | R | ER | SO | BB | IBB | HBP | BLK | WP | HR | S | P | ERA | WHIP | PITCHER | | IP | WLS | BF | H | R | ER | SO | BB | IBB | HBP | BLK | WP | HR | S | P | ERA | WHIP |
| Gary Peters, L ERA: 3.73 (1, 1) | 7.0 | W | 29 | 6 | 2 | 2 | 1 | 3 | 0 | 0 | 0 | 0 | 2 | 28 | 40 | 2.57 | 1.286 | | | 7.0 | W | 29 | 6 | 2 | 2 | 1 | 3 | 0 | 0 | 0 | 0 | 2 | 28 | 40 | 2.57 | 1.286 |
| Eddie Fisher, R ERA: 2.14 (8, 1) | 0.1 | | 2 | 0 | 0 | 0 | 0 | 1 | 0 | 0 | 0 | 2 | 0 | 1 | 5 | 0.00 | 3.000 | | | 0.1 | | 2 | 0 | 0 | 0 | 0 | 1 | 0 | 0 | 0 | 2 | 0 | 1 | 5 | 0.00 | 3.000 |
| Bob Locker, R ERA: 2.75 (8, 1) | 1.2 | S | 5 | 0 | 0 | 0 | 1 | 0 | 0 | 0 | 0 | 1 | 0 | 7 | 7 | 0.00 | 0.000 | | | 1.2 | S | 5 | 0 | 0 | 0 | 1 | 0 | 0 | 0 | 1 | 0 | 7 | 7 | 0.00 | 0.000 | |

| Batter | 1 | 2 | 3 | 4 | 5 | 6 | 7 | 8 | 9 | AB | R | H | RBI | BB | SO | LOB | BOTTOM | | | | | | | | | | | | | | | | | | | |
|--|------------------------------|----------------------------------|------------------------------|---------------------------------|------------------------------|---------------------------------|------------------------------|---------------------------------|------------------------------|---------------------------------|------------------------------|---------------------------------|------------------------------|---------------------------------|------------------------------|---------------------------------|--|----------------------------------|------------------------------------|-----------------|-----|----|---|---|----|----|----|-----|-----|-----|----|----|----|----|------|-------|
| Tom McCraw, L OBP: 0.304, SLG: 0.282 (1, 3) | HR | | | | | | | | | 3 | 2 | 2 | 0 | 1 | 0 | 1 | Boston Red Sox @ Chicago White Sox Comiskey Park, Chicago, IL Sun Aug 29 1965, 4:38 AM EDT Att: 13,949 - Unknown | | | | | | | | | | | | | | | | | | | |
| Don Buford, S OBP: 0.350, SLG: 0.391 (1, 4) | HR | | | CS | | | | | | 3 | 1 | 1 | 2 | 0 | 1 | 1 | | | | | | | | | | | | | | | | | | | | |
| Floyd Robinson, L OBP: 0.350, SLG: 0.382 (1, 9) | 4-3 | | | | | | | | | 3 | 0 | 1 | 0 | 1 | 1 | 0 | | | | | | | | | | | | | | | | | | | | |
| Pete Ward, L OBP: 0.330, SLG: 0.372 (1, 5) | 1B | | | | | | | | | 3 | 0 | 0 | 0 | 1 | 0 | 3 | | | | | | | | | | | | | | | | | | | | |
| Danny Cater, R OBP: 0.319, SLG: 0.418 (1, 7) | 1B | | | | | | | | | 3 | 0 | 2 | 1 | 1 | 0 | 1 | | | | | | | | | | | | | | | | | | | | |
| J.C. Martin, L OBP: 0.326, SLG: 0.332 (1, 2) | BB | | | | | | | | | 3 | 0 | 0 | 0 | 1 | 0 | 3 | | | | | | | | | | | | | | | | | | | | |
| Ron Hansen, R OBP: 0.313, SLG: 0.368 (1, 6) | K | | | | | | | | | 4 | 0 | 0 | 0 | 0 | 1 | 2 | | | | | | | | | | | | | | | | | | | | |
| Ken Berry, R OBP: 0.261, SLG: 0.330 (1, 8) | | | | | | | | | | 4 | 0 | 1 | 0 | 0 | 1 | 0 | | | | | | | | | | | | | | | | | | | | |
| Gary Peters, L OBP: 0.214, SLG: 0.250 Eddie Fisher, R OBP: 0.143, SLG: 0.111 Bob Locker, S (8, 1) | | | | | | | | | | 3 | 0 | 2 | 0 | 0 | 0 | 1 | | | | | | | | | | | | | | | | | | | | |
| Inning Stats | R: 2 E: 0 K: 1 S: 6 | H: 2 LOB: 2 BB: 3 P: 18 | R: 0 E: 0 K: 2 S: 8 | H: 1 LOB: 1 BB: 0 P: 8 | R: 0 E: 0 K: 1 S: 5 | H: 0 LOB: 1 BB: 1 P: 9 | R: 0 E: 0 K: 0 S: 4 | H: 2 LOB: 1 BB: 0 P: 4 | R: 0 E: 0 K: 0 S: 4 | H: 1 LOB: 1 BB: 0 P: 4 | R: 1 E: 0 K: 0 S: 5 | H: 2 LOB: 2 BB: 1 P: 9 | R: 0 E: 0 K: 1 S: 5 | H: 0 LOB: 0 BB: 0 P: 5 | R: 0 E: 0 K: 1 S: 5 | H: 0 LOB: 0 BB: 0 P: 5 | | 1B: 8 2B: 0 3B: 0 HR: 1 | SF: 0 SAC: 1 DP: 0 HBP: 0 | WP: 0 PA: 37 | | | | | | | | | | | | | | | | |
| PITCHER | IP | WLS | BF | H | R | ER | SO | BB | IBB | HBP | BLK | WP | HR | S | P | ERA | WHIP | PITCHER | | IP | WLS | BF | H | R | ER | SO | BB | IBB | HBP | BLK | WP | HR | S | P | ERA | WHIP |
| Earl Wilson, R ERA: 4.23 (1, 1) | 8.0 | L | 36 | 9 | 3 | 3 | 5 | 4 | 1 | 0 | 0 | 0 | 1 | 41 | 61 | 3.38 | 1.625 | | | 8.0 | L | 36 | 9 | 3 | 3 | 5 | 4 | 1 | 0 | 0 | 0 | 1 | 41 | 61 | 3.38 | 1.625 |

| Batter | 1 | 2 | 3 | 4 | 5 | 6 | 7 | 8 | 9 | AB | R | H | RBI | BB | SO | LOB | TOP | | | | | |
|--|---|---------------------------------|------------------------------|---------------------------------|------------------------------|---------------------------------|------------------------------|---------------------------------|------------------------------|---------------------------------|------------------------------|----------------------------------|------------------------------|----------------------------------|------------------------------|---------------------------------|---|---------------------------------|----------------------------------|------------------------------------|-------------------------|--------|
| Tom McCraw, L (1, 7) OBP: 0.302, SLG: 0.277 | K | | F7 | | | FC5 BB | K | | F5 | 4 | 0 | 0 | 0 | 1 | 2 | 4 | Chicago White Sox @ Baltimore Orioles Memorial Stadium, Baltimore, MD Tue Aug 31 1965, 7:05 PM EDT Unknown | | | | | |
| Don Buford, S (1, 4) OBP: 0.355, SLG: 0.394 | 1B | | 1B | | | 1-2 BB | | | 1B | 3 | 0 | 3 | 0 | 1 | 0 | 0 | | | | | | |
| Floyd Robinson, L (1, 9) OBP: 0.353, SLG: 0.389 | 1-3 1B | | 1-2 | | | F8 | | | BB 1B | 4 | 0 | 3 | 0 | 0 | 0 | 2 | | | | | | |
| Pete Ward, L (1, 5) OBP: 0.330, SLG: 0.369 | L3 | | 3-H | | | F4 | | | BB 1B | 3 | 0 | 0 | 0 | 1 | 0 | 5 | | | | | | |
| Bill Skowron, R (1, 3) OBP: 0.332, SLG: 0.452 | | 6-3 | | | | FC5 | | | F8 | 4 | 0 | 0 | 0 | 0 | 0 | 5 | | | | | | |
| J.C. Martin, L (1, 2) OBP: 0.325, SLG: 0.327 | L3 | | | | | 2-3 | | | G3 | 3 | 0 | 0 | 0 | 1 | 0 | 3 | | | | | | |
| Ron Hansen, R (1, 6) OBP: 0.311, SLG: 0.365 | | | | | | F9 | | | K | 4 | 0 | 0 | 0 | 0 | 1 | 1 | | | | | | |
| Ken Berry, R (1, 8) OBP: 0.266, SLG: 0.332 | | | 1B WP | | | F2 | | | 1B | 3 | 0 | 2 | 0 | 1 | 0 | 0 | | | | | | |
| Joe Horlen, R (1, 1) OBP: 0.222, SLG: 0.172 | | | K | | | F7 | | | K | 2 | 0 | 0 | 0 | 0 | 1 | 1 | | | | | | |
| Smoky Burgess, L (7, PH) OBP: 0.347, SLG: 0.418 | | | | | | | | | | 1 | 0 | 0 | 0 | 0 | 0 | 2 | | | | | | |
| Frank Lary, R (7, 1) OBP: 0.238, SLG: 0.238 | | | | | | | | | | 0 | 0 | 0 | 0 | 0 | 0 | 0 | | | | | | |
| Gene Freese, R (9, PH) OBP: 0.330, SLG: 0.333 | | | | | | | | | | 1 | 0 | 0 | 0 | 0 | 1 | 1 | | | | | | |
| Inning Stats | R: 0 E: 0 K: 1 S: 6 | H: 2 LOB: 1 BB: 0 P: 6 | R: 0 E: 0 K: 0 S: 3 | H: 0 LOB: 0 BB: 0 P: 3 | R: 0 E: 0 K: 1 S: 6 | H: 2 LOB: 2 BB: 0 P: 6 | R: 0 E: 0 K: 0 S: 4 | H: 1 LOB: 1 BB: 0 P: 4 | R: 0 E: 0 K: 0 S: 3 | H: 0 LOB: 0 BB: 0 P: 3 | R: 0 E: 0 K: 0 S: 3 | H: 0 LOB: 2 BB: 2 P: 11 | R: 0 E: 0 K: 1 S: 5 | H: 0 LOB: 2 BB: 1 P: 13 | R: 0 E: 0 K: 0 S: 4 | H: 2 LOB: 2 BB: 1 P: 8 | R: 0 E: 0 K: 2 S: 8 | H: 1 LOB: 1 BB: 0 P: 8 | 1B: 7 2B: 1 3B: 1 HR: 0 | SF: 0 SAC: 0 DP: 1 HBP: 0 | WP: 1 PB: 0 CS: 0 | PA: 37 |
| PITCHER | IP WLS BF H R ER SO BB IBB HBP BLK WP HR S P ERA WHIP | | | | | | | | | | | | | | | | | | | | | |
| John Miller, R (1, 1) ERA: 3.09 | 7.1 W 31 7 0 0 3 4 0 0 0 0 1 0 32 48 0.00 1.500 | | | | | | | | | | | | | | | | | | | | | |
| Stu Miller, R (8, 1) ERA: 2.25 | 1.2 S 7 1 0 0 2 1 0 0 0 0 0 0 10 14 0.00 1.200 | | | | | | | | | | | | | | | | | | | | | |

| Batter | 1 | 2 | 3 | 4 | 5 | 6 | 7 | 8 | 9 | AB | R | H | RBI | BB | SO | LOB | BOTTOM | | | |
|---|---|---------------------------------|------------------------------|---------------------------------|------------------------------|---------------------------------|------------------------------|---------------------------------|------------------------------|----------------------------------|------------------------------|---------------------------------|-------------------------------|----------------------------------|------------------------------|---------------------------------|---|------------------------------------|-------------------------|--------|
| Norm Siebern, L (1, 3) OBP: 0.369, SLG: 0.426 | 4-3 | | F6 | | | | K | | | 3 | 1 | 0 | 0 | 1 | 1 | 1 | Chicago White Sox @ Baltimore Orioles Memorial Stadium, Baltimore, MD Tue Aug 31 1965, 7:05 PM EDT Unknown | | | |
| Russ Snyder, L (8, 7) OBP: 0.313, SLG: 0.303 | | | F6 | | | E BB | | | | 0 | 0 | 0 | 0 | 0 | 0 | 0 | | | | |
| Luis Aparicio, R (1, 6) OBP: 0.285, SLG: 0.366 | F9 | | 6-3 | | | E1 | | | | 4 | 0 | 0 | 0 | 0 | 1 | 2 | | | | |
| Boog Powell, L (1, 7) OBP: 0.327, SLG: 0.369 | E4 | | | | | F6 | | | | 3 | 0 | 0 | 0 | 1 | 0 | 0 | | | | |
| Brooks Robinson, R (1, 5) OBP: 0.370, SLG: 0.455 | FC5-4 | | | | | 6-3 | | | | 4 | 1 | 1 | 2 | 0 | 0 | 3 | | | | |
| Curt Blefary, L (1, 9) OBP: 0.372, SLG: 0.443 | | | | | | F6 | | | | 2 | 0 | 1 | 0 | 2 | 1 | 0 | | | | |
| Charlie Lau, L (1, 2) OBP: 0.345, SLG: 0.418 | | | | | | BB | | | | 4 | 0 | 0 | 0 | 0 | 0 | 3 | | | | |
| Dick Brown, R (9, 2) OBP: 0.311, SLG: 0.388 | F7 | | | | | F2 | | | | 0 | 0 | 0 | 0 | 0 | 0 | 0 | | | | |
| Jerry Adair, R (1, 4) OBP: 0.292, SLG: 0.316 | | | | | | | | | | 2 | 1 | 1 | 0 | 1 | 0 | 1 | | | | |
| Paul Blair, R (1, 8) OBP: 0.289, SLG: 0.309 | | | | | | SH2-4 1B | | | | 3 | 1 | 1 | 0 | 0 | 1 | 1 | | | | |
| John Miller, R (1, 1) OBP: 0.214, SLG: 0.120 | | | | | | PB 1B | | | | 2 | 0 | 1 | 0 | 0 | 1 | 0 | | | | |
| Stu Miller, R (8, 1) ERA: 3.55 | | | | | | SH2-4 1B | | | | 0 | 0 | 0 | 0 | 0 | 0 | 0 | | | | |
| Inning Stats | R: 0 E: 1 K: 0 S: 4 | H: 0 LOB: 1 BB: 0 P: 4 | R: 0 E: 0 K: 1 S: 5 | H: 0 LOB: 1 BB: 1 P: 9 | R: 0 E: 0 K: 1 S: 5 | H: 0 LOB: 0 BB: 0 P: 5 | R: 0 E: 0 K: 0 S: 3 | H: 0 LOB: 1 BB: 1 P: 7 | R: 3 E: 1 K: 0 S: 5 | H: 2 LOB: 1 BB: 2 P: 13 | R: 0 E: 0 K: 0 S: 3 | H: 1 LOB: 0 BB: 0 P: 3 | R: 0 E: 0 K: 3 S: 10 | H: 1 LOB: 1 BB: 0 P: 10 | R: 1 E: 0 K: 0 S: 3 | H: 1 LOB: 0 BB: 1 P: 7 | 1B: 3 2B: 4 3B: 0 HR: 1 | SF: 0 SAC: 1 DP: 3 HBP: 0 | WP: 0 PB: 1 CS: 0 | PA: 33 |
| PITCHER | IP WLS BF H R ER SO BB IBB HBP BLK WP HR S P ERA WHIP | | | | | | | | | | | | | | | | | | | |
| Joe Horlen, R (1, 1) ERA: 2.96 | 6.0 L 25 3 3 1 2 3 1 0 0 0 0 0 1 25 41 1.50 1.000 | | | | | | | | | | | | | | | | | | | |
| Frank Lary, R (7, 1) ERA: 3.55 | 2.0 8 2 1 1 3 1 0 0 0 0 0 1 13 17 4.50 1.500 | | | | | | | | | | | | | | | | | | | |

| Batter | 1 | 2 | 3 | 4 | 5 | 6 | 7 | 8 | 9 | AB | R | H | RBI | BB | SO | LOB | TOP | |
|---|------------------------------|---------------------------------|------------------------------|---------------------------------|------------------------------|---------------------------------|------------------------------|---------------------------------|------------------------------|---------------------------------|------------------------------|---------------------------------|-------------------------------|----------------------------------|----------------------------------|------------------------------------|------------------------------|--|
| Don Buford, S OBP: 0.397, SLG: 0.395 (1, 4) | 0-0 1-3 1B | | 4-0 FC4-6 BB | | | 0-0 6-3 | | 0-0 FC3-6 1B | 0-0 F7 | 4 | 0 | 2 | 0 | 1 | 0 | 2 | | |
| Floyd Robinson, L OBP: 0.350, SLG: 0.386 (1, 9) | 0-0 1-3 | | 0-0 FC4-6 FC4-6 1-2 | | | 0-0 F5 | | 0-0 FC3-6 1B 1-2 | | 4 | 0 | 0 | 0 | 0 | 0 | 3 | | |
| Danny Cater, R OBP: 0.319, SLG: 0.416 (1, 7) | 0-0 1-3 | | 0-0 FC4-6 1-2 | | | 0-0 6-3 | | 0-0 G6-4-3 1B 1-2 | | 4 | 0 | 1 | 0 | 0 | 0 | 2 | | |
| John Romano, R OBP: 0.363, SLG: 0.445 (1, 2) | 0-0 F9 | | | 0-0 5-3 | | | | 0-0 HR 1-2 | 0-0 G6-4-3 1B 1-2 | 4 | 1 | 1 | 1 | 0 | 0 | 3 | | |
| Bill Skowron, R OBP: 0.333, SLG: 0.454 (1, 3) | | 0-0 4-3 | | 0-0 F4 | | | | 0-0 3-1 1B 1B | 0-0 1B 2B | 4 | 1 | 2 | 0 | 0 | 0 | 0 | | |
| Gene Freese, R OBP: 0.337, SLG: 0.333 (1, 5) | | 4-0 FC4-6 BB | | 0-3 K2-3 | | | | 0-0 F8 | 0-0 2-H 1B | 3 | 0 | 1 | 1 | 1 | 1 | 1 | | |
| Ron Hansen, R OBP: 0.310, SLG: 0.364 (1, 6) | | 0-0 FC4-6 1-2 | | 0-0 F7 | | | | 0-0 3-1 1B | 0-3 K | 4 | 0 | 1 | 0 | 0 | 1 | 2 | | |
| Ken Berry, R OBP: 0.266, SLG: 0.332 (1, 8) | | 0-0 6-3 | | 0-0 5-3 | | | | 0-0 3-1 | 0-0 1-2 1B | 4 | 0 | 1 | 0 | 0 | 0 | 3 | | |
| John Buzhardt, R AI WPBS OBP: 0.224, SLG: 0.136 (5, PH) | | | 0-0 F8 | | | | | 0-0 F9 | 0-3 K | 1 | 0 | 0 | 0 | 0 | 0 | 0 | | |
| Eddie Fisher, R OBP: 0.351, SLG: 0.386 (5, PH) | | | | | | | | | | 0 | 0 | 0 | 0 | 0 | 0 | 0 | | |
| Dave Nicholson, R OBP: 0.143, SLG: 0.171 (7, PH) | | | | | | | | | | 0 | 0 | 0 | 0 | 0 | 0 | 1 | | |
| Bob Locker, S OBP: 0.292, SLG: 0.275 (7, PH) | | | | | | | | | | 0 | 0 | 0 | 0 | 0 | 0 | 0 | | |
| Pete Ward, L OBP: 0.325, SLG: 0.398 (5, PH) | | | | | | | | | | 0 | 0 | 0 | 0 | 0 | 1 | 2 | | |
| Inning Stats | R: 0 E: 0 K: 0 S: 4 | H: 1 LOB: 1 BB: 0 P: 4 | R: 0 E: 0 K: 0 S: 3 | H: 0 LOB: 1 BB: 1 P: 7 | R: 0 E: 0 K: 0 S: 3 | H: 0 LOB: 0 BB: 1 P: 5 | R: 0 E: 0 K: 0 S: 3 | H: 0 LOB: 0 BB: 0 P: 3 | R: 1 E: 0 K: 1 S: 8 | H: 3 LOB: 2 BB: 0 P: 8 | R: 0 E: 0 K: 0 S: 4 | H: 2 LOB: 1 BB: 0 P: 4 | R: 1 E: 0 K: 2 S: 10 | H: 3 LOB: 2 BB: 0 P: 10 | 1B: 7 2B: 1 3B: 0 HR: 1 | SF: 0 SAC: 0 DP: 1 HBP: 0 | WP: 0 PA: 37 ERA: 3.09 | |
| PITCHER | IP | WLS | BF | H | R | ER | SO | BB | IBB | HBP | BLK | WP | HR | S | P | ERA | WHIP | |
| Steve Barber, L ERA: 3.09 (1, 1) | 9.0 | W | 37 | 9 | 2 | 2 | 4 | 2 | 0 | 0 | 0 | 0 | 1 | 43 | 51 | 2.00 | 1.222 | |

Chicago White Sox @ Baltimore Orioles
Memorial Stadium, Baltimore, MD
Tue Aug 31 1965, 7:05 PM EDT
Att: 9,440 - Unknown

AB 35
R 2
H 9
RBI 2
BB 2
SO 4
LOB 20



| Batter | 1 | 2 | 3 | 4 | 5 | 6 | 7 | 8 | 9 | AB | R | H | RBI | BB | SO | LOB | BOTTOM | |
|---|------------------------------|---------------------------------|------------------------------|--------------------------------------|------------------------------|---------------------------------|-------------------------------|----------------------------------|------------------------------|---------------------------------|------------------------------|---------------------------------|------------------------------|----------------------------------|----------------------------------|------------------------------------|------------------------------|--|
| Norm Siebern, L OBP: 0.371, SLG: 0.423 (1, 3) | 4-0 4-3 BB | | 0-0 F8 | 4-0 WP E IBB | | | 0-0 1-3 | 0-0 3-1 | | 2 | 0 | 0 | 0 | 2 | 0 | 0 | | |
| Russ Snyder, L OBP: 0.312, SLG: 0.302 (8, 7) | | | | | | | | | | 1 | 0 | 0 | 0 | 0 | 0 | 2 | | |
| Luis Aparicio, R OBP: 0.283, SLG: 0.362 (1, 6) | 0-0 F9 | | 0-0 4-3 | 0-0 E6 WP 1-2 2-H 3-H | | | 0-0 F6 | | | 4 | 0 | 0 | 0 | 0 | 0 | 2 | | |
| Boog Powell, L OBP: 0.326, SLG: 0.368 (1, 7) | 0-0 4-3 1-2 | | | HR 1B K | | | 0-3 K | | | 4 | 1 | 1 | 0 | 0 | 2 | 3 | | |
| Brooks Robinson, R OBP: 0.371, SLG: 0.463 (1, 5) | 0-0 F8 | | | 0-0 HR 1-H | 0-0 F8 | | | 0-0 SH3-4 1B 1B | | 4 | 2 | 2 | 2 | 0 | 0 | 1 | | |
| Curt Blefary, L OBP: 0.369, SLG: 0.439 (1, 9) | | 0-0 3-1 | | 0-0 F7 | 0-3 K | | | 0-0 SH3-4 | | 3 | 0 | 0 | 0 | 0 | 1 | 0 | | |
| Charlie Lau, L OBP: 0.351, SLG: 0.410 (1, 2) | | 0-0 F8 | | 4-0 1B 2B BB | | | 0-0 F8 | 4-0 E 1B IBB | | 2 | 2 | 0 | 0 | 2 | 0 | 0 | | |
| Jerry Adair, R OBP: 0.294, SLG: 0.318 (1, 4) | | 0-0 1B | | 0-0 2B E 1B 1-2 | | | 0-0 F7 | 0-0 E5 1B 1-2 2-3 | | 4 | 1 | 2 | 0 | 0 | 0 | 2 | | |
| Paul Blair, R OBP: 0.292, SLG: 0.316 (1, 8) | | 0-3 K | | 0-0 E 2B 1-3 2-H | | | 0-0 1-3 | 0-0 1-2 2-H 3-H 1B | | 4 | 1 | 2 | 3 | 0 | 1 | 1 | | |
| Steve Barber, L OBP: 0.132, SLG: 0.163 (1, 1) | | | 0-0 F6 | 0-3 K | | | 0-0 F8 | 0-3 K | | 4 | 0 | 0 | 0 | 0 | 2 | 4 | | |
| Inning Stats | R: 0 E: 0 K: 0 S: 3 | H: 0 LOB: 1 BB: 1 P: 7 | R: 0 E: 0 K: 1 S: 6 | H: 1 LOB: 0 BB: 0 P: 6 | R: 0 E: 0 K: 0 S: 3 | H: 0 LOB: 0 BB: 0 P: 3 | R: 5 E: 1 K: 2 S: 12 | H: 4 LOB: 2 BB: 2 P: 20 | R: 0 E: 0 K: 1 S: 5 | H: 0 LOB: 0 BB: 0 P: 5 | R: 0 E: 0 K: 1 S: 5 | H: 0 LOB: 0 BB: 0 P: 5 | R: 2 E: 1 K: 1 S: 8 | H: 2 LOB: 2 BB: 1 P: 12 | 1B: 5 2B: 1 3B: 0 HR: 1 | SF: 0 SAC: 1 DP: 0 HBP: 0 | WP: 1 PA: 37 ERA: 2.92 | |
| PITCHER | IP | WLS | BF | H | R | ER | SO | BB | IBB | HBP | BLK | WP | HR | S | P | ERA | WHIP | |
| John Buzhardt, R ERA: 3.21 (1, 1) | 4.0 | L | 21 | 5 | 5 | 3 | 3 | 2 | 1 | 0 | 0 | 0 | 0 | 8 | 8 | 6.75 | 1.750 | |
| Eddie Fisher, R ERA: 2.11 (5, 1) | 2.0 | | 6 | 0 | 0 | 0 | 1 | 0 | 0 | 0 | 0 | 0 | 0 | 8 | 8 | 0.00 | 0.000 | |
| Bob Locker, R ERA: 2.92 (7, 1) | 2.0 | | 10 | 2 | 2 | 2 | 2 | 0 | 1 | 0 | 0 | 0 | 0 | 13 | 17 | 9.00 | 1.000 | |

Chicago White Sox @ Baltimore Orioles
Memorial Stadium, Baltimore, MD
Tue Aug 31 1965, 7:05 PM EDT
Att: 9,440 - Unknown

AB 32
R 7
H 7
RBI 5
BB 4
SO 6
LOB 15



| Batter | 1 | 2 | 3 | 4 | 5 | 6 | 7 | 8 | 9 | AB | R | H | RBI | BB | SO | LOB | TOP | | | | | | | | |
|--|------------------------------|----------------------------------|------------------------------|---------------------------------|-------------------------------|----------------------------------|------------------------------|----------------------------------|------------------------------|---------------------------------|------------------------------|---------------------------------|------------------------------|---------------------------------|-------------------------------|----------------------------------|------------------------------|---------------------------------|----------------------------------|------------------------------------|-------------------------|--------|--|--|--|
| Tom McCraw, L (1, 7) OBP: 0.299, SLG: 0.274 Danny Cater, R (4, FH) OBP: 0.316, SLG: 0.411 | 0-0 4-3 | 0-0 F9 | | 0-0 1B 2B 1B | 0-0 F8 | | | 0-3 K | | 2 | 0 | 0 | 0 | 0 | 0 | 1 | | | | | | | | | |
| Don Buford, S (1, 4) OBP: 0.397, SLG: 0.390 | 4-0 1B BB | | 4-0 HR BB | 0-0 F6 | 0-0 L1 | | | 1-0 HBP | | 2 | 2 | 0 | 0 | 2 | 0 | 2 | | | | | | | | | |
| Floyd Robinson, L (1, 9) OBP: 0.352, SLG: 0.394 | 0-3 K | | 0-0 HR | 0-0 2B 1B | | | | 0-3 K | | 5 | 2 | 2 | 3 | 0 | 2 | 3 | | | | | | | | | |
| Pete Ward, L (1, 5) OBP: 0.332, SLG: 0.380 | 0-0 E S 2H 1B | | 0-0 HR | 0-0 1B 2B | | | | 0-3 K | | 5 | 2 | 3 | 3 | 0 | 1 | 2 | | | | | | | | | |
| Bill Skowron, R (1, 3) OBP: 0.335, SLG: 0.453 | 1-0 HBP | | 0-3 K | 0-0 E3 FC6-4 1B | | | | 0-0 F8 | | 4 | 0 | 1 | 2 | 0 | 1 | 0 | | | | | | | | | |
| J.C. Martin, L (1, 2) OBP: 0.324, SLG: 0.330 | 0-0 F9 | | 0-0 1B | 0-0 K | | | | 0-0 3-1 | | 5 | 0 | 1 | 0 | 0 | 1 | 3 | | | | | | | | | |
| Ron Hansen, R (1, 6) OBP: 0.307, SLG: 0.358 | | 0-0 5-3 | 0-0 L9 | 0-0 FC6-4 | | | | 1-0 WP HBP | | 4 | 0 | 0 | 0 | 0 | 0 | 2 | | | | | | | | | |
| Ken Berry, R (1, 8) OBP: 0.265, SLG: 0.335 | | 0-0 F6 | 0-3 K | | 0-0 HR | | | 0-0 F9 | | 5 | 1 | 1 | 1 | 0 | 1 | 2 | | | | | | | | | |
| Juan Pizarro, L (1, 1) OBP: 0.276, SLG: 0.333 Eddie Fisher, R (9, 1) OBP: 0.143, SLG: 0.111 | | 0-0 1B | | 4-0 1B BB | 0-3 K | | | 0-0 HBP 1B | | 3 | 1 | 2 | 0 | 1 | 1 | 0 | | | | | | | | | |
| Inning Stats | R: 1 E: 0 K: 1 S: 6 | H: 1 LOB: 2 BB: 1 P: 11 | R: 0 E: 0 K: 0 S: 4 | H: 1 LOB: 1 BB: 0 P: 4 | R: 3 E: 0 K: 2 S: 10 | H: 3 LOB: 1 BB: 1 P: 14 | R: 4 E: 1 K: 1 S: 9 | H: 4 LOB: 1 BB: 1 P: 13 | R: 1 E: 0 K: 1 S: 6 | H: 1 LOB: 0 BB: 0 P: 6 | R: 0 E: 0 K: 0 S: 3 | H: 0 LOB: 0 BB: 0 P: 3 | R: 0 E: 0 K: 0 S: 3 | H: 0 LOB: 0 BB: 0 P: 3 | R: 0 E: 0 K: 3 S: 10 | H: 1 LOB: 2 BB: 0 P: 11 | R: 0 E: 0 K: 0 S: 3 | H: 0 LOB: 1 BB: 0 P: 4 | 1B: 7 2B: 1 3B: 0 HR: 3 | SF: 0 SAC: 0 DP: 0 HBP: 3 | WP: 1 PB: 0 CS: 0 | PA: 44 | | | |
| PITCHER | IP | WLS | BF | H | R | ER | SO | BB | IBB | HBP | BLK | WP | HR | S | P | ERA | WHIP | | | | | | | | |
| Milt Pappas, R (1, 1) ERA: 2.49 | 3.0 | L | 17 | 5 | 4 | 4 | 3 | 2 | 0 | 1 | 0 | 0 | 2 | 20 | 29 | 12.00 | 2.333 | | | | | | | | |
| Darold Knowles, L (4, 1) ERA: 11.74 | 6.0 | S | 27 | 6 | 5 | 5 | 5 | 1 | 0 | 2 | 0 | 1 | 1 | 34 | 40 | 7.50 | 1.167 | | | | | | | | |

Chicago White Sox @ Baltimore Orioles
Memorial Stadium, Baltimore, MD
Thu Sep 02 1965, 7:05 PM EDT
Att: 6,485 - Unknown

| | |
|-----|----|
| AB | 38 |
| R | 9 |
| H | 11 |
| RBI | 9 |
| BB | 3 |
| SO | 8 |
| LOB | 16 |





| Batter | 1 | 2 | 3 | 4 | 5 | 6 | 7 | 8 | 9 | AB | R | H | RBI | BB | SO | LOB | BOTTOM | | | | | | | | |
|--|------------------------------|---------------------------------|------------------------------|---------------------------------|------------------------------|---------------------------------|------------------------------|---------------------------------|------------------------------|---------------------------------|------------------------------|---------------------------------|------------------------------|---------------------------------|------------------------------|---------------------------------|------------------------------|---------------------------------|----------------------------------|------------------------------------|-------------------------|--------|--|--|--|
| Luis Aparicio, R (1, 6) OBP: 0.284, SLG: 0.359 | 0-0 6-3 | | 0-0 F4 | | 4-0 BB | | | 0-0 F8 | | 3 | 0 | 0 | 0 | 1 | 0 | 1 | | | | | | | | | |
| Paul Blair, R (1, 8) OBP: 0.297, SLG: 0.318 | 4-0 FC5-4 BB | | 0-0 1-2 1B | | 0-0 F8 | | | 0-0 HR 1B | | 3 | 1 | 2 | 0 | 1 | 0 | 1 | | | | | | | | | |
| Curt Blefary, L (1, 7) OBP: 0.369, SLG: 0.446 | 0-0 F2 | | 0-0 F6 | | 0-0 F8 | | | 0-0 1-H HR | | 4 | 1 | 1 | 2 | 0 | 0 | 4 | | | | | | | | | |
| Brooks Robinson, R (1, 5) OBP: 0.369, SLG: 0.465 | 0-0 FC5-4 | | | 0-0 HR | | | | 0-0 F9 | | 4 | 1 | 1 | 1 | 0 | 0 | 1 | | | | | | | | | |
| Bob Johnson, R (1, 3) OBP: 0.286, SLG: 0.362 | | 0-0 F8 | | 0-0 F7 | | | | 0-0 F8 | | 4 | 0 | 0 | 0 | 0 | 0 | 0 | | | | | | | | | |
| Sam Bowens, R (1, 9) OBP: 0.192, SLG: 0.237 | | 0-0 5-3 | | 0-0 F4 | | | | 0-3 K | | 4 | 0 | 1 | 0 | 0 | 1 | 0 | | | | | | | | | |
| Jerry Adair, R (1, 4) OBP: 0.295, SLG: 0.319 | | 0-0 F9 | | 0-0 1B | | | | 0-0 F4 | | 4 | 0 | 2 | 0 | 0 | 0 | 1 | | | | | | | | | |
| Dick Brown, R (1, 2) OBP: 0.318, SLG: 0.395 | | | 0-0 1B 1B | 0-0 1-3 | | | | 0-0 6-3 | | 4 | 0 | 1 | 0 | 0 | 0 | 2 | | | | | | | | | |
| Milt Pappas, R (1, 1) OBP: 0.102, SLG: 0.138 Carl Warwick, R (3, FH) OBP: 0.194, SLG: 0.176 Darold Knowles, L (4, 1) Boog Powell, L (9, FH) OBP: 0.325, SLG: 0.368 | | | 0-0 F8 | | 0-3 K | | | 0-0 F5 | | 0 | 0 | 0 | 0 | 0 | 0 | 0 | | | | | | | | | |
| Inning Stats | R: 0 E: 0 K: 0 S: 3 | H: 0 LOB: 1 BB: 1 P: 7 | R: 0 E: 0 K: 0 S: 3 | H: 0 LOB: 0 BB: 0 P: 3 | R: 0 E: 0 K: 0 S: 5 | H: 2 LOB: 2 BB: 0 P: 5 | R: 1 E: 0 K: 0 S: 5 | H: 2 LOB: 1 BB: 0 P: 5 | R: 0 E: 0 K: 1 S: 5 | H: 0 LOB: 1 BB: 1 P: 9 | R: 0 E: 0 K: 0 S: 4 | H: 1 LOB: 1 BB: 0 P: 4 | R: 0 E: 0 K: 1 S: 5 | H: 0 LOB: 0 BB: 0 P: 5 | R: 2 E: 0 K: 1 S: 7 | H: 2 LOB: 0 BB: 0 P: 7 | R: 0 E: 0 K: 0 S: 3 | H: 1 LOB: 0 BB: 0 P: 3 | 1B: 6 2B: 0 3B: 0 HR: 2 | SF: 0 SAC: 0 DP: 1 HBP: 0 | WP: 0 PB: 0 CS: 0 | PA: 36 | | | |
| PITCHER | IP | WLS | BF | H | R | ER | SO | BB | IBB | HBP | BLK | WP | HR | S | P | ERA | WHIP | | | | | | | | |
| Juan Pizarro, L (1, 1) ERA: 3.04 | 8.0 | W | 33 | 7 | 3 | 3 | 3 | 2 | 0 | 0 | 0 | 0 | 0 | 3 | 3 | 0.00 | 1.000 | | | | | | | | |
| Eddie Fisher, R (9, 1) ERA: 2.1 | 1.0 | S | 3 | 1 | 0 | 0 | 0 | 0 | 0 | 0 | 0 | 0 | 0 | 3 | 3 | 0.00 | 1.000 | | | | | | | | |

Chicago White Sox @ Baltimore Orioles
Memorial Stadium, Baltimore, MD
Thu Sep 02 1965, 7:05 PM EDT
Att: 6,485 - Unknown

| | |
|-----|----|
| AB | 34 |
| R | 3 |
| H | 8 |
| RBI | 3 |
| BB | 2 |
| SO | 3 |
| LOB | 11 |



| Batter | 1 | 2 | 3 | 4 | 5 | 6 | 7 | 8 | 9 | AB | R | H | RBI | BB | SO | LOB | TOP | | | | |
|---|--|---------------------------------|------------------------------|---------------------------------|------------------------------|---------------------------------|------------------------------|---------------------------------|------------------------------|---------------------------------|------------------------------|----------------------------------|------------------------------|---------------------------------|------------------------------|---------------------------------|---|---------------------------------|----------------------------------|------------------------------------|-----------------------------------|
| Danny Cater, R OBP: 0.315, SLG: 0.411 | 1-3 | | 6-3 | | 6-3 | | 6-3 | | 5-3 | 5 | 0 | 1 | 0 | 0 | 0 | 2 | Chicago White Sox @ Minnesota Twins Metropolitan Stadium, Bloomington, MI Fri Sep 03 1965, 8:05 PM EDT Att: 28,407 - Unknown - 72 F AB 34 R 4 H 8 RBI 4 BB 3 SO 7 LOB 11  | | | | |
| Don Buford, S OBP: 0.356, SLG: 0.389 | F8 | | 6-3 | | | WP 2B BB 1B | F7 | | | 4 | 1 | 1 | 0 | 0 | 0 | 1 | | | | | |
| Gene Freese, R OBP: 0.339, SLG: 0.360 | 5-3 | | | 1-3 | | K | | G6-4-3 1B | | 4 | 0 | 1 | 0 | 0 | 1 | 1 | | | | | |
| John Romano, R OBP: 0.367, SLG: 0.455 | | HR | | FC5-4 1B | | WP 2B BB | | G6-4-3 1-2 | | 3 | 2 | 2 | 1 | 1 | 0 | 1 | | | | | |
| Bill Skowron, R OBP: 0.335, SLG: 0.450 | L9 | | | FC5-4 1-2 | | 2B BB | | F6 | | 3 | 0 | 0 | 0 | 1 | 0 | 1 | | | | | |
| Ron Hansen, R OBP: 0.307, SLG: 0.359 | K | | | F4 | | 1-2 2-3 BB | | 1-3 2-H 3-H | 1-3 | 4 | 0 | 1 | 2 | 0 | 1 | 1 | | | | | |
| Dave Nicholson, R OBP: 0.234, SLG: 0.271 | | | | | | 1-3 2-H 3-H | | | 4-3 | 2 | 0 | 0 | 0 | 0 | 2 | 0 | | | | | |
| Floyd Robinson, L OBP: 0.350, SLG: 0.392 | | | | | K | FC6-5-2-5-2 | | | | 2 | 0 | 0 | 0 | 0 | 0 | 2 | | | | | |
| Ken Berry, R OBP: 0.265, SLG: 0.343 | | | 5-3 | | | 2-H 3-H | | | | 3 | 1 | 1 | 1 | 0 | 0 | 2 | | | | | |
| Pete Ward, L OBP: 0.333, SLG: 0.380 | | | | | | HR | | | 2B BB | 0 | 0 | 0 | 0 | 1 | 0 | 0 | | | | | |
| Bruce Howard, S OBP: 0.205, SLG: 0.200 | | | | | | | | | | 1 | 0 | 0 | 0 | 0 | 1 | 0 | | | | | |
| Bob Locker, S | | | | | | | | | | 1 | 0 | 0 | 0 | 0 | 1 | 0 | | | | | |
| Smoky Burgess, L OBP: 0.342, SLG: 0.412 | | | | | | | | | | 1 | 0 | 0 | 0 | 0 | 1 | 0 | | | | | |
| Eddie Fisher, R OBP: 0.143, SLG: 0.111 | | | | | | | | | | 0 | 0 | 0 | 0 | 0 | 0 | 0 | | | | | |
| Tom McCraw, L OBP: 0.302, SLG: 0.282 | | | | | | | | | 1-3 | 1 | 0 | 1 | 0 | 0 | 0 | 0 | | | | | |
| Inning Stats | R: 0 E: 0 K: 0 S: 3 | H: 0 LOB: 0 BB: 0 P: 3 | R: 1 E: 0 K: 2 S: 8 | H: 1 LOB: 0 BB: 0 P: 8 | R: 0 E: 0 K: 1 S: 6 | H: 1 LOB: 1 BB: 0 P: 6 | R: 0 E: 0 K: 0 S: 4 | H: 1 LOB: 0 BB: 0 P: 4 | R: 1 E: 0 K: 2 S: 8 | H: 1 LOB: 0 BB: 0 P: 8 | R: 2 E: 0 K: 1 S: 7 | H: 2 LOB: 2 BB: 2 P: 15 | R: 0 E: 0 K: 1 S: 5 | H: 0 LOB: 0 BB: 0 P: 5 | R: 0 E: 0 K: 0 S: 3 | H: 1 LOB: 0 BB: 1 P: 3 | R: 0 E: 0 K: 0 S: 4 | H: 1 LOB: 2 BB: 1 P: 8 | 1B: 3 2B: 3 3B: 0 HR: 2 | SF: 0 SAC: 0 DP: 1 HBP: 0 | WP: 1 PA: 37 SB: 0 CS: 0 |
| PITCHER | IP WLS BF H R ER SO BB IBB HBP BLK WP HR S P ERA WHIP | | | | | | | | | | | | | | | | | | | | |
| Jim Kaat, L ERA: 2.97 | (1, 1) 5.1 W 23 5 4 4 6 2 0 0 0 0 1 2 33 41 6.75 1.312 | | | | | | | | | | | | | | | | | | | | |
| Johnny Klippstein, R ERA: 2.47 | (6, 1) 1.2 7 2 0 0 1 0 0 0 0 0 0 0 9 9 0.00 1.200 | | | | | | | | | | | | | | | | | | | | |
| Al Worthington, R ERA: 1.95 | (8, 1) 2.0 S 7 1 0 0 0 1 0 0 0 0 0 0 0 6 10 0.00 1.000 | | | | | | | | | | | | | | | | | | | | |

| Batter | 1 | 2 | 3 | 4 | 5 | 6 | 7 | 8 | 9 | AB | R | H | RBI | BB | SO | LOB | BOTTOM | | |
|---|---|---------------------------------|------------------------------|---------------------------------|------------------------------|---------------------------------|------------------------------|---------------------------------|------------------------------|----------------------------------|------------------------------|---------------------------------|------------------------------|---------------------------------|------------------------------|---------------------------------|---|------------------------------------|-----------------------------------|
| Zoilo Versalles, R OBP: 0.314, SLG: 0.449 | 2B E BB | | 6-3 | | | | 5-3 | | | 3 | 2 | 1 | 0 | 1 | 0 | 0 | Chicago White Sox @ Minnesota Twins Metropolitan Stadium, Bloomington, MI Fri Sep 03 1965, 8:05 PM EDT Att: 28,407 - Unknown - 72 F AB 31 R 6 H 7 RBI 6 BB 3 SO 3 LOB 12  | | |
| Sandy Valdespino, L OBP: 0.325, SLG: 0.344 | 1-3 E 2B | | 4-3 | | E5 E FC6-2 | | G3 | | | 4 | 1 | 1 | 0 | 0 | 0 | 2 | | | |
| Tony Oliva, L OBP: 0.371, SLG: 0.491 | E2 FC6-5-4 2-H 3-H | | 4-0 HR BB | | E6 FC6-2 G1-2-3 | | | | | 3 | 1 | 3 | 4 | 1 | 0 | 0 | | | |
| Don Mincher, L OBP: 0.345, SLG: 0.544 | FC6-5-4 FC6-4 2-3 | | 1-H HR | | FC6-2 IBB | | 4-3 | | | 3 | 1 | 1 | 2 | 1 | 0 | 2 | | | |
| Earl Battey, R OBP: 0.373, SLG: 0.420 | F2 | | 4-3 | | FC6-2 | | | | | 4 | 0 | 0 | 0 | 0 | 0 | 4 | | | |
| Jimmie Hall, L OBP: 0.351, SLG: 0.482 | FC6-4 1-2 | | | K | G1-2-3 3-H | | | | | 4 | 0 | 0 | 0 | 0 | 1 | 4 | | | |
| Rich Rollins, R OBP: 0.306, SLG: 0.341 | | | 1-3 | | F8 | | F8 | | | 4 | 0 | 0 | 0 | 0 | 0 | 0 | | | |
| Jerry Kindall, R OBP: 0.272, SLG: 0.300 | | | K | | K | | 5-3 | | | 3 | 0 | 0 | 0 | 0 | 2 | 0 | | | |
| Jim Kaat, L OBP: 0.274, SLG: 0.269 | | | | | | | | | | 2 | 1 | 1 | 0 | 0 | 0 | 0 | | | |
| Johnny Klippstein, R ERA: 3.04 | (6, 1) G3 | | | | | | | | | 1 | 0 | 0 | 0 | 0 | 0 | 0 | | | |
| Al Worthington, R OBP: 0.300, SLG: 0.125 | (8, 1) S E 1B | | | | | | L8 | | | 0 | 0 | 0 | 0 | 0 | 0 | 0 | | | |
| Inning Stats | R: 2 E: 1 K: 0 S: 5 | H: 2 LOB: 1 BB: 1 P: 9 | R: 0 E: 0 K: 1 S: 5 | H: 0 LOB: 0 BB: 0 P: 5 | R: 2 E: 0 K: 2 S: 4 | H: 1 LOB: 0 BB: 1 P: 8 | R: 0 E: 0 K: 2 S: 7 | H: 0 LOB: 0 BB: 0 P: 7 | R: 2 E: 2 K: 0 S: 6 | H: 3 LOB: 2 BB: 1 P: 10 | R: 0 E: 0 K: 0 S: 3 | H: 0 LOB: 0 BB: 0 P: 3 | R: 0 E: 0 K: 0 S: 4 | H: 1 LOB: 1 BB: 0 P: 4 | R: 0 E: 0 K: 0 S: 3 | H: 0 LOB: 0 BB: 0 P: 3 | 1B: 5 2B: 1 3B: 0 HR: 1 | SF: 0 SAC: 0 DP: 1 HBP: 0 | WP: 0 PA: 34 SB: 3 CS: 0 |
| PITCHER | IP WLS BF H R ER SO BB IBB HBP BLK WP HR S P ERA WHIP | | | | | | | | | | | | | | | | | | |
| Bruce Howard, R ERA: 3.89 | (1, 1) 3.0 L 14 3 4 4 4 2 0 0 0 0 0 0 1 14 22 12.00 1.667 | | | | | | | | | | | | | | | | | | |
| Bob Locker, R ERA: 3.04 | (4, 1) 3.0 13 3 2 2 2 0 1 0 0 0 0 0 16 20 6.00 1.000 | | | | | | | | | | | | | | | | | | |
| Eddie Fisher, R ERA: 2.07 | (7, 1) 2.0 7 1 0 0 0 0 0 0 0 0 0 0 7 7 0.00 0.500 | | | | | | | | | | | | | | | | | | |

| Batter | 1 | 2 | 3 | 4 | 5 | 6 | 7 | 8 | 9 | AB | R | H | RBI | BB | SO | LOB | TOP | | | | | |
|---|---|---|------------------------------|---------------------------------|------------------------------|---------------------------------|------------------------------|---------------------------------|------------------------------|---------------------------------|------------------------------|---------------------------------|------------------------------|---------------------------------|------------------------------|---------------------------------|--|----------------------------------|----------------------------------|------------------------------------|----------------------------------|--------|
| Don Buford, S OBP: 0.397, SLG: 0.392 | L4 | | F4 | | | | | PB 1-3 S 1B | | 4 | 1 | 2 | 1 | 0 | 0 | 0 | Chicago White Sox @ Minnesota Twins Metropolitan Stadium, Bloomington, MI Sat Sep 04 1965, 4:33 AM EDT Att: 27,078 - Unknown - 72 F | | | | | |
| Floyd Robinson, L OBP: 0.348, SLG: 0.389 | 1-3 | | K | | | | | 1-3 | | 4 | 0 | 0 | 0 | 0 | 1 | 2 | | | | | | |
| John Romano, R Hoyt Wilhelm, R | 2B BB | | | G6-4-3 BB | | | | 5-3 | | 2 | 1 | 0 | 0 | 2 | 0 | 0 | | | | | | |
| Pete Ward, L OBP: 0.333, SLG: 0.382 | 1-H 2B | | | F8 | | | | 1-3 | | 4 | 0 | 1 | 1 | 0 | 1 | 1 | | | | | | |
| Bill Skowron, R Danny Cater, R | 6-3 | | | G6-4-3 1-2 | | | | K | | 4 | 0 | 0 | 0 | 0 | 0 | 2 | | | | | | |
| Tom McCraw, L OBP: 0.301, SLG: 0.286 | | | | | | | | F8 | | 4 | 1 | 1 | 0 | 0 | 1 | 0 | | | | | | |
| Ron Hansen, R OBP: 0.308, SLG: 0.361 | | | | | | | | K | | 3 | 1 | 1 | 0 | 1 | 0 | 0 | | | | | | |
| Ken Berry, R OBP: 0.267, SLG: 0.350 | | | | | | | | 2B | | 3 | 1 | 1 | 2 | 1 | 0 | 1 | | | | | | |
| John Buzhardt, R J.C. Martin, L | | | | K | | | | HR | | 3 | 0 | 0 | 0 | 0 | 2 | 1 | | | | | | |
| | | | | | | | | K | | 1 | 0 | 0 | 0 | 0 | 0 | 2 | | | | | | |
| Inning Stats | R: 1 E: 0 K: 0 S: 4 | H: 1 LOB: 1 BB: 1 P: 8 | R: 0 E: 0 K: 0 S: 3 | H: 0 LOB: 0 BB: 0 P: 3 | R: 0 E: 0 K: 2 S: 7 | H: 0 LOB: 0 BB: 0 P: 7 | R: 0 E: 0 K: 0 S: 2 | H: 0 LOB: 0 BB: 1 P: 6 | R: 2 E: 0 K: 0 S: 5 | H: 2 LOB: 1 BB: 1 P: 9 | R: 0 E: 0 K: 0 S: 3 | H: 0 LOB: 0 BB: 0 P: 3 | R: 1 E: 0 K: 1 S: 6 | H: 1 LOB: 0 BB: 0 P: 6 | R: 1 E: 0 K: 1 S: 6 | H: 1 LOB: 0 BB: 0 P: 6 | R: 0 E: 0 K: 1 S: 6 | H: 1 LOB: 2 BB: 1 P: 10 | 1B: 1 2B: 4 3B: 0 HR: 1 | SF: 0 SAC: 0 DP: 1 HBP: 0 | WP: 1 PB: 1 CS: 1 CS: 0 | PA: 36 |
| PITCHER | IP WLS BF H R ER SO BB IBB HBP BLK WP HR S P ERA WHIP | | | | | | | | | | | | | | | | | | | | | |
| Mudcat Grant, R ERA: 3.59 | (1, 1) | 7.0 L 27 4 4 4 3 3 0 0 0 0 1 1 30 42 5.14 1.000 | | | | | | | | | | | | | | | | | | | | |
| Bill Pleis, L ERA: 3.17 | (8, 1) | 2.0 9 2 1 0 2 0 1 0 0 0 0 0 12 16 0.00 1.000 | | | | | | | | | | | | | | | | | | | | |

| Batter | 1 | 2 | 3 | 4 | 5 | 6 | 7 | 8 | 9 | AB | R | H | RBI | BB | SO | LOB | BOTTOM | | | | | |
|---|---|---|------------------------------|---------------------------------|------------------------------|---------------------------------|------------------------------|---------------------------------|------------------------------|---------------------------------|------------------------------|----------------------------------|------------------------------|---------------------------------|------------------------------|---------------------------------|--|---------------------------------|----------------------------------|------------------------------------|----------------------------------|--------|
| Zoilo Versalles, R OBP: 0.314, SLG: 0.449 | E6 S E 4-3 | | G4-6-3 1B | | | | | | SF8 | 4 | 1 | 2 | 1 | 0 | 0 | 0 | Chicago White Sox @ Minnesota Twins Metropolitan Stadium, Bloomington, MI Sat Sep 04 1965, 4:33 AM EDT Att: 27,078 - Unknown - 72 F | | | | | |
| Sandy Valdespino, L OBP: 0.318, SLG: 0.335 | E6 4-3 S 1-2 3-1 | | G4-6-3 1-2 | | | | | F3 | | 5 | 1 | 0 | 0 | 0 | 1 | 4 | | | | | | |
| Tony Oliva, L OBP: 0.372, SLG: 0.490 | 4-3 | | | 4-3 1B BB | | | | 1-3 2-H | | 3 | 1 | 1 | 1 | 1 | 0 | 1 | | | | | | |
| Don Mincher, L OBP: 0.344, SLG: 0.538 | 3-1 | | | 4-3 | | | | G3 | | 3 | 0 | 0 | 1 | 1 | 0 | 1 | | | | | | |
| Earl Battey, R OBP: 0.375, SLG: 0.419 | 3-H F9 | | | 1-2 1B | | | | F8 | | 3 | 0 | 1 | 1 | 1 | 0 | 1 | | | | | | |
| Jimmie Hall, L OBP: 0.353, SLG: 0.481 | | | | 1-2 1B | | | | FC4-6 BB | | 3 | 0 | 1 | 0 | 1 | 0 | 1 | | | | | | |
| Rich Rollins, R OBP: 0.306, SLG: 0.342 | | | | | | | | FC4-6 1B | | 4 | 1 | 1 | 0 | 0 | 0 | 4 | | | | | | |
| Jerry Kindall, R Ted Unhaender, L | F8 | | | | | | | FC6-4 IBB | | 2 | 0 | 0 | 0 | 0 | 0 | 2 | | | | | | |
| Frank Quilici, R OBP: 0.257, SLG: 0.262 | F9 | | | | | | | FC6-4 1-2 | | 1 | 0 | 0 | 0 | 0 | 1 | 0 | | | | | | |
| Mudcat Grant, R Cesar Tovar, R | F9 | | | | | | | 2-3 1B | | 1 | 0 | 1 | 0 | 0 | 0 | 0 | | | | | | |
| Bob Allison, R OBP: 0.348, SLG: 0.456 | F5 | | | | | | | 2-3 | | 1 | 0 | 0 | 0 | 0 | 0 | 2 | | | | | | |
| Inning Stats | R: 2 E: 2 K: 0 S: 5 | H: 0 LOB: 0 BB: 0 P: 5 | R: 0 E: 0 K: 0 S: 3 | H: 0 LOB: 0 BB: 0 P: 3 | R: 0 E: 0 K: 0 S: 3 | H: 1 LOB: 0 BB: 0 P: 3 | R: 1 E: 0 K: 0 S: 5 | H: 2 LOB: 2 BB: 1 P: 9 | R: 0 E: 0 K: 0 S: 3 | H: 0 LOB: 0 BB: 0 P: 3 | R: 0 E: 0 K: 0 S: 3 | H: 1 LOB: 2 BB: 2 P: 11 | R: 0 E: 0 K: 2 S: 8 | H: 1 LOB: 1 BB: 0 P: 8 | R: 0 E: 0 K: 0 S: 3 | H: 0 LOB: 1 BB: 1 P: 7 | R: 1 E: 0 K: 1 S: 7 | H: 2 LOB: 1 BB: 0 P: 7 | 1B: 6 2B: 1 3B: 0 HR: 0 | SF: 1 SAC: 0 DP: 1 HBP: 0 | WP: 1 PB: 0 CS: 2 CS: 1 | PA: 38 |
| PITCHER | IP WLS BF H R ER SO BB IBB HBP BLK WP HR S P ERA WHIP | | | | | | | | | | | | | | | | | | | | | |
| John Buzhardt, R ERA: 3.13 | (1, 1) | 7.0 W 29 5 3 1 2 2 0 0 0 0 1 0 30 42 1.29 1.000 | | | | | | | | | | | | | | | | | | | | |
| Hoyt Wilhelm, R ERA: 2.01 | (8, 1) | 2.0 S 9 2 1 1 1 1 0 0 0 0 0 0 10 14 4.50 1.500 | | | | | | | | | | | | | | | | | | | | |

| Batter | 1 | 2 | 3 | 4 | 5 | 6 | 7 | 8 | 9 | AB | R | H | RBI | BB | SO | LOB | TOP | | | | | | | | |
|---|------------------------------|---------------------------------|------------------------------|---------------------------------|------------------------------|----------------------------------|------------------------------|---------------------------------|------------------------------|---------------------------------|------------------------------|---------------------------------|------------------------------|---------------------------------|------------------------------|---------------------------------|---|------------------------------|---------------------------------|----------------------------------|------------------------------------|----------------------------------|--------|--|--|
| Don Buford, S OBP: 0.358, SLG: 0.393 (1, 4) | | | | | | | | | | 4 | 1 | 2 | 0 | 0 | 1 | 0 | Chicago White Sox @ Minnesota Twins Metropolitan Stadium, Bloomington, MI Sun Sep 05 1965, 4:33 AM EDT Att: 39,136 - Unknown - 56 F livebaseballscorecards.com | | | | | | | | |
| Floyd Robinson, L OBP: 0.343, SLG: 0.389 (1, 9) | | | | | | | | | | 3 | 0 | 1 | 1 | 1 | 0 | 1 | | | | | | | | | |
| John Romano, R OBP: 0.370, SLG: 0.460 (1, 2) | | | | | | | | | | 3 | 1 | 1 | 1 | 1 | 1 | 2 | | | | | | | | | |
| Pete Ward, L OBP: 0.332, SLG: 0.379 (1, 5) | | | | | | | | | | 3 | 0 | 0 | 0 | 1 | 2 | 1 | | | | | | | | | |
| Bill Skowron, R OBP: 0.329, SLG: 0.443 Danny Cater, R OBP: 0.315, SLG: 0.411 (1, 3) (9, 7) | | | | | | | | | | 4 | 0 | 0 | 0 | 0 | 0 | 3 | | | | | | | | | |
| Tom McCraw, L OBP: 0.304, SLG: 0.289 (1, 7) (9, 3) | | | | | | | | | | 4 | 0 | 2 | 0 | 0 | 0 | 0 | | | | | | | | | |
| Ron Hansen, R OBP: 0.308, SLG: 0.359 (1, 6) | | | | | | | | | | 3 | 0 | 0 | 0 | 1 | 1 | 1 | | | | | | | | | |
| Ken Berry, R OBP: 0.267, SLG: 0.347 (1, 8) | | | | | | | | | | 3 | 0 | 0 | 0 | 1 | 2 | 1 | | | | | | | | | |
| Joe Horlen, R OBP: 0.212, SLG: 0.164 (1, 1) | | | | | | | | | | 3 | 0 | 0 | 0 | 0 | 1 | 1 | | | | | | | | | |
| Inning Stats | R: 1 E: 1 K: 0 S: 4 | H: 1 LOB: 1 BB: 1 P: 8 | R: 0 E: 0 K: 1 S: 5 | H: 0 LOB: 1 BB: 1 P: 9 | R: 0 E: 0 K: 2 S: 7 | H: 0 LOB: 2 BB: 2 P: 15 | R: 0 E: 0 K: 0 S: 3 | H: 1 LOB: 0 BB: 0 P: 3 | R: 0 E: 0 K: 0 S: 4 | H: 0 LOB: 1 BB: 0 P: 4 | R: 0 E: 0 K: 1 S: 5 | H: 0 LOB: 0 BB: 0 P: 5 | R: 0 E: 0 K: 2 S: 7 | H: 0 LOB: 0 BB: 0 P: 7 | R: 1 E: 0 K: 1 S: 6 | H: 2 LOB: 0 BB: 0 P: 6 | | R: 0 E: 0 K: 1 S: 5 | H: 1 LOB: 1 BB: 1 P: 9 | 1B: 5 2B: 0 3B: 0 HR: 1 | SF: 0 SAC: 0 DP: 1 HBP: 0 | WP: 0 PB: 0 SB: 0 CS: 2 | PA: 35 | | |
| PITCHER | IP | WLS | BF | H | R | ER | SO | BB | IBB | HBP | BLK | WP | HR | S | P | ERA | WHIP | | | | | | | | |
| Jim Perry, R ERA: 2.49 (1, 1) | 7.2 | L | 30 | 5 | 2 | 1 | 6 | 4 | 0 | 0 | 0 | 0 | 1 | 38 | 54 | 1.17 | 1.174 | | | | | | | | |
| Jim Kaat, L ERA: 2.99 (8, 1) | 0.1 | | 1 | 0 | 0 | 0 | 1 | 0 | 0 | 0 | 0 | 0 | 0 | 3 | 3 | 0.00 | 0.000 | | | | | | | | |
| Al Worthington, R ERA: 1.92 (9, 1) | 1.0 | | 4 | 1 | 0 | 0 | 1 | 1 | 0 | 0 | 0 | 0 | 0 | 5 | 9 | 0.00 | 2.000 | | | | | | | | |

| Batter | 1 | 2 | 3 | 4 | 5 | 6 | 7 | 8 | 9 | AB | R | H | RBI | BB | SO | LOB | BOTTOM | | | | | | | | |
|---|------------------------------|---------------------------------|------------------------------|---------------------------------|------------------------------|---------------------------------|------------------------------|---------------------------------|------------------------------|---------------------------------|------------------------------|---------------------------------|------------------------------|---------------------------------|------------------------------|---------------------------------|---|----------------------------------|------------------------------------|----------------------------------|--------|--|--|--|--|
| Zoilo Versalles, R OBP: 0.312, SLG: 0.446 (1, 6) | | | | | | | | | | 4 | 0 | 0 | 0 | 0 | 1 | 1 | Chicago White Sox @ Minnesota Twins Metropolitan Stadium, Bloomington, MI Sun Sep 05 1965, 4:33 AM EDT Att: 39,136 - Unknown - 56 F livebaseballscorecards.com | | | | | | | | |
| Sandy Valdespino, L OBP: 0.312, SLG: 0.328 (1, 7) | | | | | | | | | | 4 | 0 | 0 | 0 | 0 | 0 | 0 | | | | | | | | | |
| Tony Oliva, L OBP: 0.369, SLG: 0.487 (1, 9) | | | | | | | | | | 4 | 0 | 0 | 0 | 0 | 0 | 1 | | | | | | | | | |
| Don Mincher, L OBP: 0.343, SLG: 0.533 (1, 3) | | | | | | | | | | 3 | 0 | 0 | 0 | 1 | 1 | 1 | | | | | | | | | |
| Earl Battey, R OBP: 0.373, SLG: 0.417 Jerry Zimmerman, R OBP: 0.269, SLG: 0.255 (1, 2) (5, 2) | | | | | | | | | | 2 | 0 | 0 | 0 | 0 | 0 | 0 | | | | | | | | | |
| Jimmie Hall, L OBP: 0.350, SLG: 0.478 (1, 8) | | | | | | | | | | 3 | 0 | 0 | 0 | 0 | 0 | 1 | | | | | | | | | |
| Rich Rollins, R OBP: 0.308, SLG: 0.345 (1, 5) | | | | | | | | | | 3 | 0 | 2 | 0 | 0 | 0 | 0 | | | | | | | | | |
| Frank Quilici, R OBP: 0.262, SLG: 0.257 Ted Uhlaender, L OBP: 0.500, SLG: 0.500 Jerry Kindall, R OBP: 0.271, SLG: 0.298 (1, 4) (8, PH) (9, 4) | | | | | | | | | | 2 | 0 | 0 | 0 | 0 | 2 | 2 | | | | | | | | | |
| Jim Perry, S OBP: 0.152, SLG: 0.178 Jim Kaat, L OBP: 0.274, SLG: 0.269 Bob Allison, R OBP: 0.347, SLG: 0.455 Al Worthington, R OBP: 0.300, SLG: 0.125 (1, 1) (8, 1) (8, PH) (9, 1) | | | | | | | | | | 2 | 0 | 0 | 0 | 0 | 0 | 1 | | | | | | | | | |
| Inning Stats | R: 0 E: 1 K: 1 S: 6 | H: 0 LOB: 0 BB: 0 P: 6 | R: 0 E: 0 K: 1 S: 6 | H: 1 LOB: 0 BB: 0 P: 6 | R: 0 E: 0 K: 0 S: 3 | H: 0 LOB: 0 BB: 0 P: 3 | R: 0 E: 0 K: 0 S: 3 | H: 0 LOB: 0 BB: 0 P: 3 | R: 0 E: 0 K: 1 S: 6 | H: 1 LOB: 1 BB: 0 P: 6 | R: 0 E: 0 K: 0 S: 3 | H: 0 LOB: 0 BB: 0 P: 3 | R: 0 E: 0 K: 2 S: 8 | H: 1 LOB: 1 BB: 0 P: 8 | R: 0 E: 0 K: 0 S: 3 | H: 0 LOB: 0 BB: 0 P: 3 | | 1B: 3 2B: 0 3B: 0 HR: 0 | SF: 0 SAC: 0 DP: 1 HBP: 0 | WP: 1 PB: 0 SB: 0 CS: 0 | PA: 31 | | | | |
| PITCHER | IP | WLS | BF | H | R | ER | SO | BB | IBB | HBP | BLK | WP | HR | S | P | ERA | WHIP | | | | | | | | |
| Joe Horlen, R ERA: 2.83 (1, 1) | 9.0 | W | 31 | 3 | 0 | 0 | 5 | 1 | 0 | 0 | 0 | 1 | 0 | 40 | 44 | 0.00 | 0.444 | | | | | | | | |

| Batter | 1 | 2 | 3 | 4 | 5 | 6 | 7 | 8 | 9 | AB | R | H | RBI | BB | SO | LOB | TOP | | | | | | | | |
|---|------------------------------|---------------------------------|------------------------------|---------------------------------|------------------------------|---------------------------------|------------------------------|---------------------------------|------------------------------|---------------------------------|------------------------------|---------------------------------|------------------------------|---------------------------------|------------------------------|---------------------------------|---|---------------------------------|----------------------------------|------------------------------------|----------------------------------|--------|--|--|--|
| Zoilo Versalles, R OBP: 0.307, SLG: 0.440 (1, 6) | 0-0 6-3 | | 0-0 SF7 | | | 0-0 F9 | | 0-3 K | | 3 | 0 | 0 | 1 | 0 | 1 | 0 | Minnesota Twins @ Chicago White Sox Comiskey Park, Chicago, IL Wed Sep 08 1965, 8:05 PM EDT Att: 25,202 - Unknown | | | | | | | | |
| Sandy Valdespino, L OBP: 0.313, SLG: 0.265 (1, 7) | 0-0 4-3 | | 0-0 FC6-4 1B | | | 0-0 L3 | | 0-0 6-3 | | 4 | 0 | 1 | 0 | 0 | 0 | 0 | | | | | | | | | |
| Tony Oliva, L OBP: 0.370, SLG: 0.483 (1, 9) | 0-0 5-3 | | 0-0 FC6-4 1-2 | | | 0-0 4-3 | | | 0-0 F6 | 4 | 0 | 0 | 0 | 0 | 0 | 2 | | | | | | | | | |
| Don Mincher, L OBP: 0.344, SLG: 0.524 (1, 3) | | 0-0 G5-4-3 1B | | 0-0 G3 | | | 0-0 G3 | | 0-0 F4 | 4 | 0 | 1 | 0 | 0 | 0 | 0 | | | | | | | | | |
| Earl Battey, R OBP: 0.369, SLG: 0.412 (1, 2) | | 0-0 G5-4-3 1-2 | | 0-3 K | | | 0-0 HR 1B | | 0-0 1B | 4 | 1 | 2 | 0 | 0 | 1 | 1 | | | | | | | | | |
| Jimmie Hall, L OBP: 0.349, SLG: 0.480 (1, 8) | | 0-0 4-3 | | 0-0 1-3 | | | 0-0 HR 1H | | 0-0 4-3 | 4 | 1 | 1 | 2 | 0 | 0 | 1 | | | | | | | | | |
| Rich Rollins, R OBP: 0.311, SLG: 0.342 (1, 5) | | | 0-0 1B SF7 1B | | 4-0 G5-4-3 BB | | | 0-0 F8 | | 2 | 1 | 1 | 0 | 1 | 0 | 0 | | | | | | | | | |
| Jerry Kindall, R OBP: 0.275, SLG: 0.299 (1, 4) | | | 0-0 1B 1-3 1B | | 0-0 G5-4-3 1-2 | | 0-3 K | | | 3 | 0 | 1 | 0 | 0 | 1 | 1 | | | | | | | | | |
| Mudcat Grant, R OBP: 0.231, SLG: 0.250 (1, 1) | | | 0-3 K | | 0-0 1-3 | | | 0-3 K | | 3 | 0 | 0 | 0 | 0 | 2 | 2 | | | | | | | | | |
| Inning Stats | R: 0 E: 0 K: 0 S: 3 | H: 0 LOB: 0 BB: 0 P: 3 | R: 0 E: 0 K: 0 S: 3 | H: 1 LOB: 0 BB: 0 P: 3 | R: 1 E: 0 K: 1 S: 8 | H: 3 LOB: 2 BB: 0 P: 8 | R: 0 E: 0 K: 1 S: 5 | H: 0 LOB: 0 BB: 0 P: 5 | R: 0 E: 0 K: 0 S: 2 | H: 0 LOB: 0 BB: 1 P: 6 | R: 0 E: 0 K: 0 S: 3 | H: 0 LOB: 0 BB: 0 P: 3 | R: 2 E: 0 K: 1 S: 7 | H: 2 LOB: 0 BB: 0 P: 7 | R: 0 E: 0 K: 2 S: 7 | H: 0 LOB: 0 BB: 0 P: 7 | R: 0 E: 0 K: 0 S: 4 | H: 1 LOB: 1 BB: 0 P: 4 | 1B: 6 2B: 0 3B: 0 HR: 1 | SF: 1 SAC: 0 DP: 2 HBP: 0 | WP: 0 PB: 0 SB: 0 CS: 0 | PA: 33 | | | |
| PITCHER | IP | WLS | BF | H | R | ER | SO | BB | IBB | HBP | BLK | WP | HR | S | P | ERA | WHIP | PITCHER | | | | | | | |
| John Buzhardt, R ERA: 3.16 (1, 1) | 7.0 | L | 26 | 6 | 3 | 3 | 3 | 1 | 0 | 0 | 0 | 0 | 1 | 31 | 35 | 3.86 | 1.000 | | | | | | | | |
| Hoyt Wilhelm, R ERA: 1.95 (8, 1) | 2.0 | | 7 | 1 | 0 | 0 | 2 | 0 | 0 | 0 | 0 | 0 | 0 | 11 | 11 | 0.00 | 0.500 | | | | | | | | |

| | |
|-----|----|
| AB | 31 |
| R | 3 |
| H | 7 |
| RBI | 3 |
| BB | 1 |
| SO | 5 |
| LOB | 7 |



| Batter | 1 | 2 | 3 | 4 | 5 | 6 | 7 | 8 | 9 | AB | R | H | RBI | BB | SO | LOB | BOTTOM | | | | | | | | |
|---|------------------------------|---------------------------------|------------------------------|---------------------------------|------------------------------|----------------------------------|------------------------------|---------------------------------|------------------------------|---------------------------------|------------------------------|---------------------------------|------------------------------|---------------------------------|------------------------------|---------------------------------|---|---------------------------------|----------------------------------|------------------------------------|----------------------------------|--------|--|--|--|
| Don Buford, S OBP: 0.397, SLG: 0.387 (1, 4) | 4-0 E SF7 BB | | 0-3 K | | | 0-0 4-3 | | 0-0 4-3 | | 3 | 1 | 0 | 0 | 1 | 1 | 0 | Minnesota Twins @ Chicago White Sox Comiskey Park, Chicago, IL Wed Sep 08 1965, 8:05 PM EDT Att: 25,202 - Unknown | | | | | | | | |
| Floyd Robinson, L OBP: 0.347, SLG: 0.387 (1, 9) | 0-0 E4 SF7 1B | | 0-0 6-3 | | | 0-0 6-3 | | 0-0 1-3 | | 4 | 1 | 0 | 0 | 0 | 0 | 1 | | | | | | | | | |
| John Romano, R OBP: 0.366, SLG: 0.452 (1, 2) | 0-0 SF7 | | 0-0 2B | | | 0-0 4-3 | | 4-0 6-3 BB | | 2 | 0 | 1 | 1 | 1 | 0 | 0 | | | | | | | | | |
| Al Weis, S OBP: 0.356, SLG: 0.393 (6, PR) | | | | | | | | | | 0 | 0 | 0 | 0 | 0 | 0 | 0 | | | | | | | | | |
| J.C. Martin, L OBP: 0.325, SLG: 0.336 (9, 2) | 1-2 3H | | | | | | | | | 0 | 0 | 0 | 0 | 0 | 0 | 0 | | | | | | | | | |
| Pete Ward, L OBP: 0.331, SLG: 0.374 (1, 5) | 0-0 G6-4-3 1B | | 4-0 2B | | | 0-0 6-3 | | 0-0 6-3 | | 3 | 0 | 1 | 1 | 1 | 0 | 1 | | | | | | | | | |
| Bill Skowron, R OBP: 0.327, SLG: 0.440 (1, 3) | 0-0 G6-4-3 1-2 | | 0-0 1-3 | | | 4-0 1B BB | | 0-0 F9 | | 3 | 0 | 0 | 0 | 1 | 0 | 5 | | | | | | | | | |
| Tom McCraw, L OBP: 0.306, SLG: 0.296 (1, 7) | | 0-0 2B | | 0-0 F7 | | 0-0 1-2 1B | | | 0-0 4-3 | 4 | 0 | 2 | 0 | 0 | 0 | 0 | | | | | | | | | |
| Ron Hansen, R OBP: 0.304, SLG: 0.352 (1, 6) | | 0-0 1-3 | | 0-0 F7 | | 0-0 1-3 | | | 0-0 F7 | 4 | 0 | 0 | 0 | 0 | 0 | 3 | | | | | | | | | |
| Ken Berry, R OBP: 0.269, SLG: 0.353 (1, 8) | | 0-3 K | | 0-0 5-3 | | | 0-0 6-3 | | 0-0 F4 | 3 | 0 | 0 | 0 | 0 | 1 | 1 | | | | | | | | | |
| Danny Cater, R OBP: 0.311, SLG: 0.405 (9, PH) | | | | | | | | | | 1 | 0 | 0 | 0 | 0 | 0 | 0 | | | | | | | | | |
| John Buzhardt, R OBP: 0.204, SLG: 0.122 (1, 1) | | 0-3 K | | | | | 0-0 F7 | | | 2 | 0 | 0 | 0 | 0 | 2 | 1 | | | | | | | | | |
| Smoky Burgess, L OBP: 0.346, SLG: 0.414 (7, PH) | | | | | | | | | | 1 | 0 | 0 | 0 | 0 | 0 | 0 | | | | | | | | | |
| Hoyt Wilhelm, R ERA: 1.95 (8, 1) | | | | | | | | | | 0 | 0 | 0 | 0 | 0 | 0 | 0 | | | | | | | | | |
| Inning Stats | R: 2 E: 1 K: 0 S: 4 | H: 1 LOB: 0 BB: 1 P: 8 | R: 0 E: 0 K: 2 S: 8 | H: 1 LOB: 1 BB: 0 P: 8 | R: 0 E: 0 K: 1 S: 6 | H: 1 LOB: 2 BB: 1 P: 10 | R: 0 E: 0 K: 0 S: 3 | H: 0 LOB: 0 BB: 0 P: 3 | R: 0 E: 0 K: 1 S: 5 | H: 0 LOB: 0 BB: 0 P: 5 | R: 0 E: 0 K: 0 S: 4 | H: 1 LOB: 2 BB: 1 P: 8 | R: 0 E: 0 K: 0 S: 3 | H: 0 LOB: 0 BB: 0 P: 3 | R: 0 E: 0 K: 0 S: 3 | H: 0 LOB: 2 BB: 1 P: 7 | R: 0 E: 0 K: 0 S: 3 | H: 0 LOB: 0 BB: 0 P: 3 | 1B: 2 2B: 2 3B: 0 HR: 0 | SF: 1 SAC: 0 DP: 1 HBP: 0 | WP: 0 PB: 0 SB: 0 CS: 0 | PA: 35 | | | |
| PITCHER | IP | WLS | BF | H | R | ER | SO | BB | IBB | HBP | BLK | WP | HR | S | P | ERA | WHIP | PITCHER | | | | | | | |
| Mudcat Grant, R ERA: 3.5 (1, 1) | 9.0 | W | 35 | 4 | 2 | 1 | 4 | 4 | 0 | 0 | 0 | 0 | 0 | 39 | 55 | 1.00 | 0.889 | | | | | | | | |



| Batter | 1 | 2 | 3 | 4 | 5 | 6 | 7 | 8 | 9 | AB | R | H | RBI | BB | SO | LOB | TOP | | | | | | | | |
|---|------------------------------|---------------------------------|------------------------------|---------------------------------|------------------------------|---------------------------------|------------------------------|---------------------------------|------------------------------|---------------------------------|------------------------------|---------------------------------|------------------------------|---------------------------------|------------------------------|---------------------------------|------------------------------|----------------------------------|-----------------------------------|------------------------------------|----------------------------------|--------|--|--|--|
| Zoilo Versalles, R OBP: 0.308, SLG: 0.440 | | | | | | | | | | 5 | 1 | 2 | 1 | 0 | 0 | 2 | | | | | | | | | |
| Sandy Valdespino, L OBP: 0.351, SLG: 0.338 | | | | | | | | | | 4 | 1 | 3 | 0 | 0 | 0 | 0 | | | | | | | | | |
| Tony Oliva, L OBP: 0.368, SLG: 0.483 | | | | | | | | | | 4 | 1 | 1 | 2 | 0 | 0 | 3 | | | | | | | | | |
| Don Mincher, L OBP: 0.340, SLG: 0.517 | | | | | | | | | | 4 | 0 | 0 | 0 | 0 | 2 | 0 | | | | | | | | | |
| Earl Battey, R OBP: 0.371, SLG: 0.413 | | | | | | | | | | 4 | 1 | 2 | 1 | 0 | 0 | 0 | | | | | | | | | |
| Jerry Zimmerman, R OBP: 0.275, SLG: 0.257 | | | | | | | | | | 5 | 2 | 3 | 2 | 0 | 0 | 0 | | | | | | | | | |
| Jimmie Hall, L OBP: 0.351, SLG: 0.487 | | | | | | | | | | 5 | 2 | 3 | 2 | 0 | 0 | 0 | | | | | | | | | |
| Rich Rollins, R OBP: 0.312, SLG: 0.343 | | | | | | | | | | 5 | 2 | 2 | 1 | 0 | 2 | 2 | | | | | | | | | |
| Jerry Kindall, R OBP: 0.274, SLG: 0.297 | | | | | | | | | | 2 | 1 | 0 | 1 | 1 | 0 | 2 | | | | | | | | | |
| Jim Kaat, L OBP: 0.287, SLG: 0.296 | | | | | | | | | | 3 | 0 | 2 | 0 | 0 | 0 | 1 | | | | | | | | | |
| Al Worthington, R OBP: 0.273, SLG: 0.111 | | | | | | | | | | 1 | 0 | 0 | 0 | 0 | 1 | 0 | | | | | | | | | |
| Inning Stats | R: 1 E: 0 K: 0 S: 4 | H: 1 LOB: 0 BB: 0 P: 4 | R: 3 E: 0 K: 0 S: 8 | H: 5 LOB: 2 BB: 0 P: 8 | R: 0 E: 0 K: 1 S: 3 | H: 0 LOB: 0 BB: 0 P: 3 | R: 0 E: 0 K: 1 S: 6 | H: 1 LOB: 1 BB: 0 P: 6 | R: 0 E: 0 K: 1 S: 5 | H: 1 LOB: 0 BB: 0 P: 5 | R: 2 E: 1 K: 0 S: 5 | H: 2 LOB: 1 BB: 1 P: 9 | R: 2 E: 0 K: 1 S: 9 | H: 4 LOB: 2 BB: 0 P: 9 | R: 0 E: 0 K: 1 S: 5 | H: 0 LOB: 0 BB: 0 P: 5 | R: 2 E: 0 K: 1 S: 6 | H: 1 LOB: 1 BB: 1 P: 10 | 1B: 11 2B: 3 3B: 0 HR: 1 | SF: 2 SAC: 2 DP: 1 HBP: 0 | WP: 1 PB: 0 SB: 1 CS: 0 | PA: 43 | | | |
| PITCHER | IP | WLS | BF | H | R | ER | SO | BB | IBB | HBP | BLK | WP | HR | S | P | ERA | WHIP | | | | | | | | |
| Joe Horlen, R ERA: 2.98 | 1.2 | L | 11 | 6 | 4 | 4 | 0 | 0 | 0 | 0 | 0 | 1 | 0 | 11 | 11 | 21.60 | 3.600 | | | | | | | | |
| Bob Locker, R ERA: 3.15 | 4.1 | | 17 | 4 | 2 | 0 | 2 | 1 | 0 | 0 | 0 | 0 | 0 | 20 | 24 | 0.00 | 1.154 | | | | | | | | |
| Eddie Fisher, R ERA: 2.13 | 1.0 | | 7 | 4 | 2 | 2 | 1 | 0 | 0 | 0 | 0 | 0 | 0 | 9 | 9 | 18.00 | 4.000 | | | | | | | | |
| Greg Bollo, R ERA: 3.57 | 2.0 | | 8 | 1 | 2 | 2 | 2 | 1 | 0 | 0 | 0 | 0 | 1 | 11 | 15 | 9.00 | 1.000 | | | | | | | | |

Minnesota Twins @ Chicago White Sox
Comiskey Park, Chicago, IL
Thu Sep 09 1965, 4:33 AM EDT
Att: 5,786 - Unknown

AB 37
R 10
H 15
RBI 8
BB 2
SO 5
LOB 10



| Batter | 1 | 2 | 3 | 4 | 5 | 6 | 7 | 8 | 9 | AB | R | H | RBI | BB | SO | LOB | BOTTOM | | | | | | | | |
|---|------------------------------|---------------------------------|------------------------------|---------------------------------|------------------------------|---------------------------------|------------------------------|---------------------------------|------------------------------|---------------------------------|------------------------------|---------------------------------|-------------------------------|----------------------------------|------------------------------|---------------------------------|------------------------------|---------------------------------|----------------------------------|------------------------------------|----------------------------------|--------|--|--|--|
| Don Buford, S OBP: 0.356, SLG: 0.386 | | | | | | | | | | 4 | 0 | 1 | 1 | 0 | 1 | 2 | | | | | | | | | |
| Floyd Robinson, L OBP: 0.346, SLG: 0.386 | | | | | | | | | | 4 | 0 | 1 | 1 | 0 | 0 | 1 | | | | | | | | | |
| Danny Cater, R OBP: 0.309, SLG: 0.402 | | | | | | | | | | 4 | 0 | 0 | 0 | 0 | 1 | 2 | | | | | | | | | |
| John Romano, R OBP: 0.364, SLG: 0.448 | | | | | | | | | | 3 | 1 | 0 | 0 | 1 | 1 | 2 | | | | | | | | | |
| Bill Skowron, R OBP: 0.328, SLG: 0.441 | | | | | | | | | | 4 | 0 | 2 | 0 | 0 | 1 | 0 | | | | | | | | | |
| Pete Ward, L OBP: 0.329, SLG: 0.371 | | | | | | | | | | 4 | 0 | 0 | 0 | 0 | 0 | 4 | | | | | | | | | |
| Ron Hansen, R OBP: 0.304, SLG: 0.352 | | | | | | | | | | 4 | 2 | 1 | 1 | 0 | 0 | 1 | | | | | | | | | |
| Ken Berry, R OBP: 0.269, SLG: 0.352 | | | | | | | | | | 4 | 0 | 1 | 0 | 0 | 1 | 2 | | | | | | | | | |
| Joe Horlen, R BP: 2.12, SLG: 0.154 | | | | | | | | | | 0 | 0 | 0 | 0 | 0 | 0 | 0 | | | | | | | | | |
| Bob Locker, S | | | | | | | | | | 1 | 0 | 0 | 0 | 0 | 1 | 0 | | | | | | | | | |
| Jim Hicks, R | | | | | | | | | | 1 | 1 | 1 | 0 | 0 | 0 | 0 | | | | | | | | | |
| Eddie Fisher, R | | | | | | | | | | 0 | 0 | 0 | 0 | 0 | 0 | 0 | | | | | | | | | |
| Gene Freese, R | | | | | | | | | | 0 | 0 | 0 | 0 | 0 | 0 | 0 | | | | | | | | | |
| Smoky Burgess, L | | | | | | | | | | 1 | 0 | 1 | 1 | 0 | 0 | 0 | | | | | | | | | |
| Greg Bollo, R | | | | | | | | | | 1 | 0 | 1 | 0 | 0 | 0 | 0 | | | | | | | | | |
| Marv Staeheli, L | | | | | | | | | | 1 | 0 | 1 | 0 | 0 | 0 | 0 | | | | | | | | | |
| Inning Stats | R: 0 E: 0 K: 0 S: 3 | H: 0 LOB: 0 BB: 0 P: 3 | R: 0 E: 0 K: 0 S: 3 | H: 0 LOB: 0 BB: 0 P: 3 | R: 0 E: 0 K: 1 S: 5 | H: 0 LOB: 0 BB: 0 P: 5 | R: 0 E: 0 K: 0 S: 3 | H: 0 LOB: 0 BB: 0 P: 3 | R: 1 E: 0 K: 0 S: 4 | H: 1 LOB: 1 BB: 1 P: 8 | R: 1 E: 0 K: 1 S: 7 | H: 2 LOB: 1 BB: 0 P: 7 | R: 1 E: 0 K: 2 S: 10 | H: 3 LOB: 2 BB: 0 P: 10 | R: 0 E: 0 K: 1 S: 7 | H: 2 LOB: 2 BB: 0 P: 7 | R: 1 E: 1 K: 1 S: 7 | H: 1 LOB: 1 BB: 0 P: 7 | 1B: 7 2B: 2 3B: 0 HR: 0 | SF: 2 SAC: 0 DP: 0 HBP: 0 | WP: 0 PB: 0 SB: 0 CS: 0 | PA: 38 | | | |
| PITCHER | IP | WLS | BF | H | R | ER | SO | BB | IBB | HBP | BLK | WP | HR | S | P | ERA | WHIP | | | | | | | | |
| Jim Kaat, L ERA: 2.89 | 6.2 | W | 26 | 5 | 3 | 3 | 3 | 1 | 0 | 0 | 0 | 0 | 0 | 31 | 35 | 4.05 | 0.900 | | | | | | | | |
| Al Worthington, R ERA: 1.93 | 2.1 | S | 12 | 4 | 1 | 0 | 3 | 0 | 0 | 0 | 0 | 0 | 0 | 18 | 18 | 0.00 | 1.714 | | | | | | | | |

Minnesota Twins @ Chicago White Sox
Comiskey Park, Chicago, IL
Thu Sep 09 1965, 4:33 AM EDT
Att: 5,786 - Unknown

AB 35
R 4
H 9
RBI 4
BB 1
SO 6
LOB 14



| Batter | 1 | 2 | 3 | 4 | 5 | 6 | 7 | 8 | 9 | AB | R | H | RBI | BB | SO | LOB | TOP | | | | | | | | | | |
|--|------------------------------|---------------------------------|------------------------------|----------------------------------|------------------------------|---------------------------------|------------------------------|---------------------------------|------------------------------|---------------------------------|------------------------------|---------------------------------|------------------------------|---------------------------------|------------------------------|---------------------------------|---|----------------------------------|------------------------------------|-------------------------|--------|--|--|--|--|--|--|
| Bobby Richardson, R OBP: 0.294, SLG: 0.334 (1, 4) | | | | | | | | | | 4 | 0 | 0 | 0 | 0 | 0 | 3 | New York Yankees @ Chicago White Sox Comiskey Park, Chicago, IL Fri Sep 10 1965, 8:05 PM EDT Att: 20,954 - Unknown - 64 F livebaseballscorecards.com | | | | | | | | | | |
| Tom Tresh, S OBP: 0.347, SLG: 0.484 (1, 8) (7, 7) | | | | | | | | | | 3 | 1 | 1 | 1 | 1 | 1 | 0 | | | | | | | | | | | |
| Mickey Mantle, S OBP: 0.386, SLG: 0.466 Roger Repoz, L OBP: 0.295, SLG: 0.472 (1, 7) (7, 8) | | | | | | | | | | 3 | 0 | 0 | 0 | 1 | 0 | 1 | | | | | | | | | | | |
| Elston Howard, R OBP: 0.275, SLG: 0.354 (1, 2) | | | | | | | | | | 3 | 0 | 0 | 0 | 1 | 1 | | | | | | | | | | | | |
| Clete Boyer, R OBP: 0.312, SLG: 0.428 (1, 5) | | | | | | | | | | 4 | 1 | 1 | 0 | 0 | 1 | 1 | | | | | | | | | | | |
| Hector Lopez, R OBP: 0.319, SLG: 0.380 Ray Barker, L OBP: 0.311, SLG: 0.372 (1, 9) (8, 3) | | | | | | | | | | 3 | 0 | 0 | 0 | 1 | 2 | 0 | | | | | | | | | | | |
| Joe Pepitone, L OBP: 0.304, SLG: 0.400 (1, 3) (8, 9) | | | | | | | | | | 4 | 0 | 0 | 0 | 0 | 2 | | | | | | | | | | | | |
| Phil Linz, R OBP: 0.281, SLG: 0.279 (1, 6) | | | | | | | | | | 4 | 1 | 2 | 1 | 0 | 1 | 0 | | | | | | | | | | | |
| Mel Stottlemyre, R OBP: 0.136, SLG: 0.250 (1, 1) | | | | | | | | | | 4 | 0 | 1 | 1 | 0 | 1 | 2 | | | | | | | | | | | |
| Inning Stats | R: 0 E: 0 K: 1 S: 5 | H: 0 LOB: 1 BB: 1 P: 9 | R: 1 E: 0 K: 1 S: 7 | H: 2 LOB: 2 BB: 1 P: 11 | R: 0 E: 0 K: 1 S: 5 | H: 0 LOB: 1 BB: 1 P: 9 | R: 1 E: 0 K: 0 S: 4 | H: 2 LOB: 0 BB: 0 P: 5 | R: 1 E: 0 K: 0 S: 4 | H: 1 LOB: 0 BB: 0 P: 4 | R: 0 E: 0 K: 2 S: 7 | H: 0 LOB: 1 BB: 0 P: 7 | R: 0 E: 0 K: 0 S: 3 | H: 0 LOB: 1 BB: 1 P: 7 | R: 0 E: 0 K: 2 S: 7 | H: 0 LOB: 0 BB: 0 P: 3 | | 1B: 3 2B: 1 3B: 0 HR: 1 | SF: 0 SAC: 0 DP: 0 HBP: 0 | WP: 1 PB: 0 CS: 0 | PA: 36 | | | | | | |
| PITCHER | IP | WLS | BF | H | R | ER | SO | BB | IBB | HBP | BLK | WP | HR | S | P | ERA | WHIP | | | | | | | | | | |
| Gary Peters, L ERA: 3.74 Hoyt Wilhelm, R ERA: 1.92 (1, 1) (8, 1) | 7.0 | L | 30 | 5 | 3 | 3 | 5 | 4 | 0 | 0 | 0 | 1 | 1 | 36 | 52 | 3.86 | 1.286 | | | | | | | | | | |

| Batter | 1 | 2 | 3 | 4 | 5 | 6 | 7 | 8 | 9 | AB | R | H | RBI | BB | SO | LOB | BOTTOM | | | | | | | | | | |
|---|------------------------------|---------------------------------|------------------------------|---------------------------------|------------------------------|---------------------------------|------------------------------|---------------------------------|------------------------------|---------------------------------|------------------------------|---------------------------------|------------------------------|---------------------------------|------------------------------|---------------------------------|---|------------------------------|---------------------------------|----------------------------------|------------------------------------|-------------------------|--------|--|--|--|--|
| Don Buford, S OBP: 0.353, SLG: 0.383 (1, 4) | | | | | | | | | | 4 | 0 | 0 | 0 | 0 | 0 | 3 | New York Yankees @ Chicago White Sox Comiskey Park, Chicago, IL Fri Sep 10 1965, 8:05 PM EDT Att: 20,954 - Unknown - 64 F livebaseballscorecards.com | | | | | | | | | | |
| Floyd Robinson, L OBP: 0.347, SLG: 0.386 (1, 9) | | | | | | | | | | 3 | 0 | 1 | 0 | 1 | 1 | 0 | | | | | | | | | | | |
| John Romano, R OBP: 0.366, SLG: 0.450 (1, 2) | | | | | | | | | | 3 | 0 | 1 | 0 | 1 | 0 | 2 | | | | | | | | | | | |
| Pete Ward, L OBP: 0.328, SLG: 0.370 (1, 5) | | | | | | | | | | 4 | 0 | 1 | 0 | 0 | 0 | 2 | | | | | | | | | | | |
| Bill Skowron, R OBP: 0.328, SLG: 0.439 (1, 3) | | | | | | | | | | 4 | 0 | 1 | 0 | 0 | 0 | 3 | | | | | | | | | | | |
| Tom McCraw, L OBP: 0.305, SLG: 0.295 (1, 7) | | | | | | | | | | 4 | 0 | 1 | 0 | 0 | 0 | 1 | | | | | | | | | | | |
| Ron Hansen, R OBP: 0.303, SLG: 0.353 (1, 6) | | | | | | | | | | 4 | 1 | 1 | 0 | 0 | 0 | 2 | | | | | | | | | | | |
| Ken Berry, R OBP: 0.271, SLG: 0.355 (1, 8) | | | | | | | | | | 3 | 0 | 1 | 1 | 1 | 1 | 0 | | | | | | | | | | | |
| Gary Peters, L OBP: 0.208, SLG: 0.243 Smoky Burgess, L OBP: 0.363, SLG: 0.444 Hoyt Wilhelm, R (1, 1) (7, PH) (8, 1) | | | | | | | | | | 2 | 0 | 0 | 0 | 0 | 1 | 1 | | | | | | | | | | | |
| Inning Stats | R: 0 E: 0 K: 0 S: 3 | H: 0 LOB: 1 BB: 1 P: 7 | R: 1 E: 0 K: 1 S: 7 | H: 2 LOB: 1 BB: 0 P: 7 | R: 0 E: 0 K: 0 S: 3 | H: 1 LOB: 0 BB: 0 P: 3 | R: 0 E: 0 K: 1 S: 4 | H: 1 LOB: 1 BB: 0 P: 4 | R: 0 E: 0 K: 1 S: 5 | H: 0 LOB: 0 BB: 0 P: 5 | R: 0 E: 0 K: 1 S: 6 | H: 1 LOB: 1 BB: 0 P: 6 | R: 0 E: 0 K: 0 S: 4 | H: 2 LOB: 2 BB: 1 P: 8 | R: 0 E: 0 K: 0 S: 3 | H: 1 LOB: 1 BB: 1 P: 7 | | R: 0 E: 0 K: 0 S: 3 | H: 0 LOB: 0 BB: 0 P: 3 | 1B: 5 2B: 3 3B: 0 HR: 0 | SF: 0 SAC: 0 DP: 2 HBP: 0 | WP: 0 PB: 0 CS: 1 | PA: 35 | | | | |
| PITCHER | IP | WLS | BF | H | R | ER | SO | BB | IBB | HBP | BLK | WP | HR | S | P | ERA | WHIP | | | | | | | | | | |
| Mel Stottlemyre, R ERA: 2.66 (1, 1) | 9.0 | W | 35 | 8 | 1 | 1 | 3 | 3 | 0 | 0 | 0 | 0 | 0 | 38 | 50 | 1.00 | 1.222 | | | | | | | | | | |

| Batter | 1 | 2 | 3 | 4 | 5 | 6 | 7 | 8 | 9 | AB | R | H | RBI | BB | SO | LOB | TOP | | | | | | | | | | |
|--|------------------------------|---------------------------------|------------------------------|---------------------------------|------------------------------|---------------------------------|------------------------------|---------------------------------|------------------------------|----------------------------------|------------------------------|---------------------------------|------------------------------|---------------------------------|------------------------------|---------------------------------|--|---|----------------------------------|------------------------------------|-------------------------|--------|--|--|--|--|--|
| Bobby Richardson, R OBP: 0.294, SLG: 0.334 (1, 4) | | | | | | | | | | 4 | 1 | 1 | 0 | 0 | 0 | 1 | New York Yankees @ Chicago White Sox Comiskey Park, Chicago, IL Sat Sep 11 1965, 8:05 PM EDT Att: 18,906 - Cloudy - 58 F | | | | | | | | | | |
| Tom Tresh, S OBP: 0.348, SLG: 0.483 (1, 7) | | | | | | | | | | 3 | 1 | 1 | 0 | 1 | 0 | 0 | | | | | | | | | | | |
| Joe Pepitone, L OBP: 0.307, SLG: 0.402 (1, 3) (9, 9) | | | | | | | | | | 4 | 0 | 3 | 2 | 0 | 0 | 0 | | | | | | | | | | | |
| Elston Howard, R OBP: 0.277, SLG: 0.353 (1, 2) | | | | | | | | | | 3 | 0 | 1 | 1 | 1 | 1 | 3 | | | | | | | | | | | |
| Roger Repoz, L OBP: 0.294, SLG: 0.464 (1, 8) | | | | | | | | | | 3 | 0 | 0 | 0 | 1 | 1 | 4 | | | | | | | | | | | |
| Clete Boyer, R OBP: 0.310, SLG: 0.425 (1, 5) | | | | | | | | | | 4 | 0 | 0 | 0 | 0 | 2 | 4 | | | | | | | | | | | |
| Archie Moore, L OBP: 0.429, SLG: 0.833 (1, 9) | | | | | | | | | | 3 | 0 | 0 | 0 | 0 | 1 | 0 | | AB 33 R 3 H 8 RBI 3 BB 3 SO 7 LOB 13 | | | | | | | | | |
| Ross Moschitto, R OBP: 0.185, SLG: 0.308 (7, 9) | | | | | | | | | | 0 | 0 | 0 | 0 | 0 | 0 | 0 | | | | | | | | | | | |
| Mickey Mantle, S OBP: 0.385, SLG: 0.464 (9, PH) | | | | | | | | | | 1 | 0 | 0 | 0 | 0 | 0 | 0 | | | | | | | | | | | |
| Ray Barker, L OBP: 0.311, SLG: 0.372 (9, 3) | | | | | | | | | | 0 | 0 | 0 | 0 | 0 | 0 | 0 | | | | | | | | | | | |
| Phil Linz, R OBP: 0.281, SLG: 0.279 (1, 6) | | | | | | | | | | 4 | 0 | 1 | 0 | 0 | 1 | 0 | | | | | | | | | | | |
| Whitey Ford, L OBP: 0.237, SLG: 0.208 (1, 1) | | | | | | | | | | 4 | 1 | 1 | 0 | 0 | 1 | 1 | | | | | | | | | | | |
| Pedro Ramos, S OBP: 0.091, SLG: 0.091 (9, 1) | | | | | | | | | | 0 | 0 | 0 | 0 | 0 | 0 | 0 | | | | | | | | | | | |
| Inning Stats | R: 1 E: 0 K: 1 S: 7 | H: 3 LOB: 1 BB: 0 P: 7 | R: 0 E: 0 K: 0 S: 3 | H: 0 LOB: 0 BB: 0 P: 3 | R: 2 E: 0 K: 0 S: 5 | H: 2 LOB: 1 BB: 1 P: 9 | R: 0 E: 0 K: 2 S: 8 | H: 1 LOB: 1 BB: 0 P: 8 | R: 0 E: 0 K: 1 S: 6 | H: 1 LOB: 3 BB: 2 P: 14 | R: 0 E: 0 K: 0 S: 3 | H: 0 LOB: 0 BB: 0 P: 3 | R: 0 E: 0 K: 1 S: 5 | H: 1 LOB: 0 BB: 0 P: 5 | R: 0 E: 0 K: 1 S: 5 | H: 0 LOB: 0 BB: 0 P: 5 | R: 0 E: 0 K: 1 S: 5 | H: 0 LOB: 0 BB: 0 P: 5 | 1B: 8 2B: 0 3B: 0 HR: 0 | SF: 0 SAC: 0 DP: 2 HBP: 0 | WP: 0 PB: 1 CS: 0 | PA: 36 | | | | | |
| PITCHER | IP | WLS | BF | H | R | ER | SO | BB | IBB | HBP | BLK | WP | HR | S | P | ERA | WHIP | | | | | | | | | | |
| Bruce Howard, R ERA: 3.74 (1, 1) | 5.0 | L | 24 | 7 | 3 | 3 | 4 | 3 | 0 | 0 | 0 | 0 | 0 | 29 | 41 | 5.40 | 2.000 | | | | | | | | | | |
| Frank Lary, R ERA: 3.53 (6, 1) | 2.0 | | 6 | 0 | 0 | 0 | 1 | 0 | 0 | 0 | 0 | 0 | 0 | 8 | 8 | 0.00 | 0.000 | | | | | | | | | | |
| Eddie Fisher, R ERA: 2.1 (8, 1) | 2.0 | | 6 | 1 | 0 | 0 | 2 | 0 | 0 | 0 | 0 | 0 | 0 | 10 | 10 | 0.00 | 0.500 | | | | | | | | | | |



| Batter | 1 | 2 | 3 | 4 | 5 | 6 | 7 | 8 | 9 | AB | R | H | RBI | BB | SO | LOB | BOTTOM | | | | | | | | | | |
|--|------------------------------|---------------------------------|------------------------------|---------------------------------|------------------------------|---------------------------------|------------------------------|---------------------------------|------------------------------|---------------------------------|------------------------------|---------------------------------|------------------------------|---------------------------------|------------------------------|---------------------------------|--|------------------------------------|-------------------------|--------|--|--|--|--|--|--|--|
| Don Buford, S OBP: 0.397, SLG: 0.386 (1, 4) | | | | | | | | | | 4 | 0 | 3 | 0 | 1 | 1 | 1 | New York Yankees @ Chicago White Sox Comiskey Park, Chicago, IL Sat Sep 11 1965, 8:05 PM EDT Att: 18,906 - Cloudy - 58 F | | | | | | | | | | |
| Floyd Robinson, L OBP: 0.347, SLG: 0.388 (1, 9) | | | | | | | | | | 5 | 0 | 2 | 0 | 0 | 0 | 5 | | | | | | | | | | | |
| Danny Cater, R OBP: 0.308, SLG: 0.400 (1, 7) | | | | | | | | | | 4 | 0 | 1 | 0 | 0 | 1 | 3 | | | | | | | | | | | |
| John Romano, R OBP: 0.365, SLG: 0.447 (1, 2) | | | | | | | | | | 4 | 0 | 1 | 0 | 0 | 0 | 4 | | | | | | | | | | | |
| Bill Skowron, R OBP: 0.325, SLG: 0.436 (1, 3) | | | | | | | | | | 4 | 0 | 0 | 0 | 0 | 0 | 2 | | | | | | | | | | | |
| Pete Ward, L OBP: 0.327, SLG: 0.369 (1, 5) | | | | | | | | | | 4 | 1 | 1 | 0 | 0 | 2 | 1 | | | | | | | | | | | |
| Ron Hansen, R OBP: 0.305, SLG: 0.356 (1, 6) | | | | | | | | | | 4 | 0 | 2 | 0 | 0 | 0 | 0 | | | | | | | | | | | |
| Ken Berry, R OBP: 0.270, SLG: 0.352 (1, 8) | | | | | | | | | | 3 | 0 | 0 | 0 | 0 | 1 | 1 | | | | | | | | | | | |
| Smoky Burgess, L OBP: 0.355, SLG: 0.438 (9, PH) | | | | | | | | | | 1 | 0 | 0 | 0 | 0 | 0 | 2 | | | | | | | | | | | |
| Bruce Howard, S OBP: 0.214, SLG: 0.211 (5, PH) | | | | | | | | | | 1 | 0 | 0 | 0 | 0 | 1 | 0 | | | | | | | | | | | |
| Jim Hickley, R OBP: 0.297, SLG: 0.333 (6, 1) | | | | | | | | | | 1 | 0 | 1 | 0 | 0 | 0 | 0 | | | | | | | | | | | |
| Frank Lary, L OBP: 0.226, SLG: 0.236 (7, PH) | | | | | | | | | | 0 | 0 | 0 | 0 | 0 | 0 | 0 | | | | | | | | | | | |
| Gene Fressler, R OBP: 0.266, SLG: 0.356 (9, 1) | | | | | | | | | | 1 | 0 | 1 | 0 | 0 | 0 | 0 | | | | | | | | | | | |
| Eddie Fisher, R OBP: 0.172, SLG: 0.173 (9, 1) | | | | | | | | | | 0 | 0 | 0 | 0 | 0 | 0 | 0 | | | | | | | | | | | |
| Tom McCraw, L OBP: 0.304, SLG: 0.294 (9, PH) | | | | | | | | | | 1 | 0 | 0 | 1 | 0 | 0 | 1 | | | | | | | | | | | |
| Inning Stats | R: 0 E: 0 K: 0 S: 4 | H: 2 LOB: 1 BB: 0 P: 4 | R: 0 E: 0 K: 0 S: 4 | H: 1 LOB: 0 BB: 0 P: 4 | R: 0 E: 0 K: 1 S: 7 | H: 2 LOB: 2 BB: 0 P: 7 | R: 0 E: 0 K: 1 S: 5 | H: 0 LOB: 0 BB: 0 P: 5 | R: 0 E: 0 K: 1 S: 6 | H: 1 LOB: 1 BB: 0 P: 6 | R: 0 E: 0 K: 1 S: 6 | H: 1 LOB: 2 BB: 0 P: 7 | R: 0 E: 0 K: 1 S: 5 | H: 1 LOB: 0 BB: 0 P: 5 | R: 1 E: 1 K: 0 S: 5 | H: 2 LOB: 2 BB: 1 P: 9 | 1B: 10 2B: 2 3B: 0 HR: 0 | SF: 0 SAC: 0 DP: 1 HBP: 0 | WP: 0 PB: 0 CS: 0 | PA: 38 | | | | | | | |
| PITCHER | IP | WLS | BF | H | R | ER | SO | BB | IBB | HBP | BLK | WP | HR | S | P | ERA | WHIP | | | | | | | | | | |
| Whitey Ford, L ERA: 3.14 (1, 1) | 8.0 | | 34 | 12 | 1 | 0 | 6 | 0 | 0 | 0 | 0 | 0 | 0 | 46 | 46 | 0.00 | 1.500 | | | | | | | | | | |
| Pedro Ramos, R ERA: 3.09 (9, 1) | 1.0 | S | 4 | 0 | 0 | 0 | 0 | 1 | 0 | 0 | 0 | 0 | 0 | 3 | 7 | 0.00 | 1.000 | | | | | | | | | | |



| Batter | 1 | 2 | 3 | 4 | 5 | 6 | 7 | 8 | 9 | AB | R | H | RBI | BB | SO | LOB | TOP | | | | |
|--|------------------------------|---------------------------------|------------------------------|---------------------------------|------------------------------|---------------------------------|------------------------------|---------------------------------|------------------------------|---------------------------------|------------------------------|---------------------------------|------------------------------|---------------------------------|------------------------------|---------------------------------|----------------------------------|------------------------------------|-------------------------|--------|--|
| Horace Clarke, S OBP: 0.329, SLG: 0.292 Bobby Richardson, R OBP: 0.260, SLG: 0.333 (8, PH) | 6-3 | | E4 FC4-6 | | | 1-3 | | F8 | | 3 | 0 | 0 | 0 | 0 | 0 | 1 | | | | | |
| Roy White, S OBP: 0.364, SLG: 0.455 (1, 9) | 6-3 | | FC4-6 | | | 6-3 | | | F8 | 4 | 0 | 0 | 0 | 0 | 0 | 2 | | | | | |
| Mickey Mantle, S OBP: 0.381, SLG: 0.459 (1, 7) | 6-3 | | | K | | | | | K | 4 | 0 | 0 | 0 | 0 | 2 | 0 | | | | | |
| Tom Tresh, S OBP: 0.349, SLG: 0.489 (1, 8) | | F8 | | F9 | | | | | | 4 | 1 | 2 | 1 | 0 | 0 | 0 | | | | | |
| Elston Howard, R OBP: 0.277, SLG: 0.350 (1, 2) | | G6-4-3 BB | | F6 | | | | | K2-3 | 3 | 0 | 0 | 0 | 1 | 1 | 1 | | | | | |
| Clete Boyer, R OBP: 0.306, SLG: 0.422 (1, 5) | | G6-4-3 | | | | | | | | 3 | 0 | 0 | 0 | 0 | 1 | 1 | | | | | |
| Joe Pepitone, L OBP: 0.307, SLG: 0.402 (1, 3) | | | 4-3 | | | K | | | | 3 | 0 | 1 | 0 | 0 | 1 | 0 | | | | | |
| Phil Linz, R OBP: 0.279, SLG: 0.277 (1, 6) | | | F4 | | | F6 | | | SH1-4 | 2 | 0 | 0 | 0 | 0 | 0 | 0 | | | | | |
| Al Downing, R OBP: 0.147, SLG: 0.181 Pete Mikkelsen, R OBP: 0.100, SLG: 0.100 (8, 1) | | | E6 | | | | | | 6-3 | 3 | 0 | 0 | 0 | 0 | 1 | 1 | | | | | |
| Inning Stats | R: 0 E: 0 K: 0 S: 3 | H: 0 LOB: 0 BB: 0 P: 3 | R: 0 E: 0 K: 0 S: 2 | H: 0 LOB: 0 BB: 1 P: 6 | R: 0 E: 2 K: 0 S: 5 | H: 0 LOB: 2 BB: 0 P: 5 | R: 0 E: 0 K: 1 S: 5 | H: 0 LOB: 0 BB: 0 P: 7 | R: 0 E: 0 K: 2 S: 7 | H: 0 LOB: 0 BB: 0 P: 5 | R: 1 E: 0 K: 0 S: 4 | H: 1 LOB: 0 BB: 0 P: 4 | R: 0 E: 0 K: 0 S: 4 | H: 1 LOB: 1 BB: 0 P: 4 | R: 0 E: 0 K: 2 S: 8 | H: 1 LOB: 1 BB: 0 P: 8 | 1B: 2 2B: 0 3B: 0 HR: 1 | SF: 0 SAC: 1 DP: 1 HBP: 0 | WP: 0 PB: 1 CS: 0 | PA: 32 | |
| PITCHER | IP | WLS | BF | H | R | ER | SO | BB | IBB | HBP | BLK | WP | HR | S | P | ERA | WHIP | | | | |
| Tommy John, L ERA: 3.33 Hoyt Wilhelm, R ERA: 1.9 | 8.0 | W | 28 | 2 | 1 | 1 | 4 | 1 | 0 | 0 | 0 | 0 | 1 | 35 | 39 | 1.12 | 0.375 | | | | |
| | 1.0 | S | 4 | 1 | 0 | 0 | 2 | 0 | 0 | 0 | 0 | 0 | 0 | 8 | 8 | 0.00 | 1.000 | | | | |

New York Yankees @ Chicago White Sox
Comiskey Park, Chicago, IL
Sun Sep 12 1965, 4:33 AM EDT
Att: 18,202 - Unknown - 64 F

AB 30
R 1
H 3
RBI 1
BB 1
SO 6
LOB 7



| Batter | 1 | 2 | 3 | 4 | 5 | 6 | 7 | 8 | 9 | AB | R | H | RBI | BB | SO | LOB | BOTTOM | | | | |
|---|------------------------------|----------------------------------|------------------------------|---------------------------------|------------------------------|---------------------------------|------------------------------|---------------------------------|------------------------------|---------------------------------|------------------------------|---------------------------------|------------------------------|---------------------------------|------------------------------|----------------------------------|----------------------------------|------------------------------------|-------------------------|--------|--|
| Danny Cater, R OBP: 0.310, SLG: 0.400 (1, 7) | 1B BB | | G3 1B | | | 6-3 | | E6 FC4-6 | | 3 | 1 | 1 | 0 | 1 | 0 | 0 | | | | | |
| Don Buford, S OBP: 0.356, SLG: 0.387 (1, 4) | BB 1B | | F7 | | | | | FC4-6 BB 2B | | 4 | 1 | 2 | 0 | 0 | 0 | 2 | | | | | |
| Floyd Robinson, L OBP: 0.349, SLG: 0.388 (1, 9) | BB 1B | | G3 | | | | | BB 2B | | 2 | 1 | 1 | 0 | 1 | 0 | 1 | | | | | |
| John Romano, R OBP: 0.363, SLG: 0.443 J.C. Martin, L OBP: 0.325, SLG: 0.336 (9, 2) | K | | F3 | | | | | BB 2B | | 3 | 1 | 0 | 0 | 1 | 1 | 5 | | | | | |
| Bill Skowron, R OBP: 0.327, SLG: 0.437 Tom McCraw, L OBP: 0.304, SLG: 0.294 (8, PR) | G1-6-3 BB | | | | | L8 | | BB 2B | | 3 | 0 | 1 | 4 | 1 | 0 | 1 | | | | | |
| Pete Ward, L OBP: 0.327, SLG: 0.366 (1, 5) | G1-6-3 | | | | | K | | BB | | 3 | 0 | 0 | 0 | 1 | 1 | 3 | | | | | |
| Ron Hansen, R OBP: 0.303, SLG: 0.353 (1, 6) | | 6-3 | | | | K | | | | 4 | 0 | 0 | 0 | 0 | 2 | 2 | | | | | |
| Ken Berry, R OBP: 0.268, SLG: 0.350 (1, 8) | | K | | | | | | | | 3 | 0 | 0 | 0 | 0 | 2 | 0 | | | | | |
| Tommy John, R OBP: 0.216, SLG: 0.188 Jim Hicks, R OBP: 0.231, SLG: 0.308 Hoyt Wilhelm, R ERA: 3.29 (9, 1) | | | K | | | | | | K | 2 | 0 | 0 | 0 | 0 | 1 | 0 | | | | | |
| Inning Stats | R: 1 E: 0 K: 1 S: 6 | H: 2 LOB: 2 BB: 2 P: 14 | R: 0 E: 0 K: 2 S: 7 | H: 0 LOB: 0 BB: 0 P: 7 | R: 0 E: 0 K: 0 S: 4 | H: 1 LOB: 1 BB: 0 P: 4 | R: 0 E: 0 K: 2 S: 7 | H: 0 LOB: 0 BB: 0 P: 7 | R: 0 E: 0 K: 0 S: 3 | H: 0 LOB: 0 BB: 0 P: 3 | R: 0 E: 0 K: 0 S: 4 | H: 1 LOB: 1 BB: 0 P: 4 | R: 0 E: 0 K: 1 S: 5 | H: 0 LOB: 0 BB: 0 P: 5 | R: 3 E: 1 K: 2 S: 9 | H: 1 LOB: 2 BB: 3 P: 21 | 1B: 4 2B: 1 3B: 0 HR: 0 | SF: 0 SAC: 1 DP: 1 HBP: 0 | WP: 0 PB: 0 CS: 0 | PA: 34 | |
| PITCHER | IP | WLS | BF | H | R | ER | SO | BB | IBB | HBP | BLK | WP | HR | S | P | ERA | WHIP | | | | |
| Al Downing, L ERA: 3.48 Pete Mikkelsen, R ERA: 3.29 | 7.2 | L | 33 | 5 | 4 | 1 | 7 | 5 | 0 | 0 | 0 | 0 | 0 | 42 | 62 | 1.17 | 1.304 | | | | |
| | 0.1 | | 1 | 0 | 0 | 0 | 1 | 0 | 0 | 0 | 0 | 0 | 0 | 3 | 3 | 0.00 | 0.000 | | | | |

New York Yankees @ Chicago White Sox
Comiskey Park, Chicago, IL
Sun Sep 12 1965, 4:33 AM EDT
Att: 18,202 - Unknown - 64 F

AB 28
R 4
H 5
RBI 4
BB 5
SO 8
LOB 14



| Batter | 1 | 2 | 3 | 4 | 5 | 6 | 7 | 8 | 9 | AB | R | H | RBI | BB | SO | LOB | TOP | | | | |
|--|--|---------------------------------|------------------------------|----------------------------------|------------------------------|---------------------------------|------------------------------|---------------------------------|------------------------------|---------------------------------|------------------------------|---------------------------------|------------------------------|----------------------------------|------------------------------|---------------------------------|------------------------------|---------------------------------|----------------------------------|------------------------------------|-----------------|
| Don Buford, S OBP: 0.356, SLG: 0.384 (1, 4) | 0-0 5-3 | | 0-0 F7 | | 0-0 F6 | | 0-0 F8 | | | 4 | 0 | 0 | 0 | 0 | 0 | 4 | | | | | |
| Floyd Robinson, L OBP: 0.346, SLG: 0.386 (1, 9) | 0-0 6-3 | | 0-0 F7 | | 0-0 F8 | | | 0-0 3-1 | | 4 | 0 | 0 | 0 | 0 | 0 | 2 | | | | | |
| John Romano, R OBP: 0.362, SLG: 0.441 (1, 2) | 0-0 6-3 | | | 0-0 FC1-4 1B | | 0-0 L5 | | 0-0 6-3 | | 4 | 0 | 1 | 0 | 0 | 0 | 0 | | | | | |
| Pete Ward, L OBP: 0.326, SLG: 0.364 (1, 5) | | 4-0 2B BB | | 0-0 F7 | | 0-0 6-3 | | 0-0 F6 | | 3 | 1 | 0 | 0 | 1 | 0 | 1 | | | | | |
| Bill Skowron, R OBP: 0.324, SLG: 0.434 (1, 3) | | 0-0 4-3 | | 0-0 FC1-4 | | 0-3 K | | | 0-0 1-3 | 4 | 0 | 0 | 0 | 0 | 1 | 2 | | | | | |
| Tom McCraw, L OBP: 0.307, SLG: 0.301 (1, 7) | | 0-0 2B | | 0-0 F7 | | | 0-0 SH1-3 1B | | 0-0 4-3 | 4 | 0 | 2 | 1 | 0 | 0 | 1 | | | | | |
| Ron Hansen, R OBP: 0.301, SLG: 0.351 (1, 6) | | 0-3 K | | | 0-0 F6 | | 0-0 SH1-3 | | 0-0 F2 | 3 | 0 | 0 | 0 | 0 | 1 | 1 | | | | | |
| Ken Berry, R OBP: 0.268, SLG: 0.350 (1, 8) | | 0-3 K | | | 0-0 1B | | 0-3 K | | | 3 | 0 | 1 | 0 | 0 | 2 | 2 | | | | | |
| Juan Pizarro, L OBP: 0.273, SLG: 0.323 (7, PH) | | | 0-0 6-3 | | | | | | | 2 | 0 | 1 | 0 | 0 | 0 | 0 | | | | | |
| Smoky Burgess, L OBP: 0.366, SLG: 0.438 (7, PR) | | | | | | | | | | 0 | 0 | 0 | 0 | 1 | 0 | 0 | | | | | |
| Bill Voss, L (7, PR) | | | | | | | | | | 0 | 0 | 0 | 0 | 0 | 0 | 0 | | | | | |
| Eddie Fisher, R OBP: 0.172, SLG: 0.179 (7, 1) | | | | | 1-2 1B | | | | | 0 | 0 | 0 | 0 | 0 | 0 | 0 | | | | | |
| Inning Stats | R: 0 E: 0 K: 0 S: 3 | H: 0 LOB: 0 BB: 0 P: 3 | R: 1 E: 0 K: 2 S: 8 | H: 1 LOB: 1 BB: 1 P: 12 | R: 0 E: 0 K: 0 S: 3 | H: 0 LOB: 0 BB: 0 P: 3 | R: 0 E: 0 K: 0 S: 4 | H: 1 LOB: 1 BB: 0 P: 4 | R: 0 E: 0 K: 0 S: 5 | H: 2 LOB: 2 BB: 0 P: 5 | R: 0 E: 0 K: 1 S: 5 | H: 0 LOB: 0 BB: 0 P: 5 | R: 0 E: 0 K: 1 S: 6 | H: 1 LOB: 2 BB: 1 P: 10 | R: 0 E: 0 K: 0 S: 3 | H: 0 LOB: 0 BB: 0 P: 3 | R: 0 E: 0 K: 0 S: 3 | H: 0 LOB: 0 BB: 0 P: 3 | 1B: 4 2B: 1 3B: 0 HR: 0 | SF: 0 SAC: 1 DP: 0 HBP: 0 | WP: 0 PA: 34 |
| PITCHER Fred Newman, R ERA: 3.17 (1, 1) | IP: 9.0 WLS: W BF: 34 H: 5 R: 1 ER: 1 SO: 4 BB: 1 IBB: 1 HBP: 0 BLK: 0 WP: 0 HR: 0 S: 40 P: 48 ERA: 1.00 WHIP: 0.667 | | | | | | | | | | | | | | | | | | | | |

Chicago White Sox @ Los Angeles Angels
Dodger Stadium, Los Angeles, CA
Tue Sep 14 1965, 7:05 PM PDT
Att: 2,885 - Unknown

livebaseballscores.com

AB 31
R 1
H 5
RBI 1
BB 2
SO 4
LOB 13



| Batter | 1 | 2 | 3 | 4 | 5 | 6 | 7 | 8 | 9 | AB | R | H | RBI | BB | SO | LOB | BOTTOM | | |
|---|---|----------------------------------|------------------------------|---------------------------------|------------------------------|---------------------------------|------------------------------|---------------------------------|------------------------------|---------------------------------|------------------------------|----------------------------------|------------------------------|---------------------------------|------------------------------|---------------------------------|----------------------------------|------------------------------------|-----------------|
| Paul Schaaf, R OBP: 0.304, SLG: 0.310 (1, 5) | 0-0 5-3 | | 0-0 6-3 WP 1B | | 0-0 F7 | | | 4-0 3B BB | | 3 | 2 | 1 | 0 | 1 | 0 | 1 | | | |
| Bobby Knoop, R OBP: 0.326, SLG: 0.403 (1, 4) | 4-0 BB SF7 BB | | 0-0 F9 | | 0-0 4-3 | | | 0-0 1-H WP 3B | | 3 | 2 | 1 | 1 | 1 | 0 | 2 | | | |
| Jim Fregosi, R OBP: 0.329, SLG: 0.405 (1, 6) | 0-0 1-2 1B | | 0-0 6-3 | | 0-0 F9 | | 0-0 3-H 1B BB | | 0-0 E S 1B | 3 | 1 | 1 | 0 | 1 | 0 | 1 | | | |
| Joe Adcock, R OBP: 0.359, SLG: 0.417 (8, PR) | 4-0 1-2 2-3 BB | | 0-0 4-3 | | 0-3 K | | 0-0 1-H 1B | | | 3 | 0 | 1 | 1 | 1 | 1 | 0 | | | |
| Jackie Hernandez, R OBP: 0.281, SLG: 0.323 (9, 3) | | | | | | | | | | 0 | 1 | 0 | 0 | 0 | 0 | 0 | | | |
| Vic Power, R OBP: 0.281, SLG: 0.323 (9, 3) | | | | | | | | | | 0 | 0 | 0 | 0 | 0 | 0 | 0 | | | |
| Dick Simpson, R (1, 8) | 0-0 SF7 | | | 0-3 K | | 0-0 F8 | | 0-0 1-3 F6 | | 3 | 0 | 0 | 1 | 0 | 1 | 1 | | | |
| Rick Reichardt, R OBP: 0.263, SLG: 0.263 (1, 7) | 0-0 3-H F9 | | | 0-0 4-3 | | 0-0 G3 | | 0-0 3-H 2B 1B | | 4 | 1 | 1 | 1 | 0 | 0 | 2 | | | |
| Ed Kirkpatrick, L OBP: 0.320, SLG: 0.500 (1, 9) | | 0-3 K | | 0-0 F5 | | 0-0 F9 | | 0-0 1-H 2B | | 4 | 0 | 1 | 1 | 0 | 1 | 0 | | | |
| Buck Rodgers, S OBP: 0.262, SLG: 0.258 (1, 2) | | 0-0 F8 | | | 4-0 SH3-4 BB | | 0-0 4-3 | | 0-0 4-3 | 3 | 0 | 0 | 0 | 1 | 0 | 2 | | | |
| Fred Newman, R OBP: 0.173, SLG: 0.149 (1, 1) | | 0-0 F3 | | | 0-0 SH3-4 | | 0-0 5-3 | | | 2 | 0 | 0 | 0 | 0 | 0 | 0 | | | |
| Inning Stats | R: 1 E: 0 K: 0 S: 4 | H: 1 LOB: 2 BB: 2 P: 12 | R: 0 E: 0 K: 1 S: 5 | H: 0 LOB: 0 BB: 0 P: 5 | R: 1 E: 0 K: 0 S: 4 | H: 1 LOB: 0 BB: 0 P: 4 | R: 0 E: 0 K: 1 S: 5 | H: 0 LOB: 0 BB: 0 P: 5 | R: 0 E: 0 K: 1 S: 3 | H: 0 LOB: 0 BB: 0 P: 3 | R: 5 E: 0 K: 0 S: 7 | H: 4 LOB: 2 BB: 2 P: 15 | R: 0 E: 0 K: 0 S: 3 | H: 0 LOB: 0 BB: 0 P: 3 | R: 0 E: 0 K: 0 S: 3 | H: 0 LOB: 0 BB: 0 P: 3 | 1B: 4 2B: 1 3B: 1 HR: 0 | SF: 1 SAC: 1 DP: 0 HBP: 0 | WP: 3 PA: 35 |
| PITCHER Juan Pizarro, L ERA: 3.1 (1, 1) | IP: 6.0 WLS: L BF: 23 H: 2 R: 2 ER: 1 SO: 3 BB: 3 IBB: 0 HBP: 0 BLK: 0 WP: 2 HR: 0 S: 26 P: 38 ERA: 1.50 WHIP: 0.833 | | | | | | | | | | | | | | | | | | |
| PITCHER Eddie Fisher, R ERA: 2.37 (7, 1) | IP: 2.0 WLS: L BF: 12 H: 4 R: 5 ER: 5 SO: 0 BB: 2 IBB: 0 HBP: 0 BLK: 0 WP: 1 HR: 0 S: 10 P: 18 ERA: 22.50 WHIP: 3.000 | | | | | | | | | | | | | | | | | | |

Chicago White Sox @ Los Angeles Angels
Dodger Stadium, Los Angeles, CA
Tue Sep 14 1965, 7:05 PM PDT
Att: 2,885 - Unknown

livebaseballscores.com

AB 28
R 7
H 6
RBI 5
BB 5
SO 3
LOB 9



| Batter | 1 | 2 | 3 | 4 | 5 | 6 | 7 | 8 | 9 | AB | R | H | RBI | BB | SO | LOB | TOP | | | | | | | | |
|--|------------------------------|---------------------------------|------------------------------|---------------------------------|------------------------------|---------------------------------|------------------------------|---------------------------------|------------------------------|----------------------------------|------------------------------|---------------------------------|------------------------------|---------------------------------|------------------------------|---------------------------------|------------------------------|----------------------------------|-----------------------------------|------------------------------------|----------------------------------|--------|--|--|--|
| Don Buford, S OBP: 0.356, SLG: 0.383 (1, 4) | F2 | | 5-3 | | 1-3 | | | | SF9 BB | 4 | 1 | 1 | 1 | 1 | 0 | 1 | | | | | | | | | |
| Floyd Robinson, L OBP: 0.345, SLG: 0.383 (1, 9) | E8 1-3 | | | 5-3 | 1B BB | F4 | | | F6 | 4 | 1 | 0 | 0 | 1 | 0 | 2 | | | | | | | | | |
| Danny Cater, R OBP: 0.312, SLG: 0.402 (1, 7) | 1-3 | | | E9 1B 1B | 1B BB | 5-3 | | | BB BB 1B | 5 | 3 | 3 | 1 | 0 | 0 | 2 | | | | | | | | | |
| Bill Skowron, R OBP: 0.325, SLG: 0.434 Tom McCraw, L OBP: 0.307, SLG: 0.301 (1, 3) (9, 3) | K | | | 1B 1B | 1B 1B | | 6-3 | | SF9 | 4 | 0 | 2 | 3 | 0 | 1 | 1 | | | | | | | | | |
| Pete Ward, L OBP: 0.329, SLG: 0.365 (1, 5) | | F9 | | 1B 1B | 1B 1B | | K | | BB 1B | 4 | 1 | 2 | 1 | 1 | 1 | 0 | | | | | | | | | |
| Ron Hansen, R OBP: 0.302, SLG: 0.350 (1, 6) | K | | | K | 1B 1B | | 6-3 | | BB 1B | 4 | 0 | 1 | 0 | 1 | 2 | 2 | | | | | | | | | |
| Ken Berry, R OBP: 0.268, SLG: 0.348 (1, 8) | F9 | | | F4 | K | | | 1-3 | 1B | 5 | 0 | 1 | 2 | 0 | 1 | 5 | | | | | | | | | |
| Duane Josephson, R OBP: 0.400, SLG: 0.250 (1, 2) | | | 5-3 | | 1-3 1B SH1-4 BB | 1B SH1-4 | | 5-3 | K | 4 | 2 | 1 | 0 | 1 | 1 | 2 | | | | | | | | | |
| John Buzhardt, R OBP: 0.196, SLG: 0.118 (1, 1) | | | K | | SH1-4 | SH1-4 | | 4-3 | | 2 | 0 | 0 | 0 | 0 | 1 | 0 | | | | | | | | | |
| Inning Stats | R: 0 E: 1 K: 1 S: 6 | H: 0 LOB: 1 BB: 0 P: 6 | R: 0 E: 0 K: 1 S: 5 | H: 0 LOB: 0 BB: 0 P: 5 | R: 0 E: 0 K: 1 S: 5 | H: 0 LOB: 0 BB: 0 P: 5 | R: 1 E: 1 K: 1 S: 8 | H: 3 LOB: 2 BB: 0 P: 8 | R: 3 E: 0 K: 1 S: 9 | H: 4 LOB: 3 BB: 2 P: 17 | R: 1 E: 0 K: 0 S: 5 | H: 2 LOB: 1 BB: 0 P: 5 | R: 0 E: 0 K: 1 S: 5 | H: 0 LOB: 0 BB: 0 P: 3 | R: 0 E: 0 K: 0 S: 3 | H: 0 LOB: 0 BB: 0 P: 3 | R: 3 E: 0 K: 1 S: 7 | H: 2 LOB: 3 BB: 3 P: 19 | 1B: 11 2B: 0 3B: 0 HR: 0 | SF: 1 SAC: 2 DP: 0 HBP: 0 | WP: 0 PB: 0 SB: 0 CS: 0 | PA: 44 | | | |
| PITCHER | IP | WLS | BF | H | R | ER | SO | BB | IBB | HBP | BLK | WP | HR | S | P | ERA | WHIP | | | | | | | | |
| George Brunet, L ERA: 2.76 (1, 1) | 4.2 | L | 23 | 6 | 4 | 4 | 4 | 2 | 0 | 0 | 0 | 0 | 0 | 29 | 37 | 7.71 | 1.714 | | | | | | | | |
| Barry Latman, R ERA: 2.54 (5, 1) | 0.1 | | 2 | 1 | 0 | 0 | 1 | 0 | 0 | 0 | 0 | 0 | 0 | 4 | 4 | 0.00 | 3.000 | | | | | | | | |
| Ed Sukla, R ERA: 5.4 (6, 1) | 3.0 | | 11 | 2 | 1 | 1 | 1 | 0 | 0 | 0 | 0 | 0 | 0 | 13 | 13 | 3.00 | 0.667 | | | | | | | | |
| Jim Coates, R ERA: 3.05 (9, 1) | 1.0 | | 8 | 2 | 3 | 3 | 1 | 3 | 0 | 0 | 0 | 0 | 0 | 7 | 19 | 27.00 | 5.000 | | | | | | | | |

Chicago White Sox @ Los Angeles Angels
Dodger Stadium, Los Angeles, CA
Wed Sep 15 1965, 7:05 PM PDT
Unknown

livebaseballscorecards.com

AB 36
R 8
H 11
RBI 8
BB 5
SO 7
LOB 15



| Batter | 1 | 2 | 3 | 4 | 5 | 6 | 7 | 8 | 9 | AB | R | H | RBI | BB | SO | LOB | BOTTOM | | | | | | | | |
|---|------------------------------|---------------------------------|------------------------------|---------------------------------|------------------------------|---------------------------------|------------------------------|---------------------------------|------------------------------|---------------------------------|------------------------------|---------------------------------|------------------------------|---------------------------------|------------------------------|---------------------------------|------------------------------|---------------------------------|----------------------------------|------------------------------------|----------------------------------|--------|--|--|--|
| Charlie Dees, L OBP: 0.200, SLG: 0.200 (1, 3) | F9 | | 3-1 | | G3 | | | F7 | | 4 | 0 | 0 | 0 | 0 | 0 | 2 | | | | | | | | | |
| Bobby Knoop, R OBP: 0.323, SLG: 0.399 (1, 4) | F3 | | | F2 | | F8 | | | F7 | 4 | 0 | 0 | 0 | 0 | 0 | 0 | | | | | | | | | |
| Jim Fregosi, R OBP: 0.330, SLG: 0.406 (1, 6) | K | | | 1-3 1B | | G4-6-3 1B | | | F3 | 4 | 0 | 2 | 0 | 0 | 1 | 0 | | | | | | | | | |
| Ed Kirkpatrick, L OBP: 0.276, SLG: 0.429 (1, 9) | | F4 | | 1-3 | | G4-6-3 | | | 3-1 | 4 | 0 | 0 | 0 | 0 | 0 | 2 | | | | | | | | | |
| Dick Simpson, R OBP: 0.143, SLG: 0.167 (1, 8) | | K | | K | | G6-4-3 1B | | | | 3 | 0 | 1 | 0 | 0 | 2 | 1 | | | | | | | | | |
| Rick Reichardt, R OBP: 0.273, SLG: 0.318 (1, 7) | | 5-3 | | | 5-3 1B 2B | G6-4-3 | | | | 3 | 1 | 1 | 0 | 0 | 0 | 1 | | | | | | | | | |
| Buck Rodgers, S OBP: 0.283, SLG: 0.258 (1, 2) | | | | SH5-4 1B | | L5 | | | | 3 | 0 | 1 | 0 | 0 | 0 | 1 | | | | | | | | | |
| Paul Schaal, R OBP: 0.303, SLG: 0.308 (1, 5) | | F8 | | | 5-3 | | | F8 | | 3 | 0 | 0 | 0 | 0 | 0 | 2 | | | | | | | | | |
| George Brunet, R OBP: 0.263, SLG: 0.259 (5, 1) Barry Latman, R OBP: 0.346, SLG: 0.371 (5, PH) Albie Pearson, L OBP: 0.371, SLG: 0.371 (5, PH) Ed Sukla, R OBP: 0.359, SLG: 0.271 (8, PH) Al Spangler, R OBP: 0.359, SLG: 0.271 (9, PH) Jim Coates, R (9, 1) | | SH5-4 | | | SH5-4 | | | F6 | | 0 | 0 | 0 | 0 | 0 | 0 | 0 | | | | | | | | | |
| Inning Stats | R: 0 E: 0 K: 1 S: 5 | H: 0 LOB: 0 BB: 0 P: 5 | R: 0 E: 0 K: 1 S: 5 | H: 0 LOB: 0 BB: 0 P: 5 | R: 0 E: 0 K: 0 S: 4 | H: 1 LOB: 1 BB: 0 P: 4 | R: 0 E: 0 K: 1 S: 6 | H: 1 LOB: 1 BB: 0 P: 6 | R: 0 E: 0 K: 0 S: 5 | H: 2 LOB: 1 BB: 0 P: 5 | R: 0 E: 0 K: 0 S: 3 | H: 1 LOB: 0 BB: 0 P: 3 | R: 0 E: 0 K: 0 S: 3 | H: 0 LOB: 0 BB: 0 P: 3 | R: 0 E: 0 K: 0 S: 3 | H: 0 LOB: 0 BB: 0 P: 3 | R: 0 E: 0 K: 0 S: 3 | H: 0 LOB: 0 BB: 0 P: 3 | 1B: 5 2B: 1 3B: 0 HR: 0 | SF: 0 SAC: 1 DP: 2 HBP: 0 | WP: 0 PB: 0 SB: 1 CS: 0 | PA: 31 | | | |
| PITCHER | IP | WLS | BF | H | R | ER | SO | BB | IBB | HBP | BLK | WP | HR | S | P | ERA | WHIP | | | | | | | | |
| John Buzhardt, R ERA: 3.05 (1, 1) | 9.0 | W | 31 | 6 | 1 | 1 | 3 | 0 | 0 | 0 | 0 | 0 | 0 | 37 | 37 | 1.00 | 0.667 | | | | | | | | |

Chicago White Sox @ Los Angeles Angels
Dodger Stadium, Los Angeles, CA
Wed Sep 15 1965, 7:05 PM PDT
Unknown

livebaseballscorecards.com

AB 30
R 1
H 6
RBI 1
BB 0
SO 3
LOB 9



| Batter | 1 | 2 | 3 | 4 | 5 | 6 | 7 | 8 | 9 | 10 | 11 | AB | R | H | RBI | BB | SO | LOB | TOP | | | | | | | | | | | | |
|--|--|--|---|---|--|---------------------------------|------------------------------|---------------------------------|------------------------------|----------------------------------|------------------------------|----------------------------------|------------------------------|---------------------------------|------------------------------|----------------------------------|------------------------------|---------------------------------|------------------------------|---------------------------------|------------------------------|---------------------------------|----------------------------------|------------------------------------|----------------------------------|--------|--|--|--|--|--|
| Tom McCraw, L OBP: 0.299, SLG: 0.293 (1, 7) | K | | F6 | | | F3 | F2 | | FC4-2 | | SH1-4 | 5 | 0 | 0 | 0 | 0 | 1 | 5 | | | | | | | | | | | | | |
| Don Buford, S OBP: 0.352, SLG: 0.378 (1, 4) | F8 | | | K | | F6 | | K | SF7 | | SF8 | 4 | 0 | 0 | 1 | 1 | 2 | 0 | | | | | | | | | | | | | |
| Floyd Robinson, L OBP: 0.346, SLG: 0.380 (1, 9) | K | | | 4-3 | | WP BB | | 1B | F7 | | SF8 | 3 | 1 | 0 | 1 | 2 | 1 | 2 | | | | | | | | | | | | | |
| Pete Ward, L OBP: 0.331, SLG: 0.369 (1, 5) | | K | | | HR | | | | | | | 3 | 1 | 2 | 1 | 2 | 1 | 0 | | | | | | | | | | | | | |
| Bill Skowron, R OBP: 0.429, SLG: 0.430 Ken Berry, R OBP: 0.267, SLG: 0.347 (1, 3) | | | | | | | | | | | | 3 | 1 | 1 | 1 | 0 | 1 | 2 | | | | | | | | | | | | | |
| Ron Hansen, R OBP: 0.365, SLG: 0.352 (1, 6) | | 1B | 2B | | | | | | | | | 5 | 0 | 1 | 1 | 0 | 2 | 2 | | | | | | | | | | | | | |
| Tommy Agee, R OBP: 0.429, SLG: 0.333 (1, 8) | | | | | | | | | | | | 5 | 0 | 2 | 0 | 0 | 1 | 2 | | | | | | | | | | | | | |
| Duane Josephson, R OBP: 0.429, SLG: 0.200 J.C. Martin, L OBP: 0.337, SLG: 0.344 Dave Nicholson, R OBP: 0.234, SLG: 0.271 John Romano, R OBP: 0.386, SLG: 0.443 (1, 2) | | | 6-3 | | | | | | | | | 1 | 0 | 0 | 0 | 1 | 0 | 0 | | | | | | | | | | | | | |
| Gary Peters, L OBP: 0.243 Bob Locker, R OBP: 0.172, SLG: 0.179 Eddie Fisher, R OBP: 0.259, SLG: 0.247 Hoyt Wilhelm, R OBP: 0.246, SLG: 0.302 Al Weis, S OBP: 0.246, SLG: 0.302 Frank Lary, R OBP: 0.246, SLG: 0.258 (1, 1) | | | | | | | | | | | | 0 | 0 | 0 | 0 | 0 | 0 | 0 | | | | | | | | | | | | | |
| Inning Stats | R: 0 E: 0 K: 2 S: 7 | H: 0 LOB: 0 BB: 0 P: 7 | R: 1 E: 0 K: 1 S: 6 | H: 2 LOB: 0 BB: 0 P: 6 | R: 0 E: 0 K: 1 S: 5 | H: 0 LOB: 0 BB: 0 P: 5 | R: 1 E: 0 K: 2 S: 8 | H: 1 LOB: 0 BB: 0 P: 8 | R: 0 E: 0 K: 3 S: 9 | H: 0 LOB: 1 BB: 1 P: 13 | R: 0 E: 0 K: 0 S: 3 | H: 0 LOB: 2 BB: 0 P: 11 | R: 0 E: 0 K: 0 S: 5 | H: 2 LOB: 2 BB: 0 P: 5 | R: 1 E: 0 K: 1 S: 6 | H: 1 LOB: 1 BB: 1 P: 10 | R: 1 E: 1 K: 0 S: 5 | H: 1 LOB: 2 BB: 0 P: 6 | R: 0 E: 0 K: 1 S: 5 | H: 0 LOB: 1 BB: 1 P: 9 | R: 1 E: 0 K: 0 S: 4 | H: 1 LOB: 2 BB: 1 P: 8 | 1B: 6 2B: 1 3B: 0 HR: 1 | SF: 3 SAC: 3 DP: 0 HBP: 1 | WP: 3 PB: 0 SB: 0 CS: 1 | PA: 49 | | | | | |
| PITCHER | IP ERA WLS BF H R ER SO BB IBB HBP BLK WP HR S P ERA WHIP | Tom Kelsey, R ERA: 2.57 Don McMahon, R ERA: 3.58 Lee Stange, R ERA: 3.65 Gary Bell, R ERA: 3.31 | 1.1 7.0 1.0 7 2 2 1 1 1 0 1 0 0 0 0 7 12 9.00 3.000 | 1.0 4 0 0 0 0 0 0 0 0 0 0 0 0 4 4 0.00 0.000 | 2.0 L 9 1 1 0 1 1 1 0 0 0 1 0 9 17 0.00 1.000 | | | | | | | | | | | | | | | | | | | | | | | | | | |

Chicago White Sox @ Cleveland Indians
Cleveland Municipal Stadium, Cleveland, OH
Fri Sep 17 1965, 7:05 PM EDT
Att: 5,274 - Unknown

| | |
|-----|----|
| AB | 35 |
| R | 5 |
| H | 8 |
| RBI | 5 |
| BB | 6 |
| SO | 11 |
| LOB | 18 |



| Batter | 1 | 2 | 3 | 4 | 5 | 6 | 7 | 8 | 9 | 10 | 11 | AB | R | H | RBI | BB | SO | LOB | BOTTOM | | | | | | | | | | | |
|---|--|---|---|---|---|---------------------------------|------------------------------|---------------------------------|------------------------------|---------------------------------|------------------------------|---------------------------------|------------------------------|---------------------------------|------------------------------|---------------------------------|------------------------------|---------------------------------|----------------------------------|------------------------------------|----------------------------------|--------|--|--|--|--|--|--|--|--|
| Larry Brown, R OBP: 0.325, SLG: 0.378 (1, 6) | 6-3 | FC6-4 | | | F8 | | SH1-4 | | K2-3 | | | 4 | 1 | 1 | 0 | 0 | 1 | 3 | | | | | | | | | | | | |
| Chico Salmon, R OBP: 0.277, SLG: 0.393 Gary Bell, R OBP: 0.063, SLG: 0.250 (1, 3) | 6-3 | | | F6 | | | F8 | | K | | | 5 | 1 | 1 | 0 | 0 | 1 | 3 | | | | | | | | | | | | |
| Chuck Hinton, R OBP: 0.344, SLG: 0.458 (1, 8) | SF9 | | | 5-3 | | | F9 | | | | | 2 | 0 | 0 | 1 | 2 | 0 | 2 | | | | | | | | | | | | |
| Rocky Colavito, R OBP: 0.389, SLG: 0.489 (1, 9) | 2-3 | | | 5-3 | | | | F2 | | L6 | | 5 | 0 | 1 | 1 | 0 | 0 | 1 | | | | | | | | | | | | |
| Lou Clinton, R OBP: 0.309, SLG: 0.339 (1, 7) | | | | 6-3 | | | | K | | | | 4 | 0 | 0 | 0 | 1 | 3 | 3 | | | | | | | | | | | | |
| Max Alvis, R OBP: 0.313, SLG: 0.405 (1, 5) | | FC5-4 | | | K | | | | 5-3 | | | 5 | 0 | 0 | 0 | 0 | 2 | 1 | | | | | | | | | | | | |
| Pedro Gonzalez, R OBP: 0.289, SLG: 0.345 (1, 4) | | | | 5-3 | | | | | | | | 5 | 1 | 2 | 0 | 0 | 0 | 0 | | | | | | | | | | | | |
| Joe Azcue, R OBP: 0.293, SLG: 0.275 Leon Wagner, L OBP: 0.368, SLG: 0.500 (1, 2) | | | | 6-3 | | | | | | | | 2 | 0 | 0 | 0 | 1 | 0 | 0 | | | | | | | | | | | | |
| Tom Kelley, R OBP: 0.259, SLG: 0.309 Fred Whitfield, L OBP: 0.134, SLG: 0.200 Al Lopez, R OBP: 0.134, SLG: 0.200 Don McMahon, R OBP: 0.267, SLG: 0.347 Lee Stange, R OBP: 0.246, SLG: 0.302 Bill Davis, L OBP: 0.246, SLG: 0.302 Phil Roof, R OBP: 0.246, SLG: 0.302 Duke Sims, L OBP: 0.246, SLG: 0.302 (1, 1) | | | | | | | | | | | | 2 | 0 | 0 | 0 | 0 | 2 | 3 | | | | | | | | | | | | |
| Inning Stats | R: 1 E: 0 K: 0 S: 4 | H: 1 LOB: 0 BB: 0 P: 4 | R: 0 E: 0 K: 1 S: 6 | H: 1 LOB: 3 BB: 1 P: 14 | R: 0 E: 0 K: 0 S: 3 | H: 0 LOB: 1 BB: 1 P: 7 | R: 0 E: 0 K: 1 S: 5 | H: 0 LOB: 0 BB: 0 P: 5 | R: 0 E: 0 K: 1 S: 5 | H: 0 LOB: 0 BB: 0 P: 5 | R: 0 E: 0 K: 1 S: 5 | H: 0 LOB: 0 BB: 0 P: 5 | R: 2 E: 0 K: 2 S: 9 | H: 2 LOB: 0 BB: 0 P: 9 | R: 0 E: 0 K: 1 S: 5 | H: 0 LOB: 0 BB: 1 P: 5 | R: 0 E: 0 K: 0 S: 4 | H: 1 LOB: 1 BB: 0 P: 4 | 1B: 4 2B: 2 3B: 0 HR: 1 | SF: 1 SAC: 1 DP: 0 HBP: 1 | WP: 0 PB: 1 SB: 1 CS: 0 | PA: 45 | | | | | | | | |
| PITCHER | IP ERA WLS BF H R ER SO BB IBB HBP BLK WP HR S P ERA WHIP | Gary Peters, L ERA: 3.77 Bob Locker, R ERA: 3.12 Eddie Fisher, R ERA: 2.39 Hoyt Wilhelm, R ERA: 1.91 Frank Lary, R ERA: 3.29 | 1.1 3.2 1.0 3 0 0 0 1 0 0 0 0 0 0 5 5 0.00 0.000 | 4.0 W 15 2 2 2 4 0 0 1 0 0 1 22 23 4.50 0.500 | 1.0 S 4 1 0 0 0 0 0 0 0 0 0 0 4 4 0.00 1.000 | | | | | | | | | | | | | | | | | | | | | | | | | |

Chicago White Sox @ Cleveland Indians
Cleveland Municipal Stadium, Cleveland, OH
Fri Sep 17 1965, 7:05 PM EDT
Att: 5,274 - Unknown

| | |
|-----|----|
| AB | 38 |
| R | 4 |
| H | 7 |
| RBI | 4 |
| BB | 4 |
| SO | 9 |
| LOB | 17 |



| Batter | 1 | 2 | 3 | 4 | 5 | 6 | 7 | 8 | 9 | AB | R | H | RBI | BB | SO | LOB | TOP | | | | |
|--|------------------------------|---------------------------------|------------------------------|---------------------------------|------------------------------|---------------------------------|------------------------------|----------------------------------|------------------------------|---------------------------------|------------------------------|---------------------------------|------------------------------|----------------------------------|------------------------------|---------------------------------|--|----------------------------------|------------------------------------|-------------------------|--------|
| Don Buford, S (1,4) OBP: 0.353, SLG: 0.382 | F8 | | HR | BB | | | F2 | | 4-3 | 4 | 1 | 1 | 1 | 1 | 0 | 0 | Chicago White Sox @ Cleveland Indians Cleveland Municipal Stadium, Cleveland, OH Sat Sep 18 1965, 3:33 AM EDT Att: 2,940 - Unknown livebaseballscorecards.com | | | | |
| Floyd Robinson, L (1,7) OBP: 0.350, SLG: 0.384 | BB | | BB | BB | | | F9 | | 1B 3B | 2 | 1 | 1 | 1 | 3 | 0 | 0 | | | | | |
| John Romano, R (1,2) OBP: 0.362, SLG: 0.437 Eddie Fisher, R (7,1) OBP: 0.167, SLG: 0.172 | F9 | | F5 | K | | | 5-3 | | K | 4 | 0 | 0 | 0 | 0 | 1 | 5 | | | | | |
| Pete Ward, L (1,5) OBP: 0.333, SLG: 0.370 | 5-3 | | | WP 1B 4-3 1B | | | F7 | | 1B PB BB | 4 | 2 | 2 | 1 | 1 | 0 | 1 | | | | | |
| Ron Hansen, R (1,6) OBP: 0.307, SLG: 0.355 | 6-3 | | | 4-3 WP E 1B | | | F2 | | PB BB 1B | 5 | 2 | 3 | 0 | 0 | 0 | 0 | | | | | |
| Tom McCraw, L (1,3) OBP: 0.296, SLG: 0.290 Smoky Burgess, L (8, PH) OBP: 0.365, SLG: 0.427 Ken Berry, R (8, PR) OBP: 0.266, SLG: 0.346 | K | | | 4-3 | | | K | | PB BB 1B | 3 | 0 | 0 | 1 | 0 | 2 | 1 | | | | | |
| Bill Voss, L (1,9) Mary Staehle, L (8, PH) OBP: 0.750, SLG: 0.750 Bill Skowron, R (8,3) OBP: 0.320, SLG: 0.430 | F4 | | | 4-3 | | | F5 | | G2-6-3 1B | 3 | 0 | 0 | 0 | 0 | 0 | 1 | | | | | |
| Tommie Agee, R (1,8) OBP: 0.364, SLG: 0.222 | | | 6-3 | BB BB E IBB | | | 5-3 | | G2-6-3 1B | 3 | 1 | 0 | 0 | 1 | 0 | 1 | | | | | |
| Tommy John, R (1,1) OBP: 0.204, SLG: 0.176 J.C. Martin, L (7,2) OBP: 0.336, SLG: 0.342 | 6-3 | | 6-3 | BB BB | | | K | | F5 | 3 | 0 | 0 | 0 | 0 | 1 | 1 | | | | | |
| Inning Stats | R: 0 E: 0 K: 0 S: 3 | H: 0 LOB: 1 BB: 1 P: 7 | R: 0 E: 0 K: 1 S: 5 | H: 0 LOB: 0 BB: 0 P: 5 | R: 1 E: 0 K: 0 S: 4 | H: 1 LOB: 1 BB: 1 P: 8 | R: 3 E: 1 K: 1 S: 8 | H: 2 LOB: 3 BB: 3 P: 20 | R: 0 E: 0 K: 1 S: 5 | H: 0 LOB: 0 BB: 0 P: 5 | R: 0 E: 0 K: 0 S: 3 | H: 0 LOB: 0 BB: 0 P: 3 | R: 3 E: 0 K: 0 S: 4 | H: 2 LOB: 1 BB: 2 P: 12 | R: 1 E: 0 K: 1 S: 8 | H: 3 LOB: 2 BB: 0 P: 8 | | 1B: 6 2B: 0 3B: 1 HR: 1 | SF: 0 SAC: 0 DP: 1 HBP: 0 | WP: 1 PB: 1 CS: 0 | PA: 42 |
| PITCHER | IP | WLS | BF | H | R | ER | SO | BB | IBB | HBP | BLK | WP | HR | S | P | ERA | WHIP | | | | |
| Steve Hargan, R (1,1) ERA: 3.76 | 3.2 | | 20 | 3 | 4 | 2 | 1 | 4 | 1 | 0 | 0 | 1 | 1 | 17 | 37 | 4.91 | 1.909 | | | | |
| Ralph Terry, R (4,1) ERA: 3.53 | 3.1 | | 10 | 0 | 0 | 0 | 3 | 0 | 0 | 0 | 0 | 0 | 0 | 16 | 16 | 0.00 | 0.000 | | | | |
| Bobby Tiefenauer, R (8,1) ERA: 4.71 | 0.0 | L | 3 | 1 | 3 | 2 | 0 | 2 | 0 | 0 | 0 | 0 | 0 | 1 | 9 | ∞ | ∞ | | | | |
| Lee Stange, R (8,1) ERA: 3.56 | 2.0 | | 9 | 4 | 1 | 1 | 1 | 0 | 0 | 0 | 0 | 0 | 0 | 11 | 11 | 4.50 | 2.000 | | | | |

| Batter | 1 | 2 | 3 | 4 | 5 | 6 | 7 | 8 | 9 | AB | R | H | RBI | BB | SO | LOB | BOTTOM | | | | | |
|--|------------------------------|----------------------------------|------------------------------|---------------------------------|------------------------------|---------------------------------|------------------------------|---------------------------------|------------------------------|---------------------------------|------------------------------|---------------------------------|------------------------------|---------------------------------|------------------------------|---------------------------------|--|------------------------------|---------------------------------|----------------------------------|------------------------------------|-------------------------|
| Larry Brown, R (1,6) OBP: 0.326, SLG: 0.387 | 6-3 | | FC6-4 1B | | | | 6-3 | | | 4 | 1 | 2 | 1 | 0 | 0 | 1 | Chicago White Sox @ Cleveland Indians Cleveland Municipal Stadium, Cleveland, OH Sat Sep 18 1965, 3:33 AM EDT Att: 2,940 - Unknown livebaseballscorecards.com | | | | | |
| Chico Salmon, R (1,3) OBP: 0.276, SLG: 0.383 | 1B WP BB | | FC6-4 FC6-4 1-2 | | | | 6-3 | | | 3 | 1 | 0 | 0 | 1 | 0 | 2 | | | | | | |
| Chuck Hinton, R (1,8) OBP: 0.344, SLG: 0.456 | 1B WP 1-3 | | FC6-4 1-2 | | | | 6-3 | | F3 | 4 | 1 | 1 | 0 | 0 | 0 | 1 | | | | | | |
| Rocky Colavito, R (1,9) OBP: 0.391, SLG: 0.491 | 1B 1-H 3-H | | 5-3 | | | | 6-3 | | 4-3-6 1B | 4 | 0 | 3 | 1 | 0 | 0 | 1 | | | | | | |
| Lou Clinton, R (1,7) OBP: 0.304, SLG: 0.333 | F8 | | 5-3 | | | | F3 | | 4-3-6 1B | 4 | 0 | 0 | 0 | 0 | 0 | 3 | | | | | | |
| Max Alvis, R (1,5) OBP: 0.311, SLG: 0.402 | K | | F8 | | | | F3 | | 6-3 | 4 | 0 | 0 | 0 | 0 | 1 | 2 | | | | | | |
| Pedro Gonzalez, R (1,4) OBP: 0.291, SLG: 0.345 | | | G4-6-3 HBP | | | | K | | WP 1B | 3 | 0 | 1 | 0 | 0 | 1 | 0 | | | | | | |
| Joe Azcue, R (1,2) OBP: 0.291, SLG: 0.274 Bill Davis, L (7, PH) OBP: 0.333, SLG: 0.333 Vic Davallillo, L (7, PR) OBP: 0.335, SLG: 0.364 Phil Roof, R (8,2) OBP: 0.254, SLG: 0.197 | G4-6-3 | | 5-3 | | | | HR 1B | | F3 | 2 | 0 | 0 | 0 | 0 | 0 | 1 | | | | | | |
| Steve Hargan, R (1,1) ERA: 0.56, SLG: 0.056 Ralph Terry, R (4,1) ERA: 3.76, SLG: 0.235 Fred Whitfield, R (7, PH) OBP: 0.298, SLG: 0.457 Bobby Tiefenauer, R (8,1) ERA: 4.71 Lee Stange, R (8,1) ERA: 3.56, SLG: 0.115 Dick Howser, R (8, PH) OBP: 0.300, SLG: 0.290 | 1-3 | | F2 | | | | HR | | F6 | 1 | 0 | 0 | 0 | 0 | 0 | 0 | | | | | | |
| Inning Stats | R: 2 E: 0 K: 1 S: 7 | H: 2 LOB: 1 BB: 1 P: 11 | R: 0 E: 0 K: 0 S: 2 | H: 0 LOB: 0 BB: 0 P: 3 | R: 0 E: 0 K: 0 S: 4 | H: 1 LOB: 1 BB: 0 P: 4 | R: 0 E: 0 K: 0 S: 3 | H: 0 LOB: 0 BB: 0 P: 3 | R: 1 E: 0 K: 0 S: 4 | H: 1 LOB: 0 BB: 0 P: 4 | R: 0 E: 0 K: 0 S: 4 | H: 1 LOB: 1 BB: 0 P: 4 | R: 2 E: 0 K: 1 S: 7 | H: 2 LOB: 1 BB: 0 P: 7 | R: 0 E: 0 K: 0 S: 3 | H: 1 LOB: 0 BB: 0 P: 3 | | R: 0 E: 0 K: 0 S: 4 | H: 1 LOB: 1 BB: 0 P: 4 | 1B: 7 2B: 1 3B: 0 HR: 2 | SF: 0 SAC: 0 DP: 2 HBP: 1 | WP: 2 PB: 0 CS: 0 |
| PITCHER | IP | WLS | BF | H | R | ER | SO | BB | IBB | HBP | BLK | WP | HR | S | P | ERA | WHIP | | | | | |
| Tommy John, L (1,1) ERA: 3.37 | 6.0 | | 24 | 5 | 3 | 3 | 1 | 1 | 0 | 0 | 0 | 1 | 1 | 24 | 29 | 4.50 | 1.000 | | | | | |
| Eddie Fisher, R (7,1) ERA: 2.40 | 3.0 | W | 12 | 4 | 2 | 2 | 1 | 0 | 0 | 0 | 0 | 1 | 1 | 14 | 14 | 6.00 | 1.333 | | | | | |

| Batter | 1 | 2 | 3 | 4 | 5 | 6 | 7 | 8 | 9 | AB | R | H | RBI | BB | SO | LOB | TOP | | | | | |
|---|---|---|-------------------------------|---------------------------------|------------------------------|---------------------------------|------------------------------|----------------------------------|------------------------------|---------------------------------|-------------------------------|----------------------------------|------------------------------|---------------------------------|------------------------------|---------------------------------|--|------------------------------------|----------------------------------|------------------------------------|----------------------------------|--------|
| Don Buford, S OBP: 0.356, SLG: 0.390 (1, 4) | WP 1B 2B | | F7 | 1-3 1B | | E 1B | | 2B | | 5 | 1 | 4 | 0 | 0 | 0 | 0 | Chicago White Sox @ Cleveland Indians Cleveland Municipal Stadium, Cleveland, OH Sun Sep 19 1965, 3:33 AM EDT Att: 5,710 - Unknown livebaseballscorecards.com | | | | | |
| Floyd Robinson, L OBP: 0.348, SLG: 0.381 (1, 7) (7, 9) (9, 7) | F7 2-3 | | K | | BB FC1-2 BB | F4 | | F3 | | 4 | 0 | 0 | 0 | 1 | 1 | 3 | | | | | | |
| John Romano, R OBP: 0.359, SLG: 0.432 Bob Locker, S OBP: 0.299, SLG: 0.292 (1, 2) (6, 1) (7, 7) (9, 3) | K | | K | | F3 | F6 | | 1B E 1B | | 4 | 0 | 0 | 0 | 0 | 2 | 3 | | | | | | |
| Pete Ward, L OBP: 0.332, SLG: 0.368 (1, 5) | 1B | | F3 | | E6 FC1-2 BB BB | | K | | 1B K | 5 | 1 | 1 | 1 | 0 | 2 | 2 | | | | | | |
| Ron Hansen, R OBP: 0.310, SLG: 0.355 (1, 6) | K | | 1B 2B BB | | BB FC1-2 BB | | 1B | | F8 | 3 | 1 | 1 | 0 | 2 | 1 | 2 | | | | | | |
| Bill Skowron, R OBP: 0.321, SLG: 0.429 Ken Berry, R OBP: 0.266, SLG: 0.346 (1, 3) (9, PR) (9, 8) | G3 | | BB 2B 1B | | FC1-2 FC5 BB | | K | | S 1B | 5 | 1 | 2 | 0 | 0 | 1 | 4 | | | | | | |
| Bill Voss, L Hoyt Wilhelm, R (1, 9) (7, 1) | 4-3 | | 1-2 2B BB | | 1-2 2-3 3-H BB | | K | | 4-3 | 2 | 1 | 0 | 1 | 2 | 1 | 1 | | | | | | |
| Tommie Agee, R OBP: 0.333, SLG: 0.308 (1, 8) (9, 9) | K | | 1-2 2-3 3-H 1B 2B | | FC5 | | | 6-3 | | 4 | 1 | 1 | 3 | 0 | 1 | 3 | | | | | | |
| Juan Pizarro, L OBP: 0.286, SLG: 0.333 Mary Staehle, L OBP: 0.600, SLG: 0.600 J.C. Martin, L OBP: 0.335, SLG: 0.341 (1, 1) (6, PH) (6, 2) | 4-3 | | 1B 2B 1B | | F8 | | | 4-3 | | 2 | 0 | 1 | 1 | 0 | 0 | 0 | | | | | | |
| | | | | | | | | | | 1 | 0 | 0 | 0 | 0 | 0 | 0 | | | | | | |
| | | | | | | | | | | 1 | 0 | 0 | 0 | 0 | 0 | 0 | | | | | | |
| Inning Stats | R: 1 E: 0 K: 2 S: 9 | H: 2 LOB: 1 BB: 0 P: 9 | R: 0 E: 0 K: 1 S: 5 | H: 0 LOB: 0 BB: 0 P: 5 | R: 0 E: 0 K: 1 S: 5 | H: 0 LOB: 0 BB: 0 P: 5 | R: 4 E: 0 K: 1 S: 8 | H: 4 LOB: 2 BB: 2 P: 16 | R: 1 E: 1 K: 0 S: 4 | H: 1 LOB: 1 BB: 0 P: 4 | R: 0 E: 0 K: 3 S: 10 | H: 1 LOB: 1 BB: 0 P: 10 | R: 0 E: 0 K: 0 S: 4 | H: 1 LOB: 1 BB: 0 P: 4 | R: 1 E: 0 K: 1 S: 7 | H: 2 LOB: 2 BB: 0 P: 7 | 1B: 8 2B: 3 3B: 0 HR: 0 | SF: 0 SAC: 0 DP: 0 HBP: 0 | WP: 1 PB: 0 SB: 1 CS: 0 | PA: 43 | | |
| PITCHER | IP WLS BF H R ER SO BB IBB HBP BLK WP HR S P ERA WHIP | IP WLS BF H R ER SO BB IBB HBP BLK WP HR S P ERA WHIP | | | | | | | | | | | | | | | | | | | | |
| Sonny Siebert, R ERA: 2.45 (1, 1) | 3.2 L 18 5 5 5 5 | | | | | | | | | | | | | | | | | | | | | |
| Gary Bell, R ERA: 3.27 (4, 1) | 1.1 8 1 1 0 0 3 | | | | | | | | | | | | | | | | | | | | | |
| Don McMahon, R ERA: 3.53 (6, 1) | 1.0 4 1 0 0 0 0 | | | | | | | | | | | | | | | | | | | | | |
| Lee Stange, R ERA: 3.48 (7, 1) | 3.0 13 4 1 0 4 0 | | | | | | | | | | | | | | | | | | | | | |
| Batter | 1 | 2 | 3 | 4 | 5 | 6 | 7 | 8 | 9 | AB | R | H | RBI | BB | SO | LOB | BOTTOM | | | | | |
| Larry Brown, R OBP: 0.326, SLG: 0.393 (1, 6) | 5-3 | | 5-3 | | 1-H HR | | F6 | | | 4 | 1 | 1 | 2 | 0 | 0 | 0 | Chicago White Sox @ Cleveland Indians Cleveland Municipal Stadium, Cleveland, OH Sun Sep 19 1965, 3:33 AM EDT Att: 5,710 - Unknown livebaseballscorecards.com | | | | | |
| Max Alvis, R OBP: 0.309, SLG: 0.399 (1, 5) | F6 | | K | | F4 | | F7 | | | 4 | 0 | 0 | 0 | 0 | 1 | 0 | | | | | | |
| Leon Wagner, L OBP: 0.367, SLG: 0.497 (1, 7) | 1B BB | | F9 | | K | | F8 | | | 3 | 1 | 0 | 0 | 1 | 1 | 0 | | | | | | |
| Rocky Colavito, R OBP: 0.390, SLG: 0.489 (1, 9) | 1B 1B | | F8 | | 4-3 | | 4-3 | | K | 4 | 0 | 1 | 0 | 0 | 1 | 0 | | | | | | |
| Fred Whitfield, L OBP: 0.327, SLG: 0.517 (1, 3) | 1B | | 6-3 | | 1B 1B | | F2 | | | 4 | 1 | 2 | 1 | 0 | 0 | 0 | | | | | | |
| Chuck Hinton, R OBP: 0.345, SLG: 0.464 (1, 8) | K | | HR | | G3 1B | | 4-3 | | | 4 | 1 | 2 | 1 | 0 | 1 | 2 | | | | | | |
| Pedro Gonzalez, R OBP: 0.290, SLG: 0.344 (1, 4) | 1-3 | | F9 | | G3 1B | | B5-3 | | | 4 | 0 | 1 | 1 | 0 | 0 | 0 | | | | | | |
| Joe Azcue, R OBP: 0.293, SLG: 0.275 Bill Davis, L OBP: 0.250, SLG: 0.250 Lee Stange, R OBP: 0.303, SLG: 0.115 Vic Davallillo, L OBP: 0.334, SLG: 0.363 (1, 2) (6, PH) (7, 1) (9, PH) | F3 | | FC5-4 1B | | G3 | | 4-3 | | | 2 | 0 | 1 | 0 | 0 | 0 | 0 | | | | | | |
| Sonny Siebert, R ERA: 2.45 (1, 1) Gary Bell, R ERA: 3.27 (4, 1) Billy Morgan, L ERA: 3.19 (5, PH) Don McMahon, R ERA: 3.53 (6, 1) Duke Sims, L ERA: 2.97, SLG: 0.375 (7, 2) | 4-3 | | FC5-4 HR | | 6-3 | | K | | | 1 | 0 | 0 | 0 | 0 | 0 | 0 | | | | | | |
| | | | | | | | | | | 0 | 0 | 0 | 0 | 0 | 0 | 0 | | | | | | |
| | | | | | | | | | | 0 | 0 | 0 | 0 | 0 | 0 | 0 | | | | | | |
| | | | | | | | | | | 0 | 0 | 0 | 0 | 0 | 0 | 0 | | | | | | |
| Inning Stats | R: 1 E: 0 K: 1 S: 7 | H: 2 LOB: 2 BB: 1 P: 11 | R: 0 E: 0 K: 0 S: 3 | H: 0 LOB: 0 BB: 0 P: 3 | R: 0 E: 0 K: 1 S: 5 | H: 0 LOB: 0 BB: 0 P: 5 | R: 1 E: 0 K: 0 S: 4 | H: 1 LOB: 0 BB: 0 P: 4 | R: 2 E: 0 K: 1 S: 7 | H: 2 LOB: 0 BB: 0 P: 7 | R: 1 E: 0 K: 0 S: 6 | H: 3 LOB: 2 BB: 0 P: 6 | R: 0 E: 0 K: 0 S: 3 | H: 0 LOB: 0 BB: 0 P: 3 | R: 0 E: 0 K: 1 S: 5 | H: 0 LOB: 0 BB: 0 P: 5 | R: 0 E: 0 K: 1 S: 5 | H: 0 LOB: 0 BB: 0 P: 5 | 1B: 6 2B: 0 3B: 0 HR: 2 | SF: 0 SAC: 0 DP: 0 HBP: 0 | WP: 0 PB: 0 SB: 0 CS: 0 | PA: 36 |
| PITCHER | IP WLS BF H R ER SO BB IBB HBP BLK WP HR S P ERA WHIP | IP WLS BF H R ER SO BB IBB HBP BLK WP HR S P ERA WHIP | | | | | | | | | | | | | | | | | | | | |
| Juan Pizarro, L ERA: 3.33 (1, 1) | 5.0 W 21 5 4 4 3 | | | | | | | | | | | | | | | | | | | | | |
| Bob Locker, R ERA: 3.19 (6, 1) | 1.0 6 3 1 1 0 0 | | | | | | | | | | | | | | | | | | | | | |
| Hoyt Wilhelm, R ERA: 1.87 (7, 1) | 3.0 S 9 0 0 0 2 | | | | | | | | | | | | | | | | | | | | | |

| Batter | 1 | 2 | 3 | 4 | 5 | 6 | 7 | 8 | 9 | AB | R | H | RBI | BB | SO | LOB | TOP | | | | | |
|---|---|----------------------------------|------------------------------|---------------------------------|------------------------------|---------------------------------|------------------------------|---------------------------------|------------------------------|---------------------------------|------------------------------|---------------------------------|------------------------------|----------------------------------|------------------------------|---|---|------------------------------|---------------------------------|----------------------------------|------------------------------------|-------------------------|
| Don Buford, S OBP: 0.356, SLG: 0.394 (1, 4) | | | L3 | | K | | K | | | 4 | 1 | 1 | 1 | 0 | 2 | 2 | Chicago White Sox @ Detroit Tigers Tiger Stadium, Detroit, MI Tue Sep 21 1965, 7:05 PM EDT Att: 6,780 - Unknown | | | | | |
| Floyd Robinson, L OBP: 0.348, SLG: 0.382 (1, 7) | F4 | | K | | F3 | | | 2B | | 4 | 0 | 1 | 0 | 0 | 1 | 1 | | | | | | |
| J.C. Martin, L OBP: 0.332, SLG: 0.338 Duane Josephson, R OBP: 0.333, SLG: 0.143 (5, 2) | K | | K | | | K | | K | | 2 | 0 | 0 | 0 | 0 | 2 | 0 | | | | | | |
| Pete Ward, L OBP: 0.331, SLG: 0.366 (1, 5) | 1B BB | | | 1-3 | | K | | K | | 3 | 0 | 0 | 0 | 1 | 2 | 1 | | | | | | |
| Ron Hansen, R OBP: 0.311, SLG: 0.356 (1, 6) | 1-2 1B | | | FC5-4 1B | | 4-3 | | 6-3 | | 4 | 0 | 2 | 0 | 0 | 0 | 1 | | | | | | |
| Bill Skowron, R OBP: 0.319, SLG: 0.426 (1, 3) | K | | | FC5-4 1-2 | | | 5-3 | | F3 | 4 | 0 | 0 | 0 | 0 | 1 | 3 | | | | | | |
| Bill Voss, L OBP: 0.304, SLG: 0.778 (1, 9) | | F5 | | F6 | | | HR | | | 4 | 1 | 2 | 1 | 0 | 0 | 1 | | | | | | |
| Ken Berry, R OBP: 0.266, SLG: 0.345 (1, 8) | | F6 | | | | | F9 | | F3 | 4 | 0 | 1 | 0 | 0 | 0 | 1 | | | | | | |
| Joe Horlen, R OBP: 0.220, SLG: 0.154 Bob Locker, S OBP: 0.150, SLG: 0.500 Mary Stahle, L OBP: 0.140, SLG: 0.298 Frank Lary, R OBP: 0.107, SLG: 0.172 Dick Kenworthy, R OBP: 0.086, SLG: 0.421 (1, 1) (4, 1) (5, PH) (5, 1) (7, PH) (7, 1) (9, PH) | | K | | | L8 | | | BB | K | 1 | 0 | 0 | 0 | 0 | 1 | 0 | | | | | | |
| Inning Stats | R: 1 E: 0 K: 2 S: 9 | H: 2 LOB: 2 BB: 1 P: 13 | R: 0 E: 0 K: 0 S: 5 | H: 0 LOB: 0 BB: 0 P: 5 | R: 0 E: 0 K: 2 S: 7 | H: 0 LOB: 0 BB: 0 P: 7 | R: 0 E: 0 K: 0 S: 4 | H: 1 LOB: 1 BB: 0 P: 4 | R: 0 E: 0 K: 1 S: 6 | H: 1 LOB: 1 BB: 0 P: 6 | R: 0 E: 0 K: 2 S: 7 | H: 0 LOB: 0 BB: 0 P: 7 | R: 1 E: 0 K: 1 S: 6 | H: 1 LOB: 1 BB: 1 P: 10 | R: 0 E: 0 K: 2 S: 8 | H: 1 LOB: 1 BB: 0 P: 8 | | R: 0 E: 0 K: 1 S: 6 | H: 1 LOB: 1 BB: 0 P: 6 | 1B: 3 2B: 1 3B: 1 HR: 2 | SF: 0 SAC: 0 DP: 0 HBP: 0 | WP: 0 PB: 0 CS: 0 |
| PITCHER Denny McLain, R ERA: 2.8 (1, 1) | IP: 9.0 WLS: W BF: 36 H: 7 R: 2 ER: 2 SO: 12 BB: 2 IBB: 0 HBP: 0 BLK: 0 WP: 0 HR: 2 S: 58 P: 66 ERA: 2.00 WHIP: 1.000 | | | | | | | | | | | | | | | PITCHER Denny McLain, R ERA: 2.8 (1, 1) | IP: 9.0 WLS: W BF: 36 H: 7 R: 2 ER: 2 SO: 12 BB: 2 IBB: 0 HBP: 0 BLK: 0 WP: 0 HR: 2 S: 58 P: 66 ERA: 2.00 WHIP: 1.000 | | | | | |

| Batter | 1 | 2 | 3 | 4 | 5 | 6 | 7 | 8 | 9 | AB | R | H | RBI | BB | SO | LOB | BOTTOM | | | |
|--|--|---------------------------------|------------------------------|---------------------------------|-------------------------------|----------------------------------|-------------------------------|----------------------------------|------------------------------|---------------------------------|------------------------------|---------------------------------|------------------------------|---------------------------------|------------------------------|---|---|----------------------------------|------------------------------------|-------------------------|
| Mickey Stanley, R OBP: 0.302, SLG: 0.459 (1, 8) | 1-3 | | K | K | | | 5-3 | | | 4 | 0 | 0 | 0 | 0 | 2 | 4 | Chicago White Sox @ Detroit Tigers Tiger Stadium, Detroit, MI Tue Sep 21 1965, 7:05 PM EDT Att: 6,780 - Unknown | | | |
| Jerry Lumpe, L OBP: 0.332, SLG: 0.323 (1, 4) | 6-3 | | BB HR 1B | | 1B 2B | | 6-3 | | | 4 | 2 | 2 | 1 | 0 | 0 | 0 | | | | |
| Norm Cash, L OBP: 0.369, SLG: 0.507 (1, 3) | K | | 4-0 HR BB | | FC4-6 1B | | K | | | 3 | 1 | 1 | 1 | 1 | 2 | 0 | | | | |
| Gates Brown, L OBP: 0.297, SLG: 0.451 (1, 7) | | G5-4-3 BB | HR | | FC4-6 1-2 | | 1B 1B | | | 3 | 1 | 2 | 4 | 1 | 0 | 1 | | | | |
| Willie Horton, R OBP: 0.342, SLG: 0.501 (1, 9) | G5-4-3 1-2 | | 6-3 | | K | | F8 | | | 4 | 0 | 0 | 0 | 0 | 1 | 3 | | | | |
| Don Wert, R OBP: 0.345, SLG: 0.365 (1, 5) | 6-3 | | | K | 5-3 | | K | | | 4 | 0 | 0 | 0 | 0 | 2 | 2 | | | | |
| Bill Freehan, R OBP: 0.304, SLG: 0.341 (1, 2) | | | SH 1B | E5 1B | | F3 | | 1-2 1B | | 4 | 1 | 2 | 0 | 0 | 0 | 0 | | | | |
| Ray Oyler, R OBP: 0.284, SLG: 0.329 (1, 6) | | | SH 1B HR | K | | K | | K | | 3 | 1 | 0 | 0 | 0 | 3 | 3 | | | | |
| Denny McLain, R OBP: 0.123, SLG: 0.060 (1, 1) | | | K | | BB | | 6-3 | | | 2 | 0 | 0 | 0 | 1 | 1 | 2 | | | | |
| Inning Stats | R: 0 E: 0 K: 1 S: 5 | H: 0 LOB: 0 BB: 0 P: 5 | R: 0 E: 0 K: 0 S: 2 | H: 0 LOB: 0 BB: 1 P: 6 | R: 5 E: 1 K: 2 S: 11 | H: 3 LOB: 0 BB: 1 P: 15 | R: 0 E: 1 K: 3 S: 10 | H: 0 LOB: 2 BB: 1 P: 14 | R: 1 E: 0 K: 1 S: 7 | H: 2 LOB: 1 BB: 0 P: 7 | R: 0 E: 0 K: 1 S: 5 | H: 0 LOB: 0 BB: 0 P: 5 | R: 0 E: 0 K: 1 S: 5 | H: 0 LOB: 0 BB: 0 P: 5 | R: 0 E: 0 K: 2 S: 9 | H: 2 LOB: 2 BB: 0 P: 9 | | 1B: 5 2B: 1 3B: 0 HR: 1 | SF: 0 SAC: 1 DP: 1 HBP: 0 | WP: 0 PB: 0 CS: 0 |
| PITCHER Joe Horlen, R ERA: 2.88 Bob Locker, S ERA: 3.15 Frank Lary, R ERA: 3.32 Eddie Fisher, R ERA: 2.43 (1, 1) (4, 1) (5, 1) (7, 1) | IP: 3.0 WLS: L BF: 14 H: 3 R: 5 ER: 0 SO: 3 BB: 2 IBB: 0 HBP: 0 BLK: 0 WP: 0 HR: 1 S: 18 P: 26 ERA: 0.00 WHIP: 1.667 | | | | | | | | | | | | | | | PITCHER Denny McLain, R ERA: 2.8 (1, 1) | IP: 9.0 WLS: W BF: 36 H: 7 R: 2 ER: 2 SO: 12 BB: 2 IBB: 0 HBP: 0 BLK: 0 WP: 0 HR: 2 S: 58 P: 66 ERA: 2.00 WHIP: 1.000 | | | |

| Batter | 1 | 2 | 3 | 4 | 5 | 6 | 7 | 8 | 9 | AB | R | H | RBI | BB | SO | LOB | TOP | | | | | |
|--|---|---------------------------------|------------------------------|---------------------------------|------------------------------|---------------------------------|------------------------------|---------------------------------|------------------------------|---------------------------------|------------------------------|---------------------------------|------------------------------|---------------------------------|------------------------------|----------------------------------|------------------------------|---------------------------------|----------------------------------|------------------------------------|-------------------------|--------|
| Danny Cater, R OBP: 0.312, SLG: 0.397 (1, 7) | F7 | | 5-3 | | 4-3 | | | BB | | 3 | 0 | 0 | 0 | 1 | 0 | 2 | | | | | | |
| Don Buford, S OBP: 0.354, SLG: 0.391 (1, 4) (8, 5) | 3-1 | | K | | | F7 | | K | | 4 | 0 | 0 | 0 | 0 | 2 | 2 | | | | | | |
| Gene Freese, R OBP: 0.339, SLG: 0.349 J.C. Martin, L OBP: 0.332, SLG: 0.338 (1, 5) (8, 2) | K | | | K | | F7 | | SF8 | | 3 | 0 | 0 | 1 | 0 | 2 | 0 | | | | | | |
| John Romano, R OBP: 0.358, SLG: 0.430 Hoyt Wilhelm, R (8, 1) | | FC6-4 1B | | 5-3 | | K | | F7 | | 4 | 0 | 1 | 0 | 0 | 1 | 1 | | | | | | |
| Bill Skowron, R OBP: 0.318, SLG: 0.425 Tom McCraw, L OBP: 0.299, SLG: 0.292 (1, 3) (9, 3) | FC6-4 1-2 | | 3-1 | | | | 1B | | K | 4 | 0 | 1 | 0 | 0 | 1 | 1 | | | | | | |
| Ron Hansen, R OBP: 0.309, SLG: 0.353 (1, 6) | K | | | | F3 | | K | | F8 | 4 | 0 | 0 | 0 | 0 | 2 | 2 | | | | | | |
| Tommie Agee, R OBP: 0.283, SLG: 0.235 (1, 9) | K | | | | K | | K | | F8 | 4 | 0 | 0 | 0 | 0 | 3 | 2 | | | | | | |
| Ken Berry, R OBP: 0.269, SLG: 0.354 (1, 8) | | | | HR | | 1B | | 5-3 | | 3 | 1 | 2 | 1 | 0 | 0 | 1 | | | | | | |
| John Buzhardt, R OBP: 0.207, SLG: 0.132 Dick Kenworthy, R (8, PH) Al Weis, S OBP: 0.356, SLG: 0.393 (8, 4) (8, 4) | | | F8 | | | 1B | | | SF8 HBP | 2 | 0 | 1 | 0 | 0 | 0 | 0 | | | | | | |
| Inning Stats | R: 0 E: 0 K: 1 S: 5 | H: 0 LOB: 0 BB: 0 P: 5 | R: 0 E: 0 K: 2 S: 8 | H: 1 LOB: 1 BB: 0 P: 8 | R: 1 E: 0 K: 1 S: 6 | H: 1 LOB: 0 BB: 0 P: 6 | R: 0 E: 0 K: 1 S: 5 | H: 0 LOB: 0 BB: 0 P: 5 | R: 0 E: 0 K: 1 S: 7 | H: 2 LOB: 2 BB: 0 P: 7 | R: 0 E: 0 K: 1 S: 5 | H: 0 LOB: 1 BB: 0 P: 8 | R: 0 E: 0 K: 2 S: 8 | H: 1 LOB: 1 BB: 0 P: 8 | R: 1 E: 0 K: 1 S: 5 | H: 0 LOB: 1 BB: 1 P: 10 | R: 0 E: 0 K: 1 S: 5 | H: 0 LOB: 0 BB: 0 P: 5 | 1B: 4 2B: 0 3B: 0 HR: 1 | SF: 1 SAC: 0 DP: 0 HBP: 1 | WP: 0 PB: 0 CS: 0 | PA: 34 |
| PITCHER Mickey Lolich, L ERA: 3.71 (1, 1) | IP: 9.0 WLS: L BF: 34 H: 5 R: 2 ER: 1 SO: 11 BB: 1 IBB: 0 HBP: 1 BLK: 0 WP: 0 HR: 1 S: 54 P: 59 ERA: 1.00 WHIP: 0.667 | | | | | | | | | | | | | | | PITCHER | | | | | | |

Chicago White Sox @ Detroit Tigers
Tiger Stadium, Detroit, MI
Wed Sep 22 1965, 7:05 PM EDT
Att: 5,869 - Unknown

AB 31
R 2
H 5
RBI 2
BB 1
SO 11
LOB 11



| Batter | 1 | 2 | 3 | 4 | 5 | 6 | 7 | 8 | 9 | AB | R | H | RBI | BB | SO | LOB | BOTTOM | | | | | |
|---|--|----------------------------------|------------------------------|---------------------------------|------------------------------|---------------------------------|------------------------------|---------------------------------|------------------------------|---------------------------------|------------------------------|---------------------------------|------------------------------|---------------------------------|------------------------------|---------------------------------|------------------------------|---------------------------------|----------------------------------|------------------------------------|-------------------------|--------|
| Don Wert, R OBP: 0.345, SLG: 0.364 (1, 5) | F9 | | 6-3 | | | CS | | 5-3 | | 4 | 0 | 1 | 0 | 0 | 0 | 0 | | | | | | |
| Jerry Lumpe, L OBP: 0.333, SLG: 0.324 (1, 4) | BB | | FC5 3-4 | | CS | 6-3 | | F4 | | 4 | 0 | 2 | 0 | 0 | 0 | 0 | | | | | | |
| Norm Cash, L OBP: 0.368, SLG: 0.511 (1, 3) | 1B | | 3-4 | | 1-2 | | HR | G3 | | 4 | 1 | 1 | 1 | 0 | 1 | 2 | | | | | | |
| Gates Brown, L OBP: 0.296, SLG: 0.444 (1, 7) | BB | | FC5 | | 2-3 | | K | | K | 3 | 0 | 0 | 0 | 1 | 2 | 1 | | | | | | |
| Willie Horton, R OBP: 0.343, SLG: 0.500 (1, 9) | K | | | FC6-4 BB | | CS | 1B | | K | 3 | 0 | 1 | 0 | 1 | 2 | 2 | | | | | | |
| Bill Freehan, R OBP: 0.305, SLG: 0.341 (1, 2) | | FC6-4 1B | | FC6-4 G6-4-3 | | CS | HBP | | F9 | 3 | 0 | 1 | 0 | 0 | 0 | 1 | | | | | | |
| Mickey Stanley, R OBP: 0.292, SLG: 0.443 (1, 8) | | FC6-4 | | G6-4-3 | | | 6-3 | | | 3 | 0 | 0 | 0 | 0 | 0 | 3 | | | | | | |
| Ray Oyler, R OBP: 0.280, SLG: 0.323 (1, 6) | | | | | F7 | | K | | | 3 | 0 | 0 | 0 | 0 | 2 | 2 | | | | | | |
| Mickey Lolich, S OBP: 0.085, SLG: 0.063 (1, 1) | | | | | K | | 2-3 | | | 3 | 0 | 0 | 0 | 0 | 2 | 2 | | | | | | |
| Inning Stats | R: 0 E: 0 K: 2 S: 8 | H: 1 LOB: 2 BB: 1 P: 12 | R: 0 E: 0 K: 2 S: 8 | H: 1 LOB: 1 BB: 0 P: 8 | R: 0 E: 0 K: 0 S: 4 | H: 1 LOB: 0 BB: 0 P: 4 | R: 0 E: 0 K: 0 S: 2 | H: 0 LOB: 0 BB: 1 P: 6 | R: 0 E: 0 K: 1 S: 5 | H: 1 LOB: 0 BB: 0 P: 5 | R: 1 E: 0 K: 1 S: 6 | H: 2 LOB: 0 BB: 0 P: 6 | R: 0 E: 0 K: 1 S: 5 | H: 0 LOB: 1 BB: 0 P: 6 | R: 0 E: 0 K: 0 S: 3 | H: 0 LOB: 0 BB: 0 P: 3 | R: 0 E: 0 K: 2 S: 7 | H: 0 LOB: 0 BB: 0 P: 7 | 1B: 5 2B: 0 3B: 0 HR: 1 | SF: 0 SAC: 0 DP: 1 HBP: 1 | WP: 0 PB: 0 CS: 2 | PA: 35 |
| PITCHER John Buzhardt, R ERA: 2.98 Hoyt Wilhelm, R ERA: 1.84 (8, 1) | IP: 7.0 WLS: W BF: 27 H: 6 R: 1 ER: 1 SO: 7 BB: 2 IBB: 0 HBP: 1 BLK: 0 WP: 0 HR: 1 S: 38 P: 47 ERA: 1.29 WHIP: 1.143 | | | | | | | | | | | | | | | PITCHER | | | | | | |

Chicago White Sox @ Detroit Tigers
Tiger Stadium, Detroit, MI
Wed Sep 22 1965, 7:05 PM EDT
Att: 5,869 - Unknown

AB 30
R 1
H 6
RBI 1
BB 2
SO 9
LOB 13



| Batter | 1 | 2 | 3 | 4 | 5 | 6 | 7 | 8 | 9 | AB | R | H | RBI | BB | SO | LOB | TOP | | | | | |
|--|------------------------------|---------------------------------|------------------------------|---------------------------------|------------------------------|---------------------------------|------------------------------|---------------------------------|------------------------------|---------------------------------|------------------------------|---------------------------------|------------------------------|---------------------------------|------------------------------|---------------------------------|---|------------------------------|---------------------------------|----------------------------------|------------------------------------|----------------------------------|
| Don Buford, S OBP: 0.353, SLG: 0.389 (1, 4) | F8 | | K | | | F9 S BB | | F8 | | 3 | 0 | 0 | 0 | 1 | 1 | 0 | Chicago White Sox @ New York Yankees Yankee Stadium, Bronx, NY Sat Sep 25 1965, 3:33 AM EDT Unknown - 68 F | | | | | |
| Floyd Robinson, L OBP: 0.350, SLG: 0.388 (1, 7) | HBP | | | HR | | F1 | | 1B HBP | | 2 | 2 | 1 | 1 | 0 | 0 | 1 | | | | | | |
| Bill Skowron, R OBP: 0.424 Tom McCraw, L OBP: 0.299, SLG: 0.292 (1, 3) (6, PR) | F5 | | | 2-3 | | F9 | | 1B 1-3 1B | | 4 | 0 | 1 | 0 | 0 | 0 | 2 | | | | | | |
| Pete Ward, L OBP: 0.333, SLG: 0.363 Gene Freese, R OBP: 0.344, SLG: 0.355 Al Weis, S OBP: 0.356, SLG: 0.393 (1, 5) (8, PH) (8, PR) | 1-3 | | | K | | 3-1 | | 1B 1-3 1B | | 3 | 0 | 0 | 0 | 0 | 1 | 2 | | | | | | |
| John Romano, R OBP: 0.354, SLG: 0.425 (1, 2) | | 5-3 | | K | | | 1-3 | 5-3 | | 4 | 0 | 0 | 0 | 0 | 1 | 2 | | | | | | |
| Ron Hansen, R OBP: 0.308, SLG: 0.352 (1, 6) | | K | | | 5-3 | | F8 | | 1B | 4 | 0 | 1 | 0 | 0 | 1 | 0 | | | | | | |
| Bill Voss, L OBP: 0.333, SLG: 0.615 Tommie Agee, R OBP: 0.283, SLG: 0.235 (1, 9) (9, 9) | | | F7 | | 3-1 | | | K | | 4 | 0 | 1 | 0 | 0 | 1 | 1 | | | | | | |
| Ken Berry, R OBP: 0.269, SLG: 0.353 (1, 8) | | | | | F7 | | G3 | L9 | | 4 | 0 | 1 | 0 | 0 | 0 | 2 | | | | | | |
| Tommy John, R OBP: 0.207, SLG: 0.236 (1, 1) | | | 1-3 | | | | | K | K | 4 | 1 | 1 | 1 | 0 | 2 | 2 | | | | | | |
| Inning Stats | R: 0 E: 0 K: 0 S: 3 | H: 0 LOB: 1 BB: 0 P: 4 | R: 0 E: 0 K: 1 S: 5 | H: 0 LOB: 0 BB: 0 P: 5 | R: 0 E: 0 K: 1 S: 5 | H: 1 LOB: 0 BB: 0 P: 5 | R: 1 E: 0 K: 2 S: 8 | H: 1 LOB: 0 BB: 0 P: 8 | R: 0 E: 0 K: 0 S: 3 | H: 0 LOB: 0 BB: 0 P: 3 | R: 1 E: 0 K: 0 S: 4 | H: 1 LOB: 1 BB: 1 P: 8 | R: 0 E: 0 K: 0 S: 4 | H: 1 LOB: 1 BB: 0 P: 4 | R: 1 E: 0 K: 1 S: 7 | H: 2 LOB: 2 BB: 0 P: 8 | | R: 0 E: 0 K: 2 S: 8 | H: 1 LOB: 1 BB: 0 P: 8 | 1B: 5 2B: 1 3B: 0 HR: 2 | SF: 0 SAC: 0 DP: 1 HBP: 2 | WP: 0 PB: 0 SB: 1 CS: 0 |
| PITCHER | IP | WLS | BF | H | R | ER | SO | BB | IBB | HBP | BLK | WP | HR | S | P | ERA | WHIP | | | | | |
| Bill Stafford, R ERA: 3.28 (1, 1) | 7.2 | L | 30 | 5 | 3 | 3 | 5 | 1 | 0 | 2 | 0 | 0 | 2 | 37 | 43 | 3.52 | 0.783 | | | | | |
| Steve Hamilton, L ERA: 1.39 (8, 1) | 0.1 | | 2 | 1 | 0 | 0 | 0 | 0 | 0 | 0 | 0 | 0 | 0 | 2 | 2 | 0.00 | 3.000 | | | | | |
| Jack Cullen, R ERA: 3.09 (9, 1) | 1.0 | | 4 | 1 | 0 | 0 | 2 | 0 | 0 | 0 | 0 | 0 | 0 | 8 | 8 | 0.00 | 1.000 | | | | | |

| Batter | 1 | 2 | 3 | 4 | 5 | 6 | 7 | 8 | 9 | AB | R | H | RBI | BB | SO | LOB | BOTTOM | | | | |
|---|------------------------------|---------------------------------|------------------------------|---------------------------------|------------------------------|---------------------------------|------------------------------|---------------------------------|------------------------------|---------------------------------|------------------------------|---------------------------------|------------------------------|---------------------------------|------------------------------|---------------------------------|---|------------------------------------|----------------------------------|--------|--|
| Bobby Richardson, R OBP: 0.291, SLG: 0.327 (1, 4) | 6-3 | | K | | F7 | | | K | | 4 | 0 | 0 | 0 | 0 | 2 | 1 | Chicago White Sox @ New York Yankees Yankee Stadium, Bronx, NY Sat Sep 25 1965, 3:33 AM EDT Unknown - 68 F | | | | |
| Bobby Murcer, L OBP: 0.371, SLG: 0.433 (1, 6) | | | 1B | | | E 1B | | G3 | | 4 | 0 | 3 | 1 | 0 | 0 | 0 | | | | | |
| Mickey Mantle, S OBP: 0.379, SLG: 0.449 (1, 7) | L8 | | | | | K | | | 5-3 | 4 | 0 | 1 | 0 | 0 | 1 | 2 | | | | | |
| Tom Tresh, S OBP: 0.350, SLG: 0.484 (1, 8) | F8 | | F4 | | | E6 G6-4-3 | | | 6-3 | 4 | 0 | 0 | 0 | 0 | 0 | 4 | | | | | |
| Elston Howard, R OBP: 0.270, SLG: 0.336 (1, 2) | | 6-3 | | | | G6-4-3 BB | | | FC4-6 1B | 3 | 0 | 1 | 0 | 1 | 0 | 2 | | | | | |
| Joe Pepitone, L OBP: 0.306, SLG: 0.396 (1, 3) | | F3 | | | | K | | | FC4-6 | 4 | 0 | 0 | 0 | 0 | 2 | 2 | | | | | |
| Horace Clarke, S OBP: 0.297, SLG: 0.298 (1, 5) | | K | | | | FC1-6 CS | | | 6-3 | 3 | 0 | 0 | 0 | 0 | 1 | 1 | | | | | |
| Roy White, S OBP: 0.400, SLG: 0.370 (1, 9) | | | | | | SH1-4 1B | | | 6-3 | 3 | 1 | 1 | 0 | 0 | 0 | 0 | | | | | |
| Bill Stafford, R (1, 1) | | | | | | | | | 1-3 | 1 | 0 | 0 | 0 | 0 | 0 | 0 | | | | | |
| Steve Hamilton, L OBP: 0.286, SLG: 0.167 Hector Lopez, R OBP: 0.324, SLG: 0.387 Jack Cullen, R OBP: 0.150, SLG: 0.150 (8, 1) (6, PH) (9, 1) | | | SH1-4 | | | | | | | 1 | 0 | 0 | 0 | 0 | 0 | 0 | | | | | |
| Inning Stats | R: 0 E: 0 K: 0 S: 4 | H: 1 LOB: 1 BB: 0 P: 4 | R: 0 E: 0 K: 1 S: 5 | H: 0 LOB: 0 BB: 0 P: 5 | R: 1 E: 0 K: 1 S: 8 | H: 3 LOB: 2 BB: 0 P: 8 | R: 0 E: 0 K: 1 S: 4 | H: 0 LOB: 0 BB: 1 P: 8 | R: 0 E: 1 K: 1 S: 6 | H: 1 LOB: 1 BB: 0 P: 6 | R: 0 E: 0 K: 1 S: 5 | H: 0 LOB: 0 BB: 0 P: 5 | R: 0 E: 0 K: 1 S: 5 | H: 0 LOB: 0 BB: 0 P: 5 | R: 0 E: 0 K: 0 S: 4 | H: 1 LOB: 1 BB: 0 P: 4 | 1B: 6 2B: 0 3B: 0 HR: 0 | SF: 0 SAC: 1 DP: 1 HBP: 0 | WP: 0 PB: 0 SB: 0 CS: 1 | PA: 34 | |
| PITCHER | IP | WLS | BF | H | R | ER | SO | BB | IBB | HBP | BLK | WP | HR | S | P | ERA | WHIP | | | | |
| Tommy John, L ERA: 3.25 (1, 1) | 9.0 | W | 33 | 6 | 1 | 1 | 6 | 1 | 0 | 0 | 0 | 0 | 0 | 44 | 48 | 1.00 | 0.778 | | | | |

| Batter | 1 | 2 | 3 | 4 | 5 | 6 | 7 | 8 | 9 | AB | R | H | RBI | BB | SO | LOB | TOP | | | | | | |
|---|--|---------------------------------|------------------------------|---------------------------------|------------------------------|---------------------------------|------------------------------|---------------------------------|------------------------------|---------------------------------|------------------------------|---------------------------------|--|----------------------------------|------------------------------|---------------------------------|----------------------------------|------------------------------------|----------------------------------|--------|--|--|--|
| Danny Cater, R OBP: 0.315, SLG: 0.400 (1, 7) | 4-3 | | | G6-3 1B | | | FC6-4 1B SF9 | 1B | | 4 | 2 | 3 | 0 | 0 | 0 | 0 | | | | | | | |
| Don Buford, S OBP: 0.353, SLG: 0.389 (1, 4) (8, 5) | F2 | | | G6-3 1-2 | | | FC6-4 1B | 1B E | | 4 | 1 | 2 | 0 | 0 | 0 | 1 | | | | | | | |
| Bill Skowron, R OBP: 0.419, SLG: 0.419 Tom McCraw, L OBP: 0.299, SLG: 0.292 (6, PR) (8, 3) | 5-3 | | | 1-3 | | | FC6-4 HR | E8 1B | | 4 | 1 | 1 | 1 | 0 | 0 | 2 | | | | | | | |
| John Romano, R OBP: 0.353, SLG: 0.422 J.C. Martin, L OBP: 0.351, SLG: 0.336 (1, 2) (8, 2) | | F7 | | | G6-4-3 1B | | SF9 | | | 2 | 0 | 1 | 1 | 1 | 0 | 0 | | | | | | | |
| Pete Ward, L OBP: 0.328, SLG: 0.368 Eddie Fisher, R OBP: 0.167, SLG: 0.172 (1, 5) (8, 1) | | F7 | | | F8 | | 3-H | IBB | | 4 | 1 | 1 | 2 | 0 | 0 | 3 | | | | | | | |
| Ron Hansen, R OBP: 0.308, SLG: 0.349 (1, 6) | | F8 | | | G6-4-3 | | 1-H | HR | | 4 | 0 | 0 | 0 | 0 | 1 | 1 | | | | | | | |
| Jim Hicks, R OBP: 0.168, SLG: 0.250 Tommie Agee, R OBP: 0.238, SLG: 0.211 (1, 9) (7, 9) | | | 6-3 | | | 5-3 | | K | | 3 | 0 | 0 | 0 | 0 | 1 | 1 | | | | | | | |
| Ken Berry, R OBP: 0.265, SLG: 0.349 (1, 8) | | | 6-3 | | | 5-3 | | | 5-3 | 4 | 0 | 0 | 0 | 0 | 1 | 0 | | | | | | | |
| Juan Pizarro, L OBP: 0.278, SLG: 0.324 Dick Kenworthy, R (6, PH) | | | | K | | | | | | 1 | 0 | 0 | 0 | 0 | 1 | 0 | | | | | | | |
| Bruce Howard, S OBP: 0.214, SLG: 0.211 Gene Freese, R OBP: 0.341, SLG: 0.351 Al Weis, S OBP: 0.356, SLG: 0.393 (8, 4) | | | | | | F5 | | | | 1 | 0 | 0 | 0 | 0 | 0 | 0 | | | | | | | |
| Inning Stats | R: 0 E: 0 K: 0 S: 3 | H: 0 LOB: 0 BB: 0 P: 3 | R: 0 E: 0 K: 0 S: 3 | H: 0 LOB: 0 BB: 0 P: 3 | R: 0 E: 0 K: 1 S: 5 | H: 1 LOB: 0 BB: 0 P: 3 | R: 0 E: 0 K: 0 S: 3 | H: 1 LOB: 0 BB: 0 P: 3 | R: 0 E: 0 K: 0 S: 3 | H: 0 LOB: 0 BB: 0 P: 3 | R: 3 E: 1 K: 1 S: 9 | H: 3 LOB: 1 BB: 0 P: 9 | R: 2 E: 1 K: 1 S: 8 | H: 3 LOB: 2 BB: 1 P: 12 | R: 0 E: 0 K: 3 S: 9 | H: 0 LOB: 0 BB: 0 P: 9 | 1B: 7 2B: 0 3B: 0 HR: 1 | SF: 1 SAC: 0 DP: 2 HBP: 0 | WP: 0 PB: 0 SB: 0 CS: 0 | PA: 35 | | | |
| PITCHER Whitey Ford, L ERA: 3.22 (1, 1) | IP: 9.0 WLS: L BF: 35 H: 8 R: 5 ER: 4 SO: 6 BB: 0 IBB: 1 HBP: 0 BLK: 0 WP: 0 HR: 1 S: 46 P: 50 ERA: 4.00 WHIP: 0.889 | | | | | | | | | | | PITCHER | IP: 9.0 WLS: L BF: 35 H: 8 R: 5 ER: 4 SO: 6 BB: 0 IBB: 1 HBP: 0 BLK: 0 WP: 0 HR: 1 S: 46 P: 50 ERA: 4.00 WHIP: 0.889 | | | | | | | | | | |

Chicago White Sox @ New York Yankees
Yankee Stadium, Bronx, NY
Sun Sep 26 1965, 3:33 AM EDT
Att: 10,419 - Unknown - 72 F

AB 33
R 5
H 8
RBI 4
BB 1
SO 6
LOB 8



| Batter | 1 | 2 | 3 | 4 | 5 | 6 | 7 | 8 | 9 | AB | R | H | RBI | BB | SO | LOB | BOTTOM | | | | | | |
|--|--|---------------------------------|------------------------------|---------------------------------|------------------------------|---------------------------------|------------------------------|----------------------------------|------------------------------|---------------------------------|------------------------------|---------------------------------|--|---------------------------------|------------------------------|---------------------------------|----------------------------------|------------------------------------|----------------------------------|--------|--|--|--|
| Bobby Richardson, R OBP: 0.289, SLG: 0.325 (1, 4) | 5-3 | | 4-3 | | 4-3 | | 6-3 | | | 4 | 0 | 0 | 0 | 0 | 0 | 0 | | | | | | | |
| Horace Clarke, S OBP: 0.284, SLG: 0.284 (1, 5) | K | | | L8 | F9 | | | 4-3 | | 4 | 0 | 0 | 0 | 0 | 1 | 0 | | | | | | | |
| Mickey Mantle, S OBP: 0.380, SLG: 0.453 Ross Moschitto, R OBP: 0.179, SLG: 0.296 Roger Repoz, L OBP: 0.298, SLG: 0.450 (8, PH) (8, 8) | | | | 2B | F5 | | | 3-1 | | 3 | 1 | 2 | 0 | 0 | 0 | 0 | | | | | | | |
| Tom Tresh, S OBP: 0.348, SLG: 0.480 (1, 8) (6, 7) | | | | 1B | | | K | 3-1 | | 4 | 1 | 1 | 1 | 0 | 2 | 1 | | | | | | | |
| Elston Howard, R OBP: 0.275, SLG: 0.340 (1, 2) | | F8 | | 3-H | G3 | | K | | | 4 | 1 | 1 | 1 | 0 | 1 | 0 | | | | | | | |
| Joe Pepitone, L OBP: 0.305, SLG: 0.394 (1, 3) | | | | 2-H | G3 | | K | | | 4 | 0 | 1 | 0 | 0 | 2 | 1 | | | | | | | |
| Hector Lopez, R OBP: 0.322, SLG: 0.380 (1, 9) | | | | 1-2 | | | FC6-4 | | | 3 | 0 | 0 | 0 | 1 | 1 | 1 | | | | | | | |
| Bobby Murcer, L OBP: 0.368, SLG: 0.424 (1, 6) | | | | 1B | | | 1B | | | 3 | 0 | 1 | 1 | 0 | 1 | 0 | | | | | | | |
| Whitey Ford, L OBP: 0.226, SLG: 0.190 (1, 1) | | | | 1-2 | | | FC6-4 | | | 3 | 0 | 0 | 0 | 0 | 3 | 2 | | | | | | | |
| Inning Stats | R: 0 E: 0 K: 2 S: 8 | H: 1 LOB: 1 BB: 0 P: 8 | R: 0 E: 0 K: 2 S: 7 | H: 0 LOB: 0 BB: 0 P: 7 | R: 0 E: 0 K: 1 S: 5 | H: 0 LOB: 0 BB: 0 P: 5 | R: 3 E: 0 K: 1 S: 9 | H: 4 LOB: 2 BB: 1 P: 13 | R: 0 E: 0 K: 0 S: 3 | H: 0 LOB: 0 BB: 0 P: 3 | R: 0 E: 0 K: 2 S: 8 | H: 1 LOB: 1 BB: 0 P: 8 | R: 0 E: 0 K: 0 S: 7 | H: 0 LOB: 0 BB: 0 P: 7 | R: 0 E: 0 K: 0 S: 3 | H: 0 LOB: 0 BB: 0 P: 3 | 1B: 4 2B: 1 3B: 1 HR: 0 | SF: 0 SAC: 0 DP: 0 HBP: 0 | WP: 0 PB: 0 SB: 0 CS: 0 | PA: 34 | | | |
| PITCHER Juan Pizarro, L ERA: 3.43 Bruce Howard, R ERA: 3.69 Eddie Fisher, R ERA: 2.4 (1, 1) (6, 1) (8, 1) | IP: 5.0 WLS: W BF: 21 H: 5 R: 3 ER: 3 SO: 6 BB: 0 IBB: 0 HBP: 0 BLK: 0 WP: 0 HR: 0 S: 32 P: 36 ERA: 5.40 WHIP: 1.000 | | | | | | | | | | | PITCHER | IP: 5.0 WLS: W BF: 21 H: 5 R: 3 ER: 3 SO: 6 BB: 0 IBB: 0 HBP: 0 BLK: 0 WP: 0 HR: 0 S: 32 P: 36 ERA: 5.40 WHIP: 1.000 | | | | | | | | | | |

Chicago White Sox @ New York Yankees
Yankee Stadium, Bronx, NY
Sun Sep 26 1965, 3:33 AM EDT
Att: 10,419 - Unknown - 72 F

AB 33
R 3
H 6
RBI 3
BB 1
SO 11
LOB 5



| Batter | 1 | 2 | 3 | 4 | 5 | 6 | 7 | 8 | 9 | 10 | 11 | AB | R | H | RBI | BB | SO | LOB | TOP | | | | | | | |
|--|------------------------------|---------------------------------|------------------------------|---------------------------------|------------------------------|---------------------------------|------------------------------|---------------------------------|------------------------------|---------------------------------|------------------------------|---------------------------------|------------------------------|---------------------------------|------------------------------|---------------------------------|------------------------------|---------------------------------|------------------------------|---------------------------------|------------------------------|---------------------------------|----------------------------------|------------------------------------|----------------------------------|--------|
| Don Wert, R OBP: 0.339, SLG: 0.364 (1, 5) | F8 | | 1B | | | 1B SF8 | F4 | | | F8 | | 5 | 2 | 2 | 0 | 0 | 0 | 1 | | | | | | | | |
| Jerry Lumpe, L OBP: 0.332, SLG: 0.323 (1, 4) | F7 | | 1B | | | SF8 1B | | FC4-6 1B | | F9 | | 5 | 0 | 3 | 1 | 0 | 0 | 0 | | | | | | | | |
| Norm Cash, L OBP: 0.386, SLG: 0.513 (1, 3) | 4-3 | | 3-1 | | | 1B | | FC4-6 1B | | G3 | | 5 | 0 | 1 | 0 | 0 | 0 | 2 | | | | | | | | |
| Gates Brown, L OBP: 0.298, SLG: 0.454 (1, 7) | | 5-4-3 1B | | 6-4-3 1B | | SF8 | | K | | | K | 4 | 0 | 2 | 1 | 0 | 2 | 1 | | | | | | | | |
| Willie Horton, R OBP: 0.342, SLG: 0.490 (1, 9) | | 5-4-3 | | K | | 8-6 | | E5 | | | 5-3 | 5 | 0 | 0 | 0 | 0 | 1 | 5 | | | | | | | | |
| Bill Freshan, R OBP: 0.338, SLG: 0.340 (1, 2) | | 6-3 | | G6-4-3 | | 1B | | 5-3 | | | 6-3 | 4 | 1 | 0 | 0 | 1 | 0 | 4 | | | | | | | | |
| Mickey Stanley, R OBP: 0.289, SLG: 0.381 (1, 8) | | F9 | | | | 1-3 | | 5-3 | | | K | 4 | 0 | 0 | 0 | 0 | 1 | 2 | | | | | | | | |
| Ray Oyler, R OBP: 0.265, SLG: 0.304 (1, 6) | | | | 6-3 | | | | | | | | 2 | 0 | 0 | 0 | 0 | 1 | 0 | | | | | | | | |
| Al Kaline, R OBP: 0.387, SLG: 0.467 (7, PH) | | | | K | | | | L8 | | | L4 | 1 | 0 | 0 | 0 | 0 | 0 | 1 | | | | | | | | |
| George Smith, R OBP: 0.157, SLG: 0.167 (7, 6) | | | | K | | | | | | | | 1 | 0 | 0 | 0 | 0 | 0 | 0 | | | | | | | | |
| Joe Sparna, R OBP: 0.152, SLG: 0.157 (1, 1) | | | | 1-3 | | | | | | | 5-3 | 0 | 0 | 0 | 0 | 0 | 0 | 0 | | | | | | | | |
| Dave Wickersham, R OBP: 0.148, SLG: 0.159 (1, 1) | | | | | | | | | | | | 1 | 0 | 0 | 0 | 0 | 1 | 0 | | | | | | | | |
| Fred Gladding, L OBP: 0.148, SLG: 0.160 (5, PH) | | | | | | | | | | | | 1 | 0 | 0 | 0 | 0 | 0 | 0 | | | | | | | | |
| Don Demeter, R OBP: 0.132, SLG: 0.146 (7, PH) | | | | | | | | | | | | 0 | 0 | 1 | 1 | 0 | 0 | 0 | | | | | | | | |
| Terry Fox, R (7, 1) | | | | | | | | | | | | 1 | 0 | 0 | 0 | 0 | 0 | 0 | | | | | | | | |
| Inning Stats | R: 0 E: 0 K: 0 S: 3 | H: 0 LOB: 0 BB: 0 P: 3 | R: 0 E: 0 K: 0 S: 4 | H: 1 LOB: 1 BB: 0 P: 4 | R: 1 E: 0 K: 0 S: 5 | H: 2 LOB: 1 BB: 0 P: 5 | R: 0 E: 0 K: 1 S: 5 | H: 1 LOB: 0 BB: 0 P: 5 | R: 0 E: 0 K: 2 S: 7 | H: 0 LOB: 0 BB: 0 P: 7 | R: 1 E: 0 K: 0 S: 5 | H: 3 LOB: 1 BB: 0 P: 5 | R: 1 E: 0 K: 0 S: 4 | H: 1 LOB: 1 BB: 1 P: 8 | R: 0 E: 1 K: 1 S: 7 | H: 1 LOB: 2 BB: 0 P: 7 | R: 0 E: 0 K: 1 S: 5 | H: 0 LOB: 0 BB: 0 P: 5 | R: 0 E: 0 K: 0 S: 3 | H: 0 LOB: 0 BB: 0 P: 3 | R: 0 E: 0 K: 1 S: 5 | H: 0 LOB: 0 BB: 0 P: 5 | 1B: 8 2B: 2 3B: 0 HR: 0 | SF: 1 SAC: 0 DP: 2 HBP: 0 | WP: 0 PB: 0 SB: 0 CS: 0 | PA: 42 |
| PITCHER | IP ERA: 2.9 | WLS 2.0 | BF 7 | H 1 | R 1 | ER 1 | SO 0 | BB 1 | IBB 0 | HBP 0 | BLK 0 | WP 0 | HR 0 | S 6 | P 10 | ERA 4.50 | WHIP 1.000 | | | | | | | | | |
| Joe Sparna, R ERA: 2.9 | 2.0 | 7 | 1 | 1 | 1 | 0 | 1 | 0 | 0 | 0 | 0 | 0 | 0 | 6 | 10 | 4.50 | 1.000 | | | | | | | | | |
| Eddie Fisher, R ERA: 2.42 | 4.0 | W | 14 | 1 | 0 | 0 | 3 | 0 | 0 | 0 | 0 | 0 | 0 | 20 | 20 | 0.00 | 0.250 | | | | | | | | | |
| Hoyt Wilhelm, R ERA: 1.76 | | | | | | | | | | | | | | | | | | | | | | | | | | |

Detroit Tigers @ Chicago White Sox
Comiskey Park, Chicago, IL
Tue Sep 28 1965, 8:05 PM EDT
Unknown

livebaseballscores.com

AB 40
R 3
H 9
RBI 3
BB 1
SO 6
LOB 16



| Batter | 1 | 2 | 3 | 4 | 5 | 6 | 7 | 8 | 9 | 10 | 11 | AB | R | H | RBI | BB | SO | LOB | BOTTOM | | | | | |
|--|------------------------------|----------------------------------|------------------------------|---------------------------------|------------------------------|---------------------------------|------------------------------|---------------------------------|------------------------------|---------------------------------|------------------------------|---------------------------------|------------------------------|---------------------------------|------------------------------|---------------------------------|------------------------------|---------------------------------|------------------------------|---------------------------------|----------------------------------|------------------------------------|----------------------------------|--------|
| Bill Voss, L OBP: 0.261, SLG: 0.429 (1, 9) | 3-1 | G3 | | K | | | 1-5-3 | | | 3-1 | | 5 | 0 | 0 | 0 | 0 | 1 | 2 | | | | | | |
| Don Buford, S OBP: 0.353, SLG: 0.388 (1, 4) | BB 1B BB | K | | | | G6-4-3 1B | F5 | | | F5 | | 4 | 1 | 1 | 0 | 1 | 1 | 1 | | | | | | |
| Danny Cater, R OBP: 0.316, SLG: 0.404 (1, 7) | 1B BB 1B | F4 | | | | G6-4-3 1B | | 6-3 | | | HR | 4 | 2 | 1 | 1 | 1 | 0 | 1 | | | | | | |
| Pete Ward, L OBP: 0.330, SLG: 0.367 (1, 5) | 1B BB 1B | | | F2 | | L4 | | | | | | 3 | 1 | 1 | 0 | 1 | 0 | 0 | | | | | | |
| Bill Skowron, R OBP: 0.315, SLG: 0.418 (1, 3) | 1B FC1-2 1B | | | 1-3 | | 4-3 | | F5 | | | | 4 | 0 | 1 | 1 | 0 | 0 | 1 | | | | | | |
| Ron Hansen, R OBP: 0.307, SLG: 0.348 (1, 6) | FC1-2 HBP 1B | | | 5-3 | | 6-3 | | | | F8 | | 4 | 0 | 1 | 2 | 0 | 0 | 0 | | | | | | |
| Ken Berry, R OBP: 0.267, SLG: 0.349 (1, 8) | FC1-2 HBP | | | | | 5-3 | | | | 1-3 | | 3 | 0 | 1 | 0 | 0 | 0 | 0 | | | | | | |
| Duane Josephson, R OBP: 0.273, SLG: 0.111 (1, 2) | FC1-2 | | | K | | | | | | 4-3 | | 2 | 0 | 0 | 0 | 0 | 1 | 4 | | | | | | |
| J.C. Martin, L OBP: 0.332, SLG: 0.338 (7, 2) | 1-2 2-3 3-4 | | | | | | | | | | | 2 | 0 | 1 | 0 | 0 | 0 | 0 | | | | | | |
| Joe Horlen, R OBP: 0.197, SLG: 0.152 (1, 1) | 6-3 | | | | | | | | | | | 1 | 0 | 0 | 0 | 0 | 0 | 3 | | | | | | |
| Eddie Fisher, R OBP: 0.167, SLG: 0.172 (6, 1) | | | | | | | | | | | | 0 | 0 | 0 | 0 | 0 | 0 | 0 | | | | | | |
| Mary Staehle, L OBP: 0.429, SLG: 0.429 (7, PH) | | | | | | | | | | | | 1 | 0 | 0 | 0 | 0 | 1 | 1 | | | | | | |
| Hoyt Wilhelm, R (8, 1) | | | | | | | | | | | | 1 | 0 | 0 | 0 | 0 | 0 | 0 | | | | | | |
| Inning Stats | R: 3 E: 0 K: 0 S: 5 | H: 2 LOB: 3 BB: 3 P: 18 | R: 0 E: 0 K: 1 S: 5 | H: 0 LOB: 0 BB: 0 P: 5 | R: 0 E: 0 K: 0 S: 3 | H: 0 LOB: 0 BB: 0 P: 3 | R: 0 E: 0 K: 2 S: 8 | H: 1 LOB: 1 BB: 0 P: 8 | R: 0 E: 0 K: 0 S: 3 | H: 0 LOB: 0 BB: 0 P: 3 | R: 0 E: 0 K: 0 S: 3 | H: 1 LOB: 1 BB: 1 P: 4 | R: 0 E: 0 K: 0 S: 3 | H: 1 LOB: 0 BB: 0 P: 3 | R: 0 E: 0 K: 0 S: 3 | H: 0 LOB: 0 BB: 0 P: 3 | R: 0 E: 0 K: 0 S: 3 | H: 0 LOB: 0 BB: 0 P: 3 | R: 1 E: 0 K: 0 S: 1 | H: 1 LOB: 0 BB: 0 P: 1 | 1B: 6 2B: 0 3B: 0 HR: 1 | SF: 0 SAC: 1 DP: 1 HBP: 1 | WP: 0 PB: 0 SB: 0 CS: 0 | PA: 39 |
| PITCHER | IP ERA: 3.11 | WLS 3.2 | BF 15 | H 3 | R 0 | ER 0 | SO 3 | BB 0 | IBB 0 | HBP 1 | BLK 0 | WP 0 | HR 0 | S 1 | P 20 | ERA 0.00 | WHIP 0.818 | | | | | | | |
| Joe Sparna, R ERA: 3.11 | 0.1 | 4 | 3 | 0 | 0 | 0 | 3 | 0 | 0 | 1 | 0 | 0 | 0 | 1 | 13 | 81.00 | 9.000 | | | | | | | |
| Dave Wickersham, R ERA: 3.8 | 3.2 | 15 | 3 | 0 | 0 | 0 | 3 | 0 | 0 | 1 | 0 | 0 | 0 | 20 | 21 | 0.00 | 0.818 | | | | | | | |
| Fred Gladding, R ERA: 2.83 | 2.0 | 6 | 1 | 0 | 0 | 0 | 0 | 0 | 0 | 0 | 0 | 0 | 0 | 6 | 6 | 0.00 | 0.500 | | | | | | | |
| Terry Fox, R ERA: 2.78 | 4.0 | L | 14 | 3 | 1 | 1 | 0 | 0 | 0 | 0 | 0 | 0 | 1 | 14 | 14 | 2.25 | 0.750 | | | | | | | |

Detroit Tigers @ Chicago White Sox
Comiskey Park, Chicago, IL
Tue Sep 28 1965, 8:05 PM EDT
Unknown

livebaseballscores.com


AB 34
R 4
H 7
RBI 4
BB 3
SO 3
LOB 13



| Batter | 1 | 2 | 3 | 4 | 5 | 6 | 7 | 8 | 9 | AB | R | H | RBI | BB | SO | LOB | TOP | | | | | | | | |
|--|------------------------------|---------------------------------|------------------------------|---------------------------------|------------------------------|---------------------------------|------------------------------|--------------------------------------|------------------------------|---------------------------------|------------------------------|---------------------------------|------------------------------|---------------------------------|------------------------------|----------------------------------|------------------------------|---------------------------------|----------------------------------|------------------------------------|----------------------------------|--------|--|--|--|
| Don Wert, R OBP: 0.339, SLG: 0.362 (1, 5) | 0-0 6-3 | | 0-0 4-3 | | 0-0 5-3 | | | 4-0 1B SF8 BB | | 3 | 1 | 0 | 0 | 1 | 0 | 0 | | | | | | | | | |
| Jerry Lumpe, L OBP: 0.333, SLG: 0.324 (1, 4) | 0-0 6-3 | | 0-0 4-3 | | 0-0 1B | | | 0-0 SF8 BB 1-3 2-H 1B | | 4 | 1 | 2 | 1 | 0 | 0 | 0 | | | | | | | | | |
| Norm Cash, L OBP: 0.369, SLG: 0.514 (1, 3) | 0-0 CS 1B | | | 0-0 F8 | | 0-0 1-2 1B | | 4-0 1-2 3B BB | | 3 | 1 | 2 | 0 | 1 | 0 | 0 | | | | | | | | | |
| Gates Brown, L OBP: 0.301, SLG: 0.457 (1, 7) | 0-0 CS 1-2 | 0-0 FC6-4 1B | | 0-0 1B | | 0-0 F6 | | 0-0 SF8 | | 3 | 0 | 2 | 1 | 0 | 0 | 2 | | | | | | | | | |
| Jim Northrup, L OBP: 0.253, SLG: 0.316 (1, 9) | | 0-3 K | | 0-0 4-3 | | | 0-3 K2-3 | 0-0 1-H 3-H 3B | | 4 | 0 | 1 | 2 | 0 | 2 | 1 | | | | | | | | | |
| Mickey Stanley, R OBP: 0.250, SLG: 0.367 (1, 8) | | 0-0 FC6-4 1B 1-2 | | | 0-0 5-3 | | 0-0 1-3 | 0-0 F7 | | 4 | 0 | 0 | 0 | 0 | 0 | 2 | | | | | | | | | |
| John Sullivan, L OBP: 0.333, SLG: 0.345 (1, 2) | | 0-0 1-3 1B | | 0-0 4-3 | | 0-0 G3 | | 0-0 1-3 | | 4 | 0 | 1 | 0 | 0 | 0 | 0 | | | | | | | | | |
| Ray Oyler, R OBP: 0.262, SLG: 0.301 (1, 6) | | 0-0 F3 | | | 0-3 K | | | 0-0 F9 | | 2 | 0 | 0 | 0 | 0 | 1 | 2 | | | | | | | | | |
| Willie Horton, R OBP: 0.341, SLG: 0.489 (8, PH) | | | | | | | | | 0-0 6-3 | 1 | 0 | 0 | 0 | 0 | 0 | 0 | | | | | | | | | |
| Larry Sherry, R OBP: 0.364, SLG: 0.500 (8, 1) | | | | | | | | | | 1 | 0 | 0 | 0 | 0 | 0 | 0 | | | | | | | | | |
| John Hiller, R OBP: 0.154, SLG: 0.163 (9, 1) | | | | | | | | | | 0 | 0 | 0 | 0 | 0 | 0 | 0 | | | | | | | | | |
| Hank Aquirre, R OBP: 0.135, SLG: 0.100 (1, 1) | | | 0-3 K | | | 0-3 K | | 0-0 1B 2B | 0-0 F3 | 2 | 0 | 0 | 0 | 0 | 2 | 0 | | | | | | | | | |
| Al Kaline, R OBP: 0.368, SLG: 0.471 (8, PH) | | | | | | | | | | 1 | 1 | 1 | 0 | 0 | 0 | 0 | | | | | | | | | |
| George Smith, R OBP: 0.154, SLG: 0.163 (8, 6) | | | | | | | | | | 1 | 0 | 0 | 0 | 0 | 0 | 0 | | | | | | | | | |
| Inning Stats | R: 0 E: 0 K: 0 S: 3 | H: 1 LOB: 0 BB: 0 P: 3 | R: 0 E: 0 K: 1 S: 7 | H: 2 LOB: 2 BB: 0 P: 7 | R: 0 E: 0 K: 1 S: 5 | H: 0 LOB: 0 BB: 0 P: 5 | R: 0 E: 0 K: 0 S: 3 | H: 1 LOB: 0 BB: 0 P: 3 | R: 0 E: 0 K: 1 S: 5 | H: 0 LOB: 0 BB: 0 P: 5 | R: 0 E: 0 K: 1 S: 7 | H: 2 LOB: 2 BB: 0 P: 7 | R: 0 E: 0 K: 1 S: 5 | H: 0 LOB: 0 BB: 0 P: 5 | R: 4 E: 0 K: 0 S: 6 | H: 3 LOB: 1 BB: 2 P: 14 | R: 0 E: 0 K: 0 S: 3 | H: 0 LOB: 0 BB: 0 P: 3 | 1B: 7 2B: 1 3B: 1 HR: 0 | SF: 1 SAC: 0 DP: 0 HBP: 0 | WP: 0 PB: 0 SB: 0 CS: 1 | PA: 37 | | | |
| PITCHER | IP | WLS | BF | H | R | ER | SO | BB | IBB | HBP | BLK | WP | HR | S | P | ERA | WHIP | | | | | | | | |
| John Buzhardt, R ERA: 3.01 (1, 1) | 7.1 | L | 29 | 8 | 3 | 3 | 5 | 1 | 0 | 0 | 0 | 0 | 0 | 38 | 42 | 3.68 | 1.227 | | | | | | | | |
| Hoyt Wilhelm, R ERA: 1.81 (8, 1) | 0.2 | | 4 | 1 | 1 | 1 | 0 | 1 | 0 | 0 | 0 | 0 | 0 | 3 | 7 | 13.50 | 3.000 | | | | | | | | |
| Eddie Fisher, R ERA: 2.41 (9, 1) | 1.0 | S | 3 | 0 | 0 | 0 | 0 | 0 | 0 | 0 | 0 | 0 | 0 | 3 | 3 | 0.00 | 0.000 | | | | | | | | |

Detroit Tigers @ Chicago White Sox
 Comiskey Park, Chicago, IL
 Tue Sep 28 1965, 8:05 PM EDT
 Att: 6,123 - Unknown


AB 33
R 4
H 9
RBI 4
BB 2
SO 5
LOB 7



| Batter | 1 | 2 | 3 | 4 | 5 | 6 | 7 | 8 | 9 | AB | R | H | RBI | BB | SO | LOB | BOTTOM | | | | | | | | |
|--|------------------------------|---------------------------------|------------------------------|---------------------------------|------------------------------|---------------------------------|------------------------------|---------------------------------|------------------------------|---------------------------------|------------------------------|---------------------------------|------------------------------|----------------------------------|------------------------------|---------------------------------|------------------------------|---------------------------------|----------------------------------|------------------------------------|----------------------------------|--------|--|--|--|
| Danny Cater, R OBP: 0.318, SLG: 0.405 (1, 7) | 0-0 6-3 | | 0-0 FC6-4 1B | | 0-0 1-3 | | 1-0 HBP | | 0-0 1B | 4 | 0 | 2 | 0 | 0 | 0 | 1 | | | | | | | | | |
| Don Buford, S OBP: 0.352, SLG: 0.386 (1, 4) (9, 5) | 0-0 F4 | | 0-0 FC6-4 1-2 | | 0-0 6-3 | | 0-0 F5 | | 0-0 1-2 1B | 5 | 0 | 1 | 0 | 0 | 0 | 2 | | | | | | | | | |
| John Romano, R OBP: 0.355, SLG: 0.420 (1, 2) | 4-0 BB | | | 4-0 BB | | 0-0 F9 | | 0-0 4-3 | 0-3 K | 1 | 0 | 0 | 0 | 2 | 0 | 0 | | | | | | | | | |
| J.C. Martin, L OBP: 0.331, SLG: 0.336 (8, 2) | | | | | | | | | | 1 | 0 | 0 | 0 | 0 | 0 | 0 | | | | | | | | | |
| Gene Freese, R OBP: 0.339, SLG: 0.348 (9, PH) | | | | | | | | | | 1 | 0 | 0 | 0 | 0 | 1 | 2 | | | | | | | | | |
| Bill Skowron, R OBP: 0.316, SLG: 0.424 (1, 3) | 0-0 5-3 | | | 0-0 F7 | | 0-0 1B | | 0-0 HR | | 4 | 1 | 2 | 1 | 0 | 0 | 2 | | | | | | | | | |
| Pete Ward, L OBP: 0.329, SLG: 0.366 (1, 5) (8, PR) | | 0-0 F4 | | 0-0 F7 | | 0-0 F9 | | 0-0 1B | | 4 | 0 | 1 | 0 | 0 | 0 | 2 | | | | | | | | | |
| Al Weis, S OBP: 0.356, SLG: 0.393 (9, 4) | | | | | | | | | | 0 | 0 | 0 | 0 | 0 | 0 | 0 | | | | | | | | | |
| Ron Hansen, R OBP: 0.307, SLG: 0.346 (1, 6) | | 0-0 L7 | | 0-3 K | | 4-0 HR BB | | 0-0 F8 | | 3 | 1 | 0 | 0 | 1 | 1 | 2 | | | | | | | | | |
| Jim Hicks, R OBP: 0.283, SLG: 0.474 (1, 9) | | | | | 0-0 1B | | 0-0 HR | | 0-0 G3 | 3 | 1 | 2 | 2 | 0 | 0 | 0 | | | | | | | | | |
| Smoky Burgess, L OBP: 0.364, SLG: 0.416 (8, PH) | | | | | | | | | | 1 | 0 | 0 | 0 | 0 | 0 | 1 | | | | | | | | | |
| Eddie Fisher, R OBP: 0.167, SLG: 0.172 (9, 1) | | | | | | | | | | 0 | 0 | 0 | 0 | 0 | 0 | 0 | | | | | | | | | |
| Ken Berry, R OBP: 0.266, SLG: 0.346 (1, 8) | | | 0-0 F7 | | 0-3 K | | 0-3 K | | 0-3 K | 3 | 0 | 0 | 0 | 0 | 2 | 1 | | | | | | | | | |
| Floyd Robinson, L OBP: 0.351, SLG: 0.386 (9, PH) | | | | | | | | | | 1 | 0 | 0 | 0 | 0 | 1 | 0 | | | | | | | | | |
| John Buzhardt, R OBP: 0.197, SLG: 0.125 (1, 1) | | | 0-3 K | | 0-3 K | | 0-3 K | | 0-0 4-3 | 3 | 0 | 0 | 0 | 0 | 3 | 1 | | | | | | | | | |
| Hoyt Wilhelm, R OBP: 0.197, SLG: 0.125 (8, 1) | | | | | | | | | | 0 | 0 | 0 | 0 | 0 | 0 | 0 | | | | | | | | | |
| Bill Voss, L OBP: 0.250, SLG: 0.409 (9, 9) | | | | | | | | | | 1 | 0 | 0 | 0 | 0 | 0 | 0 | | | | | | | | | |
| Inning Stats | R: 0 E: 0 K: 0 S: 3 | H: 0 LOB: 1 BB: 1 P: 7 | R: 0 E: 0 K: 0 S: 3 | H: 0 LOB: 0 BB: 0 P: 3 | R: 0 E: 0 K: 1 S: 6 | H: 1 LOB: 1 BB: 0 P: 6 | R: 0 E: 0 K: 1 S: 5 | H: 0 LOB: 1 BB: 1 P: 9 | R: 0 E: 0 K: 2 S: 8 | H: 1 LOB: 1 BB: 0 P: 8 | R: 0 E: 0 K: 0 S: 4 | H: 1 LOB: 1 BB: 0 P: 4 | R: 2 E: 0 K: 2 S: 8 | H: 1 LOB: 1 BB: 1 P: 13 | R: 1 E: 0 K: 0 S: 5 | H: 2 LOB: 1 BB: 0 P: 5 | R: 0 E: 0 K: 2 S: 9 | H: 2 LOB: 2 BB: 0 P: 9 | 1B: 6 2B: 0 3B: 0 HR: 2 | SF: 0 SAC: 0 DP: 0 HBP: 1 | WP: 0 PB: 0 SB: 0 CS: 0 | PA: 39 | | | |
| PITCHER | IP | WLS | BF | H | R | ER | SO | BB | IBB | HBP | BLK | WP | HR | S | P | ERA | WHIP | | | | | | | | |
| Hank Aquirre, L ERA: 3.59 (1, 1) | 7.0 | W | 29 | 4 | 2 | 2 | 6 | 3 | 0 | 1 | 0 | 0 | 0 | 37 | 50 | 2.57 | 1.000 | | | | | | | | |
| Larry Sherry, R ERA: 3.1 (8, 1) | 1.2 | | 9 | 4 | 1 | 1 | 1 | 0 | 0 | 0 | 0 | 0 | 1 | 11 | 11 | 5.40 | 2.400 | | | | | | | | |
| John Hiller, L ERA: (9, 1) | 0.1 | S | 1 | 0 | 0 | 0 | 1 | 0 | 0 | 0 | 0 | 0 | 0 | 3 | 3 | 0.00 | 0.000 | | | | | | | | |

Detroit Tigers @ Chicago White Sox
 Comiskey Park, Chicago, IL
 Tue Sep 28 1965, 8:05 PM EDT
 Att: 6,123 - Unknown

AB 35
R 3
H 8
RBI 3
BB 3
SO 8
LOB 14



| Batter | 1 | 2 | 3 | 4 | 5 | 6 | 7 | 8 | 9 | AB | R | H | RBI | BB | SO | LOB | TOP | | | | |
|--|--|---------------------------------|------------------------------|---------------------------------|------------------------------|---------------------------------|------------------------------|---------------------------------|-------------------------------|----------------------------------|------------------------------|---------------------------------|--|---------------------------------|------------------------------|---------------------------------|------------------------------|---------------------------------|----------------------------------|------------------------------------|--------------------------|
| Bert Campaneris, R OBP: 0.326, SLG: 0.382 (1, 6) | 1-3 | | 5-3 | | | 1-3 | | G3 | | 4 | 0 | 0 | 0 | 0 | 0 | 0 | | | | | |
| Jose Tartabull, L OBP: 0.359, SLG: 0.414 (1, 7) | 4-3 | | G3 | | | 1-3 | | | K | 4 | 0 | 0 | 0 | 0 | 1 | 0 | | | | | |
| Jim Landis, R OBP: 0.346, SLG: 0.310 (1, 8) | 4-3 | | | 6-3 | | F7 | | | 1B | 4 | 0 | 1 | 0 | 0 | 0 | 0 | | | | | |
| Ed Charles, R OBP: 0.333, SLG: 0.391 (1, 5) | | FC5-4 1B | | 1-6-3 | | | | 2-3 E 1B | | 4 | 1 | 2 | 0 | 0 | 0 | 1 | | | | | |
| Ken Harrelson, R OBP: 0.330, SLG: 0.429 (1, 3) | | FC5-4 4-3 BB 1-2 | | K | | | | 2-3 | | 3 | 0 | 0 | 0 | 0 | 1 | 2 | | | | | |
| Dick Green, R OBP: 0.312, SLG: 0.368 (1, 4) | | 4-3 BB 1-2 | | | | K | | K | | 2 | 0 | 0 | 0 | 1 | 2 | 1 | | | | | |
| Mike Hershberger, R OBP: 0.291, SLG: 0.315 (1, 9) | | 4-3 1-2 2-3 | | | | K | | E6 None 2-H | | 3 | 0 | 0 | 0 | 0 | 1 | 2 | | | | | |
| Rene Lachemann, R OBP: 0.264, SLG: 0.394 (1, 2) | | F3 | | | | | | | K | 3 | 0 | 1 | 0 | 0 | 1 | 2 | | | | | |
| Rollie Sheldon, R OBP: 0.349, SLG: 0.387 (8, PH) Tommye Reynolds, R OBP: 0.336, SLG: 0.315 Don Mossi, L (8, 1) Jack Aker, R (8, 1) John O'Donoghue, R OBP: 0.292, SLG: 0.297 Jim Dickson, L (8, 1) | | | | F9 | | | | | F8 | 2 | 0 | 0 | 0 | 0 | 1 | 1 | | | | | |
| Inning Stats | R: 0 E: 0 K: 0 S: 3 | H: 0 LOB: 0 BB: 0 P: 3 | R: 0 E: 0 K: 0 S: 4 | H: 1 LOB: 2 BB: 1 P: 8 | R: 0 E: 0 K: 0 S: 3 | H: 0 LOB: 0 BB: 0 P: 3 | R: 0 E: 0 K: 1 S: 5 | H: 0 LOB: 0 BB: 0 P: 5 | R: 0 E: 0 K: 3 S: 10 | H: 1 LOB: 1 BB: 0 P: 10 | R: 0 E: 0 K: 0 S: 3 | H: 0 LOB: 0 BB: 0 P: 3 | R: 1 E: 1 K: 1 S: 6 | H: 1 LOB: 1 BB: 0 P: 6 | R: 0 E: 0 K: 1 S: 5 | H: 0 LOB: 0 BB: 0 P: 5 | R: 0 E: 0 K: 1 S: 5 | H: 1 LOB: 0 BB: 0 P: 5 | 1B: 3 2B: 1 3B: 0 HR: 0 | SF: 0 SAC: 0 DP: 1 HBP: 0 | WP: 0 PA: 31 CS: 0 |
| PITCHER Tommy John, L ERA: 3.09 (1, 1) | IP: 9.0 WLS: W BF: 32 H: 4 R: 1 ER: 0 SO: 7 BB: 1 IBB: 0 HBP: 0 BLK: 0 WP: 0 HR: 0 S: 44 P: 48 ERA: 0.00 WHIP: 0.556 | | | | | | | | | | | PITCHER | IP: 9.0 WLS: W BF: 32 H: 4 R: 1 ER: 0 SO: 7 BB: 1 IBB: 0 HBP: 0 BLK: 0 WP: 0 HR: 0 S: 44 P: 48 ERA: 0.00 WHIP: 0.556 | | | | | | | | |

Kansas City Athletics @ Chicago White Sox
Comiskey Park, Chicago, IL
Fri Oct 01 1965, 8:05 PM EDT
Att: 5,029 - Unknown

| | |
|-----|----|
| AB | 30 |
| R | 1 |
| H | 4 |
| RBI | 0 |
| BB | 1 |
| SO | 7 |
| LOB | 9 |



| Batter | 1 | 2 | 3 | 4 | 5 | 6 | 7 | 8 | 9 | AB | R | H | RBI | BB | SO | LOB | BOTTOM | | | | | | | | |
|---|--|---------------------------------|------------------------------|---------------------------------|------------------------------|---------------------------------|------------------------------|---------------------------------|------------------------------|---------------------------------|------------------------------|---------------------------------|--|---------------------------------|------------------------------|----------------------------------|------------------------------|---------------------------------|------------------------------|---------------------------------|------------------------------|----------------------------------|----------------------------------|------------------------------------|--------------------------|
| Tom McCraw, L OBP: 0.301, SLG: 0.307 (1, 3) | SH 1B | | HR | | 1-3 | | | FC5-6 IBB WP 1B 1-2 | | 4 | 2 | 2 | 1 | 0 | 0 | 1 | | | | | | | | | |
| Don Buford, S OBP: 0.354, SLG: 0.387 (1, 4) | SH 1-2 | | F9 S 1B | | | F7 | | IBB 1B IBB | | 2 | 1 | 1 | 0 | 1 | 0 | 0 | | | | | | | | | |
| Floyd Robinson, L OBP: 0.349, SLG: 0.384 (8, PH) Danny Cater, R OBP: 0.318, SLG: 0.405 Smoky Burgess, L OBP: 0.371, SLG: 0.416 Dave Nicholson, R OBP: 0.234, SLG: 0.271 (9, 7) | F9 | | F9 | | | 4-3 | | 1B SF8 IBB 1-2 2-3 | | 3 | 0 | 0 | 0 | 0 | 0 | 3 | | | | | | | | | |
| Pete Ward, L OBP: 0.329, SLG: 0.365 (1, 5) | L4 | | L4 | | | F8 | | IBB 1B 1B | | 4 | 1 | 1 | 2 | 0 | 0 | 3 | | | | | | | | | |
| John Romano, R OBP: 0.354, SLG: 0.417 (1, 2) | F8 | | | F4 | | | K | IBB 1B IBB | | 3 | 1 | 0 | 0 | 1 | 1 | 2 | | | | | | | | | |
| Ron Hansen, R OBP: 0.307, SLG: 0.346 (1, 6) | | 6-3 | | F7 | | | | SF8 | | 3 | 0 | 1 | 1 | 0 | 0 | 0 | | | | | | | | | |
| Bill Voss, L OBP: 0.250, SLG: 0.360 (1, 9) | | F6 | | F9 | | | F7 | 1B IBB 1-2 2-3 | | 3 | 0 | 0 | 0 | 1 | 0 | 1 | | | | | | | | | |
| Ken Berry, R OBP: 0.265, SLG: 0.345 (1, 8) | | K | | | | | F8 | F3 1B | | 4 | 0 | 1 | 2 | 0 | 1 | 1 | | | | | | | | | |
| Tommy John, R OBP: 0.210, SLG: 0.237 (1, 1) | | | F9 | | L5 | | | FC5-6 1B F8 | | 4 | 0 | 1 | 0 | 0 | 0 | 2 | | | | | | | | | |
| Inning Stats | R: 0 E: 0 K: 0 S: 5 | H: 1 LOB: 2 BB: 0 P: 5 | R: 0 E: 0 K: 1 S: 5 | H: 0 LOB: 0 BB: 0 P: 5 | R: 1 E: 0 K: 0 S: 5 | H: 2 LOB: 1 BB: 0 P: 5 | R: 0 E: 0 K: 0 S: 3 | H: 0 LOB: 0 BB: 0 P: 3 | R: 0 E: 0 K: 0 S: 3 | H: 0 LOB: 0 BB: 0 P: 3 | R: 0 E: 0 K: 1 S: 6 | H: 1 LOB: 1 BB: 0 P: 6 | R: 0 E: 0 K: 0 S: 6 | H: 1 LOB: 1 BB: 0 P: 6 | R: 5 E: 0 K: 0 S: 6 | H: 3 LOB: 2 BB: 4 P: 22 | R: 0 E: 0 K: 0 S: 6 | H: 0 LOB: 0 BB: 0 P: 3 | R: 0 E: 0 K: 1 S: 6 | H: 1 LOB: 1 BB: 0 P: 6 | R: 5 E: 0 K: 0 S: 6 | H: 3 LOB: 2 BB: 4 P: 22 | 1B: 6 2B: 0 3B: 0 HR: 1 | SF: 1 SAC: 1 DP: 0 HBP: 0 | WP: 1 PA: 36 CS: 0 |
| PITCHER Rollie Sheldon, R ERA: 3.87 Don Mossi, L ERA: 3.74 Jack Aker, R ERA: 3.28 John O'Donoghue, L ERA: 3.95 Jim Dickson, R ERA: 3.47 (8, 1) | IP: 7.0 WLS: L BF: 3 H: 1 R: 2 ER: 2 SO: 0 BB: 0 IBB: 1 HBP: 0 BLK: 0 WP: 1 HR: 0 S: 26 P: 30 ERA: 54.00 WHIP: 3.000 | | | | | | | | | | | PITCHER | IP: 7.0 WLS: L BF: 3 H: 1 R: 2 ER: 2 SO: 0 BB: 0 IBB: 1 HBP: 0 BLK: 0 WP: 1 HR: 0 S: 26 P: 30 ERA: 54.00 WHIP: 3.000 | | | | | | | | | | | | |


Kansas City Athletics @ Chicago White Sox
Comiskey Park, Chicago, IL
Fri Oct 01 1965, 8:05 PM EDT
Att: 5,029 - Unknown


| | |
|-----|----|
| AB | 30 |
| R | 6 |
| H | 7 |
| RBI | 6 |
| BB | 4 |
| SO | 2 |
| LOB | 13 |



| Batter | 1 | 2 | 3 | 4 | 5 | 6 | 7 | 8 | 9 | AB | R | H | RBI | BB | SO | LOB | TOP | | |
|---|--|---------------------------------|------------------------------|---------------------------------|------------------------------|---------------------------------|------------------------------|---------------------------------|------------------------------|---------------------------------|------------------------------|---------------------------------|--|---------------------------------|------------------------------|---------------------------------|--|----------------------------------|------------------------------------|
| Bert Campaneris, R OBP: 0.325, SLG: 0.382 (1, 6) | 0-0 4-3 | | | 0-0 F8 | | 0-0 1B | | 0-0 G3 | 0-0 G3 | 4 | 0 | 1 | 0 | 0 | 0 | 0 | Kansas City Athletics @ Chicago White Sox Comiskey Park, Chicago, IL Sat Oct 02 1965, 4:33 AM EDT Att: 2,104 - Unknown | | |
| Larry Stahl, L OBP: 0.282, SLG: 0.416 (1, 7) | 0-3 K | | | 0-0 6-3 | | 0-0 F3 | | 0-0 G3 | 0-0 G3 | 4 | 0 | 0 | 0 | 0 | 1 | 1 | | | |
| Jose Tartabull, L OBP: 0.361, SLG: 0.413 (1, 8) | 0-3 K | | | 0-0 4-3 | | | 0-0 WP 1B | 4-0 FC6-4 BB | 4-0 FC6-4 | 3 | 0 | 1 | 0 | 1 | 1 | 0 | | | |
| Ed Charles, R OBP: 0.331, SLG: 0.388 (1, 5) | | 0-0 5-3 | | | 0-0 F6 | | 0-0 F7 | 0-0 FC6-4 | 0-0 FC6-4 | 4 | 0 | 0 | 0 | 0 | 0 | 2 | | | |
| Billy Bryan, L OBP: 0.315, SLG: 0.439 (1, 2) | | 0-0 L3 | | | 4-0 BB | | 0-0 1-3 | | | 2 | 0 | 0 | 0 | 1 | 0 | 1 | | | |
| Dick Green, R OBP: 0.310, SLG: 0.365 (1, 4) | | 0-3 K | | | 0-3 K | | 0-0 5-3 | | | 3 | 0 | 0 | 0 | 0 | 2 | 2 | | | |
| Santiago Rosario, L OBP: 0.290, SLG: 0.345 (1, 3) | | | 0-0 4-3 | | 0-0 F9 | | | 0-0 F8 | | 3 | 0 | 0 | 0 | 0 | 0 | 1 | | | |
| Mike Hershberger, R OBP: 0.291, SLG: 0.314 (1, 9) | | | 0-0 F8 | | 0-0 5-3 | | | 4-0 K2-3-2 BB | | 2 | 0 | 0 | 0 | 1 | 0 | 0 | | | |
| Fred Talbot, R OBP: 0.243, SLG: 0.257 Paul Lindblad, L (2, 1) Ron Tompkins, R (5, 1) Ken Harrelson, R (8, PH) Dick Joyce, L (8, 1) | | 0-3 K | | | 0-3 K | | | 0-3 K2-3-2 | | 0 | 0 | 0 | 0 | 0 | 0 | 0 | | | |
| Inning Stats | R: 0 E: 0 K: 2 S: 7 | H: 0 LOB: 0 BB: 0 P: 7 | R: 0 E: 0 K: 1 S: 5 | H: 0 LOB: 0 BB: 0 P: 5 | R: 0 E: 0 K: 1 S: 5 | H: 0 LOB: 0 BB: 0 P: 5 | R: 0 E: 0 K: 0 S: 3 | H: 0 LOB: 0 BB: 0 P: 3 | R: 0 E: 0 K: 1 S: 5 | H: 1 LOB: 1 BB: 0 P: 9 | R: 0 E: 0 K: 0 S: 4 | H: 1 LOB: 1 BB: 0 P: 4 | R: 0 E: 0 K: 1 S: 4 | H: 0 LOB: 1 BB: 1 P: 8 | R: 0 E: 0 K: 0 S: 3 | H: 0 LOB: 1 BB: 1 P: 7 | | 1B: 2 2B: 1 3B: 0 HR: 0 | SF: 0 SAC: 0 DP: 1 HBP: 0 |
| PITCHER Bruce Howard, R ERA: 3.47 (1, 1) | IP: 9.0 WLS: W BF: 31 H: 2 R: 0 ER: 0 SO: 7 BB: 3 IBB: 0 HBP: 0 BLK: 0 WP: 1 HR: 0 S: 42 P: 54 ERA: 0.00 WHIP: 0.556 | | | | | | | | | | | PITCHER | IP: 9.0 WLS: W BF: 31 H: 2 R: 0 ER: 0 SO: 7 BB: 3 IBB: 0 HBP: 0 BLK: 0 WP: 1 HR: 0 S: 42 P: 54 ERA: 0.00 WHIP: 0.556 | | | | | | |

| Batter | 1 | 2 | 3 | 4 | 5 | 6 | 7 | 8 | 9 | AB | R | H | RBI | BB | SO | LOB | BOTTOM | | |
|---|---|---------------------------------|-------------------------------|----------------------------------|------------------------------|---------------------------------|------------------------------|---------------------------------|------------------------------|---------------------------------|------------------------------|---------------------------------|---|---------------------------------|------------------------------|---------------------------------|--|-----------------------------------|------------------------------------|
| Tom McCraw, L OBP: 0.303, SLG: 0.320 (1, 3) | 0-0 G3 | 0-0 E2 1B | | 0-3 K | 0-0 HR | | 0-0 6-3 | | | 5 | 2 | 2 | 3 | 0 | 1 | 2 | Kansas City Athletics @ Chicago White Sox Comiskey Park, Chicago, IL Sat Oct 02 1965, 4:33 AM EDT Att: 2,104 - Unknown | | |
| Don Buford, S OBP: 0.356, SLG: 0.388 Al Weis, S (7, PR) (8, 4) | 0-0 F5 | 0-0 1B | | 0-0 1B | 0-0 4-3 | | 1-0 WP HBP | | | 4 | 0 | 2 | 1 | 0 | 0 | 0 | | | |
| Floyd Robinson, L OBP: 0.349, SLG: 0.383 Danny Cater, R OBP: 0.316, SLG: 0.403 (3, 7) | 4-0 BB | 0-3 K | | 0-0 FC5-6-4 | | 0-3 K | 0-3 K | | | 1 | 0 | 0 | 0 | 1 | 1 | 1 | | | |
| Pete Ward, L OBP: 0.329, SLG: 0.370 (1, 5) | 0-0 4-3 | | 0-0 1-3 | | 0-0 FC5-4 1B | 0-0 1B | 0-0 3B | 0-3 K | | 5 | 1 | 2 | 0 | 0 | 1 | 1 | | | |
| John Romano, R OBP: 0.357, SLG: 0.428 (1, 2) | | 0-3 K | 0-0 HR | | 0-0 FC5-4 1B | 0-0 1B | 0-0 1B | 0-0 2-3 1B | | 5 | 2 | 3 | 2 | 0 | 1 | 1 | | | |
| Ron Hansen, R OBP: 0.307, SLG: 0.346 (1, 6) | | 0-0 1B SF9 1B | 0-0 5-3 | | 0-0 E1 1B | 0-0 1B | 0-0 1B | 0-0 2-3 | | 5 | 2 | 2 | 0 | 0 | 0 | 2 | | | |
| Bill Voss, L OBP: 0.273, SLG: 0.367 (1, 9) | | 0-0 2B 1B | 0-3 K | | 0-0 1B 1-3 1B | 0-0 1B | 0-0 F9 | 0-0 F7 | | 5 | 2 | 2 | 1 | 0 | 1 | 2 | | | |
| Ken Berry, R OBP: 0.269, SLG: 0.350 (1, 8) | | 0-0 SF9 | | 0-0 1B | 0-0 1B | 0-0 1B | 0-0 1B | 0-0 6-3 SH1-4 WP 1B | | 3 | 2 | 3 | 1 | 0 | 0 | 0 | | | |
| Bruce Howard, S OBP: 0.222, SLG: 0.244 (1, 1) | | 0-0 1B E 2B | | 0-3 K | 0-0 1-3 1B | | 0-0 SH1-4 | | | 3 | 1 | 1 | 2 | 0 | 1 | 2 | | | |
| Inning Stats | R: 0 E: 0 K: 0 S: 3 | H: 0 LOB: 1 BB: 1 P: 7 | R: 4 E: 1 K: 2 S: 12 | H: 5 LOB: 1 BB: 0 P: 12 | R: 1 E: 0 K: 1 S: 6 | H: 1 LOB: 0 BB: 0 P: 6 | R: 0 E: 0 K: 2 S: 9 | H: 2 LOB: 2 BB: 0 P: 9 | R: 0 E: 0 K: 0 S: 8 | H: 5 LOB: 0 BB: 0 P: 8 | R: 1 E: 0 K: 1 S: 7 | H: 2 LOB: 1 BB: 0 P: 7 | R: 1 E: 0 K: 1 S: 6 | H: 1 LOB: 2 BB: 0 P: 7 | R: 0 E: 0 K: 1 S: 6 | H: 1 LOB: 1 BB: 0 P: 6 | | 1B: 13 2B: 1 3B: 1 HR: 2 | SF: 1 SAC: 1 DP: 0 HBP: 1 |
| PITCHER Fred Talbot, R ERA: 4.14 Paul Lindblad, L ERA: 11.05 Ron Tompkins, R ERA: 3.48 Dick Joyce, L ERA: 2.77 (1, 1) (2, 1) (5, 1) (8, 1) | IP: 1.2 WLS: L BF: 11 H: 5 R: 4 ER: 4 SO: 4 BB: 1 IBB: 0 HBP: 0 BLK: 0 WP: 0 HR: 0 S: 25 P: 25 ERA: 21.60 WHIP: 3.600 | | | | | | | | | | | PITCHER | IP: 1.2 WLS: L BF: 11 H: 5 R: 4 ER: 4 SO: 4 BB: 1 IBB: 0 HBP: 0 BLK: 0 WP: 0 HR: 0 S: 25 P: 25 ERA: 21.60 WHIP: 3.600 | | | | | | |



| Batter | 1 | 2 | 3 | 4 | 5 | 6 | 7 | 8 | 9 | AB | R | H | RBI | BB | SO | LOB | TOP | | | | | | | | | | |
|--|------------------------------|---------------------------------|------------------------------|----------------------------------|------------------------------|---------------------------------|------------------------------|---------------------------------|------------------------------|---------------------------------|------------------------------|---------------------------------|------------------------------|---------------------------------|------------------------------|---------------------------------|--|----------------------------------|------------------------------------|----------------------------------|--------|--|--|--|--|--|--|
| Bert Campaneris, R OBP: 0.326, SLG: 0.382 (1, 6) | 5-3 | | CS 1B | | FC5-4 | | | F7 1B | | 4 | 0 | 2 | 0 | 0 | 0 | 1 | Kansas City Athletics @ Chicago White Sox Comiskey Park, Chicago, IL Sun Oct 03 1965, 4:33 AM EDT Att: 4,611 - Unknown livebaseballscorecards.com | | | | | | | | | | |
| Dick Green, R OBP: 0.308, SLG: 0.363 (1, 4) Wayne Causey, L OBP: 0.341, SLG: 0.343 (8, PH) (8, 4) | K | | K | | | | | F7 1-2 | | 3 | 0 | 0 | 0 | 0 | 3 | 1 | | | | | | | | | | | |
| Larry Stahl, L OBP: 0.250, SLG: 0.395 (1, 8) | 4-3 | | K | | | | | 3-1 | | 4 | 0 | 0 | 0 | 0 | 1 | 0 | | | | | | | | | | | |
| Ed Charles, R OBP: 0.332, SLG: 0.388 (1, 5) | | HR BB | | | F9 | | | 5-3 | | 3 | 1 | 1 | 0 | 1 | 0 | 0 | | | | | | | | | | | |
| Billy Bryan, L OBP: 0.315, SLG: 0.446 (1, 2) | | 1-H HR | | | K | | | 6-3 | | 4 | 1 | 1 | 2 | 0 | 1 | 1 | | | | | | | | | | | |
| Ken Harrelson, R OBP: 0.329, SLG: 0.429 (1, 3) | | | 5-3 | | 3-1 | | | | | 4 | 0 | 1 | 0 | 0 | 0 | 0 | | | | | | | | | | | |
| Mike Hershberger, R OBP: 0.289, SLG: 0.312 (1, 9) | | | E7 | | | | | 6-3 | | 3 | 0 | 0 | 0 | 0 | 0 | 1 | | | | | | | | | | | |
| Tommy Reynolds, R OBP: 0.327, SLG: 0.311 (1, 7) | | | K | | | | | 5-3 | | 3 | 0 | 0 | 0 | 0 | 1 | 2 | | | | | | | | | | | |
| Catfish Hunter, R OBP: 0.150, SLG: 0.175 (1, 1) Santiago Rosario, L OBP: 0.297, SLG: 0.341 (7, PH) Jack Aker, R (7, 1) | | | F6 | | | | | E8 FC5-4 | | 2 | 0 | 0 | 0 | 0 | 0 | 1 | AB 32 R 2 H 5 RBI 2 BB 1 SO 7 LOB 9  | | | | | | | | | | |
| Inning Stats | R: 0 E: 0 K: 1 S: 5 | H: 0 LOB: 0 BB: 0 P: 5 | R: 2 E: 1 K: 1 S: 7 | H: 1 LOB: 1 BB: 1 P: 11 | R: 0 E: 0 K: 2 S: 7 | H: 1 LOB: 0 BB: 0 P: 7 | R: 0 E: 0 K: 1 S: 5 | H: 0 LOB: 0 BB: 0 P: 5 | R: 0 E: 1 K: 0 S: 4 | H: 0 LOB: 1 BB: 0 P: 4 | R: 0 E: 0 K: 1 S: 6 | H: 1 LOB: 1 BB: 0 P: 6 | R: 0 E: 0 K: 0 S: 3 | H: 1 LOB: 0 BB: 0 P: 3 | R: 0 E: 0 K: 0 S: 3 | H: 0 LOB: 0 BB: 0 P: 3 | | 1B: 3 2B: 1 3B: 0 HR: 1 | SF: 0 SAC: 0 DP: 0 HBP: 0 | WP: 1 PB: 0 SB: 0 CS: 1 | PA: 33 | | | | | | |
| PITCHER | IP | WLS | BF | H | R | ER | SO | BB | IBB | HBP | BLK | WP | HR | S | P | ERA | WHIP | PITCHER | | | | | | | | | |
| Joe Horlen, R ERA: 2.89 (1, 1) | 7.0 | W | 27 | 4 | 2 | 2 | 7 | 1 | 0 | 0 | 0 | 1 | 1 | 40 | 44 | 2.57 | 0.714 | | | | | | | | | | |
| Eddie Fisher, R ERA: 2.4 (8, 1) | 1.0 | S | 3 | 1 | 0 | 0 | 0 | 0 | 0 | 0 | 0 | 0 | 0 | 3 | 3 | 0.00 | 1.000 | | | | | | | | | | |
| Hoyt Wilhelm, R ERA: 1.8 (9, 1) | 1.0 | S | 3 | 0 | 0 | 0 | 0 | 0 | 0 | 0 | 0 | 0 | 0 | 3 | 3 | 0.00 | 0.000 | | | | | | | | | | |

| Batter | 1 | 2 | 3 | 4 | 5 | 6 | 7 | 8 | 9 | AB | R | H | RBI | BB | SO | LOB | BOTTOM | | | | | | | | | | |
|---|------------------------------|---------------------------------|------------------------------|---------------------------------|------------------------------|---------------------------------|------------------------------|---------------------------------|------------------------------|---------------------------------|------------------------------|---------------------------------|------------------------------|---------------------------------|------------------------------|----------------------------------|--|------------------------------------|----------------------------------|--------|--|--|--|--|--|--|--|
| Tom McCraw, L OBP: 0.309, SLG: 0.344 (1, 3) | 1B 3B | | F7 | | | | | CS 1B | | 4 | 2 | 3 | 1 | 0 | 0 | 0 | Kansas City Athletics @ Chicago White Sox Comiskey Park, Chicago, IL Sun Oct 03 1965, 4:33 AM EDT Att: 4,611 - Unknown livebaseballscorecards.com | | | | | | | | | | |
| Don Buford, S OBP: 0.358, SLG: 0.389 (1, 4) (9, 5) | K | | S 1B | | | | | 1B BB | | 3 | 1 | 2 | 0 | 1 | 1 | 1 | | | | | | | | | | | |
| Floyd Robinson, L OBP: 0.352, SLG: 0.385 (1, 7) | WP 1B | | 1-H 1B | | | | | 1B BB | | 3 | 0 | 2 | 2 | 1 | 0 | 1 | | | | | | | | | | | |
| Pete Ward, L OBP: 0.327, SLG: 0.367 (1, 5) Hoyt Wilhelm, R (9, 1) | K | | F9 | | | | | L4 | | 4 | 0 | 0 | 0 | 0 | 1 | 4 | | | | | | | | | | | |
| John Romano, R OBP: 0.355, SLG: 0.424 (1, 2) J.C. Martin, L OBP: 0.333, SLG: 0.339 (8, 2) | F7 | | | | K | | | 1B | | 3 | 0 | 0 | 0 | 0 | 1 | 1 | | | | | | | | | | | |
| Ron Hansen, R OBP: 0.305, SLG: 0.344 (1, 6) | | 6-3 | | | F8 | | | F8 | | 4 | 0 | 0 | 0 | 0 | 0 | 3 | | | | | | | | | | | |
| Bill Voss, L OBP: 0.250, SLG: 0.333 (1, 9) Tommy Agee, R OBP: 0.238, SLG: 0.211 (9, 9) | | | F7 | | F3 | | | | | 3 | 0 | 0 | 0 | 0 | 1 | 0 | | | | | | | | | | | |
| Ken Berry, R OBP: 0.268, SLG: 0.347 (1, 8) | | | K | | | | | | | 3 | 0 | 0 | 0 | 0 | 2 | 0 | | | | | | | | | | | |
| Joe Horlen, R OBP: 0.192, SLG: 0.147 (1, 1) Bill Heath, L (7, PH) Eddie Fisher, R OBP: 0.167, SLG: 0.172 (8, 1) Al Weis, S OBP: 0.356, SLG: 0.393 (9, 4) | | | K | | | | | 4-3 | | 2 | 0 | 0 | 0 | 0 | 1 | 0 | | | | | | | | | | | |
| Inning Stats | R: 1 E: 0 K: 2 S: 9 | H: 2 LOB: 1 BB: 0 P: 9 | R: 0 E: 0 K: 1 S: 5 | H: 0 LOB: 0 BB: 0 P: 5 | R: 1 E: 0 K: 1 S: 7 | H: 2 LOB: 1 BB: 0 P: 7 | R: 0 E: 0 K: 1 S: 5 | H: 0 LOB: 0 BB: 0 P: 5 | R: 1 E: 0 K: 0 S: 5 | H: 2 LOB: 1 BB: 0 P: 5 | R: 0 E: 0 K: 0 S: 3 | H: 0 LOB: 0 BB: 0 P: 3 | R: 0 E: 0 K: 2 S: 7 | H: 0 LOB: 0 BB: 0 P: 7 | R: 0 E: 0 K: 0 S: 4 | H: 2 LOB: 3 BB: 2 P: 12 | 1B: 6 2B: 0 3B: 1 HR: 1 | SF: 0 SAC: 0 DP: 0 HBP: 0 | WP: 1 PB: 0 SB: 1 CS: 1 | PA: 33 | | | | | | | |
| PITCHER | IP | WLS | BF | H | R | ER | SO | BB | IBB | HBP | BLK | WP | HR | S | P | ERA | WHIP | PITCHER | | | | | | | | | |
| Catfish Hunter, R ERA: 4.26 (1, 1) | 6.0 | L | 24 | 6 | 3 | 3 | 5 | 0 | 0 | 0 | 0 | 0 | 0 | 11 | 19 | 0.00 | 2.000 | | | | | | | | | | |
| Jack Aker, R ERA: 3.16 (7, 1) | 2.0 | | 9 | 2 | 0 | 0 | 2 | 2 | 0 | 0 | 0 | 0 | 0 | | | | | | | | | | | | | | |