

Chicago White Sox - 1966









Batter	1	2	3	4	5	6	7	8	9	AB R H RBI BB SO LOB	TOP	
Jose Cardenal, R OBP: 0.182, SLG: 0.100 (1, 8) X	0-0 WP 1B	0-0 FC6-4 1-2f			0-0 F2		0-0 6-3			4 0 1 0 0 0 2		
Bobby Knoop, R OBP: 0.273, SLG: 0.500 (1, 4) X	0-0 5-3 1-2		0-0 HR		0-3 K			0-0 F9		4 1 1 1 0 1 1		
Jim Fregosi, R (1, 6) X	0-0 F7		0-0 F2		4-0 CS BB			0-0 5-3		3 0 0 0 1 0 1		
Norm Siebern, L OBP: 0.571, SLG: 0.400 (1, 3) B B B	4-0 BB		0-0 F8		0-0 CS 1-2	0-0 FC4-6 1B		0-0 4-3		3 0 1 0 1 0 0		
Buck Rodgers, S OBP: 0.200, SLG: 0.111 (1, 2) X	0-0 4-3		0-0 G3		0-0 FC4-6 1-2f FC6-4			0-0 F2		4 0 0 0 0 0 3		
Jackie Warner, R OBP: 0.400, SLG: 0.700 (1, 9) S S S		0-3 K		0-0 5-3 1B	0-0 FC6-4 1-2f FC6-4			0-0 HR		4 1 2 1 0 1 1		
Rick Reichardt, R OBP: 0.300, SLG: 0.125 (1, 7) H		1-0 HBP		0-3 K	0-0 FC6-4 1-2f			0-0 1B		3 0 1 0 0 1 2		
Paul Schaal, R OBP: 0.300, SLG: 0.375 (1, 5) B B B		4-0 FC6-4 1-2 BB		0-0 5-3 1-2		0-0 F7		0-0 F9		3 0 0 0 1 0 2		
Marcelino Lopez, R (1, 1) S S S		0-3 K		0-3 K	0-3 K	0-3 K		0-3 K		4 0 0 0 0 4 4		
<b>Inning Stats</b>	R: 0 H: 1 E: 0 LOB: 2 K: 0 BB: 1 S: 4 P: 8	R: 0 H: 0 E: 0 LOB: 2 K: 2 BB: 1 S: 7 P: 12	R: 1 H: 1 E: 0 LOB: 0 K: 0 BB: 0 S: 4 P: 4	R: 0 H: 1 E: 0 LOB: 1 K: 2 BB: 0 S: 8 P: 8	R: 0 H: 0 E: 0 LOB: 0 K: 1 BB: 1 S: 4 P: 8	R: 0 H: 1 E: 0 LOB: 1 K: 0 BB: 0 S: 4 P: 4	R: 0 H: 0 E: 0 LOB: 0 K: 1 BB: 0 S: 5 P: 5	R: 0 H: 0 E: 0 LOB: 0 K: 0 BB: 0 S: 3 P: 3	R: 1 H: 2 E: 0 LOB: 1 K: 1 BB: 0 S: 7 P: 7	1B: 4 SF: 0 2B: 0 SAC: 0 3B: 0 DP: 0 HR: 2 HBP: 1	WP: 1 PA: 37 PB: 0 SB: 1 CS: 1	
<b>PITCHER</b> Joe Horlen, R ERA: 2.0 (1, 1)	IP WLS BF H R ER SO BB IBB HBP BLK WP HR S P ERA WHIP	9.0 L 36 6 2 2 7 3 0 1 0 1 2 46 59 2.00 1.000										

California Angels @ Chicago White Sox  
Comiskey Park, Chicago, IL  
Thu Apr 14 1966, 4:33 AM EST  
Att. 3,766 - Unknown

AB	32
R	2
H	6
RBI	2
BB	3
SO	7
LOB	16



Batter	1	2	3	4	5	6	7	8	9	AB	R	H	RBI	BB	SO	LOB
Don Buford, S OBP: 0.200, SLG: 0.111 (1, 5)	0-0 6-3	0-0 5-3			H 1-0 G6-4-3 SH HBP		X 0-0 F8			3	0	0	0	0	0	1
Floyd Robinson, L OBP: 0.556, SLG: 0.500 (1, 9)	0-0 BB BB BB 1B		S S 0-3 K		X 0-0 SH G6-4-3		X 0-0 F6			3	1	1	0	0	1	0
Tommie Agee, R OBP: 0.444, SLG: 0.667 (1, 8)	4-0 BB BB 1-2 BB		X 0-0 5-3		X 0-0 G6-4-3 1-2f 2-3			S S 0-3 K		3	0	0	0	1	1	2
John Romano, R OBP: 0.500, SLG: 0.250 (1, 2)	4-0 BB 1-2 2-3 BB		B B B 4-0 WP BB		X 0-0 G3			S S 0-3 K		2	0	0	0	2	1	1
Tom McCraw, L OBP: 0.500, SLG: 0.556 (1, 7)	4-0 G6-4-3 1-2 2-3 3-H BB		X 0-0 F6			X 0-0 F2		X 0-0 1B		3	0	1	1	1	0	1
Bill Skowron, R OBP: 0.400, SLG: 0.400 (1, 3)	0-0 G6-4-3 1-2f			X 0-0 1B 1-3 1B		X 0-0 1B		X 0-0 4-3		4	0	2	0	0	0	4
Ron Hansen, R OBP: 0.250, SLG: 0.250 (1, 6)		X 0-0 4-1 1B		X 0-0 1-3		S S 0-3 K		X 0-0 CS 1B		4	0	2	0	0	1	2
Ken Berry, R OBP: 1.000, SLG: 1.000 (9, PR)										0	0	0	0	0	0	0
Al Weis, S OBP: 0.222, SLG: 0.125 (1, 4)		X 0-0 4-1		X 0-0 4-1		X 0-0 6-3		S S 0-3 K		4	0	1	0	0	1	3
Joe Horten, R Gene Freese, R (9, PH)		X 0-0 F5		X 0-0 2-3 1B		X 0-0 6-3		X 0-0 3-1		3	0	0	0	0	0	3
				X 0-0 G4-6-3 1-2f						1	0	0	0	0	0	1

Inning Stats	R: 1	H: 1	E: 0	LOB: 2	K: 0	S: 3	P: 15	R: 0	H: 1	E: 0	LOB: 1	K: 0	S: 4	P: 4	R: 0	H: 0	E: 0	LOB: 1	K: 1	S: 5	P: 9	R: 0	H: 2	E: 0	LOB: 1	K: 0	S: 4	P: 4	R: 0	H: 0	E: 1	LOB: 1	K: 0	S: 3	P: 4	R: 0	H: 1	E: 0	LOB: 1	K: 1	S: 6	P: 6	R: 0	H: 0	E: 0	LOB: 0	K: 0	S: 3	P: 3	R: 0	H: 1	E: 0	LOB: 1	K: 2	S: 8	P: 8	R: 0	H: 1	E: 0	LOB: 1	K: 1	S: 5	P: 5	1B: 7	SF: 0	2B: 1	SAC: 1	3B: 0	DP: 4	HR: 0	HBP: 1	WP: 1	PA: 36
PITCHER Marcelino Lopez, L ERA: 1.0 (1, 1)	IP	WLS	BF	H	R	ER	SO	BB	IBB	HBP	BLK	WP	HR	S	P	ERA	WHIP	IP	WLS	BF	H	R	ER	SO	BB	IBB	HBP	BLK	WP	HR	S	P	ERA	WHIP	IP	WLS	BF	H	R	ER	SO	BB	IBB	HBP	BLK	WP	HR	S	P	ERA	WHIP																						


**BOTTOM**

**California Angels @ Chicago White Sox**  
Comiskey Park, Chicago, IL

Thu Apr 14 1966, 4:33 AM EST  
Att. 3,766 - Unknown

livebaseballscorecards.com

AB	30
R	1
H	7
RBI	1
BB	4
SO	5
LOB	18





Batter	1	2	3	4	5	6	7	8	9	10	11	AB R H RBI BB SO LOB	TOP																		
Bert Campaneris, R OBP: 0.400, SLG: 0.600 (1, 6)	0-0 CS 2B			0-3 K		0-0 SH2-4 1B		0-0 F9			0-0 5-3	5 0 2 0 0 1 1																			
Jose Tartabull, L OBP: 0.125, SLG: 0.188 (1, 8)	0-0 G3			0-0 F4		0-0 SH2-4			0-0 F7		0-0 G3	4 0 0 1 0 0 1																			
Manny Jimenez, L Ron Stone, L (1, 7) (9, PR) (9, 7)	0-3 K			0-0 G3		0-0 1-3			4-0 BB			3 0 0 0 1 1 1 0 0 0 0 0 0 0																			
Ken Harrelson, R OBP: 0.188, SLG: 0.133 (1, 3)				0-3 K		0-0 5-3		0-0 6-3		0-0 F4		4 0 0 0 0 1 1																			
Dick Green, R OBP: 0.267, SLG: 0.267 (1, 4)				0-0 4-3		0-0 1B		0-0 F7		0-0 L7		4 0 1 0 0 0 1																			
Ed Charles, R OBP: 0.200, SLG: 0.077 (1, 5)				0-3 K		0-0 F8		0-0 5-3		0-0 F8		4 0 0 0 0 1 1																			
Mike Hershberger, R OBP: 0.438, SLG: 0.600 (1, 9)				0-0 6-3		0-0 F9		0-0 SH3 FC2-5 2B		4-0 CS BB		3 0 1 0 1 0 1																			
Ken Suarez, R Larry Stahl, L John Wyatt, R (1, 2) (10, PH) (10, 1)				0-3 K		0-0 F7		0-0 SH3		0-0 F4		2 0 0 0 0 1 0 1 0 0 0 0 0 1 0 0 0 0 0 0 0																			
Catfish Hunter, R Billy Bryan, L OBP: 0.400, SLG: 0.400 (1, 1) (10, 2)				0-0 1-3		0-0 1B SH2-4 1B		0-3 FC2-5 WP S		0-0 4-3		3 1 1 0 0 0 1 1 0 0 0 0 0 0																			
<b>Inning Stats</b>	R: 0 E: 0 K: 1 S: 5	H: 1 LOB: 0 BB: 0 P: 5	R: 0 E: 0 K: 2 S: 7	H: 0 LOB: 0 BB: 0 P: 7	R: 0 E: 0 K: 1 S: 5	H: 0 LOB: 0 BB: 0 P: 5	R: 0 E: 0 K: 1 S: 5	H: 0 LOB: 0 BB: 0 P: 5	R: 0 E: 0 K: 0 S: 4	H: 1 LOB: 1 BB: 0 P: 4	R: 1 E: 1 K: 0 S: 5	H: 2 LOB: 1 BB: 0 P: 5	R: 0 E: 0 K: 0 S: 3	H: 0 LOB: 0 BB: 0 P: 3	R: 0 E: 0 K: 0 S: 6	H: 1 LOB: 1 BB: 0 P: 6	R: 0 E: 0 K: 0 S: 3	H: 0 LOB: 1 BB: 1 P: 7	R: 0 E: 0 K: 0 S: 2	H: 0 LOB: 0 BB: 1 P: 6	R: 0 E: 0 K: 0 S: 3	H: 0 LOB: 0 BB: 0 P: 3	1B: 3 2B: 2 3B: 0 HR: 0	SF: 0 SAC: 2 DP: 0 HBP: 0	WP: 1 PB: 0 SB: 1 CS: 2	PA: 38					
<b>PITCHER</b>	IP WLS BF H R ER SO BB IBB HBP BLK WP HR S P ERA WHIP															IP WLS BF H R ER SO BB IBB HBP BLK WP HR S P ERA WHIP															
Gary Peters, L ERA: (1, 1)	7.1		26	5	1	0	5	0	0	0	0	0	0	36	36	0.00	0.682														
Eddie Fisher, R ERA: (8, 1)	2.2		9	0	0	0	1	2	0	0	0	1	0	9	17	0.00	0.750														
Bob Locker, R ERA: (11, 1)	1.0	W	3	0	0	0	0	0	0	0	0	0	0	3	3	0.00	0.000														

**Kansas City Athletics @ Chicago White Sox**  
 Comiskey Park, Chicago, IL  
 Sat Apr 16 1966, 4:33 AM EST  
 Att: 6,953 - Unknown

[livebaseballscorecards.com](http://livebaseballscorecards.com)


AB	34
R	1
H	5
RBI	1
BB	2
SO	5
LOB	9



Batter	1	2	3	4	5	6	7	8	9	10	11	AB R H RBI BB SO LOB	BOTTOM	
<b>Tommie Agee, R</b> (1, 8) OBP: 0.357, SLG: 0.400 (8, 7)	0-0 E1 SF7		0-0 4-3			0-0 6-3		0-0 F8			4-0 FC3-6 BB	4 2 0 0 1 0 0	<b>Kansas City Athletics @ Chicago White Sox</b> Comiskey Park, Chicago, IL Sat Apr 16 1966, 4:33 AM EST Att: 6,953 - Unknown  livebaseballscores.com	
<b>Don Buford, S</b> (1, 5) OBP: 0.133, SLG: 0.071 (8, 4)	0-0 F4		0-0 G3			0-0 F8		0-0 L3			0-0 B1	5 0 0 0 0 0 2		
<b>Floyd Robinson, L</b> (1, 9) OBP: 0.500, SLG: 0.545	0-0 SF7			0-0 G3		0-0 3-1					4-0 FC3-6 BB	3 0 1 1 1 0 0		
<b>Pete Ward, L</b> (1, 7) OBP: 0.222, SLG: 0.125 (8, 5)	4-0 E S BB			0-0 1B			0-0 F2				0-0 FC3-6 BB	4 0 1 0 1 0 2		
<b>Tom McCraw, L</b> (1, 3) OBP: 0.467, SLG: 0.417	0-0 4-3			0-0 E4			1-0 S HBP				4-0 BB IBB	3 0 0 0 1 1 1		
<b>Ron Hansen, R</b> (1, 6) OBP: 0.231, SLG: 0.167		0-0 L6		0-0 F5			0-0 F7				4-0 BB	4 0 0 1 1 1 2		
<b>J.C. Martin, L</b> (1, 2) OBP: 0.375, SLG: 0.286		0-0 G5-4-3 1B			0-0 G3		4-0 IBB				0-0 5-3	3 0 1 0 1 0 0		
<b>Al Weis, S</b> (1, 4) OBP: 0.273, SLG: 0.111 <b>Smoky Burgess, L</b> (7, PH) <b>Ken Berry, R</b> (8, 8) OBP: 0.500, SLG: 0.500		0-0 G5-4-3			4-0 CS BB		0-0 F7				0-3 K	1 0 0 0 1 0 1 1 0 0 0 0 0 2 1 0 0 0 0 1 0		
<b>Gary Peters, L</b> (1, 1) <b>Eddie Fisher, R</b> (8, 1) <b>Bill Skowron, R</b> (10, PH) <b>Bob Locker, S</b> (11, 1)			0-0 4-3		0-3 K			0-0 F4			0-3 K	2 0 0 0 0 1 1 1 0 0 0 0 0 0 1 0 0 0 0 1 1 0 0 0 0 0 0 0		
<b>Inning Stats</b>	R: 1 H: 0 E: 1 LOB: 1 K: 0 BB: 1 S: 4 P: 8	R: 0 H: 1 E: 0 LOB: 0 K: 0 BB: 0 S: 3 P: 3	R: 0 H: 0 E: 0 LOB: 0 K: 0 BB: 0 S: 3 P: 3	R: 0 H: 1 E: 1 LOB: 1 K: 0 BB: 0 S: 4 P: 4	R: 0 H: 0 E: 0 LOB: 0 K: 1 BB: 1 S: 4 P: 8	R: 0 H: 0 E: 0 LOB: 0 K: 0 BB: 0 S: 3 P: 3	R: 0 H: 0 E: 0 LOB: 2 K: 0 BB: 1 S: 3 P: 8	R: 0 H: 0 E: 0 LOB: 0 K: 0 BB: 0 S: 3 P: 3	R: 0 H: 1 E: 0 LOB: 0 K: 1 BB: 0 S: 5 P: 5	R: 0 H: 0 E: 0 LOB: 1 K: 3 BB: 0 S: 10 P: 10	R: 1 H: 0 E: 0 LOB: 3 K: 0 BB: 4 S: 2 P: 18	1B: 2 SF: 1 2B: 1 SAC: 0 3B: 0 DP: 1 HR: 0 HBP: 1		WP: 0 PA: 42 PB: 1 SB: 6 CS: 1
<b>PITCHER</b>	IP WLS BF H R ER SO BB IBB HBP BLK WP HR S P ERA WHIP													
<b>Catfish Hunter, R</b> (1, 1) ERA: 1.06 <b>John Wyatt, R</b> (10, 1) ERA: 3.38	9.0 32 3 1 0 2 2 1 1 0 0 0 0 32 45 0.00 0.556													



Batter	1	2	3	4	5	6	7	8	9	AB R H RBI BB SO LOB	TOP
Bert Campaneris, R (1, 6) OBP: 0.222, SLG: 0.333	0-3 K		0-0 5-3			0-0 G3			0-0 E3 F8 1B	4 0 0 0 0 1 1	<b>Kansas City Athletics @ Chicago White Sox</b> Comiskey Park, Chicago, IL Sun Apr 17 1966, 4:33 AM EST Att: 15,807 - Unknown <a href="http://livebaseballscorecards.com">livebaseballscorecards.com</a>
Jose Tartabull, L (1, 8) OBP: 0.150, SLG: 0.200	0-0 F8			0-0 1-3		0-0 F7			0-0 F8 1-2 1B	4 0 1 0 0 0 0	
Manny Jimenez, L (1, 7)	0-0 F8			0-0 4-3			0-0 F8		0-0 L4	4 0 0 0 0 0 2	
Billy Bryan, L (1, 2)		0-0 G3		4-0 BB		0-0 L3			0-0 F8 1-2 2-3	3 0 0 0 1 0 2	
Dick Green, R (1, 4) OBP: 0.211, SLG: 0.211		0-0 G3		0-3 K		0-0 5-3			0-0 4-3	4 0 0 0 0 1 3	
Wayne Causey, L (1, 5) OBP: 0.467, SLG: 0.429		0-0 F7			0-0 F7					3 0 1 0 0 0 0	
Ken Harrelson, R (1, 3) OBP: 0.211, SLG: 0.167			0-0 FC4 1B		0-0 5-3		0-3 K			3 0 1 0 0 1 1	
Larry Stahl, L (1, 9)			0-0 FC4 SH1-4 1-2f		0-0 3-1		0-0 F8			3 0 0 0 0 0 2	
Rollie Sheldon, R (1, 1) Paul Lindblad, L (3, 1) Ron Stone, L (6, PH) Aurelio Monteagudo, R (6, 1) Mike Hershberger, R (8, PH) Jack Aker, R (8, 1)			0-0 SH1-4 1-2		0-0 6-3		0-0 F8			0 0 0 0 0 0 0 0 0 0 0 0 0 0 1 0 0 0 0 0 0 0 0 0 0 0 0 0 1 0 0 0 0 0 1 0 0 0 0 0 0 0	
<b>Inning Stats</b>	R: 0 H: 0 E: 0 LOB: 0 K: 1 BB: 0 S: 5 P: 5	R: 0 H: 0 E: 0 LOB: 0 K: 0 BB: 0 S: 3 P: 3	R: 0 H: 1 E: 0 LOB: 1 K: 0 BB: 0 S: 4 P: 4	R: 0 H: 0 E: 0 LOB: 1 K: 1 BB: 1 S: 5 P: 9	R: 0 H: 0 E: 0 LOB: 0 K: 0 BB: 0 S: 3 P: 3	R: 0 H: 0 E: 0 LOB: 0 K: 0 BB: 0 S: 3 P: 3	R: 0 H: 0 E: 0 LOB: 0 K: 0 BB: 0 S: 3 P: 3	R: 0 H: 1 E: 0 LOB: 1 K: 1 BB: 0 S: 6 P: 6	R: 0 H: 1 E: 1 LOB: 2 K: 0 BB: 0 S: 5 P: 5	1B: 3 SF: 0 2B: 0 SAC: 1 3B: 0 DP: 0 HR: 0 HBP: 0	WP: 0 PA: 32 PB: 0 SB: 0 CS: 0
<b>PITCHER</b> John Buzhardt, R (1, 1) ERA:	IP WLS BF H R ER SO BB IBB HBP BLK WP HR S P ERA WHIP										
	9.0 W 32 3 0 0 3 1 0 0 0 0 0 0 37 41 0.00 0.444										



Batter	1	2	3	4	5	6	7	8	9
<b>Tommie Agee, R</b> OBP: 0.389, SLG: 0.385 (1, 8) (6, 7)	0-0 CS 1B		4-0 SH1-3 1B BB	0-0 F9			0-0 F9		
<b>Don Buford, S</b> OBP: 0.167, SLG: 0.235 (1, 5)	0-0 1-2 E 3B		0-0 SH1-3		0-0 F4		0-3 K		
<b>Floyd Robinson, L</b> OBP: 0.556, SLG: 0.800 (1, 9)	0-0 F8		0-0 E S 1B		0-0 1B FC6-4 1B		0-0 HR		
<b>Pete Ward, L</b> OBP: 0.417, SLG: 0.300 (1, 7)	4-0 E BB		0-0 1B		0-0 FC6-4 1B		0-3 K		
<b>Ken Berry, R</b> OBP: 0.333, SLG: 0.333 (5, PR) (6, 8)			1-H 1B		1-3 1B				
<b>Tom McCraw, L</b> OBP: 0.368, SLG: 0.313 (1, 3)	0-0 E2 PO		0-0 F8		0-0 FC6-4 PO		0-0 4-3		
<b>Ron Hansen, R</b> OBP: 0.353, SLG: 0.375 (1, 6)	0-0 PO		0-0 F9		0-0 PO		0-0 E FC1-2 1B		
<b>J.C. Martin, L</b> OBP: 0.250, SLG: 0.182 (1, 2)			0-0 4-3		0-0 3-1		0-0 FC6-5 G1-6-3		
<b>Al Weis, S</b> OBP: 0.333, SLG: 0.167 (1, 4)			0-0 1B		0-0 F8		0-0 G1-6-3		
<b>John Buzhardt, R</b> (1, 1)			0-0 F6		0-3 K		0-0 F9		

Inning Stats	R: 1	H: 2	E: 1	K: 0	S: 4	LOB: 1	BB: 1	P: 8
	R: 0	H: 1	E: 0	K: 0	S: 4	LOB: 1	BB: 0	P: 4
	R: 2	H: 3	E: 0	K: 0	S: 6	LOB: 2	BB: 1	P: 10
	R: 0	H: 0	E: 0	K: 1	S: 5	LOB: 0	BB: 0	P: 5
	R: 1	H: 2	E: 0	K: 0	S: 4	LOB: 1	BB: 0	P: 4
	R: 0	H: 1	E: 0	K: 0	S: 3	LOB: 0	BB: 0	P: 3
	R: 0	H: 0	E: 0	K: 1	S: 5	LOB: 0	BB: 0	P: 5
	R: 1	H: 2	E: 1	K: 1	S: 8	LOB: 3	BB: 1	P: 12

PITCHER	IP	WLS	BF	H	R	ER	SO	BB	IBB	HBP	BLK	WP	HR	S	P	ERA	WHIP
<b>Rollie Sheldon, R</b> ERA: 5.06 (1, 1)	2.1	L	13	5	3	2	0	0	2	0	0	0	0	11	19	7.71	3.000
<b>Paul Lindblad, L</b> ERA: 4.7 (3, 1)	2.2		10	3	1	1	1	0	0	0	0	0	0	12	12	3.38	1.125
<b>Aurelio Montegudo, R</b> ERA: (6, 1)	2.0		6	1	0	0	1	0	0	0	0	0	0	8	8	0.00	0.500
<b>Jack Aker, R</b> ERA: 9.0 (8, 1)	1.0		7	2	1	1	1	0	1	0	0	0	1	8	12	9.00	2.000

**BOTTOM**

**Kansas City Athletics @ Chicago White Sox**  
Comiskey Park, Chicago, IL

Sun Apr 17 1966, 4:33 AM EST  
Att. 15,807 - Unknown

AB	R	H	RBI	BB	SO	LOB
3	1	1	0	1	0	0
3	1	1	0	0	1	0
4	3	3	2	0	0	1
2	0	2	1	1	0	0
1	0	0	0	0	1	0
4	0	0	1	0	0	3
4	0	3	0	0	0	0
4	0	0	0	0	0	4
3	0	1	0	1	0	1
4	0	0	0	0	1	4

AB	32
R	5
H	11
RBI	4
BB	3
SO	3
LOB	13



1B	2B	3B	HR	SF	SAC	DP	HBP
8	1	1	1	0	1	1	0

WP	PA
0	38

PITCHER	IP	WLS	BF	H	R	ER	SO	BB	IBB	HBP	BLK	WP	HR	S	P	ERA	WHIP
<b>Rollie Sheldon, R</b> ERA: 5.06 (1, 1)	2.1	L	13	5	3	2	0	0	2	0	0	0	0	11	19	7.71	3.000
<b>Paul Lindblad, L</b> ERA: 4.7 (3, 1)	2.2		10	3	1	1	1	0	0	0	0	0	0	12	12	3.38	1.125
<b>Aurelio Montegudo, R</b> ERA: (6, 1)	2.0		6	1	0	0	1	0	0	0	0	0	0	8	8	0.00	0.500
<b>Jack Aker, R</b> ERA: 9.0 (8, 1)	1.0		7	2	1	1	1	0	1	0	0	0	1	8	12	9.00	2.000



Batter	1	2	3	4	5	6	7	8	9	AB R H RBI BB SO LOB	TOP																							
<b>Tommie Agee, R</b> OBP: 0.409, SLG: 0.588 (1, 8) (8, 7)	0-0 6-3		0-0 6-3			0-0 HR		0-0 E7 1B		4 2 2 1 0 0 0																								
<b>Don Buford, S</b> OBP: 0.182, SLG: 0.238 (1, 5) (8, 4)	0-0 4-3		0-3 K			0-0 F8		0-0 1B 1B		4 1 1 1 0 1 0																								
<b>Floyd Robinson, L</b> OBP: 0.545, SLG: 0.722 (1, 9)	1-0 BB HBP			0-0 B1-3		0-0 4-3		0-0 1B 1B		3 0 1 1 0 0 0																								
<b>John Romano, R</b> OBP: 0.400, SLG: 0.143 <b>Eddie Fisher, R</b> (8, 1)	4-0 1-2 BB		0-3 K	0-3 K		0-3 K		0-0 F5		3 0 0 0 1 2 1 0 0 0 0 0 0 0																								
<b>Pete Ward, L</b> OBP: 0.333, SLG: 0.231 <b>Tom McCraw, L</b> OBP: 0.350, SLG: 0.294 (1, 7) (8, 3)	0-3 K		0-3 K				0-3 K		0-0 4-3	3 0 0 0 0 3 2 1 0 0 0 0 0 0																								
<b>Bill Skowron, R</b> OBP: 0.333, SLG: 0.444 <b>J.C. Martin, L</b> OBP: 0.231, SLG: 0.167 (1, 3) (8, 2)		0-0 4-3		0-0 4-3 2B		0-0 1-3		0-3 K		3 0 1 0 0 0 0 1 0 0 0 0 1 0																								
<b>Ron Hansen, R</b> OBP: 0.333, SLG: 0.350 (1, 6)		0-0 F8		0-0 4-3 2-3		0-0 F9		0-0 FC5-4 1B		4 0 1 0 0 0 1																								
<b>Al Weis, S</b> OBP: 0.294, SLG: 0.143 <b>Gene Freese, R</b> (8, PH) (8, 5)		0-0 F6		0-3 K		0-3 K		0-3 K FC5-4		2 0 0 0 0 1 1 2 0 0 0 0 1 1																								
<b>Tommy John, R</b> <b>Danny Cater, R</b> <b>Ken Berry, R</b> OBP: 0.333, SLG: 0.333 (1, 1) (8, PH) (8, 8)			0-0 5-3		0-0 1-3		0-0 3-1			2 0 0 0 0 0 1 1 0 0 0 0 0 0 0 0 0 0 0 0 0																								
<b>Inning Stats</b>	R: 0 E: 0 K: 1 S: 5	H: 0 LOB: 2 BB: 1 P: 10	R: 0 E: 0 K: 0 S: 3	H: 0 LOB: 0 BB: 0 P: 3	R: 0 E: 0 K: 1 S: 5	H: 0 LOB: 0 BB: 0 P: 5	R: 0 E: 0 K: 2 S: 7	H: 0 LOB: 0 BB: 0 P: 7	R: 0 E: 0 K: 1 S: 6	H: 1 LOB: 1 BB: 0 P: 6	R: 1 E: 0 K: 1 S: 6	H: 1 LOB: 0 BB: 0 P: 6	R: 0 E: 0 K: 1 S: 5	H: 0 LOB: 0 BB: 0 P: 5	R: 2 E: 1 K: 1 S: 8	H: 3 LOB: 1 BB: 0 P: 8	R: 0 E: 0 K: 1 S: 6	H: 1 LOB: 1 BB: 0 P: 6	1B: 4 2B: 1 3B: 0 HR: 1	SF: 0 SAC: 0 DP: 0 HBP: 1	WP: 0 PB: 0 SB: 0 CS: 0	PA: 35												
<b>PITCHER</b> <b>Marcelino Lopez, L</b> ERA: 1.62 <b>Lew Burdette, R</b> ERA:	IP 7.2 (1, 1) (8, 1)	WLS L	BF 30	H 5	R 3	ER 2	SO 8	BB 1	IBB 0	HBP 1	BLK 0	WP 0	HR 1	S 44	P 49	ERA 2.35	WHIP 0.783	<b>PITCHER</b> <b>IP</b> 1.1	<b>WLS</b> L	<b>BF</b> 5	<b>H</b> 1	<b>R</b> 0	<b>ER</b> 0	<b>SO</b> 1	<b>BB</b> 0	<b>IBB</b> 0	<b>HBP</b> 0	<b>BLK</b> 0	<b>WP</b> 0	<b>HR</b> 0	<b>S</b> 7	<b>P</b> 7	<b>ERA</b> 0.00	<b>WHIP</b> 0.750

**Chicago White Sox @ California Angels**  
**Anaheim Stadium, Anaheim, CA**  
 Tue Apr 19 1966, 9:05 PM EST  
 Att: 31,660 - Unknown

<b>AB</b>	33
<b>R</b>	3
<b>H</b>	6
<b>RBI</b>	3
<b>BB</b>	1
<b>SO</b>	9
<b>LOB</b>	7



Batter	1	2	3	4	5	6	7	8	9
<b>Jose Cardenal, R</b> (1, 8) <small>OBP: 0.208, SLG: 0.136</small> <b>Jim Piersall, R</b> (6, 8) <b>Norm Siebern, L</b> (8, PH) <small>OBP: 0.438, SLG: 0.538</small> (9, 3)	0-0 F4		0-3 K		0-0 6-3			0-0 F9	
<b>Bobby Knoop, R</b> (1, 4) <small>OBP: 0.208, SLG: 0.364</small>	0-0 F9		0-3 K		0-0 F8			0-0 F8	
<b>Jim Fregosi, R</b> (1, 6) <small>OBP: 0.250, SLG: 0.150</small>	0-0 2B			0-0 F9		0-0 5-3		0-0 E6 1B	
<b>Joe Adcock, R</b> (1, 3) <small>OBP: 0.625, SLG: 1.000</small> <b>Jackie Hernandez, R</b> (8, PR) <b>Ed Kirkpatrick, L</b> (9, 7)	0-3 K			0-0 5-3		4-0 FC5-4 BB		0-0 1-2 1B	
<b>Jackie Warner, R</b> (1, 9) <small>OBP: 0.348, SLG: 0.591</small>		0-3 K		4-0 BB BB		0-0 FC5-4 1-2		0-0 6-3	
<b>Rick Reichardt, R</b> (1, 7) <small>OBP: 0.364, SLG: 0.556</small> (9, 8)		0-0 HR		4-0 1-2 BB		0-0 F4		0-0 6-3	
<b>Paul Schaal, R</b> (1, 5) <small>OBP: 0.409, SLG: 0.438</small>		0-0 F9		0-0 F7			0-0 5-3	4-0 BB BB BB	
<b>Buck Rodgers, S</b> (1, 2) <small>OBP: 0.130, SLG: 0.091</small>		0-0 1-3			0-0 SH3-4 1B		0-0 F8	0-0 F9	
<b>Marcelino Lopez, R</b> (1, 1) <b>Lew Burdette, R</b> (8, 1) <b>Willie Smith, L</b> (9, PH)			0-0 1-3		0-0 SH3-4 1-2		0-0 5-3	0-0 F7	


AB	R	H	RBI	BB	SO	LOB
3	0	0	0	0	1	1
0	0	0	0	0	0	0
1	0	0	0	0	0	0
4	0	0	0	0	1	1
4	0	1	0	0	0	0
3	0	1	0	1	1	1
0	0	0	0	0	0	0
0	0	0	0	0	0	0
3	0	0	0	1	1	3
3	1	1	1	1	0	1
3	0	0	0	1	0	2
4	0	1	0	0	0	1
2	0	0	0	0	0	0
0	0	0	0	0	0	0
1	0	0	0	0	0	1

WP	HR	S	P	ERA	WHIP
0	0	0	0	0.00	1.000
0	0	0	0	1.29	0.857

Inning Stats	R: 0	H: 1	E: 0	K: 1	S: 6	LOB: 1	BB: 0	P: 6																									
<b>Tommy John, L</b> (1, 1) <small>ERA: 2.08</small> <b>Eddie Fisher, R</b> (8, 1) <small>ERA:</small>	7.0	WLS	W	BF	27	H	3	R	1	ER	1	SO	4	BB	3	IBB	0	HBP	0	BLK	0	WP	0	HR	1	S	32	P	44	ERA	1.29	WHIP	0.857
	2.0	S	9	1	0	0	0	0	0	0	0	0	0	1	0	0	0	0	0	0	0	0	0	0	8	12	0.00	1.000					

**Chicago White Sox @ California Angels**  
 Anaheim Stadium, Anaheim, CA  
 Tue Apr 19 1966, 9:05 PM EST  
 Att. 31,660 - Unknown

<b>AB</b>	<b>31</b>
<b>R</b>	<b>1</b>
<b>H</b>	<b>4</b>
<b>RBI</b>	<b>1</b>
<b>BB</b>	<b>4</b>
<b>SO</b>	<b>4</b>
<b>LOB</b>	<b>11</b>





Batter	1	2	3	4	5	6	7	8	9	10	11	AB R H RBI BB SO LOB	TOP														
<b>Tommie Agee, R</b> (1, 8) OBP: 0.370, SLG: 0.500	0-0 6-3		0-0 S 1B		0-0 6-3		0-3 K		0-3 K			5 1 1 0 0 2 1	<b>Chicago White Sox @ California Angels</b> Anaheim Stadium, Anaheim, CA Wed Apr 20 1966, 9:05 PM EST Att. 12,381 - Unknown														
<b>Don Buford, S</b> (1, 5) OBP: 0.296, SLG: 0.261	4-0 G3 BB		4-0 1B 1B BB			4-0 S 1B BB	0-0 1-3			0-0 4-3 PB CS 1B		2 2 1 0 3 0 1															
<b>Floyd Robinson, L</b> (1, 9) OBP: 0.519, SLG: 0.652	0-0 G3		0-0 1B 1B			0-0 F8		0-0 SH1-3 1B		0-0 4-3		5 0 2 1 0 0 3															
<b>John Romano, R</b> (1, 2) OBP: 0.429, SLG: 0.200	0-0 F9		0-0 1B			0-0 F7		0-0 SH1-3		4-0 CS BB		3 0 1 1 1 0 2															
<b>Ken Berry, R</b> (10, PR) OBP: 0.333, SLG: 0.333			1-3 3-H 1B					1-2				0 0 0 0 0 0 0															
<b>J.C. Martin, L</b> (10, 2) OBP: 0.231, SLG: 0.167												0 0 0 0 0 0 0															
<b>Pete Ward, L</b> (1, 7) OBP: 0.300, SLG: 0.176		0-3 K		0-3 K		4-0 1B BB		0-0 G3		0-0 CS	0-0 F8	4 0 0 0 1 2 1															
<b>Tom McCraw, L</b> (1, 3) OBP: 0.360, SLG: 0.286		0-3 K		0-3 K2-3		0-0 1B		4-0 IBB			0-0 F6	4 0 1 1 1 2 0															
<b>Ron Hansen, R</b> (1, 6) OBP: 0.308, SLG: 0.292		0-0 6-3		0-0 F7		0-0 6-3		0-0 F8			4-0 BB	4 0 0 0 1 0 4															
<b>Al Weis, S</b> (1, 4) OBP: 0.263, SLG: 0.125			0-0 6-3		0-0 P1		0-0 F4		0-3 K		0-3 K	2 0 0 0 0 0 0															
<b>Bill Skowron, R</b> (7, PH) OBP: 0.300, SLG: 0.400												1 0 0 0 0 0 0															
<b>Bob Locker, S</b> (7, 1)												1 0 0 0 0 1 0															
<b>Gene Freese, R</b> (11, PH)												1 0 0 0 0 1 1															
<b>Eddie Fisher, R</b> (11, 1)												0 0 0 0 0 0 0															
<b>Joe Horlen, R</b> (1, 1)			0-0 4-3		0-0 4-3		0-0 1B		0-3 K			0 0 0 0 0 0 0															
<b>Dennis Higgins, R</b> (2, 1)												2 0 0 0 0 0 0															
<b>Smoky Burgess, L</b> (7, PH) OBP: 0.333, SLG: 0.333												1 0 1 0 0 0 0															
<b>Bill Voss, L</b> (7, PR)												1 0 0 0 0 1 0															
<b>Inning Stats</b>	R: 0 E: 0 K: 0 S: 3	H: 0 LOB: 1 BB: 1 P: 7	R: 0 E: 0 K: 2 S: 7	H: 0 LOB: 0 BB: 0 P: 7	R: 2 E: 0 K: 0 S: 5	H: 3 LOB: 2 BB: 1 P: 9	R: 0 E: 0 K: 2 S: 7	H: 0 LOB: 0 BB: 0 P: 7	R: 0 E: 0 K: 0 S: 3	H: 0 LOB: 0 BB: 0 P: 3	R: 1 E: 0 K: 0 S: 4	H: 1 LOB: 2 BB: 2 P: 12	R: 0 E: 0 K: 1 S: 6	H: 1 LOB: 1 BB: 0 P: 6	R: 0 E: 0 K: 0 S: 4	H: 1 LOB: 2 BB: 1 P: 8	R: 0 E: 0 K: 3 S: 9	H: 0 LOB: 0 BB: 0 P: 9	R: 0 E: 0 K: 0 S: 2	H: 1 LOB: 1 BB: 1 P: 6	R: 0 E: 0 K: 1 S: 5	H: 0 LOB: 1 BB: 1 P: 9	1B: 7 2B: 0 3B: 0 HR: 0	SF: 0 SAC: 1 DP: 0 HBP: 0	WP: 0 PB: 1 SB: 3 CS: 2	PA: 45	
<b>PITCHER</b>	IP WLS BF H R ER SO BB IBB HBP BLK WP HR S P ERA WHIP																										
<b>Dean Chance, R</b> (1, 1) ERA: 2.52	8.0 34 6 3 3 5 4 1 0 0 0 0 0 39 59 3.38 1.250																										
<b>Bob Lee, R</b> (9, 1) ERA: 1.42	1.0 3 0 0 0 3 0 0 0 0 0 0 0 9 9 0.00 0.000																										
<b>George Brunet, L</b> (10, 1) ERA: 27.0	0.1 2 1 0 0 0 0 0 0 0 0 0 0 2 2 0.00 3.000																										
<b>Ed Sukla, R</b> (10, 1) ERA:	1.2 W 5 0 0 0 1 2 0 0 0 0 0 0 5 13 0.00 1.200																										

livebaseballscorecards.com

AB	36
R	3
H	7
RBI	3
BB	7
SO	9
LOB	13



Batter	1	2	3	4	5	6	7	8	9	10	11	AB R H RBI BB SO LOB
Jose Cardenal, R OBP: 0.207, SLG: 0.148 (1, 8)	F8	8-2		4-3			PO 1B			6-3		5 0 1 0 0 0 1
Bobby Knoop, R OBP: 0.310, SLG: 0.519 (1, 4)	2B		4-3 BLK			CS 1B	PO	K		1B		5 1 4 0 0 1 0
Jim Fregosi, R OBP: 0.241, SLG: 0.125 (1, 6)	BB		4-3			K		K		K		4 0 0 0 1 3 3
Norm Siebern, L OBP: 0.381, SLG: 0.412 Tom Satriano, L OBP: 1.000, SLG: 3.000 (1, 3)	F7		BLK BB			F7		4-3		F7		4 0 0 0 1 0 4 0 0 0 0 0 0 0
Ed Kirkpatrick, L (1, 9)	F9		BLK BB			3-1			F8		F8	4 0 0 0 1 0 2
Rick Reichardt, R OBP: 0.333, SLG: 0.478 (1, 7)		1B 3B	K			F7		6-3		F4		5 1 1 0 0 1 2
Buck Rodgers, S OBP: 0.214, SLG: 0.185 (1, 2)		1B 3B	F8			5-3			1B 1B		BB 1B	5 2 3 0 0 0 2
Paul Schaal, R OBP: 0.444, SLG: 0.550 (1, 5)		8-2 3B				K		6-3			1B BB	4 0 2 2 1 1 0
Dean Chance, R OBP: 0.125, SLG: 0.125 Bob Lee, R Willie Smith, L George Brunet, R Ed Sukia, R Joe Adcock, R OBP: 0.067, SLG: 1.000 (1, 1)		4-3				K		K		F9		3 0 0 0 0 0 2 1 0 0 0 0 0 0 0 0 1 0 0 0 0 0 0 2 0 0 0 0 0 0 0 0 0 0 0 0 0 0 0 0 1 0 0 1 1 0 0 0

Inning Stats	R: 0	H: 1	R: 2	H: 3	R: 1	H: 1	R: 0	H: 0	R: 0	H: 1	R: 0	H: 0	R: 0	H: 2	R: 0	H: 1	R: 1	H: 2	1B: 9	SF: 0	WP: 0	PA: 46
E: 0	LOB: 2	E: 0	LOB: 0	E: 0	LOB: 2	E: 0	LOB: 0	E: 0	LOB: 0	E: 0	LOB: 0	E: 0	LOB: 0	E: 0	LOB: 2	E: 0	LOB: 1	E: 0	LOB: 2	2B: 3	SAC: 0	PB: 0
K: 0	BB: 1	K: 0	BB: 0	K: 1	BB: 2	K: 2	BB: 0	K: 0	BB: 0	K: 1	BB: 0	K: 2	BB: 0	K: 0	BB: 0	K: 1	BB: 0	K: 0	BB: 1	3B: 1	DP: 1	SB: 0
S: 4	P: 8	S: 5	P: 5	S: 6	P: 14	S: 7	P: 7	S: 3	P: 3	S: 5	P: 5	S: 7	P: 7	S: 5	P: 5	S: 6	P: 6	S: 4	P: 8	HR: 0	HBP: 0	CS: 1

PITCHER	IP	WLS	BF	H	R	ER	SO	BB	IBB	HBP	BLK	WP	HR	S	P	ERA	WHIP
Joe Horlen, R ERA: 3.6 (1, 1)	1.0		8	4	2	2	0	1	0	0	0	0	0	7	11	18.00	5.000
Dennis Higgins, R ERA: 1.17 (2, 1)	5.0		17	2	1	1	4	2	0	0	1	0	0	23	31	1.80	0.800
Bob Locker, R ERA: (7, 1)	4.0		15	4	0	0	4	0	0	0	0	0	0	23	23	0.00	1.000
Eddie Fisher, R ERA: 1.08 (11, 1)	0.2	L	5	2	1	1	0	1	0	0	0	0	0	4	8	13.50	4.500

PITCHER	IP	WLS	BF	H	R	ER	SO	BB	IBB	HBP	BLK	WP	HR	S	P	ERA	WHIP

BOTTOM


Chicago White Sox @ California Angels  
Anaheim Stadium, Anaheim, CA  
Wed Apr 20 1966, 9:05 PM EST  
Att. 12,381 - Unknown

livebaseballscores.com

AB	41
R	4
H	12
RBI	3
BB	4
SO	8
LOB	17





Batter	1	2	3	4	5	6	7	8	9	AB R H RBI BB SO LOB	TOP											
<b>Tommy Agee, R</b> OBP: 0.455, SLG: 0.640 (1, 8) (6, 7) (8, 8)	0-0 SH1-3 2B 1B		4-0 HBP 3B BB	0-0 HR		1-0 1B 6-3 HBP		4-0 FC3-6 1B BB	0-3 K2-3	3 5 2 1 2 1 0												
<b>Don Buford, S</b> OBP: 0.333, SLG: 0.308 (1, 4) (6, 5)	0-0 SH1-3 1-2		0-3 K 1-2	0-0 1B		0-0 6-3 1B		0-0 SH FC3-6 1-2		3 0 2 0 0 1 1												
<b>Floyd Robinson, L</b> OBP: 0.500, SLG: 0.630 (1, 9)	0-0 6-3 2-H 2B		1-0 HBP 3B HBP	0-0 4-3		0-0 6-3 1-2 3-H		0-0 FC3-6 S 1B 1-2 2-3		4 1 1 2 0 0 4												
<b>Bill Skowron, R</b> OBP: 0.286, SLG: 0.308 <b>Ken Berry, R</b> OBP: 0.333, SLG: 0.333 <b>Smoky Burgess, L</b> OBP: 0.500, SLG: 0.500 <b>Danny Cater, R</b> (8, PR) (8, 7)	0-0 6-3 2-3		1-0 3B HBP 1-2 2-3		0-0 F8 1-2 2-3	0-0 F8 1-2 3-H		0-0 S 1B 1-2 3-H		3 1 0 0 0 0 2 0 0 0 0 0 0 0 1 0 1 1 0 0 0 0 0 0 0 0 0 0												
<b>Pete Ward, L</b> OBP: 0.292, SLG: 0.286 <b>Al Weis, S</b> OBP: 0.250, SLG: 0.118 (1, 5) (6, 4)	0-0 F7		0-0 1B 3B 1-H 2-H 3-H		0-0 6-3 1-2 2-3	0-3 K 0-3		0-3 K 0-3		4 1 1 3 0 1 2 1 0 0 0 0 1 2												
<b>John Romano, R</b> OBP: 0.526, SLG: 0.308 <b>J.C. Martin, L</b> OBP: 0.231, SLG: 0.167 (1, 2) (9, 2)		0-0 G6-4-3 1B	0-0 1B 3-H		4-0 2B BB		0-0 F4 1-2 2-3	4-0 1B IBB 1-2 2-3		3 0 2 1 2 0 0 0 0 0 0 0 0 0												
<b>Tom McCraw, L</b> OBP: 0.333, SLG: 0.308 (1, 7) (6, 3)		0-0 G6-4-3 1-2f	0-0 4-3		0-0 2B		0-0 3-1 F8	0-0 F8		5 0 1 0 0 0 5												
<b>Ron Hansen, R</b> OBP: 0.323, SLG: 0.259 (1, 6)		0-0 4-3		0-0 4-3		4-0 IBB		4-0 BB	0-0 6-3	3 0 0 0 2 0 0												
<b>Juan Pizarro, L</b> <b>Bruce Howard, S</b> <b>Jack Lamabe, R</b> <b>Eddie Fisher, R</b> (1, 1) (5, 1) (7, 1) (9, 1)			0-0 F8	0-3 K	0-3 K		0-0 G3	0-0 F8		3 0 0 0 0 2 3 1 0 0 0 0 0 1 1 0 0 0 0 0 0 0 0 0 0 0 0 0												
<b>Inning Stats</b>	R: 1 E: 0 K: 0 S: 5	H: 2 LOB: 1 BB: 0 P: 5	R: 0 E: 0 K: 0 S: 3	H: 1 LOB: 0 BB: 0 P: 3	R: 4 E: 0 K: 1 S: 7	H: 2 LOB: 1 BB: 1 P: 13	R: 1 E: 0 K: 1 S: 7	H: 2 LOB: 1 BB: 0 P: 7	R: 0 E: 0 K: 1 S: 6	H: 1 LOB: 3 BB: 2 P: 14	R: 1 E: 0 K: 1 S: 6	H: 1 LOB: 1 BB: 0 P: 7	R: 0 E: 0 K: 0 S: 3	H: 0 LOB: 1 BB: 1 P: 7	R: 1 E: 1 K: 1 S: 7	H: 1 LOB: 3 BB: 2 P: 15	R: 0 E: 0 K: 1 S: 5	H: 0 LOB: 0 BB: 0 P: 5	1B: 6 2B: 2 3B: 1 HR: 1	SF: 0 SAC: 2 DP: 1 HBP: 3	WP: 0 PB: 0 SB: 3 CS: 0	PA: 46
<b>PITCHER</b>	IP WLS BF H R ER SO BB IBB HBP BLK WP HR S P ERA WHIP																					
<b>Fred Newman, R</b> ERA: 16.88 (1, 1)	2.2 L 15 5 5 5 1 1 0 2 0 0 0 0 14 20 16.88 2.250																					
<b>Dick Egan, L</b> ERA: 3.86 (3, 1)	2.1 12 3 1 1 2 1 1 0 0 0 1 14 22 3.86 1.714																					
<b>Jorge Rubio, R</b> ERA: 4.5 (6, 1)	2.0 9 1 1 1 1 1 0 1 0 0 0 9 14 4.50 1.000																					
<b>Lew Burdette, R</b> ERA: 5.4 (8, 1)	0.1 3 0 1 1 0 1 0 0 0 0 0 2 6 27.00 3.000																					
<b>George Brunet, L</b> ERA: 4.5 (8, 1)	1.2 7 1 0 0 2 0 1 0 0 0 0 10 14 0.00 0.600																					

**Chicago White Sox @ California Angels**  
**Anaheim Stadium, Anaheim, CA**  
 Thu Apr 21 1966, 9:05 PM EST  
 Att. 12,726 - Unknown

<b>AB</b>	35
<b>R</b>	8
<b>H</b>	10
<b>RBI</b>	8
<b>BB</b>	6
<b>SO</b>	6
<b>LOB</b>	20

WP: 0	PA: 46
PB: 0	
SB: 3	
CS: 0	

ERA	WHIP

Batter	1	2	3	4	5	6	7	8	9	AB R H RBI BB SO LOB
Jose Cardenal, R (1, 8) OBP: 0.235, SLG: 0.188	0-0 E5 1-3		0-0 F4		0-0 F9		0-0 WP 1B 1B		0-0 S 1B 1B	5 2 2 0 0 0 2
Jim Piersall, R (1, 9) OBP: 0.667, SLG: 0.500 Ed Kirkpatrick, L (7, PH) Jackie Hernandez, R (8, 9) Willie Smith, L (9, PH)	0-0 1-3 1-2		0-0 FC4-6 1B		4-0 1-2 2-3 BB		0-3 K 1-2		0-3 K 1-2	2 0 1 0 1 0 1 1 0 0 0 0 1 1 0 0 0 0 0 0 0 1 0 0 0 0 1 1
Bobby Knoop, R (1, 4) OBP: 0.324, SLG: 0.500	0-0 F8		0-0 FC4-6 1-2f		0-0 F9		0-0 2-H 1B		0-0 FC6-4 2-H 1B	5 0 2 2 0 0 4
Jim Fregosi, R (1, 6) OBP: 0.206, SLG: 0.103		0-0 E9 WP 1B		0-0 G3		0-0 F3		0-3 K	0-0 FC6-4 1-2f	5 1 0 0 0 1 2
Rick Reichardt, R (1, 7) OBP: 0.323, SLG: 0.423		4-0 1B SF9 2-3 BB		0-0 F4		0-3 K		0-3 K		3 1 0 0 1 2 0
Norm Siebern, L (1, 3) OBP: 0.400, SLG: 0.400		0-0 G4-6-3 1-3 3-H 1B		0-0 F8		0-0 G3		4-0 FC4-6 BB		3 0 1 1 1 0 0
Paul Schaal, R (1, 5) OBP: 0.452, SLG: 0.545		0-0 SF9 3-H		0-0 BB BB 1B		4-0 HR BB		0-0 FC4-6 1-2f		2 1 1 1 1 0 1
Buck Rodgers, S (1, 2) OBP: 0.219, SLG: 0.290		0-0 G4-6-3 1-2f		0-0 F8		0-0 1-H HR		0-0 4-3		4 1 1 2 0 0 3
Fred Newman, R Dick Egan, L Frank Malzone, R Willie Montanez, L Jorge Rubio, R Ed Bailey, L Lew Burdette, R George Brunet, R Tom Satriano, L			0-0 F2		4-0 1-2 BB BB		0-0 4-3		0-3 K	0 0 0 0 0 0 0 1 0 0 0 0 0 0 0 0 0 0 0 1 0 0 0 0 0 0 0 0 0 0 0 0 0 0 0 0 0 0 0 1 0 1 0 0 0 0 0 1 0

BOTTOM

Chicago White Sox @ California Angels  
Anaheim Stadium, Anaheim, CA  
Thu Apr 21 1966, 9:05 PM EST  
Att. 12,726 - Unknown

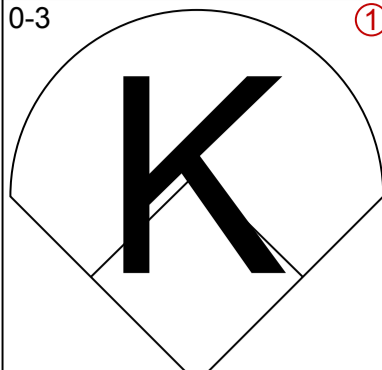
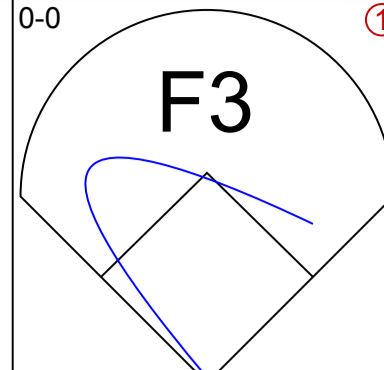
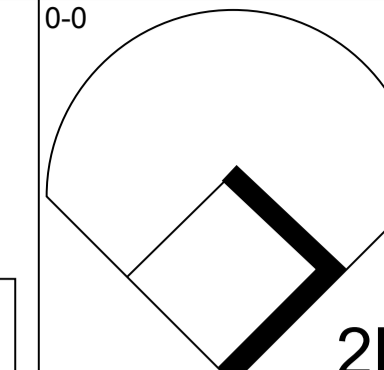
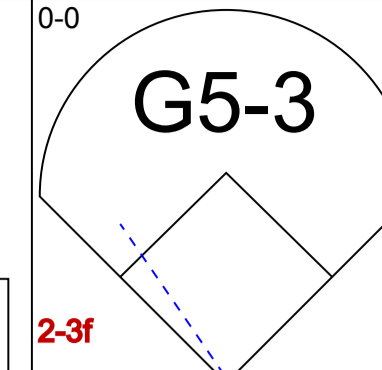
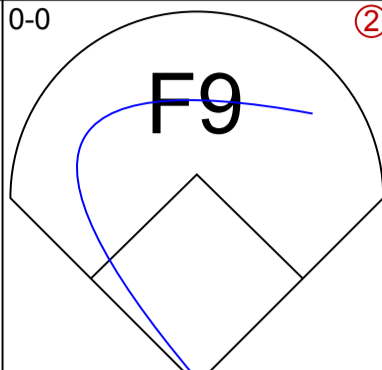
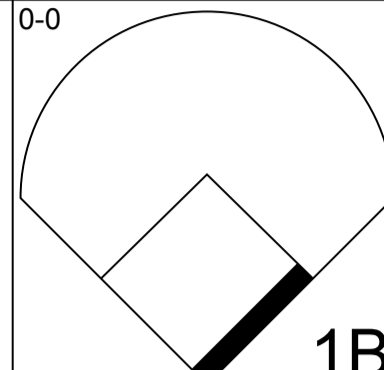
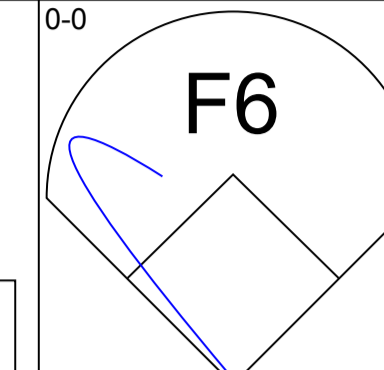
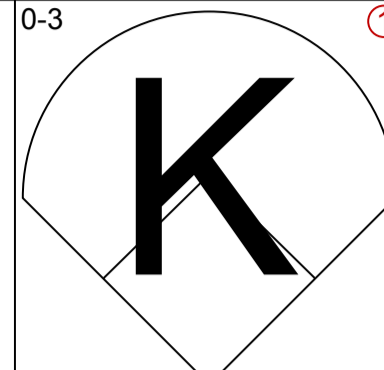
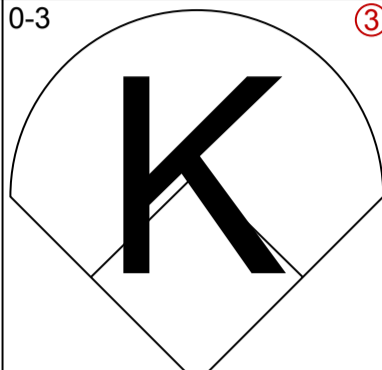
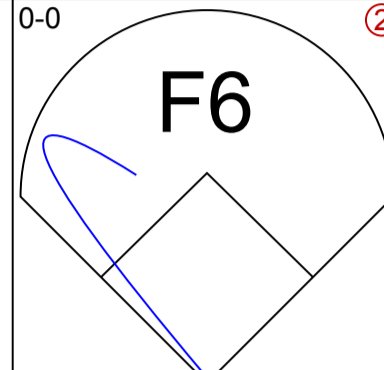
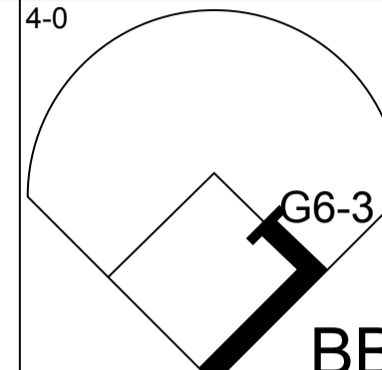
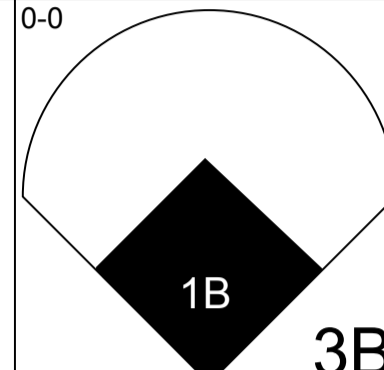
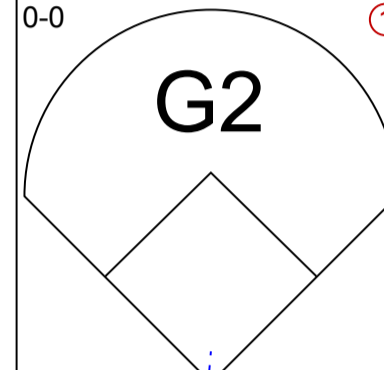
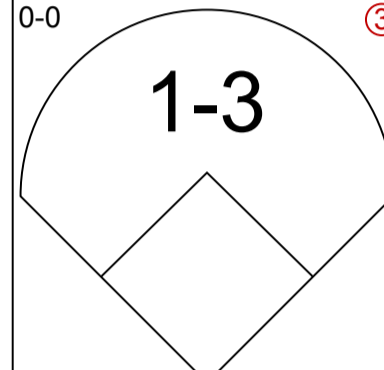
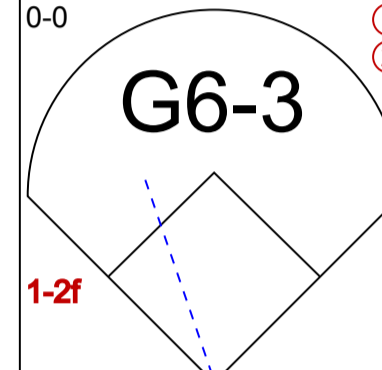
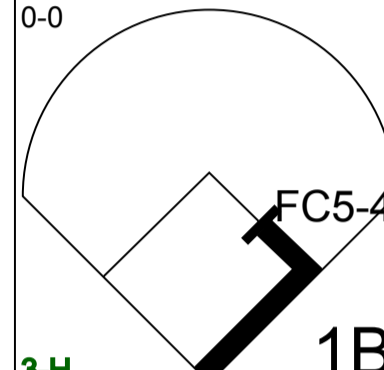
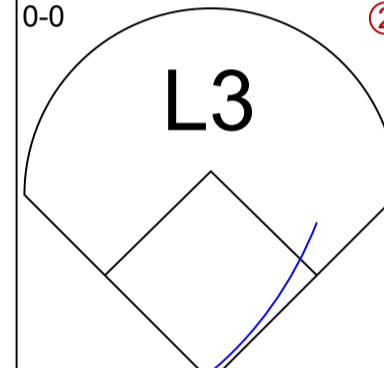
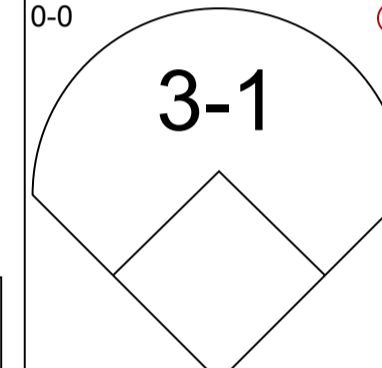
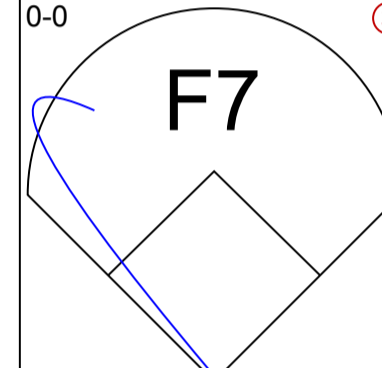
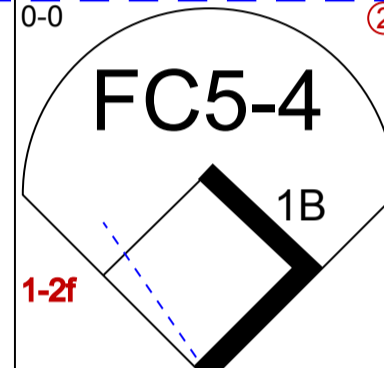
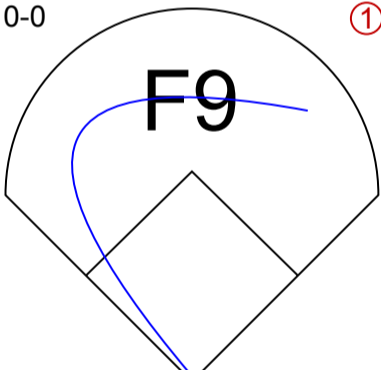
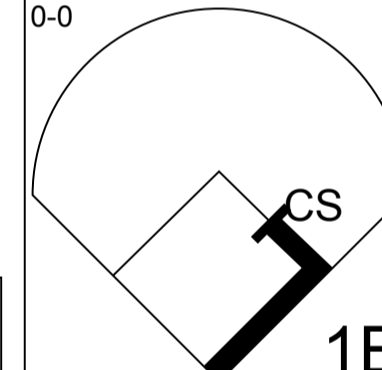
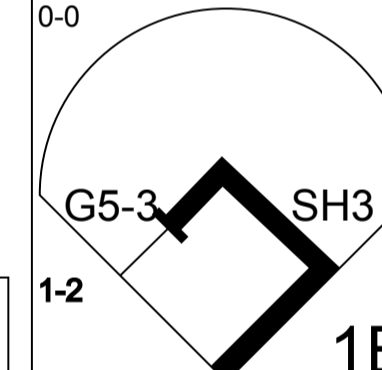
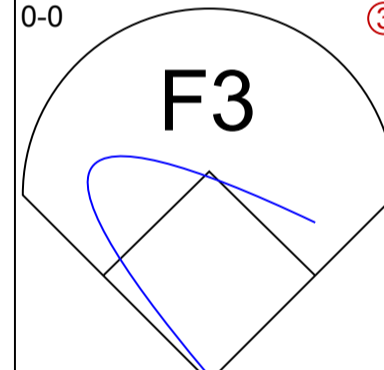
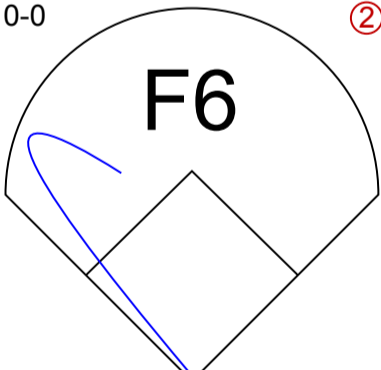
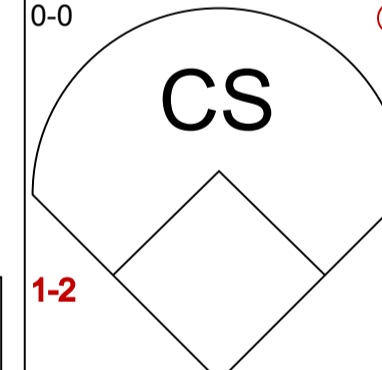
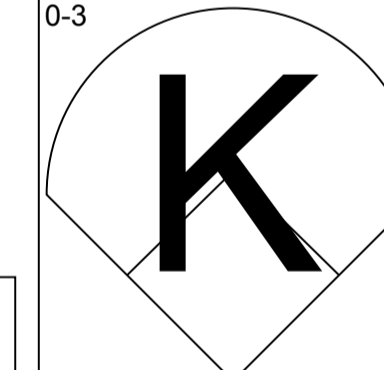
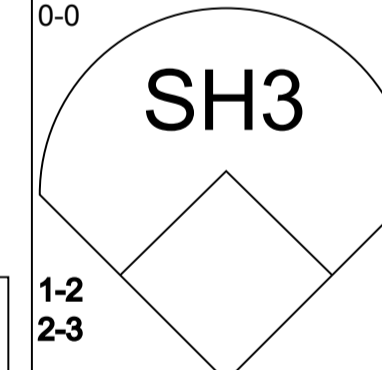
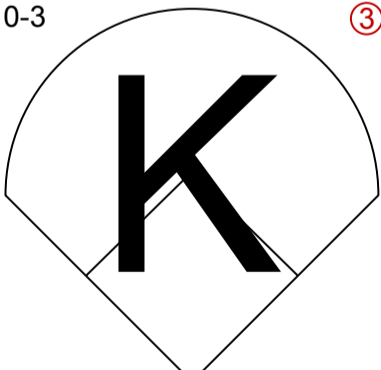
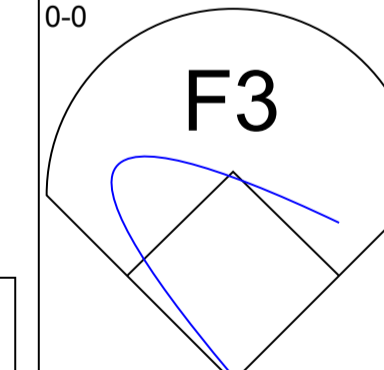
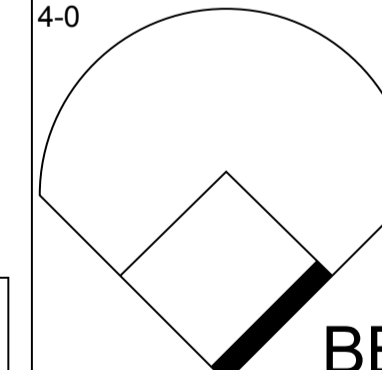
livebaseballscorecards.com

AB	34
R	6
H	8
RBI	6
BB	5
SO	6
LOB	15



Inning Stats	R: 0	H: 0	E: 1	LOB: 0	K: 0	BB: 0	S: 3	P: 3	R: 2	H: 1	E: 1	LOB: 0	K: 0	BB: 1	S: 4	P: 8	R: 0	H: 1	E: 0	LOB: 1	K: 0	BB: 0	S: 4	P: 4	R: 0	H: 0	E: 0	LOB: 0	K: 0	BB: 0	S: 3	P: 3	R: 0	H: 1	E: 0	LOB: 3	K: 0	BB: 2	S: 4	P: 12	R: 0	H: 0	E: 0	LOB: 0	K: 1	BB: 0	S: 5	P: 5	R: 3	H: 3	E: 0	LOB: 1	K: 2	BB: 1	S: 10	P: 14	R: 0	H: 0	E: 0	LOB: 1	K: 1	BB: 1	S: 5	P: 9	R: 1	H: 2	E: 0	LOB: 1	K: 2	BB: 0	S: 9	P: 9	1B: 7	SF: 1	2B: 0	SAC: 0	3B: 0	DP: 1	HR: 1	HBP: 0	WP: 2	PA: 40
PITCHER	IP	WLS	BF	H	R	ER	SO	BB	IBB	HBP	BLK	WP	HR	S	P	ERA	WHIP																																																																	
Juan Pizarro, L (1, 1) ERA: 1.8	4.2		20	3	2	1	0	3	0	0	0	1	0	17	29	1.93	1.286																																																																	
Bruce Howard, R (5, 1) ERA: 13.5	2.0	W	10	3	3	3	2	1	0	0	0	1	1	13	17	13.50	2.000																																																																	
Jack Lamabe, R (7, 1) ERA: 4.5	2.0		9	2	1	1	4	1	0	0	0	0	0	16	20	4.50	1.500																																																																	
Eddie Fisher, R (9, 1) ERA: 1.04	0.1	S	1	0	0	0	0	0	0	0	0	0	0	1	1	0.00	0.000																																																																	



Batter	1	2	3	4	5	6	7	8	9	AB R H RBI BB SO LOB	TOP											
<b>Tommie Agee, R</b> (1, 8) OBP: 0.432, SLG: 0.621	0-3 			0-0 		0-0  2B		0-0  2-3f		4 0 1 0 0 1 3												
<b>Don Buford, S</b> (1, 4) OBP: 0.324, SLG: 0.300	0-0 			0-0  1B		0-0 			0-3 	4 0 1 0 0 1 1												
<b>Floyd Robinson, L</b> (1, 9) OBP: 0.500, SLG: 0.667	0-3 			0-0 			4-0  BB		0-0  1B 3B	3 1 1 0 0 1 1												
<b>Bill Skowron, R</b> (1, 3) OBP: 0.278, SLG: 0.294		0-0 		0-0 			0-0  1-2f		0-0  1B	4 0 1 1 0 0 2 0 0 0 0 0 0 0												
<b>Joe Horlen, R</b> (9, PR)																						
<b>Pete Ward, L</b> (1, 5) OBP: 0.250, SLG: 0.240		0-0 			0-0 		0-0 		0-0  1B	4 0 0 0 0 0 1 0 0 0 0 0 0 0												
<b>Lee Elia, R</b> (9, PR)																						
<b>John Romano, R</b> (1, 2) OBP: 0.500, SLG: 0.267																						
<b>Ken Berry, R</b> (8, PR) OBP: 0.333, SLG: 0.333																						
<b>J.C. Martin, L</b> (8, 2) OBP: 0.231, SLG: 0.167																						
<b>Gene Freese, R</b> (9, PH) OBP: 0.200, SLG: 0.200																						
<b>Tom McCraw, L</b> (1, 7) OBP: 0.353, SLG: 0.333			0-0 		0-0  CS 1B			0-0  SH3 1B	0-0 	4 0 2 0 0 0 2												
<b>Ron Hansen, R</b> (1, 6) OBP: 0.303, SLG: 0.241			0-0 		0-0  CS 1-2	0-3 		0-0  SH3 1-2 2-3		2 0 0 0 0 1 0												
<b>John Buzhardt, R</b> (1, 1)			0-3 			0-0 		4-0  BB		2 0 0 0 0 1 0												
<b>Smoky Burgess, L</b> (8, PH) OBP: 0.600, SLG: 0.500										0 0 0 0 1 0 0												
<b>Al Weis, S</b> (8, PR) OBP: 0.250, SLG: 0.118										0 0 0 0 0 0 0												
<b>Bob Locker, S</b> (8, 1)										0 0 0 0 0 0 0												
<b>Inning Stats</b>	R: 0 E: 0 K: 2 S: 7	H: 0 LOB: 0 BB: 0 P: 7	R: 0 E: 0 K: 0 S: 3	H: 0 LOB: 0 BB: 0 P: 3	R: 0 E: 0 K: 1 S: 5	H: 0 LOB: 0 BB: 0 P: 5	R: 0 E: 0 K: 0 S: 4	H: 1 LOB: 1 BB: 0 P: 4	R: 0 E: 0 K: 1 S: 5	H: 1 LOB: 0 BB: 0 P: 5	R: 0 E: 0 K: 1 S: 6	H: 1 LOB: 1 BB: 0 P: 6	R: 0 E: 0 K: 0 S: 2	H: 0 LOB: 0 BB: 1 P: 6	R: 0 E: 0 K: 0 S: 3	H: 1 LOB: 2 BB: 2 P: 11	R: 1 E: 0 K: 1 S: 8	H: 3 LOB: 2 BB: 0 P: 8	1B: 5 2B: 1 3B: 1 HR: 0	SF: 0 SAC: 1 DP: 2 HBP: 0	WP: 0 PB: 0 SB: 0 CS: 1	PA: 35
<b>PITCHER</b>	IP WLS BF H R ER SO BB IBB HBP BLK WP HR S P ERA WHIP											<b>PITCHER</b>	IP WLS BF H R ER SO BB IBB HBP BLK WP HR S P ERA WHIP									
<b>Catfish Hunter, R</b> (1, 1) ERA: 1.07	8.1 W 31 6 1 1 6 3 0 0 0 0 0 0 40 52 1.08 1.080																					
<b>Paul Lindblad, L</b> (9, 1) ERA: 4.5	0.1 1 0 0 0 0 0 0 0 0 0 0 0 1 1 0.00 0.000																					
<b>John Wyatt, R</b> (9, 1) ERA: 3.0	0.1 S 2 1 0 0 0 0 0 0 0 0 0 0 2 2 0.00 3.000																					

Chicago White Sox @ Kansas City Athletics  
Municipal Stadium, Kansas City, MO

Sat Apr 23 1966, 4:33 AM EST  
Att. 5,865 - Unknown

AB	30
R	1
H	7
RBI	1
BB	3
SO	6
LOB	10



Batter	1	2	3	4	5	6	7	8	9	AB	R	H	RBI	BB	SO	LOB
Bert Campaneris, R OBP: 0.250, SLG: 0.313 (1, 6)	0-0 SH1-3 1B		0-0 SH3-4 1-2		0-0 F7		0-0 WP 1B			3	0	2	1	0	0	0
Jose Tartabull, L OBP: 0.222, SLG: 0.231 (1, 8)	0-0 SH1-3 1-2		0-0 5-3			0-0 FC6-4 1B	0-0 1-3			3	0	1	0	0	0	2
Manny Jimenez, L Larry Stahl, L (1, 7) (9, 7)	4-0 G4-6-3 BB		4-0 BB			0-0 FC6-4 1-2f		0-0 6-3		2	0	0	0	2	0	1
Billy Bryan, L (1, 2)	0-0 G4-6-3 1-2f		0-0 F6			0-0 F7		0-0 F3		4	0	0	0	0	0	5
Dick Green, R OBP: 0.222, SLG: 0.222 (1, 4)		0-0 BLK 1B		0-0 6-3		0-0 5-3		0-0 5-3		4	0	1	0	0	0	1
Wayne Causey, L OBP: 0.364, SLG: 0.333 (1, 5)		0-0 F2 1-2		0-0 F7			0-0 G1			3	0	0	0	0	0	1
Ken Harrelson, R OBP: 0.308, SLG: 0.227 (1, 3)		0-0 F8		0-3 K			4-0 3B BB			2	1	0	0	1	1	1
Mike Hershberger, R OBP: 0.364, SLG: 0.571 (1, 9)		0-3 K			0-0 6-3		0-0 1B 3B			3	1	1	1	0	1	1
Catfish Hunter, R OBP: 0.375, SLG: 0.375 Paul Lindblad, L John Wyatt, R (1, 1) (9, 1) (9, 1)			0-0 SH3-4 1B		0-0 F4		0-0 L4			3	0	1	0	0	0	1
<b>Inning Stats</b>	R: 0 E: 0 K: 0 S: 3	H: 1 LOB: 1 BB: 1 P: 7	R: 0 E: 0 K: 1 S: 6	H: 1 LOB: 1 BB: 0 P: 6	R: 0 E: 0 K: 0 S: 4	H: 1 LOB: 2 BB: 1 P: 8	R: 0 E: 0 K: 1 S: 5	H: 0 LOB: 0 BB: 0 P: 5	R: 0 E: 0 K: 0 S: 4	H: 1 LOB: 1 BB: 0 P: 4	R: 2 E: 0 K: 0 S: 5	H: 2 LOB: 1 BB: 1 P: 9	R: 0 E: 0 K: 0 S: 3	H: 0 LOB: 0 BB: 0 P: 3	1B: 5 2B: 0 3B: 1 HR: 0	SF: 0 SAC: 2 DP: 1 HBP: 0
<b>PITCHER</b>	IP WLS BF L	H R ER P	H R ER P	H R ER P	H R ER P	H R ER P	H R ER P	H R ER P	H R ER P	IP WLS BF L	H R ER P	H R ER P	H R ER P	H R ER P	IP WLS BF L	H R ER P
John Buzhardt, R ERA: 1.13 Bob Locker, R ERA:	(1, 1) (8, 1)	7.0 L	29 L	6 L	2 L	2 L	2 L	3 L	0 L	0 L	0 L	0 L	0 L	0 L	0 L	0 L

**BOTTOM**

**Chicago White Sox @ Kansas City Athletics**  
Municipal Stadium, Kansas City, MO

livebaseballscorecards.com

<b>AB</b>	<b>27</b>
<b>R</b>	<b>2</b>
<b>H</b>	<b>6</b>
<b>RBI</b>	<b>2</b>
<b>BB</b>	<b>3</b>
<b>SO</b>	<b>2</b>
<b>LOB</b>	<b>13</b>



WP: 1	PA: 32
PB: 0	SB: 0
CS: 0	

Sat Apr 23 1966, 4:33 AM EST  
Att. 5,865 - Unknown




Batter	1	2	3	4	5	6	7	8	9	10	AB R H RBI BB SO LOB	TOP												
<b>Tommie Agee, R</b> OBP: 0.452, SLG: 0.636 (1, 8) X	0-0 FC6-5 2B	H 1-0 HBP		X 0-0 F2			X 0-0 6-3		X 0-0 FC6 1B		4 0 2 0 0 0 0													
<b>Don Buford, S</b> OBP: 0.308, SLG: 0.286 (1, 4) (8, 5) X	0-0 FC6-5 1B 2-3	X 0-0 F9			X 0-0 FC4-6 1B		X 0-0 G3		X 0-0 F9		5 2 1 0 0 0 3													
<b>Floyd Robinson, L</b> OBP: 0.488, SLG: 0.629 (1, 9) (8, 7) X	0-0 1B 1-3 1B	X 0-0 4-3			X 0-0 FC4-8 1B		X 0-0 F3		X 0-0 FC6 1-2f		5 1 2 0 0 0 2													
<b>Pete Ward, L</b> OBP: 0.250, SLG: 0.241 <b>Ken Berry, R</b> OBP: 0.500, SLG: 1.000 (1, 5) (8, 9) X	0-0 BB 1B 1-3 3-H 1B		S 0-3 K		X 0-0 FC4-6 1-2f 3-H 1B			X 0-0 4-3		X 0-0 1B 3B	4 0 1 2 0 1 1 1 1 1 0 0 0 0													
<b>Tom McCraw, L</b> OBP: 0.410, SLG: 0.400 (1, 7) (8, 3) X	0-0 BB 1-2 3-H 1B		X 0-0 E 1B 1B		X 0-0 F8			X 0-0 6-3 1B		X 0-0 S 1B	5 0 4 2 0 0 1													
<b>Bill Skowron, R</b> OBP: 0.227, SLG: 0.238 <b>Al Weis, S</b> OBP: 0.238, SLG: 0.111 (1, 3) (8, 4) S	0-3 K		X 0-0 F2		X 0-3 K			X 0-0 6-3		X 0-0 F9	4 0 0 0 0 2 5 1 0 0 0 0 0 1													
<b>J.C. Martin, L</b> OBP: 0.333, SLG: 0.200 (1, 2) B	4-0 1-2 2-3 BB		X 0-0 2-H 1B		X 0-0 F8		X 0-0 F8		X 4-0 BB BB	X 0-0 F4	3 0 1 0 2 0 1													
<b>Ron Hansen, R</b> OBP: 0.289, SLG: 0.212 (1, 6) S	0-3 K		X 0-0 6-3		X 0-0 F9		X 0-0 F9		X 0-0 6-3	X 4-0 IBB	4 0 0 0 1 1 5													
<b>Gary Peters, L</b> (1, 1) X		X 0-0 F6		X 0-0 F5		X 0-0 4-3		X 0-0 5-3		X 0-3 K	3 0 0 0 0 0 0 1 0 0 0 0 0 0 1 0 0 0 0 1 2													
<b>Smoky Burgess, L</b> OBP: 0.500, SLG: 0.400 <b>Eddie Fisher, R</b> (9, PH) (9, 1)																								
<b>Inning Stats</b>	R: 2 E: 0 K: 2 S: 11	H: 4 LOB: 3 BB: 1 P: 15	R: 0 E: 0 K: 0 S: 3	H: 0 LOB: 1 BB: 0 P: 4	R: 0 E: 1 K: 1 S: 6	H: 2 LOB: 2 BB: 0 P: 6	R: 0 E: 0 K: 0 S: 3	H: 0 LOB: 0 BB: 0 P: 3	R: 1 E: 0 K: 1 S: 7	H: 2 LOB: 1 BB: 0 P: 7	R: 0 E: 0 K: 0 S: 3	H: 0 LOB: 0 BB: 0 P: 3	R: 0 E: 0 K: 0 S: 4	H: 1 LOB: 2 BB: 1 P: 8	R: 0 E: 0 K: 0 S: 4	H: 1 LOB: 1 BB: 0 P: 4	R: 1 E: 0 K: 1 S: 7	H: 2 LOB: 2 BB: 1 P: 11	1B: 10 2B: 1 3B: 1 HR: 0	SF: 0 SAC: 0 DP: 0 HBP: 1	WP: 0 PB: 0 SB: 1 CS: 0	PA: 45		
<b>PITCHER</b> <b>Fred Talbot, R</b> ERA: 5.4 <b>Lew Krausse, R</b> ERA: 0.87	IP 5.0	WLS L	BF 24	H 8	R 3	ER 3	SO 4	BB 1	IBB 0	HBP 1	BLK 0	WP 0	HR 0	S 30	P 35	ERA 5.40	WHIP 1.800							
	IP 5.0	WLS L	BF 21	H 4	R 1	ER 1	SO 1	BB 1	IBB 1	HBP 0	BLK 0	WP 0	HR 0	S 21	P 29	ERA 1.80	WHIP 1.000							

**Chicago White Sox @ Kansas City Athletics**  
Municipal Stadium, Kansas City, MO  
Sun Apr 24 1966, 4:33 AM EDT  
Att. 10,084 - Unknown

AB	41
R	4
H	12
RBI	4
BB	3
SO	5
LOB	21



Batter	1	2	3	4	5	6	7	8	9	10	AB	R	H	RBI	BB	SO	LOB
<b>Bert Campaneris, R</b> (1, 6) OBP: 0.238, SLG: 0.286	0-0 6-3	0-0 4-3			0-0 5-3			0-0 4-3		0-0 E3 FC1-6 1B	5	0	1	0	0	0	1
<b>Jose Tartabull, L</b> (1, 8) OBP: 0.188, SLG: 0.194	0-0 F8		0-3 K		0-0 4-3			0-0 5-3		0-0 FC1-6 1-3 1B	5	0	0	0	0	0	2
<b>Mike Hershberger, R</b> (1, 9) OBP: 0.333, SLG: 0.480	4-0 FC5-4 BB		0-0 F8		0-0 F7			0-0 F9		0-0 1-3 1-2	4	0	0	0	1	0	2
<b>Ken Harrelson, R</b> (1, 3) OBP: 0.290, SLG: 0.222	0-0 FC5-4 1-2f		0-0 1B		0-3 K			0-3 K		0-0 F5	5	0	1	0	0	2	3
<b>Dick Green, R</b> (1, 4) OBP: 0.258, SLG: 0.258		0-0 2B 1B	0-3 K		0-0 F9			0-0 1B S			4	2	2	0	0	1	1
<b>Ed Charles, R</b> (1, 5) OBP: 0.222, SLG: 0.188 <b>Wayne Causey, L</b> (9, PH) OBP: 0.391, SLG: 0.364 (10, 5)		0-0 1B 2B	0-3 K		0-0 F6			0-0 4-3 1B			3	1	1	1	0	1	0
<b>Manny Jimenez, L</b> (1, 7) OBP: 0.300, SLG: 0.067		0-0 F4 1B	0-0 1B		0-0 F6			0-0 6-3		0-0 4-3 1-2	4	0	1	0	0	0	2
<b>Ken Suarez, R</b> (1, 2) OBP: 0.273, SLG: 0.200 <b>Billy Bryan, L</b> (9, PH) (10, 2)		0-0 SH1-4 2-H 1B	0-0 L6		0-0 L6			0-0 6-3		0-0 4-3	3	0	1	1	0	0	1
<b>Fred Talbot, R</b> (1, 1) <b>Lew Krausse, R</b> (6, 1) <b>Ossie Chavarria, R</b> (10, PH) OBP: 0.200, SLG: 0.200		0-0 SH1-4 1-2	0-0 F6		0-0 F6			0-0 F7		0-0 E 1B 1B	1	0	0	0	0	0	1

BOTTOM	
<b>Chicago White Sox @ Kansas City Athletics</b> Municipal Stadium, Kansas City, MO	
Sun Apr 24 1966, 4:33 AM EDT Att: 10,084 - Unknown	
<a href="http://livebaseballscorecards.com">livebaseballscorecards.com</a>	
<b>AB</b> 38	
<b>R</b> 3	
<b>H</b> 9	
<b>RBI</b> 3	
<b>BB</b> 1	
<b>SO</b> 5	
<b>LOB</b> 14	
	
<b>WP:</b> 0 <b>PA:</b> 40	
<b>PB:</b> 0	
<b>SB:</b> 1	
<b>CS:</b> 0	

Inning Stats	R: 0	H: 0	E: 0	K: 0	S: 3	P: 7	R: 2	H: 3	E: 0	K: 0	S: 6	P: 6	R: 0	H: 1	E: 0	K: 2	S: 8	P: 8	R: 0	H: 1	E: 0	K: 1	S: 6	P: 6	R: 0	H: 0	E: 0	K: 0	S: 3	P: 3	R: 0	H: 0	E: 0	K: 1	S: 5	P: 5	R: 0	H: 0	E: 0	K: 0	S: 3	P: 3	R: 0	H: 0	E: 0	K: 0	S: 3	P: 3	R: 1	H: 2	E: 0	K: 1	S: 7	P: 7	R: 0	H: 2	E: 1	K: 0	S: 5	P: 5	1B: 8	2B: 1	3B: 0	HR: 0	SF: 0	SAC: 1	DP: 0	HBP: 0	WP: 0	PA: 40
<b>PITCHER</b>	<b>IP</b>	<b>WLS</b>	<b>BF</b>	<b>H</b>	<b>R</b>	<b>ER</b>	<b>SO</b>	<b>BB</b>	<b>IBB</b>	<b>HBP</b>	<b>BLK</b>	<b>WP</b>	<b>HR</b>	<b>S</b>	<b>P</b>	<b>ERA</b>	<b>WHIP</b>																																																					
<b>Gary Peters, L</b> (1, 1) ERA: 1.17	8.0		30	5	2	2	4	1	0	0	0	0	0	0	37	41	2.25	0.750																																																				
<b>Eddie Fisher, R</b> (9, 1) ERA: 1.69	2.0	W	10	4	1	1	1	0	0	0	0	0	0	0	12	12	4.50	2.000																																																				



Batter	1	2	3	4	5	6	7	8	9	AB R H RBI BB SO LOB	TOP											
<b>Tommie Agee, R</b> (1, 8) OBP: 0.413, SLG: 0.568	0-3 K		0-0 F8			0-0 F5		0-3 K		4 0 0 0 0 2 1												
<b>Don Buford, S</b> (1, 4) (9, 5) OBP: 0.302, SLG: 0.282	0-0 F8			0-0 L3		0-0 CS 1B			0-0 F7	4 0 1 0 0 0 0												
<b>Floyd Robinson, L</b> (1, 9) OBP: 0.489, SLG: 0.605	0-0 F7			0-0 4-3		0-0 CS 1-2	0-0 FC4-6 1B		4-0 1B SF8 BB	3 1 1 0 1 0 0												
<b>Pete Ward, L</b> (1, 5) OBP: 0.278, SLG: 0.250 <b>Al Weis, S</b> (9, PR) OBP: 0.238, SLG: 0.111 (9, 4)		0-0 F8		4-0 BB		0-0 FC4-6 1-2f	0-0 FC4-6 G4-6-3		0-0 1-3 1B	3 0 1 0 1 0 1 0 0 0 0 0 0 0												
<b>Tom McCraw, L</b> (1, 3) OBP: 0.372, SLG: 0.368		0-0 F4		0-0 F8		0-0 G4-6-3 1-2f			0-0 SF8 3-H	3 0 0 1 0 0 2												
<b>John Romano, R</b> (1, 2) OBP: 0.462, SLG: 0.421		0-0 F5		0-3 K					0-0 F9	4 1 1 1 0 1 1												
<b>Ken Berry, R</b> (1, 7) OBP: 0.429, SLG: 0.714			0-0 F8		0-0 L4				0-0 4-3 SH3-4 1B	3 0 1 0 0 0 0												
<b>Ron Hansen, R</b> (1, 6) OBP: 0.275, SLG: 0.200			0-0 L5		0-0 4-3				0-0 SH3-4 1-2	2 0 0 0 0 0 0												
<b>Tommy John, R</b> (1, 1) OBP: 0.200, SLG: 0.800 <b>Dennis Higgins, R</b> (7, 1) <b>Smoky Burgess, L</b> (8, PH) OBP: 0.429, SLG: 0.333 <b>Bob Locker, S</b> (8, 1) <b>Juan Pizarro, L</b> (8, 1)			0-0 HR		0-3 K				0-0 4-3 2-3	2 1 1 1 0 1 0 0 0 0 0 0 0 0 1 0 0 0 0 0 1 0 0 0 0 0 0 0 0 0 0 0 0 0 0												
<b>Inning Stats</b>	R: 0 E: 0 K: 1 S: 5	H: 0 LOB: 0 BB: 0 P: 5	R: 0 E: 0 K: 0 S: 3	H: 0 LOB: 0 BB: 0 P: 3	R: 1 E: 0 K: 0 S: 4	H: 1 LOB: 0 BB: 0 P: 4	R: 0 E: 0 K: 0 S: 3	H: 0 LOB: 1 BB: 1 P: 7	R: 0 E: 0 K: 1 S: 5	H: 0 LOB: 0 BB: 0 P: 5	R: 0 E: 0 K: 1 S: 5	H: 1 LOB: 0 BB: 0 P: 5	R: 0 E: 0 K: 0 S: 3	H: 1 LOB: 0 BB: 0 P: 3	R: 1 E: 0 K: 1 S: 7	H: 2 LOB: 1 BB: 0 P: 7	R: 1 E: 0 K: 0 S: 4	H: 1 LOB: 1 BB: 1 P: 8	1B: 4 2B: 0 3B: 0 HR: 2	SF: 1 SAC: 1 DP: 1 HBP: 0	WP: 0 PB: 0 SB: 0 CS: 1	PA: 34
<b>PITCHER</b>	IP WLS BF H R ER SO BB IBB HBP BLK WP HR S P ERA WHIP																					
<b>Phil Ortega, R</b> (1, 1) ERA: 4.35 <b>Casey Cox, R</b> (8, 1) ERA: 4.0	7.1 L 7 1 1 0 1 1 0 0 0 0 0 0 2 31 35 2.46 0.818																					

Chicago White Sox @ Washington Senators  
D.C. Stadium, Washington, DC  
Mon Apr 25 1966, 7:05 PM EDT  
Att. 3,772 - Unknown

AB	29
R	3
H	6
RBI	3
BB	2
SO	4
LOB	6



Batter	1	2	3	4	5	6	7	8	9	AB	R	H	RBI	BB	SO	LOB
Fred Valentine, S OBP: 0.256, SLG: 0.333 (1, 9) (9, 8)	0-0 5-3		0-0 L5		0-0 F6		0-3 K			4	0	0	0	0	1	2
Ed Brinkman, R OBP: 0.270, SLG: 0.333 (1, 6)	0-3 K		0-0 CS 1B			0-0 5-3		0-0 E6 G3		4	0	1	0	0	1	0
Ken McMullen, R OBP: 0.429, SLG: 0.714 (1, 5)	4-0 BB		0-0 CS 1-2	0-0 HR		4-0 FC6-4 BB		4-0 G3 BB		1	1	1	1	3	0	0
Frank Howard, R OBP: 0.350, SLG: 0.583 (1, 7)	0-3 K			0-0 HR		0-0 FC6-4 FC5-4 1-2f		0-0 G3 1-2 2-3		4	1	1	1	0	1	4
Don Lock, R OBP: 0.257, SLG: 0.241 (1, 8)		0-0 F4		4-0 G6-4-3 BB		0-0 FC5-4 1-2f		4-0 G5-4-3 IBB		2	0	0	0	1	0	1
Jim King, L OBP: 0.273, SLG: 0.111 (8, PH) (9, 9)										0	0	0	0	1	0	0
John Orsino, R OBP: 0.400, SLG: 0.500 (1, 3)		0-0 4-3		0-0 L5			0-0 CS 1B		0-0 G5-4-3 1-2f	3	0	1	0	0	0	1
Dick Nen, L OBP: 0.286, SLG: 0.167 (7, PR) (8, 3)										0	0	0	0	0	0	0
Bob Saverine, S OBP: 0.375, SLG: 0.571 (8, PH)										1	0	0	0	0	0	3
Bob Chance, L OBP: 0.263, SLG: 0.474 (9, 3)										0	0	0	0	0	0	0
Ken Hamlin, R OBP: 0.350, SLG: 0.389 (1, 4)		0-0 1B 2B		0-0 G6-4-3 1-2f			4-0 1B 1-2 BB			3	0	1	0	1	0	1
Doug Camilli, R OBP: 0.308, SLG: 0.292 (1, 2)			0-0 K		0-3 K		0-0 1-3 1B		0-0 F8	4	0	2	0	0	1	0
Phil Ortega, R (1, 1)																
Casey Cox, R (8, 1)			0-0 5-3		0-3 K				0-3 K	3	0	0	0	0	2	2
Willie Kirkland, L (9, PH)										0	0	0	0	0	0	0
										1	0	0	0	0	1	0


Inning Stats	R: 0	H: 0	E: 0	K: 2	S: 7	H: 0	LOB: 1	BB: 1	P: 11	R: 0	H: 2	E: 0	K: 0	S: 4	H: 2	LOB: 2	BB: 0	P: 4	R: 0	H: 1	E: 0	K: 0	S: 3	H: 2	LOB: 0	BB: 0	P: 3	R: 2	H: 2	E: 0	K: 0	S: 4	R: 0	H: 0	E: 0	K: 2	S: 7	H: 0	LOB: 0	BB: 0	P: 7	R: 0	H: 0	E: 0	K: 2	S: 3	H: 2	LOB: 2	BB: 1	P: 12	R: 0	H: 0	E: 1	K: 0	S: 3	H: 0	LOB: 2	BB: 2	P: 11	R: 0	H: 0	E: 0	K: 1	S: 5	H: 0	LOB: 0	BB: 0	P: 5	1B: 4	SF: 0	2B: 1	SAC: 0	3B: 0	DP: 2	HR: 2	HBP: 0	WP: 0	PA: 37
--------------	------	------	------	------	------	------	--------	-------	-------	------	------	------	------	------	------	--------	-------	------	------	------	------	------	------	------	--------	-------	------	------	------	------	------	------	------	------	------	------	------	------	--------	-------	------	------	------	------	------	------	------	--------	-------	-------	------	------	------	------	------	------	--------	-------	-------	------	------	------	------	------	------	--------	-------	------	-------	-------	-------	--------	-------	-------	-------	--------	-------	--------

PITCHER	IP	WLS	BF	H	R	ER	SO	BB	IBB	HBP	BLK	WP	HR	S	P	ERA	WHIP
Tommy John, L ERA: 2.33 (1, 1)	6.1		25	6	2	2	4	4	0	0	0	0	2	29	45	2.84	1.579
Dennis Higgins, R ERA: 1.08 (7, 1)	0.2		3	1	0	0	2	0	0	0	0	0	0	7	7	0.00	1.500
Bob Locker, R ERA: (8, 1)	0.1		4	0	0	0	0	1	1	0	0	0	0	2	10	0.00	3.000
Juan Pizarro, L ERA: 1.35 (8, 1)	1.2	W	4	0	0	0	1	0	0	0	0	0	0	6	6	0.00	0.000

**BOTTOM**

**Chicago White Sox @ Washington Senators**  
D.C. Stadium, Washington, DC  
Mon Apr 25 1966, 7:05 PM EDT  
Att. 3,772 - Unknown

<b>AB</b>	<b>30</b>
<b>R</b>	<b>2</b>
<b>H</b>	<b>7</b>
<b>RBI</b>	<b>2</b>
<b>BB</b>	<b>6</b>
<b>SO</b>	<b>7</b>
<b>LOB</b>	<b>14</b>





Batter	1	2	3	4	5	6	7	8	9	AB R H RBI BB SO LOB	TOP																
<b>Tommie Agee, R</b> OBP: 0.420, SLG: 0.575 (1, 8) X	0-0 HR 1B	0-0 SF9 1-2 3-H			0-0 1-3		0-0 1-2 1B			3 1 2 1 0 0 1																	
<b>Don Buford, S</b> OBP: 0.277, SLG: 0.256 (1, 4) (6, 5) X	0-0 F8	0-0 F2			0-0 4-3		0-0 3-1			4 0 0 0 0 0 5																	
<b>Floyd Robinson, L</b> OBP: 0.490, SLG: 0.690 (1, 7) X	0-0 HR 1-H		0-0 F8		0-0 F9			0-0 2B		4 1 2 2 0 0 1																	
<b>Pete Ward, L</b> OBP: 0.256, SLG: 0.229 (1, 5) X <b>Al Weis, S</b> OBP: 0.227, SLG: 0.105 (6, 4) X	0-0 F9		0-0 F9		0-3 K		0-3 K		3 0 0 0 0 1 0 1 0 0 0 0 1 1																		
<b>Tom McCraw, L</b> OBP: 0.340, SLG: 0.333 (1, 3) X	0-0 3-1		0-3 K		0-3 K		0-0 F5		4 0 0 0 0 2 1																		
<b>John Romano, R</b> OBP: 0.433, SLG: 0.391 (1, 2) X <b>J.C. Martin, L</b> OBP: 0.333, SLG: 0.200 (9, 2) X		0-0 1B 1B		0-0 F8		0-0 6-3		0-3 K	4 1 1 0 0 1 1 0 0 0 0 0 0 0																		
<b>Ken Berry, R</b> OBP: 0.364, SLG: 0.545 (1, 9) X		0-0 1B 1-2 SF9 1B		0-3 K		0-0 F8		0-0 F7	4 1 1 0 0 1 0																		
<b>Ron Hansen, R</b> OBP: 0.318, SLG: 0.216 (1, 6) X		0-0 SF9 1-3 2-H 1B		0-0 6-3		4-0 1B BB		4-0 CS BB	2 0 1 1 2 0 0																		
<b>Joe Horlen, R</b> (1, 1) X <b>Eddie Fisher, R</b> (9, 1) X		0-3 K		4-0 1-3 S BB		0-3 K		0-0 F7 1-2	3 0 0 0 1 2 4 0 0 0 0 0 0 0																		
<b>Inning Stats</b>	R: 2 E: 0 K: 0 S: 5	H: 2 LOB: 0 BB: 0 P: 5	R: 2 E: 0 K: 1 S: 8	H: 3 LOB: 1 BB: 0 P: 8	R: 0 E: 0 K: 1 S: 5	H: 0 LOB: 0 BB: 0 P: 5	R: 0 E: 0 K: 1 S: 5	H: 0 LOB: 1 BB: 1 P: 7	R: 0 E: 0 K: 2 S: 7	H: 0 LOB: 0 BB: 0 P: 7	R: 0 E: 0 K: 1 S: 6	H: 1 LOB: 2 BB: 1 P: 10	R: 0 E: 0 K: 2 S: 8	H: 1 LOB: 1 BB: 0 P: 8	R: 0 E: 0 K: 0 S: 2	H: 0 LOB: 0 BB: 1 P: 6	1B: 5 2B: 1 3B: 0 HR: 1	SF: 1 SAC: 0 DP: 0 HBP: 0	WP: 0 PB: 0 SB: 1 CS: 1	PA: 36							
<b>PITCHER</b>	IP	WLS	BF	H	R	ER	SO	BB	IBB	HBP	BLK	WP	HR	S	P	ERA	WHIP										
<b>Diego Segui, R</b> ERA: 12.27 (1, 1)	1.0	L	8	5	4	4	0	0	0	0	0	0	1	8	8	36.00	5.000										
<b>Dick Lines, L</b> ERA: (2, 1)	3.0		9	0	0	0	3	0	0	0	0	0	0	15	15	0.00	0.000										
<b>Bob Humphreys, R</b> ERA: (5, 1)	3.0		12	1	0	0	3	2	0	0	0	0	0	16	24	0.00	1.000										
<b>Tom Cheney, R</b> ERA: (8, 1)	2.0		7	1	0	0	2	1	0	0	0	0	0	10	14	0.00	1.000										

Chicago White Sox @ Washington Senators  
D.C. Stadium, Washington, DC  
Tue Apr 26 1966, 3:33 AM EDT  
Att. 1,124 - Unknown

AB	32
R	4
H	7
RBI	4
BB	3
SO	8
LOB	14



Batter	1	2	3	4	5	6	7	8	9	AB	R	H	RBI	BB	SO	LOB
Don Blasingame, L (1, 4) OBP: 0.240, SLG: 0.217 Don Lock, R (9, PH) OBP: 0.250, SLG: 0.233	0-0 4-3		0-0 1-3		0-0 F7		0-0 FC6-4		0-0 F8	4	0	0	0	0	0	1
Bob Saverine, S (1, 8) OBP: 0.250, SLG: 0.364	0-0 E1		0-0 G3		0-3 K			0-0 1-3		4	0	0	0	0	1	0
Ken McMullen, R (1, 5) OBP: 0.391, SLG: 0.641	0-0 5-3		0-0 G3		0-0 4-3			0-0 F8		4	0	0	0	0	0	1
Frank Howard, R (1, 7) OBP: 0.341, SLG: 0.538	4-0 FC6 BB			0-0 E6 1B		0-3 K		0-3 K		3	1	0	0	1	2	0
Jim King, L (1, 9) OBP: 0.333, SLG: 0.231	0-0 FC6			0-0 1B		0-0 3-1			0-0 HBP 1B	4	0	2	0	0	0	2
Dick Nen, L (1, 3) OBP: 0.364, SLG: 0.300		0-0 4-3		0-0 1B		0-3 K			0-0 HBP 1B	4	0	2	1	0	1	0
Ed Brinkman, R (1, 6) OBP: 0.293, SLG: 0.350		0-0 1B		0-0 L7			0-0 G4-6-3 1B		0-3 K	4	0	2	0	0	1	4
Doug Camilli, R (1, 2) OBP: 0.276, SLG: 0.259 Fred Valentine, S (9, PH) OBP: 0.273, SLG: 0.333		0-3 K		0-0 F7			0-0 G4-6-3		1-0 HBP	3	0	0	0	0	1	4
Diego Segui, R (1, 1) Dick Lines, R (2, 1) Bob Chance, L (4, PH) Bob Humphreys, R (5, 1) Willie Kirkland, L (7, PH) Tom Cheney, R (8, 1) John Orsino, R (9, PH) OBP: 0.364, SLG: 0.455		0-0 F2		0-0 F8			0-0 FC6-4 1B		0-3 K	0	0	0	0	0	0	0

Inning Stats	R: 0	H: 0	E: 1	LOB: 2	K: 0	BB: 1	S: 4	P: 8	R: 0	H: 1	E: 0	LOB: 1	K: 1	BB: 0	S: 6	P: 6	R: 0	H: 0	E: 0	LOB: 0	K: 0	BB: 0	S: 3	P: 3	R: 1	H: 2	E: 1	LOB: 2	K: 0	BB: 0	S: 6	P: 6	R: 0	H: 0	E: 0	LOB: 0	K: 1	BB: 0	S: 5	P: 5	R: 0	H: 0	E: 0	LOB: 0	K: 2	BB: 0	S: 7	P: 7	R: 0	H: 2	E: 0	LOB: 1	K: 0	BB: 0	S: 4	P: 4	R: 0	H: 0	E: 0	LOB: 0	K: 1	BB: 0	S: 5	P: 5	R: 0	H: 2	E: 0	LOB: 3	K: 2	BB: 0	S: 9	P: 10	1B: 7	SF: 0	2B: 0	SAC: 0	3B: 0	DP: 1	HR: 0	HBP: 1	WP: 0	PA: 37
--------------	------	------	------	--------	------	-------	------	------	------	------	------	--------	------	-------	------	------	------	------	------	--------	------	-------	------	------	------	------	------	--------	------	-------	------	------	------	------	------	--------	------	-------	------	------	------	------	------	--------	------	-------	------	------	------	------	------	--------	------	-------	------	------	------	------	------	--------	------	-------	------	------	------	------	------	--------	------	-------	------	-------	-------	-------	-------	--------	-------	-------	-------	--------	-------	--------

PITCHER	IP	WLS	BF	H	R	ER	SO	BB	IBB	HBP	BLK	WP	HR	S	P	ERA	WHIP
Joe Horlen, R (1, 1) ERA: 1.96	8.1	W	35	7	1	0	6	1	0	1	0	0	0	45	50	0.00	0.960
Eddie Fisher, R (9, 1) ERA: 1.59	0.2	S	2	0	0	0	1	0	0	0	0	0	0	4	4	0.00	0.000

**BOTTOM**

**Chicago White Sox @ Washington Senators**  
D.C. Stadium, Washington, DC  
Tue Apr 26 1966, 3:33 AM EDT  
Att. 1,124 - Unknown

AB	35
R	1
H	7
RBI	1
BB	1
SO	7
LOB	21



WP	PA
0	37



Batter	1	2	3	4	5	6	7	8	9	AB	R	H	RBI	BB	SO	LOB	TOP										
<b>Tommie Agee, R</b> OBP: 0.382, SLG: 0.511 (1, 8) X	0-0 F7	0-0 F6		0-0 4-3		0-3 K	0-3 K			5	0	0	0	0	2	4											
<b>Don Buford, S</b> OBP: 0.308, SLG: 0.277 (1, 4) X (7, 5)	0-0 4-3		4-0 3B BB	0-0 CS 1B		0-0 1-3 1B		0-3 K		4	1	2	0	1	1	0											
<b>Floyd Robinson, L</b> OBP: 0.481, SLG: 0.696 (1, 9) X	0-0 F5		0-0 SF8 3B	0-0 CS 1-2	4-0 4-3 E BB	0-0 4-3		0-0 F9		4	1	1	1	1	0	2											
<b>John Romano, R</b> OBP: 0.441, SLG: 0.375 <b>Jerry McNertney, R</b> (7, PR) (7, 2)		0-0 F7	0-0 SF8		4-0 1-2 4-3 BB		4-0 FC1-6 1B BB	0-0 5-3		1	0	0	1	2	0	0											
<b>Bill Skowron, R</b> OBP: 0.269, SLG: 0.360 <b>Tom McCraw, L</b> OBP: 0.333, SLG: 0.326 (1, 3) (7, 3)		0-0 1B 1B	0-0 SF8 3B		0-0 4-3		0-0 F7		0-0 4-3	4	2	2	0	0	0	3											
<b>Pete Ward, L</b> OBP: 0.279, SLG: 0.243 <b>Al Weis, S</b> OBP: 0.261, SLG: 0.105 (1, 5) (7, 4)		0-0 1B 1B	0-0 SF8		0-0 4-3		0-0 F7		0-0 4-3	1	0	0	0	0	0	0											
<b>Pete Ward, L</b> OBP: 0.279, SLG: 0.243 <b>Al Weis, S</b> OBP: 0.261, SLG: 0.105 (1, 5) (7, 4)		0-0 1B 1B	0-0 SF8		0-0 4-3		0-0 F7		0-0 4-3	2	1	1	1	1	1	2											
<b>Ken Berry, R</b> OBP: 0.375, SLG: 0.500 (1, 7)		0-0 E 1B	0-0 1B		0-0 4-3		0-0 FC1-6 1B		0-3 K	5	1	2	1	0	1	5											
<b>Ron Hansen, R</b> OBP: 0.367, SLG: 0.250 (1, 6)		0-0 E9 1B	0-0 F9		0-0 4-3		0-0 FC1-6 1B		0-3 K	3	1	2	2	2	0	1											
<b>John Buzhardt, R</b> (1, 1) <b>Lee Elia, R</b> (6, PH) <b>Bob Locker, S</b> (6, 1) <b>Danny Cater, R</b> (7, PH) <b>Smoky Burgess, L</b> OBP: 0.500, SLG: 0.429 (7, PH) <b>Dennis Higgins, R</b> (7, 1)		0-0 L3		0-3 K		0-3 K	0-0 1B	0-0 F5		2	0	0	0	0	1	2											
<b>Inning Stats</b>	R: 0 E: 0 K: 0 S: 3	H: 0 LOB: 0 BB: 0 P: 3	R: 2 E: 1 K: 0 S: 7	H: 4 LOB: 2 BB: 0 P: 7	R: 3 E: 0 K: 0 S: 6	H: 3 LOB: 1 BB: 1 P: 10	R: 0 E: 0 K: 1 S: 5	H: 1 LOB: 0 BB: 0 P: 5	R: 0 E: 1 K: 1 S: 5	H: 0 LOB: 2 BB: 2 P: 13	R: 0 E: 0 K: 2 S: 8	H: 1 LOB: 2 BB: 1 P: 12	R: 3 E: 0 K: 1 S: 7	H: 2 LOB: 1 BB: 2 P: 15	R: 0 E: 0 K: 1 S: 5	H: 0 LOB: 0 BB: 0 P: 5	R: 0 E: 0 K: 1 S: 5	H: 0 LOB: 2 BB: 2 P: 13	1B: 9 2B: 0 3B: 2 HR: 0	SF: 2 SAC: 0 DP: 0 HBP: 0	WP: 0 PB: 0 SB: 0 CS: 1	PA: 46					
<b>PITCHER</b>	IP	WLS	BF	H	R	ER	SO	BB	IBB	HBP	BLK	WP	HR	S	P	ERA	WHIP										
<b>Jerry Stephenson, R</b> ERA: 6.23 (1, 1)	2.0		12	5	4	4	0	1	0	0	0	0	0	11	15	18.00	3.000										
<b>Pete Magrini, R</b> ERA: 8.31 (3, 1)	2.1		11	3	1	1	1	2	0	0	0	0	0	11	19	3.86	2.143										
<b>Guido Grilli, L</b> ERA: 7.36 (5, 1)	2.1	L	12	2	3	3	3	3	0	0	0	0	0	15	27	11.57	2.143										
<b>Jose Santiago, R</b> ERA: (7, 1)	1.1		5	1	0	0	2	0	0	0	0	0	0	9	9	0.00	0.750										
<b>Darrell Brandon, R</b> ERA: (9, 1)	1.0		5	0	0	0	1	2	0	0	0	0	0	5	13	0.00	2.000										

**Chicago White Sox @ Boston Red Sox**  
Fenway Park, Boston, MA  
Wed Apr 27 1966, 3:33 AM EDT  
Att. 1,578 - Unknown

livebaseballscorecards.com

AB	35
R	8
H	11
RBI	8
BB	8
SO	7
LOB	22



BOTTOM

Chicago White Sox @ Boston Red Sox  
Fenway Park, Boston, MA  
Wed Apr 27 1966, 3:33 AM EDT  
Att. 1,578 - Unknown

livebaseballscorecards.com

AB	34
R	6
H	8
RBI	5
BB	5
SO	6
LOB	19



WP:	1	PA:	40
PB:	0	SB:	0
CS:	0		

AB R H RBI BB SO LOB

3	1	0	0	2	0	2
4	2	1	0	1	0	2
5	0	2	2	0	0	2
3	0	0	1	1	2	2
3	1	0	0	1	0	3
4	1	2	0	0	1	2
4	0	2	2	0	0	1
3	0	0	0	0	1	2
1	0	0	0	0	1	1
0	0	0	0	0	0	0
2	1	1	0	0	1	1
0	0	0	0	0	0	0
1	0	0	0	0	0	1
0	0	0	0	0	0	0

1B:	4	SF:	1
2B:	4	SAC:	0
3B:	0	DP:	0
HR:	0	HBP:	0

IP	WLS	BF	H	R	ER	SO	BB	IBB	HBP	BLK	WP	HR	S	P	ERA	WHIP
5.0		24	6	5	5	1	2	1	0	0	0	0	23	35	9.00	1.600
1.0	W	4	1	0	0	2	0	0	0	0	0	0	8	8	0.00	1.000
3.0	S	12	1	1	1	3	2	0	0	0	1	0	16	24	3.00	1.000

Batter	1	2	3	4	5	6	7	8	9
Lenny Green, L OBP: 0.389, SLG: 0.310 (1, 8)	4-0 FC5-4 BB X		0-0 F9 X		0-0 F7 X	0-0 FC5-4 1-2f X			4-0 6-3 1-3 WP BB X
Joe Foy, R OBP: 0.368, SLG: 0.467 (1, 5)	0-0 FC5-4 2B 1-2f SF7 X		0-0 F9 X		0-0 2B 1-3 2B X		4-0 4-3 BB X		0-0 1-3 1-2 X
Carl Yastrzemski, L OBP: 0.351, SLG: 0.519 (1, 7)	0-0 1-3 2B X			0-0 F7 X	0-0 FC5 2B 2-H 3-H X		0-0 4-3 1-2 X		0-0 6-3 2-3 X
George Scott, R OBP: 0.442, SLG: 0.650 (1, 3)	0-0 SF7 3-H X			4-0 FC6-4 BB X	0-0 F5 X		0-3 K X		0-3 K 3-H X
Tony Conigliaro, R OBP: 0.345, SLG: 0.370 (1, 9)	0-0 6-3 X			0-0 FC6-4 1B 2B 1-2f X		4-0 IBB X		0-0 F3 X	
Rico Petrocelli, R OBP: 0.265, SLG: 0.167 (1, 6)		0-3 K X		0-0 2B 1B X	0-0 FC5 2-3f X			0-0 FC3-6 1B X	
Mike Ryan, R OBP: 0.276, SLG: 0.393 (1, 2)		0-0 F5 X		0-0 2B 1-H 2-H X		0-0 FC5-4 1B X		0-0 F8 X	
George Smith, R OBP: 0.222, SLG: 0.238 Dalton Jones, L OBP: 0.333, SLG: 0.222 (8, PH) (9, 4)		0-0 F6 X		0-0 1-3 X		0-3 K X		0-3 K X	
Jerry Stephenson, L Pete Magrini, R Guido Grilli, L OBP: 0.500, SLG: 0.500 Jose Santiago, R Jim Gosger, L OBP: 0.400, SLG: 0.353 Darrell Brandon, R (1, 1) (3, 1) (5, 1) (7, 1) (8, PH) (9, 1)			0-0 6-3 X		0-0 2B 1B X	0-3 K X		0-0 FC3-6 1-2f X	

Inning Stats	R: 1 E: 0 K: 0 S: 4	H: 1 LOB: 1 BB: 1 P: 8	R: 0 E: 0 K: 1 S: 5	H: 0 LOB: 0 BB: 0 P: 5	R: 0 E: 0 K: 0 S: 3	H: 0 LOB: 0 BB: 0 P: 3	R: 2 E: 0 K: 0 S: 5	H: 2 LOB: 1 BB: 1 P: 9	R: 2 E: 0 K: 0 S: 6	H: 3 LOB: 2 BB: 1 P: 10	R: 0 E: 0 K: 2 S: 8	H: 1 LOB: 1 BB: 0 P: 8	R: 0 E: 0 K: 1 S: 5	H: 0 LOB: 1 BB: 1 P: 9	R: 0 E: 0 K: 1 S: 6	H: 1 LOB: 1 BB: 0 P: 6	R: 1 E: 0 K: 1 S: 5	H: 0 LOB: 0 BB: 1 P: 9	1B: 4 2B: 4 3B: 0 HR: 0	SF: 1 SAC: 0 DP: 0 HBP: 0	WP: 1 PB: 0 SB: 0 CS: 0	PA: 40
--------------	------------------------------	---------------------------------	------------------------------	---------------------------------	------------------------------	---------------------------------	------------------------------	---------------------------------	------------------------------	----------------------------------	------------------------------	---------------------------------	------------------------------	---------------------------------	------------------------------	---------------------------------	------------------------------	---------------------------------	----------------------------------	------------------------------------	----------------------------------	--------

PITCHER	IP	WLS	BF	H	R	ER	SO	BB	IBB	HBP	BLK	WP	HR	S	P	ERA	WHIP
John Buzhardt, R ERA: 3.0 (1, 1)	5.0		24	6	5	5	1	2	1	0	0	0	0	23	35	9.00	1.600
Bob Locker, R ERA: (6, 1)	1.0	W	4	1	0	0	2	0	0	0	0	0	0	8	8	0.00	1.000
Dennis Higgins, R ERA: 1.59 (7, 1)	3.0	S	12	1	1	1	3	2	0	0	0	1	0	16	24	3.00	1.000



Batter	1	2	3	4	5	6	7	8	9	AB R H RBI BB SO LOB	TOP		
<b>Tommie Agee, R</b> OBP: 0.390, SLG: 0.531 (1, 8) X	0-0 E SF9 2B		0-3 K		0-0 1B		0-0 FC3-2			4 1 2 0 0 1 2			
<b>Don Buford, S</b> OBP: 0.286, SLG: 0.260 (1, 4) X (7, 5)	0-0 SF9 2-H			0-0 F8	0-0 F9		0-3 K			3 0 0 1 0 1 3			
<b>Floyd Robinson, L</b> OBP: 0.483, SLG: 0.673 (1, 9) X	0-0 F7			4-0 1B 1B BB		0-0 1-3		0-0 FC4-8 1B		3 1 1 0 1 0 0			
<b>Pete Ward, L</b> OBP: 0.283, SLG: 0.250 (1, 5) X <b>Tom McCraw, L</b> OBP: 0.327, SLG: 0.318 (7, 3)	0-0 4-3			0-0 1-3 1B		0-3 K		0-0 FC4-6 1-2f K		3 0 1 0 0 1 0 1 0 0 0 0 0 1			
<b>Bill Skowron, R</b> OBP: 0.276, SLG: 0.357 (1, 3) X <b>Al Weis, S</b> OBP: 0.250, SLG: 0.100 (7, 4)		0-0 F5		0-0 PB 1B 3-H		0-0 F7		0-3 K 1-2		3 0 1 1 0 0 0 1 0 0 0 0 1 1			
<b>J.C. Martin, L</b> OBP: 0.318, SLG: 0.211 (1, 2)		0-3 K		0-0 6-3 1-2			0-0 1B SH SF9 1B		0-3 K	4 1 1 0 0 2 1			
<b>Ron Hansen, R</b> OBP: 0.346, SLG: 0.233 (1, 6)		0-3 K			0-0 F9		0-0 SH SF9 1B 1-2 FC3-2		0-0 6-3	3 0 0 0 0 1 0			
<b>Ken Berry, R</b> OBP: 0.400, SLG: 0.500 (1, 7)			0-0 F3		0-3 K		0-0 FC3-2 1-2 2-3 1B		0-0 1B	4 0 2 0 0 1 0			
<b>Gary Peters, L</b> OBP: 0.143, SLG: 0.571 (1, 1) X <b>Danny Cater, R</b> (7, PH) <b>Bob Locker, S</b> (7, 1)			0-0 6-3		0-0 HR		0-0 SF9 2-3 3-H			2 1 1 1 0 0 0 0 0 0 1 0 0 0 0 0 0 0 0 0 0			
<b>Inning Stats</b>	R: 1 E: 1 K: 0 S: 4 H: 1 LOB: 0 BB: 0 P: 4	R: 0 E: 0 K: 2 S: 7 H: 0 LOB: 0 BB: 0 P: 7	R: 0 E: 0 K: 1 S: 5 H: 0 LOB: 0 BB: 0 P: 5	R: 1 E: 0 K: 0 S: 4 H: 2 LOB: 1 BB: 1 P: 8	R: 1 E: 0 K: 1 S: 7 H: 2 LOB: 1 BB: 0 P: 7	R: 0 E: 0 K: 1 S: 5 H: 0 LOB: 0 BB: 0 P: 5	R: 1 E: 0 K: 1 S: 8 H: 2 LOB: 2 BB: 0 P: 8	R: 0 E: 0 K: 1 S: 5 H: 1 LOB: 0 BB: 0 P: 5	R: 0 E: 0 K: 1 S: 5 H: 1 LOB: 1 BB: 0 P: 5	1B: 7 2B: 1 3B: 0 HR: 1 SF: 2 SAC: 1 DP: 0 HBP: 0	WP: 0 PB: 1 SB: 0 CS: 0 PA: 35		
<b>PITCHER</b>	IP WLS BF H R ER SO BB IBB HBP BLK WP HR S P ERA WHIP											<b>PITCHER</b>	IP WLS BF H R ER SO BB IBB HBP BLK WP HR S P ERA WHIP
<b>Gary Bell, R</b> ERA: 3.38 (1, 1)	5.0 L 20 5 3 2 4 1 0 0 0 0 0 1 27 31 3.60 1.200												
<b>Jack Kralick, L</b> ERA: 3.86 (6, 1)	1.1 7 2 1 1 1 0 0 0 0 0 0 0 9 9 6.75 1.500												
<b>Steve Hargan, R</b> ERA: (7, 1)	1.2 5 1 0 0 2 0 0 0 0 0 0 0 9 9 0.00 0.600												
<b>Tom Kelley, R</b> ERA: (9, 1)	1.0 3 1 0 0 1 0 0 0 0 0 0 0 5 5 0.00 1.000												

Chicago White Sox @ Cleveland Indians  
Cleveland Municipal Stadium, Cleveland, OH

Fri Apr 29 1966, 7:05 PM EDT  
Att. 13,023 - Unknown

livebaseballscorecards.com

AB	31
R	4
H	9
RBI	4
BB	1
SO	8
LOB	8



Batter	1	2	3	4	5	6	7	8	9	AB	R	H	RBI	BB	SO	LOB
Vic Davalillo, L (1, 8) OBP: 0.347, SLG: 0.419	0-0 4-3		0-0 3-1			0-0 HR		0-0 1-3		4	1	1	1	0	0	1
Max Alvis, R (1, 5) OBP: 0.500, SLG: 0.556	0-0 G6-3 1B			0-0 L6		0-0 6-3 1-4-3 1B		0-0 S 1B		4	0	3	0	0	0	0
Jim Landis, R (1, 7) OBP: 0.500, SLG: 0.500 Leon Wagner, L (8, PH) OBP: 0.265, SLG: 0.300 Tom Kelley, R (9, 1)	0-0 G6-3 1-2f			0-0 F9		0-0 1-4-3 1-2		0-0 3-1 1-2		3	0	0	0	0	0	2
Rocky Colavito, R (1, 9) OBP: 0.362, SLG: 0.465		0-0 F7		0-0 F9		0-0 6-3 2-3		0-0 F9		4	0	0	0	0	0	1
Fred Whitfield, L (1, 3) OBP: 0.296, SLG: 0.538		0-0 F2			0-0 1B SH5-3 1B	0-0 F8		0-0 B1		4	0	1	0	0	0	1
Pedro Gonzalez, R (1, 4) OBP: 0.256, SLG: 0.238		0-0 5-3			0-0 SH5-3 1-2		0-0 6-3	0-0 1B		3	0	1	0	0	0	0
Larry Brown, R (1, 6) OBP: 0.263, SLG: 0.266			0-3 K		0-0 2-3 1B		0-0 F2	0-0 F9		4	0	1	0	0	1	1
Joe Azcue, R (1, 2) OBP: 0.429, SLG: 0.385			0-0 SH3-4 1B		0-0 F9		0-0 5-3			3	0	1	0	0	0	2
Gary Bell, R (1, 1) George Banks, R (5, PH) OBP: 0.333, SLG: 0.333 Jack Kralick, L (6, 1) Steve Hargan, R (7, 1) Bill Davis, L (8, PH) OBP: 0.250, SLG: 0.167 Chico Salmon, R (9, 7)			0-0 SH3-4		0-0 F8			0-3 K		0	0	0	0	0	0	0

Inning Stats	R: 0	H: 1	E: 0	LOB: 0	K: 0	BB: 0	S: 3	P: 3	R: 0	H: 0	E: 0	LOB: 0	K: 0	BB: 0	S: 3	P: 3	R: 0	H: 2	E: 0	LOB: 2	K: 0	BB: 0	S: 5	P: 5	R: 1	H: 2	E: 0	LOB: 1	K: 0	BB: 0	S: 5	P: 5	R: 0	H: 0	E: 0	LOB: 0	K: 0	BB: 0	S: 3	P: 3	R: 0	H: 1	E: 0	LOB: 1	K: 1	BB: 0	S: 6	P: 6	R: 0	H: 1	E: 0	LOB: 1	K: 0	BB: 0	S: 4	P: 4	1B: 7	SF: 0	2B: 0	SAC: 2	3B: 0	DP: 1	HR: 1	HBP: 0	WP: 0	PA: 34
PITCHER	IP	WLS	BF	H	R	ER	SO	BB	IBB	HBP	BLK	WP	HR	S	P	ERA	WHIP																			IP	WLS	BF	H	R	ER	SO	BB	IBB	HBP	BLK	WP	HR	S	P	ERA	WHIP														
Gary Peters, L (1, 1) ERA: 1.27	6.0	W	23	6	1	1	1	0	0	0	0	0	0	25	25	1.50	1.000																																																	
Bob Locker, R (7, 1) ERA:	3.0	S	11	2	0	0	1	0	0	0	0	0	0	13	13	0.00	0.667																																																	

**BOTTOM**

**Chicago White Sox @ Cleveland Indians**  
Cleveland Municipal Stadium, Cleveland, OH

Fri Apr 29 1966, 7:05 PM EDT  
Att. 13,023 - Unknown

livebaseballscorecards.com

AB	32
R	1
H	8
RBI	1
BB	0
SO	2
LOB	11





Batter	1	2	3	4	5	6	7	8	9	AB R H RBI BB SO LOB	TOP									
<b>Tommy Agee, R</b> (1, 8) OBP: 0.381, SLG: 0.500	0-3 K		4-0 2B BB			0-0 6-3		0-3 K		3 0 0 0 1 2 1										
<b>Don Buford, S</b> (1, 4) OBP: 0.283, SLG: 0.278	0-3 K		0-0 1-3 2B			0-0 F5		0-0 6-3		4 0 1 0 0 1 1										
<b>Danny Cater, R</b> (1, 7)	0-0 4-3		0-0 4-1			0-3 K			0-0 F3	4 0 0 0 0 1 2										
<b>John Romano, R</b> (1, 2) OBP: 0.447, SLG: 0.346 <b>John Buzhardt, R</b> (9, PR)		0-3 K		0-0 6-3		4-0 SH1-3 BB			4-0 E BB	2 0 0 0 2 1 0 0 0 0 0 0 0 0										
<b>Bill Skowron, R</b> (1, 3) OBP: 0.250, SLG: 0.323 <b>Tom McCraw, L</b> (9, PR) OBP: 0.327, SLG: 0.318		0-0 F9		0-0 G3		0-0 SH1-3			0-0 E6	3 0 0 0 0 0 1 0 0 0 0 0 0 0										
<b>Gene Freese, R</b> (1, 5) OBP: 0.222, SLG: 0.125		4-0 BB		0-3 K2-3		0-0 F6			0-0 F2	3 0 0 0 1 1 3										
<b>Ron Hansen, R</b> (1, 6) OBP: 0.321, SLG: 0.213		0-3 K			0-0 3-1		0-0 5-3		0-0 6-3	4 0 0 0 0 1 4										
<b>Ken Berry, R</b> (1, 9) OBP: 0.348, SLG: 0.435 <b>Floyd Robinson, L</b> (8, 9) OBP: 0.483, SLG: 0.673			0-3 K		0-0 5-3			0-0 F6		3 0 0 0 0 1 0 0 0 0 0 0 0 0										
<b>Tommy John, R</b> (1, 1) OBP: 0.143, SLG: 0.571 <b>Jerry McNertney, R</b> (8, PH) <b>Al Weis, S</b> (8, PR) OBP: 0.250, SLG: 0.100 <b>Bob Locker, S</b> (8, 1)			0-3 K		0-3 K			4-0 BB		2 0 0 0 0 2 0 0 0 0 0 1 0 0 0 0 0 0 0 0 0 0 0 0 0 0 0 0										
<b>Inning Stats</b>	R: 0 E: 0 K: 2 S: 7	H: 0 LOB: 0 BB: 0 P: 7	R: 0 E: 0 K: 2 S: 7	H: 0 LOB: 1 BB: 1 P: 11	R: 0 E: 0 K: 2 S: 8	H: 1 LOB: 2 BB: 1 P: 12	R: 0 E: 0 K: 1 S: 5	H: 0 LOB: 0 BB: 0 P: 5	R: 0 E: 0 K: 1 S: 5	H: 0 LOB: 0 BB: 0 P: 5	R: 0 E: 0 K: 0 S: 3	H: 0 LOB: 1 BB: 1 P: 7	R: 0 E: 0 K: 1 S: 5	H: 0 LOB: 1 BB: 1 P: 9	R: 0 E: 1 K: 0 S: 4	H: 0 LOB: 2 BB: 1 P: 8	1B: 0 2B: 1 3B: 0 HR: 0	SF: 0 SAC: 1 DP: 0 HBP: 0	WP: 0 PB: 0 SB: 0 CS: 0	PA: 34
<b>PITCHER</b> <b>Sam McDowell, L</b> (1, 1) ERA: 1.55	IP: 9.0 WLS: W BF: 34 H: 1 R: 0 ER: 0 SO: 10 BB: 5 IBB: 0 HBP: 0 BLK: 0 WP: 0 HR: 0 S: 49 P: 69 ERA: 0.00 WHIP: 0.667																			<b>PITCHER</b> IP: WLS: BF: H: R: ER: SO: BB: IBB: HBP: BLK: WP: HR: S: P: ERA: WHIP:

Chicago White Sox @ Cleveland Indians  
Cleveland Municipal Stadium, Cleveland, OH  
Sun May 01 1966, 3:33 AM EDT  
Att. 9,655 - Unknown

livebaseballscorecards.com

AB	28
R	0
H	1
RBI	0
BB	5
SO	10
LOB	12



Batter	1	2	3	4	5	6	7	8	9	AB	R	H	RBI	BB	SO	LOB
Vic Davalillo, L OBP: 0.321, SLG: 0.383 (1, 8)	0-0 4-3		0-0 F3		0-0 F9		0-0 G3			4	0	0	0	0	0	3
Max Alvis, R OBP: 0.519, SLG: 0.553 (1, 5)	0-0 1B		4-0 BB		0-0 4-3		4-0 IBB			2	0	1	0	2	0	0
Leon Wagner, L OBP: 0.237, SLG: 0.265 (1, 7)	0-0 4-3-6-4		0-0 F7			0-3 K	0-3 K			4	0	0	0	0	2	6
Rocky Colavito, R OBP: 0.353, SLG: 0.435 (1, 9)		0-0 5-3	0-0 F7			4-0 BB		0-0 6-3		3	0	0	0	1	0	2
Fred Whitfield, L OBP: 0.258, SLG: 0.467 (1, 3)		0-3 K		0-3 K2-3		0-0 FC3-6		0-0 4-3		4	0	0	0	0	2	1
Pedro Gonzalez, R OBP: 0.298, SLG: 0.289 (1, 4)		0-0 1B 2B		4-0 HBP BB		0-0 FC6-4		0-0 CS 1B		3	1	2	0	1	0	1
Larry Brown, R OBP: 0.293, SLG: 0.297 (1, 6)		0-0 1B		1-0 HBP		0-3 K		0-0 CS		2	0	1	1	0	1	0
Del Crandall, R OBP: 0.333, SLG: 0.308 (1, 2)		0-0 FC6-4		0-0 G4-6-3		0-0 G3 1B				3	0	1	0	0	0	3
Sam McDowell, L OBP: 0.333, SLG: 0.333 (1, 1)			0-0 BB 1B		0-3 K		0-0 G3 1B			3	0	2	0	0	1	0

Inning Stats	R: 0	H: 1	E: 0	K: 0	S: 3	R: 1	H: 2	E: 0	K: 1	S: 7	R: 0	H: 1	E: 0	K: 0	S: 4	R: 0	H: 0	E: 0	K: 1	S: 5	R: 0	H: 0	E: 0	K: 1	S: 5	R: 0	H: 2	E: 0	K: 2	S: 9	R: 0	H: 1	E: 0	K: 0	S: 3	1B: 6	SF: 0	2B: 2	SAC: 0	3B: 0	DP: 2	HR: 0	HBP: 1	WP: 0	PA: 34											
PITCHER	IP	WLS	BF	H	R	ER	SO	BB	IBB	HBP	BLK	WP	HR	S	P	ERA	WHIP													PITCHER	IP	WLS	BF	H	R	ER	SO	BB	IBB	HBP	BLK	WP	HR	S	P	ERA	WHIP									
Tommy John, L ERA: 2.05 (1, 1)	7.0	L	30	6	1	1	6	3	1	1	0	0	0	37	54	1.29	1.286																																							
Bob Locker, R ERA: (8, 1)	1.0		3	1	0	0	0	0	0	0	0	0	0	3	3	0.00	1.000																																							

BOTTOM

Chicago White Sox @ Cleveland Indians  
Cleveland Municipal Stadium, Cleveland, OH

Sun May 01 1966, 3:33 AM EDT  
Att. 9,655 - Unknown

livebaseballscorecards.com

AB 28  
R 1  
H 7  
RBI 1  
BB 4  
SO 6  
LOB 16





Batter	1	2	3	4	5	6	7	8	9	AB R H RBI BB SO LOB	TOP											
Zoilo Versalles, R (1, 6) OBP: 0.268, SLG: 0.315	0-3 K		0-0 1-H 3-H HR		0-0 B1-3		4-0 BB		0-0 1-3	4 1 1 3 1 1 0	<b>Minnesota Twins @ Chicago White Sox</b> Comiskey Park, Chicago, IL Tue May 03 1966, 8:05 PM EDT Att. 12,487 - Unknown - 55 F											
Sandy Valdespino, L (1, 7) OBP: 0.188, SLG: 0.258 Cesar Tovar, R (9, 8) OBP: 0.250, SLG: 0.286	0-3 K		0-0 1-3		0-0 F8		0-0 F8		0-0 1-3	4 0 0 0 0 1 2 0 0 0 0 0 0 0												
Tony Oliva, L (1, 9) OBP: 0.423, SLG: 0.723	0-0 HR		0-0 4-3		0-0 G1-6-3 1B		0-0 3-1 1B		0-0 3-1 1B	4 1 3 1 0 0 0												
Harmon Killebrew, R (1, 5) OBP: 0.346, SLG: 0.396	0-0 F2		0-3 K		0-0 G1-6-3 1B		0-0 F9		0-0 F9	4 0 1 0 0 1 1												
Jimmie Hall, L (1, 8) OBP: 0.152, SLG: 0.067 (9, 7)		0-0 6-3		0-3 K		0-0 G1-6-3 1-2f 2-3		0-0 3-1		4 0 0 0 0 1 3												
Don Mincher, L (1, 3) OBP: 0.364, SLG: 0.343		0-0 3-1		0-0 2B		0-0 G3		4-0 IBB		3 0 1 0 1 0 1												
Earl Battey, R (1, 2) OBP: 0.323, SLG: 0.357		0-0 5-3		0-0 F5		0-0 6-3		0-0 L7		4 0 0 0 0 0 3												
Bernie Allen, L (1, 4) OBP: 0.333, SLG: 0.386			0-0 1B HR 2B		0-3 K		0-0 2B		0-0 L7	4 1 2 0 0 1 1												
Camilo Pascual, R (1, 1) OBP: 0.182, SLG: 0.182			0-0 2-3 HR 1B		0-0 4-3		0-0 5-3		0-0 4-3	4 1 1 0 0 0 1												
<b>Inning Stats</b>	R: 1 E: 0 K: 2 S: 8	H: 1 LOB: 0 BB: 0 P: 8	R: 0 E: 0 K: 0 S: 3	H: 0 LOB: 0 BB: 0 P: 3	R: 3 E: 0 K: 1 S: 8	H: 3 LOB: 0 BB: 0 P: 8	R: 0 E: 0 K: 2 S: 8	H: 1 LOB: 1 BB: 0 P: 8	R: 0 E: 0 K: 0 S: 3	H: 0 LOB: 0 BB: 0 P: 3	R: 0 E: 0 K: 0 S: 4	H: 2 LOB: 1 BB: 0 P: 4	R: 0 E: 0 K: 0 S: 4	H: 1 LOB: 2 BB: 1 P: 8	R: 0 E: 0 K: 0 S: 4	H: 1 LOB: 2 BB: 1 P: 8	R: 0 E: 0 K: 0 S: 3	H: 0 LOB: 0 BB: 0 P: 3	1B: 4 2B: 3 3B: 0 HR: 2	SF: 0 SAC: 0 DP: 1 HBP: 0	WP: 0 PB: 0 SB: 0 CS: 0	PA: 37
<b>PITCHER</b>	IP WLS BF H R ER SO BB IBB HBP BLK WP HR S P ERA WHIP												IP WLS BF H R ER SO BB IBB HBP BLK WP HR S P ERA WHIP									
Joe Horlen, R (1, 1) ERA: 2.73	8.0 L 34 9 4 4 5 1 1 0 0 0 2 42 50 4.50 1.250																					
Dennis Higgins, R (9, 1) ERA: 1.46	1.0 3 0 0 0 0 0 0 0 0 0 0 3 3 0.00 0.000																					

livebaseballscorecards.com

AB	35
R	4
H	9
RBI	4
BB	2
SO	5
LOB	12



Batter	1	2	3	4	5	6	7	8	9	AB	R	H	RBI	BB	SO	LOB
<b>Tommie Agee, R</b> OBP: 0.373, SLG: 0.482 (1, 8) X	0-0 3-1 1B 2B 1B		0-0 F8			0-0 5-3		0-3 K		4	1	1	0	0	1	0
<b>Don Buford, S</b> OBP: 0.281, SLG: 0.276 (1, 4) X	0-0 3-1 1-2 2B 1B		0-0 4-3			0-0 F9			0-0 4-3	4	1	1	0	0	0	0
<b>Floyd Robinson, L</b> OBP: 0.452, SLG: 0.623 (1, 9) X	0-0 3-1 1-2 2-3		0-0 5-3			0-0 G3			0-0 F7	4	0	0	0	0	0	2
<b>Pete Ward, L</b> OBP: 0.280, SLG: 0.273 (1, 5) X	0-0 2-H 3-H 2B			0-0 4-3			0-0 1-3		0-0 4-3	4	0	1	2	0	0	0
<b>Tom McCraw, L</b> OBP: 0.327, SLG: 0.319 (1, 3) X	0-0 F4			0-0 1-4-3			0-0 1B			3	0	1	0	0	0	1
<b>Ron Hansen, R</b> OBP: 0.305, SLG: 0.200 (1, 6) X	0-0 L5			0-0 1-3			0-0 F8			3	0	0	0	0	0	2
<b>J.C. Martin, L</b> OBP: 0.280, SLG: 0.182 (1, 2) X		0-0 1-3			0-0 L1		0-0 G3			3	0	0	0	0	0	1
<b>Ken Berry, R</b> OBP: 0.320, SLG: 0.400 (1, 7) X		0-0 5-3			0-3 K			0-0 F6		2	0	0	0	0	1	0
<b>Gary Peters, L</b> OBP: 0.125, SLG: 0.500 (8, PH)										1	0	0	0	0	0	0
<b>Danny Cater, R</b> (9, 7)										0	0	0	0	0	0	0
<b>Joe Horten, R</b> (1, 1) X		0-0 L5			0-0 F8			0-0 3-1		2	0	0	0	0	0	0
<b>Smoky Burgess, L</b> OBP: 0.444, SLG: 0.375 (8, PH)										1	0	0	0	0	0	0
<b>Dennis Higgins, R</b> (9, 1)										0	0	0	0	0	0	0


<b>Inning Stats</b>	R: 2 E: 0 K: 0 S: 6	H: 3 LOB: 1 BB: 0 P: 6	R: 0 E: 0 K: 0 S: 3	H: 0 LOB: 0 BB: 0 P: 3	R: 0 E: 0 K: 0 S: 3	H: 0 LOB: 0 BB: 0 P: 3	R: 0 E: 0 K: 1 S: 5	H: 0 LOB: 0 BB: 0 P: 5	R: 0 E: 0 K: 0 S: 3	H: 0 LOB: 0 BB: 0 P: 3	R: 0 E: 0 K: 0 S: 4	H: 1 LOB: 1 BB: 0 P: 4	R: 0 E: 0 K: 1 S: 5	H: 0 LOB: 0 BB: 0 P: 5	R: 0 E: 0 K: 0 S: 3	H: 0 LOB: 0 BB: 0 P: 3	1B: 3 2B: 1 3B: 0 HR: 0	SF: 0 SAC: 0 DP: 0 HBP: 0	WP: 0 PB: 0 SB: 0 CS: 0	PA: 31	
<b>PITCHER</b> <b>Camilo Pascual, R</b> ERA: 1.91 (1, 1)	IP 9.0	WLS W	BF 31	H 4	R 2	ER 2	SO 2	BB 0	IBB 0	HBP 0	BLK 0	WP 0	HR 0	S 35	P 35	ERA 2.00	WHIP 0.444				
				<b>PITCHER</b>	IP	WLS	BF	H	R	ER	SO	BB	IBB	HBP	BLK	WP	HR	S	P	ERA	WHIP

**MINNESOTA TWINS @ CHICAGO WHITE SOX**

Comiskey Park, Chicago, IL

Tue May 03 1966, 8:05 PM EDT  
Att: 12,487 - Unknown - 55 F

AB 31  
R 2  
H 4  
RBI 2  
BB 0  
SO 2  
LOB 6



WP: 0	PA: 31
ERA	WHIP



Batter	1	2	3	4	5	6	7	8	9	AB R H RBI BB SO LOB	TOP											
Zoilo Versalles, R OBP: 0.262, SLG: 0.293 (1, 6) X	0-0 E1 BB 2B	0-0 1-3			0-0 F6			H 1-0 SH1-3 S 1B HBP	0-0 F6	4 2 0 0 0 0 3												
Bernie Allen, L OBP: 0.308, SLG: 0.354 (1, 4) X	0-0 F8		0-0 F6		0-0 F7			0-0 SH1-3	0-0 4-3	4 0 0 0 0 0 4												
Tony Oliva, L OBP: 0.464, SLG: 0.740 (1, 9) B B B	4-0 2B BB		0-0 CS 1B		0-0 WP G3 G4-3-6 1B			0-0 CS 1B		3 2 3 1 1 0 0												
Don Mincher, L OBP: 0.375, SLG: 0.368 (1, 3) X	0-0 E 2B		0-0 1-3		0-0 G3			4-0 3-H 1-2 2B BB		3 2 1 2 1 0 2												
Harmon Killebrew, R OBP: 0.357, SLG: 0.412 (1, 5) X	0-0 E4 2-H				0-0 F8			0-0 G4-3-6 2-3 BB	0-0 1-H 2B	3 0 1 1 1 0 0												
Jimmie Hall, L OBP: 0.135, SLG: 0.059 (1, 8) X (9, 7)	0-0 F8		0-0 1-3		0-0 G4-3-6			0-0 F8		4 0 0 0 0 0 3												
Bob Allison, R OBP: 0.111, SLG: 0.308 Cesar Tovar, R OBP: 0.250, SLG: 0.286 (1, 7) X (9, 8)	0-0 4-3		0-0 5-3						0-0 F9	4 0 0 0 0 0 1 0 0 0 0 0 0 0	AB 32 R 6 H 7 RBI 4 BB 4 SO 0 LOB 14											
Earl Battey, R OBP: 0.343, SLG: 0.355 (1, 2) X		0-0 F7			0-0 1B				4-0 BB BB	3 0 1 0 1 0 0												
Jim Kaat, L OBP: 0.300, SLG: 0.125 (1, 1) X		0-0 1-3			0-0 F4				0-0 1B	4 0 1 0 0 0 1												
<b>Inning Stats</b>	R: 3 E: 2 K: 0 S: 6	H: 1 LOB: 1 BB: 1 P: 10	R: 0 E: 0 K: 0 S: 3	H: 0 LOB: 0 BB: 0 P: 3	R: 0 E: 0 K: 0 S: 3	H: 1 LOB: 0 BB: 0 P: 3	R: 0 E: 0 K: 0 S: 3	H: 0 LOB: 0 BB: 0 P: 3	R: 0 E: 0 K: 0 S: 4	H: 1 LOB: 1 BB: 0 P: 4	R: 1 E: 0 K: 0 S: 3	H: 1 LOB: 0 BB: 1 P: 7	R: 0 E: 0 K: 0 S: 3	H: 0 LOB: 0 BB: 0 P: 3	R: 2 E: 0 K: 0 S: 4	H: 2 LOB: 1 BB: 1 P: 9	R: 0 E: 0 K: 0 S: 4	H: 1 LOB: 2 BB: 1 P: 8	1B: 5 2B: 2 3B: 0 HR: 0	SF: 0 SAC: 1 DP: 1 HBP: 1	WP: 1 PB: 0 SB: 1 CS: 2	PA: 38
<b>PITCHER</b>	IP WLS BF H R ER SO BB IBB HBP BLK WP HR S P ERA WHIP																					
John Buzhardt, R ERA: 3.08 (1, 1)	5.1 L 23 4 4 2 0 2 0 0 0 0 1 0 21 29 3.38 1.125																					
Dennis Higgins, R ERA: 1.38 (6, 1)	0.2 1 0 0 0 0 0 0 0 0 0 0 0 1 1 0.00 0.000																					
Eddie Fisher, R ERA: 2.51 (7, 1)	3.0 14 3 2 2 0 2 0 1 0 0 0 0 11 20 6.00 1.667																					

Minnesota Twins @ Chicago White Sox  
Comiskey Park, Chicago, IL  
Wed May 04 1966, 8:05 PM EDT  
Att. 11,981 - Unknown

livebaseballscorecards.com



Batter	1	2	3	4	5	6	7	8	9	AB	R	H	RBI	BB	SO	LOB
Don Buford, S (1, 4) OBP: 0.290, SLG: 0.274	0-3 K ①		0-0 6-3 ①		4-0 BB		0-0 FC1-6 1B		0-0 6-3 ②	4	0	1	0	1	1	0
Floyd Robinson, L (1, 9) OBP: 0.433, SLG: 0.586	0-0 1B		0-0 6-3 ②		0-0 F2		0-0 FC1-6 1-2f		0-0 4-3 ③	5	0	1	0	0	0	2
Tommie Agee, R (1, 8) OBP: 0.352, SLG: 0.450	0-3 K ②		0-0 F7 ③		0-3 K		0-3 K			4	0	0	0	0	3	3
Bill Skowron, R (1, 3) OBP: 0.250, SLG: 0.314	0-0 F1 ③			0-0 6-3 ①		0-0 1B 1B		0-0 4-3 ③		4	1	1	0	0	0	2
Danny Cater, R (1, 7) OBP: 0.100, SLG: 0.111		0-0 6-3 ①		0-0 4-3 ②		0-0 F9		0-0 FC6-4 1B		4	0	1	0	0	0	1
Pete Ward, L (1, 5) OBP: 0.296, SLG: 0.292		0-0 4-3 ②		0-0 BB 1B		0-0 1B 1B		0-0 L9		4	0	2	0	0	0	1
Ron Hansen, R (1, 6) OBP: 0.317, SLG: 0.208		0-0 1B 1B		4-0 BB 1B		0-0 L9		0-0 FC6-4 1-2f		3	0	1	0	1	0	3
Jerry McNertney, R (1, 2) OBP: 0.500, SLG: 0.400		0-0 1B		0-0 F9 ③		0-0 1B		0-0 F9 ③		4	0	2	1	0	0	3
John Buzhardt, R (1, 1)		0-0 1-3 ③			0-0 6-3 ①		0-0 F7 ③									
Dennis Higgins, R (6, 1)									0-0 F5 ①	2	0	0	0	0	0	2
Gene Freese, R (6, PH)										0	0	0	0	0	0	0
Eddie Fisher, R (7, 1)										1	0	0	0	0	0	2
Ken Berry, R (9, PH)										0	0	0	0	0	0	0
										1	0	0	0	0	0	0

Inning Stats	R: 0	H: 1	E: 0	K: 2	S: 8	H: 2	LOB: 2	BB: 0	P: 8	R: 0	H: 0	E: 0	K: 0	S: 5	H: 2	LOB: 2	BB: 0	P: 5	R: 0	H: 1	E: 0	K: 0	S: 4	H: 1	LOB: 2	BB: 1	P: 8	R: 0	H: 0	E: 0	K: 1	S: 5	H: 3	LOB: 2	BB: 0	P: 6	R: 0	H: 1	E: 0	K: 1	S: 6	H: 1	LOB: 1	BB: 0	P: 6	R: 0	H: 1	E: 0	K: 0	S: 4	H: 1	LOB: 1	BB: 0	P: 4	R: 0	H: 0	E: 0	K: 0	S: 3	H: 0	LOB: 0	BB: 0	P: 3	1B: 9	SF: 0	2B: 0	SAC: 0	3B: 0	DP: 0	HR: 0	HBP: 0	WP: 0	PA: 38
--------------	------	------	------	------	------	------	--------	-------	------	------	------	------	------	------	------	--------	-------	------	------	------	------	------	------	------	--------	-------	------	------	------	------	------	------	------	--------	-------	------	------	------	------	------	------	------	--------	-------	------	------	------	------	------	------	------	--------	-------	------	------	------	------	------	------	------	--------	-------	------	-------	-------	-------	--------	-------	-------	-------	--------	-------	--------

PITCHER	IP	WLS	BF	H	R	ER	SO	BB	IBB	HBP	BLK	WP	HR	S	P	ERA	WHIP
Jim Kaat, L (1, 1) ERA: 2.42	9.0	W	38	9	1	1	4	2	0	0	0	0	0	44	52	1.00	1.222

**BOTTOM**

**Minnesota Twins @ Chicago White Sox**  
Comiskey Park, Chicago, IL  
Wed May 04 1966, 8:05 PM EDT  
Att. 11,981 - Unknown

livebaseballscorecards.com

<b>AB</b>	<b>36</b>
<b>R</b>	<b>1</b>
<b>H</b>	<b>9</b>
<b>RBI</b>	<b>1</b>
<b>BB</b>	<b>2</b>
<b>SO</b>	<b>4</b>
<b>LOB</b>	<b>19</b>





Batter	1	2	3	4	5	6	7	8	9	AB R H RBI BB SO LOB	TOP																
Don Wert, R OBP: 0.369, SLG: 0.411 (1, 5) X	0-0 6-3		0-0 F9			0-0 4-3		0-0 FC6-2 SF7 1B 1-2 3-H		4 0 0 0 0 0 3																	
Jerry Lumpe, L OBP: 0.357, SLG: 0.360 (1, 4) S S	0-3 K			0-0 G1-6-3 1B		0-0 4-3		0-0 SF7 1B 1-2 2-3		4 0 2 0 0 1 0																	
Norm Cash, L OBP: 0.338, SLG: 0.533 (1, 3) X	0-0 F4			0-0 G1-6-3 1-2f		0-0 G3		0-0 SF7 1-2 2-3 3-H		3 0 0 1 0 0 1																	
Al Kaline, R OBP: 0.446, SLG: 0.633 (1, 9) S S		0-3 K		0-0 L9			0-0 L6	4-0 IBB		3 0 0 0 1 1 0																	
Willie Horton, R OBP: 0.268, SLG: 0.306 (1, 7) X		0-0 F9			0-0 1B SH1-4 1B		4-0 FC5-4 BB	0-0 6-3		3 0 1 0 1 0 3																	
Bill Freehan, R OBP: 0.288, SLG: 0.333 (1, 2) X		0-0 F6			0-0 SH1-4 1-2		0-0 F7		0-0 5-3	3 0 0 0 0 0 1																	
Mickey Stanley, R OBP: 0.295, SLG: 0.237 (1, 8) X			0-0 6-3		0-0 FC1-4 1B 2-3		0-0 FC5-4 1-2f		0-0 1B 1B	4 0 2 0 0 0 1																	
Ray Oyler, R OBP: 0.429, SLG: 1.000 (1, 6) X			0-0 F9		0-0 FC1-4 1-2f			0-0 SH FC6-2 2B	0-0 G4-6-3 1B 1-3	4 0 2 0 0 0 2																	
Denny McLain, R OBP: 0.267, SLG: 0.214 (1, 1) S S B B			4-0 BB		0-3 K			0-0 SH 1B FC6-2 SF7 2-3	0-0 G4-6-3 1-2f	2 1 0 0 1 1 4																	
Inning Stats	R: 0 E: 0 K: 1 S: 5	H: 0 LOB: 0 BB: 0 P: 5	R: 0 E: 0 K: 1 S: 5	H: 0 LOB: 0 BB: 1 P: 7	R: 0 E: 0 K: 0 S: 3	H: 1 LOB: 0 BB: 0 P: 3	R: 0 E: 0 K: 1 S: 7	H: 2 LOB: 2 BB: 0 P: 7	R: 0 E: 0 K: 0 S: 3	H: 0 LOB: 0 BB: 0 P: 3	R: 0 E: 0 K: 0 S: 3	H: 0 LOB: 1 BB: 1 P: 7	R: 1 E: 0 K: 0 S: 6	H: 2 LOB: 3 BB: 1 P: 10	R: 0 E: 0 K: 0 S: 4	H: 2 LOB: 1 BB: 0 P: 4	1B: 6 2B: 1 3B: 0 HR: 0	SF: 1 SAC: 2 DP: 2 HBP: 0	WP: 0 PB: 0 SB: 0 CS: 0	PA: 36							
PITCHER	IP	WLS	BF	H	R	ER	SO	BB	IBB	HBP	BLK	WP	HR	S	P	ERA	WHIP										
Gary Peters, L ERA: 1.24 (1, 1)	7.2	L	31	5	1	1	3	2	1	0	0	0	0	34	46	1.17	0.913										
Bob Locker, R ERA: (8, 1)	0.1		1	0	0	0	0	0	0	0	0	0	0	1	1	0.00	0.000										
Eddie Fisher, R ERA: 2.35 (9, 1)	1.0		4	2	0	0	0	0	0	0	0	0	0	4	4	0.00	2.000										

**Detroit Tigers @ Chicago White Sox**  
 Comiskey Park, Chicago, IL  
 Fri May 06 1966, 8:05 PM EDT  
 Att. 15,333 - Unknown

livebaseballscorecards.com

AB	30
R	1
H	7
RBI	1
BB	3
SO	3
LOB	15



Batter	1	2	3	4	5	6	7	8	9	AB	R	H	RBI	BB	SO	LOB
Don Buford, S OBP: 0.288, SLG: 0.262 (1, 4)	0-0 4-3 H	1-0 HBP			0-0 5-3			0-0 G3		3	0	0	0	0	0	0
Tom McCraw, L OBP: 0.304, SLG: 0.294 (1, 7)	0-0 E6	0-0 F8			0-0 F4			0-0 F4		4	0	0	0	0	0	3
Floyd Robinson, L OBP: 0.423, SLG: 0.557 (1, 9)	0-0 F6		0-0 L9			4-0 G6-4-3 BB			0-0 L9	3	0	0	0	1	0	1
Pete Ward, L OBP: 0.293, SLG: 0.275 (1, 5)	4-0 BB		0-0 L9			0-3 K			0-0 L9	3	0	0	0	1	1	1
Bill Skowron, R OBP: 0.225, SLG: 0.282 (1, 3)	0-0 1-3		0-0 F8			0-0 G6-4-3 1-2f			0-0 4-3	4	0	0	0	0	0	3
J.C. Martin, L OBP: 0.286, SLG: 0.200 (1, 2)		0-0 SH5-4 BB 1B		0-0 F8			0-0 1-3			3	0	1	0	0	0	0
Tommie Agee, R OBP: 0.351, SLG: 0.435 (1, 8)		4-0 SH5-4 1-2 BB		0-0 L9			0-0 L7			2	0	0	0	1	0	0
Ron Hansen, R OBP: 0.308, SLG: 0.200 (1, 6)		0-0 SH5-4 1-2 2-3		0-0 6-3			0-0 5-3			2	0	0	0	0	0	0
Gary Peters, L OBP: 0.100, SLG: 0.400 (1, 1)		0-3 K			0-0 4-3			0-0 3-1		2	0	0	0	0	1	2
Bob Locker, S (8, 1)										0	0	0	0	0	0	0
Smoky Burgess, L (8, PH)										1	0	0	0	0	0	0
Eddie Fisher, R (9, 1)										0	0	0	0	0	0	0

Inning Stats	R: 0	H: 0	E: 1	K: 0	S: 4	LOB: 2	BB: 1	P: 8									
R: 0 E: 0 K: 1 S: 6	H: 1 LOB: 3 BB: 1 P: 11	R: 0 E: 0 K: 0 S: 3	H: 0 LOB: 0 BB: 0 P: 3	R: 0 E: 0 K: 0 S: 3	H: 0 LOB: 0 BB: 0 P: 3	R: 0 E: 0 K: 1 S: 4	H: 0 LOB: 0 BB: 1 P: 8	R: 0 E: 0 K: 0 S: 3	H: 0 LOB: 0 BB: 0 P: 3	R: 0 E: 0 K: 0 S: 3	H: 0 LOB: 0 BB: 0 P: 3	R: 0 E: 0 K: 0 S: 3	H: 0 LOB: 0 BB: 0 P: 3	R: 0 E: 0 K: 0 S: 3	H: 0 LOB: 0 BB: 0 P: 3	1B: 1 2B: 0 3B: 0 HR: 0	SF: 0 SAC: 1 DP: 1 HBP: 1
PITCHER Denny McLain, R ERA: 1.99 (1, 1)	IP: 9.0	WLS: W	BF: 32	H: 1	R: 0	ER: 0	SO: 2	BB: 3	IBB: 0	HBP: 1	BLK: 0	WP: 0	HR: 0	S: 32	P: 45	ERA: 0.00	WHIP: 0.444
PITCHER	IP	WLS	BF	H	R	ER	SO	BB	IBB	HBP	BLK	WP	HR	S	P	ERA	WHIP

**DETROIT TIGERS @ CHICAGO WHITE SOX**  
Comiskey Park, Chicago, IL  
Fri May 06 1966, 8:05 PM EDT  
Att. 15,333 - Unknown

<b>AB</b>	<b>27</b>
<b>R</b>	<b>0</b>
<b>H</b>	<b>1</b>
<b>RBI</b>	<b>0</b>
<b>BB</b>	<b>3</b>
<b>SO</b>	<b>2</b>
<b>LOB</b>	<b>10</b>



WP: 0	PA: 32
PB: 0	SB: 0
CS: 0	



Batter	1	2	3	4	5	6	7	8	9	AB R H RBI BB SO LOB	TOP
Don Wert, R (1, 5) OBP: 0.375, SLG: 0.408	0-0 5-3		0-0 FC1-6 1B		1-0 G3 SH1-4 HBP		0-0 F3			3 0 1 0 0 0 0	
Jerry Lumpe, L (1, 4) OBP: 0.345, SLG: 0.346	0-0 4-3		0-0 FC1-6 1-2f		0-0 SH1-4		0-0 1-3			3 0 0 0 0 0 1	
Norm Cash, L (1, 3) OBP: 0.333, SLG: 0.519	0-0 WP BB 1B		0-0 F9		0-0 G3			0-0 4-3		4 0 1 0 0 0 2	
Al Kaline, R (1, 9) OBP: 0.449, SLG: 0.613	4-0 WP 1-2 BB		0-0 L7		4-0 FC5-4 BB			0-0 L5-3		2 0 0 0 2 0 1	
Willie Horton, R (1, 7) OBP: 0.283, SLG: 0.294	4-0 FC5-4 1-2 2-3 IBB			4-0 FC5-4 BB		0-0 FC5-4 1-2f		0-3 K		2 0 0 0 2 1 2	
Bill Freehan, R (1, 2) OBP: 0.270, SLG: 0.310	0-0 FC5-4 1-2f			0-0 FC5-4 1B 1-2f		0-0 F3		0-0 F8		4 0 0 0 0 0 4	
Mickey Stanley, R (1, 8) OBP: 0.292, SLG: 0.238		0-3 K		0-3 K		0-0 1-3		0-0 G6-4-3 1B		4 0 1 0 0 2 1	
Ray Oyler, R (1, 6) OBP: 0.455, SLG: 0.818		0-0 B2-6-3 1B		0-0 1-2 1B		0-3 K		0-0 G6-4-3 1-2f		4 0 2 0 0 1 1	
Joe Sparna, R (1, 1) Jake Wood, R (7, PH) Dave Wickersham, R (7, 1)		0-0 B2-6-3		0-3 K			0-3 K			2 0 0 0 0 1 3	
		0-0 1-2f								1 0 0 0 0 1 0	
										0 0 0 0 0 0 0	
<b>Inning Stats</b>	R: 0 H: 1 E: 0 LOB: 3 K: 0 BB: 2 S: 4 P: 12	R: 0 H: 1 E: 0 LOB: 0 K: 1 BB: 0 S: 5 P: 5	R: 0 H: 1 E: 0 LOB: 1 K: 0 BB: 0 S: 4 P: 4	R: 0 H: 1 E: 0 LOB: 2 K: 2 BB: 1 S: 8 P: 12	R: 0 H: 0 E: 0 LOB: 2 K: 0 BB: 1 S: 3 P: 8	R: 0 H: 0 E: 0 LOB: 0 K: 1 BB: 0 S: 5 P: 5	R: 0 H: 0 E: 0 LOB: 0 K: 1 BB: 0 S: 5 P: 5	R: 0 H: 0 E: 0 LOB: 0 K: 1 BB: 0 S: 5 P: 5	R: 0 H: 1 E: 0 LOB: 0 K: 0 BB: 0 S: 3 P: 3	1B: 5 SF: 0 2B: 0 SAC: 1 3B: 0 DP: 2 HR: 0 HBP: 1	WP: 1 PA: 35 PB: 0 SB: 0 CS: 0
<b>PITCHER</b> Tommy John, L (1, 1) ERA: 1.53	IP WLS BF H R ER SO BB IBB HBP BLK WP HR S P ERA WHIP										
	9.0 W 35 5 0 0 6 3 1 1 0 1 0 42 59 0.00 0.889										

**Detroit Tigers @ Chicago White Sox**  
 Comiskey Park, Chicago, IL  
 Sat May 07 1966, 4:33 AM EDT  
 Att. 6,929 - Unknown

livebaseballscorecards.com

**AB** 29  
**R** 0  
**H** 5  
**RBI** 0  
**BB** 4  
**SO** 6  
**LOB** 15



Batter	1	2	3	4	5	6	7	8	9	AB	R	H	RBI	BB	SO	LOB
<b>Tommie Agee, R</b> OBP: 0.359, SLG: 0.439 (1, 8)	0-0 S WP 1B		0-0 FC3-6 1B		0-0 F7		0-0 1-3			4	0	2	0	0	0	0
<b>Don Buford, S</b> OBP: 0.299, SLG: 0.265 (1, 4) (8, 5)	0-0 F6		0-0 FC3-6 FC3-6 1-2f		0-0 PB 1B		4-0 BB			3	0	1	0	1	0	2
<b>Floyd Robinson, L</b> OBP: 0.413, SLG: 0.531 (1, 9)	4-0 S 1-2 BB		0-0 FC3-6 1-2f		0-0 6-3 1-2		0-0 F8			3	0	0	0	1	0	3
<b>Pete Ward, L</b> OBP: 0.274, SLG: 0.255 (1, 5) <b>Al Weis, S</b> OBP: 0.250, SLG: 0.100 (8, 4)	0-3 K 1-2 2-3		0-3 K		0-0 4-3		0-0 F8			4	0	0	0	0	2	4
<b>Danny Cater, R</b> OBP: 0.214, SLG: 0.231 (1, 7) <b>Ken Berry, R</b> OBP: 0.308, SLG: 0.385 (9, 7)	0-0 F7		0-0 FC3-6 1B		0-0 4-3 S 1B		0-0 L9			4	1	2	0	0	0	2
<b>Bill Skowron, R</b> OBP: 0.250, SLG: 0.302 (1, 3)		0-0 CS 1B		0-0 FC3-6 1B L1-5 1-2f		0-0 4-3		0-0 G3-6 1B		4	0	2	0	0	0	2
<b>J.C. Martin, L</b> OBP: 0.344, SLG: 0.276 (1, 2)		0-0 CS 1-2 1B		0-0 1-3 1B		0-0 BB 1B		0-0 G3-6 1-2f		4	0	3	1	0	0	1
<b>Ron Hansen, R</b> OBP: 0.309, SLG: 0.193 (1, 6)		0-0 L9 1-2 2-3		0-0 L1-5 3-H		0-0 BB				2	0	0	0	1	0	4
<b>Tommy John, R</b> OBP: 0.100, SLG: 0.400 (1, 1)		0-0 6-3		0-3 K		0-3 K				3	0	0	0	0	2	3

Inning Stats	R: 0	H: 1	E: 0	K: 1	S: 6	R: 0	H: 2	E: 0	K: 0	S: 4	R: 0	H: 1	E: 0	K: 1	S: 6	R: 0	H: 2	E: 0	K: 1	S: 4	R: 1	H: 2	E: 0	K: 1	S: 7	R: 0	H: 0	E: 0	K: 0	S: 3	R: 0	H: 1	E: 0	K: 0	S: 3
	LOB: 2	BB: 1	LOB: 1	BB: 0	P: 10	LOB: 1	BB: 0	LOB: 1	BB: 0	P: 4	LOB: 2	BB: 1	LOB: 0	BB: 1	P: 7	LOB: 1	BB: 0	LOB: 0	BB: 0	P: 3															

PITCHER	IP	WLS	BF	H	R	ER	SO	BB	IBB	HBP	BLK	WP	HR	S	P	ERA	WHIP
<b>Joe Sparma, R</b> ERA: 3.05 (1, 1)	6.0	L	27	9	1	1	4	2	0	0	0	1	0	33	41	1.50	1.833
<b>Dave Wickersham, R</b> ERA: 2.7 (7, 1)	2.0		7	1	0	0	0	1	0	0	0	0	0	6	10	0.00	1.000

**BOTTOM**

**Detroit Tigers @ Chicago White Sox**  
Comiskey Park, Chicago, IL

Sat May 07 1966, 4:33 AM EDT  
Att. 6,929 - Unknown

<b>AB</b>	<b>31</b>
<b>R</b>	<b>1</b>
<b>H</b>	<b>10</b>
<b>RBI</b>	<b>1</b>
<b>BB</b>	<b>3</b>
<b>SO</b>	<b>4</b>
<b>LOB</b>	<b>21</b>



1B:	2B:	3B:	HR:	SF:	SAC:	DP:	HBP:	WP:	PB:	SB:	CS:	PA:
10	1	0	0	0	2	0	0	1	1	3	2	34



Batter	1	2	3	4	5	6	7	8	9	10	11	AB R H RBI BB SO LOB	TOP					
Dick McAuliffe, L (1, 6) OBP: 0.358, SLG: 0.357	F6		F3			F7			K		4-3	5 0 0 0 0 1 0	<b>Detroit Tigers @ Chicago White Sox</b> Comiskey Park, Chicago, IL Sun May 08 1966, 4:33 AM EDT Att: 8,239 - Unknown					
Jerry Lumpe, L (1, 4) OBP: 0.348, SLG: 0.349 Dick Tracewski, R (11, PR) OBP: 0.200, SLG: 0.200	G4-6-3 1B			4-3			3-1		4-3		1B E 2B 1B	5 0 2 0 0 0 0 0 1 0 0 0 0 0						
Norm Cash, L (1, 3) OBP: 0.315, SLG: 0.488	G4-6-3 1-2f			4-3			4-3		F7		E3 1B 2B	5 1 0 0 0 0 2						
Al Kaline, R (1, 9) OBP: 0.434, SLG: 0.582		L8		L7			L6-3			L6 FC3-6	1B 2B 1-2 2-3	5 0 1 0 0 0 0						
Gates Brown, L (1, 7) OBP: 0.368, SLG: 0.313		L4				3-1		SH3-4 1B		FC3-6 5-3 1B 1-2f	1B G5-3 1-3 2-H 3-H	5 0 2 2 0 0 1						
Don Wert, R (1, 5) OBP: 0.380, SLG: 0.405		5-3				1-3		SH3-4 1-2		5-3 1-2 1B	IBB	3 0 1 0 1 0 0						
Bill Freehan, R (1, 2) OBP: 0.265, SLG: 0.349						K		5-3		5-3 1-2 2-3	G5-3 2-3f	5 1 1 1 0 1 6						
Mickey Stanley, R (1, 8) OBP: 0.308, SLG: 0.227			6-3			F7		IBB		IBB		2 0 0 0 2 0 0						
Hank Aguirre, R (1, 1) Jim Northrup, L (8, PH) OBP: 0.321, SLG: 0.375 Larry Sherry, R (8, 1) Willie Horton, R (10, PH) OBP: 0.279, SLG: 0.288 Fred Gladding, L (10, 1)			K			K		1-3		K		2 0 0 0 0 2 0 1 0 0 0 0 0 2 0 0 0 0 0 0 0 1 0 0 0 0 1 3 0 0 0 0 0 0 0						
<b>Inning Stats</b>	R: 0 H: 1 E: 0 LOB: 0 K: 0 BB: 0 S: 3 P: 3	R: 0 H: 0 E: 0 LOB: 0 K: 0 BB: 0 S: 3 P: 3	R: 1 H: 1 E: 0 LOB: 0 K: 1 BB: 0 S: 6 P: 6	R: 0 H: 0 E: 0 LOB: 0 K: 0 BB: 0 S: 3 P: 3	R: 0 H: 0 E: 0 LOB: 0 K: 1 BB: 0 S: 5 P: 5	R: 0 H: 0 E: 0 LOB: 0 K: 1 BB: 0 S: 5 P: 5	R: 0 H: 0 E: 0 LOB: 0 K: 0 BB: 0 S: 3 P: 3	R: 0 H: 1 E: 0 LOB: 2 K: 0 BB: 1 S: 4 P: 8	R: 0 H: 0 E: 0 LOB: 0 K: 1 BB: 0 S: 5 P: 5	R: 0 H: 1 E: 1 LOB: 3 K: 1 BB: 1 S: 7 P: 11	R: 2 H: 3 E: 1 LOB: 2 K: 0 BB: 1 S: 6 P: 10	1B: 5 SF: 0 2B: 1 SAC: 1 3B: 0 DP: 2 HR: 1 HBP: 0		WP: 0 PA: 43 PB: 0 SB: 0 CS: 0				
<b>PITCHER</b>	IP WLS BF H R ER SO BB IBB HBP BLK WP HR S P ERA WHIP																	
Joe Horlen, R (1, 1) ERA: 2.36	8.0	27	3	1	1	3	0	1	0	0	0	0	0	1	32	36	1.12	0.375
Bob Locker, R (9, 1) ERA: 0.54	3.0	L 16	4	2	1	2	0	2	0	0	0	0	0	0	18	26	3.00	1.333

AB	39
R	3
H	7
RBI	3
BB	3
SO	5
LOB	14



livebaseballscorecards.com

Batter	1	2	3	4	5	6	7	8	9	10	11	AB R H RBI BB SO LOB	BOTTOM			
<b>Tommie Agee, R</b> OBP: 0.386, SLG: 0.457 (1, 8)	4-0 6-3 E BB		x 0-0 SH3-4 1B		x 0-0 1B			s 0-3 K			x 0-0 1B 1B	4 1 3 0 1 1 0	<b>Detroit Tigers @ Chicago White Sox</b> Comiskey Park, Chicago, IL Sun May 08 1966, 4:33 AM EDT Att: 8,239 - Unknown			
<b>Don Buford, S</b> OBP: 0.296, SLG: 0.278 (1, 4)	0-0 6-3 1-3		x 0-0 SH3-4 1-2			x 0-0 F6		x 0-0 2B			x 0-0 L6	4 0 1 0 0 0 2				
<b>Pete Ward, L</b> OBP: 0.254, SLG: 0.233 (1, 5)	0-3 K		x 0-0 6-3			x 0-0 F4		s 0-3 K2-3			x 0-0 F5	5 0 0 0 0 2 4				
<b>Bill Skowron, R</b> OBP: 0.265, SLG: 0.298 <b>Al Weis, S</b> OBP: 0.250, SLG: 0.100 (1, 3) (11, PR)	0-0 E1 FC6-4		x 0-0 L9			B 4-0 1B BB		s 0-3 K			x 0-0 1-2 1B	4 0 1 0 1 1 1 0 0 0 0 0 0 0				
<b>Danny Cater, R</b> OBP: 0.211, SLG: 0.222 (1, 7)	0-0 FC6-4 1-2f		x 0-0 F8			x 0-0 1-3 1B					s 0-3 K	5 0 1 0 0 1 3				
<b>Ron Hansen, R</b> OBP: 0.292, SLG: 0.180 (1, 6)		x 0-0 6-3		s 0-3 K		x 0-0 F3					x 0-0 F4	4 0 0 0 0 1 0				
<b>Ken Berry, R</b> OBP: 0.276, SLG: 0.345 <b>Floyd Robinson, L</b> OBP: 0.408, SLG: 0.523 (1, 9) (10, PH) (11, 9)		x 0-0 F5		x 0-0 6-3							x 0-0 L9	3 0 0 0 0 0 0 1 0 0 0 0 0 0				
<b>Jerry McNertney, R</b> OBP: 0.500, SLG: 0.444 (1, 2)		x 0-0 1B				x 0-0 CS 1B					x 0-0 F7	4 0 2 0 0 0 0				
<b>Joe Horlen, R</b> <b>Smoky Burgess, L</b> OBP: 0.364, SLG: 0.300 <b>Bob Locker, S</b> (1, 1) (8, PH) (9, 1)		s 0-3 K				x 0-0 F2 1-2		x 0-0 F8			s 0-3 K	2 0 0 0 0 1 2 1 0 0 0 0 0 0 1 0 0 0 0 1 0				
<b>Inning Stats</b>	R: 1 H: 0 E: 1 LOB: 1 K: 1 BB: 1 S: 6 P: 10	R: 0 H: 1 E: 0 LOB: 1 K: 1 BB: 0 S: 6 P: 6	R: 0 H: 1 E: 0 LOB: 1 K: 0 BB: 0 S: 4 P: 4	R: 0 H: 0 E: 0 LOB: 0 K: 1 BB: 0 S: 5 P: 5	R: 0 H: 2 E: 0 LOB: 1 K: 0 BB: 0 S: 3 P: 3	R: 0 H: 1 E: 0 LOB: 2 K: 0 BB: 1 S: 3 P: 7	R: 0 H: 0 E: 0 LOB: 0 K: 0 BB: 0 S: 3 P: 3	R: 0 H: 1 E: 0 LOB: 1 K: 2 BB: 0 S: 8 P: 8	R: 0 H: 0 E: 0 LOB: 0 K: 1 BB: 0 S: 5 P: 5	R: 0 H: 0 E: 0 LOB: 2 K: 1 BB: 0 S: 7 P: 7	1B: 7 SF: 0 2B: 1 SAC: 1 3B: 0 DP: 0 HR: 0 HBP: 0	WP: 0 PA: 41 PB: 0 SB: 0 CS: 1				
<b>PITCHER</b>	IP WLS BF H R ER SO BB IBB HBP BLK WP HR S P ERA WHIP															
<b>Hank Aguirre, L</b> ERA: 2.87 (1, 1)	7.0	26	5	1	0	3	2	0	0	0	0	0	30	38	0.00	1.000
<b>Larry Sherry, R</b> ERA: 1.88 (8, 1)	2.0	7	1	0	0	3	0	0	0	0	0	0	13	13	0.00	0.500
<b>Fred Gladding, R</b> ERA: (10, 1)	2.0	W 8	2	0	0	2	0	0	0	0	0	0	12	12	0.00	1.000

livebaseballscores.com

AB	38
R	1
H	8
RBI	0
BB	2
SO	8
LOB	12





Batter	1	2	3	4	5	6	7	8	9	10	11	12	AB R H RBI BB SO LOB	TOP											
<b>Tommie Agee, R</b> OBP: 0.360, SLG: 0.421 (1, 8)	0-3 K		0-0 F8			0-3 K		0-3 K		0-0 1-3		0-3 K	6 0 0 0 0 4 2	<b>Chicago White Sox @ Baltimore Orioles</b> Memorial Stadium, Baltimore, MD Tue May 10 1966, 7:05 PM EDT Att: 6,515 - Unknown											
<b>Don Buford, S</b> OBP: 0.287, SLG: 0.260 (1, 4)	4-0 BB CS		0-0 F7			0-3 K		0-0 G3		0-3 K2-3		0-0 FC4-6 1-2f	5 0 0 0 1 2 2												
<b>Danny Cater, R</b> OBP: 0.174, SLG: 0.182 <b>Ken Berry, R</b> OBP: 0.267, SLG: 0.333 (8, 7)	0-3 K 1-2			0-0 6-3		0-0 F7		0-0 6-3				0-3 K	4 0 0 0 0 1 1 1 0 0 0 0 1 0												
<b>Floyd Robinson, L</b> OBP: 0.407, SLG: 0.514 (1, 9)		0-0 4-3		0-0 4-3 1B			0-0 2B 4-1 1B		0-0 F6			0-0 F7	5 1 2 0 0 0 0												
<b>Bill Skowron, R</b> OBP: 0.283, SLG: 0.333 <b>Al Weis, S</b> OBP: 0.250, SLG: 0.100 (9, PR) <b>Pete Ward, L</b> OBP: 0.265, SLG: 0.233 (9, 3)		0-3 K		0-0 4-3 1-2		0-0 4-1 1B 2B		0-0 1B 1B				1-0 1B HBP	4 1 2 0 0 1 1 0 0 0 0 0 0 0 0 0 0 0 0 0 0												
<b>J.C. Martin, L</b> OBP: 0.351, SLG: 0.294 (1, 2)		0-0 1B		0-0 F2		0-0 4-1		0-0 F5				0-0 1B	5 0 2 1 0 0 3												
<b>Gene Freese, R</b> OBP: 0.333, SLG: 0.286 (1, 5)		0-3 K			0-0 CS 1B		0-0 3-H 1B		0-0 1B			0-3 K	5 0 3 1 0 2 3												
<b>Ron Hansen, R</b> OBP: 0.273, SLG: 0.167 (1, 6)			0-0 F7		0-3 K 1-2		0-3 K		0-0 F8			0-0 F9	5 0 0 0 0 2 4												
<b>Gary Peters, L</b> OBP: 0.154, SLG: 0.385 <b>Eddie Fisher, R</b> <b>Bob Locker, S</b> <b>Juan Pizarro, L</b> (12, 1)			0-0 1B		0-0 F9		0-3 K			0-0 5-3		4-0 FC4-6 BB	3 0 1 0 0 1 1 0 0 0 0 0 0 0 1 0 0 0 1 0 0 0 0 0 0 0 0 0												
<b>Inning Stats</b>	R: 0 E: 0 K: 2 S: 6	H: 0 LOB: 1 BB: 1 P: 10	R: 0 E: 0 K: 2 S: 8	H: 1 LOB: 1 BB: 0 P: 8	R: 0 E: 0 K: 0 S: 4	H: 1 LOB: 1 BB: 0 P: 4	R: 0 E: 0 K: 1 S: 5	H: 1 LOB: 0 BB: 0 P: 5	R: 0 E: 0 K: 2 S: 7	H: 0 LOB: 0 BB: 0 P: 7	R: 2 E: 0 K: 2 S: 10	H: 3 LOB: 1 BB: 0 P: 10	R: 0 E: 0 K: 1 S: 5		H: 0 LOB: 0 BB: 0 P: 5	R: 0 E: 0 K: 0 S: 5	H: 1 LOB: 2 BB: 0 P: 5	R: 0 E: 0 K: 2 S: 8	H: 0 LOB: 2 BB: 0 P: 9	R: 0 E: 0 K: 1 S: 5	H: 0 LOB: 1 BB: 1 P: 9	1B: 9 2B: 3 3B: 0 HR: 0	SF: 0 SAC: 0 DP: 2 HBP: 1	WP: 0 PB: 0 SB: 0 CS: 2	PA: 47
<b>PITCHER</b>	IP WLS BF H R ER SO BB IBB HBP BLK WP HR S P ERA WHIP																								
<b>John Miller, R</b> ERA: 2.84 (1, 1)	6.1		25	7	2	2	7	1	0	0	0	0	0		0	0	0	38	42	2.84	1.263				
<b>Dick Hall, R</b> ERA: 0.68 (7, 1)	2.2		10	2	0	0	3	0	0	0	0	0	0	0	0	0	16	16	0.00	0.750					
<b>Stu Miller, R</b> ERA: 1.06 (10, 1)	1.0		3	0	0	0	1	0	0	0	0	0	0	0	0	0	5	5	0.00	0.000					
<b>Eddie Watt, R</b> ERA: 2.92 (11, 1)	2.0	W	9	1	0	0	3	1	0	1	0	0	0	0	0	0	13	18	0.00	1.000					

AB	44
R	2
H	10
RBI	2
BB	2
SO	14
LOB	17




Batter	1	2	3	4	5	6	7	8	9	10	11	12	AB	R	H	RBI	BB	SO	LOB	
Luis Aparicio, R OBP: 0.242, SLG: 0.280 (1, 6)	0-0 5-3 1B		0-0 WP BLK E 1B		0-0 F8		0-0 F6		0-0 1B 1B		0-0 E2		6	1	2	1	0	0	0	
Curt Blefary, L OBP: 0.325, SLG: 0.507 (1, 7)	0-0 F8		4-0 3-H E 1B BB		4-0 1B BB		0-0 F9		0-0 1B 1B		0-0 G3		4	0	1	0	2	0	0	
Frank Robinson, R OBP: 0.511, SLG: 0.811 (1, 9)	0-3 K		0-0 FC5		0-0 1B		0-3 K		4-0 G6-4-3 1B				5	0	2	0	1	2	1	
Brooks Robinson, R OBP: 0.360, SLG: 0.576 (1, 5)		0-0 6-3	0-0 F4		0-0 F2		0-0 F8		0-0 G6-4-3				6	1	1	0	0	0	7	
Boog Powell, L OBP: 0.367, SLG: 0.507 Eddie Watt, R (11, 1)		0-0 FC4-6 1B	0-3 K		0-3 K		0-0 BB 1B		0-0 E4 FC6-4				5	0	2	0	0	2	4	
Davey Johnson, R OBP: 0.271, SLG: 0.390 (1, 4)		0-0 F7		0-0 5-3		0-0 CS 1B		0-0 BB 1B		0-0 FC6-4 PO 3-1			5	0	2	0	1	0	2	
Paul Blair, R OBP: 0.253, SLG: 0.380 Charlie Lau, L OBP: 0.600, SLG: 0.500 Russ Snyder, L OBP: 0.143, SLG: 0.143 (8, PH)		0-0 FC4-6		0-0 1-3		0-0 6-3		4-0 FC5-4 BB		0-0 3-1			3	0	0	0	0	0	2	
Andy Etchebarren, R OBP: 0.342, SLG: 0.433 (1, 2)			0-0 SH5-4 1B 2B		0-0 1B		0-3 K		0-0 FC5-4				4	1	2	0	1	1	3	
John Miller, R Dick Hall, R Woodie Held, R Stu Miller, R Bob Johnson, R (11, 3)			0-0 SH5-4		0-0 F8		0-3 K		0-0 F8		0-0 PO		0-0 6-3	1	0	0	0	0	0	1

Inning Stats	R: 0	H: 0	E: 0	K: 1	S: 5	R: 0	H: 1	E: 0	K: 0	S: 4	R: 2	H: 2	E: 1	K: 1	S: 8	R: 0	H: 1	E: 0	K: 0	S: 4	R: 0	H: 1	E: 0	K: 1	S: 6	R: 0	H: 0	E: 0	K: 1	S: 5	R: 0	H: 2	E: 0	K: 0	S: 7	R: 0	H: 2	E: 1	K: 0	S: 4	R: 0	H: 0	E: 1	K: 0	S: 3	R: 0	H: 0	E: 0	K: 0	S: 3	R: 1	H: 2	E: 0	K: 0	S: 4	1B: 11	2B: 1	3B: 0	HR: 0	SF: 0	SAC: 1	DP: 1	HBP: 0	WP: 1	PA: 53
PITCHER	IP	WLS	BF	H	R	ER	SO	BB	IBB	HBP	BLK	WP	HR	S	P	ERA	WHIP																																																
Gary Peters, L ERA: 1.23 (1, 1)	7.2		33	8	2	1	6	2	0	0	1	1	0	43	51	1.17	1.304																																																
Eddie Fisher, R ERA: 2.25 (8, 1)	0.2		6	2	0	0	0	1	1	0	0	0	0	4	12	0.00	4.500																																																
Bob Locker, R ERA: 0.92 (9, 1)	3.0	L	12	2	1	1	0	0	2	0	0	0	0	10	18	3.00	0.667																																																
Juan Pizarro, L ERA: 1.29 (12, 1)	0.1		1	0	0	0	0	0	0	0	0	0	0	1	1	0.00	0.000																																																

**Chicago White Sox @ Baltimore Orioles**  
**Memorial Stadium, Baltimore, MD**  
 Tue May 10 1966, 7:05 PM EDT  
 Att. 6,515 - Unknown

AB	45
R	3
H	12
RBI	2
BB	6
SO	6
LOB	25



WP: 1	PA: 53
PB: 1	
SB: 0	
CS: 1	



Batter	1	2	3	4	5	6	7	8	9	10	11	AB R H RBI BB SO LOB	TOP
<b>Don Buford, S</b> (1.4) OBP: 0.283, SLG: 0.268	X 0-0 F3 ①		X 0-0 G3 ③			X 0-0 2B		X 0-0 F9 ②		X 0-0 F9 ①		5 0 1 0 0 0 3	
<b>Floyd Robinson, L</b> (1.9) OBP: 0.395, SLG: 0.493	X 0-0 1-3 ②			X 0-0 5-3 ①		X 0-3 K ③		X 0-0 1B		X 0-3 K ②		5 0 1 1 0 0 2 1	
<b>Danny Cater, R</b> (1.7) OBP: 0.179, SLG: 0.185	X 0-0 F9 ③			X 0-0 CS 1B			X 0-0 4-3 ①	X 0-3 K ③		X 0-3 K ③		5 0 1 0 0 0 2 3	
<b>Bill Skowron, R</b> (1.3) OBP: 0.276, SLG: 0.309 <b>John Buzhardt, R</b> (11.1)		X 0-0 6-3 ①		X 0-3 K ②		X 0-0 4-3 ②		X 0-3 K ①			X 4-0 HBP 1B BLK BB	4 1 0 0 1 2 1 0 0 0 0 0 0 0 0	
<b>Gene Freese, R</b> (1.5) OBP: 0.350, SLG: 0.278		X 0-0 F9 ②			X 0-0 F8 ①		X 0-0 1-3 ③		X 4-0 G3 S BB		X 0-0 BLK HBP 1B	4 0 1 0 1 0 0 0	
<b>Jerry McNertney, R</b> (1.2) OBP: 0.462, SLG: 0.417 <b>Al Weis, S</b> (8. PR) OBP: 0.250, SLG: 0.100 <b>J.C. Martin, L</b> (8. 2) OBP: 0.359, SLG: 0.286		X 0-3 K ③			X 0-0 F8 ②		X 0-0 F8 ②	X 0-0 BB 1B	X 4-0 G3 1B		X 0-3 K ①	3 0 1 0 0 1 0 0 1 0 0 0 0 0 0 1 0 0 0 1 1 2	
<b>Tommie Agee, R</b> (1.8) OBP: 0.348, SLG: 0.405 <b>Smoky Burgess, L</b> (9. PH) OBP: 0.333, SLG: 0.273 <b>Ken Berry, R</b> (9. 8) OBP: 0.258, SLG: 0.323			X 0-0 1-3 ①		X 0-0 F7 ③		X 0-0 F7 ③	X 0-3 K ①	X 0-0 G3 1-2 2-3		X 0-3 K ②	3 0 0 0 0 1 1 1 0 0 0 0 0 2 1 0 0 0 0 1 2	
<b>Ron Hansen, R</b> (1.6) OBP: 0.305, SLG: 0.176			X 0-0 FC6-4 1B		X 0-0 L9 ①		X 0-0 L9 ①	X 4-0 F9 1B 1B BB	X 4-0 IBB		X 1-0 BLK HBP	2 1 1 0 2 0 0 0	
<b>Tommy John, R</b> (1.1) <b>John Romano, R</b> (1.1) <b>Joe Horlen, R</b> (1.1) <b>Eddie Fisher, R</b> (1.1) <b>Fred Ward, L</b> (1.1) <b>Dennis Higgins, R</b> (1.1) <b>Juan Pizarro, L</b> (1.1) <b>Bob Locker, S</b> (1.1) <b>Tom McDrew, L</b> (1.1)			X 0-0 FC6-4 1-2		X 0-0 6-3 ②		X 0-0 6-3 ②	X 0-0 1B 1B	X 0-0 F7 ③		X 0-0 3-1 ③	2 0 0 0 0 0 0 1 1 0 0 1 1 0 1 0 0 0 0 0 0 2	
<b>Inning Stats</b>	R: 0 H: 0 E: 0 LOB: 0 K: 0 BB: 0 S: 3 P: 3	R: 0 H: 0 E: 0 LOB: 0 K: 1 BB: 0 S: 5 P: 5	R: 0 H: 1 E: 0 LOB: 1 K: 0 BB: 0 S: 4 P: 4	R: 0 H: 1 E: 0 LOB: 1 K: 1 BB: 0 S: 5 P: 5	R: 0 H: 0 E: 0 LOB: 0 K: 0 BB: 0 S: 3 P: 3	R: 0 H: 1 E: 0 LOB: 1 K: 1 BB: 0 S: 6 P: 6	R: 0 H: 0 E: 0 LOB: 0 K: 0 BB: 0 S: 3 P: 3	R: 2 H: 3 E: 0 LOB: 3 K: 2 BB: 1 S: 10 P: 14	R: 0 H: 0 E: 0 LOB: 3 K: 1 BB: 3 S: 5 P: 17	R: 0 H: 0 E: 0 LOB: 0 K: 2 BB: 0 S: 7 P: 7	R: 1 H: 1 E: 0 LOB: 2 K: 2 BB: 1 S: 8 P: 13	1B: 6 SF: 0 2B: 2 SAC: 0 3B: 0 DP: 1 HR: 0 HBP: 1	WP: 0 PA: 45 PB: 0 SB: 1 CS: 1
<b>PITCHER</b>	IP WLS BF H R ER SO BB IBB HBP BLK WP HR S P ERA WHIP												
<b>Dave McNally, L</b> (1.1) ERA: 2.37	7.2 29 6 2 2 4 1 0 0 0 0 0 0 36 40 2.35 0.913												
<b>Moe Drabowsky, R</b> (8.1) ERA: 3.38	1.0 6 0 0 0 2 1 2 0 0 0 0 0 7 19 0.00 1.000												
<b>Stu Miller, R</b> (9.1) ERA: 1.04	0.1 1 0 0 0 0 0 0 0 0 0 0 0 1 1 0.00 0.000												
<b>Gene Brabender, R</b> (10.1) ERA: 4.5	2.0 L 9 1 1 1 4 1 0 1 1 0 0 0 15 20 4.50 1.000												

**Chicago White Sox @ Baltimore Orioles**  
**Memorial Stadium, Baltimore, MD**  
 Wed May 11 1966, 7:05 PM EDT  
 Att. 10,063 - Unknown

AB	39
R	3
H	7
RBI	2
BB	5
SO	10
LOB	21



WP	0
PA	45
PB	0
SB	1
CS	1

1B	6
2B	2
3B	0
HR	0
SF	0
SAC	0
DP	1
HBP	1

WP	0
PA	45
PB	0
SB	1
CS	1

Batter	1	2	3	4	5	6	7	8	9	10	11	AB R H RBI BB SO LOB	BOTTOM	
Luis Aparicio, R OBP: 0.237, SLG: 0.274 Woodie Held, R OBP: 0.333, SLG: 0.250	1-3		G5-4-3		K		K			F8 SH1-4 BB		2 0 0 0 0 0 1 2 0 0 0 1 2 3	<b>Chicago White Sox @ Baltimore Orioles</b> <b>Memorial Stadium, Baltimore, MD</b> Wed May 11 1966, 7:05 PM EDT Att. 10,063 - Unknown	
Curt Blefary, L OBP: 0.322, SLG: 0.493	L4			5-3 2B 1B	K			F4		SH1-4		4 1 1 0 0 1 1		
Frank Robinson, R OBP: 0.495, SLG: 0.769	5-3			5-3 1-2		K		F8		F8 FC6-4 IBB		4 0 0 0 1 1 1		
Brooks Robinson, R OBP: 0.362, SLG: 0.578						K		F9		F8		5 1 2 1 0 1 2		
Davey Johnson, R OBP: 0.267, SLG: 0.372						6-3				FC6-4		4 0 0 0 1 0 3		
Bob Johnson, R OBP: 0.333, SLG: 0.167								F8		F8		4 0 1 1 1 0 1		
Paul Blair, R OBP: 0.263, SLG: 0.382								K		L1-5 WP 1B		5 0 2 0 0 1 2		
Andy Etchebarren, R OBP: 0.346, SLG: 0.414								BB BB		BB BB		3 0 0 0 2 1 1		
Dave McNally, R OBP: 0.200, SLG: 0.154 Moe Ljabowsky, R OBP: 1.000, SLG: 1.000 Stu Miller, R OBP: 0.600, SLG: 0.500 Charlie Lau, L OBP: 0.125, SLG: 0.125 Sam Bowers, R OBP: 0.125, SLG: 0.125 Gene Brabender, R OBP: 0.125, SLG: 0.125 Russ Snyder, L OBP: 0.125, SLG: 0.125										L1-5 2-3		1 0 1 1 0 2 0 1 0 0 0 0 0 0 3 0 0 0 0 0 0 0 0 1 0 0 0 0 0 0 1		

Inning Stats	R: 0	H: 0	E: 0	K: 0	S: 3	R: 0	H: 1	E: 0	K: 0	S: 3	R: 0	H: 0	E: 0	K: 0	S: 2	R: 2	H: 3	E: 0	K: 2	S: 6	R: 0	H: 1	E: 0	K: 2	S: 8	R: 0	H: 0	E: 0	K: 2	S: 7	R: 0	H: 0	E: 0	K: 2	S: 7	R: 0	H: 0	E: 0	K: 0	S: 3	R: 0	H: 1	E: 0	K: 0	S: 3	R: 0	H: 0	E: 0	K: 1	S: 6	1B: 5	SF: 0	2B: 3	SAC: 1	3B: 0	DP: 2	HR: 0	HBP: 0	WP: 1	PA: 45
PITCHER	IP	WLS	BF	H	R	ER	SO	BB	IBB	HBP	BLK	WP	HR	S	P	ERA	WHIP													IP	WLS	BF	H	R	ER	SO	BB	IBB	HBP	BLK	WP	HR	S	P	ERA	WHIP														
Tommy John, L ERA: 1.7	(1, 1)	7.0	28	5	2	2	6	4	0	0	0	0	0	36	52	2.57	1.286													John Buzhardt, R ERA: 2.96	(11, 1)	1.0	5	4	1	0	0	1	0	0	0	0	6	6	0.00	1.000														
Eddie Fisher, R ERA: 2.12	(8, 1)	1.0	3	0	0	0	0	0	0	0	0	0	0	3	3	0.00	0.000																																											
Dennis Higgins, R ERA: 1.35	(9, 1)	0.1	4	1	0	0	0	1	1	0	0	1	0	2	10	0.00	6.000																																											
Juan Pizarro, L ERA: 1.13	(9, 1)	1.0	4	0	0	0	0	1	1	0	0	0	0	2	10	0.00	1.000																																											
Bob Locker, R ERA: 0.89	(10, 1)	0.2	W 2	0	0	0	0	0	0	0	0	0	0	2	2	0.00	0.000																																											





Batter	1	2	3	4	5	6	7	8	9	AB R H RBI BB SO LOB	TOP
<b>Don Buford, S</b> (1, 4) <small>OBP: 0.299, SLG: 0.322</small> (7, 5)	0-0 		0-0 4-3 		0-0 1-H WP 3B		0-0 	0-0 F8 		5 2 3 1 0 0 2	
<b>Tommie Agee, R</b> (1, 8) <small>OBP: 0.361, SLG: 0.402</small> (7, 5)	4-0 		4-0 		0-3 4-3 K CS		0-0 2-H SH3 1B	0-0 F4 		3 1 1 1 2 1 1	
<b>Danny Cater, R</b> (1, 7) <small>OBP: 0.156, SLG: 0.161</small> (6, 9)	0-0 FC1-5 		0-3 K2-1 		0-0 2-3 4-3 		0-0 1-2 SH3	0-0 F3 		4 0 0 0 0 1 5	
<b>Bill Skowron, R</b> (1, 3) <small>OBP: 0.274, SLG: 0.298</small> <b>Tom McCraw, L</b> (7, 3) <small>OBP: 0.293, SLG: 0.283</small>	0-0 SF7 			4-0 F7 	0-0 F9 		0-3 K 	0-0 6-3 		2 0 0 1 1 1 3 1 0 0 0 0 0 0	
<b>Gene Freese, R</b> (1, 5) <small>OBP: 0.333, SLG: 0.273</small> <b>Eddie Fisher, R</b> (7, 1)	0-0 6-3 			0-0 F7 	0-0 CS 	0-0 WP E 1B	0-0 F7 			4 1 1 0 0 0 3 0 0 0 0 0 0 0	
<b>Jerry McNertney, R</b> (1, 2) <small>OBP: 0.412, SLG: 0.333</small>		0-0 F6 		4-0 F7 		0-0 5-3 	0-0 F7 			3 0 0 0 1 0 1	
<b>Ken Berry, R</b> (1, 9) <small>OBP: 0.242, SLG: 0.303</small> <b>Pete Ward, L</b> (6, PH) <small>OBP: 0.268, SLG: 0.238</small> (6, 7)		0-3 K 		0-0 F7 		0-3 K 	0-0 1B 			2 0 0 0 0 1 2 2 0 1 0 0 1 1	
<b>Ron Hansen, R</b> (1, 6) <small>OBP: 0.302, SLG: 0.181</small>		0-0 F9 		0-0 FC5-4 		0-0 E5 	0-0 1B 			4 0 1 0 0 0 2	
<b>Bruce Howard, S</b> (1, 1) <b>John Romano, R</b> (5, PH) <small>OBP: 0.475, SLG: 0.370</small> <b>Joe Herten, R</b> (5, PR) <b>Jack Lamabe, R</b> (5, 1) <b>Al Weis, S</b> (7, 4) <small>OBP: 0.240, SLG: 0.095</small>			0-0 F2 		4-0 3B BB 		0-3 K 	0-3 K 		1 0 0 0 0 0 0 0 0 0 0 1 0 0 0 1 0 0 0 0 0 1 0 0 0 0 1 1 1 0 0 0 0 1 2	
<b>Inning Stats</b>	R: 1 H: 1 E: 0 LOB: 1 K: 0 BB: 1 S: 4 P: 8	R: 0 H: 0 E: 0 LOB: 0 K: 1 BB: 0 S: 5 P: 5	R: 0 H: 0 E: 0 LOB: 1 K: 1 BB: 1 S: 5 P: 9	R: 0 H: 0 E: 0 LOB: 2 K: 0 BB: 2 S: 3 P: 11	R: 2 H: 1 E: 1 LOB: 1 K: 1 BB: 1 S: 6 P: 10	R: 1 H: 1 E: 1 LOB: 1 K: 2 BB: 0 S: 9 P: 9	R: 1 H: 2 E: 0 LOB: 1 K: 1 BB: 0 S: 7 P: 7	R: 0 H: 2 E: 0 LOB: 2 K: 1 BB: 0 S: 7 P: 7	R: 0 H: 0 E: 0 LOB: 0 K: 0 BB: 0 S: 3 P: 3	1B: 5 SF: 1 2B: 1 SAC: 1 3B: 1 DP: 0 HR: 0 HBP: 0	WP: 3 PA: 41 PB: 0 SB: 3 CS: 1
<b>PITCHER</b> <b>Frank Bertaina, L</b> (1, 1) <small>ERA: 1.42</small> <b>Eddie Watt, R</b> (5, 1) <small>ERA: 3.0</small> <b>Moe Drabowsky, R</b> (8, 1) <small>ERA: 2.7</small>	IP WLS BF H R ER SO BB IBB HBP BLK WP HR S P ERA WHIP 4.1 0 21 2 3 2 3 5 0 0 0 2 0 22 42 4.15 1.615 2.2 L 11 3 2 1 3 0 0 0 0 1 0 17 17 3.38 1.125 2.0 8 2 0 0 0 1 0 0 0 0 0 0 10 10 0.00 1.000	<b>PITCHER</b> IP WLS BF H R ER SO BB IBB HBP BLK WP HR S P ERA WHIP									

Chicago White Sox @ Baltimore Orioles  
 Memorial Stadium, Baltimore, MD  
 Thu May 12 1966, 7:05 PM EDT  
 Att. 6,079 - Unknown

[livebaseballscorecards.com](http://livebaseballscorecards.com)

**AB** 33  
**R** 5  
**H** 7  
**RBI** 3  
**BB** 5  
**SO** 7  
**LOB** 23



**BOTTOM**

**Chicago White Sox @ Baltimore Orioles**  
**Memorial Stadium, Baltimore, MD**

Thu May 12 1966, 7:05 PM EDT  
 Att. 6,079 - Unknown

livebaseballscorecards.com

<b>AB</b>	<b>31</b>
<b>R</b>	<b>3</b>
<b>H</b>	<b>5</b>
<b>RBI</b>	<b>2</b>
<b>BB</b>	<b>5</b>
<b>SO</b>	<b>6</b>
<b>LOB</b>	<b>14</b>



WP: 0	PA: 36
PB: 0	
SB: 0	
CS: 1	

AB	R	H	RBI	BB	SO	LOB
4	1	1	0	0	1	2
2	2	2	1	2	0	0
3	0	0	0	1	0	3
4	0	0	1	0	0	1
3	0	0	0	1	2	0
3	0	1	0	1	1	2
4	0	1	0	0	0	2
2	0	0	0	0	0	2
2	0	0	0	0	1	1
2	0	0	0	0	0	1
0	0	0	0	0	0	0
1	0	0	0	0	0	0
0	0	0	0	0	0	0
1	0	0	0	0	0	0

Batter	1	2	3	4	5	6	7	8	9
<b>Jerry Adair, R</b> (1, 4) OBP: 0.333, SLG: 0.200	0-0 5-3		0-0 BB 1B E 1B	0-0 4-3			0-3 K		
<b>Curt Blefary, L</b> (1, 7) OBP: 0.352, SLG: 0.545	0-0 HR		0-0 1-2 BB E 1B		4-0 G5-4-3 BB		4-0 1-2 G6-4-3 BB		
<b>Frank Robinson, R</b> (1, 9) OBP: 0.485, SLG: 0.741	0-0 L1		4-0 1-2 2-3 E CS BB		0-0 G5-4-3 1-2f		0-0 G6-4-3 1-2f		
<b>Brooks Robinson, R</b> (1, 5) OBP: 0.347, SLG: 0.553	0-0 6-3		0-0 E2 1-3 2-H 3-H	0-0 4-3			0-0 F8		
<b>Boog Powell, L</b> (1, 3) OBP: 0.361, SLG: 0.486		0-3 K	4-0 IBB		0-0 F7		0-3 K		
<b>Davey Johnson, R</b> (1, 6) OBP: 0.277, SLG: 0.371		0-0 6-3 1B	0-3 K		4-0 1-3 BB		0-0 5-3		
<b>Paul Blair, R</b> (1, 8) OBP: 0.262, SLG: 0.375		0-0 6-3 1-2 1B		0-0 E8 1B		0-0 1-3		0-0 B2-3	
<b>Andy Etchebarren, R</b> (1, 2) <b>Cam Carreon, R</b> (5, 2)		0-0 6-3		0-0 F9		0-0 L5		0-3 K	
<b>Frank Bertaina, L</b> (1, 1) <b>Eddie Watt, R</b> (5, 1) <b>Russ Snyder, L</b> (7, PH) <b>Moe Drabowsky, R</b> (8, 1) <b>Sam Bowens, R</b> (9, PH)			0-3 K	0-0 F6			0-0 E4 BB		0-0 4-3

Inning Stats	R: 1	H: 1	E: 0	K: 0	S: 4	LOB: 0	BB: 0	P: 4
	R: 0	H: 1	E: 0	K: 1	S: 6 <td>LOB: 1</td> <td>BB: 0</td> <td>P: 6</td>	LOB: 1	BB: 0	P: 6
	R: 2	H: 2	E: 1	K: 2	S: 9 <td>LOB: 2</td> <td>BB: 2</td> <td>P: 17</td>	LOB: 2	BB: 2	P: 17
	R: 0	H: 1	E: 1	K: 0	S: 4 <td>LOB: 1</td> <td>BB: 0</td> <td>P: 4</td>	LOB: 1	BB: 0	P: 4
	R: 0	H: 0	E: 0	K: 0	S: 2 <td>LOB: 0</td> <td>BB: 1</td> <td>P: 6</td>	LOB: 0	BB: 1	P: 6
	R: 0	H: 0	E: 0	K: 0	S: 3 <td>LOB: 1</td> <td>BB: 1</td> <td>P: 7</td>	LOB: 1	BB: 1	P: 7
	R: 0	H: 0	E: 1	K: 1	S: 5 <td>LOB: 1</td> <td>BB: 1</td> <td>P: 9</td>	LOB: 1	BB: 1	P: 9
	R: 0	H: 0	E: 0	K: 1	S: 5 <td>LOB: 0</td> <td>BB: 0</td> <td>P: 5</td>	LOB: 0	BB: 0	P: 5
	R: 0	H: 0	E: 0	K: 1	S: 5 <td>LOB: 0</td> <td>BB: 0</td> <td>P: 5</td>	LOB: 0	BB: 0	P: 5

PITCHER	IP	WLS	BF	H	R	ER	SO	BB	IBB	HBP	BLK	WP	HR	S	P	ERA	WHIP
<b>Bruce Howard, R</b> (1, 1) ERA: 7.5	4.0		19	5	3	2	3	1	1	0	0	0	1	23	31	4.50	1.500
<b>Jack Lamabe, R</b> (5, 1) ERA: 2.08	2.1	W	10	0	0	0	1	3	0	0	0	0	0	9	21	0.00	1.286
<b>Eddie Fisher, R</b> (7, 1) ERA: 1.83	2.2	S	7	0	0	0	2	0	0	0	0	0	0	11	11	0.00	0.000

1B: 4	SF: 0
2B: 0	SAC: 0
3B: 0	DP: 2
HR: 1	HBP: 0



Batter	1	2	3	4	5	6	7	8	9	AB R H RBI BB SO LOB	TOP									
Don Buford, S (1, 4) OBP: 0.294, SLG: 0.315	0-0 L8		0-0 F9		0-0 1B		0-0 G4-6-3		0-3 K	5 0 1 0 0 1 4										
Tommie Agee, R (1, 8) OBP: 0.363, SLG: 0.425	0-0 1-3		0-3 K		0-3 K			0-0 2B 1B	0-0 3B	5 0 2 2 0 2 3										
Floyd Robinson, L (1, 9) OBP: 0.407, SLG: 0.506	0-0 F9			4-0 L3 BB		0-0 HR 1B		0-0 1-3 2B	0-0 F8	4 1 2 0 1 0 1										
Pete Ward, L (1, 7) OBP: 0.253, SLG: 0.224		0-3 K		0-0 L3 BB		0-3 K		0-3 K		4 0 0 0 0 3 4										
Tom McCraw, L (1, 3) OBP: 0.306, SLG: 0.339		0-0 4-3		4-0 BB		0-0 HR		0-0 F3		3 1 1 2 1 0 2										
Gene Freese, R (1, 5) OBP: 0.321, SLG: 0.240		4-0 BB		0-0 6-3		0-3 K		0-0 6-3		3 0 0 0 1 1 3										
J.C. Martin, L (1, 2) OBP: 0.333, SLG: 0.263		0-3 K			0-3 K		0-0 F6		0-0 6-3	3 0 0 0 0 2 1										
Bob Locker, S (6, 1)										0 0 0 0 0 0 0										
Bill Skowron, R (9, PH) OBP: 0.270, SLG: 0.293										1 0 0 0 0 0 0										
Ron Hansen, R (1, 6) OBP: 0.322, SLG: 0.189			0-0 FC3-6 1B		4-0 1B BB		0-0 5-3		4-0 1B 3B BB	2 1 1 0 2 0 0										
Joe Horlen, R (1, 1)			0-0 FC3-6		0-3 K		4-0 G4-6-3 BB		0-0 3B 1B	1 0 0 0 0 0 1										
Smoky Burgess, L (5, PH) OBP: 0.308, SLG: 0.250										1 0 0 0 0 1 1										
Juan Pizarro, L (5, 1)										0 0 0 0 0 0 0										
John Romano, R (6, 2) OBP: 0.500, SLG: 0.393			1-2						1-2 3B 1B	1 1 1 0 1 0 0										
<b>Inning Stats</b>	R: 0 E: 0 K: 0 S: 3	H: 0 LOB: 0 BB: 0 P: 3	R: 0 E: 0 K: 2 S: 7	H: 0 LOB: 1 BB: 1 P: 11	R: 0 E: 0 K: 1 S: 6	H: 1 LOB: 1 BB: 0 P: 6	R: 0 E: 0 K: 3 S: 10	H: 1 LOB: 2 BB: 1 P: 14	R: 2 E: 0 K: 2 S: 9	H: 2 LOB: 0 BB: 0 P: 9	R: 0 E: 0 K: 0 S: 2	H: 0 LOB: 0 BB: 1 P: 6	R: 0 E: 0 K: 1 S: 7	H: 2 LOB: 2 BB: 0 P: 7	R: 2 E: 0 K: 1 S: 7	H: 2 LOB: 1 BB: 1 P: 11	1B: 5 2B: 2 3B: 1 HR: 1	SF: 0 SAC: 0 DP: 2 HBP: 0	WP: 0 PB: 0 SB: 0 CS: 0	PA: 39
<b>PITCHER</b>	IP WLS BF H R ER SO BB IBB HBP BLK WP HR S P ERA WHIP																			
Denny McLain, R (1, 1) ERA: 2.08	7.0 W 30 6 2 2 8 5 0 0 0 0 1 41 61 2.57 1.571																			
Larry Sherry, R (8, 1) ERA: 2.76	2.0 S 9 2 2 2 2 1 0 0 0 0 0 0 12 16 9.00 1.500																			

Chicago White Sox @ Detroit Tigers  
Tiger Stadium, Detroit, MI  
Fri May 13 1966, 7:05 PM EDT  
Att. 7,565 - Unknown

livebaseballscorecards.com

AB	33
R	4
H	8
RBI	4
BB	6
SO	10
LOB	20



**BOTTOM**

**Chicago White Sox @ Detroit Tigers**  
 Tiger Stadium, Detroit, MI  
 Fri May 13 1966, 7:05 PM EDT  
 Att. 7,565 - Unknown

livebaseballscorecards.com

<b>AB</b>	<b>32</b>
<b>R</b>	<b>5</b>
<b>H</b>	<b>11</b>
<b>RBI</b>	<b>3</b>
<b>BB</b>	<b>1</b>
<b>SO</b>	<b>3</b>
<b>LOB</b>	<b>10</b>



WP: 3	PA: 36
PB: 0	
SB: 0	
CS: 0	

AB	R	H	RBI	BB	SO	LOB
4	1	3	1	0	0	1
4	0	1	0	0	0	2
3	1	1	0	0	0	1
4	2	2	2	0	0	2
3	0	0	0	1	1	1
0	0	0	0	0	0	0
4	0	1	0	0	1	0
3	0	1	0	0	0	0
2	0	0	0	0	0	1
2	0	0	0	0	1	2
3	1	2	0	0	0	0
0	0	0	0	0	0	0
1B: 8	SF: 0					
2B: 2	SAC: 0					
3B: 1	DP: 2					
HR: 1	HBP: 2					

Batter	1	2	3	4	5	6	7	8	9
Dick McAuliffe, L OBP: 0.378, SLG: 0.410 (1, 6)	0-0 FC4-6 1B		0-0 G3-6-3 1-2f		0-0 1-H 3B		0-0 1B L1-3 1B		
Jerry Lumpe, L OBP: 0.337, SLG: 0.337 (1, 4)	0-0 FC4-6 L1-3 1-2f		0-0 F8		0-0 F2		0-0 L1-3 HBP 1-3 1B		
Norm Cash, L OBP: 0.320, SLG: 0.495 (1, 3)	0-0 L1-3 1-2			0-0 WP 2B		0-0 F6	1-0 L1-3 HBP 1-2		
Al Kaline, R OBP: 0.418, SLG: 0.587 (1, 8) (8, 9)		0-0 HR		0-0 L6-3 2-H		0-0 3-1 WP E 1B	0-0 L1-3		
Gates Brown, L OBP: 0.333, SLG: 0.273 Mickey Stanley, R OBP: 0.308, SLG: 0.227 (1, 7) (8, 8)		0-3 K		0-0 4-3		0-0 3-1	1-2 2-3 3-H 4-0 PO IBB		
Willie Horton, R OBP: 0.288, SLG: 0.316 (1, 9) (8, 7)		0-0 L1		0-0 1B		0-0 E6 HBP 3-H	0-0 PO 1-2	0-3 K	
Don Wert, R OBP: 0.380, SLG: 0.395 (1, 5)		0-0 1B			0-0 6-3	1-0 1-2 HBP		0-0 1-3	
Bill Freehan, R OBP: 0.284, SLG: 0.362 Orlando McFarlane, R OBP: 0.370, SLG: 0.480 (1, 2) (6, 2)		0-0 L5			0-0 F4	0-0 4-3		0-3 K	
Denny McLain, R OBP: 0.333, SLG: 0.294 Larry Sherry, R (1, 1) (8, 1)			0-0 G3-6-3 1B		0-0 3B 1B		0-0 F9		

Inning Stats	R: 0	H: 1	E: 0	K: 0	S: 3	LOB: 0	BB: 0	P: 3
	R: 1	H: 2	E: 0	K: 1	S: 7	LOB: 1	BB: 0	P: 7
	R: 0	H: 1	E: 0	K: 0	S: 3	LOB: 0	BB: 0	P: 3
	R: 1	H: 2	E: 0	K: 0	S: 4	LOB: 1	BB: 0	P: 4
	R: 1	H: 2	E: 0	K: 0	S: 5	LOB: 1	BB: 0	P: 5
	R: 1	H: 1	E: 1	K: 0	S: 5	LOB: 2	BB: 0	P: 6
	R: 1	H: 2	E: 0	K: 0	S: 4	LOB: 2	BB: 1	P: 9
	R: 0	H: 0	E: 0	K: 2	S: 7	LOB: 0	BB: 0	P: 7

PITCHER	IP	WLS	BF	H	R	ER	SO	BB	IBB	HBP	BLK	WP	HR	S	P	ERA	WHIP
Joe Herten, R ERA: 2.58 (1, 1)	4.0	L	15	6	2	2	1	0	0	0	0	1	1	17	17	4.50	1.500
Juan Pizarro, L ERA: 1.86 (5, 1)	1.2		8	3	2	1	0	0	0	0	0	1	0	8	8	5.40	1.800
Bob Locker, R ERA: 1.19 (6, 1)	2.1		12	2	1	1	2	0	1	2	0	0	0	13	19	3.86	0.857



Batter	1	2	3	4	5	6	7	8	9	AB R H RBI BB SO LOB	TOP											
Don Buford, S (1, 4) OBP: 0.315, SLG: 0.330	0-0 E SF9 1B		0-0 PB 6-3 1B		0-0 CS 1B		0-0 SH3-4 1B BB	0-0 E6	0-3 K	5 2 3 0 1 1 2												
Floyd Robinson, L (1, 9) OBP: 0.394, SLG: 0.488 Ken Berry, R (6, 9) OBP: 0.235, SLG: 0.294	0-0 E3 1-3 HR		0-0 6-3		0-0 CS	0-0 6-3	0-0 SH3-4	0-0 5-3		3 1 0 0 0 0 2 1 0 0 0 0 0 1												
Tommie Agee, R (1, 8) OBP: 0.374, SLG: 0.435	0-3 K		0-3 K			0-0 S 2B 1B	0-0 1B 1B		0-0 1B S 1B	5 3 3 2 0 2 3												
John Romano, R (1, 2) OBP: 0.511, SLG: 0.419	0-0 SF9		0-0 6-3			0-0 2B 1-3 3B BB	0-0 1B 1B		0-0 1B 1B	3 2 2 1 1 0 1												
Gene Freese, R (1, 5) OBP: 0.364, SLG: 0.433	0-0 1-H HR			0-0 5-3		0-0 1-3 3B 2B	0-0 1-2 2-H 1B		0-3 K	5 2 3 4 0 1 2												
Bill Skowron, R (1, 3) OBP: 0.273, SLG: 0.328 Tom McCraw, L (6, PR) OBP: 0.313, SLG: 0.345	0-0 L9			0-0 3-1		0-0 2-H 3-H SH1-3 3B	0-0 F7		0-0 BB 1B	3 0 1 2 0 0 0 2 2 1 1 0 0 2												
Danny Cater, R (1, 7) OBP: 0.139, SLG: 0.143		0-0 6-3		0-0 5-3		0-0 SH1-3	0-0 F3		0-3 K	4 0 0 1 0 1 4												
Al Weis, S (1, 6) OBP: 0.233, SLG: 0.080		0-3 K			0-0 F4	0-0 L8		0-3 K	4-0 1B BB	4 0 0 0 1 2 1												
Gary Peters, L (1, 1) OBP: 0.222, SLG: 0.389		0-3 K			0-3 K		0-0 SH3-4 BB 1B	0-0 F3	0-0 1-3 2-H 3-H 1B	5 1 2 2 0 2 0												
<b>Inning Stats</b>	R: 3 E: 1 K: 1 S: 8	H: 2 LOB: 0 BB: 0 P: 8	R: 0 E: 0 K: 2 S: 7	H: 0 LOB: 0 BB: 0 P: 7	R: 0 E: 0 K: 1 S: 6	H: 1 LOB: 1 BB: 0 P: 6	R: 0 E: 0 K: 0 S: 3	H: 0 LOB: 0 BB: 0 P: 3	R: 0 E: 0 K: 1 S: 5	H: 1 LOB: 0 BB: 0 P: 5	R: 4 E: 0 K: 0 S: 6	H: 3 LOB: 1 BB: 1 P: 10	R: 3 E: 0 K: 0 S: 7	H: 4 LOB: 2 BB: 1 P: 11	R: 0 E: 1 K: 1 S: 6	H: 0 LOB: 1 BB: 0 P: 6	R: 3 E: 0 K: 3 S: 13	H: 4 LOB: 2 BB: 1 P: 17	1B: 12 2B: 1 3B: 1 HR: 1	SF: 1 SAC: 2 DP: 0 HBP: 0	WP: 0 PB: 1 SB: 3 CS: 1	PA: 47
<b>PITCHER</b>	IP WLS BF H R ER SO BB IBB HBP BLK WP HR S P ERA WHIP																					
Mickey Lolich, L (1, 1) ERA: 3.65	5.1 L 23 6 6 3 5 1 0 0 0 0 1 32 36 5.06 1.312																					
Orlando Pena, R (6, 1) ERA: 3.38	1.0 8 4 4 4 0 1 0 0 0 0 0 7 11 36.00 5.000																					
Bill Monbouquette, R (7, 1) ERA: 5.14	0.2 3 1 0 0 0 0 0 0 0 0 0 3 3 0.00 1.500																					
Dave Wickersham, R (8, 1) ERA: 4.5	2.0 12 4 3 3 4 1 0 0 0 0 0 19 23 13.50 2.500																					

Chicago White Sox @ Detroit Tigers  
Tiger Stadium, Detroit, MI  
Sat May 14 1966, 4:33 AM EDT  
Att. 8,084 - Unknown

AB	40
R	13
H	15
RBI	13
BB	3
SO	9
LOB	18



livebaseballscorecards.com

Batter	1	2	3	4	5	6	7	8	9	AB R H RBI BB SO LOB
Don Wert, R OBP: 0.375, SLG: 0.382 (1, 5)	4-0 1B G3-6-3 BB		0-3 K		0-0 F6			0-0 F7		3 1 0 0 1 1 1
Jerry Lumpe, L OBP: 0.343, SLG: 0.354 (1, 4)	0-0 G3-6-3 1B		0-0 G3			0-0 1B 2B		0-0 F3		4 1 2 0 0 0 1
Norm Cash, L OBP: 0.313, SLG: 0.484 Jim Northrup, L OBP: 0.353, SLG: 0.433 (1, 3) (6, 9)	0-0 G3-6-3 1-2f 3-H		0-3 K			0-0 FC5-4 1B		0-0 4-3		2 0 0 0 0 1 1 2 0 1 1 0 0 0
Al Kaline, R OBP: 0.411, SLG: 0.570 (1, 9) (6, 8)	0-0 L1-4-3		0-0 BB 1B			0-0 L8		0-0 L4		4 0 1 0 0 0 1
Willie Horton, R OBP: 0.286, SLG: 0.300 (1, 7)		0-0 F8		0-0 F9		0-0 FC5-4 WP		4-0 1B BB		3 1 0 0 1 0 2
Don Demeter, R OBP: 0.204, SLG: 0.313 (1, 8) (6, 3)		0-0 1-3		4-0 1-2 BB		0-0 5-3		0-0 1B 1B		3 0 1 0 1 0 1
Orlando McFarlane, R OBP: 0.323, SLG: 0.414 (1, 2)		0-3 K		0-3 K			0-0 1-3		0-0 L9	4 0 0 0 0 2 4
Ray Oyler, R OBP: 0.467, SLG: 0.714 (1, 6)			4-0 SH5-4 BB		0-3 K		0-0 5-3		0-0 1-2 2-H 1B	3 0 1 1 1 1 0
Mickey Lolich, S OBP: 0.143, SLG: 0.077 Orlando Pena, R OBP: 0.250, SLG: 0.143 Bill Monbouquette, R OBP: 0.333, SLG: 0.375 Jake Wood, R OBP: 0.333, SLG: 0.375 Dave Wickersham, R OBP: 0.167, SLG: 0.167 (1, 1) (6, 1) (7, 1) (7, PH) (8, 1) (9, PH)			0-0 SH5-4		0-3 K		0-0 F8		0-3 K	1 0 0 0 0 0 1 0 0 0 0 0 0 0 0 0 0 0 0 0 0 0 0 0 1 0 0 0 0 0 0 0 0 0 0 0 0 0 0 0 1 0 0 0 0 0 1 2

Inning Stats	R: 1	H: 1	E: 0	K: 0	S: 3	R: 0	H: 0	E: 0	K: 1	S: 5	R: 0	H: 0	E: 0	K: 1	S: 5	R: 0	H: 1	E: 0	K: 2	S: 8	R: 0	H: 0	E: 0	K: 2	S: 7	R: 1	H: 2	E: 0	K: 0	S: 5	R: 0	H: 0	E: 0	K: 0	S: 3	R: 0	H: 0	E: 0	K: 1	S: 7	R: 1	H: 2	E: 0	K: 1	S: 7	1B: 5	SF: 0	2B: 1	SAC: 1	3B: 0	DP: 1	HR: 0	HBP: 0	WP: 1	PA: 36
--------------	------	------	------	------	------	------	------	------	------	------	------	------	------	------	------	------	------	------	------	------	------	------	------	------	------	------	------	------	------	------	------	------	------	------	------	------	------	------	------	------	------	------	------	------	------	-------	-------	-------	--------	-------	-------	-------	--------	-------	--------

PITCHER	IP	WLS	BF	H	R	ER	SO	BB	IBB	HBP	BLK	WP	HR	S	P	ERA	WHIP	PITCHER	IP	WLS	BF	H	R	ER	SO	BB	IBB	HBP	BLK	WP	HR	S	P	ERA	WHIP														
Gary Peters, L ERA: 1.58 (1, 1)	9.0	W	36	6	3	3	7	4	0	0	0	1	0	46	62	3.00	1.111																																

BOTTOM

Chicago White Sox @ Detroit Tigers  
Tiger Stadium, Detroit, MI  
Sat May 14 1966, 4:33 AM EDT  
Att. 8,084 - Unknown

AB	31
R	3
H	6
RBI	2
BB	4
SO	7
LOB	13



WP: 1	PA: 36
PB: 0	
SB: 0	
CS: 0	

livebaseballscorecards.com



Batter	1	2	3	4	5	6	7	8	9	AB R H RBI BB SO LOB	TOP											
Don Buford, S (1, 4) OBP: 0.301, SLG: 0.314	0-0 F3	0-0 L9		0-0 G3		0-0 F8		0-3 K		5 0 0 0 0 1 1												
Floyd Robinson, L (1, 9) OBP: 0.398, SLG: 0.476	4-0 HBP BB	4-0 FC5 5-3 1-2 BB		0-0 4-3		0-0 F8		4-0 BB		2 0 0 0 2 0 0 0 0 0 0 1 0 0												
Ken Berry, R (6, 9) OBP: 0.257, SLG: 0.294																						
Tommie Agee, R (1, 8) OBP: 0.366, SLG: 0.417	1-0 1-2 HBP	0-0 5-3 1-2 2-3		0-3 K		0-0 L9		0-3 K		4 0 0 0 0 2 3												
John Romano, R (1, 2) OBP: 0.520, SLG: 0.515	0-3 K	4-0 BB		0-0 HR		0-0 HR 2B		4-0 5-3 BB		2 1 1 1 1 1 2 1 1 1 0 1 0 0												
J.C. Martin, L (6, 2) OBP: 0.364, SLG: 0.308																						
Gene Freese, R (1, 5) OBP: 0.342, SLG: 0.486	0-0 L8	0-0 FC5 2-3f		0-0 6-3		0-0 6-3		0-0 5-3		5 1 1 2 0 0 6												
Bill Skowron, R (1, 3) OBP: 0.296, SLG: 0.385				0-0 FC4-6 1B HR		0-0 6-3		4-0 FC6-4 BB		4 1 2 1 1 1 1												
Danny Cater, R (1, 7) OBP: 0.179, SLG: 0.211																						
Pete Ward, L (7, PH) OBP: 0.250, SLG: 0.221				0-0 FC4-6 1B 1B		0-0 FC5-4 1B		0-0 F5		3 1 2 0 0 0 1 1 0 0 0 0 0 1												
Bob Locker, S (7, 7)																						
Smoky Burgess, L (9, PH) OBP: 0.286, SLG: 0.231				1-2f						0 0 0 0 0 0 0 1 0 0 0 0 0 1												
Al Weis, S (1, 6) OBP: 0.235, SLG: 0.103				0-0 5-3 1B 1B		0-0 FC5-4 1-2f		0-0 FC6-4		4 1 1 0 0 0 3												
Tommy John, R (1, 1) OBP: 0.143, SLG: 0.357										2 0 1 2 0 1 1												
Bruce Howard, S (3, 1)										0 0 0 0 0 0 0												
Jack Lamabe, R (4, 1)										1 0 0 0 0 0 0												
Eddie Fisher, R (6, 1)										0 0 0 0 0 0 0												
Tom McCraw, L (7, 7) OBP: 0.308, SLG: 0.339										1 0 0 0 0 0 0												
<b>Inning Stats</b>	R: 0 E: 0 K: 1 S: 5	H: 0 LOB: 2 BB: 1 P: 10	R: 3 E: 0 K: 0 S: 7	H: 4 LOB: 3 BB: 2 P: 15	R: 0 E: 0 K: 1 S: 6	H: 1 LOB: 1 BB: 0 P: 6	R: 0 E: 0 K: 1 S: 5	H: 0 LOB: 0 BB: 0 P: 5	R: 1 E: 0 K: 0 S: 5	H: 2 LOB: 1 BB: 0 P: 5	R: 0 E: 0 K: 0 S: 3	H: 0 LOB: 0 BB: 0 P: 3	R: 2 E: 0 K: 0 S: 5	H: 2 LOB: 1 BB: 1 P: 9	R: 0 E: 0 K: 2 S: 7	H: 0 LOB: 1 BB: 1 P: 11	R: 0 E: 0 K: 1 S: 5	H: 0 LOB: 1 BB: 1 P: 9	1B: 4 2B: 2 3B: 0 HR: 3	SF: 0 SAC: 0 DP: 0 HBP: 1	WP: 0 PB: 0 SB: 1 CS: 0	PA: 43
<b>PITCHER</b>	IP WLS BF H R ER SO BB IBB HBP BLK WP HR S P ERA WHIP																					
Hank Aguirre, L (1, 1) ERA: 4.32	1.0		9	4	3	3	1	1	0	1	0	0	0	1	9	14	27.00	5.000				
Joe Sparna, R (2, 1) ERA: 2.81	5.0		20	3	1	1	2	2	0	0	0	0	0	1	22	30	1.80	1.000				
Fred Gladding, R (7, 1) ERA: 1.69	0.1		4	2	2	2	0	1	0	0	0	0	0	1	3	7	54.00	9.000				
Larry Sherry, R (7, 1) ERA: 2.37	2.2	W	10	0	0	0	3	2	0	0	0	0	0	0	14	22	0.00	0.750				

Chicago White Sox @ Detroit Tigers  
Tiger Stadium, Detroit, MI  
Sun May 15 1966, 4:33 AM EDT  
Att. 13,602 - Unknown

livebaseballscorecards.com

AB	36
R	6
H	9
RBI	6
BB	6
SO	6
LOB	20



Batter	1	2	3	4	5	6	7	8	9	AB	R	H	RBI	BB	SO	LOB
Don Wert, R OBP: 0.367, SLG: 0.366 (1, 5)	0-3 K	0-0 FC5-4 E S 1-2f		0-0 F4		4-0 1B BB	0-0 FC5-2-6			4	1	0	0	1	1	3
Jerry Lumpe, L OBP: 0.336, SLG: 0.350 Dick Tracewski, R OBP: 0.167, SLG: 0.167 (1, 4) (8, 4)	0-3 K	0-0 E5 1-3		0-0 FC6 1B 2-3		0-0 SF9 2-3 3-H	0-0 F9			4	0	1	1	0	1	2
Norm Cash, L OBP: 0.317, SLG: 0.474 (1, 3)	0-0 1B 3B 1B	0-3 K		0-0 FC6 1-2f		4-0 1B BB 1-2 3-H		0-0 3-1		4	1	1	0	1	1	4
Al Kaline, R OBP: 0.430, SLG: 0.590 (1, 9)	0-0 1-2 3B 1B		1-0 2B HBP		0-0 1B CS 2B	0-0 1-3 2-H 1B		0-0 L8		4	1	3	1	0	0	0
Willie Horton, R OBP: 0.307, SLG: 0.369 (1, 7)	0-0 1-1 2-H 1B 3B		0-0 1-H 2B		0-0 2-3 1B CS	0-0 F9		0-3 K		5	1	3	2	0	1	2
Don Demeter, R OBP: 0.226, SLG: 0.314 (1, 8)	0-0 S 1B 3-H		0-3 K		0-3 K 1-2 3-H		4-0 2B E BB			3	1	1	1	1	2	3
Bill Freehan, R OBP: 0.295, SLG: 0.384 (1, 2)	0-3 K 1-2		0-0 F8			0-0 BB SF9 1B	0-0 E 2B			4	2	2	0	0	1	2
Ray Oyler, R OBP: 0.412, SLG: 0.625 Dick McAuliffe, L OBP: 0.370, SLG: 0.400 (1, 6) (6, PH) (7, 6)		0-0 F8		0-0 F7		0-0 F7 S	0-3 K			2	0	0	0	0	0	0
Hank Aguirre, R Joe Sparma, R OBP: 0.222, SLG: 0.333 Gates Brown, L OBP: 0.357, SLG: 0.273 Fred Gladding, L Larry Sherry, R OBP: 0.500, SLG: 0.500 (1, 1) (2, 1) (6, PH) (7, 1) (7, 1)		0-0 FC5-4 1B		0-0 1B 2B		4-0 SF9 E BB 1-2	0-0 E3 FC5-2-6 1B 2-H 3-H			0	0	0	0	0	0	0


Inning Stats	R: 3	H: 4	E: 0	LOB: 1	K: 3	S: 13	P: 13	R: 0	H: 1	E: 1	LOB: 2	K: 1	S: 7	P: 7	R: 0	H: 1	E: 0	LOB: 1	K: 1	S: 5	P: 6	R: 0	H: 2	E: 0	LOB: 0	K: 1	S: 5	P: 5	R: 3	H: 2	E: 1	LOB: 2	K: 0	S: 5	P: 17	R: 2	H: 2	E: 1	LOB: 1	K: 1	S: 7	P: 11	R: 0	H: 0	E: 0	LOB: 0	K: 1	S: 5	P: 5
--------------	------	------	------	--------	------	-------	-------	------	------	------	--------	------	------	------	------	------	------	--------	------	------	------	------	------	------	--------	------	------	------	------	------	------	--------	------	------	-------	------	------	------	--------	------	------	-------	------	------	------	--------	------	------	------

PITCHER	IP	WLS	BF	H	R	ER	SO	BB	IBB	HBP	BLK	WP	HR	S	P	ERA	WHIP
Tommy John, L ERA: 2.22	(1, 1)	2.1	14	6	3	3	4	0	0	0	0	0	0	21	22	11.57	2.571
Bruce Howard, R ERA: 6.14	(3, 1)	1.1	6	2	0	0	1	0	0	0	0	0	0	8	8	0.00	1.500
Jack Lamabe, R ERA: 4.5	(4, 1)	1.2	7	3	2	2	1	1	0	0	0	0	0	8	12	10.80	2.400
Eddie Fisher, R ERA: 2.61	(6, 1)	1.0	L 9	3	3	2	1	3	0	0	0	0	0	8	20	18.00	6.000
Bob Locker, R ERA: 1.11	(7, 1)	1.2	5	0	0	0	1	0	0	0	0	0	0	7	7	0.00	0.000

**BOTTOM**


**Chicago White Sox @ Detroit Tigers**  
Tiger Stadium, Detroit, MI  
Sun May 15 1966, 4:33 AM EDT  
Att. 13,602 - Unknown

AB	35
R	8
H	14
RBI	6
BB	4
SO	8
LOB	19



WP	PA	ERA	WHIP
0	41		



Batter	1	2	3	4	5	6	7	8	9	AB R H RBI BB SO LOB	TOP
Don Buford, S (1, 4) OBP: 0.299, SLG: 0.311	0-0 G3		0-0 F9		0-0 1B		0-0 6-3			4 0 1 0 0 0 1	
Floyd Robinson, L (1, 9) OBP: 0.402, SLG: 0.506	0-0 4-3			4-0 5-3 1B BB		0-0 6-3		0-0 HR		3 1 1 1 1 0 2	
Tommie Agee, R (1, 8) OBP: 0.362, SLG: 0.410	0-3 K			0-3 K		0-0 HR 1B		0-0 F4		4 1 1 0 0 2 1	
John Romano, R (1, 2) OBP: 0.519, SLG: 0.595		0-0 F9		0-0 5-3 1B		0-0 HR		0-0 L5		4 1 2 2 0 0 0	
Gene Freese, R (1, 5) OBP: 0.310, SLG: 0.436		0-0 F7		0-0 5-3		0-0 6-3		0-0 5-3		4 0 0 0 0 0 2	
Bill Skowron, R (1, 3) OBP: 0.280, SLG: 0.362		0-3 K		0-0 4-3		0-0 F8			0-3 K	4 0 0 0 0 2 2	
Danny Cater, R (1, 7) OBP: 0.163, SLG: 0.190			0-3 K		0-0 5-3	0-0 5-3			0-0 4-3	4 0 0 0 0 1 0	AB 34 R 3 H 7 RBI 3 BB 1 SO 6 LOB 9
Al Weis, S (1, 6) OBP: 0.237, SLG: 0.121			0-0 1-3 1B		0-0 1-3		0-0 F7		0-3 K	4 0 1 0 0 1 0	
Joe Horlen, R (1, 1) Ken Berry, R (3, PH) Dennis Higgins, R (3, 1) Jack Lamabe, R (5, 1) Jerry McNertney, R (7, PH) Eddie Fisher, R (7, 1)			0-0 1-3		0-0 1B		0-0 F8			0 0 0 0 0 0 0 1 0 0 0 0 0 1 1 0 1 0 0 0 0 0 0 0 0 0 0 0 1 0 0 0 0 0 0 0 0 0 0 0 0 0	
<b>Inning Stats</b>	R: 0 H: 0 E: 0 LOB: 0 K: 1 BB: 0 S: 5 P: 5	R: 0 H: 0 E: 0 LOB: 0 K: 1 BB: 0 S: 5 P: 5	R: 0 H: 1 E: 0 LOB: 1 K: 1 BB: 0 S: 6 P: 6	R: 0 H: 1 E: 0 LOB: 2 K: 1 BB: 1 S: 6 P: 10	R: 0 H: 2 E: 0 LOB: 2 K: 0 BB: 0 S: 5 P: 5	R: 2 H: 2 E: 0 LOB: 0 K: 0 BB: 0 S: 5 P: 5	R: 0 H: 0 E: 0 LOB: 0 K: 0 BB: 0 S: 3 P: 3	R: 1 H: 1 E: 0 LOB: 0 K: 2 BB: 0 S: 4 P: 4	R: 0 H: 0 E: 0 LOB: 0 K: 2 BB: 0 S: 7 P: 7	1B: 5 SF: 0 2B: 0 SAC: 0 3B: 0 DP: 0 HR: 2 HBP: 0	WP: 0 PA: 35 PB: 0 SB: 0 CS: 0
<b>PITCHER</b> Jim Kaat, L (1, 1) ERA: 2.92	IP WLS BF H R ER SO BB IBB HBP BLK WP HR S P ERA WHIP										
	9.0 W 35 7 3 3 6 1 0 0 0 0 0 2 46 50 3.00 0.889										

Chicago White Sox @ Minnesota Twins  
Metropolitan Stadium, Bloomington, MI

Tue May 17 1966, 8:05 PM EDT  
Att. 13,457 - Unknown - 64 F

livebaseballscorecards.com

Batter	1	2	3	4	5	6	7	8	9	AB	R	H	RBI	BB	SO	LOB
Zoilo Versalles, R OBP: 0.264, SLG: 0.402 (1, 6)	0-0 1B HR	0-0 HR		0-3 K		0-0 F3		0-0 F8		5	2	2	1	0	1	0
Cesar Tovar, R OBP: 0.389, SLG: 0.413 (1, 8)	0-0 1-2 HR	0-3 K		0-0 F9		0-0 F3				4	1	1	0	0	1	0
Tony Oliva, L OBP: 0.449, SLG: 0.802 (1, 9)	0-0 1-H 2-H HR		0-0 HR		0-0 1B SF8		0-0 6-3			4	3	3	4	0	0	0
Bob Allison, R OBP: 0.204, SLG: 0.320 (1, 7)	0-0 1-3		0-0 F8		0-0 WP SF8 2B		0-3 K			4	1	1	0	0	1	0
Jimmie Hall, L OBP: 0.189, SLG: 0.184 (8, 7)					1-3 1B					0	0	0	0	0	0	0
Rich Rollins, R OBP: 0.393, SLG: 0.400 (1, 5)	0-0 L5		0-0 1B 6-3 1B		0-0 SF8		4-0 BB			2	0	1	1	1	0	0
Harmon Killebrew, R OBP: 0.356, SLG: 0.352 (1, 3)	4-0 BB		0-0 6-3		0-0 6-3		0-0 L5			3	0	0	0	1	0	3
Don Mincher, L OBP: 0.348, SLG: 0.352 (8, 3)			1-2		2-3					0	0	0	0	0	0	0
Bernie Allen, L OBP: 0.340, SLG: 0.395 (1, 4)	0-0 4-3		0-0 2-3 1B		0-0 3-H 2B		0-0 4-3			4	0	2	1	0	0	1
Jerry Zimmerman, R OBP: 0.444, SLG: 0.357 (1, 2)		0-3 K	0-3 K		0-0 F9		0-3 K			4	0	0	0	0	3	3
Jim Kaat, L OBP: 0.250, SLG: 0.333 (1, 1)		0-0 3-1		0-0 1-3		0-0 6-3		0-0 HR		4	1	1	1	0	0	0

Inning Stats	R: 3	H: 3	E: 0	K: 0	S: 6	LOB: 1	BB: 1	P: 10	R: 1	H: 1	E: 0	K: 2	S: 8	LOB: 0	BB: 0	P: 8	R: 1	H: 3	E: 0	K: 1	S: 8	LOB: 2	BB: 0	P: 8	R: 0	H: 0	E: 0	K: 1	S: 5	LOB: 0	BB: 0	P: 5	R: 2	H: 3	E: 0	K: 0	S: 6	LOB: 1	BB: 0	P: 6	R: 0	H: 0	E: 0	K: 0	S: 3	LOB: 0	BB: 0	P: 3	R: 0	H: 0	E: 0	K: 1	S: 5	LOB: 1	BB: 1	P: 9	R: 1	H: 1	E: 0	K: 1	S: 6	LOB: 0	BB: 0	P: 6
--------------	------	------	------	------	------	--------	-------	-------	------	------	------	------	------	--------	-------	------	------	------	------	------	------	--------	-------	------	------	------	------	------	------	--------	-------	------	------	------	------	------	------	--------	-------	------	------	------	------	------	------	--------	-------	------	------	------	------	------	------	--------	-------	------	------	------	------	------	------	--------	-------	------


PITCHER	IP	WLS	BF	H	R	ER	SO	BB	IBB	HBP	BLK	WP	HR	S	P	ERA	WHIP
Joe Herten, R ERA: 3.35 (1, 1)	2.0	L	11	4	4	4	2	1	0	0	0	0	2	14	18	18.00	2.500
Dennis Higgins, R ERA: 2.81 (3, 1)	2.2		14	6	3	3	2	0	0	0	0	1	1	18	18	10.12	2.250
Jack Lamabe, R ERA: 3.68 (5, 1)	1.1		4	0	0	0	0	0	0	0	0	0	0	4	4	0.00	0.000
Eddie Fisher, R ERA: 2.78 (7, 1)	2.0		8	1	1	1	2	1	0	0	0	0	1	11	15	4.50	1.000

**BOTTOM**

**Chicago White Sox @ Minnesota Twins**  
Metropolitan Stadium, Bloomington, MI

Tue May 17 1966, 8:05 PM EDT  
Att: 13,457 - Unknown - 64 F


AB	34
R	8
H	11
RBI	8
BB	2
SO	6
LOB	7



1B: 6	SF: 1	WP: 1	PA: 37
2B: 1	SAC: 0	PB: 0	
3B: 0	DP: 0	SB: 0	
HR: 4	HBP: 0	CS: 0	

PITCHER	IP	WLS	BF	H	R	ER	SO	BB	IBB	HBP	BLK	WP	HR	S	P	ERA	WHIP
---------	----	-----	----	---	---	----	----	----	-----	-----	-----	----	----	---	---	-----	------



Batter	1	2	3	4	5	6	7	8	9	AB R H RBI BB SO LOB	TOP
<b>Tommy Agee, R</b> (1, 8) OBP: 0.350, SLG: 0.398	0-0 6-3		0-0 SF7			0-0 F5			0-0 F8	3 0 0 1 0 0 0	<b>Chicago White Sox @ Minnesota Twins</b> Metropolitan Stadium, Bloomington, MI Wed May 18 1966, 8:05 PM EDT Att. 13,196 - Unknown - 65 F  <b>AB 29</b> <b>R 1</b> <b>H 4</b> <b>RBI 1</b> <b>BB 1</b> <b>SO 6</b> <b>LOB 5</b> 
<b>Don Buford, S</b> (1, 4) OBP: 0.289, SLG: 0.300	0-0 4-3		0-0 F2			0-0 F8			0-0 1-3	4 0 0 0 0 0 1	
<b>Floyd Robinson, L</b> (1, 9) OBP: 0.396, SLG: 0.495	0-0 L4				0-0 F7		0-3 K		0-0 1B	4 0 1 0 0 1 0	
<b>John Romano, R</b> (1, 2) OBP: 0.483, SLG: 0.537		0-0 F7		0-3 K		0-0 F8		0-0 1-3	0-0 1-3	4 0 0 0 0 1 1	
<b>Tom McCraw, L</b> (1, 3) OBP: 0.309, SLG: 0.328		0-0 L6		4-0 CS BB		0-0 1-3				2 0 0 0 1 0 0	
<b>Pete Ward, L</b> (1, 7) OBP: 0.241, SLG: 0.211		0-0 F7		0-0 CS	0-3 K			0-0 G3		3 0 0 0 0 1 0	
<b>Gene Freese, R</b> (1, 5) OBP: 0.333, SLG: 0.452			0-0 FC6-4 1B		0-3 K			0-0 1B		3 0 2 0 0 1 0	
<b>Al Weis, S</b> (1, 6) OBP: 0.220, SLG: 0.111			0-0 FC6-4 1B SF7		0-3 K			0-3 K		3 1 0 0 0 2 2	
<b>Gary Peters, L</b> (1, 1) OBP: 0.250, SLG: 0.400 <b>Smoky Burgess, L</b> (8, PH) OBP: 0.267, SLG: 0.214 <b>Bruce Howard, S</b> (8, 1)			0-0 SF7 1B			0-0 F8		0-0 1-3		2 0 1 0 0 0 0 1 0 0 0 0 0 1 0 0 0 0 0 0 0	
<b>Inning Stats</b>	R: 0 E: 0 K: 0 S: 3 H: 0 LOB: 0 BB: 0 P: 3	R: 0 E: 0 K: 0 S: 3 H: 0 LOB: 0 BB: 0 P: 3	R: 1 E: 0 K: 0 S: 5 H: 2 LOB: 1 BB: 0 P: 5	R: 0 E: 0 K: 1 S: 4 H: 0 LOB: 0 BB: 1 P: 8	R: 0 E: 0 K: 3 S: 9 H: 0 LOB: 0 BB: 0 P: 9	R: 0 E: 0 K: 0 S: 3 H: 0 LOB: 0 BB: 0 P: 3	R: 0 E: 0 K: 1 S: 5 H: 0 LOB: 0 BB: 0 P: 5	R: 0 E: 0 K: 1 S: 6 H: 1 LOB: 1 BB: 0 P: 6	R: 0 E: 0 K: 0 S: 4 H: 1 LOB: 1 BB: 0 P: 4	1B: 4 2B: 0 3B: 0 HR: 0 SF: 1 SAC: 0 DP: 0 HBP: 0	WP: 0 PB: 0 SB: 0 CS: 1 PA: 32
<b>PITCHER</b> <b>Mudcat Grant, R</b> (1, 1) ERA: 2.41	IP: 9.0 WLS: W BF: 31 H: 4 R: 1 ER: 1 SO: 6 BB: 1 IBB: 0 HBP: 0 BLK: 0 WP: 0 HR: 0 S: 42 P: 46 ERA: 1.00 WHIP: 0.556							<b>PITCHER</b> IP: WLS: BF: H: R: ER: SO: BB: IBB: HBP: BLK: WP: HR: S: P: ERA: WHIP			

Batter	1	2	3	4	5	6	7	8	9	AB	R	H	RBI	BB	SO	LOB
Zoilo Versalles, R OBP: 0.253, SLG: 0.385 (1, 6)	0-3 K	0-3 K			0-3 K		0-3 K			4	0	0	0	0	4	2
Cesar Tovar, R OBP: 0.397, SLG: 0.440 (1, 8)	0-0 FC6-4 1B		0-0 F8		0-0 E5 BB BB		0-0 HR 2B			4	1	2	0	0	0	1
Tony Oliva, L OBP: 0.431, SLG: 0.768 (1, 9)	0-0 FC6-4 HR		0-0 F9		0-0 F2		0-0 F9			4	1	0	0	0	0	4
Harmon Killebrew, R OBP: 0.371, SLG: 0.389 (1, 3) (5, 5)	0-0 HR		0-0 F8		4-0 BB 1-2 2-3		4-0 HR IBB			2	2	1	2	2	0	0
Rich Rollins, R OBP: 0.400, SLG: 0.385 Don Mincher, L OBP: 0.366, SLG: 0.418 (1, 5) (5, 3)	4-0 BB			0-0 5-3	4-0 BB 1-2 2-3 3-H		0-0 HR			1	0	0	0	1	0	0
Andy Kosco, R OBP: 0.222, SLG: 0.250 (1, 7)	0-0 L7		0-0 F2	0-0 F2	0-0 1-3		0-3 K			4	0	0	0	0	1	4
Earl Battey, R OBP: 0.342, SLG: 0.324 Jerry Zimmerman, R OBP: 0.444, SLG: 0.357 (1, 2) (9, 2)		0-0 6-3		0-0 F9		0-3 K		0-0 L8		4	0	0	0	0	1	0
Bernie Allen, L OBP: 0.337, SLG: 0.400 (1, 4)		0-0 G3			0-0 E 2B	0-3 K		0-0 F3		4	1	1	0	0	1	0
Mudcat Grant, R OBP: 0.176, SLG: 0.294 (1, 1)		0-0 2B			0-0 E8 BB 2-H 1B	0-0 F6		0-0 F2		4	1	2	1	0	0	0

Inning Stats	R: 2	H: 2	E: 0	K: 1	S: 7	LOB: 1	BB: 1	P: 11	R: 0	H: 1	E: 0	K: 1	S: 6	LOB: 1	BB: 0	P: 6	R: 0	H: 0	E: 0	K: 0	S: 3	LOB: 0	BB: 0	P: 3	R: 0	H: 0	E: 0	K: 0	S: 3	LOB: 0	BB: 0	P: 3	R: 2	H: 2	E: 2	K: 1	S: 8	LOB: 3	BB: 2	P: 16	R: 0	H: 0	E: 0	K: 2	S: 7	LOB: 0	BB: 0	P: 7	R: 3	H: 2	E: 0	K: 2	S: 9	LOB: 0	BB: 1	P: 13	R: 0	H: 0	E: 0	K: 0	S: 3	LOB: 0	BB: 0	P: 3
<b>PITCHER</b>	IP	WLS	BF	H	R	ER	SO	BB	IBB	HBP	BLK	WP	HR	S	P	ERA	WHIP																																															
Gary Peters, L ERA: 2.39 (1, 1)	7.0	L	33	7	7	6	7	3	1	0	0	0	0	43	59	7.71	1.429																																															
Bruce Howard, R ERA: 5.4 (8, 1)	1.0		3	0	0	0	0	0	0	0	0	0	0	3	3	0.00	0.000																																															

**BOTTOM**

**Chicago White Sox @ Minnesota Twins**  
Metropolitan Stadium, Bloomington, MI

Wed May 18 1966, 8:05 PM EDT  
Att. 13,196 - Unknown - 65 F

AB	32
R	7
H	7
RBI	7
BB	4
SO	7
LOB	11

[livebaseballscorecards.com](http://livebaseballscorecards.com)



1B: 2	SF: 0	WP: 0	PA: 36
2B: 3	SAC: 0	PB: 0	
3B: 0	DP: 0	SB: 0	
HR: 2	HBP: 0	CS: 0	



Batter	1	2	3	4	5	6	7	8	9	10	AB R H RBI BB SO LOB	TOP												
Don Buford, S OBP: 0.286, SLG: 0.322 (1, 4) X	0-0 F8		0-0 F3			0-0 HR		0-3 K		0-0 4-3	5 1 1 1 0 1 0	<b>Chicago White Sox @ Minnesota Twins</b> Metropolitan Stadium, Bloomington, MI Thu May 19 1966, 4:33 AM EDT Att: 9,861 - Unknown												
Tom McCraw, L OBP: 0.288, SLG: 0.303 (1, 3) X (4, 7) (8, 3)	0-0 F5		0-0 F8			0-0 F7		0-0 E1 FC5-4		0-0 L9	5 0 0 0 0 0 0													
Gene Freese, R OBP: 0.320, SLG: 0.413 (1, 5) B B B	4-0 BB		0-0 F6			0-0 F1		0-0 FC5-4 1-2f		0-0 F6	4 0 0 0 1 0 1													
Floyd Robinson, L OBP: 0.385, SLG: 0.479 Ken Berry, R OBP: 0.243, SLG: 0.278 (1, 9) X (6, 9)	0-0 G3		0-3 K			0-0 F7		0-0 L4			3 0 0 0 0 1 1 1 0 0 0 0 0 1													
Pete Ward, L OBP: 0.247, SLG: 0.219 Bill Skowron, R OBP: 0.276, SLG: 0.357 Danny Cater, R OBP: 0.159, SLG: 0.186 (1, 7) X (4, 3) (8, 7)	0-0 HR 1B		0-3 K			0-0 6-3		0-0 F3			2 1 1 0 0 1 0 1 0 0 0 0 0 0 1 0 0 0 0 0 0													
Tommie Agee, R OBP: 0.355, SLG: 0.396 (1, 8) X	0-0 F7		0-0 F5			4-0 BB 1-3		0-0 FC3-6 1B			3 0 1 0 1 0 1													
J.C. Martin, L OBP: 0.354, SLG: 0.372 (1, 2) X	0-0 HR 1-H		0-0 1-3			0-0 1-3 1-2		0-0 FC3-6 1B			4 1 1 2 0 0 2													
Al Weis, S OBP: 0.267, SLG: 0.132 (1, 6) H	1-0 G4-6-3 HBP		0-3 K			4-0 IBB		0-0 1-2 1B			2 0 1 0 1 1 0													
John Buzhardt, R Bob Locker, S (1, 1) X (7, 1)	0-0 G4-6-3 1-2f		0-3 K			0-3 K		0-0 5-3			3 0 0 0 0 2 3 1 0 0 0 0 0 2													
<b>Inning Stats</b>	R: 0 E: 0 K: 0 S: 3	H: 0 LOB: 1 BB: 1 P: 7	R: 2 E: 0 K: 0 S: 4	H: 2 LOB: 0 BB: 0 P: 5	R: 0 E: 0 K: 0 S: 3	H: 0 LOB: 0 BB: 0 P: 3	R: 0 E: 0 K: 2 S: 7	H: 0 LOB: 0 BB: 0 P: 7	R: 0 E: 0 K: 2 S: 7	H: 0 LOB: 0 BB: 0 P: 7	R: 1 E: 0 K: 0 S: 4		H: 1 LOB: 0 BB: 0 P: 4	R: 0 E: 0 K: 1 S: 5	H: 0 LOB: 2 BB: 2 P: 13	R: 0 E: 1 K: 1 S: 6	H: 0 LOB: 1 BB: 0 P: 6	R: 0 E: 0 K: 0 S: 5	H: 2 LOB: 2 BB: 0 P: 5	R: 0 E: 0 K: 0 S: 3	H: 0 LOB: 0 BB: 0 P: 3	1B: 3 2B: 0 3B: 0 HR: 2	SF: 0 SAC: 0 DP: 1 HBP: 1	WP: 0 PB: 0 SB: 0 CS: 0
<b>PITCHER</b>	IP WLS BF H R ER SO BB IBB HBP BLK WP HR S P ERA WHIP																							
Jim Perry, R ERA: 2.31 (1, 1)	3.0	12	2	2	2	0	1	0	0	0	0	1	10	15	6.00	1.000								
Jim Merritt, L ERA: 2.92 (4, 1)	4.0	15	1	1	1	5	1	1	0	0	0	1	23	31	2.25	0.500								
Al Worthington, R ERA: 1.76 (8, 1)	2.0	9	2	0	0	1	0	0	0	0	0	0	11	11	0.00	1.000								
Johnny Klippstein, R ERA: (10, 1)	1.0	W 3	0	0	0	0	0	0	0	0	0	0	3	3	0.00	0.000								

AB	35
R	3
H	5
RBI	3
BB	3
SO	6
LOB	11



Batter	1	2	3	4	5	6	7	8	9	10	AB	R	H	RBI	BB	SO	LOB
Zoilo Versalles, R OBP: 0.250, SLG: 0.375 (1, 6)	F3		F8		F3		L4			2B	5	1	1	0	0	0	3
Cesar Tovar, R OBP: 0.365, SLG: 0.400 (1, 8)	K		F8		F6		FC4-6			K	5	0	0	0	0	2	4
Tony Oliva, L OBP: 0.430, SLG: 0.760 (1, 9)	4-3								F7		5	0	2	1	0	0	0
Don Mincher, L OBP: 0.347, SLG: 0.390 (1, 3)		E4 2B SF7	5-3				F9		4-3		4	1	0	0	0	0	2
Harmon Killebrew, R OBP: 0.376, SLG: 0.426 (1, 5)		SF7 PB 2B			5-3				F9		4	1	2	0	0	0	0
Jimmie Hall, L OBP: 0.211, SLG: 0.269 (1, 7)		SF7					F8			HR	3	1	2	2	0	0	1
Earl Battey, R OBP: 0.358, SLG: 0.319 (1, 2)		5-3			FC4-6				6-3		4	0	1	0	0	0	1
Bernie Allen, L OBP: 0.324, SLG: 0.383 (1, 4)		3-1			G3				6-3		4	0	0	0	0	0	2
Jim Perry, S OBP: 0.371, SLG: 0.400 (1, 1)											0	0	0	0	0	0	0
Jim Kaat, L OBP: 0.250, SLG: 0.333 (3, PR)											0	0	0	0	0	0	0
Jim Merritt, L OBP: 0.189, SLG: 0.250 (7, PH)											1	0	1	0	0	0	0
Sandy Valdespino, L OBP: 0.353, SLG: 0.375 (8, 1)											0	0	0	0	0	0	0
Al Worthington, R OBP: 0.353, SLG: 0.375 (9, PH)											1	0	0	0	0	0	0
Russ Nixon, L OBP: 0.353, SLG: 0.375 (10, 1)											0	0	0	0	0	0	0
Johnny Klippstein, R											0	0	0	0	0	0	0

Inning Stats	R: 0	H: 0	E: 0	K: 1	S: 5	R: 2	H: 1	E: 1	K: 0	S: 5	R: 0	H: 1	E: 0	K: 0	S: 4	R: 0	H: 1	E: 0	K: 0	S: 4	R: 0	H: 0	E: 0	K: 0	S: 3	R: 0	H: 2	E: 0	K: 0	S: 5	R: 0	H: 0	E: 0	K: 0	S: 3	R: 1	H: 1	E: 0	K: 0	S: 4	R: 1	H: 2	E: 0	K: 1	S: 5				
IP	6.1	3.0	6.1	3.0	6.1	6.1	3.0	6.1	3.0	6.1	6.1	3.0	6.1	3.0	6.1	6.1	3.0	6.1	3.0	6.1	6.1	3.0	6.1	3.0	6.1	6.1	3.0	6.1	3.0	6.1	6.1	3.0	6.1	6.1	3.0	6.1	6.1	3.0	6.1	6.1	3.0	6.1	6.1	3.0	6.1	6.1	3.0	6.1	
WLS		L																																															
BF	27	12	27	12	27	27	12	27	12	27	27	12	27	12	27	27	12	27	12	27	27	12	27	12	27	27	12	27	12	27	27	12	27	27	12	27	27	12	27	27	12	27	27	12	27	27	12	27	
H	6	3	6	3	6	6	3	6	3	6	6	3	6	3	6	6	3	6	3	6	6	3	6	3	6	6	3	6	3	6	6	3	6	6	3	6	6	3	6	6	3	6	6	3	6	6	3	6	
R	2	2	2	2	2	2	2	2	2	2	2	2	2	2	2	2	2	2	2	2	2	2	2	2	2	2	2	2	2	2	2	2	2	2	2	2	2	2	2	2	2	2	2	2	2	2	2	2	
ER	0	2	0	2	0	0	2	0	2	0	0	2	0	2	0	0	0	2	0	2	0	0	0	0	0	0	0	0	0	0	0	0	0	0	0	0	0	0	0	0	0	0	0	0	0	0	0	0	0
SO	1	1	1	1	1	1	1	1	1	1	1	1	1	1	1	1	1	1	1	1	1	1	1	1	1	1	1	1	1	1	1	1	1	1	1	1	1	1	1	1	1	1	1	1	1	1	1	1	
BB	0	0	0	0	0	0	0	0	0	0	0	0	0	0	0	0	0	0	0	0	0	0	0	0	0	0	0	0	0	0	0	0	0	0	0	0	0	0	0	0	0	0	0	0	0	0	0	0	
IBB	0	0	0	0	0	0	0	0	0	0	0	0	0	0	0	0	0	0	0	0	0	0	0	0	0	0	0	0	0	0	0	0	0	0	0	0	0	0	0	0	0	0	0	0	0	0	0	0	
HBP	1	0	1	0	1	1	0	1	0	1	1	0	1	0	1	1	0	1	0	1	1	0	1	0	1	1	0	1	0	1	1	0	1	1	0	1	1	0	1	1	0	1	1	0	1	1	0	1	
BLK	0	0	0	0	0	0	0	0	0	0	0	0	0	0	0	0	0	0	0	0	0	0	0	0	0	0	0	0	0	0	0	0	0	0	0	0	0	0	0	0	0	0	0	0	0	0	0	0	
WP	0	0	0	0	0	0	0	0	0	0	0	0	0	0	0	0	0	0	0	0	0	0	0	0	0	0	0	0	0	0	0	0	0	0	0	0	0	0	0	0	0	0	0	0	0	0	0	0	
HR	0	1	0	1	0	0	1	0	1	0	0	1	0	1	0	0	0	1	0	1	0	0	0	0	0	0	0	0	0	0	0	0	0	0	0	0	0	0	0	0	0	0	0	0	0	0	0	0	
S	28	14	28	14	28	28	14	28	14	28	28	14	28	14	28	28	14	28	14	28	28	14	28	14	28	28	14	28	14	28	28	14	28	28	14	28	28	14	28	28	14	28	28	14	28	28	14	28	
P	29	14	29	14	29	29	14	29	14	29	29	14	29	14	29	29	14	29	14	29	29	14	29	14	29	29	14	29	14	29	29	14	29	29	14	29	29	14	29	29	14	29	29	14	29	29	14	29	
ERA	0.00	6.00	0.00	6.00	0.00	0.00	6.00	0.00	6.00	0.00	0.00	6.00	0.00	6.00	0.00	0.00	0.00	6.00	0.00	6.00	0.00	0.00	0.00	0.00	0.00	0.00	0.00	0.00	0.00	0.00	0.00	0.00	0.00	0.00	0.00	0.00	0.00	0.00	0.00	0.00	0.00	0.00	0.00	0.00	0.00	0.00	0.00		
WHIP	0.947	1.000	0.947	1.000	0.947	0.947	1.000	0.947	1.000	0.947	0.947	1.000	0.947	1.000	0.947	0.947	1.000	0.947	1.000	0.947	0.947	0.947	0.947	0.947	0.947	0.947	0.947	0.947	0.947	0.947	0.947	0.947	0.947	0.947	0.947	0.947	0.947	0.947	0.947	0.947	0.947	0.947	0.947	0.947	0.947	0.947	0.947		

**Chicago White Sox @ Minnesota Twins**  
 Metropolitan Stadium, Bloomington, MI  
 Thu May 19 1966, 4:33 AM EDT  
 Att. 9,861 - Unknown

AB	37
R	4
H	9
RBI	3
BB	0
SO	2
LOB	13

WP	0	PA	39
PB	1		
SB	1		
CS	0		





Batter	1	2	3	4	5	6	7	8	9	AB R H RBI BB SO LOB	TOP	
Dick Howser, R OBP: 0.333, SLG: 0.327 (1, 6) X	0-0 1-3 ① X 	0-0 SH3-4 ② X 			0-3 K ② 		X 0-0 E CS 1B 		X 0-0 5-3 ② 	4 0 1 0 0 1 0	<b>Cleveland Indians @ Chicago White Sox</b> Comiskey Park, Chicago, IL Fri May 20 1966, 8:05 PM EDT Att. 16,530 - Unknown <a href="http://livebaseballscorecards.com">livebaseballscorecards.com</a>	
Max Alvis, R OBP: 0.350, SLG: 0.355 (1, 5) X	0-0 E 1B 	0-0 F7 ③ 			X 0-0 BB 1B 		X 0-0 F7 ① 		X 0-0 5-3 ③ 	5 1 2 0 0 0 2		
Chico Salmon, R OBP: 0.333, SLG: 0.545 (1, 7) S S S	0-3 K ② 				X 0-0 BB 1B 		X 0-0 E1 			4 0 1 0 0 2 2		
Rocky Colavito, R OBP: 0.284, SLG: 0.346 (1, 9) X	0-0 E5 1B 				X 4-0 BB 		X 0-0 F9 ② ③ 			3 1 0 0 1 1 3		
Fred Whitfield, L OBP: 0.266, SLG: 0.378 (1, 3) X	0-0 1-2 3B 1B 				X 1-2 2-3 BB 			X 0-0 6-3 ① 		4 1 1 1 0 1 3		
Jim Landis, R OBP: 0.455, SLG: 0.500 (1, 8) X	0-0 1-H 2-H 3B 				X 0-0 K ① 	H 1-0 5-3 HBP 		X 0-0 1-3 ② 		3 0 1 2 0 1 0		
Pedro Gonzalez, R OBP: 0.245, SLG: 0.262 (1, 4) X	0-0 F4 ③ 				X 0-3 K2-3 ② 	X 0-0 5-3 ① 		X 0-0 1B 		4 0 1 0 0 1 2		
Joe Azcue, R OBP: 0.367, SLG: 0.296 (1, 2) X		X 0-0 F9 ① 			X 0-0 6-3 ③ 	X 0-0 4-3 ② 		X 0-0 4-3 ③ 		4 0 0 0 0 0 2		
Gary Bell, R OBP: 0.250, SLG: 0.143 (1, 1) X		X 0-0 SH3-4 1B 			X 0-3 K ① X 	X 0-0 6-3 ③ 			X 0-0 F3 ① 	4 0 1 0 0 1 1		
<b>Inning Stats</b>	R: 3 H: 3 E: 1 LOB: 1 K: 1 BB: 0 S: 9 P: 9	R: 0 H: 1 E: 0 LOB: 1 K: 0 BB: 0 S: 4 P: 4	R: 0 H: 0 E: 0 LOB: 0 K: 3 BB: 0 S: 9 P: 9	R: 0 H: 0 E: 0 LOB: 0 K: 2 BB: 0 S: 7 P: 7	R: 0 H: 2 E: 0 LOB: 3 K: 2 BB: 1 S: 9 P: 13	R: 0 H: 0 E: 0 LOB: 1 K: 0 BB: 0 S: 3 P: 4	R: 0 H: 1 E: 1 LOB: 1 K: 0 BB: 0 S: 4 P: 4	R: 0 H: 1 E: 0 LOB: 1 K: 0 BB: 0 S: 4 P: 4	R: 0 H: 0 E: 0 LOB: 0 K: 0 BB: 0 S: 3 P: 3	1B: 7 SF: 0 2B: 0 SAC: 1 3B: 1 DP: 0 HR: 0 HBP: 1	WP: 0 PA: 38 PB: 0 SB: 0 CS: 1	
<b>PITCHER</b> Tommy John, L (1, 1) ERA: 1.92 Eddie Fisher, R (8, 1) ERA: 2.55	IP WLS BF H R ER SO BB IBB HBP BLK WP HR S P ERA WHIP	7.0 L 31 7 3 0 8 1 0 1 0 0 0 0 45 50 0.00 1.143	2.0 7 1 0 0 0 0 0 0 0 0 0 0 7 7 0.00 0.500	<b>PITCHER</b> IP WLS BF H R ER SO BB IBB HBP BLK WP HR S P ERA WHIP								

**Cleveland Indians @ Chicago White Sox**  
Comiskey Park, Chicago, IL  
Fri May 20 1966, 8:05 PM EDT  
Att. 16,530 - Unknown

<b>AB</b>	35
<b>R</b>	3
<b>H</b>	8
<b>RBI</b>	3
<b>BB</b>	1
<b>SO</b>	8
<b>LOB</b>	15



Batter	1	2	3	4	5	6	7	8	9	AB R H RBI BB SO LOB	
<b>Tommie Agee, R</b> (1, 8) OBP: 0.344, SLG: 0.382	0-0 F4		0-0 FC5-2-5-2 1B		0-0 F5		0-3 K			4 0 0 0 0 1 3	
<b>Don Buford, S</b> (1, 4) OBP: 0.277, SLG: 0.311	0-0 F8		0-3 K		0-0 L6			0-0 F8		4 0 0 0 0 1 3	
<b>Floyd Robinson, L</b> (1, 9) OBP: 0.389, SLG: 0.490	0-3 K		0-0 FC6-4 1B			0-0 1B 2B		0-0 F5		4 1 2 1 0 1 0	
<b>John Romano, R</b> (1, 2) OBP: 0.484, SLG: 0.533 <b>Joe Horlen, R</b> (8, PR) <b>Jerry McNertney, R</b> (9, 2) OBP: 0.389, SLG: 0.313		0-0 1B	0-0 FC6-4		0-0 2-3			0-0 1B		4 0 2 0 0 0 3 0 0 0 0 0 0 0 0 0 0 0 0 0 0	
<b>Tom McCraw, L</b> (1, 7) OBP: 0.299, SLG: 0.304		0-0 F5 1B		4-0 G6-4-3 BB		0-0 4-3		0-0 F6		3 0 1 0 1 0 2	
<b>Gene Freese, R</b> (1, 5) OBP: 0.315, SLG: 0.400		0-0 F5		0-0 G6-4-3		0-0 1B		0-0 4-3		4 0 1 1 0 0 3	
<b>Bill Skowron, R</b> (1, 3) OBP: 0.263, SLG: 0.338		0-0 G3		0-3 K		0-3 K		0-0 F3		4 0 0 0 0 2 2	
<b>Al Weis, S</b> (1, 6) OBP: 0.265, SLG: 0.143			0-0 E6 1B		0-0 SH3-4 1B		0-0 F4		0-0 F8		4 0 1 0 0 0 0
<b>Tommy John, R</b> (1, 1) OBP: 0.200, SLG: 0.400 <b>Smoky Burgess, L</b> (7, PH) OBP: 0.250, SLG: 0.200 <b>Eddie Fisher, R</b> (8, 1)			0-0 1B		0-0 SH3-4		0-0 L1			1 1 1 0 0 0 0 1 0 0 0 0 0 0 0 0 0 0 0 0 0	

Inning Stats	R: 0	H: 0	E: 0	K: 1	S: 5	R: 0	H: 2	E: 0	K: 0	S: 4	R: 1	H: 2	E: 1	K: 1	S: 8	R: 0	H: 0	E: 0	K: 1	S: 4	R: 0	H: 1	E: 0	K: 0	S: 4	R: 1	H: 2	E: 0	K: 1	S: 7	R: 0	H: 0	E: 0	K: 1	S: 5	R: 0	H: 1	E: 0	K: 0	S: 4	R: 0	H: 0	E: 0	K: 0	S: 3	1B: 7	2B: 1	3B: 0	HR: 0	SF: 0	SAC: 1	DP: 1	HBP: 0	WP: 0	PB: 0	SB: 0	CS: 0	PA: 35
--------------	------	------	------	------	------	------	------	------	------	------	------	------	------	------	------	------	------	------	------	------	------	------	------	------	------	------	------	------	------	------	------	------	------	------	------	------	------	------	------	------	------	------	------	------	------	-------	-------	-------	-------	-------	--------	-------	--------	-------	-------	-------	-------	--------

PITCHER	IP	WLS	BF	H	R	ER	SO	BB	IBB	HBP	BLK	WP	HR	S	P	ERA	WHIP
<b>Gary Bell, R</b> (1, 1) ERA: 2.38	9.0	W	35	8	2	1	5	1	0	0	0	0	0	44	48	1.00	1.000

**BOTTOM**

**Cleveland Indians @ Chicago White Sox**  
Comiskey Park, Chicago, IL


Fri May 20 1966, 8:05 PM EDT  
Att. 16,530 - Unknown

<b>AB</b>	<b>33</b>
<b>R</b>	<b>2</b>
<b>H</b>	<b>8</b>
<b>RBI</b>	<b>2</b>
<b>BB</b>	<b>1</b>
<b>SO</b>	<b>5</b>
<b>LOB</b>	<b>16</b>



PITCHER	IP	WLS	BF	H	R	ER	SO	BB	IBB	HBP	BLK	WP	HR	S	P	ERA	WHIP
---------	----	-----	----	---	---	----	----	----	-----	-----	-----	----	----	---	---	-----	------



Batter	1	2	3	4	5	6	7	8	9	AB R H RBI BB SO LOB	TOP														
Dick Howser, R OBP: 0.344, SLG: 0.357 (1, 6) X	0-0 4-3 2B		0-0 FC5-4 1B		0-0 8-3 1-2f		0-0 F4			4 0 2 0 0 0 2	<p><b>Cleveland Indians @ Chicago White Sox</b> Comiskey Park, Chicago, IL Sat May 21 1966, 4:33 AM EDT Att. 8,646 - Unknown</p> <p>livebaseballscorecards.com</p> <table border="1"> <tr><td>AB</td><td>33</td></tr> <tr><td>R</td><td>2</td></tr> <tr><td>H</td><td>8</td></tr> <tr><td>RBI</td><td>1</td></tr> <tr><td>BB</td><td>2</td></tr> <tr><td>SO</td><td>6</td></tr> <tr><td>LOB</td><td>19</td></tr> </table> 	AB	33	R	2	H	8	RBI	1	BB	2	SO	6	LOB	19
AB	33																								
R	2																								
H	8																								
RBI	1																								
BB	2																								
SO	6																								
LOB	19																								
Max Alvis, R OBP: 0.346, SLG: 0.345 Steve Hargan, R (7, 1) X	0-0 F5		0-0 FC5-4 1-2f			4-0 1B E BB	0-3 K			3 1 0 0 1 1 3 0 0 0 0 0 0 0															
Leon Wagner, L OBP: 0.313, SLG: 0.333 (1, 7) X	0-0 4-3 2-3			0-0 5-3 1B		0-0 1B F9 1B		0-0 4-3		4 1 2 0 0 0 1															
Rocky Colavito, R OBP: 0.283, SLG: 0.353 (1, 9) X	0-0 1-3			0-0 F7		0-0 F9 1-2 3-H		0-0 1B 2B		4 0 1 0 0 0 3															
Chico Salmon, R OBP: 0.375, SLG: 0.500 (1, 3) (7, 5) X		0-0 F8		4-0 5-3 1-2 BB		0-3 K		0-0 K2-3-2 1B		3 0 1 0 1 1 1															
Jim Landis, R OBP: 0.432, SLG: 0.467 (1, 8) X		0-0 F8		0-0 5-3 1-2 2-3		0-0 FC6-4 2-H 1B		0-3 K2-3-2 1-2f		4 0 1 1 0 1 4															
Pedro Gonzalez, R OBP: 0.237, SLG: 0.252 (1, 4) X		0-0 6-3		0-0 6-3		0-0 FC6-4 1-2f			0-0 6-3	4 0 0 0 0 0 3															
Del Crandall, R OBP: 0.367, SLG: 0.423 Duke Sims, L OBP: 0.347, SLG: 0.581 (1, 2) (7, PH) (7, 2) X			0-3 K		0-0 8-3 1B		1-0 HBP		0-3 K	2 0 1 0 0 1 0 1 0 0 0 0 1 0															
Sam McDowell, L OBP: 0.263, SLG: 0.263 Tom Kelley, R OBP: 0.236, SLG: 0.222 Don McMahon, R OBP: 0.260, SLG: 0.370 (1, 1) (1, 1) (5, PH) (5, 1) (7, PH) (7, 3) X			0-0 F8		0-0 F8		0-0 F8		0-3 K	0 0 0 0 0 0 0 1 0 0 0 0 0 0 1 0 0 0 0 0 1 0 0 0 0 0 0 0 2 0 0 0 0 1 1															
<b>Inning Stats</b>	R: 0 H: 1 E: 0 LOB: 1 K: 0 BB: 0 S: 4 P: 4	R: 0 H: 0 E: 0 LOB: 0 K: 0 BB: 0 S: 3 P: 3	R: 0 H: 1 E: 0 LOB: 1 K: 1 BB: 0 S: 6 P: 6	R: 0 H: 1 E: 0 LOB: 2 K: 0 BB: 1 S: 4 P: 8	R: 0 H: 1 E: 0 LOB: 0 K: 0 BB: 0 S: 3 P: 3	R: 2 H: 2 E: 1 LOB: 1 K: 1 BB: 1 S: 7 P: 11	R: 0 H: 0 E: 0 LOB: 1 K: 1 BB: 0 S: 5 P: 6	R: 0 H: 2 E: 0 LOB: 2 K: 1 BB: 0 S: 6 P: 6	R: 0 H: 0 E: 0 LOB: 0 K: 2 BB: 0 S: 7 P: 7	1B: 6 SF: 0 2B: 4 SAC: 0 3B: 0 DP: 2 HR: 0 HBP: 1	WP: 0 PA: 36 PB: 0 SB: 0 CS: 0														
<b>PITCHER</b> Juan Pizarro, L ERA: 1.76 Bob Locker, R ERA: 1.47 (1, 1) (6, 1)	IP WLS BF H R ER SO BB IBB HBP BLK WP HR S P ERA WHIP	5.2 W 24 6 2 1 2 2 0 0 0 0 0 0 26 34 1.59 1.412	3.1 S 12 2 0 0 4 0 0 1 0 0 0 0 19 20 0.00 0.600	<b>PITCHER</b> IP WLS BF H R ER SO BB IBB HBP BLK WP HR S P ERA WHIP																					

Batter	1	2	3	4	5	6	7	8	9	AB	R	H	RBI	BB	SO	LOB
<b>Al Weis, S</b> OBP: 0.296, SLG: 0.156 (1, 6)										3	1	1	1	2	1	1
<b>Don Buford, S</b> OBP: 0.281, SLG: 0.309 (1, 4)										4	1	1	0	1	2	4
<b>Tommie Agee, R</b> OBP: 0.338, SLG: 0.374 (1, 8)										5	1	1	1	0	1	3
<b>John Romano, R</b> OBP: 0.485, SLG: 0.531 (1, 2)										4	1	2	1	0	0	0
<b>Gene Freese, R</b> OBP: 0.328, SLG: 0.396 (1, 5)										3	1	1	0	1	1	1
<b>Danny Cater, R</b> OBP: 0.188, SLG: 0.255 (1, 7)										4	1	2	2	0	1	2
<b>Bill Skowron, R</b> OBP: 0.268, SLG: 0.333 (1, 3)										1	0	0	0	1	0	2
<b>Tom McCraw, L</b> OBP: 0.304, SLG: 0.310 (3, PR) (4, 3)										2	1	1	1	0	0	0
<b>Floyd Robinson, L</b> OBP: 0.376, SLG: 0.471 (1, 9)										4	0	0	0	0	0	4
<b>Ken Berry, R</b> OBP: 0.243, SLG: 0.278 (8, 9)										0	0	0	0	0	0	0
<b>Juan Pizarro, L</b> (1, 1)										1	0	0	0	1	0	0
<b>Bob Locker, S</b> OBP: 0.333, SLG: 0.200 (6, 1)										1	0	1	0	0	0	0

Inning Stats	R: 5	H: 4	E: 0	LOB: 3	K: 1	S: 9	R: 0	H: 1	E: 0	LOB: 1	K: 2	S: 8	R: 1	H: 1	E: 1	LOB: 2	K: 1	S: 6	R: 0	H: 1	E: 0	LOB: 0	K: 0	S: 3	R: 0	H: 0	E: 0	LOB: 0	K: 0	S: 3	R: 0	H: 0	E: 0	LOB: 0	K: 1	S: 5	R: 1	H: 2	E: 0	LOB: 1	K: 0	S: 5	R: 0	H: 1	E: 0	LOB: 1	K: 1	S: 6		

PITCHER	IP	WLS	BF	H	R	ER	SO	BB	IBB	HBP	BLK	WP	HR	S	P	ERA	WHIP
<b>Sam McDowell, L</b> ERA: 2.2 (1, 1)	0.0	L	6	4	5	5	0	1	1	0	0	0	0	4	12	∞	∞
<b>Tom Kelley, R</b> ERA: 2.03 (1, 1)	4.0		18	3	1	0	4	4	0	0	0	1	0	22	38	0.00	1.750
<b>Don McMahon, R</b> ERA: 1.29 (5, 1)	2.0		6	0	0	0	1	0	0	0	0	0	0	8	8	0.00	0.000
<b>Steve Hargan, R</b> ERA: 2.7 (7, 1)	2.0		9	3	1	1	1	0	0	0	0	0	0	11	11	4.50	1.500

**BOTTOM**

**Cleveland Indians @ Chicago White Sox**  
Comiskey Park, Chicago, IL  
Sat May 21 1966, 4:33 AM EDT  
Att. 8,646 - Unknown

AB	32
R	7
H	10
RBI	6
BB	6
SO	6
LOB	17

livebaseballscorecards.com

WP	HR	S	P	ERA	WHIP
1	0	1	6	2.2	1.750
0	0	0	0	2.03	1.750
0	0	0	0	1.29	0.000
0	0	0	0	2.7	1.500



Batter	1	2	3	4	5	6	7	8	9	AB R H RBI BB SO LOB	TOP													
Dick Howser, R (1, 6) OBP: 0.338, SLG: 0.350 Tony Martinez, R (8, 6) OBP: 0.333, SLG: 0.333	0-0 1B 1B		0-3 K		0-0 G6-4-3 1-2f		0-3 K		0-3 K	4 1 1 0 0 2 3 1 0 0 0 0 1 0	<b>Cleveland Indians @ Chicago White Sox</b> Comiskey Park, Chicago, IL Sun May 22 1966, 4:33 AM EDT Unknown <a href="http://livebaseballscorecards.com">livebaseballscorecards.com</a>													
Max Alvis, R (1, 5) OBP: 0.351, SLG: 0.359	0-3 K 1-2		0-0 1B 2B			0-0 F8		0-0 6-3 1B		4 2 2 0 0 1 1														
Chuck Hinton, R (1, 7) OBP: 0.307, SLG: 0.239	0-0 6-3		0-0 CS 1B 2-H			0-0 BB 1B		0-0 6-3 1-2		4 0 2 1 0 0 2														
Rocky Colavito, R (1, 9) OBP: 0.302, SLG: 0.364 Vic Davalillo, L (8, 8) OBP: 0.246, SLG: 0.299	0-0 1B 2-H		0-0 CS 1-2	0-0 5-3		4-0 BB 1-2		0-0 1B 1B 2-H		3 0 2 2 1 0 0 0 0 0 0 0 0 0														
Jim Landis, R (1, 8) OBP: 0.390, SLG: 0.412	0-0 5-3			0-3 K		0-0 F3		0-0 6-3		4 0 0 0 0 1 4														
Chico Salmon, R (1, 3) OBP: 0.350, SLG: 0.444		0-0 6-3		0-3 K		0-0 1-3		0-0 1B 2-3		4 0 1 0 0 1 2														
Pedro Gonzalez, R (1, 4) OBP: 0.229, SLG: 0.243		0-0 4-3			0-0 E6 1B		0-0 5-3	0-0 1-3		4 0 0 0 0 0 2														
Joe Azcue, R (1, 2) OBP: 0.412, SLG: 0.355 Del Crandall, R (9, 2) OBP: 0.367, SLG: 0.423		0-0 F4			0-0 G6-4-3 1B 2-3		0-0 SH3 1B		0-0 CS 1B	4 0 3 0 0 0 0 0 0 0 0 0 0 0														
Sonny Siebert, R (1, 1) OBP: 0.222, SLG: 0.176 Leon Wagner, L (9, PH) OBP: 0.309, SLG: 0.329 Sam McDowell, L (9, 1) OBP: 0.263, SLG: 0.263			0-0 1-3		0-3 K		0-0 SH3 1-2		0-3 K 1-2	2 0 0 0 0 1 2 1 0 0 0 0 1 1 0 0 0 0 0 0 0														
<b>Inning Stats</b>	R: 1 E: 0 K: 1 S: 7	H: 2 LOB: 1 BB: 0 P: 7	R: 0 E: 0 K: 0 S: 3	H: 0 LOB: 0 BB: 0 P: 3	R: 1 E: 0 K: 1 S: 6	H: 2 LOB: 0 BB: 0 P: 6	R: 0 E: 0 K: 2 S: 7	H: 0 LOB: 0 BB: 0 P: 7	R: 0 E: 1 K: 1 S: 6	H: 1 LOB: 1 BB: 0 P: 6		R: 0 E: 0 K: 0 S: 4	H: 1 LOB: 2 BB: 1 P: 8	R: 0 E: 0 K: 1 S: 6	H: 1 LOB: 1 BB: 0 P: 6	R: 1 E: 0 K: 0 S: 6	H: 3 LOB: 2 BB: 0 P: 6	R: 0 E: 0 K: 2 S: 7	H: 1 LOB: 0 BB: 0 P: 7	1B: 10 2B: 1 3B: 0 HR: 0	SF: 0 SAC: 1 DP: 1 HBP: 0	WP: 0 PB: 0 SB: 1 CS: 2	PA: 38	
<b>PITCHER</b>	IP WLS BF H R ER SO BB IBB HBP BLK WP HR S P ERA WHIP																							
Gary Peters, L (1, 1) ERA: 2.56	0.0		1 1 1 1 0 0 0 0 0 0 0 0 0 0 1 1	∞ ∞																				
Joe Herten, R (1, 1) ERA: 3.04	7.0		27 6 1 1 6 1 0 0 0 0 0 0 0 0 38 42	1.29 1.000																				
Eddie Fisher, R (8, 1) ERA: 2.7	2.0	L	9 4 1 1 2 0 0 0 0 0 0 0 0 0 13 13	4.50 2.000																				



Batter	1	2	3	4	5	6	7	8	9	AB	R	H	RBI	BB	SO	LOB
<b>Al Weis, S</b> OBP: 0.276, SLG: 0.143 (1, 6)	0-0 P3		0-0 F3		0-3 K		0-3 K			4	0	0	0	0	2	0
<b>Don Buford, S</b> OBP: 0.288, SLG: 0.310 (1, 4)	0-0 1-3		4-0 1B E BB		0-0 CS 1B			0-0 L9		3	1	1	0	1	0	0
<b>Tommie Agee, R</b> OBP: 0.350, SLG: 0.387 (1, 8)	0-0 E3 1B		0-0 G3 E 1B		0-0 F2 1-2			0-0 FC3-6 1B		4	1	3	0	0	0	1
<b>Floyd Robinson, L</b> OBP: 0.372, SLG: 0.462 (1, 9)	0-0 1B		0-0 G3		0-0 1-3			0-0 FC3-6 1-2f		4	0	1	0	0	0	2
<b>Tom McCraw, L</b> OBP: 0.301, SLG: 0.307 (1, 3)	0-0 G3		0-0 F9		0-0 1B			0-0 F8		4	0	1	0	0	0	3
<b>John Romano, R</b> OBP: 0.464, SLG: 0.500 (1, 2)		0-0 F7		0-0 6-3		0-0 F9		0-0 F8		3	0	0	0	0	0	1
<b>J.C. Martin, L</b> OBP: 0.354, SLG: 0.372 (8, 2)										0	0	0	0	0	0	0
<b>Bill Skowron, R</b> OBP: 0.265, SLG: 0.329 (9, PH)										1	0	0	0	0	0	0
<b>Danny Cater, R</b> OBP: 0.192, SLG: 0.255 (1, 7)		0-0 F9		0-0 FC5-4 1B		0-0 1-3		0-0 L4		4	0	1	0	0	0	1
<b>Gene Freese, R</b> OBP: 0.323, SLG: 0.386 (1, 5)		0-0 1B		0-0 F8		0-0 5-3		0-0 F9		4	0	1	0	0	0	1
<b>Gary Peters, L</b> OBP: 0.250, SLG: 0.400 (1, 1)		0-0 L3		0-0 FC5-4		0-0 F3				0	0	0	0	0	0	0
<b>Joe Horlen, R</b> (1, 1)										2	0	0	0	0	0	2
<b>Smoky Burgess, L</b> OBP: 0.235, SLG: 0.188 (7, PH)										1	0	0	0	0	0	0
<b>Eddie Fisher, R</b> (8, 1)										0	0	0	0	0	0	0
<b>Inning Stats</b>	R: 1 E: 1 K: 0 S: 5	H: 2 LOB: 1 BB: 0 P: 5	R: 0 E: 0 K: 0 S: 4	H: 1 LOB: 1 BB: 0 P: 4	R: 1 E: 1 K: 0 S: 4	H: 1 LOB: 1 BB: 1 P: 8	R: 0 E: 0 K: 1 S: 5	H: 1 LOB: 0 BB: 0 P: 5	R: 0 E: 0 K: 1 S: 5	H: 0 LOB: 0 BB: 0 P: 5	R: 0 E: 1 K: 0 S: 4	H: 1 LOB: 1 BB: 0 P: 4	R: 0 E: 0 K: 0 S: 3	H: 0 LOB: 0 BB: 0 P: 3	1B: 8 2B: 0 3B: 0 HR: 0	SF: 0 SAC: 0 DP: 0 HBP: 0
<b>PITCHER</b>	IP WLS BF H R ER SO	W W 32 8 2 1 2	S 3 0 0 0 0 0	H R ER SO	BB IBB HBP BLK	WP HR S P	ERA WHIP	<b>PITCHER</b>	IP WLS BF H R ER SO	BB IBB HBP BLK	WP HR S P	ERA WHIP	PA: 35			
<b>Sonny Siebert, R</b> ERA: 2.32 (1, 1)	8.0	W	32	8	2	1	2	1.12	1.125							
<b>Sam McDowell, L</b> ERA: 2.17 (9, 1)	1.0	S	3	0	0	0	0	0.00	0.000							

**BOTTOM**

**Cleveland Indians @ Chicago White Sox**  
Comiskey Park, Chicago, IL  
Sun May 22 1966, 4:33 AM EDT  
Unknown

[livebaseballscorecards.com](http://livebaseballscorecards.com)

<b>AB</b>	<b>34</b>
<b>R</b>	<b>2</b>
<b>H</b>	<b>8</b>
<b>RBI</b>	<b>0</b>
<b>BB</b>	<b>1</b>
<b>SO</b>	<b>2</b>
<b>LOB</b>	<b>11</b>





Batter	1	2	3	4	5	6	7	8	9	AB R H RBI BB SO LOB	TOP	
Vic Davalillo, L (1, 8) OBP: 0.263, SLG: 0.315	0-0 FC5-4 1B		0-0 CS 1B			0-0 G6-4-3 1B	0-0 P6			4 0 3 0 0 0 2		
Max Alvis, R (1, 5) OBP: 0.348, SLG: 0.355	0-0 FC5-4 WP 1-2f		0-0 CS 1-2	0-0 CS 1B		0-0 G6-4-3 1-2f		0-0 F8		4 0 1 0 0 0 2		
Leon Wagner, L (1, 7) OBP: 0.306, SLG: 0.338	0-0 F8			0-3 K 1-2			0-0 1B 2B	0-0 F3		4 1 1 0 0 1 2		
Rocky Colavito, R (1, 9) OBP: 0.303, SLG: 0.363 Chuck Hinton, R (7, 9) OBP: 0.316, SLG: 0.239	0-3 K 1-2			0-0 1-3			0-0 2B 1B	4-0 PB E BB		3 1 1 0 0 1 1 0 1 0 0 1 0 0		
Fred Whitfield, L (1, 3) OBP: 0.260, SLG: 0.375		0-0 P3			0-0 F9		0-0 WP 2B	0-0 E4		4 1 1 2 0 0 0		
Duke Sims, L (1, 2) OBP: 0.321, SLG: 0.532		0-0 F8			0-3 K		0-0 F6	0-3 K		4 0 0 0 0 2 2		
Chico Salmon, R (1, 6) OBP: 0.375, SLG: 0.455		0-0 5-3			0-0 1B		0-0 1B 1B		0-0 1-3	4 0 2 0 0 0 0		
Pedro Gonzalez, R (1, 4) OBP: 0.221, SLG: 0.235			0-0 P6		0-3 K		0-0 F9		0-3 K	4 0 0 0 0 2 2		
John O'Donoghue, R (1, 1) OBP: 0.143, SLG: 0.143			0-3 K			0-0 5-3	0-0 1-2 1B		0-0 P4	4 0 1 0 0 1 0		
<b>Inning Stats</b>	R: 0 E: 0 K: 1 S: 6 H: 1 LOB: 1 BB: 0 P: 6	R: 0 E: 0 K: 0 S: 3 H: 0 LOB: 0 BB: 0 P: 3	R: 0 E: 0 K: 1 S: 5 H: 1 LOB: 0 BB: 0 P: 5	R: 0 E: 0 K: 1 S: 5 H: 1 LOB: 0 BB: 0 P: 5	R: 0 E: 0 K: 2 S: 8 H: 1 LOB: 1 BB: 0 P: 8	R: 0 E: 0 K: 0 S: 3 H: 1 LOB: 0 BB: 0 P: 3	R: 3 E: 0 K: 0 S: 8 H: 5 LOB: 2 BB: 0 P: 8	R: 1 E: 1 K: 1 S: 6 H: 0 LOB: 1 BB: 1 P: 10	R: 0 E: 0 K: 1 S: 5 H: 0 LOB: 0 BB: 0 P: 5	1B: 8 2B: 3 3B: 0 HR: 0 SF: 0 SAC: 0 DP: 2 HBP: 0	WP: 2 PB: 1 SB: 0 CS: 2 PA: 37	
<b>PITCHER</b>	IP WLS BF H R ER SO BB IBB HBP BLK WP HR S P ERA WHIP											
Bruce Howard, R (1, 1) ERA: 4.4	6.0 L 22 7 2 2 5 0 0 0 0 0 1 0 32 32 3.00 1.167											
Jack Lamabe, R (7, 1) ERA: 4.32	1.0 6 3 1 1 0 0 0 0 0 0 1 0 6 6 9.00 3.000											
Eddie Fisher, R (8, 1) ERA: 2.51	2.0 8 0 1 0 2 1 0 0 0 0 0 0 11 15 0.00 0.500											

**Cleveland Indians @ Chicago White Sox**  
 Comiskey Park, Chicago, IL  
 Sun May 22 1966, 4:38 AM EDT  
 Att: 40,058 - Unknown

[livebaseballscorecards.com](http://livebaseballscorecards.com)

<b>AB</b>	35
<b>R</b>	4
<b>H</b>	10
<b>RBI</b>	2
<b>BB</b>	1
<b>SO</b>	7
<b>LOB</b>	11



Batter	1	2	3	4	5	6	7	8	9	AB	R	H	RBI	BB	SO	LOB
Don Buford, S (1, 4) OBP: 0.280, SLG: 0.300	0-0 P3		0-0 1-3		0-0 F8		0-0 1-3			4	0	0	0	0	0	0
Floyd Robinson, L (1, 9) OBP: 0.368, SLG: 0.450	0-0 1-3		4-0 BB		0-0 1-3			0-3 K		3	0	0	0	1	1	0
Tommie Agee, R (1, 8) OBP: 0.340, SLG: 0.374	0-0 4-3		0-0 P6		0-3 K			0-0 1-3		4	0	0	0	0	1	1
Bill Skowron, R (1, 3) OBP: 0.287, SLG: 0.329		0-3 K		0-0 1-3		0-0 SH1-4 6-3 1B		0-0 G3		3	0	1	0	0	1	0
Tom McCraw, L (6, PR) OBP: 0.298, SLG: 0.303										1	0	0	0	0	0	0
Jerry McNertney, R (1, 2) OBP: 0.476, SLG: 0.389		0-0 G3 HBP 1B		4-0 WP S E BB		0-0 SH1-4 1-2		0-0 5-3 1B		2	1	2	0	1	0	0
Danny Cater, R (1, 7) OBP: 0.196, SLG: 0.241		1-0 H 1-2 G3 HBP		0-3 K 1-2		0-0 6-3 2-3		0-0 F9		3	0	0	0	0	1	4
Gene Freese, R (1, 5) OBP: 0.318, SLG: 0.367		0-0 G3 1-2 2-3		4-0 E 2-3 BB		0-3 K		0-0 5-3 1-2		3	0	0	0	1	1	5
Al Weis, S (1, 6) OBP: 0.258, SLG: 0.132		0-3 K		0-0 E4 1-2 3-H		0-0 1-3		0-0 B3		4	0	0	0	0	1	4
Bruce Howard, S (1, 1)			0-0 6-3		0-0 1-3		0-3 K			2	0	0	0	0	0	2
Jack Lamabe, R (7, 1)										0	0	0	0	0	0	0
John Romano, R (7, PH) OBP: 0.457, SLG: 0.491										1	0	0	0	0	1	0
Eddie Fisher, R (8, 1)										0	0	0	0	0	0	0

**BOTTOM**

**Cleveland Indians @ Chicago White Sox**  
Comiskey Park, Chicago, IL

Sun May 22 1966, 4:38 AM EDT  
Att. 40,058 - Unknown

AB	30
R	1
H	3
RBI	0
BB	3
SO	7
LOB	16



Inning Stats	R: 0	H: 0	E: 0	K: 0	S: 3	R: 0	H: 1	E: 0	K: 2	S: 8	R: 0	H: 0	E: 0	K: 0	S: 3	R: 1	H: 0	E: 1	K: 1	S: 6	R: 0	H: 0	E: 0	K: 1	S: 5	R: 0	H: 1	E: 0	K: 1	S: 6	R: 0	H: 0	E: 0	K: 1	S: 5	R: 0	H: 0	E: 0	K: 1	S: 5	R: 0	H: 0	E: 0	K: 1	S: 5	R: 0	H: 1	E: 0	K: 0	S: 4	R: 0	H: 1	E: 0	K: 0	S: 4
	0	0	0	0	3	0	1	0	2	8	0	0	0	0	3	1	0	0	1	6	0	0	0	0	5	0	1	0	0	0	6	0	0	0	5	0	0	0	5	0	0	0	5	0	1	0	0	4	0	1	0	0	4		
	0	0	0	0	3	0	0	0	0	8	0	0	0	0	3	1	0	0	1	6	0	0	0	0	5	0	1	0	0	6	0	0	0	5	0	0	0	5	0	0	0	5	0	1	0	0	4	0	1	0	0	4			

PITCHER	IP	WLS	BF	H	R	ER	SO	BB	IBB	HBP	BLK	WP	HR	S	P	ERA	WHIP
John O'Donoghue, L (1, 1) ERA:	9.0	W	35	3	1	0	7	3	0	1	0	1	0	45	58	0.00	0.667



Batter	1	2	3	4	5	6	7	8	9	AB R H RBI BB SO LOB	TOP												
Russ Snyder, L OBP: 0.345, SLG: 0.340 (1, 8) (9, 7)	0-0 4-3		0-0 E6 6-3	0-0 5-3			0-0 3-1	0-0 1B		5 1 1 0 0 0 1													
Luis Aparicio, R OBP: 0.239, SLG: 0.263 (1, 6)	0-0 F9		0-0 E5 HR 1B		0-0 4-3		0-0 BB 1B	0-0 6-3		5 2 2 0 0 0 1													
Frank Robinson, R OBP: 0.468, SLG: 0.677 Paul Blair, R OBP: 0.242, SLG: 0.333 (1, 9) (9, 8)	0-0 2B		0-0 6-3		0-0		4-0 1B BB		0-0 F2	4 0 1 1 1 0 1 0 0 0 0 0 0 0													
Brooks Robinson, R OBP: 0.368, SLG: 0.545 (1, 5)	1-0 HBP		0-0 HR		0-0 6-3		0-0 1B		0-0 F3	4 1 2 3 0 0 0													
Curt Blefary, L OBP: 0.341, SLG: 0.517 Sam Bowens, R OBP: 0.071, SLG: 0.071 (1, 7) (9, 9)	0-0 4-3		0-0 E6 FC		0-0	0-0 1B 2B	4-0 IBB		0-0 3B	4 1 2 0 1 0 2 0 0 0 0 0 0 0													
Boog Powell, L OBP: 0.312, SLG: 0.377 (1, 3)		0-0 F9	0-0 FC		0-0	0-0 SH3 1B	0-0 F7		4-0 IBB	4 0 1 1 1 0 4													
Jerry Adair, R OBP: 0.282, SLG: 0.257 (1, 4)		0-0 6-3	0-0 F7		0-0	0-0 SH3	0-0 1-3		0-0 F2	4 0 0 0 0 0 6													
Andy Etchebarren, R OBP: 0.293, SLG: 0.366 (1, 2)		0-0 F4		0-3 K		0-0 F8		0-0 F8		4 0 0 0 0 1 1													
Jim Palmer, R OBP: 0.273, SLG: 0.400 Woodie Held, R OBP: 0.421, SLG: 0.400 Dick Hall, R (6, PH) (6, 1)			0-0 1B E 1B	0-3 K		0-0 F4		0-0 6-3		2 1 1 0 0 1 0 1 0 0 0 0 0 1 1 0 0 0 0 0 0													
<b>Inning Stats</b>	R: 0 E: 0 K: 0 S: 4	H: 1 LOB: 2 BB: 0 P: 5	R: 0 E: 0 K: 0 S: 3	H: 0 LOB: 0 BB: 0 P: 3	R: 4 E: 3 K: 0 S: 8	H: 3 LOB: 1 BB: 0 P: 8	R: 0 E: 0 K: 2 S: 7	H: 0 LOB: 0 BB: 0 P: 7	R: 0 E: 0 K: 0 S: 3	H: 0 LOB: 0 BB: 0 P: 3	R: 1 E: 0 K: 0 S: 5	H: 2 LOB: 1 BB: 0 P: 5	R: 1 E: 0 K: 0 S: 5	H: 2 LOB: 3 BB: 2 P: 13	R: 0 E: 0 K: 0 S: 4	H: 1 LOB: 1 BB: 0 P: 4	R: 0 E: 0 K: 0 S: 4	H: 1 LOB: 2 BB: 1 P: 8	1B: 6 2B: 2 3B: 1 HR: 1	SF: 0 SAC: 1 DP: 0 HBP: 1	WP: 0 PB: 0 SB: 1 CS: 0	PA: 43	
<b>PITCHER</b>	IP WLS BF H R ER SO BB IBB HBP BLK WP HR S P ERA WHIP																						
John Buzhardt, R ERA: 3.0 (1, 1)	2.1			4 4 3 0 0 0 1 0 0 0 0 0 1 12 13 11.57 1.714																			
Jack Lamabe, R ERA: 3.75 (3, 1)	3.2	L	14	2 1 1 2 0 0 0 0 0 0 0 0 18 18 2.46 0.545																			
Bob Locker, R ERA: 1.6 (7, 1)	3.0		16	4 1 1 0 1 2 0 0 0 0 0 0 13 25 3.00 1.667																			

Baltimore Orioles @ Chicago White Sox  
Comiskey Park, Chicago, IL  
Tue May 24 1966, 8:05 PM EDT  
Att. 13,335 - Unknown

livebaseballscorecards.com

AB	38
R	6
H	10
RBI	5
BB	3
SO	2
LOB	17



Batter	1	2	3	4	5	6	7	8	9	AB	R	H	RBI	BB	SO	LOB
Don Buford, S OBP: 0.293, SLG: 0.303 (1, 4)	4-0 3-1 1B BB		4-0 1B SF9 BB		0-0 HR 1B		0-0 F6			2	3	1	0	2	0	0
Tom McCraw, L OBP: 0.295, SLG: 0.300 (1, 3)	0-0 3-1 2-3		0-0 1-3 1B		0-0 F6		0-0 F2			4	0	1	0	0	0	2
Tommie Agee, R OBP: 0.338, SLG: 0.397 (1, 8)	0-3 K		0-0 SF9		0-0 HR			0-0 F6		3	1	1	3	0	1	1
Floyd Robinson, L OBP: 0.372, SLG: 0.451 (1, 9)	0-0 PB 1B		0-0 F8		0-0 1B			0-0 F4		4	0	2	1	0	0	1
Gene Freese, R OBP: 0.300, SLG: 0.344 (1, 5)	0-0 5-3 1-2			0-3 K	0-0 F8			0-0 F6		4	0	0	0	0	1	2
Pete Ward, L OBP: 0.259, SLG: 0.213 (1, 7)		4-0 G5-4-3 BB		4-0 PB BB		0-0 F5		0-0 E8		2	0	0	0	2	0	0
Joe Horten, R (9, PR)										0	0	0	0	0	0	0
J.C. Martin, L OBP: 0.333, SLG: 0.348 (1, 2)		0-0 F8		0-0 F8		0-0 F6		0-0 F8		3	0	0	0	0	0	2
Bob Locker, S OBP: 0.333, SLG: 0.200 (7, 1)				1-2						0	0	0	0	0	0	0
Smoky Burgess, L OBP: 0.222, SLG: 0.176 (9, PH)										1	0	0	0	0	0	1
Al Weis, S OBP: 0.246, SLG: 0.125 (1, 6)		0-0 G5-4-3		0-0 F9		0-0 F3		0-0 1-3		3	0	0	0	0	0	2
Bill Skowron, R OBP: 0.264, SLG: 0.325 (9, PH)		1-2								1	0	0	0	0	0	1
John Buzhardt, R (1, 1)			0-0 4-3		0-0 4-3		0-0 5-3		0-0 4-3	0	0	0	0	0	0	0
Jack Lamabe, R (3, 1)										2	0	0	0	0	0	0
John Romano, R OBP: 0.444, SLG: 0.473 (7, 2)										2	0	0	0	0	0	1

Inning Stats	R: 1	H: 1	R: 0	H: 0	R: 1	H: 1	R: 0	H: 0	R: 2	H: 3	R: 0	H: 0	R: 0	H: 0	R: 0	H: 0	R: 0	H: 0	R: 0	H: 0	1B: 4	SF: 1	WP: 1	PA: 36
	E: 0	LOB: 1	E: 0	LOB: 0	E: 0	LOB: 1	E: 0	LOB: 1	E: 0	LOB: 1	E: 0	LOB: 0	E: 0	LOB: 0	E: 1	LOB: 1	E: 0	LOB: 0	E: 0	LOB: 0	E: 1	LOB: 1	PB: 2	
	K: 1	BB: 1	K: 0	BB: 1	K: 0	BB: 1	K: 1	BB: 1	K: 0	BB: 0	K: 0	BB: 0	K: 0	BB: 0	K: 0	BB: 0	K: 0	BB: 0	K: 0	BB: 0	K: 0	BB: 0	SB: 0	
	S: 6	P: 10	S: 2	P: 6	S: 4	P: 8	S: 5	P: 9	S: 6	P: 6	S: 3	P: 3	S: 3	P: 3	S: 4	P: 4	S: 3	P: 3	S: 3	P: 3	S: 4	P: 4	CS: 0	

PITCHER	IP	WLS	BF	H	R	ER	SO	BB	IBB	HBP	BLK	WP	HR	S	P	ERA	WHIP
Jim Palmer, R ERA: 3.14 (1, 1)	5.0	W	23	5	4	4	2	4	0	0	0	1	1	23	39	7.20	1.800
Dick Hall, R ERA: 0.83 (6, 1)	4.0	S	13	0	0	0	0	0	0	0	0	0	0	13	13	0.00	0.000


**BOTTOM**

**Baltimore Orioles @ Chicago White Sox**  
Comiskey Park, Chicago, IL

Tue May 24 1966, 8:05 PM EDT  
Att. 13,335 - Unknown

livebaseballscorecards.com

<b>AB</b>	<b>31</b>
<b>R</b>	<b>4</b>
<b>H</b>	<b>5</b>
<b>RBI</b>	<b>4</b>
<b>BB</b>	<b>4</b>
<b>SO</b>	<b>2</b>
<b>LOB</b>	<b>13</b>





Batter	1	2	3	4	5	6	7	8	9	AB R H RBI BB SO LOB	TOP											
Paul Blair, R (1, 8) OBP: 0.242, SLG: 0.323	0-0 1-3		4-0 G4-6-3 BB		0-0 6-3			0-0 5-3		3 0 0 0 1 0 0												
Luis Aparicio, R (1, 6) OBP: 0.240, SLG: 0.262	0-0 4-3 S 1B		0-0 F7		0-0 5-3			0-0 E6 S		4 1 1 0 0 0 1												
Frank Robinson, R (1, 3) OBP: 0.456, SLG: 0.656	0-0 4-3		0-0 G4-6-3 1-2f		0-0 1-3			0-0 F9 1-2		4 0 0 0 0 0 3												
Brooks Robinson, R (1, 5) OBP: 0.372, SLG: 0.544	0-0 1B 1B			0-0 1B 1B		0-0 L5		0-0 F8		4 1 2 1 0 0 0												
Woodie Held, R (1, 7) OBP: 0.435, SLG: 0.421	0-0 1-2 1B			0-0 G6-4-3 1-3 1B 1B		0-0 F5		0-0 6-3		4 0 2 0 0 0 0												
Sam Bowens, R (1, 9) OBP: 0.167, SLG: 0.167	0-0 F9			0-0 1-2 3-H 1B		0-0 F4		0-0 WP 1B		4 0 2 1 0 0 2												
Jerry Adair, R (1, 4) OBP: 0.286, SLG: 0.263		0-0 6-3		0-0 G6-4-3 1-2f 2-3		0-0 G6-4-3 1B		0-3 K2-3 1-2		3 0 1 0 0 0 2												
Curt Blefary, L (9, PH) OBP: 0.336, SLG: 0.513										1 0 0 0 0 1 1												
Andy Etchebarren, R (1, 2) OBP: 0.286, SLG: 0.357		0-0 3-1		0-0 G3		0-0 G6-4-3 1-2f				3 0 0 0 0 0 2												
Steve Barber, L (1, 1) OBP: 0.344, SLG: 0.250			0-0 1-3		0-3 K			0-0 6-3		2 0 0 0 0 1 0												
Bob Johnson, R (8, PH) OBP: 0.167, SLG: 0.167										1 0 0 0 0 0 0												
Eddie Watt, R (8, 1) OBP: 0.167, SLG: 0.167										0 0 0 0 0 0 0												
<b>Inning Stats</b>	R: 1 E: 0 K: 0 S: 6	H: 3 LOB: 2 BB: 0 P: 6	R: 0 E: 0 K: 0 S: 3	H: 0 LOB: 0 BB: 0 P: 3	R: 0 E: 0 K: 0 S: 2	H: 0 LOB: 0 BB: 1 P: 6	R: 1 E: 0 K: 0 S: 5	H: 3 LOB: 1 BB: 0 P: 5	R: 0 E: 0 K: 1 S: 5	H: 0 LOB: 0 BB: 0 P: 5	R: 0 E: 0 K: 0 S: 3	H: 0 LOB: 0 BB: 0 P: 3	R: 0 E: 1 K: 0 S: 4	H: 0 LOB: 1 BB: 0 P: 4	R: 0 E: 0 K: 1 S: 6	H: 1 LOB: 1 BB: 0 P: 6	1B: 8 2B: 0 3B: 0 HR: 0	SF: 0 SAC: 0 DP: 3 HBP: 0	WP: 1 PB: 0 SB: 2 CS: 0	PA: 34		
<b>PITCHER</b>	IP WLS BF H R ER SO BB IBB HBP BLK WP HR S P ERA WHIP	IP WLS BF H R ER SO BB IBB HBP BLK WP HR S P ERA WHIP	IP WLS BF H R ER SO BB IBB HBP BLK WP HR S P ERA WHIP	IP WLS BF H R ER SO BB IBB HBP BLK WP HR S P ERA WHIP	IP WLS BF H R ER SO BB IBB HBP BLK WP HR S P ERA WHIP	IP WLS BF H R ER SO BB IBB HBP BLK WP HR S P ERA WHIP	IP WLS BF H R ER SO BB IBB HBP BLK WP HR S P ERA WHIP	IP WLS BF H R ER SO BB IBB HBP BLK WP HR S P ERA WHIP	IP WLS BF H R ER SO BB IBB HBP BLK WP HR S P ERA WHIP	IP WLS BF H R ER SO BB IBB HBP BLK WP HR S P ERA WHIP	IP WLS BF H R ER SO BB IBB HBP BLK WP HR S P ERA WHIP	IP WLS BF H R ER SO BB IBB HBP BLK WP HR S P ERA WHIP	IP WLS BF H R ER SO BB IBB HBP BLK WP HR S P ERA WHIP	IP WLS BF H R ER SO BB IBB HBP BLK WP HR S P ERA WHIP	IP WLS BF H R ER SO BB IBB HBP BLK WP HR S P ERA WHIP	IP WLS BF H R ER SO BB IBB HBP BLK WP HR S P ERA WHIP	IP WLS BF H R ER SO BB IBB HBP BLK WP HR S P ERA WHIP	IP WLS BF H R ER SO BB IBB HBP BLK WP HR S P ERA WHIP	IP WLS BF H R ER SO BB IBB HBP BLK WP HR S P ERA WHIP	IP WLS BF H R ER SO BB IBB HBP BLK WP HR S P ERA WHIP	IP WLS BF H R ER SO BB IBB HBP BLK WP HR S P ERA WHIP	
Tommy John, L (1, 1) ERA: 1.94	8.2 W 33 8 2 2 1 1 0 0 0 0 0 0 34 38 2.08 1.038																					
Eddie Fisher, R (9, 1) ERA: 2.48	0.1 S 1 0 0 0 1 0 0 0 0 1 0 3 3 0.00 0.000																					

**Baltimore Orioles @ Chicago White Sox**  
 Comiskey Park, Chicago, IL  
 Wed May 25 1966, 8:05 PM EDT  
 Att. 14,079 - Unknown

AB	33
R	2
H	8
RBI	2
BB	1
SO	2
LOB	11




Batter	1	2	3	4	5	6	7	8	9	AB	R	H	RBI	BB	SO	LOB	BOTTOM	
Don Buford, S (1, 4) OBP: 0.285, SLG: 0.294	F9		K			4-3		F8		4	0	0	0	0	1	1	<b>Baltimore Orioles @ Chicago White Sox</b> Comiskey Park, Chicago, IL Wed May 25 1966, 8:05 PM EDT Att. 14,079 - Unknown	
Ken Berry, R (1, 7) OBP: 0.220, SLG: 0.250	4-3			4-3		F2		5-3		4	0	0	0	0	0	1		
Tommie Agee, R (1, 8) OBP: 0.336, SLG: 0.392	6-3			4-3			SH 1B	F7		4	1	1	0	0	0	0		
Danny Cater, R (1, 9) OBP: 0.190, SLG: 0.232		B1-3		1-3			SH			2	0	0	0	0	0	0		
John Romano, R (1, 2) OBP: 0.440, SLG: 0.517						F7		FC1-4		3	2	1	1	0	0	1		
J.C. Martin, L (9, 2) OBP: 0.333, SLG: 0.348								FC1-4 1B BLK		0	0	0	0	0	0	0		
Gene Freese, R (1, 5) OBP: 0.315, SLG: 0.358								FC4-6 1B		3	0	2	0	0	0	0		
Bill Skowron, R (1, 3) OBP: 0.256, SLG: 0.313								FC4-6 1B		3	0	0	0	0	1	3		
Tom McCraw, L (7, PR) OBP: 0.295, SLG: 0.300						G5-4-3		FC4-6 BLK		0	0	0	0	0	0	0		
Al Weis, S (1, 6) OBP: 0.265, SLG: 0.138										2	0	1	0	1	1	0		
Tommy John, R (1, 1) OBP: 0.176, SLG: 0.353										2	0	0	0	0	1	2		
Eddie Fisher, R (9, 1)										0	0	0	0	0	0	0		
<b>Inning Stats</b>	R: 0 H: 0 E: 0 LOB: 0 K: 0 BB: 0 S: 3 P: 3	R: 1 H: 1 E: 0 LOB: 0 K: 1 BB: 0 S: 6 P: 6	R: 0 H: 0 E: 0 LOB: 0 K: 2 BB: 0 S: 7 P: 7	R: 0 H: 0 E: 0 LOB: 0 K: 0 BB: 0 S: 3 P: 3	R: 0 H: 1 E: 0 LOB: 0 K: 0 BB: 0 S: 3 P: 3	R: 0 H: 1 E: 0 LOB: 1 K: 0 BB: 0 S: 4 P: 4	R: 2 H: 2 E: 1 LOB: 2 K: 1 BB: 1 S: 8 P: 12	R: 0 H: 0 E: 0 LOB: 0 K: 0 BB: 0 S: 3 P: 3	1B: 4 SF: 0 2B: 0 SAC: 2 3B: 0 DP: 1 HR: 1 HBP: 0	WP: 0 PA: 30 PB: 1 SB: 1 CS: 0								
<b>PITCHER</b>	IP WLS BF H R ER SO BB IBB HBP BLK WP HR S P ERA WHIP																	
Steve Barber, L (1, 1) ERA: 2.3	7.0 L 27 5 3 2 4 0 1 0 0 0 0 1 34 38 2.57 0.714																	
Eddie Watt, R (8, 1) ERA: 2.52	1.0 3 0 0 0 0 0 0 0 0 0 0 0 3 3 0.00 0.000																	

livebaseballscorecards.com

AB	27
R	3
H	5
RBI	1
BB	1
SO	4
LOB	8





Batter	1	2	3	4	5	6	7	8	9	AB R H RBI BB SO LOB	TOP											
<b>Paul Blair, R</b> (1, 8) <small>OBP: 0.238, SLG: 0.316</small> <b>Russ Snyder, L</b> (5, PH) <small>OBP: 0.345, SLG: 0.327</small> (5, 8)	0-0 F4		0-0 F8		0-0 F6		4-0 1B 1B BB	0-0 FC4-6 1-2f		2 0 0 0 0 0 0 2 1 0 0 1 0 1												
<b>Luis Aparicio, R</b> (1, 6) <small>OBP: 0.238, SLG: 0.260</small>	0-3 K		0-0 F7		0-0 F9		0-0 1B 1-2 1B	0-0 4-3		5 1 1 0 0 1 1												
<b>Frank Robinson, R</b> (1, 3) <small>OBP: 0.454, SLG: 0.652</small>	4-0 BB BB			0-0 BB 1B 2B	0-0 F8		0-3 K		0-0 F9	4 1 1 0 0 1 1 2												
<b>Brooks Robinson, R</b> (1, 5) <small>OBP: 0.379, SLG: 0.540</small>	4-0 FC6-4 1-2 BB			4-0 BB 1B IBB		0-0 5-3	0-0 1B 1-3 2-H 1B		0-0 E9 1B	3 2 1 1 2 0 0												
<b>Woodie Held, R</b> (1, 7) <small>OBP: 0.440, SLG: 0.400</small> <b>Curt Blefary, L</b> (6, PH) <small>OBP: 0.338, SLG: 0.508</small> (6, 7)	0-0 FC6-4 1-2f			4-0 E 1B 1-2 2-3 1B BB		0-0 3-1	0-0 1-3 2B 1B		0-0 F7	1 1 0 0 0 1 0 2 3 1 1 1 0 0 0 1												
<b>Sam Bowens, R</b> (1, 9) <small>OBP: 0.304, SLG: 0.348</small>		0-0 5-3		0-0 E4 1-3 2-H 3-H 1B		0-0 S 1B	0-0 1-H 3-H 2B		0-0 2-3 1B	5 0 4 4 0 0 0												
<b>Jerry Adair, R</b> (1, 4) <small>OBP: 0.298, SLG: 0.262</small>		0-0 F9		0-0 FC6-4 3-H 1B		4-0 1-2 BB	0-3 K		0-0 L6	4 0 1 1 1 1 3												
<b>Andy Etchebarren, R</b> (1, 2) <small>OBP: 0.277, SLG: 0.345</small>		0-3 K		0-0 FC6-4 1-2f		0-0 5-3		0-0 F8		4 0 0 0 0 0 1 3												
<b>Dave McNally, R</b> (1, 1) <small>OBP: 0.150, SLG: 0.111</small> <b>Eddie Watt, R</b> (6, 1) <small>OBP: 0.125, SLG: 0.125</small> <b>Stu Miller, R</b> (9, 1)		0-0 6-3		0-0 3-1			0-0 6-3		0-0 E9 FC4-6	2 0 0 0 0 0 0 1 2 0 0 0 0 0 0 0 0 0 0 0 0 0 0 0												
<b>Inning Stats</b>	R: 0 E: 0 K: 1 S: 5	H: 0 LOB: 2 BB: 2 P: 13	R: 0 E: 0 K: 1 S: 5	H: 0 LOB: 0 BB: 0 P: 5	R: 0 E: 0 K: 0 S: 3	H: 0 LOB: 1 BB: 2 P: 13	R: 3 E: 2 K: 0 S: 5	H: 3 LOB: 1 BB: 2 P: 13	R: 0 E: 0 K: 0 S: 3	H: 0 LOB: 0 BB: 0 P: 3	R: 0 E: 0 K: 0 S: 4	H: 1 LOB: 2 BB: 1 P: 8	R: 4 E: 0 K: 2 S: 11	H: 4 LOB: 1 BB: 1 P: 15	R: 0 E: 1 K: 0 S: 4	H: 0 LOB: 1 BB: 0 P: 4	R: 0 E: 1 K: 0 S: 5	H: 1 LOB: 2 BB: 0 P: 5	1B: 7 2B: 2 3B: 0 HR: 0	SF: 0 SAC: 0 DP: 0 HBP: 0	WP: 0 PB: 0 SB: 1 CS: 0	PA: 43
<b>PITCHER</b>	IP WLS BF H R ER SO BB IBB HBP BLK WP HR S P ERA WHIP																					
<b>Juan Pizarro, L</b> (1, 1) <small>ERA: 2.41</small> <b>Jack Lamabe, R</b> (4, 1) <small>ERA: 5.28</small> <b>Bob Locker, R</b> (7, 1) <small>ERA: 1.59</small> <b>Dennis Higgins, R</b> (8, 1) <small>ERA: 2.5</small>	3.1 L 16 3 3 2 2 3 1 0 0 0 0 0 16 32 5.40 1.800																					
																						

**Baltimore Orioles @ Chicago White Sox**  
 Comiskey Park, Chicago, IL  
 Thu May 26 1966, 4:33 AM EDT  
 Att. 3,814 - Unknown

livebaseballscorecards.com

**AB** 37  
**R** 7  
**H** 9  
**RBI** 7  
**BB** 6  
**SO** 4  
**LOB** 14

Batter	1	2	3	4	5	6	7	8	9	AB	R	H	RBI	BB	SO	LOB
Don Buford, S (1, 4) OBP: 0.290, SLG: 0.300	0-0 F8		0-0 L1-3 1B		0-0 1-4-3 1B		0-0 4-3			4	0	2	0	0	0	0
Ken Berry, R (1, 7) OBP: 0.222, SLG: 0.250	0-0 1B		0-0 L1-3		0-0 1-4-3		0-0 5-3			4	0	1	0	0	0	2
Tommy Agee, R (1, 8) OBP: 0.333, SLG: 0.388	0-0 1-3 1B		0-0 5-3		0-0 6-3			0-0 L5		4	0	1	0	0	0	1
Danny Cater, R (1, 9) OBP: 0.194, SLG: 0.233	0-0 F3			0-0 5-3		0-0 BB 1B		0-0 G3		4	0	1	0	0	0	2
John Romano, R (1, 2) OBP: 0.443, SLG: 0.500	0-0 F8			0-3 K		0-0 1-2 BB		0-0 BB		2	0	0	0	2	1	2
Gene Freese, R (1, 5) OBP: 0.312, SLG: 0.394		0-0 6-3		0-0 HR		0-0 F5		0-3 K		4	1	1	1	0	1	3
Bill Skowron, R (1, 3) OBP: 0.258, SLG: 0.314		0-0 1-3		0-0 E9 1B		0-3 K			0-0 F7	3	0	1	0	0	1	2
Dennis Higgins, R (8, 1) OBP: 0.200, SLG: 0.200										0	0	0	0	0	0	0
Floyd Robinson, L (9, PH) OBP: 0.369, SLG: 0.447										1	0	0	0	0	0	0
Al Weis, S (1, 6) OBP: 0.264, SLG: 0.145		0-0 1B		0-0 G3		0-3 K			0-3 K	4	0	1	0	0	2	3
Juan Pizarro, L (1, 1) Jack Lamabe, R (4, 1) Bob Locker, S (7, 1) Tom McCraw, L (7, PH) OBP: 0.289, SLG: 0.293		0-0 1-3			0-3 K		0-0 F6		0-0 F4	1	0	0	0	0	0	1
										1	0	0	0	0	1	0
										0	0	0	0	0	0	0
										2	0	0	0	0	0	0

Inning Stats	R: 0	H: 2	E: 0	K: 5	S: 5	R: 0	H: 1	E: 0	K: 4	S: 4	R: 0	H: 1	E: 0	K: 3	S: 3	R: 1	H: 2	E: 1	K: 1	S: 7	R: 0	H: 1	E: 0	K: 6	S: 6	R: 0	H: 1	E: 0	K: 8	S: 8	R: 0	H: 0	E: 0	K: 5	S: 5	R: 0	H: 0	E: 0	K: 5	S: 5	R: 0	H: 0	E: 0	K: 5	S: 5
	LOB: 2	BB: 0	P: 5			LOB: 1	BB: 0	P: 4			LOB: 1	BB: 0	P: 7			LOB: 2	BB: 1	P: 12			LOB: 0	BB: 0	P: 3			LOB: 1	BB: 0	P: 6			LOB: 0	BB: 0	P: 9			LOB: 1	BB: 1	P: 9			LOB: 0	BB: 0	P: 5		


PITCHER	IP	WLS	BF	H	R	ER	SO	BB	IBB	HBP	BLK	WP	HR	S	P	ERA	WHIP
Dave McNally, L (1, 1) ERA: 2.78	5.0	W	23	8	1	1	2	1	0	0	0	0	1	26	30	1.80	1.800
Eddie Watt, R (6, 1) ERA: 2.25	3.0		10	0	0	0	3	1	0	0	0	0	0	15	19	0.00	0.333
Stu Miller, R (9, 1) ERA: 1.14	1.0	S	3	0	0	0	1	0	0	0	0	0	0	5	5	0.00	0.000

**BOTTOM**

**Baltimore Orioles @ Chicago White Sox**  
Comiskey Park, Chicago, IL

Thu May 26 1966, 4:33 AM EDT  
Att. 3,814 - Unknown

AB	34
R	1
H	8
RBI	1
BB	2
SO	6
LOB	16



WP	PA	ERA	WHIP
0	36		



Batter	1	2	3	4	5	6	7	8	9	AB R H RBI BB SO LOB	TOP							
<b>Tommie Agee, R</b> (1, 8) OBP: 0.325, SLG: 0.377	0-3 K		0-0 6-3			0-0 5-3			0-0 5-3	4 0 0 0 0 1 0								
<b>Don Buford, S</b> (1, 4) OBP: 0.289, SLG: 0.299	0-0 4-3 1B			0-0 F7			0-0 3-1		0-0 B2-3	4 0 1 0 0 0 0								
<b>Tom McCraw, L</b> (1, 3) OBP: 0.287, SLG: 0.282	0-0 4-3 1-2			0-0 3-1			0-0 3-1		4-0 E BB	3 1 0 0 1 0 1								
<b>Floyd Robinson, L</b> (1, 9) OBP: 0.366, SLG: 0.441	0-0 4-3			0-3 K			0-0 1B		0-0 E7 1-H	4 0 1 0 0 1 1								
<b>Pete Ward, L</b> (1, 7) OBP: 0.247, SLG: 0.203		0-3 K			0-0 4-3			0-0 L8	0-0 L8	4 0 0 0 0 1 2								
<b>John Romano, R</b> (1, 2) OBP: 0.427, SLG: 0.476		0-3 K			0-0 F9			0-0 F9		3 0 0 0 0 1 0								
<b>Gene Freese, R</b> (1, 5) OBP: 0.313, SLG: 0.392		0-0 1-3			0-3 K			0-0 BB 1B		3 0 1 0 0 1 0								
<b>Al Weis, S</b> (1, 6) OBP: 0.257, SLG: 0.141			0-3 K			0-0 6-3		4-0 BB BB BB BB G5-4-3		2 0 0 0 0 1 0								
<b>Smoky Burgess, L</b> (8, PH) OBP: 0.263, SLG: 0.176								1-2 BB		0 0 0 0 1 0 0								
<b>Lee Elia, R</b> (8, PR) (8, 6)								0-0 G5-4-3 1-2f		0 0 0 0 0 0 0								
<b>Joe Horlen, R</b> (1, 1)			0-3 K			0-3 K				2 0 0 0 0 2 0								
<b>J.C. Martin, L</b> (8, PH) OBP: 0.327, SLG: 0.340										1 0 0 0 0 0 2								
<b>Bob Locker, S</b> (8, 1) OBP: 0.333, SLG: 0.200										0 0 0 0 0 0 0								
<b>Inning Stats</b>	R: 0 E: 0 K: 1 S: 6	H: 1 LOB: 1 BB: 0 P: 6	R: 0 E: 0 K: 2 S: 7	H: 0 LOB: 0 BB: 0 P: 7	R: 0 E: 0 K: 1 S: 5	H: 0 LOB: 0 BB: 0 P: 5	R: 0 E: 0 K: 1 S: 5	H: 0 LOB: 0 BB: 0 P: 5	R: 0 E: 0 K: 0 S: 4	H: 1 LOB: 1 BB: 0 P: 4	R: 0 E: 0 K: 0 S: 3	H: 1 LOB: 2 BB: 1 P: 7	R: 1 E: 1 K: 0 S: 4	H: 0 LOB: 1 BB: 1 P: 8	1B: 3 2B: 0 3B: 0 HR: 0	SF: 0 SAC: 0 DP: 1 HBP: 0	WP: 0 PB: 0 SB: 0 CS: 0	PA: 32
<b>PITCHER</b> <b>Mel Stottlemyre, R</b> (1, 1) ERA: 1.91	IP: 9.0 WLS: W BF: 32 H: 3 R: 1 ER: 0 SO: 8 BB: 2 IBB: 0 HBP: 0 BLK: 0 WP: 0 HR: 0 S: 46 P: 54 ERA: 0.00 WHIP: 0.556											<b>PITCHER</b> IP: WLS: BF: H: R: ER: SO: BB: IBB: HBP: BLK: WP: HR: S: P: ERA: WHIP:						

Chicago White Sox @ New York Yankees  
Yankee Stadium, Bronx, NY

Fri May 27 1966, 7:05 PM EDT  
Att. 14,240 - Unknown - 72 F

livebaseballscorecards.com

AB	30
R	1
H	3
RBI	0
BB	2
SO	8
LOB	6



Batter	1	2	3	4	5	6	7	8	9	AB	R	H	RBI	BB	SO	LOB
Roy White, S OBP: 0.342, SLG: 0.414 (1, 7)	0-0 E7 1B	0-0 4-3			0-0 1-3		0-0 F9	0-0 F7		5	1	1	0	0	0	3
Bobby Richardson, R OBP: 0.344, SLG: 0.365 (1, 4)	0-0 1B FC3-2-5-2	0-0 E5			0-0 FC3-6 1B		0-0 BB 1B			4	0	3	0	0	0	0
Mickey Mantle, S OBP: 0.374, SLG: 0.462 (1, 8)	0-0 FC6-4 FC3-2-5-2 1-3 1B	0-0 4-3			0-0 FC3-6 1-2f		4-0 BB 1-2 BB			3	0	1	1	1	0	2
Lou Clinton, R OBP: 0.311, SLG: 0.359 (8, 9)										0	0	0	0	0	0	0
Joe Papitone, L OBP: 0.247, SLG: 0.385 (1, 3)	0-0 FC3-2-5-2 FC6-4 1-2 3-H		4-0 BB BB BB	0-0 G1-6-3 BB	0-0 F7		0-0 F3			3	0	0	0	1	0	5
Tom Tresh, S OBP: 0.336, SLG: 0.276 (1, 5)	0-0 FC6-4 1-2f 2-3		0-0 G1-6-3	0-0 G1-6-3		0-0 6-3		0-0 HR		4	1	1	1	0	0	3
Roger Repoz, L OBP: 0.444, SLG: 0.594 (1, 9) (8, 8)	0-0 F8		0-0 F6		0-0 FC5-2 3B		0-0 1B 1B			4	0	2	0	0	0	2
Clete Boyer, R OBP: 0.201, SLG: 0.244 (1, 6)		0-0 E6 3B		0-0 5-3		0-0 FC5-2		0-0 F6		4	1	0	0	0	0	2
Elston Howard, R OBP: 0.276, SLG: 0.316 (1, 2)		0-0 E 3B		0-0 F2		0-3 K		0-0 1B		4	1	2	1	0	1	1
Mel Stottlemyre, R OBP: 0.192, SLG: 0.125 (1, 1)		0-3 K		0-0 6-3				0-3 K		4	0	0	0	0	2	3

Inning Stats	R: 1	H: 3	LOB: 2	K: 0	S: 6	R: 2	H: 1	LOB: 1	K: 1	S: 8	R: 0	H: 0	LOB: 0	K: 0	S: 2	R: 0	H: 1	LOB: 1	K: 0	S: 4	R: 0	H: 1	LOB: 1	K: 1	S: 6	R: 0	H: 1	LOB: 2	K: 0	S: 4	R: 1	H: 3	LOB: 2	K: 1	S: 8
	E: 1	BB: 0	P: 6	E: 2	BB: 0	S: 8	E: 2	BB: 1	P: 6	E: 0	BB: 0	S: 3	E: 0	BB: 0	P: 4	E: 0	BB: 1	P: 6	E: 0	BB: 1	P: 8	E: 0	BB: 1	P: 8	E: 0	BB: 1	P: 8	E: 0	BB: 1	P: 8	E: 0	BB: 1	P: 8		

PITCHER	IP	WLS	BF	H	R	ER	SO	BB	IBB	HBP	BLK	WP	HR	S	P	ERA	WHIP
Joe Horlen, R ERA: 2.82 (1, 1)	7.0	L	31	7	3	1	2	2	0	0	0	0	0	33	41	1.29	1.286
Bob Locker, R ERA: 1.8 (8, 1)	1.0		6	3	1	1	1	0	0	0	0	0	1	8	8	9.00	3.000

**BOTTOM**

**Chicago White Sox @ New York Yankees**  
 Yankee Stadium, Bronx, NY  
 Fri May 27 1966, 7:05 PM EDT  
 Att: 14,240 - Unknown - 72 F

AB	35
R	4
H	10
RBI	3
BB	2
SO	3
LOB	21



WP	PA	37
PB	0	
SB	2	
CS	0	

1B	7	SF	0
2B	0	SAC	0
3B	2	DP	1
HR	1	HBP	0



Batter	1	2	3	4	5	6	7	8	9	AB R H RBI BB SO LOB	TOP	
<b>Tommie Agee, R</b> (1, 8) OBP: 0.325, SLG: 0.376	0-0 BB 1B	0-0 F7		0-0 6-3						3 0 1 0 0 0 3	<b>Chicago White Sox @ New York Yankees</b> Yankee Stadium, Bronx, NY Sat May 28 1966, 7:05 PM EDT Att. 14,622 - Unknown - 74 F <a href="http://livebaseballscorecards.com">livebaseballscorecards.com</a>	
<b>Don Buford, S</b> (1, 5) OBP: 0.302, SLG: 0.308	4-0 FC4-6 BB 1-2		0-0 1B FC5-2-6 1B		0-0 6-3 SH2-4 1B					2 0 2 0 1 0 0		
<b>Floyd Robinson, L</b> (1, 9) OBP: 0.368, SLG: 0.442	0-0 F4		0-0 1-3 FC5-2-5 1B		0-0 SH2-4 1-2					2 0 1 0 0 0 1		
<b>Bill Skowron, R</b> (1, 3) OBP: 0.250, SLG: 0.303	0-0 FC4-6 1-2f		0-0 1-2 3-H FC5-2-5 G5-4-3 1B		0-0 6-3 2-3					3 0 0 0 0 0 4		
<b>Jerry McNertney, R</b> (1, 2) OBP: 0.417, SLG: 0.333		0-0 5-3	0-0 1-2f 3-H G5-4-3		0-0 5-3					3 0 0 0 0 0 3		
<b>Pete Ward, L</b> (1, 7) OBP: 0.253, SLG: 0.210		0-0 1B SH 1B		0-0 F5						2 1 1 0 0 0 0		
<b>Lee Elia, R</b> (1, 6) OBP: 0.333, SLG: 0.333		0-0 SH5-4 SH 1-3 1B		0-0 E6 1B						2 1 1 0 0 0 0		
<b>Al Weis, S</b> (1, 4) OBP: 0.267, SLG: 0.154		0-0 SH SH5-4 1-2 3-H		0-0 2-H 1B						1 0 1 2 0 0 0		
<b>Bruce Howard, S</b> (1, 1) OBP: 0.267, SLG: 0.154		0-0 SH5-4 1-2 2-3		0-0 F7						1 0 0 0 0 0 1		
<b>Inning Stats</b>	R: 0 E: 0 K: 0 S: 3 H: 1 LOB: 1 BB: 1 P: 7	R: 1 E: 0 K: 0 S: 6 H: 2 LOB: 2 BB: 0 P: 6	R: 0 E: 0 K: 0 S: 4 H: 2 LOB: 1 BB: 0 P: 4	R: 1 E: 1 K: 0 S: 5 H: 1 LOB: 1 BB: 0 P: 5	R: 0 E: 0 K: 0 S: 4 H: 1 LOB: 1 BB: 0 P: 4						1B: 7 2B: 0 3B: 0 HR: 0 SF: 0 SAC: 3 DP: 1 HBP: 0	WP: 0 PA: 23 PB: 0 SB: 0 CS: 0
<b>PITCHER</b> <b>Fritz Peterson, L</b> (1, 1) ERA: 3.78	IP: 5.0 WLS: 0 BF: 23 H: 7 R: 2 ER: 1 SO: 0 BB: 1 IBB: 0 HBP: 0 BLK: 0 WP: 0 HR: 0 S: 22 P: 26 ERA: 1.80 WHIP: 1.600					<b>PITCHER</b>	IP: 0 WLS: 0 BF: 0 H: 0 R: 0 ER: 0 SO: 0 BB: 0 IBB: 0 HBP: 0 BLK: 0 WP: 0 HR: 0 S: 0 P: 0 ERA: 0 WHIP: 0					

Batter	1	2	3	4	5	6	7	8	9	AB R H RBI BB SO LOB
--------	---	---	---	---	---	---	---	---	---	----------------------

Roy White, S OBP: 0.342, SLG: 0.435 (1, 7)	0-0 F8	0-0 HR		0-0 F8						3 1 1 1 0 0 1
Bobby Richardson, R OBP: 0.344, SLG: 0.364 (1, 4)	0-0 5-3	0-0 1B		0-0 FC5-4 1-2f						3 0 1 0 0 0 1
Mickey Mantle, S OBP: 0.373, SLG: 0.468 (1, 8)	0-0 WP 1B 2B	0-3 K			0-0 F7					3 1 1 0 0 1 1
Joe Pepitone, L OBP: 0.248, SLG: 0.379 (1, 3)	4-0 1B 2-3 BB BB		0-0 3-1		0-0 4-3					2 0 0 0 1 0 0
Tom Tresh, S OBP: 0.336, SLG: 0.271 (1, 5)	4-0 FC5 1-2 1B BB		0-0 L9		0-0 F6					2 0 0 0 1 0 0
Roger Repoz, L OBP: 0.474, SLG: 0.618 (1, 9)	0-0 1-2 2-3 3-H 1B		0-0 FC6-4 1B							2 0 2 1 0 0 0
Clete Boyer, R OBP: 0.199, SLG: 0.241 (1, 6)	0-0 FC5 2-3f		0-0 FC6-4 1-2f							2 0 0 0 0 0 4
Elston Howard, R OBP: 0.271, SLG: 0.309 (1, 2)		0-0 F8		0-0 F9						2 0 0 0 0 0 0
Fritz Peterson, S OBP: 0.250, SLG: 0.250 (1, 1)		0-0 5-3		0-0 FC5-4 1B						2 0 1 0 0 0 0

**BOTTOM**

**Chicago White Sox @ New York Yankees**  
 Yankee Stadium, Bronx, NY  
 Sat May 28 1966, 7:05 PM EDT  
 Att. 14,622 - Unknown - 74 F

AB	21
R	2
H	6
RBI	2
BB	2
SO	1
LOB	7



Inning Stats	R: 1	H: 2	E: 0	LOB: 3	K: 0	BB: 2	S: 5	P: 13	R: 1	H: 2	E: 0	LOB: 1	K: 1	BB: 0	S: 7	R: 0	H: 1	E: 0	LOB: 1	K: 0	BB: 0	S: 4	R: 0	H: 1	E: 0	LOB: 1	K: 0	BB: 0	S: 4	R: 0	H: 0	E: 0	LOB: 0	K: 0	BB: 0	S: 3	P: 3
--------------	------	------	------	--------	------	-------	------	-------	------	------	------	--------	------	-------	------	------	------	------	--------	------	-------	------	------	------	------	--------	------	-------	------	------	------	------	--------	------	-------	------	------

PITCHER	IP	WLS	BF	H	R	ER	SO	BB	IBB	HBP	BLK	WP	HR	S	P	ERA	WHIP
Bruce Howard, R ERA: 4.19 (1, 1)	5.0		23	6	2	2	1	2	0	0	0	1	1	23	31	3.60	1.600

PITCHER	IP	WLS	BF	H	R	ER	SO	BB	IBB	HBP	BLK	WP	HR	S	P	ERA	WHIP
---------	----	-----	----	---	---	----	----	----	-----	-----	-----	----	----	---	---	-----	------

livebaseballscores.com



Batter	1	2	3	4	5	6	7	8	9	AB R H RBI BB SO LOB	TOP
<b>Tommie Agee, R</b> (1, 8) OBP: 0.323, SLG: 0.372	0-0 CS 1B		0-0 F3		0-3 K		0-0 F3			4 0 1 0 0 1 2	<b>Chicago White Sox @ New York Yankees</b> Yankee Stadium, Bronx, NY Sun May 29 1966, 3:33 AM EDT Att. 32,989 - Unknown - 75 F
<b>Don Buford, S</b> (1, 5) OBP: 0.301, SLG: 0.320	0-0 G3 1-2		0-0 1B 3B		0-0 B1-3		0-0 F9			4 1 1 1 0 0 2	
<b>Tom McCraw, L</b> (1, 3) OBP: 0.286, SLG: 0.281	0-0 F7		0-0 1B		0-3 K			0-0 F7		4 0 1 1 0 1 0	
<b>Floyd Robinson, L</b> (1, 9) OBP: 0.364, SLG: 0.431		4-0 FC4 BB	0-0 F5		0-0 F8			0-0 6-3		3 0 0 0 1 0 1	
<b>Pete Ward, L</b> (1, 7) OBP: 0.258, SLG: 0.207 <b>Ken Berry, R</b> (4, PR) OBP: 0.213, SLG: 0.239 (4, 7)		0-0 F2		4-0 SH3 1B BB		0-0 E2		0-0 F9		1 0 0 0 1 0 1 2 0 0 0 0 0 0	
<b>John Romano, R</b> (1, 2) OBP: 0.430, SLG: 0.470		0-0 F6		0-0 SH3 1B		0-3 K			4-0 BB	3 0 1 0 1 1 2	
<b>Lee Elia, R</b> (1, 6) OBP: 0.167, SLG: 0.167		0-0 FC4 1-2		0-0 SH3 1-2 2-3		0-3 K			0-0 F1	3 0 0 0 0 1 3	
<b>Wayne Causey, L</b> (1, 4) OBP: 0.297, SLG: 0.235 <b>Al Weis, S</b> (6, 4) OBP: 0.273, SLG: 0.164			0-0 SH3-4 3B 1B		0-0 1-3		0-0 6-3 1B		0-3 K	2 1 1 0 0 0 3 2 0 1 0 0 1 1	
<b>Tommy John, R</b> (1, 1) OBP: 0.150, SLG: 0.300			0-0 SH3-4 1-2		0-3 K		0-0 6-3		0-3 K	3 0 0 0 0 2 5	
<b>Inning Stats</b>	R: 0 H: 1 E: 0 LOB: 0 K: 0 BB: 0 S: 3 P: 3	R: 0 H: 0 E: 0 LOB: 1 K: 0 BB: 1 S: 3 P: 7	R: 2 H: 3 E: 0 LOB: 1 K: 0 BB: 0 S: 6 P: 6	R: 0 H: 1 E: 0 LOB: 3 K: 1 BB: 1 S: 6 P: 10	R: 0 H: 0 E: 0 LOB: 0 K: 2 BB: 0 S: 7 P: 7	R: 0 H: 0 E: 1 LOB: 1 K: 2 BB: 0 S: 8 P: 8	R: 0 H: 1 E: 0 LOB: 1 K: 0 BB: 0 S: 4 P: 4	R: 0 H: 0 E: 0 LOB: 0 K: 0 BB: 0 S: 3 P: 3	R: 0 H: 0 E: 0 LOB: 1 K: 2 BB: 1 S: 7 P: 11	1B: 5 SF: 0 2B: 0 SAC: 2 3B: 1 DP: 0 HR: 0 HBP: 0	WP: 0 PA: 36 PB: 0 SB: 0 CS: 1
<b>PITCHER</b>	IP WLS BF H R ER SO BB IBB HBP BLK WP HR S P ERA WHIP										
<b>Bob Friend, R</b> (1, 1) ERA: 3.63	3.1 L 16 5 2 2 0 2 2 0 0 0 0 0 0 14 22 5.40 2.100										
<b>Steve Hamilton, L</b> (4, 1) ERA: 1.69	4.2 16 1 0 0 5 0 0 0 0 0 0 0 0 26 26 0.00 0.214										
<b>Hal Reniff, R</b> (9, 1) ERA: 2.93	1.0 4 0 0 0 0 2 1 0 0 0 0 0 0 7 11 0.00 1.000										

livebaseballscorecards.com

<b>AB</b>	31
<b>R</b>	2
<b>H</b>	6
<b>RBI</b>	2
<b>BB</b>	3
<b>SO</b>	7
<b>LOB</b>	20



Batter	1	2	3	4	5	6	7	8	9	AB	R	H	RBI	BB	SO	LOB
--------	---	---	---	---	---	---	---	---	---	----	---	---	-----	----	----	-----

Roy White, S OBP: 0.333, SLG: 0.422 (1, 7)	0-0 F9		0-3 K			0-0 F7			0-3 K	4	0	0	0	0	2	0
Bobby Richardson, R OBP: 0.335, SLG: 0.355 (1, 4)	0-0 5-3		0-3 K			0-0 5-3			0-0 6-3	4	0	0	0	0	1	0
Mickey Mantle, S OBP: 0.368, SLG: 0.459 (1, 8)	0-0 6-3					0-0 L7 FC5-4 1B			0-0 F8	4	0	1	0	0	0	0
Joe Pepitone, L OBP: 0.250, SLG: 0.378 (1, 3)		0-0 4-3				0-0 F8			0-0 K2-4-2 1B	3	0	1	0	0	0	1
Tom Tresh, S OBP: 0.329, SLG: 0.264 (1, 5)		0-0 F9				0-0 FC5-4 FC4-6 1-2f			0-3 K	3	0	0	0	0	1	2
Elston Howard, R OBP: 0.273, SLG: 0.310 (1, 2)		0-0 E 1B				0-0 FC4-6 1-2f			0-3 K2-4-2 1-2f	3	0	1	0	0	1	2
Clete Boyer, R OBP: 0.194, SLG: 0.235 (1, 6)		0-0 E6 1-2				0-0 L7			0-0 L8	3	0	0	0	0	0	1
Lou Clinton, R OBP: 0.292, SLG: 0.333 (1, 9)		0-0 4-3				0-3 K			0-0 F8	3	0	0	0	0	1	2
Bob Friend, R (1, 1)			0-0 F7			0-0 1-3			0-0 5-3	1	0	0	0	0	0	0
Steve Hamilton, L (4, 1)										1	0	0	0	0	0	0
Hector Lopez, R (8, PH)										1	0	0	0	0	0	0
Hal Reniff, R (9, 1)										0	0	0	0	0	0	0

Inning Stats	R: 0	H: 0	R: 0	H: 1	R: 0	H: 0	R: 0	H: 1	R: 0	H: 0	R: 0	H: 1	R: 0	H: 0	R: 0	H: 0	R: 0	H: 0	R: 0	H: 0	R: 0	H: 0	1B: 3	SF: 0	WP: 0	PA: 30	
E: 0	LOB: 0	E: 1	LOB: 2	E: 0	LOB: 0	E: 0	LOB: 1	E: 0	LOB: 0	E: 0	LOB: 0	E: 0	LOB: 1	E: 0	LOB: 0	E: 0	LOB: 0	E: 0	LOB: 0	E: 0	LOB: 0	E: 0	LOB: 0	2B: 1	SAC: 0	PB: 0	
K: 0	BB: 0	K: 0	BB: 0	K: 2	BB: 0	K: 0	BB: 0	K: 1	BB: 0	K: 0	BB: 0	K: 2	BB: 0	K: 0	BB: 0	K: 1	BB: 0	K: 0	BB: 0	K: 0	BB: 0	K: 0	BB: 0	3B: 0	DP: 1	SB: 0	
S: 3	P: 3	S: 5	P: 5	S: 7	P: 7	S: 4	P: 4	S: 5	P: 5	S: 3	P: 3	S: 7	P: 7	S: 3	P: 3	S: 5	P: 5	S: 3	P: 3	S: 5	P: 5	S: 3	P: 3	HR: 0	HBP: 0	CS: 0	

PITCHER	IP	WLS	BF	H	R	ER	SO	BB	IBB	HBP	BLK	WP	HR	S	P	ERA	WHIP
Tommy John, L (1, 1)	9.0	W	30	3	0	0	6	0	0	0	0	0	0	42	42	0.00	0.333

**BOTTOM**

**Chicago White Sox @ New York Yankees**  
 Yankee Stadium, Bronx, NY  
 Sun May 29 1966, 3:33 AM EDT  
 Att: 32,989 - Unknown - 75 F

AB	30
R	0
H	3
RBI	0
BB	0
SO	6
LOB	8



WP	PA	ERA	WHIP
0	30		



Batter	1	2	3	4	5	6	7	8	9	AB R H RBI BB SO LOB	TOP
Rico Petrocelli, R OBP: 0.302, SLG: 0.433 (1, 6) X	0-0 FC4-6 1B	0-0 FC4 1-2f			0-3 K			0-0 F8		4 0 1 0 0 1 3	<b>Boston Red Sox @ Chicago White Sox</b> Comiskey Park, Chicago, IL Mon May 30 1966, 4:33 AM EDT Unknown
Jim Gosger, L OBP: 0.330, SLG: 0.349 (1, 8) X	0-0 FC4-6 BB 1-2f		0-0 1-3		0-0 4-3			0-0 F8		4 0 0 0 0 0 2	
Carl Yastrzemski, L OBP: 0.366, SLG: 0.491 (1, 7) X	0-0 F8		0-0 F7				0-0 4-3	0-0 F9		4 0 0 0 0 0 1	
George Scott, R OBP: 0.351, SLG: 0.577 (1, 3) B B B	4-0 1-2 BB		0-0 6-3		0-3 K			0-0 6-3		3 0 0 0 1 1 0	
Tony Conigliaro, R OBP: 0.265, SLG: 0.404 (1, 9) X	0-0 F2			0-3 K		0-0 2B		0-0 E5		4 0 1 0 0 1 2	
Dalton Jones, L OBP: 0.333, SLG: 0.440 (1, 4) X		0-0 6-3		0-0 F9		0-0 F5		0-0 4-3		4 0 0 0 0 0 2	
Joe Foy, R OBP: 0.364, SLG: 0.365 (1, 5) X		0-0 1B 1B		0-3 K		0-3 K		0-0 F5		4 0 1 0 0 2 1	
Mike Ryan, R OBP: 0.236, SLG: 0.271 (1, 2) X		0-0 FC4 1B			0-0 1B		0-0 5-3			3 0 2 0 0 0 0	
Earl Wilson, R OBP: 0.387, SLG: 0.538 (1, 1) X		0-0 F5			0-3 K		0-0 5-3			3 0 0 0 0 1 3	
<b>Inning Stats</b>	R: 0 H: 1 E: 0 LOB: 2 K: 0 BB: 1 S: 4 P: 8	R: 0 H: 2 E: 0 LOB: 2 K: 0 BB: 0 S: 5 P: 5	R: 0 H: 0 E: 0 LOB: 0 K: 0 BB: 0 S: 3 P: 3	R: 0 H: 0 E: 0 LOB: 0 K: 2 BB: 0 S: 7 P: 7	R: 0 H: 1 E: 0 LOB: 1 K: 2 BB: 0 S: 8 P: 8	R: 0 H: 1 E: 0 LOB: 1 K: 1 BB: 0 S: 6 P: 6	R: 0 H: 0 E: 0 LOB: 0 K: 1 BB: 0 S: 5 P: 5	R: 0 H: 0 E: 1 LOB: 1 K: 0 BB: 0 S: 4 P: 4	R: 0 H: 0 E: 1 LOB: 1 K: 0 BB: 0 S: 4 P: 4	1B: 4 SF: 0 2B: 1 SAC: 0 3B: 0 DP: 0 HR: 0 HBP: 0	WP: 0 PA: 34 PB: 0 SB: 0 CS: 0
<b>PITCHER</b> John Buzhardt, R (1, 1) ERA: 2.4	IP WLS BF H R ER SO BB IBB HBP BLK WP HR S P ERA WHIP										
	9.0 W 34 5 0 0 6 1 0 0 0 0 0 0 45 49 0.00 0.667										

livebaseballscorecards.com

<b>AB</b>	33
<b>R</b>	0
<b>H</b>	5
<b>RBI</b>	0
<b>BB</b>	1
<b>SO</b>	6
<b>LOB</b>	14



Batter	1	2	3	4	5	6	7	8	9
<b>Tommie Agee, R</b> OBP: 0.315, SLG: 0.362 (1, 8) SS	0-3 K			x 0-0 6-3		x 0-0 5-3		x 0-0 F8	
<b>Don Buford, S</b> OBP: 0.294, SLG: 0.312 (1, 5) X	0-0 4-3			x 0-0 F6		x 0-0 F7		SSS 0-3 K	
<b>Tom McCraw, L</b> OBP: 0.294, SLG: 0.283 (1, 7) (8, 3) X	0-0 4-3			x 0-0 G3		BBB 4-0 1B BB		x 0-0 1B 1B	
<b>Floyd Robinson, L</b> OBP: 0.375, SLG: 0.441 (1, 9) X		x 0-0 G6-4-3 1B		x 0-0 4-3		x 0-0 4-3		x 0-0 1-3 1B 1B	
<b>John Romano, R</b> OBP: 0.427, SLG: 0.456 (1, 2) <b>Ken Berry, R</b> OBP: 0.229, SLG: 0.255 (7, PR) (8, 7) X		x 0-0 L3		x 0-0 5-3		1-3 1B IBB		x 0-0 1-2 1B	
<b>Bill Skowron, R</b> OBP: 0.263, SLG: 0.315 (1, 3) <b>Al Weis, S</b> OBP: 0.269, SLG: 0.162 (7, PR) (8, 4) X		x 0-0 G6-4-3 1-2f		x 0-0 FC5-4 1B		x 0-0 1-3 2-H 1B		x 0-0 1-2 2-3 1B	
<b>Lee Elia, R</b> OBP: 0.111, SLG: 0.111 (1, 6) X			x 0-0 F5		x 0-0 FC5-4 1-2f		x 0-0 E5		
<b>Wayne Causey, L</b> OBP: 0.290, SLG: 0.229 (1, 4) <b>Smoky Burgess, L</b> OBP: 0.250, SLG: 0.167 (7, PH) <b>J.C. Martin, L</b> OBP: 0.327, SLG: 0.340 (8, 2) X			x 0-0 G3		x 0-0 F6		x 0-0 F3		
<b>John Buzhardt, R</b> (1, 1) SS			x 0-3 K		SSS 4-0 5-3 BB		SSS 0-3 K		

AB	R	H	RBI	BB	SO	LOB
4	0	0	0	0	1	1
4	0	0	0	0	1	1
3	0	1	0	1	0	0
4	1	3	0	0	0	0
2	0	0	0	1	0	1
1	0	1	0	0	0	0
3	0	2	1	0	0	1
1	0	0	0	0	0	3
3	0	0	0	0	0	4
2	0	0	0	0	0	0
1	0	0	0	0	0	3
0	0	0	0	0	0	0
2	0	0	0	1	2	3
1B: 7	SF: 0	2B: 0	SAC: 0	3B: 0	DP: 1	HR: 0
BB: 3	HBP: 0	SO: 4	CS: 0			

**BOTTOM**

**Boston Red Sox @ Chicago White Sox**  
Comiskey Park, Chicago, IL  
Mon May 30 1966, 4:33 AM EDT  
Unknown

<b>AB</b>	<b>30</b>
<b>R</b>	<b>1</b>
<b>H</b>	<b>7</b>
<b>RBI</b>	<b>1</b>
<b>BB</b>	<b>3</b>
<b>SO</b>	<b>4</b>
<b>LOB</b>	<b>17</b>



Inning Stats	R: 0	H: 0	E: 0	K: 1	S: 5	H: 0	LOB: 0	BB: 0	P: 5	R: 0	H: 1	E: 0	K: 0	S: 3	H: 0	LOB: 0	BB: 0	P: 3	R: 0	H: 0	E: 0	K: 0	S: 3	R: 0	H: 1	E: 0	K: 0	S: 4	R: 0	H: 0	E: 0	K: 0	S: 3	R: 1	H: 2	E: 1	K: 1	S: 7	R: 0	H: 3	E: 0	K: 1	S: 8
<b>PITCHER</b> <b>Earl Wilson, R</b> ERA: 3.36 (1, 1)	IP: 8.0	WLS: L	BF: 33	H: 7	R: 1	ER: 1	SO: 4	BB: 2	IBB: 1	HBP: 0	BLK: 0	WP: 0	HR: 0	S: 38	P: 50	ERA: 1.12	WHIP: 1.125																										
<b>PITCHER</b>	IP	WLS	BF	H	R	ER	SO	BB	IBB	HBP	BLK	WP	HR	S	P	ERA	WHIP																										

WP	HR	S	P	ERA	WHIP
0	0	1	33	1.12	1.125



Batter	1	2	3	4	5	6	7	8	9	AB R H RBI BB SO LOB	TOP	
Rico Petrocelli, R (1, 6) OBP: 0.298, SLG: 0.428 George Smith, R (6, 6) OBP: 0.247, SLG: 0.265	0-3 K			0-0 5-3			0-0 E6 BB HBP		0-0 F7	2 0 0 0 0 1 0 2 0 0 0 0 0 0	<b>Boston Red Sox @ Chicago White Sox</b> Comiskey Park, Chicago, IL Mon May 30 1966, 4:38 AM EDT Att: 19,445 - Unknown	
Lenny Green, L (1, 8) OBP: 0.325, SLG: 0.303	0-0 6-3			0-0 4-3			0-0 F8		0-0 F6	4 0 0 0 0 0 1		
Tony Conigliaro, R (1, 9) OBP: 0.259, SLG: 0.394	0-3 K			0-0 F1			0-3 K		0-3 K	4 0 0 0 0 3 1		
George Scott, R (1, 3) OBP: 0.350, SLG: 0.570			0-0 F8			0-0 F8	1-0 HBP			2 0 0 0 0 0 0		
Carl Yastrzemski, L (1, 7) OBP: 0.366, SLG: 0.485			0-0 F8			0-0 G3	4-0 BB			2 0 0 0 1 0 0		
Dalton Jones, L (1, 4) OBP: 0.322, SLG: 0.423			0-3 K			0-0 F8	1-2 2-3 BB			3 0 0 0 0 1 3		
Joe Foy, R (1, 5) OBP: 0.371, SLG: 0.368			4-0 BB	4-0 G5-4-3 BB		0-0 4-3		0-0 G5-4-3 1B		2 0 1 0 1 0 0		
Bob Tillman, R (1, 2) OBP: 0.286, SLG: 0.282			0-0 F8			0-3 K2-3		0-0 G5-4-3 1-2f		3 0 0 0 0 1 2		
Jose Santiago, R (1, 1) OBP: 0.063, SLG: 0.063 Darrell Brandon, R (2, 1) Ken Sanders, R (4, 1) Joe Christopher, R (6, PH) Dave Morehead, R (6, 1) OBP: 0.667, SLG: 0.667			0-0 G5-4-3 1-2f			0-0 F9		0-0 6-3		0 0 0 0 0 0 0 1 0 0 0 0 0 1 0 0 0 0 0 0 0 1 0 0 0 0 0 0 1 0 0 0 0 0 0		
<b>Inning Stats</b>	R: 0 E: 0 K: 2 S: 7 H: 0 LOB: 0 BB: 0 P: 7	R: 0 E: 0 K: 1 S: 5 H: 0 LOB: 0 BB: 0 P: 5	R: 0 E: 0 K: 0 S: 2 H: 0 LOB: 0 BB: 1 P: 6	R: 0 E: 0 K: 0 S: 3 H: 0 LOB: 0 BB: 0 P: 3	R: 0 E: 0 K: 0 S: 3 H: 0 LOB: 0 BB: 0 P: 3	R: 0 E: 0 K: 1 S: 5 H: 0 LOB: 0 BB: 0 P: 5	R: 0 E: 1 K: 1 S: 6 H: 0 LOB: 3 BB: 1 P: 11	R: 0 E: 0 K: 0 S: 3 H: 1 LOB: 0 BB: 0 P: 3	R: 0 E: 0 K: 1 S: 5 H: 0 LOB: 0 BB: 0 P: 5	1B: 1 SF: 0 2B: 0 SAC: 0 3B: 0 DP: 2 HR: 0 HBP: 1		WP: 0 PA: 30 PB: 0 SB: 0 CS: 0
<b>PITCHER</b> Jack Lamabe, R (1, 1) ERA: 3.33	IP WLS BF H R ER SO BB IBB HBP BLK WP HR S P ERA WHIP											<b>PITCHER</b> IP WLS BF H R ER SO BB IBB HBP BLK WP HR S P ERA WHIP

<b>AB</b>	27
<b>R</b>	0
<b>H</b>	1
<b>RBI</b>	0
<b>BB</b>	2
<b>SO</b>	6
<b>LOB</b>	8



WP: 0	PA: 30
PB: 0	
SB: 0	
CS: 0	

livebaseballscorecards.com

Batter	1	2	3	4	5	6	7	8	9
<b>Tommie Agee, R</b> OBP: 0.329, SLG: 0.382 (1, 8)	4-0 2B 4-3 BB	0-0 1B 1B		0-0 E5 S 1B	0-0 FC4-2 3B			4-0 S 1B WP BB	
<b>Don Buford, S</b> OBP: 0.309, SLG: 0.329 (1, 5)	0-0 4-3 1-3 SF9 2B	0-0 1B S 1B		4-0 1B S FC BB	0-0 FC4-2 2B			0-0 S WP 1B	
<b>Tom McCraw, L</b> OBP: 0.308, SLG: 0.309 (1, 7) (5, 3)	0-0 4-3	0-0 S 1B		0-0 FC 1B 1B	0-0 1-H 2B			0-0 F4 1-H 2-H	
<b>Floyd Robinson, L</b> OBP: 0.369, SLG: 0.431 (1, 9)	0-0 SF9	4-0 1-2 BB		0-0 FC 1B 1B		0-0 F8		0-0 F2	
<b>Bill Skowron, R</b> OBP: 0.275, SLG: 0.326 (1, 3)	0-0 1B	0-0 L1		0-0 1-2 3-H 1B 1B		0-0 F1		0-0 G3	
<b>Ken Berry, R</b> OBP: 0.220, SLG: 0.245 (4, PR) (5, 7)									
<b>J.C. Martin, L</b> OBP: 0.304, SLG: 0.314 (1, 2)	0-0 F7		0-0 1-3	0-3 K		0-3 K			
<b>Lee Elia, R</b> OBP: 0.231, SLG: 0.167 (1, 6)		0-3 K	1-0 H	0-0 HBP 1B	0-0 G4-6-3 1B			0-0 4-3	
<b>Wayne Causey, L</b> OBP: 0.292, SLG: 0.233 (1, 4)		0-0 SH2-4 1B	0-0 6-3	0-0 6-3	0-0 G4-6-3			0-0 F9	
<b>Al Weis, S</b> OBP: 0.266, SLG: 0.159 (6, 4)			0-0 6-3	0-0 6-3					
<b>Jack Lamabe, R</b> (1, 1)		0-0 SH2-4	0-3 K		0-0 6-3			0-0 F8	

Inning Stats	R: 2	H: 2	E: 0	K: 5	LOB: 1	BB: 1	P: 9	R: 3	H: 4	E: 0	K: 1	S: 9	LOB: 2	BB: 1	P: 13	R: 0	H: 0	E: 0	K: 1	S: 5	LOB: 1	BB: 0	P: 6	R: 4	H: 3	E: 1	K: 1	S: 9	LOB: 2	BB: 1	P: 13	R: 0	H: 2	E: 0	K: 0	S: 4	LOB: 0	BB: 0	P: 4	R: 0	H: 0	E: 0	K: 1	S: 5	LOB: 0	BB: 0	P: 5	R: 0	H: 0	E: 0	K: 0	S: 3	LOB: 0	BB: 0	P: 3	R: 2	H: 1	E: 0	K: 0	S: 4	LOB: 0	BB: 1	P: 8
--------------	------	------	------	------	--------	-------	------	------	------	------	------	------	--------	-------	-------	------	------	------	------	------	--------	-------	------	------	------	------	------	------	--------	-------	-------	------	------	------	------	------	--------	-------	------	------	------	------	------	------	--------	-------	------	------	------	------	------	------	--------	-------	------	------	------	------	------	------	--------	-------	------

AB	R	H	RBI	BB	SO	LOB
3	4	2	1	2	0	0
4	4	3	1	1	0	1
5	1	3	2	0	0	1
3	1	0	2	1	0	1
3	0	2	1	0	0	2
2	0	0	0	0	0	0
4	0	0	0	0	2	3
3	0	1	1	0	1	0
3	1	1	0	0	0	3
1	0	0	0	0	0	0
3	0	0	0	0	1	1

**BOTTOM**

**Boston Red Sox @ Chicago White Sox**  
Comiskey Park, Chicago, IL

Mon May 30 1966, 4:38 AM EDT  
Att. 19,445 - Unknown

<b>AB</b>	<b>34</b>
<b>R</b>	<b>11</b>
<b>H</b>	<b>12</b>
<b>RBI</b>	<b>8</b>
<b>BB</b>	<b>4</b>
<b>SO</b>	<b>4</b>
<b>LOB</b>	<b>12</b>



1B: 9	SF: 1	WP: 2	PA: 41
2B: 2	SAC: 1	PB: 0	
3B: 1	DP: 1	SB: 6	
HR: 0	HBP: 1	CS: 0	

PITCHER	IP	WLS	BF	H	R	ER	SO	BB	IBB	HBP	BLK	WP	HR	S	P	ERA	WHIP
<b>Jose Santiago, R</b> ERA: 3.14 (1, 1)	1.2	L	12	6	5	5	1	1	0	0	0	0	0	13	17	27.00	4.200
<b>Darrell Brandon, R</b> ERA: 5.4 (2, 1)	1.2		13	3	4	3	2	2	0	1	0	0	0	14	23	16.20	3.000
<b>Ken Sanders, R</b> ERA: 2.7 (4, 1)	1.2		5	2	0	0	0	0	0	0	0	0	0	5	5	0.00	1.200
<b>Dave Morehead, R</b> ERA: 4.91 (6, 1)	3.0		11	1	2	2	1	1	0	0	0	1	0	12	16	6.00	0.667



Batter	1	2	3	4	5	6	7	8	9	AB R H RBI BB SO LOB	TOP		
Lenny Green, L (1, 8) OBP: 0.321, SLG: 0.300	0-0 4-3		0-0 G3			0-0 1B		0-3 K		4 0 1 0 0 1 1	<b>Boston Red Sox @ Chicago White Sox</b> Comiskey Park, Chicago, IL Tue May 31 1966, 4:33 AM EDT Att. 1,881 - Unknown		
Joe Foy, R (1, 5) OBP: 0.361, SLG: 0.355	0-0 F8		0-0 6-3			0-3 K		0-0 E5	4 0 0 0 0 1 2				
Carl Yastrzemski, L (1, 7) OBP: 0.358, SLG: 0.473	0-3 K			0-0 4-3		0-0 F8		0-0 4-3	4 0 0 0 0 1 1				
George Scott, R (1, 3) OBP: 0.348, SLG: 0.574		0-3 K		0-0 1-3		0-3 K		0-0 3B	4 0 1 0 0 2 0				
Tony Conigliaro, R (1, 9) OBP: 0.264, SLG: 0.415		0-0 HR		0-3 K		0-0 FC6-4 1B		0-0 1-3	4 1 2 1 0 1 1				
Dalton Jones, L (1, 4) OBP: 0.312, SLG: 0.407		0-0 F7		0-0 4-3		0-0 F7			3 0 0 0 0 0 1				
Mike Ryan, R (1, 2) OBP: 0.228, SLG: 0.261		0-0 5-3		0-3 K		0-0 FC6-4 1-2f			3 0 0 0 0 1 1				
George Smith, R (1, 6) OBP: 0.239, SLG: 0.256			0-0 E6 SH3 S		0-3 K		0-0 5-3		3 0 0 0 0 1 0				
Dick Stigman, R (1, 1) OBP: 0.083, SLG: 0.083			0-0 SH3 1-3		0-0 1-3		0-0 1-3		2 0 0 0 0 0 0				
<b>Inning Stats</b>	R: 0 H: 0 E: 0 LOB: 0 K: 1 BB: 0 S: 5 P: 5	R: 1 H: 1 E: 0 LOB: 0 K: 1 BB: 0 S: 6 P: 6	R: 0 H: 0 E: 1 LOB: 1 K: 0 BB: 0 S: 4 P: 4	R: 0 H: 0 E: 0 LOB: 0 K: 1 BB: 0 S: 5 P: 5	R: 0 H: 0 E: 0 LOB: 0 K: 2 BB: 0 S: 7 P: 7	R: 0 H: 1 E: 0 LOB: 1 K: 1 BB: 0 S: 6 P: 6	R: 0 H: 1 E: 0 LOB: 1 K: 1 BB: 0 S: 6 P: 6	R: 0 H: 0 E: 0 LOB: 0 K: 1 BB: 0 S: 5 P: 5	R: 0 H: 1 E: 1 LOB: 1 K: 0 BB: 0 S: 4 P: 4	1B: 2 SF: 0 2B: 0 SAC: 1 3B: 1 DP: 0 HR: 1 HBP: 0	WP: 0 PA: 32 PB: 0 SB: 1 CS: 0		
<b>PITCHER</b>	IP WLS BF H R ER SO BB IBB HBP BLK WP HR S P ERA WHIP											<b>PITCHER</b>	IP WLS BF H R ER SO BB IBB HBP BLK WP HR S P ERA WHIP
Joe Horlen, R (1, 1) ERA: 2.64	7.0 L 25 3 1 1 7 0 0 0 0 0 0 1 39 39 1.29 0.429												
Bob Locker, R (8, 1) ERA: 1.7	2.0 7 1 0 0 1 0 0 0 0 0 0 0 9 9 0.00 0.500												

livebaseballscorecards.com

<b>AB</b>	31
<b>R</b>	1
<b>H</b>	4
<b>RBI</b>	1
<b>BB</b>	0
<b>SO</b>	8
<b>LOB</b>	7



Batter	1	2	3	4	5	6	7	8	9	AB	R	H	RBI	BB	SO	LOB
<b>Al Weis, S</b> (1, 4) OBP: 0.253, SLG: 0.151	0-0 L5		0-0 F9		0-0 6-3			0-3 K		4	0	0	0	0	1	2
<b>Don Buford, S</b> (1, 5) OBP: 0.302, SLG: 0.321	0-0 F4		0-3 K			0-3 K		0-0 F7		4	0	0	0	0	2	1
<b>Tommie Agee, R</b> (1, 8) OBP: 0.328, SLG: 0.385	0-0 5-3			0-3 K		0-0 CS 2B		0-0 4-3		4	0	1	0	0	1	0
<b>John Romano, R</b> (1, 2) OBP: 0.452, SLG: 0.479 <b>Tom McCraw, L</b> (9, PR) OBP: 0.308, SLG: 0.309		0-0 FC3-6 1B		0-0 FC4-6 1B		4-0 BB		0-0 FC1-4 1B		3	0	3	0	1	0	0
<b>Bill Skowron, R</b> (1, 3) OBP: 0.264, SLG: 0.313 <b>Wayne Causey, L</b> (9, PR) OBP: 0.292, SLG: 0.233		0-0 FC3-6 L6-4 BB 1-2f		0-0 FC4-6 1-2f		0-0 4-3		0-0 FC1-4 1B 1-2f		4	0	0	0	0	0	4
<b>Floyd Robinson, L</b> (1, 9) OBP: 0.366, SLG: 0.421		4-0 BB 1-2		0-3 K		0-0 F5		0-0 F5		3	0	0	0	1	1	2
<b>Lee Elia, R</b> (1, 6) OBP: 0.235, SLG: 0.188		0-0 L6-4 2-3		0-0 F7		0-3 K		0-0 FC6-4 1B 1-2		4	0	1	0	0	1	2
<b>Ken Berry, R</b> (1, 7) OBP: 0.241, SLG: 0.250			0-3 K		4-0 BB		0-0 1B		0-0 FC6-4 1-2f	3	0	1	0	1	1	2
<b>Joe Horten, R</b> (1, 1) OBP: 0.111, SLG: 0.059 <b>Jerry McNertney, R</b> (7, PH) OBP: 0.400, SLG: 0.318 <b>Bob Locker, S</b> (8, 1) OBP: 0.333, SLG: 0.200			0-0 1B		0-3 K		0-0 F8			2	0	1	0	0	1	1
										1	0	0	0	0	0	1
										0	0	0	0	0	0	0

Inning Stats	R: 0	H: 0	E: 0	K: 0	S: 3	R: 0	H: 1	E: 0	K: 0	S: 3	R: 0	H: 1	E: 0	K: 2	S: 8	R: 0	H: 1	E: 0	K: 2	S: 8	R: 0	H: 0	E: 0	K: 1	S: 5	R: 0	H: 1	E: 0	K: 1	S: 5	R: 0	H: 0	E: 0	K: 1	S: 5	R: 0	H: 2	E: 0	K: 0	S: 5	R: 0	H: 0	E: 0	K: 1	S: 5	R: 0	H: 2	E: 0	K: 0	S: 5	1B: 6	SF: 0	2B: 2	SAC: 0	3B: 0	DP: 1	HR: 0	HBP: 0	WP: 0	PA: 35
<b>PITCHER</b> <b>Dick Stigman, L</b> (1, 1) ERA: 3.32	IP	WLS	BF	H	R	ER	SO	BB	IBB	HBP	BLK	WP	HR	S	P	ERA	WHIP																		IP	WLS	BF	H	R	ER	SO	BB	IBB	HBP	BLK	WP	HR	S	P	ERA	WHIP									
	9.0	W	35	7	0	0	8	3	0	0	0	0	0	48	60	0.00	1.111																		9.0	W	35	7	0	0	8	3	0	0	0	0	0	0	0	0	0	0	0.00	1.111						

**BOTTOM**

**Boston Red Sox @ Chicago White Sox**  
Comiskey Park, Chicago, IL

Tue May 31 1966, 4:33 AM EDT  
Att. 1,881 - Unknown

<b>AB</b>	<b>32</b>
<b>R</b>	<b>0</b>
<b>H</b>	<b>7</b>
<b>RBI</b>	<b>0</b>
<b>BB</b>	<b>3</b>
<b>SO</b>	<b>8</b>
<b>LOB</b>	<b>15</b>



livebaseballscorecards.com






Batter	1	2	3	4	5	6	7	8	9	AB	R	H	RBI	BB	SO	LOB
<b>Ken Berry, R</b> OBP: 0.259, SLG: 0.268 (1, 7) (8, 8)	0-0 FC4 1B		0-0 E5 1B	0-0 SH2-3			0-0 E2 WP 1B	0-0 1-3		4	2	2	0	0	0	0
<b>Don Buford, S</b> OBP: 0.301, SLG: 0.315 (1, 5) (8, 7)	0-0 FC4 1-2f FC5-4		0-0 L7	0-0 4-3			4-0 FC5-4 BB			3	0	0	0	1	0	3
<b>Tommie Agee, R</b> OBP: 0.331, SLG: 0.384 <b>Gene Freese, R</b> OBP: 0.313, SLG: 0.392 (1, 8) (8, 5)	0-0 FC5-4 1-2f S		0-0 1B 1B		4-0 G6-3 BB		0-0 FC5-4 1B E			3	3	1	0	1	0	2
<b>John Romano, R</b> OBP: 0.454, SLG: 0.473 <b>Tom McCraw, L</b> OBP: 0.308, SLG: 0.309 (1, 2) (7, PR) (8, 3)	4-0 1-2 BB		0-0 L9		0-3 K		0-0 E S 4-3 1B			3	0	1	0	1	1	3
<b>Bill Skowron, R</b> OBP: 0.284, SLG: 0.311 <b>Joe Horlen, R</b> OBP: 0.111, SLG: 0.059 <b>J.C. Martin, L</b> OBP: 0.304, SLG: 0.314 (1, 3) (7, PR) (8, 2)	0-0 4-3		0-0 1B 1B		0-0 G6-3		0-0 E3 4-3			4	0	1	3	0	0	3
<b>Floyd Robinson, L</b> OBP: 0.369, SLG: 0.423 (1, 9)		0-0 E1 1B	0-0 1B 1B		0-0 5-3		0-0 4-3			4	0	2	2	0	0	1
<b>Lee Elia, R</b> OBP: 0.190, SLG: 0.150 (1, 6)		0-0 L8	0-0 F8			0-0 5-3	0-0 F6			4	0	0	0	0	0	5
<b>Wayne Causey, L</b> OBP: 0.283, SLG: 0.225 <b>Al Weis, S</b> OBP: 0.250, SLG: 0.149 (1, 4) (7, 4)		0-0 6-3		0-0 1-3		0-0 F7		0-0 L6		3	0	0	0	0	0	1
<b>Juan Pizarro, L</b> OBP: 0.200, SLG: 0.111 <b>Eddie Fisher, R</b> (1, 1) (9, 1)		0-0 F9		0-0 SH2-3 1B		0-0 4-3		0-0 G3		4	0	1	0	0	0	1

Inning Stats	R: 0	H: 1	E: 0	LOB: 2	K: 0	P: 8	R: 0	H: 1	E: 1	LOB: 1	K: 0	P: 4	R: 2	H: 3	E: 1	LOB: 2	K: 0	P: 7	R: 0	H: 1	E: 0	LOB: 1	K: 0	P: 4	R: 1	H: 0	E: 0	LOB: 0	K: 1	P: 9	R: 0	H: 0	E: 0	LOB: 0	K: 0	P: 3	R: 3	H: 2	E: 2	LOB: 2	K: 0	P: 10	R: 0	H: 0	E: 0	LOB: 0	K: 0	P: 3	
<b>Fritz Peterson, L</b> ERA: 3.83 (1, 1)	6.1	WLS	BF	H	R	ER	SO	BB	IBB	HBP	BLK	WP	HR	S	P	ERA	WHIP																																
<b>Hal Reniff, R</b> ERA: 2.25 (7, 1)	0.2		3	0	0	0	0	0	0	0	0	0	0	0	3	3	0.00	0.000																															
<b>Dooley Womack, R</b> ERA: 4.4 (8, 1)	1.0		3	0	0	0	0	0	0	0	0	0	0	0	3	3	0.00	0.000																															

**NEW YORK YANKEES @ CHICAGO WHITE SOX**  
Comiskey Park, Chicago, IL  
Wed Jun 01 1966, 8:05 PM EDT  
Att: 21,637 - Unknown - 50 F

<b>AB</b>	<b>33</b>
<b>R</b>	<b>6</b>
<b>H</b>	<b>8</b>
<b>RBI</b>	<b>5</b>
<b>BB</b>	<b>3</b>
<b>SO</b>	<b>1</b>
<b>LOB</b>	<b>19</b>

**WP: 1**   **PA: 37**  
**PB: 0**   **SB: 3**  
**CS: 0**



livebaseballscorecards.com



Batter	1	2	3	4	5	6	7	8	9	AB R H RBI BB SO LOB	TOP											
Roy White, S OBP: 0.320, SLG: 0.406 (1, 7)	0-0 5-3		0-0 1-3	4-0 2B BB		0-3 K			0-0 F9	4 1 0 0 1 1 1												
Bobby Richardson, R OBP: 0.324, SLG: 0.352 (1, 4)	0-3 K		0-0 6-3	0-0 1B 2B 1-H 2-H 3-H			0-0 F7		0-0 G5-4-3 1-2f	5 0 1 3 0 1 1												
Mickey Mantle, S OBP: 0.358, SLG: 0.470 Lou Clinton, R OBP: 0.288, SLG: 0.326 (1, 8) (8, 9)	0-0 F9		0-0	4-0 1B IBB			0-3 K			3 0 1 0 1 1 0 0 0 0 0 0 0 0												
Joe Pepitone, L OBP: 0.244, SLG: 0.357 (1, 3)		0-0 1-3	0-0 F6	0-0 1B 1-2 2-H			0-0 F9			4 0 1 0 0 0 1												
Tom Tresh, S OBP: 0.325, SLG: 0.248 (1, 5)		4-0 2B BB		0-0 1B FC4-6	0-0 F5			0-0 6-3		3 1 1 0 1 0 0												
Elston Howard, R OBP: 0.283, SLG: 0.325 (1, 2)		0-0 1B 2B 1-H		0-0 1B FC4-6	0-0 F8			0-0 5-3		4 1 1 1 0 0 1												
Hector Lopez, R OBP: 0.438, SLG: 0.385 Roger Repoz, L OBP: 0.439, SLG: 0.568 (1, 9) (8, PR) (8, 8)		0-0 1B 2-3		0-0 1B 2B SH1-4 1-2	0-0 F8			4-0 BB BB		3 1 2 0 1 0 0 0 0 0 0 0 0 0												
Clete Boyer, R OBP: 0.196, SLG: 0.227 (1, 6)		0-0 F4		0-0 2B 1B SH1-4 1-2 2-H	0-0 6-3			0-0 F7		4 1 1 1 0 0 3												
Bob Friend, R Steve Hamilton, L (1, 1) (3, 1)		0-0 F4		0-0 SH1-4 1-2 2-3	0-0 4-3			0-0 E4 G5-4-3		1 0 0 0 0 0 2 2 0 0 0 0 0 0												
<b>Inning Stats</b>	R: 0 E: 0 K: 1 S: 5	H: 0 LOB: 0 BB: 0 P: 5	R: 1 E: 0 K: 0 S: 5	H: 2 LOB: 2 BB: 1 P: 9	R: 0 E: 0 K: 0 S: 4	H: 1 LOB: 1 BB: 0 P: 4	R: 4 E: 0 K: 0 S: 7	H: 5 LOB: 3 BB: 2 P: 15	R: 0 E: 0 K: 0 S: 3	H: 0 LOB: 0 BB: 0 P: 3	R: 0 E: 0 K: 1 S: 5	H: 0 LOB: 0 BB: 0 P: 5	R: 0 E: 0 K: 1 S: 5	H: 0 LOB: 0 BB: 0 P: 5	R: 0 E: 0 K: 0 S: 3	H: 0 LOB: 1 BB: 1 P: 7	R: 0 E: 1 K: 0 S: 3	H: 0 LOB: 0 BB: 0 P: 3	1B: 6 2B: 2 3B: 0 HR: 0	SF: 0 SAC: 1 DP: 1 HBP: 0	WP: 0 PB: 0 SB: 0 CS: 0	PA: 38
<b>PITCHER</b>	IP WLS BF H R ER SO BB IBB HBP BLK WP HR S P ERA WHIP																				<b>PITCHER</b>	IP WLS BF H R ER SO BB IBB HBP BLK WP HR S P ERA WHIP
Tommy John, L ERA: 2.21 (1, 1)	4.0 L 22 8 5 5 1 2 1 0 0 0 0 21 33 11.25 2.500																					
Dennis Higgins, R ERA: 2.14 (5, 1)	3.0 9 0 0 0 2 0 0 0 0 0 0 0 13 13 0.00 0.000																					
Bruce Howard, R ERA: 3.8 (8, 1)	2.0 7 0 0 0 0 1 0 0 0 0 0 0 6 10 0.00 0.500																					


**New York Yankees @ Chicago White Sox**  
 Comiskey Park, Chicago, IL  
 Thu Jun 02 1966, 8:05 PM EDT  
 Att: 8,650 - Unknown - 68 F

AB	33
R	5
H	8
RBI	5
BB	4
SO	3
LOB	9







Batter	1	2	3	4	5	6	7	8	9	AB R H RBI BB SO LOB	TOP																								
Bob Saverine, S (1, 4) OBP: 0.264, SLG: 0.306	0-0 P6			0-0 P5		0-0 5-3			0-0 4-3	4 0 0 0 0 0 1	<b>Washington Senators @ Chicago White Sox</b> Comiskey Park, Chicago, IL Fri Jun 03 1966, 8:05 PM EDT Att. 11,845 - Unknown  <b>AB 30</b> <b>R 0</b> <b>H 3</b> <b>RBI 0</b> <b>BB 1</b> <b>SO 3</b> <b>LOB 10</b> 																								
Ken McMullen, R (1, 5) OBP: 0.277, SLG: 0.342	0-0 6-3			0-0 F7			0-0 5-3		0-0 5-3	4 0 0 0 0 0 0																									
Jim King, L (1, 9) Fred Valentine, S (7, PR) OBP: 0.374, SLG: 0.436 OBP: 0.364, SLG: 0.462	0-0 5-3			0-0 P6			0-0 E4 5-3		4-0 BB BB BB	3 0 0 0 0 0 0 0 0 0 0 1 0 0																									
Frank Howard, R (1, 7) OBP: 0.339, SLG: 0.425		0-0 G4-6-3 1B		0-0 5-3			0-0 5-3 1-2		0-0 1-3	4 0 1 0 0 0 2																									
Dick Nen, L (1, 3) Dick Lines, R (8, 1) OBP: 0.308, SLG: 0.322		0-0 G4-6-3 1-2f		0-3 K			0-0 G3			3 0 0 0 0 1 3 0 0 0 0 0 0 0																									
Don Lock, R (1, 8) OBP: 0.370, SLG: 0.460		0-0 F2		0-0 F8			0-3 K			3 0 0 0 0 1 0																									
Doug Camilli, R (1, 2) OBP: 0.241, SLG: 0.250			0-3 K			0-0 1B		0-0 1-3 1B		3 0 2 0 0 1 0																									
Ed Brinkman, R (1, 6) Don Blasingame, L (7, 6) OBP: 0.253, SLG: 0.279 OBP: 0.289, SLG: 0.238			0-0 4-3			0-0 F9		0-0 1-3		2 0 0 0 0 0 1 1 0 0 0 0 0 1																									
Mike McCormick, L (1, 1) Bob Humphreys, R (4, 1) Willie Kirkland, L (6, PH) Jim Hannan, R (6, 1) Bob Chance, L (8, PH)			0-0 4-3			0-0 F8		0-0 P6		1 0 0 0 0 0 0 0 0 0 0 0 0 0 1 0 0 0 0 0 1 0 0 0 0 0 0 0 1 0 0 0 0 0 1																									
<b>Inning Stats</b>	R: 0 E: 0 K: 0 S: 3	H: 0 LOB: 0 BB: 0 P: 3	R: 0 E: 0 K: 0 S: 3	H: 1 LOB: 0 BB: 0 P: 3	R: 0 E: 0 K: 1 S: 5	H: 0 LOB: 0 BB: 0 P: 5	R: 0 E: 0 K: 0 S: 3	H: 0 LOB: 0 BB: 0 P: 3	R: 0 E: 0 K: 1 S: 5	H: 0 LOB: 0 BB: 0 P: 5	R: 0 E: 0 K: 0 S: 4	H: 1 LOB: 1 BB: 0 P: 4	R: 0 E: 1 K: 0 S: 4	H: 0 LOB: 2 BB: 0 P: 4	R: 0 E: 0 K: 1 S: 6	H: 1 LOB: 1 BB: 0 P: 6	R: 0 E: 0 K: 0 S: 3	H: 0 LOB: 1 BB: 1 P: 7	1B: 3 2B: 0 3B: 0 HR: 0	SF: 0 SAC: 0 DP: 1 HBP: 0	WP: 0 PB: 0 SB: 0 CS: 0	PA: 31													
<b>PITCHER</b> Jack Lamabe, R (1, 1) ERA: 2.43	IP 9.0	WLS W	BF 31	H 3	R 0	ER 0	SO 3	BB 1	IBB 0	HBP 0	BLK 0	WP 0	HR 0	S 36	P 40	ERA 0.00	WHIP 0.444	<b>PITCHER</b>	IP	WLS	BF	H	R	ER	SO	BB	IBB	HBP	BLK	WP	HR	S	P	ERA	WHIP

Batter	1	2	3	4	5	6	7	8	9	AB	R	H	RBI	BB	SO	LOB
<b>Al Weis, S</b> OBP: 0.261, SLG: 0.167 (1, 4)	0-3 K		0-0 CS 1B	0-0 2-H 3-H 1B		0-3 K				4	0	2	2	0	2	1
<b>Don Buford, S</b> OBP: 0.298, SLG: 0.312 (1, 5)	0-0 6-3		0-0 F9 1-2		0-0 4-3		0-3 K			4	0	0	0	0	1	1
<b>Tommie Agee, R</b> OBP: 0.328, SLG: 0.383 (1, 7)	0-0 6-3		0-3 K		0-0 CS 2B		0-0 F8			4	0	1	0	0	1	0
<b>Bill Skowron, R</b> OBP: 0.281, SLG: 0.327 (1, 3)		0-0 3B 1B		0-0 1B 1B	0-0 2-3 1B		0-0 5-3			3	2	3	0	0	0	0
<b>Tom McCraw, L</b> OBP: 0.306, SLG: 0.307 (6, 3)										1	0	0	0	0	0	0
<b>Lee Elia, R</b> OBP: 0.250, SLG: 0.296 (1, 6)		0-0 1-H 2B 3B		0-0 1B FC3-2-5 1B	0-0 4-3		0-0 P4			4	1	2	1	0	0	1
<b>Floyd Robinson, L</b> OBP: 0.376, SLG: 0.431 (1, 9)		0-0 6-3 SF7 2B		0-0 1B FC3-2-5 1B		4-0 SH2-3 1B BB		0-0 5-3		3	3	2	2	1	0	0
<b>Ken Berry, R</b> OBP: 0.246, SLG: 0.254 (1, 8)		0-0 6-3		0-0 FC3-2-5 1B 1B		0-0 SH2-3		0-0 1B		3	1	1	0	0	0	3
<b>J.C. Martin, L</b> OBP: 0.322, SLG: 0.340 (1, 2)		0-0 SF7		0-0 1B 1B		0-0 1B		0-0 2-H 1B		2	1	2	3	0	0	0
<b>Jack Lamabe, R</b> (1, 1)	0-3 K		0-3 K		0-0 6-3		0-3 K			3	0	0	0	0	2	3

Inning Stats	R: 0	H: 0	E: 0	K: 1	S: 5	LOB: 0	BB: 0	P: 5	R: 3	H: 3	E: 0	K: 1	S: 8	LOB: 0	BB: 0	P: 8	R: 0	H: 1	E: 0	K: 1	S: 5	LOB: 0	BB: 0	P: 5	R: 4	H: 5	E: 0	K: 0	S: 7	LOB: 1	BB: 0	P: 7	R: 0	H: 2	E: 0	K: 0	S: 4	LOB: 1	BB: 0	P: 4	R: 1	H: 1	E: 0	K: 2	S: 8	LOB: 1	BB: 1	P: 12	R: 0	H: 0	E: 0	K: 1	S: 5	LOB: 0	BB: 0	P: 5	R: 0	H: 1	E: 0	K: 0	S: 3	LOB: 1	BB: 0	P: 3
--------------	------	------	------	------	------	--------	-------	------	------	------	------	------	------	--------	-------	------	------	------	------	------	------	--------	-------	------	------	------	------	------	------	--------	-------	------	------	------	------	------	------	--------	-------	------	------	------	------	------	------	--------	-------	-------	------	------	------	------	------	--------	-------	------	------	------	------	------	------	--------	-------	------


PITCHER	IP	WLS	BF	H	R	ER	SO	BB	IBB	HBP	BLK	WP	HR	S	P	ERA	WHIP
<b>Mike McCormick, L</b> ERA: 4.11 (1, 1)	3.0	L	13	5	4	4	3	0	0	0	0	0	0	19	19	12.00	1.667
<b>Bob Humphreys, R</b> ERA: 3.38 (4, 1)	2.0		10	6	3	3	0	0	0	0	0	0	0	10	10	13.50	3.000
<b>Jim Hannan, R</b> ERA: 6.97 (6, 1)	2.0		8	1	1	1	3	1	0	0	0	0	0	13	17	4.50	1.000
<b>Dick Lines, L</b> ERA: 1.89 (8, 1)	1.0		3	1	0	0	0	0	0	0	0	0	0	3	3	0.00	1.000

**BOTTOM**

**Washington Senators @ Chicago White Sox**  
Comiskey Park, Chicago, IL

Fri Jun 03 1966, 8:05 PM EDT  
Att. 11,845 - Unknown

AB	31
R	8
H	13
RBI	8
BB	1
SO	6
LOB	9



WP	PA	ERA	WHIP
0	34		



Batter	1	2	3	4	5	6	7	8	9	AB R H RBI BB SO LOB	TOP
<b>Bob Saverine, S</b> (1, 4) <small>OBP: 0.264, SLG: 0.304</small> (8, 6)	0-0 		0-0 4-3			0-0 3-1			0-0 1-3	4 0 1 0 0 0 0	
<b>Fred Valentine, S</b> (1, 8) <small>OBP: 0.356, SLG: 0.451</small>	0-0 G4-6-3 <small>1-2f</small>			0-0 L7		0-0 F8			0-0 3-1	4 0 0 0 0 0 1	
<b>Willie Kirkland, L</b> (1, 7) <small>OBP: 0.233, SLG: 0.132</small>	0-0 5-3			0-0 P6		0-0 4-3				3 0 0 0 0 0 0	
<b>Jim King, L</b> (1, 9) <small>OBP: 0.364, SLG: 0.423</small>		0-0 P4		0-0 G3		0-0 3-1				3 0 0 0 0 0 0	
<b>Dick Nen, L</b> (1, 3) <small>OBP: 0.301, SLG: 0.314</small>		0-0 4-3			0-0 4-3			0-0 L4		3 0 0 0 0 0 0	
<b>Ken McMullen, R</b> (1, 5) <small>OBP: 0.290, SLG: 0.355</small>		0-0 		0-0 				0-0 1B		3 0 3 0 0 0 0	
<b>Doug Camilli, R</b> (1, 2) <small>OBP: 0.232, SLG: 0.241</small> <b>Bob Chance, L</b> (8, PH) <small>OBP: 0.195, SLG: 0.333</small> <b>Jim French, L</b> (8, 2) <small>OBP: 0.333, SLG: 0.176</small>	0-0 FC6-4 <small>1-2f</small>			0-0 G5-4-3 <small>1-2f</small>			0-3 K		0-0 K	2 0 0 0 0 0 2 1 0 0 0 0 1 1 0 0 0 0 0 0 0	<b>AB</b> 29 <b>R</b> 0 <b>H</b> 4 <b>RBI</b> 0 <b>BB</b> 0 <b>SO</b> 2 <b>LOB</b> 5
<b>Ed Brinkman, R</b> (1, 6) <small>OBP: 0.250, SLG: 0.275</small> <b>Frank Howard, R</b> (8, PH) <small>OBP: 0.337, SLG: 0.422</small> <b>Casey Cox, R</b> (8, 1)			0-0 F9			0-0 5-3			0-0 5-3	2 0 0 0 0 0 0 1 0 0 0 0 0 1 0 0 0 0 0 0 0	
<b>Pete Richert, L</b> (1, 1) <small>OBP: 0.147, SLG: 0.147</small> <b>Don Blasingame, L</b> (8, 4) <small>OBP: 0.286, SLG: 0.235</small>			0-3 K			0-0 5-3			0-0 F9	2 0 0 0 0 1 0 1 0 0 0 0 0 0	
<b>Inning Stats</b>	R: 0 H: 1 E: 0 LOB: 0 K: 0 BB: 0 S: 3 P: 3	R: 0 H: 1 E: 0 LOB: 1 K: 0 BB: 0 S: 4 P: 4	R: 0 H: 0 E: 0 LOB: 0 K: 1 BB: 0 S: 5 P: 5	R: 0 H: 0 E: 0 LOB: 0 K: 0 BB: 0 S: 3 P: 3	R: 0 H: 1 E: 0 LOB: 0 K: 0 BB: 0 S: 3 P: 3	R: 0 H: 0 E: 0 LOB: 0 K: 0 BB: 0 S: 3 P: 3	R: 0 H: 0 E: 0 LOB: 0 K: 0 BB: 0 S: 6 P: 6	R: 0 H: 1 E: 0 LOB: 1 K: 1 BB: 0 S: 3 P: 3	R: 0 H: 0 E: 0 LOB: 0 K: 0 BB: 0 S: 3 P: 3	1B: 4 SF: 0 2B: 0 SAC: 0 3B: 0 DP: 2 HR: 0 HBP: 0	WP: 0 PA: 29 PB: 0 SB: 0 CS: 0
<b>PITCHER</b> <b>John Buzhardt, R</b> (1, 1) <small>ERA: 2.0</small>	IP WLS BF H R ER SO BB IBB HBP BLK WP HR S P ERA WHIP 9.0 W 29 4 0 0 2 0 0 0 0 0 0 0 33 33 0.00 0.444										

**Washington Senators @ Chicago White Sox**  
 Comiskey Park, Chicago, IL  
 Sat Jun 04 1966, 4:33 AM EDT  
 Att. 5,453 - Unknown

livebaseballscorecards.com



Batter	1	2	3	4	5	6	7	8	9	AB	R	H	RBI	BB	SO	LOB
<b>Al Weis, S</b> OBP: 0.253, SLG: 0.160 (1, 4)	0-3 K	0-3 K			0-0 L4		0-0 SH1-3			3	0	0	0	0	2	1
<b>Don Buford, S</b> OBP: 0.297, SLG: 0.307 (1, 5)	0-0 G3		4-0 CS S BB		0-3 K		0-0 1-3			3	0	0	0	1	1	1
<b>Tommie Agee, R</b> OBP: 0.321, SLG: 0.374 (1, 7)	0-0 F3		0-3 K			0-0 5-3		0-0 6-3		4	0	0	0	0	1	1
<b>John Romano, R</b> OBP: 0.448, SLG: 0.494 (1, 2)		4-0 2B E BB	0-0 1B		0-0 HR		0-0 F9			3	2	2	1	1	0	0
<b>Bill Skowron, R</b> OBP: 0.291, SLG: 0.355 (1, 3)		0-0 E BB	0-0 4-3		0-0 6-3 2B		1-0 3B HBP			3	1	2	0	0	0	1
<b>Tom McCraw, L</b> OBP: 0.313, SLG: 0.307 (6, PR) (7, 3)		1-3 E 2B								0	1	0	0	0	0	0
<b>Lee Elia, R</b> OBP: 0.250, SLG: 0.355 (1, 6)		0-0 E5 1B		0-0 F8		0-0 6-3		0-0 1B 3B		4	2	1	2	0	0	2
<b>Floyd Robinson, L</b> OBP: 0.373, SLG: 0.422 (1, 9)		0-3 K		0-0 F2		0-0 3-1		4-0 1B IBB		3	0	0	0	1	1	3
<b>Ken Berry, R</b> OBP: 0.246, SLG: 0.254 (1, 8)		0-3 K		0-0 F7			0-3 K	0-0 1B		4	0	1	1	0	2	1
<b>John Buzhardt, R</b> OBP: 0.158, SLG: 0.059 (1, 1)		0-0 1B			0-0 6-3		4-0 SH1-3 BB			2	0	1	1	1	0	0

Inning Stats	R: 0	H: 0	E: 0	K: 1	S: 5	R: 3	H: 2	E: 2	K: 3	S: 12	R: 0	H: 1	E: 0	K: 1	S: 5	R: 0	H: 0	E: 0	K: 0	S: 3	R: 0	H: 0	E: 0	K: 1	S: 5	R: 1	H: 2	E: 0	K: 0	S: 5	R: 0	H: 0	E: 0	K: 1	S: 5	R: 2	H: 2	E: 0	K: 0	S: 4	R: 3	H: 2	E: 0	K: 0	S: 9	
	LOB: 0	BB: 0	BB: 0	BB: 1	LOB: 1	LOB: 1	LOB: 0	LOB: 0	LOB: 0	LOB: 1	LOB: 2	LOB: 1	LOB: 2	LOB: 1	LOB: 2	LOB: 1	LOB: 2	LOB: 1	LOB: 1	LOB: 1	LOB: 2	LOB: 2	LOB: 1	LOB: 2	LOB: 1	LOB: 2	LOB: 1	LOB: 2	LOB: 1	LOB: 2	LOB: 1	LOB: 2	LOB: 1	LOB: 2	LOB: 1	LOB: 2	LOB: 1	LOB: 2	LOB: 1	LOB: 2	LOB: 1	LOB: 2	LOB: 1	LOB: 2	LOB: 1	LOB: 2

PITCHER	IP	WLS	BF	H	R	ER	SO	BB	IBB	HBP	BLK	WP	HR	S	P	ERA	WHIP
<b>Pete Richert, L</b> ERA: 2.36 (1, 1)	7.0	L	29	5	4	3	7	3	0	0	0	0	1	40	52	3.86	1.143
<b>Casey Cox, R</b> ERA: 3.26 (8, 1)	1.0		6	2	2	2	0	0	1	1	0	0	0	4	9	18.00	2.000


**BOTTOM**

**Washington Senators @ Chicago White Sox**  
Comiskey Park, Chicago, IL

Sat Jun 04 1966, 4:33 AM EDT  
Att. 5,453 - Unknown

livebaseballscorecards.com

<b>AB</b>	<b>29</b>
<b>R</b>	<b>6</b>
<b>H</b>	<b>7</b>
<b>RBI</b>	<b>5</b>
<b>BB</b>	<b>4</b>
<b>SO</b>	<b>7</b>
<b>LOB</b>	<b>10</b>



<b>WP: 0</b>	<b>PA: 35</b>
<b>PB: 0</b>	
<b>SB: 2</b>	
<b>CS: 1</b>	



Batter	1	2	3	4	5	6	7	8	9	AB R H RBI BB SO LOB	TOP											
<b>Fred Valentine, S</b> (1, 8) OBP: 0.364, SLG: 0.458	0-0 S BB 1B		0-0 F9 1B 1B		0-0 F8		0-0 G1-6-3 1B			4 0 3 1 0 0 0	<b>Washington Senators @ Chicago White Sox</b> Comiskey Park, Chicago, IL Sun Jun 05 1966, 4:33 AM EDT Unknown											
<b>Bob Saverine, S</b> (1, 4) OBP: 0.281, SLG: 0.314	4-0 S 1-2 BB		0-0 1-2 1B		0-0 PO 1B		0-0 G1-6-3 1-2f			3 0 2 0 1 0 1												
<b>Jim King, L</b> (1, 9) OBP: 0.361, SLG: 0.417	0-0 F2		0-0 F9 2-3		0-0 1-2 1B			0-0 4-3		4 0 1 0 0 0 4												
<b>Frank Howard, R</b> (1, 7) OBP: 0.330, SLG: 0.412	0-3 K 1-2 2-3		0-0 4-3		0-0 PO 2-3	0-3 K		0-3 K		4 0 0 0 0 3 4												
<b>Dick Nen, L</b> (1, 3) OBP: 0.307, SLG: 0.309	0-0 F5			0-0 1-3		4-0 BB		4-0 BB		2 0 0 0 2 0 2												
<b>Ken McMullen, R</b> (1, 5) OBP: 0.269, SLG: 0.365		0-3 K		0-0 3B		0-3 K		0-0 F9		4 0 1 0 0 2 2												
<b>Paul Casanova, R</b> (1, 2) OBP: 0.250, SLG: 0.395		0-0 5-3		0-0 5-3		0-0 4-3			0-0 G6-4-3 1B	3 0 0 0 0 0 2												
<b>Bob Chance, L</b> (9, PH) OBP: 0.214, SLG: 0.350										1 0 1 0 0 0 0												
<b>Don Blasingame, L</b> (9, PR) OBP: 0.286, SLG: 0.235										0 0 0 0 0 0 0												
<b>Ed Brinkman, R</b> (1, 6) OBP: 0.250, SLG: 0.287		0-0 F2		0-0 P4			0-0 1B 3B		0-3 K	4 1 1 0 0 1 2												
<b>Diego Segui, R</b> (1, 1) OBP: 0.333, SLG: 0.250			0-0 1-3		0-3 K		0-3 K		0-0 G6-4-3 1-2f	2 0 0 0 0 1 0												
<b>Willie Kirkland, L</b> (7, PH) OBP: 0.227, SLG: 0.128										1 0 0 0 0 1 1												
<b>Casey Cox, R</b> (7, 1)										0 0 0 0 0 0 0												
<b>Dick Lines, R</b> (8, 1)										0 0 0 0 0 0 0												
<b>Don Lock, R</b> (9, PH) OBP: 0.367, SLG: 0.455										1 0 0 0 0 0 1												
<b>Inning Stats</b>	R: 0 E: 0 K: 1 S: 6	H: 1 LOB: 2 BB: 1 P: 10	R: 0 E: 0 K: 1 S: 5	H: 0 LOB: 0 BB: 0 P: 5	R: 0 E: 0 K: 0 S: 5	H: 2 LOB: 2 BB: 0 P: 5	R: 0 E: 0 K: 0 S: 4	H: 1 LOB: 1 BB: 0 P: 4	R: 0 E: 0 K: 1 S: 6	H: 2 LOB: 1 BB: 0 P: 6	R: 0 E: 0 K: 2 S: 7	H: 0 LOB: 1 BB: 1 P: 11	R: 1 E: 0 K: 1 S: 6	H: 2 LOB: 0 BB: 0 P: 6	R: 0 E: 0 K: 1 S: 5	H: 0 LOB: 1 BB: 1 P: 9	R: 0 E: 0 K: 1 S: 5	H: 1 LOB: 1 BB: 0 P: 5	1B: 7 2B: 0 3B: 2 HR: 0	SF: 0 SAC: 0 DP: 2 HBP: 0	WP: 0 PB: 0 SB: 2 CS: 0	PA: 37
<b>PITCHER</b>	IP WLS BF H R ER SO BB IBB HBP BLK WP HR S P ERA WHIP																					
<b>Joe Horlen, R</b> (1, 1) ERA: 2.53	6.1 W 28 8 1 1 6 2 0 0 0 0 0 0 38 46 1.42 1.579																					
<b>Bob Locker, R</b> (7, 1) ERA: 1.59	2.2 S 8 1 0 0 2 1 0 0 0 0 0 0 11 15 0.00 0.750																					

<b>AB</b>	33
<b>R</b>	1
<b>H</b>	9
<b>RBI</b>	1
<b>BB</b>	3
<b>SO</b>	8
<b>LOB</b>	19



WP: 0	PA: 37
-------	--------






Batter	1	2	3	4	5	6	7	8	9	AB R H RBI BB SO LOB	TOP																					
<b>Fred Valentine, S</b> OBP: 0.356, SLG: 0.447 (1, 8) X	0-0 F5		0-0 L9			0-0 4-3			0-0 6-3	4 0 0 0 0 0 1																						
<b>Bob Saverine, S</b> OBP: 0.280, SLG: 0.306 (1, 5) X	0-0 3-1		0-0 P4			1-0 HBP			0-0 P6	3 0 0 0 0 0 1																						
<b>Frank Howard, R</b> OBP: 0.328, SLG: 0.408 (1, 7) X	0-0 L6			0-3 K		0-3 K			0-0 FC6-4 1B	4 0 1 0 0 2 1																						
<b>Ken McMullen, R</b> OBP: 0.288, SLG: 0.362 (1, 9) X		0-0 5-3		0-0 F7			0-0 G1-6-3 1B		0-0 FC6-4 1-2f	4 0 1 0 0 0 1																						
<b>Ken Hamlin, R</b> OBP: 0.267, SLG: 0.231 (1, 4) X		0-0 P4		0-0 5-3			0-0 F7			3 0 0 0 0 0 1																						
<b>Bob Chance, L</b> OBP: 0.222, SLG: 0.333 (1, 3) B B B B		4-0 BB			0-3 K		0-0 G1-6-3 1-2f			2 0 0 0 1 1 1																						
<b>Doug Camilli, R</b> OBP: 0.220, SLG: 0.228 (1, 2) X		0-0 1-3			0-0 G3			0-3 K		3 0 0 0 0 1 1																						
<b>Ed Brinkman, R</b> OBP: 0.251, SLG: 0.283 (1, 6) B B B B			4-0 SH1-4 BB		0-0 6-3			0-0 P4		2 0 0 0 1 0 0																						
<b>Dick Bosman, R</b> OBP: 0.250, SLG: 0.250 (1, 1) X			0-0 SH1-4			0-3 K		0-0 L6		0 0 0 0 0 0 0																						
<b>Dick Lines, R</b> (5, 1)										0 0 0 0 0 0 0																						
<b>Paul Casanova, R</b> OBP: 0.247, SLG: 0.390 (6, PH)										1 0 0 0 0 1 0																						
<b>Bob Humphreys, R</b> (6, 1)										0 0 0 0 0 0 0																						
<b>Jim Hannan, R</b> (6, 1)										0 0 0 0 0 0 0																						
<b>Willie Kirkland, L</b> OBP: 0.222, SLG: 0.125 (8, PH)										1 0 0 0 0 0 0																						
<b>Ron Kline, R</b> OBP: 0.400, SLG: 0.250 (8, 1)			1-2							0 0 0 0 0 0 0																						
<b>Mike McCormick, L</b> OBP: 0.333, SLG: 0.421 (8, 1)										0 0 0 0 0 0 0																						
<b>Inning Stats</b>	R: 0 E: 0 K: 0 S: 3	H: 0 LOB: 0 BB: 0 P: 3	R: 0 E: 0 K: 0 S: 3	H: 0 LOB: 1 BB: 1 P: 7	R: 0 E: 0 K: 1 S: 5	H: 0 LOB: 0 BB: 0 P: 5	R: 0 E: 0 K: 1 S: 5	H: 0 LOB: 0 BB: 0 P: 5	R: 0 E: 0 K: 2 S: 7	H: 1 LOB: 0 BB: 0 P: 8	R: 0 E: 0 K: 0 S: 3	H: 1 LOB: 0 BB: 0 P: 3	R: 0 E: 0 K: 1 S: 5	H: 0 LOB: 0 BB: 0 P: 5	R: 0 E: 0 K: 0 S: 4	H: 1 LOB: 1 BB: 0 P: 4	1B: 2 2B: 0 3B: 0 HR: 0	SF: 0 SAC: 1 DP: 1 HBP: 1	WP: 0 PB: 0 SB: 0 CS: 0	PA: 31												
<b>PITCHER</b> <b>Gary Peters, L</b> ERA: 2.19 (1, 1)	IP 9.0	WLS W	BF 31	H 2	R 0	ER 0	SO 5	BB 2	IBB 0	HBP 1	BLK 0	WP 0	HR 0	S 38	P 47	ERA 0.00	WHIP 0.444															
											<b>PITCHER</b>	IP	WLS	BF	H	R	ER	SO	BB	IBB	HBP	BLK	WP	HR	S	P	ERA	WHIP				

**Washington Senators @ Chicago White Sox**  
Comiskey Park, Chicago, IL  
Sun Jun 05 1966, 4:38 AM EDT  
Att. 14,683 - Unknown

AB	27
R	0
H	2
RBI	0
BB	2
SO	5
LOB	7



Batter	1	2	3	4	5	6	7	8	9	AB	R	H	RBI	BB	SO	LOB
<b>Tommie Agee, R</b> OBP: 0.327, SLG: 0.406 (1, 8)	0-0 E4 SF9		0-0 5-3	0-0 1-3		0-0 SH1-4		0-0 HR 1B		5	3	2	1	0	0	1
<b>Don Buford, S</b> OBP: 0.296, SLG: 0.317 (1, 5) <b>Gene Freese, R</b> OBP: 0.309, SLG: 0.387 (9, 5)	0-0 E4 L6 SF9		4-0 G3 WP BB		0-0 SH1-4 1B	0-0 BLK 1B		0-0 F7		3	1	1	2	1	0	2
<b>Tom McCraw, L</b> OBP: 0.308, SLG: 0.306 (1, 7) (6, 3)	0-0 SF9		0-0 G3		0-0 SH1-4	0-0 F7		0-0 HR		4	2	2	3	0	0	1
<b>Floyd Robinson, L</b> OBP: 0.379, SLG: 0.414 (1, 9)	0-0 L6		0-0 WP		0-0 F9 1B	0-0 BB 1B		0-0 E4 1B 3B		4	1	1	0	2	0	3
<b>Bill Skowron, R</b> OBP: 0.279, SLG: 0.339 (1, 3) <b>Ken Berry, R</b> OBP: 0.254, SLG: 0.261 (6, 7)		0-0 4-3		4-0 1B SH1-3 BB	0-0 1B	4-0 FC4-6 BB		0-0 F8		2	0	0	0	0	0	2
<b>J.C. Martin, L</b> OBP: 0.359, SLG: 0.431 (1, 2) <b>Jerry McNertney, R</b> OBP: 0.385, SLG: 0.304 (9, 2)		0-0 2B 2B		0-0 SH1-3	0-0 F9	0-0 FC4-6		0-0 3B 1B		5	2	4	3	0	0	0
<b>Lee Elia, R</b> OBP: 0.275, SLG: 0.368 (1, 6)		0-0 SH1-3 2B		0-0 1B 1B	0-0 FC6 1B		0-0 4-3	0-0 1-H 3B		4	0	1	1	1	0	3
<b>Al Weis, S</b> OBP: 0.255, SLG: 0.167 (1, 4) <b>Smoky Burgess, L</b> OBP: 0.286, SLG: 0.211 (4, PH) <b>Wayne Causey, L</b> OBP: 0.298, SLG: 0.245 (5, 4)		0-0 SH1-3		4-0 1B IBB	0-0 FC6		0-0 F9	0-0 1-3		0	0	0	0	0	0	0
<b>Gary Peters, L</b> OBP: 0.261, SLG: 0.391 (1, 1)		0-0 4-3		0-0 1B		0-0 SH1-4 1B		0-0 4-3		1	0	1	2	0	0	0

Inning Stats	R: 1	H: 0	E: 2	LOB: 0	K: 0	BB: 0	S: 4	P: 4	R: 1	H: 2	E: 0	LOB: 1	K: 0	BB: 0	S: 5	P: 5	R: 0	H: 0	E: 0	LOB: 0	K: 0	BB: 1	S: 2	P: 6	R: 2	H: 2	E: 0	LOB: 1	K: 0	BB: 2	S: 4	P: 12	R: 2	H: 4	E: 0	LOB: 2	K: 0	BB: 0	S: 7	P: 7	R: 2	H: 3	E: 0	LOB: 2	K: 0	BB: 1	S: 6	P: 10	R: 0	H: 0	E: 0	LOB: 0	K: 0	BB: 0	S: 3	P: 3	R: 4	H: 4	E: 1	LOB: 1	K: 0	BB: 0	S: 8	P: 8
--------------	------	------	------	--------	------	-------	------	------	------	------	------	--------	------	-------	------	------	------	------	------	--------	------	-------	------	------	------	------	------	--------	------	-------	------	-------	------	------	------	--------	------	-------	------	------	------	------	------	--------	------	-------	------	-------	------	------	------	--------	------	-------	------	------	------	------	------	--------	------	-------	------	------


PITCHER	IP	WLS	BF	H	R	ER	SO	BB	IBB	HBP	BLK	WP	HR	S	P	ERA	WHIP
<b>Dick Bosman, R</b> ERA: 6.17 (1, 1)	4.1	L	22	6	6	5	0	2	1	0	0	1	0	18	30	10.38	1.846
<b>Dick Lines, L</b> ERA: 1.77 (5, 1)	0.2		4	2	0	0	0	0	0	0	0	0	0	4	4	0.00	3.000
<b>Bob Humphreys, R</b> ERA: 4.01 (6, 1)	0.2		5	3	2	2	0	0	0	0	1	0	0	5	5	27.00	4.500
<b>Jim Hannan, R</b> ERA: 6.55 (6, 1)	1.1		5	0	0	0	0	1	0	0	0	0	0	4	8	0.00	0.750
<b>Ron Kline, R</b> ERA: 3.62 (8, 1)	0.2		7	4	2	0	0	0	0	0	0	0	1	7	7	27.00	6.000

**BOTTOM**

**Washington Senators @ Chicago White Sox**  
Comiskey Park, Chicago, IL

Sun Jun 05 1966, 4:38 AM EDT  
Att. 14,683 - Unknown

<b>AB</b>	<b>35</b>
<b>R</b>	<b>12</b>
<b>H</b>	<b>15</b>
<b>RBI</b>	<b>12</b>
<b>BB</b>	<b>4</b>
<b>SO</b>	<b>0</b>
<b>LOB</b>	<b>16</b>



1B	2B	3B	HR	SF	SAC	DP	HBP	WP	HR	S	P	ERA	WHIP
11	3	1	1	1	1	0	0	1	0	1	1	0.00	0.000



Batter	1	2	3	4	5	6	7	8	9	AB R H RBI BB SO LOB	TOP		
<b>Tommie Agee, R</b> OBP: 0.330, SLG: 0.401 (1, 8) <sup>H</sup>	1-0 S 1B HBP	4-0 BB 1-2 FC6-4 BB		0-0 1-2f FC6-4			0-0 6-3			2 1 0 0 1 0 1			
<b>Don Buford, S</b> OBP: 0.295, SLG: 0.316 (1, 5) <sup>X</sup>	0-0 F7	0-0 FC6-4			0-0 3-1 SF8 1B		0-0 F8			4 1 1 0 0 0 3			
<b>Tom McCraw, L</b> OBP: 0.298, SLG: 0.295 (1, 7) <sup>S</sup> (5, 3)	0-3 K		0-0 F7		0-0 3-1		0-3 K			4 0 0 0 0 2 2			
<b>Floyd Robinson, L</b> OBP: 0.376, SLG: 0.413 (1, 9) <sup>X</sup>	0-0 2-H 1B		0-0 P5		0-0 SF8		0-0 P6			3 0 1 2 0 0 0			
<b>Bill Skowron, R</b> OBP: 0.280, SLG: 0.364 (1, 3) <sup>X</sup> <b>Ken Berry, R</b> OBP: 0.250, SLG: 0.257 (5, 7)	0-0 F8		0-0 5-3		0-0 HR		0-3 K			3 1 1 1 0 0 1 1 0 0 0 0 1 0			
<b>J.C. Martin, L</b> OBP: 0.353, SLG: 0.419 (1, 2) <sup>S</sup>		0-3 K		0-0 1B SF8 1B		0-0 P4		0-0 4-3		4 1 1 0 0 1 0			
<b>Lee Elia, R</b> OBP: 0.295, SLG: 0.452 (1, 6) <sup>X</sup>		0-0 HR		0-0 1-3 FC6-4 1B		0-3 K		0-3 K		4 1 2 1 0 2 0			
<b>Al Weis, S</b> OBP: 0.245, SLG: 0.159 (1, 4) <sup>X</sup>		0-0 P6		0-3 K		0-0 F9		0-0 F7		4 0 0 0 0 1 2			
<b>Juan Pizarro, L</b> OBP: 0.231, SLG: 0.182 (1, 1) <sup>X</sup> <b>Dennis Higgins, R</b> OBP: 0.167, SLG: 0.167 (6, 1)		0-0 BB 1B		0-0 3-H SF8		0-0 F9		0-0 6-3		2 0 1 1 0 0 0 1 0 0 0 0 0 0			
<b>Inning Stats</b>	R: 1 E: 0 K: 1 S: 6 H: 1 LOB: 1 BB: 0 P: 7	R: 1 E: 0 K: 1 S: 7 H: 2 LOB: 2 BB: 1 P: 11	R: 0 E: 0 K: 0 S: 3 H: 0 LOB: 0 BB: 0 P: 3	R: 1 E: 0 K: 1 S: 7 H: 2 LOB: 1 BB: 0 P: 7	R: 2 E: 0 K: 0 S: 5 H: 2 LOB: 0 BB: 0 P: 5	R: 0 E: 0 K: 1 S: 5 H: 0 LOB: 0 BB: 0 P: 5	R: 0 E: 0 K: 1 S: 5 H: 0 LOB: 0 BB: 0 P: 5	R: 0 E: 0 K: 1 S: 5 H: 0 LOB: 0 BB: 0 P: 5	R: 0 E: 0 K: 1 S: 5 H: 0 LOB: 0 BB: 0 P: 5	1B: 5 2B: 0 3B: 0 HR: 2 SF: 2 SAC: 0 DP: 0 HBP: 1	WP: 0 PB: 0 SB: 2 CS: 0 PA: 36		
<b>PITCHER</b>	IP WLS BF H R ER SO BB IBB HBP BLK WP HR S P ERA WHIP											<b>PITCHER</b>	IP WLS BF H R ER SO BB IBB HBP BLK WP HR S P ERA WHIP
<b>Jack Sanford, R</b> ERA: 3.65 (1, 1)	4.0 L 19 5 3 3 3 1 0 1 0 0 0 1 23 28 6.75 1.500												
<b>Jim McGlothlin, R</b> ERA: 3.8 (5, 1)	1.0 5 2 2 2 0 0 0 0 0 0 0 1 5 5 18.00 2.000												
<b>Minnie Rojas, R</b> ERA: 2.19 (6, 1)	3.0 9 0 0 0 3 0 0 0 0 0 0 0 15 15 0.00 0.000												
<b>Lew Burdette, R</b> ERA: 3.1 (9, 1)	1.0 3 0 0 0 1 0 0 0 0 0 0 0 5 5 0.00 0.000												

Chicago White Sox @ California Angels  
Anaheim Stadium, Anaheim, CA  
Mon Jun 06 1966, 10:05 PM EDT  
Att. 10,207 - Unknown

livebaseballscorecards.com

AB 32  
R 5  
H 7  
RBI 5  
BB 1  
SO 7  
LOB 9



Batter	1	2	3	4	5	6	7	8	9	AB R H RBI BB SO LOB
Jose Cardenal, R OBP: 0.318, SLG: 0.386 (1, 8)	4-0 8-5 1B BB		0-0 2-3 1B G6-4-3		0-0 F7			0-0 5-3		3 0 1 0 1 0 1
Jim Piersall, R OBP: 0.225, SLG: 0.237 (1, 9)	0-0 1-2 1B		0-0 1-2f G6-4-3		0-0 P3			0-0 F7		3 0 1 0 0 0 3 1 0 0 0 0 0 0 0 0 0 0 0 0 0
Rick Reichardt, R OBP: 0.380, SLG: 0.527 (1, 7)	0-0 P4			0-3 K		0-0 G6-4-3 1B		0-3 K		4 0 1 0 0 2 2
Joe Adcock, R OBP: 0.310, SLG: 0.519 (1, 3)	0-0 8-5 2-3f			0-0 BB 1B		0-0 G6-4-3 1-2f		0-0 F7		4 1 1 0 0 0 3
Bobby Knoop, R OBP: 0.290, SLG: 0.466 (1, 4)		0-0 6-3		4-0 1B 1-2 BB		0-3 K		0-0 5-3		3 0 0 0 1 1 0
Jim Fregosi, R OBP: 0.312, SLG: 0.316 (1, 6)		0-0 6-3		0-0 G6-4-3 1B			0-0 P6			3 0 1 1 0 0 0
Buck Rodgers, S OBP: 0.250, SLG: 0.340 (1, 2)		0-0 F7		0-0 G6-4-3 1-2f			0-0 P1			3 0 0 0 0 0 2
Paul Schaal, R OBP: 0.357, SLG: 0.357 (1, 5)			4-0 1B SH1-4 BB		0-0 2B		0-0 F8			2 0 1 0 1 0 0
Jack Sanford, R OBP: 0.306, SLG: 0.455 (1, 1)			0-0 SH1-4		0-0 1-3			0-0 4-3		0 0 0 0 0 0 0 0 0 0 0 0 0 0 1 0 0 0 0 0 1 0 0 0 0 0 0 0 1 0 0 0 0 0 0

Inning Stats	R: 0	H: 1	E: 0	K: 0	S: 3	LOB: 1	BB: 1	P: 7	R: 0	H: 0	E: 0	K: 0	S: 3	LOB: 0	BB: 0	P: 3	R: 0	H: 1	E: 0	K: 1	S: 6	LOB: 1	BB: 1	P: 7	R: 1	H: 2	E: 0	K: 1	S: 6	LOB: 1	BB: 1	P: 10	R: 0	H: 1	E: 0	K: 0	S: 4	LOB: 1	BB: 0	P: 4	R: 0	H: 1	E: 0	K: 1	S: 5	LOB: 0	BB: 0	P: 5	R: 0	H: 0	E: 0	K: 0	S: 3	LOB: 0	BB: 0	P: 3	R: 0	H: 0	E: 0	K: 0	S: 3	LOB: 0	BB: 0	P: 3	R: 0	H: 0	E: 0	K: 1	S: 5	LOB: 0	BB: 0	P: 5
<b>PITCHER</b>	IP	WLS	BF	H	R	ER	SO	BB	IBB	HBP	BLK	WP	HR	S	P	ERA	WHIP																																																							
Juan Pizarro, L ERA: 1.95 (1, 1)	5.0	W	21	6	1	1	1	3	0	0	0	0	0	20	32	1.80	1.800																																																							
Dennis Higgins, R ERA: 1.8 (6, 1)	4.0	S	11	0	0	0	2	0	0	0	0	0	0	15	15	0.00	0.000																																																							


**BOTTOM**

**Chicago White Sox @ California Angels**  
Anaheim Stadium, Anaheim, CA

Mon Jun 06 1966, 10:05 PM EDT  
Att. 10,207 - Unknown

livebaseballscorecards.com

<b>AB</b>	<b>28</b>
<b>R</b>	<b>1</b>
<b>H</b>	<b>6</b>
<b>RBI</b>	<b>1</b>
<b>BB</b>	<b>3</b>
<b>SO</b>	<b>3</b>
<b>LOB</b>	<b>12</b>



WP: 0	PA: 32
PB: 0	CS: 0
SB: 0	
CS: 0	



Batter	1	2	3	4	5	6	7	8	9	AB R H RBI BB SO LOB	TOP																	
Ken Berry, R (1, 7) OBP: 0.253, SLG: 0.260	0-3 K		0-0 CS 1B		0-0 5-3			0-0 SH3-4 1-2		3 0 1 0 0 1 0																		
Don Buford, S (1, 5) OBP: 0.299, SLG: 0.316	4-0 BB		0-0 CS 1-2	0-3 K2-3		0-0 4-3		0-0 S 1B 2-H		3 0 1 1 1 1 0																		
Tommie Agee, R (1, 8) OBP: 0.324, SLG: 0.392	0-0 F9			0-0 F9		0-0 F9		0-0 F8 1-2		4 0 0 0 0 0 2																		
John Romano, R (1, 2) OBP: 0.429, SLG: 0.460	0-3 K			4-0 BB 2B BB		0-0 5-3		0-0 L6		3 1 0 0 1 1 3																		
Bill Skowron, R (1, 3) OBP: 0.281, SLG: 0.358		0-0 4-3		4-0 BB 1-2 BB		0-0 4-3		0-0 F8		2 0 0 0 1 0 0																		
Tom McCraw, L (7, 3) OBP: 0.296, SLG: 0.292										1 0 0 0 0 0 0																		
Floyd Robinson, L (1, 9) OBP: 0.378, SLG: 0.421		0-0 1-3		0-0 1-3 2-H 2B		0-0 1B		0-0 F8		4 0 2 1 0 0 0																		
Lee Elia, R (1, 6) OBP: 0.271, SLG: 0.413		0-0 5-3		0-0 1-3		0-0 F8		0-0 F8		4 0 0 0 0 0 3																		
Al Weis, S (1, 4) OBP: 0.238, SLG: 0.154			0-0 F8		0-3 K		0-0 F9			3 0 0 0 0 1 1																		
Tommy John, R (1, 1) OBP: 0.174, SLG: 0.304			0-0 6-3		0-0 F9			0-0 SH3-4 1B 1B		2 0 0 0 0 0 0																		
Smoky Burgess, L (8, PH) OBP: 0.318, SLG: 0.250										1 0 1 0 0 0 0																		
Wayne Causey, L (8, PR) OBP: 0.298, SLG: 0.245										0 1 0 0 0 0 0																		
Bob Locker, S (8, 1) OBP: 0.286, SLG: 0.167										0 0 0 0 0 0 0																		
Gary Peters, L (8, 1) OBP: 0.261, SLG: 0.391										0 0 0 0 0 0 0																		
<b>Inning Stats</b>	R: 0 E: 0 K: 2 S: 7	H: 0 LOB: 1 BB: 1 P: 11	R: 0 E: 0 K: 0 S: 3	H: 0 LOB: 0 BB: 0 P: 3	R: 0 E: 0 K: 0 S: 3	H: 1 LOB: 0 BB: 0 P: 3	R: 1 E: 0 K: 1 S: 6	H: 1 LOB: 2 BB: 2 P: 14	R: 0 E: 0 K: 1 S: 5	H: 0 LOB: 0 BB: 0 P: 5	R: 0 E: 0 K: 0 S: 3	H: 0 LOB: 0 BB: 0 P: 3	R: 0 E: 0 K: 0 S: 4	H: 1 LOB: 1 BB: 0 P: 4	R: 1 E: 0 K: 0 S: 5	H: 2 LOB: 2 BB: 0 P: 5	R: 0 E: 0 K: 0 S: 3	H: 0 LOB: 0 BB: 0 P: 3	1B: 4 2B: 1 3B: 0 HR: 0	SF: 0 SAC: 1 DP: 0 HBP: 0	WP: 0 PB: 0 SB: 1 CS: 1	PA: 35						
<b>PITCHER</b>	IP WLS BF H R ER SO BB IBB HBP BLK WP HR S P ERA WHIP																											
Marcelino Lopez, L (1, 1) ERA: 3.18	7.0		26	3	1	1	4	3	0	0	0	0	0	0	31	43	1.29	0.857										
Bob Lee, R (8, 1) ERA: 2.61	1.0	W	5	2	1	1	0	0	0	0	0	0	0	5	5	9.00	2.000											
Howie Reed, R (9, 1) ERA: 2.13	1.0	S	3	0	0	0	0	0	0	0	0	0	0	3	3	0.00	0.000											

Chicago White Sox @ California Angels  
Anaheim Stadium, Anaheim, CA  
Tue Jun 07 1966, 10:05 PM EDT  
Att: 11,760 - Unknown

livebaseballscorecards.com

AB	30
R	2
H	5
RBI	2
BB	3
SO	4
LOB	9



Batter	1	2	3	4	5	6	7	8	9	AB	R	H	RBI	BB	SO	LOB
Jose Cardenal, R (1, 8) OBP: 0.310, SLG: 0.377	0-0 5-3		0-0 B1-4		0-0 G6-4-3		0-0 FC6-4			4	0	0	1	0	0	3
Paul Schaal, R (1, 5) OBP: 0.354, SLG: 0.350	4-0 WP BB		0-0 F2			0-0 5-3	0-3 K			3	0	0	0	1	1	2
Rick Reichardt, R (1, 7) OBP: 0.377, SLG: 0.532	0-3 K		0-0 6-3			0-0 5-3		0-0 1B 3B		4	1	1	0	0	1	2
Joe Adcock, R (1, 3) OBP: 0.330, SLG: 0.519	4-0 1-2 IBB			0-0 E8 1B		4-0 BB		0-0 1-3		2	0	1	0	2	0	1
Bobby Knoop, R (1, 4) OBP: 0.284, SLG: 0.457	0-3 K			0-3 K		0-0 F8		0-3 K		4	0	0	0	0	3	5
Jim Fregosi, R (1, 6) OBP: 0.315, SLG: 0.316		0-0 G4-6-3 1B		0-0 5-3			0-0 E5 SH E	4-0 1B BB		3	1	1	0	1	0	1
Jim Piersall, R (1, 9) OBP: 0.214, SLG: 0.225		0-3 K		0-0 5-3			0-0 SH E FC6-4	0-0 1-2 1B		2	1	0	0	0	1	2
Norm Siebern, L (8, PH) OBP: 0.425, SLG: 0.423										1	0	1	1	0	0	0
Jackie Warner, R (8, PR) OBP: 0.300, SLG: 0.469										0	0	0	0	0	0	0
Buck Rodgers, S (1, 2) OBP: 0.244, SLG: 0.331		0-0 G4-6-3			0-0 6-3		0-0 E1 FC6-4	0-0 F7		4	0	0	0	0	0	4
Marcelino Lopez, R (1, 1) OBP: 0.292, SLG: 0.348			0-0		0-0		0-0 P3			2	0	2	0	0	0	0
Frank Malzone, R (7, PH) OBP: 0.316, SLG: 0.294										1	0	0	0	0	0	2
Bob Lee, R (8, 1)										0	0	0	0	0	0	0
Howie Reed, R (9, 1)										0	0	0	0	0	0	0

Inning Stats	R: 0	H: 0	E: 0	K: 2	S: 7	R: 0	H: 1	E: 0	K: 1	S: 5	R: 0	H: 1	E: 0	K: 0	S: 4	R: 0	H: 1	E: 1	K: 1	S: 6	R: 0	H: 1	E: 0	K: 0	S: 3	R: 0	H: 0	E: 0	K: 0	S: 3	R: 2	H: 0	E: 3	K: 1	S: 8	R: 1	H: 2	E: 0	K: 1	S: 7	1B: 4	2B: 1	3B: 1	HR: 0	SF: 0	SAC: 1	DP: 2	HBP: 0	WP: 1	PB: 0	SB: 1	CS: 0
--------------	------	------	------	------	------	------	------	------	------	------	------	------	------	------	------	------	------	------	------	------	------	------	------	------	------	------	------	------	------	------	------	------	------	------	------	------	------	------	------	------	-------	-------	-------	-------	-------	--------	-------	--------	-------	-------	-------	-------


PITCHER	IP	WLS	BF	H	R	ER	SO	BB	IBB	HBP	BLK	WP	HR	S	P	ERA	WHIP
Tommy John, L (1, 1) ERA: 2.02	7.0		29	4	2	0	5	2	1	0	0	1	0	36	48	0.00	0.857
Bob Locker, R (8, 1) ERA: 1.79	0.2	L	4	1	1	1	1	1	0	0	0	0	0	5	9	13.50	3.000
Gary Peters, L (8, 1) ERA: 2.18	0.1		2	1	0	0	0	0	0	0	0	0	0	2	2	0.00	3.000

**BOTTOM**

**Chicago White Sox @ California Angels**  
**Anaheim Stadium, Anaheim, CA**  
 Tue Jun 07 1966, 10:05 PM EDT  
 Att. 11,760 - Unknown

livebaseballscorecards.com

<b>AB</b>	<b>30</b>
<b>R</b>	<b>3</b>
<b>H</b>	<b>6</b>
<b>RBI</b>	<b>2</b>
<b>BB</b>	<b>4</b>
<b>SO</b>	<b>6</b>
<b>LOB</b>	<b>22</b>



WP: 1	PA: 35
PB: 0	
SB: 1	
CS: 0	



Batter	1	2	3	4	5	6	7	8	9	AB R H RBI BB SO LOB	TOP										
Ken Berry, R (1, 7) OBP: 0.253, SLG: 0.273	0-0 F8		0-0 2B		0-0 5-3			0-3 K		4 0 1 0 0 1 1											
Don Buford, S (1, 5) OBP: 0.302, SLG: 0.313	4-0 5-3 E BB		4-0 BB			0-0 F7		0-0 4-3		2 0 0 0 2 0 1											
Tommie Agee, R (1, 8) OBP: 0.322, SLG: 0.386	0-0 5-3		0-3 K			0-0 5-3		4-0 BB		3 0 0 0 1 1 3											
Bill Skowron, R (1, 3) Eddie Fisher, R (8, 1) OBP: 0.273, SLG: 0.347	0-0 1-3		0-0 F9			0-0 6-3		0-3 K		4 0 0 0 0 1 5 0 0 0 0 0 0 0											
Floyd Robinson, L (1, 9) OBP: 0.370, SLG: 0.411		0-3 K		0-0 1-3			0-0 4-3		0-0 1-3	4 0 0 0 0 1 0											
Lee Elia, R (1, 6) OBP: 0.288, SLG: 0.396		0-0 F7		0-0 F7			4-0 BB		4-0 BB	2 0 0 0 2 0 0											
J.C. Martin, L (1, 2) Gene Freese, R (9, PH) OBP: 0.352, SLG: 0.415		0-0 1B		0-3 K			0-0 F2		0-3 K	3 0 1 0 0 1 1 1 0 0 0 0 1 1											
Al Weis, S (1, 4) Jerry McNertney, R (9, PH) OBP: 0.231, SLG: 0.149		0-0 B1-3			0-0 B1-3		0-0 F5		0-0 P6	3 0 0 0 0 0 2 1 0 0 0 0 0 1											
Jack Lamabe, R (1, 1) John Romano, R (8, PH) Tom McCraw, L (8, PR) OBP: 0.434, SLG: 0.460			0-3 K		0-3 K			4-0 BB		2 0 0 0 0 2 0 0 0 0 0 1 0 0 0 0 0 0 0 0 0											
<b>Inning Stats</b>	R: 0 E: 1 K: 0 S: 3	H: 0 LOB: 1 BB: 1 P: 7	R: 0 E: 0 K: 1 S: 6	H: 1 LOB: 1 BB: 0 P: 6	R: 0 E: 0 K: 2 S: 8	H: 1 LOB: 2 BB: 1 P: 12	R: 0 E: 0 K: 1 S: 5	H: 0 LOB: 0 BB: 0 P: 5	R: 0 E: 0 K: 0 S: 3	H: 0 LOB: 0 BB: 0 P: 3	R: 0 E: 0 K: 0 S: 3	H: 0 LOB: 1 BB: 1 P: 7	R: 0 E: 0 K: 2 S: 7	H: 0 LOB: 2 BB: 2 P: 15	R: 0 E: 0 K: 1 S: 5	H: 0 LOB: 1 BB: 1 P: 9	1B: 1 2B: 1 3B: 0 HR: 0	SF: 0 SAC: 0 DP: 0 HBP: 0	WP: 0 PB: 0 SB: 0 CS: 0	PA: 35	
<b>PITCHER</b> George Brunet, L (1, 1) ERA: 2.78	IP 9.0	WLS W	BF 35	H 2	R 0	ER 0	SO 8	BB 6	IBB 0	HBP 0	BLK 0	WP 0	HR 0	S 45	P 69	ERA 0.00	WHIP 0.889				
<b>PITCHER</b>	IP	WLS	BF	H	R	ER	SO	BB	IBB	HBP	BLK	WP	HR	S	P	ERA	WHIP				

Chicago White Sox @ California Angels  
Anaheim Stadium, Anaheim, CA  
Wed Jun 08 1966, 10:05 PM EDT  
Att. 11,574 - Unknown

livebaseballscorecards.com

AB 29  
R 0  
H 2  
RBI 0  
BB 6  
SO 8  
LOB 15







Batter	1	2	3	4	5	6	7	8	9	AB R H RBI BB SO LOB	TOP											
Zoilo Versalles, R OBP: 0.288, SLG: 0.385 (1, 6)	0-0 4-3	0-0 BB BB 1-2 BB 1B	0-0 F8			0-0 1-3 1B			0-0 6-3	5 1 2 0 0 0 1												
Rich Rollins, R OBP: 0.290, SLG: 0.383 (1, 5)	0-0 6-3	4-0 BB BB 1-2 2-3 BB			0-0 G1-6-3 1B	0-0 SF7			0-0 F4	3 0 1 1 1 0 0												
Tony Oliva, L OBP: 0.394, SLG: 0.647 (1, 8)	0-0 1B	4-0 BB 1-2 2-3 BB			0-0 G1-6-3	0-0 F7			4-0 S 1B BB	3 1 1 1 2 0 2												
Don Mincher, L OBP: 0.325, SLG: 0.430 (1, 3)	0-0 1-3 1B	4-0 FC6 BB			0-0 F5			0-0 1-3	0-0 1-H 1B	4 0 2 2 1 0 0												
Harmon Killebrew, R OBP: 0.365, SLG: 0.517 (1, 7)	0-0 5-3	0-3 K			0-0 6-3			0-0 F8	0-3 K	5 0 0 0 0 2 6												
Jimmie Hall, L OBP: 0.265, SLG: 0.391 (1, 9)		4-3 PB 1B			0-0 F9			0-3 K		4 1 1 0 0 1 3												
Earl Battey, R OBP: 0.356, SLG: 0.346 (1, 2)		0-0 PB 1B	4-0 SH5-3 BB		0-0 G3			0-0 6-3		2 1 1 0 1 0 0												
Jerry Zimmerman, R OBP: 0.400, SLG: 0.303 (7, 2)		1-2 1B								1 0 0 0 0 0 0												
Bernie Allen, L OBP: 0.315, SLG: 0.343 (1, 4)		0-0 4-3	0-0 F8			0-0 F2		0-0 4-3		4 0 0 0 0 0 3												
Dave Boswell, R OBP: 0.263, SLG: 0.316 (1, 1)		0-0 BB 1B	0-0 SH5-3			0-0 1B SF7 1B		0-0 5-3		3 2 2 1 0 0 0												
<b>Inning Stats</b>	R: 0 E: 0 K: 0 S: 5	H: 2 LOB: 2 BB: 0 P: 5	R: 4 E: 0 K: 1 S: 9	H: 4 LOB: 3 BB: 3 P: 21	R: 0 E: 0 K: 0 S: 3	H: 0 LOB: 1 BB: 1 P: 7	R: 0 E: 0 K: 0 S: 3	H: 1 LOB: 0 BB: 0 P: 3	R: 0 E: 0 K: 0 S: 3	H: 0 LOB: 0 BB: 0 P: 3	R: 1 E: 0 K: 0 S: 5	H: 2 LOB: 1 BB: 0 P: 5	R: 0 E: 0 K: 1 S: 5	H: 0 LOB: 0 BB: 0 P: 5	R: 0 E: 0 K: 0 S: 3	H: 0 LOB: 0 BB: 0 P: 3	R: 1 E: 0 K: 1 S: 6	H: 1 LOB: 1 BB: 1 P: 10	1B: 10 2B: 0 3B: 0 HR: 0	SF: 1 SAC: 1 DP: 1 HBP: 0	WP: 0 PB: 1 SB: 1 CS: 0	PA: 41
<b>PITCHER</b>	IP WLS BF H R ER SO BB IBB HBP BLK WP HR S P ERA WHIP																					
John Buzhardt, R ERA: 2.6 (1, 1)	1.1 L 10 6 4 4 0 0 0 0 0 0 0 0 0 10 10 27.00 4.500																					
Dennis Higgins, R ERA: 1.75 (2, 1)	0.2 6 0 0 0 1 4 0 0 0 0 0 0 4 20 0.00 6.000																					
Bruce Howard, R ERA: 3.42 (3, 1)	5.0 17 3 1 1 1 0 0 0 0 0 0 0 19 19 1.80 0.600																					
Eddie Fisher, R ERA: 2.51 (8, 1)	2.0 8 1 1 1 1 1 0 0 0 0 0 0 9 13 4.50 1.000																					

**Minnesota Twins @ Chicago White Sox**  
 Comiskey Park, Chicago, IL  
 Fri Jun 10 1966, 8:05 PM EDT  
 Att. 20,581 - Unknown

[livebaseballscorecards.com](http://livebaseballscorecards.com)

<b>AB</b>	34
<b>R</b>	6
<b>H</b>	10
<b>RBI</b>	5
<b>BB</b>	5
<b>SO</b>	3
<b>LOB</b>	15



Batter	1	2	3	4	5	6	7	8	9	AB	R	H	RBI	BB	SO	LOB
<b>Tommie Agee, R</b> (1, 8) OBP: 0.315, SLG: 0.376	0-3 K		0-3 K		0-0 F2		0-0 FC5		0-0 F9	5	0	0	0	0	2	4
<b>Wayne Causey, L</b> (1, 4) OBP: 0.315, SLG: 0.242	4-0 BB		4-0 BB		0-0 F8			4-0 BB		1	0	0	0	3	0	0
<b>Don Buford, S</b> (1, 5) OBP: 0.297, SLG: 0.306	0-0 F5		0-0 G3		0-0 F8			0-3 K		4	0	0	0	0	1	3
<b>Floyd Robinson, L</b> (1, 9) OBP: 0.368, SLG: 0.407	0-0 F9			0-0 FC3-6 1B S 1B		0-0 F8		0-0 F8		4	1	1	0	0	0	2
<b>Bill Skowron, R</b> (1, 3) OBP: 0.279, SLG: 0.346		4-0 G5-4-3 1B BB		0-0 FC3-6 1B		0-0 4-3		0-3 K		3	0	1	0	1	1	1
<b>Tom McCraw, L</b> (1, 7) OBP: 0.302, SLG: 0.293		0-0 G5-4-3 1B		0-0 FC3-6 S E			4-0 FC5 HBP BB		0-0 3-1	3	1	1	0	1	0	2
<b>Lee Elia, R</b> (1, 6) OBP: 0.278, SLG: 0.380		0-0 G5-4-3		0-3 K			1-0 HBP		0-3 K	2	0	0	0	0	1	2
<b>Smoky Burgess, L</b> (7, PH) OBP: 0.348, SLG: 0.250		1-2 2-3		1-H 3-H			1-2 HBP		0-3 K	0	0	0	0	0	0	0
<b>Al Weis, S</b> (7, PR) OBP: 0.231, SLG: 0.149		1-2 2-3		0-0 1-3			0-3 K		0-0 WP 1B	1	0	0	0	0	1	0
<b>Gene Freese, R</b> (9, PH) OBP: 0.301, SLG: 0.377		0-0 G3		0-0 1-3			0-3 K		0-0 1B	4	0	1	0	0	1	3
<b>J.C. Martin, L</b> (1, 2) OBP: 0.347, SLG: 0.406																
<b>John Buzhardt, R</b> (1, 1) OBP: 0.156, SLG: 0.059			0-3 K		0-0 F8		0-3 K		4-0 BB	0	0	0	0	0	0	0
<b>Dennis Higgins, R</b> (2, 1) OBP: 0.167, SLG: 0.167										0	0	0	0	0	0	0
<b>Bruce Howard, S</b> (3, 1)										2	0	0	0	0	1	0
<b>Gary Peters, L</b> (7, PH) OBP: 0.250, SLG: 0.375										1	0	0	0	0	1	2
<b>Eddie Fisher, R</b> (8, 1)										0	0	0	0	0	0	0
<b>John Romano, R</b> (9, PH) OBP: 0.439, SLG: 0.460										0	0	0	0	1	0	0
<b>Joe Horlen, R</b> (9, PR) OBP: 0.100, SLG: 0.053										0	0	0	0	0	0	0

**BOTTOM**

**Minnesota Twins @ Chicago White Sox**  
Comiskey Park, Chicago, IL  
Fri Jun 10 1966, 8:05 PM EDT  
Att. 20,581 - Unknown

livebaseballscorecards.com

<b>AB</b>	<b>30</b>
<b>R</b>	<b>2</b>
<b>H</b>	<b>4</b>
<b>RBI</b>	<b>0</b>
<b>BB</b>	<b>6</b>
<b>SO</b>	<b>9</b>
<b>LOB</b>	<b>19</b>



<b>Inning Stats</b>	R: 0 E: 0 K: 1 S: 5	H: 0 LOB: 1 BB: 1 P: 9	R: 0 E: 0 K: 0 S: 3	H: 1 LOB: 1 BB: 1 P: 7	R: 0 E: 0 K: 2 S: 7	H: 0 LOB: 1 BB: 1 P: 11	R: 2 E: 0 K: 1 S: 7	H: 2 LOB: 0 BB: 0 P: 7	R: 0 E: 0 K: 0 S: 3	H: 0 LOB: 0 BB: 0 P: 3	R: 0 E: 0 K: 2 S: 7	H: 0 LOB: 2 BB: 1 P: 12	R: 0 E: 0 K: 2 S: 7	H: 0 LOB: 1 BB: 1 P: 11	R: 0 E: 0 K: 1 S: 6	H: 1 LOB: 2 BB: 1 P: 10	1B: 4 2B: 0 3B: 0 HR: 0	SF: 0 SAC: 0 DP: 1 HBP: 1	WP: 1 PB: 0 SB: 2 CS: 0	PA: 37
---------------------	------------------------------	---------------------------------	------------------------------	---------------------------------	------------------------------	----------------------------------	------------------------------	---------------------------------	------------------------------	---------------------------------	------------------------------	----------------------------------	------------------------------	----------------------------------	------------------------------	----------------------------------	----------------------------------	------------------------------------	----------------------------------	--------

PITCHER	IP	WLS	BF	H	R	ER	SO	BB	IBB	HBP	BLK	WP	HR	S	P	ERA	WHIP
<b>Dave Boswell, R</b> (1, 1) ERA: 2.9	9.0	W	37	4	2	1	9	6	0	1	0	1	0	48	73	1.00	1.111



Batter	1	2	3	4	5	6	7	8	9	AB R H RBI BB SO LOB	TOP											
Zoilo Versalles, R (1, 6) OBP: 0.290, SLG: 0.386	0-0 E8 4-3 1B	0-0 1B			0-0 F8		0-0 F9	0-0 F9		5 1 2 0 0 0 2												
Rich Rollins, R (1, 5) OBP: 0.284, SLG: 0.369	0-0 1-3	0-0 F6			0-0 5-3		0-0 1B BB 1B		0-0 F8	5 1 1 0 0 0 3												
Tony Oliva, L (1, 8) OBP: 0.389, SLG: 0.635	0-0 4-3 2-3			0-0 4-3	0-0 3-1		0-0 BB 1-3 2-H 1B		0-0 F7	5 0 1 1 0 0 1												
Harmon Killebrew, R (1, 7) OBP: 0.365, SLG: 0.511	0-0 1B			0-0 1-3		0-0 F8	4-0 BB IBB		0-0 6-3	4 0 1 1 1 0 0 0 0 0 0 0 0 0												
Jimmie Hall, L (9, 7) OBP: 0.285, SLG: 0.391	0-0 3-H 1B			0-0 3-1		0-0 F4	4-0 BB BB BB BB		0-0 6-3	3 0 0 1 1 0 1												
Don Mincher, L (1, 3) OBP: 0.323, SLG: 0.420	0-0 F6			0-0 3-1		0-0 F8	4-0 BB BB BB BB		0-0 4-3	3 1 1 1 1 0 3												
Bob Allison, R (1, 9) OBP: 0.320, SLG: 0.333		0-0 HR			0-0 F8		4-0 BB		0-0 4-3	3 1 1 1 1 0 3												
Bernie Allen, L (1, 4) OBP: 0.319, SLG: 0.353		0-0 FC5-4 1B			0-0 2B		0-0 F7		0-0 3-1	4 0 2 0 0 0 1												
Jerry Zimmerman, R (1, 2) OBP: 0.409, SLG: 0.324		0-0 FC5-4 1B			0-0 5-3		0-0 1B 1B		0-0 1B	4 1 2 0 0 0 2												
Jim Kaat, L (1, 1) OBP: 0.231, SLG: 0.270		0-3 K			0-3 K		0-3 K		0-0 F3	4 0 0 0 0 3 4 0 0 0 0 0 0 0 0 0 0 0 0 0 0												
Al Worthington, R (9, 1) OBP: 0.200, SLG: 0.400																						
Jim Merritt, L (9, 1)																						
<b>Inning Stats</b>	R: 1 E: 1 K: 0 S: 5	H: 2 LOB: 1 BB: 0 P: 5	R: 1 E: 0 K: 1 S: 8	H: 3 LOB: 2 BB: 0 P: 8	R: 0 E: 0 K: 0 S: 3	H: 0 LOB: 0 BB: 0 P: 3	R: 0 E: 0 K: 1 S: 6	H: 1 LOB: 1 BB: 0 P: 6	R: 0 E: 0 K: 0 S: 3	H: 0 LOB: 0 BB: 0 P: 3	R: 0 E: 0 K: 0 S: 3	H: 0 LOB: 1 BB: 1 P: 7	R: 2 E: 0 K: 1 S: 8	H: 3 LOB: 3 BB: 2 P: 16	R: 0 E: 0 K: 0 S: 4	H: 1 LOB: 1 BB: 0 P: 4	R: 0 E: 0 K: 0 S: 3	H: 0 LOB: 0 BB: 0 P: 3	1B: 8 2B: 1 3B: 0 HR: 1	SF: 0 SAC: 0 DP: 0 HBP: 0	WP: 0 PB: 0 SB: 0 CS: 0	PA: 40
<b>PITCHER</b>	IP WLS BF H R ER SO BB IBB HBP BLK WP HR S P ERA WHIP																					
Gary Peters, L (1, 1) ERA: 2.49	6.2 L 32 9 4 4 3 2 1 0 0 0 0 1 35 47 5.40 1.650																					
Bob Locker, R (7, 1) ERA: 1.77	0.1 1 0 0 0 0 0 0 0 0 0 0 0 1 1 0.00 0.000																					
Eddie Fisher, R (8, 1) ERA: 2.36	2.0 7 1 0 0 0 0 0 0 0 0 0 0 7 7 0.00 0.500																					

**Minnesota Twins @ Chicago White Sox**  
Comiskey Park, Chicago, IL  
Sat Jun 11 1966, 8:05 PM EDT  
Att. 25,815 - Unknown

[livebaseballscorecards.com](http://livebaseballscorecards.com)

<b>AB</b>	37
<b>R</b>	4
<b>H</b>	10
<b>RBI</b>	4
<b>BB</b>	3
<b>SO</b>	3
<b>LOB</b>	17



**BOTTOM**

**Minnesota Twins @ Chicago White Sox**  
Comiskey Park, Chicago, IL  
Sat Jun 11 1966, 8:05 PM EDT  
Att. 25,815 - Unknown

[livebaseballscorecards.com](http://livebaseballscorecards.com)

<b>AB</b>	<b>35</b>
<b>R</b>	<b>3</b>
<b>H</b>	<b>9</b>
<b>RBI</b>	<b>3</b>
<b>BB</b>	<b>2</b>
<b>SO</b>	<b>2</b>
<b>LOB</b>	<b>19</b>



WP: 0	PA: 38
PB: 0	
SB: 0	
CS: 1	

3	0	1	0	0	0	0
1	0	0	0	0	0	3
4	0	0	0	1	0	4
4	1	1	0	0	1	4
4	0	1	1	0	0	1
3	0	0	0	1	0	1
4	1	1	0	0	0	2
4	1	2	0	0	0	1
3	0	0	0	0	1	3
0	0	0	0	0	0	0
1	0	1	0	0	0	0
0	0	0	0	0	0	0
1	0	0	0	0	0	0
1	0	1	1	0	0	0
0	0	0	0	0	0	0

1B: 5	SF: 0
2B: 5	SAC: 0
3B: 0	DP: 3
HR: 0	HBP: 1

Batter	1	2	3	4	5	6	7	8	9
Ken Berry, R (1, 7) OBP: 0.265, SLG: 0.275 Tom McCraw, L (9, PH) OBP: 0.300, SLG: 0.291	0-0 CS 1B		0-0 F7		1-0 BB HBP			0-0 6-3	0-0 1-3
Wayne Causey, L (1, 4) OBP: 0.310, SLG: 0.232	0-0 F6		0-0 6-3		4-0 BB G4-6-3			0-0 6-3	0-0 4-3
Tommie Agee, R (1, 8) OBP: 0.314, SLG: 0.379	0-3 K 1-2			0-0 E4 G6-4-3	0-0 G4-6-3			0-0 2B	
John Romano, R (1, 2) OBP: 0.432, SLG: 0.462		0-0 F7		0-0 G6-4-3		0-0 F2		0-0 2B	
Bill Skowron, R (1, 3) OBP: 0.279, SLG: 0.338		0-0 E4 1B		4-0 BB		0-0 5-3		0-0 4-3	
Floyd Robinson, L (1, 9)		0-0 F6		0-0 F6		0-0 G3			0-0 1B 2B 1B
Lee Elia, R (1, 6) OBP: 0.293, SLG: 0.407		0-0 1B			0-0 1B 2B		0-0 F7		0-0 F9
Don Buford, S (1, 5) OBP: 0.293, SLG: 0.302 Eddie Fisher, R (8, 1)		0-0 F8			0-3 K		0-0 5-3		0-0 2B 1B
Jerry McNertney, R (9, PH) OBP: 0.393, SLG: 0.320 Al Weis, S (9, PR) OBP: 0.231, SLG: 0.149			0-0 G3		0-0 E9 1B		0-0 6-3		0-0 2B
Gary Peters, L (1, 1) OBP: 0.288, SLG: 0.385 Bob Locker, S (7, 1) OBP: 0.286, SLG: 0.167 Gene Freese, R (7, PH) OBP: 0.298, SLG: 0.372 Smoky Burgess, L (9, PH) OBP: 0.379, SLG: 0.333 Joe Horlen, R (9, PR) OBP: 0.100, SLG: 0.053									0-0 1-3 2B

<b>Inning Stats</b>	R: 0 E: 0 K: 1 S: 5	H: 1 LOB: 1 BB: 0 P: 5	R: 0 E: 1 K: 0 S: 5	H: 1 LOB: 2 BB: 0 P: 5	R: 0 E: 0 K: 0 S: 3	H: 0 LOB: 0 BB: 0 P: 3	R: 0 E: 1 K: 0 S: 3	H: 0 LOB: 1 BB: 1 P: 7	R: 1 E: 1 K: 1 S: 6	H: 2 LOB: 2 BB: 1 P: 11	R: 0 E: 0 K: 0 S: 3	H: 0 LOB: 0 BB: 0 P: 3	R: 0 E: 0 K: 0 S: 3	H: 0 LOB: 0 BB: 0 P: 3	R: 1 E: 0 K: 0 S: 5	H: 2 LOB: 1 BB: 0 P: 5	R: 1 E: 0 K: 0 S: 6	H: 3 LOB: 3 BB: 0 P: 6	1B: 5 2B: 5 3B: 0 HR: 0	SF: 0 SAC: 0 DP: 3 HBP: 1
---------------------	------------------------------	---------------------------------	------------------------------	---------------------------------	------------------------------	---------------------------------	------------------------------	---------------------------------	------------------------------	----------------------------------	------------------------------	---------------------------------	------------------------------	---------------------------------	------------------------------	---------------------------------	------------------------------	---------------------------------	----------------------------------	------------------------------------

PITCHER	IP	WLS	BF	H	R	ER	SO	BB	IBB	HBP	BLK	WP	HR	S	P	ERA	WHIP
Jim Kaat, L (1, 1) ERA: 2.68	8.1	W	35	8	3	3	2	2	0	1	0	0	0	36	45	3.24	1.200
Al Worthington, R (9, 1) ERA: 2.1	0.0		1	1	0	0	0	0	0	0	0	0	0	1	1	∞	∞
Jim Merritt, L (9, 1) ERA: 2.54	0.2	S	2	0	0	0	0	0	0	0	0	0	0	2	2	0.00	0.000



Batter	1	2	3	4	5	6	7	8	9	AB	R	H	RBI	BB	SO	LOB	TOP								
<b>Cesar Tovar, R</b> (1, 6) OBP: 0.320, SLG: 0.360	0-3 K			X 0-0 1B		X 0-0 4-3 S 1B		X 0-0 E 1B		4	1	3	0	0	1	0									
<b>Rich Rollins, R</b> (1, 5) OBP: 0.295, SLG: 0.377	0-0 G4-6-3 1B			X 0-0 1-2 1B		X 0-0 4-3 1-3		X 0-0 F6		4	0	2	0	0	0	2									
<b>Tony Oliva, L</b> (1, 8) OBP: 0.392, SLG: 0.633	0-0 G4-6-3 1-2f			X 0-0 F6			X 0-0 1B BB SF7 1B	X 0-0 E9 1-H 1B		4	1	2	0	0	0	3									
<b>Harmon Killebrew, R</b> (1, 7) OBP: 0.363, SLG: 0.503		0-3 K		X 0-0 F9			BB BB X 4-0 FC1-4-6 1-2 1B BB	X 0-0 5-3		3	0	0	0	1	1	3									
<b>Jimmie Hall, L</b> (9, 7) OBP: 0.285, SLG: 0.391										0	0	0	0	0	0	0									
<b>Don Mincher, L</b> (1, 3) OBP: 0.321, SLG: 0.415			X 0-0 F8		X 0-3 K		X 0-0 FC1-4-6 1-2 2-3 1B	X 0-0 F9		4	0	1	0	0	1	2									
<b>Bob Allison, R</b> (1, 9) OBP: 0.308, SLG: 0.321			X 0-0 5-3		X 0-0 5-3		X 0-0 SF7	X 0-0 1-3		3	0	0	1	0	0	0									
<b>Bernie Allen, L</b> (1, 4) OBP: 0.313, SLG: 0.345			X 0-3 K		X 0-0 6-3		X 0-0 3-H FC1-4-6 1-2f 2-3	X 0-0 F8		4	0	0	0	0	1	2									
<b>Jerry Zimmerman, R</b> (1, 2) OBP: 0.383, SLG: 0.300			X 0-0 1-3		X 0-0 5-3		X 0-0 5-3			3	0	0	0	0	0	2									
<b>Mudcat Grant, R</b> (1, 1) OBP: 0.138, SLG: 0.179			X 0-3 K		X 0-3 K		X 0-3 K	X 0-3 K		3	0	0	0	0	3	0									
<b>Inning Stats</b>	R: 0 E: 0 K: 1 S: 5	H: 1 LOB: 0 BB: 0 P: 5	R: 0 E: 0 K: 1 S: 5	H: 0 LOB: 0 BB: 0 P: 5	R: 0 E: 0 K: 2 S: 7	H: 0 LOB: 0 BB: 0 P: 7	R: 0 E: 0 K: 1 S: 7	H: 2 LOB: 2 BB: 0 P: 7	R: 0 E: 0 K: 0 S: 3	H: 0 LOB: 0 BB: 0 P: 3	R: 0 E: 0 K: 1 S: 5	H: 1 LOB: 1 BB: 0 P: 5	R: 1 E: 0 K: 0 S: 5	H: 2 LOB: 2 BB: 1 P: 9	R: 1 E: 1 K: 1 S: 7	H: 2 LOB: 1 BB: 0 P: 7	R: 0 E: 0 K: 0 S: 3	H: 0 LOB: 0 BB: 0 P: 3	1B: 8 2B: 0 3B: 0 HR: 0	SF: 1 SAC: 0 DP: 1 HBP: 0	WP: 0 PB: 0 SB: 1 CS: 0	PA: 34			
<b>PITCHER</b>	IP	WLS	BF	H	R	ER	SO	BB	IBB	HBP	BLK	WP	HR	S	P	ERA	WHIP								
<b>Tommy John, L</b> (1, 1) ERA: 1.96	7.0	L	26	6	1	1	6	1	0	0	0	0	0	37	41	1.29	1.000								
<b>Bob Locker, R</b> (8, 1) ERA: 1.73	1.0		5	2	1	0	1	0	0	0	0	0	0	7	7	0.00	2.000								
<b>Eddie Fisher, R</b> (9, 1) ERA: 2.29	1.0		3	0	0	0	0	0	0	0	0	0	0	3	3	0.00	0.000								

**Minnesota Twins @ Chicago White Sox**  
 Comiskey Park, Chicago, IL  
 Sun Jun 12 1966, 4:33 AM EDT  
 Att: 18,378 - Unknown

AB	32
R	2
H	8
RBI	1
BB	1
SO	7
LOB	14



WP: 0	PA: 34
-------	--------

Batter	1	2	3	4	5	6	7	8	9	AB	R	H	RBI	BB	SO	LOB
Wayne Causey, L (1, 4) OBP: 0.302, SLG: 0.225 Al Weis, S (7, 4) OBP: 0.229, SLG: 0.147 (9, 6)	0-0 6-3 ①			0-0 1-3 ①		0-0 FC5-4 ③		0-0 FC1-2 ③		3	0	0	0	0	0	1
Don Buford, S (1, 5) OBP: 0.296, SLG: 0.305 (9, 4)	0-0 4-3 ②			0-0 1B ①-4-6-3			0-0 1B ①-4-3		0-3 K ①	4	0	2	0	0	1	0
Tommie Agee, R (1, 8) OBP: 0.308, SLG: 0.371	0-0 F9 ③			0-0 1B ①-4-6-3 ③			0-0 1B ①-4-3 ②		0-3 K ②	4	0	0	0	0	1	2
Floyd Robinson, L (1, 9) OBP: 0.358, SLG: 0.394		0-0 4-3 ①			0-0 4-3 ①		0-0 G3 ③		0-0 F8 ③	4	0	0	0	0	0	0
Tom McCraw, L (1, 7) OBP: 0.301, SLG: 0.266		0-0 F9 ②			0-0 F4 ②			4-0 1B ①-2-3		2	1	0	0	1	0	0
Bill Skowron, R (1, 3) OBP: 0.280, SLG: 0.338		0-0 6-3 ③			0-3 K ③			0-0 1B ①-2-3		3	0	1	0	0	1	0
Jerry McNertney, R (1, 2) OBP: 0.367, SLG: 0.296			0-3 K ①			0-0 F3 ①		0-0 SH5-3 ①		2	0	0	0	0	1	0
Lee Elia, R (1, 6) OBP: 0.300, SLG: 0.411 Smoky Burgess, L (8, PH) OBP: 0.360, SLG: 0.318 Gene Freese, R (9, 5) OBP: 0.298, SLG: 0.372			0-0 G3 ②			0-0 1B ①-2-3		0-3 K ②		2	0	1	0	0	0	0
Tommy John, R (1, 1) OBP: 0.160, SLG: 0.280 Bob Locker, S (8, 1) OBP: 0.286, SLG: 0.167 J.C. Martin, L (8, PH) OBP: 0.355, SLG: 0.414 Joe Horlen, R (8, PR) OBP: 0.100, SLG: 0.053 Eddie Fisher, R (9, 1)			0-3 K ③			0-0 FC1-6 ②		0-0 FC1-2 ②		0	0	0	0	0	0	0
						0-0 1B ①-2-3		0-0 1B ②		2	0	0	0	0	1	1
								2-3 3-H		0	0	0	0	0	0	0
										1	0	1	1	0	0	0
										0	0	0	0	0	0	0
										0	0	0	0	0	0	0

Inning Stats	R: 0	H: 0	E: 0	LOB: 0	K: 0	BB: 0	S: 3	P: 3	R: 0	H: 0	E: 0	LOB: 0	K: 2	BB: 0	S: 7	P: 7	R: 0	H: 1	E: 0	LOB: 0	K: 1	BB: 0	S: 5	P: 5	R: 0	H: 1	E: 0	LOB: 1	K: 0	BB: 0	S: 4	P: 4	R: 0	H: 1	E: 0	LOB: 0	K: 0	BB: 0	S: 3	P: 3	R: 1	H: 2	E: 0	LOB: 2	K: 1	BB: 1	S: 7	P: 11	R: 0	H: 0	E: 0	LOB: 0	K: 2	BB: 0	S: 7	P: 7	1B: 5	SF: 0	2B: 0	SAC: 1	3B: 0	DP: 2	HR: 0	HBP: 0	WP: 0	PA: 31
PITCHER Mudcat Grant, R (1, 1) ERA: 3.28	IP	WLS	BF	H	R	ER	SO	BB	IBB	HBP	BLK	WP	HR	S	P	ERA	WHIP	IP	WLS	BF	H	R	ER	SO	BB	IBB	HBP	BLK	WP	HR	S	P	ERA	WHIP	IP	WLS	BF	H	R	ER	SO	BB	IBB	HBP	BLK	WP	HR	S	P	ERA	WHIP															

BOTTOM

Minnesota Twins @ Chicago White Sox  
Comiskey Park, Chicago, IL  
Sun Jun 12 1966, 4:33 AM EDT  
Att. 18,378 - Unknown

livebaseballscorecards.com

AB	29
R	1
H	5
RBI	1
BB	1
SO	6
LOB	8





Batter	1	2	3	4	5	6	7	8	9	AB R H RBI BB SO LOB	TOP											
Jose Cardenal, R (1, 8) OBP: 0.323, SLG: 0.398	0-3 K		0-0 FC4-6 1B		0-0 F9			0-0 6-3		4 0 1 0 0 1 0	<p>California Angels @ Chicago White Sox</p> <p>Comiskey Park, Chicago, IL</p> <p>Mon Jun 13 1966, 8:05 PM EDT</p> <p>Unknown</p>											
Willie Smith, L (1, 7) OBP: 0.277, SLG: 0.230	0-0 F9		0-0 FC4-6 1B		0-0 FC6-4 1B			0-0 FC5-4 1B		4 0 2 0 0 0 1												
Jim Fregosi, R (1, 6) OBP: 0.307, SLG: 0.311	0-0 F7		0-0 1B		0-0 FC6-4			0-0 FC5-4		4 0 1 0 0 0 2												
Norm Siebern, L (1, 3) OBP: 0.422, SLG: 0.387		0-0 F8	0-0 F8			0-0 F8		0-0 6-3		4 0 0 0 0 0 3												
Bobby Knoop, R (1, 4) OBP: 0.277, SLG: 0.436	0-3 K			0-3 K		0-0 F8			0-0 1-3	4 0 0 0 0 2 0												
Ed Kirkpatrick, L (1, 9) OBP: 0.317, SLG: 0.314		4-0 S 1B BB		0-0 F2		0-0 3-1			0-0 F8	3 1 0 0 1 0 0												
Paul Schaal, R (1, 5) OBP: 0.358, SLG: 0.339		0-0 1B		4-0 BB		0-0 F8			0-0 6-3	3 0 1 1 1 0 0												
Buck Rodgers, S (1, 2) OBP: 0.222, SLG: 0.299		0-0 G3		0-0 F8		0-0 3-1				3 0 0 0 0 0 2												
George Brunet, R (1, 1) OBP: 0.176, SLG: 0.353			0-3 K		0-3 K		0-0 5-3			1 0 0 0 0 1 0												
Howie Reed, R (4, 1)										1 0 0 0 0 1 0												
Frank Malzone, R (7, PH) OBP: 0.261, SLG: 0.238										1 0 0 0 0 0 0												
Lew Burdette, R (7, 1)										0 0 0 0 0 0 0												
<b>Inning Stats</b>	R: 0 E: 0 K: 1 S: 5	H: 0 LOB: 0 BB: 0 P: 5	R: 1 E: 0 K: 1 S: 6	H: 1 LOB: 1 BB: 1 P: 10	R: 0 E: 0 K: 1 S: 7	H: 2 LOB: 2 BB: 0 P: 7	R: 0 E: 0 K: 1 S: 5	H: 0 LOB: 1 BB: 1 P: 9	R: 0 E: 0 K: 1 S: 6	H: 1 LOB: 1 BB: 0 P: 6	R: 0 E: 0 K: 0 S: 3	H: 0 LOB: 0 BB: 0 P: 3	R: 0 E: 0 K: 0 S: 3	H: 0 LOB: 0 BB: 0 P: 3	R: 0 E: 0 K: 0 S: 4	H: 1 LOB: 1 BB: 0 P: 4	R: 0 E: 0 K: 0 S: 3	H: 0 LOB: 0 BB: 0 P: 3	1B: 5 2B: 0 3B: 0 HR: 0	SF: 0 SAC: 0 DP: 0 HBP: 0	WP: 0 PB: 0 SB: 1 CS: 0	PA: 34
<b>PITCHER</b> Jack Lamabe, R (1, 1) ERA: 2.01	IP: 9.0 WLS: W BF: 34 H: 5 R: 1 ER: 1 SO: 5 BB: 2 IBB: 0 HBP: 0 BLK: 0 WP: 0 HR: 0 S: 42 P: 50 ERA: 1.00 WHIP: 0.778											<b>PITCHER</b>	IP: WLS: BF: H: R: ER: SO: BB: IBB: HBP: BLK: WP: HR: S: P: ERA: WHIP:									

livebaseballscorecards.com

<b>AB</b>	32
<b>R</b>	1
<b>H</b>	5
<b>RBI</b>	1
<b>BB</b>	2
<b>SO</b>	5
<b>LOB</b>	8



Batter	1	2	3	4	5	6	7	8	9	AB	R	H	RBI	BB	SO	LOB
<b>Tommie Agee, R</b> OBP: 0.312, SLG: 0.371 (1, 8)	0-0 E 1B	4-0 2B BB		0-0 F7		0-0 F2				3	2	1	0	1	0	2
<b>Don Buford, S</b> OBP: 0.300, SLG: 0.314 (1, 7)	0-0 1-3 1B	0-0 1-3 2B		0-0 F9		0-0 4-3				4	0	2	4	0	0	2
<b>Gene Freese, R</b> OBP: 0.295, SLG: 0.358 (1, 5)	0-0 F7	0-0 F7		4-0 1-2 BB			0-0 F8			3	0	0	0	1	0	2
<b>John Romano, R</b> OBP: 0.418, SLG: 0.442 (1, 2)	0-0 1-3 1-2		0-0 F8	0-0 5-3			0-3 K			4	0	0	0	0	1	3
<b>Jerry Adair, R</b> OBP: 0.344, SLG: 0.339 (1, 4)	0-3 K		0-0 1B SF6 2B		0-0 CS 1B		0-0 L3			4	1	2	0	0	1	1
<b>Bill Skowron, R</b> OBP: 0.288, SLG: 0.346 <b>Tom McCraw, L</b> OBP: 0.299, SLG: 0.283 (1, 3) (6, 3)		0-0 FC1-5 1B 1B	0-0 WP 1B	0-0 F7		0-0 6-3				3	0	2	0	0	0	1
<b>Lee Elia, R</b> OBP: 0.313, SLG: 0.424 (1, 6)		0-0 BB FC1-5 2B 1B	0-0 SF6	0-3 K		0-0 L3				3	1	2	1	0	1	0
<b>Ken Berry, R</b> OBP: 0.264, SLG: 0.274 (1, 9)		0-0 F5	0-0 5-3		0-0 1B		0-0 L3			4	0	1	0	0	0	4
<b>Jack Lamabe, R</b> (1, 1)		0-0 FC1-5 BB 2B		4-0 BB BB		0-3 K				2	1	0	0	1	1	3

Inning Stats	R: 1	H: 2	E: 1	K: 1	S: 7	R: 3	H: 3	E: 0	K: 0	S: 6	R: 0	H: 2	E: 0	K: 0	S: 5	R: 0	H: 1	E: 0	K: 1	S: 5	R: 0	H: 1	E: 0	K: 1	S: 6	R: 0	H: 0	E: 0	K: 1	S: 5	R: 0	H: 1	E: 0	K: 0	S: 3	R: 0	H: 0	E: 0	K: 1	S: 5	R: 0	H: 1	E: 0	K: 0	S: 3					
	LOB: 1	BB: 0	P: 7			LOB: 1	BB: 1				LOB: 2	BB: 2				LOB: 0	BB: 0				LOB: 1	BB: 0				LOB: 0	BB: 0			LOB: 0	BB: 0				LOB: 0	BB: 0				LOB: 0	BB: 0									

PITCHER	IP	WLS	BF	H	R	ER	SO	BB	IBB	HBP	BLK	WP	HR	S	P	ERA	WHIP
<b>George Brunet, L</b> ERA: 3.38 (1, 1)	3.0	L	18	7	5	5	1	2	0	0	0	1	0	18	26	15.00	3.000
<b>Howie Reed, R</b> ERA: 2.04 (4, 1)	3.0		11	2	0	0	2	1	0	0	0	0	0	14	18	0.00	1.000
<b>Lew Burdette, R</b> ERA: 2.94 (7, 1)	2.0		6	1	0	0	1	0	0	0	0	0	0	8	8	0.00	0.500

**BOTTOM**

**California Angels @ Chicago White Sox**  
Comiskey Park, Chicago, IL  
Mon Jun 13 1966, 8:05 PM EDT  
Unknown

<b>AB</b>	<b>31</b>
<b>R</b>	<b>5</b>
<b>H</b>	<b>10</b>
<b>RBI</b>	<b>5</b>
<b>BB</b>	<b>3</b>
<b>SO</b>	<b>4</b>
<b>LOB</b>	<b>18</b>



1B: 8	SF: 1	WP: 1	PA: 35
2B: 3	SAC: 0	PB: 0	
3B: 0	DP: 1	SB: 0	
HR: 0	HBP: 0	CS: 1	

livebaseballscorecards.com



Batter	1	2	3	4	5	6	7	8	9	AB R H RBI BB SO LOB	TOP												
Jose Cardenal, R (1, 8) OBP: 0.326, SLG: 0.400	0-3 K		0-0 1B			0-0 WP SH3-4 1B		0-3 K		4 0 2 0 0 2 0	<b>California Angels @ Chicago White Sox</b> Comiskey Park, Chicago, IL Mon Jun 13 1966, 8:05 PM EDT Att. 10,686 - Unknown												
Ed Kirkpatrick, L (1, 9) OBP: 0.310, SLG: 0.306	0-0 5-3		0-0 5-3			0-0 SH3-4 1-2		0-0 4-3		3 0 0 0 0 0 1													
Jim Fregosi, R (1, 6) OBP: 0.306, SLG: 0.315	0-0 2B				0-0 5-3	0-3 K		0-0 1-3		4 0 1 0 0 1 1													
Willie Smith, L (1, 7) OBP: 0.264, SLG: 0.218 Jim Piersall, R (9, 7) OBP: 0.224, SLG: 0.217	0-0 F4				0-0 F9	0-3 K FC4-6 2-3		0-0 1-3	4 0 0 0 0 1 2 0 0 0 0 0 0 0														
Joe Adcock, R (1, 3) OBP: 0.310, SLG: 0.472		0-0 6-3			0-3 K	0-0 FC4-6 1-2f		0-3 K	4 0 0 0 0 2 2														
Frank Malzone, R (1, 5) OBP: 0.280, SLG: 0.326		0-0 F6			0-0 HR		0-0 5-3	0-0 3B 1B	4 2 2 1 0 0 0														
Bobby Knoop, R (1, 4) OBP: 0.280, SLG: 0.445		0-0 F8			0-0 1-3		0-0 1B	0-0 3B 1-H	4 0 2 1 0 0 0														
Tom Satriano, L (1, 2) OBP: 0.400, SLG: 0.306			0-0 4-3		0-0 1-3		0-3 K	4-0 S IBB	3 0 0 0 1 1 1														
Minnie Rojas, R (1, 1) Bob Lee, R (7, 1) Jack Sanford, R (9, 1) OBP: 0.286, SLG: 0.417			0-0 1-3		0-0 1-3		0-0 1-3	0-3 K 1-2	3 0 0 0 0 0 1 1 0 0 0 0 1 2 0 0 0 0 0 0 0														
<b>Inning Stats</b>	R: 0 E: 0 K: 1 S: 6	H: 1 LOB: 1 BB: 0 P: 6	R: 0 E: 0 K: 0 S: 3	H: 0 LOB: 0 BB: 0 P: 3	R: 0 E: 0 K: 0 S: 4	H: 1 LOB: 1 BB: 0 P: 4	R: 0 E: 0 K: 1 S: 5	H: 0 LOB: 0 BB: 0 P: 5	R: 1 E: 0 K: 0 S: 4	H: 1 LOB: 0 BB: 0 P: 4		R: 0 E: 0 K: 2 S: 9	H: 1 LOB: 2 BB: 0 P: 9	R: 0 E: 0 K: 1 S: 6	H: 1 LOB: 1 BB: 0 P: 6	R: 0 E: 0 K: 1 S: 5	H: 0 LOB: 0 BB: 0 P: 5	R: 1 E: 0 K: 2 S: 9	H: 2 LOB: 2 BB: 1 P: 13	1B: 4 2B: 1 3B: 1 HR: 1	SF: 0 SAC: 1 DP: 0 HBP: 0	WP: 1 PB: 0 SB: 1 CS: 0	PA: 36
<b>PITCHER</b>	IP WLS BF H R ER SO BB IBB HBP BLK WP HR S P ERA WHIP																						
Joe Horlen, R (1, 1) ERA: 2.41	7.0 L 27 5 1 1 5 0 0 0 0 1 1 37 37 1.29 0.714																						
Bob Locker, R (8, 1) ERA: 1.85	2.0 9 2 1 1 3 0 1 0 0 0 0 14 18 4.50 1.000																						

livebaseballscorecards.com

<b>AB</b>	34
<b>R</b>	2
<b>H</b>	7
<b>RBI</b>	2
<b>BB</b>	1
<b>SO</b>	8
<b>LOB</b>	10



Batter	1	2	3	4	5	6	7	8	9	AB R H RBI BB SO LOB	
<b>Tommie Agee, R</b> OBP: 0.311, SLG: 0.368 (1, 8) SS	0-3 K		0-0 F8			0-0 1B		0-0 F4		4 0 1 0 0 1 0	
<b>Don Buford, S</b> OBP: 0.308, SLG: 0.322 (1, 5) X	0-0 3-1			0-0 FC6-4 1B		0-0 1B		0-0 L6-3 1B		4 0 3 0 0 0 0	
<b>Tom McCraw, L</b> OBP: 0.290, SLG: 0.274 (1, 7) X	0-0 F9			0-0 F8		0-0 F5		0-0 L6-3 1-2		4 0 0 0 0 0 4	
<b>Bill Skowron, R</b> OBP: 0.287, SLG: 0.350 (1, 3) <b>Wayne Causey, L</b> OBP: 0.302, SLG: 0.225 (9, PR)		0-0 4-3		0-0 F5		0-0 6-3			0-0 SH BB 2B	4 0 1 0 0 0 3 0 1 0 0 0 0 0	
<b>J.C. Martin, L</b> OBP: 0.350, SLG: 0.397 (1, 2) X		0-0 6-3		0-0 FC6-4 1-2f			0-3 K		1-0 BB SH G2-1-2 HBP	3 0 0 0 0 1 1	
<b>Jerry Adair, R</b> OBP: 0.359, SLG: 0.356 (1, 4) (8, 6) X		0-0 1B			0-3 K		0-0 BB HBP 7-2 1B		0-0 SH BB	3 0 2 0 0 1 0	
<b>Lee Elia, R</b> OBP: 0.303, SLG: 0.410 (1, 6) <b>Floyd Robinson, L</b> OBP: 0.360, SLG: 0.392 (7, PH) (8, 9) SS		0-3 K			0-0 6-3		1-0 BB HBP 1-2 2-3		0-3 K	2 0 0 0 0 1 1 1 0 0 0 0 1 3	
<b>Ken Berry, R</b> OBP: 0.258, SLG: 0.267 (1, 9) <b>Smoky Burgess, L</b> OBP: 0.385, SLG: 0.318 (7, PH) <b>Al Weis, S</b> OBP: 0.229, SLG: 0.147 (7, PR) (8, 4) SS			0-3 K		0-0 5-3		4-0 BB HBP 1-2 2-3 BB		4-0 BB BB BB	2 0 0 0 0 1 0 0 0 0 0 1 0 0 0 0 0 0 0 0 0	
<b>Gene Freese, R</b> OBP: 0.303, SLG: 0.358 (9, PH) SS			0-3 K			0-0 1-3		0-0 7-2		0-0 BB	0 0 0 1 1 0 0
<b>Joe Horten, R</b> OBP: 0.091, SLG: 0.048 (1, 1) <b>John Romano, R</b> OBP: 0.415, SLG: 0.438 (7, PH) <b>Bob Locker, S</b> OBP: 0.286, SLG: 0.167 (8, 1) <b>Gary Peters, L</b> OBP: 0.259, SLG: 0.370 (9, PH) SS									0-0 G2-1-2	2 0 0 0 0 1 0 1 0 0 0 0 0 3 0 0 0 0 0 0 0 1 0 0 0 0 0 3	

Inning Stats	R: 0 E: 0 K: 1 S: 5	H: 0 LOB: 0 BB: 0 P: 5	R: 0 E: 0 K: 1 S: 6	H: 1 LOB: 1 BB: 0 P: 6	R: 0 E: 0 K: 2 S: 7	H: 0 LOB: 0 BB: 0 P: 7	R: 0 E: 0 K: 0 S: 4	H: 1 LOB: 1 BB: 0 P: 4	R: 0 E: 0 K: 1 S: 5	H: 0 LOB: 0 BB: 0 P: 5	R: 0 E: 0 K: 0 S: 5	H: 2 LOB: 2 BB: 0 P: 5	R: 0 E: 0 K: 1 S: 5	H: 1 LOB: 1 BB: 1 P: 10	R: 0 E: 0 K: 0 S: 3	H: 1 LOB: 0 BB: 0 P: 3	R: 1 E: 1 K: 1 S: 6	H: 1 LOB: 2 BB: 1 P: 11	1B: 6 2B: 3 3B: 0 HR: 0	SF: 0 SAC: 1 DP: 3 HBP: 2	WP: 0 PB: 0 SB: 0 CS: 0	PA: 36
--------------	------------------------------	---------------------------------	------------------------------	---------------------------------	------------------------------	---------------------------------	------------------------------	---------------------------------	------------------------------	---------------------------------	------------------------------	---------------------------------	------------------------------	----------------------------------	------------------------------	---------------------------------	------------------------------	----------------------------------	----------------------------------	------------------------------------	----------------------------------	--------


PITCHER	IP	WLS	BF	H	R	ER	SO	BB	IBB	HBP	BLK	WP	HR	S	P	ERA	WHIP
<b>Minnie Rojas, R</b> ERA: 1.37 (1, 1)	6.1	W	26	5	0	0	6	1	0	1	0	0	0	36	41	0.00	0.947
<b>Bob Lee, R</b> ERA: 2.38 (7, 1)	2.0		9	2	1	0	1	1	0	1	0	0	0	9	14	0.00	1.500
<b>Jack Sanford, R</b> ERA: 3.27 (9, 1)	0.2	S	1	0	0	0	0	0	0	0	0	0	0	1	1	0.00	0.000

**BOTTOM**

**California Angels @ Chicago White Sox**  
Comiskey Park, Chicago, IL

Mon Jun 13 1966, 8:05 PM EDT  
Att. 10,686 - Unknown

<b>AB</b>	<b>31</b>
<b>R</b>	<b>1</b>
<b>H</b>	<b>7</b>
<b>RBI</b>	<b>1</b>
<b>BB</b>	<b>2</b>
<b>SO</b>	<b>7</b>
<b>LOB</b>	<b>18</b>



PITCHER	IP	WLS	BF	H	R	ER	SO	BB	IBB	HBP	BLK	WP	HR	S	P	ERA	WHIP
---------	----	-----	----	---	---	----	----	----	-----	-----	-----	----	----	---	---	-----	------



Batter	1	2	3	4	5	6	7	8	9	AB R H RBI BB SO LOB	TOP																
Jose Cardenal, R OBP: 0.333, SLG: 0.418 (1, 8) (9, 7)	0-0 5-3 ①		0-0 HR ①		0-0 1B SF9 1B ①		4-0 1B BB ①	0-0 5-3 ③		4 2 2 2 1 0 2																	
Willie Smith, L OBP: 0.272, SLG: 0.229 Jim Piersall, R OBP: 0.224, SLG: 0.217 (1, 7) (9, 8)	0-0 4-3 ②		0-0 1-3 ③		0-0 1B 1-3 2-H ①		0-0 1B 1-2 ③	0-0 F7 ①		5 0 2 1 0 0 0 0 0 0 0 0 0 0																	
Jim Fregosi, R OBP: 0.308, SLG: 0.332 (1, 6)	0-0 F2 ③			0-0 SF7 3B ①	0-0 SF9 ②		0-0 F4 ③	0-0 E 2B ③		4 2 2 1 0 0 2																	
Norm Siebern, L OBP: 0.418, SLG: 0.378 Jackie Hernandez, R Marcelino Lopez, R OBP: 0.333, SLG: 0.333 (1, 3) (8, PR) (8, 1)		0-3 K ①	0-3 K ①	0-3 4-3 ③				4-0 HR BB ①	4-0 FC6-4 BB ②	3 0 0 0 1 2 2 0 1 0 0 0 0 0 0 0 0 0 0 1 0 0																	
Ed Kirkpatrick, L OBP: 0.313, SLG: 0.366 (1, 9)		0-0 HR ②		0-0 SF7 ②		0-0 F6 ①		0-0 HR ①	0-0 FC6-4 ② ③	4 2 2 4 0 0 1																	
Bobby Knoop, R OBP: 0.276, SLG: 0.438 (1, 4)		0-3 K ②		0-3 K ③		0-0 4-3 ②				4 0 0 0 0 3 1																	
Tom Satriano, L OBP: 0.408, SLG: 0.308 (1, 2)		0-3 K ③			0-0 SH1-4 1B 1B ①	0-3 K ③		4-0 2B BB ①		3 2 1 0 1 2 0																	
Paul Schaal, R OBP: 0.361, SLG: 0.345 (1, 5)			0-0 F7 ①		4-0 SH1-4 1B BB ①		0-0 F2 ①	0-0 2B 1-H ②		3 1 1 1 1 0 0																	
Dean Chance, R OBP: 0.031, SLG: 0.031 Frank Malzone, R OBP: 0.275, SLG: 0.319 Jack Sanford, R OBP: 0.296, SLG: 0.417 Bob Lee, R Joe Adcock, R OBP: 0.307, SLG: 0.467 (1, 1) (7, PH) (7, 1) (7, 1) (8, PH) (8, 3)			0-0 6-3 ②		0-0 SH1-4 ①		0-0 6-3 ②	0-0 F8 ②		1 0 0 0 0 0 0 0 1 0 1 0 0 0 0 0 0 2																	
Inning Stats	R: 0 E: 0 K: 0 S: 3	H: 0 LOB: 0 BB: 0 P: 3	R: 1 E: 0 K: 3 S: 10	H: 1 LOB: 0 BB: 0 P: 10	R: 1 E: 0 K: 2 S: 8	H: 1 LOB: 0 BB: 0 P: 8	R: 3 E: 0 K: 0 S: 6	H: 3 LOB: 1 BB: 1 P: 10	R: 0 E: 0 K: 1 S: 5	H: 0 LOB: 0 BB: 0 P: 5	R: 0 E: 0 K: 0 S: 4	H: 1 LOB: 2 BB: 1 P: 8	R: 3 E: 0 K: 1 S: 7	H: 2 LOB: 2 BB: 2 P: 15	R: 1 E: 1 K: 0 S: 3	H: 1 LOB: 2 BB: 1 P: 7	1B: 4 2B: 2 3B: 1 HR: 3	SF: 2 SAC: 1 DP: 0 HBP: 0	WP: 0 PB: 0 SB: 0 CS: 0	PA: 41							
PITCHER	IP	WLS	BF	H	R	ER	SO	BB	IBB	HBP	BLK	WP	HR	S	P	ERA	WHIP										
John Buzhardt, R ERA: 3.32 (1, 1)	4.1	L	20	6	6	6	5	1	0	0	0	0	2	29	33	12.46	1.615										
Dennis Higgins, R ERA: 2.51 (5, 1)	3.0		15	3	3	3	2	3	0	0	0	0	1	16	28	9.00	2.000										
Hoyt Wilhelm, R ERA: (8, 1)	1.2		6	1	1	0	0	1	0	0	0	0	0	5	9	0.00	1.200										

California Angels @ Chicago White Sox  
Comiskey Park, Chicago, IL  
Tue Jun 14 1966, 4:33 AM EDT  
Att. 4,513 - Unknown

livebaseballscorecards.com

AB	33
R	10
H	10
RBI	9
BB	5
SO	7
LOB	10



Batter	1	2	3	4	5	6	7	8	9	AB	R	H	RBI	BB	SO	LOB
<b>Tommie Agee, R</b> OBP: 0.313, SLG: 0.369 (1, 8)	0-0 F8	0-3 K		0-0 4-3		0-0 1B		0-0 FC5-4 1B		5	0	2	0	0	1	4
<b>Don Buford, S</b> OBP: 0.314, SLG: 0.322 (1, 5)	4-0 G3 BB		4-0 CS BB		0-0 4-3	0-0 F8		0-0 FC5-4 1B		3	0	1	0	2	0	2
<b>Floyd Robinson, L</b> OBP: 0.361, SLG: 0.392 (1, 9)	0-0 G3		0-0 4-1		0-0 1B 1B		0-0 1B 1B	0-0 FC5-4 FC6-4		5	1	2	0	0	0	4
<b>John Romano, R</b> OBP: 0.409, SLG: 0.430 (1, 2)	0-0 6-3		0-3 K		0-0 F8		0-0 1B SF9 1B	0-0 FC6-4		4	0	1	0	0	1	2
<b>Al Weis, S</b> OBP: 0.229, SLG: 0.147 (7, PR)										0	1	0	0	0	0	0
<b>Jerry McNertney, R</b> OBP: 0.355, SLG: 0.286 (8, 2)										1	0	0	0	0	0	2
<b>Tom McCraw, L</b> OBP: 0.301, SLG: 0.302 (1, 7)		0-0 4-3		0-3 K		0-0 S 1B		0-0 1-3 1B	0-0 3B	5	0	3	1	0	1	0
<b>Jerry Adair, R</b> OBP: 0.348, SLG: 0.349 (1, 4) (8, 6)		0-0 E5 WP		0-0 1B 1B		0-3 K		0-0 SF9	0-0 1-3	4	2	1	1	0	1	3
<b>Bill Skowron, R</b> OBP: 0.290, SLG: 0.352 (1, 3)		0-3 K		0-0 1B 1B		0-0 G6-4-3 1B		0-0 1-3	0-0 1-3	5	0	2	0	0	1	2
<b>Lee Elia, R</b> OBP: 0.314, SLG: 0.415 (1, 6)		0-0		0-0		0-0 G6-4-3		0-0 F7	0-0 6-3	4	0	2	1	0	0	3
<b>Hoyt Wilhelm, R</b> OBP: 0.300, SLG: 0.354 (8, 1)		0-0 1B 1B		0-0 1B 1B		0-0 1B BB		0-0 F7		0	0	0	0	0	0	0
<b>Gene Freese, R</b> OBP: 0.300, SLG: 0.354 (9, PH)		0-0 1B 1B		0-0 K		0-0 K		0-0 F7		1	0	0	0	0	0	1
<b>John Buzhardt, R</b> OBP: 0.190, SLG: 0.105 (1, 1)		0-0		0-3 K		4-0 1B BB		0-0 F7		2	0	1	0	0	1	2
<b>Dennis Higgins, R</b> OBP: 0.286, SLG: 0.167 (5, 1)		0-0								0	0	0	0	1	0	0
<b>Wayne Causey, L</b> OBP: 0.299, SLG: 0.223 (8, 4)		0-0 1B								1	0	0	0	0	0	0

Inning Stats	R: 0	H: 0	E: 0	K: 0	S: 3	R: 1	H: 2	E: 1	K: 2	S: 10	R: 0	H: 0	E: 0	K: 1	S: 4	R: 1	H: 3	E: 0	K: 2	S: 10	R: 0	H: 2	E: 0	K: 1	S: 7	R: 0	H: 2	E: 0	K: 0	S: 4	R: 2	H: 3	E: 0	K: 0	S: 6	R: 0	H: 2	E: 0	K: 0	S: 5	R: 0	H: 1	E: 0	K: 0	S: 4	1B: 14	SF: 1	2B: 0	SAC: 0	3B: 1	DP: 1	HR: 0	HBP: 0	WP: 2	PA: 44
--------------	------	------	------	------	------	------	------	------	------	-------	------	------	------	------	------	------	------	------	------	-------	------	------	------	------	------	------	------	------	------	------	------	------	------	------	------	------	------	------	------	------	------	------	------	------	------	--------	-------	-------	--------	-------	-------	-------	--------	-------	--------

PITCHER	IP	WLS	BF	H	R	ER	SO	BB	IBB	HBP	BLK	WP	HR	S	P	ERA	WHIP
<b>Dean Chance, R</b> ERA: 3.62 (1, 1)	6.0		29	9	2	1	6	3	0	0	0	1	0	38	50	1.50	2.000
<b>Jack Sanford, R</b> ERA: 3.6 (7, 1)	0.0		2	2	2	0	0	0	0	0	0	0	0	2	2	∞	∞
<b>Bob Lee, R</b> ERA: 2.33 (7, 1)	1.0		4	1	0	0	0	0	0	0	0	0	0	4	4	0.00	1.000
<b>Marcelino Lopez, L</b> ERA: 3.19 (8, 1)	2.0	S	9	3	0	0	0	0	0	0	0	0	0	9	9	0.00	1.500

**BOTTOM**

**California Angels @ Chicago White Sox**  
Comiskey Park, Chicago, IL  
Tue Jun 14 1966, 4:33 AM EDT  
Att. 4,513 - Unknown

livebaseballscorecards.com

<b>AB</b>	<b>40</b>
<b>R</b>	<b>4</b>
<b>H</b>	<b>15</b>
<b>RBI</b>	<b>3</b>
<b>BB</b>	<b>3</b>
<b>SO</b>	<b>6</b>
<b>LOB</b>	<b>25</b>





Batter	1	2	3	4	5	6	7	8	9	AB R H RBI BB SO LOB	TOP											
<b>Bert Campaneris, R</b> (1, 6) OBP: 0.304, SLG: 0.410	0-0 F7		0-0 4-3 2B	0-3 K		0-0 E		0-0 4-3		5 1 2 2 0 1 2												
<b>Jim Gosger, L</b> (1, 7) OBP: 0.309, SLG: 0.381	0-0 F5		0-0 4-3		0-0 F8	0-0 E6		0-0 4-3	0-0 4-3	5 0 0 0 0 0 3												
<b>Mike Hershberger, R</b> (1, 9) OBP: 0.319, SLG: 0.373	0-0 F4		0-0 1B 2B		0-0 2B	0-0 G6-4-3		0-0 5-3	0-0 5-3	5 1 2 1 0 0 3												
<b>Danny Cater, R</b> (1, 5) OBP: 0.231, SLG: 0.271		0-0 E5	0-0 1B		0-0 F4		0-0 4-3		0-0 5-3	0 1 0 0 0 0 0												
<b>Ken Harrelson, R</b> (1, 3) OBP: 0.316, SLG: 0.332		0-3 K	0-0 5-3		0-0 F5		0-0 4-3			4 0 0 0 0 1 3												
<b>Phil Roof, R</b> (1, 2) OBP: 0.266, SLG: 0.446		0-0 L5	0-3 K			0-3 K		0-3 K		4 0 0 0 0 3 2												
<b>Dick Green, R</b> (1, 4) OBP: 0.254, SLG: 0.307		0-0 1B		0-0 1-3		0-0 1B		0-0 2-3		4 1 2 0 0 0 0												
<b>Joe Nossek, R</b> (1, 8) OBP: 0.306, SLG: 0.366		0-0 1B		0-0 S		0-0 1B		0-0 6-3		4 1 3 1 0 0 0												
<b>Lew Krausse, R</b> (1, 1) <b>Larry Stahl, L</b> (8, PH) <b>Ken Sanders, R</b> (8, 1)	0-0 5-3		0-3 K		0-0 1-3	4-0 E		0-0 E1		2 0 0 0 1 1 3 1 0 0 0 0 0 0 0 0 0 0 0 0 0												
<b>Inning Stats</b>	R: 0 E: 0 K: 0 S: 3	H: 0 LOB: 0 BB: 0 P: 3	R: 1 E: 1 K: 1 S: 8	H: 2 LOB: 2 BB: 0 P: 8	R: 2 E: 0 K: 1 S: 8	H: 3 LOB: 1 BB: 0 P: 8	R: 0 E: 0 K: 2 S: 8	H: 1 LOB: 1 BB: 0 P: 8	R: 0 E: 0 K: 0 S: 4	H: 1 LOB: 1 BB: 0 P: 4	R: 2 E: 1 K: 1 S: 8	H: 3 LOB: 2 BB: 1 P: 12	R: 0 E: 0 K: 1 S: 5	H: 0 LOB: 0 BB: 0 P: 5	R: 0 E: 1 K: 0 S: 4	H: 0 LOB: 1 BB: 0 P: 4	R: 0 E: 0 K: 0 S: 3	H: 0 LOB: 0 BB: 0 P: 3	1B: 6 2B: 4 3B: 0 HR: 0	SF: 0 SAC: 0 DP: 1 HBP: 0	WP: 1 PB: 0 SB: 1 CS: 0	PA: 40
<b>PITCHER</b>	IP WLS BF H R ER SO BB IBB HBP BLK WP HR S P ERA WHIP																					
<b>Gary Peters, L</b> (1, 1) ERA: 2.8	5.1 L 27 9 5 4 5 1 0 0 0 0 1 0 36 40 6.75 1.875																					
<b>Hoyt Wilhelm, R</b> (6, 1) ERA:	1.2 6 1 0 0 1 0 0 0 0 0 0 0 8 8 0.00 0.600																					
<b>Joe Horlen, R</b> (8, 1) ERA: 2.35	2.0 7 0 0 0 0 0 0 0 0 0 0 0 7 7 0.00 0.000																					

**Kansas City Athletics @ Chicago White Sox**  
**Comiskey Park, Chicago, IL**  
 Wed Jun 15 1966, 4:33 AM EDT  
 Att: 10,318 - Unknown

<b>AB</b>	34
<b>R</b>	5
<b>H</b>	9
<b>RBI</b>	4
<b>BB</b>	1
<b>SO</b>	6
<b>LOB</b>	16



WP: 1	PA: 40
PB: 0	
SB: 1	
CS: 0	

Batter	1	2	3	4	5	6	7	8	9	AB	R	H	RBI	BB	SO	LOB
<b>Tommie Agee, R</b> OBP: 0.311, SLG: 0.364 (1, 8) BBB	4-0 SH1-3 SH1-3 BB	0-0 G1-4-3 1-2f			0-0 F7		0-3 K			3	1	0	0	1	1	3
<b>Don Buford, S</b> OBP: 0.310, SLG: 0.318 (1, 5) X	0-0 SH1-3 1-2		0-3 K		0-0 F8			0-0 4-3		3	0	0	0	0	1	0
<b>Tom McCraw, L</b> OBP: 0.295, SLG: 0.295 (1, 7) X	0-0 SH1-3 2-H		0-0 4-3		0-0 F6			0-3 K		3	0	0	1	0	1	0
<b>Bill Skowron, R</b> OBP: 0.289, SLG: 0.345 (1, 3) BBB	4-0 BB		0-0 G3		0-0 4-3			0-0 1-3		3	0	0	0	1	0	0
<b>Floyd Robinson, L</b> OBP: 0.358, SLG: 0.395 (1, 9) X	0-0 4-3			0-0 F5		0-0 F8			0-0 BLK G3 2B	4	1	1	0	0	0	1
<b>Jerry Adair, R</b> OBP: 0.356, SLG: 0.364 (1, 4) X		0-0 F4		4-0 4-3 BB		0-0 1B 2B		0-0 G3		3	1	1	1	1	0	0
<b>J.C. Martin, L</b> OBP: 0.357, SLG: 0.408 (1, 2) <b>Ken Berry, R</b> OBP: 0.258, SLG: 0.267 (9, PR)		0-0 1B 1B 2B		0-0 4-3 1-2		0-0 F2		4-0 BB		3	1	1	0	1	0	2
<b>Lee Elia, R</b> OBP: 0.324, SLG: 0.420 (1, 6) X		0-0 1B 1B		0-3 K		0-0 1B		0-3 K		4	0	2	1	0	2	2
<b>Gary Peters, L</b> OBP: 0.276, SLG: 0.379 (1, 1) <b>Hoyt Wilhelm, R</b> (6, 1) <b>Smoky Burgess, L</b> OBP: 0.370, SLG: 0.304 (7, PH) <b>Joe Horlen, R</b> OBP: 0.091, SLG: 0.048 (8, 1) <b>John Romano, R</b> OBP: 0.406, SLG: 0.426 (9, PH)		0-0 G1-4-3 1B		0-3 K		0-0 F7		0-0 F2		2	0	1	1	0	1	0

Inning Stats	R: 1	H: 0	E: 0	K: 0	S: 3	R: 1	H: 3	E: 0	K: 0	S: 5	R: 0	H: 0	E: 0	K: 1	S: 5	R: 0	H: 0	E: 0	K: 1	S: 5	R: 0	H: 0	E: 0	K: 1	S: 5	R: 0	H: 0	E: 0	K: 1	S: 7	R: 0	H: 0	E: 0	K: 1	S: 5	R: 1	H: 1	E: 0	K: 1	S: 6	R: 0	H: 0	E: 0	K: 1	S: 5	R: 1	H: 1	E: 0	K: 1	S: 6																	
	LOB: 1	BB: 2	P: 11	LOB: 1	BB: 1	P: 5	LOB: 0	BB: 0	P: 5	LOB: 1	BB: 1	P: 9	LOB: 0	BB: 0	P: 5	LOB: 0	BB: 0	P: 3	LOB: 1	BB: 0	P: 7	LOB: 0	BB: 0	P: 5	LOB: 0	BB: 0	P: 5	LOB: 1	BB: 1	P: 10	LOB: 0	BB: 0	P: 5	LOB: 1	BB: 1	P: 10	LOB: 0	BB: 0	P: 5	LOB: 0	BB: 0	P: 5	LOB: 0	BB: 0	P: 5	LOB: 0	BB: 0	P: 5																			
<b>PITCHER</b>	IP	WLS	BF	H	R	ER	SO	BB	IBB	HBP	BLK	WP	HR	S	P	ERA	WHIP																			IP	WLS	BF	H	R	ER	SO	BB	IBB	HBP	BLK	WP	HR	S	P	ERA	WHIP															
<b>Lew Krausse, R</b> ERA: 3.22 (1, 1)	7.0	W	28	5	3	3	4	3	0	0	0	0	0	33	45	3.86	1.143																																																		
<b>Ken Sanders, R</b> ERA: 3.83 (8, 1)	2.0	S	8	1	1	1	2	1	0	0	1	0	0	11	15	4.50	1.000																																																		

**BOTTOM**

**Kansas City Athletics @ Chicago White Sox**  
Comiskey Park, Chicago, IL  
Wed Jun 15 1966, 4:33 AM EDT  
Att. 10,318 - Unknown

livebaseballscorecards.com

<b>AB</b>	<b>30</b>
<b>R</b>	<b>4</b>
<b>H</b>	<b>6</b>
<b>RBI</b>	<b>4</b>
<b>BB</b>	<b>4</b>
<b>SO</b>	<b>6</b>
<b>LOB</b>	<b>10</b>



WP: 0	PA: 36
PB: 0	
SB: 0	
CS: 0	




Batter	1	2	3	4	5	6	7	8	9	AB R H RBI BB SO LOB	TOP											
Bert Campaneris, R (1, 6) OBP: 0.298, SLG: 0.401	0-0 E6 F8		0-0 G6-4-3 1-2f		0-0 E6 FC4-6		0-0 6-3			4 0 0 0 0 0 2												
Jim Gosger, L (1, 7) OBP: 0.301, SLG: 0.370	0-0 F8 1-2			0-0 F4	0-0 FC4-6 1-2f 2-H			0-0 4-3		4 0 0 0 0 0 2												
Mike Hershberger, R (1, 9) OBP: 0.318, SLG: 0.367	4-0 BB			0-0 F7	0-0 6-3			0-3 K		3 0 0 0 1 1 1												
Roger Repoz, L (1, 3) OBP: 0.377, SLG: 0.464	0-0 5-3			0-0 BB HR 1B		0-0 3-1		0-0 6-3		4 1 1 0 0 0 1												
Danny Cater, R (1, 5) OBP: 0.246, SLG: 0.280		0-0 6-3		4-0 BB 1B		0-0 BB 1B		0-0 1B		0 1 0 0 0 0 0												
Dick Green, R (1, 4) OBP: 0.254, SLG: 0.321		0-3 K		0-0 HR 1-H 2-H		0-0 F8		0-3 K		4 1 1 3 0 2 2												
Joe Nossek, R (1, 8) OBP: 0.294, SLG: 0.351		0-0 5-3		0-0 5-3		0-3 K		0-0 F6		4 0 0 0 0 1 2												
Phil Roof, R (1, 2) OBP: 0.277, SLG: 0.442			4-0 BB G6-4-3		0-0 E E 1B		0-3 K		0-3 K	3 1 1 0 1 2 1												
Bill Stafford, R (1, 1) Larry Stahl, L (5, PH) Paul Lindblad, L (5, 1) Ken Sanders, R (7, 1) Guido Grilli, L (7, 1) Jim Dickson, L (7, 1)			0-3 K		0-0 F8		0-0 F8			1 0 0 0 0 0 1 1 1 0 0 0 0 0 0 1 1 0												
<b>Inning Stats</b>	R: 0 E: 1 K: 0 S: 3	H: 0 LOB: 1 BB: 1 P: 7	R: 0 E: 0 K: 1 S: 5	H: 0 LOB: 0 BB: 0 P: 5	R: 0 E: 0 K: 1 S: 4	H: 0 LOB: 0 BB: 1 P: 8	R: 3 E: 0 K: 0 S: 5	H: 2 LOB: 0 BB: 1 P: 9	R: 1 E: 2 K: 0 S: 5	H: 1 LOB: 1 BB: 0 P: 5	R: 0 E: 0 K: 1 S: 6	H: 1 LOB: 1 BB: 0 P: 6	R: 0 E: 0 K: 1 S: 5	H: 0 LOB: 0 BB: 0 P: 5	R: 0 E: 0 K: 1 S: 5	H: 0 LOB: 0 BB: 0 P: 5	R: 0 E: 0 K: 2 S: 8	H: 1 LOB: 1 BB: 0 P: 8	1B: 4 2B: 0 3B: 0 HR: 1	SF: 0 SAC: 0 DP: 1 HBP: 0	WP: 0 PB: 0 SB: 0 CS: 0	PA: 35
<b>PITCHER</b>	IP WLS BF H R ER SO BB IBB HBP BLK WP HR S P ERA WHIP																					
Bruce Howard, R (1, 1) ERA: 3.41	8.0 W 32 5 4 3 5 3 0 0 0 0 0 1 39 51 3.38 1.000																					
Bob Locker, R (9, 1) ERA: 1.81	1.0 S 3 0 0 0 2 0 0 0 0 0 0 0 7 7 0.00 0.000																					

**Kansas City Athletics @ Chicago White Sox**  
 Comiskey Park, Chicago, IL  
 Thu Jun 16 1966, 4:33 AM EDT  
 Unknown

livebaseballscorecards.com

AB	29
R	4
H	3
RBI	3
BB	2
SO	7
LOB	13



Batter	1	2	3	4	5	6	7	8	9
<b>Tommie Agee, R</b> OBP: 0.313, SLG: 0.369 (1, 8)	0-0 5-3	0-3 K		0-0 2B			0-0 CS 1B	0-3 K	
<b>Don Buford, S</b> OBP: 0.313, SLG: 0.318 (1, 5) (8, 7)	4-0 HBP 1B BB		0-0 SH1-3 1B	0-0 F9			0-0 CS S WP 1-3		
<b>Tom McCraw, L</b> OBP: 0.309, SLG: 0.316 (1, 7) (6, 3)	4-0 HBP 1B BB		0-0 SH1-3		0-0 1B 3B		4-0 WP CS PB IBB 1-2		
<b>John Romano, R</b> OBP: 0.459, SLG: 0.423 (1, 2) <b>Ken Berry, R</b> OBP: 0.299, SLG: 0.267 (5, PR) (6, 7) <b>Smoky Burgess, L</b> OBP: 0.370, SLG: 0.304 (7, PH) <b>Gene Freese, R</b> OBP: 0.297, SLG: 0.349 (7, PH) (8, 5)	0-3 K		0-0 5-3		0-0 FC1-6 1B		0-3 K		
<b>Floyd Robinson, L</b> OBP: 0.361, SLG: 0.390 (1, 9)	1-0 1B 1-2 2-3 HBP		0-0 5-3		0-0 FC1-6 G5-4-3 1-2f		4-0 PB S BB 1-3 2-H 3-H		
<b>Jerry Adair, R</b> OBP: 0.364, SLG: 0.362 (1, 4)	0-0 1B			4-0 HBP 2B BB 1-2f			0-0 F9		
<b>Bill Skowron, R</b> OBP: 0.286, SLG: 0.340 (1, 3) <b>Jerry McNertney, R</b> OBP: 0.364, SLG: 0.300 (6, 2)	0-3 K			0-0 F7		0-0 6-3		0-0 SH1-3 1B	
<b>Lee Elia, R</b> OBP: 0.308, SLG: 0.397 (1, 6)			0-0 F6	0-0 F3		0-3 K		0-0 F2	
<b>Bruce Howard, S</b> (1, 1) <b>Bob Locker, S</b> OBP: 0.286, SLG: 0.167 (9, 1)			0-0 4-3	1-0 2B HBP		0-3 K		0-0 SH1-3	


AB	R	H	RBI	BB	SO	LOB
5	0	2	1	0	2	1
3	2	1	0	1	0	3
1	3	1	0	2	0	0
3	0	1	1	0	1	3
0	0	0	0	0	0	0
0	0	0	0	0	0	0
1	0	0	0	0	1	3
2	0	0	0	1	0	2
3	1	1	2	1	0	2
2	0	0	0	0	1	3
2	0	1	0	0	0	0
4	0	0	0	0	1	2
2	0	0	0	0	1	0
0	0	0	0	0	0	0

**BOTTOM**

**Kansas City Athletics @ Chicago White Sox**  
Comiskey Park, Chicago, IL

Thu Jun 16 1966, 4:33 AM EDT  
Unknown

<b>AB</b>	<b>28</b>
<b>R</b>	<b>6</b>
<b>H</b>	<b>7</b>
<b>RBI</b>	<b>4</b>
<b>BB</b>	<b>5</b>
<b>SO</b>	<b>7</b>
<b>LOB</b>	<b>19</b>



Inning Stats	R: 2	H: 1	E: 0	K: 2	S: 8	LOB: 2	BB: 2	P: 17
<b>R: 0</b>	<b>H: 0</b>	<b>E: 0</b>	<b>K: 1</b>	<b>S: 5</b>	<b>LOB: 0</b>	<b>BB: 0</b>	<b>P: 5</b>	
<b>R: 0</b>	<b>H: 1</b>	<b>E: 0</b>	<b>K: 0</b>	<b>S: 4</b>	<b>LOB: 1</b>	<b>BB: 0</b>	<b>P: 4</b>	
<b>R: 1</b>	<b>H: 1</b>	<b>E: 0</b>	<b>K: 0</b>	<b>S: 4</b>	<b>LOB: 2</b>	<b>BB: 1</b>	<b>P: 9</b>	
<b>R: 1</b>	<b>H: 2</b>	<b>E: 0</b>	<b>K: 0</b>	<b>S: 4</b>	<b>LOB: 1</b>	<b>BB: 0</b>	<b>P: 4</b>	
<b>R: 0</b>	<b>H: 0</b>	<b>E: 0</b>	<b>K: 2</b>	<b>S: 7</b>	<b>LOB: 0</b>	<b>BB: 0</b>	<b>P: 7</b>	
<b>R: 2</b>	<b>H: 1</b>	<b>E: 1</b>	<b>K: 1</b>	<b>S: 6</b>	<b>LOB: 1</b>	<b>BB: 2</b>	<b>P: 14</b>	
<b>R: 0</b>	<b>H: 1</b>	<b>E: 0</b>	<b>K: 1</b>	<b>S: 6</b>	<b>LOB: 1</b>	<b>BB: 0</b>	<b>P: 6</b>	

1B	2B	3B	HR	SF	SAC	DP	HBP
5	1	1	0	0	1	1	2

WP	HR	S	P	ERA	WHIP
2	1	1	3	6.75	1.500
1	0	1	13	4.50	1.500
0	0	0	4	∞	∞
1	0	3	7	0.00	1.500
0	0	7	7	0.00	0.750

PITCHER	IP	WLS	BF	H	R	ER	SO	BB	IBB	HBP	BLK	WP	HR	S	P	ERA	WHIP
<b>Bill Stafford, R</b> ERA: 6.75 (1, 1)	4.0		20	3	3	3	3	3	3	0	0	1	0	21	35	6.75	1.500
<b>Paul Lindblad, L</b> ERA: 6.49 (5, 1)	2.0	L	9	3	3	1	2	0	0	0	0	0	0	13	13	4.50	1.500
<b>Ken Sanders, R</b> ERA: 3.83 (7, 1)	0.0		1	0	0	0	0	0	1	0	0	0	0	4	∞	∞	
<b>Guido Grilli, L</b> ERA: 6.75 (7, 1)	0.2		2	0	0	0	1	1	0	0	0	1	0	3	7	0.00	1.500
<b>Jim Dickson, R</b> ERA: 3.92 (7, 1)	1.1		5	1	0	0	1	0	0	0	0	0	0	7	7	0.00	0.750



**Kansas City Athletics @ Chicago White Sox**  
 Comiskey Park, Chicago, IL  
 Thu Jun 16 1966, 8:05 PM EDT  
 Att. 5,475 - Unknown

AB	30
R	2
H	4
RBI	1
BB	1
SO	3
LOB	16



WP:	0	PA:	36
PB:	0		
SB:	1		
CS:	0		

AB	R	H	RBI	BB	SO	LOB
4	1	1	0	0	0	1
4	0	2	1	0	0	1
4	0	0	0	0	0	3
0	0	0	0	0	0	0
4	0	0	0	0	1	4
4	0	1	0	0	0	2
4	0	0	0	0	0	3
2	1	0	0	1	0	0
1	0	0	0	0	0	1
1	0	0	0	0	0	0
0	0	0	0	0	0	0
1	0	0	0	0	1	1

Batter	1	2	3	4	5	6	7	8	9
<b>Bert Campaneris, R</b> (1, 6) OBP: 0.297, SLG: 0.398	0-0 F4		0-0 E3 1B		0-0 5-3		0-0 1B		
<b>Jim Gosger, L</b> (1, 7) OBP: 0.306, SLG: 0.373	0-0 F6		0-0 1B 1-2 3-H		0-0 1B		0-0 6-3		
<b>Mike Hershberger, R</b> (1, 9) OBP: 0.312, SLG: 0.360	0-0 F9		0-0 F8		0-0 5-3			0-0 4-3	
<b>Danny Cater, R</b> (1, 5) OBP: 0.261, SLG: 0.294		0-0 1B	0-0 1B 1-2 2-H			0-0 1B		0-0 5-3	
<b>Dick Green, R</b> (1, 4) OBP: 0.249, SLG: 0.315		0-0 5-3	0-0 4-3			0-0 FC5-4 1-2f		0-3 K	
<b>Ken Harrelson, R</b> (1, 3) OBP: 0.315, SLG: 0.330		0-0 F6		0-0 5-3		0-0 F7			0-0 FC1-4 1B
<b>Joe Nosssek, R</b> (1, 8) OBP: 0.283, SLG: 0.337		0-0 L6		0-0 F2		0-0 5-3			0-0 FC1-4 1-2f
<b>Ken Suarez, R</b> (1, 2) OBP: 0.315, SLG: 0.200			4-0 E 1B SH3-4 BB		0-0 F6		0-0 F8		0-0 F2
<b>Larry Stahl, L</b> (9, PH) OBP: 0.244, SLG: 0.323									0-0 K
<b>Ralph Terry, R</b> (1, 1) OBP: 0.167, SLG: 0.091			0-0 SH3-4		0-3 K		0-0 F5		0-3 K
<b>Ernie Fazio, R</b> (7, PH) OBP: 0.350, SLG: 0.389									
<b>Jim Dickson, L</b> (7, 1) OBP: 0.500, SLG: 0.500									
<b>Guido Grilli, L</b> (8, 1) OBP: 0.500, SLG: 0.500									
<b>Roger Repoz, L</b> (9, PH) OBP: 0.371, SLG: 0.456									

Inning Stats	R: 0	H: 0	E: 0	K: 0	S: 3	P: 3	R: 0	H: 1	E: 0	K: 0	S: 4	P: 4	R: 2	H: 2	E: 1	K: 0	S: 6	P: 10	R: 0	H: 0	E: 0	K: 0	S: 3	P: 3	R: 0	H: 1	E: 0	K: 1	S: 6	P: 6	R: 0	H: 1	E: 0	K: 0	S: 4	P: 4	R: 0	H: 1	E: 0	K: 0	S: 4	P: 4	R: 0	H: 0	E: 0	K: 1	S: 5	P: 5	R: 0	H: 1	E: 0	K: 1	S: 6	P: 6	1B: 7	SF: 0	2B: 0	SAC: 1	3B: 0	DP: 0	HR: 0	HBP: 0	WP: 0	PA: 36
--------------	------	------	------	------	------	------	------	------	------	------	------	------	------	------	------	------	------	-------	------	------	------	------	------	------	------	------	------	------	------	------	------	------	------	------	------	------	------	------	------	------	------	------	------	------	------	------	------	------	------	------	------	------	------	------	-------	-------	-------	--------	-------	-------	-------	--------	-------	--------

PITCHER	IP	WLS	BF	H	R	ER	SO	BB	IBB	HBP	BLK	WP	HR	S	P	ERA	WHIP
<b>Juan Pizarro, L</b> (1, 1) ERA: 1.79	8.0	W	33	7	2	1	2	1	0	0	0	0	0	36	40	1.12	1.000
<b>Bob Locker, R</b> (9, 1) ERA: 1.77	1.0	S	3	0	0	0	1	0	0	0	0	0	0	5	5	0.00	0.000





Batter	1	2	3	4	5	6	7	8	9	AB R H RBI BB SO LOB	TOP									
<b>Tommie Agee, R</b> (1, 8) OBP: 0.307, SLG: 0.361	0-0 F9		0-3 K		0-3 K			0-0 L7		4 0 0 0 0 2 0										
<b>Don Buford, S</b> (1, 5) OBP: 0.311, SLG: 0.316	0-0 F5			0-0 1B 1B	0-3 K			0-3 K		4 1 1 0 0 2 0										
<b>Tom McCraw, L</b> (1, 3) OBP: 0.321, SLG: 0.371	0-0 F7			0-0 1B 1-2 1B		0-0 L6-4 1B		0-0 G3		4 1 2 0 0 0 0										
<b>Floyd Robinson, L</b> (1, 9) OBP: 0.359, SLG: 0.387		0-0 G3		0-0 CS 1B		0-0 1B		0-0 F4		4 0 2 1 0 0 0										
<b>Jerry Adair, R</b> (1, 4) OBP: 0.345, SLG: 0.342		0-3 K		0-3 K		0-3 K		0-0 FC4-6 1B		4 0 1 0 0 3 4										
<b>J.C. Martin, L</b> (1, 2) OBP: 0.352, SLG: 0.392		0-3 K		4-0 1B IBB		0-0 L6-4		0-0 FC4-6		3 0 0 0 1 1 3										
<b>Lee Elia, R</b> (1, 6) OBP: 0.306, SLG: 0.380			0-0 F8	0-0 1B		0-0 F3		0-0 6-3		4 0 1 1 0 0 1										
<b>Ken Berry, R</b> (1, 7) OBP: 0.263, SLG: 0.304			0-0 HR	0-3 K		0-0 L9				3 1 1 1 0 1 2										
<b>Tommy John, R</b> (1, 1) OBP: 0.143, SLG: 0.250			0-0 4-3		0-0 G3		0-0 F2			3 0 0 0 0 0 0										
<b>Inning Stats</b>	R: 0 E: 0 K: 0 S: 3	H: 0 LOB: 0 BB: 0 P: 3	R: 0 E: 0 K: 2 S: 7	H: 0 LOB: 0 BB: 0 P: 7	R: 1 E: 0 K: 1 S: 6	H: 1 LOB: 0 BB: 0 P: 6	R: 2 E: 0 K: 2 S: 10	H: 4 LOB: 2 BB: 1 P: 14	R: 0 E: 0 K: 2 S: 7	H: 0 LOB: 0 BB: 0 P: 7	R: 0 E: 0 K: 1 S: 6	H: 2 LOB: 1 BB: 0 P: 6	R: 0 E: 0 K: 0 S: 5	H: 0 LOB: 0 BB: 0 P: 5	R: 0 E: 0 K: 0 S: 4	H: 1 LOB: 1 BB: 0 P: 4	1B: 7 2B: 1 3B: 0 HR: 1	SF: 0 SAC: 0 DP: 1 HBP: 0	WP: 0 PB: 0 SB: 0 CS: 1	PA: 34
<b>PITCHER</b>	IP WLS BF H R ER SO BB IBB HBP BLK WP HR S P ERA WHIP																			
<b>Jim Perry, R</b> (1, 1) ERA: 3.18	8.0 L 30 7 3 3 9 0 1 0 0 0 1 47 51 3.38 0.875																			
<b>Al Worthington, R</b> (9, 1) ERA: 2.36	1.0 4 1 0 0 0 0 0 0 0 0 0 0 4 4 0.00 1.000																			

Chicago White Sox @ Minnesota Twins  
Metropolitan Stadium, Bloomington, MI

Fri Jun 17 1966, 8:05 PM EDT  
Att. 24,343 - Unknown - 74 F

AB	33
R	3
H	8
RBI	3
BB	1
SO	9
LOB	10



Batter	1	2	3	4	5	6	7	8	9	AB	R	H	RBI	BB	SO	LOB
<b>Cesar Tovar, R</b> (1, 6) OBP: 0.336, SLG: 0.390	1-0 CS HBP		0-3 K		0-0 FC6-4 1B			0-0 5-3		3	0	1	0	0	1	1
<b>Rich Rollins, R</b> (1, 5) OBP: 0.324, SLG: 0.459	0-0 6-3			0-0 FC3-6 1B	0-0 FC6-4 1B			0-0 F7		3	1	1	0	0	0	2
<b>Andy Kosco, R</b> (7, 7) OBP: 0.260, SLG: 0.271	1-2 6-3			1-2 1B	1-2f					1	0	0	0	0	0	0
<b>Tony Oliva, L</b> (1, 8) OBP: 0.370, SLG: 0.578	0-0 6-3			0-3 K				0-0 4-3		4	0	0	0	0	1	1
<b>Harmon Killebrew, R</b> (1, 7) OBP: 0.374, SLG: 0.469		0-0 6-3		0-0 FC3-6 1B				0-0 F9		4	0	1	0	0	0	0
<b>Don Mincher, L</b> (1, 3) OBP: 0.323, SLG: 0.406		0-0 F4		0-0 FC3-6 1B				0-3 K		4	0	0	0	0	1	2
<b>Bob Allison, R</b> (1, 9) OBP: 0.325, SLG: 0.330		0-3 K		0-0 1-2 3-H 1B				0-0 G6-3 1B		3	0	2	1	0	1	0
<b>Earl Battey, R</b> (1, 2) OBP: 0.339, SLG: 0.333			0-0 1-4-3 1B	0-0 5-3				0-0 G6-3 1B		3	0	1	0	0	0	3
<b>Bernie Allen, L</b> (1, 4) OBP: 0.300, SLG: 0.333			0-0 1-4-3		0-0 F5			0-0 F8		3	0	0	0	0	0	1
<b>Jim Perry, S</b> (1, 1) OBP: 0.267, SLG: 0.154			0-0 5-3		0-3 K			0-3 K		2	0	0	0	0	1	1
<b>Sandy Valdespino, L</b> (8, PH) OBP: 0.222, SLG: 0.286										1	0	0	0	0	1	0
<b>Al Worthington, R</b> (9, 1) OBP: 0.200, SLG: 0.400										0	0	0	0	0	0	0

**BOTTOM**

**Chicago White Sox @ Minnesota Twins**  
Metropolitan Stadium, Bloomington, MI

Fri Jun 17 1966, 8:05 PM EDT  
Att: 24,343 - Unknown - 74 F

livebaseballscorecards.com

<b>AB</b>	<b>31</b>
<b>R</b>	<b>1</b>
<b>H</b>	<b>6</b>
<b>RBI</b>	<b>1</b>
<b>BB</b>	<b>0</b>
<b>SO</b>	<b>6</b>
<b>LOB</b>	<b>11</b>



<b>Inning Stats</b>	R: 0 E: 0 K: 0 S: 2	H: 0 LOB: 0 BB: 0 P: 3	R: 0 E: 0 K: 1 S: 5	H: 0 LOB: 0 BB: 0 P: 5	R: 0 E: 0 K: 1 S: 6	H: 1 LOB: 1 BB: 0 P: 6	R: 1 E: 0 K: 1 S: 8	H: 3 LOB: 2 BB: 0 P: 8	R: 0 E: 0 K: 1 S: 6	H: 1 LOB: 1 BB: 0 P: 6	R: 0 E: 0 K: 1 S: 5	H: 0 LOB: 0 BB: 0 P: 5	R: 0 E: 0 K: 0 S: 3	H: 1 LOB: 0 BB: 0 P: 3	R: 0 E: 0 K: 1 S: 5	H: 0 LOB: 0 BB: 0 P: 5	R: 0 E: 0 K: 0 S: 3	H: 0 LOB: 0 BB: 0 P: 3	1B: 6 2B: 0 3B: 0 HR: 0	SF: 0 SAC: 0 DP: 1 HBP: 1	WP: 0 PB: 0 SB: 0 CS: 1	PA: 32
---------------------	------------------------------	---------------------------------	------------------------------	---------------------------------	------------------------------	---------------------------------	------------------------------	---------------------------------	------------------------------	---------------------------------	------------------------------	---------------------------------	------------------------------	---------------------------------	------------------------------	---------------------------------	------------------------------	---------------------------------	----------------------------------	------------------------------------	----------------------------------	--------

<b>PITCHER</b> <b>Tommy John, L</b> (1, 1) ERA: 1.87	IP: 9.0 WLS: W BF: 32 H: 6 R: 1 ER: 1 SO: 6 BB: 0 IBB: 0 HBP: 1 BLK: 0 WP: 0 HR: 0 S: 43 P: 44 ERA: 1.00 WHIP: 0.667	<b>PITCHER</b>	IP: 0.0 WLS: 0 BF: 0 H: 0 R: 0 ER: 0 SO: 0 BB: 0 IBB: 0 HBP: 0 BLK: 0 WP: 0 HR: 0 S: 0 P: 0 ERA: 0.00 WHIP: 0.000
--	--	----------------	---



Batter	1	2	3	4	5	6	7	8	9	AB R H RBI BB SO LOB	TOP											
<b>Tommie Agee, R</b> (1, 8) OBP: 0.309, SLG: 0.366	0-0 3-1 4-3 2B	0-3 K			0-3 K		0-0 S 1B		0-3 K	5 1 2 0 0 3 3												
<b>Don Buford, S</b> (1, 5) OBP: 0.313, SLG: 0.330	0-0 3-1 2-3		0-0 HR		0-0 1-3		0-0 3-1 1-2		0-0 BB 1B	5 2 2 1 0 0 2												
<b>Tom McCraw, L</b> (1, 3) OBP: 0.323, SLG: 0.368	0-0 4-3 3-H		0-0 1-3		0-3 K			0-0 2B 1B	4-0 1B BB	4 2 1 1 1 1 0												
<b>Floyd Robinson, L</b> (1, 9) OBP: 0.355, SLG: 0.387	0-3 K		0-0 1-3		0-3 K		0-0 2B 1-3 2B	0-3 K	0-3 1B BB	5 1 1 0 0 3 3												
<b>Jerry Adair, R</b> (1, 4) OBP: 0.360, SLG: 0.375		0-0 FC3-2-5-2 3B	0-3 K		4-0 FC3-6 BB		0-3 K	0-0 HBP 1B	0-0 1B	4 0 2 2 1 2 2												
<b>Al Weis, S</b> (9, PR) OBP: 0.229, SLG: 0.147								1-3 2-H 3-H	1-2 1B	0 0 0 0 0 0 0												
<b>J.C. Martin, L</b> (1, 2) OBP: 0.348, SLG: 0.398		0-0 FC3-2-5-2 1B 1B		0-0 F6		0-0 FC3-6		0-0 WP 2B	0-0 HBP 1B	4 1 1 1 0 0 2												
<b>John Romano, R</b> (9, PH) OBP: 0.400, SLG: 0.417		3-H		0-0 FC1-6 2B		1-2		2-3 3-H	1-2 1B	1 0 1 1 0 0 0												
<b>Lee Elia, R</b> (1, 6) OBP: 0.315, SLG: 0.398		0-0 1B 1B		0-0 FC1-6 2B		0-0 F8		0-3 K	1-0 HBP	4 0 2 0 0 1 2												
<b>Bill Skowron, R</b> (9, PH) OBP: 0.290, SLG: 0.340		2-3						2-3 3-H	1-2 2-3 HBP	0 0 0 0 0 0 0												
<b>Ken Berry, R</b> (1, 7) OBP: 0.260, SLG: 0.299		0-0 1-2 3-H 1B		0-0 FC1-6		0-0 F6		0-0 F9	0-0 G3	5 0 1 1 0 0 5												
<b>Jack Lamabe, R</b> (1, 1) OBP: 0.288, SLG: 0.167		0-0 F3		0-3 K		0-3 K			4-0 BB 1B BB	1 0 0 0 0 0 2												
<b>Dennis Higgins, R</b> (2, 1) OBP: 0.192, SLG: 0.100										0 0 0 0 0 0 0												
<b>John Buzhardt, R</b> (2, 1) OBP: 0.192, SLG: 0.100										0 0 0 0 0 0 0												
<b>Wayne Causey, L</b> (7, PH) OBP: 0.297, SLG: 0.221										1 0 0 0 0 0 1 0												
<b>Hoyt Wilhelm, R</b> (7, 1) OBP: 0.297, SLG: 0.221										0 0 0 0 0 0 0 0												
<b>Bruce Howard, S</b> (8, 1) OBP: 0.383, SLG: 0.304										0 0 0 0 0 0 0 0												
<b>Smoky Burgess, L</b> (9, PH) OBP: 0.383, SLG: 0.304										0 0 0 0 1 0 0 0												
<b>Joe Horlen, R</b> (9, PR) OBP: 0.091, SLG: 0.048										0 1 0 0 0 0 0 0												
<b>Inning Stats</b>	R: 1 E: 0 K: 1 S: 6	H: 1 LOB: 0 BB: 0 P: 6	R: 1 E: 0 K: 1 S: 8	H: 3 LOB: 2 BB: 0 P: 8	R: 1 E: 0 K: 1 S: 6	H: 1 LOB: 0 BB: 0 P: 6	R: 0 E: 0 K: 1 S: 6	H: 1 LOB: 1 BB: 0 P: 6	R: 0 E: 0 K: 2 S: 7	H: 0 LOB: 0 BB: 0 P: 7	R: 0 E: 0 K: 1 S: 5	H: 0 LOB: 1 BB: 1 P: 9	R: 0 E: 0 K: 1 S: 6	H: 1 LOB: 1 BB: 0 P: 6	R: 2 E: 0 K: 2 S: 10	H: 3 LOB: 1 BB: 0 P: 10	R: 3 E: 0 K: 2 S: 10	H: 3 LOB: 3 BB: 2 P: 19	1B: 7 2B: 4 3B: 1 HR: 1	SF: 0 SAC: 0 DP: 0 HBP: 1	WP: 1 PB: 0 SB: 1 CS: 0	PA: 44
<b>PITCHER</b>	IP WLS BF H R ER SO BB IBB HBP BLK WP HR S P ERA WHIP																					
<b>Dave Boswell, R</b> (1, 1) ERA: 3.42	8.1 W 38 11 7 7 11 2 0 0 0 1 1 58 66 7.56 1.560																					
<b>Jim Merritt, L</b> (9, 1) ERA: 3.16	0.1 3 1 0 0 1 1 0 0 0 0 0 4 8 0.00 6.000																					
<b>Al Worthington, R</b> (9, 1) ERA: 2.34	0.1 S 3 1 1 1 0 0 0 0 1 0 0 0 2 3 27.00 3.000																					

Chicago White Sox @ Minnesota Twins  
Metropolitan Stadium, Bloomington, MI

AB 40  
R 8  
H 13  
RBI 7  
BB 3  
SO 12  
LOB 22



Sat Jun 18 1966, 4:33 AM EDT  
Att: 19,602 - Unknown

WP: 1 PA: 44  
PB: 0  
SB: 1  
CS: 0





Batter	1	2	3	4	5	6	7	8	9	AB R H RBI BB SO LOB	TOP											
<b>Tommie Agee, R</b> (1, 8) OBP: 0.312, SLG: 0.377	0-0 6-3		0-0 3-1 SH5-3 1B		0-0 3B		0-0 6-3			4 1 2 1 0 0 0	<b>Chicago White Sox @ Minnesota Twins</b> Metropolitan Stadium, Bloomington, MI Sun Jun 19 1966, 4:33 AM EDT Att. 26,163 - Unknown - 76 F <a href="http://livebaseballscorecards.com">livebaseballscorecards.com</a>											
<b>Don Buford, S</b> (1, 7) (8, 5) OBP: 0.313, SLG: 0.331	0-0 5-3		0-0 SH5-3 1-2		0-3 K		0-0 4-3 2B 1B			3 1 1 0 0 1 1												
<b>Tom McCraw, L</b> (1, 3) OBP: 0.315, SLG: 0.358	0-0 F6		0-0 3-1 2-3		0-0 L5		0-0 4-3 1-2			4 0 0 0 0 0 3												
<b>John Romano, R</b> (1, 2) OBP: 0.403, SLG: 0.429		0-0 F8	0-0 1B		0-0 L7		0-0 2B			4 0 2 2 0 0 0												
<b>Jerry Adair, R</b> (1, 4) OBP: 0.355, SLG: 0.369		0-0 FC5-4 1B	0-0 F7		0-3 K		0-0 F9			4 0 1 0 0 1 2												
<b>Gene Freese, R</b> (1, 5) <b>Floyd Robinson, L</b> (8, PH) (8, 9) OBP: 0.298, SLG: 0.349 OBP: 0.354, SLG: 0.385		0-0 F7		0-0 F9		0-0 1B	0-3 K			3 0 1 0 0 0 1 1 0 0 0 0 1 1												
<b>Lee Elia, R</b> (1, 6) <b>Wayne Causey, L</b> (9, PH) OBP: 0.304, SLG: 0.384 OBP: 0.294, SLG: 0.219		0-0 FC5-4 1-2		0-0 F4		0-3 K		0-0 F7		3 0 0 0 0 1 2 1 0 0 0 0 0 0												
<b>Ken Berry, R</b> (1, 9) (8, 7) OBP: 0.260, SLG: 0.327			0-0 HR	0-0 6-3		0-0 4-3		0-0 G3		4 1 1 1 0 0 0												
<b>Gary Peters, L</b> (1, 1) <b>Bob Locker, S</b> (7, 1) <b>Smoky Burgess, L</b> (9, PH) OBP: 0.281, SLG: 0.406 OBP: 0.286, SLG: 0.167 OBP: 0.378, SLG: 0.292			0-0 1B 2B		0-0 F9		0-0 6-3	0-0 F7		3 1 1 0 0 0 0 0 0 0 0 0 0 0 1 0 0 0 0 0 0												
<b>Inning Stats</b>	R: 0 E: 0 K: 0 S: 3	H: 0 LOB: 0 BB: 0 P: 3	R: 0 E: 0 K: 0 S: 4	H: 1 LOB: 1 BB: 0 P: 4	R: 3 E: 0 K: 0 S: 7	H: 4 LOB: 1 BB: 0 P: 7	R: 0 E: 0 K: 0 S: 3	H: 0 LOB: 0 BB: 0 P: 3	R: 0 E: 0 K: 1 S: 6	H: 1 LOB: 1 BB: 0 P: 6		R: 0 E: 0 K: 2 S: 8	H: 1 LOB: 1 BB: 0 P: 8	R: 0 E: 0 K: 0 S: 3	H: 0 LOB: 0 BB: 0 P: 3	R: 1 E: 0 K: 1 S: 7	H: 2 LOB: 1 BB: 0 P: 7	R: 0 E: 0 K: 0 S: 3	H: 0 LOB: 0 BB: 0 P: 3	1B: 5 2B: 2 3B: 1 HR: 1	SF: 0 SAC: 1 DP: 0 HBP: 0	WP: 0 PB: 0 SB: 0 CS: 0
<b>PITCHER</b>	IP WLS BF H R ER SO BB IBB HBP BLK WP HR S P ERA WHIP												<b>PITCHER</b>	IP WLS BF H R ER SO BB IBB HBP BLK WP HR S P ERA WHIP								
<b>Jim Kaat, L</b> (1, 1) ERA: 2.89	7.1 W 31 9 4 4 3 0 0 0 0 0 1 37 37 4.91 1.227																					
<b>Johnny Klippstein, R</b> (8, 1) ERA: 4.26	1.2 S 5 0 0 0 1 0 0 0 0 0 0 7 7 0.00 0.000																					



Batter	1	2	3	4	5	6	7	8	9	AB R H RBI BB SO LOB
Cesar Tovar, R OBP: 0.328, SLG: 0.373 (1, 6) X	0-0 4-3 ①		0-0 F9 ②			0-3 K ① X	0-0 FC5-4 1B 1-2f ②			4 0 0 0 0 1 1
Earl Battey, R OBP: 0.341, SLG: 0.335 (1, 2) X	0-0 5-3 ②		0-0 L5 ③			0-3 K ② X	0-0 1-3 1B ③			4 0 1 0 0 1 0
Tony Oliva, L OBP: 0.367, SLG: 0.567 (1, 8) X	0-0 1B ③				0-0 F8 ①	0-0 3-1 ③ X	0-0 G3 ③			4 0 1 0 0 0 2
Harmon Killebrew, R OBP: 0.371, SLG: 0.488 (1, 5)		0-0 HR ①		0-3 K ②		0-0 HR ②	0-3 K ①			4 2 2 2 0 2 0
Bob Allison, R OBP: 0.331, SLG: 0.323 (1, 9)		0-3 K ①		4-0 BB ②		4-0 HR BB	0-0 E5 S S			2 1 0 0 2 1 0
Don Mincher, L OBP: 0.330, SLG: 0.438 (1, 3) X		0-0 1-3 ②		0-0 F6 ③		0-0 HR 1-H	4-0 BB 1-2			3 1 1 2 1 0 1
Andy Kosco, R OBP: 0.296, SLG: 0.346 (1, 7) X		0-0 PB WP 2B			0-0 G1-6-3 1B	0-0 4-3 1B 2B	0-3 K 1-2 2-3			4 2 3 0 0 1 2
Bernie Allen, L OBP: 0.303, SLG: 0.332 (1, 4) X		0-0 F7 ③			0-0 G1-6-3 1-2f	0-0 4-3 2-3	4-0 IBB			3 0 0 0 1 0 2
Jim Kaat, L OBP: 0.233, SLG: 0.268 Johnny Klippstein, R (8, 1)			0-0 B1-3 ①		0-0 F2 ③	0-0 FC5-4 1B 3-H	0-3 K ③			3 0 1 1 0 0 0 1 0 0 0 0 1 3

Inning Stats	R: 0	H: 1	E: 0	K: 0	S: 3	LOB: 1	BB: 0	P: 3	R: 2	H: 2	E: 0	K: 1	S: 7	LOB: 0	BB: 0	P: 7	R: 0	H: 0	E: 0	K: 1	S: 5	LOB: 1	BB: 1	P: 9	R: 0	H: 1	E: 0	K: 0	S: 3	LOB: 0	BB: 0	P: 3	R: 0	H: 0	E: 0	K: 2	S: 7	LOB: 0	BB: 0	P: 7	R: 4	H: 5	E: 0	K: 0	S: 8	LOB: 2	BB: 1	P: 12	R: 0	H: 0	E: 1	K: 3	S: 10	LOB: 3	BB: 2	P: 18
PITCHER	IP	WLS	BF	H	R	ER	SO	BB	IBB	HBP	BLK	WP	HR	S	P	ERA	WHIP	IP	WLS	BF	H	R	ER	SO	BB	IBB	HBP	BLK	WP	HR	S	P	ERA	WHIP	IP	WLS	BF	H	R	ER	SO	BB	IBB	HBP	BLK	WP	HR	S	P	ERA	WHIP					
Gary Peters, L ERA: 3.04 (1, 1)	6.0	L	24	6	5	4	4	2	0	0	0	1	3	30	38	6.00	1.333																																							
Bob Locker, R ERA: 1.89 (7, 1)	2.0		12	3	1	1	3	1	1	0	0	0	0	16	24	4.50	2.000																																							

**BOTTOM**


**Chicago White Sox @ Minnesota Twins**  
Metropolitan Stadium, Bloomington, MI

Sun Jun 19 1966, 4:33 AM EDT  
Att: 26,163 - Unknown - 76 F

livebaseballscorecards.com

AB	32
R	6
H	9
RBI	5
BB	4
SO	7
LOB	11

WP: 1 PA: 36  
PB: 1  
SB: 3  
CS: 0





Batter	1	2	3	4	5	6	7	8	9	AB R H RBI BB SO LOB	TOP											
<b>Tommie Agee, R</b> (1, 8) OBP: 0.319, SLG: 0.395	0-0 F3		0-0 CS 1B		0-0 2-H 3B			0-0 S E 2B		4 1 3 1 0 0 0	<b>Chicago White Sox @ Kansas City Athletics</b> Municipal Stadium, Kansas City, MO Mon Jun 20 1966, 8:05 PM EDT Att. 6,710 - Unknown											
<b>Don Buford, S</b> (1, 5) OBP: 0.312, SLG: 0.329	0-0 S SF6 1B		0-0 F8		0-0 1-3			0-0 2-H F9		4 1 1 0 0 0 2												
<b>Tom McCraw, L</b> (1, 3) OBP: 0.320, SLG: 0.353	4-0 SF6 1-2 BB		0-0 6-3					4-0 BB FC4-6		2 0 0 0 2 0 0												
<b>John Romano, R</b> (1, 2) OBP: 0.392, SLG: 0.417	0-0 SF6			0-0 5-3				0-0 1-2f FC4-6		3 0 0 1 0 0 1												
<b>Floyd Robinson, L</b> (1, 9) OBP: 0.348, SLG: 0.377	0-0 F9			0-0 4-3				0-0 4-3		4 0 0 0 0 0 2												
<b>Jerry Adair, R</b> (1, 4) OBP: 0.340, SLG: 0.352		0-0 6-3		0-3 K				0-0 6-3		4 0 0 0 0 1 0												
<b>Lee Elia, R</b> (1, 6) OBP: 0.302, SLG: 0.389		0-3 K			0-0 5-3			0-0 2B 5-3		4 0 1 0 0 1 0												
<b>Ken Berry, R</b> (1, 7) OBP: 0.269, SLG: 0.333		0-0 1B			0-0 SH2-4 3B 1B			0-0 F7		4 1 2 0 0 0 1												
<b>Joe Horlen, R</b> (1, 1) OBP: 0.083, SLG: 0.043 <b>Bob Locker, S</b> (8, 1) OBP: 0.286, SLG: 0.167 <b>Juan Pizarro, L</b> (8, 1) OBP: 0.188, SLG: 0.143		0-0 6-3			0-0 SH2-4			0-0 F7		2 0 0 0 0 0 2												
<b>Inning Stats</b>	R: 1 E: 0 K: 0 S: 4	H: 1 LOB: 1 BB: 1 P: 8	R: 0 E: 0 K: 1 S: 6	H: 1 LOB: 1 BB: 0 P: 6	R: 0 E: 0 K: 0 S: 3	H: 1 LOB: 0 BB: 0 P: 3	R: 0 E: 0 K: 1 S: 5	H: 0 LOB: 0 BB: 0 P: 5	R: 1 E: 0 K: 0 S: 5	H: 2 LOB: 1 BB: 0 P: 5	R: 0 E: 0 K: 0 S: 3	H: 0 LOB: 0 BB: 0 P: 3	R: 0 E: 0 K: 0 S: 4	H: 1 LOB: 1 BB: 0 P: 4	R: 1 E: 0 K: 0 S: 4	H: 1 LOB: 1 BB: 1 P: 8	R: 0 E: 0 K: 0 S: 3	H: 0 LOB: 0 BB: 0 P: 3	1B: 4 2B: 2 3B: 1 HR: 0	SF: 1 SAC: 1 DP: 0 HBP: 0	WP: 0 PB: 0 SB: 4 CS: 1	PA: 35
<b>PITCHER</b>	IP WLS BF H R ER SO BB IBB HBP BLK WP HR S P ERA WHIP												<b>PITCHER</b>	IP WLS BF H R ER SO BB IBB HBP BLK WP HR S P ERA WHIP								
<b>Bill Stafford, R</b> (1, 1) ERA: 4.09 <b>Ken Sanders, R</b> (8, 1) ERA: 4.18	7.0 L 27 6 2 2 2 1 0 0 0 0 0 0 30 34 2.57 1.000													2.0 8 1 1 0 0 1 0 0 0 0 0 7 11 0.00 1.000								

livebaseballscores.com

<b>AB</b>	31
<b>R</b>	3
<b>H</b>	7
<b>RBI</b>	2
<b>BB</b>	2
<b>SO</b>	2
<b>LOB</b>	8



Batter	1	2	3	4	5	6	7	8	9	AB	R	H	RBI	BB	SO	LOB
Bert Campaneris, R OBP: 0.296, SLG: 0.395 (1, 6)	0-3 K ①		0-0 6-3 ②			0-3 K ①		4-0 BB ①		3	0	0	0	1	2	0
Jim Gosger, L OBP: 0.291, SLG: 0.346 Ken Harrelson, R OBP: 0.310, SLG: 0.320 Ken Suarez, R OBP: 0.316, SLG: 0.194 (1, 8) (8, PH) (9, 2)	0-0 4-3 ②		0-0 3-1 ③			0-0 F9 ②		0-0 F4 ②		3	0	0	0	0	0	0
Mike Hershberger, R OBP: 0.315, SLG: 0.358 (1, 9)	0-0 1B ③			4-0 FC3-6 BB ③		0-0 F8 ③		0-0 F8 ③		3	0	1	0	1	0	3
Roger Repoz, L OBP: 0.338, SLG: 0.397 (1, 3)	0-3 K ③			0-0 FC3-6 1-2f ① ②			0-0 1-6-3 ①		0-0 F9 ①	4	0	0	0	0	1	2
Danny Cater, R OBP: 0.241, SLG: 0.265 (1, 5)		0-0 F2 ①		0-0 F9 ③			0-0 6-3 ②		4-0 BB ②	3	0	0	0	1	0	0
Larry Stahl, L OBP: 0.245, SLG: 0.353 Ken Sanders, R Ed Charles, R OBP: 0.273, SLG: 0.387 (1, 7) (8, 1) (9, PH)		0-0 4-3 ②			0-3 K ①		0-0 3-1 ③		0-0 F8 ②	3	0	0	0	0	1	0
Dick Green, R OBP: 0.264, SLG: 0.319 (1, 4)		0-0 1B ③			0-0 6-3 ②			0-0 F8 ①	0-0 4-3 ③	4	0	1	0	0	0	1
Phil Roof, R OBP: 0.281, SLG: 0.443 Ossie Chavarria, R OBP: 0.246, SLG: 0.203 (1, 2) (8, PR) (9, 7)		0-0 4-3 ③			0-0 HR ③			4-0 BB 1B BB ①		2	1	1	1	1	0	1
Bill Stafford, R Ron Stone, L OBP: 0.250, SLG: 0.250 (1, 1) (8, 7) (9, 8)			0-0 F8 ①			0-0 6-3 ③		0-0 BB 1B ①		2	0	0	0	0	0	0

Inning Stats	R: 0	H: 1	E: 0	K: 2	S: 8	LOB: 1	BB: 0	P: 8	R: 0	H: 1	E: 0	K: 0	S: 4	LOB: 1	BB: 0	P: 4	R: 0	H: 0	E: 0	K: 0	S: 3	LOB: 0	BB: 0	P: 3	R: 1	H: 1	E: 0	K: 1	S: 6	LOB: 0	BB: 0	P: 6	R: 0	H: 0	E: 0	K: 1	S: 5	LOB: 0	BB: 0	P: 5	R: 0	H: 0	E: 0	K: 0	S: 3	LOB: 0	BB: 0	P: 3	R: 0	H: 1	E: 0	K: 0	S: 4	LOB: 3	BB: 2	P: 12	R: 0	H: 0	E: 0	K: 0	S: 3	LOB: 1	BB: 1	P: 7	1B: 3	2B: 0	3B: 0	HR: 1	SF: 0	SAC: 0	DP: 0	HBP: 0	WP: 0	PB: 1	SB: 1	CS: 0	PA: 34
--------------	------	------	------	------	------	--------	-------	------	------	------	------	------	------	--------	-------	------	------	------	------	------	------	--------	-------	------	------	------	------	------	------	--------	-------	------	------	------	------	------	------	--------	-------	------	------	------	------	------	------	--------	-------	------	------	------	------	------	------	--------	-------	-------	------	------	------	------	------	--------	-------	------	-------	-------	-------	-------	-------	--------	-------	--------	-------	-------	-------	-------	--------

PITCHER	IP	WLS	BF	H	R	ER	SO	BB	IBB	HBP	BLK	WP	HR	S	P	ERA	WHIP
Joe Horten, R ERA: 2.25 (1, 1)	7.1	W	27	4	1	1	4	2	0	0	0	0	1	33	41	1.23	0.818
Bob Locker, R ERA: 1.89 (8, 1)	0.0		1	0	0	0	0	1	0	0	0	0	0	0	4	∞	∞
Juan Pizarro, L ERA: 1.71 (8, 1)	1.2	S	6	0	0	0	0	1	0	0	0	0	0	5	9	0.00	0.600


**BOTTOM**

**Chicago White Sox @ Kansas City Athletics**  
Municipal Stadium, Kansas City, MO

Mon Jun 20 1966, 8:05 PM EDT  
Att. 6,710 - Unknown

livebaseballscorecards.com

**AB 30**  
**R 1**  
**H 4**  
**RBI 1**  
**BB 4**  
**SO 4**  
**LOB 11**





Batter	1	2	3	4	5	6	7	8	9	AB R H RBI BB SO LOB	TOP														
<b>Tommie Agee, R</b> OBP: 0.324, SLG: 0.397 (1, 8)	0-3 K		4-0 1B BB		0-0 S 1B	0-0 1B 1B		0-0 G3		4 1 2 1 1 1 0															
<b>Don Buford, S</b> OBP: 0.317, SLG: 0.335 (1, 5) (9, 7)	0-0 G4-6-3 1B		0-0 1-3 2-H 1B		0-0 F9	0-0 1-H 2-H 1B		0-0 F8		5 0 3 2 0 0 1															
<b>Tom McCraw, L</b> OBP: 0.316, SLG: 0.344 (1, 9) (7, 3)	0-0 G4-6-3 1-2f		0-3 K		0-0 4-3	4-0 IBB			0-3 K	4 0 0 0 1 2 4															
<b>Bill Skowron, R</b> OBP: 0.283, SLG: 0.331 <b>Floyd Robinson, L</b> OBP: 0.350, SLG: 0.380 <b>Al Weis, S</b> OBP: 0.229, SLG: 0.147 (1, 3) (7, 9) (9, PR) (9, 6)		0-0 6-3		0-0 1-3		E5 3B			0-0 1B 2B 1B	4 1 0 0 0 0 2 1 0 1 0 0 0 0 0 1 0 0 0 0 0															
<b>J.C. Martin, L</b> OBP: 0.351, SLG: 0.432 (1, 2)		0-0 F8		0-0 1B 2B		0-0 E 3B	0-0 F5		0-0 F8	5 2 2 1 0 0 1															
<b>Jerry Adair, R</b> OBP: 0.343, SLG: 0.355 (1, 4)		0-0 F9		0-0 2-H 1B		0-0 E3 FC6-4 3-H	0-0 4-3		0-0 2B 1B	5 0 2 2 0 0 0															
<b>Lee Elia, R</b> OBP: 0.300, SLG: 0.383 <b>John Romano, R</b> OBP: 0.396, SLG: 0.431 <b>Joe Horlen, R</b> OBP: 0.083, SLG: 0.043 <b>Gene Freese, R</b> OBP: 0.298, SLG: 0.349 (1, 6) (9, PH) (9, PR) (9, 5)			0-0 4-3	0-3 K		0-0 F9	0-0 FC6-4 1B		0-0 2B	4 0 1 0 0 0 1 2 1 0 1 1 0 0 0 0 0 0 0 0 0 0 0 0 0 0 0 0 0															
<b>Ken Berry, R</b> OBP: 0.257, SLG: 0.318 (1, 7) (9, 9)			0-0 E6 2B	0-0 F9		0-0 FC6-4 1B 1-2f	0-0 FC6-4		0-0 1-3	5 2 0 0 0 0 6															
<b>Tommy John, R</b> OBP: 0.172, SLG: 0.310 <b>Dennis Higgins, R</b> OBP: 0.250, SLG: 0.143 <b>Wayne Causey, L</b> OBP: 0.300, SLG: 0.226 <b>Hoyt Wilhelm, R</b> <b>Bob Locker, S</b> OBP: 0.288, SLG: 0.167 <b>Smoky Burgess, L</b> OBP: 0.367, SLG: 0.280 <b>Gary Peters, L</b> OBP: 0.281, SLG: 0.406 (1, 1) (3, 1) (6, PH) (6, 1) (7, 1) (8, PH) (8, 1)			0-0 2B	0-0 4-3		0-0 1B 1B		0-0 F5		1 0 1 1 0 0 0 0 1 0 0 0 0 0 0 0 1 1 1 0 1 0 0 0 0 0 0 0 0 0 0 0 0 0 0 0															
<b>Inning Stats</b>	R: 0 E: 0 K: 1 S: 5	H: 1 LOB: 0 BB: 0 P: 5	R: 0 E: 0 K: 0 S: 3	H: 0 LOB: 0 BB: 0 P: 3	R: 1 E: 1 K: 1 S: 7	H: 2 LOB: 2 BB: 1 P: 11	R: 1 E: 0 K: 1 S: 7	H: 2 LOB: 1 BB: 0 P: 7	R: 0 E: 0 K: 0 S: 4	H: 1 LOB: 1 BB: 0 P: 4	R: 5 E: 2 K: 0 S: 9	H: 4 LOB: 2 BB: 1 P: 13	R: 0 E: 0 K: 0 S: 4	H: 1 LOB: 1 BB: 0 P: 4	R: 0 E: 0 K: 0 S: 3	H: 0 LOB: 0 BB: 0 P: 3	R: 1 E: 0 K: 1 S: 8	H: 3 LOB: 3 BB: 0 P: 8	1B: 10 2B: 3 3B: 1 HR: 0	SF: 0 SAC: 0 DP: 1 HBP: 0	WP: 0 PB: 0 SB: 1 CS: 0	PA: 44			
<b>PITCHER</b>	IP	WLS	BF	H	R	ER	SO	BB	IBB	HBP	BLK	WP	HR	S	P	ERA	WHIP								
<b>Ralph Terry, R</b> ERA: 2.72 (1, 1)	5.0		23	7	4	2	3	1	0	0	0	0	0	28	32	3.60	1.600								
<b>Jim Dickson, R</b> ERA: 3.28 (6, 1)	1.0		8	3	3	0	0	0	1	0	0	0	0	7	11	0.00	3.000								
<b>Ken Sanders, R</b> ERA: 4.1 (7, 1)	1.0		4	1	0	0	0	0	0	0	0	0	0	4	4	0.00	1.000								
<b>Jack Aker, R</b> ERA: 1.19 (8, 1)	2.0	W	9	3	1	1	1	0	0	0	0	0	0	11	11	4.50	1.500								

**Chicago White Sox @ Kansas City Athletics**  
Municipal Stadium, Kansas City, MO  
Tue Jun 21 1966, 8:05 PM EDT  
Att. 6,380 - Unknown

AB	42
R	8
H	14
RBI	8
BB	2
SO	4
LOB	16




BOTTOM

Chicago White Sox @ Kansas City Athletics  
Municipal Stadium, Kansas City, MO  
Tue Jun 21 1966, 8:05 PM EDT  
Att. 6,380 - Unknown

livebaseballscorecards.com

AB 36  
R 9  
H 13  
RBI 8  
BB 3  
SO 8  
LOB 14



WP: 1 PA: 40  
PB: 1  
SB: 4  
CS: 0

AB R H RBI BB SO LOB

5	3	4	0	0	0	0
4	1	1	0	0	2	4
3	2	2	1	2	0	1
4	0	0	1	1	0	5
4	1	2	4	0	0	0
4	1	1	1	0	1	2
4	0	2	1	0	0	0
4	0	0	0	0	2	2
2	1	1	0	0	1	0
0	0	0	0	0	0	0
1	0	0	0	0	1	0
0	0	0	0	0	0	0
1	0	0	0	0	1	0

Batter	1	2	3	4	5	6	7	8	9
Bert Campaneris, R (1, 6) OBP: 0.307, SLG: 0.405	0-0 E S 1B		0-0 1-3 BB 1-2 1B	0-0 PB WP 1B		0-0 F8			0-0 S SH1-4 E 1B
Jim Gosger, L (1, 7) OBP: 0.291, SLG: 0.344	0-3 K 1-3		0-3 K 1-3	0-0 F4 1-3			0-0 1B 1B		0-0 SH1-4 1-2
Mike Hershberger, R (1, 9) OBP: 0.325, SLG: 0.362	0-0 1-3		4-0 1-3 1-2 2-3 1B BB	0-0 S 1B			0-0 1-3 1B		4-0 S IBB
Danny Cater, R (1, 5) OBP: 0.241, SLG: 0.259	0-0 6-3		0-0 1-3 1-2 2-3 3-H	0-0 F9 1-2			4-0 1-2 BB		0-0 S 2-H
Ken Harrelson, R (1, 3) OBP: 0.313, SLG: 0.324		0-0 5-3	0-0 2B 1B		0-0 F8		0-0 1-3 2-H 3-H 1B		
Dick Green, R (1, 4) OBP: 0.264, SLG: 0.323		0-0 F9	0-0 1-H 2B 2B		0-0 F5		0-3 K 1-2 3-		
Joe Nossek, R (1, 8) OBP: 0.301, SLG: 0.361		0-0 1B	0-0 2-H 2B		0-0 3-1			0-0 F4	
Phil Roof, R (1, 2) OBP: 0.270, SLG: 0.424	0-3 K		0-0 F2			0-0 F2		0-3 K	
Ralph Terry, R (1, 1) OBP: 0.214, SLG: 0.154			0-0 BB 1B	0-3 K		0-3 K		0-3 K	
Jim Dickson, L (6, 1) OBP: 0.500, SLG: 0.500									
Roger Repoz, L (6, PH) OBP: 0.333, SLG: 0.391									
Ken Sanders, R (7, 1)									
Jack Aker, R (8, 1)									

Inning Stats	R: 0	H: 1	E: 0	LOB: 1	K: 1	BB: 0	S: 6	R: 0	H: 1	E: 0	LOB: 1	K: 1	BB: 0	S: 6	R: 5	H: 5	E: 0	LOB: 1	K: 1	BB: 1	S: 10	R: 1	H: 2	E: 0	LOB: 1	K: 1	BB: 0	S: 7	R: 0	H: 0	E: 0	LOB: 0	K: 0	BB: 0	S: 3	R: 0	H: 0	E: 0	LOB: 0	K: 1	BB: 0	S: 5	R: 2	H: 3	E: 0	LOB: 0	K: 1	BB: 1	S: 6	R: 0	H: 0	E: 0	LOB: 0	K: 2	BB: 0	S: 7	R: 1	H: 1	E: 1	LOB: 1	K: 0	BB: 1	S: 2	1B: 11	SF: 0	2B: 2	SAC: 1	3B: 0	DP: 0	HR: 0	HBP: 0	WP: 1	PA: 40
--------------	------	------	------	--------	------	-------	------	------	------	------	--------	------	-------	------	------	------	------	--------	------	-------	-------	------	------	------	--------	------	-------	------	------	------	------	--------	------	-------	------	------	------	------	--------	------	-------	------	------	------	------	--------	------	-------	------	------	------	------	--------	------	-------	------	------	------	------	--------	------	-------	------	--------	-------	-------	--------	-------	-------	-------	--------	-------	--------

PITCHER	IP	WLS	BF	H	R	ER	SO	BB	IBB	HBP	BLK	WP	HR	S	P	ERA	WHIP
Tommy John, L (1, 1) ERA: 2.27	2.2		16	7	5	5	3	1	0	0	0	0	0	21	25	16.88	3.000
Dennis Higgins, R (3, 1) ERA: 3.45	2.1		9	2	1	1	1	0	0	0	0	1	0	11	11	3.86	0.857
Hoyt Wilhelm, R (6, 1) ERA: 5.06	1.0		5	2	2	2	1	0	0	0	0	0	0	7	7	18.00	2.000
Bob Locker, R (7, 1) ERA: 1.85	1.0		3	1	0	0	1	1	0	0	0	0	0	4	8	0.00	2.000
Gary Peters, L (8, 1) ERA: 2.99	1.1	L	7	1	1	0	2	0	1	0	0	0	0	9	13	0.00	0.750



Batter	1	2	3	4	5	6	7	8	9	AB R H RBI BB SO LOB	TOP																	
<b>Tommie Agee, R</b> OBP: 0.329, SLG: 0.410 (1, 8) <small>B B B</small>	4-0 F8 1B 2B BB		0-0 F9 1-2		0-3 K 1-2			0-0 1B 2-3	0-0 FC1-4 1-H 2-H	4 3 2 2 1 1 1																		
<b>Don Buford, S</b> OBP: 0.322, SLG: 0.337 (1, 5) <small>X</small>	0-0 F8 1-2 2B 1B		0-0 6-3			0-0 F7		0-0 E IBB 1B 2-H 3-H	4-0 FC1-4 IBB	4 1 2 2 1 0 0																		
<b>Tom McCraw, L</b> OBP: 0.311, SLG: 0.338 <b>Bill Skowron, R</b> OBP: 0.280, SLG: 0.327 (1, 3) <small>X</small> (8, PH) (8, 3)	0-0 F8 1-2 2-3		0-0 4-3			0-0 F7		0-0 F8 1-2 2-3	0-0 FC1-4 E S 1-2f 3-H	3 0 0 0 0 0 2 2 0 0 1 0 0 3																		
<b>John Romano, R</b> OBP: 0.399, SLG: 0.437 <b>Jerry McNertney, R</b> OBP: 0.353, SLG: 0.290 (1, 2) <small>X</small> (8, PR) (8, 2)	0-0 2-H 3-H 2B			0-0 F7		0-0 5-3		4-0 1-2 E IBB	0-0 F7 1-3	3 0 1 2 1 0 0 1 0 0 0 0 0 1																		
<b>Floyd Robinson, L</b> OBP: 0.353, SLG: 0.377 (1, 9) <small>X</small>	0-0 6-3			4-0 1B BB			0-0 F7	4-0 1-2 2-3 BB		2 0 0 0 2 0 0																		
<b>Jerry Adair, R</b> OBP: 0.349, SLG: 0.361 (1, 4) <small>X</small>		0-0 6-3		0-0 1B			0-0 G6-4-3 1B	0-0 6-3		4 0 2 0 0 0 3																		
<b>Lee Elia, R</b> OBP: 0.288, SLG: 0.367 (1, 6) <small>X</small>		0-3 K		0-0 F5			0-0 G6-4-3 1-2f		0-0 F6	4 0 0 0 0 1 2																		
<b>Ken Berry, R</b> OBP: 0.265, SLG: 0.325 (1, 7) <small>X</small>		0-0 1B		0-0 4-3			0-3 K	0-0 BB 3B 1B		4 1 2 0 0 1 0																		
<b>Bruce Howard, S</b> (1, 1) <small>X</small> <b>Smoky Burgess, L</b> OBP: 0.387, SLG: 0.346 (8, PH) <b>Joe Herten, R</b> OBP: 0.083, SLG: 0.043 (8, PR) <b>Bob Locker, S</b> OBP: 0.375, SLG: 0.167 (8, 1)		0-0 F9		4-0 CS BB			0-0 2B 1B 2B	4-0 1-2 3B BB		1 0 0 0 1 0 1 1 0 1 0 0 0 0 0 1 0 0 0 0 0 0 1 0 0 1 0 0																		
<b>Inning Stats</b>	R: 2 E: 0 K: 0 S: 4 H: 2 LOB: 0 BB: 1 P: 8	R: 0 E: 0 K: 1 S: 6 H: 1 LOB: 1 BB: 0 P: 6	R: 0 E: 0 K: 0 S: 3 H: 0 LOB: 0 BB: 0 P: 3	R: 0 E: 0 K: 0 S: 3 H: 1 LOB: 1 BB: 1 P: 7	R: 0 E: 0 K: 1 S: 4 H: 0 LOB: 0 BB: 1 P: 8	R: 0 E: 0 K: 0 S: 3 H: 0 LOB: 0 BB: 0 P: 3	R: 0 E: 0 K: 0 S: 3 H: 1 LOB: 0 BB: 0 P: 3	R: 2 E: 1 K: 1 S: 8 H: 3 LOB: 3 BB: 2 P: 16	R: 3 E: 0 K: 0 S: 5 H: 2 LOB: 1 BB: 2 P: 13	1B: 6 2B: 3 3B: 1 HR: 0 SF: 0 SAC: 0 DP: 1 HBP: 0	WP: 0 PB: 0 SB: 1 CS: 1 PA: 40																	
<b>PITCHER</b>	IP WLS BF H R ER SO BB IBB HBP BLK WP HR S P ERA WHIP											<b>PITCHER</b>	IP WLS BF H R ER SO BB IBB HBP BLK WP HR S P ERA WHIP															
<b>Catfish Hunter, R</b> ERA: 3.62 (1, 1)	7.1		29	8	4	4	3	3	0	0	0	0	0	32	44	4.91	1.500											
<b>Guido Grilli, L</b> ERA: 5.63 (8, 1)	0.1		3	0	0	0	0	1	1	0	0	0	0	1	9	0.00	3.000											
<b>Ken Sanders, R</b> ERA: 4.5 (8, 1)	1.1	L	8	2	3	3	0	1	1	0	0	0	0	6	14	20.25	2.250											

Chicago White Sox @ Kansas City Athletics  
Municipal Stadium, Kansas City, MO  
Wed Jun 22 1966, 4:33 AM EDT  
Unknown

AB	33
R	7
H	10
RBI	7
BB	7
SO	3
LOB	13







Batter	1	2	3	4	5	6	7	8	9	AB R H RBI BB SO LOB	TOP									
<b>Tommie Agee, R</b> (1, 8) OBP: 0.324, SLG: 0.404	0-0 F3		0-3 K		0-0 3-1			0-0 6-3		4 0 0 0 0 1 0										
<b>Wayne Causey, L</b> (1, 4) OBP: 0.298, SLG: 0.220	0-3 K		4-0 FC4 BB		0-0 F8			0-0 F8		3 0 0 0 1 1 0										
<b>Don Buford, S</b> (1, 5) OBP: 0.321, SLG: 0.336	0-0 S 1B		0-0 F8		0-0 G3			0-0 4-3		4 0 1 0 0 0 1										
<b>Floyd Robinson, L</b> (1, 9) OBP: 0.351, SLG: 0.374	0-0 3-1 1-2		0-0 FC4 1-2f		0-0 F9			0-0 FC3-6 1B		4 0 1 0 0 0 2										
<b>Tom McCraw, L</b> (1, 3) OBP: 0.309, SLG: 0.335		0-0 F7		0-0 BB 1B 1B		0-0 F8		0-0 FC3-6 E 1-2f		4 1 1 0 0 0 1										
<b>J.C. Martin, L</b> (1, 2) OBP: 0.347, SLG: 0.424		0-0 5-3 1B		0-0 F7		0-0 F9		0-0 E6 G5-3 E 1-2		4 0 1 0 0 0 2 0 0 0 0 0 0 0										
<b>Al Weis, S</b> (9, PR) OBP: 0.229, SLG: 0.147																				
<b>Lee Elia, R</b> (1, 6) OBP: 0.290, SLG: 0.360		0-0 5-3		4-0 BB BB BB		0-0 F9		0-0 E4 1-2 2-3		2 0 0 0 1 0 1 1 0 0 0 0 0 2 0 0 0 0 0 0 0										
<b>Smoky Burgess, L</b> (9, PH) OBP: 0.375, SLG: 0.333																				
<b>Joe Horlen, R</b> (9, PR) OBP: 0.083, SLG: 0.043		1-2		1-2 K BB																
<b>Ken Berry, R</b> (1, 7) OBP: 0.275, SLG: 0.328		4-0		0-0 K 1B		0-3 K		0-0 G5-3 2-3f		2 0 1 1 1 1 0 1 0 0 0 0 0 3										
<b>John Romano, R</b> (9, PH) OBP: 0.396, SLG: 0.433				1-3 2-H 1B																
<b>John Buzhardt, R</b> (1, 1) OBP: 0.160, SLG: 0.087		0-0		0-3 K 1-2 3-H		0-0 F9				3 0 0 0 0 1 4 0 0 0 0 0 0 0										
<b>Bob Locker, S</b> (7, 1) OBP: 0.375, SLG: 0.167		1-3																		
<b>Inning Stats</b>	R: 0 E: 0 K: 1 S: 6	H: 1 LOB: 1 BB: 0 P: 6	R: 0 E: 0 K: 0 S: 4	H: 1 LOB: 2 BB: 1 P: 8	R: 0 E: 0 K: 1 S: 5	H: 0 LOB: 1 BB: 1 P: 9	R: 1 E: 0 K: 1 S: 6	H: 2 LOB: 1 BB: 1 P: 10	R: 0 E: 0 K: 0 S: 3	H: 0 LOB: 0 BB: 0 P: 3	R: 0 E: 0 K: 1 S: 5	H: 0 LOB: 0 BB: 0 P: 5	R: 0 E: 0 K: 0 S: 3	H: 0 LOB: 0 BB: 0 P: 3	R: 0 E: 2 K: 0 S: 5	H: 1 LOB: 2 BB: 0 P: 5	1B: 5 2B: 0 3B: 0 HR: 0	SF: 0 SAC: 0 DP: 1 HBP: 0	WP: 0 PB: 0 SB: 1 CS: 0	PA: 35
<b>PITCHER</b>	IP WLS BF H R ER SO BB IBB HBP BLK WP HR S P ERA WHIP																			
<b>Chuck Dobson, R</b> (1, 1) ERA: 4.23	8.1 W 34 5 1 1 4 3 0 0 0 0 0 0 39 51 1.08 0.960																			
<b>Jack Aker, R</b> (9, 1) ERA: 1.17	0.2 S 1 0 0 0 0 0 0 0 0 0 0 0 1 1 0.00 0.000																			

Chicago White Sox @ Kansas City Athletics  
Municipal Stadium, Kansas City, MO  
Wed Jun 22 1966, 8:05 PM EDT  
Att. 12,488 - Unknown

AB	32
R	1
H	5
RBI	1
BB	3
SO	4
LOB	16



Batter	1	2	3	4	5	6	7	8	9	AB	R	H	RBI	BB	SO	LOB
Bert Campaneris, R (1, 6) OBP: 0.305, SLG: 0.399	0-0 6-3		0-0 6-3		0-0 E6 1-3 1B		0-0 FC6-4 1-2 2-H 1B			4	0	2	1	0	0	0
Jim Gosger, L (1, 8) OBP: 0.289, SLG: 0.331	0-3 K		4-0 K BB		0-3 K		0-0 FC6-4 FC6-4 1-2f 2-3			3	0	0	0	1	2	4
Mike Hershberger, R (1, 9) OBP: 0.319, SLG: 0.354	0-0 3-1		0-0 F5				0-0 FC6-4 1-2f			4	0	0	0	0	0	3
Ken Harrelson, R (1, 3) OBP: 0.312, SLG: 0.319		4-0 3B BB		0-0 6-3		0-0 5-3		0-0 6-3		3	1	0	0	1	0	0
Larry Stahl, L (1, 7) OBP: 0.245, SLG: 0.364		0-0 1-H 3B		0-0 G1		0-0 F9		0-0 1-3		4	0	1	1	0	0	0
Danny Cater, R (1, 5) OBP: 0.250, SLG: 0.282		1-0 HBP		0-3 K			0-0 5-3	0-3 K		1	0	0	0	0	1	0
Ed Charles, R (6, 5) OBP: 0.269, SLG: 0.380										2	0	0	0	0	1	0
Phil Roof, R (1, 2) OBP: 0.274, SLG: 0.412		0-3 K			0-3 K		0-0 BB 1B			3	0	1	0	0	2	2
Ossie Chavarria, R (7, PR) OBP: 0.246, SLG: 0.203		1- K								0	1	0	0	0	0	0
Ernie Fazio, R (1, 4) OBP: 0.320, SLG: 0.348		0-3 K					4-0 BB 1B			2	0	1	0	0	1	1
Roger Repoz, L (7, PH) OBP: 0.338, SLG: 0.425							1-2 BB 1B			0	1	0	0	1	0	0
Ken Suarez, R (8, 2) OBP: 0.316, SLG: 0.194							FC3-6 1B			0	0	0	0	0	0	0
Chuck Dobson, R (1, 1) OBP: 0.125, SLG: 0.125			0-3 K				0-0 FC3-6 E 1B			3	0	1	1	0	1	1
Jack Aker, R (9, 1)							1-2f FC6-4 1B			0	0	0	0	0	0	0

Inning Stats	R: 0	H: 0	E: 0	K: 1	S: 5	LOB: 0	BB: 0	P: 5	R: 1	H: 1	E: 0	K: 2	S: 7	LOB: 1	BB: 1	P: 12	R: 0	H: 0	E: 0	K: 1	S: 5	LOB: 1	BB: 1	P: 9	R: 0	H: 0	E: 0	K: 1	S: 5	LOB: 0	BB: 0	P: 5	R: 0	H: 0	E: 0	K: 1	S: 5	LOB: 2	BB: 0	P: 9	R: 0	H: 0	E: 0	K: 0	S: 3	LOB: 0	BB: 0	P: 3	R: 2	H: 3	E: 0	K: 0	S: 6	LOB: 2	BB: 1	P: 10	R: 0	H: 0	E: 0	K: 1	S: 5	LOB: 0	BB: 0	P: 5
<b>1B: 5</b>	<b>SF: 0</b>	<b>2B: 0</b>	<b>SAC: 0</b>	<b>3B: 1</b>	<b>DP: 0</b>	<b>HR: 0</b>	<b>HBP: 1</b>	<b>WP: 0</b>	<b>PA: 33</b>	<b>ERA</b>	<b>WHIP</b>	<b>WP: 0</b>	<b>PA: 33</b>	<b>ERA</b>	<b>WHIP</b>	<b>WP: 0</b>	<b>PA: 33</b>	<b>ERA</b>	<b>WHIP</b>	<b>WP: 0</b>	<b>PA: 33</b>	<b>ERA</b>	<b>WHIP</b>	<b>WP: 0</b>	<b>PA: 33</b>	<b>ERA</b>	<b>WHIP</b>	<b>WP: 0</b>	<b>PA: 33</b>	<b>ERA</b>	<b>WHIP</b>	<b>WP: 0</b>	<b>PA: 33</b>	<b>ERA</b>	<b>WHIP</b>	<b>WP: 0</b>	<b>PA: 33</b>	<b>ERA</b>	<b>WHIP</b>	<b>WP: 0</b>	<b>PA: 33</b>	<b>ERA</b>	<b>WHIP</b>	<b>WP: 0</b>	<b>PA: 33</b>	<b>ERA</b>	<b>WHIP</b>	<b>WP: 0</b>	<b>PA: 33</b>	<b>ERA</b>	<b>WHIP</b>													

**BOTTOM**

**Chicago White Sox @ Kansas City Athletics**  
Municipal Stadium, Kansas City, MO

Wed Jun 22 1966, 8:05 PM EDT  
Att. 12,488 - Unknown

livebaseballscorecards.com

**AB 29**  
**R 3**  
**H 6**  
**RBI 3**  
**BB 3**  
**SO 8**  
**LOB 11**







Batter	1	2	3	4	5	6	7	8	9
<b>Tom Tresh, S</b> OBP: 0.346, SLG: 0.326 (1, 5) BBB	4-0 1B BB		0-0 F8			0-0 5-3		0-0 F9	
<b>Bobby Richardson, R</b> OBP: 0.297, SLG: 0.331 (1, 4) X	0-0 G6-4-3 1-2 1B		0-0 CS 1B			0-0 F7		0-0 1-3 HR 1B	
<b>Mickey Mantle, S</b> OBP: 0.354, SLG: 0.422 (1, 8) <b>Ray Barker, L</b> OBP: 0.300, SLG: 0.538 (8, PR) (9, 3)	0-0 G6-4-3 1-2 2-H 1B		0-0 F8			0-0 F9		4-0 1-2 HR BB	
<b>Elston Howard, R</b> OBP: 0.313, SLG: 0.401 (1, 2) X	0-0 G6-4-3 1-2 2-3		0-0 CS	0-0 6-3			0-0 6-3 2B	0-0 1-H 2-H 3-H HR	
<b>Joe Pepitone, L</b> OBP: 0.275, SLG: 0.445 (1, 3) (9, 8) X	0-0 4-3			0-0 4-3			0-0 L7	0-0 G3	
<b>Roger Maris, L</b> OBP: 0.292, SLG: 0.351 (1, 9) X		0-0 E4		0-0 F8			0-0 6-3		
<b>Hector Lopez, R</b> OBP: 0.405, SLG: 0.457 (1, 7) X		0-0 F6			0-0 F6		0-0 6-3		
<b>Clete Boyer, R</b> OBP: 0.262, SLG: 0.360 (1, 6) X		0-0 F5			0-3 K			0-0 6-3	
<b>Jim Bouton, R</b> OBP: 0.083, SLG: 0.083 (1, 1) <b>Steve Hamilton, L</b> (3, 1) <b>Lou Clinton, R</b> OBP: 0.311, SLG: 0.377 (8, PH) <b>Hal Reniff, R</b> OBP: 0.333, SLG: 0.333 (9, 1) X		0-3 K			0-0 5-1			4-0 BBB 1B HR BB	

AB	R	H	RBI	BB	SO	LOB
3	1	0	0	1	0	1
4	1	3	0	0	0	0
3	0	1	1	1	0	1
0	1	0	0	0	0	0
4	1	2	4	0	0	2
4	0	0	0	0	0	3
3	0	0	0	0	0	1
3	0	0	0	0	0	2
3	0	0	0	0	1	1
1	0	0	0	0	1	1
1	0	0	0	0	0	0
0	1	0	0	1	0	0
0	0	0	0	0	0	0

**BOTTOM**

**Chicago White Sox @ New York Yankees**  
Yankee Stadium, Bronx, NY  
Fri Jun 24 1966, 7:05 PM EDT  
Att: 16,834 - Unknown - 90 F

[livebaseballscorecards.com](http://livebaseballscorecards.com)

<b>AB</b>	<b>29</b>
<b>R</b>	<b>5</b>
<b>H</b>	<b>6</b>
<b>RBI</b>	<b>5</b>
<b>BB</b>	<b>3</b>
<b>SO</b>	<b>2</b>
<b>LOB</b>	<b>12</b>



1B: 4	SF: 0	WP: 0	PA: 33
2B: 1	SAC: 0	PB: 0	
3B: 0	DP: 1	SB: 0	
HR: 1	HBP: 0	CS: 1	

Inning Stats	R	H	E	K	S	R	H	E	K	S	R	H	E	K	S	R	H	E	K	S	R	H	E	K	S	R	H	E	K	S	ERA	WHIP
<b>Juan Pizarro, L</b> ERA: 2.34 (1, 1)	1	2	0	4	8	0	0	1	1	6	0	0	0	3	3	0	0	0	0	0	0	0	0	0	0	0	0	0	0	0	5.62	1.125

WP	PA	ERA	WHIP
0	33		



Batter	1	2	3	4	5	6	7	8	9	AB R H RBI BB SO LOB	TOP											
Ken Berry, R OBP: 0.271, SLG: 0.368 (1, 7) X	0-0 5-3		0-3 K			0-0 5-3		0-0 HR		4 1 1 1 0 1 0												
Tommie Agee, R OBP: 0.329, SLG: 0.407 (1, 8) X	0-0 3-1		0-0 6-3			0-0 5-3 1B		0-0 5-3		4 0 1 0 0 0 0												
Don Buford, S OBP: 0.321, SLG: 0.335 (1, 5) X	0-0 ES 1B			0-0 F9		0-0 5-3 1-2		0-0 F3		4 0 1 0 0 0 1												
Floyd Robinson, L OBP: 0.348, SLG: 0.370 (1, 9) X	0-0 4-3 1-3			0-0 F4		0-0 6-3			0-0 2B FC3-5-2 1B	4 0 1 0 0 0 2												
Tom McCraw, L OBP: 0.307, SLG: 0.333 (1, 3) X		0-0 F7		0-0 G1			4-0 BB G3 BB		0-3 K	3 0 0 0 1 1 1												
Jerry Adair, R OBP: 0.342, SLG: 0.362 (1, 4) X		0-0 F9			0-0 5-3		0-0 F3		0-0 FC3-5-2 1-3 2B	4 0 1 0 0 0 1												
J.C. Martin, L OBP: 0.343, SLG: 0.417 (1, 2) X		0-0 FC5-4 1B			0-0 3-1		0-0 G3 1-2		0-0 FC3-5-2 IBB 2-3 3-H	4 0 1 0 0 0 3												
Lee Elia, R OBP: 0.298, SLG: 0.381 (1, 6) X		0-0 FC5-4 1-2f			0-0 HR		0-0 5-3		4-0 1-2 IBB	3 1 1 1 1 0 2												
Gary Peters, L OBP: 0.278, SLG: 0.389 (1, 1) X			0-0 1-3			0-0 F8		0-0 1B	0-3 K	4 0 1 0 0 1 3												
Bob Locker, S OBP: 0.375, SLG: 0.167 (9, 1) X										0 0 0 0 0 0 0												
<b>Inning Stats</b>	R: 0 E: 0 K: 0 S: 4	H: 1 LOB: 1 BB: 0 P: 4	R: 0 E: 0 K: 0 S: 4	H: 1 LOB: 1 BB: 0 P: 4	R: 0 E: 0 K: 1 S: 5	H: 0 LOB: 0 BB: 0 P: 5	R: 0 E: 0 K: 0 S: 3	H: 0 LOB: 0 BB: 0 P: 3	R: 1 E: 0 K: 0 S: 4	H: 1 LOB: 0 BB: 0 P: 4	R: 0 E: 0 K: 0 S: 4	H: 1 LOB: 1 BB: 0 P: 4	R: 0 E: 0 K: 0 S: 3	H: 0 LOB: 1 BB: 1 P: 7	R: 1 E: 0 K: 0 S: 4	H: 2 LOB: 0 BB: 0 P: 4	R: 0 E: 0 K: 2 S: 9	H: 2 LOB: 3 BB: 1 P: 13	1B: 5 2B: 1 3B: 0 HR: 2	SF: 0 SAC: 0 DP: 0 HBP: 0	WP: 0 PB: 0 SB: 1 CS: 0	PA: 36
<b>PITCHER</b>	IP WLS BF H R ER SO BB IBB HBP BLK WP HR S P ERA WHIP																					
Mel Stottlemyre, R ERA: 2.64 (1, 1)	7.0 L 26 4 1 1 1 1 1 0 0 0 0 1 27 31 1.29 0.714																					
Whitey Ford, L ERA: 2.14 (8, 1)	2.0 10 4 1 1 1 2 0 1 0 0 0 1 13 17 4.50 2.000																					

Chicago White Sox @ New York Yankees  
 Yankee Stadium, Bronx, NY  
 Sat Jun 25 1966, 3:33 AM EDT  
 Att: 27,098 - Unknown

AB	34
R	2
H	8
RBI	2
BB	2
SO	3
LOB	13







Batter	1	2	3	4	5	6	7	8	9	AB R H RBI BB SO LOB	TOP											
Ken Berry, R (1, 7) x OBP: 0.293, SLG: 0.402	0-0 5-3-5 1B		4-0 1-2 BB			0-0 HR		4-0 BB		2 1 2 1 2 0 0												
Tommie Agee, R (1, 8) x OBP: 0.324, SLG: 0.401	0-0 5-3-5 1-2f		0-3 K			0-0 4-3		0-0 F2		4 0 0 0 0 1 4												
Don Buford, S (1, 5) x OBP: 0.320, SLG: 0.341	0-0 G1					0-0 F8		0-0 F2		4 1 1 0 0 0 1												
Bill Skowron, R (1, 3) x OBP: 0.279, SLG: 0.325		0-0 5-3				0-0 F7		0-0 L5		4 0 1 1 0 0 0												
Tom McCraw, L (1, 9) x OBP: 0.306, SLG: 0.331		0-3 K				0-0 F7		0-0 G6-4-3 1B		4 0 1 0 0 1 1												
Jerry Adair, R (1, 4) x OBP: 0.339, SLG: 0.367		0-0 F6				0-0 G6-4-3 1-2f		0-0 G6-4-3 1-2f		4 0 1 0 0 0 2												
J.C. Martin, L (1, 2) x OBP: 0.352, SLG: 0.424			0-0 BB 1B			0-0 F6		0-0 G1-4-3 2-3 1B		3 0 2 0 0 0 0												
Lee Elia, R (1, 6) x OBP: 0.291, SLG: 0.370			0-0 F8			0-0 5-3		0-0 G1-4-3 1-2f		3 0 0 0 0 0 3												
Dennis Higgins, R (7, 1) x OBP: 0.250, SLG: 0.143										0 0 0 0 0 0 0												
Tommy John, R (1, 1) x OBP: 0.172, SLG: 0.310			0-3 K			0-0 F8		0-0 4-3		0 0 0 0 0 0 0												
John Buzhardt, R (2, 1) x OBP: 0.148, SLG: 0.080										2 0 0 0 0 1 1												
Wayne Causey, L (7, 6) x OBP: 0.302, SLG: 0.218										1 0 0 0 0 0 0												
<b>Inning Stats</b>	R: 0 E: 0 K: 0 S: 3	H: 1 LOB: 0 BB: 0 P: 3	R: 0 E: 0 K: 1 S: 5	H: 0 LOB: 0 BB: 0 P: 5	R: 0 E: 0 K: 2 S: 8	H: 1 LOB: 2 BB: 1 P: 12	R: 1 E: 0 K: 0 S: 4	H: 2 LOB: 0 BB: 0 P: 4	R: 0 E: 0 K: 0 S: 3	H: 0 LOB: 0 BB: 0 P: 3	R: 1 E: 0 K: 0 S: 4	H: 1 LOB: 0 BB: 0 P: 4	R: 0 E: 0 K: 0 S: 4	H: 2 LOB: 1 BB: 0 P: 4	R: 0 E: 0 K: 0 S: 3	H: 0 LOB: 1 BB: 1 P: 7	R: 0 E: 0 K: 0 S: 3	H: 1 LOB: 0 BB: 0 P: 3	1B: 5 2B: 2 3B: 1 HR: 1	SF: 0 SAC: 0 DP: 4 HBP: 0	WP: 0 PB: 0 SB: 0 CS: 0	PA: 33
<b>PITCHER</b> Fred Talbot, R (1, 1) ERA: 4.66	IP: 9.0 WLS: W BF: 33 H: 8 R: 2 ER: 2 SO: 3 BB: 2 IBB: 0 HBP: 0 BLK: 0 WP: 0 HR: 1 S: 37 P: 45 ERA: 2.00 WHIP: 1.111																					

Chicago White Sox @ New York Yankees  
 Yankee Stadium, Bronx, NY  
 Sun Jun 26 1966, 3:33 AM EDT  
 Overcast - 73 F

livebaseballscorecards.com

AB 31  
 R 2  
 H 8  
 RBI 2  
 BB 2  
 SO 3  
 LOB 12







Batter	1	2	3	4	5	6	7	8	9	AB R H RBI BB SO LOB	TOP									
Ken Berry, R (1, 7) OBP: 0.292, SLG: 0.405	0-0 F9		0-0 E6			0-0 2B		0-0 FC6-4		4 0 1 0 0 0 1										
Tommie Agee, R (1, 8) OBP: 0.323, SLG: 0.396	0-0 4-1		0-0 CS	0-0 1-3		4-0 BB		0-0 G4-6-3		3 0 0 0 1 0 1										
Don Buford, S (1, 5) OBP: 0.319, SLG: 0.340	0-0 1B			0-0 G3		0-0 L9			0-0 L8	4 0 1 0 0 0 2										
John Romano, R (1, 2) OBP: 0.382, SLG: 0.422	0-0 5-3			0-0 F8		0-0 F7			0-3 K	4 0 0 0 0 1 3										
Bill Skowron, R (1, 3) OBP: 0.284, SLG: 0.335		0-0 5-3			0-0 F8		0-0 2B		0-0 1B	4 0 2 0 0 0 0										
Jerry Adair, R (1, 4) OBP: 0.328, SLG: 0.354		0-3 K			0-3 K		0-0 6-3		0-0 F4	4 0 0 0 0 2 2										
Tom McCraw, L (1, 9) OBP: 0.306, SLG: 0.337		0-0 4-3			0-0 2B		0-3 K			3 0 1 0 0 1 1										
Lee Elia, R (1, 6) OBP: 0.283, SLG: 0.360			0-3 K		0-0 6-3		0-0 F2			3 0 0 0 0 1 2										
Joe Horlen, R (1, 1) OBP: 0.077, SLG: 0.040			0-0 5-3			0-0 1-3		0-0 FC6-4		2 0 0 0 0 0 0										
Gene Freese, R (8, PH) OBP: 0.305, SLG: 0.356										1 0 1 0 0 0 0										
Hoyt Wilhelm, R (8, 1)										0 0 0 0 0 0 0										
<b>Inning Stats</b>	R: 0 E: 0 K: 0 S: 4	H: 1 LOB: 1 BB: 0 P: 4	R: 0 E: 0 K: 1 S: 5	H: 0 LOB: 0 BB: 0 P: 5	R: 0 E: 1 K: 1 S: 5	H: 0 LOB: 0 BB: 0 P: 5	R: 0 E: 0 K: 0 S: 3	H: 0 LOB: 0 BB: 0 P: 3	R: 0 E: 0 K: 1 S: 6	H: 1 LOB: 1 BB: 0 P: 6	R: 0 E: 0 K: 1 S: 6	H: 1 LOB: 1 BB: 0 P: 6	R: 0 E: 0 K: 0 S: 3	H: 1 LOB: 0 BB: 0 P: 3	R: 0 E: 0 K: 1 S: 6	H: 1 LOB: 1 BB: 0 P: 6	1B: 3 2B: 3 3B: 0 HR: 0	SF: 0 SAC: 0 DP: 1 HBP: 0	WP: 0 PB: 0 SB: 0 CS: 1	PA: 34
<b>PITCHER</b> Fritz Peterson, L (1, 1) ERA: 3.77	IP: 9.0 WLS: W BF: 33 H: 6 R: 0 ER: 0 SO: 5 BB: 1 IBB: 0 HBP: 0 BLK: 0 WP: 0 HR: 0 S: 42 P: 46 ERA: 0.00 WHIP: 0.778																			

Chicago White Sox @ New York Yankees  
Yankee Stadium, Bronx, NY

Sun Jun 26 1966, 3:38 AM EDT  
Att. 27,893 - Unknown - 80 F

AB	32
R	0
H	6
RBI	0
BB	1
SO	5
LOB	12



Batter	1	2	3	4	5	6	7	8	9	AB	R	H	RBI	BB	SO	LOB
Roy White, S OBP: 0.314, SLG: 0.378 (1, 7)	0-3 K		0-0 S 1B		0-0 L7		0-0 L4			4	1	1	0	0	1	0
Bobby Richardson, R OBP: 0.305, SLG: 0.336 (1, 4)	0-0 1B		4-0 FC5 1B 1-2 BB			0-0 1B 4-3 1B		0-0 L5		3	1	2	0	1	0	0
Tom Tresh, S OBP: 0.348, SLG: 0.342 (1, 5)	0-3 K		0-0 1B 1-2 2-H			0-0 4-3 4-3 1B 1-3		0-3 K		4	0	2	1	0	2	1
Joe Pepitone, L OBP: 0.270, SLG: 0.430 (1, 8)	0-0 6-3		0-0 FC5 2-3f			0-0 4-3 1-2		0-0 5-3		4	0	0	0	0	0	5
Roger Maris, L OBP: 0.295, SLG: 0.361 (1, 9)		0-0 F3		0-0 4-3		4-0 4-3 IBB				2	0	0	0	1	0	0
Ray Barker, L OBP: 0.273, SLG: 0.483 (1, 3)		0-0 F9		0-0 F6		0-0 4-3 1-2 2-3 3-H				3	0	0	1	0	0	2
Jake Gibbs, L OBP: 0.373, SLG: 0.420 (1, 2)		0-0 4-3		0-0 4-3		0-0 G3				3	0	0	0	0	0	2
Dick Schofield, S OBP: 0.207, SLG: 0.080 (1, 6)			0-0 L4		0-0 4-3		0-0 3-1			3	0	0	0	0	0	0
Fritz Peterson, S OBP: 0.214, SLG: 0.250 (1, 1)			0-3 K		0-0 6-3		0-0 F8			3	0	0	0	0	1	0
<b>Inning Stats</b>	R: 0 E: 0 K: 2 S: 8	H: 1 LOB: 1 BB: 0 P: 8	R: 0 E: 0 K: 0 S: 3	H: 0 LOB: 0 BB: 0 P: 3	R: 1 E: 0 K: 1 S: 7	H: 2 LOB: 2 BB: 1 P: 11	R: 0 E: 0 K: 0 S: 3	H: 0 LOB: 0 BB: 0 P: 3	R: 0 E: 0 K: 0 S: 3	H: 0 LOB: 0 BB: 0 P: 3	R: 1 E: 0 K: 0 S: 5	H: 2 LOB: 2 BB: 1 P: 9	R: 0 E: 0 K: 0 S: 3	H: 0 LOB: 0 BB: 0 P: 3	R: 0 E: 0 K: 1 S: 5	H: 0 LOB: 0 BB: 0 P: 5

**BOTTOM**

**Chicago White Sox @ New York Yankees**  
 Yankee Stadium, Bronx, NY  
 Sun Jun 26 1966, 3:38 AM EDT  
 Att: 27,893 - Unknown - 80 F

[livebaseballscorecards.com](http://livebaseballscorecards.com)

<b>AB</b>	<b>29</b>
<b>R</b>	<b>2</b>
<b>H</b>	<b>5</b>
<b>RBI</b>	<b>2</b>
<b>BB</b>	<b>2</b>
<b>SO</b>	<b>4</b>
<b>LOB</b>	<b>10</b>



PITCHER																	1B	SF	WP	PA
IP	WLS	BF	H	R	ER	SO	BB	IBB	HBP	BLK	WP	HR	S	P	ERA	WHIP	2B	SAC	PB	CS
Joe Horlen, R ERA: 2.27 (1, 1)	7.0	L	28	5	2	2	3	1	1	0	0	0	32	40	2.57	0.857	0	0	0	1
Hoyt Wilhelm, R ERA: 4.26 (8, 1)	1.0		3	0	0	1	0	0	0	0	0	0	5	5	0.00	0.000	0	0	0	0



Batter	1	2	3	4	5	6	7	8	9	AB R H RBI BB SO LOB	TOP									
Don Blasingame, L (1, 4) OBP: 0.303, SLG: 0.298	0-0 F7		0-0 4-3		0-0 FC5-2 1B		0-0 F9			4 0 1 0 0 0 1	<p><b>Washington Senators @ Chicago White Sox</b> Comiskey Park, Chicago, IL</p> <p>Tue Jun 28 1966, 8:05 PM EDT Att. 13,166 - Unknown</p> <p>livebaseballscorecards.com</p>									
Ken McMullen, R (1, 5) OBP: 0.286, SLG: 0.328	0-0 F9		0-0 4-3		0-0 FC5-2 1-H		0-0 G3			4 0 0 0 0 0 2										
Ken Harrelson, R (1, 3) OBP: 0.314, SLG: 0.328	0-0 1B HR 1B		4-0 BB		0-0 FC5-4 1-2f		0-0 F7			3 1 1 0 1 0 1										
Frank Howard, R (1, 7) Fred Valentine, S (8, 7) OBP: 0.339, SLG: 0.448 OBP: 0.347, SLG: 0.447	0-0 1-3 HR 1B		0-3 K		0-0 F3		0-0 F8			4 1 1 0 0 1 1 0 0 0 0 0 0 0										
Don Lock, R (1, 8) OBP: 0.365, SLG: 0.471	0-0 1-H 3-H HR		0-0 CS 1B		0-0 BLK 1B		0-0 F4			4 1 3 3 0 0 0										
Willie Kirkland, L (1, 9) OBP: 0.269, SLG: 0.320	0-0 F5		0-3 K 1-2		0-3 K 1-2		0-0 F7			4 0 0 0 0 2 2										
Paul Casanova, R (1, 2) OBP: 0.241, SLG: 0.397		0-0 F7		0-3 K		0-3 K		0-0 F7		4 0 0 0 0 2 1										
Ed Brinkman, R (1, 6) OBP: 0.254, SLG: 0.310		0-0 6-3		0-3 K		0-0 E6 SH1-4		0-0 F8		4 0 0 0 0 1 0										
Mike McCormick, L (1, 1) OBP: 0.300, SLG: 0.444		0-3 K		0-0 HR		0-0 SH1-4				2 1 1 1 0 1 0										
<b>Inning Stats</b>	R: 3 E: 0 K: 0 S: 6	H: 3 LOB: 0 BB: 0 P: 6	R: 0 E: 0 K: 1 S: 5	H: 0 LOB: 0 BB: 0 P: 5	R: 0 E: 0 K: 1 S: 5	H: 1 LOB: 0 BB: 0 P: 7	R: 1 E: 0 K: 1 S: 7	H: 2 LOB: 1 BB: 0 P: 7	R: 0 E: 0 K: 2 S: 8	H: 1 LOB: 1 BB: 0 P: 8	R: 0 E: 1 K: 0 S: 4	H: 0 LOB: 1 BB: 0 P: 4	R: 0 E: 0 K: 0 S: 3	H: 0 LOB: 0 BB: 0 P: 3	R: 0 E: 0 K: 0 S: 3	H: 0 LOB: 0 BB: 0 P: 3	1B: 5 2B: 0 3B: 0 HR: 2	SF: 0 SAC: 1 DP: 0 HBP: 0	WP: 1 PB: 0 SB: 1 CS: 1	PA: 35
<b>PITCHER</b>	IP WLS BF H R ER SO BB IBB HBP BLK WP HR S P ERA WHIP																			
Jack Lamabe, R (1, 1) ERA: 3.09	5.0 L 21 6 4 4 5 1 0 0 0 1 2 30 34 7.20 1.400																			
Dennis Higgins, R (6, 1) ERA: 2.97	3.0 11 1 0 0 2 0 0 0 1 0 0 15 15 0.00 0.333																			
Hoyt Wilhelm, R (9, 1) ERA: 3.68	1.0 3 0 0 0 0 0 0 0 0 0 0 3 3 0.00 0.000																			



Batter	1	2	3	4	5	6	7	8	9	AB	R	H	RBI	BB	SO	LOB
Don Buford, S (1, 7) OBP: 0.314, SLG: 0.335	0-0 1-3 		0-0 6-3 			0-0 F8 		0-0 6-3 		4	0	0	0	0	0	0
Ken Berry, R (1, 9) OBP: 0.291, SLG: 0.400	0-0 5-3 		0-0 F9 			0-0 G5-4-3 1B 			0-0 F7 	4	0	1	0	0	0	0
Tommie Agee, R (1, 8) OBP: 0.322, SLG: 0.394	0-0 FC5-4 1B 			0-0 5-3 		0-0 G5-4-3 1-2f 			0-0 F9 	4	0	1	0	0	0	1
John Romano, R (1, 2) OBP: 0.373, SLG: 0.409	0-0 FC5-4 1-2f 			0-0 6-3 			0-0 F5 		0-0 F7 	4	0	0	0	0	0	1
Bill Skowron, R (1, 3) OBP: 0.296, SLG: 0.371		0-0 		0-0 FC5-4 1B 			0-0 HR 			3	1	3	1	0	0	0
Gene Freese, R (1, 5) OBP: 0.296, SLG: 0.344		0-0 1-3 		0-0 FC5-4 1-2f 			0-0 F3 			3	0	0	0	0	0	2
Jerry Adair, R (1, 4) OBP: 0.320, SLG: 0.345		0-3 K 			0-3 K 		0-0 4-3 			3	0	0	0	0	2	1
Lee Elia, R (1, 6) OBP: 0.276, SLG: 0.351		0-0 L7 			0-0 F8 			0-0 F8 		3	0	0	0	0	0	1
Jack Lamabe, R (1, 1) Wayne Causey, L (5, PH) Dennis Higgins, R (6, 1) Jerry McNertney, R (8, PH) Hoyt Wilhelm, R (9, 1)			0-3 K 			0-0 5-3 			0-0 4-3 	1	0	0	0	0	1	0


Inning Stats	R: 0	H: 1	E: 0	LOB: 1	K: 0	BB: 0	S: 4	P: 4	R: 0	H: 1	E: 0	LOB: 1	K: 1	BB: 0	S: 6	P: 6	R: 0	H: 0	E: 0	LOB: 0	K: 1	BB: 0	S: 5	P: 5	R: 0	H: 0	E: 0	LOB: 0	K: 1	BB: 0	S: 5	P: 5	R: 0	H: 1	E: 0	LOB: 0	K: 0	BB: 0	S: 3	P: 3	R: 1	H: 1	E: 0	LOB: 0	K: 0	BB: 0	S: 4	P: 4	R: 0	H: 0	E: 0	LOB: 0	K: 0	BB: 0	S: 3	P: 3	R: 0	H: 0	E: 0	LOB: 0	K: 0	BB: 0	S: 3	P: 3
PITCHER Mike McCormick, L (1, 1) ERA: 3.75	IP	WLS	BF	H	R	ER	SO	BB	IBB	HBP	BLK	WP	HR	S	P	ERA	WHIP	IP	WLS	BF	H	R	ER	SO	BB	IBB	HBP	BLK	WP	HR	S	P	ERA	WHIP	IP	WLS	BF	H	R	ER	SO	BB	IBB	HBP	BLK	WP	HR	S	P	ERA	WHIP													

**BOTTOM**

**Washington Senators @ Chicago White Sox**  
Comiskey Park, Chicago, IL

Tue Jun 28 1966, 8:05 PM EDT  
Att. 13,166 - Unknown

AB	31
R	1
H	5
RBI	1
BB	0
SO	3
LOB	6



WP: 0	PA: 31
PB: 0	
SB: 0	
CS: 0	





Batter	1	2	3	4	5	6	7	8	9	AB	R	H	RBI	BB	SO	LOB
Don Buford, S (1, 7) OBP: 0.317, SLG: 0.337	0-0 F8		0-0 6-3			0-0 SH1-3 HR 1B		0-0 SH1-3 E 1B		4	2	2	0	0	0	0
Ken Berry, R (1, 9) OBP: 0.294, SLG: 0.401	0-0 F4			0-0 6-3 1B		0-0 SH1-3 1-2		0-0 SH1-3 1-2		2	0	1	0	0	0	0
Tommie Agee, R (1, 8) OBP: 0.325, SLG: 0.406	0-0 F3			0-0 6-3 1B		0-0 HR 2-H		0-0 E6 HR 2-H		4	2	2	2	0	0	0
Bill Skowron, R (1, 3) OBP: 0.297, SLG: 0.371		0-0 FC1-4 1B		0-0 6-3 1-2 2-3		0-0 F8		0-0 HR 3-H		3	0	1	0	0	0	2
Tom McCraw, L (7, 3) OBP: 0.310, SLG: 0.358										1	1	1	2	0	0	0
Gene Freese, R (1, 5) OBP: 0.284, SLG: 0.330		0-0 FC1-4 WP 1-2		0-0 F3		0-0 5-3		0-3 K		4	0	0	0	0	1	3
Jerry McNertney, R (1, 2) OBP: 0.316, SLG: 0.257		0-0 5-3 1-2		0-0 F2			0-0 6-3			3	0	0	0	0	0	3
Jerry Adair, R (1, 4) OBP: 0.313, SLG: 0.336		0-0 F6			0-0 6-3		0-0 5-3			3	0	0	0	0	0	1
Lee Elia, R (1, 6) OBP: 0.270, SLG: 0.342			0-3 K		0-0 6-3		0-3 K			3	0	0	0	0	2	0
Bruce Howard, S (1, 1)			0-0 F6		0-0 F7			0-0 4-3		2	0	0	0	0	0	0
Bob Locker, S (8, 1)										1	0	0	0	0	0	0

Inning Stats	R: 0	H: 0	E: 0	K: 0	S: 3	R: 0	H: 1	E: 0	K: 0	S: 4	R: 0	H: 0	E: 0	K: 1	S: 5	R: 0	H: 2	E: 0	K: 0	S: 5	R: 0	H: 0	E: 0	K: 0	S: 3	R: 2	H: 2	E: 1	K: 0	S: 5	R: 0	H: 0	E: 0	K: 1	S: 5	R: 3	H: 2	E: 1	K: 1	S: 8
	LOB: 0	BB: 0	P: 3	LOB: 1	BB: 0	P: 4	LOB: 0	BB: 0	P: 5	LOB: 2	BB: 0	P: 5	LOB: 0	BB: 0	P: 3	LOB: 0	BB: 0	P: 5	LOB: 0	BB: 0	P: 3	LOB: 0	BB: 0	P: 5	LOB: 0	BB: 0	P: 5	LOB: 0	BB: 0	P: 5	LOB: 0	BB: 0	P: 8	LOB: 0	BB: 0	P: 8	LOB: 0	BB: 0	P: 8	


PITCHER	IP	WLS	BF	H	R	ER	SO	BB	IBB	HBP	BLK	WP	HR	S	P	ERA	WHIP
Pete Richert, L (1, 1) ERA: 2.78	6.0	L	23	5	2	2	1	0	0	0	0	1	1	25	25	3.00	0.833
Casey Cox, R (7, 1) ERA: 2.97	1.2		7	1	2	0	1	0	0	0	0	0	0	9	9	0.00	0.600
Dick Lines, L (8, 1) ERA: 3.03	0.1		2	1	1	0	1	0	0	0	0	0	1	4	4	0.00	3.000

**BOTTOM**

**Washington Senators @ Chicago White Sox**  
Comiskey Park, Chicago, IL

Wed Jun 29 1966, 8:05 PM EDT  
Att. 12,745 - Unknown

AB	30
R	5
H	7
RBI	4
BB	0
SO	3
LOB	9



1B	2B	3B	HR	SF	SAC	DP	HBP	WP	PA
5	0	0	2	0	0	0	0	1	32



Batter	1	2	3	4	5	6	7	8	9	10	11	12	13	AB R H RBI BB SO LOB	TOP											
Rico Petrocelli, R OBP: 0.302, SLG: 0.428 (1, 6)	L5		5-3		F6			F2			K			5 0 0 0 0 1 3	<b>Boston Red Sox @ Chicago White Sox</b> Comiskey Park, Chicago, IL Fri Jul 01 1966, 8:05 PM EDT Att. 18,788 - Unknown <a href="http://livebaseballscorecards.com">livebaseballscorecards.com</a>											
Joe Foy, R OBP: 0.319, SLG: 0.353 (1, 5)	6-3			E6		5-3		F8			K			5 0 0 0 0 1 1												
Carl Yastrzemski, L OBP: 0.334, SLG: 0.419 (1, 7)	F6			K		G3					4-3			5 0 0 0 0 1 1												
George Scott, R OBP: 0.332, SLG: 0.524 (1, 3)		K		G5-4-3		5-3		F8				5-3		5 0 0 0 0 1 1												
Don Demeter, R OBP: 0.279, SLG: 0.467 (1, 8)					K		1-3					5-3		5 0 2 0 0 1 0												
George Thomas, R OBP: 0.306, SLG: 0.309 (1, 9)							F8		FC5-4				F9	4 1 0 0 1 0 2												
George Smith, R OBP: 0.286, SLG: 0.383 (1, 4)					E6		F8				4-3		F9	5 0 0 0 0 0 2												
Mike Ryan, R OBP: 0.251, SLG: 0.262 (1, 2)											5-3		F6	5 0 2 1 0 0 0												
Darrell Brandon, R OBP: 0.143, SLG: 0.286 John Wyatt, R (8, 1)													F6	2 0 0 0 0 1 2												
Dalton Jones, L OBP: 0.277, SLG: 0.368 Lee Stange, R OBP: 0.083, SLG: 0.083 (13, 1)													F6	1 0 0 0 0 0 0												
														0 0 0 0 0 0 0												
<b>Inning Stats</b>	R: 0 E: 0 K: 0 S: 3	H: 0 LOB: 0 BB: 0 P: 3	R: 0 E: 0 K: 1 S: 6	H: 1 LOB: 1 BB: 0 P: 6	R: 0 E: 0 K: 1 S: 5	H: 0 LOB: 0 BB: 0 P: 5	R: 0 E: 1 K: 1 S: 5	H: 0 LOB: 0 BB: 0 P: 5	R: 1 E: 1 K: 1 S: 7	H: 1 LOB: 2 BB: 1 P: 11	R: 0 E: 0 K: 0 S: 3	H: 0 LOB: 0 BB: 0 P: 3	R: 0 E: 0 K: 0 S: 3	H: 0 LOB: 0 BB: 0 P: 3		R: 0 E: 0 K: 2 S: 7	H: 0 LOB: 0 BB: 0 P: 7	R: 0 E: 0 K: 0 S: 3	H: 0 LOB: 0 BB: 0 P: 3	R: 0 E: 0 K: 0 S: 3	H: 0 LOB: 0 BB: 0 P: 3	1B: 4 2B: 0 3B: 0 HR: 0	SF: 0 SAC: 1 DP: 1 HBP: 0	WP: 0 PB: 0 SB: 0 CS: 0	PA: 45	
<b>PITCHER</b>	IP WLS BF H R ER SO BB IBB HBP BLK WP HR S P ERA WHIP																									
John Buzhardt, R ERA: 3.14 (1, 1)	8.0	29	3	1	0	4	1	0	0	0	0	0	0	0	0.00	0.500										
Bob Locker, R ERA: 1.51 (9, 1)	5.0	16	1	0	0	2	0	0	0	0	0	0	0	0	0.00	0.200										



Batter	1	2	3	4	5	6	7	8	9	10	11	12	13	AB R H RBI BB SO LOB
<b>Don Buford, S</b> OBP: 0.312, SLG: 0.331 (1, 5) (13, 4)	0-0 4-3		0-0 F8			0-0 6-3		0-0 F7			0-0 F5		0-0 SH3-4	5 0 0 0 0 0 1
<b>Ken Berry, R</b> OBP: 0.295, SLG: 0.399 (1, 7)	0-0 G5-4-3 1B			0-0 F7		0-0 BB 1B		0-3 K			0-0 F7		0-0 4-3	6 0 2 0 0 1 4
<b>Tommie Agee, R</b> OBP: 0.323, SLG: 0.403 (1, 8) (13, 5)	0-0 G5-4-3 1-2f			0-3 K		0-0 F7		0-0 CS 2H 1B			0-0 F6		0-0 PB	6 0 1 1 0 1 3
<b>Bill Skowron, R</b> OBP: 0.305, SLG: 0.370 (1, 3)		0-3 K		0-0 1B 1B		4-0 BB BB BB		0-0 CS	0-0 6-3			1-0 SH1-4 HBP		3 0 1 0 1 1 1 0 0 0 0 0 0 0 0 0 0 0 0 0 0 0 0 0
<b>Joe Horlen, R</b> OBP: 0.077, SLG: 0.040 (12, PR)				0-0 1B 1B		0-0 F4		0-0 F4	0-0 4-3			0-0 SH1-4		3 0 1 0 1 0 2
<b>Gene Freese, R</b> OBP: 0.284, SLG: 0.330 (13, 5)				0-0 1-3 BB		0-0 F4		0-3 K	0-3 K			1-2 SH1-4		2 0 0 0 0 1 3 1 0 0 0 0 1 0 1 0 0 0 1 1 0
<b>Tom McCraw, L</b> OBP: 0.313, SLG: 0.358 (1, 9) (13, 3)		4-0 BB BB BB		0-0 1-3 1B		0-0 F4		0-0 F4	0-0 4-3			0-0 SH1-4		3 0 1 0 1 0 2
<b>Jerry McNertney, R</b> OBP: 0.300, SLG: 0.243 (1, 2)		0-0 1-3		0-0 1-3 1B		0-3 K		0-3 K	0-3 K			4-0 IBB		2 0 0 0 0 1 3 1 0 0 0 0 1 0 1 0 0 0 1 1 0
<b>Wayne Causey, L</b> OBP: 0.297, SLG: 0.214 (7, PH)				0-0 1-2		0-3 K		0-3 K	0-3 K			0-0 IBB		2 0 0 0 0 1 3 1 0 0 0 0 1 0 1 0 0 0 1 1 0
<b>J.C. Martin, L</b> OBP: 0.355, SLG: 0.420 (8, 2)				0-0 1-2		0-3 K		0-3 K	0-3 K			0-0 IBB		2 0 0 0 0 1 3 1 0 0 0 0 1 0 1 0 0 0 1 1 0
<b>Jerry Adair, R</b> OBP: 0.308, SLG: 0.325 (1, 4) (13, 6)		0-0 G3		0-0 G3		4-0 BB BB BB		0-0 F3			0-0 F8		0-0 F7	4 0 0 0 1 0 3
<b>Lee Elia, R</b> OBP: 0.262, SLG: 0.331 (1, 6)				0-0 1-3		0-0 G6-4-3 1-2f		0-0 6-3			0-3 K		0-0 F4	4 0 0 0 0 1 1 1 0 0 0 0 0 2
<b>Floyd Robinson, L</b> OBP: 0.347, SLG: 0.368 (12, PH) (13, 9)				0-0 1-3		0-0 G6-4-3 1-2f		0-0 6-3			0-3 K		0-0 F4	4 0 0 0 0 1 1 1 0 0 0 0 0 2
<b>John Buzhardt, R</b> OBP: 0.138, SLG: 0.074 (8, PH)				0-3 K		0-0 4-3		4-0 S 1B BB			0-0 6-3		0-0 4-3 SH3-4 PB 1B	2 0 0 0 0 0 1 0 0 0 0 0 0 1 0 0 0 1 0 0 0 0 0 0 1 0 0 0 0 0 0 0 1 0 0 1 0 0 0 0 0 1 0 0 0 0 0 0
<b>Smoky Burgess, L</b> OBP: 0.302, SLG: 0.321 (8, PR)				0-3 K		0-0 4-3		4-0 S 1B BB			0-0 6-3		0-0 4-3 SH3-4 PB 1B	2 0 0 0 0 0 1 0 0 0 0 0 0 1 0 0 0 1 0 0 0 0 0 0 1 0 0 0 0 0 0 0 1 0 0 1 0 0 0 0 0 1 0 0 0 0 0 0
<b>Al Weis, S</b> OBP: 0.229, SLG: 0.147 (8, PR)				0-3 K		0-0 4-3		4-0 S 1B BB			0-0 6-3		0-0 4-3 SH3-4 PB 1B	2 0 0 0 0 0 1 0 0 0 0 0 0 1 0 0 0 1 0 0 0 0 0 0 1 0 0 0 0 0 0 0 1 0 0 1 0 0 0 0 0 1 0 0 0 0 0 0
<b>Bob Locker, S</b> OBP: 0.300, SLG: 0.125 (9, 1)				0-3 K		0-0 4-3		4-0 S 1B BB			0-0 6-3		0-0 4-3 SH3-4 PB 1B	2 0 0 0 0 0 1 0 0 0 0 0 0 1 0 0 0 1 0 0 0 0 0 0 1 0 0 0 0 0 0 0 1 0 0 1 0 0 0 0 0 1 0 0 0 0 0 0
<b>John Romano, R</b> OBP: 0.377, SLG: 0.414 (13, PR)				0-3 K		0-0 4-3		4-0 S 1B BB			0-0 6-3		0-0 4-3 SH3-4 PB 1B	2 0 0 0 0 0 1 0 0 0 0 0 0 1 0 0 0 1 0 0 0 0 0 0 1 0 0 0 0 0 0 0 1 0 0 1 0 0 0 0 0 1 0 0 0 0 0 0
<b>Gary Peters, S</b> OBP: 0.278, SLG: 0.369 (13, PR)				0-3 K		0-0 4-3		4-0 S 1B BB			0-0 6-3		0-0 4-3 SH3-4 PB 1B	2 0 0 0 0 0 1 0 0 0 0 0 0 1 0 0 0 1 0 0 0 0 0 0 1 0 0 0 0 0 0 0 1 0 0 1 0 0 0 0 0 1 0 0 0 0 0 0

BOTTOM	
AB	40
R	2
H	6
RBI	1
BB	5
SO	8
LOB	19

PITCHER	
IP	7.2
WLS	0
BF	30
H	5
R	1
ER	1
SO	6
BB	4
IBB	0
HBP	0
BLK	0
WP	0
HR	0
S	38
P	54
ERA	1.17
WHIP	1.174

PITCHER	
IP	4.1
WLS	0
BF	14
H	0
R	0
ER	0
SO	2
BB	0
IBB	1
HBP	1
BLK	0
WP	0
HR	0
S	16
P	21
ERA	0.00
WHIP	0.000

WP: 0 PA: 49  
PB: 1  
SB: 2  
CS: 1

**Boston Red Sox @ Chicago White Sox**  
Comiskey Park, Chicago, IL  
Fri Jul 01 1966, 8:05 PM EDT  
Att: 18,788 - Unknown

livebaseballscorecards.com





Batter	1	2	3	4	5	6	7	8	9	AB R H RBI BB SO LOB	TOP
Rico Petrocelli, R (1, 6) OBP: 0.298, SLG: 0.422	0-3 K		0-0 5-3			0-0 F9		0-0 G5-4-3		4 0 0 0 0 1 3	<p><b>Boston Red Sox @ Chicago White Sox</b></p> <p>Comiskey Park, Chicago, IL</p> <p>Sat Jul 02 1966, 4:33 AM EDT</p> <p>Att. 13,805 - Unknown</p>
Joe Foy, R (1, 5) OBP: 0.318, SLG: 0.349	0-0 5-3			0-0 6-3		0-0 6-3		4-0 BB		3 0 0 0 1 0 0	
Carl Yastrzemski, L (1, 7) OBP: 0.333, SLG: 0.417	0-0 6-3			0-0 FC5-4 1B		0-0 G3		0-0 G3		4 0 1 0 0 0 2	
Don Demeter, R (1, 8) OBP: 0.278, SLG: 0.461		0-0 6-3		0-3 K		0-0 FC5-4 1B		0-0 6-3		4 0 1 0 0 1 1	
George Scott, R (1, 3) OBP: 0.328, SLG: 0.517		0-0 5-3		0-0 FC5-4		0-0 FC5-4 6-3		0-3 K		4 0 0 0 0 1 2	
George Thomas, R (1, 9) OBP: 0.314, SLG: 0.329		0-3 K			0-0 3-1 2B		0-0 6-3		0-0 1B	4 0 2 0 0 1 1	
George Smith, R (1, 4) OBP: 0.281, SLG: 0.376			0-0 1-3		0-3 K		0-0 F5		0-0 4-3	4 0 0 0 0 1 3	
Mike Ryan, R (1, 2) OBP: 0.253, SLG: 0.263			0-0 F2		0-0 3-1			0-0 G5-4-3 WP 1B		3 0 1 0 0 0 1	
Jose Santiago, R (1, 1) OBP: 0.186, SLG: 0.161 Dan Osinski, R (3, 1) Lenny Green, L (5, PH) Bob Sadowski, R (5, 1) Dalton Jones, L (8, PH) Dave Morehead, R (8, 1) OBP: 0.282, SLG: 0.368 OBP: 0.667, SLG: 0.667			0-0 1B		0-0 1-3			4-0 G5-4-3 1-2 BB		1 0 1 0 0 0 0 0 0 0 0 0 0 0 1 0 0 0 0 0 1 0 0 0 0 0 0 0 0 0 0 0 1 0 0 0 0 0 0 0 0 0	
<b>Inning Stats</b>	R: 0 H: 0 E: 0 LOB: 0 K: 1 BB: 0 S: 5 P: 5	R: 0 H: 0 E: 0 LOB: 0 K: 1 BB: 0 S: 5 P: 5	R: 0 H: 1 E: 0 LOB: 1 K: 0 BB: 0 S: 4 P: 4	R: 0 H: 1 E: 0 LOB: 1 K: 1 BB: 0 S: 6 P: 6	R: 0 H: 1 E: 0 LOB: 1 K: 1 BB: 0 S: 6 P: 6	R: 0 H: 0 E: 0 LOB: 0 K: 0 BB: 0 S: 3 P: 3	R: 0 H: 1 E: 0 LOB: 1 K: 0 BB: 0 S: 4 P: 4	R: 0 H: 1 E: 0 LOB: 2 K: 0 BB: 2 S: 3 P: 11	R: 0 H: 1 E: 0 LOB: 1 K: 1 BB: 0 S: 6 P: 6	1B: 5 SF: 0 2B: 1 SAC: 0 3B: 0 DP: 1 HR: 0 HBP: 0	WP: 1 PA: 34 PB: 0 SB: 0 CS: 0
<b>PITCHER</b> Joe Horlen, R (1, 1) ERA: 2.07	IP WLS BF H R ER SO BB IBB HBP BLK WP HR S P ERA WHIP										
	9.0 W 34 6 0 0 5 2 0 0 0 1 0 42 50 0.00 0.889										

livebaseballscorecards.com

<b>AB</b>	32
<b>R</b>	0
<b>H</b>	6
<b>RBI</b>	0
<b>BB</b>	2
<b>SO</b>	5
<b>LOB</b>	14



Batter	1	2	3	4	5	6	7	8	9
Don Buford, S OBP: 0.317, SLG: 0.335 (1, 5) X	0-0 G3	0-0 CS 1B			4-0 SH1-4 BB		0-0 E3 CS 1B		
Tommie Agee, R OBP: 0.327, SLG: 0.418 (1, 8) X	0-0 6-3 1B	0-0 CS 1-3	0-0 HR		0-0 SH1-4 1-2 2-3		0-0 SH1-3 1-2		
Tom McCraw, L OBP: 0.309, SLG: 0.352 (1, 3) X	0-0 6-3 1-3		0-0 3-1		0-0 5-3		0-0 SH CS		
Floyd Robinson, L OBP: 0.349, SLG: 0.368 (1, 9) X	0-0 1B 3-H		4-0 G4-6-3 BB		0-0 5-3		0-0 F3 1-2 3-H		
J.C. Martin, L OBP: 0.351, SLG: 0.408 (1, 2) S S S	0-3 K		0-0 G4-6-3 1-2f			0-0 G3		4-0 5-3 SH1-3 BB	
Jerry Adair, R OBP: 0.309, SLG: 0.333 (1, 4) X		0-0 SH1-3 HR 2B		0-0 6-3		0-0 5-3		0-0 SH1-3 1-2	
Ken Berry, R OBP: 0.296, SLG: 0.397 (1, 7) X		0-0 SH1-3 2-3		0-3 K		0-0 1B		0-0 5-3 2-3	
Lee Elia, R OBP: 0.261, SLG: 0.352 (1, 6) X		0-0 HR 3-H		0-0 F2		0-0 F4		0-0 L5	
Joe Horten, R OBP: 0.138, SLG: 0.107 (1, 1) X		0-0 4-3			0-0 SH1-4 BB 1B		0-0 E 1B SH 1B		

Inning Stats	R: 1	H: 2	E: 0	K: 1	S: 7	LOB: 1	BB: 0	P: 7
	R: 2	H: 3	E: 0	K: 0	S: 5	LOB: 0	BB: 0	P: 5
	R: 1	H: 1	E: 0	K: 0	S: 3	LOB: 0	BB: 1	P: 7
	R: 0	H: 0	E: 0	K: 1	S: 5	LOB: 0	BB: 0	P: 5
	R: 0	H: 1	E: 0	K: 0	S: 4	LOB: 2	BB: 1	P: 8
	R: 0	H: 1	E: 0	K: 0	S: 4	LOB: 1	BB: 0	P: 4
	R: 2	H: 2	E: 2	K: 0	S: 5	LOB: 0	BB: 0	P: 5
	R: 0	H: 0	E: 0	K: 0	S: 3	LOB: 1	BB: 1	P: 7

PITCHER	IP	WLS	BF	H	R	ER	SO	BB	IBB	HBP	BLK	WP	HR	S	P	ERA	WHIP
Jose Santiago, R ERA: 3.7 (1, 1)	2.1	L	13	6	4	4	1	1	0	0	0	0	2	14	18	15.43	3.000
Dan Osinski, R ERA: 6.57 (3, 1)	1.2		4	0	0	0	1	0	0	0	0	0	0	6	6	0.00	0.000
Bob Sadowski, R ERA: 5.57 (5, 1)	3.0		14	4	2	1	0	1	0	0	0	0	0	13	17	3.00	1.667
Dave Morehead, R ERA: 4.35 (8, 1)	1.0		4	0	0	0	0	1	0	0	0	0	0	3	7	0.00	1.000

AB R H RBI BB SO LOB

3	1	2	0	1	0	0
2	2	2	1	0	0	0
3	0	0	1	0	0	3
3	0	1	1	1	0	3
3	0	0	0	1	1	2
3	1	1	0	0	0	0
3	0	1	0	0	1	1
4	1	1	2	0	0	2
3	1	2	0	0	0	0

AB	R	H	RBI	BB	SO	LOB
27	6	10	5	3	2	11

WP: 0 PA: 36  
PB: 0  
SB: 2  
CS: 3

**Boston Red Sox @ Chicago White Sox**  
Comiskey Park, Chicago, IL  
Sat Jul 02 1966, 4:33 AM EDT  
Att. 13,805 - Unknown

livebaseballscorecards.com







Batter	1	2	3	4	5	6	7	8	9	AB R H RBI BB SO LOB
Don Buford, S (1, 5) OBP: 0.316, SLG: 0.333	0-0 F8			0-3 K		0-0 SH3-4	0-0 1B		0-3 K	4 0 1 0 0 2 1
Tommie Agee, R (1, 8) OBP: 0.326, SLG: 0.426	0-0 4-3			0-3 K		0-0 HR	0-0 3-1			4 1 1 2 0 1 2
Tom McCraw, L (1, 3) OBP: 0.308, SLG: 0.355	0-0 3-1			0-0 2B		0-0 6-3		0-0 E5		4 0 1 0 0 0 0
Floyd Robinson, L (1, 9) OBP: 0.347, SLG: 0.363		0-0 G3		0-0 F4		4-0 BB		0-0 3-1		3 0 0 0 1 0 2
J.C. Martin, L (1, 2) OBP: 0.347, SLG: 0.396		0-0 F8			0-0 F8	4-0 BB		0-0 3-1		3 0 0 0 1 0 1
Jerry Adair, R (1, 4) OBP: 0.300, SLG: 0.323 (8, 6)		0-3 K			0-0 5-3	0-0 4-3		0-0 5-3		4 0 0 0 0 1 3
Ken Berry, R (1, 7) OBP: 0.301, SLG: 0.400										4 0 2 0 0 2 0
Lee Elia, R (1, 6) Wayne Causey, L (7, PH) OBP: 0.257, SLG: 0.346 OBP: 0.300, SLG: 0.219 (8, 4)										2 0 0 0 0 0 2 2 0 1 0 0 0 0
Jack Lamabe, R (1, 1) Bob Locker, S (6, 1) Hoyt Wilhelm, R (7, 1) Gene Freese, R (7, PH) Joe Horlen, R (7, PR) Dennis Higgins, R (8, 1) Smoky Burgess, L (9, PH) OBP: 0.136, SLG: 0.107 OBP: 0.250, SLG: 0.143 OBP: 0.371, SLG: 0.310										1 0 0 0 0 0 0 0 1 1 0 1 0 0 0 0 0 1

Inning Stats	R: 0	H: 0	E: 0	K: 0	S: 3	LOB: 0	BB: 0	P: 3	R: 0	H: 0	E: 0	K: 1	S: 5	LOB: 0	BB: 0	P: 5	R: 0	H: 1	E: 0	K: 0	S: 3	LOB: 0	BB: 0	P: 3	R: 0	H: 1	E: 0	K: 2	S: 8	LOB: 1	BB: 0	P: 8	R: 0	H: 1	E: 0	K: 0	S: 4	LOB: 1	BB: 0	P: 4	R: 2	H: 2	E: 0	K: 0	S: 5	LOB: 2	BB: 2	P: 13	R: 0	H: 1	E: 0	K: 1	S: 6	LOB: 2	BB: 0	P: 7	R: 0	H: 0	E: 1	K: 0	S: 4	LOB: 1	BB: 0	P: 4	R: 0	H: 1	E: 0	K: 3	S: 10	LOB: 1	BB: 0	P: 10	1B: 5	SF: 0	2B: 1	SAC: 1	3B: 0	DP: 1	HR: 1	HBP: 1	WP: 0	PA: 37
--------------	------	------	------	------	------	--------	-------	------	------	------	------	------	------	--------	-------	------	------	------	------	------	------	--------	-------	------	------	------	------	------	------	--------	-------	------	------	------	------	------	------	--------	-------	------	------	------	------	------	------	--------	-------	-------	------	------	------	------	------	--------	-------	------	------	------	------	------	------	--------	-------	------	------	------	------	------	-------	--------	-------	-------	-------	-------	-------	--------	-------	-------	-------	--------	-------	--------

PITCHER	IP	WLS	BF	H	R	ER	SO	BB	IBB	HBP	BLK	WP	HR	S	P	ERA	WHIP
Rollie Sheldon, R (1, 1) ERA: 3.84	6.0	W	24	5	2	2	3	2	0	0	0	0	1	28	36	3.00	1.167
Don McMahon, R (7, 1) ERA: 2.56	3.0	S	13	2	0	0	4	0	0	1	0	0	0	20	21	0.00	0.667


**BOTTOM**

**Boston Red Sox @ Chicago White Sox**  
Comiskey Park, Chicago, IL

Sun Jul 03 1966, 4:33 AM EDT  
Unknown

livebaseballscorecards.com

AB	33
R	2
H	7
RBI	2
BB	2
SO	7
LOB	12





Batter	1	2	3	4	5	6	7	8	9	AB R H RBI BB SO LOB	TOP										
Rico Petrocelli, R (1, 6) OBP: 0.292, SLG: 0.410	0-0 F8	0-0 F8			0-0 F8		0-0 G5-4-3		0-3 K	5 0 0 0 0 1 5											
Joe Foy, R (1, 5) OBP: 0.312, SLG: 0.345	0-0 F8		0-0 5-3		0-0 2B			0-0 F7	0-0 FC6-4	5 0 1 0 0 0 1											
Carl Yastrzemski, L (1, 7) OBP: 0.342, SLG: 0.426	0-0 5-3		0-0 FC6-4 1B		0-0 F6			0-0 F8 1B		4 0 2 0 0 0 1											
Don Demeter, R (1, 8) OBP: 0.278, SLG: 0.456		0-0 F8	0-0 FC6-4			0-0 F7		0-0 F8 1B		4 0 1 0 0 0 1											
George Scott, R (1, 3) OBP: 0.329, SLG: 0.512		0-0 1B 1B	0-0 FC6-4			0-0 E5		0-0 F8		4 1 1 0 0 0 3											
George Thomas, R (1, 9) OBP: 0.309, SLG: 0.315		0-0 1B HBP FC3-6 1B		0-0 F7		0-0 F9		4-0 FC5-4 IBB		3 1 1 0 1 0 1											
George Smith, R (1, 4) OBP: 0.284, SLG: 0.370		1-0 FC3-6 1B HBP		0-0 5-3		0-0 F3		0-0 FC5-4		3 0 0 0 0 0 4											
Bob Tillman, R (1, 2) OBP: 0.292, SLG: 0.298		0-0 FC3-6 1B		0-0 6-3			0-0 5-3		0-0 4-3	3 0 1 1 0 0 0											
Lenny Green, L (9, PH) OBP: 0.322, SLG: 0.300		1-2 2-3 3-H 1B								1 0 0 0 0 0 0											
Dick Stigman, R (1, 1) OBP: 0.118, SLG: 0.118		0-0 FC3-6			4-0 2B BB		0-0 G5-4-3 1B		0-0 FC6-4 1B	1 0 0 1 0 0 0 2											
Jose Santiago, R (4, 1) OBP: 0.188, SLG: 0.161										0 0 0 0 0 0 0 0											
Eddie Kasko, R (5, PH) OBP: 0.297, SLG: 0.194										0 0 0 0 0 1 0 0											
Dan Osinski, R (5, 1)										0 0 0 0 0 0 0 0											
Tony Conigliaro, R (7, PH) OBP: 0.316, SLG: 0.479										1 0 1 0 0 0 0 0											
Jose Tartabull, L (7, PH) OBP: 0.282, SLG: 0.296										0 0 0 0 0 0 0 0											
John Wyatt, R (7, 1)										0 0 0 0 0 0 0 0											
Dalton Jones, L (9, PH) OBP: 0.250, SLG: 0.370										1 0 1 0 0 0 0 0											
<b>Inning Stats</b>	R: 0 E: 0 K: 0 S: 3	H: 0 LOB: 0 BB: 0 P: 3	R: 2 E: 0 K: 0 S: 6	H: 3 LOB: 2 BB: 0 P: 7	R: 0 E: 0 K: 0 S: 4	H: 1 LOB: 1 BB: 0 P: 4	R: 0 E: 0 K: 0 S: 3	H: 0 LOB: 0 BB: 0 P: 3	R: 0 E: 1 K: 0 S: 4	H: 0 LOB: 1 BB: 0 P: 4	R: 0 E: 0 K: 0 S: 3	H: 1 LOB: 1 BB: 0 P: 3	R: 0 E: 0 K: 0 S: 5	H: 2 LOB: 3 BB: 1 P: 9	R: 0 E: 0 K: 1 S: 6	H: 1 LOB: 1 BB: 0 P: 6	1B: 8 2B: 1 3B: 0 HR: 0	SF: 0 SAC: 0 DP: 1 HBP: 1	WP: 0 PB: 0 SB: 0 CS: 0	PA: 38	
<b>PITCHER</b>	IP WLS BF H R ER SO ERA WHIP	IP WLS BF H R ER SO ERA WHIP	IP WLS BF H R ER SO ERA WHIP	IP WLS BF H R ER SO ERA WHIP	IP WLS BF H R ER SO ERA WHIP	IP WLS BF H R ER SO ERA WHIP	IP WLS BF H R ER SO ERA WHIP	IP WLS BF H R ER SO ERA WHIP	IP WLS BF H R ER SO ERA WHIP	IP WLS BF H R ER SO ERA WHIP	IP WLS BF H R ER SO ERA WHIP	IP WLS BF H R ER SO ERA WHIP	IP WLS BF H R ER SO ERA WHIP	IP WLS BF H R ER SO ERA WHIP	IP WLS BF H R ER SO ERA WHIP	IP WLS BF H R ER SO ERA WHIP	IP WLS BF H R ER SO ERA WHIP	IP WLS BF H R ER SO ERA WHIP	IP WLS BF H R ER SO ERA WHIP	IP WLS BF H R ER SO ERA WHIP	
Tommy John, L (1, 1) ERA: 2.5	7.1 W 31 8 2 2 0	7.1 W 31 8 2 2 0	1.2 S 7 1 0 0 1	1.2 S 7 1 0 0 1	0.0 S 7 0 0 0 0	0.0 S 7 0 0 0 0	0.0 S 7 0 0 0 0	0.0 S 7 0 0 0 0	0.0 S 7 0 0 0 0	0.0 S 7 0 0 0 0	0.0 S 7 0 0 0 0	0.0 S 7 0 0 0 0	0.0 S 7 0 0 0 0	0.0 S 7 0 0 0 0	0.0 S 7 0 0 0 0	0.0 S 7 0 0 0 0	0.0 S 7 0 0 0 0	0.0 S 7 0 0 0 0	0.0 S 7 0 0 0 0	0.0 S 7 0 0 0 0	0.0 S 7 0 0 0 0
Bob Locker, R (8, 1) ERA: 1.72	1.2 S 7 1 0 0 1	1.2 S 7 1 0 0 1	0.0 S 7 0 0 0 0	0.0 S 7 0 0 0 0	0.0 S 7 0 0 0 0	0.0 S 7 0 0 0 0	0.0 S 7 0 0 0 0	0.0 S 7 0 0 0 0	0.0 S 7 0 0 0 0	0.0 S 7 0 0 0 0	0.0 S 7 0 0 0 0	0.0 S 7 0 0 0 0	0.0 S 7 0 0 0 0	0.0 S 7 0 0 0 0	0.0 S 7 0 0 0 0	0.0 S 7 0 0 0 0	0.0 S 7 0 0 0 0	0.0 S 7 0 0 0 0	0.0 S 7 0 0 0 0	0.0 S 7 0 0 0 0	0.0 S 7 0 0 0 0

**Boston Red Sox @ Chicago White Sox**  
Comiskey Park, Chicago, IL  
Sun Jul 03 1966, 4:38 AM EDT  
Att. 15,320 - Unknown

livebaseballscorecards.com

AB	35
R	2
H	9
RBI	2
BB	2
SO	1
LOB	18



Batter	1	2	3	4	5	6	7	8	9
Ken Berry, R OBP: 0.300, SLG: 0.392 (1, 7)	4-0 FC4-6 BB		0-0 F9		0-0 6-3			0-0 F5	
Don Buford, S OBP: 0.316, SLG: 0.332 (1, 9)	0-0 FC4-6 FC1-5 1-2f		0-0 F8		0-3 K			0-0 1B	
Tommie Agee, R OBP: 0.322, SLG: 0.420 (1, 8)	0-0 FC1-5 1-3		0-0 F9		0-3 K			0-0 F7 1-2	
John Romano, R OBP: 0.373, SLG: 0.404 Jerry McNertney, R OBP: 0.300, SLG: 0.243 (1, 2) (9, 2)	0-3 K 1-2			4-0 SH3-4 4-3 BB		0-0 F7		0-3 K	
Gene Freese, R OBP: 0.292, SLG: 0.340 (1, 5)		0-0 S SF8 2B		0-0 E5 SH3-4 1B		0-0 F7			
Jerry Adair, R OBP: 0.303, SLG: 0.321 (1, 4)		4-0 BB BB BB 2-3 BB		0-0 SH3-4 1-2 2-3		0-0 6-3			
Tom McCraw, L OBP: 0.303, SLG: 0.349 (1, 3)		0-0 F2		0-0 4-3		0-3 K			
Lee Elia, R OBP: 0.259, SLG: 0.349 (1, 6)		0-0 SF8 3-H		0-0 3-H 0-0 2-H 1B		0-0 5-3			
Tommy John, R OBP: 0.156, SLG: 0.281 Bob Locker, S OBP: 0.364, SLG: 0.222 (1, 1) (8, 1)		0-0 F7		0-0 F7		0-3 K			

Inning Stats	R: 0 E: 0 K: 1 S: 5	H: 0 LOB: 1 BB: 1 P: 9	R: 1 E: 0 K: 0 S: 4	H: 1 LOB: 1 BB: 1 P: 8	R: 0 E: 0 K: 0 S: 3	H: 0 LOB: 0 BB: 0 P: 3	R: 2 E: 1 K: 0 S: 5	H: 1 LOB: 1 BB: 1 P: 9	R: 0 E: 0 K: 2 S: 7	H: 0 LOB: 0 BB: 0 P: 7	R: 0 E: 0 K: 0 S: 3	H: 0 LOB: 0 BB: 0 P: 3	R: 0 E: 0 K: 2 S: 7	H: 0 LOB: 0 BB: 0 P: 7	R: 0 E: 0 K: 1 S: 6	H: 1 LOB: 1 BB: 0 P: 6
--------------	------------------------------	---------------------------------	------------------------------	---------------------------------	------------------------------	---------------------------------	------------------------------	---------------------------------	------------------------------	---------------------------------	------------------------------	---------------------------------	------------------------------	---------------------------------	------------------------------	---------------------------------

PITCHER	IP	WLS	BF	H	R	ER	SO	BB	IBB	HBP	BLK	WP	HR	S	P	ERA	WHIP
Dick Stigman, L ERA: 4.62 (1, 1)	3.0		12	1	1	1	1	2	0	0	0	0	0	12	20	3.00	1.000
Jose Santiago, R ERA: 3.66 (4, 1)	1.0	L	6	1	2	0	0	1	0	0	0	0	0	5	9	0.00	2.000
Dan Osinski, R ERA: 6.08 (5, 1)	2.0		6	0	0	0	2	0	0	0	0	0	0	10	10	0.00	0.000
John Wyatt, R ERA: 3.29 (7, 1)	2.0		7	1	0	0	3	0	0	0	0	0	0	13	13	0.00	0.500

**BOTTOM**

**Boston Red Sox @ Chicago White Sox**  
Comiskey Park, Chicago, IL  
Sun Jul 03 1966, 4:38 AM EDT  
Att. 15,320 - Unknown

AB	R	H	RBI	BB	SO	LOB
3	0	0	0	1	0	0
4	0	1	0	0	1	1
4	0	0	0	0	1	2
3	1	0	0	1	2	2
0	0	0	0	0	0	0
3	2	1	0	0	0	1
1	0	0	0	1	0	0
3	0	0	1	0	1	3
2	0	1	2	0	0	0
3	0	0	0	0	1	2
0	0	0	0	0	0	0

AB	26
R	3
H	3
RBI	3
BB	3
SO	6
LOB	11

livebaseballscorecards.com

WP	PA
0	31





Batter	1	2	3	4	5	6	7	8	9	AB R H RBI BB SO LOB	TOP											
Ken Berry, R (1, 7) OBP: 0.293, SLG: 0.382	0-0 B1-3		0-0 4-3		0-0 L6		0-3 K		0-0 SH1-4	4 0 0 0 0 1 1	<p>Chicago White Sox @ New York Yankees</p> <p>Yankee Stadium, Bronx, NY</p> <p>Mon Jul 04 1966, 3:33 AM EDT</p> <p>Overcast - 96 F</p>											
Don Buford, S (1, 5) OBP: 0.317, SLG: 0.343	0-0 1B		0-3 K		0-0 4-1		0-0 IHR	0-0 7-2-6	5 1 2 2 0 1 2													
Tommie Agee, R (1, 8) OBP: 0.321, SLG: 0.418	0-3 K			0-0 FC4-6 1B	0-0 3-1		0-3 K		4 0 1 0 0 2 1													
Floyd Robinson, L (1, 9) OBP: 0.342, SLG: 0.357	0-0 6-3			0-0 FC4-6 2B		0-0 L7	0-0 6-3		4 1 0 0 0 0 2													
Tom McCraw, L (1, 3) OBP: 0.307, SLG: 0.358		0-0 1-3		0-0 1B 2B		0-0 1B 1B		0-0 F2	4 2 2 1 0 0 0													
J.C. Martin, L (1, 2) OBP: 0.361, SLG: 0.409		0-0 FC6-4 1B		0-0 1B 1B		0-0 1B		0-0 F6	4 0 3 2 0 0 0													
Jerry Adair, R (1, 4) OBP: 0.301, SLG: 0.319		0-0 FC6-4		0-0 F8		0-0 1B		0-0 F9	4 0 1 0 0 0 2													
Al Weis, S (8, 4) OBP: 0.229, SLG: 0.147		0-0 1-2f							0 0 0 0 0 0 0													
Lee Elia, R (1, 6) OBP: 0.266, SLG: 0.348		0-3 K		0-0 1-2 1B		0-0 5-3		1-0 SH1-4 7-2-6 HBP	3 0 1 0 0 1 2													
Gary Peters, L (1, 1) OBP: 0.282, SLG: 0.385			0-0 1-6-3	0-0 4-3		0-0 IHR 1B		0-0 SH SH1-4	3 1 1 0 0 0 2													
<b>Inning Stats</b>	R: 0 E: 0 K: 1 S: 6	H: 1 LOB: 1 BB: 0 P: 6	R: 0 E: 0 K: 1 S: 6	H: 1 LOB: 1 BB: 0 P: 6	R: 0 E: 0 K: 1 S: 5	H: 0 LOB: 0 BB: 0 P: 5	R: 2 E: 0 K: 0 S: 7	H: 4 LOB: 2 BB: 0 P: 7	R: 0 E: 0 K: 0 S: 3	H: 0 LOB: 0 BB: 0 P: 3	R: 1 E: 0 K: 0 S: 5	H: 3 LOB: 1 BB: 0 P: 5	R: 2 E: 0 K: 2 S: 9	H: 2 LOB: 0 BB: 0 P: 9	R: 0 E: 0 K: 0 S: 3	H: 0 LOB: 0 BB: 0 P: 3	R: 0 E: 1 K: 0 S: 3	H: 0 LOB: 1 BB: 0 P: 4	1B: 9 2B: 2 3B: 0 HR: 1	SF: 0 SAC: 2 DP: 1 HBP: 1	WP: 0 PB: 0 SB: 1 CS: 0	PA: 38
<b>PITCHER</b>	IP WLS BF H R ER SO BB IBB HBP BLK WP HR S P ERA WHIP																					
Mel Stottlemyre, R (1, 1) ERA: 2.9	7.0 L 31 11 5 5 5 0 0 0 0 0 0 0 41 41 6.43 1.571																					
Steve Hamilton, L (8, 1) ERA: 2.18	2.0 7 0 0 0 0 0 0 0 1 0 0 0 6 7 0.00 0.000																					

livebaseballscorecards.com

AB	35
R	5
H	11
RBI	5
BB	0
SO	5
LOB	12



Batter	1	2	3	4	5	6	7	8	9	AB	R	H	RBI	BB	SO	LOB
Tom Tresh, S OBP: 0.342, SLG: 0.352 (1, 7)	0-0 FC5 S 1B		0-0 L5		4-0 FC5-4 BB		0-3 K			3	0	1	0	1	1	0
Bobby Richardson, R OBP: 0.303, SLG: 0.354 (1, 4)	0-0 5-3 1-2		0-3 K		0-0 F7			0-0 L9		4	0	0	0	0	1	3
Mickey Mantle, S OBP: 0.376, SLG: 0.545 (1, 8)	0-0 FC5 1B 2-3		0-0 L7		0-0 FC5-4 1-2f			0-0 5-3		4	0	0	0	0	0	3
Elston Howard, R OBP: 0.310, SLG: 0.402 (1, 2)	0-0 1-2 1B			0-0 5-3		0-0 1B 1B		0-0 1B 1B		4	0	3	0	0	0	0
Hector Lopez, R OBP: 0.338, SLG: 0.466 (1, 9)	0-0 F7			0-0 5-3		0-0 1B 1-3		0-0 L7		4	0	1	0	0	0	3
Clete Boyer, R OBP: 0.266, SLG: 0.359 (1, 5)		0-0 SH5-3 1B		4-0 BB		0-0 6-3		0-3 K		3	0	1	0	1	1	1
Ray Barker, L OBP: 0.225, SLG: 0.389 (1, 3)		0-0 SH5-3		0-3 K		0-0 F7		0-0 F5		1	0	0	0	0	1	1
Lou Clinton, R OBP: 0.274, SLG: 0.313 (6, PH)		1-2						1		1	0	0	0	0	0	1
Billy Bryan, L OBP: 0.196, SLG: 0.212 (7, 3)		0-0 1-3						0-0 6-3		1	0	0	0	0	0	0
Dick Schofield, S OBP: 0.179, SLG: 0.120 (1, 6)		0-0 1-3						0-0 F8		4	0	0	0	0	0	1
Mel Stottlemyre, R OBP: 0.182, SLG: 0.146 (1, 1)		0-0 G3						0-0 F9		1	0	0	0	1	0	1
Horace Clarke, S OBP: 0.240, SLG: 0.217 (7, PH)										1	0	0	0	0	0	0
Steve Hamilton, L (8, 1)										0	0	0	0	0	0	0

Inning Stats	R: 0	H: 2	E: 0	K: 5	S: 5	R: 0	H: 1	E: 0	K: 4	S: 4	R: 0	H: 0	E: 0	K: 1	S: 5	R: 0	H: 0	E: 0	K: 1	S: 5	R: 0	H: 2	E: 0	K: 4	S: 4	R: 0	H: 1	E: 0	K: 4	S: 4	R: 0	H: 0	E: 0	K: 5	S: 5	R: 0	H: 0	E: 0	K: 1	S: 5								
	0	2	0	5	5	0	1	0	0	4	0	0	0	1	5	0	0	0	1	5	0	2	0	1	4	0	0	1	0	0	4	0	0	0	4	0	0	0	5	5	0	0	0	1	4	0	0	5

**BOTTOM**

**Chicago White Sox @ New York Yankees**  
 Yankee Stadium, Bronx, NY  
 Mon Jul 04 1966, 3:33 AM EDT  
 Overcast - 96 F

livebaseballscores.com

<b>AB</b>	<b>31</b>
<b>R</b>	<b>0</b>
<b>H</b>	<b>6</b>
<b>RBI</b>	<b>0</b>
<b>BB</b>	<b>3</b>
<b>SO</b>	<b>4</b>
<b>LOB</b>	<b>14</b>



WP: 0	PA: 35
PB: 0	
SB: 1	
CS: 0	

PITCHER	IP	WLS	BF	H	R	ER	SO	BB	IBB	HBP	BLK	WP	HR	S	P	ERA	WHIP
Gary Peters, L ERA: 2.56 (1, 1)	9.0	W	35	6	0	0	4	3	0	0	0	0	0	40	52	0.00	1.000



Batter	1	2	3	4	5	6	7	8	9	AB R H RBI BB SO LOB	TOP									
Tom McCraw, L (1, 3) OBP: 0.301, SLG: 0.350	0-0 4-3			0-0 4-3			0-0 4-3		0-0 4-3	4 0 0 0 0 0 0	<b>Chicago White Sox @ New York Yankees</b> Yankee Stadium, Bronx, NY Mon Jul 04 1966, 3:38 AM EDT Att. 18,313 - Overcast - 93 F									
Don Buford, S (1, 9) OBP: 0.313, SLG: 0.339	0-0 F8			0-0 B1-3			0-0 F9		0-0 F4	4 0 0 0 0 0 0										
Tommie Agee, R (1, 8) OBP: 0.317, SLG: 0.412	0-0 F8			0-3 K			0-3 K		0-0 5-3	4 0 0 0 0 2 0										
Gene Freese, R (1, 5) OBP: 0.284, SLG: 0.330		0-0 6-3		0-3 K			0-0 F7			3 0 0 0 0 1 0										
Jerry Adair, R (1, 4) OBP: 0.295, SLG: 0.312		0-0 6-3		0-0 6-3			0-0 E1 1B 2B			3 1 0 0 0 0 0										
John Romano, R (1, 2) OBP: 0.373, SLG: 0.403		0-0 F7		0-3 K			0-0 2B 1-2 SF8 1B			3 0 1 0 0 1 0										
Al Weis, S (8, PR) OBP: 0.229, SLG: 0.147							0-0 1-3 2-H 2B			0 1 0 0 0 0 0										
J.C. Martin, L (8, 2) OBP: 0.361, SLG: 0.409							0-0 SF8			0 0 0 0 0 0 0										
Ken Berry, R (1, 7) OBP: 0.283, SLG: 0.388			0-0 5-3			0-0 6-3				3 0 1 1 0 0 0										
Lee Elia, R (1, 6) OBP: 0.260, SLG: 0.343			0-0 F3			0-0 L8				2 0 0 1 0 0 0										
Juan Pizarro, L (1, 1) OBP: 0.150, SLG: 0.111			0-0 5-3			0-0 5-3				1 0 0 0 0 0 0										
Dennis Higgins, R (4, 1) OBP: 0.222, SLG: 0.125										1 0 0 0 0 0 0										
Bill Skowron, R (8, PH) OBP: 0.303, SLG: 0.368										1 0 0 0 0 0 2										
Hoyt Wilhelm, R (8, 1)										0 0 0 0 0 0 0										
<b>Inning Stats</b>	R: 0 E: 0 K: 0 S: 3	H: 0 LOB: 0 BB: 0 P: 3	R: 0 E: 0 K: 0 S: 3	H: 0 LOB: 0 BB: 0 P: 3	R: 0 E: 0 K: 1 S: 5	H: 0 LOB: 0 BB: 0 P: 5	R: 0 E: 0 K: 2 S: 7	H: 0 LOB: 0 BB: 0 P: 7	R: 0 E: 0 K: 0 S: 3	H: 0 LOB: 0 BB: 0 P: 3	R: 0 E: 0 K: 1 S: 5	H: 0 LOB: 0 BB: 0 P: 5	R: 2 E: 1 K: 0 S: 6	H: 2 LOB: 2 BB: 0 P: 6	R: 0 E: 0 K: 0 S: 3	H: 0 LOB: 0 BB: 0 P: 3	1B: 1 2B: 1 3B: 0 HR: 0	SF: 1 SAC: 0 DP: 0 HBP: 0	WP: 0 PB: 0 SB: 0 CS: 0	PA: 30
<b>PITCHER</b> Fritz Peterson, L (1, 1) ERA: 3.41	IP: 9.0 WLS: W BF: 30 H: 2 R: 2 ER: 0 SO: 4 BB: 0 IBB: 0 HBP: 0 BLK: 0 WP: 0 HR: 0 S: 38 P: 38 ERA: 0.00 WHIP: 0.222																			

<b>AB</b>	29
<b>R</b>	2
<b>H</b>	2
<b>RBI</b>	2
<b>BB</b>	0
<b>SO</b>	4
<b>LOB</b>	2



Batter	1	2	3	4	5	6	7	8	9	AB	R	H	RBI	BB	SO	LOB
Dick Schofield, S OBP: 0.180, SLG: 0.111 (1, 6)	0-0 1-3		0-0 E5 2B 1B	4-0 1B BB	0-3 K		0-0 G3			4	1	0	0	1	1	5
Bobby Richardson, R OBP: 0.304, SLG: 0.358 (1, 4)	0-0 F7		0-0 1B 2B	0-0 1B		0-0 5-3		0-0 F9		5	1	2	1	0	0	0
Mickey Mantle, S OBP: 0.362, SLG: 0.544 (1, 8)	4-0 BB		4-0 1B IBB	0-3 K		0-0 4-3 1B		0-3 K		2	0	1	0	2	1	2
Roy White, S OBP: 0.313, SLG: 0.364 (6, PR) (7, 8)										1	0	0	0	0	1	0
Tom Tresh, S OBP: 0.340, SLG: 0.346 (1, 7)	0-0 L7		0-0 F2		4-0 2B 1B BB	0-0 4-3		0-0 G3		4	1	0	0	1	0	5
Lou Clinton, R OBP: 0.286, SLG: 0.338 (1, 9)					0-0 1B 2B	0-3 K				4	1	2	2	0	2	2
Clete Boyer, R OBP: 0.266, SLG: 0.357 (1, 5)			0-0 F7		0-0 F4		0-0 F7			4	0	1	0	0	0	4
Jake Gibbs, L OBP: 0.403, SLG: 0.466 (1, 2)			0-0 F4		0-0 G3		0-0 1B 1B			4	0	2	2	0	0	3
Ray Barker, L OBP: 0.250, SLG: 0.400 (1, 3)			0-0 F9		0-3 K		0-0 SH1-4 1B			4	0	2	0	0	1	1
Fritz Peterson, S OBP: 0.226, SLG: 0.258 (1, 1)			0-0 E 2B 1B		0-3 K2-3		0-0 SH1-4			3	1	1	0	0	2	2

Inning Stats	R: 0	H: 0	E: 0	K: 0	S: 3	R: 0	H: 1	E: 0	K: 1	S: 6	R: 3	H: 3	E: 1	K: 0	S: 7	R: 0	H: 1	E: 0	K: 3	S: 10	R: 2	H: 3	E: 0	K: 1	S: 8	R: 0	H: 1	E: 0	K: 1	S: 6	R: 0	H: 2	E: 0	K: 1	S: 7	R: 0	H: 0	E: 0	K: 1	S: 5
	LOB: 1	BB: 1	P: 7	LOB: 1	BB: 0	P: 6	LOB: 2	BB: 1	P: 11	LOB: 2	BB: 1	P: 12	LOB: 2	BB: 1	P: 12	LOB: 2	BB: 0	P: 6	LOB: 2	BB: 0	P: 6	LOB: 2	BB: 0	P: 7	LOB: 0	BB: 0	P: 5													

PITCHER	IP	WLS	BF	H	R	ER	SO	BB	IBB	HBP	BLK	WP	HR	S	P	ERA	WHIP
Juan Pizarro, L ERA: 2.55 (1, 1)	3.0	L	16	4	3	2	1	1	1	0	0	0	0	16	24	6.00	1.667
Dennis Higgins, R ERA: 2.98 (4, 1)	4.0		21	7	2	2	6	2	0	0	0	0	0	31	39	4.50	2.250
Hoyt Wilhelm, R ERA: 3.0 (8, 1)	1.0		3	0	0	0	1	0	0	0	0	0	0	5	5	0.00	0.000

**BOTTOM**

**Chicago White Sox @ New York Yankees**  
 Yankee Stadium, Bronx, NY  
 Mon Jul 04 1966, 3:38 AM EDT  
 Att. 18,313 - Overcast - 93 F


[livebaseballscorecards.com](http://livebaseballscorecards.com)

<b>AB</b>	<b>35</b>
<b>R</b>	<b>5</b>
<b>H</b>	<b>11</b>
<b>RBI</b>	<b>5</b>
<b>BB</b>	<b>4</b>
<b>SO</b>	<b>8</b>
<b>LOB</b>	<b>24</b>



WP	PA	ERA	WHIP
0	40		



Batter	1	2	3	4	5	6	7	8	9	AB R H RBI BB SO LOB	TOP									
<b>Don Buford, S</b> (1, 5) OBP: 0.312, SLG: 0.338	0-0 CS 1B		0-0 6-3		0-0 3-1			0-0 5-3		4 0 1 0 0 0 1										
<b>Wayne Causey, L</b> (1, 4) OBP: 0.301, SLG: 0.216	0-0 F7		0-0 F6			4-0 FC5-4 BB		0-0 L1-3		2 0 0 0 1 0 2										
<b>Jerry Adair, R</b> (8, PH) OBP: 0.293, SLG: 0.309	1-2									1 0 0 0 0 0 0										
<b>Tommie Agee, R</b> (1, 8) OBP: 0.316, SLG: 0.410	0-0 4-3			0-0 BLK HR 1B		0-0 FC5-4 S 1-2f		0-0 F3		4 1 1 0 0 0 1										
<b>Floyd Robinson, L</b> (1, 9) OBP: 0.348, SLG: 0.373		0-0 F6		0-0 1-H HR		4-0 1-3 BB		0-0 SH1-3 1B		3 1 2 2 1 0 0										
<b>Al Weis, S</b> (9, PR) OBP: 0.229, SLG: 0.147										0 0 0 0 0 0 0										
<b>Tom McCraw, L</b> (1, 3) OBP: 0.297, SLG: 0.345		0-0 F7		0-3 K		0-0 F3		0-0 SH1-3		3 0 0 0 0 1 2										
<b>J.C. Martin, L</b> (1, 2) OBP: 0.352, SLG: 0.398		0-0 F5		0-3 K		0-0 F9		0-3 K		3 0 0 0 0 1 2										
<b>Bill Skowron, R</b> (9, PH) OBP: 0.302, SLG: 0.366										1 0 0 0 0 1 2										
<b>Ken Berry, R</b> (1, 7) OBP: 0.292, SLG: 0.390			0-0 1B 2B		0-0 6-3		0-3 K		0-0 4-3	4 1 1 0 0 1 2	AB 31 R 3 H 6 RBI 3 BB 2 SO 5 LOB 13									
<b>Lee Elia, R</b> (1, 6) OBP: 0.255, SLG: 0.336			0-0 F8		0-0 F7		0-3 K			3 0 0 0 0 1 1										
<b>John Buzhardt, R</b> (1, 1) OBP: 0.187, SLG: 0.107			0-0 F8		0-0 F8		0-0 G3			1 0 1 1 0 0 0										
<b>John Romano, R</b> (5, PH) OBP: 0.371, SLG: 0.400									0 0 0 0 0 0 0											
<b>Dennis Higgins, R</b> (5, 1) OBP: 0.222, SLG: 0.125										0 0 0 0 0 0 0										
<b>Gene Freese, R</b> (7, PH) OBP: 0.282, SLG: 0.327										1 0 0 0 0 0 0										
<b>Hoyt Wilhelm, R</b> (7, 1) OBP: 0.282, SLG: 0.327										0 0 0 0 0 0 0										
<b>Bob Locker, S</b> (8, 1) OBP: 0.364, SLG: 0.222			2-H 1B							0 0 0 0 0 0 0										
<b>Inning Stats</b>	R: 0 E: 0 K: 0 S: 3	H: 1 LOB: 0 BB: 0 P: 3	R: 0 E: 0 K: 0 S: 3	H: 0 LOB: 0 BB: 0 P: 3	R: 1 E: 1 K: 0 S: 5	H: 2 LOB: 1 BB: 0 P: 5	R: 2 E: 0 K: 2 S: 9	H: 2 LOB: 0 BB: 0 P: 9	R: 0 E: 0 K: 0 S: 3	H: 0 LOB: 0 BB: 0 P: 3	R: 0 E: 0 K: 2 S: 7	H: 0 LOB: 0 BB: 0 P: 7	R: 0 E: 0 K: 0 S: 3	H: 0 LOB: 0 BB: 0 P: 3	R: 0 E: 0 K: 1 S: 6	H: 1 LOB: 2 BB: 0 P: 6	1B: 4 2B: 1 3B: 0 HR: 1	SF: 0 SAC: 1 DP: 0 HBP: 0	WP: 0 PB: 0 SB: 2 CS: 1	PA: 34
<b>PITCHER</b>	IP WLS BF H R ER SO BB IBB HBP BLK WP HR S P ERA WHIP																			
<b>Phil Ortega, R</b> (1, 1) ERA: 3.75	5.1 W 22 5 3 3 2 2 0 0 0 1 0 1 24 32 5.06 1.312																			
<b>Dick Lines, L</b> (6, 1) ERA: 2.54	3.2 S 12 1 0 0 3 0 0 0 0 0 0 0 18 18 0.00 0.273																			

Chicago White Sox @ Washington Senators  
D.C. Stadium, Washington, DC  
Wed Jul 06 1966, 7:05 PM EDT  
Unknown

AB	31
R	3
H	6
RBI	3
BB	2
SO	5
LOB	13



Batter	1	2	3	4	5	6	7	8	9	AB	R	H	RBI	BB	SO	LOB
Don Blasingame, L (1, 4) OBP: 0.295, SLG: 0.296	0-0 F7		0-0 1-3		0-0 F7		0-0 6-3			4	0	0	0	0	0	0
Fred Valentine, S (1, 7) OBP: 0.343, SLG: 0.445	0-0 4-3 3B		0-0 6-3		0-3 K		0-0 S 2B			4	1	2	0	0	1	0
Ken Harrelson, R (1, 3) OBP: 0.320, SLG: 0.342	0-0 4-3		0-0 1B		0-0 1B		0-3 K 2-3			4	0	2	1	0	1	1
Jim King, L (1, 9) OBP: 0.342, SLG: 0.414	0-0 E4 HR		0-0 F7		0-0 G3			0-0 1-3		4	1	0	0	0	0	2
Don Lock, R (1, 8) OBP: 0.380, SLG: 0.512	0-0 1-H HR			0-0 SH3 2B 1B		0-0 2-3		0-0 S 1B		4	2	3	2	0	0	0
Ken McMullen, R (1, 5) OBP: 0.282, SLG: 0.336	0-3 K			0-0 SH3 1-2		0-0 F4		4-0 BB 1-2 G6-4-3 BB		2	0	0	0	1	1	0
Paul Casanova, R (1, 2) OBP: 0.259, SLG: 0.410		0-0 5-3		0-0 F3		0-0 1B		0-0 G6-4-3 1-2		4	0	1	0	0	0	3
Ed Brinkman, R (1, 6) OBP: 0.267, SLG: 0.336		0-0 1-3		0-0 2B		0-0 F2				3	0	1	1	0	0	1
Phil Ortega, R (1, 1) OBP: 0.143, SLG: 0.065		0-0 3-1		0-0 1-3			0-0 F2			2	0	0	0	0	0	1
Dick Lines, R (6, 1)										1	0	0	0	0	0	0


Inning Stats	R: 3	H: 2	E: 1	K: 1	S: 8	LOB: 0	BB: 0	P: 8	R: 0	H: 0	E: 0	K: 0	S: 3	LOB: 0	BB: 0	P: 3	R: 0	H: 1	E: 0	K: 0	S: 4	LOB: 1	BB: 0	P: 4	R: 1	H: 2	E: 0	K: 0	S: 5	LOB: 1	BB: 0	P: 5	R: 0	H: 1	E: 0	K: 1	S: 6	LOB: 1	BB: 0	P: 6	R: 0	H: 1	E: 0	K: 0	S: 4	LOB: 1	BB: 0	P: 4	R: 0	H: 1	E: 0	K: 1	S: 6	LOB: 1	BB: 0	P: 6	R: 0	H: 1	E: 0	K: 0	S: 3	LOB: 1	BB: 1	P: 7
--------------	------	------	------	------	------	--------	-------	------	------	------	------	------	------	--------	-------	------	------	------	------	------	------	--------	-------	------	------	------	------	------	------	--------	-------	------	------	------	------	------	------	--------	-------	------	------	------	------	------	------	--------	-------	------	------	------	------	------	------	--------	-------	------	------	------	------	------	------	--------	-------	------

PITCHER	IP	WLS	BF	H	R	ER	SO	BB	IBB	HBP	BLK	WP	HR	S	P	ERA	WHIP
John Buzhardt, R (1, 1) ERA: 3.21	4.0	L	18	5	4	2	1	0	0	0	0	0	1	20	20	4.50	1.250
Dennis Higgins, R (5, 1) ERA: 2.84	2.0		8	2	0	0	1	0	0	0	0	0	0	10	10	0.00	1.000
Hoyt Wilhelm, R (7, 1) ERA: 2.61	1.1		7	2	0	0	1	1	0	0	0	0	0	8	12	0.00	2.250
Bob Locker, R (8, 1) ERA: 1.71	0.2		1	0	0	0	0	0	0	0	0	0	0	1	1	0.00	0.000

**BOTTOM**

**Chicago White Sox @ Washington Senators**  
D.C. Stadium, Washington, DC  
Wed Jul 06 1966, 7:05 PM EDT  
Unknown

<b>AB</b>	<b>32</b>
<b>R</b>	<b>4</b>
<b>H</b>	<b>9</b>
<b>RBI</b>	<b>4</b>
<b>BB</b>	<b>1</b>
<b>SO</b>	<b>3</b>
<b>LOB</b>	<b>8</b>



1B	2B	3B	HR	SF	SAC	DP	HBP	WP	PA
5	2	1	1	0	1	1	0	0	34



Batter	1	2	3	4	5	6	7	8	9	AB R H RBI BB SO LOB	TOP																
Don Buford, S (1, 5) OBP: 0.315, SLG: 0.343	0-0 E 2B	0-0 6-3			0-0 F8		0-0 G4-1-3 1B			4 1 2 0 0 0 1	<p>Chicago White Sox @ Washington Senators</p> <p>D.C. Stadium, Washington, DC</p> <p>Wed Jul 06 1966, 7:05 PM EDT</p> <p>Att. 5,734 - Unknown</p> <p>livebaseballscorecards.com</p>																
Ken Berry, R (1, 7) OBP: 0.291, SLG: 0.387	0-0 E6 SH3-4 2-H 1B	0-0 F9			0-0 4-3		0-0 G4-1-3 1-2f			4 0 1 0 0 0 2																	
Jerry Adair, R (1, 4) OBP: 0.288, SLG: 0.303	0-0 SH3-4 2-3		0-3 K		0-0 1-3		0-0 6-3			3 0 0 0 0 1 0																	
Tommie Agee, R (1, 8) OBP: 0.319, SLG: 0.409	4-0 S BB		0-3 K		0-0 F8		0-0 SH3-5 1B			3 0 1 0 1 1 0																	
John Romano, R (1, 2) OBP: 0.370, SLG: 0.399	0-3 K		0-0 1B		0-3 K		0-0 SH3-5 1-3f			3 0 1 0 0 2 2																	
Tom McCraw, L (7, 3) OBP: 0.297, SLG: 0.345	1-2 K									0 0 0 0 0 0 0																	
Bill Skowron, R (1, 3) OBP: 0.307, SLG: 0.364	4-0 IBB		0-0 F7		4-0 1B BB		0-3 K			1 1 0 0 2 0 1																	
J.C. Martin, L (7, 2) OBP: 0.349, SLG: 0.395										1 0 0 0 0 1 0																	
Floyd Robinson, L (1, 9) OBP: 0.351, SLG: 0.376	0-0 1-3			0-0 CS 1B		0-0 1B 1-3				4 0 2 0 0 0 3																	
Lee Elia, R (1, 6) OBP: 0.263, SLG: 0.343		0-0 6-3 SH1-4 1B		0-0 F8 1-2		0-0 FC6-4 1-2 3-H 1B				3 0 2 1 0 0 1																	
Smoky Burgess, L (9, PH) OBP: 0.361, SLG: 0.300				0-0 F3		0-0 FC6-4 1-2f				1 0 0 0 0 0 0																	
Joe Horlen, R (1, 1) OBP: 0.129, SLG: 0.100		0-0 SH1-4		0-0 F3		0-0 FC6-4				2 0 0 0 0 0 2																	
Bob Locker, S (8, 1) OBP: 0.364, SLG: 0.222										0 0 0 0 0 0 0																	
Gary Peters, L (8, 1) OBP: 0.282, SLG: 0.385										0 0 0 0 0 0 0																	
Wayne Causey, L (9, PH) OBP: 0.299, SLG: 0.214		1-2								1 0 0 0 0 1 0																	
<b>Inning Stats</b>	R: 1 E: 1 K: 1 S: 7	H: 2 LOB: 3 BB: 2 P: 15	R: 0 E: 0 K: 0 S: 4	H: 1 LOB: 1 BB: 0 P: 4	R: 0 E: 0 K: 2 S: 8	H: 1 LOB: 1 BB: 0 P: 8	R: 0 E: 0 K: 0 S: 3	H: 1 LOB: 0 BB: 0 P: 3	R: 0 E: 0 K: 0 S: 3	H: 0 LOB: 0 BB: 0 P: 3	R: 1 E: 0 K: 1 S: 7	H: 2 LOB: 2 BB: 1 P: 11	R: 0 E: 0 K: 0 S: 3	H: 1 LOB: 0 BB: 0 P: 3	R: 0 E: 0 K: 1 S: 5	H: 1 LOB: 0 BB: 0 P: 5	R: 0 E: 0 K: 1 S: 5	H: 0 LOB: 0 BB: 0 P: 5	1B: 8 2B: 2 3B: 0 HR: 0	SF: 0 SAC: 3 DP: 2 HBP: 0	WP: 0 PB: 0 SB: 1 CS: 1	PA: 36					
<b>PITCHER</b>	IP WLS BF H R ER SO BB IBB HBP BLK WP HR S P ERA WHIP																										
Mike McCormick, L (1, 1) ERA: 3.65	6.0		27	7	2	1	4	2	1	0	0	0	0	32	44	1.50	1.500										
Bob Humphreys, R (7, 1) ERA: 3.25	2.0	W	6	2	0	0	1	0	0	0	0	0	0	8	8	0.00	1.000										
Ron Kline, R (9, 1) ERA: 3.28	1.0	S	3	0	0	0	1	0	0	0	0	0	0	5	5	0.00	0.000										



Batter	1	2	3	4	5	6	7	8	9	AB R H RBI BB SO LOB
--------	---	---	---	---	---	---	---	---	---	----------------------

<b>Don Blasingame, L</b> (1, 4) <small>OBP: 0.294, SLG: 0.301</small> <b>Ken Hamlin, R</b> (8, PH) <small>OBP: 0.267, SLG: 0.277</small> <small>(9, 4)</small>	 <small>0-3</small>		 <small>0-0</small>		 <small>0-0</small>		 <small>0-0</small>	 <small>0-3</small>		4 0 1 0 0 1 0 1 0 0 0 0 1 2
<b>Fred Valentine, S</b> (1, 7) <small>OBP: 0.347, SLG: 0.454</small>	 <small>0-0</small>		 <small>0-0</small>		 <small>4-0</small>		 <small>0-0</small>	 <small>0-0</small>		4 0 2 0 1 0 2
<b>Ken Harrelson, R</b> (1, 3) <small>OBP: 0.315, SLG: 0.337</small>	 <small>0-0</small>		 <small>0-3</small>		 <small>0-0</small>		 <small>0-0</small>			4 0 0 0 0 1 5
<b>Jim King, L</b> (1, 9) <small>OBP: 0.340, SLG: 0.409</small>	 <small>4-0</small>			 <small>0-0</small>	 <small>0-0</small>		 <small>0-3</small>			2 0 0 1 1 1 1
<b>Don Lock, R</b> (1, 8) <small>OBP: 0.382, SLG: 0.507</small>	 <small>4-0</small>			 <small>0-0</small>	 <small>0-3</small>			 <small>4-0</small>		2 1 0 0 2 1 2
<b>Ken McMullen, R</b> (1, 5) <small>OBP: 0.283, SLG: 0.333</small>	 <small>0-0</small>			 <small>4-0</small>		 <small>0-0</small>		 <small>0-0</small>		2 1 0 0 1 0 3
<b>Paul Casanova, R</b> (1, 2) <small>OBP: 0.265, SLG: 0.418</small>		 <small>0-0</small>		 <small>0-0</small>		 <small>0-0</small>		 <small>0-0</small>		4 0 2 1 0 0 0
<b>Ed Brinkman, R</b> (1, 6) <small>OBP: 0.263, SLG: 0.331</small>		 <small>0-3</small>		 <small>0-0</small>		 <small>0-0</small>		 <small>0-0</small>		4 0 0 0 0 1 3
<b>Mike McCormick, L</b> (1, 1) <small>OBP: 0.306, SLG: 0.424</small> <b>Willie Kirkland, L</b> (6, PH) <small>OBP: 0.263, SLG: 0.279</small> <b>Bob Humphreys, R</b> (7, 1) <small>OBP: 0.750, SLG: 0.500</small> <b>Frank Howard, R</b> (8, PH) <small>OBP: 0.342, SLG: 0.451</small> <b>Ron Kline, R</b> (9, 1) <small>OBP: 0.400, SLG: 0.250</small>		 <small>0-3</small>		 <small>0-0</small>		 <small>0-0</small>		 <small>0-3</small>		2 1 1 0 0 1 0 1 0 0 0 0 0 1 0 0 0 0 0 0 0 1 0 0 0 0 1 2 0 0 0 0 0 0 0

Inning Stats	R: 0 E: 0 K: 1 S: 6	H: 1 LOB: 3 BB: 2 P: 14	R: 0 E: 0 K: 2 S: 7	H: 0 LOB: 0 BB: 0 P: 7	R: 0 E: 0 K: 1 S: 5	H: 0 LOB: 0 BB: 0 P: 5	R: 0 E: 0 K: 0 S: 4	H: 1 LOB: 2 BB: 1 P: 8	R: 1 E: 0 K: 1 S: 7	H: 2 LOB: 2 BB: 1 P: 11	R: 0 E: 1 K: 0 S: 4	H: 0 LOB: 1 BB: 0 P: 4	R: 0 E: 0 K: 1 S: 6	H: 1 LOB: 1 BB: 0 P: 6	R: 2 E: 2 K: 2 S: 10	H: 1 LOB: 2 BB: 1 P: 14	1B: 3 2B: 2 3B: 1 HR: 0	SF: 1 SAC: 1 DP: 0 HBP: 0	WP: 1 PB: 0 SB: 2 CS: 0	PA: 38
--------------	------------------------------	----------------------------------	------------------------------	---------------------------------	------------------------------	---------------------------------	------------------------------	---------------------------------	------------------------------	----------------------------------	------------------------------	---------------------------------	------------------------------	---------------------------------	-------------------------------	----------------------------------	----------------------------------	------------------------------------	----------------------------------	--------

PITCHER	IP	WLS	BF	H	R	ER	SO	BB	IBB	HBP	BLK	WP	HR	S	P	ERA	WHIP
<b>Joe Horlen, R</b> (1, 1) <small>ERA: 2.1</small>	7.0		32	5	2	2	6	4	1	0	0	1	0	39	59	2.57	1.286
<b>Bob Locker, R</b> (8, 1) <small>ERA: 1.7</small>	0.1	L	4	1	1	0	1	0	0	0	0	0	0	6	6	0.00	3.000
<b>Gary Peters, L</b> (8, 1) <small>ERA: 2.55</small>	0.2		2	0	0	0	1	0	0	0	0	0	0	4	4	0.00	0.000

**BOTTOM**

**Chicago White Sox @ Washington Senators**  
 D.C. Stadium, Washington, DC  
 Wed Jul 06 1966, 7:05 PM EDT  
 Att. 5,734 - Unknown

[livebaseballscorecards.com](http://livebaseballscorecards.com)

<b>AB</b>	<b>31</b>
<b>R</b>	<b>3</b>
<b>H</b>	<b>6</b>
<b>RBI</b>	<b>2</b>
<b>BB</b>	<b>5</b>
<b>SO</b>	<b>8</b>
<b>LOB</b>	<b>21</b>





Chicago White Sox @ Washington Senators  
 D.C. Stadium, Washington, DC  
 Thu Jul 07 1966, 7:05 PM EDT  
 Att. 8,323 - Unknown

AB	35
R	8
H	13
RBI	8
BB	4
SO	1
LOB	12



Batter	1	2	3	4	5	6	7	8	9	AB	R	H	RBI	BB	SO	LOB
Ken Berry, R (1, 7) OBP: 0.294, SLG: 0.393	0-0 1-3		0-0 1B 2B		0-0 F3	0-0 1B		0-0 F2		5	1	2	1	0	0	0
Don Buford, S (1, 5) OBP: 0.319, SLG: 0.350	0-0 G3		0-0 1B 2B 1B		0-0 1B 1B		0-0 SH1-3 FC3-2-5 2B	0-0 F6		5	1	3	0	0	0	0
Tommie Agee, R (1, 8) OBP: 0.327, SLG: 0.415	4-0 PO BB		0-0 1-3 2B 1B		0-0 1-2 1B		0-0 SH1-3 2-3	0-0 CS 1B		3	1	3	1	1	0	0
John Romano, R (1, 2) OBP: 0.379, SLG: 0.418 J.C. Martin, L (8, 2) OBP: 0.346, SLG: 0.391	0-0 PO 1-2	0-0 4-3 2B	0-0 1-H 3-H 2B		0-0 F6		4-0 FC3-2-5 HBP BB	0-0 CS 1-2	0-0 F3	3	1	2	2	1	0	2
Bill Skowron, R (1, 3) OBP: 0.308, SLG: 0.369 Tom McCraw, L (6, PR) OBP: 0.295, SLG: 0.342		0-3 K	0-0 5-3			0-0 SH5-3 1B 2B	0-0 FC3-2-5 HBP 1B 1-3 3-H		0-0 F5	3	0	1	0	0	1	2
Floyd Robinson, L (1, 9) OBP: 0.349, SLG: 0.371		0-0 4-3 2-3		0-0 L6		0-0 SH5-3 2-3	4-0 HBP 1B IBB		0-0 F7	3	1	0	0	1	0	1
Jerry Adair, R (1, 4) OBP: 0.287, SLG: 0.297 Al Weis, S (7, PR) OBP: 0.229, SLG: 0.147		0-0 F3		0-0 1-3		0-0 F3	1-0 1B HBP 1-2 2-3 3-H			3	0	0	1	0	0	3
Lee Elia, R (1, 6) OBP: 0.269, SLG: 0.343			0-0 F5		0-0 6-3	4-0 1B IBB 1B	0-0 FC6-4 1B 1-3 2-H 3-H			3	1	1	2	1	0	0
Tommy John, R (1, 1) OBP: 0.167, SLG: 0.278 Hoyt Wilhelm, R (8, 1) Juan Pizarro, L (8, 1) OBP: 0.150, SLG: 0.111			0-0 1-3		0-0 F3	0-0 1B 1B	0-0 FC6-4 1-2 3-H			4	0	1	1	0	0	2

Inning Stats	R: 0	H: 0	E: 0	K: 0	S: 2	P: 6	R: 0	H: 1	E: 0	K: 1	S: 6	P: 6	R: 3	H: 4	E: 0	K: 0	S: 7	P: 7	R: 0	H: 0	E: 0	K: 0	S: 3	P: 3	R: 0	H: 2	E: 0	K: 0	S: 5	P: 5	R: 2	H: 3	E: 0	K: 0	S: 5	P: 9	R: 3	H: 2	E: 0	K: 0	S: 5	P: 14	R: 0	H: 1	E: 0	K: 0	S: 3	P: 3	R: 0	H: 0	E: 0	K: 0	S: 3	P: 3	R: 0	H: 0	E: 0	K: 0	S: 3	P: 3	1B: 8	2B: 5	3B: 0	HR: 0	SF: 0	SAC: 2	DP: 0	HBP: 1	WP: 0	PA: 44
--------------	------	------	------	------	------	------	------	------	------	------	------	------	------	------	------	------	------	------	------	------	------	------	------	------	------	------	------	------	------	------	------	------	------	------	------	------	------	------	------	------	------	-------	------	------	------	------	------	------	------	------	------	------	------	------	------	------	------	------	------	------	-------	-------	-------	-------	-------	--------	-------	--------	-------	--------

PITCHER	IP	WLS	BF	H	R	ER	SO	BB	IBB	HBP	BLK	WP	HR	S	P	ERA	WHIP
Pete Richert, L (1, 1) ERA: 3.17	5.2	L	27	9	5	5	1	1	1	0	0	0	0	27	35	7.94	1.765
Casey Cox, R (6, 1) ERA: 3.62	1.1		9	3	3	3	0	1	1	1	0	0	0	6	15	20.25	3.000
Ron Kline, R (8, 1) ERA: 3.21	1.0		3	1	0	0	0	0	0	0	0	0	0	3	3	0.00	1.000
Bob Humphreys, R (9, 1) ERA: 3.19	1.0		3	0	0	0	0	0	0	0	0	0	0	3	3	0.00	0.000

WP: 0	PA: 44
PB: 0	
SB: 0	
CS: 1	





Batter	1	2	3	4	5	6	7	8	9	AB R H RBI BB SO LOB	TOP	
Ken Berry, R (1, 7) OBP: 0.293, SLG: 0.390	0-0 6-3		0-3 K			0-0 6-3		0-0 FC5-4 1B		4 0 1 0 0 1 0	<b>Chicago White Sox @ Boston Red Sox</b> Fenway Park, Boston, MA Fri Jul 08 1966, 3:33 AM EDT Unknown <a href="http://livebaseballscorecards.com">livebaseballscorecards.com</a>	
Don Buford, S (1, 5) OBP: 0.321, SLG: 0.355	0-0 1B 2B		0-3 K			0-0 5-3 1B		0-3 K		4 1 2 0 0 2 1		
Tommie Agee, R (1, 8) OBP: 0.326, SLG: 0.413	0-0 2-3 1B				0-0 F3	0-0 5-3 1-2		0-0 FC5-4 1-2f		4 0 1 0 0 0 2		
John Romano, R (1, 2) OBP: 0.376, SLG: 0.413	0-3 K 1-2				0-0 4-3	0-0 2-H 1B		0-3 K		4 0 1 1 0 2 2		
Floyd Robinson, L (1, 9) OBP: 0.344, SLG: 0.365	0-3 K				0-0 3-1	0-3 K		0-0 3-1		4 0 0 0 0 2 3		
Bill Skowron, R (1, 3) OBP: 0.302, SLG: 0.361					0-0 4-3	0-0 E6 FC5-4 1B		0-0 6-3		4 0 0 0 0 0 0		
Lee Elia, R (1, 6) OBP: 0.270, SLG: 0.342					0-0 6-3	0-0 1-2 FC5-4 1B		0-0 F8		3 0 1 0 0 0 0		
Jerry Adair, R (1, 4) OBP: 0.281, SLG: 0.291					0-3 K	0-0 FC5-4 FC5-4 1-2 2-3		0-0 6-3		3 0 0 0 0 1 2		
Jack Lamabe, R (1, 1) Gene Freese, R (5, PH) Dennis Higgins, R (5, 1) Smoky Burgess, L (8, PH) Hoyt Wilhelm, R (8, 1)					0-3 K	0-0 FC5-4 1-2f		0-0 4-3		1 0 0 0 0 1 0 1 0 0 0 0 0 1 0 0 0 0 0 0 0 1 0 0 0 0 0 0 0 0 0 0 0 0 0		
<b>Inning Stats</b>	R: 0 H: 2 E: 0 LOB: 2 K: 2 BB: 0 S: 9 P: 9	R: 0 H: 0 E: 0 LOB: 0 K: 1 BB: 0 S: 5 P: 5	R: 0 H: 0 E: 0 LOB: 0 K: 3 BB: 0 S: 9 P: 9	R: 0 H: 0 E: 0 LOB: 0 K: 0 BB: 0 S: 3 P: 3	R: 0 H: 1 E: 1 LOB: 1 K: 0 BB: 0 S: 4 P: 4	R: 1 H: 2 E: 0 LOB: 1 K: 1 BB: 0 S: 7 P: 7	R: 0 H: 0 E: 0 LOB: 0 K: 0 BB: 0 S: 3 P: 3	R: 0 H: 1 E: 0 LOB: 1 K: 1 BB: 0 S: 6 P: 6	R: 0 H: 0 E: 0 LOB: 0 K: 1 BB: 0 S: 5 P: 5	1B: 5 SF: 0 2B: 2 SAC: 0 3B: 0 DP: 1 HR: 0 HBP: 0		WP: 0 PA: 33 PB: 0 SB: 1 CS: 0
<b>PITCHER</b> Jim Lonborg, R (1, 1) ERA: 4.55	IP WLS BF H R ER SO BB IBB HBP BLK WP HR S P ERA WHIP	9.0 W 33 6 1 1 9 0 0 0 0 0 0 0 51 51 1.00 0.667										

Batter	1	2	3	4	5	6	7	8	9
Rico Petrocelli, R OBP: 0.283, SLG: 0.403 (1, 6)	0-0 F9		0-0 G6-4-3	0-0 FC6-4			0-3 K		
Jose Tartabull, L OBP: 0.295, SLG: 0.320 (1, 8)	0-0 1B		0-0 1B		0-0 F5		0-0 F8		
Carl Yastrzemski, L OBP: 0.349, SLG: 0.423 (1, 7)	0-0 1B		4-0 1B		0-0 F8		0-0 G3		
Tony Conigliaro, R OBP: 0.324, SLG: 0.483 (1, 9)	0-3 K		0-0 1B		0-3 K		0-0 F8		
George Scott, R OBP: 0.342, SLG: 0.516 (1, 3)	0-0 F7		0-3 K		0-0 BB		0-0 1B		
Joe Foy, R OBP: 0.321, SLG: 0.358 (1, 5)		0-0 FC6-4		0-0 HR		4-0 BB		0-0 5-3	
George Smith, R OBP: 0.278, SLG: 0.359 (1, 4)		0-0 FC6-4		4-0 FC6-4		0-3 K			
Mike Ryan, R OBP: 0.267, SLG: 0.273 (1, 2)		0-0 G4-6-3		0-0 F2		0-0 6-3			
Jim Lonborg, R OBP: 0.100, SLG: 0.103 (1, 1)			0-0 G6-4-3		0-0 F1		0-3 K		

Inning Stats	R: 1	H: 2	E: 0	K: 1	S: 7	R: 0	H: 1	E: 0	K: 0	S: 3	R: 1	H: 3	E: 0	K: 1	S: 7	R: 0	H: 0	E: 0	K: 1	S: 5	R: 0	H: 1	E: 0	K: 1	S: 5	R: 0	H: 0	E: 0	K: 2	S: 7	R: 0	H: 1	E: 0	K: 0	S: 4
	LOB: 1	BB: 0	P: 7	LOB: 0	BB: 0	P: 3	LOB: 2	BB: 1	P: 11	LOB: 1	BB: 1	P: 8	LOB: 0	BB: 0	P: 5	LOB: 1	BB: 1	P: 9	LOB: 0	BB: 0	P: 7	LOB: 1	BB: 0	P: 4	LOB: 0	BB: 0	P: 4	LOB: 1	BB: 0	P: 4	LOB: 0	BB: 0	P: 4		


PITCHER	IP	WLS	BF	H	R	ER	SO	BB	IBB	HBP	BLK	WP	HR	S	P	ERA	WHIP
Jack Lamabe, R ERA: 3.08 (1, 1)	4.0	L	19	7	3	3	2	2	0	0	0	0	1	21	29	6.75	2.250
Dennis Higgins, R ERA: 2.66 (5, 1)	3.0		10	1	0	0	4	1	0	0	0	0	0	17	21	0.00	0.667
Hoyt Wilhelm, R ERA: 3.0 (8, 1)	1.0		4	1	0	0	0	0	0	0	0	0	0	4	4	0.00	1.000

**BOTTOM**

**Chicago White Sox @ Boston Red Sox**  
Fenway Park, Boston, MA  
Fri Jul 08 1966, 3:33 AM EDT  
Unknown

AB	R	H	RBI	BB	SO	LOB
4	0	0	0	0	1	2
4	2	2	0	0	0	0
3	0	1	1	1	0	0
4	0	1	1	0	2	1
4	0	2	0	0	1	3
3	1	2	1	1	0	1
2	0	0	0	1	1	2
3	0	0	0	0	0	3
3	0	1	0	0	1	1

AB	30
R	3
H	9
RBI	3
BB	3
SO	6
LOB	13



1B	7	SF	0	WP	0	PA	33
2B	0	SAC	0	PB	0		
3B	1	DP	2	SB	1		
HR	1	HBP	0	CS	0		

livebaseballscorecards.com



Batter	1	2	3	4	5	6	7	8	9	AB R H RBI BB SO LOB	TOP	
<b>Al Weis, S</b> (1, 4) <small>OBP: 0.222, SLG: 0.143</small> <b>John Romano, R</b> (8, PH) <small>OBP: 0.374, SLG: 0.411</small> <b>Bob Locker, S</b> (8, 1) <small>OBP: 0.364, SLG: 0.222</small> <b>Dennis Higgins, R</b> (8, 1) <small>OBP: 0.222, SLG: 0.125</small>	0-3 K		0-3 K		X 0-0 5-3			X 0-0 5-3		3 0 0 0 0 2 0 1 0	<b>Chicago White Sox @ Boston Red Sox</b> Fenway Park, Boston, MA Fri Jul 08 1966, 7:05 PM EDT Att: 15,747 - Unknown	
<b>Don Buford, S</b> (1, 5) <small>OBP: 0.317, SLG: 0.351</small>	0-0 G3		0-0 4-3		X 0-0 F8			X 0-0 F7		4 0 0 0 0 0 0		
<b>Tommie Agee, R</b> (1, 8) <small>OBP: 0.322, SLG: 0.408</small>	0-0 6-3			S 0-3 K	X 0-0 6-3			X 0-0 6-3		4 0 0 0 0 1 0		
<b>Bill Skowron, R</b> (1, 3) <small>OBP: 0.297, SLG: 0.355</small> <b>Tom McCraw, L</b> (6, 3) <small>OBP: 0.298, SLG: 0.345</small>		X 0-0 6-3		S 0-3 K	X 0-0 6-3			X 0-0 1B		3 0 0 0 0 1 0 1 0 1 0 0 0 0		
<b>Floyd Robinson, L</b> (1, 9) <small>OBP: 0.343, SLG: 0.363</small>		X 0-0 G3		X 0-0 1B		X 0-0 E5 SH1-3		X 0-0 F7		4 0 1 0 0 0 1		
<b>Jerry McNertney, R</b> (1, 2) <small>OBP: 0.310, SLG: 0.256</small> <b>Smoky Burgess, L</b> (9, PH) <small>OBP: 0.342, SLG: 0.281</small>		X 0-0 1B 1B		X 0-0 F9		X 0-0 SH1-3 1-2		X 0-0 F7		2 0 1 0 0 0 1 1 0 0 0 0 0 1		
<b>Ken Berry, R</b> (1, 7) <small>OBP: 0.303, SLG: 0.411</small>		X 0-0 1-3 1B			X 0-0 HR		4-0 IBB	X 0-0 G3		3 1 2 1 1 0 1		
<b>Lee Elia, R</b> (1, 6) <small>OBP: 0.265, SLG: 0.336</small>		S 0-3 K		S 0-3 K		S 0-3 K				3 0 0 0 0 3 4		
<b>Bruce Howard, S</b> (1, 1) <b>Jerry Adair, R</b> (8, 4) <small>OBP: 0.281, SLG: 0.291</small>			X 0-0 4-3		X 0-0 4-3		X 0-0 F8			3 0 0 0 0 0 2 0 0 0 0 0 0 0		
<b>Inning Stats</b>	R: 0 E: 0 K: 1 S: 5 H: 0 LOB: 0 BB: 0 P: 5	R: 0 E: 0 K: 1 S: 7 H: 2 LOB: 2 BB: 0 P: 7	R: 0 E: 0 K: 1 S: 5 H: 0 LOB: 0 BB: 0 P: 5	R: 0 E: 0 K: 2 S: 8 H: 1 LOB: 1 BB: 0 P: 8	R: 1 E: 0 K: 1 S: 6 H: 1 LOB: 0 BB: 0 P: 6	R: 0 E: 0 K: 0 S: 3 H: 0 LOB: 0 BB: 0 P: 3	R: 0 E: 1 K: 1 S: 6 H: 0 LOB: 2 BB: 1 P: 10	R: 0 E: 0 K: 0 S: 3 H: 0 LOB: 0 BB: 0 P: 3	R: 0 E: 0 K: 0 S: 4 H: 1 LOB: 1 BB: 0 P: 4	1B: 4 2B: 0 3B: 0 HR: 1 SF: 0 SAC: 1 DP: 0 HBP: 0		WP: 0 PB: 0 SB: 0 CS: 0 PA: 34
<b>PITCHER</b> <b>Lee Stange, R</b> (1, 1) <small>ERA: 4.22</small>	IP WLS BF H R ER SO BB IBB HBP BLK WP HR S P ERA WHIP	9.0 W 34 5 1 1 7 0 1 0 0 0 0 1 47 51 1.00 0.556										

AB	32
R	1
H	5
RBI	1
BB	1
SO	7
LOB	10



livebaseballscorecards.com

Batter	1	2	3	4	5	6	7	8	9
Jose Tartabull, L (1, 8) OBP: 0.289, SLG: 0.313	0-0 F7		0-0 B1-3			0-0 1-3		0-0 FC1-6 1B	
Eddie Kasko, R (1, 6) Dalton Jones, L (8, PH) Rico Petrocelli, R (9, 6) OBP: 0.283, SLG: 0.403	0-0 E3		0-0 6-3			0-0 E5		4-0 1B 3B BB	
Carl Yastrzemski, L (1, 7) OBP: 0.348, SLG: 0.421	0-3 K			0-3 K		0-0 L6		0-0 3B 1B	
Tony Conigliaro, R (1, 9) OBP: 0.327, SLG: 0.494	0-0 F8			0-0 6-3			0-0 SF9 2B	0-0 1B 3B	
George Scott, R (1, 3) OBP: 0.341, SLG: 0.512		0-0 F9		0-0 6-3			0-0 2-3	0-0 1B	
Joe Foy, R (1, 5) OBP: 0.323, SLG: 0.357		4-0 BB			4-0 G5-3 BB		0-0 SF9	0-0 F3	
George Smith, R (1, 4) OBP: 0.277, SLG: 0.355		0-3 K			0-0 G5-3 1-2f		4-0 E S BB	0-0 F8	
Mike Ryan, R (1, 2) OBP: 0.263, SLG: 0.269		0-0 F7			0-3 K		0-3 K		
Lee Stange, R (1, 1) OBP: 0.118, SLG: 0.063			0-3 K			0-3 K		4-0 FC1-6 BB	

AB	R	H	RBI	BB	SO	LOB
4	1	0	0	0	0	1
3	0	0	0	0	0	0
0	1	0	0	1	0	0
0	0	0	0	0	0	0
4	1	1	1	0	2	2
4	2	2	2	0	0	1
4	0	1	1	0	0	1
1	0	0	1	2	0	1
3	0	0	0	1	1	3
3	0	0	0	0	2	2
2	0	0	0	1	2	0

**BOTTOM**

**Chicago White Sox @ Boston Red Sox**  
**Fenway Park, Boston, MA**  
 Fri Jul 08 1966, 7:05 PM EDT  
 Att. 15,747 - Unknown

livebaseballscorecards.com

<b>AB</b>	<b>28</b>
<b>R</b>	<b>5</b>
<b>H</b>	<b>4</b>
<b>RBI</b>	<b>5</b>
<b>BB</b>	<b>5</b>
<b>SO</b>	<b>7</b>
<b>LOB</b>	<b>11</b>



1B: 2	SF: 1
2B: 1	SAC: 0
3B: 1	DP: 1
HR: 0	HBP: 0

WP: 0	PA: 34
PB: 0	
SB: 2	
CS: 0	

Inning Stats	R: 0	H: 0	E: 1	LOB: 1	K: 1	BB: 0	S: 6	P: 6									
<b>PITCHER</b>	IP	WLS	BF	H	R	ER	SO	BB	IBB	HBP	BLK	WP	HR	S	P	ERA	WHIP
Bruce Howard, R (1, 1) ERA: 2.84	7.0		26	1	1	1	7	3	0	0	0	0	0	37	49	1.29	0.571
Bob Locker, R (8, 1) ERA: 2.25	0.1	L	6	3	4	4	0	2	0	0	0	0	0	4	12	108.00	15.000
Dennis Higgins, R (8, 1) ERA: 2.63	0.2		2	0	0	0	0	0	0	0	0	0	0	2	2	0.00	0.000



Batter	1	2	3	4	5	6	7	8	9	AB R H RBI BB SO LOB	TOP																													
Ken Berry, R (1, 7) OBP: 0.302, SLG: 0.408	0-3 K		0-0 1-3 S 1B		0-3 K		0-0 4-3			4 0 1 1 0 2 0																														
Don Buford, S (1, 5) OBP: 0.314, SLG: 0.347	0-0 4-3		0-0 1-3		0-0 E4 BLK		0-3 3-H K			4 0 0 0 0 1 1																														
Tommie Agee, R (1, 8) OBP: 0.318, SLG: 0.402	0-0 6-3		0-0 1-3		0-0 6-3			0-0 F6		4 0 0 0 0 0 2																														
Floyd Robinson, L (1, 9) OBP: 0.338, SLG: 0.357		0-0 4-3		0-0 F7		0-0 5-3		0-0 4-3		4 0 0 0 0 0 0																														
John Romano, R (1, 2) OBP: 0.382, SLG: 0.412		0-0 FC3-6 1B		1-0 2B HBP		4-0 FC4 BB		0-0 6-3		2 1 1 0 1 0 0																														
Tom McCraw, L (1, 3) OBP: 0.293, SLG: 0.338		0-0 FC3-6 WP S 1-2f		0-0 F5		0-3 K		0-3 K		4 0 0 0 0 2 3																														
Jerry Adair, R (1, 4) OBP: 0.293, SLG: 0.305 (7, 6)		4-0 WP 1-2 BB		0-0 1-H 2B		0-0 FC4 1-2f		0-0 G6-3 1B		3 0 2 1 1 0 1																														
Lee Elia, R (1, 6) OBP: 0.262, SLG: 0.331 Smoky Burgess, L (7, PH) OBP: 0.333, SLG: 0.273 Wayne Causey, L (7, 4) OBP: 0.299, SLG: 0.214 Bill Skowron, R (9, PH) OBP: 0.296, SLG: 0.353		0-3 K 1-2 2-3		0-3 K			0-0 4-3	0-0 G6-3 1-2f		2 0 0 0 0 2 3 1 0 0 0 0 0 0 0 0 0 0 0 0 0 1 0 0 0 0 0 1																														
Gary Peters, L (1, 1) OBP: 0.286, SLG: 0.429			0-3 K		0-0 F8		0-0 4-3 3B			3 1 1 0 0 1 0																														
Inning Stats	R: 0 E: 0 K: 1 S: 5	H: 0 LOB: 0 BB: 0 P: 5	R: 0 E: 0 K: 1 S: 6	H: 1 LOB: 2 BB: 1 P: 10	R: 0 E: 0 K: 1 S: 6	H: 1 LOB: 1 BB: 0 P: 6	R: 1 E: 0 K: 1 S: 6	H: 1 LOB: 1 BB: 0 P: 7	R: 0 E: 1 K: 1 S: 6	H: 0 LOB: 1 BB: 0 P: 6	R: 0 E: 0 K: 1 S: 5	H: 0 LOB: 1 BB: 1 P: 9	R: 1 E: 0 K: 1 S: 6	H: 1 LOB: 0 BB: 0 P: 6	R: 0 E: 0 K: 0 S: 3	H: 0 LOB: 0 BB: 0 P: 3	R: 0 E: 0 K: 1 S: 5	H: 1 LOB: 0 BB: 0 P: 5	1B: 3 2B: 1 3B: 1 HR: 0	SF: 0 SAC: 0 DP: 1 HBP: 1	WP: 1 PB: 0 SB: 2 CS: 0	PA: 35																		
PITCHER Darrell Brandon, R (1, 1) ERA: 3.1	IP 9.0	WLS W	BF 35	H 5	R 2	ER 2	SO 8	BB 2	IBB 0	HBP 1	BLK 1	WP 1	HR 0	S 48	P 57	ERA 2.00	WHIP 0.778						PITCHER	IP	WLS	BF	H	R	ER	SO	BB	IBB	HBP	BLK	WP	HR	S	P	ERA	WHIP

Chicago White Sox @ Boston Red Sox  
Fenway Park, Boston, MA  
Sat Jul 09 1966, 3:33 AM EDT  
Att. 7,134 - Unknown

livebaseballscorecards.com

AB	32
R	2
H	5
RBI	2
BB	2
SO	8
LOB	11



Batter	1	2	3	4	5	6	7	8	9	AB	R	H	RBI	BB	SO	LOB
Rico Petrocelli, R (1, 6) OBP: 0.282, SLG: 0.399	1-0 FC4-6 HBP		0-0 F9		0-0 F9		0-0 6-3			3	0	0	0	0	0	0
Joe Foy, R (1, 5) OBP: 0.325, SLG: 0.363	0-3 K		0-0 1B 2B		0-3 K		0-0 1B SF9 1B			4	2	2	0	0	2	1
Carl Yastrzemski, L (1, 7) OBP: 0.350, SLG: 0.422	0-0 FC4-6 1B WP 1-2f		0-0 1B 1B 2-H		0-0 F6		0-0 1B S 1B 1-3			4	1	2	1	0	0	1
Tony Conigliaro, R (1, 9) OBP: 0.329, SLG: 0.496	0-0 WP 1-3 1B		0-0 FC5-4 1B 1-2		0-0 F3		0-0 SF9 1-2 3-H			3	0	2	1	0	0	0
George Scott, R (1, 3) OBP: 0.342, SLG: 0.514	0-3 K 1-3 3-H		0-0 FC5-4 1-2f		0-0 E 2B		4-0 BB BB BB BB BB BB BB BB			3	1	1	0	1	1	3
Don Demeter, R (1, 8) OBP: 0.260, SLG: 0.422		0-0 1-3	0-3 K		0-3 K		0-0 F2			2	0	0	0	0	1	2
George Thomas, R (5, 8) OBP: 0.299, SLG: 0.305										2	0	0	0	0	1	3
George Smith, R (1, 4) OBP: 0.277, SLG: 0.350		4-0 BB		0-3 K		0-0 E6 2-H		0-0 F8		3	0	0	0	1	1	0
Mike Ryan, R (1, 2) OBP: 0.263, SLG: 0.265		0-0 F8		0-0 F8		4-0 IBB		0-0 5-3		3	0	0	0	1	0	1
Darrell Brandon, R (1, 1) OBP: 0.214, SLG: 0.429		0-3 K		0-3 K		0-3 K		0-3 K		4	0	0	0	0	4	3

<b>Inning Stats</b>	R: 1 E: 0 K: 2 S: 8	H: 1 LOB: 1 BB: 0 P: 9	R: 0 E: 0 K: 1 S: 5	H: 0 LOB: 1 BB: 1 P: 9	R: 1 E: 0 K: 1 S: 8	H: 3 LOB: 2 BB: 0 P: 8	R: 0 E: 0 K: 2 S: 7	H: 0 LOB: 0 BB: 0 P: 7	R: 0 E: 0 K: 1 S: 5	H: 0 LOB: 0 BB: 0 P: 5	R: 1 E: 1 K: 2 S: 9	H: 1 LOB: 2 BB: 1 P: 13	R: 1 E: 0 K: 0 S: 5	H: 2 LOB: 2 BB: 1 P: 9	R: 0 E: 0 K: 1 S: 5	H: 0 LOB: 0 BB: 0 P: 5	1B: 5 2B: 2 3B: 0 HR: 0	SF: 1 SAC: 0 DP: 0 HBP: 1
<b>PITCHER</b> Gary Peters, L (1, 1) ERA: 2.61	IP: 8.0 WLS: L BF: 36 H: 7 R: 4 ER: 3 SO: 10 BB: 2 IBB: 1 HBP: 1 BLK: 0 WP: 1 HR: 0 S: 52 P: 65 ERA: 3.38 WHIP: 1.125	<b>PITCHER</b>	IP: 8.0 WLS: L BF: 36 H: 7 R: 4 ER: 3 SO: 10 BB: 2 IBB: 1 HBP: 1 BLK: 0 WP: 1 HR: 0 S: 52 P: 65 ERA: 3.38 WHIP: 1.125															

**Chicago White Sox @ Boston Red Sox**  
 Fenway Park, Boston, MA  
 Sat Jul 09 1966, 3:33 AM EDT  
 Att. 7,134 - Unknown

<b>AB</b>	<b>31</b>
<b>R</b>	<b>4</b>
<b>H</b>	<b>7</b>
<b>RBI</b>	<b>2</b>
<b>BB</b>	<b>3</b>
<b>SO</b>	<b>10</b>
<b>LOB</b>	<b>14</b>

WP: 2	PA: 36
PB: 0	SB: 1
CS: 0	



Batter	1	2	3	4	5	6	7	8	9	AB R H RBI BB SO LOB	TOP			
Ken Berry, R (1, 7) OBP: 0.299, SLG: 0.402	0-0 1-3-1		0-0 FC6-2 S BB		0-0 1B		0-0 F7		0-0 G4-6-3 1-2f	5 0 1 0 0 0 4				
Don Buford, S (1, 5) OBP: 0.316, SLG: 0.350	0-0 K2-5-2 2B		4-0 1-2 S BB		0-0 4-3		0-0 F8			3 0 1 0 1 0 2				
Tommie Agee, R (1, 8) OBP: 0.320, SLG: 0.407	0-3 K2-5-2 2-3f		0-0 6-3 1-2 2-3			0-0 G3 SF7 2B		0-0 HR 1B		4 2 2 0 0 1 3				
Floyd Robinson, L (1, 9) OBP: 0.337, SLG: 0.355		0-0 F6		0-0 G3 S 1B		0-0 G3 2-3		0-0 F9		4 0 1 0 0 0 2				
J.C. Martin, L (1, 2) OBP: 0.344, SLG: 0.415		0-0 F7		0-3 K 1-2		0-0 SF7 3-H		0-0 HR 1-H		3 1 1 3 0 1 1				
Jerry Adair, R (1, 6) OBP: 0.292, SLG: 0.299		0-0 5-3		4-0 G3 BB		0-0 F9		0-0 F8		3 0 0 0 1 0 0				
Tom McCraw, L (1, 3) OBP: 0.292, SLG: 0.341			0-0 3B 2B	0-0 G3 1-2 2-3		0-0 4-3		0-0 F7		4 1 1 0 0 0 2				
Wayne Causey, L (1, 4) OBP: 0.307, SLG: 0.235			0-0 FC6-2 3B	0-0 6-3		4-0 WP BB			0-0 F8	2 0 1 1 1 0 2				
Al Weis, S (7, PR) OBP: 0.222, SLG: 0.143			0-0 1-3		0-0 4-3				0-0 G4-6-3 1B	0 0 0 0 0 0 0				
Gene Freese, R (9, PH) OBP: 0.277, SLG: 0.320			0-0 1-3		0-0 4-3					1 0 0 0 0 0 0				
Joe Horlen, R (1, 1) OBP: 0.121, SLG: 0.094			0-0 1-3		0-0 4-3					2 0 0 0 0 0 1				
John Romano, R (7, PH) OBP: 0.385, SLG: 0.412										0 0 0 0 0 1 0 0				
Lee Elias, R (7, PR) OBP: 0.252, SLG: 0.331										0 0 0 0 0 0 0 0				
Dennis Higgins, R (7, 1) OBP: 0.222, SLG: 0.125										0 0 0 0 0 0 0 0				
Hoyt Wilhelm, R (7, 1) OBP: 0.222, SLG: 0.125										0 0 0 0 0 0 0 0				
Smoky Burgess, L (9, PH) OBP: 0.350, SLG: 0.294										1 0 1 0 0 0 0 0				
Gary Peters, L (9, PR) OBP: 0.286, SLG: 0.429										0 0 0 0 0 0 0 0				
<b>Inning Stats</b>	R: 0 H: 1 E: 0 LOB: 1 K: 1 BB: 0 S: 5 P: 5	R: 0 H: 0 E: 0 LOB: 0 K: 0 BB: 0 S: 3 P: 3	R: 1 H: 2 E: 0 LOB: 2 K: 0 BB: 1 S: 5 P: 9	R: 0 H: 1 E: 0 LOB: 2 K: 1 BB: 1 S: 6 P: 10	R: 0 H: 1 E: 0 LOB: 0 K: 0 BB: 0 S: 3 P: 3	R: 1 H: 1 E: 0 LOB: 0 K: 0 BB: 0 S: 4 P: 4	R: 0 H: 0 E: 0 LOB: 2 K: 0 BB: 2 S: 3 P: 11	R: 2 H: 2 E: 0 LOB: 0 K: 0 BB: 0 S: 5 P: 5	R: 0 H: 1 E: 0 LOB: 1 K: 0 BB: 0 S: 3 P: 3	1B: 4 SF: 1 2B: 4 SAC: 0 3B: 1 DP: 2 HR: 1 HBP: 0	WP: 1 PA: 37 PB: 0 SB: 3 CS: 0			
<b>PITCHER</b>	IP WLS BF H R ER SO BB IBB HBP BLK WP HR S P ERA WHIP												<b>PITCHER</b>	IP WLS BF H R ER SO BB IBB HBP BLK WP HR S P ERA WHIP
Jose Santiago, R (1, 1) ERA: 3.65	6.1 W 27 6 2 2 2 4 0 0 0 1 0 27 43 2.84 1.579													
Don McMahon, R (7, 1) ERA: 3.38	2.2 S 10 3 2 2 0 0 0 0 0 0 1 10 10 6.75 1.125													

Chicago White Sox @ Boston Red Sox  
Fenway Park, Boston, MA  
Sun Jul 10 1966, 3:33 AM EDT  
Unknown

livebaseballscorecards.com

AB	32
R	4
H	9
RBI	4
BB	4
SO	2
LOB	17



Batter	1	2	3	4	5	6	7	8	9	AB	R	H	RBI	BB	SO	LOB
Rico Petrocelli, R OBP: 0.287, SLG: 0.410 (1, 6)	0-3 K		4-0 BB		0-0 SH1-4 1B		0-0 HR	0-0 F4		4	1	2	1	1	1	0
Jose Tartabull, L OBP: 0.289, SLG: 0.324 (1, 8)	0-3 K		0-0 F6		0-0 SH1-4		0-0 6-3 3B			3	1	1	0	0	1	1
Carl Yastrzemski, L OBP: 0.354, SLG: 0.431 (1, 7)	0-0 HR		0-0 4-3		4-0 IBB		4-0 6-3 IBB			2	2	1	1	2	0	1
Tony Conigliaro, R OBP: 0.331, SLG: 0.502 (1, 9)	0-0 FC5-4 1B			0-0 WP 2B	0-0 SF9		0-0 6-3			3	1	2	2	0	0	1
George Scott, R OBP: 0.341, SLG: 0.509 (1, 3)	0-0 FC5-4			0-3 K	0-0 F3		1-2 3-H 4-0 HR IBB			3	1	0	0	1	1	4
Joe Foy, R OBP: 0.327, SLG: 0.375 (1, 5)		0-0 G5-4-3 1B		0-0 E6 WP		0-0 6-3	0-0 HR			4	1	2	3	0	0	1
George Smith, R OBP: 0.273, SLG: 0.344 (1, 4)		0-0 G5-4-3		0-0 3-4		0-0 F6	0-3 K			4	0	0	0	0	1	2
Mike Ryan, R OBP: 0.258, SLG: 0.260 (1, 2)		0-0 6-3		0-3 K		0-0 5-3		0-0 6-3		4	0	0	0	0	1	1
Jose Santiago, R OBP: 0.194, SLG: 0.171 Don McMahon, R (7, 1)			0-0 4-3		0-0 SH1-4 1B SF9 1B		0-3 K	0-0 6-3		2	1	1	0	0	0	0
										2	0	0	0	0	1	0


Inning Stats	R: 1	H: 2	R: 0	H: 1	R: 0	H: 0	R: 1	H: 1	R: 1	H: 2	R: 0	H: 0	R: 5	H: 3	R: 0	H: 0
	E: 0	LOB: 1	E: 0	LOB: 0	E: 0	LOB: 1	E: 1	LOB: 1	E: 0	LOB: 2	E: 0	LOB: 0	E: 0	LOB: 0	E: 0	LOB: 0
	K: 2	BB: 0	K: 0	BB: 0	K: 0	BB: 1	K: 2	BB: 0	K: 0	BB: 1	K: 0	BB: 0	K: 2	BB: 2	K: 0	BB: 0
	S: 9	P: 9	S: 3	P: 3	S: 3	P: 7	S: 9	P: 9	S: 5	P: 9	S: 3	P: 3	S: 10	P: 18	S: 3	P: 3

PITCHER	IP	WLS	BF	H	R	ER	SO	BB	IBB	HBP	BLK	WP	HR	S	P	ERA	WHIP
Joe Horlen, R ERA: 2.23 (1, 1)	6.0	L	26	6	3	3	4	1	1	0	0	1	1	32	40	4.50	1.167
Dennis Higgins, R ERA: 3.51 (7, 1)	0.2		7	3	5	5	1	0	2	0	0	0	2	7	15	67.50	4.500
Hoyt Wilhelm, R ERA: 2.7 (7, 1)	1.1		4	0	0	0	1	0	0	0	0	0	0	6	6	0.00	0.000

**BOTTOM**

**Chicago White Sox @ Boston Red Sox**  
**Fenway Park, Boston, MA**  
 Sun Jul 10 1966, 3:33 AM EDT  
 Unknown

AB	31
R	8
H	9
RBI	7
BB	4
SO	6
LOB	11



WP	HR	S	P	ERA	WHIP
1B: 4	SF: 1				
2B: 1	SAC: 1				
3B: 1	DP: 1				
HR: 3	HBP: 0				
WP: 1	PA: 37				
PB: 0					
SB: 0					
CS: 0					



Batter	1	2	3	4	5	6	7	8	9	10	AB R H RBI BB SO LOB	TOP			
Wayne Causey, L (1, 4) X OBP: 0.324, SLG: 0.282 Al Weis, S (8, PR) (8, 4) OBP: 0.220, SLG: 0.141	0-0 6-3		0-0 1B HR 2B	0-0 1B 2B		0-0 FC3-6 1B		0-0 6-3 2B	0-0 F3		5 1 4 0 0 0 0 1 1 0 0 0 0 3				
Don Buford, S (1, 5) S OBP: 0.316, SLG: 0.349 (9, 7)	0-3 K		0-0 WP HR 1B	0-0 S 1B		0-0 FC3-6 S 1-2f		0-0 6-3 2-3		0-0 6-3	6 1 2 0 0 1 2				
Tommie Agee, R (1, 8) X OBP: 0.321, SLG: 0.417	0-0 2B		0-0 1-H 3-H HR	0-3 K 1-2		0-0 6-3 1-2		0-0 6-3		0-0 F8	6 1 2 4 0 1 4				
John Romano, R (1, 2) S OBP: 0.385, SLG: 0.427 Jerry McNertney, R (8, 2) S OBP: 0.326, SLG: 0.256	0-3 K		0-0 F8		0-0 HR	4-0 BB		0-3 K		4-0 BB	4 1 1 1 1 2 2 0 0 0 0 1 0 0				
Floyd Robinson, L (1, 9) X OBP: 0.337, SLG: 0.352		0-0 4-3	0-0 4-3		0-0 2B 1B	0-0 G3			4-0 FC1-6 BB	0-0 F6	5 0 1 0 1 0 3				
Tom McCraw, L (1, 3) X OBP: 0.298, SLG: 0.352		0-0 WP 1B 1B	0-0 S 1B		0-0 1-2 2B		0-0 4-3		0-0 FC1-6 1B 1B 1-2f		5 1 3 0 0 0 1				
Jerry Adair, R (1, 6) X OBP: 0.306, SLG: 0.321		0-0 WP 1B	0-3 K 1-2		0-0 2-H 2B		0-0 1B		0-0 1B 1B		5 0 4 1 0 1 1				
Ken Berry, R (1, 7) S OBP: 0.294, SLG: 0.394 Smoky Burgess, L (9, PH) S OBP: 0.366, SLG: 0.314 Joe Horlen, R (9, PR) S OBP: 0.121, SLG: 0.094 Jack Lamabe, R (9, 1) S OBP: 0.150, SLG: 0.111	0-3 K	0-3 K		0-0 F5	0-0 F9		0-0 F8		0-0 1B		4 0 0 0 0 1 4 1 0 1 0				
Juan Pizarro, L (9, 1) S OBP: 0.150, SLG: 0.111	1-2 2-3 K		0-0 6-3		0-0 F9		0-3 K		0-3 K		1 0 0 0 0 1 2 1 0 0 0 0 0 0 1 0 0 0 0 0 1 1 0 0 0 0 1 1 1 0 0 0 0 1 3				
John Buzhardt, R (1, 1) S OBP: 0.161, SLG: 0.103 Hoyt Wilhelm, R (3, 1) S OBP: 0.294, SLG: 0.351 Bill Skowron, R (5, PH) S OBP: 0.333, SLG: 0.200 Bob Locker, S (5, 1) S OBP: 0.274, SLG: 0.317 Gene Freese, R (9, PH) S OBP: 0.274, SLG: 0.317	0-3 K														
<b>Inning Stats</b>	R: 0 H: 1 E: 0 LOB: 1 K: 2 BB: 0 S: 8 P: 8	R: 0 H: 2 E: 0 LOB: 2 K: 2 BB: 0 S: 9 P: 9	R: 3 H: 4 E: 0 LOB: 1 K: 1 BB: 0 S: 9 P: 9	R: 0 H: 2 E: 0 LOB: 2 K: 1 BB: 0 S: 7 P: 7	R: 2 H: 4 E: 0 LOB: 1 K: 0 BB: 0 S: 6 P: 6	R: 0 H: 1 E: 0 LOB: 2 K: 0 BB: 1 S: 4 P: 8	R: 0 H: 1 E: 0 LOB: 1 K: 1 BB: 0 S: 6 P: 6	R: 1 H: 1 E: 0 LOB: 1 K: 1 BB: 0 S: 6 P: 6	R: 0 H: 2 E: 0 LOB: 3 K: 1 BB: 1 S: 7 P: 11	R: 0 H: 0 E: 0 LOB: 1 K: 0 BB: 1 S: 3 P: 7	1B: 10 SF: 0 2B: 6 SAC: 0 3B: 0 DP: 0 HR: 2 HBP: 0	WP: 2 PA: 50 PB: 0 SB: 3 CS: 0			
<b>PITCHER</b>	IP WLS BF H R ER SO BB IBB HBP BLK WP HR S P ERA WHIP														
Dave Morehead, R (1, 1) ERA: 5.06	2.0	12	6	3	3	4	0	0	0	0	0	20	20	13.50	3.000
Rollie Sheldon, R (3, 1) ERA: 3.79	2.1	13	7	2	2	2	0	0	0	0	0	1	17	7.71	3.000
Dan Osinski, R (5, 1) ERA: 4.63	0.2	2	0	0	0	0	0	0	0	0	0	0	2	0.00	0.000
John Wyatt, R (6, 1) ERA: 3.19	4.0	19	5	1	1	3	2	0	0	0	0	0	23	2.25	1.750
Don McMahon, R (10, 1) ERA: 3.3	1.0	W 4	0	0	0	0	1	0	0	0	0	0	3	0.00	1.000

Chicago White Sox @ Boston Red Sox  
Fenway Park, Boston, MA  
Sun Jul 10 1966, 3:38 AM EDT  
Att. 16,709 - Unknown

[livebaseballscores.com](http://livebaseballscores.com)

AB 47  
R 6  
H 18  
RBI 6  
BB 3  
SO 9  
LOB 27



BOTTOM

Chicago White Sox @ Boston Red Sox  
Fenway Park, Boston, MA  
Sun Jul 10 1966, 3:38 AM EDT  
Att: 16,709 - Unknown

livebaseballscorecards.com

AB	38
R	10
H	13
RBI	9
BB	4
SO	5
LOB	12



WP	0	PA	43
PB	0		
SB	0		
CS	0		

AB	4	R	0	H	0	RBI	0	BB	0	SO	0	LOB	1
	1	0	1	0	0	0	0	0	0	0	0	0	0

	3	1	2	0	0	0	0	1					
	2	1	1	0	0	1	2						

	4	2	2	1	1	1	1	2					
--	---	---	---	---	---	---	---	---	--	--	--	--	--

	3	3	2	2	2	0	0						
--	---	---	---	---	---	---	---	--	--	--	--	--	--

	4	0	1	1	0	1	2						
--	---	---	---	---	---	---	---	--	--	--	--	--	--

	4	2	1	1	1	0	2						
--	---	---	---	---	---	---	---	--	--	--	--	--	--

	5	1	2	4	0	0	0						
--	---	---	---	---	---	---	---	--	--	--	--	--	--

	4	0	0	0	0	1	1						
--	---	---	---	---	---	---	---	--	--	--	--	--	--

	1	0	0	0	0	0	0						
	0	0	0	0	0	0	0						
	0	0	0	0	0	0	0						
	1	0	1	0	0	0	0						
	1	0	0	0	0	1	0						
	0	0	0	0	0	0	0						
	1	0	0	0	0	0	1						
	0	0	0	0	0	0	0						

1B:	7	SF:	0
2B:	3	SAC:	1
3B:	0	DP:	0
HR:	3	HBP:	0

Batter	1	2	3	4	5	6	7	8	9	10
Jose Tartabull, L (1, 8) OBP: 0.284, SLG: 0.317 George Thomas, R (9, 8) OBP: 0.304, SLG: 0.311	0-0 4-3		0-0 F4		0-0 F8			0-0 4-3	0-0 1-2 1B	
Eddie Kasko, R (1, 6) OBP: 0.306, SLG: 0.339 Rico Petrocelli, R (8, PH) OBP: 0.288, SLG: 0.413	0-0 HR 2B		0-0 BB 1B 1B		0-0 FC4-6 1-2f			0-0 1B 2B	0-3 K	
Carl Yastrzemski, L (1, 7) OBP: 0.357, SLG: 0.435	0-3 K		4-0 BB BB BB 1B 1-2 1B BB		0-0 F9			0-0 2-H E 1B		0-0 SH3-4 HR 2B
Tony Conigliaro, R (1, 9) OBP: 0.339, SLG: 0.514	0-0 2-H HR		0-0 1-3 2-H E 1B				0-0 6-3	4-0 1-2 IBB		4-0 SH3-4 HR IBB
George Scott, R (1, 3) OBP: 0.340, SLG: 0.506	0-0 5-3		0-0 E5 2-H 3-H 1B				0-0 6-3	0-3 K		0-0 SH3-4 1-2 2-3
Joe Foy, R (1, 5) OBP: 0.328, SLG: 0.384		0-0 HR		0-0 F8			0-0 4-3	0-0 L6		4-0 HR IBB
George Smith, R (1, 4) OBP: 0.275, SLG: 0.358		0-0 5-3		0-0 6-3			0-0 4-3		0-0 1B 1B	0-0 1-H 2-H 3-H HR
Mike Ryan, R (1, 2) OBP: 0.253, SLG: 0.255		0-0 6-3		0-3 K			0-0 1-3		0-0 F3	
Dave Morehead, R (1, 1) OBP: 0.500, SLG: 0.500 Rollie Sheldon, R (3, 1) OBP: 0.125, SLG: 0.125 Dan Osiriski, R (5, 1) OBP: 0.500, SLG: 0.500 Lenny Green, L (5, PH) OBP: 0.325, SLG: 0.304 John Wyatt, R (5, 1) OBP: 0.291, SLG: 0.404 Dalton Jones, L (9, PH) OBP: 0.298, SLG: 0.420 Don Demeter, R (9, PH) OBP: 0.298, SLG: 0.420 Don McMahon, R (10, 1)		0-0 F9		0-0 FC4-6 1B			0-3 K		0-0 F7	

Inning Stats	R: 2	H: 2	E: 0	K: 1	S: 7	WLS	BF	H	R	ER	SO	BB	IBB	HBP	BLK	WP	HR	S	P	ERA	WHIP
	0	0	0	0	0		12	4	5	4	1	1	0	0	0	0	2	13	17	15.43	2.143

PITCHER	IP	WLS	BF	H	R	ER	SO	BB	IBB	HBP	BLK	WP	HR	S	P	ERA	WHIP				
John Buzhardt, R (1, 1) ERA: 3.53	2.1		12	4	5	4	1	1	0	0	0	0	0	0	0	0	2	13	17	15.43	2.143
Hoyt Wilhelm, R (3, 1) ERA: 2.4	1.2		5	2	0	0	1	0	0	0	0	0	0	0	0	0	7	7	7	0.00	1.200
Bob Locker, R (5, 1) ERA: 2.25	4.0		16	3	1	1	2	0	1	0	0	0	0	0	0	0	19	23	23	2.25	0.750
Jack Lamabe, R (9, 1) ERA: 3.06	0.1		2	1	0	0	0	0	0	0	0	0	0	0	0	0	0	2	2	0.00	3.000
Juan Pizarro, L (9, 1) ERA: 3.09	1.0	L	8	3	4	4	1	0	2	0	0	0	0	0	0	0	1	8	16	36.00	3.000



Batter	1	2	3	4	5	6	7	8	9	AB R H RBI BB SO LOB	TOP
Jim Landis, R (1, 8) OBP: 0.342, SLG: 0.369	0-0 6-3 2B		0-0 1-3		0-0 5-3		0-0 1-3			4 0 1 0 0 0 1	
Chuck Hinton, R (1, 7) OBP: 0.309, SLG: 0.301	0-0 6-3 2-3		0-0 5-3		0-0 F9		0-0 5-3			4 0 0 0 0 0 2	
Chico Salmon, R (1, 3) OBP: 0.344, SLG: 0.428	0-0 1-3		0-0 1-3		0-0 5-3			0-0 1-3		4 0 0 0 0 0 1	
Rocky Colavito, R (1, 9) OBP: 0.355, SLG: 0.458	0-0 3-1			4-0 1B SF7 1-3 BB		0-0 F3		0-3 K		3 1 0 0 1 1 1	
Max Alvis, R (1, 5) OBP: 0.323, SLG: 0.343		0-0 4-3 2B		0-0 1-3 1-2		0-0 5-3		0-0 F2		4 0 1 0 0 0 1	
Pedro Gonzalez, R (1, 4) OBP: 0.273, SLG: 0.306		0-0 4-3 2-3		0-0 S 1B		0-0 1B			0-0 G5-4-3 1B	4 0 3 0 0 0 1	
Larry Brown, R (1, 6) OBP: 0.333, SLG: 0.292		0-3 K		4-0 1-2 BB		0-0 5-3			0-0 G5-4-3 1-2	3 0 0 0 1 1 3	
Joe Azcue, R (1, 2) OBP: 0.316, SLG: 0.352		4-0 BB		0-0 SF7 3-H BB			0-0 3B		0-0 6-3	2 0 1 1 1 0 0	
Gary Bell, R (1, 1) OBP: 0.234, SLG: 0.209		0-0 F3		0-3 K			0-3 K			3 0 0 0 0 2 5	
<b>Inning Stats</b>	R: 0 H: 1 E: 0 LOB: 1 K: 0 BB: 0 S: 4 P: 4	R: 0 H: 1 E: 0 LOB: 2 K: 1 BB: 1 S: 6 P: 10	R: 0 H: 0 E: 0 LOB: 0 K: 0 BB: 0 S: 3 P: 3	R: 1 H: 1 E: 0 LOB: 2 K: 1 BB: 2 S: 6 P: 14	R: 0 H: 0 E: 0 LOB: 0 K: 0 BB: 0 S: 3 P: 3	R: 0 H: 1 E: 0 LOB: 1 K: 0 BB: 0 S: 4 P: 4	R: 0 H: 1 E: 0 LOB: 1 K: 1 BB: 0 S: 6 P: 6	R: 0 H: 0 E: 0 LOB: 0 K: 1 BB: 0 S: 5 P: 5	R: 0 H: 1 E: 0 LOB: 0 K: 0 BB: 0 S: 3 P: 3	1B: 3 SF: 1 2B: 2 SAC: 0 3B: 1 DP: 1 HR: 0 HBP: 0	WP: 0 PA: 35 PB: 0 SB: 1 CS: 0
<b>PITCHER</b> Tommy John, L (1, 1) ERA: 2.54	IP WLS BF H R ER SO BB IBB HBP BLK WP HR S P ERA WHIP										
	9.0 W 35 6 1 1 4 3 0 0 0 0 0 0 40 52 1.00 1.000										

**Cleveland Indians @ Chicago White Sox**  
Comiskey Park, Chicago, IL  
Thu Jul 14 1966, 8:05 PM EDT  
Att. 16,886 - Unknown

livebaseballscorecards.com



Batter	1	2	3	4	5	6	7	8	9
Wayne Causey, L (1, 4) OBP: 0.322, SLG: 0.289 Al Weis, S (8, PR) OBP: 0.220, SLG: 0.141 (9, 4)	0-0 1-3			0-0 4-3			0-0 1-3	0-0 PB 2B	
Don Buford, S (1, 5) OBP: 0.318, SLG: 0.349	0-0 G6-4-3 1B			4-0 CS BB			0-0 E6 2B	0-0 6-3 2-3	
Tommy Agee, R (1, 8) OBP: 0.321, SLG: 0.420	0-0 G6-4-3 1-2f			0-3 K 1-2			0-0 WP 1-H 2B		
John Romano, R (1, 2) OBP: 0.385, SLG: 0.425		0-0 F4			0-0 G5-4-3 1B		0-0 5-3 2-3		
Floyd Robinson, L (1, 9) OBP: 0.337, SLG: 0.350		0-0 4-3			0-0 F3		4-0 BB		
Jerry Adair, R (1, 6) OBP: 0.301, SLG: 0.315		0-0 6-3			0-0 G5-4-3 1-2f		0-3 K		
Tom McCraw, L (1, 3) OBP: 0.295, SLG: 0.347			0-3 K			0-0 F3		0-3 K	
Ken Berry, R (1, 7) OBP: 0.294, SLG: 0.393			0-0 6-3			0-0 F9		0-0 SH1-3 2B 1B	
Tommy John, R (1, 1) OBP: 0.158, SLG: 0.263			0-0 5-3			0-3 K		0-0 SH1-3 1-2	

AB	R	H	RBI	BB	SO	LOB
4	0	1	1	0	0	0
0	0	0	0	0	0	0
3	1	1	0	1	0	1
3	0	1	1	0	1	2
3	0	1	0	0	0	1
2	0	0	0	1	0	1
3	0	0	0	0	1	3
3	0	0	0	0	2	0
3	1	1	0	0	0	0
2	0	0	0	0	1	0

**BOTTOM**

**Cleveland Indians @ Chicago White Sox**  
Comiskey Park, Chicago, IL  
Thu Jul 14 1966, 8:05 PM EDT  
Att. 16,886 - Unknown

[livebaseballscorecards.com](http://livebaseballscorecards.com)

<b>AB</b>	<b>26</b>
<b>R</b>	<b>2</b>
<b>H</b>	<b>5</b>
<b>RBI</b>	<b>2</b>
<b>BB</b>	<b>2</b>
<b>SO</b>	<b>5</b>
<b>LOB</b>	<b>8</b>



Inning Stats	R: 0	H: 1	E: 0	LOB: 0	K: 0	BB: 0	S: 3	P: 3	R: 0	H: 0	E: 0	LOB: 0	K: 0	BB: 0	S: 3	P: 3	R: 0	H: 0	E: 0	LOB: 0	K: 1	BB: 1	S: 4	P: 8	R: 0	H: 1	E: 0	LOB: 0	K: 0	BB: 0	S: 3	P: 3	R: 1	H: 1	E: 2	LOB: 2	K: 1	BB: 1	S: 7	P: 11	R: 1	H: 2	E: 0	LOB: 2	K: 1	BB: 0	S: 7	P: 7
<b>1B: 3</b>	<b>SF: 0</b>	<b>2B: 2</b>	<b>SAC: 1</b>	<b>3B: 0</b>	<b>DP: 2</b>	<b>HR: 0</b>	<b>HBP: 0</b>	<b>WP: 1</b>	<b>PA: 29</b>																																							

**PITCHER Gary Bell, R (1, 1)**  
ERA: 3.0  
IP: 8.0 WLS: L BF: 29 H: 5 R: 2 ER: 1 SO: 5 BB: 2 IBB: 0 HBP: 0 BLK: 0 WP: 1 HR: 0 S: 37 P: 45 ERA: 1.12 WHIP: 0.875

**PITCHER**  
IP: WLS: BF: H: R: ER: SO: BB: IBB: HBP: BLK: WP: HR: S: P: ERA: WHIP



Batter	1	2	3	4	5	6	7	8	9	AB R H RBI BB SO LOB	TOP	
<b>Chuck Hinton, R</b> (1, 8) <small>OBP: 0.307, SLG: 0.299</small>	0-0 	0-3 <b>K</b>		0-0 <b>5-3</b>			0-3 <b>K</b>			4 0 1 0 0 2 3		
<b>Chico Salmon, R</b> (1, 6) <small>OBP: 0.339, SLG: 0.421</small>	0-3 <b>K</b>	0-0 <b>F3</b>			0-0 <b>5-3</b>			0-0 <b>F4</b>		4 0 0 0 0 1 4		
<b>Leon Wagner, L</b> (1, 7) <small>OBP: 0.325, SLG: 0.427</small>	0-0 <b>G3-6-3</b> <small>1-2f</small>			0-0 <b>FC5</b> <b>1B</b>		0-0 <b>F8</b>		0-0 <b>4-3</b>		4 0 1 0 0 0 1		
<b>Fred Whitfield, L</b> (1, 3) <small>OBP: 0.263, SLG: 0.401</small>			0-0 <b>4-3</b>		0-0 <b>F7</b>		0-3 <b>K</b>		0-0 <b>1-3</b>		4 0 0 0 0 1 1	
<b>Rocky Colavito, R</b> (1, 9) <small>OBP: 0.357, SLG: 0.457</small>		4-0 <b>1B</b> <b>E</b> <b>BB</b> <b>BB</b>		0-0 <b>FC5</b> <b>1B</b>		0-0 <b>F9</b>			0-0 <b>F7</b>		3 1 1 0 1 0 0	
<b>Max Alvis, R</b> (1, 5) <small>OBP: 0.320, SLG: 0.339</small>		0-0 <b>E5</b> <b>BB</b> <b>1B</b> <b>E</b>		0-0 <b>FC5</b> <b>1B</b>		0-0 <b>5-3</b>			0-0 <b>F4</b>		4 1 0 0 0 0 3	
<b>Pedro Gonzalez, R</b> (1, 4) <small>OBP: 0.273, SLG: 0.305</small>		0-0 <b>E</b> <b>BB</b> <b>1B</b>		0-0 <b>F8</b>		0-0 <b>5-3</b>			0-0 <b>1-3</b>		4 0 1 0 0 0 2	
<b>Joe Azcue, R</b> (1, 2) <small>OBP: 0.316, SLG: 0.347</small>		4-0 <b>E</b> <b>BB</b>		0-0 <b>4-3</b>			0-0 <b>F9</b>				2 0 0 1 1 0 0	
<b>Sonny Siebert, R</b> (1, 1) <small>OBP: 0.204, SLG: 0.229</small> <b>Tony Curry, L</b> (7, PH) <small>OBP: 0.278, SLG: 0.133</small> <b>Luis Tiant, R</b> (7, 1) <small>OBP: 0.100, SLG: 0.053</small> <b>Bob Allen, L</b> (7, 1) <small>OBP: 0.250, SLG: 0.143</small>	0-0 <b>E3</b>			0-0 <b>1-3</b>			0-3 <b>K</b>				2 0 0 1 0 0 2	
<b>Inning Stats</b>	R: 0 H: 1 E: 0 LOB: 0 K: 1 BB: 0 S: 5 P: 5	R: 2 H: 1 E: 2 LOB: 3 K: 1 BB: 2 S: 8 P: 16	R: 0 H: 2 E: 0 LOB: 2 K: 0 BB: 0 S: 5 P: 5	R: 0 H: 0 E: 0 LOB: 0 K: 0 BB: 0 S: 3 P: 3	R: 0 H: 0 E: 0 LOB: 0 K: 1 BB: 0 S: 5 P: 5	R: 0 H: 0 E: 0 LOB: 0 K: 0 BB: 0 S: 3 P: 3	R: 0 H: 0 E: 0 LOB: 0 K: 2 BB: 0 S: 7 P: 7	R: 0 H: 0 E: 0 LOB: 0 K: 0 BB: 0 S: 3 P: 3	R: 0 H: 0 E: 0 LOB: 0 K: 0 BB: 0 S: 3 P: 3	1B: 4 SF: 0 2B: 0 SAC: 0 3B: 0 DP: 1 HR: 0 HBP: 0	WP: 0 PA: 34 PB: 0 SB: 0 CS: 0	
<b>PITCHER</b> <b>Bruce Howard, R</b> (1, 1) <small>ERA: 2.45</small>	IP 9.0 WLS W BF 34 H 4 R 2 ER 0 SO 5 BB 2 IBB 0 HBP 0 BLK 0 WP 0 HR 0 S 42 P 50 ERA 0.00 WHIP 0.667											

**Cleveland Indians @ Chicago White Sox**  
 Comiskey Park, Chicago, IL  
 Fri Jul 15 1966, 8:05 PM EDT  
 Att. 22,017 - Unknown

livebaseballscorecards.com

<b>AB</b>	<b>32</b>
<b>R</b>	<b>2</b>
<b>H</b>	<b>4</b>
<b>RBI</b>	<b>2</b>
<b>BB</b>	<b>2</b>
<b>SO</b>	<b>5</b>
<b>LOB</b>	<b>16</b>



Batter	1	2	3	4	5	6	7	8	9
Wayne Causey, L (1, 4) OBP: 0.315, SLG: 0.282 Bill Skowron, R (7, PH) OBP: 0.293, SLG: 0.349 Al Weis, S (8, 4) OBP: 0.220, SLG: 0.141	0-0 F9		0-0 4-3			0-0 F9	0-0 F8		
Don Buford, S (1, 5) OBP: 0.315, SLG: 0.345	0-3 K		0-3 K			0-0 F6		0-0 F5	
Tommie Agee, R (1, 8) OBP: 0.317, SLG: 0.415	0-3 K			0-3 K		0-0 F9		0-0 5-3	
John Romano, R (1, 2) OBP: 0.382, SLG: 0.439		0-0 F8		0-0 1-4-3			0-0 HR	0-3 K	
Floyd Robinson, L (1, 9) OBP: 0.343, SLG: 0.350		4-0 E BB		4-0 BB			4-0 SH4 1B BB		
Jerry Adair, R (1, 6) OBP: 0.298, SLG: 0.311		0-3 K		0-0 5-3			0-0 SH4		
Tom McCraw, L (1, 3) OBP: 0.299, SLG: 0.351		0-0 E8 1B			0-0 L3		0-0 1B SF8 1B		
Ken Berry, R (1, 7) OBP: 0.295, SLG: 0.392		0-0 F8			0-3 K		0-0 1B		
Bruce Howard, S (1, 1)			0-0 F7		0-3 K		0-0 SF8		

Inning Stats	R: 0	H: 0	E: 0	K: 2	S: 7	R: 1	H: 1	E: 1	K: 1	S: 6	R: 0	H: 0	E: 0	K: 1	S: 5	R: 0	H: 0	E: 0	K: 1	S: 5	R: 0	H: 0	E: 0	K: 2	S: 7	R: 3	H: 3	E: 0	K: 0	S: 6	R: 0	H: 0	E: 0	K: 1	S: 5	
	0	0	0	2	7	1	1	1	1	6	0	0	0	1	5	0	0	0	0	1	5	0	0	0	2	7	3	3	0	0	6	0	0	0	1	5

PITCHER	IP	WLS	BF	H	R	ER	SO	BB	IBB	HBP	BLK	WP	HR	S	P	ERA	WHIP
Sonny Siebert, R (1, 1) ERA: 2.73	6.0		21	1	1	0	7	2	0	0	0	0	0	33	41	0.00	0.500
Luis Tiant, R (7, 1) ERA: 3.6	0.1	L	4	2	3	3	0	1	0	0	0	0	1	3	7	81.00	9.000
Bob Allen, L (7, 1) ERA: 3.53	1.2		6	1	0	0	1	0	0	0	0	0	0	8	8	0.00	0.600

**BOTTOM**

**Cleveland Indians @ Chicago White Sox**  
Comiskey Park, Chicago, IL

Fri Jul 15 1966, 8:05 PM EDT  
Att. 22,017 - Unknown

AB	R	H	RBI	BB	SO	LOB
3	0	0	0	0	0	0
1	0	0	0	0	0	1
0	0	0	0	0	0	0
4	0	0	0	0	2	0
4	0	0	0	0	2	0
4	1	1	1	0	1	0
0	2	0	0	3	0	0
2	0	0	0	0	1	2
3	1	2	1	0	0	0
3	0	1	0	0	1	1
2	0	0	1	0	1	0

AB	26
R	4
H	4
RBI	3
BB	3
SO	8
LOB	4

WP: 0 PA: 31  
PB: 0  
SB: 0  
CS: 0



WP	HR	S	P	ERA	WHIP
0	0	0	0	0.00	0.500
0	1	3	7	81.00	9.000
0	0	8	8	0.00	0.600



Batter	1	2	3	4	5	6	7	8	9	AB R H RBI BB SO LOB	TOP
<b>Chuck Hinton, R</b> (1, 8) OBP: 0.318, SLG: 0.307	0-0  BB 1B		0-0  FC5-4 1B		4-0  FC1-6 BB		0-0  4-3			3 1 2 0 1 0 0	
<b>Chico Salmon, R</b> (1, 6) OBP: 0.333, SLG: 0.414	0-0  F8		0-0  FC5-4 1B		0-0  FC1-6 FC3-6		0-3  K			4 1 0 0 0 1 3	
<b>Leon Wagner, L</b> (1, 7) OBP: 0.327, SLG: 0.426	4-0  1B BB		0-0  1B 1B		0-0  FC3-6 1-2f			0-0  F8		3 0 1 1 1 0 1	
<b>Rocky Colavito, R</b> (1, 9) OBP: 0.356, SLG: 0.454	0-0  F2		0-0  1-3 1B		0-0  F9			0-0  6-3		4 0 1 0 0 0 3	
<b>Fred Whitfield, L</b> (1, 3) OBP: 0.266, SLG: 0.402	0-0  1-3 2-H 1B		0-3  K		0-0  F9			0-0  FC5-4 1B		4 0 2 1 0 1 2	
<b>Max Alvis, R</b> (1, 5) OBP: 0.316, SLG: 0.334	0-0  B1-3		0-0  F5		0-3  K			0-0  FC5-4 1-2f		4 0 0 0 0 1 5	
<b>Pedro Gonzalez, R</b> (1, 4) OBP: 0.273, SLG: 0.304		0-0  1-3		0-0  F7		0-0  1B		0-0  2-3		4 0 1 0 0 0 0	
<b>Del Crandall, R</b> (1, 2) OBP: 0.299, SLG: 0.322 <b>Jack Kralick, L</b> (6, 1) OBP: 0.111, SLG: 0.111 <b>Tony Curry, L</b> (9, PH) OBP: 0.263, SLG: 0.125		0-0  5-3		0-0  5-3		0-0  F7		0-3  K		3 0 0 0 0 0 1 0 0 0 0 0 0 0 1 0 0 0 0 1 0	
<b>Steve Hargan, R</b> (1, 1) <b>Joe Azcue, R</b> (6, 2) OBP: 0.313, SLG: 0.342		0-3  K		0-3  K		0-3  K		0-0  1-3		2 0 0 0 0 2 0 2 0 0 0 0 1 0	
<b>Inning Stats</b>	R: 1 H: 2 E: 0 LOB: 2 K: 0 BB: 1 S: 5 P: 9	R: 0 H: 0 E: 0 LOB: 0 K: 1 BB: 0 S: 5 P: 5	R: 1 H: 3 E: 0 LOB: 2 K: 1 BB: 0 S: 8 P: 8	R: 0 H: 0 E: 0 LOB: 0 K: 1 BB: 0 S: 5 P: 5	R: 0 H: 0 E: 0 LOB: 1 K: 0 BB: 1 S: 3 P: 7	R: 0 H: 1 E: 0 LOB: 1 K: 1 BB: 0 S: 6 P: 6	R: 0 H: 0 E: 0 LOB: 0 K: 2 BB: 0 S: 7 P: 7	R: 0 H: 1 E: 0 LOB: 1 K: 0 BB: 0 S: 4 P: 4	R: 0 H: 0 E: 0 LOB: 0 K: 1 BB: 0 S: 5 P: 5	1B: 7 SF: 0 2B: 0 SAC: 0 3B: 0 DP: 0 HR: 0 HBP: 0	WP: 0 PA: 36 PB: 0 SB: 1 CS: 0
<b>PITCHER</b> <b>Joe Horlen, R</b> (1, 1) ERA: 2.27 <b>Bob Locker, R</b> (7, 1) ERA: 2.15	IP WLS BF H R ER SO BB IBB HBP BLK WP HR S P ERA WHIP 6.0 W 26 6 2 2 4 2 0 0 0 0 0 0 32 40 3.00 1.333 3.0 S 10 1 0 0 3 0 0 0 0 0 0 0 16 16 0.00 0.333										

**Cleveland Indians @ Chicago White Sox**  
 Comiskey Park, Chicago, IL  
 Sat Jul 16 1966, 4:33 AM EDT  
 Att. 9,399 - Unknown

[livebaseballscorecards.com](http://livebaseballscorecards.com)



Batter	1	2	3	4	5	6	7	8	9
Wayne Causey, L (1, 4) OBP: 0.316, SLG: 0.278 Bill Skowron, R (6, PH) OBP: 0.296, SLG: 0.358 Bob Locker, S (7, 1) OBP: 0.308, SLG: 0.182	4-0 FC1-6 BB		0-0 1-3	0-0 F8		0-0 1B E 2B		0-3 K	
Don Buford, S (1, 5) OBP: 0.316, SLG: 0.344	0-0 FC1-6 S 1-2f		4-0 1B S BB		0-0 G3	0-0 4-3 E 1B		0-0 1-3	
Tommie Agee, R (1, 8) OBP: 0.318, SLG: 0.423	0-0 F6 1-2		0-0 1-3 1B		0-3 K	0-0 4-3		0-0 HR	
John Romano, R (1, 2) OBP: 0.377, SLG: 0.432	0-3 K		0-3 K		0-0 4-3	0-0 G1		0-0 1B	
Floyd Robinson, L (1, 9) OBP: 0.344, SLG: 0.348		0-0 1B SF7 1B	4-0 BB			0-0 1-3	0-0 6-3	0-0 1-3	
Jerry Adair, R (1, 6) OBP: 0.308, SLG: 0.321		0-0 G3 1B	0-0 F7			0-0 1B 1B	0-0 FC9-6 1B		
Tom McCraw, L (1, 3) OBP: 0.302, SLG: 0.356		0-0 SF7 3-H		0-0 1B 1B		0-0 1B 2B 1B	0-0 FC9-6 S 1-2f		
Ken Berry, R (1, 7) OBP: 0.303, SLG: 0.396		0-0 G3 1-2		0-0 5-4 1B		0-0 2B 1B	4-0 1-2 IBB		
Joe Herten, R (1, 1) OBP: 0.114, SLG: 0.088 Smoky Burgess, L (6, PH) OBP: 0.381, SLG: 0.361 Al Weis, S (6, PR) OBP: 0.218, SLG: 0.140 (7, 4)		0-0 6-3		0-0 5-4 1-2f		0-0 2B 2B	0-0 F9		

AB	R	H	RBI	BB	SO	LOB
2	0	0	0	1	0	1
1	1	1	1	0	0	0
1	0	0	0	0	1	0
4	0	1	0	1	0	1
5	1	2	1	0	1	3
5	0	1	0	0	2	5
4	1	1	0	1	0	1
4	1	3	0	0	0	3
3	1	2	1	0	0	1
3	1	2	1	1	0	1
2	0	0	0	0	0	3
1	0	1	2	0	0	0
1	1	0	0	0	0	2

BOTTOM

Cleveland Indians @ Chicago White Sox  
Comiskey Park, Chicago, IL  
Sat Jul 16 1966, 4:33 AM EDT  
Att. 9,399 - Unknown

livebaseballscorecards.com

AB	36
R	7
H	14
RBI	6
BB	4
SO	4
LOB	21




1B:	11	SF:	1
2B:	3	SAC:	0
3B:	0	DP:	1
HR:	1	HBP:	0

WP:	0	PA:	41
PB:	0		
SB:	3		
CS:	0		

Inning Stats	R	H	E	K	S	R	H	E	K	S	R	H	E	K	S	R	H	E	K	S
	0	0	0	1	9	1	2	0	0	5	0	1	0	1	3	0	0	0	0	6
	0	0	0	0	9	0	0	0	0	5	0	0	0	2	0	0	0	0	0	4
	0	0	0	1	9	0	0	0	0	5	0	0	0	2	0	0	0	0	0	4
	0	0	0	1	9	0	0	0	0	5	0	0	0	2	0	0	0	0	0	4

PITCHER	IP	WLS	BF	H	R	ER	SO	BB	IBB	HBP	BLK	WP	HR	S	P	ERA	WHIP
Steve Hargan, R (1, 1) ERA: 3.25	5.1	L	27	9	5	5	3	3	0	0	0	0	0	30	42	8.44	2.250
Jack Kralick, L (6, 1) ERA: 4.28	2.2		14	5	2	2	1	0	1	0	0	0	1	15	19	6.75	1.875



Batter	1	2	3	4	5	6	7	8	9	AB R H RBI BB SO LOB	TOP														
Luis Aparicio, R (1, 6) OBP: 0.287, SLG: 0.363	0-0 F9		0-0 3B		0-0 F7			0-0 1B		4 0 2 0 0 0 0	<p><b>Baltimore Orioles @ Chicago White Sox</b> Comiskey Park, Chicago, IL Sun Jul 17 1966, 4:33 AM EDT Unknown</p> <p>livebaseballscorecards.com</p> <table border="1"> <tr><td>AB</td><td>30</td></tr> <tr><td>R</td><td>1</td></tr> <tr><td>H</td><td>5</td></tr> <tr><td>RBI</td><td>1</td></tr> <tr><td>BB</td><td>1</td></tr> <tr><td>SO</td><td>6</td></tr> <tr><td>LOB</td><td>7</td></tr> </table> 	AB	30	R	1	H	5	RBI	1	BB	1	SO	6	LOB	7
AB	30																								
R	1																								
H	5																								
RBI	1																								
BB	1																								
SO	6																								
LOB	7																								
Boog Powell, L (1, 3) OBP: 0.377, SLG: 0.537	0-0 F4		0-3 K			0-0 4-3		0-3 K		4 0 0 0 0 2 2															
Frank Robinson, R (1, 9) OBP: 0.419, SLG: 0.586	4-0 BB		0-0 F8			0-0 G5-4-3 1B			0-0 F3	3 0 1 0 1 0 1															
Brooks Robinson, R (1, 5) OBP: 0.347, SLG: 0.492	0-0 F8			0-3 K		0-0 G5-4-3 1-2f			0-0 G6-4-3 1B	4 0 1 0 0 1 2															
Sam Bowens, R (1, 7) OBP: 0.262, SLG: 0.409		0-0 F6		0-0 L7			0-0 B1-3		0-0 G6-4-3 1-2f	4 0 0 0 0 0 1															
Davey Johnson, R (1, 4) OBP: 0.298, SLG: 0.349		0-0 E9 SH5-3		0-0 5-3			0-0 5-3			3 0 0 0 0 0 0															
Paul Blair, R (1, 8) OBP: 0.266, SLG: 0.354		0-0 SH5-3 2-3			0-0 5-3		0-0 L6			2 0 0 0 0 0 0															
Andy Etchebarren, R (1, 2) OBP: 0.326, SLG: 0.433		0-0 1-3			0-0 HR			0-3 K		3 1 1 1 0 1 1															
Bill Short, L (1, 1) Bob Johnson, R (8, PH) Eddie Fisher, R (8, 1)			0-3 K		0-3 K			0-0 F7		2 0 0 0 0 2 0 1 0 0 0 0 0 0 0 0 0 0 0 0 0															
<b>Inning Stats</b>	R: 0 H: 0 E: 0 LOB: 1 K: 0 BB: 1 S: 3 P: 7	R: 0 H: 0 E: 1 LOB: 1 K: 0 BB: 0 S: 4 P: 4	R: 0 H: 1 E: 0 LOB: 1 K: 2 BB: 0 S: 8 P: 8	R: 0 H: 0 E: 0 LOB: 0 K: 1 BB: 0 S: 5 P: 5	R: 1 H: 1 E: 0 LOB: 0 K: 1 BB: 0 S: 6 P: 6	R: 0 H: 1 E: 0 LOB: 0 K: 0 BB: 0 S: 3 P: 3	R: 0 H: 0 E: 0 LOB: 0 K: 0 BB: 0 S: 3 P: 3	R: 0 H: 1 E: 0 LOB: 1 K: 2 BB: 0 S: 8 P: 8	R: 0 H: 1 E: 0 LOB: 0 K: 0 BB: 0 S: 3 P: 3	1B: 3 SF: 0 2B: 0 SAC: 1 3B: 1 DP: 2 HR: 1 HBP: 0	WP: 0 PA: 32 PB: 0 SB: 0 CS: 0														
<b>PITCHER</b> Gary Peters, L (1, 1) ERA: 2.48	IP WLS BF H R ER SO BB IBB HBP BLK WP HR S P ERA WHIP	9.0 W 32 5 1 1 6 1 0 0 0 0 1 43 47 1.00 0.667																							

Batter	1	2	3	4	5	6	7	8	9
<b>Ken Berry, R</b> (1, 7) OBP: 0.307, SLG: 0.413	0-3 K		0-0 SF7 2B		0-0 F8			0-0 1B 3B	
<b>Don Buford, S</b> (1, 5) OBP: 0.315, SLG: 0.344	0-3 K		0-0 SF7 2B			0-0 4-3		0-0 WP 1B	
<b>Tommie Agee, R</b> (1, 8) OBP: 0.320, SLG: 0.422	0-0 6-3		0-0 1-3			0-0 FC4-6 1B		4-0 WP CS BB	
<b>John Romano, R</b> (1, 2) OBP: 0.370, SLG: 0.422		0-0 F7		0-3 K		0-0 FC4-6		0-3 K	
<b>Al Weis, S</b> (8, PR) OBP: 0.218, SLG: 0.140									
<b>J.C. Martin, L</b> (9, 2) OBP: 0.344, SLG: 0.415									
<b>Jerry Adair, R</b> (1, 4) OBP: 0.306, SLG: 0.326		0-0 L4		0-0 2B		0-0 F4		0-3 K	
<b>Bill Skowron, R</b> (1, 3) OBP: 0.292, SLG: 0.352									
<b>Tom McCraw, L</b> (8, 3) OBP: 0.302, SLG: 0.356		0-0 5-3		0-0 F7			0-0 1-3		
<b>Floyd Robinson, L</b> (1, 9) OBP: 0.341, SLG: 0.344			0-0 F6		0-0 L4		0-0 1-3		
<b>Lee Elia, R</b> (1, 6) OBP: 0.263, SLG: 0.327			4-0 1B 2B BB		0-3 K		0-0 F5		
<b>Gary Peters, L</b> (1, 1) OBP: 0.289, SLG: 0.422			0-0 2B 1B		0-0 F8			0-0 1-3	

Inning Stats	R: 0	H: 0	E: 0	K: 2	S: 7	LOB: 0	BB: 0	P: 7
	R: 0	H: 0	E: 0	K: 0	S: 3	LOB: 0	BB: 0	P: 3
	R: 3	H: 2	E: 0	K: 0	S: 5	LOB: 0	BB: 1	P: 9
	R: 0	H: 1	E: 0	K: 1	S: 6	LOB: 1	BB: 0	P: 6
	R: 0	H: 0	E: 0	K: 1	S: 5	LOB: 0	BB: 0	P: 5
	R: 0	H: 1	E: 0	K: 0	S: 4	LOB: 1	BB: 0	P: 4
	R: 0	H: 0	E: 0	K: 0	S: 3	LOB: 0	BB: 0	P: 3
	R: 2	H: 2	E: 0	K: 2	S: 9	LOB: 1	BB: 1	P: 13

PITCHER	IP	WLS	BF	H	R	ER	SO	BB	IBB	HBP	BLK	WP	HR	S	P	ERA	WHIP
<b>Bill Short, L</b> (1, 1) ERA: 1.29	7.0	L	26	4	3	3	4	1	0	0	0	0	0	33	37	3.86	0.714
<b>Eddie Fisher, R</b> (8, 1) ERA: 2.07	1.0		6	2	2	2	2	1	0	0	0	2	0	9	13	18.00	3.000

**BOTTOM**

**Baltimore Orioles @ Chicago White Sox**  
Comiskey Park, Chicago, IL


Sun Jul 17 1966, 4:33 AM EDT  
Unknown

AB	R	H	RBI	BB	SO	LOB
4	2	2	2	0	1	0
3	1	1	2	0	1	0
3	0	1	0	1	0	0
4	0	0	0	0	2	2
0	0	0	0	0	0	0
0	0	0	0	0	0	0
4	0	1	0	0	1	3
3	0	0	0	0	0	1
0	0	0	0	0	0	0
3	0	0	0	0	0	1
2	1	0	0	1	1	0
3	1	1	0	0	0	0

AB	29
R	5
H	6
RBI	4
BB	2
SO	6
LOB	7

livebaseballscorecards.com

**AB 29**  
**R 5**  
**H 6**  
**RBI 4**  
**BB 2**  
**SO 6**  
**LOB 7**



WP	PA
2	32
PB: 0	
SB: 2	
CS: 1	



Batter	1	2	3	4	5	6	7	8	9	AB R H RBI BB SO LOB	TOP		
Luis Aparicio, R (1, 6) OBP: 0.290, SLG: 0.365	0-0 F7		0-0 FC4-6 1B		0-0 E5 4-3 1B		0-3 K			4 0 2 0 0 1 0	<p><b>Baltimore Orioles @ Chicago White Sox</b> Comiskey Park, Chicago, IL Sun Jul 17 1966, 4:38 AM EDT Att. 27,789 - Unknown</p> <p>livebaseballscorecards.com</p>		
Russ Snyder, L (1, 8) OBP: 0.404, SLG: 0.455 (8, 7)	0-0 F5		0-0 FC4-6 1B		0-0 4-3			0-0 F9 2B		4 1 1 0 0 0 2			
Frank Robinson, R (1, 9) OBP: 0.415, SLG: 0.579	0-0 G1		0-3 K		0-0 F5			0-0 F9		4 0 0 0 0 1 3			
Brooks Robinson, R (1, 5) OBP: 0.350, SLG: 0.500		0-0 BB G3 2B	0-0 1B		0-0 4-3 SF9 2B			0-0 6-3		4 2 3 1 0 0 1			
Boog Powell, L (1, 3) OBP: 0.379, SLG: 0.533		4-0 BB BB BB BB G3 BB BB	0-0 F8		0-0 4-3			4-0 BB		2 0 0 0 2 0 2			
Curt Blefary, L (1, 7) OBP: 0.354, SLG: 0.436 Paul Blair, R (8, 8) OBP: 0.266, SLG: 0.354		4-0 BB BB BB BB 1-2 2-3 BB		0-0 F3		0-0 SF9		0-0 F7		2 0 0 1 1 0 2 0 0 0 0 0 0 0			
Davey Johnson, R (1, 4) OBP: 0.295, SLG: 0.345		0-0 F6		0-0 6-3		0-3 K		0-0 F8		4 0 0 0 0 1 3			
Andy Etchebarren, R (1, 2) OBP: 0.322, SLG: 0.427		0-0 G3		0-3 K			0-0 6-3		0-0 F9	4 0 0 1 0 1 2			
Jim Palmer, R (1, 1) OBP: 0.156, SLG: 0.190 Dick Hall, R (7, 1) OBP: 0.143, SLG: 0.143 Stu Miller, R (9, 1) OBP: 0.083, SLG: 0.083		0-0 F2			0-0 6-3		0-3 K		0-0 4-3	3 0 0 0 0 1 2 1 0 0 0 0 0 0 0 0 0 0 0 0 0			
<b>Inning Stats</b>	R: 0 E: 0 K: 0 S: 3 H: 0 LOB: 0 BB: 0 P: 3	R: 1 E: 0 K: 0 S: 4 H: 1 LOB: 2 BB: 2 P: 12	R: 1 E: 0 K: 1 S: 7 H: 2 LOB: 1 BB: 0 P: 7	R: 0 E: 0 K: 1 S: 5 H: 0 LOB: 0 BB: 0 P: 5	R: 0 E: 1 K: 0 S: 4 H: 1 LOB: 1 BB: 0 P: 4	R: 1 E: 0 K: 1 S: 6 H: 1 LOB: 0 BB: 0 P: 6	R: 0 E: 0 K: 2 S: 7 H: 0 LOB: 0 BB: 0 P: 7	R: 0 E: 0 K: 0 S: 4 H: 1 LOB: 2 BB: 1 P: 8	R: 0 E: 0 K: 0 S: 3 H: 0 LOB: 0 BB: 0 P: 3	1B: 3 2B: 3 3B: 0 HR: 0 SF: 1 SAC: 0 DP: 0 HBP: 0		WP: 0 PB: 0 SB: 1 CS: 0 PA: 36	
<b>PITCHER</b>	IP WLS BF H R ER SO BB IBB HBP BLK WP HR S P ERA WHIP											<b>PITCHER</b>	IP WLS BF H R ER SO BB IBB HBP BLK WP HR S P ERA WHIP
Jack Lamabe, R (1, 1) ERA: 3.15	1.0 L 6 1 1 1 0 2 0 0 0 0 0 0 4 12 9.00 3.000												
John Buzhardt, R (2, 1) ERA: 3.53	5.0 19 4 2 2 3 0 0 0 0 0 0 0 25 25 3.60 0.800												
Hoyt Wilhelm, R (7, 1) ERA: 2.12	2.0 8 1 0 0 2 1 0 0 0 0 0 0 11 15 0.00 1.000												
Bob Locker, R (9, 1) ERA: 2.13	1.0 3 0 0 0 0 0 0 0 0 0 0 0 3 3 0.00 0.000												

AB	32
R	3
H	6
RBI	3
BB	3
SO	5
LOB	17



BOTTOM

Baltimore Orioles @ Chicago White Sox  
Comiskey Park, Chicago, IL  
Sun Jul 17 1966, 4:38 AM EDT  
Att. 27,789 - Unknown

livebaseballscorecards.com

AB	33
R	2
H	9
RBI	2
BB	1
SO	7
LOB	15



WP:	1	PA:	35
PB:	0		
SB:	0		
CS:	1		

AB R H RBI BB SO LOB

4 0 1 0 0 1 2

4 0 2 0 0 0 2

4 0 0 0 0 2 5

4 0 0 0 0 1 2

4 1 1 0 0 1 0

4 0 1 1 0 1 0

4 1 1 0 0 1 3

1B:	7	SF:	0
2B:	2	SAC:	1
3B:	0	DP:	0
HR:	0	HBP:	0

1B:	7	SF:	0
2B:	2	SAC:	1
3B:	0	DP:	0
HR:	0	HBP:	0

1B:	7	SF:	0
2B:	2	SAC:	1
3B:	0	DP:	0
HR:	0	HBP:	0

WP:	1	PA:	35
PB:	0		
SB:	0		
CS:	1		

Batter	1	2	3	4	5	6	7	8	9
Wayne Causey, L (1, 4) OBP: 0.314, SLG: 0.277	0-3 K		0-0 4-3			0-0 1-3 1B		0-0 F8	
Don Buford, S (1, 5) OBP: 0.317, SLG: 0.346	0-0 CS 1B			0-0 F7		0-0 F4		0-0 1-3 1B	
Tommie Agee, R (1, 8) OBP: 0.317, SLG: 0.418	0-0 6-3 1-2			0-0 F3		0-3 K		0-3 K	
Floyd Robinson, L (1, 9) OBP: 0.337, SLG: 0.339		0-3 K		0-0 F4		0-0 6-3			0-0 4-3
Tom McCraw, L (1, 3) OBP: 0.302, SLG: 0.354		0-0 F6			0-0 F7		0-3 K		0-0 2B 1B
Jerry Adair, R (1, 6) OBP: 0.305, SLG: 0.330		0-3 K			0-0 F9		0-0 4-3		0-0 1-H 2B
J.C. Martin, L (1, 2) OBP: 0.351, SLG: 0.417			0-0 SH1-4 1B		0-0 F9		4-0 BB		0-0 F8
Al Weis, S (7, PR) OBP: 0.218, SLG: 0.140									
Jerry McNertney, R (8, 2) OBP: 0.326, SLG: 0.256									
John Romano, R (9, PH) OBP: 0.368, SLG: 0.420									
Ken Berry, R (1, 7) OBP: 0.306, SLG: 0.414			0-3 K			0-0 1B 2B		0-0 F8	
Jack Lamabe, R (1, 1) OBP: 0.385, SLG: 0.378								0-0 1B WP	
John Buzhardt, R (2, 1) OBP: 0.161, SLG: 0.103									
Gary Peiers, L (6, PH) OBP: 0.304, SLG: 0.435									
Joe Horlen, R (6, PR) OBP: 0.114, SLG: 0.088									
Hoyt Wilhelm, R (7, 1) OBP: 0.385, SLG: 0.378									
Smoky Burgess, L (8, PH) OBP: 0.263, SLG: 0.327									
Lee Elia, R (8, PR) OBP: 0.263, SLG: 0.327									
Bob Locker, S (9, 1) OBP: 0.308, SLG: 0.182									

Inning Stats	R: 0	H: 1	E: 0	LOB: 0	K: 1	S: 5	P: 5	R: 0	H: 0	E: 0	LOB: 0	K: 2	S: 7	R: 0	H: 1	E: 0	LOB: 1	K: 1	S: 6	R: 0	H: 0	E: 0	LOB: 0	K: 0	S: 3	R: 0	H: 0	E: 0	LOB: 0	K: 0	S: 3	R: 1	H: 3	E: 0	LOB: 2	K: 1	S: 8	R: 0	H: 0	E: 0	LOB: 1	K: 1	S: 5	R: 0	H: 2	E: 0	LOB: 2	K: 1	S: 6	R: 1	H: 2	E: 0	LOB: 1	K: 0	S: 5	1B: 7	SF: 0	2B: 2	SAC: 1	3B: 0	DP: 0	HR: 0	WP: 1	PA: 35
--------------	------	------	------	--------	------	------	------	------	------	------	--------	------	------	------	------	------	--------	------	------	------	------	------	--------	------	------	------	------	------	--------	------	------	------	------	------	--------	------	------	------	------	------	--------	------	------	------	------	------	--------	------	------	------	------	------	--------	------	------	-------	-------	-------	--------	-------	-------	-------	-------	--------

PITCHER	IP	WLS	BF	H	R	ER	SO	BB	IBB	HBP	BLK	WP	HR	S	P	ERA	WHIP
Jim Palmer, R (1, 1) ERA: 3.47	6.2	W	25	5	1	1	6	1	0	0	0	1	0	36	40	1.35	0.900
Dick Hall, R (7, 1) ERA: 3.03	1.2		8	4	1	1	1	0	0	0	0	0	0	10	10	5.40	2.400
Stu Miller, R (9, 1) ERA: 1.99	0.2	S	2	0	0	0	0	0	0	0	0	0	0	2	2	0.00	0.000



Batter	1	2	3	4	5	6	7	8	9	AB R H RBI BB SO LOB	TOP	
Luis Aparicio, R (1, 6) OBP: 0.286, SLG: 0.360	0-0 6-3	0-0 F7		0-0 F7		0-0 6-3			0-0 F8	5 0 0 0 0 0 1		
Boog Powell, L (1, 3) OBP: 0.387, SLG: 0.548	4-0 1B BB	0-0 HR		0-0 1B				4-0 F8 BB	0-0 CS 1B	3 2 3 2 2 0 0		
Frank Robinson, R (1, 9) OBP: 0.418, SLG: 0.589	0-0 FC6-4 1B	0-0 HR		0-3 K				0-0 1-2 1B	0-0 F3	5 1 3 1 0 1 2		
Brooks Robinson, R (1, 5) OBP: 0.350, SLG: 0.497	0-0 FC6-4 1B	0-0 F8		0-0 F6				0-0 F8	0-0 1-2	4 0 1 1 0 0 3		
Sam Bowens, R (1, 7) OBP: 0.281, SLG: 0.400	0-0 FC6-4		H 1-0 HBP		0-0 F7			0-0 F6		3 0 0 0 0 0 4		
Davey Johnson, R (1, 4) OBP: 0.292, SLG: 0.340	0-0 1-3		0-0 F8		0-0 5-3			0-0 1-3		4 0 0 0 0 0 5		
Paul Blair, R (1, 8) OBP: 0.266, SLG: 0.358		0-0 1-4-3 1B 2B		0-0 F3		0-3 K		0-0 B2		4 1 1 0 0 1 1		
Andy Etchebarren, R (1, 2) Vic Roznovsky, L (3, 2) OBP: 0.323, SLG: 0.426 OBP: 0.481, SLG: 0.409		0-0 1-4-3	H 1-0		0-0 G3			0-0 5-3		1 0 0 0 0 0 1 2 0 0 0 0 0 0		
John Miller, R (1, 1) Gene Brabender, R (6, 1) Moe Drabowsky, R (9, 1) OBP: 0.056, SLG: 0.056 OBP: 0.500, SLG: 0.500		0-0 HR 1B	0-3 K		0-3 K			0-3 K		3 1 1 1 0 2 2 1 0 0 0 0 1 0 0 0 0 0 0 0 0		
<b>Inning Stats</b>	R: 1 H: 2 E: 0 LOB: 2 K: 0 BB: 1 S: 5 P: 9	R: 4 H: 4 E: 0 LOB: 0 K: 0 BB: 0 S: 7 P: 7	R: 0 H: 0 E: 0 LOB: 2 K: 1 BB: 0 S: 5 P: 7	R: 0 H: 1 E: 0 LOB: 1 K: 1 BB: 0 S: 6 P: 6	R: 0 H: 0 E: 0 LOB: 0 K: 1 BB: 0 S: 5 P: 5	R: 0 H: 0 E: 0 LOB: 0 K: 1 BB: 0 S: 5 P: 5	R: 0 H: 1 E: 0 LOB: 2 K: 0 BB: 1 S: 4 P: 8	R: 0 H: 0 E: 0 LOB: 0 K: 1 BB: 0 S: 5 P: 5	R: 0 H: 1 E: 0 LOB: 0 K: 0 BB: 0 S: 3 P: 3	1B: 6 SF: 0 2B: 1 SAC: 0 3B: 0 DP: 0 HR: 2 HBP: 2	WP: 0 PA: 39 PB: 0 SB: 1 CS: 1	
<b>PITCHER</b>	IP WLS BF H R ER SO BB IBB HBP BLK WP HR S P ERA WHIP											
Juan Pizarro, L (1, 1) ERA: 3.79	1.2 L 12 6 5 5 0 1 0 0 0 0 0 2 11 15 27.00 4.200											
Dennis Higgins, R (2, 1) ERA: 3.29	3.1 13 1 0 0 3 0 0 2 0 0 0 0 17 19 0.00 0.300											
Jack Lamabe, R (6, 1) ERA: 3.06	2.0 8 1 0 0 1 1 0 0 0 0 0 0 9 13 0.00 1.000											
Hoyt Wilhelm, R (8, 1) ERA: 1.89	2.0 6 1 0 0 1 0 0 0 0 0 0 0 8 8 0.00 0.500											

**Baltimore Orioles @ Chicago White Sox**  
Comiskey Park, Chicago, IL  
Mon Jul 18 1966, 8:05 PM EDT  
Att. 17,899 - Unknown

livebaseballscorecards.com

**AB 35**  
**R 5**  
**H 9**  
**RBI 5**  
**BB 2**  
**SO 5**  
**LOB 19**



**BOTTOM**

**Baltimore Orioles @ Chicago White Sox**  
 Comiskey Park, Chicago, IL  
 Mon Jul 18 1966, 8:05 PM EDT  
 Att. 17,899 - Unknown

livebaseballscorecards.com

<b>AB</b>	<b>32</b>
<b>R</b>	<b>3</b>
<b>H</b>	<b>5</b>
<b>RBI</b>	<b>3</b>
<b>BB</b>	<b>5</b>
<b>SO</b>	<b>3</b>
<b>LOB</b>	<b>16</b>



WP: 0	PA: 37
PB: 0	
SB: 2	
CS: 1	

AB R H RBI BB SO LOB

4 0 0 0 1 0 2

4 1 2 1 0 1 0

2 1 0 0 2 0 2

4 0 1 2 0 1 1

0 0 0 0 0 0 0

0 0 0 0 0 0 0

4 0 0 0 0 0 5

0 0 0 0 0 0 0

1B: 2 SF: 0

2B: 3 SAC: 0

3B: 0 DP: 0

HR: 0 HBP: 0

Batter	1	2	3	4	5	6	7	8	9
Wayne Causey, L (1, 4) OBP: 0.311, SLG: 0.270	0-0 F7		0-0 F7		4-0 1B BB		0-0 4-3		0-0 F4
Ken Berry, R (1, 8) OBP: 0.309, SLG: 0.416	0-0 2B 1B		0-0 6-3		0-0 1B		0-3 K		
Don Buford, S (1, 5) OBP: 0.319, SLG: 0.344	4-0 2B BB		0-0 4-3		0-0 F7			4-0 FC4-6 BB	
John Romano, R (1, 2) OBP: 0.366, SLG: 0.421	0-0 2B			0-3 K		0-0 F8		0-0 FC4-6 CS	
Al Weis, S (8, PR) OBP: 0.218, SLG: 0.140	1-H 2B							1-3	
Jerry McNertney, R (9, 2) OBP: 0.326, SLG: 0.256	3-H 2B								
Tom McCraw, L (1, 7) OBP: 0.297, SLG: 0.348	0-3 K		0-0 1-3		0-0 4-3			0-0 1-3	
Bill Skowron, R (1, 3) OBP: 0.291, SLG: 0.347	0-0 6-3		0-0 F9		4-0 2B BB			0-0 E6 BB	
Tommie Agee, R (9, PR) OBP: 0.317, SLG: 0.418									
Floyd Robinson, L (1, 9) OBP: 0.342, SLG: 0.350		0-0 F8			0-0 3-1 1B 2B	0-0 1-3 2B		4-0 FC6-4 BB	
Jerry Adair, R (1, 6) OBP: 0.299, SLG: 0.322		0-0 F6			0-0 1-3	0-0 1-3		0-0 B3	
Juan Pizarro, L (1, 1) OBP: 0.150, SLG: 0.111		0-0 5-3			0-0 3-1		0-0 G3	0-0 FC6-4	
Dennis Higgins, R (2, 1) OBP: 0.200, SLG: 0.111								1-2f	
Gary Peifers, L (5, PH) OBP: 0.298, SLG: 0.426									
Jack Lamabe, R (8, 1) OBP: 0.386, SLG: 0.368									
Smoky Burgess, L (7, PH) OBP: 0.348, SLG: 0.413									
Hoyt Wilhelm, R (8, 1) OBP: 0.263, SLG: 0.327									
J.C. Martin, L (9, PH) OBP: 0.263, SLG: 0.327									
Lee Elia, R (9, PR)									

Inning Stats	R: 2	H: 2	E: 0	K: 1	S: 7	H: 2	LOB: 1	BB: 1	P: 11	R: 0	H: 0	E: 0	K: 0	S: 3	R: 0	H: 0	E: 0	K: 1	S: 5	R: 1	H: 2	E: 0	K: 0	S: 5	R: 0	H: 1	E: 0	K: 0	S: 4	R: 0	H: 0	E: 0	K: 1	S: 5	R: 0	H: 0	E: 0	K: 0	S: 2	R: 0	H: 0	E: 1	K: 0	S: 4	R: 0	H: 0	E: 1	K: 0	S: 4	1B: 2	2B: 3	3B: 0	HR: 0	SF: 0	SAC: 0	DP: 0	HBP: 0	WP: 0	PA: 37
--------------	------	------	------	------	------	------	--------	-------	-------	------	------	------	------	------	------	------	------	------	------	------	------	------	------	------	------	------	------	------	------	------	------	------	------	------	------	------	------	------	------	------	------	------	------	------	------	------	------	------	------	-------	-------	-------	-------	-------	--------	-------	--------	-------	--------

PITCHER	IP	WLS	BF	H	R	ER	SO	BB	IBB	HBP	BLK	WP	HR	S	P	ERA	WHIP
John Miller, R (1, 1) ERA: 4.83	5.2	W	25	5	3	3	2	3	0	0	0	0	0	26	38	4.76	1.412
Gene Brabender, R (6, 1) ERA: 3.89	2.1		9	0	0	0	1	2	0	0	0	0	0	9	17	0.00	0.857
Moe Drabowsky, R (9, 1) ERA: 2.93	1.0	S	3	0	0	0	0	0	0	0	0	0	0	3	3	0.00	0.000



Batter	1	2	3	4	5	6	7	8	9	AB R H RBI BB SO LOB	TOP	
Wayne Causey, L (1, 4) OBP: 0.313, SLG: 0.274 Al Weis, S (9, 4) OBP: 0.218, SLG: 0.140	0-0 FC6-4 1B	0-0 1B		0-3 K			0-0 6-3	0-0 1-3		5 0 2 0 0 1 1 0 0 0 0 0 0 0		
Don Buford, S (1, 5) OBP: 0.320, SLG: 0.343 (7, 9)	0-0 FC6-4 1-2f	0-0 4-3			0-0 5-3		0-0 WP BB BB 1B	4-0 1B SF9 BB		4 2 1 0 1 0 2		
Tommie Agee, R (1, 8) OBP: 0.321, SLG: 0.419	0-3 K 1-3		0-0 WP 1B		0-0 1-3		4-0 BB WP BB	0-0 1B		4 1 2 0 1 1 1		
Floyd Robinson, L (1, 9) OBP: 0.345, SLG: 0.351 John Romano, R (7, PH) OBP: 0.369, SLG: 0.421 Joe Horton, R (7, PH) OBP: 0.114, SLG: 0.088 Hoyt Wilhelm, R (7, 1) Smoky Burgess, L (9, PH) OBP: 0.376, SLG: 0.368 Bob Locker, S (9, 1) OBP: 0.308, SLG: 0.182	4-0 BB		0-0 G3 1B	1-H	0-0 4-3		4-0 BB 1-2 2-3 IBB	0-0 SF9 3-H		2 0 1 1 1 0 0 0 0 0 0 0 1 0 0 0 0 0 0 0 0 0 0 0 0 0 0 1 0 0 0 0 0 0 0 0 0 0 0		
Tom McCraw, L (1, 3) OBP: 0.300, SLG: 0.347	0-3 K		0-0 F9		0-0 CS 1B		4-0 FC6-4 BB	0-0 SH5-3-4-6-4 1-3f		3 0 1 1 1 1 3		
Ken Berry, R (1, 7) OBP: 0.313, SLG: 0.422		0-0 BB 2B	0-0 G3 1-2		0-0 FC6-4 1B		0-0 FC6-4 1-2f			4 0 2 0 0 0 4		
J.C. Martin, L (1, 2) OBP: 0.350, SLG: 0.410 Bill Skowron, R (6, PH) OBP: 0.290, SLG: 0.345 Jerry McNertney, R (6, 2) OBP: 0.318, SLG: 0.250		4-0 HR BB	0-3 K		0-0 F7			0-0 6-3		1 1 0 0 1 1 1 1 0 0 0 0 0 1 1 0 0 0 0 0 0		
Jerry Adair, R (1, 6) OBP: 0.303, SLG: 0.348		0-0 1-H HR		0-0 5-3		0-0 FC6-4 1-2f		0-0 2B		4 1 2 2 0 0 1		
Bruce Howard, S (1, 1) Jack Lamabe, R (6, 1) Gene Freese, R (7, PH) OBP: 0.270, SLG: 0.311 (7, 5)		0-0 4-3		0-0 5-3			0-3 K	0-0 F3		2 0 0 0 0 0 0 0 0 0 0 0 0 0 2 0 0 0 0 1 1		
<b>Inning Stats</b>	R: 0 H: 1 E: 0 LOB: 2 K: 2 BB: 1 S: 8 P: 12	R: 2 H: 3 E: 0 LOB: 1 K: 0 BB: 1 S: 5 P: 9	R: 1 H: 2 E: 0 LOB: 1 K: 1 BB: 0 S: 7 P: 7	R: 0 H: 0 E: 0 LOB: 0 K: 1 BB: 0 S: 5 P: 5	R: 0 H: 0 E: 0 LOB: 0 K: 0 BB: 0 S: 3 P: 3	R: 0 H: 2 E: 0 LOB: 1 K: 0 BB: 0 S: 4 P: 4	R: 1 H: 1 E: 0 LOB: 3 K: 1 BB: 3 S: 6 P: 18	R: 0 H: 1 E: 0 LOB: 1 K: 0 BB: 0 S: 4 P: 4	R: 1 H: 1 E: 0 LOB: 0 K: 0 BB: 1 S: 3 P: 7	1B: 8 SF: 1 2B: 3 SAC: 1 3B: 0 DP: 1 HR: 1 HBP: 0	WP: 2 PA: 41 PB: 0 SB: 1 CS: 1	
<b>PITCHER</b> Sonny Siebert, R (1, 1) ERA: 2.89 Jack Kralick, L (3, 1) ERA: 4.03 John O'Donoghue, L (7, 1) ERA: 3.47	IP WLS BF H R ER SO BB IBB HBP BLK WP HR S P ERA WHIP											
	2.0 0 13 6 3 3 2 2 0 0 0 1 1 15 23 13.50 4.000											
	4.2 0 18 3 1 1 3 1 1 0 0 1 0 22 30 1.93 0.857											
	2.1 L 10 2 1 1 0 2 0 0 0 0 0 0 8 16 3.86 1.714											

Chicago White Sox @ Cleveland Indians  
Cleveland Municipal Stadium, Cleveland, OH  
Tue Jul 19 1966, 7:05 PM EDT  
Att. 14,378 - Unknown

AB	33
R	5
H	11
RBI	5
BB	6
SO	5
LOB	15



Batter	1	2	3	4	5	6	7	8	9	AB	R	H	RBI	BB	SO	LOB
Pedro Gonzalez, R OBP: 0.276, SLG: 0.305 (1, 4)	0-0 6-3 1-2f	0-0 FC1-6 1-2f			0-0 1-3		0-3 K			4	0	0	0	0	1	1
Leon Wagner, L OBP: 0.331, SLG: 0.443 (1, 7)	0-0 HR 1B	0-0 F8			0-0 6-3			0-3 K		4	1	1	0	0	1	1
Chuck Hinton, R OBP: 0.330, SLG: 0.401 (1, 8)	0-0 HR 1-H		0-0 F9			0-0 E5 G6-4-3		0-0 6-3		4	1	1	2	0	0	0
Rocky Colavito, R OBP: 0.352, SLG: 0.474 (1, 9)	0-0 F7		0-3 K			0-0 G6-4-3 1-2f		0-3 K		4	0	0	0	0	2	1
Fred Whitfield, L OBP: 0.280, SLG: 0.422 (1, 3)	0-0 HR		0-0 3-1			0-0 WP BB 1B		0-3 K		4	1	2	1	0	1	0
Chico Salmon, R OBP: 0.326, SLG: 0.398 (1, 6)	0-0 5-3			0-0 4-3		4-0 WP BB 1-2		0-0 F2		3	0	0	0	1	0	0
Max Alvis, R OBP: 0.318, SLG: 0.353 (1, 5)		0-0 WP S 1B 1B		0-3 K		0-3 K 1-2 2-3		0-3 K		4	1	1	0	0	3	2
Del Crandall, R OBP: 0.300, SLG: 0.323 (1, 2)		0-0 FC1-6 1-H 1B		0-3 K			0-0 F8			3	0	1	1	0	1	0
Sonny Siebert, R OBP: 0.200, SLG: 0.224 (1, 1)		0-3 K			0-0 F9			0-0 6-3		1	0	0	0	0	1	1
Jack Kralick, L OBP: 0.100, SLG: 0.100 (3, 1)										1	0	0	0	0	0	0
John O'Donoghue, R OBP: 0.120, SLG: 0.160 (7, 1)										1	0	0	0	0	0	0

Inning Stats	R: 3	H: 3	LOB: 0	K: 0	S: 6	P: 6	R: 1	H: 2	LOB: 1	K: 1	S: 7	P: 7	R: 0	H: 0	LOB: 0	K: 1	S: 5	P: 5	R: 0	H: 0	LOB: 0	K: 0	S: 3	P: 3	R: 0	H: 1	LOB: 2	K: 1	S: 6	P: 10	R: 0	H: 0	LOB: 0	K: 1	S: 5	R: 0	H: 0	LOB: 0	K: 2	S: 7	P: 7	R: 0	H: 0	LOB: 0	K: 2	S: 7	P: 7	1B: 4	SF: 0	2B: 0	SAC: 0	3B: 0	DP: 1	HR: 2	HBP: 0
--------------	------	------	--------	------	------	------	------	------	--------	------	------	------	------	------	--------	------	------	------	------	------	--------	------	------	------	------	------	--------	------	------	-------	------	------	--------	------	------	------	------	--------	------	------	------	------	------	--------	------	------	------	-------	-------	-------	--------	-------	-------	-------	--------

PITCHER	IP	WLS	BF	H	R	ER	SO	BB	IBB	HBP	BLK	WP	HR	S	P	ERA	WHIP
Bruce Howard, R ERA: 2.76 (1, 1)	5.2		24	6	4	4	4	1	0	0	0	1	2	31	35	6.35	1.235
Jack Lamabe, R ERA: 3.04 (6, 1)	0.1		1	0	0	0	1	0	0	0	0	1	0	3	3	0.00	0.000
Hoyt Wilhelm, R ERA: 1.71 (7, 1)	2.0	W	6	0	0	0	3	0	0	0	0	0	0	12	12	0.00	0.000
Bob Locker, R ERA: 2.1 (9, 1)	1.0	S	3	0	0	0	2	0	0	0	0	0	0	7	7	0.00	0.000

BOTTOM

Chicago White Sox @ Cleveland Indians  
Cleveland Municipal Stadium, Cleveland, OH  
Tue Jul 19 1966, 7:05 PM EDT  
Att. 14,378 - Unknown

AB	33
R	4
H	6
RBI	4
BB	1
SO	10
LOB	6



WP: 2	PA: 34
PB: 0	
SB: 1	
CS: 0	

livebaseballscorecards.com



Batter	1	2	3	4	5	6	7	8	9	AB R H RBI BB SO LOB	TOP									
Wayne Causey, L (1, 4) OBP: 0.314, SLG: 0.275 Al Weis, S (7, 4) OBP: 0.216, SLG: 0.139	0-0 WP S 1B		0-0 3-1	0-0 F8			0-0 SH1-4 1-2		0-0 4-3	3 0 1 0 0 0 2 1 0 0 0 0 0 0										
Don Buford, S (1, 5) OBP: 0.322, SLG: 0.353	0-0 F7 1-3		0-0 FC6-4 1B	0-0 4-3			0-0 2-H HR			4 1 2 2 0 0 3										
Tommie Agee, R (1, 8) OBP: 0.317, SLG: 0.414	0-3 K		0-0 FC6-4 1-2f		0-0 4-3		0-3 K			4 0 0 0 0 2 2										
Floyd Robinson, L (1, 9) OBP: 0.344, SLG: 0.348	0-3 K			4-0 FC5-4 BB	0-3 K		0-0 F9			3 0 0 0 1 2 1										
Tom McCraw, L (1, 3) OBP: 0.295, SLG: 0.342		0-0 6-3		0-0 FC5-4 HBP 2B 1-2f	0-3 K		0-0 4-3			4 1 0 0 0 1 1										
Ken Berry, R (1, 7) OBP: 0.316, SLG: 0.421		0-0 E 1B		1-0 2B HBP		0-0 1-3		0-0 5-3		3 2 1 0 0 0 0										
Jerry Adair, R (1, 6) OBP: 0.302, SLG: 0.351		0-0 F9 2-H		0-0 E 2B 1-H 2-H		0-0 5-3		0-0 F7		4 1 1 2 0 0 0										
J.C. Martin, L (1, 2) OBP: 0.340, SLG: 0.397		0-0 4-3		0-0 E3 1B 2-H		0-0 3-1			0-0 F4	4 0 0 0 0 0 0										
Joe Horlen, R (1, 1) OBP: 0.158, SLG: 0.111 Hoyt Wilhelm, R (8, 1)			0-0 F6	0-0 1B			4-0 SH1-4 HR BB		0-3 K	2 1 1 0 1 0 0 1 0 0 0 0 1 0										
<b>Inning Stats</b>	R: 0 E: 0 K: 2 S: 8	H: 1 LOB: 1 BB: 0 P: 8	R: 1 E: 1 K: 0 S: 4	H: 1 LOB: 0 BB: 0 P: 4	R: 0 E: 0 K: 0 S: 4	H: 1 LOB: 1 BB: 0 P: 4	R: 3 E: 1 K: 0 S: 6	H: 2 LOB: 2 BB: 1 P: 11	R: 0 E: 0 K: 0 S: 3	H: 0 LOB: 0 BB: 0 P: 3	R: 2 E: 0 K: 1 S: 6	H: 1 LOB: 0 BB: 1 P: 10	R: 0 E: 0 K: 0 S: 3	H: 0 LOB: 0 BB: 0 P: 3	R: 0 E: 0 K: 1 S: 5	H: 0 LOB: 0 BB: 0 P: 5	1B: 4 2B: 1 3B: 0 HR: 1	SF: 0 SAC: 1 DP: 0 HBP: 1	WP: 1 PB: 0 SB: 1 CS: 0	PA: 37
<b>PITCHER</b>	IP WLS BF H R ER SO BB IBB HBP BLK WP HR S P ERA WHIP																			
Steve Hargan, R (1, 1) ERA: 3.35	6.0 L 26 5 4 3 4 1 0 1 0 1 0 0 32 37 4.50 1.000																			
Dick Radatz, R (7, 1) ERA: 5.12	1.0 5 1 2 2 1 1 0 0 0 0 0 1 6 10 18.00 2.000																			
Bob Allen, L (8, 1) ERA: 3.35	2.0 6 0 0 0 0 1 0 0 0 0 0 0 8 8 0.00 0.000																			

Chicago White Sox @ Cleveland Indians  
Cleveland Municipal Stadium, Cleveland, OH

Wed Jul 20 1966, 7:05 PM EDT  
Att. 8,664 - Unknown

livebaseballscorecards.com

AB	33
R	6
H	6
RBI	4
BB	2
SO	6
LOB	9



BOTTOM

Chicago White Sox @ Cleveland Indians  
Cleveland Municipal Stadium, Cleveland, OH

Wed Jul 20 1966, 7:05 PM EDT  
Att. 8,664 - Unknown

livebaseballscorecards.com

AB	34
R	3
H	4
RBI	2
BB	1
SO	4
LOB	16



WP:	0	PA:	35
PB:	1	SB:	0
CS:	0		

AB	R	H	RBI	BB	SO	LOB
4	0	1	0	0	0	1
0	0	0	0	0	0	0

4	0	1	0	0	0	2
---	---	---	---	---	---	---

4	0	1	0	0	1	3
---	---	---	---	---	---	---

4	0	0	0	0	1	4
---	---	---	---	---	---	---

4	1	0	0	0	0	1
---	---	---	---	---	---	---

4	1	0	0	0	0	1
---	---	---	---	---	---	---

4	0	1	1	0	1	0
---	---	---	---	---	---	---

0	0	0	0	0	0	0
3	0	0	0	1	0	2

1	0	0	0	0	1	0
---	---	---	---	---	---	---

1	1	0	0	0	0	1
0	0	0	0	0	0	0
1	0	0	1	0	0	1

1B:	4	SF:	0
2B:	0	SAC:	0
3B:	0	DP:	1
HR:	0	HBP:	0

Batter	1	2	3	4	5	6	7	8	9
Pedro Gonzalez, R (1, 4) OBP: 0.275, SLG: 0.304 Bob Allen, L (8, 1) OBP: 0.250, SLG: 0.143	0-0 6-3			0-0 E6 G4-6-3		0-0 FC3-6 1B	0-0 4-3		
Leon Wagner, L (1, 7) OBP: 0.330, SLG: 0.440	0-0 6-3			0-0 E3 G4-6-3		0-0 FC3-6 1B		0-0 PB 1B	
Chuck Hinton, R (1, 8) OBP: 0.328, SLG: 0.398	0-3 K			0-0 G4-6-3 1-2f 2-3		0-0 1B		0-0 L6 1-2	
Rocky Colavito, R (1, 9) OBP: 0.348, SLG: 0.467		0-0 F4		0-0 5-3		0-0 F6		0-3 K	
Fred Whitfield, L (1, 3) OBP: 0.276, SLG: 0.416		0-0 G3			0-0 4-3		0-0 E5 1B	0-0 F9	
Chico Salmon, R (1, 6) OBP: 0.322, SLG: 0.392		0-0 5-3			0-0 6-3		0-0 E3 4-3 6-3 1B	0-0 F2	
Max Alvis, R (1, 5) OBP: 0.317, SLG: 0.352			0-0 5-3		0-0 F8		0-0 4-3 1B	0-3 K	
Joe Azcue, R (1, 2) OBP: 0.315, SLG: 0.370 Del Crandall, R (1, 2) OBP: 0.297, SLG: 0.308			0-0 5-3			4-0 FC1-6 BB	0-0 4-3	0-0 6-3	
Steve Hargan, R (1, 1) Vic Davalillo, L (6, PH) OBP: 0.291, SLG: 0.308 Dick Radatz, R (7, 1) OBP: 0.125, SLG: 0.125 Larry Brown, R (7, PH) OBP: 0.327, SLG: 0.320			0-3 K			0-0 FC1-6 1B FC3-6	0-0 6-3		

Inning Stats	R: 0	H: 0	E: 0	LOB: 0	K: 1	BB: 0	S: 5	R: 0	H: 0	E: 0	LOB: 0	K: 0	BB: 0	S: 3	R: 0	H: 0	E: 0	LOB: 0	K: 1	BB: 0	S: 5	R: 0	H: 0	E: 2	LOB: 1	K: 0	BB: 0	S: 4	R: 0	H: 0	E: 0	LOB: 0	K: 0	BB: 0	S: 3	R: 1	H: 2	E: 0	LOB: 2	K: 0	BB: 1	S: 5	R: 2	H: 1	E: 2	LOB: 1	K: 0	BB: 0	S: 6	R: 0	H: 1	E: 0	LOB: 1	K: 1	BB: 0	S: 6	R: 0	H: 0	E: 0	LOB: 0	K: 1	BB: 0	S: 5	1B: 4	SF: 0	2B: 0	SAC: 0	3B: 0	DP: 1	HR: 0	HBP: 0	WP: 0	PA: 35
--------------	------	------	------	--------	------	-------	------	------	------	------	--------	------	-------	------	------	------	------	--------	------	-------	------	------	------	------	--------	------	-------	------	------	------	------	--------	------	-------	------	------	------	------	--------	------	-------	------	------	------	------	--------	------	-------	------	------	------	------	--------	------	-------	------	------	------	------	--------	------	-------	------	-------	-------	-------	--------	-------	-------	-------	--------	-------	--------

PITCHER	IP	WLS	BF	H	R	ER	SO	BB	IBB	HBP	BLK	WP	HR	S	P	ERA	WHIP
Joe Horlen, R (1, 1) ERA: 2.21	7.0	W	29	4	3	1	2	1	0	0	0	0	0	32	36	1.29	0.714
Hoyt Wilhelm, R (8, 1) ERA: 1.57	2.0	S	6	0	0	0	2	0	0	0	0	0	0	10	10	0.00	0.000



Batter	1	2	3	4	5	6	7	8	9	AB R H RBI BB SO LOB	TOP	
Wayne Causey, L (1, 4) OBP: 0.314, SLG: 0.276 Al Weis, S (6, 4) OBP: 0.212, SLG: 0.136	0-0 HR 1B		0-0 F5			0-0 F4			6-3 5-3	3 1 1 0 0 0 0 2 0 0 0 0 0 2		
Don Buford, S (1, 5) OBP: 0.321, SLG: 0.351	0-0 F7		0-0 F8			0-0 1-4-3			0-0 S WP 1B 1B	4 1 1 0 0 0 1		
Tommie Agee, R (1, 8) OBP: 0.319, SLG: 0.413	0-3 K		0-0 CS 1B			0-0 F4			4-0 B B B B 1-3 WP 1B BB	3 1 1 0 1 1 1		
Floyd Robinson, L (1, 9) OBP: 0.345, SLG: 0.358	0-0 1-H HR		0-0 CS 1-2	0-0 3-1					4-0 1-2 1B 2B IBB	3 2 1 2 1 1 0		
Tom McCraw, L (1, 3) OBP: 0.299, SLG: 0.344	0-0 CS 1B			0-0 F7					0-0 1-3 2-H 3-H 2B 1B	4 1 2 2 0 0 0		
Ken Berry, R (1, 7) OBP: 0.315, SLG: 0.422	0-0 1-2 CS	0-0 5-3		0-0 F7					0-0 1-H 3-H SF8 2B	4 1 1 2 0 0 0		
Jerry Adair, R (1, 6) OBP: 0.306, SLG: 0.356					0-0 6-3				0-0 K SH1-3 1B 1B	3 0 2 1 0 0 0		
J.C. Martin, L (1, 2) OBP: 0.340, SLG: 0.395					0-0 4-3				0-0 3-H SH1-3 1B 1B	3 0 1 0 0 0 1		
John Buzhardt, R (1, 1) OBP: 0.171, SLG: 0.121					0-3 K				0-3 2-3 K 1B	4 0 1 0 0 2 2		
<b>Inning Stats</b>	R: 2 H: 3 E: 0 LOB: 0 K: 1 BB: 0 S: 7 P: 7	R: 0 H: 1 E: 0 LOB: 1 K: 0 BB: 0 S: 4 P: 4	R: 0 H: 1 E: 0 LOB: 0 K: 0 BB: 0 S: 3 P: 3	R: 0 H: 0 E: 0 LOB: 0 K: 0 BB: 0 S: 3 P: 3	R: 0 H: 0 E: 0 LOB: 0 K: 1 BB: 0 S: 5 P: 5	R: 0 H: 0 E: 0 LOB: 0 K: 0 BB: 0 S: 3 P: 3	R: 0 H: 0 E: 0 LOB: 0 K: 1 BB: 0 S: 5 P: 5	R: 0 H: 1 E: 0 LOB: 0 K: 1 BB: 0 S: 5 P: 5	R: 5 H: 5 E: 0 LOB: 2 K: 0 BB: 2 S: 8 P: 16	1B: 9 SF: 1 2B: 1 SAC: 1 3B: 0 DP: 0 HR: 1 HBP: 0	WP: 2 PA: 39 PB: 0 SB: 1 CS: 2	
<b>PITCHER</b>	IP WLS BF H R ER SO BB IBB HBP BLK WP HR S P ERA WHIP											
Sonny Siebert, R (1, 1) ERA: 2.86	8.0 L 27 6 2 2 4 0 0 0 0 0 0 1 35 35 2.25 0.750											
Bob Allen, L (9, 1) ERA: 4.5	0.1 6 3 5 5 0 1 1 0 0 2 0 4 12 135.00 12.000											
Luis Tiant, R (9, 1) ERA: 3.57	0.2 4 2 0 0 0 0 0 0 0 0 0 4 4 0.00 3.000											

Chicago White Sox @ Cleveland Indians  
Cleveland Municipal Stadium, Cleveland, OH

Thu Jul 21 1966, 7:05 PM EDT  
Att. 7,959 - Unknown

AB	33
R	7
H	11
RBI	7
BB	2
SO	4
LOB	7



livebaseballscorecards.com

Batter	1	2	3	4	5	6	7	8	9	AB	R	H	RBI	BB	SO	LOB
<b>Pedro Gonzalez, R</b> (1, 4) OBP: 0.271, SLG: 0.300 <b>Bob Allen, L</b> (9, 1) OBP: 0.250, SLG: 0.143 <b>Luis Tiant, R</b> (9, 1) OBP: 0.100, SLG: 0.053	0-0 4-3		0-0 5-3			0-3 K		0-0 G4-6-3		4	0	0	0	0	1	3
<b>Chuck Hinton, R</b> (1, 8) OBP: 0.337, SLG: 0.423	0-0 G6-3 1B			0-3 K		0-0 1B			0-0 HR	4	1	3	1	0	1	0
<b>Leon Wagner, L</b> (1, 7) OBP: 0.326, SLG: 0.434	0-0 G6-3 1-2f			0-0 4-3		0-3 K			0-0 F9	4	0	0	0	0	1	2
<b>Rocky Colavito, R</b> (1, 9) OBP: 0.344, SLG: 0.461		0-0 F9		0-0 6-3			0-0 1-3		0-0 6-3	4	0	0	0	0	0	0
<b>Fred Whitfield, L</b> (1, 3) OBP: 0.276, SLG: 0.424		0-0 1-3			0-0 L5		0-0 F8		0-0 HR	4	1	1	1	0	0	0
<b>Chico Salmon, R</b> (1, 6) OBP: 0.317, SLG: 0.387		0-0 1-3			0-3 K		0-0 5-3		0-0 G3	4	0	0	0	0	1	0
<b>Max Alvis, R</b> (1, 5) OBP: 0.320, SLG: 0.351			0-0 F8		4-0 BB			4-0 1B BB		1	0	0	0	2	0	0
<b>Joe Azcue, R</b> (1, 2) OBP: 0.318, SLG: 0.378 <b>Jim Gentile, L</b> (8, PH) OBP: 0.359, SLG: 0.448 <b>Jim Landis, R</b> (8, PR) OBP: 0.342, SLG: 0.369 <b>Del Crandall, R</b> (9, 2) OBP: 0.297, SLG: 0.308			0-0 2B		0-0 5-3			0-0 G4-6-3 1B		2	0	1	0	0	0	1
<b>Sonny Siebert, R</b> (1, 1) OBP: 0.192, SLG: 0.216 <b>Dick Howser, R</b> (8, PH) OBP: 0.327, SLG: 0.391			0-0 F6			0-0 6-3		0-3 K		2	0	0	0	0	0	1
										1	0	0	0	0	1	2

Inning Stats	R: 0	H: 1	R: 0	H: 0	R: 0	H: 1	R: 0	H: 0	R: 0	H: 0	R: 0	H: 1	R: 0	H: 2	R: 2	H: 2	1B: 3	SF: 0
	E: 0	LOB: 0	E: 0	LOB: 0	E: 0	LOB: 1	E: 0	LOB: 1	E: 0	LOB: 0	E: 0	LOB: 1	E: 0	LOB: 0	E: 0	LOB: 0	2B: 1	SAC: 0
	K: 0	BB: 0	K: 0	BB: 0	K: 0	BB: 0	K: 1	BB: 0	K: 0	BB: 0	K: 0	BB: 0	K: 1	BB: 1	K: 0	BB: 0	3B: 0	DP: 2
	S: 3	P: 3	S: 3	P: 3	S: 4	P: 4	S: 5	P: 5	S: 5	P: 9	S: 8	P: 8	S: 3	P: 3	S: 5	P: 5	HR: 2	HBP: 0

PITCHER	IP	WLS	BF	H	R	ER	SO	BB	IBB	HBP	BLK	WP	HR	S	P	ERA	WHIP
<b>John Buzhardt, R</b> (1, 1) ERA: 3.4	9.0	W	33	6	2	2	5	2	0	0	0	0	2	41	49	2.00	0.889

**Chicago White Sox @ Cleveland Indians**  
Cleveland Municipal Stadium, Cleveland, OH

Thu Jul 21 1966, 7:05 PM EDT  
Att. 7,959 - Unknown

<b>AB</b>	<b>31</b>
<b>R</b>	<b>2</b>
<b>H</b>	<b>6</b>
<b>RBI</b>	<b>2</b>
<b>BB</b>	<b>2</b>
<b>SO</b>	<b>5</b>
<b>LOB</b>	<b>9</b>

C™



Batter	1	2	3	4	5	6	7	8	9	AB R H RBI BB SO LOB	TOP	
Wayne Causey, L (1, 4) OBP: 0.313, SLG: 0.276 Al Weis, S (8, PR) OBP: 0.212, SLG: 0.136 (8, 4)	0-0 6-3		0-0 F8			0-0 F7		0-0 1B 1B		4 0 1 0 0 0 0 0 0 0 0 0 0 0		
Don Buford, S (1, 5) OBP: 0.328, SLG: 0.359	0-0 1B 2B		4-0 FC6-4 BB			0-0 1-3 1B		0-0 1-3 1B		3 1 3 0 1 0 0		
Tommie Agee, R (1, 8) OBP: 0.316, SLG: 0.409	0-0 F7		0-0 FC6-4 1-2f			0-0 1-3 1-2		0-3 K		4 0 0 0 0 1 5		
Floyd Robinson, L (1, 9) OBP: 0.344, SLG: 0.356	0-0 2-H 1B					0-0 F9		0-0 4-3		4 0 1 1 0 0 3		
Tom McCraw, L (1, 3) OBP: 0.294, SLG: 0.339	0-0 F8					0-0 K		0-0 F9		4 0 0 0 0 1 1		
Ken Berry, R (1, 7) OBP: 0.314, SLG: 0.419						0-0 F5		0-0 F5		4 0 1 0 0 0 0		
Jerry Adair, R (1, 6) OBP: 0.300, SLG: 0.349						0-0 K		0-0 F7		4 0 0 0 0 1 1		
J.C. Martin, L (1, 2) OBP: 0.336, SLG: 0.389 Smoky Burgess, L (7, PH) OBP: 0.370, SLG: 0.359 Jerry McNertney, R (7, 2) OBP: 0.318, SLG: 0.250						0-0 K		0-0 F7		4 0 0 0 0 1 1		
Gary Peters, L (1, 1) OBP: 0.280, SLG: 0.400						0-0 K		0-0 F8		2 0 0 0 0 1 0 1 0 0 0 0 0 1 0 0 0 0 0 0 0		
						0-3 K		0-0 4-3		3 0 0 0 0 1 0		
<b>Inning Stats</b>	R: 1 H: 2 E: 0 LOB: 1 K: 0 BB: 0 S: 5 P: 5	R: 0 H: 0 E: 0 LOB: 0 K: 1 BB: 0 S: 5 P: 5	R: 0 H: 0 E: 0 LOB: 1 K: 0 BB: 1 S: 3 P: 7	R: 0 H: 0 E: 0 LOB: 0 K: 1 BB: 0 S: 5 P: 5	R: 0 H: 0 E: 0 LOB: 0 K: 1 BB: 0 S: 5 P: 5	R: 0 H: 1 E: 0 LOB: 1 K: 0 BB: 0 S: 4 P: 4	R: 0 H: 1 E: 0 LOB: 1 K: 1 BB: 0 S: 6 P: 6	R: 0 H: 2 E: 0 LOB: 2 K: 1 BB: 0 S: 7 P: 7	R: 0 H: 0 E: 0 LOB: 0 K: 0 BB: 0 S: 3 P: 3	1B: 5 SF: 0 2B: 1 SAC: 0 3B: 0 DP: 0 HR: 0 HBP: 0	WP: 0 PA: 34 PB: 0 SB: 0 CS: 0	
<b>PITCHER</b> Jim Palmer, R (1, 1) ERA: 3.3	IP WLS BF H R ER SO BB IBB HBP BLK WP HR S P ERA WHIP											<b>PITCHER</b> IP WLS BF H R ER SO BB IBB HBP BLK WP HR S P ERA WHIP
	9.0 W 34 6 1 1 5 1 0 0 0 0 0 0 43 47 1.00 0.778											

Chicago White Sox @ Baltimore Orioles  
 Memorial Stadium, Baltimore, MD  
 Fri Jul 22 1966, 7:05 PM EDT  
 Att: 25,772 - Unknown

AB	33
R	1
H	6
RBI	1
BB	1
SO	5
LOB	11



Batter	1	2	3	4	5	6	7	8	9	AB	R	H	RBI	BB	SO	LOB
Luis Aparicio, R OBP: 0.290, SLG: 0.363 (1, 6) X	0-0 F8 ①		0-0 6-3 ②		0-0 5-3 ②			4-0 CS BB		3	0	0	0	1	0	0
Boog Powell, L OBP: 0.390, SLG: 0.549 (1, 3) X	0-0 HR 1B		0-3 K ③		0-3 K ③			0-3 K ② ③		4	1	1	0	0	3	1
Frank Robinson, R OBP: 0.427, SLG: 0.629 (1, 7) S S	0-3 K ②			0-3 K ①				0-0 5-3 ①		3	0	0	0	0	2	1
Brooks Robinson, R OBP: 0.361, SLG: 0.520 (1, 5) X	0-0 HR 1B			0-0 FC5-4 1B				0-0 4-3 ②		3	1	2	2	0	0	0
Sam Bowers, R OBP: 0.283, SLG: 0.398 (1, 9) X	0-0 CS 1B			0-0 FC5-4 1B 1-2				0-3 K ③		3	1	1	0	0	1	1
Davey Johnson, R OBP: 0.292, SLG: 0.341 (1, 4) X	0-0 CS 1-2	0-0 F9 ①		0-0 1B 1-3				0-0 L9 ①		3	0	1	0	0	0	0
Paul Blair, R OBP: 0.267, SLG: 0.357 (1, 8) X		0-0 6-3 ②		0-0 1B 1-2				0-0 5-3 ②		3	0	1	1	0	0	0
Andy Etchebarren, R OBP: 0.320, SLG: 0.421 (1, 2) X		0-0 5-3 ③		0-0 L3 ③				0-3 K ③		3	0	0	0	0	1	2
Jim Palmer, R OBP: 0.146, SLG: 0.178 (1, 1) S S			0-3 K ①		0-3 K ①			0-0 6-3 ①		3	0	0	0	0	2	0

Inning Stats	R: 2	H: 3	E: 0	LOB: 0	K: 1	P: 7	R: 0	H: 0	E: 0	LOB: 0	K: 0	P: 3	R: 0	H: 0	E: 0	LOB: 0	K: 2	P: 7	R: 1	H: 3	E: 0	LOB: 2	K: 1	P: 8	R: 0	H: 0	E: 0	LOB: 0	K: 2	P: 7	R: 0	H: 0	E: 0	LOB: 0	K: 1	P: 5	R: 0	H: 0	E: 0	LOB: 0	K: 1	P: 5	R: 0	H: 0	E: 0	LOB: 0	K: 1	P: 8
	S: 7	BB: 0	S: 3	BB: 0	S: 7	BB: 0	S: 3	BB: 0	S: 7	BB: 0	S: 7	BB: 0	S: 7	BB: 0	S: 7	BB: 0	S: 7	BB: 0	S: 8	BB: 0	S: 7	BB: 0	S: 8	BB: 0	S: 7	BB: 0	S: 7	BB: 0	S: 7	BB: 0	S: 7	BB: 0	S: 7	BB: 0	S: 5	BB: 0	S: 5	BB: 0	S: 5	BB: 0	S: 4	BB: 1	S: 4	BB: 8				

PITCHER	IP	WLS	BF	H	R	ER	SO	BB	IBB	HBP	BLK	WP	HR	S	P	ERA	WHIP
Gary Peters, L ERA: 2.54 (1, 1)	8.0	L	29	6	3	3	9	1	0	0	0	0	1	46	50	3.38	0.875

**BOTTOM**

**Chicago White Sox @ Baltimore Orioles**  
**Memorial Stadium, Baltimore, MD**

Fri Jul 22 1966, 7:05 PM EDT  
 Att. 25,772 - Unknown

livebaseballscorecards.com

<b>AB</b>	<b>28</b>
<b>R</b>	<b>3</b>
<b>H</b>	<b>6</b>
<b>RBI</b>	<b>3</b>
<b>BB</b>	<b>1</b>
<b>SO</b>	<b>9</b>
<b>LOB</b>	<b>5</b>



WP: 0	PA: 30
PB: 0	CS: 2
SB: 0	
HR: 1	
SF: 0	
SAC: 0	
DP: 0	
HBP: 0	



Batter	1	2	3	4	5	6	7	8	9	AB R H RBI BB SO LOB	TOP									
Don Buford, S (1, 5) OBP: 0.328, SLG: 0.363	0-0 F8		0-0 5-3		0-0 5-3			0-0 4-3 1B 2B	0-0 PB S 1B	5 1 2 0 0 0 0										
Tommie Agee, R (1, 8) OBP: 0.314, SLG: 0.406	0-3 K		0-3 K			0-0 4-3 1B		0-0 F3	0-3 K	5 0 1 0 0 3 4										
Floyd Robinson, L (1, 9) OBP: 0.345, SLG: 0.357	0-0 1B		0-0 1B			0-0 4-3 1-2		0-0 4-3	0-0 F3	5 0 2 1 0 0 5										
John Romano, R (1, 2) Al Weis, S (8, PR) Jerry McNertney, R (8, 2) OBP: 0.372, SLG: 0.420 OBP: 0.212, SLG: 0.136 OBP: 0.318, SLG: 0.250	0-0 F5		0-0 6-3			4-0 G6-4-3 BB		0-0 FC4 1B		3 0 1 1 1 0 2 0 0 0 0 0 0 0 0 0 0 0 0 0 0										
Ken Berry, R (1, 7) OBP: 0.309, SLG: 0.412		0-3 K		0-3 K		0-0 G6-4-3 1-2f		0-0 FC4		4 0 0 0 0 2 3										
Bill Skowron, R (1, 3) OBP: 0.294, SLG: 0.348		0-0 BB 1B		0-3 K			0-0 5-3		0-0 HR 1B	4 1 2 0 0 1 0										
Jerry Adair, R (1, 4) OBP: 0.299, SLG: 0.362		0-3 K		0-0 1-3			0-0 G3		0-0 HR	4 1 1 2 0 1 1										
Lee Elia, R (1, 6) Smoky Burgess, L (9, PH) Wayne Causey, L (9, PR) OBP: 0.265, SLG: 0.323 OBP: 0.383, SLG: 0.375 OBP: 0.313, SLG: 0.276		4-0 1-2 BB				0-0 5-3		0-0 5-3	0-0 G5-6-3 1B	2 0 0 0 1 0 0 1 0 1 0 0 0 0 0 0 0 0 0 0 0										
Tommy John, R (1, 1) Dennis Higgins, R (8, PH) Pete Ward, L (8, PR) Joe Horlen, R (8, 1) Jack Lamabe, R (8, 1) Hoyt Wilhelm, R (8, 1) Tom McCraw, L (9, PH) OBP: 0.150, SLG: 0.250 OBP: 0.200, SLG: 0.111 OBP: 0.250, SLG: 0.205 OBP: 0.150, SLG: 0.111 OBP: 0.150, SLG: 0.111 OBP: 0.293, SLG: 0.337		0-3 K				0-0 6-3		0-0 E4 2B 4-3	0-0 G5-6-3 1-2f	2 0 0 0 0 1 2 0 0 0 0 0 0 0 1 0 0 0 0 0 0 0 0 1 0 0 0 0 0 0 0 0 0 0 0 0 0 0 0 0 0 0 1 0 0 0 0 0 1										
<b>Inning Stats</b>	R: 0 E: 0 K: 1 S: 6	H: 1 LOB: 1 BB: 0 P: 6	R: 0 E: 0 K: 3 S: 10	H: 1 LOB: 2 BB: 1 P: 14	R: 0 E: 0 K: 1 S: 6	H: 0 LOB: 0 BB: 0 P: 7	R: 0 E: 0 K: 2 S: 7	H: 0 LOB: 0 BB: 0 P: 7	R: 0 E: 0 K: 0 S: 3	H: 1 LOB: 1 BB: 1 P: 7	R: 0 E: 0 K: 0 S: 3	H: 0 LOB: 0 BB: 0 P: 3	R: 2 E: 1 K: 0 S: 6	H: 2 LOB: 1 BB: 0 P: 6	R: 2 E: 0 K: 1 S: 9	H: 4 LOB: 2 BB: 0 P: 9	1B: 8 2B: 1 3B: 0 HR: 1	SF: 0 SAC: 0 DP: 2 HBP: 0	WP: 0 PB: 1 SB: 1 CS: 0	PA: 39
<b>PITCHER</b>	IP WLS BF H R ER SO BB IBB HBP BLK WP HR S P ERA WHIP																			
Bill Short, L (1, 1) ERA: 1.55	8.0 W 34 8 4 2 7 2 0 0 0 0 0 1 46 54 2.25 1.250																			
Eddie Fisher, R (9, 1) ERA: 2.03	0.2 4 2 0 0 1 0 0 0 0 0 0 0 6 6 0.00 3.000																			
Stu Miller, R (9, 1) ERA: 1.98	0.1 S 1 0 0 0 0 0 0 0 0 0 0 0 1 1 0.00 0.000																			

Chicago White Sox @ Baltimore Orioles  
 Memorial Stadium, Baltimore, MD  
 Sat Jul 23 1966, 7:05 PM EDT  
 Att. 25,908 - Unknown

livebaseballscorecards.com

AB	37
R	4
H	10
RBI	4
BB	2
SO	8
LOB	18



Batter	1	2	3	4	5	6	7	8	9
Luis Aparicio, R OBP: 0.290, SLG: 0.360 (1, 6)	4-0 1B S BB		0-0 6-3		0-0 FC5-4 HR BB		0-0 6-3		
Boog Powell, L OBP: 0.391, SLG: 0.547 (1, 3)	0-0 6-3		0-0 F4		4-0 HR BB		0-0 1B		
Frank Robinson, R OBP: 0.430, SLG: 0.638 (1, 7)	0-0 CS 1B			4-0 G6-4-3 BB	0-0 HR		0-0 F7		
Brooks Robinson, R OBP: 0.360, SLG: 0.516 (1, 5)	4-0 1-2 BB		0-0 G6-4-3	0-0 6-3	0-0 6-3		0-0 F9		
Sam Bowens, R OBP: 0.289, SLG: 0.423 (1, 9)	0-0 F4			0-0 HR		0-3 K	0-0 1B 1B		
Davey Johnson, R OBP: 0.297, SLG: 0.348 (1, 4)		0-3 K		0-0 2B		0-0 5-3 1B	0-0 1B 1B		
Paul Blair, R OBP: 0.267, SLG: 0.355 (1, 8)		0-0 F9		0-0 6-3		0-0 5-3	0-0 1B		
Andy Etchebarren, R OBP: 0.317, SLG: 0.416 (1, 2)			0-0 5-3		0-3 K	0-3 K	0-0 L3-6		
Vic Roznovsky, L OBP: 0.400, SLG: 0.371 (9, 2)									
Bill Short, L OBP: 0.111, SLG: 0.111 (1, 1)			0-3 K		0-0 FC5-4 1B		0-3 K		
Eddie Fisher, R (9, 1)									
Stu Miller, R OBP: 0.083, SLG: 0.083 (9, 1)									

Inning Stats	R: 0	H: 1	E: 0	K: 0	S: 3	LOB: 2	BB: 2	P: 11	R: 0	H: 0	E: 0	K: 1	S: 5	LOB: 0	BB: 0	P: 5	R: 0	H: 0	E: 0	K: 1	S: 5	LOB: 0	BB: 0	P: 5	R: 1	H: 2	E: 0	K: 0	S: 4	LOB: 1	BB: 1	P: 8	R: 3	H: 2	E: 0	K: 1	S: 7	LOB: 0	BB: 1	P: 11	R: 0	H: 1	E: 0	K: 2	S: 8	LOB: 1	BB: 0	P: 8	R: 0	H: 1	E: 0	K: 1	S: 6	LOB: 1	BB: 0	P: 6	R: 1	H: 3	E: 0	K: 0	S: 5	LOB: 1	BB: 0	P: 5
--------------	------	------	------	------	------	--------	-------	-------	------	------	------	------	------	--------	-------	------	------	------	------	------	------	--------	-------	------	------	------	------	------	------	--------	-------	------	------	------	------	------	------	--------	-------	-------	------	------	------	------	------	--------	-------	------	------	------	------	------	------	--------	-------	------	------	------	------	------	------	--------	-------	------

PITCHER	IP	WLS	BF	H	R	ER	SO	BB	IBB	HBP	BLK	WP	HR	S	P	ERA	WHIP
Tommy John, L ERA: 2.72 (1, 1)	5.0	L	22	5	4	4	3	4	0	0	0	0	2	24	40	7.20	1.800
Dennis Higgins, R ERA: 3.17 (6, 1)	2.0		8	2	0	0	3	0	0	0	0	0	0	14	14	0.00	1.000
Jack Lamabe, R ERA: 3.16 (8, 1)	0.1		4	3	1	1	0	0	0	0	0	0	0	4	4	27.00	9.000
Hoyt Wilhelm, R ERA: 1.52 (8, 1)	0.2		1	0	0	0	0	0	0	0	0	0	0	1	1	0.00	0.000

**BOTTOM**

**Chicago White Sox @ Baltimore Orioles**  
**Memorial Stadium, Baltimore, MD**


Sat Jul 23 1966, 7:05 PM EDT  
 Att. 25,908 - Unknown

AB	R	H	RBI	BB	SO	LOB
3	1	0	0	1	0	1
3	1	1	0	1	0	1
3	1	2	3	1	0	1
3	0	0	0	1	0	1
4	2	2	1	0	1	2
4	0	3	0	0	1	0
4	0	1	1	0	0	2
4	0	0	0	0	2	3
0	0	0	0	0	0	0
3	0	1	0	0	2	0
0	0	0	0	0	0	0
0	0	0	0	0	0	0

AB	31
R	5
H	10
RBI	5
BB	4
SO	6
LOB	11

livebaseballscorecards.com

**AB 31**  
**R 5**  
**H 10**  
**RBI 5**  
**BB 4**  
**SO 6**  
**LOB 11**



WP: 0	PA: 35
PB: 0	
SB: 1	
CS: 1	



Batter	1	2	3	4	5	6	7	8	9	AB R H RBI BB SO LOB	TOP													
<b>Tommy Agee, R</b> (1, 8) OBP: 0.315, SLG: 0.405	0-0 CS 1B			0-0 F3		0-0 1-3		0-0 SH1-4		3 0 1 0 0 0 0														
<b>Ken Berry, R</b> (1, 7) OBP: 0.312, SLG: 0.414	0-0 F4 1-2			0-3 K		0-0 CS 1B		0-0 2-3 1B		4 0 2 0 0 1 1														
<b>Don Buford, S</b> (1, 5) OBP: 0.328, SLG: 0.360	0-0 G3			0-0 F9		0-0 CS 1-2	4-0 G3 BB 4-3 BB	0-0 G3 3-H		3 1 0 0 1 0 0														
<b>Bill Skowron, R</b> (1, 3) OBP: 0.299, SLG: 0.350 <b>Tom McCraw, L</b> (7, PR) OBP: 0.292, SLG: 0.336 (7, 3)			0-0 G3-6-3 1B		0-0 F8		4-0 4-3 G3 1-2 1B BB		0-0 F7	2 0 1 0 1 0 0 1 1 0 0 0 0 0														
<b>Floyd Robinson, L</b> (1, 9) OBP: 0.344, SLG: 0.356			0-0 G3-6-3 1-2f		0-0 E 3B 1B		0-0 G3 1-2 2-3		0-0 F5	4 1 1 0 0 0 3														
<b>Jerry Adair, R</b> (1, 4) OBP: 0.296, SLG: 0.358 <b>Al Weis, S</b> (5, 4) OBP: 0.212, SLG: 0.136 <b>Pete Ward, L</b> (7, PH) OBP: 0.253, SLG: 0.202 <b>Wayne Causey, L</b> (7, 4) OBP: 0.316, SLG: 0.280			0-0 6-3		0-0 FC1 1-3		0-0 4-3 2-3 3-H		0-0 1B	2 0 0 0 0 0 1 0 0 0 0 0 0 0 1 0 0 1 0 0 2 1 0 1 0 0 0 0														
<b>J.C. Martin, L</b> (1, 2) OBP: 0.340, SLG: 0.407			0-3 K		0-0 3B		0-0 FC5-4 1B		0-0 G3	4 0 2 2 0 1 1														
<b>Lee Elia, R</b> (1, 6) OBP: 0.260, SLG: 0.316			0-3 K		0-3 K		0-0 FC5-4 1-2f			3 0 0 0 0 2 2														
<b>Bruce Howard, S</b> (1, 1)			0-3 K		0-3 K		0-3 K	4-0 1B SH1-4 BLK BB		2 1 0 0 1 2 0														
<b>Inning Stats</b>	R: 0 E: 0 K: 0 S: 3 H: 1 LOB: 0 BB: 0 P: 3	R: 0 E: 0 K: 0 S: 3 H: 1 LOB: 0 BB: 0 P: 3	R: 0 E: 0 K: 3 S: 9 H: 0 LOB: 0 BB: 0 P: 9	R: 0 E: 0 K: 1 S: 5 H: 0 LOB: 0 BB: 0 P: 5	R: 1 E: 1 K: 1 S: 7 H: 2 LOB: 1 BB: 0 P: 7	R: 0 E: 0 K: 1 S: 5 H: 1 LOB: 0 BB: 0 P: 5	R: 2 E: 0 K: 0 S: 4 H: 1 LOB: 1 BB: 2 P: 12	R: 1 E: 0 K: 0 S: 3 H: 1 LOB: 0 BB: 1 P: 7	R: 0 E: 0 K: 0 S: 4 H: 1 LOB: 1 BB: 0 P: 4	1B: 7 2B: 0 3B: 1 HR: 0 SF: 0 SAC: 1 DP: 1 HBP: 0	WP: 0 PB: 0 SB: 0 CS: 2	PA: 35												
<b>PITCHER</b> <b>Eddie Watt, R</b> (1, 1) ERA: 3.55 <b>Dick Hall, R</b> (9, 1) ERA: 2.95	IP WLS BF H R ER SO BB IBB HBP BLK WP HR S P ERA WHIP	8.0 L 30 7 4 4 6 3 0 0 0 0 0 0 4 4 4.50 1.250	1.0 4 1 0 0 0 0 0 0 0 0 0 0 4 4 0.00 1.000																					

Chicago White Sox @ Baltimore Orioles  
 Memorial Stadium, Baltimore, MD  
 Sun Jul 24 1966, 3:33 AM EDT  
 Att: 25,404 - Unknown

AB	30
R	4
H	8
RBI	3
BB	3
SO	6
LOB	10







Batter	1	2	3	4	5	6	7	8	9	AB R H RBI BB SO LOB	TOP											
Don Wert, R (1, 5) OBP: 0.345, SLG: 0.330	0-0 L5		0-0 5-3		0-0 5-3 1B		0-0 E6		0-0 E5 FC4-6	5 0 1 0 0 0 0												
Dick Tracewski, R (1, 4) OBP: 0.250, SLG: 0.197	0-0 2B 1B		0-3 K		0-0 5-3 1-2		0-3 K		0-0 FC4-6 1-2f	5 0 1 0 0 2 3												
Jim Northrup, L (1, 9) OBP: 0.316, SLG: 0.438	0-0 F7		0-0 1-3		0-0 4-3		0-0 F8		0-0 G3	5 0 0 0 0 0 4												
Al Kaline, R (1, 8) OBP: 0.408, SLG: 0.619	0-0 1-3 2B			0-0 L7		0-0 G3 1B 1B		0-0 PB 1B 2B		4 2 3 0 0 0 0												
Norm Cash, L (1, 3) OBP: 0.312, SLG: 0.417	0-0 L1			4-0 2B BB		0-0 G3 1-2		0-3 K2-3 2-3		3 1 0 0 1 1 4												
Willie Horton, R (1, 7) OBP: 0.347, SLG: 0.491		0-0 HBP 1B		0-0 1-H 2B		0-0 2-H 1B		0-0 3-H 1B		4 0 4 3 0 0 0												
Bill Freehan, R (1, 2) OBP: 0.293, SLG: 0.348		H 1-0 1-2 G1-6-3 HBP		0-0 1-3		0-0 F2		0-3 K		3 0 0 0 0 1 3												
Ray Oyler, R (1, 6) OBP: 0.287, SLG: 0.275		X 0-0 F5		X 0-0 F8		X 0-0 L6		X 0-0 F7		4 0 0 0 0 0 5												
Mickey Lolich, S (1, 1) OBP: 0.300, SLG: 0.235		X 0-0 G1-6-3		X 0-0 1-3			X 0-3 K		X 0-0 6-3	2 0 0 0 0 0 2												
Dave Wickersham, R (6, 1) OBP: 0.056, SLG: 0.083		1-2f								2 0 0 0 0 1 0												
<b>Inning Stats</b>	R: 0 E: 0 K: 0 S: 5	H: 2 LOB: 2 BB: 0 P: 5	R: 0 E: 0 K: 0 S: 3	H: 1 LOB: 1 BB: 0 P: 4	R: 0 E: 0 K: 1 S: 5	H: 0 LOB: 0 BB: 0 P: 5	R: 1 E: 0 K: 0 S: 4	H: 1 LOB: 1 BB: 1 P: 8	R: 0 E: 0 K: 0 S: 4	H: 1 LOB: 1 BB: 0 P: 4	R: 1 E: 0 K: 0 S: 5	H: 2 LOB: 1 BB: 0 P: 5	R: 0 E: 1 K: 2 S: 8	H: 0 LOB: 1 BB: 0 P: 8	R: 1 E: 0 K: 2 S: 9	H: 2 LOB: 1 BB: 0 P: 9	R: 0 E: 1 K: 0 S: 4	H: 0 LOB: 1 BB: 0 P: 4	1B: 6 2B: 3 3B: 0 HR: 0	SF: 0 SAC: 0 DP: 1 HBP: 1	WP: 0 PB: 1 SB: 1 CS: 0	PA: 39
<b>PITCHER</b>	IP WLS BF H R ER SO BB IBB HBP BLK WP HR S P ERA WHIP																					
Joe Horlen, R (1, 1) ERA: 2.25	6.0 L 26 7 2 2 1 1 0 1 0 0 0 0 26 31 3.00 1.333																					
Hoyt Wilhelm, R (7, 1) ERA: 1.75	2.0 9 2 1 1 4 0 0 0 0 0 0 0 17 17 4.50 1.000																					
Bob Locker, R (9, 1) ERA: 2.07	1.0 4 0 0 0 0 0 0 0 0 0 0 0 4 4 0.00 0.000																					

**Detroit Tigers @ Chicago White Sox**  
 Comiskey Park, Chicago, IL  
 Tue Jul 26 1966, 8:05 PM EDT  
 Att. 16,487 - Unknown

[livebaseballscorecards.com](http://livebaseballscorecards.com)

AB	37
R	3
H	9
RBI	3
BB	1
SO	5
LOB	21







Batter	1	2	3	4	5	6	7	8	9	AB R H RBI BB SO LOB	TOP	
Don Wert, R (1, 5) OBP: 0.347, SLG: 0.330	0-0 G1-6-3 1B		0-0 F8		0-0 F8			4-0 BB		3 0 1 0 1 0 1		
Dick Tracewski, R (1, 4) OBP: 0.253, SLG: 0.203 Gates Brown, L (8, PH) OBP: 0.310, SLG: 0.402 Fred Gladding, L (8, 1)	0-0 F8		0-0 1B			0-0 4-3		0-0 F3		3 0 1 0 0 0 1 1 0 0 0 0 0 2 0 0 0 0 0 0 0		
Jim Northrup, L (1, 9) OBP: 0.312, SLG: 0.432	0-0 G1-6-3 1-2f		0-0 1-3			0-0 4-3		0-3 K		4 0 0 0 0 1 4		
Al Kaline, R (1, 8) OBP: 0.406, SLG: 0.614		0-0 L8		0-0 L9		0-0 1B		0-0 FC5		4 0 1 0 0 0 2		
Norm Cash, L (1, 3) OBP: 0.309, SLG: 0.412		0-0 4-3		0-0 1-3		0-0 F7			0-0 F4	4 0 0 0 0 0 1		
Willie Horton, R (1, 7) OBP: 0.345, SLG: 0.487		0-0 1B 1B		0-3 K			0-0 F5		0-0 6-3	4 0 1 0 0 1 0		
Bill Freehan, R (1, 2) OBP: 0.283, SLG: 0.347		0-0 1-2 1B		0-0 5-3			0-0 F9		0-0 5-3	4 0 1 0 0 0 0		
Ray Oyler, R (1, 6) OBP: 0.288, SLG: 0.277		0-0 1-3		0-0 1B			0-3 K			3 0 1 0 0 1 2		
Earl Wilson, R (1, 1) OBP: 0.328, SLG: 0.472 Jerry Lumpe, L (8, PH) OBP: 0.296, SLG: 0.322			0-3 K		0-0 F9			0-0 FC5 BB 1B		2 0 0 0 0 1 1 1 0 1 0 0 0 0		
<b>Inning Stats</b>	R: 0 H: 1 E: 0 LOB: 0 K: 0 BB: 0 S: 3 P: 3	R: 0 H: 2 E: 0 LOB: 2 K: 0 BB: 0 S: 5 P: 5	R: 0 H: 1 E: 0 LOB: 1 K: 1 BB: 0 S: 6 P: 6	R: 0 H: 0 E: 0 LOB: 0 K: 1 BB: 0 S: 5 P: 5	R: 0 H: 1 E: 0 LOB: 1 K: 0 BB: 0 S: 4 P: 4	R: 0 H: 1 E: 0 LOB: 1 K: 0 BB: 0 S: 4 P: 4	R: 0 H: 0 E: 0 LOB: 0 K: 1 BB: 0 S: 5 P: 5	R: 0 H: 1 E: 0 LOB: 2 K: 1 BB: 1 S: 6 P: 10	R: 0 H: 0 E: 0 LOB: 0 K: 0 BB: 0 S: 3 P: 3	1B: 7 SF: 0 2B: 0 SAC: 0 3B: 0 DP: 1 HR: 0 HBP: 0	WP: 0 PA: 34 PB: 0 SB: 0 CS: 0	
<b>PITCHER</b> John Buzhardt, R (1, 1) ERA: 3.12	IP WLS BF H R ER SO BB IBB HBP BLK WP HR S P ERA WHIP											<b>PITCHER</b> IP WLS BF H R ER SO BB IBB HBP BLK WP HR S P ERA WHIP
	9.0 W 34 7 0 0 4 1 0 0 0 0 0 0 41 45 0.00 0.889											

**Detroit Tigers @ Chicago White Sox**  
Comiskey Park, Chicago, IL  
Wed Jul 27 1966, 4:33 AM EDT  
Att. 15,047 - Unknown

livebaseballscorecards.com

AB	33
R	0
H	7
RBI	0
BB	1
SO	4
LOB	14







Batter	1	2	3	4	5	6	7	8	9	AB R H RBI BB SO LOB	TOP
Don Wert, R (1, 5) OBP: 0.352, SLG: 0.337	0-0 1B 1B		0-0 1B		0-0 SH1-4		0-0 WP 1B			3 0 3 0 0 0 0	
Dick Tracewski, R (1, 4) OBP: 0.244, SLG: 0.194 Gates Brown, L (7, PH) OBP: 0.308, SLG: 0.398 Larry Sherry, R (7, 1) OBP: 0.429, SLG: 0.714	0-3 K		0-0 F2		0-0 F3		0-0 F9			3 0 0 0 0 1 3 1 0 0 0 0 0 1 0 0 0 0 0 0 0	
Jim Northrup, L (1, 9) OBP: 0.311, SLG: 0.429	0-3 K		0-0 F7		0-0 1B 2-3		0-0 3-1			4 0 1 0 0 1 3	
Al Kaline, R (1, 8) OBP: 0.407, SLG: 0.612	0-0 1-3 BB 1B		0-0 L7		0-0 1-3 3-H 1B		0-0 L8			4 0 2 1 0 0 1	
Norm Cash, L (1, 3) OBP: 0.313, SLG: 0.414	4-0 1-2 FC6-4 BB				0-0 6-3 1B		0-0 3-1			3 0 2 0 1 0 0	
Willie Horton, R (1, 7) OBP: 0.344, SLG: 0.484	0-0 1-2f FC6-4				0-0 F9		0-0 1B			4 0 1 0 0 0 5	
Bill Freehan, R (1, 2) OBP: 0.289, SLG: 0.343			0-0 1-3		0-0 6-3 1-2		0-0 F4			4 0 0 0 0 1 2	
Ray Oyler, R (1, 6) OBP: 0.280, SLG: 0.269			0-0 F8		0-0 F8		0-3 K			4 0 0 0 0 1 2	
Denny McLain, R (1, 1) OBP: 0.254, SLG: 0.237 Jerry Lumpe, L (7, PH) OBP: 0.294, SLG: 0.319			0-0 4-3		0-0 E5 1B SH1-4 1B		0-0 G3			2 1 0 0 0 0 0 2 0 0 0 0 0 0	
<b>Inning Stats</b>	R: 0 H: 2 E: 0 LOB: 3 K: 2 BB: 1 S: 9 P: 13	R: 0 H: 0 E: 0 LOB: 0 K: 0 BB: 0 S: 3 P: 3	R: 0 H: 1 E: 0 LOB: 1 K: 0 BB: 0 S: 4 P: 4	R: 0 H: 1 E: 0 LOB: 1 K: 0 BB: 0 S: 4 P: 4	R: 1 H: 2 E: 1 LOB: 3 K: 0 BB: 0 S: 5 P: 5	R: 0 H: 1 E: 0 LOB: 1 K: 1 BB: 0 S: 6 P: 6	R: 0 H: 1 E: 0 LOB: 1 K: 0 BB: 0 S: 4 P: 4	R: 0 H: 1 E: 0 LOB: 0 K: 1 BB: 0 S: 5 P: 5	1B: 9 SF: 0 2B: 0 SAC: 1 3B: 0 DP: 1 HR: 0 HBP: 0	WP: 1 PA: 36 PB: 0 SB: 0 CS: 0	
<b>PITCHER</b> Jack Lamabe, R (1, 1) ERA: 2.85 Bob Locker, R (8, 1) ERA: 2.02	IP WLS BF H R ER SO BB IBB HBP BLK WP HR S P ERA WHIP	7.1 W 32 9 1 0 3 1 0 0 0 1 0 0 6 6 0.00 1.364	1.2 S 4 0 0 0 1 0 0 0 0 0 0 0 6 6 0.00 0.000	<b>PITCHER</b> IP WLS BF H R ER SO BB IBB HBP BLK WP HR S P ERA WHIP							

**Detroit Tigers @ Chicago White Sox**  
Comiskey Park, Chicago, IL  
Thu Jul 28 1966, 8:05 PM EDT  
Att. 12,895 - Unknown

livebaseballscorecards.com

AB	34
R	1
H	9
RBI	1
BB	1
SO	4
LOB	17




Batter	1	2	3	4	5	6	7	8	9
Ken Berry, R OBP: 0.317, SLG: 0.407 (1, 9) (7, 7)	0-0 5-3		0-3 K			0-0 SH1-3 2B 1B		4-0 F7 SH3-4 BB	
Wayne Causey, L OBP: 0.317, SLG: 0.278 Al Weis, S OBP: 0.211, SLG: 0.135 (1, 4) (7, 4)	0-0 F3			0-0 WP SH1-3 SF8 1B		0-0 SH1-3 1-2		0-0 SH3-4 1-2	
Don Buford, S OBP: 0.328, SLG: 0.357 (1, 5)	0-0 1-3			0-0 SH1-3 1-2		0-0 4-3 2-H 2B		0-0 F7 2-3	
Pete Ward, L OBP: 0.240, SLG: 0.187 Floyd Robinson, L OBP: 0.342, SLG: 0.353 (1, 7) (7, 9)		0-3 K		0-0 SF8 2-H		0-0 4-3 2-3			
Tom McCraw, L OBP: 0.304, SLG: 0.352 (1, 3)		0-0 F7		4-0 PO BB		4-0 BB BB			
Tommie Agee, R OBP: 0.318, SLG: 0.408 (1, 8)		0-0 F5		0-0 PO 1-2	0-0 1B	0-3 K			
Jerry Adair, R OBP: 0.286, SLG: 0.344 (1, 6)			0-3 K		0-0 L8		0-0 F6		
J.C. Martin, L OBP: 0.327, SLG: 0.390 (1, 2)			0-0 F6		0-0 F9		0-3 K		
Jack Lamabe, R OBP: 0.083, SLG: 0.043 Bob Locker, S OBP: 0.308, SLG: 0.182 (1, 1) (8, 1)			0-0 1B		0-0 4-3		0-0 6-3		

Inning Stats	R: 0 E: 0 K: 0 S: 3	H: 0 LOB: 0 BB: 0 P: 3	R: 0 E: 0 K: 1 S: 5	H: 0 LOB: 0 BB: 0 P: 5	R: 0 E: 0 K: 2 S: 8	H: 1 LOB: 1 BB: 0 P: 8	R: 1 E: 0 K: 0 S: 3	H: 1 LOB: 0 BB: 1 P: 7	R: 0 E: 0 K: 0 S: 4	H: 1 LOB: 1 BB: 0 P: 4	R: 1 E: 0 K: 1 S: 7	H: 2 LOB: 2 BB: 1 P: 11	R: 0 E: 0 K: 1 S: 5	H: 0 LOB: 0 BB: 0 P: 5	R: 0 E: 0 K: 0 S: 2	H: 0 LOB: 0 BB: 1 P: 6
1B: 4 2B: 1 3B: 0 HR: 0	SF: 1 SAC: 3 DP: 0 HBP: 0	WP: 1 PB: 0 SB: 0 CS: 0	PA: 31													

PITCHER	IP	WLS	BF	H	R	ER	SO	BB	IBB	HBP	BLK	WP	HR	S	P	ERA	WHIP
Denny McLain, R ERA: 3.77 Larry Sherry, R ERA: 3.44	(1, 1) (7, 1)	6.0 2.0	24 6	5 0	2 0	2 0	4 1	2 1	0 0	0 0	0 0	1 0	0 0	30 7	38 11	3.00 0.00	1.167 0.500

**DETROIT TIGERS @ CHICAGO WHITE SOX**  
**Comiskey Park, Chicago, IL**  
 Thu Jul 28 1966, 8:05 PM EDT  
 Att. 12,895 - Unknown

AB	23
R	2
H	5
RBI	2
BB	3
SO	5
LOB	8





Batter	1	2	3	4	5	6	7	8	9	AB R H RBI BB SO LOB	TOP											
Horace Clarke, S OBP: 0.296, SLG: 0.377 (1, 6) X	0-0 3-1 ①		0-0 F7 ③		0-0 8-2 E S 1B		0-0 F8 ③			4 0 1 0 0 0 1												
Bobby Richardson, R OBP: 0.288, SLG: 0.345 (1, 4) X	0-0 6-3 ②			0-0 6-3 ① X	0-0 8-2 ② ③ 1-Hr			0-3 K ①		4 0 0 0 0 1 1												
Mickey Mantle, S OBP: 0.395, SLG: 0.580 (1, 8) B B B	4-0 BB			0-0 HR		0-0 L8 ①		0-0 F5 ②		3 1 1 1 1 0 0												
Joe Pepitone, L OBP: 0.291, SLG: 0.500 (1, 3) X	0-0 3-1 ③			4-0 1B 1B BB		0-0 1-3 ②		0-0 G3 ③		3 1 0 0 1 0 1												
Tom Tresh, S OBP: 0.340, SLG: 0.376 (1, 7) X		0-0 L5-3 1B		0-0 BB 1B 7-2 1B		4-0 BB		0-0 E3 PB SH3		3 0 2 0 1 0 0												
Roger Maris, L OBP: 0.317, SLG: 0.384 Lou Clinton, R OBP: 0.289, SLG: 0.347 (1, 9) (6, 9)		0-0 L5-3 ① ② 1-2		0-0 BB 1B		0-0 4-3 ③		0-0 SH3 ① 1-2		3 0 1 0 0 0 2 0 0 0 0 0 0 0												
Elston Howard, R OBP: 0.322, SLG: 0.388 (1, 2) X		0-0 5-3 ③		4-0 1-2 2-3 3-H BB		0-3 K ①		4-0 PB IBB		2 0 0 1 2 1 0												
Clete Boyer, R OBP: 0.301, SLG: 0.378 (1, 5) X			0-0 L7 ①	0-0 7-2 ② ③		0-0 1-6-3 1B		0-3 K ② 1-2 2-3		4 0 1 0 0 1 5												
Al Downing, R OBP: 0.178, SLG: 0.205 Hal Reniff, R OBP: 0.333, SLG: 0.333 (1, 1) (9, 1)			0-3 K ②		0-0 1-3 ①		0-0 1-6-3 ②		0-0 4-3 ③		4 0 0 0 0 1 3 0 0 0 0 0 0 0											
<b>Inning Stats</b>	R: 0 E: 0 K: 0 S: 3	H: 0 LOB: 1 BB: 1 P: 7	R: 0 E: 0 K: 0 S: 3	H: 1 LOB: 0 BB: 0 P: 3	R: 0 E: 0 K: 1 S: 5	H: 0 LOB: 0 BB: 0 P: 5	R: 2 E: 0 K: 0 S: 5	H: 3 LOB: 2 BB: 2 P: 13	R: 0 E: 1 K: 0 S: 3	H: 1 LOB: 0 BB: 0 P: 3	R: 0 E: 0 K: 0 S: 3	H: 0 LOB: 1 BB: 1 P: 7	R: 0 E: 0 K: 1 S: 6	H: 1 LOB: 1 BB: 0 P: 6	R: 0 E: 0 K: 1 S: 5	H: 0 LOB: 0 BB: 0 P: 5	R: 0 E: 1 K: 1 S: 6	H: 0 LOB: 2 BB: 1 P: 10	1B: 5 2B: 3 3B: 0 HR: 1	SF: 0 SAC: 1 DP: 3 HBP: 0	WP: 0 PB: 1 SB: 1 CS: 0	PA: 36
<b>PITCHER</b>	IP WLS BF H R ER SO BB IBB HBP BLK WP HR S P ERA WHIP																					
Bruce Howard, R ERA: 2.46 Hoyt Wilhelm, R ERA: 1.63 (1, 1) (8, 1)	7.0 L 28 6 2 2 2 4 0 0 0 0 0 1 28 44 2.57 1.429																					

**New York Yankees @ Chicago White Sox**  
Comiskey Park, Chicago, IL  
Fri Jul 29 1966, 8:05 PM EDT  
Att. 30,364 - Unknown - 70 F

AB	30
R	2
H	6
RBI	2
BB	5
SO	4
LOB	13



BOTTOM

New York Yankees @ Chicago White Sox  
Comiskey Park, Chicago, IL  
Fri Jul 29 1966, 8:05 PM EDT  
Att: 30,364 - Unknown - 70 F

livebaseballscorecards.com

AB	34
R	1
H	10
RBI	1
BB	3
SO	5
LOB	20



WP:	0	PA:	37
PB:	0	SB:	0
CS:	0		

AB R H RBI BB SO LOB

5	0	2	0	0	0	3
3	0	0	0	1	2	4
4	1	2	0	0	1	1
3	0	1	0	1	1	1
0	0	0	0	0	0	0
0	0	0	0	0	0	0
4	0	0	0	0	1	5
4	0	2	1	0	0	1
4	0	0	0	0	0	2
2	0	0	0	0	0	2
0	0	0	0	0	0	0
0	0	0	0	0	0	0
2	0	1	0	0	0	1
0	0	0	0	1	0	0
0	0	0	0	0	0	0
1	0	1	0	0	0	0
0	0	0	0	0	0	0

Batter	1	2	3	4	5	6	7	8	9
Ken Berry, R (1, 9) OBP: 0.318, SLG: 0.406	0-0 5-3		0-0 L6		0-0 G4-6-3 1B		0-0 1-2 1B		0-0 G4-6-3 1-2f
Don Buford, S (1, 5) OBP: 0.327, SLG: 0.354	4-0 FC4-6 BB		0-3 K		0-0 G4-6-3 1-2f		0-3 K		
Pete Ward, L (1, 7) OBP: 0.250, SLG: 0.200	0-0 FC4-6 1-2f		0-0 BB 1B		0-3 K			0-0 1B 5-3-4 1B	
Bill Skowron, R (1, 3) OBP: 0.310, SLG: 0.351	0-3 K		4-0 BB 1B			0-0 5-3		0-0 5-3-4 1B	
Al Weis, S (8, PR) OBP: 0.211, SLG: 0.135									
Tom McCraw, L (9, 3) OBP: 0.304, SLG: 0.352									
Tommie Agee, R (1, 8) OBP: 0.315, SLG: 0.404			0-0 K		0-0 F7		0-0 F9		0-0 F6
Jerry Adair, R (1, 4) OBP: 0.290, SLG: 0.347					0-0 G3 1-3 1B		0-0 6-3		0-0 5-3-4 1-2f 3-H
Lee Elia, R (1, 6) OBP: 0.256, SLG: 0.305					0-0 1-3				0-0 F7
J.C. Martin, L (1, 2) OBP: 0.323, SLG: 0.385					0-0 1-2				
John Romano, R (6, 2) OBP: 0.364, SLG: 0.415					0-0 G3				0-0 2B
Floyd Robinson, L (9, PR) OBP: 0.342, SLG: 0.353					2-3				
Bruce Howard, S (1, 1) OBP: 0.148, SLG: 0.043					0-0 F7				0-0 G4-6-3 1B
Wayne Causey, L (7, PH) OBP: 0.321, SLG: 0.278									
Hoyt Wilhelm, R (8, 1)									
Smoky Burgess, L (9, PH) OBP: 0.408, SLG: 0.390					BB 1B				
Joe Horlen, R (9, PR) OBP: 0.154, SLG: 0.108									

Inning Stats	R: 0	H: 0	E: 0	K: 1	S: 5	R: 0	H: 1	E: 0	K: 1	S: 6	R: 0	H: 2	E: 0	K: 1	S: 7	R: 0	H: 1	E: 0	K: 0	S: 4	R: 0	H: 1	E: 0	K: 1	S: 5	R: 0	H: 0	E: 0	K: 0	S: 3	R: 0	H: 1	E: 0	K: 1	S: 6	R: 1	H: 2	E: 0	K: 0	S: 4	R: 0	H: 2	E: 0	K: 0	S: 4	R: 0	H: 2	E: 0	K: 0	S: 4	1B: 9	SF: 0	2B: 2	SAC: 0	3B: 0	DP: 3	HR: 0	HBP: 0	WP: 0	PA: 37
--------------	------	------	------	------	------	------	------	------	------	------	------	------	------	------	------	------	------	------	------	------	------	------	------	------	------	------	------	------	------	------	------	------	------	------	------	------	------	------	------	------	------	------	------	------	------	------	------	------	------	------	-------	-------	-------	--------	-------	-------	-------	--------	-------	--------

PITCHER	IP	WLS	BF	H	R	ER	SO	BB	IBB	HBP	BLK	WP	HR	S	P	ERA	WHIP
Al Downing, L (1, 1) ERA: 3.35	8.1	W	36	10	1	1	5	3	0	0	0	0	0	43	55	1.08	1.560
Hal Reniff, R (9, 1) ERA: 2.28	0.2	S	1	0	0	0	0	0	0	0	0	0	0	1	1	0.00	0.000



Batter	1	2	3	4	5	6	7	8	9	AB R H RBI BB SO LOB	TOP									
Horace Clarke, S (1, 6) OBP: 0.286, SLG: 0.364	0-0 1-3		0-0 6-3			0-3 K			0-0 5-3	4 0 0 0 0 1 1										
Bobby Richardson, R (1, 4) OBP: 0.288, SLG: 0.344	0-0 G6-4-3 1B			0-0 L8			0-0 6-3		0-0 F9	4 0 1 0 0 0 0										
Mickey Mantle, S (1, 8) OBP: 0.395, SLG: 0.577	0-0 G6-4-3 1-2f			0-0 F5			0-0 1B			3 0 1 0 0 0 1										
Elston Howard, R (1, 2) OBP: 0.319, SLG: 0.384		0-0 6-3		0-0 F9			0-0 F9			3 0 0 0 0 0 1										
Tom Tresh, S (1, 7) OBP: 0.337, SLG: 0.373		0-3 K			0-0 L5		0-0 F7			3 0 0 0 0 1 1										
Joe Pepitone, L (1, 3) OBP: 0.269, SLG: 0.496		0-0 F3			0-0 4-3			0-0 F8		3 0 0 0 0 0 0										
Hector Lopez, R (1, 9) OBP: 0.280, SLG: 0.424			0-3 K			0-0 F4		0-0 F7		2 0 0 0 0 1 0										
Jim Bouton, R (5, 1) OBP: 0.158, SLG: 0.111										0 0 0 0 0 0 0										
Roy White, S (8, PH) OBP: 0.311, SLG: 0.360										1 0 0 0 0 0 0										
Dooley Womack, L (8, 1) OBP: 1.000, SLG: 1.000										0 0 0 0 0 0 0										
Clete Boyer, R (1, 5) OBP: 0.301, SLG: 0.381			0-0 2B			0-0 L5		0-0 5-3		3 0 1 0 0 0 0										
Mel Stottlemyre, R (1, 1) OBP: 0.175, SLG: 0.185			0-0 F7			0-0 F9				1 0 0 0 0 0 1										
Lou Clinton, R (5, 9) OBP: 0.284, SLG: 0.340								0-0 1-3		2 0 0 0 0 0 0										
<b>Inning Stats</b>	R: 0 E: 0 K: 0 S: 3	H: 1 LOB: 0 BB: 0 P: 3	R: 0 E: 0 K: 1 S: 5	H: 0 LOB: 0 BB: 0 P: 5	R: 0 E: 0 K: 1 S: 6	H: 1 LOB: 1 BB: 0 P: 6	R: 0 E: 0 K: 0 S: 3	H: 0 LOB: 0 BB: 0 P: 3	R: 0 E: 0 K: 0 S: 3	H: 0 LOB: 0 BB: 0 P: 5	R: 0 E: 0 K: 0 S: 4	H: 1 LOB: 1 BB: 0 P: 4	R: 0 E: 0 K: 0 S: 3	H: 0 LOB: 0 BB: 0 P: 3	R: 0 E: 0 K: 0 S: 3	H: 0 LOB: 0 BB: 0 P: 3	1B: 2 2B: 1 3B: 0 HR: 0	SF: 0 SAC: 0 DP: 1 HBP: 0	WP: 0 PB: 0 SB: 0 CS: 0	PA: 29
<b>PITCHER</b> Gary Peters, L (1, 1) ERA: 2.37	IP: 9.0 WLS: W BF: 29 H: 3 R: 0 ER: 0 SO: 3 BB: 0 IBB: 0 HBP: 0 BLK: 0 WP: 0 HR: 0 S: 35 P: 35 ERA: 0.00 WHIP: 0.333																			<b>PITCHER</b> IP: WLS: BF: H: R: ER: SO: BB: IBB: HBP: BLK: WP: HR: S: P: ERA: WHIP

**New York Yankees @ Chicago White Sox**  
Comiskey Park, Chicago, IL  
Sat Jul 30 1966, 4:33 AM EDT  
Att. 16,767 - Unknown - 70 F

livebaseballscorecards.com

AB	29
R	0
H	3
RBI	0
BB	0
SO	3
LOB	5



Batter	1	2	3	4	5	6	7	8	9
Don Buford, S OBP: 0.329, SLG: 0.354 (1, 5)	0-3 K		4-0 BB		0-0 CS 1B		0-0 3-1		
Wayne Causey, L OBP: 0.324, SLG: 0.285 Al Weis, S OBP: 0.211, SLG: 0.135 (7, PR) (8, 4)	0-0 5-3		0-0 4-3 BB		4-0 1-3 2B BB		0-0 2B		
Tommie Agee, R OBP: 0.312, SLG: 0.399 (1, 8)	0-0 F8		0-0 F7		0-0 E5 1-3 2B		0-0 L7		
Pete Ward, L OBP: 0.252, SLG: 0.196 Floyd Robinson, L OBP: 0.341, SLG: 0.352 (6, 9)		0-3 K		4-0 2B 4-1 BB	0-0 1-3		0-3 K		
Tom McCraw, L OBP: 0.303, SLG: 0.354 (1, 3)		0-0 F5		0-0 4-1	0-0		0-3 K		
John Romano, R OBP: 0.362, SLG: 0.417 (1, 2)		0-0 4-3		0-0 1B 2B	0-0 F7		0-0 5-3		
Jerry Adair, R OBP: 0.302, SLG: 0.353 (1, 6)			0-0 1B WP	0-0	0-0	4-0 G6-3 BB	4-0 1B BB		
Ken Berry, R OBP: 0.321, SLG: 0.408 (6, 7)			0-0 WP 1-3 4-3 1B	0-0 F7	0-0 G6-3		0-0 1B		
Gary Peters, L OBP: 0.259, SLG: 0.370 (1, 1)			0-0 1-3	0-0 1-3	0-3 K		0-0 4-3		

Inning Stats	R: 0 E: 0 K: 1 S: 5	H: 0 LOB: 0 BB: 0 P: 5	R: 0 E: 0 K: 1 S: 5	H: 0 LOB: 0 BB: 0 P: 5	R: 2 E: 0 K: 0 S: 5	H: 2 LOB: 1 BB: 1 P: 9	R: 2 E: 0 K: 0 S: 5	H: 2 LOB: 1 BB: 1 P: 9	R: 2 E: 1 K: 0 S: 5	H: 2 LOB: 1 BB: 1 P: 9	R: 0 E: 0 K: 1 S: 4	H: 0 LOB: 0 BB: 1 P: 8	R: 0 E: 0 K: 1 S: 6	H: 1 LOB: 1 BB: 0 P: 6	R: 0 E: 0 K: 1 S: 6	H: 1 LOB: 2 BB: 1 P: 10
1B: 5 2B: 3 3B: 0 HR: 0	SF: 0 SAC: 0 DP: 1 HBP: 0	WP: 1 PB: 0 SB: 0 CS: 1	PA: 36													

PITCHER	IP	WLS	BF	H	R	ER	SO	BB	IBB	HBP	BLK	WP	HR	S	P	ERA	WHIP
Mel Stottlemyre, R ERA: 3.21 (1, 1)	4.0	L	18	4	4	4	2	2	0	0	0	1	0	20	28	9.00	1.500
Jim Bouton, R ERA: 3.72 (5, 1)	3.0		13	3	2	0	2	2	0	0	0	0	0	15	23	0.00	1.667
Dooley Womack, R ERA: 3.97 (8, 1)	1.0		5	1	0	0	1	1	0	0	0	0	0	6	10	0.00	2.000

BOTTOM

New York Yankees @ Chicago White Sox  
Comiskey Park, Chicago, IL  
Sat Jul 30 1966, 4:33 AM EDT  
Att: 16,767 - Unknown - 70 F

livebaseballscores.com

AB	31
R	6
H	8
RBI	5
BB	5
SO	5
LOB	16





Batter	1	2	3	4	5	6	7	8	9	AB R H RBI BB SO LOB	TOP									
Horace Clarke, S OBP: 0.276, SLG: 0.351 (1, 6) X	0-0 F8	0-0 FC4-6 1-2f 2-3 3-H			0-0 F8			0-0 3-1		4 0 0 1 0 0 2										
Bobby Richardson, R OBP: 0.288, SLG: 0.343 (1, 4) X	0-0 FC4-6 1B	0-0 1-3			0-0 1-3			0-0 5-3		4 0 1 0 0 0 2										
Mickey Mantle, S OBP: 0.390, SLG: 0.569 (1, 8) X	0-0 FC4-6 1B 1-2f				0-0 F7			0-0 F7		4 0 0 0 0 0 1										
Joe Pepitone, L OBP: 0.288, SLG: 0.494 (1, 3) X	0-0 1-3 1B				0-0 1-3			0-0 4-3		4 0 1 0 0 0 0										
Tom Tresh, S OBP: 0.334, SLG: 0.368 (1, 7) X	0-0 1-3				0-0 G1			0-3 K		4 0 0 0 0 2 2										
Roger Maris, L OBP: 0.318, SLG: 0.383 (1, 9)					0-0 F7			0-0 F9		3 1 1 0 0 0 0										
Jake Gibbs, L OBP: 0.328, SLG: 0.370 (1, 2) X					0-3 K			0-0 6-3		3 0 1 0 0 1 0										
Clete Boyer, R OBP: 0.301, SLG: 0.380 (1, 5) X					0-0 6-3			0-0 L7		3 0 1 0 0 0 0										
Fritz Peterson, S OBP: 0.209, SLG: 0.238 (1, 1)					0-0 F8			0-3 K		2 0 0 0 0 1 3										
Whitey Ford, L (6, 1)										0 0 0 0 0 0 0										
Billy Bryan, L OBP: 0.189, SLG: 0.205 (8, PH)										1 0 0 0 0 1 0										
Dooley Womack, L OBP: 1.000, SLG: 1.000 (8, 1)										0 0 0 0 0 0 0										
<b>Inning Stats</b>	R: 0 E: 0 K: 0 S: 5	H: 2 LOB: 2 BB: 0 P: 5	R: 1 E: 0 K: 1 S: 8	H: 3 LOB: 2 BB: 0 P: 8	R: 0 E: 0 K: 1 S: 5	H: 0 LOB: 0 BB: 0 P: 5	R: 0 E: 0 K: 1 S: 5	H: 0 LOB: 0 BB: 0 P: 5	R: 0 E: 0 K: 0 S: 3	H: 0 LOB: 0 BB: 0 P: 3	R: 0 E: 0 K: 0 S: 3	H: 0 LOB: 0 BB: 0 P: 3	R: 0 E: 0 K: 1 S: 5	H: 0 LOB: 0 BB: 0 P: 5	R: 0 E: 0 K: 1 S: 5	H: 0 LOB: 0 BB: 0 P: 5	1B: 5 2B: 0 3B: 0 HR: 0	SF: 0 SAC: 0 DP: 0 HBP: 0	WP: 0 PB: 0 SB: 0 CS: 0	PA: 32
<b>PITCHER</b> Joe Horlen, R ERA: 2.17 (1, 1)	IP: 9.0 WLS: W BF: 32 H: 5 R: 1 ER: 1 SO: 5 BB: 0 IBB: 0 HBP: 0 BLK: 0 WP: 0 HR: 0 S: 42 P: 42 ERA: 1.00 WHIP: 0.556																			

**New York Yankees @ Chicago White Sox**  
 Comiskey Park, Chicago, IL  
 Sun Jul 31 1966, 4:33 AM EDT  
 Unknown - 83 F

[livebaseballscorecards.com](http://livebaseballscorecards.com)

<b>AB</b>	<b>32</b>
<b>R</b>	<b>1</b>
<b>H</b>	<b>5</b>
<b>RBI</b>	<b>1</b>
<b>BB</b>	<b>0</b>
<b>SO</b>	<b>5</b>
<b>LOB</b>	<b>10</b>













Batter	1	2	3	4	5	6	7	8	9	AB R H RBI BB SO LOB	TOP									
Don Buford, S (1, 5) OBP: 0.325, SLG: 0.347	0-3 K		0-3 K		0-0 L8			0-0 F4		4 0 0 0 0 2 3										
Tommie Agee, R (1, 8) OBP: 0.310, SLG: 0.394	0-3 K			0-0 5-3		0-0 F7		0-0 F9		4 0 0 0 0 1 0										
Tom McCraw, L (1, 3) OBP: 0.297, SLG: 0.346	0-0 4-3			0-0 F7		0-0 4-3			0-0 F9	4 0 0 0 0 0 0										
Pete Ward, L (1, 7) OBP: 0.244, SLG: 0.190		0-0 4-3		0-0 1B		0-0 L8			0-0 F9	4 0 1 0 0 0 0										
John Romano, R (1, 2) OBP: 0.363, SLG: 0.411		0-0 F7		0-0 F7			0-0 F7		0-0 1B	4 0 1 0 0 0 1										
Joe Horten, R (9, PR) OBP: 0.146, SLG: 0.105										0 0 0 0 0 0 0										
Ken Berry, R (1, 9) OBP: 0.325, SLG: 0.414		0-0 5-3			0-0 F3		0-0 FC6-4 1B		0-0 F9	4 0 1 0 0 0 1										
Jerry Adair, R (1, 6) OBP: 0.309, SLG: 0.357			4-0 BB		0-0 BB 1B		0-0 FC6-4 1-2f			2 0 1 0 1 0 1										
Wayne Causey, L (1, 4) OBP: 0.316, SLG: 0.279			0-0 F5		0-0 F9		0-0 L8			3 0 0 0 0 0 3										
John Buzhardt, R (1, 1) OBP: 0.179, SLG: 0.135			0-0 F6		4-0 BB			0-0 G3		1 0 0 0 0 0 1										
Floyd Robinson, L (5, PH) OBP: 0.340, SLG: 0.349										0 0 0 0 1 0 0										
Dennis Higgins, R (5, 1) OBP: 0.200, SLG: 0.111										0 0 0 0 0 0 0										
Smoky Burgess, L (8, PH) OBP: 0.400, SLG: 0.381										1 0 0 0 0 0 0										
Juan Pizarro, L (8, 1) OBP: 0.150, SLG: 0.111										0 0 0 0 0 0 0										
<b>Inning Stats</b>	R: 0 E: 0 K: 2 S: 7	H: 0 LOB: 0 BB: 0 P: 7	R: 0 E: 0 K: 0 S: 3	H: 0 LOB: 0 BB: 0 P: 3	R: 0 E: 0 K: 1 S: 5	H: 0 LOB: 1 BB: 1 P: 9	R: 0 E: 0 K: 0 S: 4	H: 1 LOB: 1 BB: 0 P: 4	R: 0 E: 0 K: 0 S: 4	H: 1 LOB: 2 BB: 1 P: 8	R: 0 E: 0 K: 0 S: 3	H: 0 LOB: 0 BB: 0 P: 3	R: 0 E: 0 K: 0 S: 4	H: 1 LOB: 1 BB: 0 P: 4	R: 0 E: 0 K: 0 S: 4	H: 1 LOB: 1 BB: 0 P: 4	1B: 4 2B: 0 3B: 0 HR: 0	SF: 0 SAC: 0 DP: 0 HBP: 0	WP: 0 PB: 0 SB: 0 CS: 0	PA: 33
<b>PITCHER</b> Denny McLain, R (1, 1) ERA: 3.58	IP: 9.0 WLS: W BF: 33 H: 4 R: 0 ER: 0 SO: 3 BB: 2 IBB: 0 HBP: 0 BLK: 0 WP: 0 HR: 0 S: 37 P: 45 ERA: 0.00 WHIP: 0.667																			

Chicago White Sox @ Detroit Tigers  
Tiger Stadium, Detroit, MI  
Tue Aug 02 1966, 7:05 PM EDT  
Att: 23,552 - Unknown

livebaseballscorecards.com

AB	31
R	0
H	4
RBI	0
BB	2
SO	3
LOB	10



Batter	1	2	3	4	5	6	7	8	9
Don Wert, R OBP: 0.344, SLG: 0.322 (1, 5)	0-0 L5		0-0 2-3		0-0 SH3-4			0-0 F7	
Gates Brown, L OBP: 0.329, SLG: 0.425 (1, 7)	0-0 2B		0-0 4-3		0-0 F8			0-0 HR	
Norm Cash, L OBP: 0.319, SLG: 0.423 (1, 3)	0-0 2B			0-0 G3	0-0 4-3			0-0 1B	
Al Kaline, R OBP: 0.399, SLG: 0.596 (1, 8)	0-0 L5-3			0-0 WP 1B		0-0 F5		0-0 L6	
Willie Horton, R OBP: 0.343, SLG: 0.490 (1, 9)	0-3 K			0-0 FC6-4 1B		0-3 K		0-3 K	
Jerry Lumpe, L OBP: 0.282, SLG: 0.305 (1, 4)		0-0 F9		0-0 FC6-4 HR		0-0 F7			
Dick Tracewski, R OBP: 0.244, SLG: 0.194 (9, 4)									
Orlando McFarlane, R OBP: 0.294, SLG: 0.431 (1, 2)		0-0 6-3		0-0 1B		0-3 K			
Ray Oyler, R OBP: 0.274, SLG: 0.270 (1, 6)		0-0 6-3		0-0 F4		0-3 K			
Denny McLain, R OBP: 0.258, SLG: 0.230 (1, 1)			0-3 K		4-0 F8 SH3-4 BB		0-3 K		

AB	R	H	RBI	BB	SO	LOB
3	0	0	0	0	0	0
4	2	2	1	0	0	1
4	0	2	1	0	0	1
4	1	1	0	0	0	2
4	0	1	1	0	3	2
3	1	0	0	0	0	1
0	0	0	0	0	0	0
3	1	1	2	0	1	0
3	0	0	0	0	1	0
2	0	0	0	1	2	0

**BOTTOM**

**Chicago White Sox @ Detroit Tigers**  
**Tiger Stadium, Detroit, MI**  
 Tue Aug 02 1966, 7:05 PM EDT  
 Att. 23,552 - Unknown

<b>AB</b>	<b>30</b>
<b>R</b>	<b>5</b>
<b>H</b>	<b>7</b>
<b>RBI</b>	<b>5</b>
<b>BB</b>	<b>1</b>
<b>SO</b>	<b>7</b>
<b>LOB</b>	<b>7</b>



1B: 3	SF: 0
2B: 2	SAC: 1
3B: 0	DP: 0
HR: 2	HBP: 0

WP: 1	PA: 32
PB: 0	
SB: 0	
CS: 0	

Inning Stats		R: 1	H: 2	E: 0	K: 1	S: 7	R: 0	H: 0	E: 0	K: 0	S: 3	R: 0	H: 0	E: 0	K: 1	S: 5	R: 3	H: 3	E: 0	K: 0	S: 6	R: 0	H: 0	E: 0	K: 0	S: 3	R: 0	H: 0	E: 0	K: 1	S: 5	R: 0	H: 2	E: 0	K: 1	S: 7																			
PITCHER		IP	WLS	BF	H	R	ER	SO	BB	IBB	HBP	BLK	WP	HR	S	P	ERA	WHIP	PITCHER		IP	WLS	BF	H	R	ER	SO	BB	IBB	HBP	BLK	WP	HR	S	P	ERA	WHIP																		
John Buzhardt, R	(1, 1)	4.0	L	17	5	4	4	2	0	0	0	0	1	1	21	21	9.00	1.250	Dennis Higgins, R		(5, 1)	3.0		10	0	0	0	4	1	0	0	0	0	0	0	0.00	0.333	Juan Pizarro, L		(8, 1)	1.0		5	2	1	1	1	0	0	0	0	0	0	9.00	2.000

livebaseballscorecards.com



Batter	1	2	3	4	5	6	7	8	9	AB R H RBI BB SO LOB	TOP											
Ken Berry, R (1, 7) OBP: 0.331, SLG: 0.433	0-0 F7			0-0 2B		0-0 1B			0-0 HR	4 1 3 1 0 0 0												
Tommie Agee, R (1, 8) OBP: 0.309, SLG: 0.392	0-3 K			0-0 6-3		0-0 F9			0-0 1B	4 0 1 0 0 1 2												
Jim Hicks, R (1, 9) OBP: 0.307, SLG: 0.343	0-0 F9			0-0 F4			0-0 F9		0-0 F3	4 0 0 0 0 0 2												
John Romano, R (1, 2) OBP: 0.357, SLG: 0.403 Hoyt Wilhelm, R (9, 1)		0-0 6-3		0-0 6-3			0-0 4-3		0-0 F6	4 0 0 0 0 0 2 0 0 0 0 0 0 0												
Jerry Adair, R (1, 6) OBP: 0.305, SLG: 0.352		0-0 6-3			0-0 F2		0-0 6-3			3 0 0 0 0 0 0												
Bill Skowron, R (1, 3) OBP: 0.307, SLG: 0.343		0-0 4-3			0-0 L8			0-0 6-3		3 0 0 0 0 0 0												
Don Buford, S (1, 5) OBP: 0.323, SLG: 0.345			0-0 L8		0-0 6-3			0-0 L8		3 0 0 0 0 0 0												
Al Weis, S (1, 4) OBP: 0.203, SLG: 0.130			0-0 L8			0-3 K		0-0 5-3		3 0 0 0 0 1 0												
Bruce Howard, S (1, 1) OBP: 0.167, SLG: 0.077 Jerry McNertney, R (9, 2) OBP: 0.318, SLG: 0.250			0-3 K			0-3 K			0-0 1B	3 0 1 0 0 2 0 0 0 0 0 0 0 0												
<b>Inning Stats</b>	R: 0 E: 0 K: 1 S: 5	H: 0 LOB: 0 BB: 0 P: 5	R: 0 E: 0 K: 0 S: 3	H: 0 LOB: 0 BB: 0 P: 3	R: 0 E: 0 K: 1 S: 5	H: 0 LOB: 0 BB: 0 P: 5	R: 0 E: 0 K: 0 S: 4	H: 1 LOB: 1 BB: 0 P: 4	R: 0 E: 0 K: 0 S: 3	H: 0 LOB: 0 BB: 0 P: 3	R: 0 E: 0 K: 2 S: 8	H: 1 LOB: 1 BB: 0 P: 8	R: 0 E: 0 K: 0 S: 3	H: 0 LOB: 0 BB: 0 P: 3	R: 0 E: 0 K: 0 S: 3	H: 0 LOB: 0 BB: 0 P: 3	R: 1 E: 0 K: 0 S: 5	H: 3 LOB: 1 BB: 0 P: 5	1B: 3 2B: 1 3B: 0 HR: 1	SF: 0 SAC: 0 DP: 0 HBP: 0	WP: 0 PB: 0 SB: 0 CS: 0	PA: 31
<b>PITCHER</b> Mickey Lolich, L (1, 1) ERA: 4.34	IP: 9.0 WLS: W BF: 31 H: 5 R: 1 ER: 1 SO: 4 BB: 0 IBB: 0 HBP: 0 BLK: 0 WP: 0 HR: 1 S: 39 P: 39 ERA: 1.00 WHIP: 0.556											<b>PITCHER</b>	IP: 9.0 WLS: W BF: 31 H: 5 R: 1 ER: 1 SO: 4 BB: 0 IBB: 0 HBP: 0 BLK: 0 WP: 0 HR: 1 S: 39 P: 39 ERA: 1.00 WHIP: 0.556									

Chicago White Sox @ Detroit Tigers  
Tiger Stadium, Detroit, MI  
Wed Aug 03 1966, 4:33 AM EDT  
Unknown

livebaseballscorecards.com

AB	31
R	1
H	5
RBI	1
BB	0
SO	4
LOB	6







Batter	1	2	3	4	5	6	7	8	9	AB R H RBI BB SO LOB	TOP																
Don Buford, S (1, 5) OBP: 0.319, SLG: 0.341	0-0 F5		0-0 6-3		0-0 L4		0-0 F3	0-3 K		5 0 0 0 0 1 4																	
Tommie Agee, R (1, 8) OBP: 0.310, SLG: 0.391	0-0 F4		4-0 E BB		0-0 5-3		0-0 F6	0-0 BB 1B		4 0 1 2 1 0 1																	
Pete Ward, L (1, 7) OBP: 0.250, SLG: 0.193	0-3 K		0-0 F7		0-0 G3			1-3 2-H 3-H HR 1B		4 1 1 0 0 1 1 1																	
John Romano, R (1, 2) OBP: 0.357, SLG: 0.417		0-0 F9 BB 1B	0-3 K			0-0 F8		1-4 HR F8		5 2 2 2 0 1 4																	
Ken Berry, R (1, 9) OBP: 0.332, SLG: 0.429		4-0 1B 1-2 BB		0-0 F7		0-0 F6		4-0 1B BB K		3 0 0 0 2 1 0																	
Bill Skowron, R (1, 3) OBP: 0.313, SLG: 0.345		0-0 F9		4-0 1B BB		0-0 1B		0-0 1B 1B E4 FC6-4		4 1 2 0 1 0 2																	
Jerry Adair, R (1, 6) OBP: 0.307, SLG: 0.353		0-0 1-2 3-H 1B		0-0 1-2 1B		0-0 F9		0-0 E4 1B 1B 1B FC6-4		5 1 2 1 0 0 3																	
Al Weis, S (1, 4) Wayne Causey, L (7, PH) Smoky Burgess, L (8, PH) Lee Elia, R (8, PR)		0-3 K		0-0 L9			0-0 WP 2B	0-0 1-2 2-H 1B 1B		2 0 0 0 0 0 1 4 1 0 1 0 0 0 0 1 0 1 1 0 0 0 1 1 0 0 0 0 1																	
Jack Lamabe, R (1, 1) Dennis Higgins, R (3, 1) Floyd Robinson, L (4, PH) Hoyt Wilhelm, R (4, 1) Jim Hicks, R (7, PH) Bob Locker, S (7, 1)		0-0 F8		0-3 K			0-3 K	0-0 1B 1B 1B		1 0 0 0 0 0 0 2 0 0 0 0 0 0 0 0 1 0 0 0 0 0 1 2 0 0 0 0 0 0 0 0 1 0 0 0 0 0 1 1 1 0 1 0 0 0 0 0																	
<b>Inning Stats</b>	R: 0 E: 0 K: 1 S: 5	H: 0 LOB: 0 BB: 0 P: 5	R: 1 E: 0 K: 1 S: 7	H: 2 LOB: 2 BB: 1 P: 11	R: 0 E: 0 K: 1 S: 5	H: 0 LOB: 1 BB: 1 P: 9	R: 0 E: 0 K: 1 S: 6	H: 1 LOB: 2 BB: 1 P: 10	R: 0 E: 0 K: 0 S: 3	H: 0 LOB: 0 BB: 0 P: 3	R: 0 E: 0 K: 0 S: 4	H: 1 LOB: 1 BB: 0 P: 4	R: 0 E: 0 K: 1 S: 6	H: 1 LOB: 1 BB: 0 P: 6	R: 5 E: 1 K: 1 S: 11	H: 6 LOB: 3 BB: 2 P: 19	R: 0 E: 1 K: 1 S: 6	H: 0 LOB: 1 BB: 0 P: 6	1B: 9 2B: 1 3B: 0 HR: 1	SF: 0 SAC: 0 DP: 0 HBP: 0	WP: 1 PB: 0 SB: 0 CS: 0	PA: 44					
<b>PITCHER</b>	IP	WLS	BF	H	R	ER	SO	BB	IBB	HBP	BLK	WP	HR	S	P	ERA	WHIP										
Johnny Podres, L (1, 1) ERA: 3.28	7.0		29	5	1	1	5	3	0	0	0	1	0	36	48	1.29	1.143										
Larry Sherry, R (8, 1) ERA: 3.63	0.0	L	3	2	3	3	0	1	0	0	0	0	1	2	6	∞	∞										
Dave Wickersham, R (8, 1) ERA: 3.55	0.1		2	1	0	0	0	0	0	0	0	0	0	2	2	0.00	3.000										
Hank Aguirre, L (8, 1) ERA: 3.73	0.1		3	2	0	0	1	0	0	0	0	0	0	5	5	0.00	6.000										
Bill Monbouquette, R (8, 1) ERA: 5.01	1.1		7	1	2	0	1	1	0	0	0	0	0	8	12	0.00	1.500										

Chicago White Sox @ Detroit Tigers  
Tiger Stadium, Detroit, MI  
Wed Aug 03 1966, 7:05 PM EDT  
Att: 19,740 - Unknown

livebaseballscorecards.com

AB	39
R	6
H	11
RBI	6
BB	5
SO	7
LOB	25



BOTTOM

Chicago White Sox @ Detroit Tigers  
Tiger Stadium, Detroit, MI  
Wed Aug 03 1966, 7:05 PM EDT  
Att. 19,740 - Unknown

AB 32  
R 3  
H 7  
RBI 3  
BB 2  
SO 10  
LOB 8



WP: 0 PA: 34  
PB: 0  
SB: 0  
CS: 0

AB R H RBI BB SO LOB

4 1 1 0 0 2 0

3 2 1 1 1 1 0

4 0 2 1 0 1 0

4 0 2 1 0 1 0

4 0 0 0 0 2 4

4 0 1 0 0 1 2

4 0 0 0 0 1 1

2 0 0 0 0 1 0  
1 0 0 0 0 0 0  
0 0 0 0 0 0 0  
0 0 0 0 0 0 0  
0 0 0 0 0 0 0  
0 0 0 0 0 0 0

1B: 6 SF: 0  
2B: 0 SAC: 0  
3B: 1 DP: 2  
HR: 0 HBP: 0

Batter	1	2	3	4	5	6	7	8	9
Don Wert, R OBP: 0.339, SLG: 0.317 (1, 5)	0-3 K		0-0 3B 1B		0-3 K			0-0 F8	
Jake Wood, R OBP: 0.347, SLG: 0.394 (1, 4)	4-0 1B 1B BB		0-0 1B 3B		0-0 4-3			0-3 K	
Norm Cash, L OBP: 0.323, SLG: 0.424 (1, 3)	0-0 1B 1-3 1B		0-0 FC4-6 1B 1B		0-3 K			0-0 3-1	
Willie Horton, R OBP: 0.344, SLG: 0.485 (1, 9)	0-0 1-3 3-H 1B		0-0 1-2 1B		0-0 F8			0-3 K	
Gates Brown, L OBP: 0.311, SLG: 0.398 (1, 7)	0-0 G6-3 1-2f		0-0 FC4-6 1-2f 2-3		0-3 K			0-3 K	
Mickey Stanley, R OBP: 0.336, SLG: 0.339 (1, 8)		0-0 6-3	0-3 K		0-0 5-3			0-0 1B	
Orlando McFarlane, R OBP: 0.289, SLG: 0.425 (1, 2)		0-0 F2		0-0 F8		0-3 K		0-0 4-3	
Ray Oyler, R OBP: 0.276, SLG: 0.268 (1, 6)		0-0 F8		4-0 B5-6-4 BB		0-3 K			
Johnny Podres, L OBP: 0.384, SLG: 0.222 (1, 1)			0-0 3-1	0-0 B5-6-4 1-2f		0-0 F7			
Dick McAuliffe, L OBP: 0.387, SLG: 0.536 (7, PH)									
Larry Sherry, R OBP: 0.429, SLG: 0.714 (8, 1)									
Dave Wickersham, R OBP: 0.056, SLG: 0.083 (8, 1)									
Hank Aguirre, R (8, 1)									
Bill Monbouquette, R OBP: 0.174, SLG: 0.136 (8, 1)									

Inning Stats	R: 1	H: 2	E: 0	K: 1	S: 6	LOB: 1	BB: 1	P: 10	R: 0	H: 0	E: 0	K: 0	S: 3	LOB: 0	BB: 0	P: 3	R: 2	H: 4	E: 0	K: 1	S: 9	LOB: 2	BB: 0	P: 9	R: 0	H: 0	E: 0	K: 0	S: 2	LOB: 0	BB: 1	P: 6	R: 0	H: 0	E: 0	K: 1	S: 7	LOB: 0	BB: 0	P: 7	R: 0	H: 0	E: 0	K: 2	S: 5	LOB: 0	BB: 0	P: 5	R: 0	H: 0	E: 0	K: 2	S: 7	LOB: 0	BB: 0	P: 7	R: 0	H: 0	E: 0	K: 1	S: 5	LOB: 0	BB: 0	P: 5	R: 0	H: 1	E: 0	K: 2	S: 8	LOB: 1	BB: 0	P: 8
--------------	------	------	------	------	------	--------	-------	-------	------	------	------	------	------	--------	-------	------	------	------	------	------	------	--------	-------	------	------	------	------	------	------	--------	-------	------	------	------	------	------	------	--------	-------	------	------	------	------	------	------	--------	-------	------	------	------	------	------	------	--------	-------	------	------	------	------	------	------	--------	-------	------	------	------	------	------	------	--------	-------	------

PITCHER	IP	WLS	BF	H	R	ER	SO	BB	IBB	HBP	BLK	WP	HR	S	P	ERA	WHIP
Jack Lamabe, R ERA: 3.12 (1, 1)	2.1		13	6	3	3	1	1	0	0	0	0	0	14	18	11.57	3.000
Dennis Higgins, R ERA: 2.97 (3, 1)	0.2		2	0	0	0	1	0	0	0	0	0	0	4	4	0.00	0.000
Hoyt Wilhelm, R ERA: 1.76 (4, 1)	3.0		9	0	0	0	3	1	0	0	0	0	0	14	18	0.00	0.333
Bob Locker, R ERA: 1.94 (7, 1)	3.0	W	10	1	0	0	5	0	0	0	0	0	0	20	20	0.00	0.333



Batter	1	2	3	4	5	6	7	8	9	AB R H RBI BB SO LOB	TOP										
Don Buford, S (1, 5) OBP: 0.320, SLG: 0.342	0-0 2-3			0-0 F9	4-0 1B BB		0-0 2B		0-0 L4	4 0 1 0 1 0 0											
Tommie Agee, R (1, 8) OBP: 0.314, SLG: 0.400	0-0 6-3			0-0 HR	0-0 1B		4-0 IBB			3 1 2 1 1 0 0											
Pete Ward, L (1, 7) OBP: 0.250, SLG: 0.195 Tom McCraw, L (7, 9) OBP: 0.297, SLG: 0.346 (8, 3)	0-0 G3			0-0 1B SF9	0-0 1B		0-0 F8			4 1 1 0 0 0 4 0 0 0 0 0 0 0											
John Romano, R (1, 2) OBP: 0.360, SLG: 0.433		0-0 F4		0-0 1B 1B		0-3 K		0-0 HR		4 1 2 1 0 1 0											
Ken Berry, R (1, 9) OBP: 0.328, SLG: 0.424 (7, 7)		0-0 4-3		0-0 SF9		0-0 5-3		0-0 6-3		3 0 0 1 0 0 0											
Bill Skowron, R (1, 3) OBP: 0.316, SLG: 0.348 Floyd Robinson, L (8, 9) OBP: 0.339, SLG: 0.348		0-0 3-1		0-0 3-H 1B		0-0 1B		0-3 K		4 0 2 0 0 1 0 0 0 0 0 0 0 0											
Jerry Adair, R (1, 6) OBP: 0.302, SLG: 0.347			0-0 F9	0-0 1-3		0-0 F9		0-0 5-3		4 0 0 0 0 0 3											
Al Weis, S (1, 4) OBP: 0.194, SLG: 0.123			0-0 F6		0-0 6-3		0-0 5-3		0-0 4-3	4 0 0 0 0 0 0											
Gary Peters, L (1, 1) OBP: 0.241, SLG: 0.345			0-0 4-3		0-0 F8		0-0 F8		0-0 F7	4 0 0 0 0 0 0											
<b>Inning Stats</b>	R: 0 E: 0 K: 0 S: 3	H: 0 LOB: 0 BB: 0 P: 3	R: 0 E: 0 K: 0 S: 3	H: 0 LOB: 0 BB: 0 P: 3	R: 2 E: 0 K: 0 S: 7	H: 4 LOB: 2 BB: 0 P: 7	R: 0 E: 0 K: 0 S: 4	H: 1 LOB: 2 BB: 1 P: 8	R: 0 E: 0 K: 1 S: 6	H: 1 LOB: 1 BB: 0 P: 6	R: 0 E: 0 K: 0 S: 4	H: 1 LOB: 2 BB: 1 P: 8	R: 1 E: 0 K: 1 S: 6	H: 1 LOB: 0 BB: 0 P: 6	R: 0 E: 0 K: 0 S: 3	H: 0 LOB: 0 BB: 0 P: 3	1B: 5 2B: 1 3B: 0 HR: 2	SF: 1 SAC: 0 DP: 0 HBP: 0	WP: 0 PB: 0 SB: 0 CS: 0	PA: 37	
<b>PITCHER</b> Clyde Wright, L (1, 1) ERA: 3.8 Bob Lee, R (9, 1) ERA: 2.76	IP 8.0	WLS L	BF 34	H 8	R 3	ER 3	SO 2	BB 1	IBB 1	HBP 0	BLK 0	WP 0	HR 2	S 36	P 44	ERA 3.38	WHIP 1.125				
<b>PITCHER</b>	IP	WLS	BF	H	R	ER	SO	BB	IBB	HBP	BLK	WP	HR	S	P	ERA	WHIP				

Chicago White Sox @ California Angels  
Anaheim Stadium, Anaheim, CA  
Fri Aug 05 1966, 10:05 PM EDT  
Att. 15,094 - Unknown

AB	34
R	3
H	8
RBI	3
BB	2
SO	2
LOB	7







Batter	1	2	3	4	5	6	7	8	9	AB R H RBI BB SO LOB	TOP											
<b>Don Buford, S</b> (1, 5) OBP: 0.317, SLG: 0.339	0-0 F8	0-0 F8		0-0 5-3			0-0 SH1-3		0-0 5-3	4 0 0 0 0 0 1												
<b>Tommie Agee, R</b> (1, 8) OBP: 0.317, SLG: 0.411	1-0 1B HBP		0-0 HR		0-0 F6		0-0 HR 2B		0-0 4-3	4 2 2 2 0 0 0												
<b>Pete Ward, L</b> (1, 7) OBP: 0.258, SLG: 0.198 <b>Floyd Robinson, L</b> (7, PR) OBP: 0.338, SLG: 0.346	0-0 BB 1-2 1B		0-0 F3		0-0 F8		4-0 HR BB		0-0 4-3	3 0 1 0 1 0 0 1 1 0 0 0 0 0												
<b>John Romano, R</b> (1, 2) OBP: 0.366, SLG: 0.463	4-0 BB 1-2 BB		0-0 HR		0-0 F9		0-0 1-H 2-H HR			3 2 2 4 1 0 0												
<b>Ken Berry, R</b> (1, 9) OBP: 0.330, SLG: 0.434	4-0 BB 1-2 2-3 BB		0-0 1-3			0-0 HR	0-0 4-3			3 1 1 1 1 0 1												
<b>Bill Skowron, R</b> (1, 3) OBP: 0.316, SLG: 0.348 <b>Tom McCraw, L</b> (6, PR) OBP: 0.296, SLG: 0.345	0-0 F8		0-0 E6			0-0 L3 1B	0-0 F7			3 0 1 0 0 0 3 1 0 0 0 0 0 1												
<b>Jerry Adair, R</b> (1, 6) OBP: 0.298, SLG: 0.342		0-0 5-3	0-0 L6			0-0 L3		0-0 4-3		4 0 0 0 0 0 2												
<b>Al Weis, S</b> (1, 4) OBP: 0.188, SLG: 0.119		0-0 F5		0-0 F5		0-3 K		0-0 6-3		4 0 0 0 0 1 1												
<b>Tommy John, R</b> (1, 1) OBP: 0.213, SLG: 0.267		0-0 1B		0-3 K			0-0 SH1-3 2B 1B	0-0 F8		4 1 2 0 0 1 0												
<b>Inning Stats</b>	R: 0 E: 0 K: 0 S: 3	H: 1 LOB: 3 BB: 2 P: 12	R: 0 E: 0 K: 0 S: 4	H: 1 LOB: 1 BB: 0 P: 4	R: 2 E: 1 K: 0 S: 6	H: 2 LOB: 1 BB: 0 P: 6	R: 0 E: 0 K: 1 S: 5	H: 0 LOB: 0 BB: 0 P: 5	R: 0 E: 0 K: 0 S: 3	H: 0 LOB: 0 BB: 0 P: 3	R: 1 E: 0 K: 1 S: 6	H: 2 LOB: 1 BB: 0 P: 6	R: 4 E: 0 K: 0 S: 6	H: 3 LOB: 1 BB: 1 P: 10	R: 0 E: 0 K: 0 S: 3	H: 0 LOB: 0 BB: 0 P: 3	R: 0 E: 0 K: 0 S: 3	H: 0 LOB: 0 BB: 0 P: 3	1B: 4 2B: 2 3B: 0 HR: 4	SF: 0 SAC: 1 DP: 1 HBP: 1	WP: 0 PB: 0 SB: 0 CS: 0	PA: 39
<b>PITCHER</b>	IP WLS BF H R ER SO BB IBB HBP BLK WP HR S P ERA WHIP																					
<b>George Brunet, L</b> (1, 1) ERA: 2.87	5.0 L 24 6 3 3 1 2 0 1 0 0 0 3 23 32 5.40 1.600																					
<b>Lew Burdette, R</b> (6, 1) ERA: 3.36	2.0 9 3 4 4 1 1 0 0 0 0 0 1 10 14 18.00 2.000																					
<b>Fred Newman, R</b> (8, 1) ERA: 5.79	2.0 6 0 0 0 0 0 0 0 0 0 0 0 6 6 0.00 0.000																					

**Chicago White Sox @ California Angels**  
**Anaheim Stadium, Anaheim, CA**  
 Sat Aug 06 1966, 10:05 PM EDT  
 Att: 20,052 - Unknown

<b>AB</b>	34
<b>R</b>	7
<b>H</b>	9
<b>RBI</b>	7
<b>BB</b>	3
<b>SO</b>	2
<b>LOB</b>	9



Batter	1	2	3	4	5	6	7	8	9	AB	R	H	RBI	BB	SO	LOB
Jose Cardenal, R (1, 8) OBP: 0.319, SLG: 0.407	0-0 6-3			0-0 6-3		0-0 1B		0-0 5-3		4	0	1	0	0	0	0
Jay Johnstone, L (1, 9) OBP: 0.294, SLG: 0.324	0-0 1-3			0-0 4-3		0-0 F6			0-0 1-3	4	0	0	0	0	0	1
Jim Fregosi, R (1, 6) OBP: 0.301, SLG: 0.365	0-0 1-3			0-0 4-3		0-0 L5			0-0 F9	4	0	0	0	0	0	1
Joe Adcock, R (1, 3) OBP: 0.365, SLG: 0.588		0-0 CS 1B			0-0 1B SF8 1B	0-3 K			0-0 F9	4	1	2	0	0	1	1
Frank Malzone, R (1, 5) OBP: 0.264, SLG: 0.306		0-3 K 1-2			0-3 K			0-0 F9		3	0	0	0	0	2	2
Buck Rodgers, S (1, 2) OBP: 0.266, SLG: 0.341		0-0 6-3			0-0 E6 SF8 1B 1-2		0-0 3-1			3	0	0	0	0	0	1
Bobby Knoop, R (1, 4) OBP: 0.269, SLG: 0.387			0-0 6-3		0-0 FC6-4 1B 1-2 2-3		0-3 K			3	0	1	0	0	1	0
Fred Newman, R (8, 1) OBP: 0.267, SLG: 0.214										0	0	0	0	0	0	0
Jim Piersall, R (1, 7) OBP: 0.245, SLG: 0.216			0-3 K		0-0 SF8			0-0 F8		2	0	0	1	0	1	0
George Brunet, R (1, 1) OBP: 0.170, SLG: 0.239			0-0 F9		0-0 FC6-4			0-3 K		2	0	0	0	0	0	2
Lew Burdette, R (6, 1) OBP: 0.267, SLG: 0.214										0	0	0	0	0	0	0
Tom Satriano, L (8, 4) OBP: 0.333, SLG: 0.301										1	0	0	0	0	1	0

Inning Stats	R: 0	H: 0	R: 0	H: 1	R: 0	H: 0	R: 0	H: 0	R: 1	H: 2	R: 0	H: 1	R: 0	H: 0	R: 0	H: 0	R: 0	H: 0	R: 0	H: 0	R: 0	H: 0	1B: 4	SF: 1	WP: 0	PA: 31
	E: 0	LOB: 0	E: 0	LOB: 0	E: 0	LOB: 0	E: 0	LOB: 0	E: 1	LOB: 2	E: 0	LOB: 1	E: 0	LOB: 0	E: 0	LOB: 0	E: 0	LOB: 0	E: 0	LOB: 0	E: 0	LOB: 0	E: 0	LOB: 0	PB: 0	
	K: 0	BB: 0	K: 1	BB: 0	K: 1	BB: 0	K: 0	BB: 0	K: 1	BB: 0	K: 1	BB: 0	K: 1	BB: 0	K: 1	BB: 0	K: 1	BB: 0	K: 0	BB: 0	K: 0	BB: 0	K: 0	BB: 0	SB: 0	
	S: 3	P: 3	S: 5	P: 5	S: 5	P: 5	S: 3	P: 3	S: 8	P: 8	S: 6	P: 6	S: 5	P: 5	S: 5	P: 5	S: 5	P: 5	S: 3	P: 3	S: 3	P: 3	S: 5	P: 5	CS: 1	

PITCHER	IP	WLS	BF	H	R	ER	SO	BB	IBB	HBP	BLK	WP	HR	S	P	ERA	WHIP	PITCHER	IP	WLS	BF	H	R	ER	SO	BB	IBB	HBP	BLK	WP	HR	S	P	ERA	WHIP	
Tommy John, L (1, 1) ERA: 2.39	9.0	W	31	4	1	0	6	0	0	0	0	0	0	43	43	0.00	0.444																			

BOTTOM

Chicago White Sox @ California Angels  
Anaheim Stadium, Anaheim, CA

AB 30  
R 1  
H 4  
RBI 1  
BB 0  
SO 6  
LOB 8



WP: 0 PA: 31  
PB: 0  
SB: 0  
CS: 1

Sat Aug 06 1966, 10:05 PM EDT  
Att. 20,052 - Unknown

livebaseballscorecards.com



livebaseballscorecards.com

AB	42
R	9
H	17
RBI	8
BB	4
SO	5
LOB	21



WP:	0	PA:	47
PB:	0		
SB:	1		
CS:	0		

AB	R	H	RBI	BB	SO	LOB
5	1	3	1	1	0	0
6	0	2	1	0	1	3
3	0	2	1	1	0	0
0	0	0	0	0	0	0
1	0	0	0	0	0	1
3	0	0	0	1	1	4
0	0	0	0	0	0	0
1	1	1	0	0	0	0
0	0	0	0	0	0	0
5	1	2	0	0	1	5
5	1	2	0	0	1	3
4	1	2	1	0	0	2
1	0	0	0	0	0	0
1	0	0	0	0	0	1
2	2	1	2	1	0	1
0	0	0	0	0	0	0
2	0	0	0	0	0	0
0	0	0	0	0	0	0
3	2	2	2	0	1	1

PITCHER	IP	WLS	BF	H	R	ER	SO	BB	IBB	HBP	BLK	WP	HR	S	P	ERA	WHIP
Dean Chance, R	(1, 1)		30	9	4	4	3	4	0	0	0	0	0	32	48	5.68	2.053
Minnie Rojas, R	(7, 1)		9	3	1	1	1	0	0	0	0	0	1	11	11	3.38	1.125
Jack Sanford, R	(10, 1)	L	7	5	4	4	1	0	0	0	0	0	0	9	9	54.00	7.500
Bob Lee, R	(10, 1)		1	0	0	0	0	0	0	0	0	0	0	1	1	0.00	0.000

PITCHER	IP	WLS	BF	H	R	ER	SO	BB	IBB	HBP	BLK	WP	HR	S	P	ERA	WHIP
Dean Chance, R	(1, 1)		30	9	4	4	3	4	0	0	0	0	0	32	48	5.68	2.053
Minnie Rojas, R	(7, 1)		9	3	1	1	1	0	0	0	0	0	1	11	11	3.38	1.125
Jack Sanford, R	(10, 1)	L	7	5	4	4	1	0	0	0	0	0	0	9	9	54.00	7.500
Bob Lee, R	(10, 1)		1	0	0	0	0	0	0	0	0	0	0	1	1	0.00	0.000

PITCHER	IP	WLS	BF	H	R	ER	SO	BB	IBB	HBP	BLK	WP	HR	S	P	ERA	WHIP
Dean Chance, R	(1, 1)		30	9	4	4	3	4	0	0	0	0	0	32	48	5.68	2.053
Minnie Rojas, R	(7, 1)		9	3	1	1	1	0	0	0	0	0	1	11	11	3.38	1.125
Jack Sanford, R	(10, 1)	L	7	5	4	4	1	0	0	0	0	0	0	9	9	54.00	7.500
Bob Lee, R	(10, 1)		1	0	0	0	0	0	0	0	0	0	0	1	1	0.00	0.000

PITCHER	IP	WLS	BF	H	R	ER	SO	BB	IBB	HBP	BLK	WP	HR	S	P	ERA	WHIP
Dean Chance, R	(1, 1)		30	9	4	4	3	4	0	0	0	0	0	32	48	5.68	2.053
Minnie Rojas, R	(7, 1)		9	3	1	1	1	0	0	0	0	0	1	11	11	3.38	1.125
Jack Sanford, R	(10, 1)	L	7	5	4	4	1	0	0	0	0	0	0	9	9	54.00	7.500
Bob Lee, R	(10, 1)		1	0	0	0	0	0	0	0	0	0	0	1	1	0.00	0.000

PITCHER	IP	WLS	BF	H	R	ER	SO	BB	IBB	HBP	BLK	WP	HR	S	P	ERA	WHIP
Dean Chance, R	(1, 1)		30	9	4	4	3	4	0	0	0	0	0	32	48	5.68	2.053
Minnie Rojas, R	(7, 1)		9	3	1	1	1	0	0	0	0	0	1	11	11	3.38	1.125
Jack Sanford, R	(10, 1)	L	7	5	4	4	1	0	0	0	0	0	0	9	9	54.00	7.500
Bob Lee, R	(10, 1)		1	0	0	0	0	0	0	0	0	0	0	1	1	0.00	0.000

PITCHER	IP	WLS	BF	H	R	ER	SO	BB	IBB	HBP	BLK	WP	HR	S	P	ERA	WHIP
Dean Chance, R	(1, 1)		30	9	4	4	3	4	0	0	0	0	0	32	48	5.68	2.053
Minnie Rojas, R	(7, 1)		9	3	1	1	1	0	0	0	0	0	1	11	11	3.38	1.125
Jack Sanford, R	(10, 1)	L	7	5	4	4	1	0	0	0	0	0	0	9	9	54.00	7.500
Bob Lee, R	(10, 1)		1	0	0	0	0	0	0	0	0	0	0	1	1	0.00	0.000

PITCHER	IP	WLS	BF	H	R	ER	SO	BB	IBB	HBP	BLK	WP	HR	S	P	ERA	WHIP
Dean Chance, R	(1, 1)		30	9	4	4	3	4	0	0	0	0	0	32	48	5.68	2.053
Minnie Rojas, R	(7, 1)		9	3	1	1	1	0	0	0	0	0	1	11	11	3.38	1.125
Jack Sanford, R	(10, 1)	L	7	5	4	4	1	0	0	0	0	0	0	9	9	54.00	7.500
Bob Lee, R	(10, 1)		1	0	0	0	0	0	0	0	0	0	0	1	1	0.00	0.000

PITCHER	IP	WLS	BF	H	R	ER	SO	BB	IBB	HBP	BLK	WP	HR	S	P	ERA	WHIP
Dean Chance, R	(1, 1)		30	9	4	4	3	4	0	0	0	0	0	32	48	5.68	2.053
Minnie Rojas, R	(7, 1)		9	3	1	1	1	0	0	0	0	0	1	11	11	3.38	1.125
Jack Sanford, R	(10, 1)	L	7	5	4	4	1	0	0	0	0	0	0	9	9	54.00	7.500
Bob Lee, R	(10, 1)		1	0	0	0	0	0	0	0	0	0	0	1	1	0.00	0.000

PITCHER	IP	WLS	BF	H	R	ER	SO	BB	IBB	HBP	BLK	WP	HR	S	P	ERA	WHIP
Dean Chance, R	(1, 1)		30	9	4	4	3	4	0	0	0	0	0	32	48	5.68	2.053
Minnie Rojas, R	(7, 1)		9	3	1	1	1	0	0	0	0	0	1	11	11	3.38	1.125
Jack Sanford, R	(10, 1)	L	7	5	4	4	1	0	0	0	0	0	0	9	9	54.00	7.500
Bob Lee, R	(10, 1)		1	0	0	0	0	0	0	0	0	0	0	1	1	0.00	0.000

PITCHER	IP	WLS	BF	H	R	ER	SO	BB	IBB	HBP	BLK	WP	HR	S	P	ERA	WHIP
Dean Chance, R	(1, 1)		30	9	4	4	3	4	0	0	0	0	0	32	48	5.68	2.053
Minnie Rojas, R	(7, 1)		9	3	1	1	1	0	0	0	0	0	1	11	11	3.38	1.125
Jack Sanford, R	(10, 1)	L	7	5	4	4	1	0	0	0	0	0	0	9	9	54.00	7.500
Bob Lee, R	(10, 1)		1	0	0	0	0	0	0	0	0	0	0	1	1	0.00	0.000

Batter	1	2	3	4	5	6	7	8	9	10														
Don Buford, S OBP: 0.322, SLG: 0.344 (1, 5)	F7		F7		G5-4-3 1B		1B 1B		F5	2B														
Tommy Agee, R OBP: 0.318, SLG: 0.409 (1, 8)	K		F8		G5-4-3		1B 1B		F8															
Pete Ward, L OBP: 0.272, SLG: 0.218 Jim Hicks, R (7, PR) Jerry McNertney, R OBP: 0.311, SLG: 0.244 (7, 2)	2B		FC6-4 BB		3-1		1B		G4-6-3															
John Romano, R OBP: 0.364, SLG: 0.457 Hoyt Wilhelm, R (7, 1) Bob Locker, S OBP: 0.400, SLG: 0.308 Dennis Higgins, R OBP: 0.200, SLG: 0.111 (10, 1)	BB		FC6-4			E5 1B	K			1B 3B 1B														
Tom McCraw, L OBP: 0.298, SLG: 0.349 (7, 7)	F9				E 1B 2B		1-3			K														
Ken Berry, R OBP: 0.331, SLG: 0.433 (1, 9)	F3		F3		E6 1B 1B		K		8-5 SH3-4 1B	P3														
Jerry Adair, R OBP: 0.301, SLG: 0.344 (10, 4)	4-3		4-3		G4-6-3 1B		G6-4-3		SH3-4	3B 1B														
Al Weis, S OBP: 0.186, SLG: 0.118 Floyd Robinson, L OBP: 0.337, SLG: 0.345 Wayne Causey, L OBP: 0.325, SLG: 0.303 Lee Elia, R OBP: 0.254, SLG: 0.303 (10, 6)	P4		P4		G4-6-3		1B 1B BB		8-5	1B 3B														
Joe Horten, R OBP: 0.140, SLG: 0.100 Juan Pizarro, L OBP: 0.150, SLG: 0.111 Bill Skowron, R OBP: 0.320, SLG: 0.365 (7, 3)	P3		P3		F9		K		HR	2B 1B														
<b>Inning Stats</b>	R: 0 E: 0 K: 1 S: 6	H: 1 LOB: 2 BB: 1 P: 10	R: 0 E: 0 K: 0 S: 3	H: 0 LOB: 0 BB: 0 P: 3	R: 0 E: 0 K: 0 S: 3	H: 0 LOB: 2 BB: 2 P: 11	R: 2 E: 1 K: 0 S: 5	H: 3 LOB: 0 BB: 0 P: 5	R: 0 E: 0 K: 0 S: 3	H: 1 LOB: 0 BB: 0 P: 3	R: 0 E: 1 K: 1 S: 6	H: 1 LOB: 1 BB: 0 P: 6	R: 2 E: 0 K: 2 S: 10	H: 3 LOB: 2 BB: 1 P: 14	R: 0 E: 0 K: 0 S: 3	H: 1 LOB: 0 BB: 0 P: 3	R: 1 E: 0 K: 0 S: 4	H: 2 LOB: 0 BB: 0 P: 4	R: 4 E: 0 K: 1 S: 10	H: 5 LOB: 1 BB: 0 P: 10	1B: 12 2B: 4 3B: 1 HR: 1	SF: 0 SAC: 1 DP: 5 HBP: 0	WP: 0 PB: 0 SB: 1 CS: 0	PA: 47





Batter	1	2	3	4	5	6	7	8	9	AB R H RBI BB SO LOB	TOP											
Don Buford, S (1, 5) OBP: 0.319, SLG: 0.340	0-0 5-3		0-0 5-3		0-0 F9		0-0 L7		0-0 F8	5 0 0 0 0 0 4												
Tommie Agee, R (1, 8) OBP: 0.316, SLG: 0.406	0-0 5-3		0-0 P4			0-0 F8	4-0 BB		0-0 F8	4 0 0 0 1 0 0												
Pete Ward, L (1, 7) OBP: 0.279, SLG: 0.236 Tom McCraw, L (7, 9) OBP: 0.298, SLG: 0.349	0-0 F7			0-0 FC6-4 2B		0-0 WP SF9 1B	0-0 F9			4 1 2 0 0 0 3 0 0 0 0 0 0 0												
John Romano, R (1, 2) OBP: 0.370, SLG: 0.473 Joe Herten, R (8, PR) OBP: 0.140, SLG: 0.100 Jerry McNertney, R (8, 2) OBP: 0.311, SLG: 0.244		0-0 HR		0-0 FC6-4 G6-4-3 2-3		4-0 SF9 WP BB 1-2		0-0 SH1-4 1B		3 1 2 1 1 0 1 0 0 0 0 0 0 0 0 0 0 0 0 0 0												
Ken Berry, R (1, 9) OBP: 0.328, SLG: 0.430		0-0 6-3		0-0 G6-4-3 1-2f		0-0 SF9 1-3 2-H		0-0 SH1-4 1-2		2 0 0 1 0 0 1												
Bill Skowron, R (1, 3) OBP: 0.327, SLG: 0.369 Floyd Robinson, L (8, PR) OBP: 0.337, SLG: 0.345		0-0 FC6 1B			0-0 SH1-4 1B	0-0 6-3		4-0 IBB		3 0 2 0 1 0 1 0 0 0 0 0 0 0												
Lee Elia, R (1, 6) OBP: 0.259, SLG: 0.308		0-0 F9			0-0 SH1-4 1-2 1B		0-0 BB SH2-4 1B	0-3 K		4 0 2 0 0 1 3												
Al Weis, S (1, 4) OBP: 0.183, SLG: 0.116		0-0 FC6 1-2f			0-0 SH1-4 1-2 2-3		0-0 SH2-4 1-2	0-3 K		2 0 0 0 0 1 3												
Bruce Howard, S (1, 1) OBP: 0.182, SLG: 0.071 Bob Locker, S (7, 1) OBP: 0.375, SLG: 0.286			0-0 P4		0-0 F2		4-0 BB BB	0-3 K		2 0 0 0 1 0 2 1 0 0 0 0 1 0												
<b>Inning Stats</b>	R: 0 E: 0 K: 0 S: 3	H: 0 LOB: 0 BB: 0 P: 3	R: 1 E: 0 K: 0 S: 5	H: 2 LOB: 1 BB: 0 P: 5	R: 0 E: 0 K: 0 S: 3	H: 0 LOB: 0 BB: 0 P: 3	R: 0 E: 0 K: 0 S: 5	H: 1 LOB: 0 BB: 0 P: 3	R: 0 E: 0 K: 0 S: 5	H: 2 LOB: 2 BB: 0 P: 5	R: 1 E: 0 K: 0 S: 4	H: 1 LOB: 1 BB: 1 P: 8	R: 0 E: 0 K: 0 S: 4	H: 1 LOB: 3 BB: 2 P: 12	R: 0 E: 0 K: 2 S: 8	H: 1 LOB: 2 BB: 1 P: 12	R: 0 E: 0 K: 1 S: 5	H: 0 LOB: 0 BB: 0 P: 5	1B: 6 2B: 1 3B: 0 HR: 1	SF: 1 SAC: 3 DP: 1 HBP: 0	WP: 1 PB: 0 SB: 0 CS: 0	PA: 38
<b>PITCHER</b>	IP WLS BF H R ER SO BB IBB HBP BLK WP HR S P ERA WHIP																					
Gil Blanco, L (1, 1) ERA: 5.14	5.1 L 22 6 2 2 0 1 0 0 0 0 1 21 25 3.38 1.312																					
Ken Sanders, R (6, 1) ERA: 3.57	1.1 7 1 0 0 0 2 0 0 0 1 0 5 13 0.00 2.250																					
Joe Grzenda, L (7, 1) ERA: 4.91	0.1 1 0 0 0 0 0 0 0 0 0 0 1 1 0.00 0.000																					
Wes Stock, R (8, 1) ERA: 2.86	2.0 8 1 0 0 0 3 0 1 0 0 0 0 13 17 0.00 0.500																					

Chicago White Sox @ Kansas City Athletics  
Municipal Stadium, Kansas City, MO  
Tue Aug 09 1966, 8:05 PM EDT  
Att. 7,285 - Unknown

AB	30
R	2
H	8
RBI	2
BB	4
SO	3
LOB	18









Batter	1	2	3	4	5	6	7	8	9	AB	R	H	RBI	BB	SO	LOB
Bert Campaneris, R (1, 6) OBP: 0.307, SLG: 0.396	0-0 FC4-6 1B		0-0 FC6-4 1-2f			0-0 P3		0-0 5-3		4	0	1	0	0	0	1
Ossie Chavarria, R (1, 7) OBP: 0.292, SLG: 0.270	0-0 FC4-6 1-2f CS		0-3 K			0-0 P4			0-0 F7	4	0	0	0	0	1	2
Mike Hershberger, R (1, 9) OBP: 0.315, SLG: 0.368	0-0 1-2 2B			0-0 4-3		0-0 P3			0-0 1B 2B 1B	4	1	2	0	0	0	0
Danny Cater, R (1, 3) OBP: 0.284, SLG: 0.361	0-0 F8			0-0 F7			0-0 1B		0-0 1-2 1B	4	0	2	0	0	0	1
Dick Green, R (1, 4) OBP: 0.318, SLG: 0.374		0-0 F9		4-0 BB			0-0 1-2 1B G6-4-3		0-0 P4	3	0	1	0	1	0	2
Ed Charles, R (1, 5) OBP: 0.318, SLG: 0.431		0-0 4-3		0-0 L8			0-0 L8 2-3		0-0 1-H 2-H 2B	4	0	1	2	0	0	3
Joe Nossek, R (1, 8) OBP: 0.265, SLG: 0.333		0-0 F8			0-0 F8				0-0 F9	3	0	0	0	0	0	2
Roger Repoz, L (9, PH) OBP: 0.327, SLG: 0.373							0-0 1-2f G6-4-3			1	0	0	0	0	0	1
Phil Roof, R (1, 2) OBP: 0.296, SLG: 0.350			0-0 FC6-4 1B		0-0 L8			0-0 5-3		3	0	1	0	0	0	0
Lew Krausse, R (1, 1) OBP: 0.219, SLG: 0.172			0-3 K		0-0 2-3				0-3 K	0	0	0	0	0	0	0
Jim Gosger, L (3, PH) OBP: 0.320, SLG: 0.348										1	0	0	0	0	1	1
Vern Handrahan, L (4, 1)										1	0	0	0	0	0	0
Joe Grzenda, R (7, 1)										1	0	0	0	0	1	0

Inning Stats	R: 0	H: 2	E: 0	LOB: 1	K: 0	BB: 0	S: 4	P: 4	R: 0	H: 0	E: 0	LOB: 0	K: 0	BB: 0	S: 3	P: 3	R: 0	H: 1	E: 0	LOB: 1	K: 2	BB: 0	S: 8	P: 8	R: 0	H: 0	E: 0	LOB: 1	K: 0	BB: 1	S: 3	P: 7	R: 0	H: 0	E: 0	LOB: 0	K: 0	BB: 0	S: 3	P: 3	R: 0	H: 0	E: 0	LOB: 0	K: 0	BB: 0	S: 3	P: 3	R: 0	H: 2	E: 0	LOB: 1	K: 0	BB: 0	S: 4	P: 4	R: 0	H: 0	E: 0	LOB: 0	K: 1	BB: 0	S: 5	P: 5	R: 2	H: 3	E: 0	LOB: 1	K: 0	BB: 0	S: 6	P: 6	1B: 6	SF: 0	2B: 2	SAC: 0	3B: 0	DP: 1	HR: 0	HBP: 0	WP: 0	PA: 34
<b>PITCHER</b>	IP	WLS	BF	H	R	ER	SO	BB	IBB	HBP	BLK	WP	HR	S	P	ERA	WHIP																																																																	
Gary Peters, L (1, 1) ERA: 2.21	8.2	W	33	8	2	2	3	1	0	0	0	0	0	38	42	2.08	1.038																																																																	
Dennis Higgins, R (9, 1) ERA: 2.91	0.1	S	1	0	0	0	0	0	0	0	0	0	0	1	1	0.00	0.000																																																																	

**BOTTOM**

**Chicago White Sox @ Kansas City Athletics**  
Municipal Stadium, Kansas City, MO  
Wed Aug 10 1966, 8:05 PM EDT  
Att. 9,004 - Unknown

livebaseballscorecards.com

<b>AB</b>	<b>33</b>
<b>R</b>	<b>1</b>
<b>H</b>	<b>8</b>
<b>RBI</b>	<b>2</b>
<b>BB</b>	<b>1</b>
<b>SO</b>	<b>3</b>
<b>LOB</b>	<b>13</b>








BOTTOM

Chicago White Sox @ Kansas City Athletics  
Municipal Stadium, Kansas City, MO

livebaseballscorecards.com

AB 39  
R 8  
H 15  
RBI 8  
BB 2  
SO 7  
LOB 17



WP: 1 PA: 42  
PB: 0  
SB: 1  
CS: 1

Thu Aug 11 1966, 8:05 PM EDT  
Att. 13,643 - Unknown

AB	R	H	RBI	BB	SO	LOB
5	0	2	1	0	2	2
4	1	0	0	1	0	2
5	0	1	0	0	1	1
5	0	4	0	0	0	0
5	2	1	1	0	0	4
5	3	2	1	0	1	3
3	2	2	3	1	1	0
3	0	2	1	0	0	1
1	0	1	1	0	0	0
0	0	0	0	0	0	0
0	0	0	0	0	0	0
1	0	0	0	0	1	1
1	0	0	0	0	0	2

Batter	1	2	3	4	5	6	7	8	9
Bert Campaneris, R OBP: 0.308, SLG: 0.396 (1, 6)	0-0 E S 7-2 1B	0-3 K		0-3 K		0-0 2-H 1B		0-0 F8	
Mike Hershberger, R OBP: 0.314, SLG: 0.365 (1, 9)	0-0 7-2 1-H		4-0 1B WP 5-6-3 BB		0-0 3-1	0-0 L7		0-0 F8	
Roger Repoz, L OBP: 0.325, SLG: 0.370 (1, 8)	0-0 3-1		0-0 L8		0-3 K		0-0 FC6-4 1B FC1-2 1B		
Danny Cater, R OBP: 0.291, SLG: 0.368 (1, 3)		0-0 1B	0-0 1B		0-0 1B		0-0 1-2 1B		0-0 5-3
Dick Green, R OBP: 0.317, SLG: 0.372 (1, 4)		0-0 1B 3B 1B	0-0 5-6-3		0-0 L9		0-0 FC6-4 BB FC1-2 1B		0-0 5-3
Ed Charles, R OBP: 0.320, SLG: 0.435 (1, 5)		0-0 1-2 2-H 3B 1B	0-0 5-3			0-0 2B 2B	0-0 FC1-2 1B BB E		0-3 K
Jim Gosger, L OBP: 0.325, SLG: 0.362 (1, 7)		0-0 1-1 2-H 1B 3B		0-3 K		0-0 2B 1B 2B	4-0 E BB BB		
Phil Roof, R OBP: 0.300, SLG: 0.354 Larry Stahl, L OBP: 0.281, SLG: 0.371 Tim Talton, L OBP: 0.400, SLG: 0.600 (1, 2) (7, PH) (8, 2)		0-0 CS 1B		0-0 SH3-4 1B		0-0 L8	0-0 E4 1B		
Blue Moon Odom, R OBP: 0.250, SLG: 0.250 Ken Sanders, R OBP: 0.333, SLG: 0.200 Wes Stock, R (5, 1) Ossie Chavarria, R OBP: 0.290, SLG: 0.267 Jack Aker, R OBP: 0.083, SLG: 0.167 (7, 1)		0-3 K		0-0 SH3-4		0-3 K	0-0 1-3 2-H 3-H		

Inning Stats	R: 0	H: 1	E: 0	LOB: 0	K: 0	BB: 0	S: 3	R: 4	H: 5	E: 0	LOB: 0	K: 2	BB: 0	S: 11	R: 1	H: 1	E: 0	LOB: 1	K: 0	BB: 1	S: 4	R: 0	H: 1	E: 0	LOB: 1	K: 2	BB: 0	S: 8	R: 2	H: 3	E: 0	LOB: 1	K: 1	BB: 0	S: 8	R: 2	H: 3	E: 1	LOB: 2	K: 0	BB: 1	S: 6	R: 0	H: 0	E: 0	LOB: 0	K: 0	BB: 0	S: 3	R: 0	H: 0	E: 0	LOB: 0	K: 1	BB: 0	S: 5	R: 0	H: 0	E: 0	LOB: 0	K: 1	BB: 0	S: 5
--------------	------	------	------	--------	------	-------	------	------	------	------	--------	------	-------	-------	------	------	------	--------	------	-------	------	------	------	------	--------	------	-------	------	------	------	------	--------	------	-------	------	------	------	------	--------	------	-------	------	------	------	------	--------	------	-------	------	------	------	------	--------	------	-------	------	------	------	------	--------	------	-------	------

PITCHER	IP	WLS	BF	H	R	ER	SO	BB	IBB	HBP	BLK	WP	HR	S	P	ERA	WHIP
John Buzhardt, R ERA: 3.61 (1, 1)	1.0		8	6	4	4	0	0	0	0	0	0	0	8	8	36.00	6.000
Dennis Higgins, R ERA: 2.97 (2, 1)	2.0		7	1	1	1	2	1	0	0	0	1	0	10	14	4.50	1.000
Juan Pizarro, L ERA: 3.9 (4, 1)	3.0	W	14	5	2	2	4	0	0	0	0	0	0	22	22	6.00	1.667
Bob Locker, R ERA: 2.24 (7, 1)	1.0		7	3	2	1	0	1	0	0	0	0	0	6	10	9.00	4.000
Hoyt Wilhelm, R ERA: 1.85 (8, 1)	2.0	S	6	0	0	0	1	0	0	0	0	0	0	8	8	0.00	0.000



Batter	1	2	3	4	5	6	7	8	9	AB R H RBI BB SO LOB	TOP									
Jose Cardenal, R (1, 8) OBP: 0.321, SLG: 0.404	0-0 6-3		0-0 1-3			0-3 K			0-0 5-3	4 0 0 0 0 1 1										
Jay Johnstone, L (1, 9) OBP: 0.304, SLG: 0.382	0-0 G3			0-0 B1-3			0-0 G3		0-0 5-3 2B	4 0 1 0 0 0 0										
Jim Fregosi, R (1, 6) OBP: 0.301, SLG: 0.365	0-0 3-1			0-0 F8			0-0 2B		0-0 6-3	4 0 1 0 0 0 1										
Joe Adcock, R (1, 3) OBP: 0.368, SLG: 0.594		0-3 K		0-3 K			0-0 5-3			3 0 0 0 0 2 1										
Frank Malzone, R (1, 5) OBP: 0.263, SLG: 0.304		0-0 F9			0-0 5-3		0-0 F7			3 0 0 0 0 0 1										
Buck Rodgers, S (1, 2) OBP: 0.272, SLG: 0.339		0-0 5-3			0-0 1B CS			0-0 5-3		3 0 1 0 0 0 0										
Bobby Knoop, R (1, 4) OBP: 0.265, SLG: 0.377			0-0 6-3		0-0 F9 1-2		0-0 F8			3 0 0 0 0 0 1										
Jim Piersall, R (1, 7) OBP: 0.248, SLG: 0.220			0-0 1B PB			0-3 K		0-3 K		3 0 1 0 0 2 0										
Dean Chance, R (1, 1) OBP: 0.071, SLG: 0.037			0-3 K						0-0 3-1	2 0 0 0 0 2 1										
Norm Siebern, L (9, PH) OBP: 0.390, SLG: 0.384			1-2 K							1 0 0 0 0 0 0										
<b>Inning Stats</b>	R: 0 E: 0 K: 0 S: 3	H: 0 LOB: 0 BB: 0 P: 3	R: 0 E: 0 K: 1 S: 5	H: 0 LOB: 0 BB: 0 P: 5	R: 0 E: 0 K: 1 S: 6	H: 1 LOB: 1 BB: 0 P: 6	R: 0 E: 0 K: 1 S: 5	H: 0 LOB: 0 BB: 0 P: 5	R: 0 E: 0 K: 3 S: 9	H: 0 LOB: 0 BB: 0 P: 9	R: 0 E: 0 K: 0 S: 4	H: 1 LOB: 1 BB: 0 P: 4	R: 0 E: 0 K: 1 S: 5	H: 0 LOB: 0 BB: 0 P: 5	R: 0 E: 0 K: 0 S: 4	H: 1 LOB: 1 BB: 0 P: 4	1B: 2 2B: 2 3B: 0 HR: 0	SF: 0 SAC: 0 DP: 0 HBP: 0	WP: 0 PB: 1 SB: 0 CS: 1	PA: 30
<b>PITCHER</b> Tommy John, L (1, 1) ERA: 2.25	IP: 9.0 WLS: W BF: 30 H: 4 R: 0 ER: 0 SO: 7 BB: 0 IBB: 0 HBP: 0 BLK: 0 WP: 0 HR: 0 S: 44 P: 44 ERA: 0.00 WHIP: 0.444																			

California Angels @ Chicago White Sox  
Comiskey Park, Chicago, IL  
Fri Aug 12 1966, 8:05 PM EDT  
Att: 18,905 - Unknown

livebaseballscorecards.com

AB	30
R	0
H	4
RBI	0
BB	0
SO	7
LOB	6



Batter	1	2	3	4	5	6	7	8	9
Don Buford, S (1, 5) OBP: 0.324, SLG: 0.346	0-0 F8		0-0 3B		4-0 BB			0-3 K	
Tommie Agee, R (1, 8) OBP: 0.320, SLG: 0.412	0-0 1-3		0-0 F8		0-0 6-3			0-0 1B	
Floyd Robinson, L (1, 9) OBP: 0.340, SLG: 0.340	1-0 HBP			0-3 K		0-0 F9		4-0 IBB	
John Romano, R (1, 2) OBP: 0.367, SLG: 0.474	0-0 1-3			0-0 5-3		0-0 P4		0-0 5-3	
Tom McCraw, L (1, 3) OBP: 0.298, SLG: 0.350		0-0 F5		0-0 G3		0-0 4-3			
Pete Ward, L (1, 7) OBP: 0.296, SLG: 0.271		0-0 F9			0-0 WP 1-3		0-0 F2		
Ken Berry, R (8, 7) OBP: 0.330, SLG: 0.428					WP 1B				
Jerry Adair, R (1, 6) OBP: 0.297, SLG: 0.340		0-0 6-3			0-0 1-3		0-0 1-3		
Al Weis, S (1, 4) OBP: 0.196, SLG: 0.122			0-3 K		0-3 K		0-0 1-3		
Tommy John, R (1, 1) OBP: 0.220, SLG: 0.255			0-0 5-3		4-0 WP BB		0-0 L5		

Inning Stats	R: 0	H: 0	E: 0	K: 0	S: 3	R: 0	H: 0	E: 0	K: 0	S: 3	R: 0	H: 1	E: 0	K: 1	S: 6	R: 0	H: 0	E: 0	K: 1	S: 5	R: 1	H: 1	E: 0	K: 1	S: 6	R: 0	H: 0	E: 0	K: 0	S: 3	R: 0	H: 1	E: 0	K: 1	S: 6	R: 0	H: 0	E: 0	K: 0	S: 3	R: 0	H: 1	E: 0	K: 1	S: 6
	LOB: 1	BB: 0	P: 4	LOB: 0	BB: 0	P: 3	LOB: 1	BB: 0	P: 6	LOB: 0	BB: 0	LOB: 2	BB: 2	P: 14	LOB: 0	BB: 0	LOB: 0	BB: 0	P: 3	LOB: 0	BB: 0	LOB: 2	BB: 2	P: 10	LOB: 0	BB: 0	LOB: 0	BB: 0	P: 3	LOB: 2	BB: 1	P: 10	LOB: 0	BB: 0	LOB: 0	BB: 0	P: 10	LOB: 0	BB: 0	LOB: 0	BB: 0	P: 10			

PITCHER	IP	WLS	BF	H	R	ER	SO	BB	IBB	HBP	BLK	WP	HR	S	P	ERA	WHIP	PITCHER	IP	WLS	BF	H	R	ER	SO	BB	IBB	HBP	BLK	WP	HR	S	P	ERA	WHIP													
Dean Chance, R (1, 1) ERA: 3.53	8.0	L	31	3	1	1	4	2	1	1	0	2	0	35	48	1.12	0.625																															

**BOTTOM**

AB	R	H	RBI	BB	SO	LOB
3	0	1	0	1	1	0
4	0	1	0	0	0	3
2	0	0	0	1	1	0
4	0	0	0	0	0	3
3	0	0	0	0	0	0
3	1	1	0	0	0	0
0	0	0	0	0	0	0
3	0	0	0	0	0	1
3	0	0	0	0	2	1
2	0	0	0	1	0	0

<b>AB</b>	<b>27</b>
<b>R</b>	<b>1</b>
<b>H</b>	<b>3</b>
<b>RBI</b>	<b>0</b>
<b>BB</b>	<b>3</b>
<b>SO</b>	<b>4</b>
<b>LOB</b>	<b>8</b>



WP	PA
2	31

**California Angels @ Chicago White Sox**  
 Comiskey Park, Chicago, IL  
 Fri Aug 12 1966, 8:05 PM EDT  
 Att. 18,905 - Unknown

[livebaseballscorecards.com](http://livebaseballscorecards.com)



**California Angels @ Chicago White Sox**  
 Comiskey Park, Chicago, IL  
 Sat Aug 13 1966, 4:33 AM EDT  
 Att. 7,130 - Unknown

<b>AB</b>	<b>35</b>
<b>R</b>	<b>7</b>
<b>H</b>	<b>11</b>
<b>RBI</b>	<b>7</b>
<b>BB</b>	<b>3</b>
<b>SO</b>	<b>7</b>
<b>LOB</b>	<b>13</b>



<b>WP</b>	<b>1</b>	<b>PA</b>	<b>38</b>
<b>PB</b>	<b>0</b>	<b>SB</b>	<b>0</b>
<b>CS</b>	<b>0</b>		

TOP

AB	R	H	RBI	BB	SO	LOB
5	0	0	0	0	0	2
5	0	0	0	0	2	1
4	1	2	1	0	0	0
3	1	2	0	1	1	0
0	1	0	0	0	0	0
0	0	0	0	0	0	0
4	2	2	0	0	0	2
3	0	0	0	0	2	3
0	0	0	0	1	0	0
3	1	3	2	1	0	0
4	1	1	2	0	0	4
3	0	1	2	0	1	1
1	0	0	0	0	1	0

Batter	1	2	3	4	5	6	7	8	9
<b>Jose Cardenal, R</b> (1, 8) OBP: 0.318, SLG: 0.398	0-0 6-3	0-0 F5		0-0 F6			0-0 F3		0-0 1-3
<b>Jay Johnstone, L</b> (1, 7) OBP: 0.279, SLG: 0.350 (8, 9)	0-0 G3	0-3 K			0-0 4-3		0-0 F8		0-3 K
<b>Jim Fregosi, R</b> (1, 6) OBP: 0.302, SLG: 0.373	0-0 F9		0-0 BB 1B		0-0 HR		0-0 F8		
<b>Norm Siebern, L</b> (1, 3) OBP: 0.395, SLG: 0.388 <b>Marcelino Lopez, R</b> (8, PR) OBP: 0.279, SLG: 0.275 <b>Jim Piersall, R</b> (8, 7) OBP: 0.246, SLG: 0.220		0-0 2B 1B	4-0 BB BB BB BB 1-2 BB	0-3 K	0-3 K		0-0 BB 1B 1B		
<b>Buck Rodgers, S</b> (1, 2) OBP: 0.274, SLG: 0.344		0-0 1B 2B	0-0 8-4	0-0 8-4	0-0 5-3		0-0 BB 1B 1B		
<b>Ed Kirkpatrick, L</b> (1, 9) OBP: 0.313, SLG: 0.350 <b>Joe Adcock, R</b> (8, PH) OBP: 0.371, SLG: 0.594 (8, 3)		0-3 K	0-3 K		0-0 4-3		4-0 G5-3 1B BB		
<b>Tom Satriano, L</b> (1, 5) OBP: 0.337, SLG: 0.310		4-0 1B 1B IBB		0-0 WP 1B	0-0 8-4-3 1B		0-0 1-2 2-H 3-H 1B		
<b>Bobby Knoop, R</b> (1, 4) OBP: 0.265, SLG: 0.376		0-0 1B 1B		0-0 F5	0-0 8-4-3		0-0 G5-3		
<b>Fred Newman, R</b> (1, 1) OBP: 0.278, SLG: 0.235 <b>Minnie Rojas, R</b> (8, 1) OBP: 0.133, SLG: 0.143		0-0 1B		0-3 K	0-0 F8		0-3 K		

Inning Stats	R: 0	H: 0	E: 0	K: 0	S: 3	R: 4	H: 4	E: 0	K: 2	S: 11	R: 0	H: 1	E: 0	K: 1	S: 5	R: 0	H: 1	E: 0	K: 1	S: 6	R: 1	H: 1	E: 0	K: 1	S: 6	R: 0	H: 1	E: 0	K: 0	S: 3	R: 0	H: 0	E: 0	K: 0	S: 3	R: 2	H: 3	E: 0	K: 2	S: 5	R: 0	H: 0	E: 0	K: 2	S: 7	1B: 9	SF: 0	2B: 3	SAC: 0	3B: 0	DP: 3	HR: 1	HBP: 0
--------------	------	------	------	------	------	------	------	------	------	-------	------	------	------	------	------	------	------	------	------	------	------	------	------	------	------	------	------	------	------	------	------	------	------	------	------	------	------	------	------	------	------	------	------	------	------	-------	-------	-------	--------	-------	-------	-------	--------

PITCHER	IP	WLS	BF	H	R	ER	SO	BB	IBB	HBP	BLK	WP	HR	S	P	ERA	WHIP
<b>Joe Horlen, R</b> (1, 1) ERA: 2.51	1.1	L	9	4	4	4	1	0	1	0	0	0	0	10	14	27.00	3.000
<b>Dennis Higgins, R</b> (2, 1) ERA: 2.97	3.0		12	3	1	1	3	1	0	0	0	1	1	17	21	3.00	1.333
<b>Juan Pizarro, L</b> (5, 1) ERA: 3.99	3.0		13	4	2	2	1	1	0	0	0	0	0	14	18	6.00	1.667
<b>Jack Lamabe, R</b> (8, 1) ERA: 3.09	0.2		1	0	0	0	0	0	0	0	0	0	0	1	1	0.00	0.000
<b>Bob Locker, R</b> (9, 1) ERA: 2.21	1.0		3	0	0	0	2	0	0	0	0	0	0	7	7	0.00	0.000

PITCHER	IP	WLS	BF	H	R	ER	SO	BB	IBB	HBP	BLK	WP	HR	S	P	ERA	WHIP
---------	----	-----	----	---	---	----	----	----	-----	-----	-----	----	----	---	---	-----	------

BOTTOM

California Angels @ Chicago White Sox  
Comiskey Park, Chicago, IL  
Sat Aug 13 1966, 4:33 AM EDT  
Att. 7,130 - Unknown

livebaseballscorecards.com

AB 32  
R 3  
H 7  
RBI 3  
BB 2  
SO 3  
LOB 8



WP: 0 PA: 34  
PB: 0  
SB: 0  
CS: 0

AB R H RBI BB SO LOB

4 1 1 1 0 0 0

4 0 1 2 0 1 0

4 0 2 0 0 0 0

0 0 0 0 0 0 0

1 0 0 0 0 0 0

2 0 1 0 0 0 1

1 0 0 0 0 0 2

4 0 0 0 0 0 1

2 1 1 0 2 0 0

4 0 0 0 0 0 3

1 0 0 0 0 0 0

2 0 0 0 0 1 1

0 0 0 0 0 0 0

1 0 0 0 0 0 0

1 0 0 0 0 1 0

0 0 0 0 0 0 0

0 0 0 0 0 0 0

1 1 1 0 0 0 0

1B: 6 SF: 0

2B: 1 SAC: 0

3B: 0 DP: 2

HR: 0 HBP: 0

1B: 6 SF: 0

2B: 1 SAC: 0

3B: 0 DP: 2

HR: 0 HBP: 0

0 0 0 0 0 0 0

1 0 0 0 0 0 0

1 0 0 0 0 1 0

0 0 0 0 0 0 0

0 0 0 0 0 0 0

1 1 1 0 0 0 0

1B: 6 SF: 0

2B: 1 SAC: 0

3B: 0 DP: 2

HR: 0 HBP: 0

1B: 6 SF: 0

2B: 1 SAC: 0

3B: 0 DP: 2

HR: 0 HBP: 0

1B: 6 SF: 0

2B: 1 SAC: 0

3B: 0 DP: 2

HR: 0 HBP: 0

1B: 6 SF: 0

2B: 1 SAC: 0

3B: 0 DP: 2

HR: 0 HBP: 0

1B: 6 SF: 0

2B: 1 SAC: 0

3B: 0 DP: 2

HR: 0 HBP: 0

1B: 6 SF: 0

2B: 1 SAC: 0

3B: 0 DP: 2

HR: 0 HBP: 0

1B: 6 SF: 0

2B: 1 SAC: 0

3B: 0 DP: 2

HR: 0 HBP: 0

1B: 6 SF: 0

2B: 1 SAC: 0

3B: 0 DP: 2

HR: 0 HBP: 0

1B: 6 SF: 0

2B: 1 SAC: 0

3B: 0 DP: 2

HR: 0 HBP: 0

1B: 6 SF: 0

2B: 1 SAC: 0

3B: 0 DP: 2

HR: 0 HBP: 0

1B: 6 SF: 0

2B: 1 SAC: 0

3B: 0 DP: 2

HR: 0 HBP: 0

1B: 6 SF: 0

2B: 1 SAC: 0

3B: 0 DP: 2

HR: 0 HBP: 0

1B: 6 SF: 0

2B: 1 SAC: 0

3B: 0 DP: 2

HR: 0 HBP: 0

1B: 6 SF: 0

2B: 1 SAC: 0

3B: 0 DP: 2

HR: 0 HBP: 0

1B: 6 SF: 0

2B: 1 SAC: 0

3B: 0 DP: 2

HR: 0 HBP: 0

1B: 6 SF: 0

2B: 1 SAC: 0

3B: 0 DP: 2

HR: 0 HBP: 0

1B: 6 SF: 0

2B: 1 SAC: 0

3B: 0 DP: 2

HR: 0 HBP: 0

1B: 6 SF: 0

2B: 1 SAC: 0

3B: 0 DP: 2

HR: 0 HBP: 0

1B: 6 SF: 0

2B: 1 SAC: 0

3B: 0 DP: 2

HR: 0 HBP: 0

1B: 6 SF: 0

2B: 1 SAC: 0

3B: 0 DP: 2

HR: 0 HBP: 0

1B: 6 SF: 0

2B: 1 SAC: 0

3B: 0 DP: 2

HR: 0 HBP: 0

1B: 6 SF: 0

2B: 1 SAC: 0

3B: 0 DP: 2

HR: 0 HBP: 0

1B: 6 SF: 0

2B: 1 SAC: 0

3B: 0 DP: 2

HR: 0 HBP: 0

1B: 6 SF: 0

2B: 1 SAC: 0

3B: 0 DP: 2

HR: 0 HBP: 0

1B: 6 SF: 0

2B: 1 SAC: 0

3B: 0 DP: 2

HR: 0 HBP: 0

1B: 6 SF: 0

2B: 1 SAC: 0

3B: 0 DP: 2

HR: 0 HBP: 0

1B: 6 SF: 0

2B: 1 SAC: 0

3B: 0 DP: 2

HR: 0 HBP: 0

1B: 6 SF: 0

2B: 1 SAC: 0

3B: 0 DP: 2

HR: 0 HBP: 0

1B: 6 SF: 0

2B: 1 SAC: 0

3B: 0 DP: 2

HR: 0 HBP: 0

1B: 6 SF: 0

2B: 1 SAC: 0

3B: 0 DP: 2

HR: 0 HBP: 0

1B: 6 SF: 0

2B: 1 SAC: 0

3B: 0 DP: 2

HR: 0 HBP: 0

1B: 6 SF: 0

2B: 1 SAC: 0

3B: 0 DP: 2

HR: 0 HBP: 0

1B: 6 SF: 0

2B: 1 SAC: 0

3B: 0 DP: 2

HR: 0 HBP: 0

1B: 6 SF: 0

2B: 1 SAC: 0

3B: 0 DP: 2

HR: 0 HBP: 0

1B: 6 SF: 0

2B: 1 SAC: 0

3B: 0 DP: 2

HR: 0 HBP: 0

1B: 6 SF: 0

2B: 1 SAC: 0

3B: 0 DP: 2

HR: 0 HBP: 0

1B: 6 SF: 0

2B: 1 SAC: 0

3B: 0 DP: 2

HR: 0 HBP: 0

1B: 6 SF: 0

2B: 1 SAC: 0

3B: 0 DP: 2

HR: 0 HBP: 0

1B: 6 SF: 0

2B: 1 SAC: 0

3B: 0 DP: 2

HR: 0 HBP: 0

1B: 6 SF: 0

2B: 1 SAC: 0

3B: 0 DP: 2

HR: 0 HBP: 0

1B: 6 SF: 0

2B: 1 SAC: 0

3B: 0 DP: 2

HR: 0 HBP: 0

1B: 6 SF: 0

2B: 1 SAC: 0

3B: 0 DP: 2

HR: 0 HBP: 0

1B: 6 SF: 0

2B: 1 SAC: 0

3B: 0 DP: 2

HR: 0 HBP: 0

1B: 6 SF: 0

2B: 1 SAC: 0

3B: 0 DP: 2

HR: 0 HBP: 0

1B: 6 SF: 0

2B: 1 SAC: 0

3B: 0 DP: 2

HR: 0 HBP: 0

1B: 6 SF: 0

2B: 1 SAC: 0

3B: 0 DP: 2

HR: 0 HBP: 0

1B: 6 SF: 0

2B: 1 SAC: 0

3B: 0 DP: 2

HR: 0 HBP: 0

1B: 6 SF: 0

2B: 1 SAC: 0

3B: 0 DP: 2

HR: 0 HBP: 0

1B: 6 SF: 0

2B: 1 SAC: 0

3B: 0 DP: 2

HR: 0 HBP: 0

1B: 6 SF: 0

2B: 1 SAC: 0

3B: 0 DP: 2

HR: 0 HBP: 0

1B: 6 SF: 0

2B: 1 SAC: 0

3B: 0 DP: 2

HR: 0 HBP: 0

1B: 6 SF: 0

2B: 1 SAC: 0

3B: 0 DP: 2

HR: 0 HBP: 0

1B: 6 SF: 0

2B: 1 SAC: 0

3B: 0 DP: 2

HR: 0 HBP: 0

1B: 6 SF: 0

2B: 1 SAC: 0

3B: 0 DP: 2

HR: 0 HBP: 0

1B: 6 SF: 0

2B: 1 SAC: 0

3B: 0 DP: 2

HR: 0 HBP: 0

1B: 6 SF: 0

2B: 1 SAC: 0

3B: 0 DP: 2

HR: 0 HBP: 0

1B: 6 SF: 0

2B: 1 SAC: 0



Batter	1	2	3	4	5	6	7	8	9	AB R H RBI BB SO LOB	TOP
<b>Jose Cardenal, R</b> (1, 8) <small>OBP: 0.317, SLG: 0.397</small>	0-0 		0-3 			0-0 			0-0 	4 0 1 0 0 1 1	
<b>Jay Johnstone, L</b> (1, 9) <small>OBP: 0.277, SLG: 0.344</small>	0-0 			0-0 			0-0 		0-0 	4 0 1 0 0 0 1	
<b>Jim Fregosi, R</b> (1, 6) <small>OBP: 0.300, SLG: 0.370</small>	0-3 			0-0 			0-0 		0-3 	4 0 0 0 0 2 3	
<b>Joe Adcock, R</b> (1, 3) <small>OBP: 0.366, SLG: 0.584</small>	0-0 			0-0 			0-0 			3 0 0 0 0 0 1	
<b>Buck Rodgers, S</b> (1, 2) <small>OBP: 0.275, SLG: 0.343</small>		0-0 			0-0 			0-0 		3 0 1 0 0 0 0	
<b>Bobby Knoop, R</b> (1, 4) <small>OBP: 0.263, SLG: 0.374</small>		0-0 			0-0 			0-0 		3 0 0 0 0 0 1	
<b>Tom Satriano, L</b> (1, 5) <small>OBP: 0.332, SLG: 0.305</small> <b>Jackie Hernandez, R</b> (8, 5) <small>OBP: 0.095, SLG: 0.053</small>		0-0 			0-0 			0-0 		3 0 0 0 0 0 0 0 0 0 0 0 0 0	
<b>Jim Piersall, R</b> (1, 7) <small>OBP: 0.250, SLG: 0.223</small>			0-3 			0-0 			0-0 	3 0 1 0 0 1 0	
<b>Marcelino Lopez, R</b> (1, 1) <small>OBP: 0.267, SLG: 0.262</small> <b>Bob Lee, R</b> (7, 1) <b>Frank Malzone, R</b> (9, PH) <small>OBP: 0.261, SLG: 0.302</small>			0-0 			0-3 			0-0 	2 0 0 0 0 1 0 0 0 0 0 0 0 0 1 0 0 0 0 0 1	
<b>Inning Stats</b>	R: 0 H: 1 E: 0 LOB: 1 K: 1 BB: 0 S: 6 P: 6	R: 0 H: 0 E: 0 LOB: 0 K: 0 BB: 0 S: 3 P: 3	R: 0 H: 0 E: 0 LOB: 0 K: 2 BB: 0 S: 7 P: 7	R: 0 H: 0 E: 0 LOB: 0 K: 0 BB: 0 S: 3 P: 3	R: 0 H: 0 E: 0 LOB: 0 K: 0 BB: 0 S: 3 P: 3	R: 0 H: 0 E: 0 LOB: 0 K: 1 BB: 0 S: 5 P: 5	R: 0 H: 0 E: 0 LOB: 0 K: 0 BB: 0 S: 3 P: 3	R: 0 H: 1 E: 0 LOB: 0 K: 0 BB: 0 S: 3 P: 3	R: 0 H: 2 E: 0 LOB: 2 K: 1 BB: 0 S: 7 P: 7	1B: 4 SF: 0 2B: 0 SAC: 0 3B: 0 DP: 1 HR: 0 HBP: 0	WP: 0 PA: 30 PB: 0 SB: 1 CS: 0
<b>PITCHER</b> <b>Gary Peters, L</b> (1, 1) <small>ERA: 2.09</small>	IP: 9.0 WLS: W BF: 30 H: 4 R: 0 ER: 0 SO: 5 BB: 0 IBB: 0 HBP: 0 BLK: 0 WP: 0 HR: 0 S: 40 P: 40 ERA: 0.00 WHIP: 0.444										

**California Angels @ Chicago White Sox**  
 Comiskey Park, Chicago, IL  
 Sun Aug 14 1966, 4:33 AM EDT  
 Unknown

[livebaseballscorecards.com](http://livebaseballscorecards.com)

<b>AB</b>	<b>30</b>
<b>R</b>	<b>0</b>
<b>H</b>	<b>4</b>
<b>RBI</b>	<b>0</b>
<b>BB</b>	<b>0</b>
<b>SO</b>	<b>5</b>
<b>LOB</b>	<b>8</b>



Batter	1	2	3	4	5	6	7	8	9
<b>Don Buford, S</b> (1, 5) <small>OBP: 0.322, SLG: 0.345</small>	4-0 	0-0 <b>F8</b>			0-0 <b>B1-3</b>	0-0 <b>F4</b>		0-0 <b>9-4</b>	
<b>Tommie Agee, R</b> (1, 8) <small>OBP: 0.325, SLG: 0.420</small>	4-0 		4-0 		0-0 	0-0 			
<b>Pete Ward, L</b> (1, 9) <small>OBP: 0.300, SLG: 0.271</small> <b>Ken Berry, R</b> (7, 7) <small>OBP: 0.330, SLG: 0.428</small>	0-0 <b>F3</b>		0-0 <b>F3</b>		1-0 	0-3 <b>K</b>			
<b>Bill Skowron, R</b> (1, 3) <small>OBP: 0.328, SLG: 0.370</small>	0-0 <b>F9</b>		0-0 <b>4-3</b>		0-0 		0-0 <b>F4</b>		
<b>Jerry Adair, R</b> (1, 4) <small>OBP: 0.296, SLG: 0.337</small> (9, 6)	0-0 <b>1-3</b>		0-0 <b>6-3</b>		0-0 		0-0 		
<b>Jerry McNertney, R</b> (1, 2) <small>OBP: 0.327, SLG: 0.255</small>		0-0 		4-0 	0-0 <b>3-1</b>		0-0 <b>1-3</b>		
<b>Tom McCraw, L</b> (1, 7) <small>OBP: 0.295, SLG: 0.352</small> (7, 9)		0-0 <b>4-3</b>		0-0 <b>SH1-3</b>		0-0 	0-0 <b>F9</b>		
<b>Lee Elia, R</b> (1, 6) <small>OBP: 0.262, SLG: 0.299</small> <b>Al Weis, S</b> (8, PR) <small>OBP: 0.194, SLG: 0.121</small> (9, 4)		0-0 		0-0 <b>6-3</b>		0-3 <b>K</b>		4-0 	
<b>Gary Peters, L</b> (1, 1) <small>OBP: 0.262, SLG: 0.369</small>		0-0 <b>FC3-2</b>		0-0 <b>5-3</b>		0-0 		0-0 <b>SH3-4</b>	

AB	R	H	RBI	BB	SO	LOB
4	0	0	0	1	0	5
2	2	2	2	2	0	0
3	0	0	0	0	1	3
0	0	0	0	0	0	0
4	0	1	1	0	0	3
4	0	2	0	0	0	3
3	0	1	0	1	0	3
3	1	1	0	0	0	2
3	0	1	0	1	1	2
0	0	0	0	0	0	0
3	1	1	1	0	0	3

**BOTTOM**

**California Angels @ Chicago White Sox**  
 Comiskey Park, Chicago, IL  
 Sun Aug 14 1966, 4:33 AM EDT  
 Unknown

<b>AB</b>	<b>29</b>
<b>R</b>	<b>4</b>
<b>H</b>	<b>9</b>
<b>RBI</b>	<b>4</b>
<b>BB</b>	<b>5</b>
<b>SO</b>	<b>2</b>
<b>LOB</b>	<b>24</b>

Inning Stats		R: 0	H: 0	E: 0	K: 0	S: 3	R: 0	H: 2	E: 0	K: 0	S: 5	R: 0	H: 0	E: 0	K: 0	S: 3	R: 1	H: 3	E: 0	K: 0	S: 5	R: 3	H: 3	E: 0	K: 2	S: 10	R: 0	H: 1	E: 0	K: 0	S: 4	R: 0	H: 0	E: 0	K: 0	S: 2			
<b>Lee Elia, R</b> (1, 6) <small>OBP: 0.262, SLG: 0.299</small> <b>Al Weis, S</b> (8, PR) <small>OBP: 0.194, SLG: 0.121</small> (9, 4)		0	0	0	0	3	0	2	0	0	5	0	0	0	0	3	0	3	0	0	5	3	3	0	0	2	10	0	1	0	4	0	0	0	0	2			
<b>Tom McCraw, L</b> (1, 7) <small>OBP: 0.295, SLG: 0.352</small> (7, 9)		0	0	0	0	3	0	1	0	0	3	0	0	0	3	0	0	0	0	0	3	0	0	0	0	2	6	0	0	0	0	0	0	0	0	2			
<b>Don Buford, S</b> (1, 5) <small>OBP: 0.322, SLG: 0.345</small>		0	0	0	0	3	0	0	0	3	0	0	0	0	3	0	0	0	0	3	0	0	0	0	0	0	0	0	0	0	0	0	0	0	0	0			
<b>Jerry McNertney, R</b> (1, 2) <small>OBP: 0.327, SLG: 0.255</small>		0	0	0	0	3	0	0	0	3	0	0	0	0	3	0	0	0	0	3	0	0	0	0	0	0	0	0	0	0	0	0	0	0	0	0	0		
<b>Jerry Adair, R</b> (1, 4) <small>OBP: 0.296, SLG: 0.337</small> (9, 6)		0	0	0	0	3	0	0	0	3	0	0	0	0	3	0	0	0	0	3	0	0	0	0	0	0	0	0	0	0	0	0	0	0	0	0	0		
<b>Tommie Agee, R</b> (1, 8) <small>OBP: 0.325, SLG: 0.420</small>		0	0	0	0	3	0	0	0	3	0	0	0	0	3	0	0	0	0	3	0	0	0	0	0	0	0	0	0	0	0	0	0	0	0	0	0		
<b>Pete Ward, L</b> (1, 9) <small>OBP: 0.300, SLG: 0.271</small> <b>Ken Berry, R</b> (7, 7) <small>OBP: 0.330, SLG: 0.428</small>		0	0	0	0	3	0	0	0	3	0	0	0	0	3	0	0	0	0	3	0	0	0	0	0	0	0	0	0	0	0	0	0	0	0	0	0	0	
<b>Bill Skowron, R</b> (1, 3) <small>OBP: 0.328, SLG: 0.370</small>		0	0	0	0	3	0	0	0	3	0	0	0	0	3	0	0	0	0	3	0	0	0	0	0	0	0	0	0	0	0	0	0	0	0	0	0	0	
<b>Lee Elia, R</b> (1, 6) <small>OBP: 0.262, SLG: 0.299</small> <b>Al Weis, S</b> (8, PR) <small>OBP: 0.194, SLG: 0.121</small> (9, 4)		0	0	0	0	3	0	0	0	0	3	0	0	0	0	0	0	0	0	0	0	0	0	0	0	0	0	0	0	0	0	0	0	0	0	0	0	0	0
<b>Gary Peters, L</b> (1, 1) <small>OBP: 0.262, SLG: 0.369</small>		0	0	0	0	3	0	0	0	3	0	0	0	0	3	0	0	0	0	3	0	0	0	0	0	0	0	0	0	0	0	0	0	0	0	0	0	0	0

PITCHER		IP	WLS	BF	H	R	ER	SO	BB	IBB	HBP	BLK	WP	HR	S	P	ERA	WHIP
<b>Marcelino Lopez, L</b> (1, 1) <small>ERA: 3.89</small>		6.0	L	30	8	4	4	2	4	0	1	0	1	1	29	46	6.00	2.000
<b>Bob Lee, R</b> (7, 1) <small>ERA: 2.68</small>		2.0		7	1	0	0	0	1	0	0	0	0	0	6	10	0.00	1.000

WP	PA	ERA	WHIP
1	37		
0			
1			
0			



Batter	1	2	3	4	5	6	7	8	9	AB R H RBI BB SO LOB	TOP	
Jose Cardenal, R (1, 8) OBP: 0.314, SLG: 0.393	0-0 E5 FC6-4 1B	0-0 FC6-4 1-2f			0-0 F8		0-0 F9			4 1 0 0 0 0 1		
Jay Johnstone, L (1, 9) OBP: 0.304, SLG: 0.382	0-0 FC6-4 1-2 FC4-6 1B		0-0 6-3			0-0 1B 4-3 1B		0-0 SH3-4 PB 2B		4 3 3 0 0 0 0		
Jim Fregosi, R (1, 6) OBP: 0.300, SLG: 0.369	0-0 FC6-4 1-2 2-3 1B		0-0 F4			0-0 F2		0-0 SH3-4 2-3		3 0 1 0 0 0 1		
Norm Siebern, L (1, 3) OBP: 0.393, SLG: 0.386	0-0 FC6-4 1-2f 2-3 3-H FC4-6		0-0 G3			0-0 1-3 4-3 1B		0-0 4-3 3-H		4 0 1 1 0 0 2		
Buck Rodgers, S (1, 2) OBP: 0.272, SLG: 0.339	0-0 FC4-6 1-2f 3-H			0-0 4-3		0-0 1-2 3-H 4-3		0-0 F7		4 0 0 2 0 0 2		
Willie Smith, L (1, 7) OBP: 0.249, SLG: 0.244	0-0 4-3		0-0 3-1			0-0 FC5-4 IBB		0-0 5-3	2 0 0 0 1 0 1			
Ed Kirkpatrick, L (8, 7) OBP: 0.311, SLG: 0.348									1 0 0 0 0 0 0			
Frank Malzone, R (1, 5) OBP: 0.254, SLG: 0.292		0-0 6-3		0-0 F3		0-0 FC5-4 1-2f		0-0 F6	4 0 0 0 0 0 2			
Bobby Knoop, R (1, 4) OBP: 0.261, SLG: 0.370		0-0 F9			0-0 1-3		0-0 6-3	0-0 6-3	4 0 0 0 0 0 0			
Jim Coates, R (1, 1)		0-0 E5 FC6-4		0-3 K		0-3 K			3 0 0 0 0 2 0			
<b>Inning Stats</b>	R: 2 H: 2 E: 1 LOB: 1 K: 0 BB: 0 S: 6 P: 6	R: 0 H: 0 E: 1 LOB: 1 K: 0 BB: 0 S: 4 P: 4	R: 0 H: 0 E: 0 LOB: 0 K: 0 BB: 0 S: 3 P: 3	R: 0 H: 0 E: 0 LOB: 0 K: 0 BB: 0 S: 3 P: 3	R: 0 H: 0 E: 0 LOB: 0 K: 1 BB: 0 S: 5 P: 5	R: 1 H: 2 E: 0 LOB: 2 K: 0 BB: 1 S: 5 P: 9	R: 0 H: 0 E: 0 LOB: 0 K: 1 BB: 0 S: 5 P: 5	R: 1 H: 1 E: 0 LOB: 0 K: 0 BB: 0 S: 4 P: 4	R: 0 H: 0 E: 0 LOB: 0 K: 0 BB: 0 S: 3 P: 3	1B: 4 SF: 0 2B: 1 SAC: 1 3B: 0 DP: 0 HR: 0 HBP: 0	WP: 0 PA: 35 PB: 1 SB: 0 CS: 0	
<b>PITCHER</b>	IP WLS BF H R ER SO BB IBB HBP BLK WP HR S P ERA WHIP											
Bruce Howard, R (1, 1) ERA: 2.33	6.0 L 25 4 3 1 1 0 1 0 0 0 0 0 0 26 30 1.50 0.667											
Hoyt Wilhelm, R (7, 1) ERA: 1.95	3.0 10 1 1 1 1 0 0 0 0 0 0 0 0 12 12 3.00 0.333											

California Angels @ Chicago White Sox  
Comiskey Park, Chicago, IL  
Sun Aug 14 1966, 4:38 AM EDT  
Att: 22,505 - Unknown

livebaseballscorecards.com

AB 33  
R 4  
H 5  
RBI 3  
BB 1  
SO 2  
LOB 9



Batter	1	2	3	4	5	6	7	8	9	AB	R	H	RBI	BB	SO	LOB
Don Buford, S (1, 5) OBP: 0.320, SLG: 0.342 Hoyt Wilhelm, R (7, 1) Smoky Burgess, L (9, PH) OBP: 0.407, SLG: 0.378	0-0 L6		0-0 L4			0-0 F5			0-0 F6	3	0	0	0	0	0	1
Tommie Agee, R (1, 8) OBP: 0.322, SLG: 0.416	0-0 F2			0-0 F5		0-0 L5			0-0 6-3	4	0	0	0	0	0	0
Pete Ward, L (1, 9) OBP: 0.299, SLG: 0.271 (7, 5)	0-0 F8			0-3 K			0-0 F7		0-0 1B	4	0	1	0	0	1	0
Bill Skowron, R (1, 3) OBP: 0.323, SLG: 0.364		0-0 F9		0-3 K			0-0 6-3		0-3 K	4	0	0	0	0	2	1
Tom McCraw, L (1, 7) OBP: 0.298, SLG: 0.353		4-0 CS BB			0-0 G6-4-3 1B		0-0 F5			2	0	1	0	1	0	0
Jerry Adair, R (1, 6) OBP: 0.296, SLG: 0.337		0-0 F7 1-2			0-0 G6-4-3 1-2f			0-0 4-3 1B		3	0	1	0	0	0	2
Wayne Causey, L (1, 4) OBP: 0.321, SLG: 0.299			0-0 1-3		0-0 FC6-4 1B		0-0 F6			3	0	1	0	0	0	1
Jerry McNertney, R (1, 2) OBP: 0.309, SLG: 0.240			0-0 L5		0-0 FC6-4 1-2f		0-0 4-3			3	0	0	0	0	0	2
Bruce Howard, S (1, 1) OBP: 0.206, SLG: 0.071 Floyd Robinson, L (6, PH) OBP: 0.342, SLG: 0.339 (7, 9)			4-0 BB			0-0 F9		0-0 F7		0	0	0	0	1	0	0
										2	0	0	0	0	0	1

Inning Stats	R: 0	H: 0	E: 0	LOB: 0	K: 0	BB: 0	S: 3	P: 3	R: 0	H: 0	E: 0	LOB: 0	K: 2	BB: 0	S: 7	P: 7	R: 0	H: 2	E: 0	LOB: 1	K: 0	BB: 0	S: 4	P: 4	R: 0	H: 0	E: 0	LOB: 0	K: 0	BB: 0	S: 3	P: 3	R: 0	H: 1	E: 0	LOB: 1	K: 0	BB: 0	S: 4	P: 4	R: 0	H: 1	E: 0	LOB: 1	K: 1	BB: 0	S: 6	P: 6				
	0	0	0	0	0	0	3	3	0	0	0	0	2	0	7	7	0	0	0	0	1	0	0	4	4	0	0	0	0	3	3	0	0	0	1	1	0	1	4	4	0	1	6	6	4	4	0	0	0	0	1	1
PITCHER Jim Coates, R (1, 1) ERA:	IP	WLS	BF	H	R	ER	SO	BB	IBB	HBP	BLK	WP	HR	S	P	ERA	WHIP	IP	WLS	BF	H	R	ER	SO	BB	IBB	HBP	BLK	WP	HR	S	P	ERA	WHIP	IP	WLS	BF	H	R	ER	SO	BB	IBB	HBP	BLK	WP	HR	S	P	ERA	WHIP	
	9.0	W	31	4	0	0	3	2	0	0	0	0	0	35	43	0.00	0.667																																			

**BOTTOM**

**California Angels @ Chicago White Sox**  
Comiskey Park, Chicago, IL

Sun Aug 14 1966, 4:38 AM EDT  
Att. 22,505 - Unknown

livebaseballscorecards.com

AB	29
R	0
H	4
RBI	0
BB	2
SO	3
LOB	8



WP: 0	PA: 31
PB: 0	
SB: 0	
CS: 1	





BOTTOM

Kansas City Athletics @ Chicago White Sox  
Comiskey Park, Chicago, IL  
Mon Aug 15 1966, 8:05 PM EDT  
Att. 8,745 - Unknown

livebaseballscorecards.com

AB 33  
R 4  
H 7  
RBI 4  
BB 2  
SO 3  
LOB 5



WP: 0 PA: 37  
PB: 0  
SB: 0  
CS: 0

AB R H RBI BB SO LOB

4 0 1 1 1 0 0

3 1 1 1 0 0 1

3 0 0 0 0 0 0

1 0 0 0 0 0 1

4 0 2 0 0 0 0

4 0 0 0 0 0 2

4 1 1 0 0 1 1

2 0 0 0 0 0 0

1 1 1 2 0 0 0

1 1 1 0 0 0 0

3 0 0 0 0 1 0

1B: 4 SF: 0

2B: 1 SAC: 1

3B: 0 DP: 1

HR: 2 HBP: 1

1B: 4 SF: 0

2B: 1 SAC: 1

3B: 0 DP: 1

HR: 2 HBP: 1

2 0 0 0 0 0 0

1 0 0 0 0 1 0

0 0 0 0 1 0 0

0 0 0 0 0 0 0

1B: 4 SF: 0

2B: 1 SAC: 1

3B: 0 DP: 1

HR: 2 HBP: 1

2 0 0 0 0 0 0

1 0 0 0 0 1 0

0 0 0 0 1 0 0

0 0 0 0 0 0 0

1B: 4 SF: 0

2B: 1 SAC: 1

3B: 0 DP: 1

HR: 2 HBP: 1

2 0 0 0 0 0 0

1 0 0 0 0 1 0

0 0 0 0 1 0 0

0 0 0 0 0 0 0

1B: 4 SF: 0

2B: 1 SAC: 1

3B: 0 DP: 1

HR: 2 HBP: 1

2 0 0 0 0 0 0

1 0 0 0 0 1 0

0 0 0 0 1 0 0

0 0 0 0 0 0 0

1B: 4 SF: 0

2B: 1 SAC: 1

3B: 0 DP: 1

HR: 2 HBP: 1

2 0 0 0 0 0 0

1 0 0 0 0 1 0

0 0 0 0 1 0 0

0 0 0 0 0 0 0

1B: 4 SF: 0

2B: 1 SAC: 1

3B: 0 DP: 1

HR: 2 HBP: 1

2 0 0 0 0 0 0

1 0 0 0 0 1 0

0 0 0 0 1 0 0

0 0 0 0 0 0 0

1B: 4 SF: 0

2B: 1 SAC: 1

3B: 0 DP: 1

HR: 2 HBP: 1

2 0 0 0 0 0 0

1 0 0 0 0 1 0

0 0 0 0 1 0 0

0 0 0 0 0 0 0

1B: 4 SF: 0

2B: 1 SAC: 1

3B: 0 DP: 1

HR: 2 HBP: 1

2 0 0 0 0 0 0

1 0 0 0 0 1 0

0 0 0 0 1 0 0

0 0 0 0 0 0 0

1B: 4 SF: 0

2B: 1 SAC: 1

3B: 0 DP: 1

HR: 2 HBP: 1

2 0 0 0 0 0 0

1 0 0 0 0 1 0

0 0 0 0 1 0 0

0 0 0 0 0 0 0

1B: 4 SF: 0

2B: 1 SAC: 1

3B: 0 DP: 1

HR: 2 HBP: 1

2 0 0 0 0 0 0

1 0 0 0 0 1 0

0 0 0 0 1 0 0

0 0 0 0 0 0 0

1B: 4 SF: 0

2B: 1 SAC: 1

3B: 0 DP: 1

HR: 2 HBP: 1

2 0 0 0 0 0 0

1 0 0 0 0 1 0

0 0 0 0 1 0 0

0 0 0 0 0 0 0

1B: 4 SF: 0

2B: 1 SAC: 1

3B: 0 DP: 1

HR: 2 HBP: 1

2 0 0 0 0 0 0

1 0 0 0 0 1 0

0 0 0 0 1 0 0

0 0 0 0 0 0 0

1B: 4 SF: 0

2B: 1 SAC: 1

3B: 0 DP: 1

HR: 2 HBP: 1

2 0 0 0 0 0 0

1 0 0 0 0 1 0

0 0 0 0 1 0 0

0 0 0 0 0 0 0

1B: 4 SF: 0

2B: 1 SAC: 1

3B: 0 DP: 1

HR: 2 HBP: 1

2 0 0 0 0 0 0

1 0 0 0 0 1 0

0 0 0 0 1 0 0

0 0 0 0 0 0 0

1B: 4 SF: 0

2B: 1 SAC: 1

3B: 0 DP: 1

HR: 2 HBP: 1

2 0 0 0 0 0 0

1 0 0 0 0 1 0

0 0 0 0 1 0 0

0 0 0 0 0 0 0

1B: 4 SF: 0

2B: 1 SAC: 1

3B: 0 DP: 1

HR: 2 HBP: 1

2 0 0 0 0 0 0

1 0 0 0 0 1 0

0 0 0 0 1 0 0

0 0 0 0 0 0 0

1B: 4 SF: 0

2B: 1 SAC: 1

3B: 0 DP: 1

HR: 2 HBP: 1

2 0 0 0 0 0 0

1 0 0 0 0 1 0

0 0 0 0 1 0 0

0 0 0 0 0 0 0

1B: 4 SF: 0

2B: 1 SAC: 1

3B: 0 DP: 1

HR: 2 HBP: 1

2 0 0 0 0 0 0

1 0 0 0 0 1 0

0 0 0 0 1 0 0

0 0 0 0 0 0 0

1B: 4 SF: 0

2B: 1 SAC: 1

3B: 0 DP: 1

HR: 2 HBP: 1

2 0 0 0 0 0 0

1 0 0 0 0 1 0

0 0 0 0 1 0 0

0 0 0 0 0 0 0

1B: 4 SF: 0

2B: 1 SAC: 1

3B: 0 DP: 1

HR: 2 HBP: 1

2 0 0 0 0 0 0

1 0 0 0 0 1 0

0 0 0 0 1 0 0

0 0 0 0 0 0 0

1B: 4 SF: 0

2B: 1 SAC: 1

3B: 0 DP: 1

HR: 2 HBP: 1

2 0 0 0 0 0 0

1 0 0 0 0 1 0

0 0 0 0 1 0 0

0 0 0 0 0 0 0

1B: 4 SF: 0

2B: 1 SAC: 1

3B: 0 DP: 1

HR: 2 HBP: 1

2 0 0 0 0 0 0

1 0 0 0 0 1 0

0 0 0 0 1 0 0

0 0 0 0 0 0 0

1B: 4 SF: 0

2B: 1 SAC: 1

3B: 0 DP: 1

HR: 2 HBP: 1

2 0 0 0 0 0 0

1 0 0 0 0 1 0

0 0 0 0 1 0 0

0 0 0 0 0 0 0

1B: 4 SF: 0

2B: 1 SAC: 1

3B: 0 DP: 1

HR: 2 HBP: 1

2 0 0 0 0 0 0

1 0 0 0 0 1 0

0 0 0 0 1 0 0

0 0 0 0 0 0 0

1B: 4 SF: 0

2B: 1 SAC: 1

3B: 0 DP: 1

HR: 2 HBP: 1

2 0 0 0 0 0 0

1 0 0 0 0 1 0

0 0 0 0 1 0 0

0 0 0 0 0 0 0

1B: 4 SF: 0

2B: 1 SAC: 1

3B: 0 DP: 1

HR: 2 HBP: 1

2 0 0 0 0 0 0

1 0 0 0 0 1 0

0 0 0 0 1 0 0

0 0 0 0 0 0 0

1B: 4 SF: 0

2B: 1 SAC: 1

3B: 0 DP: 1

HR: 2 HBP: 1

2 0 0 0 0 0 0

1 0 0 0 0 1 0

0 0 0 0 1 0 0

0 0 0 0 0 0 0

1B: 4 SF: 0

2B: 1 SAC: 1

3B: 0 DP: 1

HR: 2 HBP: 1

2 0 0 0 0 0 0

1 0 0 0 0 1 0

0 0 0 0 1 0 0

0 0 0 0 0 0 0

1B: 4 SF: 0

2B: 1 SAC: 1

3B: 0 DP: 1

HR: 2 HBP: 1

2 0 0 0 0 0 0

1 0 0 0 0 1 0

0 0 0 0 1 0 0

0 0 0 0 0 0 0

1B: 4 SF: 0

2B: 1 SAC: 1

3B: 0 DP: 1

HR: 2 HBP: 1

2 0 0 0 0 0 0

1 0 0 0 0 1 0

0 0 0 0 1 0 0

0 0 0 0 0 0 0

1B: 4 SF



Batter	1	2	3	4	5	6	7	8	9	AB R H RBI BB SO LOB	TOP											
Bert Campaneris, R (1, 6) OBP: 0.308, SLG: 0.397	0-0 S SH1-3 E 1B		0-0 WP 3B		0-0 E 1B			0-0 S PB 1B		4 4 4 0 0 0 0	<b>Kansas City Athletics @ Chicago White Sox</b> Comiskey Park, Chicago, IL Tue Aug 16 1966, 8:05 PM EDT Att: 12,712 - Unknown											
Mike Hershberger, R (1, 9) OBP: 0.314, SLG: 0.367	0-0 SH1-3 1-2		0-0 L6 3-H		0-0 6-3 1-H			0-3 K 1-H	3 0 0 0 0 1 0													
Danny Cater, R (1, 3) OBP: 0.286, SLG: 0.354	4-0 2-3 BB		0-0 6-3					0-3 K	0 0 0 0 0 0 0													
Dick Green, R (1, 4) OBP: 0.315, SLG: 0.380	0-0 6-3 1-3 3-H			0-0 F7				0-3 K F6	4 0 0 0 0 1 1													
Ed Charles, R (1, 5) OBP: 0.315, SLG: 0.432	0-3 K			0-0 6-3				0-3 K F5	4 0 0 0 0 2 1													
Ossie Chavarria, R (1, 7) OBP: 0.297, SLG: 0.285		0-0 F7		0-0 1B				0-0 F9	3 0 1 0 0 1 0													
Roger Repoz, L (9, PH) OBP: 0.319, SLG: 0.359									1 0 0 0 0 0 0													
Phil Roof, R (1, 2) OBP: 0.292, SLG: 0.339		0-0 5-3		0-0 6-3				0-0 G3	4 0 0 0 0 1 1													
Joe Nossek, R (1, 8) OBP: 0.262, SLG: 0.328		0-0 4-3			0-0 1-3 1B				3 0 1 0 0 0 0													
Blue Moon Odom, R (1, 1) OBP: 0.182, SLG: 0.182			0-0 4-3		0-0 1-3			0-3 K	3 0 0 0 0 1 1													
Jack Aker, R (7, 1) OBP: 0.083, SLG: 0.167									0 0 0 0 0 0 0													
<b>Inning Stats</b>	R: 1 E: 0 K: 1 S: 6	H: 1 LOB: 1 BB: 1 P: 10	R: 0 E: 0 K: 0 S: 3	H: 0 LOB: 0 BB: 0 P: 3	R: 1 E: 0 K: 0 S: 4	H: 1 LOB: 0 BB: 0 P: 4	R: 0 E: 0 K: 0 S: 4	H: 1 LOB: 1 BB: 0 P: 4	R: 1 E: 1 K: 0 S: 4	H: 1 LOB: 0 BB: 0 P: 4	R: 0 E: 0 K: 2 S: 7	H: 0 LOB: 0 BB: 0 P: 7	R: 0 E: 0 K: 2 S: 8	H: 1 LOB: 1 BB: 0 P: 8	R: 1 E: 0 K: 2 S: 8	H: 1 LOB: 0 BB: 0 P: 8	R: 0 E: 0 K: 1 S: 5	H: 0 LOB: 0 BB: 0 P: 5	1B: 5 2B: 0 3B: 1 HR: 0	SF: 0 SAC: 1 DP: 0 HBP: 0	WP: 1 PB: 2 SB: 3 CS: 0	PA: 34
<b>PITCHER</b>	IP WLS BF H R ER SO BB IBB HBP BLK WP HR S P ERA WHIP																					
Tommy John, L (1, 1) ERA: 2.21	7.0 L 27 5 3 1 5 1 0 0 0 0 1 0 36 40 1.29 0.857																					
Hoyt Wilhelm, R (8, 1) ERA: 1.85	2.0 7 1 1 0 3 0 0 0 0 0 0 0 13 13 0.00 0.500																					

livebaseballscores.com

<b>AB</b>	29
<b>R</b>	4
<b>H</b>	6
<b>RBI</b>	0
<b>BB</b>	0
<b>SO</b>	7
<b>LOB</b>	4



Batter	1	2	3	4	5	6	7	8	9	AB	R	H	RBI	BB	SO	LOB
Don Buford, S OBP: 0.322, SLG: 0.349 (1, 5)	0-0 G3		0-0 3B		0-0 F7		0-0 2B		0-0 F7	5	0	2	2	0	0	0
Tommie Agee, R OBP: 0.321, SLG: 0.418 (1, 8)	0-0 F8		0-3 K			0-0 F7	0-3 K			4	0	0	0	0	2	3
Pete Ward, L OBP: 0.308, SLG: 0.285 (1, 9)	4-0 BB		0-0 F7			0-0 4-3		0-0 SH2-4 1B		3	0	1	0	1	0	1
Joe Horten, R OBP: 0.133, SLG: 0.095 (8, PR)										0	0	0	0	0	0	0
Jim Hicks, R (9, 7)										0	0	0	0	0	0	0
John Romano, R OBP: 0.367, SLG: 0.468 (1, 2)	0-0 F2			0-3 K		4-0 BB		4-0 SH2-4 BB		2	0	0	0	1	1	1
Jerry McNertney, R OBP: 0.305, SLG: 0.226 (8, 2)								1-2 BB		0	0	0	0	1	0	0
Tom McCraw, L OBP: 0.292, SLG: 0.344 (1, 7)		0-0 F9		0-3 K		0-0 4-3		0-0 SH2-4		3	0	0	0	0	1	1
Bill Skowron, R OBP: 0.328, SLG: 0.385 (1, 3)		0-0 2B		0-0 1B		0-0 6-3		0-0 1-3		4	0	2	0	0	0	3
Jerry Adair, R OBP: 0.295, SLG: 0.335 (1, 6)		0-0 5-3		0-0 1-3		0-0 WP 2B 1B		0-0 1-3		4	1	1	0	0	0	5
Al Weis, S OBP: 0.204, SLG: 0.127 (1, 4)		0-0 3-1			4-0 BB		0-3 K		0-0 4-3	1	0	0	0	1	0	1
Floyd Robinson, L OBP: 0.339, SLG: 0.334 (7, PH)										1	0	0	0	0	1	1
Hoyt Wilhelm, R (8, 1)										0	0	0	0	0	0	0
Smoky Burgess, L OBP: 0.400, SLG: 0.370 (9, PH)										1	0	0	0	0	0	0
Tommy John, R OBP: 0.212, SLG: 0.245 (1, 1)			0-3 K		0-0 G1-4-6-3		4-0 2B BB		0-0 L1	2	0	0	0	0	1	1
Wayne Causey, L OBP: 0.324, SLG: 0.299 (7, PH)										0	0	0	0	1	0	0
Lee Elia, R OBP: 0.258, SLG: 0.294 (7, PR)										1	1	0	0	0	0	0

Inning Stats	R: 0	H: 0	E: 0	K: 0	S: 3	R: 0	H: 1	E: 0	K: 0	S: 4	R: 0	H: 1	E: 0	K: 2	S: 8	R: 0	H: 1	E: 0	K: 2	S: 8	R: 0	H: 0	E: 0	K: 0	S: 2	R: 0	H: 0	E: 0	K: 0	S: 3	R: 2	H: 2	E: 0	K: 2	S: 9	R: 0	H: 1	E: 0	K: 0	S: 4	R: 0	H: 0	E: 0	K: 0	S: 3	1B: 3	2B: 2	3B: 1	HR: 0	SF: 0	SAC: 1	DP: 1	HBP: 0	WP: 1	PB: 0	SB: 0	CS: 0	PA: 37
PITCHER	IP	WLS	BF	H	R	ER	SO	BB	IBB	HBP	BLK	WP	HR	S	P	ERA	WHIP																																									
Blue Moon Odom, R ERA: 3.94 (1, 1)	6.2	W	28	5	2	2	5	4	0	0	0	1	0	34	50	2.70	1.350																																									
Jack Aker, R ERA: 1.59 (7, 1)	2.1	S	9	1	0	0	1	1	0	0	0	0	0	10	14	0.00	0.857																																									

**BOTTOM**

**Kansas City Athletics @ Chicago White Sox**

Comiskey Park, Chicago, IL

Tue Aug 16 1966, 8:05 PM EDT  
Att. 12,712 - Unknown

<b>AB</b>	<b>31</b>
<b>R</b>	<b>2</b>
<b>H</b>	<b>6</b>
<b>RBI</b>	<b>2</b>
<b>BB</b>	<b>5</b>
<b>SO</b>	<b>6</b>
<b>LOB</b>	<b>17</b>



Batter	1	2	3	4	5	6	7	8	9	AB R H RBI BB SO LOB	TOP													
<b>Bert Campaneris, R</b> (1, 6) OBP: 0.307, SLG: 0.395	0-0 1B		0-0 5-3	0-0 F8			0-0 4-3		0-3 K	5 0 1 0 0 1 2														
<b>Mike Hershberger, R</b> (1, 9) OBP: 0.317, SLG: 0.368	0-0 F8 1-2		4-0 1B BB		0-0 F5		0-0 1B 1B		0-0 1B 1B	4 0 2 0 1 0 1														
<b>Danny Cater, R</b> (1, 3) OBP: 0.290, SLG: 0.358	0-3 K		0-0 1B	1-3 1-2	0-0 6-3		0-0 1B		0-0 1B	0 0 0 0 0 0 0														
<b>Dick Green, R</b> (1, 4) OBP: 0.313, SLG: 0.376 <b>Tim Talton, L</b> (9, PH) OBP: 0.381, SLG: 0.571	0-3 K		0-0 F4		0-0 5-3		0-0 F5		0-0 3-1	4 0 0 0 0 1 5 1 0 0 0 0 0 2														
<b>Roger Repoz, L</b> (1, 8) OBP: 0.322, SLG: 0.358		0-0 3-1 1B	4-0 1B IBB			0-0 L3		0-0 F7		3 1 1 0 1 0 0														
<b>Ed Charles, R</b> (1, 5) OBP: 0.314, SLG: 0.429		0-3 K	0-3 K			0-0 FC5-4 1B		0-0 F9		4 0 1 0 0 2 4														
<b>Jim Gosger, L</b> (1, 7) OBP: 0.324, SLG: 0.359		0-0 3-1		0-0 4-3		0-0 F5		0-3 K		4 0 0 0 0 1 2														
<b>Phil Roof, R</b> (1, 2) OBP: 0.292, SLG: 0.339 <b>Don Blasingame, L</b> (9, PH) OBP: 0.277, SLG: 0.268		0-0 2-3		0-0 4-3		0-0 FC5-4		0-0 F8		3 0 1 1 0 0 1 1 0 0 0 0 0 0														
<b>Paul Lindblad, L</b> (1, 1) OBP: 0.167, SLG: 0.217 <b>Jack Aker, R</b> (8, 1) OBP: 0.083, SLG: 0.167 <b>Larry Stahl, L</b> (9, PH) OBP: 0.285, SLG: 0.370		0-0 2-3		0-0 2B		0-0 6-3		0-0 1B 1B		3 0 1 0 0 0 1 0 0 0 0 0 0 0 1 1 1 0 0 0 0														
<b>Inning Stats</b>	R: 0 E: 0 K: 2 S: 8	H: 1 LOB: 1 BB: 0 P: 8	R: 1 E: 0 K: 1 S: 7	H: 2 LOB: 1 BB: 0 P: 7	R: 0 E: 0 K: 1 S: 6	H: 1 LOB: 3 BB: 2 P: 14	R: 0 E: 0 K: 0 S: 4	H: 1 LOB: 1 BB: 0 P: 4	R: 0 E: 0 K: 0 S: 3	H: 0 LOB: 0 BB: 0 P: 3	R: 0 E: 0 K: 0 S: 4	H: 1 LOB: 1 BB: 0 P: 4	R: 0 E: 0 K: 0 S: 5	H: 2 LOB: 2 BB: 0 P: 5	R: 0 E: 0 K: 1 S: 5	H: 0 LOB: 0 BB: 0 P: 5	R: 1 E: 0 K: 1 S: 8	H: 3 LOB: 2 BB: 0 P: 8	1B: 10 2B: 1 3B: 0 HR: 0	SF: 0 SAC: 0 DP: 0 HBP: 0	WP: 0 PB: 0 SB: 2 CS: 0	PA: 40		
<b>PITCHER</b> <b>John Buzhardt, R</b> (1, 1) ERA: 3.47 <b>Bob Locker, R</b> (8, 1) ERA: 2.19	IP	WLS	BF	H	R	ER	SO	BB	IBB	HBP	BLK	WP	HR	S	P	ERA	WHIP							
	7.0		31	8	1	1	4	1	1	0	0	0	0	37	45	1.29	1.286							
	2.0	W	9	3	1	1	2	0	0	0	0	0	0	13	13	4.50	1.500							

**Kansas City Athletics @ Chicago White Sox**  
Comiskey Park, Chicago, IL  
Wed Aug 17 1966, 8:05 PM EDT  
Unknown

AB	33
R	2
H	8
RBI	1
BB	2
SO	5
LOB	18



Batter	1	2	3	4	5	6	7	8	9
Don Buford, S (1, 5) OBP: 0.321, SLG: 0.350	0-3 K		0-3 K		0-0 FC6-4			0-0 PB E 2B	
Tommie Agee, R (1, 8) OBP: 0.320, SLG: 0.416	0-3 K			0-0 F4		0-0 6-3		4-0 SH3-4 E BB	
Ken Berry, R (1, 7) OBP: 0.325, SLG: 0.421	0-0 F8			0-0 F3		0-0 F7		0-0 E4 SH3-4 HR	
John Romano, R (1, 2) OBP: 0.367, SLG: 0.467		0-0 F2		0-0 E5 1B		0-0 1B		0-0 SH3-4	
Bill Skowron, R (1, 3) OBP: 0.327, SLG: 0.394 Floyd Robinson, L (9, 9) OBP: 0.339, SLG: 0.334		0-3 K		0-0 E6 1B		0-0 1-3		0-0 HR	
Jerry Adair, R (1, 4) OBP: 0.301, SLG: 0.341		0-0 FC5-4 1B		0-0 1B		0-0 SH1-4 1B		0-0 1-3	
Jim Hicks, R (1, 9) Tom McCraw, L (7, PH) OBP: 0.294, SLG: 0.347		0-0 FC5-4		0-3 K		0-0 SH1-4		0-0 1B	
Lee Elia, R (1, 6) OBP: 0.260, SLG: 0.297 Smoky Burgess, L (7, PH) OBP: 0.393, SLG: 0.362 Bob Locker, S (8, 1) OBP: 0.333, SLG: 0.250			0-0 5-3		0-0 FC5-6 1B		0-0 1-3	0-0 6-3	
John Buzhardt, R (1, 1) OBP: 0.171, SLG: 0.128 Pete Ward, L (7, PH) OBP: 0.306, SLG: 0.283 Al Weis, S (8, 4) OBP: 0.204, SLG: 0.127			0-0 6-3		0-0 FC5-6 FC6-4		0-0 4-3		

Inning Stats	R: 0	H: 0	E: 0	K: 2	S: 7	LOB: 0	BB: 0	P: 7	R: 0	H: 1	E: 0	K: 1	S: 6	LOB: 1	BB: 0	P: 6	R: 0	H: 0	E: 0	K: 1	S: 5	LOB: 0	BB: 0	P: 5	R: 0	H: 1	E: 2	K: 0	S: 5	LOB: 3	BB: 0	P: 5	R: 0	H: 1	E: 0	K: 1	S: 6	LOB: 1	BB: 0	P: 6	R: 0	H: 1	E: 0	K: 0	S: 4	LOB: 1	BB: 0	P: 4	R: 0	H: 1	E: 0	K: 0	S: 4	LOB: 1	BB: 0	P: 4	R: 4	H: 3	E: 1	K: 0	S: 7	LOB: 1	BB: 1	P: 11
--------------	------	------	------	------	------	--------	-------	------	------	------	------	------	------	--------	-------	------	------	------	------	------	------	--------	-------	------	------	------	------	------	------	--------	-------	------	------	------	------	------	------	--------	-------	------	------	------	------	------	------	--------	-------	------	------	------	------	------	------	--------	-------	------	------	------	------	------	------	--------	-------	-------

PITCHER	IP	WLS	BF	H	R	ER	SO	BB	IBB	HBP	BLK	WP	HR	S	P	ERA	WHIP
Paul Lindblad, L (1, 1) ERA: 4.57	7.0	L	30	6	3	3	5	1	0	0	0	0	0	39	43	3.86	1.000
Jack Aker, R (8, 1) ERA: 1.68	1.0		5	2	1	0	0	0	0	0	0	0	1	5	5	0.00	2.000

**BOTTOM**

**Kansas City Athletics @ Chicago White Sox**  
Comiskey Park, Chicago, IL  
Wed Aug 17 1966, 8:05 PM EDT  
Unknown

AB	R	H	RBI	BB	SO	LOB
4	1	1	0	0	2	1
3	1	0	0	1	1	0
4	1	0	1	0	0	1
3	0	1	0	0	0	0
4	1	1	3	0	1	2
0	0	0	0	0	0	0
4	0	3	0	0	0	0
2	0	0	0	0	1	1
1	0	1	0	0	0	0
2	0	1	0	0	0	0
1	0	0	0	0	0	1
1	0	0	0	0	0	1
0	0	0	0	0	0	0

AB	32
R	4
H	8
RBI	4
BB	1
SO	5
LOB	9



WP	PA
0	35

WP	PA	ERA	WHIP
0	35		



Batter	1	2	3	4	5	6	7	8	9	AB R H RBI BB SO LOB	TOP		
Bert Campaneris, R (1, 6) OBP: 0.306, SLG: 0.393	0-0 F9		0-0 G3			0-0 F9		0-0 1-2 1B		4 0 1 0 0 0 1			
Don Blasingame, L (1, 4) Dick Green, R (8, PH) Wes Stock, R (8, 1) OBP: 0.273, SLG: 0.264 OBP: 0.312, SLG: 0.375	0-0 F4			0-0 B1		0-0 6-3		0-3 K		3 0 0 0 0 0 0 1 0 0 0 0 1 2 0 0 0 0 0 0 0			
Mike Hershberger, R (1, 9) OBP: 0.314, SLG: 0.364	0-0 F4			0-0 5-3		0-0 F8			0-0 F9	4 0 0 0 0 0 0			
Jim Gosger, L (1, 8) OBP: 0.320, SLG: 0.355		0-0 4-3		0-0 F4			0-0 F8		0-0 G3	4 0 0 0 0 0 0			
Danny Cater, R (1, 5) OBP: 0.287, SLG: 0.354		0-0 5-3			0-0 L4		0-3 K2-3		0-0 F9	0 0 0 0 0 0 0			
Roger Repoz, L (1, 3) OBP: 0.318, SLG: 0.354		0-0 F8			0-0 F3		0-3 K			3 0 0 0 0 1 0			
Larry Stahl, L (1, 7) OBP: 0.293, SLG: 0.386				0-0 1B		0-0 1B 3B				3 1 3 0 0 0 0			
Phil Roof, R (1, 2) OBP: 0.293, SLG: 0.338			0-3 K		0-0 1B		0-0 1B	0-0 G6-4-3		3 0 1 1 0 1 2			
Vern Handrahan, L (1, 1) Ken Sanders, R (5, 1) Tim Talton, L (8, PH) Blue Moon Odom, R (8, PR) Ossie Chavarria, R (8, 4) OBP: 0.409, SLG: 0.591 OBP: 0.182, SLG: 0.182 OBP: 0.297, SLG: 0.285			0-3 K		0-3 K		0-0 1B	0-0 1B		2 0 0 0 0 2 2 0 0 0 0 0 0 0 1 0 1 0 0 0 0 0 0 0 0 0 0 0 0 0 0 0 0 0 0			
<b>Inning Stats</b>	R: 0 E: 0 K: 0 S: 3 H: 0 LOB: 0 BB: 0 P: 3	R: 0 E: 0 K: 0 S: 3 H: 0 LOB: 0 BB: 0 P: 3	R: 0 E: 0 K: 2 S: 8 H: 1 LOB: 1 BB: 0 P: 8	R: 0 E: 0 K: 0 S: 3 H: 0 LOB: 0 BB: 0 P: 3	R: 1 E: 0 K: 1 S: 7 H: 2 LOB: 1 BB: 0 P: 7	R: 0 E: 0 K: 0 S: 3 H: 0 LOB: 0 BB: 0 P: 3	R: 0 E: 0 K: 2 S: 7 H: 0 LOB: 0 BB: 0 P: 7	R: 0 E: 0 K: 1 S: 7 H: 3 LOB: 2 BB: 0 P: 7	R: 0 E: 0 K: 0 S: 3 H: 0 LOB: 0 BB: 0 P: 3	1B: 5 2B: 0 3B: 1 HR: 0 SF: 0 SAC: 0 DP: 1 HBP: 0	WP: 0 PB: 0 SB: 0 CS: 0 PA: 32		
<b>PITCHER</b>	IP WLS BF H R ER SO BB IBB HBP BLK WP HR S P ERA WHIP											<b>PITCHER</b>	IP WLS BF H R ER SO BB IBB HBP BLK WP HR S P ERA WHIP
Jack Lamabe, R (1, 1) ERA: 2.92	7.2 W 28 6 1 1 5 0 0 0 0 0 0 0 38 38 1.17 0.783												
Juan Pizarro, L (8, 1) ERA: 3.92	1.1 S 4 0 0 0 1 0 0 0 0 0 0 0 6 6 0.00 0.000												

**Kansas City Athletics @ Chicago White Sox**  
 Comiskey Park, Chicago, IL  
 Wed Aug 17 1966, 8:05 PM EDT  
 Att: 15,570 - Unknown

AB	28
R	1
H	6
RBI	1
BB	0
SO	5
LOB	7



Batter	1	2	3	4	5	6	7	8	9
<b>Al Weis, S</b> OBP: 0.212, SLG: 0.138 (1, 4)	0-0 F3		0-0 1B 1-2 SF9-2-1-4		0-3 K		0-0 1B 7-2		
<b>Don Buford, S</b> OBP: 0.326, SLG: 0.356 (1, 5)	0-0 S 2B		0-0 1B 1-3 2-H SF9-2-1-4		4-0 CS BB		0-0 1B 7-2 CS		
<b>Tommie Agee, R</b> OBP: 0.324, SLG: 0.422 (1, 8)	0-3 K		4-0 IBB SF9-2-1-4		0-0 CS 1-2	0-0 HR	4-0 IBB 1-2		
<b>Pete Ward, L</b> OBP: 0.301, SLG: 0.279 (1, 9)	0-0 4-3		0-0 SF9-2-1-4		0-0 F8		0-0 7-2		
<b>Ken Berry, R</b> OBP: 0.325, SLG: 0.421 (7, 7)			1-2 2-3 3-H				2-3 3-H		
<b>Smoky Burgess, L</b> OBP: 0.386, SLG: 0.354 (7, PH)									
<b>Floyd Robinson, L</b> OBP: 0.339, SLG: 0.334 (8, 9)									
<b>Bill Skowron, R</b> OBP: 0.330, SLG: 0.394 (1, 3)		0-0 5-3		0-0 1-3		4-0 1B 5-3 BB	0-0 CS 3-H	0-0 6-3 1B	
<b>Tom McCraw, L</b> OBP: 0.293, SLG: 0.345 (1, 7)		0-0 G3		0-0 F9		0-0 5-3 1B		0-0 6-3	
<b>Jerry Adair, R</b> OBP: 0.304, SLG: 0.338 (1, 6)		0-0 F7		0-0 F8		4-0 5-3 BB		4-0 BB	
<b>John Romano, R</b> OBP: 0.369, SLG: 0.480 (1, 2)			0-0 1B 1B		0-0 HR	0-0 5-3	0-0 K	0-3 K	
<b>Jack Lamabe, R</b> OBP: 0.071, SLG: 0.037 (1, 1)			0-3 K		0-3 K	0-3 K		0-0 L3	
<b>Juan Pizarro, L</b> OBP: 0.130, SLG: 0.095 (8, 1)									

AB	R	H	RBI	BB	SO	LOB
4	1	2	0	0	1	0
3	0	3	1	1	0	0
2	1	1	1	2	1	1
2	0	0	1	0	0	1
0	0	0	0	0	0	0
1	0	0	0	0	0	3
0	0	0	0	0	0	0
3	1	1	0	1	0	0
4	0	1	0	0	0	1
2	0	0	0	2	0	0
4	2	2	2	0	1	4
3	0	0	0	0	3	3
1	0	0	0	0	0	2

AB	29
R	5
H	10
RBI	5
BB	6
SO	6
LOB	15

Inning Stats		R: 0	H: 1	E: 0	K: 1	S: 6	P: 6	R: 0		H: 0	E: 0	K: 0	S: 3	R: 2		H: 3	E: 0	K: 1	S: 7	R: 0		H: 0	E: 0	K: 0	S: 3	R: 1		H: 1	E: 0	K: 2	S: 7	R: 2		H: 2	E: 0	K: 1	S: 7	R: 0		H: 2	E: 0	K: 0	S: 3	R: 0		H: 1	E: 0	K: 1	S: 6
<b>PITCHER</b>		IP	WLS	BF	H	R	ER	SO	BB	IBB	HBP	BLK	WP	HR	S	P	ERA	WHIP																															
<b>Vern Handrahan, R</b> ERA: 6.3 (1, 1)		4.2	L	20	5	3	3	4	1	1	0	0	0	1	26	34	5.79	1.286																															
<b>Ken Sanders, R</b> ERA: 3.84 (5, 1)		2.1		11	4	2	2	1	2	1	0	0	0	1	10	22	7.71	2.571																															
<b>Wes Stock, R</b> ERA: 3.33 (8, 1)		1.0		5	1	0	0	1	1	0	0	0	0	0	6	10	0.00	2.000																															

**Kansas City Athletics @ Chicago White Sox**  
**Comiskey Park, Chicago, IL**  
 Wed Aug 17 1966, 8:05 PM EDT  
 Att. 15,570 - Unknown





Batter	1	2	3	4	5	6	7	8	9	AB R H RBI BB SO LOB	TOP																								
<b>Don Buford, S</b> (1, 5) OBP: 0.324, SLG: 0.353	0-0 F4		0-0 FC4-6 BB		0-3 K			0-0 F8		4 0 0 0 0 1 2																									
<b>Ken Berry, R</b> (1, 9) OBP: 0.324, SLG: 0.417	0-0 5-3		4-0 BB			0-0 F5			0-3 K	3 0 0 0 1 1 0																									
<b>Tommie Agee, R</b> (1, 8) OBP: 0.323, SLG: 0.423	0-0 2B		0-0 F3			0-3 K			0-0 F7	4 0 1 0 0 1 2																									
<b>John Romano, R</b> (1, 2) OBP: 0.367, SLG: 0.476	0-0 F8			0-0 1B		0-0 6-3			0-0 5-3	4 0 1 0 0 0 1																									
<b>Bill Skowron, R</b> (1, 3) OBP: 0.326, SLG: 0.389		0-0 1-3		0-0 G5-4-3 1-2f			0-0 6-3			3 0 0 0 0 0 1																									
<b>Jerry Adair, R</b> (1, 4) OBP: 0.301, SLG: 0.335		0-0 6-3		0-3 K			0-0 1-3			3 0 0 0 0 1 0																									
<b>Pete Ward, L</b> (1, 7) OBP: 0.296, SLG: 0.274		0-0 L4			0-3 K		0-3 K			3 0 0 0 0 2 0																									
<b>Lee Elia, R</b> (1, 6) OBP: 0.266, SLG: 0.304			4-0 BB		0-0 2B			0-0 5-3		2 0 1 0 1 0 0																									
<b>Gary Peters, L</b> (1, 1) OBP: 0.254, SLG: 0.358			0-3 K		0-3 K			0-0 F5		2 0 0 0 0 2 2																									
<b>Floyd Robinson, L</b> (8, PH) OBP: 0.338, SLG: 0.333										1 0 0 0 0 0 0																									
<b>Dennis Higgins, R</b> (8, 1) OBP: 0.250, SLG: 0.182										0 0 0 0 0 0 0																									
<b>Inning Stats</b>	R: 0 E: 0 K: 0 S: 4	H: 1 LOB: 1 BB: 0 P: 4	R: 0 E: 0 K: 0 S: 3	H: 0 LOB: 0 BB: 0 P: 3	R: 0 E: 0 K: 1 S: 5	H: 0 LOB: 2 BB: 2 P: 13	R: 0 E: 0 K: 1 S: 5	H: 1 LOB: 0 BB: 0 P: 5	R: 0 E: 0 K: 3 S: 10	H: 1 LOB: 1 BB: 0 P: 10	R: 0 E: 0 K: 1 S: 5	H: 0 LOB: 0 BB: 0 P: 5	R: 0 E: 0 K: 1 S: 5	H: 0 LOB: 0 BB: 0 P: 5	R: 0 E: 0 K: 1 S: 5	H: 0 LOB: 0 BB: 0 P: 5	R: 0 E: 0 K: 1 S: 5	H: 0 LOB: 0 BB: 0 P: 5	1B: 1 2B: 2 3B: 0 HR: 0	SF: 0 SAC: 0 DP: 1 HBP: 0	WP: 0 PB: 0 SB: 0 CS: 0	PA: 31													
<b>PITCHER</b> <b>Sam McDowell, L</b> (1, 1) ERA: 2.96	IP 9.0	WLS W	BF 31	H 3	R 0	ER 0	SO 8	BB 2	IBB 0	HBP 0	BLK 0	WP 0	HR 0	S 45	P 53	ERA 0.00	WHIP 0.556	<b>PITCHER</b>	IP 9.0	WLS W	BF 31	H 3	R 0	ER 0	SO 8	BB 2	IBB 0	HBP 0	BLK 0	WP 0	HR 0	S 45	P 53	ERA 0.00	WHIP 0.556

Chicago White Sox @ Cleveland Indians  
Cleveland Municipal Stadium, Cleveland, OH

Thu Aug 18 1966, 7:05 PM EDT  
Att. 5,539 - Unknown

AB	29
R	0
H	3
RBI	0
BB	2
SO	8
LOB	8







Batter	1	2	3	4	5	6	7	8	9	10	AB R H RBI BB SO LOB	TOP												
Don Buford, S OBP: 0.326, SLG: 0.353 (1, 5)	4-0 WP 6-3 BB		0-3 K2-3		0-0 2-H 1B			0-0 4-3		4-0 BB BB	3 1 1 1 2 1 0	<b>Chicago White Sox @ Cleveland Indians</b> Cleveland Municipal Stadium, Cleveland, OH Fri Aug 19 1966, 7:05 PM EDT Att. 19,047 - Unknown												
Tommie Agee, R OBP: 0.320, SLG: 0.419 (1, 8)	0-0 5-3		0-0 1-3		0-0 F8			0-0 4-3		0-0 F8	5 0 0 0 0 0 3													
Tom McCraw, L OBP: 0.296, SLG: 0.345 (1, 9)	0-0 6-3		0-0 F3			0-0 L4-3 1B		1-0 CS E HBP			3 0 1 1 0 0 0													
John Romano, R OBP: 0.362, SLG: 0.468 (1, 2)	0-3 K			0-0 4-3		0-0 L4-3		0-0 CS 1-3	0-3 K		4 0 0 0 0 2 1													
Pete Ward, L OBP: 0.301, SLG: 0.280 Ken Berry, R OBP: 0.324, SLG: 0.417 (1, 7) (9, PR) (9, 7)		0-0 F8		0-0 G3		0-0 FC4-6 1B		0-0 FC6-4 1B			4 0 2 0 0 0 0 0 0 0 0 0 0 0													
Bill Skowron, R OBP: 0.322, SLG: 0.383 (1, 3)		0-0 F9		0-0 F7		0-0 FC4-6 1-2f		0-0 FC6-4 1-2f			4 0 0 0 0 0 2													
Jerry Adair, R OBP: 0.304, SLG: 0.337 (1, 6)		0-0 2B 1B		0-0 S 1B 1B			0-3 K		0-0 1-3		4 1 2 0 0 1 1													
Al Weis, S OBP: 0.213, SLG: 0.148 (1, 4)		0-0 1-3 2B		0-0 F9			0-0 1-3			0-3 K	4 0 1 0 0 1 1													
Joe Horten, R OBP: 0.125, SLG: 0.089 Juan Pizarro, L OBP: 0.125, SLG: 0.091 (1, 1) (8, 1)		0-0 F8		0-0 F9			0-3 K			0-3 K	3 0 0 0 0 1 3 1 0 0 0 0 1 0													
<b>Inning Stats</b>	R: 1 E: 0 K: 1 S: 5	H: 0 LOB: 0 BB: 1 P: 9	R: 0 E: 0 K: 0 S: 5	H: 2 LOB: 2 BB: 0 P: 5	R: 0 E: 0 K: 1 S: 5	H: 0 LOB: 0 BB: 0 P: 5	R: 0 E: 0 K: 0 S: 3	H: 0 LOB: 0 BB: 0 P: 3	R: 1 E: 0 K: 0 S: 5	H: 2 LOB: 1 BB: 0 P: 5	R: 0 E: 0 K: 0 S: 4		H: 2 LOB: 1 BB: 0 P: 4	R: 0 E: 0 K: 2 S: 7	H: 0 LOB: 0 BB: 0 P: 7	R: 0 E: 1 K: 0 S: 2	H: 0 LOB: 0 BB: 0 P: 3	R: 0 E: 0 K: 1 S: 6	H: 1 LOB: 1 BB: 0 P: 6	R: 0 E: 0 K: 2 S: 7	H: 0 LOB: 1 BB: 1 P: 11	1B: 6 2B: 2 3B: 0 HR: 0	SF: 0 SAC: 0 DP: 1 HBP: 1	WP: 1 PB: 0 SB: 1 CS: 1
<b>PITCHER</b> Sonny Siebert, R ERA: 3.11 Luis Tiant, R ERA: 3.24	IP 9.0 WLS 4 BF 34 H 0 R 0 ER 0 SO 2 BB 1 IBB 0 HBP 0 BLK 0 WP 1 HR 0 S 7 P 11 ERA 0.00 WHIP 1.000																							

AB	35
R	2
H	7
RBI	2
BB	2
SO	7
LOB	11







Batter	1	2	3	4	5	6	7	8	9	AB R H RBI BB SO LOB	TOP											
Floyd Robinson, L (1, 9) OBP: 0.340, SLG: 0.335	0-0 5-3		0-3 K		0-0 SH1-3 1B		0-0 FC1-4 1B			4 1 2 0 0 1 0												
Don Buford, S (1, 5) OBP: 0.328, SLG: 0.354	0-0 2B S E 1B		4-0 FC6 BB		0-0 SH1-3		0-0 FC1-4 CS			2 1 1 0 1 0 1												
Jerry Adair, R (1, 6) OBP: 0.306, SLG: 0.343	0-0 E7 1-H 2B		0-0 FC6 1-2f		0-0 G4-6-3 1B		0-0 CS 1-2	0-0 G3		4 0 2 1 0 0 1												
Pete Ward, L (1, 7) OBP: 0.296, SLG: 0.274 Ken Berry, R (7, 7) OBP: 0.323, SLG: 0.415	0-0 F8			0-0 F7		0-0 G4-6-3 1-2f		0-0 F8		3 0 0 0 0 0 2 1 0 0 0 0 0 0												
Tom McCraw, L (1, 3) OBP: 0.295, SLG: 0.342	0-0 4-3		0-3 K		0-0 F9			H 1-0 HBP		3 0 0 0 0 1 1												
Tommie Agee, R (1, 8) OBP: 0.319, SLG: 0.419		0-0 5-3		0-0 K 2B		0-0 F3		0-0 F8		4 1 1 0 0 0 1												
John Romano, R (1, 2) OBP: 0.361, SLG: 0.463		0-3 K		4-0 2B BB		0-0 6-3			0-3 K	3 0 0 0 1 2 0												
Al Weis, S (1, 4) OBP: 0.214, SLG: 0.158		0-3 K		0-0 K 1-3 2-H 2B			0-0 F8		0-0 E4 CS	4 0 1 1 0 1 0												
Tommy John, R (1, 1) OBP: 0.214, SLG: 0.302			0-3 K		0-0 5-3		0-0 HR		0-3 K 1-2	4 1 1 1 0 2 3												
<b>Inning Stats</b>	R: 1 E: 1 K: 0 S: 5	H: 2 LOB: 1 BB: 0 P: 5	R: 0 E: 0 K: 2 S: 7	H: 0 LOB: 0 BB: 0 P: 7	R: 0 E: 0 K: 2 S: 7	H: 0 LOB: 1 BB: 1 P: 11	R: 1 E: 0 K: 1 S: 7	H: 2 LOB: 2 BB: 1 P: 11	R: 1 E: 0 K: 0 S: 4	H: 2 LOB: 0 BB: 0 P: 4	R: 0 E: 0 K: 0 S: 3	H: 0 LOB: 0 BB: 0 P: 3	R: 1 E: 0 K: 0 S: 4	H: 2 LOB: 0 BB: 0 P: 4	R: 0 E: 0 K: 0 S: 3	H: 0 LOB: 1 BB: 0 P: 4	R: 0 E: 1 K: 2 S: 7	H: 0 LOB: 0 BB: 0 P: 7	1B: 4 2B: 3 3B: 0 HR: 1	SF: 0 SAC: 1 DP: 1 HBP: 1	WP: 0 PB: 0 SB: 1 CS: 2	PA: 37
<b>PITCHER</b>	IP WLS BF H R ER SO BB IBB HBP BLK WP HR S P ERA WHIP																					
Gary Bell, R (1, 1) ERA: 3.09	6.1 L 28 8 4 4 5 2 0 0 0 0 0 1 36 44 5.68 1.579																					
Jack Kralick, L (7, 1) ERA: 3.75	1.2 5 0 0 0 0 0 0 0 1 0 0 0 4 5 0.00 0.000																					
Dick Radatz, R (9, 1) ERA: 5.03	1.0 3 0 0 0 0 2 0 0 0 0 0 0 7 7 0.00 0.000																					

Chicago White Sox @ Cleveland Indians  
Cleveland Municipal Stadium, Cleveland, OH  
Sat Aug 20 1966, 3:33 AM EDT  
Att: 12,827 - Unknown

AB	32
R	4
H	8
RBI	3
BB	2
SO	7
LOB	9



Batter	1	2	3	4	5	6	7	8	9	AB	R	H	RBI	BB	SO	LOB
Larry Brown, R OBP: 0.322, SLG: 0.336 (1, 6)	0-0 F7		0-0 F7		0-0 5-3			0-3 K		4	0	0	0	0	1	1
Leon Wagner, L OBP: 0.351, SLG: 0.491 (1, 7)	0-0 F8		0-0 1B			0-0 F5			0-0 4-3	4	0	1	0	0	0	0
Chuck Hinton, R OBP: 0.341, SLG: 0.441 (1, 8)	0-0 4-3		0-0 1-3			0-0 6-3			0-0 F8	4	0	0	0	0	0	1
Rocky Colavito, R OBP: 0.351, SLG: 0.473 (1, 9)		0-0 WP 1B		0-0 6-3		0-0 F9			0-0 5-3	4	1	1	0	0	0	0
Fred Whitfield, L OBP: 0.285, SLG: 0.454 (1, 3)		0-3 K 1-H		0-3 K				0-0 F4		3	0	0	0	0	2	0
Joe Azcue, R OBP: 0.316, SLG: 0.384 (1, 2)		4-0 FC6-4 BB		0-0 1-3				0-0 5-3		2	0	0	0	1	0	0
Max Alvis, R OBP: 0.300, SLG: 0.357 (1, 5)		0-0 FC6-4 FC6-4 1-2f		0-0 F2				0-0 F4		3	0	0	0	0	0	1
Pedro Gonzalez, R OBP: 0.269, SLG: 0.289 (1, 4)		0-0 FC6-4 1-2f		0-0 2B				0-0 6-3		3	0	1	0	0	0	1
Gary Bell, R OBP: 0.176, SLG: 0.156 (1, 1)		0-3 K		0-0 L6				0-0 1-3		2	0	0	0	0	1	1
Jack Kralick, L OBP: 0.083, SLG: 0.083 (7, 1)										0	0	0	0	0	0	0
Jim Landis, R OBP: 0.327, SLG: 0.349 (8, PH)										1	0	0	0	0	0	0
Dick Radatz, R OBP: 0.111, SLG: 0.111 (9, 1)										0	0	0	0	0	0	0

BOTTOM

Chicago White Sox @ Cleveland Indians  
Cleveland Municipal Stadium, Cleveland, OH

Sat Aug 20 1966, 3:33 AM EDT  
Att. 12,827 - Unknown

livebaseballscorecards.com

AB	30
R	1
H	3
RBI	0
BB	1
SO	4
LOB	5



Inning Stats	R: 0	H: 0	E: 0	K: 0	S: 3	R: 1	H: 1	E: 0	K: 1	S: 6	R: 0	H: 1	E: 0	K: 1	S: 6	R: 0	H: 0	E: 0	K: 1	S: 5	R: 0	H: 1	E: 0	K: 0	S: 4	R: 0	H: 0	E: 0	K: 0	S: 3	R: 0	H: 0	E: 0	K: 1	S: 5	R: 0	H: 0	E: 0	K: 0	S: 3	R: 0	H: 0	E: 0	K: 0	S: 3	R: 0	H: 0	E: 0	K: 0	S: 3	R: 0	H: 0	E: 0	K: 0	S: 3	1B: 2	SF: 0	2B: 1	SAC: 0	3B: 0	DP: 0	HR: 0	HBP: 0	WP: 3	PA: 31	PB: 0	SB: 0	CS: 0
PITCHER Tommy John, L ERA: 2.15 (1, 1)	IP	WLS	BF	H	R	ER	SO	BB	IBB	HBP	BLK	WP	HR	S	P	ERA	WHIP													PITCHER	IP	WLS	BF	H	R	ER	SO	BB	IBB	HBP	BLK	WP	HR	S	P	ERA	WHIP																					



Batter	1	2	3	4	5	6	7	8	9	AB R H RBI BB SO LOB	TOP	
Floyd Robinson, L (1, 9) OBP: 0.339, SLG: 0.334 Hoyt Wilhelm, R (7, 1)	0-3 K		0-0 F7			0-0 F8	0-0 1B			4 0 1 1 0 1 1 0 0 0 0 0 0 0		
Don Buford, S (1, 5) OBP: 0.330, SLG: 0.356	4-0 BB			0-0 4-3		0-0 2B	0-0 F8			3 0 1 0 1 0 2		
Jerry Adair, R (1, 6) OBP: 0.302, SLG: 0.338 (7, 4)	0-3 K			0-0 4-3		0-0 1-3		0-0 F9		4 0 0 0 0 1 4		
Pete Ward, L (1, 7) OBP: 0.289, SLG: 0.268 (7, 9)	0-0 F8			0-0 L9		0-0 G3		0-3 K		4 0 0 0 0 1 4		
Tom McCraw, L (1, 3) OBP: 0.295, SLG: 0.341		0-0 6-3			0-0 F6		0-0 2B 1B	0-0 G3		4 1 1 0 0 0 0		
Tommie Agee, R (1, 8) OBP: 0.321, SLG: 0.422		0-0 F7			0-0 CS 1B		0-0 2B 2B	0-3 K		4 1 2 0 0 1 0		
John Romano, R (1, 2) OBP: 0.359, SLG: 0.457		0-0 6-3			4-0 BB		0-0 F6	0-3 K		3 0 0 0 1 1 2		
Al Weis, S (1, 4) OBP: 0.211, SLG: 0.155 Smoky Burgess, L (7, PH) OBP: 0.397, SLG: 0.388 Ken Berry, R (7, PR) OBP: 0.322, SLG: 0.414 (7, 7)		0-3 K			0-0 F9		0-0 1B 2B	0-3 K		2 0 0 0 0 1 1 1 0 1 2 0 0 0 1 1 0 0 0 1 0		
John Buzhardt, R (1, 1) OBP: 0.167, SLG: 0.125 Wayne Causey, L (6, PH) OBP: 0.327, SLG: 0.303 Joe Horlen, R (6, PR) OBP: 0.156, SLG: 0.089 Jack Lamabe, R (6, 1) OBP: 0.071, SLG: 0.037 Bill Skowron, R (7, PH) OBP: 0.321, SLG: 0.382 Lee Elia, R (7, 6) OBP: 0.266, SLG: 0.304		0-0 6-3			0-0 2B 1B		0-0 F3			1 0 0 0 0 0 0 1 0 1 0 0 0 0 0 0 0 0 0 0 0 0 0 0 0 0 0 0 1 0 0 0 0 0 1 0 0 0 0 0 0 0		
<b>Inning Stats</b>	R: 0 H: 0 E: 0 LOB: 1 K: 2 BB: 1 S: 7 P: 11	R: 0 H: 0 E: 0 LOB: 0 K: 0 BB: 0 S: 3 P: 3	R: 0 H: 0 E: 0 LOB: 0 K: 1 BB: 0 S: 5 P: 5	R: 0 H: 0 E: 0 LOB: 0 K: 0 BB: 0 S: 3 P: 3	R: 0 H: 1 E: 0 LOB: 1 K: 0 BB: 1 S: 3 P: 7	R: 0 H: 2 E: 0 LOB: 3 K: 0 BB: 0 S: 5 P: 5	R: 3 H: 4 E: 0 LOB: 2 K: 0 BB: 0 S: 7 P: 7	R: 0 H: 0 E: 0 LOB: 0 K: 1 BB: 0 S: 5 P: 5	R: 0 H: 0 E: 0 LOB: 0 K: 3 BB: 0 S: 9 P: 9	1B: 4 SF: 0 2B: 3 SAC: 0 3B: 0 DP: 0 HR: 0 HBP: 0	WP: 0 PA: 35 PB: 0 SB: 1 CS: 1	
<b>PITCHER</b>	IP WLS BF H R ER SO BB IBB HBP BLK WP HR S P ERA WHIP											
Steve Hargan, R (1, 1) ERA: 2.66	6.2 L 28 7 3 3 3 2 0 0 0 0 0 0 32 40 4.05 1.350											
John O'Donoghue, L (7, 1) ERA: 3.74	0.1 1 0 0 0 0 0 0 0 0 0 0 0 1 1 0.00 0.000											
Dick Radatz, R (8, 1) ERA: 4.87	2.0 6 0 0 0 0 4 0 0 0 0 0 0 14 14 0.00 0.000											

Chicago White Sox @ Cleveland Indians  
Cleveland Municipal Stadium, Cleveland, OH  
Sun Aug 21 1966, 3:33 AM EDT  
Att: 11,373 - Unknown

livebaseballscorecards.com

AB	33
R	3
H	7
RBI	3
BB	2
SO	7
LOB	15







Batter	1	2	3	4	5	6	7	8	9	10	11	12	AB	R	H	RBI	BB	SO	LOB	TOP		
Ken Berry, R OBP: 0.326, SLG: 0.415 (1, 7)	0-0 FC6-4 1B		0-0 1-3		4-0 BB BB BB 1B			0-0 SH1-4 1B		0-0 6-3			4	0	2	0	1	0	0			
Don Buford, S OBP: 0.327, SLG: 0.353 (1, 5)	0-0 FC6-4 6-3 1-2f		0-0 F3		0-0 L9			0-0 SH1-4 1-2			0-3 K		4	0	0	0	0	1	3			
Tommie Agee, R OBP: 0.318, SLG: 0.418 (1, 8)	0-0 6-3 1-2			0-0 F3		0-0 6-3		0-0 F2			0-3 K		5	0	0	0	0	1	2			
John Romano, R OBP: 0.357, SLG: 0.452 (1, 2)	0-0 6-3			0-0 L6		0-0 G5-4-3 1B		0-0 F8			0-3 K		5	0	1	0	0	1	2			
Jerry Adair, R OBP: 0.301, SLG: 0.336 (1, 6) (10, 4) (12, 6)		0-0 6-3		0-0 F7		0-0 G5-4-3 1-2f		0-0 F4				0-0 1B WP SF7 1B	5	1	1	0	0	0	1			
Bill Skowron, R OBP: 0.328, SLG: 0.388 (1, 3) Tom McCraw, L OBP: 0.296, SLG: 0.342 (7, PR) (7, 3)		4-0 FC6-4 BB		4-0 SH3-4 WP BB		0-0 SH1-3 2B		0-0 F8				0-0 FC1-4 1B	1	1	1	0	2	0	0			
Pete Ward, L OBP: 0.286, SLG: 0.265 (1, 9) Floyd Robinson, L OBP: 0.337, SLG: 0.332 (7, 9)	0-0 FC6-4 1-2f		0-0 E3 WP SH3-4		0-0 SH1-3 2-3		0-0 F8					0-0 FC1-4 1-2f	2	0	0	0	0	0	2			
Al Weis, S OBP: 0.209, SLG: 0.153 (1, 4) Smoky Burgess, L OBP: 0.390, SLG: 0.380 (10, PH) Lee Elia, R OBP: 0.266, SLG: 0.304 (10, 6) Wayne Causey, L OBP: 0.325, SLG: 0.303 (12, PH) (12, 4)	0-0 F8		0-0 SH3-4		0-0 5-3					0-0 4-3		0-0 SF7	2	0	0	0	0	0	3			
Gary Peters, L OBP: 0.236, SLG: 0.333 (1, 1)		0-3 K		0-0 F4 2-3 3-H		0-0 L4				0-3 K		0-0 4-3	5	0	0	0	0	2	4			
<b>Inning Stats</b>	R: 0 E: 0 K: 0 S: 4	H: 1 LOB: 1 BB: 0 P: 4	R: 0 E: 0 K: 0 S: 3	H: 0 LOB: 1 BB: 1 P: 7	R: 0 E: 0 K: 1 S: 5	H: 0 LOB: 0 BB: 0 P: 5	R: 0 E: 0 K: 0 S: 3	H: 0 LOB: 0 BB: 0 P: 3	R: 1 E: 1 K: 0 S: 4	H: 0 LOB: 2 BB: 0 P: 4	R: 0 E: 0 K: 0 S: 3	H: 1 LOB: 0 BB: 0 P: 3	R: 0 E: 0 K: 1 S: 5	H: 0 LOB: 0 BB: 0 P: 5	R: 0 E: 0 K: 3 S: 9	H: 0 LOB: 0 BB: 0 P: 9	R: 0 E: 0 K: 0 S: 5	H: 2 LOB: 1 BB: 0 P: 5	1B: 5 2B: 1 3B: 0 HR: 0	SF: 1 SAC: 3 DP: 1 HBP: 0	WP: 2 PB: 0 SB: 0 CS: 0	PA: 45
<b>PITCHER</b>	IP WLS BF H R ER SO BB IBB HBP BLK WP HR S P ERA WHIP																					
Johnny Podres, L ERA: 2.66 (1, 1)	8.0	31	4	1	0	1	3	0	0	0	1	0	0.00	0.875								
Larry Sherry, R ERA: 3.82 (9, 1)	4.0	14	2	1	1	4	0	0	0	0	1	0	2.25	0.500								

Chicago White Sox @ Detroit Tigers  
Tiger Stadium, Detroit, MI  
Tue Aug 23 1966, 7:05 PM EDT  
Att. 10,848 - Unknown

AB	38
R	2
H	6
RBI	1
BB	3
SO	5
LOB	19




Batter	1	2	3	4	5	6	7	8	9	10	11	12	AB	R	H	RBI	BB	SO	LOB	
Don Wert, R OBP: 0.342, SLG: 0.352 (1, 5) X	0-0 F8 ①			4-0 BB BB		0-0 L7 ②			0-0 F8 ①		0-0 F3 ①		4	0	0	0	1	0	1	
Jerry Lumpe, L OBP: 0.291, SLG: 0.305 (1, 4) X	0-0 4-3 ②			4-0 BB BB 1-2 L6-4-3		0-3 K ③			0-0 6-3 ②		0-0 FC4-6 ② 1-2f		4	0	0	0	1	1	1	
Norm Cash, L OBP: 0.343, SLG: 0.456 (1, 3) S	0-3 K ③			0-3 K ①				0-0 F3 ①		0-0 HR ③		0-0 G1 ③		5	1	1	1	0	2	3
Al Kaline, R OBP: 0.395, SLG: 0.575 (1, 9)		0-3 K ①		0-0 L6-4-3 ② 1-2				0-0 L9 ②		0-0 L8 ③		0-0 F2 ①		5	0	0	0	0	1	2
Willie Horton, R OBP: 0.342, SLG: 0.500 (1, 7)		0-3 K ②			0-0 1B F8 1B			0-0 2B				0-0 F9 ②		5	0	2	0	0	1	0
Bill Freehan, R OBP: 0.291, SLG: 0.338 (1, 2) X	0-0 F6 ③				0-0 F8 ① 1-2			0-0 G3 ③				0-0 F6 ③		5	0	1	0	0	0	2
Mickey Stanley, R OBP: 0.307, SLG: 0.342 (1, 8)			0-0 F3 ①		0-0 G4-6-3 1B			0-0 4-3 ①				0-0 F8 ②		4	0	1	0	0	0	1
Dick McAuliffe, L OBP: 0.383, SLG: 0.508 (1, 6)			0-3 K ②		0-0 G4-6-3 ② 1-2f			0-0 L3 ②				0-3 K ③		4	0	0	0	0	2	3
Johnny Podres, L OBP: 0.313, SLG: 0.286 (1, 1)			0-3 K ③					0-0 6-3 ①				0-0 FC4-6 1B		2	0	0	0	0	1	0
Jake Wood, R OBP: 0.348, SLG: 0.394 (8, PH)													1	0	0	0	0	0	1	0
Larry Sherry, R OBP: 0.500, SLG: 0.750 (9, 1)													1	0	1	0	0	0	0	0

Inning Stats	R: 0	H: 0	E: 0	K: 1	S: 5	R: 0	H: 0	E: 0	K: 2	S: 7	R: 0	H: 0	E: 0	K: 2	S: 7	R: 0	H: 0	E: 0	K: 1	S: 4	R: 0	H: 0	E: 0	K: 1	S: 5	R: 0	H: 1	E: 0	K: 0	S: 4	R: 0	H: 0	E: 0	K: 1	S: 5	R: 0	H: 0	E: 0	K: 1	S: 5	R: 1	H: 1	E: 0	K: 0	S: 4	R: 0	H: 1	E: 0	K: 1	S: 6	R: 0	H: 1	E: 0	K: 0	S: 4	R: 0	H: 0	E: 0	K: 0	S: 3	1B: 4	2B: 1	3B: 0	HR: 1	SF: 0	SAC: 0	DP: 2	HBP: 0	WP: 0	PA: 42
PITCHER Gary Peters, L ERA: 2.01 (1, 1)	IP: 12.0	WLS: W	BF: 42	H: 6	R: 1	ER: 1	SO: 9	BB: 2	IBB: 0	HBP: 0	BLK: 0	WP: 0	HR: 1	S: 58	P: 66	ERA: 0.75	WHIP: 0.667																																																					

**Chicago White Sox @ Detroit Tigers**  
**Tiger Stadium, Detroit, MI**  
 Tue Aug 23 1966, 7:05 PM EDT  
 Att: 10,848 - Unknown

AB	40
R	1
H	6
RBI	1
BB	2
SO	9
LOB	13





Batter	1	2	3	4	5	6	7	8	9	AB R H RBI BB SO LOB	TOP			
Ken Berry, R (1, 7) OBP: 0.327, SLG: 0.413	0-0 FC6-4 1B		4-0 F9 WP BB		0-0 4-3		0-0 F3		0-0 1-3	4 0 1 0 1 0 3				
Don Buford, S (1, 5) OBP: 0.327, SLG: 0.352	0-0 FC6-4 FC4-6 1-2f		0-0 F9 1-3			0-0 2B 1B	0-3 K			4 1 1 0 0 1 3				
Tommie Agee, R (1, 8) OBP: 0.317, SLG: 0.418	0-0 FC4-6 1-2f S		0-3 K			0-0 1B FC6-4 2B		0-0 2-3		4 1 1 1 0 1 2				
Bill Skowron, R (1, 3) OBP: 0.327, SLG: 0.386	0-0 F7 1-2			0-0 6-3		0-0 FC6-4 1B		0-0 F3		4 0 1 0 0 0 1				
John Romano, R (1, 2) OBP: 0.352, SLG: 0.446		0-3 K		0-3 K		0-0 FC6-4 1B 1-2f		0-0 F7		4 0 0 1 0 2 1				
Jerry Adair, R (1, 6) OBP: 0.303, SLG: 0.338		0-0 4-3		0-0 1B		0-0 G4-6-3 1B		0-0 5-3		4 0 2 0 0 0 0				
Pete Ward, L (1, 9) OBP: 0.287, SLG: 0.266		0-0 1B		0-0 4-3		0-0 G4-6-3 1-2f		0-0 1B		3 0 1 0 0 0 3				
Juan Pizarro, L (6, 1) OBP: 0.125, SLG: 0.091										0 0 0 0 0 0 0				
Smoky Burgess, L (9, PH) OBP: 0.400, SLG: 0.392										1 0 1 0 0 0 0				
Al Weis, S (1, 4) OBP: 0.206, SLG: 0.151		0-0 FC5-4 1-2f				0-0 1-3				2 0 0 0 0 0 1				
Wayne Causey, L (7, PH) OBP: 0.327, SLG: 0.305										2 0 1 0 0 0 1				
Tommy John, R (1, 1) OBP: 0.214, SLG: 0.302			0-3 K			0-3 K				0 0 0 0 0 0 0				
Dennis Higgins, R (2, 1) OBP: 0.214, SLG: 0.154										2 0 0 0 0 2 0				
Tom McCraw, L (6, 9) OBP: 0.294, SLG: 0.340										2 0 0 0 0 1 3				
<b>Inning Stats</b>	R: 0 H: 1 E: 0 LOB: 1 K: 0 BB: 0 S: 4 P: 4	R: 0 H: 1 E: 0 LOB: 1 K: 1 BB: 0 S: 6 P: 6	R: 0 H: 0 E: 0 LOB: 1 K: 2 BB: 1 S: 7 P: 11	R: 0 H: 1 E: 0 LOB: 1 K: 1 BB: 0 S: 6 P: 6	R: 0 H: 0 E: 0 LOB: 0 K: 1 BB: 0 S: 5 P: 5	R: 2 H: 4 E: 0 LOB: 1 K: 0 BB: 0 S: 6 P: 6	R: 0 H: 1 E: 0 LOB: 1 K: 2 BB: 0 S: 8 P: 8	R: 0 H: 0 E: 0 LOB: 0 K: 0 BB: 0 S: 3 P: 3	R: 0 H: 1 E: 1 LOB: 2 K: 0 BB: 0 S: 5 P: 5	1B: 8 SF: 0 2B: 1 SAC: 0 3B: 0 DP: 1 HR: 0 HBP: 0	WP: 1 PA: 37 PB: 0 SB: 1 CS: 0			
<b>PITCHER</b>	IP WLS BF H R ER SO BB IBB HBP BLK WP HR S P ERA WHIP												<b>PITCHER</b>	IP WLS BF H R ER SO BB IBB HBP BLK WP HR S P ERA WHIP
Mickey Lolich, L (1, 1) ERA: 4.32	6.0 W 25 7 2 2 5 1 0 0 0 1 0 34 38 3.00 1.333													
Orlando Pena, R (7, 1) ERA: 3.14	3.0 S 12 2 0 0 2 0 0 0 0 0 0 16 16 0.00 0.667													

Chicago White Sox @ Detroit Tigers  
Tiger Stadium, Detroit, MI  
Wed Aug 24 1966, 7:05 PM EDT  
Att. 9,876 - Unknown

livebaseballscorecards.com

AB 36  
R 2  
H 9  
RBI 2  
BB 1  
SO 7  
LOB 18



Batter	1	2	3	4	5	6	7	8	9
Don Wert, R OBP: 0.341, SLG: 0.351 (1, 5)	0-0 F4	0-0 1B		0-0 6-3			0-0 F7		
Jerry Lumpe, L OBP: 0.294, SLG: 0.307 (1, 4)	0-0	0-0				0-0 F7	0-0 F7		
Dick Tracewski, R OBP: 0.240, SLG: 0.181 (8, 4)	1B	1B							
Norm Cash, L OBP: 0.344, SLG: 0.454 (1, 3)	0-0 F4	0-0 G4-6-3				4-0 BB	4-0 FC5-4		
Al Kaline, R OBP: 0.394, SLG: 0.571 (1, 9)	0-0 L2-3					0-0 L9	0-0 FC5-4		
Willie Horton, R OBP: 0.341, SLG: 0.505 (1, 7)		0-0 5-3				0-0 4-3		0-0 HR	
Bill Freehan, R OBP: 0.294, SLG: 0.351 (1, 2)		0-0 HR				0-0 1B	0-3 K		
Mickey Stanley, R OBP: 0.317, SLG: 0.349 (1, 8)		4-0 S				0-0 2B	0-0 K		
Dick McAuliffe, L OBP: 0.381, SLG: 0.503 (1, 6)		4-0 FC				0-0 1B	0-3 K		
Mickey Lolich, S OBP: 0.232, SLG: 0.180 (1, 1)		0-0 FC				0-0 F8	0-3 K		
Gates Brown, L OBP: 0.331, SLG: 0.409 (6, PH)		0-0 1B				0-3 K	0-3 K		
Orlando Pena, R OBP: 0.071, SLG: 0.071 (7, 1)		1-2 2-H				2-H 1B			


Inning Stats	R: 0	H: 1	E: 0	K: 0	S: 4	H: 1	LOB: 1	BB: 0	P: 4	R: 4	H: 3	E: 1	K: 0	S: 6	H: 1	LOB: 1	BB: 2	P: 14	R: 0	H: 0	E: 0	K: 2	S: 8	H: 0	LOB: 0	BB: 0	P: 5	R: 0	H: 0	E: 0	K: 0	S: 3	H: 3	LOB: 1	BB: 0	P: 4	R: 0	H: 0	E: 0	K: 0	S: 3	H: 2	LOB: 1	BB: 0	P: 11
1B: 7	SF: 0	2B: 1	SAC: 0	3B: 0	DP: 1	HR: 2	HBP: 0	WP: 0	PA: 36																																				

PITCHER	IP	WLS	BF	H	R	ER	SO	BB	IBB	HBP	BLK	WP	HR	S	P	ERA	WHIP
Tommy John, L ERA: 2.34 (1, 1)	1.1	L	11	4	4	4	0	2	0	0	0	0	1	9	17	27.00	4.500
Dennis Higgins, R ERA: 2.87 (2, 1)	4.1		15	3	1	1	3	1	0	0	0	0	0	20	24	2.08	0.923
Juan Pizarro, L ERA: 3.95 (6, 1)	2.1		10	3	1	1	3	1	0	0	0	0	1	15	19	3.86	1.714

**BOTTOM**

**Chicago White Sox @ Detroit Tigers**  
Tiger Stadium, Detroit, MI  
Wed Aug 24 1966, 7:05 PM EDT  
Att. 9,876 - Unknown

AB	32
R	6
H	10
RBI	6
BB	4
SO	6
LOB	14



WP	HR	S	P	ERA	WHIP
0	0	0	0	0	0









Batter	1	2	3	4	5	6	7	8	9	AB R H RBI BB SO LOB	TOP									
Zoilo Versalles, R (1, 6) OBP: 0.308, SLG: 0.363	0-0 1-3 K	0-3 K			0-0 5-3			0-0 6-3	0-0 F9	5 0 0 0 0 1 0										
Jimmie Hall, L (1, 7) OBP: 0.287, SLG: 0.429	0-0 2B 1B	0-0 F6			0-0 F7			0-3 K		4 1 1 0 0 1 0										
Tony Oliva, L (1, 9) OBP: 0.363, SLG: 0.533	0-0 1B 2B			0-0 4-3	0-0 F6			0-0 E3 2B		4 2 1 0 0 0 0										
Harmon Killebrew, R (1, 5) OBP: 0.402, SLG: 0.522	0-3 K			0-0 1-3		0-0 6-3		4-0 2B 1B IBB		3 1 0 0 1 1 2										
Don Mincher, L (1, 3) OBP: 0.325, SLG: 0.404	4-0 1B 2B IBB			0-0 1B		0-0 F7		0-0 1B 2B		3 2 2 1 1 0 0										
Earl Battey, R (1, 2) OBP: 0.330, SLG: 0.327	0-0 2B 1B			0-3 K		0-0 5-3		0-0 1B		2 1 1 2 0 1 1										
Jerry Zimmerman, R (4, 2) OBP: 0.330, SLG: 0.320	1-2 2B 1B							2-H 3-H 1B		2 0 1 2 0 0 0										
Cesar Tovar, R (1, 4) OBP: 0.331, SLG: 0.354	0-0 1-H 2-H 2B				0-0 6-3		0-0 L6	0-0 F9		4 0 1 2 0 0 1										
Ted Uhlaender, L (1, 8) OBP: 0.249, SLG: 0.255	0-3 K			0-0 4-3		0-0 F7			0-0 L6	4 0 0 0 0 1 1										
Jim Merritt, L (1, 1) OBP: 0.172, SLG: 0.148		0-3 K		0-0 1-3		0-0 L6			0-3 K	4 0 0 0 0 2 0										
<b>Inning Stats</b>	R: 4 E: 0 K: 2 S: 11	H: 4 LOB: 1 BB: 1 P: 15	R: 0 E: 0 K: 2 S: 7	H: 0 LOB: 0 BB: 0 P: 7	R: 0 E: 0 K: 1 S: 6	H: 1 LOB: 1 BB: 0 P: 6	R: 0 E: 0 K: 0 S: 3	H: 0 LOB: 0 BB: 0 P: 3	R: 0 E: 0 K: 0 S: 3	H: 0 LOB: 0 BB: 0 P: 3	R: 0 E: 0 K: 0 S: 3	H: 0 LOB: 0 BB: 0 P: 3	R: 3 E: 1 K: 1 S: 8	H: 2 LOB: 1 BB: 1 P: 12	R: 0 E: 0 K: 1 S: 5	H: 0 LOB: 0 BB: 0 P: 5	1B: 4 2B: 3 3B: 0 HR: 0	SF: 0 SAC: 0 DP: 0 HBP: 0	WP: 0 PB: 0 SB: 0 CS: 0	PA: 37
<b>PITCHER</b>	IP WLS BF H R ER SO BB IBB HBP BLK WP HR S P ERA WHIP																			
John Buzhardt, R (1, 1) ERA: 3.55	5.0 L 21 5 4 4 5 0 0 0 0 0 0 0 30 34 7.20 1.000																			
Dennis Higgins, R (6, 1) ERA: 2.79	2.0 6 0 0 0 0 0 0 0 0 0 0 0 6 6 0.00 0.000																			
Juan Pizarro, L (8, 1) ERA: 3.84	2.0 10 2 3 0 2 0 0 1 0 0 0 0 13 17 0.00 1.000																			

Minnesota Twins @ Chicago White Sox  
Comiskey Park, Chicago, IL  
Fri Aug 26 1966, 8:05 PM EDT  
Att. 23,296 - Unknown

AB	35
R	7
H	7
RBI	7
BB	2
SO	7
LOB	5



WP: 0	PA: 37
PB: 0	
SB: 0	
CS: 0	





Batter	1	2	3	4	5	6	7	8	9	AB R H RBI BB SO LOB	TOP	
Zoilo Versalles, R (1, 6) OBP: 0.305, SLG: 0.359	0-3 K		0-0 5-3		0-0 F9		0-0 F9		0-0 6-3	5 0 0 0 0 1 4		
Cesar Tovar, R (1, 4) OBP: 0.329, SLG: 0.352	0-0 F5		0-0 1B		0-0 FC5-4		0-0 5-3		0-0 F6	5 0 1 0 0 0 4		
Tony Oliva, L (1, 9) OBP: 0.360, SLG: 0.529	0-0 1-3		0-0 F8			0-3 K		0-0 F9		4 0 0 0 0 1 1		
Harmon Killebrew, R (1, 3) OBP: 0.401, SLG: 0.519		0-0 1-3	0-0 F7			4-0 WP BB		0-0 F8		3 0 0 0 1 0 1		
Rich Rollins, R (1, 5) OBP: 0.292, SLG: 0.386		0-0 1B 1B 1B		0-0 L4-3 1B		0-3 K 1-2		0-0 1B 1B		4 1 3 0 0 1 1		
Earl Battey, R (1, 2) OBP: 0.330, SLG: 0.326		0-0 F8		0-0 L4-3 1-2		0-0 F8		0-0 1B		4 0 1 0 0 0 3		
Bob Allison, R (1, 7) OBP: 0.345, SLG: 0.376		0-0 1B 1-3 1B		0-0 F7			4-0 F9 SH1-3 BB	0-3 K		3 0 1 0 1 1 2		
Ted Uhlaender, L (1, 8) OBP: 0.254, SLG: 0.260		0-0 1-2 1B 3-H			0-0 FC5-6 1B		0-0 SH1-3		0-0 F6	3 0 2 1 0 0 0		
Jim Kaat, L (1, 1) OBP: 0.234, SLG: 0.292		0-3 K			0-0 FC5-6 FC5-4 1-2f		4-0 BB		0-0 PB 1B	3 0 1 0 1 1 3		
<b>Inning Stats</b>	R: 0 E: 0 K: 1 S: 5 H: 0 LOB: 0 BB: 0 P: 5	R: 1 E: 0 K: 1 S: 8 H: 3 LOB: 2 BB: 0 P: 8	R: 0 E: 0 K: 0 S: 4 H: 1 LOB: 1 BB: 0 P: 4	R: 0 E: 0 K: 0 S: 3 H: 1 LOB: 0 BB: 0 P: 3	R: 0 E: 0 K: 0 S: 4 H: 1 LOB: 1 BB: 0 P: 4	R: 0 E: 0 K: 2 S: 7 H: 0 LOB: 1 BB: 1 P: 11	R: 0 E: 0 K: 0 S: 3 H: 0 LOB: 2 BB: 2 P: 11	R: 0 E: 0 K: 1 S: 7 H: 2 LOB: 2 BB: 0 P: 7	R: 0 E: 0 K: 0 S: 4 H: 1 LOB: 1 BB: 0 P: 4	1B: 9 2B: 1 3B: 0 HR: 0 SF: 0 SAC: 1 DP: 1 HBP: 0	WP: 1 PB: 1 SB: 0 CS: 0 PA: 38	
<b>PITCHER</b>	IP WLS BF H R ER SO BB IBB HBP BLK WP HR S P ERA WHIP											
Gary Peters, L (1, 1) ERA: 1.98	8.0 L 34 8 1 1 5 3 0 0 0 1 0 41 53 1.12 1.375											
Hoyt Wilhelm, R (9, 1) ERA: 1.64	1.0 4 1 0 0 0 0 0 0 0 0 0 0 4 4 0.00 1.000											

Minnesota Twins @ Chicago White Sox  
Comiskey Park, Chicago, IL  
Sat Aug 27 1966, 4:33 AM EDT  
Att. 9,488 - Unknown

livebaseballscorecards.com

AB	34
R	1
H	9
RBI	1
BB	3
SO	5
LOB	19















Batter	1	2	3	4	5	6	7	8	9	10	11	AB R H RBI BB SO LOB	TOP	
<b>Cesar Tovar, R</b> (1.4) OBP: 0.331, SLG: 0.349	0-0 F9		0-0 HR 1B	0-0 4-3		0-0 5-3		0-0 F9			0-0 5-3	6 1 1 0 0 0 1	<b>Minnesota Twins @ Chicago White Sox</b> Comiskey Park, Chicago, IL Sun Aug 28 1966, 4:38 AM EDT Att. 21,576 - Unknown	
<b>Jimmie Hall, L</b> (1.7) OBP: 0.290, SLG: 0.424	0-0 F8		0-0 HR 1B	4-0 BB			0-0 BB SH5-3 SF7 1B		0-0 F3		0-3 K	5 2 2 0 1 1 0		
<b>Tony Oliva, L</b> (1.9) OBP: 0.358, SLG: 0.527	0-0 HR 1B		0-0 HR	0-0 F3			0-0 SH5-3		0-0 4-3		0-0 F2	5 2 2 3 0 0 2		
<b>Harmon Killebrew, R</b> (1.5) OBP: 0.399, SLG: 0.525	0-0 HR		4-0 2B BB		0-3 K		4-0 BB BB		0-3 K			3 1 1 2 2 2 0		
<b>Don Mincher, L</b> (1.3) OBP: 0.330, SLG: 0.409	0-0 F6		0-0 2B		0-0 G3 2B		4-0 1-2 2-3 BB		0-0 FC2-6 1B			4 0 3 0 1 0 0		
<b>Ted Uhlhaender, L</b> (1.8) OBP: 0.250, SLG: 0.257		0-0 1-3	0-0 4-3		0-0 G3		0-0 SF7		0-0 FC2-6 1B			4 0 0 1 0 0 4		
<b>Russ Nixon, L</b> (1.2) OBP: 0.342, SLG: 0.277		0-0 F6	0-0 4-3		0-0 4-3		0-0 F5		0-0 1-3 1B			5 0 1 0 0 0 5		
<b>Zoilo Versalles, R</b> (1.6) OBP: 0.307, SLG: 0.354		0-0 F9		0-3 K		0-0 F2		0-0 6-3		0-3 K		5 0 0 0 0 2 2		
<b>Dwight Siebler, R</b> (1.1) <b>Camilo Pascual, R</b> (3.1) OBP: 0.250, SLG: 0.257 <b>Rich Rollins, R</b> (10, PH) OBP: 0.293, SLG: 0.387 <b>Al Worthington, R</b> (10, 1) OBP: 0.250, SLG: 0.500			0-0 L3	0-0 4-3 2B		0-0 F4		0-0 1-3		0-0 F8		1 0 0 0 0 0 0 3 0 1 0 0 0 0 1 0 0 0 0 0 2 0 0 0 0 0 0 0		
<b>Inning Stats</b>	R: 2 H: 2 E: 0 LOB: 0 K: 0 BB: 0 S: 5 P: 5	R: 0 H: 0 E: 0 LOB: 0 K: 0 BB: 0 S: 3 P: 3	R: 3 H: 4 E: 0 LOB: 2 K: 0 BB: 1 S: 7 P: 11	R: 0 H: 1 E: 0 LOB: 2 K: 1 BB: 1 S: 6 P: 10	R: 0 H: 1 E: 0 LOB: 1 K: 1 BB: 0 S: 6 P: 6	R: 0 H: 0 E: 0 LOB: 0 K: 0 BB: 0 S: 3 P: 3	R: 1 H: 1 E: 0 LOB: 2 K: 0 BB: 2 S: 4 P: 12	R: 0 H: 0 E: 0 LOB: 0 K: 0 BB: 0 S: 3 P: 3	R: 0 H: 0 E: 0 LOB: 0 K: 1 BB: 0 S: 5 P: 5	R: 0 H: 2 E: 0 LOB: 2 K: 1 BB: 0 S: 7 P: 7	R: 0 H: 0 E: 0 LOB: 0 K: 1 BB: 0 S: 5 P: 5	1B: 6 SF: 1 2B: 3 SAC: 1 3B: 0 DP: 0 HR: 2 HBP: 0		WP: 0 PA: 48 PB: 0 SB: 0 CS: 0
<b>PITCHER</b>	IP WLS BF H R ER SO BB IBB HBP BLK WP HR S P ERA WHIP													
<b>Jack Lamabe, R</b> (1.1) ERA: 3.35 <b>Hoyt Wilhelm, R</b> (7.1) ERA: 1.42	6.1 W 32 9 6 6 2 4 0 0 0 0 0 2 32 48 8.53 2.053													

livebaseballscores.com


AB	42
R	6
H	11
RBI	6
BB	4
SO	5
LOB	16



Batter	1	2	3	4	5	6	7	8	9	10	11	AB R H RBI BB SO LOB	BOTTOM	
Wayne Causey, L OBP: 0.335, SLG: 0.306 Al Weis, S OBP: 0.215, SLG: 0.166	4-0 3B BB		0-0 F8 BB SF8 1B	0-0 F7		0-0 SF7			0-0 3-1			2 2 1 1 1 0 1 1 0 0 0 0 0 0	<b>Minnesota Twins @ Chicago White Sox</b> Comiskey Park, Chicago, IL Sun Aug 28 1966, 4:38 AM EDT Att. 21,576 - Unknown	
Don Buford, S OBP: 0.326, SLG: 0.355	0-0 1-H SF8 3B		4-0 1-2 1B BB	0-0 E3		0-0 3-H F8			0-0 G3			4 2 1 1 1 0 1		
Tommie Agee, R OBP: 0.314, SLG: 0.411	0-0 1-3		0-0 F8	0-0 F9				0-0 4-3	0-0 F9			5 0 0 0 0 0 4		
Pete Ward, L OBP: 0.280, SLG: 0.262	0-0 SF8		0-0 SF8		0-0 F2		0-3 K		0-0 1-3			3 0 0 2 0 1 0		
Tom McCraw, L OBP: 0.286, SLG: 0.328	0-0 4-3		0-0 1B 1B		0-0 6-3		0-0 1-3		0-0 3-1			5 0 1 1 0 0 0		
Ken Berry, R OBP: 0.319, SLG: 0.401		0-0 3-1	0-0 FC5-4 1B		0-0 1-3		0-0 F7		0-3 K			5 0 1 0 0 1 0		
Jerry Adair, R OBP: 0.304, SLG: 0.344		0-0 5-3	0-0 FC5-4			0-0 SH5-4 1B SF7 1B		0-0 5-3			0-0 HR	5 2 2 1 0 0 2		
John Romano, R OBP: 0.353, SLG: 0.440		0-0 2B		0-0 SH1-4 E 1B		0-0 1-2 SH5-4 1B		0-0 1B				4 1 4 0 0 0 0		
Jack Lamabe, R OBP: 0.065, SLG: 0.033 Hoyt Wilhelm, R OBP: 0.065, SLG: 0.033		0-0 F7		0-0 SH1-4		0-0 1-2 SH5-4		0-3 K				1 0 0 0 0 0 1 1 0 0 0 0 1 1		
<b>Inning Stats</b>	R: 2 H: 1 E: 0 LOB: 0 K: 0 BB: 1 S: 4 P: 8	R: 0 H: 1 E: 0 LOB: 1 K: 0 BB: 0 S: 4 P: 4	R: 2 H: 3 E: 0 LOB: 2 K: 0 BB: 1 S: 6 P: 10	R: 1 H: 1 E: 1 LOB: 1 K: 0 BB: 0 S: 5 P: 5	R: 0 H: 0 E: 0 LOB: 0 K: 0 BB: 0 S: 3 P: 3	R: 1 H: 2 E: 0 LOB: 1 K: 1 BB: 0 S: 5 P: 5	R: 0 H: 0 E: 0 LOB: 0 K: 1 BB: 0 S: 5 P: 5	R: 0 H: 1 E: 0 LOB: 1 K: 1 BB: 0 S: 6 P: 6	R: 0 H: 0 E: 0 LOB: 0 K: 1 BB: 0 S: 3 P: 3	R: 0 H: 0 E: 0 LOB: 0 K: 1 BB: 0 S: 5 P: 5	R: 1 H: 1 E: 0 LOB: 0 K: 0 BB: 0 S: 1 P: 1	1B: 7 SF: 3 2B: 1 SAC: 2 3B: 1 DP: 0 HR: 1 HBP: 0		WP: 0 PA: 43 PB: 0 SB: 2 CS: 0
<b>PITCHER</b>	IP WLS BF H R ER SO BB IBB HBP BLK WP HR S P ERA WHIP													
Dwight Siebler, R ERA: 3.42	(1, 1) 2.2 14 4 4 4 0 2 0 0 0 0 0 12 20 13.50 2.250													
Camilo Pascual, R ERA: 4.84	(3, 1) 6.1 25 5 2 1 2 0 0 0 0 0 0 29 29 1.42 0.789													
Al Worthington, R ERA: 2.1	(10, 1) 1.0 L 4 1 1 1 1 0 0 0 0 0 1 6 6 9.00 1.000													





Batter	1	2	3	4	5	6	7	8	9	AB R H RBI BB SO LOB	TOP											
Dick Howser, R (1, 4) OBP: 0.303, SLG: 0.391	0-0 F8		0-0 F7			0-0 6-3			0-0 WP 1B	4 0 1 0 0 0 1												
Leon Wagner, L (1, 7) OBP: 0.345, SLG: 0.484	0-0 FC1-6 1B			0-0 F2		0-0 F8			0-3 K	4 0 1 0 0 1 2												
Chuck Hinton, R (1, 8) OBP: 0.328, SLG: 0.413	0-0 FC1-6 1-2f			0-0 6-3		0-3 K			0-0 5-3	4 0 0 0 0 1 3												
Rocky Colavito, R (1, 9) OBP: 0.349, SLG: 0.464	0-0 F8			0-0 F7			0-0 1-3		0-0 6-3	4 0 0 0 0 0 2												
Chico Salmon, R (1, 3) OBP: 0.285, SLG: 0.340		0-0 5-3			0-0 6-3		0-0 6-3			3 0 0 0 0 0 0												
Joe Azcue, R (1, 2) OBP: 0.311, SLG: 0.372		0-0 F6			0-0 FC6-4 1B		0-0 4-3			3 0 1 0 0 0 0												
Max Alvis, R (1, 5) OBP: 0.294, SLG: 0.350		0-0 5-3			0-0 F6			0-0 G5-4-3 1B		3 0 1 0 0 0 1	AB 31 R 0 H 5 RBI 0 BB 0 SO 2 LOB 11											
Larry Brown, R (1, 6) OBP: 0.320, SLG: 0.321			0-0 5-3		0-0 FC6-4 1-2f			0-0 G5-4-3 1-2f		3 0 0 0 0 0 2												
Gary Bell, R (1, 1) OBP: 0.183, SLG: 0.164			0-0 F9			0-0 6-3 1B		0-0 6-3		2 0 1 0 0 0 0												
Jim Landis, R (8, PH) OBP: 0.325, SLG: 0.347									1 0 0 0 0 0 0													
John O'Donoghue, R (8, 1) OBP: 0.156, SLG: 0.188									0 0 0 0 0 0 0													
<b>Inning Stats</b>	R: 0 E: 0 K: 0 S: 4	H: 1 LOB: 1 BB: 0 P: 4	R: 0 E: 0 K: 0 S: 3	H: 0 LOB: 0 BB: 0 P: 3	R: 0 E: 0 K: 0 S: 3	H: 0 LOB: 0 BB: 0 P: 3	R: 0 E: 0 K: 0 S: 4	H: 1 LOB: 1 BB: 0 P: 4	R: 0 E: 0 K: 1 S: 6	H: 1 LOB: 1 BB: 0 P: 6	R: 0 E: 0 K: 0 S: 3	H: 0 LOB: 0 BB: 0 P: 3	R: 0 E: 0 K: 0 S: 3	H: 1 LOB: 0 BB: 0 P: 3	R: 0 E: 0 K: 1 S: 6	H: 1 LOB: 1 BB: 0 P: 6	1B: 5 2B: 0 3B: 0 HR: 0	SF: 0 SAC: 0 DP: 1 HBP: 0	WP: 1 PB: 0 SB: 0 CS: 0	PA: 31		
<b>PITCHER</b> Tommy John, L (1, 1) ERA: 2.22	IP 9.0 WLS W BF 31 H 5 R 0 ER 0 SO 2 BB 0 IBB 0 HBP 0 BLK 0 WP 1 HR 0 S 35 P 35 ERA 0.00 WHIP 0.556																				<b>PITCHER</b>	IP WLS BF H R ER SO BB IBB HBP BLK WP HR S P ERA WHIP

**Cleveland Indians @ Chicago White Sox**  
 Comiskey Park, Chicago, IL  
 Mon Aug 29 1966, 8:05 PM EDT  
 Att: 12,238 - Unknown

[livebaseballscorecards.com](http://livebaseballscorecards.com)





Batter	1	2	3	4	5	6	7	8	9	AB R H RBI BB SO LOB	TOP											
Dick Howser, R (1, 4) OBP: 0.291, SLG: 0.374	0-0 6-3		0-0 F4		0-0 L4		0-0 F8		0-0 6-3	5 0 0 0 0 0 3												
Vic Davalillo, L (1, 8) OBP: 0.295, SLG: 0.311	0-0 6-3		0-0 F3		0-0 4-3		0-0 FC7-5 1B			4 0 0 1 0 0 2												
Leon Wagner, L (1, 7) OBP: 0.345, SLG: 0.481 Chuck Hinton, R (9, 7) OBP: 0.328, SLG: 0.413	0-0 F8			0-0 4-3	0-0 3-1		0-0 1B			4 0 1 1 0 0 0 0 0 0 0 0 0 0												
Rocky Colavito, R (1, 9) OBP: 0.350, SLG: 0.465		0-0 HR 1B		0-0 BB 1B		0-0 6-3	0-0 6-3			4 2 2 0 0 0 2												
Fred Whitfield, L (1, 3) OBP: 0.292, SLG: 0.457		0-0 F7		0-0 BB 1B		0-3 K		0-0 3-1		4 1 1 0 0 1 1												
Joe Azcue, R (1, 2) OBP: 0.310, SLG: 0.371		0-0 F8		0-0 L9		0-0 6-3		0-0 CS 1B		4 0 1 0 0 0 3												
Max Alvis, R (1, 5) OBP: 0.298, SLG: 0.358		0-0 HR		4-0 BB			0-0 1B FC7-5 1B	0-0 F2		3 2 2 2 1 0 1												
Larry Brown, R (1, 6) OBP: 0.322, SLG: 0.324		0-3 K		0-0 1B			0-0 FC7-5 1B		0-0 5-3	4 0 2 2 0 1 0												
Steve Hargan, R (1, 1) OBP: 0.159, SLG: 0.119 Tom Kelley, R (4, 1) OBP: 0.143, SLG: 0.143			0-0 6-3	0-0 4-3			0-0 FC7-5 1B		0-3 K	2 0 0 0 0 0 2 2 1 1 0 0 1 0												
<b>Inning Stats</b>	R: 0 E: 0 K: 0 S: 3	H: 0 LOB: 0 BB: 0 P: 3	R: 2 E: 0 K: 1 S: 7	H: 2 LOB: 0 BB: 0 P: 7	R: 0 E: 0 K: 0 S: 3	H: 0 LOB: 0 BB: 0 P: 3	R: 2 E: 0 K: 0 S: 6	H: 3 LOB: 2 BB: 1 P: 10	R: 0 E: 0 K: 0 S: 3	H: 0 LOB: 0 BB: 0 P: 3	R: 0 E: 0 K: 1 S: 5	H: 0 LOB: 0 BB: 0 P: 5	R: 2 E: 0 K: 0 S: 7	H: 4 LOB: 2 BB: 0 P: 7	R: 0 E: 0 K: 0 S: 3	H: 1 LOB: 0 BB: 0 P: 3	R: 0 E: 0 K: 1 S: 5	H: 0 LOB: 0 BB: 0 P: 5	1B: 9 2B: 0 3B: 0 HR: 1	SF: 0 SAC: 0 DP: 0 HBP: 0	WP: 0 PB: 0 SB: 0 CS: 1	PA: 37
<b>PITCHER</b>	IP WLS BF H R ER SO BB IBB HBP BLK WP HR S P ERA WHIP																					
John Buzhardt, R (1, 1) ERA: 3.72	3.2 L 17 5 4 4 1 1 0 0 0 0 0 1 18 22 9.82 1.636																					
Joe Horten, R (4, 1) ERA: 2.75	3.1 14 4 2 2 1 0 0 0 0 0 0 0 16 16 5.40 1.200																					
Juan Pizarro, L (8, 1) ERA: 3.72	1.0 3 1 0 0 0 0 0 0 0 0 0 0 3 3 0.00 1.000																					
Hoyt Wilhelm, R (9, 1) ERA: 1.39	1.0 3 0 0 0 0 1 0 0 0 0 0 0 5 5 0.00 0.000																					

**Cleveland Indians @ Chicago White Sox**  
 Comiskey Park, Chicago, IL  
 Tue Aug 30 1966, 8:05 PM EDT  
 Att: 14,497 - Unknown

AB	36
R	6
H	10
RBI	6
BB	1
SO	3
LOB	14



livebaseballscorecards.com

Batter	1	2	3	4	5	6	7	8	9	AB	R	H	RBI	BB	SO	LOB
Wayne Causey, L (1, 4) OBP: 0.333, SLG: 0.298	0-0 F7		0-0 F7			0-0 F9		0-0 1-3		4	0	0	0	0	0	0
Don Buford, S (1, 5) OBP: 0.326, SLG: 0.356	0-0 4-3 1B 2B		0-0 1-3			0-0 F7			0-0 1B	4	1	2	0	0	0	0
Tommy Agee, R (1, 8) OBP: 0.314, SLG: 0.418	0-0 4-3 2-3			0-0 F9 SF7 2B		0-0 1B		0-3 K	4	1	2	0	0	1	2	
Pete Ward, L (1, 9) OBP: 0.275, SLG: 0.258	0-0 1B			0-0 F9 2-3		0-0 F6		0-3 K	4	0	1	1	0	1	3	
Tom McCraw, L (1, 3) OBP: 0.284, SLG: 0.326	0-0 F6			0-0 SF7 3-H			0-0 1-3	0-0 G3	3	0	0	1	0	0	2	
Ken Berry, R (1, 7) OBP: 0.317, SLG: 0.397		0-0 6-3		0-0 F8			0-0 F3			3	0	0	0	0	0	0
Jerry Adair, R (1, 6) OBP: 0.302, SLG: 0.340		0-0 F8			0-0 6-3		0-0 F9			3	0	0	0	0	0	0
John Romano, R (1, 2) OBP: 0.350, SLG: 0.433		0-3 K			0-3 K			0-0 6-3		3	0	0	0	0	2	0
John Buzhardt, R (1, 1) OBP: 0.159, SLG: 0.119			0-3 K					0-0 F6		1	0	0	0	0	1	0
Joe Horlen, R (4, 1) OBP: 0.120, SLG: 0.085										1	0	0	0	0	0	0
Juan Pizarro, L (8, 1) OBP: 0.125, SLG: 0.091										0	0	0	0	0	0	0
Smoky Burgess, L (8, PH) OBP: 0.394, SLG: 0.375										1	0	0	0	0	0	0
Hoyt Wilhelm, R (9, 1)										0	0	0	0	0	0	0

Inning Stats	R: 1	H: 2	E: 0	K: 0	S: 5	LOB: 1	BB: 0	P: 5	R: 0	H: 0	E: 0	K: 1	S: 5	LOB: 0	BB: 0	P: 5	R: 0	H: 1	E: 0	K: 0	S: 4	LOB: 0	BB: 0	P: 4	R: 0	H: 0	E: 0	K: 1	S: 5	LOB: 0	BB: 0	P: 5	R: 0	H: 1	E: 0	K: 0	S: 4	LOB: 1	BB: 0	P: 4	R: 0	H: 0	E: 0	K: 0	S: 3	LOB: 0	BB: 0	P: 3	R: 0	H: 0	E: 0	K: 0	S: 3	LOB: 0	BB: 0	P: 3	R: 0	H: 1	E: 0	K: 2	S: 8	LOB: 1	BB: 0	P: 8	1B: 3	2B: 2	3B: 0	HR: 0	SF: 1	SAC: 0	DP: 0	HBP: 0	WP: 0	PB: 0	SB: 0	CS: 0	PA: 32
--------------	------	------	------	------	------	--------	-------	------	------	------	------	------	------	--------	-------	------	------	------	------	------	------	--------	-------	------	------	------	------	------	------	--------	-------	------	------	------	------	------	------	--------	-------	------	------	------	------	------	------	--------	-------	------	------	------	------	------	------	--------	-------	------	------	------	------	------	------	--------	-------	------	-------	-------	-------	-------	-------	--------	-------	--------	-------	-------	-------	-------	--------

PITCHER	IP	WLS	BF	H	R	ER	SO	BB	IBB	HBP	BLK	WP	HR	S	P	ERA	WHIP
Steve Hargan, R (1, 1) ERA: 2.57	3.0		12	3	2	2	2	0	0	0	0	0	0	16	16	6.00	1.000
Tom Kelley, R (4, 1) ERA: 4.23	6.0	W	20	2	0	0	3	0	0	0	0	0	0	26	26	0.00	0.333

**BOTTOM**

**Cleveland Indians @ Chicago White Sox**  
Comiskey Park, Chicago, IL

Tue Aug 30 1966, 8:05 PM EDT  
Att. 14,497 - Unknown

<b>AB</b>	<b>31</b>
<b>R</b>	<b>2</b>
<b>H</b>	<b>5</b>
<b>RBI</b>	<b>2</b>
<b>BB</b>	<b>0</b>
<b>SO</b>	<b>5</b>
<b>LOB</b>	<b>7</b>

PITCHER	IP	WLS	BF	H	R	ER	SO	BB	IBB	HBP	BLK	WP	HR	S	P	ERA	WHIP
---------	----	-----	----	---	---	----	----	----	-----	-----	-----	----	----	---	---	-----	------






Batter	1	2	3	4	5	6	7	8	9	10	11	12	AB	R	H	RBI	BB	SO	LOB
Don Buford, S OBP: 0.326, SLG: 0.355 (1, 5)	F8		F4		2B 1B		L6		FC4-6 BB		F8		5	1	1	0	1	0	1
Wayne Causey, L OBP: 0.329, SLG: 0.299 (1, 4)	L5		F7		1B 2B		4-3		FC4-6 BB		F8		6	0	1	3	0	0	3
Tommie Agee, R OBP: 0.316, SLG: 0.423 (1, 8)	5-3			4-3 2B	1B 1B				F6				6	1	4	1	0	0	2
Bill Skowron, R OBP: 0.324, SLG: 0.387 Jim Hicks, R OBP: 0.125, SLG: 0.125 (10, PR) (11, 9)		F7		L3	1B			5-3					5	0	2	0	0	0	1
Ken Berry, R OBP: 0.313, SLG: 0.391 (11, 7)		F7		4-3 2-3	K			K					5	0	0	0	0	2	4
Jerry Adair, R OBP: 0.301, SLG: 0.339 Al Weis, S OBP: 0.214, SLG: 0.165 (8, PR) (9, 6)		5-3		5-3			2-3						4	0	1	0	0	0	1
John Romano, R OBP: 0.349, SLG: 0.431 Lee Elia, R OBP: 0.269, SLG: 0.303 (10, PH) (11, 6)													0	0	0	0	0	0	0
Pete Ward, L OBP: 0.279, SLG: 0.259 Tom McCraw, L OBP: 0.286, SLG: 0.328 (9, PR) (10, 7) (11, 3)			E4 1B		FC1-5 1B BB		E6		2-6 1B				3	1	1	0	1	0	0
Jerry McNertney, R OBP: 0.313, SLG: 0.228 (1, 2)			4-3		1B FC1-5 2B 1B		K		SH3-4 1B		FC6		4	1	1	0	0	1	4
Dennis Higgins, R OBP: 0.250, SLG: 0.200 Juan Pizarro, L OBP: 0.120, SLG: 0.087 Floyd Robinson, L OBP: 0.331, SLG: 0.325 Jack Lamborn, R OBP: 0.085, SLG: 0.033 Smoky Burgess, L OBP: 0.408, SLG: 0.375 Joe Hollett, R OBP: 0.120, SLG: 0.085 Hoyt Wilhelm, R (10, 1)					FC1-5 1B		F8		FC4-6 BB				1	0	1	1	0	0	0

Inning Stats	R: 0	H: 0	E: 0	K: 0	S: 3	R: 0	H: 0	E: 0	K: 0	S: 3	R: 0	H: 1	E: 1	K: 1	S: 6	R: 0	H: 1	E: 0	K: 0	S: 3	R: 0	H: 1	E: 0	K: 1	S: 5	R: 1	H: 2	E: 0	K: 1	S: 7	R: 0	H: 0	E: 0	K: 1	S: 5	R: 1	H: 1	E: 1	K: 0	S: 2	1B: 10	2B: 3	3B: 0	HR: 0	SF: 0	SAC: 2	DP: 0	HBP: 0	WP: 0	PB: 0	SB: 0	CS: 0	PA: 49
--------------	------	------	------	------	------	------	------	------	------	------	------	------	------	------	------	------	------	------	------	------	------	------	------	------	------	------	------	------	------	------	------	------	------	------	------	------	------	------	------	------	--------	-------	-------	-------	-------	--------	-------	--------	-------	-------	-------	-------	--------

PITCHER	IP	WLS	BF	H	R	ER	SO	BB	IBB	HBP	BLK	WP	HR	S	P	ERA	WHIP
Hank Aguirre, L ERA: 3.9 (1, 1)	4.1		20	5	4	3	0	1	0	0	0	0	0	19	23	6.23	1.385
Dave Wickersham, R ERA: 3.52 (5, 1)	4.0		17	5	1	1	3	1	0	0	0	0	0	21	25	2.25	1.500
Larry Sherry, R ERA: 3.86 (9, 1)	1.2		8	2	1	1	1	1	0	0	0	0	0	9	13	5.40	1.800
Orlando Pena, R ERA: 3.04 (11, 1)	1.0	L	5	1	1	0	1	0	0	0	0	0	0	7	7	0.00	1.000

**DETROIT TIGERS @ CHICAGO WHITE SOX**  
 Comiskey Park, Chicago, IL  
 Wed Aug 31 1966, 8:05 PM EDT  
 Unknown

AB	44
R	7
H	13
RBI	6
BB	3
SO	5
LOB	20



PITCHER	IP	WLS	BF	H	R	ER	SO	BB	IBB	HBP	BLK	WP	HR	S	P	ERA	WHIP
---------	----	-----	----	---	---	----	----	----	-----	-----	-----	----	----	---	---	-----	------



Batter	1	2	3	4	5	6	7	8	9	AB R H RBI BB SO LOB	TOP												
Don Wert, R (1, 5) OBP: 0.338, SLG: 0.351	0-0 F4			0-0 6-3		0-0 F2		0-0 F9		4 0 0 0 0 0 0													
Dick Tracewski, R (1, 4) OBP: 0.241, SLG: 0.208	0-0 F8			0-0 E 3B		0-0 1B		0-0 F8		4 1 2 0 0 0 0													
Norm Cash, L (1, 3) OBP: 0.346, SLG: 0.470	0-3 K			0-0 F2		0-0 L7		0-0 G3		4 0 0 0 0 1 2													
Al Kaline, R (1, 9) OBP: 0.386, SLG: 0.551		0-3 K		0-0 L6 S		0-0 L9		0-0 L9		4 0 0 0 0 1 1													
Willie Horton, R (1, 7) OBP: 0.331, SLG: 0.493		0-3 K		0-0 F3 1-2			0-0 F8			3 0 0 0 0 1 1													
Bill Freehan, R (1, 2) OBP: 0.296, SLG: 0.361		0-3 K			0-0 F8		0-0 F2			3 0 0 0 0 1 0													
Mickey Stanley, R (1, 8) OBP: 0.321, SLG: 0.351			0-0 6-3		0-0 F3		0-0 F9			3 0 0 0 0 0 0													
Ray Oyler, R (1, 6) OBP: 0.269, SLG: 0.258		0-3 K			0-0 1B			0-3 K		3 0 1 0 0 2 0													
Johnny Podres, L (1, 1) OBP: 0.300, SLG: 0.278			0-0 1-3		0-0 L4			0-3 K		2 0 0 0 0 0 1													
Fred Gladding, L (7, 1)										0 0 0 0 0 0 0													
Jake Wood, R (8, PH) OBP: 0.339, SLG: 0.382										1 0 0 0 0 1 0													
Bill Monbouquette, R (8, 1) OBP: 0.192, SLG: 0.160										0 0 0 0 0 0 0													
<b>Inning Stats</b>	R: 0 E: 0 K: 1 S: 5	H: 0 LOB: 0 BB: 0 P: 5	R: 0 E: 0 K: 3 S: 9	H: 0 LOB: 0 BB: 0 P: 9	R: 0 E: 0 K: 1 S: 5	H: 0 LOB: 0 BB: 0 P: 5	R: 1 E: 1 K: 0 S: 5	H: 1 LOB: 1 BB: 0 P: 5	R: 0 E: 0 K: 0 S: 4	H: 1 LOB: 1 BB: 0 P: 4	R: 0 E: 0 K: 0 S: 4	H: 1 LOB: 1 BB: 0 P: 4	R: 0 E: 0 K: 0 S: 3	H: 0 LOB: 0 BB: 0 P: 3	R: 0 E: 0 K: 2 S: 7	H: 0 LOB: 0 BB: 0 P: 7	R: 0 E: 0 K: 0 S: 3	H: 0 LOB: 0 BB: 0 P: 3	1B: 2 2B: 0 3B: 1 HR: 0	SF: 0 SAC: 0 DP: 0 HBP: 0	WP: 0 PB: 0 SB: 1 CS: 0	PA: 31	
<b>PITCHER</b> Gary Peters, L (1, 1) ERA: 1.89	IP 9.0	WLS W	BF 31	H 3	R 1	ER 0	SO 7	BB 0	IBB 0	HBP 0	BLK 0	WP 0	HR 0	S 45	P 45	ERA 0.00	WHIP 0.333						<b>PITCHER</b> IP WLS BF H R ER SO BB IBB HBP BLK WP HR S P ERA WHIP

**Detroit Tigers @ Chicago White Sox**  
Comiskey Park, Chicago, IL  
Wed Aug 31 1966, 8:05 PM EDT  
Att: 19,304 - Unknown

livebaseballscorecards.com

AB	31
R	1
H	3
RBI	0
BB	0
SO	7
LOB	5




Batter	1	2	3	4	5	6	7	8	9
Don Buford, S (1, 5) OBP: 0.327, SLG: 0.356	0-0 L6			0-0 1B 1B		0-0 F8	0-0 1B 1B		
Wayne Causey, L (1, 4) OBP: 0.329, SLG: 0.300	0-3 K			0-3 K		0-0 5-3 1B 1B	0-3 K		
Al Weis, S (6, PR) OBP: 0.214, SLG: 0.165									
Smoky Burgess, L (7, PH) OBP: 0.397, SLG: 0.368									
Lee Elia, R (8, 6) OBP: 0.269, SLG: 0.303									
Tommie Agee, R (1, 8) OBP: 0.321, SLG: 0.426	0-3 K			0-0 G6-4-3 1B		0-0 5-3 1B	0-0 2-H 3-H 1B		
Bill Skowron, R (1, 3) OBP: 0.319, SLG: 0.381		0-3 K		0-0 G6-4-3 1-2f		0-0 5-3		0-0 F7	
Jim Hicks, R (9, 9) OBP: 0.125, SLG: 0.125									
Jerry Adair, R (1, 6) OBP: 0.301, SLG: 0.338			0-0 5-3		0-0 FC4-6 1B	0-0 F8		0-0 F8	
Ken Berry, R (1, 7) OBP: 0.312, SLG: 0.388			0-0 6-3		0-0 FC4-6 1-2f 4-3		4-0 HR BB	0-0 E6	
Pete Ward, L (1, 9) OBP: 0.280, SLG: 0.275			0-0 6-3		0-0 4-3		0-0 HR	0-0 F8	
Jerry McNertney, R (8, 2) OBP: 0.308, SLG: 0.224					1-2		1-H		
John Romano, R (1, 2) OBP: 0.352, SLG: 0.430			0-0 6-3		4-0		BB BB		
Tom McCraw, L (7, PR) OBP: 0.286, SLG: 0.328					IBB		FC2-6 BB		
Gary Peters, L (1, 1) OBP: 0.221, SLG: 0.312			0-3 K		0-0 1-3		0-0 FC2-6 1B 1B 1-2f		

AB	R	H	RBI	BB	SO	LOB
4	0	2	0	0	0	0
3	0	1	0	0	2	1
0	0	0	0	0	0	0
1	0	0	0	0	1	2
0	0	0	0	0	0	0
4	0	3	1	0	1	0
4	0	0	0	0	1	4
0	0	0	0	0	0	0
4	0	1	0	0	0	3
3	1	0	0	1	0	1
3	1	1	2	0	0	1
1	0	0	0	0	0	1
1	0	0	0	2	0	0
0	0	0	0	0	0	0
3	1	0	0	0	1	3

**DETROIT TIGERS @ CHICAGO WHITE SOX**  
**Comiskey Park, Chicago, IL**  
 Wed Aug 31 1966, 8:05 PM EDT  
 Att. 19,304 - Unknown

AB	31
R	3
H	8
RBI	3
BB	3
SO	6
LOB	16



Inning Stats		R: 0	H: 0	E: 0	LOB: 0	K: 2	BB: 0	S: 7	P: 7
Inning Stats		R: 0	H: 0	E: 0	LOB: 0	K: 1	BB: 0	S: 5	P: 5
Inning Stats		R: 0	H: 0	E: 0	LOB: 0	K: 1	BB: 0	S: 5	P: 5
Inning Stats		R: 0	H: 2	E: 0	LOB: 1	K: 1	BB: 0	S: 6	P: 6
Inning Stats		R: 0	H: 1	E: 0	LOB: 2	K: 0	BB: 1	S: 4	P: 8
Inning Stats		R: 0	H: 2	E: 0	LOB: 3	K: 0	BB: 0	S: 5	P: 5
Inning Stats		R: 3	H: 3	E: 0	LOB: 2	K: 1	BB: 2	S: 7	P: 15
Inning Stats		R: 0	H: 0	E: 1	LOB: 1	K: 0	BB: 0	S: 4	P: 4

PITCHER		IP	WLS	BF	H	R	ER	SO	BB	IBB	HBP	BLK	WP	HR	S	P	ERA	WHIP
Johnny Podres, L (1, 1) ERA: 3.3	6.0	L	25	6	2	2	5	5	1	1	0	0	0	1	33	41	3.00	1.167
Fred Gladding, R (7, 1) ERA: 3.88	1.0		5	2	1	1	1	1	1	0	0	0	0	6	10	9.00	3.000	
Bill Monbouquette, R (8, 1) ERA: 5.01	1.0		4	0	0	0	0	0	0	0	0	0	0	4	4	0.00	0.000	

WP	PA	ERA	WHIP
0	34		
0			
1			
0			



Batter	1	2	3	4	5	6	7	8	9	10	AB	R	H	RBI	BB	SO	LOB	TOP							
Dick McAuliffe, L (1, 6) OBP: 0.384, SLG: 0.523	0-0 L3			0-0 4-3 E 1B	0-0 4-3		0-0 BB 1-2 1B		0-0 F3		5	1	2	0	0	0	1								
Jerry Lumpe, L (1, 4) OBP: 0.289, SLG: 0.303 Dick Tracewski, R (10, 4) OBP: 0.241, SLG: 0.208	0-3 K			0-0 4-3 1-2 1B		0-0 G3 1B 2B	4-0 1-2 2-3 BB		0-0 L6		4	1	1	0	1	1	2								
Norm Cash, L (1, 3) OBP: 0.347, SLG: 0.474	0-0 F7			4-0 FC4-6 E HR BB		0-0 G3 2-3	0-0 F9			0-0 HR	4	2	1	1	1	0	4								
Gates Brown, L (1, 7) OBP: 0.335, SLG: 0.426 Mickey Stanley, R (10, 8) OBP: 0.321, SLG: 0.351		0-0 4-3		0-0 E6 FC4-6 1-2 2-H		0-3 K		0-0 S 1B		0-0 F8	5	0	1	0	0	1	2								
Willie Horton, R (1, 9) OBP: 0.332, SLG: 0.499	0-0 F8			0-0 FC4-6 HR 1-2 2-3		0-0 1B 3-H		0-3 K 1-2		0-0 HR	5	2	2	2	0	1	3								
Jim Northrup, L (1, 8) OBP: 0.323, SLG: 0.473	0-0 5-3			0-0 HR 1-H 3-H		0-3 K		0-3 K		4-0 1B BB	4	1	1	3	1	2	2								
Don Wert, R (1, 5) OBP: 0.337, SLG: 0.350			0-0 F9	0-3 K			0-0 F7	0-0 6-3		0-0 1B	5	0	1	0	0	1	1								
Bill Freehan, R (1, 2) OBP: 0.292, SLG: 0.356			0-0 F3		0-0 F8		0-0 6-3		0-0 F7	0-0 F7	5	0	0	0	0	0	2								
Mickey Lolich, S (1, 1) OBP: 0.237, SLG: 0.189 Orlando Pena, R (4, 1) OBP: 0.125, SLG: 0.125 Al Kaline, R (9, PH) OBP: 0.387, SLG: 0.551 Larry Sherry, R (9, 1) OBP: 0.444, SLG: 0.667			0-0 F7		0-3 K		0-0 BB 1B 1B		4-0 BB	0-0 5-3	1	0	0	0	0	0	0								
<b>Inning Stats</b>	R: 0 E: 0 K: 1 S: 5	H: 0 LOB: 0 BB: 0 P: 5	R: 0 E: 0 K: 0 S: 3	H: 0 LOB: 0 BB: 0 P: 3	R: 0 E: 0 K: 0 S: 3	H: 0 LOB: 0 BB: 0 P: 3	R: 4 E: 1 K: 1 S: 8	H: 2 LOB: 0 BB: 1 P: 12	R: 0 E: 0 K: 1 S: 5	H: 0 LOB: 0 BB: 0 P: 5	R: 1 E: 0 K: 2 S: 9	H: 2 LOB: 1 BB: 0 P: 9	R: 0 E: 0 K: 0 S: 5	H: 2 LOB: 3 BB: 1 P: 9	R: 0 E: 0 K: 2 S: 8	H: 1 LOB: 1 BB: 0 P: 8	R: 0 E: 0 K: 0 S: 3	H: 0 LOB: 1 BB: 1 P: 7	R: 2 E: 0 K: 0 S: 6	H: 3 LOB: 2 BB: 1 P: 10	1B: 6 2B: 1 3B: 0 HR: 3	SF: 0 SAC: 0 DP: 0 HBP: 0	WP: 0 PB: 0 SB: 1 CS: 0	PA: 45	
<b>PITCHER</b>	IP	WLS	BF	H	R	ER	SO	BB	IBB	HBP	BLK	WP	HR	S	P	ERA	WHIP								
Bruce Howard, R (1, 1) ERA: 2.21	4.0		16	2	4	0	2	1	0	0	0	0	0	19	23	0.00	0.750								
Joe Horten, R (5, 1) ERA: 2.77	2.0		8	2	1	1	3	0	0	0	0	0	0	14	14	4.50	1.000								
Hoyt Wilhelm, R (7, 1) ERA: 1.4	3.0		14	3	0	0	2	2	0	0	0	0	0	16	24	0.00	1.667								
John Buzhardt, R (10, 1) ERA: 3.82	1.0	L	7	3	2	2	0	1	0	0	0	0	2	6	10	18.00	4.000								

**Detroit Tigers @ Chicago White Sox**  
 Comiskey Park, Chicago, IL  
 Thu Sep 01 1966 8:05 PM EDT  
 Att. 11,622 - Unknown


livebaseballscorecards.com

**AB** 41  
**R** 7  
**H** 10  
**RBI** 6  
**BB** 4  
**SO** 7  
**LOB** 19








Batter	1	2	3	4	5	6	7	8	9	10	11	AB R H RBI BB SO LOB	TOP																		
Luis Aparicio, R OBP: 0.306, SLG: 0.374 (1, 6)	0-3 K	0-0 SF9			0-0 HR 1B	0-0 FC6-4			0-0 2-3			4 1 1 1 0 1 3	<p><b>Baltimore Orioles @ Chicago White Sox</b> Comiskey Park, Chicago, IL</p> <p>Fri Sep 02 1966, 8:05 PM EDT Att: 9,151 - Unknown</p> <p>livebaseballscorecards.com</p> <p><b>AB 43</b> <b>R 8</b> <b>H 11</b> <b>RBI 8</b> <b>BB 1</b> <b>SO 10</b> <b>LOB 6</b></p> 																		
Boog Powell, L OBP: 0.380, SLG: 0.568 (1, 3)	0-0 F8	0-3 K			0-0 HR		0-0 4-3		0-0 FC5-4 1B			5 1 2 3 0 1 0																			
Frank Robinson, R OBP: 0.411, SLG: 0.638 (1, 9)	4-0 FC4 BB		0-3 K		0-0 6-3		0-0 6-3		0-0 FC5-4			4 0 0 0 1 1 1																			
Brooks Robinson, R OBP: 0.334, SLG: 0.454 (1, 5)	0-0 FC4		0-0 F8		0-0 6-3		0-0 F8			0-0 1-3		5 0 0 0 0 0 1																			
Sam Bowers, R OBP: 0.283, SLG: 0.357 (1, 7)		0-0 1B 1B	0-0 F7		0-0 5-3		0-0 F7			0-0 P3		5 1 1 0 0 0 0																			
Woodie Held, R OBP: 0.333, SLG: 0.328 (1, 4)		0-0 1B 1B	0-3 K		0-3 K		0-0 3-1			0-0 4-3		3 1 1 0 0 2 0																			
Curt Blefary, L OBP: 0.371, SLG: 0.442 (8, PH)		1-2 3B 1B										1 0 0 0 0 0 0																			
Bob Johnson, R OBP: 0.271, SLG: 0.256 (8, 4)												1 0 0 0 0 0 0																			
Paul Blair, R OBP: 0.285, SLG: 0.375 (1, 8)		0-0 3B 1B	0-0 F8		0-0 1B 2B		0-3 K				0-3 K	5 2 2 1 0 2 0																			
Andy Etchebarren, R OBP: 0.306, SLG: 0.408 (1, 2)		0-0 3B 1B	0-0 F3		0-0 1B 1B			0-3 K			0-0 6-3	3 1 2 3 0 0 0																			
Russ Snyder, L OBP: 0.377, SLG: 0.414 (9, PH)		1-1 SF9 3B										1 0 0 0 0 0 0																			
Larry Haney, R OBP: 0.220, SLG: 0.271 (9, 2)			0-3 K		0-0 FC6-4 1B			0-0 K			0-3 K	2 0 0 0 0 1 0																			
Dave McNally, R OBP: 0.242, SLG: 0.297 (1, 1)		0-0 B2-3										0 0 0 0 0 0 0																			
Moe Drabowsky, R OBP: 0.368, SLG: 0.353 (6, 1)												0 0 0 0 0 0 0																			
Eddie Fisher, R OBP: 0.571, SLG: 0.500 (9, PH)												0 0 0 0 0 0 0																			
Charlie Lau, L OBP: 0.149, SLG: 0.172 (9, PR)												1 0 1 0 0 0 0																			
Jim Palmer, R OBP: 0.118, SLG: 0.118 (9, 1)												1 0 0 0 0 1 0																			
<b>Inning Stats</b>	R: 0 E: 0 K: 1 S: 5	H: 0 LOB: 1 BB: 1 P: 9	R: 4 E: 0 K: 1 S: 9	H: 4 LOB: 0 BB: 0 P: 9	R: 0 E: 0 K: 1 S: 5	H: 0 LOB: 0 BB: 0 P: 5	R: 0 E: 0 K: 1 S: 5	H: 0 LOB: 0 BB: 0 P: 5	R: 2 E: 0 K: 1 S: 7	H: 2 LOB: 0 BB: 0 P: 7	R: 1 E: 0 K: 1 S: 8	H: 3 LOB: 2 BB: 0 P: 8	R: 0 E: 0 K: 0 S: 3	H: 0 LOB: 0 BB: 0 P: 3	R: 0 E: 0 K: 1 S: 5	H: 0 LOB: 0 BB: 0 P: 5	R: 1 E: 0 K: 1 S: 7	H: 2 LOB: 1 BB: 0 P: 7	R: 0 E: 0 K: 0 S: 3	H: 0 LOB: 0 BB: 0 P: 3	R: 0 E: 0 K: 2 S: 7	H: 0 LOB: 0 BB: 0 P: 7	1B: 8 2B: 1 3B: 1 HR: 1	SF: 1 SAC: 0 DP: 0 HBP: 0	WP: 0 PA: 45 PB: 0 SB: 0 CS: 0						
<b>PITCHER</b>	IP WLS BF H R ER SO BB IBB HBP BLK WP HR S P ERA WHIP																														
Tommy John, L ERA: 2.48 (1, 1)	6.0		28	9	7	7	6	1	0	0	0	0	0	1	39	43	10.50	1.667													
Bob Locker, R ERA: 2.22 (7, 1)	3.0		11	2	1	1	2	0	0	0	0	0	0	0	15	15	3.00	0.667													
Dennis Higgins, R ERA: 2.81 (10, 1)	2.0	W	6	0	0	0	2	0	0	0	0	0	0	0	10	10	0.00	0.000													

Batter	1	2	3	4	5	6	7	8	9	10	11	AB R H RBI BB SO LOB	BOTTOM																		
<b>Don Buford, S</b> OBP: 0.333, SLG: 0.360 (1, 5)	0-3 K2-3	0-0 4-3 1B 2B		0-0 G3		4-0 3B BB		0-0 1B			4-0 HBP HBP IBB	4 2 2 2 2 1 0	<b>Baltimore Orioles @ Chicago White Sox</b> Comiskey Park, Chicago, IL Fri Sep 02 1966, 8:05 PM EDT Att: 9,151 - Unknown																		
<b>Wayne Causey, L</b> OBP: 0.324, SLG: 0.293 (1, 4)	4-0 1B BB	0-0 4-3		0-0 G3		0-0 3B 1B		0-0 F9			1-0 HBP HBP	4 2 1 0 1 0 2 0 0 0 0 0 0 0																			
<b>Al Weis, S</b> OBP: 0.218, SLG: 0.165 (9, 4)	0-3 K	0-0 S 1B			0-0 F4	0-0 3B			0-0 L7		1-0 HBP HBP	5 0 2 5 0 1 1																			
<b>Tommie Agee, R</b> OBP: 0.322, SLG: 0.433 (1, 8)	0-0 1B	0-3 3-H 1B			0-0 K	0-0 1-3			0-3 K		1-2 2-3 HBP	4 0 1 0 0 2 3 0 0 0 0 0 0 0 1 0 0 0 0 1 0 0 0 0 0 0 0 0																			
<b>Bill Skowron, R</b> OBP: 0.320, SLG: 0.380 (1, 3)	0-0 1B	0-3 K			0-0 K	0-0 6-3			0-3 K		0-3 K	5 0 1 1 0 1 0																			
<b>Bob Locker, S</b> OBP: 0.333, SLG: 0.250 (7, 1)	0-0 1B	0-3 K			0-0 5-3				0-0 6-3																						
<b>Smoky Burgess, L</b> OBP: 0.380, SLG: 0.356 (9, PH)	1-3 1B	1-2 K			0-0 1-2 3-H 1B				0-3 K																						
<b>Dennis Higgins, R</b> OBP: 0.250, SLG: 0.200 (10, 1)	0-0 1B	0-0 F3			0-0 F3	0-0 6-3		0-0 6-3		0-0 F7		5 0 1 0 0 0 2																			
<b>Ken Berry, R</b> OBP: 0.318, SLG: 0.392 (1, 7)	0-0 1B	0-0 F3			0-0 F3	0-0 6-3		0-0 F8		0-0 F7		5 0 1 0 0 0 2																			
<b>Jerry Adair, R</b> OBP: 0.298, SLG: 0.334 (1, 6)	0-0 F3	0-0 F3			0-0 F6	0-0 HR		0-0 F7		0-0 5-3		5 2 2 1 0 0 1																			
<b>Pete Ward, L</b> OBP: 0.282, SLG: 0.292 (1, 9)		0-0 2B 2B 1B		0-0 F6		0-0 HR		0-0 F7		0-0 5-3		5 2 2 1 0 0 1																			
<b>John Romano, R</b> OBP: 0.357, SLG: 0.432 (1, 2)		0-0 2B 2B		0-3 K		4-0 1B 3B BB		0-0 6-3		0-0 G3		2 1 1 0 1 1 1 0 1 0 0 0 0 0 2 0 0 0 0 0 0																			
<b>Jim Hicks, R</b> OBP: 0.125, SLG: 0.125 (6, PR)		1-3 2B 2B		0-3 K		4-0 1B 3B BB		0-0 6-3		0-0 G3																					
<b>J.C. Martin, L</b> OBP: 0.319, SLG: 0.379 (7, 2)		0-0 F3		0-0 5-3		0-0 6-3		0-3 K		0-0 HBP HBP 2B		2 0 0 0 0 0 2 3 1 1 0 0 1 1																			
<b>Tommy John, R</b> OBP: 0.197, SLG: 0.276 (1, 1)		0-0 F3		0-0 5-3		0-0 6-3		0-3 K		0-0 HBP HBP 2B																					
<b>Tom McCraw, L</b> OBP: 0.285, SLG: 0.330 (6, PH) (7, 3)		0-0 F3		0-0 5-3		0-0 6-3		0-3 K		0-0 HBP HBP 2B																					
<b>Inning Stats</b>	R: 1 E: 0 K: 2 S: 9	H: 2 LOB: 2 BB: 1 P: 13	R: 3 E: 0 K: 1 S: 9	H: 4 LOB: 1 BB: 0 P: 9	R: 0 E: 0 K: 1 S: 6	H: 1 LOB: 1 BB: 0 P: 6	R: 0 E: 0 K: 0 S: 3	H: 0 LOB: 0 BB: 0 P: 3	R: 0 E: 0 K: 1 S: 5	H: 0 LOB: 0 BB: 0 P: 5	R: 4 E: 0 K: 0 S: 6	H: 3 LOB: 2 BB: 2 P: 14	R: 0 E: 0 K: 0 S: 3	H: 0 LOB: 0 BB: 0 P: 3	R: 0 E: 0 K: 1 S: 6	H: 1 LOB: 1 BB: 0 P: 6	R: 0 E: 0 K: 2 S: 7	H: 0 LOB: 0 BB: 0 P: 7	R: 0 E: 0 K: 0 S: 3	H: 0 LOB: 0 BB: 0 P: 3	R: 1 E: 0 K: 0 S: 1	H: 1 LOB: 3 BB: 1 P: 7	1B: 7 2B: 3 3B: 1 HR: 1	SF: 0 SAC: 0 DP: 0 HBP: 2	WP: 0 PB: 0 SB: 1 CS: 0	PA: 48					
<b>PITCHER</b>	IP WLS BF H R ER SO BB IBB HBP BLK WP HR S P ERA WHIP															<b>PITCHER</b>	IP WLS BF H R ER SO BB IBB HBP BLK WP HR S P ERA WHIP														
<b>Dave McNally, L</b> ERA: 3.05 (1, 1)	1.2	12	6	4	4	2	1	0	0	0	0	0	0	15	19	21.60	4.200														
<b>Moe Drabowsky, R</b> ERA: 2.94 (2, 1)	3.2	14	2	2	2	3	1	0	0	0	0	0	1	19	23	4.91	0.818														
<b>Eddie Fisher, R</b> ERA: 2.43 (6, 1)	2.2	12	3	2	2	1	1	0	0	0	0	0	0	13	17	6.75	1.500														
<b>Stu Miller, R</b> ERA: 2.02 (9, 1)	2.0	L 10	1	1	1	2	0	1	2	0	0	0	0	11	17	4.50	0.500														

AB	42
R	9
H	12
RBI	9
BB	4
SO	8
LOB	13





Batter	1	2	3	4	5	6	7	8	9	AB R H RBI BB SO LOB	TOP											
Luis Aparicio, R (1, 6) OBP: 0.306, SLG: 0.373	0-0 1-3			0-0 F7	0-0 2B 1-2 3-H 1B		0-0 F9		4-0 PB 2-3 BB	4 0 1 1 1 0 0												
Russ Snyder, L (1, 8) OBP: 0.375, SLG: 0.414 Paul Blair, R (9, 8) OBP: 0.285, SLG: 0.375	0-0 F9			0-0 4-3	0-0 2B		0-3 K		0-0 F4	5 0 1 1 0 1 1 0 0 0 0 0 0 0												
Frank Robinson, R (1, 9) OBP: 0.411, SLG: 0.638	0-0 F3			0-0 2B	4-0 FC5-4 IBB			0-0 5-3		3 0 1 0 0 1 0 0												
Boog Powell, L (1, 3) OBP: 0.379, SLG: 0.567 Sam Bowers, R (2, 7) OBP: 0.283, SLG: 0.354		0-3 K		0-3 K	0-0 FC5-4			4-0 S BB		1 0 0 0 0 1 0 2 0 0 0 0 1 1 4												
Brooks Robinson, R (1, 5) OBP: 0.332, SLG: 0.451		0-0 F8			0-0 6-3	0-0 F9		0-0 F7		4 0 0 0 0 0 1												
Curt Blefary, L (1, 7) OBP: 0.370, SLG: 0.449 (2, 3)		0-0 F6			0-0 HR	0-0 F2		0-0 4-3		4 1 1 1 0 0 1												
Bob Johnson, R (1, 4) OBP: 0.277, SLG: 0.264			0-3 K		0-0 1B 1B	0-0 FC5-4 1B			0-0 5-3	4 1 2 0 0 1 0	AB 34 R 4 H 8 RBI 3 BB 3 SO 7 LOB 10											
Andy Etchebarren, R (1, 2) OBP: 0.308, SLG: 0.409			0-3 K		0-0 1B 2B 1B	0-0 FC5-4			0-0 WP SH1-4 PB 1B	4 2 2 0 0 1 1												
Wally Bunker, R (1, 1) OBP: 0.159, SLG: 0.146 Dick Hall, R (8, 1) OBP: 0.273, SLG: 0.200			0-3 K		0-3 K		0-0 F9		0-0 SH1-4	3 0 0 0 0 2 2 0 0 0 0 0 0 0												
Inning Stats	R: 0 E: 0 K: 0 S: 3	H: 0 LOB: 0 BB: 0 P: 3	R: 0 E: 0 K: 1 S: 5	H: 0 LOB: 0 BB: 0 P: 5	R: 0 E: 0 K: 3 S: 9	H: 0 LOB: 0 BB: 0 P: 9	R: 0 E: 0 K: 1 S: 6	H: 1 LOB: 1 BB: 0 P: 6	R: 3 E: 0 K: 1 S: 10	H: 5 LOB: 3 BB: 1 P: 14	R: 0 E: 0 K: 0 S: 4	H: 1 LOB: 1 BB: 0 P: 4	R: 0 E: 0 K: 1 S: 5	H: 0 LOB: 0 BB: 0 P: 5	R: 0 E: 0 K: 0 S: 3	H: 0 LOB: 1 BB: 1 P: 7	R: 1 E: 0 K: 0 S: 4	H: 1 LOB: 1 BB: 1 P: 8	1B: 5 2B: 2 3B: 0 HR: 1	SF: 0 SAC: 1 DP: 0 HBP: 0	WP: 1 PB: 1 SB: 1 CS: 0	PA: 38
PITCHER	IP WLS BF H R ER SO BB IBB HBP BLK WP HR S P ERA WHIP																					
Jack Lamabe, R (1, 1) ERA: 3.36	4.2 L 21 6 3 3 6 0 1 0 0 0 1 32 36 5.79 1.286																					
Joe Horten, R (5, 1) ERA: 2.77	0.1 1 0 0 0 0 0 0 0 0 0 0 0 1 1 0.00 0.000																					
Juan Pizarro, L (6, 1) ERA: 3.79	2.0 7 1 0 0 1 0 0 0 0 0 0 0 9 9 0.00 0.500																					
Hoyt Wilhelm, R (8, 1) ERA: 1.36	2.0 9 1 1 0 0 2 0 0 0 1 0 7 15 0.00 1.500																					

Baltimore Orioles @ Chicago White Sox  
Comiskey Park, Chicago, IL  
Sat Sep 03 1966, 4:33 AM EDT  
Att. 9,294 - Unknown

livebaseballscorecards.com





Batter	1	2	3	4	5	6	7	8	9	AB R H RBI BB SO LOB	TOP																
Luis Aparicio, R (1, 6) OBP: 0.312, SLG: 0.381	0-0 6-3 1B		0-0 1B		0-0 2B		0-0 G5-4-3 FC 1-3 1B	0-0 FC6-2 1-3 2-H 1B		5 0 5 3 0 0 0																	
Paul Blair, R (1, 8) OBP: 0.281, SLG: 0.371	0-0 6-3 1-2		0-0 1-3		0-0 F9		0-0 FC G5-4-3 1-2 3-H	0-0 FC6-2 FC6-4 1-2 3-H		3 0 0 0 0 0 3 2 0 0 1 0 0 3																	
Russ Snyder, L (7, PH) OBP: 0.373, SLG: 0.411																											
Frank Robinson, R (1, 9) OBP: 0.409, SLG: 0.635	0-3 K				0-0 FC5 2B		0-0 F8	0-0 G5-4-3 1-2f 2-3	0-0 FC6-4 1-2f	5 0 1 0 0 1 7																	
Brooks Robinson, R (1, 5) OBP: 0.329, SLG: 0.447	0-0 5-3				0-0 F7		0-0 F8	0-0 6-3	0-0 F9	5 0 0 0 0 0 3																	
Sam Bowens, R (1, 7) OBP: 0.290, SLG: 0.354		0-0 L3-6 5-4-3 1B			0-0 F2		0-0 F8	H 1-0 SH3 3B HBP	4-0 S 1B BB	3 2 1 0 1 0 1																	
Bob Johnson, R (1, 3) OBP: 0.277, SLG: 0.264		0-0 5-4-3 1-2			0-0 FC5 2-3		0-0 2B 1B	0-0 SH3 1-2	0-3 K	4 1 1 0 0 1 3																	
Woodie Held, R (1, 4) OBP: 0.325, SLG: 0.319		0-0 L3-6 2-3					0-0 2-3 1-H 2B	0-0 1B 3B 2-H	0-0 1B	2 0 0 0 0 0 1 0 0 0 0 0 0 0 1 0 1 1 0 0 0 1 0 1 1 0 0 0 0 1 0 0 0 0 0 1 0 1 1 0 0 0																	
Gene Brabender, R (5, 1) OBP: 0.077, SLG: 0.077																											
Moe Drabowsky, R (5, 1) OBP: 0.400, SLG: 0.444																											
Charlie Lau, L (8, PH) OBP: 0.625, SLG: 1.000																											
Jim Palmer, R (8, PR) OBP: 0.149, SLG: 0.172																											
Eddie Fisher, R (8, 1) OBP: 0.077, SLG: 0.077																											
Andy Etchebarren, R (1, 2) OBP: 0.309, SLG: 0.407			0-0 F3		4-0 1B 2B BB		0-0 1-3	0-0 1B BB 3-H	0-3 K	4 2 1 1 1 1 2																	
Eddie Watt, R (1, 1) OBP: 0.250, SLG: 0.425			0-0 5-3		0-0 2B 1B		4-0 1B FC BB	4-0 1B FC6-2 BB		1 0 0 0 0 0 0 1 2 1 0 2 0 0																	
Curt Blefary, L (5, PH) OBP: 0.374, SLG: 0.450																											
<b>Inning Stats</b>	R: 0 E: 0 K: 1 S: 6	H: 1 LOB: 1 BB: 0 P: 6	R: 0 E: 0 K: 0 S: 3	H: 1 LOB: 0 BB: 0 P: 3	R: 0 E: 0 K: 0 S: 4	H: 1 LOB: 1 BB: 0 P: 4	R: 0 E: 0 K: 0 S: 4	H: 1 LOB: 1 BB: 0 P: 4	R: 2 E: 0 K: 0 S: 5	H: 2 LOB: 1 BB: 1 P: 9	R: 1 E: 0 K: 0 S: 5	H: 2 LOB: 1 BB: 0 P: 5	R: 1 E: 0 K: 0 S: 4	H: 1 LOB: 1 BB: 1 P: 8	R: 3 E: 0 K: 0 S: 6	H: 3 LOB: 3 BB: 1 P: 11	R: 1 E: 0 K: 2 S: 8	H: 1 LOB: 1 BB: 1 P: 12	1B: 9 2B: 4 3B: 1 HR: 0	SF: 0 SAC: 1 DP: 2 HBP: 1	WP: 0 PB: 0 SB: 1 CS: 0	PA: 44					
<b>PITCHER</b>	IP WLS BF H R ER SO BB IBB HBP BLK WP HR S P ERA WHIP																										
Gary Peters, L (1, 1) ERA: 2.01	6.0		27	8	4	4	1	2	0	0	0	0	0	27	35	6.00	1.667										
Bob Locker, R (7, 1) ERA: 2.47	1.1	L	8	3	3	3	0	0	0	1	0	0	0	7	8	20.25	2.250										
Juan Pizarro, L (8, 1) ERA: 3.76	0.2		4	1	0	0	0	1	0	0	0	0	0	3	7	0.00	3.000										
Dennis Higgins, R (9, 1) ERA: 2.89	1.0		5	1	1	1	2	1	0	0	0	0	0	8	12	9.00	2.000										

Baltimore Orioles @ Chicago White Sox  
Comiskey Park, Chicago, IL  
Sun Sep 04 1966, 4:33 AM EDT  
Att: 17,725 - Unknown

AB	38
R	8
H	13
RBI	8
BB	4
SO	3
LOB	23



Batter	1	2	3	4	5	6	7	8	9	AB	R	H	RBI	BB	SO	LOB
Don Buford, S OBP: 0.333, SLG: 0.358 (1, 5)	4-0 E S 1B BB		0-0 1B S CS 1B	0-0 F7		0-0 S 1B		0-0 F5		4	1	2	1	1	0	2
Tommie Agee, R OBP: 0.319, SLG: 0.426 (1, 8)	0-0 5-3 1-3		0-3 K		4-0 S 1B BB	0-3 K		0-0 F8		4	1	0	0	1	2	3
Tom McCraw, L OBP: 0.286, SLG: 0.332 (1, 3)	0-0 1-3		0-0 BB 1B		0-0 L8		0-0 CS 2B		0-0 1B	5	0	3	0	0	0	2
Pete Ward, L OBP: 0.288, SLG: 0.292 (1, 9)	0-0 1B		4-0 1-2 BB		4-0 1B BB		0-3 K 2-3		0-0 F8	3	0	1	1	2	1	2
Ken Berry, R OBP: 0.316, SLG: 0.392 (1, 7)	0-0 F4		0-3 K		0-0 1-2 2-H 1B		0-0 F2		0-0 4-3	5	0	1	1	0	1	4
Wayne Causey, L OBP: 0.323, SLG: 0.290 (1, 4)		0-0 E4		0-0 4-3		0-0 F8		0-0 F9		3	0	0	0	0	0	2
Al Weis, S OBP: 0.218, SLG: 0.165 (6, 4)										0	0	0	0	0	0	0
Deacon Jones, L (8, PH)										1	0	0	0	0	0	0
Lee Elia, R OBP: 0.269, SLG: 0.303 (9, 6)										0	0	0	0	0	0	0
Jerry Adair, R OBP: 0.298, SLG: 0.337 (1, 6) (9, 4)		0-0 FC5-4 CS 1-2		0-0 2B 2B		0-3 K		0-0 F9		4	1	1	0	0	1	3
John Romano, R OBP: 0.356, SLG: 0.437 (1, 2)		0-3 K 1-2		0-0 F9		0-3 K		0-0 HR		4	1	1	1	0	2	2
Gary Peters, L OBP: 0.238, SLG: 0.363 (1, 1)			0-0 1B 3B		0-0 2B 2-H		0-3 K		0-0 1B	3	1	2	1	0	1	0
Bob Locker, S OBP: 0.333, SLG: 0.250 (7, 1)										0	0	0	0	0	0	0
Juan Pizarro, L OBP: 0.120, SLG: 0.087 (8, PH)										0	0	0	0	0	0	0
Smoky Burgess, L OBP: 0.358, SLG: 0.367 (8, PH)										1	0	1	0	0	0	0
Jim Hicks, R OBP: 0.125, SLG: 0.125 (8, PR)										0	0	0	0	0	0	0
Dennis Higgins, R OBP: 0.250, SLG: 0.200 (9, 1)										0	0	0	0	0	0	0

Inning Stats	R: 1	H: 1	R: 0	H: 0	R: 1	H: 3	R: 1	H: 2	R: 1	H: 1	R: 0	H: 1	R: 0	H: 1	R: 1	H: 2	R: 0	H: 1	R: 0	H: 1	R: 0	H: 1	1B: 7	SF: 0	WP: 0	PA: 41
E: 0	LOB: 1	E: 1	LOB: 0	E: 0	LOB: 2	E: 0	LOB: 1	E: 0	LOB: 2	E: 0	LOB: 1	E: 0	LOB: 0	E: 0	LOB: 1	E: 0	LOB: 1	E: 0	LOB: 1	E: 0	LOB: 1	E: 0	LOB: 1	2B: 3	SAC: 0	PB: 0
K: 0	BB: 1	K: 1	BB: 0	K: 2	BB: 1	K: 0	BB: 0	K: 3	BB: 2	K: 1	BB: 0	K: 0	BB: 0	K: 0	BB: 0	K: 0	BB: 0	K: 0	BB: 0	K: 0	BB: 0	K: 0	BB: 0	3B: 1	DP: 0	SB: 4
S: 4	P: 8	S: 5	P: 5	S: 9	P: 13	S: 5	P: 5	S: 6	P: 14	S: 10	P: 10	S: 5	P: 5	S: 5	P: 5	S: 4	P: 4	S: 4	P: 4	S: 4	P: 4	S: 4	P: 4	HR: 1	HBP: 0	CS: 3

PITCHER	IP	WLS	BF	H	R	ER	SO	BB	IBB	HBP	BLK	WP	HR	S	P	ERA	WHIP
Eddie Watt, R ERA: 3.93 (1, 1)	4.0		19	6	3	3	3	2	0	0	0	0	0	23	31	6.75	2.000
Gene Brabender, R ERA: 3.84 (5, 1)	0.1		4	1	1	1	0	2	0	0	0	0	0	2	10	27.00	9.000
Moe Drabowsky, R ERA: 2.84 (5, 1)	2.2	W	9	2	0	0	5	0	0	0	0	0	0	19	19	0.00	0.750
Eddie Fisher, R ERA: 2.47 (8, 1)	2.0	S	9	3	1	1	0	0	0	0	0	0	1	9	9	4.50	1.500

**BOTTOM**

**Baltimore Orioles @ Chicago White Sox**  
Comiskey Park, Chicago, IL

Sun Sep 04 1966, 4:33 AM EDT  
Att. 17,725 - Unknown

livebaseballscorecards.com

AB	37
R	5
H	12
RBI	5
BB	4
SO	8
LOB	20





Batter	1	2	3	4	5	6	7	8	9	AB	R	H	RBI	BB	SO	LOB	TOP										
Ken Berry, R (1, 9) OBP: 0.316, SLG: 0.390 Smoky Burgess, L (7, PH) OBP: 0.403, SLG: 0.377 Floyd Robinson, L (7, PR) OBP: 0.331, SLG: 0.326 (7, 9)	0-0 F2		4-0 FC6-4 BB		0-0 6-3		0-0 1B PB 1B 1-2 2-3 3-H	0-0 1B 1-2 2-H		2	0	0	0	1	0	0											
Tommie Agee, R (1, 8) OBP: 0.321, SLG: 0.427	0-0 6-3		0-0 F8			4-0 S 6-3 BB	0-0 S 1B 1-3 2-H 3-H	0-0 1B 1-3 2-H		4	0	2	3	1	0	1											
Don Buford, S (1, 5) OBP: 0.332, SLG: 0.357	0-0 S 1B		0-0 FC6-4 1-2f			0-0 6-3 1-2	0-0 F7 1-2	0-0 F7		5	0	1	0	0	0	6											
Pete Ward, L (1, 7) OBP: 0.294, SLG: 0.306	0-0 4-3 1-2			0-0 HR		0-3 K 2-3	4-0 BB		4-0 G6-3 BB	3	1	1	1	2	1	2											
Tom McCraw, L (1, 3) OBP: 0.284, SLG: 0.330 Bill Skowron, R (7, PH) OBP: 0.318, SLG: 0.377 (7, 3)		0-3 K		0-0 L7		0-0 6-3	0-0 1-3 3-H		0-0 G6-3 1-2f	3	0	0	0	0	1	1											
John Romano, R (1, 2) OBP: 0.359, SLG: 0.434		4-0 BB		0-0 F4			0-0 F8	4-0 1B BB	4-0 BB	2	1	0	0	3	0	0											
Jerry Adair, R (1, 6) OBP: 0.299, SLG: 0.344 (7, 4)		0-0 F9		0-0 6-3			0-0 1B 3B	0-0 1B 1B	0-0 4-3	5	2	2	0	0	0	2											
Al Weis, S (1, 4) OBP: 0.216, SLG: 0.163 Deacon Jones, L (7, PH) OBP: 0.500, SLG: 0.500 Lee Elia, R (7, PR) OBP: 0.268, SLG: 0.302 (7, 6)		0-0 F5			0-0 5-3		0-0 1B BB 1B	0-3 K		2	0	0	0	0	0	1											
Bruce Howard, S (1, 1) OBP: 0.195, SLG: 0.059 Joe Herten, R (9, 1) OBP: 0.120, SLG: 0.085			0-3 K		0-0 3-1		4-0 1B BB	0-0 F6		3	1	0	0	1	1	2											
<b>Inning Stats</b>	R: 0 E: 0 K: 0 S: 4	H: 1 LOB: 1 BB: 0 P: 4	R: 0 E: 0 K: 1 S: 5	H: 0 LOB: 1 BB: 1 P: 9	R: 0 E: 0 K: 1 S: 5	H: 0 LOB: 1 BB: 1 P: 9	R: 1 E: 0 K: 0 S: 4	H: 1 LOB: 0 BB: 0 P: 4	R: 0 E: 0 K: 0 S: 3	H: 0 LOB: 0 BB: 0 P: 3	R: 0 E: 0 K: 1 S: 5	H: 0 LOB: 1 BB: 1 P: 9	R: 4 E: 0 K: 0 S: 7	H: 4 LOB: 2 BB: 2 P: 15	R: 2 E: 0 K: 1 S: 8	H: 3 LOB: 2 BB: 1 P: 12	R: 0 E: 0 K: 0 S: 2	H: 0 LOB: 1 BB: 2 P: 10	1B: 7 2B: 0 3B: 1 HR: 1	SF: 0 SAC: 0 DP: 1 HBP: 0	WP: 0 PB: 1 SB: 3 CS: 0	PA: 43					
<b>PITCHER</b>	IP	WLS	BF	H	R	ER	SO	BB	IBB	HBP	BLK	WP	HR	S	P	ERA	WHIP										
Camilo Pascual, R (1, 1) ERA: 4.89	6.1	L	27	4	4	4	3	4	0	0	0	0	1	29	45	5.68	1.263										
Al Worthington, R (7, 1) ERA: 2.14	0.1		4	2	0	0	0	1	0	0	0	0	0	3	7	0.00	9.000										
Bill Pleis, L (7, 1) ERA: 4.15	0.1		1	0	1	1	0	0	0	0	0	0	0	1	1	27.00	0.000										
Johnny Klippstein, R (8, 1) ERA: 3.38	2.0		11	3	2	2	1	3	0	0	0	0	0	10	22	9.00	3.000										

Chicago White Sox @ Minnesota Twins  
 Metropolitan Stadium, Bloomington, MI  
 Mon Sep 05 1966, 4:33 AM EDT  
 Att: 17,986 - Unknown

AB	35
R	7
H	9
RBI	6
BB	8
SO	4
LOB	20







Batter	1	2	3	4	5	6	7	8	9	10	11	12	AB	R	H	RBI	BB	SO	LOB	TOP					
Ken Berry, R OBP: 0.312, SLG: 0.384 (1, 7)	F9		E5		5-3		4-3			6-3			5	0	0	0	0	0	2						
Tommie Agee, R OBP: 0.320, SLG: 0.425 (1, 8)	HR		G4-6-3			5-3		L8			6-3		5	1	1	0	0	0	1						
Don Buford, S OBP: 0.332, SLG: 0.361 (1, 5)	HR		S			E6		F7			F8		4	2	1	2	1	0	0						
Pete Ward, L OBP: 0.294, SLG: 0.305 Floyd Robinson, L OBP: 0.330, SLG: 0.325 (1, 9) (9, 9)	K		F7					4-3			K		4	0	1	1	0	1	1						
Tom McCraw, L OBP: 0.281, SLG: 0.325 (1, 3)	F8				1-3			G1-6-3			F3		5	0	0	0	0	0	1						
John Romano, R OBP: 0.358, SLG: 0.431 (1, 2)			FC5-4		4-3			K			K		4	0	1	0	0	2	0						
Jerry Adair, R OBP: 0.298, SLG: 0.342 (1, 6) (10, 4)			FC5-4		4-3			1B			K		5	0	1	0	0	1	1						
Al Weis, S OBP: 0.218, SLG: 0.166 Bill Skowron, R OBP: 0.317, SLG: 0.376 Lee Elia, R OBP: 0.268, SLG: 0.302 (1, 4) (10, PH) (10, 6)			FC4-6					F7			L8		3	0	1	0	0	0	1						
Tommy John, R OBP: 0.188, SLG: 0.262 Hoyt Wilhelm, R OBP: 0.315, SLG: 0.374 (1, 1) (9, 1) (9, 2)			FC4-6					5-3			K		1	0	0	0	0	1	0						
J.C. Martin, L OBP: 0.315, SLG: 0.374 (9, 2)								K					1	0	0	0	0	1	0						
<b>Inning Stats</b>	R: 2 E: 0 K: 1 S: 7	H: 2 LOB: 0 BB: 0 P: 7	R: 0 E: 0 K: 0 S: 4	H: 1 LOB: 1 BB: 0 P: 4	R: 0 E: 1 K: 0 S: 3	H: 0 LOB: 0 BB: 1 P: 7	R: 0 E: 0 K: 0 S: 3	H: 0 LOB: 0 BB: 0 P: 3	R: 0 E: 0 K: 2 S: 9	H: 2 LOB: 2 BB: 0 P: 9	R: 0 E: 0 K: 0 S: 3	H: 0 LOB: 0 BB: 0 P: 3	R: 0 E: 0 K: 2 S: 7	H: 0 LOB: 0 BB: 0 P: 7	R: 0 E: 0 K: 1 S: 5	H: 0 LOB: 0 BB: 0 P: 5	R: 0 E: 0 K: 1 S: 5	H: 0 LOB: 0 BB: 0 P: 5	R: 0 E: 0 K: 1 S: 5	H: 0 LOB: 0 BB: 0 P: 5	1B: 5 2B: 0 3B: 0 HR: 1	SF: 0 SAC: 0 DP: 2 HBP: 0	WP: 0 PB: 0 SB: 2 CS: 0	PA: 43	
<b>PITCHER</b>	IP	WLS	BF	H	R	ER	SO	BB	IBB	HBP	BLK	WP	HR	S	P	ERA	WHIP								
Mudcat Grant, R ERA: 2.97 (1, 1)	8.0		31	6	3	2	3	1	0	0	0	0	1	36	40	2.25	0.875								
Al Worthington, R ERA: 2.11 (9, 1)	1.0		3	0	0	0	2	0	0	0	0	0	0	7	7	0.00	0.000								
Bill Pleis, L ERA: 2.45 (10, 1)	3.0	W	9	0	0	0	3	0	0	0	0	0	0	15	15	0.00	0.000								

Chicago White Sox @ Minnesota Twins  
Metropolitan Stadium, Bloomington, MI  
Tue Sep 06 1966, 8:05 PM EDT  
Att: 9,180 - Unknown

AB	42
R	3
H	6
RBI	3
BB	1
SO	8
LOB	10



livebaseballscores.com

Batter	1	2	3	4	5	6	7	8	9	10	11	12	AB R H RBI BB SO LOB
Cesar Tovar, R OBP: 0.340, SLG: 0.354 (1, 6) X	0-0 F9		0-0 5-3			0-0 L4		0-0 1-3		0-3 K		4-0 1B BB	5 0 0 0 1 1 0
Rich Rollins, R OBP: 0.286, SLG: 0.374 (1, 5) S S	0-3 K			0-0 L7		0-0 L7		0-3 K		0-0 E5		0-0 1B	6 0 1 1 0 2 0
Tony Oliva, L OBP: 0.363, SLG: 0.519 (1, 9) X	0-0 4-3			0-3 K		0-0 WP BB 1B				0-0 G4-6-3		0-0 1B	5 1 2 0 0 1 1
Harmon Killebrew, R OBP: 0.398, SLG: 0.541 (1, 3) X		0-0 5-3		0-0 HR		4-0 1B			0-0 HR 1B			0-0 5-3	4 2 2 3 1 0 0
Earl Battey, R OBP: 0.333, SLG: 0.327 (1, 2) X		0-0 FC4-6 1B		0-3 K		0-0 6-3			0-0 4-3			0-0 F8	5 0 1 0 0 1 2
Ted Uhlaender, L OBP: 0.264, SLG: 0.277 (1, 8) X		0-0 FC4-6 1-2f			0-3 K		0-0 G3		0-0 4-3			0-3 K	5 0 0 0 0 2 1
Bob Allison, R OBP: 0.344, SLG: 0.379 (1, 7) X		0-0 6-3			0-0 L7		0-0 F7		0-0 PB 1B			0-3 K	5 0 1 0 0 1 1
Bernie Allen, L OBP: 0.306, SLG: 0.355 (1, 4) X			0-0 6-3			0-0 L9			4-0 1B			0-0 F3	4 0 1 0 1 0 0
Mudcat Grant, R Zolito Versalles, R Al Worthington, R Russ Nixon, L Bill Fields, L Jimmie Hall, L (1, 1) (8, PH) (8, 1) (9, PH) (10, 1) (12, PH)			0-3 K2-3			0-0 4-3		0-3 K	0-0 L4			4-0 1B BB	2 0 0 0 0 1 1 1 0 0 0 0 1 0 0 0 0 0 0 0 0 1 0 0 0 0 0 2 0 0 0 0 0 0 0 0 1 0 0 1 0 0


Inning Stats	R: 0	H: 0	E: 0	K: 1	S: 5	R: 0	H: 1	E: 0	K: 0	S: 4	R: 0	H: 0	E: 0	K: 1	S: 5	R: 1	H: 1	E: 0	K: 2	S: 8	R: 0	H: 1	E: 0	K: 1	S: 6	R: 0	H: 0	E: 0	K: 0	S: 3	R: 0	H: 0	E: 0	K: 2	S: 7	R: 2	H: 3	E: 0	K: 0	S: 6	R: 0	H: 0	E: 1	K: 1	S: 5	R: 0	H: 0	E: 0	K: 1	S: 5	R: 1	H: 1	E: 0	K: 1	S: 5	1B: 6	2B: 0	3B: 0	HR: 2	SF: 0	DP: 1	HBP: 0	WP: 1	PA: 47
--------------	------	------	------	------	------	------	------	------	------	------	------	------	------	------	------	------	------	------	------	------	------	------	------	------	------	------	------	------	------	------	------	------	------	------	------	------	------	------	------	------	------	------	------	------	------	------	------	------	------	------	------	------	------	------	------	-------	-------	-------	-------	-------	-------	--------	-------	--------

PITCHER	IP	WLS	BF	H	R	ER	SO	BB	IBB	HBP	BLK	WP	HR	S	P	ERA	WHIP
Tommy John, L ERA: 2.48 (1, 1)	8.0		30	5	2	2	7	1	0	0	0	1	1	43	47	2.25	0.750
Hoyt Wilhelm, R ERA: 1.56 (9, 1)	3.2	L	17	3	2	2	3	2	1	0	0	0	1	20	32	4.91	1.364

**Chicago White Sox @ Minnesota Twins**  
 Metropolitan Stadium, Bloomington, MI  
 Tue Sep 06 1966, 8:05 PM EDT  
 Att. 9,180 - Unknown

livebaseballscorecards.com

AB	43
R	4
H	8
RBI	4
BB	4
SO	10
LOB	8





Batter	1	2	3	4	5	6	7	8	9	AB R H RBI BB SO LOB	TOP											
Wayne Causey, L (1, 4) OBP: 0.322, SLG: 0.289 Al Weis, S (8, 4) OBP: 0.218, SLG: 0.166 J.C. Martin, L (9, PH) OBP: 0.313, SLG: 0.372	0-0 F7		0-0 1B 2-H 1B		0-0 F7			0-0 4-3	0-0 4-3	4 1 1 1 0 0 0 0 0 0 0 0 0 0 1 0 0 0 0 0 1												
Don Buford, S (1, 5) OBP: 0.333, SLG: 0.361	0-0 6-3		0-0 1B 1-2 1B		0-0 4-3			4-0 1B BB		3 1 1 0 1 0 0												
Tommie Agee, R (1, 8) OBP: 0.321, SLG: 0.431	0-3 K		0-0 1B 1-2 2-H		0-0 HR			0-3 K		4 1 2 2 0 2 1												
Pete Ward, L (1, 7) OBP: 0.297, SLG: 0.308 Floyd Robinson, L (8, PR) OBP: 0.330, SLG: 0.325 (8, 7)		0-0 CS 1B	0-0 L3		0-0 6-3			0-0 1B 2-H 1B		4 0 2 1 0 0 2 0 0 0 0 0 0 0												
Bill Skowron, R (1, 3) OBP: 0.314, SLG: 0.372 Tom McCraw, L (6, 3) OBP: 0.283, SLG: 0.327		0-0 L9		0-0 4-3				0-0 1B 1-3		3 0 0 0 0 0 1 1 0 1 0 0 0 0												
Jerry Adair, R (1, 6) OBP: 0.295, SLG: 0.338		0-0 F6		0-0 F4				0-0 F6		4 0 0 0 0 0 2												
Ken Berry, R (1, 9) OBP: 0.312, SLG: 0.383			0-0 SH3 1B		0-0 L9			0-0 F9	0-3 K	4 1 1 0 0 1 0												
John Romano, R (1, 2) OBP: 0.358, SLG: 0.429 Smoky Burgess, L (9, PH) OBP: 0.397, SLG: 0.371			0-0 F8		0-0 F8			4-0 BB	0-0 3-1	2 0 0 0 1 0 1 1 0 0 0 0 0 0												
Jack Lamabe, R (1, 1) OBP: 0.059, SLG: 0.030 Juan Pizarro, L (8, 1) OBP: 0.120, SLG: 0.087 Bob Locker, S (8, 1) OBP: 0.333, SLG: 0.250 Deacon Jones, L (9, PH) OBP: 0.667, SLG: 0.667 Joe Herten, R (9, PR) OBP: 0.120, SLG: 0.085			0-0 SH3		0-3 K			0-0 1-3	0-0 1B	2 0 0 0 0 1 1 0 0 0 0 0 0 0 0 0 0 0 0 0 0 1 0 1 0 0 0 0 0 0 0 0 0 0 0												
<b>Inning Stats</b>	R: 0 E: 0 K: 1 S: 5	H: 0 LOB: 0 BB: 0 P: 5	R: 0 E: 0 K: 0 S: 3	H: 1 LOB: 0 BB: 0 P: 3	R: 2 E: 0 K: 0 S: 7	H: 4 LOB: 2 BB: 0 P: 7	R: 0 E: 0 K: 0 S: 3	H: 0 LOB: 0 BB: 0 P: 3	R: 0 E: 0 K: 1 S: 5	H: 0 LOB: 0 BB: 0 P: 5	R: 1 E: 0 K: 0 S: 4	H: 1 LOB: 0 BB: 0 P: 4	R: 0 E: 0 K: 0 S: 3	H: 0 LOB: 1 BB: 1 P: 7	R: 1 E: 0 K: 1 S: 7	H: 2 LOB: 2 BB: 1 P: 11	R: 0 E: 0 K: 1 S: 6	H: 1 LOB: 1 BB: 0 P: 6	1B: 8 2B: 0 3B: 0 HR: 1	SF: 0 SAC: 1 DP: 0 HBP: 0	WP: 0 PB: 0 SB: 1 CS: 1	PA: 37
<b>PITCHER</b>	IP WLS BF H R ER SO BB IBB HBP BLK WP HR S P ERA WHIP	IP WLS BF H R ER SO BB IBB HBP BLK WP HR S P ERA WHIP											IP WLS BF H R ER SO BB IBB HBP BLK WP HR S P ERA WHIP									
Jim Perry, R (1, 1) ERA: 2.61	7.0 27 6 3 3 2 1 0 0 0 0 0 1 30 34 3.86 1.000	2.0 10 3 1 1 2 1 0 0 0 0 0 0 13 17 4.50 2.000																				
Al Worthington, R (8, 1) ERA: 2.17																						

Chicago White Sox @ Minnesota Twins  
Metropolitan Stadium, Bloomington, MI  
Wed Sep 07 1966, 8:05 PM EDT  
Att. 11,372 - Unknown - 66 F

livebaseballscorecards.com

AB	34
R	4
H	9
RBI	4
BB	2
SO	4
LOB	9







Batter	1	2	3	4	5	6	7	8	9	10	AB R H RBI BB SO LOB	TOP											
Ken Hamlin, R (1, 4) OBP: 0.274, SLG: 0.305 Dick Phillips, L (8, PH) OBP: 0.235, SLG: 0.188 Tim Cullen, R (8, 4) OBP: 0.167, SLG: 0.176	0-0 1B 2B		0-0 F4			0-0 6-3		0-3 K			3 0 1 0 0 0 1 1 0 0 0 0 1 1 0 0 0 0 0 0 0	<b>Washington Senators @ Chicago White Sox</b> Comiskey Park, Chicago, IL Fri Sep 09 1966, 8:05 PM EDT Att. 10,450 - Unknown <a href="http://livebaseballscores.com">livebaseballscores.com</a>											
Ken McMullen, R (1, 5) OBP: 0.291, SLG: 0.363	0-0 F4		0-0 G6-3			0-0 5-3			0-0 1-3 SH5-4 1B	4 0 1 0 0 0 2													
Hank Allen, R (1, 9) OBP: 0.667, SLG: 0.500	0-0 G6-4-3 1B						4-0 G5-4-3 BB BB		0-0 SH5-4	2 0 1 0 1 1 0													
Frank Howard, R (1, 7) OBP: 0.350, SLG: 0.456 Dick Nen, L (9, PR) OBP: 0.280, SLG: 0.290	0-0 G6-4-3						4-0 G5-4-3 BB 1-2		4-0 1-3 IBB	2 0 0 0 2 0 2 0 0 0 0 0 0 0													
Ken Harrelson, R (1, 3) OBP: 0.311, SLG: 0.343 Jim King, L (9, PH) OBP: 0.334, SLG: 0.373		0-3 K					0-0 G5-4-3 1-2f 2-3		0-0 1-3 1-2 2-3	3 0 0 0 0 1 3 1 0 0 0 0 0 2													
Paul Casanova, R (1, 2) OBP: 0.278, SLG: 0.413		0-3 K					0-0 F7		0-3 K	4 0 0 0 0 2 4													
Don Lock, R (1, 8) OBP: 0.336, SLG: 0.395		4-0 BB					0-0 G6-3 1B		0-0 1-3	3 0 2 0 1 0 0													
Ed Brinkman, R (1, 6) OBP: 0.267, SLG: 0.335		0-0 F9					0-0 G6-3 1-2f		0-0 SH3-4	3 0 0 0 0 1 2													
Pete Richert, L (1, 1) OBP: 0.169, SLG: 0.222			0-0 G6-3 1B				0-0 4-3		0-0 4-3	4 0 1 0 0 0 1													
<b>Inning Stats</b>	R: 0 E: 0 K: 0 S: 4	H: 2 LOB: 1 BB: 0 P: 4	R: 0 E: 0 K: 2 S: 7	H: 0 LOB: 1 BB: 1 P: 11	R: 0 E: 0 K: 0 S: 3	H: 1 LOB: 0 BB: 0 P: 3	R: 0 E: 1 K: 1 S: 5	H: 0 LOB: 0 BB: 0 P: 5	R: 0 E: 0 K: 0 S: 3	H: 1 LOB: 0 BB: 0 P: 3	R: 0 E: 0 K: 0 S: 3		H: 0 LOB: 1 BB: 2 P: 10	R: 0 E: 0 K: 1 S: 6	H: 1 LOB: 1 BB: 0 P: 6	R: 0 E: 0 K: 1 S: 6	H: 1 LOB: 3 BB: 1 P: 10	R: 0 E: 0 K: 1 S: 5	H: 0 LOB: 0 BB: 0 P: 5	1B: 5 2B: 1 3B: 0 HR: 0	SF: 0 SAC: 2 DP: 5 HBP: 0	WP: 0 PB: 0 SB: 0 CS: 0	PA: 36
<b>PITCHER</b>	IP WLS BF H R ER SO BB IBB HBP BLK WP HR S P ERA WHIP																						
Gary Peters, L (1, 1) ERA: 1.98	3.0																						
Joe Horten, R (4, 1) ERA: 2.67	6.0		22	3	0	0	3	2	1	0	0	0	0	0	25	37	0.00	0.833					
Hoyt Wilhelm, R (10, 1) ERA: 1.54	1.0	W	3	0	0	0	1	0	0	0	0	0	0	0	5	5	0.00	0.000					



Batter	1	2	3	4	5	6	7	8	9	10	AB	R	H	RBI	BB	SO	LOB
Don Buford, S OBP: 0.333, SLG: 0.359 (1, 5)	0-3 K		4-0 BB			0-0 6-3			0-0 F9		3	0	0	0	1	1	0
Ken Berry, R OBP: 0.309, SLG: 0.379 (1, 7)	0-0 E5		0-0 F6			0-3 K			0-0 F4		4	0	0	0	0	1	1
Tommie Agee, R OBP: 0.321, SLG: 0.431 (1, 8)	0-0 F6			0-0 F2			0-0 F9			0-0 E E 2B	4	1	1	0	0	0	1
Bill Skowron, R OBP: 0.316, SLG: 0.372 (1, 3)	0-0 F9			0-0 G4-3 1B			0-0 F4			4-0 E E IBB	3	0	1	0	1	0	1
Tom McCraw, L OBP: 0.283, SLG: 0.327 (10, PR)				0-0 G4-3 1B			0-3 K			4-0 E E IBB	0	0	0	0	0	0	0
Pete Ward, L OBP: 0.296, SLG: 0.304 (1, 9)		0-3 K		0-0 G4-3			0-3 K			4-0 E BB	3	0	0	0	1	2	1
John Romano, R OBP: 0.354, SLG: 0.423 (1, 2)		0-0 F6		0-0 F6			0-0 F6			1-2 2-3 3-H E5	4	0	0	1	0	0	2
Jerry Adair, R OBP: 0.292, SLG: 0.335 (1, 6)		0-0 F9		0-3 K			0-0 F9				3	0	0	0	0	1	0
Wayne Causey, L OBP: 0.322, SLG: 0.286 (1, 4)			4-0 FC4-6 BB		0-0 3-1			0-3 K			2	0	0	0	1	1	0
Gary Peters, L OBP: 0.235, SLG: 0.358 (1, 1)			0-0 FC4-6 BB			0-3 K			0-0 1-3		1	0	0	0	0	0	1
Buddy Bradford, R (3, PR)											0	0	0	0	0	0	0
Joe Horlen, R OBP: 0.118, SLG: 0.083 (4, 1)											1	0	0	0	0	1	0
Dick Kenworthy, R (9, PH)											1	0	0	0	0	0	0
Hoyt Wilhelm, R (10, 1)											0	0	0	0	0	0	0


Inning Stats	R: 0	H: 0	R: 0	H: 0	R: 0	H: 1	R: 0	H: 0	R: 0	H: 0	R: 0	H: 0	R: 0	H: 0	R: 0	H: 0	R: 0	H: 1	R: 1	H: 3	1B: 1	SF: 0	WP: 0	PA: 33
E: 1	LOB: 1	E: 0	LOB: 0	E: 0	LOB: 1	E: 0	LOB: 0	E: 0	LOB: 0	E: 0	LOB: 0	E: 0	LOB: 0	E: 0	LOB: 0	E: 0	LOB: 0	E: 2	LOB: 3	E: 2	LOB: 3	2B: 1	SAC: 0	FB: 0
K: 1	BB: 0	K: 1	BB: 0	K: 0	BB: 2	K: 0	BB: 0	K: 1	BB: 0	K: 2	BB: 0	K: 1	BB: 0	K: 1	BB: 0	K: 1	BB: 0	K: 0	BB: 2	K: 0	BB: 2	3B: 0	DP: 1	SB: 0
S: 6	P: 6	S: 5	P: 5	S: 2	P: 10	S: 3	P: 3	S: 5	P: 5	S: 7	P: 7	S: 5	P: 5	S: 5	P: 5	S: 5	P: 5	S: 2	P: 10	S: 2	P: 10	HR: 0	HBP: 0	CS: 0

PITCHER	IP	WLS	BF	H	R	ER	SO	BB	IBB	HBP	BLK	WP	HR	S	P	ERA	WHIP
Pete Richert, L ERA: 3.31 (1, 1)	9.0	L	33	2	1	1	7	3	1	0	0	0	0	43	59	1.00	0.556

**Washington Senators @ Chicago White Sox**  
 Comiskey Park, Chicago, IL  
 Fri Sep 09 1966, 8:05 PM EDT  
 Att: 10,450 - Unknown

livebaseballscorecards.com

AB	29
R	1
H	2
RBI	1
BB	4
SO	7
LOB	7











Batter	1	2	3	4	5	6	7	8	9	AB R H RBI BB SO LOB	TOP		
Ed Brinkman, R (1, 6) OBP: 0.266, SLG: 0.331	4-0 PB 1-3 BB		0-0 6-3		0-0 G6-4-3 1-2f		0-0 6-3			3 0 0 0 1 0 2			
Bob Saverine, S (1, 4) OBP: 0.308, SLG: 0.338	0-0 F8		0-0 1B			0-0 FC6-4 WP SF7 1B		0-0 FC4-6 1B		4 1 3 0 0 0 1			
Fred Valentine, S (1, 8) OBP: 0.364, SLG: 0.474	0-0 1-3 1-2		0-0 G3			4-0 FC6-4 1-2 BB		0-0 FC4-6 1-2f		3 0 0 0 1 0 3			
Frank Howard, R (1, 7) OBP: 0.350, SLG: 0.453	0-3 K 2-3			4-0 FC6-4 BB		0-0 FC6-4 1-2f 2-3		0-3 K		3 0 0 0 1 2 4			
Willie Kirkland, L (1, 9) OBP: 0.265, SLG: 0.344		0-3 K		0-0 F7		0-0 SF7		0-3 K		3 0 0 1 0 2 2			
Dick Nen, L (1, 3) OBP: 0.288, SLG: 0.293		4-0 FC5-4 BB		0-0 F7		0-0 F8 3-H		0-0 1-3 1B		3 0 1 0 1 0 2			
Ken McMullen, R (1, 5) OBP: 0.287, SLG: 0.358		0-0 F9		0-0 FC6-4 1-2f			0-3 K		0-0 1-3	3 0 0 0 0 1 2			
Jim King, L (9, PH) OBP: 0.329, SLG: 0.366									1-2	1 0 0 0 0 0 1	AB 29		
Paul Casanova, R (1, 2) OBP: 0.275, SLG: 0.409		0-0 FC5-4 1-2f			0-0 F5		0-3 K		0-3 K	4 0 0 0 0 2 2	R 1		
Jim Hannan, R (1, 1) OBP: 0.129, SLG: 0.069			0-0 4-3		4-0 G6-4-3 BB		1-0 HBP		0-0 5-3	1 0 0 0 1 0 0	H 4		
Bob Humphreys, R (5, 1) OBP: 0.533, SLG: 0.167										0 0 0 0 0 0 0	RBI 1		
Dick Phillips, L (7, PH) OBP: 0.250, SLG: 0.182										0 0 0 0 0 0 0	BB 5		
Dick Lines, R (7, 1)										0 0 0 0 0 0 0	SO 7		
Don Lock, R (9, PH) OBP: 0.333, SLG: 0.392										1 0 0 0 0 0 1	LOB 20		
<b>Inning Stats</b>	R: 0 H: 0 E: 0 LOB: 1 K: 1 BB: 1 S: 5 P: 9	R: 0 H: 0 E: 0 LOB: 1 K: 1 BB: 1 S: 5 P: 9	R: 0 H: 1 E: 0 LOB: 1 K: 0 BB: 0 S: 4 P: 4	R: 0 H: 0 E: 0 LOB: 1 K: 0 BB: 1 S: 3 P: 7	R: 0 H: 0 E: 0 LOB: 0 K: 0 BB: 1 S: 2 P: 6	R: 1 H: 1 E: 0 LOB: 1 K: 0 BB: 1 S: 4 P: 8	R: 0 H: 0 E: 0 LOB: 1 K: 2 BB: 0 S: 7 P: 8	R: 0 H: 1 E: 0 LOB: 1 K: 2 BB: 0 S: 8 P: 8	R: 0 H: 1 E: 0 LOB: 1 K: 1 BB: 0 S: 6 P: 6	1B: 4 SF: 1 2B: 0 SAC: 0 3B: 0 DP: 1 HR: 0 HBP: 1	WP: 1 PA: 36 PB: 1 SB: 0 CS: 0		
<b>PITCHER</b>	IP WLS BF H R ER SO BB IBB HBP BLK WP HR S P ERA WHIP											<b>PITCHER</b>	IP WLS BF H R ER SO BB IBB HBP BLK WP HR S P ERA WHIP
Fred Klages, R (1, 1) ERA: 1.8	5.0 W 21 2 1 1 2 5 0 0 0 1 0 20 40 1.80 1.400												
Dennis Higgins, R (6, 1) ERA: 2.75	4.0 S 15 2 0 0 5 0 0 1 0 0 0 24 25 0.00 0.500												

Washington Senators @ Chicago White Sox  
Comiskey Park, Chicago, IL  
Sun Sep 11 1966, 4:33 AM EDT  
Att. 8,073 - Unknown

livebaseballscorecards.com



Batter	1	2	3	4	5	6	7	8	9
Ed Stroud, L (1, 7) Buddy Bradford, R (6, 7) OBP: 0.667, SLG: 1.000 OBP: 0.400, SLG: 0.250	0-0 FC6-5 1B		0-0 3-1		0-0 1-3 2-H 1B 2B			0-0 F9	
Don Buford, S (1, 5) OBP: 0.332, SLG: 0.359	0-0 FC6-5 5-3 1-H		0-0 F7		0-0 2-H 3-H 1B			0-0 L1-3	
Tommie Agee, R (1, 8) OBP: 0.322, SLG: 0.431	0-0 5-3 1-2			0-0 6-3	0-0 F5 1-2			0-0 5-3	
Pete Ward, L (1, 3) Tom McCraw, L (7, 3) OBP: 0.293, SLG: 0.300 OBP: 0.263, SLG: 0.327	0-3 K2-3			0-0 3-1		0-0 4-3			
Duane Josephson, R (1, 2)		0-0 6-3		0-0 F9		0-0 F8			
Ken Berry, R (1, 9) OBP: 0.308, SLG: 0.378		0-0 G3			4-0 1B 1B BB	0-0 5-3			
Jerry Adair, R (1, 6) OBP: 0.290, SLG: 0.331		4-0 BB			0-0 F8		0-3 K		
Mary Staehle, L (1, 4) Al Weis, S (8, 4) OBP: 0.333, SLG: 0.333 OBP: 0.218, SLG: 0.166		0-0 4-3			0-0 1-3 1B 2B 1B		0-0 6-3		
Fred Klages, R (1, 1) Dennis Higgins, R (6, 1) OBP: 0.500, SLG: 0.500 OBP: 0.235, SLG: 0.188			0-3 K		0-0 1-2 3-H 2B 1B 1B		0-3 K		

Inning Stats	R: 0 E: 0 K: 1 S: 6	H: 1 LOB: 1 BB: 0 P: 6	R: 0 E: 0 K: 0 S: 3	H: 0 LOB: 1 BB: 1 P: 7	R: 0 E: 0 K: 1 S: 5	H: 0 LOB: 0 BB: 0 P: 5	R: 0 E: 0 K: 0 S: 3	H: 0 LOB: 0 BB: 0 P: 3	R: 4 E: 0 K: 0 S: 6	H: 4 LOB: 0 BB: 1 P: 10	R: 0 E: 0 K: 0 S: 3	H: 0 LOB: 0 BB: 0 P: 3	R: 0 E: 0 K: 2 S: 7	H: 0 LOB: 0 BB: 0 P: 7	R: 0 E: 0 K: 0 S: 3	H: 0 LOB: 0 BB: 0 P: 3
--------------	------------------------------	---------------------------------	------------------------------	---------------------------------	------------------------------	---------------------------------	------------------------------	---------------------------------	------------------------------	----------------------------------	------------------------------	---------------------------------	------------------------------	---------------------------------	------------------------------	---------------------------------

PITCHER	IP	WLS	BF	H	R	ER	SO	BB	IBB	HBP	BLK	WP	HR	S	P	ERA	WHIP
Jim Hannan, R (1, 1) ERA: 4.11	4.1	L	19	4	4	4	2	2	0	0	0	0	0	21	29	8.31	1.385
Bob Humphreys, R (5, 1) ERA: 2.9	1.2		5	1	0	0	0	0	0	0	0	0	0	5	5	0.00	0.600
Dick Lines, L (7, 1) ERA: 2.45	2.0		6	0	0	0	2	0	0	0	0	0	0	10	10	0.00	0.000

**BOTTOM**

AB	R	H	RBI	BB	SO	LOB
3	1	2	1	0	0	0
1	0	0	0	0	0	0
4	0	1	2	0	0	1
4	0	0	0	0	0	2
3	0	0	0	0	1	1
0	0	0	0	0	0	0
3	0	0	0	0	0	0
2	1	0	0	1	0	0
2	0	0	0	1	1	1
3	1	1	0	0	0	1
0	0	0	0	0	0	0
2	1	1	1	0	1	0
1	0	0	0	0	1	0

**Washington Senators @ Chicago White Sox**  
Comiskey Park, Chicago, IL  
Sun Sep 11 1966, 4:33 AM EDT  
Att. 8,073 - Unknown

<b>AB</b>	<b>28</b>
<b>R</b>	<b>4</b>
<b>H</b>	<b>5</b>
<b>RBI</b>	<b>4</b>
<b>BB</b>	<b>2</b>
<b>SO</b>	<b>4</b>
<b>LOB</b>	<b>6</b>



WP	PA	3B	SF	SAC	DP	HBP
0	30	0	0	0	0	0



Batter	1	2	3	4	5	6	7	8	9	AB R H RBI BB SO LOB	TOP																									
Ed Stroud, L (1, 9) OBP: 0.286, SLG: 0.429	0-0 F7		0-0 F7		0-0 6-3			0-0 G3		4 0 0 0 0 0 0																										
Don Buford, S (1, 4) OBP: 0.332, SLG: 0.357	0-0 L8		1-0 E S HBP			0-0 F8		0-3 K		3 0 0 0 0 1 0																										
Tommie Agee, R (1, 8) OBP: 0.325, SLG: 0.437	0-0 2B		0-3 K			0-0 2B			0-0 1B	4 0 3 0 0 1 1																										
Pete Ward, L (1, 3) OBP: 0.288, SLG: 0.295	0-0 3-1		0-0 F7			0-0 4-3			0-0 F8	4 0 0 0 0 0 4																										
Dick Kenworthy, R (1, 5) OBP: 0.250, SLG: 0.250		0-0 2B SF8 1B		0-0 F9		0-0 4-3			0-0 BB 1B	4 1 2 0 0 0 1																										
Tom McCraw, L (9, PR) OBP: 0.283, SLG: 0.327									1-3 1B	0 0 0 0 0 0 0																										
John Romano, R (1, 2) OBP: 0.350, SLG: 0.415		0-0 F7		0-0 F9			0-0 5-3		4-0 BB 1B	3 0 0 0 1 0 1																										
Buddy Bradford, R (9, PR) OBP: 0.400, SLG: 0.250									1-2 BB	0 0 0 0 0 0 0																										
Ken Berry, R (1, 7) OBP: 0.308, SLG: 0.379		0-0 2B		0-3 K			0-0 6-3		0-3 K	4 0 1 0 0 2 3																										
Jerry Adair, R (1, 6) OBP: 0.288, SLG: 0.328		0-0 SF8			0-0 F9			0-3 K	0-3 K	3 0 0 1 0 2 3																										
Tommy John, R (1, 1) OBP: 0.182, SLG: 0.254		0-0 4-3			0-0 6-3				0-0 F7	2 0 0 0 0 0 1																										
Dennis Higgins, R (6, 1) OBP: 0.235, SLG: 0.188										0 0 0 0 0 0 0																										
Deacon Jones, L (8, PH) OBP: 0.500, SLG: 0.500										1 0 0 0 0 0 0																										
John Buzhardt, R (8, 1) OBP: 0.159, SLG: 0.119										0 0 0 0 0 0 0																										
<b>Inning Stats</b>	R: 0 E: 0 K: 0 S: 4	H: 1 LOB: 1 BB: 0 P: 4	R: 1 E: 0 K: 0 S: 5	H: 2 LOB: 1 BB: 0 P: 5	R: 0 E: 0 K: 1 S: 5	H: 0 LOB: 0 BB: 0 P: 5	R: 0 E: 0 K: 1 S: 5	H: 0 LOB: 0 BB: 0 P: 3	R: 0 E: 0 K: 0 S: 4	H: 1 LOB: 1 BB: 0 P: 4	R: 0 E: 0 K: 1 S: 5	H: 0 LOB: 0 BB: 0 P: 5	R: 0 E: 0 K: 1 S: 5	H: 0 LOB: 0 BB: 0 P: 5	R: 0 E: 0 K: 2 S: 9	H: 2 LOB: 3 BB: 1 P: 13	1B: 3 2B: 3 3B: 0 HR: 0	SF: 1 SAC: 0 DP: 0 HBP: 1	WP: 0 PB: 0 SB: 1 CS: 0	PA: 35																
<b>PITCHER</b> Jim Lonborg, R (1, 1) ERA: 3.92	IP: 9.0 WLS: W BF: 35 H: 6 R: 1 ER: 1 SO: 6 BB: 1 IBB: 0 HBP: 1 BLK: 0 WP: 0 HR: 0 S: 45 P: 50 ERA: 1.00 WHIP: 0.778																																			
<b>PITCHER</b>	IP	WLS	BF	H	R	ER	SO	BB	IBB	HBP	BLK	WP	HR	S	P	ERA	WHIP																			

Chicago White Sox @ Boston Red Sox  
 Fenway Park, Boston, MA  
 Tue Sep 13 1966, 7:05 PM EDT  
 Att. 5,020 - Unknown

AB	32
R	1
H	6
RBI	1
BB	1
SO	6
LOB	14



livebaseballscorecards.com

Batter	1	2	3	4	5	6	7	8	9
George Thomas, R OBP: 0.326, SLG: 0.323 (1, 8) (9, 7)	0-0 E5 1-3		0-0 6-3		0-0 1B FC3-6	0-0 WP 1B	0-3 K		
Joe Foy, R OBP: 0.368, SLG: 0.419 (1, 5)	0-0 1-3		4-0 1B WP BB		0-0 1-3 1B	0-0 1-2 2-H 3-H 1B		0-0 BB 2B 1B	
Carl Yastrzemski, L OBP: 0.359, SLG: 0.420 Jose Tartabull, L OBP: 0.292, SLG: 0.327 (1, 7) (9, 8)	0-3 K		0-0 WP 1B		0-0 FC3-6 1-2 3-H	0-0 F8 1-2 2-3		4-0 BB 2B BB	
Tony Conigliaro, R OBP: 0.337, SLG: 0.499 (1, 9)	0-0 6-3		0-3 K		0-0 F9	1-0 1B HBP		0-0 F7	
George Scott, R OBP: 0.327, SLG: 0.442 (1, 3)		0-3 K	0-3 K		0-3 K	0-0 1-3 2-H 3-H 1B		0-0 1-H 2-H 3B 2B	
Rico Petrocelli, R OBP: 0.291, SLG: 0.389 (1, 6)		0-0 FC5-4 1B		0-0 F8		0-0 1B E 1B		0-0 3B	
Mike Ryan, R OBP: 0.268, SLG: 0.263 (1, 2)		0-0 FC5-4 1B		0-0 1B		0-0 E6 1B	0-0 5-3	0-3 K	
George Smith, R OBP: 0.288, SLG: 0.347 (1, 4)		0-0 FC5-4 1-2 2-3		0-3 K		0-0 1B 1B	0-0 F4	0-0 F4	
Jim Lonborg, R OBP: 0.132, SLG: 0.176 (1, 1)		0-3 K		0-0 1-3		0-3 K	0-0 PB 2B		

Inning Stats	R: 0 E: 1 K: 1 S: 6	H: 0 LOB: 1 BB: 0 P: 6	R: 0 E: 0 K: 2 S: 9	H: 2 LOB: 2 BB: 0 P: 9	R: 1 E: 0 K: 2 S: 8	H: 1 LOB: 1 BB: 1 P: 12	R: 0 E: 0 K: 1 S: 6	H: 1 LOB: 1 BB: 0 P: 6	R: 1 E: 0 K: 1 S: 7	H: 2 LOB: 1 BB: 0 P: 7	R: 5 E: 1 K: 1 S: 11	H: 5 LOB: 2 BB: 0 P: 12	R: 0 E: 0 K: 1 S: 6	H: 1 LOB: 1 BB: 0 P: 6	R: 3 E: 0 K: 1 S: 8	H: 3 LOB: 1 BB: 1 P: 12
--------------	------------------------------	---------------------------------	------------------------------	---------------------------------	------------------------------	----------------------------------	------------------------------	---------------------------------	------------------------------	---------------------------------	-------------------------------	----------------------------------	------------------------------	---------------------------------	------------------------------	----------------------------------


PITCHER	IP	WLS	BF	H	R	ER	SO	BB	IBB	HBP	BLK	WP	HR	S	P	ERA	WHIP
Tommy John, L ERA: 2.59 (1, 1)	5.1	L	28	9	6	4	8	1	0	0	0	1	0	43	47	6.75	1.875
Dennis Higgins, R ERA: 2.7 (6, 1)	1.2		9	3	1	0	1	0	0	1	0	1	0	10	11	0.00	1.800
John Buzhardt, R ERA: 3.99 (8, 1)	1.0		7	3	3	3	1	1	0	0	0	0	0	8	12	27.00	4.000

**BOTTOM**

**Chicago White Sox @ Boston Red Sox**  
Fenway Park, Boston, MA  
Tue Sep 13 1966, 7:05 PM EDT  
Att. 5,020 - Unknown

AB	R	H	RBI	BB	SO	LOB
5	2	2	2	0	1	1
4	3	3	1	1	0	1
4	1	1	1	1	1	4
0	0	0	0	0	0	0
4	0	0	0	0	1	5
5	1	2	4	0	3	2
5	1	3	1	0	0	2
5	1	2	0	0	1	2
5	1	1	0	0	1	4
4	0	1	0	0	2	6

AB	41
R	10
H	15
RBI	9
BB	2
SO	10
LOB	27



1B	12	SF	0	WP	2	PA	44
2B	2	SAC	0	PB	1	SB	0
3B	1	DP	0	SB	0	CS	0
HR	0	HBP	1	CS	0		

livebaseballscorecards.com



Batter	1	2	3	4	5	6	7	8	9	AB R H RBI BB SO LOB	TOP
<b>Ed Stroud, L</b> (1, 9) OBP: 0.364, SLG: 0.500	4-0 BB S		0-0 1B 2B		0-3 K		0-0 6-3			3 0 1 0 1 1 0	<b>Chicago White Sox @ Boston Red Sox</b> Fenway Park, Boston, MA Wed Sep 14 1966, 3:33 AM EDT Att. 1,003 - Unknown
<b>Wayne Causey, L</b> (1, 4) OBP: 0.321, SLG: 0.286 <b>Al Weis, S</b> (7, PR) OBP: 0.218, SLG: 0.166	0-0 5-3		0-0 1B		0-0 6-3		0-0 1B			4 0 2 0 0 0 1 0 0 0 0 0 0 0	
<b>Tommie Agee, R</b> (1, 8) OBP: 0.323, SLG: 0.434	0-3 K		0-3 K		0-0 4-3		0-0 F6			4 0 0 0 0 2 4	
<b>Bill Skowron, R</b> (1, 3) OBP: 0.313, SLG: 0.367	0-3 K		0-0 1-3		0-0 5-3 1B		0-0 F9			4 1 1 0 0 1 3	
<b>Dick Kenworthy, R</b> (1, 5) OBP: 0.167, SLG: 0.167		0-0 5-3		0-0 6-3		0-0 5-3		0-0 F3		4 0 0 0 0 0 1	
<b>Ken Berry, R</b> (1, 7) OBP: 0.310, SLG: 0.383		0-0 5-3		0-0 1B 2B		0-0 G5-3 1B 2-H		0-0 4-3		4 0 2 1 0 0 0	
<b>Duane Josephson, R</b> (1, 2) OBP: 0.429, SLG: 0.333		4-0 BB		0-0 2-3 1B		0-0 1-2 1B		0-0 5-3		3 0 2 0 1 0 0	
<b>Jerry Adair, R</b> (1, 6) OBP: 0.285, SLG: 0.325		0-3 K		0-3 K		0-0 G5-3 2-3f		0-0 5-3		4 0 0 0 0 2 5	
<b>Bruce Howard, S</b> (1, 1) OBP: 0.174, SLG: 0.051 <b>Don Buford, S</b> (7, PH) OBP: 0.331, SLG: 0.356 <b>Hoyt Wilhelm, R</b> (7, 1) <b>Smoky Burgess, L</b> (9, PH) OBP: 0.392, SLG: 0.365			0-3 K		0-3 K		0-0 F8		0-0 F9	2 0 0 0 0 2 2 1 0 0 0 0 0 0 0 0 0 0 0 0 0 1 0 0 0 0 0 0	
<b>Inning Stats</b>	R: 0 E: 0 K: 2 S: 7 H: 0 LOB: 1 BB: 1 P: 11	R: 0 E: 0 K: 1 S: 5 H: 0 LOB: 1 BB: 1 P: 9	R: 0 E: 0 K: 2 S: 9 H: 2 LOB: 2 BB: 0 P: 9	R: 0 E: 0 K: 2 S: 9 H: 2 LOB: 2 BB: 0 P: 9	R: 0 E: 0 K: 1 S: 5 H: 0 LOB: 0 BB: 0 P: 5	R: 1 E: 0 K: 0 S: 5 H: 3 LOB: 1 BB: 0 P: 5	R: 0 E: 0 K: 0 S: 4 H: 1 LOB: 1 BB: 0 P: 4	R: 0 E: 0 K: 0 S: 3 H: 0 LOB: 0 BB: 0 P: 3	R: 0 E: 0 K: 0 S: 3 H: 0 LOB: 0 BB: 0 P: 3	1B: 6 2B: 2 3B: 0 HR: 0 SF: 0 SAC: 0 DP: 1 HBP: 0	
<b>PITCHER</b> <b>Hank Fischer, R</b> (1, 1) ERA: 4.61 <b>Don McMahon, R</b> (8, 1) ERA: 2.66	IP WLS BF H R ER SO BB IBB HBP BLK WP HR S P ERA WHIP	7.0 W 30 8 1 1 8 2 0 0 0 0 0 0 44 52 1.29 1.429	2.0 S 6 0 0 0 0 0 0 0 0 0 0 0 6 6 0.00 0.000								

livebaseballscorecards.com

AB	34
R	1
H	8
RBI	1
BB	2
SO	8
LOB	16




Batter	1	2	3	4	5	6	7	8	9	AB	R	H	RBI	BB	SO	LOB
Jose Tartabull, L (1, 8) OBP: 0.292, SLG: 0.326	0-0 4-3			0-0 HR	0-0 4-3			0-0 F8		4	1	1	0	0	0	0
Joe Foy, R (1, 5) OBP: 0.368, SLG: 0.424	0-0 F9			0-0 HR	0-0 6-3			0-0 F4		4	1	1	2	0	0	0
Carl Yastrzemski, L (1, 7) OBP: 0.360, SLG: 0.419	0-0 F9			0-0 1-3 1B		4-0 BB		0-3 K		3	0	1	0	1	1	0
Tony Conigliaro, R (1, 9) OBP: 0.337, SLG: 0.498		0-0 F9		0-0 1-3 1B		0-0 F7				3	0	1	0	0	0	1
George Scott, R (1, 3) OBP: 0.325, SLG: 0.440		0-0 F9		0-0 1-3		0-0 F8				3	0	0	0	0	0	3
Rico Petrocelli, R (1, 6) OBP: 0.292, SLG: 0.387		0-0 6-3		4-0 BB		0-0 1-3				2	0	0	0	1	0	1
Mike Ryan, R (1, 2) OBP: 0.266, SLG: 0.281			0-3 K	0-0 F6		0-3 K				3	0	0	0	0	2	3
George Smith, R (1, 4) OBP: 0.286, SLG: 0.344			0-3 K	0-3 K		0-0 1-3				3	0	0	0	0	2	3
Hank Fischer, R (1, 1) OBP: 0.121, SLG: 0.094			0-3 K		0-3 K		0-0 F2			2	0	0	0	0	2	0
Lenny Green, L (7, PH) OBP: 0.327, SLG: 0.315										1	0	0	0	0	0	0
Don McMahon, R (8, 1) OBP: 0.143, SLG: 0.154										0	0	0	0	0	0	0

Inning Stats		R: 0	H: 0	E: 0	LOB: 0	K: 0	BB: 0	S: 3	P: 3	R: 0	H: 0	E: 0	LOB: 0	K: 3	BB: 0	S: 9	P: 9	R: 0	H: 0	E: 0	LOB: 0	K: 1	BB: 0	S: 5	P: 5	R: 0	H: 0	E: 0	LOB: 1	K: 0	BB: 1	S: 3	P: 7	R: 0	H: 0	E: 0	LOB: 0	K: 1	BB: 0	S: 5	P: 5	R: 0	H: 0	E: 0	LOB: 0	K: 1	BB: 0	S: 5	P: 5				
PITCHER	IP	WLS	BF	H	R	ER	SO	BB	IBB	HBP	BLK	WP	HR	S	P	ERA	WHIP																																				
Bruce Howard, R (1, 1) ERA: 2.22	6.0	L	24	4	2	2	5	2	0	0	0	0	1	32	40	3.00	1.000																																				
Hoyt Wilhelm, R (7, 1) ERA: 1.49	2.0		6	0	0	0	2	0	0	0	0	0	0	10	10	0.00	0.000																																				

**BOTTOM**

**Chicago White Sox @ Boston Red Sox**  
 Fenway Park, Boston, MA  
 Wed Sep 14 1966, 3:33 AM EDT  
 Att. 1,003 - Unknown

<b>AB</b>	<b>28</b>
<b>R</b>	<b>2</b>
<b>H</b>	<b>4</b>
<b>RBI</b>	<b>2</b>
<b>BB</b>	<b>2</b>
<b>SO</b>	<b>7</b>
<b>LOB</b>	<b>11</b>



WP: 0	PA: 30
PB: 0	SB: 1
CS: 0	

livebaseballscorecards.com



Batter	1	2	3	4	5	6	7	8	9	AB R H RBI BB SO LOB	TOP													
Ed Stroud, L (1, 9) OBP: 0.313, SLG: 0.400	0-0 5-3		0-0 L5-3 1B		0-0 FC		0-0 FC2-6 1-2f		0-0 1-3 1-2	5 0 1 0 0 0 4														
Don Buford, S (1, 5) OBP: 0.332, SLG: 0.357	4-0 FC1-5 S BB		0-0 F8		0-0 G3			0-0 E4 HR	0-0 2B 2-H	4 1 1 1 1 0 3														
Tommie Agee, R (1, 8) OBP: 0.322, SLG: 0.437	0-0 FC1-5 1-3		0-0 L5-3 1-2		0-3 K			0-0 HR 1-H	0-0 F2	5 1 1 2 0 1 4														
Pete Ward, L (1, 3) OBP: 0.292, SLG: 0.299	0-0 4-3			0-0 F5		0-0 E4 1B		0-0 1B 1B		4 0 2 0 0 0 1														
Tom McCraw, L (8, PR) OBP: 0.283, SLG: 0.327										0 0 0 0 0 0 0														
Duane Josephson, R (1, 2) OBP: 0.455, SLG: 0.500		0-0 2B 2B		0-0 F4		0-0 F7		0-0 1B L3		4 1 2 0 0 0 1														
Al Weis, S (8, PR) OBP: 0.218, SLG: 0.166										0 0 0 0 0 0 0														
Ken Berry, R (1, 7) OBP: 0.307, SLG: 0.379		0-3 K		0-0 5-3		0-0 4-3		0-0 L3 1-2		4 0 0 0 0 1 4														
Wayne Causey, L (1, 4) OBP: 0.320, SLG: 0.283		0-3 K			4-0 2B FC BB		0-3 K	0-0 F7		3 0 0 0 1 2 3														
Hoyt Wilhelm, R (8, 1)										0 0 0 0 0 0 0														
Jerry Adair, R (1, 6) OBP: 0.289, SLG: 0.334		0-0 2B 2-H		0-0 2B		0-0 2B		0-0 FC2-6 1B	0-0 F9	4 0 3 1 0 0 0														
Jack Lamabe, R (1, 1) OBP: 0.057, SLG: 0.029		0-0 F6		0-3 K		0-3 K		0-0 F4	4-0 2B 1-3 BB	1 0 0 0 0 0 1														
Dennis Higgins, R (2, 1) OBP: 0.222, SLG: 0.176										1 0 0 0 0 0 1 2														
Mary Staehle, L (7, PH) OBP: 0.250, SLG: 0.250										1 0 0 0 0 0 0 1														
Greg Bello, R (7, 1)										0 0 0 0 0 0 0 0														
J.C. Martin, L (8, 2) OBP: 0.313, SLG: 0.372										0 0 0 0 0 0 0 0														
Smoky Burgess, L (8, PH) OBP: 0.408, SLG: 0.365										0 0 0 0 1 0 0 0														
Buddy Bradford, R (9, PR) OBP: 0.400, SLG: 0.250										0 1 0 0 0 0 0 0														
<b>Inning Stats</b>	R: 0 E: 0 K: 0 S: 3	H: 0 LOB: 1 BB: 1 P: 7	R: 1 E: 0 K: 2 S: 9	H: 2 LOB: 1 BB: 0 P: 9	R: 0 E: 0 K: 0 S: 3	H: 1 LOB: 0 BB: 0 P: 3	R: 0 E: 0 K: 0 S: 3	H: 0 LOB: 0 BB: 0 P: 3	R: 0 E: 0 K: 1 S: 6	H: 1 LOB: 2 BB: 1 P: 10	R: 0 E: 1 K: 1 S: 6	H: 1 LOB: 1 BB: 0 P: 6	R: 0 E: 0 K: 1 S: 6	H: 1 LOB: 1 BB: 0 P: 6	R: 2 E: 1 K: 0 S: 6	H: 3 LOB: 2 BB: 0 P: 6	R: 1 E: 0 K: 0 S: 4	H: 1 LOB: 2 BB: 1 P: 8	1B: 5 2B: 6 3B: 0 HR: 1	SF: 0 SAC: 0 DP: 2 HBP: 0	WP: 0 PB: 0 SB: 1 CS: 0	PA: 39		
<b>PITCHER</b> Darrell Brandon, R (1, 1) ERA: 3.51	IP: 8.1 WLS: W BF: 36 H: 9 R: 4 ER: 3 SO: 5 BB: 3 IBB: 0 HBP: 0 BLK: 0 WP: 0 HR: 1 S: 43 P: 55 ERA: 3.24 WHIP: 1.440																							
John Wyatt, R (9, 1) ERA: 3.7	IP: 0.2 WLS: S BF: 3 H: 1 R: 0 ER: 0 SO: 0 BB: 0 IBB: 0 HBP: 0 BLK: 0 WP: 0 HR: 0 S: 3 P: 3 ERA: 0.00 WHIP: 1.500																							

Chicago White Sox @ Boston Red Sox  
Fenway Park, Boston, MA  
Thu Sep 15 1966, 3:33 AM EDT  
Att. 1,010 - Unknown

livebaseballscorecards.com

AB	36
R	4
H	10
RBI	4
BB	3
SO	5
LOB	24




Batter	1	2	3	4	5	6	7	8	9	AB	R	H	RBI	BB	SO	LOB
Jose Tartabull, L OBP: 0.293, SLG: 0.327 (1, 8)	0-0 F9	0-0 1B		0-0 F8	0-0 FC4-6		0-0 1B			5	0	2	2	0	0	2
Joe Foy, R OBP: 0.369, SLG: 0.425 (1, 5)	0-0 4-3 1B	0-0 SF7		4-0 FC6-4 BB		0-0 CS 1B	0-3 K			3	0	2	1	1	1	2
Carl Yastrzemski, L OBP: 0.362, SLG: 0.420 (1, 7)	0-0 4-3 1-2	0-0 1-3 2-H 1B		4-0 FC6-4 BB		0-0 1-2 1B		0-0 4-3		4	0	2	1	1	0	1
Tony Conigliaro, R OBP: 0.334, SLG: 0.493 (1, 9)	0-0 6-3	0-3 K		0-0 FC6-4 1-2f 2-3		0-3 K 2-3		0-0 6-3		5	0	0	0	0	2	7
George Scott, R OBP: 0.326, SLG: 0.439 (1, 3)		0-0 1B 1B	H 1-0 FC1-6 HBP		0-3 K		0-3 K		0-3 K	4	1	1	0	0	3	3
Dalton Jones, L OBP: 0.300, SLG: 0.366 (1, 4)		0-3 K	0-0 FC1-6 1B 1-2f		0-3 K		0-0 4-3			4	0	0	0	0	2	2
Rico Petrocelli, R OBP: 0.295, SLG: 0.390 (1, 6)		0-0 1B BB 1-3 1B	0-0 1-2 1B		0-0 F9		0-0 1B 1B			4	2	3	0	0	0	0
Mike Ryan, R OBP: 0.269, SLG: 0.281 (1, 2)		4-0 1B 1B 1-2 SF7 BB	0-3 K		0-0 BB 1B		0-0 F7			3	1	1	0	1	1	3
Darrell Brandon, R OBP: 0.244, SLG: 0.293 (1, 1)		0-0 1B 1-2 2-3 3-H 1B	0-3 K		4-0 1-2 FC4-6 BB		0-0 1B			3	1	2	1	1	1	2
John Wyatt, R (9, 1)										0	0	0	0	0	0	0

Inning Stats	R: 0	H: 1	E: 0	LOB: 1	K: 0	S: 4	R: 4	H: 5	E: 0	LOB: 2	K: 2	S: 12	R: 0	H: 1	E: 0	LOB: 2	K: 2	S: 8	R: 0	H: 0	E: 0	LOB: 2	K: 1	S: 5	R: 0	H: 1	E: 0	LOB: 2	K: 1	S: 6	R: 0	H: 2	E: 0	LOB: 1	K: 2	S: 8	R: 1	H: 3	E: 0	LOB: 2	K: 1	S: 8	R: 0	H: 0	E: 0	LOB: 0	K: 1	S: 5	
1B: 13	SF: 1	2B: 1	SAC: 0	3B: 0	DP: 1	HR: 0	HBP: 1	WP: 0	PA: 41	PB: 0	SB: 0	CS: 1																																					

PITCHER	IP	WLS	BF	H	R	ER	SO	BB	IBB	HBP	BLK	WP	HR	S	P	ERA	WHIP
Jack Lamabe, R (1, 1) ERA: 3.8	1.2	L	12	6	4	4	1	1	0	0	0	0	0	13	17	21.60	4.200
Dennis Higgins, R (2, 1) ERA: 2.57	4.1		20	4	0	0	7	3	0	1	0	0	0	30	43	0.00	1.615
Greg Bollo, R (7, 1) ERA: 9.0	1.0		6	3	1	1	1	0	0	0	0	0	0	8	8	9.00	3.000
Hoyt Wilhelm, R (8, 1) ERA: 1.47	1.0		3	0	0	0	1	0	0	0	0	0	0	5	5	0.00	0.000

**Chicago White Sox @ Boston Red Sox**  
 Fenway Park, Boston, MA  
 Thu Sep 15 1966, 3:33 AM EDT  
 Att. 1,010 - Unknown

<b>AB</b>	<b>35</b>
<b>R</b>	<b>5</b>
<b>H</b>	<b>13</b>
<b>RBI</b>	<b>5</b>
<b>BB</b>	<b>4</b>
<b>SO</b>	<b>10</b>
<b>LOB</b>	<b>22</b>





Batter	1	2	3	4	5	6	7	8	9	AB R H RBI BB SO LOB	TOP											
Don Buford, S (1, 5) OBP: 0.331, SLG: 0.357	0-0 1B 2B	0-3 K			0-0 F7		0-0 4-3		0-0 6-3	5 1 1 0 0 1 1												
Wayne Causey, L (1, 4) OBP: 0.320, SLG: 0.288	0-0 1-3		0-0 F8		0-0 1B 2B		0-0 1B 1B		0-0 FC6-4 1B	3 0 1 0 0 0 1 2 1 2 0 0 0 0												
Al Weis, S (5, PR) OBP: 0.227, SLG: 0.176																						
Ken Berry, R (1, 9) OBP: 0.310, SLG: 0.382	0-0 1B 1B		0-0 F7		0-0 G6-3 1B		0-0 1B 1B		0-0 FC6-4 CS	5 0 3 1 0 0 1												
Bill Skowron, R (1, 3) OBP: 0.315, SLG: 0.368	0-0 1-2 1B		0-3 K		0-0 G6-3		0-0 G4-6-3 1B		0-0 CS	4 0 2 1 0 1 3 0 0 0 0 0 0 0												
Tom McCraw, L (7, PR) OBP: 0.283, SLG: 0.327																						
Tommie Agee, R (1, 8) OBP: 0.323, SLG: 0.439	0-3 K			0-0 1B 1B		0-0 SH1-3 1-3 2B		0-0 G4-6-3		4 2 2 0 0 1 4												
John Romano, R (1, 2) OBP: 0.350, SLG: 0.413	0-3 K			0-3 K		0-0 SH1-3		4-0 FC6-4 BB		2 0 0 0 1 2 3												
Pete Ward, L (1, 7) OBP: 0.298, SLG: 0.295		0-0 4-3		0-3 K		0-0 1-3		0-3 K		3 0 0 1 0 1 1 1 0 0 0 0 1 1												
Buddy Bradford, R (6, 7) OBP: 0.333, SLG: 0.200																						
Jerry Adair, R (1, 6) OBP: 0.294, SLG: 0.337		0-0 FC3-6 1B		0-0 1B		4-0 BB		0-0 F9		3 0 2 1 1 0 1												
Joe Horlen, R (1, 1) OBP: 0.109, SLG: 0.077		0-0 FC3-6		0-0 F9		0-0 F8		0-0 FC6-4		4 0 0 0 0 0 4												
<b>Inning Stats</b>	R: 1 E: 0 K: 2 S: 10	H: 3 LOB: 2 BB: 0 P: 10	R: 0 E: 0 K: 1 S: 6	H: 1 LOB: 1 BB: 0 P: 6	R: 0 E: 0 K: 1 S: 5	H: 0 LOB: 0 BB: 0 P: 5	R: 1 E: 0 K: 2 S: 9	H: 2 LOB: 1 BB: 0 P: 9	R: 0 E: 0 K: 0 S: 4	H: 2 LOB: 2 BB: 0 P: 4	R: 1 E: 0 K: 0 S: 4	H: 1 LOB: 1 BB: 1 P: 8	R: 1 E: 0 K: 0 S: 5	H: 3 LOB: 2 BB: 0 P: 5	R: 0 E: 0 K: 1 S: 5	H: 0 LOB: 1 BB: 1 P: 9	R: 0 E: 0 K: 0 S: 3	H: 1 LOB: 0 BB: 0 P: 3	1B: 10 2B: 3 3B: 0 HR: 0	SF: 0 SAC: 1 DP: 2 HBP: 0	WP: 0 PB: 0 SB: 1 CS: 1	PA: 40
<b>PITCHER</b>	IP WLS BF H R ER SO BB IBB HBP BLK WP HR S P ERA WHIP																					
Dave McNally, L (1, 1) ERA: 2.96	6.0 L 27 9 3 3 6 1 0 0 0 0 0 0 38 42 4.50 1.667																					
Ed Barnowski, R (7, 1) ERA: 3.0	2.0 9 3 1 1 1 1 0 0 0 0 0 0 10 14 4.50 2.000																					
Steve Barber, L (9, 1) ERA: 2.3	1.0 3 1 0 0 0 0 0 0 0 0 0 0 3 3 0.00 1.000																					

Chicago White Sox @ Baltimore Orioles  
 Memorial Stadium, Baltimore, MD  
 Fri Sep 16 1966, 7:05 PM EDT  
 Att. 14,326 - Unknown

AB	36
R	4
H	13
RBI	4
BB	2
SO	7
LOB	20













Batter	1	2	3	4	5	6	7	8	9	AB R H RBI BB SO LOB	TOP											
Ken Berry, R (1, 9) OBP: 0.311, SLG: 0.380	0-0 F5		0-0 1B		0-0 L7 BB 2B 1B	0-0 5-3			4-0 1B BB	4 1 2 0 1 0 1												
Don Buford, S (1, 5) OBP: 0.329, SLG: 0.354	0-0 F3		0-0 F9		4-0 1-2 2B BB		0-3 K		0-0 1-3 1B	4 1 1 0 1 1 1												
Tommie Agee, R (1, 8) OBP: 0.323, SLG: 0.438	0-0 L8			0-0 S HBP SF9 1B	0-0 L7		0-3 K		0-3 1-2 K	5 1 1 0 0 2 4												
Bill Skowron, R (1, 3) OBP: 0.314, SLG: 0.368 Tom McCraw, L (7, 3) OBP: 0.282, SLG: 0.326		4-0 BB		0-0 F9	0-0 1-H 3-H 1B 2B		0-3 K			3 1 1 2 1 1 1 0 0 0 0 0 0 0												
Pete Ward, L (1, 7) OBP: 0.292, SLG: 0.293 Ed Stroud, L (8, 7) OBP: 0.294, SLG: 0.375		0-0 F3		1-0 S 1-2 HBP	0-0 FC6-4 1B			0-0 L3		3 0 1 1 0 0 1 0 0 0 0 0 0 0												
Jerry Adair, R (1, 6) OBP: 0.291, SLG: 0.342		0-0 F8		0-0 SF9	0-0 FC6-4 1-2			0-0 5-3		3 0 0 1 0 0 2												
J.C. Martin, L (1, 2) OBP: 0.311, SLG: 0.364		0-0 L9		4-0 IBB				0-0 5-3		3 0 0 0 1 0 1												
Al Weis, S (1, 4) OBP: 0.223, SLG: 0.180			0-0 L8	0-0 4-3				0-0 2B	0-0 4-3	4 0 1 0 0 0 2												
Bruce Howard, S (1, 1) OBP: 0.163, SLG: 0.048 Hoyt Wilhelm, R (7, 1)			0-0 F7		0-3 K	0-0 F8			0-3 K	3 0 0 0 0 1 1 1 0 0 0 0 1 0												
<b>Inning Stats</b>	R: 0 E: 0 K: 0 S: 3	H: 0 LOB: 0 BB: 0 P: 3	R: 0 E: 0 K: 0 S: 3	H: 0 LOB: 1 BB: 1 P: 7	R: 0 E: 0 K: 0 S: 4	H: 1 LOB: 1 BB: 0 P: 4	R: 1 E: 0 K: 0 S: 4	H: 1 LOB: 2 BB: 1 P: 9	R: 3 E: 0 K: 1 S: 8	H: 3 LOB: 1 BB: 1 P: 12	R: 0 E: 0 K: 0 S: 4	H: 1 LOB: 1 BB: 0 P: 4	R: 0 E: 0 K: 3 S: 9	H: 0 LOB: 0 BB: 0 P: 9	R: 0 E: 0 K: 0 S: 3	H: 0 LOB: 0 BB: 0 P: 3	R: 0 E: 0 K: 2 S: 8	H: 1 LOB: 2 BB: 1 P: 12	1B: 5 2B: 2 3B: 0 HR: 0	SF: 1 SAC: 0 DP: 0 HBP: 1	WP: 0 PB: 0 SB: 4 CS: 0	PA: 39
<b>PITCHER</b>	IP WLS BF H R ER SO BB IBB HBP BLK WP HR S P ERA WHIP																					
Wally Bunker, R (1, 1) ERA: 4.48	4.1 L 20 3 3 3 1 2 1 1 0 0 0 0 18 31 6.23 1.154																					
Dick Hall, R (5, 1) ERA: 4.08	0.1 3 2 1 1 0 0 0 0 0 0 0 0 3 3 27.00 6.000																					
Frank Bertaina, L (5, 1) ERA: 3.04	2.1 8 1 0 0 3 0 0 0 0 0 0 0 14 14 0.00 0.429																					
Eddie Fisher, R (8, 1) ERA: 2.43	2.0 8 1 0 0 2 1 0 0 0 0 0 0 11 15 0.00 1.000																					

Chicago White Sox @ Baltimore Orioles  
 Memorial Stadium, Baltimore, MD  
 Sun Sep 18 1966, 3:33 AM EDT  
 Att: 12,036 - Unknown

livebaseballscorecards.com

AB	33
R	4
H	7
RBI	4
BB	4
SO	6
LOB	14



BOTTOM

Chicago White Sox @ Baltimore Orioles  
Memorial Stadium, Baltimore, MD

Sun Sep 18 1966, 3:33 AM EDT  
Att. 12,036 - Unknown

livebaseballscorecards.com

AB	31
R	3
H	8
RBI	3
BB	4
SO	2
LOB	18



WP	2	PA	38
PB	0		
SB	0		
CS	0		

AB R H RBI BB SO LOB

3	0	1	0	2	0	2
4	1	0	0	0	0	5
3	1	1	1	0	0	1
4	0	1	1	0	0	3
0	0	0	0	0	0	0
3	0	0	0	1	0	2
4	0	1	1	0	2	2
4	0	1	0	0	0	1
4	0	2	0	0	0	1
1	0	0	0	1	0	1
0	0	0	0	0	0	0
0	0	0	0	0	0	0
1	0	1	0	0	0	0
0	1	0	0	0	0	0
0	0	0	0	0	0	0

1B: 6 SF: 0  
2B: 2 SAC: 2  
3B: 0 DP: 1  
HR: 0 HBP: 1

Batter	1	2	3	4	5	6	7	8	9
Luis Aparicio, R OBP: 0.309, SLG: 0.368 (1, 6)	0-0 FC4-6 1B	4-0 1-3 BB		0-0 FC3-6 E 1-2f			4-0 4-3 SH3-1 BB		0-0 F3
Russ Snyder, L OBP: 0.365, SLG: 0.399 (1, 8) (8, 7)	0-0 FC4-6 HBP 1B 1-2f	0-0 5-3		0-0 1-3			0-0 SH3-1		0-0 1-3
Frank Robinson, R OBP: 0.408, SLG: 0.620 (1, 9)	1-0 1B 1-2 FC5-2 HBP		0-0 1-6-3 1B 2B		0-0 6-3		0-0 4-3		
Boog Powell, L OBP: 0.374, SLG: 0.543 Eddie Fisher, R OBP: 0.077, SLG: 0.077 (1, 3) (8, 1)	0-0 FC5-2 1B 1-3 2-H		0-0 1-6-3		0-0 G3		0-0 F7		
Brooks Robinson, R OBP: 0.329, SLG: 0.446 (1, 5)	0-0 FC5-2 1B 1-2 3-H		4-0 1B BB		0-0 F5			0-0 F6	
Curt Blefary, L OBP: 0.374, SLG: 0.466 (1, 7) (8, 3)	0-0 4-3		0-0 1B 1-2 3-H		0-3 K		0-3 K		
Vic Roznovsky, L OBP: 0.320, SLG: 0.341 (1, 2)		0-0 G4-6-3 1B		0-0 F5		0-0 F9		0-0 3-1	
Bob Johnson, R OBP: 0.282, SLG: 0.270 (1, 4)		0-0 G4-6-3 1B 1-2f		0-0 FC1-6 1B		0-0 F9		0-0 SH1-4 1B	
Wally Bunker, R OBP: 0.184, SLG: 0.178 Dick Hall, R OBP: 0.231, SLG: 0.167 Frank Bertinas, L OBP: 0.176, SLG: 0.125 Charlie Lau, L OBP: 0.690, SLG: 0.800 Mark Belanger, R OBP: 0.600, SLG: 0.500 Paul Blair, R OBP: 0.290, SLG: 0.402 (1, 1) (5, 1) (5, 1) (7, PH) (7, PR) (8, 8)		4-0 WP BB		0-0 FC1-6 FC3-6 1-2f			0-0 SH3-1 4-3 2B		0-0 SH1-4

Inning Stats	R: 1	H: 2	E: 0	K: 0	S: 5	LOB: 2	BB: 0	P: 6	R: 0	H: 1	E: 0	K: 0	S: 3	LOB: 2	BB: 2	P: 11	R: 1	H: 0	E: 0	K: 0	S: 3	LOB: 0	BB: 0	P: 3	R: 0	H: 0	E: 0	K: 1	S: 5	LOB: 0	BB: 0	P: 5	R: 1	H: 1	E: 0	K: 0	S: 4	LOB: 2	BB: 1	P: 8	R: 0	H: 0	E: 0	K: 1	S: 5	LOB: 0	BB: 0	P: 5	R: 0	H: 1	E: 0	K: 0	S: 4	LOB: 1	BB: 0	P: 4
--------------	------	------	------	------	------	--------	-------	------	------	------	------	------	------	--------	-------	-------	------	------	------	------	------	--------	-------	------	------	------	------	------	------	--------	-------	------	------	------	------	------	------	--------	-------	------	------	------	------	------	------	--------	-------	------	------	------	------	------	------	--------	-------	------

PITCHER	IP	WLS	BF	H	R	ER	SO	BB	IBB	HBP	BLK	WP	HR	S	P	ERA	WHIP
Bruce Howard, R ERA: 2.31 (1, 1)	6.1	W	29	7	3	3	1	4	0	1	0	1	0	26	43	4.26	1.737
Hoyt Wilhelm, R ERA: 1.41 (7, 1)	2.2	S	9	1	0	0	1	0	0	0	0	0	0	11	11	0.00	0.375



Batter	1	2	3	4	5	6	7	8	9	AB R H RBI BB SO LOB	TOP										
Ed Stroud, L (1, 9) OBP: 0.238, SLG: 0.300	0-3 K			0-3 K		x 0-0 F8		x 0-0 F8		4 0 0 0 0 2 2	<b>Chicago White Sox @ New York Yankees</b> Yankee Stadium, Bronx, NY Thu Sep 22 1966, 3:33 AM EDT Att. 413 - Unknown - 68 F <a href="http://livebaseballscorecards.com">livebaseballscorecards.com</a>										
Don Buford, S (1, 5) OBP: 0.329, SLG: 0.355	0-0 F8			0-3 K		x 0-0 1B 2B		x 0-0 G4-3		4 1 1 0 0 1 2											
Tommie Agee, R (1, 8) OBP: 0.324, SLG: 0.443	0-3 K			0-0 5-3		x 0-0 1B		x 0-0 IHR		4 1 2 2 0 1 0											
Bill Skowron, R (1, 3) OBP: 0.312, SLG: 0.364 Tom McCraw, L (6, 3) OBP: 0.284, SLG: 0.336		x 0-0 5-3			x 0-0 F4	x 0-0 F7		x 0-0 HR		3 0 0 0 0 0 1 1 1 1 1 0 0 0											
Duane Josephson, R (1, 2) OBP: 0.400, SLG: 0.429		0-3 K			x 0-0 2B 4-3 1B		x 0-0 F5	x 0-0 6-3		4 1 1 0 0 1 0											
Ken Berry, R (1, 7) OBP: 0.308, SLG: 0.376		0-0 L4			x 0-0 4-3		x 0-0 6-3	x 0-0 F7		4 0 0 0 0 0 1											
Jerry Adair, R (1, 6) OBP: 0.291, SLG: 0.343			x 0-0 5-3		x 0-0 2B		x 0-0 F4	x 0-0 1-3		4 0 1 1 0 0 0											
Al Weis, S (1, 4) OBP: 0.225, SLG: 0.178			0-3 K		x 0-0 F5		B B B B x 4-0 SH BB			2 0 0 0 1 1 1											
Joe Horlen, R (1, 1) OBP: 0.105, SLG: 0.074 Wayne Causey, L (8, PH) OBP: 0.320, SLG: 0.288 Buddy Bradford, R (8, PR) OBP: 0.333, SLG: 0.200 Hoyt Wilhelm, R (8, 1)			0-0 F8		x 0-0 F7		x 0-0 SH G4-3			2 0											
<b>Inning Stats</b>	R: 0 E: 0 K: 2 S: 7	H: 0 LOB: 0 BB: 0 P: 7	R: 0 E: 0 K: 1 S: 5	H: 0 LOB: 0 BB: 0 P: 5	R: 0 E: 0 K: 1 S: 5	H: 0 LOB: 0 BB: 0 P: 5	R: 0 E: 0 K: 2 S: 7	H: 0 LOB: 0 BB: 0 P: 7	R: 1 E: 0 K: 0 S: 5	H: 2 LOB: 1 BB: 0 P: 5	R: 0 E: 0 K: 0 S: 3	H: 0 LOB: 0 BB: 0 P: 3	R: 0 E: 0 K: 0 S: 3	H: 0 LOB: 2 BB: 1 P: 7	R: 2 E: 0 K: 0 S: 5	H: 2 LOB: 0 BB: 0 P: 5	1B: 2 2B: 2 3B: 0 HR: 2	SF: 0 SAC: 1 DP: 1 HBP: 0	WP: 0 PB: 0 SB: 1 CS: 0	PA: 34	
<b>PITCHER</b> Stan Bahnsen, R (1, 1) ERA: 3.5 Dooley Womack, R (8, 1) ERA: 2.78	IP 7.0 2.0	WLS L	BF 25 9	H 4 2	R 2 2	ER 2 2	SO 6 0	BB 0 1	IBB 0 0	HBP 0 0	BLK 0 0	WP 0 0	HR 0 1	S 37 8	P 37 12	ERA 2.57 9.00	WHIP 0.571 1.500				



BOTTOM

Chicago White Sox @ New York Yankees  
Yankee Stadium, Bronx, NY  
Thu Sep 22 1966, 3:33 AM EDT  
Att. 413 - Unknown - 68 F

livebaseballscorecards.com

AB 37  
R 1  
H 10  
RBI 1  
BB 2  
SO 7  
LOB 26



WP: 1 PA: 40  
PB: 0  
SB: 0  
CS: 0

AB R H RBI BB SO LOB

5 0 2 0 0 0 2

5 0 2 1 0 0 2

3 0 0 0 1 1 3

5 0 0 0 0 1 6

3 0 1 0 1 0 0

4 0 1 0 0 1 1

4 1 3 0 0 1 2

4 0 0 0 0 1 6

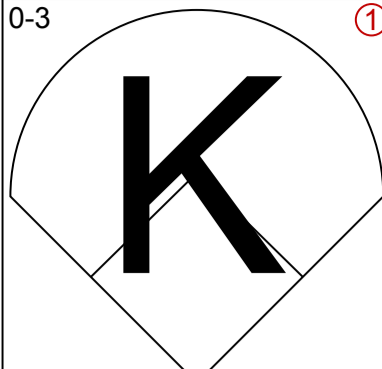
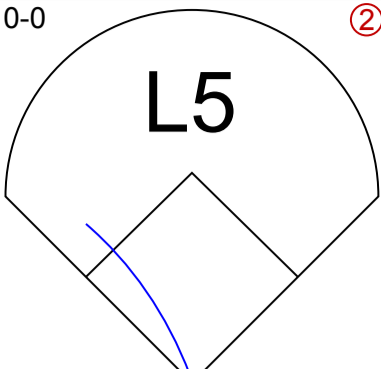
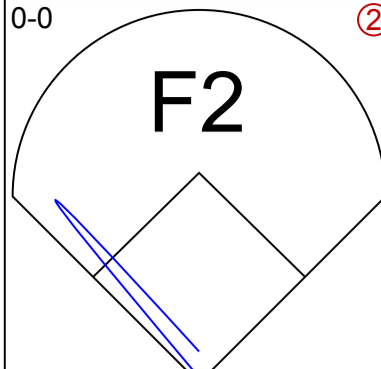
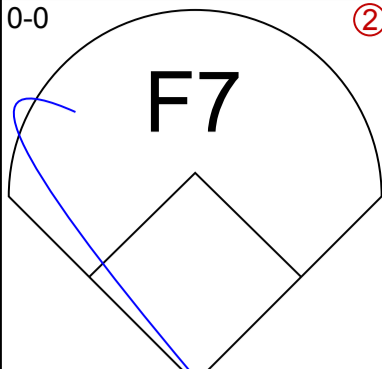
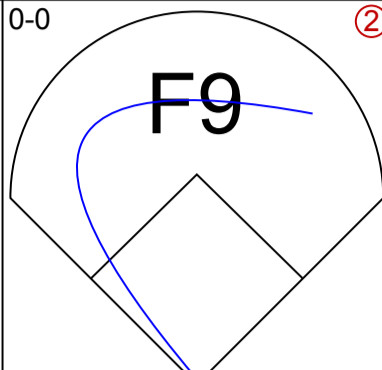
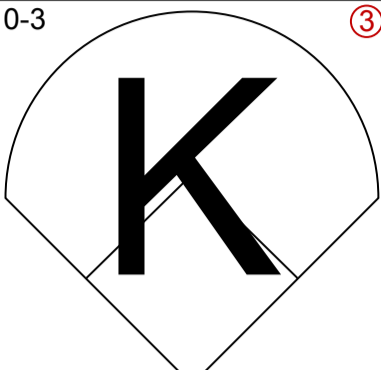
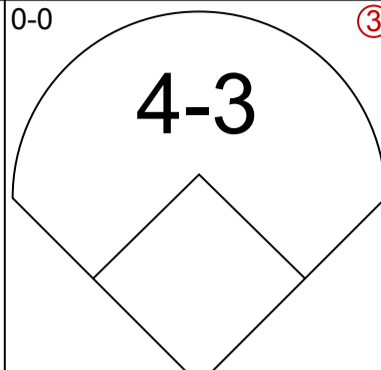
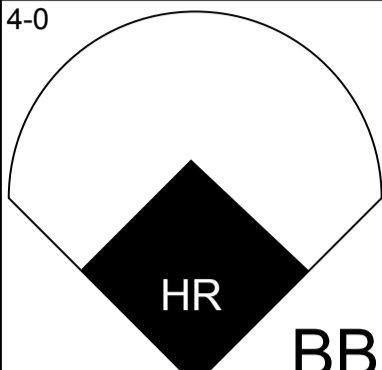
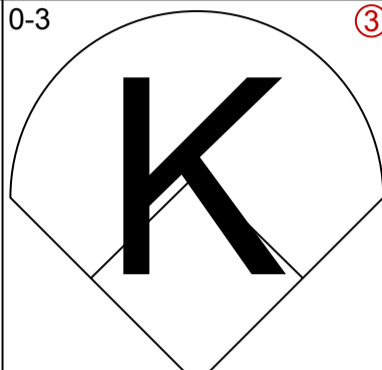
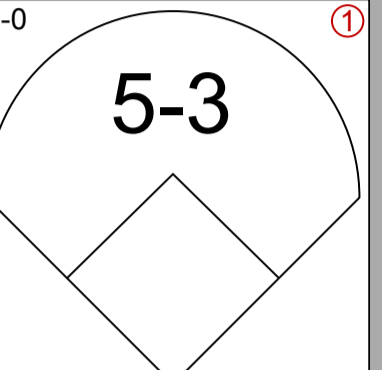
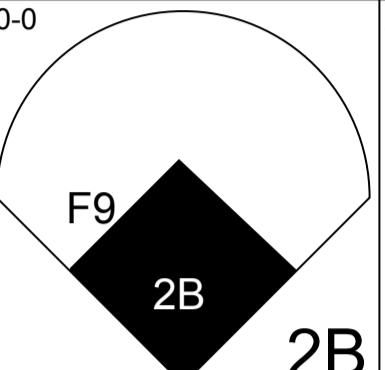
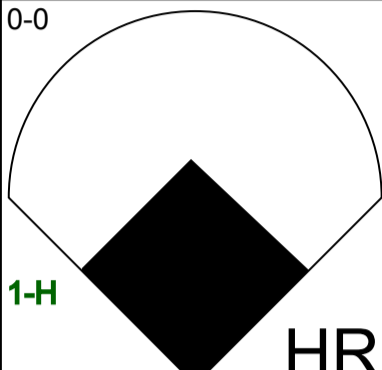
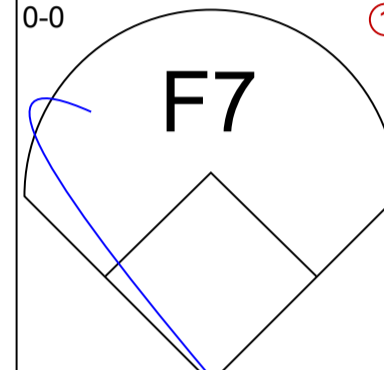
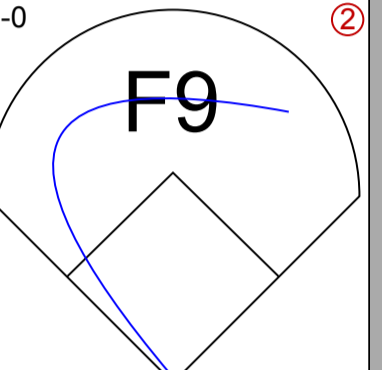
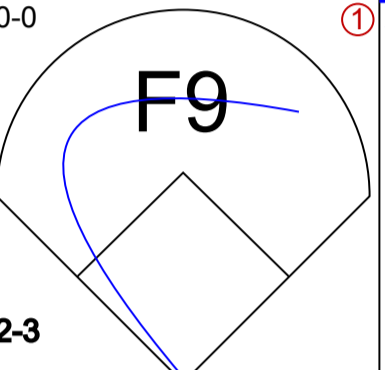
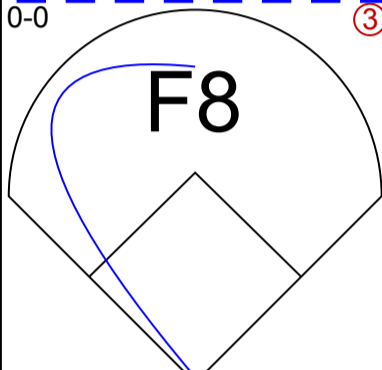
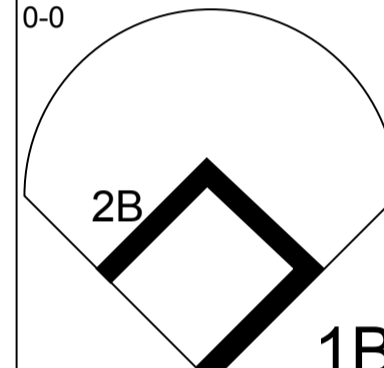
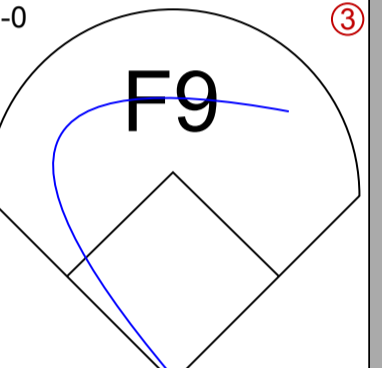
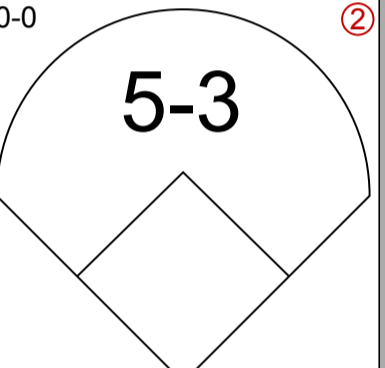
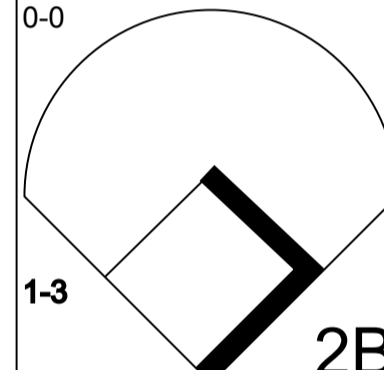
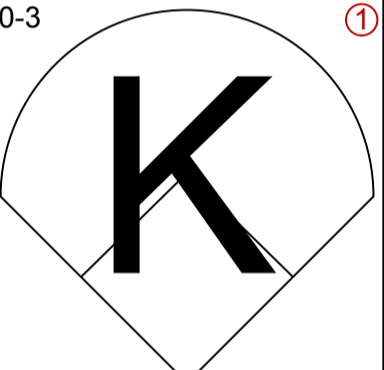
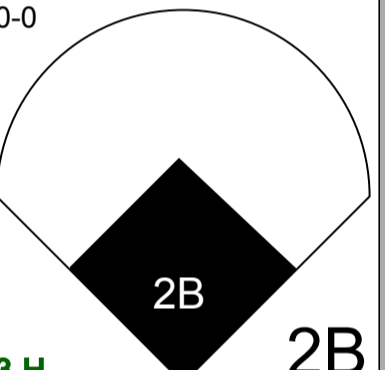
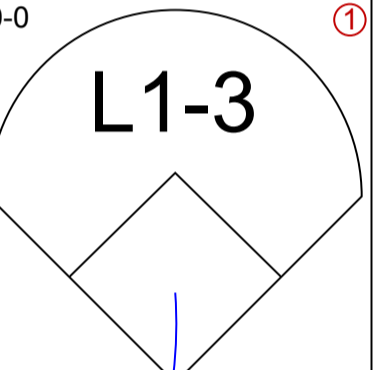
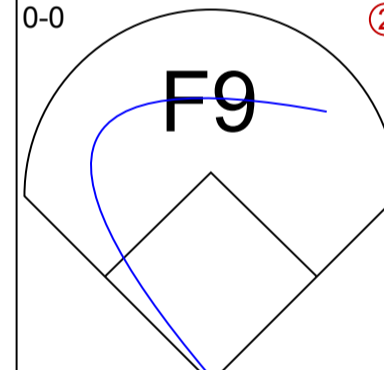
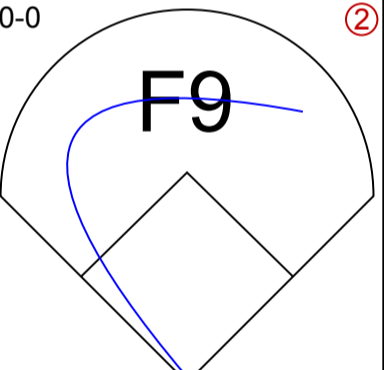
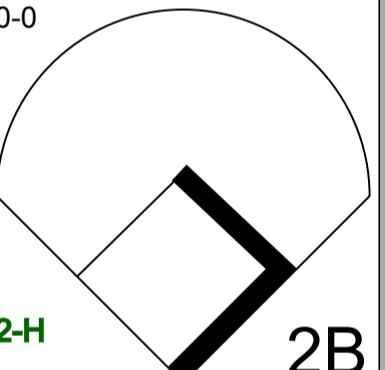
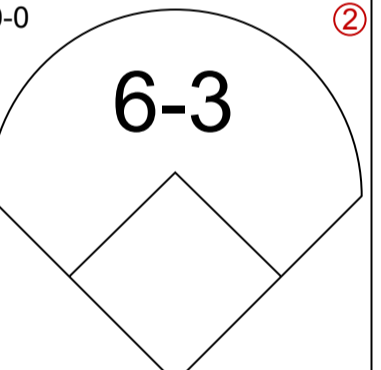
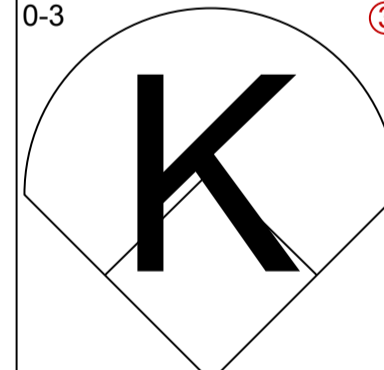
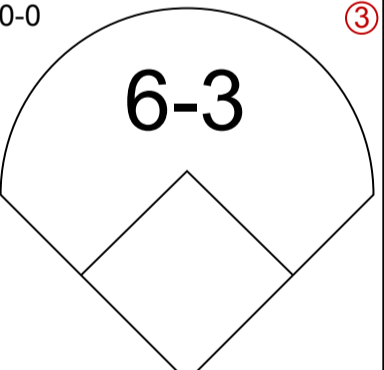
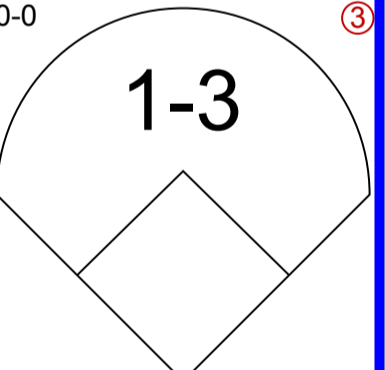
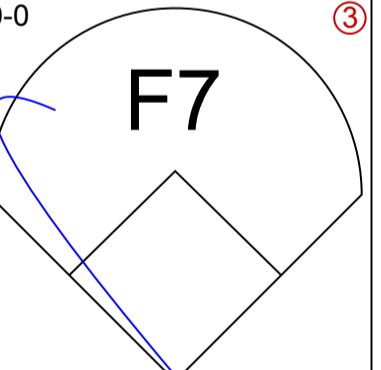
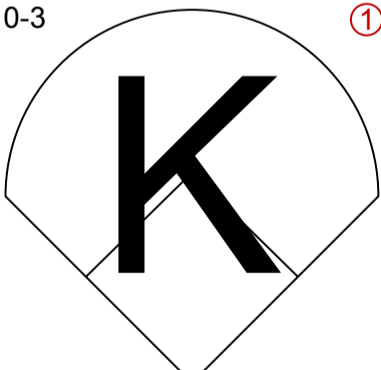
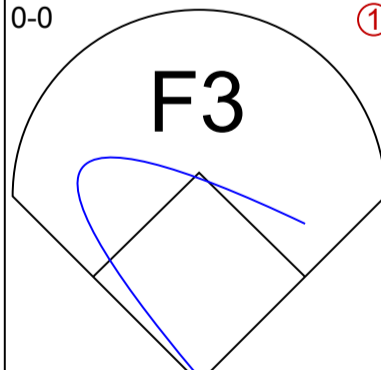
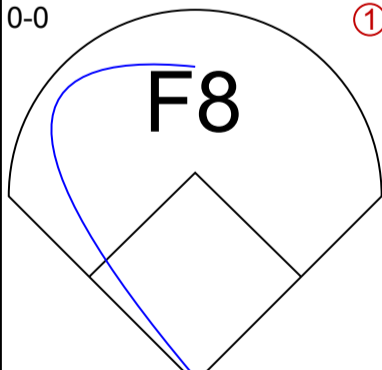
2 0 0 0 0 2 4  
1 0 0 0 0 0 0  
0 0 0 0 0 0 0  
1 0 1 0 0 0 0

Batter	1	2	3	4	5	6	7	8	9
Horace Clarke, S (1, 4) OBP: 0.323, SLG: 0.380	0-0 L8 ①		0-0 1-3 1B ①		0-0 4-3 G3 1B ①		0-0 G3 ②		0-0 F2 ②
Bobby Murcer, L (1, 6) OBP: 0.167, SLG: 0.196	0-0 4-3 ②		0-0 1-3 1-2 ①		0-0 G3 1-2 ①		0-0 1B ③		0-0 BB 1B 1-2 3-H
Tom Tresh, S (1, 7) OBP: 0.342, SLG: 0.427	1-0 HBP H		0-3 K S S S		0-0 4-3 2-3 ②		0-0 G3 ③		4-0 BB 1-2 2-3
Joe Pepitone, L (1, 3) OBP: 0.290, SLG: 0.470	0-0 4-3 ③		0-0 5-3 ③		0-0 4-1 ③			0-0 F9 S S	0-3 K ③
Roger Maris, L (1, 9) OBP: 0.308, SLG: 0.376		0-0 1B 1B X		4-0 5-3 1B BB B B B B		0-0 4-3 ①		0-0 4-3 ②	
Steve Whitaker, L (1, 8) OBP: 0.293, SLG: 0.505		0-0 1-3 1B X		0-3 K S S S		0-0 3-1 ②		0-0 F9 ③	
Billy Bryan, L (1, 2) OBP: 0.233, SLG: 0.295		0-3 K S S S		0-0 5-3 1B X		0-0 FC6-4 1B ③			0-0 1B WP 1B ①
Clete Boyer, R (1, 5) OBP: 0.305, SLG: 0.388		0-3 K S S S		0-0 5-3 1-2 2-3 X		0-0 FC6-4 1-2 ③			0-0 L4 ①
Stan Bahnsen, R (1, 1) OBP: 0.167, SLG: 0.167		0-3 K S S S		0-3 K S S S			0-0 G3 ①		0-0 BB 1B ①
Roy White, S (7, PH) OBP: 0.308, SLG: 0.345									
Dooley Womack, L (8, 1) OBP: 0.200, SLG: 0.200									
Hector Lopez, R (9, PH) OBP: 0.276, SLG: 0.371									

Inning Stats	R: 0	H: 0	E: 0	K: 0	S: 3	H: 2	LOB: 1	BB: 0	P: 4	R: 0	H: 2	E: 0	K: 3	S: 11	H: 1	LOB: 1	BB: 0	P: 6	R: 0	H: 1	E: 0	K: 2	S: 8	H: 1	LOB: 2	BB: 1	P: 12	R: 0	H: 1	E: 0	K: 0	S: 4	H: 1	LOB: 1	BB: 0	P: 4	R: 0	H: 0	E: 0	K: 0	S: 3	H: 0	LOB: 0	BB: 0	P: 3	R: 1	H: 3	E: 0	K: 1	S: 8	H: 3	LOB: 3	BB: 1	P: 12	1B: 10	SF: 0	2B: 0	SAC: 0	3B: 0	DP: 0	HR: 0	HBP: 1	WP: 1	PA: 40
--------------	------	------	------	------	------	------	--------	-------	------	------	------	------	------	-------	------	--------	-------	------	------	------	------	------	------	------	--------	-------	-------	------	------	------	------	------	------	--------	-------	------	------	------	------	------	------	------	--------	-------	------	------	------	------	------	------	------	--------	-------	-------	--------	-------	-------	--------	-------	-------	-------	--------	-------	--------

PITCHER	IP	WLS	BF	H	R	ER	SO	BB	IBB	HBP	BLK	WP	HR	S	P	ERA	WHIP
Joe Horlen, R (1, 1) ERA: 2.45	7.0	W	30	7	0	0	6	1	0	0	0	0	0	40	45	0.00	1.143
Hoyt Wilhelm, R (8, 1) ERA: 1.5	2.0	S	10	3	1	1	1	1	0	0	0	1	0	11	15	4.50	2.000



Batter	1	2	3	4	5	6	7	8	9	AB R H RBI BB SO LOB	TOP		
<b>Buddy Bradford, R</b> (1, 9) OBP: 0.200, SLG: 0.111	0-3 		0-0 			0-0 		0-0 		4 0 0 0 0 1 0			
<b>Don Buford, S</b> (1, 5) OBP: 0.328, SLG: 0.353	0-0 		0-3 			0-0 		4-0 	BB	3 1 0 0 1 1 0			
<b>Tommie Agee, R</b> (1, 8) OBP: 0.325, SLG: 0.450	0-3 			0-0 			0-0 	0-0 	1-H	4 2 2 2 0 1 0			
<b>Bill Skowron, R</b> (1, 3) OBP: 0.308, SLG: 0.360		0-0 		0-0 		0-0 	0-0 			4 0 0 0 0 0 1			
<b>Duane Josephson, R</b> (1, 2) OBP: 0.389, SLG: 0.412 <b>Smoky Burgess, L</b> (9, PH) OBP: 0.408, SLG: 0.391 <b>Ed Stroud, L</b> (9, PR) OBP: 0.238, SLG: 0.300		0-0 		0-0 		0-0 				3 0 1 0 0 0 1 1 0 1 0 0 0 0 0 0 0 0 0 0 0			
<b>Ken Berry, R</b> (1, 7) OBP: 0.309, SLG: 0.382		0-0 		0-3 		0-0 		0-0 		4 1 2 1 0 1 1			
<b>Jerry Adair, R</b> (1, 6) OBP: 0.290, SLG: 0.345		0-0 		0-0 		0-0 		0-0 		4 0 1 1 0 0 3			
<b>Al Weis, S</b> (1, 4) OBP: 0.223, SLG: 0.176 <b>John Romano, R</b> (7, PH) OBP: 0.346, SLG: 0.407 <b>Mary Staehle, L</b> (7, 4) OBP: 0.250, SLG: 0.250 <b>Tom McCraw, L</b> (9, PH) OBP: 0.283, SLG: 0.335		0-3 		0-0 		0-0 		0-0 		2 0 0 0 0 1 2 1 0 0 0 0 0 1 0 0 0 0 0 0 0 1 0 0 0 0 0 1			
<b>Tommy John, R</b> (1, 1) OBP: 0.171, SLG: 0.239 <b>John Duzard, R</b> (4, 1) OBP: 0.189, SLG: 0.119 <b>Dick Kenworthy, R</b> (6, PH) OBP: 0.154, SLG: 0.154 <b>Dennis Higgins, R</b> (6, 1) OBP: 0.222, SLG: 0.176 <b>Jim Hicks, R</b> (8, PH) OBP: 0.118, SLG: 0.118 <b>Jack Laine, R</b> (8, 1) OBP: 0.057, SLG: 0.029		0-3 				0-0 		0-0 		1 0 0 0 0 1 0 0 0 0 0 0 0 0 1 0 0 0 0 0 0 0 0 0 0 0 0 0 1 0 0 0 0 0 0 0 0 0 0 0 0 0			
<b>Inning Stats</b>	R: 0 H: 0 E: 0 LOB: 0 K: 2 BB: 0 S: 7 P: 7	R: 0 H: 2 E: 0 LOB: 2 K: 1 BB: 0 S: 7 P: 7	R: 0 H: 0 E: 0 LOB: 0 K: 2 BB: 0 S: 7 P: 7	R: 0 H: 0 E: 0 LOB: 0 K: 0 BB: 0 S: 3 P: 3	R: 0 H: 0 E: 0 LOB: 0 K: 1 BB: 0 S: 5 P: 5	R: 0 H: 0 E: 0 LOB: 0 K: 0 BB: 0 S: 3 P: 3	R: 2 H: 3 E: 0 LOB: 1 K: 0 BB: 0 S: 6 P: 6	R: 2 H: 1 E: 0 LOB: 0 K: 0 BB: 1 S: 4 P: 8	R: 0 H: 1 E: 0 LOB: 1 K: 0 BB: 0 S: 4 P: 4	1B: 1 SF: 0 2B: 5 SAC: 0 3B: 0 DP: 0 HR: 1 HBP: 0	WP: 0 PA: 35 PB: 0 SB: 0 CS: 0		
<b>PITCHER</b>	IP WLS BF H R ER SO BB IBB HBP BLK WP HR S P ERA WHIP											<b>PITCHER</b>	IP WLS BF H R ER SO BB IBB HBP BLK WP HR S P ERA WHIP
<b>Pete Richert, L</b> (1, 1) ERA: 3.37 <b>Ron Kline, R</b> (8, 1) ERA: 2.44	7.2 W 30 6 4 4 6 1 0 0 0 0 0 1 41 45 4.70 0.913												

Chicago White Sox @ Washington Senators  
D.C. Stadium, Washington, DC  
Fri Sep 23 1966, 7:05 PM EDT  
Att. 2,978 - Unknown

AB	34
R	4
H	7
RBI	4
BB	1
SO	6
LOB	10



Batter	1	2	3	4	5	6	7	8	9
Ed Brinkman, R OBP: 0.266, SLG: 0.332 (1, 6)	0-0 CS 1B		0-0 1B HR 1B	0-0 F8		0-0 SH3-4 1-2			
Ken McMullen, R OBP: 0.289, SLG: 0.354 (1, 5)	0-0 6-3 1-2		0-0 1B HR 1B	0-0 1-4-3		0-3 K			
Hank Allen, R OBP: 0.429, SLG: 0.545 (1, 7)	4-0 BB		0-0 1B HR 1B		0-0 E7 2B 1B	0-0 4-3			
Fred Valentine, S OBP: 0.354, SLG: 0.460 (1, 9) (6, 8)	0-3 K		0-0 F8		0-0 F4		0-0 F6		
Don Lock, R OBP: 0.331, SLG: 0.386 (1, 8)		0-0 6-3	0-3 K		0-0 F5		0-0 F8		
Willie Kirkland, L OBP: 0.263, SLG: 0.329 (5, PH) (6, 9)									
Ken Harrelson, R OBP: 0.317, SLG: 0.350 (1, 3)		0-0 E S 1B		0-0 FC3-6 1B	0-0 2B		0-3 K		
Paul Casanova, R OBP: 0.278, SLG: 0.402 (1, 2)		0-3 K		0-0 FC3-6 1B 1-2f 1B	4-0 BB		0-0 CS 1B		
Tim Cullen, R OBP: 0.185, SLG: 0.192 (1, 4)		0-3 K		0-0 1B 1-2 1B	0-0 F2		0-3 K 1-2		
Pete Richert, L OBP: 0.191, SLG: 0.244 (1, 1)			0-0 4-3	0-0 1B		4-0 SH3-4 BB		0-3 K	
Ron Kline, R OBP: 0.333, SLG: 0.200 (8, 1)				1-2 2-H 1B					

Inning Stats	R: 0 E: 0 K: 1 S: 5	H: 1 LOB: 1 BB: 1 P: 9	R: 0 E: 0 K: 2 S: 8	H: 1 LOB: 1 BB: 0 P: 8	R: 3 E: 0 K: 1 S: 8	H: 3 LOB: 0 BB: 0 P: 8	R: 1 E: 0 K: 0 S: 6	H: 3 LOB: 2 BB: 0 P: 6	R: 1 E: 1 K: 0 S: 5	H: 2 LOB: 2 BB: 1 P: 9	R: 0 E: 0 K: 1 S: 5	H: 0 LOB: 1 BB: 1 P: 9	R: 0 E: 0 K: 1 S: 5	H: 0 LOB: 0 BB: 0 P: 5	R: 0 E: 0 K: 2 S: 7	H: 1 LOB: 0 BB: 0 P: 7
1B: 9 2B: 1 3B: 0 HR: 1	SF: 0 SAC: 1 DP: 0 HBP: 0	WP: 0 PA: 36														


PITCHER	IP	WLS	BF	H	R	ER	SO	BB	IBB	HBP	BLK	WP	HR	S	P	ERA	WHIP
Tommy John, L ERA: 2.65 (1, 1)	3.1	L	18	8	4	4	4	1	0	0	0	0	1	25	29	10.80	2.700
John Buzhardt, R ERA: 3.94 (4, 1)	1.2		8	2	1	0	0	1	0	0	0	0	0	7	11	0.00	1.800
Dennis Higgins, R ERA: 2.52 (6, 1)	2.0		7	0	0	0	2	1	0	0	0	0	0	10	14	0.00	0.500
Jack Lamabe, R ERA: 3.77 (8, 1)	1.0		3	1	0	0	2	0	0	0	0	0	0	7	7	0.00	1.000

**BOTTOM**

**Chicago White Sox @ Washington Senators**  
D.C. Stadium, Washington, DC

Fri Sep 23 1966, 7:05 PM EDT  
Att. 2,978 - Unknown

AB	32
R	5
H	11
RBI	5
BB	3
SO	8
LOB	16



PITCHER	IP	WLS	BF	H	R	ER	SO	BB	IBB	HBP	BLK	WP	HR	S	P	ERA	WHIP
---------	----	-----	----	---	---	----	----	----	-----	-----	-----	----	----	---	---	-----	------



Batter	1	2	3	4	5	6	7	8	9	AB R H RBI BB SO LOB	TOP									
Ken Berry, R (1, 7) OBP: 0.307, SLG: 0.378	0-3 K	0-0 E5 FC5-4		0-0 4-3			0-0 SH E	0-0 F4		4 1 0 1 0 1 3										
Don Buford, S (1, 5) OBP: 0.327, SLG: 0.352	0-0 F9	0-0 FC5-4		0-0 5-3			0-0 E4 FC6-2		0-0 E S 1B 1B	5 1 1 1 0 0 4										
Tommie Agee, R (1, 8) OBP: 0.327, SLG: 0.450	4-0 BB		0-0 1-3 1B		0-0 F3		0-0 E7 FC6-2		0-3 K	4 0 2 1 1 1 1										
Bill Skowron, R (1, 3) Tom McCraw, L (5, 3) OBP: 0.306, SLG: 0.356 OBP: 0.286, SLG: 0.337	0-0 6-3		0-0 1-3		0-3 K		4-0 FC6-2 IBB		0-0 E 1B	3 0 0 0 0 1 2 1 0 1 1 1 0 0										
Jerry Adair, R (1, 6) OBP: 0.287, SLG: 0.341		0-0 6-3	0-3 K		0-0 F7		0-0 FC6-2		0-0 E3	5 0 0 0 0 1 5										
Duane Josephson, R (1, 2) OBP: 0.348, SLG: 0.364		0-0 G3 1B	0-3 K			0-0 F8	0-0 G6-4-3		0-0 L6	5 1 1 0 0 1 6										
Buddy Bradford, R (1, 9) OBP: 0.200, SLG: 0.143		0-0 G3		0-0 SH3-4 E 4-3 1B		0-0 6-3		0-0 5-3	0-0 F9	5 1 1 0 0 0 3										
Al Weis, S (1, 4) OBP: 0.223, SLG: 0.178		0-0 E5 2B 1B		0-0 E5 4-3 SH3-4		0-3 K		0-0 G3		4 1 1 1 0 1 1										
Bruce Howard, S (1, 1) Juan Pizarro, L (2, 1) Hoyt Wilhelm, R (9, 1) OBP: 0.180, SLG: 0.093 OBP: 0.185, SLG: 0.200		0-0 E 2B		0-0 SH3-4			0-0 SH E 2B	0-0 1B		1 0 1 1 0 0 0 2 1 2 0 0 0 0 0 0 0 0 0 0 0										
<b>Inning Stats</b>	R: 0 E: 0 K: 1 S: 5	H: 0 LOB: 1 BB: 1 P: 9	R: 2 E: 1 K: 0 S: 7	H: 3 LOB: 2 BB: 0 P: 7	R: 0 E: 0 K: 2 S: 8	H: 1 LOB: 1 BB: 0 P: 8	R: 1 E: 1 K: 0 S: 5	H: 1 LOB: 1 BB: 0 P: 5	R: 0 E: 0 K: 1 S: 5	H: 0 LOB: 0 BB: 0 P: 5	R: 2 E: 3 K: 0 S: 6	H: 2 LOB: 2 BB: 1 P: 10	R: 0 E: 0 K: 0 S: 4	H: 1 LOB: 1 BB: 0 P: 4	R: 1 E: 1 K: 1 S: 8	H: 2 LOB: 2 BB: 0 P: 8	1B: 8 2B: 2 3B: 0 HR: 0	SF: 0 SAC: 2 DP: 1 HBP: 0	WP: 0 PB: 0 SB: 1 CS: 0	PA: 43
<b>PITCHER</b>	IP WLS BF H R ER SO BB IBB HBP BLK WP HR S P ERA WHIP																			
Mike McCormick, L (1, 1) ERA: 3.51	3.1 L 18 5 3 2 3 1 0 0 0 0 0 0 23 27 5.40 1.800																			
Bob Humphreys, R (4, 1) ERA: 2.82	1.2 5 0 0 0 1 0 0 0 0 0 0 0 7 7 0.00 0.000																			
Pete Craig, R (6, 1) ERA: 4.5	2.0 10 2 2 1 1 0 1 0 0 0 0 0 11 15 4.50 1.000																			
Dave Baldwin, R (8, 1) ERA: 4.5	2.0 10 3 1 1 1 0 0 0 0 0 0 0 12 12 4.50 1.500																			

Chicago White Sox @ Washington Senators  
D.C. Stadium, Washington, DC  
Sat Sep 24 1966, 3:33 AM EDT  
Att. 2,418 - Unknown

AB	39
R	6
H	10
RBI	6
BB	2
SO	6
LOB	25



livebaseballscorecards.com





Batter	1	2	3	4	5	6	7	8	9	AB R H RBI BB SO LOB	TOP																
Ed Stroud, L (1, 7) OBP: 0.269, SLG: 0.320	0-0 E 1B	0-0 F7		0-0 1-3 1B			0-0 L1-3		0-0 4-3	5 1 2 0 0 0 2	<b>Chicago White Sox @ Washington Senators</b> D.C. Stadium, Washington, DC Sun Sep 25 1966, 3:33 AM EDT Unknown																
Don Buford, S (1, 5) OBP: 0.326, SLG: 0.358	0-0 E4 1B FC	0-0 1B HR		0-0 CS 3-H	0-0 5-3		0-0 4-3		0-0 4-3	4 2 2 2 0 0 1																	
Tommie Agee, R (1, 8) OBP: 0.327, SLG: 0.449	0-0 F5	0-0 F9			0-0 CS 1B		0-0 5-3			4 0 1 0 0 0 3																	
Bill Skowron, R (1, 3) Floyd Robinson, L (8, PR) OBP: 0.330, SLG: 0.325	0-0 1B FC 1B		0-0 6-3		0-0 6-3 1-2			0-0 2B		4 0 2 1 0 0 1 0 0 0 0 0 0 0																	
Tom McCraw, L (1, 9) OBP: 0.286, SLG: 0.334	0-0 FC 1B		0-3 K			1-0 G6-4-3 HBP		0-3 K		3 0 0 1 0 2 2																	
Jerry Adair, R (1, 6) OBP: 0.287, SLG: 0.340	0-0 G6-3 1B		0-0 5-3			0-0 G6-4-3 1-2f		0-0 F9		4 0 1 0 0 0 2																	
J.C. Martin, L (1, 2) Wayne Causey, L (6, PR) OBP: 0.319, SLG: 0.286	0-0 G6-3		0-0 F8			0-0 1B		0-0 6-3		3 0 1 0 0 0 3 1 0 0 0 0 0 1																	
Al Weis, S (1, 4) John Romano, R (6, PH) OBP: 0.344, SLG: 0.405		0-3 K		0-0 1B CS 1B		0-3 K		0-0 F6		2 0 1 0 0 0 1 0 2 0 0 0 0 0 1 1																	
Jack Lamabe, R (1, 1) John Buzhardt, R (3, 1) Dick Kenworthy, R (7, PH) Greg Bollo, R (7, 1) Smoky Burgess, L (9, PH) OBP: 0.403, SLG: 0.385		0-0 HR 1B		0-3 K		0-0 PB 1B		0-0 F9		1 1 1 0 0 0 0 1 0 0 0 0 0 1 1 1 0 1 0 0 0 0 0 0 0 0 0 0 0 1 0 0 0 0 0 0																	
<b>Inning Stats</b>	R: 2 E: 1 K: 0 S: 7	H: 4 LOB: 2 BB: 0 P: 7	R: 2 E: 0 K: 1 S: 7	H: 2 LOB: 0 BB: 0 P: 7	R: 0 E: 0 K: 1 S: 5	H: 0 LOB: 0 BB: 0 P: 5	R: 0 E: 0 K: 1 S: 6	H: 2 LOB: 1 BB: 0 P: 6	R: 0 E: 0 K: 0 S: 3	H: 1 LOB: 0 BB: 0 P: 3		R: 0 E: 0 K: 1 S: 5	H: 1 LOB: 1 BB: 0 P: 6	R: 0 E: 0 K: 0 S: 4	H: 1 LOB: 1 BB: 0 P: 4	R: 0 E: 0 K: 1 S: 6	H: 1 LOB: 1 BB: 0 P: 6	R: 0 E: 0 K: 0 S: 3	H: 0 LOB: 0 BB: 0 P: 3	1B: 10 2B: 1 3B: 0 HR: 1	SF: 0 SAC: 0 DP: 2 HBP: 1	WP: 0 PB: 1 SB: 0 CS: 2	PA: 38				
<b>PITCHER</b>	IP WLS BF H R ER SO BB IBB HBP BLK WP HR S P ERA WHIP																										
Phil Ortega, R (1, 1) ERA: 3.92	2.0	W	12	6	4	3	1	0	0	0	0	0	1	14	14	13.50	3.000										
Dick Lines, L (3, 1) ERA: 2.28	5.1	W	20	6	0	0	4	0	0	1	0	0	0	27	28	0.00	1.125										
Ron Kline, R (8, 1) ERA: 2.39	1.2	S	5	0	0	0	0	0	0	0	0	0	0	5	5	0.00	0.000										

livebaseballscores.com

AB	36
R	4
H	12
RBI	4
BB	0
SO	5
LOB	17



Batter	1	2	3	4	5	6	7	8	9
Ed Brinkman, R OBP: 0.267, SLG: 0.332 (1, 6)	0-0 6-3	0-0 1-3		0-0 F8		0-0 1B		0-0 1-3	
Bob Saverine, S OBP: 0.301, SLG: 0.334 (1, 4)	0-0 HR		0-0 1B		0-0 F9	0-0 6-3			
Tim Cullen, R OBP: 0.258, SLG: 0.267 (1, 4)	0-0 1B		0-0 1B		0-0 1B				
Fred Valentine, S OBP: 0.352, SLG: 0.457 (1, 8)	0-0 F4		0-0 F7		0-0 1B		0-0 FC3-6		
Jim King, L OBP: 0.331, SLG: 0.407 (1, 9)	0-0 HR		0-0 1B		0-0 F9		0-0 FC3-6		
Hank Allen, R OBP: 0.500, SLG: 0.579 (1, 7)	0-0 1B		0-0 FC6-4		0-0 1B		0-0 FC6-4		
Ken Harrelson, R OBP: 0.318, SLG: 0.349 (1, 3)	0-0 4-3		0-0 F9		0-0 G6-4-3		0-0 F2		
Ken McMullen, R OBP: 0.289, SLG: 0.353 (1, 5)		0-0 1B	0-0 FC6-4		0-0 G6-4-3		0-0 FC6-4		
Paul Casanova, R OBP: 0.278, SLG: 0.400 (1, 2)		0-0 G4-6-3		0-0 F5		0-0 F3		0-0 6-3	
Phil Ortega, R OBP: 0.148, SLG: 0.056 (1, 1)		0-0 G4-6-3		0-3 K		0-0 L4-3		0-3 K	
Dick Phillips, L OBP: 0.225, SLG: 0.162 (2, PH)									
Dick Lines, R (3, 1)									
Ron Kline, R OBP: 0.286, SLG: 0.167 (8, 1)									

AB	R	H	RBI	BB	SO	LOB
5	0	1	0	0	0	0
0	0	0	0	0	0	0
4	3	3	0	0	0	1
4	1	2	0	0	0	2
4	1	2	2	0	0	3
4	0	4	2	0	0	0
4	0	1	1	0	0	5
4	1	1	0	0	0	6
4	0	1	0	0	0	0
0	0	0	0	0	0	0
1	0	0	0	0	0	1
2	0	0	0	0	1	0
1	0	0	0	0	1	0

**BOTTOM**

**Chicago White Sox @ Washington Senators**  
D.C. Stadium, Washington, DC  
Sun Sep 25 1966, 3:33 AM EDT  
Unknown

[livebaseballscorecards.com](http://livebaseballscorecards.com)

<b>AB</b>	<b>37</b>
<b>R</b>	<b>6</b>
<b>H</b>	<b>15</b>
<b>RBI</b>	<b>5</b>
<b>BB</b>	<b>0</b>
<b>SO</b>	<b>2</b>
<b>LOB</b>	<b>18</b>



1B: 14	SF: 0
2B: 0	SAC: 0
3B: 0	DP: 2
HR: 1	HBP: 0

WP: 0	PA: 37
PB: 0	
SB: 0	
CS: 0	

Inning Stats	R	H	E	K	S	P	BB	IBB	HBP	BLK	WP	HR	S	P	ERA	WHIP	
R: 2 E: 0 K: 0 S: 6	H: 3 LOB: 1 BB: 0 P: 6	R: 1 E: 0 K: 0 S: 4	H: 2 LOB: 0 BB: 0 P: 4	R: 1 E: 0 K: 0 S: 6	H: 3 LOB: 2 BB: 0 P: 6	R: 0 E: 0 K: 1 S: 5	H: 0 LOB: 0 BB: 0 P: 5	R: 2 E: 0 K: 0 S: 6	H: 4 LOB: 1 BB: 0 P: 6	R: 0 E: 0 K: 0 S: 4	H: 1 LOB: 1 BB: 0 P: 4	R: 0 E: 0 K: 0 S: 5	H: 2 LOB: 2 BB: 0 P: 5	R: 0 E: 0 K: 1 S: 5	H: 0 LOB: 0 BB: 0 P: 5		
PITCHER	IP	WLS	BF	H	R	ER	SO	BB	IBB	HBP	BLK	WP	HR	S	P	ERA	WHIP
Jack Lamabe, R ERA: 4.0 (1, 1)	2.1		14	8	4	4	0	0	0	0	0	0	1	14	14	15.43	3.429
John Buzhardt, R ERA: 3.96 (3, 1)	3.2	L	15	5	2	2	1	0	0	0	0	0	0	17	17	4.91	1.364
Greg Bollo, R ERA: 3.0 (7, 1)	2.0		8	2	0	0	1	0	0	0	0	0	0	10	10	0.00	1.000



Batter	1	2	3	4	5	6	7	8	9	10	11	AB	R	H	RBI	BB	SO	LOB	TOP					
Ken Berry, R OBP: 0.308, SLG: 0.381 (1, 7)	0-0 E 1B 2B	0-0 1-3 1B		0-0 FC5 2-3f			0-0 6-3		0-0 G1			5	1	2	0	0	0	4						
Buddy Bradford, R OBP: 0.200, SLG: 0.111 (1, 9)	0-0 F9	0-0 F9			0-0 F9			4-0 SH1-4 BB		0-0 F9		4	0	0	0	1	0	3						
Jerry Adair, R OBP: 0.286, SLG: 0.337 (1, 6)	4-0 1B E BB		0-0 F4		0-0 F7			0-0 SH1-4		0-0 F6		3	0	0	0	1	0	0						
Tommie Agee, R OBP: 0.327, SLG: 0.448 (1, 8)	0-0 E5 1B 1-2 2-3		0-0 5-3		0-0 6-3			1-0 G4-3 HBP		0-0 1B		4	0	1	0	0	0	2						
Duane Josephson, R OBP: 0.357, SLG: 0.370 (1, 2)	0-0 G6-4-3 1B 1-2 2-3 3-4		0-0 6-3			0-0 F5		0-0 G4-3		0-0 1B		5	0	2	1	0	0	2						
Jim Hicks, R OBP: 0.100, SLG: 0.100 (1, 3)	0-0 G6-4-3			0-0 F8			0-0 F3		0-0 4-3		0-0 F6	3	0	0	0	0	0	3						
Tom McCraw, L OBP: 0.285, SLG: 0.333 (6, 3)												1	0	0	0	0	0	0						
John Romano, R OBP: 0.344, SLG: 0.404 (10, PH)												1	0	0	0	0	0	2						
Pete Ward, L OBP: 0.292, SLG: 0.293 (10, 3)												0	0	0	0	0	0	0						
Dick Kenworthy, R OBP: 0.235, SLG: 0.235 (1, 5)		0-0 3-1		0-0 FC5 BB 1B		0-0 6-3					0-0 F9	3	0	1	0	0	0	0						
Hoyt Wilhelm, R OBP: 0.125, SLG: 0.250 (6, 1)												2	0	1	0	0	0	0						
Al Weis, S OBP: 0.228, SLG: 0.179 (1, 4)		0-0 4-3		4-0 K 1-2 BB			0-0 1-3		4-0 1B IBB		0-0 F5	2	0	0	0	1	0	0						
Bill Skowron, R OBP: 0.310, SLG: 0.361 (9, PH)												0	0	0	0	1	0	0						
Floyd Robinson, L OBP: 0.330, SLG: 0.325 (9, PR)												0	0	0	0	0	0	0						
Wayne Causey, L OBP: 0.318, SLG: 0.285 (9, 4)												1	0	0	0	0	0	0						
Fred Klages, R OBP: 0.500, SLG: 0.500 (1, 1)		0-0 1B		0-3 K			0-3 K		0-0 F8		0-0 4-3	2	0	1	0	0	1	2						
Don Buford, S OBP: 0.327, SLG: 0.356 (6, 5)												3	0	0	0	0	1	2						
<b>Inning Stats</b>	R: 1 E: 1 K: 0 S: 5	H: 2 LOB: 2 BB: 1 P: 9	R: 0 E: 0 K: 0 S: 5	H: 2 LOB: 2 BB: 0 P: 5	R: 0 E: 0 K: 0 S: 3	H: 0 LOB: 0 BB: 0 P: 3	R: 0 E: 0 K: 1 S: 6	H: 1 LOB: 2 BB: 1 P: 10	R: 0 E: 0 K: 0 S: 3	H: 0 LOB: 0 BB: 0 P: 3	R: 0 E: 0 K: 1 S: 5	H: 0 LOB: 0 BB: 0 P: 5	R: 0 E: 0 K: 0 S: 2	H: 0 LOB: 1 BB: 1 P: 7	R: 0 E: 0 K: 0 S: 4	H: 1 LOB: 2 BB: 1 P: 8	R: 0 E: 0 K: 0 S: 5	H: 2 LOB: 2 BB: 0 P: 5	R: 0 E: 0 K: 0 S: 3	H: 0 LOB: 0 BB: 0 P: 3	1B: 6 2B: 2 3B: 0 HR: 0	SF: 0 SAC: 1 DP: 2 HBP: 1	WP: 0 PB: 0 SB: 0 CS: 0	PA: 45
<b>PITCHER</b>	IP WLS BF H R ER SO BB IBB HBP BLK WP HR S P ERA WHIP																							
Barry Moore, L ERA: 3.75 (1, 1)	8.0 W 32 5 1 1 2 3 0 1 0 0 0 0 32 45 1.12 1.000																							
Mike McCormick, L ERA: 3.46 (9, 1)	3.0 W 13 3 0 0 0 0 1 0 0 0 0 0 12 16 0.00 1.000																							

Chicago White Sox @ Washington Senators  
D.C. Stadium, Washington, DC  
Sun Sep 25 1966, 3:38 AM EDT  
Att: 2,920 - Unknown

AB	39
R	1
H	8
RBI	1
BB	4
SO	2
LOB	20



Batter	1	2	3	4	5	6	7	8	9	10	11	AB R H RBI BB SO LOB	BOTTOM
Ed Brinkman, R (1, 8) OBP: 0.263, SLG: 0.329	L6		FC1-2			4-3		SH2-4		1-3		4 0 0 0 0 0 1	<b>Chicago White Sox @ Washington Senators</b> D.C. Stadium, Washington, DC Sun Sep 25 1966, 3:38 AM EDT Att: 2,920 - Unknown
Tim Cullen, R (1, 4) OBP: 0.276, SLG: 0.265	F7		3-H			E6 FC5 BB		BB			K	4 1 1 0 1 1 0	
Fred Valentine, S (1, 8) (7, 9) (9, 8) OBP: 0.353, SLG: 0.456	F7					SH WP		F7			S 1B	3 1 1 0 1 0 2	
Frank Howard, R (1, 7) OBP: 0.347, SLG: 0.444						L7		4-3			F8	3 0 0 0 0 1 3	
Don Lock, R (7, 8) OBP: 0.331, SLG: 0.386						1-2 2-H						0 0 0 0 0 0 0	
Jim King, L (8, PH) OBP: 0.330, SLG: 0.405												1 0 0 0 0 0 2	
Mike McCormick, L (9, 1) OBP: 0.246, SLG: 0.303												0 0 0 0 0 0 0	
Bob Saverine, S (11, PH) OBP: 0.300, SLG: 0.333												1 0 0 0 0 0 1	
Hank Allen, R (1, 9) OBP: 0.481, SLG: 0.542 (7, 7)						FC5						5 0 2 1 0 1 3	
Dick Nen, L (1, 3) OBP: 0.290, SLG: 0.319						2-3f						3 0 0 0 0 0 1	
Ken McMullen, R (1, 5) OBP: 0.287, SLG: 0.351												4 0 0 0 0 0 1	
Paul Casanova, R (1, 2) OBP: 0.278, SLG: 0.401												4 0 1 0 0 0 0	
Barry Moore, L (1, 1) OBP: 0.105, SLG: 0.105												2 0 0 0 0 0 1	
Willie Kirkland, L (8, PH) OBP: 0.264, SLG: 0.329 (9, 9)												2 0 1 0 0 0 0	
<b>Inning Stats</b>	R: 0 H: 0 E: 0 LOB: 0 K: 0 BB: 0 S: 3 P: 3	R: 0 H: 0 E: 0 LOB: 0 K: 1 BB: 0 S: 5 P: 5	R: 0 H: 1 E: 0 LOB: 1 K: 0 BB: 0 S: 4 P: 4	R: 1 H: 1 E: 1 LOB: 1 K: 1 BB: 0 S: 7 P: 7	R: 0 H: 0 E: 0 LOB: 0 K: 0 BB: 0 S: 3 P: 3	R: 0 H: 0 E: 1 LOB: 2 K: 0 BB: 1 S: 4 P: 8	R: 0 H: 0 E: 0 LOB: 0 K: 0 BB: 0 S: 3 P: 3	R: 0 H: 1 E: 0 LOB: 2 K: 0 BB: 1 S: 4 P: 8	R: 0 H: 1 E: 0 LOB: 0 K: 0 BB: 0 S: 3 P: 3	R: 0 H: 0 E: 0 LOB: 0 K: 0 BB: 0 S: 3 P: 3	R: 1 H: 2 E: 0 LOB: 1 K: 1 BB: 0 S: 6 P: 6	1B: 5 SF: 0 2B: 2 SAC: 3 3B: 0 DP: 1 HR: 0 HBP: 0	WP: 1 PA: 41 PB: 0 SB: 1 CS: 0
<b>PITCHER</b>	IP WLS BF H R ER SO BB IBB HBP BLK WP HR S P ERA WHIP												
Fred Klages, R (1, 1) ERA: 0.87	5.1	21	2	1	0	2	1	0	0	0	0	0.00	0.562
Hoyt Wilhelm, R (6, 1) ERA: 1.49	5.1	L 20	4	1	1	1	1	0	0	0	0	1.69	0.938

livebaseballscorecards.com

AB	36
R	2
H	6
RBI	1
BB	2
SO	3
LOB	15





Batter	1	2	3	4	5	6	7	8	9	AB R H RBI BB SO LOB	TOP																								
Reggie Smith, S (1, 8) OBP: 0.190, SLG: 0.238	0-0 4-3		0-0 6-3		0-0 F7			0-0 F6		4 0 0 0 0 0 0	<b>Boston Red Sox @ Chicago White Sox</b> Comiskey Park, Chicago, IL Tue Sep 27 1966, 8:05 PM EDT Unknown																								
Joe Foy, R (1, 5) OBP: 0.365, SLG: 0.415	0-0 F6		0-0 6-3		0-0 5-3			0-0 WP 1B		4 0 1 0 0 0 0																									
Carl Yastrzemski, L (1, 7) OBP: 0.368, SLG: 0.431	0-0 F8			4-0 WP BB BB		0-0 G6-4-3 1B		4-0 1-2 IBB		2 0 1 0 2 0 0																									
Tony Conigliaro, R (1, 9) OBP: 0.330, SLG: 0.486		0-3 K		4-0 FC5 1-2 WP BB		0-3 K		0-0 6-3		3 0 0 0 1 2 3																									
George Scott, R (1, 3) OBP: 0.324, SLG: 0.434		0-0 F9		0-0 5-3		0-0 G6-4-3 1-2f		0-3 K		4 0 0 0 0 1 3																									
Dalton Jones, L (1, 4) OBP: 0.303, SLG: 0.365		0-0 1B 1B		0-0 F8			0-0 G3		0-0 G3	4 0 1 0 0 0 2																									
Rico Petrocelli, R (1, 6) OBP: 0.298, SLG: 0.386		0-0 PB 1B		4-0 IBB			0-0 1-3		0-0 4-3	3 0 1 0 1 0 0																									
Bob Tillman, R (1, 2) OBP: 0.299, SLG: 0.313		0-3 K		0-0 FC5 2-3f			0-0 F3			3 0 0 0 0 1 5																									
Lee Stange, R (1, 1) OBP: 0.111, SLG: 0.077		0-3 K			0-0 6-3			0-0 6-3		3 0 0 0 0 1 0																									
<b>Inning Stats</b>	R: 0 E: 0 K: 0 S: 3	H: 0 LOB: 0 BB: 0 P: 3	R: 0 E: 0 K: 2 S: 9	H: 2 LOB: 2 BB: 0 P: 9	R: 0 E: 0 K: 1 S: 5	H: 0 LOB: 0 BB: 0 P: 5	R: 0 E: 0 K: 0 S: 3	H: 0 LOB: 3 BB: 3 P: 15	R: 0 E: 0 K: 0 S: 5	H: 1 LOB: 0 BB: 0 P: 5		R: 0 E: 0 K: 0 S: 3	H: 0 LOB: 0 BB: 0 P: 3	R: 0 E: 0 K: 0 S: 4	H: 1 LOB: 2 BB: 1 P: 8	R: 0 E: 0 K: 1 S: 5	H: 0 LOB: 0 BB: 0 P: 5	1B: 4 2B: 0 3B: 0 HR: 0	SF: 0 SAC: 0 DP: 1 HBP: 0	WP: 2 PB: 1 SB: 0 CS: 0	PA: 34														
<b>PITCHER</b>	IP WLS BF H R ER SO BB IBB HBP BLK WP HR S P ERA WHIP																																		
Joe Horlen, R (1, 1) ERA: 2.35	8.0	31	4	0	0	4	2	2	0	0	2	0	35	51	0.00	0.750																			
Hoyt Wilhelm, R (9, 1) ERA: 1.47	1.0	W	3	0	0	0	1	0	0	0	0	0	5	5	0.00	0.000																			

livebaseballscorecards.com

<b>AB</b>	30
<b>R</b>	0
<b>H</b>	4
<b>RBI</b>	0
<b>BB</b>	4
<b>SO</b>	5
<b>LOB</b>	13




Batter	1	2	3	4	5	6	7	8	9	AB	R	H	RBI	BB	SO	LOB
Ed Stroud, L (1, 9) OBP: 0.233, SLG: 0.276	0-0 F7		0-0 F6			0-0 1-3		0-3 K		4	0	0	0	0	1	2
Mary Staehle, L (1, 4) OBP: 0.286, SLG: 0.167	4-0		0-0 F8			0-3 K		0-0 F3		2	0	0	0	1	1	0
Pete Ward, L (8, PH) OBP: 0.291, SLG: 0.292	S BB									1	0	0	0	0	0	2
Hoyt Wilhelm, R (9, 1) OBP: 0.125, SLG: 0.250										0	0	0	0	0	0	0
Don Buford, S (1, 5) OBP: 0.325, SLG: 0.354	0-0 F7				0-0 B3			0-0 F8		4	0	0	0	0	0	1
	1-2															
Tommy Agee, R (1, 8) OBP: 0.327, SLG: 0.446	0-0 2-3				0-0 6-3			0-0 5-3		4	1	1	0	0	0	1
Tom McCraw, L (1, 3) OBP: 0.285, SLG: 0.332		0-0 6-3			0-0 G3			0-0		4	0	1	0	0	0	1
								CS 1B								
J.C. Martin, L (1, 2) OBP: 0.316, SLG: 0.363		0-0			0-0 B1-3			0-0 F5		3	0	1	0	1	0	1
		5-3 1B						1-2								
Ken Berry, R (1, 7) OBP: 0.312, SLG: 0.383		0-0 5-3			0-0			0-0		3	0	2	1	1	0	1
		1-2						BB 1B								
Jerry Adair, R (1, 6) OBP: 0.285, SLG: 0.336		0-0 4-3			0-0 F4			0-0 SH3-4		2	0	0	0	0	0	2
								1-2								
Joe Herten, R (1, 1) OBP: 0.102, SLG: 0.071			0-0 1-3		0-0 F9			0-0		2	0	0	0	0	0	1
Smoky Burgess, L (8, PH) OBP: 0.410, SLG: 0.385										0	0	0	0	1	0	0
Buddy Bradford, R (8, PR) OBP: 0.200, SLG: 0.111										0	0	0	0	0	0	0
Al Weis, S (9, 4) OBP: 0.228, SLG: 0.179										0	0	0	0	0	0	0

<b>Inning Stats</b>	R: 0 E: 0 K: 0 S: 3	H: 0 LOB: 1 BB: 1 P: 7	R: 0 E: 0 K: 0 S: 4	H: 1 LOB: 1 BB: 0 P: 4	R: 0 E: 0 K: 0 S: 3	H: 0 LOB: 0 BB: 0 P: 3	R: 0 E: 0 K: 0 S: 3	H: 0 LOB: 0 BB: 0 P: 3	R: 0 E: 0 K: 0 S: 4	H: 1 LOB: 1 BB: 0 P: 4	R: 0 E: 0 K: 1 S: 5	H: 0 LOB: 0 BB: 0 P: 5	R: 0 E: 0 K: 0 S: 3	H: 1 LOB: 0 BB: 0 P: 3	R: 0 E: 0 K: 1 S: 5	H: 0 LOB: 2 BB: 2 P: 13	R: 1 E: 0 K: 0 S: 4	H: 2 LOB: 2 BB: 1 P: 8	1B: 5 2B: 0 3B: 0 HR: 0	SF: 0 SAC: 1 DP: 0 HBP: 0	WP: 0 PB: 0 SB: 2 CS: 1	PA: 34
<b>PITCHER</b> Lee Stange, R (1, 1) ERA: 3.3	IP: 8.2 WLS: L BF: 34 H: 5 R: 1 ER: 1 SO: 2 BB: 2 IBB: 2 HBP: 0 BLK: 0 WP: 0 HR: 0 S: 34 P: 50 ERA: 1.04 WHIP: 0.808																					

**BOTTOM**

**Boston Red Sox @ Chicago White Sox**  
Comiskey Park, Chicago, IL  
Tue Sep 27 1966, 8:05 PM EDT  
Unknown

<b>AB</b>	<b>29</b>
<b>R</b>	<b>1</b>
<b>H</b>	<b>5</b>
<b>RBI</b>	<b>1</b>
<b>BB</b>	<b>4</b>
<b>SO</b>	<b>2</b>
<b>LOB</b>	<b>12</b>



livebaseballscorecards.com



Batter	1	2	3	4	5	6	7	8	9	AB R H RBI BB SO LOB	TOP		
Reggie Smith, S (1, 8) OBP: 0.154, SLG: 0.192	0-0 6-3		0-0 5-3		0-0 F5		0-3 K		0-0 F8	5 0 0 0 0 1 2	<b>Boston Red Sox @ Chicago White Sox</b> Comiskey Park, Chicago, IL Tue Sep 27 1966, 8:05 PM EDT Att. 7,666 - Unknown <a href="http://livebaseballscorecards.com">livebaseballscorecards.com</a>		
Joe Foy, R (1, 5) OBP: 0.364, SLG: 0.413	0-0 1B		0-0 6-3		0-0 F9		0-0 6-3			4 0 1 0 0 0 1			
George Thomas, R (1, 7) Carl Yastrzemski, L (9, 7) OBP: 0.332, SLG: 0.347 OBP: 0.368, SLG: 0.431	0-0 1B		0-0 5-3			0-0 3B		0-0 1-3		4 1 3 0 0 0 0 0 0 0 0 0 0 0			
Tony Conigliaro, R (1, 9) OBP: 0.330, SLG: 0.487	0-0 G6-4-3			0-0 F8		0-0 E		0-0 F8		4 1 1 1 0 0 3			
George Scott, R (1, 3) OBP: 0.324, SLG: 0.433		0-0 F9		0-0 FC6-4		0-0 E5		0-0 1-3		4 0 1 1 0 0 1			
Rico Petrocelli, R (1, 6) OBP: 0.296, SLG: 0.383		0-0 F8		0-0 F8		0-0 1-3		0-0 F7		4 0 0 0 0 0 3			
Mike Andrews, R (1, 4) OBP: 0.167, SLG: 0.167		0-0 BB		0-0 FC6-4		0-3 K				4 0 2 0 0 1 2			
Bob Tillman, R (1, 2) OBP: 0.303, SLG: 0.314		4-0 BB			0-0 1B		0-0 1-3		0-0 F6	3 0 1 0 1 0 2			
Dan Osinski, R (1, 1) John Wyatt, R (6, 1) Don Demeter, R (7, PH) Jim Lonborg, R (7, 1) OBP: 0.333, SLG: 0.333 OBP: 0.284, SLG: 0.458 OBP: 0.125, SLG: 0.167		0-0 F8			0-0 F3		0-0 5-3		0-0 FC6-4	2 0 0 0 0 0 3 0 0 0 0 0 0 0 1 0 0 0 0 0 0 1 0 0 0 0 0 1			
<b>Inning Stats</b>	R: 0 H: 2 E: 0 LOB: 1 K: 0 BB: 0 S: 4 P: 4	R: 0 H: 1 E: 0 LOB: 2 K: 0 BB: 1 S: 4 P: 8	R: 0 H: 0 E: 0 LOB: 0 K: 0 BB: 0 S: 3 P: 3	R: 0 H: 1 E: 0 LOB: 1 K: 0 BB: 0 S: 4 P: 4	R: 0 H: 1 E: 0 LOB: 1 K: 0 BB: 0 S: 4 P: 4	R: 2 H: 2 E: 1 LOB: 1 K: 1 BB: 0 S: 8 P: 8	R: 0 H: 0 E: 0 LOB: 0 K: 1 BB: 0 S: 5 P: 5	R: 0 H: 1 E: 0 LOB: 1 K: 0 BB: 0 S: 4 P: 4	R: 0 H: 1 E: 0 LOB: 1 K: 0 BB: 0 S: 4 P: 4	1B: 8 SF: 0 2B: 0 SAC: 0 3B: 1 DP: 1 HR: 0 HBP: 0	WP: 0 PA: 37 PB: 0 SB: 0 CS: 0		
<b>PITCHER</b>	IP WLS BF H R ER SO BB IBB HBP BLK WP HR S P ERA WHIP											<b>PITCHER</b>	IP WLS BF H R ER SO BB IBB HBP BLK WP HR S P ERA WHIP
Tommy John, L (1, 1) ERA: 2.65	7.0 L 29 7 2 2 2 1 0 0 0 0 0 0 32 36 2.57 1.143												
John Buzhardt, R (8, 1) ERA: 3.91	2.0 8 2 0 0 0 0 0 0 0 0 0 0 8 8 0.00 1.000												



Batter	1	2	3	4	5	6	7	8	9	AB	R	H	RBI	BB	SO	LOB
Ed Stroud, L (1, 9) OBP: 0.206, SLG: 0.242	0-0 G3			0-3 K	0-0 F7		0-3 K			4	0	0	0	0	2	2
Mary Staehle, L (1, 4) OBP: 0.364, SLG: 0.222	0-0 FC4-6 1B			4-0 BB FC1-2 BB	0-0 FC6			0-0 E6 FC1-6		3	0	1	0	1	0	2
Al Weis, S (8, PR) OBP: 0.228, SLG: 0.179										0	0	0	0	0	0	0
Don Buford, S (1, 5) OBP: 0.326, SLG: 0.353	0-0 FC4-6 CS			4-0 FC1-2 BB 1-2		4-0 G5-4-3 BB		0-0 F7		2	0	0	0	2	0	2
Tommie Agee, R (1, 8) OBP: 0.326, SLG: 0.444	0-0 CS	0-0 6-3		4-0 FC1-2 BB 1-2 2-3		0-0 G5-4-3		0-0 FC1-6 S		3	0	0	0	1	0	2
Tom McCraw, L (1, 3) OBP: 0.287, SLG: 0.332				0-0 FC1-2		0-0 S 1B WP		4-0 1-2 BB		3	1	1	0	1	0	3
Ken Berry, R (1, 7) OBP: 0.311, SLG: 0.382				0-0 F8		0-0 WP S 1B		0-0 G3		4	0	1	0	0	0	5
Duane Josephson, R (1, 2) OBP: 0.323, SLG: 0.333				0-0 5-3		0-0 F9		0-0 F3		3	0	0	0	0	0	1
Pete Ward, L (9, PH) OBP: 0.290, SLG: 0.291						1-3 2-H				1	0	0	0	0	0	0
Jerry Adair, R (1, 6) OBP: 0.285, SLG: 0.335				0-0 G3		0-0 1B 1B		0-0 4-3		4	0	1	0	0	0	0
Tommy John, R (1, 1) OBP: 0.181, SLG: 0.246				0-0 6-3		0-0 FC6 1B		0-0 1-3		2	0	1	0	0	0	0
Smoky Burgess, L (7, PH) OBP: 0.405, SLG: 0.379										1	0	0	0	0	0	0
John Buzhardt, R (8, 1) OBP: 0.156, SLG: 0.116										0	0	0	0	0	0	0
Bill Skowron, R (9, PH) OBP: 0.309, SLG: 0.360										1	0	0	0	0	1	0

Inning Stats	R: 0	H: 1	E: 0	K: 0	S: 3	H: 0	LOB: 0	BB: 0	P: 3	R: 0	H: 0	E: 0	K: 0	S: 3	R: 0	H: 0	E: 0	K: 1	S: 5	R: 0	H: 2	E: 0	K: 0	S: 5	R: 1	H: 2	E: 0	K: 0	S: 4	R: 0	H: 0	E: 0	K: 1	S: 5	R: 0	H: 0	E: 1	K: 0	S: 4	R: 0	H: 0	E: 0	K: 1	S: 5	R: 0	H: 0	E: 0	K: 1	S: 5	1B: 5	2B: 0	3B: 0	HR: 0	SF: 0	SAC: 0	DP: 1	HBP: 0	WP: 1	PB: 0	SB: 3	CS: 1	PA: 37
--------------	------	------	------	------	------	------	--------	-------	------	------	------	------	------	------	------	------	------	------	------	------	------	------	------	------	------	------	------	------	------	------	------	------	------	------	------	------	------	------	------	------	------	------	------	------	------	------	------	------	------	-------	-------	-------	-------	-------	--------	-------	--------	-------	-------	-------	-------	--------

PITCHER	IP	WLS	BF	H	R	ER	SO	BB	IBB	HBP	BLK	WP	HR	S	P	ERA	WHIP
Dan Osinski, R (1, 1) ERA: 3.61	5.2	W	24	5	1	1	1	4	0	0	0	0	0	22	38	1.59	1.588
John Wyatt, R (6, 1) ERA: 3.68	0.1		1	0	0	0	0	0	0	0	0	1	0	1	1	0.00	0.000
Jim Lonborg, R (7, 1) ERA: 3.86	3.0	S	11	0	0	0	2	1	0	0	0	0	0	14	18	0.00	0.333

BOTTOM

**Boston Red Sox @ Chicago White Sox**  
 Comiskey Park, Chicago, IL  
 Tue Sep 27 1966, 8:05 PM EDT  
 Att. 7,666 - Unknown

livebaseballscorecards.com

AB	31
R	1
H	5
RBI	0
BB	5
SO	3
LOB	17





Batter	1	2	3	4	5	6	7	8	9	10	11	AB R H RBI BB SO LOB	TOP				
Mike Hegan, L (1, 3) OBP: 0.237, SLG: 0.206	3-1		G4-3			3B		FC4-6	K			5 2 2 1 0 1 2	<b>New York Yankees @ Chicago White Sox</b> Comiskey Park, Chicago, IL Fri Sep 30 1966, 8:05 PM EDT Att. 11,949 - Unknown				
Horace Clarke, S (1, 4) OBP: 0.325, SLG: 0.386	F6			4-3		3B		FC4-6		3-1		5 0 3 1 0 0 0					
Bobby Murcer, L (1, 6) OBP: 0.203, SLG: 0.213	L8			F9		F6		FC4-6		SH1-3		4 0 1 0 0 0 1					
Steve Hamilton, L (9, 1) OBP: 0.053, SLG: 0.053												0 0 0 0 0 0 0					
Ray Barker, L (10, PH) OBP: 0.225, SLG: 0.373												0 0 0 0 0 0 0					
Mel Stottlemyre, R (10, 1) OBP: 0.176, SLG: 0.213												0 0 0 0 0 0 0					
Joe Pepitone, L (1, 8) OBP: 0.291, SLG: 0.466		4-3				F8		FC4-6		3-1		5 0 1 1 0 0 4					
Tom Tresh, S (1, 7) OBP: 0.341, SLG: 0.421		3-1		CS	4-3		F4	G3				4 0 0 0 1 0 2					
Steve Whitaker, L (1, 9) OBP: 0.287, SLG: 0.491			K			F5			4-3	4-3		5 0 1 0 0 1 2					
Billy Bryan, L (1, 2) OBP: 0.223, SLG: 0.299						G3			F9			5 0 1 0 0 1 1					
Mike Ferraro, R (1, 5) OBP: 0.292, SLG: 0.190						3B	L7		HR	6-3		4 2 2 0 1 0 1					
Stan Bahnsen, R (1, 1) OBP: 0.143, SLG: 0.143												1 0 0 0 0 0 2					
Roy White, S (6, PH) OBP: 0.306, SLG: 0.343												1 0 0 0 0 0 1					
Fred Talbot, R (8, 1) OBP: 0.242, SLG: 0.182												0 0 0 0 0 0 0					
Hector Lopez, R (8, PH) OBP: 0.273, SLG: 0.368												1 0 0 0 0 0 1					
Dooley Womack, L (8, 1) OBP: 0.200, SLG: 0.200												0 0 0 0 0 0 0					
Roger Maris, L (9, PH) OBP: 0.382, SLG: 0.382												1 1 1 2 0 0 0					
Hal Renitt, R (9, 1) OBP: 0.286, SLG: 0.286												0 0 0 0 0 0 0					
Ruben Amaro, R (9, 6) OBP: 0.217, SLG: 0.217												1 0 0 0 0 0 0					
<b>Inning Stats</b>	R: 0 H: 0 E: 0 LOB: 0 K: 0 BB: 0 S: 3 P: 3	R: 0 H: 0 E: 0 LOB: 0 K: 1 BB: 0 S: 5 P: 5	R: 0 H: 1 E: 0 LOB: 1 K: 0 BB: 1 S: 3 P: 7	R: 0 H: 1 E: 0 LOB: 0 K: 0 BB: 0 S: 3 P: 3	R: 0 H: 0 E: 0 LOB: 0 K: 0 BB: 0 S: 3 P: 3	R: 2 H: 3 E: 0 LOB: 1 K: 1 BB: 0 S: 8 P: 8	R: 0 H: 1 E: 0 LOB: 1 K: 1 BB: 0 S: 6 P: 6	R: 1 H: 3 E: 0 LOB: 2 K: 1 BB: 0 S: 8 P: 8	R: 2 H: 2 E: 0 LOB: 0 K: 1 BB: 0 S: 7 P: 7	R: 0 H: 1 E: 0 LOB: 2 K: 0 BB: 1 S: 4 P: 8	R: 0 H: 0 E: 0 LOB: 0 K: 0 BB: 0 S: 3 P: 3	1B: 9 SF: 0 2B: 0 SAC: 1 3B: 2 DP: 1 HR: 1 HBP: 0	WP: 0 PA: 46 PB: 0 SB: 0 CS: 1				
<b>PITCHER</b>	IP WLS BF H R ER SO BB IBB HBP BLK WP HR S P ERA WHIP																
Fred Klages, R (1, 1) ERA: 1.72	5.1	20	5	2	2	2	1	0	0	0	0	0	0	23	27	3.38	1.125
Juan Pizarro, L (6, 1) ERA: 3.77	2.0	10	4	1	1	2	0	0	0	0	0	0	0	14	14	4.50	2.000
Hoyt Wilhelm, R (8, 1) ERA: 1.67	1.2	7	2	2	2	1	0	0	0	0	0	0	1	9	9	10.80	1.200
John Buzhardt, R (10, 1) ERA: 3.86	2.0	W 8	1	0	0	0	1	0	0	0	0	0	0	7	11	0.00	1.000

livebaseballscorecards.com

AB	42
R	5
H	12
RBI	5
BB	2
SO	5
LOB	16



BOTTOM

New York Yankees @ Chicago White Sox  
Comiskey Park, Chicago, IL  
Fri Sep 30 1966, 8:05 PM EDT  
Att. 11,949 - Unknown

livebaseballscorecards.com

AB 37  
R 6  
H 8  
RBI 4  
BB 6  
SO 6  
LOB 17



WP: 2 PA: 47  
PB: 0  
SB: 3  
CS: 1

AB R H RBI BB SO LOB

3 1 0 0 1 2 1  
1 0 1 1 0 0 0

2 1 0 0 1 0 1  
1 0 0 0 0 1 0  
0 0 0 0 0 0 0  
1 0 0 0 0 0 2  
0 0 0 0 0 0 0

5 0 0 0 0 0 2

5 1 1 0 0 1 1

3 1 1 1 2 0 0

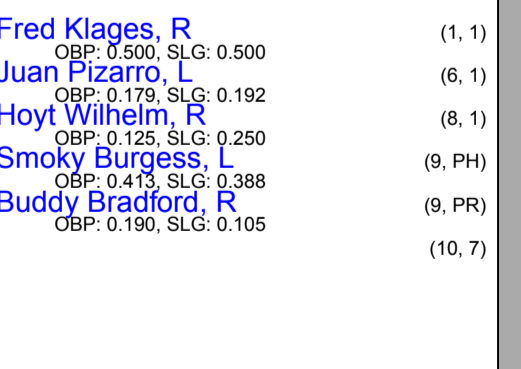
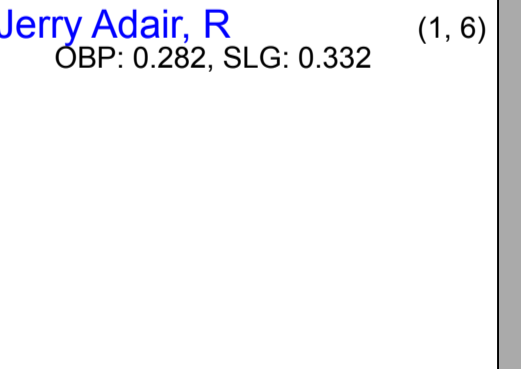
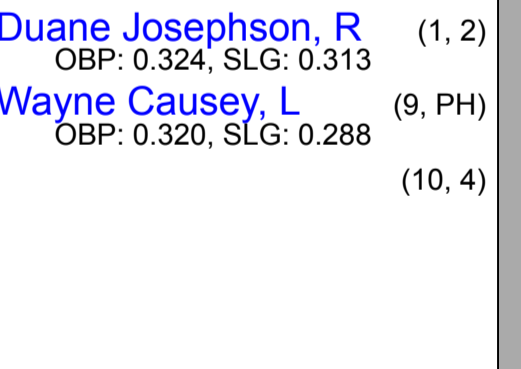
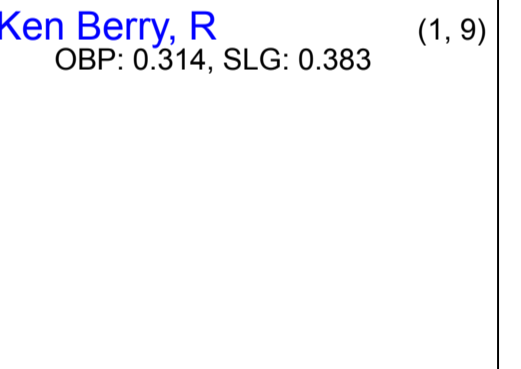
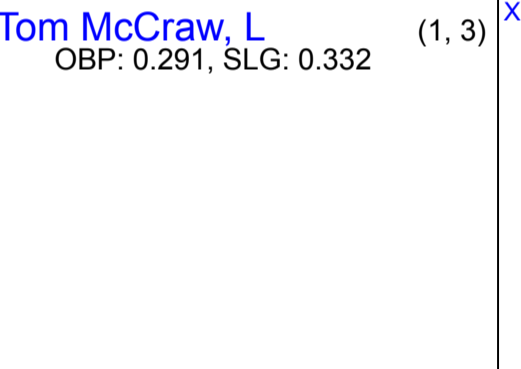
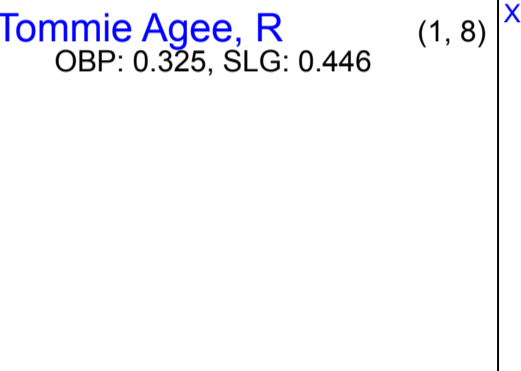
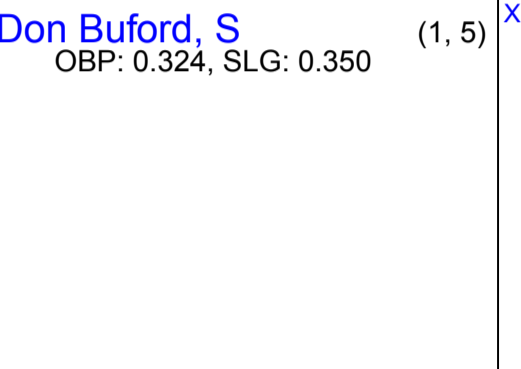
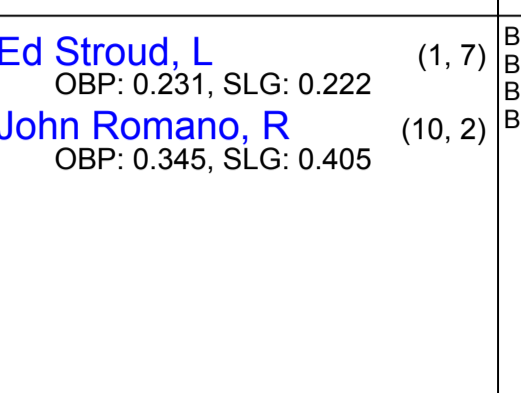
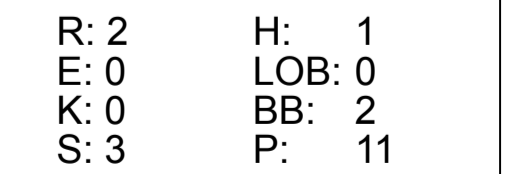
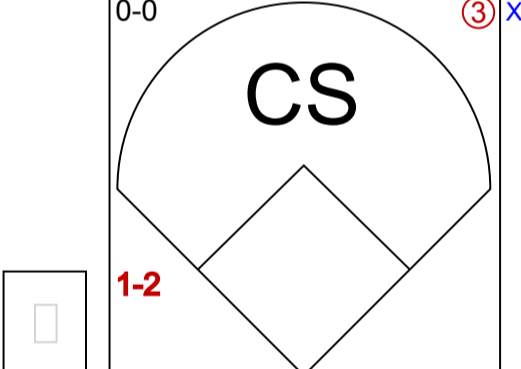
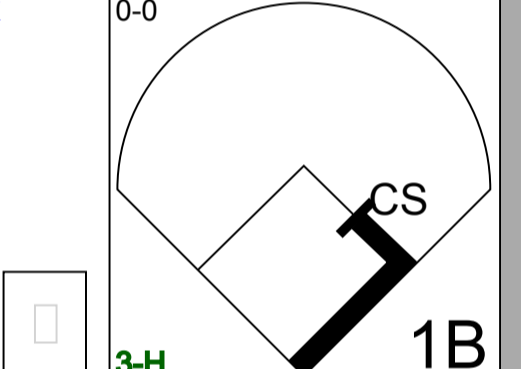
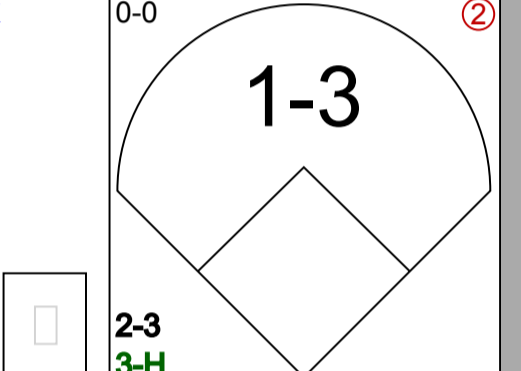
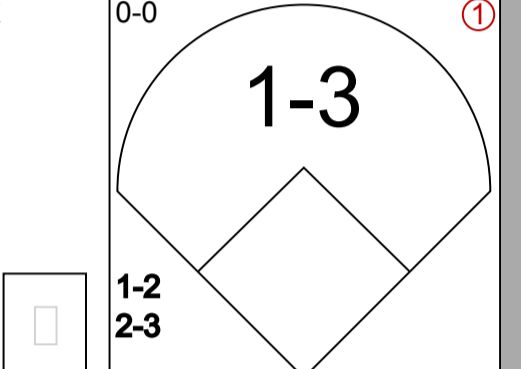
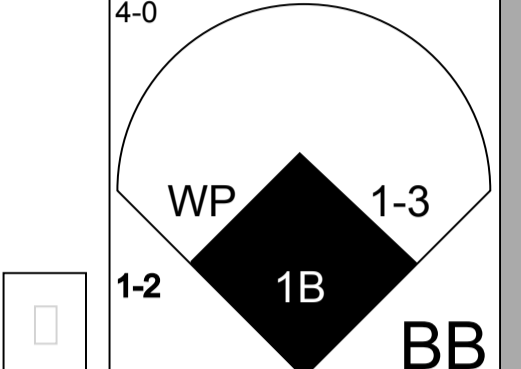
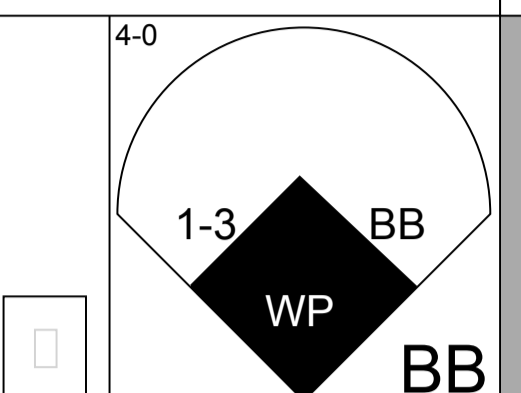
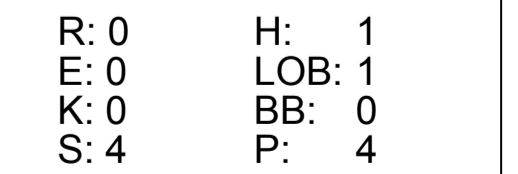
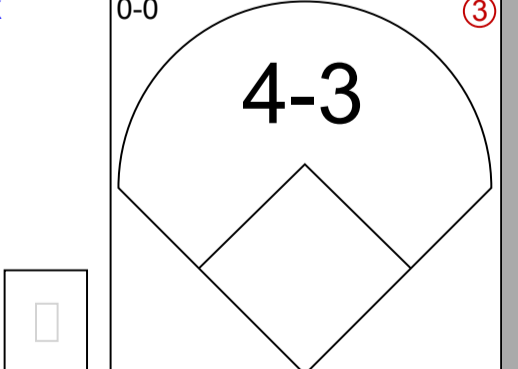
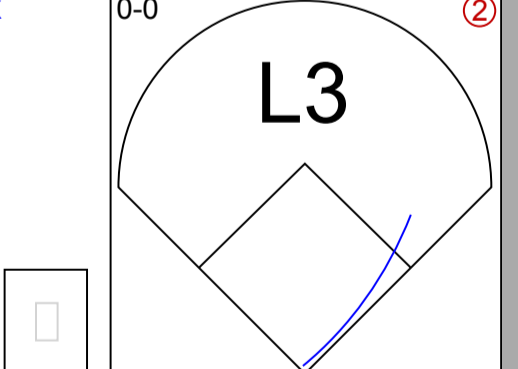
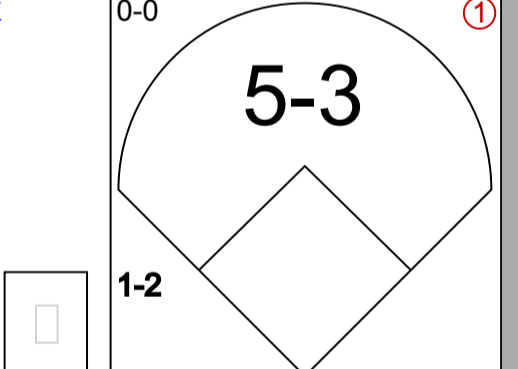
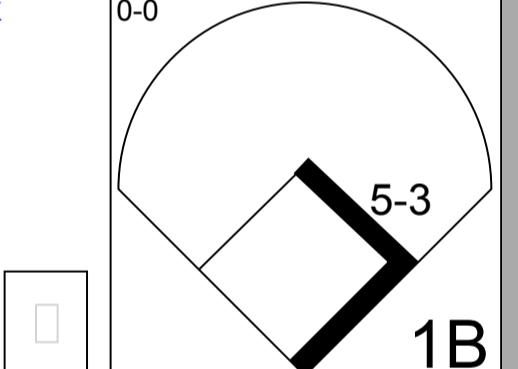

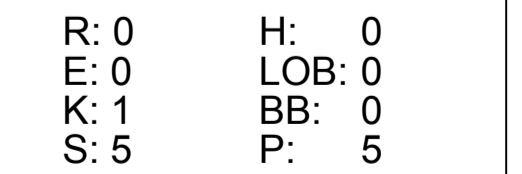
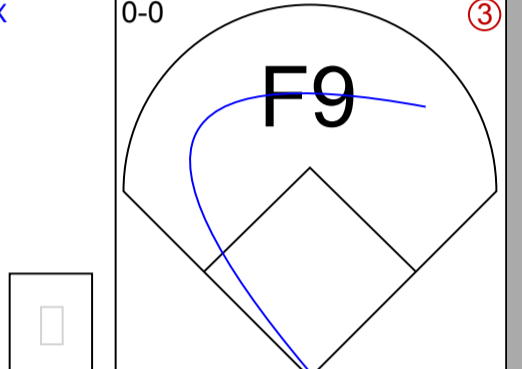
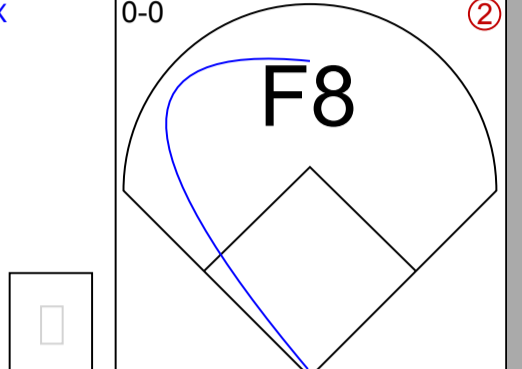
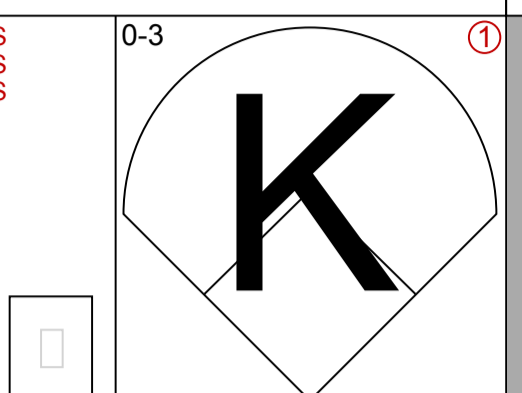
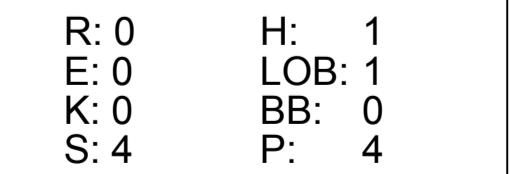
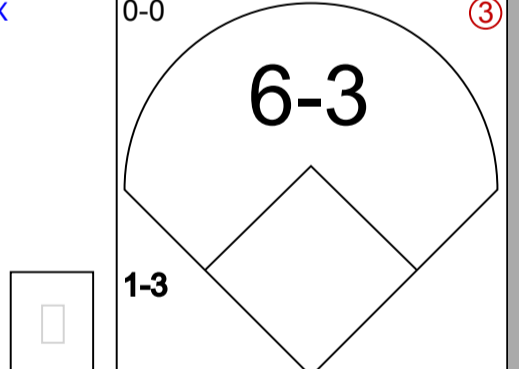
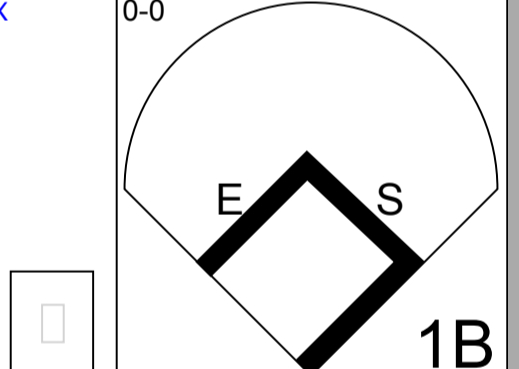
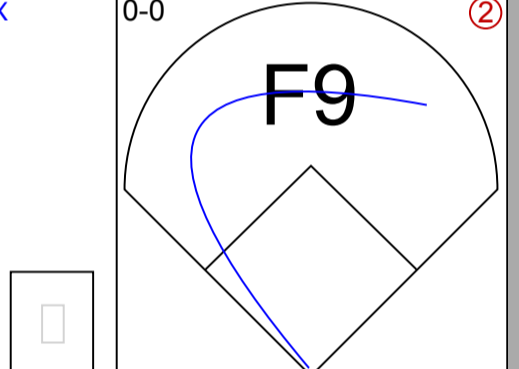
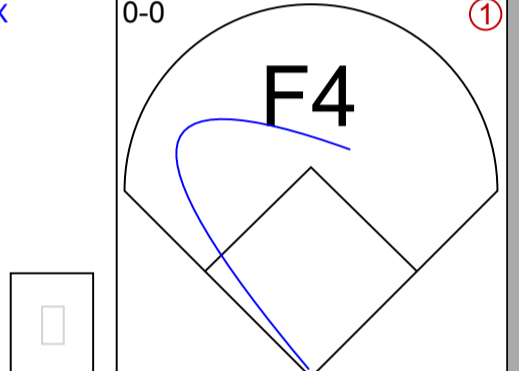

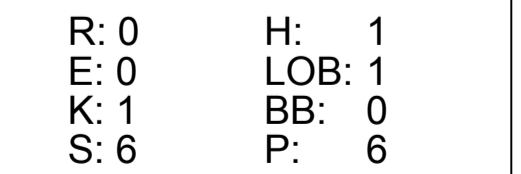
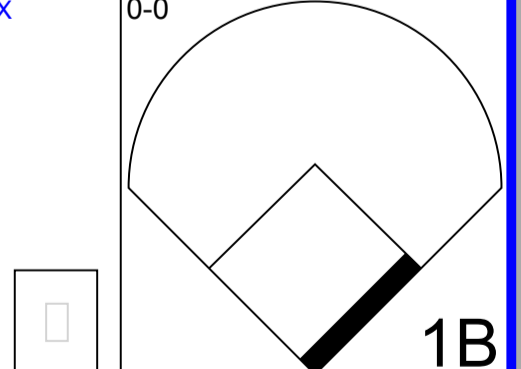
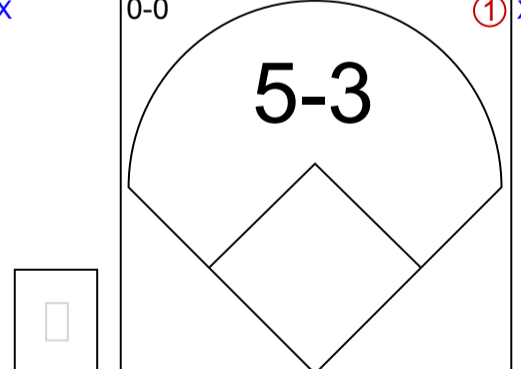
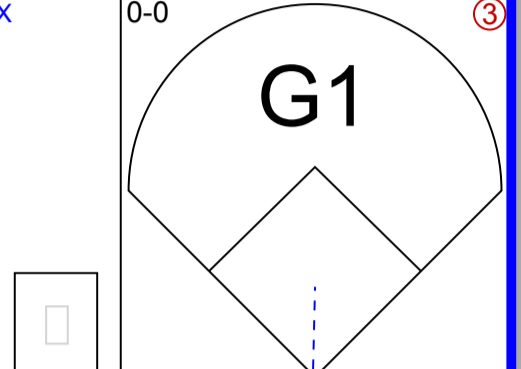
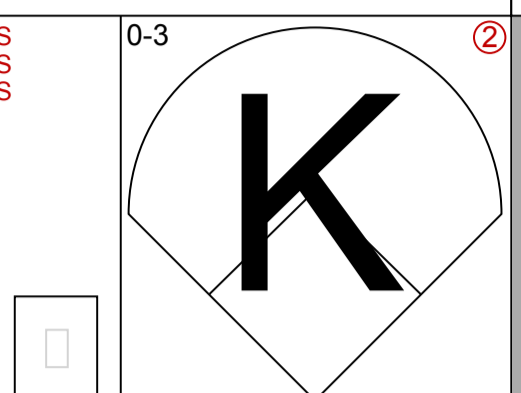
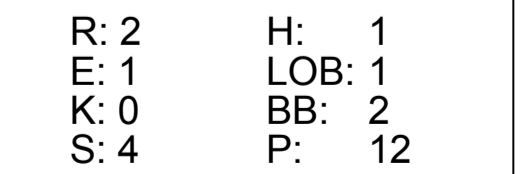
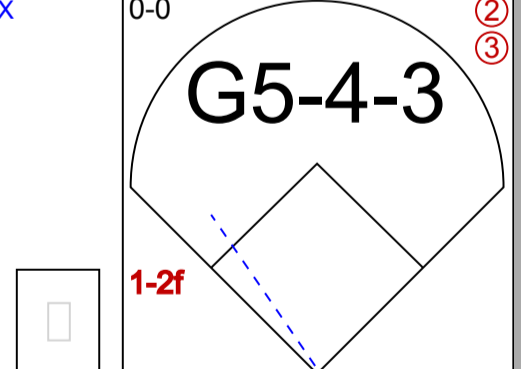
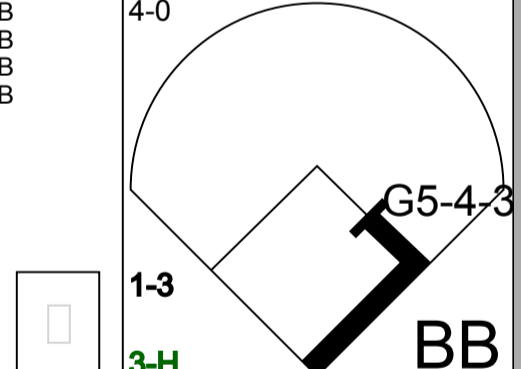
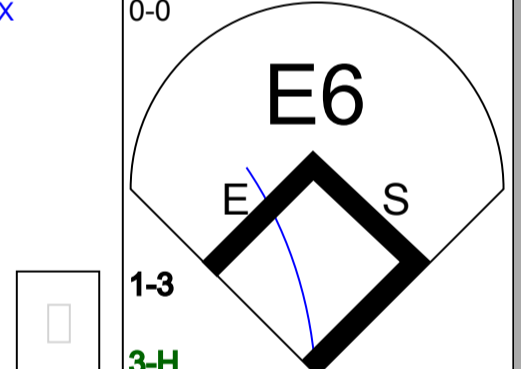
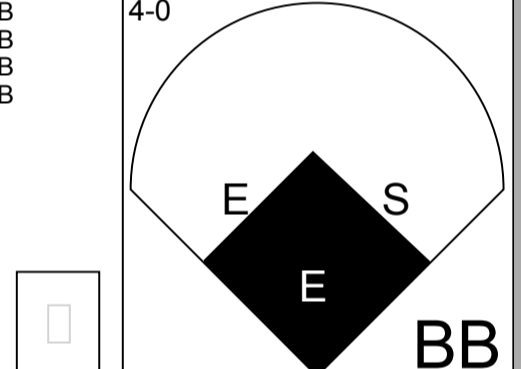
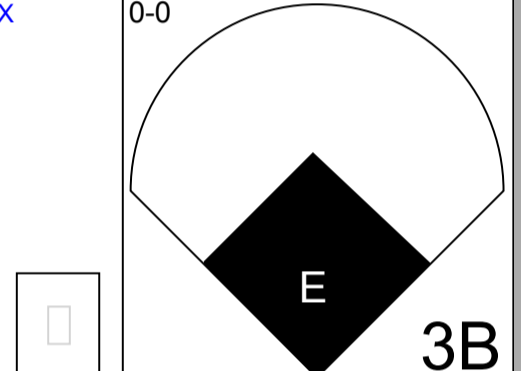
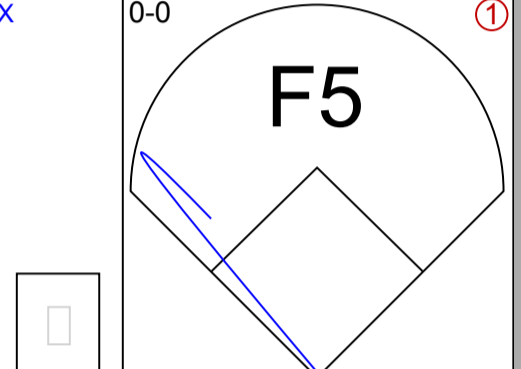

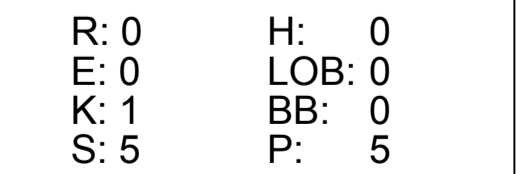
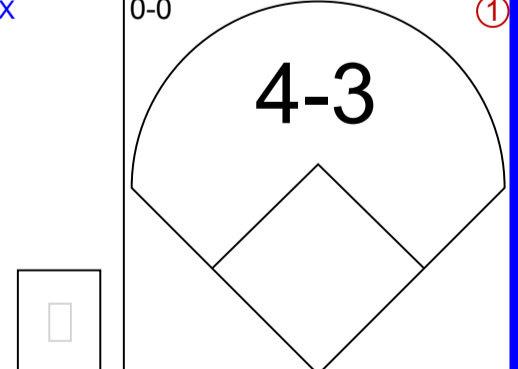
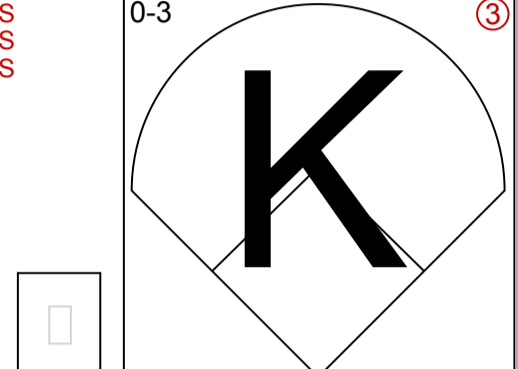
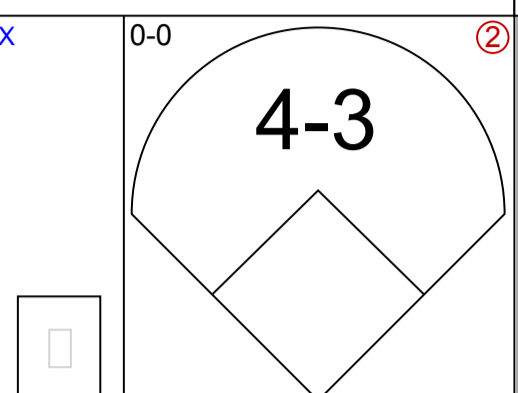
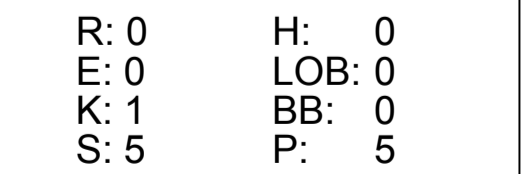
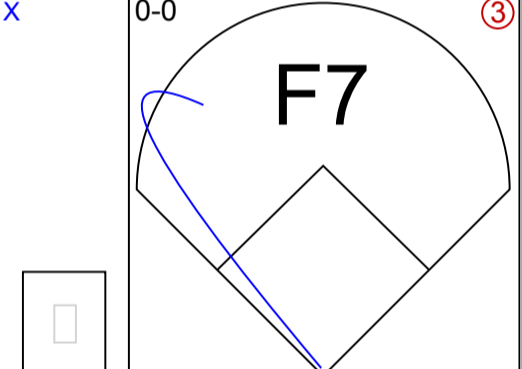
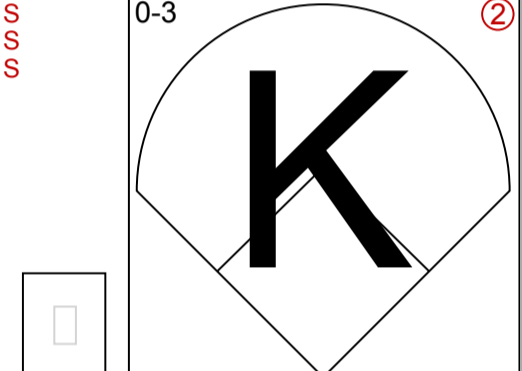
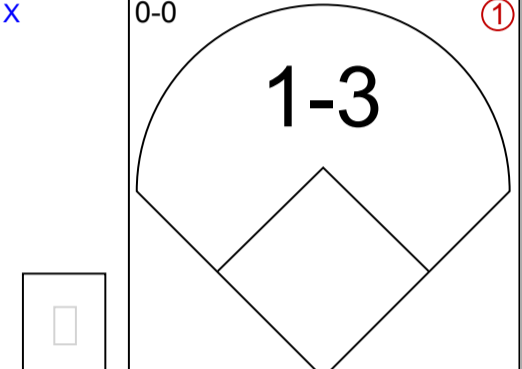

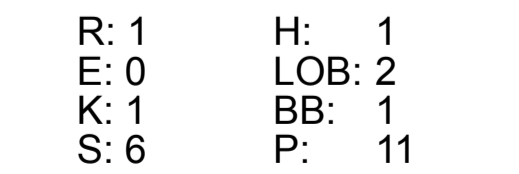
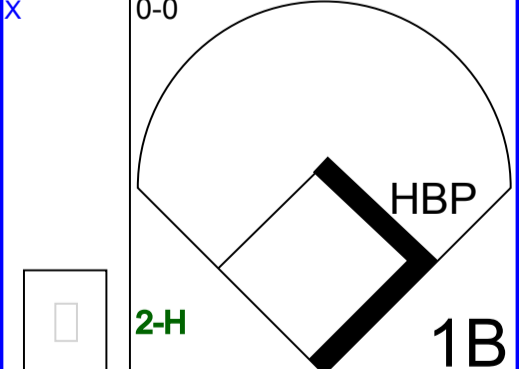
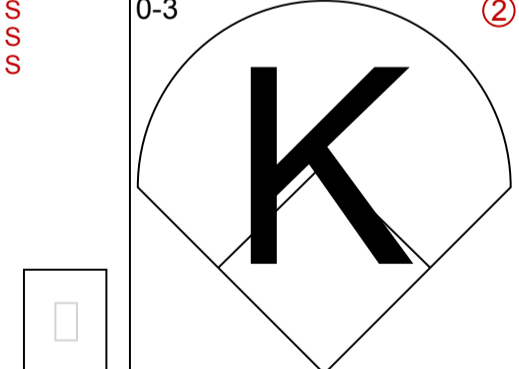
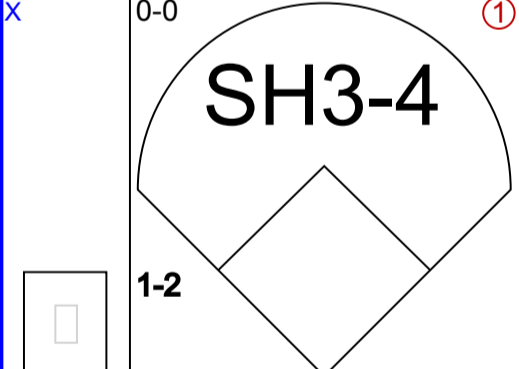
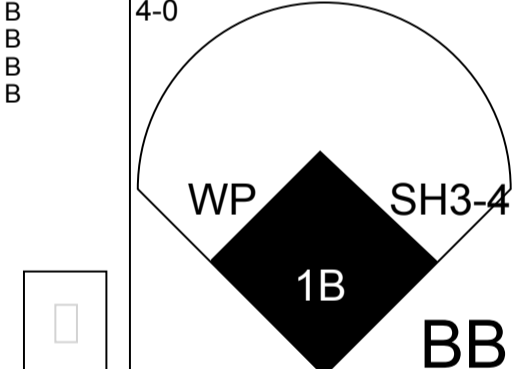
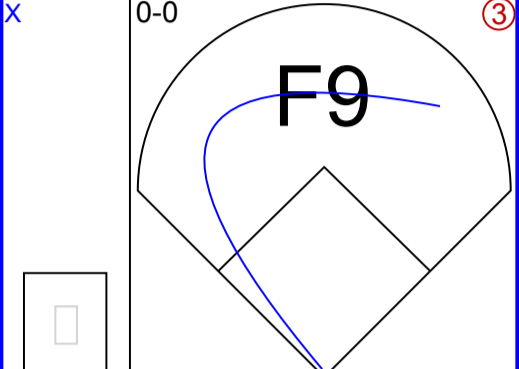
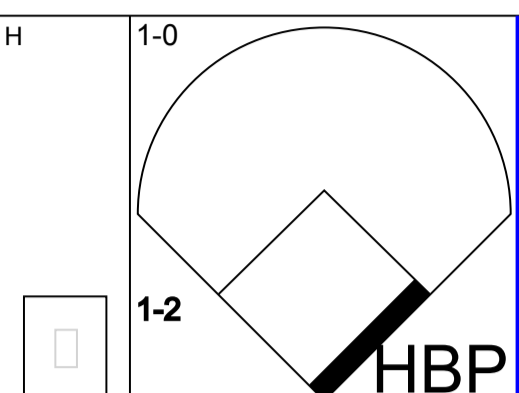
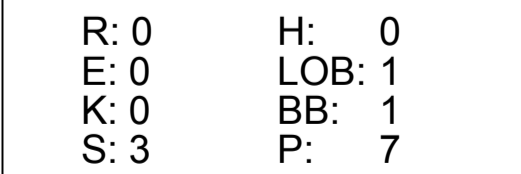
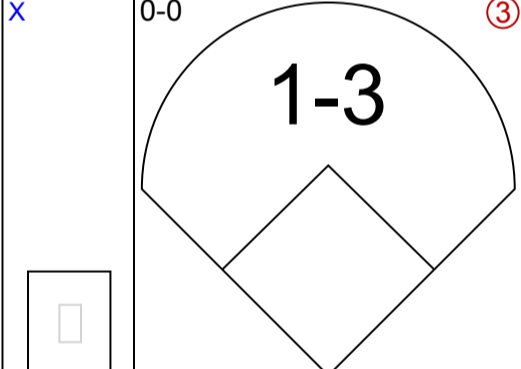
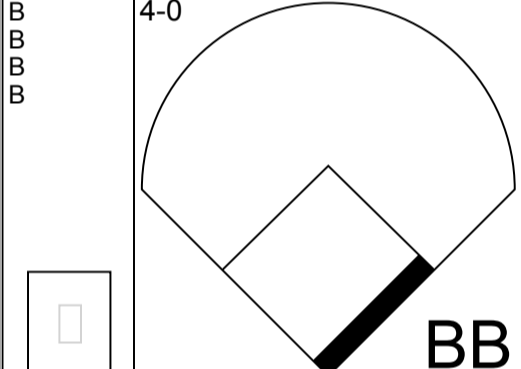
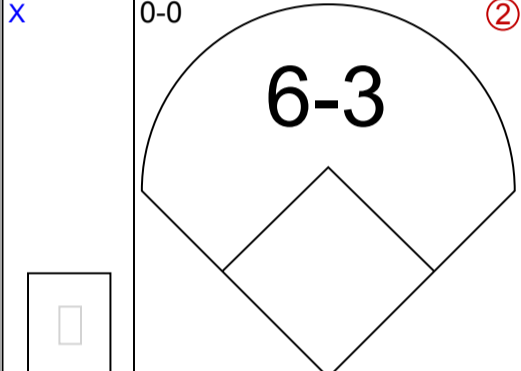
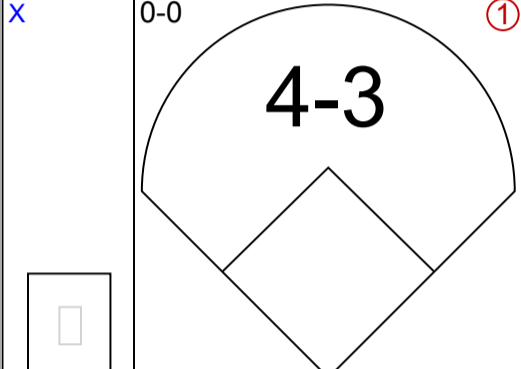

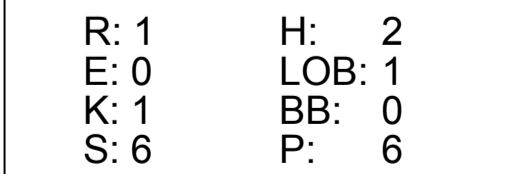
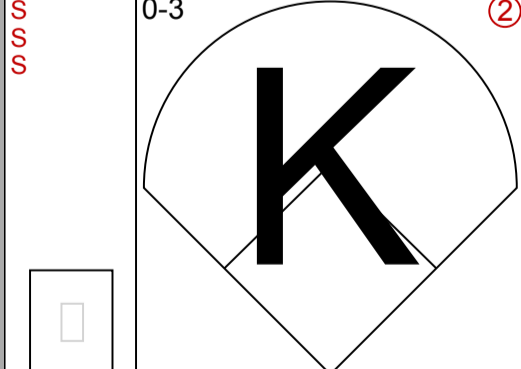
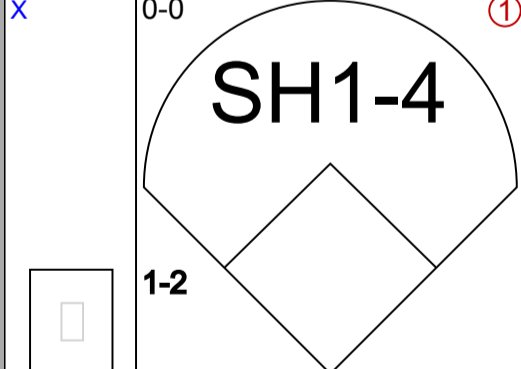
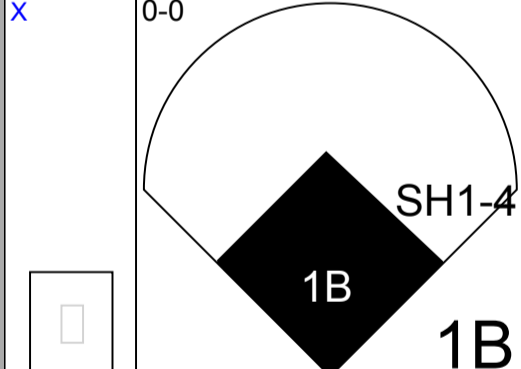
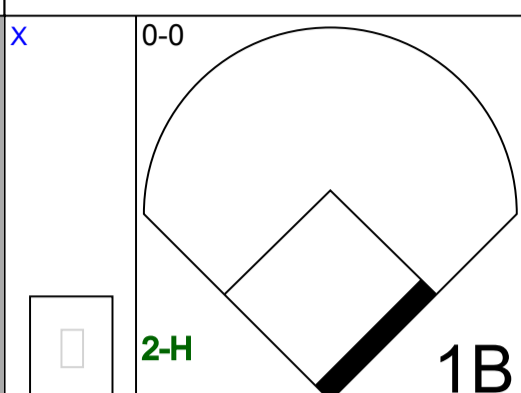
4 1 2 1 1 0 2

2 0 0 0 1 0 2  
1 1 1 0 0 0 0

4 0 0 0 0 1 4

2 0 1 0 0 0 1  
1 0 0 0 0 0 0  
0 0 0 0 0 0 0  
1 0 1 1 0 0 0  
1 0 0 0 0 1 1

1B: 7 SF: 0  
2B: 0 SAC: 2  
3B: 1 DP: 1  
HR: 0 HBP: 1



Batter	1	2	3	4	5	6	7	8	9	10	11
Ed Stroud, L John Romano, R	4-0 WP BB BB		0-3 K		0-3 K		0-0 4-3		1-0 HBP		0-0 2-H 1B
Mary Staehle, L Al Weis, S Pete Ward, L Bill Skowron, R John Buzhardt, R	4-0 WP BB 1-3 BB		0-0 F8		0-0 G1		0-3 K		0-0 F9		
Don Buford, S	0-0 1-3		0-0 F9		0-0 F5		0-0 1-3		0-0 4-3		
Tommie Agee, R	0-0 1-3		0-0 F4		0-0 E 3B		0-3 K		0-0 6-3		
Tom McCraw, L	0-0 2-3 3-H 1B		0-0 F9		4-0 E S E BB		0-0 F7		4-0 BB		
Ken Berry, R	0-0 CS 1-2	0-0 5-3 1B	0-0 E S 1B	0-0 E S 1B	0-0 E6 E S 1-3 3-H BB	0-0 WP SH3-4 1B BB	0-0 1-3		0-0 1-3		
Duane Josephson, R Wayne Causey, L		0-0 5-3	0-0 6-3	0-0 6-3	0-0 G5-4-3 BB	0-0 SH3-4	0-0 SH1-4 1B 1B		0-0 SH1-4		
Jerry Adair, R		0-0 L3	0-0 5-3	0-0 G5-4-3	0-0 K	0-3 K	0-0 1-2		0-0 SH1-4		
Fred Klages, R Juan Pizarro, L Hoyt Wilhelm, R Smoky Burgess, L Buddy Bradford, R		0-0 4-3	0-0 4-3	0-0 1B	0-0 4-3	0-0 4-3	0-0 HBP 1B		0-3 K		

Inning Stats	R	H	E	K	S	P	ERA	WHIP
1	2	1	0	0	3	11		
2	0	1	0	0	4	4		
3	0	0	0	0	5	5		
4	0	1	0	0	4	4		
5	0	1	0	0	6	6		
6	2	1	1	0	12	12		
7	0	0	0	0	5	5		
8	0	0	0	0	5	5		
9	1	1	0	1	11	11		
10	0	0	0	0	7	7		
11	1	2	0	0	6	6		

PITCHER	IP	WLS	BF	H	R	ER	SO	BB	IBB	HBP	BLK	WP	HR	S	P	ERA	WHIP	
Stan Bahnsen, R Fred Talbot, R Dooley Womack, R Hal Reniff, R Steve Hamilton, L	5.0 2.0 1.0 0.2 0.1		20 9 3 5 1	4 1 0 1 0	2 2 0 1 0	2 1 0 1 0	2 1 1 1 0	2 2 0 1 0	0 0 0 0 0	0 0 0 1 0	0 0 0 0 0	0 0 0 0 0	0 0 0 0 0	0 1 0 0 0	0 1 0 1 0	13 9 13 9 1	3.60 4.50 0.00 13.50 0.00	1.200 1.500 0.000 3.000 0.000
Mel Stottlemyre, R	1.2		8	2	1	1	1	1	0	0	0	0	0	0	9	5.40	1.800	



**New York Yankees @ Chicago White Sox**  
 Comiskey Park, Chicago, IL  
 Sat Oct 01 1966, 4:33 AM EDT  
 Att. 5,537 - Unknown

livebaseballscorecards.com

AB	37
R	5
H	13
RBI	4
BB	3
SO	3
LOB	20



Batter	1	2	3	4	5	6	7	8	9	AB R H RBI BB SO LOB
Mike Hegan, L (1, 3) OBP: 0.286, SLG: 0.243	4-0 CS BB		0-0 4-3		0-0 1B		0-0 BB 1B		0-0 SH3-4	3 0 2 0 1 0 1
Horace Clarke, S (1, 4) OBP: 0.324, SLG: 0.381	0-0 F7		0-0 F1		0-0 G3		0-0 BB		0-0 E3 1B	4 1 0 1 1 0 5
Bobby Murcer, L (1, 6) OBP: 0.232, SLG: 0.231	0-0 6-3						0-0 G3		0-0 1B 1B	4 0 2 1 1 0 3
Jim Bouton, R (9, 1) OBP: 0.128, SLG: 0.105									0-0 1B 1B	0 0 0 0 0 0 0
Joe Pepitone, L (1, 8) OBP: 0.290, SLG: 0.463		0-0 1B WP 1B		0-0 FC4-6 1B		0-0 F8		0-0 1-3	0-0 F3	5 2 1 0 0 0 4
Steve Whitaker, L (1, 9) OBP: 0.300, SLG: 0.495		0-0 G4-6-3 1B		0-0 4-3		0-0 1B		0-0 F9	0-0 1B	5 0 3 1 0 0 1
Billy Bryan, L (1, 2) OBP: 0.229, SLG: 0.303		0-0 G4-6-3		0-0 1B		0-3 K		0-0 1B	0-0 F8	5 0 2 1 0 1 4
John Miller, R (1, 7) OBP: 0.105, SLG: 0.263		0-3 K		0-3 K			0-0 F8	0-0 6-3		4 0 0 0 0 2 2
Mike Ferraro, R (1, 5) OBP: 0.286, SLG: 0.167			0-0 F9		0-0 5-3		0-0 F9		1-0 SH3-4 E HBP	3 0 0 0 0 0 0
Bobby Richardson, R (9, PR) OBP: 0.280, SLG: 0.330									0-0 SH3-4 1B	0 1 0 0 0 0 0
Fritz Peterson, S (1, 1) OBP: 0.246, SLG: 0.299			0-0 2B		0-0 F6		0-0 BB 1B		0-0 SH3-4 1B	3 0 2 0 0 0 0
Dooley Womack, L (7, 1) OBP: 0.200, SLG: 0.200									1-2 1B	0 0 0 0 0 0 0
Roy White, S (9, PH) OBP: 0.308, SLG: 0.345										1 1 1 0 0 0 0
Ruben Amaro, R (9, 6) OBP: 0.217, SLG: 0.217										0 0 0 0 0 0 0

Inning Stats	R: 0 E: 0 K: 0 S: 2	H: 0 LOB: 0 BB: 1 P: 6	R: 1 E: 0 K: 1 S: 6	H: 2 LOB: 0 BB: 0 P: 6	R: 0 E: 0 K: 0 S: 4	H: 1 LOB: 1 BB: 0 P: 4	R: 1 E: 0 K: 1 S: 6	H: 1 LOB: 1 BB: 1 P: 10	R: 0 E: 0 K: 0 S: 4	H: 1 LOB: 1 BB: 0 P: 4	R: 0 E: 0 K: 1 S: 6	H: 2 LOB: 1 BB: 0 P: 6	R: 0 E: 0 K: 0 S: 5	H: 2 LOB: 3 BB: 1 P: 9	R: 0 E: 0 K: 0 S: 4	H: 1 LOB: 1 BB: 0 P: 4	R: 3 E: 1 K: 0 S: 7	H: 3 LOB: 2 BB: 0 P: 8	1B: 12 2B: 1 3B: 0 HR: 0	SF: 0 SAC: 1 DP: 1 HBP: 1	WP: 1 PB: 0 SB: 1 CS: 2	PA: 42
--------------	------------------------------	---------------------------------	------------------------------	---------------------------------	------------------------------	---------------------------------	------------------------------	----------------------------------	------------------------------	---------------------------------	------------------------------	---------------------------------	------------------------------	---------------------------------	------------------------------	---------------------------------	------------------------------	---------------------------------	-----------------------------------	------------------------------------	----------------------------------	--------

PITCHER	IP	WLS	BF	H	R	ER	SO	BB	IBB	HBP	BLK	WP	HR	S	P	ERA	WHIP
Joe Horlen, R (1, 1) ERA: 2.43	8.1	L	37	11	5	4	3	3	0	1	0	1	0	39	52	4.32	1.680
Hoyt Wilhelm, R (9, 1) ERA: 1.66	0.1		4	2	0	0	0	0	0	0	0	0	0	4	4	0.00	6.000
Juan Pizarro, L (9, 1) ERA: 3.76	0.1		1	0	0	0	0	0	0	0	0	0	0	1	1	0.00	0.000





Batter	1	2	3	4	5	6	7	8	9	AB R H RBI BB SO LOB	TOP											
Mike Hegan, L (1, 3) OBP: 0.326, SLG: 0.256	0-0 1B		4-0 6-3 4-3 1-2 BB		4-0 BB		0-0 G4-6-3 1-2f 2-3			2 0 1 0 2 0 2												
Bobby Murcer, L (1, 6) OBP: 0.219, SLG: 0.217	0-0 F8		0-0 4-3 1-2 2-3		0-0 5-3		0-0 F8			4 0 0 0 0 0 5												
Bobby Richardson, R (1, 4) OBP: 0.280, SLG: 0.330	0-0 1B		0-0 6-3 2-3 3-H		0-0 E9 WP 1B		0-0 4-3			4 1 1 1 0 0 1												
Lou Clinton, R (1, 9) OBP: 0.288, SLG: 0.403	0-0 G6-4-3 1-2f		0-0 5-3		0-0 6-3 2-3		0-0 5-3			4 0 0 0 0 0 4												
John Miller, R (1, 7) OBP: 0.087, SLG: 0.217		0-3 K		0-0 F7		0-3 K		0-0 5-3		4 0 0 0 0 2 1												
Steve Whitaker, L (1, 8) OBP: 0.306, SLG: 0.491		1-0 BB HBP		0-0 6-3		0-0 1B		0-0 6-3		3 0 1 1 0 0 0												
Billy Bryan, L (1, 2) OBP: 0.229, SLG: 0.297		4-0 BB		0-3 K		0-0 F7		0-0 3-1		3 0 0 0 1 1 1												
Mike Ferraro, R (1, 5) OBP: 0.281, SLG: 0.179	0-0 G4-6-3 1-2f		0-0 G4-6-3		0-0 F8		0-0 G4-6-3 E 1B		0-0 4-3	4 0 1 0 0 0 2												
Al Downing, R (1, 1) OBP: 0.149, SLG: 0.129			4-0 BB		0-3 K		0-0 E6			2 1 0 0 1 1 1												
Dooley Womack, L (8, 1) OBP: 0.200, SLG: 0.200			4-3 BB 6-3 BB							0 0 0 0 0 0 0												
<b>Inning Stats</b>	R: 0 E: 0 K: 0 S: 4	H: 2 LOB: 1 BB: 0 P: 4	R: 0 E: 0 K: 1 S: 4	H: 0 LOB: 1 BB: 1 P: 9	R: 1 E: 0 K: 0 S: 3	H: 0 LOB: 1 BB: 2 P: 11	R: 0 E: 0 K: 1 S: 5	H: 0 LOB: 0 BB: 0 P: 5	R: 0 E: 0 K: 1 S: 5	H: 0 LOB: 1 BB: 1 P: 9	R: 1 E: 1 K: 1 S: 7	H: 1 LOB: 1 BB: 0 P: 7	R: 0 E: 1 K: 0 S: 4	H: 1 LOB: 1 BB: 0 P: 4	R: 0 E: 0 K: 0 S: 3	H: 0 LOB: 0 BB: 0 P: 3	R: 0 E: 0 K: 0 S: 3	H: 0 LOB: 0 BB: 0 P: 3	1B: 4 2B: 0 3B: 0 HR: 0	SF: 0 SAC: 0 DP: 3 HBP: 1	WP: 1 PB: 0 SB: 0 CS: 0	PA: 35
<b>PITCHER</b>	IP WLS BF H R ER SO BB IBB HBP BLK WP HR S P ERA WHIP																					
Greg Bollo, R (1, 1) ERA: 2.57	4.0 L 16 2 1 1 2 3 0 1 0 0 0 16 29 2.25 1.250																					
Tommy John, L (5, 1) ERA: 2.62	2.0 9 1 1 0 2 1 0 0 0 1 0 12 16 0.00 1.000																					
Jack Lamabe, R (7, 1) ERA: 3.93	2.0 7 1 0 0 0 0 0 0 0 0 0 7 7 0.00 0.500																					
John Buzhardt, R (9, 1) ERA: 3.83	1.0 3 0 0 0 0 0 0 0 0 0 0 3 3 0.00 0.000																					

**New York Yankees @ Chicago White Sox**  
 Comiskey Park, Chicago, IL  
 Sun Oct 02 1966, 4:33 AM EDT  
 Att. 7,832 - Unknown

AB	30
R	2
H	4
RBI	2
BB	4
SO	4
LOB	17



