

# Chicago White Sox - 1966





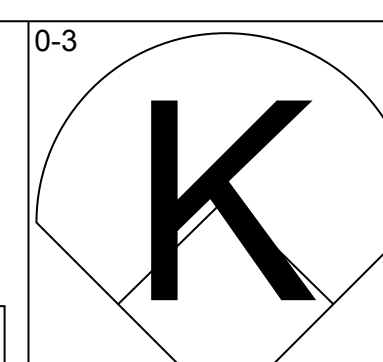
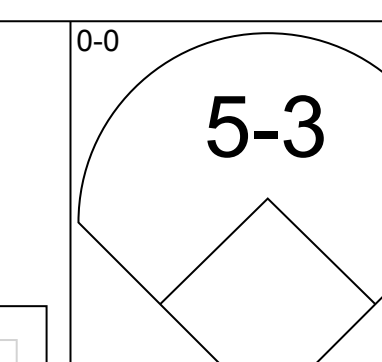
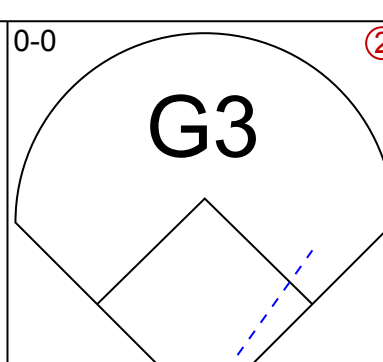
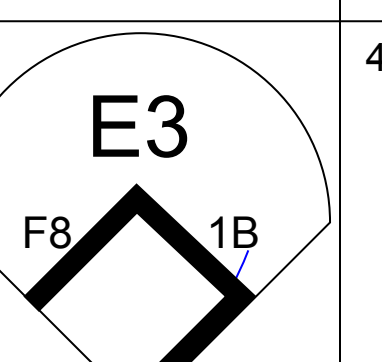
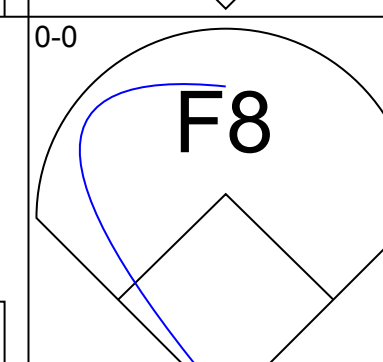
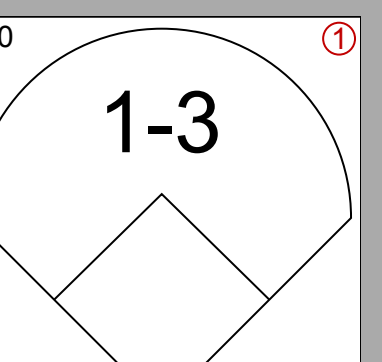
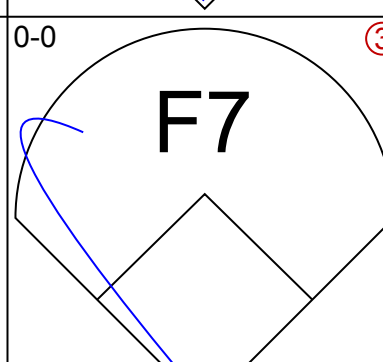
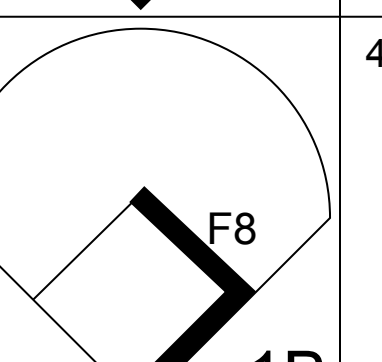
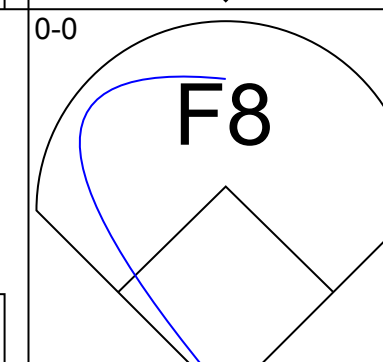
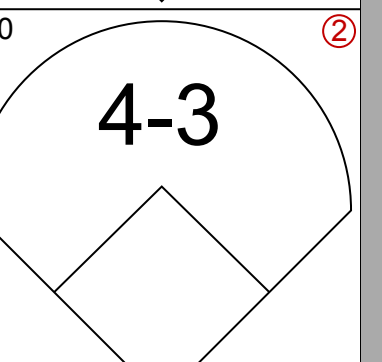
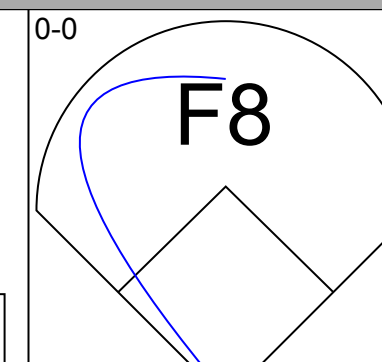
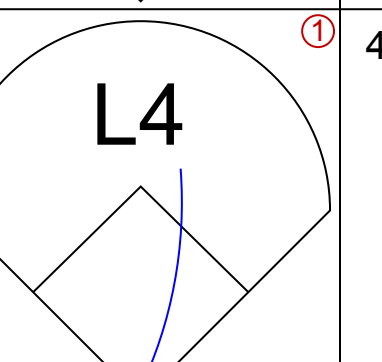
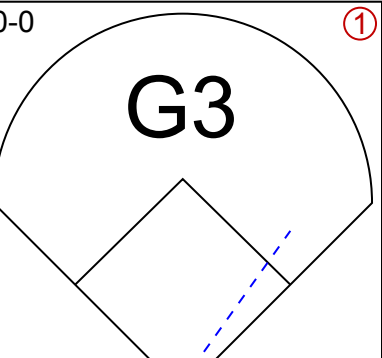
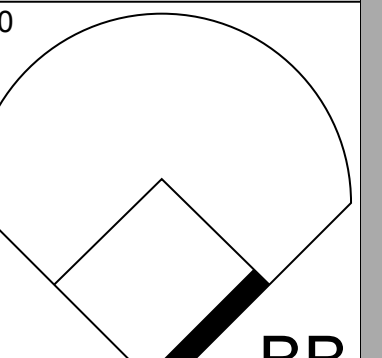
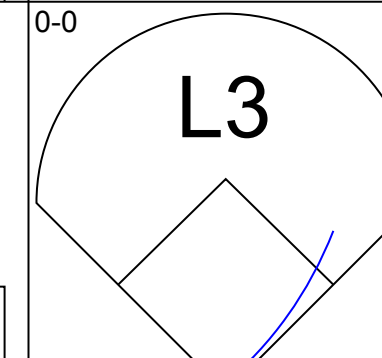
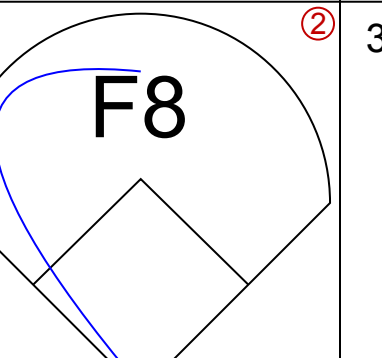
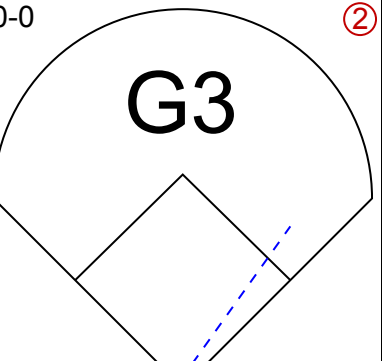
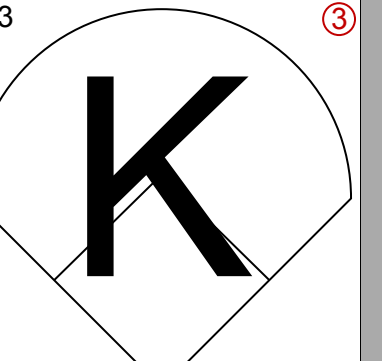
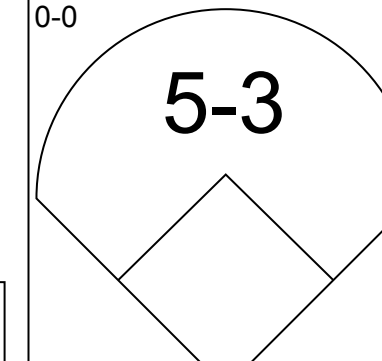
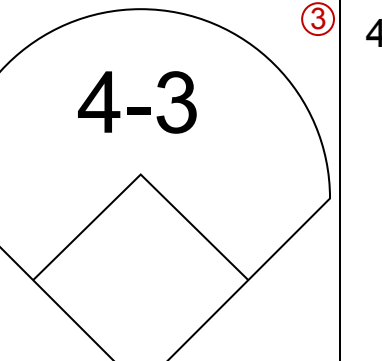
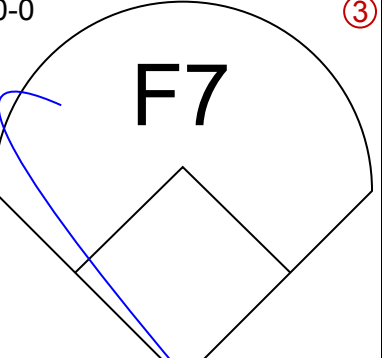
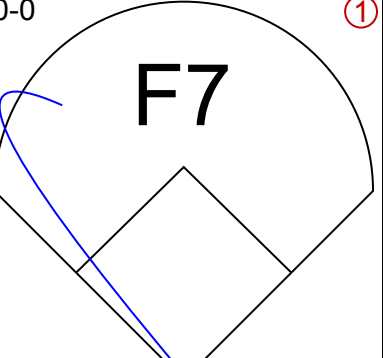
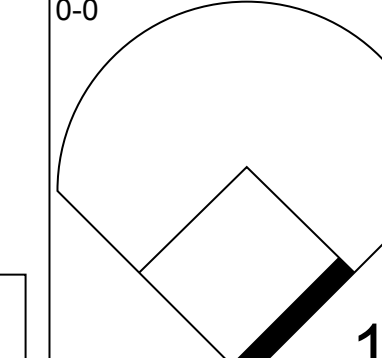
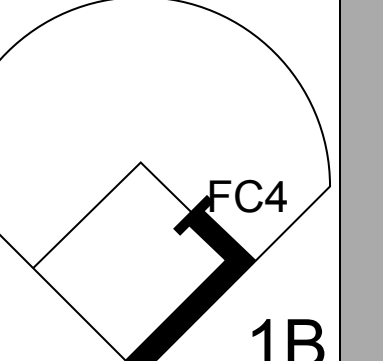
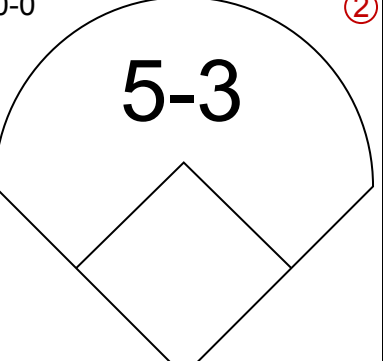
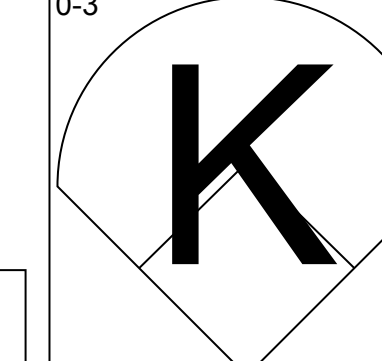
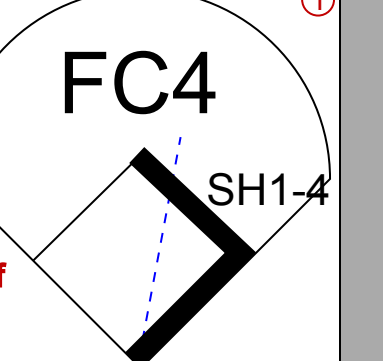
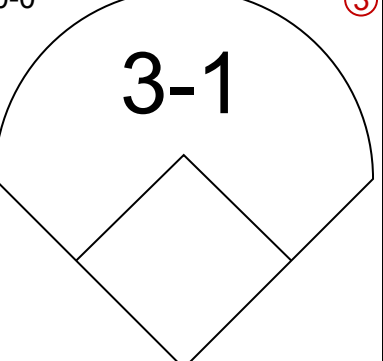
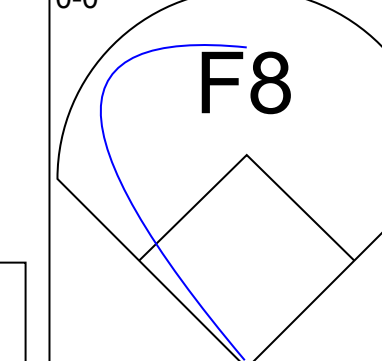
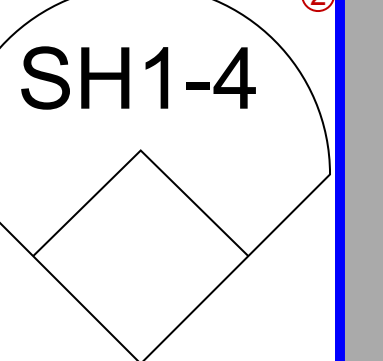
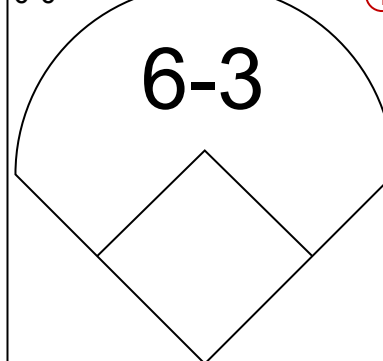
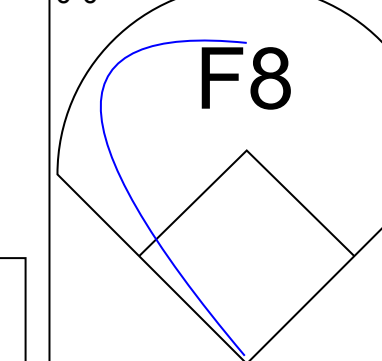
Batter	1	2	3	4	5	6	7	8	9	AB	R	H	RBI	BB	SO	LOB	TOP			
Jose Cardenal, R OBP: 0.182, SLG: 0.100	0-0 WP 1B	0-0 FC6-4			0-0 F2		0-0 6-3			4	0	1	0	0	0	2	<b>California Angels @ Chicago White Sox</b> Comiskey Park, Chicago, IL Thu Apr 14 1966, 4:33 AM EST Att: 3,766 - Unknown			
Bobby Knoop, R OBP: 0.273, SLG: 0.500	0-0 5-3		0-0 HR		0-3 K		0-0 F9		4	1	1	1	0	1	1					
Jim Fregosi, R	0-0 F7		0-0 F2		4-0 CS BB		0-0 5-3		3	0	0	0	1	0	1					
Norm Siebern, L OBP: 0.571, SLG: 0.400	4-0 BB		0-0 F8		0-0 CS	0-0 FC4-6 1B	0-0 4-3		3	0	1	0	1	0	0					
Buck Rodgers, S OBP: 0.200, SLG: 0.111	0-0 4-3		0-0 G3		0-0 FC4-6 1B	0-0 FC6-4	0-0 F2		4	0	0	0	0	0	3					
Jackie Warner, R OBP: 0.400, SLG: 0.700		0-3 K		0-0 5-3 1B	0-0 FC6-4	0-0 FC6-4	0-0 HR		4	1	2	1	0	1	1					
Rick Reichardt, R OBP: 0.300, SLG: 0.125		1-0 HBP		0-3 K	0-0 FC6-4	0-0 FC6-4	0-0 1B		3	0	1	0	0	1	2					
Paul Schaal, R OBP: 0.300, SLG: 0.375		4-0 FC6-4 BB		0-0 5-3	0-0 5-3		0-0 F7	0-0 F9	3	0	0	0	1	0	2					
Marcelino Lopez, R		0-3 K		0-3 K	0-3 K		0-3 K	0-3 K	4	0	0	0	0	4	4					
<b>Inning Stats</b>	R: 0 E: 0 K: 0 S: 4	H: 1 LOB: 2 BB: 1 P: 8	R: 0 E: 0 K: 2 S: 7	H: 0 LOB: 0 BB: 1 P: 12	R: 1 E: 0 K: 0 S: 4	H: 1 LOB: 0 BB: 0 P: 4	R: 0 E: 0 K: 2 S: 8	H: 1 LOB: 1 BB: 0 P: 8	R: 0 E: 0 K: 1 S: 4	H: 0 LOB: 0 BB: 0 P: 5	R: 0 E: 0 K: 0 S: 3	H: 0 LOB: 0 BB: 0 P: 3	R: 1 E: 0 K: 1 S: 7	H: 2 LOB: 1 BB: 0 P: 7	1B: 4 2B: 0 3B: 0 HR: 2	SF: 0 SAC: 0 DP: 0 HBP: 1	WP: 1 PA: 37 SB: 0 CS: 1			
<b>PITCHER</b> Joe Horlen, R ERA: 2.0	IP: 9.0 WLS: L BF: 36	H: 6 R: 2 ER: 2 SO: 7	BB: 3 IBB: 0 HBP: 1 BLK: 0	WP: 1 HR: 2 S: 46 P: 59	ERA: 2.00 WHIP: 1.000	<b>PITCHER</b>										IP: 9.0 WLS: L BF: 36	H: 7 R: 1 ER: 1 SO: 5	BB: 4 IBB: 0 HBP: 1 BLK: 0	WP: 1 HR: 0 S: 41 P: 58	ERA: 1.00 WHIP: 1.222

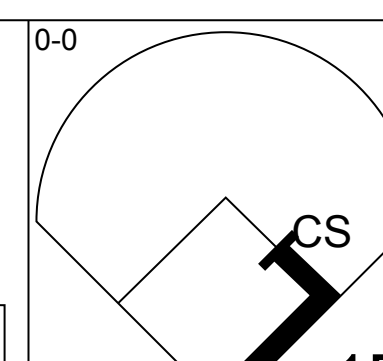
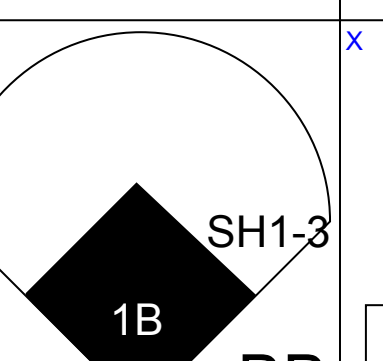
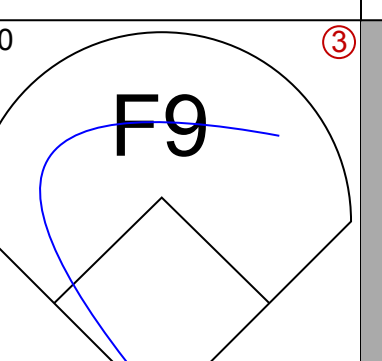
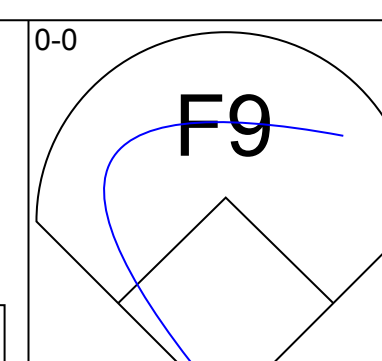
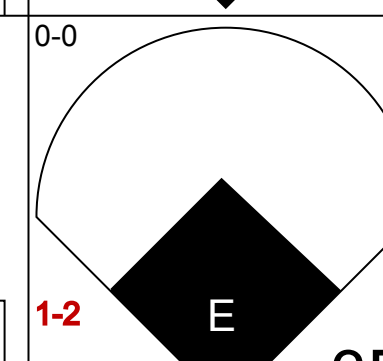
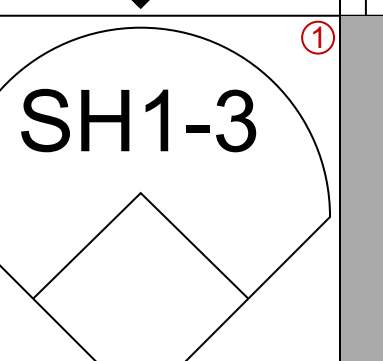
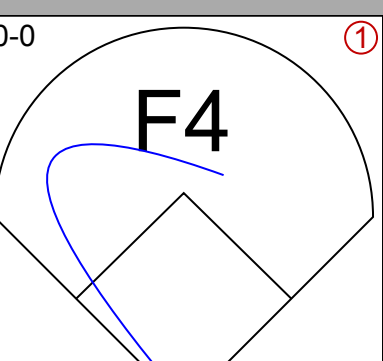
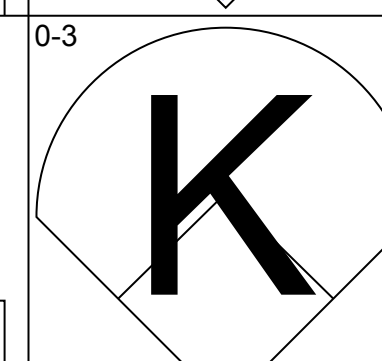
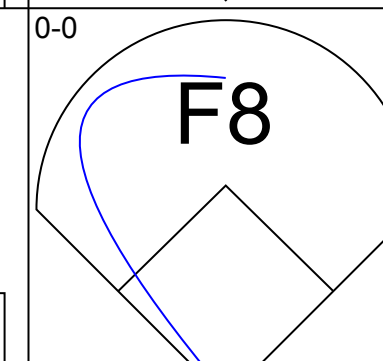
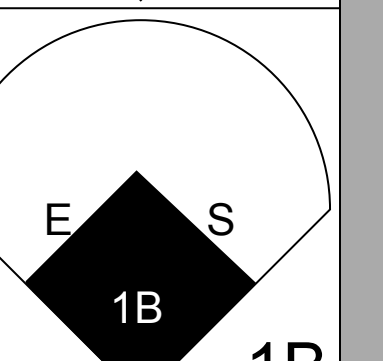
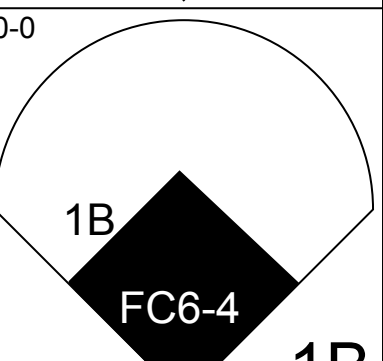

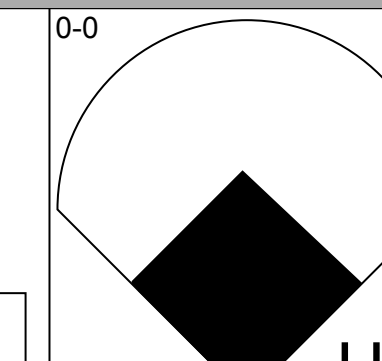
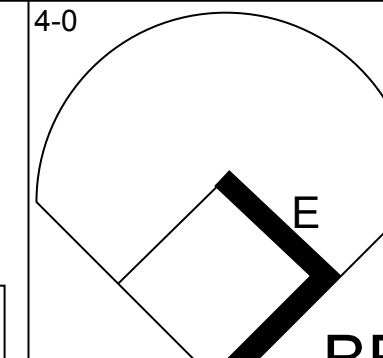
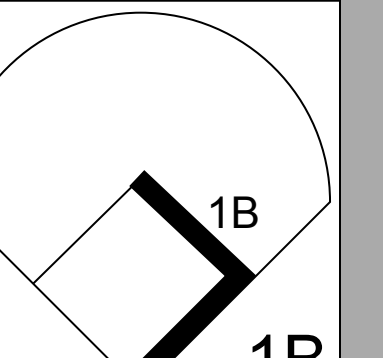
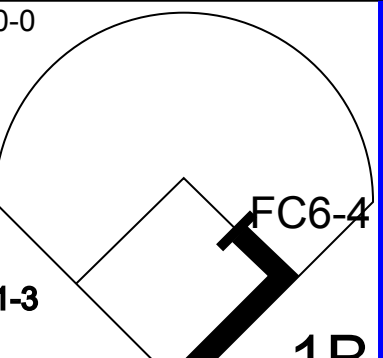

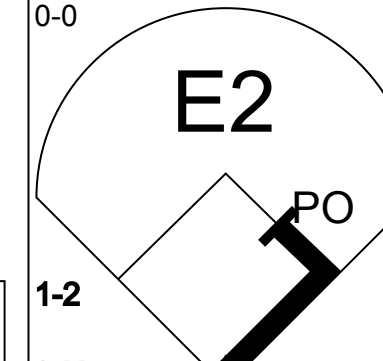
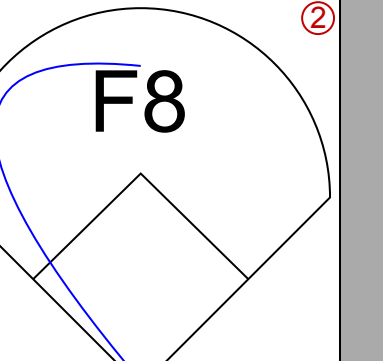
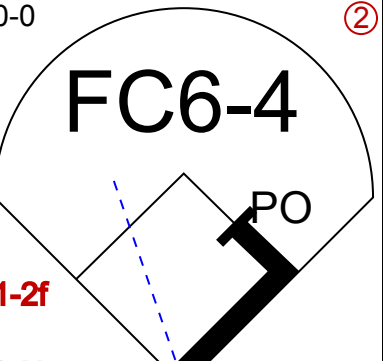
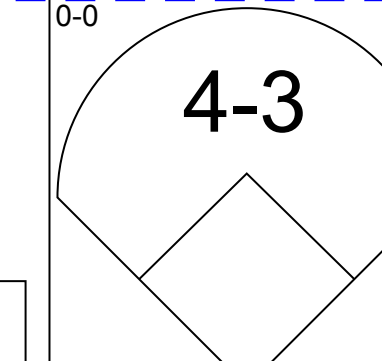
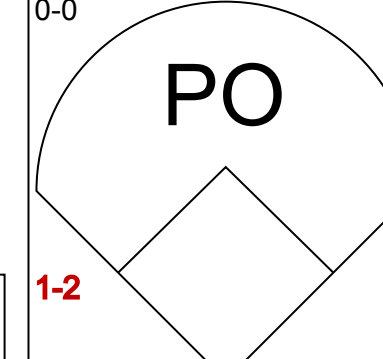
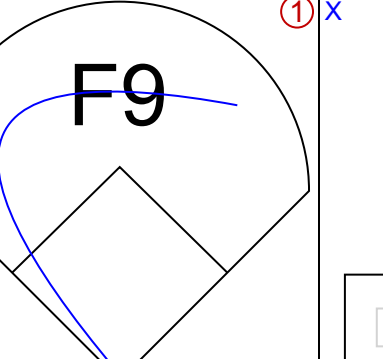
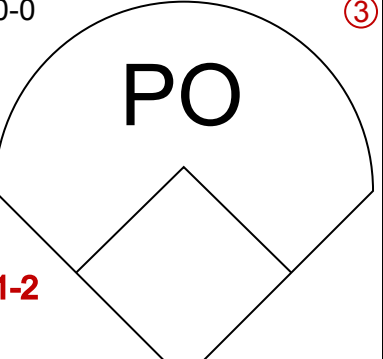
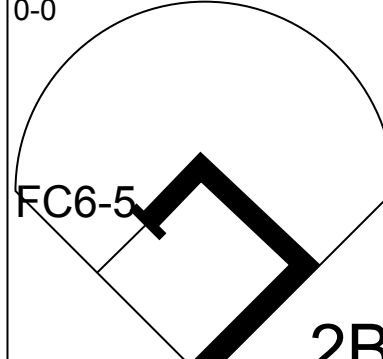
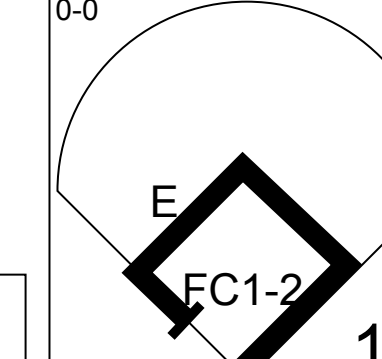
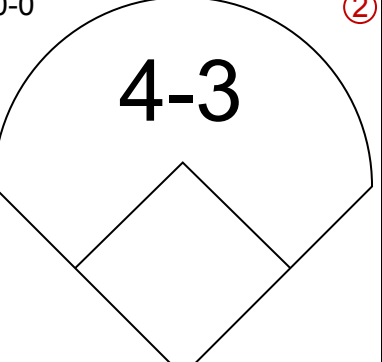
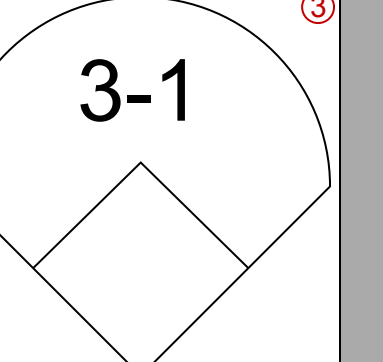
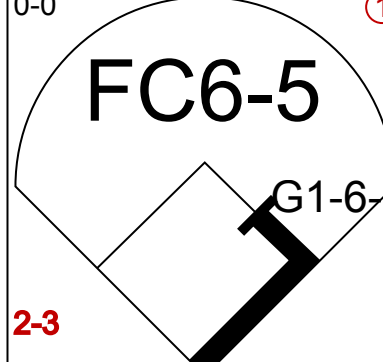
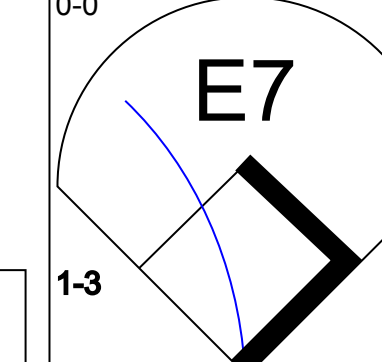
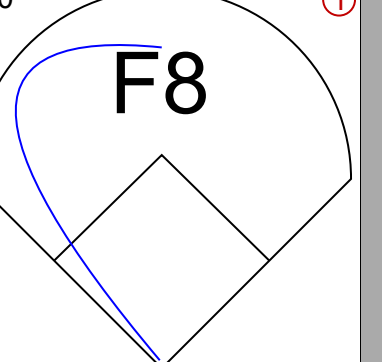
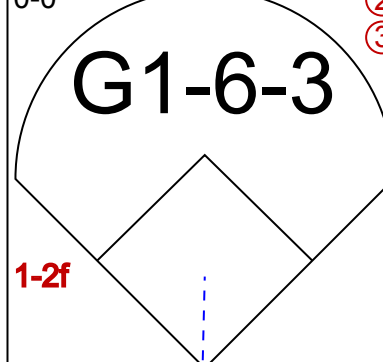


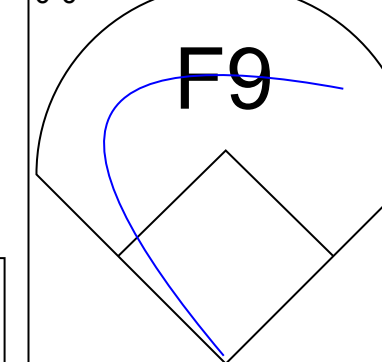
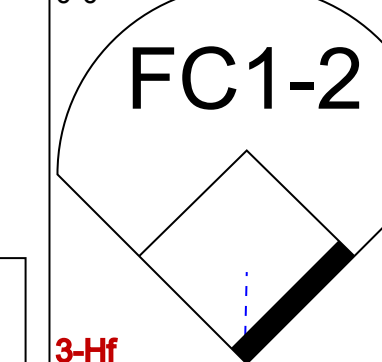
Batter	1	2	3	4	5	6	7	8	9	AB	R	H	RBI	BB	SO	LOB	BOTTOM				
Don Buford, S OBP: 0.200, SLG: 0.111	0-0 6-3	0-0 5-3			1-0 SH HBP		0-0 F8			3	0	0	0	0	0	1	<b>California Angels @ Chicago White Sox</b> Comiskey Park, Chicago, IL Thu Apr 14 1966, 4:33 AM EST Att: 3,766 - Unknown				
Floyd Robinson, L OBP: 0.556, SLG: 0.500	0-0 BB BB 1B		0-3 K		0-0 SH G6-4-3		0-0 F6		3	1	1	0	0	1	0						
Tommie Agee, R OBP: 0.444, SLG: 0.667	4-0 BB BB BB		0-0 5-3		0-0 G6-4-3		0-3 K		3	0	0	0	1	1	2						
John Romano, R OBP: 0.500, SLG: 0.250	4-0 BB BB BB		4-0 WP BB		0-0 G3		0-3 K		2	0	0	0	2	1	1						
Tom McCraw, L OBP: 0.500, SLG: 0.556	4-0 G6-4-3 BB		0-0 F6		0-0 F2		0-0 1B		3	0	1	1	1	0	1						
Bill Skowron, R OBP: 0.400, SLG: 0.400	0-0 G6-4-3		0-0 1B 1-3 1B		0-0 F2		0-0 4-3		4	0	2	0	0	0	4						
Ron Hansen, R OBP: 0.250, SLG: 0.250		0-0 4-1 1B		0-0 1-3	0-3 K		0-0 CS 1B		4	0	2	0	0	1	2						
Ken Berry, R OBP: 1.000, SLG: 1.000		0-0 4-1 1B		0-0 4-1	0-0 6-3		0-0 K		0	0	0	0	0	0	0						
Al Weis, S OBP: 0.222, SLG: 0.125		0-0 4-1		0-0 4-1	0-0 6-3		0-0 6-3	0-3 K	4	0	1	0	0	1	3						
Joe Horlen, R		0-0 F5		0-0 G4-6-3 1B	0-0 G4-6-3		0-0 6-3	0-0 3-1	3	0	0	0	0	0	3						
Gene Freese, R (9, PH)				0-0 G4-6-3	0-0 G4-6-3				1	0	0	0	0	0	1						
<b>Inning Stats</b>	R: 1 E: 0 K: 0 S: 3	H: 1 LOB: 2 BB: 3 P: 15	R: 0 E: 0 K: 0 S: 4	H: 1 LOB: 0 BB: 0 P: 4	R: 0 E: 0 K: 1 S: 5	H: 0 LOB: 1 BB: 1 P: 9	R: 0 E: 0 K: 0 S: 4	H: 2 LOB: 1 BB: 0 P: 4	R: 0 E: 1 K: 0 S: 3	H: 0 LOB: 1 BB: 0 P: 4	R: 0 E: 0 K: 1 S: 6	H: 1 LOB: 1 BB: 0 P: 6	R: 0 E: 0 K: 0 S: 3	H: 0 LOB: 0 BB: 0 P: 3	R: 0 E: 0 K: 2 S: 8	H: 1 LOB: 1 BB: 0 P: 8	R: 0 E: 0 K: 1 S: 5	H: 1 LOB: 1 BB: 0 P: 5	1B: 7 2B: 1 3B: 0 HR: 0	SF: 0 SAC: 1 DP: 4 HBP: 1	WP: 1 PA: 36 SB: 0 CS: 1
<b>PITCHER</b> Marcelino Lopez, L ERA: 1.0	IP: 9.0 WLS: W BF: 36	H: 7 R: 1 ER: 1 SO: 5	BB: 4 IBB: 0 HBP: 1 BLK: 0	WP: 1 HR: 0 S: 41 P: 58	ERA: 1.00 WHIP: 1.222	<b>PITCHER</b>										IP: 9.0 WLS: W BF: 36	H: 7 R: 1 ER: 1 SO: 5	BB: 4 IBB: 0 HBP: 1 BLK: 0	WP: 1 HR: 0 S: 41 P: 58	ERA: 1.00 WHIP: 1.222	







Batter	1	2	3	4	5	6	7	8	9	AB	R	H	RBI	BB	SO	LOB	TOP			
Bert Campaneris, R OBP: 0.222, SLG: 0.333 (1, 6)										4	0	0	0	0	1	1	<b>Kansas City Athletics @ Chicago White Sox</b> Comiskey Park, Chicago, IL Sun Apr 17 1966, 4:33 AM EST Att: 15,807 - Unknown			
Jose Tartabull, L OBP: 0.150, SLG: 0.200 (1, 8)										4	0	1	0	0	0	0				
Manny Jimenez, L (1, 7)										4	0	0	0	0	0	2				
Billy Bryan, L (1, 2)									3	0	0	0	1	0	2					
Dick Green, R OBP: 0.211, SLG: 0.211 (1, 4)										4	0	0	0	0	1	3				
Wayne Causey, L OBP: 0.497, SLG: 0.429 (1, 5)										3	0	1	0	0	0	0				
Ken Harrelson, R OBP: 0.211, SLG: 0.167 (1, 3)									3	0	1	0	0	1	1					
Larry Stahl, L (1, 9)									3	0	0	0	0	0	2					
Rollie Sheldon, R Paul Lindblad, L Ron Stone, L Aurelio Monteagudo, R Mike Hershberger, R Jack Aker, R (1, 1) (3, 1) (6, PH) (6, 1) (8, PH) (8, 1)									0	0	0	0	0	0	0	0				
<b>Inning Stats</b>	R: 0 E: 0 K: 1 S: 5	H: 0 LOB: 0 BB: 0 P: 5	R: 0 E: 0 K: 0 S: 3	H: 0 LOB: 0 BB: 0 P: 3	R: 0 E: 0 K: 0 S: 4	H: 1 LOB: 1 BB: 0 P: 4	R: 0 E: 0 K: 1 S: 5	H: 0 LOB: 1 BB: 1 P: 9	R: 0 E: 0 K: 0 S: 3	H: 0 LOB: 0 BB: 0 P: 3	R: 0 E: 0 K: 0 S: 3	H: 0 LOB: 0 BB: 0 P: 3	R: 0 E: 0 K: 1 S: 6	H: 1 LOB: 1 BB: 0 P: 6	R: 0 E: 1 K: 0 S: 5	H: 1 LOB: 2 BB: 0 P: 5		1B: 3 2B: 0 3B: 0 HR: 0	SF: 0 SAC: 1 DP: 0 HBP: 0	WP: 0 PB: 0 SB: 0 CS: 0
<b>PITCHER</b> John Buzhardt, R ERA:	IP: 9.0 WLS: W BF: 32 H: 3 R: 0 ER: 0 SO: 3 BB: 1 IBB: 0 HBP: 0 BLK: 0 WP: 0 HR: 0 S: 37 P: 41 ERA: 0.00 WHIP: 0.444											<b>PITCHER</b> IP: WLS: BF: H: R: ER: SO: BB: IBB: HBP: BLK: WP: HR: S: P: ERA: WHIP:								


Batter	1	2	3	4	5	6	7	8	9	AB	R	H	RBI	BB	SO	LOB	BOTTOM			
Tommie Agee, R OBP: 0.389, SLG: 0.385 (1, 8) (6, 7)										3	1	1	0	1	0	0	<b>Kansas City Athletics @ Chicago White Sox</b> Comiskey Park, Chicago, IL Sun Apr 17 1966, 4:33 AM EST Att: 15,807 - Unknown			
Don Buford, S OBP: 0.197, SLG: 0.235 (1, 5)										3	1	1	0	0	1	0				
Floyd Robinson, L OBP: 0.556, SLG: 0.800 (1, 9)										4	3	3	2	0	0	1				
Pete Ward, L OBP: 0.417, SLG: 0.300 Ken Berry, R OBP: 0.333, SLG: 0.333 (1, 7) (6, PR) (6, 8)										2	0	2	1	1	0	0				
Tom McCraw, L OBP: 0.368, SLG: 0.313 (1, 3)										4	0	0	1	0	0	3				
Ron Hansen, R OBP: 0.353, SLG: 0.375 (1, 6)										4	0	3	0	0	0	0				
J.C. Martin, L OBP: 0.250, SLG: 0.182 (1, 2)									4	0	0	0	0	0	4					
Al Weis, S OBP: 0.333, SLG: 0.167 (1, 4)										3	0	1	0	1	0	1				
John Buzhardt, R (1, 1)										4	0	0	0	0	1	4				
<b>Inning Stats</b>	R: 1 E: 1 K: 0 S: 4	H: 2 LOB: 1 BB: 1 P: 8	R: 0 E: 0 K: 0 S: 4	H: 1 LOB: 1 BB: 0 P: 4	R: 2 E: 0 K: 0 S: 6	H: 3 LOB: 2 BB: 1 P: 10	R: 0 E: 0 K: 1 S: 5	H: 0 LOB: 0 BB: 0 P: 5	R: 1 E: 0 K: 0 S: 4	H: 2 LOB: 1 BB: 0 P: 4	R: 0 E: 0 K: 0 S: 3	H: 1 LOB: 1 BB: 0 P: 3	R: 0 E: 0 K: 1 S: 5	H: 0 LOB: 0 BB: 0 P: 5	R: 1 E: 1 K: 1 S: 8	H: 2 LOB: 3 BB: 1 P: 12		1B: 8 2B: 1 3B: 1 HR: 1	SF: 0 SAC: 1 DP: 1 HBP: 0	WP: 0 PB: 0 SB: 1 CS: 1
<b>PITCHER</b> Rollie Sheldon, R ERA: 5.08 Paul Lindblad, L ERA: 4.7 Aurelio Monteagudo, R ERA: Jack Aker, R ERA: 9.0	IP: 2.1 WLS: L BF: 13 H: 5 R: 3 ER: 2 SO: 2 BB: 0 IBB: 0 HBP: 0 BLK: 0 WP: 0 HR: 0 S: 11 P: 19 ERA: 7.71 WHIP: 3.000											<b>PITCHER</b> IP: WLS: BF: H: R: ER: SO: BB: IBB: HBP: BLK: WP: HR: S: P: ERA: WHIP:								



Batter	1	2	3	4	5	6	7	8	9	AB	R	H	RBI	BB	SO	LOB	TOP								
Tommie Agee, R OBP: 0.409, SLG: 0.588 (1, 8) (8, 7)	0-0 6-3		0-0 6-3					0-0 E7 1B		4	2	2	1	0	0	0									
Don Buford, S OBP: 0.182, SLG: 0.238 (1, 5) (8, 4)	0-0 4-3		0-3 K					0-0 F8		4	1	1	1	0	1	0									
Floyd Robinson, L OBP: 0.545, SLG: 0.722 (1, 9)	1-0 BB HBP							0-0 4-3		3	0	1	1	0	0	0									
John Romano, R OBP: 0.400, SLG: 0.143 Eddie Fisher, R (8, 1)	4-0 1-2 BB							0-0 F5		3	0	0	0	1	2	1									
Pete Ward, L OBP: 0.333, SLG: 0.231 Tom McCraw, L OBP: 0.350, SLG: 0.294 (1, 7) (8, 3)	0-3 K		0-3 K							3	0	0	0	0	3	2									
Bill Skowron, R OBP: 0.333, SLG: 0.444 J.C. Martin, L OBP: 0.231, SLG: 0.167 (1, 3) (8, 2)		0-0 4-3						0-0 1-3		3	0	1	0	0	0	0									
Ron Hansen, R OBP: 0.333, SLG: 0.350 (1, 6)		0-0 F8						0-0 4-3		4	0	1	0	0	0	1									
Al Weis, S OBP: 0.294, SLG: 0.143 Gene Freese, R (8, PH) (8, 5)		0-0 F6						0-3 K		2	0	0	0	0	1	1									
Tommy John, R Danny Cater, R Ken Berry, R OBP: 0.333, SLG: 0.333 (1, 1) (8, PH) (8, 8)			0-0 5-3					0-0 1-3		2	0	0	0	0	0	1									
<b>Inning Stats</b>	R: 0 E: 0 K: 1 S: 5	H: 0 LOB: 2 BB: 1 P: 10	R: 0 E: 0 K: 0 S: 3	H: 0 LOB: 0 BB: 0 P: 3	R: 0 E: 0 K: 1 S: 5	H: 0 LOB: 0 BB: 0 P: 5	R: 0 E: 0 K: 2 S: 7	H: 0 LOB: 0 BB: 0 P: 7	R: 0 E: 0 K: 1 S: 6	H: 1 LOB: 1 BB: 0 P: 6	R: 1 E: 0 K: 1 S: 6	H: 1 LOB: 0 BB: 0 P: 6	R: 0 E: 0 K: 1 S: 5	H: 0 LOB: 0 BB: 0 P: 5	R: 2 E: 1 K: 1 S: 8	H: 3 LOB: 1 BB: 0 P: 8	R: 0 E: 0 K: 1 S: 6	H: 1 LOB: 1 BB: 0 P: 6	1B: 4 2B: 1 3B: 0 HR: 1	SF: 0 SAC: 0 DP: 0 HBP: 1	WP: 0 PB: 0 SB: 0 CS: 0	PA: 35			
<b>PITCHER</b>	IP WLS BF H R ER SO BB IBB HBP BLK WP HR S P ERA WHIP	7.2 L 30 5 3 2 8 1 0 1 0 0 1 1 44 49 2.35 0.783	1.1 S 5 1 0 0 1 0 0 0 0 0 0 7 7 0.00 0.750																						

Chicago White Sox @ California Angels  
Anaheim Stadium, Anaheim, CA  
Tue Apr 19 1966, 9:05 PM EST  
Att: 31,660 - Unknown


AB 33  
R 3  
H 6  
RBI 3  
BB 1  
SO 9  
LOB 7



Batter	1	2	3	4	5	6	7	8	9	AB	R	H	RBI	BB	SO	LOB	BOTTOM								
Jose Cardenal, R OBP: 0.208, SLG: 0.136 Jim Piersall, R (8, 8) (8, 8)	0-0 F4		0-3 K					0-0 F9		3	0	0	0	0	1	1									
Norm Siebern, L OBP: 0.438, SLG: 0.538 (8, PH) (9, 3)								0-0 F9		0	0	0	0	0	0	0									
Bobby Knoop, R OBP: 0.208, SLG: 0.364 (1, 4)	0-0 F9		0-3 K					0-0 F8		4	0	0	0	0	1	1									
Jim Fregosi, R OBP: 0.250, SLG: 0.150 (1, 6)	0-0 2B							0-0 E6 1B		4	0	1	0	0	0	0									
Joe Adcock, R OBP: 0.625, SLG: 1.000 Jackie Hernandez, R Ed Kirkpatrick, L (8, PH) (8, 7) (9, 7)	0-3 K							0-0 FC5-4 BB		3	0	1	0	1	1	1									
Jackie Warner, R OBP: 0.348, SLG: 0.591 (1, 9)		0-3 K						0-0 6-3		3	0	0	0	1	1	3									
Rick Reichardt, R OBP: 0.384, SLG: 0.556 (1, 7) (9, 8)		0-0 HR						0-0 F4		3	1	1	1	1	0	1									
Paul Schaal, R OBP: 0.409, SLG: 0.438 (1, 5)	0-0 F9							0-0 5-3		3	0	0	0	1	0	2									
Buck Rodgers, S OBP: 0.130, SLG: 0.091 (1, 2)	0-0 1-3							0-0 F8		4	0	1	0	0	0	1									
Marcelino Lopez, R Lew Burdette, R Willie Smith, L (1, 1) (8, 1) (9, PH)			0-0 1-3					0-0 F7		2	0	0	0	0	0	0									
<b>Inning Stats</b>	R: 0 E: 0 K: 1 S: 6	H: 1 LOB: 1 BB: 0 P: 6	R: 1 E: 0 K: 1 S: 6	H: 1 LOB: 0 BB: 0 P: 6	R: 0 E: 0 K: 2 S: 7	H: 0 LOB: 0 BB: 0 P: 7	R: 0 E: 0 K: 0 S: 3	H: 0 LOB: 2 BB: 2 P: 11	R: 0 E: 0 K: 0 S: 4	H: 1 LOB: 1 BB: 0 P: 4	R: 0 E: 0 K: 0 S: 3	H: 0 LOB: 1 BB: 1 P: 7	R: 0 E: 0 K: 0 S: 5	H: 0 LOB: 0 BB: 0 P: 3	R: 0 E: 1 K: 0 S: 5	H: 1 LOB: 2 BB: 0 P: 5	R: 0 E: 0 K: 0 S: 3	H: 0 LOB: 1 BB: 1 P: 7	1B: 2 2B: 1 3B: 0 HR: 1	SF: 0 SAC: 1 DP: 0 HBP: 0	WP: 0 PB: 0 SB: 0 CS: 0	PA: 36			
<b>PITCHER</b>	IP WLS BF H R ER SO BB IBB HBP BLK WP HR S P ERA WHIP	7.0 W 27 3 1 1 4 3 0 0 0 0 1 32 44 1.29 0.857	2.0 S 9 1 0 0 0 1 0 0 0 0 0 8 12 0.00 1.000																						

Chicago White Sox @ California Angels  
Anaheim Stadium, Anaheim, CA  
Tue Apr 19 1966, 9:05 PM EST  
Att: 31,660 - Unknown

AB 31  
R 1  
H 4  
RBI 1  
BB 4  
SO 4  
LOB 11






Batter	1	2	3	4	5	6	7	8	9	10	11	AB	R	H	RBI	BB	SO	LOB	TOP							
<b>Tommie Agee, R</b> OBP: 0.370, SLG: 0.500 (1, 8)	6-3		1B		6-3		K		K			5	1	1	0	0	2	1								
<b>Don Buford, S</b> OBP: 0.298, SLG: 0.261 (7, 4)	G3		1B				1-3				4-3	2	2	1	0	3	0	1								
<b>Floyd Robinson, L</b> OBP: 0.519, SLG: 0.652 (1, 9)	G3		1B								4-3	5	0	2	1	0	0	3								
<b>John Romano, R</b> OBP: 0.429, SLG: 0.200 (10, PR)	F9		1B									3	0	1	1	1	0	2								
<b>Ken Berry, R</b> OBP: 0.333, SLG: 0.333 (10, 2)			1B									0	0	0	0	0	0	0								
<b>J.C. Martin, L</b> OBP: 0.231, SLG: 0.167 (10, 2)			1B									0	0	0	0	0	0	0								
<b>Pete Ward, L</b> OBP: 0.300, SLG: 0.176 (7, 5)		K			K							4	0	0	0	1	2	1								
<b>Tom McCraw, L</b> OBP: 0.388, SLG: 0.286 (1, 3)	K				K2-3							4	0	1	1	1	2	0								
<b>Ron Hansen, R</b> OBP: 0.308, SLG: 0.292 (1, 6)	6-3				F7							4	0	0	0	1	0	4								
<b>Al Weis, S</b> OBP: 0.263, SLG: 0.125 (7, PH)			6-3									2	0	0	0	0	0	0								
<b>Bill Skowron, R</b> OBP: 0.300, SLG: 0.400 (7, 1)					P1							1	0	0	0	0	0	0								
<b>Bob Locker, S</b> (11, PH)												1	0	0	0	0	1	0								
<b>Gene Freese, R</b> (11, 1)												1	0	0	0	0	1	1								
<b>Eddie Fisher, R</b> (11, 1)												0	0	0	0	0	0	0								
<b>Joe Horlen, R</b> (2, 1)			4-3									2	0	0	0	0	0	0								
<b>Dennis Higgins, R</b> (7, PH)					4-3							1	0	1	0	0	0	0								
<b>Smoky Burgess, L</b> OBP: 0.333, SLG: 0.333 (7, PR)												1	0	0	0	0	0	0								
<b>Bill Voss, L</b> (7, 7)												1	0	0	0	0	1	0								
<b>Inning Stats</b>	R: 0 E: 0 K: 0 S: 3	H: 0 LOB: 1 BB: 1 P: 7	R: 0 E: 0 K: 2 S: 7	H: 0 LOB: 0 BB: 0 P: 7	R: 2 E: 0 K: 0 S: 5	H: 3 LOB: 2 BB: 1 P: 9	R: 0 E: 0 K: 2 S: 7	H: 0 LOB: 0 BB: 0 P: 7	R: 0 E: 0 K: 0 S: 3	H: 0 LOB: 0 BB: 0 P: 3	R: 1 E: 0 K: 0 S: 4	H: 1 LOB: 2 BB: 2 P: 12	R: 0 E: 0 K: 1 S: 6	H: 1 LOB: 1 BB: 0 P: 6	R: 0 E: 0 K: 0 S: 4	H: 1 LOB: 2 BB: 1 P: 8	R: 0 E: 0 K: 3 S: 9	H: 0 LOB: 0 BB: 0 P: 9	R: 0 E: 0 K: 0 S: 2	H: 1 LOB: 1 BB: 1 P: 6	R: 0 E: 0 K: 1 S: 5	H: 0 LOB: 1 BB: 1 P: 9	1B: 7 2B: 0 3B: 0 HR: 0	SF: 0 SAC: 1 DP: 0 HBP: 0	WP: 0 PB: 1 SB: 3 CS: 2	PA: 45
<b>PITCHER</b>	IP	WLS	BF	H	R	ER	SO	BB	IBB	HBP	BLK	WP	HR	S	P	ERA	WHIP									
<b>Dean Chance, R</b> ERA: 2.52 (1, 1)	8.0		34	6	3	3	5	6	4	0	0	0	0	0	0	3.38	1.250									
<b>Bob Lee, R</b> ERA: 1.42 (9, 1)	1.0		3	0	0	0	3	0	0	0	0	0	0	0	9	0.00	0.000									
<b>George Brunet, L</b> ERA: 27.0 (10, 1)	0.1	W	2	1	0	0	0	0	0	0	0	0	0	2	2	0.00	3.000									
<b>Ed Sukia, R</b> ERA: (10, 1)	1.2		5	0	0	0	1	2	0	0	0	0	0	5	13	0.00	1.200									

Chicago White Sox @ California Angels  
Anaheim Stadium, Anaheim, CA  
Wed Apr 20 1966, 9:05 PM EST  
Att: 12,381 - Unknown

livebaseballscorecards.com

AB 36  
R 3  
H 7  
RBI 3  
BB 7  
SO 9  
LOB 13




Batter	1	2	3	4	5	6	7	8	9	10	11	AB	R	H	RBI	BB	SO	LOB	BOTTOM							
<b>Jose Cardenal, R</b> OBP: 0.207, SLG: 0.148 (1, 8)	F8	8-2		4-3						6-3		5	0	1	0	0	0	1								
<b>Bobby Knoop, R</b> OBP: 0.310, SLG: 0.519 (1, 4)	2B											5	1	4	0	0	1	0								
<b>Jim Fregosi, R</b> OBP: 0.241, SLG: 0.125 (1, 6)	BB											4	0	0	0	1	3	3								
<b>Norm Siebern, L</b> OBP: 0.381, SLG: 0.412 (1, 3)	F7											4	0	0	0	1	0	4								
<b>Tom Satriano, L</b> OBP: 1.000, SLG: 3.000 (11, 3)	F7											0	0	0	0	0	0	0								
<b>Ed Kirkpatrick, L</b> (1, 9)	F9											4	0	0	0	1	0	2								
<b>Rick Reichardt, R</b> OBP: 0.333, SLG: 0.478 (1, 7)												5	1	1	0	0	1	2								
<b>Buck Rodgers, S</b> OBP: 0.214, SLG: 0.185 (1, 2)												5	2	3	0	0	0	2								
<b>Paul Schaal, R</b> OBP: 0.444, SLG: 0.550 (1, 5)												4	0	2	2	1	1	0								
<b>Dean Chance, R</b> ERA: 2.52 (1, 1)												3	0	0	0	0	2	1								
<b>Bob Lee, R</b> (9, 1)												1	0	0	0	0	0	0								
<b>Willie Smith, L</b> (10, PH)												0	0	0	0	0	0	0								
<b>George Brunet, R</b> (10, 1)												0	0	0	0	0	0	0								
<b>Ed Sukia, R</b> (10, 1)												1	0	1	1	0	0	0								
<b>Joe Adcock, R</b> OBP: 0.267, SLG: 1.000 (11, PH)												0	0	0	0	0	0	0								
<b>Inning Stats</b>	R: 0 E: 0 K: 0 S: 4	H: 1 LOB: 2 BB: 1 P: 8	R: 2 E: 0 K: 0 S: 5	H: 3 LOB: 0 BB: 0 P: 5	R: 1 E: 0 K: 1 S: 6	H: 1 LOB: 2 BB: 1 P: 14	R: 0 E: 0 K: 2 S: 7	H: 0 LOB: 0 BB: 0 P: 7	R: 0 E: 0 K: 1 S: 5	H: 1 LOB: 0 BB: 0 P: 5	R: 0 E: 0 K: 2 S: 7	H: 0 LOB: 0 BB: 0 P: 7	R: 0 E: 0 K: 0 S: 3	H: 0 LOB: 0 BB: 0 P: 3	R: 0 E: 0 K: 1 S: 5	H: 1 LOB: 2 BB: 2 P: 5	R: 0 E: 0 K: 0 S: 6	H: 2 LOB: 2 BB: 0 P: 5	R: 0 E: 0 K: 1 S: 6	H: 1 LOB: 1 BB: 0 P: 6	R: 1 E: 0 K: 0 S: 4	H: 2 LOB: 2 BB: 1 P: 8	1B: 9 2B: 3 3B: 1 HR: 0	SF: 0 SAC: 0 DP: 1 HBP: 0	WP: 0 PB: 0 SB: 0 CS: 1	PA: 46
<b>PITCHER</b>	IP	WLS	BF	H	R	ER	SO	BB	IBB	HBP	BLK	WP	HR	S	P	ERA	WHIP									
<b>Joe Horlen, R</b> ERA: 3.6 (1, 1)	1.0		8	2	2	2	0	1	0	0	0	0	0	0	11	18.00	5.000									
<b>Dennis Higgins, R</b> ERA: 1.17 (2, 1)	5.0		17	4	1	1	4	2	0	0	1	0	0	23	31	1.80	0.800									
<b>Bob Locker, R</b> ERA: (7, 1)	4.0		15	4	0	0	4	0	0	0	0	0	0	23	23	0.00	1.000									
<b>Eddie Fisher, R</b> ERA: 1.08 (11, 1)	0.2	L	5	2	1	1	0	1	0	0	0	0	0	4	8	13.50	4.500									

Chicago White Sox @ California Angels  
Anaheim Stadium, Anaheim, CA  
Wed Apr 20 1966, 9:05 PM EST  
Att: 12,381 - Unknown

livebaseballscorecards.com

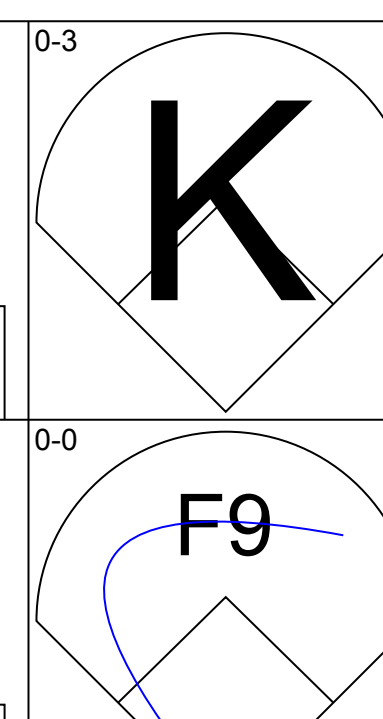
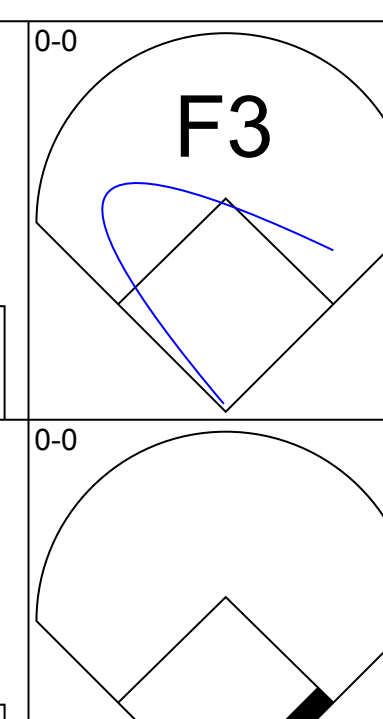
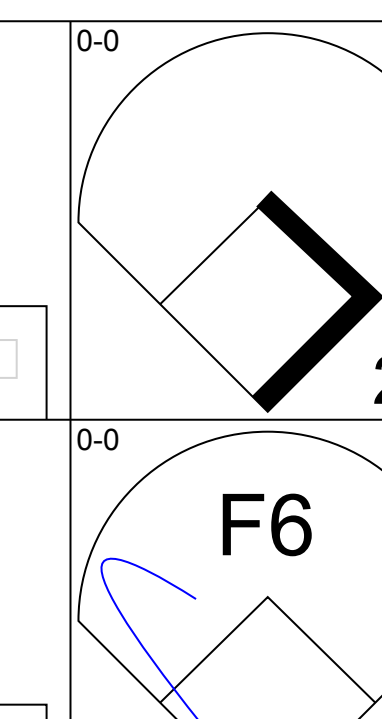
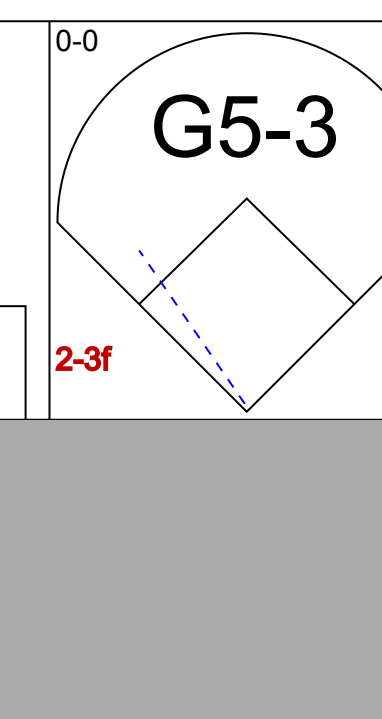
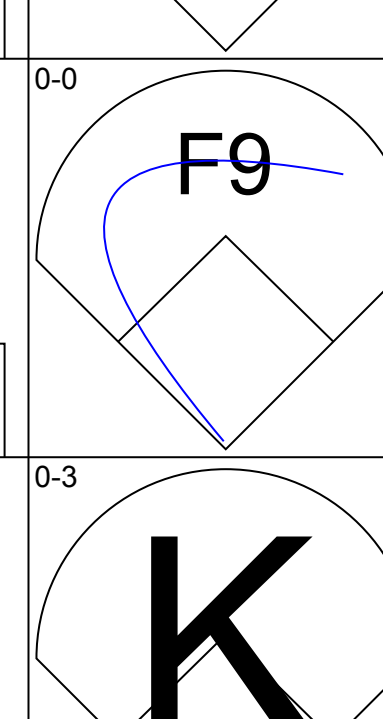
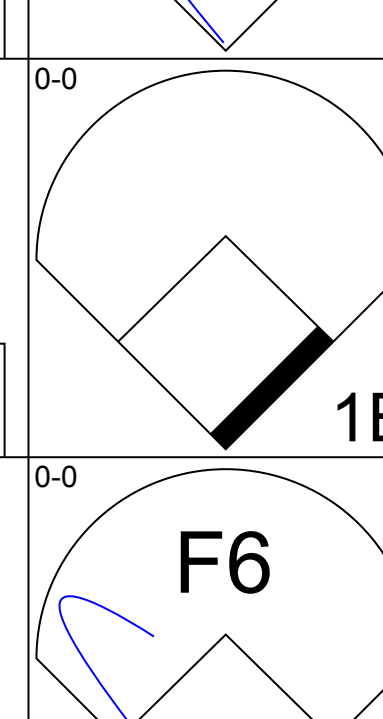
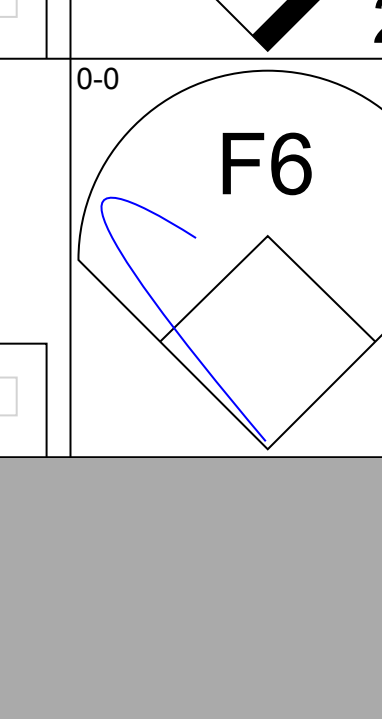
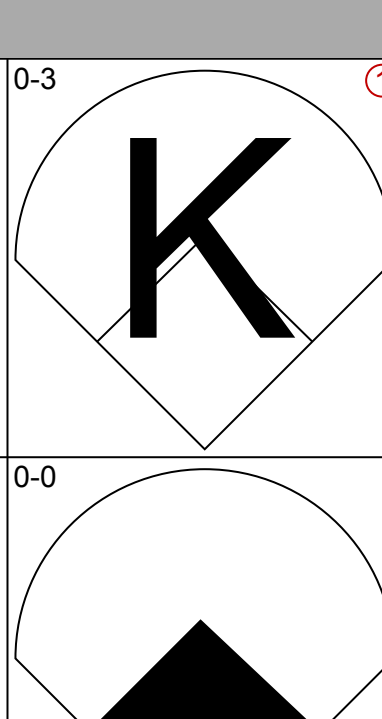
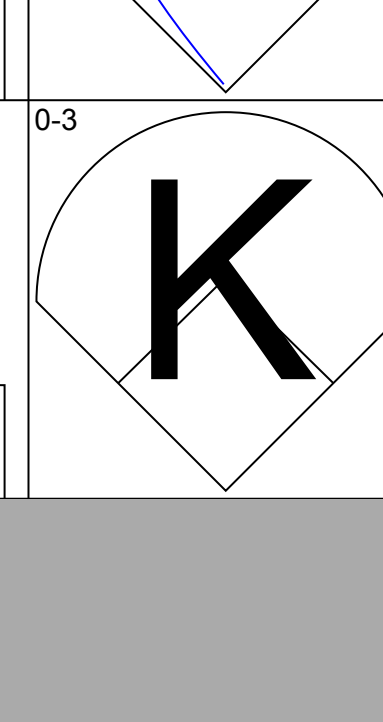
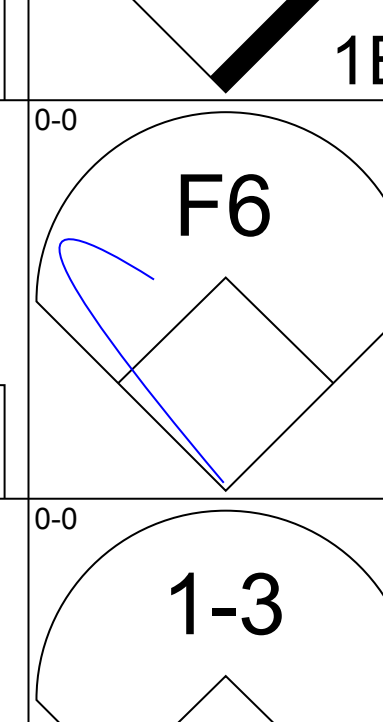
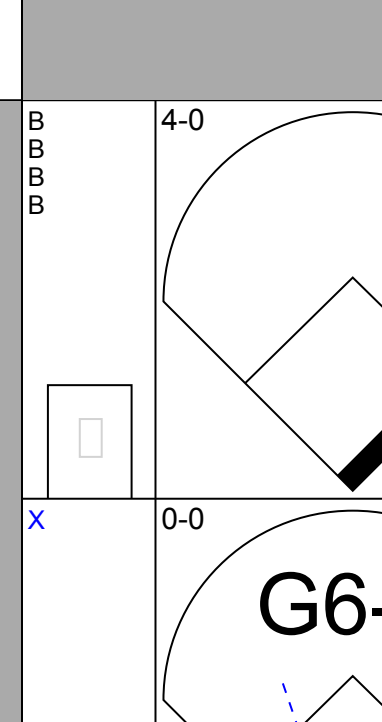
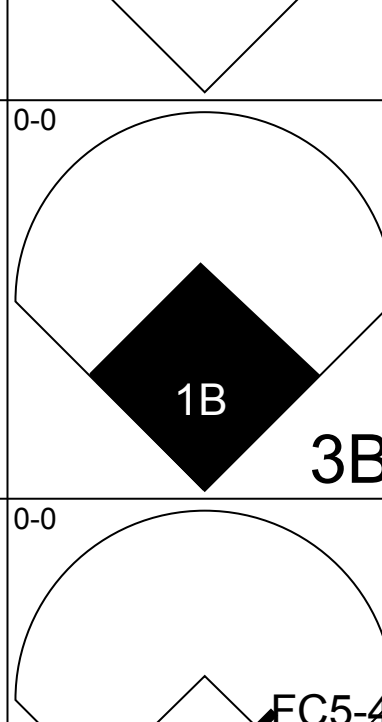
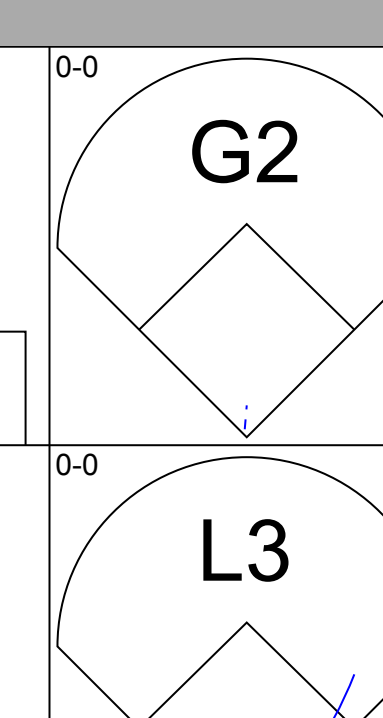
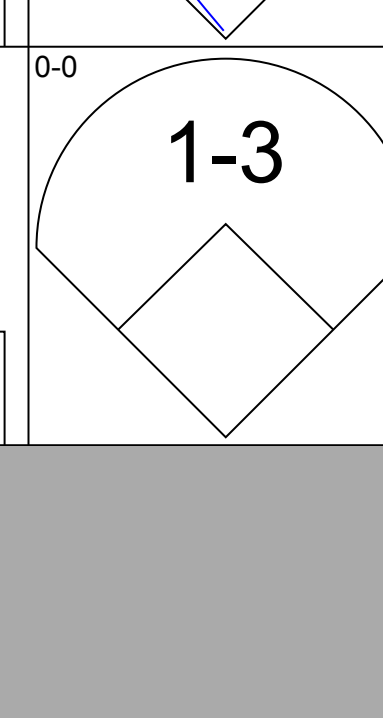
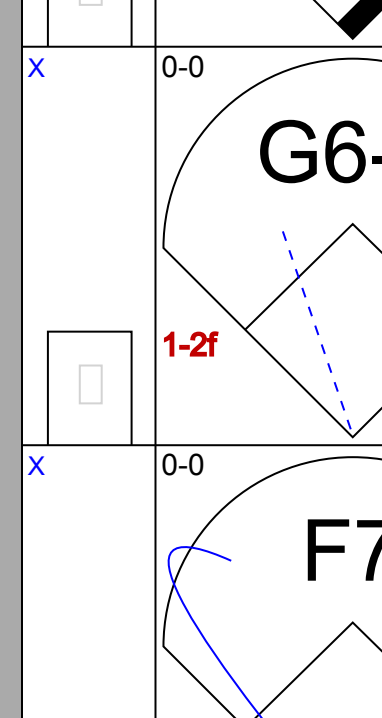
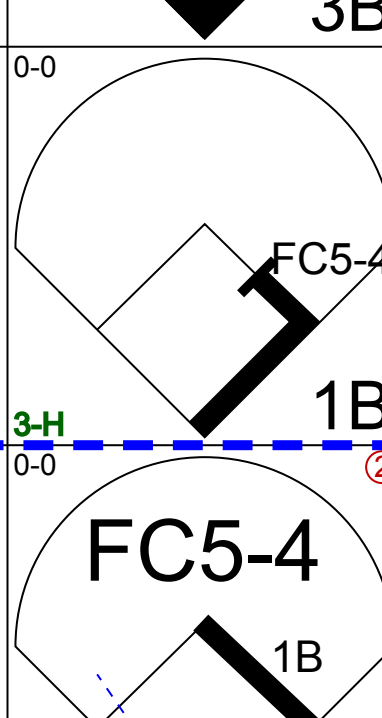
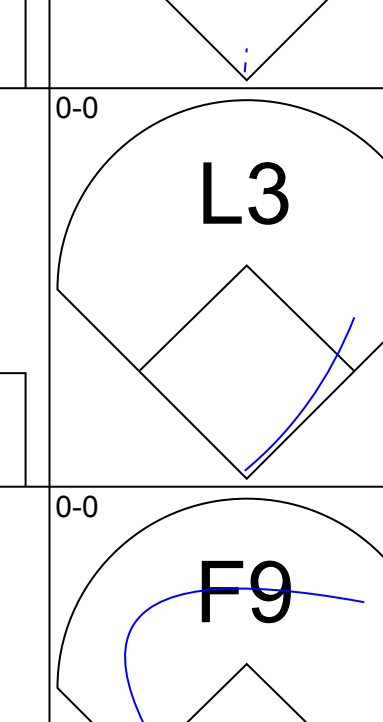
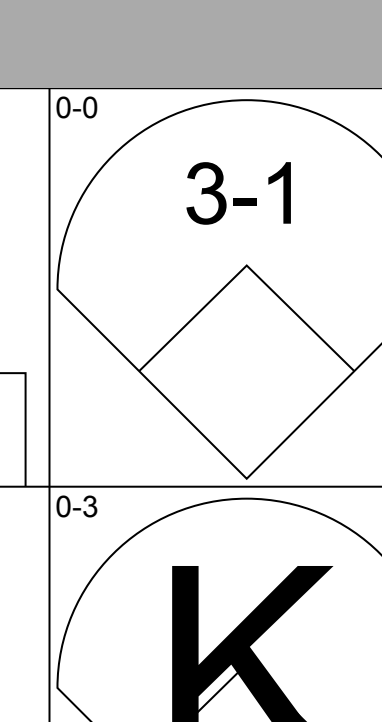
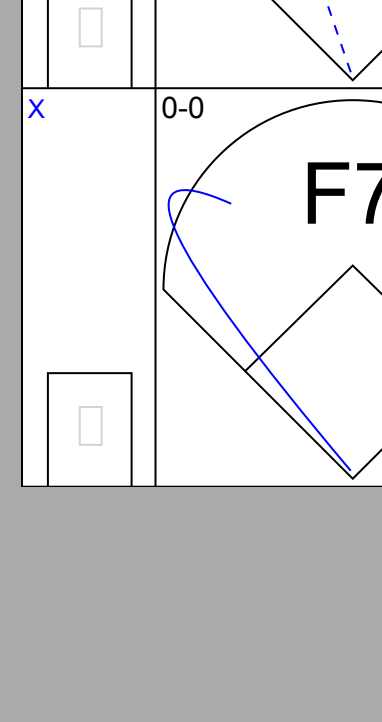
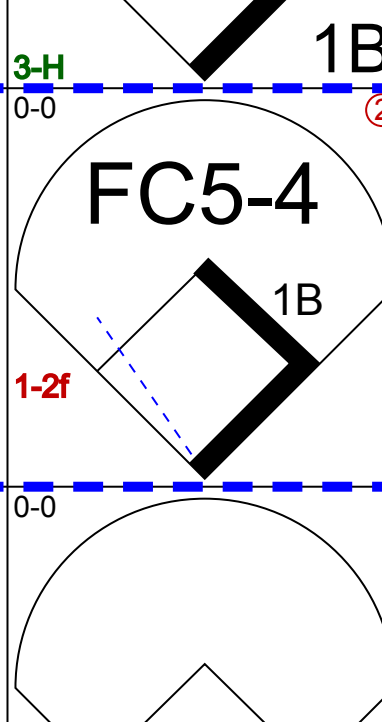
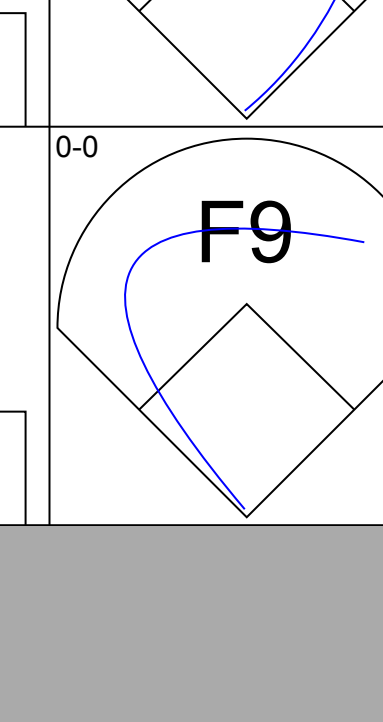
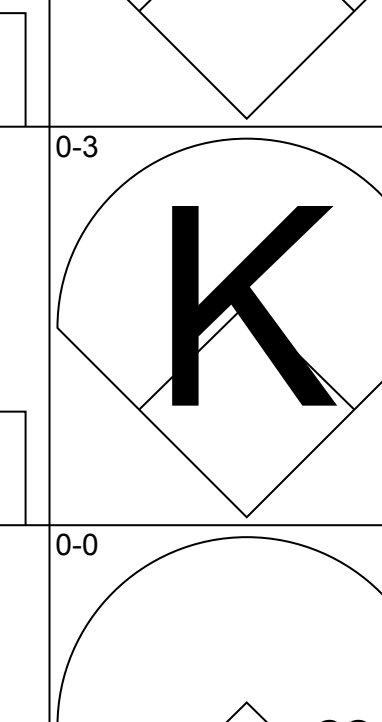
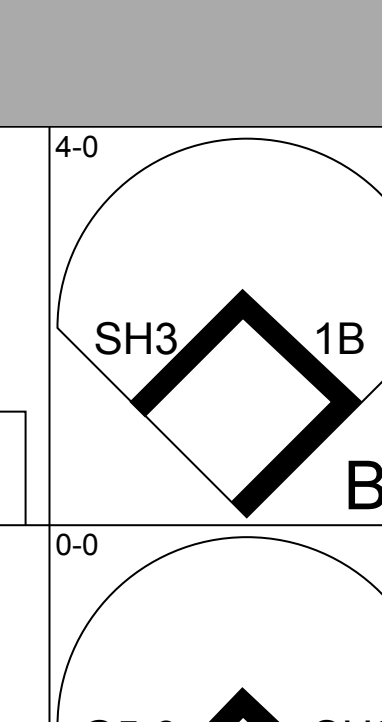
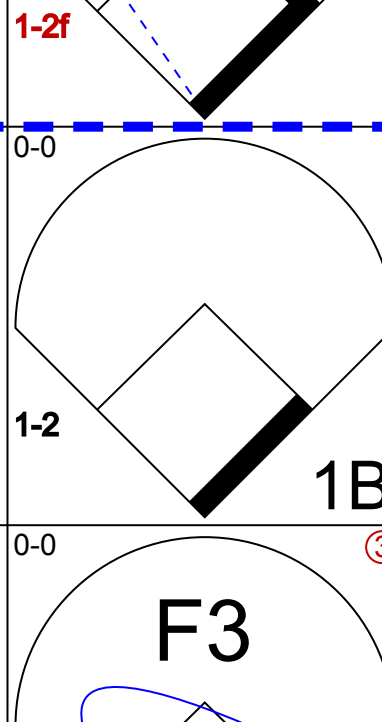
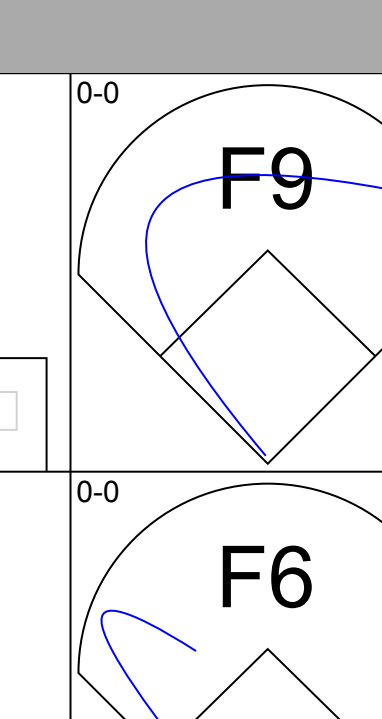
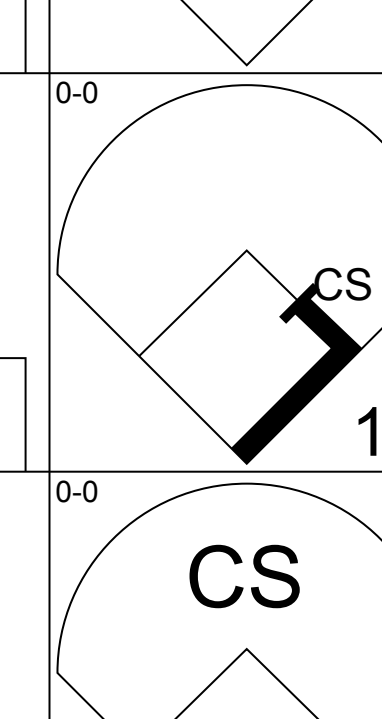
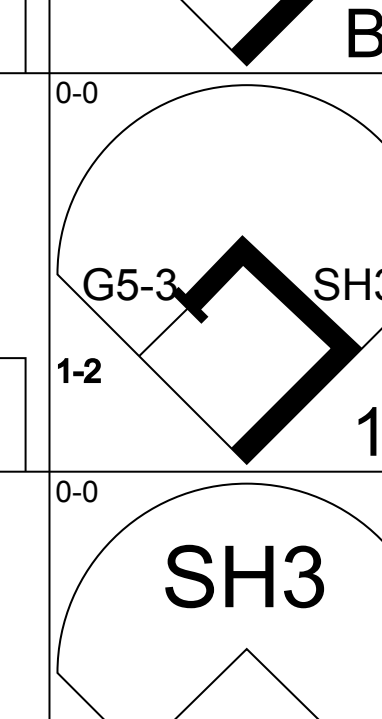
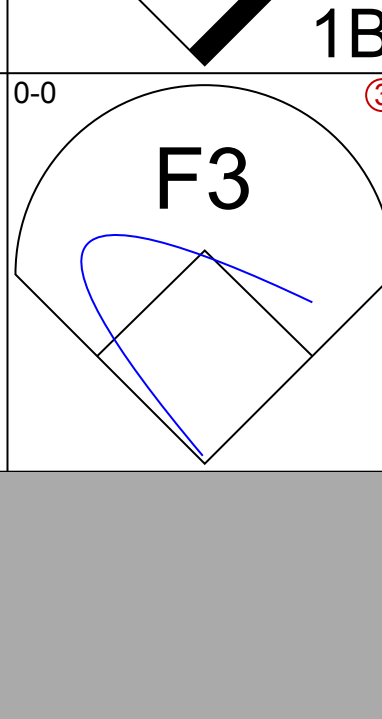
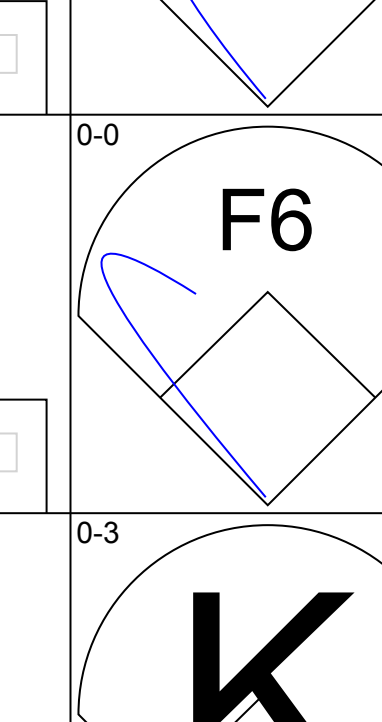
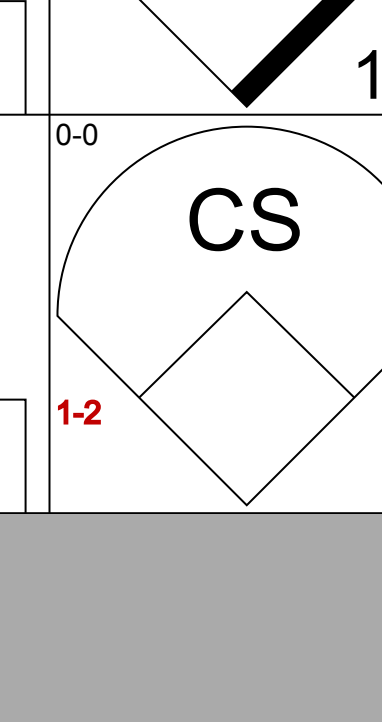
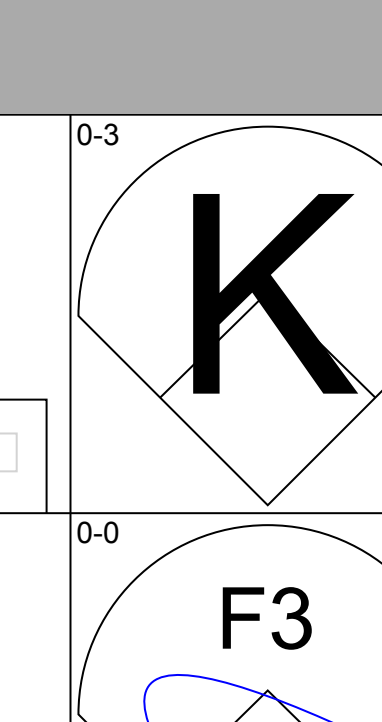
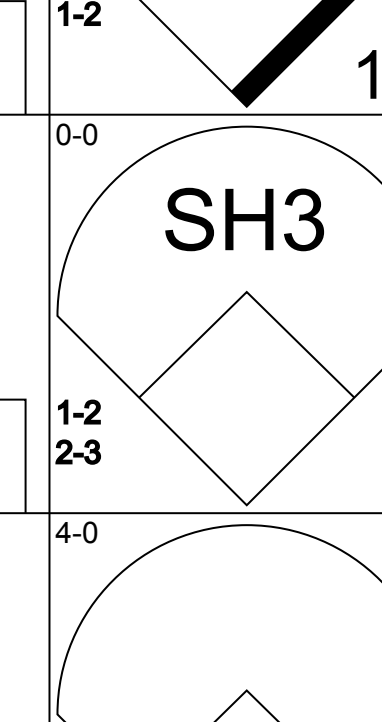
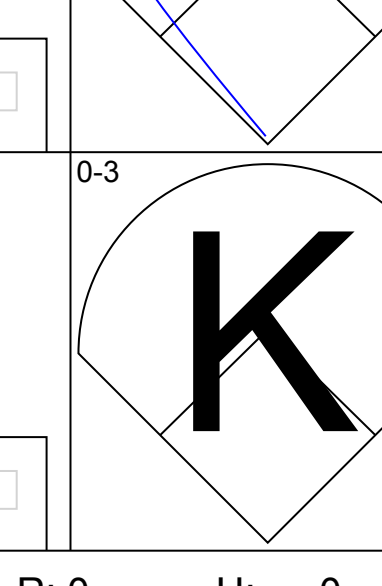
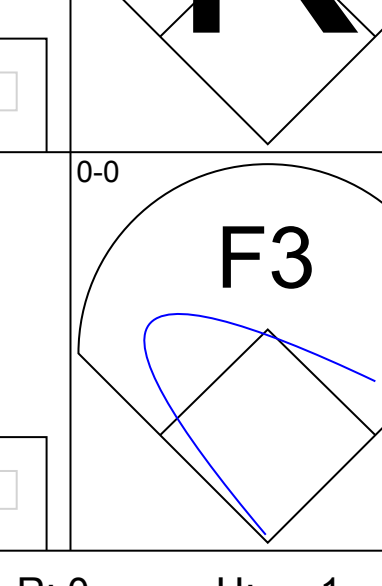
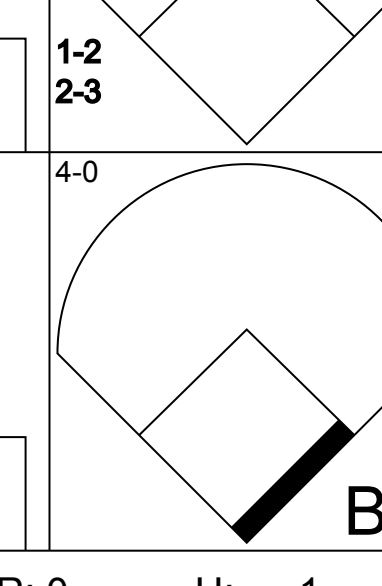
AB 41  
R 4  
H 12  
RBI 3  
BB 4  
SO 8  
LOB 17

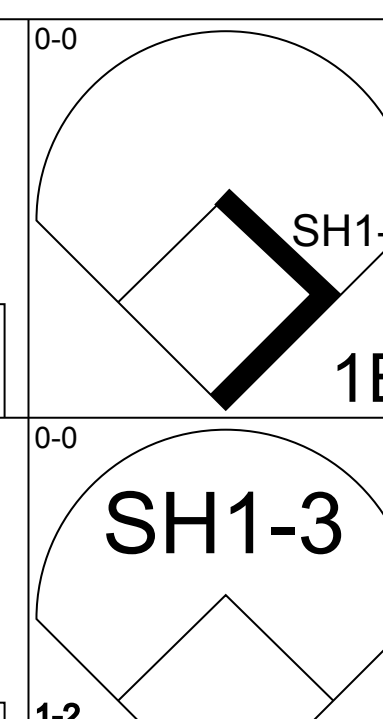
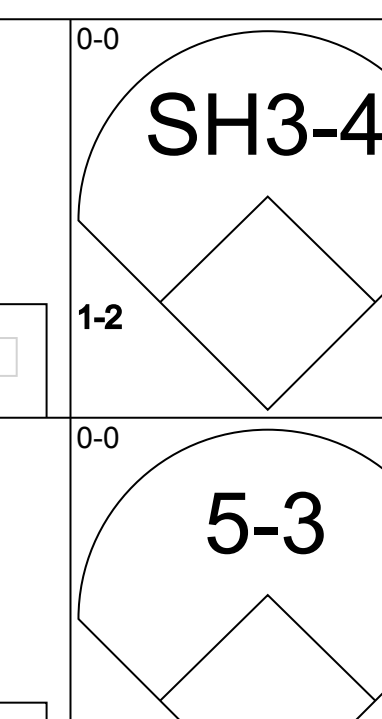
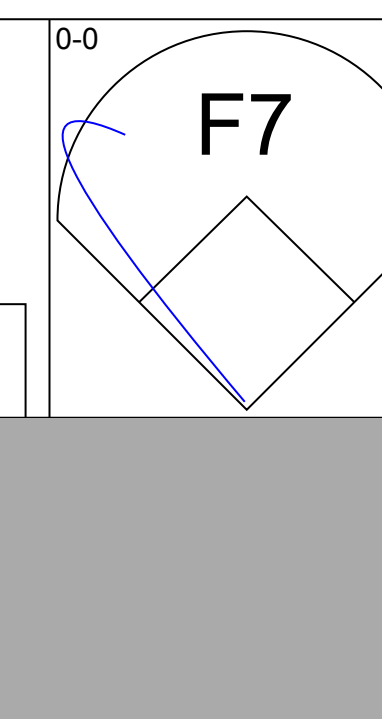
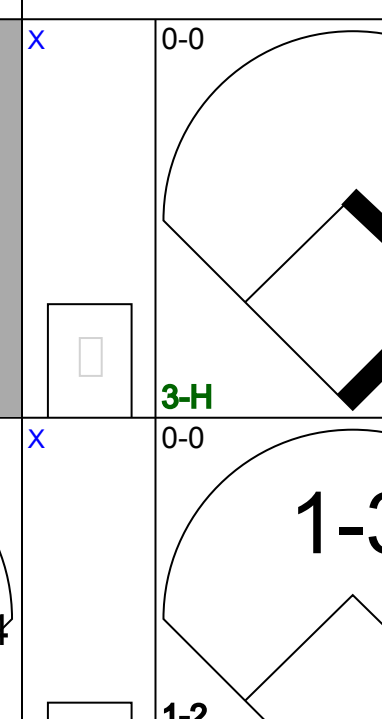
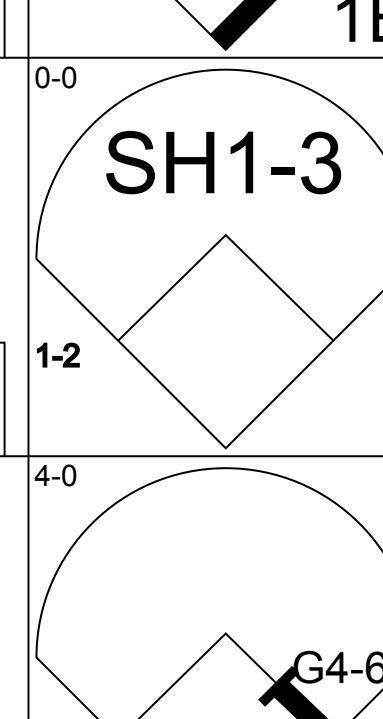
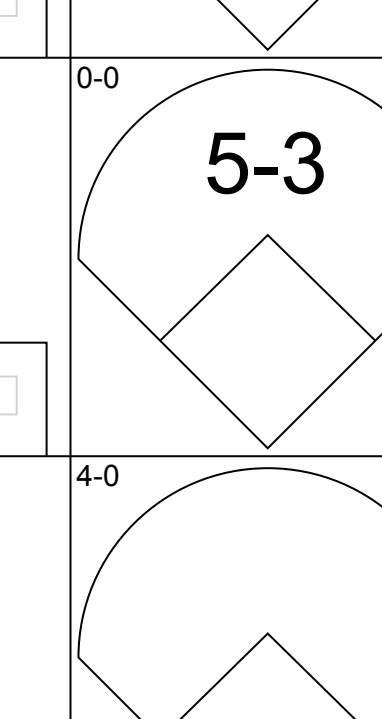
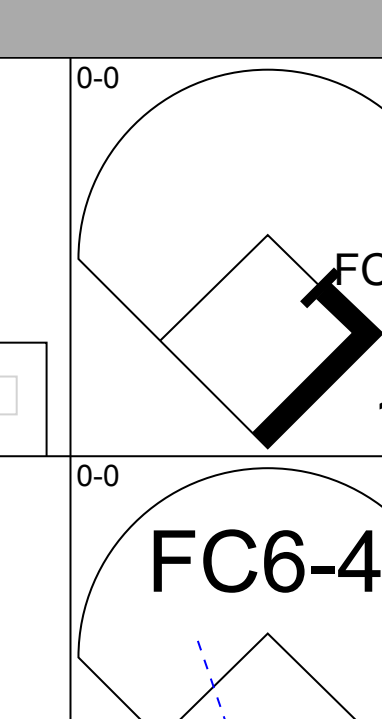
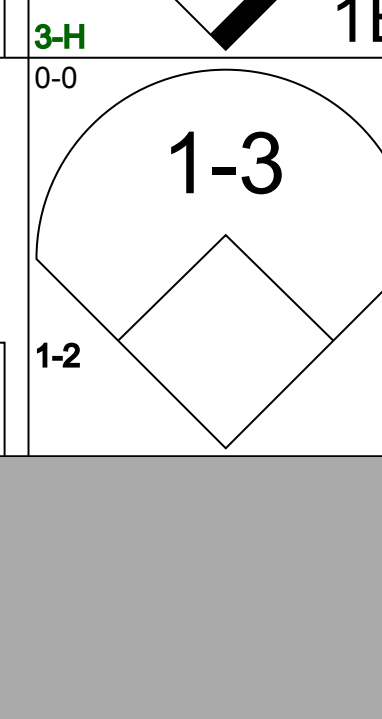
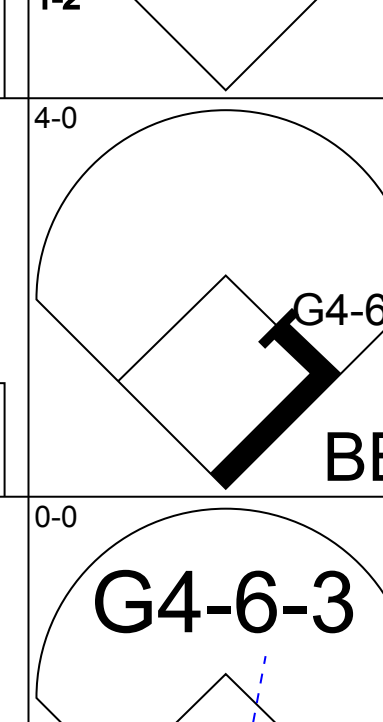
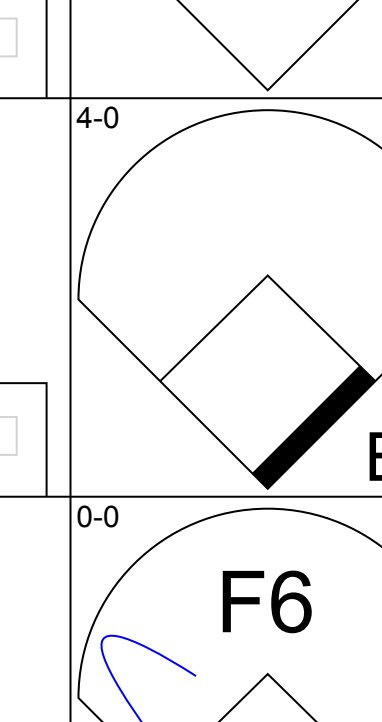
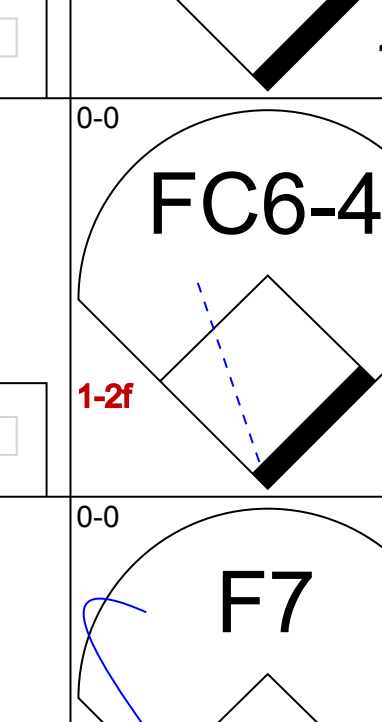
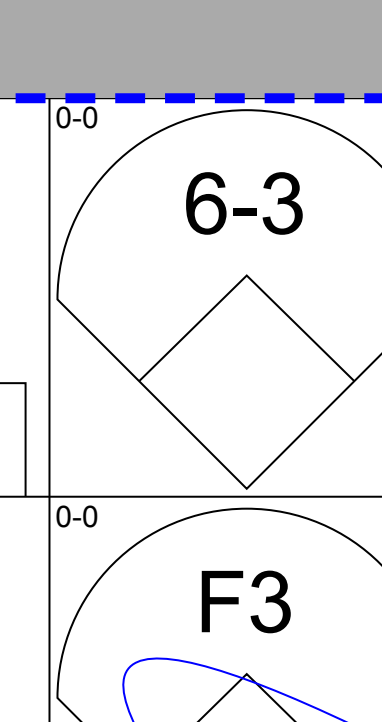
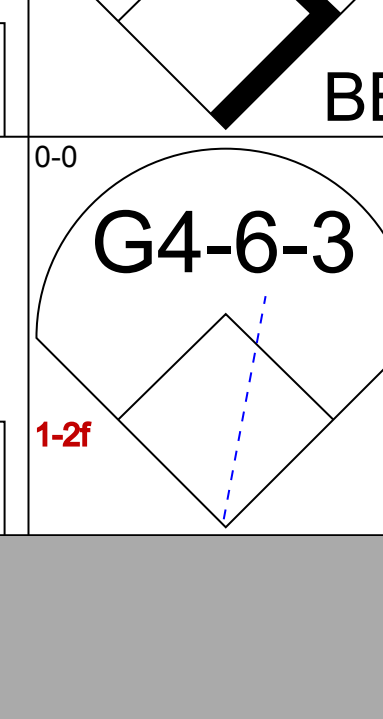
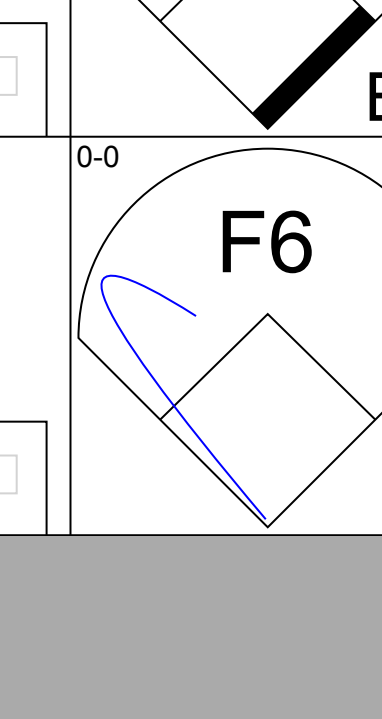
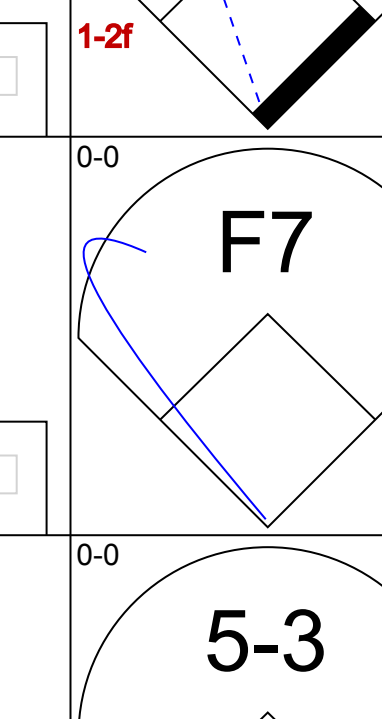
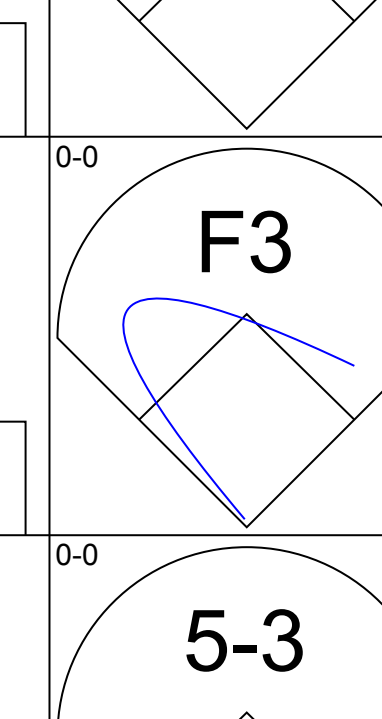
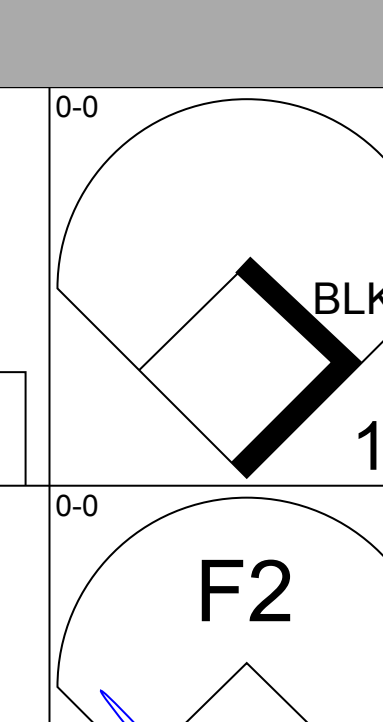
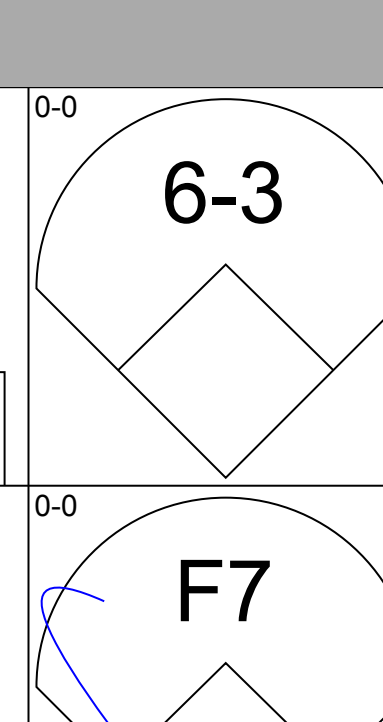
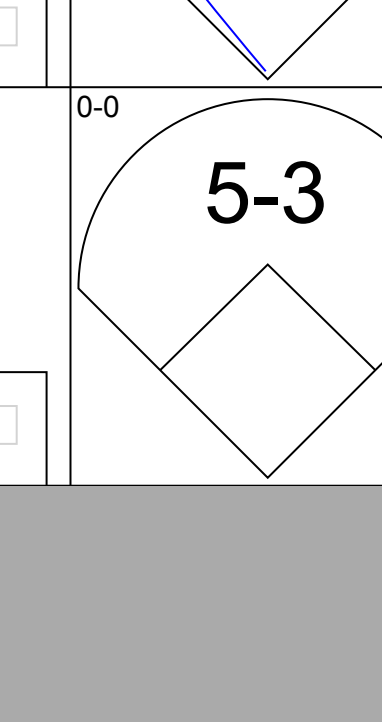
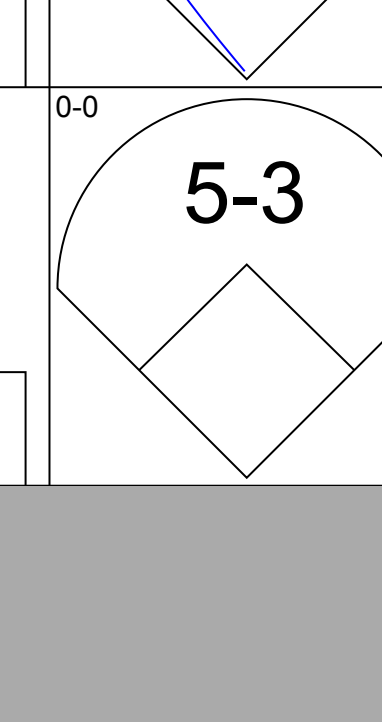
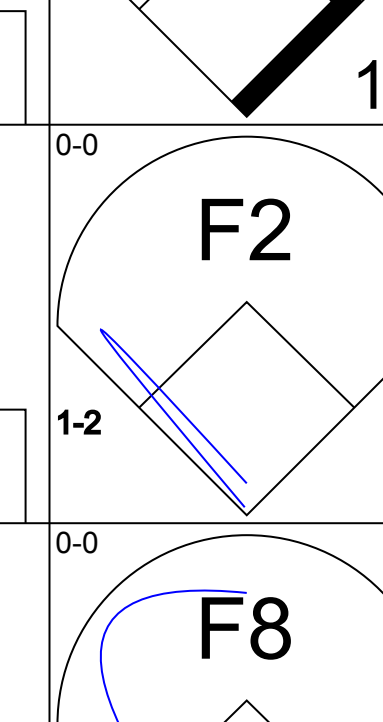
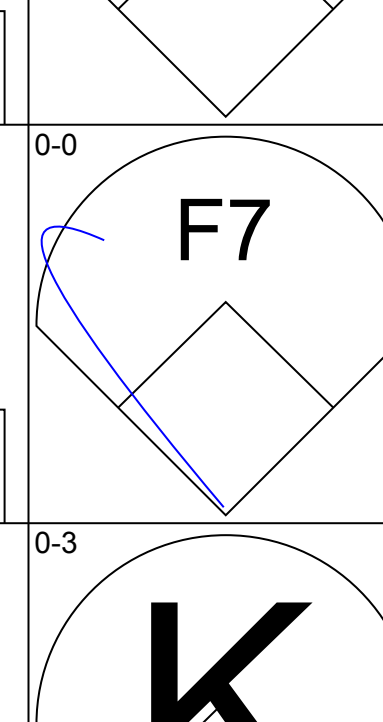
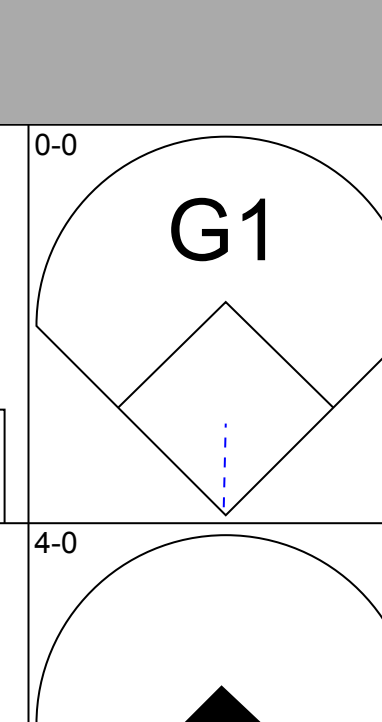
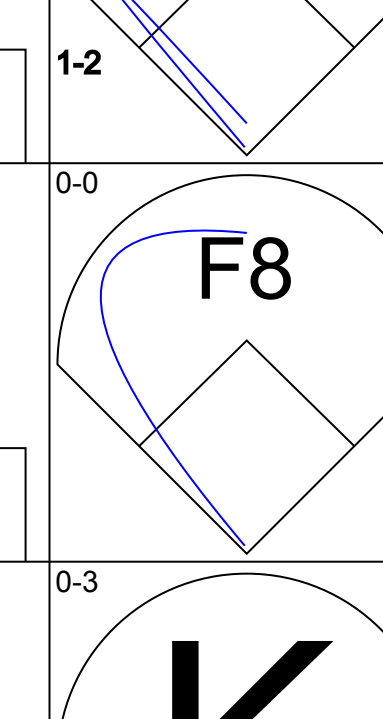
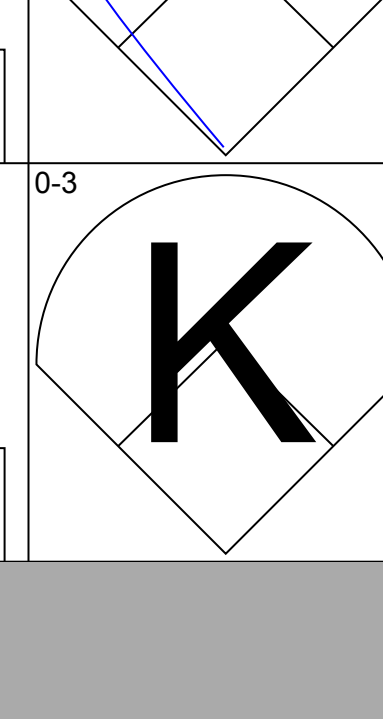
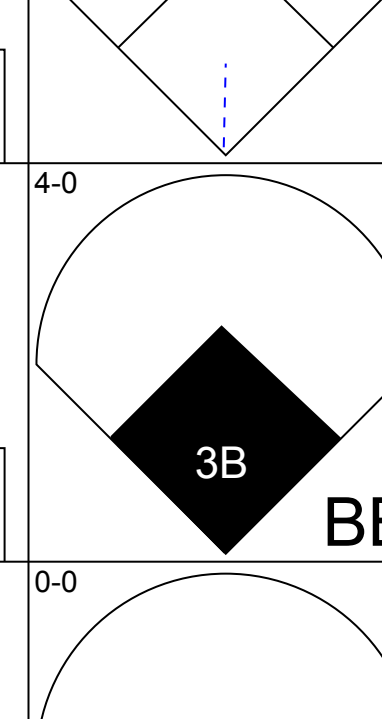
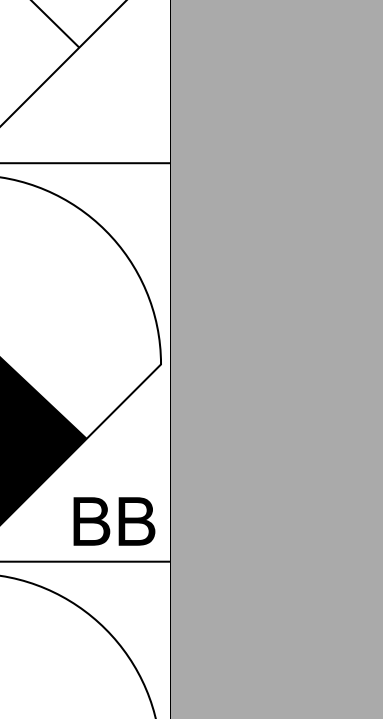
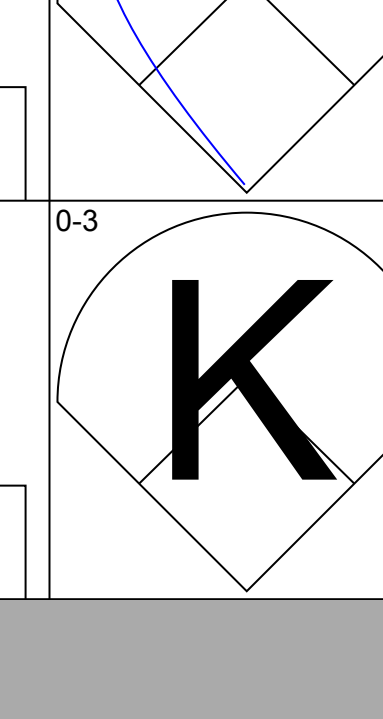
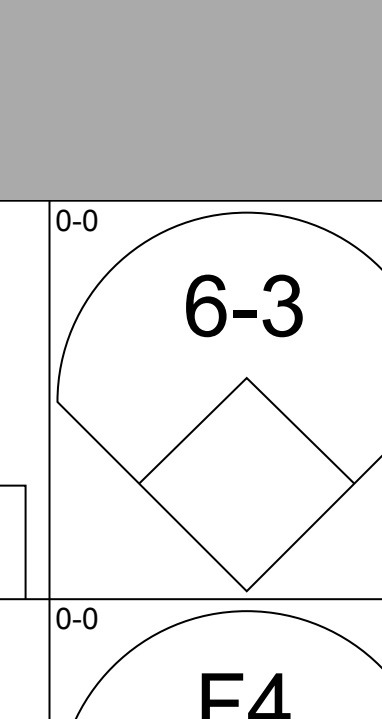
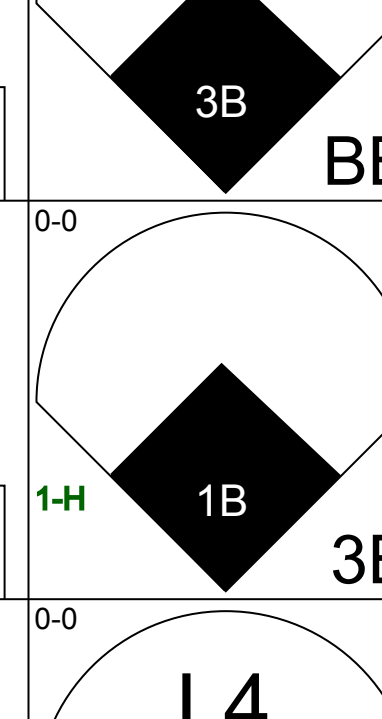
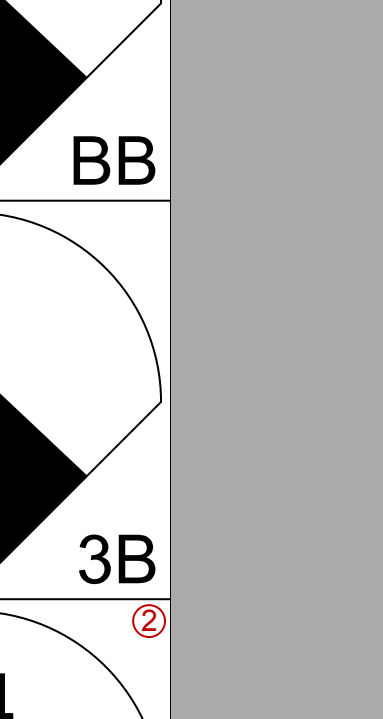
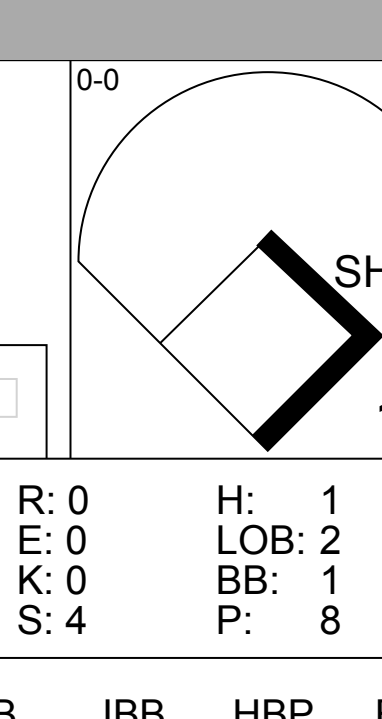
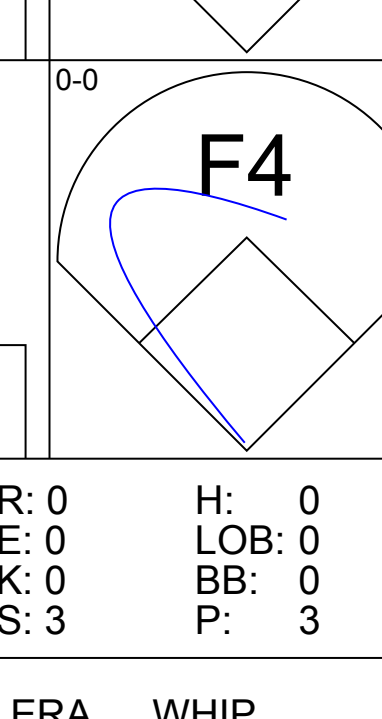
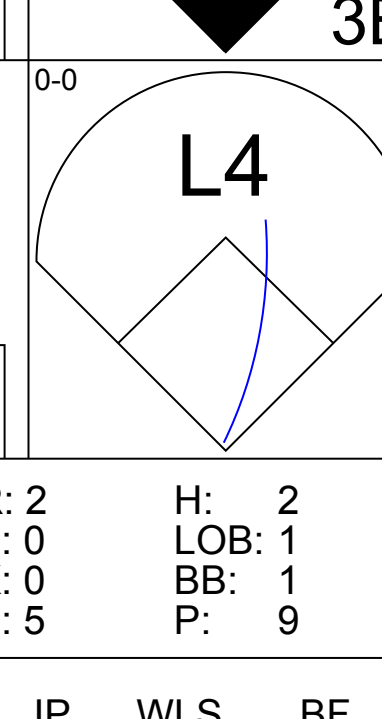








Batter	1	2	3	4	5	6	7	8	9	AB	R	H	RBI	BB	SO	LOB	TOP		
Tommie Agee, R OBP: 0.342, SLG: 0.621 (1, 8)										4	0	1	0	0	1	3	<p>Chicago White Sox @ Kansas City Athletics Municipal Stadium, Kansas City, MO</p> <p>Sat Apr 23 1966, 4:33 AM EST Att: 5,865 - Unknown</p> <p>livebaseballscorecards.com</p>		
Don Buford, S OBP: 0.324, SLG: 0.300 (1, 4)										4	0	1	0	0	1	1			
Floyd Robinson, L OBP: 0.500, SLG: 0.667 (1, 9)										3	1	1	0	1	1	1			
Bill Skowron, R OBP: 0.278, SLG: 0.294 Joe Horlen, R (9, PR)										4	0	1	1	0	0	2			
Pete Ward, L OBP: 0.250, SLG: 0.240 Lee Elia, R (9, PR)										4	0	0	0	0	0	1			
John Romano, R OBP: 0.500, SLG: 0.267 Ken Berry, R OBP: 0.333, SLG: 0.333 J.C. Martin, L OBP: 0.231, SLG: 0.167 Gene Freese, R OBP: 0.200, SLG: 0.200 (8, 2)										2	0	0	0	1	1	0			
Tom McCraw, L OBP: 0.353, SLG: 0.333 (1, 7)										4	0	2	0	0	0	2			
Ron Hansen, R OBP: 0.303, SLG: 0.241 (1, 6)										2	0	0	0	0	1	0			
John Buzhardt, R (1, 1) Smoky Burgess, L OBP: 0.500, SLG: 0.500 Al Weis, S OBP: 0.250, SLG: 0.118 Bob Locker, S (8, 1)										2	0	0	0	0	1	0			
<b>Inning Stats</b>	R: 0 E: 0 K: 2 S: 7	H: 0 LOB: 0 BB: 0 P: 7	R: 0 E: 0 K: 0 S: 3	H: 0 LOB: 0 BB: 0 P: 3	R: 0 E: 0 K: 1 S: 5	H: 0 LOB: 0 BB: 0 P: 5	R: 0 E: 0 K: 0 S: 4	H: 1 LOB: 1 BB: 0 P: 4	R: 0 E: 0 K: 1 S: 5	H: 1 LOB: 0 BB: 0 P: 5	R: 0 E: 0 K: 0 S: 2	H: 0 LOB: 0 BB: 1 P: 6	R: 0 E: 0 K: 0 S: 3	H: 1 LOB: 2 BB: 0 P: 11	R: 1 E: 0 K: 1 S: 8	H: 3 LOB: 2 BB: 0 P: 8		1B: 5 2B: 1 3B: 1 HR: 0	SF: 0 SAC: 1 DP: 2 HBP: 0
<b>PITCHER</b>	IP	WLS	BF	H	R	ER	SO	BB	IBB	HBP	BLK	WP	HR	S	P	ERA	WHIP		
Catfish Hunter, R ERA: 1.07 (1, 1)	8.1	W	31	6	1	1	6	3	0	0	0	0	0	40	52	1.08	1.080		
Paul Lindblad, L ERA: 4.5 (9, 1)	0.1		1	0	0	0	0	0	0	0	0	0	0	1	1	0.00	0.000		
John Wyatt, R ERA: 3.0 (9, 1)	0.1	S	2	1	0	0	0	0	0	0	0	0	0	2	2	0.00	3.000		

Batter	1	2	3	4	5	6	7	8	9	AB	R	H	RBI	BB	SO	LOB	BOTTOM		
Bert Campaneris, R OBP: 0.282, SLG: 0.313 (1, 6)										3	0	2	1	0	0	0	<p>Chicago White Sox @ Kansas City Athletics Municipal Stadium, Kansas City, MO</p> <p>Sat Apr 23 1966, 4:33 AM EST Att: 5,865 - Unknown</p> <p>livebaseballscorecards.com</p>		
Jose Tartabull, L OBP: 0.222, SLG: 0.231 (1, 8)										3	0	1	0	0	0	2			
Manny Jimenez, L Larry Stahl, L (1, 7) (9, 7)										2	0	0	0	2	0	1			
Billy Bryan, L (1, 2)										4	0	0	0	0	0	5			
Dick Green, R OBP: 0.222, SLG: 0.222 (1, 4)										4	0	1	0	0	0	1			
Wayne Causey, L OBP: 0.364, SLG: 0.333 (1, 5)										3	0	0	0	0	0	1			
Ken Harrelson, R OBP: 0.308, SLG: 0.227 (1, 3)										2	1	0	0	1	1	1			
Mike Hershberger, R OBP: 0.364, SLG: 0.571 (1, 9)										3	1	1	1	0	1	1			
Catfish Hunter, R OBP: 0.375, SLG: 0.375 Paul Lindblad, L John Wyatt, R (1, 1) (9, 1) (9, 1)										3	0	1	0	0	0	1			
<b>Inning Stats</b>	R: 0 E: 0 K: 0 S: 3	H: 1 LOB: 1 BB: 1 P: 7	R: 0 E: 0 K: 1 S: 6	H: 1 LOB: 1 BB: 0 P: 6	R: 0 E: 0 K: 0 S: 4	H: 1 LOB: 2 BB: 1 P: 8	R: 0 E: 0 K: 1 S: 5	H: 0 LOB: 0 BB: 0 P: 5	R: 0 E: 0 K: 0 S: 4	H: 0 LOB: 0 BB: 0 P: 4	R: 2 E: 0 K: 0 S: 5	H: 2 LOB: 1 BB: 1 P: 9	R: 0 E: 0 K: 0 S: 3	H: 0 LOB: 0 BB: 0 P: 3	R: 0 E: 0 K: 0 S: 3	H: 0 LOB: 0 BB: 0 P: 3		1B: 5 2B: 0 3B: 1 HR: 0	SF: 0 SAC: 2 DP: 1 HBP: 0
<b>PITCHER</b>	IP	WLS	BF	H	R	ER	SO	BB	IBB	HBP	BLK	WP	HR	S	P	ERA	WHIP		
John Buzhardt, R ERA: 1.13 (1, 1)	7.0	L	29	6	2	2	2	3	0	0	1	0	0	30	42	2.57	1.286		
Bob Locker, R ERA: (8, 1)	1.0		3	0	0	0	0	0	0	0	0	0	0	3	3	0.00	0.000		



Batter	1	2	3	4	5	6	7	8	9	10	AB	R	H	RBI	BB	SO	LOB	TOP	
<b>Tommie Agee, R</b> OBP: 0.452, SLG: 0.636 (1, 8)	0-0 FC6-5 2B	1-0 HBP		0-0 F2			0-0 6-3		0-0 FC6 1B		4	0	2	0	0	0	0		
<b>Don Buford, S</b> OBP: 0.308, SLG: 0.286 (1, 4) (8, 5)	0-0 FC6-5 1B 2-3	0-0 F9			0-0 1B FC4-6		0-0 G3		0-0 F9		5	2	1	0	0	0	3		
<b>Floyd Robinson, L</b> OBP: 0.488, SLG: 0.629 (1, 9) (8, 7)	0-0 1B	0-0 4-3			0-0 FC4-6 1B		0-0 F3		0-0 FC6 1-2		5	1	2	0	0	0	2		
<b>Pete Ward, L</b> OBP: 0.250, SLG: 0.241 (1, 5)	0-0		0-3 K		0-0 FC4-6		0-0 4-3		0-0	0-0 1B	4	0	1	2	0	1	1		
<b>Ken Berry, R</b> OBP: 0.500, SLG: 1.000 (8, 9)	1-3 BB 1B			0-0 K	1-2 FC4-6 1B		0-0 F8		0-0	0-0 3B	1	1	1	0	0	0	0		
<b>Tom McCraw, L</b> OBP: 0.410, SLG: 0.400 (1, 7) (8, 3)	0-0 BB 1B		0-0 E 1B		0-0 F8		0-0 6-3 1B		0-0	0-0 S 1B	5	0	4	2	0	0	1		
<b>Bill Skowron, R</b> OBP: 0.227, SLG: 0.238 (1, 3)	0-3 K		0-0 F2		0-3 K		0-0 6-3		0-0 F9	0-0 3H 1B	4	0	0	0	0	2	5		
<b>Al Weis, S</b> OBP: 0.238, SLG: 0.111 (8, 4)			1-2 F2				1-2 6-3		1-2 F9	1-2 1B	1	0	0	0	0	0	1		
<b>J.C. Martin, L</b> OBP: 0.333, SLG: 0.200 (1, 2)	4-0 BB		0-0		0-0 F8		0-0		0-0 F4	1-2 BB	3	0	1	0	2	0	1		
<b>Ron Hansen, R</b> OBP: 0.289, SLG: 0.212 (1, 6)	0-3 K		0-0 6-3		0-0 F9		0-0 6-3		4-0	IBB	4	0	0	0	1	1	5		
<b>Gary Peters, L</b> (1, 1)		0-0 F6		0-0 F5		0-0 4-3		0-0 5-3	0-3 K	3	0	0	0	0	0	0	0		
<b>Smoky Burgess, L</b> OBP: 0.500, SLG: 0.400 (9, PH)											1	0	0	0	0	0	0		
<b>Eddie Fisher, R</b> (9, 1)											1	0	0	0	0	1	2		
<b>Inning Stats</b>	R: 2 E: 0 K: 2 S: 11	H: 4 LOB: 3 BB: 1 P: 15	R: 0 E: 0 K: 0 S: 3	H: 0 LOB: 1 BB: 0 P: 4	R: 0 E: 1 K: 1 S: 6	H: 2 LOB: 2 BB: 0 P: 6	R: 0 E: 0 K: 0 S: 3	H: 0 LOB: 0 BB: 0 P: 3	R: 0 E: 0 K: 0 S: 3	H: 0 LOB: 0 BB: 0 P: 3	R: 0 E: 0 K: 0 S: 4	H: 1 LOB: 2 BB: 1 P: 8	R: 0 E: 0 K: 0 S: 4	H: 1 LOB: 1 BB: 0 P: 4	R: 1 E: 0 K: 1 S: 7	H: 2 LOB: 2 BB: 1 P: 11	1B: 10 2B: 1 3B: 1 HR: 0	SF: 0 SAC: 0 DP: 0 HBP: 1	WP: 0 PA: 45
<b>PITCHER</b>	IP	WLS	BF	H	R	ER	SO	BB	IBB	HBP	BLK	WP	HR	S	P	ERA	WHIP		
<b>Fred Talbot, R</b> ERA: 5.4 (1, 1)	5.0		24	8	3	3	4	1	0	0	0	0	0	30	35	5.40	1.800		
<b>Lew Krausse, R</b> ERA: 0.87 (6, 1)	5.0	L	21	4	1	1	1	1	1	0	0	0	0	21	29	1.80	1.000		

**Chicago White Sox @ Kansas City Athletics**  
Municipal Stadium, Kansas City, MO  
Sun Apr 24 1966, 4:33 AM EDT  
Att. 10,084 - Unknown

AB	41
R	4
H	12
RBI	4
BB	3
SO	5
LOB	21



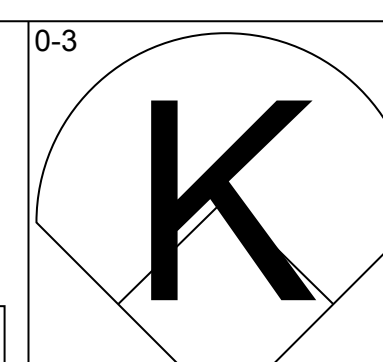
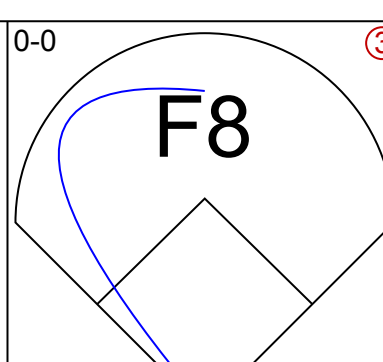
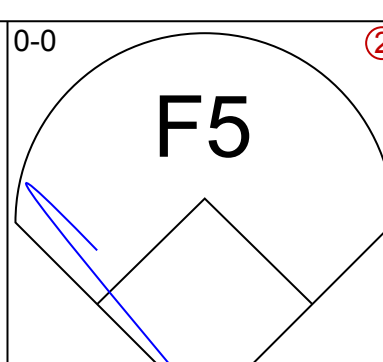
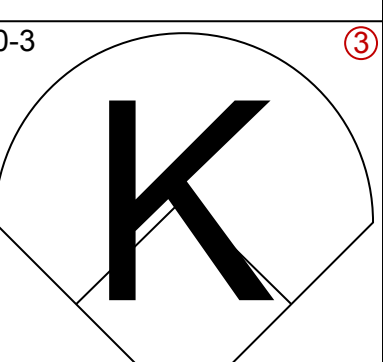
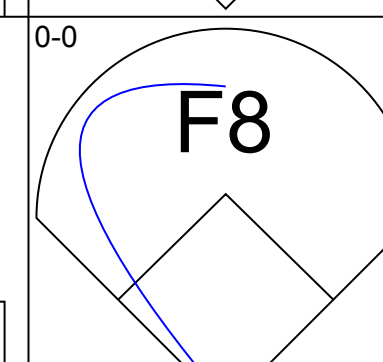
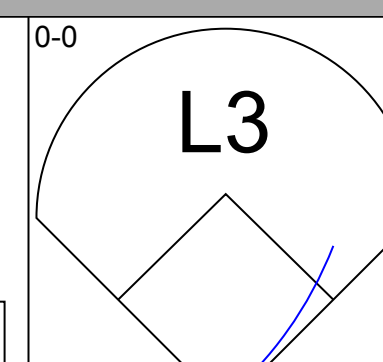
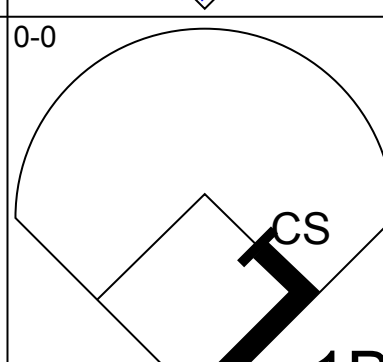
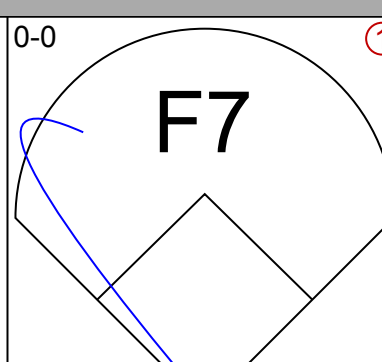
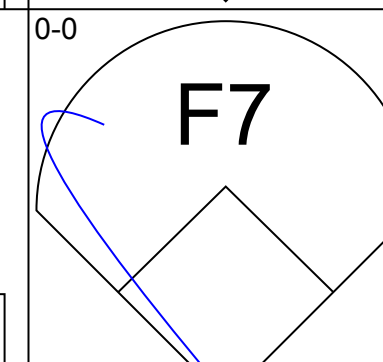
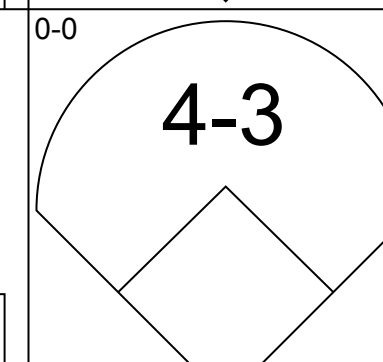
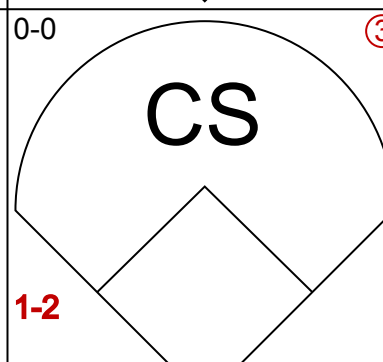
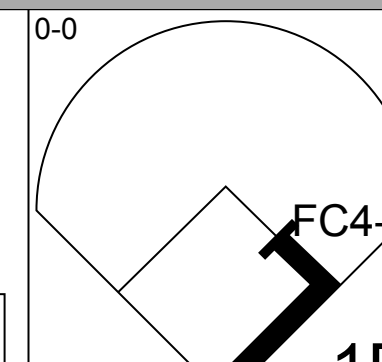
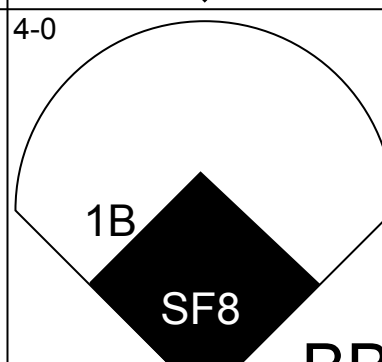
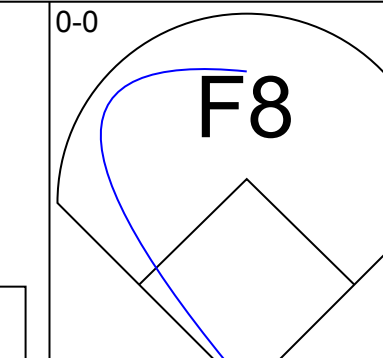
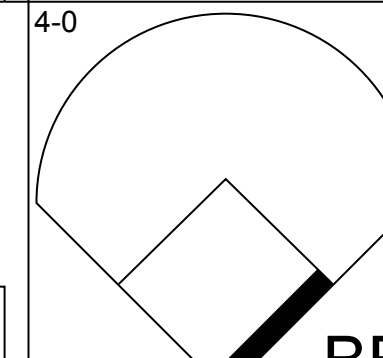
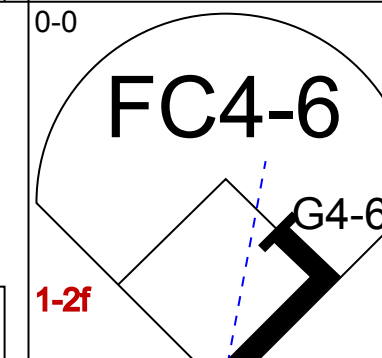
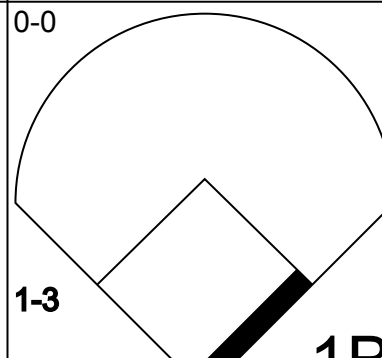
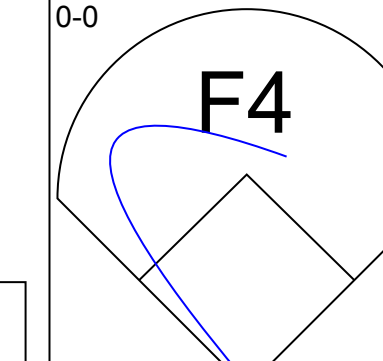
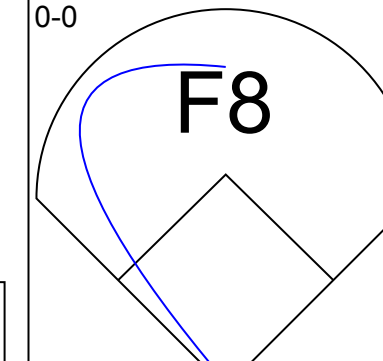
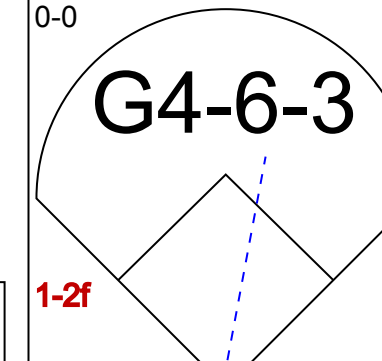
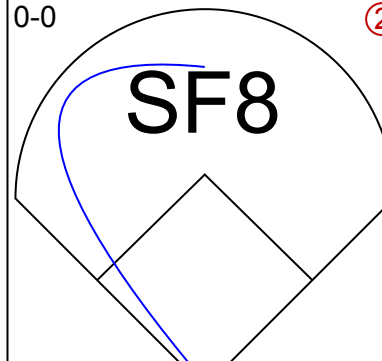
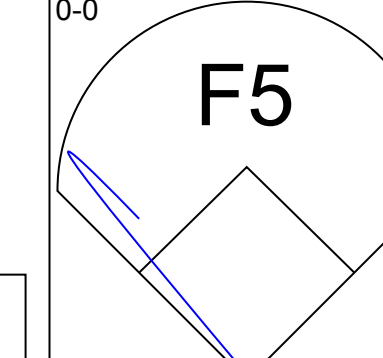
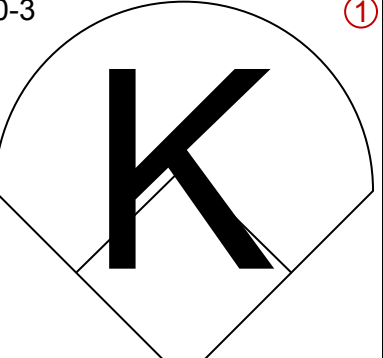
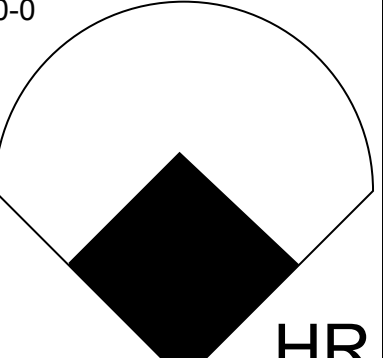
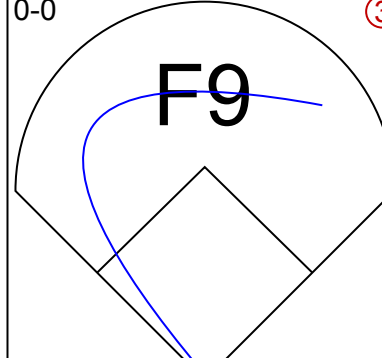
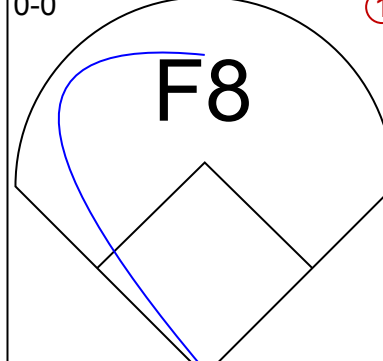
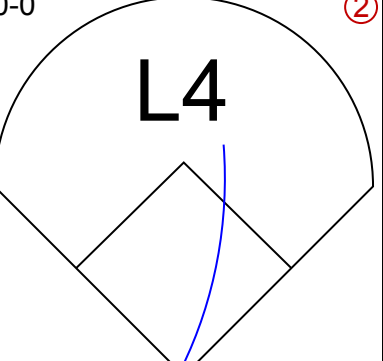
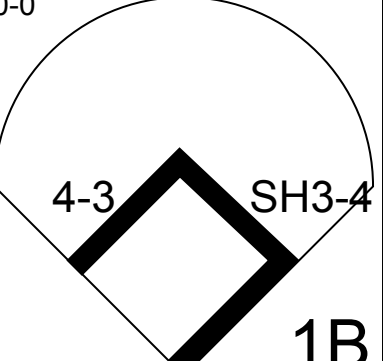
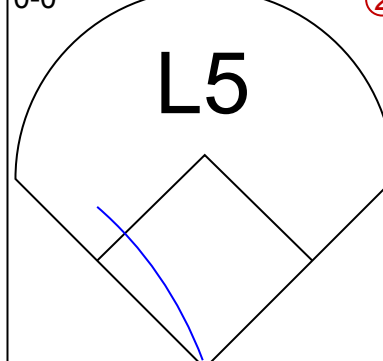
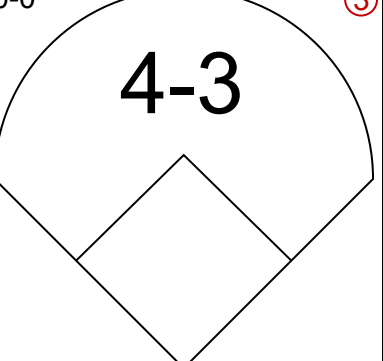
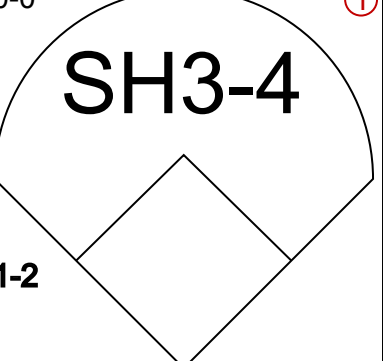


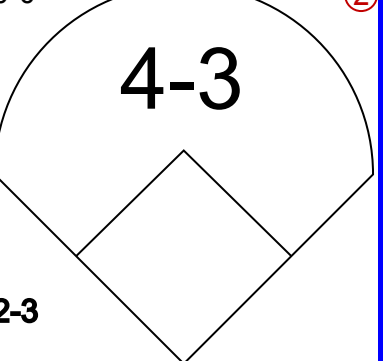
Batter	1	2	3	4	5	6	7	8	9	10	AB	R	H	RBI	BB	SO	LOB	BOTTOM			
<b>Bert Campaneris, R</b> OBP: 0.238, SLG: 0.286 (1, 6)	0-0 6-3	0-0 4-3			0-0 5-3			0-0 4-3		0-0 E3 FC1-6 1B	5	0	1	0	0	0	1				
<b>Jose Tartabull, L</b> OBP: 0.188, SLG: 0.194 (1, 8)	0-0 F8		0-3 K		0-0 4-3		0-0 5-3		0-0 FC1-6 1-3	1-3 K	5	0	0	0	0	1	2				
<b>Mike Hershberger, R</b> OBP: 0.333, SLG: 0.480 (1, 9)	4-0 FC5-4 BB		0-0 F8		0-0 F7		0-0 F9		0-0 1-3	1-2 K	4	0	0	0	1	0	2				
<b>Ken Harrelson, R</b> OBP: 0.290, SLG: 0.222 (1, 3)	0-0 FC5-4 1-2		0-0 1B		0-3 K		0-0 F9		0-3 K S 1B	0-0 F5	5	0	1	0	0	2	3				
<b>Dick Green, R</b> OBP: 0.258, SLG: 0.258 (1, 4)		0-0 2B 1B	0-3 K		0-0 F9		0-0 F6		0-0 1B		4	2	2	0	0	1	1				
<b>Ed Charles, R</b> OBP: 0.222, SLG: 0.188 (1, 5)		0-0 1B 2B		0-3 K		0-0 F6			0-0 4-3 1B		3	1	1	1	0	1	0				
<b>Wayne Causey, L</b> OBP: 0.391, SLG: 0.364 (9, PH) (10, 5)		1-1 1B 2B							1-1 4-3 1B		1	0	1	1	0	0	0				
<b>Manny Jimenez, L</b> OBP: 0.300, SLG: 0.067 (1, 7)		0-0 F4		0-0 1B		0-0 6-3		0-0 4-3	0-0 4-3		4	0	1	0	0	0	2				
<b>Ken Suarez, R</b> OBP: 0.273, SLG: 0.200 (1, 2)		0-0 SH1-4 1B		0-0 L6		0-0 6-3		0-0 6-3	0-0 4-3		3	0	1	1	0	0	1				
<b>Billy Bryan, L</b> (9, PH) (10, 2)		2-1 SH1-4 1B		0-0 F6		0-0 F7		0-0 F7		0-0 E 1B 1B	1	0	0	0	0	0	0				
<b>Fred Talbot, R</b> (1, 1)											1	0	0	0	0	0	1				
<b>Lew Krausse, R</b> (6, 1)											1	0	0	0	0	0	0				
<b>Ossie Chavarria, R</b> OBP: 0.200, SLG: 0.200 (10, PH)											1	0	1	0	0	0	0				
<b>Inning Stats</b>	R: 0 E: 0 K: 0 S: 3	H: 3 LOB: 1 BB: 0 P: 7	R: 2 E: 0 K: 0 S: 6	H: 3 LOB: 1 BB: 0 P: 6	R: 0 E: 0 K: 2 S: 8	H: 1 LOB: 1 BB: 0 P: 8	R: 0 E: 0 K: 1 S: 6	H: 1 LOB: 1 BB: 0 P: 6	R: 0 E: 0 K: 0 S: 3	H: 0 LOB: 0 BB: 0 P: 3	R: 0 E: 0 K: 0 S: 3	H: 0 LOB: 0 BB: 0 P: 3	R: 0 E: 0 K: 0 S: 3	H: 0 LOB: 0 BB: 0 P: 3	R: 1 E: 0 K: 1 S: 7	H: 2 LOB: 1 BB: 0 P: 7	R: 0 E: 1 K: 0 S: 5	H: 2 LOB: 2 BB: 0 P: 5	1B: 8 2B: 1 3B: 0 HR: 0	SF: 0 SAC: 1 DP: 0 HBP: 0	WP: 0 PA: 40
<b>PITCHER</b>	IP	WLS	BF	H	R	ER	SO	BB	IBB	HBP	BLK	WP	HR	S	P	ERA	WHIP				
<b>Gary Peters, L</b> ERA: 1.17 (1, 1)	8.0		30	5	2	2	4	1	0	0	0	0	0	37	41	2.25	0.750				
<b>Eddie Fisher, R</b> ERA: 1.69 (9, 1)	2.0	W	10	4	1	1	1	0	0	0	0	0	0	12	12	4.50	2.000				

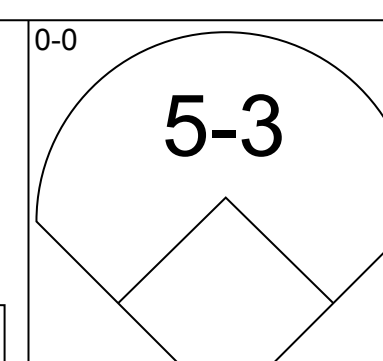
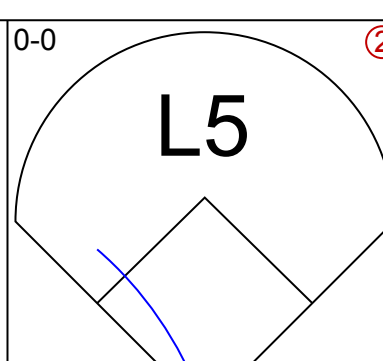
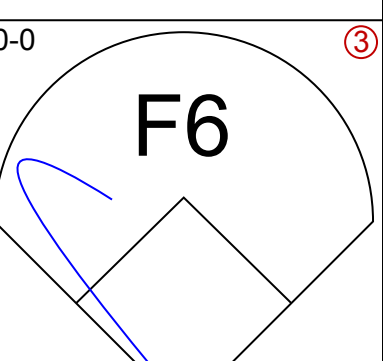
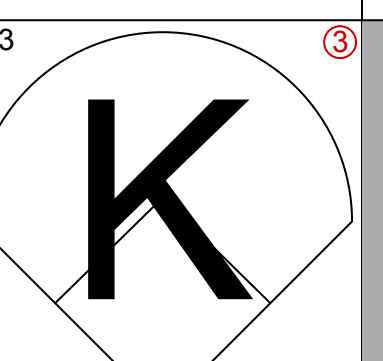
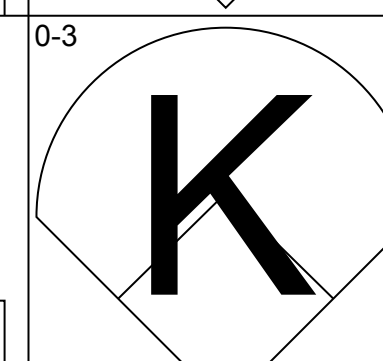
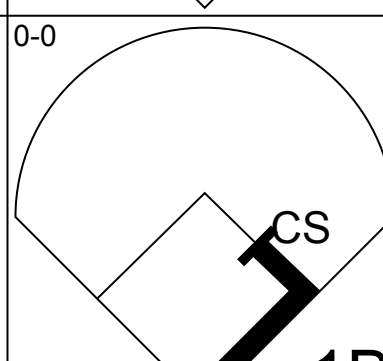
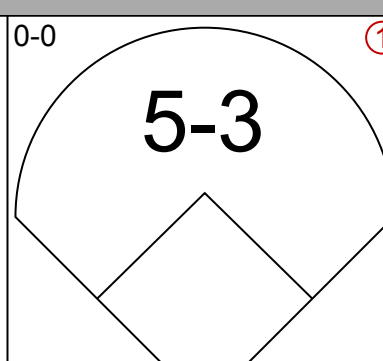
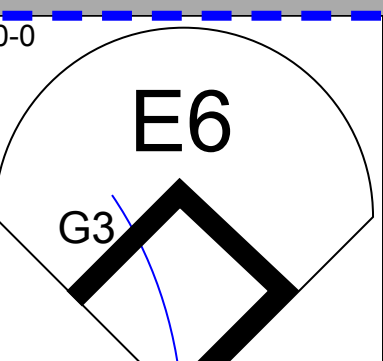

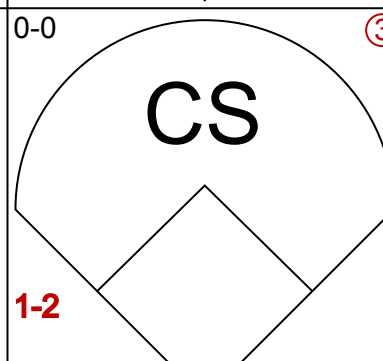
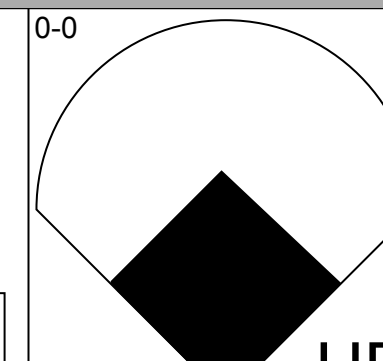
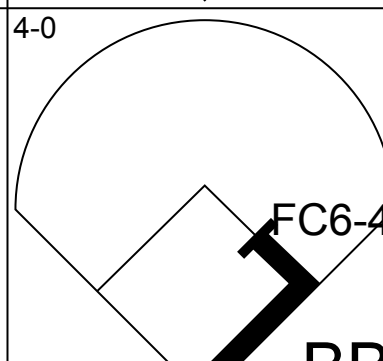
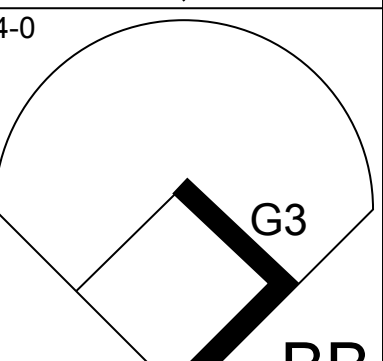
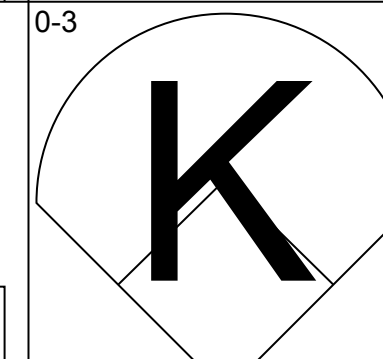
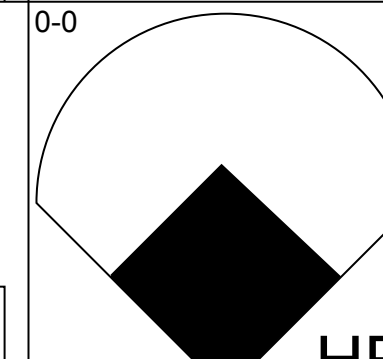
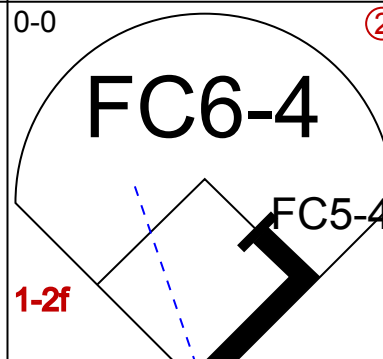
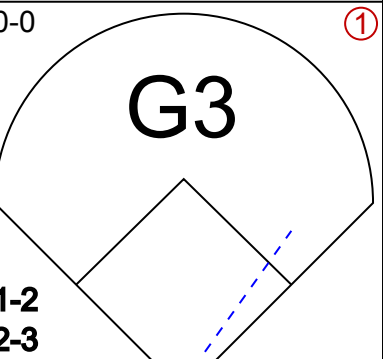
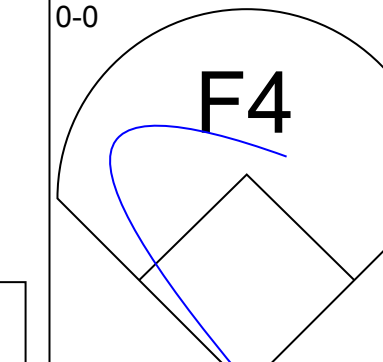
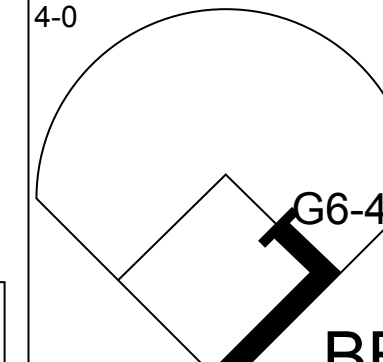
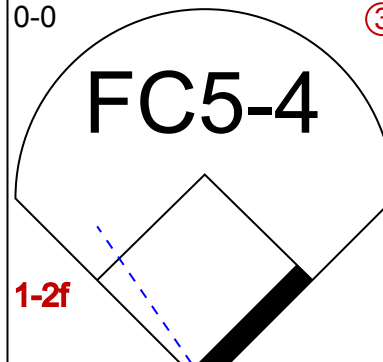
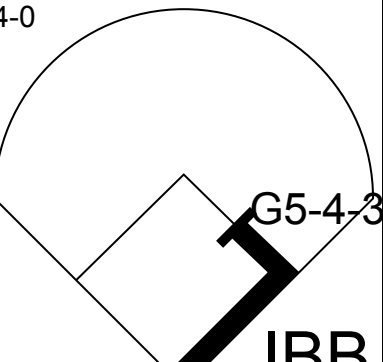
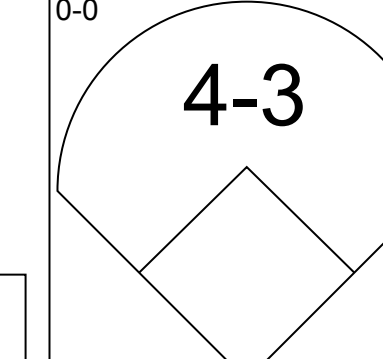
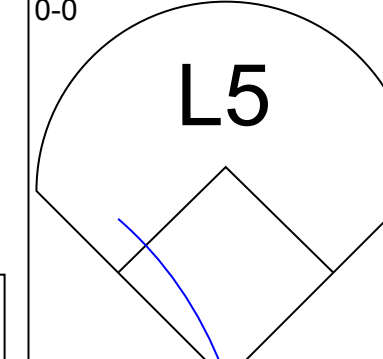
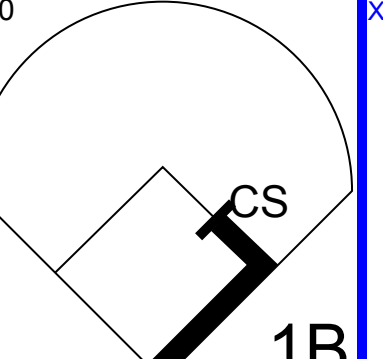
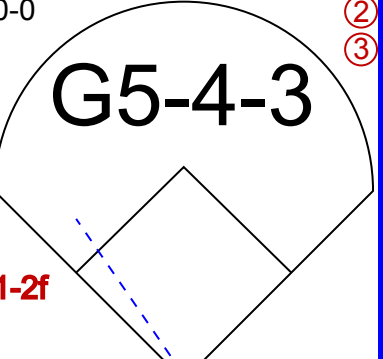
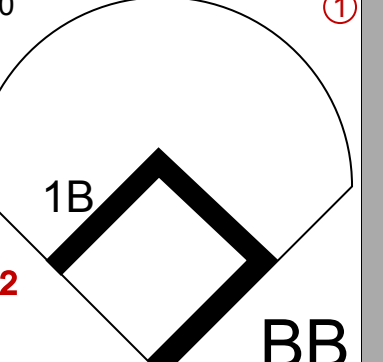

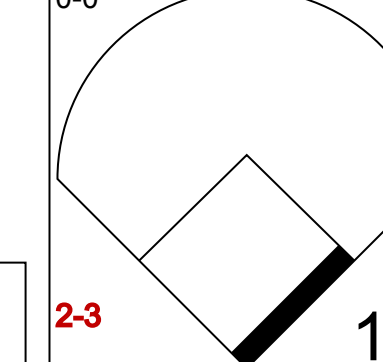

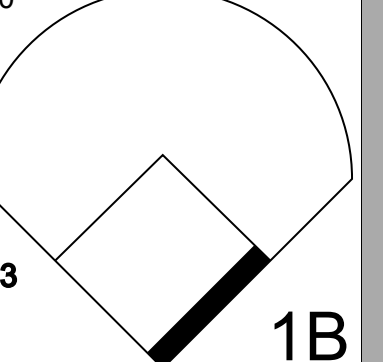
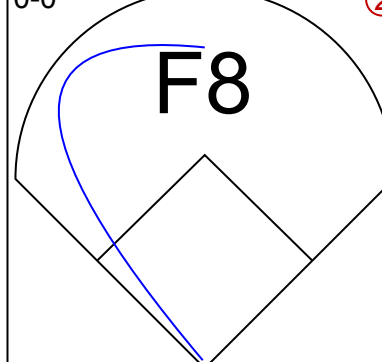

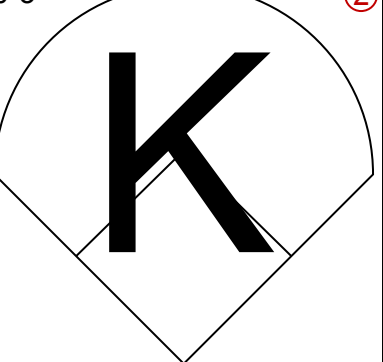
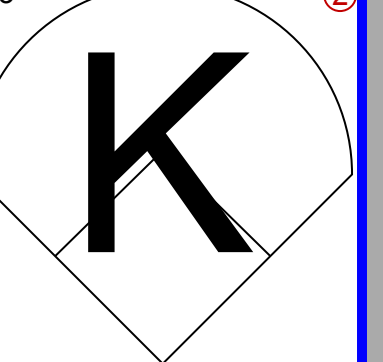

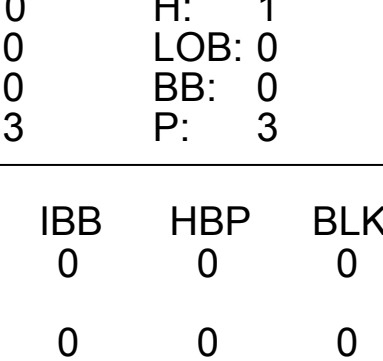
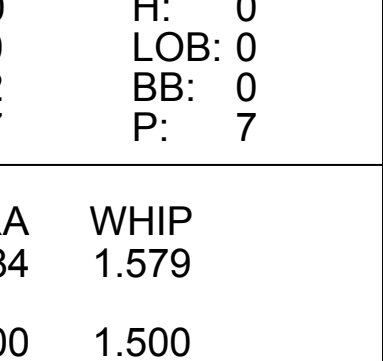
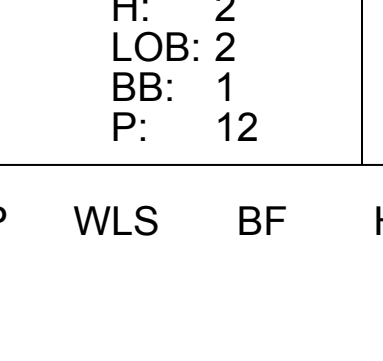
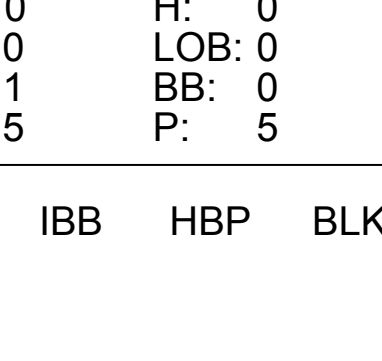
**Chicago White Sox @ Kansas City Athletics**  
Municipal Stadium, Kansas City, MO  
Sun Apr 24 1966, 4:33 AM EDT  
Att. 10,084 - Unknown

AB	38
R	3
H	9
RBI	3
BB	1
SO	5
LOB	14





Batter	1	2	3	4	5	6	7	8	9	AB	R	H	RBI	BB	SO	LOB	TOP				
Tommie Agee, R OBP: 0.413, SLG: 0.568 (1, 8)										4	0	0	0	0	2	1	<b>Chicago White Sox @ Washington Senators</b> D.C. Stadium, Washington, DC Mon Apr 25 1966, 7:05 PM EDT Att: 3,772 - Unknown <a href="http://livebaseballscorecards.com">livebaseballscorecards.com</a>				
Don Buford, S OBP: 0.302, SLG: 0.282 (1, 4) (9, 5)										4	0	1	0	0	0	0					
Floyd Robinson, L OBP: 0.489, SLG: 0.605 (1, 9)										3	1	1	0	1	0	0					
Pete Ward, L OBP: 0.278, SLG: 0.250 Al Weis, S OBP: 0.238, SLG: 0.111 (9, PR) (9, 4)										3	0	1	0	1	0	1					
Tom McCraw, L OBP: 0.372, SLG: 0.368 (1, 3)										3	0	0	1	0	0	2					
John Romano, R OBP: 0.482, SLG: 0.421 (1, 2)										4	1	1	1	0	1	1					
Ken Berry, R OBP: 0.429, SLG: 0.714 (1, 7)										3	0	1	0	0	0	0					
Ron Hansen, R OBP: 0.275, SLG: 0.200 (1, 6)										2	0	0	0	0	0	0					
Tommy John, R OBP: 0.200, SLG: 0.800 Dennis Higgins, R (7, 1) Smoky Burgess, L OBP: 0.428, SLG: 0.333 (8, PH) Bob Locker, S (8, 1) Juan Pizarro, L (8, 1)										2	1	1	1	0	1	0					
<b>Inning Stats</b>	R: 0 E: 0 K: 1 S: 5	H: 0 LOB: 0 BB: 0 P: 5	R: 0 E: 0 K: 0 S: 3	H: 0 LOB: 0 BB: 0 P: 3	R: 1 E: 0 K: 0 S: 4	H: 1 LOB: 0 BB: 0 P: 4	R: 0 E: 0 K: 0 S: 3	H: 0 LOB: 1 BB: 1 P: 7	R: 0 E: 0 K: 1 S: 5	H: 0 LOB: 0 BB: 0 P: 5	R: 0 E: 0 K: 0 S: 3	H: 1 LOB: 0 BB: 0 P: 3	R: 1 E: 0 K: 1 S: 7	H: 2 LOB: 1 BB: 0 P: 7	R: 1 E: 0 K: 0 S: 4	H: 1 LOB: 1 BB: 1 P: 8		1B: 4 2B: 0 3B: 0 HR: 2	SF: 1 SAC: 1 DP: 1 HBP: 0	WP: 0 PB: 0 SB: 0 CS: 1	PA: 34
<b>PITCHER</b>	IP WLS BF H R ER SO BB IBB HBP BLK WP HR S P ERA WHIP																				
Phil Ortega, R ERA: 4.35 Casey Cox, R ERA: 4.0	(1, 1) (8, 1)	7.1 L	26 7	5 1	2 1	2 0	3 1	1 1	0 0	0 0	0 0	0 0	0 8	35 12	2.46 0.00	0.818 1.200					

Batter	1	2	3	4	5	6	7	8	9	AB	R	H	RBI	BB	SO	LOB	BOTTOM				
Fred Valentine, S OBP: 0.256, SLG: 0.333 (1, 9) (9, 8)										4	0	0	0	0	1	2	<b>Chicago White Sox @ Washington Senators</b> D.C. Stadium, Washington, DC Mon Apr 25 1966, 7:05 PM EDT Att: 3,772 - Unknown <a href="http://livebaseballscorecards.com">livebaseballscorecards.com</a>				
Ed Brinkman, R OBP: 0.270, SLG: 0.333 (1, 6)										4	0	1	0	0	1	0					
Ken McMullen, R OBP: 0.429, SLG: 0.714 (1, 5)										1	1	1	1	3	0	0					
Frank Howard, R OBP: 0.350, SLG: 0.583 (1, 7)										4	1	1	1	0	1	4					
Don Lock, R OBP: 0.257, SLG: 0.241 Jim King, L OBP: 0.273, SLG: 0.111 (8, PH) (9, 9)										2	0	0	0	1	0	1					
John Orsino, R OBP: 0.400, SLG: 0.500 Dick Nen, L OBP: 0.286, SLG: 0.167 (8, PH) (8, 3)										3	0	1	0	0	0	1					
Bob Saverine, S OBP: 0.375, SLG: 0.571 Bob Chance, L OBP: 0.283, SLG: 0.474 (8, PH) (9, 3)										1	0	0	0	0	0	3					
Ken Hamlin, R OBP: 0.350, SLG: 0.389 (1, 4)										3	0	1	0	1	0	1					
Doug Camilli, R OBP: 0.308, SLG: 0.292 (1, 2)										4	0	2	0	0	1	0					
Phil Ortega, R Casey Cox, R Willie Kirkland, L (9, PH)										3	0	0	0	0	2	2					
<b>Inning Stats</b>	R: 0 E: 0 K: 2 S: 7	H: 0 LOB: 1 BB: 1 P: 11	R: 0 E: 0 K: 0 S: 4	H: 2 LOB: 2 BB: 0 P: 4	R: 0 E: 0 K: 0 S: 3	H: 1 LOB: 0 BB: 0 P: 3	R: 2 E: 0 K: 0 S: 4	H: 2 LOB: 0 BB: 1 P: 8	R: 0 E: 0 K: 2 S: 7	H: 0 LOB: 0 BB: 0 P: 7	R: 0 E: 0 K: 0 S: 3	H: 2 LOB: 2 BB: 1 P: 12	R: 0 E: 1 K: 0 S: 3	H: 0 LOB: 2 BB: 2 P: 11	R: 0 E: 0 K: 1 S: 5	H: 0 LOB: 0 BB: 0 P: 5		1B: 4 2B: 1 3B: 0 HR: 2	SF: 0 SAC: 0 DP: 2 HBP: 0	WP: 0 PB: 0 SB: 0 CS: 2	PA: 37
<b>PITCHER</b>	IP WLS BF H R ER SO BB IBB HBP BLK WP HR S P ERA WHIP																				
Tommy John, L ERA: 2.33 Dennis Higgins, R ERA: 1.09 Bob Locker, R ERA: Juan Pizarro, L ERA: 1.35	(1, 1) (7, 1) (8, 1) (8, 1)	6.1 0.2 0.1 1.2	25 3 4 W	6 1 0 0	2 0 0 0	2 0 0 0	4 2 0 1	0 0 1 0	0 0 0 0	0 0 0 0	0 0 0 0	0 0 2 6	7 7 10 6	2.84 0.00 0.00 0.00	1.579 1.500 3.000 0.000						



Batter	1	2	3	4	5	6	7	8	9	AB	R	H	RBI	BB	SO	LOB	TOP										
Tommie Agee, R OBP: 0.420, SLG: 0.575 (1, 8)										3	1	2	1	0	0	1											
Don Buford, S OBP: 0.277, SLG: 0.256 (1, 4) (6, 5)										4	0	0	0	0	0	5											
Floyd Robinson, L OBP: 0.490, SLG: 0.690 (1, 7)										4	1	2	2	0	0	1											
Pete Ward, L OBP: 0.256, SLG: 0.229 Al Weis, S OBP: 0.227, SLG: 0.105 (1, 5) (6, 4)										3	0	0	0	0	1	0											
Tom McCraw, L OBP: 0.340, SLG: 0.333 (1, 3)										4	0	0	0	0	2	1											
John Romano, R OBP: 0.433, SLG: 0.391 J.C. Martin, L OBP: 0.333, SLG: 0.200 (1, 2) (9, 2)										4	1	1	0	0	1	1											
Ken Berry, R OBP: 0.364, SLG: 0.545 (1, 9)										4	1	1	0	0	1	0											
Ron Hansen, R OBP: 0.318, SLG: 0.216 (1, 6)										2	0	1	1	2	0	0											
Joe Horlen, R Eddie Fisher, R (1, 1) (9, 1)										3	0	0	0	1	2	4											
<b>Inning Stats</b>	R: 2 E: 0 K: 0 S: 5	H: 2 LOB: 0 BB: 0 P: 5	R: 2 E: 0 K: 1 S: 8	H: 3 LOB: 1 BB: 0 P: 8	R: 0 E: 0 K: 1 S: 5	H: 0 LOB: 0 BB: 0 P: 5	R: 0 E: 0 K: 1 S: 5	H: 0 LOB: 0 BB: 0 P: 5	R: 0 E: 0 K: 2 S: 7	H: 0 LOB: 0 BB: 0 P: 7	R: 0 E: 0 K: 1 S: 6	H: 1 LOB: 2 BB: 1 P: 10	R: 0 E: 0 K: 2 S: 8	H: 1 LOB: 1 BB: 0 P: 8	R: 0 E: 0 K: 0 S: 2	H: 0 LOB: 0 BB: 1 P: 6	1B: 5 2B: 1 3B: 0 HR: 1	SF: 1 SAC: 0 DP: 0 HBP: 0	WP: 0 PB: 0 SB: 1 CS: 1	PA: 36							
<b>PITCHER</b>	IP	WLS	BF	H	R	ER	SO	BB	IBB	HBP	BLK	WP	HR	S	P	ERA	WHIP										
Diego Segui, R ERA: 12.27 (1, 1)	1.0	L	8	5	4	4	0	0	0	0	0	0	1	8	8	36.00	5.000										
Dick Lines, L ERA: (2, 1)	3.0		9	0	0	0	3	0	0	0	0	0	0	15	15	0.00	0.000										
Bob Humphreys, R ERA: (5, 1)	3.0		12	1	0	0	3	2	0	0	0	0	0	16	24	0.00	1.000										
Tom Cheney, R ERA: (8, 1)	2.0		7	1	0	0	2	1	0	0	0	0	0	10	14	0.00	1.000										

Chicago White Sox @ Washington Senators  
D.C. Stadium, Washington, DC  
Tue Apr 26 1966, 3:33 AM EDT  
Att: 1,124 - Unknown

AB	32
R	4
H	7
RBI	4
BB	3
SO	8
LOB	14



Batter	1	2	3	4	5	6	7	8	9	AB	R	H	RBI	BB	SO	LOB	BOTTOM										
Don Blasingame, L OBP: 0.240, SLG: 0.217 Don Lock, R OBP: 0.250, SLG: 0.233 (1, 4) (9, PH)										4	0	0	0	0	0	1											
Bob Saverine, S OBP: 0.250, SLG: 0.364 (1, 8)										4	0	0	0	0	1	0											
Ken McMullen, R OBP: 0.391, SLG: 0.641 (1, 5)										4	0	0	0	0	0	1											
Frank Howard, R OBP: 0.341, SLG: 0.538 (1, 7)										3	1	0	0	1	2	0											
Jim King, L OBP: 0.333, SLG: 0.231 (1, 9)										4	0	2	0	0	0	2											
Dick Nen, L OBP: 0.364, SLG: 0.300 (1, 3)										4	0	2	1	0	1	0											
Ed Brinkman, R OBP: 0.293, SLG: 0.350 (1, 6)										4	0	2	0	0	1	4											
Doug Camilli, R OBP: 0.276, SLG: 0.259 Fred Valentine, S OBP: 0.273, SLG: 0.333 (1, 2) (9, PH)										3	0	0	0	0	1	4											
Diego Segui, R Dick Lines, R Bob Chance, L Bob Humphreys, R Willie Kirkland, L Tom Cheney, R John Orsino, R (1, 1) (2, 1) (4, PH) (5, 1) (7, PH) (8, 1) (9, PH)										0	0	0	0	0	0	0											
<b>Inning Stats</b>	R: 0 E: 1 K: 0 S: 4	H: 0 LOB: 2 BB: 1 P: 8	R: 0 E: 0 K: 1 S: 6	H: 1 LOB: 1 BB: 0 P: 6	R: 0 E: 0 K: 0 S: 3	H: 0 LOB: 0 BB: 0 P: 3	R: 1 E: 1 K: 0 S: 6	H: 2 LOB: 2 BB: 0 P: 6	R: 0 E: 0 K: 1 S: 5	H: 0 LOB: 0 BB: 0 P: 5	R: 0 E: 0 K: 2 S: 7	H: 0 LOB: 0 BB: 0 P: 7	R: 0 E: 0 K: 0 S: 4	H: 2 LOB: 1 BB: 0 P: 4	R: 0 E: 0 K: 1 S: 5	R: 0 E: 0 K: 2 S: 9	H: 2 LOB: 3 BB: 0 P: 10	1B: 7 2B: 0 3B: 0 HR: 0	SF: 0 SAC: 0 DP: 1 HBP: 1	WP: 0 PB: 0 SB: 0 CS: 0	PA: 37						
<b>PITCHER</b>	IP	WLS	BF	H	R	ER	SO	BB	IBB	HBP	BLK	WP	HR	S	P	ERA	WHIP										
Joe Horlen, R ERA: 1.96 Eddie Fisher, R ERA: 1.59 (1, 1) (9, 1)	8.1	W	35	7	1	0	6	1	0	0	0	0	0	45	50	0.00	0.960										

Chicago White Sox @ Washington Senators  
D.C. Stadium, Washington, DC  
Tue Apr 26 1966, 3:33 AM EDT  
Att: 1,124 - Unknown

AB	35
R	1
H	7
RBI	1
BB	1
SO	7
LOB	21





Batter	1	2	3	4	5	6	7	8	9	AB	R	H	RBI	BB	SO	LOB	TOP								
Tommie Agee, R OBP: 0.382, SLG: 0.511 (1, 8)	F7	F6		4-3		K	K			5	0	0	0	0	2	4									
Don Buford, S OBP: 0.308, SLG: 0.277 (1, 4) (7, 5)	4-3		3B	CS		1B		K		4	1	2	0	1	1	0									
Floyd Robinson, L OBP: 0.481, SLG: 0.696 (1, 9)	F5		SF8	CS		4-3		F9		4	1	1	1	1	0	2									
John Romano, R OBP: 0.441, SLG: 0.375 Jerry McNertney, R (7, PR) (7, 2)		F7	SF8			4-3		5-3		1	0	0	1	2	0	0									
Bill Skowron, R OBP: 0.269, SLG: 0.360 Tom McCraw, L OBP: 0.333, SLG: 0.326 (1, 3) (7, 3)		1B	SF8			4-3		F7		4	2	2	0	0	0	3									
Pete Ward, L OBP: 0.279, SLG: 0.243 Al Weis, S OBP: 0.261, SLG: 0.105 (1, 5) (7, 4)		1B	SF8			K		BB		2	1	1	1	1	1	2									
Ken Berry, R OBP: 0.375, SLG: 0.500 (1, 7)		1B				4-3		FC1-6		5	1	2	1	0	1	5									
Ron Hansen, R OBP: 0.367, SLG: 0.250 (1, 6)		E9	F9			1B		1B		3	1	2	2	2	0	1									
John Buzhardt, R Lee Ella, R Bob Locker, S Danny Cater, R Smoky Burgess, L Dennis Higgins, R (1, 1) (6, PH) (6, 1) (7, PH) (7, PH) OBP: 0.500, SLG: 0.500 OBP: 0.500, SLG: 0.500 OBP: 0.500, SLG: 0.500 OBP: 0.500, SLG: 0.500 OBP: 0.500, SLG: 0.500 (7, 1)		L3				K		F5		2	0	0	0	0	1	2									
<b>Inning Stats</b>	R: 0 E: 0 K: 0 S: 3	H: 0 LOB: 0 BB: 0 P: 3	R: 2 E: 1 K: 0 S: 7	H: 4 LOB: 2 BB: 0 P: 7	R: 3 E: 0 K: 0 S: 6	H: 3 LOB: 1 BB: 1 P: 10	R: 0 E: 0 K: 1 S: 5	H: 1 LOB: 0 BB: 0 P: 5	R: 0 E: 1 K: 2 S: 8	H: 0 LOB: 2 BB: 2 P: 13	R: 0 E: 0 K: 2 S: 8	H: 1 LOB: 2 BB: 1 P: 12	R: 3 E: 0 K: 1 S: 7	H: 2 LOB: 1 BB: 2 P: 15	R: 0 E: 0 K: 1 S: 5	H: 0 LOB: 0 BB: 0 P: 5	R: 0 E: 0 K: 1 S: 5	H: 0 LOB: 2 BB: 2 P: 13	1B: 9 2B: 0 3B: 2 HR: 0	SF: 2 SAC: 0 DP: 0 HBP: 0	WP: 0 PB: 0 SB: 0 CS: 1	PA: 46			
<b>PITCHER</b>	IP	WLS	BF	H	R	ER	SO	BB	IBB	HBP	BLK	WP	HR	S	P	ERA	WHIP								
Jerry Stephenson, R ERA: 6.23 Pete Magrin, R ERA: 8.31 Guido Grilli, L ERA: 7.26 Jose Santiago, R ERA: Darrell Brandon, R ERA:	2.0		12	5	4	0	0	1	0	0	0	0	0	11	15	18.00	3.000								
	2.1	L	11	3	1	1	1	2	0	0	0	0	0	15	19	3.86	2.143								
	2.1		12	2	3	3	3	3	0	0	0	0	0	15	27	11.57	2.143								
	1.1		5	1	0	0	2	0	0	0	0	0	0	9	9	0.00	0.750								
	1.0		5	0	0	0	1	2	0	0	0	0	0	5	13	0.00	2.000								

Chicago White Sox @ Boston Red Sox  
Fenway Park, Boston, MA  
Wed Apr 27 1966, 3:33 AM EDT  
Att. 1,578 - Unknown

AB 35  
R 8  
H 11  
RBI 8  
BB 8  
SO 7  
LOB 22



Batter	1	2	3	4	5	6	7	8	9	AB	R	H	RBI	BB	SO	LOB	BOTTOM								
Lenny Green, L OBP: 0.389, SLG: 0.310 (1, 8)	FC5-4		F9		F7	FC5-4			6-3	3	1	0	0	2	0	2									
Joe Foy, R OBP: 0.368, SLG: 0.467 (1, 5)	FC5-4		F9		2B			4-3	1-3	4	2	1	0	1	0	2									
Carl Yastrzemski, L OBP: 0.391, SLG: 0.519 (1, 7)				F7	FC5			4-3	6-3	5	0	2	2	0	0	2									
George Scott, R OBP: 0.442, SLG: 0.650 (1, 3)	SF7			FC6-4	F5			K	K	3	0	0	1	1	2	2									
Tony Conigliaro, R OBP: 0.345, SLG: 0.370 (1, 9)	6-3			FC6-4				F3		3	1	0	0	1	0	3									
Rico Petrocelli, R OBP: 0.285, SLG: 0.167 (1, 6)				2B	FC5			FC3-6		4	1	2	0	0	1	2									
Mike Ryan, R OBP: 0.276, SLG: 0.393 (1, 2)		F5		2B		FC5-4		F8		4	0	2	2	0	0	1									
George Smith, R OBP: 0.222, SLG: 0.238 Dalton Jones, L OBP: 0.333, SLG: 0.222 (8, PH) (9, 4)		F6		1-3		K		K		3	0	0	0	0	1	2									
Jerry Stephenson, L Pete Magrin, R Guido Grilli, L Jose Santiago, R Jim Gosger, L Darrell Brandon, R (1, 1) (3, 1) (5, 1) (7, 1) (8, PH) (9, 1)			6-3			K		FC3-6		0	0	0	0	0	0	0									
										2	1	1	0	0	1	1									
										0	0	0	0	0	0	0									
										1	0	0	0	0	1	1									
										0	0	0	0	0	0	0									
										0	0	0	0	0	0	0									
<b>Inning Stats</b>	R: 1 E: 0 K: 0 S: 4	H: 1 LOB: 1 BB: 1 P: 8	R: 0 E: 0 K: 1 S: 5	H: 0 LOB: 0 BB: 0 P: 5	R: 0 E: 0 K: 0 S: 3	H: 0 LOB: 0 BB: 0 P: 3	R: 2 E: 0 K: 0 S: 5	H: 2 LOB: 1 BB: 1 P: 9	R: 2 E: 0 K: 2 S: 8	H: 3 LOB: 2 BB: 1 P: 10	R: 0 E: 0 K: 2 S: 8	H: 1 LOB: 1 BB: 0 P: 8	R: 0 E: 0 K: 1 S: 5	H: 0 LOB: 1 BB: 1 P: 9	R: 0 E: 0 K: 1 S: 6	H: 1 LOB: 0 BB: 0 P: 6	R: 1 E: 0 K: 1 S: 5	H: 0 LOB: 0 BB: 1 P: 9	1B: 4 2B: 4 3B: 0 HR: 0	SF: 1 SAC: 0 DP: 0 HBP: 0	WP: 1 PB: 0 SB: 0 CS: 0	PA: 40			
<b>PITCHER</b>	IP	WLS	BF	H	R	ER	SO	BB	IBB	HBP	BLK	WP	HR	S	P	ERA	WHIP								
John Buzhardt, R ERA: 3.0 Bob Locker, R ERA: Dennis Higgins, R ERA: 1.59	5.0		24	6	5	5	1	2	0	0	0	0	0	8	8	0.00	1.000								
	1.0	W	4	1	0	0	2	0	0	0	0	0	0	8	8	0.00	1.000								
	3.0	S	12	1	1	1	3	2	0	0	0	1	0	16	24	3.00	1.000								

Chicago White Sox @ Boston Red Sox  
Fenway Park, Boston, MA  
Wed Apr 27 1966, 3:33 AM EDT  
Att. 1,578 - Unknown

AB 34  
R 6  
H 8  
RBI 5  
BB 5  
SO 6  
LOB 19





Batter	1	2	3	4	5	6	7	8	9	AB	R	H	RBI	BB	SO	LOB	TOP																
Tommie Agee, R OBP: 0.390, SLG: 0.531 (1, 8)										4	1	2	0	0	1	2	<b>Chicago White Sox @ Cleveland Indians</b> Cleveland Municipal Stadium, Cleveland, OH Fri Apr 29 1966, 7:05 PM EDT Att: 13,023 - Unknown <a href="http://livebaseballscorecards.com">livebaseballscorecards.com</a>																
Don Buford, S OBP: 0.286, SLG: 0.260 (1, 4) (7, 5)										3	0	0	1	0	1	3																	
Floyd Robinson, L OBP: 0.483, SLG: 0.673 (1, 9)										3	1	1	0	1	0	0																	
Pete Ward, L OBP: 0.283, SLG: 0.250 Tom McCraw, L OBP: 0.327, SLG: 0.318 (1, 5) (7, 3)										3	0	1	0	0	1	0																	
Bill Skowron, R OBP: 0.276, SLG: 0.357 Al Weis, S OBP: 0.250, SLG: 0.100 (1, 3) (7, 4)										3	0	1	1	0	0	0																	
J.C. Martin, L OBP: 0.318, SLG: 0.211 (1, 2)										4	1	1	0	0	2	1																	
Ron Hansen, R OBP: 0.346, SLG: 0.233 (1, 6)										3	0	0	0	0	1	0																	
Ken Berry, R OBP: 0.400, SLG: 0.500 (1, 7)										4	0	2	0	0	1	0																	
Gary Peters, L OBP: 0.143, SLG: 0.571 Danny Cater, R OBP: 0.143, SLG: 0.571 Bob Locker, S OBP: 0.143, SLG: 0.571 (1, 1) (7, PH) (7, 1)										2	1	1	1	0	0	0																	
<b>Inning Stats</b>	R: 1 E: 1 K: 0 S: 4	H: 1 LOB: 0 BB: 0 P: 4	R: 0 E: 0 K: 2 S: 7	H: 0 LOB: 0 BB: 0 P: 7	R: 0 E: 0 K: 1 S: 5	H: 0 LOB: 0 BB: 0 P: 5	R: 1 E: 0 K: 0 S: 4	H: 2 LOB: 1 BB: 0 P: 8	R: 1 E: 0 K: 1 S: 7	H: 2 LOB: 1 BB: 0 P: 7	R: 0 E: 0 K: 1 S: 5	H: 0 LOB: 0 BB: 0 P: 5	R: 1 E: 0 K: 1 S: 8	H: 2 LOB: 2 BB: 0 P: 8	R: 0 E: 0 K: 1 S: 5	H: 1 LOB: 1 BB: 0 P: 5		R: 0 E: 0 K: 1 S: 5	H: 1 LOB: 1 BB: 0 P: 5	1B: 7 2B: 1 3B: 0 HR: 1	SF: 2 SAC: 1 DP: 0 HBP: 0	WP: 0 PB: 1 SB: 0 CS: 0	PA: 35										
<b>PITCHER</b>	IP WLS BF H R ER SO BB IBB HBP BLK WP HR S P ERA WHIP																																
Gary Bell, R ERA: 3.38 Jack Kralick, L ERA: 3.95 Steve Hargan, R ERA: Tom Kelley, R ERA:	(1, 1) (6, 1) (7, 1) (9, 1)	5.0 1.1 1.2 1.0	L 7 5 3	20 2 1 0	5 1 0 0	3 1 0 0	2 1 0 1	4 1 2 1	1 0 0 0	0 0 0 0	0 0 0 0	0 0 0 0	0 0 0 0	0 9 9 5	31 9 9 5	3.60 6.75 0.00 0.00	1.200 1.500 0.600 1.000																

Batter	1	2	3	4	5	6	7	8	9	AB	R	H	RBI	BB	SO	LOB	BOTTOM																	
Vic Davallilo, L OBP: 0.347, SLG: 0.419 (1, 8)										4	1	1	1	0	0	1	<b>Chicago White Sox @ Cleveland Indians</b> Cleveland Municipal Stadium, Cleveland, OH Fri Apr 29 1966, 7:05 PM EDT Att: 13,023 - Unknown <a href="http://livebaseballscorecards.com">livebaseballscorecards.com</a>																	
Max Alvis, R OBP: 0.500, SLG: 0.556 (1, 5)										4	0	3	0	0	0	0																		
Jim Landis, R OBP: 0.500, SLG: 0.500 Leon Wagner, L OBP: 0.265, SLG: 0.300 Tom Kelley, R ERA: (1, 7) (6, PH) (9, 1)										3	0	0	0	0	0	2																		
Rocky Colavito, R OBP: 0.362, SLG: 0.465 (1, 9)										4	0	0	0	0	0	1																		
Fred Whitfield, L OBP: 0.296, SLG: 0.538 (1, 3)										4	0	1	0	0	0	1																		
Pedro Gonzalez, R OBP: 0.256, SLG: 0.238 (1, 4)										3	0	1	0	0	0	0																		
Larry Brown, R OBP: 0.283, SLG: 0.286 (1, 6)										4	0	1	0	0	1	1																		
Joe Azcue, R OBP: 0.429, SLG: 0.385 (1, 2)										3	0	1	0	0	0	2																		
Gary Bell, R George Banks, R Jack Kralick, L Steve Hargan, R Bill Davis, L Chico Salmon, R (1, 1) (5, PH) (6, 1) (7, 1) (8, PH) (9, 7)										0	0	0	0	0	0	0																		
<b>Inning Stats</b>	R: 0 E: 0 K: 0 S: 3	H: 1 LOB: 0 BB: 0 P: 3	R: 0 E: 0 K: 0 S: 3	H: 0 LOB: 0 BB: 0 P: 3	R: 0 E: 0 K: 1 S: 6	H: 1 LOB: 1 BB: 0 P: 6	R: 0 E: 0 K: 0 S: 3	H: 0 LOB: 0 BB: 0 P: 3	R: 0 E: 0 K: 0 S: 5	H: 2 LOB: 2 BB: 0 P: 5	R: 1 E: 0 K: 0 S: 5	H: 2 LOB: 1 BB: 0 P: 5	R: 0 E: 0 K: 0 S: 3	H: 0 LOB: 0 BB: 0 P: 3	R: 0 E: 0 K: 1 S: 6	H: 1 LOB: 1 BB: 0 P: 6		R: 0 E: 0 K: 1 S: 4	H: 1 LOB: 1 BB: 0 P: 4	1B: 7 2B: 0 3B: 0 HR: 1	SF: 0 SAC: 2 DP: 1 HBP: 0	WP: 0 PB: 0 SB: 1 CS: 0	PA: 34											
<b>PITCHER</b>	IP WLS BF H R ER SO BB IBB HBP BLK WP HR S P ERA WHIP																																	
Gary Peters, L ERA: 1.27 Bob Locker, R ERA:	(1, 1) (7, 1)	6.0 3.0	W S	23 11	6 2	1 0	1 0	1 0	1 1	0 0	0 0	0 0	0 0	0 0	0 1	25 13	1.50 0.00	1.000 0.667																



Batter	1	2	3	4	5	6	7	8	9	AB	R	H	RBI	BB	SO	LOB	TOP			
Tommie Agee, R (1, 8) OBP: 0.381, SLG: 0.500	0-3 K		4-0 2B BB			0-0 6-3		0-3 K		3	0	0	0	1	2	1	Chicago White Sox @ Cleveland Indians Cleveland Municipal Stadium, Cleveland, OH Sun May 01 1966, 3:33 AM EDT Att: 9,655 - Unknown			
Don Buford, S (1, 4) OBP: 0.283, SLG: 0.278	0-3 K		0-0 1-3 2B			0-0 F5		0-0 6-3		4	0	1	0	0	1	1				
Danny Cater, R (1, 7)	0-0 4-3		0-0 4-1			0-3 K			0-0 F3	4	0	0	0	0	1	2				
John Romano, R (1, 2) John Buzhardt, R (9, PR)		0-3 K		0-0 6-3		4-0 SH1-3 BB		4-0 E BB		2	0	0	0	2	1	0				
Bill Skowron, R (1, 3) Tom McCraw, L (9, PR)		0-0 F9		0-0 G3		0-0 SH1-3		0-0 E6		3	0	0	0	0	0	1				
Gene Freese, R (1, 5) OBP: 0.222, SLG: 0.125		4-0 BB		0-3 K2-3		0-0 F6		0-0 F2		3	0	0	0	1	1	3				
Ron Hansen, R (1, 6) OBP: 0.321, SLG: 0.213		0-3 K			0-0 3-1		0-0 5-3		0-0 6-3	4	0	0	0	0	1	4				
Ken Berry, R (1, 9) Floyd Robinson, L (8, 9)			0-3 K		0-0 5-3			0-0 F6		3	0	0	0	0	1	0				
Tommy John, R (1, 1) Jerry McNertney, R (8, PH)			0-3 K		0-3 K			4-0 BB		2	0	0	0	0	2	0				
Al Weis, S (8, PR) Bob Locker, S (8, 1)										0	0	0	0	1	0	0				
										0	0	0	0	0	0	0				
										0	0	0	0	0	0	0				
<b>Inning Stats</b>	R: 0 E: 0 K: 2 S: 7	H: 0 LOB: 0 BB: 0 P: 7	R: 0 E: 0 K: 2 S: 7	H: 0 LOB: 1 BB: 1 P: 11	R: 0 E: 0 K: 2 S: 8	H: 1 LOB: 2 BB: 1 P: 12	R: 0 E: 0 K: 1 S: 5	H: 0 LOB: 0 BB: 0 P: 5	R: 0 E: 0 K: 1 S: 5	H: 0 LOB: 0 BB: 0 P: 5	R: 0 E: 0 K: 0 S: 3	H: 0 LOB: 1 BB: 1 P: 7	R: 0 E: 0 K: 1 S: 5	H: 0 LOB: 1 BB: 1 P: 9	R: 0 E: 1 K: 0 S: 4	H: 0 LOB: 2 BB: 1 P: 8	1B: 0 2B: 1 3B: 0 HR: 0	SF: 0 SAC: 1 DP: 0 HBP: 0	WP: 0 PB: 0 CS: 0	PA: 34
<b>PITCHER</b> Sam McDowell, L (1, 1) ERA: 1.55	IP: 9.0 WLS: W BF: 34 H: 1 R: 0 ER: 0 SO: 10 BB: 5 IBB: 0 HBP: 0 BLK: 0 WP: 0 HR: 0 S: 49 P: 69 ERA: 0.00 WHIP: 0.667															<b>PITCHER</b>				

Batter	1	2	3	4	5	6	7	8	9	AB	R	H	RBI	BB	SO	LOB	BOTTOM	
Vic Davallo, L (1, 8) OBP: 0.321, SLG: 0.383	0-0 4-3		0-0 F3		0-0 F9		0-0 G3			4	0	0	0	0	0	3	Chicago White Sox @ Cleveland Indians Cleveland Municipal Stadium, Cleveland, OH Sun May 01 1966, 3:33 AM EDT Att: 9,655 - Unknown	
Max Alvis, R (1, 5) OBP: 0.519, SLG: 0.553	0-0 1B		4-0 1-2 BB		0-0 4-3		4-0 IBB			2	0	1	0	2	0	0		
Leon Wagner, L (1, 7) OBP: 0.237, SLG: 0.265	0-0 4-3-6-4		0-0 F7		0-3 K		0-3 K			4	0	0	0	0	2	6		
Rocky Colavito, R (1, 9) OBP: 0.353, SLG: 0.435		0-0 5-3	0-0 F7		4-0 FC3-6 BB		0-0 6-3			3	0	0	0	1	0	2		
Fred Whitfield, L (1, 3) OBP: 0.258, SLG: 0.467		0-3 K		0-3 K2-3		0-0 FC3-6 FC6-4		0-0 4-3		4	0	0	0	0	2	1		
Pedro Gonzalez, R (1, 4) OBP: 0.298, SLG: 0.289		0-0 1B 2B		4-0 HBP BB		0-0 FC6-4		0-0 CS 1B		3	1	2	0	1	0	1		
Larry Brown, R (1, 6) OBP: 0.293, SLG: 0.297		0-0 FC6-4 1B		1-0 G4-6-3 HBP		0-3 K		0-0 CS		2	0	1	1	0	1	0		
Del Crandall, R (1, 2) OBP: 0.333, SLG: 0.308		0-0 FC6-4		0-0 G4-6-3		0-0 G3 1B				3	0	1	0	0	0	3		
Sam McDowell, L (1, 1) OBP: 0.333, SLG: 0.333			0-0 BB 1B		0-3 K		0-0 G3 1B			3	0	2	0	0	1	0		
<b>Inning Stats</b>	R: 0 E: 0 K: 0 S: 3	H: 1 LOB: 0 BB: 0 P: 3	R: 1 E: 0 K: 1 S: 7	H: 2 LOB: 1 BB: 0 P: 7	R: 0 E: 0 K: 0 S: 4	H: 1 LOB: 2 BB: 1 P: 8	R: 0 E: 0 K: 1 S: 4	H: 0 LOB: 1 BB: 1 P: 9	R: 0 E: 0 K: 1 S: 5	H: 0 LOB: 0 BB: 0 P: 5	R: 0 E: 0 K: 1 S: 5	H: 2 LOB: 3 BB: 1 P: 13	R: 0 E: 0 K: 0 S: 3	H: 1 LOB: 0 BB: 0 P: 3	1B: 6 2B: 2 3B: 0 HR: 0	SF: 0 SAC: 0 DP: 2 HBP: 1	WP: 0 PB: 0 CS: 1	PA: 34
<b>PITCHER</b> Tommy John, L (1, 1) ERA: 2.05 Bob Locker, R (8, 1) ERA:	IP: 7.0 WLS: L BF: 30 H: 6 R: 1 ER: 0 SO: 6 BB: 3 IBB: 1 HBP: 1 BLK: 0 WP: 0 HR: 0 S: 37 P: 54 ERA: 1.29 WHIP: 1.286															<b>PITCHER</b>		



Batter	1	2	3	4	5	6	7	8	9	AB	R	H	RBI	BB	SO	LOB	TOP																			
Zoilo Versalles, R OBP: 0.268, SLG: 0.315 (1, 6)										4	1	1	3	1	1	0	<b>Minnesota Twins @ Chicago White Sox</b> Comiskey Park, Chicago, IL Tue May 03 1966, 8:05 PM EDT Att: 12,487 - Unknown - 55 F																			
Sandy Valdespino, L OBP: 0.159, SLG: 0.258 Cesar Tovar, R OBP: 0.250, SLG: 0.286 (1, 7) (9, 8)										4	0	0	0	0	1	2																				
Tony Oliva, L OBP: 0.423, SLG: 0.723 (1, 9)										4	1	3	1	0	0																					
Harmon Killebrew, R OBP: 0.346, SLG: 0.396 (1, 5)										4	0	1	0	0	1	1																				
Jimmie Hall, L OBP: 0.152, SLG: 0.067 (1, 8) (9, 7)										4	0	0	0	0	1	3																				
Don Mincher, L OBP: 0.394, SLG: 0.343 (1, 3)										3	0	1	0	1	0	1																				
Earl Batley, R OBP: 0.323, SLG: 0.357 (1, 2)										4	0	0	0	0	0	3																				
Bernie Allen, L OBP: 0.333, SLG: 0.386 (1, 4)										4	1	2	0	0	1	1																				
Camilo Pascual, R OBP: 0.182, SLG: 0.182 (1, 1)										4	1	1	0	0	0	1																				
<b>Inning Stats</b>	R: 1 E: 0 K: 2 S: 8	H: 1 LOB: 0 BB: 0 P: 8	R: 0 E: 0 K: 0 S: 3	H: 0 LOB: 0 BB: 0 P: 3	R: 3 E: 0 K: 1 S: 8	H: 3 LOB: 0 BB: 0 P: 8	R: 0 E: 0 K: 2 S: 8	H: 1 LOB: 1 BB: 0 P: 8	R: 0 E: 0 K: 0 S: 4	H: 2 LOB: 0 BB: 0 P: 4	R: 0 E: 0 K: 0 S: 4	H: 1 LOB: 2 BB: 1 P: 8	R: 0 E: 0 K: 0 S: 4	H: 1 LOB: 2 BB: 1 P: 8	R: 0 E: 0 K: 0 S: 3	H: 0 LOB: 0 BB: 0 P: 3		1B: 4 2B: 3 3B: 0 HR: 2	SF: 0 SAC: 0 DP: 1 HBP: 0	WP: 0 PA: 37 CS: 0																
<b>PITCHER</b>	IP	WLS	BF	H	R	ER	SO	BB	IBB	HBP	BLK	WP	HR	S	P	ERA	WHIP	<b>PITCHER</b>		IP	WLS	BF	H	R	ER	SO	BB	IBB	HBP	BLK	WP	HR	S	P	ERA	WHIP
Joe Horlen, R ERA: 2.73 (1, 1)	8.0	L	34	9	4	4	5	1	1	0	0	0	2	42	50	4.50	1.250																			
Dennis Higgins, R ERA: 1.46 (9, 1)	1.0		3	0	0	0	0	0	0	0	0	0	0	3	3	0.00	0.000																			

AB 35  
R 4  
H 9  
RBI 4  
BB 2  
SO 5  
LOB 12



Batter	1	2	3	4	5	6	7	8	9	AB	R	H	RBI	BB	SO	LOB	BOTTOM																			
Tommie Agee, R OBP: 0.373, SLG: 0.482 (1, 8)										4	1	1	0	0	1	0	<b>Minnesota Twins @ Chicago White Sox</b> Comiskey Park, Chicago, IL Tue May 03 1966, 8:05 PM EDT Att: 12,487 - Unknown - 55 F																			
Don Buford, S OBP: 0.281, SLG: 0.276 (1, 4)										4	1	1	0	0	0	0																				
Floyd Robinson, L OBP: 0.452, SLG: 0.623 (1, 9)										4	0	0	0	0	0	2																				
Pete Ward, L OBP: 0.280, SLG: 0.273 (1, 5)										4	0	1	2	0	0	0																				
Tom McCraw, L OBP: 0.327, SLG: 0.319 (1, 3)										3	0	1	0	0	0	1																				
Ron Hansen, R OBP: 0.305, SLG: 0.200 (1, 6)										3	0	0	0	0	0	2																				
J.C. Martin, L OBP: 0.280, SLG: 0.182 (1, 2)										3	0	0	0	0	0	1																				
Ken Berry, R OBP: 0.320, SLG: 0.400 Gary Peters, L OBP: 0.444, SLG: 0.500 Danny Cater, R (8, PH) (9, 7)										2	0	0	0	0	1	0																				
Joe Horlen, R Smoky Burgess, L OBP: 0.444, SLG: 0.375 Dennis Higgins, R (8, PH) (9, 1)										2	0	0	0	0	0	0																				
<b>Inning Stats</b>	R: 2 E: 0 K: 0 S: 6	H: 3 LOB: 1 BB: 0 P: 6	R: 0 E: 0 K: 0 S: 3	H: 0 LOB: 0 BB: 0 P: 3	R: 0 E: 0 K: 0 S: 3	H: 0 LOB: 0 BB: 0 P: 3	R: 0 E: 0 K: 1 S: 5	H: 0 LOB: 0 BB: 0 P: 5	R: 0 E: 0 K: 0 S: 3	H: 0 LOB: 0 BB: 0 P: 3	R: 0 E: 0 K: 0 S: 4	H: 1 LOB: 1 BB: 0 P: 4	R: 0 E: 0 K: 1 S: 5	H: 0 LOB: 0 BB: 0 P: 5	R: 0 E: 0 K: 0 S: 3	H: 0 LOB: 0 BB: 0 P: 3		1B: 3 2B: 1 3B: 0 HR: 0	SF: 0 SAC: 0 DP: 0 HBP: 0	WP: 0 PA: 31 CS: 0																
<b>PITCHER</b>	IP	WLS	BF	H	R	ER	SO	BB	IBB	HBP	BLK	WP	HR	S	P	ERA	WHIP	<b>PITCHER</b>		IP	WLS	BF	H	R	ER	SO	BB	IBB	HBP	BLK	WP	HR	S	P	ERA	WHIP
Camilo Pascual, R ERA: 1.91 (1, 1)	9.0	W	31	4	2	2	2	0	0	0	0	0	0	35	35	2.00	0.444																			

AB 31  
R 2  
H 4  
RBI 2  
BB 0  
SO 2  
LOB 6









Batter	1	2	3	4	5	6	7	8	9	AB	R	H	RBI	BB	SO	LOB	TOP					
Don Wert, R OBP: 0.369, SLG: 0.411 (1, 5)	6-3		F9			4-3		FC6-2 SF7 1B		4	0	0	0	0	0	3	<b>Detroit Tigers @ Chicago White Sox</b> Comiskey Park, Chicago, IL Fri May 06 1966, 8:05 PM EDT Att: 15,333 - Unknown					
Jerry Lumpe, L OBP: 0.357, SLG: 0.360 (1, 4)	K			G1-6-3 1B		4-3		SF7 1B		4	0	2	0	0	1	0						
Norm Cash, L OBP: 0.338, SLG: 0.533 (1, 3)	F4			G1-6-3 1-2		G3		SF7		3	0	0	1	0	0	1						
Al Kaline, R OBP: 0.446, SLG: 0.633 (1, 9)		K		L9			L6		IBB	3	0	0	0	1	1	0						
Willie Horton, R OBP: 0.268, SLG: 0.306 (1, 7)		F9				1B SH1-4 1B		FC5-4 BB	6-3	3	0	1	0	1	0	3						
Bill Freehan, R OBP: 0.288, SLG: 0.333 (1, 2)		F6				SH1-4		F7	5-3	3	0	0	0	0	0	1						
Mickey Stanley, R OBP: 0.295, SLG: 0.237 (1, 8)			6-3			FC1-4 1B		FC5-4 1-2	1B	4	0	2	0	0	0	1						
Ray Oyler, R OBP: 0.429, SLG: 1.000 (1, 6)			F9			FC1-4 1-2		SH FC6-2 2B	G4-6-3 1B	4	0	2	0	0	0	2						
Denny McLain, R OBP: 0.267, SLG: 0.214 (1, 1)						K		SH 1B FC6-2 SF7	G4-6-3 1-2	2	1	0	0	1	1	4						
<b>Inning Stats</b>	R: 0 E: 0 K: 1 S: 5	H: 0 LOB: 0 BB: 0 P: 5	R: 0 E: 0 K: 1 S: 5	H: 0 LOB: 0 BB: 0 P: 5	R: 0 E: 0 K: 0 S: 3	H: 0 LOB: 1 BB: 1 P: 7	R: 0 E: 0 K: 0 S: 3	H: 1 LOB: 0 BB: 0 P: 3	R: 0 E: 0 K: 1 S: 7	H: 2 LOB: 2 BB: 0 P: 7	R: 0 E: 0 K: 0 S: 3	H: 0 LOB: 0 BB: 0 P: 3	R: 0 E: 0 K: 0 S: 3	H: 0 LOB: 1 BB: 1 P: 7	R: 1 E: 0 K: 0 S: 6	H: 2 LOB: 3 BB: 1 P: 10	R: 0 E: 0 K: 0 S: 4	H: 2 LOB: 1 BB: 0 P: 4	1B: 6 2B: 1 3B: 0 HR: 0	SF: 1 SAC: 2 DP: 2 HBP: 0	WP: 0 PB: 0 CS: 0	PA: 36
<b>PITCHER</b>	IP WLS BF H R ER SO BB IBB HBP BLK WP HR S P ERA WHIP																					
Gary Peters, L ERA: 1.24 (1, 1)	7.2 L 31 5 1 1 3 2 1 0 0 0 0 0 34 46 1.17 0.913																					
Bob Locker, R ERA: (8, 1)	0.1 1 0 0 0 0 0 0 0 0 0 0 0 1 1 0.00 0.000																					
Eddie Fisher, R ERA: 2.35 (9, 1)	1.0 4 2 0 0 0 0 0 0 0 0 0 0 4 4 0.00 2.000																					

Batter	1	2	3	4	5	6	7	8	9	AB	R	H	RBI	BB	SO	LOB	BOTTOM					
Don Buford, S OBP: 0.288, SLG: 0.262 (1, 4)	4-3							G3		3	0	0	0	0	0	0	<b>Detroit Tigers @ Chicago White Sox</b> Comiskey Park, Chicago, IL Fri May 06 1966, 8:05 PM EDT Att: 15,333 - Unknown					
Tom McCraw, L OBP: 0.304, SLG: 0.294 (1, 7)	E6							F4		4	0	0	0	0	0	3						
Floyd Robinson, L OBP: 0.423, SLG: 0.557 (1, 9)	F6							L9		3	0	0	0	1	0	1						
Pete Ward, L OBP: 0.293, SLG: 0.275 (1, 5)								L9		3	0	0	0	1	1	1						
Bill Skowron, R OBP: 0.225, SLG: 0.282 (1, 3)	1-3							F8		4	0	0	0	0	0	3						
J.C. Martin, L OBP: 0.286, SLG: 0.200 (1, 2)								F8 SH5-4 1B		3	0	1	0	0	0	0						
Tommie Agee, R OBP: 0.351, SLG: 0.435 (1, 8)								L9 SH5-4 BB		2	0	0	0	1	0	0						
Ron Hansen, R OBP: 0.308, SLG: 0.200 (1, 6)								SH5-4		2	0	0	0	0	0	0						
Gary Peters, L OBP: 0.100, SLG: 0.400 (1, 1)								K		2	0	0	0	0	1	2						
Bob Locker, S (8, 1)										0	0	0	0	0	0	0						
Smoky Burgess, L OBP: 0.400, SLG: 0.333 (8, PH)										1	0	0	0	0	0	0						
Eddie Fisher, R (9, 1)										0	0	0	0	0	0	0						
<b>Inning Stats</b>	R: 0 E: 1 K: 0 S: 4	H: 0 LOB: 2 BB: 1 P: 8	R: 0 E: 0 K: 1 S: 6	H: 1 LOB: 3 BB: 1 P: 11	R: 0 E: 0 K: 0 S: 3	H: 0 LOB: 0 BB: 0 P: 3	R: 0 E: 0 K: 0 S: 3	H: 0 LOB: 0 BB: 0 P: 3	R: 0 E: 0 K: 0 S: 3	H: 0 LOB: 0 BB: 0 P: 3	R: 0 E: 0 K: 1 S: 4	H: 0 LOB: 0 BB: 1 P: 8	R: 0 E: 0 K: 0 S: 3	H: 0 LOB: 0 BB: 0 P: 3	R: 0 E: 0 K: 0 S: 3	H: 0 LOB: 0 BB: 0 P: 3	R: 0 E: 0 K: 0 S: 3	H: 0 LOB: 0 BB: 0 P: 3	1B: 1 2B: 0 3B: 0 HR: 0	SF: 0 SAC: 1 DP: 1 HBP: 1	WP: 0 PB: 0 CS: 0	PA: 32
<b>PITCHER</b>	IP WLS BF H R ER SO BB IBB HBP BLK WP HR S P ERA WHIP																					
Denny McLain, R ERA: 1.99 (1, 1)	9.0 W 32 1 0 0 2 3 0 1 0 0 0 0 32 45 0.00 0.444																					




Batter	1	2	3	4	5	6	7	8	9	AB	R	H	RBI	BB	SO	LOB	TOP
<b>Don Wert, R</b> OBP: 0.375, SLG: 0.408 (1, 5)	5-3		FC1-6 1B		G3 SH1-4 HBP		F3			3	0	1	0	0	0	0	<b>Detroit Tigers @ Chicago White Sox</b> Comiskey Park, Chicago, IL Sat May 07 1966, 4:33 AM EDT Att: 6,929 - Unknown
<b>Jerry Lumpe, L</b> OBP: 0.345, SLG: 0.346 (1, 4)	4-3		FC1-6 1-2		SH1-4 1-2		1-3			3	0	0	0	0	0	1	
<b>Norm Cash, L</b> OBP: 0.333, SLG: 0.519 (1, 3)	WP BB 1B		F9		G3 2-3			4-3		4	0	1	0	0	0	2	
<b>Al Kaline, R</b> OBP: 0.449, SLG: 0.613 (1, 9)	WP BB 1-2		L7		FC5-4 BB			L5-3		2	0	0	0	2	0	1	
<b>Willie Horton, R</b> OBP: 0.283, SLG: 0.294 (1, 7)	FC5-4 1-2 2-3 IBB			FC5-4 BB	FC5-4 1-2			K		2	0	0	0	2	1	2	
<b>Bill Freehan, R</b> OBP: 0.270, SLG: 0.310 (1, 2)	FC5-4 1-2			FC5-4 1B 1-2		F3			F8	4	0	0	0	0	0	4	
<b>Mickey Stanley, R</b> OBP: 0.292, SLG: 0.238 (1, 8)		K		K		1-3			G6-4-3 1B	4	0	1	0	0	2	1	
<b>Ray Oyler, R</b> OBP: 0.455, SLG: 0.818 (1, 6)		B2-6-3 1B			1-2 1B		K		G6-4-3 1-2	4	0	2	0	0	1	1	
<b>Joe Sparma, R</b> OBP: 0.375, SLG: 0.429 (7, PH) <b>Dave Wickersham, R</b> (7, 1)		B2-6-3 1-2		K			K			2	0	0	0	0	1	3	
<b>Inning Stats</b>	R: 0 E: 0 K: 1 S: 4	H: 1 LOB: 3 BB: 2 P: 12	R: 0 E: 0 K: 1 S: 5	H: 1 LOB: 0 BB: 0 P: 5	R: 0 E: 0 K: 2 S: 4	H: 1 LOB: 2 BB: 1 P: 12	R: 0 E: 0 K: 1 S: 5	H: 0 LOB: 0 BB: 0 P: 5	R: 0 E: 0 K: 1 S: 5	H: 0 LOB: 0 BB: 0 P: 5	R: 0 E: 0 K: 0 S: 3	H: 1 LOB: 0 BB: 0 P: 3	1B: 5 2B: 0 3B: 0 HR: 0	SF: 0 SAC: 1 DP: 2 HBP: 1	WP: 1 PB: 0 SB: 0 CS: 0	PA: 35	
<b>PITCHER</b> <b>Tommy John, L</b> ERA: 1.53 (1, 1)	IP: 9.0 WLS: W BF: 35 H: 5 R: 0 ER: 0 SO: 6 BB: 3 IBB: 1 HBP: 1 BLK: 0 WP: 1 HR: 0 S: 42 P: 59 ERA: 0.00 WHIP: 0.889											<b>PITCHER</b>					

Batter	1	2	3	4	5	6	7	8	9	AB	R	H	RBI	BB	SO	LOB	BOTTOM
<b>Tommie Agee, R</b> OBP: 0.359, SLG: 0.439 (1, 8)	S WP 1B		FC3-6 1B		F7		1-3			4	0	2	0	0	0	0	<b>Detroit Tigers @ Chicago White Sox</b> Comiskey Park, Chicago, IL Sat May 07 1966, 4:33 AM EDT Att: 6,929 - Unknown
<b>Don Buford, S</b> OBP: 0.299, SLG: 0.265 (1, 4) (8, 5)	F6		FC3-6 1-2 FC3-6		PB 1B		BB			3	0	1	0	1	0	2	
<b>Floyd Robinson, L</b> OBP: 0.413, SLG: 0.531 (1, 9)	S 1-2 BB		FC3-6 1-2		6-3 1-2		F8			3	0	0	0	1	0	3	
<b>Pete Ward, L</b> OBP: 0.274, SLG: 0.255 (1, 5) <b>Al Weis, S</b> OBP: 0.250, SLG: 0.100 (8, 4)	K 1-2 2-3		K		4-3		F8			4	0	0	0	0	2	4	
<b>Danny Cater, R</b> OBP: 0.214, SLG: 0.231 (1, 7) <b>Ken Berry, R</b> OBP: 0.308, SLG: 0.385 (9, 7)	F7			FC3-6 1B		4-3 S 1B 1B		L9		4	1	2	0	0	0	2	
<b>Bill Skowron, R</b> OBP: 0.250, SLG: 0.302 (1, 3)		CS 1B 1B		FC3-6 1B L1-5		4-3 1-3		G3-6 1B		4	0	2	0	0	0	2	
<b>J.C. Martin, L</b> OBP: 0.344, SLG: 0.276 (1, 2)		CS 1-2 1B			1-3 1B		BB 1B		G3-6 1-2	4	0	3	1	0	0	1	
<b>Ron Hansen, R</b> OBP: 0.309, SLG: 0.193 (1, 6)		L9 1-2 2-3		L1-5 3-H		BB 1-2 BB				2	0	0	0	1	0	4	
<b>Tommy John, R</b> OBP: 0.100, SLG: 0.400 (1, 1)		6-3			K		K			3	0	0	0	0	2	3	
<b>Inning Stats</b>	R: 0 E: 0 K: 1 S: 6	H: 1 LOB: 2 BB: 1 P: 10	R: 0 E: 0 K: 0 S: 4	H: 2 LOB: 0 BB: 0 P: 4	R: 0 E: 0 K: 1 S: 4	H: 2 LOB: 1 BB: 0 P: 4	R: 0 E: 0 K: 1 S: 6	H: 1 LOB: 2 BB: 1 P: 11	R: 0 E: 0 K: 0 S: 3	H: 0 LOB: 1 BB: 1 P: 7	R: 0 E: 0 K: 0 S: 3	H: 1 LOB: 0 BB: 0 P: 3	1B: 10 2B: 1 3B: 0 HR: 0	SF: 0 SAC: 0 DP: 2 HBP: 0	WP: 1 PB: 1 SB: 3 CS: 2	PA: 34	
<b>PITCHER</b> <b>Joe Sparma, R</b> ERA: 3.05 (1, 1) <b>Dave Wickersham, R</b> ERA: 2.7 (7, 1)	IP: 6.0 WLS: L BF: 27 H: 9 R: 1 ER: 1 SO: 4 BB: 2 IBB: 0 HBP: 0 BLK: 0 WP: 0 HR: 0 S: 33 P: 41 ERA: 1.50 WHIP: 1.833											<b>PITCHER</b>					

AB	29
R	0
H	5
RBI	0
BB	4
SO	6
LOB	15



AB	31
R	1
H	10
RBI	1
BB	3
SO	4
LOB	21









Batter	1	2	3	4	5	6	7	8	9	10	11	12	AB	R	H	RBI	BB	SO	LOB	TOP		
<b>Tommie Agee, R</b> OBP: 0.360, SLG: 0.421 (1.8)													6	0	0	0	0	4	2			
<b>Don Buford, S</b> OBP: 0.287, SLG: 0.260 (1.4)													5	0	0	0	1	2	2			
<b>Danny Cater, R</b> OBP: 0.174, SLG: 0.182 (1.7)													4	0	0	0	0	1	1			
<b>Ken Berry, R</b> OBP: 0.267, SLG: 0.333 (8.7)													1	0	0	0	0	1	0			
<b>Floyd Robinson, L</b> OBP: 0.407, SLG: 0.514 (1.9)													5	1	2	0	0	0	0			
<b>Bill Skowron, R</b> OBP: 0.283, SLG: 0.333 (1.3)													4	1	2	0	0	1	1			
<b>Al Weis, S</b> OBP: 0.250, SLG: 0.100 (9. PR)													0	0	0	0	0	0	0			
<b>Pete Ward, L</b> OBP: 0.265, SLG: 0.233 (9.3)													0	0	0	0	0	0	0			
<b>J.C. Martin, L</b> OBP: 0.351, SLG: 0.294 (1.2)													5	0	2	1	0	0	3			
<b>Gene Freese, R</b> OBP: 0.333, SLG: 0.286 (1.5)													5	0	3	1	0	2	3			
<b>Ron Hansen, R</b> OBP: 0.273, SLG: 0.167 (1.6)													5	0	0	0	0	2	4			
<b>Gary Peters, L</b> OBP: 0.154, SLG: 0.385 (1.1)													3	0	1	0	0	1	1			
<b>Eddie Fisher, R</b> ERA: 0.68 (8.1)													0	0	0	0	0	0	0			
<b>Bob Locker, S</b> ERA: 1.05 (9.1)													1	0	0	0	1	0	0			
<b>Juan Pizarro, L</b> ERA: 2.92 (12.1)													0	0	0	0	0	0	0			
<b>Inning Stats</b>	R: 0 E: 0 K: 2 S: 6	H: 0 LOB: 1 BB: 1 P: 10	R: 0 E: 0 K: 2 S: 8	H: 1 LOB: 1 BB: 0 P: 8	R: 0 E: 0 K: 1 S: 4	H: 1 LOB: 1 BB: 0 P: 4	R: 0 E: 0 K: 0 S: 4	H: 1 LOB: 0 BB: 0 P: 4	R: 0 E: 0 K: 1 S: 5	H: 1 LOB: 0 BB: 0 P: 5	R: 2 E: 0 K: 2 S: 10	H: 3 LOB: 1 BB: 0 P: 10	R: 0 E: 0 K: 1 S: 5	H: 2 LOB: 2 BB: 0 P: 5	R: 0 E: 0 K: 1 S: 5	H: 1 LOB: 2 BB: 0 P: 9	R: 0 E: 0 K: 1 S: 5	H: 0 LOB: 1 BB: 1 P: 9	1B: 9 2B: 3 3B: 0 HR: 0	SF: 0 SAC: 0 DP: 2 HBP: 1	WP: 0 PB: 0 SB: 0 CS: 2	PA: 47
<b>PITCHER</b>	IP	WLS	BF	H	R	ER	SO	BB	IBB	HBP	BLK	WP	HR	S	P	ERA	WHIP					
<b>John Miller, R</b> ERA: 2.84 (1.1)	7.2	6.1	25	7	2	2	7	0	0	0	0	0	0	16	16	0.00	0.750					
<b>Dick Hall, R</b> ERA: 0.68 (7.1)	2.2	10	2	0	0	3	0	0	0	0	0	0	0	16	16	0.00	0.750					
<b>Stu Miller, R</b> ERA: 1.05 (10.1)	1.0	3	0	0	0	1	0	0	0	0	0	0	0	5	5	0.00	0.000					
<b>Eddie Watt, R</b> ERA: 2.92 (11.1)	2.0	9	1	0	0	3	1	0	1	0	0	0	0	13	18	0.00	1.000					

Chicago White Sox @ Baltimore Orioles  
Memorial Stadium, Baltimore, MD

Tue May 10 1966, 7:05 PM EDT  
Att. 6,515 - Unknown

AB 44  
R 2  
H 10  
RBI 2  
BB 2  
SO 14  
LOB 17



Batter	1	2	3	4	5	6	7	8	9	10	11	12	AB	R	H	RBI	BB	SO	LOB	BOTTOM						
<b>Luis Aparicio, R</b> OBP: 0.242, SLG: 0.280 (1.6)													6	1	2	1	0	0	0							
<b>Curt Blefary, L</b> OBP: 0.325, SLG: 0.507 (1.7)													4	0	1	0	2	0	0							
<b>Frank Robinson, R</b> OBP: 0.511, SLG: 0.811 (1.9)													5	0	2	0	1	2	1							
<b>Brooks Robinson, R</b> OBP: 0.360, SLG: 0.576 (1.5)													6	1	1	0	0	0	7							
<b>Boog Powell, L</b> OBP: 0.367, SLG: 0.507 (1.3)													5	0	2	0	0	2	4							
<b>Eddie Watt, R</b> ERA: 2.92 (11.1)													1	0	0	0	0	0	2							
<b>Davey Johnson, R</b> OBP: 0.271, SLG: 0.300 (1.4)													5	0	2	0	1	0	2							
<b>Paul Blair, R</b> OBP: 0.253, SLG: 0.380 (7.1)													3	0	0	0	0	0	2							
<b>Charlie Lau, L</b> OBP: 0.600, SLG: 0.500 (8. PH)													0	0	0	0	1	0	0							
<b>Russ Snyder, L</b> OBP: 0.143, SLG: 0.143 (9.8)													2	0	0	1	0	0	3							
<b>Andy Etchebarren, R</b> OBP: 0.342, SLG: 0.433 (1.2)													4	1	2	0	1	1	3							
<b>John Miller, R</b> ERA: 1.23 (7.1)													1	0	0	0	0	0	1							
<b>Dick Hall, R</b> ERA: 0.68 (7.1)													1	0	0	0	0	0	0							
<b>Stu Miller, R</b> ERA: 1.05 (10.1)													0	0	0	0	0	0	0							
<b>Bob Johnson, R</b> OBP: 0.300, SLG: 0.105 (11.3)													1	0	0	0	0	0	0							
<b>Inning Stats</b>	R: 0 E: 0 K: 1 S: 5	H: 0 LOB: 0 BB: 0 P: 5	R: 0 E: 0 K: 0 S: 4	H: 1 LOB: 1 BB: 0 P: 4	R: 2 E: 1 K: 1 S: 4	H: 2 LOB: 2 BB: 1 P: 12	R: 0 E: 0 K: 0 S: 4	H: 1 LOB: 1 BB: 0 P: 4	R: 0 E: 0 K: 1 S: 5	H: 1 LOB: 2 BB: 1 P: 10	R: 0 E: 0 K: 1 S: 5	H: 0 LOB: 0 BB: 0 P: 5	R: 0 E: 0 K: 1 S: 7	H: 2 LOB: 3 BB: 1 P: 11	R: 0 E: 0 K: 0 S: 4	H: 2 LOB: 2 BB: 2 P: 8	R: 0 E: 1 K: 0 S: 3	H: 0 LOB: 1 BB: 1 P: 7	R: 0 E: 1 K: 0 S: 3	H: 0 LOB: 0 BB: 0 P: 3	R: 1 E: 0 K: 0 S: 4	H: 2 LOB: 3 BB: 1 P: 8	1B: 11 2B: 1 3B: 0 HR: 0	SF: 0 SAC: 1 DP: 1 HBP: 0	WP: 1 PB: 1 SB: 0 CS: 1	PA: 53
<b>PITCHER</b>	IP	WLS	BF	H	R	ER	SO	BB	IBB	HBP	BLK	WP	HR	S	P	ERA	WHIP									
<b>Gary Peters, L</b> ERA: 1.23 (1.1)	7.2	6.1	33	8	2	1	6	2	0	0	1	1	0	43	51	1.17	1.304									
<b>Eddie Fisher, R</b> ERA: 2.25 (8.1)	0.2	6	2	0	0	0	1	1	0	0	0	0	0	4	12	0.00	4.500									
<b>Bob Locker, R</b> ERA: 0.92 (10.1)	3.0	L	12	2	1	1	0	0	2	0	0	0	0	10	18	3.00	0.667									
<b>Juan Pizarro, L</b> ERA: 1.29 (12.1)	0.1	1	0	0	0	0	0	0	0	0	0	0	0	1	1	0.00	0.000									

Chicago White Sox @ Baltimore Orioles  
Memorial Stadium, Baltimore, MD

Tue May 10 1966, 7:05 PM EDT  
Att. 6,515 - Unknown

AB 45  
R 3  
H 12  
RBI 2  
BB 6  
SO 6  
LOB 25






Batter	1	2	3	4	5	6	7	8	9	10	11	AB	R	H	RBI	BB	SO	LOB	TOP						
Don Buford, S OBP: 0.283, SLG: 0.268 (1.4)	F3		G3					F9		F9		5	0	1	0	0	0	3							
Floyd Robinson, L OBP: 0.395, SLG: 0.493 (1.9)	1-3			5-3				K		K		5	0	1	1	0	2	1							
Danny Cater, R OBP: 0.179, SLG: 0.185 (1.7)	F9							K		K		5	0	1	0	0	2	3							
Bill Skowron, R OBP: 0.276, SLG: 0.309 John Buzhardt, R (11.1)		6-3			K			4-3		K		4	1	0	0	1	2	1							
Gene Freese, R OBP: 0.350, SLG: 0.276 (1.5)		F9						1-3		G3	BB	4	0	1	0	1	0	0							
Jerry McNertney, R OBP: 0.462, SLG: 0.417 Al Weis, S OBP: 0.250, SLG: 0.100 J.C. Martin, L OBP: 0.359, SLG: 0.286 (8.2)		K						F8				3	0	1	0	0	1	0							
Tommie Agee, R OBP: 0.348, SLG: 0.405 Smoky Burgess, L OBP: 0.333, SLG: 0.273 Ken Berry, R OBP: 0.268, SLG: 0.323 (9.8)			1-3					F7		K	G3	3	0	0	0	0	1	1							
Ron Hansen, R OBP: 0.305, SLG: 0.176 (1.6)								L9		F9	BB	2	1	1	0	2	0	0							
Inning Stats	R: 0 E: 0 K: 0 S: 3	H: 0 LOB: 0 BB: 0 P: 3	R: 0 E: 0 K: 1 S: 5	H: 0 LOB: 0 BB: 0 P: 5	R: 0 E: 0 K: 0 S: 4	H: 1 LOB: 1 BB: 0 P: 4	R: 0 E: 0 K: 1 S: 5	H: 1 LOB: 1 BB: 0 P: 5	R: 0 E: 0 K: 0 S: 3	H: 0 LOB: 0 BB: 0 P: 3	R: 2 E: 0 K: 2 S: 10	H: 3 LOB: 3 BB: 1 P: 14	R: 0 E: 0 K: 1 S: 5	H: 0 LOB: 3 BB: 3 P: 17	R: 0 E: 0 K: 2 S: 7	H: 0 LOB: 0 BB: 0 P: 7	R: 1 E: 0 K: 2 S: 8	H: 1 LOB: 2 BB: 1 P: 13	1B: 6 2B: 2 3B: 0 HR: 0	SF: 0 SAC: 0 DP: 1 HBP: 1	WP: 0 PB: 0 SB: 1 CS: 1	PA: 45			
PITCHER	IP ERA WLS BF H R ER SO BB IBB HBP BLK WP HR S P ERA WHIP	7.2 2.37 1.0 6 0 0 0 2 1 2 0 0 0 0 0 7 19 0.00 1.000																							

Chicago White Sox @ Baltimore Orioles  
Memorial Stadium, Baltimore, MD  
Wed May 11 1966, 7:05 PM EDT  
Att: 10,063 - Unknown

livebaseballscores.com

AB 39  
R 3  
H 7  
RBI 2  
BB 5  
SO 10  
LOB 21




Batter	1	2	3	4	5	6	7	8	9	10	11	AB	R	H	RBI	BB	SO	LOB	BOTTOM						
Luis Aparicio, R OBP: 0.237, SLG: 0.274 Woodie Held, R OBP: 0.333, SLG: 0.250 (5.6)	1-3		G5-4-3		K			K		F8	SH1-4 BB	2	0	0	0	0	0	1							
Curt Blefary, L OBP: 0.322, SLG: 0.493 (1.7)	L4				K			F4		SH1-4		4	1	1	0	0	1	1							
Frank Robinson, R OBP: 0.495, SLG: 0.769 (1.9)	5-3				5-3			F8		F8	FC6-4 IBB	4	0	0	0	1	1	1							
Brooks Robinson, R OBP: 0.362, SLG: 0.576 (1.5)								F9		F8		5	1	2	1	0	1	2							
Davey Johnson, R OBP: 0.267, SLG: 0.372 (1.4)					L6			6-3		3-1	FC6-4	4	0	0	0	1	0	3							
Bob Johnson, R OBP: 0.333, SLG: 0.167 (1.3)					F8			F8		WP	1B BB	4	0	1	1	1	0	1							
Paul Blair, R OBP: 0.263, SLG: 0.382 (1.8)					FC5-4			K		L1-5	WP 1B	5	0	2	0	0	1	2							
Andy Etchebarren, R OBP: 0.346, SLG: 0.414 (1.2)					L8			6-3			1B	3	0	0	0	2	1	1							
Dave McNally, R OBP: 0.200, SLG: 0.154 Moe Drabowsky, R OBP: 0.250, SLG: 0.100 Charlie Lau, L OBP: 0.260, SLG: 0.200 Sam Bowens, R OBP: 0.135, SLG: 0.099 Gene Brabender, R OBP: 0.104, SLG: 0.125 (11.1)										L1-5	F8	1	0	1	0	2	0	0							
Inning Stats	R: 0 E: 0 K: 0 S: 3	H: 0 LOB: 0 BB: 0 P: 3	R: 0 E: 0 K: 0 S: 3	H: 1 LOB: 1 BB: 1 P: 7	R: 0 E: 0 K: 0 S: 2	H: 0 LOB: 0 BB: 1 P: 6	R: 2 E: 0 K: 0 S: 6	H: 3 LOB: 1 BB: 0 P: 6	R: 0 E: 0 K: 2 S: 8	H: 1 LOB: 2 BB: 2 P: 8	R: 0 E: 0 K: 0 S: 7	H: 0 LOB: 0 BB: 0 P: 7	R: 0 E: 0 K: 0 S: 3	H: 0 LOB: 0 BB: 0 P: 3	R: 0 E: 0 K: 0 S: 3	H: 0 LOB: 2 BB: 2 P: 11	R: 0 E: 0 K: 0 S: 3	H: 0 LOB: 2 BB: 2 P: 11	R: 0 E: 0 K: 1 S: 6	H: 1 LOB: 1 BB: 0 P: 6	1B: 5 2B: 3 3B: 0 HR: 0	SF: 0 SAC: 1 DP: 2 HBP: 0	WP: 1 PB: 0 SB: 0 CS: 1	PA: 45	
PITCHER	IP ERA WLS BF H R ER SO BB IBB HBP BLK WP HR S P ERA WHIP	7.0 1.7 1.0 3 0 0 0 6 4 0 0 0 0 0 0 3 3 0.00 0.000																							

Chicago White Sox @ Baltimore Orioles  
Memorial Stadium, Baltimore, MD  
Wed May 11 1966, 7:05 PM EDT  
Att: 10,063 - Unknown

livebaseballscores.com

AB 36  
R 2  
H 7  
RBI 2  
BB 8  
SO 7  
LOB 19





Batter	1	2	3	4	5	6	7	8	9	AB	R	H	RBI	BB	SO	LOB	TOP																
Don Buford, S (1,4) OBP: 0.299, SLG: 0.322 (7,5)										5	2	3	1	0	0	2	Chicago White Sox @ Baltimore Orioles Memorial Stadium, Baltimore, MD Thu May 12 1966, 7:05 PM EDT Att: 6,079 - Unknown																
Tommie Agee, R (1,8) OBP: 0.381, SLG: 0.402										3	1	1	1	2	1	1																	
Danny Cater, R (1,7) OBP: 0.156, SLG: 0.161 (6,9)										4	0	0	0	0	1	5																	
Bill Skowron, R (1,3) OBP: 0.274, SLG: 0.298										2	0	0	1	1	1	3																	
Tom McCraw, L (7,3) OBP: 0.293, SLG: 0.283										1	0	0	0	0	0	0																	
Gene Freese, R (1,5) OBP: 0.333, SLG: 0.273										4	1	1	0	0	0	3																	
Eddie Fisher, R (7,1)										0	0	0	0	0	0	0																	
Jerry McNettney, R (1,2) OBP: 0.412, SLG: 0.333										3	0	0	0	1	0	1																	
Ken Berry, R (1,9) OBP: 0.242, SLG: 0.303										2	0	0	0	0	1	2																	
Pete Ward, L (6,PH) OBP: 0.268, SLG: 0.238 (6,7)										2	0	1	0	0	1	1																	
Ron Hansen, R (1,6) OBP: 0.302, SLG: 0.181										4	0	1	0	0	0	2																	
Bruce Howard, S (1,1)										1	0	0	0	0	0	0																	
John Romano, R (5,PH) OBP: 0.475, SLG: 0.370										0	0	0	0	1	0	0																	
Joe Horlen, R (5,PR)										0	1	0	0	0	0	0																	
Jack Lamabe, R (5,1)										1	0	0	0	0	1	1																	
Al Weis, S (7,4) OBP: 0.240, SLG: 0.095										1	0	0	0	0	1	2																	
<b>Inning Stats</b>	R: 1 E: 0 K: 0 S: 4	H: 1 LOB: 1 BB: 1 P: 8	R: 0 E: 0 K: 1 S: 5	H: 0 LOB: 0 BB: 0 P: 5	R: 0 E: 0 K: 1 S: 5	H: 0 LOB: 1 BB: 1 P: 9	R: 0 E: 0 K: 0 S: 3	H: 0 LOB: 2 BB: 2 P: 11	R: 2 E: 1 K: 1 S: 6	H: 1 LOB: 1 BB: 1 P: 10	R: 1 E: 0 K: 2 S: 7	H: 2 LOB: 1 BB: 0 P: 7	R: 0 E: 0 K: 1 S: 7	H: 2 LOB: 2 BB: 0 P: 7	R: 0 E: 0 K: 0 S: 3	H: 0 LOB: 0 BB: 0 P: 3	1B: 5 2B: 1 3B: 1 HR: 0	SF: 1 SAC: 1 DP: 0 HBP: 0	WP: 3 PB: 0 SB: 3 CS: 1	PA: 41													
<b>PITCHER</b>	IP WLS BF H R ER SO BB IBB HBP BLK WP HR S P ERA WHIP																																
Frank Bertaina, L (1,1) ERA: 1.42	4.1	21	2	3	2	3	5	0	0	0	0	2	0	22	42	4.15	1.615																
Eddie Watt, R (5,1) ERA: 3.0	2.2	L 11	3	2	1	3	0	0	0	0	1	0	17	17	3.38	1.125																	
Moe Drabowsky, R (8,1) ERA: 2.7	2.0	8	2	0	0	1	0	0	0	0	0	0	10	10	0.00	1.000																	

Batter	1	2	3	4	5	6	7	8	9	AB	R	H	RBI	BB	SO	LOB	BOTTOM																
Jerry Adair, R (1,4) OBP: 0.333, SLG: 0.200										4	1	1	0	0	1	2	Chicago White Sox @ Baltimore Orioles Memorial Stadium, Baltimore, MD Thu May 12 1966, 7:05 PM EDT Att: 6,079 - Unknown																
Curt Blefary, L (1,7) OBP: 0.352, SLG: 0.545										2	2	2	1	2	0	0																	
Frank Robinson, R (1,9) OBP: 0.485, SLG: 0.741										3	0	0	0	1	0	3																	
Brooks Robinson, R (1,5) OBP: 0.347, SLG: 0.553										4	0	0	1	0	0	1																	
Boog Powell, L (1,3) OBP: 0.361, SLG: 0.486										3	0	0	0	1	2	0																	
Davey Johnson, R (1,6) OBP: 0.277, SLG: 0.371										3	0	1	0	1	1	2																	
Paul Blair, R (1,8) OBP: 0.262, SLG: 0.375										4	0	1	0	0	0	2																	
Andy Etchebarren, R (1,2) OBP: 0.338, SLG: 0.403										2	0	0	0	0	0	2																	
Cam Carreon, R (5,2)										2	0	0	0	0	1	1																	
Frank Bertaina, L (1,1)										2	0	0	0	0	1	1																	
Eddie Watt, R (5,1)										0	0	0	0	0	0	0																	
Russ Snyder, L (7,PH) OBP: 0.111, SLG: 0.111										1	0	0	0	0	0	0																	
Moe Drabowsky, R (8,1) OBP: 1.000, SLG: 1.000										0	0	0	0	0	0	0																	
Sam Bowers, R (9,PH) OBP: 0.111, SLG: 0.111										1	0	0	0	0	0	0																	
<b>Inning Stats</b>	R: 1 E: 0 K: 0 S: 4	H: 1 LOB: 0 BB: 0 P: 4	R: 0 E: 0 K: 1 S: 6	H: 1 LOB: 1 BB: 0 P: 6	R: 2 E: 1 K: 2 S: 9	H: 2 LOB: 2 BB: 2 P: 17	R: 0 E: 1 K: 0 S: 4	H: 1 LOB: 1 BB: 0 P: 4	R: 0 E: 0 K: 0 S: 2	H: 0 LOB: 1 BB: 1 P: 6	R: 0 E: 0 K: 0 S: 3	H: 0 LOB: 1 BB: 1 P: 7	R: 0 E: 1 K: 1 S: 5	H: 0 LOB: 1 BB: 1 P: 9	R: 0 E: 0 K: 1 S: 5	H: 0 LOB: 0 BB: 0 P: 5	R: 0 E: 0 K: 1 S: 5	H: 0 LOB: 0 BB: 0 P: 5	1B: 4 2B: 0 3B: 0 HR: 1	SF: 0 SAC: 0 DP: 2 HBP: 0	WP: 0 PB: 0 SB: 0 CS: 1	PA: 36											
<b>PITCHER</b>	IP WLS BF H R ER SO BB IBB HBP BLK WP HR S P ERA WHIP																																
Bruce Howard, R (1,1) ERA: 7.5	4.0	19	5	3	2	3	1	1	0	0	0	0	1	23	31	4.50	1.500																
Jack Lamabe, R (5,1) ERA: 2.09	2.1	W 10	0	0	0	1	3	0	0	0	0	0	9	21	0.00	1.286																	
Eddie Fisher, R (7,1) ERA: 1.83	2.2	S 7	0	0	0	2	0	0	0	0	0	0	11	11	0.00	0.000																	

AB 33  
R 5  
H 7  
RBI 3  
BB 5  
SO 7  
LOB 23



AB 31  
R 3  
H 5  
RBI 2  
BB 5  
SO 6  
LOB 14





Batter	1	2	3	4	5	6	7	8	9	AB	R	H	RBI	BB	SO	LOB	TOP					
Don Buford, S OBP: 0.294, SLG: 0.315 (1,4)	L8		F9				G4-6-3		K	5	0	1	0	0	1	4						
Tommie Agee, R OBP: 0.383, SLG: 0.425 (1,8)	1-3		K							5	0	2	2	2	0	2						
Floyd Robinson, L OBP: 0.407, SLG: 0.506 (1,9)	F9									4	1	2	0	1	0	1						
Pete Ward, L OBP: 0.253, SLG: 0.224 (1,7)										4	0	0	0	0	3	4						
Tom McCraw, L OBP: 0.306, SLG: 0.339 (1,3)										3	1	1	2	1	0	2						
Gene Freese, R OBP: 0.321, SLG: 0.240 (1,5)										3	0	0	0	1	1	3						
J.C. Martin, L OBP: 0.333, SLG: 0.263 (1,2)										3	0	0	0	0	2	1						
Bob Locker, S (6, PH)										0	0	0	0	0	0	0						
Bill Skowron, R OBP: 0.270, SLG: 0.293 (9, PH)										1	0	0	0	0	0	0						
Ron Hansen, R OBP: 0.322, SLG: 0.189 (1,6)										2	1	1	0	2	0	0						
Joe Horlen, R (1,1)										1	0	0	0	0	0	1						
Smoky Burgess, L OBP: 0.308, SLG: 0.250 (5, PH)										1	0	0	0	0	1	1						
Juan Pizarro, L (5,1)										0	0	0	0	0	0	0						
John Romano, R OBP: 0.500, SLG: 0.393 (6,2)										1	1	1	0	1	0	0						
<b>Inning Stats</b>	R: 0 E: 0 K: 0 S: 3	H: 0 LOB: 0 BB: 0 P: 3	R: 0 E: 0 K: 2 S: 7	H: 0 LOB: 1 BB: 1 P: 11	R: 0 E: 0 K: 1 S: 6	H: 1 LOB: 1 BB: 0 P: 6	R: 0 E: 0 K: 0 S: 2	H: 0 LOB: 1 BB: 2 P: 10	R: 0 E: 0 K: 3 S: 10	H: 1 LOB: 2 BB: 1 P: 14	R: 2 E: 0 K: 2 S: 9	H: 2 LOB: 0 BB: 0 P: 9	R: 0 E: 0 K: 0 S: 2	H: 0 LOB: 0 BB: 0 P: 6	R: 0 E: 0 K: 1 S: 7	H: 2 LOB: 2 BB: 0 P: 7	R: 2 E: 0 K: 1 S: 7	H: 2 LOB: 1 BB: 1 P: 11	1B: 5 2B: 2 3B: 1 HR: 1	SF: 0 SAC: 0 DP: 2 HBP: 0	WP: 0 PB: 0 CS: 0	PA: 39
<b>PITCHER</b>	IP	WLS	BF	H	R	ER	SO	BB	IBB	HBP	BLK	WP	HR	S	P	ERA	WHIP					
Denny McLain, R ERA: 2.08 (1,1)	7.0	W	30	6	2	2	8	5	0	0	0	0	1	41	61	2.57	1.571					
Larry Sherry, R ERA: 2.76 (8,1)	2.0	S	9	2	2	2	2	1	0	0	0	0	0	12	16	9.00	1.500					

Chicago White Sox @ Detroit Tigers  
Tiger Stadium, Detroit, MI  
Fri May 13 1966, 7:05 PM EDT  
Att: 7,565 - Unknown

AB	33
R	4
H	8
RBI	4
BB	6
SO	10
LOB	20



Batter	1	2	3	4	5	6	7	8	9	AB	R	H	RBI	BB	SO	LOB	BOTTOM				
Dick McAuliffe, L OBP: 0.378, SLG: 0.410 (1,6)			G3-6-3							4	1	3	1	0	0	1					
Jerry Lumpe, L OBP: 0.337, SLG: 0.337 (1,4)										4	0	1	0	0	0	2					
Norm Cash, L OBP: 0.320, SLG: 0.495 (1,3)										3	1	1	0	0	0	1					
Al Kaline, R OBP: 0.418, SLG: 0.587 (1,8)										4	2	2	2	0	0	2					
Gates Brown, L OBP: 0.333, SLG: 0.273 (1,7)										3	0	0	0	1	1	1					
Mickey Stanley, R OBP: 0.308, SLG: 0.227 (8,8)										0	0	0	0	0	0	0					
Willie Horton, R OBP: 0.288, SLG: 0.316 (1,9)										4	0	1	0	0	1	0					
Don Wert, R OBP: 0.380, SLG: 0.395 (1,5)										3	0	1	0	0	0	0					
Bill Freehan, R OBP: 0.284, SLG: 0.362 (1,2)										2	0	0	0	0	0	1					
Otello McFarlane, R OBP: 0.370, SLG: 0.480 (6,2)										2	0	0	0	0	1	2					
Denny McLain, R OBP: 0.333, SLG: 0.294 (1,1)										3	1	2	0	0	0	0					
Larry Sherry, R (8,1)										0	0	0	0	0	0	0					
<b>Inning Stats</b>	R: 0 E: 0 K: 0 S: 3	H: 1 LOB: 0 BB: 0 P: 3	R: 1 E: 0 K: 1 S: 7	H: 2 LOB: 1 BB: 0 P: 7	R: 0 E: 0 K: 0 S: 3	H: 1 LOB: 0 BB: 0 P: 3	R: 1 E: 0 K: 0 S: 4	H: 2 LOB: 1 BB: 0 P: 4	R: 1 E: 0 K: 0 S: 5	H: 2 LOB: 1 BB: 0 P: 5	R: 1 E: 1 K: 0 S: 5	H: 1 LOB: 2 BB: 0 P: 6	R: 1 E: 0 K: 0 S: 4	H: 2 LOB: 2 BB: 1 P: 9	R: 0 E: 0 K: 2 S: 7	H: 0 LOB: 0 BB: 0 P: 7	1B: 8 2B: 2 3B: 1 HR: 1	SF: 0 SAC: 0 DP: 2 HBP: 2	WP: 3 PB: 0 CS: 0	PA: 36	
<b>PITCHER</b>	IP	WLS	BF	H	R	ER	SO	BB	IBB	HBP	BLK	WP	HR	S	P	ERA	WHIP				
Joe Horlen, R ERA: 2.88 (1,1)	4.0	L	15	6	2	2	1	0	0	0	0	1	0	8	8	4.50	1.500				
Juan Pizarro, L ERA: 1.89 (5,1)	1.2		8	3	2	1	0	0	0	0	0	1	0	8	8	5.40	1.800				
Bob Locker, R ERA: 1.19 (6,1)	2.1		12	2	1	1	2	0	1	2	0	0	0	13	19	3.86	0.857				

Chicago White Sox @ Detroit Tigers  
Tiger Stadium, Detroit, MI  
Fri May 13 1966, 7:05 PM EDT  
Att: 7,565 - Unknown

AB	32
R	5
H	11
RBI	3
BB	1
SO	3
LOB	10










Batter	1	2	3	4	5	6	7	8	9	AB	R	H	RBI	BB	SO	LOB	TOP																			
Don Buford, S OBP: 0.301, SLG: 0.314	F3	L9		G3		F8		K		5	0	0	0	0	1	1																				
Floyd Robinson, L OBP: 0.398, SLG: 0.476 Ken Berry, R OBP: 0.257, SLG: 0.294	HBP BB	FC5 5-3 1-2 BB		4-3		F8		BB		2	0	0	0	2	0	0																				
Tommie Agee, R OBP: 0.366, SLG: 0.417	1-0 1-2 HBP	5-3 1-2 2-3		K			L9	K		4	0	0	0	0	2	3																				
John Romano, R OBP: 0.520, SLG: 0.515 J.C. Martin, L OBP: 0.364, SLG: 0.308	K	BB			HR			HR 2B	5-3 BB	2	1	1	1	1	1	2																				
Gene Freese, R OBP: 0.342, SLG: 0.486	L8	FC5 2-3f			6-3			HR	5-3	5	1	1	2	0	0	6																				
Bill Skowron, R OBP: 0.296, SLG: 0.385		HR	FC4-6 1B		6-3			HR BB	K	4	1	2	1	1	1	1																				
Danny Cater, R OBP: 0.179, SLG: 0.211 Pete Ward, L OBP: 0.250, SLG: 0.221		1B 2B	FC4-6 5-3 1-2f			FC5-4 1B		F5	F6	3	1	2	0	0	0	1	AB 36																			
Bob Locker, S OBP: 0.286, SLG: 0.231 Al Weis, S OBP: 0.235, SLG: 0.103		1B 1B	5-3 1-2			FC5-4 1-2f		FC6-4		1	0	0	0	0	0	1	R 6																			
Tommy John, R OBP: 0.143, SLG: 0.357 Bruce Howard, S OBP: 0.222, SLG: 0.350 Jack Lamabe, R OBP: 0.167, SLG: 0.167		1B 1B	5-3 1-2			G3		L9		0	0	0	0	0	0	0	H 9																			
Eddie Fisher, R OBP: 0.308, SLG: 0.339	1-1H 3-H	1B								1	0	0	0	0	0	0	RBI 6																			
Inning Stats	R: 0 E: 0 K: 1 S: 5	H: 0 LOB: 2 BB: 1 P: 10	R: 3 E: 0 K: 0 S: 7	H: 4 LOB: 3 BB: 2 P: 15	R: 0 E: 0 K: 1 S: 6	H: 1 LOB: 1 BB: 0 P: 6	R: 0 E: 0 K: 1 S: 5	H: 0 LOB: 0 BB: 0 P: 5	R: 1 E: 0 K: 0 S: 5	H: 2 LOB: 1 BB: 0 P: 5	R: 0 E: 0 K: 0 S: 3	H: 0 LOB: 0 BB: 3 P: 3	R: 2 E: 0 K: 0 S: 5	H: 2 LOB: 1 BB: 1 P: 9	R: 0 E: 0 K: 2 S: 7	H: 0 LOB: 1 BB: 1 P: 11	R: 0 E: 0 K: 1 S: 5	H: 0 LOB: 1 BB: 1 P: 9	1B: 4 2B: 2 3B: 0 HR: 3	SF: 0 SAC: 0 DP: 0 HBP: 1	WP: 0 PA: 43 PB: 0 SB: 1 CS: 0															
PITCHER	IP	WLS	BF	H	R	ER	SO	BB	IBB	HBP	BLK	WP	HR	S	P	ERA	WHIP	PITCHER		IP	WLS	BF	H	R	ER	SO	BB	IBB	HBP	BLK	WP	HR	S	P	ERA	WHIP
Hank Aguirre, L ERA: 4.32	1.0		9	4	3	3	1	1	0	1	0	0	1	9	14	27.00	5.000																			
Joe Sparna, R ERA: 2.51	5.0		20	3	1	1	2	2	0	0	0	0	1	22	30	1.80	1.000																			
Fred Gladding, R ERA: 1.69	0.1	W	4	2	2	2	0	1	0	0	0	0	1	3	7	54.00	9.000																			
Larry Sherry, R ERA: 2.37	2.2		10	0	0	0	3	2	0	0	0	0	0	14	22	0.00	0.750																			

Chicago White Sox @ Detroit Tigers  
Tiger Stadium, Detroit, MI  
Sun May 15 1966, 4:33 AM EDT  
Att: 13,602 - Unknown

livebaseballscorecards.com

AB 36  
R 6  
H 9  
RBI 6  
BB 6  
SO 6  
LOB 20




Batter	1	2	3	4	5	6	7	8	9	AB	R	H	RBI	BB	SO	LOB	BOTTOM																			
Don Wert, R OBP: 0.367, SLG: 0.366	K	FC5-4 E 1-2f		F4		1B BB	FC5-2-6			4	1	0	0	1	1	3																				
Jerry Lumpe, L OBP: 0.336, SLG: 0.350 Dick Tracewski, R OBP: 0.167, SLG: 0.167	K	E5		FC6 1B		SF9	F9			4	0	1	1	0	1	2																				
Norm Cash, L OBP: 0.317, SLG: 0.474	1B 3B	K		FC6 1-2f		1B BB		3-1		4	1	1	0	1	1	4																				
Al Kaline, R OBP: 0.430, SLG: 0.590	1-2 3B 1B		2B HBP		1B CS 2B	1-3 2-H	1B	L8		4	1	3	1	0	0	0																				
Willie Horton, R OBP: 0.307, SLG: 0.369	1-1H 2-H	1B 3B	1-1H	2B	2-3	CS 1B	F9	K		5	1	3	2	0	1	2																				
Don Demeter, R OBP: 0.226, SLG: 0.314	S 1B		K		K	1-2 3-H	2B E BB			3	1	1	1	1	2	3																				
Bill Freehan, R OBP: 0.295, SLG: 0.384	K		F8			BB SF9 1B	E 2B			4	2	2	0	0	1	2																				
Ray Oyler, R OBP: 0.412, SLG: 0.625 Dick McAuliffe, L OBP: 0.370, SLG: 0.400		F8		F7		F7	K			2	0	0	0	0	0	0																				
Hank Aguirre, R OBP: 0.357, SLG: 0.273 Fred Gladding, L OBP: 0.500, SLG: 0.500		FC5-4 1B		1B 2B		SF9 BB E BB	E3 CS-2-6 1B			2	0	2	0	0	0	0																				
Inning Stats	R: 3 E: 0 K: 3 S: 13	H: 4 LOB: 1 BB: 0 P: 13	R: 0 E: 1 K: 1 S: 7	H: 1 LOB: 2 BB: 0 P: 7	R: 0 E: 0 K: 1 S: 5	H: 1 LOB: 1 BB: 0 P: 6	R: 0 E: 0 K: 0 S: 5	H: 2 LOB: 2 BB: 0 P: 5	R: 0 E: 0 K: 1 S: 5	H: 2 LOB: 0 BB: 0 P: 5	R: 3 E: 1 K: 0 S: 5	H: 2 LOB: 3 BB: 3 P: 17	R: 2 E: 1 K: 1 S: 7	H: 2 LOB: 1 BB: 1 P: 11	R: 0 E: 0 K: 1 S: 5	H: 0 LOB: 0 BB: 0 P: 5	1B: 9 2B: 4 3B: 1 HR: 0	SF: 1 SAC: 0 DP: 0 HBP: 1	WP: 0 PA: 41 PB: 0 SB: 2 CS: 2																	
PITCHER	IP	WLS	BF	H	R	ER	SO	BB	IBB	HBP	BLK	WP	HR	S	P	ERA	WHIP	PITCHER		IP	WLS	BF	H	R	ER	SO	BB	IBB	HBP	BLK	WP	HR	S	P	ERA	WHIP
Tommy John, L ERA: 2.22	2.1		14	6	3	3	4	0	0	1	0	0	0	8	8	0.00	1.500																			
Bruce Howard, R ERA: 6.14	1.1		6	2	0	0	1	0	0	0	0	0	0	8	8	0.00	1.500																			
Jack Lamabe, R ERA: 4.5	1.2		7	3	2	2	1	1	0	0	0	0	0	8	12	10.80	2.400																			
Eddie Fisher, R ERA: 2.61	1.0	L	9	3	3	2	1	3	0	0	0	0	0	8	20	18.00	6.000																			
Bob Locker, R ERA: 1.11	1.2		5	0	0	0	1	0	0	0	0	0	0	7	7	0.00	0.000																			

Chicago White Sox @ Detroit Tigers  
Tiger Stadium, Detroit, MI  
Sun May 15 1966, 4:33 AM EDT  
Att: 13,602 - Unknown

livebaseballscorecards.com

AB 35  
R 8  
H 14  
RBI 6  
BB 4  
SO 8  
LOB 19





Batter	1	2	3	4	5	6	7	8	9	AB	R	H	RBI	BB	SO	LOB	TOP		
<b>Don Buford, S</b> OBP: 0.299, SLG: 0.311 (1, 4)	G3		F9				6-3			4	0	1	0	0	0	1			
<b>Floyd Robinson, L</b> OBP: 0.402, SLG: 0.506 (1, 9)	4-3			5-3	6-3			HR		3	1	1	1	1	0	2			
<b>Tommie Agee, R</b> OBP: 0.362, SLG: 0.410 (1, 8)	K			K				F4		4	1	1	0	0	2	1			
<b>John Romano, R</b> OBP: 0.519, SLG: 0.595 (1, 2)		F9						L5		4	1	2	2	0	0	0			
<b>Gene Freese, R</b> OBP: 0.310, SLG: 0.436 (1, 5)	F7			5-3	6-3			5-3		4	0	0	0	0	0	2			
<b>Bill Skowron, R</b> OBP: 0.280, SLG: 0.362 (1, 3)	K			4-3				F8		4	0	0	0	0	2	2			
<b>Danny Cater, R</b> OBP: 0.163, SLG: 0.190 (1, 7)			K		5-3	5-3			4-3	4	0	0	0	0	1	0			
<b>Al Weis, S</b> OBP: 0.237, SLG: 0.121 (1, 6)				1-3	1-3			F7		4	0	1	0	0	1	0			
<b>Joe Horlen, R</b> OBP: 0.290, SLG: 0.280 (3, PH)				1-3				F8		0	0	0	0	0	0	0			
<b>Ken Berry, R</b> OBP: 0.200, SLG: 0.200 (3, PH)										1	0	0	0	0	0	1			
<b>Dennis Higgins, R</b> OBP: 0.200, SLG: 0.200 (3, PH)										1	0	0	0	0	0	0			
<b>Jack Lamabe, R</b> OBP: 0.368, SLG: 0.368 (5, PH)										0	0	0	0	0	0	0			
<b>Jerry McNettney, R</b> OBP: 0.389, SLG: 0.313 (7, PH)										1	0	0	0	0	0	0			
<b>Eddie Fisher, R</b> OBP: 0.389, SLG: 0.313 (7, PH)										0	0	0	0	0	0	0			
<b>Inning Stats</b>	R: 0 E: 0 K: 1 S: 5	H: 0 LOB: 0 BB: 0 P: 5	R: 0 E: 0 K: 1 S: 5	H: 0 LOB: 0 BB: 0 P: 5	R: 0 E: 0 K: 1 S: 6	H: 1 LOB: 1 BB: 0 P: 6	R: 0 E: 0 K: 1 S: 6	H: 1 LOB: 2 BB: 0 P: 10	R: 0 E: 0 K: 0 S: 5	H: 2 LOB: 2 BB: 0 P: 5	R: 0 E: 0 K: 0 S: 3	H: 0 LOB: 0 BB: 0 P: 3	R: 1 E: 0 K: 0 S: 4	H: 1 LOB: 0 BB: 0 P: 4	R: 0 E: 0 K: 2 S: 7	H: 0 LOB: 0 BB: 0 P: 7	1B: 5 2B: 0 3B: 0 HR: 2	SF: 0 SAC: 0 DP: 0 HBP: 0	WP: 0 PA: 35 CS: 0
<b>PITCHER</b> <b>Jim Kaat, L</b> ERA: 2.92 (1, 1)	IP: 9.0 WLS: W BF: 35 H: 7 R: 3 ER: 3 SO: 6 BB: 1 IBB: 0 HBP: 0 BLK: 0 WP: 0 HR: 2 S: 46 P: 50 ERA: 3.00 WHIP: 0.889											<b>PITCHER</b>	IP: 9.0 WLS: W BF: 35 H: 7 R: 3 ER: 3 SO: 6 BB: 1 IBB: 0 HBP: 0 BLK: 0 WP: 0 HR: 2 S: 46 P: 50 ERA: 3.00 WHIP: 0.889						

Chicago White Sox @ Minnesota Twins  
Metropolitan Stadium, Bloomington, MI  
Tue May 17 1966, 8:05 PM EDT  
Att: 13,457 - Unknown - 64 F

AB 34  
R 3  
H 7  
RBI 3  
BB 1  
SO 6  
LOB 9



Batter	1	2	3	4	5	6	7	8	9	AB	R	H	RBI	BB	SO	LOB	BOTTOM		
<b>Zoilo Versalles, R</b> OBP: 0.264, SLG: 0.402 (1, 6)	HR			K		F3		F8		5	2	2	1	0	1	0			
<b>Cesar Tovar, R</b> OBP: 0.385, SLG: 0.413 (1, 8)	HR			F9		F3				4	1	1	0	0	1	0			
<b>Tony Oliva, L</b> OBP: 0.449, SLG: 0.802 (1, 9)	HR									4	3	3	4	0	0	0			
<b>Bob Allison, R</b> OBP: 0.204, SLG: 0.320 (1, 7)	1-3			F8						4	1	1	0	0	1	0			
<b>Jimmie Hall, L</b> OBP: 0.185, SLG: 0.184 (8, 7)						WP	SF8			0	0	0	0	0	0	0			
<b>Rich Rollins, R</b> OBP: 0.393, SLG: 0.400 (1, 5)	L5			1B	6-3	SF8				2	0	1	1	1	0	0			
<b>Harmon Killebrew, R</b> OBP: 0.356, SLG: 0.352 (1, 3)										3	0	0	0	1	0	3			
<b>Don Mincher, L</b> OBP: 0.349, SLG: 0.352 (8, 3)										0	0	0	0	0	0	0			
<b>Bernie Allen, L</b> OBP: 0.340, SLG: 0.395 (1, 4)	4-3									4	0	2	1	0	0	1			
<b>Jerry Zimmerman, R</b> OBP: 0.444, SLG: 0.357 (1, 2)			K							4	0	0	0	0	3	3			
<b>Jim Kaat, L</b> OBP: 0.250, SLG: 0.333 (1, 1)	3-1									4	1	1	1	0	0	0			
<b>Inning Stats</b>	R: 3 E: 0 K: 0 S: 6	H: 3 LOB: 1 BB: 1 P: 10	R: 1 E: 0 K: 2 S: 8	H: 1 LOB: 0 BB: 0 P: 8	R: 1 E: 0 K: 1 S: 8	H: 3 LOB: 2 BB: 0 P: 8	R: 0 E: 0 K: 1 S: 5	H: 0 LOB: 0 BB: 0 P: 5	R: 2 E: 0 K: 0 S: 6	H: 3 LOB: 1 BB: 0 P: 6	R: 0 E: 0 K: 0 S: 3	H: 0 LOB: 0 BB: 0 P: 3	R: 0 E: 0 K: 1 S: 5	H: 0 LOB: 1 BB: 1 P: 9	R: 1 E: 0 K: 1 S: 6	H: 1 LOB: 0 BB: 0 P: 6	1B: 6 2B: 1 3B: 0 HR: 4	SF: 1 SAC: 0 DP: 0 HBP: 0	WP: 1 PA: 37 CS: 0
<b>PITCHER</b> <b>Joe Horlen, R</b> ERA: 3.35 (1, 1)	IP: 2.0 WLS: L BF: 11 H: 4 R: 4 ER: 4 SO: 2 BB: 1 IBB: 0 HBP: 0 BLK: 0 WP: 1 HR: 1 S: 18 P: 18 ERA: 10.12 WHIP: 2.500											<b>PITCHER</b>	IP: 2.0 WLS: L BF: 11 H: 4 R: 4 ER: 4 SO: 2 BB: 1 IBB: 0 HBP: 0 BLK: 0 WP: 1 HR: 1 S: 18 P: 18 ERA: 10.12 WHIP: 2.500						
<b>Dennis Higgins, R</b> ERA: 2.51 (3, 1)	2.2 4 6 3 3 2 0 0 0 0 0 1 1 18 18 10.12 2.250											<b>PITCHER</b>	IP: 2.2 WLS: L BF: 14 H: 6 R: 3 ER: 3 SO: 2 BB: 0 IBB: 0 HBP: 0 BLK: 0 WP: 1 HR: 1 S: 18 P: 18 10.12 2.250						
<b>Jack Lamabe, R</b> ERA: 3.68 (5, 1)	1.1 4 0 0 0 0 0 0 0 0 0 0 0 4 4 0.00 0.000											<b>PITCHER</b>	IP: 1.1 WLS: L BF: 4 H: 0 R: 0 ER: 0 SO: 0 BB: 0 IBB: 0 HBP: 0 BLK: 0 WP: 0 HR: 0 S: 4 P: 4 0.00 0.000						
<b>Eddie Fisher, R</b> ERA: 2.78 (7, 1)	2.0 8 1 1 1 2 1 0 0 0 0 0 1 11 4.50 1.000											<b>PITCHER</b>	IP: 2.0 WLS: L BF: 8 H: 1 R: 1 ER: 1 SO: 2 BB: 1 IBB: 0 HBP: 0 BLK: 0 WP: 0 HR: 0 S: 11 P: 15 4.50 1.000						

Chicago White Sox @ Minnesota Twins  
Metropolitan Stadium, Bloomington, MI  
Tue May 17 1966, 8:05 PM EDT  
Att: 13,457 - Unknown - 64 F

AB 34  
R 8  
H 11  
RBI 8  
BB 2  
SO 6  
LOB 7






Batter	1	2	3	4	5	6	7	8	9	AB	R	H	RBI	BB	SO	LOB	TOP					
<b>Tommie Agee, R</b> OBP: 0.350, SLG: 0.398 (1, 8)	0-0 6-3		0-0 SF7			0-0 F5			0-0 F8	3	0	0	1	0	0	0	<b>Chicago White Sox @ Minnesota Twins</b> Metropolitan Stadium, Bloomington, MI Wed May 18 1966, 8:05 PM EDT Att: 13,196 - Unknown - 65 F					
<b>Don Buford, S</b> OBP: 0.289, SLG: 0.300 (1, 4)	0-0 4-3		0-0 F2			0-0 F8			0-0 1-3	4	0	0	0	0	0	1						
<b>Floyd Robinson, L</b> OBP: 0.396, SLG: 0.495 (1, 9)	0-0 L4			0-0 F7			0-3 K		0-0 1B	4	0	1	0	0	1	0						
<b>John Romano, R</b> OBP: 0.483, SLG: 0.537 (1, 2)		0-0 F7		0-3 K			0-0 F8		0-0 1-3	4	0	0	0	0	1	1						
<b>Tom McCraw, L</b> OBP: 0.309, SLG: 0.328 (1, 3)		0-0 L6		4-0 CS BB			0-0 1-3			2	0	0	0	1	0	0						
<b>Pete Ward, L</b> OBP: 0.241, SLG: 0.211 (1, 7)		0-0 F7		0-0 CS	0-3 K			0-0 G3		3	0	0	0	0	1	0						
<b>Gene Freese, R</b> OBP: 0.333, SLG: 0.452 (1, 5)			0-0 FC6-4 1B		0-3 K			0-0 1B		3	0	2	0	0	1	0						
<b>Al Weis, S</b> OBP: 0.220, SLG: 0.111 (1, 6)			0-0 FC6-4 1B SF7		0-3 K			0-3 K		3	1	0	0	0	2	2						
<b>Gary Peters, L</b> OBP: 0.250, SLG: 0.400 (1, 1)			0-0 SF7 1B			0-0 F8		0-0 1-3		2	0	1	0	0	0	0						
<b>Smoky Burgess, L</b> (8, PH) OBP: 0.267, SLG: 0.214										1	0	0	0	0	0	1						
<b>Bruce Howard, S</b> (8, 1)										0	0	0	0	0	0	0						
<b>Inning Stats</b>	R: 0 E: 0 K: 0 S: 3	H: 0 LOB: 0 BB: 0 P: 3	R: 0 E: 0 K: 0 S: 3	H: 0 LOB: 0 BB: 0 P: 3	R: 1 E: 0 K: 0 S: 5	H: 2 LOB: 1 BB: 0 P: 5	R: 0 E: 0 K: 1 S: 4	H: 0 LOB: 0 BB: 1 P: 8	R: 0 E: 0 K: 3 S: 9	H: 0 LOB: 0 BB: 0 P: 9	R: 0 E: 0 K: 0 S: 3	H: 0 LOB: 0 BB: 0 P: 3	R: 0 E: 0 K: 1 S: 5	H: 0 LOB: 0 BB: 0 P: 5	R: 0 E: 0 K: 1 S: 6	H: 1 LOB: 1 BB: 0 P: 6	R: 0 E: 0 K: 0 S: 4	H: 1 LOB: 1 BB: 0 P: 4	1B: 4 2B: 0 3B: 0 HR: 0	SF: 1 SAC: 0 DP: 0 HBP: 0	WP: 0 PB: 0 SB: 0 CS: 1	PA: 32
<b>PITCHER</b> <b>Mudcat Grant, R</b> ERA: 2.41 (1, 1)	IP: 9.0 WLS: W BF: 31 H: 4 R: 1 ER: 1 SO: 6 BB: 1 IBB: 0 HBP: 0 BLK: 0 WP: 0 HR: 0 S: 42 P: 46 ERA: 1.00 WHIP: 0.556															<b>PITCHER</b>						

Batter	1	2	3	4	5	6	7	8	9	AB	R	H	RBI	BB	SO	LOB	BOTTOM			
<b>Zoilo Versalles, R</b> OBP: 0.253, SLG: 0.385 (1, 6)	0-3 K	0-3 K			0-3 K		0-3 K			4	0	0	0	0	4	2	<b>Chicago White Sox @ Minnesota Twins</b> Metropolitan Stadium, Bloomington, MI Wed May 18 1966, 8:05 PM EDT Att: 13,196 - Unknown - 65 F			
<b>Cesar Tovar, R</b> OBP: 0.397, SLG: 0.440 (1, 8)	0-0 FC6-4 1B		0-0 F8		0-0 E5 BB BB		0-0 HR 2B			4	1	2	0	0	0	1				
<b>Tony Oliva, L</b> OBP: 0.431, SLG: 0.768 (1, 9)	0-0 FC6-4 HR		0-0 F9		0-0 F2		0-0 F9			4	1	0	0	0	0	4				
<b>Harmon Killebrew, R</b> OBP: 0.371, SLG: 0.389 (1, 3) (5, 5)	0-0 HR		0-0 F8		4-0 BB BB		4-0 HR IBB			2	2	1	2	2	0	0				
<b>Rich Rollins, R</b> OBP: 0.400, SLG: 0.385 (1, 5)	4-0 BB			0-0 5-3	4-0 BB BB		0-0 HR			1	0	0	0	1	0	0				
<b>Don Mincher, L</b> OBP: 0.366, SLG: 0.418 (5, 3)					1-2 2-3 3-H BB		1-H 2-H HR			1	1	1	4	1	0	0				
<b>Andy Kosco, R</b> OBP: 0.222, SLG: 0.250 (1, 7)	0-0 L7			0-0 F2	0-0 1-3		0-3 K			4	0	0	0	0	1	4				
<b>Earl Batley, R</b> OBP: 0.342, SLG: 0.324 (1, 2)		0-0 6-3			0-0 F9		0-3 K		0-0 L8	4	0	0	0	0	1	0				
<b>Jerry Zimmerman, R</b> OBP: 0.444, SLG: 0.357 (9, 2)										0	0	0	0	0	0	0				
<b>Bernie Allen, L</b> OBP: 0.337, SLG: 0.400 (1, 4)		0-0 G3			0-0 E 2B		0-3 K		0-0 F3	4	1	1	0	0	1	0				
<b>Mudcat Grant, R</b> OBP: 0.176, SLG: 0.294 (1, 1)					0-0 E8 BB BB 1B		0-0 F6		0-0 F2	4	1	2	1	0	0	0				
<b>Inning Stats</b>	R: 2 E: 0 K: 1 S: 7	H: 2 LOB: 1 BB: 1 P: 11	R: 0 E: 0 K: 1 S: 6	H: 1 LOB: 0 BB: 0 P: 6	R: 0 E: 0 K: 0 S: 3	H: 0 LOB: 0 BB: 0 P: 3	R: 0 E: 0 K: 0 S: 3	H: 0 LOB: 0 BB: 0 P: 3	R: 2 E: 2 K: 1 S: 8	H: 2 LOB: 3 BB: 2 P: 16	R: 0 E: 0 K: 2 S: 7	H: 0 LOB: 0 BB: 0 P: 7	R: 3 E: 0 K: 2 S: 9	H: 2 LOB: 0 BB: 1 P: 13	R: 0 E: 0 K: 0 S: 3	H: 0 LOB: 0 BB: 0 P: 3	1B: 2 2B: 3 3B: 0 HR: 2	SF: 0 SAC: 0 DP: 0 HBP: 0	WP: 0 PB: 0 SB: 0 CS: 0	PA: 36
<b>PITCHER</b> <b>Gary Peters, L</b> ERA: 2.39 (1, 1)	IP: 7.0 WLS: L BF: 33 H: 7 R: 7 ER: 6 SO: 7 BB: 3 IBB: 1 HBP: 0 BLK: 0 WP: 0 HR: 2 S: 43 P: 59 ERA: 7.71 WHIP: 1.429															<b>PITCHER</b>				
<b>Bruce Howard, R</b> ERA: 5.4 (8, 1)	IP: 1.0 WLS: L BF: 3 H: 0 R: 0 ER: 0 SO: 0 BB: 0 IBB: 0 HBP: 0 BLK: 0 WP: 0 HR: 0 S: 3 P: 3 ERA: 0.00 WHIP: 0.000															<b>PITCHER</b>				

**AB 29**  
**R 1**  
**H 4**  
**RBI 1**  
**BB 1**  
**SO 6**  
**LOB 5**



**AB 32**  
**R 7**  
**H 7**  
**RBI 7**  
**BB 4**  
**SO 7**  
**LOB 11**






Batter	1	2	3	4	5	6	7	8	9	10	AB	R	H	RBI	BB	SO	LOB		
Don Buford, S OBP: 0.286, SLG: 0.322 (1, 4)	F8		F3			HR		K		4-3	5	1	1	1	0	1	0		
Tom McCraw, L OBP: 0.288, SLG: 0.303 (1, 3) (4, 7) (8, 3)	F5		F8			F7		E1		L9	5	0	0	0	0	0	0		
Gene Freese, R OBP: 0.320, SLG: 0.413 (1, 5)	BB		F6			F1		FC5-4		F6	4	0	0	0	1	0	1		
Floyd Robinson, L OBP: 0.365, SLG: 0.479 Ken Berry, R OBP: 0.243, SLG: 0.278 (1, 9) (6, 9)	G3		K			F7		L4			3	0	0	0	0	1	1		
Pete Ward, L OBP: 0.247, SLG: 0.219 Bill Skowron, R OBP: 0.276, SLG: 0.357 Danny Cater, R OBP: 0.159, SLG: 0.186 (1, 7) (4, 3) (8, 7)	HR		K			6-3		F3			2	1	1	0	0	1	0		
Tommie Agee, R OBP: 0.325, SLG: 0.396 (1, 8)	F7		F5			1-3		BB		FC3-8	3	0	1	0	1	0	1		
J.C. Martin, L OBP: 0.354, SLG: 0.372 (1, 2)	HR					1-3		FC3-6		1B	4	1	1	2	0	0	2		
Al Weis, S OBP: 0.267, SLG: 0.132 (1, 6)	G4-6-3		K			1-2		1B		1B	2	0	1	0	1	1	0		
John Buzhardt, R Bob Locker, S (1, 1) (7, 1)	G4-6-3		K			IBB		1B		5-3	3	0	0	0	0	2	3		
Inning Stats	R: 0 E: 0 K: 0 S: 3	H: 0 LOB: 1 BB: 1 P: 7	R: 2 E: 0 K: 0 S: 4	H: 2 LOB: 0 BB: 0 P: 5	R: 0 E: 0 K: 0 S: 3	H: 0 LOB: 0 BB: 0 P: 3	R: 0 E: 0 K: 2 S: 7	H: 0 LOB: 0 BB: 0 P: 7	R: 1 E: 0 K: 1 S: 5	H: 1 LOB: 2 BB: 2 P: 13	R: 0 E: 0 K: 1 S: 6	H: 0 LOB: 1 BB: 0 P: 6	R: 0 E: 0 K: 0 S: 5	H: 2 LOB: 2 BB: 0 P: 5	R: 0 E: 0 K: 0 S: 3	H: 0 LOB: 0 BB: 0 P: 3	1B: 3 2B: 0 3B: 0 HR: 2	SF: 0 SAC: 0 DP: 1 HBP: 1	
PITCHER	IP	WLS	BF	H	R	ER	SO	BB	IBB	HBP	BLK	WP	HR	S	P	ERA	WHIP		
Jim Perry, R ERA: 2.31 Jim Merritt, L ERA: 3.92 Al Worthington, R ERA: 1.76 Johnny Kippstein, R ERA:	3.0	12	2	2	0	0	1	0	1	0	0	0	1	10	15	6.00	1.000		
	4.0	15	1	1	5	1	1	0	0	0	0	0	1	23	31	2.25	0.500		
	2.0	9	2	0	1	0	0	0	0	0	0	0	0	11	11	0.00	1.000		
	1.0	W	3	0	0	0	0	0	0	0	0	0	0	3	3	0.00	0.000		

**TOP**

**Chicago White Sox @ Minnesota Twins**  
Metropolitan Stadium, Bloomington, MI  
Thu May 19 1966, 4:33 AM EDT  
Att: 9,861 - Unknown

AB 35  
R 3  
H 5  
RBI 3  
BB 3  
SO 6  
LOB 11




WP: 0 PA: 39  
PB: 0  
SB: 0  
CS: 0

Batter	1	2	3	4	5	6	7	8	9	10	AB	R	H	RBI	BB	SO	LOB		
Zoilo Versalles, R OBP: 0.250, SLG: 0.375 (1, 6)	F3		F8			F3		L4		2B	5	1	1	0	0	0	3		
Cesar Tovar, R OBP: 0.365, SLG: 0.400 (1, 8)	K		F8			F6		FC4-6		K	5	0	0	0	0	2	4		
Tony Oliva, L OBP: 0.430, SLG: 0.760 (1, 9)	4-3		1B			F5		F7		2B	5	0	2	1	0	0	0		
Don Mincher, L OBP: 0.347, SLG: 0.380 (1, 3)	E4		5-3			F9		4-3			4	1	0	0	0	0	2		
Harmon Killebrew, R OBP: 0.376, SLG: 0.426 (1, 5)	SF7		5-3			3B		F9			4	1	2	0	0	0	0		
Jimmie Hall, L OBP: 0.211, SLG: 0.269 (1, 7)	SF7		1B			F8		HR			3	1	2	2	0	0	1		
Earl Battey, R OBP: 0.338, SLG: 0.319 (1, 2)	5-3		FC4-6			1B		6-3			4	0	1	0	0	0	1		
Bernie Allen, L OBP: 0.324, SLG: 0.383 (1, 4)	3-1		G3			F7		6-3			4	0	0	0	0	0	2		
Jim Perry, S ERA: 2.71, SLG: 0.480 Jim Merritt, L ERA: 3.92, SLG: 0.333 Sandy Valdespino, L OBP: 0.193, SLG: 0.220 Al Worthington, R ERA: 1.76 Russ Nixon, L ERA: 2.32 Johnny Kippstein, R ERA:	3-1		1B			FC4-6		4-3			0	0	0	0	0	0	0		
Inning Stats	R: 0 E: 0 K: 1 S: 5	H: 0 LOB: 0 BB: 0 P: 5	R: 2 E: 1 K: 0 S: 5	H: 1 LOB: 2 BB: 0 P: 5	R: 0 E: 0 K: 0 S: 4	H: 1 LOB: 1 BB: 0 P: 4	R: 0 E: 0 K: 0 S: 4	H: 1 LOB: 2 BB: 0 P: 4	R: 0 E: 0 K: 0 S: 3	H: 0 LOB: 0 BB: 0 P: 3	R: 1 E: 0 K: 0 S: 4	H: 1 LOB: 0 BB: 0 P: 4	R: 1 E: 0 K: 1 S: 5	H: 2 LOB: 1 BB: 0 P: 5	1B: 5 2B: 2 3B: 1 HR: 1	SF: 1 SAC: 0 DP: 0 HBP: 1			
PITCHER	IP	WLS	BF	H	R	ER	SO	BB	IBB	HBP	BLK	WP	HR	S	P	ERA	WHIP		
John Buzhardt, R ERA: 2.41 Bob Locker, R ERA: 1.65	6.1	27	6	2	0	1	0	0	0	0	0	0	1	28	29	0.00	0.947		
	3.0	L	3	2	2	1	0	0	0	0	0	0	1	14	14	6.00	1.000		

**BOTTOM**

**Chicago White Sox @ Minnesota Twins**  
Metropolitan Stadium, Bloomington, MI  
Thu May 19 1966, 4:33 AM EDT  
Att: 9,861 - Unknown

AB 37  
R 4  
H 9  
RBI 3  
BB 0  
SO 2  
LOB 13



WP: 0 PA: 39  
PB: 1  
SB: 1  
CS: 0



Batter	1	2	3	4	5	6	7	8	9	AB	R	H	RBI	BB	SO	LOB	TOP				
Dick Howser, R OBP: 0.333, SLG: 0.327 (1, 6)	1-3	SH3-4			K				5-3	4	0	1	0	0	1	0	<b>Cleveland Indians @ Chicago White Sox</b> Comiskey Park, Chicago, IL Fri May 20 1966, 8:05 PM EDT Att: 16,530 - Unknown				
Max Alvis, R OBP: 0.350, SLG: 0.355 (1, 5)	F	F7			BB				5-3	5	1	2	0	0	0	2					
Chico Salmon, R OBP: 0.333, SLG: 0.545 (1, 7)	K				K					4	0	1	0	0	2	2					
Rocky Colavito, R OBP: 0.284, SLG: 0.346 (1, 9)	E5				K					3	1	0	0	1	1	3					
Fred Whitfield, L OBP: 0.266, SLG: 0.378 (1, 3)					K					4	1	1	1	0	1	3					
Jim Landis, R OBP: 0.455, SLG: 0.500 (1, 8)					K					3	0	1	2	0	1	0					
Pedro Gonzalez, R OBP: 0.245, SLG: 0.262 (1, 4)	F4				K2-3					4	0	1	0	0	1	2					
Joe Azcue, R OBP: 0.367, SLG: 0.296 (1, 2)					6-3					4	0	0	0	0	0	2					
Gary Bell, R OBP: 0.250, SLG: 0.143 (1, 1)					K					4	0	1	0	0	1	1					
<b>Inning Stats</b>	R: 3 E: 1 K: 1 S: 9	H: 3 LOB: 1 BB: 0 P: 9	R: 0 E: 0 K: 0 S: 4	H: 1 LOB: 1 BB: 0 P: 4	R: 0 E: 0 K: 3 S: 9	H: 0 LOB: 0 BB: 0 P: 9	R: 0 E: 0 K: 2 S: 7	H: 0 LOB: 0 BB: 0 P: 7	R: 0 E: 0 K: 2 S: 9	H: 2 LOB: 3 BB: 1 P: 13	R: 0 E: 0 K: 0 S: 3	H: 0 LOB: 1 BB: 0 P: 4	R: 0 E: 1 K: 0 S: 4	H: 1 LOB: 1 BB: 0 P: 4	R: 0 E: 0 K: 0 S: 3	H: 0 LOB: 0 BB: 0 P: 3	1B: 7 2B: 0 3B: 1 HR: 0	SF: 0 SAC: 1 DP: 0 HBP: 1	WP: 0 PB: 0 SB: 0 CS: 1	PA: 38	
<b>PITCHER</b>	IP	WLS	BF	H	R	ER	SO	BB	IBB	HBP	BLK	WP	HR	S	P	ERA	WHIP				
Tommy John, L ERA: 1.92 (1, 1)	7.0	L	31	7	3	0	8	1	0	1	0	0	0	45	50	0.00	1.143				
Eddie Fisher, R ERA: 2.55 (8, 1)	2.0		7	1	0	0	0	0	0	0	0	0	0	7	7	0.00	0.500				

AB 35  
R 3  
H 8  
RBI 3  
BB 1  
SO 8  
LOB 15



Batter	1	2	3	4	5	6	7	8	9	AB	R	H	RBI	BB	SO	LOB	BOTTOM				
Tommie Agee, R OBP: 0.344, SLG: 0.382 (1, 8)	F4		FC5-2-5-2		F5		K			4	0	0	0	0	1	3	<b>Cleveland Indians @ Chicago White Sox</b> Comiskey Park, Chicago, IL Fri May 20 1966, 8:05 PM EDT Att: 16,530 - Unknown				
Don Buford, S OBP: 0.277, SLG: 0.311 (1, 4)	F8		K		L6					4	0	0	0	0	1	3					
Floyd Robinson, L OBP: 0.389, SLG: 0.490 (1, 9)	K		FC6-4							4	1	2	1	0	1	0					
John Romano, R OBP: 0.484, SLG: 0.533 (1, 2)			FC6-4							4	0	2	0	0	0	3					
Joe Horlen, R (8, PR)										0	0	0	0	0	0	0					
Jerry McNertney, R OBP: 0.389, SLG: 0.313 (9, 2)										0	0	0	0	0	0	0					
Tom McCraw, L OBP: 0.299, SLG: 0.304 (1, 7)										3	0	1	0	1	0	2					
Gene Freese, R OBP: 0.315, SLG: 0.400 (1, 5)										4	0	1	1	0	0	3					
Bill Skowron, R OBP: 0.263, SLG: 0.338 (1, 3)										4	0	0	0	0	2	2					
Al Weis, S OBP: 0.265, SLG: 0.143 (1, 6)										4	0	1	0	0	0	0					
Tommy John, R OBP: 0.200, SLG: 0.400 (1, 1)										1	1	1	0	0	0	0					
Smoky Burgess, L OBP: 0.250, SLG: 0.200 (7, PH)										1	0	0	0	0	0	0					
Eddie Fisher, R (8, 1)										0	0	0	0	0	0	0					
<b>Inning Stats</b>	R: 0 E: 0 K: 1 S: 5	H: 0 LOB: 0 BB: 0 P: 5	R: 0 E: 0 K: 0 S: 4	H: 2 LOB: 1 BB: 0 P: 4	R: 1 E: 1 K: 1 S: 8	H: 2 LOB: 2 BB: 0 P: 8	R: 0 E: 0 K: 1 S: 4	H: 0 LOB: 0 BB: 1 P: 8	R: 0 E: 0 K: 1 S: 7	H: 1 LOB: 1 BB: 0 P: 7	R: 0 E: 0 K: 1 S: 5	H: 0 LOB: 0 BB: 0 P: 5	R: 0 E: 0 K: 0 S: 4	H: 1 LOB: 1 BB: 0 P: 4	R: 0 E: 0 K: 0 S: 3	H: 0 LOB: 0 BB: 0 P: 3	1B: 7 2B: 1 3B: 0 HR: 0	SF: 0 SAC: 1 DP: 1 HBP: 0	WP: 0 PB: 0 SB: 0 CS: 0	PA: 35	
<b>PITCHER</b>	IP	WLS	BF	H	R	ER	SO	BB	IBB	HBP	BLK	WP	HR	S	P	ERA	WHIP				
Gary Bell, R ERA: 2.38 (1, 1)	9.0	W	35	8	2	1	5	1	0	0	0	0	0	44	48	1.00	1.000				





Batter	1	2	3	4	5	6	7	8	9	AB	R	H	RBI	BB	SO	LOB	TOP			
Dick Howser, R OBP: 0.344, SLG: 0.357 (1, 6)	0-0 4-3 2B		0-0 FC5-4 1B		0-0 8-3		0-0 F4			4	0	2	0	0	0	2				
Max Alvis, R OBP: 0.346, SLG: 0.345 Steve Hargan, R (7, 1)	0-0 F5		0-0 FC5-4 1-2			4-0 1B E BB	0-3 K			3	1	0	0	1	1	3				
Leon Wagner, L OBP: 0.313, SLG: 0.333 (1, 7)	0-0 4-3 2-3			0-0 5-3 BB 1B		0-0 F9 1B		0-0 4-3		4	1	2	0	0	0	1				
Rocky Colavito, R OBP: 0.283, SLG: 0.353 (1, 9)	0-0 1-3			0-0 F7		0-0 F9		0-0 1B 2B		4	0	1	0	0	0	3				
Chico Salmon, R OBP: 0.375, SLG: 0.500 (7, 5)		0-0 F8		4-0 5-3 BB		0-0 K		0-0 1B 2B		3	0	1	0	1	1	1				
Jim Landis, R OBP: 0.432, SLG: 0.467 (1, 8)	0-0 F8			0-0 5-3		0-0 FC6-4 1B		0-3 K2-3-2 1B		4	0	1	1	0	1	4				
Pedro Gonzalez, R OBP: 0.237, SLG: 0.252 (1, 4)	0-0 6-3			0-0 6-3		0-0 FC6-4 1-2		0-0 6-3		4	0	0	0	0	0	3				
Del Crandall, R OBP: 0.367, SLG: 0.423 Duke Sims, L OBP: 0.347, SLG: 0.581 (7, PH) (7, 2)			0-3 K		0-0 8-3 1B		1-0 HBP		0-3 K	2	0	1	0	0	1	0				
Sam McDowell, L OBP: 0.263, SLG: 0.263 Tom Kelley, R OBP: 0.296, SLG: 0.222 Don McMahon, R OBP: 0.226, SLG: 0.270 (5, PH) (5, 1) (7, PH) (7, 3)			0-0 F8		0-0 F8		0-0 F8		0-3 K	0	0	0	0	0	0	0				
<b>Inning Stats</b>	R: 0 E: 0 K: 0 S: 4	H: 1 LOB: 1 BB: 0 P: 4	R: 0 E: 0 K: 0 S: 3	H: 0 LOB: 0 BB: 0 P: 3	R: 0 E: 0 K: 1 S: 6	H: 1 LOB: 1 BB: 0 P: 6	R: 0 E: 0 K: 0 S: 4	H: 1 LOB: 2 BB: 1 P: 8	R: 0 E: 0 K: 1 S: 7	H: 2 LOB: 1 BB: 0 P: 11	R: 0 E: 0 K: 1 S: 5	H: 0 LOB: 1 BB: 0 P: 6	R: 0 E: 0 K: 1 S: 6	H: 2 LOB: 2 BB: 0 P: 6	R: 0 E: 0 K: 2 S: 7	H: 0 LOB: 0 BB: 0 P: 7	1B: 6 2B: 4 3B: 0 HR: 0	SF: 0 SAC: 0 DP: 2 HBP: 1	WP: 0 PB: 0 SB: 0 CS: 0	PA: 36
<b>PITCHER</b>	IP WLS BF H R ER SO BB IBB HBP BLK WP HR S P ERA WHIP	IP WLS BF H R ER SO BB IBB HBP BLK WP HR S P ERA WHIP																		
Juan Pizarro, L ERA: 1.76 (1, 1)	5.2 W 24 6 2 1 2 2 0 0 0 0 0 0 26 34 1.59 1.412	3.1 S 12 2 0 0 4 0 0 1 0 0 0 0 19 20 0.00 0.600																		
Bob Locker, R ERA: 1.47 (6, 1)																				

Cleveland Indians @ Chicago White Sox  
Comiskey Park, Chicago, IL  
Sat May 21 1966, 4:33 AM EDT  
Att: 8,646 - Unknown

AB	33
R	2
H	8
RBI	1
BB	2
SO	6
LOB	19



Batter	1	2	3	4	5	6	7	8	9	AB	R	H	RBI	BB	SO	LOB	BOTTOM	
Al Weis, S OBP: 0.296, SLG: 0.156 (1, 6)	0-0 1B BB		0-0 E2 1B			0-0 6-3		0-3 K		3	1	1	1	2	1	1		
Don Buford, S OBP: 0.281, SLG: 0.309 (1, 4)	0-0 1B K		4-0 2H 1B BB			0-3 K		0-0 F7		4	1	1	0	1	2	4		
Tommie Agee, R OBP: 0.338, SLG: 0.374 (1, 8)	0-0 1B 1-3 2H 1B	0-0 6-3	0-3 K			0-0 F7		0-0 1-3		5	1	1	1	0	1	3		
John Romano, R OBP: 0.485, SLG: 0.531 (1, 2)	0-0 1B 1-3 3H 1B	0-0 WP 1B		0-0 F3		0-0 5-3				4	1	2	1	0	0	0		
Gene Freese, R OBP: 0.328, SLG: 0.396 (1, 5)	4-0 BB 1B IBB	0-3 K		0-0 G5-4-3 1B		0-0 F6				3	1	1	0	1	1	1		
Danny Cater, R OBP: 0.188, SLG: 0.255 (1, 7)	0-0 BB BB 1B	0-3 K		0-0 G5-4-3 1-2		0-0 1B 3B				4	1	2	2	0	1	2		
Bill Skowron, R OBP: 0.268, SLG: 0.333 Tom McCraw, L OBP: 0.304, SLG: 0.310 (3, PR) (4, 3)	0-0 F4		4-0 SH1-3 E BB		0-0 F5		0-0 1B			1	0	0	0	1	0	2		
Floyd Robinson, L OBP: 0.376, SLG: 0.471 Ken Berry, R OBP: 0.243, SLG: 0.278 (1, 9) (8, 9)	0-0 F4		0-0 F9		0-0 5-3		0-0 4-3			4	0	0	0	0	0	4		
Juan Pizarro, L OBP: 0.333, SLG: 0.200 (1, 1) Bob Locker, S (6, 1)	4-0 1-2 2-3 BB BB		0-0 SH1-3 1-2		0-0 6-3				0-0 1B	1	0	0	0	1	0	0		
<b>Inning Stats</b>	R: 5 E: 0 K: 1 S: 9	H: 4 LOB: 3 BB: 4 P: 25	R: 0 E: 0 K: 2 S: 8	H: 1 LOB: 1 BB: 0 P: 8	R: 1 E: 1 K: 1 S: 6	H: 1 LOB: 2 BB: 2 P: 14	R: 0 E: 0 K: 0 S: 3	H: 1 LOB: 0 BB: 0 P: 3	R: 0 E: 0 K: 1 S: 5	H: 0 LOB: 0 BB: 0 P: 5	R: 1 E: 0 K: 0 S: 5	H: 2 LOB: 1 BB: 0 P: 5	R: 0 E: 0 K: 1 S: 6	H: 1 LOB: 1 BB: 0 P: 6	1B: 9 2B: 0 3B: 1 HR: 0	SF: 0 SAC: 1 DP: 1 HBP: 0	WP: 1 PB: 0 SB: 0 CS: 0	PA: 39
<b>PITCHER</b>	IP WLS BF H R ER SO BB IBB HBP BLK WP HR S P ERA WHIP	IP WLS BF H R ER SO BB IBB HBP BLK WP HR S P ERA WHIP																
Sam McDowell, L ERA: 2.2 (1, 1)	4.0 L 18 3 1 0 4 4 0 0 0 1 0 22 38 0.00 1.750	2.0 6 0 0 0 1 0 0 0 0 0 0 0 8 8 0.00 0.000																
Tom Kelley, R ERA: 2.0 (5, 1)																		
Don McMahon, R ERA: 1.29 (7, 1)																		
Steve Hargan, R ERA: 2.7 (7, 1)																		

Cleveland Indians @ Chicago White Sox  
Comiskey Park, Chicago, IL  
Sat May 21 1966, 4:33 AM EDT  
Att: 8,646 - Unknown

AB	32
R	7
H	10
RBI	6
BB	6
SO	6
LOB	17





Batter	1	2	3	4	5	6	7	8	9	AB	R	H	RBI	BB	SO	LOB	TOP								
Dick Howser, R (1, 6) OBP: 0.338, SLG: 0.350 Tony Martinez, R (8, 6) OBP: 0.333, SLG: 0.333										4	1	1	0	0	2	3	<b>Cleveland Indians @ Chicago White Sox</b> Comiskey Park, Chicago, IL Sun May 22 1966, 4:33 AM EDT Unknown								
Max Alvis, R (1, 5) OBP: 0.351, SLG: 0.359										4	2	2	0	0	1	1									
Chuck Hinton, R (1, 7) OBP: 0.307, SLG: 0.239										4	0	2	1	0	0	2									
Rocky Colavito, R (1, 9) OBP: 0.302, SLG: 0.364 Vic Davallio, L (8, 8) OBP: 0.246, SLG: 0.299										3	0	2	2	1	0	0									
Jim Landis, R (1, 8) OBP: 0.390, SLG: 0.412										4	0	0	0	0	1	4									
Chico Salmon, R (1, 3) OBP: 0.350, SLG: 0.444										4	0	1	0	0	1	2									
Pedro Gonzalez, R (1, 4) OBP: 0.229, SLG: 0.243										4	0	0	0	0	0	2									
Joe Azcue, R (1, 2) OBP: 0.412, SLG: 0.355 Del Crandall, R (9, 2) OBP: 0.397, SLG: 0.423										4	0	3	0	0	0	0									
Sonny Siebert, R (1, 1) OBP: 0.222, SLG: 0.176 Leon Wagner, L (9, PH) OBP: 0.309, SLG: 0.329 Sam McDowell, L (9, 1) OBP: 0.263, SLG: 0.263										2	0	0	0	0	1	2									
<b>Inning Stats</b>	R: 1 E: 0 K: 1 S: 7	H: 2 LOB: 1 BB: 0 P: 7	R: 0 E: 0 K: 0 S: 3	H: 0 LOB: 0 BB: 0 P: 3	R: 1 E: 0 K: 1 S: 6	H: 2 LOB: 0 BB: 0 P: 6	R: 0 E: 0 K: 2 S: 7	H: 0 LOB: 0 BB: 0 P: 7	R: 0 E: 1 K: 1 S: 6	H: 1 LOB: 1 BB: 0 P: 6	R: 0 E: 0 K: 0 S: 4	H: 1 LOB: 2 BB: 1 P: 8	R: 0 E: 0 K: 1 S: 6	H: 1 LOB: 1 BB: 0 P: 6	R: 1 E: 0 K: 0 S: 6	H: 3 LOB: 2 BB: 0 P: 6		R: 0 E: 0 K: 2 S: 7	H: 1 LOB: 0 BB: 0 P: 7	1B: 10 2B: 1 3B: 0 HR: 0	SF: 0 SAC: 1 DP: 1 HBP: 0	WP: 0 PB: 0 SB: 1 CS: 2	PA: 38		
<b>PITCHER</b>	IP	WLS	BF	H	R	ER	SO	BB	IBB	HBP	BLK	WP	HR	S	P	ERA	WHIP								
Gary Peters, L (1, 1) ERA: 2.56	0.0		1	1	1	1	0	0	0	0	0	0	0	1	1	∞	∞								
Joe Horlen, R (1, 1) ERA: 3.04	7.0		27	6	1	1	6	1	0	0	0	0	0	38	42	1.29	1.000								
Eddie Fisher, R (8, 1) ERA: 2.7	2.0	L	9	4	1	1	2	0	0	0	0	0	0	13	13	4.50	2.000								

Batter	1	2	3	4	5	6	7	8	9	AB	R	H	RBI	BB	SO	LOB	BOTTOM								
AJ Weis, S (1, 6) OBP: 0.276, SLG: 0.143										4	0	0	0	0	2	0	<b>Cleveland Indians @ Chicago White Sox</b> Comiskey Park, Chicago, IL Sun May 22 1966, 4:33 AM EDT Unknown								
Don Buford, S (1, 4) OBP: 0.288, SLG: 0.310										3	1	1	0	1	0	0									
Tommie Agee, R (1, 8) OBP: 0.350, SLG: 0.387										4	1	3	0	0	0	1									
Floyd Robinson, L (1, 9) OBP: 0.372, SLG: 0.462										4	0	1	0	0	0	2									
Tom McCraw, L (1, 3) OBP: 0.301, SLG: 0.307										4	0	1	0	0	0	3									
John Romano, R (1, 2) OBP: 0.494, SLG: 0.500 J.C. Martin, L (8, 2) OBP: 0.354, SLG: 0.372 Bill Skowron, R (9, PH) OBP: 0.295, SLG: 0.329										3	0	0	0	0	0	1									
Danny Cater, R (1, 7) OBP: 0.192, SLG: 0.255										4	0	1	0	0	0	1									
Gene Freese, R (1, 5) OBP: 0.323, SLG: 0.386										4	0	1	0	0	0	1									
Gary Peters, L (1, 1) OBP: 0.250, SLG: 0.400 Joe Horlen, R (1, 1)										0	0	0	0	0	0	0									
Smoky Burgess, L (7, PH) OBP: 0.235, SLG: 0.188 Eddie Fisher, R (8, 1)										2	0	0	0	0	0	2									
										1	0	0	0	0	0	0									
										0	0	0	0	0	0	0									
<b>Inning Stats</b>	R: 1 E: 1 K: 0 S: 5	H: 2 LOB: 1 BB: 0 P: 5	R: 0 E: 0 K: 0 S: 4	H: 1 LOB: 1 BB: 0 P: 4	R: 1 E: 1 K: 0 S: 4	H: 1 LOB: 1 BB: 1 P: 8	R: 0 E: 0 K: 0 S: 4	H: 1 LOB: 1 BB: 0 P: 4	R: 0 E: 0 K: 1 S: 5	H: 1 LOB: 0 BB: 0 P: 5	R: 0 E: 0 K: 0 S: 4	H: 1 LOB: 1 BB: 0 P: 4	R: 0 E: 1 K: 0 S: 4	H: 1 LOB: 1 BB: 0 P: 4	R: 0 E: 0 K: 0 S: 3	H: 0 LOB: 0 BB: 0 P: 3	1B: 8 2B: 0 3B: 0 HR: 0	SF: 0 SAC: 0 DP: 0 HBP: 0	WP: 0 PB: 0 SB: 0 CS: 1	PA: 35					
<b>PITCHER</b>	IP	WLS	BF	H	R	ER	SO	BB	IBB	HBP	BLK	WP	HR	S	P	ERA	WHIP								
Sonny Siebert, R (1, 1) ERA: 2.32	8.0	W	32	8	2	1	2	1	0	0	0	0	0	35	39	1.12	1.125								
Sam McDowell, L (9, 1) ERA: 2.17	1.0	S	3	0	0	0	0	0	0	0	0	0	0	3	3	0.00	0.000								



Batter	1	2	3	4	5	6	7	8	9	AB	R	H	RBI	BB	SO	LOB	TOP										
Vic Davallilo, L OBP: 0.263, SLG: 0.315 (1, 8)										4	0	3	0	0	0	2	<b>Cleveland Indians @ Chicago White Sox</b> Comiskey Park, Chicago, IL Sun May 22 1966, 4:38 AM EDT Att: 40,058 - Unknown										
Max Alvis, R OBP: 0.348, SLG: 0.355 (1, 5)										4	0	1	0	0	0	2											
Leon Wagner, L OBP: 0.306, SLG: 0.338 (1, 7)										4	1	1	0	0	1	2											
Rocky Colavito, R OBP: 0.303, SLG: 0.363 Chuck Hinton, R OBP: 0.316, SLG: 0.239 (1, 9) (7, 9)										3	1	1	0	0	1	1											
Fred Whitfield, L OBP: 0.260, SLG: 0.375 (1, 3)										4	1	1	2	0	0	0											
Duke Sims, L OBP: 0.321, SLG: 0.532 (1, 2)										4	0	0	0	0	2	2											
Chico Salmon, R OBP: 0.375, SLG: 0.455 (1, 6)										4	0	2	0	0	0	0											
Pedro Gonzalez, R OBP: 0.221, SLG: 0.235 (1, 4)										4	0	0	0	0	2	2											
John O'Donoghue, R OBP: 0.143, SLG: 0.143 (1, 1)										4	0	1	0	0	1	0											
<b>Inning Stats</b>	R: 0 E: 0 K: 1 S: 6	H: 1 LOB: 1 BB: 0 P: 6	R: 0 E: 0 K: 0 S: 3	H: 0 LOB: 0 BB: 0 P: 3	R: 0 E: 0 K: 1 S: 5	H: 1 LOB: 0 BB: 0 P: 5	R: 0 E: 0 K: 1 S: 5	H: 1 LOB: 0 BB: 0 P: 5	R: 0 E: 0 K: 2 S: 8	H: 1 LOB: 1 BB: 0 P: 8	R: 3 E: 0 K: 0 S: 8	H: 5 LOB: 2 BB: 0 P: 8	R: 1 E: 1 K: 1 S: 6	H: 0 LOB: 1 BB: 0 P: 10	R: 0 E: 0 K: 1 S: 5	H: 0 LOB: 0 BB: 0 P: 5	1B: 8 2B: 3 3B: 0 HR: 0	SF: 0 SAC: 0 DP: 2 HBP: 0	WP: 2 PB: 1 CS: 0	PA: 37							
<b>PITCHER</b>	IP	WLS	BF	H	R	ER	SO	BB	IBB	HBP	BLK	WP	HR	S	P	ERA	WHIP										
Bruce Howard, R ERA: 4.4 (1, 1)	6.0	L	22	7	2	2	5	0	0	0	0	1	0	32	32	3.00	1.167										
Jack Lamabe, R ERA: 4.32 (7, 1)	1.0		6	3	1	1	0	0	0	0	0	1	0	6	6	9.00	3.000										
Eddie Fisher, R ERA: 2.51 (8, 1)	2.0		8	0	1	0	2	1	0	0	0	0	0	11	15	0.00	0.500										

Batter	1	2	3	4	5	6	7	8	9	AB	R	H	RBI	BB	SO	LOB	BOTTOM										
Don Buford, S OBP: 0.280, SLG: 0.300 (1, 4)										4	0	0	0	0	0	0	<b>Cleveland Indians @ Chicago White Sox</b> Comiskey Park, Chicago, IL Sun May 22 1966, 4:38 AM EDT Att: 40,058 - Unknown										
Floyd Robinson, L OBP: 0.368, SLG: 0.450 (1, 9)										3	0	0	0	1	1	0											
Tommie Agee, R OBP: 0.340, SLG: 0.374 (1, 8)										4	0	0	0	0	1	1											
Bill Skowron, R OBP: 0.267, SLG: 0.329 (6, PR)										3	0	1	0	0	1	0											
Tom McCraw, L OBP: 0.298, SLG: 0.303 (7, 3)										2	1	2	0	1	0	0											
Jerry McNertney, R OBP: 0.476, SLG: 0.389 (1, 2)										3	0	0	0	0	1	4											
Danny Cater, R OBP: 0.196, SLG: 0.241 (1, 7)										3	0	0	0	0	1	4											
Gene Freese, R OBP: 0.318, SLG: 0.367 (1, 5)										3	0	0	0	1	1	5											
Al Weis, S OBP: 0.258, SLG: 0.132 (1, 6)										4	0	0	0	0	1	4											
Bruce Howard, S (1, 1)										2	0	0	0	0	0	2											
Jack Lamabe, R (7, 1)										0	0	0	0	0	0	0											
John Romano, R OBP: 0.457, SLG: 0.491 (7, PH)										1	0	0	0	0	1	0											
Eddie Fisher, R (8, 1)										0	0	0	0	0	0	0											
<b>Inning Stats</b>	R: 0 E: 0 K: 0 S: 3	H: 0 LOB: 0 BB: 0 P: 3	R: 0 E: 0 K: 2 S: 8	H: 1 LOB: 2 BB: 0 P: 9	R: 0 E: 0 K: 0 S: 3	H: 0 LOB: 1 BB: 1 P: 7	R: 1 E: 1 K: 1 S: 6	H: 0 LOB: 2 BB: 2 P: 14	R: 0 E: 0 K: 1 S: 5	H: 0 LOB: 0 BB: 0 P: 5	R: 0 E: 0 K: 1 S: 5	H: 0 LOB: 0 BB: 0 P: 5	R: 0 E: 0 K: 1 S: 5	H: 0 LOB: 0 BB: 0 P: 5	R: 0 E: 0 K: 0 S: 4	H: 1 LOB: 1 BB: 0 P: 4	1B: 3 2B: 0 3B: 0 HR: 0	SF: 0 SAC: 1 DP: 0 HBP: 1	WP: 1 PB: 0 CS: 0	PA: 35							
<b>PITCHER</b>	IP	WLS	BF	H	R	ER	SO	BB	IBB	HBP	BLK	WP	HR	S	P	ERA	WHIP										
John O'Donoghue, L ERA: (1, 1)	9.0	W	35	3	1	0	7	3	0	1	0	1	0	45	58	0.00	0.667										



Batter	1	2	3	4	5	6	7	8	9	AB	R	H	RBI	BB	SO	LOB	TOP								
Russ Snyder, L OBP: 0.345, SLG: 0.340 (1, 8)	4-3		E6 6-3	5-3			3-1			5	1	1	0	0	0	1									
Luis Aparicio, R OBP: 0.239, SLG: 0.263 (1, 6)	F9		E5 HR 1B		4-3		BB 1B	6-3		5	2	2	0	0	0	1									
Frank Robinson, R OBP: 0.468, SLG: 0.677 Paul Blair, R OBP: 0.242, SLG: 0.333 (1, 9) (9, 8)			6-3				1B BB		F2	4	0	1	1	1	0	1									
Brooks Robinson, R OBP: 0.368, SLG: 0.545 (1, 5)					6-3		1B BB		F3	4	1	2	3	0	0	0									
Curt Blefary, L OBP: 0.341, SLG: 0.517 Sam Bowens, R OBP: 0.071, SLG: 0.071 (1, 7) (9, 9)	4-3		E6 FC 1B			1B 2B				4	1	2	0	1	0	2									
Boog Powell, L OBP: 0.312, SLG: 0.377 (1, 3)		F9	FC			SH3 1B	F7			4	0	1	1	1	0	4									
Jerry Adair, R OBP: 0.282, SLG: 0.257 (1, 4)		6-3	F7			SH3 2-3	1-3		F2	4	0	0	0	0	0	6									
Andy Etchebarren, R OBP: 0.293, SLG: 0.366 (1, 2)	F4			K			F8		F8	4	0	0	0	0	1	1									
Jim Palmer, R OBP: 0.273, SLG: 0.400 Woodie Held, R OBP: 0.421, SLG: 0.400 Dick Hall, R (6, PH) (6, 1)					K		F4		6-3	2	1	1	0	0	1	0									
<b>Inning Stats</b>	R: 0 E: 0 K: 0 S: 4	H: 1 LOB: 2 BB: 0 P: 5	R: 0 E: 0 K: 0 S: 3	H: 0 LOB: 0 BB: 0 P: 3	R: 4 E: 3 K: 0 S: 8	H: 3 LOB: 1 BB: 0 P: 8	R: 0 E: 0 K: 2 S: 7	H: 0 LOB: 0 BB: 0 P: 7	R: 0 E: 0 K: 0 S: 3	H: 0 LOB: 0 BB: 0 P: 3	R: 1 E: 0 K: 0 S: 5	H: 2 LOB: 1 BB: 0 P: 5	R: 1 E: 0 K: 0 S: 5	H: 2 LOB: 2 BB: 2 P: 13	R: 0 E: 0 K: 0 S: 4	H: 1 LOB: 1 BB: 1 P: 4	R: 0 E: 0 K: 0 S: 4	H: 1 LOB: 2 BB: 1 P: 8	1B: 6 2B: 2 3B: 1 HR: 1	SF: 0 SAC: 1 DP: 0 HBP: 1	WP: 0 PB: 0 SB: 1 CS: 0	PA: 43			
<b>PITCHER</b>	IP	WLS	BF	H	R	ER	SO	BB	IBB	HBP	BLK	WP	HR	S	P	ERA	WHIP								
John Buzhardt, R ERA: 3.0 (1, 1)	2.1		13	4	4	3	0	0	0	1	0	0	1	12	13	11.57	1.714								
Jack Lamabe, R ERA: 3.75 (3, 1)	3.2	L	14	2	1	1	2	0	0	0	0	0	0	18	18	2.46	0.545								
Bob Locker, R ERA: 1.6 (7, 1)	3.0		16	4	1	1	0	1	2	0	0	0	0	13	25	3.00	1.667								

**Baltimore Orioles @ Chicago White Sox**  
Comiskey Park, Chicago, IL  
Tue May 24 1966, 8:05 PM EDT  
Att: 13,335 - Unknown

AB	38
R	6
H	10
RBI	5
BB	3
SO	2
LOB	17



Batter	1	2	3	4	5	6	7	8	9	AB	R	H	RBI	BB	SO	LOB	BOTTOM								
Don Buford, S OBP: 0.293, SLG: 0.303 (1, 4)	3-1 1B BB		1B SF9 BB				F6			2	3	1	0	2	0	0									
Tom McCraw, L OBP: 0.295, SLG: 0.300 (1, 3)	3-1				F6		F2			4	0	1	0	0	0	2									
Tommie Agee, R OBP: 0.338, SLG: 0.397 (1, 8)	K		SF9					F6		3	1	1	3	0	1	1									
Floyd Robinson, L OBP: 0.372, SLG: 0.451 (1, 9)			F8					F4		4	0	2	1	0	0	1									
Gene Freese, R OBP: 0.300, SLG: 0.344 (1, 5)	5-3			K			F8		F6	4	0	0	0	0	1	2									
Pete Ward, L OBP: 0.299, SLG: 0.213 Joe Horlen, R (9, FR) (1, 7) (9, FR)							F5		E8	2	0	0	0	2	0	0									
J.C. Martin, L OBP: 0.333, SLG: 0.348 Bob Locker, S OBP: 0.333, SLG: 0.200 Smoky Burgess, L OBP: 0.222, SLG: 0.176 (1, 2) (7, 1) (9, PH)		F8			F8		F6		F8	3	0	0	0	0	0	2									
Al Weis, S OBP: 0.246, SLG: 0.125 Bill Skowron, R OBP: 0.294, SLG: 0.325 (1, 6) (9, PH)		G5-4-3			F9		F3		1-3	3	0	0	0	0	2										
John Buzhardt, R (1, 1) Jack Lamabe, R (3, 1) John Romano, R OBP: 0.444, SLG: 0.473 (7, 2)			4-3		4-3		5-3		4-3	0	0	0	0	0	0	0									
<b>Inning Stats</b>	R: 1 E: 0 K: 1 S: 6	H: 1 LOB: 1 BB: 1 P: 10	R: 0 E: 0 K: 0 S: 2	H: 0 LOB: 1 BB: 1 P: 6	R: 1 E: 0 K: 0 S: 4	H: 1 LOB: 1 BB: 1 P: 8	R: 0 E: 0 K: 1 S: 5	H: 0 LOB: 1 BB: 1 P: 9	R: 2 E: 0 K: 0 S: 6	H: 3 LOB: 0 BB: 0 P: 6	R: 0 E: 0 K: 0 S: 3	H: 0 LOB: 0 BB: 0 P: 3	R: 0 E: 0 K: 0 S: 3	H: 0 LOB: 0 BB: 0 P: 3	R: 0 E: 1 K: 0 S: 4	H: 0 LOB: 1 BB: 0 P: 4	1B: 4 2B: 0 3B: 0 HR: 1	SF: 1 SAC: 0 DP: 1 HBP: 0	WP: 1 PB: 2 SB: 0 CS: 0	PA: 36					
<b>PITCHER</b>	IP	WLS	BF	H	R	ER	SO	BB	IBB	HBP	BLK	WP	HR	S	P	ERA	WHIP								
Jim Palmer, R ERA: 3.14 (1, 1)	5.0	W	23	5	4	4	2	4	0	0	0	0	0	23	39	7.20	1.800								
Dick Hall, R ERA: 0.83 (6, 1)	4.0	S	13	0	0	0	0	0	0	0	0	0	0	13	13	0.00	0.000								

**Baltimore Orioles @ Chicago White Sox**  
Comiskey Park, Chicago, IL  
Tue May 24 1966, 8:05 PM EDT  
Att: 13,335 - Unknown

AB	31
R	4
H	5
RBI	4
BB	4
SO	2
LOB	13









Batter	1	2	3	4	5	6	7	8	9	AB	R	H	RBI	BB	SO	LOB	TOP			
Paul Blair, R OBP: 0.238, SLG: 0.316 Russ Snyder, L OBP: 0.345, SLG: 0.327	(1, 8) X F4		(2) X F8		(1) X F6			(2) X FC4-6		2	0	0	0	0	0	0				
Luis Aparicio, R OBP: 0.238, SLG: 0.260	(1, 6) S K	(2) X K	(3) X F7		(2) X F9			(3) X 4-3		5	1	1	0	0	1	1				
Frank Robinson, R OBP: 0.454, SLG: 0.652	(1, 3) B BB				(3) X F8				(1) X F9	4	1	1	0	1	1	2				
Brooks Robinson, R OBP: 0.379, SLG: 0.540	(1, 5) B BB								(1) X E9	3	2	1	1	2	0	0				
Woodie Held, R OBP: 0.440, SLG: 0.400 Curt Blefary, L OBP: 0.338, SLG: 0.508	(1, 7) X FC6-4								(2) X F7	1	1	0	0	1	0	2				
Sam Bowens, R OBP: 0.304, SLG: 0.348										5	0	4	4	0	0	0				
Jerry Adair, R OBP: 0.298, SLG: 0.262									(3) X L6	4	0	1	1	1	1	3				
Andy Etchebarren, R OBP: 0.277, SLG: 0.345										4	0	0	0	0	1	3				
Dave McNally, R OBP: 0.150, SLG: 0.111 Eddie Watt, R OBP: 0.125, SLG: 0.125 Stu Miller, R	(1, 1) (6, 1) (9, 1)									2	0	0	0	0	0	1				
<b>Inning Stats</b>	R: 0 E: 0 K: 1 S: 5	H: 0 LOB: 2 BB: 2 P: 13	R: 0 E: 0 K: 1 S: 5	H: 0 LOB: 0 BB: 0 P: 5	R: 0 E: 0 K: 0 S: 3	H: 0 LOB: 0 BB: 0 P: 3	R: 3 E: 2 K: 0 S: 5	H: 3 LOB: 1 BB: 2 P: 13	R: 0 E: 0 K: 0 S: 4	H: 1 LOB: 2 BB: 1 P: 8	R: 4 E: 0 K: 2 S: 11	H: 4 LOB: 1 BB: 1 P: 15	R: 0 E: 1 K: 0 S: 4	H: 0 LOB: 1 BB: 0 P: 4	R: 0 E: 1 K: 0 S: 5	H: 1 LOB: 2 BB: 0 P: 5	1B: 7 2B: 2 3B: 0 HR: 0	SF: 0 SAC: 0 DP: 0 HBP: 0	WP: 0 PB: 0 SB: 1 CS: 0	PA: 43
<b>PITCHER</b>	IP WLS BF H R ER SO BB IBB HBP BLK WP HR S P ERA WHIP																			
Juan Pizarro, L ERA: 2.41	(1, 1) 3.1 L 16 3 3 2 2 3 1 0 0 0 0 0 16 32 5.40 1.800																			
Jack Lamabe, R ERA: 5.39	(4, 1) 3.1 16 4 4 4 1 2 0 0 0 0 0 0 16 24 10.80 1.800																			
Bob Locker, R ERA: 1.59	(7, 1) 0.1 2 1 0 0 1 0 0 0 0 0 0 0 4 4 0.00 3.000																			
Dennis Higgins, R ERA: 2.5	(8, 1) 2.0 9 1 0 0 0 0 0 0 0 0 0 0 9 9 0.00 0.500																			

Baltimore Orioles @ Chicago White Sox  
Comiskey Park, Chicago, IL  
Thu May 26 1966, 4:33 AM EDT  
Att: 3,814 - Unknown

AB	37
R	7
H	9
RBI	7
BB	6
SO	4
LOB	14



Batter	1	2	3	4	5	6	7	8	9	AB	R	H	RBI	BB	SO	LOB	BOTTOM					
Don Buford, S OBP: 0.290, SLG: 0.300	(1, 4) X F8									4	0	2	0	0	0	0						
Ken Berry, R OBP: 0.222, SLG: 0.250	(1, 7) X 1B									4	0	1	0	0	0	2						
Tommie Agee, R OBP: 0.333, SLG: 0.388	(1, 8) X 1B									4	0	1	0	0	0	1						
Danny Cater, R OBP: 0.194, SLG: 0.233	(1, 9) X F3									4	0	1	0	0	0	2						
John Romano, R OBP: 0.443, SLG: 0.500	(1, 2) X F8									2	0	0	0	2	1	2						
Gene Freese, R OBP: 0.312, SLG: 0.394	(1, 5) X 6-3									4	1	1	1	0	1	3						
Bill Skowron, R OBP: 0.258, SLG: 0.314 Dennis Higgins, R OBP: 0.200, SLG: 0.200 Floyd Robinson, L OBP: 0.369, SLG: 0.447	(1, 3) (8, 1) (9, PH)									3	0	1	0	0	1	2						
Al Weis, S OBP: 0.264, SLG: 0.145	(1, 6) X 1B									4	0	1	0	0	2	3						
Juan Pizarro, L Jack Lamabe, R Bob Locker, S Tom McCraw, L	(1, 1) (4, 1) (7, PH) (8, 3)									1	0	0	0	0	0	1						
<b>Inning Stats</b>	R: 0 E: 0 K: 0 S: 5	H: 2 LOB: 1 BB: 0 P: 4	R: 0 E: 0 K: 0 S: 4	H: 1 LOB: 0 BB: 0 P: 4	R: 0 E: 0 K: 0 S: 3	H: 1 LOB: 0 BB: 0 P: 3	R: 1 E: 1 K: 1 S: 7	H: 2 LOB: 1 BB: 0 P: 7	R: 0 E: 0 K: 1 S: 6	H: 1 LOB: 1 BB: 0 P: 6	R: 0 E: 0 K: 2 S: 8	H: 1 LOB: 2 BB: 1 P: 12	R: 0 E: 0 K: 0 S: 3	H: 0 LOB: 0 BB: 0 P: 3	R: 0 E: 0 K: 1 S: 5	H: 0 LOB: 1 BB: 1 P: 9	R: 0 E: 0 K: 1 S: 5	H: 0 LOB: 0 BB: 0 P: 5	1B: 7 2B: 1 3B: 0 HR: 1	SF: 0 SAC: 0 DP: 1 HBP: 0	WP: 0 PB: 0 SB: 0 CS: 0	PA: 36
<b>PITCHER</b>	IP WLS BF H R ER SO BB IBB HBP BLK WP HR S P ERA WHIP																					
Dave McNally, L ERA: 2.78	(1, 1) 5.0 W 23 8 1 1 2 1 0 0 0 0 0 0 15 19 0.00 0.333																					
Eddie Watt, R ERA: 2.25	(6, 1) 3.0 10 0 0 0 3 1 0 0 0 0 0 0 15 19 0.00 0.333																					
Stu Miller, R ERA: 1.14	(9, 1) 1.0 S 3 0 0 0 1 0 0 0 0 0 0 0 5 5 0.00 0.000																					

Baltimore Orioles @ Chicago White Sox  
Comiskey Park, Chicago, IL  
Thu May 26 1966, 4:33 AM EDT  
Att: 3,814 - Unknown

AB	34
R	1
H	8
RBI	1
BB	2
SO	6
LOB	16





Batter	1	2	3	4	5	6	7	8	9	AB	R	H	RBI	BB	SO	LOB	TOP			
Tommie Agee, R (1, 8) OBP: 0.325, SLG: 0.377	0-3 K		0-0 6-3			0-0 5-3			0-0 5-3	4	0	0	0	0	1	0	Chicago White Sox @ New York Yankees Yankee Stadium, Bronx, NY Fri May 27 1966, 7:05 PM EDT Att: 14,240 - Unknown - 72 F  livebaseballscores.com			
Don Buford, S (1, 4) OBP: 0.285, SLG: 0.299	0-0 4-3 1B			0-0 F7			0-0 3-1		0-0 B2-3	4	0	1	0	0	0	0				
Tom McCraw, L (1, 3) OBP: 0.287, SLG: 0.282	0-0 4-3 1-2			0-0 3-1			0-0 3-1		4-0 E BB	3	1	0	0	1	0	1				
Floyd Robinson, L (1, 9) OBP: 0.366, SLG: 0.441	0-0 4-3			0-3 K			0-0 1B		0-0 E7 1-H	4	0	1	0	0	1	1				
Pete Ward, L (1, 7) OBP: 0.247, SLG: 0.203		0-3 K			0-0 4-3				0-0 L8	4	0	0	0	0	1	2				
John Romano, R (1, 2) OBP: 0.427, SLG: 0.476		0-3 K			0-0 F9				0-0 F9	3	0	0	0	0	1	0				
Gene Freese, R (1, 5) OBP: 0.313, SLG: 0.392		0-0 1-3			0-3 K				0-0 BB 1B	3	0	1	0	0	1	0				
Al Weis, S (1, 6) OBP: 0.257, SLG: 0.141			0-3 K			0-0 6-3			4-0 G5-4-3 BB	2	0	0	0	0	1	0				
Smoky Burgess, L (8, PH) OBP: 0.263, SLG: 0.176									1-2 BB	0	0	0	0	1	0	0				
Lee Elia, R (8, 6) OBP: 0.333, SLG: 0.200									1-2 G5-4-3 1-2	0	0	0	0	0	0	0				
Joe Horlen, R (1, 1) OBP: 0.327, SLG: 0.340			0-3 K						0-0 G5-4-3 1-2	2	0	0	0	0	2	0				
J.C. Martin, L (8, PH) OBP: 0.333, SLG: 0.200										1	0	0	0	0	0	2				
Bob Locker, S (8, 1) OBP: 0.333, SLG: 0.200										0	0	0	0	0	0	0				
<b>Inning Stats</b>	R: 0 E: 0 K: 1 S: 6	H: 1 LOB: 1 BB: 0 P: 6	R: 0 E: 0 K: 2 S: 7	H: 0 LOB: 0 BB: 0 P: 7	R: 0 E: 0 K: 1 S: 7	H: 0 LOB: 0 BB: 0 P: 7	R: 0 E: 0 K: 1 S: 5	H: 0 LOB: 0 BB: 0 P: 5	R: 0 E: 0 K: 1 S: 5	H: 0 LOB: 0 BB: 0 P: 5	R: 0 E: 0 K: 0 S: 4	H: 1 LOB: 1 BB: 0 P: 4	R: 0 E: 0 K: 0 S: 3	H: 1 LOB: 2 BB: 1 P: 7	R: 1 E: 1 K: 0 S: 4	H: 0 LOB: 1 BB: 1 P: 8	1B: 3 2B: 0 3B: 0 HR: 0	SF: 0 SAC: 0 DP: 1 HBP: 0	WP: 0 PB: 0 SB: 0 CS: 0	PA: 32
<b>PITCHER</b> Mel Stottlemyre, R (1, 1) ERA: 1.91	IP: 9.0 WLS: W BF: 32 H: 3 R: 1 ER: 0 SO: 8 BB: 2 IBB: 0 HBP: 0 BLK: 0 WP: 0 HR: 0 S: 46 P: 54 ERA: 0.00 WHIP: 0.556															<b>PITCHER</b>				

Batter	1	2	3	4	5	6	7	8	9	AB	R	H	RBI	BB	SO	LOB	BOTTOM			
Roy White, S (1, 7) OBP: 0.342, SLG: 0.414	0-0 E7 1B	0-0 4-3			0-0 1-3		0-0 F9	0-0 F7		5	1	1	0	0	0	3	Chicago White Sox @ New York Yankees Yankee Stadium, Bronx, NY Fri May 27 1966, 7:05 PM EDT Att: 14,240 - Unknown - 72 F  livebaseballscores.com			
Bobby Richardson, R (1, 4) OBP: 0.344, SLG: 0.365	0-0 1B FC3-2-5	0-0 E5			0-0 FC3-6 1B		0-0 BB 1B			4	0	3	0	0	0	0				
Mickey Mantle, S (1, 8) OBP: 0.374, SLG: 0.462	0-0 FC6-4 1-3 3-H 1B	0-0 4-3			0-0 FC3-6 1-2 1B		4-0 BB 1B			3	0	1	1	1	0	2				
Lou Clinton, R (8, 9) OBP: 0.311, SLG: 0.359	0-0 FC6-4 1-3 3-H 1B				0-0 FC3-6 1-2 1B		0-0 BB			0	0	0	0	0	0	0				
Joe Pepitone, L (1, 3) OBP: 0.247, SLG: 0.385	0-0 FC3-2-5-2 FC6-4 1-2 3-H 1B		4-0 G1-6-3 BB		0-0 F7		0-0 F3			3	0	0	0	1	0	5				
Tom Tresh, S (1, 5) OBP: 0.336, SLG: 0.276	0-0 FC6-4 1-2 2-3 1B		0-0 G1-6-3		0-0 F7		0-0 F3			4	1	1	1	0	0	3				
Roger Repoz, L (1, 9) OBP: 0.444, SLG: 0.594	0-0 F8		0-0 F6		0-0 F7		0-0 FC5-2 3B		0-0 HR	4	0	2	0	0	0	2				
Clete Boyer, R (1, 6) OBP: 0.201, SLG: 0.244		0-0 E6 3B			0-0 5-3		0-0 FC5-2 3B		0-0 F6	4	1	0	0	0	2	AB: 35 R: 4 H: 10 RBI: 3 BB: 2 SO: 3 LOB: 21				
Elston Howard, R (1, 2) OBP: 0.276, SLG: 0.316		0-0 E 3B			0-0 F2		0-0 K		0-0 1B	4	1	2	1	0	1	1				
Mel Stottlemyre, R (1, 1) OBP: 0.192, SLG: 0.125		0-3 K			0-0 6-3		0-0 6-3		0-3 K	4	0	0	0	0	2	3				
<b>Inning Stats</b>	R: 1 E: 1 K: 0 S: 6	H: 3 LOB: 2 BB: 0 P: 6	R: 2 E: 2 K: 1 S: 8	H: 1 LOB: 1 BB: 0 P: 8	R: 0 E: 0 K: 0 S: 2	H: 0 LOB: 0 BB: 1 P: 6	R: 0 E: 0 K: 0 S: 3	H: 0 LOB: 0 BB: 0 P: 3	R: 0 E: 0 K: 1 S: 4	H: 1 LOB: 1 BB: 0 P: 4	R: 0 E: 0 K: 1 S: 6	H: 1 LOB: 1 BB: 0 P: 6	R: 0 E: 0 K: 0 S: 4	H: 1 LOB: 2 BB: 1 P: 8	R: 1 E: 0 K: 1 S: 8	H: 3 LOB: 2 BB: 0 P: 8	1B: 7 2B: 0 3B: 2 HR: 1	SF: 0 SAC: 0 DP: 1 HBP: 0	WP: 0 PB: 0 SB: 2 CS: 0	PA: 37
<b>PITCHER</b> Joe Horlen, R (1, 1) ERA: 2.82 Bob Locker, R (8, 1) ERA: 1.6	IP: 7.0 WLS: L BF: 31 H: 7 R: 3 ER: 1 SO: 3 BB: 2 IBB: 0 HBP: 0 BLK: 0 WP: 0 HR: 0 S: 33 P: 41 ERA: 1.29 WHIP: 1.286															<b>PITCHER</b>				



Batter	1	2	3	4	5	6	7	8	9	AB	R	H	RBI	BB	SO	LOB	TOP					
<b>Tommy Agee, R</b> OBP: 0.325, SLG: 0.376 (1, 8)										3	0	1	0	0	0	3	<p><b>Chicago White Sox @ New York Yankees</b> Yankee Stadium, Bronx, NY Sat May 28 1966, 7:05 PM EDT Att: 14,622 - Unknown - 74 F</p> <p>livebaseballscores.com</p>					
<b>Don Buford, S</b> OBP: 0.302, SLG: 0.308 (1, 5)										2	0	2	0	1	0	0						
<b>Floyd Robinson, L</b> OBP: 0.368, SLG: 0.442 (1, 9)										2	0	1	0	0	1							
<b>Bill Skowron, R</b> OBP: 0.250, SLG: 0.303 (1, 3)										3	0	0	0	0	4							
<b>Jerry McNertney, R</b> OBP: 0.417, SLG: 0.333 (1, 2)										3	0	0	0	0	3							
<b>Pete Ward, L</b> OBP: 0.253, SLG: 0.210 (1, 7)										2	1	1	0	0	0							
<b>Lee Elia, R</b> OBP: 0.333, SLG: 0.333 (1, 6)										2	1	1	0	0	0							
<b>Al Weis, S</b> OBP: 0.267, SLG: 0.154 (1, 4)										1	0	1	2	0	0							
<b>Bruce Howard, S</b> (1, 1)										1	0	0	0	0	1							
<b>Inning Stats</b>	R: 0 E: 0 K: 0 S: 3	H: 1 LOB: 1 BB: 1 P: 7	R: 1 E: 0 K: 0 S: 6	H: 2 LOB: 2 BB: 0 P: 6	R: 0 E: 0 K: 0 S: 4	H: 2 LOB: 1 BB: 0 P: 4	R: 1 E: 1 K: 0 S: 5	H: 1 LOB: 1 BB: 0 P: 5	R: 0 E: 0 K: 0 S: 4	H: 1 LOB: 1 BB: 0 P: 4						1B: 7 2B: 0 3B: 0 HR: 0		SF: 0 SAC: 3 DP: 1 HBP: 0	WP: 0 PA: 23 SB: 0 CS: 0			
<b>PITCHER</b> <b>Fritz Peterson, L</b> ERA: 3.78 (1, 1)	IP: 5.0	WLS: 23	BF: 7	H: 2	R: 2	ER: 1	SO: 0	BB: 1	IBB: 0	HBP: 0	BLK: 0	WP: 0	HR: 0	S: 22	P: 26	ERA: 1.80	WHIP: 1.600					

Batter	1	2	3	4	5	6	7	8	9	AB	R	H	RBI	BB	SO	LOB	BOTTOM					
<b>Roy White, S</b> OBP: 0.342, SLG: 0.435 (1, 7)										3	1	1	1	0	0	1	<p><b>Chicago White Sox @ New York Yankees</b> Yankee Stadium, Bronx, NY Sat May 28 1966, 7:05 PM EDT Att: 14,622 - Unknown - 74 F</p> <p>livebaseballscores.com</p>					
<b>Bobby Richardson, R</b> OBP: 0.344, SLG: 0.364 (1, 4)										3	0	1	0	0	0	1						
<b>Mickey Mantle, S</b> OBP: 0.373, SLG: 0.468 (1, 8)										3	1	1	0	0	1	1						
<b>Joe Pepitone, L</b> OBP: 0.248, SLG: 0.379 (1, 3)										2	0	0	0	1	0	0						
<b>Tom Tresh, S</b> OBP: 0.336, SLG: 0.271 (1, 5)										2	0	0	0	1	0	0						
<b>Roger Repoz, L</b> OBP: 0.474, SLG: 0.618 (1, 9)										2	0	2	1	0	0	0						
<b>Clete Boyer, R</b> OBP: 0.199, SLG: 0.241 (1, 6)										2	0	0	0	0	4							
<b>Elston Howard, R</b> OBP: 0.271, SLG: 0.309 (1, 2)										2	0	0	0	0	0	0						
<b>Fritz Peterson, S</b> OBP: 0.250, SLG: 0.250 (1, 1)										2	0	1	0	0	0	0						
<b>Inning Stats</b>	R: 1 E: 0 K: 0 S: 5	H: 2 LOB: 3 BB: 2 P: 13	R: 1 E: 0 K: 1 S: 7	H: 2 LOB: 1 BB: 0 P: 7	R: 0 E: 0 K: 0 S: 4	H: 1 LOB: 1 BB: 0 P: 4	R: 0 E: 0 K: 0 S: 4	H: 1 LOB: 1 BB: 0 P: 4	R: 0 E: 0 K: 0 S: 3	H: 0 LOB: 0 BB: 0 P: 3						1B: 4 2B: 1 3B: 0 HR: 1		SF: 0 SAC: 0 DP: 0 HBP: 0	WP: 1 PA: 23 SB: 0 CS: 0			
<b>PITCHER</b> <b>Bruce Howard, R</b> ERA: 4.19 (1, 1)	IP: 5.0	WLS: 23	BF: 6	H: 2	R: 2	ER: 2	SO: 1	BB: 2	IBB: 0	HBP: 0	BLK: 0	WP: 1	HR: 1	S: 23	P: 31	ERA: 3.60	WHIP: 1.600					



Batter	1	2	3	4	5	6	7	8	9	AB	R	H	RBI	BB	SO	LOB	TOP										
Tommie Agee, R OBP: 0.323, SLG: 0.372 (1, 8)										4	0	1	0	0	1	2											
Don Buford, S OBP: 0.301, SLG: 0.320 (1, 5)										4	1	1	1	0	0	2											
Tom McCraw, L OBP: 0.286, SLG: 0.281 (1, 3)										4	0	1	1	0	1	0											
Floyd Robinson, L OBP: 0.364, SLG: 0.431 (1, 9)										3	0	0	0	1	0	1											
Pete Ward, L OBP: 0.258, SLG: 0.207 Ken Berry, R OBP: 0.213, SLG: 0.239 (4, PR) (4, 7)										1	0	0	0	1	0	1											
John Romano, R OBP: 0.430, SLG: 0.470 (1, 2)										3	0	1	0	1	1	2											
Lee Elia, R OBP: 0.167, SLG: 0.167 (1, 6)										3	0	0	0	0	1	3											
Wayne Causey, L OBP: 0.297, SLG: 0.235 Al Weis, S OBP: 0.273, SLG: 0.164 (6, 4)										2	1	1	0	0	0	3											
Tommy John, R OBP: 0.150, SLG: 0.300 (1, 1)										3	0	0	0	0	2	5											
<b>Inning Stats</b>	R: 0 E: 0 K: 0 S: 3	H: 1 LOB: 0 BB: 0 P: 3	R: 0 E: 0 K: 0 S: 3	H: 0 LOB: 1 BB: 1 P: 7	R: 2 E: 0 K: 0 S: 6	H: 3 LOB: 1 BB: 0 P: 6	R: 0 E: 0 K: 1 S: 6	H: 1 LOB: 3 BB: 1 P: 10	R: 0 E: 0 K: 2 S: 7	H: 0 LOB: 0 BB: 0 P: 7	R: 0 E: 1 K: 2 S: 8	H: 0 LOB: 1 BB: 0 P: 8	R: 0 E: 0 K: 0 S: 4	H: 1 LOB: 1 BB: 0 P: 4	R: 0 E: 0 K: 0 S: 3	H: 0 LOB: 0 BB: 0 P: 3	R: 0 E: 0 K: 2 S: 7	H: 0 LOB: 1 BB: 1 P: 11	1B: 5 2B: 0 3B: 1 HR: 0	SF: 0 SAC: 2 DP: 0 HBP: 0	WP: 0 PB: 0 SB: 0 CS: 1	PA: 36					
<b>PITCHER</b>	IP	WLS	BF	H	R	ER	SO	BB	IBB	HBP	BLK	WP	HR	S	P	ERA	WHIP										
Bob Friend, R ERA: 3.63 (1, 1)	3.1	L	16	5	2	2	0	2	0	0	0	0	0	14	22	5.40	2.100										
Steve Hamilton, L ERA: 1.99 (4, 1)	4.2		16	1	0	0	5	0	0	0	0	0	0	26	26	0.00	0.214										
Hal Reniff, R ERA: 2.93 (9, 1)	1.0		4	0	0	0	2	1	0	0	0	0	0	7	11	0.00	1.000										

Chicago White Sox @ New York Yankees  
Yankee Stadium, Bronx, NY  
Sun May 29 1966, 3:33 AM EDT  
Att: 32,989 - Unknown - 75 F

AB 31  
R 2  
H 6  
RBI 2  
BB 3  
SO 7  
LOB 20



Batter	1	2	3	4	5	6	7	8	9	AB	R	H	RBI	BB	SO	LOB	BOTTOM										
Roy White, S OBP: 0.333, SLG: 0.422 (1, 7)										4	0	0	0	0	2	0											
Bobby Richardson, R OBP: 0.336, SLG: 0.355 (1, 4)										4	0	0	0	0	1	0											
Mickey Mantle, S OBP: 0.368, SLG: 0.459 (1, 8)										4	0	1	0	0	0	0											
Joe Pepitone, L OBP: 0.250, SLG: 0.378 (1, 3)										3	0	1	0	0	0	1											
Tom Tresh, S OBP: 0.329, SLG: 0.264 (1, 5)										3	0	0	0	0	1	2											
Elston Howard, R OBP: 0.273, SLG: 0.310 (1, 2)										3	0	1	0	0	1	2											
Clete Boyer, R OBP: 0.194, SLG: 0.235 (1, 6)										3	0	0	0	0	0	1											
Lou Clinton, R OBP: 0.292, SLG: 0.333 (1, 9)										3	0	0	0	0	1	2											
Bob Friend, R (1, 1)										1	0	0	0	0	0	0											
Steve Hamilton, L (4, 1)										1	0	0	0	0	0	0											
Hector Lopez, R OBP: 0.375, SLG: 0.429 (6, PH)										1	0	0	0	0	0	0											
Hal Reniff, R (9, 1)										0	0	0	0	0	0	0											
<b>Inning Stats</b>	R: 0 E: 0 K: 0 S: 3	H: 0 LOB: 0 BB: 0 P: 3	R: 0 E: 1 K: 0 S: 5	H: 1 LOB: 2 BB: 0 P: 5	R: 0 E: 0 K: 2 S: 7	H: 0 LOB: 0 BB: 0 P: 7	R: 0 E: 0 K: 0 S: 4	H: 1 LOB: 1 BB: 0 P: 4	R: 0 E: 0 K: 1 S: 5	H: 0 LOB: 0 BB: 0 P: 5	R: 0 E: 0 K: 0 S: 3	H: 0 LOB: 0 BB: 0 P: 3	R: 0 E: 0 K: 2 S: 7	H: 1 LOB: 1 BB: 0 P: 7	R: 0 E: 0 K: 0 S: 3	H: 0 LOB: 0 BB: 0 P: 3	R: 0 E: 0 K: 1 S: 5	H: 0 LOB: 0 BB: 0 P: 5	1B: 3 2B: 1 3B: 0 HR: 0	SF: 0 SAC: 0 DP: 1 HBP: 0	WP: 0 PB: 0 SB: 0 CS: 0	PA: 30					
<b>PITCHER</b>	IP	WLS	BF	H	R	ER	SO	BB	IBB	HBP	BLK	WP	HR	S	P	ERA	WHIP										
Tommy John, L ERA: 1.69 (1, 1)	9.0	W	30	3	0	0	6	0	0	0	0	0	0	42	42	0.00	0.333										

Chicago White Sox @ New York Yankees  
Yankee Stadium, Bronx, NY  
Sun May 29 1966, 3:33 AM EDT  
Att: 32,989 - Unknown - 75 F

AB 30  
R 0  
H 3  
RBI 0  
BB 0  
SO 6  
LOB 8





Batter	1	2	3	4	5	6	7	8	9	AB	R	H	RBI	BB	SO	LOB	TOP			
Rico Petrocelli, R OBP: 0.302, SLG: 0.433 (1, 6)										4	0	1	0	0	1	3	<b>Boston Red Sox @ Chicago White Sox</b> Comiskey Park, Chicago, IL Mon May 30 1966, 4:33 AM EDT Unknown			
Jim Gosger, L OBP: 0.330, SLG: 0.349 (1, 8)										4	0	0	0	0	0	2				
Carl Yastrzemski, L OBP: 0.366, SLG: 0.491 (1, 7)										4	0	0	0	0	0	1				
George Scott, R OBP: 0.351, SLG: 0.577 (1, 3)										3	0	0	0	1	1	0				
Tony Conigliaro, R OBP: 0.285, SLG: 0.404 (1, 9)										4	0	1	0	0	1	2				
Dalton Jones, L OBP: 0.333, SLG: 0.440 (1, 4)										4	0	0	0	0	0	2				
Joe Foy, R OBP: 0.364, SLG: 0.365 (1, 5)										4	0	1	0	0	2	1				
Mike Ryan, R OBP: 0.236, SLG: 0.271 (1, 2)										3	0	2	0	0	0	0				
Earl Wilson, R OBP: 0.387, SLG: 0.538 (1, 1)										3	0	0	0	0	1	3				
<b>Inning Stats</b>	R: 0 E: 0 K: 0 S: 4	H: 1 LOB: 2 BB: 1 P: 8	R: 0 E: 0 K: 0 S: 5	H: 2 LOB: 2 BB: 0 P: 5	R: 0 E: 0 K: 0 S: 3	H: 0 LOB: 0 BB: 0 P: 3	R: 0 E: 0 K: 2 S: 7	H: 0 LOB: 0 BB: 0 P: 7	R: 0 E: 0 K: 1 S: 6	H: 1 LOB: 1 BB: 0 P: 6	R: 0 E: 0 K: 1 S: 5	H: 0 LOB: 0 BB: 0 P: 5	R: 0 E: 0 K: 0 S: 3	H: 0 LOB: 0 BB: 0 P: 4	R: 0 E: 1 K: 0 S: 4	H: 0 LOB: 1 BB: 0 P: 4	1B: 4 2B: 1 3B: 0 HR: 0	SF: 0 SAC: 0 DP: 0 HBP: 0	WP: 0 PB: 0 SB: 0 CS: 0	PA: 34
<b>PITCHER</b> John Buzhardt, R ERA: 2.4 (1, 1)	IP: 9.0 WLS: W BF: 34 H: 5 R: 0 ER: 0 SO: 6 BB: 1 IBB: 0 HBP: 0 BLK: 0 WP: 0 HR: 0 S: 45 P: 49 ERA: 0.00 WHIP: 0.667															<b>PITCHER</b>				

AB	33
R	0
H	5
RBI	0
BB	1
SO	6
LOB	14



Batter	1	2	3	4	5	6	7	8	9	AB	R	H	RBI	BB	SO	LOB	BOTTOM			
Tommie Agee, R OBP: 0.315, SLG: 0.362 (1, 8)										4	0	0	0	0	1	1	<b>Boston Red Sox @ Chicago White Sox</b> Comiskey Park, Chicago, IL Mon May 30 1966, 4:33 AM EDT Unknown			
Don Buford, S OBP: 0.294, SLG: 0.312 (1, 5)										4	0	0	0	0	1	1				
Tom McCraw, L OBP: 0.284, SLG: 0.283 (1, 7) (6, 3)										3	0	1	0	1	0	0				
Floyd Robinson, L OBP: 0.375, SLG: 0.441 (1, 9)										4	1	3	0	0	0	0				
John Romano, R OBP: 0.427, SLG: 0.456 (1, 2)										2	0	0	0	1	0	1				
Ken Berry, R OBP: 0.229, SLG: 0.255 (7, PR) (8, 7)										1	0	1	0	0	0	0				
Bill Skowron, R OBP: 0.283, SLG: 0.315 (1, 3)										3	0	0	0	0	0	4				
Al Weis, S OBP: 0.269, SLG: 0.162 (7, PR) (8, 4)										2	0	0	0	0	0	0				
Lee Elia, R OBP: 0.111, SLG: 0.111 (1, 6)										2	0	0	0	1	2	3				
<b>Inning Stats</b>	R: 0 E: 0 K: 1 S: 5	H: 0 LOB: 0 BB: 0 P: 5	R: 0 E: 0 K: 0 S: 3	H: 1 LOB: 0 BB: 0 P: 3	R: 0 E: 0 K: 1 S: 5	H: 0 LOB: 0 BB: 0 P: 5	R: 0 E: 0 K: 0 S: 3	H: 0 LOB: 0 BB: 0 P: 3	R: 0 E: 0 K: 0 S: 4	H: 1 LOB: 1 BB: 0 P: 4	R: 0 E: 0 K: 0 S: 3	H: 0 LOB: 1 BB: 1 P: 7	R: 1 E: 1 K: 1 S: 7	H: 2 LOB: 2 BB: 2 P: 15	R: 0 E: 0 K: 1 S: 8	H: 3 LOB: 3 BB: 0 P: 8	1B: 7 2B: 0 3B: 0 HR: 0	SF: 0 SAC: 0 DP: 1 HBP: 0	WP: 0 PB: 0 SB: 0 CS: 0	PA: 33
<b>PITCHER</b> Earl Wilson, R ERA: 3.36 (1, 1)	IP: 8.0 WLS: L BF: 33 H: 7 R: 1 ER: 1 SO: 4 BB: 2 IBB: 1 HBP: 0 BLK: 0 WP: 0 HR: 0 S: 38 P: 50 ERA: 1.12 WHIP: 1.125															<b>PITCHER</b>				

AB	30
R	1
H	7
RBI	1
BB	3
SO	4
LOB	17





Batter	1	2	3	4	5	6	7	8	9	AB	R	H	RBI	BB	SO	LOB	TOP			
Rico Petrocelli, R OBP: 0.298, SLG: 0.428 George Smith, R OBP: 0.247, SLG: 0.265	0-3 K			0-0 5-3			0-0 E6 BB HBP		0-0 F7	2	0	0	0	0	1	0				
Lenny Green, L OBP: 0.325, SLG: 0.303	0-0 6-3			0-0 4-3			0-0 F8		0-0 F6	4	0	0	0	0	0	1				
Tony Conigliaro, R OBP: 0.259, SLG: 0.394	0-3 K			0-0 F1			0-3 K		0-3 K	4	0	0	0	0	3	1				
George Scott, R OBP: 0.350, SLG: 0.570				0-0 F8			0-0 F8		1-0 BB HBP	2	0	0	0	0	0	0				
Carl Yastrzemski, L OBP: 0.366, SLG: 0.485				0-0 F8			0-0 G3		4-0 BB HBP	2	0	0	0	1	0	0				
Dalton Jones, L OBP: 0.322, SLG: 0.423				0-3 K			0-0 F8		0-0 BB	3	0	0	0	0	1	3				
Joe Foy, R OBP: 0.371, SLG: 0.368				4-0 BB G5-4-3			0-0 4-3		0-0 BB HBP G5-4-3	2	0	1	0	1	0	0				
Bob Tillman, R OBP: 0.286, SLG: 0.282				0-0 F8			0-3 K2-3		0-0 BB HBP G5-4-3	3	0	0	0	0	1	2				
Jose Santiago, R OBP: 0.063, SLG: 0.063 Darrell Brandon, R Ken Sanders, R Joe Christopher, R (6, PH) Dave Morehead, R OBP: 0.697, SLG: 0.667				0-0 G5-4-3			0-0 F9		0-0 6-3	0	0	0	0	0	0	0				
<b>Inning Stats</b>	R: 0 E: 0 K: 2 S: 7	H: 0 LOB: 0 BB: 0 P: 7	R: 0 E: 0 K: 1 S: 5	H: 0 LOB: 0 BB: 0 P: 5	R: 0 E: 0 K: 0 S: 2	H: 0 LOB: 0 BB: 1 P: 6	R: 0 E: 0 K: 0 S: 3	H: 0 LOB: 0 BB: 0 P: 3	R: 0 E: 0 K: 1 S: 5	H: 0 LOB: 0 BB: 0 P: 5	R: 0 E: 1 K: 1 S: 6	H: 0 LOB: 3 BB: 1 P: 11	R: 0 E: 0 K: 0 S: 3	H: 1 LOB: 0 BB: 0 P: 3	R: 0 E: 0 K: 1 S: 5	H: 0 LOB: 0 BB: 0 P: 5	1B: 1 2B: 0 3B: 0 HR: 0	SF: 0 SAC: 0 DP: 2 HBP: 1	WP: 0 PB: 0 SB: 0 CS: 0	PA: 30
<b>PITCHER</b> Jack Lamabe, R ERA: 3.33	IP: 9.0 WLS: W BF: 30 H: 1 R: 0 ER: 0 SO: 6 BB: 2 IBB: 0 HBP: 1 BLK: 0 WP: 0 HR: 0 S: 39 P: 48 ERA: 0.00 WHIP: 0.333															<b>PITCHER</b>				

**Boston Red Sox @ Chicago White Sox**  
Comiskey Park, Chicago, IL  
Mon May 30 1966, 4:38 AM EDT  
Att: 19,445 - Unknown

AB 27  
R 0  
H 1  
RBI 0  
BB 2  
SO 6  
LOB 8



Batter	1	2	3	4	5	6	7	8	9	AB	R	H	RBI	BB	SO	LOB	BOTTOM			
Tommie Agee, R OBP: 0.329, SLG: 0.382	4-0 2B 4-3 BB	0-0 1B 1B		0-0 E5 S 1B	0-0 FC4-2 3B			4-0 S 1B WP BB		3	4	2	1	2	0	0				
Don Buford, S OBP: 0.309, SLG: 0.329	0-0 4-3 SF9 2B	0-0 1B S 1B		4-0 1B S BB FC	0-0 FC4-2 2B			0-0 S 1B WP		4	4	3	1	1	0	1				
Tom McCraw, L OBP: 0.308, SLG: 0.309	0-0 4-3	0-0 S 1B		0-0 FC 1B 1B	0-0 S 2B			0-0 F4		5	1	3	2	0	0	1				
Floyd Robinson, L OBP: 0.369, SLG: 0.431	0-0 SF9	4-0 S BB		0-0 FC 1B 1B			0-0 F8		0-0 F2	3	1	0	2	1	0	1				
Bill Skowron, R OBP: 0.275, SLG: 0.326 Ken Berry, R OBP: 0.220, SLG: 0.245	0-0 S 1B	0-0 L1		0-0 S 1B 1B			0-0 F1		0-0 G3	3	0	2	1	0	0	2				
J.C. Martin, L OBP: 0.304, SLG: 0.314	0-0 F7			0-3 K			0-3 K			4	0	0	0	0	2	3				
Lee Elia, R OBP: 0.231, SLG: 0.167		0-3 K		1-0 HBP 6-3	0-0 S 1B G4-6-3			0-0 4-3		3	0	1	1	0	1	0				
Wayne Causey, L OBP: 0.292, SLG: 0.233 Al Weis, S OBP: 0.266, SLG: 0.159		0-0 SH2-4 1B 1B		0-0 6-3	0-0 G4-6-3			0-0 F9		3	1	1	0	0	0	3				
Jack Lamabe, R		0-0 SH2-4 1-2		0-3 K				0-0 F8		3	0	0	0	0	1	1				
<b>Inning Stats</b>	R: 2 E: 0 K: 0 S: 5	H: 2 LOB: 1 BB: 1 P: 9	R: 3 E: 0 K: 1 S: 9	H: 4 LOB: 2 BB: 1 P: 13	R: 0 E: 0 K: 1 S: 5	H: 0 LOB: 1 BB: 0 P: 6	R: 4 E: 1 K: 1 S: 9	H: 3 LOB: 2 BB: 1 P: 13	R: 0 E: 0 K: 0 S: 4	H: 2 LOB: 2 BB: 0 P: 4	R: 0 E: 0 K: 1 S: 5	H: 0 LOB: 0 BB: 0 P: 5	R: 0 E: 0 K: 0 S: 3	H: 0 LOB: 0 BB: 0 P: 3	R: 2 E: 0 K: 0 S: 4	H: 1 LOB: 0 BB: 1 P: 8	1B: 9 2B: 2 3B: 1 HR: 0	SF: 1 SAC: 1 DP: 1 HBP: 1	WP: 2 PB: 0 SB: 0 CS: 0	PA: 41
<b>PITCHER</b> Jose Santiago, R ERA: 3.14 Darrell Brandon, R Ken Sanders, R Dave Morehead, R ERA: 4.91	IP: 1.2 WLS: L BF: 12 H: 6 R: 5 ER: 5 SO: 1 BB: 1 IBB: 0 HBP: 0 BLK: 0 WP: 0 HR: 0 S: 13 P: 17 ERA: 27.00 WHIP: 4.200															<b>PITCHER</b>				

**Boston Red Sox @ Chicago White Sox**  
Comiskey Park, Chicago, IL  
Mon May 30 1966, 4:38 AM EDT  
Att: 19,445 - Unknown

AB 34  
R 11  
H 12  
RBI 8  
BB 4  
SO 4  
LOB 12





Batter	1	2	3	4	5	6	7	8	9	AB	R	H	RBI	BB	SO	LOB	TOP								
Lenny Green, L (1, 8) OBP: 0.321, SLG: 0.300	0-0 4-3		0-0 G3			0-0 1B		0-3 K		4	0	1	0	0	1	1	Boston Red Sox @ Chicago White Sox Comiskey Park, Chicago, IL Tue May 31 1966, 4:33 AM EDT Att: 1,881 - Unknown								
Joe Foy, R (1, 5) OBP: 0.361, SLG: 0.355	0-0 F8		0-0 6-3			0-3 K		0-0 E5		4	0	0	0	0	1	2									
Carl Yastrzemski, L (1, 7) OBP: 0.359, SLG: 0.473	0-3 K			0-0 4-3		0-0 F8		0-0 4-3		4	0	0	0	0	1	1									
George Scott, R (1, 3) OBP: 0.348, SLG: 0.574		0-3 K		0-0 1-3		0-3 K		0-0 3B		4	0	1	0	0	2	0									
Tony Conigliaro, R (1, 9) OBP: 0.264, SLG: 0.415		0-0 HR		0-3 K		0-0 FC6-4 1B		0-0 1-3		4	1	2	1	0	1	1									
Dalton Jones, L (1, 4) OBP: 0.312, SLG: 0.407		0-0 F7			0-0 4-3		0-0 F7			3	0	0	0	0	0	1									
Mike Ryan, R (1, 2) OBP: 0.228, SLG: 0.261		0-0 5-3			0-3 K		0-0 FC6-4 1-2			3	0	0	0	0	1	1									
George Smith, R (1, 6) OBP: 0.239, SLG: 0.256			0-0 E6 SH3		0-3 K			0-0 5-3		3	0	0	0	0	1	0									
Dick Stigman, R (1, 1) OBP: 0.083, SLG: 0.083			0-0 SH3			0-0 1-3		0-0 1-3		2	0	0	0	0	0	0									
<b>Inning Stats</b>	R: 0 E: 0 K: 1 S: 5	H: 0 LOB: 0 BB: 0 P: 5	R: 1 E: 0 K: 1 S: 6	H: 1 LOB: 0 BB: 0 P: 6	R: 0 E: 1 K: 0 S: 4	H: 0 LOB: 1 BB: 0 P: 4	R: 0 E: 0 K: 2 S: 5	H: 0 LOB: 0 BB: 0 P: 5	R: 0 E: 0 K: 2 S: 7	H: 0 LOB: 0 BB: 0 P: 7	R: 0 E: 0 K: 1 S: 6	H: 1 LOB: 1 BB: 0 P: 6	R: 0 E: 0 K: 1 S: 6	H: 1 LOB: 1 BB: 0 P: 6	R: 0 E: 0 K: 1 S: 5	H: 0 LOB: 0 BB: 0 P: 5	R: 0 E: 1 K: 0 S: 4	H: 1 LOB: 1 BB: 0 P: 4	1B: 2 2B: 0 3B: 1 HR: 1	SF: 0 SAC: 1 DP: 0 HBP: 0	WP: 0 PB: 0 SB: 1 CS: 0	PA: 32			
<b>PITCHER</b>	IP	WLS	BF	H	R	ER	SO	BB	IBB	HBP	BLK	WP	HR	S	P	ERA	WHIP								
Joe Horlen, R (1, 1) ERA: 2.64	7.0	L	25	3	1	1	7	0	0	0	0	0	1	39	39	1.29	0.429								
Bob Locker, R (8, 1) ERA: 1.7	2.0		7	1	0	0	1	0	0	0	0	0	0	9	9	0.00	0.500								

AB 31  
R 1  
H 4  
RBI 1  
BB 0  
SO 8  
LOB 7



Batter	1	2	3	4	5	6	7	8	9	AB	R	H	RBI	BB	SO	LOB	BOTTOM								
Al Weis, S (1, 4) OBP: 0.253, SLG: 0.151	0-0 L5		0-0 F9		0-0 6-3			0-3 K		4	0	0	0	0	1	2	Boston Red Sox @ Chicago White Sox Comiskey Park, Chicago, IL Tue May 31 1966, 4:33 AM EDT Att: 1,881 - Unknown								
Don Buford, S (1, 5) OBP: 0.302, SLG: 0.321	0-0 F4		0-3 K			0-3 K		0-0 F7		4	0	0	0	0	2	1									
Tommie Agee, R (1, 8) OBP: 0.328, SLG: 0.385	0-0 5-3			0-3 K		0-0 CS 2B		0-0 4-3		4	0	1	0	0	1	0									
John Romano, R (1, 2) OBP: 0.452, SLG: 0.479		0-0 FC3-6 1B		0-0 FC4-6 1B		4-0 BB		0-0 FC1-4 1B		3	0	3	0	1	0	0									
Tom McCraw, L (9, PR) OBP: 0.308, SLG: 0.309									0-0 FC1-4 1B	0	0	0	0	0	0	0									
Bill Skowron, R (1, 3) OBP: 0.264, SLG: 0.313		0-0 FC3-6 L6-4 BB		0-0 FC4-6 1-2		0-0 4-3		0-0 FC1-4 1B		4	0	0	0	0	0	4									
Wayne Causey, L (9, PR) OBP: 0.292, SLG: 0.233									0-0 FC1-4 1B	0	0	0	0	0	0	0									
Floyd Robinson, L (1, 9) OBP: 0.366, SLG: 0.421		4-0 BB		0-3 K			0-0 F5		0-0 F5	3	0	0	0	1	1	2									
Lee Elia, R (1, 6) OBP: 0.235, SLG: 0.188		0-0 L6-4			0-0 F7		0-3 K		0-0 FC6-4 1B	4	0	1	0	0	1	2									
Ken Berry, R (1, 7) OBP: 0.241, SLG: 0.250			0-3 K		4-0 BB				0-0 FC6-4	3	0	1	0	1	1	2									
Joe Horlen, R (1, 1) OBP: 0.111, SLG: 0.059					0-0 F7				0-0 FC6-4 1B	2	0	1	0	0	1	1									
Jerry McNertney, R (7, PH) OBP: 0.400, SLG: 0.318					0-0 K				0-0 F8	1	0	0	0	0	0	1									
Bob Locker, S (8, 1) OBP: 0.333, SLG: 0.200					0-0 K					0	0	0	0	0	0	0									
<b>Inning Stats</b>	R: 0 E: 0 K: 0 S: 3	H: 0 LOB: 0 BB: 0 P: 3	R: 0 E: 0 K: 0 S: 3	H: 1 LOB: 1 BB: 1 P: 7	R: 0 E: 0 K: 2 S: 8	H: 1 LOB: 1 BB: 0 P: 8	R: 0 E: 0 K: 2 S: 8	H: 1 LOB: 1 BB: 0 P: 8	R: 0 E: 0 K: 1 S: 5	H: 0 LOB: 1 BB: 1 P: 9	R: 0 E: 0 K: 1 S: 6	H: 1 LOB: 1 BB: 1 P: 9	R: 0 E: 0 K: 1 S: 5	H: 0 LOB: 0 BB: 0 P: 5	R: 0 E: 0 K: 0 S: 5	H: 2 LOB: 2 BB: 0 P: 5	1B: 6 2B: 2 3B: 0 HR: 0	SF: 0 SAC: 0 DP: 1 HBP: 0	WP: 0 PB: 0 SB: 0 CS: 1	PA: 35					
<b>PITCHER</b>	IP	WLS	BF	H	R	ER	SO	BB	IBB	HBP	BLK	WP	HR	S	P	ERA	WHIP								
Dick Stigman, L (1, 1) ERA: 3.32	9.0	W	35	7	0	0	8	3	0	0	0	0	0	48	60	0.00	1.111								

AB 32  
R 0  
H 7  
RBI 0  
BB 3  
SO 8  
LOB 15









Batter	1	2	3	4	5	6	7	8	9	AB	R	H	RBI	BB	SO	LOB	TOP										
Roy White, S OBP: 0.320, SLG: 0.406 (1, 7)	5-3		1-3	2B BB		K			F9	4	1	0	0	1	1	1											
Bobby Richardson, R OBP: 0.324, SLG: 0.332 (1, 4)	K		6-3	1B 2B			F7		G5-4-3	5	0	1	3	0	1	1											
Mickey Mantle, S OBP: 0.358, SLG: 0.470 Lou Clinton, R OBP: 0.288, SLG: 0.326 (1, 8) (8, 9)	F9			1B			K			3	0	1	0	1	1	0											
Joe Pepitone, L OBP: 0.244, SLG: 0.357 (1, 3)		1-3	F6	1B			F9			4	0	1	0	0	0	1											
Tom Tresh, S OBP: 0.325, SLG: 0.248 (1, 5)		2B BB		1B	F5				6-3	3	1	1	0	1	0	0											
Elston Howard, R OBP: 0.283, SLG: 0.325 (1, 2)		1B 2B		1B	F8				5-3	4	1	1	1	0	0	1											
Hector Lopez, R OBP: 0.438, SLG: 0.385 Roger Repoz, L OBP: 0.439, SLG: 0.568 (1, 9) (8, PH) (8, 8)		1B		1B	F8					3	1	2	0	1	0	0											
Clete Boyer, R OBP: 0.196, SLG: 0.227 (1, 6)		F4		1B					F7	4	1	1	1	0	0	3											
Bob Friend, R Steve Hamilton, L (1, 1) (3, 1)		F4		1B					E4	1	0	0	0	0	0	2											
<b>Inning Stats</b>	R: 0 E: 0 K: 1 S: 5	H: 0 LOB: 0 BB: 0 P: 5	R: 1 E: 0 K: 0 S: 5	H: 2 LOB: 2 BB: 1 P: 9	R: 0 E: 0 K: 0 S: 4	H: 1 LOB: 1 BB: 0 P: 4	R: 4 E: 0 K: 0 S: 7	H: 5 LOB: 3 BB: 2 P: 15	R: 0 E: 0 K: 0 S: 3	H: 0 LOB: 0 BB: 0 P: 3	R: 0 E: 0 K: 1 S: 5	H: 0 LOB: 0 BB: 0 P: 5	R: 0 E: 0 K: 0 S: 3	H: 0 LOB: 1 BB: 0 P: 7	R: 0 E: 1 K: 0 S: 3	H: 0 LOB: 0 BB: 0 P: 3	1B: 6 2B: 2 3B: 0 HR: 0	SF: 0 SAC: 1 DP: 1 HBP: 0	WP: 0 PB: 0 SB: 0 CS: 0	PA: 38							
<b>PITCHER</b>	IP	WLS	BF	H	R	ER	SO	BB	IBB	HBP	BLK	WP	HR	S	P	ERA	WHIP										
Tommy John, L ERA: 2.21 (1, 1)	4.0	L	22	8	5	5	1	2	1	0	0	0	0	21	33	11.25	2.500										
Dennis Higgins, R ERA: 2.14 (5, 1)	3.0		9	0	0	0	2	0	0	0	0	0	0	13	13	0.00	0.000										
Bruce Howard, R ERA: 3.8 (8, 1)	2.0		7	0	0	0	0	1	0	0	0	0	0	6	10	0.00	0.500										

New York Yankees @ Chicago White Sox  
Comiskey Park, Chicago, IL  
Thu Jun 02 1966, 8:05 PM EDT  
Att: 8,650 - Unknown - 68 F

AB 33  
R 5  
H 8  
RBI 5  
BB 4  
SO 3  
LOB 9




Batter	1	2	3	4	5	6	7	8	9	AB	R	H	RBI	BB	SO	LOB	BOTTOM										
Ken Berry, R OBP: 0.242, SLG: 0.250 (1, 8)	K	L1								4	0	0	0	0	1	1											
Don Buford, S OBP: 0.305, SLG: 0.320 (1, 5)	F7		1B							4	0	2	0	0	0	0											
Tommie Agee, R OBP: 0.330, SLG: 0.380 (1, 7)	5-3		1B							4	0	1	0	0	1	1											
Floyd Robinson, L OBP: 0.366, SLG: 0.418 (1, 9)		1-3	K							4	0	1	0	0	1	2											
Tom McCraw, L OBP: 0.309, SLG: 0.310 Bill Skowron, R OBP: 0.261, SLG: 0.308 (9, PH) (8, PH)		1B								3	1	1	0	0	0	2											
John Romano, R OBP: 0.436, SLG: 0.449 (1, 2)		L6								1	0	0	0	0	1	1											
Lee Elia, R OBP: 0.208, SLG: 0.174 (1, 6)		1B 1B								3	1	1	1	0	0	0											
Wayne Causey, L OBP: 0.294, SLG: 0.239 (1, 4)		1B 1B								3	1	2	0	0	0	0											
Tommy John, R OBP: 0.190, SLG: 0.333 Gene Freese, R OBP: 0.309, SLG: 0.387 Dennis Higgins, R OBP: 0.200, SLG: 0.200 Jerry McNertney, R OBP: 0.385, SLG: 0.304 Bruce Howard, S (1, 1) (4, PH) (5, 1) (7, PH) (8, 1)		1B								1	0	1	2	0	0	0											
<b>Inning Stats</b>	R: 0 E: 0 K: 1 S: 5	H: 4 LOB: 1 BB: 0 P: 7	R: 0 E: 0 K: 1 S: 6	H: 2 LOB: 1 BB: 0 P: 6	R: 0 E: 0 K: 1 S: 6	H: 1 LOB: 0 BB: 0 P: 6	R: 0 E: 0 K: 0 S: 3	H: 0 LOB: 0 BB: 0 P: 3	R: 0 E: 0 K: 1 S: 5	H: 0 LOB: 0 BB: 0 P: 5	R: 0 E: 0 K: 0 S: 3	H: 0 LOB: 0 BB: 0 P: 3	R: 0 E: 0 K: 1 S: 5	H: 1 LOB: 0 BB: 0 P: 5	R: 0 E: 0 K: 0 S: 3	H: 0 LOB: 0 BB: 0 P: 3	1B: 9 2B: 0 3B: 0 HR: 0	SF: 0 SAC: 0 DP: 1 HBP: 0	WP: 0 PB: 0 SB: 1 CS: 2	PA: 33							
<b>PITCHER</b>	IP	WLS	BF	H	R	ER	SO	BB	IBB	HBP	BLK	WP	HR	S	P	ERA	WHIP										
Bob Friend, R ERA: 4.1 (1, 1)	2.0		11	5	3	3	1	0	0	0	0	0	0	13	13	13.50	2.500										
Steve Hamilton, L ERA: 1.17 (3, 1)	7.0	W	22	4	0	0	5	0	0	0	0	0	0	32	32	0.00	0.571										


New York Yankees @ Chicago White Sox  
Comiskey Park, Chicago, IL  
Thu Jun 02 1966, 8:05 PM EDT  
Att: 8,650 - Unknown - 68 F

AB 33  
R 3  
H 9  
RBI 3  
BB 0  
SO 6  
LOB 10





Batter	1	2	3	4	5	6	7	8	9	AB	R	H	RBI	BB	SO	LOB	TOP					
Bob Saverine, S (1,4) OBP: 0.284, SLG: 0.306	P6			P5		5-3			4-3	4	0	0	0	0	0	1	Washington Senators @ Chicago White Sox Comiskey Park, Chicago, IL Fri Jun 03 1966, 8:05 PM EDT Att: 11,845 - Unknown 					
Ken McMullen, R (1,5) OBP: 0.277, SLG: 0.342	6-3			F7			5-3		5-3	4	0	0	0	0	0	0						
Jim King, L (1,9) Fred Valentine, S (7, PR) OBP: 0.364, SLG: 0.462	5-3			P6			E4	BB		3	0	0	0	0	0	0						
Frank Howard, R (1,7) OBP: 0.339, SLG: 0.425		G4-6-3 1B			5-3		5-3		1-3	4	0	1	0	0	0	2						
Dick Nen, L (1,3) Dick Lines, R (8,1)		G4-6-3			K		G3			3	0	0	0	0	1	3						
Don Lock, R (1,8) OBP: 0.370, SLG: 0.460		F2			F8			K		3	0	0	0	0	1	0						
Doug Camilli, R (1,2) OBP: 0.241, SLG: 0.250				K					1-3 1B	3	0	2	0	0	1	0						
Ed Brinkman, R (1,6) Don Blasingame, L (7,6) OBP: 0.253, SLG: 0.279				4-3			F9		1-3	2	0	0	0	0	0	1						
Mike McCormick, L (1,1) Bob Humphreys, R (4,1) Willie Kirkland, L (6, PR) Jim Hannan, R (6,1) Bob Chance, L (8, PR) OBP: 0.220, SLG: 0.342				4-3			F8		P6	1	0	0	0	0	0	0						
Inning Stats	R: 0 E: 0 K: 0 S: 3	H: 0 LOB: 0 BB: 0 P: 3	R: 0 E: 0 K: 0 S: 3	H: 1 LOB: 0 BB: 0 P: 3	R: 0 E: 0 K: 1 S: 5	H: 0 LOB: 0 BB: 0 P: 5	R: 0 E: 0 K: 0 S: 3	H: 0 LOB: 0 BB: 0 P: 3	R: 0 E: 0 K: 1 S: 5	H: 1 LOB: 1 BB: 0 P: 5	R: 0 E: 0 K: 0 S: 4	H: 0 LOB: 2 BB: 0 P: 4	R: 0 E: 1 K: 0 S: 4	H: 0 LOB: 0 BB: 0 P: 4	R: 0 E: 0 K: 1 S: 6	H: 1 LOB: 1 BB: 0 P: 6		R: 0 E: 0 K: 0 S: 3	H: 0 LOB: 1 BB: 1 P: 7	1B: 3 2B: 0 3B: 0 HR: 0	SF: 0 SAC: 0 DP: 1 HBP: 0	WP: 0 PB: 0 CS: 0
PITCHER Jack Lamabe, R (1,1) ERA: 2.43	IP: 9.0 WLS: W BF: 31 H: 3 R: 0 ER: 0 SO: 3 BB: 1 IBB: 0 HBP: 0 BLK: 0 WP: 0 HR: 0 S: 36 P: 40 ERA: 0.00 WHIP: 0.444															PITCHER IP: 9.0 WLS: W BF: 31 H: 3 R: 0 ER: 0 SO: 3 BB: 1 IBB: 0 HBP: 0 BLK: 0 WP: 0 HR: 0 S: 36 P: 40 ERA: 0.00 WHIP: 0.444						

Batter	1	2	3	4	5	6	7	8	9	AB	R	H	RBI	BB	SO	LOB	BOTTOM			
Al Weis, S (1,4) OBP: 0.261, SLG: 0.167	K					K				4	0	2	2	0	2	1	Washington Senators @ Chicago White Sox Comiskey Park, Chicago, IL Fri Jun 03 1966, 8:05 PM EDT Att: 11,845 - Unknown 			
Don Buford, S (1,5) OBP: 0.298, SLG: 0.312	6-3									4	0	0	0	0	1	1				
Tommye Agee, R (1,7) OBP: 0.328, SLG: 0.383	6-3									4	0	1	0	0	1	0				
Bill Skowron, R (1,3) Tom McCraw, L (6,3) OBP: 0.281, SLG: 0.327										3	2	3	0	0	0	0				
Lee Elia, R (1,6) OBP: 0.250, SLG: 0.296										4	1	2	1	0	0	1				
Floyd Robinson, L (1,9) OBP: 0.376, SLG: 0.431										3	3	2	2	1	0	0				
Ken Berry, R (1,8) OBP: 0.246, SLG: 0.254										3	1	1	0	0	0	3				
J.C. Martin, L (1,2) OBP: 0.322, SLG: 0.340										2	1	2	3	0	0	0				
Jack Lamabe, R (1,1)										3	0	0	0	0	2	3				
Inning Stats	R: 0 E: 0 K: 1 S: 5	H: 0 LOB: 0 BB: 0 P: 5	R: 3 E: 0 K: 1 S: 8	H: 3 LOB: 0 BB: 0 P: 8	R: 0 E: 0 K: 1 S: 5	H: 1 LOB: 0 BB: 0 P: 5	R: 4 E: 0 K: 0 S: 7	H: 5 LOB: 1 BB: 0 P: 7	R: 0 E: 0 K: 0 S: 4	H: 2 LOB: 1 BB: 0 P: 4	R: 1 E: 0 K: 2 S: 8	H: 1 LOB: 1 BB: 1 P: 12	R: 0 E: 0 K: 1 S: 5	H: 0 LOB: 0 BB: 0 P: 5	R: 0 E: 0 K: 0 S: 3	H: 1 LOB: 1 BB: 0 P: 3		1B: 10 2B: 2 3B: 1 HR: 0	SF: 1 SAC: 1 DP: 0 HBP: 0	WP: 0 PB: 0 CS: 2
PITCHER Mike McCormick, L (1,1) ERA: 4.11	IP: 3.0 WLS: L BF: 13 H: 5 R: 4 ER: 4 SO: 3 BB: 0 IBB: 0 HBP: 0 BLK: 0 WP: 0 HR: 0 S: 19 P: 19 ERA: 12.00 WHIP: 1.667															PITCHER IP: 3.0 WLS: L BF: 13 H: 5 R: 4 ER: 4 SO: 3 BB: 0 IBB: 0 HBP: 0 BLK: 0 WP: 0 HR: 0 S: 19 P: 19 ERA: 12.00 WHIP: 1.667				
Bob Humphreys, R (4,1) ERA: 3.38	2.0	10	6	3	3	0	0	0	0	0	0	10	10	13.50	3.000					
Jim Hannan, R (6,1) ERA: 6.97	2.0	8	1	1	1	3	1	0	0	0	0	13	17	4.50	1.000					
Dick Lines, L (8,1) ERA: 1.89	1.0	3	1	0	0	0	0	0	0	0	0	3	3	0.00	1.000					



Batter	1	2	3	4	5	6	7	8	9	AB	R	H	RBI	BB	SO	LOB	TOP
Bob Saverine, S (1,4) OBP: 0.284, SLG: 0.304										4	0	1	0	0	0	0	
Fred Valentine, S (1,8) OBP: 0.356, SLG: 0.451										4	0	0	0	0	0	1	
Willie Kirkland, L (1,7) OBP: 0.233, SLG: 0.132										3	0	0	0	0	0	0	
Jim King, L (1,9) OBP: 0.364, SLG: 0.423										3	0	0	0	0	0	0	
Dick Nen, L (1,3) OBP: 0.301, SLG: 0.314										3	0	0	0	0	0	0	
Ken McMullen, R (1,5) OBP: 0.290, SLG: 0.355										3	0	3	0	0	0	0	
Doug Camilli, R (1,2) OBP: 0.232, SLG: 0.241										2	0	0	0	0	0	2	AB
Bob Chance, L (8, PH) OBP: 0.195, SLG: 0.333										1	0	0	0	1	1		R
Jim French, L (8,2) OBP: 0.333, SLG: 0.176										0	0	0	0	0	0		H
Ed Brinkman, R (1,6) OBP: 0.250, SLG: 0.275										2	0	0	0	0	0		RBI
Frank Howard, R (8, PH) OBP: 0.337, SLG: 0.422										1	0	0	0	0	1		BB
Casey Cox, R (8,1)										0	0	0	0	0	0		SO
Pete Richert, L (1,1) OBP: 0.147, SLG: 0.147										2	0	0	0	1	1		LOB
Don Blasingame, L (8,4) OBP: 0.286, SLG: 0.235										1	0	0	0	0	0		
<b>Inning Stats</b>	R: 0 E: 0 S: 3	H: 1 LOB: 0 BB: 0 P: 3	R: 0 E: 0 S: 4	H: 1 LOB: 1 BB: 0 P: 4	R: 0 E: 0 S: 5	H: 0 LOB: 0 BB: 0 P: 5	R: 0 E: 0 S: 3	H: 0 LOB: 0 BB: 0 P: 3	R: 0 E: 0 S: 3	H: 0 LOB: 0 BB: 0 P: 3	R: 0 E: 0 S: 6	H: 1 LOB: 1 BB: 0 P: 6	R: 0 E: 0 S: 3	H: 0 LOB: 0 BB: 0 P: 3	1B: 4 2B: 0 3B: 0 HR: 0	SF: 0 SAC: 0 DP: 2 HBP: 0	WP: 0 PA: 29 CS: 0
<b>PITCHER</b> John Buzhardt, R (1,1) ERA: 2.0	IP: 9.0 WLS: W BF: 29 H: 4 R: 0 ER: 0 SO: 2 BB: 0 IBB: 0 HBP: 0 BLK: 0 WP: 0 HR: 0 S: 33 P: 33 ERA: 0.00 WHIP: 0.444																

Washington Senators @ Chicago White Sox  
Comiskey Park, Chicago, IL  
Sat Jun 04 1966, 4:33 AM EDT  
Att: 5,453 - Unknown

AB	29
R	0
H	4
RBI	0
BB	0
SO	2
LOB	5



Batter	1	2	3	4	5	6	7	8	9	AB	R	H	RBI	BB	SO	LOB	BOTTOM		
Al Weis, S (1,4) OBP: 0.253, SLG: 0.160										3	0	0	0	0	2	1			
Don Buford, S (1,5) OBP: 0.297, SLG: 0.307										3	0	0	0	1	1	1			
Tommy Agee, R (1,7) OBP: 0.321, SLG: 0.374										4	0	0	0	0	1	1			
John Romano, R (1,2) OBP: 0.448, SLG: 0.494										3	2	2	1	1	0	0			
Bill Skowron, R (1,3) OBP: 0.291, SLG: 0.355										3	1	2	0	0	0	1			
Tom McCraw, L (6, PR) OBP: 0.313, SLG: 0.307										0	1	0	0	0	0	0			
Lee Elia, R (1,6) OBP: 0.250, SLG: 0.355										4	2	1	2	0	0	2			
Floyd Robinson, L (1,9) OBP: 0.373, SLG: 0.422										3	0	0	0	1	1	3			
Ken Berry, R (1,8) OBP: 0.246, SLG: 0.254										4	0	1	1	0	2	1			
John Buzhardt, R (1,1) OBP: 0.158, SLG: 0.059										2	0	1	1	1	0	0			
<b>Inning Stats</b>	R: 0 E: 0 S: 5	H: 0 LOB: 0 BB: 0 P: 5	R: 3 E: 2 S: 12	H: 2 LOB: 1 BB: 1 P: 16	R: 0 E: 0 S: 5	H: 1 LOB: 1 BB: 1 P: 9	R: 0 E: 0 S: 3	H: 0 LOB: 0 BB: 0 P: 3	R: 0 E: 0 S: 5	H: 0 LOB: 0 BB: 0 P: 5	R: 1 E: 0 S: 5	H: 2 LOB: 2 BB: 0 P: 5	R: 0 E: 0 S: 5	H: 0 LOB: 1 BB: 1 P: 9	R: 2 E: 0 S: 4	H: 2 LOB: 2 BB: 1 P: 9	1B: 3 2B: 2 3B: 1 HR: 1	SF: 0 SAC: 1 DP: 0 HBP: 1	WP: 0 PA: 35 CS: 1
<b>PITCHER</b> Pete Richert, L (1,1) ERA: 2.36	IP: 7.0 WLS: L BF: 29 H: 4 R: 4 ER: 3 SO: 7 BB: 3 IBB: 0 HBP: 0 BLK: 0 WP: 0 HR: 1 S: 40 P: 52 ERA: 3.86 WHIP: 1.143																		
Casey Cox, R (8,1) ERA: 3.25	IP: 1.0 WLS: L BF: 6 H: 2 R: 2 ER: 2 SO: 0 BB: 0 IBB: 1 HBP: 1 BLK: 0 WP: 0 HR: 0 S: 4 P: 9 ERA: 18.00 WHIP: 2.000																		

Washington Senators @ Chicago White Sox  
Comiskey Park, Chicago, IL  
Sat Jun 04 1966, 4:33 AM EDT  
Att: 5,453 - Unknown

AB	29
R	6
H	7
RBI	5
BB	4
SO	7
LOB	10





Batter	1	2	3	4	5	6	7	8	9	AB	R	H	RBI	BB	SO	LOB	TOP					
Fred Valentine, S (1, 8) OBP: 0.364, SLG: 0.458										4	0	3	1	0	0	0	Washington Senators @ Chicago White Sox Comiskey Park, Chicago, IL Sun Jun 05 1966, 4:33 AM EDT Unknown					
Bob Saverine, S (1, 4) OBP: 0.281, SLG: 0.314										3	0	2	0	1	0	1						
Jim King, L (1, 9) OBP: 0.361, SLG: 0.417										4	0	1	0	0	0	4						
Frank Howard, R (1, 7) OBP: 0.330, SLG: 0.412										4	0	0	0	0	3	4						
Dick Nen, L (1, 3) OBP: 0.307, SLG: 0.309										2	0	0	0	2	0	2						
Ken McMullen, R (1, 5) OBP: 0.285, SLG: 0.365										4	0	1	0	0	2	2						
Paul Casanova, R (1, 2) OBP: 0.250, SLG: 0.395										3	0	0	0	0	0	2						
Bob Chance, L (9, PH) OBP: 0.214, SLG: 0.350										1	0	1	0	0	0	0						
Don Blasingame, L (9, PR) OBP: 0.286, SLG: 0.235										0	0	0	0	0	0	0						
Ed Brinkman, R (1, 6) OBP: 0.250, SLG: 0.287										4	1	1	0	0	1	2						
Diego Segui, R (1, 1) OBP: 0.333, SLG: 0.250										2	0	0	0	0	1	0						
Willie Kirkland, L (7, PH) OBP: 0.227, SLG: 0.128										1	0	0	0	0	1	1						
Casey Cox, R (7, 1) OBP: 0.227, SLG: 0.128										0	0	0	0	0	0	0						
Dick Lines, R (8, 1) OBP: 0.227, SLG: 0.128										0	0	0	0	0	0	0						
Don Lock, R (9, PH) OBP: 0.367, SLG: 0.455										1	0	0	0	0	0	1						
<b>Inning Stats</b>	R: 0 E: 0 K: 1 S: 6	H: 1 LOB: 2 BB: 1 P: 10	R: 0 E: 0 K: 1 S: 5	H: 0 LOB: 0 BB: 0 P: 5	R: 0 E: 0 K: 0 S: 5	H: 2 LOB: 2 BB: 0 P: 5	R: 0 E: 0 K: 0 S: 4	H: 1 LOB: 1 BB: 0 P: 4	R: 0 E: 0 K: 1 S: 6	H: 2 LOB: 1 BB: 0 P: 6	R: 0 E: 0 K: 2 S: 7	H: 0 LOB: 1 BB: 1 P: 11	R: 1 E: 0 K: 1 S: 6	H: 2 LOB: 0 BB: 0 P: 6	R: 0 E: 0 K: 1 S: 5	H: 0 LOB: 1 BB: 1 P: 9	R: 0 E: 0 K: 1 S: 5	H: 1 LOB: 1 BB: 0 P: 5	1B: 7 2B: 0 3B: 2 HR: 0	SF: 0 SAC: 0 DP: 2 HBP: 0	WP: 0 BS: 0 CS: 2	PA: 37
<b>PITCHER</b>	IP WLS BF H R ER SO BB IBB HBP BLK WP HR S P ERA WHIP																					
Joe Horlen, R (1, 1) ERA: 2.53	6.1 W 28 8 1 1 6 2 0 0 0 0 0 0 38 46 1.42 1.579																					
Bob Locker, R (7, 1) ERA: 1.99	2.2 S 8 1 0 0 2 1 0 0 0 0 0 0 11 15 0.00 0.750																					

Batter	1	2	3	4	5	6	7	8	9	AB	R	H	RBI	BB	SO	LOB	BOTTOM			
Tommie Agee, R (1, 8) OBP: 0.325, SLG: 0.406										4	1	2	4	0	1	0	Washington Senators @ Chicago White Sox Comiskey Park, Chicago, IL Sun Jun 05 1966, 4:33 AM EDT Unknown			
Don Buford, S (1, 5) OBP: 0.291, SLG: 0.300										4	0	0	0	0	0	1				
Tom McCraw, L (1, 7) OBP: 0.304, SLG: 0.298										3	0	0	0	0	1	0				
Floyd Robinson, L (1, 9) OBP: 0.372, SLG: 0.416										2	0	0	0	1	0	0				
John Romano, R (1, 2) OBP: 0.435, SLG: 0.476										3	0	0	0	0	1	1				
Bill Skowron, R (1, 3) OBP: 0.283, SLG: 0.345										3	0	0	0	0	1	1				
Ken Berry, R (8, 7) OBP: 0.246, SLG: 0.254										0	0	0	0	0	0	0				
Lee Elia, R (1, 6) OBP: 0.257, SLG: 0.353										3	1	1	0	0	0	1				
Al Weis, S (1, 4) OBP: 0.255, SLG: 0.167										3	2	1	0	0	0	0				
Joe Horlen, R (1, 1) OBP: 0.100, SLG: 0.053										2	0	0	0	0	2	2				
Bob Locker, S (7, 1) OBP: 0.286, SLG: 0.167										1	0	0	0	0	1	1				
<b>Inning Stats</b>	R: 0 E: 0 K: 0 S: 3	H: 0 LOB: 0 BB: 0 P: 3	R: 0 E: 0 K: 1 S: 5	H: 0 LOB: 0 BB: 0 P: 5	R: 3 E: 0 K: 1 S: 8	H: 3 LOB: 0 BB: 0 P: 8	R: 0 E: 0 K: 1 S: 5	H: 0 LOB: 1 BB: 1 P: 9	R: 0 E: 0 K: 2 S: 7	H: 0 LOB: 0 BB: 0 P: 7	R: 0 E: 0 K: 1 S: 5	H: 0 LOB: 0 BB: 0 P: 5	R: 0 E: 0 K: 0 S: 3	H: 0 LOB: 0 BB: 0 P: 3	R: 1 E: 1 K: 1 S: 6	H: 1 LOB: 0 BB: 0 P: 6	1B: 2 2B: 1 3B: 1 HR: 1	SF: 0 SAC: 0 DP: 1 HBP: 0	WP: 0 BS: 0 CS: 0	PA: 29
<b>PITCHER</b>	IP WLS BF H R ER SO BB IBB HBP BLK WP HR S P ERA WHIP																			
Diego Segui, R (1, 1) ERA: 3.83	6.0 L 22 3 3 3 6 1 0 0 0 0 0 0 33 37 4.50 0.667																			
Casey Cox, R (7, 1) ERA: 3.15	1.1 6 1 1 0 1 0 0 0 0 0 0 0 8 8 0.00 0.750																			
Dick Lines, L (8, 1) ERA: 1.83	0.2 1 0 0 0 0 0 0 0 0 0 0 0 1 1 0.00 0.000																			



Batter	1	2	3	4	5	6	7	8	9	AB	R	H	RBI	BB	SO	LOB	TOP		
Fred Valentine, S OBP: 0.356, SLG: 0.447	F5		L9			4-3			6-3	4	0	0	0	0	0	1	Washington Senators @ Chicago White Sox Comiskey Park, Chicago, IL Sun Jun 05 1966, 4:38 AM EDT Att: 14,683 - Unknown		
Bob Saverine, S OBP: 0.280, SLG: 0.306	3-1		P4			HBP			P6	3	0	0	0	0	0	1			
Frank Howard, R OBP: 0.328, SLG: 0.408	L6			K		K			FC6-4 1B	4	0	1	0	0	2	1			
Ken McMullen, R OBP: 0.288, SLG: 0.362		5-3		F7					FC6-4	4	0	1	0	0	0	1			
Ken Hamlin, R OBP: 0.267, SLG: 0.231		P4		5-3					F7	3	0	0	0	0	0	1			
Bob Chance, L OBP: 0.222, SLG: 0.333					K				G1-6-3	2	0	0	0	1	1	1			
Doug Camilli, R OBP: 0.220, SLG: 0.228					G3				K	3	0	0	0	0	1	1			
Ed Brinkman, R OBP: 0.251, SLG: 0.283					6-3				P4	2	0	0	0	1	0	0			
Dick Bosman, R OBP: 0.286, SLG: 0.250									L6	0	0	0	0	0	0	0			
Dick Lines, R OBP: 0.247, SLG: 0.090										0	0	0	0	0	0	0			
Paul Casanova, R OBP: 0.247, SLG: 0.090										1	0	0	0	0	1	0			
Bob Humphreys, R OBP: 0.247, SLG: 0.090										0	0	0	0	0	0	0			
Jim Hannan, R OBP: 0.247, SLG: 0.090										0	0	0	0	0	0	0			
Willie Kirkland, L OBP: 0.222, SLG: 0.125										1	0	0	0	0	0	0			
Ron Kline, R OBP: 0.250, SLG: 0.250										0	0	0	0	0	0	0			
Mike McCormick, L OBP: 0.233, SLG: 0.421										0	0	0	0	0	0	0			
<b>Inning Stats</b>	R: 0 E: 0 K: 0 S: 3	H: 0 LOB: 0 BB: 0 P: 3	R: 0 E: 0 K: 0 S: 3	H: 0 LOB: 1 BB: 1 P: 7	R: 0 E: 0 K: 1 S: 3	H: 0 LOB: 0 BB: 0 P: 5	R: 0 E: 0 K: 1 S: 5	H: 0 LOB: 0 BB: 0 P: 5	R: 0 E: 0 K: 2 S: 7	H: 1 LOB: 0 BB: 0 P: 8	R: 0 E: 0 K: 0 S: 3	H: 0 LOB: 0 BB: 0 P: 3	R: 0 E: 0 K: 1 S: 5	H: 0 LOB: 0 BB: 0 P: 5	R: 0 E: 0 K: 0 S: 4	H: 1 LOB: 1 BB: 0 P: 4	1B: 2 2B: 0 3B: 0 HR: 0	SF: 0 SAC: 1 DP: 1 HBP: 1	WP: 0 PA: 31 CS: 0
<b>PITCHER</b> Gary Peters, L ERA: 2.19	IP: 9.0 WLS: W BF: 31 H: 2 R: 0 ER: 0 SO: 5 BB: 2 IBB: 0 HBP: 1 BLK: 0 WP: 0 HR: 0 S: 38 P: 47 ERA: 0.00 WHIP: 0.444																		

Batter	1	2	3	4	5	6	7	8	9	AB	R	H	RBI	BB	SO	LOB	BOTTOM
Tommie Agee, R OBP: 0.327, SLG: 0.406	E4 SF9		5-3	1-3		SH1-4				5	3	2	1	0	0	1	Washington Senators @ Chicago White Sox Comiskey Park, Chicago, IL Sun Jun 05 1966, 4:38 AM EDT Att: 14,683 - Unknown
Don Buford, S OBP: 0.296, SLG: 0.317	E4 L6 SF9					SH1-4 1B			F7	3	1	1	2	1	0	2	
Gene Freese, R OBP: 0.309, SLG: 0.387						BLK 1B				0	0	0	0	0	0	0	
Tom McCraw, L OBP: 0.308, SLG: 0.306	SF9		G3		SH1-4	F7				4	2	2	3	0	0	1	
Floyd Robinson, L OBP: 0.379, SLG: 0.414	L6		WP			F9 1B			E4 1B 3B	4	1	1	0	2	0	3	
Bill Skowron, R OBP: 0.279, SLG: 0.339		4-3				FC4-6 BB				2	0	0	0	0	0	2	
Ken Berry, R OBP: 0.254, SLG: 0.261						FC4-6 BB				2	1	1	0	0	0	2	
J.C. Martin, L OBP: 0.359, SLG: 0.431						FC4-6				5	2	4	3	0	0	0	
Jerry McNertney, R OBP: 0.385, SLG: 0.304		2B				FC4-6				0	0	0	0	0	0	0	
Lee Elia, R OBP: 0.275, SLG: 0.368										4	0	1	1	1	0	3	
Al Weis, S OBP: 0.255, SLG: 0.167										0	0	0	0	0	0	0	
Smoky Burgess, L OBP: 0.269, SLG: 0.211										1	0	1	2	0	0	0	
Wayne Causey, L OBP: 0.298, SLG: 0.245										2	1	1	0	0	0	0	
Gary Peters, L OBP: 0.261, SLG: 0.391										3	1	1	0	0	0	2	
<b>Inning Stats</b>	R: 1 E: 2 K: 0 S: 4	H: 0 LOB: 0 BB: 0 P: 4	R: 1 E: 0 K: 0 S: 5	H: 2 LOB: 1 BB: 0 P: 5	R: 0 E: 0 K: 0 S: 2	H: 0 LOB: 1 BB: 1 P: 6	R: 2 E: 0 K: 0 S: 4	H: 2 LOB: 2 BB: 2 P: 12	R: 2 E: 0 K: 0 S: 6	H: 3 LOB: 2 BB: 1 P: 10	R: 0 E: 0 K: 0 S: 3	H: 0 LOB: 0 BB: 0 P: 3	R: 4 E: 1 K: 0 S: 8	H: 4 LOB: 1 BB: 0 P: 8	1B: 11 2B: 3 3B: 1 HR: 1	SF: 1 SAC: 4 DP: 1 HBP: 0	WP: 1 PA: 44 CS: 0
<b>PITCHER</b> Dick Bosman, R ERA: 6.17 Dick Lines, L ERA: 1.77 Bob Humphreys, R ERA: 4.01 Jim Hannan, R ERA: 6.55 Ron Kline, R ERA: 3.62	IP: 4.1 WLS: L BF: 22 H: 6 R: 6 ER: 5 SO: 0 BB: 2 IBB: 1 HBP: 0 BLK: 0 WP: 1 HR: 0 S: 18 P: 30 ERA: 10.38 WHIP: 1.846																
<b>PITCHER</b> Mike McCormick, L ERA: 4.09	IP: 0.1 WLS: 1 BF: 1 H: 0 R: 0 ER: 0 SO: 0 BB: 0 IBB: 0 HBP: 0 BLK: 0 WP: 0 HR: 0 S: 1 P: 1 ERA: 0.00 WHIP: 0.000																



Batter	1	2	3	4	5	6	7	8	9	AB	R	H	RBI	BB	SO	LOB	TOP			
Tommie Agee, R OBP: 0.330, SLG: 0.401										2	1	0	0	1	0	1				
Don Buford, S OBP: 0.295, SLG: 0.316										4	1	1	0	0	0	3				
Tom McCraw, L OBP: 0.298, SLG: 0.295										4	0	0	0	0	2	2				
Floyd Robinson, L OBP: 0.376, SLG: 0.413										3	0	1	2	0	0					
Bill Skowron, R OBP: 0.280, SLG: 0.364 Ken Berry, R OBP: 0.250, SLG: 0.257										3	1	1	1	0	0	1				
J.C. Martin, L OBP: 0.353, SLG: 0.419										4	1	1	0	0	1	0				
Lee Elia, R OBP: 0.295, SLG: 0.452										4	1	2	1	0	2	0				
Al Weis, S OBP: 0.245, SLG: 0.159										4	0	0	0	0	1	2				
Juan Pizarro, L OBP: 0.231, SLG: 0.182 Dennis Higgins, R OBP: 0.167, SLG: 0.167										2	0	1	1	0	0	0				
<b>Inning Stats</b>	R: 1 E: 0 K: 1 S: 6	H: 1 LOB: 1 BB: 0 P: 7	R: 1 E: 0 K: 1 S: 7	H: 2 LOB: 2 BB: 1 P: 11	R: 0 E: 0 K: 0 S: 3	H: 0 LOB: 0 BB: 0 P: 3	R: 1 E: 0 K: 1 S: 7	H: 2 LOB: 1 BB: 0 P: 7	R: 2 E: 0 K: 0 S: 5	H: 2 LOB: 0 BB: 0 P: 5	R: 0 E: 0 K: 1 S: 5	H: 0 LOB: 0 BB: 0 P: 5	R: 0 E: 0 K: 1 S: 5	H: 0 LOB: 0 BB: 0 P: 5	R: 0 E: 0 K: 1 S: 5	H: 0 LOB: 0 BB: 0 P: 5	1B: 5 2B: 0 3B: 0 HR: 2	SF: 2 SAC: 0 DP: 0 HBP: 1	WP: 0 PB: 0 SB: 2 CS: 0	PA: 36
<b>PITCHER</b>	IP WLS BF H R ER SO BB IBB HBP BLK WP HR S P ERA WHIP																			
Jack Sanford, R ERA: 3.65	(1, 1) 4.0 L 19 5 3 3 3 1 0 1 0 0 0 1 23 28 6.75 1.500																			
Jim McGlothlin, R ERA: 3.8	(5, 1) 1.0 5 2 2 2 0 0 0 0 0 0 0 1 5 5 18.00 2.000																			
Minnie Rojas, R ERA: 2.19	(6, 1) 3.0 9 0 0 0 3 0 0 0 0 0 0 0 15 15 0.00 0.000																			
Lew Burdette, R ERA: 3.1	(9, 1) 1.0 3 0 0 0 1 0 0 0 0 0 0 0 5 5 0.00 0.000																			

Chicago White Sox @ California Angels  
Anaheim Stadium, Anaheim, CA  
Mon Jun 06 1966, 10:05 PM EDT  
Att: 10,207 - Unknown

AB	32
R	5
H	7
RBI	5
BB	1
SO	7
LOB	9



Batter	1	2	3	4	5	6	7	8	9	AB	R	H	RBI	BB	SO	LOB	BOTTOM			
Jose Cardenal, R OBP: 0.318, SLG: 0.386										3	0	1	0	1	0	1				
Jim Piersall, R OBP: 0.225, SLG: 0.237 Willie Smith, L OBP: 0.292, SLG: 0.259 Lew Burdette, R ERA: 3.1										3	0	1	0	0	0	3				
Rick Reichardt, R OBP: 0.380, SLG: 0.527										4	0	1	0	0	2	2				
Joe Adcock, R OBP: 0.310, SLG: 0.519										4	1	1	0	0	0	3				
Bobby Knoop, R OBP: 0.290, SLG: 0.466										3	0	0	0	1	1	0				
Jim Fregosi, R OBP: 0.312, SLG: 0.316										3	0	1	1	0	0	0				
Buck Rodgers, S OBP: 0.250, SLG: 0.340										3	0	0	0	0	0	2				
Paul Schaal, R OBP: 0.357, SLG: 0.357										2	0	1	0	1	0	0				
Jack Sanford, R ERA: 3.65 Jim McGlothlin, R ERA: 3.8 Jackie Hernandez, R Minnie Rojas, R Ed Kirkpatrick, L OBP: 0.220, SLG: 0.340										0	0	0	0	0	0	0				
<b>Inning Stats</b>	R: 0 E: 0 K: 0 S: 3	H: 1 LOB: 1 BB: 1 P: 7	R: 0 E: 0 K: 0 S: 3	H: 0 LOB: 0 BB: 0 P: 3	R: 0 E: 0 K: 0 S: 3	H: 1 LOB: 1 BB: 1 P: 7	R: 1 E: 0 K: 1 S: 6	H: 2 LOB: 1 BB: 1 P: 10	R: 0 E: 0 K: 0 S: 4	H: 1 LOB: 1 BB: 0 P: 4	R: 0 E: 0 K: 1 S: 5	H: 0 LOB: 0 BB: 0 P: 5	R: 0 E: 0 K: 0 S: 3	H: 0 LOB: 0 BB: 0 P: 3	R: 0 E: 0 K: 1 S: 5	H: 0 LOB: 0 BB: 0 P: 5	1B: 5 2B: 2 3B: 0 HR: 0	SF: 0 SAC: 1 DP: 4 HBP: 0	WP: 0 PB: 0 SB: 0 CS: 0	PA: 32
<b>PITCHER</b>	IP WLS BF H R ER SO BB IBB HBP BLK WP HR S P ERA WHIP																			
Juan Pizarro, L ERA: 1.95	(1, 1) 5.0 W 21 6 1 1 1 3 0 0 0 0 0 0 0 20 32 1.80 1.800																			
Dennis Higgins, R ERA: 1.6	(6, 1) 4.0 S 11 0 0 0 2 0 0 0 0 0 0 0 15 15 0.00 0.000																			

Chicago White Sox @ California Angels  
Anaheim Stadium, Anaheim, CA  
Mon Jun 06 1966, 10:05 PM EDT  
Att: 10,207 - Unknown

AB	28
R	1
H	6
RBI	1
BB	3
SO	3
LOB	12





Batter	1	2	3	4	5	6	7	8	9	AB	R	H	RBI	BB	SO	LOB	TOP							
<b>Ken Berry, R</b> OBP: 0.253, SLG: 0.260 (1, 7)	0-3 K		0-0 CS 1B		0-0 5-3			0-0 SH3-4		3	0	1	0	0	1	0								
<b>Don Buford, S</b> OBP: 0.299, SLG: 0.316 (1, 5)	4-0 BB		0-0 CS	0-3 K2-3		0-0 4-3		0-0 S 1B		3	0	1	1	1	1	0								
<b>Tommie Agee, R</b> OBP: 0.324, SLG: 0.392 (1, 8)	0-0 F9			0-0 F9		0-0 F9		0-0 F8		4	0	0	0	0	0	2								
<b>John Romano, R</b> OBP: 0.429, SLG: 0.460 (1, 2)	0-3 K			4-0 BB 2B		0-0 5-3		0-0 L6		3	1	0	0	1	1	3								
<b>Bill Skowron, R</b> OBP: 0.281, SLG: 0.358 <b>Tom McCraw, L</b> OBP: 0.296, SLG: 0.292 (1, 3) (7, 3)		0-0 4-3		4-0 BB 2B			0-0 4-3		0-0 F8		2	0	0	0	1	0								
<b>Floyd Robinson, L</b> OBP: 0.378, SLG: 0.421 (1, 9)		0-0 1-3		0-0 BB 1-2			0-0 BB 1B		0-0 F8		4	0	2	1	0	0								
<b>Lee Elia, R</b> OBP: 0.271, SLG: 0.413 (1, 6)		0-0 5-3		0-0 1-3			0-0 F8		0-0 F8		4	0	0	0	0	3								
<b>Al Weis, S</b> OBP: 0.238, SLG: 0.154 (1, 4)			0-0 F8		0-3 K		0-0 F9			3	0	0	0	0	1	1								
<b>Tommy John, R</b> OBP: 0.174, SLG: 0.304 <b>Smoky Burgess, L</b> OBP: 0.318, SLG: 0.250 <b>Wayne Causey, L</b> OBP: 0.298, SLG: 0.245 <b>Bob Locker, S</b> OBP: 0.286, SLG: 0.167 <b>Gary Peters, L</b> OBP: 0.291, SLG: 0.391 (1, 1) (8, PH) (8, PR) (8, 1) (8, 1)			0-0 6-3		0-0 F9			0-0 SH3-4 1B		2	0	0	0	0	0	0								
<b>Inning Stats</b>	R: 0 E: 0 K: 2 S: 7	H: 0 LOB: 1 BB: 1 P: 11	R: 0 E: 0 K: 0 S: 3	H: 0 LOB: 0 BB: 0 P: 3	R: 0 E: 0 K: 0 S: 3	H: 1 LOB: 0 BB: 0 P: 3	R: 1 E: 0 K: 1 S: 6	H: 1 LOB: 2 BB: 2 P: 14	R: 0 E: 0 K: 1 S: 5	H: 0 LOB: 0 BB: 0 P: 5	R: 0 E: 0 K: 0 S: 3	H: 0 LOB: 0 BB: 0 P: 3	R: 0 E: 0 K: 0 S: 4	H: 1 LOB: 1 BB: 0 P: 4	R: 1 E: 0 K: 0 S: 5	H: 2 LOB: 2 BB: 0 P: 5	R: 0 E: 0 K: 0 S: 3	H: 0 LOB: 0 BB: 0 P: 3	1B: 4 2B: 1 3B: 0 HR: 0	SF: 0 SAC: 1 DP: 0 HBP: 0	WP: 0 PB: 0 SB: 1 CS: 1	PA: 35		
<b>PITCHER</b>	IP	WLS	BF	H	R	ER	SO	BB	IBB	HBP	BLK	WP	HR	S	P	ERA	WHIP							
<b>Marcelino Lopez, L</b> ERA: 3.18 <b>Bob Lee, R</b> ERA: 2.51 <b>Howie Reed, R</b> ERA: 2.13 (1, 1) (8, 1) (9, 1)	7.0		26	3	1	1	4	3	0	0	0	0	0	31	43	1.29	0.857							
	1.0	W	5	2	1	1	0	0	0	0	0	0	0	5	5	9.00	2.000							
	1.0	S	3	0	0	0	0	0	0	0	0	0	0	3	3	0.00	0.000							

Chicago White Sox @ California Angels  
Anaheim Stadium, Anaheim, CA  
Tue Jun 07 1966, 10:05 PM EDT  
Att: 11,760 - Unknown

AB 30  
R 2  
H 5  
RBI 2  
BB 3  
SO 4  
LOB 9



Batter	1	2	3	4	5	6	7	8	9	AB	R	H	RBI	BB	SO	LOB	BOTTOM							
<b>Jose Cardenal, R</b> OBP: 0.310, SLG: 0.377 (1, 8)	0-0 5-3		0-0 B1-4		0-0 G6-4-3		0-0 FC6-4			4	0	0	1	0	0	3								
<b>Paul Schaaf, R</b> OBP: 0.354, SLG: 0.350 (1, 5)	4-0 WP BB		0-0 F2		0-0 1-2		0-0 5-3	0-3 K		3	0	0	0	1	1	2								
<b>Rick Reichardt, R</b> OBP: 0.377, SLG: 0.532 (1, 7)	0-3 K		0-0 6-3			0-0 5-3		0-0 1B 3B		4	1	1	0	0	1	2								
<b>Joe Adcock, R</b> OBP: 0.330, SLG: 0.519 (1, 3)	4-0 1-2 IBB			0-0 E8 1B		4-0 BB		0-0 1-3		2	0	1	0	2	0	1								
<b>Bobby Knoop, R</b> OBP: 0.284, SLG: 0.457 (1, 4)	0-3 K			0-3 K		0-0 F8		0-3 K		4	0	0	0	0	3	5								
<b>Jim Fregosi, R</b> OBP: 0.315, SLG: 0.316 (1, 6)		0-0 G4-6-3 1B		0-0 5-3		0-0 E5 SH		4-0 1B BB		3	1	1	0	1	0	1								
<b>Jim Piersall, R</b> OBP: 0.225, SLG: 0.225 <b>Norm Siebern, L</b> OBP: 0.425, SLG: 0.423 <b>Jackie Warner, R</b> OBP: 0.300, SLG: 0.469 (1, 9) (8, PH) (8, PR) (9, 9)		0-3 K		0-0 5-3		0-0 SH E FC6-4		0-0 1-2 1B		2	1	0	0	0	1	2								
<b>Buck Rodgers, S</b> OBP: 0.244, SLG: 0.331 (1, 2)		0-0 G4-6-3			0-0 6-3		0-0 E1 FC6-4	0-0 F7		4	0	0	0	0	0	4								
<b>Marcelino Lopez, R</b> OBP: 0.292, SLG: 0.348 <b>Frank Malzone, R</b> OBP: 0.316, SLG: 0.294 <b>Bob Lee, R</b> <b>Howie Reed, R</b> (1, 1) (7, PH) (8, 1) (9, 1)			0-0 G6-4-3 1B		0-0 2B		0-0 P3			2	0	2	0	0	0	0								
<b>Inning Stats</b>	R: 0 E: 0 K: 2 S: 7	H: 0 LOB: 2 BB: 2 P: 15	R: 0 E: 0 K: 1 S: 5	H: 1 LOB: 0 BB: 0 P: 5	R: 0 E: 0 K: 0 S: 4	H: 1 LOB: 1 BB: 0 P: 4	R: 0 E: 0 K: 1 S: 6	H: 1 LOB: 1 BB: 0 P: 6	R: 0 E: 0 K: 0 S: 3	H: 1 LOB: 0 BB: 0 P: 3	R: 0 E: 0 K: 0 S: 3	H: 0 LOB: 1 BB: 1 P: 7	R: 2 E: 3 S: 8	H: 0 LOB: 1 BB: 0 P: 8	R: 1 E: 0 K: 1 S: 7	H: 2 LOB: 2 BB: 1 P: 11	1B: 4 2B: 1 3B: 1 HR: 0	SF: 0 SAC: 1 DP: 2 HBP: 0	WP: 1 PB: 0 SB: 1 CS: 0	PA: 35				
<b>PITCHER</b>	IP	WLS	BF	H	R	ER	SO	BB	IBB	HBP	BLK	WP	HR	S	P	ERA	WHIP							
<b>Tommy John, L</b> ERA: 2.02 <b>Bob Locker, R</b> ERA: 1.79 <b>Gary Peters, L</b> ERA: 2.18 (1, 1) (8, 1) (8, 1)	7.0		29	4	2	0	5	2	1	0	0	0	0	36	48	0.00	0.857							
	0.2	L	4	1	1	1	1	1	0	0	0	0	0	5	9	13.50	3.000							
	0.1		2	1	0	0	0	0	0	0	0	0	0	2	2	0.00	3.000							

Chicago White Sox @ California Angels  
Anaheim Stadium, Anaheim, CA  
Tue Jun 07 1966, 10:05 PM EDT  
Att: 11,760 - Unknown

AB 30  
R 3  
H 6  
RBI 2  
BB 4  
SO 6  
LOB 22





Batter	1	2	3	4	5	6	7	8	9	AB	R	H	RBI	BB	SO	LOB	TOP			
Ken Berry, R OBP: 0.253, SLG: 0.273 (1, 7)	F8		2B		5-3			K		4	0	1	0	0	1	1	<b>Chicago White Sox @ California Angels</b> Anaheim Stadium, Anaheim, CA Wed Jun 08 1966, 10:05 PM EDT Att: 11,574 - Unknown			
Don Buford, S OBP: 0.302, SLG: 0.313 (1, 5)	5-3 BB		BB			F7		4-3		2	0	0	0	2	0	1				
Tommie Agee, R OBP: 0.322, SLG: 0.386 (1, 8)	5-3		K			5-3			BB	3	0	0	0	1	1	3				
Bill Skowron, R OBP: 0.273, SLG: 0.347 Eddie Fisher, R (8, 1)	1-3		F9			6-3		K		4	0	0	0	0	1	5				
Floyd Robinson, L OBP: 0.370, SLG: 0.411 (1, 9)		K		1-3			4-3		1-3	4	0	0	0	0	1	0				
Lee Eita, R OBP: 0.288, SLG: 0.396 (1, 6)		F7		F7			BB		BB	2	0	0	0	2	0	0				
J.C. Martin, L OBP: 0.352, SLG: 0.415 Gene Freese, R (9, PH)				K			F2		K	3	0	1	0	0	1	1				
Al Weis, S OBP: 0.231, SLG: 0.149 Jerry McNertney, R (9, PH)		B1-3		B1-3			F5		P6	3	0	0	0	0	0	2				
Jack Lamabe, R (1, 1) John Romano, R (8, PH) Tom McCraw, L OBP: 0.296, SLG: 0.292 (8, 3)			K		K			4-3 BB		2	0	0	0	0	2	0				
<b>Inning Stats</b>	R: 0 E: 1 K: 0 S: 3	H: 0 LOB: 1 BB: 1 P: 7	R: 0 E: 0 K: 1 S: 6	H: 1 LOB: 1 BB: 0 P: 6	R: 0 E: 0 K: 2 S: 8	H: 1 LOB: 2 BB: 1 P: 12	R: 0 E: 0 K: 1 S: 5	H: 0 LOB: 0 BB: 0 P: 5	R: 0 E: 0 K: 1 S: 5	H: 0 LOB: 0 BB: 0 P: 5	R: 0 E: 0 K: 0 S: 3	H: 0 LOB: 1 BB: 1 P: 7	R: 0 E: 0 K: 2 S: 7	H: 0 LOB: 2 BB: 2 P: 15	R: 0 E: 0 K: 1 S: 5	H: 0 LOB: 1 BB: 1 P: 9		1B: 1 2B: 1 3B: 0 HR: 0	SF: 0 SAC: 0 DP: 0 HBP: 0	WP: 0 PB: 0 SB: 0 CS: 0
<b>PITCHER</b> George Brunet, L ERA: 2.78 (1, 1)	IP: 9.0 WLS: W BF: 35 H: 2 R: 0 ER: 0 SO: 8 BB: 6 IBB: 0 HBP: 0 BLK: 0 WP: 0 HR: 0 S: 45 P: 69 ERA: 0.00 WHIP: 0.889															<b>PITCHER</b>				

Batter	1	2	3	4	5	6	7	8	9	AB	R	H	RBI	BB	SO	LOB	BOTTOM			
Jose Cardenal, R OBP: 0.315, SLG: 0.376 (1, 8)	L4-3 1B			P4		6-3		CS G3 BB		3	0	1	0	1	0	0	<b>Chicago White Sox @ California Angels</b> Anaheim Stadium, Anaheim, CA Wed Jun 08 1966, 10:05 PM EDT Att: 11,574 - Unknown			
Ed Kirkpatrick, L OBP: 0.308, SLG: 0.333 (1, 9)	L4-3 1-2			F8		G3		G3		4	0	0	0	0	0	2				
Rick Reichardt, R OBP: 0.377, SLG: 0.529 (1, 7)	K			BLK 1B		6-3		CS		3	0	1	0	0	1	0				
Norm Siebern, L OBP: 0.431, SLG: 0.420 (1, 3)		F8			4-0 1-2 BB		SH1-4 E BB			1	1	0	0	2	0	0				
Jim Fregosi, R OBP: 0.312, SLG: 0.313 (1, 6)		K		F8			SH1-4			2	0	0	0	0	1	2				
Bobby Knoop, R OBP: 0.289, SLG: 0.460 (1, 4)		K			4-3 G3 1B		E8 S 1B			3	0	2	0	0	1	0				
Buck Rodgers, S OBP: 0.240, SLG: 0.325 (1, 2)				P6		G3		F7		3	0	0	0	0	0	2				
Paul Schaal, R OBP: 0.349, SLG: 0.344 (1, 5)				F9		4-3		5-3		3	0	0	0	0	0	2				
George Brunet, R OBP: 0.188, SLG: 0.375 (1, 1)				F7		K		K		3	0	0	0	0	2	1				
<b>Inning Stats</b>	R: 0 E: 0 K: 1 S: 5	H: 1 LOB: 0 BB: 0 P: 5	R: 0 E: 0 K: 2 S: 7	H: 0 LOB: 0 BB: 0 P: 7	R: 0 E: 0 K: 0 S: 3	H: 0 LOB: 0 BB: 0 P: 3	R: 0 E: 0 K: 0 S: 4	H: 1 LOB: 2 BB: 1 P: 8	R: 0 E: 0 K: 1 S: 6	H: 1 LOB: 1 BB: 0 P: 6	R: 0 E: 0 K: 0 S: 3	H: 0 LOB: 0 BB: 0 P: 3	R: 1 E: 1 K: 0 S: 4	H: 1 LOB: 1 BB: 1 P: 8	R: 0 E: 0 K: 1 S: 4	H: 0 LOB: 0 BB: 1 P: 8		1B: 4 2B: 1 3B: 0 HR: 0	SF: 0 SAC: 1 DP: 1 HBP: 0	WP: 0 PB: 0 SB: 1 CS: 1
<b>PITCHER</b> Jack Lamabe, R ERA: 2.23 Eddie Fisher, R ERA: 2.37 (8, 1)	IP: 7.0 WLS: L BF: 26 H: 4 R: 1 ER: 1 SO: 4 BB: 2 IBB: 0 HBP: 0 BLK: 1 WP: 0 HR: 0 S: 32 P: 40 ERA: 1.29 WHIP: 0.857															<b>PITCHER</b>				



Batter	1	2	3	4	5	6	7	8	9	AB	R	H	RBI	BB	SO	LOB	TOP								
Zoilo Versalles, R OBP: 0.288, SLG: 0.385 (1, 6)	4-3	BB BB BB 1B	F8			1-3 1B			6-3	5	1	2	0	0	0	1									
Rich Rollins, R OBP: 0.290, SLG: 0.383 (1, 5)	6-3	BB BB BB				SF7			F4	3	0	1	1	1	0	0									
Tony Oliva, L OBP: 0.394, SLG: 0.647 (1, 8)	1B	BB BB BB				G1-6-3			F7	3	1	1	1	2	0	2									
Don Mincher, L OBP: 0.325, SLG: 0.430 (1, 3)	1-3 1B	BB BB BB				F5			1-3	4	0	2	2	1	0	0									
Harmon Killebrew, R OBP: 0.365, SLG: 0.517 (1, 7)	5-3	K				6-3			F8	5	0	0	0	0	2	6									
Jimmie Hall, L OBP: 0.285, SLG: 0.391 (1, 9)		BB BB BB				F9			K	4	1	1	0	0	1	3									
Earl Batley, R OBP: 0.356, SLG: 0.346 Jerry Zimmerman, R OBP: 0.400, SLG: 0.303 (7, 2)		PB BB BB BB 1B				G3			6-3	2	1	1	0	1	0	0									
Bernie Allen, L OBP: 0.315, SLG: 0.343 (1, 4)	4-3	F8				F2			4-3	4	0	0	0	0	0	3									
Dave Boswell, R OBP: 0.263, SLG: 0.316 (1, 1)	BB BB BB 1B	SH5-3				1B SF7 1B			5-3	3	2	2	1	0	0	0									
<b>Inning Stats</b>	R: 0 E: 0 K: 0 S: 5	H: 2 LOB: 2 BB: 0 P: 5	R: 4 E: 0 K: 1 S: 9	H: 4 LOB: 3 BB: 3 P: 21	R: 0 E: 0 K: 0 S: 3	H: 0 LOB: 1 BB: 1 P: 7	R: 0 E: 0 K: 0 S: 3	H: 1 LOB: 0 BB: 0 P: 3	R: 0 E: 0 K: 0 S: 3	H: 0 LOB: 0 BB: 0 P: 3	R: 1 E: 0 K: 0 S: 5	H: 2 LOB: 1 BB: 0 P: 5	R: 0 E: 0 K: 1 S: 5	H: 0 LOB: 0 BB: 0 P: 5	R: 0 E: 0 K: 0 S: 3	H: 0 LOB: 0 BB: 0 P: 3	R: 1 E: 0 K: 1 S: 6	H: 1 LOB: 1 BB: 1 P: 10	1B: 10 2B: 0 3B: 0 HR: 0	SF: 1 SAC: 1 DP: 1 HBP: 0	WP: 0 PB: 1 SB: 1 CS: 0	PA: 41			
<b>PITCHER</b>	IP	WLS	BF	H	R	ER	SO	BB	IBB	HBP	BLK	WP	HR	S	P	ERA	WHIP								
John Buzhardt, R ERA: 2.6 (1, 1)	1.1	L	10	6	4	4	0	0	0	0	0	0	0	10	10	27.00	4.500								
Dennis Higgins, R ERA: 1.75 (2, 1)	0.2		6	0	0	0	1	4	0	0	0	0	0	4	20	0.00	6.000								
Bruce Howard, R ERA: 3.42 (3, 1)	5.0		17	3	1	1	1	0	0	0	0	0	0	19	19	1.80	0.600								
Eddie Fisher, R ERA: 2.51 (8, 1)	2.0		8	1	1	1	1	1	0	0	0	0	0	9	13	4.50	1.000								

Minnesota Twins @ Chicago White Sox  
Comiskey Park, Chicago, IL  
Fri Jun 10 1966, 8:05 PM EDT  
Att: 20,581 - Unknown

AB 34  
R 6  
H 10  
RBI 5  
BB 5  
SO 3  
LOB 15



Batter	1	2	3	4	5	6	7	8	9	AB	R	H	RBI	BB	SO	LOB	BOTTOM								
Tommie Agee, R OBP: 0.315, SLG: 0.376 (1, 8)	K		K			F2			F9	5	0	0	0	0	2	4									
Wayne Causey, L OBP: 0.315, SLG: 0.242 (1, 4)	BB		BB			F8			BB	1	0	0	0	3	0	0									
Don Buford, S OBP: 0.297, SLG: 0.306 (1, 5)	F5		G3			F8			K	4	0	0	0	0	1	3									
Floyd Robinson, L OBP: 0.368, SLG: 0.407 (1, 9)	F9					FC3-6 1B			F8	4	1	1	0	0	0	2									
Bill Skowron, R OBP: 0.279, SLG: 0.346 (1, 3)			G5-4-3 1B			FC3-6 1B			4-3	3	0	1	0	1	1	1									
Tom McCraw, L OBP: 0.302, SLG: 0.293 (1, 7)			G5-4-3 1B			FC3-6			3-1	3	1	1	0	1	0	2									
Lee Elia, R OBP: 0.278, SLG: 0.380 Smoky Burgess, L OBP: 0.348, SLG: 0.250 Al Weis, S OBP: 0.231, SLG: 0.149 (7, PR) Gene Freese, R OBP: 0.301, SLG: 0.377 (9, PH) J.C. Martin, L OBP: 0.347, SLG: 0.406 (1, 2)			G5-4-3			FC3-6			FC5 HBP																
John Buzhardt, R OBP: 0.158, SLG: 0.050 Dennis Higgins, R OBP: 0.187, SLG: 0.187 Bruce Howard, S OBP: 0.375 Gary Peters, L OBP: 0.256, SLG: 0.375 Eddie Fisher, R OBP: 0.400, SLG: 0.400 John Romano, R OBP: 0.239, SLG: 0.400 Joe Horfan, R OBP: 0.100, SLG: 0.053 (1, 1) (2, 1) (3, 1) (7, PH) (8, 1) (9, PH) (9, PH)			K			F8			K	2	0	0	0	0	1	2									
<b>Inning Stats</b>	R: 0 E: 0 K: 1 S: 5	H: 0 LOB: 1 BB: 1 P: 9	R: 0 E: 0 K: 0 S: 3	H: 1 LOB: 1 BB: 1 P: 7	R: 0 E: 0 K: 2 S: 7	H: 0 LOB: 1 BB: 1 P: 11	R: 2 E: 0 K: 1 S: 7	H: 2 LOB: 0 BB: 0 P: 7	R: 0 E: 0 K: 0 S: 3	H: 0 LOB: 0 BB: 0 P: 3	R: 0 E: 0 K: 0 S: 3	H: 0 LOB: 0 BB: 0 P: 3	R: 0 E: 0 K: 2 S: 7	H: 0 LOB: 2 BB: 1 P: 12	R: 0 E: 0 K: 2 S: 7	H: 0 LOB: 1 BB: 1 P: 11	R: 0 E: 0 K: 1 S: 6	H: 1 LOB: 2 BB: 1 P: 10	1B: 4 2B: 0 3B: 0 HR: 0	SF: 0 SAC: 0 DP: 1 HBP: 1	WP: 1 PB: 0 SB: 2 CS: 0	PA: 37			
<b>PITCHER</b>	IP	WLS	BF	H	R	ER	SO	BB	IBB	HBP	BLK	WP	HR	S	P	ERA	WHIP								
Dave Boswell, R ERA: 2.9 (1, 1)	9.0	W	37	4	2	1	9	6	0	1	0	1	0	48	73	1.00	1.111								

Minnesota Twins @ Chicago White Sox  
Comiskey Park, Chicago, IL  
Fri Jun 10 1966, 8:05 PM EDT  
Att: 20,581 - Unknown

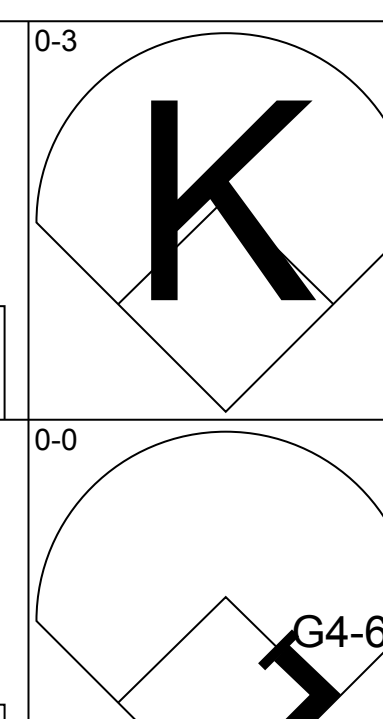
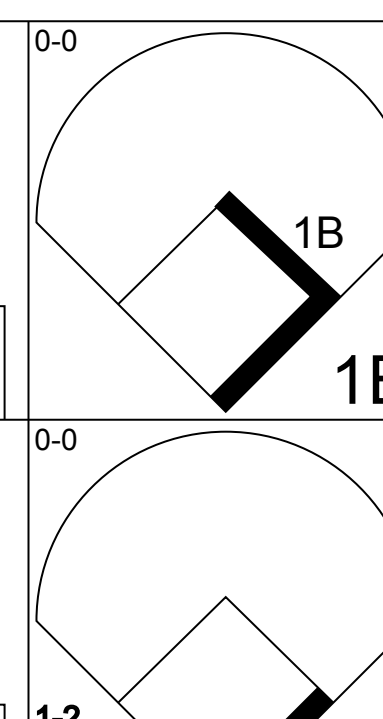
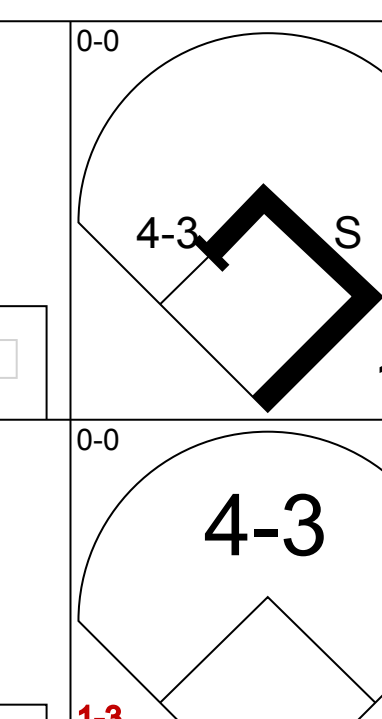
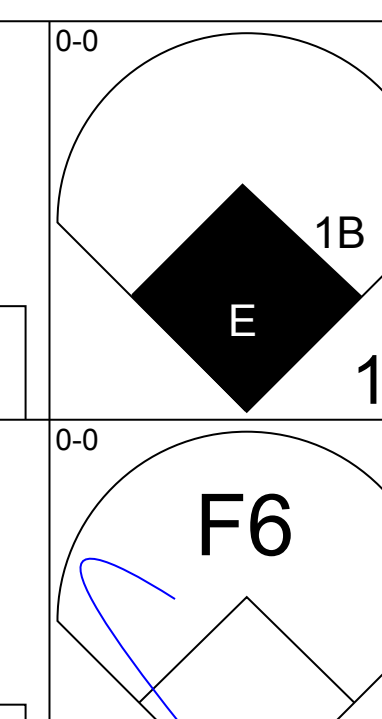
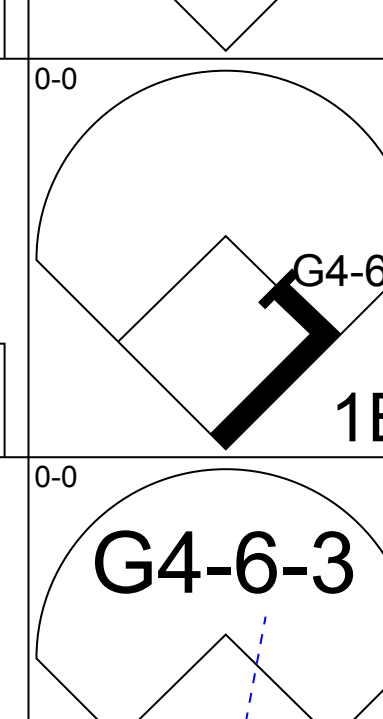
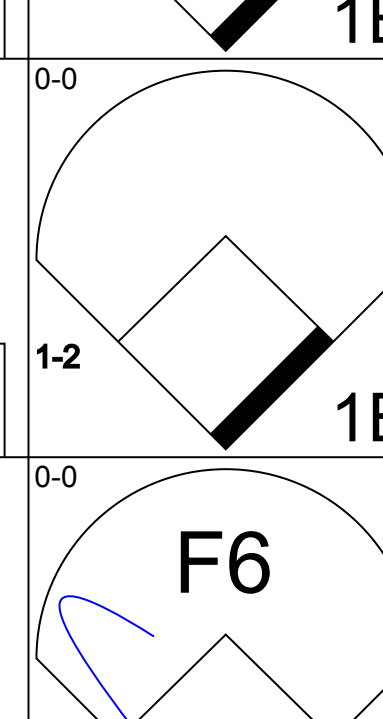
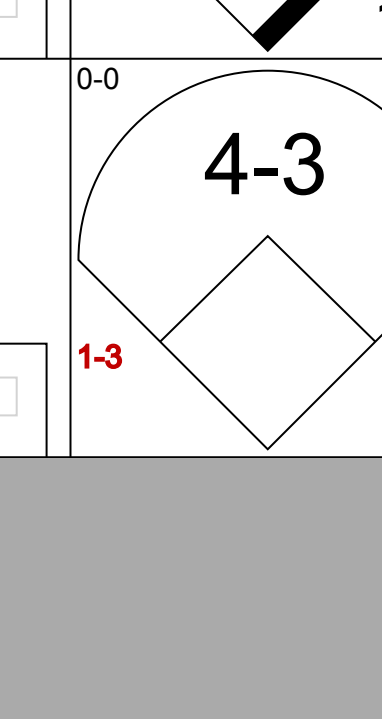
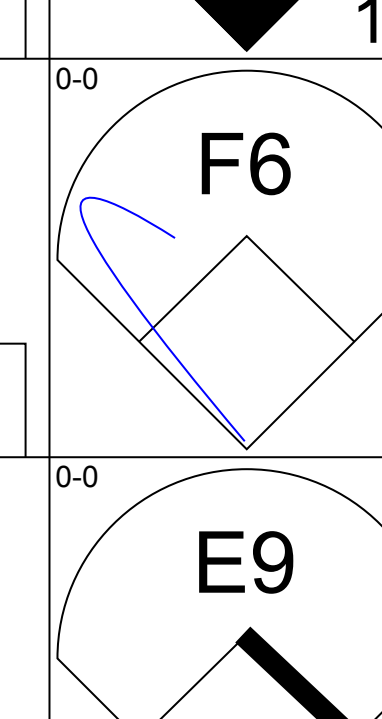
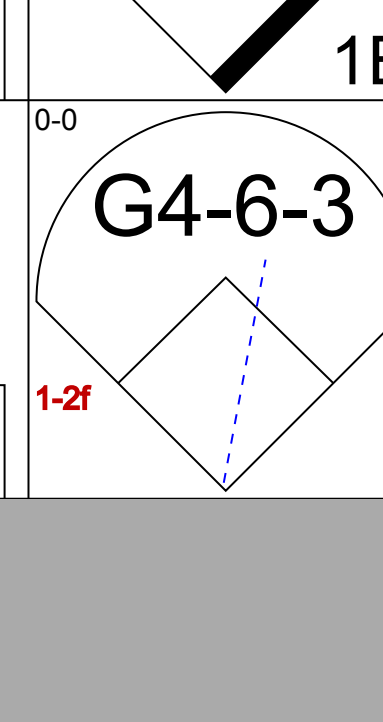
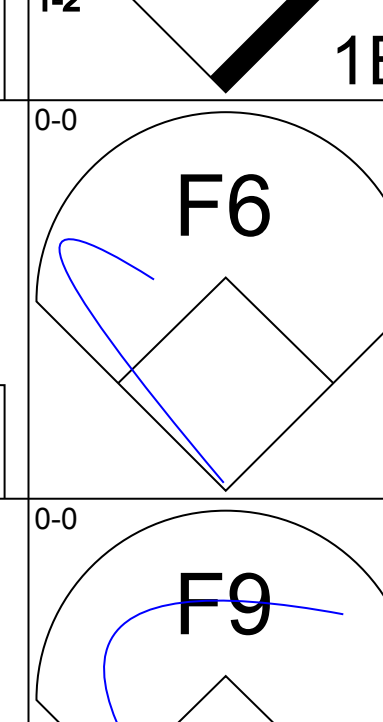
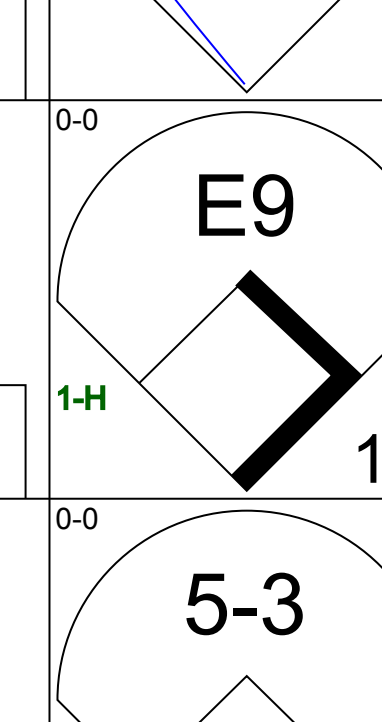
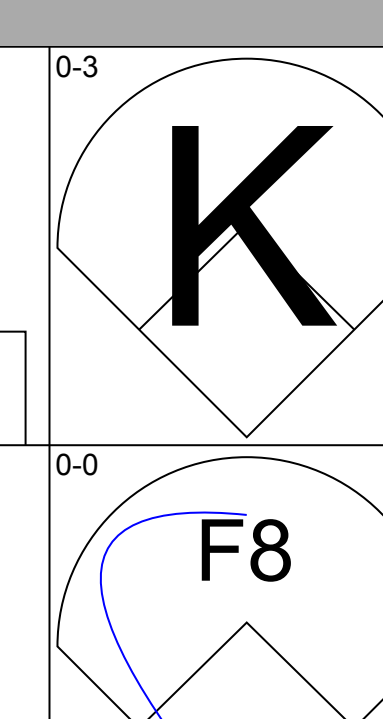
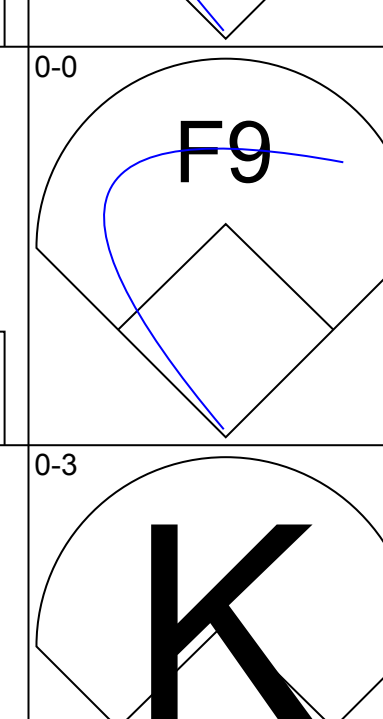
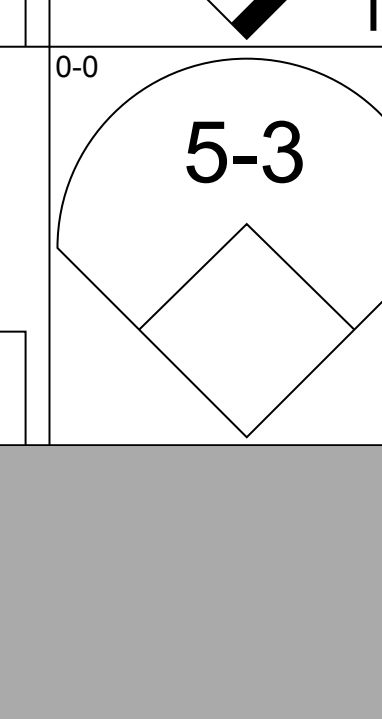
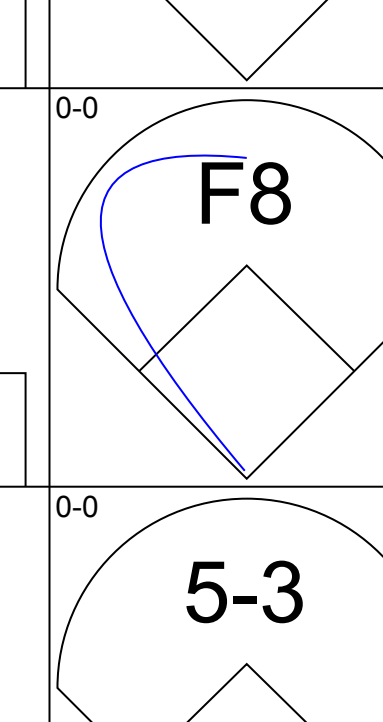
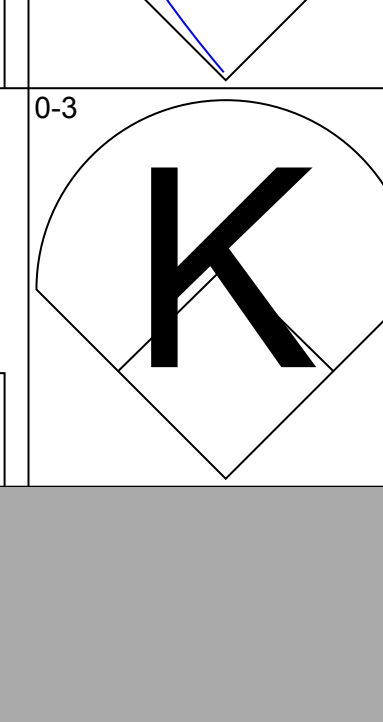

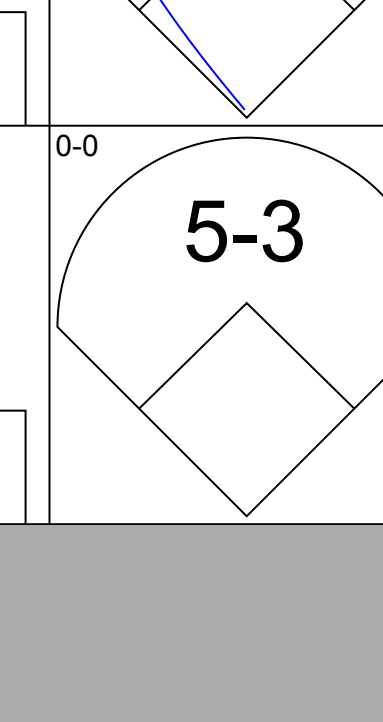
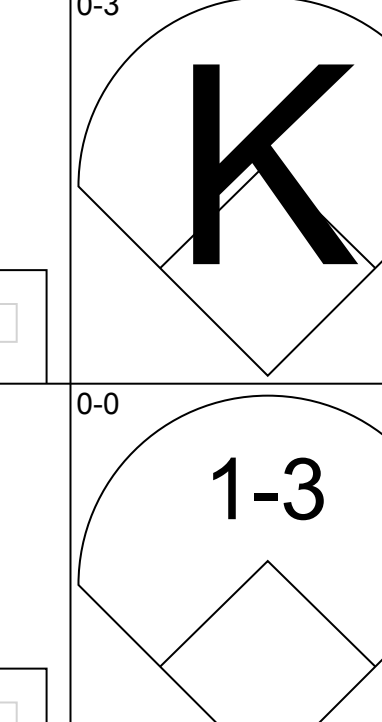

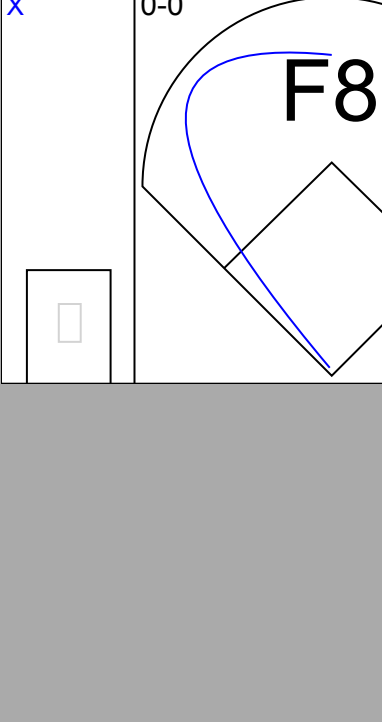
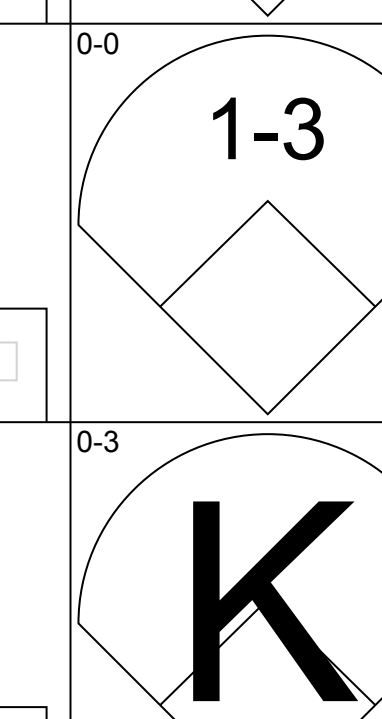

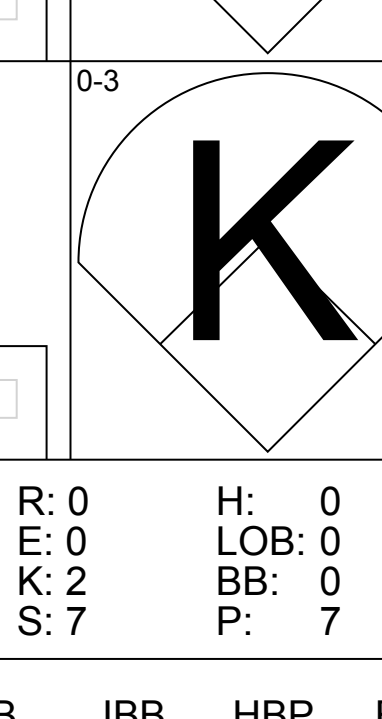
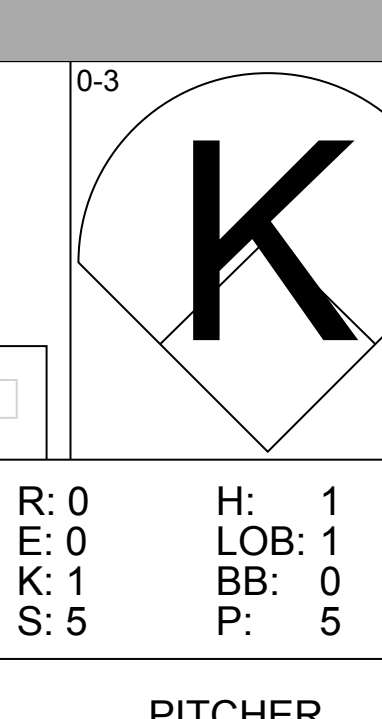
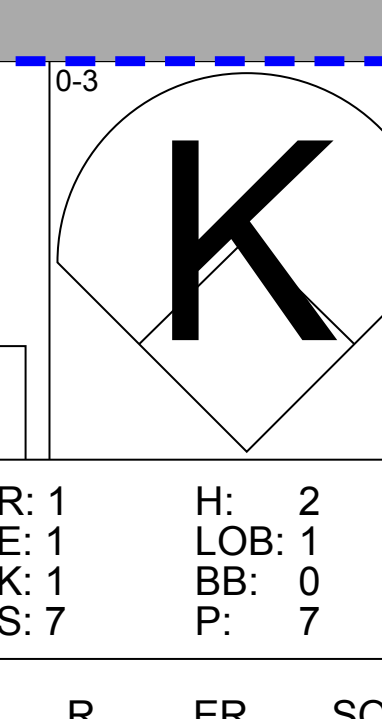
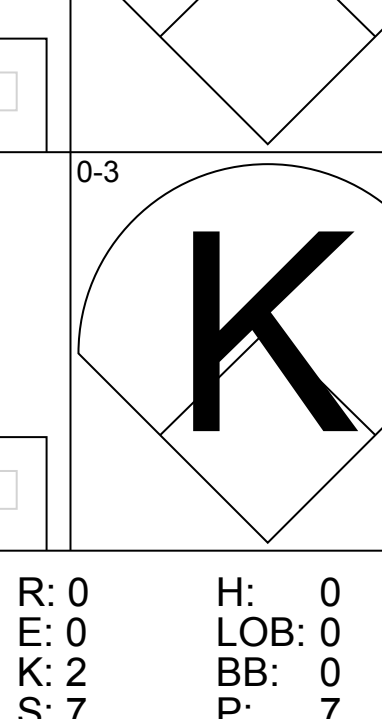
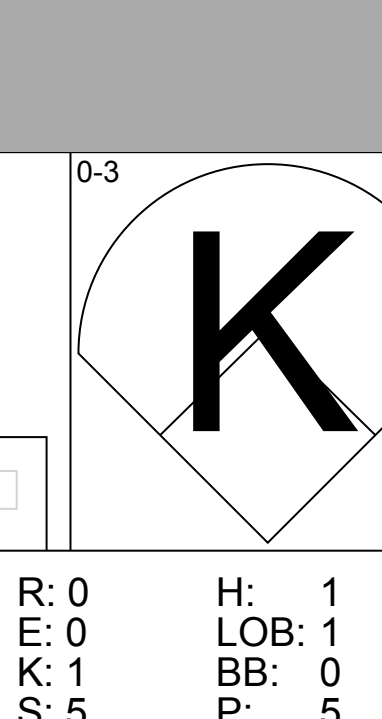
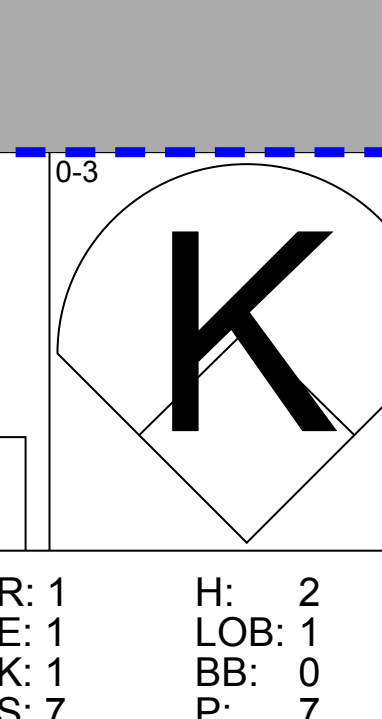
AB 30  
R 2  
H 4  
RBI 0  
BB 6  
SO 9  
LOB 19

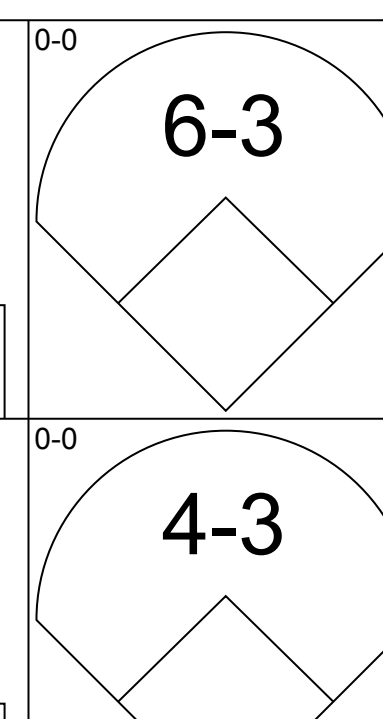
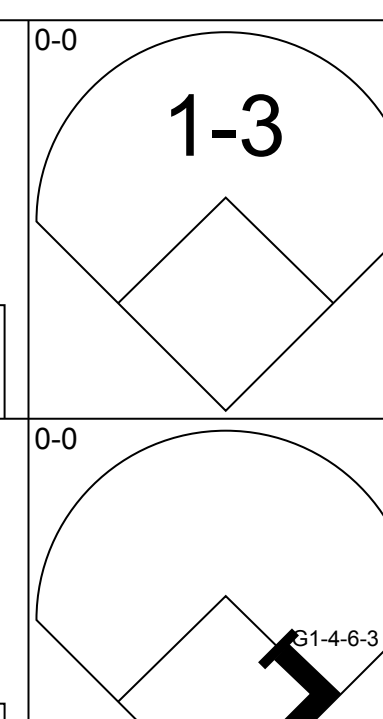
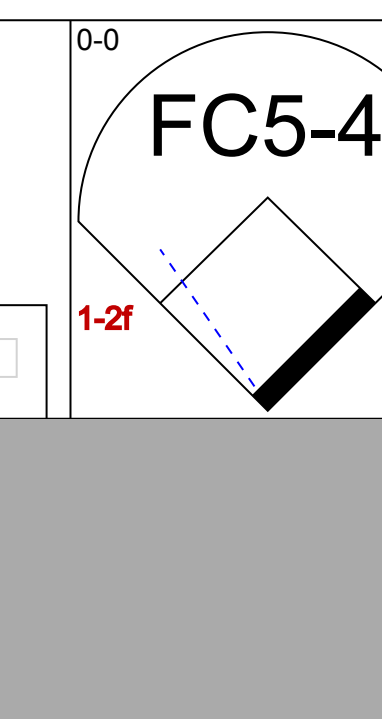
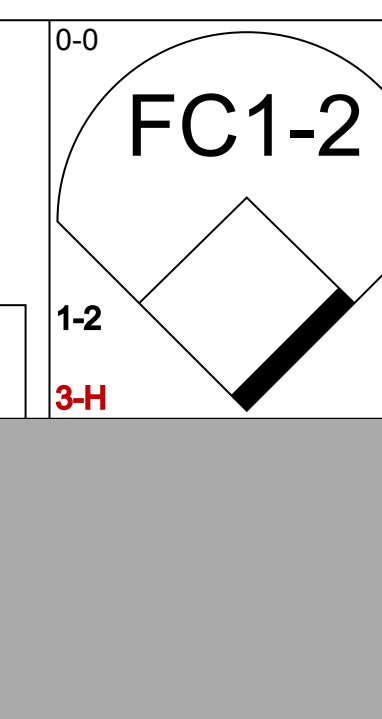
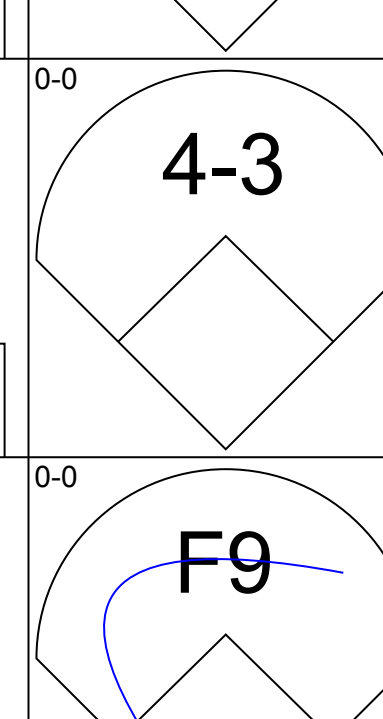
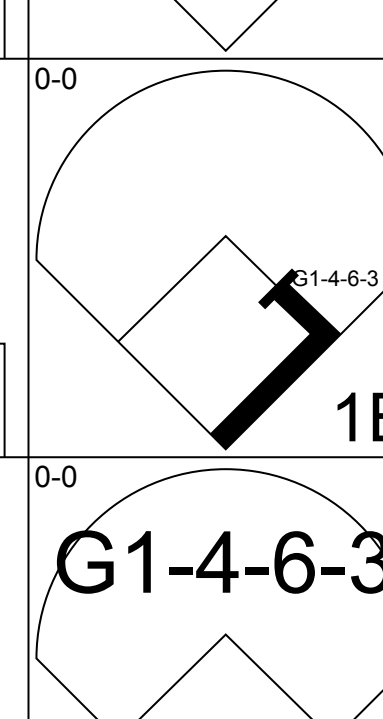

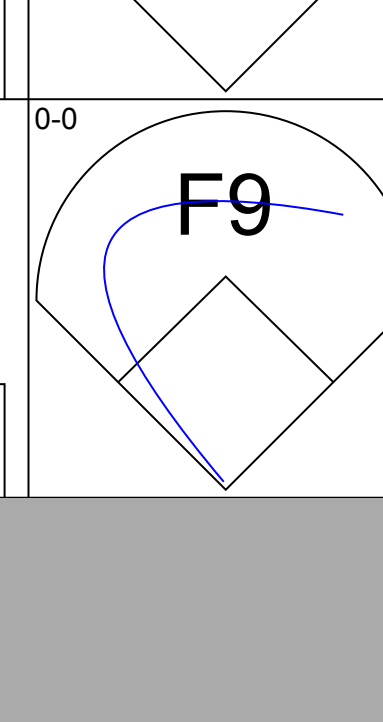
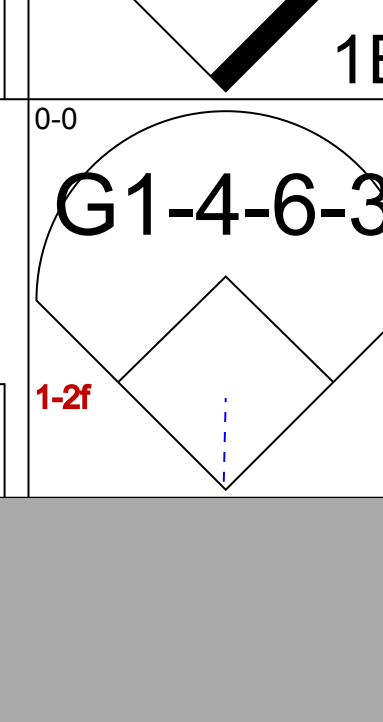
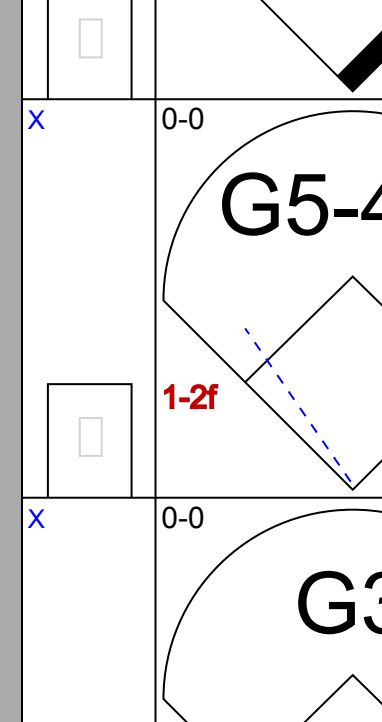
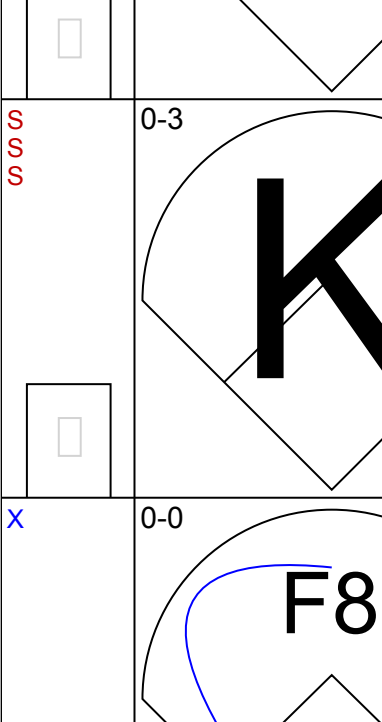
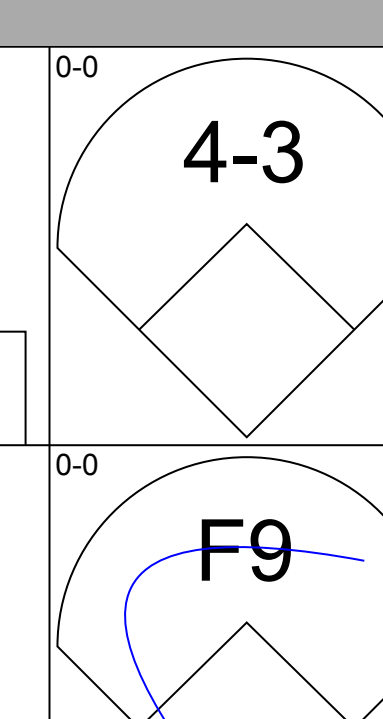
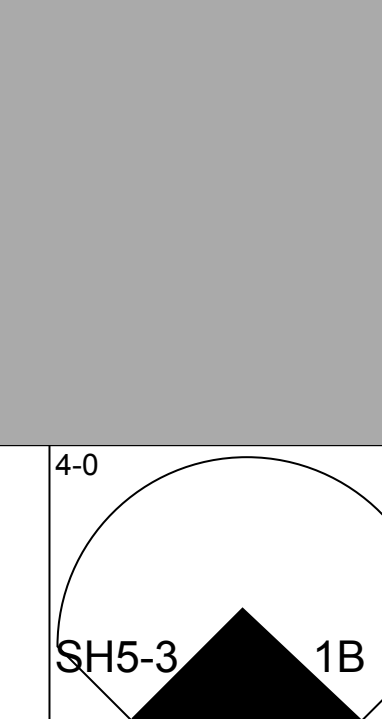
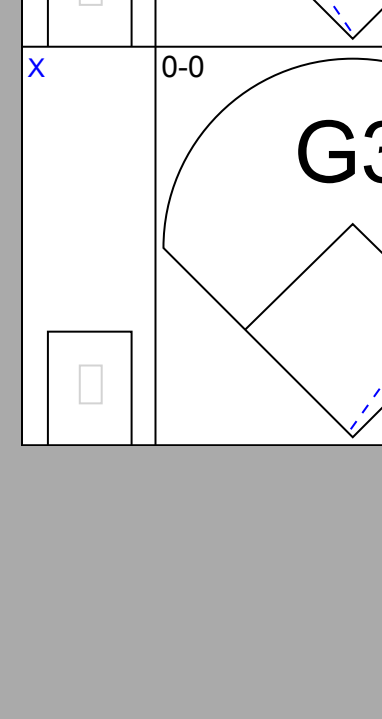
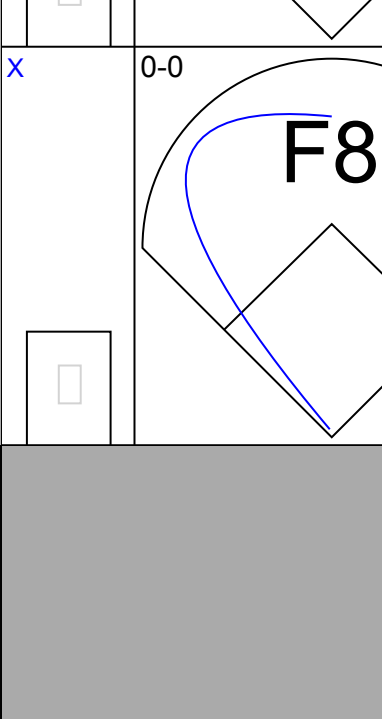
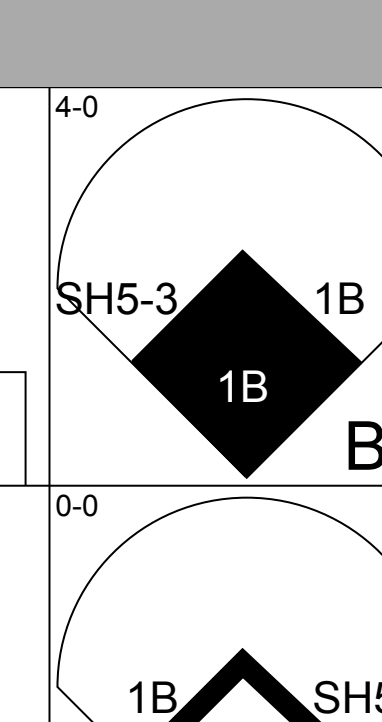
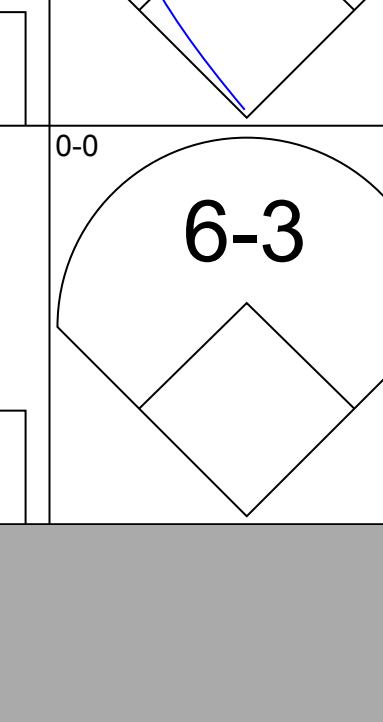
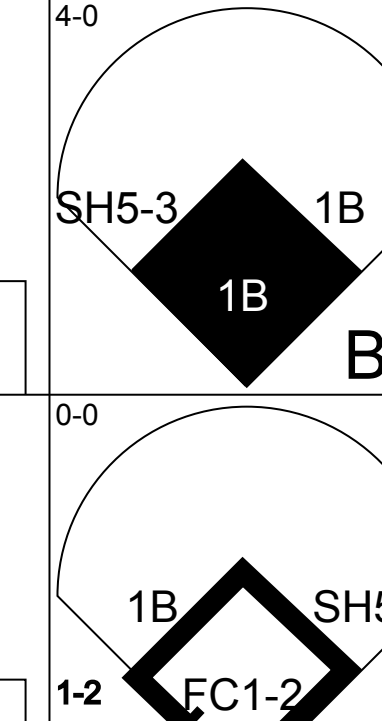
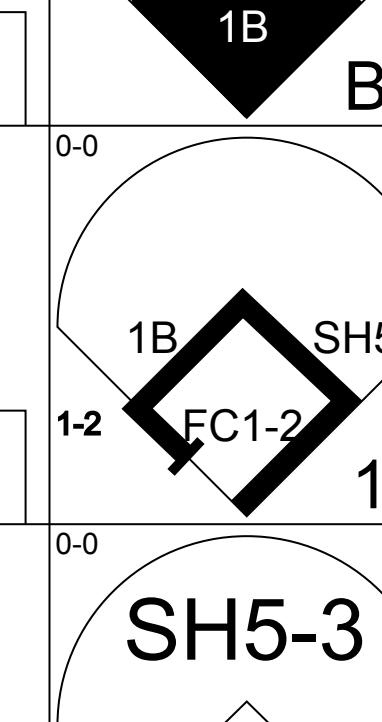
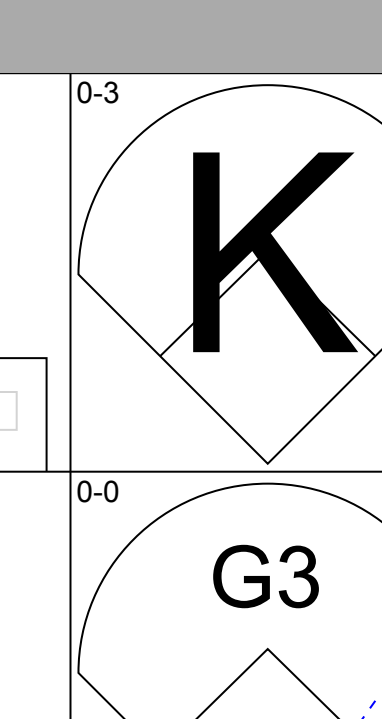
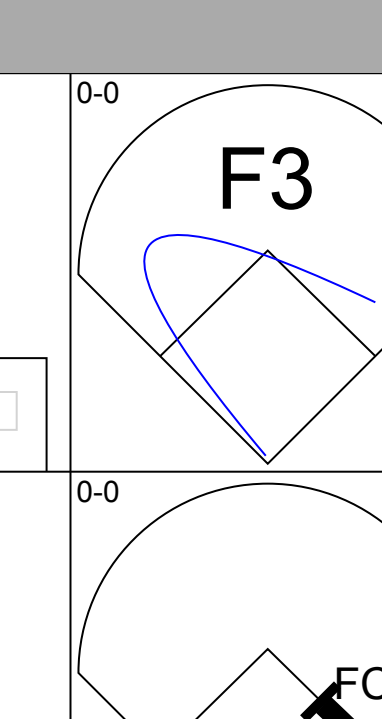
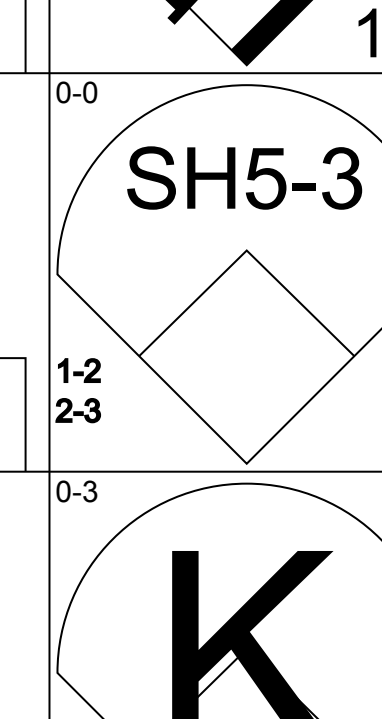
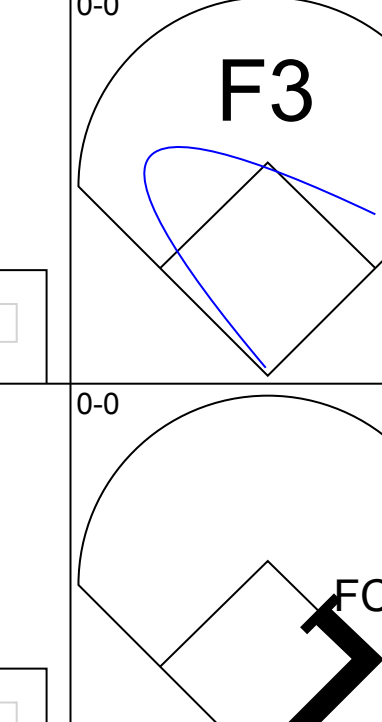
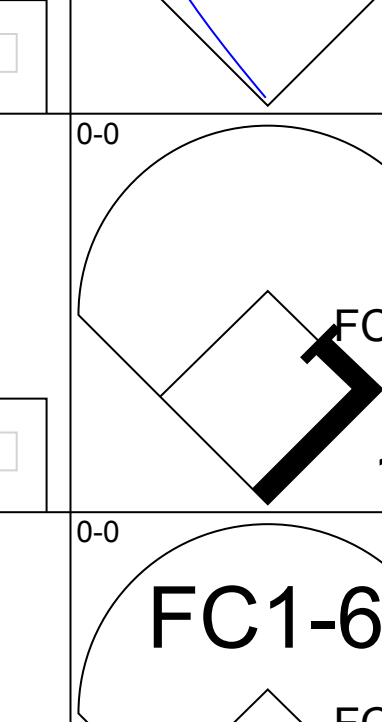
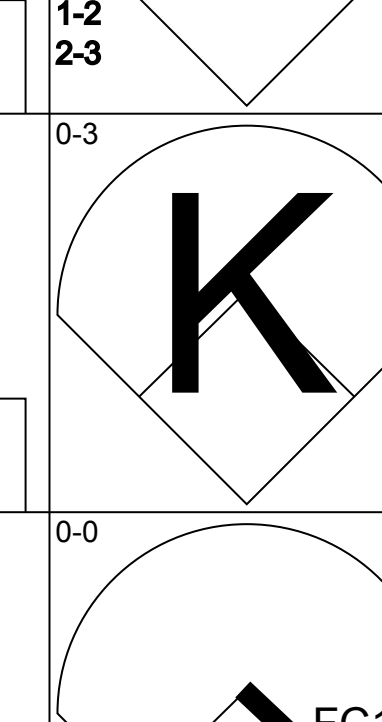
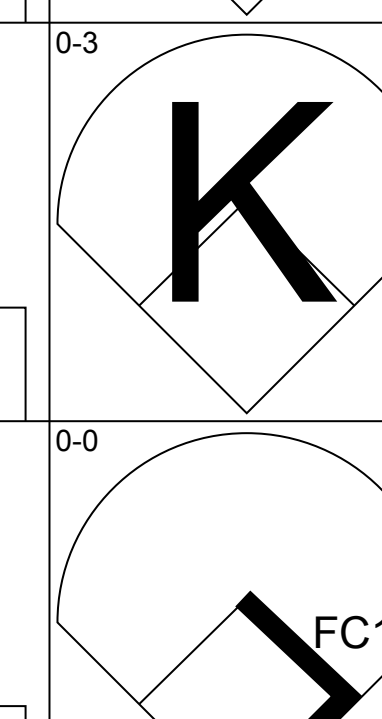
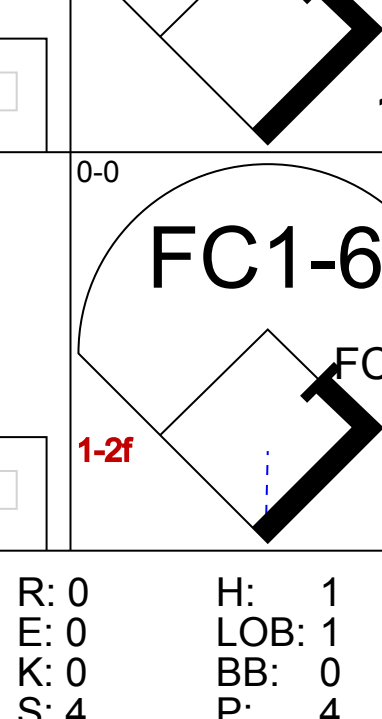
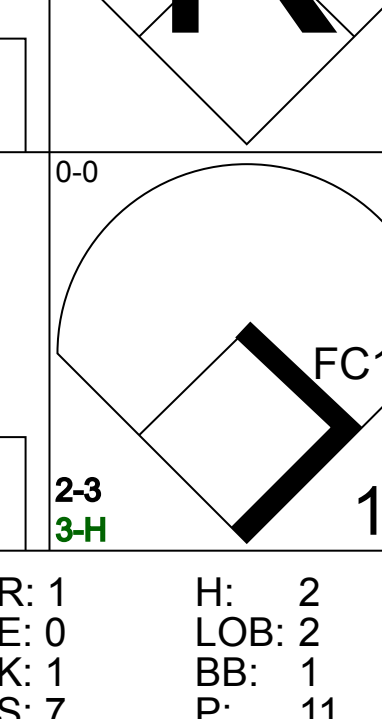








Batter	1	2	3	4	5	6	7	8	9	AB	R	H	RBI	BB	SO	LOB	TOP								
<b>Cesar Tovar, R</b> OBP: 0.320, SLG: 0.360 (1, 6)										4	1	3	0	0	1	0	<b>Minnesota Twins @ Chicago White Sox</b> Comiskey Park, Chicago, IL Sun Jun 12 1966, 4:33 AM EDT Att: 18,378 - Unknown								
<b>Rich Rollins, R</b> OBP: 0.295, SLG: 0.377 (1, 5)										4	0	2	0	0	0	2									
<b>Tony Oliva, L</b> OBP: 0.392, SLG: 0.633 (1, 8)										4	1	2	0	0	0	3									
<b>Harmon Killebrew, R</b> OBP: 0.363, SLG: 0.503 <b>Jimmie Hall, L</b> OBP: 0.285, SLG: 0.391 (9, 7)										3	0	0	0	1	1	3									
<b>Don Mincher, L</b> OBP: 0.321, SLG: 0.415 (1, 3)										0	0	0	0	0	0	0									
<b>Bob Allison, R</b> OBP: 0.308, SLG: 0.321 (1, 9)										3	0	0	1	0	0	0									
<b>Bernie Allen, L</b> OBP: 0.313, SLG: 0.345 (1, 4)										4	0	0	0	0	1	2									
<b>Jerry Zimmerman, R</b> OBP: 0.283, SLG: 0.300 (1, 2)										3	0	0	0	0	0	2									
<b>Mudcat Grant, R</b> OBP: 0.138, SLG: 0.179 (1, 1)										3	0	0	0	0	3	0									
<b>Inning Stats</b>	R: 0 E: 0 K: 1 S: 5	H: 1 LOB: 0 BB: 0 P: 5	R: 0 E: 0 K: 1 S: 5	H: 0 LOB: 0 BB: 0 P: 5	R: 0 E: 0 K: 2 S: 7	H: 0 LOB: 0 BB: 0 P: 7	R: 0 E: 0 K: 1 S: 7	H: 2 LOB: 2 BB: 0 P: 7	R: 0 E: 0 K: 0 S: 3	H: 0 LOB: 0 BB: 0 P: 3	R: 0 E: 0 K: 1 S: 5	H: 1 LOB: 1 BB: 0 P: 5	R: 1 E: 0 K: 0 S: 5	H: 2 LOB: 2 BB: 1 P: 9	R: 1 E: 1 K: 1 S: 7	H: 2 LOB: 1 BB: 0 P: 7	R: 0 E: 0 K: 0 S: 3	H: 0 LOB: 0 BB: 0 P: 3	1B: 8 2B: 0 3B: 0 HR: 0	SF: 1 SAC: 0 DP: 1 HBP: 0	WP: 0 PB: 0 SB: 1 CS: 0	PA: 34			
<b>PITCHER</b>	IP	WLS	BF	H	R	ER	SO	BB	IBB	HBP	BLK	WP	HR	S	P	ERA	WHIP								
<b>Tommy John, L</b> ERA: 1.96 (1, 1)	7.0	L	26	6	1	1	6	1	0	0	0	0	0	37	41	1.29	1.000								
<b>Bob Locker, R</b> ERA: 1.73 (8, 1)	1.0		5	2	1	0	1	0	0	0	0	0	0	7	7	0.00	2.000								
<b>Eddie Fisher, R</b> ERA: 2.29 (9, 1)	1.0		3	0	0	0	0	0	0	0	0	0	0	3	3	0.00	0.000								

Batter	1	2	3	4	5	6	7	8	9	AB	R	H	RBI	BB	SO	LOB	BOTTOM								
<b>Wayne Causey, L</b> OBP: 0.302, SLG: 0.225 <b>Al Weis, S</b> OBP: 0.229, SLG: 0.147 (9, 6)										3	0	0	0	0	0	1	<b>Minnesota Twins @ Chicago White Sox</b> Comiskey Park, Chicago, IL Sun Jun 12 1966, 4:33 AM EDT Att: 18,378 - Unknown								
<b>Don Buford, S</b> OBP: 0.296, SLG: 0.305 (9, 4)										4	0	2	0	0	1	0									
<b>Tommie Agee, R</b> OBP: 0.308, SLG: 0.371 (1, 8)										4	0	0	0	0	1	2									
<b>Floyd Robinson, L</b> OBP: 0.358, SLG: 0.394 (1, 9)										4	0	0	0	0	0	0									
<b>Tom McCraw, L</b> OBP: 0.301, SLG: 0.286 (1, 7)										2	1	0	0	1	0	0									
<b>Bill Skowron, R</b> OBP: 0.280, SLG: 0.338 (1, 3)										3	0	1	0	0	1	0									
<b>Jerry McNertney, R</b> OBP: 0.367, SLG: 0.296 (1, 2)										2	0	0	0	0	1	0									
<b>Lee Elia, R</b> OBP: 0.300, SLG: 0.411 <b>Smoky Burgess, L</b> OBP: 0.360, SLG: 0.318 <b>Gene Freese, R</b> OBP: 0.298, SLG: 0.372 (9, 5)										2	0	1	0	0	0	0									
<b>Tommy John, R</b> OBP: 0.160, SLG: 0.280 <b>Bob Locker, S</b> OBP: 0.286, SLG: 0.167 <b>J.C. Martin, L</b> OBP: 0.355, SLG: 0.414 <b>Joe Horlen, R</b> OBP: 0.100, SLG: 0.053 <b>Eddie Fisher, R</b> (9, 1)										2	0	0	0	0	1	1									
<b>Inning Stats</b>	R: 0 E: 0 K: 0 S: 3	H: 0 LOB: 0 BB: 0 P: 3	R: 0 E: 0 K: 2 S: 7	H: 0 LOB: 0 BB: 0 P: 7	R: 0 E: 0 K: 0 S: 3	H: 1 LOB: 0 BB: 0 P: 3	R: 0 E: 0 K: 0 S: 4	H: 1 LOB: 1 BB: 0 P: 4	R: 0 E: 0 K: 0 S: 3	H: 1 LOB: 0 BB: 0 P: 3	R: 0 E: 0 K: 1 S: 7	H: 2 LOB: 2 BB: 1 P: 11	R: 0 E: 0 K: 2 S: 7	H: 0 LOB: 0 BB: 0 P: 7	1B: 5 2B: 0 3B: 0 HR: 0	SF: 0 SAC: 1 DP: 2 HBP: 0	WP: 0 PB: 0 SB: 0 CS: 0	PA: 31							
<b>PITCHER</b>	IP	WLS	BF	H	R	ER	SO	BB	IBB	HBP	BLK	WP	HR	S	P	ERA	WHIP								
<b>Mudcat Grant, R</b> ERA: 3.28 (1, 1)	9.0	W	31	5	1	1	6	1	0	0	0	0	0	42	46	1.00	0.667								



Batter	1	2	3	4	5	6	7	8	9	AB	R	H	RBI	BB	SO	LOB	TOP					
Jose Cardenal, R (1, 8) OBP: 0.323, SLG: 0.398	0-3 K		0-0 FC4-6 1B		0-0 F9			0-0 6-3		4	0	1	0	0	1	0	<b>California Angels @ Chicago White Sox</b> Comiskey Park, Chicago, IL Mon Jun 13 1966, 8:05 PM EDT Unknown					
Willie Smith, L (1, 7) OBP: 0.277, SLG: 0.230	0-0 F9		0-0 FC4-6 1B		0-0 FC6-4 1B			0-0 FC5-4 1B		4	0	2	0	0	0	1						
Jim Fregosi, R (1, 6) OBP: 0.307, SLG: 0.311	0-0 F7		0-0 1-2 1B		0-0 FC6-4 1-2 1B			0-0 FC5-4 1-2 1B		4	0	1	0	0	0	2						
Norm Siebern, L (1, 3) OBP: 0.422, SLG: 0.387		0-0 F8	0-0 F8			0-0 F8		0-0 6-3		4	0	0	0	0	0	3						
Bobby Knoop, R (1, 4) OBP: 0.277, SLG: 0.436	0-3 K			0-3 K		0-0 F8			0-0 1-3	4	0	0	0	0	2	0						
Ed Kirkpatrick, L (1, 9) OBP: 0.317, SLG: 0.314	4-0 S 1B BB		0-0 F2		0-0 3-1			0-0 F8		3	1	0	0	1	0	0						
Paul Schaal, R (1, 5) OBP: 0.358, SLG: 0.339	0-0 1-H 1B		4-0 BB		0-0 F8		0-0 F8		0-0 6-3	3	0	1	1	1	0	0						
Buck Rodgers, S (1, 2) OBP: 0.222, SLG: 0.299	0-0 G3		0-0 F8		0-0 3-1			0-0 3-1		3	0	0	0	0	0	2						
George Brunet, R (1, 1) OBP: 0.176, SLG: 0.353			0-3 K		0-3 K			0-0 5-3		1	0	0	0	0	1	0						
Howie Reed, R (4, 1) Frank Malzone, R (7, PH) Lew Burdette, R (7, 1)										1	0	0	0	0	1	0						
										1	0	0	0	0	1	0						
										1	0	0	0	0	0	0						
										0	0	0	0	0	0	0						
<b>Inning Stats</b>	R: 0 E: 0 K: 1 S: 5	H: 0 LOB: 0 BB: 0 P: 5	R: 1 E: 0 K: 1 S: 6	H: 1 LOB: 1 BB: 1 P: 10	R: 0 E: 0 K: 1 S: 7	H: 2 LOB: 2 BB: 0 P: 7	R: 0 E: 0 K: 1 S: 5	H: 0 LOB: 1 BB: 1 P: 9	R: 0 E: 0 K: 1 S: 6	H: 1 LOB: 1 BB: 0 P: 6	R: 0 E: 0 K: 0 S: 3	H: 0 LOB: 0 BB: 0 P: 3	R: 0 E: 0 K: 0 S: 3	H: 0 LOB: 0 BB: 0 P: 3	R: 0 E: 0 K: 0 S: 4	H: 1 LOB: 1 BB: 0 P: 4	R: 0 E: 0 K: 0 S: 3	H: 0 LOB: 0 BB: 0 P: 3	1B: 5 2B: 0 3B: 0 HR: 0	SF: 0 SAC: 0 DP: 0 HBP: 0	WP: 0 PB: 0 SB: 1 CS: 0	PA: 34
<b>PITCHER</b> Jack Lamabe, R (1, 1) ERA: 2.01	IP: 9.0 WLS: W BF: 34 H: 5 R: 1 ER: 1 SO: 5 BB: 2 IBB: 0 HBP: 0 BLK: 0 WP: 0 HR: 0 S: 42 P: 50 ERA: 1.00 WHIP: 0.778															<b>PITCHER</b>	IP: 9.0 WLS: W BF: 34 H: 5 R: 1 ER: 1 SO: 5 BB: 2 IBB: 0 HBP: 0 BLK: 0 WP: 0 HR: 0 S: 42 P: 50 ERA: 1.00 WHIP: 0.778					

Batter	1	2	3	4	5	6	7	8	9	AB	R	H	RBI	BB	SO	LOB	BOTTOM			
Tommie Agee, R (1, 8) OBP: 0.312, SLG: 0.371	0-0 E 1B	4-0 2B BB		0-0 F7		0-0 F2				3	2	1	0	1	0	2	<b>California Angels @ Chicago White Sox</b> Comiskey Park, Chicago, IL Mon Jun 13 1966, 8:05 PM EDT Unknown			
Don Buford, S (1, 7) OBP: 0.300, SLG: 0.314	0-0 1-3 1B	0-0 1-3 2B		0-0 F9		0-0 4-3				4	0	2	4	0	0	2				
Gene Freese, R (1, 5) OBP: 0.295, SLG: 0.358	0-0 F7	0-0 F7		4-0 1-2 BB		0-0 F8		0-0 F8		3	0	0	0	1	0	2				
John Romano, R (1, 2) OBP: 0.418, SLG: 0.442	0-0 1-3 1-2		0-0 F8	0-0 5-3		0-3 K				4	0	0	0	0	1	3				
Jerry Adair, R (1, 4) OBP: 0.344, SLG: 0.339	0-3 K		0-0 1B SF6 2B		0-0 CS 1B		0-0 L3			4	1	2	0	0	1	1				
Bill Skowron, R (1, 3) OBP: 0.288, SLG: 0.346		0-0 FC1-5 1B	0-0 WP 1B		0-0 F7		0-0 6-3			3	0	2	0	0	0	1				
Tom McCraw, L (6, 3) OBP: 0.299, SLG: 0.283		0-0 FC1-5 1B	2-3 1B		0-0 K					1	0	0	0	0	0	0				
Lee Elia, R (1, 6) OBP: 0.313, SLG: 0.424		0-0 BB FC1-5 2B 1B	0-0 SF6		0-3 K		0-0 L3 1B			3	1	2	1	0	1	0				
Ken Berry, R (1, 9) OBP: 0.264, SLG: 0.274		0-0 F5	0-0 5-3		0-0 1B		0-0 L3			4	0	1	0	0	0	4				
Jack Lamabe, R (1, 1)		0-0 FC1-5 BB 2B	4-0 BB BB		0-3 K					2	1	0	0	1	1	3				
<b>Inning Stats</b>	R: 1 E: 1 K: 1 S: 7	H: 2 LOB: 1 BB: 0 P: 7	R: 3 E: 0 K: 0 S: 6	H: 3 LOB: 1 BB: 1 P: 10	R: 1 E: 0 K: 0 S: 5	H: 2 LOB: 1 BB: 0 P: 5	R: 0 E: 0 K: 0 S: 3	H: 0 LOB: 2 BB: 2 P: 11	R: 0 E: 0 K: 1 S: 5	H: 1 LOB: 0 BB: 0 P: 5	R: 0 E: 0 K: 1 S: 6	H: 1 LOB: 1 BB: 0 P: 6	R: 0 E: 0 K: 1 S: 5	H: 0 LOB: 0 BB: 0 P: 5	R: 0 E: 0 K: 0 S: 3	H: 1 LOB: 0 BB: 0 P: 3	1B: 8 2B: 3 3B: 0 HR: 0	SF: 1 SAC: 0 DP: 1 HBP: 0	WP: 1 PB: 0 SB: 0 CS: 1	PA: 35
<b>PITCHER</b> George Brunet, L (1, 1) ERA: 3.38 Howie Reed, R (4, 1) ERA: 2.04 Lew Burdette, R (7, 1) ERA: 2.94	IP: 3.0 WLS: L BF: 18 H: 7 R: 5 ER: 5 SO: 1 BB: 2 IBB: 0 HBP: 0 BLK: 0 WP: 1 HR: 0 S: 18 P: 26 ERA: 15.00 WHIP: 3.000															<b>PITCHER</b>	IP: 3.0 WLS: L BF: 18 H: 7 R: 5 ER: 5 SO: 1 BB: 2 IBB: 0 HBP: 0 BLK: 0 WP: 1 HR: 0 S: 18 P: 26 ERA: 15.00 WHIP: 3.000			

AB	32
R	1
H	5
RBI	1
BB	2
SO	5
LOB	8



AB	31
R	5
H	10
RBI	5
BB	3
SO	4
LOB	18









Batter	1	2	3	4	5	6	7	8	9	AB	R	H	RBI	BB	SO	LOB	TOP								
Jose Cardenal, R OBP: 0.333, SLG: 0.418 (1, 8)	0-0 5-3		0-0 HR		0-0 1B SF9		4-0 1B BB	0-0 5-3		4	2	2	2	1	0	2									
Willie Smith, L OBP: 0.272, SLG: 0.229 Jim Piersall, R OBP: 0.224, SLG: 0.217 (1, 7)	0-0 4-3		0-0 1-3		0-0 1B 1-3 2-H		0-0 1B		0-0 F7	5	0	2	1	0	0	0									
Jim Fregosi, R OBP: 0.308, SLG: 0.332 (1, 6)	0-0 F2			0-0 SF7	0-0 SF9		0-0 F4		0-0 E	4	2	2	1	0	0	2									
Norm Sieben, L OBP: 0.418, SLG: 0.378 Jackie Hernandez, R OBP: 0.333, SLG: 0.333 Marcelino Lopez, R OBP: 0.333, SLG: 0.333 (1, 3)		0-3 K		0-3 K	0-3 4-3			4-0 HR	4-0 FC6-4	3	0	0	0	1	2	2									
Ed Kirkpatrick, L OBP: 0.313, SLG: 0.366 (1, 9)	0-0 HR		0-0 SF7		0-0 F6		0-0 F6	0-0 HR	0-0 FC6-4	4	2	2	4	0	0	1									
Bobby Knoop, R OBP: 0.276, SLG: 0.438 (1, 4)	0-3 K		0-3 K		0-0 4-3		0-3 K		0-3 K	4	0	0	0	0	3	1									
Tom Satriono, L OBP: 0.408, SLG: 0.308 (1, 2)	0-3 K			0-0 SH1-4	0-0 K		0-3 K	4-0 2B		3	2	1	0	1	2	0									
Paul Schaal, R OBP: 0.361, SLG: 0.345 (1, 5)			0-0 F7		4-0 SH1-4		0-0 F2	0-0 2B		3	1	1	1	1	0	0									
Dean Chance, R OBP: 0.031, SLG: 0.031 Frank Malzone, R OBP: 0.278, SLG: 0.319 Jack Sanford, R OBP: 0.265, SLG: 0.417 Bob Lee, R OBP: 0.233, SLG: 0.457 Joe Adcock, R OBP: 0.307, SLG: 0.457 (1, 1)			0-0 6-3		0-0 SH1-4		0-0 6-3	0-0 F8		1	0	0	0	0	0	0									
<b>Inning Stats</b>	R: 0 E: 0 K: 0 S: 3	H: 0 LOB: 0 BB: 0 P: 3	R: 1 E: 0 K: 3 S: 10	H: 1 LOB: 0 BB: 0 P: 10	R: 1 E: 0 K: 0 S: 4	H: 1 LOB: 0 BB: 0 P: 4	R: 1 E: 0 K: 2 S: 8	H: 1 LOB: 0 BB: 0 P: 8	R: 3 E: 0 K: 0 S: 6	H: 3 LOB: 1 BB: 1 P: 10	R: 0 E: 0 K: 1 S: 5	H: 0 LOB: 0 BB: 0 P: 5	R: 0 E: 0 K: 0 S: 4	H: 1 LOB: 2 BB: 1 P: 8	R: 3 E: 0 K: 1 S: 7	H: 2 LOB: 2 BB: 2 P: 15	R: 1 E: 1 K: 0 S: 3	H: 1 LOB: 2 BB: 1 P: 7	1B: 4 2B: 2 3B: 1 HR: 3	SF: 2 SAC: 1 DP: 0 HBP: 0	WP: 0 PB: 0 SB: 0 CS: 0	PA: 41			
<b>PITCHER</b>	IP	WLS	BF	H	R	ER	SO	BB	IBB	HBP	BLK	WP	HR	S	P	ERA	WHIP								
John Buzhardt, R ERA: 3.32 Dennis Higgins, R ERA: 2.51 Hoyt Wilhelm, R ERA: 2.51	4.1	L	20	6	6	6	5	1	0	0	0	0	2	29	33	12.46	1.615								
John Buzhardt, R ERA: 3.32 Dennis Higgins, R ERA: 2.51 Hoyt Wilhelm, R ERA: 2.51	3.0		15	3	3	3	2	3	0	0	0	0	1	16	28	9.00	2.000								
John Buzhardt, R ERA: 3.32 Dennis Higgins, R ERA: 2.51 Hoyt Wilhelm, R ERA: 2.51	1.2		6	1	1	0	0	1	0	0	0	0	0	5	9	0.00	1.200								

California Angels @ Chicago White Sox  
Comiskey Park, Chicago, IL  
Tue Jun 14 1966, 4:33 AM EDT  
Att. 4,513 - Unknown

AB 33  
R 10  
H 10  
RBI 9  
BB 5  
SO 7  
LOB 10



Batter	1	2	3	4	5	6	7	8	9	AB	R	H	RBI	BB	SO	LOB	BOTTOM								
Tommie Agee, R OBP: 0.313, SLG: 0.369 (1, 8)	0-0 F8		0-3 K		0-0 4-3		0-0 1B	0-0 FC5-4		5	0	2	0	0	1	4									
Don Buford, S OBP: 0.314, SLG: 0.322 (1, 5)	4-0 G3		4-0 CS		0-0 4-3		0-0 F8	0-0 FC5-4		3	0	1	0	2	0	2									
Floyd Robinson, L OBP: 0.361, SLG: 0.392 (1, 9)	0-0 G3		0-0 4-1		0-0 1B		0-0 1B	0-0 FC5-4		5	1	2	0	0	0	4									
John Romano, R OBP: 0.409, SLG: 0.430 Al Weiss, S OBP: 0.229, SLG: 0.147 Jerry McNertney, R OBP: 0.355, SLG: 0.286 (1, 2)	0-0 6-3		0-3 K		0-0 F8		0-0 1B	0-0 FC6-4		4	0	1	0	0	1	2									
Tom McCraw, L OBP: 0.301, SLG: 0.302 (1, 7)		0-0 4-3		0-3 K	0-0 S		0-0 1B	0-0 FC6-4		5	0	3	1	0	1	0									
Jerry Adair, R OBP: 0.348, SLG: 0.349 (1, 4)		0-0 E5		0-0 1B	0-3 K		0-0 SF9	0-0 1-3		4	2	1	1	0	1	3									
Bill Skowron, R OBP: 0.290, SLG: 0.352 (1, 3)		0-3 K		0-0 1B	0-0 1B		0-0 1-3	0-0 1-3		5	0	2	0	0	1	2									
Lee Elia, R OBP: 0.314, SLG: 0.415 Hoyt Wilhelm, R OBP: 0.286, SLG: 0.167 Gene Freese, R OBP: 0.300, SLG: 0.354 (1, 6)		0-0 1B		0-0 1B	0-0 1B		0-0 G6-4-3	0-0 F7		4	0	2	1	0	0	3									
John Buzhardt, R OBP: 0.190, SLG: 0.105 Dennis Higgins, R OBP: 0.286, SLG: 0.167 Wayne Causey, L OBP: 0.299, SLG: 0.223 (1, 1)		0-0 1B		0-0 1B	0-0 K		0-0 1B	0-0 F7		2	0	1	0	0	1	2									
<b>Inning Stats</b>	R: 0 E: 0 K: 0 S: 3	H: 0 LOB: 1 BB: 1 P: 7	R: 1 E: 1 K: 2 S: 10	H: 2 LOB: 2 BB: 0 P: 10	R: 0 E: 0 K: 1 S: 4	H: 0 LOB: 0 BB: 1 P: 8	R: 1 E: 0 K: 2 S: 10	H: 3 LOB: 2 BB: 0 P: 10	R: 0 E: 0 K: 1 S: 7	H: 2 LOB: 2 BB: 0 P: 7	R: 0 E: 0 K: 0 S: 4	H: 2 LOB: 2 BB: 1 P: 8	R: 2 E: 0 K: 0 S: 6	H: 3 LOB: 3 BB: 0 P: 6	R: 0 E: 0 K: 0 S: 5	H: 2 LOB: 2 BB: 0 P: 5	R: 0 E: 0 K: 0 S: 4	H: 1 LOB: 1 BB: 0 P: 4	1B: 14 2B: 0 3B: 1 HR: 0	SF: 1 SAC: 0 DP: 1 HBP: 0	WP: 2 PB: 0 SB: 2 CS: 1	PA: 44			
<b>PITCHER</b>	IP	WLS	BF	H	R	ER	SO	BB	IBB	HBP	BLK	WP	HR	S	P	ERA	WHIP								
Dean Chance, R ERA: 3.62 Jack Sanford, R ERA: 3.6 Bob Lee, R ERA: 2.33 Marcelino Lopez, L ERA: 3.19	6.0	W	29	9	2	1	6	3	0	0	0	0	0	2	2	1.50	2.000								
Dean Chance, R ERA: 3.62 Jack Sanford, R ERA: 3.6 Bob Lee, R ERA: 2.33 Marcelino Lopez, L ERA: 3.19	0.0		2	2	2	2	0	0	0	0	0	0	0	2	2	∞	∞								
Dean Chance, R ERA: 3.62 Jack Sanford, R ERA: 3.6 Bob Lee, R ERA: 2.33 Marcelino Lopez, L ERA: 3.19	1.0		4	1	0	0	0	0	0	0	0	0	0	4	4	0.00	1.000								
Dean Chance, R ERA: 3.62 Jack Sanford, R ERA: 3.6 Bob Lee, R ERA: 2.33 Marcelino Lopez, L ERA: 3.19	2.0	S	9	3	0	0	0	0	0	0	0	0	0	9	9	0.00	1.500								

California Angels @ Chicago White Sox  
Comiskey Park, Chicago, IL  
Tue Jun 14 1966, 4:33 AM EDT  
Att. 4,513 - Unknown

AB 40  
R 4  
H 15  
RBI 3  
BB 3  
SO 6  
LOB 25





Batter	1	2	3	4	5	6	7	8	9	AB	R	H	RBI	BB	SO	LOB	TOP										
<b>Bert Campaneris, R</b> OBP: 0.304, SLG: 0.410 (1, 6)	F7		4-3 2B	K		E		4-3		5	1	2	2	0	1	2	<b>Kansas City Athletics @ Chicago White Sox</b> Comiskey Park, Chicago, IL Wed Jun 15 1966, 4:33 AM EDT Att: 10,318 - Unknown <a href="http://livebaseballscorecards.com">livebaseballscorecards.com</a>										
<b>Jim Gosger, L</b> OBP: 0.309, SLG: 0.381 (1, 7)	F5		4-3		F8	E6		4-3		5	0	0	0	0	0	3											
<b>Mike Hershberger, R</b> OBP: 0.319, SLG: 0.373 (1, 9)	F4		1B			G6-4-3		5-3		5	1	2	1	0	0	3											
<b>Danny Cater, R</b> OBP: 0.231, SLG: 0.271 (1, 5)		E5			F4			5-3		0	1	0	0	0	0	0											
<b>Ken Harrelson, R</b> OBP: 0.316, SLG: 0.332 (1, 3)	K		5-3		F5			4-3		4	0	0	0	0	1	3											
<b>Phil Roof, R</b> OBP: 0.286, SLG: 0.446 (1, 2)	L5		K			K		K		4	0	0	0	0	3	2											
<b>Dick Green, R</b> OBP: 0.254, SLG: 0.307 (1, 4)		1B			1-3			2-3		4	1	2	0	0	0	0											
<b>Joe Nossek, R</b> OBP: 0.306, SLG: 0.366 (1, 8)					S			6-3		4	1	3	1	0	0	0											
<b>Lew Krausse, R</b> (8, PH)	5-3				K			E1		2	0	0	0	1	1	3											
<b>Larry Stahl, L</b> OBP: 0.248, SLG: 0.328 (8, PH)						E				1	0	0	0	0	0	0											
<b>Ken Sanders, R</b> (8, 1)					2-3					0	0	0	0	0	0	0											
<b>Inning Stats</b>	R: 0 E: 0 K: 0 S: 3	H: 0 LOB: 0 BB: 0 P: 3	R: 1 E: 1 K: 1 S: 8	H: 2 LOB: 2 BB: 0 P: 8	R: 2 E: 0 K: 1 S: 8	H: 3 LOB: 1 BB: 0 P: 8	R: 0 E: 0 K: 2 S: 8	H: 1 LOB: 1 BB: 0 P: 8	R: 0 E: 0 K: 1 S: 4	H: 1 LOB: 1 BB: 0 P: 4	R: 0 E: 0 K: 1 S: 5	H: 0 LOB: 0 BB: 0 P: 5	R: 0 E: 1 K: 0 S: 4	H: 0 LOB: 1 BB: 0 P: 4	R: 0 E: 0 K: 0 S: 3	H: 0 LOB: 0 BB: 0 P: 3	1B: 6 2B: 4 3B: 0 HR: 0	SF: 0 SAC: 0 DP: 1 HBP: 0	WP: 1 PB: 0 SB: 1 CS: 0	PA: 40							
<b>PITCHER</b>	IP	WLS	BF	H	R	ER	SO	BB	IBB	HBP	BLK	WP	HR	S	P	ERA	WHIP										
<b>Gary Peters, L</b> ERA: 2.8 (1, 1)	5.1	L	27	9	5	4	5	1	0	0	0	1	0	36	40	6.75	1.875										
<b>Hoyt Wilhelm, R</b> ERA (6, 1)	1.2		6	1	0	0	1	0	0	0	0	0	0	8	8	0.00	0.600										
<b>Joe Horlen, R</b> ERA: 2.35 (8, 1)	2.0		7	0	0	0	0	0	0	0	0	0	0	7	7	0.00	0.000										
Batter	1	2	3	4	5	6	7	8	9	AB	R	H	RBI	BB	SO	LOB	BOTTOM										
<b>Tommie Agee, R</b> OBP: 0.311, SLG: 0.364 (1, 8)	SH1-3 BB	G1-4-3			F7		K			3	1	0	0	1	1	3	<b>Kansas City Athletics @ Chicago White Sox</b> Comiskey Park, Chicago, IL Wed Jun 15 1966, 4:33 AM EDT Att: 10,318 - Unknown <a href="http://livebaseballscorecards.com">livebaseballscorecards.com</a>										
<b>Don Buford, S</b> OBP: 0.310, SLG: 0.318 (1, 5)	SH1-3		K		F8			4-3		3	0	0	0	0	1	0											
<b>Tom McCraw, L</b> OBP: 0.295, SLG: 0.295 (1, 7)	SH1-3		4-3		F6			K		3	0	0	1	0	1	0											
<b>Bill Skowron, R</b> OBP: 0.289, SLG: 0.345 (1, 3)			G3		4-3			1-3		3	0	0	0	1	0	0											
<b>Floyd Robinson, L</b> OBP: 0.358, SLG: 0.395 (1, 9)	4-3				F5		F8			4	1	1	0	0	0	1											
<b>Jerry Adair, R</b> OBP: 0.356, SLG: 0.364 (1, 4)		F4			4-3 BB			1B 2B		3	1	1	1	1	0	0											
<b>J.C. Martin, L</b> OBP: 0.357, SLG: 0.408 (1, 2)					4-3					3	1	1	0	1	0	2											
<b>Ken Berry, R</b> OBP: 0.258, SLG: 0.267 (9, PR)		1B 2B			4-3					0	0	0	0	0	0	0											
<b>Lee Elia, R</b> OBP: 0.324, SLG: 0.420 (1, 6)					K			K		4	0	2	1	0	2	2											
<b>Gary Peters, L</b> OBP: 0.276, SLG: 0.379 (1, 1)										2	0	1	1	0	1	0											
<b>Hoyt Wilhelm, R</b> (6, 1)					K			F7		0	0	0	0	0	0	0											
<b>Smoky Burgess, L</b> OBP: 0.370, SLG: 0.304 (7, PH)										1	0	0	0	0	0	1											
<b>Joe Horlen, R</b> OBP: 0.091, SLG: 0.048 (8, 1)										0	0	0	0	0	0	0											
<b>John Romano, R</b> OBP: 0.406, SLG: 0.426 (9, PH)										1	0	0	0	0	0	1											
<b>Inning Stats</b>	R: 1 E: 0 K: 0 S: 3	H: 0 LOB: 1 BB: 2 P: 11	R: 1 E: 0 K: 0 S: 5	H: 3 LOB: 1 BB: 0 P: 5	R: 0 E: 0 K: 1 S: 5	H: 0 LOB: 0 BB: 0 P: 5	R: 0 E: 0 K: 1 S: 5	H: 0 LOB: 1 BB: 1 P: 9	R: 0 E: 0 K: 1 S: 3	H: 0 LOB: 0 BB: 0 P: 3	R: 1 E: 0 K: 1 S: 7	H: 2 LOB: 1 BB: 0 P: 7	R: 0 E: 0 K: 1 S: 5	H: 0 LOB: 0 BB: 0 P: 5	R: 0 E: 0 K: 1 S: 6	H: 1 LOB: 1 BB: 1 P: 10	1B: 3 2B: 3 3B: 0 HR: 0	SF: 0 SAC: 2 DP: 1 HBP: 0	WP: 0 PB: 0 SB: 0 CS: 0	PA: 36							
<b>PITCHER</b>	IP	WLS	BF	H	R	ER	SO	BB	IBB	HBP	BLK	WP	HR	S	P	ERA	WHIP										
<b>Lew Krausse, R</b> ERA: 3.22 (1, 1)	7.0	W	28	5	3	3	4	3	0	0	0	0	0	33	45	3.86	1.143										
<b>Ken Sanders, R</b> ERA: 3.83 (8, 1)	2.0	S	8	1	1	1	2	1	0	0	1	0	0	11	15	4.50	1.000										



Batter	1	2	3	4	5	6	7	8	9	AB	R	H	RBI	BB	SO	LOB	TOP			
Bert Campaneris, R OBP: 0.298, SLG: 0.401	E6 F8		G6-4-3 1-2		E6 FC4-6		6-3			4	0	0	0	0	0	2	<b>Kansas City Athletics @ Chicago White Sox</b> Comiskey Park, Chicago, IL Thu Jun 16 1966, 4:33 AM EDT Unknown			
Jim Gosger, L OBP: 0.301, SLG: 0.370	F8			F4	FC4-6		4-3		4	0	0	0	0	0	2					
Mike Hershberger, R OBP: 0.319, SLG: 0.367				F7	6-3		K		3	0	0	0	1	1	1					
Roger Repoz, L OBP: 0.377, SLG: 0.464	5-3			BB HR	1B		3-1		4	1	1	0	0	0	1					
Danny Cater, R OBP: 0.246, SLG: 0.280		6-3							0	1	0	0	0	0	0					
Dick Green, R OBP: 0.254, SLG: 0.321		K			BB		F8		4	1	1	3	0	2	2					
Joe Nosske, R OBP: 0.294, SLG: 0.351		5-3			HR		K		4	0	0	0	0	1	2					
Phil Roof, R OBP: 0.277, SLG: 0.442							K		3	1	1	0	1	2	1					
Bill Stafford, R ERA: 6.75							F8		1	0	0	0	0	1	1					
Larry Stahl, L ERA: 6.49							F8		1	0	0	0	0	0	1					
Paul Lindblad, L ERA: 6.49									1	0	0	0	0	0	0					
Ken Sanders, R ERA: 3.83									0	0	0	0	0	0	0					
Guido Grilli, L ERA: 6.75									0	0	0	0	0	0	0					
Jim Dickson, L ERA: 3.92									0	0	0	0	0	0	0					
<b>Inning Stats</b>	R: 0 E: 1 K: 0 S: 3	H: 0 LOB: 1 BB: 1 P: 7	R: 0 E: 0 K: 1 S: 5	H: 0 LOB: 0 BB: 0 P: 5	R: 0 E: 0 K: 1 S: 4	H: 0 LOB: 0 BB: 1 P: 8	R: 3 E: 0 K: 0 S: 5	H: 2 LOB: 0 BB: 1 P: 9	R: 1 E: 2 K: 0 S: 5	H: 1 LOB: 1 BB: 0 P: 5	R: 0 E: 0 K: 1 S: 6	H: 1 LOB: 1 BB: 0 P: 6	R: 0 E: 0 K: 1 S: 5	H: 0 LOB: 0 BB: 0 P: 5	R: 0 E: 0 K: 2 S: 8	H: 1 LOB: 1 BB: 0 P: 8	1B: 4 2B: 0 3B: 0 HR: 1	SF: 0 SAC: 0 DP: 1 HBP: 0	WP: 0 PA: 35 CS: 0	
<b>PITCHER</b>	IP WLS BF H R ER SO BB IBB HBP BLK WP HR S P ERA WHIP	IP WLS BF H R ER SO BB IBB HBP BLK WP HR S P ERA WHIP																		
Bruce Howard, R ERA: 3.41	(1, 1)	8.0	W	32	5	4	3	5	3	0	0	0	0	0	0	1	39	51	3.38	1.000
Bob Locker, R ERA: 1.81	(9, 1)	1.0	S	3	0	0	0	2	0	0	0	0	0	0	0	0	7	7	0.00	0.000

Batter	1	2	3	4	5	6	7	8	9	AB	R	H	RBI	BB	SO	LOB	BOTTOM		
Tommie Agee, R OBP: 0.313, SLG: 0.369	5-3							K		5	0	2	1	0	2	1	<b>Kansas City Athletics @ Chicago White Sox</b> Comiskey Park, Chicago, IL Thu Jun 16 1966, 4:33 AM EDT Unknown		
Don Buford, S OBP: 0.313, SLG: 0.318										3	2	1	0	1	0	3			
Tom McCraw, L OBP: 0.309, SLG: 0.316										1	3	1	0	2	0	0			
John Romano, R ERA: 6.28										3	0	1	1	0	1	3			
Ken Berry, R ERA: 6.28										0	0	0	0	0	0	0			
Smoky Burgess, L ERA: 6.28										0	0	0	0	0	0	0			
Gene Freese, R ERA: 6.28										1	0	0	0	0	1	3			
Floyd Robinson, L OBP: 0.361, SLG: 0.390										2	0	0	0	1	0	2			
Jerry Adair, R OBP: 0.364, SLG: 0.362										3	1	1	2	1	0	2			
Bill Skowron, R OBP: 0.286, SLG: 0.340										2	0	0	0	0	1	3			
Jerry McNertney, R OBP: 0.364, SLG: 0.300										2	0	1	0	0	0	0			
Lee Elia, R OBP: 0.308, SLG: 0.397										4	0	0	0	0	1	2			
Bruce Howard, S ERA: 6.75										2	0	0	0	0	1	0			
Bob Locker, S OBP: 0.286, SLG: 0.167										0	0	0	0	0	0	0			
<b>Inning Stats</b>	R: 2 E: 0 K: 2 S: 8	H: 1 LOB: 2 BB: 2 P: 17	R: 0 E: 0 K: 1 S: 5	H: 0 LOB: 0 BB: 0 P: 5	R: 0 E: 0 K: 0 S: 4	H: 1 LOB: 1 BB: 0 P: 4	R: 1 E: 0 K: 0 S: 4	H: 1 LOB: 2 BB: 1 P: 9	R: 1 E: 0 K: 0 S: 4	H: 2 LOB: 1 BB: 0 P: 4	R: 0 E: 0 K: 2 S: 7	H: 0 LOB: 0 BB: 0 P: 7	R: 2 E: 1 K: 1 S: 6	H: 1 LOB: 1 BB: 2 P: 14	R: 0 E: 0 K: 1 S: 6	H: 1 LOB: 1 BB: 0 P: 6	1B: 5 2B: 1 3B: 1 HR: 0	SF: 0 SAC: 2 DP: 1 HBP: 2	WP: 2 PA: 37 CS: 3
<b>PITCHER</b>	IP WLS BF H R ER SO BB IBB HBP BLK WP HR S P ERA WHIP	IP WLS BF H R ER SO BB IBB HBP BLK WP HR S P ERA WHIP																	
Bill Stafford, R ERA: 6.75	(1, 1)	4.0	L	9	3	3	1	2	0	0	0	0	0	0	0	13	13	4.50	1.500
Paul Lindblad, L ERA: 6.49	(5, 1)	2.0	L	9	3	3	1	2	0	0	0	0	0	0	0	0	0	0	0
Ken Sanders, R ERA: 3.83	(7, 1)	0.0		1	0	0	0	0	0	1	0	0	0	0	0	4	∞	∞	∞
Guido Grilli, L ERA: 6.75	(7, 1)	0.2		2	0	0	0	1	1	0	0	0	0	1	0	3	7	0.00	1.500
Jim Dickson, R ERA: 3.92	(7, 1)	1.1		5	1	0	0	1	0	0	0	0	0	0	7	7	0.00	0.750	



Batter	1	2	3	4	5	6	7	8	9	AB	R	H	RBI	BB	SO	LOB	TOP			
Bert Campaneris, R (1, 6) OBP: 0.297, SLG: 0.398	F4		E3 1B		5-3					4	1	1	0	0	0	1				
Jim Gosger, L (1, 7) OBP: 0.306, SLG: 0.373	F6		2-3 1B							4	0	2	1	0	0	1				
Mike Hershberger, R (1, 9) OBP: 0.312, SLG: 0.360	F9		1-2 3-H 0-0 1B		5-3					4	0	0	0	0	0	3				
Danny Cater, R (1, 5) OBP: 0.261, SLG: 0.294										0	0	0	0	0	0	0				
Dick Green, R (1, 4) OBP: 0.249, SLG: 0.315										4	0	0	0	0	1	4				
Ken Harrelson, R (1, 3) OBP: 0.315, SLG: 0.330										4	0	1	0	0	0	2				
Joe Nossek, R (1, 8) OBP: 0.283, SLG: 0.337										4	0	0	0	0	0	3				
Ken Suarez, R (1, 2) OBP: 0.315, SLG: 0.200 (9, PH)										2	1	0	0	1	0	0				
Larry Stahl, L (9, PH) OBP: 0.244, SLG: 0.323										1	0	0	0	0	0	1				
Ralph Terry, R (1, 1) OBP: 0.167, SLG: 0.091										1	0	0	0	0	1	0				
Ernie Fazio, R (7, PH) OBP: 0.350, SLG: 0.389										1	0	0	0	0	0	0				
Jim Dickson, L (7, 1) OBP: 0.500, SLG: 0.500										0	0	0	0	0	0	0				
Guido Grilli, L (8, 1) OBP: 0.500, SLG: 0.500										0	0	0	0	0	0	0				
Roger Repoz, L (9, PH) OBP: 0.371, SLG: 0.456										1	0	0	0	0	1	1				
<b>Inning Stats</b>	R: 0 E: 0 K: 0 S: 3	H: 0 LOB: 0 BB: 0 P: 3	R: 0 E: 0 K: 0 S: 4	H: 1 LOB: 1 BB: 0 P: 4	R: 2 E: 1 K: 0 S: 6	H: 2 LOB: 2 BB: 1 P: 10	R: 0 E: 0 K: 0 S: 3	H: 0 LOB: 0 BB: 0 P: 3	R: 0 E: 0 K: 1 S: 6	H: 1 LOB: 1 BB: 0 P: 6	R: 0 E: 0 K: 0 S: 4	H: 1 LOB: 1 BB: 0 P: 4	R: 0 E: 0 K: 1 S: 5	H: 0 LOB: 0 BB: 0 P: 5	R: 0 E: 0 K: 1 S: 6	H: 1 LOB: 1 BB: 0 P: 6	1B: 7 2B: 0 3B: 0 HR: 0	SF: 0 SAC: 1 DP: 0 HBP: 0	WP: 0 PB: 0 SB: 1 CS: 0	PA: 36
<b>PITCHER</b>	IP WLS BF H R ER SO BB IBB HBP BLK WP HR S P ERA WHIP																			
Juan Pizarro, L (1, 1) ERA: 1.79	8.0 W 33 7 2 1 2 1 0 0 0 0 0 0 36 40 1.12 1.000																			
Bob Locker, R (9, 1) ERA: 1.77	1.0 S 3 0 0 0 1 0 0 0 0 0 0 0 5 5 0.00 0.000																			

Kansas City Athletics @ Chicago White Sox  
Comiskey Park, Chicago, IL  
Thu Jun 16 1966, 8:05 PM EDT  
Att: 5,475 - Unknown

AB	30
R	2
H	4
RBI	1
BB	1
SO	3
LOB	16



Batter	1	2	3	4	5	6	7	8	9	AB	R	H	RBI	BB	SO	LOB	BOTTOM			
Tommie Agee, R (1, 8) OBP: 0.312, SLG: 0.367	6-3		1-2 HR 1B		1-3					4	1	1	0	0	0	0				
Don Buford, S (1, 5) OBP: 0.312, SLG: 0.317	F9		1-2 2-3 HR 1B							4	1	1	0	0	0	0				
Tom McCraw, L (1, 3) OBP: 0.316, SLG: 0.368	F7		1-H 2-H 3-H HR							3	2	2	5	0	0	0				
John Romano, R (1, 2) OBP: 0.396, SLG: 0.411										3	0	0	0	0	2	0				
Floyd Robinson, L (1, 9) OBP: 0.356, SLG: 0.384										3	0	0	0	0	0	0				
Jerry Adair, R (1, 4) OBP: 0.350, SLG: 0.347										3	0	0	0	0	0	0				
Lee Elia, R (1, 6) OBP: 0.309, SLG: 0.387										2	0	0	0	1	0	0				
Ken Berry, R (1, 7) OBP: 0.261, SLG: 0.270										3	1	1	0	0	0	1				
Juan Pizarro, L (1, 1) OBP: 0.188, SLG: 0.143										3	0	0	0	0	1	1				
Bob Locker, S (9, 1) OBP: 0.286, SLG: 0.167										0	0	0	0	0	0	0				
<b>Inning Stats</b>	R: 0 E: 0 K: 0 S: 3	H: 0 LOB: 0 BB: 0 P: 3	R: 0 E: 0 K: 1 S: 5	H: 0 LOB: 0 BB: 0 P: 5	R: 4 E: 0 K: 1 S: 9	H: 4 LOB: 0 BB: 0 P: 9	R: 0 E: 0 K: 0 S: 3	H: 0 LOB: 0 BB: 0 P: 3	R: 0 E: 0 K: 0 S: 4	H: 1 LOB: 0 BB: 0 P: 4	R: 0 E: 0 K: 0 S: 2	H: 0 LOB: 0 BB: 1 P: 6	R: 0 E: 0 K: 1 S: 5	H: 0 LOB: 0 BB: 0 P: 5	R: 0 E: 0 K: 1 S: 5	H: 0 LOB: 0 BB: 0 P: 5	1B: 3 2B: 0 3B: 0 HR: 2	SF: 0 SAC: 0 DP: 0 HBP: 0	WP: 0 PB: 0 SB: 0 CS: 1	PA: 29
<b>PITCHER</b>	IP WLS BF H R ER SO BB IBB HBP BLK WP HR S P ERA WHIP																			
Ralph Terry, R (1, 1) ERA: 2.63	6.0 L 23 5 5 5 2 1 0 0 0 0 0 0 2 27 27 7.50 0.833																			
Jim Dickson, R (7, 1) ERA: 3.74	1.0 3 0 0 0 0 1 0 0 0 0 0 0 2 6 0.00 1.000																			
Guido Grilli, L (8, 1) ERA: 5.68	1.0 3 0 0 0 1 0 0 0 0 0 0 0 5 5 0.00 0.000																			

Kansas City Athletics @ Chicago White Sox  
Comiskey Park, Chicago, IL  
Thu Jun 16 1966, 8:05 PM EDT  
Att: 5,475 - Unknown

AB	28
R	5
H	5
RBI	5
BB	1
SO	3
LOB	2





Batter	1	2	3	4	5	6	7	8	9	AB	R	H	RBI	BB	SO	LOB	TOP			
Tommie Agee, R OBP: 0.307, SLG: 0.361 (1.8)	F9		K		K			L7		4	0	0	0	0	2	0				
Don Buford, S OBP: 0.311, SLG: 0.316 (1.5)	F5			1B	K			K		4	1	1	0	0	2	0				
Tom McCraw, L OBP: 0.321, SLG: 0.371 (1.3)	F7			1B				G3		4	1	2	0	0	0	0				
Floyd Robinson, L OBP: 0.359, SLG: 0.387 (1.9)		G3							F4	4	0	2	1	0	0	0				
Jerry Adair, R OBP: 0.345, SLG: 0.342 (1.4)										4	0	1	0	0	3	4				
J.C. Martin, L OBP: 0.352, SLG: 0.392 (1.2)										3	0	0	0	1	1	3				
Lee Elia, R OBP: 0.306, SLG: 0.380 (1.6)										4	0	1	1	0	0	1				
Ken Berry, R OBP: 0.263, SLG: 0.304 (1.7)										3	1	1	1	0	1	2				
Tommy John, R OBP: 0.143, SLG: 0.250 (1.1)										3	0	0	0	0	0	0				
<b>Inning Stats</b>	R: 0 E: 0 K: 0 S: 3	H: 0 LOB: 0 BB: 0 P: 3	R: 0 E: 0 K: 2 S: 7	H: 0 LOB: 0 BB: 0 P: 7	R: 1 E: 0 K: 1 S: 6	H: 1 LOB: 0 BB: 0 P: 6	R: 2 E: 0 K: 2 S: 10	H: 4 LOB: 2 BB: 1 P: 14	R: 0 E: 0 K: 1 S: 7	H: 0 LOB: 1 BB: 0 P: 7	R: 0 E: 0 K: 0 S: 3	H: 0 LOB: 0 BB: 0 P: 3	R: 0 E: 0 K: 1 S: 5	H: 0 LOB: 0 BB: 0 P: 5	R: 0 E: 0 K: 0 S: 4	H: 1 LOB: 1 BB: 0 P: 4	1B: 7 2B: 1 3B: 0 HR: 1	SF: 0 SAC: 0 DP: 1 HBP: 0	WP: 0 PB: 0 SB: 0 CS: 1	PA: 34
<b>PITCHER</b>	IP	WLS	BF	H	R	ER	SO	BB	IBB	HBP	BLK	WP	HR	S	P	ERA	WHIP			
Jim Perry, R ERA: 3.18 (1.1)	8.0	L	30	7	3	3	9	0	1	0	0	0	1	47	51	3.38	0.875			
Al Worthington, R ERA: 2.36 (9.1)	1.0		4	1	0	0	0	0	0	0	0	0	0	4	4	0.00	1.000			

Chicago White Sox @ Minnesota Twins  
Metropolitan Stadium, Bloomington, MI  
Fri Jun 17 1966, 8:05 PM EDT  
Att: 24,343 - Unknown - 74 F

AB 33  
R 3  
H 8  
RBI 3  
BB 1  
SO 9  
LOB 10



Batter	1	2	3	4	5	6	7	8	9	AB	R	H	RBI	BB	SO	LOB	BOTTOM					
Cesar Tovar, R OBP: 0.336, SLG: 0.390 (1.6)										3	0	1	0	0	1	1						
Rich Rollins, R OBP: 0.324, SLG: 0.459 (1.5)										3	1	1	0	0	0	2						
Andy Kosco, R OBP: 0.260, SLG: 0.271 (7.7)										1	0	0	0	0	0	0						
Tony Oliva, L OBP: 0.370, SLG: 0.578 (1.8)										4	0	0	0	0	1	1						
Harmon Killebrew, R OBP: 0.374, SLG: 0.469 (7.5)										4	0	1	0	0	0	0						
Don Mincher, L OBP: 0.323, SLG: 0.406 (1.3)										4	0	0	0	0	1	2						
Bob Allison, R OBP: 0.325, SLG: 0.330 (1.9)										3	0	2	1	0	1	0						
Earl Batley, R OBP: 0.339, SLG: 0.333 (1.2)										3	0	1	0	0	0	3						
Bernie Allen, L OBP: 0.300, SLG: 0.333 (1.4)										3	0	0	0	0	0	1						
Jim Perry, S OBP: 0.267, SLG: 0.154 (1.1)										2	0	0	0	0	1	1						
Sandy Valdespino, L OBP: 0.222, SLG: 0.256 (8. PH)										1	0	0	0	0	1	0						
Al Worthington, R OBP: 0.260, SLG: 0.400 (9.1)										0	0	0	0	0	0	0						
<b>Inning Stats</b>	R: 0 E: 0 K: 0 S: 2	H: 0 LOB: 0 BB: 0 P: 3	R: 0 E: 0 K: 1 S: 5	H: 0 LOB: 0 BB: 0 P: 5	R: 0 E: 0 K: 1 S: 6	H: 1 LOB: 1 BB: 0 P: 6	R: 1 E: 0 K: 1 S: 8	H: 3 LOB: 2 BB: 0 P: 8	R: 0 E: 0 K: 1 S: 6	H: 1 LOB: 1 BB: 0 P: 6	R: 0 E: 0 K: 1 S: 5	H: 0 LOB: 0 BB: 0 P: 5	R: 0 E: 0 K: 0 S: 3	H: 1 LOB: 0 BB: 0 P: 3	R: 0 E: 0 K: 1 S: 5	H: 0 LOB: 0 BB: 0 P: 5	R: 0 E: 0 K: 0 S: 3	H: 0 LOB: 0 BB: 0 P: 3	1B: 6 2B: 0 3B: 0 HR: 0	SF: 0 SAC: 0 DP: 1 HBP: 1	WP: 0 PB: 0 SB: 0 CS: 1	PA: 32
<b>PITCHER</b>	IP	WLS	BF	H	R	ER	SO	BB	IBB	HBP	BLK	WP	HR	S	P	ERA	WHIP					
Tommy John, L ERA: 1.87 (1.1)	9.0	W	32	6	1	1	6	0	0	1	0	0	0	43	44	1.00	0.667					

Chicago White Sox @ Minnesota Twins  
Metropolitan Stadium, Bloomington, MI  
Fri Jun 17 1966, 8:05 PM EDT  
Att: 24,343 - Unknown - 74 F

AB 31  
R 1  
H 6  
RBI 1  
BB 0  
SO 6  
LOB 11





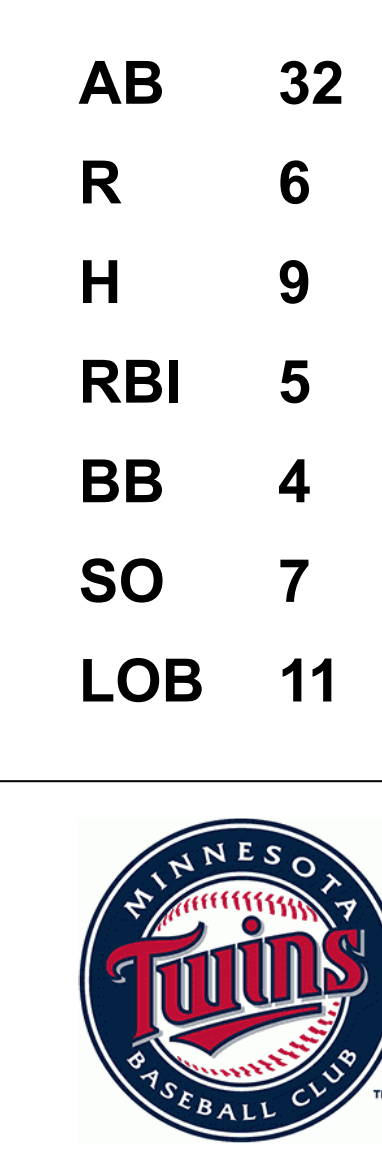




Batter	1	2	3	4	5	6	7	8	9	AB	R	H	RBI	BB	SO	LOB	TOP				
Tommie Agee, R OBP: 0.312, SLG: 0.377 (1, 8)	6-3		3-1 SH5-3 1B				6-3			4	1	2	1	0	0	0	Chicago White Sox @ Minnesota Twins Metropolitan Stadium, Bloomington, MI Sun Jun 19 1966, 4:33 AM EDT Att: 26,163 - Unknown - 76 F				
Don Buford, S OBP: 0.313, SLG: 0.331 (1, 7) (8, 5)	5-3		SH5-3 1-2			K		4-3 2B		3	1	1	0	0	1	1					
Tom McCraw, L OBP: 0.315, SLG: 0.358 (1, 3)	F6		3-1			L5		4-3		4	0	0	0	0	0	3					
John Romano, R OBP: 0.403, SLG: 0.429 (1, 2)		F8				L7				4	0	2	2	0	0	0					
Jerry Adair, R OBP: 0.355, SLG: 0.369 (1, 4)			F7			K		F9		4	0	1	0	0	1	2					
Gene Freese, R OBP: 0.298, SLG: 0.349 Floyd Robinson, L OBP: 0.354, SLG: 0.385 (8, 9) (8, 9)	F7							K		3	0	1	0	0	0	1					
Lee Elia, R Wayne Causey, L OBP: 0.294, SLG: 0.219 (9, PH)	FC5-4		F4			K		F7		3	0	0	0	0	1	2					
Ken Berry, R OBP: 0.260, SLG: 0.327 (8, 7)								G3		4	1	1	1	0	0	0					
Gary Peters, L OBP: 0.281, SLG: 0.406 Bob Locker, S OBP: 0.266, SLG: 0.167 Smoky Burgess, L OBP: 0.378, SLG: 0.292 (9, PH)								F7		3	1	1	0	0	0	0					
Inning Stats	R: 0 E: 0 K: 0 S: 3	H: 0 LOB: 0 BB: 0 P: 3	R: 0 E: 0 K: 0 S: 4	H: 1 LOB: 1 BB: 0 P: 4	R: 3 E: 0 K: 0 S: 7	H: 4 LOB: 1 BB: 0 P: 7	R: 0 E: 0 K: 0 S: 3	H: 0 LOB: 0 BB: 0 P: 3	R: 0 E: 0 K: 2 S: 8	H: 1 LOB: 1 BB: 0 P: 8	R: 0 E: 0 K: 0 S: 3	H: 0 LOB: 0 BB: 0 P: 3	R: 1 E: 0 K: 1 S: 7	H: 2 LOB: 1 BB: 0 P: 7	R: 0 E: 0 K: 0 S: 3	H: 0 LOB: 0 BB: 0 P: 3		1B: 5 2B: 2 3B: 1 HR: 1	SF: 0 SAC: 1 DP: 0 HBP: 0	WP: 0 PB: 0 SB: 0 CS: 0	PA: 36
PITCHER	IP	WLS	BF	H	R	ER	SO	BB	IBB	HBP	BLK	WP	HR	S	P	ERA	WHIP				
Jim Kaat, L ERA: 2.99 Johnny Klippstein, R ERA: 4.26	(1, 1) (8, 1)	7.1 S	31 5	9 0	4 0	4 0	3 1	0 0	0 0	0 0	0 0	0 0	1 7	37 7	37 7	4.91 0.00	1.227 0.000				

Batter	1	2	3	4	5	6	7	8	9	AB	R	H	RBI	BB	SO	LOB	BOTTOM				
Cesar Tovar, R OBP: 0.328, SLG: 0.373 (1, 6)	4-3		F9			K	FC5-4 1B			4	0	0	0	0	1	1	Chicago White Sox @ Minnesota Twins Metropolitan Stadium, Bloomington, MI Sun Jun 19 1966, 4:33 AM EDT Att: 26,163 - Unknown - 76 F				
Earl Battey, R OBP: 0.341, SLG: 0.335 (1, 2)	5-3		L5			K				4	0	1	0	0	1	0					
Tony Oliva, L OBP: 0.367, SLG: 0.567 (1, 8)										4	0	1	0	0	0	2					
Harmon Killebrew, R OBP: 0.371, SLG: 0.488 (1, 5)						K				4	2	2	2	0	2	0					
Bob Allison, R OBP: 0.331, SLG: 0.323 (1, 9)										2	1	0	0	2	1	0					
Don Mincher, L OBP: 0.330, SLG: 0.438 (1, 3)										3	1	1	2	1	0	1					
Andy Kosco, R OBP: 0.296, SLG: 0.346 (1, 7)										4	2	3	0	0	1	2					
Bernie Allen, L OBP: 0.303, SLG: 0.332 (1, 4)										3	0	0	0	1	0	2					
Jim Kaat, L OBP: 0.233, SLG: 0.268 Johnny Klippstein, R ERA: 1.89										3	0	1	1	0	0	0					
Inning Stats	R: 0 E: 0 K: 0 S: 3	H: 1 LOB: 1 BB: 0 P: 3	R: 2 E: 0 K: 1 S: 7	H: 2 LOB: 0 BB: 0 P: 7	R: 0 E: 0 K: 0 S: 3	H: 0 LOB: 0 BB: 0 P: 3	R: 0 E: 0 K: 1 S: 5	H: 0 LOB: 1 BB: 1 P: 9	R: 0 E: 0 K: 2 S: 7	H: 0 LOB: 0 BB: 0 P: 7	R: 4 E: 0 K: 0 S: 8	H: 5 LOB: 2 BB: 1 P: 12	R: 0 E: 1 K: 3 S: 10	H: 0 LOB: 3 BB: 2 P: 18	1B: 4 2B: 2 3B: 0 HR: 3	SF: 0 SAC: 0 DP: 1 HBP: 0		WP: 1 PB: 1 SB: 3 CS: 0	PA: 36		
PITCHER	IP	WLS	BF	H	R	ER	SO	BB	IBB	HBP	BLK	WP	HR	S	P	ERA	WHIP				
Gary Peters, L ERA: 3.04 Bob Locker, R ERA: 1.89	(1, 1) (7, 1)	6.0 L	24 12	6 3	5 1	4 1	4 3	1 1	0 0	0 0	0 0	0 0	16 16	30 24	38 24	6.00 4.50	1.333 2.000				


AB	35
R	4
H	9
RBI	4
BB	0
SO	4
LOB	10





Batter	1	2	3	4	5	6	7	8	9	AB	R	H	RBI	BB	SO	LOB	TOP										
Tommie Agee, R (1, 8) OBP: 0.319, SLG: 0.395	F3		CS 1B		2H 3B			S E 2B		4	1	3	1	0	0	0	<b>Chicago White Sox @ Kansas City Athletics</b> Municipal Stadium, Kansas City, MO Mon Jun 20 1966, 8:05 PM EDT Att: 6,710 - Unknown <a href="http://livebaseballscorecards.com">livebaseballscorecards.com</a>										
Don Buford, S (1, 5) OBP: 0.312, SLG: 0.329	S S SF6 1B		F8		1-3			F9		4	1	1	0	0	0	2											
Tom McCraw, L (1, 3) OBP: 0.320, SLG: 0.353	SF6 S 1-2 BB		6-3		4-3			FC4-6 BB		2	0	0	0	2	0	0											
John Romano, R (1, 2) OBP: 0.392, SLG: 0.417	SF6		5-3		F4			FC4-6 BB		3	0	0	1	0	0	1											
Floyd Robinson, L (1, 9) OBP: 0.348, SLG: 0.377	F9		4-3		F2			4-3		4	0	0	0	0	0	2											
Jerry Adair, R (1, 4) OBP: 0.340, SLG: 0.352	6-3		K		F2			6-3		4	0	0	0	0	1	0											
Lee Elia, R (1, 6) OBP: 0.302, SLG: 0.389	K		5-3		5-3			5-3		4	0	1	0	0	1	0											
Ken Berry, R (1, 7) OBP: 0.269, SLG: 0.333	1B		SH2-4 3B 1B		F7			5-3		4	1	2	0	0	0	1											
Joe Horlen, R (1, 1) OBP: 0.083, SLG: 0.043	6-3		SH2-4		F7					2	0	0	0	0	0	2											
Bob Locker, S (8, 1) OBP: 0.296, SLG: 0.167										0	0	0	0	0	0	0											
Juan Pizarro, L (8, 1) OBP: 0.188, SLG: 0.143										0	0	0	0	0	0	0											
<b>Inning Stats</b>	R: 1 E: 0 K: 0 S: 4	H: 1 LOB: 1 BB: 1 P: 8	R: 0 E: 0 K: 1 S: 6	H: 1 LOB: 1 BB: 0 P: 6	R: 0 E: 0 K: 1 S: 3	H: 1 LOB: 0 BB: 0 P: 3	R: 0 E: 0 K: 1 S: 5	H: 0 LOB: 0 BB: 0 P: 5	R: 1 E: 0 K: 0 S: 5	H: 2 LOB: 1 BB: 0 P: 5	R: 0 E: 0 K: 0 S: 3	H: 0 LOB: 0 BB: 0 P: 3	R: 0 E: 0 K: 0 S: 4	H: 1 LOB: 1 BB: 0 P: 4	R: 1 E: 0 K: 0 S: 4	H: 1 LOB: 1 BB: 1 P: 8	R: 0 E: 0 K: 0 S: 3	H: 0 LOB: 0 BB: 0 P: 3	1B: 4 2B: 2 3B: 1 HR: 0	SF: 1 SAC: 1 DP: 0 HBP: 0	WP: 0 PB: 0 SB: 4 CS: 1	PA: 35					
<b>PITCHER</b>	IP	WLS	BF	H	R	ER	SO	BB	IBB	HBP	BLK	WP	HR	S	P	ERA	WHIP										
Bill Stafford, R (1, 1) ERA: 4.09	7.0	L	27	6	2	2	2	1	0	0	0	0	0	30	34	2.57	1.000										
Ken Sanders, R (8, 1) ERA: 4.18	2.0		8	1	1	0	0	1	0	0	0	0	0	7	11	0.00	1.000										

Batter	1	2	3	4	5	6	7	8	9	AB	R	H	RBI	BB	SO	LOB	BOTTOM										
Bert Campaneris, R (1, 6) OBP: 0.296, SLG: 0.395	K		6-3		K			1-2 2-3 BB		3	0	0	0	1	2	0	<b>Chicago White Sox @ Kansas City Athletics</b> Municipal Stadium, Kansas City, MO Mon Jun 20 1966, 8:05 PM EDT Att: 6,710 - Unknown <a href="http://livebaseballscorecards.com">livebaseballscorecards.com</a>										
Jim Gosger, L (1, 8) OBP: 0.291, SLG: 0.346	4-3		3-1		F9			F4		3	0	0	0	0	0	0											
Ken Harrelson, R (8, PH) OBP: 0.310, SLG: 0.320										1	0	0	0	0	0	3											
Ken Suarez, R (9, 2) OBP: 0.316, SLG: 0.194										0	0	0	0	0	0	0											
Mike Hershberger, R (1, 9) OBP: 0.315, SLG: 0.356	S 1B		FC3-6 BB		F8			F8		3	0	1	0	1	0	3											
Roger Repoz, L (1, 3) OBP: 0.338, SLG: 0.397	K		FC3-6		1-6-3			F9		4	0	0	0	0	1	2											
Danny Cater, R (1, 5) OBP: 0.241, SLG: 0.265	F2		F9		6-3			BB		3	0	0	0	1	0	0											
Larry Stahl, L (1, 7) OBP: 0.245, SLG: 0.353	4-3		K		3-1			F8		3	0	0	0	0	1	0											
Ken Sanders, R (8, 1) OBP: 0.273, SLG: 0.387								1-2		0	0	0	0	0	0	1											
Ed Charles, R (9, PH) OBP: 0.273, SLG: 0.387										1	0	0	0	0	0	1											
Dick Green, R (1, 4) OBP: 0.264, SLG: 0.319	1B		6-3		6-3			F8		4	0	1	0	0	0	1											
Phil Roof, R (1, 2) OBP: 0.281, SLG: 0.443	4-3		HR		6-3			BB 1B BB		2	1	1	1	1	0	1											
Ossie Chavarría, R (8, PR) OBP: 0.246, SLG: 0.203								BB 1B BB		0	0	0	0	0	0	0											
Bill Stafford, R (1, 1) OBP: 0.250, SLG: 0.250	F8		6-3		6-3			1-2 BB 1B		2	0	0	0	0	0	0											
Ron Stone, L (8, 7) ERA: 1.99										1	0	1	0	0	0	0											
<b>Inning Stats</b>	R: 0 E: 0 K: 2 S: 8	H: 1 LOB: 1 BB: 0 P: 8	R: 0 E: 0 K: 0 S: 4	H: 1 LOB: 1 BB: 0 P: 4	R: 0 E: 0 K: 0 S: 3	H: 0 LOB: 0 BB: 0 P: 3	R: 0 E: 0 K: 0 S: 2	H: 0 LOB: 0 BB: 1 P: 6	R: 1 E: 0 K: 1 S: 6	H: 1 LOB: 0 BB: 0 P: 6	R: 0 E: 0 K: 1 S: 5	H: 0 LOB: 0 BB: 0 P: 5	R: 0 E: 0 K: 0 S: 3	H: 0 LOB: 0 BB: 0 P: 3	R: 0 E: 0 K: 0 S: 4	H: 1 LOB: 3 BB: 2 P: 12	R: 0 E: 0 K: 0 S: 3	H: 0 LOB: 1 BB: 1 P: 7	1B: 3 2B: 0 3B: 0 HR: 1	SF: 0 SAC: 0 DP: 0 HBP: 0	WP: 0 PB: 1 SB: 1 CS: 0	PA: 34					
<b>PITCHER</b>	IP	WLS	BF	H	R	ER	SO	BB	IBB	HBP	BLK	WP	HR	S	P	ERA	WHIP										
Joe Horlen, R (1, 1) ERA: 2.25	7.1	W	27	4	1	1	4	2	0	0	0	0	0	33	41	1.23	0.818										
Bob Locker, R (8, 1) ERA: 1.89	0.0		1	0	0	0	0	1	0	0	0	0	0	4	4	∞	∞										
Juan Pizarro, L (8, 1) ERA: 1.71	1.2	S	6	0	0	0	0	1	0	0	0	0	0	5	9	0.00	0.600										





Batter	1	2	3	4	5	6	7	8	9	AB	R	H	RBI	BB	SO	LOB	TOP				
Tommie Agee, R OBP: 0.324, SLG: 0.397 (1, 8)										4	1	2	1	1	1	0	Chicago White Sox @ Kansas City Athletics Municipal Stadium, Kansas City, MO Tue Jun 21 1966, 8:05 PM EDT Att: 6,380 - Unknown				
Don Buford, S OBP: 0.317, SLG: 0.335 (1, 5) (9, 7)										5	0	3	2	0	0	1					
Tom McCraw, L OBP: 0.316, SLG: 0.344 (1, 9) (7, 3)										4	0	0	0	1	2	4					
Bill Skowron, R OBP: 0.283, SLG: 0.331 (1, 3)										4	1	0	0	0	0	2					
Floyd Robinson, L OBP: 0.350, SLG: 0.380 (9, FR)										1	0	1	0	0	0	0					
Al Weis, S OBP: 0.229, SLG: 0.147 (9, 6)										0	1	0	0	0	0	0					
J.C. Martin, L OBP: 0.351, SLG: 0.432 (1, 2)										5	2	2	1	0	0	1					
Jerry Adair, R OBP: 0.343, SLG: 0.355 (1, 4)										5	0	2	2	0	0	0					
Lee Elia, R OBP: 0.300, SLG: 0.383 (9, PH)										4	0	1	0	0	0	2					
John Romano, R OBP: 0.396, SLG: 0.431 (9, FR)										1	0	1	1	0	0	0					
Joe Horlen, R OBP: 0.083, SLG: 0.043 (9, 5)										0	0	0	0	0	0	0					
Gene Freese, R OBP: 0.298, SLG: 0.349 (1, 7)										5	2	0	0	0	0	6					
Ken Berry, R OBP: 0.257, SLG: 0.318 (9, 9)										1	0	1	0	0	0	0					
Tommy John, R OBP: 0.172, SLG: 0.310 (3, 1)										1	0	0	0	0	0	0					
Dennis Higgins, R OBP: 0.288, SLG: 0.143 (6, PH)										1	0	0	0	0	0	0					
Wayne Cusick, R OBP: 0.300, SLG: 0.228 (6, 1)										1	1	1	0	0	0	0					
Hoyt Wilhelm, R OBP: 0.083, SLG: 0.043 (7, 1)										0	0	0	0	0	0	0					
Bob Locker, S OBP: 0.286, SLG: 0.167 (6, PH)										0	0	0	0	0	0	0					
Smoky Burgess, R OBP: 0.340, SLG: 0.230 (8, 1)										1	0	0	0	0	0	0					
Gary Peters, L OBP: 0.281, SLG: 0.408 (8, 1)										0	0	0	0	0	0	0					
<b>Inning Stats</b>	R: 0 E: 0 K: 1 S: 5	H: 1 LOB: 0 BB: 0 P: 5	R: 0 E: 0 K: 0 S: 3	H: 0 LOB: 0 BB: 0 P: 3	R: 1 E: 1 K: 1 S: 7	H: 2 LOB: 2 BB: 1 P: 11	R: 1 E: 0 K: 1 S: 7	H: 2 LOB: 1 BB: 0 P: 7	R: 0 E: 0 K: 0 S: 4	H: 1 LOB: 1 BB: 0 P: 4	R: 5 E: 2 K: 0 S: 9	H: 4 LOB: 2 BB: 1 P: 13	R: 0 E: 0 K: 0 S: 4	H: 1 LOB: 1 BB: 0 P: 4	R: 0 E: 0 K: 0 S: 3	H: 0 LOB: 0 BB: 0 P: 3	R: 1 E: 0 K: 1 S: 8	H: 3 LOB: 3 BB: 0 P: 8	1B: 10 2B: 3 3B: 1 HR: 0	SF: 0 SAC: 0 DP: 1 HBP: 0	WP: 0 PA: 44 PB: 0 SB: 1 CS: 0
<b>PITCHER</b>	IP WLS BF H R ER SO BB IBB HBP BLK WP HR S P ERA WHIP																				
Ralph Terry, R ERA: 2.72 (1, 1)	5.0	23	7	4	2	3	1	0	0	0	0	0	0	0	28	32	3.60	1.600			
Jim Dickson, R ERA: 3.29 (6, 1)	1.0	8	3	3	0	0	0	1	0	0	0	0	0	0	7	11	0.00	3.000			
Ken Sanders, R ERA: 4.1 (7, 1)	1.0	4	1	0	0	0	0	0	0	0	0	0	0	4	4	0.00	1.000				
Jack Aker, R ERA: 1.19 (8, 1)	2.0	W 9	3	1	1	1	0	0	0	0	0	0	0	11	11	4.50	1.500				

Batter	1	2	3	4	5	6	7	8	9	AB	R	H	RBI	BB	SO	LOB	BOTTOM				
Bert Campaneris, R OBP: 0.307, SLG: 0.405 (1, 6)										5	3	4	0	0	0	0	Chicago White Sox @ Kansas City Athletics Municipal Stadium, Kansas City, MO Tue Jun 21 1966, 8:05 PM EDT Att: 6,380 - Unknown				
Jim Gosger, L OBP: 0.291, SLG: 0.344 (1, 7)										4	1	1	0	0	2	4					
Mike Hershberger, R OBP: 0.325, SLG: 0.362 (1, 9)										3	2	2	1	2	0	1					
Danny Cater, R OBP: 0.241, SLG: 0.259 (1, 5)										4	0	0	1	1	0	5					
Ken Harrelson, R OBP: 0.313, SLG: 0.324 (1, 3)										4	1	2	4	0	0	0					
Dick Green, R OBP: 0.264, SLG: 0.323 (1, 4)										4	1	1	1	0	1	2					
Joe Nosssek, R OBP: 0.301, SLG: 0.361 (1, 8)										4	0	2	1	0	0	0					
Phil Roof, R OBP: 0.270, SLG: 0.424 (1, 2)										4	0	0	0	0	2	2					
Ralph Terry, R OBP: 0.214, SLG: 0.154 (1, 1)										2	1	1	0	0	1	0					
Jim Dickson, L OBP: 0.500, SLG: 0.500 (6, 1)										0	0	0	0	0	0	0					
Roger Repoz, L OBP: 0.333, SLG: 0.391 (6, PH)										1	0	0	0	0	1	0					
Ken Sanders, R (7, 1)										0	0	0	0	0	0	0					
Jack Aker, R (8, 1)										1	0	0	0	0	1	0					
<b>Inning Stats</b>	R: 0 E: 0 K: 1 S: 6	H: 1 LOB: 1 BB: 0 P: 6	R: 0 E: 0 K: 1 S: 6	H: 1 LOB: 0 BB: 0 P: 6	R: 5 E: 0 K: 1 S: 10	H: 5 LOB: 1 BB: 1 P: 14	R: 1 E: 0 K: 1 S: 7	H: 2 LOB: 1 BB: 0 P: 7	R: 0 E: 0 K: 0 S: 3	H: 0 LOB: 0 BB: 0 P: 3	R: 0 E: 0 K: 1 S: 5	H: 0 LOB: 0 BB: 0 P: 5	R: 2 E: 0 K: 1 S: 6	H: 3 LOB: 0 BB: 1 P: 10	R: 0 E: 0 K: 2 S: 7	H: 0 LOB: 0 BB: 0 P: 7	R: 1 E: 1 K: 0 S: 2	H: 1 LOB: 1 BB: 1 P: 6	1B: 11 2B: 2 3B: 0 HR: 0	SF: 0 SAC: 1 DP: 0 HBP: 0	WP: 1 PA: 40 PB: 1 SB: 4 CS: 0
<b>PITCHER</b>	IP WLS BF H R ER SO BB IBB HBP BLK WP HR S P ERA WHIP																				
Tommy John, L ERA: 2.27 (1, 1)	2.2	16	7	5	5	3	1	0	0	0	0	0	0	0	21	25	16.88	3.000			
Dennis Higgins, R ERA: 3.45 (3, 1)	2.1	9	2	1	1	1	0	0	0	0	0	0	0	0	11	11	3.86	0.857			
Hoyt Wilhelm, R ERA: 5.06 (6, 1)	1.0	5	2	2	2	1	0	0	0	0	0	0	0	7	7	18.00	2.000				
Bob Locker, R ERA: 1.85 (7, 1)	1.0	3	1	0	0	1	1	0	0	0	0	0	0	4	8	0.00	2.000				
Gary Peters, L ERA: 2.59 (8, 1)	1.1	L 7	1	1	0	2	0	1	0	0	0	0	0	9	13	0.00	0.750				



Batter	1	2	3	4	5	6	7	8	9	AB	R	H	RBI	BB	SO	LOB	TOP								
<b>Tommie Agee, R</b> OBP: 0.329, SLG: 0.410 (1, 8)										4	3	2	2	1	1	1	<b>Chicago White Sox @ Kansas City Athletics</b> Municipal Stadium, Kansas City, MO Wed Jun 22 1966, 4:33 AM EDT Unknown <a href="http://livebaseballscorecards.com">livebaseballscorecards.com</a>								
<b>Don Buford, S</b> OBP: 0.322, SLG: 0.337 (1, 5)										4	1	2	2	1	0	0									
<b>Tom McCraw, L</b> OBP: 0.311, SLG: 0.338 <b>Bill Skowron, R</b> OBP: 0.280, SLG: 0.327 (6, PH) (8, 3)										3	0	0	0	0	0	2									
<b>John Romano, R</b> OBP: 0.399, SLG: 0.437 <b>Jerry McNertney, R</b> OBP: 0.353, SLG: 0.290 (8, PR) (8, 2)										3	0	1	2	1	0	0									
<b>Floyd Robinson, L</b> OBP: 0.353, SLG: 0.377 (1, 9)										2	0	0	0	2	0	0									
<b>Jerry Adair, R</b> OBP: 0.349, SLG: 0.361 (1, 4)										4	0	2	0	0	0	3									
<b>Lee Elia, R</b> OBP: 0.288, SLG: 0.367 (1, 6)										4	0	0	0	0	1	2									
<b>Ken Berry, R</b> OBP: 0.265, SLG: 0.325 (1, 7)										4	1	2	0	0	1	0									
<b>Bruce Howard, S</b> <b>Smoky Burgess, L</b> OBP: 0.387, SLG: 0.346 <b>Joe Horlen, R</b> OBP: 0.083, SLG: 0.043 <b>Bob Locker, S</b> OBP: 0.375, SLG: 0.167 (8, PH) (8, PR) (8, 1)										1	0	0	0	1	0	1									
<b>Inning Stats</b>	R: 2 E: 0 K: 0 S: 4	H: 2 LOB: 0 BB: 1 P: 8	R: 0 E: 0 K: 1 S: 6	H: 1 LOB: 1 BB: 0 P: 6	R: 0 E: 0 K: 0 S: 3	H: 0 LOB: 0 BB: 0 P: 3	R: 0 E: 0 K: 0 S: 3	H: 1 LOB: 1 BB: 1 P: 7	R: 0 E: 0 K: 1 S: 4	H: 0 LOB: 0 BB: 1 P: 8	R: 0 E: 0 K: 0 S: 3	H: 0 LOB: 0 BB: 0 P: 3	R: 0 E: 0 K: 0 S: 3	H: 1 LOB: 0 BB: 0 P: 3	R: 2 E: 1 K: 1 S: 8	H: 3 LOB: 3 BB: 2 P: 16		R: 3 E: 0 K: 0 S: 5	H: 2 LOB: 1 BB: 2 P: 13	1B: 6 2B: 3 3B: 1 HR: 0	SF: 0 SAC: 0 DP: 1 HBP: 0	WP: 0 PB: 0 SB: 1 CS: 1	PA: 40		
<b>PITCHER</b>	IP	WLS	BF	H	R	ER	SO	BB	IBB	HBP	BLK	WP	HR	S	P	ERA	WHIP								
<b>Catfish Hunter, R</b> ERA: 3.62	(1, 1)	7.1	29	8	4	4	3	3	0	0	0	0	0	32	44	4.91	1.500								
<b>Guido Grilli, L</b> ERA: 5.53	(8, 1)	0.1	3	0	0	0	0	1	1	0	0	0	0	1	9	0.00	3.000								
<b>Ken Sanders, R</b> ERA: 4.5	(8, 1)	1.1	L	8	2	3	3	0	1	1	0	0	0	6	14	20.25	2.250								

Batter	1	2	3	4	5	6	7	8	9	AB	R	H	RBI	BB	SO	LOB	BOTTOM								
<b>Bert Campaneris, R</b> OBP: 0.302, SLG: 0.397 (1, 6)										4	0	0	0	0	1	0	<b>Chicago White Sox @ Kansas City Athletics</b> Municipal Stadium, Kansas City, MO Wed Jun 22 1966, 4:33 AM EDT Unknown <a href="http://livebaseballscorecards.com">livebaseballscorecards.com</a>								
<b>Jim Gosger, L</b> OBP: 0.290, SLG: 0.337 (1, 7)										3	1	0	0	1	0	0									
<b>Mike Hershberger, R</b> OBP: 0.324, SLG: 0.360 (1, 9)										4	1	1	0	0	0	0									
<b>Roger Repoz, L</b> OBP: 0.329, SLG: 0.425 (1, 3)										4	1	1	1	0	2	2									
<b>Danny Cater, R</b> OBP: 0.247, SLG: 0.284 (1, 5)										4	0	2	3	0	0	0									
<b>Joe Nassek, R</b> OBP: 0.291, SLG: 0.348 (1, 8)										4	0	0	0	0	1	1									
<b>Phil Roof, R</b> OBP: 0.272, SLG: 0.415 (1, 2)										2	0	0	0	1	1	0									
<b>Ernie Fazio, R</b> OBP: 0.304, SLG: 0.333 (1, 4)										3	0	0	0	0	0	2									
<b>Catfish Hunter, R</b> OBP: 0.171, SLG: 0.225 <b>Guido Grilli, L</b> OBP: 0.500, SLG: 0.500 <b>Ken Sanders, R</b> ERA: 1.78 (8, 1) (8, 1)										3	0	0	0	0	1	0									
<b>Inning Stats</b>	R: 3 E: 0 K: 2 S: 9	H: 2 LOB: 0 BB: 1 P: 13	R: 0 E: 0 K: 2 S: 7	H: 0 LOB: 0 BB: 0 P: 7	R: 0 E: 0 K: 0 S: 3	H: 0 LOB: 0 BB: 0 P: 3	R: 0 E: 0 K: 1 S: 6	H: 1 LOB: 2 BB: 1 P: 10	R: 0 E: 0 K: 0 S: 3	H: 0 LOB: 0 BB: 0 P: 3	R: 1 E: 0 K: 0 S: 4	H: 1 LOB: 0 BB: 0 P: 4	R: 0 E: 0 K: 0 S: 3	H: 0 LOB: 0 BB: 0 P: 3	R: 0 E: 0 K: 1 S: 5	H: 0 LOB: 0 BB: 0 P: 5		R: 0 E: 0 K: 0 S: 3	H: 0 LOB: 0 BB: 0 P: 3	1B: 2 2B: 0 3B: 0 HR: 2	SF: 0 SAC: 0 DP: 0 HBP: 0	WP: 0 PB: 0 SB: 0 CS: 0	PA: 33		
<b>PITCHER</b>	IP	WLS	BF	H	R	ER	SO	BB	IBB	HBP	BLK	WP	HR	S	P	ERA	WHIP								
<b>Bruce Howard, R</b> ERA: 3.61	(1, 1)	7.0	27	4	4	4	5	2	0	0	0	0	2	35	43	5.14	0.857								
<b>Bob Locker, R</b> ERA: 1.78	(8, 1)	2.0	W	6	0	0	0	0	0	0	0	0	0	8	8	0.00	0.000								







Batter	1	2	3	4	5	6	7	8	9	AB	R	H	RBI	BB	SO	LOB	TOP																		
Ken Berry, R (1, 7) OBP: 0.272, SLG: 0.347	0-0 6-3		0-0 HR		0-0 6-3		0-0 6-3		0-0 F9	5	1	1	1	0	0	2																			
Tommie Agee, R (1, 8) OBP: 0.330, SLG: 0.409	0-0 B1-3		0-0 1B		0-0 CS		0-0 1B		0-0 SH1-4	4	1	3	0	0	0	0																			
Don Buford, S (1, 5) OBP: 0.322, SLG: 0.336	0-0 1B		0-0 F8		0-0 F9		0-0 SH1-4		0-0 SH1-4	3	0	1	0	0	0	2																			
John Romano, R (1, 2) OBP: 0.392, SLG: 0.435	0-0 F8		0-0 F7		0-0 CS		0-0 2B		0-0 3-1	4	0	1	0	0	0	3																			
Floyd Robinson, L (1, 9) OBP: 0.350, SLG: 0.372		0-0 3-1	0-0 1B		0-0 4-3		0-0 F8		0-0 F8	4	0	1	1	0	0	2																			
Jerry Adair, R (1, 4) OBP: 0.345, SLG: 0.356		0-0 4-3	0-0 5-3		0-0 5-3		0-0 FC4-6		0-0 1B	4	0	1	0	0	0	2																			
Tom McCraw, L (1, 3) OBP: 0.308, SLG: 0.339		0-0 2B		0-0 L4		0-0 G3		0-0 F6	4	0	1	0	0	0	2		AB 34																		
Lee Elia, R (1, 6) OBP: 0.291, SLG: 0.353	4-0 BB		0-0 F7		0-0 5-3		0-0 FC4-6		0-0 BB	2	0	0	0	0	1	0	R 2																		
Smoky Burgess, L (9, PH) OBP: 0.364, SLG: 0.321		0-0 BB		0-0 F7		0-0 5-3		0-0 FC4-6	1	0	0	0	0	0	1	0	H 9																		
Joe Horlen, R (9, FR) OBP: 0.083, SLG: 0.043		0-0 BB		0-0 F7		0-0 5-3		0-0 FC4-6	0	0	0	0	0	0	0	0	RBI 2																		
Juan Pizarro, L (1, 1) OBP: 0.158, SLG: 0.118	0-3 K		0-0 F9		0-0 4-3		0-0 4-3		0-0 BB	3	0	0	0	0	1	2	BB 2																		
Wayne Causey, L (9, PH) OBP: 0.304, SLG: 0.220		0-0 K		0-0 F9		0-0 4-3		0-0 BB	0	0	0	0	0	1	0	0	SO 1																		
<b>Inning Stats</b>	R: 0 E: 0 K: 0 S: 4	H: 1 LOB: 1 BB: 0 P: 4	R: 0 E: 0 K: 1 S: 6	H: 1 LOB: 2 BB: 1 P: 10	R: 2 E: 0 K: 0 S: 6	H: 3 LOB: 1 BB: 0 P: 6	R: 0 E: 0 K: 0 S: 3	H: 0 LOB: 0 BB: 0 P: 3	R: 0 E: 0 K: 0 S: 3	H: 1 LOB: 0 BB: 0 P: 4	R: 0 E: 0 K: 0 S: 3	H: 0 LOB: 0 BB: 0 P: 3	R: 0 E: 0 K: 0 S: 4	H: 1 LOB: 1 BB: 0 P: 4	R: 0 E: 0 K: 0 S: 4	H: 1 LOB: 2 BB: 1 P: 8	1B: 6 2B: 2 3B: 0 HR: 1	SF: 0 SAC: 1 DP: 0 HBP: 0	WP: 0 PB: 0 SB: 2 CS: 1	PA: 38															
<b>PITCHER</b>	IP WLS BF H R ER SO BB IBB HBP BLK WP HR S P ERA WHIP																																		
Jim Bouton, R (1, 1) ERA: 3.44	2.0	W 11	4	2	2	1	1	0	0	0	0	0	0	1	12	16	9.00	2.500																	
Steve Hamilton, L (3, 1) ERA: 2.17	6.0	W 21	4	0	0	0	0	0	0	0	0	0	0	0	21	21	0.00	0.667																	
Hal Reniff, R (9, 1) ERA: 1.37	1.0	S 5	1	0	0	0	1	0	0	0	0	0	0	0	4	8	0.00	2.000																	

Chicago White Sox @ New York Yankees  
Yankee Stadium, Bronx, NY  
Fri Jun 24 1966, 7:05 PM EDT  
Att: 16,834 - Unknown - 90 F

AB	34
R	2
H	9
RBI	2
BB	2
SO	1
LOB	16




Batter	1	2	3	4	5	6	7	8	9	AB	R	H	RBI	BB	SO	LOB	BOTTOM																
Tom Tresh, S (1, 5) OBP: 0.346, SLG: 0.326	4-0 1B		0-0 F8		0-0 5-3		0-0 F9		0-0 F9	3	1	0	0	1	0	1																	
Bobby Richardson, R (1, 4) OBP: 0.297, SLG: 0.331	0-0 1B		0-0 CS		0-0 F7		0-0 BB		0-0 1B	4	1	3	0	0	0	0																	
Mickey Mantle, S (1, 8) OBP: 0.354, SLG: 0.422	0-0 1B		0-0 F8		0-0 F9		0-0 BB		0-0 1B	3	0	1	1	1	0	1																	
Ray Barker, L (9, PR) OBP: 0.300, SLG: 0.538	0-0 1B		0-0 F8		0-0 F9		0-0 BB		0-0 1B	0	1	0	0	0	0	0																	
Elston Howard, R (1, 2) OBP: 0.313, SLG: 0.401	0-0 G6-4-3		0-0 CS		0-0 6-3		0-0 2B		0-0 HR	4	1	2	4	0	0	2																	
Joe Pepitone, L (1, 3) OBP: 0.275, SLG: 0.445	0-0 4-3		0-0 4-3		0-0 L7		0-0 G3		0-0 G3	4	0	0	0	0	0	3																	
Roger Maris, L (1, 9) OBP: 0.292, SLG: 0.351		0-0 E4		0-0 F8		0-0 6-3		0-0 6-3	3	0	0	0	0	0	1																		
Hector Lopez, R (1, 7) OBP: 0.405, SLG: 0.457		0-0 F6		0-0 F6		0-0 6-3		0-0 6-3	3	0	0	0	0	0	2		AB 29																
Clete Boyer, R (1, 6) OBP: 0.262, SLG: 0.360		0-0 F5		0-3 K		0-0 6-3		0-0 6-3	3	0	0	0	0	1	1		R 5																
Jim Bouton, R (1, 1) OBP: 0.083, SLG: 0.083		0-3 K		0-0 5-1		0-0 6-3		0-0 1B	1	0	0	0	0	1	1		H 6																
Steve Hamilton, L (3, 1) OBP: 0.311, SLG: 0.377		0-0 K		0-0 5-1		0-0 6-3		0-0 HR	1	0	0	0	0	0	0		RBI 5																
Lou Clinton, R (9, PH) OBP: 0.311, SLG: 0.377		0-0 K		0-0 5-1		0-0 6-3		0-0 HR	0	1	0	0	1	0	0		BB 3																
Hal Reniff, R (9, 1) OBP: 0.333, SLG: 0.333		0-0 K		0-0 5-1		0-0 6-3		0-0 HR	0	0	0	0	0	0	0		SO 2																
<b>Inning Stats</b>	R: 1 E: 0 K: 0 S: 4	H: 2 LOB: 1 BB: 1 P: 8	R: 0 E: 1 K: 1 S: 6	H: 0 LOB: 1 BB: 0 P: 6	R: 0 E: 0 K: 0 S: 3	H: 1 LOB: 0 BB: 0 P: 3	R: 0 E: 0 K: 0 S: 3	H: 0 LOB: 0 BB: 0 P: 3	R: 0 E: 0 K: 1 S: 5	H: 0 LOB: 0 BB: 0 P: 5	R: 0 E: 0 K: 0 S: 3	H: 0 LOB: 0 BB: 0 P: 3	R: 0 E: 0 K: 0 S: 4	H: 1 LOB: 1 BB: 0 P: 4	R: 0 E: 0 K: 0 S: 5	H: 2 LOB: 1 BB: 2 P: 13	1B: 4 2B: 1 3B: 0 HR: 1	SF: 0 SAC: 0 DP: 1 HBP: 0	WP: 0 PB: 0 SB: 0 CS: 1	PA: 33													
<b>PITCHER</b>	IP WLS BF H R ER SO BB IBB HBP BLK WP HR S P ERA WHIP																																
Juan Pizarro, L (1, 1) ERA: 2.34	8.0	L 32	6	5	5	2	3	0	0	0	0	1	33	45	5.62	1.125																	


Chicago White Sox @ New York Yankees  
Yankee Stadium, Bronx, NY  
Fri Jun 24 1966, 7:05 PM EDT  
Att: 16,834 - Unknown - 90 F

AB	29
R	5
H	6
RBI	5
BB	3
SO	2
LOB	12





Batter	1	2	3	4	5	6	7	8	9	AB	R	H	RBI	BB	SO	LOB	TOP			
Ken Berry, R OBP: 0.271, SLG: 0.368 (1, 7)	5-3		K			5-3		HR		4	1	1	1	0	1	0	Chicago White Sox @ New York Yankees Yankee Stadium, Bronx, NY Sat Jun 25 1966, 3:33 AM EDT Att: 27,098 - Unknown			
Tommie Agee, R OBP: 0.329, SLG: 0.407 (1, 8)	3-1		6-3			5-3 1B		5-3		4	0	1	0	0	0	0				
Don Buford, S OBP: 0.321, SLG: 0.335 (1, 5)	1B				F9	5-3 1-2		F3		4	0	1	0	0	0	1				
Floyd Robinson, L OBP: 0.348, SLG: 0.370 (1, 9)	4-3 1-3				F4	6-3		2B FC3-5-2 1B		4	0	1	0	0	0	2				
Tom McCraw, L OBP: 0.307, SLG: 0.333 (1, 3)		F7		G1		G3 BB		K		3	0	0	0	1	1	1				
Jerry Adair, R OBP: 0.342, SLG: 0.362 (1, 4)		F9			5-3	F3		2B FC3-5-2 1-3		4	0	1	0	0	0	1				
J.C. Martin, L OBP: 0.343, SLG: 0.417 (1, 2)		FC5-4 1B		3-1		G3 1-2		FC3-5-2 IBB		4	0	1	0	0	0	3				
Lee Elia, R OBP: 0.298, SLG: 0.381 (1, 6)		FC5-4 1-2				5-3		IBB		3	1	1	1	1	0	2				
Gary Peters, L OBP: 0.278, SLG: 0.389 Bob Locker, S OBP: 0.375, SLG: 0.167 (1, 1) (9, 1)			1-3			F8		1B		4	0	1	0	0	1	3				
										0	0	0	0	0	0	0				
<b>Inning Stats</b>	R: 0 E: 0 K: 0 S: 4	H: 1 LOB: 1 BB: 0 P: 4	R: 0 E: 0 K: 0 S: 4	H: 1 LOB: 1 BB: 0 P: 4	R: 0 E: 0 K: 1 S: 5	H: 0 LOB: 0 BB: 0 P: 5	R: 0 E: 0 K: 0 S: 3	H: 0 LOB: 0 BB: 0 P: 3	R: 1 E: 0 K: 0 S: 4	H: 1 LOB: 0 BB: 0 P: 4	R: 0 E: 0 K: 0 S: 3	H: 0 LOB: 1 BB: 1 P: 7	R: 1 E: 0 K: 2 S: 4	H: 2 LOB: 0 BB: 0 P: 4	R: 0 E: 0 K: 2 S: 9	H: 2 LOB: 3 BB: 1 P: 13	1B: 5 2B: 1 3B: 0 HR: 2	SF: 0 SAC: 0 DP: 0 HBP: 0	WP: 0 PB: 0 SB: 1 CS: 0	PA: 36
<b>PITCHER</b>	IP: 7.0 WLS: L BF: 26	H: 4 R: 1 ER: 1 SO: 1	BB: 1 IBB: 0 HBP: 0 BLK: 0	WP: 0 HR: 1 S: 27 P: 31	ERA: 1.29 WHIP: 0.714	IP: 2.0 WLS: S BF: 10	H: 4 R: 1 ER: 1 SO: 2	BB: 0 IBB: 1 HBP: 0 BLK: 0	WP: 0 HR: 1 S: 13 P: 17	ERA: 4.50 WHIP: 2.000										

Batter	1	2	3	4	5	6	7	8	9	AB	R	H	RBI	BB	SO	LOB	BOTTOM			
Tom Tresh, S OBP: 0.345, SLG: 0.324 (1, 5)	K		F6			SH1-3 1B		L7		4	0	1	0	0	1	0	Chicago White Sox @ New York Yankees Yankee Stadium, Bronx, NY Sat Jun 25 1966, 3:33 AM EDT Att: 27,098 - Unknown			
Bobby Richardson, R OBP: 0.294, SLG: 0.327 (1, 4)	5-3		F7			SH1-3 1-2		F7		3	0	0	0	0	0	0				
Mickey Mantle, S OBP: 0.352, SLG: 0.418 (1, 8)	WP 1B				F9	F4		L4		4	0	1	0	0	0	1				
Elston Howard, R OBP: 0.317, SLG: 0.403 (1, 2)	F8 1-2					6-3				4	1	2	0	0	0	2				
Joe Pepitone, L OBP: 0.275, SLG: 0.440 (1, 3)		K			F7			G6-4-3 E BB		3	0	0	0	1	1	1				
Clete Boyer, R OBP: 0.282, SLG: 0.360 Dick Schofield, S OBP: 0.182, SLG: 0.053 Roger Maris, L OBP: 0.290, SLG: 0.349 (9, PH)		K			F8			E3 G6-4-3		0	0	0	0	0	0	0				
Hector Lopez, R OBP: 0.391, SLG: 0.436 (1, 7)						WP BB				2	0	0	0	1	1	1				
Lou Clinton, R OBP: 0.308, SLG: 0.357 (1, 9)		FC6-4 1-2			F8	F6		G6-4-3 1-2 2-3 3-H		1	0	0	0	0	2					
Mel Stottlemyre, R OBP: 0.154, SLG: 0.135 Roy White, S OBP: 0.315, SLG: 0.380 Whitey Ford, L OBP: 0.169 (1, 1) (7, PH) (8, 1)			K			F6		F5		2	0	0	0	0	1	0				
										1	0	0	0	0	0	2				
<b>Inning Stats</b>	R: 0 E: 0 K: 1 S: 6	H: 1 LOB: 1 BB: 0 P: 6	R: 0 E: 0 K: 2 S: 8	H: 1 LOB: 0 BB: 0 P: 8	R: 0 E: 0 K: 1 S: 5	H: 0 LOB: 0 BB: 0 P: 5	R: 0 E: 0 K: 0 S: 4	H: 1 LOB: 1 BB: 0 P: 4	R: 0 E: 0 K: 0 S: 3	H: 0 LOB: 2 BB: 2 P: 11	R: 0 E: 0 K: 0 S: 3	H: 0 LOB: 0 BB: 0 P: 3	R: 1 E: 1 K: 0 S: 4	H: 1 LOB: 1 BB: 1 P: 8	1B: 5 2B: 0 3B: 0 HR: 0	SF: 0 SAC: 1 DP: 1 HBP: 0	WP: 2 PB: 0 SB: 0 CS: 0	PA: 35		
<b>PITCHER</b>	IP: 8.0 WLS: W BF: 32	H: 5 R: 1 ER: 1 SO: 4	BB: 3 IBB: 0 HBP: 0 BLK: 0	WP: 0 HR: 0 S: 37 P: 49	ERA: 1.12 WHIP: 1.000	IP: 1.0 WLS: S BF: 3	H: 0 R: 0 ER: 0 SO: 0	BB: 0 IBB: 0 HBP: 0 BLK: 0	WP: 0 HR: 0 S: 3 P: 3	ERA: 0.00 WHIP: 0.000										



Batter	1	2	3	4	5	6	7	8	9	AB	R	H	RBI	BB	SO	LOB	TOP					
Ken Berry, R OBP: 0.293, SLG: 0.402 (1, 7)	0-0 5-3-5 1B		4-0 1-2 BB			0-0 HR		4-0 BB		2	1	2	1	2	0	0	Chicago White Sox @ New York Yankees Yankee Stadium, Bronx, NY Sun Jun 26 1966, 3:33 AM EDT Overcast - 73 F					
Tommie Agee, R OBP: 0.324, SLG: 0.401 (1, 8)	0-0 5-3-5 1-2		0-3 K			0-0 4-3		0-0 F2		4	0	0	0	0	1	4						
Don Buford, S OBP: 0.320, SLG: 0.341 (1, 5)	0-0 G1					0-0 F8		0-0 F2		4	1	1	0	0	0	1						
Bill Skowron, R OBP: 0.279, SLG: 0.325 (1, 3)		0-0 5-3				0-0 F7		0-0 L5		4	0	1	1	0	0	0						
Tom McCraw, L OBP: 0.306, SLG: 0.331 (1, 9)		0-3 K				0-0 F7		0-0 F4		4	0	1	0	0	1	1						
Jerry Adair, R OBP: 0.339, SLG: 0.367 (1, 4)	0-0 F6					0-0 G6-4-3		0-0 G6-4-3		4	0	1	0	0	0	2						
J.C. Martin, L OBP: 0.352, SLG: 0.424 (1, 2)						0-0 F6		0-0 F6		3	0	2	0	0	0	0						
Lee Elia, R OBP: 0.291, SLG: 0.370 (1, 6)						0-0 F8		0-0 G1-4-3		3	0	0	0	0	0	3						
Dennis Higgins, R OBP: 0.250, SLG: 0.143 (7, 1)						0-0 F8		0-0 G1-4-3		0	0	0	0	0	0	0						
Tommy John, R OBP: 0.172, SLG: 0.310 (1, 1)						0-3 K		0-0 F8		0	0	0	0	0	0	0						
John Buzhardt, R OBP: 0.148, SLG: 0.080 (2, 1)								0-0 4-3		2	0	0	0	0	1	1						
Wayne Causey, L OBP: 0.302, SLG: 0.218 (7, 6)										1	0	0	0	0	0	0						
<b>Inning Stats</b>	R: 0 E: 0 K: 0 S: 3	H: 1 LOB: 0 BB: 0 P: 3	R: 0 E: 0 K: 1 S: 5	H: 0 LOB: 0 BB: 0 P: 5	R: 0 E: 0 K: 2 S: 8	H: 1 LOB: 2 BB: 1 P: 12	R: 1 E: 0 K: 0 S: 4	H: 2 LOB: 0 BB: 0 P: 4	R: 0 E: 0 K: 0 S: 3	H: 0 LOB: 0 BB: 0 P: 3	R: 1 E: 0 K: 0 S: 4	H: 1 LOB: 1 BB: 0 P: 4	R: 0 E: 0 K: 0 S: 4	H: 2 LOB: 1 BB: 0 P: 4	R: 0 E: 0 K: 0 S: 3	H: 0 LOB: 1 BB: 1 P: 7	R: 0 E: 0 K: 0 S: 3	H: 1 LOB: 0 BB: 0 P: 3	1B: 5 2B: 2 3B: 1 HR: 1	SF: 0 SAC: 0 DP: 4 HBP: 0	WP: 0 PB: 0 SB: 0 CS: 0	PA: 33
<b>PITCHER</b> Fred Talbot, R ERA: 4.66 (1, 1)	IP: 9.0 WLS: W BF: 33 H: 8 R: 2 ER: 2 SO: 3 BB: 2 IBB: 0 HBP: 0 BLK: 0 WP: 0 HR: 1 S: 37 P: 45 ERA: 2.00 WHIP: 1.111															<b>PITCHER</b>						

Batter	1	2	3	4	5	6	7	8	9	AB	R	H	RBI	BB	SO	LOB	BOTTOM					
Tom Tresh, S OBP: 0.346, SLG: 0.339 (1, 5)	0-0 FC6-4 1B		0-0 F5			0-0 1-3		0-0 3-1		5	1	2	2	0	0	1	Chicago White Sox @ New York Yankees Yankee Stadium, Bronx, NY Sun Jun 26 1966, 3:33 AM EDT Overcast - 73 F					
Bobby Richardson, R OBP: 0.299, SLG: 0.332 (1, 4)	0-0 F3					0-0 2B		0-0 6-3		5	1	3	0	0	0	1						
Mickey Mantle, S OBP: 0.353, SLG: 0.429 (1, 8)	0-0 FC6-4					0-0 2B		0-0 2B		5	0	2	1	0	2	3						
Ray Barker, L OBP: 0.300, SLG: 0.538 (6, PR)	0-0 BB					0-0 2B		0-0 2B		0	0	0	0	0	0	0						
Elston Howard, R OBP: 0.319, SLG: 0.397 (1, 2)	4-0 1-2 BB		1-0 1B HR HBP			0-0 F7		0-0 L9		3	1	0	0	1	0	3						
Joe Pepitone, L OBP: 0.274, SLG: 0.437 (1, 3)	0-0 F5		0-0 HR			0-0 4-3		0-0 F9		4	1	1	0	0	0	3						
Roger Maris, L OBP: 0.294, SLG: 0.365 (1, 9)			0-0 3-1			0-0 3-1		0-0 3-1		3	1	1	3	1	0	0						
Hector Lopez, R OBP: 0.360, SLG: 0.395 (1, 7)			0-0 F9			0-0 G5-4-3		0-0 E6		4	0	0	0	0	0	1						
Dick Schofield, S OBP: 0.231, SLG: 0.091 (1, 6)			4-0 BLK 1B BB			0-0 F7		0-0 1B		3	1	1	0	1	0	0						
Fred Talbot, R OBP: 0.242, SLG: 0.258 (1, 1)			0-0 HR			0-0 3-1		0-3 K		4	1	2	1	0	1	2						
<b>Inning Stats</b>	R: 0 E: 0 K: 0 S: 4	H: 1 LOB: 2 BB: 1 P: 8	R: 3 E: 0 K: 1 S: 8	H: 3 LOB: 1 BB: 1 P: 12	R: 3 E: 0 K: 0 S: 6	H: 3 LOB: 1 BB: 0 P: 7	R: 0 E: 0 K: 1 S: 6	H: 1 LOB: 0 BB: 0 P: 6	R: 0 E: 0 K: 0 S: 2	H: 0 LOB: 0 BB: 1 P: 6	R: 1 E: 1 K: 0 S: 5	H: 2 LOB: 1 BB: 0 P: 5	R: 0 E: 1 K: 1 S: 7	H: 1 LOB: 2 BB: 0 P: 7	R: 0 E: 0 K: 0 S: 4	H: 1 LOB: 1 BB: 0 P: 4	R: 0 E: 0 K: 0 S: 4	H: 1 LOB: 1 BB: 0 P: 4	1B: 8 2B: 2 3B: 0 HR: 2	SF: 0 SAC: 0 DP: 1 HBP: 1	WP: 0 PB: 0 SB: 1 CS: 0	PA: 40
<b>PITCHER</b> Tommy John, L ERA: 2.5 (1, 1)	IP: 1.2 WLS: L BF: 11 H: 4 R: 3 ER: 3 SO: 0 BB: 2 IBB: 0 HBP: 0 BLK: 1 WP: 0 HR: 1 S: 17 P: 17 ERA: 16.20 WHIP: 3.600															<b>PITCHER</b>						
John Buzhardt, R ERA: 3.48 (2, 1)	4.1 20 6 4 4 2 1 0 1 0 0 0 1 22 27 8.31 1.615																					
Dennis Higgins, R ERA: 3.24 (7, 1)	2.0 9 2 0 0 0 1 0 0 0 0 0 0 11 11 0.00 1.000																					



Batter	1	2	3	4	5	6	7	8	9	AB	R	H	RBI	BB	SO	LOB	TOP			
Ken Berry, R OBP: 0.292, SLG: 0.405 (1, 7)										4	0	1	0	0	0	1				
Tommie Agee, R OBP: 0.323, SLG: 0.396 (1, 8)										3	0	0	0	1	0	1				
Don Buford, S OBP: 0.319, SLG: 0.340 (1, 5)										4	0	1	0	0	0	2				
John Romano, R OBP: 0.382, SLG: 0.422 (1, 2)										4	0	0	0	0	1	3				
Bill Skowron, R OBP: 0.284, SLG: 0.335 (1, 3)										4	0	2	0	0	0	0				
Jerry Adair, R OBP: 0.328, SLG: 0.354 (1, 4)										4	0	0	0	0	2	2				
Tom McCraw, L OBP: 0.306, SLG: 0.337 (1, 9)										3	0	1	0	0	1	1				
Lee Elia, R OBP: 0.283, SLG: 0.360 (1, 6)										3	0	0	0	0	1	2				
Joe Horlen, R OBP: 0.077, SLG: 0.040 (1, 1)										2	0	0	0	0	0	0				
Gene Freese, R OBP: 0.305, SLG: 0.356 (8, PH)										1	0	1	0	0	0	0				
Hoyt Wilhelm, R (8, 1)										0	0	0	0	0	0	0				
<b>Inning Stats</b>	R: 0 E: 0 K: 0 S: 4	H: 1 LOB: 1 BB: 0 P: 4	R: 0 E: 0 K: 1 S: 5	H: 0 LOB: 0 BB: 0 P: 5	R: 0 E: 1 K: 1 S: 5	H: 0 LOB: 0 BB: 0 P: 5	R: 0 E: 0 K: 0 S: 3	H: 0 LOB: 0 BB: 0 P: 3	R: 0 E: 0 K: 1 S: 6	H: 1 LOB: 1 BB: 1 P: 8	R: 0 E: 0 K: 1 S: 6	H: 1 LOB: 1 BB: 0 P: 6	R: 0 E: 0 K: 0 S: 3	H: 1 LOB: 0 BB: 0 P: 3	R: 0 E: 0 K: 1 S: 6	H: 1 LOB: 1 BB: 0 P: 6	1B: 3 2B: 3 3B: 0 HR: 0	SF: 0 SAC: 0 DP: 1 HBP: 0	WP: 0 PB: 0 SB: 0 CS: 1	PA: 34
<b>PITCHER</b> Fritz Peterson, L ERA: 3.77 (1, 1)	IP: 9.0 WLS: W BF: 33 H: 6 R: 0 ER: 0 SO: 5 BB: 1 IBB: 0 HBP: 0 BLK: 0 WP: 0 HR: 0 S: 42 P: 46 ERA: 0.00 WHIP: 0.778															<b>PITCHER</b>				

Chicago White Sox @ New York Yankees  
Yankee Stadium, Bronx, NY  
Sun Jun 26 1966, 3:38 AM EDT  
Att: 27,893 - Unknown - 80 F

livebaseballscores.com

AB 32  
R 0  
H 6  
RBI 0  
BB 1  
SO 5  
LOB 12

Batter	1	2	3	4	5	6	7	8	9	AB	R	H	RBI	BB	SO	LOB	BOTTOM			
Roy White, S OBP: 0.314, SLG: 0.378 (1, 7)										4	1	1	0	0	1	0				
Bobby Richardson, R OBP: 0.366, SLG: 0.336 (1, 4)										3	1	2	0	1	0	0				
Tom Tresh, S OBP: 0.348, SLG: 0.342 (1, 5)										4	0	2	1	0	2	1				
Joe Pepitone, L OBP: 0.270, SLG: 0.430 (1, 8)										4	0	0	0	0	0	5				
Roger Maris, L OBP: 0.295, SLG: 0.361 (1, 9)										2	0	0	0	1	0	0				
Ray Barker, L OBP: 0.273, SLG: 0.483 (1, 3)										3	0	0	1	0	0	2				
Jake Gibbs, L OBP: 0.373, SLG: 0.420 (1, 2)										3	0	0	0	0	0	2				
Dick Schofield, S OBP: 0.207, SLG: 0.080 (1, 6)										3	0	0	0	0	0	0				
Fritz Peterson, S OBP: 0.214, SLG: 0.250 (1, 1)										3	0	0	0	0	1	0				
<b>Inning Stats</b>	R: 0 E: 0 K: 2 S: 8	H: 1 LOB: 1 BB: 0 P: 8	R: 0 E: 0 K: 0 S: 3	H: 0 LOB: 0 BB: 0 P: 3	R: 1 E: 0 K: 1 S: 7	H: 2 LOB: 2 BB: 1 P: 11	R: 0 E: 0 K: 0 S: 3	H: 0 LOB: 0 BB: 0 P: 3	R: 0 E: 0 K: 0 S: 5	H: 0 LOB: 2 BB: 1 P: 9	R: 0 E: 0 K: 0 S: 3	H: 0 LOB: 0 BB: 0 P: 3	R: 0 E: 0 K: 1 S: 5	H: 0 LOB: 0 BB: 0 P: 5	R: 0 E: 0 K: 1 S: 5	H: 0 LOB: 0 BB: 0 P: 5	1B: 5 2B: 0 3B: 0 HR: 0	SF: 0 SAC: 0 DP: 0 HBP: 0	WP: 0 PB: 0 SB: 1 CS: 0	PA: 31
<b>PITCHER</b> Joe Horlen, R ERA: 2.27 (1, 1)	IP: 7.0 WLS: L BF: 28 H: 5 R: 2 ER: 2 SO: 3 BB: 1 IBB: 1 HBP: 0 BLK: 0 WP: 0 HR: 0 S: 32 P: 40 ERA: 2.57 WHIP: 0.857															<b>PITCHER</b>				
Hoyt Wilhelm, R ERA: 4.26 (8, 1)	IP: 1.0 WLS: L BF: 3 H: 0 R: 0 ER: 0 SO: 1 BB: 0 IBB: 0 HBP: 0 BLK: 0 WP: 0 HR: 0 S: 5 P: 5 ERA: 0.00 WHIP: 0.000															<b>PITCHER</b>				

Chicago White Sox @ New York Yankees  
Yankee Stadium, Bronx, NY  
Sun Jun 26 1966, 3:38 AM EDT  
Att: 27,893 - Unknown - 80 F

livebaseballscores.com


AB 29  
R 2  
H 5  
RBI 2  
BB 2  
SO 4  
LOB 10



Batter	1	2	3	4	5	6	7	8	9	AB	R	H	RBI	BB	SO	LOB	TOP										
<b>Don Blasingame, L</b> (1, 4) OBP: 0.303, SLG: 0.298	F7		4-3		FC5-2 1B		F9			4	0	1	0	0	0	1	<b>Washington Senators @ Chicago White Sox</b> Comiskey Park, Chicago, IL Tue Jun 28 1966, 8:05 PM EDT Att: 13,166 - Unknown										
<b>Ken McMullen, R</b> (1, 5) OBP: 0.286, SLG: 0.328	F9		4-3		FC5-2 FC5-4 1-H		G3			4	0	0	0	0	0	2											
<b>Ken Harrelson, R</b> (1, 3) OBP: 0.314, SLG: 0.328	1B HR 1B				FC5-4 1-2			F7		3	1	1	0	1	0	1											
<b>Frank Howard, R</b> (1, 7) <b>Fred Valentine, S</b> (8, 7) OBP: 0.339, SLG: 0.448 OBP: 0.347, SLG: 0.447	HR 1B		K				F3	F8		4	1	1	0	0	1	1											
<b>Don Lock, R</b> (1, 8) OBP: 0.365, SLG: 0.471	HR							F4		4	1	3	3	0	0	0											
<b>Willie Kirkland, L</b> (1, 9) OBP: 0.289, SLG: 0.320	F5		K						F7	4	0	0	0	0	2	2											
<b>Paul Casanova, R</b> (1, 2) OBP: 0.241, SLG: 0.397			K						F7	4	0	0	0	0	2	1											
<b>Ed Brinkman, R</b> (1, 6) OBP: 0.254, SLG: 0.310		6-3							F8	4	0	0	0	0	1	0											
<b>Mike McCormick, L</b> (1, 1) OBP: 0.300, SLG: 0.444			K							2	1	1	1	0	1	0											
<b>Inning Stats</b>	R: 3 E: 0 K: 0 S: 6	H: 3 LOB: 0 BB: 0 P: 6	R: 0 E: 0 K: 1 S: 5	H: 0 LOB: 0 BB: 0 P: 5	R: 0 E: 0 K: 1 S: 5	H: 0 LOB: 1 BB: 1 P: 9	R: 0 E: 0 K: 2 S: 7	H: 1 LOB: 0 BB: 0 P: 7	R: 1 E: 0 K: 1 S: 7	H: 2 LOB: 1 BB: 0 P: 7	R: 0 E: 0 K: 2 S: 8	H: 1 LOB: 1 BB: 0 P: 8	R: 0 E: 1 K: 0 S: 4	H: 0 LOB: 1 BB: 0 P: 4	R: 0 E: 0 K: 0 S: 3	H: 0 LOB: 0 BB: 0 P: 3		R: 0 E: 0 K: 0 S: 3	H: 0 LOB: 0 BB: 0 P: 3	R: 0 E: 0 K: 0 S: 3	H: 0 LOB: 0 BB: 0 P: 3	1B: 5 2B: 0 3B: 0 HR: 2	SF: 0 SAC: 1 DP: 0 HBP: 0	WP: 1 PB: 0 CS: 1	PA: 35		
<b>PITCHER</b>	IP	WLS	BF	H	R	ER	SO	BB	IBB	HBP	BLK	WP	HR	S	P	ERA	WHIP										
<b>Jack Lamabe, R</b> (1, 1) ERA: 3.09	5.0	L	21	6	4	4	5	1	0	0	0	1	2	30	34	7.20	1.400										
<b>Dennis Higgins, R</b> (6, 1) ERA: 2.97	3.0		11	1	0	0	2	0	0	0	1	0	0	15	15	0.00	0.333										
<b>Hoyt Wilhelm, R</b> (9, 1) ERA: 3.68	1.0		3	0	0	0	0	0	0	0	0	0	0	3	3	0.00	0.000										

Batter	1	2	3	4	5	6	7	8	9	AB	R	H	RBI	BB	SO	LOB	BOTTOM										
<b>Don Buford, S</b> (1, 7) OBP: 0.314, SLG: 0.335	1-3		6-3			F8		6-3		4	0	0	0	0	0	0	<b>Washington Senators @ Chicago White Sox</b> Comiskey Park, Chicago, IL Tue Jun 28 1966, 8:05 PM EDT Att: 13,166 - Unknown										
<b>Ken Berry, R</b> (1, 9) OBP: 0.291, SLG: 0.400	5-3		F9			G5-4-3 1B			F7	4	0	1	0	0	0	0											
<b>Tommie Agee, R</b> (1, 8) OBP: 0.322, SLG: 0.394					5-3		G5-4-3 1-2		F9	4	0	1	0	0	0	1											
<b>John Romano, R</b> (1, 2) OBP: 0.373, SLG: 0.409	FC5-4 1-2				6-3				F5	4	0	0	0	0	0	1											
<b>Bill Skowron, R</b> (1, 3) OBP: 0.296, SLG: 0.371						FC5-4 1B			HR	3	1	3	1	0	0	0											
<b>Gene Freese, R</b> (1, 5) OBP: 0.296, SLG: 0.344		1-3			FC5-4 1-2				F3	3	0	0	0	0	0	2											
<b>Jerry Adair, R</b> (1, 4) OBP: 0.320, SLG: 0.345			K						4-3	3	0	0	0	0	2	1											
<b>Lee Elia, R</b> (1, 6) OBP: 0.276, SLG: 0.351		L7							F8	3	0	0	0	0	0	1											
<b>Jack Lamabe, R</b> (1, 1) <b>Wayne Causey, L</b> (5, PH) <b>Dennis Higgins, R</b> (6, 1) <b>Jerry McNertney, R</b> (8, PH) <b>Hoyt Wilhelm, R</b> (9, 1) OBP: 0.299, SLG: 0.216 OBP: 0.250, SLG: 0.143 OBP: 0.343, SLG: 0.281					K					1	0	0	0	0	1	0											
<b>Inning Stats</b>	R: 0 E: 0 K: 0 S: 4	H: 1 LOB: 1 BB: 0 P: 4	R: 0 E: 0 K: 1 S: 6	H: 1 LOB: 0 BB: 0 P: 6	R: 0 E: 0 K: 1 S: 5	H: 0 LOB: 0 BB: 0 P: 5	R: 0 E: 0 K: 0 S: 4	H: 1 LOB: 1 BB: 0 P: 4	R: 0 E: 0 K: 1 S: 5	H: 0 LOB: 0 BB: 0 P: 5	R: 0 E: 0 K: 0 S: 3	H: 1 LOB: 0 BB: 0 P: 3	R: 1 E: 0 K: 0 S: 4	H: 1 LOB: 0 BB: 0 P: 4	R: 0 E: 0 K: 0 S: 3	H: 0 LOB: 0 BB: 0 P: 3		R: 0 E: 0 K: 0 S: 3	H: 0 LOB: 0 BB: 0 P: 3	R: 0 E: 0 K: 0 S: 3	H: 0 LOB: 0 BB: 0 P: 3	1B: 3 2B: 1 3B: 0 HR: 1	SF: 0 SAC: 0 DP: 1 HBP: 0	WP: 0 PB: 0 CS: 0	PA: 31		
<b>PITCHER</b>	IP	WLS	BF	H	R	ER	SO	BB	IBB	HBP	BLK	WP	HR	S	P	ERA	WHIP										
<b>Mike McCormick, L</b> (1, 1) ERA: 3.75	9.0	W	31	5	1	1	3	0	0	0	0	0	1	37	37	1.00	0.556										

AB	33
R	4
H	7
RBI	4
BB	1
SO	7
LOB	8



AB	31
R	1
H	5
RBI	1
BB	0
SO	3
LOB	6





Batter	1	2	3	4	5	6	7	8	9	AB	R	H	RBI	BB	SO	LOB	TOP					
Don Blasingame, L (1,4) OBP: 0.308, SLG: 0.303										4	0	2	0	0	0	0	<b>Washington Senators @ Chicago White Sox</b> Comiskey Park, Chicago, IL Wed Jun 29 1966, 8:05 PM EDT Att: 12,745 - Unknown					
Ken McMullen, R (1,5) OBP: 0.282, SLG: 0.323										4	0	0	0	0	2	2						
Ken Harrelson, R (1,3) OBP: 0.310, SLG: 0.322										4	0	0	0	0	0	2						
Frank Howard, R (1,7) OBP: 0.345, SLG: 0.448										2	0	1	0	2	0	1						
Don Lock, R (1,8) OBP: 0.362, SLG: 0.466										4	0	1	0	0	1	4						
Willie Kirkland, L (1,9) OBP: 0.276, SLG: 0.304										4	0	0	0	0	2	2						
Paul Casanova, R (1,2) OBP: 0.248, SLG: 0.400										4	0	2	0	0	0	1						
Ed Brinkman, R (1,6) OBP: 0.255, SLG: 0.310										3	0	1	0	0	0	1						
Fred Valentine, S (9, PH) OBP: 0.350, SLG: 0.447										0	0	0	0	1	0	0						
Pete Richert, L (1,1) OBP: 0.102, SLG: 0.102										2	0	0	0	0	1	1						
Jim King, L (7, PH) OBP: 0.337, SLG: 0.405										1	0	0	0	0	0	1						
Casey Cox, R (7,1)										0	0	0	0	0	0	0						
Dick Lines, R (8,1)										0	0	0	0	0	0	0						
Dick Phillips, L (9, PH)										1	0	0	0	0	0	2						
<b>Inning Stats</b>	R: 0 E: 0 K: 1 S: 6	H: 1 LOB: 2 BB: 1 P: 10	R: 0 E: 0 K: 2 S: 8	H: 1 LOB: 1 BB: 0 P: 8	R: 0 E: 0 K: 1 S: 5	H: 1 LOB: 0 BB: 0 P: 5	R: 0 E: 0 K: 0 S: 4	H: 2 LOB: 1 BB: 0 P: 4	R: 0 E: 0 K: 0 S: 3	H: 0 LOB: 0 BB: 0 P: 3	R: 0 E: 0 K: 1 S: 5	H: 0 LOB: 1 BB: 1 P: 9	R: 0 E: 0 K: 1 S: 6	H: 1 LOB: 1 BB: 0 P: 6	R: 0 E: 1 K: 0 S: 4	H: 0 LOB: 1 BB: 1 P: 4	R: 0 E: 1 K: 0 S: 4	H: 1 LOB: 2 BB: 1 P: 8	1B: 7 2B: 0 3B: 0 HR: 0	SF: 0 SAC: 0 DP: 1 HBP: 0	WP: 1 PB: 0 CS: 0	PA: 37
<b>PITCHER</b>	IP WLS BF H R ER SO BB IBB HBP BLK WP HR S P ERA WHIP																					
Bruce Howard, R (1,1) ERA: 3.06	7.2 W 29 6 0 0 6 2 0 0 0 1 0 39 47 0.00 1.043																					
Bob Locker, R (8,1) ERA: 1.65	1.1 S 7 1 0 0 0 1 0 0 0 0 0 0 6 10 0.00 1.500																					

Batter	1	2	3	4	5	6	7	8	9	AB	R	H	RBI	BB	SO	LOB	BOTTOM			
Don Buford, S (1,7) OBP: 0.317, SLG: 0.337										4	2	2	0	0	0	0	<b>Washington Senators @ Chicago White Sox</b> Comiskey Park, Chicago, IL Wed Jun 29 1966, 8:05 PM EDT Att: 12,745 - Unknown			
Ken Berry, R (1,9) OBP: 0.294, SLG: 0.401										2	0	1	0	0	0	0				
Tommie Agee, R (1,8) OBP: 0.325, SLG: 0.406										4	2	2	2	0	0	0				
Bill Skowron, R (1,3) OBP: 0.297, SLG: 0.371										3	0	1	0	0	0	2				
Tom McCraw, L (7,3) OBP: 0.310, SLG: 0.358										1	1	1	2	0	0	0				
Gene Freese, R (1,5) OBP: 0.284, SLG: 0.330										4	0	0	0	0	1	3				
Jerry McNettney, R (1,2) OBP: 0.316, SLG: 0.257										3	0	0	0	0	0	3				
Jerry Adair, R (1,4) OBP: 0.313, SLG: 0.336										3	0	0	0	0	0	1				
Lee Elia, R (1,6) OBP: 0.270, SLG: 0.342										3	0	0	0	0	2	0				
Bruce Howard, S (1,1) ERA: 2.78											2	0	0	0	0	0				
Bob Locker, S (8,1) OBP: 0.333, SLG: 0.143										1	0	0	0	0	0	0				
<b>Inning Stats</b>	R: 0 E: 0 K: 0 S: 3	H: 0 LOB: 0 BB: 0 P: 3	R: 0 E: 0 K: 0 S: 4	H: 1 LOB: 1 BB: 0 P: 4	R: 0 E: 0 K: 1 S: 5	H: 0 LOB: 0 BB: 0 P: 5	R: 0 E: 0 K: 0 S: 5	H: 2 LOB: 2 BB: 0 P: 5	R: 0 E: 0 K: 0 S: 3	H: 0 LOB: 0 BB: 0 P: 3	R: 2 E: 1 K: 0 S: 5	H: 2 LOB: 0 BB: 0 P: 5	R: 0 E: 0 K: 1 S: 5	H: 0 LOB: 0 BB: 0 P: 5	R: 3 E: 1 K: 1 S: 8	H: 2 LOB: 0 BB: 0 P: 8	1B: 5 2B: 0 3B: 0 HR: 2	SF: 0 SAC: 2 DP: 0 HBP: 0	WP: 1 PB: 0 CS: 0	PA: 32
<b>PITCHER</b>	IP WLS BF H R ER SO BB IBB HBP BLK WP HR S P ERA WHIP																			
Pete Richert, L (1,1) ERA: 2.78	6.0 L 23 5 2 2 1 0 0 0 0 0 0 25 25 3.00 0.833																			
Casey Cox, R (7,1) ERA: 2.97	1.2 7 1 2 0 1 0 0 0 0 0 0 9 9 0.00 0.600																			
Dick Lines, L (8,1) ERA: 3.03	0.1 2 1 1 0 1 0 0 0 0 0 0 1 4 4 0.00 3.000																			



Batter	1	2	3	4	5	6	7	8	9	10	11	12	13	AB	R	H	RBI	BB	SO	LOB	TOP						
Rico Petrocelli, R OBP: 0.302, SLG: 0.428 (1, 6)	L5		5-3		F6			F2			K			5	0	0	0	0	1	3							
Joe Foy, R OBP: 0.319, SLG: 0.353 (1, 5)	6-3			E6	G5-4-3	5-3		F8			K			5	0	0	0	0	1	1							
Carl Yastrzemski, L OBP: 0.334, SLG: 0.419 (1, 7)	F6			K		G3			1-3		4-3			5	0	0	0	0	1	1							
George Scott, R OBP: 0.332, SLG: 0.524 (1, 3)		K		G5-4-3	1-2	5-3		F8					5-3	5	0	0	0	0	1	1							
Don Demeter, R OBP: 0.279, SLG: 0.467 (1, 8)		1B						K		1-3			5-3	5	0	2	0	0	1	0							
George Thomas, R OBP: 0.306, SLG: 0.309 (1, 9)		F7			E			F8		F8	FC5-4	1B		4	1	0	0	1	0	2							
George Smith, R OBP: 0.286, SLG: 0.383 (1, 4)		F7			E6			F8					F9	5	0	0	0	0	0	2							
Mike Ryan, R OBP: 0.251, SLG: 0.262 (1, 2)				3-1									F6	5	0	2	1	0	0	0							
Darrell Brandon, R OBP: 0.143, SLG: 0.286 (8, 1)				K				SH1-4					F6	2	0	0	0	0	1	2							
John Wyatt, R (13, PH)					5-3			SH1-4					F6	1	0	0	0	0	0	0							
Lee Stange, R OBP: 0.053, SLG: 0.053 (13, 1)														0	0	0	0	0	0	0							
<b>Inning Stats</b>	R: 0 E: 0 K: 0 S: 3	H: 0 LOB: 0 BB: 0 P: 3	R: 0 E: 0 K: 1 S: 6	H: 1 LOB: 1 BB: 0 P: 6	R: 0 E: 0 K: 1 S: 5	H: 0 LOB: 0 BB: 0 P: 5	R: 0 E: 1 K: 1 S: 5	H: 0 LOB: 0 BB: 0 P: 5	R: 1 E: 1 K: 1 S: 7	H: 1 LOB: 2 BB: 1 P: 11	R: 0 E: 0 K: 0 S: 3	H: 0 LOB: 0 BB: 0 P: 3	R: 0 E: 0 K: 0 S: 3	H: 1 LOB: 1 BB: 0 P: 4	R: 0 E: 0 K: 0 S: 4	H: 1 LOB: 1 BB: 0 P: 4	R: 0 E: 0 K: 2 S: 7	H: 0 LOB: 0 BB: 0 P: 7	R: 0 E: 0 K: 0 S: 3	H: 0 LOB: 0 BB: 0 P: 3	R: 0 E: 0 K: 0 S: 3	H: 0 LOB: 0 BB: 0 P: 3	1B: 4 2B: 0 3B: 0 HR: 0	SF: 0 SAC: 1 DP: 1 HBP: 0	W/P: 0 PB: 0 SB: 0 CS: 0	PA: 45	
<b>PITCHER</b>	IP	WLS	BF	H	R	ER	SO	BB	IBB	HBP	BLK	WP	HR	S	P	ERA	WHIP										
John Buzhardt, R ERA: 3.14 (1, 1)	8.0		29	3	1	0	4	1	0	0	0	0	0	36	40	0.00	0.500										
Bob Locker, R ERA: 1.51 (9, 1)	5.0	W	16	1	0	0	2	0	0	0	0	0	0	20	20	0.00	0.200										

**Boston Red Sox @ Chicago White Sox**  
Comiskey Park, Chicago, IL  
Fri Jul 01 1966, 8:05 PM EDT  
Att: 18,788 - Unknown

AB 43  
R 1  
H 4  
RBI 1  
BB 1  
SO 6  
LOB 12




Batter	1	2	3	4	5	6	7	8	9	10	11	12	13	AB	R	H	RBI	BB	SO	LOB	BOTTOM						
Don Buford, S OBP: 0.312, SLG: 0.331 (13, 4)	4-3		F8			6-3		F7			F5		SH3-4	5	0	0	0	0	0	1							
Ken Berry, R OBP: 0.294, SLG: 0.399 (1, 7)				F7				K			F7		4-3	6	0	2	0	0	1	4							
Tommie Agee, R OBP: 0.323, SLG: 0.403 (1, 8)	G5-4-3			K		F7					F6		PB	6	0	1	1	0	1	3							
Bill Skowron, R OBP: 0.300, SLG: 0.370 (1, 3)														3	0	1	0	1	1	0							
Joe Horlen, R OBP: 0.077, SLG: 0.040 (12, PR)		K												0	0	0	0	0	0	0							
Gene Freese, R OBP: 0.264, SLG: 0.330 (13, 5)				1B										0	0	0	0	0	0	0							
Tom McCraw, L OBP: 0.313, SLG: 0.358 (13, 3)														3	0	1	0	1	0	2							
Jerry McNertney, R OBP: 0.300, SLG: 0.243 (7, PH)														2	0	0	0	0	1	3							
Wayne Causey, L OBP: 0.297, SLG: 0.214 (8, 2)														1	0	0	0	0	1	0							
J.C. Martin, L OBP: 0.355, SLG: 0.420 (8, 2)														1	0	0	0	1	1	0							
Jerry Adair, R OBP: 0.308, SLG: 0.325 (13, 6)														4	0	0	0	1	0	3							
Lee Elia, R OBP: 0.262, SLG: 0.331 (1, 6)														4	0	0	0	0	1	1							
Floyd Robinson, L OBP: 0.357, SLG: 0.360 (12, PH)														1	0	0	0	0	0	2							
John Buzhardt, R ERA: 3.14 (1, 1)	7.2		30	5	1	1	6	4	0	0	0	0	0	38	54	1.17	1.174										
John Wyatt, R ERA: 3.46 (8, 1)	4.1		14	0	0	0	2	0	1	1	0	0	0	16	21	0.00	0.000										
Lee Stange, R ERA: 5.67 (13, 1)	0.2	L	4	1	1	0	0	0	0	0	0	0	0	3	3	0.00	1.500										
<b>Inning Stats</b>	R: 0 E: 0 K: 0 S: 3	H: 1 LOB: 0 BB: 0 P: 3	R: 0 E: 0 K: 1 S: 5	H: 0 LOB: 1 BB: 1 P: 9	R: 0 E: 0 K: 1 S: 5	H: 2 LOB: 2 BB: 0 P: 9	R: 0 E: 0 K: 2 S: 9	H: 0 LOB: 0 BB: 0 P: 9	R: 0 E: 0 K: 1 S: 5	H: 0 LOB: 0 BB: 0 P: 5	R: 1 E: 0 K: 1 S: 5	H: 1 LOB: 1 BB: 1 P: 9	R: 0 E: 0 K: 1 S: 5	H: 0 LOB: 0 BB: 0 P: 5	R: 0 E: 0 K: 0 S: 3	H: 0 LOB: 0 BB: 0 P: 3	R: 0 E: 0 K: 0 S: 3	H: 0 LOB: 0 BB: 1 P: 8	R: 0 E: 0 K: 0 S: 3	H: 1 LOB: 1 BB: 0 P: 3	R: 1 E: 0 K: 0 S: 3	H: 1 LOB: 1 BB: 0 P: 3	1B: 6 2B: 0 3B: 0 HR: 0	SF: 0 SAC: 2 DP: 2 HBP: 1	W/P: 0 PB: 1 SB: 2 CS: 1	PA: 49	
<b>PITCHER</b>	IP	WLS	BF	H	R	ER	SO	BB	IBB	HBP	BLK	WP	HR	S	P	ERA	WHIP										


**Boston Red Sox @ Chicago White Sox**  
Comiskey Park, Chicago, IL  
Fri Jul 01 1966, 8:05 PM EDT  
Att: 18,788 - Unknown

AB 40  
R 2  
H 6  
RBI 1  
BB 5  
SO 8  
LOB 19





Batter	1	2	3	4	5	6	7	8	9	AB	R	H	RBI	BB	SO	LOB	TOP			
Rico Petrocelli, R OBP: 0.298, SLG: 0.422	0-3 K		0-0 5-3			0-0 F9		0-0 G5-4-3		4	0	0	0	0	1	3	<p><b>Boston Red Sox @ Chicago White Sox</b> Comiskey Park, Chicago, IL</p> <p>Sat Jul 02 1966, 4:33 AM EDT Att: 13,805 - Unknown</p> <p>livebaseballscores.com</p> <p>AB 32 R 0 H 6 RBI 0 BB 2 SO 5 LOB 14</p> 			
Joe Foy, R OBP: 0.318, SLG: 0.349	0-0 5-3			0-0 6-3		0-0 6-3		4-0 BB		3	0	0	0	1	0					
Carl Yastrzemski, L OBP: 0.333, SLG: 0.417	0-0 6-3			0-0 FC5-4 1B		0-0 G3		0-0 G3		4	0	1	0	0	2					
Don Demeter, R OBP: 0.278, SLG: 0.461		0-0 6-3		0-0 K		0-0 FC5-4 1B			0-0 6-3	4	0	1	0	0	1					
George Scott, R OBP: 0.328, SLG: 0.517		0-0 5-3		0-0 FC5-4		0-0 FC5-4 6-3			0-3 K	4	0	0	0	0	2					
George Thomas, R OBP: 0.314, SLG: 0.329		0-3 K			0-0 3-1 2B		0-0 6-3		0-0 1B	4	0	2	0	0	1					
George Smith, R OBP: 0.281, SLG: 0.376			0-0 1-3		0-3 K		0-0 F5		0-0 4-3	4	0	0	0	0	3					
Mike Ryan, R OBP: 0.253, SLG: 0.263			0-0 F2		0-0 3-1			0-0 G5-4-3 WP 1B		3	0	1	0	0	0	1				
Jose Santiago, R OBP: 0.188, SLG: 0.161			0-0		0-0			4-0 G5-4-3 BB		1	0	1	0	0	0	0				
Dan Osinski, R OBP: 0.302, SLG: 0.303			0-0		0-0					0	0	0	0	0	0	0				
Lenny Green, L OBP: 0.302, SLG: 0.303			0-0		0-0					0	0	0	0	0	0	0				
Bob Sadowski, R OBP: 0.302, SLG: 0.303			0-0		0-0					0	0	0	0	0	0	0				
Dalton Jones, L OBP: 0.289, SLG: 0.289			0-0		0-0					0	0	0	0	0	0	0				
Dave Morehead, R OBP: 0.167, SLG: 0.167			0-0		0-0					0	0	0	0	0	0	0				
<b>Inning Stats</b>	R: 0 E: 0 K: 1 S: 5	H: 0 LOB: 0 BB: 0 P: 5	R: 0 E: 0 K: 1 S: 5	H: 0 LOB: 0 BB: 0 P: 5	R: 0 E: 0 K: 0 S: 4	H: 1 LOB: 1 BB: 0 P: 4	R: 0 E: 0 K: 1 S: 6	H: 1 LOB: 1 BB: 0 P: 6	R: 0 E: 0 K: 0 S: 3	H: 0 LOB: 0 BB: 0 P: 3	R: 0 E: 0 K: 0 S: 4	H: 1 LOB: 1 BB: 0 P: 4	R: 0 E: 0 K: 0 S: 3	H: 1 LOB: 2 BB: 2 P: 11	R: 0 E: 0 K: 1 S: 6	H: 1 LOB: 1 BB: 0 P: 6	1B: 5 2B: 1 3B: 0 HR: 0	SF: 0 SAC: 0 DP: 1 HBP: 0	WP: 1 PB: 0 SB: 0 CS: 0	PA: 34
<b>PITCHER</b> Joe Horlen, R ERA: 2.07	IP: 9.0 WLS: W BF: 34 H: 6 R: 0 ER: 0 SO: 5 BB: 2 IBB: 0 HBP: 0 BLK: 0 WP: 1 HR: 0 S: 42 P: 50 ERA: 0.00 WHIP: 0.889															<b>PITCHER</b>				

Batter	1	2	3	4	5	6	7	8	9	AB	R	H	RBI	BB	SO	LOB	BOTTOM												
Don Buford, S OBP: 0.317, SLG: 0.335	0-0 G3		0-0 CS 1B			4-0 SH1-4 BB		0-0 E3 SH CS 1B		3	1	2	0	1	0	0	<p><b>Boston Red Sox @ Chicago White Sox</b> Comiskey Park, Chicago, IL</p> <p>Sat Jul 02 1966, 4:33 AM EDT Att: 13,805 - Unknown</p> <p>livebaseballscores.com</p> <p>AB 27 R 6 H 10 RBI 5 BB 3 SO 2 LOB 11</p> 												
Tommie Agee, R OBP: 0.327, SLG: 0.418	0-0 6-3 1B		0-0 CS		0-0 SH1-4		0-0 SH1-3			2	2	2	1	0	0	0													
Tom McCraw, L OBP: 0.309, SLG: 0.352	0-0 6-3		0-0 3-1		0-0 5-3		0-0 SH CS			3	0	0	1	0	0	3													
Floyd Robinson, L OBP: 0.349, SLG: 0.368	0-0 1B		4-0 G4-6-3 BB		0-0 5-3		0-0 F3			3	0	1	1	1	0	3													
J.C. Martin, L OBP: 0.351, SLG: 0.408	0-3 K		0-0 G4-6-3			0-0 G3		4-0 5-3 SH1-3 BB		3	0	0	0	1	2														
Jerry Adair, R OBP: 0.309, SLG: 0.333		0-0 SH1-3 HR 2B		0-0 6-3		0-0 5-3		0-0 SH1-3		3	1	1	0	0	0	0													
Ken Berry, R OBP: 0.296, SLG: 0.397		0-0 SH1-3		0-3 K		0-0		0-0 5-3		3	0	1	0	0	1	1													
Lee Elia, R OBP: 0.261, SLG: 0.352		0-0 HR		0-0 F2		0-0 F4		0-0 L5		4	1	1	2	0	2														
Joe Horlen, R OBP: 0.138, SLG: 0.107		0-0 4-3			0-0 SH1-4 BB 1B		0-0 E SH 1B			3	1	2	0	0	0	0													
<b>Inning Stats</b>	R: 1 E: 0 K: 1 S: 7	H: 2 LOB: 1 BB: 0 P: 7	R: 2 E: 0 K: 0 S: 5	H: 3 LOB: 0 BB: 0 P: 5	R: 1 E: 0 K: 0 S: 3	H: 1 LOB: 0 BB: 1 P: 7	R: 0 E: 0 K: 1 S: 5	H: 0 LOB: 0 BB: 0 P: 5	R: 0 E: 0 K: 0 S: 4	H: 1 LOB: 2 BB: 0 P: 4	R: 2 E: 2 K: 0 S: 5	H: 2 LOB: 0 BB: 0 P: 5	R: 0 E: 0 K: 0 S: 3	H: 0 LOB: 1 BB: 1 P: 7	R: 0 E: 0 K: 0 S: 3	H: 0 LOB: 1 BB: 1 P: 7	1B: 7 2B: 1 3B: 0 HR: 2	SF: 0 SAC: 5 DP: 1 HBP: 0	WP: 0 PB: 0 SB: 2 CS: 3	PA: 36									
<b>PITCHER</b> Jose Santiago, R ERA: 3.7	IP: 2.1 WLS: L BF: 13 H: 6 R: 4 ER: 4 SO: 1 BB: 1 IBB: 0 HBP: 0 BLK: 0 WP: 0 HR: 2 S: 14 P: 18 ERA: 15.43 WHIP: 3.000															<b>PITCHER</b>													
Dan Osinski, R ERA: 6.57	3.1	4	0	0	0	1	0	0	0	0	0	6	6	0.00	0.000														
Bob Sadowski, R ERA: 5.57	5.1	14	4	2	1	0	1	0	0	0	0	13	17	3.00	1.667														
Dave Morehead, R ERA: 4.35	8.1	4	0	0	0	0	1	0	0	0	0	3	7	0.00	1.000														



Batter	1	2	3	4	5	6	7	8	9	AB	R	H	RBI	BB	SO	LOB	TOP										
Rico Petrocelli, R OBP: 0.297, SLG: 0.418 (1, 6)	F7		F7		K		1B 1B		F8	5	1	1	0	0	1	1	<b>Boston Red Sox @ Chicago White Sox</b> Comiskey Park, Chicago, IL Sun Jul 03 1966, 4:33 AM EDT Unknown <a href="http://livebaseballscorecards.com">livebaseballscorecards.com</a>										
Jose Tartabull, L OBP: 0.282, SLG: 0.296 (1, 8)	2B		4-3		F6		1B E 1B		FC6-4	5	1	2	1	0	0	1											
Carl Yastrzemski, L OBP: 0.340, SLG: 0.425 (1, 7)	BB		BB 1B			G5-3 2B	E WP 1B		F7	4	1	3	1	1	0	1											
George Scott, R OBP: 0.330, SLG: 0.515 (1, 3)	K		BB 1B			1-0 HBP	SF8			1	0	0	1	1	1	2											
George Thomas, R OBP: 0.302, SLG: 0.315 (1, 9)	F8		BB 1B			0-3 K	1-3			4	0	0	0	0	1	6											
Joe Foy, R OBP: 0.314, SLG: 0.344 (1, 5)		F7		K		G5-3		5-3		4	0	0	0	0	1	2											
George Smith, R OBP: 0.284, SLG: 0.375 (1, 4)	BB		F3		F3		E 3-1 1B	K		3	1	1	0	1	1	0											
Mike Ryan, R OBP: 0.247, SLG: 0.257 (1, 2)	K		F8		F8		E5 1B 3-1 1B	K		4	1	0	0	0	2	2											
Rollie Sheldon, R OBP: 0.107, SLG: 0.107 (1, 1)	K				6-3		3-1			2	0	0	0	0	1	1											
Dalton Jones, L OBP: 0.280, SLG: 0.366 (7, PH)							1-2 3-H	FC6-4 BB		1	0	0	1	0	0	1											
Don McMahon, R (7, 1)										0	0	0	0	1	0	0											
<b>Inning Stats</b>	R: 0 E: 0 K: 1 S: 6	H: 1 LOB: 2 BB: 1 P: 10	R: 0 E: 0 K: 2 S: 7	H: 0 LOB: 1 BB: 1 P: 11	R: 0 E: 0 K: 0 S: 4	H: 1 LOB: 2 BB: 1 P: 8	R: 0 E: 0 K: 1 S: 5	H: 0 LOB: 0 BB: 0 P: 5	R: 0 E: 0 K: 1 S: 5	H: 1 LOB: 1 BB: 0 P: 6	R: 5 E: 2 K: 0 S: 8	H: 4 LOB: 0 BB: 0 P: 8	R: 0 E: 0 K: 2 S: 7	H: 0 LOB: 0 BB: 0 P: 7	R: 0 E: 0 K: 0 S: 3	H: 0 LOB: 1 BB: 1 P: 7	1B: 5 2B: 2 3B: 0 HR: 0	SF: 1 SAC: 0 DP: 1 HBP: 1	WP: 1 PA: 39 PB: 0 SB: 0 CS: 0								
<b>PITCHER</b>	IP	WLS	BF	H	R	ER	SO	BB	IBB	HBP	BLK	WP	HR	S	P	ERA	WHIP										
Jack Lamabe, R ERA: 2.83 (1, 1)	5.0		20	2	0	0	5	3	0	0	0	0	0	27	39	0.00	1.000										
Bob Locker, R ERA: 1.77 (6, 1)	1.1	L	9	4	4	2	1	0	0	1	0	0	0	10	11	13.50	3.000										
Hoyt Wilhelm, R ERA: 3.38 (7, 1)	0.2		3	1	1	0	0	0	0	0	0	1	0	3	3	0.00	1.500										
Dennis Higgins, R ERA: 2.82 (8, 1)	2.0		7	0	0	0	2	1	0	0	0	0	0	10	14	0.00	0.500										

AB 33  
R 5  
H 7  
RBI 4  
BB 4  
SO 8  
LOB 17



Batter	1	2	3	4	5	6	7	8	9	AB	R	H	RBI	BB	SO	LOB	BOTTOM										
Don Buford, S OBP: 0.316, SLG: 0.333 (1, 5)	F8			K		SH3-4			K	4	0	1	0	0	2	1	<b>Boston Red Sox @ Chicago White Sox</b> Comiskey Park, Chicago, IL Sun Jul 03 1966, 4:33 AM EDT Unknown <a href="http://livebaseballscorecards.com">livebaseballscorecards.com</a>										
Tommie Agee, R OBP: 0.326, SLG: 0.426 (1, 8)	4-3			K		1B				4	1	1	2	0	1	2											
Tom McCraw, L OBP: 0.308, SLG: 0.355 (1, 3)	3-1				2B	HR				4	0	1	0	0	0	0											
Floyd Robinson, L OBP: 0.347, SLG: 0.363 (1, 9)		G3		F4		BB BB		3-1		3	0	0	0	1	0	2											
J.C. Martin, L OBP: 0.347, SLG: 0.396 (1, 2)		F8			F8	BB		3-1		3	0	0	0	1	0	1											
Jerry Adair, R OBP: 0.300, SLG: 0.323 (1, 4) (8, 6)					5-3	BB		3-1		4	0	0	0	0	1	3											
Ken Berry, R OBP: 0.301, SLG: 0.490 (1, 7)				G6-4-3 1B		1B			K	4	0	2	0	0	2	0											
Lee Elia, R OBP: 0.257, SLG: 0.346 (1, 6)				G6-4-3		F5			F7	2	0	0	0	0	2												
Wayne Causey, L OBP: 0.300, SLG: 0.219 (7, PH) (8, 4)				1-2						2	0	1	0	0	0	0											
Jack Lamabe, R ERA: 2.83 (1, 1)						SH3-4 HR 1B				1	0	0	0	0	0	0											
Bob Locker, S ERA: 1.77 (6, 1)										1	1	1	0	0	0	0											
Hoyt Wilhelm, R ERA: 3.38 (7, 1)										0	0	0	0	0	0	0											
Gene Fresse, R ERA: 3.38 (7, PH)										0	0	0	0	0	0	0											
Joe Horlen, R ERA: 3.38 (7, PH)										0	0	0	0	0	0	0											
Dennis Higgins, R ERA: 2.82 (8, 1)										0	0	0	0	0	0	0											
Smoky Burgess, R ERA: 2.82 (8, PH)										1	0	0	0	0	1	1											
<b>Inning Stats</b>	R: 0 E: 0 K: 0 S: 3	H: 0 LOB: 0 BB: 0 P: 3	R: 0 E: 0 K: 1 S: 5	H: 0 LOB: 0 BB: 0 P: 5	R: 0 E: 0 K: 2 S: 8	H: 1 LOB: 1 BB: 0 P: 8	R: 0 E: 0 K: 2 S: 8	H: 1 LOB: 1 BB: 0 P: 8	R: 0 E: 0 K: 1 S: 6	H: 1 LOB: 2 BB: 0 P: 7	R: 0 E: 1 K: 0 S: 4	H: 0 LOB: 1 BB: 0 P: 4	R: 0 E: 0 K: 3 S: 10	H: 1 LOB: 1 BB: 0 P: 10	1B: 5 2B: 1 3B: 0 HR: 1	SF: 0 SAC: 1 DP: 1 HBP: 1	WP: 0 PA: 37 PB: 0 SB: 0 CS: 0										
<b>PITCHER</b>	IP	WLS	BF	H	R	ER	SO	BB	IBB	HBP	BLK	WP	HR	S	P	ERA	WHIP										
Rollie Sheldon, R ERA: 3.84 (1, 1)	6.0		24	5	2	2	3	2	0	0	0	0	0	28	36	3.00	1.167										
Don McMahon, R ERA: 2.96 (7, 1)	3.0	S	13	2	0	0	4	0	0	1	0	0	0	20	21	0.00	0.667										

AB 33  
R 2  
H 7  
RBI 2  
BB 2  
SO 7  
LOB 12





Batter	1	2	3	4	5	6	7	8	9	AB	R	H	RBI	BB	SO	LOB	TOP				
Rico Petrocelli, R OBP: 0.292, SLG: 0.410	F8	F8			F8		G5-4-3		K	5	0	0	0	0	1	5					
Joe Foy, R OBP: 0.312, SLG: 0.345	F8		5-3					F7	FC6-4	5	0	1	0	0	0	1					
Carl Yastrzemski, L OBP: 0.342, SLG: 0.426	5-3				F6			F8	1B	4	0	2	0	0	0	1					
Don Demeter, R OBP: 0.278, SLG: 0.456		F8	FC6-4			F7		F8	1B	4	0	1	0	0	0	1					
George Scott, R OBP: 0.329, SLG: 0.512		1B	FC6-4			E5		F8		4	1	1	0	0	0	3					
George Thomas, R OBP: 0.309, SLG: 0.315		1B			F7		F9		IBB	3	1	1	0	1	0	1					
George Smith, R OBP: 0.284, SLG: 0.370		FC3-6			5-3		F3		FC5-4	3	0	0	0	0	0	4	AB 35				
Bob Tillman, R OBP: 0.292, SLG: 0.298					6-3					3	0	1	1	0	0	0	R 2				
Lenny Green, L OBP: 0.322, SLG: 0.300							5-3		4-3	1	0	0	0	0	0	0	H 9				
Dick Stigman, R OBP: 0.118, SLG: 0.118										1	0	0	1	0	0	2	RBI 2				
Jose Santiago, R OBP: 0.187, SLG: 0.187										0	0	0	0	0	0	0	BB 2				
Eddie Kasko, R OBP: 0.207, SLG: 0.194										0	0	0	0	0	0	0	SO 1				
Dan Osinski, R OBP: 0.227, SLG: 0.227										0	0	0	0	0	0	0	LOB 18				
Tony Conigliaro, R OBP: 0.316, SLG: 0.473										0	0	0	0	0	0	0					
Jose Tartabull, L OBP: 0.295, SLG: 0.295										0	0	0	0	0	0	0					
John Wyatt, R OBP: 0.285, SLG: 0.370										1	0	1	0	0	0	0					
Dalton Jones, L OBP: 0.285, SLG: 0.370										0	0	0	0	0	0	0					
Inning Stats	R: 0 E: 0 K: 0 S: 3	H: 0 LOB: 0 BB: 0 P: 3	R: 2 E: 0 K: 0 S: 6	H: 3 LOB: 2 BB: 0 P: 7	R: 0 E: 0 K: 0 S: 4	H: 1 LOB: 1 BB: 0 P: 4	R: 0 E: 0 K: 0 S: 3	H: 0 LOB: 0 BB: 0 P: 3	R: 0 E: 1 K: 0 S: 4	H: 0 LOB: 1 BB: 0 P: 4	R: 0 E: 0 K: 0 S: 3	H: 1 LOB: 1 BB: 0 P: 3	R: 0 E: 0 K: 0 S: 5	H: 2 LOB: 3 BB: 1 P: 9	R: 0 E: 0 K: 1 S: 6	H: 1 LOB: 0 BB: 0 P: 6	1B: 8 2B: 1 3B: 0 HR: 0	SF: 0 SAC: 0 DP: 1 HBP: 1	WP: 0 PB: 0 SB: 0 CS: 0	PA: 38	
PITCHER	IP	WLS	BF	H	R	ER	SO	BB	IBB	HBP	BLK	WP	HR	S	P	ERA	WHIP				
Tommy John, L ERA: 2.5	7.1	W	31	8	2	2	0	1	0	1	0	0	0	29	34	2.46	1.227				
Bob Locker, R ERA: 1.72	8.1	S	7	1	0	0	1	0	1	0	0	0	0	8	12	0.00	0.600				

Boston Red Sox @ Chicago White Sox  
Comiskey Park, Chicago, IL  
Sun Jul 03 1966, 4:38 AM EDT  
Att: 15,320 - Unknown

AB 35  
R 2  
H 9  
RBI 2  
BB 2  
SO 1  
LOB 18



Batter	1	2	3	4	5	6	7	8	9	AB	R	H	RBI	BB	SO	LOB	BOTTOM				
Ken Berry, R OBP: 0.300, SLG: 0.392			F9		6-3			F5		3	0	0	0	1	0	0					
Don Buford, S OBP: 0.316, SLG: 0.332	FC4-6		F8							4	0	1	0	0	1	1					
Tommie Agee, R OBP: 0.322, SLG: 0.420	FC1-5		F9					F7		4	0	0	0	0	1	2					
John Romano, R OBP: 0.373, SLG: 0.404										3	1	0	0	1	2	2					
Jerry McNertney, R OBP: 0.300, SLG: 0.243	K							K		0	0	0	0	0	0	0					
Gene Freese, R OBP: 0.292, SLG: 0.340		S			E5			F7		3	2	1	0	0	0	1					
Jerry Adair, R OBP: 0.303, SLG: 0.321					SH3-4					1	0	0	0	1	0	0					
Tom McCraw, L OBP: 0.303, SLG: 0.349					SH3-4					3	0	0	1	0	1	3	AB 26				
Lee Elia, R OBP: 0.259, SLG: 0.349										2	0	1	2	0	0	0	R 3				
Tommy John, R OBP: 0.156, SLG: 0.281										3	0	0	0	0	1	2	H 3				
Bob Locker, S OBP: 0.364, SLG: 0.222										0	0	0	0	0	0	0	RBI 3				
Inning Stats	R: 0 E: 0 K: 1 S: 5	H: 0 LOB: 1 BB: 1 P: 9	R: 1 E: 0 K: 0 S: 4	H: 1 LOB: 1 BB: 1 P: 8	R: 0 E: 0 K: 0 S: 3	H: 0 LOB: 0 BB: 0 P: 3	R: 2 E: 1 K: 0 S: 5	H: 1 LOB: 1 BB: 1 P: 9	R: 0 E: 0 K: 2 S: 7	H: 0 LOB: 0 BB: 0 P: 7	R: 0 E: 0 K: 0 S: 3	H: 0 LOB: 0 BB: 0 P: 3	R: 0 E: 0 K: 2 S: 7	H: 0 LOB: 0 BB: 0 P: 7	R: 0 E: 0 K: 1 S: 6	H: 1 LOB: 1 BB: 0 P: 6	1B: 2 2B: 1 3B: 0 HR: 0	SF: 1 SAC: 1 DP: 0 HBP: 0	WP: 0 PB: 0 SB: 4 CS: 0	PA: 31	
PITCHER	IP	WLS	BF	H	R	ER	SO	BB	IBB	HBP	BLK	WP	HR	S	P	ERA	WHIP				
Dick Stigman, L ERA: 4.62	3.0		12	1	1	1	1	2	0	0	0	0	0	12	20	3.00	1.000				
Jose Santiago, R ERA: 3.66	1.0	L	6	1	2	0	0	1	0	0	0	0	0	5	9	0.00	2.000				
Dan Osinski, R ERA: 6.08	2.0		6	0	0	0	2	0	0	0	0	0	0	10	10	0.00	0.000				
John Wyatt, R ERA: 3.29	2.0		7	1	0	0	3	0	0	0	0	0	0	13	13	0.00	0.500				

Boston Red Sox @ Chicago White Sox  
Comiskey Park, Chicago, IL  
Sun Jul 03 1966, 4:38 AM EDT  
Att: 15,320 - Unknown

AB 26  
R 3  
H 3  
RBI 3  
BB 3  
SO 6  
LOB 11





Batter	1	2	3	4	5	6	7	8	9	AB	R	H	RBI	BB	SO	LOB	TOP					
Ken Berry, R OBP: 0.293, SLG: 0.382 (1, 7)	B1-3		4-3		L6		K		SH1-4	4	0	0	0	0	1	1	Chicago White Sox @ New York Yankees Yankee Stadium, Bronx, NY Mon Jul 04 1966, 3:33 AM EDT Overcast - 96 F					
Don Buford, S OBP: 0.317, SLG: 0.343 (1, 5)	1B		K		4-1		IHR		7-2-6	5	1	2	2	0	1	2						
Tommie Agee, R OBP: 0.321, SLG: 0.418 (1, 8)	K				3-1		K			4	0	1	0	0	2	1						
Floyd Robinson, L OBP: 0.342, SLG: 0.357 (1, 9)	6-3				FC4-6 2B		L7		6-3	4	1	0	0	0	0	2						
Tom McCraw, L OBP: 0.307, SLG: 0.358 (1, 3)					1-3		F2			4	2	1	0	0	0	0						
J.C. Martin, L OBP: 0.381, SLG: 0.409 (1, 2)	1B				1B		F6			4	0	3	2	0	0	0						
Jerry Adair, R OBP: 0.301, SLG: 0.319 Al Weis, S OBP: 0.229, SLG: 0.147 (1, 4) (8, 4)	FC6-4 1B				F8		F9			4	0	1	0	0	0	2						
Lee Elia, R OBP: 0.266, SLG: 0.348 (1, 6)	K				1B		5-3		SH1-4 7-2-6 HBP	3	0	1	0	0	1	2						
Gary Peters, L OBP: 0.282, SLG: 0.385 (1, 1)			1-6-3		4-3		IHR 1B		SH SH1-4	3	1	1	0	0	0	2						
<b>Inning Stats</b>	R: 0 E: 0 K: 1 S: 6	H: 1 LOB: 1 BB: 0 P: 6	R: 0 E: 0 K: 1 S: 6	H: 1 LOB: 1 BB: 0 P: 6	R: 0 E: 0 K: 1 S: 5	H: 0 LOB: 0 BB: 0 P: 5	R: 2 E: 0 K: 0 S: 7	H: 4 LOB: 2 BB: 0 P: 7	R: 0 E: 0 K: 0 S: 3	H: 0 LOB: 0 BB: 0 P: 3	R: 1 E: 0 K: 0 S: 5	H: 3 LOB: 1 BB: 0 P: 5	R: 2 E: 0 K: 2 S: 9	H: 2 LOB: 0 BB: 0 P: 9	R: 0 E: 0 K: 0 S: 3	H: 0 LOB: 0 BB: 0 P: 3		R: 0 E: 1 K: 0 S: 3	H: 0 LOB: 1 BB: 0 P: 4	1B: 9 2B: 2 3B: 0 HR: 1	SF: 0 SAC: 2 DP: 1 HBP: 1	WP: 0 PB: 0 SB: 1 CS: 0
<b>PITCHER</b>	IP	WLS	BF	H	R	ER	SO	BB	IBB	HBP	BLK	WP	HR	S	P	ERA	WHIP					
Mel Stottlemyre, R ERA: 2.9 (1, 1)	7.0	L	31	11	5	5	5	0	0	0	0	0	0	41	41	6.43	1.571					
Steve Hamilton, L ERA: 2.18 (8, 1)	2.0		7	0	0	0	0	0	0	1	0	0	0	6	7	0.00	0.000					

Batter	1	2	3	4	5	6	7	8	9	AB	R	H	RBI	BB	SO	LOB	BOTTOM					
Tom Tresh, S OBP: 0.342, SLG: 0.352 (1, 7)	FC5 1B		L5		FC5-4 BB		K			3	0	1	0	1	1	0	Chicago White Sox @ New York Yankees Yankee Stadium, Bronx, NY Mon Jul 04 1966, 3:33 AM EDT Overcast - 96 F					
Bobby Richardson, R OBP: 0.303, SLG: 0.354 (1, 4)	5-3		K		F7		L9			4	0	0	0	0	1	3						
Mickey Mantle, S OBP: 0.376, SLG: 0.545 (1, 8)	FC5 1B		L7		FC5-4		5-3			4	0	0	0	0	0	3						
Elston Howard, R OBP: 0.310, SLG: 0.402 (1, 2)	1B				5-3		1B			4	0	3	0	0	0	0						
Hector Lopez, R OBP: 0.338, SLG: 0.466 (1, 9)	F7				5-3		1B		L7	4	0	1	0	0	0	3						
Clete Boyer, R OBP: 0.286, SLG: 0.359 (1, 5)	SH5-3 1B				BB		6-3		K	3	0	1	0	1	1	1						
Ray Barker, L OBP: 0.225, SLG: 0.389 Lou Clinton, R OBP: 0.274, SLG: 0.313 Billy Bryan, L OBP: 0.196, SLG: 0.212 (1, 3) (6, PH) (7, 3)	SH5-3				K		F7		F5	1	0	0	0	0	1	1						
Dick Schofield, S OBP: 0.179, SLG: 0.120 (1, 6)	1-3						F8		6-3	4	0	0	0	0	0	1						
Mel Stottlemyre, R OBP: 0.182, SLG: 0.146 Horace Clarke, S OBP: 0.240, SLG: 0.217 Steve Hamilton, L (1, 1) (7, PH) (8, 1)	G3				BB		F9			1	0	0	0	1	0	1						
<b>Inning Stats</b>	R: 0 E: 0 K: 0 S: 5	H: 2 LOB: 2 BB: 0 P: 5	R: 0 E: 0 K: 0 S: 4	H: 1 LOB: 1 BB: 0 P: 4	R: 0 E: 0 K: 1 S: 5	H: 0 LOB: 0 BB: 0 P: 5	R: 0 E: 0 K: 1 S: 5	H: 0 LOB: 1 BB: 1 P: 9	R: 0 E: 0 K: 0 S: 3	H: 0 LOB: 2 BB: 2 P: 11	R: 0 E: 0 K: 0 S: 4	H: 2 LOB: 1 BB: 0 P: 4	R: 0 E: 0 K: 1 S: 5	H: 0 LOB: 0 BB: 0 P: 5	R: 0 E: 0 K: 0 S: 4	H: 1 LOB: 1 BB: 0 P: 4		R: 0 E: 0 K: 1 S: 5	H: 0 LOB: 0 BB: 0 P: 5	1B: 6 2B: 0 3B: 0 HR: 0	SF: 0 SAC: 1 DP: 0 HBP: 0	WP: 0 PB: 0 SB: 1 CS: 0
<b>PITCHER</b>	IP	WLS	BF	H	R	ER	SO	BB	IBB	HBP	BLK	WP	HR	S	P	ERA	WHIP					
Gary Peters, L ERA: 2.56 (1, 1)	9.0	W	35	6	0	0	4	3	0	0	0	0	0	40	52	0.00	1.000					

AB 35  
R 5  
H 11  
RBI 5  
BB 0  
SO 5  
LOB 12



AB 31  
R 0  
H 6  
RBI 0  
BB 3  
SO 4  
LOB 14





Batter	1	2	3	4	5	6	7	8	9	AB	R	H	RBI	BB	SO	LOB	TOP					
Tom McCraw, L (1,3) OBP: 0.301, SLG: 0.350	0-0 4-3			0-0 4-3			0-0 4-3		0-0 4-3	4	0	0	0	0	0	0						
Don Buford, S (1,9) OBP: 0.313, SLG: 0.339	0-0 F8			0-0 B1-3			0-0 F9		0-0 F4	4	0	0	0	0	0	0						
Tommie Agee, R (1,8) OBP: 0.317, SLG: 0.412	0-0 F8			0-3 K			0-3 K		0-0 5-3	4	0	0	0	0	2	0						
Gene Freese, R (1,5) OBP: 0.284, SLG: 0.330		0-0 6-3			0-3 K			0-0 F7		3	0	0	0	0	1	0						
Jerry Adair, R (1,4) OBP: 0.295, SLG: 0.312		0-0 6-3			0-0 6-3			0-0 E1 1B 2B		3	1	0	0	0	0	0						
John Romano, R (1,2) OBP: 0.373, SLG: 0.403		0-0 F7			0-3 K			0-0 2B 1-2 SF8 1B		3	0	1	0	0	1	0						
Al Weis, S (8, PR) OBP: 0.229, SLG: 0.147										0	1	0	0	0	0	0						
J.C. Martin, L (8, 2) OBP: 0.361, SLG: 0.409										0	0	0	0	0	0	0						
Ken Berry, R (1,7) OBP: 0.293, SLG: 0.388			0-0 5-3			0-0 6-3		0-0 2B 1-3 2-H		3	0	1	1	0	0	0						
Lee Elia, R (1,6) OBP: 0.260, SLG: 0.343			0-0 F3			0-0 L8		0-0 SF8		2	0	0	1	0	0	0						
Juan Pizarro, L (1,1) OBP: 0.150, SLG: 0.111			0-0 5-3			0-0 5-3		0-0 3-H 3-1		1	0	0	0	0	0	0						
Dennis Higgins, R (4, 1) OBP: 0.222, SLG: 0.125			0-0 5-3							1	0	0	0	0	0	0						
Bill Skowron, R (6, PH) OBP: 0.303, SLG: 0.368										1	0	0	0	0	0	0						
Hoyt Wilhelm, R (8, 1)										0	0	0	0	0	0	0						
<b>Inning Stats</b>	R: 0 E: 0 K: 0 S: 3	H: 0 LOB: 0 BB: 0 P: 3	R: 0 E: 0 K: 0 S: 3	H: 0 LOB: 0 BB: 0 P: 3	R: 0 E: 0 K: 0 S: 3	H: 0 LOB: 2 BB: 0 P: 3	R: 0 E: 0 K: 1 S: 5	H: 0 LOB: 0 BB: 0 P: 5	R: 0 E: 0 K: 2 S: 7	H: 0 LOB: 0 BB: 0 P: 7	R: 0 E: 0 K: 0 S: 3	H: 0 LOB: 0 BB: 0 P: 3	R: 0 E: 0 K: 1 S: 5	H: 0 LOB: 0 BB: 0 P: 5	R: 2 E: 1 K: 0 S: 6	H: 2 LOB: 2 BB: 0 P: 6	R: 0 E: 0 K: 0 S: 3	H: 0 LOB: 0 BB: 0 P: 3	1B: 1 2B: 1 3B: 0 HR: 0	SF: 1 SAC: 0 DP: 0 HBP: 0	WP: 0 PB: 0 SB: 0 CS: 0	PA: 30
<b>PITCHER</b> Fritz Peterson, L (1,1) ERA: 3.41	IP: 9.0 WLS: W BF: 30 H: 2 R: 2 ER: 0 SO: 4 BB: 0 IBB: 0 HBP: 0 BLK: 0 WP: 0 HR: 0 S: 38 P: 38 ERA: 0.00 WHIP: 0.222											<b>PITCHER</b>	IP: 9.0 WLS: W BF: 30 H: 2 R: 2 ER: 0 SO: 4 BB: 0 IBB: 0 HBP: 0 BLK: 0 WP: 0 HR: 0 S: 38 P: 38 ERA: 0.00 WHIP: 0.222									

Chicago White Sox @ New York Yankees  
 Yankee Stadium, Bronx, NY  
 Mon Jul 04 1966, 3:38 AM EDT  
 Att: 18,313 - Overcast - 93 F

AB	29
R	2
H	2
RBI	2
BB	0
SO	4
LOB	2



Batter	1	2	3	4	5	6	7	8	9	AB	R	H	RBI	BB	SO	LOB	BOTTOM			
Dick Schofield, S (1,6) OBP: 0.180, SLG: 0.111	0-0 1-3		0-0 E5 2B 1-2 1B	4-0 1B BB	0-3 K		0-0 G3			4	1	0	0	1	1	5				
Bobby Richardson, R (1,4) OBP: 0.304, SLG: 0.358	0-0 F7		0-0 1B 1-3 2-H 2B	1-2 1B		0-0 5-3		0-0 F9		5	1	2	1	0	0	0				
Mickey Mantle, S (1,8) OBP: 0.392, SLG: 0.544	4-0 BB		4-0 1B IBB	0-3 K		0-0 4-3 1B		0-3 K		2	0	1	0	2	1	2				
Roy White, S (6, PR) OBP: 0.313, SLG: 0.364										1	0	0	0	0	1	0				
Tom Tresh, S (1,7) OBP: 0.340, SLG: 0.346	0-0 L7		0-0 F2		4-0 2B 1B BB	0-0 4-3		0-0 G3		4	1	0	0	1	0	5				
Lou Clinton, R (1,9) OBP: 0.286, SLG: 0.338		0-3 K	0-0 1B 1-2 2-H 3-H		0-0 1B 2B	0-3 K				4	1	2	2	0	2	2				
Clete Boyer, R (1,5) OBP: 0.286, SLG: 0.357		0-0 1B	0-0 F7		0-0 F4		0-0 F7			4	0	1	0	0	0	4				
Jake Gibbs, L (1,2) OBP: 0.403, SLG: 0.466	0-0 F4		0-0 G3		0-0 1B 2-H 3-H	0-0 1B		0-0 1B		4	0	2	2	0	0	3				
Ray Barker, L (1,3) OBP: 0.250, SLG: 0.400	0-0 F9			0-3 K		0-0 SH1-4 1B		0-0 1B		4	0	2	0	0	1	1				
Fritz Peterson, S (1,1) OBP: 0.226, SLG: 0.258			0-0 E 2B 1B	0-3 K2-3	0-0 SH1-4		0-3 K			3	1	1	0	0	2	2				
<b>Inning Stats</b>	R: 0 E: 0 K: 0 S: 3	H: 0 LOB: 1 BB: 1 P: 7	R: 0 E: 0 K: 1 S: 6	H: 1 LOB: 0 BB: 0 P: 6	R: 3 E: 1 K: 0 S: 7	H: 3 LOB: 2 BB: 1 P: 11	R: 0 E: 0 K: 3 S: 10	H: 1 LOB: 2 BB: 1 P: 14	R: 2 E: 0 K: 1 S: 8	H: 3 LOB: 2 BB: 1 P: 12	R: 0 E: 0 K: 1 S: 6	H: 1 LOB: 0 BB: 0 P: 6	R: 0 E: 0 K: 1 S: 7	H: 2 LOB: 2 BB: 0 P: 7	R: 0 E: 0 K: 1 S: 5	H: 0 LOB: 0 BB: 0 P: 5	1B: 9 2B: 2 3B: 0 HR: 0	SF: 0 SAC: 1 DP: 0 HBP: 0	WP: 0 PB: 0 SB: 0 CS: 0	PA: 40
<b>PITCHER</b> Juan Pizarro, L (1,1) ERA: 2.55	IP: 3.0 WLS: L BF: 16 H: 4 R: 3 ER: 2 SO: 1 BB: 1 IBB: 0 HBP: 0 BLK: 0 WP: 0 HR: 0 S: 16 P: 24 ERA: 6.00 WHIP: 1.667											<b>PITCHER</b> Dennis Higgins, R (4, 1) ERA: 2.56	IP: 4.0 WLS: 21 BF: 7 H: 2 R: 2 ER: 2 SO: 6 BB: 2 IBB: 0 HBP: 0 BLK: 0 WP: 0 HR: 31 P: 39 ERA: 4.50 WHIP: 2.250							
<b>PITCHER</b> Hoyt Wilhelm, R (8, 1) ERA: 3.0	IP: 1.0 WLS: 3 BF: 0 H: 0 R: 0 ER: 0 SO: 1 BB: 0 IBB: 0 HBP: 0 BLK: 0 WP: 0 HR: 5 P: 5 ERA: 0.00 WHIP: 0.000											<b>PITCHER</b>	IP: 1.0 WLS: 3 BF: 0 H: 0 R: 0 ER: 0 SO: 1 BB: 0 IBB: 0 HBP: 0 BLK: 0 WP: 0 HR: 5 P: 5 ERA: 0.00 WHIP: 0.000							

Chicago White Sox @ New York Yankees  
 Yankee Stadium, Bronx, NY  
 Mon Jul 04 1966, 3:38 AM EDT  
 Att: 18,313 - Overcast - 93 F

AB	35
R	5
H	11
RBI	5
BB	4
SO	8
LOB	24





Batter	1	2	3	4	5	6	7	8	9	AB	R	H	RBI	BB	SO	LOB	TOP			
Don Buford, S OBP: 0.312, SLG: 0.338 (1, 5)										4	0	1	0	0	0	1	Chicago White Sox @ Washington Senators D.C. Stadium, Washington, DC Wed Jul 06 1966, 7:05 PM EDT Unknown			
Wayne Causey, L OBP: 0.301, SLG: 0.216 Jerry Adair, R OBP: 0.293, SLG: 0.309 (1, 4) (8, PH) (8, 4)										2	0	0	0	1	0	2				
Tommie Agee, R OBP: 0.316, SLG: 0.410 (1, 8)										4	1	1	0	0	0	1				
Floyd Robinson, L OBP: 0.348, SLG: 0.373 Al Weis, S OBP: 0.229, SLG: 0.147 (1, 9) (9, PR)										3	1	2	2	1	0	0				
Tom McCraw, L OBP: 0.297, SLG: 0.345 (1, 3)										3	0	0	0	0	1	2				
J.C. Martin, L OBP: 0.352, SLG: 0.398 Bill Skowron, R OBP: 0.302, SLG: 0.366 (1, 2) (9, PH)										3	0	0	0	0	1	2				
Ken Berry, R OBP: 0.292, SLG: 0.390 (1, 7)										4	1	1	0	0	1	2				
Lee Elia, R OBP: 0.255, SLG: 0.336 (1, 6)										3	0	0	0	0	1	1				
John Buzhardt, R OBP: 0.187, SLG: 0.107 John Konstant, R OBP: 0.371, SLG: 0.400 Dennis Higgins, R OBP: 0.222, SLG: 0.125 Gene Freese, R OBP: 0.285, SLG: 0.327 Hoyt Wilhelm, R OBP: 0.304, SLG: 0.222 (1, 1) (5, PH) (5, 1) (7, PH) (7, 1) (8, 1)										1	0	1	1	0	0	0				
<b>Inning Stats</b>	R: 0 E: 0 K: 0 S: 3	H: 1 LOB: 0 BB: 0 P: 3	R: 0 E: 0 K: 0 S: 3	H: 0 LOB: 0 BB: 0 P: 3	R: 1 E: 0 K: 0 S: 5	H: 2 LOB: 1 BB: 0 P: 5	R: 2 E: 0 K: 2 S: 9	H: 2 LOB: 0 BB: 0 P: 9	R: 0 E: 0 K: 0 S: 3	H: 0 LOB: 2 BB: 2 P: 11	R: 0 E: 0 K: 1 S: 7	H: 0 LOB: 0 BB: 0 P: 7	R: 0 E: 0 K: 0 S: 3	H: 0 LOB: 0 BB: 0 P: 3	R: 0 E: 0 K: 1 S: 6	H: 1 LOB: 2 BB: 0 P: 6		1B: 4 2B: 1 3B: 0 HR: 1	SF: 0 SAC: 1 DP: 0 HBP: 0	WP: 0 PB: 0 SB: 2 CS: 1
<b>PITCHER</b>	IP WLS BF H R ER SO BB IBB HBP BLK WP HR S P ERA WHIP																			
Phil Ortega, R ERA: 3.75 Dick Lines, L ERA: 2.54 (1, 1) (6, 1)	5.1 W 22 5 3 3 2 2 0 0 0 0 0 1 24 32 5.06 1.312																			
<b>PITCHER</b>	IP WLS BF H R ER SO BB IBB HBP BLK WP HR S P ERA WHIP																			

Batter	1	2	3	4	5	6	7	8	9	AB	R	H	RBI	BB	SO	LOB	BOTTOM	
Don Blasingame, L OBP: 0.295, SLG: 0.296 (1, 4)										4	0	0	0	0	0	0	Chicago White Sox @ Washington Senators D.C. Stadium, Washington, DC Wed Jul 06 1966, 7:05 PM EDT Unknown	
Fred Valentine, S OBP: 0.343, SLG: 0.445 (1, 7)										4	1	2	0	0	1	0		
Ken Harrelson, R OBP: 0.320, SLG: 0.342 (1, 3)										4	0	2	1	0	1	1		
Jim King, L OBP: 0.342, SLG: 0.414 (1, 9)										4	1	0	0	0	0	2		
Don Lock, R OBP: 0.380, SLG: 0.512 (1, 8)										4	2	3	2	0	0	0		
Ken McMullen, R OBP: 0.282, SLG: 0.336 (1, 5)										2	0	0	0	1	1	0		
Paul Casanova, R OBP: 0.259, SLG: 0.410 (1, 2)										4	0	1	0	0	0	3		
Ed Brinkman, R OBP: 0.267, SLG: 0.336 (1, 6)										3	0	1	1	0	0	1		
Phil Ortega, R OBP: 0.143, SLG: 0.065 Dick Lines, R (1, 1) (6, 1)										2	0	0	0	0	0	1		
<b>Inning Stats</b>	R: 3 E: 1 K: 1 S: 8	H: 2 LOB: 0 BB: 0 P: 8	R: 0 E: 0 K: 0 S: 3	H: 0 LOB: 0 BB: 0 P: 3	R: 0 E: 0 K: 0 S: 4	H: 1 LOB: 1 BB: 0 P: 4	R: 1 E: 0 K: 0 S: 5	H: 2 LOB: 1 BB: 0 P: 5	R: 0 E: 0 K: 1 S: 6	H: 1 LOB: 1 BB: 0 P: 6	R: 0 E: 0 K: 1 S: 6	H: 1 LOB: 1 BB: 0 P: 6	R: 0 E: 0 K: 0 S: 3	H: 1 LOB: 1 BB: 1 P: 7	1B: 5 2B: 2 3B: 1 HR: 1	SF: 0 SAC: 1 DP: 1 HBP: 0		WP: 0 PB: 0 SB: 2 CS: 0
<b>PITCHER</b>	IP WLS BF H R ER SO BB IBB HBP BLK WP HR S P ERA WHIP																	
John Buzhardt, R ERA: 3.21 Dennis Higgins, R ERA: 2.64 Hoyt Wilhelm, R ERA: 2.61 Bob Locker, R ERA: 1.71 (1, 1) (5, 1) (7, 1) (8, 1)	4.0 L 18 5 4 2 1 0 0 0 0 0 0 0 10 10 0.00 1.000																	
<b>PITCHER</b>	IP WLS BF H R ER SO BB IBB HBP BLK WP HR S P ERA WHIP																	











Batter	1	2	3	4	5	6	7	8	9	AB	R	H	RBI	BB	SO	LOB	TOP					
<b>Ken Berry, R</b> OBP: 0.293, SLG: 0.390 (1, 7)	0-0 6-3		0-3 K			0-0 6-3		0-0 FC5-4 1B		4	0	1	0	0	1	0	<b>Chicago White Sox @ Boston Red Sox</b> Fenway Park, Boston, MA Fri Jul 08 1966, 3:33 AM EDT Unknown					
<b>Don Buford, S</b> OBP: 0.321, SLG: 0.355 (1, 5)	0-0 1B		0-3 K			0-0 5-3 1B		0-3 K		4	1	2	0	0	2	1						
<b>Tommie Agee, R</b> OBP: 0.326, SLG: 0.413 (1, 8)	0-0 2-3 1B			0-0 F3		0-0 5-3		0-0 FC5-4		4	0	1	0	0	0	2						
<b>John Romano, R</b> OBP: 0.376, SLG: 0.413 (1, 2)	0-3 K			0-0 4-3		0-0 1B			0-3 K	4	0	1	1	0	2	2						
<b>Floyd Robinson, L</b> OBP: 0.344, SLG: 0.365 (1, 9)	0-3 K			0-0 3-1		0-3 K			0-0 3-1	4	0	0	0	0	2	3						
<b>Bill Skowron, R</b> OBP: 0.302, SLG: 0.361 (1, 3)		0-0 4-3			0-0 E6 FC5-4 1B			0-0 6-3	0-0 F8	4	0	0	0	0	0	0						
<b>Lee Elia, R</b> OBP: 0.270, SLG: 0.342 (1, 6)		0-0 6-3			0-0 1-2 1B			0-0 F8		3	0	1	0	0	0	0						
<b>Jerry Adair, R</b> OBP: 0.281, SLG: 0.291 (1, 4)		0-3 K			0-0 FC5-4			0-0 6-3		3	0	0	0	0	1	2						
<b>Jack Lamabe, R</b> (5, PH)			0-3 K		0-0 FC5-4			0-0 4-3		1	0	0	0	0	1	0						
<b>Gene Freese, R</b> OBP: 0.279, SLG: 0.324 (5, PH)					0-0 FC5-4					1	0	0	0	0	0	1						
<b>Dennis Higgins, R</b> OBP: 0.222, SLG: 0.125 (5, 1)										0	0	0	0	0	0	0						
<b>Smoky Burgess, L</b> OBP: 0.351, SLG: 0.290 (8, PH)										1	0	0	0	0	0	0						
<b>Hoyt Wilhelm, R</b> (8, 1)										0	0	0	0	0	0	0						
<b>Inning Stats</b>	R: 0 E: 0 K: 2 S: 9	H: 2 LOB: 2 BB: 0 P: 9	R: 0 E: 0 K: 1 S: 5	H: 0 LOB: 0 BB: 0 P: 5	R: 0 E: 0 K: 3 S: 9	H: 0 LOB: 0 BB: 0 P: 9	R: 0 E: 0 K: 0 S: 3	H: 0 LOB: 0 BB: 0 P: 3	R: 0 E: 0 K: 0 S: 4	H: 1 LOB: 1 BB: 0 P: 4	R: 1 E: 0 K: 1 S: 7	H: 2 LOB: 1 BB: 0 P: 7	R: 0 E: 0 K: 0 S: 3	H: 0 LOB: 0 BB: 0 P: 3	R: 0 E: 0 K: 1 S: 6	H: 1 LOB: 1 BB: 0 P: 6	R: 0 E: 0 K: 1 S: 5	H: 0 LOB: 0 BB: 0 P: 5	1B: 5 2B: 2 3B: 0 HR: 0	SF: 0 SAC: 0 DP: 1 HBP: 0	WP: 0 PB: 0 SB: 1 CS: 0	PA: 33
<b>PITCHER</b> <b>Jim Lonborg, R</b> ERA: 4.55 (1, 1)	IP: 9.0 WLS: W BF: 33 H: 6 R: 1 ER: 1 SO: 9 BB: 0 IBB: 0 HBP: 0 BLK: 0 WP: 0 HR: 0 S: 51 P: 51 ERA: 1.00 WHIP: 0.667															<b>PITCHER</b>						

Batter	1	2	3	4	5	6	7	8	9	AB	R	H	RBI	BB	SO	LOB	BOTTOM			
<b>Rico Petrocelli, R</b> OBP: 0.283, SLG: 0.403 (1, 6)	0-0 F9		0-0 G6-4-3	0-0 FC6-4			0-3 K			4	0	0	0	0	1	2	<b>Chicago White Sox @ Boston Red Sox</b> Fenway Park, Boston, MA Fri Jul 08 1966, 3:33 AM EDT Unknown			
<b>Jose Tartabull, L</b> OBP: 0.295, SLG: 0.320 (1, 8)	0-0 1B		0-0 S 1B		0-0 F5		0-0 F8			4	2	2	0	0	0	0				
<b>Carl Yastrzemski, L</b> OBP: 0.349, SLG: 0.423 (1, 7)	0-0 1B		4-0 1B		0-0 F8		0-0 G3			3	0	1	1	1	0	0				
<b>Tony Conigliaro, R</b> OBP: 0.324, SLG: 0.483 (1, 9)	0-3 K		0-0 1B		0-3 K		0-0 F8			4	0	1	1	0	2	1				
<b>George Scott, R</b> OBP: 0.342, SLG: 0.516 (1, 3)	0-0 F7		0-3 K			0-0 BB 1B		0-0 1B		4	0	2	0	0	1	3				
<b>Joe Foy, R</b> OBP: 0.321, SLG: 0.358 (1, 5)		0-0 FC6-4 1B		0-0 HR		4-0 1-2 BB		0-0 5-3		3	1	2	1	1	0	1				
<b>George Smith, R</b> OBP: 0.278, SLG: 0.359 (1, 4)		0-0 FC6-4		4-0 FC6-4 BB		0-3 K				2	0	0	0	1	1	2				
<b>Mike Ryan, R</b> OBP: 0.267, SLG: 0.273 (1, 2)		0-0 G4-6-3		0-0 F2		0-0 6-3				3	0	0	0	0	0	3				
<b>Jim Lonborg, R</b> OBP: 0.100, SLG: 0.103 (1, 1)			0-0 G6-4-3 1B		0-0 F1		0-3 K			3	0	1	0	0	1	1				
<b>Inning Stats</b>	R: 1 E: 0 K: 1 S: 7	H: 2 LOB: 1 BB: 0 P: 7	R: 0 E: 0 K: 0 S: 3	H: 1 LOB: 0 BB: 0 P: 3	R: 1 E: 0 K: 1 S: 7	H: 3 LOB: 2 BB: 1 P: 11	R: 1 E: 0 K: 0 S: 4	H: 1 LOB: 1 BB: 1 P: 8	R: 0 E: 0 K: 1 S: 5	H: 0 LOB: 0 BB: 0 P: 5	R: 0 E: 0 K: 1 S: 5	H: 1 LOB: 1 BB: 1 P: 9	R: 0 E: 0 K: 2 S: 7	H: 0 LOB: 0 BB: 0 P: 7	R: 0 E: 0 K: 0 S: 4	H: 1 LOB: 1 BB: 0 P: 4		1B: 7 2B: 0 3B: 1 HR: 1	SF: 0 SAC: 0 DP: 2 HBP: 0	WP: 0 PB: 0 SB: 1 CS: 0
<b>PITCHER</b> <b>Jack Lamabe, R</b> ERA: 3.08 (1, 1)	IP: 4.0 WLS: L BF: 19 H: 7 R: 3 ER: 3 SO: 2 BB: 2 IBB: 0 HBP: 0 BLK: 0 WP: 0 HR: 1 S: 21 P: 29 ERA: 6.75 WHIP: 2.250															<b>PITCHER</b>				
<b>Dennis Higgins, R</b> ERA: 2.66 (5, 1)	3.0 10 1 0 0 4 1 0 0 0 0 0 17 21 0.00 0.667																			
<b>Hoyt Wilhelm, R</b> ERA: 3.0 (8, 1)	1.0 4 1 0 0 0 0 0 0 0 0 0 4 4 0.00 1.000																			



Batter	1	2	3	4	5	6	7	8	9	AB	R	H	RBI	BB	SO	LOB	TOP						
<b>Al Weis, S</b> OBP: 0.222, SLG: 0.143 <b>John Romano, R</b> OBP: 0.374, SLG: 0.411 <b>Bob Locker, S</b> OBP: 0.364, SLG: 0.222 <b>Dennis Higgins, R</b> OBP: 0.222, SLG: 0.125	0-3 K		0-3 K		0-0 5-3			0-0 5-3		3	0	0	0	0	2	0	<b>Chicago White Sox @ Boston Red Sox</b> Fenway Park, Boston, MA Fri Jul 08 1966, 7:05 PM EDT Att: 15,747 - Unknown						
<b>Don Buford, S</b> OBP: 0.317, SLG: 0.351	0-0 G3		0-0 4-3			0-0 F8		0-0 F7		4	0	0	0	0	0	0							
<b>Tommie Agee, R</b> OBP: 0.322, SLG: 0.408	0-0 6-3			0-3 K		0-0 6-3		0-0 6-3		4	0	0	0	0	1	0							
<b>Bill Skowron, R</b> OBP: 0.297, SLG: 0.355 <b>Tom McCraw, L</b> OBP: 0.296, SLG: 0.345		0-0 6-3		0-3 K		0-0 6-3			0-0 1B	3	0	0	0	0	1	0							
<b>Floyd Robinson, L</b> OBP: 0.343, SLG: 0.363	0-0 G3			0-0 1B			0-0 E5 SH1-3		0-0 F7	4	0	1	0	0	0	1							
<b>Jerry McNettney, R</b> OBP: 0.310, SLG: 0.256 <b>Smoky Burgess, L</b> OBP: 0.342, SLG: 0.281		0-0 1B		0-0 F9			0-0 SH1-3		0-0 F7	2	0	1	0	0	0	1							
<b>Ken Berry, R</b> OBP: 0.303, SLG: 0.411		0-0 1B			0-0 HR		4-0 1B		0-0 G3	3	1	2	1	1	0	1							
<b>Lee Elia, R</b> OBP: 0.265, SLG: 0.336	0-3 K			0-3 K		0-3 K				3	0	0	0	0	3	4							
<b>Bruce Howard, S</b> <b>Jerry Adair, R</b> OBP: 0.281, SLG: 0.291			0-0 4-3		0-0 4-3		0-0 F8			3	0	0	0	0	0	2							
<b>Inning Stats</b>	R: 0 E: 0 K: 1 S: 5	H: 0 LOB: 0 BB: 0 P: 5	R: 0 E: 0 K: 1 S: 7	H: 2 LOB: 2 BB: 0 P: 7	R: 0 E: 0 K: 1 S: 5	H: 0 LOB: 0 BB: 0 P: 5	R: 0 E: 0 K: 2 S: 8	H: 1 LOB: 1 BB: 0 P: 8	R: 1 E: 0 K: 1 S: 6	H: 1 LOB: 0 BB: 0 P: 6	R: 0 E: 0 K: 0 S: 3	H: 0 LOB: 0 BB: 0 P: 3	R: 0 E: 1 K: 1 S: 6	H: 0 LOB: 1 BB: 1 P: 10	R: 0 E: 0 K: 0 S: 3	H: 0 LOB: 0 BB: 0 P: 3		R: 0 E: 0 K: 0 S: 4	H: 1 LOB: 1 BB: 0 P: 4	1B: 4 2B: 0 3B: 0 HR: 1	SF: 0 SAC: 1 DP: 0 HBP: 0	WP: 0 PB: 0 SB: 0 CS: 0	PA: 34
<b>PITCHER</b> <b>Lee Stange, R</b> ERA: 4.22	IP: 9.0 WLS: W BF: 34 H: 5 R: 1 ER: 1 SO: 7 BB: 0 IBB: 1 HBP: 0 BLK: 0 WP: 0 HR: 1 S: 47 P: 51 ERA: 1.00 WHIP: 0.556															<b>PITCHER</b>		IP: 9.0 WLS: W BF: 34 H: 5 R: 1 ER: 1 SO: 7 BB: 0 IBB: 1 HBP: 0 BLK: 0 WP: 0 HR: 1 S: 47 P: 51 ERA: 1.00 WHIP: 0.556					

Batter	1	2	3	4	5	6	7	8	9	AB	R	H	RBI	BB	SO	LOB	BOTTOM		
<b>Jose Tartabull, L</b> OBP: 0.289, SLG: 0.313	0-0 F7		0-0 B1-3			0-0 1-3		0-0 FC1-6 1B		4	1	0	0	0	0	1	<b>Chicago White Sox @ Boston Red Sox</b> Fenway Park, Boston, MA Fri Jul 08 1966, 7:05 PM EDT Att: 15,747 - Unknown		
<b>Eddie Kasko, R</b> OBP: 0.288, SLG: 0.302 <b>Dalton Jones, L</b> OBP: 0.297, SLG: 0.404 <b>Rico Petrocelli, R</b> OBP: 0.283, SLG: 0.403	0-0 E3		0-0 6-3			0-0 E5		4-0 1B 3B BB		3	0	0	0	0	0	0			
<b>Carl Yastrzemski, L</b> OBP: 0.346, SLG: 0.421	0-3 K			0-3 K		0-0 L6		0-0 3B 1B		4	1	1	1	0	2	2			
<b>Tony Conigliaro, R</b> OBP: 0.327, SLG: 0.494	0-0 F8			0-0 6-3			0-0 2-3 SF9 2B	0-0 1B 3B		4	2	2	2	0	0	1			
<b>George Scott, R</b> OBP: 0.341, SLG: 0.512		0-0 F9		0-0 6-3			0-0 2-3	0-0 1B		4	0	1	1	0	0	1			
<b>Joe Foy, R</b> OBP: 0.323, SLG: 0.357		4-0 BB			4-0 BB		0-0 SF9	0-0 F3		1	0	0	1	2	0	1			
<b>George Smith, R</b> OBP: 0.277, SLG: 0.355	0-3 K			0-0 G5-3			3-H 4-0 E S BB	0-0 F8		3	0	0	0	1	1	3			
<b>Mike Ryan, R</b> OBP: 0.263, SLG: 0.269	0-0 F7				0-3 K		0-3 K			3	0	0	0	0	2	2			
<b>Lee Stange, R</b> OBP: 0.316, SLG: 0.063			0-3 K			0-3 K		4-0 FC1-6 BB		2	0	0	0	1	2	0			
<b>Inning Stats</b>	R: 0 E: 1 K: 1 S: 6	H: 0 LOB: 1 BB: 0 P: 6	R: 0 E: 0 K: 1 S: 5	H: 0 LOB: 1 BB: 1 P: 9	R: 0 E: 0 K: 1 S: 5	H: 0 LOB: 0 BB: 0 P: 5	R: 0 E: 0 K: 1 S: 5	H: 0 LOB: 0 BB: 0 P: 5	R: 0 E: 1 K: 1 S: 6	H: 0 LOB: 1 BB: 0 P: 6	R: 1 E: 0 K: 1 S: 6	H: 1 LOB: 1 BB: 1 P: 10	R: 4 E: 0 K: 0 S: 6	H: 3 LOB: 1 BB: 2 P: 14	1B: 2 2B: 1 3B: 1 HR: 0	SF: 1 SAC: 0 DP: 1 HBP: 0		WP: 0 PB: 0 SB: 0 CS: 0	PA: 34
<b>PITCHER</b> <b>Bruce Howard, R</b> ERA: 2.84 <b>Bob Locker, R</b> ERA: 2.25 <b>Dennis Higgins, R</b> ERA: 2.63	IP: 7.0 WLS: L BF: 6 H: 3 R: 4 ER: 4 SO: 0 BB: 2 IBB: 0 HBP: 0 BLK: 0 WP: 0 HR: 0 S: 4 P: 12 ERA: 108.00 WHIP: 15.000															<b>PITCHER</b>		IP: 7.0 WLS: L BF: 6 H: 3 R: 4 ER: 4 SO: 0 BB: 2 IBB: 0 HBP: 0 BLK: 0 WP: 0 HR: 0 S: 4 P: 12 ERA: 108.00 WHIP: 15.000	



Batter	1	2	3	4	5	6	7	8	9	AB	R	H	RBI	BB	SO	LOB	TOP					
<b>Ken Berry, R</b> OBP: 0.302, SLG: 0.408 (1, 7)	0-3 K		0-0 1-3 S 1B		0-3 K		0-0 4-3			4	0	1	1	0	2	0	<b>Chicago White Sox @ Boston Red Sox</b> Fenway Park, Boston, MA Sat Jul 09 1966, 3:33 AM EDT Att: 7,134 - Unknown					
<b>Don Buford, S</b> OBP: 0.314, SLG: 0.347 (1, 5)	0-0 4-3		0-0 1-3		0-0 E4 BLK		0-3 3-H K			4	0	0	0	0	1	1						
<b>Tommie Agee, R</b> OBP: 0.318, SLG: 0.402 (1, 8)	0-0 6-3		0-0 1-3		0-0 6-3			0-0 F6		4	0	0	0	0	2	2						
<b>Floyd Robinson, L</b> OBP: 0.338, SLG: 0.357 (1, 9)		0-0 4-3		0-0 F7		0-0 5-3		0-0 4-3		4	0	0	0	0	0	0						
<b>John Romano, R</b> OBP: 0.382, SLG: 0.412 (1, 2)		0-0 FC3-6 1B		1-0 2B HBP		4-0 FC4 BB		0-0 6-3		2	1	1	0	1	0	0						
<b>Tom McCraw, L</b> OBP: 0.293, SLG: 0.338 (1, 3)		0-0 FC3-6 WP S 1-2		0-0 F5		0-3 K			0-3 K	4	0	0	0	0	2	3						
<b>Jerry Adair, R</b> OBP: 0.293, SLG: 0.305 (7, 6)		4-0 WP BB 1-2		0-0 1-H 2B		0-0 FC4 1-2			0-0 G6-3 1B	3	0	2	1	1	0	1						
<b>Lee Elia, R</b> OBP: 0.262, SLG: 0.331 (7, 6)	0-3 K		0-3 K				0-0 4-3		0-0 G6-3	2	0	0	0	0	2	3						
<b>Smoky Burgess, L</b> OBP: 0.333, SLG: 0.273 (7, 4)										1	0	0	0	0	0	0						
<b>Wayne Causey, L</b> OBP: 0.299, SLG: 0.214 (9, PH)										0	0	0	0	0	0	0						
<b>Bill Skowron, R</b> OBP: 0.296, SLG: 0.353 (9, PH)										1	0	0	0	0	0	1						
<b>Gary Peters, L</b> OBP: 0.286, SLG: 0.429 (1, 1)			0-3 K		0-0 F8		0-0 4-3 3B			3	1	1	0	0	1	0						
<b>Inning Stats</b>	R: 0 E: 0 K: 1 S: 5	H: 0 LOB: 0 BB: 0 P: 5	R: 0 E: 0 K: 1 S: 6	H: 1 LOB: 2 BB: 1 P: 10	R: 0 E: 0 K: 1 S: 6	H: 1 LOB: 1 BB: 0 P: 6	R: 1 E: 0 K: 1 S: 6	H: 1 LOB: 1 BB: 0 P: 7	R: 0 E: 0 K: 1 S: 6	H: 0 LOB: 1 BB: 1 P: 6	R: 0 E: 0 K: 1 S: 5	H: 0 LOB: 0 BB: 0 P: 9	R: 1 E: 0 K: 1 S: 6	H: 1 LOB: 0 BB: 0 P: 6	R: 0 E: 0 K: 0 S: 3	H: 0 LOB: 0 BB: 0 P: 3	R: 0 E: 0 K: 1 S: 5	H: 1 LOB: 0 BB: 0 P: 5	1B: 3 2B: 1 3B: 1 HR: 0	SF: 0 SAC: 0 DP: 1 HBP: 1	WP: 1 PB: 0 SB: 2 CS: 0	PA: 35
<b>PITCHER</b> <b>Darrell Brandon, R</b> ERA: 3.1 (1, 1)	IP: 9.0 WLS: W BF: 35 H: 5 R: 2 ER: 2 SO: 8 BB: 2 IBB: 0 HBP: 1 BLK: 1 WP: 1 HR: 0 S: 48 P: 57 ERA: 2.00 WHIP: 0.778															<b>PITCHER</b>	IP: 9.0 WLS: W BF: 35 H: 5 R: 2 ER: 2 SO: 8 BB: 2 IBB: 0 HBP: 1 BLK: 1 WP: 1 HR: 0 S: 48 P: 57 ERA: 2.00 WHIP: 0.778					

Batter	1	2	3	4	5	6	7	8	9	AB	R	H	RBI	BB	SO	LOB	BOTTOM			
<b>Rico Petrocelli, R</b> OBP: 0.282, SLG: 0.399 (1, 6)	1-0 FC4-6 HBP		0-0 F9		0-0 F9		0-0 6-3			3	0	0	0	0	0	0	<b>Chicago White Sox @ Boston Red Sox</b> Fenway Park, Boston, MA Sat Jul 09 1966, 3:33 AM EDT Att: 7,134 - Unknown			
<b>Joe Foy, R</b> OBP: 0.325, SLG: 0.363 (1, 5)	0-3 K		0-0 1B 2B		0-3 K		0-0 1B SF9 1B			4	2	2	0	0	2	1				
<b>Carl Yastrzemski, L</b> OBP: 0.350, SLG: 0.422 (1, 7)	0-0 FC4-6 1B WP 1-2		0-0 1B 2-H 1B		0-0 F6		0-0 1B S 1B			4	1	2	1	0	0	1				
<b>Tony Conigliaro, R</b> OBP: 0.329, SLG: 0.496 (1, 9)	0-0 WP 1B 1-3		0-0 FC5-4 1B		0-0 F3		0-0 SF9			3	0	2	1	0	0	0				
<b>George Scott, R</b> OBP: 0.342, SLG: 0.514 (1, 3)	0-3 K		0-0 FC5-4 1-2		0-0 E 2B		4-0 BB			3	1	1	0	1	1	3				
<b>Don Demeter, R</b> OBP: 0.280, SLG: 0.422 (1, 8)		0-0 1-3	0-3 K			0-3 K		0-0 F2		2	0	0	0	0	1	2				
<b>George Thomas, R</b> OBP: 0.299, SLG: 0.305 (5, 8)										2	0	0	0	0	1	3				
<b>George Smith, R</b> OBP: 0.277, SLG: 0.350 (1, 4)		4-0 BB		0-3 K		0-0 E6 2-H		0-0 F8		3	0	0	0	1	1	0				
<b>Mike Ryan, R</b> OBP: 0.263, SLG: 0.265 (1, 2)		0-0 F8		0-0 F8		4-0 IBB		0-0 5-3		3	0	0	0	1	0	1				
<b>Darrell Brandon, R</b> OBP: 0.214, SLG: 0.429 (1, 1)		0-3 K		0-3 K		0-3 K		0-3 K		4	0	0	0	0	4	3				
<b>Inning Stats</b>	R: 1 E: 0 K: 2 S: 8	H: 1 LOB: 1 BB: 0 P: 9	R: 0 E: 0 K: 1 S: 5	H: 0 LOB: 1 BB: 1 P: 9	R: 1 E: 0 K: 1 S: 8	H: 3 LOB: 2 BB: 0 P: 8	R: 0 E: 0 K: 2 S: 7	H: 0 LOB: 0 BB: 0 P: 7	R: 0 E: 0 K: 1 S: 5	H: 0 LOB: 0 BB: 0 P: 5	R: 1 E: 1 K: 2 S: 9	H: 1 LOB: 2 BB: 1 P: 13	R: 1 E: 0 K: 0 S: 5	H: 2 LOB: 2 BB: 1 P: 9	R: 0 E: 0 K: 1 S: 5	H: 0 LOB: 0 BB: 0 P: 5	1B: 5 2B: 2 3B: 0 HR: 0	SF: 1 SAC: 0 DP: 0 HBP: 1	WP: 2 PB: 0 SB: 1 CS: 0	PA: 36
<b>PITCHER</b> <b>Gary Peters, L</b> ERA: 2.61 (1, 1)	IP: 8.0 WLS: L BF: 36 H: 7 R: 4 ER: 3 SO: 10 BB: 2 IBB: 1 HBP: 1 BLK: 0 WP: 1 HR: 0 S: 52 P: 65 ERA: 3.38 WHIP: 1.125															<b>PITCHER</b>	IP: 8.0 WLS: L BF: 36 H: 7 R: 4 ER: 3 SO: 10 BB: 2 IBB: 1 HBP: 1 BLK: 0 WP: 1 HR: 0 S: 52 P: 65 ERA: 3.38 WHIP: 1.125			



Batter	1	2	3	4	5	6	7	8	9	AB	R	H	RBI	BB	SO	LOB	TOP							
Ken Berry, R OBP: 0.299, SLG: 0.402 (1, 7)	1-3-1		FC6-2 S BB				F7		G4-6-3	5	0	1	0	0	0	4	Chicago White Sox @ Boston Red Sox Fenway Park, Boston, MA Sun Jul 10 1966, 3:33 AM EDT Unknown							
Don Buford, S OBP: 0.316, SLG: 0.350 (1, 5)	K2-5-2		3-H 4-0 S			4-3	F8			3	0	1	0	1	0	2								
Tommie Agee, R OBP: 0.320, SLG: 0.407 (1, 8)	K2-5-2		6-3							4	2	2	0	0	1	3								
Floyd Robinson, L OBP: 0.337, SLG: 0.355 (1, 9)		F6				G3 S			F9	4	0	1	0	0	0	2								
J.C. Martin, L OBP: 0.344, SLG: 0.415 (1, 2)	F7					SF7			HR	3	1	1	3	0	1	1								
Jerry Adair, R OBP: 0.292, SLG: 0.299 (1, 6)	5-3					3-H 0-0	F9		F8	3	0	0	0	1	0	0								
Tom McCraw, L OBP: 0.292, SLG: 0.341 (1, 3)									F7	4	1	1	0	0	0	2								
Wayne Causey, L OBP: 0.307, SLG: 0.235 (7, PR)									F8	2	0	1	1	1	0	2								
Al Weis, S OBP: 0.222, SLG: 0.143 (7, 4)										0	0	0	0	0	0	0								
Gene Freese, R OBP: 0.277, SLG: 0.320 (9, PH)										1	0	0	0	0	0	0								
Joe Horlen, R OBP: 0.131, SLG: 0.094 (7, PH)										2	0	0	0	0	0	1								
John Konarsky, R OBP: 0.285, SLG: 0.412 (7, PR)										0	0	0	0	1	0	0								
Lee Eick, R OBP: 0.202, SLG: 0.331 (7, 1)										0	0	0	0	0	0	0								
Dennis Higgins, R OBP: 0.292, SLG: 0.125 (7, 1)										0	0	0	0	0	0	0								
Hoyt Wilhelm, R OBP: 0.208, SLG: 0.298 (9, PH)										1	0	1	0	0	0	0								
Smoky Burgess, L OBP: 0.265, SLG: 0.429 (9, PR)										0	0	0	0	0	0	0								
Gary Peters, R OBP: 0.286, SLG: 0.429 (9, PR)										0	0	0	0	0	0	0								
<b>Inning Stats</b>	R: 0 E: 0 K: 1 S: 5	H: 1 LOB: 1 BB: 0 P: 5	R: 0 E: 0 K: 0 S: 3	H: 0 LOB: 0 BB: 0 P: 3	R: 1 E: 0 K: 0 S: 5	H: 2 LOB: 2 BB: 1 P: 9	R: 0 E: 0 K: 1 S: 6	H: 1 LOB: 2 BB: 1 P: 10	R: 0 E: 0 K: 0 S: 3	H: 1 LOB: 0 BB: 0 P: 4	R: 1 E: 0 K: 0 S: 4	H: 1 LOB: 0 BB: 0 P: 4	R: 0 E: 0 K: 0 S: 3	H: 0 LOB: 2 BB: 2 P: 11	R: 2 E: 0 K: 0 S: 5	H: 2 LOB: 0 BB: 0 P: 5	R: 0 E: 0 K: 0 S: 3	H: 1 LOB: 1 BB: 0 P: 3	1B: 4 2B: 4 3B: 1 HR: 1	SF: 1 SAC: 0 DP: 2 HBP: 0	WP: 1 PB: 0 SB: 3 CS: 0	PA: 37		
<b>PITCHER</b>	IP WLS BF H R ER SO BB IBB HBP BLK WP HR S P ERA WHIP	6.1 W 27 6 2 2 2 4 0 0 0 1 0 27 43 2.84 1.579	7.1 S 10 3 2 2 0 0 0 0 0 0 1 10 10 6.75 1.125																					

AB	32
R	4
H	9
RBI	4
BB	4
SO	2
LOB	17



Batter	1	2	3	4	5	6	7	8	9	AB	R	H	RBI	BB	SO	LOB	BOTTOM						
Rico Petrocelli, R OBP: 0.287, SLG: 0.410 (1, 6)	K								F4	4	1	2	1	1	1	0	Chicago White Sox @ Boston Red Sox Fenway Park, Boston, MA Sun Jul 10 1966, 3:33 AM EDT Unknown						
Jose Tartabull, L OBP: 0.289, SLG: 0.324 (1, 8)	K									3	1	1	0	0	1	1							
Carl Yastrzemski, L OBP: 0.394, SLG: 0.431 (1, 7)	HR									2	2	1	1	2	0	1							
Tony Conigliaro, R OBP: 0.331, SLG: 0.502 (1, 9)	FC5-4									3	1	2	2	0	0	1							
George Scott, R OBP: 0.341, SLG: 0.509 (1, 3)	FC5-4									3	1	0	0	1	1	4							
Joe Foy, R OBP: 0.327, SLG: 0.375 (1, 5)										4	1	2	3	0	0	1							
George Smith, R OBP: 0.273, SLG: 0.344 (1, 4)	G5-4-3									4	0	0	0	0	1	2							
Mike Ryan, R OBP: 0.258, SLG: 0.260 (1, 2)	6-3									4	0	0	0	0	1	1							
Jose Santiago, R OBP: 0.194, SLG: 0.171 (1, 1)										2	1	1	0	0	0	0							
Don McMahon, R OBP: 0.286, SLG: 0.429 (7, 1)										2	0	0	0	0	1	0							
<b>Inning Stats</b>	R: 1 E: 0 K: 2 S: 9	H: 2 LOB: 1 BB: 0 P: 9	R: 0 E: 0 K: 0 S: 3	H: 1 LOB: 0 BB: 0 P: 3	R: 0 E: 0 K: 0 S: 3	H: 0 LOB: 1 BB: 1 P: 7	R: 1 E: 1 K: 2 S: 9	H: 1 LOB: 1 BB: 0 P: 9	R: 1 E: 0 K: 0 S: 5	H: 2 LOB: 2 BB: 1 P: 9	R: 0 E: 0 K: 0 S: 3	H: 0 LOB: 0 BB: 0 P: 3	R: 5 E: 0 K: 2 S: 10	H: 3 LOB: 0 BB: 2 P: 18	R: 0 E: 0 K: 0 S: 3	H: 0 LOB: 0 BB: 0 P: 3	1B: 4 2B: 1 3B: 1 HR: 3	SF: 1 SAC: 1 DP: 1 HBP: 0	WP: 1 PB: 0 SB: 0 CS: 0	PA: 37			
<b>PITCHER</b>	IP WLS BF H R ER SO BB IBB HBP BLK WP HR S P ERA WHIP	6.0 L 26 6 3 3 3 4 1 1 0 0 1 1 32 40 4.50 1.167	0.2 7 3 5 5 1 0 2 0 0 0 2 7 15 67.50 4.500	7.1 4 0 0 0 1 0 0 0 0 0 0 0 6 6 0.00 0.000																			

AB	31
R	8
H	9
RBI	7
BB	4
SO	6
LOB	11





Batter	1	2	3	4	5	6	7	8	9	10	AB	R	H	RBI	BB	SO	LOB	TOP									
Wayne Causey, L OBP: 0.324, SLG: 0.282 Al Weis, S OBP: 0.220, SLG: 0.141	6-3		1B HR	1B 2B		FC3-6 1B		6-3 2B	F3		5	1	4	0	0	0	0	1 1 0 0 0 0 3									
Don Buford, S OBP: 0.316, SLG: 0.349	K		HR WP 1B	S 1B		FC3-6 1-2f S		6-3 2-3		6-3	6	1	2	0	0	1	2	6 1 2 0 0 1 2									
Tommie Agee, R OBP: 0.321, SLG: 0.417	2B		HR	K		6-3		6-3		F8	6	1	2	4	0	1	4	6 1 2 4 0 1 4									
John Romano, R OBP: 0.365, SLG: 0.427 Jerry McNetney, R OBP: 0.326, SLG: 0.256	K		F8		HR			K			4	1	1	1	1	2	2	4 1 1 1 1 1 2 2 0 0 0 0 0 1 0 0									
Floyd Robinson, L OBP: 0.337, SLG: 0.352		4-3	4-3		2B 1B	G3				F6	5	0	1	0	1	0	3	5 0 1 0 1 0 3									
Tom McCraw, L OBP: 0.288, SLG: 0.352		WP 1B	S 1B		2B			4-3		FC1-6 1B 1B	5	1	3	0	0	0	1	5 1 3 0 0 0 1									
Jerry Adair, R OBP: 0.306, SLG: 0.321			WP 1B	K		2B		1B			5	0	4	1	0	1	1	5 0 4 1 0 1 1									
Ken Berry, R OBP: 0.294, SLG: 0.394 Smoky Burgess, L OBP: 0.368, SLG: 0.314 Joe Horlen, R OBP: 0.121, SLG: 0.094 Jack Lamabe, R OBP: 0.150, SLG: 0.111	K		K		2B			F8			4	0	0	0	0	1	4	4 0 0 0 0 0 1 4 1 0 1 0									
John Buzhardt, R OBP: 0.181, SLG: 0.163 Hoyt Wilhelm, R OBP: 0.200, SLG: 0.200 Bill Skowron, R OBP: 0.200, SLG: 0.200 Bob Locker, R OBP: 0.200, SLG: 0.200 Gene Freese, R OBP: 0.200, SLG: 0.200	K		6-3		F9			K		K	1	0	0	0	0	1	2	1 0 0 0 0 0 1 2 1 0 0 0 0 0 0 0 1 0 0 0 0 0 0 1 1 0 0 0 0 0 1 1 1 0 0 0 0 0 1 3									
<b>Inning Stats</b>	R: 0 E: 0 K: 2 S: 8	H: 1 LOB: 1 BB: 0 P: 8	R: 0 E: 0 K: 2 S: 9	H: 2 LOB: 2 BB: 0 P: 9	R: 3 E: 0 K: 1 S: 9	H: 4 LOB: 1 BB: 0 P: 9	R: 0 E: 0 K: 1 S: 7	H: 1 LOB: 2 BB: 0 P: 7	R: 2 E: 0 K: 0 S: 6	H: 4 LOB: 1 BB: 0 P: 6	R: 0 E: 0 K: 1 S: 4	H: 1 LOB: 1 BB: 0 P: 8	R: 0 E: 0 K: 1 S: 6	H: 1 LOB: 1 BB: 0 P: 6	R: 0 E: 0 K: 1 S: 7	H: 2 LOB: 3 BB: 1 P: 11	R: 0 E: 0 K: 0 S: 3	H: 0 LOB: 1 BB: 1 P: 7	1B: 10 2B: 6 3B: 0 HR: 2	SF: 0 SAC: 0 DP: 0 HBP: 0	WP: 2 PB: 0 SB: 3 CS: 0	PA: 50					
<b>PITCHER</b>	IP	WLS	BF	H	R	ER	SO	BB	IBB	HBP	BLK	WP	HR	S	P	ERA	WHIP										
Dave Morehead, R ERA: 5.06	2.0		12	6	3	3	4	0	0	0	0	0	1	20	20	13.50	3.000										
Rollie Sheldon, R ERA: 3.79	2.1		13	7	2	2	2	0	0	0	0	0	1	17	17	7.71	3.000										
Dan Osinski, R ERA: 4.63	0.2		2	0	0	0	0	0	0	0	0	0	0	2	2	0.00	0.000										
John Wyatt, R ERA: 3.19	4.0		19	5	1	1	3	2	0	0	0	0	0	23	31	2.25	1.750										
Don McMahon, R ERA: 3.3	1.0	W	4	0	0	0	0	1	0	0	0	0	0	3	7	0.00	1.000										

Chicago White Sox @ Boston Red Sox  
Fenway Park, Boston, MA  
Sun Jul 10 1966, 3:38 AM EDT  
Att: 16,709 - Unknown

livebaseballscores.com

AB 47  
R 6  
H 18  
RBI 6  
BB 3  
SO 9  
LOB 27



Batter	1	2	3	4	5	6	7	8	9	10	AB	R	H	RBI	BB	SO	LOB	BOTTOM									
Jose Tartabull, L OBP: 0.284, SLG: 0.317 George Thomas, R OBP: 0.304, SLG: 0.311	4-3		F4		F8			4-3			4	0	0	0	0	0	1	4 0 0 0 0 0 1 1 0 1 0 0 0 0 0									
Eddie Kasko, R OBP: 0.308, SLG: 0.339 Rico Petrocelli, R OBP: 0.288, SLG: 0.413	HR 2B		BB 1B 1B		FC4-6 1-2f			1B 2B		K	3	1	2	0	0	0	1	3 1 2 0 0 0 1 2 1 1 0 0 1 2									
Carl Yastrzemski, L OBP: 0.357, SLG: 0.435	K		1B 1B BB		F9			E 1B			4	2	2	1	1	1	2	4 2 2 1 1 1 2									
Tony Conigliaro, R OBP: 0.359, SLG: 0.514	HR		E 1B			6-3					3	3	2	2	2	0	0	3 3 2 2 2 0 0									
George Scott, R OBP: 0.340, SLG: 0.506	5-3		E5 1B			6-3		K			4	0	1	1	0	1	2	4 0 1 1 0 1 2									
Joe Foy, R OBP: 0.328, SLG: 0.384		HR			F8			L6			4	2	1	1	1	0	2	4 2 1 1 1 0 2									
George Smith, R OBP: 0.275, SLG: 0.358	5-3				6-3			4-3			5	1	2	4	0	0	0	5 1 2 4 0 0 0									
Mike Ryan, R OBP: 0.253, SLG: 0.255	6-3				K			1-3			4	0	0	0	0	1	1	4 0 0 0 0 0 1 1									
Dave Morehead, R ERA: 5.06 Rollie Sheldon, R ERA: 3.79 Dan Osinski, R ERA: 4.63 Lenny Green, R ERA: 3.06 John Wyatt, R ERA: 3.19 Dalton Jones, L OBP: 0.200, SLG: 0.200 Don McMahon, R ERA: 3.3	F9				FC4-6 1B			K		F7	1	0	0	0	0	0	0	1 0 1 0 1 0 0 0 0 0 1 0 0 0 0 0 1 0 1 0 0 0 0 0 0 1 0 0 0 0 0 0 0 0									
<b>Inning Stats</b>	R: 2 E: 0 K: 1 S: 7	H: 2 LOB: 0 BB: 0 P: 7	R: 1 E: 0 K: 0 S: 4	H: 1 LOB: 0 BB: 0 P: 4	R: 2 E: 1 K: 0 S: 4	H: 3 LOB: 1 BB: 1 P: 8	R: 0 E: 0 K: 1 S: 5	H: 0 LOB: 0 BB: 0 P: 5	R: 0 E: 0 K: 0 S: 4	H: 1 LOB: 1 BB: 0 P: 4	R: 0 E: 0 K: 0 S: 3	H: 0 LOB: 0 BB: 0 P: 3	R: 0 E: 0 K: 1 S: 5	H: 0 LOB: 0 BB: 0 P: 5	R: 1 E: 1 K: 1 S: 7	H: 2 LOB: 2 BB: 1 P: 11	R: 0 E: 0 K: 1 S: 7	H: 2 LOB: 2 BB: 0 P: 7	R: 4 E: 0 K: 0 S: 3	H: 2 LOB: 0 BB: 2 P: 11	1B: 7 2B: 3 3B: 0 HR: 3	SF: 0 SAC: 1 DP: 0 HBP: 0	WP: 0 PB: 0 SB: 0 CS: 0	PA: 43			
<b>PITCHER</b>	IP	WLS	BF	H	R	ER	SO	BB	IBB	HBP	BLK	WP	HR	S	P	ERA	WHIP										
John Buzhardt, R ERA: 3.53	2.1		12	4	5	4	1	1	0	0	0	0	0	7	7	0.00	1.200										
Hoyt Wilhelm, R ERA: 2.4	4.0		16	3	1	1	2	0	1	0	0	0	0	19	23	2.25	0.750										
Bob Locker, R ERA: 2.25	0.1		2	1	0	0	0	0	0	0	0	0	0	2	2	0.00	3.000										
Jack Lamabe, R ERA: 3.06	1.0	L	8	3	4	4	1	0	2	0	0	0	1	8	16	36.00	3.000										

Chicago White Sox @ Boston Red Sox  
Fenway Park, Boston, MA  
Sun Jul 10 1966, 3:38 AM EDT  
Att: 16,709 - Unknown

livebaseballscores.com

AB 38  
R 10  
H 13  
RBI 9  
BB 4  
SO 5  
LOB 12





Batter	1	2	3	4	5	6	7	8	9	AB	R	H	RBI	BB	SO	LOB	TOP					
Jim Landis, R OBP: 0.342, SLG: 0.369 (1, 8)	0-0 6-3 2B		0-0 1-3		0-0 5-3		0-0 1-3			4	0	1	0	0	0	1	<b>Cleveland Indians @ Chicago White Sox</b> Comiskey Park, Chicago, IL Thu Jul 14 1966, 8:05 PM EDT Att: 16,886 - Unknown					
Chuck Hinton, R OBP: 0.309, SLG: 0.301 (1, 7)	0-0 6-3		0-0 5-3		0-0 F9		0-0 5-3			4	0	0	0	0	0	2						
Chico Salmon, R OBP: 0.344, SLG: 0.428 (1, 3)	0-0 1-3		0-0 1-3		0-0 5-3			0-0 1-3		4	0	0	0	0	0	1						
Rocky Colavito, R OBP: 0.355, SLG: 0.458 (1, 9)	0-0 3-1			4-0 1B SF7 BB		0-0 F3		0-3 K		3	1	0	0	1	1	1						
Max Alvis, R OBP: 0.323, SLG: 0.343 (1, 5)		0-0 4-3 2B		0-0 1-3		0-0 5-3		0-0 F2		4	0	1	0	0	0	1						
Pedro Gonzalez, R OBP: 0.273, SLG: 0.306 (1, 4)		0-0 4-3		0-0 S 1B		0-0 1B			0-0 G5-4-3 1B	4	0	3	0	0	0	1						
Larry Brown, R OBP: 0.333, SLG: 0.292 (1, 6)		0-3 K		4-0 1-2 BB		0-0 5-3			0-0 G5-4-3 1-2	3	0	0	0	1	1	3						
Joe Azcue, R OBP: 0.316, SLG: 0.352 (1, 2)		4-0 BB		0-0 SF7					0-0 6-3	2	0	1	1	1	0	0						
Gary Bell, R OBP: 0.234, SLG: 0.209 (1, 1)		0-0 F3		0-3 3-H K			0-3 3B K			3	0	0	0	0	2	5						
<b>Inning Stats</b>	R: 0 E: 0 K: 0 S: 4	H: 1 LOB: 1 BB: 0 P: 4	R: 0 E: 0 K: 1 S: 6	H: 1 LOB: 2 BB: 1 P: 10	R: 0 E: 0 K: 1 S: 3	H: 0 LOB: 0 BB: 0 P: 3	R: 1 E: 0 K: 1 S: 6	H: 1 LOB: 2 BB: 2 P: 14	R: 0 E: 0 K: 0 S: 3	H: 0 LOB: 0 BB: 0 P: 3	R: 0 E: 0 K: 0 S: 4	H: 1 LOB: 1 BB: 0 P: 4	R: 0 E: 0 K: 1 S: 6	H: 1 LOB: 0 BB: 0 P: 6	R: 0 E: 0 K: 1 S: 5	H: 0 LOB: 0 BB: 0 P: 5	R: 0 E: 0 K: 0 S: 3	H: 1 LOB: 0 BB: 0 P: 3	1B: 3 2B: 2 3B: 1 HR: 0	SF: 1 SAC: 0 DP: 1 HBP: 0	WP: 0 PB: 0 SB: 1 CS: 0	PA: 35
<b>PITCHER</b> Tommy John, L ERA: 2.54 (1, 1)	IP: 9.0 WLS: W BF: 35 H: 6 R: 1 ER: 1 SO: 4 BB: 3 IBB: 0 HBP: 0 BLK: 0 WP: 0 HR: 0 S: 40 P: 52 ERA: 1.00 WHIP: 1.000															<b>PITCHER</b> Tommy John, L ERA: 2.54 (1, 1)	IP: 9.0 WLS: W BF: 35 H: 6 R: 1 ER: 1 SO: 4 BB: 3 IBB: 0 HBP: 0 BLK: 0 WP: 0 HR: 0 S: 40 P: 52 ERA: 1.00 WHIP: 1.000					

Batter	1	2	3	4	5	6	7	8	9	AB	R	H	RBI	BB	SO	LOB	BOTTOM			
Wayne Causey, L OBP: 0.322, SLG: 0.289 (1, 4)	0-0 1-3			0-0 4-3			0-0 1-3	0-0 PB 2B		4	0	1	1	0	0	0	<b>Cleveland Indians @ Chicago White Sox</b> Comiskey Park, Chicago, IL Thu Jul 14 1966, 8:05 PM EDT Att: 16,886 - Unknown			
Al Weis, S OBP: 0.220, SLG: 0.141 (8, PR) (9, 4)				4-0 CS BB			0-0 E6 E 2B	0-0 6-3		3	1	1	0	1	0	1				
Don Buford, S OBP: 0.318, SLG: 0.349 (1, 5)				0-0 G6-4-3 1B			0-0 K	0-0 2-3		3	0	1	1	0	1	2				
Tommie Agee, R OBP: 0.321, SLG: 0.420 (1, 8)				0-3 1-2 K			0-0 WP 1-H 2B	0-0 5-3		3	0	1	0	0	0	1				
John Romano, R OBP: 0.385, SLG: 0.425 (1, 2)		0-0 F4			0-0 G5-4-3 1B		0-0 5-3	0-0 2-3		3	0	1	0	0	0	1				
Floyd Robinson, L OBP: 0.337, SLG: 0.350 (1, 9)		0-0 4-3			0-0 F3		4-0 BB			2	0	0	0	1	0	1				
Jerry Adair, R OBP: 0.301, SLG: 0.315 (1, 6)		0-0 6-3			0-0 G5-4-3		0-3 K			3	0	0	0	0	1	3				
Tom McCraw, L OBP: 0.295, SLG: 0.347 (1, 3)			0-3 K			0-0 F3		0-3 K		3	0	0	0	0	2	0				
Ken Berry, R OBP: 0.294, SLG: 0.393 (1, 7)			0-0 6-3			0-0 F9		0-0 SH1-3 2B 1B		3	1	1	0	0	0	0				
Tommy John, R OBP: 0.158, SLG: 0.263 (1, 1)			0-0 5-3			0-3 K		0-0 SH1-3		2	0	0	0	0	1	0				
<b>Inning Stats</b>	R: 0 E: 0 K: 0 S: 3	H: 1 LOB: 0 BB: 0 P: 3	R: 0 E: 0 K: 0 S: 3	H: 0 LOB: 0 BB: 0 P: 3	R: 0 E: 0 K: 1 S: 5	H: 0 LOB: 0 BB: 0 P: 5	R: 0 E: 0 K: 1 S: 4	H: 0 LOB: 0 BB: 1 P: 8	R: 0 E: 0 K: 1 S: 3	H: 1 LOB: 0 BB: 0 P: 3	R: 0 E: 0 K: 1 S: 5	H: 0 LOB: 0 BB: 0 P: 5	R: 1 E: 2 K: 1 S: 7	H: 1 LOB: 2 BB: 1 P: 11	R: 1 E: 0 K: 1 S: 7	H: 2 LOB: 2 BB: 0 P: 7	1B: 3 2B: 2 3B: 0 HR: 0	SF: 0 SAC: 1 DP: 2 HBP: 0	WP: 1 PB: 1 SB: 0 CS: 1	PA: 29
<b>PITCHER</b> Gary Bell, R ERA: 3.0 (1, 1)	IP: 8.0 WLS: L BF: 29 H: 5 R: 2 ER: 1 SO: 5 BB: 2 IBB: 0 HBP: 0 BLK: 0 WP: 1 HR: 0 S: 37 P: 45 ERA: 1.12 WHIP: 0.875															<b>PITCHER</b> Gary Bell, R ERA: 3.0 (1, 1)	IP: 8.0 WLS: L BF: 29 H: 5 R: 2 ER: 1 SO: 5 BB: 2 IBB: 0 HBP: 0 BLK: 0 WP: 1 HR: 0 S: 37 P: 45 ERA: 1.12 WHIP: 0.875			



Batter	1	2	3	4	5	6	7	8	9	AB	R	H	RBI	BB	SO	LOB	TOP			
Chuck Hinton, R (1.8) OBP: 0.307, SLG: 0.299										4	0	1	0	0	2	3				
Chico Salmon, R (1.6) OBP: 0.339, SLG: 0.421										4	0	0	0	0	1	4				
Leon Wagner, L (1.7) OBP: 0.325, SLG: 0.427										4	0	1	0	0	0	1				
Fred Whitfield, L (1.3) OBP: 0.263, SLG: 0.401										4	0	0	0	0	1	1				
Rocky Colavito, R (1.9) OBP: 0.357, SLG: 0.457										3	1	1	0	1	0	0				
Max Alvis, R (1.5) OBP: 0.320, SLG: 0.339										4	1	0	0	0	0	3				
Pedro Gonzalez, R (1.4) OBP: 0.273, SLG: 0.305										4	0	1	0	0	0	2				
Joe Azcue, R (1.2) OBP: 0.316, SLG: 0.347										2	0	0	1	1	0	0				
Sonny Siebert, R (1.1) OBP: 0.204, SLG: 0.229 (7, PH)										2	0	0	1	0	0	2				
Tony Curry, L (7, PH) OBP: 0.278, SLG: 0.133										1	0	0	0	0	1	0				
Luis Tiant, R (7.1) OBP: 0.100, SLG: 0.053										0	0	0	0	0	0	0				
Bob Allen, L (7.1) OBP: 0.250, SLG: 0.143										0	0	0	0	0	0	0				
<b>Inning Stats</b>	R: 0 E: 0 K: 1 S: 5	H: 1 LOB: 0 BB: 0 P: 5	R: 2 E: 2 K: 1 S: 8	H: 1 LOB: 3 BB: 2 P: 16	R: 0 E: 0 K: 0 S: 5	H: 2 LOB: 2 BB: 0 P: 5	R: 0 E: 0 K: 0 S: 3	H: 0 LOB: 0 BB: 0 P: 3	R: 0 E: 0 K: 0 S: 5	H: 0 LOB: 0 BB: 0 P: 5	R: 0 E: 0 K: 0 S: 3	H: 0 LOB: 0 BB: 0 P: 3	R: 0 E: 0 K: 0 S: 7	H: 0 LOB: 0 BB: 0 P: 7	R: 0 E: 0 K: 0 S: 3	H: 0 LOB: 0 BB: 0 P: 3	1B: 4 2B: 0 3B: 0 HR: 0	SF: 0 SAC: 0 DP: 1 HBP: 0	WP: 0 PB: 0 SB: 0 CS: 0	PA: 34
<b>PITCHER</b> Bruce Howard, R (1.1) ERA: 2.45	IP: 9.0 WLS: W BF: 34 H: 4 R: 2 ER: 0 SO: 5 BB: 2 IBB: 0 HBP: 0 BLK: 0 WP: 0 HR: 0 S: 42 P: 50 ERA: 0.00 WHIP: 0.667																			

Cleveland Indians @ Chicago White Sox  
Comiskey Park, Chicago, IL  
Fri Jul 15 1966, 8:05 PM EDT  
Att: 22,017 - Unknown

AB 32  
R 2  
H 4  
RBI 2  
BB 2  
SO 5  
LOB 16

Batter	1	2	3	4	5	6	7	8	9	AB	R	H	RBI	BB	SO	LOB	BOTTOM			
Wayne Causey, L (1.4) OBP: 0.315, SLG: 0.282										3	0	0	0	0	0	0				
Bill Skowron, R (7, PH) OBP: 0.293, SLG: 0.349										1	0	0	0	0	0	1				
Al Wets, S (8.4) OBP: 0.220, SLG: 0.141										0	0	0	0	0	0	0				
Don Buford, S (1.5) OBP: 0.315, SLG: 0.345										4	0	0	0	0	2	0				
Tommy Agee, R (1.8) OBP: 0.317, SLG: 0.415										4	0	0	0	0	2	0				
John Romano, R (1.2) OBP: 0.382, SLG: 0.439										4	1	1	1	0	1	0				
Floyd Robinson, L (1.9) OBP: 0.343, SLG: 0.350										0	2	0	0	3	0	0				
Jerry Adair, R (1.6) OBP: 0.298, SLG: 0.311										2	0	0	0	0	1	2				
Tom McCraw, L (1.3) OBP: 0.299, SLG: 0.351										3	1	2	1	0	0	0				
Ken Berry, R (1.7) OBP: 0.295, SLG: 0.392										3	0	1	0	0	1	1				
Bruce Howard, S (1.1) ERA: 2.73										2	0	0	1	0	1	0				
<b>Inning Stats</b>	R: 0 E: 0 K: 2 S: 7	H: 0 LOB: 0 BB: 0 P: 7	R: 1 E: 1 K: 1 S: 6	H: 1 LOB: 1 BB: 1 P: 10	R: 0 E: 0 K: 1 S: 5	H: 0 LOB: 0 BB: 0 P: 5	R: 0 E: 0 K: 1 S: 5	H: 0 LOB: 1 BB: 1 P: 9	R: 0 E: 0 K: 2 S: 7	H: 0 LOB: 0 BB: 0 P: 7	R: 0 E: 0 K: 0 S: 3	H: 0 LOB: 0 BB: 0 P: 3	R: 3 E: 0 K: 0 S: 6	H: 3 LOB: 1 BB: 1 P: 10	R: 0 E: 0 K: 1 S: 5	H: 0 LOB: 0 BB: 0 P: 5	1B: 3 2B: 0 3B: 0 HR: 1	SF: 1 SAC: 1 DP: 0 HBP: 0	WP: 0 PB: 0 SB: 0 CS: 0	PA: 31
<b>PITCHER</b> Sonny Siebert, R (1.1) ERA: 2.73	IP: 6.0 WLS: L BF: 21 H: 1 R: 1 ER: 3 SO: 7 BB: 2 IBB: 0 HBP: 0 BLK: 0 WP: 0 HR: 1 S: 33 P: 41 ERA: 0.00 WHIP: 0.500																			
Luis Tiant, R (7.1) ERA: 3.5	0.1 WLS: L BF: 4 H: 2 R: 3 ER: 3 SO: 0 BB: 1 IBB: 0 HBP: 0 BLK: 0 WP: 0 HR: 1 S: 7 P: 7 ERA: 81.00 WHIP: 9.000																			
Bob Allen, L (7.1) ERA: 3.53	1.2 WLS: L BF: 6 H: 1 R: 0 ER: 0 SO: 1 BB: 0 IBB: 0 HBP: 0 BLK: 0 WP: 0 HR: 0 S: 8 P: 8 ERA: 0.00 WHIP: 0.600																			

Cleveland Indians @ Chicago White Sox  
Comiskey Park, Chicago, IL  
Fri Jul 15 1966, 8:05 PM EDT  
Att: 22,017 - Unknown

AB 26  
R 4  
H 4  
RBI 3  
BB 3  
SO 8  
LOB 4




Batter	1	2	3	4	5	6	7	8	9	AB	R	H	RBI	BB	SO	LOB	TOP			
Chuck Hinton, R OBP: 0.318, SLG: 0.307	0-0 BB 1B		0-0 FC5-4 1B		4-0 FC1-6 BB		0-0 4-3			3	1	2	0	1	0	0	<b>Cleveland Indians @ Chicago White Sox</b> Comiskey Park, Chicago, IL Sat Jul 16 1966, 4:33 AM EDT Att: 9,399 - Unknown			
Chico Salmon, R OBP: 0.333, SLG: 0.414	0-0 F8		0-0 FC5-4 S 1B		0-0 FC1-6 FC3-6 1-2		0-3 K			4	1	0	0	0	1	3				
Leon Wagner, L OBP: 0.327, SLG: 0.426	4-0 1B 1-2 BB		0-0 1B 1-H 1B		0-0 FC3-6 1-2			0-0 F8		3	0	1	1	1	0	1				
Rocky Colavito, R OBP: 0.356, SLG: 0.454	0-0 F2		0-0 1-3 1B		0-0 F9			0-0 6-3		4	0	1	0	0	0	3				
Fred Whitfield, L OBP: 0.266, SLG: 0.402	0-0 1-3 2-H 1B		0-3 K		0-0 F9			0-0 FC5-4 1B		4	0	2	1	0	1	2				
Max Alvis, R OBP: 0.316, SLG: 0.334	0-0 B1-3		0-0 F5		0-3 K			0-0 FC5-4 1-2		4	0	0	0	0	1	5				
Pedro Gonzalez, R OBP: 0.273, SLG: 0.304		0-0 1-3		0-0 F7		0-0 1B			0-0 2-3	4	0	1	0	0	0	0				
Del Crandall, R OBP: 0.299, SLG: 0.322		0-0 5-3		0-0 5-3		0-0 F7		0-3 K		3	0	0	0	0	0	1				
Jack Kralick, L OBP: 0.111, SLG: 0.111										0	0	0	0	0	0	0				
Tony Curry, L OBP: 0.263, SLG: 0.125										1	0	0	0	0	1	0				
Steve Hargan, R OBP: 0.313, SLG: 0.342		0-3 K		0-3 K		0-3 K		0-3 K		2	0	0	0	0	2	0				
Joe Azcue, R OBP: 0.313, SLG: 0.342									0-0 1-3	2	0	0	0	0	1	0				
<b>Inning Stats</b>	R: 1 E: 0 K: 0 S: 5	H: 2 LOB: 2 BB: 1 P: 9	R: 0 E: 0 K: 0 S: 5	H: 0 LOB: 0 BB: 0 P: 5	R: 1 E: 0 K: 1 S: 8	H: 3 LOB: 2 BB: 0 P: 8	R: 0 E: 0 K: 1 S: 5	H: 0 LOB: 0 BB: 0 P: 5	R: 0 E: 0 K: 0 S: 3	H: 1 LOB: 1 BB: 1 P: 7	R: 0 E: 0 K: 2 S: 7	H: 0 LOB: 0 BB: 0 P: 7	R: 0 E: 0 K: 0 S: 4	H: 1 LOB: 1 BB: 0 P: 4	R: 0 E: 0 K: 1 S: 5	H: 0 LOB: 0 BB: 0 P: 5	1B: 7 2B: 0 3B: 0 HR: 0	SF: 0 SAC: 0 DP: 0 HBP: 0	WP: 0 PB: 0 SB: 1 CS: 0	PA: 36
<b>PITCHER</b>	IP WLS BF H R ER SO BB IBB HBP BLK WP HR S P ERA WHIP	6.0 W 26 6 2 2 4 2 0 0 0 0 0 0 32 40 3.00 1.333	3.0 S 10 1 0 0 3 0 0 0 0 0 0 0 16 16 0.00 0.333	<b>PITCHER</b>																
Joe Horlen, R ERA: 2.27																				
Bob Locker, R ERA: 2.15																				




Batter	1	2	3	4	5	6	7	8	9	AB	R	H	RBI	BB	SO	LOB	BOTTOM			
Wayne Causey, L OBP: 0.316, SLG: 0.278	4-0 FC1-6 BB		0-0 1-3	0-0 F8		0-0 1B E 2B		0-3 K		2	0	0	0	1	0	1	<b>Cleveland Indians @ Chicago White Sox</b> Comiskey Park, Chicago, IL Sat Jul 16 1966, 4:33 AM EDT Att: 9,399 - Unknown			
Bill Skowron, R OBP: 0.290, SLG: 0.358						2-H				1	1	1	1	0	0	0				
Bob Locker, S OBP: 0.308, SLG: 0.182										1	0	0	0	0	1	0				
Don Buford, S OBP: 0.316, SLG: 0.344	0-0 FC1-6 S 1-2		4-0 1B S BB		0-0 G3	0-0 4-3 E 1B		0-0 1-3		4	0	1	0	1	0	1				
Tommy Agee, R OBP: 0.318, SLG: 0.423	0-0 F6 1-2		0-0 1-3 1B		0-3 K	0-0 4-3		0-0 1-3 3-H		5	1	2	1	0	1	3				
John Romano, R OBP: 0.377, SLG: 0.432	0-3 K		0-3 K		0-0 4-3	0-0 G1		0-0 1-3		5	0	1	0	0	2	5				
Floyd Robinson, L OBP: 0.344, SLG: 0.348		0-0 1B SF7 1B		4-0 1B BB		0-0 1-3		0-0 6-3		4	1	1	0	1	0	1				
Jerry Adair, R OBP: 0.308, SLG: 0.321		0-0 G3 1B		0-0 F7		0-0 1B 1B		0-0 FC9-6 1B		4	1	3	0	0	0	3				
Tom McCraw, L OBP: 0.302, SLG: 0.356		0-0 SF7			0-0 1B 1B	0-0 1B 2B 1B		0-0 FC9-6 S		3	1	2	1	0	0	1				
Ken Berry, R OBP: 0.303, SLG: 0.396		0-0 G3			0-0 1B 5-4 1B	0-0 1B 2B 1B		4-0 1B 1B		3	1	2	1	1	0	1				
Joe Horlen, R OBP: 0.114, SLG: 0.088		0-0 6-3			0-0 5-4	0-0 1B 2B		0-0 F9		2	0	0	0	0	0	3				
Smoky Burgess, L OBP: 0.381, SLG: 0.361						0-0 1B 2B				1	0	1	2	0	0	0				
Al Weis, S OBP: 0.218, SLG: 0.140					1-2	1-H 2-H				1	1	0	0	0	0	2				
<b>Inning Stats</b>	R: 0 E: 0 K: 1 S: 5	H: 0 LOB: 1 BB: 1 P: 9	R: 1 E: 0 K: 0 S: 5	H: 2 LOB: 1 BB: 0 P: 5	R: 0 E: 0 K: 1 S: 6	H: 1 LOB: 3 BB: 2 P: 14	R: 0 E: 0 K: 0 S: 4	H: 2 LOB: 1 BB: 0 P: 4	R: 0 E: 0 K: 0 S: 5	H: 0 LOB: 0 BB: 0 P: 5	R: 5 E: 1 K: 0 S: 9	H: 6 LOB: 2 BB: 0 P: 9	R: 0 E: 0 K: 0 S: 4	H: 1 LOB: 2 BB: 1 P: 8	R: 1 E: 0 K: 1 S: 7	H: 2 LOB: 1 BB: 0 P: 7	1B: 11 2B: 3 3B: 0 HR: 1	SF: 1 SAC: 0 DP: 1 HBP: 0	WP: 0 PB: 0 SB: 3 CS: 0	PA: 41
<b>PITCHER</b>	IP WLS BF H R ER SO BB IBB HBP BLK WP HR S P ERA WHIP	5.1 L 27 5 2 2 1 3 0 0 0 0 1 15 19 6.75 1.875	<b>PITCHER</b>																	
Steve Hargan, R ERA: 3.25																				
Jack Kralick, L ERA: 4.28																				






Batter	1	2	3	4	5	6	7	8	9	AB	R	H	RBI	BB	SO	LOB	TOP			
Luis Aparicio, R (1, 6) OBP: 0.287, SLG: 0.363	F9		3B		F7			1B		4	0	2	0	0	0	0	<p>Baltimore Orioles @ Chicago White Sox Comiskey Park, Chicago, IL Sun Jul 17 1966, 4:33 AM EDT Unknown</p> <p>livebaseballscorecards.com</p> <p>AB 30 R 1 H 5 RBI 1 BB 1 SO 6 LOB 7</p> 			
Boog Powell, L (1, 3) OBP: 0.377, SLG: 0.537	F4		K			4-3		K		4	0	0	0	0	2	2				
Frank Robinson, R (1, 9) OBP: 0.419, SLG: 0.586	BB		F8				G5-4-3 1B		F3	3	0	1	0	1	0	1				
Brooks Robinson, R (1, 5) OBP: 0.347, SLG: 0.492	F8			K			G5-4-3 1-2		G6-4-3 1B	4	0	1	0	0	1	2				
Sam Bowens, R (1, 7) OBP: 0.282, SLG: 0.409		F6		L7				B1-3		4	0	0	0	0	0	1				
Davey Johnson, R (1, 4) OBP: 0.298, SLG: 0.349		E9 SH5-3		5-3				5-3		3	0	0	0	0	0	0				
Paul Blair, R (1, 8) OBP: 0.266, SLG: 0.354		SH5-3 2-3		5-3				L6		2	0	0	0	0	0	0				
Andy Etchebarren, R (1, 2) OBP: 0.326, SLG: 0.433		1-3		HR				K		3	1	1	1	0	1	1				
Bill Short, L (1, 1) Bob Johnson, R (8, PH) Eddie Fisher, R (8, 1)			K		K			F7		2	0	0	0	0	2	0				
										1	0	0	0	0	0	0				
										0	0	0	0	0	0	0				
<b>Inning Stats</b>	R: 0 E: 0 K: 0 S: 3	H: 0 LOB: 1 BB: 1 P: 7	R: 0 E: 1 K: 0 S: 4	H: 0 LOB: 1 BB: 0 P: 4	R: 0 E: 0 K: 2 S: 8	H: 1 LOB: 1 BB: 0 P: 8	R: 0 E: 0 K: 1 S: 5	H: 0 LOB: 0 BB: 0 P: 5	R: 1 E: 0 K: 1 S: 6	H: 1 LOB: 0 BB: 0 P: 6	R: 0 E: 0 K: 0 S: 3	H: 0 LOB: 0 BB: 0 P: 3	R: 0 E: 0 K: 2 S: 8	H: 1 LOB: 1 BB: 0 P: 8	R: 0 E: 0 K: 0 S: 3	H: 1 LOB: 0 BB: 0 P: 3	1B: 3 2B: 0 3B: 1 HR: 1	SF: 0 SAC: 1 DP: 2 HBP: 0	WP: 0 PB: 0 SB: 0 CS: 0	PA: 32
<b>PITCHER</b> Gary Peters, L (1, 1) ERA: 2.48	IP: 9.0 WLS: W BF: 32 H: 5 R: 1 ER: 1 SO: 6 BB: 1 IBB: 0 HBP: 0 BLK: 0 WP: 0 HR: 1 S: 43 P: 47 ERA: 1.00 WHIP: 0.667															<b>PITCHER</b>				


Batter	1	2	3	4	5	6	7	8	9	AB	R	H	RBI	BB	SO	LOB	BOTTOM			
Ken Berry, R (1, 7) OBP: 0.307, SLG: 0.413	K		S SF7 2B		F8			1B 3B		4	2	2	2	0	1	0	<p>Baltimore Orioles @ Chicago White Sox Comiskey Park, Chicago, IL Sun Jul 17 1966, 4:33 AM EDT Unknown</p> <p>livebaseballscorecards.com</p> <p>AB 29 R 5 H 6 RBI 4 BB 2 SO 6 LOB 7</p> 			
Don Buford, S (1, 5) OBP: 0.315, SLG: 0.344	K		SF7 2H 3H			4-3		WP S WP 1B		3	1	1	2	0	1	0				
Tommie Agee, R (1, 8) OBP: 0.320, SLG: 0.422	6-3		1-3				FC4-6 1B	WP CS BB		3	0	1	0	1	0	0				
John Romano, R (1, 2) OBP: 0.370, SLG: 0.422		F7		K		FC4-6		K		4	0	0	0	0	2	2				
Al Weiss, S (8, PR) J.C. Martin, L (9, 2) OBP: 0.344, SLG: 0.415						1-2		2-3 3-H		0	0	0	0	0	0	0				
Jerry Adair, R (1, 4) OBP: 0.306, SLG: 0.326		L4					F4	K		4	0	1	0	0	1	3				
Bill Skowron, R (1, 3) OBP: 0.292, SLG: 0.352										3	0	0	0	0	0	1				
Tom McCraw, L (8, 3) OBP: 0.302, SLG: 0.356		5-3		F7						0	0	0	0	0	0	0				
Floyd Robinson, L (1, 9) OBP: 0.341, SLG: 0.344			F6	L4						3	0	0	0	0	0	1				
Lee Elia, R (1, 6) OBP: 0.263, SLG: 0.327			1B 2B BB		K					2	1	0	0	1	1	0				
Gary Peters, L (1, 1) OBP: 0.289, SLG: 0.422			1-3 2B 1B		F8			1-3		3	1	1	0	0	0	0				
<b>Inning Stats</b>	R: 0 E: 0 K: 2 S: 7	H: 0 LOB: 0 BB: 0 P: 7	R: 0 E: 0 K: 0 S: 3	H: 0 LOB: 0 BB: 0 P: 3	R: 3 E: 0 K: 0 S: 5	H: 2 LOB: 0 BB: 1 P: 9	R: 0 E: 0 K: 1 S: 6	H: 1 LOB: 1 BB: 0 P: 6	R: 0 E: 0 K: 1 S: 5	H: 0 LOB: 0 BB: 0 P: 5	R: 0 E: 0 K: 0 S: 4	H: 1 LOB: 1 BB: 0 P: 4	R: 0 E: 0 K: 0 S: 3	H: 0 LOB: 0 BB: 0 P: 3	R: 2 E: 0 K: 2 S: 9	H: 2 LOB: 1 BB: 1 P: 13	1B: 3 2B: 2 3B: 1 HR: 0	SF: 1 SAC: 0 DP: 0 HBP: 0	WP: 2 PB: 0 SB: 2 CS: 1	PA: 32
<b>PITCHER</b> Bill Short, L (1, 1) ERA: 1.29 Eddie Fisher, R (8, 1) ERA: 2.07	IP: 7.0 WLS: L BF: 26 H: 4 R: 3 ER: 3 SO: 4 BB: 4 IBB: 3 HBP: 3 BLK: 4 WP: 1 HR: 0 S: 33 P: 37 ERA: 3.86 WHIP: 0.714															<b>PITCHER</b>				







Batter	1	2	3	4	5	6	7	8	9	AB	R	H	RBI	BB	SO	LOB	TOP										
Luis Aparicio, R OBP: 0.286, SLG: 0.360 (1, 6)	0-0 6-3	0-0 F7		0-0 F7		0-0 6-3			0-0 F8	5	0	0	0	0	0	1	<p><b>Baltimore Orioles @ Chicago White Sox</b> Comiskey Park, Chicago, IL Mon Jul 18 1966, 8:05 PM EDT Att: 17,899 - Unknown</p> <p>AB 35 R 5 H 9 RBI 5 BB 2 SO 5 LOB 19</p> 										
Boog Powell, L OBP: 0.387, SLG: 0.548 (1, 3)	4-0 1B BB	0-0 1-H HR		0-0 1B		4-0 F8 1B BB			0-0 CS 1B	3	2	3	2	2	0	0											
Frank Robinson, R OBP: 0.418, SLG: 0.589 (1, 9) (9, 7)	0-0 FC6-4 1-2 1B	0-0 HR		0-3 K		0-0 1-2 1B			0-0 F3	5	1	3	1	0	1	2											
Brooks Robinson, R OBP: 0.350, SLG: 0.497 (1, 5)	0-0 FC6-4 1-2 2-H 1B	0-0 F8		0-0 F6		0-0 F8			0-0 2-3	4	0	1	1	0	0	3											
Sam Bowens, R OBP: 0.281, SLG: 0.400 (1, 7) (9, 9)	0-0 FC6-4 1-2 2-3		1-0 S HBP		0-0 F7				0-0 F6	3	0	0	0	0	0	4											
Davey Johnson, R OBP: 0.292, SLG: 0.340 (1, 4)	0-0 1-3		0-0 F8		0-0 5-3				0-0 1-3	4	0	0	0	0	0	5											
Paul Blair, R OBP: 0.266, SLG: 0.358 (1, 8)		0-0 1-4-3 1B 2B		0-0 F3		0-3 K			0-0 B2	4	1	1	0	0	1	1											
Andy Etchebarren, R OBP: 0.323, SLG: 0.426 Vic Roznovsky, L OBP: 0.481, SLG: 0.409 (1, 2) (3, 2)	0-0 1-4-3	0-0 2-3	1-0 HBP		0-0 G3				0-0 5-3	1	0	0	0	0	0	1											
John Miller, R OBP: 0.056, SLG: 0.056 Gene Brabender, R Moe Drabowsky, R OBP: 0.500, SLG: 0.500 (6, 1) (9, 1)	0-0 HR 1B	0-0 3-H	0-3 K		0-3 K				0-3 K	3	1	1	1	0	2	2											
Inning Stats	R: 1 E: 0 K: 0 S: 5	H: 2 LOB: 2 BB: 1 P: 9	R: 4 E: 0 K: 0 S: 7	H: 4 LOB: 0 BB: 0 P: 7	R: 0 E: 0 K: 1 S: 5	H: 0 LOB: 0 BB: 0 P: 7	R: 0 E: 0 K: 1 S: 6	H: 1 LOB: 1 BB: 0 P: 6	R: 0 E: 0 K: 1 S: 5	H: 0 LOB: 0 BB: 0 P: 5	R: 0 E: 0 K: 0 S: 4	H: 1 LOB: 2 BB: 1 P: 8	R: 0 E: 0 K: 1 S: 5	H: 0 LOB: 0 BB: 0 P: 5	R: 0 E: 0 K: 0 S: 3	H: 1 LOB: 0 BB: 0 P: 3		1B: 6 2B: 1 3B: 0 HR: 2	SF: 0 SAC: 0 DP: 0 HBP: 2	WP: 0 PB: 0 SB: 1 CS: 1	PA: 39						
PITCHER	IP	WLS	BF	H	R	ER	SO	BB	IBB	HBP	BLK	WP	HR	S	P	ERA	WHIP	PITCHER									
Juan Pizarro, L ERA: 3.79 Dennis Higgins, R ERA: 3.29 Jack Lamabe, R ERA: 3.06 Hoyt Wilhelm, R ERA: 1.89	1.2	L	12	6	5	5	0	1	0	0	0	0	2	11	15	27.00	4.200										

Batter	1	2	3	4	5	6	7	8	9	AB	R	H	RBI	BB	SO	LOB	BOTTOM										
Wayne Causey, L OBP: 0.311, SLG: 0.270 (1, 4)	0-0 F7		0-0 F7		4-0 1B BB		0-0 4-3		0-0 F4	4	0	0	0	1	0	2	<p><b>Baltimore Orioles @ Chicago White Sox</b> Comiskey Park, Chicago, IL Mon Jul 18 1966, 8:05 PM EDT Att: 17,899 - Unknown</p> <p>AB 32 R 3 H 5 RBI 3 BB 5 SO 3 LOB 16</p> 										
Ken Berry, R OBP: 0.309, SLG: 0.416 (1, 8)	0-0 E S 2B 1B		0-0 6-3		0-0 1-2 3-H 1B		0-3 K			4	1	2	1	0	1	0											
Don Buford, S OBP: 0.319, SLG: 0.344 (1, 5)	4-0 1-3 2B BB		0-0 4-3		0-0 F7			4-0 FC4-6 S BB		2	1	0	0	2	0	2											
John Romano, R OBP: 0.366, SLG: 0.421 Al Weiss, S OBP: 0.218, SLG: 0.140 Jerry McNertney, R OBP: 0.326, SLG: 0.256 (1, 2) (8, PR) (9, 2)	0-0 1-H 3-H 2B		0-3 K		0-0 F8			0-0 FC4-6 CS		4	0	1	2	0	1	1											
Tom McCraw, L OBP: 0.297, SLG: 0.348 (1, 7)	0-3 K		0-0 1-3		0-0 4-3			0-0 1-3		4	0	0	0	0	1	2											
Bill Skowron, R OBP: 0.291, SLG: 0.347 Tommy Agee, R OBP: 0.317, SLG: 0.418 (1, 3) (8, PR)	0-0 6-3		0-0 F9		0-0 2B BB			0-0 E6 BB		3	0	0	0	1	0	1											
Floyd Robinson, L OBP: 0.342, SLG: 0.350 (1, 9)		0-0 F8		0-0 3-1 1B 2B		0-0 1-3 2B		4-0 FC6-4 BB		3	1	2	0	1	0	0											
Jerry Adair, R OBP: 0.299, SLG: 0.322 (1, 6)		0-0 F6		0-0 1-3		0-0 1-3		0-0 B3		4	0	0	0	0	0	5											
Juan Pizarro, L OBP: 0.150, SLG: 0.111 Dennis Higgins, R OBP: 0.308, SLG: 0.111 Gary Peters, R OBP: 0.246, SLG: 0.426 Jack Lamabe, R Smoky Burgess, L OBP: 0.388, SLG: 0.368 Hoyt Wilhelm, R J.C. Martin, L OBP: 0.346, SLG: 0.413 Lee Elia, R OBP: 0.303, SLG: 0.327 (1, 1) (2, 1) (5, PH) (6, 1) (7, PH) (8, 1) (9, PH) (9, PH)	0-0 5-3		0-0 3-1		0-0 G3			0-0 FC6-4		0	0	0	0	0	0	0											
Inning Stats	R: 2 E: 0 K: 1 S: 7	H: 2 LOB: 1 BB: 1 P: 11	R: 0 E: 0 K: 0 S: 3	H: 0 LOB: 0 BB: 0 P: 3	R: 0 E: 0 K: 1 S: 5	H: 0 LOB: 0 BB: 0 P: 5	R: 1 E: 0 K: 0 S: 5	H: 2 LOB: 2 BB: 1 P: 9	R: 0 E: 0 K: 0 S: 4	H: 1 LOB: 2 BB: 1 P: 8	R: 0 E: 0 K: 1 S: 5	H: 0 LOB: 0 BB: 0 P: 5	R: 0 E: 0 K: 0 S: 2	H: 0 LOB: 1 BB: 1 P: 6	R: 0 E: 1 K: 0 S: 4	H: 0 LOB: 2 BB: 1 P: 8		1B: 2 2B: 3 3B: 0 HR: 0	SF: 0 SAC: 0 DP: 0 HBP: 0	WP: 0 PB: 0 SB: 2 CS: 1	PA: 37						
PITCHER	IP	WLS	BF	H	R	ER	SO	BB	IBB	HBP	BLK	WP	HR	S	P	ERA	WHIP	PITCHER									
John Miller, R ERA: 4.83 Gene Brabender, R ERA: 3.89 Moe Drabowsky, R ERA: 2.93	5.2	W	25	5	3	3	2	3	0	0	0	0	0	26	38	4.76	1.412										












Batter	1	2	3	4	5	6	7	8	9	AB	R	H	RBI	BB	SO	LOB	TOP		
Wayne Causey, L (1,4) OBP: 0.314, SLG: 0.276 Al Weis, S (6,4) OBP: 0.212, SLG: 0.136	0-0 HR 1B		0-0 F5			0-0 F4			6-3 5-3	3	1	1	0	0	0	0			
Don Buford, S (1,5) OBP: 0.321, SLG: 0.351	0-0 F7		0-0 F8			0-0 1-4-3			0-0 S WP 1B	4	1	1	0	0	0	1			
Tommie Agee, R (1,8) OBP: 0.319, SLG: 0.413	0-3 K		0-0 CS 1B			0-0 F4			4-0 S WP 1B BB	3	1	1	0	1	1	1			
Floyd Robinson, L (1,9) OBP: 0.345, SLG: 0.358	0-0 HR		0-0 CS	0-0 3-1				0-3 K	4-0 1B 2B IBB	3	2	1	2	1	1	0			
Tom McCraw, L (1,3) OBP: 0.299, SLG: 0.344	0-0 CS 1B			0-0 F7				0-0 F6	0-0 2B 1B	4	1	2	2	0	0	0			
Ken Berry, R (1,7) OBP: 0.315, SLG: 0.422	0-0 CS	0-0 5-3		0-0 F7				0-0 F5	0-0 SF8 2B	4	1	1	2	0	0	0			
Jerry Adair, R (1,6) OBP: 0.306, SLG: 0.356					0-0 6-3				0-0 K SH1-3 1B	3	0	2	1	0	0	0			
J.C. Martin, L (1,2) OBP: 0.340, SLG: 0.395					0-0 4-3				0-0 SH1-3 1B	3	0	1	0	0	0	1			
John Buzhardt, R (1,1) OBP: 0.171, SLG: 0.121					0-3 K				0-3 K 1B	4	0	1	0	0	2	2			
<b>Inning Stats</b>	R: 2 E: 0 K: 1 S: 7	H: 3 LOB: 0 BB: 0 P: 7	R: 0 E: 0 K: 0 S: 4	H: 1 LOB: 1 BB: 0 P: 4	R: 0 E: 0 K: 0 S: 3	H: 1 LOB: 0 BB: 0 P: 3	R: 0 E: 0 K: 0 S: 5	H: 0 LOB: 0 BB: 0 P: 3	R: 0 E: 0 K: 1 S: 5	H: 0 LOB: 0 BB: 0 P: 5	R: 0 E: 0 K: 1 S: 5	H: 0 LOB: 0 BB: 0 P: 5	R: 0 E: 0 K: 1 S: 5	H: 1 LOB: 0 BB: 0 P: 5	R: 5 E: 0 K: 0 S: 8	H: 5 LOB: 2 BB: 2 P: 16	1B: 9 2B: 1 3B: 0 HR: 1	SF: 1 SAC: 1 DP: 0 HBP: 0	WP: 2 PA: 39 PB: 0 SB: 1 CS: 2
<b>PITCHER</b>	IP WLS BF H R ER SO BB IBB HBP BLK WP HR S P ERA WHIP																		
Sonny Siebert, R (1,1) ERA: 2.86	8.0 L 27 6 2 2 4 0 0 0 0 0 1 35 35 2.25 0.750																		
Bob Allen, L (9,1) ERA: 4.5	0.1 6 3 5 5 0 1 1 0 0 2 0 4 12 135.00 12.000																		
Luis Tiant, R (9,1) ERA: 3.57	0.2 4 2 0 0 0 0 0 0 0 0 0 4 4 0.00 3.000																		

Chicago White Sox @ Cleveland Indians  
Cleveland Municipal Stadium, Cleveland, OH  
Thu Jul 21 1966, 7:05 PM EDT  
Att: 7,959 - Unknown

AB 33  
R 7  
H 11  
RBI 7  
BB 2  
SO 4  
LOB 7



Batter	1	2	3	4	5	6	7	8	9	AB	R	H	RBI	BB	SO	LOB	BOTTOM		
Pedro Gonzalez, R (1,4) OBP: 0.271, SLG: 0.300 Bob Allen, L (9,1) OBP: 0.250, SLG: 0.143 Luis Tiant, R (9,1) OBP: 0.100, SLG: 0.053	0-0 4-3		0-0 5-3			0-3 K			0-0 G4-6-3	4	0	0	0	0	1	3			
Chuck Hinton, R (1,8) OBP: 0.337, SLG: 0.423	0-0 G6-3 1B			0-3 K		0-0 1B			0-0 HR	4	1	3	1	0	1	0			
Leon Wagner, L (1,7) OBP: 0.326, SLG: 0.434	0-0 G6-3			0-0 4-3		0-3 K			0-0 F9	4	0	0	0	0	1	2			
Rocky Colavito, R (1,9) OBP: 0.344, SLG: 0.461		0-0 F9		0-0 6-3					0-0 6-3	4	0	0	0	0	0	0			
Fred Whitfield, L (1,3) OBP: 0.276, SLG: 0.424		0-0 1-3			0-0 L5				0-0 F8	4	1	1	1	0	0	0			
Chico Salmon, R (1,6) OBP: 0.317, SLG: 0.387		0-0 1-3			0-3 K				0-0 5-3	4	0	0	0	0	1	0			
Max Alvis, R (1,5) OBP: 0.320, SLG: 0.351			0-0 F8		4-0 BB			4-0 1B BB		1	0	0	0	2	0	0			
Joe Azcue, R (1,2) OBP: 0.318, SLG: 0.378 Jim Gentile, L (8, PH) OBP: 0.359, SLG: 0.448 Jim Landis, R (8, FR) OBP: 0.342, SLG: 0.369 Del Crandall, R (9,2) OBP: 0.297, SLG: 0.308					0-0 5-3			0-0 G4-6-3 1B		2	0	1	0	0	0	1			
Sonny Siebert, R (1,1) OBP: 0.192, SLG: 0.216 Dick Howser, R (8, PH) OBP: 0.327, SLG: 0.391			0-0 F6			0-0 6-3			0-3 K	2	0	0	0	0	0	1			
<b>Inning Stats</b>	R: 0 E: 0 K: 0 S: 3	H: 1 LOB: 0 BB: 0 P: 3	R: 0 E: 0 K: 0 S: 3	H: 0 LOB: 0 BB: 0 P: 3	R: 0 E: 0 K: 0 S: 4	H: 1 LOB: 1 BB: 0 P: 4	R: 0 E: 0 K: 1 S: 5	H: 0 LOB: 0 BB: 0 P: 5	R: 0 E: 0 K: 2 S: 8	H: 1 LOB: 1 BB: 0 P: 8	R: 0 E: 0 K: 0 S: 3	H: 0 LOB: 0 BB: 0 P: 3	R: 0 E: 0 K: 1 S: 5	H: 1 LOB: 2 BB: 1 P: 9	R: 2 E: 0 K: 0 S: 5	H: 2 LOB: 0 BB: 0 P: 5	1B: 3 2B: 1 3B: 0 HR: 2	SF: 0 SAC: 0 DP: 2 HBP: 0	WP: 0 PA: 33 PB: 0 SB: 0 CS: 0
<b>PITCHER</b>	IP WLS BF H R ER SO BB IBB HBP BLK WP HR S P ERA WHIP																		
John Buzhardt, R (1,1) ERA: 3.4	9.0 W 33 6 2 2 5 2 0 0 0 0 2 41 49 2.00 0.889																		

Chicago White Sox @ Cleveland Indians  
Cleveland Municipal Stadium, Cleveland, OH  
Thu Jul 21 1966, 7:05 PM EDT  
Att: 7,959 - Unknown

AB 31  
R 2  
H 6  
RBI 2  
BB 2  
SO 5  
LOB 9





Batter	1	2	3	4	5	6	7	8	9	AB	R	H	RBI	BB	SO	LOB	TOP
Wayne Causey, L (1,4) OBP: 0.313, SLG: 0.276 Al Weis, S (8, FR) OBP: 0.212, SLG: 0.136 (8,4)	0-0 6-3		0-0 F8			0-0 F7		0-0 1B		4	0	1	0	0	0	0	Chicago White Sox @ Baltimore Orioles Memorial Stadium, Baltimore, MD Fri Jul 22 1966, 7:05 PM EDT Att: 25,772 - Unknown
Don Buford, S (1,5) OBP: 0.328, SLG: 0.359	0-0 1B 2B		4-0 FC6-4 BB			0-0 1-3 1B		0-0 1-3 1B		3	1	3	0	1	0	0	
Tommie Agee, R (1,8) OBP: 0.316, SLG: 0.409	0-0 F7		0-0 FC6-4 1-2			0-0 1-3		0-3 K		4	0	0	0	0	1	5	
Floyd Robinson, L (1,9) OBP: 0.344, SLG: 0.356	0-0 2H 1B			0-0 6-3		0-0 F9		0-0 4-3		4	0	1	1	0	0	3	
Tom McCraw, L (1,3) OBP: 0.294, SLG: 0.339	0-0 F8			0-3 K			0-0 F9		0-0 F5	4	0	0	0	0	1	1	
Ken Berry, R (1,7) OBP: 0.314, SLG: 0.419		0-0 4-3		0-0 F5			0-0 1B		0-0 F7	4	0	1	0	0	0	0	
Jerry Adair, R (1,6) OBP: 0.300, SLG: 0.349		0-0 6-3			0-0 6-3		0-3 K		0-0 F7	4	0	0	0	0	1	1	
J.C. Martin, L (1,2) OBP: 0.336, SLG: 0.389 Snooky Burgess, L (7, PH) OBP: 0.370, SLG: 0.359 Jerry McNertney, R (7,2) OBP: 0.318, SLG: 0.250		0-3 K			0-0 6-3		0-0 F8			2	0	0	0	0	1	0	
Gary Peters, L (1,1) OBP: 0.280, SLG: 0.400			0-0 4-3		0-3 K			0-0 4-3		3	0	0	0	0	1	0	
<b>Inning Stats</b>	R: 1 E: 0 K: 0 S: 5	H: 2 LOB: 1 BB: 0 P: 5	R: 0 E: 0 K: 1 S: 5	H: 0 LOB: 0 BB: 1 P: 5	R: 0 E: 0 K: 1 S: 5	H: 0 LOB: 0 BB: 1 P: 5	R: 0 E: 0 K: 1 S: 4	H: 1 LOB: 1 BB: 0 P: 4	R: 0 E: 0 K: 1 S: 6	H: 1 LOB: 1 BB: 0 P: 6	R: 0 E: 0 K: 1 S: 7	H: 2 LOB: 2 BB: 0 P: 7	R: 0 E: 0 K: 0 S: 3	H: 0 LOB: 0 BB: 0 P: 3	1B: 5 2B: 1 3B: 0 HR: 0	SF: 0 SAC: 0 DP: 0 HBP: 0	
<b>PITCHER</b> Jim Palmer, R (1,1) ERA: 3.3	IP: 9.0 WLS: W BF: 34 H: 6 R: 1 ER: 1 SO: 5 BB: 1 IBB: 0 HBP: 0 BLK: 0 WP: 0 HR: 0 S: 43 P: 47 ERA: 1.00 WHIP: 0.778											<b>PITCHER</b>	IP: 9.0 WLS: W BF: 34 H: 6 R: 1 ER: 1 SO: 5 BB: 1 IBB: 0 HBP: 0 BLK: 0 WP: 0 HR: 0 S: 43 P: 47 ERA: 1.00 WHIP: 0.778				

Batter	1	2	3	4	5	6	7	8	9	AB	R	H	RBI	BB	SO	LOB	BOTTOM
Luis Aparicio, R (1,6) OBP: 0.290, SLG: 0.363	0-0 F8		0-0 6-3		0-0 5-3			4-0 CS BB		3	0	0	0	1	0	0	Chicago White Sox @ Baltimore Orioles Memorial Stadium, Baltimore, MD Fri Jul 22 1966, 7:05 PM EDT Att: 25,772 - Unknown
Boog Powell, L (1,3) OBP: 0.390, SLG: 0.549	0-0 HR 1B		0-3 K		0-3 K		0-3 K		4	1	1	0	0	3	1		
Frank Robinson, R (1,7) OBP: 0.427, SLG: 0.629	0-3 K			0-3 K		0-0 5-3			3	0	0	0	0	2	1		
Brooks Robinson, R (1,5) OBP: 0.361, SLG: 0.520	0-0 1H HR			0-0 FC5-4 1B		0-0 4-3			3	1	2	2	0	0	0		
Sam Bowens, R (1,9) OBP: 0.283, SLG: 0.398	0-0 CS 1B			0-0 FC5-4 1B 1B		0-3 K			3	1	1	0	0	1	1		
Davey Johnson, R (1,4) OBP: 0.292, SLG: 0.341	0-0 CS 1-2	0-0 F9		0-0 1-3 1B		0-0 L9			3	0	1	0	0	0	0		
Paul Blair, R (1,8) OBP: 0.267, SLG: 0.357		0-0 6-3		0-0 1-2 1B		0-0 5-3			3	0	1	1	0	0	0		
Andy Etchebarren, R (1,2) OBP: 0.320, SLG: 0.421		0-0 5-3		0-0 L3		0-3 K			3	0	0	0	0	1	2		
Jim Palmer, R (1,1) OBP: 0.146, SLG: 0.178			0-3 K		0-3 K			0-0 6-3		3	0	0	0	0	2	0	
<b>Inning Stats</b>	R: 2 E: 0 K: 1 S: 7	H: 3 LOB: 0 BB: 0 P: 7	R: 0 E: 0 K: 0 S: 3	H: 0 LOB: 0 BB: 0 P: 3	R: 0 E: 0 K: 2 S: 7	H: 0 LOB: 0 BB: 0 P: 7	R: 1 E: 0 K: 1 S: 8	H: 3 LOB: 2 BB: 0 P: 8	R: 0 E: 0 K: 1 S: 5	H: 0 LOB: 0 BB: 0 P: 5	R: 0 E: 0 K: 1 S: 5	H: 0 LOB: 0 BB: 0 P: 5	R: 0 E: 0 K: 1 S: 4	H: 0 LOB: 1 BB: 1 P: 8	1B: 5 2B: 0 3B: 0 HR: 1	SF: 0 SAC: 0 DP: 0 HBP: 0	
<b>PITCHER</b> Gary Peters, L (1,1) ERA: 2.54	IP: 8.0 WLS: L BF: 29 H: 6 R: 3 ER: 3 SO: 9 BB: 1 IBB: 0 HBP: 0 BLK: 0 WP: 0 HR: 1 S: 46 P: 50 ERA: 3.38 WHIP: 0.875											<b>PITCHER</b>	IP: 8.0 WLS: L BF: 29 H: 6 R: 3 ER: 3 SO: 9 BB: 1 IBB: 0 HBP: 0 BLK: 0 WP: 0 HR: 1 S: 46 P: 50 ERA: 3.38 WHIP: 0.875				



Batter	1	2	3	4	5	6	7	8	9	AB	R	H	RBI	BB	SO	LOB	TOP					
Don Buford, S (1, 5) OBP: 0.328, SLG: 0.363										5	1	2	0	0	0	0						
Tommie Agee, R (1, 8) OBP: 0.314, SLG: 0.406										5	0	1	0	0	3	4						
Floyd Robinson, L (1, 9) OBP: 0.345, SLG: 0.357										5	0	2	1	0	0	5						
John Romano, R (1, 2) OBP: 0.372, SLG: 0.420										3	0	1	1	1	0	2						
Al Weiss, S (8, PR) OBP: 0.212, SLG: 0.136										0	0	0	0	0	0	0						
Jerry McNertney, R (8, 2) OBP: 0.318, SLG: 0.250										0	0	0	0	0	0	0						
Ken Berry, R (1, 7) OBP: 0.309, SLG: 0.412										4	0	0	0	0	2	3						
Bill Skowron, R (1, 3) OBP: 0.294, SLG: 0.348										4	1	2	0	0	1	0						
Jerry Adair, R (1, 4) OBP: 0.299, SLG: 0.362										4	1	1	2	0	1	1						
Lee Elia, R (1, 6) OBP: 0.265, SLG: 0.323										2	0	0	0	1	0	0						
Smoky Burgess, L (9, PH) OBP: 0.263, SLG: 0.375										1	0	1	0	0	0	0						
Wayne Causey, L (9, PR) OBP: 0.313, SLG: 0.276										0	0	0	0	0	0	0						
Tommy John, R (1, 1) OBP: 0.150, SLG: 0.250										2	0	0	0	0	1	2						
Dennis Higgins, R (8, 1) OBP: 0.297, SLG: 0.111										0	0	0	0	0	0	0						
Pete Ward, L (8, PR) OBP: 0.225, SLG: 0.205										1	0	0	0	0	0	0						
Joe Horne, R (8, PR) OBP: 0.225, SLG: 0.111										0	0	0	0	0	0	0						
Jack Lamabe, R (8, 1) OBP: 0.225, SLG: 0.111										0	0	0	0	0	0	0						
Hoyt Wilhelm, R (8, 1) OBP: 0.225, SLG: 0.111										0	0	0	0	0	0	0						
Tom McCraw, L (9, PH) OBP: 0.293, SLG: 0.337										1	0	0	0	0	0	1						
<b>Inning Stats</b>	R: 0 E: 0 K: 1 S: 6	H: 1 LOB: 1 BB: 0 P: 6	R: 0 E: 0 K: 3 S: 10	H: 1 LOB: 2 BB: 1 P: 14	R: 0 E: 0 K: 1 S: 6	H: 1 LOB: 1 BB: 0 P: 6	R: 0 E: 0 K: 2 S: 7	H: 0 LOB: 0 BB: 0 P: 7	R: 0 E: 0 K: 0 S: 3	H: 0 LOB: 0 BB: 0 P: 3	R: 0 E: 0 K: 0 S: 3	H: 1 LOB: 1 BB: 1 P: 7	R: 0 E: 0 K: 0 S: 3	H: 0 LOB: 0 BB: 0 P: 3	R: 2 E: 1 K: 0 S: 6	H: 2 LOB: 1 BB: 0 P: 6	R: 2 E: 0 K: 1 S: 9	H: 4 LOB: 2 BB: 0 P: 9	1B: 8 2B: 1 3B: 0 HR: 1	SF: 0 SAC: 0 DP: 2 HBP: 0	WP: 0 PB: 1 SB: 1 CS: 0	PA: 39
<b>PITCHER</b>	IP WLS BF H R ER SO BB IBB HBP BLK WP HR S P ERA WHIP																					
Bill Short, L (1, 1) ERA: 1.55	8.0 W 34 8 4 2 7 2 0 0 0 0 0 1 46 54 2.25 1.250																					
Eddie Fisher, R (9, 1) ERA: 2.03	0.2 4 2 0 0 1 0 0 0 0 0 0 0 6 6 0.00 3.000																					
Stu Miller, R (9, 1) ERA: 1.98	0.1 S 1 0 0 0 0 0 0 0 0 0 0 0 1 1 0.00 0.000																					

Chicago White Sox @ Baltimore Orioles  
Memorial Stadium, Baltimore, MD  
Sat Jul 23 1966, 7:05 PM EDT  
Att: 25,908 - Unknown

AB 37  
R 4  
H 10  
RBI 4  
BB 2  
SO 8  
LOB 18

Batter	1	2	3	4	5	6	7	8	9	AB	R	H	RBI	BB	SO	LOB	BOTTOM			
Luis Aparicio, R (1, 6) OBP: 0.290, SLG: 0.360										3	1	0	0	1	0	1				
Boog Powell, L (1, 3) OBP: 0.391, SLG: 0.547										3	1	1	0	1	0	1				
Frank Robinson, R (1, 7) OBP: 0.430, SLG: 0.638										3	1	2	3	1	0	1				
Brooks Robinson, R (1, 5) OBP: 0.360, SLG: 0.516										3	0	0	0	1	0	1				
Sam Bowens, R (1, 9) OBP: 0.289, SLG: 0.423										4	2	2	1	0	1	2				
Davey Johnson, R (1, 4) OBP: 0.297, SLG: 0.348										4	0	3	0	0	1	0				
Paul Blair, R (1, 8) OBP: 0.267, SLG: 0.355										4	0	1	1	0	0	2				
Andy Etchebarren, R (1, 2) OBP: 0.317, SLG: 0.416										4	0	0	0	0	2	3				
Vic Roznovsky, L (9, 2) OBP: 0.400, SLG: 0.371										0	0	0	0	0	0	0				
Bill Short, L (1, 1) OBP: 0.111, SLG: 0.111										3	0	1	0	0	2	0				
Eddie Fisher, R (9, 1) OBP: 0.083, SLG: 0.083										0	0	0	0	0	0	0				
<b>Inning Stats</b>	R: 0 E: 0 K: 0 S: 3	H: 1 LOB: 2 BB: 2 P: 11	R: 0 E: 0 K: 1 S: 5	H: 0 LOB: 0 BB: 0 P: 5	R: 0 E: 0 K: 1 S: 5	H: 0 LOB: 0 BB: 0 P: 5	R: 1 E: 0 K: 0 S: 4	H: 2 LOB: 1 BB: 1 P: 8	R: 3 E: 0 K: 1 S: 7	H: 2 LOB: 0 BB: 1 P: 11	R: 0 E: 0 K: 2 S: 8	H: 1 LOB: 1 BB: 0 P: 8	R: 0 E: 0 K: 1 S: 6	H: 1 LOB: 0 BB: 0 P: 6	R: 1 E: 0 K: 0 S: 5	H: 3 LOB: 1 BB: 0 P: 5	1B: 7 2B: 2 3B: 0 HR: 2	SF: 0 SAC: 0 DP: 2 HBP: 0	WP: 0 PB: 0 SB: 1 CS: 1	PA: 35
<b>PITCHER</b>	IP WLS BF H R ER SO BB IBB HBP BLK WP HR S P ERA WHIP																			
Tommy John, L (1, 1) ERA: 2.72	5.0 L 22 5 4 4 3 4 0 0 0 0 0 0 2 24 40 7.20 1.800																			
Dennis Higgins, R (6, 1) ERA: 3.17	2.0 8 2 0 0 3 0 0 0 0 0 0 0 14 14 0.00 1.000																			
Jack Lamabe, R (8, 1) ERA: 3.16	0.1 4 3 1 1 0 0 0 0 0 0 0 0 4 4 27.00 9.000																			
Hoyt Wilhelm, R (8, 1) ERA: 1.52	0.2 1 0 0 0 0 0 0 0 0 0 0 0 1 1 0.00 0.000																			

Chicago White Sox @ Baltimore Orioles  
Memorial Stadium, Baltimore, MD  
Sat Jul 23 1966, 7:05 PM EDT  
Att: 25,908 - Unknown

AB 31  
R 5  
H 10  
RBI 5  
BB 4  
SO 6  
LOB 11







Batter	1	2	3	4	5	6	7	8	9	AB	R	H	RBI	BB	SO	LOB	TOP										
<b>Don Wert, R</b> OBP: 0.345, SLG: 0.330 (1.5)	L5		5-3		5-3 1B		E6		E5 FC4-6	5	0	1	0	0	0	0	<b>Detroit Tigers @ Chicago White Sox</b> Comiskey Park, Chicago, IL Tue Jul 26 1966, 8:05 PM EDT Att: 16,487 - Unknown										
<b>Dick Tracewski, R</b> OBP: 0.250, SLG: 0.197 (1.4)	2B 1B		K		5-3 1-2		K		FC4-6 1-2	5	0	1	0	0	2	3											
<b>Jim Northrup, L</b> OBP: 0.316, SLG: 0.438 (1.9)	F7		1-3		4-3		F8		G3	5	0	0	0	0	0	4											
<b>Al Kaline, R</b> OBP: 0.408, SLG: 0.619 (1.8)	1-3 2B			L7		G3 1B 1B		PB 1B 2B		4	2	3	0	0	0	0											
<b>Norm Cash, L</b> OBP: 0.312, SLG: 0.417 (1.3)	L1			4-0 2B BB		G3 1-2		K2-3 2-3		3	1	0	0	1	1	4											
<b>Willie Horton, R</b> OBP: 0.347, SLG: 0.491 (1.7)		HBP 1B		0-0 1-1 2B		0-0 1-1 1B		0-0 3-1 1B		4	0	4	3	0	0	0											
<b>Bill Freehan, R</b> OBP: 0.293, SLG: 0.348 (1.2)		1-0 G1-6-3 HBP		0-0 1-3		0-0 F2		0-3 K		3	0	0	0	0	1	3											
<b>Ray Oyler, R</b> OBP: 0.287, SLG: 0.275 (1.6)		0-0 F5		0-0 F8		0-0 L6		0-0 F7		4	0	0	0	0	0	5											
<b>Mickey Lolich, S</b> OBP: 0.300, SLG: 0.235 (1.1)		0-0 G1-6-3		0-0 1-3		0-3 K		0-0 6-3		2	0	0	0	0	0	2											
<b>Dave Wickersham, R</b> OBP: 0.056, SLG: 0.083 (6.1)		1-2								2	0	0	0	0	1	0											
<b>Inning Stats</b>	R: 0 E: 0 K: 0 S: 5	H: 2 LOB: 2 BB: 0 P: 5	R: 0 E: 0 K: 0 S: 3	H: 1 LOB: 1 BB: 0 P: 4	R: 0 E: 0 K: 1 S: 5	H: 0 LOB: 0 BB: 0 P: 5	R: 1 E: 0 K: 0 S: 4	H: 1 LOB: 1 BB: 1 P: 8	R: 0 E: 0 K: 0 S: 4	H: 1 LOB: 1 BB: 0 P: 4	R: 1 E: 0 K: 2 S: 8	H: 2 LOB: 1 BB: 0 P: 5	R: 0 E: 1 K: 2 S: 9	H: 0 LOB: 1 BB: 0 P: 8	R: 1 E: 0 K: 2 S: 9	H: 2 LOB: 1 BB: 0 P: 9	R: 0 E: 1 K: 0 S: 4	H: 0 LOB: 1 BB: 0 P: 4	1B: 6 2B: 3 3B: 0 HR: 0	SF: 0 SAC: 0 DP: 1 HBP: 1	WP: 0 PB: 1 SB: 1 CS: 0	PA: 39					
<b>PITCHER</b>	IP	WLS	BF	H	R	ER	SO	BB	IBB	HBP	BLK	WP	HR	S	P	ERA	WHIP										
<b>Joe Horlen, R</b> ERA: 2.25 (1.1)	6.0	L	26	7	2	2	1	1	0	1	0	0	0	26	31	3.00	1.333										
<b>Hoyt Wilhelm, R</b> ERA: 1.75 (7.1)	2.0		9	2	1	1	4	0	0	0	0	0	0	17	17	4.50	1.000										
<b>Bob Locker, R</b> ERA: 2.07 (9.1)	1.0		4	0	0	0	0	0	0	0	0	0	0	4	4	0.00	0.000										

Batter	1	2	3	4	5	6	7	8	9	AB	R	H	RBI	BB	SO	LOB	BOTTOM										
<b>Tommie Agee, R</b> OBP: 0.318, SLG: 0.406 (1.8)	1B		BB S BB	F2		H 1-0 HBP		F9		4	1	2	0	0	0	3	<b>Detroit Tigers @ Chicago White Sox</b> Comiskey Park, Chicago, IL Tue Jul 26 1966, 8:05 PM EDT Att: 16,487 - Unknown										
<b>Don Buford, S</b> OBP: 0.326, SLG: 0.356 (1.5)	F4		BB BB BB	F9		0-0 F9			F7	4	0	0	0	1	0	4											
<b>Pete Ward, L</b> OBP: 0.255, SLG: 0.198 (1.7)		0-3 K		4-0 BB BB		0-3 K			F2	2	0	0	0	1	2	1											
<b>Tom McCraw, L</b> OBP: 0.290, SLG: 0.333 (6.9)			1-2 2-3 BB	1-2 2-3 BB		0-0 K			F2	2	0	0	0	0	0	0											
<b>John Romano, R</b> OBP: 0.363, SLG: 0.409 (1.2)	5-3		0-3 K	0-0 6-3		0-0 6-3		0-0 6-3	0-3 K	5	0	0	0	0	2	4											
<b>Bill Skowron, R</b> OBP: 0.307, SLG: 0.351 (1.3)		5-3		4-0 BB BB		4-0 BB BB			1B	2	0	1	1	2	0	0											
<b>Ken Berry, R</b> OBP: 0.315, SLG: 0.413 (6.7)		0-0 1B		0-0 F9		4-0 FC6-4 BB			G3	3	0	1	0	1	0	4											
<b>Jerry Adair, R</b> OBP: 0.295, SLG: 0.356 (1.4)	F3			0-0 SH1-4 BB 1B		0-0 FC6-4			4-3	4	0	1	0	0	0	3											
<b>Lee Elia, R</b> OBP: 0.261, SLG: 0.313 (1.6)		0-0 F6		4-0 SH1-4 BB		0-0 6-3			4-3	2	0	0	0	1	0	1											
<b>Floyd Robinson, L</b> OBP: 0.243, SLG: 0.355 (8. PH)				1-2 2-3 BB		0-0 6-3			4-3	1	0	0	0	0	0	0											
<b>Bob Locker, S</b> OBP: 0.308, SLG: 0.182 (9.1)				0-0 SH1-4 BB		0-0 4-3			4-3	0	0	0	0	0	0	0											
<b>Joe Horlen, R</b> OBP: 0.154, SLG: 0.108 (1.1)				0-0 E4 BB 1B		0-0 SH1-4			4-3	1	0	0	0	0	0	0											
<b>Wayne Colquhoun, L</b> OBP: 0.135, SLG: 0.078 (5. PH)						0-0 4-3				1	0	0	0	0	0	0											
<b>Hoyt Wilhelm, R</b> OBP: 0.278, SLG: 0.278 (7.1)						0-0 4-3				0	0	0	0	0	0	0											
<b>Smoky Burgess, L</b> OBP: 0.365, SLG: 0.375 (8. PH)						0-0 4-3				0	0	0	0	1	0	0											
<b>Al Weis, S</b> OBP: 0.212, SLG: 0.138 (9.4)						0-0 4-3				0	0	0	0	0	0	0											
<b>Inning Stats</b>	R: 0 E: 0 K: 1 S: 6	H: 1 LOB: 1 BB: 0 P: 6	R: 0 E: 0 K: 0 S: 4	H: 1 LOB: 1 BB: 0 P: 4	R: 1 E: 1 K: 1 S: 6	H: 1 LOB: 3 BB: 3 P: 18	R: 0 E: 0 K: 0 S: 4	H: 1 LOB: 2 BB: 1 P: 8	R: 0 E: 0 K: 0 S: 3	H: 0 LOB: 1 BB: 0 P: 4	R: 0 E: 0 K: 0 S: 4	H: 1 LOB: 1 BB: 0 P: 4	R: 0 E: 0 K: 0 S: 3	H: 0 LOB: 1 BB: 1 P: 7	R: 0 E: 0 K: 1 S: 5	H: 0 LOB: 0 BB: 0 P: 5	1B: 5 2B: 0 3B: 0 HR: 0	SF: 0 SAC: 1 DP: 0 HBP: 1	WP: 0 PB: 0 SB: 1 CS: 0	PA: 40							
<b>PITCHER</b>	IP	WLS	BF	H	R	ER	SO	BB	IBB	HBP	BLK	WP	HR	S	P	ERA	WHIP										
<b>Mickey Lolich, L</b> ERA: 4.71 (1.1)	5.0		25	4	1	1	3	6	0	0	0	0	0	25	49	1.80	2.000										
<b>Dave Wickersham, R</b> ERA: 3.56 (6.1)	4.0	S	15	1	0	0	1	1	0	1	0	0	0	15	20	0.00	0.500										

AB	37
R	3
H	9
RBI	3
BB	1
SO	5
LOB	21



AB	31
R	1
H	5
RBI	1
BB	7
SO	4
LOB	20





Batter	1	2	3	4	5	6	7	8	9	AB	R	H	RBI	BB	SO	LOB	TOP			
Don Wert, R OBP: 0.347, SLG: 0.330 (1,5)										3	0	1	0	1	0	1	<b>Detroit Tigers @ Chicago White Sox</b> Comiskey Park, Chicago, IL Wed Jul 27 1966, 4:33 AM EDT Att: 15,047 - Unknown			
Dick Tracewski, R OBP: 0.293, SLG: 0.203 (1,4)										3	0	1	0	0	0	1				
Gates Brown, L OBP: 0.310, SLG: 0.402 (8, PH)										1	0	0	0	0	0	2				
Fred Gladding, L OBP: 0.312, SLG: 0.432 (8,1)										0	0	0	0	0	0	0				
Jim Northrup, L OBP: 0.312, SLG: 0.432 (1,9)										4	0	0	0	0	1	4				
Al Kaline, R OBP: 0.406, SLG: 0.614 (1,8)										4	0	1	0	0	0	2				
Norm Cash, L OBP: 0.309, SLG: 0.412 (1,3)										4	0	0	0	0	0	1				
Willie Horton, R OBP: 0.345, SLG: 0.487 (1,7)										4	0	1	0	0	1	0				
Bill Freehan, R OBP: 0.293, SLG: 0.347 (1,2)										4	0	1	0	0	0	0				
Ray Oyler, R OBP: 0.288, SLG: 0.277 (1,6)										3	0	1	0	0	1	2				
Earl Wilson, R OBP: 0.328, SLG: 0.472 (1,1)										2	0	0	0	0	1	1				
Jerry Lumpe, L OBP: 0.296, SLG: 0.322 (8, PH)										1	0	1	0	0	0	0				
<b>Inning Stats</b>	R: 0 E: 0 K: 0 S: 3	H: 1 LOB: 0 BB: 0 P: 3	R: 0 E: 0 K: 0 S: 5	H: 2 LOB: 2 BB: 0 P: 5	R: 0 E: 0 K: 1 S: 6	H: 1 LOB: 1 BB: 0 P: 6	R: 0 E: 0 K: 1 S: 5	H: 0 LOB: 0 BB: 0 P: 5	R: 0 E: 0 K: 0 S: 4	H: 1 LOB: 1 BB: 0 P: 4	R: 0 E: 0 K: 1 S: 5	H: 0 LOB: 0 BB: 0 P: 5	R: 0 E: 0 K: 1 S: 6	H: 1 LOB: 2 BB: 1 P: 10	R: 0 E: 0 K: 0 S: 3	H: 0 LOB: 0 BB: 0 P: 3	1B: 7 2B: 0 3B: 0 HR: 0	SF: 0 SAC: 0 DP: 1 HBP: 0	WP: 0 PB: 0 CS: 0	PA: 34
<b>PITCHER</b> John Buzhardt, R ERA: 3.12 (1,1)	IP: 9.0 WLS: W BF: 34 H: 7 R: 0 ER: 0 SO: 4 BB: 1 IBB: 0 HBP: 0 BLK: 0 WP: 0 HR: 0 S: 41 P: 45 ERA: 0.00 WHIP: 0.889															<b>PITCHER</b> John Buzhardt, R ERA: 3.12 (1,1)	IP: 9.0 WLS: W BF: 34 H: 7 R: 0 ER: 0 SO: 4 BB: 1 IBB: 0 HBP: 0 BLK: 0 WP: 0 HR: 0 S: 41 P: 45 ERA: 0.00 WHIP: 0.889			

Batter	1	2	3	4	5	6	7	8	9	AB	R	H	RBI	BB	SO	LOB	BOTTOM			
Ken Berry, R OBP: 0.314, SLG: 0.407 (1,9)										3	0	0	0	1	0	0	<b>Detroit Tigers @ Chicago White Sox</b> Comiskey Park, Chicago, IL Wed Jul 27 1966, 4:33 AM EDT Att: 15,047 - Unknown			
Wayne Causey, L OBP: 0.315, SLG: 0.275 (1,4)										2	0	0	0	1	0	0				
Al Weis, S OBP: 0.211, SLG: 0.135 (6, FR)										1	1	0	0	0	1	2				
Don Buford, S OBP: 0.328, SLG: 0.354 (1,5)										2	2	0	0	2	1	2				
Pete Ward, L OBP: 0.248, SLG: 0.191 (1,7)										3	0	0	0	0	1	3				
Floyd Robinson, L OBP: 0.342, SLG: 0.353 (7,9)										1	0	0	0	0	0	0				
Tom McCraw, L OBP: 0.300, SLG: 0.353 (1,3)										3	2	3	1	1	0	0				
Tommie Agee, R OBP: 0.317, SLG: 0.408 (1,8)										3	0	1	4	0	0	2				
Jerry Adair, R OBP: 0.290, SLG: 0.349 (1,6)										4	0	0	0	0	1	3				
J.C. Martin, L OBP: 0.333, SLG: 0.399 (1,2)										3	0	0	0	0	1	0				
John Buzhardt, R OBP: 0.184, SLG: 0.139 (1,1)										3	0	1	0	0	1	0				
<b>Inning Stats</b>	R: 0 E: 0 K: 0 S: 3	H: 0 LOB: 0 BB: 0 P: 3	R: 1 E: 0 K: 0 S: 4	H: 1 LOB: 0 BB: 0 P: 4	R: 0 E: 0 K: 0 S: 3	H: 0 LOB: 0 BB: 0 P: 3	R: 1 E: 0 K: 1 S: 6	H: 1 LOB: 1 BB: 1 P: 10	R: 0 E: 0 K: 1 S: 5	H: 0 LOB: 0 BB: 0 P: 5	R: 3 E: 0 K: 1 S: 6	H: 1 LOB: 2 BB: 3 P: 18	R: 0 E: 0 K: 3 S: 10	H: 1 LOB: 2 BB: 1 P: 14	R: 0 E: 0 K: 0 S: 4	H: 1 LOB: 1 BB: 0 P: 4	1B: 2 2B: 2 3B: 1 HR: 0	SF: 1 SAC: 0 DP: 0 HBP: 0	WP: 0 PB: 0 CS: 0	PA: 34
<b>PITCHER</b> Earl Wilson, R ERA: 3.85 (1,1)	IP: 7.0 WLS: L BF: 30 H: 4 R: 5 ER: 5 SO: 6 BB: 4 IBB: 1 HBP: 0 BLK: 0 WP: 0 HR: 0 S: 37 P: 57 ERA: 6.43 WHIP: 1.143															<b>PITCHER</b> Earl Wilson, R ERA: 3.85 (1,1)	IP: 7.0 WLS: L BF: 30 H: 4 R: 5 ER: 5 SO: 6 BB: 4 IBB: 1 HBP: 0 BLK: 0 WP: 0 HR: 0 S: 37 P: 57 ERA: 6.43 WHIP: 1.143			
<b>PITCHER</b> Fred Gladding, R ERA: 3.56 (8,1)	IP: 1.0 WLS: L BF: 4 H: 1 R: 0 ER: 0 SO: 0 BB: 0 IBB: 0 HBP: 0 BLK: 0 WP: 0 HR: 0 S: 4 P: 4 ERA: 0.00 WHIP: 1.000															<b>PITCHER</b> Fred Gladding, R ERA: 3.56 (8,1)	IP: 1.0 WLS: L BF: 4 H: 1 R: 0 ER: 0 SO: 0 BB: 0 IBB: 0 HBP: 0 BLK: 0 WP: 0 HR: 0 S: 4 P: 4 ERA: 0.00 WHIP: 1.000			

AB	33
R	0
H	7
RBI	0
BB	1
SO	4
LOB	14



AB	28
R	5
H	5
RBI	5
BB	5
SO	6
LOB	12









Batter	1	2	3	4	5	6	7	8	9	AB	R	H	RBI	BB	SO	LOB	TOP					
Horace Clarke, S OBP: 0.296, SLG: 0.377 (1, 6)	3-1		F7		E 8-2 S 1B		F8			4	0	1	0	0	0	1						
Bobby Richardson, R OBP: 0.289, SLG: 0.345 (1, 4)	6-3			6-3	8-2			K		4	0	0	0	0	1	1						
Mickey Mantle, S OBP: 0.395, SLG: 0.580 (1, 8)		BB		HR		L8		F5		3	1	1	1	1	0	0						
Joe Pepitone, L OBP: 0.291, SLG: 0.500 (1, 3)	3-1			1B BB 1B		1-3		G3		3	1	0	0	1	0	1						
Tom Tresh, S OBP: 0.340, SLG: 0.376 (1, 7)		L5-3 1B		BB 1B 1-2 7-2 1B		BB		E3 PB SH3		3	0	2	0	1	0	0						
Roger Maris, L OBP: 0.317, SLG: 0.384 (1, 9)		L5-3		BB 1-2 2-3 1B		4-3		SH3		3	0	1	0	0	0	2						
Lou Clinton, R OBP: 0.289, SLG: 0.347 (6, 9)										0	0	0	0	0	0	0						
Elston Howard, R OBP: 0.322, SLG: 0.388 (1, 2)	5-3			BB 1-2 2-3 3-H BB			K			2	0	0	1	2	1	0						
Clete Boyer, R OBP: 0.301, SLG: 0.378 (1, 5)			L7	7-2				K		4	0	1	0	0	1	5						
Al Downing, R OBP: 0.178, SLG: 0.205 (1, 1)				3-H																		
Hal Reniff, R OBP: 0.333, SLG: 0.333 (9, 1)			K		1-3					4	0	0	0	0	1	3						
										0	0	0	0	0	0	0						
<b>Inning Stats</b>	R: 0 E: 0 K: 0 S: 3	H: 0 LOB: 1 BB: 1 P: 7	R: 0 E: 0 K: 0 S: 3	H: 1 LOB: 0 BB: 0 P: 3	R: 0 E: 0 K: 1 S: 5	H: 0 LOB: 0 BB: 0 P: 5	R: 2 E: 0 K: 0 S: 5	H: 3 LOB: 2 BB: 2 P: 13	R: 0 E: 1 K: 0 S: 3	H: 1 LOB: 0 BB: 0 P: 3	R: 0 E: 0 K: 0 S: 3	H: 0 LOB: 1 BB: 1 P: 7	R: 0 E: 0 K: 1 S: 6	H: 1 LOB: 1 BB: 0 P: 6	R: 0 E: 0 K: 1 S: 5	H: 0 LOB: 0 BB: 0 P: 5	R: 0 E: 1 K: 1 S: 6	H: 0 LOB: 2 BB: 1 P: 10	1B: 5 2B: 3 3B: 0 HR: 1	SF: 0 SAC: 1 DP: 3 HBP: 0	WP: 0 PB: 1 CS: 1	PA: 36
<b>PITCHER</b>	IP WLS BF H R ER SO BB IBB HBP BLK WP HR S P ERA WHIP																					
Bruce Howard, R ERA: 2.46 (1, 1)	7.0 L 28 6 2 2 2 4 0 0 0 0 1 28 44 2.57 1.429																					
Hoyt Wilhelm, R ERA: 1.63 (8, 1)	2.0 8 0 0 0 2 0 1 0 0 0 0 0 11 15 0.00 0.000																					

New York Yankees @ Chicago White Sox  
Comiskey Park, Chicago, IL  
Fri Jul 29 1966, 8:05 PM EDT  
Att: 30,364 - Unknown - 70 F

AB 30  
R 2  
H 6  
RBI 2  
BB 5  
SO 4  
LOB 13



Batter	1	2	3	4	5	6	7	8	9	AB	R	H	RBI	BB	SO	LOB	BOTTOM					
Ken Berry, R OBP: 0.318, SLG: 0.406 (1, 9)	5-3		L6		G4-6-3 1B				G4-6-3	5	0	2	0	0	0	3						
Don Buford, S OBP: 0.327, SLG: 0.354 (1, 5)	FC4-6 BB		K		G4-6-3 1-2		K			3	0	0	0	1	2	4						
Pete Ward, L OBP: 0.250, SLG: 0.200 (1, 7)	FC4-6 1-2		BB 1B		K					4	1	2	0	0	1	1						
Bill Skowron, R OBP: 0.310, SLG: 0.351 (1, 3)										3	0	1	0	1	1	1						
Al Weiss, S OBP: 0.211, SLG: 0.135 (9, PR)										0	0	0	0	0	0	0						
Tom McCraw, L OBP: 0.304, SLG: 0.352 (9, 3)	K									0	0	0	0	0	0	0						
Tommie Agee, R OBP: 0.315, SLG: 0.404 (1, 8)			K		F7					4	0	0	0	0	1	5						
Jerry Adair, R OBP: 0.290, SLG: 0.347 (1, 4)										4	0	2	1	0	0	1						
Lee Elia, R OBP: 0.256, SLG: 0.305 (1, 6)					G3 1-3 1B					4	0	0	0	0	0	2						
J.C. Martin, L OBP: 0.323, SLG: 0.385 (1, 2)										2	0	0	0	0	0	2						
John Romano, R OBP: 0.321, SLG: 0.415 (6, 2)										2	0	1	0	0	0	0						
Floyd Robinson, L OBP: 0.342, SLG: 0.353 (9, PR)										0	0	0	0	0	0	0						
Bruce Howard, S OBP: 0.148, SLG: 0.043 (1, 1)										2	0	1	0	0	0	1						
Wayne Causey, L OBP: 0.321, SLG: 0.278 (7, PH)										0	0	0	0	1	0	0						
Hoyt Wilhelm, R OBP: 0.290, SLG: 0.390 (9, PH)										0	0	0	0	0	0	0						
Smoky Burgess, L OBP: 0.408, SLG: 0.390 (9, PH)										1	0	1	0	0	0	0						
Joe Horlan, R OBP: 0.154, SLG: 0.108 (9, PR)										0	0	0	0	0	0	0						
<b>Inning Stats</b>	R: 0 E: 0 K: 1 S: 5	H: 0 LOB: 1 BB: 1 P: 9	R: 0 E: 0 K: 1 S: 6	H: 1 LOB: 0 BB: 0 P: 6	R: 0 E: 0 K: 1 S: 7	H: 2 LOB: 3 BB: 1 P: 11	R: 0 E: 0 K: 0 S: 4	H: 1 LOB: 1 BB: 0 P: 4	R: 0 E: 0 K: 0 S: 5	H: 1 LOB: 0 BB: 0 P: 5	R: 0 E: 0 K: 0 S: 3	H: 0 LOB: 0 BB: 0 P: 3	R: 0 E: 0 K: 1 S: 6	H: 1 LOB: 2 BB: 1 P: 10	R: 0 E: 0 K: 0 S: 4	H: 2 LOB: 1 BB: 0 P: 4	R: 0 E: 0 K: 0 S: 4	H: 2 LOB: 2 BB: 0 P: 4	1B: 9 2B: 2 3B: 0 HR: 0	SF: 0 SAC: 0 DP: 3 HBP: 0	WP: 0 PB: 0 CS: 0	PA: 37
<b>PITCHER</b>	IP WLS BF H R ER SO BB IBB HBP BLK WP HR S P ERA WHIP																					
Al Downing, L ERA: 3.35 (1, 1)	8.1 W 36 10 1 1 1 5 3 0 0 0 0 0 43 55 1.08 1.560																					
Hal Reniff, R ERA: 2.29 (9, 1)	0.2 S 1 0 0 0 0 0 0 0 0 0 0 0 1 1 0.00 0.000																					

New York Yankees @ Chicago White Sox  
Comiskey Park, Chicago, IL  
Fri Jul 29 1966, 8:05 PM EDT  
Att: 30,364 - Unknown - 70 F

AB 34  
R 1  
H 10  
RBI 1  
BB 3  
SO 5  
LOB 20





Batter	1	2	3	4	5	6	7	8	9	AB	R	H	RBI	BB	SO	LOB	TOP			
<b>Horace Clarke, S</b> OBP: 0.286, SLG: 0.364 (1, 6)	0-0 1-3		0-0 6-3			0-3 K			0-0 5-3	4	0	0	0	0	1	1				
<b>Bobby Richardson, R</b> OBP: 0.288, SLG: 0.344 (1, 4)	0-0 G6-4-3 1B			0-0 L8			0-0 6-3		0-0 F9	4	0	1	0	0	0	0				
<b>Mickey Mantle, S</b> OBP: 0.395, SLG: 0.577 (1, 8)	0-0 G6-4-3 1-2			0-0 F5			0-0 1B			3	0	1	0	0	0	1				
<b>Elston Howard, R</b> OBP: 0.319, SLG: 0.384 (1, 2)		0-0 6-3		0-0 F9			0-0 F9			3	0	0	0	0	0	1				
<b>Tom Tresh, S</b> OBP: 0.337, SLG: 0.373 (1, 7)		0-3 K			0-0 L5		0-0 F7			3	0	0	0	0	1	1				
<b>Joe Pepitone, L</b> OBP: 0.285, SLG: 0.496 (1, 3)		0-0 F3			0-0 4-3			0-0 F8		3	0	0	0	0	0	0				
<b>Hector Lopez, R</b> OBP: 0.280, SLG: 0.424 (1, 9)			0-3 K		0-0 F4			0-0 F7		2	0	0	0	0	1	0				
<b>Jim Bouton, R</b> OBP: 0.158, SLG: 0.111 (5, 1)										0	0	0	0	0	0	0				
<b>Roy White, S</b> OBP: 0.311, SLG: 0.360 (8, PH)										1	0	0	0	0	0	0				
<b>Dooley Womack, L</b> OBP: 1.000, SLG: 1.000 (8, 1)										0	0	0	0	0	0	0				
<b>Clete Boyer, R</b> OBP: 0.301, SLG: 0.381 (1, 5)			0-0 2B		0-0 L5			0-0 5-3		3	0	1	0	0	0	0				
<b>Mel Stottlemyre, R</b> OBP: 0.175, SLG: 0.185 (1, 1)				0-0 F7			0-0 F9			1	0	0	0	0	0	1				
<b>Lou Clinton, R</b> OBP: 0.284, SLG: 0.340 (5, 9)									0-0 1-3	2	0	0	0	0	0	0				
<b>Inning Stats</b>	R: 0 E: 0 K: 1 S: 3	H: 1 LOB: 0 BB: 0 P: 3	R: 0 E: 0 K: 1 S: 5	H: 0 LOB: 0 BB: 0 P: 5	R: 0 E: 0 K: 1 S: 6	H: 1 LOB: 0 BB: 0 P: 6	R: 0 E: 0 K: 0 S: 3	H: 0 LOB: 0 BB: 0 P: 3	R: 0 E: 0 K: 1 S: 5	H: 0 LOB: 0 BB: 0 P: 5	R: 0 E: 0 K: 0 S: 4	H: 1 LOB: 1 BB: 0 P: 4	R: 0 E: 0 K: 0 S: 3	H: 0 LOB: 0 BB: 0 P: 3	R: 0 E: 0 K: 0 S: 3	H: 0 LOB: 0 BB: 0 P: 3	1B: 2 2B: 1 3B: 0 HR: 0	SF: 0 SAC: 0 DP: 1 HBP: 0	WP: 0 PB: 0 CS: 0	PA: 29
<b>PITCHER</b> <b>Gary Peters, L</b> ERA: 2.37 (1, 1)	IP: 9.0 WLS: W BF: 29 H: 3 R: 0 ER: 0 SO: 3 BB: 0 IBB: 0 HBP: 0 BLK: 0 WP: 0 HR: 0 S: 35 P: 35 ERA: 0.00 WHIP: 0.333															ERA: 0.00 WHIP: 0.333				

**New York Yankees @ Chicago White Sox**  
Comiskey Park, Chicago, IL

AB 29  
R 0  
H 3  
RBI 0  
BB 0  
SO 3  
LOB 5



Sat Jul 30 1966, 4:33 AM EDT  
Att: 16,767 - Unknown - 70 F

Batter	1	2	3	4	5	6	7	8	9	AB	R	H	RBI	BB	SO	LOB	BOTTOM			
<b>Don Buford, S</b> OBP: 0.328, SLG: 0.354 (1, 5)	0-3 K		4-0 4-3 BB		0-0 CS 1B		0-0 3-1			3	0	1	0	1	1	0				
<b>Wayne Causey, L</b> OBP: 0.324, SLG: 0.285 (1, 4)	0-0 5-3		2-3 3-H BB		4-0 1-3 E 2B					3	1	1	1	1	0	1				
<b>Al Weis, S</b> OBP: 0.211, SLG: 0.135 (7, PR) (8, 4)			1-2 3-H BB		1-2 2B					0	0	0	0	0	0	0				
<b>Tommie Agee, R</b> OBP: 0.312, SLG: 0.399 (1, 8)	0-0 F8		0-0 F7		0-0 E5 1-3 2B		0-0 L7			4	1	0	0	0	0	3				
<b>Pete Ward, L</b> OBP: 0.252, SLG: 0.196 (1, 7)		0-3 K		4-0 2B BB		0-0 1-3		0-3 K		2	1	0	0	1	1	2				
<b>Floyd Robinson, L</b> OBP: 0.341, SLG: 0.352 (6, 9)				4-1 2B BB		1-2 2-3				1	0	0	0	0	1	1				
<b>Tom McCraw, L</b> OBP: 0.303, SLG: 0.354 (1, 3)		0-0 F5		4-1 1-2		0-0 2B			0-3 K	4	0	1	2	0	1	1				
<b>John Romano, R</b> OBP: 0.382, SLG: 0.417 (1, 2)		0-0 4-3		2-H 1B 2B		0-0 F7			0-0 5-3	4	1	1	1	0	0	1				
<b>Jerry Adair, R</b> OBP: 0.302, SLG: 0.353 (1, 6)			0-0 1B WP		0-0 1B		4-0 G6-3 BB		4-0 1B BB	2	1	2	1	2	0	0				
<b>Ken Berry, R</b> OBP: 0.321, SLG: 0.408 (1, 9) (6, 7)			0-0 WP 1-3 4-3 1B		0-0 F7		0-0 G6-3		0-0 1B	4	1	2	0	0	0	2				
<b>Gary Peters, L</b> OBP: 0.259, SLG: 0.370 (1, 1)			0-0 1-3 1-2		0-0 1-3		0-3 K		0-0 4-3	4	0	0	0	0	1	5				
<b>Inning Stats</b>	R: 0 E: 0 K: 1 S: 5	H: 0 LOB: 0 BB: 0 P: 5	R: 2 E: 0 K: 0 S: 5	H: 2 LOB: 1 BB: 1 P: 9	R: 2 E: 0 K: 0 S: 5	H: 2 LOB: 1 BB: 1 P: 9	R: 2 E: 1 K: 0 S: 4	H: 2 LOB: 1 BB: 1 P: 9	R: 0 E: 0 K: 1 S: 6	H: 1 LOB: 1 BB: 0 P: 6	R: 0 E: 0 K: 1 S: 6	H: 1 LOB: 2 BB: 1 P: 10	R: 0 E: 0 K: 1 S: 6	H: 1 LOB: 1 BB: 1 P: 10	R: 0 E: 0 K: 1 S: 6	H: 1 LOB: 1 BB: 1 P: 10	1B: 5 2B: 3 3B: 0 HR: 0	SF: 0 SAC: 0 DP: 1 HBP: 0	WP: 1 PB: 0 CS: 1	PA: 36
<b>PITCHER</b> <b>Mel Stottlemyre, R</b> ERA: 3.21 (1, 1)	IP: 4.0 WLS: L BF: 18 H: 4 R: 4 ER: 4 SO: 2 BB: 2 IBB: 0 HBP: 0 BLK: 0 WP: 1 HR: 0 S: 20 P: 28 ERA: 9.00 WHIP: 1.500															ERA: 9.00 WHIP: 1.500				
<b>Jim Bouton, R</b> ERA: 3.72 (5, 1)	3.0 13 3 2 0 2 2 0 0 0 0 0 15 23 0.00 1.667																			
<b>Dooley Womack, R</b> ERA: 3.97 (8, 1)	1.0 5 1 0 0 1 1 0 0 0 0 0 6 10 0.00 2.000																			

**New York Yankees @ Chicago White Sox**  
Comiskey Park, Chicago, IL

AB 31  
R 6  
H 8  
RBI 5  
BB 5  
SO 5  
LOB 16



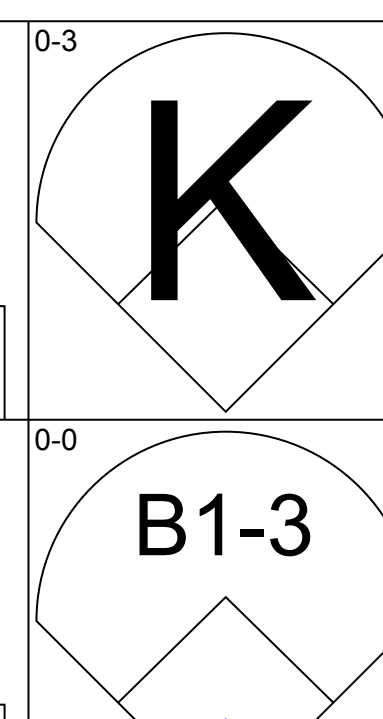
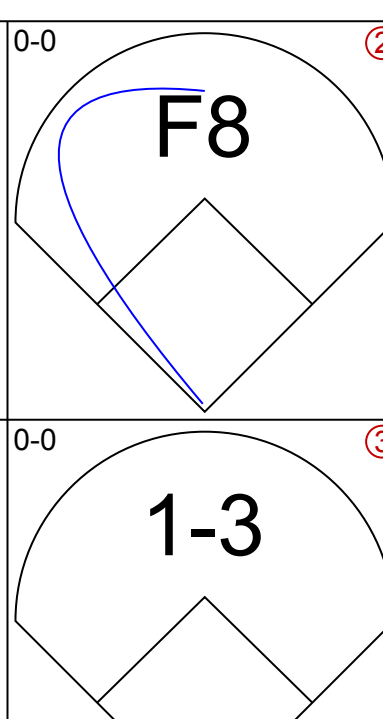
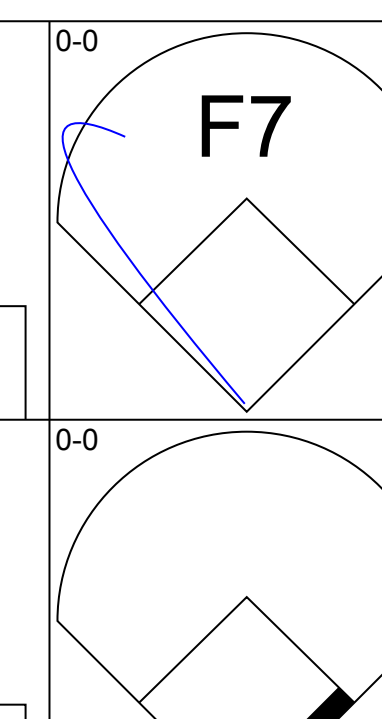
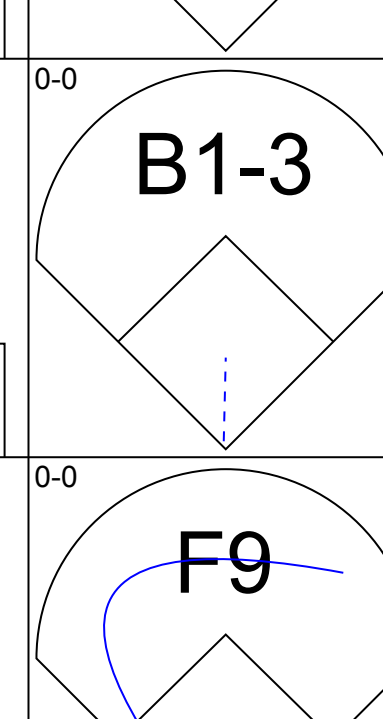

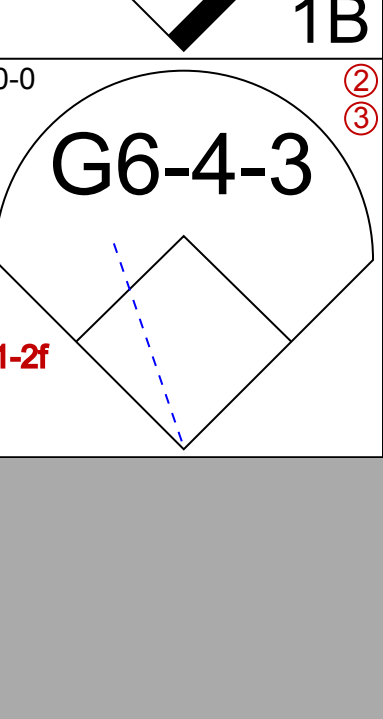
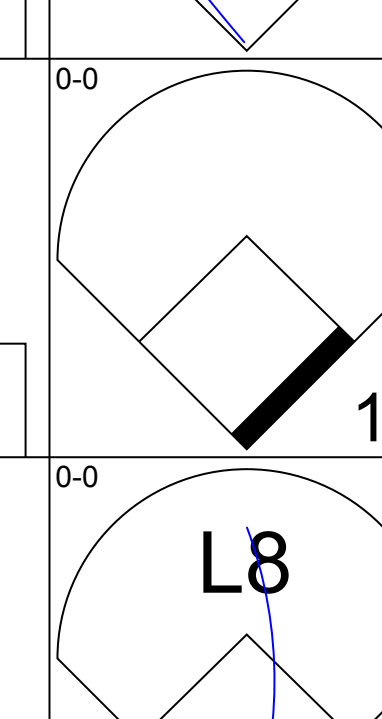
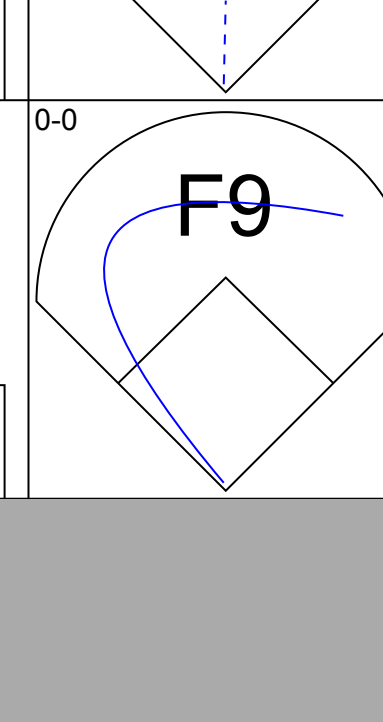
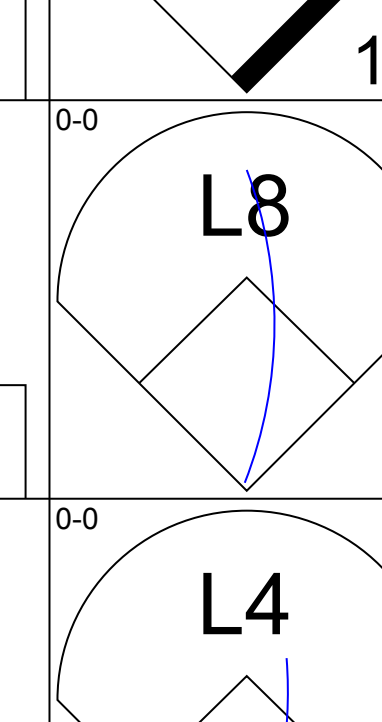
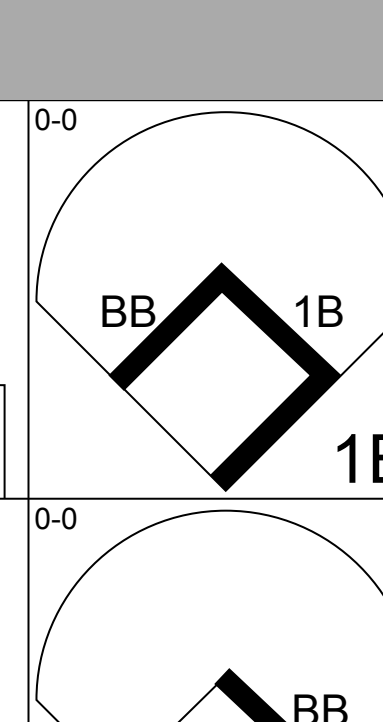
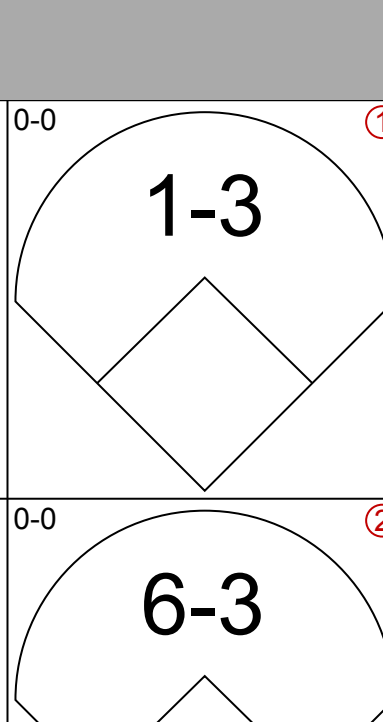
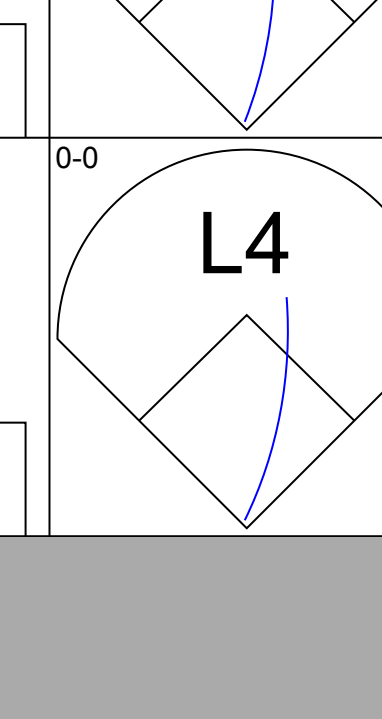
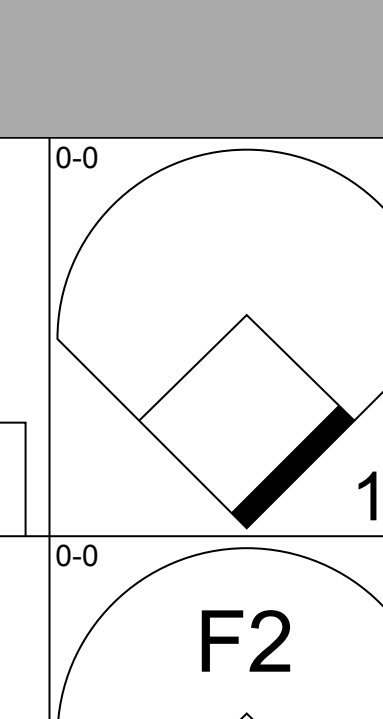
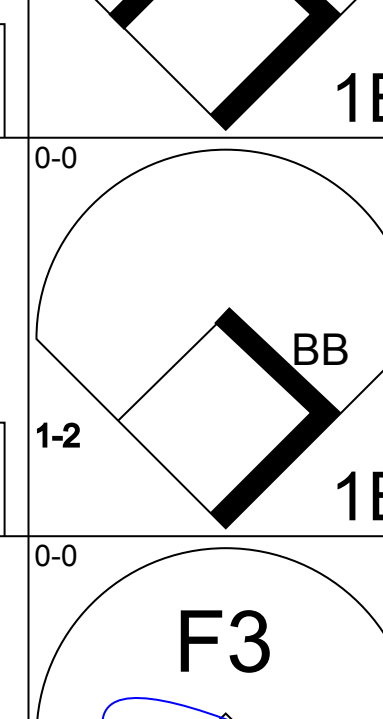
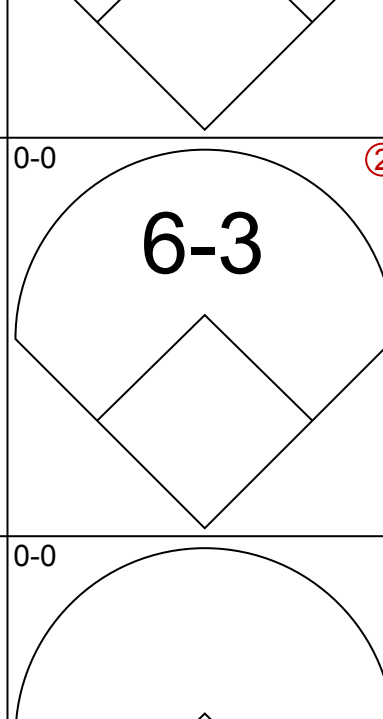
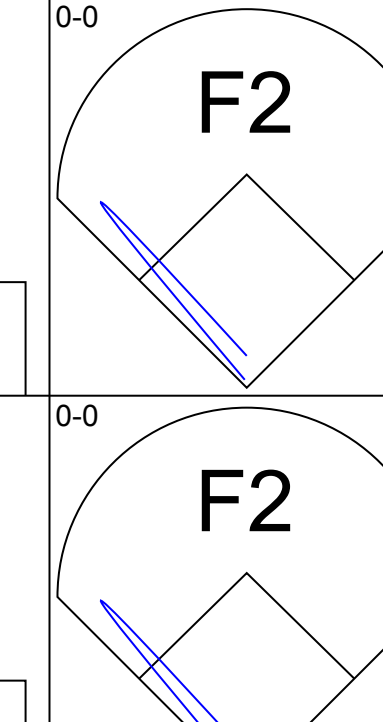
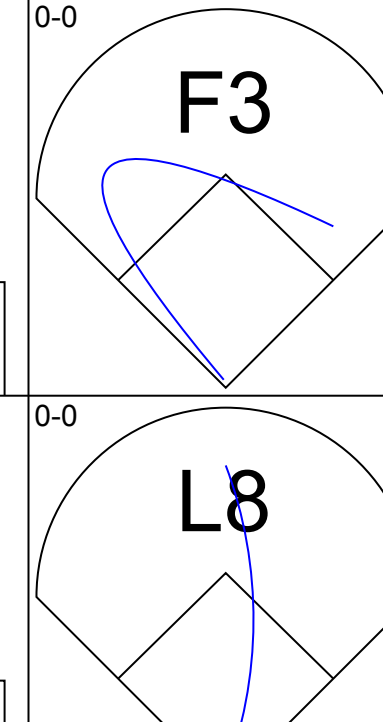
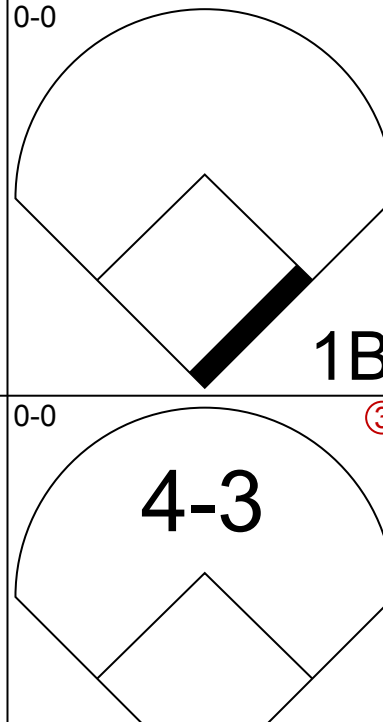
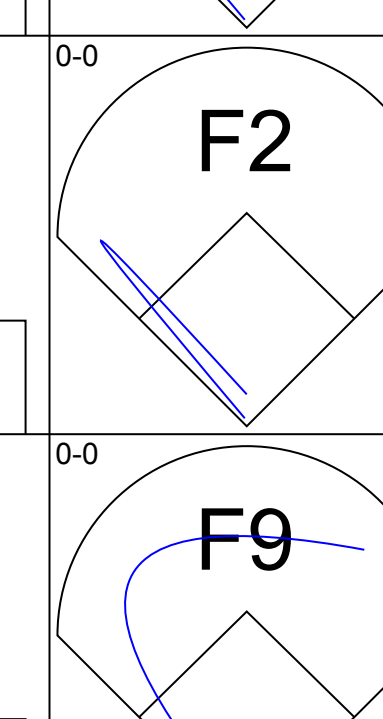
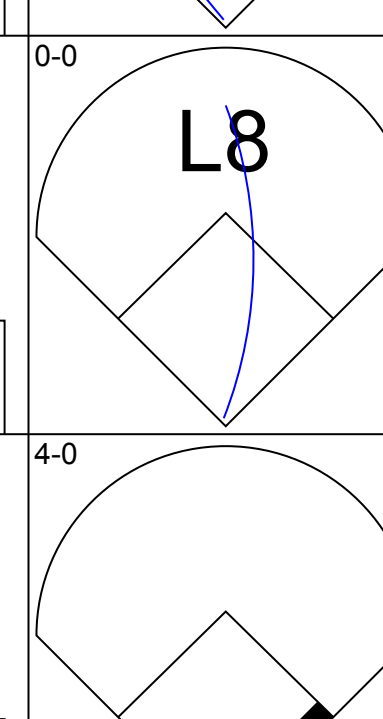
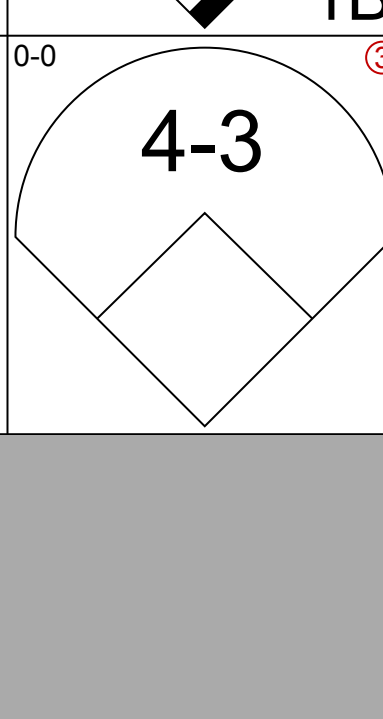
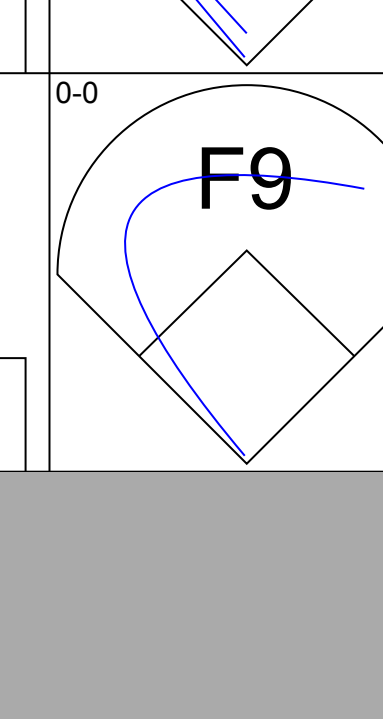
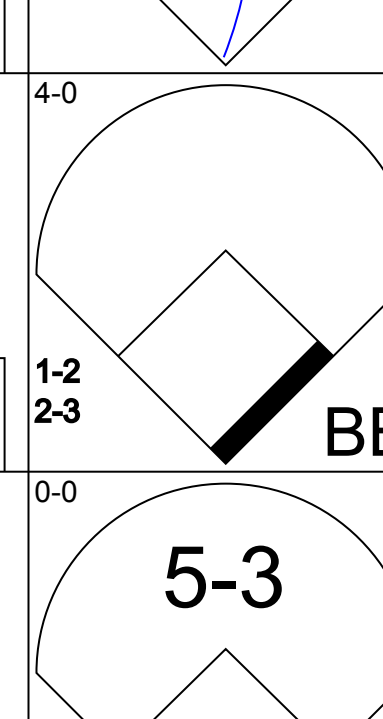

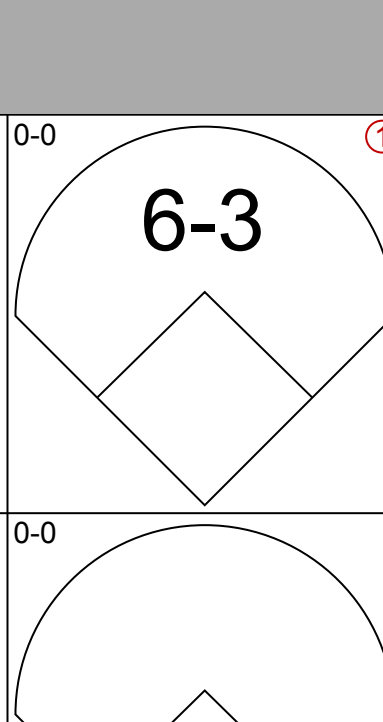
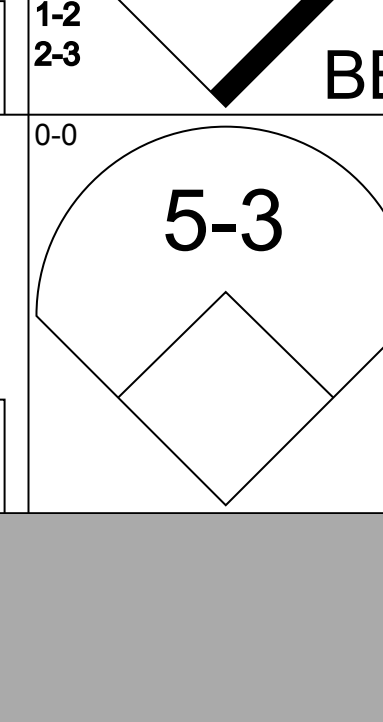
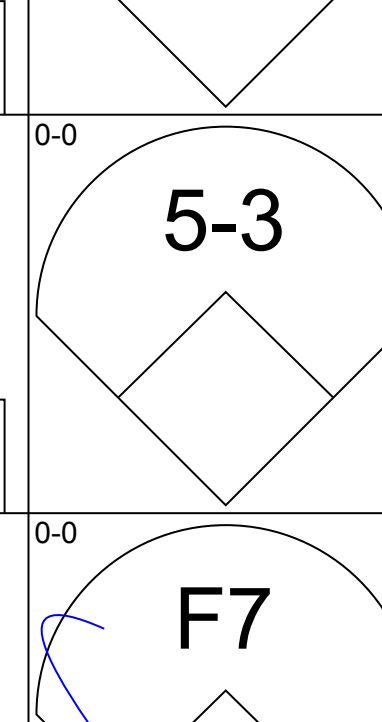
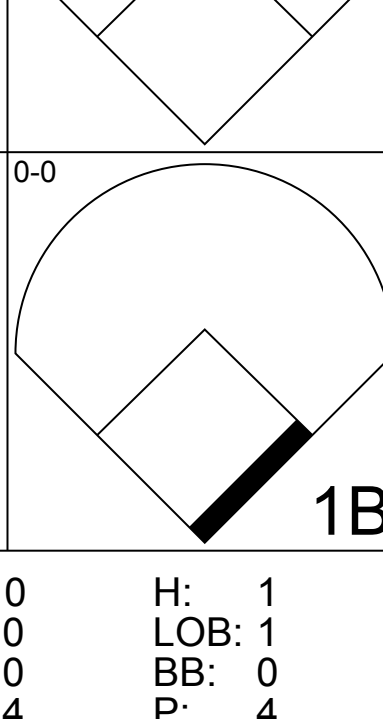
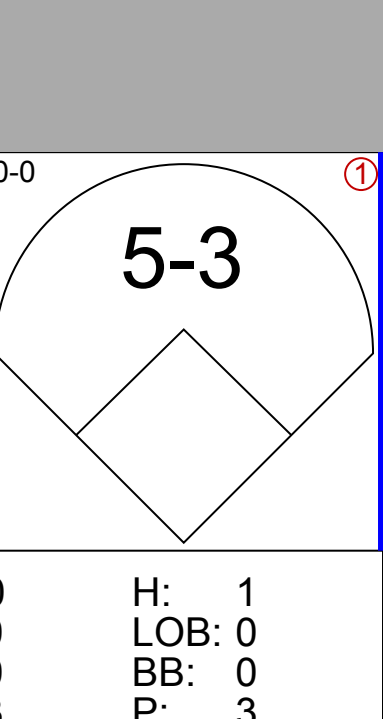
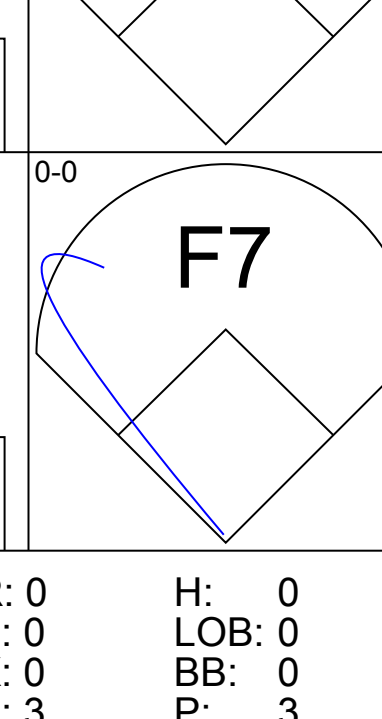
Sat Jul 30 1966, 4:33 AM EDT  
Att: 16,767 - Unknown - 70 F



Batter	1	2	3	4	5	6	7	8	9	AB	R	H	RBI	BB	SO	LOB	TOP			
Horace Clarke, S OBP: 0.276, SLG: 0.351 (1, 6)										4	0	0	1	0	0	2	<p><b>New York Yankees @ Chicago White Sox</b> Comiskey Park, Chicago, IL Sun Jul 31 1966, 4:33 AM EDT Unknown - 83 F</p> <p>livebaseballscorecards.com</p>			
Bobby Richardson, R OBP: 0.288, SLG: 0.343 (1, 4)										4	0	1	0	0	0	2				
Mickey Mantle, S OBP: 0.390, SLG: 0.569 (1, 8)										4	0	0	0	0	1					
Joe Pepitone, L OBP: 0.288, SLG: 0.494 (1, 3)										4	0	1	0	0	0					
Tom Tresh, S OBP: 0.334, SLG: 0.368 (1, 7)										4	0	0	0	0	2					
Roger Maris, L OBP: 0.318, SLG: 0.383 (1, 9)										3	1	1	0	0	0					
Jake Gibbs, L OBP: 0.328, SLG: 0.370 (1, 2)										3	0	1	0	0	1					
Clete Boyer, R OBP: 0.301, SLG: 0.380 (1, 5)										3	0	1	0	0	0					
Fritz Peterson, S OBP: 0.209, SLG: 0.238 Whitey Ford, L (6, 1)										2	0	0	0	0	1					
Billy Bryan, L OBP: 0.189, SLG: 0.205 Dooley Womack, L OBP: 1.000, SLG: 1.000 (8, 1)										0	0	0	0	0	0					
<b>Inning Stats</b>	R: 0 E: 0 K: 0 S: 5	H: 2 LOB: 2 BB: 0 P: 5	R: 1 E: 0 K: 1 S: 8	H: 3 LOB: 2 BB: 0 P: 8	R: 0 E: 0 K: 1 S: 5	H: 0 LOB: 0 BB: 0 P: 5	R: 0 E: 0 K: 1 S: 5	H: 0 LOB: 0 BB: 0 P: 5	R: 0 E: 0 K: 0 S: 3	H: 0 LOB: 0 BB: 0 P: 3	R: 0 E: 0 K: 0 S: 3	H: 0 LOB: 0 BB: 0 P: 3	R: 0 E: 0 K: 1 S: 5	H: 0 LOB: 0 BB: 0 P: 5	R: 0 E: 0 K: 1 S: 5	H: 0 LOB: 0 BB: 0 P: 5	1B: 5 2B: 0 3B: 0 HR: 0	SF: 0 SAC: 0 DP: 0 HBP: 0	WP: 0 PB: 0 CS: 0	PA: 32
<b>PITCHER</b> Joe Horlen, R ERA: 2.17 (1, 1)	IP: 9.0 WLS: W BF: 32 H: 5 R: 1 ER: 1 SO: 5 BB: 0 IBB: 0 HBP: 0 BLK: 0 WP: 0 HR: 0 S: 42 P: 42 ERA: 1.00 WHIP: 0.556															<b>PITCHER</b>				

Batter	1	2	3	4	5	6	7	8	9	AB	R	H	RBI	BB	SO	LOB	BOTTOM			
Don Buford, S OBP: 0.328, SLG: 0.353 (1, 5)										4	0	1	0	0	0	1	<p><b>New York Yankees @ Chicago White Sox</b> Comiskey Park, Chicago, IL Sun Jul 31 1966, 4:33 AM EDT Unknown - 83 F</p> <p>livebaseballscorecards.com</p>			
Tommie Agee, R OBP: 0.313, SLG: 0.399 (1, 8)										3	0	1	1	1	0					
Pete Ward, L OBP: 0.243, SLG: 0.188 Floyd Robinson, L OBP: 0.341, SLG: 0.352 (8, 9)										4	0	0	0	0	3					
Bill Skowron, R OBP: 0.315, SLG: 0.352 Tom McCraw, L OBP: 0.302, SLG: 0.352 (6, PR) (7, 3)										2	0	1	0	1	0					
Jerry Adair, R OBP: 0.301, SLG: 0.356 (1, 6)										4	1	1	1	0	0					
Ken Berry, R OBP: 0.324, SLG: 0.411 (8, 7)										3	1	1	1	1	0					
John Romano, R OBP: 0.362, SLG: 0.415 (1, 2)										3	0	1	0	0	3					
Wayne Causey, L OBP: 0.325, SLG: 0.286 Al Weis, S OBP: 0.211, SLG: 0.135 (7, 4)										3	1	1	0	0	2					
Joe Horlen, R OBP: 0.146, SLG: 0.105 (1, 1)										1	0	0	1	0	2					
<b>Inning Stats</b>	R: 0 E: 0 K: 0 S: 3	H: 0 LOB: 0 BB: 0 P: 3	R: 0 E: 0 K: 0 S: 3	H: 0 LOB: 0 BB: 0 P: 3	R: 0 E: 0 K: 0 S: 4	H: 1 LOB: 1 BB: 0 P: 4	R: 0 E: 0 K: 0 S: 3	H: 0 LOB: 1 BB: 1 P: 7	R: 2 E: 0 K: 0 S: 6	H: 3 LOB: 2 BB: 1 P: 10	R: 2 E: 0 K: 0 S: 6	H: 3 LOB: 2 BB: 0 P: 6	R: 0 E: 0 K: 0 S: 2	H: 0 LOB: 0 BB: 1 P: 6	R: 0 E: 0 K: 0 S: 3	H: 0 LOB: 0 BB: 0 P: 3		1B: 5 2B: 2 3B: 0 HR: 0	SF: 1 SAC: 1 DP: 0 HBP: 0	WP: 0 PB: 0 CS: 0
<b>PITCHER</b> Fritz Peterson, L ERA: 3.68 Whitey Ford, L ERA: 2.73 Dooley Womack, R ERA: 3.86	IP: 5.0 WLS: L BF: 24 H: 7 R: 4 ER: 4 SO: 4 BB: 2 IBB: 0 HBP: 0 BLK: 0 WP: 0 HR: 0 S: 22 P: 30 ERA: 7.20 WHIP: 1.800															<b>PITCHER</b>				

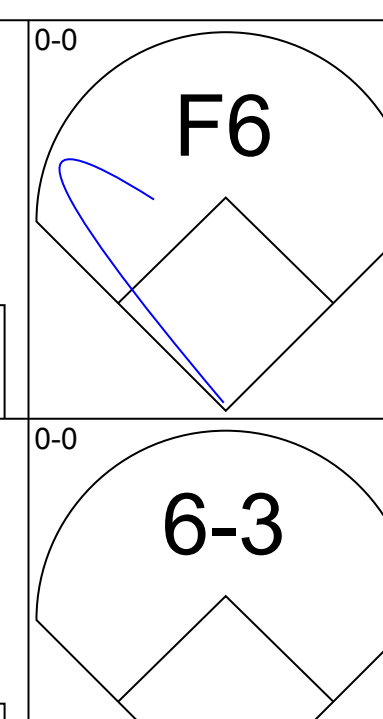
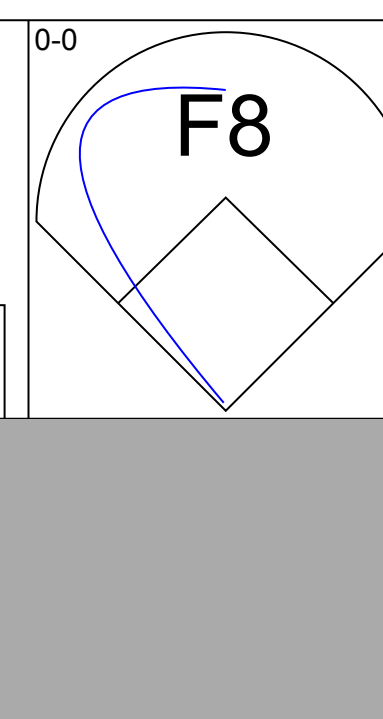
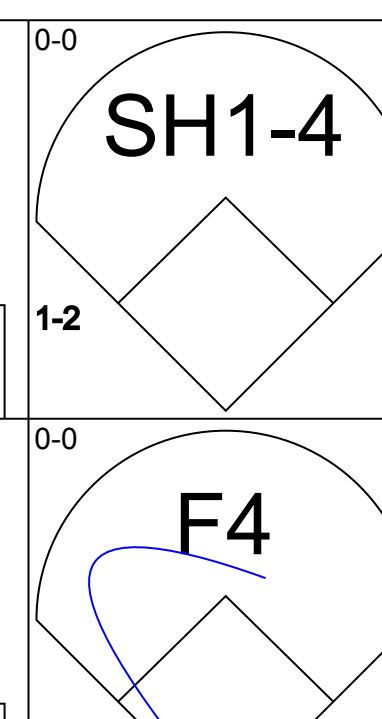
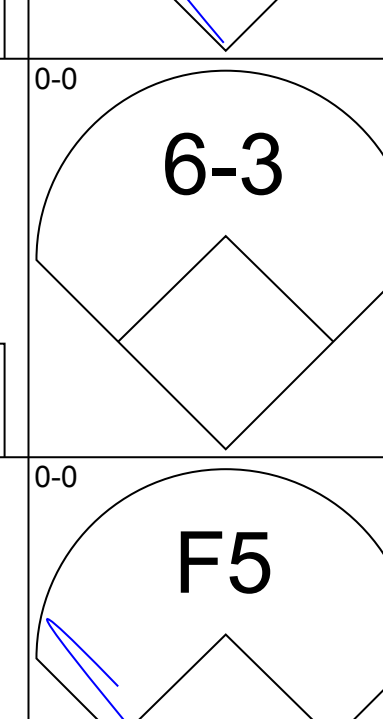
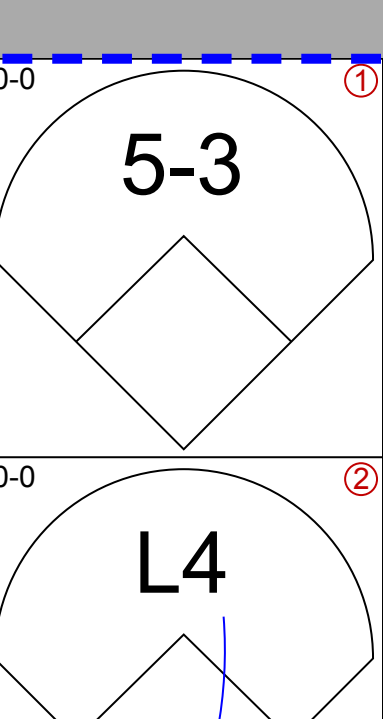
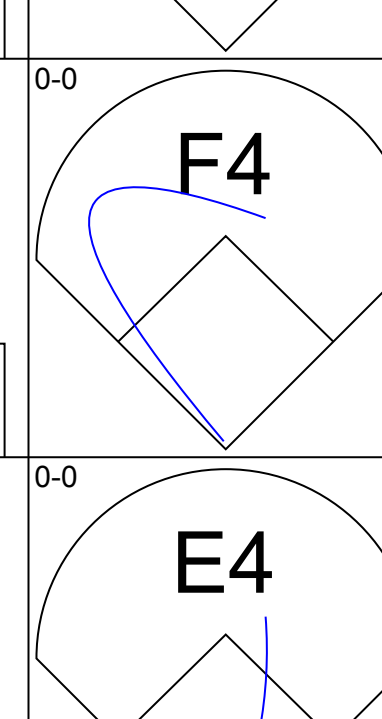
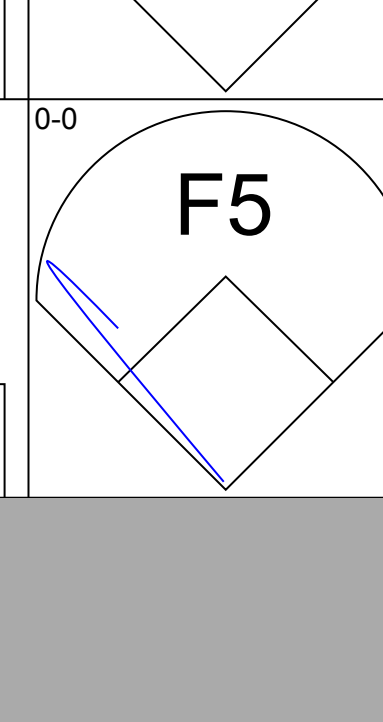
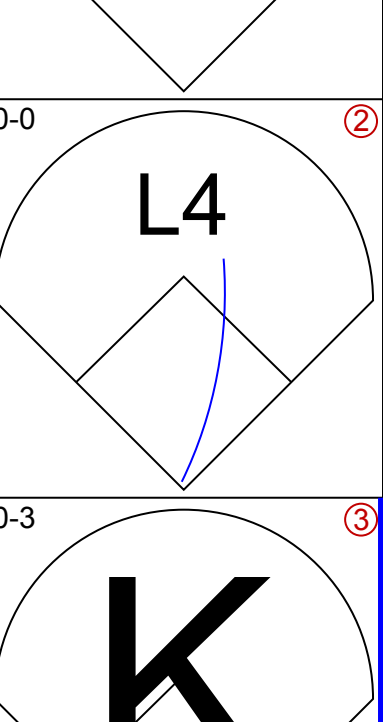
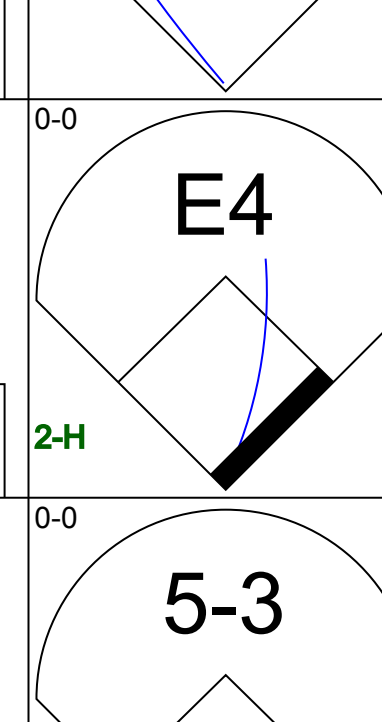
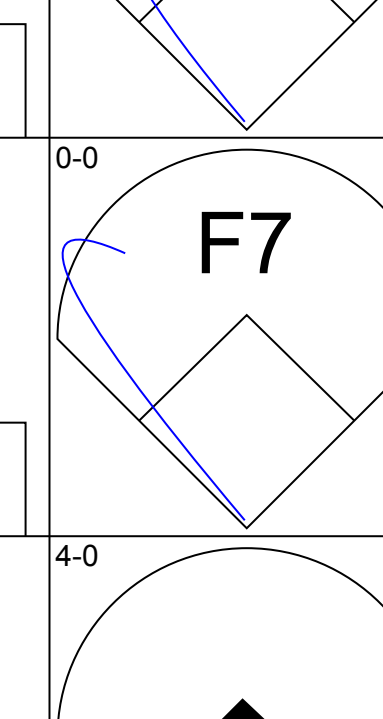
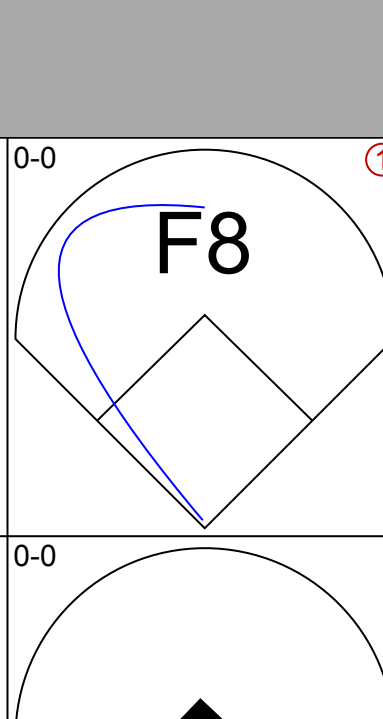
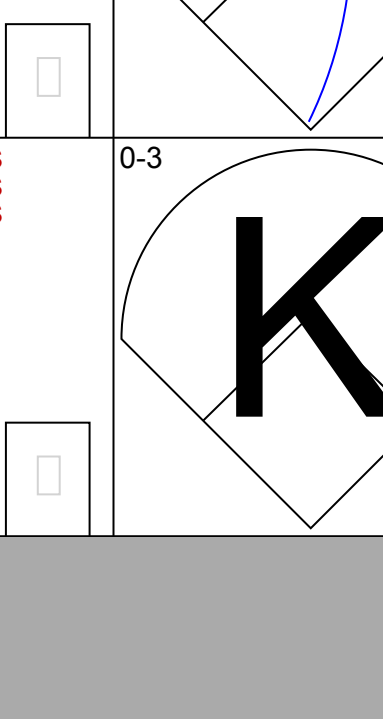
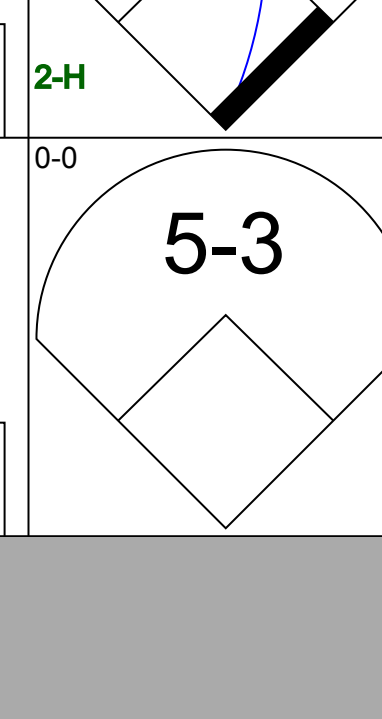
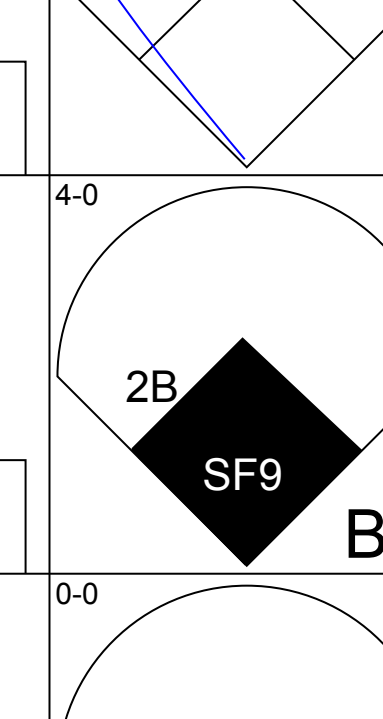
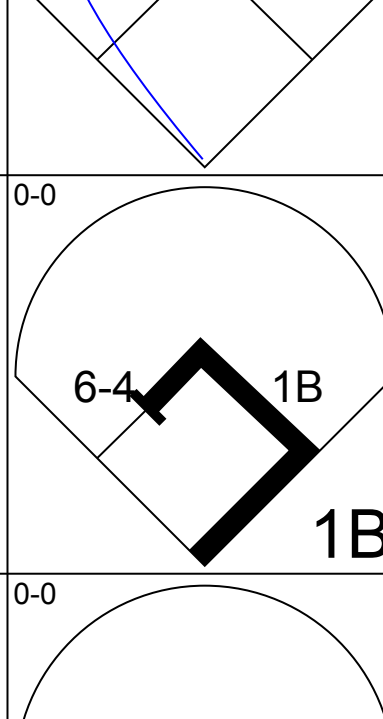
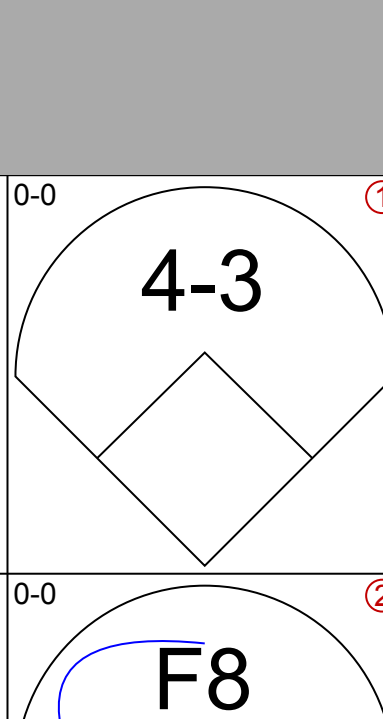
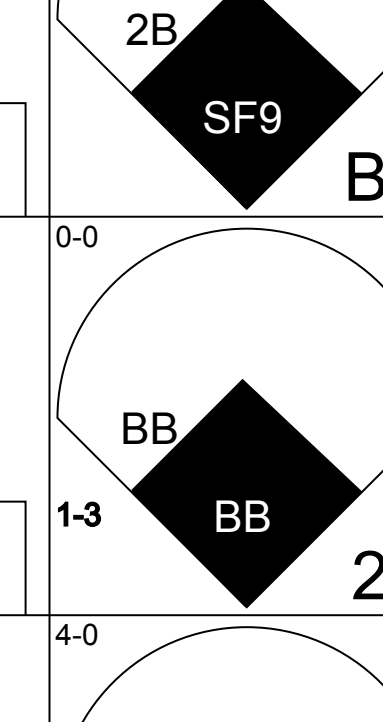
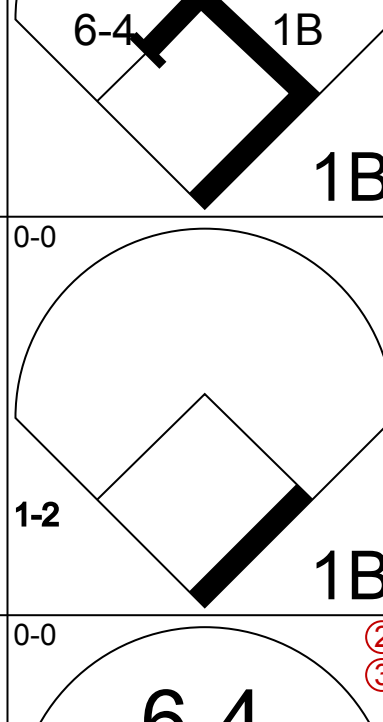
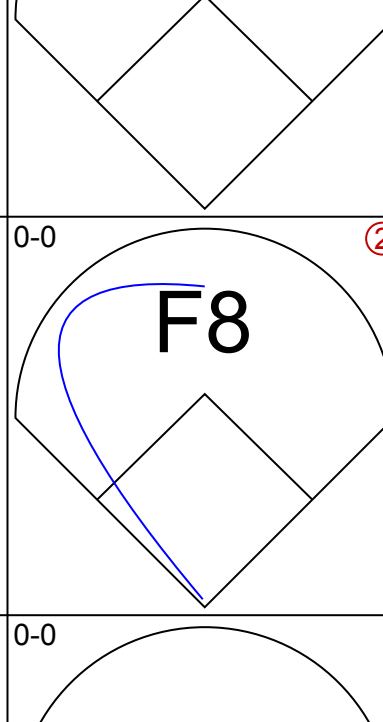
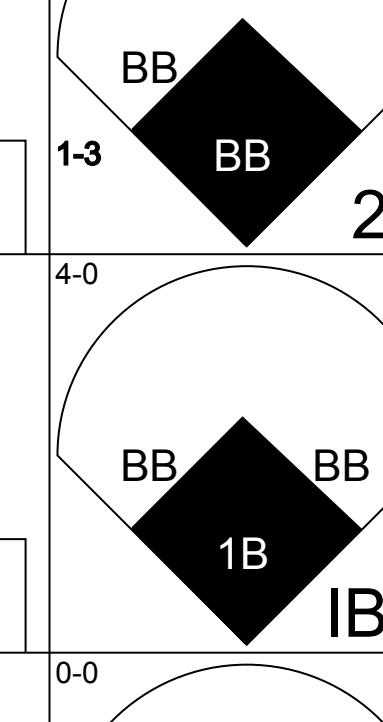
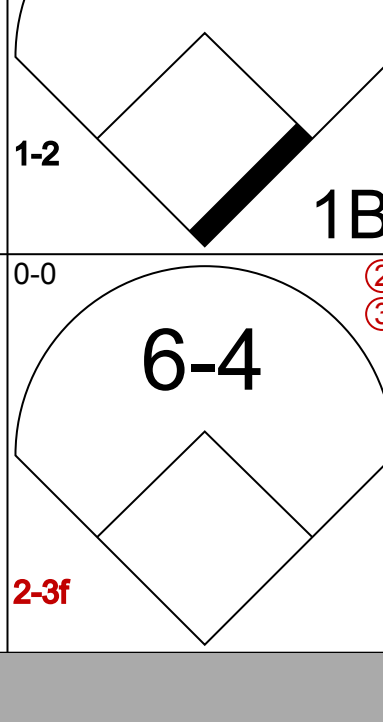
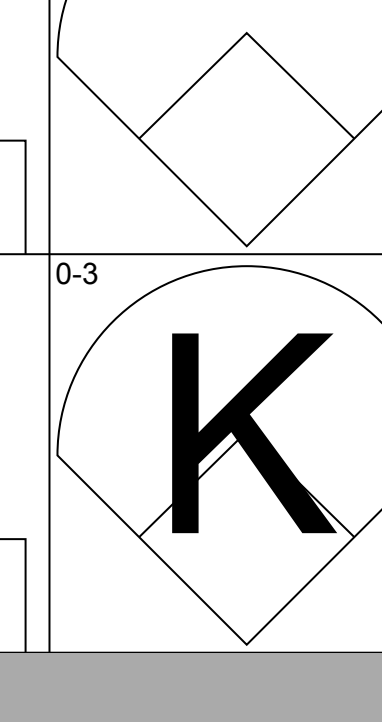
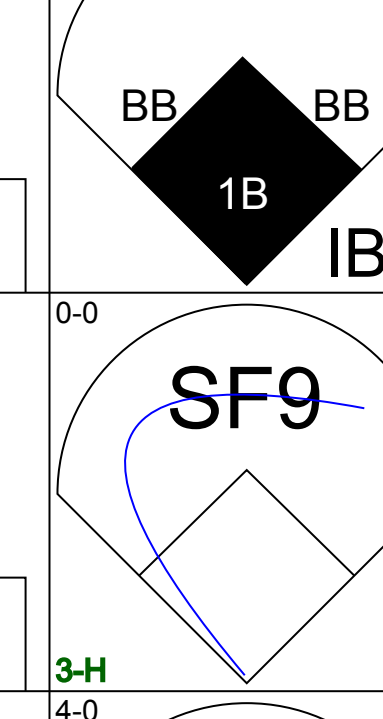
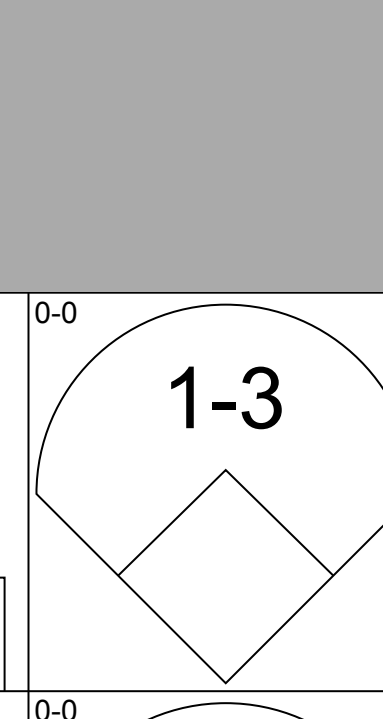
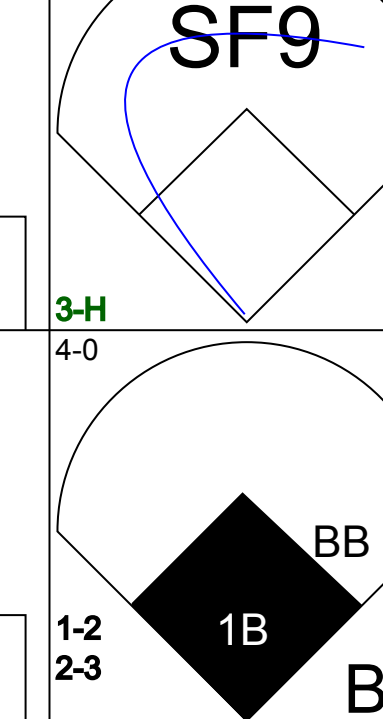
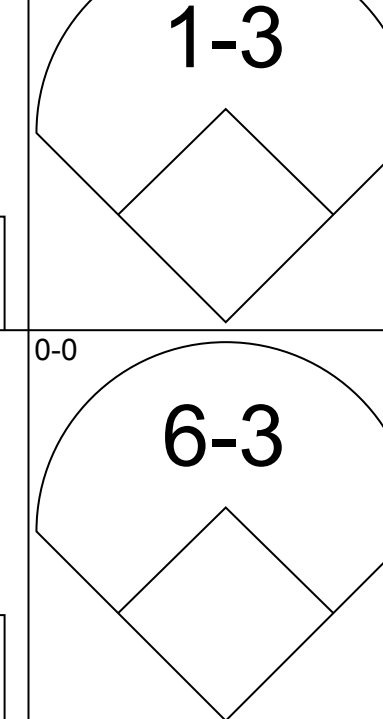
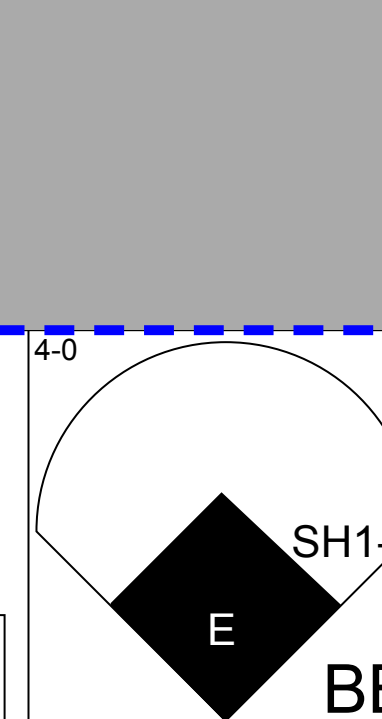


Batter	1	2	3	4	5	6	7	8	9	AB	R	H	RBI	BB	SO	LOB	TOP			
Tom Tresh, S OBP: 0.333, SLG: 0.367 (1, 7)										4	0	1	0	0	1	1				
Bobby Richardson, R OBP: 0.287, SLG: 0.342 (1, 4)										4	0	1	0	0	0	2				
Mickey Mantle, S OBP: 0.389, SLG: 0.567 Lou Clinton, R OBP: 0.286, SLG: 0.340 (1, 8)										1	0	0	0	0	0	0				
Elston Howard, R OBP: 0.322, SLG: 0.386 (1, 2)										3	0	1	0	0	0	1				
Clete Boyer, R OBP: 0.301, SLG: 0.378 (1, 5)										4	0	2	0	0	0	1				
Joe Pepitone, L OBP: 0.285, SLG: 0.488 (1, 3)										4	0	1	0	0	0	3				
Hector Lopez, R OBP: 0.278, SLG: 0.409 (2, 7)										4	0	0	0	0	0	4				
Horace Clarke, S OBP: 0.270, SLG: 0.342 (1, 6)										3	0	0	0	1	0	1				
Steve Hamilton, L Pedro Ramos, S Roy White, S Jim Bouton, R Jake Gibbs, L Dooley Womack, L (1, 1)										3	0	0	0	0	0	3				
										0	0	0	0	0	0	0				
<b>Inning Stats</b>	R: 0 E: 0 K: 1 S: 5	H: 0 LOB: 0 BB: 0 P: 5	R: 0 E: 0 K: 0 S: 4	H: 1 LOB: 1 BB: 0 P: 4	R: 0 E: 0 K: 0 S: 4	H: 1 LOB: 1 BB: 0 P: 4	R: 0 E: 0 K: 0 S: 5	H: 2 LOB: 3 BB: 1 P: 9	R: 0 E: 0 K: 0 S: 3	H: 1 LOB: 1 BB: 0 P: 4	R: 0 E: 0 K: 0 S: 3	H: 0 LOB: 0 BB: 0 P: 3	R: 0 E: 0 K: 0 S: 4	H: 1 LOB: 1 BB: 0 P: 4	R: 0 E: 0 K: 0 S: 3	H: 0 LOB: 0 BB: 0 P: 3	1B: 7 2B: 0 3B: 0 HR: 0	SF: 0 SAC: 0 DP: 1 HBP: 0	WP: 0 PB: 0 CS: 0	PA: 34
<b>PITCHER</b> Tommy John, L ERA: 2.54 (1, 1)	IP: 9.0 WLS: W BF: 34 H: 7 R: 0 ER: 0 SO: 1 BB: 1 IBB: 0 HBP: 0 BLK: 0 WP: 0 HR: 0 S: 35 P: 39 ERA: 0.00 WHIP: 0.889																			

New York Yankees @ Chicago White Sox  
Comiskey Park, Chicago, IL  
Sun Jul 31 1966, 4:38 AM EDT  
Att: 36,884 - Unknown - 83 F

AB 33  
R 0  
H 7  
RBI 0  
BB 1  
SO 1  
LOB 16



Batter	1	2	3	4	5	6	7	8	9	AB	R	H	RBI	BB	SO	LOB	BOTTOM			
Don Buford, S OBP: 0.328, SLG: 0.351 (1, 5)										2	0	0	1	1	0	0				
Tommie Agee, R OBP: 0.313, SLG: 0.398 (1, 8)										4	0	1	2	0	0	1				
Jim Hicks, R Floyd Robinson, L OBP: 0.338, SLG: 0.349 (1, 9)										1	0	0	0	0	0	0				
Bill Skowron, R Tom McCraw, L OBP: 0.301, SLG: 0.351 (1, 3)										3	0	0	0	0	1	0				
Jerry Adair, R OBP: 0.305, SLG: 0.356 (1, 6)										3	1	1	0	1	0	0				
Ken Berry, R OBP: 0.326, SLG: 0.416 (1, 7)										4	1	2	0	0	0	0				
John Romano, R OBP: 0.384, SLG: 0.414 (1, 2)										3	1	1	0	1	1	2				
Wayne Causey, L Al Weis, S OBP: 0.321, SLG: 0.284 OBP: 0.209, SLG: 0.133 (1, 4)										1	0	0	1	0	0	0				
Tommy John, R OBP: 0.186, SLG: 0.244 (1, 1)										1	2	0	0	2	0	0				
<b>Inning Stats</b>	R: 0 E: 0 K: 0 S: 3	H: 0 LOB: 0 BB: 0 P: 3	R: 4 E: 0 K: 0 S: 5	H: 2 LOB: 2 BB: 4 P: 21	R: 0 E: 0 K: 0 S: 4	H: 2 LOB: 1 BB: 0 P: 4	R: 0 E: 0 K: 0 S: 3	H: 0 LOB: 0 BB: 0 P: 3	R: 0 E: 0 K: 1 S: 5	H: 1 LOB: 1 BB: 0 P: 5	R: 0 E: 0 K: 0 S: 4	H: 1 LOB: 1 BB: 0 P: 4	R: 1 E: 1 K: 0 S: 4	H: 0 LOB: 1 BB: 1 P: 8	R: 0 E: 0 K: 1 S: 5	H: 0 LOB: 0 BB: 0 P: 5	1B: 4 2B: 2 3B: 0 HR: 0	SF: 1 SAC: 1 DP: 1 HBP: 0	WP: 0 PB: 0 CS: 0	PA: 34
<b>PITCHER</b> Steve Hamilton, L ERA: 3.07 Pedro Ramos, R ERA: 3.92 Jim Bouton, R ERA: 3.6 Dooley Womack, R ERA: 3.85 (1, 1)	IP: 1.2 WLS: L BF: 11 H: 2 R: 4 ER: 0 SO: 0 BB: 3 IBB: 0 HBP: 0 BLK: 0 WP: 0 HR: 0 S: 4 P: 23 ERA: 21.60 WHIP: 3.000																			

New York Yankees @ Chicago White Sox  
Comiskey Park, Chicago, IL  
Sun Jul 31 1966, 4:38 AM EDT  
Att: 36,884 - Unknown - 83 F

AB 27  
R 5  
H 5  
RBI 4  
BB 5  
SO 2  
LOB 7





Batter	1	2	3	4	5	6	7	8	9	AB	R	H	RBI	BB	SO	LOB	TOP					
<b>Don Buford, S</b> (1, 5) OBP: 0.325, SLG: 0.347	0-3 K		0-3 K		0-0 L8			0-0 F4		4	0	0	0	0	2	3						
<b>Tommie Agee, R</b> (1, 8) OBP: 0.310, SLG: 0.394	0-3 K			0-0 5-3		0-0 F7		0-0 F9		4	0	0	0	0	1	0						
<b>Tom McCraw, L</b> (1, 3) OBP: 0.297, SLG: 0.346	0-0 4-3			0-0 F7		0-0 4-3			0-0 F9	4	0	0	0	0	0	0						
<b>Pete Ward, L</b> (1, 7) OBP: 0.244, SLG: 0.190		0-0 4-3		0-0 1B		0-0 L8			0-0 F9	4	0	1	0	0	0	0						
<b>John Romano, R</b> (1, 2) OBP: 0.363, SLG: 0.411		0-0 F7		0-0 F7			0-0 F7		0-0 1B	4	0	1	0	0	0	0	1					
<b>Joe Horlen, R</b> (9, PR) OBP: 0.146, SLG: 0.105										0	0	0	0	0	0	0						
<b>Ken Berry, R</b> (1, 9) OBP: 0.325, SLG: 0.414		0-0 5-3			0-0 F3		0-0 FC6-4 1B		0-0 F9	4	0	1	0	0	0	1						
<b>Jerry Adair, R</b> (1, 6) OBP: 0.309, SLG: 0.357			0-0 BB		0-0 BB 1B		0-0 FC6-4 1-2			2	0	1	0	1	0	1						
<b>Wayne Causey, L</b> (1, 4) OBP: 0.316, SLG: 0.279			0-0 F5		0-0 F9		0-0 L8			3	0	0	0	0	0	3						
<b>John Buzhardt, R</b> (1, 1) OBP: 0.179, SLG: 0.135			0-0 F6		0-0 BB			0-0 G3		1	0	0	0	0	0	1						
<b>Floyd Robinson, L</b> (5, PH) OBP: 0.340, SLG: 0.349										0	0	0	0	1	0	0						
<b>Dennis Higgins, R</b> (5, 1) OBP: 0.200, SLG: 0.111										0	0	0	0	0	0	0						
<b>Smoky Burgess, L</b> (8, PH) OBP: 0.400, SLG: 0.381										1	0	0	0	0	0	0						
<b>Juan Pizarro, L</b> (8, 1) OBP: 0.150, SLG: 0.111					0-0 BB					0	0	0	0	0	0	0						
<b>Inning Stats</b>	R: 0 E: 0 K: 2 S: 7	H: 0 LOB: 0 BB: 0 P: 7	R: 0 E: 0 K: 0 S: 3	H: 0 LOB: 0 BB: 0 P: 3	R: 0 E: 0 K: 1 S: 5	H: 0 LOB: 1 BB: 1 P: 9	R: 0 E: 0 K: 0 S: 4	H: 1 LOB: 1 BB: 0 P: 4	R: 0 E: 0 K: 0 S: 4	H: 0 LOB: 0 BB: 0 P: 3	R: 0 E: 0 K: 0 S: 4	H: 1 LOB: 1 BB: 0 P: 4	R: 0 E: 0 K: 0 S: 3	H: 0 LOB: 0 BB: 0 P: 3	R: 0 E: 0 K: 0 S: 4	H: 1 LOB: 1 BB: 0 P: 4	R: 0 E: 0 K: 0 S: 4	H: 1 LOB: 1 BB: 0 P: 4	1B: 4 2B: 0 3B: 0 HR: 0	SF: 0 SAC: 0 DP: 0 HBP: 0	WP: 0 PB: 0 CS: 0	PA: 33
<b>PITCHER</b> <b>Denny McLain, R</b> (1, 1) ERA: 3.88	IP: 9.0 WLS: W BF: 33 H: 4 R: 0 ER: 0 SO: 3 BB: 2 IBB: 0 HBP: 0 BLK: 0 WP: 0 HR: 0 S: 37 P: 45 ERA: 0.00 WHIP: 0.667															IP: 9.0 WLS: W BF: 33 H: 4 R: 0 ER: 0 SO: 3 BB: 2 IBB: 0 HBP: 0 BLK: 0 WP: 0 HR: 0 S: 37 P: 45 ERA: 0.00 WHIP: 0.667						

Chicago White Sox @ Detroit Tigers  
Tiger Stadium, Detroit, MI  
Tue Aug 02 1966, 7:05 PM EDT  
Att: 23,552 - Unknown

AB	31
R	0
H	4
RBI	0
BB	2
SO	3
LOB	10



Batter	1	2	3	4	5	6	7	8	9	AB	R	H	RBI	BB	SO	LOB	BOTTOM			
<b>Don Wert, R</b> (1, 5) OBP: 0.344, SLG: 0.322	0-0 L5		0-0 2-3		0-0 SH3-4			0-0 F7		3	0	0	0	0	0	0				
<b>Gates Brown, L</b> (1, 7) OBP: 0.329, SLG: 0.425	0-0 2B		0-0 4-3		0-0 F8			0-0 HR		4	2	2	1	0	0	1				
<b>Norm Cash, L</b> (1, 3) OBP: 0.319, SLG: 0.423	0-0 1H			0-0 G3	0-0 4-3			0-0 1B		4	0	2	1	0	0	1				
<b>Al Kaline, R</b> (1, 8) OBP: 0.399, SLG: 0.596	0-0 L5-3			0-0 WP	0-0 1B		0-0 F5	0-0 L6		4	1	1	0	0	0	2				
<b>Willie Horton, R</b> (1, 9) OBP: 0.343, SLG: 0.490	0-3 K			0-0 FC6-4	0-0 1B		0-3 K	0-3 K		4	0	1	1	0	3	2				
<b>Jerry Lumpe, L</b> (1, 4) OBP: 0.282, SLG: 0.305		0-0 F9		0-0 FC6-4	0-0 HR		0-0 F7			3	1	0	0	0	0	1				
<b>Dick Tracewski, R</b> (9, 4) OBP: 0.244, SLG: 0.194				0-0 1-2	0-0 HR					0	0	0	0	0	0	0				
<b>Orlando McFarlane, R</b> (1, 2) OBP: 0.294, SLG: 0.431		0-0 6-3		0-0 1H	0-0 HR		0-3 K			3	1	1	2	0	1	0				
<b>Ray Oyler, R</b> (1, 6) OBP: 0.274, SLG: 0.270		0-0 6-3		0-0 F4			0-3 K			3	0	0	0	0	1	0				
<b>Denny McLain, R</b> (1, 1) OBP: 0.258, SLG: 0.230			0-3 K		0-0 F8	0-0 SH3-4	0-3 K			2	0	0	0	1	2	0				
<b>Inning Stats</b>	R: 1 E: 0 K: 1 S: 7	H: 2 LOB: 1 BB: 0 P: 7	R: 0 E: 0 K: 0 S: 3	H: 0 LOB: 0 BB: 0 P: 3	R: 0 E: 0 K: 1 S: 5	H: 0 LOB: 0 BB: 0 P: 5	R: 3 E: 0 K: 0 S: 6	H: 3 LOB: 0 BB: 0 P: 6	R: 0 E: 0 K: 0 S: 3	H: 0 LOB: 1 BB: 1 P: 7	R: 0 E: 0 K: 1 S: 5	H: 0 LOB: 0 BB: 0 P: 5	R: 0 E: 0 K: 3 S: 9	H: 0 LOB: 0 BB: 0 P: 9	R: 1 E: 0 K: 1 S: 7	H: 2 LOB: 1 BB: 0 P: 7	1B: 3 2B: 2 3B: 0 HR: 2	SF: 0 SAC: 1 DP: 0 HBP: 0	WP: 1 PB: 0 CS: 0	PA: 32
<b>PITCHER</b> <b>John Buzhardt, R</b> (1, 1) ERA: 3.33	IP: 4.0 WLS: L BF: 17 H: 5 R: 4 ER: 4 SO: 2 BB: 0 IBB: 0 HBP: 0 BLK: 0 WP: 1 HR: 1 S: 21 P: 21 ERA: 9.00 WHIP: 1.250															IP: 4.0 WLS: L BF: 17 H: 5 R: 4 ER: 4 SO: 2 BB: 0 IBB: 0 HBP: 0 BLK: 0 WP: 1 HR: 1 S: 21 P: 21 ERA: 9.00 WHIP: 1.250				
<b>Dennis Higgins, R</b> (5, 1) ERA: 3.0	3.0 10 0 0 0 4 1 0 0 0 0 0 0 17 21 0.00 0.333															3.0 10 0 0 0 4 1 0 0 0 0 0 0 17 21 0.00 0.333				
<b>Juan Pizarro, L</b> (8, 1) ERA: 3.88	1.0 5 2 1 1 1 0 0 0 0 0 0 1 7 7 9.00 2.000															1.0 5 2 1 1 1 0 0 0 0 0 0 1 7 7 9.00 2.000				

Chicago White Sox @ Detroit Tigers  
Tiger Stadium, Detroit, MI  
Tue Aug 02 1966, 7:05 PM EDT  
Att: 23,552 - Unknown

AB	30
R	5
H	7
RBI	5
BB	1
SO	7
LOB	7





Batter	1	2	3	4	5	6	7	8	9	AB	R	H	RBI	BB	SO	LOB	TOP					
Ken Berry, R OBP: 0.331, SLG: 0.433 (1, 7)										4	1	3	1	0	0	0	<b>Chicago White Sox @ Detroit Tigers</b> Tiger Stadium, Detroit, MI Wed Aug 03 1966, 4:33 AM EDT Unknown					
Tommie Agee, R OBP: 0.309, SLG: 0.392 (1, 8)										4	0	1	0	0	1	2						
Jim Hicks, R (1, 9)										4	0	0	0	0	0	2						
John Romano, R Hoyt Wilhelm, R OBP: 0.357, SLG: 0.403 (9, 1)										4	0	0	0	0	0	2						
Jerry Adair, R OBP: 0.305, SLG: 0.352 (1, 6)										3	0	0	0	0	0	0						
Bill Skowron, R OBP: 0.307, SLG: 0.343 (1, 3)										3	0	0	0	0	0	0						
Don Buford, S OBP: 0.323, SLG: 0.345 (1, 5)										3	0	0	0	0	0	0						
Al Weis, S OBP: 0.203, SLG: 0.130 (1, 4)										3	0	0	0	0	1	0						
Bruce Howard, S Jerry McNertney, R OBP: 0.167, SLG: 0.077 OBP: 0.318, SLG: 0.250 (1, 1) (9, 2)										3	0	1	0	0	2	0						
										0	0	0	0	0	0	0						
<b>Inning Stats</b>	R: 0 E: 0 K: 1 S: 5	H: 0 LOB: 0 BB: 0 P: 5	R: 0 E: 0 K: 0 S: 3	H: 0 LOB: 0 BB: 0 P: 3	R: 0 E: 0 K: 1 S: 5	H: 0 LOB: 0 BB: 0 P: 5	R: 0 E: 0 K: 0 S: 4	H: 1 LOB: 1 BB: 0 P: 4	R: 0 E: 0 K: 0 S: 3	H: 0 LOB: 0 BB: 0 P: 3	R: 0 E: 0 K: 2 S: 8	H: 1 LOB: 1 BB: 0 P: 8	R: 0 E: 0 K: 0 S: 3	H: 0 LOB: 0 BB: 0 P: 3	R: 0 E: 0 K: 0 S: 3	H: 0 LOB: 0 BB: 0 P: 3	R: 1 E: 0 K: 0 S: 5	H: 3 LOB: 1 BB: 0 P: 5	1B: 3 2B: 1 3B: 0 HR: 1	SF: 0 SAC: 0 DP: 0 HBP: 0	WP: 0 PB: 0 CS: 0	PA: 31
<b>PITCHER</b> Mickey Lolich, L ERA: 4.34 (1, 1)	IP: 9.0 WLS: W BF: 31 H: 5 R: 1 ER: 1 SO: 4 BB: 0 IBB: 0 HBP: 0 BLK: 0 WP: 0 HR: 1 S: 39 P: 39 ERA: 1.00 WHIP: 0.556																	<b>PITCHER</b>				

Batter	1	2	3	4	5	6	7	8	9	AB	R	H	RBI	BB	SO	LOB	BOTTOM					
Don Wert, R OBP: 0.340, SLG: 0.318 (1, 5)										4	0	0	0	0	1	1	<b>Chicago White Sox @ Detroit Tigers</b> Tiger Stadium, Detroit, MI Wed Aug 03 1966, 4:33 AM EDT Unknown					
Gates Brown, L OBP: 0.319, SLG: 0.411 (1, 7)										4	0	0	0	0	0	0						
Norm Cash, L OBP: 0.321, SLG: 0.423 (1, 3)										3	0	1	0	1	0	1						
Al Kaline, R OBP: 0.398, SLG: 0.590 (1, 8)										3	0	0	0	1	0	2						
Willie Horton, R OBP: 0.342, SLG: 0.485 (1, 9)										3	0	0	0	1	0	1						
Jerry Lumpe, L Jake Wood, R OBP: 0.281, SLG: 0.308 OBP: 0.343, SLG: 0.382 (1, 4) (9, FR)										4	0	1	0	0	0	3						
										0	1	0	0	0	0	0						
Orlando McFarlane, R OBP: 0.306, SLG: 0.449 (1, 2)										4	1	2	1	0	1	0						
Ray Oyler, R Jim Northrup, L OBP: 0.275, SLG: 0.272 OBP: 0.307, SLG: 0.428 (1, 6) (9, PH)										3	0	1	0	0	2	1						
										1	1	1	2	0	0	0						
Mickey Lolich, S OBP: 0.267, SLG: 0.205 (1, 1)										3	0	0	0	0	2	2						
<b>Inning Stats</b>	R: 0 E: 0 K: 0 S: 4	H: 1 LOB: 3 BB: 2 P: 12	R: 0 E: 0 K: 1 S: 6	H: 1 LOB: 1 BB: 0 P: 6	R: 0 E: 1 K: 0 S: 4	H: 0 LOB: 1 BB: 0 P: 4	R: 0 E: 0 K: 2 S: 8	H: 1 LOB: 1 BB: 0 P: 8	R: 0 E: 0 K: 1 S: 5	H: 0 LOB: 0 BB: 0 P: 5	R: 0 E: 0 K: 0 S: 3	H: 0 LOB: 0 BB: 0 P: 3	R: 0 E: 0 K: 0 S: 7	H: 0 LOB: 0 BB: 0 P: 7	R: 0 E: 0 K: 0 S: 3	H: 0 LOB: 1 BB: 1 P: 7	R: 3 E: 0 K: 0 S: 4	H: 3 LOB: 1 BB: 0 P: 4	1B: 3 2B: 2 3B: 0 HR: 1	SF: 0 SAC: 0 DP: 0 HBP: 0	WP: 0 PB: 0 CS: 0	PA: 35
<b>PITCHER</b> Bruce Howard, R Hoyt Wilhelm, R ERA: 2.44 ERA: 1.95 (1, 1) (9, 1)	IP: 8.1 WLS: L BF: 34 H: 5 R: 3 ER: 3 SO: 6 BB: 3 IBB: 0 HBP: 0 BLK: 0 WP: 0 HR: 0 S: 43 P: 55 ERA: 3.24 WHIP: 0.960																	<b>PITCHER</b>				



Batter	1	2	3	4	5	6	7	8	9	AB	R	H	RBI	BB	SO	LOB	TOP										
<b>Don Buford, S</b> OBP: 0.319, SLG: 0.341 (1, 5)	F5		6-3		L4		F3	K		5	0	0	0	0	1	4	<b>Chicago White Sox @ Detroit Tigers</b> Tiger Stadium, Detroit, MI Wed Aug 03 1966, 7:05 PM EDT Att: 19,740 - Unknown										
<b>Tommie Agee, R</b> OBP: 0.310, SLG: 0.391 (1, 8)	F4		BB		5-3		F6	BB		4	0	1	2	1	0	1											
<b>Pete Ward, L</b> OBP: 0.250, SLG: 0.193 (1, 7)	K		F7		G3			1B		4	1	1	0	1	1	1											
<b>John Romano, R</b> OBP: 0.357, SLG: 0.417 (1, 2)		F9	BB		K			1B		5	2	2	2	0	1	4											
<b>Ken Berry, R</b> OBP: 0.332, SLG: 0.429 (1, 9)		1B			F7		F6	K		3	0	0	0	2	1	0											
<b>Bill Skowron, R</b> OBP: 0.313, SLG: 0.345 (1, 3)		BB			F9			E4		4	1	2	0	1	0	2											
<b>Jerry Adair, R</b> OBP: 0.307, SLG: 0.353 (1, 6) (8, 4)		1B					F9	FC6-4		5	1	2	1	0	0	3											
<b>Al Weis, S</b> OBP: 0.269, SLG: 0.137 (7, PH) <b>Wayne Causey, L</b> OBP: 0.320, SLG: 0.289 (7, 4) <b>Smoky Burgess, L</b> OBP: 0.326, SLG: 0.395 (8, PH) <b>Lee Elia, R</b> OBP: 0.254, SLG: 0.303 (8, 6)		K			L9		WP	FC6-4		2	0	0	0	0	1	4											
<b>Jack Lamabe, R</b> OBP: 0.280, SLG: 0.342 (3, 1) <b>Dennis Higgins, R</b> OBP: 0.288, SLG: 0.111 (4, PH) <b>Floyd Robinson, R</b> OBP: 0.336, SLG: 0.348 (4, 1) <b>Hoyt Wilhelm, R</b> OBP: 0.297, SLG: 0.183 (7, PH) <b>Jim Hicks, R</b> OBP: 0.251, SLG: 0.270 (7, 1)		F8			K		K	1B		1	0	0	0	0	0	2											
<b>Inning Stats</b>	R: 0 E: 0 K: 1 S: 5	H: 0 LOB: 0 BB: 0 P: 5	R: 1 E: 0 K: 1 S: 7	H: 2 LOB: 2 BB: 1 P: 11	R: 0 E: 0 K: 1 S: 5	H: 0 LOB: 1 BB: 1 P: 9	R: 0 E: 0 K: 1 S: 6	H: 1 LOB: 2 BB: 1 P: 10	R: 0 E: 0 K: 0 S: 3	H: 0 LOB: 0 BB: 0 P: 3	R: 0 E: 0 K: 0 S: 4	H: 1 LOB: 1 BB: 0 P: 4	R: 0 E: 0 K: 1 S: 6	H: 1 LOB: 1 BB: 0 P: 6	R: 5 E: 1 K: 1 S: 11	H: 6 LOB: 3 BB: 2 P: 19		R: 0 E: 1 K: 1 S: 6	H: 0 LOB: 1 BB: 0 P: 6	1B: 9 2B: 1 3B: 0 HR: 1	SF: 0 SAC: 0 DP: 0 HBP: 0	WP: 1 PA: 44 CS: 0					
<b>PITCHER</b>	IP	WLS	BF	H	R	ER	SO	BB	IBB	HBP	BLK	WP	HR	S	P	ERA	WHIP										
<b>Johnny Podres, L</b> ERA: 3.28 (8, 1)	7.0		29	5	1	1	5	3	0	0	0	1	0	36	48	1.29	1.143										
<b>Larry Sherry, R</b> ERA: 3.63 (8, 1)	0.0	L	3	2	3	3	0	1	0	0	0	0	1	2	6	∞	∞										
<b>Dave Wickersham, R</b> ERA: 3.95 (8, 1)	0.1		2	1	0	0	0	0	0	0	0	0	0	2	2	0.00	3.000										
<b>Hank Aguirre, L</b> ERA: 3.73 (8, 1)	0.1		3	2	0	0	1	0	0	0	0	0	0	5	5	0.00	6.000										
<b>Bill Monbouquette, R</b> ERA: 5.91 (8, 1)	1.1		7	1	2	0	1	1	0	0	0	0	0	8	12	0.00	1.500										

Batter	1	2	3	4	5	6	7	8	9	AB	R	H	RBI	BB	SO	LOB	BOTTOM										
<b>Don Wert, R</b> OBP: 0.339, SLG: 0.317 (1, 5)	K		3B		K			F8		4	1	1	0	0	2	0	<b>Chicago White Sox @ Detroit Tigers</b> Tiger Stadium, Detroit, MI Wed Aug 03 1966, 7:05 PM EDT Att: 19,740 - Unknown										
<b>Jake Wood, R</b> OBP: 0.347, SLG: 0.394 (1, 4)	1B		1B		4-3			K		3	2	1	1	1	1	0											
<b>Norm Cash, L</b> OBP: 0.323, SLG: 0.424 (1, 3)	1B		FC4-6		K			3-1		4	0	2	1	0	1	0											
<b>Willie Horton, R</b> OBP: 0.344, SLG: 0.485 (1, 9)	1B		FC4-6		F8			K		4	0	2	1	0	1	0											
<b>Gates Brown, L</b> OBP: 0.311, SLG: 0.398 (1, 7)	G6-3		FC4-6		K			K		4	0	0	0	0	2	4											
<b>Mickey Stanley, R</b> OBP: 0.336, SLG: 0.339 (1, 8)	6-3		K		5-3			1B		4	0	1	0	0	1	2											
<b>Orlando McFarlane, R</b> OBP: 0.289, SLG: 0.425 (1, 2)	F2				F8			4-3		4	0	0	0	0	1	1											
<b>Ray Oyler, R</b> OBP: 0.276, SLG: 0.268 (1, 6)	F8				B5-6-4			K		2	0	0	0	1	1	0											
<b>Johnny Podres, L</b> ERA: 3.36, SLG: 0.222 (7, PH) <b>Dick Mickulic, L</b> ERA: 3.87, SLG: 0.536 (8, 1) <b>Larry Sherry, R</b> ERA: 2.93 (8, 1) <b>Dave Wickersham, R</b> ERA: 3.95, SLG: 0.383 (8, 1) <b>Hank Aguirre, R</b> ERA: 3.73, SLG: 0.332 (8, 1)			3-1		B5-6-4			F7		2	0	0	0	0	0	1											
<b>Inning Stats</b>	R: 1 E: 0 K: 1 S: 6	H: 2 LOB: 1 BB: 1 P: 10	R: 0 E: 0 K: 0 S: 3	H: 0 LOB: 0 BB: 0 P: 3	R: 2 E: 0 K: 1 S: 9	H: 4 LOB: 2 BB: 0 P: 9	R: 0 E: 0 K: 0 S: 2	H: 0 LOB: 0 BB: 1 P: 6	R: 0 E: 0 K: 2 S: 7	H: 0 LOB: 0 BB: 0 P: 7	R: 0 E: 0 K: 1 S: 5	H: 0 LOB: 0 BB: 0 P: 5	R: 0 E: 0 K: 2 S: 7	H: 0 LOB: 0 BB: 0 P: 7	R: 0 E: 0 K: 1 S: 5	H: 0 LOB: 1 BB: 0 P: 5		R: 0 E: 0 K: 2 S: 8	H: 1 LOB: 1 BB: 0 P: 8	1B: 6 2B: 0 3B: 1 HR: 0	SF: 0 SAC: 0 DP: 2 HBP: 0	WP: 0 PA: 34 CS: 0					
<b>PITCHER</b>	IP	WLS	BF	H	R	ER	SO	BB	IBB	HBP	BLK	WP	HR	S	P	ERA	WHIP										
<b>Jack Lamabe, R</b> ERA: 3.12 (3, 1)	2.1		13	6	3	3	1	1	0	0	0	0	0	14	18	11.57	3.000										
<b>Dennis Higgins, R</b> ERA: 2.93 (4, 1)	0.2		2	0	0	0	1	0	0	0	0	0	0	4	4	0.00	0.000										
<b>Hoyt Wilhelm, R</b> ERA: 1.76 (7, 1)	3.0		9	0	0	0	3	1	0	0	0	0	0	14	18	0.00	0.333										
<b>Bob Locker, R</b> ERA: 1.94 (7, 1)	3.0	W	10	1	0	0	5	0	0	0	0	0	0	20	20	0.00	0.333										



Batter	1	2	3	4	5	6	7	8	9	AB	R	H	RBI	BB	SO	LOB	TOP	
Don Buford, S OBP: 0.320, SLG: 0.342	2-3			F9	1B BB		2B		L4	4	0	1	0	1	0	0	<b>Chicago White Sox @ California Angels</b> Anaheim Stadium, Anaheim, CA Fri Aug 05 1966, 10:05 PM EDT Att: 15,094 - Unknown	
Tommie Agee, R OBP: 0.314, SLG: 0.400	6-3			HR	1-2 1B		1BB			3	1	2	1	1	0	0		
Pete Ward, L OBP: 0.250, SLG: 0.195	G3			1B SF9	1B					4	1	1	0	0	0	4		
Tom McCraw, L OBP: 0.297, SLG: 0.346					1-3				F8	0	0	0	0	0	0	0		
John Romano, R OBP: 0.360, SLG: 0.433				F4	1B 1-3 1B				K	4	1	2	1	0	1	0		
Ken Berry, R OBP: 0.328, SLG: 0.424	4-3			SF9					6-3	3	0	0	1	0	0	0		
Bill Skowron, R OBP: 0.316, SLG: 0.348	3-1			3-H 1-2 1B					K	4	0	2	0	0	1	0		
Floyd Robinson, L OBP: 0.339, SLG: 0.348										0	0	0	0	0	0	0		
Jerry Adair, R OBP: 0.302, SLG: 0.347				F9	1-3				5-3	4	0	0	0	0	0	3		
Al Weis, S OBP: 0.194, SLG: 0.123				F6					4-3	4	0	0	0	0	0	0		
Gary Peters, L OBP: 0.241, SLG: 0.345	4-3				F8				F7	4	0	0	0	0	0	0		
<b>Inning Stats</b>	R: 0 E: 0 K: 0 S: 3	H: 0 LOB: 0 BB: 0 P: 3	R: 0 E: 0 K: 0 S: 3	H: 0 LOB: 0 BB: 0 P: 3	R: 0 E: 0 K: 0 S: 3	H: 4 LOB: 2 BB: 0 P: 7	R: 0 E: 0 K: 1 S: 4	H: 1 LOB: 2 BB: 1 P: 8	R: 0 E: 0 K: 0 S: 4	H: 1 LOB: 2 BB: 1 P: 8	R: 1 E: 0 K: 1 S: 6	H: 1 LOB: 0 BB: 0 P: 6	R: 0 E: 0 K: 0 S: 3	H: 0 LOB: 0 BB: 0 P: 3	1B: 5 2B: 1 3B: 0 HR: 2	SF: 1 SAC: 0 DP: 0 HBP: 0	WP: 0 PB: 0 SB: 0 CS: 0	PA: 37
<b>PITCHER</b>	IP WLS BF H R ER SO BB IBB HBP BLK WP HR S P ERA WHIP																	
Clyde Wright, L ERA: 3.8	(1, 1) 8.0 L 34 8 3 3 2 1 1 0 0 0 2 36 44 3.38 1.125																	
Bob Lee, R ERA: 2.76	(9, 1) 1.0 3 0 0 0 0 0 0 0 0 0 0 3 3 0.00 0.000																	

Batter	1	2	3	4	5	6	7	8	9	AB	R	H	RBI	BB	SO	LOB	BOTTOM			
Jose Cardenal, R OBP: 0.320, SLG: 0.408	1B 2B			F8					F6	4	1	1	0	0	0	1	<b>Chicago White Sox @ California Angels</b> Anaheim Stadium, Anaheim, CA Fri Aug 05 1966, 10:05 PM EDT Att: 15,094 - Unknown			
Jay Johnstone, L OBP: 0.333, SLG: 0.367	F7			6-3					G1-6-3	4	0	0	0	0	0	2				
Jim Fregosi, R OBP: 0.303, SLG: 0.368	5-3			F8					F3	4	0	1	0	0	0	1				
Joe Adcock, R OBP: 0.362, SLG: 0.590	E5			G6-4-3 1B					4-3	4	0	1	0	0	1	2				
Frank Matzone, R OBP: 0.270, SLG: 0.314	1-2 2-H 1B			G6-4-3 1-2					F8	4	0	1	1	0	0	1				
Buck Rodgers, S OBP: 0.289, SLG: 0.344	K			F9						2	0	0	0	1	1	2				
Bobby Knoop, R OBP: 0.268, SLG: 0.388									F9	3	0	0	0	0	1	1				
Jim Piersall, R OBP: 0.253, SLG: 0.221									6-3	3	0	0	0	0	1	1				
Clyde Wright, R OBP: 0.130, SLG: 0.130									F9	2	0	0	0	0	0	0				
Norm Siebern, L OBP: 0.394, SLG: 0.386	4-3									1	0	1	0	0	0	0				
Paul Schaaf, R OBP: 0.359, SLG: 0.340									G1-6-3 1B	0	0	0	0	0	0	0				
Bob Lee, R ERA: 2.22	(1, 1) 9.0 W 32 5 1 0 4 1 0 0 0 0 0 39 43 0.00 0.667																			
<b>Inning Stats</b>	R: 1 E: 1 K: 1 S: 8	H: 2 LOB: 2 BB: 0 P: 8	R: 0 E: 0 K: 2 S: 7	H: 0 LOB: 0 BB: 0 P: 7	R: 0 E: 0 K: 0 S: 3	H: 0 LOB: 0 BB: 0 P: 3	R: 0 E: 0 K: 0 S: 3	H: 1 LOB: 0 BB: 0 P: 3	R: 0 E: 0 K: 1 S: 6	H: 1 LOB: 1 BB: 0 P: 6	R: 0 E: 0 K: 0 S: 3	H: 0 LOB: 1 BB: 1 P: 7	R: 0 E: 0 K: 0 S: 3	H: 1 LOB: 0 BB: 0 P: 3	R: 0 E: 0 K: 0 S: 3	H: 0 LOB: 0 BB: 0 P: 3	1B: 4 2B: 1 3B: 0 HR: 0	SF: 0 SAC: 0 DP: 2 HBP: 0	WP: 0 PB: 0 SB: 0 CS: 0	PA: 32
<b>PITCHER</b>	IP WLS BF H R ER SO BB IBB HBP BLK WP HR S P ERA WHIP																			



Batter	1	2	3	4	5	6	7	8	9	AB	R	H	RBI	BB	SO	LOB	TOP				
<b>Don Buford, S</b> OBP: 0.317, SLG: 0.339 (1, 5)	F8	F8		5-3			SH1-3		5-3	4	0	0	0	0	0	1					
<b>Tommie Agee, R</b> OBP: 0.317, SLG: 0.411 (1, 8)	HBP		HR		F6		HR		4-3	4	2	2	2	0	0	0					
<b>Pete Ward, L</b> OBP: 0.259, SLG: 0.198 <b>Floyd Robinson, L</b> OBP: 0.338, SLG: 0.346 (7, PR) (7, 9)	BB		F3		F8		HR		4-3	3	0	1	0	1	0	0					
<b>John Romano, R</b> OBP: 0.366, SLG: 0.463 (1, 2)	BB		HR		F9		HR			3	2	2	4	1	0	0					
<b>Ken Berry, R</b> OBP: 0.330, SLG: 0.434 (1, 9) (7, 7)	BB		1-3				4-3			3	1	1	1	1	0	1					
<b>Bill Skowron, R</b> OBP: 0.316, SLG: 0.348 <b>Tom McCraw, L</b> OBP: 0.296, SLG: 0.345 (6, PR) (6, 3)	F8		E6				F7			3	0	1	0	0	0	3					
<b>Jerry Adair, R</b> OBP: 0.298, SLG: 0.342 (1, 6)			5-3		L6		L3		4-3	4	0	0	0	0	0	2					
<b>Al Weis, S</b> OBP: 0.188, SLG: 0.119 (1, 4)			F5		F5		K		6-3	4	0	0	0	0	1	1					
<b>Tommy John, R</b> OBP: 0.213, SLG: 0.267 (1, 1)					K				F8	4	1	2	0	0	1	0					
<b>Inning Stats</b>	R: 0 E: 0 K: 0 S: 3	H: 1 LOB: 3 BB: 2 P: 12	R: 0 E: 0 K: 0 S: 4	H: 1 LOB: 1 BB: 0 P: 4	R: 2 E: 1 K: 0 S: 6	H: 2 LOB: 1 BB: 0 P: 6	R: 0 E: 0 K: 1 S: 5	H: 0 LOB: 0 BB: 0 P: 5	R: 0 E: 0 K: 0 S: 3	H: 0 LOB: 0 BB: 0 P: 3	R: 1 E: 0 K: 1 S: 6	H: 2 LOB: 1 BB: 0 P: 6	R: 4 E: 0 K: 0 S: 6	H: 3 LOB: 1 BB: 1 P: 10	R: 0 E: 0 K: 0 S: 3	H: 0 LOB: 0 BB: 0 P: 3	R: 0 E: 0 K: 0 S: 3	H: 0 LOB: 0 BB: 0 P: 3	1B: 4 2B: 2 3B: 0 HR: 4	SF: 0 SAC: 1 DP: 1 HBP: 1	WP: 0 PA: 39 CS: 0
<b>PITCHER</b>	IP	WLS	BF	H	R	ER	SO	BB	IBB	HBP	BLK	WP	HR	S	P	ERA	WHIP				
<b>George Brunet, L</b> ERA: 2.87 (1, 1)	5.0	L	24	6	3	3	1	2	0	1	0	0	3	23	32	5.40	1.600				
<b>Lew Burdette, R</b> ERA: 3.35 (6, 1)	2.0		9	3	4	4	1	1	0	0	0	0	1	10	14	18.00	2.000				
<b>Fred Newman, R</b> ERA: 5.79 (8, 1)	2.0		6	0	0	0	0	0	0	0	0	0	0	6	6	0.00	0.000				

**Chicago White Sox @ California Angels**  
Anaheim Stadium, Anaheim, CA  
Sat Aug 06 1966, 10:05 PM EDT  
Att: 20,052 - Unknown

livebaseballscorecards.com

AB 34  
R 7  
H 9  
RBI 7  
BB 3  
SO 2  
LOB 9



Batter	1	2	3	4	5	6	7	8	9	AB	R	H	RBI	BB	SO	LOB	BOTTOM				
<b>Jose Cardenal, R</b> OBP: 0.319, SLG: 0.407 (1, 8)	6-3			6-3				5-3		4	0	1	0	0	0	0					
<b>Jay Johnstone, L</b> OBP: 0.294, SLG: 0.324 (1, 9)	1-3			4-3		F6			1-3	4	0	0	0	0	0	1					
<b>Jim Fregosi, R</b> OBP: 0.301, SLG: 0.365 (1, 6)	1-3			4-3		L5			F9	4	0	0	0	0	0	1					
<b>Joe Adcock, R</b> OBP: 0.365, SLG: 0.588 (1, 3)						K			F9	4	1	2	0	0	1	1					
<b>Frank Matzone, R</b> OBP: 0.264, SLG: 0.306 (1, 5)						K			F9	3	0	0	0	0	2	2					
<b>Buck Rodgers, S</b> OBP: 0.286, SLG: 0.341 (1, 2)						E6		3-1		3	0	0	0	0	0	1					
<b>Bobby Knoop, R</b> OBP: 0.289, SLG: 0.387 <b>Fred Newman, R</b> OBP: 0.267, SLG: 0.214 (8, 1)										3	0	1	0	0	1	0					
<b>Jim Piersall, R</b> OBP: 0.245, SLG: 0.216 (1, 7)						K			F8	2	0	0	1	0	1	0					
<b>George Brunet, R</b> OBP: 0.170, SLG: 0.239 <b>Lew Burdette, R</b> (6, 1) <b>Tom Satriano, L</b> OBP: 0.333, SLG: 0.301 (8, 4)										2	0	0	0	0	0	2					
<b>Inning Stats</b>	R: 0 E: 0 K: 0 S: 3	H: 0 LOB: 0 BB: 0 P: 3	R: 0 E: 0 K: 1 S: 5	H: 1 LOB: 0 BB: 0 P: 5	R: 0 E: 0 K: 1 S: 5	H: 0 LOB: 0 BB: 0 P: 5	R: 0 E: 0 K: 0 S: 3	H: 0 LOB: 0 BB: 0 P: 3	R: 1 E: 1 K: 1 S: 8	H: 2 LOB: 2 BB: 0 P: 8	R: 0 E: 0 K: 1 S: 6	H: 1 LOB: 1 BB: 0 P: 6	R: 0 E: 0 K: 1 S: 5	H: 0 LOB: 0 BB: 0 P: 5	R: 0 E: 0 K: 1 S: 5	H: 0 LOB: 0 BB: 0 P: 3	R: 0 E: 0 K: 0 S: 3	H: 0 LOB: 0 BB: 0 P: 3	1B: 4 2B: 1 3B: 0 HR: 0	SF: 1 SAC: 0 DP: 1 HBP: 0	WP: 0 PA: 31 CS: 1
<b>PITCHER</b>	IP	WLS	BF	H	R	ER	SO	BB	IBB	HBP	BLK	WP	HR	S	P	ERA	WHIP				
<b>Tommy John, L</b> ERA: 2.39 (1, 1)	9.0	W	31	4	1	0	6	0	0	0	0	0	0	43	43	0.00	0.444				

**Chicago White Sox @ California Angels**  
Anaheim Stadium, Anaheim, CA  
Sat Aug 06 1966, 10:05 PM EDT  
Att: 20,052 - Unknown

livebaseballscorecards.com

AB 30  
R 1  
H 4  
RBI 1  
BB 0  
SO 6  
LOB 8









Batter	1	2	3	4	5	6	7	8	9	AB	R	H	RBI	BB	SO	LOB	TOP								
<b>Don Buford, S</b> OBP: 0.319, SLG: 0.340 (1, 5)	5-3		5-3		F9		L7		F8	5	0	0	0	0	0	4									
<b>Tommie Agee, R</b> OBP: 0.316, SLG: 0.406 (1, 8)	5-3		P4			F8			F8	4	0	0	0	1	0	0									
<b>Pete Ward, L</b> OBP: 0.279, SLG: 0.236 (1, 7)										4	1	2	0	0	0	3									
<b>Tom McCraw, L</b> OBP: 0.298, SLG: 0.349 (7, 9)	F7				FC6-4				F9	0	0	0	0	0	0	0									
<b>John Romano, R</b> OBP: 0.370, SLG: 0.473 (1, 2)										3	1	2	1	1	0	1									
<b>Joe Horlen, R</b> OBP: 0.140, SLG: 0.100 (8, PR)					FC6-4					0	0	0	0	0	0	0									
<b>Jerry McNertney, R</b> OBP: 0.311, SLG: 0.244 (8, 2)										0	0	0	0	0	0	0									
<b>Ken Berry, R</b> OBP: 0.328, SLG: 0.430 (1, 9)										2	0	0	1	0	0	1									
<b>Bill Skowron, R</b> OBP: 0.327, SLG: 0.369 (1, 3)										3	0	2	0	1	0	1									
<b>Floyd Robinson, L</b> OBP: 0.337, SLG: 0.345 (8, PR)										0	0	0	0	0	0	0									
<b>Lee Elia, R</b> OBP: 0.299, SLG: 0.308 (1, 6)										4	0	2	0	0	1	3									
<b>Al Weis, S</b> OBP: 0.183, SLG: 0.116 (1, 4)										2	0	0	0	0	1	3									
<b>Bruce Howard, S</b> OBP: 0.182, SLG: 0.071 (1, 1)										2	0	0	0	1	0	2									
<b>Bob Locker, S</b> OBP: 0.375, SLG: 0.286 (7, 1)										1	0	0	0	0	1	0									
<b>Inning Stats</b>	R: 0 E: 0 K: 0 S: 3	H: 0 LOB: 0 BB: 0 P: 3	R: 1 E: 0 K: 0 S: 5	H: 2 LOB: 1 BB: 0 P: 5	R: 0 E: 0 K: 0 S: 3	H: 0 LOB: 0 BB: 0 P: 3	R: 0 E: 0 K: 0 S: 3	H: 1 LOB: 0 BB: 0 P: 3	R: 0 E: 0 K: 0 S: 5	H: 2 LOB: 2 BB: 0 P: 5	R: 1 E: 0 K: 0 S: 4	H: 1 LOB: 1 BB: 1 P: 8	R: 0 E: 0 K: 0 S: 4	H: 1 LOB: 3 BB: 2 P: 12	R: 0 E: 0 K: 2 S: 8	H: 1 LOB: 2 BB: 1 P: 12	R: 0 E: 0 K: 1 S: 5	H: 0 LOB: 0 BB: 0 P: 5	1B: 6 2B: 1 3B: 0 HR: 1	SF: 1 SAC: 3 DP: 1 HBP: 0	WP: 1 PB: 0 SB: 0 CS: 0	PA: 38			
<b>PITCHER</b>	IP	WLS	BF	H	R	ER	SO	BB	IBB	HBP	BLK	WP	HR	S	P	ERA	WHIP								
<b>Gil Blanco, L</b> ERA: 5.14 (1, 1)	5.1	L	22	6	2	2	0	1	0	0	0	0	1	21	25	3.38	1.312								
<b>Ken Sanders, R</b> ERA: 3.57 (6, 1)	1.1		7	1	0	0	0	2	0	0	0	1	0	5	13	0.00	2.250								
<b>Joe Grzenda, L</b> ERA: 4.91 (7, 1)	0.1		1	0	0	0	0	0	0	0	0	0	0	1	1	0.00	0.000								
<b>Wes Stock, R</b> ERA: 2.86 (8, 1)	2.0		8	1	0	0	3	0	1	0	0	0	0	13	17	0.00	0.500								

**Chicago White Sox @ Kansas City Athletics**  
Municipal Stadium, Kansas City, MO  
Tue Aug 09 1966, 8:05 PM EDT  
Att: 7,285 - Unknown

**AB 30**  
**R 2**  
**H 8**  
**RBI 2**  
**BB 4**  
**SO 3**  
**LOB 18**



Batter	1	2	3	4	5	6	7	8	9	AB	R	H	RBI	BB	SO	LOB	BOTTOM								
<b>Bert Campaneris, R</b> OBP: 0.307, SLG: 0.398 (1, 6)	4-3		L6		4-3			E5		4	0	1	0	0	0	1									
<b>Jim Gosger, L</b> OBP: 0.321, SLG: 0.349 (1, 7)	4-3		4-3			F8		4-3		4	0	0	0	0	0	2									
<b>Mike Hershberger, R</b> OBP: 0.314, SLG: 0.365 (1, 9)	F2				1-3			P3		4	0	1	0	0	0	2									
<b>Danny Cater, R</b> OBP: 0.281, SLG: 0.359 (1, 3)	L8				G3		P5		K	4	0	0	0	0	1	3									
<b>Roger Repoz, L</b> OBP: 0.328, SLG: 0.375 (1, 8)					P3		F7		K	4	0	0	0	0	2	1									
<b>Dick Green, R</b> OBP: 0.316, SLG: 0.374 (1, 4)									6-3	4	1	2	0	0	1	0									
<b>Ed Charles, R</b> OBP: 0.319, SLG: 0.430 (1, 5)									K2-3	4	0	2	1	0	2	1									
<b>Phil Roof, R</b> OBP: 0.296, SLG: 0.351 (1, 2)										2	0	0	0	0	0	2									
<b>Larry Stahl, R</b> OBP: 0.278, SLG: 0.368 (7, PH)										1	0	0	0	0	0	1									
<b>Tim Talton, L</b> OBP: 0.400, SLG: 0.600 (8, 2)										0	0	0	0	0	0	0									
<b>Gil Blanco, L</b> OBP: 0.333, SLG: 0.200 (1, 1)										2	0	0	0	0	0	1									
<b>Ken Sanders, R</b> OBP: 0.333, SLG: 0.200 (6, 1)										0	0	0	0	0	0	0									
<b>Joe Grzenda, R</b> OBP: 0.279, SLG: 0.271 (7, PH)										0	0	0	0	0	0	0									
<b>Don Blasingame, L</b> OBP: 0.279, SLG: 0.271 (7, PH)										1	0	0	0	0	0	1									
<b>Wes Stock, R</b> ERA: 2.16 (8, 1)										0	0	0	0	0	0	0									
<b>Inning Stats</b>	R: 0 E: 0 K: 0 S: 4	H: 1 LOB: 1 BB: 0 P: 4	R: 0 E: 0 K: 2 S: 8	H: 1 LOB: 0 BB: 0 P: 8	R: 0 E: 0 K: 0 S: 3	H: 0 LOB: 0 BB: 0 P: 3	R: 0 E: 0 K: 0 S: 3	H: 0 LOB: 0 BB: 0 P: 3	R: 1 E: 0 K: 0 S: 5	H: 2 LOB: 1 BB: 0 P: 5	R: 0 E: 0 K: 0 S: 4	H: 1 LOB: 1 BB: 0 P: 4	R: 0 E: 0 K: 1 S: 6	H: 1 LOB: 1 BB: 0 P: 6	R: 0 E: 2 K: 1 S: 6	H: 0 LOB: 1 BB: 0 P: 6	R: 0 E: 0 K: 2 S: 7	H: 0 LOB: 0 BB: 0 P: 7	1B: 2 2B: 4 3B: 0 HR: 0	SF: 0 SAC: 0 DP: 0 HBP: 0	WP: 0 PB: 0 SB: 0 CS: 0	PA: 34			
<b>PITCHER</b>	IP	WLS	BF	H	R	ER	SO	BB	IBB	HBP	BLK	WP	HR	S	P	ERA	WHIP								
<b>Bruce Howard, R</b> ERA: 2.37 (1, 1)	6.1	W	25	6	1	1	3	0	0	0	0	0	0	31	31	1.42	0.947								
<b>Bob Locker, R</b> ERA: 2.16 (7, 1)	2.2	S	9	0	0	0	3	0	0	0	0	0	0	15	15	0.00	0.000								

**Chicago White Sox @ Kansas City Athletics**  
Municipal Stadium, Kansas City, MO  
Tue Aug 09 1966, 8:05 PM EDT  
Att: 7,285 - Unknown

**AB 34**  
**R 1**  
**H 6**  
**RBI 1**  
**BB 0**  
**SO 6**  
**LOB 15**









Batter	1	2	3	4	5	6	7	8	9	AB	R	H	RBI	BB	SO	LOB	TOP										
Don Buford, S OBP: 0.322, SLG: 0.342 (1, 5)	G3		1B S BB	K			K		4-3	5	1	1	3	1	2	0	<b>Chicago White Sox @ Kansas City Athletics</b> Municipal Stadium, Kansas City, MO Thu Aug 11 1966, 8:05 PM EDT Att: 13,643 - Unknown <a href="http://livebaseballscorecards.com">livebaseballscorecards.com</a>										
Tommie Agee, R OBP: 0.320, SLG: 0.413 (1, 8)	6-3		WP S BB	5-3			F2		4-3 G3 1B	5	1	2	1	0	0	1											
Pete Ward, L OBP: 0.295, SLG: 0.269 (1, 9) (4, 7)			G3 BB FC6-4 BB				HR 2B		G3 1-2	3	3	2	0	2	0	1											
John Romano, R OBP: 0.372, SLG: 0.483 Jerry McNetney, R OBP: 0.304, SLG: 0.238 (1, 2) (7, 2)	E4		3H BB FC6-4 G3 BB				HR 2B		4-3 2-3	2	1	1	2	2	0	1											
Tom McCraw, L OBP: 0.301, SLG: 0.354 (1, 3)	1-3		G3				CS BB		BB IBB	3	0	0	1	2	0	6											
Ken Berry, R OBP: 0.330, SLG: 0.428 Juan Pizarro, L OBP: 0.143, SLG: 0.105 Bob Locker, S OBP: 0.375, SLG: 0.286 Smoky Burgess, L OBP: 0.423, SLG: 0.395 Hoyt Wilhelm, R (8, PH) (8, 1)			K IBB				B5		SH5-6-3 BB	1	0	0	0	1	1	0											
Lee Elia, R OBP: 0.257, SLG: 0.299 Wayne Causey, L OBP: 0.324, SLG: 0.302 (1, 6) (3, 4)	5-3		FC6-4 IBB				BB BB 2B 1B		F8 F8	2	0	0	1	0	0	2											
Al Weis, S OBP: 0.200, SLG: 0.125 (1, 4) (3, 6)	K		F8				BB BB 2B BB		L8 L5	4	1	0	0	1	1	2											
John Buzhardt, R OBP: 0.179, SLG: 0.135 Dennis Higgins, R OBP: 0.273, SLG: 0.200 Floyd Robinson, L OBP: 0.338, SLG: 0.342 (4, PH) (4, 9)			WP 1B 1B				G3 2B BB		5-3 F9	0	0	0	0	0	0	0											
<b>Inning Stats</b>	R: 0 E: 1 K: 0 S: 4	H: 0 LOB: 2 BB: 1 P: 8	R: 0 E: 0 K: 2 S: 7	H: 0 LOB: 0 BB: 0 P: 7	R: 4 E: 0 K: 0 S: 5	H: 2 LOB: 2 BB: 4 P: 21	R: 0 E: 0 K: 1 S: 5	H: 0 LOB: 0 BB: 0 P: 5	R: 5 E: 0 K: 0 S: 6	H: 4 LOB: 1 BB: 3 P: 18	R: 1 E: 0 K: 0 S: 4	H: 1 LOB: 1 BB: 1 P: 8	R: 0 E: 0 K: 1 S: 5	H: 0 LOB: 0 BB: 0 P: 5	R: 0 E: 0 K: 0 S: 4	H: 1 LOB: 3 BB: 2 P: 12		R: 0 E: 0 K: 0 S: 3	H: 0 LOB: 0 BB: 0 P: 3	1B: 4 2B: 3 3B: 0 HR: 1	SF: 0 SAC: 1 DP: 0 HBP: 0	WP: 2 PB: 0 SB: 2 CS: 1	PA: 46				
<b>PITCHER</b>	IP	WLS	BF	H	R	ER	SO	BB	IBB	HBP	BLK	WP	HR	S	P	ERA	WHIP										
Blue Moon Odom, R ERA: 4.3 (1, 1)	2.0		12	2	4	4	2	3	0	0	0	2	0	13	25	18.00	2.500										
Ken Sanders, R ERA: 3.87 (3, 1)	2.2	L	14	3	4	4	1	3	1	0	0	0	1	12	28	13.50	2.250										
Wes Stock, R ERA: 3.47 (5, 1)	1.1		8	2	2	2	0	2	0	0	0	0	0	6	14	13.50	3.000										
Jack Aker, R ERA: 1.67 (7, 1)	3.0		12	1	0	0	1	1	1	0	0	0	0	12	20	0.00	0.667										
<b>Batter</b>	<b>1</b>	<b>2</b>	<b>3</b>	<b>4</b>	<b>5</b>	<b>6</b>	<b>7</b>	<b>8</b>	<b>9</b>	<b>AB</b>	<b>R</b>	<b>H</b>	<b>RBI</b>	<b>BB</b>	<b>SO</b>	<b>LOB</b>	<b>BOTTOM</b>										
Bert Campaneris, R OBP: 0.308, SLG: 0.396 (1, 6)	E S 7-2 1B	K		K				F8		5	0	2	1	0	2	2	<b>Chicago White Sox @ Kansas City Athletics</b> Municipal Stadium, Kansas City, MO Thu Aug 11 1966, 8:05 PM EDT Att: 13,643 - Unknown <a href="http://livebaseballscorecards.com">livebaseballscorecards.com</a>										
Mike Hershberger, R OBP: 0.374, SLG: 0.305 (1, 9)	7-2		1B WP 5-6-3 BB				3-1		F8	4	1	0	0	1	0	2											
Roger Repoz, L OBP: 0.325, SLG: 0.370 (1, 8)	3-1		L8				K			5	0	1	0	0	1	1											
Danny Cater, R OBP: 0.291, SLG: 0.368 (1, 3)			1B 2-3 1B				1B		5-3	5	0	4	0	0	0	0											
Dick Green, R OBP: 0.317, SLG: 0.372 (1, 4)			1B 3B 1B				L9		FC6-4 BB FC1-2 1B	5	2	1	1	0	0	4											
Ed Charles, R OBP: 0.320, SLG: 0.435 (1, 5)			3B 1B				5-3		FC1-2 1B BB E	5	3	2	1	0	1	3											
Jim Gosger, L OBP: 0.325, SLG: 0.362 (1, 7)			1B 3B				K		2B 2B	3	2	2	3	1	1	0											
Phil Roof, R OBP: 0.300, SLG: 0.354 Larry Stahl, L OBP: 0.281, SLG: 0.371 Tim Talton, L OBP: 0.400, SLG: 0.600 (1, 2) (7, PH) (8, 2)			1B 3B				K		L8 E4	3	0	2	1	0	0	1											
Blue Moon Odom, R OBP: 0.250, SLG: 0.250 Ken Sanders, R OBP: 0.333, SLG: 0.200 Wes Stock, R (6, PH) (7, 1)			K				SH3-4 1B		1-3	1	0	0	0	0	0	0											
<b>Inning Stats</b>	R: 0 E: 0 K: 0 S: 3	H: 1 LOB: 0 BB: 0 P: 3	R: 4 E: 0 K: 2 S: 11	H: 5 LOB: 0 BB: 0 P: 11	R: 1 E: 0 K: 0 S: 4	H: 1 LOB: 1 BB: 1 P: 8	R: 0 E: 0 K: 2 S: 8	H: 1 LOB: 1 BB: 0 P: 8	R: 0 E: 0 K: 1 S: 6	H: 1 LOB: 1 BB: 0 P: 6	R: 2 E: 0 K: 1 S: 8	H: 3 LOB: 1 BB: 0 P: 8	R: 2 E: 1 K: 0 S: 6	H: 3 LOB: 2 BB: 1 P: 10	R: 0 E: 0 K: 0 S: 3	H: 0 LOB: 0 BB: 0 P: 3		R: 0 E: 0 K: 1 S: 5	H: 0 LOB: 0 BB: 0 P: 5	1B: 12 2B: 3 3B: 1 HR: 0	SF: 0 SAC: 1 DP: 1 HBP: 0	WP: 1 PB: 0 SB: 1 CS: 1	PA: 42				
<b>PITCHER</b>	IP	WLS	BF	H	R	ER	SO	BB	IBB	HBP	BLK	WP	HR	S	P	ERA	WHIP										
John Buzhardt, R ERA: 3.81 (1, 1)	1.0		8	6	4	4	0	0	0	0	0	0	0	8	8	36.00	6.000										
Dennis Higgins, R ERA: 2.5 (2, 1)	2.0		7	1	1	1	2	1	0	0	0	1	0	10	14	4.50	1.000										
Juan Pizarro, L ERA: 3.9 (4, 1)	3.0	W	14	5	2	2	4	0	0	0	0	0	0	22	22	6.00	1.667										
Bob Locker, R ERA: 2.24 (7, 1)	1.0		7	3	2	1	0	1	0	0	0	0	0	6	10	9.00	4.000										
Hoyt Wilhelm, R ERA: 1.85 (8, 1)	2.0	S	6	0	0	0	1	0	0	0	0	0	0	8	8	0.00	0.000										



Batter	1	2	3	4	5	6	7	8	9	AB	R	H	RBI	BB	SO	LOB	TOP					
Jose Cardenal, R OBP: 0.321, SLG: 0.404 (1, 8)	0-0 6-3		0-0 1-3			0-3 K			0-0 5-3	4	0	0	0	0	1	1						
Jay Johnstone, L OBP: 0.304, SLG: 0.382 (1, 9)	0-0 G3			0-0 B1-3			0-0 G3		0-0 2B	4	0	1	0	0	0	0						
Jim Fregosi, R OBP: 0.301, SLG: 0.365 (1, 6)	0-0 3-1			0-0 F8					0-0 2B	4	0	1	0	0	0	1						
Joe Adcock, R OBP: 0.368, SLG: 0.594 (1, 3)		0-3 K		0-3 K					0-0 5-3	3	0	0	0	0	2	1						
Frank Matzone, R OBP: 0.263, SLG: 0.304 (1, 5)		0-0 F9			0-0 5-3				0-0 F7	3	0	0	0	0	0	1						
Buck Rodgers, S OBP: 0.272, SLG: 0.339 (1, 2)		0-0 5-3			0-0 CS 1B				0-0 5-3	3	0	1	0	0	0	0						
Bobby Knoop, R OBP: 0.265, SLG: 0.377 (1, 4)			0-0 6-3		0-0 F9 1-2				0-0 F8	3	0	0	0	0	0	1						
Jim Piersall, R OBP: 0.248, SLG: 0.220 (1, 7)			0-0 PB 1B			0-3 K			0-3 K	3	0	1	0	0	2	0						
Dean Chance, R OBP: 0.071, SLG: 0.037 Norm Siebern, L OBP: 0.390, SLG: 0.384 (9, PH)			0-3 K 1-2			0-3 K			0-0 3-1	2	0	0	0	0	2	1						
<b>Inning Stats</b>	R: 0 E: 0 K: 0 S: 3	H: 0 LOB: 0 BB: 0 P: 3	R: 0 E: 0 K: 1 S: 5	H: 0 LOB: 0 BB: 0 P: 5	R: 0 E: 0 K: 1 S: 6	H: 1 LOB: 1 BB: 0 P: 6	R: 0 E: 0 K: 1 S: 5	H: 0 LOB: 0 BB: 0 P: 5	R: 0 E: 0 K: 0 S: 3	H: 1 LOB: 0 BB: 0 P: 3	R: 0 E: 0 K: 3 S: 9	H: 0 LOB: 0 BB: 0 P: 9	R: 0 E: 0 K: 0 S: 4	H: 1 LOB: 1 BB: 0 P: 4	R: 0 E: 0 K: 1 S: 5	H: 0 LOB: 0 BB: 0 P: 5	R: 0 E: 0 K: 0 S: 4	H: 1 LOB: 1 BB: 0 P: 4	1B: 2 2B: 2 3B: 0 HR: 0	SF: 0 SAC: 0 DP: 0 HBP: 0	WP: 0 PB: 1 SB: 0 CS: 1	PA: 30
<b>PITCHER</b> Tommy John, L ERA: 2.25 (1, 1)	IP: 9.0 WLS: W BF: 30 H: 4 R: 0 ER: 0 SO: 7 BB: 0 IBB: 0 HBP: 0 BLK: 0 WP: 0 HR: 0 S: 44 P: 44 ERA: 0.00 WHIP: 0.444															<b>PITCHER</b> Tommy John, L ERA: 2.25 (1, 1)	IP: 9.0 WLS: W BF: 30 H: 4 R: 0 ER: 0 SO: 7 BB: 0 IBB: 0 HBP: 0 BLK: 0 WP: 0 HR: 0 S: 44 P: 44 ERA: 0.00 WHIP: 0.444					

California Angels @ Chicago White Sox  
Comiskey Park, Chicago, IL  
Fri Aug 12 1966, 8:05 PM EDT  
Att: 18,905 - Unknown

AB 30  
R 0  
H 4  
RBI 0  
BB 0  
SO 7  
LOB 6



Batter	1	2	3	4	5	6	7	8	9	AB	R	H	RBI	BB	SO	LOB	BOTTOM			
Don Buford, S OBP: 0.324, SLG: 0.346 (1, 5)	0-0 F8		0-0 3B		4-0 1-2 3H BB			0-3 K		3	0	1	0	1	1	0				
Tommie Agee, R OBP: 0.320, SLG: 0.412 (1, 8)	0-0 1-3		0-0 F8		0-0 6-3			0-0 S 1B		4	0	1	0	0	0	3				
Floyd Robinson, L OBP: 0.340, SLG: 0.340 (1, 9)	1-0 HBP			0-3 K			0-0 F9	4-0 1-2 IBB		2	0	0	0	1	1	0				
John Romano, R OBP: 0.367, SLG: 0.474 (1, 2)	0-0 1-3			0-0 5-3			0-0 P4	0-0 5-3		4	0	0	0	0	0	3				
Tom McCraw, L OBP: 0.298, SLG: 0.350 (1, 3)		0-0 F5		0-0 G3			0-0 4-3			3	0	0	0	0	0	0				
Pete Ward, L OBP: 0.296, SLG: 0.271 Ken Berry, R OBP: 0.330, SLG: 0.428 (8, 7)		0-0 F9			0-0 WP 1-3 1B			0-0 F2		3	1	1	0	0	0	0				
Jerry Adair, R OBP: 0.297, SLG: 0.340 (1, 6)	0-0 6-3			0-0 1-2	0-0 1-3			0-0 1-3		3	0	0	0	0	0	1				
Al Weis, S OBP: 0.196, SLG: 0.122 (1, 4)			0-3 K		0-3 K			0-0 1-3		3	0	0	0	0	2	1				
Tommy John, R OBP: 0.220, SLG: 0.255 (1, 1)			0-0 5-3		4-0 WP BB			0-0 L5		2	0	0	0	1	0	0				
<b>Inning Stats</b>	R: 0 E: 0 K: 0 S: 3	H: 0 LOB: 1 BB: 0 P: 4	R: 0 E: 0 K: 0 S: 3	H: 0 LOB: 0 BB: 0 P: 3	R: 0 E: 0 K: 1 S: 6	H: 1 LOB: 1 BB: 0 P: 6	R: 0 E: 0 K: 1 S: 5	H: 0 LOB: 0 BB: 0 P: 5	R: 1 E: 0 K: 1 S: 6	H: 1 LOB: 2 BB: 2 P: 14	R: 0 E: 0 K: 0 S: 3	H: 0 LOB: 0 BB: 0 P: 3	R: 0 E: 0 K: 0 S: 3	H: 0 LOB: 0 BB: 0 P: 3	R: 0 E: 0 K: 1 S: 6	H: 1 LOB: 2 BB: 1 P: 10	1B: 2 2B: 0 3B: 1 HR: 0	SF: 0 SAC: 0 DP: 0 HBP: 1	WP: 2 PB: 0 SB: 1 CS: 0	PA: 31
<b>PITCHER</b> Dean Chance, R ERA: 3.53 (1, 1)	IP: 8.0 WLS: L BF: 31 H: 3 R: 1 ER: 1 SO: 4 BB: 2 IBB: 1 HBP: 1 BLK: 0 WP: 2 HR: 0 S: 35 P: 48 ERA: 1.12 WHIP: 0.625															<b>PITCHER</b> Tommy John, L ERA: 2.25 (1, 1)	IP: 9.0 WLS: W BF: 30 H: 4 R: 0 ER: 0 SO: 7 BB: 0 IBB: 0 HBP: 0 BLK: 0 WP: 0 HR: 0 S: 44 P: 44 ERA: 0.00 WHIP: 0.444			

California Angels @ Chicago White Sox  
Comiskey Park, Chicago, IL  
Fri Aug 12 1966, 8:05 PM EDT  
Att: 18,905 - Unknown

AB 27  
R 1  
H 3  
RBI 0  
BB 3  
SO 4  
LOB 8





Batter	1	2	3	4	5	6	7	8	9	AB	R	H	RBI	BB	SO	LOB	TOP										
Jose Cardenal, R OBP: 0.318, SLG: 0.398 (1, 8)	0-0 6-3	0-0 F5		0-0 F6			0-0 F3		0-0 1-3	5	0	0	0	0	0	2											
Jay Johnstone, L OBP: 0.279, SLG: 0.350 (1, 7) (8, 9)	0-0 G3	0-3 K			0-0 4-3		0-0 F8		0-3 K	5	0	0	0	0	2	1											
Jim Fregosi, R OBP: 0.302, SLG: 0.373 (1, 6)	0-0 F9					0-0 BB 1B		0-0 F8		4	1	2	1	0	0	0											
Norm Siebern, L OBP: 0.395, SLG: 0.388 Marcelino Lopez, R OBP: 0.279, SLG: 0.275 Jim Piersall, R OBP: 0.248, SLG: 0.220 (1, 3) (8, PR) (8, 7)		0-0 2B 1B	4-0 BB 1B		0-3 K		0-3 K		0-0 BB 1B	3	1	2	0	1	1	0											
Buck Rodgers, S OBP: 0.274, SLG: 0.344 (1, 2)		0-0 1B	0-0 8-4		0-0 5-3			0-0 BB 1B		4	2	2	0	0	0	2											
Ed Kirkpatrick, L OBP: 0.313, SLG: 0.350 Joe Adcock, R OBP: 0.371, SLG: 0.594 (1, 9) (8, PH) (8, 3)		0-3 K	0-3 K		0-0 4-3			4-0 G5-3 1B		3	0	0	0	0	2	3											
Tom Satriono, L OBP: 0.337, SLG: 0.310 (1, 5)		4-0 1B 1B		0-0 WP 1B		0-0 8-4-3 1B		0-0 1-2 2-H 3-H		3	1	3	2	1	0	0											
Bobby Knoop, R OBP: 0.265, SLG: 0.376 (1, 4)		0-0 1B		0-0 F5		0-0 8-4-3		0-0 G5-3		4	1	1	2	0	0	4											
Fred Newman, R OBP: 0.278, SLG: 0.235 Minnie Rojas, R OBP: 0.133, SLG: 0.143 (1, 1) (8, 1)		0-0 1B		0-3 K			0-0 F8		0-3 K	3	0	1	2	0	1	1											
		2-H 3-H						2-3f		1	0	0	0	0	1	0											
<b>Inning Stats</b>	R: 0 E: 0 K: 0 S: 3	H: 0 LOB: 0 BB: 0 P: 3	R: 4 E: 0 K: 2 S: 11	H: 4 LOB: 1 BB: 1 P: 15	R: 0 E: 0 K: 1 S: 5	H: 1 LOB: 1 BB: 1 P: 9	R: 0 E: 0 K: 1 S: 6	H: 1 LOB: 0 BB: 0 P: 6	R: 1 E: 0 K: 1 S: 6	H: 1 LOB: 0 BB: 0 P: 6	R: 0 E: 0 K: 0 S: 3	H: 0 LOB: 0 BB: 0 P: 3	R: 0 E: 0 K: 0 S: 3	H: 3 LOB: 1 BB: 1 P: 9	R: 0 E: 0 K: 2 S: 7	H: 0 LOB: 0 BB: 0 P: 7	1B: 9 2B: 3 3B: 0 HR: 1	SF: 0 SAC: 0 DP: 3 HBP: 0	WP: 1 PB: 0 SB: 0 CS: 0	PA: 38							
<b>PITCHER</b>	IP	WLS	BF	H	R	ER	SO	BB	IBB	HBP	BLK	WP	HR	S	P	ERA	WHIP										
Joe Horlen, R ERA: 2.51 (1, 1)	1.1	L	9	4	4	4	1	0	1	0	0	0	0	10	14	27.00	3.000										
Dennis Higgins, R ERA: 2.97 (2, 1)	3.0		12	3	1	1	3	1	0	0	0	1	1	17	21	3.00	1.333										
Juan Pizarro, L ERA: 3.99 (5, 1)	3.0		13	4	2	2	1	1	0	0	0	0	0	14	18	6.00	1.667										
Jack Lamabe, R ERA: 3.09 Bob Locker, R ERA: 2.21 (8, 1) (9, 1)	0.2		1	0	0	0	0	0	0	0	0	0	0	1	1	0.00	0.000										
	1.0		3	0	0	0	2	0	0	0	0	0	0	7	7	0.00	0.000										

California Angels @ Chicago White Sox  
Comiskey Park, Chicago, IL  
Sat Aug 13 1966, 4:33 AM EDT  
Att: 7,130 - Unknown

AB 35  
R 7  
H 11  
RBI 7  
BB 3  
SO 7  
LOB 13



Batter	1	2	3	4	5	6	7	8	9	AB	R	H	RBI	BB	SO	LOB	BOTTOM										
Don Buford, S OBP: 0.323, SLG: 0.348 (1, 5)	0-0 F4		0-0 F6			0-0 3-1		0-0 1-3 2B		4	1	1	1	0	0	0											
Tommie Agee, R OBP: 0.319, SLG: 0.410 (1, 8)	0-3 K			0-0 1-3		0-0 4-3		0-0 1B 1B		4	0	1	2	0	1	0											
Pete Ward, L OBP: 0.301, SLG: 0.277 Bob Locker, S OBP: 0.375, SLG: 0.286 (1, 7) (9, 1)	0-0 4-3			0-0 6-3			0-0 G6-4-3 1B	0-0 1-3 1B		4	0	2	0	0	0	0											
John Romano, R OBP: 0.366, SLG: 0.472 Jerry McNertney, R OBP: 0.313, SLG: 0.250 Smoky Burgess, L OBP: 0.415, SLG: 0.386 (1, 2) (4, 2) (8, PH) (9, 2)		0-0 4-3		0-0 1B		0-0 G6-4-3 1B		0-0 4-3		1	0	0	0	0	0	0											
Tom McCraw, L OBP: 0.294, SLG: 0.345 (1, 3) (9, 7)		0-0 6-3		0-0 4-3			0-0 3-1		0-0 F7	4	0	0	0	0	0	1											
Floyd Robinson, L OBP: 0.344, SLG: 0.341 (1, 9)		4-0 BB		0-0 G4-6-3 1B			4-0 1B 2B BB	0-0 F4		2	1	1	0	2	0	0											
Jerry Adair, R OBP: 0.293, SLG: 0.335 (1, 6)		0-0 F9		0-0 G4-6-3			0-0 F9	0-0 F8		4	0	0	0	0	0	3											
Al Weis, S OBP: 0.194, SLG: 0.121 Wayne Causey, L OBP: 0.320, SLG: 0.298 (1, 4) (5, PH) (6, 4)			0-0 5-3		0-3 K			0-0 F8		1	0	0	0	0	0	0											
Joe Horlen, R OBP: 0.140, SLG: 0.100 Dennis Higgins, R OBP: 0.286, SLG: 0.182 Juan Pizarro, L OBP: 0.319, SLG: 0.410 Jack Lamabe, R OBP: 0.286, SLG: 0.190 Bill Skowron, R OBP: 0.320, SLG: 0.372 (1, 1) (2, 1) (5, 1) (8, 1) (8, PH) (9, 3)			0-0 6-3			0-3 K		0-0 2B 1B		0	0	0	0	0	0	0											
								1-3		1	1	1	0	0	0	0											
<b>Inning Stats</b>	R: 0 E: 0 K: 1 S: 5	H: 0 LOB: 0 BB: 0 P: 5	R: 0 E: 0 K: 0 S: 3	H: 0 LOB: 1 BB: 1 P: 7	R: 0 E: 0 K: 0 S: 3	H: 0 LOB: 0 BB: 0 P: 3	R: 0 E: 0 K: 0 S: 4	H: 1 LOB: 1 BB: 0 P: 4	R: 0 E: 0 K: 1 S: 5	H: 1 LOB: 0 BB: 0 P: 5	R: 0 E: 0 K: 1 S: 5	H: 0 LOB: 0 BB: 0 P: 5	R: 0 E: 0 K: 0 S: 3	H: 1 LOB: 2 BB: 1 P: 11	R: 0 E: 0 K: 0 S: 3	H: 0 LOB: 0 BB: 0 P: 3	1B: 6 2B: 1 3B: 0 HR: 0	SF: 0 SAC: 0 DP: 2 HBP: 0	WP: 0 PB: 0 SB: 0 CS: 0	PA: 34							
<b>PITCHER</b>	IP	WLS	BF	H	R	ER	SO	BB	IBB	HBP	BLK	WP	HR	S	P	ERA	WHIP										
Fred Newman, R ERA: 5.49 Minnie Rojas, R ERA: 1.99 (1, 1) (8, 1)	7.2	W	28	5	3	3	3	2	0	0	0	0	0	32	40	0.00	1.500										
	1.1	S	6	2	0	0	0	0	0	0	0	0	0	6	6	0.00	1.500										

California Angels @ Chicago White Sox  
Comiskey Park, Chicago, IL  
Sat Aug 13 1966, 4:33 AM EDT  
Att: 7,130 - Unknown

AB 32  
R 3  
H 7  
RBI 3  
BB 2  
SO 3  
LOB 8





Batter	1	2	3	4	5	6	7	8	9	AB	R	H	RBI	BB	SO	LOB	TOP			
Jose Cardenal, R OBP: 0.317, SLG: 0.397 (1, 8)										4	0	1	0	0	1	1	<b>California Angels @ Chicago White Sox</b> Comiskey Park, Chicago, IL Sun Aug 14 1966, 4:33 AM EDT Unknown <a href="http://livebaseballscorecards.com">livebaseballscorecards.com</a>			
Jay Johnstone, L OBP: 0.277, SLG: 0.344 (1, 9)										4	0	1	0	0	0	1				
Jim Fregosi, R OBP: 0.300, SLG: 0.370 (1, 6)										4	0	0	0	0	2	3				
Joe Adcock, R OBP: 0.366, SLG: 0.584 (1, 3)										3	0	0	0	0	0	1				
Buck Rodgers, S OBP: 0.275, SLG: 0.343 (1, 2)										3	0	1	0	0	0	0				
Bobby Knoop, R OBP: 0.283, SLG: 0.374 (1, 4)										3	0	0	0	0	0	1				
Tom Satriano, L OBP: 0.332, SLG: 0.305 Jackie Hernandez, R OBP: 0.095, SLG: 0.053 (1, 5) (8, 5)										3	0	0	0	0	0	0				
Jim Piersall, R OBP: 0.250, SLG: 0.223 (1, 7)										3	0	1	0	0	1	0				
Marcelino Lopez, R OBP: 0.267, SLG: 0.262 Bob Lee, R (7, 1) Frank Malzone, R OBP: 0.261, SLG: 0.302 (9, PH)										2	0	0	0	0	1	0				
<b>Inning Stats</b>	R: 0 E: 0 K: 1 S: 6	H: 1 LOB: 1 BB: 0 P: 6	R: 0 E: 0 K: 0 S: 3	H: 0 LOB: 0 BB: 0 P: 3	R: 0 E: 0 K: 0 S: 7	H: 0 LOB: 0 BB: 0 P: 7	R: 0 E: 0 K: 0 S: 3	H: 0 LOB: 0 BB: 0 P: 3	R: 0 E: 0 K: 1 S: 5	H: 0 LOB: 0 BB: 0 P: 5	R: 0 E: 0 K: 0 S: 3	H: 0 LOB: 0 BB: 0 P: 3	R: 0 E: 0 K: 0 S: 3	H: 1 LOB: 0 BB: 0 P: 3	R: 0 E: 0 K: 1 S: 7	H: 2 LOB: 2 BB: 0 P: 7		1B: 4 2B: 0 3B: 0 HR: 0	SF: 0 SAC: 0 DP: 1 HBP: 0	WP: 0 PB: 0 SB: 1 CS: 0
<b>PITCHER</b> Gary Peters, L ERA: 2.09 (1, 1)	IP: 9.0 WLS: W BF: 30 H: 4 R: 0 ER: 0 SO: 5 BB: 0 IBB: 0 HBP: 0 BLK: 0 WP: 0 HR: 0 S: 40 P: 40 ERA: 0.00 WHIP: 0.444															<b>PITCHER</b> IP: WLS: BF: H: R: ER: SO: BB: IBB: HBP: BLK: WP: HR: S: P: ERA: WHIP				

Batter	1	2	3	4	5	6	7	8	9	AB	R	H	RBI	BB	SO	LOB	BOTTOM	
Don Buford, S OBP: 0.322, SLG: 0.345 (1, 5)											4	0	0	0	1	0	5	
Tommie Agee, R OBP: 0.325, SLG: 0.420 (1, 8)										2	2	2	2	2	0	0		
Pete Ward, L OBP: 0.300, SLG: 0.271 Ken Berry, R OBP: 0.330, SLG: 0.428 (1, 9) (7, 7)										3	0	0	0	0	1	3		
Bill Skowron, R OBP: 0.328, SLG: 0.370 (1, 3)										4	0	1	1	0	0	3		
Jerry Adair, R OBP: 0.296, SLG: 0.337 (9, 6)										4	0	2	0	0	0	3		
Jerry McNettney, R OBP: 0.327, SLG: 0.255 (1, 2)										3	0	1	0	1	0	3		
Tom McCraw, L OBP: 0.295, SLG: 0.352 (7, 9)										3	1	1	0	0	0	2		
Lee Elia, R OBP: 0.262, SLG: 0.299 Al Weis, S OBP: 0.194, SLG: 0.121 (8, PR) (9, 4)										3	0	1	0	1	1	2		
Gary Peters, L OBP: 0.262, SLG: 0.369 (1, 1)										3	1	1	1	0	0	3		
<b>Inning Stats</b>	R: 0 E: 0 K: 0 S: 3	H: 0 LOB: 2 BB: 2 P: 11	R: 0 E: 0 K: 0 S: 5	H: 2 LOB: 2 BB: 0 P: 5	R: 0 E: 0 K: 0 S: 3	H: 0 LOB: 1 BB: 1 P: 7	R: 0 E: 0 K: 0 S: 3	H: 0 LOB: 1 BB: 1 P: 7	R: 1 E: 0 K: 2 S: 10	H: 3 LOB: 2 BB: 0 P: 10	R: 0 E: 0 K: 0 S: 4	H: 1 LOB: 1 BB: 0 P: 4	R: 0 E: 0 K: 0 S: 2	H: 0 LOB: 1 BB: 1 P: 6	1B: 7 2B: 1 3B: 1 HR: 1	SF: 0 SAC: 2 DP: 1 HBP: 1	WP: 1 PB: 0 SB: 1 CS: 0	PA: 37
<b>PITCHER</b> Marcelino Lopez, L ERA: 3.89 Bob Lee, R ERA: 2.68 (7, 1)	IP: 6.0 WLS: L BF: 30 H: 8 R: 4 ER: 4 SO: 4 BB: 4 IBB: 1 HBP: 0 BLK: 0 WP: 0 HR: 1 S: 29 P: 46 ERA: 6.00 WHIP: 2.000															<b>PITCHER</b> IP: WLS: BF: H: R: ER: SO: BB: IBB: HBP: BLK: WP: HR: S: P: ERA: WHIP		



Batter	1	2	3	4	5	6	7	8	9	AB	R	H	RBI	BB	SO	LOB	TOP										
Jose Cardenal, R OBP: 0.314, SLG: 0.393 (1, 8)										4	1	0	0	0	0	1	<b>California Angels @ Chicago White Sox</b> Comiskey Park, Chicago, IL Sun Aug 14 1966, 4:38 AM EDT Att: 22,505 - Unknown <a href="http://livebaseballscores.com">livebaseballscores.com</a>										
Jay Johnstone, L OBP: 0.304, SLG: 0.382 (1, 9)										4	3	3	0	0	0	0											
Jim Fregosi, R OBP: 0.300, SLG: 0.369 (1, 6)										3	0	1	0	0	0	1											
Norm Siebern, L OBP: 0.393, SLG: 0.386 (1, 3)										4	0	1	1	0	0	2											
Buck Rodgers, S OBP: 0.272, SLG: 0.339 (1, 2)										4	0	0	2	0	0	2											
Willie Smith, L OBP: 0.249, SLG: 0.244 Ed Kirkpatrick, L OBP: 0.311, SLG: 0.348 (1, 7) (8, 7)										2	0	0	0	1	0	1											
Frank Malzone, R OBP: 0.254, SLG: 0.292 (1, 5)										4	0	0	0	0	0	2											
Bobby Knoop, R OBP: 0.261, SLG: 0.370 (1, 4)										4	0	0	0	0	0	0											
Jim Coates, R (1, 1)										3	0	0	0	0	2	0											
<b>Inning Stats</b>	R: 2 E: 1 K: 0 S: 6	H: 2 LOB: 1 BB: 0 P: 6	R: 0 E: 1 K: 0 S: 4	H: 0 LOB: 1 BB: 0 P: 4	R: 0 E: 0 K: 0 S: 3	H: 0 LOB: 0 BB: 0 P: 3	R: 0 E: 0 K: 0 S: 3	H: 0 LOB: 0 BB: 0 P: 3	R: 0 E: 0 K: 1 S: 5	H: 2 LOB: 2 BB: 1 P: 9	R: 0 E: 0 K: 0 S: 5	H: 0 LOB: 0 BB: 0 P: 5	R: 1 E: 0 K: 0 S: 4	H: 1 LOB: 0 BB: 0 P: 4	R: 0 E: 0 K: 0 S: 3	H: 0 LOB: 0 BB: 0 P: 3		1B: 4 2B: 1 3B: 0 HR: 0	SF: 0 SAC: 1 DP: 0 HBP: 0	WP: 0 PB: 1 CS: 0	PA: 35						
<b>PITCHER</b>	IP	WLS	BF	H	R	ER	SO	BB	IBB	HBP	BLK	WP	HR	S	P	ERA	WHIP										
Bruce Howard, R ERA: 2.33 Hoyt Wilhelm, R ERA: 1.95 (1, 1) (7, 1)	6.0	L	25	4	3	1	1	0	1	0	0	0	0	26	30	1.50	0.667										

Batter	1	2	3	4	5	6	7	8	9	AB	R	H	RBI	BB	SO	LOB	BOTTOM										
Don Buford, S OBP: 0.320, SLG: 0.342 Hoyt Wilhelm, R (7, 1)										3	0	0	0	0	0	1	<b>California Angels @ Chicago White Sox</b> Comiskey Park, Chicago, IL Sun Aug 14 1966, 4:38 AM EDT Att: 22,505 - Unknown <a href="http://livebaseballscores.com">livebaseballscores.com</a>										
Smoky Burgess, L OBP: 0.407, SLG: 0.378 (9, PH)										0	0	0	0	0	0	0											
Tommie Agee, R OBP: 0.322, SLG: 0.416 (1, 8)										4	0	0	0	0	0	0											
Pete Ward, L OBP: 0.299, SLG: 0.271 (7, 5)										4	0	1	0	0	1	0											
Bill Skowron, R OBP: 0.323, SLG: 0.364 (1, 3)										4	0	0	0	0	2	1											
Tom McCraw, L OBP: 0.298, SLG: 0.353 (1, 7)										2	0	1	0	1	0	0											
Jerry Adair, R OBP: 0.296, SLG: 0.337 (1, 6)										3	0	1	0	0	0	2											
Wayne Causey, L OBP: 0.321, SLG: 0.299 (1, 4)										3	0	1	0	0	0	1											
Jerry McNertney, R OBP: 0.309, SLG: 0.240 (1, 2)										3	0	0	0	0	0	2											
Bruce Howard, S OBP: 0.206, SLG: 0.071 Floyd Robinson, L OBP: 0.342, SLG: 0.339 (1, 1) (7, 9)										0	0	0	0	1	0	0											
<b>Inning Stats</b>	R: 0 E: 0 K: 0 S: 3	H: 0 LOB: 0 BB: 0 P: 3	R: 0 E: 0 K: 0 S: 2	H: 0 LOB: 1 BB: 1 P: 6	R: 0 E: 0 K: 2 S: 7	H: 0 LOB: 0 BB: 0 P: 7	R: 0 E: 0 K: 0 S: 4	H: 2 LOB: 1 BB: 0 P: 4	R: 0 E: 0 K: 0 S: 3	H: 0 LOB: 0 BB: 0 P: 3	R: 0 E: 0 K: 0 S: 3	H: 0 LOB: 0 BB: 0 P: 3	R: 0 E: 0 K: 0 S: 4	H: 1 LOB: 1 BB: 0 P: 4	R: 0 E: 0 K: 1 S: 6	H: 1 LOB: 1 BB: 0 P: 6	1B: 4 2B: 0 3B: 0 HR: 0	SF: 0 SAC: 0 DP: 1 HBP: 0	WP: 0 PB: 0 CS: 1	PA: 31							
<b>PITCHER</b>	IP	WLS	BF	H	R	ER	SO	BB	IBB	HBP	BLK	WP	HR	S	P	ERA	WHIP										
Jim Coates, R ERA: (1, 1)	9.0	W	31	4	0	0	3	2	0	0	0	0	0	35	43	0.00	0.667										




Batter	1	2	3	4	5	6	7	8	9	10	AB	R	H	RBI	BB	SO	LOB					
<b>Bert Campaneris, R</b> OBP: 0.302, SLG: 0.386 (1, 6)	0-0 1-3		0-0 SH1-4 3B 1B		0-0 1-3		0-0 F6		0-3 K		5	1	1	0	0	1	0					
<b>Mike Hershberger, R</b> OBP: 0.316, SLG: 0.369 (1, 9)	0-0 1-3		0-0 SH1-4		0-0 4-1 2B		0-0 F5		0-0 6-3		4	0	1	0	0	0	0					
<b>Roger Repoz, L</b> OBP: 0.320, SLG: 0.360 (1, 8)	4-0 WP BB		0-0 1-3		0-0 4-1		0-0 4-3		0-0 G3		4	0	0	0	1	0	3					
<b>Dick Green, R</b> OBP: 0.318, SLG: 0.383 (1, 4)	0-0 5-3		0-0 1B 3B		0-0 F3		0-0 1B		0-3 K		5	1	2	2	0	1	2					
<b>Danny Cater, R</b> OBP: 0.297, SLG: 0.356 (1, 3)		0-0 5-3				0-0 F8		0-0 F9			0	0	0	0	0	0	0					
<b>Ed Charles, R</b> OBP: 0.319, SLG: 0.438 (1, 5)		0-0 FC3-6 1B				0-0 F3		0-3 K			4	0	1	0	0	1	2					
<b>Jim Gosger, L</b> OBP: 0.328, SLG: 0.364 <b>Joe Grzenda, R</b> (8, 1)		0-0 FC3-6 PO WP 1-2				0-0 F6		0-0 1B			4	0	1	0	0	0	2					
<b>Phil Roof, R</b> OBP: 0.296, SLG: 0.344 (1, 2)		4-0 1-2 BB				0-0 5-3		0-0 1B			3	0	1	0	1	0	0					
<b>Lew Krausse, R</b> OBP: 0.229, SLG: 0.188 <b>Larry Stahl, L</b> OBP: 0.262, SLG: 0.368 (8, 7)		0-0 PO				0-3 K		0-0 6-3			3	1	1	0	0	1	2					
<b>Inning Stats</b>	R: 0 E: 0 K: 0 S: 3	H: 0 LOB: 1 BB: 1 P: 7	R: 0 E: 0 K: 0 S: 3	H: 1 LOB: 1 BB: 1 P: 7	R: 3 E: 0 K: 0 S: 7	H: 4 LOB: 1 BB: 0 P: 7	R: 0 E: 0 K: 1 S: 5	H: 0 LOB: 0 BB: 0 P: 5	R: 0 E: 0 K: 0 S: 5	H: 2 LOB: 2 BB: 0 P: 5	R: 0 E: 0 K: 0 S: 3	H: 0 LOB: 0 BB: 0 P: 3	R: 0 E: 0 K: 1 S: 6	H: 1 LOB: 1 BB: 0 P: 6	R: 0 E: 0 K: 1 S: 5	H: 0 LOB: 0 BB: 0 P: 5	R: 0 E: 0 K: 1 S: 5	H: 0 LOB: 0 BB: 0 P: 5	1B: 7 2B: 1 3B: 1 HR: 0	SF: 0 SAC: 1 DP: 0 HBP: 0	WP: 3 PB: 0 SB: 1 CS: 0	PA: 41
<b>PITCHER</b>	IP	WLS	BF	H	R	ER	SO	BB	IBB	HBP	BLK	WP	HR	S	P	ERA	WHIP					
<b>Joe Horlen, R</b> ERA: 2.57	(1, 1)	7.0	31	9	3	3	1	2	0	0	0	2	0	31	39	3.86	1.571					
<b>Bob Locker, R</b> ERA: 2.14	(8, 1)	3.0	9	0	0	0	3	0	0	0	0	0	0	15	15	0.00	0.000					

**TOP**

**Kansas City Athletics @ Chicago White Sox**  
Comiskey Park, Chicago, IL  
Mon Aug 15 1966, 8:05 PM EDT  
Att: 8,745 - Unknown

AB	33
R	3
H	8
RBI	2
BB	2
SO	4
LOB	11




Batter	1	2	3	4	5	6	7	8	9	10	AB	R	H	RBI	BB	SO	LOB							
<b>Don Buford, S</b> OBP: 0.321, SLG: 0.341 (1, 5)	0-0 4-3		0-0 L1			4-0 G5-4-3 BB		0-0 F9		0-0 1B	4	0	1	1	1	0	0							
<b>Tommy Agee, R</b> OBP: 0.323, SLG: 0.422 (1, 8)	0-0 HR		0-0 F8			0-0 G5-4-3 1-2		1-0 HBP			3	1	1	1	0	0	1							
<b>Floyd Robinson, L</b> OBP: 0.340, SLG: 0.335 <b>Ken Berry, R</b> OBP: 0.329, SLG: 0.427 (8, PH) (9, 7)	0-0 4-3					0-0 F4		0-0 F8			3	0	0	0	0	0	0							
<b>Pete Ward, L</b> OBP: 0.304, SLG: 0.284 (1, 7) (9, 9)	0-0 2B					0-0 1B					4	0	2	0	0	0	0							
<b>Tom McCraw, L</b> OBP: 0.294, SLG: 0.348 (1, 3)	0-0 F6					0-0 F4		0-0 G3		0-0 1-3	4	0	0	0	0	0	2							
<b>Jerry Adair, R</b> OBP: 0.296, SLG: 0.336 (1, 4) (8, 6)		0-0 1-3				0-0 F4		0-0 HR 1B		0-3 K	4	1	1	0	0	1	1							
<b>Lee Elia, R</b> OBP: 0.259, SLG: 0.296 <b>Bill Skowron, R</b> OBP: 0.326, SLG: 0.379 <b>Al Weis, S</b> OBP: 0.200, SLG: 0.128 (8, 4)		0-0 F6				0-0 6-3		0-0 HR		0-0 SH1-4 1B 1B	2	0	0	0	0	0	0							
<b>Jerry McNertney, R</b> OBP: 0.283, SLG: 0.226 (1, 2)		0-3 K				0-0 F9		0-0 6-3		0-0 SH1-4	3	0	0	0	0	1	0							
<b>Joe Horlen, R</b> OBP: 0.133, SLG: 0.095 <b>Bob Locker, S</b> OBP: 0.353, SLG: 0.267 <b>John Romano, R</b> OBP: 0.368, SLG: 0.472 <b>Gary Peters, L</b> OBP: 0.262, SLG: 0.369 (10, PH) (10, PR)			0-0 F7			0-0 5-3		0-3 K		4-0 1B IBB	2	0	0	0	0	0	0							
<b>Inning Stats</b>	R: 1 E: 0 K: 0 S: 5	H: 2 LOB: 1 BB: 0 P: 5	R: 0 E: 0 K: 1 S: 5	H: 0 LOB: 0 BB: 0 P: 5	R: 0 E: 0 K: 0 S: 3	H: 0 LOB: 0 BB: 0 P: 3	R: 0 E: 0 K: 0 S: 4	H: 1 LOB: 1 BB: 0 P: 4	R: 0 E: 0 K: 0 S: 3	H: 0 LOB: 0 BB: 0 P: 3	R: 0 E: 0 K: 0 S: 2	H: 0 LOB: 0 BB: 0 P: 6	R: 2 E: 0 K: 0 S: 5	H: 2 LOB: 0 BB: 0 P: 5	R: 0 E: 0 K: 1 S: 5	H: 0 LOB: 1 BB: 0 P: 6	R: 0 E: 0 K: 1 S: 5	H: 0 LOB: 0 BB: 0 P: 5	R: 1 E: 0 K: 0 S: 3	H: 2 LOB: 2 BB: 1 P: 7	1B: 4 2B: 1 3B: 0 HR: 2	SF: 0 SAC: 1 DP: 1 HBP: 1	WP: 0 PB: 0 SB: 0 CS: 0	PA: 37
<b>PITCHER</b>	IP	WLS	BF	H	R	ER	SO	BB	IBB	HBP	BLK	WP	HR	S	P	ERA	WHIP							
<b>Lew Krausse, R</b> ERA: 3.43	(1, 1)	7.2	29	5	3	3	2	1	0	0	0	0	2	31	36	3.52	0.783							
<b>Joe Grzenda, L</b> ERA: 4.63	(8, 1)	1.2	8	2	1	1	1	0	1	0	0	0	0	9	13	5.40	1.200							

**BOTTOM**

**Kansas City Athletics @ Chicago White Sox**  
Comiskey Park, Chicago, IL  
Mon Aug 15 1966, 8:05 PM EDT  
Att: 8,745 - Unknown

AB	33
R	4
H	7
RBI	4
BB	2
SO	3
LOB	5






Batter	1	2	3	4	5	6	7	8	9	AB	R	H	RBI	BB	SO	LOB	TOP								
<b>Bert Campaneris, R</b> OBP: 0.308, SLG: 0.397 (1, 6)	0-0 SH1-3 E 1B		0-0 WP 3B		0-0 E 1B			0-0 S 1B		4	4	4	0	0	0	0									
<b>Mike Hershberger, R</b> OBP: 0.314, SLG: 0.367 (1, 9)	0-0 SH1-3 1-2		0-0 L6 3-H		0-0 6-3 1-H			0-3 K 1-H		3	0	0	0	0	1	0									
<b>Danny Cater, R</b> OBP: 0.286, SLG: 0.354 (1, 3)	4-0 2-3 BB		0-0 6-3		0-0 6-3			0-3 K		0	0	0	0	0	0	0									
<b>Dick Green, R</b> OBP: 0.315, SLG: 0.380 (1, 4)	0-0 6-3 1-3 3-H		0-0 6-3		0-0 F7			0-3 K		4	0	0	0	0	1	1									
<b>Ed Charles, R</b> OBP: 0.315, SLG: 0.432 (1, 5)	0-3 K		0-3 6-3		0-0 6-3			0-3 K		4	0	0	0	0	2	1									
<b>Ossie Chavarria, R</b> OBP: 0.297, SLG: 0.285 <b>Roger Repoz, L</b> OBP: 0.319, SLG: 0.359 (9, PH) (9, 8)		0-0 F7		0-0 1B				0-3 K		3	0	1	0	0	1	0									
<b>Phil Roof, R</b> OBP: 0.292, SLG: 0.339 (1, 2)	0-0 5-3		0-0 6-3		0-0 6-3			0-0 G3		4	0	0	0	0	1	1									
<b>Joe Nossek, R</b> OBP: 0.262, SLG: 0.328 (9, 7)	0-0 4-3				0-0 1-3			0-0 1B		3	0	1	0	0	0	0									
<b>Blue Moon Odom, R</b> OBP: 0.182, SLG: 0.182 <b>Jack Aker, R</b> OBP: 0.083, SLG: 0.167 (7, 1)			0-0 4-3		0-0 1-3			0-3 K		3	0	0	0	0	1	1									
<b>Inning Stats</b>	R: 1 E: 0 K: 1 S: 6	H: 1 LOB: 1 BB: 1 P: 10	R: 0 E: 0 K: 0 S: 3	H: 0 LOB: 0 BB: 0 P: 3	R: 1 E: 0 K: 0 S: 4	H: 1 LOB: 1 BB: 0 P: 4	R: 0 E: 0 K: 0 S: 4	H: 1 LOB: 1 BB: 0 P: 4	R: 1 E: 1 K: 0 S: 4	H: 1 LOB: 0 BB: 0 P: 4	R: 0 E: 0 K: 2 S: 7	H: 0 LOB: 0 BB: 0 P: 7	R: 0 E: 0 K: 2 S: 8	H: 1 LOB: 1 BB: 0 P: 8	R: 1 E: 0 K: 1 S: 8	H: 1 LOB: 0 BB: 0 P: 8	R: 0 E: 0 K: 1 S: 5	H: 0 LOB: 0 BB: 0 P: 5	1B: 5 2B: 0 3B: 1 HR: 0	SF: 0 SAC: 1 DP: 0 HBP: 0	WP: 1 PB: 2 SB: 3 CS: 0	PA: 34			
<b>PITCHER</b>	IP	WLS	BF	H	R	ER	SO	BB	IBB	HBP	BLK	WP	HR	S	P	ERA	WHIP								
<b>Tommy John, L</b> ERA: 2.21 <b>Hoyt Wilhelm, R</b> ERA: 1.85	(1, 1) 7.0	L 27	5	3	1	5	5	1	0	0	0	1	0	36	40	1.29	0.857								
	(8, 1) 2.0	7	1	1	0	3	3	0	0	0	0	0	0	13	13	0.00	0.500								

**Kansas City Athletics @ Chicago White Sox**  
Comiskey Park, Chicago, IL  
Tue Aug 16 1966, 8:05 PM EDT  
Att: 12,712 - Unknown


AB 29  
R 4  
H 6  
RBI 0  
BB 0  
SO 7  
LOB 4



Batter	1	2	3	4	5	6	7	8	9	AB	R	H	RBI	BB	SO	LOB	BOTTOM								
<b>Don Buford, S</b> OBP: 0.322, SLG: 0.349 (1, 5)	0-0 G3		0-0 3B		0-0 F7			0-0 F7		5	0	2	2	0	0	0									
<b>Tommie Agee, R</b> OBP: 0.321, SLG: 0.418 (1, 8)	0-0 F8		0-3 K		0-0 K		0-3 K			4	0	0	0	0	2	3									
<b>Pete Ward, L</b> OBP: 0.308, SLG: 0.285 <b>Joe Horlen, R</b> OBP: 0.133, SLG: 0.095 <b>Jim Hicks, R</b> (9, 7)	4-0 BB		0-0 F7		0-0 4-3			0-0 SH2-4 1B		3	0	1	0	1	0	1									
<b>John Romano, R</b> OBP: 0.367, SLG: 0.468 <b>Jerry McNertney, R</b> OBP: 0.305, SLG: 0.226 (8, 2)	0-0 F2		0-3 K		0-0 BB			4-0 SH2-4 BB		2	0	0	0	1	1	1									
<b>Tom McCraw, L</b> OBP: 0.292, SLG: 0.344 (9, 9)	0-0 F9		0-3 K		0-0 4-3			0-0 SH2-4		3	0	0	0	0	1	1									
<b>Bill Skowron, R</b> OBP: 0.328, SLG: 0.385 (1, 3)	0-0 2B		0-0 1B		0-0 6-3			0-0 1-3		4	0	2	0	0	0	3									
<b>Jerry Adair, R</b> OBP: 0.295, SLG: 0.335 (8, 4)	0-0 5-3		0-0 1-3		0-0 1-3			0-0 1-3		4	1	1	0	0	0	5									
<b>Al Weis, S</b> OBP: 0.204, SLG: 0.127 <b>Floyd Robinson, L</b> OBP: 0.334, SLG: 0.334 <b>Hoyt Wilhelm, R</b> (8, 1)	0-0 3-1		0-0 BB		4-0 G1-4-6-3			0-3 K		1	0	0	0	1	0	1									
<b>Smoky Burgess, L</b> OBP: 0.400, SLG: 0.370 (9, PH) (8, 6)			0-3 K		0-0 G1-4-6-3			0-0 L1		2	0	0	0	0	1	1									
<b>Tommy John, R</b> OBP: 0.212, SLG: 0.245 <b>Wayne Causey, L</b> OBP: 0.324, SLG: 0.299 <b>Lee Elia, R</b> OBP: 0.258, SLG: 0.294 (8, 6)			0-0 K		0-0 2B			0-0 2B		1	1	0	0	0	0	0									
<b>Inning Stats</b>	R: 0 E: 0 K: 0 S: 3	H: 0 LOB: 1 BB: 1 P: 7	R: 0 E: 0 K: 0 S: 4	H: 1 LOB: 1 BB: 0 P: 4	R: 0 E: 0 K: 2 S: 8	H: 1 LOB: 1 BB: 0 P: 8	R: 0 E: 0 K: 2 S: 8	H: 1 LOB: 1 BB: 0 P: 8	R: 0 E: 0 K: 0 S: 2	H: 0 LOB: 0 BB: 1 P: 6	R: 0 E: 0 K: 0 S: 3	H: 0 LOB: 1 BB: 1 P: 7	R: 2 E: 0 K: 2 S: 9	H: 2 LOB: 2 BB: 1 P: 13	R: 0 E: 0 K: 0 S: 4	H: 1 LOB: 3 BB: 1 P: 8	R: 0 E: 0 K: 0 S: 3	H: 0 LOB: 0 BB: 0 P: 3	1B: 3 2B: 2 3B: 1 HR: 0	SF: 0 SAC: 1 DP: 1 HBP: 0	WP: 1 PB: 0 SB: 0 CS: 0	PA: 37			
<b>PITCHER</b>	IP	WLS	BF	H	R	ER	SO	BB	IBB	HBP	BLK	WP	HR	S	P	ERA	WHIP								
<b>Blue Moon Odom, R</b> ERA: 3.94 <b>Jack Aker, R</b> ERA: 1.99	(1, 1) 6.2	W 28	5	2	2	5	5	4	0	0	0	1	0	34	50	2.70	1.350								
	(7, 1) 2.1	S 9	1	0	0	1	1	1	0	0	0	0	0	10	14	0.00	0.857								

**Kansas City Athletics @ Chicago White Sox**  
Comiskey Park, Chicago, IL  
Tue Aug 16 1966, 8:05 PM EDT  
Att: 12,712 - Unknown

AB 31  
R 2  
H 6  
RBI 2  
BB 5  
SO 6  
LOB 17





Batter	1	2	3	4	5	6	7	8	9	AB	R	H	RBI	BB	SO	LOB	TOP					
<b>Bert Campaneris, R</b> OBP: 0.307, SLG: 0.395 (1, 6)										5	0	1	0	0	1	2	<b>Kansas City Athletics @ Chicago White Sox</b> Comiskey Park, Chicago, IL Wed Aug 17 1966, 8:05 PM EDT Unknown					
<b>Mike Hershberger, R</b> OBP: 0.377, SLG: 0.268 (1, 9)										4	0	2	0	1	0	1						
<b>Danny Cater, R</b> OBP: 0.290, SLG: 0.358 (1, 3)										0	0	0	0	0	0	0						
<b>Dick Green, R</b> OBP: 0.313, SLG: 0.376 (9, PH)										4	0	0	0	0	1	5						
<b>Tim Talton, L</b> OBP: 0.381, SLG: 0.571 (9, PH)										1	0	0	0	0	0	2						
<b>Roger Repoz, L</b> OBP: 0.322, SLG: 0.358 (1, 8)										3	1	1	0	1	0	0						
<b>Ed Charles, R</b> OBP: 0.314, SLG: 0.429 (1, 5)										4	0	1	0	0	2	4						
<b>Jim Gosger, L</b> OBP: 0.324, SLG: 0.359 (1, 7)										4	0	0	0	0	1	2						
<b>Phil Roof, R</b> OBP: 0.292, SLG: 0.339 (9, PH)										3	0	1	1	0	0	1						
<b>Don Blasingame, L</b> OBP: 0.277, SLG: 0.288 (9, PH)										1	0	0	0	0	0	0						
<b>Paul Lindblad, L</b> OBP: 0.167, SLG: 0.217 (1, 1)										3	0	1	0	0	0	1						
<b>Jack Aker, R</b> OBP: 0.063, SLG: 0.167 (8, 1)										0	0	0	0	0	0	0						
<b>Larry Stahl, L</b> OBP: 0.285, SLG: 0.370 (9, PH)										1	1	1	0	0	0	0						
<b>Inning Stats</b>	R: 0 E: 0 K: 2 S: 8	H: 1 LOB: 1 BB: 0 P: 8	R: 1 E: 0 K: 1 S: 7	H: 2 LOB: 1 BB: 0 P: 7	R: 0 E: 0 K: 1 S: 6	H: 1 LOB: 3 BB: 2 P: 14	R: 0 E: 0 K: 0 S: 4	H: 1 LOB: 0 BB: 0 P: 4	R: 0 E: 0 K: 0 S: 3	H: 0 LOB: 0 BB: 0 P: 3	R: 0 E: 0 K: 0 S: 4	H: 1 LOB: 1 BB: 0 P: 4	R: 0 E: 0 K: 0 S: 5	H: 2 LOB: 2 BB: 0 P: 5	R: 0 E: 0 K: 1 S: 5	H: 0 LOB: 0 BB: 0 P: 5	R: 1 E: 0 K: 1 S: 8	H: 3 LOB: 2 BB: 0 P: 8	1B: 10 2B: 1 3B: 0 HR: 0	SF: 0 SAC: 0 DP: 0 HBP: 0	WP: 0 PB: 0 CS: 0	PA: 40
<b>PITCHER</b>	IP	WLS	BF	H	R	ER	SO	BB	IBB	HBP	BLK	WP	HR	S	P	ERA	WHIP					
<b>John Buzhardt, R</b> ERA: 3.47	(1, 1)	7.0	31	8	1	1	4	1	1	0	0	0	0	37	45	1.29	1.286					
<b>Bob Locker, R</b> ERA: 2.19	(8, 1)	2.0	W	9	3	1	1	2	0	0	0	0	0	13	13	4.50	1.500					

Batter	1	2	3	4	5	6	7	8	9	AB	R	H	RBI	BB	SO	LOB	BOTTOM				
<b>Don Buford, S</b> OBP: 0.321, SLG: 0.350 (1, 5)										4	1	1	0	0	2	1	<b>Kansas City Athletics @ Chicago White Sox</b> Comiskey Park, Chicago, IL Wed Aug 17 1966, 8:05 PM EDT Unknown				
<b>Tommie Agee, R</b> OBP: 0.320, SLG: 0.416 (1, 8)										3	1	0	0	1	1	0					
<b>Ken Berry, R</b> OBP: 0.325, SLG: 0.421 (1, 7)										4	1	0	1	0	0	1					
<b>John Romano, R</b> OBP: 0.367, SLG: 0.467 (1, 2)										3	0	1	0	0	0	0					
<b>Bill Skowron, R</b> OBP: 0.327, SLG: 0.394 (1, 3)										4	1	1	3	0	1	2					
<b>Floyd Robinson, L</b> OBP: 0.339, SLG: 0.334 (9, 9)										0	0	0	0	0	0	0					
<b>Jerry Adair, R</b> OBP: 0.301, SLG: 0.341 (8, 6)										4	0	3	0	0	0	0					
<b>Jim Hicks, R</b> (1, 9)											2	0	0	0	0	1		1			
<b>Tom McCraw, L</b> OBP: 0.294, SLG: 0.347 (7, PH) (8, 9) (9, 3)											1	0	1	0	0	0		0			
<b>Lee Elia, R</b> OBP: 0.260, SLG: 0.297 (1, 6)										2	0	1	0	0	0	0					
<b>Smoky Burgess, L</b> OBP: 0.393, SLG: 0.362 (7, PH)										1	0	0	0	0	0	1					
<b>Bob Locker, S</b> OBP: 0.333, SLG: 0.250 (8, 1)										1	0	0	0	0	0	1					
<b>John Buzhardt, R</b> OBP: 0.171, SLG: 0.128 (1, 1)										2	0	0	0	0	0	1					
<b>Pete Ward, L</b> OBP: 0.306, SLG: 0.283 (7, PH)										1	0	0	0	0	0	1					
<b>Al Weis, S</b> OBP: 0.204, SLG: 0.127 (8, 4)										0	0	0	0	0	0	0					
<b>Inning Stats</b>	R: 0 E: 0 K: 2 S: 7	H: 0 LOB: 0 BB: 0 P: 7	R: 0 E: 0 K: 1 S: 6	H: 1 LOB: 1 BB: 0 P: 6	R: 0 E: 0 K: 1 S: 5	H: 0 LOB: 0 BB: 0 P: 5	R: 0 E: 2 K: 0 S: 5	H: 1 LOB: 3 BB: 0 P: 5	R: 0 E: 0 K: 1 S: 6	H: 1 LOB: 1 BB: 0 P: 6	R: 0 E: 0 K: 0 S: 4	H: 1 LOB: 1 BB: 0 P: 4	R: 0 E: 0 K: 0 S: 4	H: 1 LOB: 1 BB: 0 P: 4	R: 4 E: 1 K: 0 S: 7	H: 3 LOB: 1 BB: 1 P: 11	1B: 6 2B: 1 3B: 0 HR: 1	SF: 0 SAC: 2 DP: 0 HBP: 0	WP: 0 PB: 1 SB: 0 CS: 0	PA: 35	
<b>PITCHER</b>	IP	WLS	BF	H	R	ER	SO	BB	IBB	HBP	BLK	WP	HR	S	P	ERA	WHIP				
<b>Paul Lindblad, L</b> ERA: 4.57	(1, 1)	7.0	L	30	6	3	3	5	1	0	0	0	0	39	43	3.86	1.000				
<b>Jack Aker, R</b> ERA: 1.66	(8, 1)	1.0		5	2	1	0	0	0	0	0	0	1	5	5	0.00	2.000				



Batter	1	2	3	4	5	6	7	8	9	AB	R	H	RBI	BB	SO	LOB	TOP			
Bert Campaneris, R (1,6) OBP: 0.306, SLG: 0.393	F9		G3			F9		1-2 1B		4	0	1	0	0	0	1	<b>Kansas City Athletics @ Chicago White Sox</b> Comiskey Park, Chicago, IL Wed Aug 17 1966, 8:05 PM EDT Att: 15,570 - Unknown <a href="http://livebaseballscorecards.com">livebaseballscorecards.com</a>			
Don Blasingame, L (1,4) OBP: 0.273, SLG: 0.264	F4			B1		6-3		K		3	0	0	0	0	0	0				
Dick Green, R (8,PH) OBP: 0.312, SLG: 0.375	F4									1	0	0	0	0	1	2				
Wes Stock, R (8,1)	F4									0	0	0	0	0	0	0				
Mike Hershberger, R (1,9) OBP: 0.314, SLG: 0.364	F4			5-3		F8			F9	4	0	0	0	0	0	0				
Jim Gosger, L (1,8) OBP: 0.320, SLG: 0.355		4-3		F4			F8		G3	4	0	0	0	0	0	0				
Danny Cater, R (1,5) OBP: 0.287, SLG: 0.354		5-3			L4		K2-3		F9	0	0	0	0	0	0	0				
Roger Repoz, L (1,3) OBP: 0.318, SLG: 0.354		F8			F3		K			3	0	0	0	0	1	0				
Larry Stahl, L (1,7) OBP: 0.293, SLG: 0.386										3	1	3	0	0	0	0				
Phil Roof, R (1,2) OBP: 0.293, SLG: 0.338										3	0	1	1	0	1	2				
Vern Handrahan, L (1,1)										2	0	0	0	0	2	2				
Ken Sanders, R (5,1) OBP: 0.308, SLG: 0.182										0	0	0	0	0	0	0				
Tim Talton, L (8,PH) OBP: 0.409, SLG: 0.591										1	0	1	0	0	0	0				
Blue Moon Odom, R (8,FR) OBP: 0.182, SLG: 0.182										0	0	0	0	0	0	0				
Ossie Chavarria, R (8,4) OBP: 0.297, SLG: 0.285										0	0	0	0	0	0	0				
<b>Inning Stats</b>	R: 0 E: 0 K: 0 S: 3	H: 0 LOB: 0 BB: 0 P: 3	R: 0 E: 0 K: 0 S: 3	H: 0 LOB: 0 BB: 0 P: 3	R: 0 E: 0 K: 2 S: 8	H: 1 LOB: 1 BB: 0 P: 8	R: 0 E: 0 K: 0 S: 3	H: 0 LOB: 0 BB: 0 P: 3	R: 1 E: 0 K: 1 S: 7	H: 2 LOB: 1 BB: 0 P: 7	R: 0 E: 0 K: 0 S: 3	H: 0 LOB: 0 BB: 0 P: 7	R: 0 E: 0 K: 1 S: 7	H: 3 LOB: 2 BB: 0 P: 7	R: 0 E: 0 K: 0 S: 3	H: 0 LOB: 0 BB: 0 P: 3	1B: 5 2B: 0 3B: 1 HR: 0	SF: 0 SAC: 0 DP: 1 HBP: 0	WP: 0 PB: 0 SB: 0 CS: 0	PA: 32
<b>PITCHER</b>	IP WLS BF H R ER SO BB IBB HBP BLK WP HR S P ERA WHIP																			
Jack Lamabe, R (1,1) ERA: 2.92	7.2 W 28 6 1 1 5 0 0 0 0 0 0 0 38 38 1.17 0.783																			
Juan Pizarro, L (8,1) ERA: 3.92	1.1 S 4 0 0 0 1 0 0 0 0 0 0 0 6 6 0.00 0.000																			


Batter	1	2	3	4	5	6	7	8	9	AB	R	H	RBI	BB	SO	LOB	BOTTOM			
Al Weis, S (1,4) OBP: 0.212, SLG: 0.138	F3									4	1	2	0	0	1	0	<b>Kansas City Athletics @ Chicago White Sox</b> Comiskey Park, Chicago, IL Wed Aug 17 1966, 8:05 PM EDT Att: 15,570 - Unknown <a href="http://livebaseballscorecards.com">livebaseballscorecards.com</a>			
Don Buford, S (1,5) OBP: 0.326, SLG: 0.356	S									3	0	3	1	1	0	0				
Tommie Agee, R (1,8) OBP: 0.324, SLG: 0.422	K									2	1	1	1	2	1	1				
Pete Ward, L (1,9) OBP: 0.301, SLG: 0.279	4-3									2	0	0	1	0	0	1				
Ken Berry, R (7,7) OBP: 0.325, SLG: 0.421	4-3									0	0	0	0	0	0	0				
Smoky Burgess, L (7,PH) OBP: 0.388, SLG: 0.354										1	0	0	0	0	0	3				
Floyd Robinson, L (8,9) OBP: 0.339, SLG: 0.334										0	0	0	0	0	0	0				
Bill Skowron, R (1,3) OBP: 0.330, SLG: 0.394										3	1	1	0	1	0	0				
Tom McCraw, L (1,7) OBP: 0.293, SLG: 0.345										4	0	1	0	0	0	1				
Jerry Adair, R (1,6) OBP: 0.304, SLG: 0.338										2	0	0	0	2	0	0				
John Romano, R (1,2) OBP: 0.369, SLG: 0.480										4	2	2	2	0	1	4				
Jack Lamabe, R (1,1) OBP: 0.071, SLG: 0.037										3	0	0	0	0	3	3				
Juan Pizarro, L (8,1) OBP: 0.130, SLG: 0.095										1	0	0	0	0	0	2				
<b>Inning Stats</b>	R: 0 E: 0 K: 1 S: 6	H: 1 LOB: 1 BB: 0 P: 6	R: 0 E: 0 K: 0 S: 3	H: 0 LOB: 0 BB: 0 P: 3	R: 2 E: 0 K: 1 S: 7	H: 3 LOB: 1 BB: 1 P: 11	R: 0 E: 0 K: 0 S: 3	H: 0 LOB: 0 BB: 0 P: 3	R: 1 E: 0 K: 2 S: 7	H: 1 LOB: 0 BB: 1 P: 11	R: 2 E: 0 K: 1 S: 7	H: 2 LOB: 2 BB: 2 P: 15	R: 0 E: 0 K: 0 S: 3	H: 2 LOB: 1 BB: 1 P: 7	R: 0 E: 0 K: 1 S: 6	H: 1 LOB: 2 BB: 1 P: 10	1B: 7 2B: 3 3B: 0 HR: 2	SF: 1 SAC: 0 DP: 2 HBP: 0	WP: 0 PB: 0 SB: 0 CS: 2	PA: 38
<b>PITCHER</b>	IP WLS BF H R ER SO BB IBB HBP BLK WP HR S P ERA WHIP																			
Vern Handrahan, R (1,1) ERA: 6.3	4.2 L 20 5 3 3 4 1 1 0 0 0 0 1 26 34 5.79 1.286																			
Ken Sanders, R (5,1) ERA: 3.94	2.1 11 4 2 2 1 2 1 0 0 0 0 1 10 22 7.71 2.571																			
Wes Stock, R (8,1) ERA: 3.33	1.0 5 1 0 0 0 1 1 0 0 0 0 0 6 10 0.00 2.000																			



Batter	1	2	3	4	5	6	7	8	9	AB	R	H	RBI	BB	SO	LOB	TOP					
Don Buford, S (1, 5) OBP: 0.324, SLG: 0.353	F4		FC4-6 BB		K			F8		4	0	0	0	0	1	2						
Ken Berry, R (1, 9) OBP: 0.324, SLG: 0.417	5-3		1-2 BB			F5			K	3	0	0	0	1	1	0						
Tommie Agee, R (1, 8) OBP: 0.323, SLG: 0.423	2B		F3			K		F7		4	0	1	0	0	1	2						
John Romano, R (1, 2) OBP: 0.367, SLG: 0.476	F8			G5-4-3 1B		6-3		5-3		4	0	1	0	0	0	1						
Bill Skowron, R (1, 3) OBP: 0.326, SLG: 0.389		1-3		G5-4-3 1-2						3	0	0	0	0	0	1						
Jerry Adair, R (1, 4) OBP: 0.301, SLG: 0.335		6-3		K				1-3		3	0	0	0	0	1	0						
Pete Ward, L (1, 7) OBP: 0.296, SLG: 0.274		L4			K			K		3	0	0	0	0	2	0						
Lee Elia, R (1, 6) OBP: 0.266, SLG: 0.304			FC4-6 BB					5-3		2	0	1	0	1	0	0						
Gary Peters, L (1, 1) OBP: 0.254, SLG: 0.358			K					F5		2	0	0	0	0	2	2						
Floyd Robinson, L (8, PH) OBP: 0.338, SLG: 0.333										1	0	0	0	0	0	0						
Dennis Higgins, R (8, 1) OBP: 0.250, SLG: 0.182										0	0	0	0	0	0	0						
<b>Inning Stats</b>	R: 0 E: 0 K: 0 S: 4	H: 1 LOB: 1 BB: 0 P: 4	R: 0 E: 0 K: 0 S: 3	H: 0 LOB: 0 BB: 0 P: 3	R: 0 E: 0 K: 1 S: 5	H: 0 LOB: 2 BB: 2 P: 13	R: 0 E: 0 K: 1 S: 5	H: 1 LOB: 0 BB: 0 P: 5	R: 0 E: 0 K: 3 S: 10	H: 1 LOB: 1 BB: 0 P: 10	R: 0 E: 0 K: 1 S: 5	H: 0 LOB: 0 BB: 0 P: 5	R: 0 E: 0 K: 1 S: 5	H: 0 LOB: 0 BB: 0 P: 5	R: 0 E: 0 K: 1 S: 5	H: 0 LOB: 0 BB: 0 P: 3	R: 0 E: 0 K: 1 S: 5	H: 0 LOB: 0 BB: 0 P: 5	1B: 1 2B: 2 3B: 0 HR: 0	SF: 0 SAC: 0 DP: 1 HBP: 0	WP: 0 PB: 0 CS: 0	PA: 31
<b>PITCHER</b> Sam McDowell, L (1, 1) ERA: 2.96	IP: 9.0 WLS: W BF: 31 H: 3 R: 0 ER: 0 SO: 8 BB: 2 IBB: 0 HBP: 0 BLK: 0 WP: 0 HR: 0 S: 45 P: 53 ERA: 0.00 WHIP: 0.556															<b>PITCHER</b>	IP: 9.0 WLS: W BF: 31 H: 3 R: 0 ER: 0 SO: 8 BB: 2 IBB: 0 HBP: 0 BLK: 0 WP: 0 HR: 0 S: 45 P: 53 ERA: 0.00 WHIP: 0.556					

Chicago White Sox @ Cleveland Indians  
Cleveland Municipal Stadium, Cleveland, OH  
Thu Aug 18 1966, 7:05 PM EDT  
Att: 5,539 - Unknown


AB	29
R	0
H	3
RBI	0
BB	2
SO	8
LOB	8



Batter	1	2	3	4	5	6	7	8	9	AB	R	H	RBI	BB	SO	LOB	BOTTOM			
Larry Brown, R (1, 6) OBP: 0.326, SLG: 0.345	F8		SH1-4		1B 2B 2B			5-3		3	1	1	0	0	0	0				
Leon Wagner, L (1, 7) OBP: 0.345, SLG: 0.486	F6		F9		2B 1B			K		4	0	1	0	0	1	1				
Chuck Hinton, R (1, 8) OBP: 0.349, SLG: 0.454	F4		K		2B			HR		4	1	2	2	0	1	1				
Rocky Colavito, R (1, 9) OBP: 0.350, SLG: 0.467		WP 1B FC4-2 HBP		FC5-4 1B	IBB			5-3		2	0	1	0	1	0	0				
Max Alvis, R (1, 5) OBP: 0.302, SLG: 0.358		WP 1B		FC5-4 WP	F2			K		4	0	1	0	0	1	4				
Chico Salmon, R (1, 3) OBP: 0.291, SLG: 0.346		F7		5-3				6-3		4	0	1	0	0	0	3				
Pedro Gonzalez, R (1, 4) OBP: 0.272, SLG: 0.289		FC4-2		6-3				L1		3	0	0	0	0	0	3				
Del Crandall, R (1, 2) OBP: 0.343, SLG: 0.409		3-H F7		6-3				6-3		3	0	1	0	0	0	2				
Sam McDowell, L (1, 1) OBP: 0.205, SLG: 0.211			F9 SH1-4 1B		K			K		3	0	1	0	0	2	1				
<b>Inning Stats</b>	R: 0 E: 0 K: 0 S: 3	H: 0 LOB: 0 BB: 0 P: 3	R: 0 E: 0 K: 0 S: 4	H: 1 LOB: 2 BB: 0 P: 5	R: 0 E: 0 K: 1 S: 6	H: 1 LOB: 1 BB: 0 P: 6	R: 0 E: 0 K: 0 S: 4	H: 1 LOB: 1 BB: 0 P: 4	R: 1 E: 0 K: 1 S: 8	H: 3 LOB: 3 BB: 1 P: 12	R: 0 E: 0 K: 1 S: 6	H: 1 LOB: 0 BB: 0 P: 6	R: 1 E: 0 K: 1 S: 6	H: 1 LOB: 0 BB: 0 P: 6	R: 0 E: 0 K: 1 S: 5	H: 1 LOB: 0 BB: 0 P: 5	1B: 6 2B: 3 3B: 0 HR: 1	SF: 0 SAC: 2 DP: 1 HBP: 1	WP: 2 PB: 0 CS: 0	PA: 34
<b>PITCHER</b> Gary Peters, L (1, 1) ERA: 2.11	IP: 7.0 WLS: L BF: 31 H: 8 R: 2 ER: 2 SO: 4 BB: 0 IBB: 1 HBP: 1 BLK: 0 WP: 2 HR: 1 S: 37 P: 42 ERA: 2.57 WHIP: 1.143															<b>PITCHER</b> Dennis Higgins, R (8, 1) ERA: 2.92	IP: 1.0 WLS: L BF: 3 H: 1 R: 0 ER: 0 SO: 1 BB: 0 IBB: 0 HBP: 0 BLK: 0 WP: 0 HR: 0 S: 5 P: 5 ERA: 0.00 WHIP: 1.000			

Chicago White Sox @ Cleveland Indians  
Cleveland Municipal Stadium, Cleveland, OH  
Thu Aug 18 1966, 7:05 PM EDT  
Att: 5,539 - Unknown

AB	30
R	2
H	9
RBI	2
BB	1
SO	5
LOB	15





Batter	1	2	3	4	5	6	7	8	9	10	AB	R	H	RBI	BB	SO	LOB	TOP			
Don Buford, S OBP: 0.326, SLG: 0.353 (1.5)	4-0 WP 6-3 BB		0-3 K2-3		0-0 2-H 1B			0-0 4-3		4-0 BB	3	1	1	1	2	1	0				
Tommy Agee, R OBP: 0.320, SLG: 0.419 (1.8)	0-0 5-3		0-0 1-3		0-0 F8			0-0 4-3		0-0 F8	5	0	0	0	0	0	3				
Tom McCraw, L OBP: 0.296, SLG: 0.345 (1.9)	0-0 6-3		0-0 F3					1-0 CS E HBP 1B			3	0	1	1	0	0	0				
John Romano, R OBP: 0.362, SLG: 0.468 (1.2)	0-3 K			0-0 4-3		0-0 L4-3 1B		0-0 CS 1-3		0-3 K	4	0	0	0	0	2	1				
Pete Ward, L OBP: 0.301, SLG: 0.280 (9, PR)		0-0 F8		0-0 G3		0-0 FC4-6 1B		0-0 FC6-4 1B		0-0 FC6-4 1B	4	0	2	0	0	0	0				
Ken Berry, R OBP: 0.324, SLG: 0.417 (9, 7)											0	0	0	0	0	0	0				
Bill Skowron, R OBP: 0.322, SLG: 0.383 (1, 3)		0-0 F9		0-0 F7		0-0 FC4-6 1-2		0-0 FC6-4 1-2		0-0 FC6-4 1B	4	0	0	0	0	0	2				
Jerry Adair, R OBP: 0.304, SLG: 0.337 (1, 6)		0-0 2B 1B			0-0 S 1B 1B			0-3 K		0-0 1-3	4	1	2	0	0	1	1				
Al Weis, S OBP: 0.213, SLG: 0.148 (1, 4)		0-0 1-3 2B		0-0 F9 1-2		0-0 1-3		0-0 1-3		0-3 K	4	0	1	0	0	1	1				
Joe Horlen, R OBP: 0.125, SLG: 0.089 (8, 1)		0-0 F8		0-0 F9		0-3 K		0-3 K		0-3 K	3	0	0	0	0	1	3				
Juan Pizarro, L OBP: 0.125, SLG: 0.091 (8, 1)											1	0	0	0	0	1	0				
<b>Inning Stats</b>	R: 1 E: 0 K: 1 S: 5	H: 0 LOB: 0 BB: 1 P: 9	R: 0 E: 0 K: 0 S: 5	H: 2 LOB: 2 BB: 0 P: 5	R: 0 E: 0 K: 1 S: 5	H: 0 LOB: 0 BB: 0 P: 3	R: 0 E: 0 K: 0 S: 5	H: 2 LOB: 1 BB: 0 P: 5	R: 0 E: 0 K: 0 S: 4	H: 0 LOB: 0 BB: 0 P: 7	R: 0 E: 0 K: 0 S: 2	H: 0 LOB: 0 BB: 0 P: 3	R: 0 E: 0 K: 1 S: 6	H: 1 LOB: 1 BB: 0 P: 6	R: 0 E: 0 K: 2 S: 7	H: 0 LOB: 1 BB: 0 P: 11	1B: 6 2B: 2 3B: 0 HR: 0	SF: 0 SAC: 0 DP: 1 HBP: 1	WP: 1 PA: 39		
<b>PITCHER</b>	IP 9.0	WLS 34	H 7	R 2	ER 1	SO 5	BB 1	IBB 0	HBP 1	BLK 0	WP 1	HR 0	S 42	P 47	ERA 1.00	WHIP 0.889					
Sonny Siebert, R ERA: 3.11 (1, 1)	1.0	W	4	0	0	0	2	1	0	0	0	0	0	7	11	0.00	1.000				
Luis Tiant, R ERA: 3.24 (10, 1)																					

Chicago White Sox @ Cleveland Indians  
Cleveland Municipal Stadium, Cleveland, OH  
Fri Aug 19 1966, 7:05 PM EDT  
Att: 19,047 - Unknown

AB 35  
R 2  
H 7  
RBI 2  
BB 2  
SO 7  
LOB 11



Batter	1	2	3	4	5	6	7	8	9	10	AB	R	H	RBI	BB	SO	LOB	BOTTOM			
Larry Brown, R OBP: 0.328, SLG: 0.343 (1, 6)	0-3 K		4-0 BB BB		0-0 1B		0-3 K			0-0 6-3	4	0	1	0	1	2	1				
Leon Wagner, L OBP: 0.352, SLG: 0.494 (1, 7)	0-0 G3		4-0 G1-4-3 BB		0-3 K			0-0 G6-4-3 1B		0-0 HR	4	1	2	1	1	1	1				
Chuck Hinton, R OBP: 0.345, SLG: 0.448 (1, 8)	0-0 6-3		0-0 G1-4-3 1-2					0-0 F4		0-0 G6-4-3 1-2	4	0	0	0	0	0	3				
Rocky Colavito, R OBP: 0.351, SLG: 0.475 (1, 9)		0-0 5-3		0-0 6-3		0-0 HR		0-0 E6 1B			4	1	2	1	0	0	0				
Fred Whitfield, L OBP: 0.287, SLG: 0.457 (1, 3)		0-0 2B 1B		0-0 6-3 HR		0-0 6-3		4-0 1B 1B			3	1	2	1	1	0	0				
Joe Azcue, R OBP: 0.315, SLG: 0.387 (1, 2)		0-3 K		0-0 1-3		0-0 6-3		0-0 6-3		0-0 6-3	3	0	0	0	0	1	1				
Jim Gentile, L OBP: 0.325, SLG: 0.400 (8, PH)											0	0	0	0	0	0	0				
Del Crandall, R OBP: 0.340, SLG: 0.404 (9, 2)											1	0	0	0	0	0	2				
Max Alvis, R OBP: 0.302, SLG: 0.359 (1, 5)		0-0 1-3 2B		0-3 K				0-0 1-3		0-3 K	4	0	1	0	0	2	0				
Pedro Gonzalez, R OBP: 0.269, SLG: 0.286 (1, 4)		0-3 K		0-0 4-3		0-0 1-3		0-0 F8		0-0 1-3	4	0	0	0	0	1	2				
Sonny Siebert, R OBP: 0.157, SLG: 0.176 (1, 1)			0-0 6-3		0-0 1-3			0-0 WP 1B		0-0 F9	3	0	1	0	0	0	0				
Jim Landis, R OBP: 0.329, SLG: 0.352 (9, PH)											1	0	0	0	0	0	0				
Luis Tiant, R OBP: 0.077, SLG: 0.040 (10, 1)											0	0	0	0	0	0	0				
<b>Inning Stats</b>	R: 0 E: 0 K: 1 S: 5	H: 0 LOB: 0 BB: 0 P: 5	R: 0 E: 0 K: 2 S: 9	H: 2 LOB: 2 BB: 0 P: 9	R: 0 E: 0 K: 0 S: 2	H: 1 LOB: 0 BB: 0 P: 6	R: 0 E: 0 K: 1 S: 6	H: 1 LOB: 1 BB: 0 P: 6	R: 0 E: 0 K: 0 S: 4	H: 1 LOB: 1 BB: 0 P: 6	R: 0 E: 0 K: 1 S: 6	H: 0 LOB: 1 BB: 0 P: 6	R: 0 E: 0 K: 0 S: 4	H: 2 LOB: 2 BB: 1 P: 8	R: 0 E: 0 K: 1 S: 5	H: 0 LOB: 0 BB: 0 P: 5	R: 1 E: 0 K: 0 S: 2	H: 1 LOB: 0 BB: 0 P: 2	1B: 5 2B: 1 3B: 0 HR: 3	SF: 0 SAC: 0 DP: 2 HBP: 0	WP: 1 PA: 38
<b>PITCHER</b>	IP 7.2	WLS 32	H 8	R 2	ER 2	SO 6	BB 2	IBB 1	HBP 0	BLK 0	WP 1	HR 2	S 41	P 53	ERA 2.35	WHIP 1.304					
Joe Horlen, R ERA: 2.56 (1, 1)	1.2	L	6	1	1	1	0	0	0	0	0	1	8	8	5.40	0.600					
Juan Pizarro, L ERA: 3.95 (8, 1)																					

Chicago White Sox @ Cleveland Indians  
Cleveland Municipal Stadium, Cleveland, OH  
Fri Aug 19 1966, 7:05 PM EDT  
Att: 19,047 - Unknown

AB 35  
R 3  
H 9  
RBI 3  
BB 3  
SO 7  
LOB 10





Batter	1	2	3	4	5	6	7	8	9	AB	R	H	RBI	BB	SO	LOB	TOP								
Floyd Robinson, L (1, 9) OBP: 0.340, SLG: 0.335	5-3		K		SH1-3 1B		FC1-4 1B			4	1	2	0	0	1	0	<b>Chicago White Sox @ Cleveland Indians</b> Cleveland Municipal Stadium, Cleveland, OH Sat Aug 20 1966, 3:33 AM EDT Att: 12,827 - Unknown <a href="http://livebaseballscores.com">livebaseballscores.com</a>								
Don Buford, S (1, 5) OBP: 0.328, SLG: 0.354	2B E 1B		FC6 BB		SH1-3 1-2		FC1-4 CS			2	1	1	0	1	0	1									
Jerry Adair, R (1, 6) OBP: 0.306, SLG: 0.343	E7 1-H 2B		FC6 1-2		G4-6-3 1B		CS	G3		4	0	2	1	0	0	1									
Pete Ward, L (1, 7) OBP: 0.296, SLG: 0.274 Ken Berry, R (7, 7) OBP: 0.323, SLG: 0.415	F8			F7	G4-6-3 1-2			F8		3	0	0	0	0	0	2									
Tom McCraw, L (1, 3) OBP: 0.295, SLG: 0.342	4-3			K		F9		HBP		3	0	0	0	0	1	1									
Tommie Agee, R (1, 8) OBP: 0.319, SLG: 0.419	5-3			2B		F3		F8		4	1	1	0	0	0	1									
John Romano, R (1, 2) OBP: 0.361, SLG: 0.463	K		2B BB		6-3			K		3	0	0	0	1	2	0									
Al Weis, S (1, 4) OBP: 0.214, SLG: 0.158	K			1-3 2-H 2B		F8		E4 CS		4	0	1	1	0	1	0									
Tommy John, R (1, 1) OBP: 0.214, SLG: 0.302			K	5-3			HR	K		4	1	1	1	0	2	3									
<b>Inning Stats</b>	R: 1 E: 1 K: 0 S: 5	H: 2 LOB: 1 BB: 0 P: 5	R: 0 E: 0 K: 2 S: 7	H: 0 LOB: 0 BB: 0 P: 7	R: 0 E: 0 K: 2 S: 7	H: 0 LOB: 1 BB: 1 P: 11	R: 1 E: 0 K: 1 S: 7	H: 2 LOB: 2 BB: 1 P: 11	R: 1 E: 0 K: 0 S: 4	H: 2 LOB: 0 BB: 0 P: 4	R: 0 E: 0 K: 0 S: 3	H: 0 LOB: 0 BB: 0 P: 3	R: 1 E: 0 K: 0 S: 4	H: 2 LOB: 0 BB: 0 P: 4	R: 0 E: 0 K: 0 S: 3	H: 0 LOB: 1 BB: 0 P: 4	R: 0 E: 1 K: 2 S: 7	H: 0 LOB: 0 BB: 0 P: 7	1B: 4 2B: 3 3B: 0 HR: 1	SF: 0 SAC: 1 DP: 1 HBP: 1	WP: 0 PB: 0 SB: 1 CS: 2	PA: 37			
<b>PITCHER</b>	IP	WLS	BF	H	R	ER	SO	BB	IBB	HBP	BLK	WP	HR	S	P	ERA	WHIP								
Gary Bell, R (1, 1) ERA: 3.09	6.1	L	28	8	4	4	5	2	0	0	0	0	1	36	44	5.68	1.579								
Jack Kratlick, L (7, 1) ERA: 3.75	1.2		5	0	0	0	0	0	0	1	0	0	0	4	5	0.00	0.000								
Dick Radatz, R (9, 1) ERA: 5.03	1.0		3	0	0	0	2	0	0	0	0	0	0	7	7	0.00	0.000								

Batter	1	2	3	4	5	6	7	8	9	AB	R	H	RBI	BB	SO	LOB	BOTTOM								
Larry Brown, R (1, 6) OBP: 0.322, SLG: 0.336	F7		F7		5-3			K		4	0	0	0	0	1	1	<b>Chicago White Sox @ Cleveland Indians</b> Cleveland Municipal Stadium, Cleveland, OH Sat Aug 20 1966, 3:33 AM EDT Att: 12,827 - Unknown <a href="http://livebaseballscores.com">livebaseballscores.com</a>								
Leon Wagner, L (1, 7) OBP: 0.351, SLG: 0.491	F8		1B			F5		4-3		4	0	1	0	0	0	0									
Chuck Hinton, R (1, 8) OBP: 0.341, SLG: 0.441	4-3		1-3			6-3		F8		4	0	0	0	0	0	1									
Rocky Colavito, R (1, 9) OBP: 0.351, SLG: 0.473		WP 1B			6-3		F9		5-3	4	1	1	0	0	0	0									
Fred Whitfield, L (1, 3) OBP: 0.285, SLG: 0.454	K		K		K		F4			3	0	0	0	0	2	0									
Joe Azcue, R (1, 2) OBP: 0.316, SLG: 0.384		FC6-4 BB		1-3		5-3				2	0	0	0	1	0	0									
Max Alvis, R (1, 5) OBP: 0.300, SLG: 0.357		FC6-4 1-2			F2		F4			3	0	0	0	0	0	1									
Pedro Gonzalez, R (1, 4) OBP: 0.269, SLG: 0.289		FC6-4 1-2			2B			6-3		3	0	1	0	0	0	1									
Gary Bell, R (1, 1) OBP: 0.176, SLG: 0.156 Jack Kratlick, L (7, 1) OBP: 0.083, SLG: 0.083 Jim Landis, R (6, PH) OBP: 0.327, SLG: 0.349 Dick Radatz, R (9, 1) OBP: 0.111, SLG: 0.111			K		L6			1-3		2	0	0	0	0	0	0									
<b>Inning Stats</b>	R: 0 E: 0 K: 0 S: 3	H: 0 LOB: 0 BB: 0 P: 3	R: 1 E: 0 K: 1 S: 6	H: 1 LOB: 1 BB: 1 P: 10	R: 0 E: 0 K: 1 S: 6	H: 1 LOB: 0 BB: 0 P: 6	R: 0 E: 0 K: 1 S: 5	H: 0 LOB: 0 BB: 0 P: 5	R: 0 E: 0 K: 0 S: 4	H: 1 LOB: 1 BB: 0 P: 4	R: 0 E: 0 K: 0 S: 3	H: 0 LOB: 0 BB: 0 P: 3	R: 0 E: 0 K: 0 S: 3	H: 0 LOB: 0 BB: 0 P: 3	R: 0 E: 0 K: 1 S: 5	H: 0 LOB: 0 BB: 0 P: 5	R: 0 E: 0 K: 0 S: 3	H: 0 LOB: 0 BB: 0 P: 3	1B: 2 2B: 1 3B: 0 HR: 0	SF: 0 SAC: 0 DP: 0 HBP: 0	WP: 3 PB: 0 SB: 0 CS: 0	PA: 31			
<b>PITCHER</b>	IP	WLS	BF	H	R	ER	SO	BB	IBB	HBP	BLK	WP	HR	S	P	ERA	WHIP								
Tommy John, L (1, 1) ERA: 2.15	9.0	W	31	3	1	1	4	1	0	0	0	1	0	38	42	1.00	0.444								



Batter	1	2	3	4	5	6	7	8	9	AB	R	H	RBI	BB	SO	LOB	TOP										
Floyd Robinson, L OBP: 0.339, SLG: 0.334 Hoyt Wilhelm, R (7, 1)	0-3 K		0-0 F7			0-0 F8	0-0 1B			4	0	1	1	0	1	1	<b>Chicago White Sox @ Cleveland Indians</b> Cleveland Municipal Stadium, Cleveland, OH Sun Aug 21 1966, 3:33 AM EDT Att: 11,373 - Unknown <a href="http://livebaseballscorecards.com">livebaseballscorecards.com</a>										
Don Buford, S OBP: 0.330, SLG: 0.356 (1, 5)	4-0 BB			0-0 4-3		0-0 2B	0-0 F8			3	0	1	0	1	0	2											
Jerry Adair, R OBP: 0.302, SLG: 0.338 (7, 4)	0-3 K			0-0 4-3		0-0 1-3		0-0 F9		4	0	0	0	0	1	4											
Pete Ward, L OBP: 0.289, SLG: 0.268 (7, 9)	0-0 F8			0-0 L9		0-0 G3		0-3 K		4	0	0	0	0	1	4											
Tom McCraw, L OBP: 0.295, SLG: 0.341 (1, 3)		0-0 6-3			0-0 F6		0-0 2B	0-0 G3		4	1	1	0	0	0	0											
Tommie Agee, R OBP: 0.321, SLG: 0.422 (1, 8)		0-0 F7			0-0 CS		0-0 2B	0-3 K		4	1	2	0	0	1	0											
John Romano, R OBP: 0.359, SLG: 0.457 (1, 2)		0-0 6-3			4-0 BB		0-0 F6	0-3 K		3	0	0	0	1	1	2											
Al Weis, S OBP: 0.211, SLG: 0.155 Smoky Burgess, L OBP: 0.397, SLG: 0.388 Ken Berry, R OBP: 0.322, SLG: 0.414 (7, 7)			0-3 K		0-0 F9		0-0 1B	0-3 K		2	0	0	0	0	1	1											
John Buzhardt, R Wayne Colquhoun, R Joe Horlen, L Jack Lamabe, R Bill Skowron, R Lee Ellis, R (5, PH) (5, PH) (6, 1) (7, PH) (7, 9)		0-0 6-3			0-0 1B		0-0 F3			1	0	0	0	0	0	0											
<b>Inning Stats</b>	R: 0 E: 0 K: 2 S: 7	H: 0 LOB: 1 BB: 1 P: 11	R: 0 E: 0 K: 0 S: 3	H: 0 LOB: 0 BB: 0 P: 3	R: 0 E: 0 K: 1 S: 5	H: 0 LOB: 0 BB: 0 P: 5	R: 0 E: 0 K: 0 S: 3	H: 1 LOB: 1 BB: 1 P: 7	R: 0 E: 0 K: 0 S: 5	H: 2 LOB: 3 BB: 0 P: 5	R: 3 E: 0 K: 0 S: 7	H: 4 LOB: 2 BB: 0 P: 7	R: 0 E: 0 K: 3 S: 5	H: 0 LOB: 0 BB: 0 P: 5	R: 0 E: 0 K: 3 S: 9	H: 0 LOB: 0 BB: 0 P: 9		1B: 4 2B: 3 HR: 0	SF: 0 SAC: 0 DP: 0 HBP: 0	WP: 0 PB: 0 SB: 1 CS: 1	PA: 35						
<b>PITCHER</b>	IP	WLS	BF	H	R	ER	SO	BB	IBB	HBP	BLK	WP	HR	S	P	ERA	WHIP										
Steve Hargan, R ERA: 2.66 John O'Donoghue, L ERA: 3.74 Dick Radatz, R ERA: 4.87	(1, 1) (7, 1) (8, 1)	6.2 0.1 2.0	L 1 6	28 0 0	7 0 0	3 0 0	3 0 4	3 0 0	2 0 0	0 0 0	0 0 0	0 0 0	0 0 0	0 1 14	32 1 14	40 0.00 0.00	1.350 0.000 0.000										

Batter	1	2	3	4	5	6	7	8	9	AB	R	H	RBI	BB	SO	LOB	BOTTOM										
Larry Brown, R OBP: 0.321, SLG: 0.335 (1, 6)	0-0 F9		0-0 FC4-6		0-0 6-3		0-3 K			4	0	1	0	0	1	1	<b>Chicago White Sox @ Cleveland Indians</b> Cleveland Municipal Stadium, Cleveland, OH Sun Aug 21 1966, 3:33 AM EDT Att: 11,373 - Unknown <a href="http://livebaseballscorecards.com">livebaseballscorecards.com</a>										
Leon Wagner, L OBP: 0.352, SLG: 0.494 (1, 7)	0-0 1B		0-0 FC4-6		0-0 FC5-4		0-0 F9			4	1	2	0	0	0	3											
Chuck Hinton, R OBP: 0.336, SLG: 0.435 (1, 8)	0-0 6-3		0-0 FC6-4		0-0 FC5-4			0-0 F7		4	1	0	0	0	0	3											
Rocky Colavito, R OBP: 0.352, SLG: 0.473 (1, 9)	0-0 2B		0-0 E9		0-0 F9		0-3 K			4	0	2	1	0	1	1											
Fred Whitfield, L OBP: 0.291, SLG: 0.459 (1, 3)	0-0 2B		4-0 IBB		0-0 G4-6-3		0-0 2B	4-0 BB		2	0	2	0	2	0	0											
Joe Azcue, R OBP: 0.312, SLG: 0.379 Jim Gentile, L OBP: 0.328, SLG: 0.409 Del Crandall, R OBP: 0.340, SLG: 0.404 (1, 2) (8, PH) (9, 2)	0-0 F7		0-0 F3		0-0 G4-6-3		0-0 2B	0-0 2B		3	0	0	0	0	0	5											
Max Alvis, R OBP: 0.298, SLG: 0.354 (1, 5)		0-3 K		0-0 F4		0-0 5-3		0-3 K		4	0	0	0	0	2	0											
Pedro Gonzalez, R OBP: 0.266, SLG: 0.286 (1, 4)		0-0 2-3		0-3 K		0-0 F7		0-3 K		4	0	0	0	0	2	0											
Steve Hargan, R John O'Donoghue, R Duke Sims, L Dick Howser, R Dick Radatz, R Vic Davallio, L (1, 1) (7, 1) (7, PH) (7, PH) (8, 1) (8, PH)		0-3 K		0-0 5-3		0-3 K		0-0 4-3		2	0	0	0	0	1	0											
<b>Inning Stats</b>	R: 1 E: 0 K: 0 S: 6	H: 3 LOB: 2 BB: 0 P: 6	R: 0 E: 0 K: 2 S: 7	H: 0 LOB: 0 BB: 0 P: 7	R: 1 E: 1 K: 0 S: 5	H: 2 LOB: 2 BB: 1 P: 9	R: 0 E: 0 K: 1 S: 5	H: 0 LOB: 0 BB: 0 P: 5	R: 0 E: 0 K: 0 S: 4	H: 1 LOB: 1 BB: 0 P: 4	R: 0 E: 0 K: 0 S: 3	H: 1 LOB: 2 BB: 0 P: 3	R: 0 E: 0 K: 2 S: 8	H: 0 LOB: 2 BB: 0 P: 8	R: 0 E: 0 K: 1 S: 5	H: 1 LOB: 2 BB: 1 P: 9		R: 0 E: 0 K: 2 S: 7	H: 0 LOB: 0 BB: 0 P: 7	1B: 5 2B: 3 HR: 0	SF: 0 SAC: 0 DP: 1 HBP: 0	WP: 0 PB: 2 SB: 0 CS: 0	PA: 36				
<b>PITCHER</b>	IP	WLS	BF	H	R	ER	SO	BB	IBB	HBP	BLK	WP	HR	S	P	ERA	WHIP										
John Buzhardt, R Jack Lamabe, R Hoyt Wilhelm, R	(1, 1) (6, 1) (7, 1)	5.0 1.0 3.0	W S	22 3 11	6 1 1	1 0 0	3 0 5	0 0 1	0 0 0	0 0 0	0 0 0	0 0 0	0 0 20	0 3 24	31 3 24	1.80 0.00 0.00	1.200 1.000 0.667										







Batter	1	2	3	4	5	6	7	8	9	AB	R	H	RBI	BB	SO	LOB	TOP					
<b>Ken Berry, R</b> OBP: 0.327, SLG: 0.413 (1, 7)										4	0	1	0	1	0	3	<b>Chicago White Sox @ Detroit Tigers</b> Tiger Stadium, Detroit, MI Wed Aug 24 1966, 7:05 PM EDT Att: 9,876 - Unknown					
<b>Don Buford, S</b> OBP: 0.327, SLG: 0.352 (1, 5)										4	1	1	0	0	1	3						
<b>Tommie Agee, R</b> OBP: 0.317, SLG: 0.418 (1, 8)										4	1	1	1	0	1	2						
<b>Bill Skowron, R</b> OBP: 0.327, SLG: 0.386 (1, 3)										4	0	1	0	0	0	1						
<b>John Romano, R</b> OBP: 0.352, SLG: 0.446 (1, 2)										4	0	0	1	0	2	1						
<b>Jerry Adair, R</b> OBP: 0.303, SLG: 0.338 (1, 6)										4	0	2	0	0	0	0						
<b>Pete Ward, L</b> OBP: 0.287, SLG: 0.266 (1, 9)										3	0	1	0	0	0	3						
<b>Juan Pizarro, L</b> OBP: 0.125, SLG: 0.091 (6, 1)										0	0	0	0	0	0	0						
<b>Smoky Burgess, L</b> OBP: 0.400, SLG: 0.392 (9, PH)										1	0	1	0	0	0	0						
<b>Al Weis, S</b> OBP: 0.206, SLG: 0.151 (1, 4)										2	0	0	0	0	0	1						
<b>Wayne Causey, L</b> OBP: 0.327, SLG: 0.305 (7, PH)										2	0	1	0	0	0	1						
<b>Tommy John, R</b> OBP: 0.214, SLG: 0.302 (1, 1)										0	0	0	0	0	0	0						
<b>Dennis Higgins, R</b> OBP: 0.214, SLG: 0.154 (2, 1)										2	0	0	0	0	2	0						
<b>Tom McCraw, L</b> OBP: 0.294, SLG: 0.340 (6, 9)										2	0	0	0	0	1	3						
<b>Inning Stats</b>	R: 0 E: 0 K: 0 S: 4	H: 1 LOB: 1 BB: 0 P: 4	R: 0 E: 0 K: 1 S: 6	H: 1 LOB: 1 BB: 0 P: 6	R: 0 E: 0 K: 2 S: 7	H: 0 LOB: 1 BB: 1 P: 11	R: 0 E: 0 K: 1 S: 6	H: 1 LOB: 1 BB: 0 P: 6	R: 0 E: 0 K: 1 S: 5	H: 0 LOB: 0 BB: 0 P: 5	R: 2 E: 0 K: 0 S: 6	H: 4 LOB: 1 BB: 0 P: 6	R: 0 E: 0 K: 2 S: 8	H: 1 LOB: 1 BB: 0 P: 8	R: 0 E: 0 K: 0 S: 3	H: 0 LOB: 0 BB: 0 P: 3	R: 0 E: 1 K: 0 S: 5	H: 1 LOB: 2 BB: 0 P: 5	1B: 8 2B: 1 3B: 0 HR: 0	SF: 0 SAC: 0 DP: 1 HBP: 0	WP: 1 PB: 0 SB: 1 CS: 0	PA: 37
<b>PITCHER</b>	IP	WLS	BF	H	R	ER	SO	BB	IBB	HBP	BLK	WP	HR	S	P	ERA	WHIP					
<b>Mickey Lolich, L</b> ERA: 4.32 (1, 1)	6.0	W	25	7	2	2	5	1	0	0	0	1	0	34	38	3.00	1.333					
<b>Orlando Pena, R</b> ERA: 3.14 (7, 1)	3.0	S	12	2	0	0	2	0	0	0	0	0	0	16	16	0.00	0.667					

Batter	1	2	3	4	5	6	7	8	9	AB	R	H	RBI	BB	SO	LOB	BOTTOM				
<b>Don Wert, R</b> OBP: 0.341, SLG: 0.351 (1, 5)										4	0	1	1	0	0	0	<b>Chicago White Sox @ Detroit Tigers</b> Tiger Stadium, Detroit, MI Wed Aug 24 1966, 7:05 PM EDT Att: 9,876 - Unknown				
<b>Jerry Lumpe, L</b> OBP: 0.294, SLG: 0.307 (1, 4)										4	0	2	1	0	0	0					
<b>Dick Tracewski, R</b> OBP: 0.240, SLG: 0.181 (8, 4)										0	0	0	0	0	0	0					
<b>Norm Cash, L</b> OBP: 0.344, SLG: 0.454 (1, 3)										2	0	0	0	2	0	3					
<b>Al Kaline, R</b> OBP: 0.394, SLG: 0.571 (1, 9)										4	0	1	0	0	0	3					
<b>Willie Horton, R</b> OBP: 0.341, SLG: 0.505 (1, 7)										4	1	1	1	0	1	2					
<b>Bill Freehan, R</b> OBP: 0.294, SLG: 0.351 (1, 2)										4	1	2	1	0	1	1					
<b>Mickey Stanley, R</b> OBP: 0.317, SLG: 0.349 (1, 8)										3	2	2	0	1	1	1					
<b>Dick McAuliffe, L</b> OBP: 0.381, SLG: 0.503 (1, 6)										3	1	0	0	1	1	2					
<b>Mickey Lolich, S</b> OBP: 0.232, SLG: 0.180 (1, 1)										2	1	0	1	0	1	1					
<b>Gates Brown, L</b> OBP: 0.331, SLG: 0.409 (6, PH)										1	0	1	1	0	0	0					
<b>Orlando Pena, R</b> OBP: 0.071, SLG: 0.071 (7, 1)										1	0	0	0	0	1	1					
<b>Inning Stats</b>	R: 0 E: 0 K: 0 S: 4	H: 1 LOB: 1 BB: 0 P: 4	R: 4 E: 1 K: 0 S: 6	H: 3 LOB: 1 BB: 2 P: 14	R: 0 E: 0 K: 2 S: 8	H: 1 LOB: 1 BB: 0 P: 8	R: 0 E: 0 K: 1 S: 5	H: 0 LOB: 0 BB: 0 P: 5	R: 0 E: 0 K: 0 S: 3	H: 0 LOB: 0 BB: 1 P: 7	R: 1 E: 0 K: 0 S: 4	H: 3 LOB: 1 BB: 0 P: 4	R: 0 E: 0 K: 0 S: 3	H: 0 LOB: 1 BB: 1 P: 7	R: 1 E: 0 K: 3 S: 11	H: 2 LOB: 1 BB: 0 P: 11	1B: 7 2B: 1 3B: 0 HR: 2	SF: 0 SAC: 0 DP: 1 HBP: 0	WP: 0 PB: 0 SB: 1 CS: 0	PA: 36	
<b>PITCHER</b>	IP	WLS	BF	H	R	ER	SO	BB	IBB	HBP	BLK	WP	HR	S	P	ERA	WHIP				
<b>Tommy John, L</b> ERA: 2.34 (1, 1)	1.1	L	11	4	4	4	0	2	0	0	0	0	0	9	17	27.00	4.500				
<b>Dennis Higgins, R</b> ERA: 2.5 (2, 1)	4.1		15	3	1	1	3	1	0	0	0	0	0	20	24	2.08	0.923				
<b>Juan Pizarro, L</b> ERA: 3.95 (6, 1)	2.1		10	3	1	1	3	1	0	0	0	0	1	15	19	3.86	1.714				



Batter	1	2	3	4	5	6	7	8	9	AB	R	H	RBI	BB	SO	LOB	TOP			
Ken Berry, R OBP: 0.326, SLG: 0.414 (1, 8)	L8			WP 2B		1-3		K		4	0	1	0	0	1	1	<b>Chicago White Sox @ Detroit Tigers</b> Tiger Stadium, Detroit, MI Thu Aug 25 1966, 7:05 PM EDT Att: 10,229 - Unknown			
Don Buford, S OBP: 0.324, SLG: 0.349 (1, 5)	F6			L9		K		F8		4	0	0	0	0	1	1				
Floyd Robinson, L OBP: 0.334, SLG: 0.329 (1, 9) Jim Hicks, R (7, 9)	6-3			F6		G3		6-3		3	0	0	0	0	0	1				
John Romano, R OBP: 0.351, SLG: 0.441 (1, 2)		K						F7		3	0	0	0	1	1	0				
Tom McCraw, L OBP: 0.292, SLG: 0.336 (1, 3)		K						4-3		3	0	0	0	0	1	2				
Pete Ward, L OBP: 0.283, SLG: 0.261 (1, 7)								4-3		3	0	0	0	0	1	0				
Jerry Adair, R OBP: 0.303, SLG: 0.338 (1, 6)								F9		3	0	1	0	0	1	0				
Al Weis, S OBP: 0.210, SLG: 0.150 (1, 4) Wayne Causey, L (8, PH) OBP: 0.326, SLG: 0.303 (8, 4)								F7		1	0	0	0	1	1	0				
Joe Horlen, R OBP: 0.125, SLG: 0.089 (1, 1) Jack Lamabe, R OBP: 0.097, SLG: 0.034 (2, 1) Smoky Burgess, L (8, PH) OBP: 0.393, SLG: 0.385 (8, PH) Hoyt Wilhelm, R (8, 1)								K		2	0	0	0	0	1	1				
										1	0	0	0	0	0	1				
<b>Inning Stats</b>	R: 0 E: 0 K: 0 S: 3	H: 0 LOB: 0 BB: 0 P: 3	R: 0 E: 0 K: 2 S: 7	H: 0 LOB: 0 BB: 0 P: 7	R: 0 E: 0 K: 2 S: 7	H: 0 LOB: 0 BB: 0 P: 7	R: 0 E: 0 K: 0 S: 4	H: 1 LOB: 2 BB: 1 P: 8	R: 0 E: 0 K: 1 S: 5	H: 0 LOB: 0 BB: 0 P: 5	R: 0 E: 0 K: 1 S: 5	H: 0 LOB: 0 BB: 0 P: 5	R: 0 E: 0 K: 2 S: 8	H: 1 LOB: 1 BB: 0 P: 8	R: 0 E: 0 K: 0 S: 3	H: 0 LOB: 0 BB: 0 P: 3	1B: 1 2B: 1 3B: 0 HR: 0	SF: 0 SAC: 0 DP: 0 HBP: 0	WP: 1 PB: 0 CS: 0	PA: 31
<b>PITCHER</b> Denny McLain, R ERA: 3.81 (1, 1)	IP: 9.0 WLS: W BF: 31 H: 2 R: 0 ER: 0 SO: 9 BB: 2 IBB: 0 HBP: 0 BLK: 0 WP: 1 HR: 0 S: 47 P: 55 ERA: 0.00 WHIP: 0.444											<b>PITCHER</b>	IP: 9.0 WLS: W BF: 31 H: 2 R: 0 ER: 0 SO: 9 BB: 2 IBB: 0 HBP: 0 BLK: 0 WP: 1 HR: 0 S: 47 P: 55 ERA: 0.00 WHIP: 0.444							

Batter	1	2	3	4	5	6	7	8	9	AB	R	H	RBI	BB	SO	LOB	BOTTOM			
Dick McAuliffe, L OBP: 0.384, SLG: 0.515 (1, 6)	1B E	2B 1B	4-3					K		5	3	3	3	0	1	1	<b>Chicago White Sox @ Detroit Tigers</b> Tiger Stadium, Detroit, MI Thu Aug 25 1966, 7:05 PM EDT Att: 10,229 - Unknown			
Jerry Lumpe, L OBP: 0.296, SLG: 0.313 (1, 4) Dick Tracewski, R OBP: 0.238, SLG: 0.179 (6, 4)	E	1B		F6	4-3			4-3		4	2	2	0	0	0	0				
Norm Cash, L OBP: 0.345, SLG: 0.453 (1, 3)	E 3-H	1B		F7				F7		3	1	1	1	1	0	0				
Al Kaline, R OBP: 0.397, SLG: 0.571 (1, 8) Mickey Stanley, R OBP: 0.317, SLG: 0.349 (9, 8)	E BB							L6-3		2	0	1	2	2	0	0				
Jim Northrup, L OBP: 0.319, SLG: 0.460 (1, 9)	E4 FC6-4	K		1-3				4-3		4	0	0	1	0	1	4				
Willie Horton, R OBP: 0.338, SLG: 0.500 (1, 7)	FC6-4 1-2	F8						F3		4	0	0	0	0	0	4				
Don Wert, R OBP: 0.340, SLG: 0.350 (1, 5)	F8							F8		4	0	1	0	0	1	2				
Bill Freehan, R OBP: 0.296, SLG: 0.352 (1, 2)	6-3							6-3		4	1	2	0	0	0	2				
Denny McLain, R OBP: 0.250, SLG: 0.225 (1, 1)	6-3							F4		4	1	0	0	0	0	3				
										1	0	0	0	0	0	3				
<b>Inning Stats</b>	R: 3 E: 2 K: 0 S: 7	H: 3 LOB: 2 BB: 1 P: 11	R: 2 E: 0 K: 1 S: 8	H: 3 LOB: 2 BB: 1 P: 12	R: 0 E: 0 K: 1 S: 6	H: 1 LOB: 1 BB: 0 P: 6	R: 0 E: 0 K: 0 S: 3	H: 0 LOB: 1 BB: 1 P: 7	R: 3 E: 0 K: 0 S: 6	H: 3 LOB: 0 BB: 0 P: 6	R: 0 E: 0 K: 0 S: 3	H: 0 LOB: 0 BB: 0 P: 3	R: 0 E: 0 K: 1 S: 5	H: 0 LOB: 0 BB: 0 P: 5	R: 0 E: 0 K: 1 S: 5	H: 0 LOB: 0 BB: 0 P: 5	1B: 8 2B: 1 3B: 0 HR: 1	SF: 0 SAC: 0 DP: 0 HBP: 0	WP: 0 PB: 0 CS: 0	PA: 38
<b>PITCHER</b> Joe Horlen, R ERA: 2.76 (1, 1) Jack Lamabe, R ERA: 3.0 (2, 1) Hoyt Wilhelm, R ERA: 1.67 (8, 1)	IP: 1.1 WLS: L BF: 13 H: 6 R: 5 ER: 4 SO: 0 BB: 1 IBB: 0 HBP: 0 BLK: 0 WP: 0 HR: 0 S: 11 P: 19 ERA: 27.00 WHIP: 5.250											<b>PITCHER</b>	IP: 1.1 WLS: L BF: 13 H: 6 R: 5 ER: 4 SO: 0 BB: 1 IBB: 0 HBP: 0 BLK: 0 WP: 0 HR: 0 S: 11 P: 19 ERA: 27.00 WHIP: 5.250							



Batter	1	2	3	4	5	6	7	8	9	AB	R	H	RBI	BB	SO	LOB	TOP										
Zoilo Versalles, R OBP: 0.308, SLG: 0.363 (1, 6)	1-3	K			5-3			6-3	F9	5	0	0	0	0	1	0											
Jimmie Hall, L OBP: 0.287, SLG: 0.429 (1, 7)	2B 1B	F6			F7			K		4	1	1	0	0	1	0											
Tony Oliva, L OBP: 0.363, SLG: 0.533 (1, 9)	1B 2B		4-3		F6			E3 2B		4	2	1	0	0	0	0											
Harmon Killebrew, R OBP: 0.402, SLG: 0.522 (1, 5)	K		1-3		6-3			2B 1B IBB		3	1	0	0	1	1	2											
Don Mincher, L OBP: 0.325, SLG: 0.404 (1, 3)	1B 2B IBB				F7			1B 2B		3	2	2	1	1	0	0											
Earl Battey, R OBP: 0.330, SLG: 0.327 Jerry Zimmerman, R OBP: 0.330, SLG: 0.320 (4, 2)	2B 1B				5-3			1B		2	1	1	2	0	1	1											
Cesar Tovar, R OBP: 0.331, SLG: 0.354 (1, 4)	2B				6-3			F9		4	0	1	2	0	0	1											
Ted Uhlhaender, L OBP: 0.249, SLG: 0.255 (1, 8)	K		4-3		F7			L6		4	0	0	0	0	1	1											
Jim Merritt, L OBP: 0.172, SLG: 0.148 (1, 1)		K			1-3			L6		4	0	0	0	0	2	0											
<b>Inning Stats</b>	R: 4 E: 0 K: 2 S: 11	H: 4 LOB: 1 BB: 1 P: 15	R: 0 E: 0 K: 2 S: 7	H: 0 LOB: 0 BB: 0 P: 7	R: 0 E: 0 K: 1 S: 6	H: 1 LOB: 1 BB: 0 P: 6	R: 0 E: 0 K: 0 S: 3	H: 0 LOB: 0 BB: 0 P: 3	R: 0 E: 0 K: 0 S: 3	H: 0 LOB: 0 BB: 0 P: 3	R: 0 E: 0 K: 0 S: 3	H: 0 LOB: 0 BB: 0 P: 3	R: 0 E: 0 K: 1 S: 8	H: 2 LOB: 1 BB: 0 P: 12	R: 0 E: 0 K: 1 S: 5	H: 0 LOB: 0 BB: 0 P: 5	1B: 4 2B: 3 3B: 0 HR: 0	SF: 0 SAC: 0 DP: 0 HBP: 0	WP: 0 PB: 0 CS: 0	PA: 37							
<b>PITCHER</b>	IP	WLS	BF	H	R	ER	SO	BB	IBB	HBP	BLK	WP	HR	S	P	ERA	WHIP										
John Buzhardt, R ERA: 3.55 (1, 1)	5.0	L	21	5	4	4	5	0	1	0	0	0	0	30	34	7.20	1.000										
Dennis Higgins, R ERA: 2.79 (6, 1)	2.0		6	0	0	0	0	0	0	0	0	0	0	6	6	0.00	0.000										
Juan Pizarro, L ERA: 3.84 (8, 1)	2.0		10	2	3	0	2	0	1	0	0	0	0	13	17	0.00	1.000										

Minnesota Twins @ Chicago White Sox  
Comiskey Park, Chicago, IL  
Fri Aug 26 1966, 8:05 PM EDT  
Att: 23,296 - Unknown

AB	35
R	7
H	7
RBI	7
BB	2
SO	7
LOB	5



Batter	1	2	3	4	5	6	7	8	9	AB	R	H	RBI	BB	SO	LOB	BOTTOM										
Ken Berry, R OBP: 0.326, SLG: 0.412 (1, 8)	L6		K		F7			1B G6-3 1B		4	1	1	0	0	1	1											
Tom McCraw, L OBP: 0.294, SLG: 0.338 (1, 7)			F2			4-3		1B G6-3 1B		4	0	2	0	0	0	0											
Jerry Adair, R OBP: 0.300, SLG: 0.333 (1, 4) (6, 6)	F6				F6		F7	G6-3		4	0	0	0	0	0	2											
John Romano, R OBP: 0.347, SLG: 0.434 (1, 2)	K				L6		F8	1-3		4	0	0	0	0	1	1											
Bill Skowron, R OBP: 0.326, SLG: 0.387 (1, 3)		K					4-3			4	0	1	0	0	1	0											
Jim Hicks, R OBP: 0.154, SLG: 0.154 (1, 9)					F8		F8	HR 1B		4	1	2	0	0	0	1											
Don Buford, S OBP: 0.326, SLG: 0.356 (1, 5)		SH1-3						1B PB BB		2	2	1	2	1	1	0											
Lee Elia, R OBP: 0.272, SLG: 0.306 Juan Pizarro, L OBP: 0.125, SLG: 0.091 Pete Ward, L OBP: 0.281, SLG: 0.260 (1, 6) (8, 1) (9, PH)		K						1B FC4-6 1B		2	0	1	1	1	1	1											
John Buzhardt, R OBP: 0.163, SLG: 0.122 Floyd Robinson, L OBP: 0.333, SLG: 0.328 Dennis Higgins, R OBP: 0.214, SLG: 0.154 Wayne Causey, L OBP: 0.323, SLG: 0.300 (1, 1) (5, PH) (6, 1) (7, PH) (8, 4)					5-3			1B FC4-6		1	0	0	0	0	0	0											
<b>Inning Stats</b>	R: 0 E: 0 K: 1 S: 6	H: 1 LOB: 0 BB: 0 P: 6	R: 0 E: 0 K: 2 S: 8	H: 1 LOB: 1 BB: 0 P: 8	R: 0 E: 0 K: 1 S: 5	H: 0 LOB: 0 BB: 0 P: 5	R: 0 E: 0 K: 0 S: 4	H: 1 LOB: 1 BB: 0 P: 4	R: 0 E: 0 K: 0 S: 3	H: 0 LOB: 0 BB: 0 P: 3	R: 1 E: 0 K: 0 S: 4	H: 1 LOB: 1 BB: 1 P: 8	R: 1 E: 0 K: 0 S: 4	H: 2 LOB: 0 BB: 0 P: 4	R: 2 E: 0 K: 1 S: 7	H: 2 LOB: 0 BB: 0 P: 7	1B: 6 2B: 1 3B: 0 HR: 1	SF: 0 SAC: 1 DP: 1 HBP: 0	WP: 0 PB: 1 CS: 0	PA: 36							
<b>PITCHER</b>	IP	WLS	BF	H	R	ER	SO	BB	IBB	HBP	BLK	WP	HR	S	P	ERA	WHIP										
Jim Merritt, L ERA: 3.59 (1, 1)	9.0	W	36	8	4	3	6	2	0	0	0	0	1	46	54	3.00	1.111										

Minnesota Twins @ Chicago White Sox  
Comiskey Park, Chicago, IL  
Fri Aug 26 1966, 8:05 PM EDT  
Att: 23,296 - Unknown

AB	33
R	4
H	8
RBI	3
BB	2
SO	6
LOB	8





Batter	1	2	3	4	5	6	7	8	9	AB	R	H	RBI	BB	SO	LOB	TOP										
Zoilo Versalles, R OBP: 0.305, SLG: 0.359 (1, 6)	0-3 K		0-0 5-3		0-0 F9		0-0 F9		0-0 6-3	5	0	0	0	0	1	4	<b>Minnesota Twins @ Chicago White Sox</b> Comiskey Park, Chicago, IL Sat Aug 27 1966, 4:33 AM EDT Att: 9,488 - Unknown <a href="http://livebaseballscorecards.com">livebaseballscorecards.com</a>										
Cesar Tovar, R OBP: 0.329, SLG: 0.352 (1, 4)	0-0 F5		0-0 1B		0-0 FC5-4 1-2		0-0 5-3		0-0 F6 1-2	5	0	1	0	0	0	4											
Tony Oliva, L OBP: 0.360, SLG: 0.529 (1, 9)	0-0 1-3		0-0 F8			0-3 K		0-0 F9		4	0	0	0	0	1	1											
Harmon Killebrew, R OBP: 0.401, SLG: 0.519 (1, 3)		0-0 1-3	0-0 F7			4-0 WP BB		0-0 F8		3	0	0	0	1	0	1											
Rich Rollins, R OBP: 0.292, SLG: 0.386 (1, 5)		0-0 1B 1B		0-0 L4-3 1B		0-3 K		0-0 1B		4	1	3	0	0	1	1											
Earl Battey, R OBP: 0.330, SLG: 0.326 (1, 2)		0-0 F8		0-0 L4-3 1-2		0-0 F8		0-0 1B		4	0	1	0	0	0	3											
Bob Allison, R OBP: 0.345, SLG: 0.376 (1, 7)		0-0 1B 1B		0-0 F7			4-0 F9 SH1-3 BB	0-3 K		3	0	1	0	1	1	2											
Ted Uhlhaender, L OBP: 0.254, SLG: 0.260 (1, 8)		0-0 1B			0-0 FC5-6 1B		0-0 SH1-3		0-0 F6	3	0	2	1	0	0	0											
Jim Kaat, L OBP: 0.234, SLG: 0.292 (1, 1)	0-3 K				0-0 FC5-6 FC5-4 1-2		4-0 BB		0-0 PB 1B	3	0	1	0	1	1	3											
<b>Inning Stats</b>	R: 0 E: 0 K: 1 S: 5	H: 0 LOB: 0 BB: 0 P: 5	R: 1 E: 0 K: 1 S: 8	H: 3 LOB: 2 BB: 0 P: 8	R: 0 E: 0 K: 0 S: 4	H: 1 LOB: 1 BB: 0 P: 4	R: 0 E: 0 K: 0 S: 3	H: 1 LOB: 0 BB: 0 P: 3	R: 0 E: 0 K: 0 S: 4	H: 1 LOB: 1 BB: 0 P: 4	R: 0 E: 0 K: 2 S: 7	H: 0 LOB: 1 BB: 1 P: 11	R: 0 E: 0 K: 0 S: 3	H: 0 LOB: 2 BB: 2 P: 11	R: 0 E: 0 K: 1 S: 7	H: 2 LOB: 2 BB: 0 P: 7		R: 0 E: 0 K: 0 S: 4	H: 1 LOB: 1 BB: 0 P: 4	1B: 9 2B: 1 3B: 0 HR: 0	SF: 0 SAC: 1 DP: 1 HBP: 0	WP: 1 PB: 1 CS: 0	PA: 38				
<b>PITCHER</b>	IP	WLS	BF	H	R	ER	SO	BB	IBB	HBP	BLK	WP	HR	S	P	ERA	WHIP										
Gary Peters, L ERA: 1.98 Hoyt Wilhelm, R ERA: 1.64	(1, 1) (9, 1)	8.0 1.0	L 4	34 1	8 0	1 0	5 0	3 0	0 0	0 0	0 0	1 0	0 4	41 4	53 4	1.12 0.00	1.375 1.000										

Batter	1	2	3	4	5	6	7	8	9	AB	R	H	RBI	BB	SO	LOB	BOTTOM										
Don Buford, S OBP: 0.324, SLG: 0.353 (1, 5)	0-0 F8		0-0 1-3			0-0 F6		0-0 L6		4	0	0	0	0	0	0	<b>Minnesota Twins @ Chicago White Sox</b> Comiskey Park, Chicago, IL Sat Aug 27 1966, 4:33 AM EDT Att: 9,488 - Unknown <a href="http://livebaseballscorecards.com">livebaseballscorecards.com</a>										
Ken Berry, R OBP: 0.325, SLG: 0.410 (1, 7)	0-0 CS 1B		0-0 F9			0-0 F3			0-0 5-3	4	0	1	0	0	0	0											
Tommie Agee, R OBP: 0.315, SLG: 0.415 (1, 8)	0-0 F3 1-2			0-0 F9			0-0 4-3		0-0 6-3	4	0	0	0	0	0	1											
Bill Skowron, R OBP: 0.321, SLG: 0.382 (1, 3)		0-0 G3		0-0 F7		0-0 6-3			0-0 F4	4	0	0	0	0	0	0											
Jerry Adair, R OBP: 0.303, SLG: 0.334 (9, 6)		0-0 1B 1B		0-3 K		4-0 BB BB				2	0	1	0	1	1	0											
John Romano, R OBP: 0.350, SLG: 0.435 (1, 2)		0-0 1B			0-3 K	4-0 1-2 BB				2	0	1	0	1	1	0											
Jim Hicks, R OBP: 0.125, SLG: 0.125 (1, 9)	0-3 K				0-0 F4		0-0 4-3			3	0	0	0	0	1	4											
Lee Elia, R OBP: 0.269, SLG: 0.303 Smoky Burgess, L OBP: 0.367, SLG: 0.377 Al Weis, S OBP: 0.210, SLG: 0.150 (1, 6) (8, PH) (9, 4)	0-0 F6				0-0 6-3			0-3 K		2	0	0	0	0	0	2											
Gary Peters, L OBP: 0.230, SLG: 0.324 Tom McCraw, L OBP: 0.293, SLG: 0.337 Hoyt Wilhelm, R (8, PH) (9, 1)			0-3 K2-3			0-3 K		0-3 K		2	0	0	0	0	2	0											
<b>Inning Stats</b>	R: 0 E: 0 K: 0 S: 3	H: 1 LOB: 0 BB: 0 P: 3	R: 0 E: 0 K: 1 S: 7	H: 2 LOB: 2 BB: 0 P: 7	R: 0 E: 0 K: 1 S: 5	H: 0 LOB: 0 BB: 0 P: 5	R: 0 E: 0 K: 1 S: 5	H: 0 LOB: 0 BB: 0 P: 5	R: 0 E: 0 K: 1 S: 5	H: 0 LOB: 0 BB: 0 P: 5	R: 0 E: 0 K: 0 S: 3	H: 0 LOB: 2 BB: 2 P: 11	R: 0 E: 0 K: 2 S: 7	H: 0 LOB: 0 BB: 0 P: 7	R: 0 E: 0 K: 0 S: 3	H: 0 LOB: 0 BB: 0 P: 3		1B: 3 2B: 0 3B: 0 HR: 0	SF: 0 SAC: 0 DP: 0 HBP: 0	WP: 0 PB: 0 CS: 1	PA: 31						
<b>PITCHER</b>	IP	WLS	BF	H	R	ER	SO	BB	IBB	HBP	BLK	WP	HR	S	P	ERA	WHIP										
Jim Kaat, L ERA: 2.78	(1, 1)	9.0	W	31	3	0	0	7	2	0	0	0	0	43	51	0.00	0.556										



Batter	1	2	3	4	5	6	7	8	9	10	11	12	13	14	15	AB	R	H	RBI	BB	SO	LOB	TOP			
Cesar Tovar, R OBP: 0.333, SLG: 0.352 (1.4)																5	0	2	0	2	0	1				
Jimmie Hall, L OBP: 0.286, SLG: 0.424 (1.7)																5	0	1	0	0	0	3				
Rich Rollins, R OBP: 0.285, SLG: 0.389 (11. PH)															1	0	1	2	0	0	0					
Bob Allison, R OBP: 0.343, SLG: 0.373 (11.7)															1	0	0	0	0	0						
Tony Oliva, L OBP: 0.368, SLG: 0.522 (1.9)																6	0	0	0	0	2	5				
Harmon Killebrew, R OBP: 0.367, SLG: 0.520 (1.5)																7	1	1	1	0	2	2				
Don Mincher, L OBP: 0.324, SLG: 0.400 (1.3)																6	0	1	0	1	2	0				
Earl Battey, R OBP: 0.330, SLG: 0.327 (4.2)																2	0	1	0	0	0	0				
Jerry Zimmerman, R OBP: 0.327, SLG: 0.317 (4.2)																4	0	1	0	0	0	2				
Pete Cimino, R OBP: 0.333, SLG: 0.333 (13.1)																1	0	0	0	0	1	0				
Ted Uhlaender, L OBP: 0.294, SLG: 0.261 (1.8)																7	0	2	0	0	0	2				
Zolo Versalles, R OBP: 0.310, SLG: 0.358 (1.6)																2	1	0	0	3	0	2				
Mudcat Grant, R OBP: 0.188, SLG: 0.213 (1.1)																4	1	0	0	0	0	5				
Al Worthington, R OBP: 0.259, SLG: 0.500 (11.1)																0	0	0	0	0	0	0				
Russ Nixon, L OBP: 0.353, SLG: 0.283 (13. PH)																1	0	0	0	0	1	0				
<b>Inning Stats</b>	R: 0 E: 0 K: 1 S: 5	H: 0 LOB: 1 BB: 1 P: 9	R: 0 E: 0 K: 0 S: 3	H: 0 LOB: 0 BB: 0 P: 3	R: 0 E: 0 K: 1 S: 6	H: 2 LOB: 2 BB: 1 P: 10	R: 0 E: 0 K: 1 S: 7	H: 2 LOB: 2 BB: 0 P: 7	R: 0 E: 0 K: 0 S: 3	H: 1 LOB: 1 BB: 0 P: 3	R: 0 E: 0 K: 1 S: 6	H: 0 LOB: 0 BB: 0 P: 5	R: 0 E: 0 K: 1 S: 5	H: 0 LOB: 0 BB: 0 P: 5	R: 0 E: 0 K: 1 S: 5	H: 0 LOB: 0 BB: 0 P: 7	R: 0 E: 0 K: 0 S: 2	H: 0 LOB: 0 BB: 0 P: 3	R: 0 E: 0 K: 1 S: 5	H: 0 LOB: 0 BB: 0 P: 5	R: 0 E: 0 K: 0 S: 5	H: 0 LOB: 0 BB: 0 P: 5	1B: 9 2B: 0 3B: 0 HR: 1	SF: 0 SAC: 1 DP: 1 HBP: 2	WP: 0 PB: 0 SH: 0 CS: 1	PA: 61

PITCHER	IP	WLS	BF	H	R	ER	SO	BB	IBB	HBP	BLK	WP	HR	S	P	ERA	WHIP
Bruce Howard, R ERA: 2.29 (1.1)	5.2		26	8	1	0	3	0	0	0	0	0	0	29	41	1.59	1.941
Dennis Higgins, R ERA: 2.7 (6.1)	2.1		8	1	0	0	2	0	0	0	0	0	0	12	12	0.00	0.429
Hoyt Wilhelm, R ERA: 1.57 (9.1)	2.0		7	0	0	0	1	0	0	1	0	0	0	8	9	0.00	0.000
Jan Pizarro, L ERA: 3.77 (11.1)	1.1		9	1	2	0	0	3	0	0	0	0	0	6	18	0.00	3.000
Joe Horlen, R ERA: 2.7 (12.1)	3.2	W	11	0	0	0	2	0	0	1	0	0	0	14	15	0.00	0.000

Batter	1	2	3	4	5	6	7	8	9	10	11	12	13	14	15	AB	R	H	RBI	BB	SO	LOB	BOTTOM							
Tommie Agee, R OBP: 0.316, SLG: 0.415 (1.8)																7	0	3	1	0	2	1								
Don Buford, S OBP: 0.326, SLG: 0.352 (1.9)																4	0	1	0	2	0	3								
Joe Horlen, R OBP: 0.122, SLG: 0.087 (12.1)																1	0	0	0	0	0	0								
Jerry Adair, R OBP: 0.303, SLG: 0.333 (1.6)																7	0	2	0	0	0	4								
John Romano, R OBP: 0.345, SLG: 0.429 (1.2)																4	0	0	0	0	0	1								
Hoyt Wilhelm, R OBP: 0.332, SLG: 0.327 (9.1)																0	0	0	0	0	0	0								
Floyd Robinson, L OBP: 0.125, SLG: 0.091 (10. PH)																1	0	0	0	0	0	2								
Juan Pizarro, L OBP: 0.322, SLG: 0.383 (11.1)																0	0	0	0	0	0	0								
Bill Skowron, R OBP: 0.322, SLG: 0.383 (12.3)																2	0	1	0	0	1	0								
Tom McCraw, L OBP: 0.288, SLG: 0.330 (1.3)																7	0	0	0	0	2	2								
Ken Berry, R OBP: 0.321, SLG: 0.404 (1.9)																7	0	1	0	0	0	0								
Pete Ward, L OBP: 0.286, SLG: 0.266 (1.7)																7	2	3	0	0	1	1								
Al Weis, S OBP: 0.216, SLG: 0.167 (1.4)																3	0	1	1	1	0	1								
Wayne Causey, L OBP: 0.332, SLG: 0.304 (11. PH)																1	2	1	0	2	0	0								
Bruce Howard, S OBP: 0.194, SLG: 0.067 (1.1)																2	0	0	0	0	0	3								
Dennis Higgins, R OBP: 0.260, SLG: 0.143 (6.1)																1	0	0	0	0	0	0								
Jerry McNertney, R OBP: 0.317, SLG: 0.226 (9.2)																0	0	0	0	1	0	0								
Smoky Burgess, L OBP: 0.400, SLG: 0.382 (11. PH)																2	0	1	1	1	1	1								
<b>Inning Stats</b>	R: 0 E: 0 K: 0 S: 3	H: 1 LOB: 0 BB: 0 P: 3	R: 0 E: 0 K: 0 S: 3	H: 0 LOB: 0 BB: 0 P: 3	R: 1 E: 0 K: 0 S: 6	H: 3 LOB: 3 BB: 1 P: 10	R: 0 E: 0 K: 0 S: 4	H: 1 LOB: 2 BB: 1 P: 8	R: 0 E: 0 K: 1 S: 6	H: 1 LOB: 1 BB: 0 P: 6	R: 0 E: 0 K: 0 S: 4	H: 0 LOB: 0 BB: 0 P: 4	R: 0 E: 0 K: 0 S: 3	H: 0 LOB: 0 BB: 0 P: 5	R: 0 E: 0 K: 0 S: 3	H: 0 LOB: 0 BB: 2 P: 11	R: 2 E: 1 K: 0 S: 7	H: 4 LOB: 2 BB: 0 P: 7	R: 0 E: 0 K: 2 S: 7	H: 0 LOB: 0 BB: 0 P: 7	R: 0 E: 0 K: 2 S: 7	H: 0 LOB: 1 BB: 1 P: 11	R: 0 E: 0 K: 0 S: 9	H: 2 LOB: 2 BB: 0 P: 9	R: 1 E: 0 K: 0 S: 3	H: 1 LOB: 2 BB: 0 P: 11	1B: 13 2B: 0 3B: 1 HR: 0	SF: 0 SAC: 1 DP: 1 HBP: 0	WP: 0 PB: 0 SH: 0 CS: 0	PA: 64

PITCHER	IP	WLS	BF	H	R	ER	SO	BB	IBB	HBP	BLK	WP	HR	S	P	ERA	WHIP
Mudcat Grant, R ERA: 2.95 (1.1)	10.2		44	9	3	0	2	0	0	0	0	0	0	44	60	2.53	1.125
Al Worthington, R ERA: 2.0 (11.1)	1.1		6	2	0	0	2	0	0	0	0	0	0	10	10	0.00	1.500
Pete Cimino, R ERA: 2.91 (13.1)	2.2	L	14	3	1	1	4	2	1	0	0	0	0	19	31	3.38	1.875

Minnesota Twins @ Chicago White Sox  
Comiskey Park, Chicago, IL  
Sun Aug 28 1966, 4:33 AM EDT  
Unknown

AB 52  
R 3  
H 10  
RBI 3  
BB 6  
SO 8  
LOB 22



WP: 0  
PB: 0  
SH: 0  
CS: 1

Minnesota Twins @ Chicago White Sox  
Comiskey Park, Chicago, IL  
Sun Aug 28 1966, 4:33 AM EDT  
Unknown

AB 56  
R 4  
H 14  
RBI 3  
BB 7  
SO 8  
LOB 22



WP: 0  
PB: 0  
SH: 0  
CS: 0



Batter	1	2	3	4	5	6	7	8	9	10	11	AB	R	H	RBI	BB	SO	LOB	TOP						
Cesar Tovar, R OBP: 0.331, SLG: 0.349 (1, 4)	F9		HR 1B	4-3		5-3		F9			5-3	6	1	1	0	0	0	1							
Jimmie Hall, L OBP: 0.290, SLG: 0.424 (1, 7)	F8		HR 1B					BB SH5-3 SF7 1B		F3	K	5	2	2	0	1	1	0							
Tony Oliva, L OBP: 0.358, SLG: 0.527 (1, 9)	HR 1B		HR	F3				SH5-3		4-3	F2	5	2	2	3	0	0	2							
Harmon Killebrew, R OBP: 0.395, SLG: 0.525 (1, 5)	HR		2B BB					BB BB		K		3	1	1	2	2	2	0							
Don Mincher, L OBP: 0.330, SLG: 0.409 (1, 3)	F6		2B					BB			FC2-6 1B	4	0	3	0	1	0	0							
Ted Uhlaender, L OBP: 0.250, SLG: 0.257 (1, 8)		1-3	4-3					SF7		FC2-6 1B		4	0	0	1	0	0	4							
Russ Nixon, L OBP: 0.342, SLG: 0.277 (1, 2)	F6		4-3					F5				5	0	1	0	0	0	5							
Zolio Versailles, R OBP: 0.307, SLG: 0.354 (1, 6)	F9		K					F2		6-3	K	5	0	0	0	0	2	2							
Dwight Siebler, R OBP: 0.250, SLG: 0.257 (3, 1)			L3					F4		1-3		1	0	0	0	0	0	0							
Camilo Pascual, R OBP: 0.250, SLG: 0.257 (3, 1)				4-3							F8	3	0	1	0	0	0	0							
Rich Rollins, R OBP: 0.250, SLG: 0.387 (10, PH)												1	0	0	0	0	0	2							
Al Worthington, R OBP: 0.250, SLG: 0.500 (10, 1)												0	0	0	0	0	0	0							
<b>Inning Stats</b>	R: 2 E: 0 K: 0 S: 5	H: 2 LOB: 0 BB: 0 P: 5	R: 0 E: 0 K: 0 S: 3	H: 0 LOB: 0 BB: 0 P: 3	R: 3 E: 0 K: 0 S: 7	H: 4 LOB: 2 BB: 1 P: 11	R: 0 E: 0 K: 1 S: 6	H: 1 LOB: 1 BB: 1 P: 10	R: 0 E: 0 K: 0 S: 3	H: 0 LOB: 0 BB: 0 P: 3	R: 1 E: 0 K: 0 S: 4	H: 1 LOB: 2 BB: 2 P: 12	R: 0 E: 0 K: 0 S: 3	H: 0 LOB: 0 BB: 0 P: 3	R: 0 E: 0 K: 1 S: 5	H: 0 LOB: 0 BB: 0 P: 5	R: 0 E: 0 K: 1 S: 7	H: 2 LOB: 2 BB: 0 P: 7	R: 0 E: 0 K: 1 S: 5	H: 0 LOB: 0 BB: 0 P: 5	1B: 6 2B: 3 3B: 0 HR: 2	SF: 1 SAC: 1 DP: 0 HBP: 0	WP: 0 PB: 0 SB: 0 CS: 0	PA: 48	
<b>PITCHER</b>	IP ERA: 3.35	WLS LOB: 0	BF 32	H 9	R 6	ER 6	SO 2	BB 4	IBB 0	HBP 0	BLK 0	WP 0	HR 2	S 32	P 48	ERA 8.53	WHIP 2.053								
Jack Lamabe, R ERA: 3.35 (1, 1)																									
Hoyt Wilhelm, R ERA: 1.42 (7, 1)	4.2	W	16	2	0	0	3	0	0	0	0	0	0	22	22	0.00	0.429								

Minnesota Twins @ Chicago White Sox  
Comiskey Park, Chicago, IL  
Sun Aug 28 1966, 4:38 AM EDT  
Att: 21,576 - Unknown

AB 42  
R 6  
H 11  
RBI 6  
BB 4  
SO 5  
LOB 16



Batter	1	2	3	4	5	6	7	8	9	10	11	AB	R	H	RBI	BB	SO	LOB	BOTTOM						
Wayne Causey, L OBP: 0.335, SLG: 0.306 (1, 4)	3B BB		F8 BB SF8 1B	F7		SF7				3-1		2	2	1	1	1	0	1							
Al Weis, S OBP: 0.215, SLG: 0.166 (7, 4)												1	0	0	0	0	0	0							
Don Buford, S OBP: 0.326, SLG: 0.355 (1, 5)	SF8 3B		S 1B BB	E3		F8				G3		4	2	1	1	1	0	1							
Tommy Agee, R OBP: 0.314, SLG: 0.411 (1, 8)	1-3		F8	F9				4-3		F9		5	0	0	0	0	0	4							
Pete Ward, L OBP: 0.280, SLG: 0.262 (1, 7)	SF8		SF8			F2		K		1-3		3	0	0	2	0	1	0							
Tom McCraw, L OBP: 0.286, SLG: 0.328 (1, 3)	4-3		1B 1B			6-3		1-3		3-1		5	0	1	1	0	0	0							
Ken Berry, R OBP: 0.319, SLG: 0.401 (1, 9)		3-1	FC5-4 1B			1-3				F7		5	0	1	0	0	1	0							
Jerry Adair, R OBP: 0.304, SLG: 0.344 (1, 6)		5-3	FC5-4			SH5-4 1B SF7 1B				5-3		5	2	2	1	0	0	2							
John Romano, R OBP: 0.353, SLG: 0.440 (1, 2)				SH1-4 1B							HR	4	1	4	0	0	0	0							
Jack Lamabe, R OBP: 0.065, SLG: 0.033 (1, 1)						SH1-4						1	0	0	0	0	0	1							
Hoyt Wilhelm, R ERA: 2.1 (7, 1)			F7			SH5-4				K		1	0	0	0	0	1	1							
<b>Inning Stats</b>	R: 0 E: 0 K: 0 S: 4	H: 1 LOB: 0 BB: 1 P: 8	R: 0 E: 0 K: 0 S: 4	H: 1 LOB: 1 BB: 0 P: 4	R: 2 E: 0 K: 0 S: 6	H: 3 LOB: 2 BB: 1 P: 10	R: 1 E: 1 K: 0 S: 5	H: 1 LOB: 1 BB: 0 P: 5	R: 0 E: 0 K: 0 S: 3	H: 0 LOB: 0 BB: 0 P: 3	R: 0 E: 0 K: 1 S: 6	H: 1 LOB: 1 BB: 0 P: 6	R: 0 E: 0 K: 0 S: 3	H: 0 LOB: 0 BB: 0 P: 3	R: 0 E: 0 K: 1 S: 5	H: 0 LOB: 0 BB: 0 P: 5	R: 0 E: 0 K: 0 S: 5	H: 0 LOB: 0 BB: 0 P: 5	R: 1 E: 0 K: 0 S: 1	H: 1 LOB: 0 BB: 0 P: 1	1B: 7 2B: 1 3B: 1 HR: 1	SF: 3 SAC: 2 DP: 0 HBP: 0	WP: 0 PB: 0 SB: 2 CS: 0	PA: 43	
<b>PITCHER</b>	IP ERA: 3.42	WLS LOB: 0	BF 14	H 4	R 4	ER 4	SO 4	BB 2	IBB 0	HBP 0	BLK 0	WP 0	HR 0	S 12	P 20	ERA 13.50	WHIP 2.250								
Dwight Siebler, R ERA: 3.42 (3, 1)																									
Camilo Pascual, R ERA: 4.84 (3, 1)	6.1		25	5	2	1	2	0	0	0	0	0	0	29	29	1.42	0.789								
Al Worthington, R ERA: 2.1 (10, 1)	1.0	L	4	1	1	1	1	0	0	0	0	0	1	6	6	9.00	1.000								

Minnesota Twins @ Chicago White Sox  
Comiskey Park, Chicago, IL  
Sun Aug 28 1966, 4:38 AM EDT  
Att: 21,576 - Unknown

AB 36  
R 7  
H 10  
RBI 6  
BB 2  
SO 3  
LOB 10





Batter	1	2	3	4	5	6	7	8	9	AB	R	H	RBI	BB	SO	LOB	TOP			
Dick Howser, R OBP: 0.303, SLG: 0.391 (1, 4)										4	0	1	0	0	0	1	<b>Cleveland Indians @ Chicago White Sox</b> Comiskey Park, Chicago, IL Mon Aug 29 1966, 8:05 PM EDT Att: 12,238 - Unknown <a href="http://livebaseballscorecards.com">livebaseballscorecards.com</a>			
Leon Wagner, L OBP: 0.345, SLG: 0.484 (1, 7)										4	0	1	0	0	1	2				
Chuck Hinton, R OBP: 0.328, SLG: 0.413 (1, 8)										4	0	0	0	0	1	3				
Rocky Colavito, R OBP: 0.349, SLG: 0.464 (1, 9)										4	0	0	0	0	2					
Chico Salmon, R OBP: 0.285, SLG: 0.340 (1, 3)										3	0	0	0	0	0	0				
Joe Azcue, R OBP: 0.311, SLG: 0.372 (1, 2)										3	0	1	0	0	0	0				
Max Alvis, R OBP: 0.294, SLG: 0.350 (1, 5)										3	0	1	0	0	0	1				
Larry Brown, R OBP: 0.320, SLG: 0.321 (1, 6)										3	0	0	0	0	2					
Gary Bell, R OBP: 0.183, SLG: 0.164 (1, 1)										2	0	1	0	0	0	0	<b>C</b>			
Jim Landis, R OBP: 0.325, SLG: 0.347 (8, PH)										1	0	0	0	0	0	0				
John O'Donoghue, R OBP: 0.156, SLG: 0.188 (8, 1)										0	0	0	0	0	0	0				
<b>Inning Stats</b>	R: 0 E: 0 K: 0 S: 4	H: 1 LOB: 1 BB: 0 P: 4	R: 0 E: 0 K: 0 S: 3	H: 0 LOB: 0 BB: 0 P: 3	R: 0 E: 0 K: 0 S: 3	H: 0 LOB: 0 BB: 0 P: 3	R: 0 E: 0 K: 0 S: 4	H: 1 LOB: 1 BB: 0 P: 4	R: 0 E: 0 K: 1 S: 6	H: 1 LOB: 0 BB: 0 P: 6	R: 0 E: 0 K: 0 S: 3	H: 0 LOB: 0 BB: 0 P: 3	R: 0 E: 0 K: 1 S: 6	H: 1 LOB: 1 BB: 0 P: 6	R: 0 E: 0 K: 1 S: 6	H: 1 LOB: 1 BB: 0 P: 6	1B: 5 2B: 0 3B: 0 HR: 0	SF: 0 SAC: 0 DP: 1 HBP: 0	WP: 1 PB: 0 SB: 0 CS: 0	PA: 31
<b>PITCHER</b> Tommy John, L ERA: 2.22 (1, 1)	IP: 9.0 WLS: W BF: 31 H: 5 R: 0 ER: 0 SO: 2 BB: 0 IBB: 0 HBP: 0 BLK: 0 WP: 1 HR: 0 S: 35 P: 35 ERA: 0.00 WHIP: 0.556															<b>PITCHER</b> Tommy John, L ERA: 2.22 (1, 1)	IP: 9.0 WLS: W BF: 31 H: 5 R: 0 ER: 0 SO: 2 BB: 0 IBB: 0 HBP: 0 BLK: 0 WP: 1 HR: 0 S: 35 P: 35 ERA: 0.00 WHIP: 0.556			

Batter	1	2	3	4	5	6	7	8	9	AB	R	H	RBI	BB	SO	LOB	BOTTOM				
Wayne Causey, L OBP: 0.339, SLG: 0.304 (1, 4)										1	0	0	0	2	0	0	<b>Cleveland Indians @ Chicago White Sox</b> Comiskey Park, Chicago, IL Mon Aug 29 1966, 8:05 PM EDT Att: 12,238 - Unknown <a href="http://livebaseballscorecards.com">livebaseballscorecards.com</a>				
Al Weis, S OBP: 0.214, SLG: 0.165 (6, PR)										1	1	0	0	0	0	1					
Don Buford, S OBP: 0.325, SLG: 0.353 (1, 5)										3	0	0	0	0	0	1					
Tommie Agee, R OBP: 0.313, SLG: 0.416 (1, 8)										4	1	1	2	0	1	1					
Pete Ward, L OBP: 0.276, SLG: 0.258 (1, 9)										3	0	0	0	0	2						
Floyd Robinson, L OBP: 0.332, SLG: 0.326 (7, 9)										1	0	0	0	0	1	0					
Tom McCraw, L OBP: 0.287, SLG: 0.328 (1, 3)										3	0	1	0	0	0	0					
Ken Berry, R OBP: 0.319, SLG: 0.401 (1, 7)										3	0	1	0	0	0	1					
Jerry Adair, R OBP: 0.304, SLG: 0.344 (1, 6)										3	0	1	0	0	0	1					
John Romano, R OBP: 0.353, SLG: 0.437 (1, 2)										2	0	0	0	1	0	2					
Tommy John, R OBP: 0.203, SLG: 0.286 (1, 1)										3	0	0	0	0	2	2	<b>Sox</b>				
<b>Inning Stats</b>	R: 0 E: 0 K: 0 S: 3	H: 0 LOB: 1 BB: 1 P: 7	R: 0 E: 0 K: 0 S: 4	H: 1 LOB: 1 BB: 0 P: 4	R: 0 E: 0 K: 1 S: 5	H: 0 LOB: 0 BB: 0 P: 5	R: 0 E: 0 K: 1 S: 5	H: 0 LOB: 0 BB: 0 P: 5	R: 0 E: 0 K: 0 S: 3	H: 0 LOB: 1 BB: 1 P: 7	R: 2 E: 0 K: 0 S: 5	H: 2 LOB: 1 BB: 1 P: 9	R: 0 E: 0 K: 1 S: 6	H: 1 LOB: 1 BB: 0 P: 6	R: 0 E: 0 K: 1 S: 5	H: 0 LOB: 0 BB: 0 P: 5		1B: 3 2B: 0 3B: 0 HR: 1	SF: 0 SAC: 1 DP: 0 HBP: 0	WP: 0 PB: 0 SB: 1 CS: 0	PA: 31
<b>PITCHER</b> Gary Bell, R ERA: 3.11 (1, 1)	IP: 7.0 WLS: L BF: 28 H: 4 R: 2 ER: 2 SO: 3 BB: 3 IBB: 0 HBP: 0 BLK: 0 WP: 0 HR: 1 S: 31 P: 43 ERA: 2.57 WHIP: 1.000															<b>PITCHER</b> John O'Donoghue, L ERA: 3.54 (8, 1)		IP: 1.0 WLS: 3 BF: 0 H: 0 R: 0 ER: 0 SO: 1 BB: 0 IBB: 0 HBP: 0 BLK: 0 WP: 0 HR: 0 S: 5 P: 5 ERA: 0.00 WHIP: 0.000			








Batter	1	2	3	4	5	6	7	8	9	10	11	12	AB	R	H	RBI	BB	SO	LOB	TOP							
Dick McAuliffe, L OBP: 0.363, SLG: 0.525 (1.6)														6	1	3	1	0	2	0							
Jerry Lumpe, L OBP: 0.288, SLG: 0.301 Dick Tracowski, R OBP: 0.232, SLG: 0.176 (1.4)														3	0	0	0	1	0	3							
Norm Cash, L OBP: 0.349, SLG: 0.474 (1.3)														5	1	3	1	1	1	0							
Jim Northrup, L OBP: 0.341, SLG: 0.467 (1.8)														6	0	1	0	0	0	2							
Willie Horton, R OBP: 0.333, SLG: 0.496 (1.9)														5	0	0	0	0	2	3							
Gates Brown, L OBP: 0.340, SLG: 0.434 Mickey Stanley, R OBP: 0.326, SLG: 0.358 (1.7)														3	2	1	1	1	0	0							
Don Wert, R OBP: 0.341, SLG: 0.355 (1.5)														5	2	2	1	0	0	2							
Bill Freehan, R OBP: 0.298, SLG: 0.364 (1.2)														5	0	1	2	0	0	0							
Hank Aguirre, R OBP: 0.053, SLG: 0.079 Larry Sherry, R OBP: 0.500, SLG: 0.750 Al Kaline, R OBP: 0.389, SLG: 0.557 Orlando Pena, R OBP: 0.071, SLG: 0.071 (1.1)														1	0	0	0	1	1	0							
<b>Inning Stats</b>	R: 0 E: 0 K: 3 S: 3	H: 1 LOB: 0 BB: 0 P: 3	R: 0 E: 0 K: 3 S: 3	H: 1 LOB: 0 BB: 0 P: 3	R: 0 E: 0 K: 4 S: 4	H: 1 LOB: 2 BB: 1 P: 6	R: 0 E: 0 K: 1 S: 5	H: 0 LOB: 0 BB: 0 P: 6	R: 3 E: 0 K: 1 S: 6	H: 4 LOB: 1 BB: 1 P: 12	R: 2 E: 0 K: 1 S: 7	H: 2 LOB: 1 BB: 1 P: 11	R: 0 E: 0 K: 0 S: 3	H: 0 LOB: 0 BB: 0 P: 3	R: 0 E: 0 K: 0 S: 3	H: 0 LOB: 0 BB: 0 P: 3	R: 1 E: 1 K: 1 S: 8	H: 2 LOB: 2 BB: 0 P: 6	R: 0 E: 0 K: 1 S: 5	H: 0 LOB: 0 BB: 0 P: 5	R: 0 E: 0 K: 1 S: 5	H: 0 LOB: 0 BB: 0 P: 6	1B: 7 2B: 1 3B: 0 HR: 4	SF: 0 SAC: 0 DP: 2 HBP: 0	WP: 0 PB: 0 SB: 1 CS: 2	PA: 50	
<b>PITCHER</b>	IP 4.2	WLS 19	BF 7	H 3	R 3	ER 2	SO 2	BB 0	IBB 0	HBP 0	BLK 0	WP 0	HR 0	S 3	P 26	ERA 5.79	WHIP 1.714										
Dennis Higgins, R ERA: 2.88 Juan Pizarro, L ERA: 3.89 Jack Lamabe, R ERA: 3.25 Hoyt Wilhelm, R ERA: 1.48	1.1 3.0 3.0 10.1	WLS 8	BF 3	H 2	R 2	ER 1	SO 1	BB 0	IBB 0	HBP 0	BLK 0	WP 0	HR 0	S 8	P 11	ERA 0.00	WHIP 0.333										

Detroit Tigers @ Chicago White Sox  
Comiskey Park, Chicago, IL  
Wed Aug 31 1966, 8:05 PM EDT  
Unknown


AB 45  
R 6  
H 12  
RBI 6  
BB 4  
SO 7  
LOB 11



Batter	1	2	3	4	5	6	7	8	9	10	11	12	AB	R	H	RBI	BB	SO	LOB	BOTTOM							
Don Buford, S OBP: 0.326, SLG: 0.355 (1.5)														5	1	1	0	1	0	1							
Wayne Causey, L OBP: 0.329, SLG: 0.299 (1.4)														6	0	1	3	0	0	3							
Tommie Agee, R OBP: 0.318, SLG: 0.423 (1.8)															6	1	4	1	0	0	2						
Bill Skowron, R OBP: 0.324, SLG: 0.387 Jim Hicks, R OBP: 0.125, SLG: 0.125 (1.3)															5	0	2	0	0	0	1						
Ken Berry, R OBP: 0.313, SLG: 0.391 (1.9)														5	0	0	0	0	2	4							
Jerry Adair, R OBP: 0.301, SLG: 0.339 Al Weis, S OBP: 0.214, SLG: 0.165 (1.6)														4	0	1	0	0	0	1							
John Romano, R OBP: 0.279, SLG: 0.431 Lee Eila, R OBP: 0.289, SLG: 0.303 (10, PH)														3	1	1	0	1	0	0							
Pete Ward, L OBP: 0.279, SLG: 0.259 Tom McCraw, L OBP: 0.286, SLG: 0.328 (10, PR)														4	1	1	0	0	1	4							
Jerry McNertney, R OBP: 0.313, SLG: 0.228 (1.2)														1	0	1	1	0	0	0							
Dennis Higgins, R ERA: 3.9 Juan Pizarro, L ERA: 3.52 Jack Lamabe, R ERA: 3.85 Hoyt Wilhelm, R ERA: 3.04 (1.1)	4.1 4.0 1.2 1.0	WLS 20	BF 17	H 5	R 4	ER 1	SO 3	BB 0	IBB 0	HBP 0	BLK 0	WP 0	HR 0	S 25	P 23	ERA 6.23	WHIP 1.385										
<b>PITCHER</b>	IP 4.1	WLS 17	BF 5	H 4	R 1	ER 1	SO 3	BB 0	IBB 0	HBP 0	BLK 0	WP 0	HR 0	S 25	P 25	ERA 5.40	WHIP 1.800										
Hank Aguirre, L ERA: 3.52 Dave Wickersham, R ERA: 3.85 Larry Sherry, R ERA: 3.04	1.1 5.1 11.1	WLS 5	BF 4	H 1	R 1	ER 0	SO 1	BB 0	IBB 0	HBP 0	BLK 0	WP 0	HR 0	S 7	P 7	ERA 0.00	WHIP 1.000										
<b>PITCHER</b>	IP 4.1	WLS 5	BF 4	H 1	R 1	ER 0	SO 1	BB 0	IBB 0	HBP 0	BLK 0	WP 0	HR 0	S 7	P 7	ERA 0.00	WHIP 1.000										
Dennis Higgins, R ERA: 2.88 Juan Pizarro, L ERA: 3.89 Jack Lamabe, R ERA: 3.25 Hoyt Wilhelm, R ERA: 1.48	1.1 3.0 3.0 10.1	WLS 8	BF 3	H 2	R 2	ER 1	SO 1	BB 0	IBB 0	HBP 0	BLK 0	WP 0	HR 0	S 8	P 11	ERA 0.00	WHIP 0.333										

Detroit Tigers @ Chicago White Sox  
Comiskey Park, Chicago, IL  
Wed Aug 31 1966, 8:05 PM EDT  
Unknown

AB 44  
R 7  
H 13  
RBI 6  
BB 3  
SO 5  
LOB 20





Batter	1	2	3	4	5	6	7	8	9	AB	R	H	RBI	BB	SO	LOB	TOP			
<b>Don Wert, R</b> OBP: 0.338, SLG: 0.351 (1, 5)	F4			6-3		F2		F9		4	0	0	0	0	0	0	<b>Detroit Tigers @ Chicago White Sox</b> Comiskey Park, Chicago, IL Wed Aug 31 1966, 8:05 PM EDT Att: 19,304 - Unknown			
<b>Dick Tracewski, R</b> OBP: 0.241, SLG: 0.208 (1, 4)	F8			E					F8	4	1	2	0	0	0	0				
<b>Norm Cash, L</b> OBP: 0.346, SLG: 0.470 (1, 3)	K			F2		L7			G3	4	0	0	0	0	1	2				
<b>Al Kaline, R</b> OBP: 0.386, SLG: 0.551 (1, 9)		K		L6		L9			L9	4	0	0	0	0	1	1				
<b>Willie Horton, R</b> OBP: 0.331, SLG: 0.493 (1, 7)	K			3-H						3	0	0	0	0	1	1				
<b>Bill Freehan, R</b> OBP: 0.295, SLG: 0.361 (1, 2)	K					F8				3	0	0	0	0	1	0				
<b>Mickey Stanley, R</b> OBP: 0.321, SLG: 0.351 (1, 8)				6-3		F3			F9	3	0	0	0	0	0	0				
<b>Ray Oyler, R</b> OBP: 0.269, SLG: 0.258 (1, 6)				K						3	0	1	0	0	2	0				
<b>Johnny Podres, L</b> OBP: 0.300, SLG: 0.278 <b>Fred Gladding, L</b> OBP: 0.339, SLG: 0.392 <b>Jake Wood, R</b> OBP: 0.192, SLG: 0.160 <b>Bill Monbouquette, R</b> OBP: 0.192, SLG: 0.160 (1, 1) (7, 1) (8, PH) (8, 1)				1-3		L4			K	2	0	0	0	0	0	1				
<b>Inning Stats</b>	R: 0 E: 0 K: 1 S: 5	H: 0 LOB: 0 BB: 0 P: 5	R: 0 E: 0 K: 3 S: 9	H: 0 LOB: 0 BB: 0 P: 9	R: 0 E: 0 K: 1 S: 5	H: 0 LOB: 0 BB: 0 P: 5	R: 1 E: 1 K: 0 S: 5	H: 1 LOB: 1 BB: 0 P: 5	R: 0 E: 0 K: 0 S: 4	H: 1 LOB: 1 BB: 0 P: 4	R: 0 E: 0 K: 0 S: 3	H: 0 LOB: 0 BB: 0 P: 3	R: 0 E: 0 K: 2 S: 7	H: 0 LOB: 0 BB: 0 P: 7	R: 0 E: 0 K: 0 S: 3	H: 0 LOB: 0 BB: 0 P: 3		1B: 2 2B: 0 3B: 1 HR: 0	SF: 0 SAC: 0 DP: 0 HBP: 0	WP: 0 PB: 0 SB: 1 CS: 0
<b>PITCHER</b> <b>Gary Peters, L</b> ERA: 1.89 (1, 1)	IP: 9.0 WLS: W BF: 31 H: 3 R: 1 ER: 0 SO: 7 BB: 0 IBB: 0 HBP: 0 BLK: 0 WP: 0 HR: 0 S: 45 P: 45 ERA: 0.00 WHIP: 0.333																			

Batter	1	2	3	4	5	6	7	8	9	AB	R	H	RBI	BB	SO	LOB	BOTTOM			
<b>Don Buford, S</b> OBP: 0.327, SLG: 0.356 (1, 5)	L6			1B		F8				4	0	2	0	0	0	0	<b>Detroit Tigers @ Chicago White Sox</b> Comiskey Park, Chicago, IL Wed Aug 31 1966, 8:05 PM EDT Att: 19,304 - Unknown			
<b>Wayne Causey, L</b> OBP: 0.329, SLG: 0.300 <b>Al Weis, S</b> OBP: 0.214, SLG: 0.165 (1, 4) (6, PR) (7, 4)	K			K						3	0	1	0	0	2	1				
<b>Smoky Burgess, L</b> OBP: 0.397, SLG: 0.368 <b>Lee Elia, R</b> OBP: 0.289, SLG: 0.303 (7, PH) (8, 6)						5-3				1	0	0	0	0	1	2				
<b>Tommie Agee, R</b> OBP: 0.321, SLG: 0.426 (1, 8)	K			G6-4-3		5-3				4	0	3	1	0	1	0				
<b>Bill Skowron, R</b> OBP: 0.319, SLG: 0.381 <b>Jim Hicks, R</b> OBP: 0.125, SLG: 0.125 (1, 3) (9, 9)	K			G6-4-3		5-3				4	0	0	0	0	1	4				
<b>Jerry Adair, R</b> OBP: 0.301, SLG: 0.338 (1, 6) (8, 4)										4	0	1	0	0	0	3				
<b>Ken Berry, R</b> OBP: 0.312, SLG: 0.388 (1, 7)										3	1	0	0	1	0	1				
<b>Pete Ward, L</b> OBP: 0.280, SLG: 0.275 <b>Jerry McNertney, R</b> OBP: 0.308, SLG: 0.224 (1, 9) (8, 2)				6-3		4-3				3	1	1	2	0	0	1				
<b>John Romano, R</b> OBP: 0.352, SLG: 0.430 <b>Tom McCraw, L</b> OBP: 0.296, SLG: 0.328 (1, 2) (7, PR) (8, 9) (9, 3)				6-3						1	0	0	0	2	0	0				
<b>Gary Peters, L</b> OBP: 0.221, SLG: 0.312 (1, 1)				K		1-3				3	1	0	0	0	1	3				
<b>Inning Stats</b>	R: 0 E: 0 K: 2 S: 7	H: 0 LOB: 0 BB: 0 P: 7	R: 0 E: 0 K: 1 S: 5	H: 0 LOB: 0 BB: 0 P: 5	R: 0 E: 0 K: 1 S: 5	H: 0 LOB: 0 BB: 0 P: 5	R: 0 E: 0 K: 1 S: 6	H: 2 LOB: 1 BB: 0 P: 6	R: 0 E: 0 K: 0 S: 4	H: 1 LOB: 2 BB: 1 P: 8	R: 0 E: 0 K: 0 S: 5	H: 2 LOB: 3 BB: 0 P: 5	R: 3 E: 0 K: 1 S: 7	H: 3 LOB: 2 BB: 2 P: 15	R: 0 E: 1 K: 0 S: 4	H: 0 LOB: 1 BB: 0 P: 4	1B: 7 2B: 0 3B: 0 HR: 1	SF: 0 SAC: 0 DP: 1 HBP: 0	WP: 0 PB: 0 SB: 1 CS: 0	PA: 34
<b>PITCHER</b> <b>Johnny Podres, L</b> ERA: 3.3 <b>Fred Gladding, R</b> ERA: 3.88 <b>Bill Monbouquette, R</b> ERA: 5.01 (1, 1) (7, 1) (8, 1)	IP: 6.0 WLS: L BF: 25 H: 6 R: 2 ER: 2 SO: 5 BB: 1 IBB: 1 HBP: 0 BLK: 0 WP: 0 HR: 0 S: 33 P: 41 ERA: 3.00 WHIP: 1.167																			

AB	31
R	1
H	3
RBI	0
BB	0
SO	7
LOB	5



AB	31
R	3
H	8
RBI	3
BB	3
SO	6
LOB	16


















Batter	1	2	3	4	5	6	7	8	9	AB	R	H	RBI	BB	SO	LOB	TOP								
Luis Aparicio, R OBP: 0.312, SLG: 0.381 (1, 6)	0-0 6-3 1B		0-0 1B		0-0 2B		0-0 G5-4-3 FC 1-3 1B	0-0 FC6-2 1B		5	0	5	3	0	0	0									
Paul Blair, R OBP: 0.281, SLG: 0.371 Russ Snyder, L OBP: 0.373, SLG: 0.411 (7, PH) (7, 8)	0-0 6-3 1-2		0-0 1-3		0-0 F9		0-0 FC G5-4-3 1-2 3-H 0-0	0-0 FC6-2 FC6-4 1-2 3-H 0-0		3	0	0	0	0	0	3									
Frank Robinson, R OBP: 0.409, SLG: 0.635 (1, 9)	0-3 K			0-0 FC5 2B	0-0 F8		0-0 G5-4-3 1-2 2-3 0-0	0-0 FC6-4 1-2 0-0		5	0	1	0	0	1	7									
Brooks Robinson, R OBP: 0.329, SLG: 0.447 (1, 5)	0-0 5-3			0-0 F7		0-0 F8	0-0 6-3		0-0 F9	5	0	0	0	0	0	3									
Sam Bowens, R OBP: 0.290, SLG: 0.354 (1, 7)		0-0 L3-6 5-4-3 1B		0-0 F2		0-0 F8		1-0 SH3 3B HBP	4-0 S 1B BB	3	2	1	0	1	0	1									
Bob Johnson, R OBP: 0.277, SLG: 0.264 (1, 3) (5, 4)	0-0 5-4-3 1-2			0-0 FC5 2-3		0-0 2B 1B		0-0 SH3 1-2	0-3 K	4	1	1	0	0	1	3									
Woodie Held, R OBP: 0.305, SLG: 0.319 Gene Brabender, R OBP: 0.277, SLG: 0.327 Moe Drabowsky, R OBP: 0.265, SLG: 0.444 Jim Palmer, R OBP: 0.252, SLG: 1.000 Eddie Fisher, R OBP: 0.148, SLG: 0.172 OBP: 0.077, SLG: 0.077 (1, 4) (5, 1) (5, 1) (6, PH) (8, PH) (8, 1)	0-0 L3-6 2-3			0-0 2-3		0-0 1-H 2B		0-0 1B 3B 2-H	0-0 1B	2	0	0	0	0	0	1	AB 38								
Andy Etchebarren, R OBP: 0.309, SLG: 0.407 (1, 2)			0-0 F3		4-0 2B BB	0-0 1-3		0-0 1B BB	0-3 K	4	2	1	1	1	1	2	R 8								
Eddie Watt, R OBP: 0.250, SLG: 0.425 Curt Blefary, L OBP: 0.374, SLG: 0.450 (5, PH) (5, 3)	0-0 5-3			0-0 5-3		0-0 2B 1B		4-0 1B FC BB	4-0 1B FC6-2 BB	1	0	0	0	0	0	0	H 13								
<b>Inning Stats</b>	R: 0 E: 0 K: 1 S: 6	H: 1 LOB: 1 BB: 0 P: 6	R: 0 E: 0 K: 0 S: 3	H: 1 LOB: 0 BB: 0 P: 3	R: 0 E: 0 K: 0 S: 4	H: 1 LOB: 1 BB: 0 P: 4	R: 0 E: 0 K: 0 S: 4	H: 1 LOB: 1 BB: 0 P: 4	R: 2 E: 0 K: 0 S: 5	H: 2 LOB: 1 BB: 1 P: 9	R: 1 E: 0 K: 0 S: 5	H: 2 LOB: 1 BB: 0 P: 5	R: 1 E: 0 K: 0 S: 4	H: 1 LOB: 1 BB: 1 P: 8	R: 3 E: 0 K: 0 S: 6	H: 3 LOB: 3 BB: 1 P: 11	R: 1 E: 0 K: 2 S: 8	H: 1 LOB: 1 BB: 1 P: 12	1B: 9 2B: 4 3B: 1 HR: 0	SF: 0 SAC: 1 DP: 2 HBP: 1	WP: 0 PB: 0 SB: 1 CS: 0	PA: 44			
<b>PITCHER</b>	IP WLS BF H R ER SO BB IBB HBP BLK WP HR S P ERA WHIP	6.0 L 8 3 3 4 1 2 0 0 0 0 0 7 35 6.00 1.667	1.1 L 4 1 0 0 0 0 0 0 0 0 0 7 8 20.25 2.250	0.2 L 3 0 0 0 0 0 0 0 0 0 0 3 7 0.00 3.000	1.0 L 5 1 1 1 2 1 0 0 0 0 0 8 12 9.00 2.000																				

Baltimore Orioles @ Chicago White Sox  
Comiskey Park, Chicago, IL  
Sun Sep 04 1966, 4:33 AM EDT  
Att: 17,725 - Unknown


AB 38  
R 8  
H 13  
RBI 8  
BB 4  
SO 3  
LOB 23



Batter	1	2	3	4	5	6	7	8	9	AB	R	H	RBI	BB	SO	LOB	BOTTOM							
Don Buford, S OBP: 0.333, SLG: 0.358 (1, 5)	4-0 E S 1B BB		0-0 1B S CS 1B	0-0 F7		0-0 S 1B		0-0 F5		4	1	2	1	1	0	2								
Tommie Agee, R OBP: 0.319, SLG: 0.426 (1, 8)	0-0 5-3 1-3		0-3 K		4-0 S 1B BB	0-3 K		0-0 F8		4	1	0	0	1	2	3								
Tom McCraw, L OBP: 0.286, SLG: 0.332 (1, 3)	0-0 1-3		0-0 BB 1B		0-0 L8 1-2		0-0 CS 2B		0-0 1B	5	0	3	0	0	0	2								
Pete Ward, L OBP: 0.288, SLG: 0.292 (1, 9)	0-0 1B		4-0 1-2 BB		4-0 1B BB		0-3 K 2-3		0-0 F8	3	0	1	1	2	1	2								
Ken Berry, R OBP: 0.316, SLG: 0.392 (1, 7)	0-0 F4		0-3 K		0-0 1-2 2-H 1B		0-0 F2		0-0 4-3	5	0	1	1	0	1	4								
Wayne Causey, L OBP: 0.323, SLG: 0.290 Al Weis, S OBP: 0.218, SLG: 0.165 Deacon Jones, L OBP: 0.269, SLG: 0.303 (1, 4) (6, 4) (8, PH) (9, 6)		0-0 E4 FC5-4		0-0 4-3		0-0 F8		0-0 F9		3	0	0	0	0	0	2								
Jerry Adair, R OBP: 0.298, SLG: 0.337 (1, 6) (9, 4)		0-0 FC5-4 CS 1-2		0-0 2B 2B		0-3 K		0-0 F9		4	1	1	0	0	1	3	AB 37							
John Romano, R OBP: 0.356, SLG: 0.437 (1, 2)		0-3 K 1-2		0-0 F9		0-3 K		0-0 HR		4	1	1	1	0	2	2	R 5							
Gary Peters, L OBP: 0.238, SLG: 0.363 Bob Locker, S OBP: 0.333, SLG: 0.250 Juan Pizarro, L OBP: 0.125, SLG: 0.087 Smoky Burgess, R OBP: 0.148, SLG: 0.357 Jim Hicks, R OBP: 0.125, SLG: 0.125 Dennis Higgins, R OBP: 0.201, SLG: 0.220 (1, 1) (7, 1) (8, 1) (8, PH) (8, PH) (9, 1)		0-0 1B 3B		0-0 2B 2-H		0-3 K		0-0 1B		3	1	2	1	0	1	0	H 12							
<b>Inning Stats</b>	R: 1 E: 0 K: 0 S: 4	H: 1 LOB: 1 BB: 1 P: 8	R: 0 E: 1 K: 1 S: 5	H: 0 LOB: 0 BB: 0 P: 5	R: 1 E: 0 K: 2 S: 9	H: 3 LOB: 2 BB: 1 P: 13	R: 1 E: 0 K: 0 S: 5	H: 2 LOB: 1 BB: 0 P: 5	R: 1 E: 0 K: 1 S: 6	H: 1 LOB: 2 BB: 2 P: 14	R: 0 E: 0 K: 3 S: 10	H: 1 LOB: 0 BB: 0 P: 10	R: 0 E: 0 K: 1 S: 5	H: 1 LOB: 0 BB: 0 P: 5	R: 1 E: 0 K: 0 S: 5	H: 2 LOB: 1 BB: 0 P: 5	R: 0 E: 0 K: 0 S: 4	H: 1 LOB: 1 BB: 0 P: 4	1B: 7 2B: 3 3B: 1 HR: 1	SF: 0 SAC: 0 DP: 0 HBP: 0	WP: 0 PB: 0 SB: 4 CS: 3	PA: 41		
<b>PITCHER</b>	IP WLS BF H R ER SO BB IBB HBP BLK WP HR S P ERA WHIP	4.0 L 19 6 3 3 3 2 0 0 0 0 0 2 31 6.75 2.000	0.1 L 4 1 1 1 0 2 0 0 0 0 0 2 10 27.00 9.000	2.2 W 9 2 0 0 5 0 0 0 0 0 0 19 19 0.00 0.750	2.0 S 9 3 1 1 0 0 0 0 0 0 1 9 9 4.50 1.500																			

Baltimore Orioles @ Chicago White Sox  
Comiskey Park, Chicago, IL  
Sun Sep 04 1966, 4:33 AM EDT  
Att: 17,725 - Unknown

AB 37  
R 5  
H 12  
RBI 5  
BB 4  
SO 8  
LOB 20










Batter	1	2	3	4	5	6	7	8	9	10	11	12	AB	R	H	RBI	BB	SO	LOB	TOP								
Ken Berry, R OBP: 0.312, SLG: 0.384 (1.7)	F9		E5		5-3		4-3			6-3			5	0	0	0	0	0	2									
Tommie Agee, R OBP: 0.320, SLG: 0.425 (1.8)	HR		G4-6-3			5-3		L8			6-3		5	1	1	0	0	0	1									
Don Buford, S OBP: 0.332, SLG: 0.361 (1.5)	HR					E6		F7			F8		4	2	1	2	1	0	0									
Pete Ward, L OBP: 0.294, SLG: 0.305 Floyd Robinson, L OBP: 0.330, SLG: 0.325 (9.9)	K		F7				4-3				K		4	0	1	1	0	1	1									
Tom McCraw, L OBP: 0.281, SLG: 0.325 (1.3)	F8				1-3								5	0	0	0	0	0	1									
John Romano, R OBP: 0.358, SLG: 0.431 (1.2)					4-3								4	0	1	0	0	2	0									
Jerry Adair, R OBP: 0.298, SLG: 0.342 (10.4)					4-3								5	0	1	0	0	1	1									
Al Weis, S OBP: 0.218, SLG: 0.166 Bill Skowron, R OBP: 0.317, SLG: 0.376 Lee Elia, R OBP: 0.268, SLG: 0.302 (10.0)							F7			L8			3	0	1	0	0	0	1									
Tommy John, R OBP: 0.188, SLG: 0.262 Hoyt Wilhelm, R (9.1) J.C. Martin, L OBP: 0.315, SLG: 0.374 (9.2)					5-3								3	0	0	0	0	1	3									
<b>Inning Stats</b>	R: 2 E: 0 K: 1 S: 7	H: 2 LOB: 0 BB: 7	R: 0 E: 0 K: 0 S: 4	H: 1 LOB: 1 BB: 0 P: 4	R: 0 E: 1 K: 0 S: 3	H: 0 LOB: 1 BB: 1 P: 7	R: 0 E: 0 K: 0 S: 3	H: 0 LOB: 0 BB: 1 P: 3	R: 0 E: 0 K: 0 S: 3	H: 0 LOB: 0 BB: 0 P: 3	R: 1 E: 1 K: 2 S: 9	H: 1 LOB: 0 BB: 0 P: 4	R: 0 E: 0 K: 2 S: 7	H: 0 LOB: 0 BB: 0 P: 7	R: 0 E: 0 K: 1 S: 5	H: 0 LOB: 0 BB: 0 P: 5	R: 0 E: 0 K: 1 S: 5	H: 0 LOB: 0 BB: 0 P: 5	R: 0 E: 0 K: 1 S: 5	H: 0 LOB: 0 BB: 0 P: 6	1B: 5 2B: 0 3B: 0 HR: 1	SF: 0 SAC: 0 DP: 2 HBP: 0	WP: 0 PB: 0 CS: 0	PA: 43				
<b>PITCHER</b>	IP	WLS	BF	H	R	ER	SO	BB	IBB	HBP	BLK	WP	HR	S	P	ERA	WHIP											
Mudcat Grant, R ERA: 2.97 Al Worthington, R ERA: 2.11 Bill Pleis, L ERA: 2.45	(1.1) (9.1) (10.1)		31 3 9	6 0 0	3 0 0	2 0 0	3 2 3	0 0 0	0 0 0	0 0 0	0 0 0	0 0 0	0 0 0	0 0 0	7 7 15	36 7 15	2.25 0.00 0.00	0.875 0.000 0.000										

**Chicago White Sox @ Minnesota Twins**  
Metropolitan Stadium, Bloomington, MI  
Tue Sep 06 1966, 8:05 PM EDT  
Att. 9,180 - Unknown


AB 42  
R 3  
H 6  
RBI 3  
BB 1  
SO 8  
LOB 10



Batter	1	2	3	4	5	6	7	8	9	10	11	12	AB	R	H	RBI	BB	SO	LOB	BOTTOM								
Cesar Tovar, R OBP: 0.340, SLG: 0.354 (1.6)	F9		5-3			L4		1-3		K			5	0	0	0	1	1	0									
Rich Rollins, R OBP: 0.286, SLG: 0.374 (1.5)	K				L7			K			E5		6	0	1	1	0	2	0									
Tony Oliva, L OBP: 0.363, SLG: 0.519 (1.9)	4-3				K						G4-6-3		5	1	2	0	0	1	1									
Harmon Killebrew, R OBP: 0.398, SLG: 0.541 (1.3)			5-3							HR			4	2	2	3	1	0	0									
Earl Battey, R OBP: 0.333, SLG: 0.327 (1.2)					K			6-3					5	0	1	0	0	1	2									
Ted Uhlaender, L OBP: 0.284, SLG: 0.277 (1.8)					K								5	0	0	0	0	2	1									
Bob Allison, R OBP: 0.344, SLG: 0.379 (1.7)					6-3								5	0	1	0	0	1	1									
Bernie Allen, L OBP: 0.306, SLG: 0.355 (1.4)					6-3								4	0	1	0	1	0	0									
Mudcat Grant, R ERA: 2.48 Al Worthington, R ERA: 2.11 Bill Pleis, L ERA: 2.45 Jimme Hall, L ERA: 3.00 (1.1) (9.1) (10.1) (10.1) (12.1)					K2-3			4-3					2	0	0	0	0	1	1									
<b>Inning Stats</b>	R: 0 E: 0 K: 1 S: 5	H: 0 LOB: 0 BB: 0	R: 0 E: 0 K: 0 S: 4	H: 1 LOB: 1 BB: 0 P: 4	R: 0 E: 0 K: 1 S: 5	H: 0 LOB: 0 BB: 0 P: 5	R: 1 E: 0 K: 2 S: 8	H: 1 LOB: 0 BB: 1 P: 8	R: 0 E: 0 K: 1 S: 6	H: 1 LOB: 1 BB: 0 P: 6	R: 0 E: 0 K: 0 S: 4	H: 0 LOB: 2 BB: 1 P: 8	R: 0 E: 0 K: 0 S: 7	H: 0 LOB: 0 BB: 0 P: 7	R: 2 E: 0 K: 0 S: 6	H: 3 LOB: 2 BB: 1 P: 10	R: 0 E: 1 K: 1 S: 5	H: 0 LOB: 0 BB: 0 P: 5	R: 0 E: 0 K: 1 S: 5	H: 0 LOB: 0 BB: 0 P: 5	R: 0 E: 0 K: 1 S: 5	H: 0 LOB: 0 BB: 0 P: 5	R: 1 E: 0 K: 1 S: 5	H: 1 LOB: 2 BB: 2 P: 13	1B: 6 2B: 0 3B: 0 HR: 2	SF: 0 SAC: 0 DP: 1 HBP: 0	WP: 1 PB: 2 CS: 0	PA: 47
<b>PITCHER</b>	IP	WLS	BF	H	R	ER	SO	BB	IBB	HBP	BLK	WP	HR	S	P	ERA	WHIP											
Tommy John, L ERA: 2.48 Hoyt Wilhelm, R ERA: 1.56	(1.1) (9.1)		30 17	5 3	2 2	2 2	7 3	1 2	0 1	0 0	0 0	1 0	1 20	43 32	47 32	2.25 4.91	0.750 1.364											

**Chicago White Sox @ Minnesota Twins**  
Metropolitan Stadium, Bloomington, MI  
Tue Sep 06 1966, 8:05 PM EDT  
Att. 9,180 - Unknown

AB 43  
R 4  
H 8  
RBI 4  
BB 4  
SO 10  
LOB 8





Batter	1	2	3	4	5	6	7	8	9	AB	R	H	RBI	BB	SO	LOB	TOP					
Wayne Causey, L (1,4) OBP: 0.322, SLG: 0.289	F7							4-3	4-3	4	1	1	1	0	0	0	<b>Chicago White Sox @ Minnesota Twins</b> Metropolitan Stadium, Bloomington, MI Wed Sep 07 1966, 8:05 PM EDT Att: 11,372 - Unknown - 66 F					
Al Weis, S (8,4) OBP: 0.218, SLG: 0.166			1B							0	0	0	0	0	0	0						
J.C. Martin, L (9,PH) OBP: 0.313, SLG: 0.372			2H 1B							1	0	0	0	0	0	1						
Don Buford, S (1,5) OBP: 0.333, SLG: 0.361	6-3									3	1	1	0	1	0	0						
Tommie Agee, R (1,8) OBP: 0.321, SLG: 0.431	K									4	1	2	2	0	2	1						
Pete Ward, L (1,7) OBP: 0.297, SLG: 0.308										4	0	2	1	0	0	2						
Floyd Robinson, L (8,PR) OBP: 0.330, SLG: 0.325			CS 1B							0	0	0	0	0	0	0						
Bill Skowron, R (1,3) OBP: 0.314, SLG: 0.372										3	0	0	0	0	0	1						
Tom McCraw, L (6,3) OBP: 0.283, SLG: 0.327	L9									1	0	1	0	0	0	0						
Jerry Adair, R (1,6) OBP: 0.295, SLG: 0.338										4	0	0	0	0	0	2						
Ken Berry, R (1,9) OBP: 0.312, SLG: 0.383										4	1	1	0	0	1	0						
John Romano, R (1,2) OBP: 0.358, SLG: 0.429										2	0	0	0	1	0	1						
Smoky Burgess, L (9,PH) OBP: 0.397, SLG: 0.371										1	0	0	0	0	0	0						
Jack Lamabe, R (1,1) OBP: 0.059, SLG: 0.030										2	0	0	0	0	1	1						
Juan Pizarro, L (8,1) OBP: 0.120, SLG: 0.087										0	0	0	0	0	0	0						
Bob Locker, S (8,PH) OBP: 0.333, SLG: 0.250										0	0	0	0	0	0	0						
Deacon Jones, L (9,PH) OBP: 0.667, SLG: 0.667										1	0	1	0	0	0	0						
Joe Horlen, R (9,PR) OBP: 0.120, SLG: 0.085										0	0	0	0	0	0	0						
<b>Inning Stats</b>	R: 0 E: 0 K: 1 S: 5	H: 0 LOB: 0 BB: 0 P: 5	R: 0 E: 0 K: 0 S: 3	H: 1 LOB: 0 BB: 0 P: 3	R: 2 E: 0 K: 0 S: 7	H: 4 LOB: 2 BB: 0 P: 7	R: 0 E: 0 K: 0 S: 3	H: 0 LOB: 0 BB: 0 P: 3	R: 0 E: 0 K: 1 S: 5	H: 0 LOB: 0 BB: 0 P: 5	R: 1 E: 0 K: 0 S: 4	H: 1 LOB: 0 BB: 0 P: 4	R: 0 E: 0 K: 0 S: 3	H: 0 LOB: 1 BB: 1 P: 7	R: 1 E: 0 K: 1 S: 7	H: 2 LOB: 2 BB: 0 P: 11	R: 0 E: 0 K: 1 S: 6	H: 1 LOB: 1 BB: 0 P: 6	1B: 8 2B: 2 3B: 0 HR: 1	SF: 0 SAC: 1 DP: 0 HBP: 0	WP: 0 PB: 0 SB: 1 CS: 1	PA: 37
<b>PITCHER</b>	IP WLS BF H R ER SO BB IBB HBP BLK WP HR S P ERA WHIP																					
Jim Perry, R (1,1) ERA: 2.61	7.0		27	6	3	3	2	1	0	0	0	0	0	0	1	30	34	3.86	1.000			
Al Worthington, R (8,1) ERA: 2.17	2.0	W	10	3	1	1	2	1	0	0	0	0	0	0	0	13	17	4.50	2.000			

AB	34
R	4
H	9
RBI	4
BB	2
SO	4
LOB	9



Batter	1	2	3	4	5	6	7	8	9	AB	R	H	RBI	BB	SO	LOB	BOTTOM			
Zoilo Versalles, R (1,6) OBP: 0.304, SLG: 0.350	F8									4	0	0	0	0	1	0	<b>Chicago White Sox @ Minnesota Twins</b> Metropolitan Stadium, Bloomington, MI Wed Sep 07 1966, 8:05 PM EDT Att: 11,372 - Unknown - 66 F			
Jimmie Hall, L (1,7) OBP: 0.310, SLG: 0.463										4	1	1	0	0	0	0				
Tony Oliva, L (1,9) OBP: 0.364, SLG: 0.519										4	1	2	1	0	0	0				
Harmon Killebrew, R (1,5) OBP: 0.397, SLG: 0.538										3	1	0	0	1	0	1				
Don Mincher, L (1,3) OBP: 0.332, SLG: 0.407										2	1	2	0	1	0	0				
Rich Rollins, R (8,PH) OBP: 0.289, SLG: 0.377										1	1	1	1	0	0	0				
Earl Battey, R (1,2) OBP: 0.338, SLG: 0.333										3	1	2	0	1	0	1				
Ted Uhlhaender, L (1,8) OBP: 0.282, SLG: 0.274										3	0	0	1	0	1	4				
Bernie Allen, L (1,4) OBP: 0.305, SLG: 0.359										3	0	1	2	0	1	2				
Jim Perry, S (1,1) OBP: 0.293, SLG: 0.365										2	0	0	0	0	0	0				
Sandy Valdespino, L (7,PH) OBP: 0.211, SLG: 0.267										1	0	0	0	0	0	0				
Al Worthington, R (8,1) OBP: 0.280, SLG: 0.400										1	0	0	0	0	1	2				
<b>Inning Stats</b>	R: 0 E: 0 K: 0 S: 3	H: 1 LOB: 2 BB: 1 P: 10	R: 0 E: 0 K: 1 S: 5	H: 0 LOB: 0 BB: 0 P: 5	R: 0 E: 0 K: 0 S: 4	H: 1 LOB: 1 BB: 0 P: 4	R: 0 E: 0 K: 0 S: 5	H: 0 LOB: 0 BB: 0 P: 5	R: 0 E: 0 K: 0 S: 4	H: 1 LOB: 1 BB: 0 P: 4	R: 2 E: 0 K: 0 S: 5	H: 2 LOB: 0 BB: 0 P: 5	R: 4 E: 1 K: 1 S: 9	H: 4 LOB: 2 BB: 2 P: 17	1B: 6 2B: 2 3B: 1 HR: 0	SF: 1 SAC: 1 DP: 0 HBP: 0		WP: 0 PB: 0 SB: 0 CS: 0	PA: 36	
<b>PITCHER</b>	IP WLS BF H R ER SO BB IBB HBP BLK WP HR S P ERA WHIP																			
Jack Lamabe, R (1,1) ERA: 3.54	0.1	L	31	7	5	5	3	2	0	0	0	0	0	0	0	35		43	6.14	1.227
Juan Pizarro, L (8,1) ERA: 3.69	0.1		4	2	1	1	0	0	1	0	0	0	0	0	3	7		27.00	6.000	
Bob Locker, R (8,1) ERA: 2.46	0.1		1	0	0	0	1	0	0	0	0	0	0	0	3	3	0.00	0.000		





Batter	1	2	3	4	5	6	7	8	9	10	AB	R	H	RBI	BB	SO	LOB	TOP	
Ken Hamlin, R OBP: 0.274, SLG: 0.305 Dick Phillips, L OBP: 0.236, SLG: 0.188 Tim Cullen, R OBP: 0.167, SLG: 0.176	(1,4) X 0-0 1B 2B		(1,0) X 0-0 F4			(1,0) X 0-0 6-3		(1,0) X 0-3 K			3	0	1	0	0	0	1		
Ken McMullen, R OBP: 0.291, SLG: 0.363	(1,5) X 0-0 F4		(1,0) X 0-0 G6-3 1-2f			(1,0) X 0-0 5-3			(1,0) X 0-0 1-3 SH5-4 1B		4	0	1	0	0	0	2		
Hank Allen, R OBP: 0.667, SLG: 0.500	(1,9) X 0-0 G6-4-3 2-3 1B					(1,0) X 0-3 K			(1,0) X 0-0 SH5-4		2	0	1	0	1	1	0		
Frank Howard, R OBP: 0.350, SLG: 0.456 Dick Nen, L OBP: 0.280, SLG: 0.290	(1,7) X 0-0 G6-4-3 1-2f					(1,0) X 0-0 E5 G6-3 1-2f			(1,0) X 4-0 G5-4-3 BB 1-2		2	0	0	0	2	0	2		
Ken Harrelson, R OBP: 0.311, SLG: 0.343 Jim King, L OBP: 0.334, SLG: 0.373	(1,3) X K					(1,0) X 0-0 G6-3 1-2f			(1,0) X 0-0 G5-4-3 BB 1-2 2-3		3	0	0	0	0	1	3		
Paul Casanova, R OBP: 0.278, SLG: 0.413	(1,2) X K					(1,0) X 0-0 F7			(1,0) X 0-0 4-3		4	0	0	0	0	2	4		
Don Lock, R OBP: 0.336, SLG: 0.395	(1,8) X BB 1B					(1,0) X 0-0 G6-3 1B			(1,0) X 0-0 4-3 SH3-4 1B		3	0	2	0	1	0	0		
Ed Brinkman, R OBP: 0.267, SLG: 0.335	(1,6) X F9					(1,0) X 0-0 G6-3 1-2f			(1,0) X 0-0 SH3-4 1-2		3	0	0	0	0	1	2		
Pete Richert, L OBP: 0.169, SLG: 0.222	(1,1) X G6-3 1B					(1,0) X 0-0 4-3			(1,0) X 0-0 4-3 2-3		4	0	1	0	0	0	1		
<b>Inning Stats</b>	R: 0 E: 0 K: 0 S: 4	H: 2 LOB: 1 BB: 0 P: 4	R: 0 E: 0 K: 2 S: 7	H: 0 LOB: 1 BB: 1 P: 11	R: 0 E: 0 K: 0 S: 3	H: 1 LOB: 0 BB: 0 P: 3	R: 0 E: 1 K: 0 S: 5	H: 0 LOB: 0 BB: 0 P: 5	R: 0 E: 0 K: 0 S: 3	H: 0 LOB: 1 BB: 2 P: 10	R: 0 E: 0 K: 1 S: 6	H: 1 LOB: 3 BB: 1 P: 10	R: 0 E: 0 K: 1 S: 5	H: 0 LOB: 0 BB: 0 P: 5	1B: 5 2B: 1 3B: 0 HR: 0	SF: 0 SAC: 2 DP: 5 HBP: 0	WP: 0 PB: 0 SB: 0 CS: 0	PA: 36	
<b>PITCHER</b>	IP WLS BF H R ER SO BB IBB HBP BLK WP HR S P ERA WHIP	3.0 11 11 3 0 0 2 1 0 0 0 0 0 14 18 0.00 1.333	6.0 22 22 3 0 0 3 2 1 0 0 0 0 25 37 0.00 0.833	1.0 W 3 0 0 0 1 0 0 0 0 0 0 5 5 0.00 0.000															
Gary Peters, L ERA: 1.98 Joe Horlen, R ERA: 2.67 Hoyt Wilhelm, R ERA: 1.54	(1,1) (4,1) (10,1)																		

Washington Senators @ Chicago White Sox  
Comiskey Park, Chicago, IL  
Fri Sep 09 1966, 8:05 PM EDT  
Att. 10,450 - Unknown

AB 30  
R 0  
H 6  
RBI 0  
BB 4  
SO 6  
LOB 18



Batter	1	2	3	4	5	6	7	8	9	10	AB	R	H	RBI	BB	SO	LOB	BOTTOM
Don Buford, S OBP: 0.333, SLG: 0.359	(1,5) X 0-3 K		(1,0) X 4-0 BB 1-2			(1,0) X 0-0 6-3			(1,0) X 0-0 F9		3	0	0	0	1	1	0	
Ken Berry, R OBP: 0.309, SLG: 0.379	(1,7) X 0-0 E5		(1,0) X 0-0 F6			(1,0) X 0-3 K			(1,0) X 0-0 F4		4	0	0	0	0	1	1	
Tommie Agee, R OBP: 0.321, SLG: 0.431	(1,8) X 0-0 F6					(1,0) X 0-0 F2			(1,0) X 0-0 F9		4	1	1	0	0	0	1	
Bill Skowron, R OBP: 0.316, SLG: 0.372 Tom McCraw, L OBP: 0.283, SLG: 0.327	(1,3) X 0-0 F9					(1,0) X 0-0 G4-3 1B			(1,0) X 0-0 F4		3	0	1	0	1	0	1	
Pete Ward, L OBP: 0.296, SLG: 0.304	(1,9) X K					(1,0) X 0-0 G4-3 1-2f			(1,0) X 0-3 K		3	0	0	0	1	2	1	
John Romano, R OBP: 0.364, SLG: 0.423	(1,2) X F6					(1,0) X 0-0 F6			(1,0) X 0-0 F7		4	0	0	1	0	0	2	
Jerry Adair, R OBP: 0.292, SLG: 0.335	(1,6) X F9					(1,0) X 0-3 K			(1,0) X 0-0 F9		3	0	0	0	0	1	0	
Wayne Causey, L OBP: 0.322, SLG: 0.286	(1,4) X FC4-6 BB					(1,0) X 0-0 3-1			(1,0) X 0-3 K		2	0	0	0	1	1	0	
Gary Peters, L OBP: 0.235, SLG: 0.358 Buddy Bradford, R Joe Horlen, R OBP: 0.118, SLG: 0.083 Dick Kenworthy, R Hoyt Wilhelm, R	(1,1) (3,PR) (4,1) (9,PH) (10,1)					(1,0) X 0-0 FC4-6 BB 1-2f			(1,0) X 0-0 K		1	0	0	0	0	0	1	
<b>Inning Stats</b>	R: 0 E: 1 K: 1 S: 6	H: 0 LOB: 1 BB: 0 P: 6	R: 0 E: 0 K: 1 S: 5	H: 0 LOB: 0 BB: 0 P: 5	R: 0 E: 0 K: 0 S: 2	H: 0 LOB: 1 BB: 2 P: 10	R: 0 E: 0 K: 0 S: 3	H: 1 LOB: 0 BB: 0 P: 3	R: 0 E: 0 K: 1 S: 5	H: 0 LOB: 0 BB: 0 P: 5	R: 0 E: 0 K: 1 S: 5	H: 0 LOB: 0 BB: 2 P: 5	R: 0 E: 0 K: 0 S: 3	H: 0 LOB: 0 BB: 3 P: 3	1B: 1 2B: 1 3B: 0 HR: 0	SF: 0 SAC: 0 DP: 1 HBP: 0	WP: 0 PB: 0 SB: 0 CS: 0	PA: 33
<b>PITCHER</b>	IP WLS BF H R ER SO BB IBB HBP BLK WP HR S P ERA WHIP	9.0 L 33 2 1 1 7 3 1 0 0 0 0 43 59 1.00 0.556																

Washington Senators @ Chicago White Sox  
Comiskey Park, Chicago, IL  
Fri Sep 09 1966, 8:05 PM EDT  
Att. 10,450 - Unknown

AB 29  
R 1  
H 2  
RBI 1  
BB 4  
SO 7  
LOB 7





Batter	1	2	3	4	5	6	7	8	9	AB	R	H	RBI	BB	SO	LOB	TOP					
Ed Brinkman, R (1, 6) OBP: 0.266, SLG: 0.333	F9		F8			F9		G4-6-3		3	0	0	0	0	0	0	<b>Washington Senators @ Chicago White Sox</b> Comiskey Park, Chicago, IL Sat Sep 10 1966, 4:33 AM EDT Att: 6,755 - Unknown <a href="http://livebaseballscorecards.com">livebaseballscorecards.com</a>					
Dick Phillips, L (8, PH) OBP: 0.229, SLG: 0.182	F9					F9				1	0	0	0	0	2							
Ron Kline, R (8, 1) OBP: 0.400, SLG: 0.250										0	0	0	0	0	0							
Bob Saverine, S (1, 4) OBP: 0.304, SLG: 0.333	F7					F9				4	0	0	0	0	0							
Hank Allen, R (1, 7) OBP: 0.429, SLG: 0.200	K					F9				3	0	0	0	1	1							
Jim King, L (1, 9) OBP: 0.330, SLG: 0.367		4-3								4	0	0	0	0	1							
Dick Nen, L (1, 3) OBP: 0.285, SLG: 0.292										2	0	1	0	1	0							
Ken McMullen, R (1, 5) OBP: 0.289, SLG: 0.360										3	0	0	0	0	2							
Don Lock, R (1, 8) OBP: 0.334, SLG: 0.393										2	0	0	0	0	1							
Fred Valentine, S (8, PH) OBP: 0.365, SLG: 0.478	K					F6		6-3		1	0	0	0	0	0							
Paul Casanova, R (1, 2) OBP: 0.278, SLG: 0.413										3	0	1	0	0	1							
Mike McCormick, L (1, 1) OBP: 0.254, SLG: 0.313										2	0	0	0	0	2							
Frank Howard, R (8, PH) OBP: 0.351, SLG: 0.456										0	0	0	0	1	0							
Ken Hamlin, R (8, PR) OBP: 0.274, SLG: 0.305										0	0	0	0	0	0							
<b>Inning Stats</b>	R: 0 E: 0 K: 1 S: 5	H: 0 LOB: 0 BB: 0 P: 5	R: 0 E: 0 K: 1 S: 6	H: 1 LOB: 1 BB: 0 P: 6	R: 0 E: 0 K: 1 S: 5	H: 0 LOB: 0 BB: 0 P: 5	R: 0 E: 0 K: 1 S: 5	H: 0 LOB: 2 BB: 0 P: 13	R: 0 E: 0 K: 2 S: 7	H: 0 LOB: 0 BB: 0 P: 7	R: 0 E: 0 K: 0 S: 3	H: 0 LOB: 0 BB: 0 P: 3	R: 0 E: 0 K: 1 S: 5	H: 0 LOB: 0 BB: 0 P: 5	R: 0 E: 0 K: 0 S: 3	H: 1 LOB: 2 BB: 1 P: 7	R: 0 E: 0 K: 0 S: 3	H: 0 LOB: 0 BB: 0 P: 3	1B: 2 2B: 0 3B: 0 HR: 0	SF: 0 SAC: 0 DP: 1 HBP: 0	WP: 0 SB: 0 CS: 0	PA: 31
<b>PITCHER</b> Bruce Howard, R (1, 1) ERA: 2.19	IP: 9.0 WLS: W BF: 31 H: 2 R: 0 ER: 0 SO: 7 BB: 3 IBB: 0 HBP: 0 BLK: 0 WP: 0 HR: 0 S: 42 P: 54 ERA: 0.00 WHIP: 0.556															<b>PITCHER</b>						

Batter	1	2	3	4	5	6	7	8	9	AB	R	H	RBI	BB	SO	LOB	BOTTOM			
Buddy Bradford, R (1, 7) OBP: 0.500, SLG: 0.333	1B BB							G3		3	0	1	0	1	1	0	<b>Washington Senators @ Chicago White Sox</b> Comiskey Park, Chicago, IL Sat Sep 10 1966, 4:33 AM EDT Att: 6,755 - Unknown <a href="http://livebaseballscorecards.com">livebaseballscorecards.com</a>			
Ken Berry, R (1, 9) OBP: 0.308, SLG: 0.380	K							4-3		4	1	1	0	0	1	2				
Tommy Agee, R (1, 8) OBP: 0.324, SLG: 0.434										3	0	3	1	0	0					
Bill Skowron, R (1, 3) OBP: 0.313, SLG: 0.368										3	0	0	0	0	5					
Tom McCraw, L (6, PR) OBP: 0.293, SLG: 0.327	F6									0	0	0	0	0	0					
Jerry Adair, R (1, 6) OBP: 0.290, SLG: 0.332	4-3									3	0	0	0	0	3					
John Romano, R (1, 2) OBP: 0.351, SLG: 0.419										3	0	0	0	0	0					
Dick Kenworthy, R (1, 5) OBP: 0.333, SLG: 0.359										3	0	0	0	0	0					
Don Buford, S (8, 5) OBP: 0.333, SLG: 0.359										0	0	0	0	0	0					
Wayne Causey, L (1, 4) OBP: 0.318, SLG: 0.283										3	0	0	0	0	0					
Al Weis, S (8, 4) OBP: 0.218, SLG: 0.166										0	0	0	0	0	0					
Bruce Howard, S (1, 1) OBP: 0.182, SLG: 0.054										3	0	0	0	0	1					
<b>Inning Stats</b>	R: 0 E: 0 K: 1 S: 6	H: 1 LOB: 2 BB: 1 P: 10	R: 0 E: 0 K: 0 S: 3	H: 0 LOB: 0 BB: 0 P: 3	R: 0 E: 0 K: 0 S: 5	H: 2 LOB: 2 BB: 0 P: 5	R: 0 E: 0 K: 0 S: 3	H: 0 LOB: 0 BB: 0 P: 3	R: 0 E: 0 K: 2 S: 7	H: 0 LOB: 0 BB: 0 P: 7	R: 1 E: 0 K: 0 S: 4	H: 2 LOB: 1 BB: 0 P: 4	R: 0 E: 0 K: 0 S: 3	H: 0 LOB: 0 BB: 0 P: 3	R: 0 E: 0 K: 0 S: 3	H: 0 LOB: 0 BB: 0 P: 3	1B: 4 2B: 1 3B: 0 HR: 0	SF: 0 SAC: 0 DP: 1 HBP: 0	WP: 0 SB: 0 CS: 0	PA: 29
<b>PITCHER</b> Mike McCormick, L (1, 1) ERA: 3.38	IP: 7.0 WLS: L BF: 26 H: 5 R: 1 ER: 1 SO: 1 BB: 1 IBB: 0 HBP: 0 BLK: 0 WP: 0 HR: 0 S: 31 P: 35 ERA: 1.29 WHIP: 0.857															<b>PITCHER</b>				
Ron Kline, R (8, 1) ERA: 2.35	IP: 1.0 WLS: L BF: 3 H: 0 R: 0 ER: 0 SO: 0 BB: 0 IBB: 0 HBP: 0 BLK: 0 WP: 0 HR: 0 S: 3 P: 3 ERA: 0.00 WHIP: 0.000															<b>PITCHER</b>				








Batter	1	2	3	4	5	6	7	8	9	AB	R	H	RBI	BB	SO	LOB	TOP				
Ed Stroud, L OBP: 0.286, SLG: 0.429 (1, 9)	F7		F7		6-3			G3		4	0	0	0	0	0	0					
Don Buford, S OBP: 0.332, SLG: 0.357 (1, 4)	L8		HBP			F8		K		3	0	0	0	0	1	0					
Tommie Agee, R OBP: 0.325, SLG: 0.437 (1, 8)	2B		K			2B		1B		4	0	3	0	0	1	1					
Pete Ward, L OBP: 0.288, SLG: 0.295 (1, 3)	3-1		F7			4-3		F8		4	0	0	0	0	0	4					
Dick Kenworthy, R OBP: 0.250, SLG: 0.250 (1, 5)		2B		F9						4	1	2	0	0	0	1					
Tom McCraw, L OBP: 0.283, SLG: 0.327 (9, PR)		SF8	1B		4-3			BB		0	0	0	0	0	0	0					
John Romano, R OBP: 0.350, SLG: 0.415 (1, 2)	F7			F9				1B		3	0	0	0	1	0	1					
Buddy Bradford, R OBP: 0.400, SLG: 0.250 (9, PR)							5-3	BB		0	0	0	0	0	0	0					
Ken Berry, R OBP: 0.308, SLG: 0.379 (1, 7)	2B			K			6-3	K		4	0	1	0	0	2	3					
Jerry Adair, R OBP: 0.288, SLG: 0.328 (1, 6)	SF8					F9		K		3	0	0	1	0	2	3					
Tommy John, R OBP: 0.182, SLG: 0.254 (1, 1)	4-3									2	0	0	0	0	0	1					
Dennis Higgins, R OBP: 0.235, SLG: 0.188 (6, 1)										0	0	0	0	0	0	0					
Deacon Jones, L OBP: 0.500, SLG: 0.500 (6, PH)										1	0	0	0	0	0	0					
John Buzhardt, R OBP: 0.159, SLG: 0.119 (8, 1)								F7		0	0	0	0	0	0	0					
<b>Inning Stats</b>	R: 0 E: 0 K: 0 S: 4	H: 1 LOB: 1 BB: 0 P: 4	R: 1 E: 0 K: 0 S: 5	H: 2 LOB: 1 BB: 0 P: 5	R: 0 E: 0 K: 1 S: 5	H: 0 LOB: 0 BB: 0 P: 6	R: 0 E: 0 K: 1 S: 5	H: 0 LOB: 0 BB: 0 P: 5	R: 0 E: 0 K: 0 S: 3	H: 0 LOB: 0 BB: 0 P: 3	R: 0 E: 0 K: 0 S: 4	H: 1 LOB: 1 BB: 0 P: 4	R: 0 E: 0 K: 1 S: 5	H: 0 LOB: 0 BB: 0 P: 5	R: 0 E: 0 K: 1 S: 5	H: 0 LOB: 0 BB: 0 P: 5	R: 0 E: 0 K: 2 S: 9	H: 2 LOB: 3 BB: 1 P: 13	1B: 3 2B: 3 3B: 0 HR: 0	SF: 1 SAC: 0 DP: 0 HBP: 1	WP: 0 PA: 35 PB: 0 SB: 1 CS: 0
<b>PITCHER</b> Jim Lonborg, R ERA: 3.92 (1, 1)	IP: 9.0 WLS: W BF: 35 H: 6 R: 1 ER: 1 SO: 6 BB: 1 IBB: 0 HBP: 1 BLK: 0 WP: 0 HR: 0 S: 45 P: 50 ERA: 1.00 WHIP: 0.778															<b>PITCHER</b>	IP: 9.0 WLS: W BF: 35 H: 6 R: 1 ER: 1 SO: 6 BB: 1 IBB: 0 HBP: 1 BLK: 0 WP: 0 HR: 0 S: 45 P: 50 ERA: 1.00 WHIP: 0.778				

Chicago White Sox @ Boston Red Sox  
Fenway Park, Boston, MA  
Tue Sep 13 1966, 7:05 PM EDT  
Att: 5,020 - Unknown


AB 32  
R 1  
H 6  
RBI 1  
BB 1  
SO 6  
LOB 14



Batter	1	2	3	4	5	6	7	8	9	AB	R	H	RBI	BB	SO	LOB	BOTTOM		
George Thomas, R OBP: 0.326, SLG: 0.323 (1, 8)	E5		6-3		1B	WP	K			5	2	2	2	0	1	1			
Joe Foy, R OBP: 0.368, SLG: 0.419 (1, 5)	1-3		WP		FC3-6	WP		BB		4	3	3	1	1	0	1			
Carl Yastrzemski, L OBP: 0.359, SLG: 0.420 (1, 7)	K		WP		FC3-6	F8		BB		4	1	1	1	1	1	4			
Jose Tartabull, L OBP: 0.292, SLG: 0.327 (9, 8)	K		WP		1-2	2-3		BB		0	0	0	0	0	0	0			
Tony Conigliaro, R OBP: 0.337, SLG: 0.499 (1, 9)	6-3		K		F9	1B		F7		4	0	0	0	0	1	5			
George Scott, R OBP: 0.327, SLG: 0.442 (1, 3)	K		K		K			BB		5	1	2	4	0	3	2			
Rico Petrocelli, R OBP: 0.291, SLG: 0.389 (1, 6)	FC5-4			F8		1B		BB		5	1	3	1	0	0	2			
Mike Ryan, R OBP: 0.288, SLG: 0.283 (1, 2)	FC5-4					E6		K		5	1	2	0	0	1	2			
George Smith, R OBP: 0.288, SLG: 0.347 (1, 4)	FC5-4					1B		F4		5	1	1	0	0	1	4			
Jim Lonborg, R OBP: 0.132, SLG: 0.176 (1, 1)	K			1-3		K		BB		4	0	1	0	0	2	6			
<b>Inning Stats</b>	R: 0 E: 1 K: 1 S: 6	H: 0 LOB: 1 BB: 0 P: 6	R: 0 E: 0 K: 2 S: 9	H: 2 LOB: 2 BB: 0 P: 9	R: 1 E: 0 K: 2 S: 8	H: 1 LOB: 1 BB: 1 P: 12	R: 0 E: 0 K: 1 S: 6	H: 1 LOB: 1 BB: 0 P: 6	R: 1 E: 0 K: 1 S: 7	H: 2 LOB: 1 BB: 0 P: 7	R: 5 E: 1 K: 1 S: 11	H: 5 LOB: 2 BB: 0 P: 12	R: 0 E: 0 K: 1 S: 6	H: 1 LOB: 1 BB: 0 P: 6	R: 3 E: 0 K: 1 S: 8	H: 3 LOB: 1 BB: 1 P: 12	1B: 12 2B: 2 3B: 1 HR: 0	SF: 0 SAC: 0 DP: 0 HBP: 1	WP: 2 PA: 44 PB: 1 SB: 0 CS: 0
<b>PITCHER</b> Tommy John, L ERA: 2.59 (1, 1)	IP: 5.1 WLS: L BF: 28 H: 9 R: 6 ER: 4 SO: 8 BB: 1 IBB: 0 HBP: 0 BLK: 0 WP: 1 HR: 0 S: 43 P: 47 ERA: 6.75 WHIP: 1.875															<b>PITCHER</b>	IP: 5.1 WLS: L BF: 28 H: 9 R: 6 ER: 4 SO: 8 BB: 1 IBB: 0 HBP: 0 BLK: 0 WP: 1 HR: 0 S: 43 P: 47 ERA: 6.75 WHIP: 1.875		
Dennis Higgins, R ERA: 2.7 (6, 1)	1.2 9 3 1 0 1 0 0 1 0 1 0 10 11 0.00 1.800																		
John Buzhardt, R ERA: 3.99 (8, 1)	1.0 7 3 3 3 1 1 0 0 0 0 0 8 12 27.00 4.000																		

Chicago White Sox @ Boston Red Sox  
Fenway Park, Boston, MA  
Tue Sep 13 1966, 7:05 PM EDT  
Att: 5,020 - Unknown

AB 41  
R 10  
H 15  
RBI 9  
BB 2  
SO 10  
LOB 27





Batter	1	2	3	4	5	6	7	8	9	AB	R	H	RBI	BB	SO	LOB	TOP					
Ed Stroud, L (1, 9) OBP: 0.364, SLG: 0.500	4-0 S BB		0-0 1B 2B		0-3 K		0-0 6-3			3	0	1	0	1	1	0						
Wayne Causey, L (1, 4) OBP: 0.321, SLG: 0.286	0-0 5-3		0-0 1B		0-0 6-3		0-0 1B			4	0	2	0	0	0	1						
Al Weis, S (7, FR) OBP: 0.218, SLG: 0.166	1-3		2-3 1B		0-0 4-3		0-0 F6			4	0	0	0	0	2	4						
Tommie Agee, R (1, 8) OBP: 0.323, SLG: 0.434	0-3 K		0-3 K		0-0 1-3		0-0 5-3 1B		0-0 F9	4	1	1	0	0	1	3						
Bill Skowron, R (1, 3) OBP: 0.313, SLG: 0.367	0-3 K		0-0 1-3		0-0 6-3		0-0 5-3 1B		0-0 F3	4	0	0	0	0	0	1						
Dick Kenworthy, R (1, 5) OBP: 0.167, SLG: 0.167		0-0 5-3		0-0 6-3		0-0 5-3		0-0 F3		4	0	0	0	0	0	1						
Ken Berry, R (1, 7) OBP: 0.310, SLG: 0.383		0-0 5-3		0-0 1B 2B		0-0 G5-3 1B		0-0 4-3		4	0	2	1	0	0	0						
Duane Josephson, R (1, 2) OBP: 0.429, SLG: 0.333		4-0 BB		0-0 2-3 1B		0-0 1-2 1B		0-0 5-3		3	0	2	0	1	0	0						
Jerry Adair, R (1, 6) OBP: 0.285, SLG: 0.325		0-3 K		0-3 K		0-0 G5-3		0-0 5-3		4	0	0	0	0	2	5						
Bruce Howard, S (1, 1) OBP: 0.174, SLG: 0.051			0-3 K		0-3 K		0-0 F8		0-0 F9	2	0	0	0	0	2	2						
Don Buford, S (7, PH) OBP: 0.331, SLG: 0.356										1	0	0	0	0	0	0						
Hoyt Wilhelm, R (7, 1) OBP: 0.327, SLG: 0.315										0	0	0	0	0	0	0						
Smoky Burgess, L (9, PH) OBP: 0.392, SLG: 0.365										1	0	0	0	0	0	0						
<b>Inning Stats</b>	R: 0 E: 0 K: 2 S: 7	H: 0 LOB: 1 BB: 1 P: 11	R: 0 E: 0 K: 1 S: 5	H: 0 LOB: 1 BB: 1 P: 9	R: 0 E: 0 K: 2 S: 9	H: 2 LOB: 2 BB: 0 P: 9	R: 0 E: 0 K: 2 S: 9	H: 2 LOB: 2 BB: 0 P: 9	R: 0 E: 0 K: 1 S: 5	H: 0 LOB: 0 BB: 0 P: 5	R: 1 E: 0 K: 0 S: 5	H: 3 LOB: 1 BB: 0 P: 5	R: 0 E: 0 K: 0 S: 4	H: 1 LOB: 1 BB: 0 P: 4	R: 0 E: 0 K: 0 S: 3	H: 0 LOB: 0 BB: 0 P: 3	R: 0 E: 0 K: 0 S: 3	H: 0 LOB: 0 BB: 0 P: 3	1B: 6 2B: 2 3B: 0 HR: 0	SF: 0 SAC: 0 DP: 1 HBP: 0	WP: 0 PB: 0 SB: 2 CS: 0	PA: 36
<b>PITCHER</b>	IP	WLS	BF	H	R	ER	SO	BB	IBB	HBP	BLK	WP	HR	S	P	ERA	WHIP					
Hank Fischer, R (1, 1) ERA: 4.61	7.0	W	30	8	1	1	8	2	0	0	0	0	0	44	52	1.29	1.429					
Don McMahon, R (8, 1) ERA: 2.66	2.0	S	6	0	0	0	0	0	0	0	0	0	0	6	6	0.00	0.000					

Chicago White Sox @ Boston Red Sox  
Fenway Park, Boston, MA  
Wed Sep 14 1966, 3:33 AM EDT  
Att: 1,003 - Unknown

AB 34  
R 1  
H 8  
RBI 1  
BB 2  
SO 8  
LOB 16




Batter	1	2	3	4	5	6	7	8	9	AB	R	H	RBI	BB	SO	LOB	BOTTOM				
Jose Tartabull, L (1, 8) OBP: 0.292, SLG: 0.326	0-0 4-3			0-0 S HR 1B	0-0 4-3			0-0 F8		4	1	1	0	0	0	0					
Joe Foy, R (1, 5) OBP: 0.368, SLG: 0.424	0-0 F9			0-0 1-H HR	0-0 6-3			0-0 F4		4	1	1	2	0	0	0					
Carl Yastrzemski, L (1, 7) OBP: 0.360, SLG: 0.419	0-0 F9			0-0 1-3 1B		4-0 BB		0-3 K		3	0	1	0	1	1	0					
Tony Conigliaro, R (1, 9) OBP: 0.337, SLG: 0.498		0-0 F9		0-0 1-2 1B		0-0 F7				3	0	1	0	0	0	1					
George Scott, R (1, 3) OBP: 0.325, SLG: 0.440		0-0 F9		0-0 1-3		0-0 F8				3	0	0	0	0	0	3					
Rico Petrocelli, R (1, 6) OBP: 0.292, SLG: 0.387		0-0 6-3		4-0 BB		0-0 1-3				2	0	0	0	1	0	1					
Mike Ryan, R (1, 2) OBP: 0.266, SLG: 0.281			0-3 K	0-0 F6			0-3 K			3	0	0	0	0	2	3					
George Smith, R (1, 4) OBP: 0.286, SLG: 0.344			0-3 K	0-3 K			0-0 1-3			3	0	0	0	0	2	3					
Hank Fischer, R (1, 1) OBP: 0.121, SLG: 0.094			0-3 K		0-3 K			0-0 F2		2	0	0	0	0	2	0					
Lenny Green, L (7, PH) OBP: 0.327, SLG: 0.315										1	0	0	0	0	0	0					
Don McMahon, R (8, 1) OBP: 0.143, SLG: 0.154										0	0	0	0	0	0	0					
<b>Inning Stats</b>	R: 0 E: 0 K: 0 S: 3	H: 0 LOB: 0 BB: 0 P: 3	R: 0 E: 0 K: 0 S: 3	H: 0 LOB: 0 BB: 0 P: 3	R: 0 E: 0 K: 3 S: 9	H: 0 LOB: 0 BB: 0 P: 9	R: 2 E: 0 K: 1 S: 9	H: 4 LOB: 3 BB: 1 P: 13	R: 0 E: 0 K: 1 S: 5	H: 0 LOB: 0 BB: 0 P: 5	R: 0 E: 0 K: 0 S: 3	H: 0 LOB: 1 BB: 1 P: 7	R: 0 E: 0 K: 1 S: 5	H: 0 LOB: 0 BB: 0 P: 5	R: 0 E: 0 K: 1 S: 5	H: 0 LOB: 0 BB: 0 P: 5	1B: 3 2B: 0 3B: 0 HR: 1	SF: 0 SAC: 0 DP: 0 HBP: 0	WP: 0 PB: 0 SB: 1 CS: 0	PA: 30	
<b>PITCHER</b>	IP	WLS	BF	H	R	ER	SO	BB	IBB	HBP	BLK	WP	HR	S	P	ERA	WHIP				
Bruce Howard, R (1, 1) ERA: 2.22	6.0	L	24	4	2	2	5	2	0	0	0	0	0	32	40	3.00	1.000				
Hoyt Wilhelm, R (7, 1) ERA: 1.49	2.0		6	0	0	0	2	0	0	0	0	0	0	10	10	0.00	0.000				


Chicago White Sox @ Boston Red Sox  
Fenway Park, Boston, MA  
Wed Sep 14 1966, 3:33 AM EDT  
Att: 1,003 - Unknown

AB 28  
R 2  
H 4  
RBI 2  
BB 2  
SO 7  
LOB 11





Batter	1	2	3	4	5	6	7	8	9	AB	R	H	RBI	BB	SO	LOB	TOP								
<b>Ed Stroud, L</b> OBP: 0.313, SLG: 0.400 (1.9)	5-3		L5-3 1B		FC		FC2-6		1-3	5	0	1	0	0	0	4	<b>Chicago White Sox @ Boston Red Sox</b> Fenway Park, Boston, MA Thu Sep 15 1966, 3:33 AM EDT Att: 1,010 - Unknown  <b>AB 36</b> <b>R 4</b> <b>H 10</b> <b>RBI 4</b> <b>BB 3</b> <b>SO 5</b> <b>LOB 24</b>  								
<b>Don Buford, S</b> OBP: 0.332, SLG: 0.357 (1.5)	FC1-5 BB		F8		G3			E4 HR	2B	4	1	1	1	1	0	3									
<b>Tommie Agee, R</b> OBP: 0.322, SLG: 0.437 (1.8)	FC1-5		L5-3				K	HR	F2	5	1	1	2	0	1	4									
<b>Pete Ward, L</b> OBP: 0.292, SLG: 0.299 (1.3)	4-3				F5		E4 1B		1B	4	0	2	0	0	0	1									
<b>Tom McCraw, L</b> OBP: 0.293, SLG: 0.327 (8.3)									1B	0	0	0	0	0	0	0									
<b>Duane Josephson, R</b> OBP: 0.455, SLG: 0.500 (1.2)		2B			F4		F7		1B	4	1	2	0	0	0	1									
<b>Al Weis, S</b> OBP: 0.218, SLG: 0.166 (8.4)									L3 1B	0	0	0	0	0	0	0									
<b>Ken Berry, R</b> OBP: 0.307, SLG: 0.379 (1.7)		K			5-3		4-3		L3	4	0	0	0	0	1	4									
<b>Wayne Causey, L</b> OBP: 0.283, SLG: 0.283 (1.4)									F7	3	0	0	0	1	2	3									
<b>Hoyt Wilhelm, R</b> OBP: 0.289, SLG: 0.334 (8.1)										0	0	0	0	0	0	0									
<b>Jerry Adair, R</b> OBP: 0.289, SLG: 0.334 (1.6)		2B					FC2-6 1B		F9	4	0	3	1	0	0	0									
<b>Jack Lamabe, R</b> OBP: 0.057, SLG: 0.029 (2.1)										1	0	0	0	0	0	1									
<b>Dennis Higgins, R</b> OBP: 0.222, SLG: 0.176 (7.9)										1	0	0	0	0	1	2									
<b>Mary Sweeney, R</b> OBP: 0.222, SLG: 0.250 (7.1)										0	0	0	0	0	0	1									
<b>Greg Bollo, R</b> OBP: 0.310, SLG: 0.372 (9.2)										0	0	0	0	0	0	0									
<b>J.C. Martin, L</b> OBP: 0.148, SLG: 0.245 (9.9)										0	0	0	0	0	0	0									
<b>Smoky Burgess, L</b> OBP: 0.440, SLG: 0.250 (9.9)										0	1	0	0	0	0	0									
<b>Buddy Bradford, R</b> OBP: 0.440, SLG: 0.250 (9.9)										0	1	0	0	0	0	0									
<b>Inning Stats</b>	R: 0 E: 0 K: 0 S: 3	H: 0 LOB: 1 BB: 1 P: 7	R: 1 E: 0 K: 2 S: 9	H: 2 LOB: 1 BB: 0 P: 9	R: 0 E: 0 K: 0 S: 3	H: 1 LOB: 0 BB: 0 P: 3	R: 0 E: 0 K: 0 S: 3	H: 0 LOB: 0 BB: 0 P: 3	R: 0 E: 0 K: 1 S: 6	H: 1 LOB: 2 BB: 1 P: 10	R: 0 E: 1 K: 1 S: 6	H: 1 LOB: 1 BB: 0 P: 6	R: 0 E: 0 K: 1 S: 6	H: 1 LOB: 1 BB: 0 P: 6	R: 2 E: 1 K: 0 S: 6	H: 3 LOB: 2 BB: 0 P: 6	R: 1 E: 0 K: 0 S: 4	H: 1 LOB: 2 BB: 1 P: 8	1B: 5 2B: 6 3B: 0 HR: 1	SF: 0 SAC: 0 DP: 2 HBP: 0	WP: 0 PB: 0 SB: 1 CS: 0	PA: 39			
<b>PITCHER</b>	IP	WLS	BF	H	R	ER	SO	BB	IBB	HBP	BLK	WP	HR	S	P	ERA	WHIP								
<b>Darrell Brandon, R</b> ERA: 3.51 (1.1)	8.1	W	36	9	4	3	5	3	0	0	0	0	1	43	55	3.24	1.440								
<b>John Wyatt, R</b> ERA: 3.7 (9.1)	0.2	S	3	1	0	0	0	0	0	0	0	0	0	3	3	0.00	1.500								

Batter	1	2	3	4	5	6	7	8	9	AB	R	H	RBI	BB	SO	LOB	BOTTOM								
<b>Jose Tartabull, L</b> OBP: 0.293, SLG: 0.327 (1.8)	F9	1B		F8	FC4-6					5	0	2	2	0	0	2	<b>Chicago White Sox @ Boston Red Sox</b> Fenway Park, Boston, MA Thu Sep 15 1966, 3:33 AM EDT Att: 1,010 - Unknown  <b>AB 35</b> <b>R 5</b> <b>H 13</b> <b>RBI 5</b> <b>BB 4</b> <b>SO 10</b> <b>LOB 22</b>  								
<b>Joe Foy, R</b> OBP: 0.369, SLG: 0.425 (1.5)	4-3	SF7		FC6-4 BB		CS 1B	K			3	0	2	1	1	1	2									
<b>Carl Yastrzemski, L</b> OBP: 0.362, SLG: 0.420 (1.7)	4-3			FC6-4 BB				4-3		4	0	2	1	1	0	1									
<b>Tony Conigliaro, R</b> OBP: 0.334, SLG: 0.493 (1.9)	6-3	K		FC6-4		K		6-3		5	0	0	0	0	2	7									
<b>George Scott, R</b> OBP: 0.326, SLG: 0.439 (1.3)		1B		K		K		K		4	1	1	0	0	3	3									
<b>Dalton Jones, L</b> OBP: 0.300, SLG: 0.366 (1.4)		K		FC1-6 1B				4-3		4	0	0	0	0	2	2									
<b>Rico Petrocelli, R</b> OBP: 0.295, SLG: 0.390 (1.6)		1B					F9	1B		4	2	3	0	0	0	0									
<b>Mike Ryan, R</b> OBP: 0.269, SLG: 0.281 (1.2)		1B						F7		3	1	1	0	1	1	3									
<b>Darrell Brandon, R</b> OBP: 0.244, SLG: 0.293 (1.1)		1B								3	1	2	1	1	1	2									
<b>John Wyatt, R</b> ERA: 3.7 (9.1)		1B								0	0	0	0	0	0	0									
<b>Inning Stats</b>	R: 0 E: 0 K: 0 S: 4	H: 1 LOB: 1 BB: 0 P: 4	R: 4 E: 0 K: 2 S: 12	H: 5 LOB: 2 BB: 1 P: 16	R: 0 E: 0 K: 2 S: 8	H: 1 LOB: 2 BB: 0 P: 9	R: 0 E: 0 K: 1 S: 5	H: 0 LOB: 2 BB: 2 P: 13	R: 0 E: 0 K: 1 S: 6	H: 1 LOB: 2 BB: 1 P: 10	R: 0 E: 0 K: 2 S: 8	H: 2 LOB: 1 BB: 0 P: 8	R: 1 E: 0 K: 1 S: 8	H: 3 LOB: 0 BB: 0 P: 8	R: 0 E: 0 K: 1 S: 5	H: 0 LOB: 0 BB: 0 P: 5		1B: 13 2B: 1 3B: 0 HR: 0	SF: 1 SAC: 0 DP: 1 HBP: 1	WP: 0 PB: 0 SB: 0 CS: 1	PA: 41				
<b>PITCHER</b>	IP	WLS	BF	H	R	ER	SO	BB	IBB	HBP	BLK	WP	HR	S	P	ERA		WHIP							
<b>Jack Lamabe, R</b> ERA: 3.8 (1.1)	1.2	L	12	6	4	4	4	1	0	0	0	0	0	30	43	0.00	1.615								
<b>Dennis Higgins, R</b> ERA: 2.5 (2.1)	4.1		20	4	0	0	7	3	0	1	0	0	0	8	8	9.00	3.000								
<b>Greg Bollo, R</b> ERA: 9.0 (7.1)	1.0		6	3	1	1	1	0	0	0	0	0	0	8	8	9.00	3.000								
<b>Hoyt Wilhelm, R</b> ERA: 1.47 (8.1)	1.0		3	0	0	0	1	0	0	0	0	0	0	5	5	0.00	0.000								





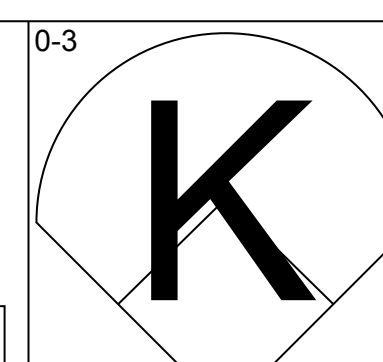
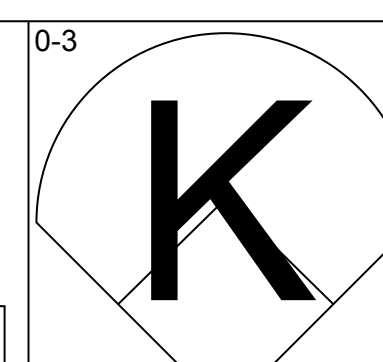
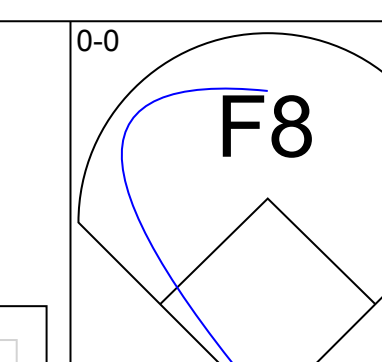
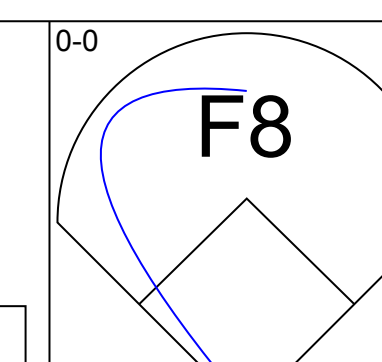
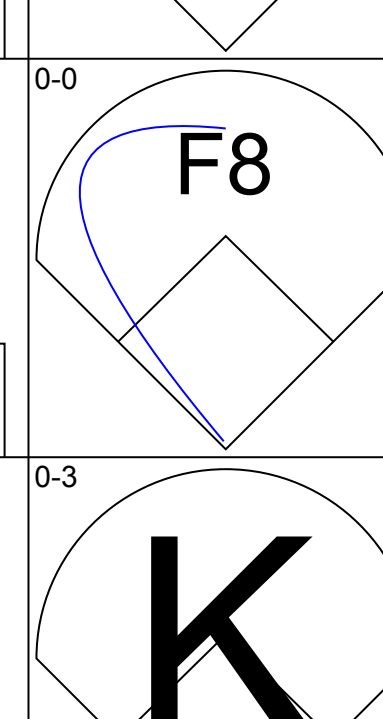
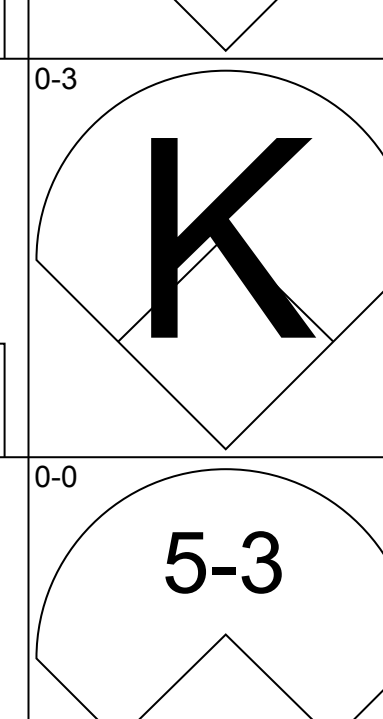
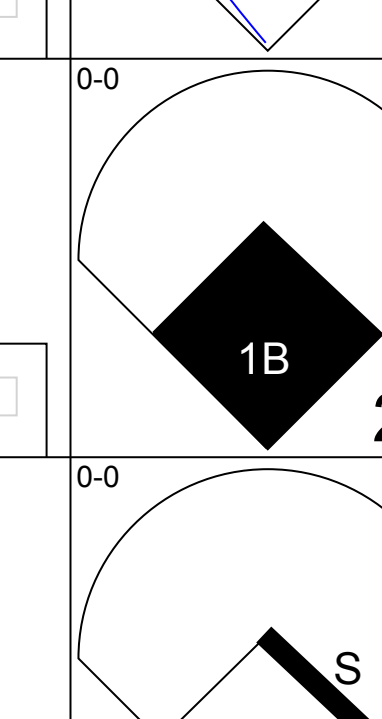
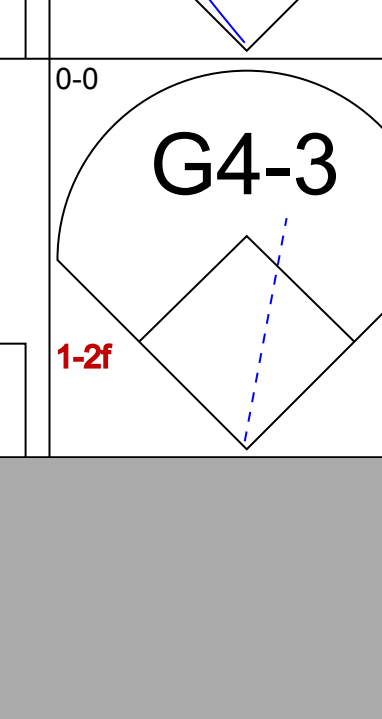
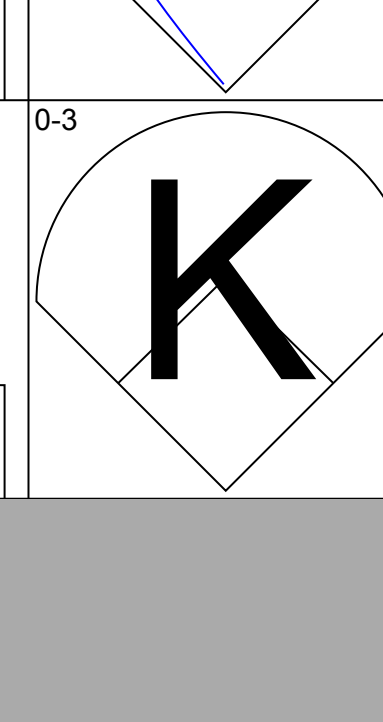
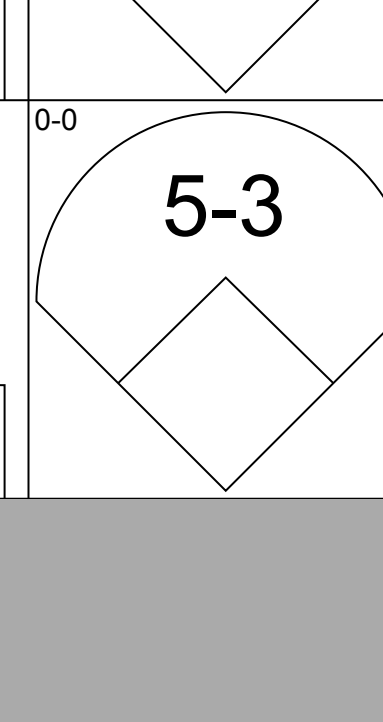
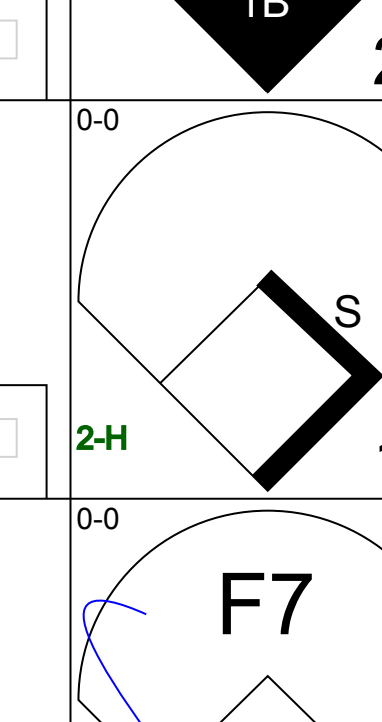
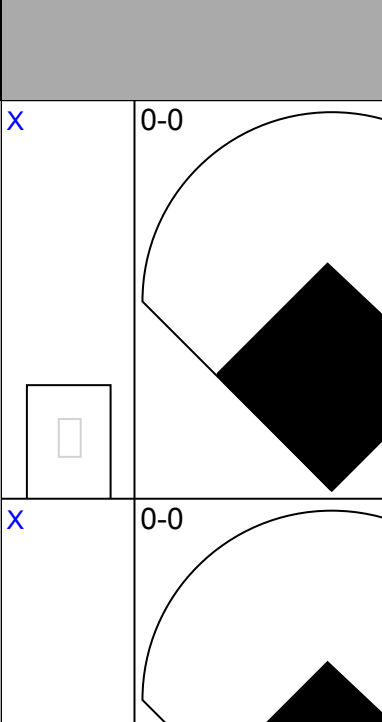
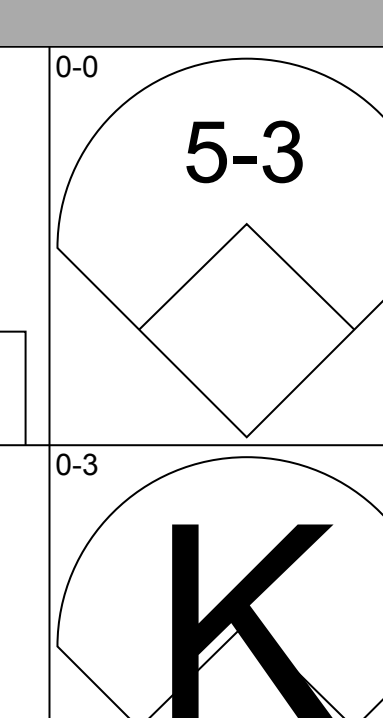
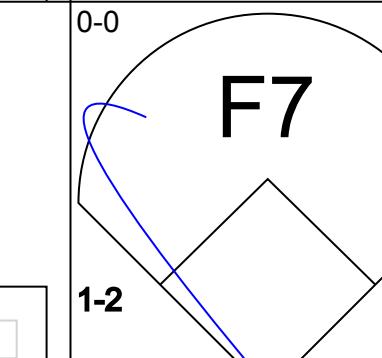
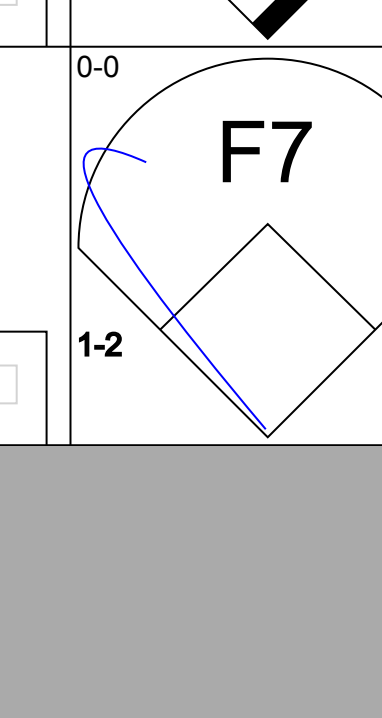
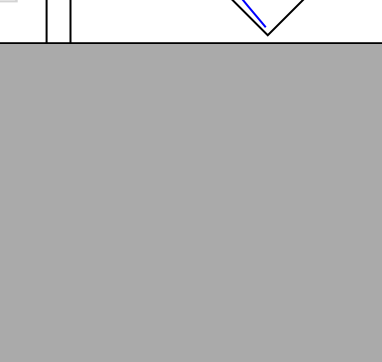
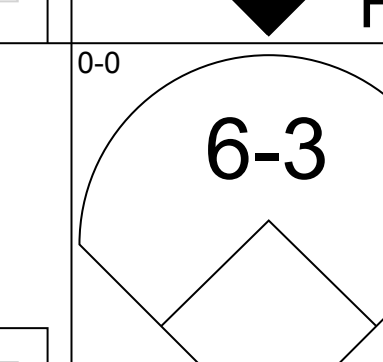
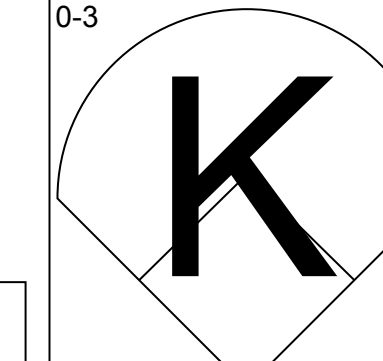
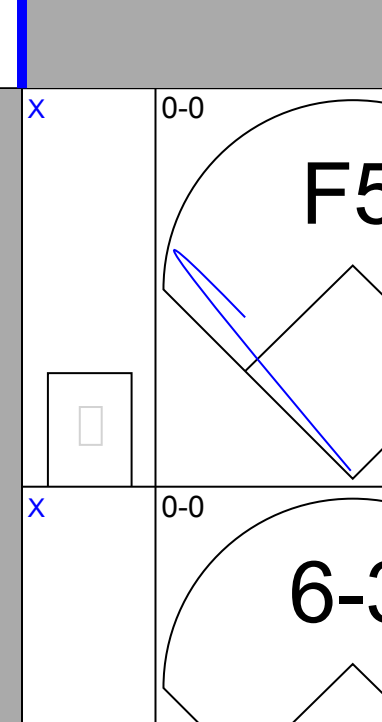

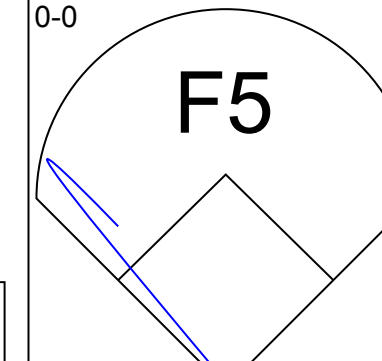
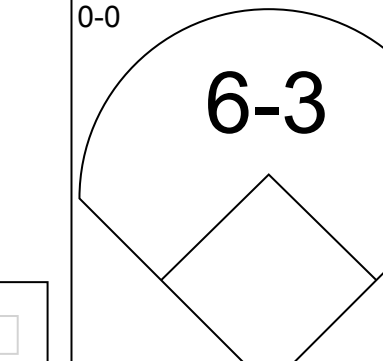
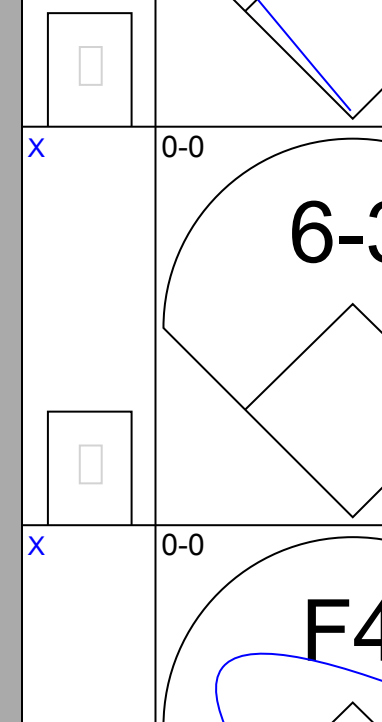
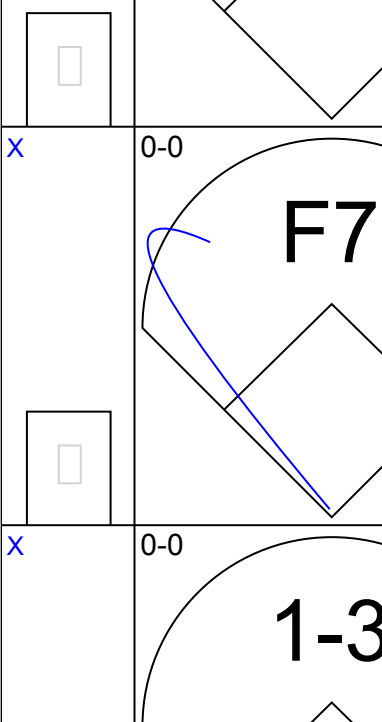
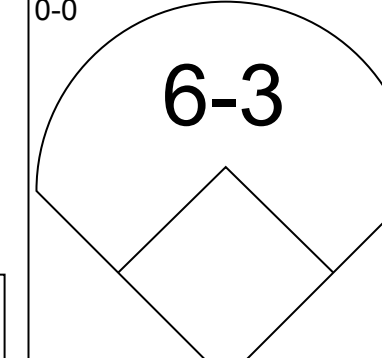
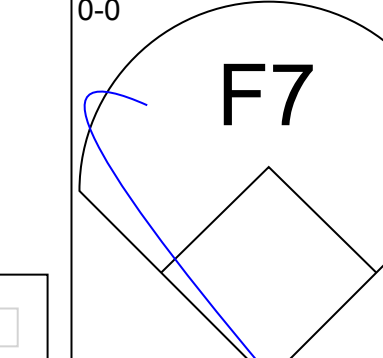
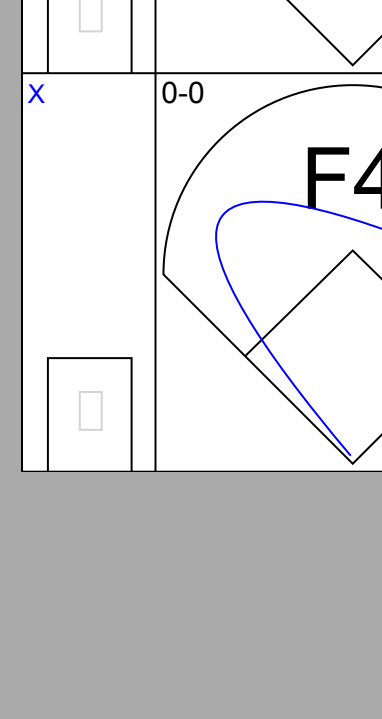
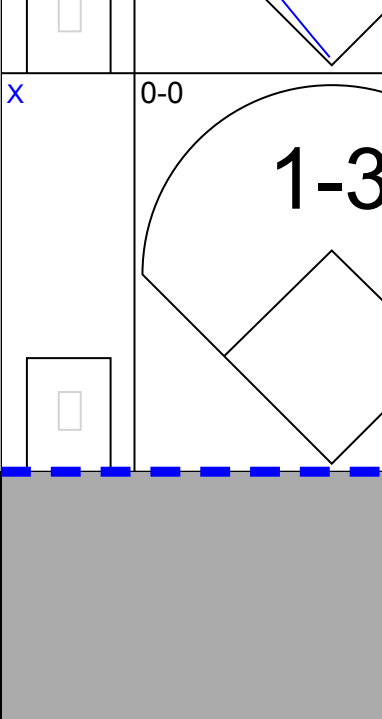
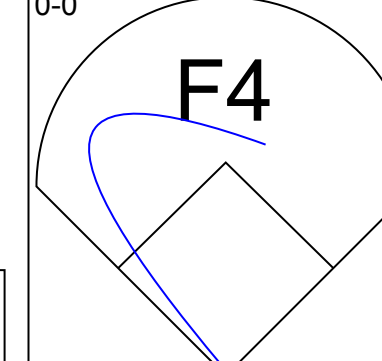
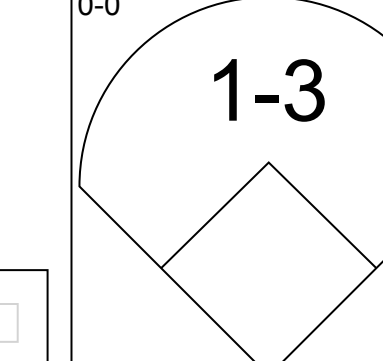
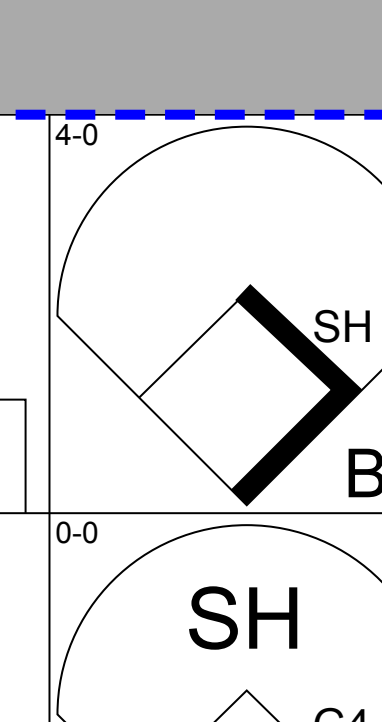
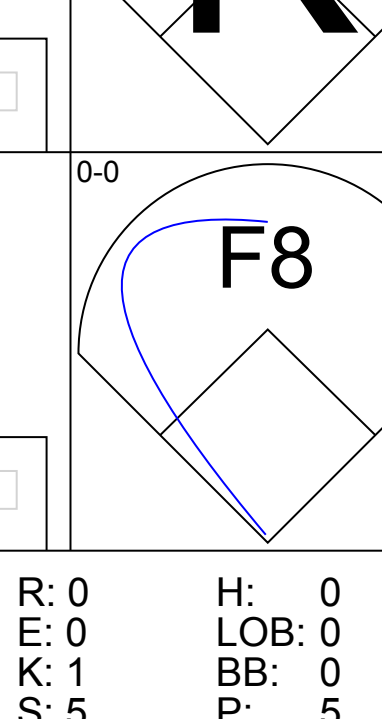
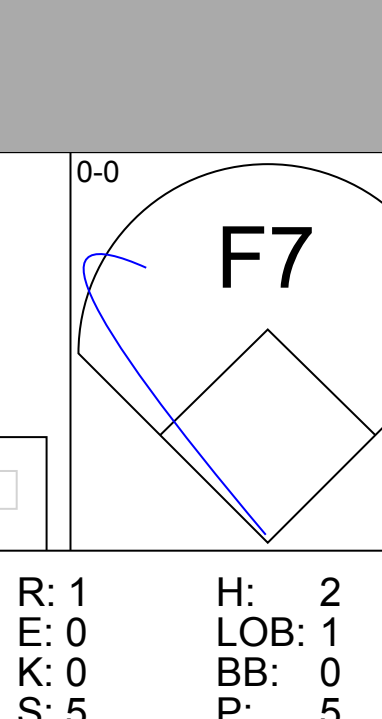
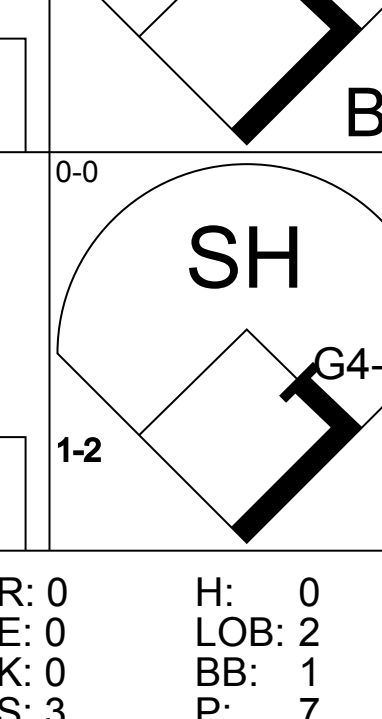
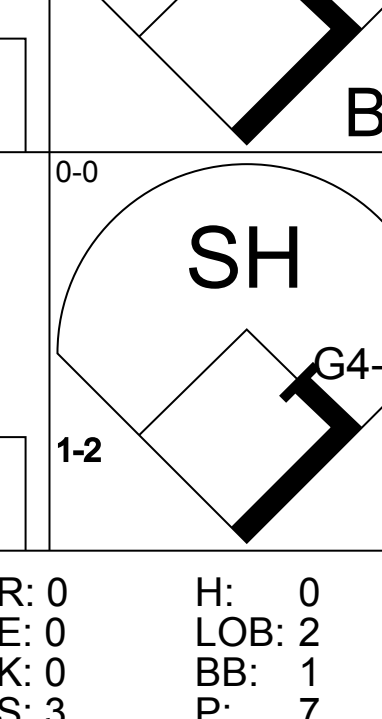


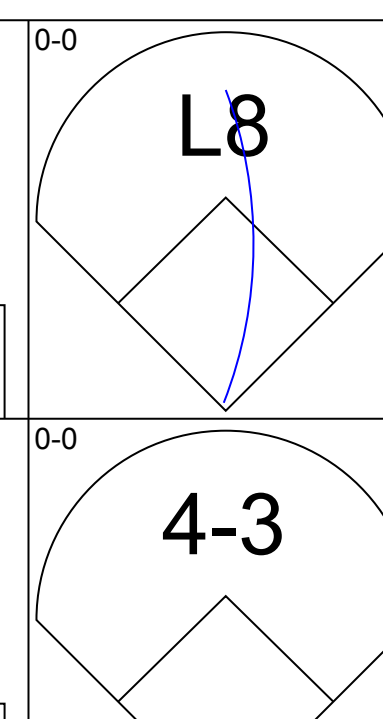
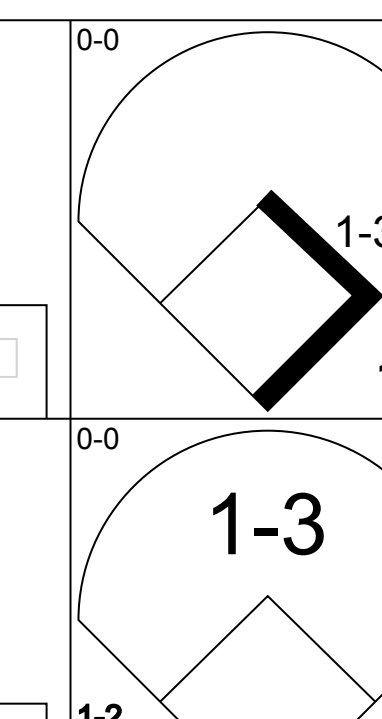
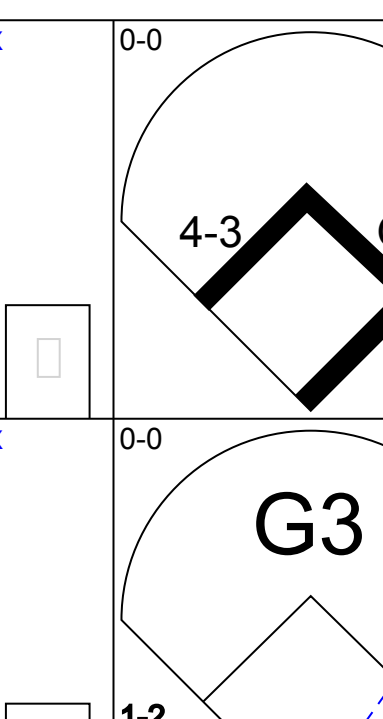
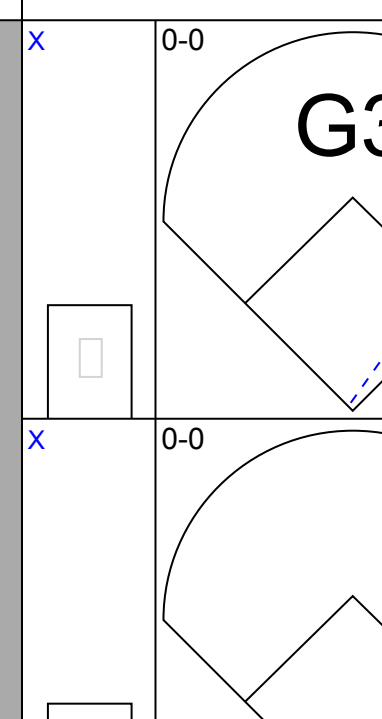
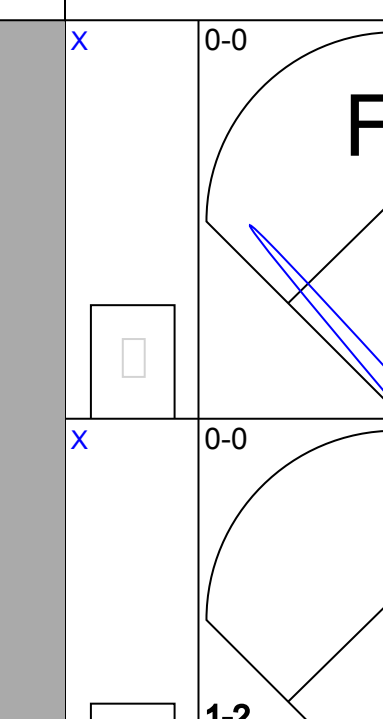
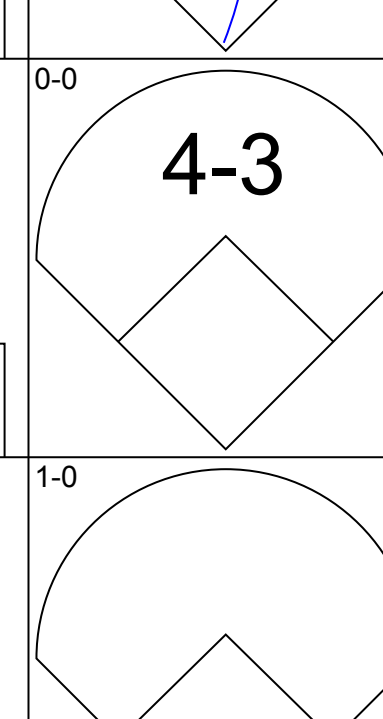
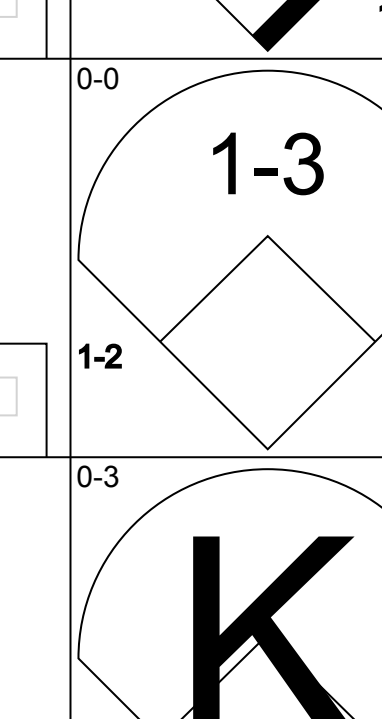
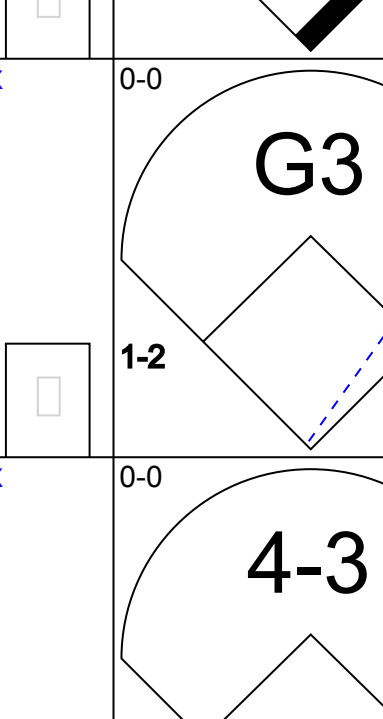
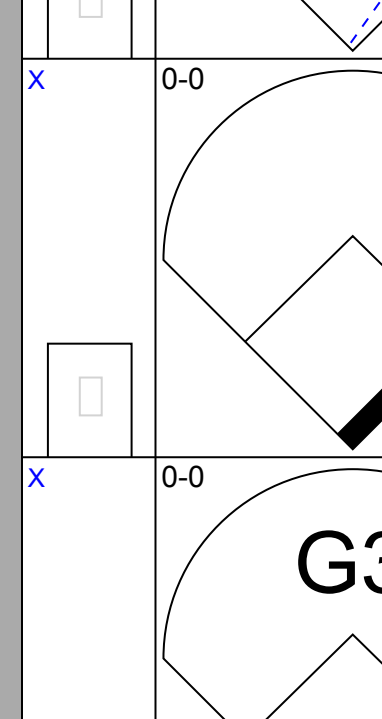
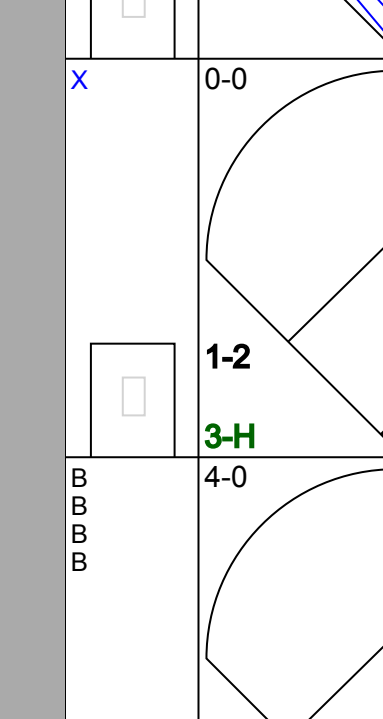
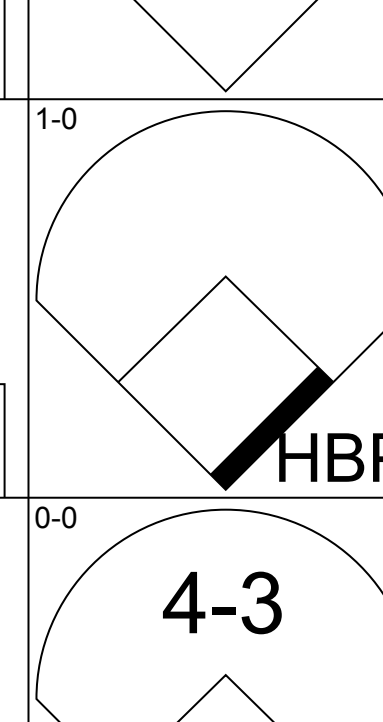
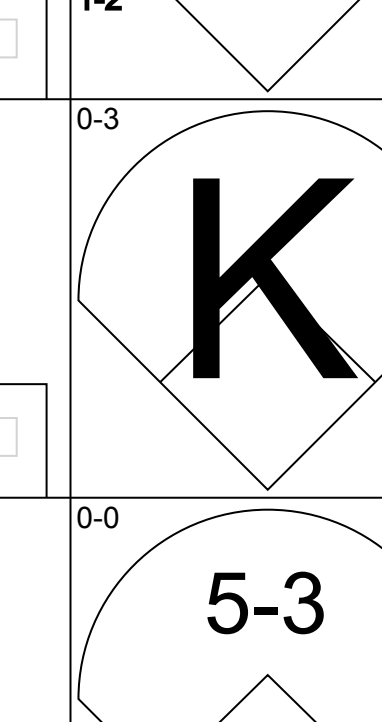
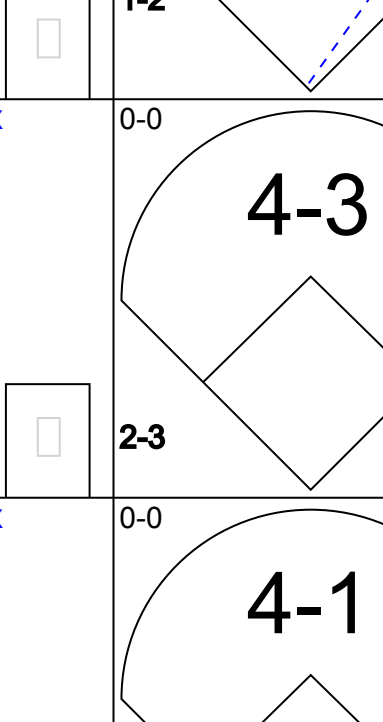
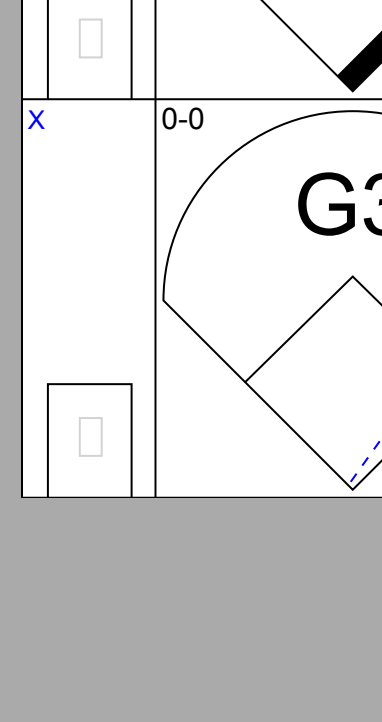
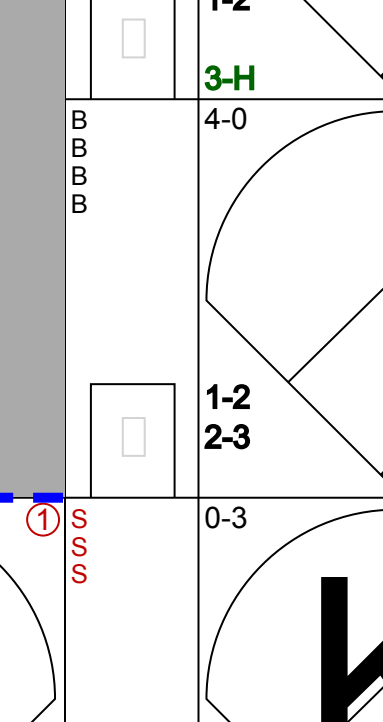
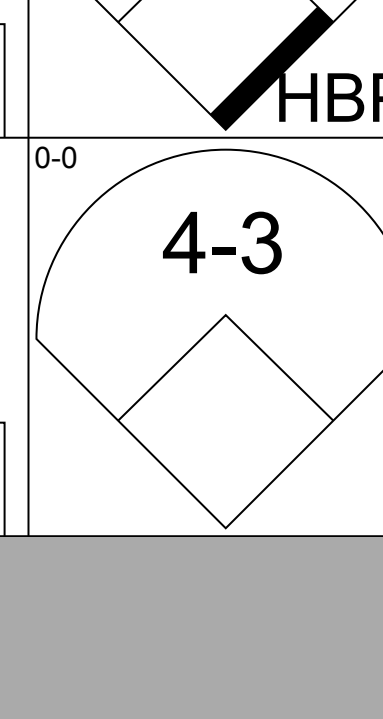
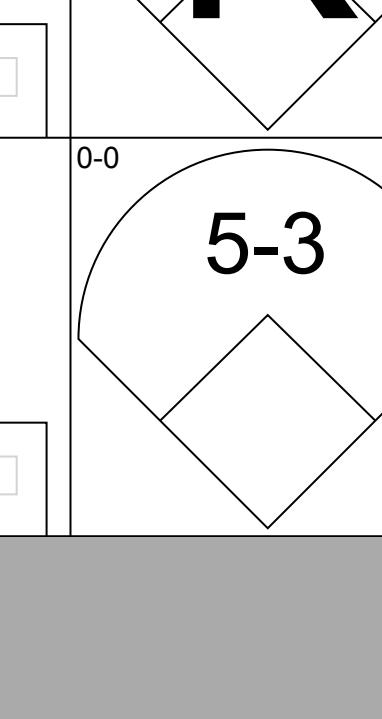
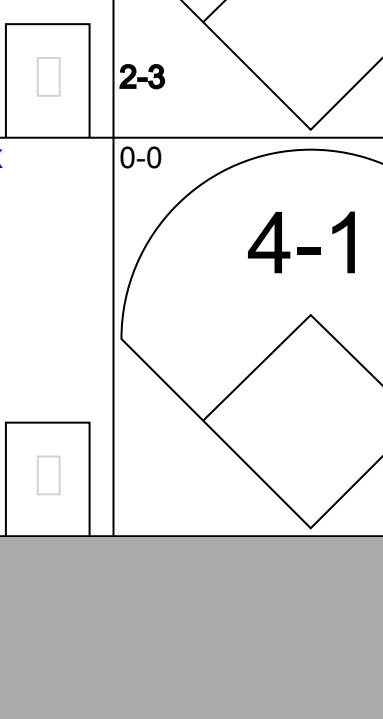
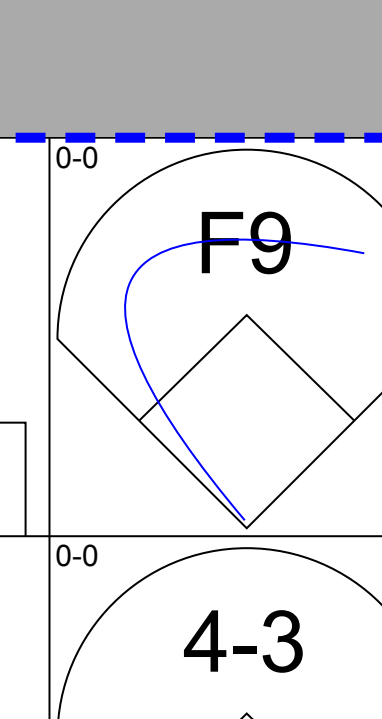
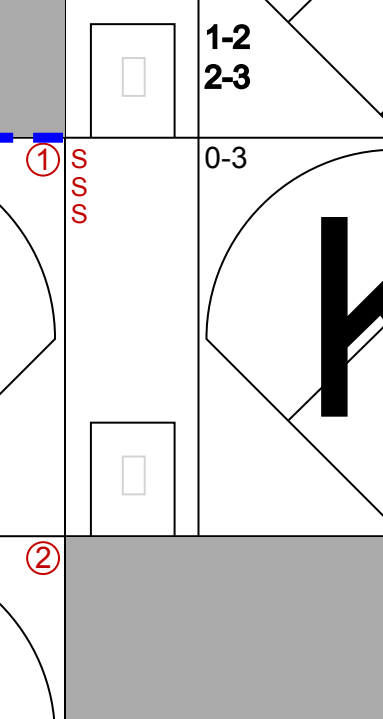
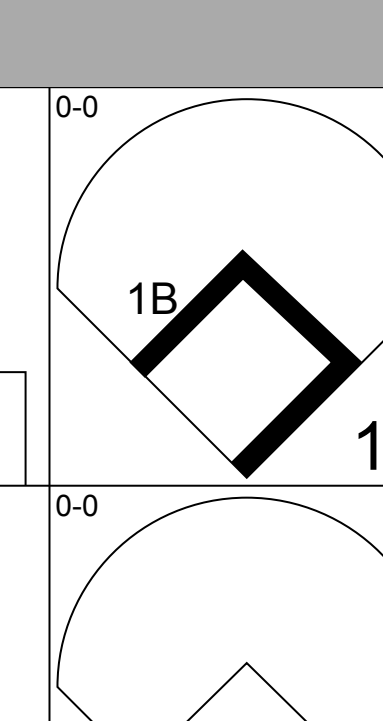
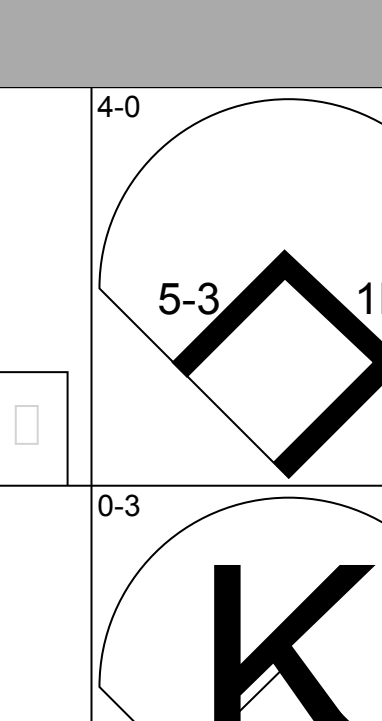
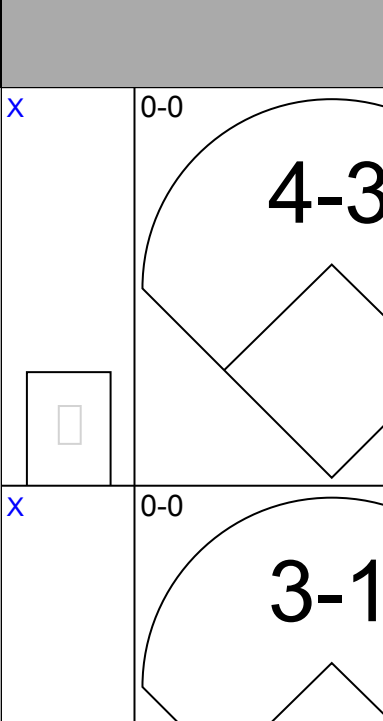
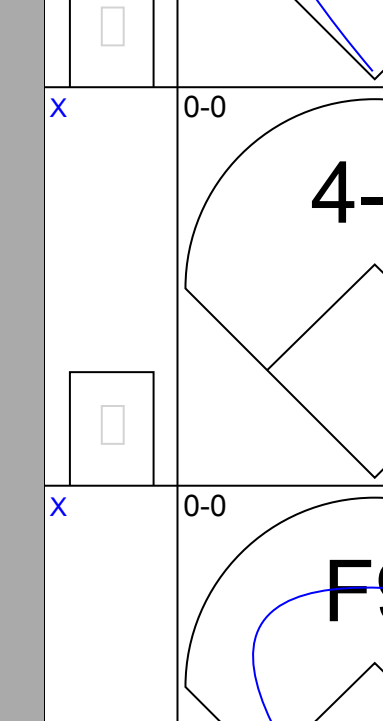
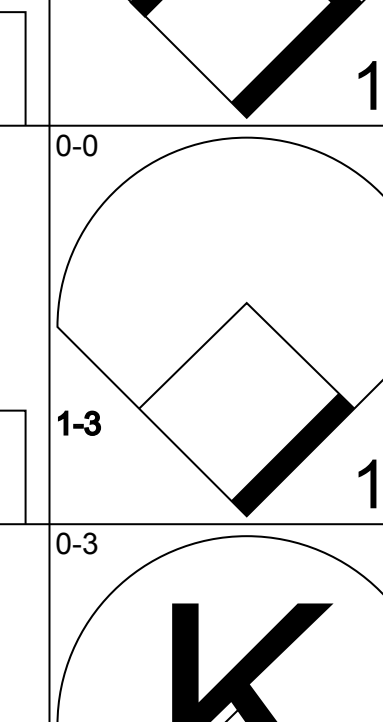
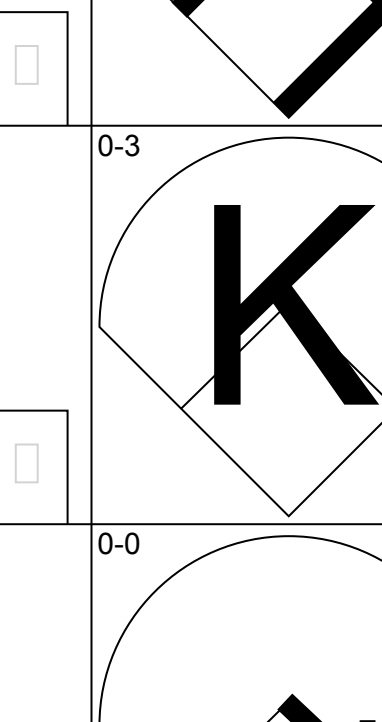
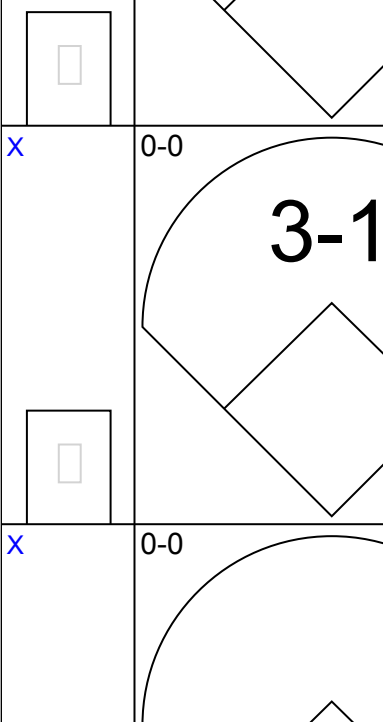
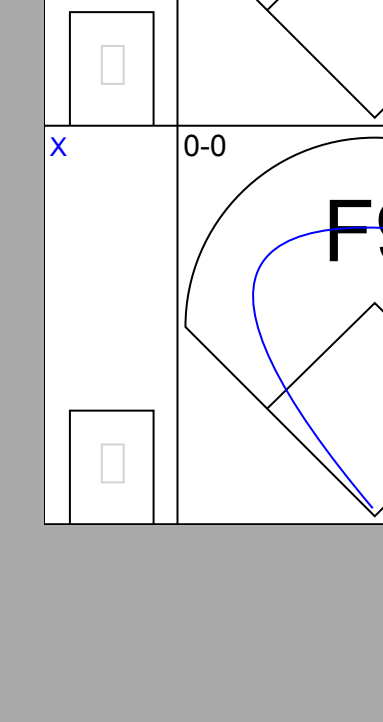
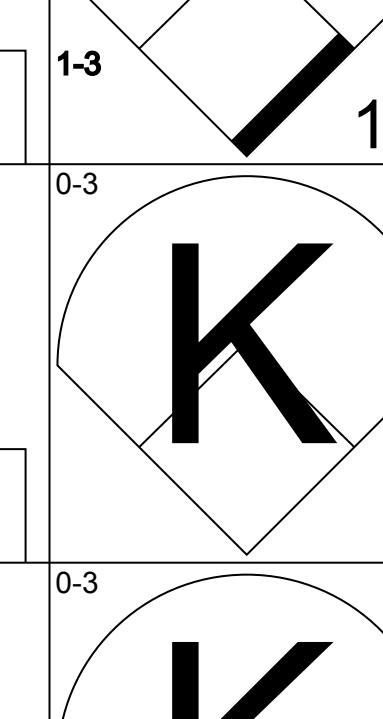
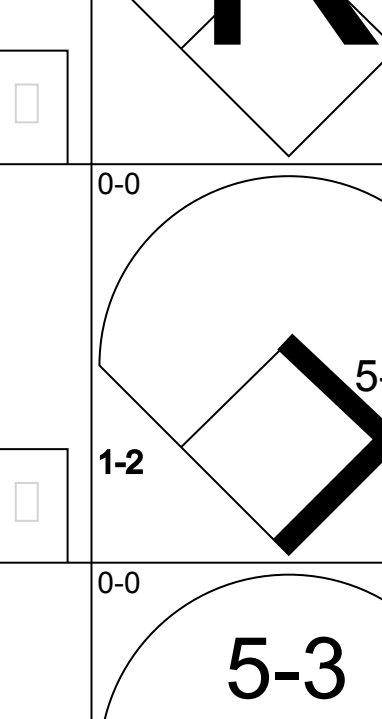
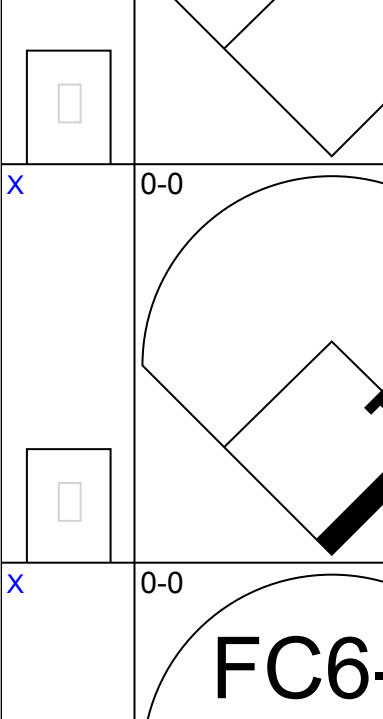
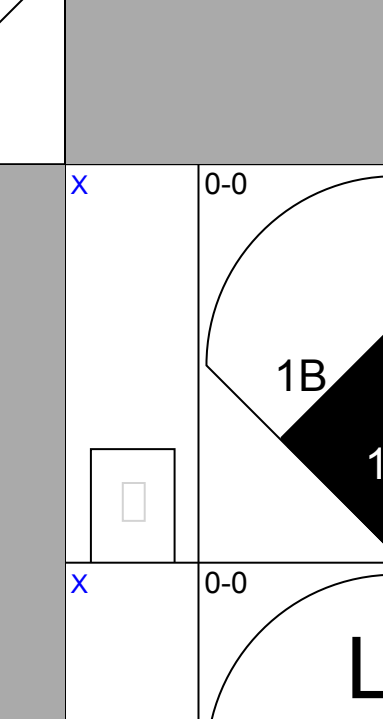
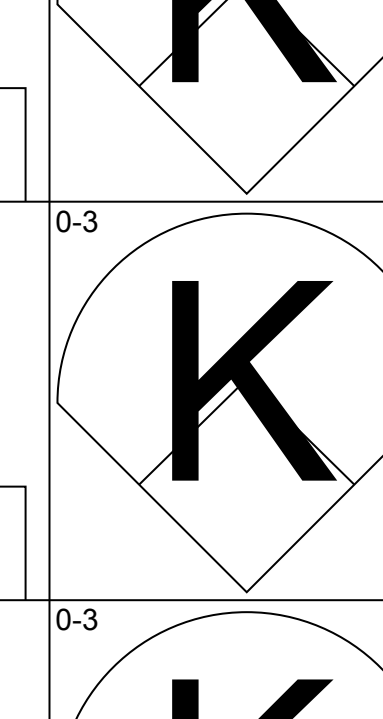
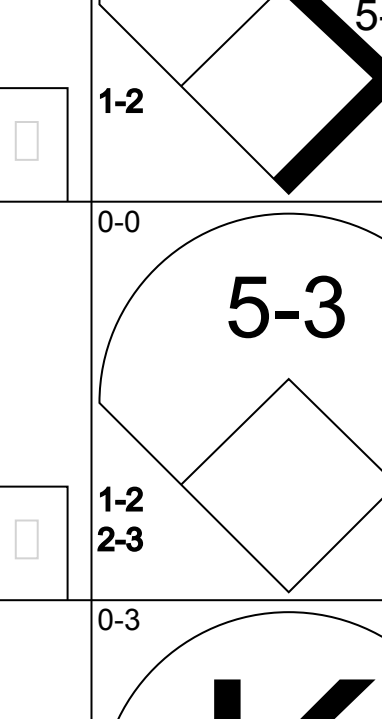
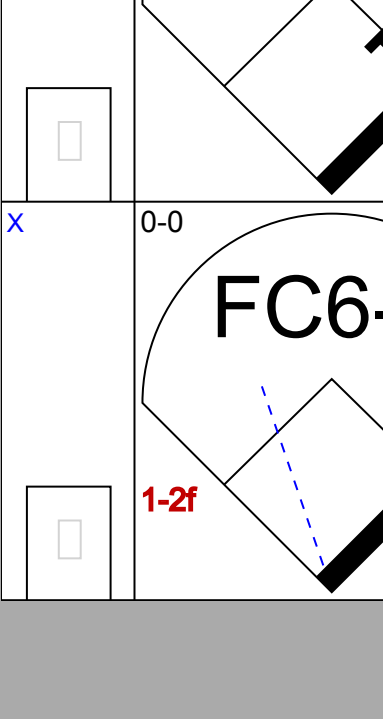
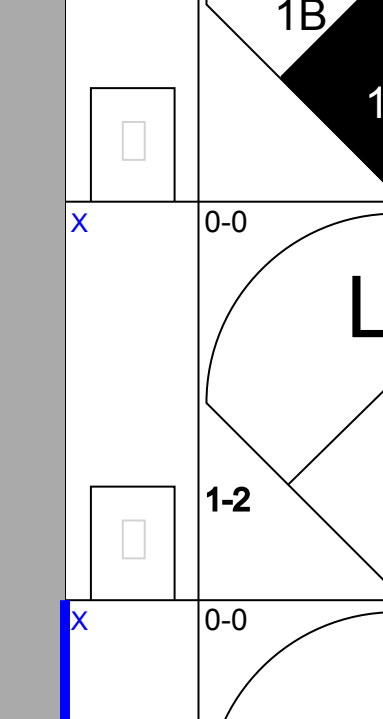
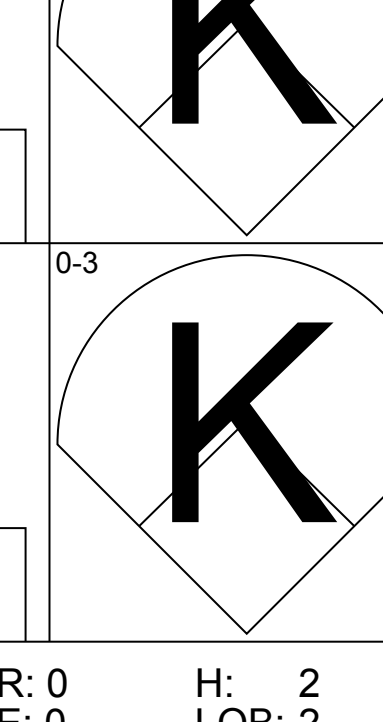
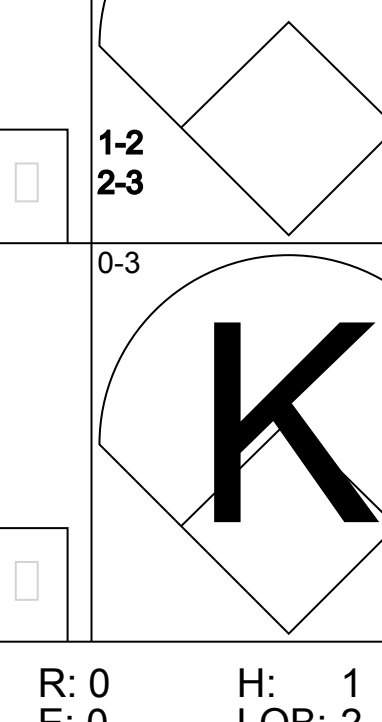
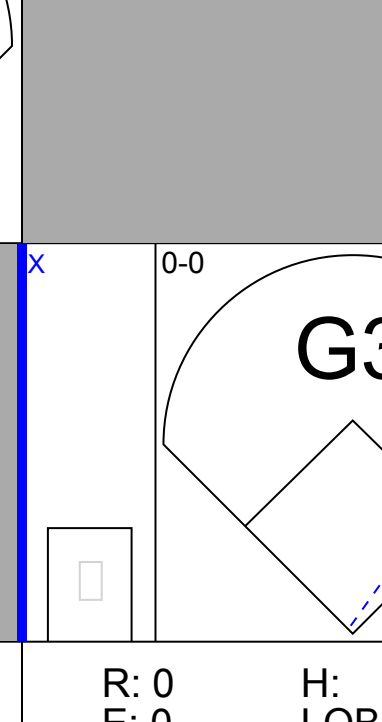
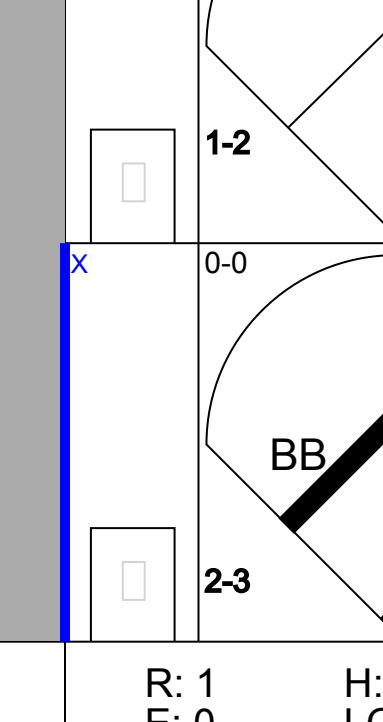




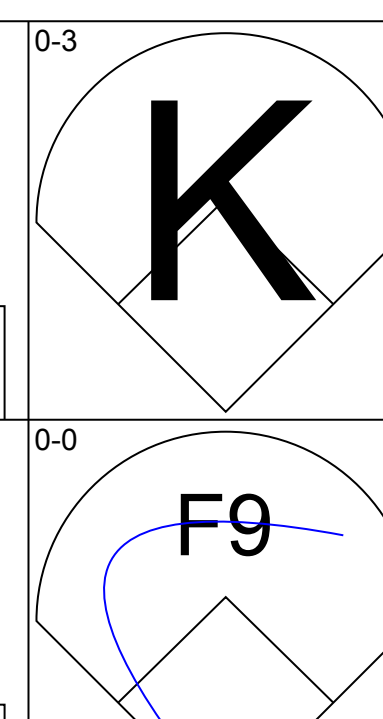
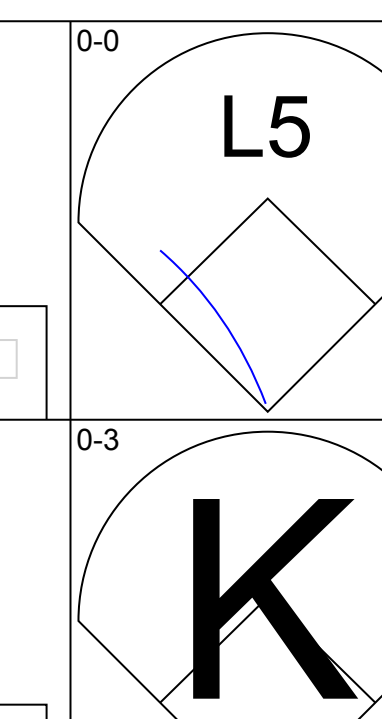
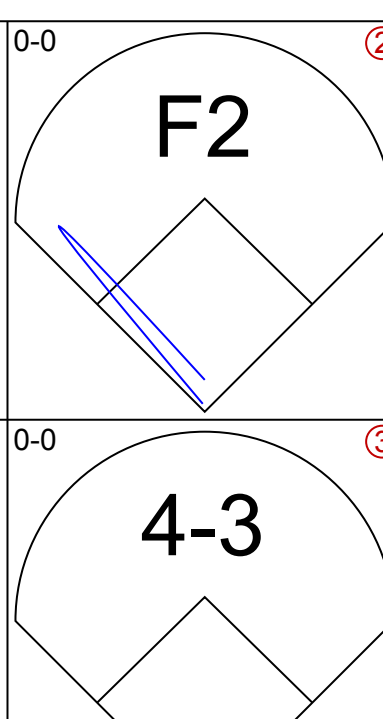
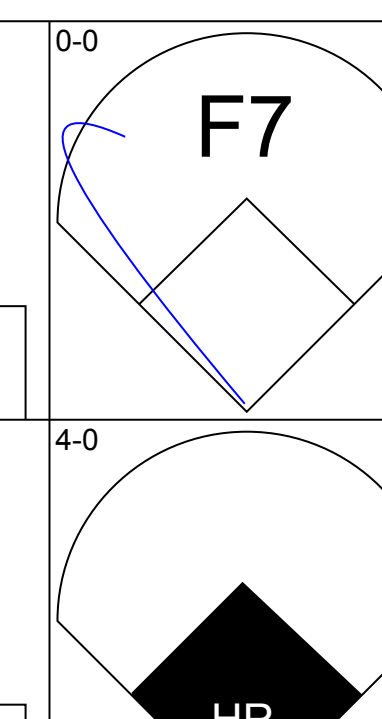
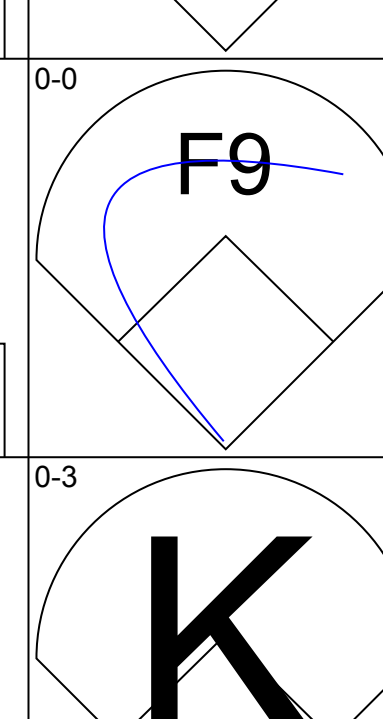
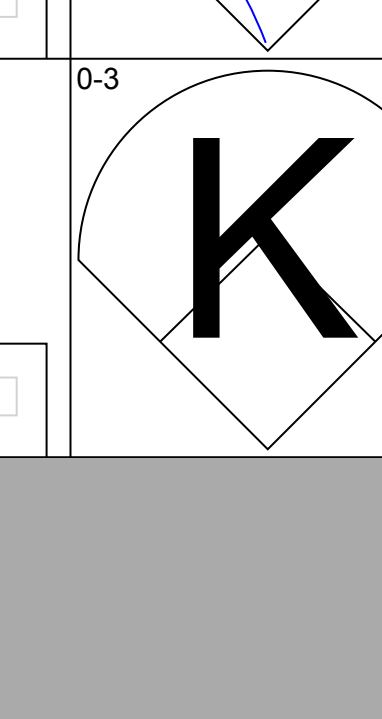

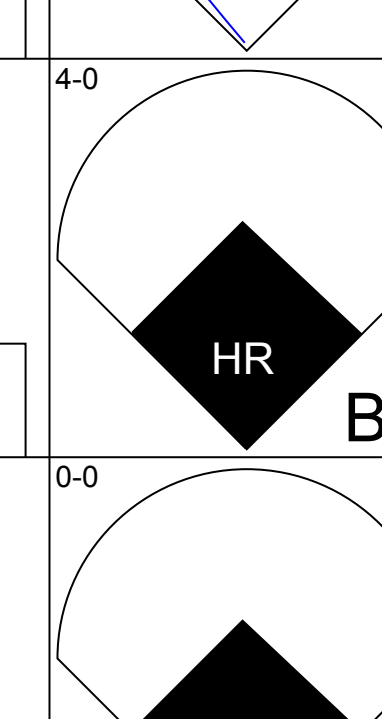
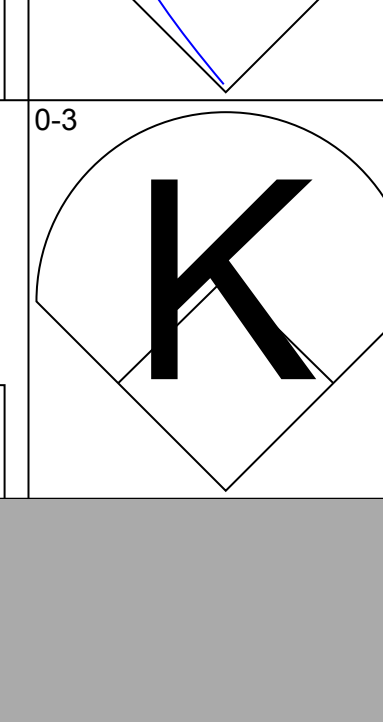
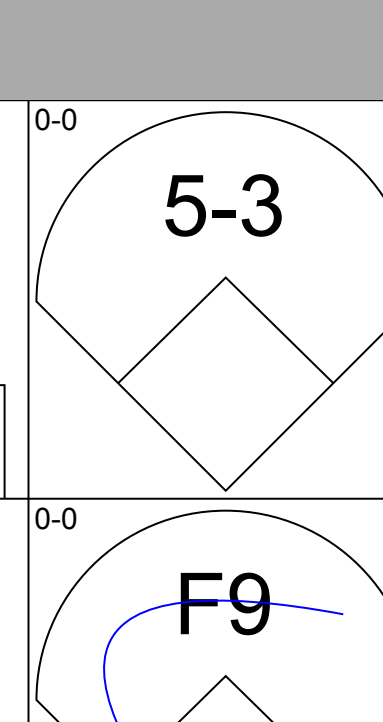
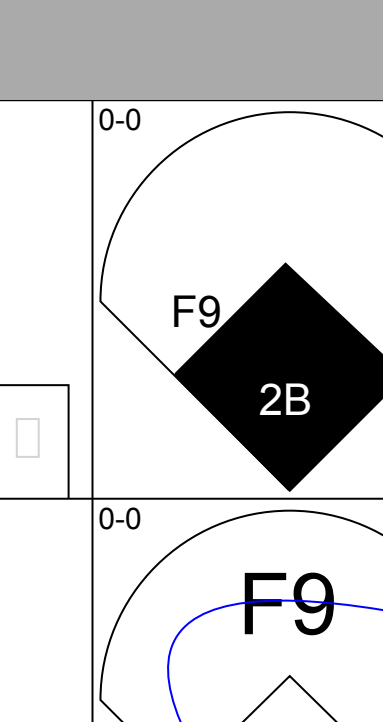
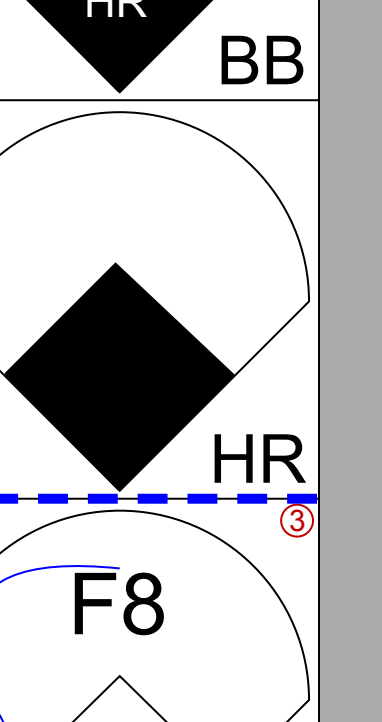
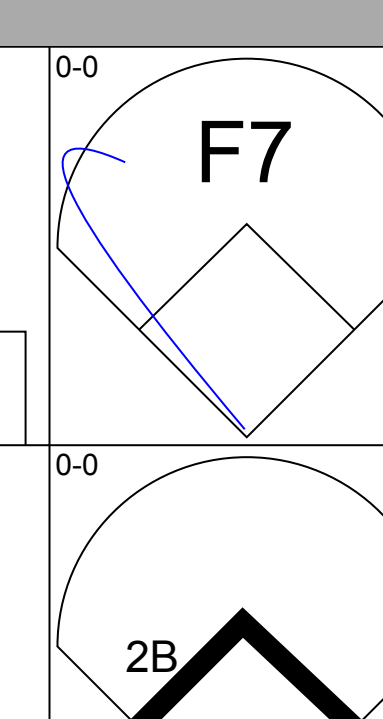
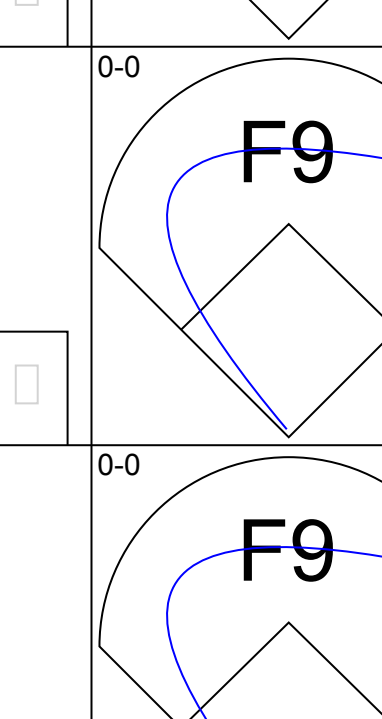
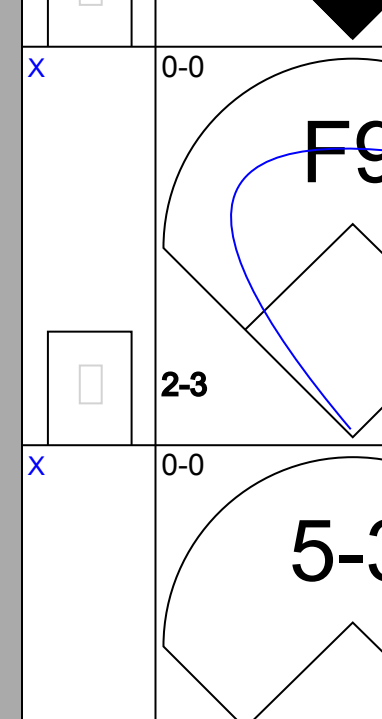
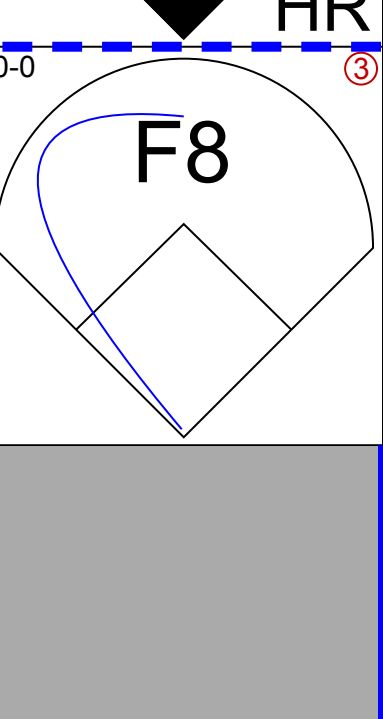
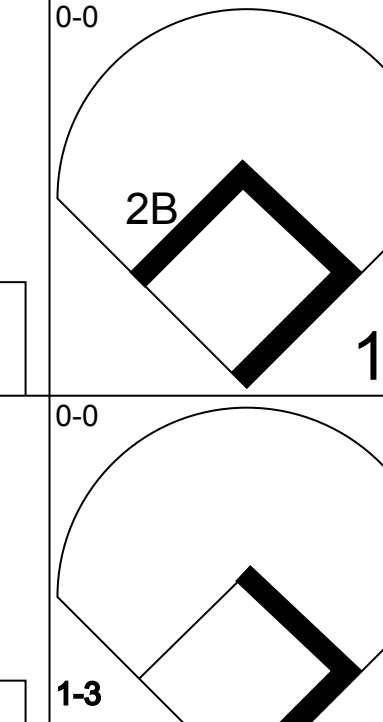
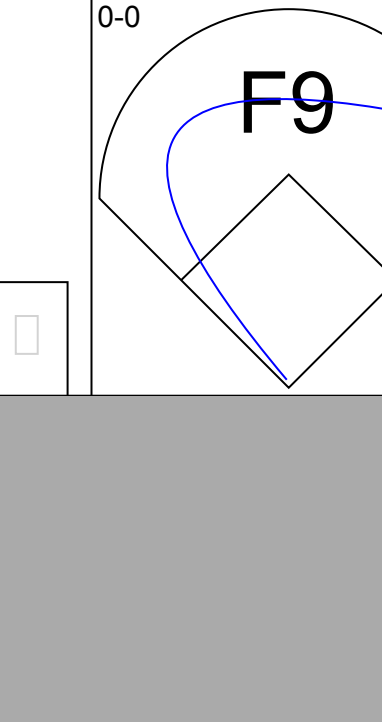
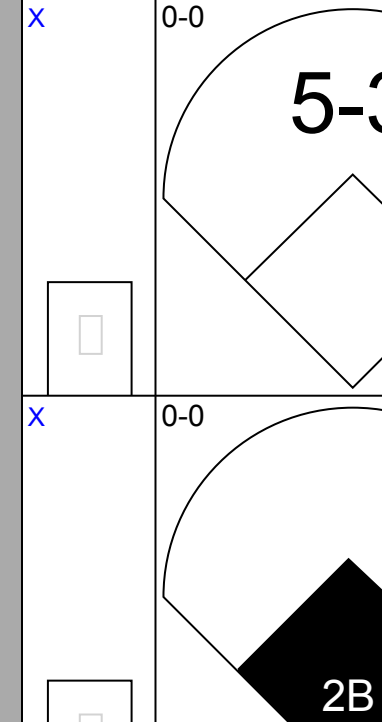
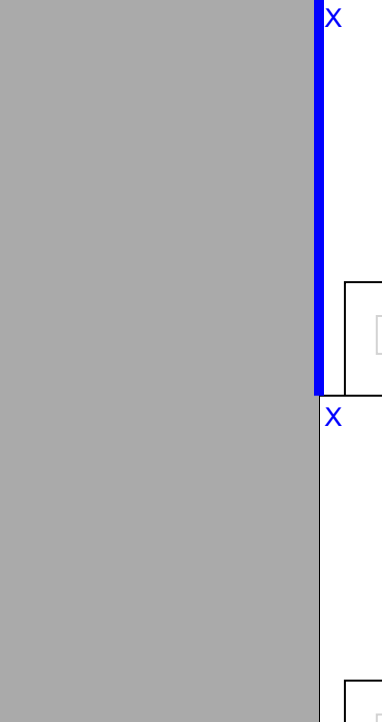
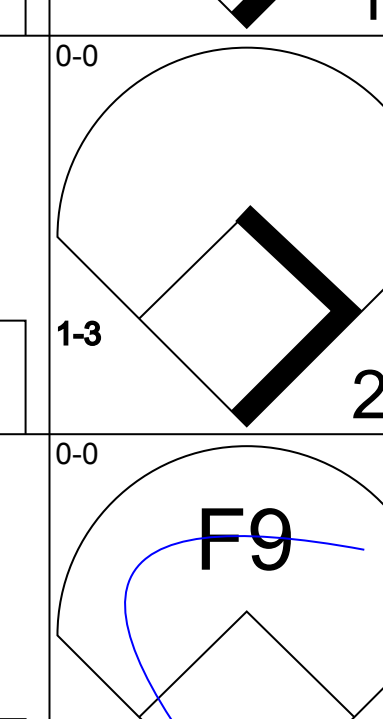
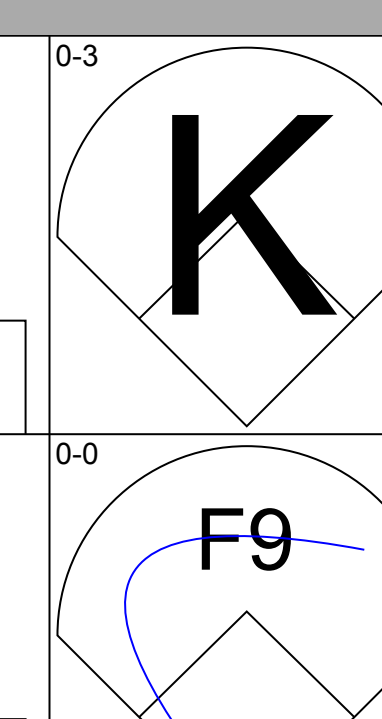
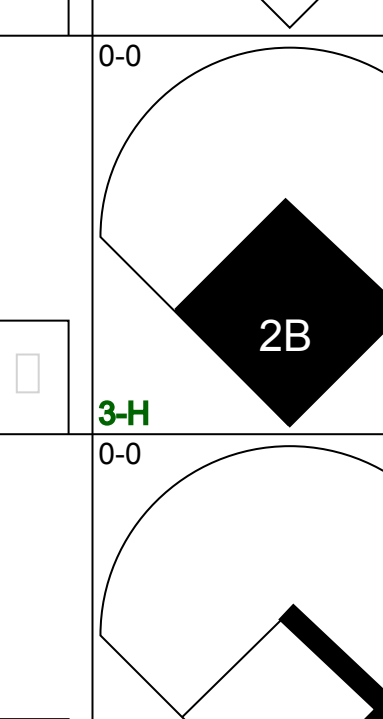
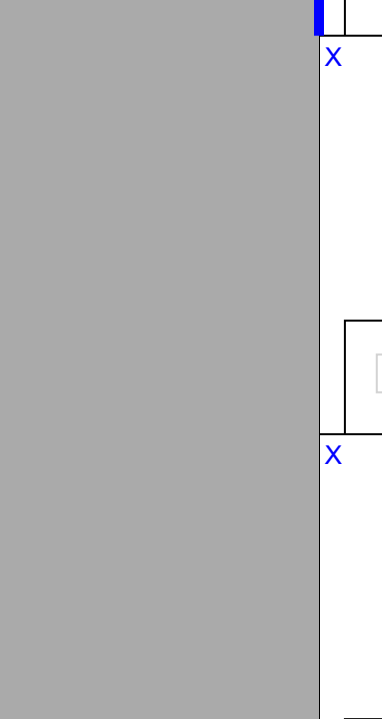
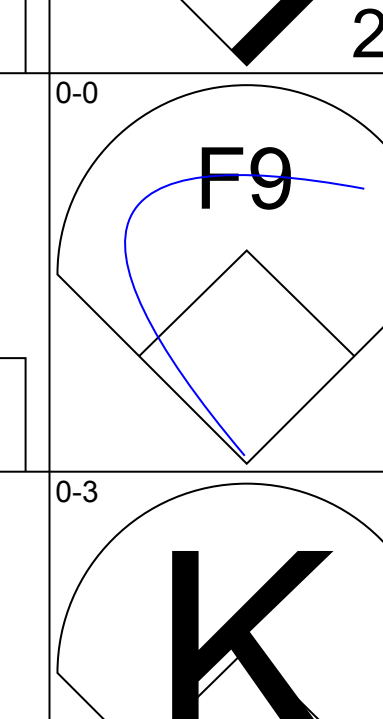
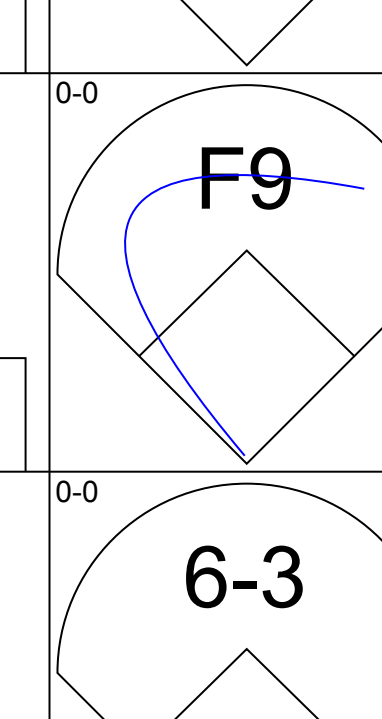
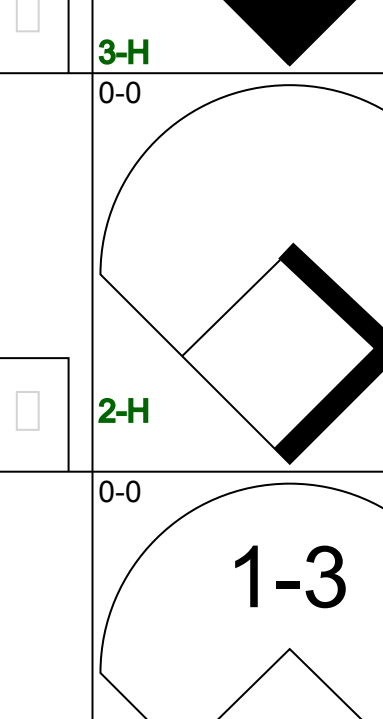
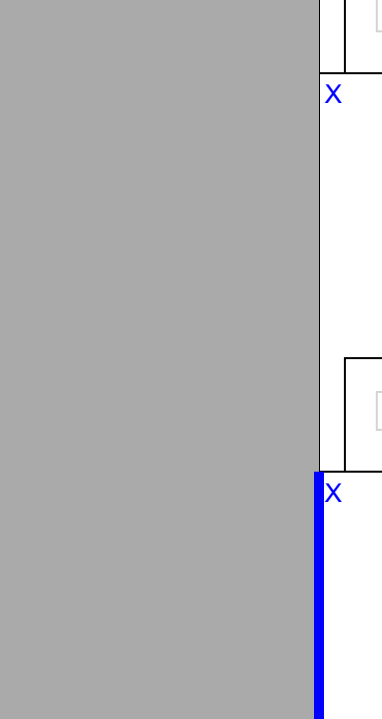
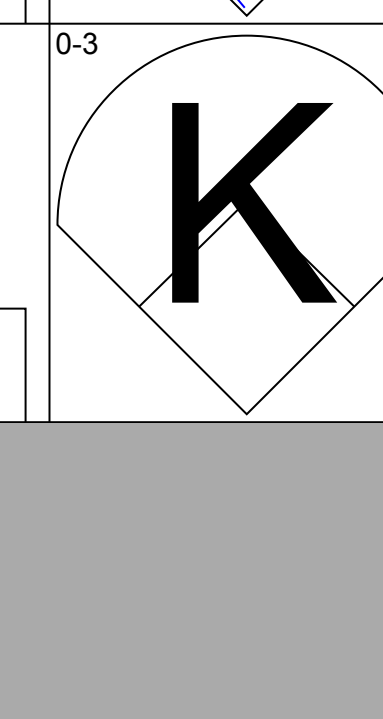
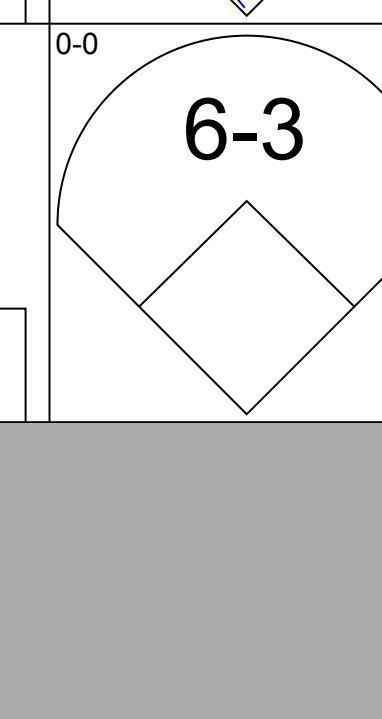
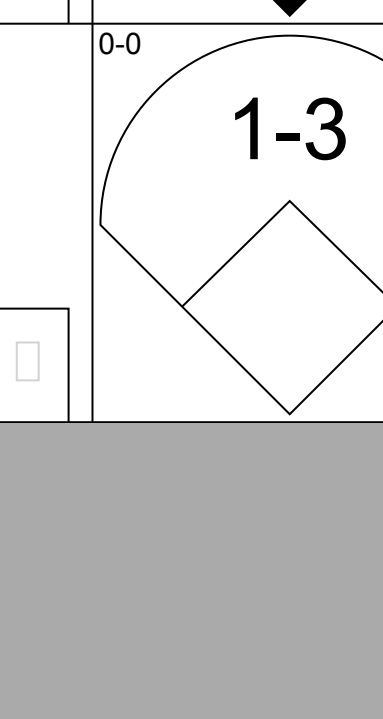
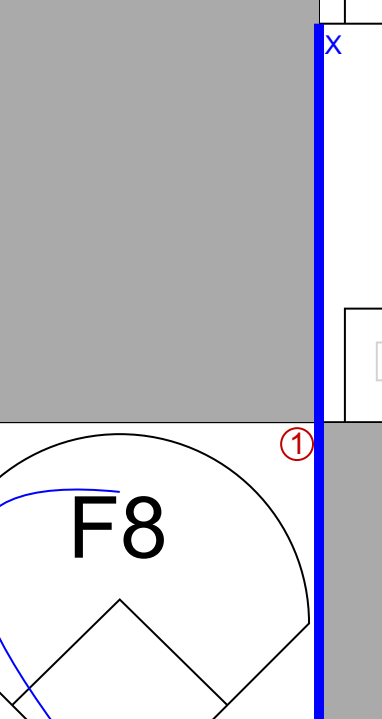
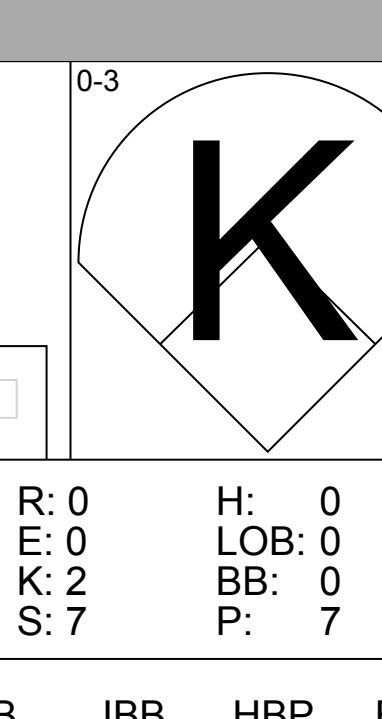
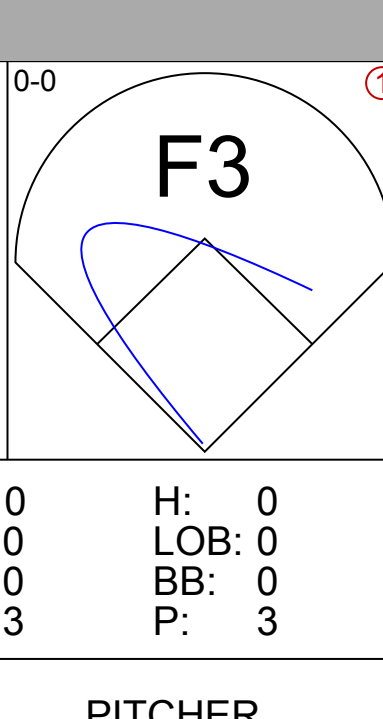
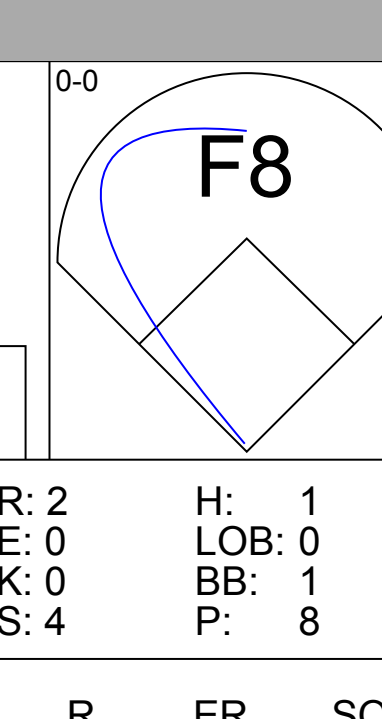


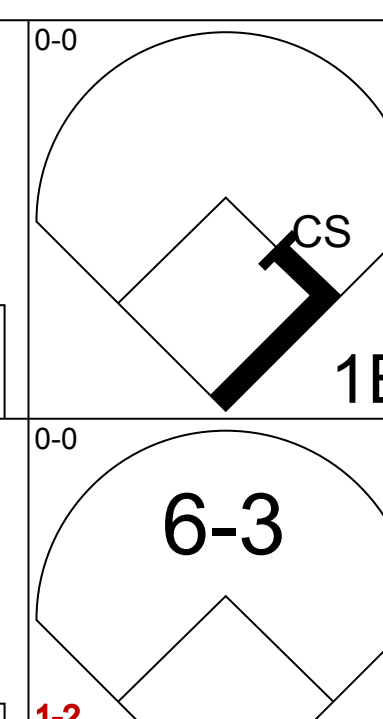
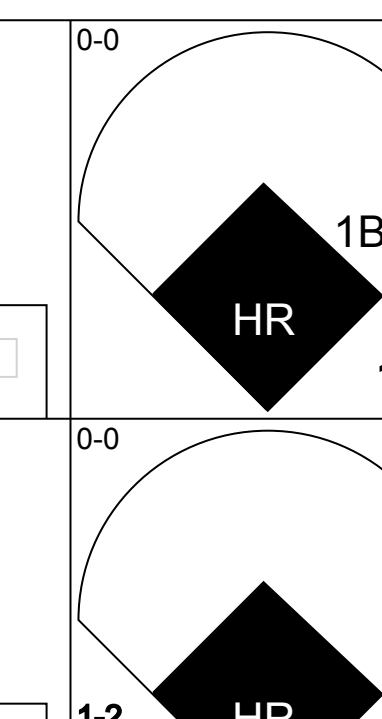
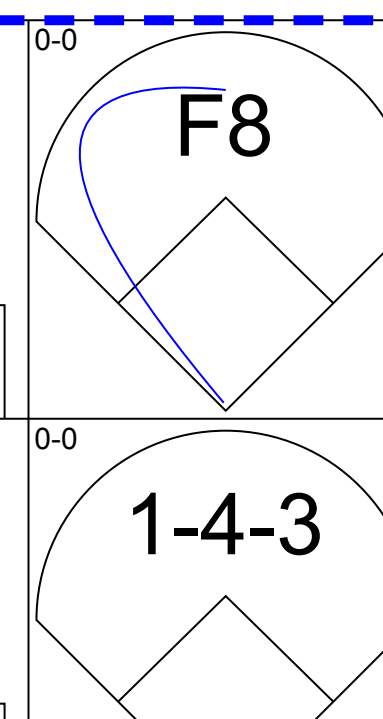
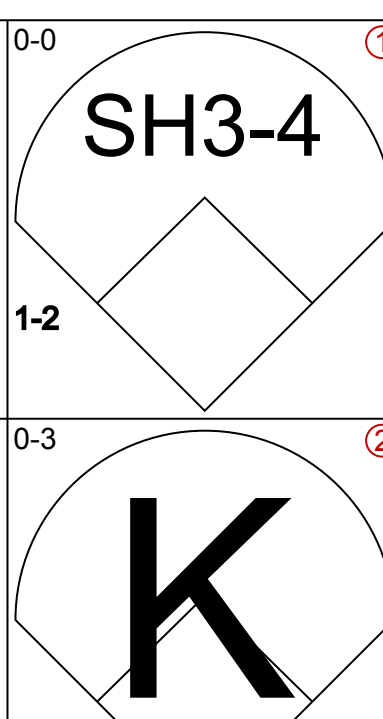
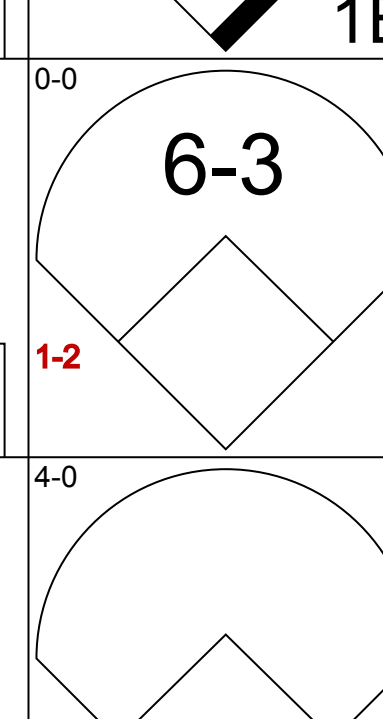
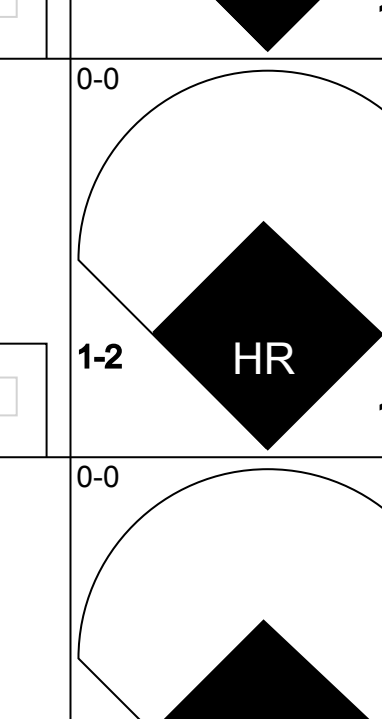

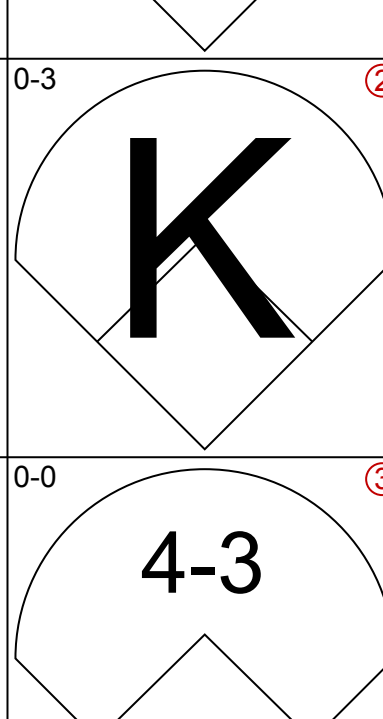
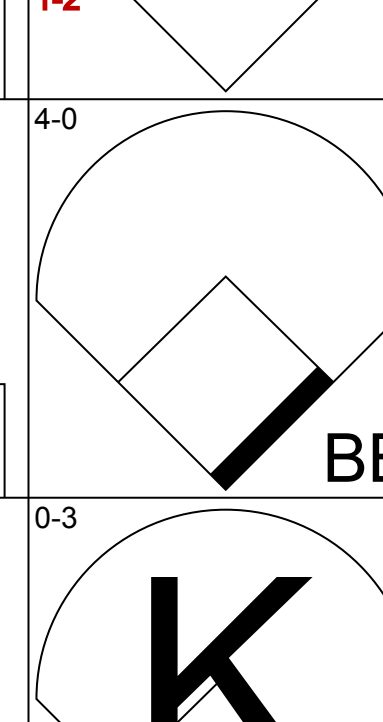
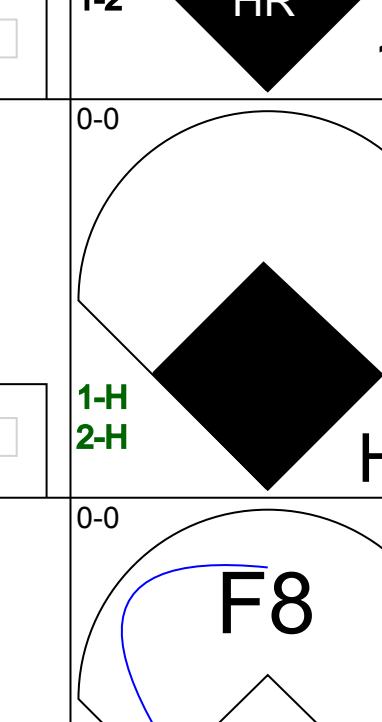
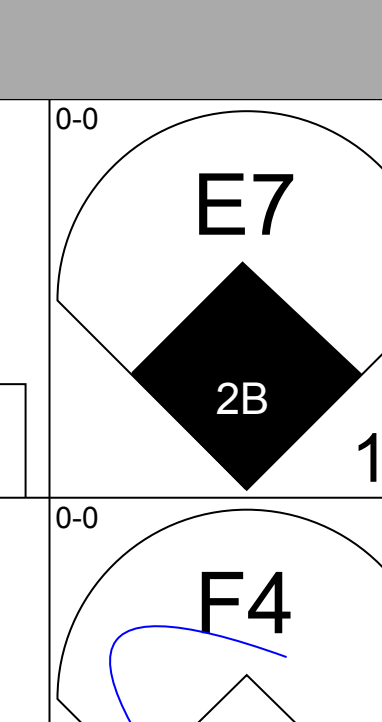
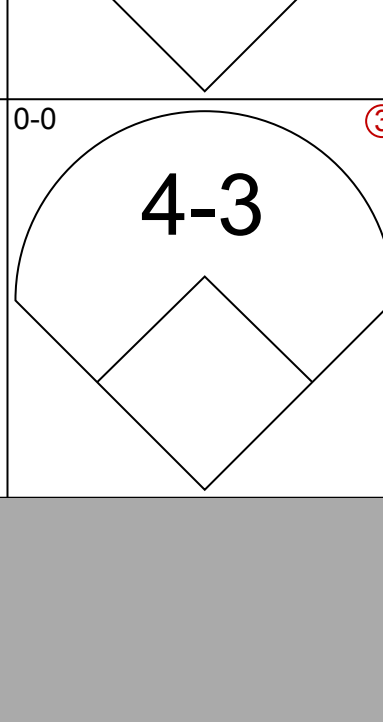
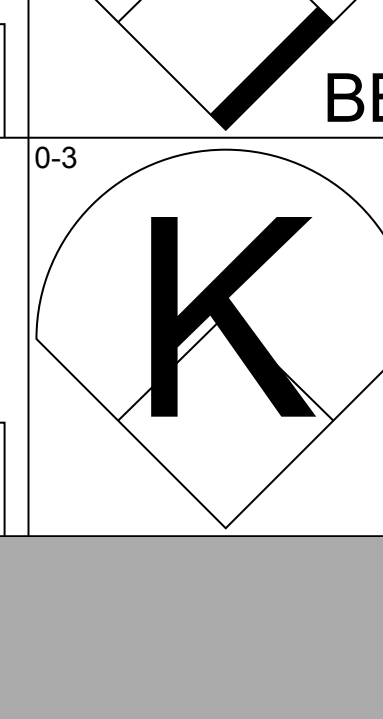
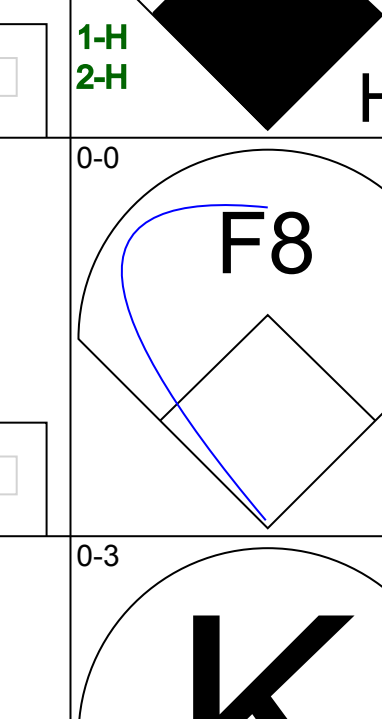
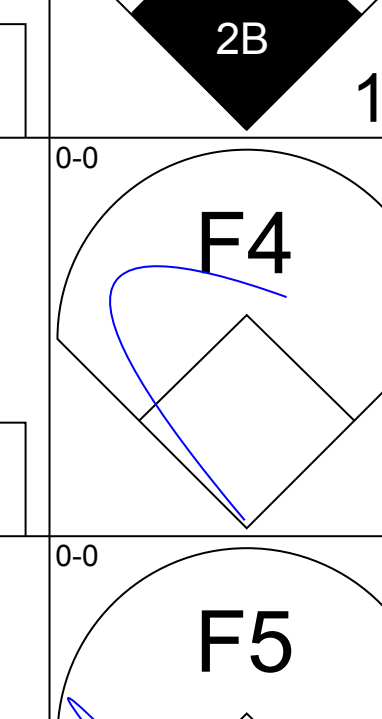
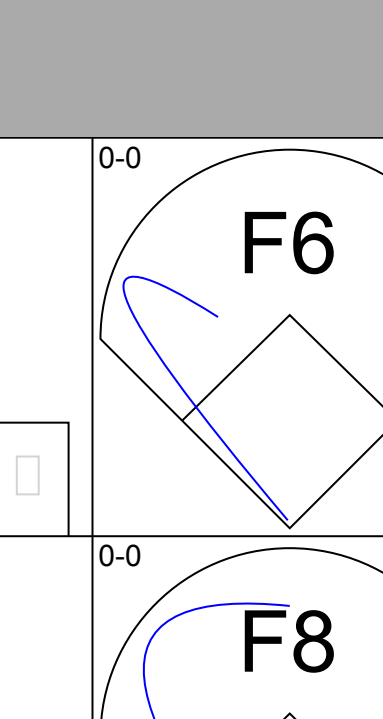
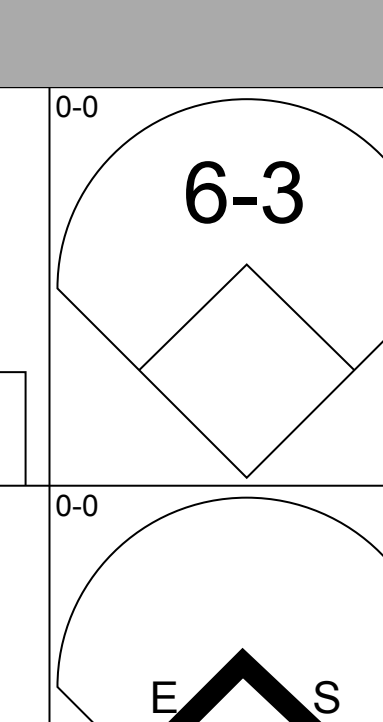
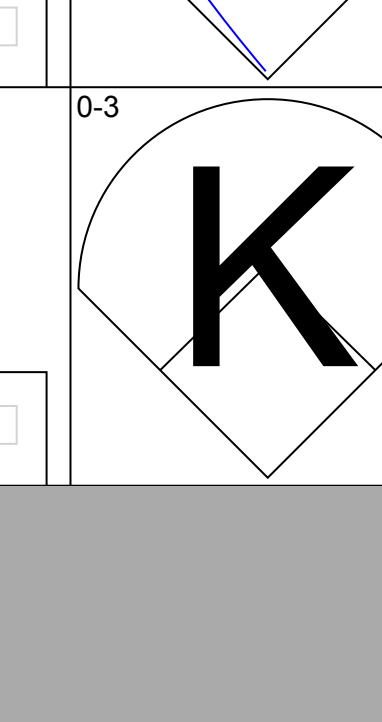
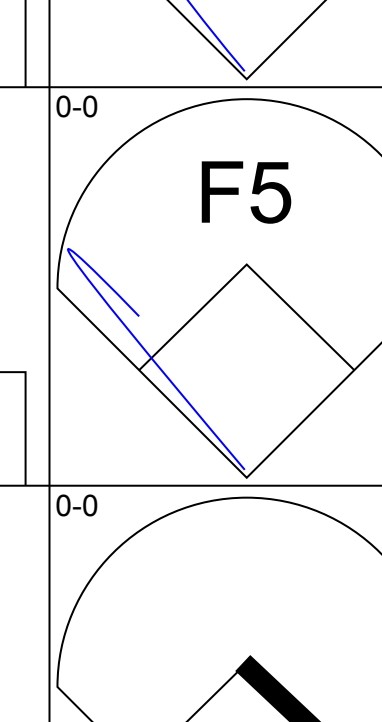
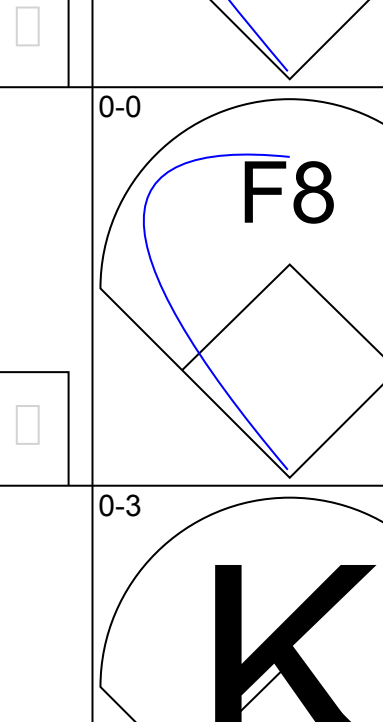
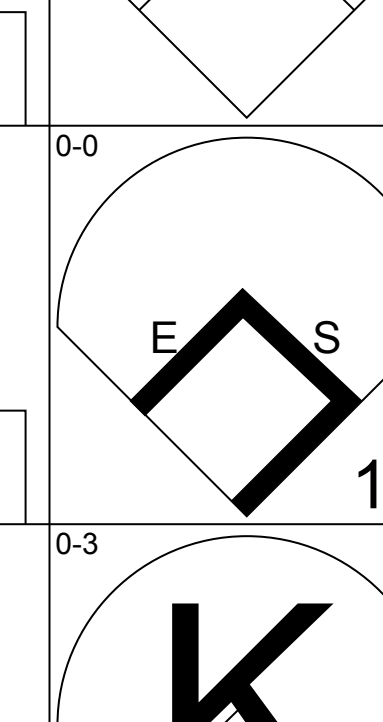
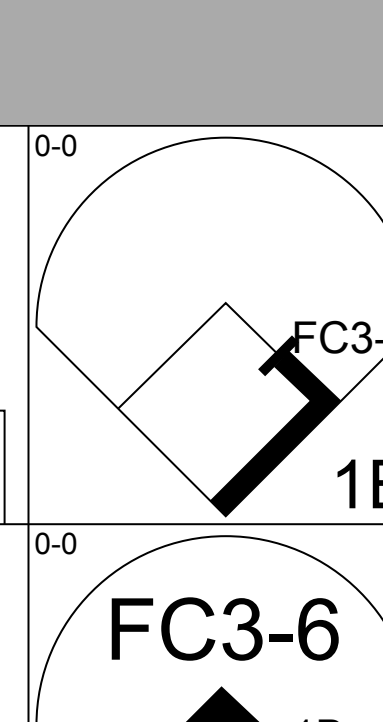
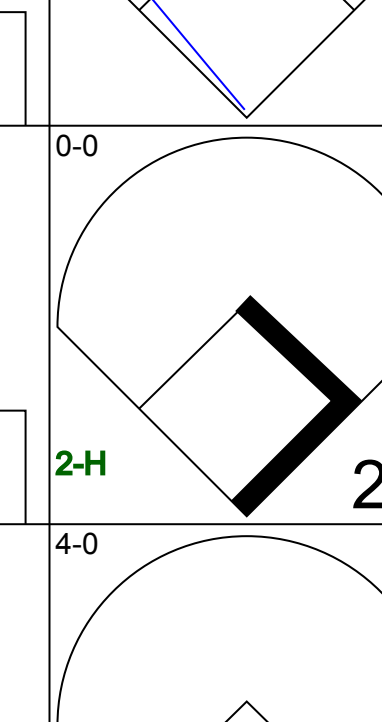
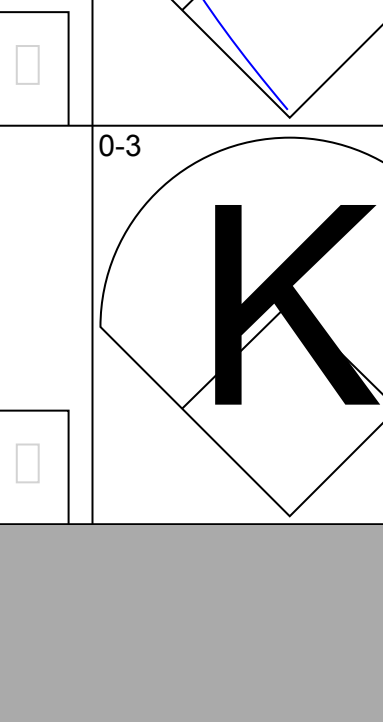

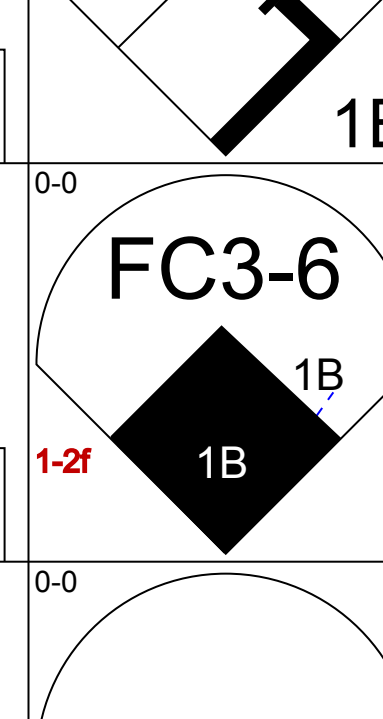
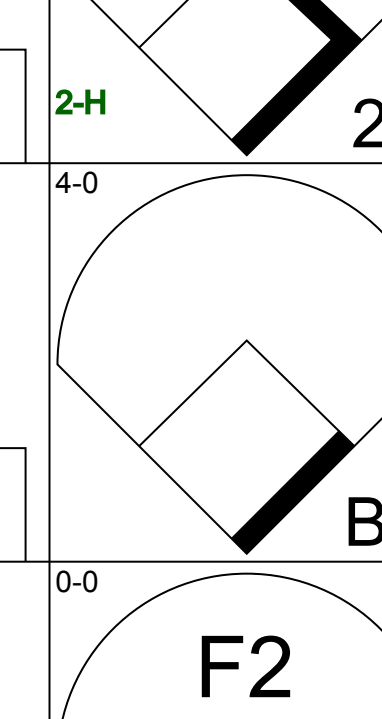

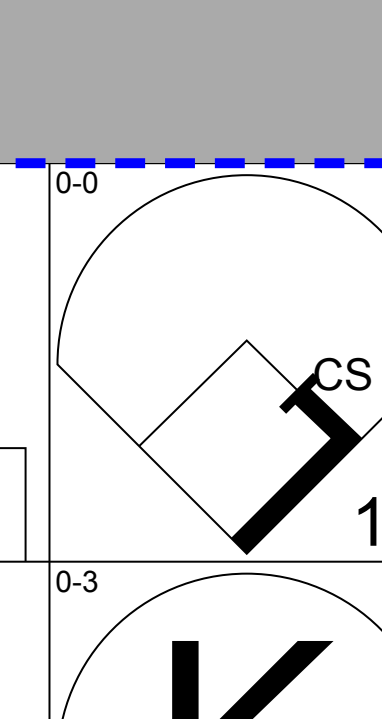

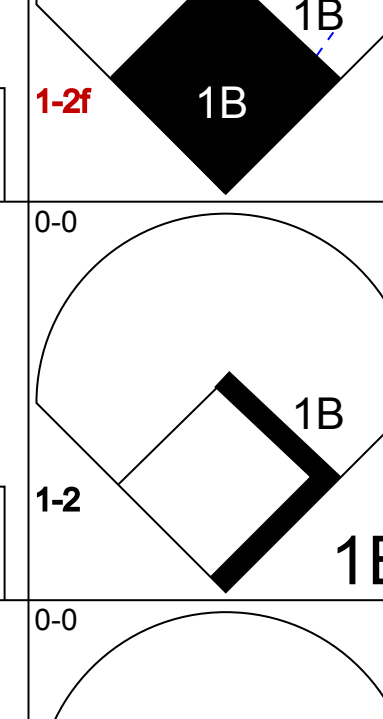
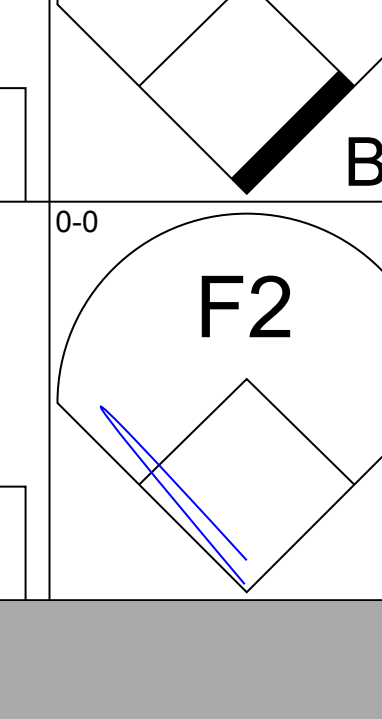
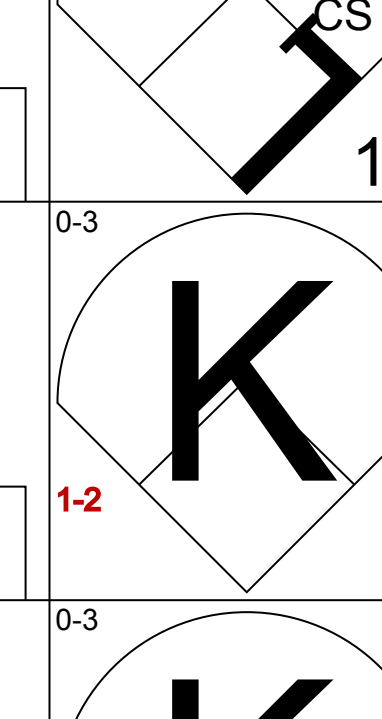
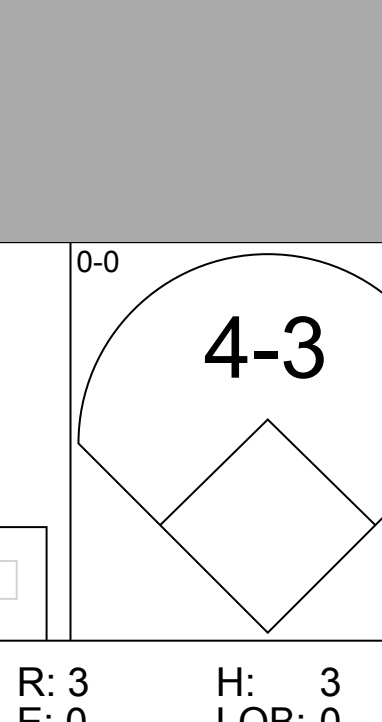
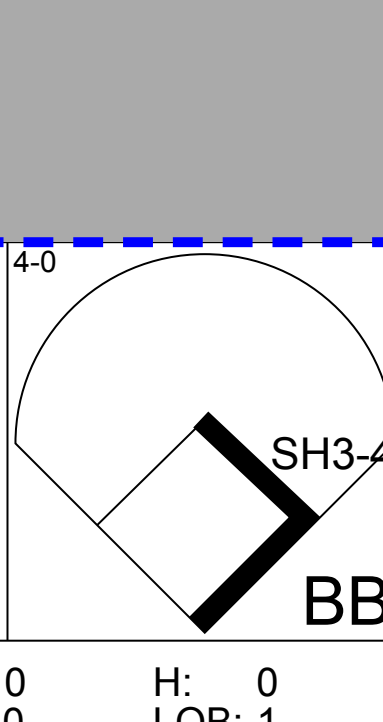
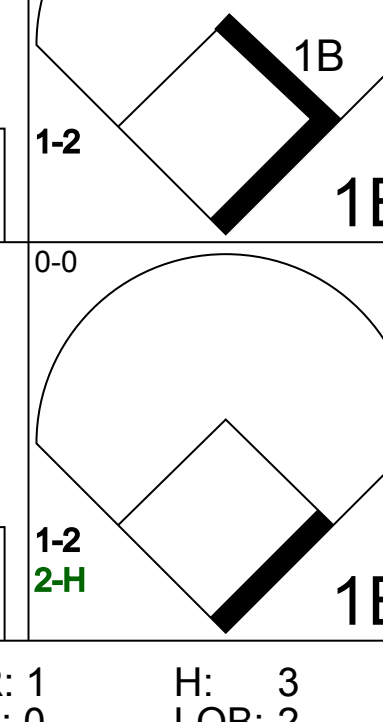
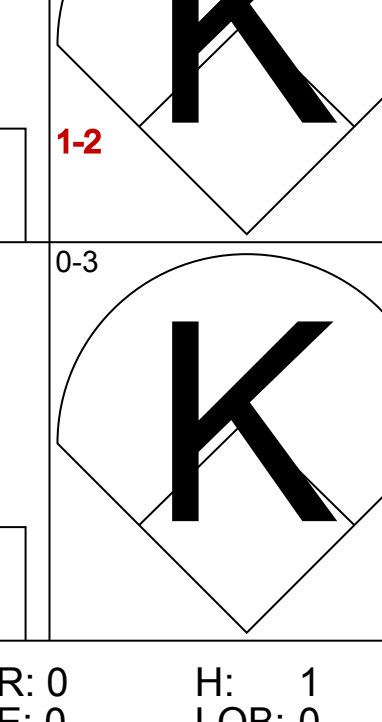


Batter	1	2	3	4	5	6	7	8	9	AB	R	H	RBI	BB	SO	LOB	TOP					
Ed Stroud, L (1, 9) OBP: 0.238, SLG: 0.300										4	0	0	0	0	2	2	Chicago White Sox @ New York Yankees Yankee Stadium, Bronx, NY Thu Sep 22 1966, 3:33 AM EDT Att: 413 - Unknown - 68 F					
Don Buford, S (1, 5) OBP: 0.329, SLG: 0.355										4	1	1	0	0	1	2						
Tommie Agee, R (1, 8) OBP: 0.324, SLG: 0.443										4	1	2	2	0	1	0						
Bill Skowron, R (1, 3) OBP: 0.312, SLG: 0.364										3	0	0	0	0	0	1						
Tom McCraw, L (6, 3) OBP: 0.294, SLG: 0.336										1	1	1	1	0	0	0						
Duane Josephson, R (1, 2) OBP: 0.400, SLG: 0.429										4	1	1	0	0	1	0						
Ken Berry, R (1, 7) OBP: 0.308, SLG: 0.376										4	0	0	0	0	0	1						
Jerry Adair, R (1, 6) OBP: 0.291, SLG: 0.343										4	0	1	1	0	0	0						
Al Weis, S (1, 4) OBP: 0.225, SLG: 0.178										2	0	0	0	1	1	1						
Joe Horlen, R (1, 1) OBP: 0.105, SLG: 0.074										2	0	0	0	0	0	0						
Wayne Causey, L (8, PH) OBP: 0.320, SLG: 0.288										0	0	0	0	0	0	0						
Buddy Bradford, R (8, PR) OBP: 0.333, SLG: 0.200										0	0	0	0	0	0	0						
Hoyt Wilhelm, R (8, 1) OBP: 0.276, SLG: 0.371										0	0	0	0	0	0	0						
<b>Inning Stats</b>	R: 0 E: 0 K: 2 S: 7	H: 0 LOB: 0 BB: 0 P: 7	R: 0 E: 0 K: 1 S: 5	H: 0 LOB: 0 BB: 0 P: 5	R: 0 E: 0 K: 1 S: 5	H: 0 LOB: 0 BB: 0 P: 5	R: 0 E: 0 K: 2 S: 7	H: 0 LOB: 0 BB: 0 P: 7	R: 1 E: 0 K: 0 S: 5	H: 2 LOB: 1 BB: 0 P: 5	R: 1 E: 0 K: 0 S: 5	H: 2 LOB: 1 BB: 0 P: 5	R: 0 E: 0 K: 0 S: 3	H: 0 LOB: 0 BB: 0 P: 3	R: 0 E: 0 K: 0 S: 3	H: 0 LOB: 2 BB: 1 P: 7	R: 2 E: 0 K: 0 S: 5	H: 2 LOB: 2 BB: 0 P: 5	1B: 2 2B: 2 3B: 0 HR: 2	SF: 0 SAC: 1 DP: 1 HBP: 0	WP: 0 PB: 0 SB: 1 CS: 0	PA: 34
<b>PITCHER</b>	IP WLS BF H R ER SO BB IBB HBP BLK WP HR S P ERA WHIP																					
Stan Bahnsen, R (1, 1) ERA: 3.5	7.0 L 25 4 2 2 6 0 0 0 0 0 0 0 37 37 2.57 0.571																					
Doolley Womack, R (8, 1) ERA: 2.78	2.0 9 2 2 2 0 1 0 0 0 0 0 1 8 12 9.00 1.500																					

Batter	1	2	3	4	5	6	7	8	9	AB	R	H	RBI	BB	SO	LOB	BOTTOM			
Horace Clarke, S (1, 4) OBP: 0.323, SLG: 0.380										5	0	2	0	0	0	2	Chicago White Sox @ New York Yankees Yankee Stadium, Bronx, NY Thu Sep 22 1966, 3:33 AM EDT Att: 413 - Unknown - 68 F			
Bobby Murcer, L (1, 6) OBP: 0.167, SLG: 0.196										5	0	2	1	0	0	2				
Tom Tresh, S (1, 7) OBP: 0.342, SLG: 0.427										3	0	0	0	1	1	3				
Joe Pepitone, L (1, 3) OBP: 0.290, SLG: 0.470										5	0	0	0	0	1	6				
Roger Maris, L (1, 9) OBP: 0.308, SLG: 0.376										3	0	1	0	1	0	0				
Steve Whitaker, L (1, 8) OBP: 0.293, SLG: 0.505										4	0	1	0	0	1	1				
Billy Bryan, L (1, 2) OBP: 0.233, SLG: 0.295										4	1	3	0	0	1	2				
Clete Boyer, R (1, 5) OBP: 0.305, SLG: 0.388										4	0	0	0	0	1	6				
Stan Bahnsen, R (1, 1) OBP: 0.167, SLG: 0.167										2	0	0	0	0	2	4				
Roy White, S (7, PH) OBP: 0.308, SLG: 0.345										1	0	0	0	0	0	0				
Doolley Womack, L (8, 1) OBP: 0.200, SLG: 0.200										0	0	0	0	0	0	0				
Hector Lopez, R (8, PH) OBP: 0.276, SLG: 0.371										1	0	1	0	0	0	0				
<b>Inning Stats</b>	R: 0 E: 0 K: 0 S: 3	H: 0 LOB: 1 BB: 0 P: 4	R: 0 E: 0 K: 3 S: 11	H: 2 LOB: 2 BB: 0 P: 11	R: 0 E: 0 K: 1 S: 6	H: 1 LOB: 1 BB: 0 P: 6	R: 0 E: 0 K: 2 S: 8	H: 1 LOB: 2 BB: 1 P: 12	R: 0 E: 0 K: 0 S: 4	H: 1 LOB: 1 BB: 0 P: 4	R: 0 E: 0 K: 0 S: 4	H: 1 LOB: 1 BB: 0 P: 4	R: 0 E: 0 K: 0 S: 3	H: 0 LOB: 0 BB: 0 P: 3	R: 1 E: 0 K: 1 S: 8	H: 3 LOB: 3 BB: 1 P: 12	1B: 10 2B: 0 3B: 0 HR: 0	SF: 0 SAC: 0 DP: 0 HBP: 1	WP: 1 PB: 0 SB: 0 CS: 0	PA: 40
<b>PITCHER</b>	IP WLS BF H R ER SO BB IBB HBP BLK WP HR S P ERA WHIP																			
Joe Horlen, R (1, 1) ERA: 2.45	7.0 W 30 3 1 1 1 1 0 0 0 0 1 0 11 15 4.50 2.000																			
Hoyt Wilhelm, R (8, 1) ERA: 1.5	2.0 S 10 3 1 1 1 1 0 0 0 0 1 0 11 15 4.50 2.000																			



Batter	1	2	3	4	5	6	7	8	9	AB	R	H	RBI	BB	SO	LOB	TOP		
<b>Buddy Bradford, R</b> OBP: 0.200, SLG: 0.111 (1, 9)										4	0	0	0	0	1	0	<b>Chicago White Sox @ Washington Senators</b> D.C. Stadium, Washington, DC Fri Sep 23 1966, 7:05 PM EDT Att: 2,978 - Unknown <a href="http://livebaseballscorecards.com">livebaseballscorecards.com</a>		
<b>Don Buford, S</b> OBP: 0.328, SLG: 0.353 (1, 5)								 BB		3	1	0	0	1	1	0			
<b>Tommie Agee, R</b> OBP: 0.325, SLG: 0.450 (1, 8)							 2B	 1-H		4	2	2	2	0	1	0			
<b>Bill Skowron, R</b> OBP: 0.308, SLG: 0.360 (1, 3)						 2-3				4	0	0	0	0	0	1			
<b>Duane Josephson, R</b> OBP: 0.389, SLG: 0.412 (1, 2)		 1B								3	0	1	0	0	0	1			
<b>Smoky Burgess, L</b> OBP: 0.408, SLG: 0.391 (9, PH)										1	0	1	0	0	0	0			
<b>Ed Stroud, L</b> OBP: 0.238, SLG: 0.300 (9, PR)										0	0	0	0	0	0	0			
<b>Ken Berry, R</b> OBP: 0.309, SLG: 0.382 (1, 7)		 2B								4	1	2	1	0	1	1			
<b>Jerry Adair, R</b> OBP: 0.290, SLG: 0.345 (1, 6)						 3-H		 2B		4	0	1	1	0	0	3			
<b>Al Weis, S</b> OBP: 0.223, SLG: 0.176 (7, PH)										2	0	0	0	0	1	2			
<b>John Romano, R</b> OBP: 0.345, SLG: 0.407 (7, 4)										1	0	0	0	0	0	1			
<b>Mary Staehle, L</b> OBP: 0.250, SLG: 0.250 (9, PH)										1	0	0	0	0	0	0			
<b>Tom McCraw, L</b> OBP: 0.283, SLG: 0.335 (9, PH)										1	0	0	0	0	0	1			
<b>Tommy John, R</b> OBP: 0.171, SLG: 0.239 (4, 1)										1	0	0	0	0	0	0			
<b>John Suzhardt, R</b> OBP: 0.186, SLG: 0.119 (6, PH)										0	0	0	0	0	0	0			
<b>Dick Kernworthy, R</b> OBP: 0.124, SLG: 0.114 (6, 1)										0	0	0	0	0	0	0			
<b>Dennis Higgins, R</b> OBP: 0.142, SLG: 0.114 (8, PH)										0	0	0	0	0	0	0			
<b>Jim Hicks, R</b> OBP: 0.142, SLG: 0.114 (8, PH)										0	0	0	0	0	0	0			
<b>Jack Lamabe, R</b> OBP: 0.107, SLG: 0.029 (8, 1)										0	0	0	0	0	0	0			
<b>Inning Stats</b>	R: 0 E: 0 K: 2 S: 7	H: 0 LOB: 0 BB: 0 P: 7	R: 0 E: 0 K: 1 S: 7	H: 2 LOB: 2 BB: 0 P: 7	R: 0 E: 0 K: 2 S: 7	H: 0 LOB: 0 BB: 0 P: 7	R: 0 E: 0 K: 0 S: 3	H: 0 LOB: 0 BB: 0 P: 3	R: 0 E: 0 K: 1 S: 5	H: 0 LOB: 0 BB: 0 P: 5	R: 2 E: 0 K: 0 S: 6	H: 3 LOB: 1 BB: 0 P: 6	R: 2 E: 0 K: 0 S: 4	H: 1 LOB: 0 BB: 1 P: 8	R: 0 E: 0 K: 0 S: 4	H: 1 LOB: 1 BB: 0 P: 4	1B: 1 2B: 5 3B: 0 HR: 1	SF: 0 SAC: 0 DP: 0 HBP: 0	WP: 0 PA: 35 PB: 0 SB: 0 CS: 0
<b>PITCHER</b>	IP WLS BF H R ER SO BB IBB HBP BLK WP HR S P ERA WHIP																		
<b>Pete Richert, L</b> ERA: 3.37 (1, 1)	7.2 W 30 6 4 4 6 1 0 0 0 0 1 41 45 4.70 0.913																		
<b>Ron Kline, R</b> ERA: 2.44 (8, 1)	1.1 S 5 1 0 0 0 0 0 0 0 0 0 0 5 5 0.00 0.750																		

Batter	1	2	3	4	5	6	7	8	9	AB	R	H	RBI	BB	SO	LOB	BOTTOM			
<b>Ed Brinkman, R</b> OBP: 0.266, SLG: 0.332 (1, 6)	 1B		 1B			 1-2				3	1	2	0	0	0	2	<b>Chicago White Sox @ Washington Senators</b> D.C. Stadium, Washington, DC Fri Sep 23 1966, 7:05 PM EDT Att: 2,978 - Unknown <a href="http://livebaseballscorecards.com">livebaseballscorecards.com</a>			
<b>Ken McMullen, R</b> OBP: 0.285, SLG: 0.354 (1, 5)	 1-2		 1B							4	1	1	0	0	1	4				
<b>Hank Allen, R</b> OBP: 0.429, SLG: 0.545 (1, 7)			 1-H 2-H		 2B					3	2	2	3	1	0	1				
<b>Fred Valentine, S</b> OBP: 0.354, SLG: 0.460 (1, 9) (6, 8)										4	0	0	0	0	1	2				
<b>Don Lock, R</b> OBP: 0.331, SLG: 0.386 (5, PH)										2	0	0	0	0	1	0				
<b>Willie Kirkland, L</b> OBP: 0.263, SLG: 0.329 (6, 9)										2	0	0	0	0	0	1				
<b>Ken Harrelson, R</b> OBP: 0.317, SLG: 0.350 (1, 3)		 S 1B		 1B	 2-H					4	0	3	1	0	1	0				
<b>Paul Casanova, R</b> OBP: 0.278, SLG: 0.402 (1, 2)	 1-3		 1B	 1-2			 1B			3	1	1	0	1	1	2				
<b>Tim Cullen, R</b> OBP: 0.185, SLG: 0.192 (1, 4)				 1-2			 1-2			4	0	1	0	0	2	4				
<b>Pete Richert, L</b> OBP: 0.191, SLG: 0.244 (1, 1)							 BB			2	0	1	1	1	0	0				
<b>Ron Kline, R</b> OBP: 0.333, SLG: 0.200 (8, 1)				 1-2 2-H						1	0	0	0	0	1	0				
<b>Inning Stats</b>	R: 0 E: 0 K: 1 S: 5	H: 1 LOB: 1 BB: 1 P: 9	R: 0 E: 0 K: 2 S: 8	H: 1 LOB: 0 BB: 0 P: 8	R: 3 E: 0 K: 1 S: 8	H: 3 LOB: 0 BB: 0 P: 8	R: 1 E: 0 K: 0 S: 6	H: 3 LOB: 2 BB: 0 P: 6	R: 1 E: 0 K: 0 S: 5	H: 2 LOB: 1 BB: 1 P: 9	R: 0 E: 0 K: 1 S: 5	H: 0 LOB: 0 BB: 0 P: 5	R: 0 E: 0 K: 2 S: 7	H: 1 LOB: 0 BB: 0 P: 7	R: 0 E: 0 K: 0 S: 4	H: 1 LOB: 0 BB: 0 P: 4		1B: 9 2B: 1 3B: 0 HR: 1	SF: 0 SAC: 1 DP: 0 HBP: 0	WP: 0 PA: 36 PB: 0 SB: 1 CS: 2
<b>PITCHER</b>	IP WLS BF H R ER SO BB IBB HBP BLK WP HR S P ERA WHIP																			
<b>Tommy John, L</b> ERA: 2.65 (1, 1)	3.1 L 18 8 4 4 4 1 0 0 0 0 0 25 29 10.80 2.700																			
<b>John Buzhardt, R</b> ERA: 3.94 (4, 1)	1.2 8 2 1 0 0 1 0 0 0 0 0 7 11 0.00 1.800																			
<b>Dennis Higgins, R</b> ERA: 2.52 (6, 1)	2.0 7 0 0 0 0 2 1 0 0 0 0 10 14 0.00 0.500																			
<b>Jack Lamabe, R</b> ERA: 3.77 (8, 1)	1.0 3 1 0 0 0 2 0 0 0 0 0 7 7 0.00 1.000																			



Batter	1	2	3	4	5	6	7	8	9	AB	R	H	RBI	BB	SO	LOB	TOP				
<b>Ken Berry, R</b> OBP: 0.307, SLG: 0.378 (1, 7)										4	1	0	1	0	1	3	<b>Chicago White Sox @ Washington Senators</b> D.C. Stadium, Washington, DC Sat Sep 24 1966, 3:33 AM EDT Att: 2,418 - Unknown <a href="http://livebaseballscorecards.com">livebaseballscorecards.com</a>				
<b>Don Buford, S</b> OBP: 0.327, SLG: 0.352 (1, 5)										5	1	1	1	0	0	4					
<b>Tommie Agee, R</b> OBP: 0.327, SLG: 0.450 (1, 8)										4	0	2	1	1	1	1					
<b>Bill Skowron, R</b> OBP: 0.306, SLG: 0.356 (1, 3)										3	0	0	0	0	1	2					
<b>Tom McCraw, L</b> OBP: 0.296, SLG: 0.337 (5, 3)										1	0	1	1	1	0	0					
<b>Jerry Adair, R</b> OBP: 0.287, SLG: 0.341 (1, 6)										5	0	0	0	0	1	5					
<b>Duane Josephson, R</b> OBP: 0.348, SLG: 0.364 (1, 2)										5	1	1	0	0	1	6					
<b>Buddy Bradford, R</b> OBP: 0.200, SLG: 0.143 (1, 9)										5	1	1	0	0	0	3					
<b>Al Weis, S</b> OBP: 0.223, SLG: 0.178 (1, 4)										4	1	1	1	0	1	1					
<b>Bruce Howard, S</b> OBP: 0.180, SLG: 0.093 (1, 1)										1	0	1	1	0	0	0					
<b>Juan Pizarro, L</b> OBP: 0.165, SLG: 0.200 (2, 1)										2	1	2	0	0	0	0					
<b>Hoyt Wilhelm, R</b> (9, 1)										0	0	0	0	0	0	0					
<b>Inning Stats</b>	R: 0 E: 0 K: 1 S: 5	H: 0 LOB: 1 BB: 1 P: 9	R: 2 E: 1 K: 0 S: 7	H: 3 LOB: 2 BB: 0 P: 7	R: 0 E: 0 K: 2 S: 8	H: 1 LOB: 1 BB: 0 P: 8	R: 1 E: 1 K: 0 S: 5	H: 1 LOB: 1 BB: 0 P: 5	R: 0 E: 0 K: 1 S: 5	H: 0 LOB: 0 BB: 0 P: 5	R: 0 E: 0 K: 1 S: 5	H: 0 LOB: 0 BB: 0 P: 5	R: 2 E: 3 K: 0 S: 6	H: 2 LOB: 2 BB: 1 P: 10	R: 0 E: 0 K: 0 S: 4	H: 1 LOB: 2 BB: 0 P: 4	R: 1 E: 1 K: 1 S: 8	H: 2 LOB: 2 BB: 0 P: 8	1B: 8 2B: 2 3B: 0 HR: 0	SF: 0 SAC: 2 DP: 1 HBP: 0	WP: 0 PA: 43 SB: 0 CS: 1
<b>PITCHER</b>	IP	WLS	BF	H	R	ER	SO	BB	IBB	HBP	BLK	WP	HR	S	P	ERA	WHIP				
<b>Mike McCormick, L</b> ERA: 3.51 (1, 1)	3.1	L	18	5	3	2	3	1	0	0	0	0	0	23	27	5.40	1.800				
<b>Bob Humphreys, R</b> ERA: 2.52 (4, 1)	1.2		5	0	0	0	1	0	0	0	0	0	0	7	7	0.00	0.000				
<b>Pete Craig, R</b> ERA: 4.5 (6, 1)	2.0		10	2	2	1	1	0	1	0	0	0	0	11	15	4.50	1.000				
<b>Dave Baldwin, R</b> ERA: 4.5 (8, 1)	2.0		10	3	1	1	1	0	0	0	0	0	0	12	12	4.50	1.500				

Batter	1	2	3	4	5	6	7	8	9	AB	R	H	RBI	BB	SO	LOB	BOTTOM				
<b>Ed Brinkman, R</b> OBP: 0.267, SLG: 0.333 (1, 6)										4	0	2	0	0	0	2	<b>Chicago White Sox @ Washington Senators</b> D.C. Stadium, Washington, DC Sat Sep 24 1966, 3:33 AM EDT Att: 2,418 - Unknown <a href="http://livebaseballscorecards.com">livebaseballscorecards.com</a>				
<b>Bob Saverine, S</b> OBP: 0.301, SLG: 0.334 (1, 4)										4	0	0	1	0	0	3					
<b>Fred Valentine, S</b> OBP: 0.351, SLG: 0.457 (1, 8)										4	0	0	0	0	1	1					
<b>Jim King, L</b> OBP: 0.329, SLG: 0.395 (1, 9)										4	1	2	1	0	1	0					
<b>Hank Allen, R</b> OBP: 0.389, SLG: 0.467 (1, 7)										4	0	1	0	0	1	0					
<b>Ken Harrelson, R</b> OBP: 0.319, SLG: 0.350 (1, 3)										3	0	1	0	1	1	2					
<b>Ken McMullen, R</b> OBP: 0.289, SLG: 0.354 (1, 5)										3	0	1	0	0	1	2					
<b>Willie Kirkland, L</b> OBP: 0.261, SLG: 0.327 (9, PH)										1	0	0	0	0	0	1					
<b>Paul Casanova, R</b> OBP: 0.278, SLG: 0.402 (1, 2)										3	1	1	0	0	2	2					
<b>Dick Phillips, L</b> OBP: 0.251, SLG: 0.167 (9, PH)										1	0	0	0	0	0	1					
<b>Mike McCormick, L</b> OBP: 0.246, SLG: 0.300 (1, 1)										0	0	0	0	0	0	0					
<b>Bob Humphreys, R</b> OBP: 0.333, SLG: 0.167 (4, 1)										0	0	0	0	0	0	0					
<b>Frank Howard, R</b> OBP: 0.346, SLG: 0.447 (5, PH)										1	0	0	0	0	0	1					
<b>Pete Richter, L</b> OBP: 0.167, SLG: 0.244 (5, PH)										0	0	0	0	0	0	0					
<b>Pete Craig, L</b> (6, 1)										0	0	0	0	0	0	0					
<b>Ken Hamlin, R</b> OBP: 0.272, SLG: 0.297 (7, PH)										0	0	0	0	1	0	0					
<b>Dave Baldwin, R</b> OBP: 0.260, SLG: 0.281 (8, 1)										0	0	0	0	0	0	0					
<b>Bob Chance, L</b> OBP: 0.260, SLG: 0.281 (9, PH)										1	0	0	0	0	0	1					
<b>Inning Stats</b>	R: 0 E: 0 K: 0 S: 3	H: 0 LOB: 0 BB: 0 P: 3	R: 0 E: 0 K: 0 S: 4	H: 2 LOB: 1 BB: 0 P: 4	R: 1 E: 1 K: 0 S: 5	H: 2 LOB: 1 BB: 0 P: 5	R: 0 E: 0 K: 2 S: 7	H: 0 LOB: 0 BB: 0 P: 7	R: 0 E: 0 K: 1 S: 7	H: 2 LOB: 2 BB: 0 P: 7	R: 0 E: 0 K: 2 S: 7	H: 0 LOB: 0 BB: 0 P: 7	R: 0 E: 0 K: 2 S: 7	H: 0 LOB: 2 BB: 2 P: 15	R: 1 E: 0 K: 0 S: 4	H: 1 LOB: 1 BB: 0 P: 4	R: 0 E: 0 K: 0 S: 4	H: 1 LOB: 1 BB: 0 P: 4	1B: 7 2B: 0 3B: 0 HR: 1	SF: 0 SAC: 1 DP: 1 HBP: 0	WP: 0 PA: 36 SB: 0 CS: 0
<b>PITCHER</b>	IP	WLS	BF	H	R	ER	SO	BB	IBB	HBP	BLK	WP	HR	S	P	ERA	WHIP				
<b>Bruce Howard, R</b> ERA: 2.3 (1, 1)	1.0		4	1	0	0	0	0	0	0	0	0	0	4	4	0.00	1.000				
<b>Juan Pizarro, L</b> ERA: 3.75 (2, 1)	7.0	W	29	7	2	2	7	2	0	0	0	0	1	41	49	2.57	1.286				
<b>Hoyt Wilhelm, R</b> ERA: 1.48 (9, 1)	1.0	S	3	0	0	0	0	0	0	0	0	0	0	3	3	0.00	0.000				



Batter	1	2	3	4	5	6	7	8	9	AB	R	H	RBI	BB	SO	LOB	TOP										
Ed Stroud, L OBP: 0.269, SLG: 0.320 (1, 7)										5	1	2	0	0	0	2											
Don Buford, S OBP: 0.328, SLG: 0.358 (1, 5)										4	2	2	2	0	0	1											
Tommie Agee, R OBP: 0.327, SLG: 0.449 (1, 8)										4	0	1	0	0	0	3											
Bill Skowron, R OBP: 0.308, SLG: 0.361 (8, PR)										4	0	2	1	0	0	1											
Floyd Robinson, L OBP: 0.330, SLG: 0.325 (8, 9)										0	0	0	0	0	0	0											
Tom McCraw, L OBP: 0.286, SLG: 0.334 (8, 3)										3	0	0	1	0	2	2											
Jerry Adair, R OBP: 0.287, SLG: 0.340 (1, 6)										4	0	1	0	0	0	2											
J.C. Martin, L OBP: 0.364 (6, PR)										3	0	1	0	0	0	3											
Wayne Causey, L OBP: 0.319, SLG: 0.286 (6, 4)										1	0	0	0	0	1												
Al Weis, S OBP: 0.226, SLG: 0.181 (6, PH)										2	0	1	0	0	1	0											
John Romano, R OBP: 0.344, SLG: 0.405 (6, 2)										2	0	0	0	0	1	1											
Jack Lamabe, R OBP: 0.083, SLG: 0.057 (3, 1)										1	1	1	0	0	0	0											
John Buzhardt, R OBP: 0.156, SLG: 0.116 (7, PH)										1	0	0	0	0	1	1											
Dick Kenworthy, R OBP: 0.214, SLG: 0.214 (7, 1)										1	0	1	0	0	0	0											
Greg Bollo, R OBP: 0.287, SLG: 0.385 (9, PH)										1	0	0	0	0	0	0											
Smoky Burgess, L OBP: 0.303, SLG: 0.385 (9, PH)										1	0	0	0	0	0	0											
<b>Inning Stats</b>	R: 2 E: 1 K: 0 S: 7	H: 4 LOB: 2 BB: 0 P: 7	R: 2 E: 0 K: 1 S: 7	H: 2 LOB: 0 BB: 0 P: 7	R: 0 E: 0 K: 1 S: 5	H: 0 LOB: 0 BB: 0 P: 5	R: 0 E: 0 K: 1 S: 6	H: 2 LOB: 1 BB: 0 P: 6	R: 0 E: 0 K: 0 S: 3	H: 1 LOB: 1 BB: 0 P: 3	R: 0 E: 0 K: 1 S: 5	H: 1 LOB: 1 BB: 0 P: 6	R: 0 E: 0 K: 0 S: 4	H: 1 LOB: 1 BB: 0 P: 4	R: 0 E: 0 K: 1 S: 6	H: 1 LOB: 1 BB: 0 P: 6	R: 0 E: 0 K: 0 S: 3	H: 0 LOB: 0 BB: 0 P: 3	1B: 10 2B: 1 3B: 0 HR: 1	SF: 0 SAC: 0 DP: 2 HBP: 1	WP: 0 PB: 1 SB: 0 CS: 2	PA: 38					
<b>PITCHER</b>	IP	WLS	BF	H	R	ER	SO	BB	IBB	HBP	BLK	WP	HR	S	P	ERA	WHIP										
Phil Ortega, R ERA: 3.92 (1, 1)	2.0		12	6	4	3	1	0	0	0	0	0	1	14	14	13.50	3.000										
Dick Lines, L ERA: 2.39 (3, 1)	5.1	W	20	6	0	0	4	0	0	1	0	0	0	27	28	0.00	1.125										
Ron Kline, R ERA: 2.39 (8, 1)	1.2	S	5	0	0	0	0	0	0	0	0	0	0	5	5	0.00	0.000										

Chicago White Sox @ Washington Senators  
D.C. Stadium, Washington, DC  
Sun Sep 25 1966, 3:33 AM EDT  
Unknown

AB 36  
R 4  
H 12  
RBI 4  
BB 0  
SO 5  
LOB 17



Batter	1	2	3	4	5	6	7	8	9	AB	R	H	RBI	BB	SO	LOB	BOTTOM										
Ed Brinkman, R OBP: 0.267, SLG: 0.332 (1, 6)										5	0	1	0	0	0	0											
Bob Saverine, S OBP: 0.301, SLG: 0.334 (1, 4)										0	0	0	0	0	0	0											
Tim Cullen, R OBP: 0.258, SLG: 0.267 (1, 4)										4	3	3	0	0	0	1											
Fred Valentine, S OBP: 0.352, SLG: 0.457 (1, 8)										4	1	2	0	0	0	2											
Jim King, L OBP: 0.331, SLG: 0.407 (1, 9)										4	1	2	2	0	0	3											
Hank Allen, R OBP: 0.500, SLG: 0.579 (1, 7)										4	0	4	2	0	0	0											
Ken Harrelson, R OBP: 0.318, SLG: 0.349 (1, 3)										4	0	1	1	0	0	5											
Ken McMullen, R OBP: 0.289, SLG: 0.353 (1, 5)										4	1	1	0	0	0	6											
Paul Casanova, R OBP: 0.278, SLG: 0.400 (1, 2)										4	0	1	0	0	0	0											
Phil Ortega, R OBP: 0.148, SLG: 0.056 (1, 1)										0	0	0	0	0	0	0											
Dick Phillips, L OBP: 0.225, SLG: 0.162 (2, PH)										1	0	0	0	0	0	1											
Dick Lines, R (3, 1)										2	0	0	0	0	1	0											
Ron Kline, R OBP: 0.286, SLG: 0.167 (8, 1)										1	0	0	0	0	1	0											
<b>Inning Stats</b>	R: 2 E: 0 K: 0 S: 6	H: 3 LOB: 1 BB: 0 P: 6	R: 1 E: 0 K: 0 S: 4	H: 2 LOB: 0 BB: 0 P: 4	R: 1 E: 0 K: 0 S: 6	H: 3 LOB: 0 BB: 0 P: 6	R: 0 E: 0 K: 1 S: 5	H: 0 LOB: 0 BB: 0 P: 5	R: 2 E: 0 K: 0 S: 6	H: 4 LOB: 1 BB: 0 P: 6	R: 0 E: 0 K: 0 S: 4	H: 1 LOB: 1 BB: 0 P: 4	R: 0 E: 0 K: 0 S: 5	H: 2 LOB: 2 BB: 0 P: 5	R: 0 E: 0 K: 1 S: 5	H: 0 LOB: 0 BB: 0 P: 5	R: 0 E: 0 K: 0 S: 5	H: 0 LOB: 0 BB: 0 P: 5	1B: 14 2B: 0 3B: 0 HR: 1	SF: 0 SAC: 0 DP: 2 HBP: 0	WP: 0 PB: 0 SB: 0 CS: 0	PA: 37					
<b>PITCHER</b>	IP	WLS	BF	H	R	ER	SO	BB	IBB	HBP	BLK	WP	HR	S	P	ERA	WHIP										
Jack Lamabe, R ERA: 4.0 (1, 1)	2.1		14	8	4	4	0	0	0	0	0	0	0	17	17	4.91	3.429										
John Buzhardt, R ERA: 3.96 (3, 1)	3.2	L	15	5	2	2	1	0	0	0	0	0	0	17	17	4.91	1.364										
Greg Bollo, R ERA: 3.0 (7, 1)	2.0		8	2	0	0	1	0	0	0	0	0	0	10	10	0.00	1.000										

Chicago White Sox @ Washington Senators  
D.C. Stadium, Washington, DC  
Sun Sep 25 1966, 3:33 AM EDT  
Unknown

AB 37  
R 6  
H 15  
RBI 5  
BB 0  
SO 2  
LOB 18





Batter	1	2	3	4	5	6	7	8	9	10	11	AB	R	H	RBI	BB	SO	LOB	TOP						
Ken Berry, R OBP: 0.308, SLG: 0.381 (1, 7)												5	1	2	0	0	0	4							
Buddy Bradford, R OBP: 0.200, SLG: 0.111 (1, 9)												4	0	0	0	1	0	3							
Jerry Adair, R OBP: 0.286, SLG: 0.337 (1, 6)												3	0	0	0	1	0	0							
Tommy Agee, R OBP: 0.327, SLG: 0.448 (1, 8)												4	0	1	0	0	0	2							
Duane Josephson, R OBP: 0.357, SLG: 0.370 (1, 2)												5	0	2	1	0	0	2							
Jim Hicks, R OBP: 0.100, SLG: 0.100 (1, 3)												3	0	0	0	0	0	3							
Tom McCraw, L OBP: 0.285, SLG: 0.333 (6, 3)												1	0	0	0	0	0	0							
John Romano, R OBP: 0.344, SLG: 0.404 (10, PH)												1	0	0	0	0	0	2							
Pete Ward, L OBP: 0.292, SLG: 0.293 (10, 3)												0	0	0	0	0	0	0							
Dick Kenworthy, R OBP: 0.235, SLG: 0.235 (6, 1)												3	0	1	0	0	0	0							
Hoyt Wilhelm, R OBP: 0.125, SLG: 0.250 (6, 1)												2	0	1	0	0	0	0							
Al Weis, S OBP: 0.228, SLG: 0.179 (1, 4)												2	0	0	0	1	0	0							
Bill Skowron, R OBP: 0.310, SLG: 0.361 (9, PH)												0	0	0	0	1	0	0							
Floyd Robinson, L OBP: 0.330, SLG: 0.325 (9, PR)												0	0	0	0	0	0	0							
Wayne Causey, L OBP: 0.318, SLG: 0.285 (9, 4)												1	0	0	0	0	0	0							
Fred Klages, R OBP: 0.500, SLG: 0.500 (1, 1)												2	0	1	0	0	1	2							
Don Buford, S OBP: 0.327, SLG: 0.356 (6, 5)												3	0	0	0	0	1	2							
<b>Inning Stats</b>	R: 1 E: 1 K: 0 S: 5	H: 2 LOB: 2 BB: 1 P: 9	R: 0 E: 0 K: 0 S: 5	H: 2 LOB: 0 BB: 0 P: 5	R: 0 E: 0 K: 0 S: 3	H: 0 LOB: 0 BB: 0 P: 3	R: 0 E: 0 K: 1 S: 6	H: 1 LOB: 2 BB: 1 P: 10	R: 0 E: 0 K: 0 S: 3	H: 0 LOB: 0 BB: 0 P: 3	R: 0 E: 0 K: 1 S: 5	H: 0 LOB: 0 BB: 0 P: 5	R: 0 E: 0 K: 0 S: 2	H: 0 LOB: 1 BB: 1 P: 7	R: 0 E: 0 K: 0 S: 4	H: 1 LOB: 2 BB: 1 P: 8	R: 0 E: 0 K: 0 S: 5	H: 2 LOB: 2 BB: 0 P: 5	R: 0 E: 0 K: 0 S: 3	H: 0 LOB: 0 BB: 0 P: 3	1B: 6 2B: 2 3B: 0 HR: 0	SF: 0 SAC: 1 DP: 2 HBP: 1	WP: 0 PB: 0 SB: 0 CS: 0	PA: 45	
<b>PITCHER</b>	IP ERA WLS BF H R ER SO BB IBB HBP BLK WP HR S P ERA WHIP	8.0 3.75 13 3 0 0 0 2 3 0 0 0 0 0 12 16 0.00 1.000																							

Chicago White Sox @ Washington Senators  
D.C. Stadium, Washington, DC  
Sun Sep 25 1966, 3:38 AM EDT  
Att: 2,920 - Unknown

livebaseballscores.com

AB 39  
R 1  
H 8  
RBI 1  
BB 4  
SO 2  
LOB 20



Batter	1	2	3	4	5	6	7	8	9	10	11	AB	R	H	RBI	BB	SO	LOB	BOTTOM			
Ed Brinkman, R OBP: 0.265, SLG: 0.329 (1, 6)												4	0	0	0	0	0	1				
Tim Cullen, R OBP: 0.278, SLG: 0.285 (1, 4)												4	1	1	0	1	1	0				
Fred Valentine, S OBP: 0.353, SLG: 0.456 (1, 8) (7, 9) (9, 8)												3	1	1	0	1	0	2				
Frank Howard, R OBP: 0.347, SLG: 0.444 (1, 7)												3	0	0	0	0	1	3				
Don Lock, R OBP: 0.331, SLG: 0.386 (7, 8)												1	0	0	0	0	0	0				
Jim King, L OBP: 0.330, SLG: 0.405 (8, PH)												1	0	0	0	0	0	2				
Mike McCormick, L OBP: 0.246, SLG: 0.303 (9, 1)												0	0	0	0	0	0	0				
Bob Saverine, S OBP: 0.300, SLG: 0.333 (11, PH)												1	0	0	0	0	0	1				
Hank Allen, R OBP: 0.481, SLG: 0.542 (1, 9) (7, 7)												5	0	2	1	0	1	3				
Dick Nan, L OBP: 0.250, SLG: 0.319 (1, 3)												3	0	0	0	0	0	1				
Ken McMullen, R OBP: 0.287, SLG: 0.351 (1, 5)												4	0	0	0	0	0	1				
Paul Casanova, R OBP: 0.278, SLG: 0.401 (1, 2)												4	0	1	0	0	0	0				
Barry Moore, L OBP: 0.105, SLG: 0.105 (1, 1)												2	0	0	0	0	0	1				
Willie Kirkland, L OBP: 0.264, SLG: 0.329 (8, PH) (9, 9)												2	0	1	0	0	0	0				
<b>Inning Stats</b>	R: 0 E: 0 K: 0 S: 3	H: 0 LOB: 0 BB: 0 P: 3	R: 0 E: 0 K: 1 S: 5	H: 0 LOB: 0 BB: 0 P: 5	R: 0 E: 0 K: 0 S: 4	H: 1 LOB: 1 BB: 0 P: 4	R: 1 E: 1 K: 1 S: 7	H: 1 LOB: 1 BB: 0 P: 7	R: 0 E: 0 K: 0 S: 3	H: 0 LOB: 2 BB: 1 P: 8	R: 0 E: 0 K: 0 S: 4	H: 0 LOB: 0 BB: 0 P: 3	R: 0 E: 0 K: 0 S: 3	H: 1 LOB: 2 BB: 1 P: 8	R: 0 E: 0 K: 0 S: 3	H: 0 LOB: 0 BB: 0 P: 3	R: 0 E: 0 K: 1 S: 6	H: 2 LOB: 1 BB: 0 P: 6	1B: 5 2B: 2 3B: 0 HR: 0	SF: 0 SAC: 3 DP: 1 HBP: 0	WP: 1 PB: 0 SB: 1 CS: 0	PA: 41
<b>PITCHER</b>	IP ERA WLS BF H R ER SO BB IBB HBP BLK WP HR S P ERA WHIP	5.1 0.87 21 2 1 1 1 2 1 0 0 0 1 0 24 28 0.00 0.562																				

Chicago White Sox @ Washington Senators  
D.C. Stadium, Washington, DC  
Sun Sep 25 1966, 3:38 AM EDT  
Att: 2,920 - Unknown

livebaseballscores.com

AB 36  
R 2  
H 6  
RBI 1  
BB 2  
SO 3  
LOB 15





Batter	1	2	3	4	5	6	7	8	9	AB	R	H	RBI	BB	SO	LOB	TOP																
Reggie Smith, S OBP: 0.190, SLG: 0.238 (1, 8)	0-0 4-3		0-0 6-3		0-0 F7			0-0 F6		4	0	0	0	0	0	0	Boston Red Sox @ Chicago White Sox Comiskey Park, Chicago, IL Tue Sep 27 1966, 8:05 PM EDT Unknown																
Joe Foy, R OBP: 0.365, SLG: 0.415 (1, 5)	0-0 F6		0-0 6-3		0-0 5-3			0-0 WP 1B		4	0	1	0	0	0	0																	
Carl Yastrzemski, L OBP: 0.369, SLG: 0.431 (1, 7)	0-0 F8			4-0 WP BB BB		0-0 G6-4-3 1B		4-0 1-2 IBB		2	0	1	0	2	0	0																	
Tony Conigliaro, R OBP: 0.330, SLG: 0.486 (1, 9)		0-3 K		4-0 FC5 WP BB 1-2		0-3 K		0-0 6-3		3	0	0	0	1	2	3																	
George Scott, R OBP: 0.324, SLG: 0.434 (1, 3)		0-0 F9		0-0 5-3		0-0 G6-4-3 1-2 2-3		0-3 K		4	0	0	0	0	1	3																	
Dalton Jones, L OBP: 0.303, SLG: 0.365 (1, 4)		0-0 1B		0-0 F8			0-0 G3		0-0 G3	4	0	1	0	0	0	2																	
Rico Petrocelli, R OBP: 0.298, SLG: 0.386 (1, 6)		0-0 1B		4-0 1B			0-0 1-3		0-0 4-3	3	0	1	0	1	0	0																	
Bob Tillman, R OBP: 0.299, SLG: 0.313 (1, 2)		0-3 K		0-0 FC5			0-0 F3			3	0	0	0	0	1	5																	
Lee Stange, R OBP: 0.311, SLG: 0.077 (1, 1)			0-3 K		0-0 6-3			0-0 6-3		3	0	0	0	0	1	0																	
<b>Inning Stats</b>	R: 0 E: 0 K: 0 S: 3	H: 0 LOB: 0 BB: 0 P: 3	R: 0 E: 0 K: 2 S: 9	H: 2 LOB: 2 BB: 0 P: 9	R: 0 E: 0 K: 1 S: 5	H: 0 LOB: 0 BB: 0 P: 5	R: 0 E: 0 K: 0 S: 3	H: 0 LOB: 3 BB: 0 P: 15	R: 0 E: 0 K: 0 S: 3	H: 0 LOB: 0 BB: 0 P: 3	R: 0 E: 0 K: 1 S: 5	H: 1 LOB: 0 BB: 0 P: 5	R: 0 E: 0 K: 0 S: 3	H: 0 LOB: 0 BB: 0 P: 3	R: 0 E: 0 K: 1 S: 4	H: 1 LOB: 2 BB: 1 P: 8	R: 0 E: 0 K: 1 S: 5	H: 0 LOB: 0 BB: 0 P: 5	1B: 4 2B: 0 3B: 0 HR: 0	SF: 0 SAC: 0 DP: 1 HBP: 0	WP: 2 PB: 1 SB: 0 CS: 0	PA: 34											
<b>PITCHER</b>	IP WLS BF H R ER SO BB IBB HBP BLK WP HR S P ERA WHIP	IP WLS BF H R ER SO BB IBB HBP BLK WP HR S P ERA WHIP																															
Joe Horlen, R ERA: 2.35 (1, 1)	8.0	31	4	0	0	4	2	2	0	0	0	2	0	35	51	0.00	0.750																
Hoyt Wilhelm, R ERA: 1.47 (9, 1)	1.0	W	3	0	0	0	1	0	0	0	0	0	0	5	5	0.00	0.000																


AB	30
R	0
H	4
RBI	0
BB	4
SO	5
LOB	13




Batter	1	2	3	4	5	6	7	8	9	AB	R	H	RBI	BB	SO	LOB	BOTTOM																
Ed Stroud, L OBP: 0.233, SLG: 0.276 (1, 9)	0-0 F7		0-0 F6			0-0 1-3		0-3 K		4	0	0	0	0	1	2	Boston Red Sox @ Chicago White Sox Comiskey Park, Chicago, IL Tue Sep 27 1966, 8:05 PM EDT Unknown																
Mary Staehle, L OBP: 0.286, SLG: 0.167 (1, 4)	4-0 BB BB		0-0 F8			0-3 K		0-0 F3		2	0	0	0	1	1	0																	
Pete Ward, L OBP: 0.291, SLG: 0.292 (8, PH)										1	0	0	0	0	0	2																	
Hoyt Wilhelm, R OBP: 0.125, SLG: 0.250 (9, 1)										0	0	0	0	0	0	0																	
Don Buford, S OBP: 0.325, SLG: 0.354 (1, 5)	0-0 F7			0-0 B3		0-0 F8		0-0 F1		4	0	0	0	0	0	1																	
Tommie Agee, R OBP: 0.327, SLG: 0.446 (1, 8)	0-0 2-3			0-0 6-3		0-0 5-3		0-0 S 1B		4	1	1	0	0	0	1																	
Tom McCraw, L OBP: 0.285, SLG: 0.332 (1, 3)		0-0 6-3		0-0 G3		0-0 CS 1B		0-0 F6		4	0	1	0	0	0	1																	
J.C. Martin, L OBP: 0.316, SLG: 0.363 (1, 2)		0-0 5-3 1B			0-0 B1-3		0-0 F5		4-0 1B	3	0	1	0	1	0	1																	
Ken Berry, R OBP: 0.312, SLG: 0.383 (1, 7)		0-0 5-3		0-0 1B				4-0 SH3-4 BB		3	0	2	1	1	0	1																	
Jerry Adair, R OBP: 0.285, SLG: 0.336 (1, 6)		0-0 4-3			0-0 F4			0-0 SH3-4		2	0	0	0	0	0	2																	
Joe Horlen, R OBP: 0.102, SLG: 0.071 (1, 1)			0-0 1-3					4-0 IBB		2	0	0	0	0	0	1																	
Smoky Burgess, L OBP: 0.410, SLG: 0.385 (8, PH)										0	0	0	0	1	0	0																	
Buddy Bradford, R OBP: 0.200, SLG: 0.111 (6, PR)										0	0	0	0	0	0	0																	
A Weis, S OBP: 0.228, SLG: 0.179 (9, 4)										0	0	0	0	0	0	0																	
<b>Inning Stats</b>	R: 0 E: 0 K: 0 S: 3	H: 0 LOB: 1 BB: 1 P: 7	R: 0 E: 0 K: 0 S: 4	H: 1 LOB: 1 BB: 0 P: 4	R: 0 E: 0 K: 0 S: 3	H: 0 LOB: 0 BB: 0 P: 3	R: 0 E: 0 K: 0 S: 3	H: 0 LOB: 0 BB: 0 P: 3	R: 0 E: 0 K: 1 S: 5	H: 0 LOB: 0 BB: 0 P: 5	R: 0 E: 0 K: 1 S: 3	H: 1 LOB: 0 BB: 0 P: 3	R: 0 E: 0 K: 0 S: 3	H: 1 LOB: 2 BB: 2 P: 13	R: 0 E: 0 K: 0 S: 4	H: 2 LOB: 2 BB: 1 P: 8	R: 1 E: 0 K: 0 S: 4	H: 2 LOB: 2 BB: 1 P: 8	1B: 5 2B: 0 3B: 0 HR: 0	SF: 0 SAC: 1 DP: 0 HBP: 0	WP: 0 PB: 0 SB: 2 CS: 1	PA: 34											
<b>PITCHER</b>	IP WLS BF H R ER SO BB IBB HBP BLK WP HR S P ERA WHIP	IP WLS BF H R ER SO BB IBB HBP BLK WP HR S P ERA WHIP																															
Lee Stange, R ERA: 3.3 (1, 1)	8.2	L	34	5	1	1	2	2	2	0	0	0	0	34	50	1.04	0.808																





Batter	1	2	3	4	5	6	7	8	9	AB	R	H	RBI	BB	SO	LOB	TOP								
<b>Reggie Smith, S</b> OBP: 0.154, SLG: 0.192 (1, 8)	0-0 6-3		0-0 5-3		0-0 F5		0-3 K		0-0 F8	5	0	0	0	0	1	2	<b>Boston Red Sox @ Chicago White Sox</b> Comiskey Park, Chicago, IL Tue Sep 27 1966, 8:05 PM EDT Att: 7,666 - Unknown  <b>AB 36</b> <b>R 2</b> <b>H 9</b> <b>RBI 2</b> <b>BB 1</b> <b>SO 2</b> <b>LOB 18</b> 								
<b>Joe Foy, R</b> OBP: 0.364, SLG: 0.413 (1, 5)	0-0 1B		0-0 6-3		0-0 F9		0-0 6-3			4	0	1	0	0	0	1									
<b>George Thomas, R</b> OBP: 0.332, SLG: 0.347 (1, 7) <b>Carl Yastrzemski, L</b> OBP: 0.368, SLG: 0.431 (9, 7)	0-0 1-3 1B		0-0 5-3			0-0 3B 1B		0-0 1-3 1B		4	1	3	0	0	0	0									
<b>Tony Conigliaro, R</b> OBP: 0.330, SLG: 0.487 (1, 9)	0-0 G6-4-3 1-2			0-0 F8		0-0 1-H E 3B		0-0 F8		4	1	1	1	0	0	3									
<b>George Scott, R</b> OBP: 0.324, SLG: 0.433 (1, 3)		0-0 F9		0-0 FC6-4 1B		0-0 E5 1-3		0-0 1-3		4	0	1	1	0	0	1									
<b>Rico Petrocelli, R</b> OBP: 0.296, SLG: 0.383 (1, 6)		0-0 F8		0-0 F8		0-0 3-H 1-2		0-0 1-3		4	0	0	0	0	0	3									
<b>Mike Andrews, R</b> OBP: 0.167, SLG: 0.167 (1, 4)		0-0 BB 1B		0-0 FC6-4 1-2		0-3 K		0-0 FC6-4 1B		4	0	2	0	0	1	2									
<b>Bob Tillman, R</b> OBP: 0.303, SLG: 0.314 (1, 2)		4-0 1-2 BB			0-0 1B		0-0 1-3		0-0 F6	3	0	1	0	1	0	2									
<b>Dan Osinski, R</b> OBP: 0.333, SLG: 0.333 (1, 1) <b>John Wyatt, R</b> (6, 1) <b>Don Demeter, R</b> OBP: 0.284, SLG: 0.458 (7, PH) <b>Jim Lonborg, R</b> OBP: 0.125, SLG: 0.167 (7, 1)		0-0 F8			0-0 F3		0-0 5-3		0-0 FC6-4 1-2	2	0	0	0	0	0	3									
<b>Inning Stats</b>	R: 0 E: 0 K: 0 S: 4	H: 2 LOB: 1 BB: 0 P: 4	R: 0 E: 0 K: 0 S: 4	H: 1 LOB: 2 BB: 1 P: 8	R: 0 E: 0 K: 0 S: 3	H: 0 LOB: 0 BB: 0 P: 3	R: 0 E: 0 K: 0 S: 4	H: 1 LOB: 1 BB: 0 P: 4	R: 0 E: 0 K: 1 S: 8	H: 2 LOB: 1 BB: 0 P: 8	R: 0 E: 0 K: 0 S: 4	H: 1 LOB: 1 BB: 0 P: 4	R: 0 E: 0 K: 0 S: 4	H: 1 LOB: 1 BB: 0 P: 4	R: 0 E: 0 K: 0 S: 4	H: 1 LOB: 1 BB: 0 P: 4		1B: 8 2B: 0 3B: 1 HR: 0	SF: 0 SAC: 0 DP: 1 HBP: 0	WP: 0 PB: 0 SB: 0 CS: 0	PA: 37				
<b>PITCHER</b>	IP	WLS	BF	H	R	ER	SO	BB	IBB	HBP	BLK	WP	HR	S	P	ERA	WHIP								
<b>Tommy John, L</b> ERA: 2.65 (1, 1)	7.0	L	29	7	2	2	2	1	0	0	0	0	0	32	36	2.57	1.143								
<b>John Buzhardt, R</b> ERA: 3.91 (8, 1)	2.0		8	2	0	0	0	0	0	0	0	0	0	8	8	0.00	1.000								

Batter	1	2	3	4	5	6	7	8	9	AB	R	H	RBI	BB	SO	LOB	BOTTOM								
<b>Ed Stroud, L</b> OBP: 0.206, SLG: 0.242 (1, 9)	0-0 G3			0-3 K	0-0 F7		0-3 K			4	0	0	0	0	2	2	<b>Boston Red Sox @ Chicago White Sox</b> Comiskey Park, Chicago, IL Tue Sep 27 1966, 8:05 PM EDT Att: 7,666 - Unknown  <b>AB 31</b> <b>R 1</b> <b>H 5</b> <b>RBI 0</b> <b>BB 5</b> <b>SO 3</b> <b>LOB 17</b> 								
<b>Mary Staehle, L</b> OBP: 0.364, SLG: 0.222 (1, 4) <b>Al Weis, S</b> OBP: 0.228, SLG: 0.179 (8, FR) (9, 4)	0-0 FC4-6 1B			4-0 BB FC1-2 BB	0-0 FC6 1-2			0-0 E6 FC1-6		3	0	1	0	1	0	2									
<b>Don Buford, S</b> OBP: 0.326, SLG: 0.353 (1, 5)	0-0 FC4-6 1-2 CS			4-0 FC1-2 1-2 BB		4-0 G5-4-3 BB		0-0 F7		2	0	0	0	2	0	2									
<b>Tommie Agee, R</b> OBP: 0.326, SLG: 0.444 (1, 8)	0-0 CS	0-0 6-3		4-0 FC1-2 1-2 2-3 BB		0-0 G5-4-3 1-2		0-0 FC1-6 1-2		3	0	0	0	1	0	2									
<b>Tom McCraw, L</b> OBP: 0.287, SLG: 0.332 (1, 3)		0-0 F7		0-0 FC1-2 1-2 2-3 3-H		0-0 S 1B WP 1B		4-0 BB		3	1	1	0	1	0	3									
<b>Ken Berry, R</b> OBP: 0.311, SLG: 0.382 (1, 7)		0-0 1-3		0-0 F8		0-0 WP S 1B		0-0 G3		4	0	1	0	0	0	5									
<b>Duane Josephson, R</b> OBP: 0.323, SLG: 0.333 (1, 2) <b>Pete Ward, L</b> OBP: 0.290, SLG: 0.291 (9, PH)			0-0 5-3		0-0 F9		0-0 F3 1-3 2-H		0-0 6-3	3	0	0	0	0	0	1									
<b>Jerry Adair, R</b> OBP: 0.285, SLG: 0.335 (1, 6)			0-0 G3		0-0 G3		0-0 1B 1B		0-0 F9	4	0	1	0	0	0	0									
<b>Tommy John, R</b> OBP: 0.181, SLG: 0.246 (1, 1) <b>Smoky Burgess, L</b> OBP: 0.405, SLG: 0.379 (7, PH) <b>John Buzhardt, R</b> OBP: 0.156, SLG: 0.116 (8, 1) <b>Bill Skowron, R</b> OBP: 0.309, SLG: 0.360 (9, PH)			0-0 6-3		0-0 FC6 1-3 1B		0-0 1-3		0-3 K	2	0	1	0	0	0	0									
<b>Inning Stats</b>	R: 0 E: 0 K: 0 S: 3	H: 1 LOB: 0 BB: 0 P: 3	R: 0 E: 0 K: 0 S: 3	H: 0 LOB: 0 BB: 0 P: 3	R: 0 E: 0 K: 1 S: 5	H: 0 LOB: 3 BB: 3 P: 17	R: 0 E: 0 K: 0 S: 4	H: 2 LOB: 1 BB: 1 P: 8	R: 0 E: 0 K: 1 S: 5	H: 0 LOB: 0 BB: 0 P: 5	R: 0 E: 0 K: 0 S: 4	H: 0 LOB: 2 BB: 1 P: 8	R: 0 E: 0 K: 1 S: 5	H: 0 LOB: 0 BB: 0 P: 5	R: 0 E: 0 K: 1 S: 5	H: 0 LOB: 0 BB: 0 P: 5		1B: 5 2B: 0 3B: 0 HR: 0	SF: 0 SAC: 0 DP: 1 HBP: 0	WP: 1 PB: 0 SB: 3 CS: 1	PA: 37				
<b>PITCHER</b>	IP	WLS	BF	H	R	ER	SO	BB	IBB	HBP	BLK	WP	HR	S	P	ERA	WHIP								
<b>Dan Osinski, R</b> ERA: 3.61 (1, 1)	5.2	W	24	5	1	1	1	4	0	0	0	0	0	22	38	1.59	1.588								
<b>John Wyatt, R</b> ERA: 3.62 (6, 1)	0.1		1	0	0	0	0	0	0	0	0	1	0	1	1	0.00	0.000								
<b>Jim Lonborg, R</b> ERA: 3.86 (7, 1)	3.0	S	11	0	0	0	2	1	0	0	0	0	0	14	18	0.00	0.333								








Batter	1	2	3	4	5	6	7	8	9	AB	R	H	RBI	BB	SO	LOB	TOP			
Mike Hegan, L (1, 3) OBP: 0.286, SLG: 0.243	4-0 CS BB		0-0 4-3		0-0 1B		0-0 BB 1B		0-0 SH3-4	3	0	2	0	1	0	1				
Horace Clarke, S (1, 4) OBP: 0.324, SLG: 0.381	0-0 F7		0-0 F1		0-0 G3		4-0 BB 1B		0-0 E3 1B	4	1	0	1	1	0	5				
Bobby Murcer, L (1, 6) OBP: 0.232, SLG: 0.231	0-0 6-3			4-0 FC4-6 BB		0-0 CS 1B		0-0 G3	0-0 1B 1B	4	0	2	1	1	0	3				
Jim Bouton, R (9, 1) OBP: 0.128, SLG: 0.105									0-0 1B 1B	0	0	0	0	0	0	0				
Joe Pepitone, L (1, 8) OBP: 0.290, SLG: 0.463		0-0 1B WP 1B		0-0 FC4-6 1B		0-0 F8		0-0 1-3	0-0 F3	5	2	1	0	0	0	4				
Steve Whitaker, L (1, 9) OBP: 0.300, SLG: 0.495		0-0 G4-6-3 1B		0-0 4-3		0-0 1B		0-0 F9	0-0 1B	5	0	3	1	0	0	1				
Billy Bryan, L (1, 2) OBP: 0.229, SLG: 0.303		0-0 G4-6-3 1B		0-0 1B		0-3 K		0-0 1B	0-0 F8	5	0	2	1	0	1	4				
John Miller, R (1, 7) OBP: 0.105, SLG: 0.263								0-0 F8	0-0 6-3	4	0	0	0	0	2	2				
Mike Ferraro, R (1, 5) OBP: 0.280, SLG: 0.167			0-0 F9		0-0 5-3		0-0 F9		1-0 SH3-4 1B E HBP	3	0	0	0	0	0	0				
Bobby Richardson, R (9, PR) OBP: 0.280, SLG: 0.330										0	1	0	0	0	0	0				
Fritz Peterson, S (1, 1) OBP: 0.246, SLG: 0.299			0-0 F9		0-0 F6		0-0 BB 1B		0-0 SH3-4 1B	3	0	2	0	0	0	0				
Dooley Womack, L (7, 1) OBP: 0.200, SLG: 0.200										0	0	0	0	0	0	0				
Roy White, S (9, PH) OBP: 0.308, SLG: 0.345										1	1	1	0	0	0	0				
Ruben Amaro, R (9, 6) OBP: 0.217, SLG: 0.217										0	0	0	0	0	0	0				
<b>Inning Stats</b>	R: 0 E: 0 K: 0 S: 2	H: 0 LOB: 0 BB: 1 P: 6	R: 1 E: 0 K: 1 S: 6	H: 2 LOB: 0 BB: 0 P: 6	R: 0 E: 0 K: 1 S: 4	H: 1 LOB: 1 BB: 0 P: 4	R: 1 E: 0 K: 1 S: 6	H: 1 LOB: 1 BB: 1 P: 10	R: 0 E: 0 K: 0 S: 4	H: 2 LOB: 1 BB: 0 P: 6	R: 0 E: 0 K: 0 S: 5	H: 2 LOB: 3 BB: 1 P: 9	R: 0 E: 0 K: 0 S: 4	H: 1 LOB: 1 BB: 0 P: 4	R: 3 E: 1 K: 0 S: 7	H: 3 LOB: 2 BB: 0 P: 8	1B: 12 2B: 1 3B: 0 HR: 0	SF: 0 SAC: 1 DP: 1 HBP: 1	WP: 1 PB: 0 SB: 1 CS: 2	PA: 42
<b>PITCHER</b>	IP WLS BF H R ER SO BB IBB HBP BLK WP HR S P ERA WHIP	8.1 L 37 11 5 4 3 3 0 1 0 1 0 39 52 4.32 1.680	0.1 4 2 0 0 0 0 0 0 0 0 0 0 4 4 0.00 6.000	0.1 1 0 0 0 0 0 0 0 0 0 0 0 1 1 0.00 0.000	<b>PITCHER</b>															

New York Yankees @ Chicago White Sox  
Comiskey Park, Chicago, IL  
Sat Oct 01 1966, 4:33 AM EDT  
Att: 5,537 - Unknown

AB 37  
R 5  
H 13  
RBI 4  
BB 3  
SO 3  
LOB 20



Batter	1	2	3	4	5	6	7	8	9	AB	R	H	RBI	BB	SO	LOB	BOTTOM					
Buddy Bradford, R (1, 7) OBP: 0.231, SLG: 0.167	0-0 FC1-4 1B		0-0 F9		0-0 1B 1B		0-0 6-3		0-3 K	5	1	2	0	0	1	0						
Dick Kaworthy, R (1, 5) OBP: 0.238, SLG: 0.238	0-0 FC1-4 G3 BB		0-0 1-3		0-0 1B		0-0 6-3		0-0 3-1	4	0	1	0	0	0	1						
Don Buford, S (9, 5) OBP: 0.323, SLG: 0.349	1-2 G3 BB		0-3 K		1-3 1B		0-0 2B BB 1B		0-0 1-3	3	0	2	1	1	1	0						
Jim Hicks, R (1, 3) OBP: 0.208, SLG: 0.174	4-0 G3 BB				1-2 3-H 1B		0-0 BB 2B 1B		0-0 5-3	5	1	2	0	0	1	4						
Tom McCraw, L (7, PR) OBP: 0.290, SLG: 0.332																						
Tommie Agee, R (1, 8) OBP: 0.326, SLG: 0.447																						
Ken Berry, R (1, 9) OBP: 0.314, SLG: 0.380																						
Duane Josephson, R (1, 2) OBP: 0.316, SLG: 0.266																						
Lee Elia, R (1, 6) OBP: 0.269, SLG: 0.302																						
Deacon Jones, L (7, PH) OBP: 0.400, SLG: 0.400																						
Jerry Adair, R (8, 6) OBP: 0.282, SLG: 0.332																						
Mary Staehle, L (1, 4) OBP: 0.333, SLG: 0.143																						
Al Weis, S (9, 4) OBP: 0.227, SLG: 0.178																						
Joe Horlen, R (1, 1) OBP: 0.095, SLG: 0.067																						
Hoyt Wilhelm, R (9, 1) OBP: 0.125, SLG: 0.250																						
Juan Pizarro, L (9, 1) OBP: 0.178, SLG: 0.192																						
<b>Inning Stats</b>	R: 0 E: 0 K: 0 S: 4	H: 1 LOB: 2 BB: 1 P: 8	R: 0 E: 0 K: 0 S: 3	H: 0 LOB: 1 BB: 1 P: 7	R: 0 E: 0 K: 1 S: 5	H: 0 LOB: 0 BB: 0 P: 5	R: 1 E: 1 K: 0 S: 5	H: 1 LOB: 1 BB: 0 P: 5	R: 1 E: 0 K: 1 S: 8	H: 3 LOB: 2 BB: 0 P: 8	R: 0 E: 0 K: 0 S: 4	H: 1 LOB: 1 BB: 0 P: 4	R: 1 E: 0 K: 0 S: 5	H: 2 LOB: 3 BB: 2 P: 13	R: 0 E: 0 K: 2 S: 7	H: 0 LOB: 0 BB: 0 P: 7	R: 0 E: 0 K: 0 S: 3	H: 0 LOB: 0 BB: 0 P: 3	1B: 7 2B: 1 3B: 0 HR: 0	SF: 0 SAC: 0 DP: 0 HBP: 0	WP: 0 PB: 0 SB: 0 CS: 0	PA: 40
<b>PITCHER</b>	IP WLS BF H R ER SO BB IBB HBP BLK WP HR S P ERA WHIP	6.2 W 4 0 0 0 2 0 0 0 0 0 0 8 8 0.00 0.000	1.1 S 3 0 0 0 0 0 0 0 0 0 0 3 3 0.00 0.000	<b>PITCHER</b>																		

New York Yankees @ Chicago White Sox  
Comiskey Park, Chicago, IL  
Sat Oct 01 1966, 4:33 AM EDT  
Att: 5,537 - Unknown

AB 36  
R 3  
H 8  
RBI 3  
BB 4  
SO 4  
LOB 19

