Chicago White Sox - 1968

Cleveland Indians @ Chicago White Sox

Comiskey Park, Chicago, IL

Wed Apr 10 1968, 4:33 AM EST

Att. 7,756 - Unknown

TOP

livebaseballscorecards.com

Batter	1	2	3	4	5	6	7	8	9	AB	R	H	RBI	BB	SO	LOB
Tommy Harper, R (1, 7)	5-3		6-3		K	F8		K		5	0	0	0	0	2	3
Vern Fuller, R (1, 4) OBP: 0.400, SLG: 1.000	6-3		2-H 2B		2-H 3B		F3	6-3		5	1	2	2	0	0	0
Jose Cardenal, R (1, 8) OBP: 0.600, SLG: 1.200	2B		F7		3-H 3B		HR 1B	4-3		5	2	3	1	0	0	1
Duke Sims, L (1, 2) OBP: 0.600, SLG: 2.000	G3			L3	BB 3B		1-H HR		HR	4	3	2	3	1	0	1
Tony Horton, R (1, 3) OBP: 0.400, SLG: 0.800		K		1B	1-H 3-H 3B		E5 2B		F4	5	0	2	2	0	1	0
Vic Davalillo, L (1, 9) OBP: 0.200, SLG: 0.400		4-3		F9	4-3		1-3 2B		G3	5	0	1	0	0	0	2
Max Alvis, R (1, 5) OBP: 0.200, SLG: 0.800		F8		F9		F4	F6		HR	5	1	1	1	0	0	3
Larry Brown, R (1, 6) OBP: 0.800, SLG: 0.667			BB SH1-4 2B		SH3-4 3B 1B	SH3 1B	IBB		F8	3	2	2	0	2	0	0
Sonny Siebert, R (1, 1)			SH1-4 1-2		SH3-4 1-2	SH3 1-2	F3			1	0	0	0	0	0	3

	AB	R	H	RBI	BB	SO	LOB
TOP	38	9	13	9	3	3	13

Inning Stats	1	2	3	4	5	6	7	8	9
	R: 0 E: 0 K: 0 S: 4	H: 1 LOB: 1 BB: 0 P: 4	R: 0 E: 0 K: 1 S: 5	H: 0 LOB: 0 BB: 0 P: 5	R: 1 E: 0 K: 0 S: 4	H: 1 LOB: 1 BB: 1 P: 8	R: 0 E: 0 K: 0 S: 4	H: 1 LOB: 1 BB: 0 P: 4	R: 4 E: 0 K: 1 S: 9	H: 4 LOB: 1 BB: 1 P: 13	R: 0 E: 0 K: 0 S: 4	H: 1 LOB: 1 BB: 0 P: 4	R: 2 E: 1 K: 0 S: 7	H: 3 LOB: 3 BB: 1 P: 11	R: 0 E: 0 K: 1 S: 5	H: 0 LOB: 0 BB: 0 P: 5	R: 2 E: 0 K: 0 S: 5	H: 2 LOB: 0 BB: 0 P: 5

	1B	SF	WP	PA	44
	2B: 3	SAC: 3	PB: 0		
	3B: 3	DP: 0	SB: 0		
	HR: 3	HBP: 0	CS: 0		

PITCHER	IP	WLS	BF	H	R	ER	SO	BB	IBB	HBP	BLK	WP	HR	S	P	ERA	WHIP
Joe Horlen, R (1, 1) ERA: 9.0	5.0	L	24	7	5	5	2	2	0	0	0	0	0	26	34	9.00	1.800
Don McMahon, R (6, 1) ERA: 9.0	2.0		12	4	2	2	0	0	1	0	0	0	1	11	15	9.00	2.000
Wilbur Wood, L (8, 1) ERA:	1.0		3	0	0	0	1	0	0	0	0	0	0	5	5	0.00	0.000
Bob Priddy, R (9, 1) ERA: 18.0	1.0		5	2	2	2	0	0	0	0	0	0	2	5	5	18.00	2.000

PITCHER	IP	WLS	BF	H	R	ER	SO	BB	IBB	HBP	BLK	WP	HR	S	P	ERA	WHIP

Batter	1	2	3	4	5	6	7	8	9	AB	R	H	RBI	BB	SO	LOB
Luis Aparicio, R (1, 6)	5-3			1-3		K		6-3		4	0	0	0	0	1	0
Tom McCraw, L (1, 3)	F9			S, BB		PB, BB			4-3	2	0	0	0	2	0	0
Tommy Davis, R (1, 7)	K			F8 (1-2)		4-3 (1-2)			5-3	4	0	0	0	0	1	2
Pete Ward, L (1, 9)		K		BB		F5			6-3	3	0	0	0	1	1	1
Ken Boyer, R (1, 5) OBP: 0.333, SLG: 0.333		5-3		K			G5-4-3, 1B			3	0	1	0	0	1	2
Duane Josephson, R (1, 2) OBP: 0.333, SLG: 0.333		F8			1B		G5-4-3 (1-2f)			3	0	1	0	0	0	1
Ken Berry, R (1, 8)			F8		F7		5-3			3	0	0	0	0	0	1
Tim Cullen, R (1, 4)			F3		K			K		2	0	0	0	0	1	1
Don McMahon, R (6, 1)										0	0	0	0	0	0	0
Wilbur Wood, R (8, 1)										0	0	0	0	0	0	0
Walt Williams, R (8, PH)										1	0	0	0	0	1	0
Bob Priddy, R (9, 1)										0	0	0	0	0	0	0
Joe Horlen, R (1, 1)			G3		F5			4-3		1	0	0	0	0	0	0
Wayne Causey, L (5, PH)										2	0	0	0	0	0	1
(6, 4)																
Inning Stats	R: 0 E: 0 K: 1 S: 5 H: 0 LOB: 0 BB: 0 P: 5	R: 0 E: 0 K: 1 S: 5 H: 0 LOB: 0 BB: 0 P: 5	R: 0 E: 0 K: 0 S: 3 H: 0 LOB: 0 BB: 0 P: 3	R: 0 E: 0 K: 1 S: 5 H: 0 LOB: 2 BB: 2 P: 13	R: 0 E: 0 K: 1 S: 6 H: 1 LOB: 1 BB: 0 P: 6	R: 0 E: 0 K: 1 S: 5 H: 0 LOB: 1 BB: 1 P: 9	R: 0 E: 0 K: 0 S: 3 H: 1 LOB: 0 BB: 0 P: 3	R: 0 E: 0 K: 1 S: 5 H: 0 LOB: 0 BB: 0 P: 5	R: 0 E: 0 K: 0 S: 3 H: 0 LOB: 0 BB: 0 P: 3	1B: 2 2B: 0 3B: 0 HR: 0	SF: 0 SAC: 0 DP: 1 HBP: 0						

PITCHER		IP	WLS	BF	H	R	ER	SO	BB	IBB	HBP	BLK	WP	HR	S	P	ERA	WHIP
Sonny Siebert, R	(1, 1)	9.0	W	31	2	0	0	6	3	0	0	0	0	0	40	52	0.00	0.556
ERA:																		

PITCHER	IP	WLS	BF	H	R	ER	SO	BB	IBB	HBP	BLK	WP	HR	S	P	ERA	WHIP

BOTTOM

Cleveland Indians @ Chicago White Sox

Comiskey Park, Chicago, IL

Wed Apr 10 1968, 4:33 AM EST

Att. 7,756 - Unknown

livebaseballscorecards.com

AB	28
R	0
H	2
RBI	0
BB	3
SO	6
LOB	9

Tom Cullen, R	(1, 4)	0.0	L	3	0	0	0	0	0	0	0	0	0	0	0	0	0.00	0.000
Don McMahon, R	(6, 1)	1.0	L	3	0	0	0	1	0	0	0	0	0	0	0	11	0.00	0.000
Wilbur Wood, R	(8, 1)	1.0	L	3	0	0	0	1	0	0	0	0	0	0	0	12	0.00	0.000
Walt Williams, R	(8, PH)																	
Bob Priddy, R	(9, 1)	1.0	L	3	0	0	0	1	0	0	0	0	0	0	0	11	0.00	0.000
ERA:																		

Joe Horlen, R	(1, 1)	6.0	L	25	2	0	0	5	3	0	0	0	0	0	0	0	0.00	0.833
Wayne Causey, L	(5, PH)																	
	(6, 4)	2.0	L	6	0	0	0	1	0	0	0	0	0	0	0	0	0.00	0.000
ERA:																		

1B: 2	SF: 0	WP: 0	PA: 31
2B: 0	SAC: 0	PB: 1	
3B: 0	DP: 1	SB: 1	
HR: 0	HBP: 0	CS: 0	

Batter	1	2	3	4	5	6	7	8	9	AB	R	H	RBI	BB	SO	LOB
Luis Aparicio, R (1, 6) OBP: 0.222, SLG: 0.222	E S 1B		E4 5-3 WP 1B		F6	F8		F4		5	1	2	0	0	0	2
Tom McCraw, L (1, 3) OBP: 0.444, SLG: 0.286	K 1-3		5-3 2-3		E 1B 1B		BB BB 1B		5-3	5	1	2	0	0	1	2
Tommy Davis, R (1, 7) OBP: 0.222, SLG: 0.125	5-3		5-3 3-H		E6 1B 1-2		BB 1-2 BB		1B	4	0	1	0	1	0	2
Pete Ward, L (1, 9) OBP: 0.333, SLG: 0.143	BB		F8		G6-4-3 1-2 2-H 1B		K		L9	4	0	1	1	1	1	3
Ken Boyer, R (1, 5) OBP: 0.250, SLG: 0.250	K			5-3	G6-4-3 1-2f		K		1-2 1B	5	0	1	0	0	2	6
Sandy Alomar Sr., S (9, PR)										0	0	0	0	0	0	0
Duane Josephson, R (1, 2) OBP: 0.625, SLG: 0.400		4-3 HBP		1B BB		PB 1B	1-2 2-3 BB		F4	2	0	1	0	2	0	2
Ken Berry, R (1, 8)		4-3 1-2		F8	K 1-2	F6				3	0	0	0	0	1	3
Hoyt Wilhelm, R (6, 1)										0	0	0	0	0	0	0
Walt Williams, R (7, PH)										1	0	0	0	0	0	3
Wilbur Wood, R (7, 1)										0	0	0	0	0	0	0
Tim Cullen, R (1, 4) OBP: 0.500, SLG: 0.333		BB G4-6-3		1-2 1B		BB		F8		1	0	1	0	1	0	0
Wayne Causey, L (6, PH)										1	0	0	0	1	0	0
(6, 4)																
Gary Peters, L (1, 1)		G4-6-3 1-2f		4-3		L9		4-3		2	0	0	0	0	0	4
Don McMahon, R (5, 1)										0	0	0	0	0	0	0
Russ Snyder, L (6, PH)										2	0	0	0	0	0	2
(6, 8)																
Inning Stats	R: 0 E: 1 K: 2 S: 8 H: 1 LOB: 2 BB: 1 P: 12	R: 0 E: 0 K: 0 S: 2 H: 0 LOB: 1 BB: 1 P: 7	R: 1 E: 1 K: 0 S: 4 H: 1 LOB: 0 BB: 0 P: 4	R: 0 E: 0 K: 0 S: 4 H: 1 LOB: 2 BB: 1 P: 8	R: 1 E: 1 K: 0 S: 5 H: 2 LOB: 1 BB: 0 P: 5	R: 0 E: 0 K: 1 S: 6 H: 1 LOB: 2 BB: 1 P: 10	R: 0 E: 0 K: 2 S: 8 H: 1 LOB: 3 BB: 2 P: 16	R: 0 E: 0 K: 3 S: 3 H: 0 LOB: 0 BB: 0 P: 3	R: 0 E: 0 K: 0 S: 5 H: 2 LOB: 2 BB: 0 P: 5	1B: 9 2B: 0 3B: 0 HR: 0	SF: 0 SAC: 0 DP: 2 HBP: 1						

TOP

Chicago White Sox @ Detroit Tigers

Tiger Stadium, Detroit, MI

Sat Apr 13 1968, 3:33 AM EST

Att. 10,147 - Unknown

livebaseballscorecards.com

AB	35
R	2
H	9
RBI	1
BB	6
SO	5
LOB	29

| | | | | | | | | | | | | | | | |

BOTTOM

Chicago White Sox @ Detroit Tigers

Tiger Stadium, Detroit, MI

Sat Apr 13 1968, 3:33 AM EST

Att. 10,147 - Unknown

livebaseballscorecards.com

Batter	1	2	3	4	5	6	7	8	9	AB	R	H	RBI	BB	SO	LOB
Mickey Stanley, R (1, 3) (8, 8) OBP: 0.500, SLG: 0.700	L9 SF9 1B		F6	1-3 2-H 3-H 2B	4-3			6-3		5	1	2	2	0	0	3
Dick McAuliffe, L (1, 4) OBP: 0.429, SLG: 0.667	IBB 1-2 1B		FC5-4 HBP	K		4-3		1-3		4	0	1	0	0	1	2
Al Kaline, R (1, 9) OBP: 0.333, SLG: 0.200	L9 2-3		FC5-4 1-2f		L7	WP S BB				3	0	0	0	1	0	3
Willie Horton, R (1, 7) OBP: 0.500, SLG: 0.625	SF9 3-H		K		BB BB 2B	K 1-3				3	1	1	1	0	2	2
Norm Cash, L (8, 3)										0	0	0	0	0	0	0
Bill Freehan, R (1, 2) OBP: 0.667, SLG: 1.000	4-0 1-2 IBB			1B 1B 2B HBP	K	K				2	1	0	0	1	2	2
Jim Northrup, L (1, 8) (8, 7)	K			K	BB BB BB BB		K			3	1	0	0	1	3	3
Don Wert, R (1, 5) OBP: 0.250, SLG: 0.273		F6		1B 1-2 2B 1B	BB BB 1-2 2-3 BB		F8			3	1	1	0	1	0	0
Ray Oyler, R (1, 6)		5-3		F9	BB 1-2 2-3 3-H BB		6-3			3	0	0	1	1	0	2
Joe Sparma, R (1, 1) OBP: 0.500, SLG: 0.500		K		2B 1-2 2-3 1B	BB 1-2 2-3 3-H BB			K		2	0	1	0	0	1	0
Daryl Patterson, L (5, 1)										1	0	0	1	1	1	0
Fred Lasher, R (9, 1)										0	0	0	0	0	0	0
Inning Stats	R: 1 E: 0 K: 1 S: 7 H: 2 LOB: 2 BB: 1 P: 11		R: 0 E: 0 K: 1 S: 5 H: 0 LOB: 1 BB: 0 P: 6	R: 2 E: 0 K: 2 S: 10 H: 3 LOB: 2 BB: 0 P: 11	R: 2 E: 0 K: 1 S: 6 H: 1 LOB: 3 BB: 4 P: 22	R: 0 E: 0 K: 2 S: 7 H: 0 LOB: 1 BB: 1 P: 11	R: 0 E: 0 K: 1 S: 5 H: 0 LOB: 0 BB: 0 P: 5	R: 0 E: 0 K: 1 S: 5 H: 0 LOB: 0 BB: 0 P: 5		1B: 4 2B: 2 3B: 0 HR: 0 SF: 1 SAC: 0 DP: 0 HBP: 2						

	AB	29
	R	5
	H	6
	RBI	5
	BB	6
	SO	10
	LOB	17

WP: 1 PB: 0 SB: 1 CS: 0 PA: 38

PITCHER		IP	WLS	BF	H	R	ER	SO	BB	IBB	HBP	BLK	WP	HR	S	P	ERA	WHIP
Gary Peters, L ERA: 9.64	(1, 1)	4.2	L	26	6	5	5	6	3	1	2	0	0	0	32	50	9.64	1.929
Don McMahon, R ERA: 7.71	(5, 1)	0.1		2	0	0	0	0	1	0	0	0	0	0	1	5	0.00	3.000
Hoyt Wilhelm, R ERA:	(6, 1)	1.0		4	0	0	0	2	1	0	0	0	1	0	7	11	0.00	1.000
Wilbur Wood, L ERA:	(7, 1)	2.0		6	0	0	0	2	0	0	0	0	0	0	10	10	0.00	0.000

PITCHER	IP	WLS	BF	H	R	ER	SO	BB	IBB	HBP	BLK	WP	HR	S	P	ERA	WHIP

Batter	1	2	3	4	5	6	7	8	9	10	AB	R	H	RBI	BB	SO	LOB
Luis Aparicio, R (1, 6) OBP: 0.143, SLG: 0.143	5-3	FC6-4 1-2f			F8		G5-4-3 1-2f		K		5	0	0	0	0	1	3
Tom McCraw, L (1, 3) OBP: 0.429, SLG: 0.273	L9		4-3		HR 1B		5-3			BB	4	1	1	0	1	0	0
Tommy Davis, R (1, 7) (10, 9) OBP: 0.214, SLG: 0.385	4-3		6-3		1-H HR			6-3		K 1-2	5	1	1	2	0	1	1
Pete Ward, L (1, 5) OBP: 0.429, SLG: 0.200		3-1	L9		FC6-4 1B			WP BB		G4-3 IBB	3	0	1	0	2	0	0
Duane Josephson, R (1, 2) OBP: 0.385, SLG: 0.200		L9		F3	FC6-4 1-2f			K 1-2		G4-3 1-2f	5	0	0	0	0	1	4
Ken Berry, R (1, 8) OBP: 0.300, SLG: 0.222		HR 1B		4-3		G5-4-3 1B		WP BB			3	1	2	0	1	0	0
Buddy Bradford, R (1, 9) (10, 7) OBP: 0.500, SLG: 1.250		1-H HR		1B		K		L9 1-2 2-3			4	1	2	2	0	1	3
Tim Cullen, R (1, 4) OBP: 0.375, SLG: 0.286		1B 1B		F6		G5-4-3 1-2f			F8		4	0	1	0	0	0	2
Tommy John, R (1, 1) OBP: 1.000, SLG: 1.000 Walt Williams, R (5, PH) Wilbur Wood, R (5, 1) Russ Snyder, L (7, PH) OBP: 0.333, SLG: 0.333 Bob Locker, S (7, 1) Hoyt Wilhelm, R (10, 1) Jerry McNertney, R (10, 2)		FC6-4 1-2 1B			K	G5-4-3 1B				G3	1 1 0 1 1 0 0 0	0 0 0 0 0 0 0 0	1 0 0 1 0 0 0 0	0 0 0 0 0 0 0 0	0 1 0 0 0 0 0 0	0 0 0 0 0 0 0 0	0 0 0 0 0 0 0 0
Inning Stats	R: 0 E: 0 K: 0 S: 3 H: 0 LOB: 0 BB: 0 P: 3	R: 2 E: 0 K: 0 S: 7 H: 4 LOB: 2 BB: 0 P: 7	R: 0 E: 0 K: 0 S: 3 H: 0 LOB: 0 BB: 0 P: 3	R: 0 E: 0 K: 0 S: 4 H: 1 LOB: 1 BB: 0 P: 4	R: 2 E: 0 K: 1 S: 8 H: 3 LOB: 1 BB: 0 P: 8	R: 0 E: 0 K: 1 S: 5 H: 1 LOB: 0 BB: 0 P: 5	R: 0 E: 0 K: 0 S: 3 H: 1 LOB: 0 BB: 0 P: 3	R: 0 E: 0 K: 1 S: 5 H: 0 LOB: 2 BB: 2 P: 13	R: 0 E: 0 K: 1 S: 5 H: 0 LOB: 0 BB: 0 P: 5	R: 0 E: 0 K: 1 S: 4 H: 0 LOB: 1 BB: 2 P: 12	1B: 8 2B: 0 3B: 0 HR: 2 SF: 0 SAC: 0 DP: 3 HBP: 0						

PITCHER		IP	WLS	BF	H	R	ER	SO	BB	IBB	HBP	BLK	WP	HR	S	P	ERA	WHIP
Mickey Lolich, L ERA: 7.2	(1, 1)	5.0		24	9	4	4	1	0	0	0	0	0	2	26	26	7.20	1.800
Dennis Ribant, R ERA:	(6, 1)	2.0		5	1	0	0	1	0	0	0	0	0	0	7	7	0.00	0.500
Pat Dobson, R ERA: 2.25	(8, 1)	2.0		8	0	0	0	2	2	0	0	0	1	0	10	18	0.00	1.000
Fred Lasher, R ERA:	(10, 1)	1.0	W	4	0	0	0	1	1	1	0	0	0	0	4	12	0.00	1.000

PITCHER	IP	WLS	BF	H	R	ER	SO	BB	IBB	HBP	BLK	WP	HR	S	P	ERA	WHIP

TOP

Chicago White Sox @ Detroit Tigers

Tiger Stadium, Detroit, MI

Sun Apr 14 1968, 3:33 AM EST

Att. 8,744 - Unknown

livebaseballscorecards.com

AB	37
R	4
H	10
RBI	4
BB	4
SO	5
LOB	13

WP: 1	PA: 41																	
PB: 0																		
SB: 2																		
CS: 0																		

Chicago White Sox @ Detroit Tigers

Tiger Stadium, Detroit, MI

Sun Apr 14 1968, 3:33 AM EST

Att. 8,744 - Unknown

livebaseballscorecards.com

Batter	1	2	3	4	5	6	7	8	9	10	AB	R	H	RBI	BB	SO	LOB
Mickey Stanley, R (1, 3) OBP: 0.400, SLG: 0.533	6-3		G5-4-3 1-2f		F9		1B		K		5	0	1	0	0	1	2
Dick McAuliffe, L (1, 4) OBP: 0.421, SLG: 0.563	BB			F8	G3		K			1B 1B 1B	4	1	1	0	1	1	1
Al Kaline, R (1, 9) OBP: 0.353, SLG: 0.214	L9			1B 1B BB	L5-3			L4-3		1B IBB 1-3 1B	4	1	1	0	1	0	1
Willie Horton, R (1, 7) OBP: 0.529, SLG: 0.583	K			1B 2B 1-2 1B		2-3 1B		K		1B IBB 1-2	4	1	2	0	1	2	1
Bill Freehan, R (1, 2) OBP: 0.647, SLG: 0.818		6-3		2B 1-3 2-H 1B		2-3 1-2		1B		1-2 2-3 3-H 1B	5	1	3	2	0	0	1
Don Wert, R (1, 5) OBP: 0.250, SLG: 0.333		1-3		1B SF7 1-H 3-H 2B		K		5-3			4	1	1	2	0	1	2
Jim Northrup, L (1, 8) OBP: 0.125, SLG: 0.067		K		2-3 1B		4-3			F6		4	0	1	0	0	1	1
Ray Oyler, R (1, 6) Norm Cash, L (9, PH) Dick Tracewski, R (10, 6)			F9	SF7 3-H			K		4-3		2 1 0	0 0 0	0 0 0	1 0 0	0 0 0	1 0 0	0 0 0
Mickey Lolich, S (1, 1) Dennis Ribant, R (6, 1) Eddie Mathews, L (7, PH) Pat Dobson, R (8, 1) Gates Brown, L (9, PH) OBP: 1.000, SLG: 2.500 Fred Lasher, R (10, 1)			G5-4-3 BB	4-3			3-1		1B		1 0 1 0 1 0	0 0 0 0 0 0	0 0 0 0 1 0	0 0 0 0 0 0	1 0 0 0 0 0	0 0 0 0 0 0	1 0 0 0 0 0
Inning Stats	R: 0 H: 0 E: 0 LOB: 1 K: 1 BB: 1 S: 5 P: 9	R: 0 H: 0 E: 0 LOB: 0 K: 1 BB: 0 S: 5 P: 5	R: 0 H: 0 E: 0 LOB: 0 K: 0 BB: 1 S: 2 P: 6	R: 4 H: 4 E: 0 LOB: 1 K: 0 BB: 1 S: 7 P: 11	R: 0 H: 0 E: 0 LOB: 0 K: 0 BB: 0 S: 3 P: 3	R: 0 H: 1 E: 0 LOB: 1 K: 1 BB: 0 S: 6 P: 6	R: 0 H: 1 E: 0 LOB: 1 K: 2 BB: 0 S: 8 P: 8	R: 0 H: 1 E: 0 LOB: 1 K: 1 BB: 0 S: 6 P: 6	R: 0 H: 1 E: 0 LOB: 1 K: 1 BB: 0 S: 6 P: 6	R: 1 H: 3 E: 0 LOB: 3 K: 0 BB: 1 S: 3 P: 7	1B: 10 SF: 1 2B: 1 SAC: 0 3B: 0 DP: 1 HR: 0 HBP: 0						

BOTTOM

AB	36
R	5
H	11
RBI	5
BB	4
SO	7
LOB	10

WP: 0 PA: 41
PB: 0
SB: 0
CS: 0

PITCHER		IP	WLS	BF	H	R	ER	SO	BB	IBB	HBP	BLK	WP	HR	S	P	ERA	WHIP
Tommy John, L ERA: 9.0	(1, 1)	4.0		18	4	4	4	2	3	0	0	0	0	0	19	31	9.00	1.750
Wilbur Wood, L ERA:	(5, 1)	2.0		7	1	0	0	1	0	0	0	0	0	0	9	9	0.00	0.500
Bob Locker, R ERA: 3.0	(7, 1)	3.0	L	14	5	1	1	4	0	0	0	0	0	0	22	22	3.00	1.667
Hoyt Wilhelm, R ERA:	(10, 1)	0.0		2	1	0	0	0	0	1	0	0	0	0	1	5	∞	∞

PITCHER		IP	WLS	BF	H	R	ER	SO	BB	IBB	HBP	BLK	WP	HR	S	P	ERA	WHIP

Batter	1	2	3	4	5	6	7	8	9	AB	R	H	RBI	BB	SO	LOB
Luis Aparicio, R (1, 6) OBP: 0.111, SLG: 0.111	S S S 0-3 ① K		x 0-0 ③ F4			S S S 0-3 ② K			S S S 0-3 ① K	4	0	0	0	0	3	1
Russ Snyder, L (1, 9) OBP: 0.143, SLG: 0.143	S S S 0-3 ② K			S S S 0-3 ① K		x 0-0 ③ 4-3			x 0-0 ② 4-3	4	0	0	0	0	2	1
Pete Ward, L (1, 5) OBP: 0.556, SLG: 0.615	B B B B 4-0 BB			x 0-0 K2-4-2 1B			x 0-0 HR		x 0-0 BB 1B	3	1	3	1	1	0	0
Tommy Davis, R (1, 7) OBP: 0.176, SLG: 0.313 Buddy Bradford, R (7, 7) OBP: 0.500, SLG: 1.250 Ken Boyer, R (9, PH) OBP: 0.333, SLG: 0.250 Sandy Alomar Sr., S (9, PR)	x 0-0 ③ 5-3			S S S 0-3 ②③ K2-4-2 1-2f			x 0-0 ① F4		B B B B 4-0 1-2 BB	3 0 0 0	0 0 0 0	0 0 0 0	0 0 1 0	0 0 0 0	1 0 0 0	2 0 0 0
Tom McCraw, L (1, 3) OBP: 0.333, SLG: 0.200		x 0-0 ① F6			x 0-0 ① F4		x 0-0 ② 4-3		x 0-0 ③ 4-3	4	0	0	0	0	0	2
Ken Berry, R (1, 8) OBP: 0.231, SLG: 0.167		x 0-0 ② 5-3			S S S 0-3 ② K		x 0-0 ③ 5-3			3	0	0	0	0	1	0
Tim Cullen, R (1, 4) OBP: 0.300, SLG: 0.222 Walt Williams, R (8, PH) Don McMahon, R (8, 1) Bob Priddy, R (8, 1)		x 0-0 ③ F8			x 0-0 ③ F9			x 0-0 ① F9		2 1 0 0	0 0 0 0	0 0 0 0	0 0 0 0	0 0 0 0	0 0 0 0	0 0 0 0
Jerry McNertney, R (1, 2) OBP: 0.500, SLG: 0.500 Wayne Causey, L (8, PH) (8, 4)			S S S 0-3 ① K			x 0-0 SH3-4 1B		x 0-0 ② F9		2 1	0 0	1 0	0 0	0 0	1 0	0 0
Joe Horlen, R (1, 1) Wilbur Wood, R (7, 1) Buddy Booker, L (8, PH) (8, 2)			x 0-0 ② 1-6-3			x 0-0 ① SH3-4 1-2		S S S 0-3 ③ K		1 0 1	0 0 0	0 0 0	0 0 0	0 0 0	0 0 1	0 0 0
Inning Stats	R: 0 H: 0 E: 0 LOB: 1 K: 2 BB: 1 S: 7 P: 11	R: 0 H: 0 E: 0 LOB: 0 K: 0 BB: 0 S: 3 P: 3	R: 0 H: 0 E: 0 LOB: 0 K: 1 BB: 0 S: 5 P: 5	R: 0 H: 1 E: 0 LOB: 1 K: 2 BB: 0 S: 7 P: 7	R: 0 H: 0 E: 0 LOB: 0 K: 1 BB: 0 S: 5 P: 5	R: 0 H: 1 E: 0 LOB: 1 K: 1 BB: 0 S: 6 P: 6	R: 1 H: 1 E: 0 LOB: 0 K: 0 BB: 0 S: 4 P: 4	R: 0 H: 0 E: 0 LOB: 0 K: 1 BB: 0 S: 5 P: 5	R: 0 H: 1 E: 0 LOB: 2 K: 1 BB: 1 S: 6 P: 10	1B: 3 SF: 0 2B: 1 SAC: 1 3B: 0 DP: 1 HR: 1 HBP: 0						WP: 0 PA: 32 PB: 0 SB: 0 CS: 0

PITCHER	IP	WLS	BF	H	R	ER	SO	BB	IBB	HBP	BLK	WP	HR	S	P	ERA	WHIP
Luis Tiant, R (1, 1) ERA: 2.19	9.0	W	32	4	1	1	9	2	0	0	0	0	1	48	56	1.00	0.667

PITCHER	IP	WLS	BF	H	R	ER	SO	BB	IBB	HBP	BLK	WP	HR	S	P	ERA	WHIP

TOP

Chicago White Sox @ Cleveland Indians

Cleveland Municipal Stadium, Cleveland, OH

Tue Apr 16 1968, 3:33 AM EST
Att. 5,108 - Unknown

livebaseballscorecards.com

AB	29
R	1
H	4
RBI	1
BB	2
SO	9
LOB	6

BOTTOM

Chicago White Sox @ Cleveland Indians

Cleveland Municipal Stadium, Cleveland, OH

Tue Apr 16 1968, 3:33 AM EST

Att. 5,108 - Unknown

livebaseballscorecards.com

Batter	1	2	3	4	5	6	7	8	9	AB	R	H	RBI	BB	SO	LOB
Tommy Harper, R (1, 7) OBP: 0.182, SLG: 0.250	5-3		K			F7	5-3			4	0	0	0	0	1	1
Vern Fuller, R (1, 4) OBP: 0.250, SLG: 0.421	E S 1B		K			5-3		6-3		3	0	1	0	0	1	0
Chico Salmon, R (7, 4)										1	0	0	0	0	0	0
Jose Cardenal, R (1, 8) OBP: 0.333, SLG: 0.450	5-3 1-2			F4		6-3		K		4	0	0	0	0	1	1
Duke Sims, L (1, 2) OBP: 0.476, SLG: 0.875	E4 2-3			CS HBP			HR 1B	HBP 1B BB		2	1	1	0	1	0	1
Tony Horton, R (1, 3) OBP: 0.238, SLG: 0.476	F6			F8 1-2			1-H HR	1-2 HBP 1B		4	1	2	2	0	0	3
Vic Davalillo, L (1, 9) OBP: 0.333, SLG: 0.700		4-3			1-6-3		CS 3B	1-2 2-3 HBP		3	0	1	0	0	0	0
Jose Vidal, R (8, PR)										0	0	0	0	0	0	0
(9, 9)																
Max Alvis, R (1, 5) OBP: 0.450, SLG: 0.706		BBB 4-0 G1-4-3 BB			1B		F7 3-H	F6		3	0	1	0	1	0	4
Larry Brown, R (1, 6) OBP: 0.471, SLG: 0.385		G1-4-3 1-2f			F6		2B 1B			3	1	1	0	0	0	2
Luis Tiant, R (1, 1) OBP: 0.250, SLG: 0.500			6-3		F7		1-H 2B			3	0	1	1	0	0	1
Inning Stats	R: 0 E: 1 K: 0 S: 5 H: 1 LOB: 2 BB: 0 P: 5	R: 0 E: 0 K: 0 S: 2 H: 0 LOB: 0 BB: 1 P: 6	R: 0 E: 0 K: 2 S: 7 H: 0 LOB: 0 BB: 0 P: 7	R: 0 E: 0 K: 0 S: 2 H: 0 LOB: 0 BB: 0 P: 3	R: 0 E: 0 K: 0 S: 4 H: 1 LOB: 1 BB: 0 P: 4	R: 0 E: 0 K: 0 S: 3 H: 0 LOB: 0 BB: 0 P: 3	R: 3 E: 0 K: 0 S: 7 H: 5 LOB: 1 BB: 0 P: 7	R: 0 E: 0 K: 1 S: 6 H: 1 LOB: 3 BB: 1 P: 11		1B: 5 2B: 1 3B: 1 HR: 1	SF: 0 SAC: 0 DP: 1 HBP: 2					

PITCHER		IP	WLS	BF	H	R	ER	SO	BB	IBB	HBP	BLK	WP	HR	S	P	ERA	WHIP
Joe Horlen, R ERA: 6.17	(1, 1)	6.2	L	27	7	3	3	2	1	0	1	0	0	1	29	34	4.05	1.200
Wilbur Wood, L ERA:	(7, 1)	0.1		1	0	0	0	0	0	0	0	0	0	0	1	1	0.00	0.000
Don McMahon, R ERA: 6.0	(8, 1)	0.2		4	1	0	0	1	1	0	0	0	0	0	5	9	0.00	3.000
Bob Priddy, R ERA: 13.5	(8, 1)	0.1		2	0	0	0	0	0	0	1	0	0	0	1	2	0.00	0.000

PITCHER	IP	WLS	BF	H	R	ER	SO	BB	IBB	HBP	BLK	WP	HR	S	P	ERA	WHIP

AB	30
R	3
H	8
RBI	3
BB	2
SO	3
LOB	13

WP: 0 PB: 0 SB: 1 CS: 2 PA: 34

Chicago White Sox @ Boston Red Sox

Fenway Park, Boston, MA

Wed Apr 17 1968, 3:33 AM EST

Att. 19,655 - Sunny - 59 F

livebaseballscorecards.com

Batter	1	2	3	4	5	6	7	8	9	AB	R	H	RBI	BB	SO	LOB
Luis Aparicio, R (1, 6) OBP: 0.136, SLG: 0.136	E5 1B 1B		FC5-4 2B 1-2f		6-3			L5		4	0	1	0	0	0	1
Ken Berry, R (1, 8) OBP: 0.294, SLG: 0.313	G1-4-3 2-3 1B		1-3 2B			K		K		4	0	2	0	0	2	0
Pete Ward, L (1, 5) OBP: 0.500, SLG: 0.529	K		G3			F3			5-3 1B	4	0	1	0	0	1	4
Tommy Davis, R (1, 7) OBP: 0.190, SLG: 0.263	G1-4-3 1-2f			L7		FC5-4 BB			F8	3	0	0	0	1	0	3
Ken Boyer, R (1, 3) OBP: 0.231, SLG: 0.167		6-3		5-3		FC5-4 1-2f			5-3 1-2	4	0	0	0	0	0	2
Duane Josephson, R (1, 2) OBP: 0.353, SLG: 0.286		G3		2B			5-3		6-3	4	0	1	0	0	0	1
Buddy Bradford, R (1, 9) OBP: 0.286, SLG: 0.714		K		6-3			F8			3	0	0	0	0	1	1
Tim Cullen, R (1, 4) OBP: 0.231, SLG: 0.167			6-3		K		G3			3	0	0	0	0	1	0
Hoyt Wilhelm, R (7, 1)										0	0	0	0	0	0	0
Cisco Carlos, R (1, 1)			FC5-4 HBP		G3			4-3		1	0	0	0	0	0	0
Wayne Causey, L (7, 4)										1	0	0	0	0	0	0

Inning Stats	1	2	3	4	5	6	7	8	9			
	R: 0 H: 2	R: 0 H: 0	R: 0 H: 1	R: 0 H: 1	R: 0 H: 0	R: 0 H: 0	R: 0 H: 0	R: 0 H: 0	R: 0 H: 1	1B: 3 SF: 0	WP: 0 PA: 33
	E: 1 LOB: 1	E: 0 LOB: 0	E: 0 LOB: 2	E: 0 LOB: 1	E: 0 LOB: 0	E: 0 LOB: 1	E: 0 LOB: 0	E: 0 LOB: 0	E: 0 LOB: 1	2B: 2 SAC: 0	PB: 0
	K: 1 BB: 0	K: 1 BB: 0	K: 0 BB: 0	K: 0 BB: 0	K: 1 BB: 0	K: 1 BB: 1	K: 0 BB: 0	K: 1 BB: 0	K: 0 BB: 0	3B: 0 DP: 1	SB: 0
	S: 6 P: 6	S: 5 P: 5	S: 4 P: 5	S: 4 P: 4	S: 5 P: 5	S: 5 P: 9	S: 3 P: 3	S: 5 P: 5	S: 4 P: 4	HR: 0 HBP: 1	CS: 0

PITCHER		IP	WLS	BF	H	R	ER	SO	BB	IBB	HBP	BLK	WP	HR	S	P	ERA	WHIP
Dick Ellsworth, L	(1, 1)	9.0	W	33	5	0	0	5	1	0	1	0	0	0	41	46	0.00	0.667
ERA: 1.0																		

PITCHER	IP	WLS	BF	H	R	ER	SO	BB	IBB	HBP	BLK	WP	HR	S	P	ERA	WHIP

AB	31
R	0
H	5
RBI	0
BB	1
SO	5
LOB	12

Batter	1	2	3	4	5	6	7	8	9	AB	R	H	RBI	BB	SO	LOB
Mike Andrews, R (1, 4) OBP: 0.400, SLG: 0.429	5-3		E6		SH3 1-2 2-3		E5 4-1 1B			3	1	0	0	0	0	0
Dalton Jones, L (1, 5) OBP: 0.074, SLG: 0.074	6-3		F8		FC4-2 IBB 2-3 3-H		4-1 2-3			4	0	0	0	0	0	4
Carl Yastrzemski, L (1, 7) OBP: 0.444, SLG: 0.850	HR		IBB		IBB 1-2		IBB CS 1B			1	1	1	1	3	0	0
Reggie Smith, S (1, 8) OBP: 0.261, SLG: 0.211 Jose Tartabull, L (2, 8) OBP: 0.250, SLG: 0.250	K		4-3		4-3		1B 1-2 3-H			1 3	0 0	0 1	0 1	0 0	1 0	0 5
George Scott, R (1, 3) OBP: 0.208, SLG: 0.100		L9		F9		1-3	CS 2-3	BB CS		3	0	0	0	1	0	0
Joe Lahoud, L (1, 9) OBP: 0.417, SLG: 0.474		G3		G5-4-3 1B		1B		F8 1-2		4	0	2	0	0	0	1
Rico Petrocelli, R (1, 6) OBP: 0.522, SLG: 0.850		1B		G5-4-3 1-2f		F7		F2		4	0	1	0	0	0	2
Elston Howard, R (1, 2) OBP: 0.304, SLG: 0.350		1-3			E5 SH3 HBP FC4-2	L9				3	0	0	0	0	0	2
Dick Ellsworth, L (1, 1)			K		FC4-2 SH3 1-2 HBP		1-3			2	0	0	0	0	1	0
Inning Stats	R: 1 E: 0 K: 1 S: 6 H: 1 LOB: 0 BB: 0 P: 6	R: 0 E: 0 K: 0 S: 4 H: 1 LOB: 1 BB: 0 P: 4	R: 0 E: 1 K: 1 S: 6 H: 0 LOB: 2 BB: 1 P: 10	R: 0 E: 0 K: 0 S: 3 H: 1 LOB: 0 BB: 0 P: 3	R: 0 E: 1 K: 0 S: 4 H: 0 LOB: 3 BB: 1 P: 9	R: 0 E: 0 K: 0 S: 4 H: 1 LOB: 1 BB: 0 P: 4	R: 1 E: 1 K: 0 S: 4 H: 1 LOB: 1 BB: 1 P: 8	R: 0 E: 0 K: 0 S: 2 H: 0 LOB: 0 BB: 1 P: 6		1B: 4 2B: 0 3B: 0 HR: 1 SF: 0 SAC: 1 DP: 1 HBP: 1						

BOTTOM

Chicago White Sox @ Boston Red Sox

Fenway Park, Boston, MA

Wed Apr 17 1968, 3:33 AM EST
Att. 19,655 - Sunny - 59 F

livebaseballscorecards.com

AB	28
R	2
H	5
RBI	2
BB	4
SO	2
LOB	14

PITCHER		IP	WLS	BF	H	R	ER	SO	BB	IBB	HBP	BLK	WP	HR	S	P	ERA	WHIP
Cisco Carlos, R ERA: 1.35	(1, 1)	6.2	L	31	5	2	1	2	0	3	1	0	0	1	31	44	1.35	0.750
Hoyt Wilhelm, R ERA:	(7, 1)	1.1		3	0	0	0	0	1	0	0	0	0	0	2	6	0.00	0.750

PITCHER	IP	WLS	BF	H	R	ER	SO	BB	IBB	HBP	BLK	WP	HR	S	P	ERA	WHIP

Batter	1	2	3	4	5	6	7	8	9	AB	R	H	RBI	BB	SO	LOB
Luis Aparicio, R (1, 6) OBP: 0.154, SLG: 0.120	5-3		F3			G6-4-3 1-2f			DI BB	3	0	0	0	1	0	2
Russ Snyder, L (1, 9) OBP: 0.273, SLG: 0.200	L7			6-3			G1-4-3 1B		1-2 BB	3	0	1	0	1	0	0
Pete Ward, L (1, 5) OBP: 0.423, SLG: 0.429	K			L8			F3		K	4	0	0	0	0	2	3
Tommy Davis, R (1, 7) OBP: 0.167, SLG: 0.227		K		F8			G1-4-3 1-2f			3	0	0	0	0	1	1
Tom McCraw, L (1, 3) OBP: 0.286, SLG: 0.167		4-3			K			4-3		3	0	0	0	0	1	0
Ken Berry, R (1, 8) OBP: 0.250, SLG: 0.263		L7			6-3			K		3	0	0	0	0	1	0
Duane Josephson, R (1, 2) OBP: 0.300, SLG: 0.235			L6		L3			F8		3	0	0	0	0	0	0
Tim Cullen, R (1, 4) OBP: 0.214, SLG: 0.154			E5 4-3			G6-4-3 1B			F9	1	0	0	0	0	0	0
Wayne Causey, L (6, PH) OBP: 0.250, SLG: 0.143 (6, 4)										2	0	1	0	0	0	0
Gary Peters, L (1, 1)			4-3 1-2			F9			L8	2	0	0	0	0	0	2
Bob Locker, S (8, 1)										0	0	0	0	0	0	0
Walt Williams, R (9, PH)										1	0	0	0	0	0	0
Inning Stats	R: 0 E: 0 K: 1 S: 5 H: 0 LOB: 0 BB: 0 P: 5	R: 0 E: 0 K: 1 S: 5 H: 0 LOB: 0 BB: 0 P: 5	R: 0 E: 1 K: 0 S: 4 H: 0 LOB: 1 BB: 0 P: 4	R: 0 E: 0 K: 0 S: 3 H: 0 LOB: 0 BB: 0 P: 3	R: 0 E: 0 K: 1 S: 5 H: 0 LOB: 0 BB: 0 P: 5	R: 0 E: 0 K: 0 S: 3 H: 1 LOB: 0 BB: 0 P: 3	R: 0 E: 0 K: 0 S: 3 H: 1 LOB: 0 BB: 0 P: 3	R: 0 E: 0 K: 1 S: 5 H: 0 LOB: 0 BB: 0 P: 5	R: 0 E: 0 K: 1 S: 5 H: 0 LOB: 2 BB: 2 P: 13	1B: 2 2B: 0 3B: 0 HR: 0 SF: 0 SAC: 0 DP: 2 HBP: 0	WP: 0 PB: 0 SB: 0 CS: 0 PA: 30					

PITCHER	IP	WLS	BF	H	R	ER	SO	BB	IBB	HBP	BLK	WP	HR	S	P	ERA	WHIP
Jose Santiago, R (1, 1) ERA: 1.76	9.0	W	30	2	0	0	5	2	0	0	0	0	0	38	46	0.00	0.444

PITCHER	IP	WLS	BF	H	R	ER	SO	BB	IBB	HBP	BLK	WP	HR	S	P	ERA	WHIP

TOP

Chicago White Sox @ Boston Red Sox

Fenway Park, Boston, MA

Thu Apr 18 1968, 3:33 AM EST

Att. 20,474 - Sunny - 55 F

livebaseballscorecards.com

AB	28
R	0
H	2
RBI	0
BB	2
SO	5
LOB	8

Batter	1	2	3	4	5	6	7	8	9	AB	R	H	RBI	BB	SO	LOB
Mike Andrews, R (1, 4) OBP: 0.448, SLG: 0.500	4-3		BLK 1B		BB			2B		3	1	2	0	1	0	0
Joe Foy, R (1, 5) OBP: 0.500, SLG: 0.500	1B BB		K		K			WP SF9 2B		3	1	1	1	1	2	2
Carl Yastrzemski, L (1, 7) OBP: 0.452, SLG: 0.783 Jose Tartabull, L (8, PR) (9, 7) OBP: 0.250, SLG: 0.250	WP 1B		1-3			F7		SF9 WP HBP		3 0	0 0	1 0	0 0	0 0	0 0	1 0
Reggie Smith, S (1, 8) OBP: 0.296, SLG: 0.227	K G6-3		K			G6-4-3 1B		SF9 IBB		3	0	1	0	1	2	3
George Scott, R (1, 3) OBP: 0.179, SLG: 0.087	G6-3 1-2f			6-3		G6-4-3 1-2f		SF9		3	0	0	1	0	0	4
Joe Lahoud, L (1, 9) OBP: 0.393, SLG: 0.409		1-3		G1-6-3 BB			K	K		3	0	0	0	1	2	3
Rico Petrocelli, R (1, 6) OBP: 0.519, SLG: 0.783		5-3		G1-6-3 1-2f			1B	IBB		3	0	1	0	1	0	1
Gene Oliver, R (1, 2)		6-3			F9		F5	K		4	0	0	0	0	1	4
Jose Santiago, R (1, 1)			1B BLK BB		K		F8			2	1	0	0	1	1	1
Inning Stats	R: 0 H: 1 E: 0 LOB: 2 K: 1 BB: 1 S: 6 P: 10	R: 0 H: 0 E: 0 LOB: 0 K: 0 BB: 0 S: 3 P: 3	R: 1 H: 1 E: 0 LOB: 1 K: 2 BB: 1 S: 8 P: 12	R: 0 H: 0 E: 0 LOB: 0 K: 0 BB: 1 S: 2 P: 6	R: 0 H: 0 E: 0 LOB: 1 K: 2 BB: 1 S: 7 P: 11	R: 0 H: 1 E: 0 LOB: 0 K: 0 BB: 0 S: 3 P: 3	R: 0 H: 1 E: 0 LOB: 1 K: 1 BB: 0 S: 6 P: 6	R: 2 H: 2 E: 0 LOB: 3 K: 2 BB: 2 S: 9 P: 18		1B: 4 SF: 1 2B: 2 SAC: 0 3B: 0 DP: 3 HR: 0 HBP: 1						

PITCHER		IP	WLS	BF	H	R	ER	SO	BB	IBB	HBP	BLK	WP	HR	S	P	ERA	WHIP
Gary Peters, L ERA: 6.17	(1, 1)	7.0	L	30	6	3	3	6	4	0	1	1	1	0	37	54	3.86	1.429
Bob Locker, R ERA: 2.25	(8, 1)	1.0		5	0	0	0	2	0	2	0	0	1	0	7	15	0.00	0.000

PITCHER	IP	WLS	BF	H	R	ER	SO	BB	IBB	HBP	BLK	WP	HR	S	P	ERA	WHIP

BOTTOM

Chicago White Sox @ Boston Red Sox

Fenway Park, Boston, MA

Thu Apr 18 1968, 3:33 AM EST

Att. 20,474 - Sunny - 55 F

livebaseballscorecards.com

AB	27
R	3
H	6
RBI	2
BB	6
SO	8
LOB	19

Batter	1	2	3	4	5	6	7	8	9	10	AB	R	H	RBI	BB	SO	LOB
Mickey Stanley, R (1, 3) (9, 8) OBP: 0.400, SLG: 0.520	6-3		F9			5-3			1B SH1-3 2B 1B	1-3 1B 2B	5	2	2	0	0	0	0
Dick McAuliffe, L (1, 4) OBP: 0.400, SLG: 0.452	3-1			F9		F8			F8	1B 2-H 3-H FC6-4 1B	5	1	1	2	0	0	1
Al Kaline, R (1, 9) OBP: 0.351, SLG: 0.344	L5-3			FC 1B			L9		SH1-3 1-2	1-3 FC6-4 1B	4	0	2	0	0	0	0
Willie Horton, R (1, 7) OBP: 0.444, SLG: 0.710		F9		FC G1-4-3 1-2			F8		2B 2-3 1B	FC6-4 1-2f 3-H	4	0	1	0	0	0	1
Norm Cash, L (9, 3) OBP: 0.400, SLG: 0.182											1	0	0	1	0	0	1
Bill Freehan, R (1, 2) OBP: 0.571, SLG: 0.654		2B		G1-4-3 1-2f			F8		1-3 3-H 2B	F7	5	0	2	1	0	0	3
Don Wert, R (1, 5) OBP: 0.324, SLG: 0.344		K2-3			5-3			FC 1B	IBB		3	0	1	0	1	1	1
Jim Northrup, L (1, 8) (9, 7) OBP: 0.219, SLG: 0.138		K			G3			FC 1-3 1-3	3-1		4	0	0	0	0	1	5
Ray Oyler, R (1, 6) OBP: 0.214, SLG: 0.200			G1-6-3 1B		F7			1-3 1-2		FC1-5 2B	4	0	2	0	0	0	1
Mickey Lolich, S (1, 1) Jim Price, R (8, PH) OBP: 0.333, SLG: 0.333 Fred Lasher, R (8, 1) Jon Warden, S (9, 1) Dick Tracewski, R (10, PH) Dennis Ribant, R (10, 1)			G1-6-3 1-2f			K		4-3		FC1-5 2B 1B 2-3	2 1 0 0 1 0	0 0 0 0 1 0	0 0 0 0 1 0	0 0 0 0 0 0	0 0 0 0 0 0	1 0 0 0 0 0	1 1 0 0 1 0
Inning Stats	R: 0 E: 0 K: 0 S: 3 H: 0 LOB: 0 BB: 0 P: 3	R: 0 E: 0 K: 2 S: 8 H: 1 LOB: 1 BB: 0 P: 8	R: 0 E: 0 K: 0 S: 3 H: 1 LOB: 0 BB: 0 P: 3	R: 0 E: 0 K: 0 S: 4 H: 1 LOB: 1 BB: 0 P: 4	R: 0 E: 0 K: 0 S: 3 H: 0 LOB: 0 BB: 0 P: 3	R: 0 E: 0 K: 1 S: 5 H: 0 LOB: 0 BB: 0 P: 5	R: 0 E: 0 K: 0 S: 3 H: 0 LOB: 0 BB: 0 P: 3	R: 0 E: 1 K: 0 S: 4 H: 1 LOB: 1 BB: 0 P: 4	R: 1 E: 0 K: 0 S: 6 H: 3 LOB: 3 BB: 1 P: 10	R: 3 E: 0 K: 0 S: 7 H: 4 LOB: 1 BB: 0 P: 7	1B: 7 2B: 4 3B: 0 HR: 0	SF: 0 SAC: 2 DP: 2 HBP: 0						

PITCHER		IP	WLS	BF	H	R	ER	SO	BB	IBB	HBP	BLK	WP	HR	S	P	ERA	WHIP
Tommy John, L ERA: 3.65	(1, 1)	8.1		29	5	1	1	3	0	0	0	0	0	0	35	35	1.08	0.600
Bob Locker, R ERA: 2.08	(9, 1)	0.1		4	2	0	0	0	0	1	0	0	0	0	3	7	0.00	6.000
Wilbur Wood, L ERA: 4.05	(9, 1)	1.1	L	8	4	3	3	0	0	0	0	0	0	0	8	8	20.25	3.000

PITCHER		IP	WLS	BF	H	R	ER	SO	BB	IBB	HBP	BLK	WP	HR	S	P	ERA	WHIP

TOP

Detroit Tigers @ Chicago White Sox

Comiskey Park, Chicago, IL

Sat Apr 20 1968, 4:33 AM EST

Att. 4,067 - Unknown

livebaseballscorecards.com

AB	39
R	4
H	11
RBI	4
BB	1
SO	3
LOB	16

1B: 7 2B: 4 3B: 0 HR: 0	SF: 0 SAC: 2 DP: 2 HBP: 0	PA: 41	WP: 0 PB: 0 SB: 0 CS: 0															

Detroit Tigers @ Chicago White Sox

Comiskey Park, Chicago, IL

Sat Apr 20 1968, 4:33 AM EST

Att. 4,067 - Unknown

livebaseballscorecards.com

Batter	1	2	3	4	5	6	7	8	9	10	AB	R	H	RBI	BB	SO	LOB
Walt Williams, R (1, 9) (10, 7)	3-1		4-3		SH3-4 1-2			5-3		F8	4	0	0	0	0	0	0
Luis Aparicio, R (1, 6) OBP: 0.161, SLG: 0.133	5-3		CS 1B		F3			6-3		F6	5	0	1	0	0	0	1
Tom McCraw, L (1, 3) OBP: 0.280, SLG: 0.143	BB		F7 1-2		6-3			4-3		3-1	3	0	0	0	1	0	2
Bob Locker, S (9, 1)											0	0	0	0	0	0	0
Wilbur Wood, R (9, 1)											0	0	0	0	0	0	0
Buddy Booker, L (10, PH)											1	0	0	0	0	0	0
Tommy Davis, R (1, 7) OBP: 0.179, SLG: 0.231	5-3			5-3		6-3			SH1-4 E BB 1B		4	0	1	0	0	0	1
Sandy Alomar Sr., S (9, PR) (10, 5)											0	1	0	0	0	0	0
Pete Ward, L (1, 5) OBP: 0.400, SLG: 0.375		G3		FC1-6 HBP		F3			E1 BB SH1-4 1-2 L5		3	0	0	0	0	0	1
(9, 3)											0	0	0	0	0	0	0
Bob Priddy, R (9, PR)											0	0	0	0	0	0	0
Russ Snyder, L (10, 9) OBP: 0.273, SLG: 0.200																	
Ken Berry, R (1, 8) OBP: 0.217, SLG: 0.227		F3		FC1-6 1B 1-2f		L9			SH1-4 1-2 2-3		3	0	0	0	0	0	1
Duane Josephson, R (1, 2) OBP: 0.375, SLG: 0.300		1B 1B		FC4-6 1B 1-2				L9	BB IBB		3	0	2	0	1	0	0
Tim Cullen, R (1, 4) OBP: 0.235, SLG: 0.188		1-2 1B		FC4-6 1-2f				F8	BB 1-2 2-3 3-H BB		3	0	1	0	0	0	2
Wayne Causey, L (9, PH) OBP: 0.333, SLG: 0.143											0	0	0	1	1	0	0
(10, 4)																	
Tommy John, R (1, 1) OBP: 0.500, SLG: 0.500		K			SH3-4 1B			F8	L5 3-H		3	0	1	0	0	1	2
Ken Boyer, R (9, 5) OBP: 0.214, SLG: 0.154											1	0	0	0	0	0	3
(10, 3)																	
Inning Stats	R: 0 E: 0 K: 0 S: 3 H: 0 LOB: 1 BB: 1 P: 7	R: 0 E: 0 K: 1 S: 7 H: 2 LOB: 2 BB: 0 P: 7	R: 0 E: 0 K: 0 S: 3 H: 1 LOB: 0 BB: 0 P: 3	R: 0 E: 0 K: 0 S: 4 H: 1 LOB: 2 BB: 0 P: 5	R: 0 E: 0 K: 0 S: 4 H: 1 LOB: 1 BB: 0 P: 4	R: 0 E: 0 K: 0 S: 3 H: 0 LOB: 0 BB: 0 P: 3	R: 0 E: 0 K: 0 S: 3 H: 0 LOB: 0 BB: 0 P: 3	R: 0 E: 0 K: 0 S: 3 H: 0 LOB: 0 BB: 0 P: 3	R: 1 E: 1 K: 0 S: 4 H: 1 LOB: 2 BB: 2 P: 12	R: 0 E: 0 K: 0 S: 3 H: 0 LOB: 0 BB: 0 P: 3	1B: 6 2B: 1 3B: 0 HR: 0 SF: 0 SAC: 2 DP: 1 HBP: 1						

BOTTOM

AB	33
R	1
H	6
RBI	1
BB	3
SO	1
LOB	13

WP: 0 PB: 0 SB: 0 CS: 1 PA: 39

PITCHER		IP	WLS	BF	H	R	ER	SO	BB	IBB	HBP	BLK	WP	HR	S	P	ERA	WHIP
Mickey Lolich, L ERA: 3.0	(1, 1)	7.0		27	5	0	0	1	1	0	1	0	0	0	27	32	0.00	0.857
Fred Lasher, R ERA: 3.0	(8, 1)	1.1		7	1	1	0	0	0	1	0	0	0	0	6	10	0.00	0.750
Jon Warden, L ERA:	(9, 1)	0.2	W	2	0	0	0	0	1	0	0	0	0	0	1	5	0.00	1.500
Dennis Ribant, R ERA:	(10, 1)	1.0	S	3	0	0	0	0	0	0	0	0	0	0	3	3	0.00	0.000

PITCHER	IP	WLS	BF	H	R	ER	SO	BB	IBB	HBP	BLK	WP	HR	S	P	ERA	WHIP

Detroit Tigers @ Chicago White Sox

Comiskey Park, Chicago, IL

Sun Apr 21 1968, 4:33 AM EST

Unknown

TOP

livebaseballscorecards.com

Batter	1	2	3	4	5	6	7	8	9	AB	R	H	RBI	BB	SO	LOB
Dick McAuliffe, L (1, 4) OBP: 0.378, SLG: 0.472	G3	1-H 2-H 3B		F9			1-3		4-3	5	0	1	2	0	0	1
Don Wert, R (1, 5) OBP: 0.316, SLG: 0.333	F7	F9		6-3			1B			4	0	1	0	0	0	1
Al Kaline, R (1, 9) OBP: 0.317, SLG: 0.306	L7		K		L7		L6-3			4	0	0	0	0	1	1
Willie Horton, R (1, 7) OBP: 0.425, SLG: 0.647		F3	F8 BB BB		F6			6-3		3	0	0	0	1	0	0
Norm Cash, L (1, 3) OBP: 0.368, SLG: 0.143		3-1	F8 1-2 BB		F8			G3		3	0	0	0	1	0	0
Bill Freehan, R (1, 2) OBP: 0.538, SLG: 0.600		E HBP 1B 1B	F8 1-2 2-3			6-3		K		4	1	1	0	0	1	2
Jim Northrup, L (1, 8) OBP: 0.278, SLG: 0.133		E 1-2 1B HBP	IBB			CS BB			F8	1	1	0	0	2	0	0
Ray Oyler, R (1, 6) OBP: 0.188, SLG: 0.172		E5 1B 1-2 2-3 3B	F9			K 1-2			K	4	1	0	0	0	2	6
Earl Wilson, R (1, 1) OBP: 0.455, SLG: 0.727		1-2 2-H 3-H 3B 1B		6-3			F7		1B	4	1	2	2	0	0	0

	AB	32
	R	4
	H	5
	RBI	4
	BB	4
	SO	4
	LOB	11

Inning Stats	1	2	3	4	5	6	7	8	9
	R: 0 E: 0 K: 0 S: 3	H: 0 LOB: 0 BB: 0 P: 3	R: 4 E: 1 K: 0 S: 7	H: 3 LOB: 1 BB: 0 P: 8	R: 0 E: 0 K: 1 S: 5	H: 0 LOB: 3 BB: 3 P: 17	R: 0 E: 0 K: 0 S: 3	H: 0 LOB: 0 BB: 0 P: 3	R: 0 E: 0 K: 0 S: 3	H: 0 LOB: 0 BB: 0 P: 3	R: 0 E: 0 K: 1 S: 4	H: 0 LOB: 0 BB: 1 P: 8	R: 0 E: 0 K: 0 S: 4	H: 1 LOB: 1 BB: 0 P: 4	R: 0 E: 0 K: 1 S: 5	H: 0 LOB: 0 BB: 0 P: 5	R: 0 E: 0 K: 1 S: 6	H: 1 LOB: 1 BB: 0 P: 6

	1B: 4	SF: 0	WP: 0	PA: 37
	2B: 0	SAC: 0	PB: 0	
	3B: 1	DP: 0	SB: 0	
	HR: 0	HBP: 1	CS: 1	

PITCHER		IP	WLS	BF	H	R	ER	SO	BB	IBB	HBP	BLK	WP	HR	S	P	ERA	WHIP
Joe Horlen, R ERA: 5.14	(1, 1)	2.1	L	14	3	4	0	1	2	0	1	0	0	0	13	22	0.00	2.143
Jack Fisher, R ERA:	(3, 1)	0.2		3	0	0	0	0	0	1	0	0	0	0	2	6	0.00	0.000
Bob Priddy, R ERA: 4.15	(4, 1)	3.0		9	0	0	0	1	1	0	0	0	0	0	10	14	0.00	0.333
Don McMahon, R ERA: 3.6	(7, 1)	2.0		7	1	0	0	1	0	0	0	0	0	0	9	9	0.00	0.500
Hoyt Wilhelm, R ERA:	(9, 1)	1.0		4	1	0	0	1	0	0	0	0	0	0	6	6	0.00	1.000

PITCHER		IP	WLS	BF	H	R	ER	SO	BB	IBB	HBP	BLK	WP	HR	S	P	ERA	WHIP

Batter	1	2	3	4	5	6	7	8	9	AB	R	H	RBI	BB	SO	LOB
Luis Aparicio, R (1, 6) OBP: 0.171, SLG: 0.147	S 1B		6-3			F6			6-3	4	0	1	0	0	0	0
Wayne Causey, L (1, 4) OBP: 0.308, SLG: 0.100	L9 1-2			F6		1-3			BB	3	0	0	0	1	0	1
Tom McCraw, L (1, 3) OBP: 0.241, SLG: 0.120	K			L9			K		F6	4	0	0	0	0	2	2
Tommy Davis, R (1, 7) OBP: 0.188, SLG: 0.233	L9			6-3			1B		B1-3	4	0	1	0	0	0	2
Pete Ward, L (1, 5) OBP: 0.394, SLG: 0.481		G3			HR		K			3	1	1	1	0	1	1
Duane Josephson, R (1, 2) OBP: 0.370, SLG: 0.304		F6			G6-3 1B		F3			3	0	1	0	0	0	1
Russ Snyder, L (1, 9) OBP: 0.214, SLG: 0.154		1-3			G6-3 1-2f			L9		3	0	0	0	0	0	1
Ken Berry, R (1, 8) OBP: 0.231, SLG: 0.240			G5-4-3 1B		1-3			5-3		3	0	1	0	0	0	0
Joe Horlen, R (1, 1) Jack Fisher, R (3, 1) Walt Williams, R (3, PH) Bob Priddy, R (4, 1) Gary Peters, L (6, PH) Don McMahon, R (7, 1) Tim Cullen, R (8, PH) OBP: 0.222, SLG: 0.176 Hoyt Wilhelm, R (9, 1)			G5-4-3 1-2f			F8		K		0 0 0 0 0 0 0 0 0 0 0 0 0 0 1 0 0 0 0 0 1 0 0 0 0 0 0 0 1 0 0 0 0 0 0 0 0 0 0 0 0 0 1 0 0 0 0 1 0 0 0 0 0 0 0 0						
Inning Stats	R: 0 E: 0 K: 1 S: 6 H: 1 LOB: 1 BB: 0 P: 6	R: 0 E: 0 K: 0 S: 3 H: 0 LOB: 0 BB: 0 P: 3	R: 0 E: 0 K: 0 S: 3 H: 1 LOB: 0 BB: 0 P: 3	R: 0 E: 0 K: 0 S: 3 H: 0 LOB: 0 BB: 0 P: 3	R: 1 E: 0 K: 0 S: 4 H: 2 LOB: 0 BB: 0 P: 4	R: 0 E: 0 K: 0 S: 3 H: 0 LOB: 0 BB: 0 P: 3	R: 0 E: 0 K: 2 S: 8 H: 1 LOB: 1 BB: 0 P: 8	R: 0 E: 0 K: 1 S: 5 H: 0 LOB: 0 BB: 0 P: 5	R: 0 E: 0 K: 0 S: 3 H: 0 LOB: 1 BB: 1 P: 7	1B: 4 2B: 0 3B: 0 HR: 1 SF: 0 SAC: 0 DP: 2 HBP: 0						

PITCHER	IP	WLS	BF	H	R	ER	SO	BB	IBB	HBP	BLK	WP	HR	S	P	ERA	WHIP
Earl Wilson, R (1, 1) ERA: 3.13	9.0	W	31	5	1	1	4	1	0	0	0	0	1	38	42	1.00	0.667

PITCHER	IP	WLS	BF	H	R	ER	SO	BB	IBB	HBP	BLK	WP	HR	S	P	ERA	WHIP

BOTTOM

Detroit Tigers @ Chicago White Sox

Comiskey Park, Chicago, IL

Sun Apr 21 1968, 4:33 AM EST

Unknown

livebaseballscorecards.com

AB	30
R	1
H	5
RBI	1
BB	1
SO	4
LOB	9

WP: 0 PA: 31
PB: 0
SB: 1
CS: 0

Detroit Tigers @ Chicago White Sox

Comiskey Park, Chicago, IL

Sun Apr 21 1968, 4:38 AM EST

Att. 11,543 - Unknown

TOP

Batter	1	2	3	4	5	6	7	8	9	AB	R	H	RBI	BB	SO	LOB
Dick McAuliffe, L (1, 4) OBP: 0.420, SLG: 0.474	F8		4-3 BB		E SH1-4 1B 1B	1-2 BB		SH1-3 BB		2	1	1	0	3	0	0
Don Wert, R (1, 5) OBP: 0.293, SLG: 0.308	6-3		4-3 1-2		SH1-4 1-2	K		SH1-3 1-2		3	0	0	0	0	1	3
Al Kaline, R (1, 9) OBP: 0.348, SLG: 0.333	2B		L9		E 1B BB	L8-6 2-3		BB		3	1	1	0	2	0	3
Willie Horton, R (1, 7) OBP: 0.409, SLG: 0.595	BB			1-3	E5 BB 1B 1-2 2-3		E6 3-1 S 1B	F9		3	0	0	0	1	0	2
Mickey Stanley, R (7, PR) (7, 8) OBP: 0.385, SLG: 0.500				1B 1B 1B BB	BB 1B 1-2 2-H 3-H		3-1 1-3		K	1	1	0	0	0	0	2
Norm Cash, L (1, 3) OBP: 0.375, SLG: 0.167	K			1B 1B 1B 1-2	1B		1B 3-H		5-3	4	1	1	2	1	2	3
Bill Freehan, R (1, 2) OBP: 0.523, SLG: 0.571		5-3		F5	F7		F9		2B	5	0	2	1	0	0	2
Jim Northrup, L (1, 8) (7, 7) OBP: 0.293, SLG: 0.176		6-3		1B 1-2 2-3	1-2 2-3 BB		F7		BB	4	0	1	0	1	0	3
Ray Oyler, R (1, 6) OBP: 0.216, SLG: 0.182		5-3		F8						4	0	1	0	1	0	4
Denny McLain, R (1, 1) OBP: 0.333, SLG: 0.333			F8	1B 1-2 2-H 3-H		L8-6 BB 1B		F8	4-3	5	0	2	1	0	0	2

Inning Stats	1	2	3	4	5	6	7	8	9
	R: 0 E: 0 K: 1 S: 6	R: 0 E: 0 K: 0 S: 3	R: 0 E: 0 K: 0 S: 3	R: 1 E: 0 K: 0 S: 5	R: 2 E: 1 K: 0 S: 6	R: 0 E: 0 K: 1 S: 5	R: 1 E: 1 K: 0 S: 5	R: 0 E: 0 K: 0 S: 3	R: 0 E: 0 K: 1 S: 6
	H: 1 LOB: 2 BB: 1 P: 10	H: 0 LOB: 0 BB: 0 P: 3	H: 0 LOB: 1 BB: 1 P: 7	H: 3 LOB: 2 BB: 1 P: 9	H: 2 LOB: 3 BB: 2 P: 14	H: 1 LOB: 1 BB: 1 P: 9	H: 1 LOB: 1 BB: 0 P: 5	H: 0 LOB: 2 BB: 2 P: 11	H: 1 LOB: 2 BB: 1 P: 10

1B: 7	SF: 0
2B: 3	SAC: 2
3B: 0	DP: 1
HR: 0	HBP: 0

WP: 0	PA: 45
PB: 0	
SB: 1	
CS: 0	

AB	34
R	4
H	9
RBI	4
BB	9
SO	3
LOB	24

livebaseballscorecards.com

PITCHER	IP	WLS	BF	H	R	ER	SO	BB	IBB	HBP	BLK	WP	HR	S	P	ERA	WHIP
Cisco Carlos, R (1, 1) ERA: 2.45	4.1	L	23	6	3	2	1	4	0	0	0	0	0	21	37	4.15	2.308
Jack Fisher, R (5, 1) ERA:	1.2		7	1	0	0	1	2	0	0	0	0	0	7	15	0.00	1.800
Bob Priddy, R (7, 1) ERA: 2.84	2.0		10	1	1	0	0	2	0	0	0	0	0	8	16	0.00	1.500
Wilbur Wood, L (9, 1) ERA: 3.52	1.0		5	1	0	0	1	1	0	0	0	0	0	6	10	0.00	2.000

PITCHER	IP	WLS	BF	H	R	ER	SO	BB	IBB	HBP	BLK	WP	HR	S	P	ERA	WHIP

BOTTOM

Detroit Tigers @ Chicago White Sox

Comiskey Park, Chicago, IL

Sun Apr 21 1968, 4:38 AM EST

Att. 11,543 - Unknown

Batter	1	2	3	4	5	6	7	8	9	AB	R	H	RBI	BB	SO	LOB
Russ Snyder, L (1, 9) OBP: 0.167, SLG: 0.118	x 0-0 ① 5-3		x 0-0 ③ 1-3			x 0-0 ② 3-1		x 0-0 ② FC4-6 1-2f		4	0	0	0	0	0	1
Ken Berry, R (1, 8) OBP: 0.233, SLG: 0.276	x 0-0 ② F8			x 0-0 ① 6-3		x 0-0 2B		x 0-0 ③ 4-3		4	0	1	0	0	0	1
Wayne Causey, L (1, 4) OBP: 0.294, SLG: 0.077	x 0-0 ③ F3			x 0-0 ② F8		B B B 4-0 BB			x 0-0 ① L9	3	0	0	0	1	0	0
Tommy Davis, R (1, 7) OBP: 0.222, SLG: 0.265		S S S 0-3 ① K		x 0-0 1B		S S S 0-3 ③ K			x 0-0 HR 1B	4	1	2	0	0	2	2
Pete Ward, L (1, 5) OBP: 0.405, SLG: 0.581		x 0-0 FC1-4-6 1B		S S S 0-3 ③ K			S S S 0-3 ① K		x 0-0 1-H HR	4	1	2	2	0	2	1
Tom McCraw, L (1, 3) OBP: 0.242, SLG: 0.138		x 0-0 ② FC1-4-6 S 1-2f			x 0-0 G6-4-3 1B		x 0-0 ② F3		S S S 0-3 ② K	4	0	1	0	0	1	1
Luis Aparicio, R (1, 6) OBP: 0.154, SLG: 0.132		x 0-0 ③ 3-1 1-2			x 0-0 ① ② G6-4-3 1-2f		S S S 0-3 ③ K		x 0-0 ③ F7	4	0	0	0	0	1	2
Jerry McNertney, R (1, 2) OBP: 0.250, SLG: 0.250			x 0-0 ① F4		x 0-0 ③ 6-3			x 0-0 FC4-6 1B		2	0	0	0	0	0	0
Duane Josephson, R (8, PH) OBP: 0.393, SLG: 0.333 (9, 2)										1	0	1	0	0	0	0
Cisco Carlos, R (1, 1) Jack Fisher, R (5, 1) Walt Williams, R (6, PH) Bob Priddy, R (7, 1) Ken Boyer, R (8, PH) OBP: 0.200, SLG: 0.143 Wilbur Wood, R (9, 1)			S S S 0-3 ② K			x 0-0 ① 5-3		S S S 0-3 ① K		1	0	0	0	0	1	0
										0	0	0	0	0	0	0
										1	0	0	0	0	0	0
										0	0	0	0	0	0	0
										1	0	0	0	0	1	1
										0	0	0	0	0	0	0
Inning Stats	R: 0 E: 0 K: 0 S: 3 H: 0 LOB: 0 BB: 0 P: 3	R: 0 E: 0 K: 1 S: 6 H: 1 LOB: 1 BB: 0 P: 6	R: 0 E: 0 K: 1 S: 5 H: 0 LOB: 0 BB: 0 P: 5	R: 0 E: 0 K: 1 S: 6 H: 1 LOB: 1 BB: 0 P: 6	R: 0 E: 0 K: 0 S: 3 H: 1 LOB: 0 BB: 0 P: 3	R: 0 E: 0 K: 1 S: 6 H: 1 LOB: 2 BB: 1 P: 10	R: 0 E: 0 K: 2 S: 7 H: 0 LOB: 0 BB: 0 P: 7	R: 0 E: 0 K: 1 S: 6 H: 1 LOB: 1 BB: 0 P: 6	R: 2 E: 0 K: 1 S: 7 H: 2 LOB: 0 BB: 0 P: 7	1B: 5 2B: 1 3B: 0 HR: 1	SF: 0 SAC: 0 DP: 1 HBP: 0						

livebaseballscorecards.com

AB	33
R	2
H	7
RBI	2
BB	1
SO	8
LOB	9

WP: 0 PB: 0 SB: 1 CS: 0 PA: 34

PITCHER	IP	WLS	BF	H	R	ER	SO	BB	IBB	HBP	BLK	WP	HR	S	P	ERA	WHIP
Denny McLain, R (1, 1) ERA: 2.74	9.0	W	34	7	2	2	8	1	0	0	0	0	1	49	53	2.00	0.889

PITCHER	IP	WLS	BF	H	R	ER	SO	BB	IBB	HBP	BLK	WP	HR	S	P	ERA	WHIP

Batter	1	2	3	4	5	6	7	8	9	AB	R	H	RBI	BB	SO	LOB
Ken Berry, R (1, 8) OBP: 0.257, SLG: 0.273	F9		1-3		1B SF9 1-2 1B		BBB 4-0 1B 1-2 BB		4-3	4	1	1	0	1	0	0
Tom McCraw, L (1, 3) OBP: 0.263, SLG: 0.176	4-3		3-1		F7		0-0 1-2 2-3 1B		1B	5	0	2	0	0	0	2
Pete Ward, L (1, 5) OBP: 0.405, SLG: 0.556	4-3		1B		1-3 2-H 1B		SSS 0-3 K		F8	5	0	2	1	0	1	4
Tommy Davis, R (1, 7) OBP: 0.195, SLG: 0.237		F9	1-3		SF9 3-H		SSS 0-3 K		SSS 0-3 K	4	0	0	1	0	2	5
Russ Snyder, L (1, 9) OBP: 0.136, SLG: 0.095		3-1		F7	F5		SSS 0-3 K			4	0	0	0	0	1	4
Duane Josephson, R (1, 2) OBP: 0.438, SLG: 0.393		1B 1B		FC5-4 1B		CS 1B		6-3		4	0	3	0	0	0	0
Luis Aparicio, R (1, 6) OBP: 0.186, SLG: 0.190		HBP 1-3 1B		FC5-4 1-2f		L7		2B		4	0	2	0	0	0	2
Tim Cullen, R (1, 4) OBP: 0.250, SLG: 0.167		1-0 1-2 HBP		F2		SSS 0-3 K 1-2		1-3		1	0	0	0	0	0	1
Wayne Causey, L (6, PH) OBP: 0.263, SLG: 0.067 (6, 4)										2	0	0	0	0	1	2
Gary Peters, L (1, 1) OBP: 0.222, SLG: 0.222		3-1			1B 1B 1B		1B BB 1B	4-3		4	1	2	0	0	0	4
Inning Stats	R: 0 E: 0 K: 0 S: 3 H: 0 LOB: 0 BB: 0 P: 3	R: 0 E: 0 K: 0 S: 5 H: 2 LOB: 3 BB: 0 P: 6	R: 0 E: 0 K: 0 S: 4 H: 1 LOB: 1 BB: 0 P: 4	R: 0 E: 0 K: 0 S: 4 H: 1 LOB: 1 BB: 0 P: 4	R: 2 E: 0 K: 0 S: 6 H: 3 LOB: 1 BB: 0 P: 6	R: 0 E: 0 K: 1 S: 5 H: 1 LOB: 0 BB: 0 P: 5	R: 0 E: 0 K: 3 S: 11 H: 2 LOB: 3 BB: 1 P: 15	R: 0 E: 0 K: 0 S: 4 H: 1 LOB: 1 BB: 0 P: 4	R: 0 E: 0 K: 1 S: 6 H: 1 LOB: 1 BB: 0 P: 6	1B: 11 2B: 1 3B: 0 HR: 0 SF: 1 SAC: 0 DP: 0 HBP: 1						

PITCHER	IP	WLS	BF	H	R	ER	SO	BB	IBB	HBP	BLK	WP	HR	S	P	ERA	WHIP
Jim Perry, R (1, 1) ERA: 1.69	5.1	W	25	8	2	2	0	0	0	1	0	0	0	24	25	3.38	1.500
Al Worthington, R (6, 1) ERA: 1.08	3.2	S	15	4	0	0	5	1	0	0	0	0	0	24	28	0.00	1.364

PITCHER	IP	WLS	BF	H	R	ER	SO	BB	IBB	HBP	BLK	WP	HR	S	P	ERA	WHIP

TOP

Chicago White Sox @ Minnesota Twins

Metropolitan Stadium, Bloomington , MI

Thu Apr 25 1968, 4:33 AM EST

Att. 6,001 - Unknown - 51 F

livebaseballscorecards.com

AB	37
R	2
H	12
RBI	2
BB	1
SO	5
LOB	24

WP: 0 PB: 0 SB: 0 CS: 1 PA: 40

Batter	1	2	3	4	5	6	7	8	9	AB	R	H	RBI	BB	SO	LOB
Cesar Tovar, R (1, 4) (9, 7) OBP: 0.296, SLG: 0.380	F7		2B		5-3			5-3		4	1	1	0	0	0	0
Tony Oliva, L (1, 9) OBP: 0.288, SLG: 0.340	6-3		1B			G3				3	1	1	2	0	0	0
Harmon Killebrew, R (1, 3) OBP: 0.420, SLG: 0.698	5-3		FC6-4			6-3				3	0	1	1	0	0	0
Bob Allison, R (1, 7) OBP: 0.417, SLG: 0.667 Rod Carew, L (9, 4) OBP: 0.375, SLG: 0.391		5-3	FC6-4			K				3 0	0 0	0 0	0 0	0 0	1 0	1 0
Rich Rollins, R (1, 5) OBP: 0.200, SLG: 0.200 Ron Clark, R (7, 5) OBP: 0.667, SLG: 1.000	K			6-3			G3			2 1	0 0	0 0	0 0	0 0	1 0	0 0
Ted Uhlaender, L (1, 8) OBP: 0.333, SLG: 0.511	L3			3-1			4-3			3	0	0	0	0	0	0
Jackie Hernandez, R (1, 6) OBP: 0.273, SLG: 0.359			K	K			5-3			3	0	0	0	0	2	0
John Roseboro, L (1, 2) OBP: 0.234, SLG: 0.103			G3		L7			F7		3	0	0	0	0	0	0
Jim Perry, S (1, 1) OBP: 0.286, SLG: 0.667 Al Worthington, R (6, 1)			BB		3-1			F9		1 1	1 0	0 0	0 0	1 0	0 0	0 0
Inning Stats	R: 0 E: 0 K: 0 S: 3 H: 0 LOB: 0 BB: 0 P: 3	R: 0 E: 0 K: 1 S: 5 H: 0 LOB: 0 BB: 0 P: 5	R: 3 E: 0 K: 1 S: 8 H: 3 LOB: 1 BB: 1 P: 12	R: 0 E: 0 K: 1 S: 5 H: 0 LOB: 0 BB: 0 P: 5	R: 0 E: 0 K: 0 S: 3 H: 0 LOB: 0 BB: 0 P: 3	R: 0 E: 0 K: 1 S: 5 H: 0 LOB: 0 BB: 0 P: 5	R: 0 E: 0 K: 0 S: 3 H: 0 LOB: 0 BB: 0 P: 3	R: 0 E: 0 K: 0 S: 3 H: 0 LOB: 0 BB: 0 P: 3		1B: 1 2B: 2 3B: 0 HR: 0 SF: 0 SAC: 0 DP: 0 HBP: 0						

PITCHER	IP	WLS	BF	H	R	ER	SO	BB	IBB	HBP	BLK	WP	HR	S	P	ERA	WHIP
Gary Peters, L (1, 1) ERA: 5.03	8.0	L	28	3	3	3	4	1	0	0	0	0	0	35	39	3.38	0.500

PITCHER	IP	WLS	BF	H	R	ER	SO	BB	IBB	HBP	BLK	WP	HR	S	P	ERA	WHIP

Chicago White Sox @ Minnesota Twins

Metropolitan Stadium, Bloomington , MI

Thu Apr 25 1968, 4:33 AM EST

Att. 6,001 - Unknown - 51 F

BOTTOM

livebaseballscorecards.com

AB	27
R	3
H	3
RBI	3
BB	1
SO	4
LOB	1

WP: 0 PA: 28
PB: 0
SB: 0
CS: 0

Batter	1	2	3	4	5	6	7	8	9	AB	R	H	RBI	BB	SO	LOB
Luis Aparicio, R (1, 6) OBP: 0.174, SLG: 0.178	S S S 0-3 ① K		x 0-0 ③ F8			x 0-0 ① SH5-4 1-2 2-3		x 0-0 ② FC4-6 1-2f 2B		3	0	0	0	0	1	1
Tom McCraw, L (1, 3) OBP: 0.286, SLG: 0.222	x 0-0 ② F8		B B B B 4-0 FC5-6 BB			x 0-0 ② SF8 3-H		x 0-0 ③ 1-H 2B		2	0	1	1	1	0	0
Pete Ward, L (1, 9) OBP: 0.400, SLG: 0.538	S S S 0-3 ③ K			x 0-0 ① FC5-6 G6-4-3 1-2f		x 0-0 2-H 1B			x 0-0 ① 4-3	3	0	1	1	0	1	1
Buddy Bradford, R (6, PR) (6, 9) (7, 7) OBP: 0.250, SLG: 0.625										1	0	0	0	0	0	0
Ken Boyer, R (1, 5) OBP: 0.158, SLG: 0.111		x 0-0 ① 6-3		x 0-0 ② ③ G6-4-3 1-2f		x 0-0 ③ F8			x 0-0 ② 6-3	4	0	0	0	0	0	2
Duane Josephson, R (1, 2) OBP: 0.389, SLG: 0.344		x 0-0 ② 1-3			x 0-0 ① F7		S S S 0-3 ① K		x 0-0 ③ 4-3	4	0	0	0	0	1	0
Tommy Davis, R (1, 7) OBP: 0.227, SLG: 0.325		x 0-0 HR			x 0-0 ② 6-3		B B B B 4-0 G1-6-3 BB			2	1	1	1	1	0	0
Russ Snyder, L (7, PR) (7, 9) OBP: 0.136, SLG: 0.095										0	0	0	0	0	0	0
Ken Berry, R (1, 8) OBP: 0.237, SLG: 0.250		x 0-0 ③ F9			x 0-0 ③ F4		x 0-0 ② ③ G1-6-3 1-2f			3	0	0	0	0	0	1
Tim Cullen, R (1, 4) OBP: 0.261, SLG: 0.190			x 0-0 ① F8			x 0-0 SH5-4 E SF8 1B		S S S 0-3 ① K		3	1	1	0	0	1	0
Tommy John, R (1, 1) OBP: 0.333, SLG: 0.333			x 0-0 ② F4			x 0-0 E1 SH5-4 1-2 1B		H 1-0 FC4-6 HBP		2	1	0	0	0	0	1
Bob Locker, S (6, 1)										0	0	0	0	0	0	0
Sandy Alomar Sr., S (8, PR)										0	0	0	0	0	0	0
Wilbur Wood, R (8, 1)										0	0	0	0	0	0	0
Inning Stats	R: 0 E: 0 K: 2 S: 7 H: 0 LOB: 0 BB: 0 P: 7	R: 1 E: 0 K: 0 S: 4 H: 1 LOB: 0 BB: 0 P: 4	R: 0 E: 0 K: 0 S: 3 H: 0 LOB: 0 BB: 0 P: 3	R: 0 E: 0 K: 0 S: 2 H: 0 LOB: 0 BB: 1 P: 6	R: 0 E: 0 K: 0 S: 3 H: 0 LOB: 0 BB: 0 P: 3	R: 2 E: 1 K: 0 S: 6 H: 2 LOB: 1 BB: 0 P: 6	R: 0 E: 0 K: 1 S: 4 H: 0 LOB: 1 BB: 1 P: 8	R: 0 E: 0 K: 1 S: 5 H: 1 LOB: 3 BB: 0 P: 6	R: 0 E: 0 K: 0 S: 3 H: 0 LOB: 0 BB: 0 P: 3	1B: 2 2B: 1 3B: 0 HR: 1	SF: 1 SAC: 1 DP: 2 HBP: 1						

PITCHER		IP	WLS	BF	H	R	ER	SO	BB	IBB	HBP	BLK	WP	HR	S	P	ERA	WHIP
Dave Boswell, R ERA: 2.45	(1, 1)	6.0	L	22	3	3	1	2	1	0	0	0	0	1	25	29	1.50	0.667
Bob Miller, R ERA: 4.5	(7, 1)	2.0		7	1	0	0	2	1	0	1	0	0	0	9	14	0.00	1.000
Ron Perranoski, L ERA: 2.57	(9, 1)	1.0		3	0	0	0	0	0	0	0	0	0	0	3	3	0.00	0.000

PITCHER	IP	WLS	BF	H	R	ER	SO	BB	IBB	HBP	BLK	WP	HR	S	P	ERA	WHIP

TOP

Chicago White Sox @ Minnesota Twins

Metropolitan Stadium, Bloomington , MI

Fri Apr 26 1968, 4:33 AM EST
Att. 5,974 - Unknown - 59 F

livebaseballscorecards.com

AB	27
R	3
H	4
RBI	3
BB	2
SO	4
LOB	6

WP: 0 PA: 32
PB: 0
SB: 0
CS: 0

BOTTOM

Chicago White Sox @ Minnesota Twins

Metropolitan Stadium, Bloomington , MI

Fri Apr 26 1968, 4:33 AM EST

Att. 5,974 - Unknown - 59 F

Batter	1	2	3	4	5	6	7	8	9	AB	R	H	RBI	BB	SO	LOB
Cesar Tovar, R (1, 4) (8, 6) OBP: 0.310, SLG: 0.377	5-3			1B 1B		BB 1-2		6-3		3	0	1	0	1	0	0
Tony Oliva, L (1, 9) OBP: 0.321, SLG: 0.373	K2-3			CS 1-H		1-2 2-H				4	0	3	1	0	1	0
Harmon Killebrew, R (1, 3) OBP: 0.389, SLG: 0.638	K			K 2-3		L4		5-3		4	0	0	0	0	2	4
Bob Allison, R (1, 7) OBP: 0.423, SLG: 0.646		BB CS			G6-4-3		K		K	3	0	1	0	1	2	0
Rich Rollins, R (1, 5) OBP: 0.111, SLG: 0.111		K 1-2			G6-4-3 1-2f		6-3		K	4	0	0	0	0	2	2
Ted Uhlaender, L (1, 8) OBP: 0.346, SLG: 0.521		3-1			G3		2B 2B		1B HBP	3	1	1	0	0	0	0
Jackie Hernandez, R (1, 6) OBP: 0.283, SLG: 0.366		K2-3				BB 1B 1B	2B 2-H		1-2 1B	2	1	1	0	0	1	0
Rod Carew, L (7, PH) OBP: 0.400, SLG: 0.438 (8, 4)										2	0	2	1	0	0	0
John Roseboro, L (1, 2) OBP: 0.216, SLG: 0.093		4-3				F8	4-3		G3	4	0	0	0	0	0	4
Dave Boswell, R (1, 1)		K				F9		F6		1	0	0	0	0	1	0
Ron Clark, R (6, PH) OBP: 0.500, SLG: 0.750										1	0	0	0	0	0	1
Bob Miller, R (7, 1)										0	0	0	0	0	0	0
Frank Kostro, R (8, PH)										1	0	0	0	0	0	0
Ron Perranoski, L (9, 1)										0	0	0	0	0	0	0
Inning Stats	R: 0 E: 0 K: 2 S: 7 H: 0 LOB: 0 BB: 0 P: 7	R: 0 E: 0 K: 1 S: 4 H: 0 LOB: 0 BB: 1 P: 8	R: 0 E: 0 K: 2 S: 7 H: 0 LOB: 0 BB: 0 P: 7	R: 0 E: 0 K: 1 S: 5 H: 2 LOB: 0 BB: 0 P: 5	R: 0 E: 0 K: 0 S: 3 H: 1 LOB: 0 BB: 0 P: 3	R: 1 E: 0 K: 0 S: 5 H: 2 LOB: 2 BB: 1 P: 9	R: 1 E: 0 K: 1 S: 7 H: 2 LOB: 1 BB: 0 P: 7	R: 0 E: 0 K: 0 S: 4 H: 1 LOB: 1 BB: 0 P: 4	R: 0 E: 0 K: 2 S: 8 H: 1 LOB: 2 BB: 0 P: 9	1B: 7 2B: 3 3B: 0 HR: 0	SF: 0 SAC: 0 DP: 2 HBP: 1						

AB	32
R	2
H	9
RBI	2
BB	2
SO	9
LOB	11

livebaseballscorecards.com

PITCHER		IP	WLS	BF	H	R	ER	SO	BB	IBB	HBP	BLK	WP	HR	S	P	ERA	WHIP
Tommy John, L ERA: 3.0	(1, 1)	5.2	W	20	5	1	1	6	2	0	0	0	0	0	30	38	1.59	1.235
Bob Locker, R ERA: 3.18	(6, 1)	1.1		6	2	1	1	1	0	0	0	0	0	0	8	8	6.75	1.500
Wilbur Wood, L ERA: 2.79	(8, 1)	2.0	S	9	2	0	0	2	0	0	1	0	0	0	12	13	0.00	1.000

PITCHER		IP	WLS	BF	H	R	ER	SO	BB	IBB	HBP	BLK	WP	HR	S	P	ERA	WHIP

TOP

Chicago White Sox @ Minnesota Twins

Metropolitan Stadium, Bloomington , MI

Sat Apr 27 1968, 4:33 AM EST

Att. 11,868 - Unknown - 61 F

livebaseballscorecards.com

Batter	1	2	3	4	5	6	7	8	9	AB	R	H	RBI	BB	SO	LOB
Luis Aparicio, R (1, 6) OBP: 0.200, SLG: 0.224	F8		2B		1B		FC6-4 1-2f			4	0	2	0	0	0	1
Tom McCraw, L (1, 3) OBP: 0.283, SLG: 0.225	E4 S G3 1B		F8		F7			G3		4	1	1	0	0	0	2
Tommy Davis, R (1, 7) OBP: 0.208, SLG: 0.295	G3 2-H		FC6-4-5 2-3			F2		F8		4	0	0	1	0	0	1
Ken Boyer, R (1, 5) OBP: 0.174, SLG: 0.136	5-3		K			1B		F8		4	0	1	0	0	1	1
Pete Ward, L (1, 9) OBP: 0.429, SLG: 0.558		1B 1B		L9 1B		K			FC6-4 1B	4	0	3	0	0	1	1
Duane Josephson, R (1, 2) OBP: 0.375, SLG: 0.333		1-2 1B		L9 1-2		L9			K	4	0	1	0	0	1	3
Ken Berry, R (1, 8) OBP: 0.238, SLG: 0.250		K		F9			FC6-4 1B		L8	4	0	1	0	0	1	3
Tim Cullen, R (1, 4) OBP: 0.231, SLG: 0.167 Walt Williams, R (9, PH)		F9			6-3		F4		FC6-4 1-2f	3 1	0 0	0 0	0 0	0 0	0 0	3 1
Joe Horlen, R (1, 1) Bob Priddy, R (2, 1) Buddy Bradford, R (7, PH) OBP: 0.222, SLG: 0.556 Hoyt Wilhelm, R (7, 1)		K			5-3		K			1 1 1 0	0 0 0 0	0 0 0 0	0 0 0 0	0 0 1 0	1 0 1 0	2 0 1 0

AB	35
R	1
H	9
RBI	1
BB	0
SO	6
LOB	19

Inning Stats	1	2	3	4	5	6	7	8	9	1B: 8	SF: 0	WP: 0	PA: 35
R	1	0	0	0	0	0	0	0	0	2B: 1	SAC: 0	PB: 0	
E	1	0	0	0	0	0	0	0	0	3B: 0	DP: 0	SB: 1	
K	0	2	1	0	0	1	1	0	1	HR: 0	HBP: 0	CS: 0	
S	4	9	6	3	4	6	6	3	6				
H	1	2	1	1	1	1	1	0	1				
LOB	0	2	0	0	1	1	1	0	1				
BB	0	0	0	0	0	0	0	0	0				
P	4	9	6	3	4	6	6	3	6				

PITCHER	IP	WLS	BF	H	R	ER	SO	BB	IBB	HBP	BLK	WP	HR	S	P	ERA	WHIP
Jim Merritt, L (1, 1) ERA: 1.46	9.0	W	35	9	1	0	6	0	0	0	0	0	0	47	47	0.00	1.000

PITCHER	IP	WLS	BF	H	R	ER	SO	BB	IBB	HBP	BLK	WP	HR	S	P	ERA	WHIP

Batter	1	2	3	4	5	6	7	8	9	AB	R	H	RBI	BB	SO	LOB
Cesar Tovar, R (1, 5) (7, 7) OBP: 0.339, SLG: 0.456	1B	1-3 2-H 2B			SF8 3B		L8			4	1	3	1	0	0	0
Rod Carew, L (1, 4) OBP: 0.389, SLG: 0.423	G5-4-3 1-3 1B	F9			6-3			G3		4	0	1	0	0	0	3
Tony Oliva, L (1, 9) OBP: 0.300, SLG: 0.352	F2		K		SF8 3-H			F5		3	0	0	1	0	1	2
Harmon Killebrew, R (1, 3) OBP: 0.379, SLG: 0.627 Rich Reese, L (8, PR) (9, 3)	G5-4-3 1-2f		F2		F2			1B 2B		4 0	0 1	1 0	0 0	0 0	0 0	2 0
Bob Allison, R (1, 7) OBP: 0.418, SLG: 0.647 Ron Clark, R (7, 5) OBP: 0.600, SLG: 0.800		G3 1B 2B	F3			5-3		PO 2-H 1B		3 1	1 0	1 1	0 1	0 0	0 0	0 0
Ted Uhlaender, L (1, 8) OBP: 0.327, SLG: 0.490		G3 2-3		F6		L9		PO 1-2		3	0	0	0	0	0	1
Jackie Hernandez, R (1, 6) OBP: 0.306, SLG: 0.386		G3 2B 3-H 1B		F8		F8				3	1	2	1	0	0	0
John Roseboro, L (1, 2) OBP: 0.204, SLG: 0.087		G3 1-2	K				3-1			3	0	0	0	0	1	2
Jim Merritt, L (1, 1) OBP: 0.286, SLG: 0.091		BB 2B		F8			4-3			2	0	0	0	1	0	1
Inning Stats	R: 0 E: 0 K: 0 S: 4 H: 2 LOB: 1 BB: 0 P: 4	R: 2 E: 0 K: 0 S: 6 H: 3 LOB: 2 BB: 1 P: 10	R: 0 E: 0 K: 1 S: 5 H: 0 LOB: 0 BB: 0 P: 5	R: 0 E: 0 K: 1 S: 6 H: 1 LOB: 1 BB: 0 P: 6	R: 1 E: 0 K: 0 S: 4 H: 1 LOB: 0 BB: 0 P: 4	R: 0 E: 0 K: 0 S: 3 H: 0 LOB: 0 BB: 0 P: 3	R: 0 E: 0 K: 0 S: 3 H: 0 LOB: 0 BB: 0 P: 3	R: 1 E: 0 K: 0 S: 4 H: 2 LOB: 1 BB: 0 P: 4		1B: 5 2B: 3 3B: 1 HR: 0 SF: 1 SAC: 0 DP: 1 HBP: 0						

PITCHER		IP	WLS	BF	H	R	ER	SO	BB	IBB	HBP	BLK	WP	HR	S	P	ERA	WHIP
Joe Horlen, R ERA: 5.74	(1, 1)	1.2	L	10	5	2	2	0	1	0	0	0	0	0	9	13	10.80	3.600
Bob Priddy, R ERA: 2.53	(2, 1)	4.1		15	2	1	1	2	0	0	0	0	0	0	19	19	2.08	0.462
Hoyt Wilhelm, R ERA: 1.69	(7, 1)	2.0		7	2	1	1	0	0	0	0	0	0	0	7	7	4.50	1.000

PITCHER	IP	WLS	BF	H	R	ER	SO	BB	IBB	HBP	BLK	WP	HR	S	P	ERA	WHIP

BOTTOM

Chicago White Sox @ Minnesota Twins

Metropolitan Stadium, Bloomington , MI

Sat Apr 27 1968, 4:33 AM EST
Att. 11,868 - Unknown - 61 F

livebaseballscorecards.com

AB	30
R	4
H	9
RBI	4
BB	1
SO	2
LOB	11

Batter	1	2	3	4	5	6	7	8	9	AB	R	H	RBI	BB	SO	LOB
Luis Aparicio, R (1, 6) OBP: 0.204, SLG: 0.231	6-3		SF9 2-3 3-H			5-3			HR 1B	3	1	1	1	0	0	0
Russ Snyder, L (1, 9) OBP: 0.115, SLG: 0.080	4-3		K			4-3			L8	4	0	0	0	0	1	3
Pete Ward, L (1, 5) OBP: 0.415, SLG: 0.596	K		F9			K			HR 1-H	4	1	1	2	0	2	2
Tommy Davis, R (1, 7) OBP: 0.192, SLG: 0.271		4-3		5-3			L9		4-3	4	0	0	0	0	0	0
Tom McCraw, L (1, 3) OBP: 0.260, SLG: 0.205		4-3		3-1			F6		4-3	4	0	0	0	0	0	0
Duane Josephson, R (1, 2) OBP: 0.349, SLG: 0.308		5-3		5-3			6-3			3	0	0	0	0	0	0
Ken Berry, R (1, 8) OBP: 0.244, SLG: 0.256			1B SF9 1B 1B		K			F7		3	1	1	0	0	1	0
Tim Cullen, R (1, 4) OBP: 0.250, SLG: 0.192 Wayne Causey, L (8, PH) OBP: 0.250, SLG: 0.063 Sandy Alomar Sr., S (8, PR) (8, 4)			SF9 1B 1-2 1B		F9			E4 5-3-6-3-5		2 1 0	0 0 0	1 0 0	0 0 0	0 0 0	0 0 0	0 0 0
Jack Fisher, R (1, 1) OBP: 0.500, SLG: 0.500 Wilbur Wood, R (6, 1) Ken Boyer, R (8, PH) OBP: 0.167, SLG: 0.130 Bob Locker, S (8, 1)			1-2 2-3 1B		F7			5-3-6-3-5 1-2f		2 0 1 0	0 0 0 0	1 0 0 0	0 0 0 0	0 0 0 0	0 0 0 0	0 0 1 0
Inning Stats	R: 0 E: 0 K: 1 S: 5 H: 0 LOB: 0 BB: 0 P: 5	R: 0 E: 0 K: 0 S: 3 H: 0 LOB: 0 BB: 0 P: 3	R: 1 E: 0 K: 1 S: 8 H: 3 LOB: 2 BB: 0 P: 8	R: 0 E: 0 K: 0 S: 3 H: 0 LOB: 0 BB: 0 P: 3	R: 0 E: 0 K: 1 S: 5 H: 0 LOB: 0 BB: 0 P: 5	R: 0 E: 0 K: 1 S: 5 H: 0 LOB: 0 BB: 0 P: 5	R: 0 E: 0 K: 0 S: 3 H: 0 LOB: 0 BB: 0 P: 3	R: 0 E: 1 K: 0 S: 3 H: 0 LOB: 1 BB: 0 P: 3	R: 2 E: 0 K: 0 S: 5 H: 2 LOB: 0 BB: 0 P: 5	1B: 4 2B: 1 3B: 0 HR: 1	SF: 1 SAC: 0 DP: 1 HBP: 0					

PITCHER	IP	WLS	BF	H	R	ER	SO	BB	IBB	HBP	BLK	WP	HR	S	P	ERA	WHIP
Dean Chance, R (1, 1) ERA: 3.65	9.0	L	32	5	3	3	4	0	0	0	0	0	1	40	40	3.00	0.556

PITCHER	IP	WLS	BF	H	R	ER	SO	BB	IBB	HBP	BLK	WP	HR	S	P	ERA	WHIP

TOP

Chicago White Sox @ Minnesota Twins

Metropolitan Stadium, Bloomington , MI

Sun Apr 28 1968, 4:33 AM EDT

Att. 36,234 - Unknown - 60 F

livebaseballscorecards.com

AB	31
R	3
H	5
RBI	3
BB	0
SO	4
LOB	6

Batter	1	2	3	4	5	6	7	8	9	AB	R	H	RBI	BB	SO	LOB
Cesar Tovar, R (1, 5) (8, 7) OBP: 0.333, SLG: 0.443	S 1B		G6-4-3 1-2f			L5		F6		4	0	1	0	0	0	2
Rod Carew, L (1, 4) OBP: 0.362, SLG: 0.393	F8 1-2			L7		6-3		K		4	0	0	0	0	1	2
Tony Oliva, L (1, 9) OBP: 0.297, SLG: 0.345	F5			L7		L4			1-3 1B	4	0	1	0	0	0	1
Harmon Killebrew, R (1, 3) OBP: 0.371, SLG: 0.655	5-3			HR			5-3		K	4	1	1	1	0	1	2
Bob Allison, R (1, 7) OBP: 0.397, SLG: 0.611		F3		5-3			F2		1-3 1-2	3	0	0	0	0	0	0
Ron Clark, R (8, 5) OBP: 0.500, SLG: 0.667										1	0	0	0	0	0	1
Ted Uhlaender, L (1, 8) OBP: 0.339, SLG: 0.582		6-3			HR		3B		K	4	1	2	1	0	1	1
Jackie Hernandez, R (1, 6) OBP: 0.288, SLG: 0.362		6-3			F5		K			3	0	0	0	0	1	1
John Roseboro, L (1, 2) OBP: 0.193, SLG: 0.082			F5		L9			F7		3	0	0	0	0	0	0
Dean Chance, R (1, 1) OBP: 0.154, SLG: 0.083			G6-4-3 1B		K			BB		2	0	1	0	1	1	0
Inning Stats	R: 0 H: 1 E: 0 LOB: 1 K: 0 BB: 0 S: 4 P: 4	R: 0 H: 0 E: 0 LOB: 0 K: 0 BB: 0 S: 3 P: 3	R: 0 H: 1 E: 0 LOB: 0 K: 0 BB: 0 S: 3 P: 3	R: 1 H: 1 E: 0 LOB: 0 K: 0 BB: 0 S: 4 P: 4	R: 1 H: 1 E: 0 LOB: 0 K: 1 BB: 0 S: 6 P: 6	R: 0 H: 0 E: 0 LOB: 0 K: 0 BB: 0 S: 3 P: 3	R: 0 H: 1 E: 0 LOB: 1 K: 1 BB: 0 S: 6 P: 6	R: 0 H: 0 E: 0 LOB: 1 K: 1 BB: 1 S: 5 P: 9	R: 0 H: 1 E: 0 LOB: 1 K: 2 BB: 0 S: 8 P: 8	1B: 3 SF: 0 2B: 0 SAC: 0 3B: 1 DP: 1 HR: 2 HBP: 0						WP: 0 PA: 33 PB: 0 SB: 1 CS: 0	

PITCHER		IP	WLS	BF	H	R	ER	SO	BB	IBB	HBP	BLK	WP	HR	S	P	ERA	WHIP
Jack Fisher, R ERA: 2.45	(1, 1)	5.0		18	4	2	2	1	0	0	0	0	0	2	20	20	3.60	0.800
Wilbur Wood, L ERA: 2.31	(6, 1)	2.0		7	1	0	0	1	0	0	0	0	0	0	9	9	0.00	0.500
Bob Locker, R ERA: 2.35	(8, 1)	2.0	W	8	1	0	0	3	1	0	0	0	0	0	13	17	0.00	1.000

PITCHER	IP	WLS	BF	H	R	ER	SO	BB	IBB	HBP	BLK	WP	HR	S	P	ERA	WHIP

BOTTOM

Chicago White Sox @ Minnesota Twins

Metropolitan Stadium, Bloomington , MI

Sun Apr 28 1968, 4:33 AM EDT

Att. 36,234 - Unknown - 60 F

livebaseballscorecards.com

AB	32
R	2
H	6
RBI	2
BB	1
SO	5
LOB	10

Batter	1	2	3	4	5	6	7	8	9	AB	R	H	RBI	BB	SO	LOB
Del Unser, L (1, 8) OBP: 0.337, SLG: 0.413	K		6-3			1B		G1		4	0	1	0	0	1	1
Sam Bowens, R (1, 9) OBP: 0.214, SLG: 0.333	F7		K			K			6-3	4	0	0	0	0	2	1
Frank Howard, R (1, 7) OBP: 0.403, SLG: 0.609	1B			6-3		K			6-3	4	0	1	0	0	1	1
Ken McMullen, R (1, 5) OBP: 0.305, SLG: 0.459	1-3			6-3			K		1B 2B	4	1	1	0	0	1	1
Ron Hansen, R (1, 6) OBP: 0.280, SLG: 0.318		BB		L8			F9		2-H 1B	0	0	0	0	0	0	0
Paul Casanova, R (1, 2) OBP: 0.125, SLG: 0.128		FC6-4 1-2f			K		K		K	4	0	0	0	0	3	2
Mike Epstein, L (1, 3) OBP: 0.158, SLG: 0.143		K			G3			1-3		3	0	0	0	0	1	1
Frank Coggins, S (1, 4) OBP: 0.231, SLG: 0.267		K			K			1B		2	0	0	0	0	2	1
Cap Peterson, R (8, PH) OBP: 0.500, SLG: 0.333										1	0	1	0	0	0	0
Ed Brinkman, R (8, 4)										0	0	0	0	0	0	0
Frank Bertaina, L (1, 1)			K			F8		F9		1	0	0	0	0	1	0
Hank Allen, R (6, PH) OBP: 0.154, SLG: 0.154										1	0	0	0	0	0	0
Dick Bosman, R (6, 1) OBP: 0.250, SLG: 0.500										0	0	0	0	0	0	0
Fred Valentine, S (8, PH) OBP: 0.227, SLG: 0.381										1	0	0	0	0	0	1
Darold Knowles, L (8, 1)										0	0	0	0	0	0	0
Inning Stats	R: 0 E: 0 K: 1 S: 6 H: 1 LOB: 1 BB: 0 P: 6	R: 0 E: 1 K: 2 S: 7 H: 0 LOB: 1 BB: 1 P: 11	R: 0 E: 0 K: 2 S: 7 H: 0 LOB: 0 BB: 0 P: 7	R: 0 E: 0 K: 0 S: 3 H: 0 LOB: 0 BB: 0 P: 3	R: 0 E: 0 K: 2 S: 7 H: 0 LOB: 0 BB: 0 P: 7	R: 0 E: 0 K: 2 S: 8 H: 1 LOB: 1 BB: 0 P: 8	R: 0 E: 0 K: 2 S: 7 H: 0 LOB: 0 BB: 0 P: 7	R: 0 E: 0 K: 0 S: 4 H: 1 LOB: 1 BB: 0 P: 4	R: 1 E: 0 K: 1 S: 7 H: 2 LOB: 1 BB: 0 P: 7	1B: 4 2B: 1 3B: 0 HR: 0	SF: 0 SAC: 0 DP: 0 HBP: 0			WP: 0 PB: 0 SB: 0 CS: 0	PA: 33	

PITCHER	IP	WLS	BF	H	R	ER	SO	BB	IBB	HBP	BLK	WP	HR	S	P	ERA	WHIP
Tommy John, L (1, 1) ERA: 2.33	9.0	W	33	5	1	1	12	1	0	0	0	0	0	56	60	1.00	0.667

PITCHER	IP	WLS	BF	H	R	ER	SO	BB	IBB	HBP	BLK	WP	HR	S	P	ERA	WHIP

TOP

Washington Senators @ Chicago White Sox

Comiskey Park, Chicago, IL

Wed May 01 1968, 8:05 PM EDT

Att. 5,430 - Unknown

livebaseballscorecards.com

AB	29
R	1
H	4
RBI	0
BB	0
SO	12
LOB	9

Batter	1	2	3	4	5	6	7	8	9	AB	R	H	RBI	BB	SO	LOB
Luis Aparicio, R (1, 6) OBP: 0.219, SLG: 0.279	BB 1B SF8 BB		F5		2-H HR		K			3	2	1	2	1	1	0
Tom McCraw, L (1, 3) OBP: 0.250, SLG: 0.204	SF8 BB 1-2 1B		P4		K2-3		2-3			4	0	1	0	0	1	0
Pete Ward, L (1, 5) OBP: 0.381, SLG: 0.509	1-2 2-3 BB		BB		K		F9			2	0	0	0	2	1	0
Tommy Davis, R (1, 7) OBP: 0.203, SLG: 0.327	K		K			S 1B G1-2-3 1B		K		3	0	1	0	0	2	4
Bill Voss, L (6, PR) (7, 9)										1	0	0	0	0	1	0
Duane Josephson, R (1, 2) OBP: 0.358, SLG: 0.319	SF8 2-3 3-H			L6		G1-2-3 S WP 1-2 1B		E4		3	1	1	1	0	0	0
Ken Berry, R (1, 8) OBP: 0.309, SLG: 0.308	F8			G4-6-3 1B		WP G1-2-3 1-2 2-3 BB		L8		3	0	1	0	1	0	3
Buddy Bradford, R (1, 9) OBP: 0.231, SLG: 0.417		F7		G4-6-3 1-2f		G1-2-3 1-2 2-3 3-Hf		K		2	0	0	0	0	0	1
Russ Snyder, L (6, PH) (7, 7) OBP: 0.133, SLG: 0.103										2	0	0	0	0	1	4
Tim Cullen, R (1, 4) OBP: 0.273, SLG: 0.200		6-3			1B	IBB				2	0	1	0	1	0	0
Tommy John, R (1, 1) OBP: 0.250, SLG: 0.250		F8			SH1-4 1-2	K 1-2 2-3 3-H				2	0	0	0	0	1	2
Inning Stats	R: 1 E: 0 K: 1 S: 6 H: 1 LOB: 2 BB: 2 P: 14	R: 0 E: 0 K: 0 S: 3 H: 0 LOB: 0 BB: 0 P: 3	R: 0 E: 0 K: 1 S: 5 H: 0 LOB: 1 BB: 1 P: 9	R: 0 E: 0 K: 0 S: 3 H: 1 LOB: 0 BB: 0 P: 3	R: 2 E: 0 K: 2 S: 9 H: 2 LOB: 0 BB: 0 P: 9	R: 1 E: 0 K: 1 S: 6 H: 2 LOB: 3 BB: 2 P: 14	R: 0 E: 0 K: 1 S: 5 H: 0 LOB: 0 BB: 0 P: 5	R: 0 E: 1 K: 2 S: 8 H: 0 LOB: 1 BB: 0 P: 8		1B: 5 2B: 0 3B: 0 HR: 1	SF: 1 SAC: 1 DP: 2 HBP: 0					

PITCHER		IP	WLS	BF	H	R	ER	SO	BB	IBB	HBP	BLK	WP	HR	S	P	ERA	WHIP
Frank Bertaina, L ERA: 6.75	(1, 1)	5.0	L	21	4	3	3	4	3	0	0	0	0	1	26	38	5.40	1.400
Dick Bosman, R ERA: 5.09	(6, 1)	2.0		9	2	1	1	2	1	1	0	0	1	0	11	19	4.50	1.500
Darold Knowles, L ERA: 2.13	(8, 1)	1.0		4	0	0	0	2	0	0	0	0	0	0	8	8	0.00	0.000

PITCHER	IP	WLS	BF	H	R	ER	SO	BB	IBB	HBP	BLK	WP	HR	S	P	ERA	WHIP

BOTTOM

Washington Senators @ Chicago White Sox

Comiskey Park, Chicago, IL

Wed May 01 1968, 8:05 PM EDT

Att. 5,430 - Unknown

livebaseballscorecards.com

AB	27
R	3
H	6
RBI	3
BB	5
SO	8
LOB	14

Batter	1	2	3	4	5	6	7	8	9	AB	R	H	RBI	BB	SO	LOB
Horace Clarke, S (1, 4) OBP: 0.226, SLG: 0.196	F6		E 1B, 2-3, 1B	CS, 1B			4-3			4	1	2	0	0	0	0
Roy White, S (1, 8) OBP: 0.406, SLG: 0.436	4-3		E3, 1B, 1-3, 3-H	CS, 1-2	1-6-3			5-3, S, 1B		4	1	1	1	0	0	1
Mickey Mantle, S (1, 3) OBP: 0.405, SLG: 0.433	FC5-4, BB		BB, 1B, IBB		F4			F8		2	0	0	0	2	0	1
Andy Kosco, R (1, 9) OBP: 0.381, SLG: 0.650	FC5-4, 1-2f		FC5, BB, 1-2, 2-H, 3-H, 1B		6-3			5-3, 1-3		4	0	1	2	0	0	2
Tom Tresh, S (1, 7) OBP: 0.312, SLG: 0.230		F2	K			3-1		F7		4	0	0	0	0	1	3
Jake Gibbs, L (1, 2) OBP: 0.295, SLG: 0.222		F2-3, 1B	BB, 1-2, 2-3			3-1			CS, 1B	3	0	2	0	1	0	0
Bobby Cox, R (1, 5) OBP: 0.172, SLG: 0.111		F2-3, 1-1	FC5, 2-3f			6-3			F9	4	0	0	0	0	0	5
Gene Michael, S (1, 6) OBP: 0.182, SLG: 0.245			E3, 1B, SH2-1, E	CS, HBP			G3		5-3, 1-2	3	1	0	0	0	0	1
Bill Monbouquette, R (1, 1) OBP: 0.167, SLG: 0.091			SH2-1, 1-2	K, 1-2			4-3			2	0	0	0	0	1	1
Inning Stats	R: 0 H: 0 E: 0 LOB: 1 K: 0 BB: 1 S: 3 P: 7	R: 0 H: 1 E: 0 LOB: 0 K: 0 BB: 0 S: 3 P: 3	R: 3 H: 2 E: 2 LOB: 3 K: 1 BB: 2 S: 9 P: 17	R: 0 H: 1 E: 0 LOB: 0 K: 1 BB: 0 S: 4 P: 5	R: 0 H: 0 E: 0 LOB: 0 K: 0 BB: 0 S: 3 P: 3	R: 0 H: 0 E: 0 LOB: 0 K: 0 BB: 0 S: 3 P: 3	R: 0 H: 0 E: 0 LOB: 0 K: 0 BB: 0 S: 3 P: 3	R: 0 H: 1 E: 0 LOB: 1 K: 0 BB: 0 S: 4 P: 4	R: 0 H: 1 E: 0 LOB: 0 K: 0 BB: 0 S: 3 P: 3	1B: 6 SF: 0 2B: 1 SAC: 1 3B: 0 DP: 1 HR: 0 HBP: 1						

TOP

New York Yankees @ Chicago White Sox

Comiskey Park, Chicago, IL

Fri May 03 1968, 8:05 PM EDT

Att. 8,686 - Unknown - 51 F

livebaseballscorecards.com

AB	30
R	3
H	6
RBI	3
BB	3
SO	2
LOB	14

WP: 0 PA: 36
PB: 0
SB: 1
CS: 3

PITCHER		IP	WLS	BF	H	R	ER	SO	BB	IBB	HBP	BLK	WP	HR	S	P	ERA	WHIP
Joe Horlen, R ERA: 3.8	(1, 1)	8.0	L	32	5	3	0	2	2	1	1	0	0	0	32	45	0.00	0.875
Wilbur Wood, L ERA: 1.88	(9, 1)	1.0		3	1	0	0	0	0	0	0	0	0	0	3	3	0.00	1.000

PITCHER		IP	WLS	BF	H	R	ER	SO	BB	IBB	HBP	BLK	WP	HR	S	P	ERA	WHIP

Batter	1	2	3	4	5	6	7	8	9	AB	R	H	RBI	BB	SO	LOB
Luis Aparicio, R (1, 6) OBP: 0.221, SLG: 0.277	L4		L3 1B		3-1			F7		4	0	1	0	0	0	1
Bill Voss, L (1, 9) Wilbur Wood, R (9, 1)	F4		F5			F5		3-1		4 0	0 0	0 0	0 0	0 0	0 0	1 0
Pete Ward, L (1, 5) OBP: 0.373, SLG: 0.492	1B		L3 1-2			F2			F2	4	0	1	0	0	0	1
Tommy Davis, R (1, 7) OBP: 0.206, SLG: 0.322	K			4-3		1B			F2	4	0	1	0	0	1	1
Tom McCraw, L (1, 3) OBP: 0.266, SLG: 0.241		3B 2B		G5-4-3 1B		G3			4-3	4	1	2	0	0	0	1
Duane Josephson, R (1, 2) OBP: 0.357, SLG: 0.360		1B 3B 2-H		G5-4-3 1-2f			F9			3	1	1	1	0	0	1
Ken Berry, R (1, 8) OBP: 0.328, SLG: 0.327		CS 1B 3-H			1-3 1-3 1B		F2			3	0	2	1	0	0	0
Tim Cullen, R (1, 4) OBP: 0.257, SLG: 0.188 Wayne Causey, L (7, PH) OBP: 0.227, SLG: 0.056 (8, 4)	F2 1-2				1-3 1-2		6-3			2 1	0 0	0 0	0 0	0 0	0 0	2 0
Joe Horlen, R (1, 1) Russ Snyder, L (8, PH) OBP: 0.129, SLG: 0.100 (9, 9)	K				1-3 2-3			3-1		2 1	0 0	0 0	0 0	0 0	1 0	1 0
Inning Stats	R: 0 E: 0 K: 1 S: 6 H: 1 LOB: 1 BB: 0 P: 6	R: 2 E: 0 K: 1 S: 7 H: 3 LOB: 0 BB: 0 P: 7	R: 0 E: 0 K: 0 S: 3 H: 1 LOB: 0 BB: 0 P: 3	R: 0 E: 0 K: 0 S: 3 H: 1 LOB: 0 BB: 0 P: 3	R: 0 E: 0 K: 0 S: 4 H: 1 LOB: 1 BB: 0 P: 4	R: 0 E: 0 K: 0 S: 4 H: 1 LOB: 1 BB: 0 P: 4	R: 0 E: 0 K: 0 S: 3 H: 0 LOB: 0 BB: 0 P: 3	R: 0 E: 0 K: 0 S: 3 H: 0 LOB: 0 BB: 0 P: 3	R: 0 E: 0 K: 0 S: 3 H: 0 LOB: 0 BB: 0 P: 3	1B: 6 2B: 2 3B: 1 HR: 0	SF: 0 SAC: 0 DP: 2 HBP: 0					

PITCHER	IP	WLS	BF	H	R	ER	SO	BB	IBB	HBP	BLK	WP	HR	S	P	ERA	WHIP
Bill Monbouquette, R (1, 1) ERA: 1.13	9.0	W	32	8	2	2	2	0	0	0	0	0	0	36	36	2.00	0.889

PITCHER	IP	WLS	BF	H	R	ER	SO	BB	IBB	HBP	BLK	WP	HR	S	P	ERA	WHIP

BOTTOM

New York Yankees @ Chicago White Sox

Comiskey Park, Chicago, IL

Fri May 03 1968, 8:05 PM EDT

Att. 8,686 - Unknown - 51 F

livebaseballscorecards.com

AB	32
R	2
H	8
RBI	2
BB	0
SO	2
LOB	9

Batter	1	2	3	4	5	6	7	8	9	AB	R	H	RBI	BB	SO	LOB
Horace Clarke, S (1, 4) OBP: 0.211, SLG: 0.185	F6			6-3			3-1		SF7 3-H	3	0	0	1	0	0	0
Roy White, S (1, 8) OBP: 0.382, SLG: 0.407	F3			F4			F9		L3-6 2-3	4	0	0	0	0	0	1
Mickey Mantle, S (1, 3) OBP: 0.402, SLG: 0.429	4-3			F2			1B			3	0	1	0	0	0	0
Andy Kosco, R (1, 9) OBP: 0.333, SLG: 0.565		5-3			1-3		F7			3	0	0	0	0	0	1
Tom Tresh, S (1, 7) OBP: 0.300, SLG: 0.219		G3			F7			G3		3	0	0	0	0	0	0
Jake Gibbs, L (1, 2) OBP: 0.297, SLG: 0.214		BBBB 4-0 CS BB			1-3			L3		2	0	0	0	1	0	0
Bobby Cox, R (1, 5) OBP: 0.156, SLG: 0.100		0-0 CS 1-2	SSS 0-3 K			L8		F2		3	0	0	0	0	1	0
Gene Michael, S (1, 6) OBP: 0.175, SLG: 0.236			4-3			F7			BBBB 4-0 2B SF7 BB	2	0	0	0	0	0	0
Dick Howser, R (9, PH) OBP: 0.231, SLG: 0.091										0	1	0	0	1	0	0
Fred Talbot, R (1, 1) OBP: 0.333, SLG: 0.833			1-3			F8			L3-6 1-3 2B	2	0	0	0	0	0	0
Steve Whitaker, L (9, PH) OBP: 0.250, SLG: 0.161										1	0	1	0	0	0	0
Inning Stats	R: 0 E: 0 K: 0 S: 3 H: 0 LOB: 0 BB: 0 P: 3	R: 0 E: 0 K: 0 S: 2 H: 0 LOB: 0 BB: 1 P: 6	R: 0 E: 0 K: 1 S: 5 H: 0 LOB: 0 BB: 0 P: 5	R: 0 E: 0 K: 0 S: 3 H: 0 LOB: 0 BB: 0 P: 3	R: 0 E: 0 K: 0 S: 3 H: 0 LOB: 0 BB: 0 P: 3	R: 0 E: 0 K: 0 S: 3 H: 0 LOB: 0 BB: 0 P: 3	R: 0 E: 0 K: 0 S: 4 H: 1 LOB: 1 BB: 0 P: 4	R: 0 E: 0 K: 0 S: 3 H: 0 LOB: 0 BB: 0 P: 3	R: 1 E: 0 K: 0 S: 3 H: 1 LOB: 0 BB: 1 P: 7	1B: 1 2B: 2 3B: 0 HR: 0	SF: 1 SAC: 0 DP: 1 HBP: 0						

PITCHER	IP	WLS	BF	H	R	ER	SO	BB	IBB	HBP	BLK	WP	HR	S	P	ERA	WHIP
Cisco Carlos, R (1, 1) ERA: 1.89	8.0	W	26	1	1	1	1	2	0	0	0	0	0	26	34	1.12	0.375
Bob Locker, R (9, 1) ERA: 2.89	1.0	S	3	1	0	0	0	0	0	0	0	0	0	3	3	0.00	1.000

PITCHER	IP	WLS	BF	H	R	ER	SO	BB	IBB	HBP	BLK	WP	HR	S	P	ERA	WHIP

TOP

New York Yankees @ Chicago White Sox

Comiskey Park, Chicago, IL

Sat May 04 1968, 4:33 AM EDT
Att. 3,872 - Unknown - 64 F

WP: 0 PB: 0 SB: 0 CS: 1 PA: 30

AB	26
R	1
H	2
RBI	1
BB	2
SO	1
LOB	2

livebaseballscorecards.com

Batter	1	2	3	4	5	6	7	8	9	AB	R	H	RBI	BB	SO	LOB
Luis Aparicio, R (1, 6) OBP: 0.236, SLG: 0.290	K		1-4-3 1B		2-H 1B		K			4	0	2	1	0	2	1
Ken Berry, R (1, 8) OBP: 0.323, SLG: 0.339	K		1-4-3 1-2		G3			5-3 FC5-2-5 2B		4	0	1	0	0	1	2
Pete Ward, L (1, 3) OBP: 0.366, SLG: 0.524	3-1		1-3			HR		5-3 2-3		4	1	1	1	0	0	2
Tommy Davis, R (1, 7) OBP: 0.197, SLG: 0.306 Buddy Bradford, R (7, 7) OBP: 0.214, SLG: 0.385		E6 2B 4-3	1-3	4-3		FC5-2-5 HBP 3-H				3 1	1 0	0 0	0 0	0 0	0 0	0 1
Duane Josephson, R (1, 2) OBP: 0.367, SLG: 0.377		4-3 1-3 SF9 2B	F7	5-3		HBP 1-2				3	1	1	0	0	0	0
Bill Voss, L (1, 9)		4-3 2-3 3-H	5-3	F7		4-3				4	0	0	1	0	0	3
Bill Melton, R (1, 5) OBP: 0.333, SLG: 0.500		SF9 3-H	F6	CS 1B						2	0	1	1	0	0	0
Tim Cullen, R (1, 4) OBP: 0.289, SLG: 0.206		K	SH3-4 1B 1B	SH3-4 1-2		BB				2	1	1	0	1	1	0
Cisco Carlos, R (1, 1)			5-3	SH3-4 1-2						1	0	0	0	0	0	0
Bob Locker, S (9, 1)										0	0	0	0	0	0	0
Inning Stats	R: 0 H: 0 E: 0 LOB: 0 K: 2 BB: 0 S: 7 P: 7	R: 2 H: 1 E: 1 LOB: 0 K: 1 BB: 0 S: 7 P: 7	R: 0 H: 1 E: 0 LOB: 1 K: 0 BB: 0 S: 4 P: 4	R: 0 H: 0 E: 0 LOB: 0 K: 0 BB: 0 S: 3 P: 3	R: 1 H: 2 E: 0 LOB: 1 K: 0 BB: 0 S: 5 P: 5	R: 1 H: 1 E: 0 LOB: 0 K: 0 BB: 0 S: 4 P: 4	R: 0 H: 1 E: 0 LOB: 1 K: 1 BB: 1 S: 5 P: 9	R: 0 H: 1 E: 0 LOB: 2 K: 0 BB: 0 S: 4 P: 5		1B: 4 SF: 1 2B: 2 SAC: 2 3B: 0 DP: 0 HR: 1 HBP: 1						

PITCHER	IP	WLS	BF	H	R	ER	SO	BB	IBB	HBP	BLK	WP	HR	S	P	ERA	WHIP
Fred Talbot, R (1, 1) ERA: 4.18	8.0	L	33	7	4	2	4	1	0	1	0	0	1	39	44	2.25	1.000

PITCHER	IP	WLS	BF	H	R	ER	SO	BB	IBB	HBP	BLK	WP	HR	S	P	ERA	WHIP

BOTTOM

New York Yankees @ Chicago White Sox

Comiskey Park, Chicago, IL

Sat May 04 1968, 4:33 AM EDT

Att. 3,872 - Unknown - 64 F

livebaseballscorecards.com

AB	28
R	4
H	7
RBI	4
BB	1
SO	4
LOB	9

WP: 0	PA: 33		
PB: 0			
SB: 0			
CS: 1			

Batter	1	2	3	4	5	6	7	8	9	AB	R	H	RBI	BB	SO	LOB
Horace Clarke, S (1, 4) OBP: 0.226, SLG: 0.203	6-3		1-3		F7		1B		1B	5	0	2	0	0	0	1
Roy White, S (1, 8) OBP: 0.370, SLG: 0.406	F8		K		1-H 2B		K		L9	5	0	1	1	0	2	2
Mickey Mantle, S (1, 3) OBP: 0.407, SLG: 0.415	F6			E BB	BB		F7			2	0	0	0	2	0	1
Andy Kosco, R (1, 9) OBP: 0.286, SLG: 0.481		F2		F6	K			K		4	0	0	0	0	2	3
Tom Tresh, S (1, 7) OBP: 0.298, SLG: 0.221		WP 1B		L8		K		5-3		4	0	1	0	0	1	1
Frank Fernandez, R (1, 2) OBP: 0.360, SLG: 0.316		K		E4 1B 1-3		F7		FC5-4 BB		3	0	0	0	1	1	2
Bobby Cox, R (1, 5) OBP: 0.222, SLG: 0.152		WP 1-2 1B		2-3 1B		BB		1-2f		3	0	2	0	1	0	1
Ruben Amaro, R (1, 6) OBP: 0.313, SLG: 0.286		F4 1-2 2-3			F9	5-3			4-3	4	0	0	0	0	0	3
Al Downing, R (1, 1) Dick Howser, R (5, PH) OBP: 0.250, SLG: 0.091 Fritz Peterson, S (5, 1) Bill Robinson, R (7, PH) OBP: 0.308, SLG: 0.281 Dooley Womack, L (7, 1) Steve Whitaker, L (9, PH) OBP: 0.243, SLG: 0.156			K		2B BB		K		K	1 0 0 1 0 1	0 1 0 0 0 0	0 0 0 0 0 0	0 1 0 0 0 0	0 0 0 0 0 0	1 0 0 0 0 1	0 0 0 0 0 0
Inning Stats	R: 0 E: 0 K: 0 S: 3 H: 0 LOB: 0 BB: 0 P: 3	R: 0 E: 0 K: 1 S: 7 H: 2 LOB: 2 BB: 0 P: 7	R: 0 E: 0 K: 2 S: 7 H: 0 LOB: 0 BB: 0 P: 7	R: 0 E: 1 K: 0 S: 4 H: 1 LOB: 3 BB: 1 P: 8	R: 1 E: 0 K: 1 S: 6 H: 1 LOB: 2 BB: 2 P: 14	R: 0 E: 0 K: 1 S: 5 H: 0 LOB: 1 BB: 1 P: 9	R: 0 E: 0 K: 2 S: 8 H: 1 LOB: 1 BB: 0 P: 8	R: 0 E: 0 K: 1 S: 5 H: 0 LOB: 1 BB: 1 P: 9	R: 0 E: 0 K: 1 S: 6 H: 1 LOB: 1 BB: 0 P: 6	1B: 5 2B: 1 3B: 0 HR: 0 SF: 0 SAC: 0 DP: 0 HBP: 0						

PITCHER		IP	W/L/S	BF	H	R	ER	SO	BB	IBB	HBP	BLK	WP	HR	S	P	ERA	WHIP
Gary Peters, L ERA: 3.75	(1, 1)	9.0	W	38	6	1	1	9	5	0	0	0	1	0	51	71	1.00	1.222

PITCHER	IP	W/L/S	BF	H	R	ER	SO	BB	IBB	HBP	BLK	WP	HR	S	P	ERA	WHIP

TOP

New York Yankees @ Chicago White Sox

Comiskey Park, Chicago, IL

Sun May 05 1968, 4:33 AM EDT

Unknown - 47 F

livebaseballscorecards.com

AB	33
R	1
H	6
RBI	1
BB	5
SO	9
LOB	14

WP: 1 PA: 38
PB: 0
SB: 0
CS: 0

Batter	1	2	3	4	5	6	7	8	9	AB	R	H	RBI	BB	SO	LOB
Luis Aparicio, R (1, 6) OBP: 0.237, SLG: 0.288	5-3		CS 1B	F4			K			4	0	1	0	0	1	0
Ken Berry, R (1, 8) OBP: 0.333, SLG: 0.397	K		1-2 HR		F8		1B			4	1	2	1	0	1	0
Pete Ward, L (1, 3) OBP: 0.373, SLG: 0.515	1B BB		4-3		K		1-2 1B			3	0	1	0	1	1	0
Tommy Davis, R (1, 7) OBP: 0.229, SLG: 0.348	1-2 1B			1B HR 2B	1B		L1			4	1	3	0	0	0	2
Bill Voss, L (8, 9)										0	0	0	0	0	0	0
Duane Josephson, R (1, 2) OBP: 0.359, SLG: 0.357	1-3			1B HR BB	L9			F9		3	1	0	0	1	0	3
Bill Melton, R (1, 5) OBP: 0.143, SLG: 0.167		K		F4		1-3		F7		4	0	0	0	0	1	2
Buddy Bradford, R (1, 9) OBP: 0.222, SLG: 0.353 (8, 7)		K		1-2 2-3 HR 1B		F8		K		4	1	1	0	0	2	0
Tim Cullen, R (1, 4) OBP: 0.268, SLG: 0.189		5-3		K		F4				3	0	0	0	0	1	3
Gary Peters, L (1, 1) OBP: 0.333, SLG: 0.571			L8	1-H 2-H 3-H HR			G3			3	1	1	4	0	0	0
Inning Stats	R: 0 E: 0 K: 1 S: 6 H: 1 LOB: 2 BB: 1 P: 10	R: 0 E: 0 K: 2 S: 7 H: 0 LOB: 0 BB: 0 P: 7	R: 1 E: 0 K: 0 S: 4 H: 2 LOB: 0 BB: 0 P: 4	R: 4 E: 0 K: 1 S: 8 H: 3 LOB: 0 BB: 1 P: 12	R: 0 E: 0 K: 1 S: 6 H: 1 LOB: 1 BB: 0 P: 6	R: 0 E: 0 K: 0 S: 3 H: 0 LOB: 0 BB: 0 P: 3	R: 0 E: 0 K: 1 S: 7 H: 2 LOB: 2 BB: 0 P: 7	R: 0 E: 0 K: 1 S: 5 H: 0 LOB: 0 BB: 0 P: 5		1B: 6 2B: 1 3B: 0 HR: 2	SF: 0 SAC: 0 DP: 0 HBP: 0						

PITCHER		IP	WLS	BF	H	R	ER	SO	BB	IBB	HBP	BLK	WP	HR	S	P	ERA	WHIP
Al Downing, L ERA: 8.31	(1, 1)	4.0	L	19	6	5	5	4	2	0	0	0	0	2	25	33	11.25	2.000
Fritz Peterson, L ERA: 3.51	(5, 1)	2.0		7	1	0	0	1	0	0	0	0	0	0	9	9	0.00	0.500
Dooley Womack, R ERA: 4.73	(7, 1)	2.0		8	2	0	0	2	0	0	0	0	0	0	12	12	0.00	1.000

PITCHER	IP	WLS	BF	H	R	ER	SO	BB	IBB	HBP	BLK	WP	HR	S	P	ERA	WHIP

BOTTOM

New York Yankees @ Chicago White Sox

Comiskey Park, Chicago, IL

Sun May 05 1968, 4:33 AM EDT

Unknown - 47 F

livebaseballscorecards.com

AB	32
R	5
H	9
RBI	5
BB	2
SO	7
LOB	10

Batter	1	2	3	4	5	6	7	8	9	AB	R	H	RBI	BB	SO	LOB
Horace Clarke, S (1, 4) OBP: 0.239, SLG: 0.219	E 1B 1B	F8		FC6-4 1-2f			BB 2B 1B		F7	5	2	2	0	0	0	2
Roy White, S (1, 8) OBP: 0.385, SLG: 0.441	E 1-2 HBP 1B	3B			4-3		BBBB 4-0 1-2 2B BB		F8	4	2	2	0	1	0	1
Steve Whitaker, L (1, 7) OBP: 0.244, SLG: 0.194	F9	K			3-1		1-H 2-H 2B			4	0	1	2	0	1	3
Andy Kosco, R (1, 3) OBP: 0.313, SLG: 0.484	E8 HBP 1-3 2-H 1B		G5-4-3 1B		1-3		K			4	0	2	1	0	1	1
Bill Robinson, R (1, 9) OBP: 0.290, SLG: 0.262	F6		G5-4-3 1-2f			5-3		K		4	0	0	0	0	1	3
Jake Gibbs, L (1, 2) OBP: 0.294, SLG: 0.203	HBP IBB		3-1			F2		K		3	0	0	0	1	1	0
Bobby Cox, R (1, 5) OBP: 0.225, SLG: 0.139	FC6-4 1-2 2-3 3-H HBP			F4		K		G3		3	0	0	1	0	1	0
Gene Michael, S (1, 6) OBP: 0.180, SLG: 0.237	FC6-4 1-2f			6-3			F6		SH1-4 1B	4	0	1	0	0	0	3
Stan Bahnsen, R (1, 1) OBP: 0.273, SLG: 0.111 Joe Verbanic, R (9, 1)		K		FC6-4 1B			K		SH1-4 1-2	3 0	0 0	1 0	0 0	0 0	2 0	0 0
Inning Stats	R: 2 H: 3 E: 1 LOB: 3 K: 0 BB: 1 S: 6 P: 11	R: 0 H: 1 E: 0 LOB: 1 K: 2 BB: 0 S: 8 P: 8	R: 0 H: 1 E: 0 LOB: 0 K: 0 BB: 0 S: 3 P: 3	R: 0 H: 1 E: 0 LOB: 1 K: 0 BB: 0 S: 4 P: 4	R: 0 H: 0 E: 0 LOB: 0 K: 0 BB: 0 S: 3 P: 3	R: 0 H: 0 E: 0 LOB: 0 K: 1 BB: 0 S: 5 P: 5	R: 2 H: 2 E: 0 LOB: 1 K: 2 BB: 1 S: 9 P: 13	R: 0 H: 0 E: 0 LOB: 0 K: 2 BB: 0 S: 7 P: 7	R: 0 H: 1 E: 0 LOB: 1 K: 0 BB: 0 S: 4 P: 4	1B: 7 SF: 0 2B: 1 SAC: 1 3B: 1 DP: 1 HR: 0 HBP: 1						

PITCHER		IP	WLS	BF	H	R	ER	SO	BB	IBB	HBP	BLK	WP	HR	S	P	ERA	WHIP
Jack Fisher, R ERA: 2.7	(1, 1)	6.0	L	25	6	2	2	3	0	1	1	0	0	0	29	34	3.00	1.000
Don McMahon, R ERA: 5.14	(7, 1)	2.0		9	2	2	2	4	1	0	0	0	0	0	16	20	9.00	1.500
Bob Priddy, R ERA: 2.57	(9, 1)	1.0		4	1	0	0	0	0	0	0	0	0	0	4	4	0.00	1.000

PITCHER	IP	WLS	BF	H	R	ER	SO	BB	IBB	HBP	BLK	WP	HR	S	P	ERA	WHIP

TOP

New York Yankees @ Chicago White Sox

Comiskey Park, Chicago, IL

Sun May 05 1968, 4:38 AM EDT

Att. 9,827 - Unknown

livebaseballscorecards.com

AB	34
R	4
H	9
RBI	4
BB	2
SO	7
LOB	13

WP: 0 PA: 38
PB: 0
SB: 0
CS: 0

BOTTOM

New York Yankees @ Chicago White Sox

Comiskey Park, Chicago, IL

Sun May 05 1968, 4:38 AM EDT

Att. 9,827 - Unknown

livebaseballscorecards.com

Batter	1	2	3	4	5	6	7	8	9	AB	R	H	RBI	BB	SO	LOB
Luis Aparicio, R (1, 6) OBP: 0.238, SLG: 0.286	F9		4-3			6-3			G6-3 1-2 1B	4	0	1	0	0	0	0
Ken Berry, R (1, 8) OBP: 0.314, SLG: 0.373	F9			1-3			F6		G6-3 1-2f 2-3	4	0	0	0	0	0	2
Pete Ward, L (1, 3) OBP: 0.367, SLG: 0.543	F9			K			HR		B2-3	4	1	1	1	0	1	1
Tommy Davis, R (1, 7) OBP: 0.233, SLG: 0.348		S 3-1 1B		L8			G1			3	0	1	0	0	0	0
Duane Josephson, R (1, 2) OBP: 0.343, SLG: 0.339		3-1 1-2			F3		F4			3	0	0	0	0	0	1
Bill Voss, L (1, 9)		K 2-3			5-3			1-5-3		3	0	0	0	0	1	1
Bill Melton, R (1, 5) OBP: 0.100, SLG: 0.111		K			F6			F7		3	0	0	0	0	1	1
Tim Cullen, R (1, 4) OBP: 0.256, SLG: 0.179			F9			6-3		4-3		2	0	0	0	0	0	0
Wayne Causey, L (8, PH) OBP: 0.217, SLG: 0.053										1	0	0	0	0	0	0
(9, 4)																
Jack Fisher, R (1, 1) OBP: 0.333, SLG: 0.333			K			4-3			G6-3 1B 1B	1	0	0	0	0	1	0
Gary Peters, L (6, PH) OBP: 0.313, SLG: 0.533										1	0	0	0	0	0	0
Don McMahon, R (7, 1)										0	0	0	0	0	0	0
Bob Priddy, R (9, 1)										0	0	0	0	0	0	0
Russ Snyder, L (9, PH) OBP: 0.156, SLG: 0.129										1	0	1	0	0	0	0

Inning Stats	1	2	3	4	5	6	7	8	9
	R: 0 E: 0 K: 0 S: 3	H: 0 LOB: 0 BB: 0 P: 3	R: 0 E: 0 K: 2 S: 8	H: 1 LOB: 1 BB: 0 P: 8	R: 0 E: 0 K: 1 S: 5	H: 0 LOB: 0 BB: 0 P: 5	R: 0 E: 0 K: 1 S: 5	H: 0 LOB: 0 BB: 0 P: 5	R: 0 E: 0 K: 0 S: 3	H: 0 LOB: 0 BB: 0 P: 3	R: 0 E: 0 K: 0 S: 3	H: 0 LOB: 0 BB: 0 P: 3	R: 1 E: 0 K: 0 S: 4	H: 1 LOB: 0 BB: 0 P: 4	R: 0 E: 0 K: 0 S: 3	H: 0 LOB: 0 BB: 0 P: 3	R: 0 E: 0 K: 0 S: 4	H: 2 LOB: 1 BB: 0 P: 4

	AB	30
	R	1
	H	4
	RBI	1
	BB	0
	SO	4
	LOB	6

	1B: 3	SF: 0	WP: 0	PA: 30
	2B: 0	SAC: 0	PB: 0	
	3B: 0	DP: 1	SB: 1	
	HR: 1	HBP: 0	CS: 0	

PITCHER		IP	WLS	BF	H	R	ER	SO	BB	IBB	HBP	BLK	WP	HR	S	P	ERA	WHIP
Stan Bahnsen, R ERA: 2.6	(1, 1)	8.0	W	28	4	1	1	4	0	0	0	0	0	1	36	36	1.12	0.500
Joe Verbanic, R ERA:	(9, 1)	1.0	S	2	0	0	0	0	0	0	0	0	0	0	2	2	0.00	0.000

PITCHER		IP	WLS	BF	H	R	ER	SO	BB	IBB	HBP	BLK	WP	HR	S	P	ERA	WHIP

Chicago White Sox @ California Angels

Anaheim Stadium, Anaheim, CA

Mon May 06 1968, 10:05 PM EDT

Att. 8,213 - Unknown

livebaseballscorecards.com

Batter	1	2	3	4	5	6	7	8	9	AB	R	H	RBI	BB	SO	LOB
Luis Aparicio, R (1, 6) OBP: 0.235, SLG: 0.280	5-3			F4	F7			SH5-3 1B	5-3	5	0	1	0	0	0	0
Ken Berry, R (1, 8) OBP: 0.301, SLG: 0.357	6-3			4-3		K2-3		SH5-3 1-2		3	0	0	0	0	1	0
Pete Ward, L (1, 7) OBP: 0.373, SLG: 0.534	1-3			E 1B 1B 1B		F7		IBB		3	1	1	0	1	0	0
Buddy Bradford, R (8, PR) OBP: 0.222, SLG: 0.353 (8, 7)										0	0	0	0	0	0	0
Duane Josephson, R (1, 2) OBP: 0.352, SLG: 0.349		5-3		E 1-2 1B 1B		1B		1-4-3		4	1	2	0	0	0	2
Tom McCraw, L (1, 3) OBP: 0.265, SLG: 0.242		3-1		E4 1B 1-2 2-3		F9			SH3 2B 1B	4	1	1	0	0	0	3
Bill Melton, R (1, 5) OBP: 0.154, SLG: 0.167		K		1-3 2-H 3-H 1B			K		SH3 1-2	3	0	1	2	0	2	0
Bill Voss, L (1, 9) OBP: 0.053, SLG: 0.105			K	4-3			F7		HR 2-H 2B	4	1	1	1	0	1	2
Tim Cullen, R (1, 4) OBP: 0.255, SLG: 0.256			K		L5		5-3		HR 2-H	4	1	1	2	0	1	0
Tommy John, R (1, 1) OBP: 0.167, SLG: 0.167			K		6-3			5-3	4-3	4	0	0	0	0	1	0

Inning Stats	1	2	3	4	5	6	7	8	9		
	R: 0 H: 0	R: 0 H: 0	R: 0 H: 0	R: 2 H: 3	R: 0 H: 0	R: 0 H: 1	R: 0 H: 0	R: 0 H: 1	R: 3 H: 3	1B: 6 SF: 0	WP: 0 PA: 37
	E: 0 LOB: 0	E: 0 LOB: 0	E: 0 LOB: 0	E: 1 LOB: 2	E: 0 LOB: 0	E: 0 LOB: 1	E: 0 LOB: 0	E: 0 LOB: 2	E: 0 LOB: 0	2B: 1 SAC: 2	PB: 0
	K: 0 BB: 0	K: 1 BB: 0	K: 3 BB: 0	K: 0 BB: 0	K: 0 BB: 0	K: 1 BB: 0	K: 1 BB: 0	K: 0 BB: 1	K: 0 BB: 0	3B: 0 DP: 0	SB: 0
	S: 3 P: 3	S: 5 P: 5	S: 9 P: 9	S: 7 P: 7	S: 3 P: 3	S: 6 P: 6	S: 5 P: 5	S: 4 P: 8	S: 6 P: 6	HR: 1 HBP: 0	CS: 0

PITCHER		IP	WLS	BF	H	R	ER	SO	BB	IBB	HBP	BLK	WP	HR	S	P	ERA	WHIP
Rickey Clark, R ERA: 1.95	(1, 1)	8.0	L	31	5	2	0	6	0	1	0	0	0	0	42	46	0.00	0.625
Minnie Rojas, R ERA: 5.93	(9, 1)	1.0		6	3	3	3	0	0	0	0	0	0	1	6	6	27.00	3.000

PITCHER	IP	WLS	BF	H	R	ER	SO	BB	IBB	HBP	BLK	WP	HR	S	P	ERA	WHIP

Batter	1	2	3	4	5	6	7	8	9	AB	R	H	RBI	BB	SO	LOB
Paul Schaal, R (1, 5) OBP: 0.314, SLG: 0.264	5-3		F8			1-3			F7	4	0	0	0	0	0	0
Jim Fregosi, R (1, 6) OBP: 0.393, SLG: 0.378	2-3		4-3			1B			6-3	4	0	1	0	0	0	0
Roger Repoz, L (1, 8) OBP: 0.354, SLG: 0.554	BB			F8		4-3			G3	3	0	0	0	1	0	1
Rick Reichardt, R (1, 7) OBP: 0.333, SLG: 0.475	K			K			L1			3	0	0	0	0	2	1
Bubba Morton, R (1, 9) OBP: 0.273, SLG: 0.429		HR		K			6-3			3	1	1	1	0	1	0
Chuck Hinton, R (1, 3) OBP: 0.194, SLG: 0.259		K			F9		1-3			3	0	0	0	0	1	0
Buck Rodgers, S (1, 2) OBP: 0.291, SLG: 0.284		F7			L4-3 1B			6-3		3	0	1	0	0	0	0
Bobby Knoop, R (1, 4) OBP: 0.311, SLG: 0.317		1-6-3			L4-3 1-2			6-3		3	0	0	0	0	0	1
Rickey Clark, R (1, 1) OBP: 0.100, SLG: 0.100			F6			K		K		2	0	0	0	0	1	0
Woodie Held, R (8, PH) OBP: 0.250, SLG: 0.100										1	0	0	0	0	1	0
Minnie Rojas, R (9, 1)										0	0	0	0	0	0	0
Inning Stats	R: 0 E: 0 K: 1 S: 5 H: 0 LOB: 1 BB: 1 P: 9	R: 1 E: 0 K: 1 S: 6 H: 1 LOB: 0 BB: 0 P: 6	R: 0 E: 0 K: 0 S: 3 H: 0 LOB: 0 BB: 0 P: 3	R: 0 E: 0 K: 2 S: 7 H: 0 LOB: 0 BB: 0 P: 7	R: 0 E: 0 K: 0 S: 3 H: 1 LOB: 0 BB: 0 P: 3	R: 0 E: 0 K: 1 S: 6 H: 1 LOB: 1 BB: 0 P: 6	R: 0 E: 0 K: 0 S: 3 H: 0 LOB: 0 BB: 0 P: 3	R: 0 E: 0 K: 1 S: 5 H: 0 LOB: 0 BB: 0 P: 5	R: 0 E: 0 K: 0 S: 3 H: 0 LOB: 0 BB: 0 P: 3	1B: 2 2B: 1 3B: 0 HR: 1 SF: 0 SAC: 0 DP: 1 HBP: 0	WP: 0 PB: 0 SB: 0 CS: 0 PA: 30					

PITCHER	IP	WLS	BF	H	R	ER	SO	BB	IBB	HBP	BLK	WP	HR	S	P	ERA	WHIP
Tommy John, L (1, 1) ERA: 2.0	9.0	W	30	3	1	1	6	1	0	0	0	0	1	41	45	1.00	0.444

PITCHER	IP	WLS	BF	H	R	ER	SO	BB	IBB	HBP	BLK	WP	HR	S	P	ERA	WHIP

BOTTOM

Chicago White Sox @ California Angels

Anaheim Stadium, Anaheim, CA

Mon May 06 1968, 10:05 PM EDT

Att. 8,213 - Unknown

livebaseballscorecards.com

AB	29
R	1
H	3
RBI	1
BB	1
SO	6
LOB	3

Batter	1	2	3	4	5	6	7	8	9	AB	R	H	RBI	BB	SO	LOB
Luis Aparicio, R (1, 6) OBP: 0.244, SLG: 0.287	SH1-3 1B		F8	5-3		F7		FC6-4-3 1B		5	0	2	0	0	0	2
Ken Berry, R (1, 8) OBP: 0.312, SLG: 0.378	SH1-3 1-2		1B BB HR 1B 1-3		WP 1B 2B	E6 BB		FC6-4-3 1-2		4	2	2	0	0	0	1
Pete Ward, L (1, 7) OBP: 0.379, SLG: 0.520	F6		BBBB 1B HR BB 1-2		F9 2-3	BBBB FC6-4 BB 1-2		6-3		2	1	0	0	2	0	2
Buddy Bradford, R (6, PR) OBP: 0.211, SLG: 0.333 (6, 7)										1	0	0	0	0	0	0
Duane Josephson, R (1, 2) OBP: 0.355, SLG: 0.353	SSS K		HR 1B 1-2 2-3 3-H		BB 1B 1B 3-H	FC6-4 1-2f			6-3	5	1	2	2	0	1	3
Tom McCraw, L (1, 3) OBP: 0.274, SLG: 0.299		3-4 1B	HR 1-H 2-H 3-H		F9		F5		G3	5	1	2	4	0	0	1
Bill Melton, R (1, 5) OBP: 0.167, SLG: 0.176		SSS K	6-3		BB 1B 1-2		F8		5-3	5	0	1	0	0	1	1
Bill Voss, L (1, 9) OBP: 0.174, SLG: 0.182		3-4 1-2f			BBBB FC5-4 BB 1-2 2-3		1B 1B			3	0	2	0	1	0	1
Tim Cullen, R (1, 4) OBP: 0.275, SLG: 0.277			FC3-6 1B	F7	FC5-4 1-2f		1-3 1B			4	0	2	0	0	0	4
Joe Horlen, R (1, 1)			FC3-6 1B 1B 1-2f	F8		6-3 SSS	K			4	1	0	0	0	1	4
Wilbur Wood, R (7, 1)										0	0	0	0	0	0	0
Bob Locker, S (9, 1)										0	0	0	0	0	0	0
Inning Stats	R: 0 E: 0 K: 1 S: 6 H: 1 LOB: 1 BB: 0 P: 6	R: 0 E: 0 K: 1 S: 5 H: 1 LOB: 0 BB: 0 P: 5	R: 5 E: 0 K: 0 S: 7 H: 4 LOB: 0 BB: 1 P: 11	R: 0 E: 0 K: 0 S: 4 H: 1 LOB: 1 BB: 0 P: 4	R: 1 E: 0 K: 0 S: 6 H: 3 LOB: 3 BB: 1 P: 10	R: 0 E: 1 K: 0 S: 4 H: 0 LOB: 2 BB: 1 P: 8	R: 0 E: 0 K: 1 S: 7 H: 2 LOB: 2 BB: 0 P: 7	R: 0 E: 0 K: 0 S: 3 H: 1 LOB: 0 BB: 0 P: 3	R: 0 E: 0 K: 0 S: 3 H: 0 LOB: 0 BB: 0 P: 3	1B: 11 2B: 3 3B: 0 HR: 1	SF: 0 SAC: 1 DP: 2 HBP: 0					

TOP

Chicago White Sox @ California Angels

Anaheim Stadium, Anaheim, CA

Tue May 07 1968, 10:05 PM EDT

Att. 8,002 - Unknown

livebaseballscorecards.com

AB	38
R	6
H	13
RBI	6
BB	3
SO	3
LOB	19

WP: 1 PB: 0 SB: 0 CS: 0 PA: 42

PITCHER		IP	WLS	BF	H	R	ER	SO	BB	IBB	HBP	BLK	WP	HR	S	P	ERA	WHIP
Sammy Ellis, R ERA: 5.46	(1, 1)	3.0	L	16	7	5	5	2	1	0	0	0	0	1	19	23	15.00	2.667
Pete Cimino, R ERA: 2.57	(4, 1)	1.2		8	3	1	1	0	0	0	0	0	1	0	8	8	5.40	1.800
Jim Weaver, L ERA:	(5, 1)	2.1		12	2	0	0	1	2	0	0	0	0	0	12	20	0.00	1.714
Tom Burgmeier, L ERA: 7.2	(8, 1)	2.0		6	1	0	0	0	0	0	0	0	0	0	6	6	0.00	0.500

PITCHER	IP	WLS	BF	H	R	ER	SO	BB	IBB	HBP	BLK	WP	HR	S	P	ERA	WHIP

Batter	1	2	3	4	5	6	7	8	9	AB	R	H	RBI	BB	SO	LOB
Paul Schaal, R (1, 5) OBP: 0.308, SLG: 0.261	S S S 0-3 ① K	x 0-0 ③ 6-3			x 0-0 ③ F9		x 0-0 E 1B 1-2 2-3 1B		x 0-0 ① F9	5	0	1	0	0	1	5
Jim Fregosi, R (1, 6) OBP: 0.393, SLG: 0.372	x 0-0 ② 6-3		x 0-0 ① 5-3			x 0-0 E5 4-3 BB	x 0-0 E7 L3 1-3 2-H 3-H 1B		B B B B 4-0 BB 1-2 2-3 3-H	4	0	1	3	1	0	0
Roger Repoz, L (1, 8) OBP: 0.356, SLG: 0.541	B B B B 4-0 1B BB		x 0-0 ② 4-3			B B B B 4-0 4-3 1-2 BB	x 0-0 ② ③ L3 1-2		x 0-0 ② SF8 3-H	2	0	0	1	2	0	2
Don Mincher, L (1, 3) OBP: 0.317, SLG: 0.245	x 0-0 FC6-4 1-2 1B		x 0-0 ③ F7			S S S 0-3 ① K		x 0-0 ① F8	x 0-0 ③ G3	5	0	1	0	0	1	4
Jimmie Hall, L (1, 9) OBP: 0.257, SLG: 0.242 Chuck Hinton, R (8, PH) OBP: 0.206, SLG: 0.271 (9, 9)	x 0-0 ③ FC6-4 1-2f			x 0-0 ① F5		x 0-0 ② 4-3 1-2 2-3		x 0-0 G6-4-3 1B		3 1	0 0	0 1	0 0	0 0	0 0	4 0
Rick Reichardt, R (1, 7) OBP: 0.329, SLG: 0.453		H 1-0 2-3 1B HBP		x 0-0 ② F9		x 0-0 ③ 6-3		x 0-0 ② ③ G6-4-3 1-2f		3	0	0	0	0	0	3
Tom Satriano, L (1, 2) OBP: 0.412, SLG: 0.412 Clyde Wright, R (9, PR) OBP: 0.500, SLG: 0.333		x 0-0 2-3 1-2 1B		x 0-0 ③ F6			x 0-0 1B E E 1B		x 0-0 HBP 1B BB 1B	4 0	1 1	3 0	0 0	0 0	0 0	0 0
Bobby Knoop, R (1, 4) OBP: 0.308, SLG: 0.313		x 0-0 ① 2-3 1-2 2-3			S S S 0-3 ① K		x 0-0 ① F9		x 0-0 BB HBP 1-2 SF8 1B	4	1	1	0	0	1	3
Sammy Ellis, L (1, 1) Pete Cimino, R (4, 1) Jim Weaver, L (5, 1) Jay Johnstone, L (7, PH) OBP: 0.286, SLG: 0.281 Tom Burgmeier, L (8, 1) Bubba Morton, R (9, PH) OBP: 0.304, SLG: 0.429	S S S 0-3 ② K				x 0-0 ② 4-3		x 0-0 E3 1B E 1-2		H 1-0 BB HBP 1-2 2-3	1 0 1 1 0 0	0 0 0 1 0 0	0 0 0 0 0 0	0 0 0 0 0 0	0 0 0 0 0 0	1 0 0 0 0 0	2 0 0 1 0 0
Inning Stats	R: 0 E: 0 K: 1 S: 6 H: 1 LOB: 2 BB: 1 P: 10	R: 0 E: 0 K: 1 S: 6 H: 1 LOB: 2 BB: 0 P: 7	R: 0 E: 0 K: 0 S: 3 H: 0 LOB: 0 BB: 0 P: 3	R: 0 E: 0 K: 0 S: 3 H: 0 LOB: 0 BB: 0 P: 3	R: 0 E: 0 K: 1 S: 5 H: 0 LOB: 0 BB: 0 P: 5	R: 0 E: 1 K: 1 S: 6 H: 0 LOB: 2 BB: 1 P: 10	R: 2 E: 2 K: 0 S: 6 H: 3 LOB: 1 BB: 0 P: 6	R: 0 E: 0 K: 0 S: 3 H: 1 LOB: 0 BB: 0 P: 3	R: 2 E: 0 K: 0 S: 5 H: 2 LOB: 2 BB: 1 P: 10	1B: 8 2B: 1 3B: 0 HR: 0	SF: 1 SAC: 0 DP: 2 HBP: 2						

PITCHER		IP	WLS	BF	H	R	ER	SO	BB	IBB	HBP	BLK	WP	HR	S	P	ERA	WHIP
Joe Horlen, R ERA: 3.3	(1, 1)	6.1	W	29	5	2	1	4	2	0	1	0	0	0	34	43	1.42	1.105
Wilbur Wood, L ERA: 2.81	(7, 1)	1.2		6	3	2	2	0	0	0	0	0	0	0	6	6	10.80	1.800
Bob Locker, R ERA: 2.61	(9, 1)	1.0	S	5	0	0	0	0	1	0	1	0	0	0	3	8	0.00	1.000

PITCHER	IP	WLS	BF	H	R	ER	SO	BB	IBB	HBP	BLK	WP	HR	S	P	ERA	WHIP

BOTTOM

Chicago White Sox @ California Angels

Anaheim Stadium, Anaheim, CA

Tue May 07 1968, 10:05 PM EDT

Att. 8,002 - Unknown

livebaseballscorecards.com

AB	34
R	4
H	8
RBI	4
BB	3
SO	4
LOB	24

Chicago White Sox @ California Angels

Anaheim Stadium, Anaheim, CA

Wed May 08 1968, 10:05 PM EDT

Att. 7,981 - Unknown

TOP

livebaseballscorecards.com

Batter	1	2	3	4	5	6	7	8	9	AB	R	H	RBI	BB	SO	LOB
Luis Aparicio, R (1, 6) OBP: 0.266, SLG: 0.333	F8		HR (2-H)		IBB			1B		3	1	2	2	1	0	0
Bill Voss, L (1, 9) OBP: 0.185, SLG: 0.160	BB (4-3)		4-3		L9			F6		3	0	0	0	1	0	3
Wilbur Wood, R (8, 1)										0	0	0	0	0	0	0
Pete Ward, L (1, 7) OBP: 0.363, SLG: 0.494 (8, 9)	4-3 (1-2)		F8			G3		F9		4	0	0	0	0	0	2
Duane Josephson, R (1, 2) OBP: 0.350, SLG: 0.347	F9			F4		6-3			1B	4	0	1	0	0	0	1
Sandy Alomar Sr., S (9, PR) OBP: 0.500, SLG: 0.500									1B	0	0	0	0	0	0	0
Tom McCraw, L (1, 3) OBP: 0.273, SLG: 0.296		K		F8		F9			5-3 (1-2)	4	0	1	0	0	1	0
Ken Berry, R (1, 8) OBP: 0.296, SLG: 0.359		F7		K			F3		5-3 (1-2)	4	0	0	0	0	1	1
Bill Melton, R (1, 5) OBP: 0.190, SLG: 0.250		K			2B		K		K	3	0	1	0	0	2	0
Russ Snyder, L (9, PH) OBP: 0.152, SLG: 0.125										1	0	0	0	0	1	2
Tim Cullen, R (1, 4) OBP: 0.278, SLG: 0.265			HR SH3-4 BB		K		F3			2	1	0	0	1	1	1
Cisco Carlos, R (1, 1)								K		1	0	0	0	0	0	1
Hoyt Wilhelm, R (6, 1)										0	0	0	0	0	0	0
Buddy Bradford, R (8, PH) OBP: 0.200, SLG: 0.316 (8, 7)			SH3-4 (1-2)		F3					1	0	0	0	0	1	0
Inning Stats	R: 0 E: 0 K: 0 S: 3 H: 0 LOB: 1 BB: 1 P: 7	R: 0 E: 0 K: 2 S: 7 H: 0 LOB: 0 BB: 0 P: 7	R: 2 E: 0 K: 0 S: 4 H: 1 LOB: 0 BB: 1 P: 8	R: 0 E: 0 K: 1 S: 5 H: 0 LOB: 0 BB: 0 P: 5	R: 0 E: 0 K: 1 S: 6 H: 1 LOB: 2 BB: 1 P: 10	R: 0 E: 0 K: 0 S: 3 H: 0 LOB: 0 BB: 0 P: 3	R: 0 E: 0 K: 1 S: 5 H: 0 LOB: 0 BB: 0 P: 5	R: 0 E: 0 K: 1 S: 6 H: 1 LOB: 1 BB: 0 P: 6	R: 0 E: 0 K: 1 S: 6 H: 2 LOB: 2 BB: 0 P: 6	1B: 3 2B: 1 3B: 0 HR: 1 SF: 0 SAC: 1 DP: 0 HBP: 0	WP: 0 PB: 0 SB: 0 CS: 0 PA: 34					

	AB	30
	R	2
	H	5
	RBI	2
	BB	3
	SO	7
	LOB	11

PITCHER		IP	WLS	BF	H	R	ER	SO	BB	IBB	HBP	BLK	WP	HR	S	P	ERA	WHIP
Clyde Wright, L ERA: 2.77	(1, 1)	8.1	W	32	5	2	2	6	2	1	0	0	0	1	41	53	2.16	0.840
Jack Hamilton, R ERA: 3.08	(9, 1)	0.2	S	2	0	0	0	1	0	0	0	0	0	0	4	4	0.00	0.000

PITCHER		IP	WLS	BF	H	R	ER	SO	BB	IBB	HBP	BLK	WP	HR	S	P	ERA	WHIP

BOTTOM

Chicago White Sox @ California Angels

Anaheim Stadium, Anaheim, CA

Wed May 08 1968, 10:05 PM EDT

Att. 7,981 - Unknown

Batter	1	2	3	4	5	6	7	8	9	AB	R	H	RBI	BB	SO	LOB
Jay Johnstone, L (1, 8) OBP: 0.282, SLG: 0.278	E3 HBP 2B		CS 1B		F8 2-3		F8			4	1	1	0	0	0	2
Jim Fregosi, R (1, 6) Woodie Held, R (2, 6) OBP: 0.200, SLG: 0.077	1-2 2B HBP		6-3 1-2		F8		K			0 3	1 0	0 0	0 0	0 0	0 1	0 3
Roger Repoz, L (1, 9) OBP: 0.343, SLG: 0.517	F2		E3 1B		K2-3			F9		4	0	0	0	0	1	3
Don Mincher, L (1, 3) OBP: 0.344, SLG: 0.340	F8		1-2 1B			HR		1B		4	1	3	1	0	0	2
Rick Reichardt, R (1, 7) OBP: 0.325, SLG: 0.456	1-H 2-H 2B		K			5-3		K		4	0	1	2	0	2	3
Paul Schaal, R (1, 5) OBP: 0.306, SLG: 0.260	L7			G4-6-3 1B		5-3		1-3		4	0	1	0	0	0	2
Tom Satriano, L (1, 2) OBP: 0.350, SLG: 0.350		4-3		G4-6-3 1-2f		6-3				3	0	0	0	0	0	1
Bobby Knoop, R (1, 4) OBP: 0.321, SLG: 0.329		G4-6-3 1B		1-3			PB 1B			3	0	2	0	0	0	0
Clyde Wright, R (1, 1) Jack Hamilton, R (9, 1) OBP: 0.143, SLG: 0.143		G4-6-3 1-2f			F8 2B		K 1-2			3 0	0 0	1 0	0 0	0 0	1 0	2 0
Inning Stats	R: 2 E: 1 K: 0 S: 5 H: 1 LOB: 1 BB: 0 P: 6	R: 0 E: 0 K: 0 S: 3 H: 1 LOB: 0 BB: 0 P: 3	R: 0 E: 1 K: 1 S: 7 H: 2 LOB: 2 BB: 0 P: 7	R: 0 E: 0 K: 0 S: 3 H: 1 LOB: 0 BB: 0 P: 3	R: 0 E: 0 K: 1 S: 6 H: 1 LOB: 1 BB: 0 P: 6	R: 1 E: 0 K: 0 S: 4 H: 1 LOB: 0 BB: 0 P: 4	R: 0 E: 0 K: 2 S: 8 H: 1 LOB: 1 BB: 0 P: 8	R: 0 E: 0 K: 1 S: 6 H: 1 LOB: 1 BB: 0 P: 6		1B: 6 2B: 2 3B: 0 HR: 1	SF: 0 SAC: 0 DP: 2 HBP: 1					

livebaseballscorecards.com

	AB	32
	R	3
	H	9
	RBI	3
	BB	0
	SO	5
	LOB	18

WP: 0 PB: 1 SB: 0 CS: 1 PA: 33

PITCHER		IP	WLS	BF	H	R	ER	SO	BB	IBB	HBP	BLK	WP	HR	S	P	ERA	WHIP
Cisco Carlos, R ERA: 1.88	(1, 1)	5.0	L	22	7	3	1	2	0	0	1	0	0	1	25	26	1.80	1.400
Hoyt Wilhelm, R ERA: 1.23	(6, 1)	2.0		7	1	0	0	2	0	0	0	0	0	0	11	11	0.00	0.500
Wilbur Wood, L ERA: 2.65	(8, 1)	1.0		4	1	0	0	1	0	0	0	0	0	0	6	6	0.00	1.000

PITCHER	IP	WLS	BF	H	R	ER	SO	BB	IBB	HBP	BLK	WP	HR	S	P	ERA	WHIP

Chicago White Sox @ Oakland Athletics

Oakland-Alameda County Coliseum, Oakland, CA

Thu May 09 1968, 7:05 PM PDT

Att. 4,062 - Unknown

livebaseballscorecards.com

Batter	1	2	3	4	5	6	7	8	9	AB	R	H	RBI	BB	SO	LOB
Ken Berry, R (1, 8) OBP: 0.302, SLG: 0.354	6-3	1-2 3-H 1B		F9		FC4-6 1-2f		BB		4	0	1	1	1	0	3
Luis Aparicio, R (1, 6) OBP: 0.263, SLG: 0.319	BB BB BB	F9			F9		F7	K		4	0	0	0	1	1	4
Pete Ward, L (1, 7) OBP: 0.375, SLG: 0.566	BB 1-2 BB	F9			HR		HR		4-3	4	2	2	2	1	0	2
Buddy Bradford, R (9, 7) OBP: 0.200, SLG: 0.316										0	0	0	0	0	0	0
Duane Josephson, R (1, 2) OBP: 0.341, SLG: 0.338	K		G4-6-3 1B		F9		6-3		4-3	5	0	1	0	0	1	2
Tom McCraw, L (1, 3) OBP: 0.268, SLG: 0.280	1-2 2-3 BB		G4-6-3 1-2f		B1-3		F9		E1 1B BB	4	0	0	0	1	0	1
Bill Voss, L (1, 9) OBP: 0.219, SLG: 0.172	4-3		F6			F4		S E 1B	1-2 1B BB	4	1	1	0	1	0	3
Bill Melton, R (1, 5) OBP: 0.269, SLG: 0.360		F8		2B		FC4-6 1B		K 1-2	1-2 2-3 1B	5	0	3	0	0	1	1
Tim Cullen, R (1, 4) OBP: 0.288, SLG: 0.264	1B 1B BB		K			FC4-6 BB 1-2f		E6 2-H 1B	6-3	4	1	1	1	1	1	5
Gary Peters, L (1, 1) OBP: 0.350, SLG: 0.500										3	0	1	0	1	0	2
Bob Locker, S (9, 1)	1B 1-3 1B	F8				FC4-6 1-2 BB		F4		0	0	0	0	0	0	0

TOP	
AB	37
R	4
H	10
RBI	4
BB	7
SO	4
LOB	23

Inning Stats	1	2	3	4	5	6	7	8	9
	R: 0 E: 0 K: 1 S: 5	R: 1 E: 0 K: 0 S: 5	R: 0 E: 0 K: 0 S: 3	R: 0 E: 0 K: 1 S: 6	R: 1 E: 0 K: 0 S: 4	R: 0 E: 0 K: 0 S: 4	R: 1 E: 0 K: 0 S: 4	R: 1 E: 1 K: 2 S: 9	R: 0 E: 1 K: 0 S: 5
	H: 0 LOB: 3 BB: 3 P: 17	H: 2 LOB: 2 BB: 1 P: 9	H: 1 LOB: 0 BB: 0 P: 3	H: 1 LOB: 1 BB: 0 P: 6	H: 1 LOB: 0 BB: 0 P: 4	H: 1 LOB: 2 BB: 1 P: 8	H: 1 LOB: 0 BB: 0 P: 4	H: 2 LOB: 2 BB: 1 P: 13	H: 1 LOB: 3 BB: 1 P: 9

	1B	SF	WP	PA
	7	0	0	44
	2B	SAC	PB	
	1	0	0	
	3B	DP	SB	
	0	1	1	
	HR	HBP	CS	
	2	0	0	

PITCHER		IP	WLS	BF	H	R	ER	SO	BB	IBB	HBP	BLK	WP	HR	S	P	ERA	WHIP
Lew Krausse, R ERA: 3.73	(1, 1)	7.0	L	32	7	3	3	2	5	0	0	0	0	2	31	51	3.86	1.714
Ed Sprague, R ERA: 2.13	(8, 1)	2.0		12	3	1	1	2	2	0	0	0	0	0	14	22	4.50	2.500

PITCHER		IP	WLS	BF	H	R	ER	SO	BB	IBB	HBP	BLK	WP	HR	S	P	ERA	WHIP

Batter	1	2	3	4	5	6	7	8	9	AB	R	H	RBI	BB	SO	LOB
Bert Campaneris, R (1, 6) OBP: 0.357, SLG: 0.340	G1 S 1B		F9 ①		F9 ②		F8 ③			4	0	1	0	0	0	1
Reggie Jackson, L (1, 9) OBP: 0.348, SLG: 0.500	K 1-2 ①		4-3 ②		F8 ③			6-3 ①		4	0	0	0	0	1	1
Sal Bando, R (1, 5) OBP: 0.268, SLG: 0.308	G1 2-3 ②		6-3 ③			5-3 ①		K ②		4	0	0	0	0	1	1
Ray Webster, L (1, 3) OBP: 0.245, SLG: 0.333	4-3 ③			S 2B BB		K ②		E4		3	1	0	0	1	1	1
Jim Pagliaroni, R (1, 2) OBP: 0.370, SLG: 0.308		HBP 1B SF7-5-4-6 1B		F8 1-2 ①		BB		F7 ③		3	1	1	0	1	0	2
John Donaldson, L (1, 4) OBP: 0.244, SLG: 0.208		SF7-5-4-6 HBP 1-2 1B		K ②		4-3 ③			L1 ①	4	0	1	0	0	1	2
Joe Rudi, R (1, 7) OBP: 0.286, SLG: 0.333		1-2 2-3 HBP		PB 2-H 2B			F2 ①		6-3 ②	3	0	1	1	0	0	0
Rick Monday, L (1, 8) OBP: 0.357, SLG: 0.467		SF7-5-4-6 2-3 3-H ① ②		4-3 ③ 2-3			4-3 ②		3B	3	0	1	1	0	0	1
Lew Krausse, R (1, 1) OBP: 0.200, SLG: 0.111	K ③				F3 ①				4-3 ③	2	0	0	0	0	1	1
Dick Green, R (7, PH) OBP: 0.444, SLG: 0.286										0	0	0	0	1	0	0
Ed Sprague, R (8, 1)										0	0	0	0	0	0	0
Danny Cater, R (9, PH) OBP: 0.364, SLG: 0.388										0	0	0	0	0	0	0
Floyd Robinson, L (9, PH) OBP: 0.350, SLG: 0.526							BB			1	0	0	0	0	0	1
Inning Stats	R: 0 E: 0 K: 1 S: 6 H: 1 LOB: 1 BB: 0 P: 6	R: 1 E: 0 K: 1 S: 6 H: 2 LOB: 1 BB: 0 P: 7	R: 0 E: 0 K: 0 S: 3 H: 0 LOB: 0 BB: 0 P: 3	R: 1 E: 0 K: 1 S: 6 H: 1 LOB: 1 BB: 1 P: 10	R: 0 E: 0 K: 0 S: 3 H: 0 LOB: 0 BB: 0 P: 3	R: 0 E: 0 K: 1 S: 5 H: 0 LOB: 1 BB: 1 P: 9	R: 0 E: 0 K: 0 S: 3 H: 0 LOB: 1 BB: 1 P: 7	R: 0 E: 1 K: 1 S: 6 H: 0 LOB: 1 BB: 0 P: 6	R: 0 E: 0 K: 0 S: 4 H: 1 LOB: 1 BB: 0 P: 4	1B: 3 2B: 2 3B: 1 HR: 0	SF: 1 SAC: 0 DP: 1 HBP: 1					

PITCHER	IP	WLS	BF	H	R	ER	SO	BB	IBB	HBP	BLK	WP	HR	S	P	ERA	WHIP
Gary Peters, L (1, 1) ERA: 3.43	8.2	W	35	5	2	2	5	3	0	1	0	0	0	41	54	2.08	0.923
Bob Locker, R (9, 1) ERA: 2.53	0.1	S	1	0	0	0	0	0	0	0	0	0	0	1	1	0.00	0.000

PITCHER	IP	WLS	BF	H	R	ER	SO	BB	IBB	HBP	BLK	WP	HR	S	P	ERA	WHIP

BOTTOM

Chicago White Sox @ Oakland Athletics

Oakland-Alameda County Coliseum, Oakland, CA

Thu May 09 1968, 7:05 PM PDT

Att. 4,062 - Unknown

livebaseballscorecards.com

AB	31
R	2
H	5
RBI	2
BB	3
SO	5
LOB	11

1B: 3	SF: 1	WP: 0	PA: 36
2B: 2	SAC: 0	PB: 1	
3B: 1	DP: 1	SB: 2	
HR: 0	HBP: 1	CS: 0	

Batter	1	2	3	4	5	6	7	8	9	AB	R	H	RBI	BB	SO	LOB
Ken Berry, R (1, 8) OBP: 0.311, SLG: 0.395	FC5-4 1B		L4-6 2-3			HR		5-3		4	1	2	1	0	0	1
Luis Aparicio, R (1, 6) OBP: 0.262, SLG: 0.316	FC5-4 1B 1-2f			5-3		6-3			6-3 S 1B 1B	4	1	1	0	0	0	1
Pete Ward, L (1, 7) OBP: 0.390, SLG: 0.570	CS 1B 1-3			BB 1B		FC1-4 1B			6-3 1-3	3	0	2	0	1	0	1
Buddy Bradford, R (9, 7) OBP: 0.200, SLG: 0.316										0	0	0	0	0	0	0
Duane Josephson, R (1, 2) OBP: 0.337, SLG: 0.333	K 1-2			F8		FC1-4 CS 1-2f			4-3 1B 3-H	4	0	1	1	0	1	4
Tom McCraw, L (1, 3) OBP: 0.267, SLG: 0.278		5-3		1B 1-2		CS 1-2	K		4-3 1-2	4	0	1	0	0	1	1
Bill Voss, L (1, 9) OBP: 0.222, SLG: 0.156		K		1-3			6-3		BB	3	0	0	0	1	1	2
Bill Melton, R (1, 5) OBP: 0.241, SLG: 0.321		K			K		K		K	3	0	0	0	0	3	0
Russ Snyder, L (9, PH) OBP: 0.147, SLG: 0.121										1	0	0	0	0	1	2
Sandy Alomar Sr., S (9, 5) OBP: 0.500, SLG: 0.500										0	0	0	0	0	0	0
Tim Cullen, R (1, 4) OBP: 0.290, SLG: 0.286			L4-6 2B		K			K		3	0	1	0	0	2	0
Tommy John, R (1, 1) OBP: 0.133, SLG: 0.133			F3		K			K		3	0	0	0	0	2	1
Bob Locker, S (8, 1)										0	0	0	0	0	0	0
Wilbur Wood, R (9, 1)										0	0	0	0	0	0	0
Inning Stats	R: 0 E: 0 K: 1 S: 6 H: 2 LOB: 1 BB: 0 P: 6	R: 0 E: 0 K: 2 S: 7 H: 0 LOB: 0 BB: 0 P: 7	R: 0 E: 0 K: 0 S: 3 H: 1 LOB: 0 BB: 0 P: 3	R: 0 E: 0 K: 0 S: 4 H: 1 LOB: 2 BB: 1 P: 8	R: 0 E: 0 K: 3 S: 9 H: 0 LOB: 0 BB: 0 P: 9	R: 1 E: 0 K: 0 S: 4 H: 2 LOB: 0 BB: 0 P: 4	R: 0 E: 0 K: 2 S: 7 H: 0 LOB: 0 BB: 0 P: 7	R: 0 E: 0 K: 2 S: 7 H: 0 LOB: 0 BB: 0 P: 7	R: 1 E: 0 K: 1 S: 7 H: 2 LOB: 2 BB: 1 P: 11	1B: 6 2B: 2 3B: 0 HR: 1	SF: 0 SAC: 0 DP: 1 HBP: 0						

TOP

Chicago White Sox @ Oakland Athletics

Oakland-Alameda County Coliseum, Oakland, CA

Fri May 10 1968, 7:05 PM PDT
Att. 7,688 - Unknown

livebaseballscorecards.com

AB	32
R	2
H	8
RBI	2
BB	2
SO	11
LOB	13

WP: 0 PB: 0 SB: 1 CS: 2 PA: 35

PITCHER	IP	WLS	BF	H	R	ER	SO	BB	IBB	HBP	BLK	WP	HR	S	P	ERA	WHIP
Chuck Dobson, R (1, 1) ERA: 2.17	9.0	L	34	8	2	2	11	2	0	0	0	0	1	54	62	2.00	1.111

PITCHER	IP	WLS	BF	H	R	ER	SO	BB	IBB	HBP	BLK	WP	HR	S	P	ERA	WHIP

Batter	1	2	3	4	5	6	7	8	9	AB	R	H	RBI	BB	SO	LOB
Bert Campaneris, R (1, 6) OBP: 0.361, SLG: 0.340	6-3			FC6-4 1B	K			BB		3	0	1	0	1	1	1
Reggie Jackson, L (1, 9) OBP: 0.336, SLG: 0.481	K			K		4-3		K 1-3		4	0	0	0	0	3	2
Sal Bando, R (1, 5) OBP: 0.259, SLG: 0.296	1-3			FC6-4 BB E 1-2f		F4		K		4	0	0	0	0	1	2
Jim Pagliaroni, R (1, 2) OBP: 0.380, SLG: 0.395 Mike Hershberger, R (9, PR) OBP: 0.118, SLG: 0.065		6-3		E6 BB 1-2		HR			1B	4 0	1 0	2 0	1 0	0 0	0 0	1 0
Danny Cater, R (1, 3) OBP: 0.356, SLG: 0.365		K		1-2 2-3 BB		K			K	3	0	0	0	1	3	1
Rick Monday, L (1, 8) OBP: 0.341, SLG: 0.443		K		3-1			1-3		L8	4	0	0	0	0	1	4
Joe Rudi, R (1, 7) OBP: 0.200, SLG: 0.222 Ray Webster, L (9, PH) OBP: 0.245, SLG: 0.333 Rene Lachemann, R (9, PH) OBP: 0.136, SLG: 0.140			F4		F9		6-3		5-3	3 0 1	0 0 0	0 0 0	0 0 0	0 0 0	0 0 0	0 0 1
Dick Green, R (1, 4) OBP: 0.429, SLG: 0.294			CS 1B		K		1-3			3	0	1	0	0	1	0
Chuck Dobson, R (1, 1) OBP: 0.176, SLG: 0.176			K 1-2		1B			6-3		3	0	1	0	0	1	1
Inning Stats	R: 0 E: 0 K: 1 S: 5 H: 0 LOB: 0 BB: 0 P: 5	R: 0 E: 0 K: 2 S: 7 H: 0 LOB: 0 BB: 0 P: 7	R: 0 E: 0 K: 1 S: 5 H: 1 LOB: 0 BB: 0 P: 5	R: 0 E: 1 K: 1 S: 7 H: 1 LOB: 3 BB: 1 P: 11	R: 0 E: 0 K: 2 S: 8 H: 1 LOB: 1 BB: 0 P: 8	R: 1 E: 0 K: 1 S: 6 H: 1 LOB: 0 BB: 0 P: 6	R: 0 E: 0 K: 0 S: 3 H: 0 LOB: 0 BB: 0 P: 3	R: 0 E: 0 K: 2 S: 7 H: 0 LOB: 1 BB: 1 P: 11	R: 0 E: 0 K: 1 S: 6 H: 1 LOB: 1 BB: 0 P: 6	1B: 4 2B: 0 3B: 0 HR: 1	SF: 0 SAC: 0 DP: 0 HBP: 0			WP: 0 PB: 0 SB: 1 CS: 1		PA: 34	

PITCHER		IP	WLS	BF	H	R	ER	SO	BB	IBB	HBP	BLK	WP	HR	S	P	ERA	WHIP
Tommy John, L ERA: 1.85	(1, 1)	7.2		29	4	1	1	9	2	0	0	0	0	1	45	53	1.17	0.783
Bob Locker, R ERA: 2.31	(8, 1)	1.0	W	4	1	0	0	2	0	0	0	0	0	0	8	8	0.00	1.000
Wilbur Wood, L ERA: 2.6	(9, 1)	0.1	S	1	0	0	0	0	0	0	0	0	0	0	1	1	0.00	0.000

PITCHER	IP	WLS	BF	H	R	ER	SO	BB	IBB	HBP	BLK	WP	HR	S	P	ERA	WHIP

BOTTOM

Chicago White Sox @ Oakland Athletics

Oakland-Alameda County Coliseum, Oakland, CA

Fri May 10 1968, 7:05 PM PDT

Att. 7,688 - Unknown

livebaseballscorecards.com

AB	32
R	1
H	5
RBI	1
BB	2
SO	11
LOB	13

Batter	1	2	3	4	5	6	7	8	9	AB	R	H	RBI	BB	SO	LOB
Ken Berry, R (1, 8) OBP: 0.298, SLG: 0.378	5-3		F9		F8			K2-3		4	0	0	0	0	1	1
Luis Aparicio, R (1, 6) OBP: 0.262, SLG: 0.324	5-3		2-H 2B		6-3			6-3		4	0	1	1	0	0	0
Pete Ward, L (1, 7) OBP: 0.385, SLG: 0.551	F5		IIII IBB			F5			K	3	0	0	0	1	1	0
Buddy Bradford, R (9, 7) OBP: 0.200, SLG: 0.316										0	0	0	0	0	0	0
Duane Josephson, R (1, 2) OBP: 0.323, SLG: 0.318		6-3	6-3			F8			F9	4	0	0	0	0	0	2
Tom McCraw, L (1, 3) OBP: 0.267, SLG: 0.277		1-3		WP S 1B		4-3			K	4	0	1	0	0	1	0
Bill Voss, L (1, 9) OBP: 0.231, SLG: 0.171		1B	SSS K 1-3				F8			3	0	1	0	0	1	1
Bill Melton, R (1, 5) OBP: 0.219, SLG: 0.290		F9	1-3				F2			3	0	0	0	0	0	2
Tim Cullen, R (1, 4) OBP: 0.292, SLG: 0.288			E 2B 1B	F7			F7			3	1	1	0	0	0	1
Wilbur Wood, R (7, 1)										0	0	0	0	0	0	0
Bob Locker, S (9, 1)										0	0	0	0	0	0	0
Joe Horlen, R (1, 1)			SSS K 1-2		5-3				F9	2	0	0	0	0	1	1
Wayne Causey, L (7, 4) OBP: 0.208, SLG: 0.050										1	0	0	0	0	0	0
Inning Stats	R: 0 E: 0 K: 0 S: 3 H: 0 LOB: 0 BB: 0 P: 3	R: 0 E: 0 K: 0 S: 4 H: 1 LOB: 1 BB: 0 P: 4	R: 1 E: 1 K: 1 S: 7 H: 2 LOB: 2 BB: 1 P: 11	R: 0 E: 0 K: 1 S: 6 H: 1 LOB: 1 BB: 0 P: 6	R: 0 E: 0 K: 0 S: 3 H: 0 LOB: 0 BB: 0 P: 3	R: 0 E: 0 K: 0 S: 3 H: 0 LOB: 0 BB: 0 P: 3	R: 0 E: 0 K: 0 S: 3 H: 0 LOB: 0 BB: 0 P: 3	R: 0 E: 0 K: 1 S: 5 H: 0 LOB: 0 BB: 0 P: 5	R: 0 E: 0 K: 2 S: 7 H: 0 LOB: 0 BB: 0 P: 7	1B: 3 2B: 1 3B: 0 HR: 0	SF: 0 SAC: 0 DP: 0 HBP: 0						

PITCHER	IP	WLS	BF	H	R	ER	SO	BB	IBB	HBP	BLK	WP	HR	S	P	ERA	WHIP
Jim Nash, R (1, 1) ERA: 2.78	7.0	L	26	4	1	0	2	0	1	0	0	1	0	29	33	0.00	0.571
Paul Lindblad, L (8, 1) ERA: 1.14	2.0		6	0	0	0	3	0	0	0	0	0	0	12	12	0.00	0.000

PITCHER	IP	WLS	BF	H	R	ER	SO	BB	IBB	HBP	BLK	WP	HR	S	P	ERA	WHIP

TOP

Chicago White Sox @ Oakland Athletics

Oakland-Alameda County Coliseum, Oakland, CA

Sat May 11 1968, 3:33 AM PDT
Att. 30,603 - Unknown

livebaseballscorecards.com

AB	31
R	1
H	4
RBI	1
BB	1
SO	5
LOB	8

1B: 3 2B: 1 3B: 0 HR: 0 SF: 0 SAC: 0 DP: 0 HBP: 0

WP: 1 PB: 0 SB: 1 CS: 0 PA: 32

Batter	1	2	3	4	5	6	7	8	9	AB	R	H	RBI	BB	SO	LOB
Bert Campaneris, R (1, 6) OBP: 0.350, SLG: 0.327	5-3		6-3			5-3		F6		4	0	0	0	0	0	0
Reggie Jackson, L (1, 9) OBP: 0.325, SLG: 0.464	G3		4-3			3-1		F7		4	0	0	0	0	0	0
Sal Bando, R (1, 5) OBP: 0.258, SLG: 0.295	1B		F9			F6		F9		4	0	1	0	0	0	0
Ray Webster, L (1, 3) OBP: 0.236, SLG: 0.320	4-3			2-3			4-3		G1	4	0	0	0	0	0	1
Rick Monday, L (1, 8) OBP: 0.337, SLG: 0.434		3-1		K			BB S 1B		F7	4	0	1	0	0	1	0
Jim Pagliaroni, R (1, 2) OBP: 0.352, SLG: 0.362		E5 2B		K			K 1-2		K	4	0	0	0	0	3	1
John Donaldson, L (1, 4) OBP: 0.247, SLG: 0.203		F7			F7		BB BB			2	0	0	0	1	0	1
Joe Rudi, R (1, 7) OBP: 0.385, SLG: 0.400		1-3 2B			3-4 HBP		1-2 2-3 FC5-4 BB			1	0	1	0	1	0	0
Jim Nash, R (1, 1)		K			3-4 1-2f		FC5-4 1-2f			2	0	0	0	0	1	3
Floyd Robinson, L (7, PH) OBP: 0.350, SLG: 0.526										0	0	0	0	0	0	0
Danny Cater, R (7, PH) OBP: 0.350, SLG: 0.358										1	0	0	0	0	0	3
Paul Lindblad, L (8, 1) OBP: 0.400, SLG: 0.400										0	0	0	0	0	0	0
Inning Stats	R: 0 H: 1 E: 0 LOB: 1 K: 0 BB: 0 S: 4 P: 4	R: 0 H: 1 E: 1 LOB: 2 K: 1 BB: 0 S: 7 P: 7	R: 0 H: 0 E: 0 LOB: 0 K: 0 BB: 0 S: 3 P: 3	R: 0 H: 0 E: 0 LOB: 0 K: 2 BB: 0 S: 7 P: 7	R: 0 H: 0 E: 0 LOB: 0 K: 0 BB: 0 S: 2 P: 3	R: 0 H: 0 E: 0 LOB: 0 K: 0 BB: 0 S: 3 P: 3	R: 0 H: 1 E: 0 LOB: 3 K: 1 BB: 2 S: 6 P: 14	R: 0 H: 0 E: 0 LOB: 0 K: 0 BB: 0 S: 3 P: 3	R: 0 H: 0 E: 0 LOB: 0 K: 1 BB: 0 S: 5 P: 5	1B: 2 SF: 0 2B: 2 SAC: 0 3B: 0 DP: 1 HR: 0 HBP: 1						WP: 0 PA: 33 PB: 0 SB: 1 CS: 0	

PITCHER		IP	WLS	BF	H	R	ER	SO	BB	IBB	HBP	BLK	WP	HR	S	P	ERA	WHIP
Joe Horlen, R ERA: 2.7	(1, 1)	6.2	W	26	3	0	0	4	2	0	1	0	0	0	31	40	0.00	0.750
Wilbur Wood, L ERA: 2.33	(7, 1)	2.0		6	0	0	0	0	0	0	0	0	0	0	6	6	0.00	0.000
Bob Locker, R ERA: 2.25	(9, 1)	0.1	S	1	0	0	0	1	0	0	0	0	0	0	3	3	0.00	0.000

PITCHER	IP	WLS	BF	H	R	ER	SO	BB	IBB	HBP	BLK	WP	HR	S	P	ERA	WHIP

BOTTOM

Chicago White Sox @ Oakland Athletics

Oakland-Alameda County Coliseum, Oakland, CA

Sat May 11 1968, 3:33 AM PDT

Att. 30,603 - Unknown

livebaseballscorecards.com

AB	30
R	0
H	3
RBI	0
BB	2
SO	5
LOB	9

Chicago White Sox @ Oakland Athletics

Oakland-Alameda County Coliseum, Oakland, CA

Sun May 12 1968, 3:33 AM PDT

Att. 12,340 - Unknown

TOP

livebaseballscorecards.com

Batter	1	2	3	4	5	6	7	8	9	AB	R	H	RBI	BB	SO	LOB
Luis Aparicio, R (1, 6) OBP: 0.270, SLG: 0.349	1B 3B		6-3		1-2 2-H 1B			5-3		4	1	2	1	0	0	0
Tom McCraw, L (1, 3) OBP: 0.266, SLG: 0.276	WP F8 3-H 1B		K		1-3			6-3		4	0	1	1	0	1	2
Pete Ward, L (1, 7) (5, 5) OBP: 0.380, SLG: 0.538	F8 1-2			G3		K		FC6 1B		4	0	1	0	0	1	1
Duane Josephson, R (1, 2) OBP: 0.309, SLG: 0.303	4-3 2-3			1-3		6-3		FC6 1-2f		4	0	0	0	0	0	2
Ken Berry, R (1, 8) OBP: 0.286, SLG: 0.362	L6			5-3		K			5-3	4	0	0	0	0	1	1
Bill Melton, R (1, 5) OBP: 0.206, SLG: 0.273		K			K		F7		BB 1B	2	0	0	0	0	2	0
Don McMahon, R (5, 1)										0	0	0	0	0	0	0
Sandy Alomar Sr., S (7, PH) OBP: 0.333, SLG: 0.333										1	0	0	0	0	0	0
Hoyt Wilhelm, R (7, 1)										0	0	0	0	0	0	0
Wayne Causey, L (9, PH) OBP: 0.240, SLG: 0.095										1	0	1	0	0	0	0
Bill Voss, L (1, 9) OBP: 0.256, SLG: 0.184		K			BB 1B 1B		FC1-4 1B		F5	3	1	1	0	1	1	1
Tim Cullen, R (1, 4) OBP: 0.304, SLG: 0.290		6-3-4			1-2 1B		1-2f FC1-4 FC6-4		1-2 BB	3	0	1	0	1	0	1
Cisco Carlos, R (1, 1)			G3		F5		FC6-4		K	1	0	0	0	0	0	0
Jack Fisher, R (3, 1) OBP: 0.333, SLG: 0.333										0	0	0	0	0	0	0
Buddy Bradford, R (5, PH) OBP: 0.182, SLG: 0.286										2	0	0	0	0	0	3
(5, 7)																
Russ Snyder, L (9, PH) OBP: 0.143, SLG: 0.118										1	0	0	0	0	1	2
Inning Stats	R: 1 E: 0 K: 0 S: 5 H: 2 LOB: 1 BB: 0 P: 5	R: 0 E: 0 K: 2 S: 7 H: 0 LOB: 0 BB: 0 P: 7	R: 0 E: 0 K: 1 S: 5 H: 0 LOB: 0 BB: 0 P: 5	R: 0 E: 0 K: 0 S: 3 H: 0 LOB: 0 BB: 0 P: 3	R: 1 E: 0 K: 1 S: 7 H: 2 LOB: 2 BB: 1 P: 11	R: 0 E: 0 K: 2 S: 7 H: 0 LOB: 0 BB: 0 P: 7	R: 0 E: 0 K: 0 S: 4 H: 1 LOB: 1 BB: 0 P: 4	R: 0 E: 0 K: 0 S: 4 H: 1 LOB: 1 BB: 0 P: 4	R: 0 E: 0 K: 1 S: 6 H: 1 LOB: 2 BB: 1 P: 10	1B: 6 2B: 0 3B: 1 HR: 0	SF: 0 SAC: 0 DP: 0 HBP: 0						

	AB	34
	R	2
	H	7
	RBI	2
	BB	2
	SO	7
	LOB	13

WP: 1 PB: 0 SB: 0 CS: 0 PA: 36

PITCHER		IP	WLS	BF	H	R	ER	SO	BB	IBB	HBP	BLK	WP	HR	S	P	ERA	WHIP
Tony Pierce, L ERA: 3.71	(1, 1)	8.2	W	35	7	2	2	6	2	0	0	0	1	0	45	53	2.08	1.038
Jack Aker, R ERA:	(9, 1)	0.1	S	1	0	0	0	1	0	0	0	0	0	0	3	3	0.00	0.000

PITCHER		IP	WLS	BF	H	R	ER	SO	BB	IBB	HBP	BLK	WP	HR	S	P	ERA	WHIP

Batter	1	2	3	4	5	6	7	8	9	AB	R	H	RBI	BB	SO	LOB
Bert Campaneris, R (1, 6) OBP: 0.359, SLG: 0.333	0-0 S E 1B	0-0 ③ 1-3		0-0 ② F7 2-3		1-0 S 1B HBP		0-0 CS 1B		4	2	2	0	0	0	2
Reggie Jackson, L (1, 9) OBP: 0.323, SLG: 0.456	0-3 ① K 1-2		0-3 ① K	0-0 E 1B 3-H 1B		0-0 ② F2 1-2		0-0 ③ CS 1-2		4	1	1	1	0	2	2
Sal Bando, R (1, 5) OBP: 0.274, SLG: 0.310	0-0 ② 4-3 2-H		0-0 1B 1B	0-0 1-H 1B		0-0 2-H 1B				4	0	3	2	0	0	0
Rick Monday, L (1, 8) OBP: 0.344, SLG: 0.448	0-0 1B 2B		0-0 ③ 5-3 1-3 1B	0-0 ③ F7		0-0 ③ F8				4	1	2	0	0	0	2
Joe Rudi, R (1, 7) OBP: 0.412, SLG: 0.385	0-0 2-H 1B		0-0 ② 5-3 1-2		0-3 ① K		B B B B 4-0 G4-3 BB			3	0	1	1	1	1	2
John Donaldson, L (1, 4) OBP: 0.237, SLG: 0.193	0-0 ③ F7		0-0 ③ 6-3		0-0 ② 3-1		0-0 ① ② G4-3 1-2f			4	0	0	0	0	0	4
Jim Pagliaroni, R (1, 2) OBP: 0.379, SLG: 0.367		B B B B 4-0 SH3-4 BB		0-0 E6 2B 1B	B B B 4-0 BB		0-0 ③ F7			2	1	1	0	2	0	0
Ray Webster, L (1, 3) OBP: 0.237, SLG: 0.327		0-0 ① F8		0-0 FC5-6-5 2-H 2B	0-0 ③ F9			S S S 0-3 ① K		4	0	1	1	0	1	2
Tony Pierce, R (1, 1) Jack Aker, R (9, 1) OBP: 0.333, SLG: 0.333		0-0 ② SH3-4 1-2		0-0 ① FC5-6-5 WP 1B 2-3		0-0 ① F7		0-0 ② 4-3		3 0	1 0	0 0	0 0	0 0	0 0	1 0
Inning Stats	R: 2 E: 1 K: 1 S: 8 H: 3 LOB: 1 BB: 0 P: 8	R: 0 E: 0 K: 0 S: 3 H: 0 LOB: 1 BB: 1 P: 7	R: 0 E: 0 K: 1 S: 7 H: 2 LOB: 2 BB: 0 P: 7	R: 3 E: 2 K: 0 S: 7 H: 4 LOB: 1 BB: 0 P: 7	R: 0 E: 0 K: 1 S: 5 H: 0 LOB: 1 BB: 1 P: 9	R: 1 E: 0 K: 0 S: 4 H: 1 LOB: 1 BB: 0 P: 5	R: 0 E: 0 K: 0 S: 2 H: 0 LOB: 0 BB: 1 P: 6	R: 0 E: 0 K: 1 S: 5 H: 1 LOB: 0 BB: 0 P: 5		1B: 9 2B: 2 3B: 0 HR: 0	SF: 0 SAC: 1 DP: 1 HBP: 1					

PITCHER		IP	WLS	BF	H	R	ER	SO	BB	IBB	HBP	BLK	WP	HR	S	P	ERA	WHIP
Cisco Carlos, R ERA: 1.71	(1, 1)	2.1	L	13	5	2	0	2	1	0	0	0	0	0	16	20	0.00	2.571
Jack Fisher, R ERA: 3.6	(3, 1)	1.2		9	4	3	2	0	0	0	0	0	1	0	9	9	10.80	2.400
Don McMahon, R ERA: 5.0	(5, 1)	2.0		9	1	1	1	1	1	0	1	0	0	0	9	14	4.50	1.000
Hoyt Wilhelm, R ERA: 0.96	(7, 1)	2.0		6	1	0	0	1	1	0	0	0	0	0	7	11	0.00	1.000

PITCHER	IP	WLS	BF	H	R	ER	SO	BB	IBB	HBP	BLK	WP	HR	S	P	ERA	WHIP

BOTTOM

Chicago White Sox @ Oakland Athletics

Oakland-Alameda County Coliseum, Oakland, CA

Sun May 12 1968, 3:33 AM PDT

Att. 12,340 - Unknown

livebaseballscorecards.com

AB	32
R	6
H	11
RBI	5
BB	3
SO	4
LOB	15

WP: 1	PA: 38		
PB: 0			
SB: 2			
CS: 1			

Batter	1	2	3	4	5	6	7	8	9	AB	R	H	RBI	BB	SO	LOB
Jay Johnstone, L (1, 8) OBP: 0.302, SLG: 0.322	SSS 0-3 ① K		x 0-0 ① G3 1-2 3-H	x 0-0 1-3 2-H 2B		SSS 0-3 ③ K		x 0-0 FC6-5 2B		5	0	2	2	0	2	2
Marty Pattin, R (8, 1)										0	0	0	0	0	0	0
Jim Fregosi, R (1, 6) OBP: 0.386, SLG: 0.368	x 0-0 ② F8		BBBB 4-0 1B BB	SSS 0-3 ③ K			x 0-0 ① F9	x 0-0 ① FC6-5 FC6-4 2-3		4	0	0	0	1	1	3
Rick Reichardt, R (1, 7) OBP: 0.318, SLG: 0.424	x 0-0 ③ F9		x 0-0 FC5-4 1-3 2-H 1B		SSS 0-3 ① K		SSS 0-3 ② K	x 0-0 ② FC6-4 1-2f		5	0	1	1	0	2	1
Chuck Hinton, R (1, 3) OBP: 0.211, SLG: 0.296		x 0-0 ① 4-3	x 0-0 ② F4		x 0-0 ② 4-3		x 0-0 HR	x 0-0 ③ F4		5	1	1	1	0	0	3
(7, 4)																
Bubba Morton, R (1, 9) OBP: 0.286, SLG: 0.300		BBBB 4-0 PB BB	x 0-0 ③ FC5-4 1-2f		x 0-0 E5		x 0-0 HR		x 0-0 ① G3	2	0	0	0	1	0	2
Roger Repoz, L (7, PH) OBP: 0.339, SLG: 0.531										2	1	1	1	0	0	0
(7, 9)																
(8, 8)																
Paul Schaal, R (1, 5) OBP: 0.312, SLG: 0.267		x 0-0 ② F3 1-2		x 0-0 ① F7	SSS 0-3 ③ K		BBBB 4-0 E 1B PB BB		x 0-0 1B	4	1	1	0	1	1	2
Buck Rodgers, S (1, 2) OBP: 0.291, SLG: 0.286		x 0-0 ③ F9		x 0-0 BB 2B 1B		x 0-0 5-3 1B	x 0-0 E8 IBB 1-3 1B		x 0-0 ② F9	5	1	3	0	0	0	2
Bobby Knoop, R (1, 4) OBP: 0.301, SLG: 0.308			x 0-0 1B G3 2B	SSS 0-3 ② K		x 0-0 ① 5-3 1-2	4-0 1-2 3-H IBB		x 0-0 ③ 4-3	3	1	1	0	0	1	2
Don Mincher, L (7, PH) OBP: 0.333, SLG: 0.279										1	0	0	0	1	0	1
(7, 3)																
Jim McGlothlin, R (1, 1) OBP: 0.071, SLG: 0.071			x 0-0 G3 1B 2-3 1B	BBBB 4-0 2B 1B BB 1-2		x 0-0 ② F9	x 0-0 ③ F8			0	0	0	0	0	0	0
Jim Weaver, L (2, 1)										0	0	0	0	0	0	0
Tom Satriano, L (3, PH) OBP: 0.500, SLG: 0.481										1	0	1	0	0	0	0
Clyde Wright, R (3, PR) OBP: 0.000, SLG: 0.000										0	1	0	0	0	0	0
Bob Heffner, R (3, 1)										0	0	0	0	1	0	0
Woodie Held, R (6, PH) OBP: 0.250, SLG: 0.167										1	0	0	0	0	0	1
Tom Burgmeier, L (6, 1)										0	0	0	0	0	0	0
Jimmie Hall, L (7, PH) OBP: 0.364, SLG: 0.294										1	0	0	0	0	0	2
Minnie Rojas, R (7, 1)										0	0	0	0	0	0	0
Ed Kirkpatrick, L (8, 9) OBP: 0.364, SLG: 0.667										0	0	0	0	0	0	0
Inning Stats	R: 0 E: 0 K: 1 S: 5 H: 0 LOB: 0 BB: 0 P: 5	R: 0 E: 0 K: 0 S: 3 H: 0 LOB: 1 BB: 1 P: 7	R: 2 E: 0 K: 0 S: 6 H: 3 LOB: 2 BB: 1 P: 10	R: 1 E: 0 K: 2 S: 9 H: 2 LOB: 2 BB: 1 P: 13	R: 0 E: 1 K: 2 S: 8 H: 0 LOB: 1 BB: 0 P: 8	R: 0 E: 0 K: 1 S: 6 H: 1 LOB: 1 BB: 0 P: 6	R: 3 E: 1 K: 1 S: 8 H: 3 LOB: 2 BB: 2 P: 16	R: 0 E: 1 K: 0 S: 4 H: 1 LOB: 1 BB: 0 P: 4	R: 0 E: 0 K: 0 S: 4 H: 1 LOB: 1 BB: 0 P: 4	1B: 6 2B: 3 3B: 0 HR: 2 SF: 0 SAC: 0 DP: 0 HBP: 0	WP: 0 PB: 2 SB: 0 CS: 0 PA: 44					

TOP

California Angels @ Chicago White Sox

Comiskey Park, Chicago, IL

Tue May 14 1968, 8:05 PM EDT

Att. 8,708 - Unknown

livebaseballscorecards.com

AB	39
R	6
H	11
RBI	5
BB	5
SO	7
LOB	21

PITCHER		IP	WLS	BF	H	R	ER	SO	BB	IBB	HBP	BLK	WP	HR	S	P	ERA	WHIP
Gary Peters, L	(1, 1)	6.2		31	7	4	4	7	3	0	0	0	0	1	42	54	5.40	1.500
ERA: 3.68																		
Bob Locker, R	(7, 1)	0.0		3	2	1	1	0	1	0	0	0	0	1	2	6	∞	∞
ERA: 3.0																		
Wilbur Wood, L	(7, 1)	2.1	W	10	2	1	0	0	0	1	0	0	0	0	9	13	0.00	0.857
ERA: 2.08																		

PITCHER	IP	WLS	BF	H	R	ER	SO	BB	IBB	HBP	BLK	WP	HR	S	P	ERA	WHIP

Batter	1	2	3	4	5	6	7	8	9	AB	R	H	RBI	BB	SO	LOB
Luis Aparicio, R (1, 6) OBP: 0.293, SLG: 0.378	4-3 1B 1B	F5 ①		2B		E9 G3-5-3 2-H 1B		CS 1B		5	1	4	0	0	0	1
Bill Voss, L (1, 9) OBP: 0.255, SLG: 0.190	4-3 ① 1-2	PB 3-H 1B		K ②		G3-5-3 ①② 2-3f		CS ③ 1-2		4	0	1	1	0	1	3
Pete Ward, L (1, 7) OBP: 0.384, SLG: 0.531 Buddy Bradford, R (7, 7) OBP: 0.182, SLG: 0.286	3B 2-H 1B	F5 ② 1-2		IBB		G3 ③				3 0	1 0	1 0	1 0	1 0	0 0	1 0
Tom McCraw, L (1, 3) OBP: 0.265, SLG: 0.297	FC5-2 1-H 3B	F9 ③		K ③			4-3 ①			4	0	1	1	0	1	3
Ken Berry, R (1, 8) OBP: 0.284, SLG: 0.378	FC5-2 ② S 3-H		K ①		3B		G3 ②			4	0	1	0	0	1	1
Duane Josephson, R (1, 2) OBP: 0.307, SLG: 0.333	5-3 ③ 1-2		F8 ②		F6 ①		HR			4	1	1	1	0	0	2
Bill Melton, R (1, 5) OBP: 0.237, SLG: 0.257		BB 3B BB	BB		4-3 ②		K ③			2	1	0	0	2	1	1
Tim Cullen, R (1, 4) OBP: 0.301, SLG: 0.277		1-2 3B BB	5-3 ③		F7 ③			F5 ①		3	1	0	0	1	0	2
Gary Peters, L (1, 1) OBP: 0.391, SLG: 0.667 Bob Locker, S (7, 1) Wilbur Wood, R (7, 1)		1-H 2-H 1B 3B		F4 ①		E 2B		K ②		3 0 1	2 0 0	2 0 0	2 0 0	0 0 1	0 0 0	0 0 0
Inning Stats	R: 2 E: 0 K: 0 S: 6 H: 3 LOB: 1 BB: 0 P: 6	R: 3 E: 0 K: 0 S: 5 H: 2 LOB: 1 BB: 2 P: 13	R: 0 E: 0 K: 1 S: 5 H: 0 LOB: 1 BB: 1 P: 9	R: 0 E: 0 K: 2 S: 8 H: 1 LOB: 2 BB: 1 P: 12	R: 0 E: 0 K: 0 S: 4 H: 1 LOB: 1 BB: 0 P: 4	R: 1 E: 1 K: 0 S: 4 H: 2 LOB: 0 BB: 0 P: 4	R: 1 E: 0 K: 1 S: 6 H: 1 LOB: 0 BB: 0 P: 6	R: 0 E: 0 K: 1 S: 5 H: 1 LOB: 0 BB: 0 P: 5		1B: 5 2B: 2 3B: 3 HR: 1 SF: 0 SAC: 0 DP: 1 HBP: 0						

PITCHER		IP	WLS	BF	H	R	ER	SO	BB	IBB	HBP	BLK	WP	HR	S	P	ERA	WHIP
Jim McGlothlin, R ERA: 4.29	(1, 1)	1.0		9	4	5	5	0	2	0	0	0	0	0	7	15	45.00	6.000
Jim Weaver, L ERA: 2.45	(2, 1)	1.0		4	1	0	0	0	0	0	0	0	0	0	4	4	0.00	1.000
Bob Heffner, R ERA: 3.6	(3, 1)	3.0		13	2	0	0	3	1	1	0	0	0	0	17	25	0.00	1.000
Tom Burgmeier, L ERA: 6.38	(6, 1)	1.0		4	2	1	1	0	0	0	0	0	0	0	4	4	9.00	2.000
Minnie Rojas, R ERA: 5.31	(7, 1)	1.0	L	4	1	1	1	1	0	0	0	0	0	1	6	6	9.00	1.000

PITCHER		IP	WLS	BF	H	R	ER	SO	BB	IBB	HBP	BLK	WP	HR	S	P	ERA	WHIP
Marty Pattin, R ERA:	(8, 1)	1.0		3	1	0	0	1	0	0	0	0	0	0	5	5	0.00	1.000

BOTTOM

California Angels @ Chicago White Sox

Comiskey Park, Chicago, IL

Tue May 14 1968, 8:05 PM EDT

Att. 8,708 - Unknown

livebaseballscorecards.com

AB	33
R	7
H	11
RBI	6
BB	4
SO	5
LOB	14

1B: 5 SF: 0
2B: 2 SAC: 0
3B: 3 DP: 1
HR: 1 HBP: 0

WP: 0 PA: 38
PB: 1
SB: 1
CS: 1

California Angels @ Chicago White Sox

Milwaukee County Stadium, Milwaukee, WI

Wed May 15 1968, 8:05 PM EDT

Att. 23,510 - Unknown

TOP

livebaseballscorecards.com

Batter	1	2	3	4	5	6	7	8	9	AB	R	H	RBI	BB	SO	LOB
Paul Schaal, R (1, 5) OBP: 0.310, SLG: 0.266	6-3		4-3			F8		L6, 1B 1-2 2-H 3-H		4	0	1	2	0	0	0
Roger Repoz, L (1, 8) OBP: 0.328, SLG: 0.510	1-3		1-3			K		K		4	0	0	0	0	2	2
Jim Fregosi, R (1, 6) OBP: 0.374, SLG: 0.355	K			G3		4-3		L6 1-2		4	0	0	0	0	1	2
Rick Reichardt, R (1, 7) OBP: 0.315, SLG: 0.411		BLK, S, 1B, HBP		F8			F3		6-3	3	1	0	0	0	0	0
Chuck Hinton, R (1, 9) OBP: 0.225, SLG: 0.360		K 1-3		2B			F8		HR	4	1	2	1	0	1	1
Don Mincher, L (1, 3) OBP: 0.330, SLG: 0.268		1B, BB		4-3			F8		4-3	3	0	0	0	1	0	1
Buck Rodgers, S (1, 2) OBP: 0.302, SLG: 0.297		G4-6-3, 1B 1-2 3-H			5-3			2B, 1B	5-3	3	0	2	1	0	0	0
Clyde Wright, R (8, PR) OBP: 0.300, SLG: 0.333										0	1	0	0	0	0	0
Jim McGlothlin, R (8, 1) OBP: 0.067, SLG: 0.067										1	0	0	0	0	0	0
Bobby Knoop, R (1, 4) OBP: 0.302, SLG: 0.319		G4-6-3 1-2f			F8			1B, 2B 1-3		3	1	1	0	0	0	2
George Brunet, R (1, 1) OBP: 0.278, SLG: 0.278			1-3		K			IBB, 1B		2	0	0	0	0	1	0
Tom Satriano, L (8, PH) OBP: 0.414, SLG: 0.481										0	0	0	0	1	0	0
(8, 2)																

	AB	31
	R	4
	H	6
	RBI	4
	BB	2
	SO	5
	LOB	8

Inning Stats									
	R: 0 E: 0 K: 1 S: 5	H: 0 LOB: 0 BB: 0 P: 5	R: 1 E: 0 K: 1 S: 5	H: 1 LOB: 1 BB: 1 P: 10	R: 0 E: 0 K: 0 S: 3	H: 0 LOB: 0 BB: 0 P: 3	R: 0 E: 0 K: 0 S: 4	H: 1 LOB: 1 BB: 0 P: 4	R: 0 E: 0 K: 1 S: 5	H: 0 LOB: 0 BB: 0 P: 5
	R: 0 E: 0 K: 1 S: 5	H: 0 LOB: 0 BB: 0 P: 5	R: 0 E: 0 K: 0 S: 3	H: 0 LOB: 0 BB: 0 P: 3	R: 2 E: 0 K: 1 S: 7	H: 3 LOB: 2 BB: 1 P: 11	R: 1 E: 0 K: 0 S: 4	H: 1 LOB: 0 BB: 0 P: 4	1B: 3 2B: 3 3B: 0 HR: 1	SF: 0 SAC: 0 DP: 2 HBP: 1	WP: 0 PB: 0 SB: 1 CS: 0	PA: 34

PITCHER		IP	WLS	BF	H	R	ER	SO	BB	IBB	HBP	BLK	WP	HR	S	P	ERA	WHIP
Tommy John, L ERA: 1.78	(1, 1)	7.0		24	2	1	1	4	1	0	1	1	0	0	30	35	1.29	0.429
Bob Locker, R ERA: 4.5	(8, 1)	0.0	L	3	2	2	2	0	0	1	0	0	0	0	2	6	∞	∞
Wilbur Wood, L ERA: 2.28	(8, 1)	2.0		7	2	1	1	1	0	0	0	0	0	1	9	9	4.50	1.000

PITCHER	IP	WLS	BF	H	R	ER	SO	BB	IBB	HBP	BLK	WP	HR	S	P	ERA	WHIP

Batter	1	2	3	4	5	6	7	8	9	AB	R	H	RBI	BB	SO	LOB
Luis Aparicio, R (1, 6) OBP: 0.300, SLG: 0.391	1B		F4		K		2-H 2B			4	0	2	1	0	1	1
Bill Voss, L (1, 9) OBP: 0.235, SLG: 0.174	F2		F8			4-3	1-3			4	0	0	0	0	0	3
Pete Ward, L (1, 7) (8, 5) OBP: 0.388, SLG: 0.530	1-3 1B		K			BB 1B		4-3		4	0	2	0	0	1	0
Duane Josephson, R (1, 2) OBP: 0.305, SLG: 0.323	F9			F8		1-2 BB		5-3		3	0	0	0	1	0	2
Ken Berry, R (1, 8) OBP: 0.274, SLG: 0.363	K			L5		F3		K		4	0	0	0	0	2	4
Tom McCraw, L (1, 3) OBP: 0.265, SLG: 0.326		4-3		F9		F8			HR	4	1	1	1	0	0	2
Bill Melton, R (1, 5) OBP: 0.268, SLG: 0.289		S 1B			K		SH1-4 2B 1B		F7	3	0	2	0	0	1	0
Sandy Alomar Sr., S (7, PR) OBP: 0.333, SLG: 0.333										0	1	0	0	0	0	0
Bob Locker, S (8, 1)										0	0	0	0	0	0	0
Wilbur Wood, R (8, 1)										0	0	0	0	0	0	0
Russ Snyder, L (9, PH) OBP: 0.139, SLG: 0.114										1	0	0	0	0	0	0
Tim Cullen, R (1, 4) OBP: 0.289, SLG: 0.265		1-2 K			6-3		SH1-4 1-2		4-3	3	0	0	0	0	1	1
Tommy John, R (1, 1) OBP: 0.176, SLG: 0.176		5-3			1B		F8		4-3	2	0	1	0	0	0	1
Buddy Bradford, R (7, PH) (8, 7) OBP: 0.167, SLG: 0.261										2	0	0	0	0	0	2
Inning Stats	R: 0 H: 2 E: 0 LOB: 2 K: 1 BB: 0 S: 7 P: 7	R: 0 H: 1 E: 0 LOB: 1 K: 1 BB: 0 S: 6 P: 6	R: 0 H: 0 E: 0 LOB: 0 K: 1 BB: 0 S: 5 P: 5	R: 0 H: 0 E: 0 LOB: 0 K: 0 BB: 0 S: 3 P: 3	R: 0 H: 1 E: 0 LOB: 1 K: 2 BB: 0 S: 8 P: 8	R: 0 H: 1 E: 0 LOB: 2 K: 0 BB: 1 S: 4 P: 8	R: 1 H: 2 E: 0 LOB: 2 K: 0 BB: 0 S: 5 P: 5	R: 0 H: 0 E: 0 LOB: 0 K: 1 BB: 0 S: 5 P: 5	R: 1 H: 1 E: 0 LOB: 0 K: 0 BB: 0 S: 4 P: 4	1B: 6 2B: 1 3B: 0 HR: 1	SF: 0 SAC: 1 DP: 0 HBP: 0			WP: 0 PB: 0 SB: 1 CS: 0	PA: 36		

PITCHER		IP	WLS	BF	H	R	ER	SO	BB	IBB	HBP	BLK	WP	HR	S	P	ERA	WHIP
George Brunet, L ERA: 2.33	(1, 1)	7.0	W	29	7	1	1	5	1	0	0	0	0	0	38	42	1.29	1.143
Jim McGlothlin, R ERA: 4.3	(8, 1)	2.0	S	7	1	1	1	1	0	0	0	0	0	1	9	9	4.50	0.500

PITCHER	IP	WLS	BF	H	R	ER	SO	BB	IBB	HBP	BLK	WP	HR	S	P	ERA	WHIP

BOTTOM

California Angels @ Chicago White Sox

Milwaukee County Stadium, Milwaukee, WI

Wed May 15 1968, 8:05 PM EDT

Att. 23,510 - Unknown

livebaseballscorecards.com

AB	34
R	2
H	8
RBI	2
BB	1
SO	6
LOB	16

Batter	1	2	3	4	5	6	7	8	9	10	AB	R	H	RBI	BB	SO	LOB
Bert Campaneris, R (1, 6) OBP: 0.348, SLG: 0.339	1-3			4-3		6-3			1B		4	0	1	0	0	0	1
Reggie Jackson, L (1, 9) OBP: 0.314, SLG: 0.433	5-3			5-3-6 1B			F8		F4		4	0	1	0	0	0	1
Sal Bando, R (1, 5) OBP: 0.277, SLG: 0.333	F3			5-3-6 1-2f			1-3			SH2-4 1B	4	0	1	0	0	0	1
Ray Webster, L (1, 3) OBP: 0.230, SLG: 0.322		3-1			4-3		F7			SH2-4 1-2	3	0	0	0	0	0	0
Joe Rudi, R (1, 7) OBP: 0.379, SLG: 0.458 Danny Cater, R (9, 7) OBP: 0.344, SLG: 0.351 Floyd Robinson, L (10, PH) OBP: 0.333, SLG: 0.500 Mike Hershberger, R (10, 7) OBP: 0.118, SLG: 0.065		5-3			6-3			5-3		F7	3 0 1 0	0 0 0 0	0 0 0 0	0 0 0 0	0 0 0 0	0 0 0 0	0 0 1 0
John Donaldson, L (1, 4) OBP: 0.248, SLG: 0.196		1-3			1-3			F7		F7	4	0	0	0	0	0	1
Jim Pagliaroni, R (1, 2) OBP: 0.357, SLG: 0.361			4-3			K		F7			3	0	0	0	0	1	0
Jim Gosger, L (1, 8) OBP: 0.167, SLG: 0.048			F7			SH3-4 1B			G2		3	0	1	0	0	0	0
Jim Nash, R (1, 1)			1-3			SH3-4 1-2				K	2	0	0	0	0	1	0

Inning Stats	1	2	3	4	5	6	7	8	9	10
R	0	0	0	0	0	0	0	0	0	0
E	0	0	0	0	0	0	0	0	0	0
K	0	0	0	0	0	1	0	0	1	0
S	3	3	3	3	3	6	3	3	6	4
H	0	0	0	1	0	1	0	0	1	1
LOB	0	0	0	0	0	1	0	0	1	1
BB	0	0	0	0	0	0	0	0	0	0
P	3	3	3	3	3	6	3	3	6	4

PITCHER	IP	WLS	BF	H	R	ER	SO	BB	IBB	HBP	BLK	WP	HR	S	P	ERA	WHIP
Joe Horlen, R (1, 1) ERA: 2.12	10.0	W	33	4	0	0	2	0	0	0	0	0	0	37	37	0.00	0.400

TOP

Oakland Athletics @ Chicago White Sox

Comiskey Park, Chicago, IL

Fri May 17 1968, 8:05 PM EDT

Att. 8,407 - Unknown

livebaseballscorecards.com

AB	31
R	0
H	4
RBI	0
BB	0
SO	2
LOB	5

1B: 4	SF: 0	WP: 0	PA: 33
2B: 1	SAC: 2	PB: 0	
3B: 0	DP: 1	SB: 0	
HR: 0	HBP: 0	CS: 0	

Batter	1	2	3	4	5	6	7	8	9	10	AB	R	H	RBI	BB	SO	LOB
Luis Aparicio, R (1, 6) OBP: 0.290, SLG: 0.378	F8		F8			F8			F9		4	0	0	0	0	0	0
Bill Voss, L (1, 8) OBP: 0.236, SLG: 0.163 (10, 9)	BB			F9			K		G3		3	0	0	0	1	1	0
Pete Ward, L (1, 7) OBP: 0.375, SLG: 0.510 Ken Berry, R (10, 8) OBP: 0.274, SLG: 0.363	K			K			K		K		4 0	0 0	0 0	0 0	0 0	4 0	1 0
Tom McCraw, L (1, 3) OBP: 0.274, SLG: 0.374	K			F5			3B			1B 3B	4	1	2	0	0	1	1
Russ Snyder, L (1, 9) OBP: 0.125, SLG: 0.103 (10, 7)		6-3			K		6-3			K	4	0	0	0	0	2	2
Bill Melton, R (1, 5) OBP: 0.273, SLG: 0.275 Sandy Alomar Sr., S (8, PR) OBP: 0.500, SLG: 0.333 (9, 5)		K			K			BB		IBB	2 0	0 0	0 0	0 0	1 1	2 0	0 0
Tim Cullen, R (1, 4) OBP: 0.278, SLG: 0.254 Wayne Causey, L (8, PH) OBP: 0.269, SLG: 0.095 (9, 4)		K			4-3			K		1B IBB	2 1	0 0	0 0	0 0	0 1	1 1	0 1
Jerry McNertney, R (1, 2) OBP: 0.125, SLG: 0.125 Tommy Davis, R (10, PH) OBP: 0.230, SLG: 0.343			L3			G3		F7		K	3 1	0 0	0 0	0 0	0 0	0 1	1 3
Joe Horlen, R (1, 1) Duane Josephson, R (10, PH) OBP: 0.311, SLG: 0.330			F8			1-3		F6		1B	3 1	0 0	0 1	0 1	0 0	0 0	1 0
Inning Stats	R: 0 E: 0 K: 2 S: 7 H: 0 LOB: 1 BB: 1 P: 11	R: 0 E: 0 K: 2 S: 7 H: 0 LOB: 0 BB: 0 P: 7	R: 0 E: 0 K: 0 S: 3 H: 0 LOB: 0 BB: 0 P: 3	R: 0 E: 0 K: 1 S: 5 H: 0 LOB: 0 BB: 0 P: 5	R: 0 E: 0 K: 2 S: 7 H: 0 LOB: 0 BB: 0 P: 7	R: 0 E: 0 K: 0 S: 3 H: 0 LOB: 0 BB: 0 P: 3	R: 0 E: 0 K: 2 S: 8 H: 1 LOB: 1 BB: 0 P: 8	R: 0 E: 0 K: 1 S: 5 H: 0 LOB: 1 BB: 1 P: 9	R: 0 E: 0 K: 1 S: 5 H: 0 LOB: 0 BB: 0 P: 5	R: 1 E: 0 K: 2 S: 8 H: 2 LOB: 3 BB: 2 P: 16	1B: 1 2B: 0 3B: 2 HR: 0	SF: 0 SAC: 0 DP: 0 HBP: 0		WP: 0 PB: 0 SB: 0 CS: 0		PA: 36		

PITCHER	IP	WLS	BF	H	R	ER	SO	BB	IBB	HBP	BLK	WP	HR	S	P	ERA	WHIP
Jim Nash, R (1, 1) ERA: 2.36	9.2	L	36	3	1	1	13	2	2	0	0	0	0	58	74	0.93	0.517

PITCHER	IP	WLS	BF	H	R	ER	SO	BB	IBB	HBP	BLK	WP	HR	S	P	ERA	WHIP

BOTTOM

Oakland Athletics @ Chicago White Sox

Comiskey Park, Chicago, IL

Fri May 17 1968, 8:05 PM EDT

Att. 8,407 - Unknown

livebaseballscorecards.com

AB	32
R	1
H	3
RBI	1
BB	4
SO	13
LOB	10

Batter	1	2	3	4	5	6	7	8	9	AB	R	H	RBI	BB	SO	LOB
Bert Campaneris, R (1, 6) OBP: 0.352, SLG: 0.359	4-3 3B		F7		FC6-4 1-2f			S SH2-4 FC2 1B		4	1	2	0	0	0	2
John Donaldson, L (1, 4) OBP: 0.250, SLG: 0.191	4-3 3-H		4-3			BBBB CS BB		SH2-4 1-2		2	0	0	1	1	0	0
Sal Bando, R (1, 5) OBP: 0.277, SLG: 0.346	5-3			5-3		1-2 1B 3B		FC2 FC5-4 2-H		4	1	1	0	0	0	1
Jim Pagliaroni, R (1, 2) OBP: 0.365, SLG: 0.359	SSS K			BBBB G5-4-3 BB		3-H 1B		FC5-4 1-2f		3	0	1	1	1	1	1
Joe Rudi, R (1, 7) OBP: 0.344, SLG: 0.407		SSS K		G5-4-3 1-2f		F8			6-3	3	0	0	0	0	1	2
Ray Webster, L (7, 3) OBP: 0.228, SLG: 0.319										1	0	0	0	0	0	0
Jim Gosger, L (1, 8) OBP: 0.179, SLG: 0.080		F2			F8	F7			1B	4	0	1	0	0	0	1
Danny Cater, R (1, 3) OBP: 0.353, SLG: 0.377 (7, 7)		S 1B			1B 2B		6-3		F8	4	0	2	0	0	0	1
Reggie Jackson, L (1, 9) OBP: 0.312, SLG: 0.427		F4 1-2			BB 2-H 1B		6-3		5-3	4	0	1	0	0	0	2
Lew Krausse, R (1, 1) OBP: 0.231, SLG: 0.091			SSS K		BBBB FC6-4 1-2 BB		G3			2	0	0	0	1	1	0
Paul Lindblad, L (8, 1) OBP: 0.400, SLG: 0.400										0	0	0	0	0	0	0
Inning Stats	R: 1 E: 0 K: 1 S: 6 H: 1 LOB: 0 BB: 0 P: 6	R: 0 E: 0 K: 1 S: 6 H: 1 LOB: 1 BB: 0 P: 6	R: 0 E: 0 K: 1 S: 5 H: 0 LOB: 0 BB: 0 P: 5	R: 0 E: 0 K: 0 S: 2 H: 0 LOB: 0 BB: 1 P: 6	R: 0 E: 0 K: 0 S: 4 H: 2 LOB: 2 BB: 1 P: 8	R: 1 E: 0 K: 0 S: 4 H: 2 LOB: 1 BB: 1 P: 8	R: 0 E: 0 K: 0 S: 3 H: 0 LOB: 0 BB: 0 P: 3	R: 0 E: 0 K: 0 S: 4 H: 1 LOB: 1 BB: 0 P: 4	R: 0 E: 0 K: 0 S: 4 H: 1 LOB: 1 BB: 0 P: 4							

PITCHER		IP	WLS	BF	H	R	ER	SO	BB	IBB	HBP	BLK	WP	HR	S	P	ERA	WHIP
Gary Peters, L ERA: 3.61	(1, 1)	6.0		24	6	2	2	3	3	0	0	0	0	0	27	39	3.00	1.500
Hoyt Wilhelm, R ERA: 0.79	(7, 1)	2.0	W	7	1	0	0	0	0	0	0	0	0	0	7	7	0.00	0.500
Wilbur Wood, L ERA: 2.19	(9, 1)	1.0	S	4	1	0	0	0	0	0	0	0	0	0	4	4	0.00	1.000

PITCHER	IP	WLS	BF	H	R	ER	SO	BB	IBB	HBP	BLK	WP	HR	S	P	ERA	WHIP

Oakland Athletics @ Chicago White Sox

Comiskey Park, Chicago, IL

Sat May 18 1968, 4:33 AM EDT

Att. 3,752 - Unknown

TOP

livebaseballscorecards.com

AB	31
R	2
H	8
RBI	2
BB	3
SO	3
LOB	10

1B: 5	SF: 0	WP: 0	PA: 35
2B: 1	SAC: 1	PB: 0	
3B: 2	DP: 1	SB: 2	
HR: 0	HBP: 0	CS: 1	

Batter	1	2	3	4	5	6	7	8	9	AB	R	H	RBI	BB	SO	LOB
Luis Aparicio, R (1, 6) OBP: 0.289, SLG: 0.374	1-3		4-3		F8			2B 1B 1-2		4	1	1	0	0	0	0
Bill Voss, L (1, 8) (3, 9) OBP: 0.237, SLG: 0.170	6-3 1B		4-3			F9		F9		4	0	1	0	0	0	2
Pete Ward, L (1, 9) (3, 7) OBP: 0.379, SLG: 0.514	6-3 1-2		B B B 4-0 BB			F7		1B 2B 1-H 2-H		3	0	1	2	1	0	1
Buddy Bradford, R (8, PR) (9, 7) OBP: 0.167, SLG: 0.261										0	1	0	0	0	0	0
Tom McCraw, L (1, 3) OBP: 0.273, SLG: 0.369	4-3		F8			F3		1B 2-H		4	0	1	1	0	0	2
Duane Josephson, R (1, 2) OBP: 0.303, SLG: 0.320		F8		1-3			F3			3	0	0	0	0	0	0
Tommy Davis, R (1, 7) OBP: 0.227, SLG: 0.338		6-3		4-3			F3			1	0	0	0	0	0	0
Ken Berry, R (3, 8) OBP: 0.269, SLG: 0.356										2	0	0	0	0	0	0
Bill Melton, R (1, 5) OBP: 0.277, SLG: 0.302		1B 2B		5-3			F4			3	1	1	0	0	0	0
Tim Cullen, R (1, 4) OBP: 0.284, SLG: 0.260					6-3			1B 2B 1B		2	0	1	1	0	0	0
Russ Snyder, L (8, PH) OBP: 0.146, SLG: 0.125										1	0	1	0	0	0	0
Sandy Alomar Sr., S (8, PR) (9, 4) OBP: 0.500, SLG: 0.333		2-H 1B								0	1	0	0	0	0	0
Gary Peters, L (1, 1) OBP: 0.360, SLG: 0.609		F6			F3			F7		2	0	0	0	0	0	1
Hoyt Wilhelm, R (7, 1)										0	0	0	0	0	0	0
Wayne Causey, L (8, PH) OBP: 0.259, SLG: 0.091										1	0	0	0	0	0	1
Wilbur Wood, R (9, 1)										0	0	0	0	0	0	0
Inning Stats	R: 0 E: 0 K: 0 S: 4 H: 1 LOB: 1 BB: 0 P: 4	R: 1 E: 0 K: 0 S: 5 H: 2 LOB: 1 BB: 0 P: 5	R: 0 E: 0 K: 0 S: 3 H: 0 LOB: 1 BB: 1 P: 7	R: 0 E: 0 K: 0 S: 3 H: 0 LOB: 0 BB: 0 P: 3	R: 0 E: 0 K: 0 S: 3 H: 0 LOB: 0 BB: 0 P: 3	R: 0 E: 0 K: 0 S: 3 H: 0 LOB: 0 BB: 0 P: 3	R: 0 E: 0 K: 0 S: 3 H: 0 LOB: 0 BB: 0 P: 3	R: 3 E: 0 K: 0 S: 6 H: 4 LOB: 2 BB: 0 P: 6		1B: 5 2B: 2 3B: 0 HR: 0		SF: 0 SAC: 0 DP: 0 HBP: 0				

PITCHER	IP	WLS	BF	H	R	ER	SO	BB	IBB	HBP	BLK	WP	HR	S	P	ERA	WHIP
Lew Krausse, R (1, 1) ERA: 3.72	7.1	L	28	5	3	3	0	1	0	0	0	0	0	27	31	3.68	0.818
Paul Lindblad, L (8, 1) ERA: 1.37	0.2		3	2	1	1	0	0	0	0	0	0	0	3	3	13.50	3.000

PITCHER	IP	WLS	BF	H	R	ER	SO	BB	IBB	HBP	BLK	WP	HR	S	P	ERA	WHIP

BOTTOM

Oakland Athletics @ Chicago White Sox

Comiskey Park, Chicago, IL

Sat May 18 1968, 4:33 AM EDT
Att. 3,752 - Unknown

livebaseballscorecards.com

AB	30
R	4
H	7
RBI	4
BB	1
SO	0
LOB	7

WP: 0 PA: 31
PB: 0
SB: 0
CS: 0

Batter	1	2	3	4	5	6	7	8	9	AB	R	H	RBI	BB	SO	LOB
Bert Campaneris, R (1, 6) OBP: 0.356, SLG: 0.364	1-4-3		1B E 1B		5-3 1-2		5-3 1B			4	1	2	0	0	0	1
Danny Cater, R (1, 3) OBP: 0.361, SLG: 0.375	4-3		E4 1-H 4-3 1B		BBBB 4-0 HBP BB		5-3 1-2			3	1	1	0	1	0	1
Sal Bando, R (1, 5) (6, 7) OBP: 0.276, SLG: 0.338	5-3		IIII 4-0 4-3 IBB		SSS 0-3 K		1-3			3	0	0	0	1	1	3
Jim Pagliaroni, R (1, 2) OBP: 0.360, SLG: 0.354 Rene Lachemann, R (3, PH) OBP: 0.149, SLG: 0.133 (3, 2)		F9	4-3 1-2 3-H		H 1-0 1-2 2-3 HBP			6-3		1 2	0 0	0 0	0 1	0 0	0 0	0 1
Joe Rudi, R (1, 7) OBP: 0.314, SLG: 0.367 Ed Sprague, R (6, 1) Floyd Robinson, L (8, PH) OBP: 0.318, SLG: 0.476 Diego Segui, R (8, 1)		F9	SSS K		F3			G3		3 0 1 0	0 0 0 0	0 0 0 0	0 0 0 0	0 0 0 0	1 0 0 0	4 0 0 0
Jim Gosger, L (1, 8) OBP: 0.188, SLG: 0.103		S 1B		G3		F9		3-1		4	0	1	0	0	0	0
Dick Green, R (1, 4) (6, 5) OBP: 0.440, SLG: 0.300	BBBB 4-0 1-2 BB			L4-3 1B		1-3			SSS 0-3 K	3	0	1	0	1	1	0
Reggie Jackson, L (1, 9) OBP: 0.303, SLG: 0.415	SSS 0-3 K			L4-3 1-2		SSS 0-3 K			F1	4	0	0	0	0	2	3
Catfish Hunter, R (1, 1) OBP: 0.435, SLG: 0.522 Ted Kubiak, S (6, 4) OBP: 0.250, SLG: 0.200			5-3		HBP 5-3 1B		1-3		F8	2 2	0 0	1 0	0 0	0 0	0 0	0 0

TOP

Oakland Athletics @ Chicago White Sox

Comiskey Park, Chicago, IL

Sun May 19 1968, 4:33 AM EDT

Unknown

livebaseballscorecards.com

	AB	R	H	RBI	BB	SO	LOB
	32	2	6	1	3	5	13

Inning Stats	1	2	3	4	5	6	7	8	9	1B	SF	WP	PA
R	0	0	2	0	0	0	0	0	0	6	0	0	36
E	0	0	1	0	0	0	0	0	0	1	0	0	
K	0	1	1	0	0	1	0	0	1	2	0	1	
S	3	6	7	3	6	5	4	3	5	3	1	0	
H	0	1	2	1	1	0	1	0	0	0	0	0	
LOB	0	2	1	0	3	0	1	0	0	1	0	0	
BB	0	1	1	0	1	0	0	0	0	2	1	1	
P	3	10	11	3	11	5	4	3	5	3	0	0	

PITCHER	IP	WLS	BF	H	R	ER	SO	BB	IBB	HBP	BLK	WP	HR	S	P	ERA	WHIP
Tommy John, L (1, 1) ERA: 1.51	9.0	W	36	6	2	0	5	2	1	1	0	0	0	42	55	0.00	0.889

PITCHER	IP	WLS	BF	H	R	ER	SO	BB	IBB	HBP	BLK	WP	HR	S	P	ERA	WHIP

Oakland Athletics @ Chicago White Sox

Comiskey Park, Chicago, IL

Sun May 19 1968, 4:33 AM EDT

Unknown

BOTTOM

livebaseballscorecards.com

Batter	1	2	3	4	5	6	7	8	9	AB	R	H	RBI	BB	SO	LOB
Luis Aparicio, R (1, 6) OBP: 0.295, SLG: 0.378	K		1B 1B	4-3		CS 1B 3-H				4	1	2	1	0	1	1
Bill Voss, L (1, 9) OBP: 0.270, SLG: 0.182	CS BB		1B 1-3		F6	CS 1-2	4-3 4-3 BB			2	0	1	0	2	0	0
Pete Ward, L (1, 7) OBP: 0.375, SLG: 0.505	K 1-2		1B 1-3 3-H		F9	4-3 1-2				4	0	1	1	0	1	2
Buddy Bradford, R (8, 7) OBP: 0.167, SLG: 0.261										0	0	0	0	0	0	0
Tom McCraw, L (1, 3) OBP: 0.272, SLG: 0.393		E4	F9		HR		4-3 2-3			4	1	1	1	0	0	3
Duane Josephson, R (1, 2) OBP: 0.306, SLG: 0.317		F9		HR SH2-3 BB	BB		5-3			1	0	0	0	1	0	1
Bob Priddy, R (4, PR)										0	1	0	0	0	0	0
Jerry McNertney, R (5, 2) OBP: 0.200, SLG: 0.111										1	0	0	0	1	0	1
Ken Berry, R (1, 8) OBP: 0.261, SLG: 0.346		K		SH2-3 1-2	F5			6-3		3	0	0	0	0	1	2
Bill Melton, R (1, 5) OBP: 0.255, SLG: 0.277		F5		F5		G3		K		4	0	0	0	0	1	3
Tim Cullen, R (1, 4) OBP: 0.294, SLG: 0.263			F4	HR IBB		2-3 WP 1B 1B		K		3	2	1	0	1	1	0
Tommy John, R (1, 1) OBP: 0.200, SLG: 0.350			6-3	HR 1-H 2-H		2-3 1-3				3	1	1	3	0	0	1

Inning Stats	1	2	3	4	5	6	7	8	9
	R: 0 H: 0 E: 0 LOB: 1 K: 2 BB: 1 S: 6 P: 10	R: 0 H: 0 E: 1 LOB: 1 K: 1 BB: 0 S: 6 P: 6	R: 1 H: 3 E: 0 LOB: 2 K: 0 BB: 0 S: 6 P: 6	R: 3 H: 1 E: 0 LOB: 1 K: 0 BB: 2 S: 4 P: 12	R: 1 H: 1 E: 0 LOB: 1 K: 0 BB: 1 S: 4 P: 8	R: 1 H: 2 E: 0 LOB: 0 K: 0 BB: 1 S: 4 P: 4	R: 0 H: 0 E: 0 LOB: 1 K: 0 BB: 1 S: 3 P: 7	R: 0 H: 0 E: 0 LOB: 0 K: 2 BB: 0 S: 7 P: 7	

	AB	29
	R	6
	H	7
	RBI	6
	BB	5
	SO	5
	LOB	14

	1B: 5	SF: 0	WP: 1	PA: 36
	2B: 1	SAC: 1	PB: 0	
	3B: 0	DP: 1	SB: 0	
	HR: 2	HBP: 0	CS: 2	

PITCHER		IP	WLS	BF	H	R	ER	SO	BB	IBB	HBP	BLK	WP	HR	S	P	ERA	WHIP
Catfish Hunter, R ERA: 3.97	(1, 1)	5.0	L	24	5	5	5	3	3	1	0	0	0	2	26	42	9.00	1.600
Ed Sprague, R ERA: 2.45	(6, 1)	2.0		8	2	1	1	0	1	0	0	0	1	0	7	11	4.50	1.500
Diego Segui, R ERA:	(8, 1)	1.0		3	0	0	0	2	0	0	0	0	0	0	7	7	0.00	0.000

PITCHER	IP	WLS	BF	H	R	ER	SO	BB	IBB	HBP	BLK	WP	HR	S	P	ERA	WHIP

Batter	1	2	3	4	5	6	7	8	9	AB	R	H	RBI	BB	SO	LOB
Bert Campaneris, R (1, 6) OBP: 0.346, SLG: 0.353	5-3			K		F9			F9	4	0	0	0	0	1	0
John Donaldson, L (1, 4) OBP: 0.241, SLG: 0.184	K			1-3		4-3			5-3	4	0	0	0	0	1	0
Sal Bando, R (1, 5) OBP: 0.275, SLG: 0.336	K			K			F8		1B	4	0	1	0	0	2	0
Ray Webster, L (1, 3) OBP: 0.236, SLG: 0.350		4-3			FC4-6 1B		HR		F6	4	1	2	1	0	0	1
Floyd Robinson, L (1, 7) OBP: 0.292, SLG: 0.435		4-3			FC4-6 G1-6-3 1-2f		F7			2	0	0	0	0	0	1
Danny Cater, R (7, PH) OBP: 0.356, SLG: 0.369 (7, 7)										1	0	0	0	0	0	0
Jim Gosger, L (1, 8) OBP: 0.171, SLG: 0.094		4-3			G1-6-3 1-2f		F3			3	0	0	0	0	0	1
Rene Lachemann, R (1, 2) OBP: 0.160, SLG: 0.146			F2			FC5-4 1B		F9		3	0	1	0	0	0	0
Reggie Jackson, L (1, 9) OBP: 0.297, SLG: 0.406			K			FC5-4 HR 1-2f		K		3	1	0	0	0	2	1
Tony Pierce, R (1, 1)			K			HR 1-H		5-3		1	0	0	0	0	1	0
Jack Aker, R (5, 1) OBP: 0.250, SLG: 0.250										0	0	0	0	0	0	0
Rick Monday, L (6, PH) OBP: 0.350, SLG: 0.484										1	1	1	2	0	0	0
Diego Segui, R (6, 1)										0	0	0	0	0	0	0
Joe Rudi, R (8, PH) OBP: 0.306, SLG: 0.355										1	0	0	0	0	0	0
Paul Lindblad, L (8, 1) OBP: 0.400, SLG: 0.400										0	0	0	0	0	0	0
Inning Stats	R: 0 E: 0 K: 2 S: 7 H: 0 LOB: 0 BB: 0 P: 7	R: 0 E: 0 K: 0 S: 3 H: 0 LOB: 0 BB: 0 P: 3	R: 0 E: 0 K: 2 S: 7 H: 0 LOB: 0 BB: 0 P: 7	R: 0 E: 0 K: 2 S: 7 H: 0 LOB: 0 BB: 0 P: 7	R: 0 E: 0 K: 0 S: 3 H: 1 LOB: 0 BB: 0 P: 3	R: 2 E: 0 K: 0 S: 5 H: 2 LOB: 0 BB: 0 P: 5	R: 1 E: 0 K: 0 S: 4 H: 1 LOB: 0 BB: 0 P: 4	R: 0 E: 0 K: 1 S: 5 H: 0 LOB: 0 BB: 0 P: 5	R: 0 E: 0 K: 0 S: 4 H: 1 LOB: 1 BB: 0 P: 4	1B: 3 2B: 0 3B: 0 HR: 2 SF: 0 SAC: 0 DP: 1 HBP: 0	WP: 0 PB: 0 SB: 0 CS: 0 PA: 31					

PITCHER		IP	WLS	BF	H	R	ER	SO	BB	IBB	HBP	BLK	WP	HR	S	P	ERA	WHIP
Cisco Carlos, R ERA: 2.2	(1, 1)	6.1	W	22	4	3	3	6	0	0	0	0	0	2	34	34	4.26	0.632
Wilbur Wood, L ERA: 1.98	(7, 1)	2.2	S	9	1	0	0	1	0	0	0	0	0	0	11	11	0.00	0.375

PITCHER	IP	WLS	BF	H	R	ER	SO	BB	IBB	HBP	BLK	WP	HR	S	P	ERA	WHIP

Oakland Athletics @ Chicago White Sox

Comiskey Park, Chicago, IL

Sun May 19 1968, 4:38 AM EDT

Att. 11,708 - Unknown

TOP

livebaseballscorecards.com

AB	31
R	3
H	5
RBI	3
BB	0
SO	7
LOB	4

Batter	1	2	3	4	5	6	7	8	9	AB	R	H	RBI	BB	SO	LOB
Luis Aparicio, R (1, 6) OBP: 0.299, SLG: 0.382	0-0 1B SF9 2B	0-0 ③ F7			H 1-0 SH5-3 1B HBP 0-0 ③ 5-3			X 0-0 ① F4		4	2	1	0	0	0	4
Ken Berry, R (1, 8) OBP: 0.261, SLG: 0.342	0-0 SF9 S 2-3 1B		X 0-0 ① 1-3		X 0-0 ① SH5-3 1-2	X 0-0 ① 4-3		X 0-0 ② 4-3		4	0	1	0	0	0	0
Pete Ward, L (1, 9) OBP: 0.374, SLG: 0.496 Buddy Bradford, R (5, PR) OBP: 0.154, SLG: 0.240 (6, 7)	0-0 ① F3 1-2		X 0-0 ② 4-3		B B B 4-0 E 1B 1B BB	S S S 0-3 ② K		X 0-0 ③ 5-3		2 2	0 1	0 0	0 0	1 0	0 1	2 0
Tommy Davis, R (1, 7) OBP: 0.231, SLG: 0.342 Bill Voss, L (5, PR) OBP: 0.266, SLG: 0.179 (6, 9)	0-0 ② SF9 2-3 3-H		X 0-0 ③ 5-3		X 0-0 E 1B 1B 1-2 2-H 1B	X 0-0 ③ 4-3				2 1	0 1	1 0	2 0	0 0	0 0	0 0
Tom McCraw, L (1, 3) OBP: 0.263, SLG: 0.378	0-0 ③ 4-3			X 0-0 ① 1-3	X 0-0 E3 1B SH 1-2 2-3		X 0-0 ① F5			4	1	0	0	0	0	3
Bill Melton, R (1, 5) OBP: 0.264, SLG: 0.271 Wayne Causey, L (5, PH) OBP: 0.286, SLG: 0.130 Sandy Alomar Sr., S (5, PR) OBP: 0.600, SLG: 0.500 (6, 5)		X 0-0 ① F8		B B B 4-0 1B 1B BB	X 0-0 SH 1B 1-3 2-H 3-H 1B		X 0-0 S 1B 1B			1 1 1	0 0 2	0 1 1	0 2 0	1 0 0	0 0 0	0 0 0
Tim Cullen, R (1, 4) OBP: 0.307, SLG: 0.269		X 0-0 ② 1-6-3		X 0-0 ② 1B 1-H 1B	X 0-0 SH 1B 1-3 3-H		B B B 4-0 1B 1-2 BB			2	0	1	1	1	0	0
Jerry McNertney, R (1, 2) OBP: 0.429, SLG: 0.333		B B B 4-0 BB BB	X 0-0 1-3 1B	X 0-0 1-2 3-H 1B		X 0-0 ② 1-3 2-H 1B				3	0	3	2	1	0	0
Cisco Carlos, R (1, 1) Wilbur Wood, R (7, 1)		B B B 4-0 1-2 BB	X 0-0 ③ 6-3	S S S 0-3 ② K		S S S 0-3 ③ K				2 1	0 0	0 0	0 0	1 0	1 1	4 1
Inning Stats	R: 1 H: 2 E: 0 LOB: 1 K: 0 BB: 0 S: 5 P: 5	R: 0 H: 0 E: 0 LOB: 2 K: 0 BB: 2 S: 3 P: 11	R: 0 H: 0 E: 0 LOB: 0 K: 0 BB: 0 S: 3 P: 3	R: 0 H: 2 E: 0 LOB: 2 K: 0 BB: 1 S: 4 P: 8	R: 5 H: 3 E: 1 LOB: 2 K: 1 BB: 1 S: 10 P: 15	R: 0 H: 0 E: 0 LOB: 0 K: 1 BB: 0 S: 5 P: 5	R: 1 H: 2 E: 0 LOB: 1 K: 1 BB: 1 S: 6 P: 10	R: 0 H: 0 E: 0 LOB: 0 K: 0 BB: 0 S: 3 P: 3		1B: 8 SF: 1 2B: 1 SAC: 2 3B: 0 DP: 0 HR: 0 HBP: 1					WP: 0 PA: 39 PB: 0 SB: 2 CS: 0	

BOTTOM

Oakland Athletics @ Chicago White Sox

Comiskey Park, Chicago, IL

Sun May 19 1968, 4:38 AM EDT

Att. 11,708 - Unknown

livebaseballscorecards.com

AB	30
R	7
H	9
RBI	7
BB	5
SO	3
LOB	14

PITCHER		IP	WLS	BF	H	R	ER	SO	BB	IBB	HBP	BLK	WP	HR	S	P	ERA	WHIP
Tony Pierce, L ERA: 4.64	(1, 1)	4.1	L	23	5	5	5	0	4	0	1	0	0	0	18	35	10.38	2.077
Jack Aker, R ERA: 0.61	(5, 1)	0.2		5	2	1	0	1	0	0	0	0	0	0	7	7	0.00	3.000
Diego Segui, R ERA: 0.93	(6, 1)	2.0		8	2	1	1	2	1	0	0	0	0	0	11	15	4.50	1.500
Paul Lindblad, L ERA: 1.32	(8, 1)	1.0		3	0	0	0	0	0	0	0	0	0	0	3	3	0.00	0.000

PITCHER	IP	WLS	BF	H	R	ER	SO	BB	IBB	HBP	BLK	WP	HR	S	P	ERA	WHIP

Batter	1	2	3	4	5	6	7	8	9	AB	R	H	RBI	BB	SO	LOB
Luis Aparicio, R (1, 6) OBP: 0.298, SLG: 0.378	6-3		CS 1B			F4		F3		4	0	1	0	0	0	0
Bill Voss, L (1, 9) OBP: 0.250, SLG: 0.167	F8		K 1-2			F8		5-3		4	0	0	0	0	1	1
Pete Ward, L (1, 5) OBP: 0.385, SLG: 0.500 Sandy Alomar Sr., S (8, PR) OBP: 0.600, SLG: 0.500 (8, 5)	BB			F9		1B		1B		3 0 0	0 0 0	2 0 0	0 0 0	1 0 0	0 0 0	0 0 0
Tommy Davis, R (1, 7) OBP: 0.232, SLG: 0.338	1-3			6-3		1B 1-2		F3		4	0	1	0	0	0	2
Tom McCraw, L (1, 3) OBP: 0.254, SLG: 0.365		G3		K		F8			F8	4	0	0	0	0	1	2
Ken Berry, R (1, 8) OBP: 0.261, SLG: 0.357		SH1 3B			5-3		F3		6-3	4	1	1	0	0	0	0
Jerry McNertney, R (1, 2) OBP: 0.438, SLG: 0.308 Gary Peters, L (9, PH) OBP: 0.346, SLG: 0.583		SH1 3-H			L1		BB		K	1 1	0 0	0 0	1 0	1 0	0 1	0 0
Tim Cullen, R (1, 4) OBP: 0.311, SLG: 0.275 Russ Snyder, L (7, PH) OBP: 0.143, SLG: 0.122 Hoyt Wilhelm, R (7, 1)		K			1B		F8			2 1 0	0 0 0	1 0 0	0 0 0	0 0 0	1 0 0	0 1 0
Jack Fisher, R (1, 1) OBP: 0.200, SLG: 0.200 Don McMahon, R (5, 1) Wayne Causey, L (7, PH) OBP: 0.276, SLG: 0.125 (7, 4)			K		K		F6			2 0 1	0 0 0	0 0 0	0 0 0	0 0 0	2 0 0	1 0 1
Inning Stats	R: 0 E: 0 K: 0 S: 3	H: 0 LOB: 1 BB: 1 P: 7	R: 1 E: 0 K: 1 S: 6	H: 1 LOB: 0 BB: 0 P: 6	R: 0 E: 0 K: 2 S: 7	H: 1 LOB: 1 BB: 0 P: 7	R: 0 E: 0 K: 1 S: 5	H: 0 LOB: 0 BB: 0 P: 5	R: 0 E: 0 K: 1 S: 6	H: 1 LOB: 1 BB: 0 P: 6	R: 0 E: 0 K: 0 S: 5	H: 2 LOB: 2 BB: 0 P: 5	R: 0 E: 0 K: 0 S: 3	H: 0 LOB: 1 BB: 1 P: 7	R: 0 E: 0 K: 0 S: 4	H: 1 LOB: 1 BB: 0 P: 4	R: 0 E: 0 K: 1 S: 5	H: 0 LOB: 0 BB: 0 P: 5

PITCHER		IP	WLS	BF	H	R	ER	SO	BB	IBB	HBP	BLK	WP	HR	S	P	ERA	WHIP
Jim Hardin, R ERA: 2.84	(1, 1)	9.0	W	34	6	1	1	6	2	0	0	0	0	0	44	52	1.00	0.889

PITCHER	IP	WLS	BF	H	R	ER	SO	BB	IBB	HBP	BLK	WP	HR	S	P	ERA	WHIP

Chicago White Sox @ Baltimore Orioles

Memorial Stadium, Baltimore, MD

Mon May 20 1968, 7:05 PM EDT

Att. 6,021 - Unknown

TOP

livebaseballscorecards.com

AB	31
R	1
H	6
RBI	1
BB	2
SO	6
LOB	8

1B: 5	SF: 0	WP: 0	PA: 34
2B: 1	SAC: 1	PB: 0	
3B: 1	DP: 1	SB: 0	
HR: 0	HBP: 0	CS: 1	

Batter	1	2	3	4	5	6	7	8	9	AB	R	H	RBI	BB	SO	LOB
Paul Blair, R (1, 8) OBP: 0.246, SLG: 0.273	G6-3 1B	F3 1-2 2-3			6-3		FC6-4 BB			3	0	1	0	1	0	2
Davey Johnson, R (1, 4) OBP: 0.362, SLG: 0.380	G6-3 1-2f	F8			1B 1B		F5			4	0	1	0	0	0	2
Brooks Robinson, R (1, 5) OBP: 0.322, SLG: 0.412	2B	6-3			1-2 1B		FC6-4 1-2f			4	0	2	0	0	0	1
Frank Robinson, R (1, 7) OBP: 0.343, SLG: 0.322	HBP	HR 1B			F7			5-3		3	1	1	0	0	0	2
Dave May, L (9, 9) OBP: 0.234, SLG: 0.214										0	0	0	0	0	0	0
Boog Powell, L (1, 3) OBP: 0.326, SLG: 0.445	4-3	1-H HR			4-3			1-3		4	1	1	2	0	0	4
Curt Blefary, L (1, 9) OBP: 0.325, SLG: 0.301 (9, 7)	FC1-5 1B BB	F7				F8		BB		2	0	0	0	2	0	0
Andy Etchebarren, R (1, 2) OBP: 0.382, SLG: 0.542	FC2-5 FC1-5 1-2 1B		K			F8		5-3		4	0	1	0	0	1	1
Mark Belanger, R (1, 6) OBP: 0.209, SLG: 0.238	FC1-5 WP FC2-5 1-2 2-3f		F8			6-3				3	0	0	0	0	0	2
Jim Hardin, R (1, 1) OBP: 0.176, SLG: 0.294	FC2-5 WP 1-2 2-3f		K				F8			3	0	0	0	0	1	2
Inning Stats	R: 0 E: 0 K: 0 S: 4 H: 2 LOB: 2 BB: 0 P: 5	R: 0 E: 0 K: 0 S: 4 H: 1 LOB: 2 BB: 1 P: 8	R: 2 E: 0 K: 0 S: 5 H: 2 LOB: 0 BB: 0 P: 5	R: 0 E: 0 K: 2 S: 7 H: 0 LOB: 0 BB: 0 P: 7	R: 0 E: 0 K: 0 S: 5 H: 2 LOB: 2 BB: 0 P: 5	R: 0 E: 0 K: 0 S: 3 H: 0 LOB: 0 BB: 0 P: 3	R: 0 E: 0 K: 0 S: 3 H: 0 LOB: 1 BB: 1 P: 7	R: 0 E: 0 K: 0 S: 3 H: 0 LOB: 1 BB: 1 P: 7		1B: 5 2B: 1 3B: 0 HR: 1	SF: 0 SAC: 0 DP: 1 HBP: 1					

PITCHER		IP	WLS	BF	H	R	ER	SO	BB	IBB	HBP	BLK	WP	HR	S	P	ERA	WHIP
Jack Fisher, R ERA: 3.72	(1, 1)	4.1	L	21	7	2	2	2	1	0	1	0	1	1	23	28	4.15	1.846
Don McMahon, R ERA: 4.22	(5, 1)	1.2		5	0	0	0	0	0	0	0	0	0	0	5	5	0.00	0.000
Hoyt Wilhelm, R ERA: 0.68	(7, 1)	2.0		8	0	0	0	0	2	0	0	0	0	0	6	14	0.00	1.000

PITCHER	IP	WLS	BF	H	R	ER	SO	BB	IBB	HBP	BLK	WP	HR	S	P	ERA	WHIP

BOTTOM

Chicago White Sox @ Baltimore Orioles

Memorial Stadium, Baltimore, MD

Mon May 20 1968, 7:05 PM EDT

Att. 6,021 - Unknown

livebaseballscorecards.com

AB	30
R	2
H	7
RBI	2
BB	3
SO	2
LOB	16

Batter	1	2	3	4	5	6	7	8	9	10	11	12	AB	R	H	RBI	BB	SO	LOB
Luis Aparicio, R (1, 6) OBP: 0.293, SLG: 0.369	F8 PB 1B		5-3 2-3			K		E6 3-H		K		F5	6	0	1	0	0	2	5
Russ Snyder, L (1, 9) OBP: 0.130, SLG: 0.111	F8 1-2		4-3			4-3		F7		K		K	4	0	0	0	0	0	3
Wilbur Wood, R (8, 1)													0	0	0	0	0	0	0
Gary Peters, L (10, PH) OBP: 0.333, SLG: 0.560													1	0	0	0	0	1	1
Bob Locker, S (10, 1)													1	0	0	0	0	1	2
Hoyt Wilhelm, R (12, 1)													0	0	0	0	0	0	0
Pete Ward, L (1, 5) OBP: 0.381, SLG: 0.487	F8 2-3			K		G3			FC5 1B BB		F5		3	0	0	0	1	1	1
Buddy Bradford, R (9, PR) OBP: 0.148, SLG: 0.231													1	0	0	0	0	0	0
(9, 7)																			
Tommy Davis, R (1, 7) OBP: 0.233, SLG: 0.333	L6			F7			4-3		FC5 1-2 1B		K		4	0	1	0	0	0	1
Bill Melton, R (9, PR) OBP: 0.259, SLG: 0.265													1	0	0	0	0	1	0
(9, 5)																			
Tom McCraw, L (1, 3) OBP: 0.244, SLG: 0.350		4-1		1-5-3			F8		K		F4		5	0	0	0	0	1	2
Ken Berry, R (1, 8) OBP: 0.266, SLG: 0.358		K			4-3 5-3 1B		5-3		FC5 FC6 1-2 2-3f			E 1B 1B	5	1	2	0	0	1	2
Tim Cullen, R (1, 4) OBP: 0.304, SLG: 0.268		K			5-3 1-2			G3 E SH1-4 BB	FC6 1-2f			E5 1B 1-2 1B	2	0	0	0	0	1	1
Wayne Causey, L (8, PH) OBP: 0.300, SLG: 0.125													0	0	0	0	1	0	0
Sandy Alomar Sr., S (8, PR) OBP: 0.571, SLG: 0.500													2	1	1	0	0	0	2
(8, 4)																			
Jerry McNertney, R (1, 2) OBP: 0.500, SLG: 0.333			5-3 SH3-4 BB		4-3 2-3			SH1-4 1-2		SH2-4 BB		1-3 2-H 1B	2	0	1	1	2	0	1
Joe Horlen, R (1, 1)			SH3-4 1-2		F7			G3 2-3		SH2-4 1-2		F7	1	0	0	0	0	0	1
Bill Voss, L (8, PH) OBP: 0.243, SLG: 0.161													2	0	0	0	0	0	4
(8, 9)																			

| Inning Stats | | | | | | | | | | | | | | | | | | |

Batter	1	2	3	4	5	6	7	8	9	10	11	12	AB	R	H	RBI	BB	SO	LOB
Paul Blair, R (1, 8) OBP: 0.250, SLG: 0.270	5-3		1B			F8		BB		F8		E6	5	1	1	0	1	0	0
Davey Johnson, R (1, 4) (8, 6) OBP: 0.354, SLG: 0.370	F8		K			1-3		F6		1-4-3		FC6-4	6	0	1	0	0	1	2
Brooks Robinson, R (1, 5) OBP: 0.315, SLG: 0.409	6-3			F9		F8		F9		2B		FC6-4	6	0	1	0	0	0	3
Frank Robinson, R (1, 7) (8, 9) OBP: 0.333, SLG: 0.313		5-3		5-3			K	1B		F8			5	0	1	0	0	1	1
Boog Powell, L (1, 3) OBP: 0.336, SLG: 0.455		F8 2B		4-3			BB	BB			F8		4	0	2	1	1	0	0
Curt Blefary, L (1, 9) (8, 7) OBP: 0.314, SLG: 0.290		F8			F7		F8	F5			K		5	0	0	0	0	1	4
Andy Etchebarren, R (1, 2) OBP: 0.383, SLG: 0.510		K			BB		BB		F9		6-3		3	0	0	0	2	1	1
Mark Belanger, R (1, 6) OBP: 0.205, SLG: 0.234			B1-3		K		BB		K			G3	2	0	0	0	0	1	1
Don Buford, S (7, PH) (8, 4) OBP: 0.310, SLG: 0.280													2	0	0	0	1	1	0
Gene Brabender, R (1, 1) OBP: 0.200, SLG: 0.357			K		K		K		6-3			4-3	3	0	0	0	0	3	4
Curt Motton, R (9, PH) OBP: 0.351, SLG: 0.392													1	0	0	0	0	0	0
Eddie Watt, R (10, 1)													0	0	0	0	0	0	0
Dave May, L (12, PH) OBP: 0.231, SLG: 0.211													1	0	0	0	0	0	0
Inning Stats	R: 0 E: 0 K: 0 S: 3 H: 0 LOB: 0 BB: 0 P: 3	R: 0 E: 0 K: 1 S: 6 H: 1 LOB: 1 BB: 0 P: 6	R: 0 E: 2 S: 8 H: 1 LOB: 1 BB: 0 P: 8	R: 0 E: 0 K: 0 S: 3 H: 0 LOB: 0 BB: 0 P: 3	R: 0 E: 2 S: 7 H: 0 LOB: 1 BB: 1 P: 11	R: 0 E: 0 K: 0 S: 3 H: 0 LOB: 0 BB: 0 P: 3	R: 0 E: 0 K: 2 S: 7 H: 0 LOB: 3 BB: 3 P: 19	R: 1 E: 0 K: 0 S: 5 H: 2 LOB: 2 BB: 1 P: 9	R: 0 E: 0 K: 1 S: 5 H: 0 LOB: 0 BB: 0 P: 5	R: 0 E: 0 K: 0 S: 4 H: 1 LOB: 1 BB: 0 P: 4	R: 0 E: 0 K: 1 S: 5 H: 0 LOB: 0 BB: 0 P: 5	R: 0 E: 1 K: 0 S: 5 H: 1 LOB: 2 BB: 0 P: 5	1B: 4 2B: 2 3B: 0 HR: 0	SF: 0 SAC: 0 DP: 0 HBP: 0		WP: 0 PB: 0 SB: 0 CS: 0	PA: 48		

PITCHER		IP	WLS	BF	H	R	ER	SO	BB	IBB	HBP	BLK	WP	HR	S	P	ERA	WHIP
Joe Horlen, R ERA: 1.84	(1, 1)	7.0		27	2	0	0	7	4	0	0	0	0	0	37	53	0.00	0.857
Wilbur Wood, L ERA: 2.15	(8, 1)	2.0		9	2	1	1	1	1	0	0	0	0	0	10	14	4.50	1.500
Bob Locker, R ERA: 3.68	(10, 1)	2.2	W	11	2	0	0	1	0	0	0	0	0	0	13	13	0.00	0.750
Hoyt Wilhelm, R ERA: 0.66	(12, 1)	0.1	S	1	0	0	0	0	0	0	0	0	0	0	1	1	0.00	0.000

PITCHER	IP	WLS	BF	H	R	ER	SO	BB	IBB	HBP	BLK	WP	HR	S	P	ERA	WHIP

BOTTOM

Chicago White Sox @ Baltimore Orioles

Memorial Stadium, Baltimore, MD

Tue May 21 1968, 7:05 PM EDT

Att. 7,612 - Unknown

livebaseballscorecards.com

AB	43
R	1
H	6
RBI	1
BB	5
SO	9
LOB	16

Batter	1	2	3	4	5	6	7	8	9	AB	R	H	RBI	BB	SO	LOB
Luis Aparicio, R (1, 6) OBP: 0.291, SLG: 0.361	B B B B 4-0 E S BB		x 0-0 ② 6-3			x 0-0 ① F7		x 0-0 ① FC4-6 S 1-2f 2-3		3	0	0	0	1	0	2
Tim Cullen, R (1, 4) OBP: 0.302, SLG: 0.259 Hoyt Wilhelm, R (8, 1)	x 0-0 ① P6 1-3		B B B B 4-0 BB			x 0-0 ② L6		S S S 0-3 ② K 1-2		0 0	0 0	0 0	0 0	0 0	0 0	0 0
Pete Ward, L (1, 5) OBP: 0.378, SLG: 0.475 (4, 3)	H 1-0 S HBP		S S S 0-3 ③ K			x 0-0 ③ L4		x 0-0 ③ G3		3	0	0	0	0	1	3
Tommy Davis, R (1, 7) OBP: 0.233, SLG: 0.329 Bob Priddy, R (9, PR)	S S S 0-3 ② K 1-2			x 0-0 ① 3-1			x 0-0 ① F7		x 0-0 ① 1B 1B	4 0	0 0	1 0	0 0	0 0	1 0	2 0
Ken Berry, R (1, 8) OBP: 0.266, SLG: 0.350	S S S 0-3 ③ K			x 0-0 ② F5			B B B B 4-0 FC6-4 BB		x 0-0 ① F8	3	0	0	0	1	1	3
Tom McCraw, L (1, 3) OBP: 0.248, SLG: 0.352 Sandy Alomar Sr., S (4, 5) OBP: 0.556, SLG: 0.500		x 0-0 G6-4-3 1B		x 0-0 ③ 4-3			x 0-0 ② F8		x 0-0 1-2 1B	2 2	0 0	1 1	0 0	0 0	0 0	0 1
Buddy Bradford, R (1, 9) OBP: 0.133, SLG: 0.207 Russ Snyder, L (9, PH) OBP: 0.128, SLG: 0.109		x 0-0 ① ② G6-4-3 1-2f			x 0-0 ① 6-3		x 0-0 ③ FC6-4 1-2f		x 0-0 ② F7	3 1	0 0	0 0	0 0	0 0	0 0	2 2
Jerry McNertney, R (1, 2) OBP: 0.458, SLG: 0.316		x 0-0 ③ 4-3			x 0-0 ② 5-3			x 0-0 FC4-6 BB 1B	S S S 0-3 ③ K	4	0	1	0	0	1	2
Gary Peters, L (1, 1) OBP: 0.310, SLG: 0.519 Wayne Causey, L (8, PH) OBP: 0.323, SLG: 0.125 (8, 4)			S S S 0-3 ① K		x 0-0 ③ F8			B B B B 4-0 FC4-6 1-2 BB		2 0	0 0	0 0	0 0	0 1	1 0	0 0
Inning Stats	R: 0 E: 0 K: 2 S: 7 H: 0 LOB: 2 BB: 1 P: 12	R: 0 E: 0 K: 0 S: 3 H: 1 LOB: 0 BB: 0 P: 3	R: 0 E: 0 K: 2 S: 7 H: 0 LOB: 1 BB: 1 P: 11	R: 0 E: 0 K: 0 S: 3 H: 0 LOB: 0 BB: 0 P: 3	R: 0 E: 0 K: 0 S: 3 H: 0 LOB: 0 BB: 0 P: 3	R: 0 E: 0 K: 0 S: 3 H: 0 LOB: 0 BB: 0 P: 3	R: 0 E: 0 K: 0 S: 3 H: 0 LOB: 1 BB: 1 P: 7	R: 0 E: 0 K: 1 S: 6 H: 1 LOB: 2 BB: 1 P: 10	R: 0 E: 0 K: 1 S: 7 H: 2 LOB: 2 BB: 0 P: 7	1B: 4 2B: 0 3B: 0 HR: 0	SF: 0 SAC: 0 DP: 1 HBP: 1						

PITCHER	IP	WLS	BF	H	R	ER	SO	BB	IBB	HBP	BLK	WP	HR	S	P	ERA	WHIP
Frank Bertaina, L (1, 1) ERA: 5.14	8.1	W	33	4	0	0	5	4	0	1	0	0	0	38	55	0.00	0.960
Dave Baldwin, R (9, 1) ERA: 2.89	0.2	S	2	0	0	0	1	0	0	0	0	0	0	4	4	0.00	0.000

PITCHER	IP	WLS	BF	H	R	ER	SO	BB	IBB	HBP	BLK	WP	HR	S	P	ERA	WHIP

TOP

Chicago White Sox @ Washington Senators

D.C. Stadium, Washington, DC

Wed May 22 1968, 7:05 PM EDT

Att. 6,493 - Unknown

livebaseballscorecards.com

AB	27
R	0
H	4
RBI	0
BB	3
SO	5
LOB	17

1B: 4	SF: 0	WP: 0	PA: 35
2B: 0	SAC: 0	PB: 0	
3B: 0	DP: 1	SB: 3	
HR: 0	HBP: 1	CS: 0	

Batter	1	2	3	4	5	6	7	8	9	AB	R	H	RBI	BB	SO	LOB
Del Unser, L (1, 8) OBP: 0.293, SLG: 0.321	K		2B 1B		F8		SH1-3 1-2			3	0	1	0	0	1	0
Cap Peterson, R (1, 7) OBP: 0.244, SLG: 0.162	FC5 1B 1B		K		6-3		F8			4	0	1	0	0	1	2
Frank Howard, R (1, 3) OBP: 0.406, SLG: 0.787	1B		2B			HR 1B		K		4	1	3	0	0	1	0
Ken McMullen, R (1, 5) OBP: 0.348, SLG: 0.508	P6		IBB			P4		P4		3	0	0	0	1	0	3
Sam Bowens, R (1, 9) OBP: 0.264, SLG: 0.343	FC5 2-3f		K			1-H HR		F7		4	1	1	2	0	1	5
Ron Hansen, R (1, 6) OBP: 0.260, SLG: 0.319		K		F8		5-3				3	0	0	0	0	1	0
Paul Casanova, R (1, 2) OBP: 0.120, SLG: 0.121		1-3		P3		F8				3	0	0	0	0	0	0
Frank Coggins, S (1, 4) OBP: 0.237, SLG: 0.271		5-3		K			6-3			3	0	0	0	0	1	0
Frank Bertaina, L (1, 1) OBP: 0.250, SLG: 0.182			K		F8		SH1-3 1B			3	0	1	0	0	1	0
Dave Baldwin, R (9, 1)										0	0	0	0	0	0	0
Inning Stats	R: 0 E: 0 K: 1 S: 7 H: 2 LOB: 2 BB: 0 P: 7	R: 0 E: 0 K: 1 S: 5 H: 0 LOB: 0 BB: 0 P: 5	R: 0 E: 0 K: 3 S: 11 H: 2 LOB: 3 BB: 1 P: 15	R: 0 E: 0 K: 1 S: 5 H: 0 LOB: 0 BB: 0 P: 5	R: 0 E: 0 K: 0 S: 3 H: 0 LOB: 0 BB: 0 P: 3	R: 2 E: 0 K: 0 S: 5 H: 2 LOB: 0 BB: 0 P: 5	R: 0 E: 0 K: 0 S: 4 H: 1 LOB: 1 BB: 0 P: 4	R: 0 E: 0 K: 1 S: 5 H: 0 LOB: 0 BB: 0 P: 5		1B: 5 2B: 1 3B: 0 HR: 1	SF: 0 SAC: 1 DP: 0 HBP: 0					

PITCHER	IP	WLS	BF	H	R	ER	SO	BB	IBB	HBP	BLK	WP	HR	S	P	ERA	WHIP
Gary Peters, L (1, 1) ERA: 3.5	7.0	L	29	7	2	2	6	0	1	0	0	0	1	40	44	2.57	1.000
Hoyt Wilhelm, R (8, 1) ERA: 0.61	1.0		3	0	0	0	1	0	0	0	0	0	0	5	5	0.00	0.000

PITCHER	IP	WLS	BF	H	R	ER	SO	BB	IBB	HBP	BLK	WP	HR	S	P	ERA	WHIP

BOTTOM

Chicago White Sox @ Washington Senators

D.C. Stadium, Washington, DC

Wed May 22 1968, 7:05 PM EDT

Att. 6,493 - Unknown

livebaseballscorecards.com

AB	30
R	2
H	7
RBI	2
BB	1
SO	7
LOB	10

WP: 0 PB: 0 SB: 0 CS: 0 PA: 32

Batter	1	2	3	4	5	6	7	8	9	10	11	12	13	AB	R	H	RBI	BB	SO	LOB
Luis Aparicio, R (1, 6) OBP: 0.287, SLG: 0.353	K		L8			F2			F4		S 1B	FC5-4 1-2f		6	0	1	0	0	1	2
Russ Snyder, L (1, 7) (11, 9) OBP: 0.113, SLG: 0.096	1-3		K			K			4-3		K		K	6	0	0	0	0	4	1
Pete Ward, L (1, 5) (11, 7) OBP: 0.383, SLG: 0.464	BB			F9		F8			BB		1-2 BB		E4 WP SH1-3	3	0	0	0	3	0	0
Tommy Davis, R (1, 9) OBP: 0.247, SLG: 0.341 Buddy Bradford, R (7, PR) (7, 9) OBP: 0.129, SLG: 0.200 Wayne Causey, L (11, PH) OBP: 0.313, SLG: 0.120 Tim Cullen, R (11, 4) OBP: 0.302, SLG: 0.259	F6			1B			G1-6-3 1B		1-3		F6		SH1-3 1-2	3 1 1 0	0 0 0 0	2 0 0 0	0 0 0 0	0 0 0 0	0 1 0 0	1 1 2 0
Tom McCraw, L (1, 3) OBP: 0.252, SLG: 0.362		FC4-2 3B		L7			G1-6-3 1-2f			G3	1-3		WP IBB	5	0	1	0	1	0	4
Ken Berry, R (1, 8) OBP: 0.269, SLG: 0.344		FC4-2 E S 3-H		4-3			F3			5-3		SH1-4 1B	FC6 1-2 2-3 IBB	5	0	1	0	1	0	3
Jerry McNertney, R (1, 2) OBP: 0.414, SLG: 0.261		K	6-3				F2			1B BB		SH1-4 1-2	FC6 1-2f	4	0	0	0	1	1	4
Sandy Alomar Sr., S (1, 4) (11, 5) OBP: 0.429, SLG: 0.385		F6 1-3	F9				1-3			1-2 1B		4-3		5	0	1	0	0	0	2
Tommy John, R (1, 1) OBP: 0.174, SLG: 0.304 Bill Voss, L (10, PH) OBP: 0.239, SLG: 0.159 Hoyt Wilhelm, R (10, 1) Gary Peters, L (12, PH) OBP: 0.333, SLG: 0.519 Wilbur Wood, R (12, 1)			K	4-3			6-3			F6		4-3 FC5-4 IBB		3 1 0 0 0	0 0 0 0 0	0 0 0 0 0	0 0 0 1 0	1 0 0 0 0	0 2 0 0 0
Inning Stats	R: 0 E: 0 K: 1 S: 5 / H: 0 LOB: 1 BB: 1 P: 9	R: 0 E: 0 K: 1 S: 6 / H: 1 LOB: 1 BB: 0 P: 6	R: 0 E: 0 K: 2 S: 7 / H: 0 LOB: 0 BB: 0 P: 7	R: 0 E: 0 K: 0 S: 4 / H: 1 LOB: 1 BB: 0 P: 4	R: 0 E: 0 K: 0 S: 3 / H: 0 LOB: 0 BB: 0 P: 3	R: 0 E: 0 K: 1 S: 5 / H: 0 LOB: 0 BB: 0 P: 5	R: 0 E: 0 K: 0 S: 3 / H: 1 LOB: 1 BB: 0 P: 3	R: 0 E: 0 K: 0 S: 3 / H: 0 LOB: 0 BB: 0 P: 3	R: 0 E: 0 K: 0 S: 3 / H: 0 LOB: 1 BB: 1 P: 7	R: 0 E: 0 K: 0 S: 4 / H: 1 LOB: 2 BB: 1 P: 8	R: 0 E: 0 K: 1 S: 6 / H: 1 LOB: 2 BB: 1 P: 10	R: 0 E: 0 K: 0 S: 4 / H: 1 LOB: 2 BB: 1 P: 8	R: 0 E: 1 K: 1 S: 6 / H: 0 LOB: 3 BB: 2 P: 14	1B: 5 2B: 0 3B: 1 HR: 0	SF: 0 SAC: 2 DP: 1 HBP: 0		WP: 1 PB: 0 SB: 2 CS: 0	PA: 52			

PITCHER	IP	WLS	BF	H	R	ER	SO	BB	IBB	HBP	BLK	WP	HR	S	P	ERA	WHIP
Stan Bahnsen, R (1, 1) ERA: 2.04	10.0		36	4	0	0	5	3	0	0	0	0	0	43	55	0.00	0.700
Steve Hamilton, L (11, 1) ERA: 3.27	0.1		3	1	0	0	1	1	0	0	0	0	0	4	8	0.00	6.000
Joe Verbanic, R (11, 1) ERA: 1.64	2.2	W	13	1	0	0	1	0	3	0	0	1	0	12	24	0.00	0.375

PITCHER	IP	WLS	BF	H	R	ER	SO	BB	IBB	HBP	BLK	WP	HR	S	P	ERA	WHIP

TOP

Chicago White Sox @ New York Yankees

Yankee Stadium, Bronx, NY

Fri May 24 1968, 7:05 PM EDT

Att. 14,083 - Unknown - 58 F

livebaseballscorecards.com

AB	43
R	0
H	6
RBI	0
BB	7
SO	7
LOB	22

Batter	1	2	3	4	5	6	7	8	9	10	11	12	13	AB	R	H	RBI	BB	SO	LOB
Horace Clarke, S (1, 4) OBP: 0.248, SLG: 0.220	1-3		1-3		FC6-4 1-2f			CS SH2-4 1B		G3			E5 1-3 2-H 1B	6	0	2	0	0	0	1
Roy White, S (1, 7) OBP: 0.349, SLG: 0.419	L9			6-3	L4			SH2-4 1-2			B2-6-4 1B			4	0	1	0	0	0	1
Tom Tresh, S (1, 6) OBP: 0.259, SLG: 0.221	F5			F8		F2		4-3 2-3			B2-6-4 1-2f			5	0	0	0	0	0	2
Andy Kosco, R (1, 9) OBP: 0.311, SLG: 0.500		K		BB BB BB		1-3			FC5-6 1B		K			4	0	1	0	1	2	0
Joe Pepitone, L (1, 3) OBP: 0.404, SLG: 0.405		F8		BB 1-2 BB		G3			FC5-6 FC5-4 1-2f			F8		4	0	0	0	1	0	1
Frank Fernandez, R (1, 2) OBP: 0.359, SLG: 0.452		2B		FC5-4 1-2 2-3 BB			1B K 2B		K			6-3		4	0	2	0	1	1	1
Bill Robinson, R (1, 8) OBP: 0.263, SLG: 0.236		6-3		FC5-4 1-2f			6-3		FC5-4 1-2f			6-3		5	0	0	0	0	0	6
Bobby Cox, R (1, 5) OBP: 0.305, SLG: 0.247			L6		F9		1B 2-3						1B E 2B	5	1	2	0	0	0	0
Stan Bahnsen, R (1, 1) OBP: 0.286, SLG: 0.167			K		FC6-4		K 3-H			F7	K		E IBB	3	0	1	0	0	2	2
Dick Howser, R (10, PH) OBP: 0.302, SLG: 0.137														1	0	0	0	0	1	0
Steve Hamilton, L (11, 1)														0	0	0	0	0	0	0
Joe Verbanic, R (11, 1)														0	0	0	0	0	0	0
Charley Smith, R (13, PH) OBP: 0.667, SLG: 0.500														0	0	0	0	1	0	0
Gene Michael, S (13, PR) OBP: 0.171, SLG: 0.213														0	0	0	0	0	0	0
Inning Stats	R: 0 E: 0 K: 0 S: 3 H: 0 LOB: 0 BB: 0 P: 3	R: 0 E: 0 K: 1 S: 6 H: 1 LOB: 1 BB: 0 P: 6	R: 0 E: 0 K: 1 S: 5 H: 0 LOB: 0 BB: 0 P: 5	R: 0 E: 0 K: 0 S: 3 H: 0 LOB: 3 BB: 3 P: 15	R: 0 E: 0 K: 0 S: 4 H: 1 LOB: 1 BB: 0 P: 4	R: 0 E: 0 K: 0 S: 3 H: 0 LOB: 0 BB: 0 P: 3	R: 0 E: 0 K: 1 S: 6 H: 2 LOB: 2 BB: 0 P: 6	R: 0 E: 0 K: 0 S: 3 H: 1 LOB: 0 BB: 0 P: 3	R: 0 E: 0 K: 1 S: 6 H: 1 LOB: 1 BB: 0 P: 6	R: 0 E: 0 K: 1 S: 5 H: 0 LOB: 0 BB: 0 P: 5	R: 0 E: 0 K: 1 S: 5 H: 1 LOB: 0 BB: 0 P: 5	R: 0 E: 0 K: 0 S: 3 H: 0 LOB: 0 BB: 0 P: 3	R: 1 E: 1 K: 0 S: 2 H: 2 LOB: 3 BB: 1 P: 6	1B: 6 2B: 3 3B: 0 HR: 0	SF: 0 SAC: 1 DP: 1 HBP: 0	WP: 0 PB: 0 SB: 0 CS: 1	PA: 46			

PITCHER		IP	WLS	BF	H	R	ER	SO	BB	IBB	HBP	BLK	WP	HR	S	P	ERA	WHIP
Tommy John, L ERA: 1.31	(1, 1)	9.0		34	6	0	0	4	3	0	0	0	0	0	39	51	0.00	1.000
Hoyt Wilhelm, R ERA: 0.54	(10, 1)	2.0		6	1	0	0	2	0	0	0	0	0	0	10	10	0.00	0.500
Wilbur Wood, L ERA: 2.08	(12, 1)	1.0	L	6	2	1	0	0	0	1	0	0	0	0	5	9	0.00	2.000

PITCHER	IP	WLS	BF	H	R	ER	SO	BB	IBB	HBP	BLK	WP	HR	S	P	ERA	WHIP

BOTTOM

Chicago White Sox @ New York Yankees

Yankee Stadium, Bronx, NY

Fri May 24 1968, 7:05 PM EDT

Att. 14,083 - Unknown - 58 F

livebaseballscorecards.com

AB	41
R	1
H	9
RBI	0
BB	4
SO	6
LOB	14

Batter	1	2	3	4	5	6	7	8	9	10	AB	R	H	RBI	BB	SO	LOB
Luis Aparicio, R (1, 6) OBP: 0.278, SLG: 0.342	F3		F7		6-3		4-3			F9	5	0	0	0	0	0	2
Bill Voss, L (1, 9) OBP: 0.224, SLG: 0.147	4-3		K			4-3		L8		F2	5	0	0	0	0	1	0
Bob Locker, S (10, 1)											0	0	0	0	0	0	0
Pete Ward, L (1, 5) OBP: 0.392, SLG: 0.477	BB		F9			2B		G6-4-3 1B			3	0	2	0	1	0	0
Tommy Davis, R (1, 7) OBP: 0.237, SLG: 0.326	6-3			F8		F6		G6-4-3 1-2f			4	0	0	0	0	0	3
Tom McCraw, L (1, 3) OBP: 0.259, SLG: 0.357		5-3		G4-6-3 BB		IBB			F5		2	0	0	0	2	0	0
Ken Berry, R (1, 8) OBP: 0.268, SLG: 0.341		S 1B		G4-6-3 1-2f		K			6-3		4	0	1	0	0	1	3
Tim Cullen, R (1, 4) OBP: 0.310, SLG: 0.261		1-2 BB			F8		F8		1B		3	0	1	0	1	0	0
Jerry McNertney, R (1, 2) OBP: 0.394, SLG: 0.259		F3			FC1-6 1B		5-3		F8		4	0	1	0	0	0	3
Joe Horlen, R (1, 1)		5-3			FC1-6 1-2f		BB			F8	2	0	0	0	1	0	3
Wilbur Wood, R (9, 1)											0	0	0	0	0	0	0
Buddy Bradford, R (10, PH) OBP: 0.125, SLG: 0.194 (10, 9)											1	0	0	0	0	0	0
Inning Stats	R: 0 E: 0 K: 0 S: 3 H: 0 LOB: 1 BB: 1 P: 7	R: 0 E: 0 K: 0 S: 4 H: 1 LOB: 2 BB: 1 P: 8	R: 0 E: 0 K: 1 S: 5 H: 0 LOB: 0 BB: 0 P: 5	R: 0 E: 0 K: 0 S: 2 H: 0 LOB: 0 BB: 1 P: 6	R: 0 E: 0 K: 0 S: 4 H: 1 LOB: 1 BB: 0 P: 4	R: 0 E: 0 K: 1 S: 6 H: 1 LOB: 2 BB: 1 P: 10	R: 0 E: 0 K: 0 S: 3 H: 0 LOB: 1 BB: 1 P: 7	R: 0 E: 0 K: 0 S: 3 H: 1 LOB: 0 BB: 0 P: 3	R: 0 E: 0 K: 0 S: 4 H: 1 LOB: 1 BB: 0 P: 4	R: 0 E: 0 K: 0 S: 3 H: 0 LOB: 0 BB: 0 P: 3	1B: 4 2B: 1 3B: 0 HR: 0	SF: 0 SAC: 0 DP: 2 HBP: 0					

PITCHER	IP	WLS	BF	H	R	ER	SO	BB	IBB	HBP	BLK	WP	HR	S	P	ERA	WHIP
Fred Talbot, R (1, 1) ERA: 3.18	7.0		28	3	0	0	2	4	1	0	0	0	0	27	47	0.00	1.000
Fritz Peterson, L (8, 1) ERA: 3.68	3.0	W	10	2	0	0	0	0	0	0	0	0	0	10	10	0.00	0.667

PITCHER	IP	WLS	BF	H	R	ER	SO	BB	IBB	HBP	BLK	WP	HR	S	P	ERA	WHIP

TOP

Chicago White Sox @ New York Yankees

Yankee Stadium, Bronx, NY

Sat May 25 1968, 3:33 AM EDT
Att. 11,196 - Unknown - 76 F

livebaseballscorecards.com

AB	33
R	0
H	5
RBI	0
BB	5
SO	2
LOB	14

Batter	1	2	3	4	5	6	7	8	9	10	AB	R	H	RBI	BB	SO	LOB
Horace Clarke, S (1, 4) OBP: 0.241, SLG: 0.213	4-3		L7			F7			L6		4	0	0	0	0	0	1
Roy White, S (1, 7) OBP: 0.353, SLG: 0.417	F8			FC4-6, 1B		4-3			BB		3	0	1	0	1	0	0
Tom Tresh, S (1, 6) OBP: 0.252, SLG: 0.214	L9			FC4-6 1-2f			L9		F2		4	0	0	0	0	0	2
Joe Pepitone, L (1, 3) OBP: 0.375, SLG: 0.370		L4		L9			F3		4-3		4	0	0	0	0	0	2
Andy Kosco, R (1, 9) OBP: 0.308, SLG: 0.490		FC4-6, 1B		1-3			5-3			L1	4	0	1	0	0	0	1
Steve Whitaker, L (1, 8) OBP: 0.226, SLG: 0.148		FC4-6, CS 1-2f			4-3			2-6, 1B, BB		2B, 1B	3	1	1	0	1	0	1
Jake Gibbs, L (1, 2) OBP: 0.323, SLG: 0.291		CS 1-2	1B		1-3			1-2, 1B		1-H, 2B	4	0	3	1	0	0	0
Bobby Cox, R (1, 5) OBP: 0.296, SLG: 0.240			K		1-3			2-6 2-3f			3	0	0	0	0	1	3
Fred Talbot, R (1, 1) OBP: 0.200, SLG: 0.500			K			6-3		F5			2	0	0	0	0	1	1
Fritz Peterson, S (8, 1)											1	0	0	0	0	0	1
Inning Stats	R: 0 E: 0 K: 0 S: 3 H: 0 LOB: 0 BB: 0 P: 3	R: 0 E: 0 K: 0 S: 3 H: 1 LOB: 0 BB: 0 P: 3	R: 0 E: 0 K: 2 S: 8 H: 1 LOB: 1 BB: 0 P: 8	R: 0 E: 0 K: 0 S: 4 H: 1 LOB: 1 BB: 0 P: 4	R: 0 E: 0 K: 0 S: 3 H: 0 LOB: 0 BB: 0 P: 3	R: 0 E: 0 K: 0 S: 3 H: 0 LOB: 0 BB: 0 P: 3	R: 0 E: 0 K: 0 S: 3 H: 0 LOB: 0 BB: 0 P: 3	R: 0 E: 0 K: 0 S: 3 H: 1 LOB: 1 BB: 1 P: 7	R: 0 E: 0 K: 0 S: 3 H: 0 LOB: 1 BB: 1 P: 7	R: 1 E: 0 K: 0 S: 3 H: 2 LOB: 1 BB: 0 P: 3	1B: 5 2B: 2 3B: 0 HR: 0	SF: 0 SAC: 0 DP: 1 HBP: 0					

PITCHER		IP	WLS	BF	H	R	ER	SO	BB	IBB	HBP	BLK	WP	HR	S	P	ERA	WHIP
Joe Horlen, R ERA: 1.6	(1, 1)	8.1		29	4	0	0	2	2	0	0	0	0	0	31	39	0.00	0.720
Wilbur Wood, L ERA: 2.03	(9, 1)	0.2		2	0	0	0	0	0	0	0	0	0	0	2	2	0.00	0.000
Bob Locker, R ERA: 4.2	(10, 1)	0.1	L	3	2	1	1	0	0	0	0	0	0	0	3	3	27.00	6.000

PITCHER	IP	WLS	BF	H	R	ER	SO	BB	IBB	HBP	BLK	WP	HR	S	P	ERA	WHIP

BOTTOM

Chicago White Sox @ New York Yankees

Yankee Stadium, Bronx, NY

Sat May 25 1968, 3:33 AM EDT
Att. 11,196 - Unknown - 76 F

livebaseballscorecards.com

AB	32
R	1
H	6
RBI	1
BB	2
SO	2
LOB	12

WP: 0 PA: 35
PB: 0
SB: 0
CS: 1

Batter	1	2	3	4	5	6	7	8	9	AB	R	H	RBI	BB	SO	LOB
Ken Berry, R (1, 8) OBP: 0.275, SLG: 0.346	x 0-0 CS 1B		x 0-0 ② 6-3			x 0-0 ① 6-3		x 0-0 1-3 2-H 1B		4	0	2	1	0	0	0
Bill Voss, L (1, 9) OBP: 0.213, SLG: 0.139	x 0-0 ① F7		x 0-0 ③ F9			x 0-0 ② F7		S S S 0-3 ② K		4	0	0	0	0	1	3
Pete Ward, L (1, 5) OBP: 0.395, SLG: 0.469	H 1-0 ② 1B 1-2 HBP			B B B B 4-0 1B BB		x 0-0 ③ F6		x 0-0 ③ 4-3		2	0	0	0	1	0	2
Tom McCraw, L (1, 3) OBP: 0.259, SLG: 0.353	x 0-0 1-2 1B			S S S 0-3 ① K			S S S 0-3 ① K		x 0-0 ① 4-3	4	0	1	0	0	2	1
Tommy Davis, R (1, 7) OBP: 0.238, SLG: 0.323	x 0-0 ③ 5-3			x 0-0 ② 1-3 1B			x 0-0 ② L7		x 0-0 ② F7	4	0	1	0	0	0	2
Gary Peters, L (1, 1) OBP: 0.313, SLG: 0.483 Jack Fisher, R (4, 1) OBP: 0.200, SLG: 0.200 Russ Snyder, L (7, PH) OBP: 0.111, SLG: 0.094 Bob Priddy, R (7, 1) Wayne Causey, L (9, PH) OBP: 0.303, SLG: 0.115		x 0-0 ① 5-3		x 0-0 ③ 4-3			x 0-0 ③ 4-1		x 0-0 ③ L6	2 0 1 0 1	0 0 0 0 0	0 0 0 0 0	0 0 0 0 0	0 0 0 0 0	0 0 0 0 0	1 0 0 0 0
Duane Josephson, R (1, 2) OBP: 0.307, SLG: 0.311 Sandy Alomar Sr., S (8, PR) OBP: 0.429, SLG: 0.385 Buddy Booker, L (8, 2)		S S S 0-3 ② K	x 0-0 ① F5					B B B B 4-0 BB 1B BB		2 0 0	0 1 0	0 0 0	0 0 0	1 0 0	1 0 0	0 0 0
Luis Aparicio, R (1, 6) OBP: 0.279, SLG: 0.338		x 0-0 ③ F6	x 0-0 ② 5-3					B B B B 4-0 1B 1-2 BB		2	0	0	0	1	0	0
Tim Cullen, R (1, 4) OBP: 0.301, SLG: 0.253			x 0-0 ① 6-3		x 0-0 ③ 6-3			x 0-0 ① F8		3	0	0	0	0	0	2
Inning Stats	R: 0 E: 0 K: 0 S: 4 H: 2 LOB: 2 BB: 0 P: 5	R: 0 E: 0 K: 1 S: 5 H: 0 LOB: 0 BB: 0 P: 5	R: 0 E: 0 K: 0 S: 3 H: 0 LOB: 0 BB: 0 P: 3	R: 0 E: 0 K: 1 S: 5 H: 1 LOB: 1 BB: 1 P: 9	R: 0 E: 0 K: 0 S: 3 H: 0 LOB: 0 BB: 0 P: 3	R: 0 E: 0 K: 0 S: 3 H: 0 LOB: 0 BB: 0 P: 3	R: 0 E: 0 K: 1 S: 5 H: 0 LOB: 0 BB: 0 P: 5	R: 1 E: 0 K: 1 S: 6 H: 1 LOB: 2 BB: 2 P: 14	R: 0 E: 0 K: 0 S: 3 H: 0 LOB: 0 BB: 0 P: 3	1B: 4 2B: 0 3B: 0 HR: 0	SF: 0 SAC: 0 DP: 0 HBP: 1					

PITCHER	IP	WLS	BF	H	R	ER	SO	BB	IBB	HBP	BLK	WP	HR	S	P	ERA	WHIP
Mel Stottlemyre, R (1, 1) ERA: 2.29	9.0	W	33	4	1	1	4	3	0	1	0	0	0	37	50	1.00	0.778

PITCHER	IP	WLS	BF	H	R	ER	SO	BB	IBB	HBP	BLK	WP	HR	S	P	ERA	WHIP

TOP

Chicago White Sox @ New York Yankees

Yankee Stadium, Bronx, NY

Sun May 26 1968, 3:33 AM EDT

Overcast - 78 F

livebaseballscorecards.com

AB	29
R	1
H	4
RBI	1
BB	3
SO	4
LOB	11
PA	33
WP	0
PB	0
SB	0
CS	1

Batter	1	2	3	4	5	6	7	8	9	AB	R	H	RBI	BB	SO	LOB
Horace Clarke, S (1, 4) OBP: 0.248, SLG: 0.221	HR 1B		L8 ①		E9 4-3 1-H 1B		F7 ②			4	2	2	0	0	0	0
Roy White, S (1, 7) OBP: 0.350, SLG: 0.408	F6 ①		L3 ②		F9 ①		HBP			3	0	0	0	0	0	2
Tom Tresh, S (1, 6) OBP: 0.252, SLG: 0.238	1-H HR		6-3 ③		4-3 ② 2-3		F4 ③			4	1	1	2	0	0	2
Andy Kosco, R (1, 9) OBP: 0.306, SLG: 0.481	S S S K ②			F7 ①	3-H 1B			L5 ①		4	0	1	1	0	1	0
Joe Pepitone, L (1, 3) OBP: 0.367, SLG: 0.360	G3 ③			2B 1B	F9 ③			4-3 ②		4	0	1	0	0	0	1
Bobby Cox, R (1, 5) OBP: 0.304, SLG: 0.273		HR		B1 ②		G5-4-3 HBP		5-3 ③		3	1	1	1	0	0	1
Bill Robinson, R (1, 8) OBP: 0.265, SLG: 0.253		6-3 ①		1-3 2B		1-2f G5-4-3 ① ②				3	0	1	0	0	0	1
Ellie Rodriguez, R (1, 2)		F8 ②		5-3 ③		5-3 ③				3	0	0	0	0	0	2
Mel Stottlemyre, R (1, 1) OBP: 0.310, SLG: 0.308		F8 ③			1B E 1B		S S S K ①			3	1	1	0	0	1	0
Inning Stats	R: 2 H: 2 E: 0 LOB: 0 K: 1 BB: 0 S: 7 P: 7	R: 1 H: 1 E: 0 LOB: 0 K: 0 BB: 0 S: 4 P: 4	R: 0 H: 0 E: 0 LOB: 0 K: 0 BB: 0 S: 3 P: 3	R: 0 H: 2 E: 0 LOB: 2 K: 0 BB: 0 S: 5 P: 5	R: 2 H: 3 E: 1 LOB: 1 K: 0 BB: 0 S: 6 P: 6	R: 0 H: 0 E: 0 LOB: 0 K: 0 BB: 0 S: 2 P: 3	R: 0 H: 0 E: 0 LOB: 1 K: 1 BB: 0 S: 5 P: 6	R: 0 H: 0 E: 0 LOB: 0 K: 0 BB: 0 S: 3 P: 3		1B: 5 SF: 0 2B: 1 SAC: 0 3B: 0 DP: 1 HR: 2 HBP: 2						

BOTTOM

Chicago White Sox @ New York Yankees

Yankee Stadium, Bronx, NY

Sun May 26 1968, 3:33 AM EDT

Overcast - 78 F

livebaseballscorecards.com

AB	31
R	5
H	8
RBI	4
BB	0
SO	2
LOB	9

PITCHER		IP	WLS	BF	H	R	ER	SO	BB	IBB	HBP	BLK	WP	HR	S	P	ERA	WHIP
Gary Peters, L ERA: 3.71	(1, 1)	3.2	L	16	5	3	3	1	0	0	0	0	0	2	18	18	7.36	1.364
Jack Fisher, R ERA: 4.15	(4, 1)	2.1		10	3	2	2	0	0	0	1	0	0	0	9	10	7.71	1.286
Bob Priddy, R ERA: 2.25	(7, 1)	2.0		7	0	0	0	1	0	0	1	0	0	0	8	9	0.00	0.000

PITCHER	IP	WLS	BF	H	R	ER	SO	BB	IBB	HBP	BLK	WP	HR	S	P	ERA	WHIP

Batter	1	2	3	4	5	6	7	8	9	AB	R	H	RBI	BB	SO	LOB
Buddy Bradford, R (1, 7) OBP: 0.135, SLG: 0.200	6-3		K			FC6-4 1B		K	SF9 2-3 3-H	4	0	1	1	0	2	0
Luis Aparicio, R (1, 6) OBP: 0.276, SLG: 0.333	E6 G3		6-3			FC6-4 S HR 1-2f		B1-3	1-2 1B 3-H	5	1	1	1	0	0	1
Pete Ward, L (1, 5) OBP: 0.395, SLG: 0.470	G3 1-2			4-3		HR BB 1-2		2B	L3	4	1	1	0	1	0	3
Tom McCraw, L (1, 3) OBP: 0.259, SLG: 0.372	4-3			G3		HR 1-H 2-H		F8		4	1	1	3	0	0	2
Ken Berry, R (1, 8) OBP: 0.274, SLG: 0.343		G3		4-3		1B			B1-3	4	0	1	0	0	0	0
Wayne Causey, L (1, 4) OBP: 0.324, SLG: 0.200		1B			3-1	K			1B 1B 2B	4	1	2	0	0	1	1
Bill Voss, L (1, 9) OBP: 0.214, SLG: 0.145		F8			G3		F8		BB 1B SF9 2-3 1B	4	1	1	0	0	0	1
Jerry McNertney, R (1, 2) OBP: 0.371, SLG: 0.241 Jack Fisher, R (6, 1) OBP: 0.200, SLG: 0.200 Russ Snyder, L (7, PH) OBP: 0.109, SLG: 0.093 Hoyt Wilhelm, R (7, 1) Tommy Davis, R (9, PH) OBP: 0.245, SLG: 0.330 Sandy Alomar Sr., S (9, PR) OBP: 0.429, SLG: 0.385		1-3			6-3		F7		SF9 BB 1B 1-2 1B 3-H	2 0 1 0 1 0	0 0 0 0 0 1	0 0 0 0 1 0	0 0 0 0 1 0	0 0 0 0 0 1	0 0 0 0 0 0	1 0 0 0 0 0
Cisco Carlos, R (1, 1) Don McMahon, R (1, 1) Gary Peters, L (3, PH) OBP: 0.303, SLG: 0.467 Bob Priddy, R (3, 1) Buddy Booker, L (6, PH) (6, 2) Joe Horlen, R (9, PR)			F4			6-3	4-3		1B 1-2 2-3 BB	0 0 1 0 2 0	0 0 0 0 0 0	0 0 0 0 1 0	0 0 0 0 0 0	0 0 0 0 0 0	0 0 0 0 0 0	0 0 0 0 0 0
Inning Stats	R: 0 E: 1 K: 0 S: 4 H: 0 LOB: 1 BB: 0 P: 4	R: 0 E: 0 K: 0 S: 4 H: 1 LOB: 1 BB: 0 P: 4	R: 0 E: 0 K: 1 S: 5 H: 0 LOB: 0 BB: 0 P: 5	R: 0 E: 0 K: 0 S: 3 H: 0 LOB: 0 BB: 0 P: 3	R: 0 E: 0 K: 0 S: 3 H: 0 LOB: 0 BB: 0 P: 3	R: 3 E: 0 K: 1 S: 8 H: 3 LOB: 1 BB: 1 P: 12	R: 0 E: 0 K: 0 S: 3 H: 0 LOB: 0 BB: 0 P: 3	R: 0 E: 0 K: 1 S: 6 H: 1 LOB: 1 BB: 0 P: 6	R: 3 E: 0 K: 0 S: 7 H: 4 LOB: 2 BB: 1 P: 11	1B: 6 2B: 2 3B: 0 HR: 1 SF: 1 SAC: 0 DP: 0 HBP: 0						

PITCHER		IP	WLS	BF	H	R	ER	SO	BB	IBB	HBP	BLK	WP	HR	S	P	ERA	WHIP
Bill Monbouquette, R ERA: 3.14	(1, 1)	8.1	W	34	7	5	5	3	1	0	0	0	0	1	39	43	5.40	0.960
Dooley Womack, R ERA: 4.58	(9, 1)	0.0		2	1	0	0	0	1	0	0	0	0	0	1	5	∞	∞
John Wyatt, R ERA: 4.97	(9, 1)	0.1		2	1	1	1	0	0	0	0	0	0	0	2	2	27.00	3.000
Steve Hamilton, L ERA: 3.18	(9, 1)	0.1	S	1	0	0	0	0	0	0	0	0	0	0	1	1	0.00	0.000

PITCHER	IP	WLS	BF	H	R	ER	SO	BB	IBB	HBP	BLK	WP	HR	S	P	ERA	WHIP

Chicago White Sox @ New York Yankees

Yankee Stadium, Bronx, NY

Sun May 26 1968, 3:38 AM EDT

Att. 23,966 - Overcast - 80 F

TOP

livebaseballscorecards.com

AB	36
R	6
H	9
RBI	6
BB	2
SO	3
LOB	9

WP: 0 PB: 0 SB: 1 CS: 0 PA: 39

BOTTOM

Chicago White Sox @ New York Yankees

Yankee Stadium, Bronx, NY

Sun May 26 1968, 3:38 AM EDT

Att. 23,966 - Overcast - 80 F

livebaseballscorecards.com

Batter	1	2	3	4	5	6	7	8	9	AB	R	H	RBI	BB	SO	LOB
Horace Clarke, S (1, 4) OBP: 0.250, SLG: 0.224	1-3		4-3					F9		3	0	1	2	0	0	0
Dick Howser, R (6, 4) OBP: 0.308, SLG: 0.135	1B					1B HBP				1	0	0	0	0	0	0
Roy White, S (1, 7) OBP: 0.348, SLG: 0.404	HR S 1B	F8		K		F9				4	1	1	0	0	1	3
Mickey Mantle, S (1, 3) OBP: 0.373, SLG: 0.372	F7 1-2	L8		K		1-2 1B				4	0	1	0	0	1	1
Joe Pepitone, L (1, 8) OBP: 0.391, SLG: 0.491	2-H HR	BBBB 1B BB		HR			G3			3	2	2	3	1	0	0
Andy Kosco, R (1, 9) OBP: 0.313, SLG: 0.482	2B 1B 1B	1-2 1B		F9			F7			4	1	2	0	0	0	0
Jake Gibbs, L (1, 2) OBP: 0.328, SLG: 0.301	1-3 1B 2B	F2			6-3		S HBP			3	1	1	0	0	0	2
Bobby Cox, R (1, 5) OBP: 0.302, SLG: 0.265	BBBB 1B 1B BB	F6			6-3		1-2 K			3	1	0	0	1	1	3
Gene Michael, S (1, 6) OBP: 0.174, SLG: 0.214	1-3 2-H 3-H BB 1B 1B		F4		F2			4-3		4	1	1	2	0	0	0
Bill Monbouquette, R (1, 1) OBP: 0.227, SLG: 0.200	BBBB 1-2 1B BB		1-3			F8		6-3		3	0	0	0	1	0	0
Dooley Womack, L (9, 1)										0	0	0	0	0	0	0
John Wyatt, R (9, 1)										0	0	0	0	0	0	0
Steve Hamilton, L (9, 1)										0	0	0	0	0	0	0
Inning Stats	R: 6 E: 0 K: 0 S: 9 H: 6 LOB: 2 BB: 2 P: 17	R: 0 E: 0 K: 0 S: 4 H: 1 LOB: 2 BB: 1 P: 8	R: 0 E: 0 K: 0 S: 3 H: 0 LOB: 0 BB: 0 P: 3	R: 1 E: 0 K: 2 S: 8 H: 1 LOB: 0 BB: 0 P: 8	R: 0 E: 0 K: 0 S: 3 H: 0 LOB: 0 BB: 0 P: 3	R: 0 E: 0 K: 0 S: 3 H: 1 LOB: 1 BB: 0 P: 4	R: 0 E: 0 K: 1 S: 5 H: 0 LOB: 1 BB: 0 P: 6	R: 0 E: 0 K: 0 S: 3 H: 0 LOB: 0 BB: 0 P: 3		1B: 6 2B: 1 3B: 0 HR: 2 SF: 0 SAC: 0 DP: 0 HBP: 2						

AB	32
R	7
H	9
RBI	7
BB	3
SO	3
LOB	9

WP: 0 PB: 0 SB: 2 CS: 0 PA: 37

PITCHER		IP	WLS	BF	H	R	ER	SO	BB	IBB	HBP	BLK	WP	HR	S	P	ERA	WHIP
Cisco Carlos, R ERA: 3.51	(1, 1)	0.2	L	7	4	5	5	0	1	0	0	0	0	1	6	10	67.50	7.500
Don McMahon, R ERA: 4.5	(1, 1)	1.1		9	3	1	1	0	2	0	0	0	0	0	7	15	6.75	3.750
Bob Priddy, R ERA: 2.37	(3, 1)	3.0		10	1	1	1	2	0	0	0	0	0	1	14	14	3.00	0.333
Jack Fisher, R ERA: 3.97	(6, 1)	1.0		4	1	0	0	0	0	0	1	0	0	0	3	4	0.00	1.000
Hoyt Wilhelm, R ERA: 0.48	(7, 1)	2.0		7	0	0	0	1	0	0	1	0	0	0	8	9	0.00	0.000

PITCHER	IP	WLS	BF	H	R	ER	SO	BB	IBB	HBP	BLK	WP	HR	S	P	ERA	WHIP

Batter	1	2	3	4	5	6	7	8	9	10	AB	R	H	RBI	BB	SO	LOB
Paul Blair, R (1, 8) OBP: 0.263, SLG: 0.288	F8 ①		5-3 ②		5-3 ③		F8 ③			HR	5	1	1	1	0	0	0
Curt Blefary, L (1, 9) OBP: 0.311, SLG: 0.274	G3 ②		HR HBP			G3 ①		G1 ①		K ①	2	1	0	0	0	0	0
Dave May, L (6, 9) OBP: 0.233, SLG: 0.205											2	0	0	0	0	1	0
Curt Motton, R (1, 7) OBP: 0.359, SLG: 0.418	6-3 ③		HR 1-H			BBBB FC1-6 BB		K		B2-3 ②	4	1	1	2	1	1	0
Brooks Robinson, R (1, 5) OBP: 0.326, SLG: 0.418		2-3 BB 1B	6-3 ③			FC1-6 BB BB 1-2f ②		F8 ③		FC5-6 1B	5	0	2	0	0	0	1
Boog Powell, L (1, 3) OBP: 0.349, SLG: 0.424		BBBB 2-3 1-2 BB		F4 ①		BBBB BB 1-2 BB			F2 ①	FC5-6 ③ 1-2f	3	0	0	0	2	0	1
Davey Johnson, R (1, 4) OBP: 0.368, SLG: 0.381		K ①		2-3 ②		BBBB 1-2 2-3 BB			K ②		3	0	0	0	1	2	2
Andy Etchebarren, R (1, 2) OBP: 0.338, SLG: 0.449		2-3 ② 1-2 2-3		F8 ③		1-3 ③			BBBB 1B BB		3	0	0	0	1	0	5
Mark Belanger, R (1, 6) OBP: 0.221, SLG: 0.248		6-3 ③			F8 ①		F8 ①		1-2 1B		4	0	1	0	0	0	2
Tom Phoebus, R (1, 1) OBP: 0.111, SLG: 0.111			4-3 ①		3-1 ②		L3 ②		F5 ③		3	0	0	0	0	0	0
Don Buford, S (9, PH) OBP: 0.344, SLG: 0.429											1	0	0	0	0	0	2
Pete Richert, L (9, 1) OBP: 0.333, SLG: 0.667											0	0	0	0	0	0	0
Inning Stats	R: 0 H: 0 E: 0 LOB: 0 K: 0 BB: 0 S: 3 P: 3	R: 0 H: 1 E: 0 LOB: 2 K: 1 BB: 1 S: 6 P: 10	R: 2 H: 1 E: 0 LOB: 0 K: 0 BB: 0 S: 4 P: 5	R: 0 H: 0 E: 0 LOB: 0 K: 0 BB: 0 S: 3 P: 3	R: 0 H: 0 E: 0 LOB: 0 K: 0 BB: 0 S: 3 P: 3	R: 0 H: 0 E: 0 LOB: 3 K: 0 BB: 3 S: 3 P: 15	R: 0 H: 0 E: 0 LOB: 0 K: 0 BB: 0 S: 3 P: 3	R: 0 H: 0 E: 0 LOB: 0 K: 1 BB: 0 S: 5 P: 5	R: 0 H: 1 E: 0 LOB: 2 K: 1 BB: 1 S: 6 P: 10	R: 1 H: 2 E: 0 LOB: 1 K: 1 BB: 0 S: 7 P: 7	1B: 3 SF: 0 2B: 0 SAC: 0 3B: 0 DP: 0 HR: 2 HBP: 1						

PITCHER		IP	WLS	BF	H	R	ER	SO	BB	IBB	HBP	BLK	WP	HR	S	P	ERA	WHIP
Tommy John, L ERA: 1.41	(1, 1)	8.0		31	2	2	2	2	4	0	1	0	0	1	30	47	2.25	0.750
Hoyt Wilhelm, R ERA: 0.87	(9, 1)	2.0	L	10	3	1	1	2	1	0	0	0	0	1	13	17	4.50	2.000

PITCHER	IP	WLS	BF	H	R	ER	SO	BB	IBB	HBP	BLK	WP	HR	S	P	ERA	WHIP

TOP

Baltimore Orioles @ Chicago White Sox

Milwaukee County Stadium, Milwaukee, WI

Tue May 28 1968, 8:05 PM EDT
Att. 18,748 - Unknown

livebaseballscorecards.com

AB	35
R	3
H	5
RBI	3
BB	5
SO	4
LOB	13

1B: 3	SF: 0	WP: 0	PA: 41
2B: 0	SAC: 0	PB: 0	
3B: 0	DP: 0	SB: 0	
HR: 2	HBP: 1	CS: 0	

Batter	1	2	3	4	5	6	7	8	9	10	AB	R	H	RBI	BB	SO	LOB
Buddy Bradford, R (1, 7) OBP: 0.146, SLG: 0.205	0-0 CS 1B		0-0 ③ F9		0-3 ③ K			0-0 ② 6-3			4	0	1	0	0	1	1
Luis Aparicio, R (1, 6) OBP: 0.287, SLG: 0.345	0-0 ① 4-3 1-2 2B			0-0 F9 WP BLK 1B		4-0 G3-6-3 BB		0-0 ③ F9			3	1	2	0	1	0	0
Pete Ward, L (1, 5) OBP: 0.386, SLG: 0.457	0-0 ② 4-3 2-3			0-0 ① F9 1-3		0-0 ①② G3-6-3 1-2f			0-3 ① K		4	0	0	0	0	1	3
Tom McCraw, L (1, 3) OBP: 0.258, SLG: 0.364	0-0 ③ F6			0-3 ② K 3-H		4-0 BB			0-3 ② K		3	0	0	0	1	2	1
Bill Voss, L (1, 9) OBP: 0.216, SLG: 0.139		4-0 G5-4-3 BB		0-0 ③ 4-3		0-0 ③ 2-3			0-0 ③ 4-3		3	0	0	0	1	0	1
Duane Josephson, R (1, 2) OBP: 0.305, SLG: 0.336		0-0 ①② G5-4-3 1-2f		0-0 HR		0-3 ① K			0-3 ① K		4	1	1	1	0	2	1
Wayne Causey, L (1, 4) OBP: 0.300, SLG: 0.182	0-0 ③ F7			0-0 ① F9		0-0 ② F7			0-0 ② F3		3	0	0	0	0	0	0
Tommy Davis, R (10, PH) OBP: 0.243, SLG: 0.327											1	0	0	0	0	0	0
Ken Berry, R (1, 8) OBP: 0.273, SLG: 0.336			0-0 ① 5-3	4-0 FC1-6 BB		0-0 ③ 5-3			0-0 ③ F9		3	0	0	0	1	0	0
Tommy John, R (1, 1) OBP: 0.154, SLG: 0.269			0-3 ② K	0-0 ② FC1-6 1-2f				0-0 ① 6-3			3	0	0	0	0	1	1
Hoyt Wilhelm, R (9, 1)											0	0	0	0	0	0	0
Inning Stats	R: 0 H: 2 E: 0 LOB: 1 K: 0 BB: 0 S: 4 P: 4	R: 0 H: 0 E: 0 LOB: 0 K: 0 BB: 1 S: 2 P: 6	R: 0 H: 0 E: 0 LOB: 0 K: 1 BB: 0 S: 5 P: 5	R: 1 H: 1 E: 0 LOB: 0 K: 1 BB: 0 S: 6 P: 6	R: 1 H: 1 E: 0 LOB: 1 K: 1 BB: 1 S: 6 P: 10	R: 0 H: 0 E: 0 LOB: 1 K: 0 BB: 2 S: 2 P: 10	R: 0 H: 0 E: 0 LOB: 0 K: 1 BB: 0 S: 5 P: 5	R: 0 H: 0 E: 0 LOB: 0 K: 0 BB: 0 S: 3 P: 3	R: 0 H: 0 E: 0 LOB: 0 K: 2 BB: 0 S: 7 P: 7	R: 0 H: 0 E: 0 LOB: 0 K: 1 BB: 0 S: 5 P: 5	1B: 2 SF: 0 2B: 1 SAC: 0 3B: 0 DP: 2 HR: 1 HBP: 0						

PITCHER	IP	WLS	BF	H	R	ER	SO	BB	IBB	HBP	BLK	WP	HR	S	P	ERA	WHIP
Tom Phoebus, R (1, 1) ERA: 1.98	8.0		29	4	2	2	4	4	0	0	1	1	1	33	49	2.25	1.000
Pete Richert, L (9, 1) ERA: 5.4	2.0	W	6	0	0	0	3	0	0	0	0	0	0	12	12	0.00	0.000

PITCHER	IP	WLS	BF	H	R	ER	SO	BB	IBB	HBP	BLK	WP	HR	S	P	ERA	WHIP

BOTTOM

Baltimore Orioles @ Chicago White Sox
Milwaukee County Stadium, Milwaukee, WI

Tue May 28 1968, 8:05 PM EDT
Att. 18,748 - Unknown

livebaseballscorecards.com

AB	31
R	2
H	4
RBI	1
BB	4
SO	7
LOB	8

1B: 2	SF: 0	WP: 1	PA: 35
2B: 1	SAC: 0	PB: 0	
3B: 0	DP: 2	SB: 0	
HR: 1	HBP: 0	CS: 1	

Batter	1	2	3	4	5	6	7	8	9	AB	R	H	RBI	BB	SO	LOB
Paul Blair, R (1, 8) OBP: 0.263, SLG: 0.293	5-3			5-3		1B 2B		F7		4	1	1	0	0	0	1
Curt Blefary, L (1, 9) OBP: 0.315, SLG: 0.275	4-3			BBBB 1B BB		2-H G4-6-3 1B		G3		3	0	1	1	1	0	1
Curt Motton, R (1, 7) OBP: 0.347, SLG: 0.402	K			F7		L7			F6	4	0	0	0	0	1	2
Boog Powell, L (1, 3) OBP: 0.352, SLG: 0.426		4-3		1-2 1B		G4-6-3 1-2f			FC6-4 1B	4	0	2	0	0	0	1
Brooks Robinson, R (1, 5) OBP: 0.318, SLG: 0.407		K		1-3			F6		K	4	0	0	0	0	2	3
Davey Johnson, R (1, 4) OBP: 0.360, SLG: 0.371		B2-3			1-3		F6		1-2f FC6-4	4	0	0	0	0	0	1
Andy Etchebarren, R (1, 2) OBP: 0.325, SLG: 0.431			E6 G4-3-6		1-3		K			3	0	0	0	0	1	0
Mark Belanger, R (1, 6) OBP: 0.223, SLG: 0.258			1-2f G4-3-6		2B			5-3		3	0	1	0	0	0	1
Dave McNally, R (1, 1) Don Buford, S (8, PH) OBP: 0.364, SLG: 0.429 Eddie Watt, R (8, 1)			K		K			HBP		2 0 0	0 0 0	0 0 0	0 0 0	0 0 0	2 0 0	1 0 0
Inning Stats	R: 0 H: 0 E: 0 LOB: 0 K: 1 BB: 0 S: 5 P: 5	R: 0 H: 0 E: 0 LOB: 0 K: 1 BB: 0 S: 5 P: 5	R: 0 H: 0 E: 1 LOB: 0 K: 1 BB: 0 S: 5 P: 5	R: 0 H: 1 E: 0 LOB: 2 K: 0 BB: 1 S: 4 P: 8	R: 0 H: 1 E: 0 LOB: 1 K: 1 BB: 0 S: 6 P: 6	R: 1 H: 2 E: 0 LOB: 0 K: 0 BB: 0 S: 4 P: 4	R: 0 H: 0 E: 0 LOB: 0 K: 1 BB: 0 S: 5 P: 5	R: 0 H: 0 E: 0 LOB: 1 K: 0 BB: 0 S: 3 P: 4	R: 0 H: 1 E: 0 LOB: 1 K: 1 BB: 0 S: 6 P: 6	1B: 3 SF: 0 2B: 2 SAC: 0 3B: 0 DP: 2 HR: 0 HBP: 1						

PITCHER	IP	WLS	BF	H	R	ER	SO	BB	IBB	HBP	BLK	WP	HR	S	P	ERA	WHIP
Joe Horlen, R (1, 1) ERA: 1.52	9.0	W	33	5	1	1	6	1	0	1	0	0	0	43	48	1.00	0.667

PITCHER	IP	WLS	BF	H	R	ER	SO	BB	IBB	HBP	BLK	WP	HR	S	P	ERA	WHIP

TOP

Baltimore Orioles @ Chicago White Sox

Comiskey Park, Chicago, IL

Wed May 29 1968, 8:05 PM EDT

Att. 9,175 - Unknown

livebaseballscorecards.com

AB	31
R	1
H	5
RBI	1
BB	1
SO	6
LOB	11

WP: 0 PA: 33
PB: 0
SB: 0
CS: 0

BOTTOM

Baltimore Orioles @ Chicago White Sox

Comiskey Park, Chicago, IL

Wed May 29 1968, 8:05 PM EDT

Att. 9,175 - Unknown

livebaseballscorecards.com

Batter	1	2	3	4	5	6	7	8	9	AB	R	H	RBI	BB	SO	LOB
Sandy Alomar Sr., S (1, 4) OBP: 0.353, SLG: 0.313	4-3		F9		F8			1-3		3	0	0	0	0	0	0
Russ Snyder, L (8, PH) OBP: 0.107, SLG: 0.091										1	0	0	0	0	0	0
Tim Cullen, R (9, 4) OBP: 0.301, SLG: 0.253										0	0	0	0	0	0	0
Luis Aparicio, R (1, 6) OBP: 0.287, SLG: 0.339	BBBB 4-0 FC1-6 HBP 3B BB		6-3		5-3			1-3		3	1	0	0	1	0	0
Pete Ward, L (1, 7) OBP: 0.389, SLG: 0.457	H 1-0 FC1-6 1-2 HBP		BBBB 4-0 BB		SSS 0-3 K			F7		0	0	0	0	0	0	0
Bill Voss, L (1, PR) OBP: 0.220, SLG: 0.136										2	0	0	0	1	1	0
(2, 9)																
Duane Josephson, R (1, 2) OBP: 0.298, SLG: 0.327	FC1-6 3B 1-2f 2-3		SSS K2-3			4-3				3	1	0	0	0	1	3
Tom McCraw, L (1, 3) OBP: 0.260, SLG: 0.378	3B 1-H 3-H			F8		SSS K				3	0	1	2	0	1	0
Dick Kenworthy, R (1, 5)	6-3			1-6-3		F4				3	0	0	0	0	0	2
Buddy Bradford, R (1, 9) OBP: 0.159, SLG: 0.214		6-3		S 1B 1B			SSS K			3	1	1	0	0	1	0
(2, 7)																
Ken Berry, R (1, 8) OBP: 0.275, SLG: 0.336		F7		FC6-4 1-H 1B			5-3			3	0	1	1	0	0	0
Joe Horlen, R (1, 1)		F7		FC6-4 1-2f			F7			3	0	0	0	0	0	1

	AB	27
	R	3
	H	3
	RBI	3
	BB	2
	SO	4
	LOB	6

Inning Stats										
	R: 2 H: 1 E: 0 LOB: 2 K: 0 BB: 1 S: 4 P: 9	R: 0 H: 0 E: 0 LOB: 0 K: 0 BB: 0 S: 3 P: 3	R: 0 H: 0 E: 0 LOB: 1 K: 1 BB: 1 S: 5 P: 9	R: 1 H: 2 E: 0 LOB: 1 K: 0 BB: 0 S: 5 P: 5	R: 0 H: 0 E: 0 LOB: 0 K: 1 BB: 0 S: 5 P: 5	R: 0 H: 0 E: 0 LOB: 0 K: 1 BB: 0 S: 5 P: 5	R: 0 H: 0 E: 0 LOB: 0 K: 1 BB: 0 S: 5 P: 5	R: 0 H: 0 E: 0 LOB: 0 K: 0 BB: 0 S: 3 P: 3		1B: 2 SF: 0 2B: 0 SAC: 0 3B: 1 DP: 0 HR: 0 HBP: 1	WP: 0 PA: 30 PB: 0 SB: 1 CS: 0

PITCHER		IP	WLS	BF	H	R	ER	SO	BB	IBB	HBP	BLK	WP	HR	S	P	ERA	WHIP
Dave McNally, L ERA: 2.37	(1, 1)	7.0	L	27	3	3	3	4	2	0	1	0	0	0	32	41	3.86	0.714
Eddie Watt, R ERA: 2.0	(8, 1)	1.0		3	0	0	0	0	0	0	0	0	0	0	3	3	0.00	0.000

PITCHER	IP	WLS	BF	H	R	ER	SO	BB	IBB	HBP	BLK	WP	HR	S	P	ERA	WHIP

Batter	1	2	3	4	5	6	7	8	9	AB	R	H	RBI	BB	SO	LOB
Paul Blair, R (1, 8) OBP: 0.272, SLG: 0.293	5-3		BB	BB		K		1B		3	1	1	0	2	1	1
Dave May, L (1, 9) OBP: 0.231, SLG: 0.195	G3		BB	F7			5-3	F8		4	0	0	0	1	0	4
Curt Motton, R (1, 7) OBP: 0.333, SLG: 0.387	K		SF8		K		K		5-3	4	0	0	1	0	3	0
Boog Powell, L (1, 3) OBP: 0.353, SLG: 0.421		4-3	IBB		1B		F6		6-3	4	0	1	0	1	0	0
Brooks Robinson, R (1, 5) OBP: 0.315, SLG: 0.398		F8	BB		F4			F8	5-3	4	0	0	1	1	0	1
Curt Blefary, L (1, 2) OBP: 0.314, SLG: 0.274		F9	K		L3			BB 1B		4	1	1	0	0	1	4
Davey Johnson, R (1, 4) OBP: 0.369, SLG: 0.379			BB 1B S WP	F8		1B		BB 1B E		2	2	1	0	2	0	0
Mark Belanger, R (1, 6) OBP: 0.238, SLG: 0.280			WP BB SF8	WP		WP		K		4	1	3	0	0	1	2
Dave Leonhard, R (1, 1) OBP: 0.182, SLG: 0.100			K	B2		1-3		E9		4	0	1	1	0	1	4
Inning Stats	R: 0 E: 0 K: 1 S: 5 H: 0 LOB: 0 BB: 0 P: 5	R: 0 E: 0 K: 0 S: 3 H: 0 LOB: 0 BB: 0 P: 3	R: 3 E: 0 K: 2 S: 8 H: 1 LOB: 3 BB: 5 P: 28	R: 0 E: 0 K: 0 S: 4 H: 1 LOB: 2 BB: 1 P: 8	R: 0 E: 0 K: 1 S: 6 H: 1 LOB: 1 BB: 0 P: 6	R: 0 E: 0 K: 1 S: 6 H: 2 LOB: 1 BB: 0 P: 6	R: 0 E: 0 K: 1 S: 5 H: 0 LOB: 0 BB: 0 P: 5	R: 2 E: 1 K: 1 S: 8 H: 3 LOB: 2 BB: 1 P: 12	R: 0 E: 0 K: 0 S: 3 H: 0 LOB: 0 BB: 0 P: 3	1B: 6 2B: 2 3B: 0 HR: 0 SF: 1 SAC: 0 DP: 0 HBP: 0						

PITCHER		IP	WLS	BF	H	R	ER	SO	BB	IBB	HBP	BLK	WP	HR	S	P	ERA	WHIP
Bob Priddy, R ERA: 3.38	(1, 1)	2.1	L	11	1	3	3	2	3	0	0	0	1	0	12	24	11.57	1.714
Don McMahon, R ERA: 3.68	(3, 1)	2.2		13	2	0	0	2	2	1	0	0	1	0	14	26	0.00	1.500
Wilbur Wood, L ERA: 2.38	(6, 1)	3.0		14	5	2	2	3	1	0	0	0	1	0	19	23	6.00	2.000
Bob Locker, R ERA: 3.94	(9, 1)	1.0		3	0	0	0	0	0	0	0	0	0	0	3	3	0.00	0.000

PITCHER	IP	WLS	BF	H	R	ER	SO	BB	IBB	HBP	BLK	WP	HR	S	P	ERA	WHIP

TOP

Baltimore Orioles @ Chicago White Sox

Comiskey Park, Chicago, IL

Thu May 30 1968, 4:33 AM EDT

Att. 12,755 - Unknown

livebaseballscorecards.com

AB	33
R	5
H	8
RBI	3
BB	7
SO	7
LOB	16

WP: 3	PA: 41		
PB: 0			
SB: 1			
CS: 0			

Batter	1	2	3	4	5	6	7	8	9	AB	R	H	RBI	BB	SO	LOB
Luis Aparicio, R (1, 6) OBP: 0.291, SLG: 0.339	6-3			FC3-6, BB, 1B		4-3		BB, PB		3	0	1	0	1	0	0
Sandy Alomar Sr., S (1, 4) OBP: 0.333, SLG: 0.263	1-3			BB, FC3-6, 1-2		4-3		6-3, 1-2		3	0	0	0	1	0	1
Bill Voss, L (1, 9) OBP: 0.211, SLG: 0.129	3-1			F4		K			1-3	4	0	0	0	0	1	2
Tom McCraw, L (1, 3) OBP: 0.259, SLG: 0.374		5-3		FC3-6, FC5-4, 1-2f, 2-3			1B		L9	4	0	1	0	0	0	2
Duane Josephson, R (1, 2) OBP: 0.288, SLG: 0.316		1-3		FC5-4, 1-2f			L6		K	4	0	0	0	0	1	3
Dick Kenworthy, R (1, 5)		6-3			FC4-6, BB		K			2	0	0	0	1	1	1
Buddy Bradford, R (1, 7) OBP: 0.149, SLG: 0.200			5-3		F8		5-3			3	0	0	0	0	0	2
Ken Berry, R (1, 8) OBP: 0.269, SLG: 0.329			F8		FC4-6, 1-2f			6-3		3	0	0	0	0	0	1
Bob Priddy, R (1, 1) Don McMahon, R (3, 1) Russ Snyder, L (5, PH) OBP: 0.105, SLG: 0.089 Wilbur Wood, R (6, 1) Wayne Causey, L (8, PH) OBP: 0.293, SLG: 0.176 Bob Locker, S (9, 1)			K		6-3			K		0 0 0 0 0 0 0 1 0 0 0 0 1 0 1 0 0 0 0 0 1 0 0 0 0 0 0 0 1 0 0 0 0 1 0 0 0 0 0 0 0 0						
Inning Stats	R: 0 E: 0 K: 0 S: 3 H: 0 LOB: 0 BB: 0 P: 3	R: 0 E: 0 K: 0 S: 3 H: 0 LOB: 0 BB: 0 P: 3	R: 0 E: 0 K: 1 S: 5 H: 0 LOB: 0 BB: 0 P: 5	R: 0 E: 0 K: 0 S: 4 H: 1 LOB: 2 BB: 1 P: 8	R: 0 E: 0 K: 0 S: 3 H: 0 LOB: 1 BB: 1 P: 7	R: 0 E: 0 K: 1 S: 5 H: 0 LOB: 0 BB: 0 P: 5	R: 0 E: 0 K: 1 S: 6 H: 1 LOB: 1 BB: 0 P: 6	R: 0 E: 0 K: 1 S: 5 H: 0 LOB: 1 BB: 1 P: 9	R: 0 E: 0 K: 1 S: 5 H: 0 LOB: 0 BB: 0 P: 5	1B: 2 2B: 0 3B: 0 HR: 0 SF: 0 SAC: 0 DP: 0 HBP: 0						

PITCHER	IP	WLS	BF	H	R	ER	SO	BB	IBB	HBP	BLK	WP	HR	S	P	ERA	WHIP
Dave Leonhard, R (1, 1) ERA: 2.95	9.0	W	32	2	0	0	5	3	0	0	0	0	0	39	51	0.00	0.556

PITCHER	IP	WLS	BF	H	R	ER	SO	BB	IBB	HBP	BLK	WP	HR	S	P	ERA	WHIP

BOTTOM

Baltimore Orioles @ Chicago White Sox

Comiskey Park, Chicago, IL

Thu May 30 1968, 4:33 AM EDT

Att. 12,755 - Unknown

livebaseballscorecards.com

AB	29
R	0
H	2
RBI	0
BB	3
SO	5
LOB	13

PA: 32

WP: 0
PB: 1
SB: 0
CS: 0

Minnesota Twins @ Chicago White Sox

Comiskey Park, Chicago, IL

Fri May 31 1968, 8:05 PM EDT

Att. 9,667 - Unknown

livebaseballscorecards.com

TOP

Batter	1	2	3	4	5	6	7	8	9	10	11	12	13	14	AB	R	H	RBI	BB	SO	LOB
Cesar Tovar, R (1, 5) (7, 6) OBP: 0.296, SLG: 0.328	F9		FC5-4 1B		6-3		FC6-4 1-2f			6-3		6-3		F4	7	0	1	0	0	0	3
Rod Carew, L (1, 4) OBP: 0.329, SLG: 0.389	1B 1B		FC5-4 1-2f			5-3		F2		BBBB BB		6-3		SBSB K	4	0	1	0	1	0	1
Bob Miller, R (11, 1)															2	0	0	0	0	1	0
Tony Oliva, L (1, 9) OBP: 0.297, SLG: 0.350	1-3 1B		4-3			F9		F6		SBSB K		1B			6	0	2	0	0	1	2
Harmon Killebrew, R (1, 3) OBP: 0.372, SLG: 0.465	G6-4-3 IBB			BBBB L1-6 5-3 BB		SBSB K		5-3			6-3	SBSB K			4	0	0	0	2	2	1
Bob Allison, R (1, 7) OBP: 0.341, SLG: 0.436	G6-4-3 1-2f			5-3 1-2			HR		1-3		E 1B 1B		5-3		6	1	2	1	0	0	4
Ted Uhlaender, L (1, 8)		F7		L1-6 2-3			1B FC5-2 2B		4-3		1-2 E 1B		F6		6	0	2	0	0	0	1
Jerry Zimmerman, R (1, 2) OBP: 0.273, SLG: 0.250		F8			F8		FC3-6 2-3 1B		1B		E4 1-2 2-3		1B		3	0	1	0	0	0	0
Frank Quilici, R (7, PR)															0	0	0	0	0	0	0
Bruce Look, L (7, 2) OBP: 0.400, SLG: 0.333															3	0	2	0	0	0	2
Jackie Hernandez, R (1, 6) OBP: 0.241, SLG: 0.274		L9			SH1-4 1B		FC3-6 FC5-2 1-2f		SBSB K		F6		SBSB K		2	0	1	0	0	0	0
Frank Kostro, R (7, PH) OBP: 0.188, SLG: 0.286															0	0	0	0	0	0	0
Rich Reese, L (7, PH) OBP: 0.214, SLG: 0.280															1	0	0	0	0	0	2
Ron Perranoski, L (7, 1)															0	0	0	0	0	0	0
Jim Kaat, L (9, PH) OBP: 0.091, SLG: 0.091															1	0	0	0	0	1	1
Al Worthington, R (9, 1)															0	0	0	0	0	0	0
Ron Clark, R (11, PH) OBP: 0.333, SLG: 0.310															2	0	0	0	0	1	4
Jim Merritt, L (1, 1) OBP: 0.231, SLG: 0.091			4-3		SH1-4 1-2		FC5-2 FC6-4 1-2 3-H			SBSB K	F3			F5	1	0	0	0	0	0	0
John Roseboro, L (7, PH) OBP: 0.281, SLG: 0.248															0	0	0	0	0	0	0
Rich Rollins, R (7, PH) OBP: 0.246, SLG: 0.371															4	0	0	0	0	1	5
(7, 5)																					
Inning Stats	R: 0 E: 0 K: 0 S: 4 H: 2 LOB: 2 BB: 1 P: 8	R: 0 E: 0 K: 0 S: 3 H: 0 LOB: 0 BB: 0 P: 3	R: 0 E: 0 K: 0 S: 4 H: 1 LOB: 1 BB: 0 P: 4	R: 0 E: 0 K: 0 S: 2 H: 0 LOB: 0 BB: 1 P: 6	R: 0 E: 0 K: 0 S: 4 H: 1 LOB: 1 BB: 0 P: 4	R: 0 E: 0 K: 1 S: 5 H: 0 LOB: 0 BB: 0 P: 5	R: 1 E: 0 K: 0 S: 6 H: 3 LOB: 2 BB: 0 P: 6	R: 0 E: 0 K: 0 S: 3 H: 0 LOB: 0 BB: 0 P: 3	R: 0 E: 0 K: 1 S: 6 H: 1 LOB: 1 BB: 0 P: 6	R: 0 E: 0 K: 2 S: 7 H: 0 LOB: 1 BB: 1 P: 11	R: 0 E: 1 K: 0 S: 6 H: 2 LOB: 3 BB: 0 P: 6	R: 0 E: 0 K: 1 S: 6 H: 1 LOB: 1 BB: 0 P: 6	R: 0 E: 0 K: 1 S: 6 H: 1 LOB: 1 BB: 0 P: 6	R: 0 E: 0 K: 1 S: 5 H: 0 LOB: 0 BB: 0 P: 5	1B: 10 2B: 2 3B: 0 HR: 1	SF: 0 SAC: 1 DP: 2 HBP: 0				

	AB	52
	R	1
	H	12
	RBI	1
	BB	3
	SO	7
	LOB	26

WP: 0 PB: 0 SB: 0 CS: 0 PA: 56

PITCHER		IP	WLS	BF	H	R	ER	SO	BB	IBB	HBP	BLK	WP	HR	S	P	ERA	WHIP
Gary Peters, L	(1, 1)	6.0		25	7	1	1	1	1	1	0	0	0	1	25	33	1.50	1.333
ERA: 3.53																		
Bob Locker, R	(7, 1)	0.1		1	0	0	0	0	0	0	0	0	0	0	1	1	0.00	0.000
ERA: 3.86																		
Wilbur Wood, L	(7, 1)	0.2		2	0	0	0	0	0	0	0	0	0	0	2	2	0.00	0.000
ERA: 2.34																		
Hoyt Wilhelm, R	(8, 1)	3.0		11	1	0	0	3	1	0	0	0	0	0	16	20	0.00	0.667
ERA: 0.76																		
Bob Priddy, R	(11, 1)	3.0		14	4	0	0	2	0	0	0	0	0	0	18	18	0.00	1.333
ERA: 2.96																		

PITCHER		IP	WLS	BF	H	R	ER	SO	BB	IBB	HBP	BLK	WP	HR	S	P	ERA	WHIP
Don McMahon, R	(14, 1)	1.0	W	3	0	0	0	1	0	0	0	0	0	0	5	5	0.00	0.000
ERA: 3.45																		

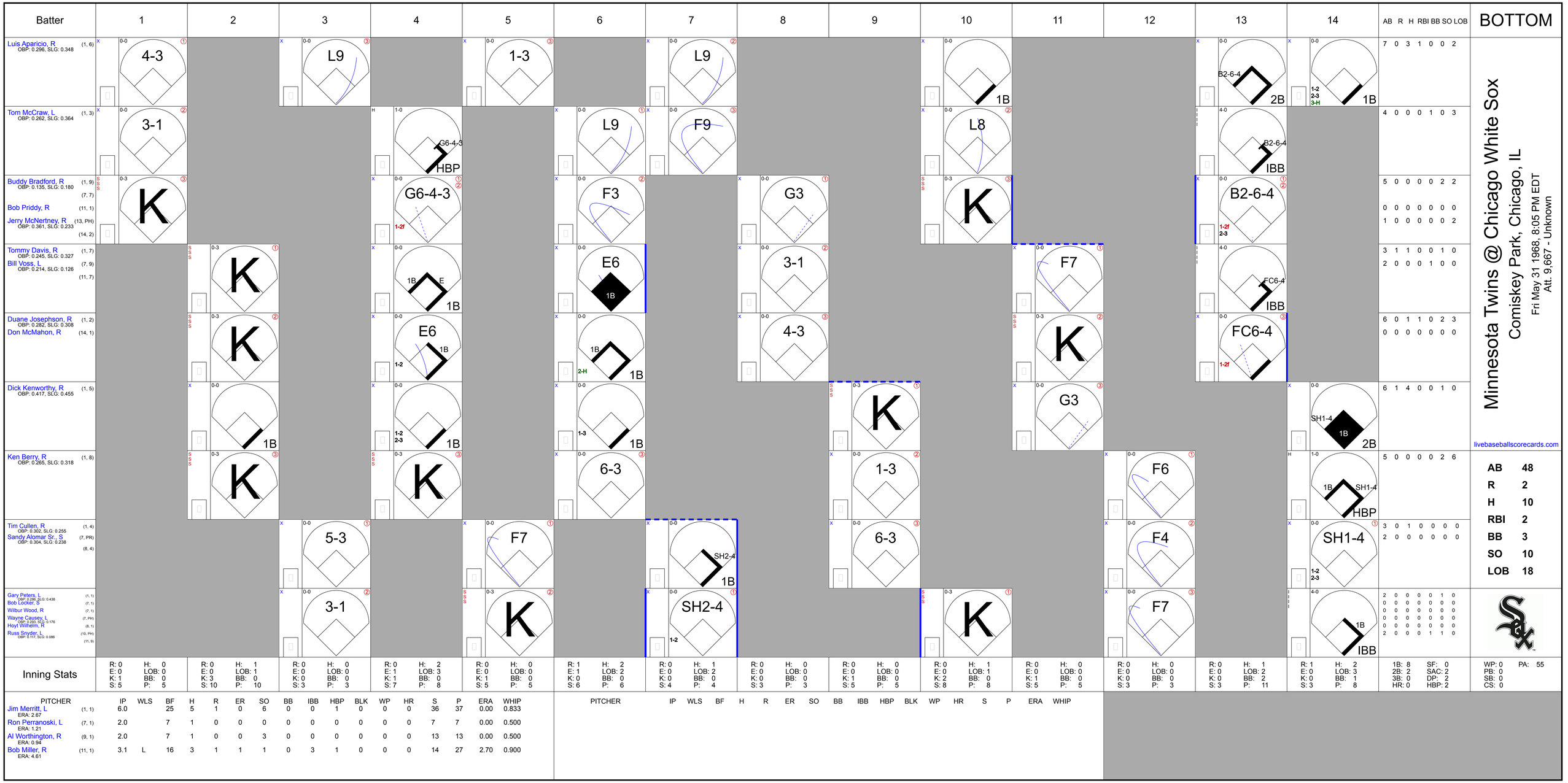
Batter
1
2
3
4
5
6
7
8
9
10
11
12
13
14
AB R H RBI BB SO LOB
BOTTOM
Luis Aparicio, R (1, 6) OBP: 0.296, SLG: 0.348
4-3
L9
1-3
L9
1B
B2-6-4 2B
1-2 2-3 3-H 1B
7 0 3 1 0 0 2
Tom McCraw, L (1, 3) OBP: 0.262, SLG: 0.364
3-1
G6-4-3 HBP
L9
F9
L8
B2-6-4 IBB
4 0 0 0 1 0 3
Buddy Bradford, R (1, 9) OBP: 0.135, SLG: 0.180
Bob Priddy, R (11, 1)
Jerry McNertney, R (13, PH) OBP: 0.361, SLG: 0.233
(7, 7)
(14, 2)
K
G6-4-3
1-2f
F3
G3
K
B2-6-4
1-2f 2-3
5 0 0 0 0 2 2
0 0 0 0 0 0 0
1 0 0 0 0 0 2
Tommy Davis, R (1, 7) OBP: 0.245, SLG: 0.327
Bill Voss, L (7, 9) OBP: 0.214, SLG: 0.126
(11, 7)
K
1B E 1B
E6 1B
3-1
F7
FC6-4 IBB
3 1 1 0 0 1 0
2 0 0 0 1 0 0
Duane Josephson, R (1, 2) OBP: 0.282, SLG: 0.308
Don McMahon, R (14, 1)
K
E6 1B
1-2
1B 2-H 1B
4-3
K
FC6-4
1-2f
6 0 1 1 0 2 3
0 0 0 0 0 0 0
Dick Kenworthy, R (1, 5) OBP: 0.417, SLG: 0.455
1B
1-2 2-3 1B
1-3 1B
K
G3
SH1-4 1B 2B
6 1 4 0 0 1 0
Ken Berry, R (1, 8) OBP: 0.265, SLG: 0.318
K
K
6-3
1-3
F6
1B SH1-4 HBP
5 0 0 0 0 2 6
Tim Cullen, R (1, 4) OBP: 0.302, SLG: 0.255
Sandy Alomar Sr., S (7, PR) OBP: 0.304, SLG: 0.238
(8, 4)
5-3
F7
SH2-4 1B
6-3
F4
SH1-4 1-2 2-3
3 0 1 0 0 0 0
2 0 0 0 0 0 0
Gary Peters, L (1, 1) OBP: 0.296, SLG: 0.438
Bob Locker, S (7, 1)
Wilbur Wood, R (7, 1)
Wayne Causey, L (7, PH) OBP: 0.293, SLG: 0.176
Hoyt Wilhelm, R (8, 1)
Russ Snyder, L (10, PH) OBP: 0.117, SLG: 0.086
(11, 9)
3-1
K
SH2-4
1-2
K
F7
1B IBB
2 0 0 0 0 1 0
0 0 0 0 0 0 0
0 0 0 0 0 0 0
0 0 0 0 0 0 0
0 0 0 0 0 0 0
2 0 0 0 1 1 0
Minnesota Twins @ Chicago White Sox
Comiskey Park, Chicago, IL
Fri May 31 1968, 8:05 PM EDT
Att. 9,667 - Unknown
livebaseballscorecards.com
AB 48
R 2
H 10
RBI 2
BB 3
SO 10
LOB 18
Inning Stats
1: R: 0 E: 0 K: 1 S: 5 | H: 0 LOB: 0 BB: 0 P: 5
2: R: 0 E: 0 K: 3 S: 10 | H: 1 LOB: 1 BB: 0 P: 10
3: R: 0 E: 0 K: 0 S: 3 | H: 0 LOB: 0 BB: 0 P: 3
4: R: 0 E: 1 K: 1 S: 7 | H: 2 LOB: 3 BB: 0 P: 8
5: R: 0 E: 0 K: 1 S: 5 | H: 0 LOB: 0 BB: 0 P: 5
6: R: 1 E: 1 K: 0 S: 6 | H: 2 LOB: 2 BB: 0 P: 6
7: R: 0 E: 0 K: 0 S: 4 | H: 1 LOB: 2 BB: 0 P: 4
8: R: 0 E: 0 K: 0 S: 3 | H: 0 LOB: 0 BB: 0 P: 3
9: R: 0 E: 0 K: 1 S: 5 | H: 0 LOB: 0 BB: 0 P: 5
10: R: 0 E: 0 K: 2 S: 8 | H: 1 LOB: 1 BB: 0 P: 8
11: R: 0 E: 0 K: 1 S: 5 | H: 0 LOB: 0 BB: 0 P: 5
12: R: 0 E: 0 K: 0 S: 3 | H: 0 LOB: 0 BB: 0 P: 3
13: R: 0 E: 0 K: 0 S: 3 | H: 1 LOB: 2 BB: 2 P: 11
14: R: 1 E: 0 K: 0 S: 3 | H: 2 LOB: 3 BB: 1 P: 8
1B: 8 2B: 2 3B: 0 HR: 0
SF: 0 SAC: 2 DP: 2 HBP: 2
WP: 0 PB: 0 SB: 0 CS: 0
PA: 55
PITCHER IP WLS BF H R ER SO BB IBB HBP BLK WP HR S P ERA WHIP
Jim Merritt, L (1, 1) ERA: 2.67 6.0 25 5 1 0 6 0 0 1 0 0 0 0 36 37 0.00 0.833
Ron Perranoski, L (7, 1) ERA: 1.21 2.0 7 1 0 0 0 0 0 0 0 0 0 0 7 7 0.00 0.500
Al Worthington, R (9, 1) ERA: 0.94 2.0 7 1 0 0 3 0 0 0 0 0 0 0 13 13 0.00 0.500
Bob Miller, R (11, 1) ERA: 4.61 3.1 L 16 3 1 1 1 0 3 1 0 0 0 14 27 2.70 0.900
PITCHER IP WLS BF H R ER SO BB IBB HBP BLK WP HR S P ERA WHIP

Batter	1	2	3	4	5	6	7	8	9	AB	R	H	RBI	BB	SO	LOB
John Roseboro, L (1, 2) OBP: 0.273, SLG: 0.240	L9		K		G3			4-3		4	0	0	0	0	1	0
Cesar Tovar, R (1, 4) OBP: 0.295, SLG: 0.326	5-3		F8			4-3		1-3 1B		4	0	1	0	0	0	0
Harmon Killebrew, R (1, 3) OBP: 0.374, SLG: 0.459	BB			F6		BB		1-3 1-2		2	0	0	0	2	0	1
Tony Oliva, L (1, 9) OBP: 0.296, SLG: 0.344	F7			L4		F8		IBB		3	0	0	0	1	0	2
Bob Allison, R (1, 7) OBP: 0.338, SLG: 0.425		K		1B BB		L7		F3		3	0	0	0	1	1	3
Ted Uhlaender, L (1, 8) OBP: 0.298, SLG: 0.406		K		1-3 1B			F9		F8	4	0	1	0	0	1	0
Rich Rollins, R (1, 5) OBP: 0.261, SLG: 0.379		1B		1-3			E5 FC4-6		1B	4	0	2	0	0	0	2
Jackie Hernandez, R (1, 6) OBP: 0.233, SLG: 0.264		5-3			6-3		FC4-6 1-2f		F2	4	0	0	0	0	0	3
Dean Chance, R (1, 1) OBP: 0.065, SLG: 0.033			K		K		K		F8	4	0	0	0	0	3	2
Inning Stats	R: 0 E: 0 K: 0 S: 3 H: 0 LOB: 1 BB: 1 P: 7	R: 0 E: 0 K: 2 S: 8 H: 1 LOB: 1 BB: 0 P: 8	R: 0 E: 0 K: 2 S: 7 H: 0 LOB: 0 BB: 0 P: 7	R: 0 E: 0 K: 0 S: 4 H: 1 LOB: 2 BB: 1 P: 8	R: 0 E: 0 K: 1 S: 5 H: 0 LOB: 0 BB: 0 P: 5	R: 0 E: 0 K: 0 S: 3 H: 0 LOB: 1 BB: 1 P: 7	R: 0 E: 1 K: 1 S: 6 H: 0 LOB: 1 BB: 0 P: 6	R: 0 E: 0 K: 0 S: 4 H: 1 LOB: 2 BB: 1 P: 8	R: 0 E: 0 K: 0 S: 4 H: 1 LOB: 1 BB: 0 P: 4	1B: 4 2B: 0 3B: 0 HR: 0 SF: 0 SAC: 0 DP: 0 HBP: 0						

TOP

Minnesota Twins @ Chicago White Sox

Comiskey Park, Chicago, IL

Sat Jun 01 1968, 4:33 AM EDT

Att. 3,857 - Unknown

livebaseballscorecards.com

AB	32
R	0
H	4
RBI	0
BB	4
SO	6
LOB	13

WP: 0 PB: 0 SB: 0 CS: 0 PA: 36

PITCHER		IP	WLS	BF	H	R	ER	SO	BB	IBB	HBP	BLK	WP	HR	S	P	ERA	WHIP
Cisco Carlos, R ERA: 2.97	(1, 1)	6.0		23	2	0	0	5	3	0	0	0	0	0	30	42	0.00	0.833
Bob Locker, R ERA: 3.44	(7, 1)	2.0		9	1	0	0	1	0	1	0	0	0	0	10	14	0.00	0.500
Wilbur Wood, L ERA: 2.27	(9, 1)	1.0	W	4	1	0	0	0	0	0	0	0	0	0	4	4	0.00	1.000

PITCHER		IP	WLS	BF	H	R	ER	SO	BB	IBB	HBP	BLK	WP	HR	S	P	ERA	WHIP

Batter	1	2	3	4	5	6	7	8	9	AB	R	H	RBI	BB	SO	LOB
Luis Aparicio, R (1, 6) OBP: 0.290, SLG: 0.341	K			6-3		K			4-3	4	0	0	0	0	2	1
Bill Voss, L (1, 9) OBP: 0.225, SLG: 0.133	6-3			BB		K			FC5-4, 1B, 1B	3	1	1	0	1	1	1
Tom McCraw, L (1, 3) OBP: 0.262, SLG: 0.361	F6			F7			1-3		FC5-4 (1-2)	4	0	1	0	0	0	1
Tommy Davis, R (1, 7) OBP: 0.236, SLG: 0.314		F7		5-3			1-6-3		FC5-4 (1-2f, 2-3)	4	0	0	0	0	0	3
Dick Kenworthy, R (1, 5) OBP: 0.375, SLG: 0.400		K			1-3		F6		1B (1-2, 3-H)	4	0	1	1	0	1	0
Buddy Bradford, R (1, 8) OBP: 0.145, SLG: 0.173		K			K			4-3 (6-3, SH3-4) BB		2	0	0	0	1	2	0
Jerry McNertney, R (1, 2) OBP: 0.342, SLG: 0.219			1-3		F9			SH3-4 (1-2)		2	0	0	0	0	0	0
Tim Cullen, R (1, 4) OBP: 0.299, SLG: 0.253			K			BB		6-3 (2-3)		1	0	0	0	0	1	0
Russ Snyder, L (6, PH) OBP: 0.131, SLG: 0.086										0	0	0	0	1	0	0
Bob Locker, S (7, 1)										0	0	0	0	0	0	0
Duane Josephson, R (8, PH) OBP: 0.280, SLG: 0.306										1	0	0	0	0	0	1
Wilbur Wood, R (9, 1)										0	0	0	0	0	0	0
Cisco Carlos, R (1, 1)			K			L7		4-3		1	0	0	0	0	1	0
Wayne Causey, L (6, PH) OBP: 0.279, SLG: 0.167 (7, 4)										2	0	0	0	0	0	2
Inning Stats	R: 0 E: 0 K: 1 S: 5 H: 0 LOB: 0 BB: 0 P: 5	R: 0 E: 0 K: 2 S: 7 H: 0 LOB: 0 BB: 0 P: 7	R: 0 E: 0 K: 2 S: 7 H: 0 LOB: 0 BB: 0 P: 7	R: 0 E: 0 K: 0 S: 3 H: 0 LOB: 1 BB: 1 P: 7	R: 0 E: 0 K: 1 S: 5 H: 0 LOB: 0 BB: 0 P: 5	R: 0 E: 0 K: 2 S: 7 H: 0 LOB: 1 BB: 1 P: 11	R: 0 E: 0 K: 0 S: 3 H: 0 LOB: 0 BB: 0 P: 3	R: 0 E: 0 K: 0 S: 3 H: 0 LOB: 1 BB: 1 P: 7	R: 1 E: 0 K: 0 S: 5 H: 3 LOB: 2 BB: 0 P: 5	1B: 3 2B: 0 3B: 0 HR: 0 SF: 0 SAC: 1 DP: 0 HBP: 0						

PITCHER	IP	WLS	BF	H	R	ER	SO	BB	IBB	HBP	BLK	WP	HR	S	P	ERA	WHIP
Dean Chance, R (1, 1) ERA: 2.64	8.2	L	32	3	1	1	8	3	0	0	0	0	0	45	57	1.04	0.692

PITCHER	IP	WLS	BF	H	R	ER	SO	BB	IBB	HBP	BLK	WP	HR	S	P	ERA	WHIP

BOTTOM

Minnesota Twins @ Chicago White Sox

Comiskey Park, Chicago, IL

Sat Jun 01 1968, 4:33 AM EDT

Att. 3,857 - Unknown

livebaseballscorecards.com

AB	28
R	1
H	3
RBI	1
BB	3
SO	8
LOB	9

Batter	1	2	3	4	5	6	7	8	9	AB	R	H	RBI	BB	SO	LOB
Cesar Tovar, R (1, 6) (7, 4) OBP: 0.292, SLG: 0.328	6-3		1-3 2B		F9		F3		FC6-4 G6-4-3 1-2f 2-3 3-H	5	0	1	1	0	0	3
Rich Reese, L (1, 7) OBP: 0.217, SLG: 0.264	3-1		1-3		4-3			BBBB 4-0 1B 1B BB	G6-4-3 1-2f	3	1	0	0	1	0	2
Ron Clark, R (9, PH) OBP: 0.324, SLG: 0.300										1	0	0	0	0	0	2
Harmon Killebrew, R (1, 3) OBP: 0.367, SLG: 0.447	F7			F3		G3		F5		4	0	0	0	0	0	1
Tony Oliva, L (1, 9) OBP: 0.300, SLG: 0.348		F5		F8		S 1B		1-3 1B		4	0	2	0	0	0	0
Rich Rollins, R (1, 5) OBP: 0.274, SLG: 0.386		F9		1B 1B		6-3 1-2		3-H 1B		4	0	2	1	0	0	1
Ted Uhlaender, L (1, 8) OBP: 0.302, SLG: 0.405		BBBB 4-0 CS BB		1-3 BB 1B		3-1		G3		3	0	1	0	1	0	2
Bruce Look, L (1, 2) OBP: 0.429, SLG: 0.333		CS 1-2	3-1	BBBB 4-0 1-2 BB			6-3	1B 1B FC6-4 1B		3	0	1	0	1	0	0
Jim Kaat, L (9, PR) OBP: 0.091, SLG: 0.091										0	1	0	0	0	0	0
Frank Quilici, R (1, 4)			6-3	SSS 0-3 K			6-3		FC6-4 1B 1-2	2	0	0	0	0	1	3
Jim Holt, L (7, PH) OBP: 0.100, SLG: 0.100										1	0	0	0	0	0	0
Jackie Hernandez, R (7, 6) OBP: 0.233, SLG: 0.264										0	0	0	0	0	0	0
Frank Kostro, R (9, PH) OBP: 0.235, SLG: 0.333										1	0	1	0	0	0	0
Jim Perry, S (1, 1) OBP: 0.200, SLG: 0.417			2B 1B		1-3		6-3 1B		FC6-4 1B 1-2 2-3	2	0	1	0	0	0	0
John Roseboro, L (7, PH) OBP: 0.278, SLG: 0.246										1	0	1	0	0	0	0
Ron Perranoski, L (7, 1)										0	0	0	0	0	0	0
Bob Allison, R (9, PH) OBP: 0.343, SLG: 0.430										1	0	1	0	0	0	0
Inning Stats	R: 0 E: 0 K: 0 S: 3 H: 0 LOB: 0 BB: 0 P: 3	R: 0 E: 0 K: 0 S: 2 H: 0 LOB: 0 BB: 1 P: 6	R: 0 E: 0 K: 0 S: 5 H: 2 LOB: 2 BB: 0 P: 5	R: 0 E: 0 K: 1 S: 7 H: 2 LOB: 3 BB: 1 P: 11	R: 0 E: 0 K: 0 S: 3 H: 0 LOB: 0 BB: 0 P: 3	R: 0 E: 0 K: 0 S: 4 H: 1 LOB: 1 BB: 0 P: 4	R: 0 E: 0 K: 0 S: 4 H: 1 LOB: 1 BB: 0 P: 4	R: 1 E: 0 K: 0 S: 4 H: 2 LOB: 1 BB: 1 P: 8	R: 1 E: 0 K: 0 S: 5 H: 3 LOB: 2 BB: 0 P: 5	1B: 10 2B: 1 3B: 0 HR: 0	SF: 0 SAC: 0 DP: 1 HBP: 0						

TOP

Minnesota Twins @ Chicago White Sox

Comiskey Park, Chicago, IL

Sun Jun 02 1968, 4:33 AM EDT

Unknown

livebaseballscorecards.com

AB	35
R	2
H	11
RBI	2
BB	3
SO	1
LOB	14

WP: 0 PB: 0 SB: 1 CS: 1 PA: 39

PITCHER		IP	WLS	BF	H	R	ER	SO	BB	IBB	HBP	BLK	WP	HR	S	P	ERA	WHIP
Jack Fisher, R ERA: 3.34	(1, 1)	7.0	W	29	6	1	1	1	3	0	0	0	0	0	28	40	1.29	1.286
Hoyt Wilhelm, R ERA: 0.73	(8, 1)	1.0		4	2	0	0	0	0	0	0	0	0	0	4	4	0.00	2.000
Bob Locker, R ERA: 3.86	(9, 1)	0.1		4	3	1	1	0	0	0	0	0	0	0	4	4	27.00	9.000
Wilbur Wood, L ERA: 2.23	(9, 1)	0.2	S	1	0	0	0	0	0	0	0	0	0	0	1	1	0.00	0.000

PITCHER	IP	WLS	BF	H	R	ER	SO	BB	IBB	HBP	BLK	WP	HR	S	P	ERA	WHIP

BOTTOM

Minnesota Twins @ Chicago White Sox

Comiskey Park, Chicago, IL

Sun Jun 02 1968, 4:33 AM EDT

Unknown

livebaseballscorecards.com

Batter	1	2	3	4	5	6	7	8	9	AB	R	H	RBI	BB	SO	LOB
Luis Aparicio, R (1, 6) OBP: 0.289, SLG: 0.339	6-3		F8		F7		1B			4	0	1	0	0	0	0
Bill Voss, L (1, 9) OBP: 0.226, SLG: 0.138	F4		1B		K		F5			4	0	1	0	0	1	1
Tom McCraw, L (1, 3) OBP: 0.267, SLG: 0.365	E3 E		F5		1B			1B SH 1B		4	1	2	0	0	0	1
Tommy Davis, R (1, 7) OBP: 0.246, SLG: 0.321 Sandy Alomar Sr., S (8, PR) OBP: 0.304, SLG: 0.238 Ken Berry, R (9, 8) OBP: 0.265, SLG: 0.318	1-3 1-2			SH1-3 2B 1B	4-3			SH S 1-3 1B		4 0 0	1 0 0	2 0 0	0 0 0	0 0 0	0 0 0	2 0 0
Dick Kenworthy, R (1, 5) OBP: 0.300, SLG: 0.316		4-3		K		F4		L7 1-2		4	0	0	0	0	1	3
Buddy Bradford, R (1, 8) OBP: 0.172, SLG: 0.170 (9, 7)		4-3 BB		SH1-3 1-2		5-3		SH IBB		1	0	0	0	2	0	0
Jerry McNertney, R (1, 2) OBP: 0.341, SLG: 0.206		4-3 1-2		2B BB		2-3		SH FC6-4 1-2 2-3 3-H		2	1	0	1	1	0	1
Tim Cullen, R (1, 4) OBP: 0.297, SLG: 0.263		F8		1-H 2-H 2B			6-3	F5		4	0	1	2	0	0	4
Jack Fisher, R (1, 1) OBP: 0.125, SLG: 0.125 Hoyt Wilhelm, R (8, 1) Duane Josephson, R (8, PH) OBP: 0.278, SLG: 0.303 Bob Locker, S (9, 1) Wilbur Wood, R (9, 1)			F4	L7			6-3	FC6-4 1-2f		3 0 1 0 0	0 0 0 0 0	0 0 0 0 0	0 0 0 0 0	0 0 0 0 0	0 0 0 0 0	1 0 3 0 0
Inning Stats	R: 0 E: 2 K: 0 S: 4 H: 0 LOB: 1 BB: 0 P: 4	R: 0 E: 0 K: 0 S: 3 H: 0 LOB: 1 BB: 1 P: 7	R: 0 E: 0 K: 0 S: 4 H: 1 LOB: 1 BB: 0 P: 4	R: 2 E: 0 K: 1 S: 7 H: 2 LOB: 1 BB: 1 P: 11	R: 0 E: 0 K: 1 S: 6 H: 1 LOB: 1 BB: 0 P: 6	R: 0 E: 0 K: 0 S: 3 H: 0 LOB: 0 BB: 0 P: 3	R: 0 E: 0 K: 0 S: 4 H: 1 LOB: 1 BB: 0 P: 4	R: 1 E: 0 K: 0 S: 6 H: 2 LOB: 3 BB: 1 P: 10		1B: 6 2B: 1 3B: 0 HR: 0 SF: 0 SAC: 2 DP: 0 HBP: 0						

AB	31
R	3
H	7
RBI	3
BB	3
SO	2
LOB	16

WP: 0 PA: 36
PB: 0
SB: 1
CS: 0

PITCHER		IP	WLS	BF	H	R	ER	SO	BB	IBB	HBP	BLK	WP	HR	S	P	ERA	WHIP
Jim Perry, R ERA: 2.42	(1, 1)	6.0	L	25	4	2	2	2	2	0	0	0	0	0	27	35	3.00	1.000
Ron Perranoski, L ERA: 1.42	(7, 1)	2.0		11	3	1	1	0	0	1	0	0	0	0	10	14	4.50	1.500

PITCHER	IP	WLS	BF	H	R	ER	SO	BB	IBB	HBP	BLK	WP	HR	S	P	ERA	WHIP

Minnesota Twins @ Chicago White Sox

Comiskey Park, Chicago, IL

Sun Jun 02 1968, 4:38 AM EDT

Att. 18,148 - Unknown

TOP

livebaseballscorecards.com

Batter	1	2	3	4	5	6	7	8	9	AB	R	H	RBI	BB	SO	LOB
Jackie Hernandez, R (1, 6) OBP: 0.227, SLG: 0.257 Rich Rollins, R (7, PH) OBP: 0.280, SLG: 0.389 (7, 5)	6-3		6-3		E6 G3		S 1B		6-3	3 2	0 0	0 1	0 0	0 0	0 0	0 0
Cesar Tovar, R (1, 4) OBP: 0.286, SLG: 0.321 (7, 6)	6-3		6-3		G3 1-2		K 1-2			4	0	0	0	0	1	2
Frank Kostro, R (1, 7) OBP: 0.190, SLG: 0.263	5-3		F5		L8			K		4	0	0	0	0	1	1
Tony Oliva, L (1, 9) OBP: 0.314, SLG: 0.394		HR		FC2-5 BB 1B		5-3 1B		HR		4	2	4	2	0	0	0
Harmon Killebrew, R (1, 3) OBP: 0.374, SLG: 0.470		HR		FC2-5 1-2 BB		5-3 1-2		1B		3	1	2	1	1	0	1
Ted Uhlaender, L (1, 8) OBP: 0.301, SLG: 0.398		K		FC2-5 1-2 2-3f		G6-4-3 HBP		L9		3	0	0	0	0	1	3
John Roseboro, L (1, 2) OBP: 0.277, SLG: 0.254		WP 2B		K		G6-4-3 1-2f		L9		4	0	1	0	0	1	5
Ron Clark, R (1, 5) OBP: 0.289, SLG: 0.265 (7, 4)		E5 G6-4-3 2-3		F8			F2		5-3	4	0	0	0	0	0	3
Dave Boswell, R (1, 1) OBP: 0.217, SLG: 0.381 Rich Reese, L (7, PH) OBP: 0.213, SLG: 0.259 Al Worthington, R (7, 1) Bob Allison, R (9, PH) OBP: 0.340, SLG: 0.426 Ron Perranoski, L (9, 1)		G6-4-3 1-2f			K		4-3		K	2 1 0 1 0	0 0 0 0 0	0 0 0 0 0	0 0 0 0 0	0 0 0 1 0	1 0 0 0 0	2 0 0 0 0

	AB	35
	R	3
	H	8
	RBI	3
	BB	1
	SO	6
	LOB	17

Inning Stats	1	2	3	4	5	6	7	8	9	1B: 4	SF: 0	WP: 1	PA: 37
R:	0	2	0	0	0	0	0	1	0	2B: 1	SAC: 0	PB: 0	
E:	0	1	0	0	0	0	0	0	0	3B: 0	DP: 2	SB: 1	
K:	0	1	0	1	1	0	1	1	1	HR: 3	HBP: 1	CS: 0	
S:	3	8	3	6	6	3	6	7	5				
H:	0	3	0	1	0	1	1	2	0				
LOB:	0	1	0	2	1	1	1	1	0				
BB:	0	0	0	1	0	0	0	0	0				
P:	3	8	3	10	6	4	6	7	5				

PITCHER		IP	WLS	BF	H	R	ER	SO	BB	IBB	HBP	BLK	WP	HR	S	P	ERA	WHIP
Joe Horlen, R ERA: 1.62	(1, 1)	6.2		28	6	2	2	3	1	0	1	0	1	2	32	37	2.70	1.050
Hoyt Wilhelm, R ERA: 1.07	(7, 1)	0.2		3	1	1	1	2	0	0	0	0	0	1	7	7	13.50	1.500
Wilbur Wood, L ERA: 2.13	(8, 1)	1.2	W	6	1	0	0	1	0	0	0	0	0	0	8	8	0.00	0.600

PITCHER	IP	WLS	BF	H	R	ER	SO	BB	IBB	HBP	BLK	WP	HR	S	P	ERA	WHIP

BOTTOM

Batter	1	2	3	4	5	6	7	8	9	AB	R	H	RBI	BB	SO	LOB
Luis Aparicio, R (1, 6) OBP: 0.294, SLG: 0.339	B B B 4-0 1B SF7 BB	x 0-0 ③ 6-3			S S S 0-3 ② K			x 0-0 SH1-4 1B		3	1	1	0	1	1	0
Bill Voss, L (1, 9) OBP: 0.229, SLG: 0.144	x 0-0 CS 1-3 1B		x 0-0 ① 5-3		S S S 0-3 ③ K			x 0-0 ① SH1-4 1-2		3	0	1	0	0	1	0
Tom McCraw, L (1, 3) OBP: 0.273, SLG: 0.363	x 0-0 ①② SF7 1-2 3-H		x 0-0 ② F6			B B B 4-0 S BB		I I I 4-0 IBB		1	0	0	1	2	0	0
Tommy Davis, R (1, 7) OBP: 0.246, SLG: 0.319	x 0-0 1B		S S S 0-3 ③ K			x 0-0 ① L8 1-2		x 0-0 ② F2		4	0	1	0	0	1	3
Dick Kenworthy, R (1, 5) OBP: 0.250, SLG: 0.261	S S S 0-3 ③ K			x 0-0 ① 2-3		S S S 0-3 ② K		x 0-0 ③ 3-1		4	0	0	0	0	2	4
Duane Josephson, R (1, 2) OBP: 0.279, SLG: 0.304		x 0-0 ① F9		x 0-0 1B		x 0-0 ③ F6			x 0-0 SH3-4 1B 1B	3	0	1	0	0	0	1
Hoyt Wilhelm, R (7, 1)										0	0	0	0	0	0	0
Wilbur Wood, R (8, 1)										0	0	0	0	0	0	0
Ken Berry, R (9, PH) OBP: 0.270, SLG: 0.323										1	0	1	0	0	0	0
Sandy Alomar Sr., S (9, PR) OBP: 0.304, SLG: 0.238										0	1	0	0	0	0	0
Buddy Bradford, R (1, 8) OBP: 0.180, SLG: 0.179		x 0-0 HR 1B		S S S 0-3 ② K			x 0-0 ① 3-1		x 0-0 ① SH3-4 1-2	3	1	1	0	0	1	1
Tim Cullen, R (1, 4) OBP: 0.304, SLG: 0.294		x 0-0 1-H HR		x 0-0 ③ F9			x 0-0 ② F9		I I I 4-0 1B IBB	3	1	1	2	1	0	1
Joe Horlen, R (1, 1)		x 0-0 ② 6-3			x 0-0 ① 3-1				x 0-0 1-2 2-H 1B	2	0	0	0	0	0	0
Jerry McNertney, R (7, 2) OBP: 0.349, SLG: 0.222							x 0-0 ③ F8			2	0	1	1	0	0	0
Inning Stats	R: 1 E: 0 K: 1 S: 6 H: 2 LOB: 1 BB: 1 P: 10	R: 2 E: 0 K: 0 S: 5 H: 2 LOB: 0 BB: 0 P: 5	R: 0 E: 0 K: 1 S: 5 H: 0 LOB: 0 BB: 0 P: 5	R: 0 E: 0 K: 1 S: 6 H: 1 LOB: 1 BB: 0 P: 6	R: 0 E: 0 K: 2 S: 7 H: 0 LOB: 0 BB: 0 P: 7	R: 0 E: 0 K: 1 S: 5 H: 0 LOB: 1 BB: 1 P: 9	R: 0 E: 0 K: 0 S: 3 H: 0 LOB: 0 BB: 0 P: 3	R: 0 E: 0 K: 0 S: 4 H: 1 LOB: 2 BB: 1 P: 8	R: 1 E: 0 K: 0 S: 3 H: 2 LOB: 2 BB: 1 P: 7	1B: 7 2B: 0 3B: 0 HR: 1	SF: 1 SAC: 2 DP: 0 HBP: 0						

PITCHER		IP	WLS	BF	H	R	ER	SO	BB	IBB	HBP	BLK	WP	HR	S	P	ERA	WHIP
Dave Boswell, R ERA: 3.19	(1, 1)	6.0		24	5	3	3	6	2	0	0	0	0	1	34	42	4.50	1.167
Al Worthington, R ERA: 0.88	(7, 1)	2.0		8	1	0	0	0	0	1	0	0	0	0	7	11	0.00	0.500
Ron Perranoski, L ERA: 1.69	(9, 1)	0.1	L	4	2	1	1	0	0	1	0	0	0	0	3	7	27.00	6.000

PITCHER	IP	WLS	BF	H	R	ER	SO	BB	IBB	HBP	BLK	WP	HR	S	P	ERA	WHIP

Minnesota Twins @ Chicago White Sox

Comiskey Park, Chicago, IL

Sun Jun 02 1968, 4:38 AM EDT

Att. 18,148 - Unknown

livebaseballscorecards.com

AB	29
R	4
H	8
RBI	4
BB	4
SO	6
LOB	10

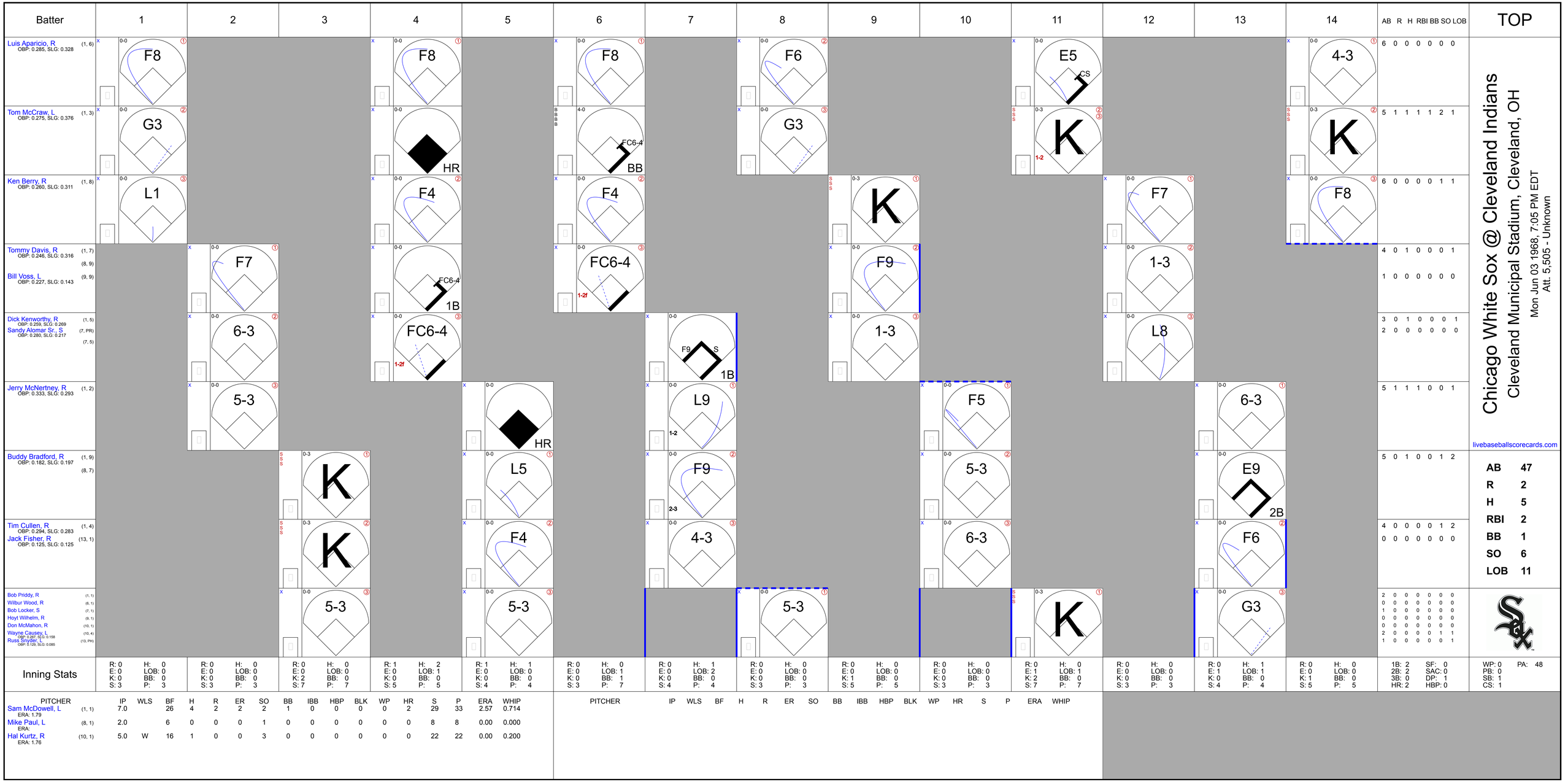
Batter
1
2
3
4
5
6
7
8
9
10
11
12
13
14
AB R H RBI BB SO LOB
TOP
Luis Aparicio, R (1, 6) OBP: 0.285, SLG: 0.328
F8
G3
L1
F8
HR
F4
FC6-4 1B
FC6-4 1-2f
F8
FC6-4 BB
F4
FC6-4 1-2f
F6
G3
K
F9
1-3
L8
F5
5-3
6-3
E9 2B
F6
G3
E5 CS
K 1-2
4-3
K
F8
6 0 0 0 0 0 0
5 1 1 1 1 2 1
6 0 0 0 0 1 1
Tommy Davis, R (1, 7) OBP: 0.246, SLG: 0.316 (8, 9)
Bill Voss, L (9, 9) OBP: 0.227, SLG: 0.143
F7
6-3
5-3
F7
1-3
4 0 1 0 0 0 1
1 0 0 0 0 0 0
Dick Kenworthy, R (1, 5) OBP: 0.259, SLG: 0.269
Sandy Alomar Sr., S (7, PR) (7, 5) OBP: 0.280, SLG: 0.217
F9 S 1B
L9 1-2
F9 2-3
4-3
3 0 1 0 0 0 1
2 0 0 0 0 0 0
Jerry McNertney, R (1, 2) OBP: 0.333, SLG: 0.293
HR
L5
F4
5-3
5 1 1 1 0 0 1
Buddy Bradford, R (1, 9) OBP: 0.182, SLG: 0.197 (8, 7)
K
5 0 1 0 0 1 2
Tim Cullen, R (1, 4) OBP: 0.294, SLG: 0.283
Jack Fisher, R (13, 1) OBP: 0.125, SLG: 0.125
K
5-3
4 0 0 0 0 1 2
0 0 0 0 0 0 0
Bob Priddy, R (1, 1)
Wilbur Wood, R (6, 1)
Bob Locker, S (7, 1)
Hoyt Wilhelm, R (9, 1)
Don McMahon, R (10, 1)
Wayne Causey, L (10, 4) OBP: 0.297, SLG: 0.158
Russ Snyder, L (13, PH) OBP: 0.129, SLG: 0.085
5-3
5-3
5-3
K
G3
2 0 0 0 0 0 0
0 0 0 0 0 0 0
1 0 0 0 0 0 0
0 0 0 0 0 0 0
0 0 0 0 0 0 0
2 0 0 0 0 1 1
1 0 0 0 0 0 1
Chicago White Sox @ Cleveland Indians
Cleveland Municipal Stadium, Cleveland, OH
Mon Jun 03 1968, 7:05 PM EDT
Att. 5,505 - Unknown
livebaseballscorecards.com
AB 47
R 2
H 5
RBI 2
BB 1
SO 6
LOB 11
Inning Stats
R: 0 E: 0 K: 0 S: 3
H: 0 LOB: 0 BB: 0 P: 3
R: 0 E: 0 K: 0 S: 3
H: 0 LOB: 0 BB: 0 P: 3
R: 0 E: 0 K: 2 S: 7
H: 0 LOB: 0 BB: 0 P: 7
R: 1 E: 0 K: 0 S: 5
H: 2 LOB: 1 BB: 0 P: 5
R: 1 E: 0 K: 0 S: 4
H: 1 LOB: 0 BB: 0 P: 4
R: 0 E: 0 K: 0 S: 3
H: 0 LOB: 1 BB: 1 P: 7
R: 0 E: 0 K: 0 S: 4
H: 1 LOB: 2 BB: 0 P: 4
R: 0 E: 0 K: 0 S: 3
H: 0 LOB: 0 BB: 0 P: 3
R: 0 E: 0 K: 1 S: 5
H: 0 LOB: 0 BB: 0 P: 5
R: 0 E: 0 K: 0 S: 3
H: 0 LOB: 0 BB: 0 P: 3
R: 0 E: 1 K: 2 S: 7
H: 0 LOB: 1 BB: 0 P: 7
R: 0 E: 0 K: 0 S: 3
H: 0 LOB: 0 BB: 0 P: 3
R: 0 E: 1 K: 0 S: 4
H: 1 LOB: 1 BB: 0 P: 4
R: 0 E: 0 K: 1 S: 5
H: 0 LOB: 0 BB: 0 P: 5
1B: 2 2B: 2 3B: 0 HR: 2
SF: 0 SAC: 0 DP: 1 HBP: 0
WP: 0 PB: 0 SB: 1 CS: 1
PA: 48
PITCHER IP WLS BF H R ER SO BB IBB HBP BLK WP HR S P ERA WHIP
Sam McDowell, L (1, 1) ERA: 1.79 7.0 26 4 2 2 2 1 0 0 0 0 0 2 29 33 2.57 0.714
Mike Paul, L (8, 1) ERA: 2.0 6 0 0 0 1 0 0 0 0 0 0 0 8 8 0.00 0.000
Hal Kurtz, R (10, 1) ERA: 1.76 5.0 W 16 1 0 0 3 0 0 0 0 0 0 22 22 0.00 0.200
PITCHER IP WLS BF H R ER SO BB IBB HBP BLK WP HR S P ERA WHIP

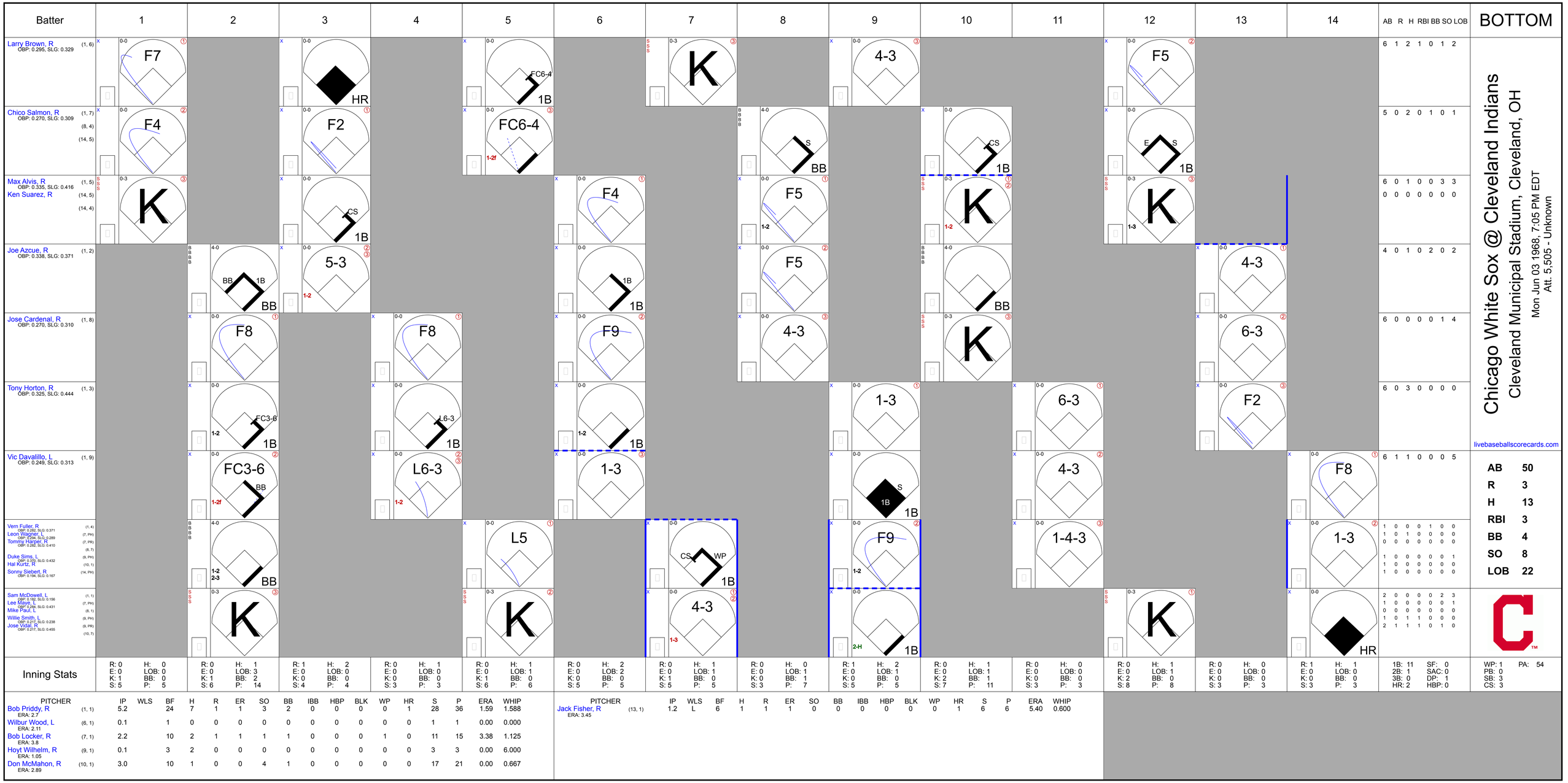
Batter
1
2
3
4
5
6
7
8
9
10
11
12
13
14
AB R H RBI BB SO LOB
BOTTOM
Larry Brown, R (1, 6) OBP: 0.295, SLG: 0.329
F7
HR
FC6-4
1B
K
4-3
F5
6 1 2 1 0 1 2
Chico Salmon, R (1, 7) (8, 4) (14, 5) OBP: 0.270, SLG: 0.309
F4
F2
FC6-4
1-2f
S
BB
CS
1B
E
S
1B
5 0 2 0 1 0 1
Max Alvis, R (1, 5) OBP: 0.335, SLG: 0.416
Ken Suarez, R (14, 5) (14, 4)
K
CS
1B
F4
F5
K
1-2
K
1-3
6 0 1 0 0 3 3
0 0 0 0 0 0 0
Joe Azcue, R (1, 2) OBP: 0.338, SLG: 0.371
BB
1B
BB
5-3
1-2
F4
1B
1B
F5
BB
4-3
6-3
4 0 1 0 2 0 2
Jose Cardenal, R (1, 8) OBP: 0.270, SLG: 0.310
F8
F8
F9
4-3
K
6-3
6 0 0 0 0 1 4
Tony Horton, R (1, 3) OBP: 0.325, SLG: 0.444
FC3-6
1-2
1B
L6-3
1B
1-2
1B
1-3
1-3
6-3
F2
6 0 3 0 0 0 0
Vic Davalillo, L (1, 9) OBP: 0.249, SLG: 0.313
FC3-6
BB
1-2f
L6-3
1-2
1-3
S
1B
1B
4-3
F8
6 1 1 0 0 0 5
Vern Fuller, R (1, 4) OBP: 0.282, SLG: 0.371
Leon Wagner, L (7, PH) OBP: 0.294, SLG: 0.289
Tommy Harper, R (7, PR) OBP: 0.262, SLG: 0.410
(8, 7)
Duke Sims, L (9, PH) OBP: 0.370, SLG: 0.432
Hal Kurtz, R (10, 1)
Sonny Siebert, R (14, PH) OBP: 0.194, SLG: 0.167
BB
1-2
2-3
BB
L5
CS
WP
1B
F9
1-2
1-4-3
1-3
1 0 0 0 1 0 0
1 0 1 0 0 0 0
0 0 0 0 0 0 0
1 0 0 0 0 0 1
1 0 0 0 0 0 0
1 0 0 0 0 0 0
Sam McDowell, L (1, 1) OBP: 0.162, SLG: 0.156
Lee Maye, L (7, PH) OBP: 0.264, SLG: 0.431
Mike Paul, L (8, 1)
Willie Smith, L (9, PH) OBP: 0.217, SLG: 0.238
Jose Vidal, R (9, PR) OBP: 0.217, SLG: 0.455
(10, 7)
K
K
4-3
1-3
F9
2-H
1B
K
HR
2 0 0 0 0 2 3
1 0 0 0 0 0 1
0 0 0 0 0 0 0
1 0 1 1 0 0 0
2 1 1 1 0 1 0
Inning Stats
R: 0 E: 0 K: 1 S: 5
H: 0 LOB: 0 BB: 0 P: 5
R: 0 E: 0 K: 1 S: 6
H: 1 LOB: 3 BB: 2 P: 14
R: 1 E: 0 K: 0 S: 4
H: 2 LOB: 0 BB: 0 P: 4
R: 0 E: 0 K: 0 S: 3
H: 1 LOB: 0 BB: 0 P: 3
R: 0 E: 0 K: 1 S: 6
H: 1 LOB: 0 BB: 0 P: 6
R: 0 E: 0 K: 0 S: 5
H: 2 LOB: 2 BB: 0 P: 5
R: 0 E: 0 K: 1 S: 5
H: 1 LOB: 1 BB: 0 P: 5
R: 0 E: 0 K: 0 S: 3
H: 0 LOB: 1 BB: 1 P: 7
R: 1 E: 0 K: 0 S: 5
H: 2 LOB: 1 BB: 0 P: 5
R: 0 E: 0 K: 2 S: 7
H: 1 LOB: 1 BB: 1 P: 11
R: 0 E: 0 K: 0 S: 3
H: 0 LOB: 0 BB: 0 P: 3
R: 0 E: 0 K: 2 S: 8
H: 1 LOB: 1 BB: 0 P: 8
R: 0 E: 0 K: 0 S: 3
H: 0 LOB: 0 BB: 0 P: 3
R: 1 E: 0 K: 0 S: 3
H: 1 LOB: 0 BB: 0 P: 3
1B: 11 2B: 1 3B: 0 HR: 2
SF: 0 SAC: 0 DP: 1 HBP: 0
WP: 1 PB: 0 SB: 3 CS: 3
PA: 54
PITCHER IP WLS BF H R ER SO BB IBB HBP BLK WP HR S P ERA WHIP
Bob Priddy, R (1, 1) ERA: 2.7 5.2 24 7 1 1 3 2 0 0 0 0 0 1 28 36 1.59 1.588
Wilbur Wood, L (6, 1) ERA: 2.11 0.1 1 0 0 0 0 0 0 0 0 0 0 1 1 0.00 0.000
Bob Locker, R (7, 1) ERA: 3.8 2.2 10 2 1 1 1 1 0 0 0 0 1 0 11 15 3.38 1.125
Hoyt Wilhelm, R (9, 1) ERA: 1.05 0.1 3 2 0 0 0 0 0 0 0 0 0 0 3 3 0.00 6.000
Don McMahon, R (10, 1) ERA: 2.89 3.0 10 1 0 0 4 1 0 0 0 0 0 0 17 21 0.00 0.667
PITCHER IP WLS BF H R ER SO BB IBB HBP BLK WP HR S P ERA WHIP
Jack Fisher, R (13, 1) ERA: 3.45 1.2 L 6 1 1 1 0 0 0 0 0 0 0 1 6 6 5.40 0.600
Chicago White Sox @ Cleveland Indians
Cleveland Municipal Stadium, Cleveland, OH
Mon Jun 03 1968, 7:05 PM EDT
Att. 5,505 - Unknown
livebaseballscorecards.com
AB 50
R 3
H 13
RBI 3
BB 4
SO 8
LOB 22

Batter	1	2	3	4	5	6	7	8	9	AB	R	H	RBI	BB	SO	LOB
Sandy Alomar Sr., S (1, 6) (8, 5) OBP: 0.259, SLG: 0.200	5-3		SH1-4 1-2		SH3-4 1-2		4-3			2	0	0	0	0	0	0
Bill Voss, L (1, 9) OBP: 0.228, SLG: 0.147	K		2-H 1B		K			F5		4	0	1	1	0	2	1
Pete Ward, L (1, 5) OBP: 0.398, SLG: 0.464	F9		BB		IBB			5-3 2B		2	0	1	0	2	0	0
Ken Berry, R (8, 8) OBP: 0.260, SLG: 0.311										0	0	0	0	0	0	0
Tommy Davis, R (1, 7) OBP: 0.246, SLG: 0.308		1B BB	F5		F8			5-3 2-3f		3	0	0	0	1	0	5
Luis Aparicio, R (8, 6) OBP: 0.285, SLG: 0.328										0	0	0	0	0	0	0
Tom McCraw, L (1, 3) OBP: 0.274, SLG: 0.379		F9	F9			L1			WP 2B	4	0	1	0	0	0	3
Duane Josephson, R (1, 2) OBP: 0.271, SLG: 0.295		F2		K		F4			K 2-3	3	0	0	0	0	1	1
Wayne Causey, L (9, PH) OBP: 0.267, SLG: 0.158										1	0	0	0	0	1	1
Buddy Bradford, R (1, 8) OBP: 0.186, SLG: 0.200		1-3 1B		K2-3		F8			K	4	0	1	0	0	2	1
(8, 7)																
Tim Cullen, R (1, 4) OBP: 0.287, SLG: 0.275		F6		F4			F6		BB	3	0	0	0	0	0	2
Russ Snyder, L (9, PH) OBP: 0.143, SLG: 0.085										0	0	0	0	1	0	0
Gary Peters, L (1, 1) OBP: 0.308, SLG: 0.412			SH1-4 1B BB		SH3-4 BB		3-1		L9	2	1	0	0	2	0	2
Inning Stats	R: 0 H: 0 E: 0 LOB: 0 K: 1 BB: 0 S: 5 P: 5	R: 0 H: 1 E: 0 LOB: 2 K: 0 BB: 1 S: 4 P: 8	R: 1 H: 1 E: 0 LOB: 2 K: 0 BB: 2 S: 4 P: 12	R: 0 H: 0 E: 0 LOB: 0 K: 2 BB: 0 S: 7 P: 7	R: 0 H: 0 E: 0 LOB: 2 K: 1 BB: 2 S: 5 P: 13	R: 0 H: 0 E: 0 LOB: 0 K: 0 BB: 0 S: 3 P: 3	R: 0 H: 0 E: 0 LOB: 0 K: 0 BB: 0 S: 3 P: 3	R: 0 H: 1 E: 0 LOB: 0 K: 0 BB: 0 S: 3 P: 3	R: 0 H: 1 E: 0 LOB: 2 K: 2 BB: 1 S: 8 P: 12	1B: 2 SF: 0 2B: 3 SAC: 2 3B: 0 DP: 1 HR: 0 HBP: 0						

PITCHER	IP	WLS	BF	H	R	ER	SO	BB	IBB	HBP	BLK	WP	HR	S	P	ERA	WHIP
Luis Tiant, R (1, 1) ERA: 1.34	9.0	W	36	4	1	1	6	5	1	0	0	1	0	42	66	1.00	1.000

PITCHER	IP	WLS	BF	H	R	ER	SO	BB	IBB	HBP	BLK	WP	HR	S	P	ERA	WHIP

TOP

Chicago White Sox @ Cleveland Indians

Cleveland Municipal Stadium, Cleveland, OH

Tue Jun 04 1968, 7:05 PM EDT

Att. 7,215 - Unknown

livebaseballscorecards.com

AB	28
R	1
H	4
RBI	1
BB	6
SO	6
LOB	16

WP: 1	PA: 36				
PB: 0					
SB: 0					
CS: 0					

Batter	1	2	3	4	5	6	7	8	9	AB	R	H	RBI	BB	SO	LOB
Larry Brown, R (1, 6) OBP: 0.289, SLG: 0.323	F9		F7			F9		SF7 3-H		3	0	0	1	0	0	1
Tommy Harper, R (1, 9) OBP: 0.281, SLG: 0.404	F4 1B		4-3			4-3		F5		4	0	1	0	0	0	2
Joe Azcue, R (1, 2) OBP: 0.321, SLG: 0.351	F4 1-2		6-3				L8	F3		4	0	0	0	0	0	3
Tony Horton, R (1, 3) OBP: 0.325, SLG: 0.442		6-3	5-3				F8 1B			3	0	1	0	0	0	0
Jose Cardenal, R (1, 8) OBP: 0.266, SLG: 0.305		F8			1-3		F8 1-2			3	0	0	0	0	0	1
Chico Salmon, R (1, 5) OBP: 0.278, SLG: 0.316		L1			1B			1B 1B		3	1	2	0	0	0	0
Jose Vidal, R (1, 7) OBP: 0.231, SLG: 0.440			F3		F8			1B SF7 1B 1-2		3	1	1	0	0	0	1
Vern Fuller, R (1, 4) OBP: 0.310, SLG: 0.395			FC1-6 1B		K			1B 1-2 2-H		3	0	2	1	0	1	1
Luis Tiant, R (1, 1) OBP: 0.121, SLG: 0.152			FC1-6 1-2f			K		1B 1-2 2-3		3	0	1	0	0	1	1
Inning Stats	R: 0 E: 0 K: 0 S: 3 H: 1 LOB: 0 BB: 0 P: 3	R: 0 E: 0 K: 0 S: 3 H: 0 LOB: 0 BB: 0 P: 3	R: 0 E: 0 K: 0 S: 4 H: 1 LOB: 1 BB: 0 P: 4	R: 0 E: 0 K: 0 S: 3 H: 0 LOB: 0 BB: 0 P: 3	R: 0 E: 0 K: 1 S: 6 H: 1 LOB: 1 BB: 0 P: 6	R: 0 E: 0 K: 1 S: 5 H: 0 LOB: 0 BB: 0 P: 5	R: 0 E: 0 K: 0 S: 3 H: 1 LOB: 1 BB: 0 P: 3	R: 2 E: 0 K: 0 S: 7 H: 4 LOB: 2 BB: 0 P: 7		1B: 8 2B: 0 3B: 0 HR: 0	SF: 1 SAC: 0 DP: 0 HBP: 0					

PITCHER	IP	WLS	BF	H	R	ER	SO	BB	IBB	HBP	BLK	WP	HR	S	P	ERA	WHIP
Gary Peters, L (1, 1) ERA: 3.4	8.0	L	30	8	2	2	2	0	0	0	0	0	0	34	34	2.25	1.000

PITCHER	IP	WLS	BF	H	R	ER	SO	BB	IBB	HBP	BLK	WP	HR	S	P	ERA	WHIP

BOTTOM

Chicago White Sox @ Cleveland Indians

Cleveland Municipal Stadium, Cleveland, OH

Tue Jun 04 1968, 7:05 PM EDT

Att. 7,215 - Unknown

livebaseballscorecards.com

AB	29
R	2
H	8
RBI	2
BB	0
SO	2
LOB	10

1B: 8	SF: 1	WP: 0	PA: 30
2B: 0	SAC: 0	PB: 0	
3B: 0	DP: 0	SB: 0	
HR: 0	HBP: 0	CS: 0	

Chicago White Sox @ Cleveland Indians

Cleveland Municipal Stadium, Cleveland, OH

Wed Jun 05 1968, 7:05 PM EDT

Att. 7,280 - Unknown

TOP

livebaseballscorecards.com

Batter	1	2	3	4	5	6	7	8	9	AB	R	H	RBI	BB	SO	LOB
Buddy Bradford, R (1, 8) OBP: 0.176, SLG: 0.188	6-3		K			F8		6-3		4	0	0	0	0	1	1
Sandy Alomar Sr., S (1, 6) OBP: 0.290, SLG: 0.241	4-3 1B			FC4-6 1B		6-3		K		4	0	2	0	0	1	1
Bill Voss, L (1, 9) OBP: 0.220, SLG: 0.142	4-3 1-2			FC4-6 1B 1-2f		1-3			F6	4	0	0	0	0	0	2
Pete Ward, L (1, 5) OBP: 0.394, SLG: 0.458	K			F4			F8		WP 1B	4	0	1	0	0	1	2
Bob Priddy, R (9, PR)										0	0	0	0	0	0	0
Tom McCraw, L (1, 3) OBP: 0.274, SLG: 0.376		G3		1-3 1B			F9		F9 1-2	4	0	1	0	0	0	1
Tommy Davis, R (1, 7) OBP: 0.248, SLG: 0.309		5-3		F8			1B		K	3	0	1	0	0	0	2
Bob Locker, S (7, 1)										0	0	0	0	0	0	0
Ken Berry, R (9, PH) OBP: 0.259, SLG: 0.309										1	0	0	0	0	1	2
Tim Cullen, R (1, 4) OBP: 0.282, SLG: 0.270		4-3			5-3		F3			2	0	0	0	0	0	0
Wayne Causey, L (7, PH) OBP: 0.261, SLG: 0.154										1	0	0	0	0	0	1
(7, 4)																
Jerry McNertney, R (1, 2) OBP: 0.320, SLG: 0.279			F7		F8			2B		2	0	0	0	0	0	0
Duane Josephson, R (8, PH) OBP: 0.277, SLG: 0.308										1	0	1	0	0	0	0
(8, 2)																
Cisco Carlos, R (1, 1)			K		6-3				F9	2	0	0	0	0	1	0
Russ Snyder, L (7, 7) OBP: 0.141, SLG: 0.083										1	0	0	0	0	0	1

	AB	33
	R	0
	H	6
	RBI	0
	BB	0
	SO	5
	LOB	13

Inning Stats																																		
	R: 0	H: 1		R: 0	H: 0		R: 0	H: 0		R: 0	H: 2		R: 0	H: 0		R: 0	H: 0		R: 0	H: 1		R: 0	H: 1		R: 0	H: 1		1B: 5	SF: 0		WP: 1	PA: 33		
	E: 0	LOB: 1		E: 0	LOB: 0		E: 0	LOB: 0		E: 0	LOB: 2		E: 0	LOB: 0		E: 0	LOB: 0		E: 0	LOB: 1		E: 0	LOB: 1		E: 0	LOB: 2		2B: 1	SAC: 0		PB: 0			
	K: 1	BB: 0		K: 0	BB: 0		K: 2	BB: 0		K: 0	BB: 0		K: 0	BB: 0		K: 0	BB: 0		K: 0	BB: 1		K: 1	BB: 0		K: 1	BB: 0		3B: 0	DP: 0		SB: 0			
	S: 6	P: 6		S: 3	P: 3		S: 7	P: 7		S: 5	P: 5		S: 3	P: 3		S: 3	P: 3		S: 4	P: 4		S: 6	P: 6		S: 6	P: 6		HR: 0	HBP: 0		CS: 0			

PITCHER		IP	WLS	BF	H	R	ER	SO	BB	IBB	HBP	BLK	WP	HR	S	P	ERA	WHIP
Stan Williams, R ERA: 1.31	(1, 1)	8.1	W	31	6	0	0	4	0	0	0	0	0	0	39	39	0.00	0.720
Mike Paul, L ERA:	(9, 1)	0.1		1	0	0	0	0	0	0	0	0	1	0	1	1	0.00	0.000
Hal Kurtz, R ERA: 1.72	(9, 1)	0.1	S	1	0	0	0	1	0	0	0	0	0	0	3	3	0.00	0.000

PITCHER	IP	WLS	BF	H	R	ER	SO	BB	IBB	HBP	BLK	WP	HR	S	P	ERA	WHIP

Batter	1	2	3	4	5	6	7	8	9	AB	R	H	RBI	BB	SO	LOB
Larry Brown, R (1, 6) OBP: 0.293, SLG: 0.323	F6		HBP		1-3		FC2-6, 1B			3	0	1	0	0	0	0
Tommy Harper, R (1, 9) OBP: 0.271, SLG: 0.389	K		K		K		FC2-6, G4-6-3, 1-2f			4	0	0	0	0	3	2
Lee Maye, L (1, 7) OBP: 0.282, SLG: 0.421	G3		F7		FC5-4, 1B		G4-6-3, 1-2f			4	0	1	0	0	0	2
Jose Vidal, R (8, 7) OBP: 0.231, SLG: 0.440										0	0	0	0	0	0	0
Tony Horton, R (1, 3) OBP: 0.319, SLG: 0.433		L6		5-3	FC5-4, 1-2f			6-3		4	0	0	0	0	0	1
Duke Sims, L (1, 2) OBP: 0.374, SLG: 0.439		E 1B, 2B		1-3, 1B, BB		F8		3-1		3	1	1	0	1	0	0
Chico Salmon, R (1, 5) OBP: 0.277, SLG: 0.314		E5, 1B, 2-3		1-3, 1B, 1-2		G3		F5		4	0	1	0	0	0	1
Jose Cardenal, R (1, 8) OBP: 0.272, SLG: 0.310		G6-4-3, 1B, 1-2, 3-H		1-3, 1-2, 2-3		1B, 1B				3	0	2	1	0	0	2
Vern Fuller, R (1, 4) OBP: 0.333, SLG: 0.400		G6-4-3, 1-2f		IBB		1-2, 1B				2	0	1	0	1	0	2
Stan Williams, R (1, 1) OBP: 0.350, SLG: 0.278			K	K		F8				3	0	0	0	0	2	5
Mike Paul, L (9, 1)										0	0	0	0	0	0	0
Hal Kurtz, R (9, 1)										0	0	0	0	0	0	0
Inning Stats	R: 0, E: 0, K: 1, S: 5 H: 0, LOB: 0, BB: 0, P: 5	R: 1, E: 1, K: 0, S: 5 H: 2, LOB: 1, BB: 0, P: 5	R: 0, E: 0, K: 2, S: 7 H: 0, LOB: 1, BB: 0, P: 8	R: 0, E: 0, K: 1, S: 6 H: 1, LOB: 3, BB: 2, P: 14	R: 0, E: 0, K: 1, S: 6 H: 1, LOB: 1, BB: 0, P: 6	R: 0, E: 0, K: 0, S: 5 H: 2, LOB: 2, BB: 0, P: 5	R: 0, E: 0, K: 0, S: 3 H: 1, LOB: 0, BB: 0, P: 3	R: 0, E: 0, K: 0, S: 3 H: 0, LOB: 0, BB: 0, P: 3		1B: 6, 2B: 1, 3B: 0, HR: 0 SF: 0, SAC: 0, DP: 2, HBP: 1						WP: 0, PB: 0, SB: 0, CS: 0 PA: 33

PITCHER		IP	WLS	BF	H	R	ER	SO	BB	IBB	HBP	BLK	WP	HR	S	P	ERA	WHIP
Cisco Carlos, R ERA: 2.78	(1, 1)	6.0	L	27	6	1	1	5	1	1	1	0	0	0	34	43	1.50	1.167
Bob Locker, R ERA: 3.47	(7, 1)	2.0		6	1	0	0	0	0	0	0	0	0	0	6	6	0.00	0.500

PITCHER	IP	WLS	BF	H	R	ER	SO	BB	IBB	HBP	BLK	WP	HR	S	P	ERA	WHIP

BOTTOM

Chicago White Sox @ Cleveland Indians

Cleveland Municipal Stadium, Cleveland, OH

Wed Jun 05 1968, 7:05 PM EDT

Att. 7,280 - Unknown

livebaseballscorecards.com

AB	30
R	1
H	7
RBI	1
BB	2
SO	5
LOB	15

Chicago White Sox @ Cleveland Indians

Cleveland Municipal Stadium, Cleveland, OH

Thu Jun 06 1968, 7:05 PM EDT

Att. 15,439 - Unknown

TOP

livebaseballscorecards.com

Batter	1	2	3	4	5	6	7	8	9	10	11	AB	R	H	RBI	BB	SO	LOB
Sandy Alomar Sr., S (1, 6) (8, 4) OBP: 0.286, SLG: 0.242	K		3-H 1B			SH1-4 1-2		F9 2-3		F7		4	0	1	1	0	1	3
Wayne Causey, L (1, 4) OBP: 0.245, SLG: 0.143	4-3		G3			F6		FC6-4 1-2f			F8	3	0	0	0	0	0	2
Tim Cullen, R (6, 4) OBP: 0.282, SLG: 0.270												0	0	0	0	0	0	0
Luis Aparicio, R (8, PH) (8, 6) OBP: 0.282, SLG: 0.325												2	0	0	0	0	0	2
Pete Ward, L (1, 5) OBP: 0.389, SLG: 0.450	3-1			K		F7			G4-6-3 1B		4-1	5	0	1	0	0	1	1
Tom McCraw, L (1, 3) OBP: 0.272, SLG: 0.371		CS 1B		F7			6-3		G4-6-3 1-2f		4-3	5	0	1	0	0	0	1
Russ Snyder, L (1, 9) (7, 7) OBP: 0.147, SLG: 0.109		F7 1-2		F8			F8		2B			4	0	1	0	0	0	1
Tommy Davis, R (1, 7) OBP: 0.242, SLG: 0.302		6-3	F9				F8		F5			3	0	0	0	0	0	0
Wilbur Wood, R (7, 1)												0	0	0	0	0	0	0
Gary Peters, L (9, PH) OBP: 0.300, SLG: 0.400												1	0	0	0	0	0	1
Hoyt Wilhelm, R (9, 1)												0	0	0	0	0	0	0
Don McMahon, R (9, 1)												0	0	0	0	0	0	0
Duane Josephson, R (1, 2) OBP: 0.276, SLG: 0.306			6-3	4-3				F9 S 1B		F9		4	0	1	0	0	0	0
Buddy Bradford, R (1, 8) OBP: 0.192, SLG: 0.208			3-1 1B 2B	F8				K 1-2		S BB		3	1	1	0	1	1	1
Jack Fisher, R (1, 1) OBP: 0.200, SLG: 0.200			3-1 2-3			SH1-4 1B				F8 1-2		2	0	1	0	0	0	1
Bob Locker, S (7, 1)												0	0	0	0	0	0	0
Bill Voss, L (7, 9) OBP: 0.225, SLG: 0.140								FC6-4 HBP				1	0	0	0	0	0	1
Inning Stats	R: 0 E: 0 K: 1 S: 5 / H: 0 LOB: 0 BB: 0 P: 5	R: 0 E: 0 K: 0 S: 3 / H: 1 LOB: 0 BB: 0 P: 3	R: 1 E: 0 K: 0 S: 5 / H: 2 LOB: 1 BB: 0 P: 5	R: 0 E: 0 K: 1 S: 5 / H: 0 LOB: 0 BB: 0 P: 5	R: 0 E: 0 K: 0 S: 3 / H: 0 LOB: 0 BB: 0 P: 3	R: 0 E: 0 K: 0 S: 4 / H: 1 LOB: 1 BB: 0 P: 4	R: 0 E: 0 K: 0 S: 3 / H: 0 LOB: 0 BB: 0 P: 3	R: 0 E: 0 K: 1 S: 6 / H: 1 LOB: 2 BB: 0 P: 7	R: 0 E: 0 K: 0 S: 4 / H: 2 LOB: 1 BB: 0 P: 4	R: 0 E: 0 K: 0 S: 3 / H: 0 LOB: 1 BB: 1 P: 7	R: 0 E: 0 K: 0 S: 3 / H: 0 LOB: 0 BB: 0 P: 3							

	AB	37
	R	1
	H	7
	RBI	1
	BB	1
	SO	3
	LOB	14

	1B: 5	SF: 0	WP: 0	PA: 40
	2B: 2	SAC: 1	PB: 0	
	3B: 0	DP: 1	SB: 2	
	HR: 0	HBP: 1	CS: 1	

PITCHER		IP	WLS	BF	H	R	ER	SO	BB	IBB	HBP	BLK	WP	HR	S	P	ERA	WHIP
Sonny Siebert, R ERA: 2.39	(1, 1)	10.0		37	7	1	1	3	1	0	1	0	0	0	41	46	0.90	0.800
Billy Rohr, L ERA: 5.06	(11, 1)	1.0	W	3	0	0	0	0	0	0	0	0	0	0	3	3	0.00	0.000

PITCHER	IP	WLS	BF	H	R	ER	SO	BB	IBB	HBP	BLK	WP	HR	S	P	ERA	WHIP

Batter	1	2	3	4	5	6	7	8	9	10	11	AB	R	H	RBI	BB	SO	LOB
Larry Brown, R (1, 6) OBP: 0.296, SLG: 0.327	1-3		FC6-4 (1-2f)			E 2B		4-3		FC4-6 IBB		4	1	1	0	1	0	1
Chico Salmon, R (1, 5) OBP: 0.269, SLG: 0.305 (8, 4)	G3			1-3		5-3		F7		F7		5	0	0	0	0	0	3
Lee Maye, L (1, 7) OBP: 0.289, SLG: 0.420 (10, 9)	F8			4-3		E7 (2-H) 1B			1B 9-2 1B	FC4-6 (1-2f)		5	0	2	1	0	0	2
Joe Azcue, R (1, 2) OBP: 0.337, SLG: 0.367		G6-3 1B		1B		F7			9-2 IBB (1-3) 1B	F5		5	0	3	0	0	0	3
Tony Horton, R (1, 3) OBP: 0.319, SLG: 0.429		G6-3 (1-2f)		4-3			BBB 4-3 S BB		9-2 (1-2) IBB		BBB SH3-4 1B BB	2	0	0	0	1	0	2
Jose Vidal, R (7, PR) OBP: 0.231, SLG: 0.440 (8, 9)												0	0	0	0	0	0	0
Duke Sims, L (9, PH) OBP: 0.383, SLG: 0.439 (10, 7)												0	1	0	0	2	0	0
Jose Cardenal, R (1, 8) OBP: 0.267, SLG: 0.304		4-3			5-3		4-3 (1-3)		9-2 (1-2 2-3 3-Hf)		SH3-4 (1-2)	4	0	0	0	0	0	4
Tommy Harper, R (1, 9) OBP: 0.267, SLG: 0.382			F8		5-3		G5-4-3 IBB		HBP		1B IBB	2	0	0	0	0	0	0
Willie Smith, L (7, PH) OBP: 0.308, SLG: 0.238 (8, 3)												0	0	0	0	2	0	0
Vern Fuller, R (1, 4) OBP: 0.319, SLG: 0.381			SSS K		6-3		G5-4-3 (1-2f)		F2		F3	2	0	0	0	0	1	0
Leon Wagner, L (7, PH) OBP: 0.294, SLG: 0.289												0	0	0	0	0	0	0
Max Alvis, R (7, PH) OBP: 0.330, SLG: 0.410 (8, 5)												3	0	0	0	0	0	7
Sonny Siebert, R (1, 1) OBP: 0.229, SLG: 0.212			BBBB 4-0 FC6-4 BB			6-3		6-3		2B	1-2 (2-H) 1B	3	0	1	0	1	0	0
Hal Kurtz, R (10, PR)												0	0	0	0	0	0	0
Billy Rohr, L (11, 1)												0	0	0	0	0	0	0
Vic Davalillo, L (11, PH) OBP: 0.253, SLG: 0.316												1	0	1	1	0	0	0
Inning Stats	R: 0 E: 0 K: 0 S: 3 H: 0 LOB: 0 BB: 0 P: 3	R: 0 E: 0 K: 0 S: 3 H: 1 LOB: 0 BB: 0 P: 3	R: 0 E: 0 K: 1 S: 5 H: 0 LOB: 1 BB: 1 P: 9	R: 0 E: 0 K: 0 S: 4 H: 1 LOB: 1 BB: 0 P: 4	R: 0 E: 0 K: 0 S: 3 H: 0 LOB: 0 BB: 0 P: 3	R: 1 E: 1 K: 0 S: 5 H: 2 LOB: 1 BB: 0 P: 5	R: 0 E: 0 K: 0 S: 2 H: 0 LOB: 2 BB: 2 P: 10	R: 0 E: 0 K: 0 S: 3 H: 0 LOB: 0 BB: 0 P: 3	R: 0 E: 0 K: 0 S: 4 H: 2 LOB: 3 BB: 1 P: 9	R: 0 E: 0 K: 0 S: 4 H: 1 LOB: 2 BB: 1 P: 8	R: 1 E: 0 K: 0 S: 3 H: 1 LOB: 2 BB: 2 P: 11	1B: 6 2B: 3 3B: 0 HR: 0 SF: 0 SAC: 1 DP: 3 HBP: 1						

PITCHER		IP	WLS	BF	H	R	ER	SO	BB	IBB	HBP	BLK	WP	HR	S	P	ERA	WHIP
Jack Fisher, R ERA: 3.13	(1, 1)	6.0		23	4	1	1	1	2	0	0	0	0	0	23	31	1.50	1.000
Bob Locker, R ERA: 3.42	(7, 1)	0.1		2	0	0	0	0	0	1	0	0	0	0	1	5	0.00	0.000
Wilbur Wood, L ERA: 2.03	(7, 1)	1.2		4	0	0	0	0	0	0	0	0	0	0	4	4	0.00	0.000
Hoyt Wilhelm, R ERA: 1.05	(9, 1)	0.0		2	2	0	0	0	0	0	0	0	0	0	2	2	∞	∞
Don McMahon, R ERA: 2.95	(9, 1)	2.2	L	14	2	1	1	0	1	3	1	0	0	0	9	26	3.38	1.125

PITCHER	IP	WLS	BF	H	R	ER	SO	BB	IBB	HBP	BLK	WP	HR	S	P	ERA	WHIP

Chicago White Sox @ Cleveland Indians

Cleveland Municipal Stadium, Cleveland, OH

Thu Jun 06 1968, 7:05 PM EDT

Att. 15,439 - Unknown

BOTTOM

livebaseballscorecards.com

AB	36
R	2
H	8
RBI	2
BB	7
SO	1
LOB	22

WP: 0 PA: 45
PB: 0
SB: 1
CS: 0

Chicago White Sox @ Boston Red Sox

Fenway Park, Boston, MA

Fri Jun 07 1968, 7:05 PM EDT

Att. 30,058 - Unknown - 82 F

TOP

livebaseballscorecards.com

Batter	1	2	3	4	5	6	7	8	9	AB	R	H	RBI	BB	SO	LOB
Buddy Bradford, R (1, 8) OBP: 0.195, SLG: 0.211	K		4-3			6-3		5-3 S 1B		4	0	1	0	0	1	0
Tom McCraw, L (1, 3) OBP: 0.273, SLG: 0.370	K			4-3		1B		5-3 1-3		3	0	1	0	0	1	0
Luis Aparicio, R (6, 6) OBP: 0.281, SLG: 0.323										1	0	0	0	0	0	1
Tommy Davis, R (1, 7) OBP: 0.243, SLG: 0.295	BB			F9		F7		6-3		3	0	0	0	1	0	2
Pete Ward, L (1, 5) OBP: 0.386, SLG: 0.444	F2			1B			G3		F9	4	0	1	0	0	0	1
(6, 3)																
Russ Snyder, L (1, 9) OBP: 0.153, SLG: 0.132		4-3		G3			2B		4-3	4	1	1	0	0	0	1
Duane Josephson, R (1, 2) OBP: 0.282, SLG: 0.341		F9			F7		G3 2-H		HR	4	1	2	2	0	0	0
Sandy Alomar Sr., S (1, 6) OBP: 0.289, SLG: 0.306		5-3			CS 3B		G3 2-3		5-3	3	0	1	0	0	0	1
(6, 5)																
Jerry McNertney, R (9, PH) OBP: 0.314, SLG: 0.273										1	0	0	0	0	0	0
Tim Cullen, R (1, 4) OBP: 0.276, SLG: 0.263			5-3		6-3 3-H		L6			3	0	0	0	0	0	2
Bob Locker, S (7, 1)										0	0	0	0	0	0	0
Joe Horlen, R (1, 1)			F3			K		4-3		2	0	0	0	0	1	0
Wayne Causey, L (7, 4) OBP: 0.240, SLG: 0.140										1	0	0	0	0	0	0

AB	33
R	2
H	7
RBI	2
BB	1
SO	3
LOB	8

Inning Stats	1	2	3	4	5	6	7	8	9
	R: 0 E: 0 K: 2 S: 7	H: 0 LOB: 1 BB: 1 P: 11	R: 0 E: 0 K: 0 S: 3	H: 0 LOB: 0 BB: 0 P: 3	R: 0 E: 0 K: 0 S: 3	H: 0 LOB: 0 BB: 0 P: 3	R: 0 E: 0 K: 0 S: 4	H: 1 LOB: 1 BB: 0 P: 4	R: 0 E: 0 K: 0 S: 3	H: 1 LOB: 0 BB: 0 P: 3
	R: 0 E: 0 K: 1 S: 6	H: 1 LOB: 1 BB: 0 P: 6	R: 1 E: 0 K: 0 S: 5	H: 2 LOB: 1 BB: 0 P: 5	R: 0 E: 0 K: 0 S: 4	H: 1 LOB: 1 BB: 0 P: 4	R: 1 E: 0 K: 0 S: 4	H: 1 LOB: 0 BB: 0 P: 4		

1B: 3	SF: 0
2B: 2	SAC: 0
3B: 1	DP: 0
HR: 1	HBP: 0

WP: 0	PA: 34
PB: 0	
SB: 1	
CS: 1	

PITCHER	IP	WLS	BF	H	R	ER	SO	BB	IBB	HBP	BLK	WP	HR	S	P	ERA	WHIP
Jose Santiago, R (1, 1) ERA: 2.44	9.0	W	34	7	2	2	3	1	0	0	0	0	1	39	43	2.00	0.889

PITCHER	IP	WLS	BF	H	R	ER	SO	BB	IBB	HBP	BLK	WP	HR	S	P	ERA	WHIP

Batter	1	2	3	4	5	6	7	8	9	AB	R	H	RBI	BB	SO	LOB
Joe Foy, R (1, 5) OBP: 0.378, SLG: 0.359	BBBB 4-0 FC4-6 BB		x 0-0 ① FC3-6 5-3 S 1-2f		x 0-0 E3 E		BBBB 4-0 HR BB	x 0-0 ③ FC1-2 3-Hf		3	2	0	0	2	0	4
Reggie Smith, S (1, 8) OBP: 0.335, SLG: 0.373	x 0-0 ① F5		x 0-0 ② 5-3 1-3		x 0-0 E6 2-H 1B		x 0-0 ② F8			4	0	1	0	0	0	3
Carl Yastrzemski, L (1, 7) OBP: 0.458, SLG: 0.570	x 0-0 ② FC4-6 1-2f		SSS 4-0 FC5-4 IBB		SSS 4-0 FC6-4 IBB		x 0-0 1-H HR			2	1	1	2	2	0	1
George Scott, R (1, 3) OBP: 0.234, SLG: 0.245	x 0-0 ③ F2		x 0-0 ③ FC5-4 1-2f		x 0-0 ③ FC6-4 1-2f		x 0-0 ③ 4-3			4	0	0	0	0	0	5
Joe Lahoud, L (1, 9) OBP: 0.327, SLG: 0.275		BBBB 4-0 BB		x 0-0 ① 5-3		x 0-0 ① 3-1		BBBB 4-0 1B SH1-4 FC1-2 BB		2	0	0	0	2	0	0
Jerry Adair, R (1, 4) OBP: 0.300, SLG: 0.308		x 0-0 ① F9		x 0-0 ② 4-3		x 0-0 ② 1-3		x 0-0 ① SH1-4 1-2		3	0	0	0	0	0	1
Rico Petrocelli, R (1, 6) OBP: 0.283, SLG: 0.367		x 0-0 ② F7		x 0-0 ③ F9		x 0-0 2B		4-0 1B IBB		3	0	1	0	1	0	1
Russ Gibson, R (1, 2) OBP: 0.185, SLG: 0.288 Dalton Jones, L (8, PH) OBP: 0.198, SLG: 0.169 Elston Howard, R (9, 2) OBP: 0.349, SLG: 0.337		SSS 0-3 ③ K			x 0-0 ① 5-3	x 0-0 ③ 5-3		x 0-0 1-2 2-3 1B		3 1 0	0 0 0	0 1 0	0 0 0	1 0 0	2 0 0	2 0 0
Jose Santiago, R (1, 1) OBP: 0.219, SLG: 0.233			x 0-0 FC3-6 1B		SSS 0-3 ② K		x 0-0 ① SSS F7	0-3 ② K		4	0	1	0	0	2	3
Inning Stats	R: 0 H: 0 E: 0 LOB: 1 K: 0 BB: 1 S: 3 P: 7	R: 0 H: 0 E: 0 LOB: 1 K: 1 BB: 1 S: 5 P: 9	R: 0 H: 1 E: 0 LOB: 2 K: 0 BB: 1 S: 4 P: 8	R: 0 H: 0 E: 0 LOB: 0 K: 0 BB: 0 S: 3 P: 3	R: 1 H: 1 E: 2 LOB: 2 K: 1 BB: 1 S: 7 P: 11	R: 0 H: 1 E: 0 LOB: 1 K: 0 BB: 0 S: 4 P: 4	R: 2 H: 1 E: 0 LOB: 0 K: 0 BB: 1 S: 4 P: 8	R: 0 H: 1 E: 0 LOB: 3 K: 1 BB: 2 S: 6 P: 14		1B: 3 SF: 0 2B: 1 SAC: 1 3B: 0 DP: 0 HR: 1 HBP: 0						

BOTTOM

Chicago White Sox @ Boston Red Sox

Fenway Park, Boston, MA

Fri Jun 07 1968, 7:05 PM EDT

Att. 30,058 - Unknown - 82 F

livebaseballscorecards.com

AB	29
R	3
H	5
RBI	2
BB	7
SO	3
LOB	20

PITCHER		IP	WLS	BF	H	R	ER	SO	BB	IBB	HBP	BLK	WP	HR	S	P	ERA	WHIP
Joe Horlen, R ERA: 1.71	(1, 1)	6.2	L	30	4	3	2	2	3	2	0	0	0	1	29	49	2.70	1.050
Bob Locker, R ERA: 3.24	(7, 1)	1.1		7	1	0	0	1	1	1	0	0	0	0	7	15	0.00	1.500

PITCHER	IP	WLS	BF	H	R	ER	SO	BB	IBB	HBP	BLK	WP	HR	S	P	ERA	WHIP

Batter	1	2	3	4	5	6	7	8	9	AB	R	H	RBI	BB	SO	LOB
Buddy Bradford, R (1, 8) (8, 9) OBP: 0.207, SLG: 0.263	F4		E5 1B		SF9 3-H		F8		2-H HR	4	1	2	3	0	0	0
Russ Snyder, L (1, 9) (8, 7) OBP: 0.169, SLG: 0.151	1B		S S S K		1-2 1B		4-3		3-1	5	0	2	0	0	1	1
Pete Ward, L (1, 3) OBP: 0.388, SLG: 0.449	F9			B B B G6-4-3 1B BB	F8			6-3 SF8 2B		3	1	1	0	1	0	3
Tommy Davis, R (1, 7) OBP: 0.243, SLG: 0.293	4-3			1-2 G6-4-3 1B		6-3		6-3 2-3		4	0	1	0	0	0	2
Ken Berry, R (8, 8) OBP: 0.259, SLG: 0.309										0	0	0	0	0	0	0
Duane Josephson, R (1, 2) OBP: 0.281, SLG: 0.340		4-3		G6-4-3 1-2f 2-3		1B WP G5-2-3 1B		SF8 3-H		3	0	1	1	0	0	2
Dick Kenworthy, R (1, 5) OBP: 0.290, SLG: 0.276		G1-6-3 1B		1-3		B B B B 4-0 1B 1-2 BB		1-3		3	0	1	0	1	0	1
Sandy Alomar Sr., S (1, 6) OBP: 0.275, SLG: 0.289		G1-6-3 1-2f			4-3	1-2 2-3 1B			6-3	2	0	0	0	0	0	1
Wayne Causey, L (6, PH) OBP: 0.255, SLG: 0.159										1	0	1	0	0	0	0
Luis Aparicio, R (6, PR) (6, 6) OBP: 0.280, SLG: 0.322										1	0	0	0	0	0	0
Tim Cullen, R (1, 4) OBP: 0.282, SLG: 0.280			1-6-3		1B SF9 1B	G5-2-3 3-Hf			HR 2B	4	2	2	0	0	0	3
Gary Peters, L (1, 1) OBP: 0.295, SLG: 0.385			S S S K		1-3 1B		G3		F7	4	0	1	0	0	1	1
Inning Stats	R: 0 E: 0 K: 0 S: 4 H: 1 LOB: 1 BB: 0 P: 4	R: 0 E: 0 K: 0 S: 3 H: 1 LOB: 0 BB: 0 P: 3	R: 0 E: 1 K: 2 S: 8 H: 1 LOB: 0 BB: 0 P: 8	R: 0 E: 0 K: 0 S: 3 H: 1 LOB: 1 BB: 1 P: 7	R: 1 E: 0 K: 0 S: 6 H: 3 LOB: 2 BB: 0 P: 6	R: 0 E: 0 K: 0 S: 4 H: 2 LOB: 2 BB: 1 P: 8	R: 0 E: 0 K: 0 S: 3 H: 0 LOB: 0 BB: 0 P: 3	R: 1 E: 0 K: 0 S: 4 H: 1 LOB: 0 BB: 0 P: 4	R: 2 E: 0 K: 0 S: 5 H: 2 LOB: 0 BB: 0 P: 5	1B: 9 2B: 2 3B: 0 HR: 1	SF: 2 SAC: 0 DP: 3 HBP: 0						

TOP

Chicago White Sox @ Boston Red Sox

Fenway Park, Boston, MA

Sat Jun 08 1968, 7:05 PM EDT

Att. 24,287 - Unknown - 65 F

livebaseballscorecards.com

AB	34
R	4
H	12
RBI	4
BB	2
SO	2
LOB	14

PITCHER		IP	WLS	BF	H	R	ER	SO	BB	IBB	HBP	BLK	WP	HR	S	P	ERA	WHIP
Gary Bell, R ERA: 2.25	(1, 1)	9.0	L	38	12	4	4	2	2	0	0	0	1	1	40	48	4.00	1.556

PITCHER	IP	WLS	BF	H	R	ER	SO	BB	IBB	HBP	BLK	WP	HR	S	P	ERA	WHIP

Batter	1	2	3	4	5	6	7	8	9	AB	R	H	RBI	BB	SO	LOB
Joe Foy, R (1, 5) OBP: 0.371, SLG: 0.351	F8			K		6-3			K	4	0	0	0	0	2	1
Reggie Smith, S (1, 8) OBP: 0.343, SLG: 0.383	K 1B			5-3			FC4-6 BB		FC5 2B	3	0	2	0	1	0	0
Carl Yastrzemski, L (1, 7) OBP: 0.455, SLG: 0.561	K 1-2			K			FC4-6 FC6-4 1-2f		BB	3	0	0	0	1	2	2
Ken Harrelson, R (1, 9) OBP: 0.363, SLG: 0.529		5-3			F8		L7		FC5 2-3f	4	0	0	0	0	0	3
George Scott, R (1, 3) OBP: 0.230, SLG: 0.241		6-3			6-3		FC6-4 1-2f			3	0	0	0	0	0	1
Jerry Adair, R (1, 4) OBP: 0.279, SLG: 0.286		5-3			1-3			F3		3	0	0	0	0	0	0
Rico Petrocelli, R (1, 6) OBP: 0.283, SLG: 0.363			G6-4-3 HBP			5-3		K		2	0	0	0	0	1	0
Elston Howard, R (1, 2) OBP: 0.348, SLG: 0.337			G6-4-3 1-2f			SH5-4 1B		5-3		3	0	1	0	0	0	1
Gary Bell, R (1, 1) OBP: 0.176, SLG: 0.235 Mike Andrews, R (9, PH) OBP: 0.326, SLG: 0.325			K			SH5-4 1-2			K	1 1	0 0	0 0	0 0	0 0	1 1	0 0
Inning Stats	R: 0 E: 0 K: 1 S: 5 H: 1 LOB: 0 BB: 0 P: 5	R: 0 E: 0 K: 0 S: 3 H: 0 LOB: 0 BB: 0 P: 3	R: 0 E: 0 K: 1 S: 4 H: 0 LOB: 0 BB: 0 P: 5	R: 0 E: 0 K: 2 S: 7 H: 0 LOB: 0 BB: 0 P: 7	R: 0 E: 0 K: 0 S: 3 H: 0 LOB: 0 BB: 0 P: 3	R: 0 E: 0 K: 0 S: 4 H: 1 LOB: 1 BB: 0 P: 4	R: 0 E: 0 K: 0 S: 3 H: 0 LOB: 1 BB: 1 P: 7	R: 0 E: 0 K: 1 S: 5 H: 0 LOB: 0 BB: 0 P: 5	R: 0 E: 0 K: 2 S: 8 H: 1 LOB: 2 BB: 1 P: 12	1B: 2 2B: 1 3B: 0 HR: 0 SF: 0 SAC: 1 DP: 1 HBP: 1						

PITCHER	IP	WLS	BF	H	R	ER	SO	BB	IBB	HBP	BLK	WP	HR	S	P	ERA	WHIP
Gary Peters, L (1, 1) ERA: 3.07	9.0	W	31	3	0	0	7	2	0	1	0	0	0	42	51	0.00	0.556

PITCHER	IP	WLS	BF	H	R	ER	SO	BB	IBB	HBP	BLK	WP	HR	S	P	ERA	WHIP

BOTTOM

Chicago White Sox @ Boston Red Sox

Fenway Park, Boston, MA

Sat Jun 08 1968, 7:05 PM EDT
Att. 24,287 - Unknown - 65 F

livebaseballscorecards.com

AB	27
R	0
H	3
RBI	0
BB	2
SO	7
LOB	8

WP: 0 PA: 31
PB: 0
SB: 0
CS: 0

Batter	1	2	3	4	5	6	7	8	9	AB	R	H	RBI	BB	SO	LOB
Buddy Bradford, R (1, 8) (6, 7) OBP: 0.196, SLG: 0.247	6-3		5-3		G6-4-3 1-2f			6-3	K	5	0	0	0	0	1	3
Russ Snyder, L (1, 9) OBP: 0.159, SLG: 0.141	G3		4-3			L6		F7	6-3	5	0	0	0	0	0	2
Tommy Davis, R (1, 7) OBP: 0.238, SLG: 0.287	E4		4-3			K		4-3		3	0	0	0	0	1	0
Sandy Alomar Sr., S (6, 5) OBP: 0.268, SLG: 0.282										1	0	0	0	0	0	0
Pete Ward, L (1, 5) OBP: 0.382, SLG: 0.440	4-3			F8		F7			SH1-3 2B 1B	3	0	0	0	0	0	1
Ken Berry, R (6, 8) OBP: 0.263, SLG: 0.313										1	1	1	0	0	0	0
Tom McCraw, L (1, 3) OBP: 0.279, SLG: 0.391		HR		4-3			E 5-3 1B		SH1-3 1-2	3	1	2	1	0	0	0
Duane Josephson, R (1, 2) OBP: 0.280, SLG: 0.333		5-3		F6			F6		2B 1B IBB	3	1	0	0	1	0	1
Luis Aparicio, R (1, 6) OBP: 0.284, SLG: 0.330		6-3			1B FC4-6 1B		5-3 1-2		1B 2B 1-3 2-H	4	2	2	1	0	0	1
Tim Cullen, R (1, 4) OBP: 0.296, SLG: 0.283		BB			FC4-6 1-3 1B		E5 2-3		1B IBB	2	0	1	0	2	0	1
Bob Priddy, R (1, 1)		K			FC4-6 G6-4-3 1-2f 3-H		6-3		1B 1-2 2-H 3-H	1	0	0	0	0	1	1
Wayne Causey, L (5, PH) OBP: 0.250, SLG: 0.156										1	0	0	1	0	0	1
Wilbur Wood, R (5, 1)										1	0	0	0	0	0	2
Bill Voss, L (9, PH) OBP: 0.231, SLG: 0.148										1	0	1	2	0	0	0
Bob Locker, S (9, 1)										0	0	0	0	0	0	0
Inning Stats	R: 0 E: 1 K: 0 S: 4 H: 0 LOB: 1 BB: 0 P: 4	R: 1 E: 0 K: 1 S: 6 H: 1 LOB: 1 BB: 1 P: 10	R: 0 E: 0 K: 0 S: 3 H: 0 LOB: 0 BB: 0 P: 3	R: 0 E: 0 K: 0 S: 3 H: 0 LOB: 0 BB: 0 P: 3	R: 1 E: 0 K: 0 S: 4 H: 2 LOB: 0 BB: 0 P: 4	R: 0 E: 0 K: 1 S: 5 H: 0 LOB: 0 BB: 0 P: 5	R: 0 E: 1 K: 0 S: 5 H: 1 LOB: 2 BB: 0 P: 5	R: 0 E: 0 K: 0 S: 3 H: 0 LOB: 0 BB: 0 P: 3	R: 3 E: 0 K: 1 S: 8 H: 3 LOB: 2 BB: 2 P: 16	1B: 5 2B: 1 3B: 0 HR: 1	SF: 0 SAC: 1 DP: 1 HBP: 0						

PITCHER		IP	WLS	BF	H	R	ER	SO	BB	IBB	HBP	BLK	WP	HR	S	P	ERA	WHIP
Mel Stottlemyre, R ERA: 2.21	(1, 1)	7.0		27	4	2	2	2	1	0	0	0	0	1	30	34	2.57	0.714
Dooley Womack, R ERA: 4.81	(8, 1)	1.1	L	9	3	3	3	0	0	2	0	0	0	0	7	15	20.25	2.250
John Wyatt, R ERA: 3.57	(9, 1)	0.2		2	0	0	0	1	0	0	0	0	0	0	4	4	0.00	0.000

PITCHER	IP	WLS	BF	H	R	ER	SO	BB	IBB	HBP	BLK	WP	HR	S	P	ERA	WHIP

TOP

Chicago White Sox @ New York Yankees

Yankee Stadium, Bronx, NY

Mon Jun 10 1968, 7:05 PM EDT

Att. 5,340 - Cloudy - 61 F

livebaseballscorecards.com

AB	34
R	5
H	7
RBI	5
BB	3
SO	3
LOB	13
WP	0
PB	0
SB	0
CS	0
PA	38

Batter	1	2	3	4	5	6	7	8	9	AB	R	H	RBI	BB	SO	LOB
Horace Clarke, S (1, 4) OBP: 0.247, SLG: 0.226	6-3		BB, 1B		FC6-4, FC5-4, 1-2f		G6-4-3, 1-2f			4	0	1	0	0	0	2
Roy White, S (1, 7) OBP: 0.350, SLG: 0.398	6-3, 2B		BBBB, 1-2, BB		FC5-4, 1-2f			F7		3	0	1	0	1	0	1
Mickey Mantle, S (1, 3) OBP: 0.382, SLG: 0.408	6-3, 2-3		BBBX, F8		5-3			BBBB, FC5-4, BB		3	0	0	0	1	0	4
Joe Pepitone, L (1, 8) OBP: 0.366, SLG: 0.481	4-3		SSS, K			6-3		F6		4	0	0	0	0	1	4
Andy Kosco, R (1, 9) OBP: 0.279, SLG: 0.427		G3, 1B		HR		F2		FC5-4, 1-2f		4	1	2	1	0	0	1
Tom Tresh, S (1, 6) OBP: 0.275, SLG: 0.254		F6		SSS, K		SSS, K			4-3	4	0	0	0	0	2	1
Jake Gibbs, L (1, 2) OBP: 0.302, SLG: 0.301		G3, 1-2		5-3			SH3-4, 1B		6-3	4	1	1	0	0	0	1
Bobby Cox, R (1, 5) OBP: 0.298, SLG: 0.309		F3		5-3			SH3-4, 1-2		SSS, K	3	0	0	0	0	1	1
Mel Stottlemyre, R (1, 1) OBP: 0.278, SLG: 0.273			SSS, K		FC6-4, 1B		G6-4-3, 2-H, 1B			2	0	1	0	0	1	0
Charley Smith, R (7, PH) OBP: 0.778, SLG: 1.000										1	0	1	1	0	0	0
Gene Michael, S (7, PR) OBP: 0.206, SLG: 0.234										0	0	0	0	0	0	0
Dooley Womack, L (8, 1)										0	0	0	0	0	0	0
John Wyatt, R (9, 1)										0	0	0	0	0	0	0
Inning Stats	R: 0 E: 0 K: 0 S: 4 H: 1 LOB: 1 BB: 0 P: 4	R: 0 E: 0 K: 0 S: 4 H: 1 LOB: 1 BB: 0 P: 4	R: 0 E: 0 K: 2 S: 8 H: 1 LOB: 2 BB: 1 P: 15	R: 1 E: 0 K: 1 S: 6 H: 1 LOB: 0 BB: 0 P: 6	R: 0 E: 0 K: 0 S: 4 H: 1 LOB: 1 BB: 0 P: 4	R: 0 E: 0 K: 1 S: 5 H: 0 LOB: 0 BB: 0 P: 5	R: 1 E: 0 K: 0 S: 4 H: 2 LOB: 1 BB: 0 P: 4	R: 0 E: 0 K: 0 S: 3 H: 0 LOB: 1 BB: 1 P: 7	R: 0 E: 0 K: 1 S: 5 H: 0 LOB: 0 BB: 0 P: 5	1B: 5 2B: 1 3B: 0 HR: 1	SF: 0 SAC: 1 DP: 1 HBP: 0						

PITCHER		IP	WLS	BF	H	R	ER	SO	BB	IBB	HBP	BLK	WP	HR	S	P	ERA	WHIP
Bob Priddy, R ERA: 2.65	(1, 1)	4.0		17	4	1	1	3	1	0	0	0	0	1	22	29	2.25	1.250
Wilbur Wood, L ERA: 2.05	(5, 1)	4.0	W	15	3	1	1	1	1	0	0	0	0	0	16	20	2.25	1.000
Bob Locker, R ERA: 3.12	(9, 1)	1.0	S	3	0	0	0	1	0	0	0	0	0	0	5	5	0.00	0.000

PITCHER	IP	WLS	BF	H	R	ER	SO	BB	IBB	HBP	BLK	WP	HR	S	P	ERA	WHIP

BOTTOM

Chicago White Sox @ New York Yankees

Yankee Stadium, Bronx, NY

Mon Jun 10 1968, 7:05 PM EDT

Att. 5,340 - Cloudy - 61 F

livebaseballscorecards.com

AB	32
R	2
H	7
RBI	2
BB	2
SO	5
LOB	15

Batter	1	2	3	4	5	6	7	8	9	AB	R	H	RBI	BB	SO	LOB
Buddy Bradford, R (1, 8) (9, 7) OBP: 0.196, SLG: 0.244	4-3		BB HR BB 1B 1-2		K	K		FC6-4 1-2f		5	1	1	0	0	2	3
Bill Voss, L (1, 9) OBP: 0.238, SLG: 0.159	CS 1B		K		1B 1B	1-3			1-3	5	1	2	0	0	1	4
Tom McCraw, L (1, 3) OBP: 0.286, SLG: 0.394	F7 1-2		BB HR BB 1-2 2-3		1B 1B 1B 1-2		E3 FC4-6		1B SF7 1B	4	3	2	0	1	0	1
Pete Ward, L (1, 5) OBP: 0.388, SLG: 0.442 Ken Berry, R (9, PR) (9, 8) OBP: 0.263, SLG: 0.313		1-3	BB HR BB 1-2 2-3 3-H		4-3 2B 1B 1-H 2-H		FC4-6 FC3-6 1-2f		1-3 1B	4	2	2	3	1	0	1
										0	0	0	0	0	0	0
Russ Snyder, L (1, 7) OBP: 0.172, SLG: 0.195 Dick Kenworthy, R (9, 5) OBP: 0.290, SLG: 0.276		1B	1-H 2-H 3-H HR		4-3 2-3		FC3-6 1-2f		SF7 3-H	4	1	2	5	0	0	2
										0	0	0	0	0	0	0
Duane Josephson, R (1, 2) OBP: 0.278, SLG: 0.336		K	5-3		2B 3-H		K		F2	5	0	1	1	0	2	3
Luis Aparicio, R (1, 6) OBP: 0.279, SLG: 0.324		K		1-3	6-3			F4		4	0	0	0	0	1	2
Tim Cullen, R (1, 4) OBP: 0.297, SLG: 0.285 Sandy Alomar Sr., S (6, PR) (6, 4) OBP: 0.262, SLG: 0.275			F6	F7		SH1 1B		1-3		3	0	1	0	0	0	0
										1	0	0	0	0	0	0
Joe Horlen, R (1, 1) OBP: 0.074, SLG: 0.038 Don McMahon, R (6, 1) OBP: 0.500, SLG: 0.500 Wilbur Wood, R (8, 1)			BB 1B BB 1B	L4		SH1 1-2		FC6-4 1B		2	1	1	0	0	0	0
										1	0	1	0	0	0	0
										0	0	0	0	0	0	0

TOP

Chicago White Sox @ New York Yankees

Yankee Stadium, Bronx, NY

Tue Jun 11 1968, 7:05 PM EDT

Att. 4,825 - Cloudy - 61 F

livebaseballscorecards.com

AB	38
R	9
H	13
RBI	9
BB	2
SO	6
LOB	16

Inning Stats	1	2	3	4	5	6	7	8	9
	R: 0 E: 0 K: 0 S: 3	H: 1 LOB: 0 BB: 0 P: 3	R: 0 E: 0 K: 2 S: 8	H: 1 LOB: 1 BB: 0 P: 8	R: 5 E: 0 K: 1 S: 8	H: 3 LOB: 0 BB: 2 P: 16	R: 0 E: 0 K: 0 S: 3	H: 0 LOB: 0 BB: 0 P: 3	R: 3 E: 0 K: 1 S: 9	H: 4 LOB: 1 BB: 0 P: 9	R: 0 E: 0 K: 1 S: 6	H: 1 LOB: 2 BB: 0 P: 6	R: 0 E: 1 K: 1 S: 6	H: 0 LOB: 1 BB: 0 P: 6	R: 0 E: 0 K: 0 S: 4	H: 1 LOB: 1 BB: 0 P: 4	R: 1 E: 0 K: 0 S: 5	H: 2 LOB: 1 BB: 0 P: 5

| | | | | | | | | | |

Batter	1	2	3	4	5	6	7	8	9	AB	R	H	RBI	BB	SO	LOB
Horace Clarke, S (1, 4) OBP: 0.247, SLG: 0.222	BBBB 4-0 CS BB			x 0-0 5-3 ①	x 0-0 4-3 ③		x 0-0 F5 ③			3	0	0	0	1	0	2
Roy White, S (1, 7) OBP: 0.352, SLG: 0.397	x 0-0 L7 ①② 1-2			x 0-0 F8 ②		BBBB 4-0 HR BB		x 0-0 1B		3	1	1	0	1	0	1
Mickey Mantle, S (1, 3) OBP: 0.379, SLG: 0.423	x 0-0 6-3 ③			x 0-0 F7 ③		x 0-0 HR 1-H		x 0-0 F6 ①		4	1	1	2	0	0	1
Joe Pepitone, L (1, 8) OBP: 0.362, SLG: 0.473		x 0-0 6-3 ①			x 0-0 HR 1B 1B	SSS 0-3 K ①		x 0-0 F9 ②		4	1	1	0	0	1	1
Andy Kosco, R (1, 9) OBP: 0.278, SLG: 0.423		x 0-0 F2 ②			x 0-0 HR 1-2 1B	x 0-0 F8 ②		x 0-0 F8 ③		4	1	1	0	0	0	1
Tom Tresh, S (1, 6) OBP: 0.275, SLG: 0.271		x 0-0 F7 ③			x 0-0 HR 1-H 2-H	x 0-0 F8 ③			x 0-0 F8 ①	4	1	1	3	0	0	0
Jake Gibbs, L (1, 2) OBP: 0.295, SLG: 0.293			x 0-0 6-3 ①		x 0-0 6-3 ①		SSS 0-3 K ①		x 0-0 4-3 ②	4	0	0	0	0	1	0
Bobby Cox, R (1, 5) OBP: 0.291, SLG: 0.301			x 0-0 L8 ②		SSS 0-3 K ②		x 0-0 6-3 ②		SSS 0-3 K ③	4	0	0	0	0	2	0
Fred Talbot, R (1, 1) OBP: 0.154, SLG: 0.385 Bill Monbouquette, R (3, 1) OBP: 0.200, SLG: 0.174 Dick Howser, R (5, PH) OBP: 0.325, SLG: 0.143 Jim Bouton, R (6, 1) Charley Smith, R (7, PH) OBP: 0.800, SLG: 1.111 Gene Michael, S (7, PR) OBP: 0.206, SLG: 0.234 Joe Verbanic, R (8, 1)			x 0-0 1-3 ③		x 0-0 1B		x 0-0 2B			0 0 0 0 0 0 0 1 0 0 0 0 0 0 1 0 1 0 0 0 0 0 0 0 0 0 0 0 1 0 1 0 0 0 0 0 0 0 0 0 0 0 0 0 0 0 0 0 0						
Inning Stats	R: 0 H: 0 E: 0 LOB: 0 K: 0 BB: 1 S: 2 P: 6	R: 0 H: 0 E: 0 LOB: 0 K: 0 BB: 0 S: 3 P: 3	R: 0 H: 0 E: 0 LOB: 0 K: 0 BB: 0 S: 3 P: 3	R: 0 H: 0 E: 0 LOB: 0 K: 0 BB: 0 S: 3 P: 3	R: 3 H: 4 E: 0 LOB: 1 K: 1 BB: 0 S: 9 P: 9	R: 2 H: 1 E: 0 LOB: 0 K: 1 BB: 1 S: 6 P: 10	R: 0 H: 1 E: 0 LOB: 1 K: 1 BB: 0 S: 6 P: 6	R: 0 H: 1 E: 0 LOB: 1 K: 0 BB: 0 S: 4 P: 4	R: 0 H: 0 E: 0 LOB: 0 K: 1 BB: 0 S: 5 P: 5	1B: 4 SF: 0 2B: 1 SAC: 0 3B: 0 DP: 0 HR: 2 HBP: 0						

PITCHER		IP	WLS	BF	H	R	ER	SO	BB	IBB	HBP	BLK	WP	HR	S	P	ERA	WHIP
Joe Horlen, R ERA: 2.11	(1, 1)	5.1	W	22	5	5	5	2	2	0	0	0	0	2	24	32	8.44	1.312
Don McMahon, R ERA: 2.74	(6, 1)	1.2		7	2	0	0	1	0	0	0	0	0	0	9	9	0.00	1.200
Wilbur Wood, L ERA: 1.96	(8, 1)	2.0	S	6	0	0	0	1	0	0	0	0	0	0	8	8	0.00	0.000

PITCHER	IP	WLS	BF	H	R	ER	SO	BB	IBB	HBP	BLK	WP	HR	S	P	ERA	WHIP

BOTTOM

Chicago White Sox @ New York Yankees

Yankee Stadium, Bronx, NY

Tue Jun 11 1968, 7:05 PM EDT

Att. 4,825 - Cloudy - 61 F

livebaseballscorecards.com

AB	33
R	5
H	7
RBI	5
BB	2
SO	4
LOB	6

1B: 4	SF: 0																	
2B: 1	SAC: 0																	
3B: 0	DP: 0																	
HR: 2	HBP: 0																	

WP: 0	PA: 35																	
PB: 0																		
SB: 0																		
CS: 1																		

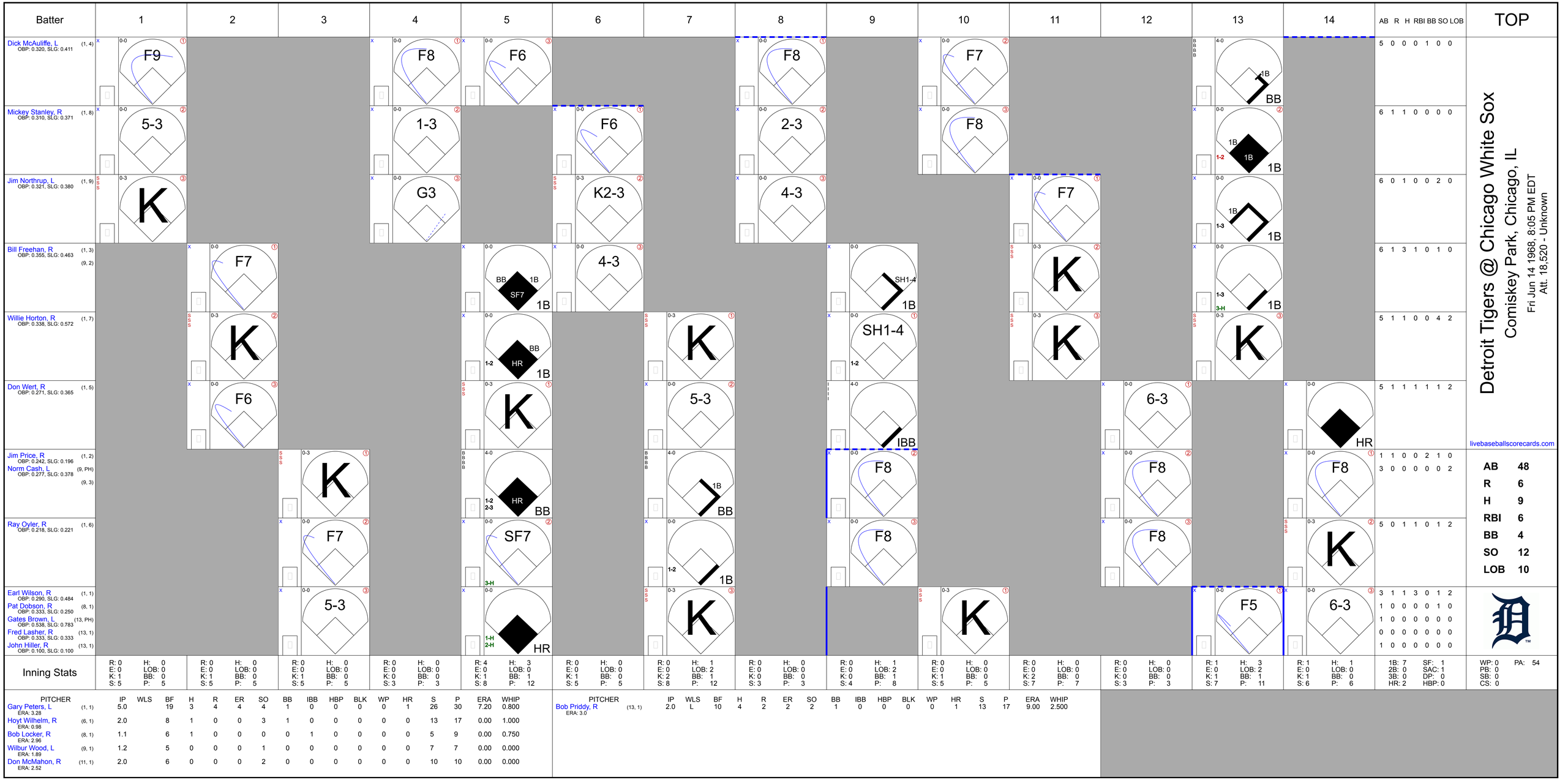
Batter
1
2
3
4
5
6
7
8
9
10
11
12
13
14
AB R H RBI BB SO LOB
TOP
Dick McAuliffe, L (1, 4) OBP: 0.320, SLG: 0.411
F9
5-3
F8
1-3
F6
G3
F8
2-3
4-3
F7
F8
F7
1B BB
1B 1-2
1B 1-3
5 0 0 0 1 0 0
Mickey Stanley, R (1, 8) OBP: 0.310, SLG: 0.371
F6
K2-3
6 1 1 0 0 0 0
Jim Northrup, L (1, 9) OBP: 0.321, SLG: 0.380
K
4-3
F7
K
K
6 0 1 0 0 2 0
Bill Freehan, R (1, 3) OBP: 0.355, SLG: 0.463 (9, 2)
F7
4-3
BB 1B SF7 1B
SH1-4 1B
1B 1-3 3-H
6 1 3 1 0 1 0
Willie Horton, R (1, 7) OBP: 0.338, SLG: 0.572
K
K
BB HR 1-2 1B
K
SH1-4 1-2
K
K
5 1 1 0 0 4 2
Don Wert, R (1, 5) OBP: 0.271, SLG: 0.365
F6
K
5-3
IBB
6-3
HR
5 1 1 1 1 1 2
Jim Price, R (1, 2) OBP: 0.242, SLG: 0.196
Norm Cash, L (9, PH) OBP: 0.277, SLG: 0.378 (9, 3)
K
HR BB 1-2 2-3
1B BB
F8
F8
F8
1 1 0 0 2 1 0
3 0 0 0 0 0 2
Ray Oyler, R (1, 6) OBP: 0.218, SLG: 0.221
F7
SF7 3-H
1B 1-2
F8
F8
F8
K
5 0 1 1 0 1 2
Earl Wilson, R (1, 1) OBP: 0.290, SLG: 0.484
Pat Dobson, R (8, 1) OBP: 0.333, SLG: 0.250
Gates Brown, L (13, PH) OBP: 0.538, SLG: 0.783
Fred Lasher, R (13, 1) OBP: 0.333, SLG: 0.333
John Hiller, R (13, 1) OBP: 0.100, SLG: 0.100
5-3
HR 1-H 2-H
K
K
F5
6-3
3 1 1 3 0 1 2
1 0 0 0 0 1 0
1 0 0 0 0 0 0
0 0 0 0 0 0 0
1 0 0 0 0 0 0
Inning Stats
R: 0 E: 0 K: 1 S: 5
H: 0 LOB: 0 BB: 0 P: 5
R: 0 E: 0 K: 1 S: 5
H: 0 LOB: 0 BB: 0 P: 5
R: 0 E: 0 K: 1 S: 5
H: 0 LOB: 0 BB: 0 P: 5
R: 0 E: 0 K: 0 S: 3
H: 0 LOB: 0 BB: 0 P: 3
R: 4 E: 0 K: 1 S: 8
H: 3 LOB: 0 BB: 1 P: 12
R: 0 E: 0 K: 1 S: 5
H: 0 LOB: 0 BB: 0 P: 5
R: 0 E: 0 K: 2 S: 8
H: 1 LOB: 2 BB: 1 P: 12
R: 0 E: 0 K: 0 S: 3
H: 0 LOB: 0 BB: 0 P: 3
R: 0 E: 0 K: 0 S: 4
H: 1 LOB: 2 BB: 1 P: 8
R: 0 E: 0 K: 1 S: 5
H: 0 LOB: 0 BB: 0 P: 5
R: 0 E: 0 K: 2 S: 7
H: 0 LOB: 0 BB: 0 P: 7
R: 0 E: 0 K: 0 S: 3
H: 0 LOB: 0 BB: 0 P: 3
R: 1 E: 0 K: 1 S: 7
H: 3 LOB: 2 BB: 1 P: 11
R: 1 E: 0 K: 1 S: 6
H: 1 LOB: 0 BB: 0 P: 6
1B: 7 2B: 0 3B: 0 HR: 2
SF: 1 SAC: 1 DP: 0 HBP: 0
WP: 0 PB: 0 SB: 0 CS: 0
PA: 54
PITCHER IP WLS BF H R ER SO BB IBB HBP BLK WP HR S P ERA WHIP
Gary Peters, L (1, 1) ERA: 3.28 5.0 19 3 4 4 4 1 0 0 0 0 1 26 30 7.20 0.800
Hoyt Wilhelm, R (6, 1) ERA: 0.98 2.0 8 1 0 0 3 1 0 0 0 0 0 13 17 0.00 1.000
Bob Locker, R (8, 1) ERA: 2.96 1.1 6 1 0 0 0 0 1 0 0 0 0 5 9 0.00 0.750
Wilbur Wood, L (9, 1) ERA: 1.89 1.2 5 0 0 0 1 0 0 0 0 0 0 7 7 0.00 0.000
Don McMahon, R (11, 1) ERA: 2.52 2.0 6 0 0 0 2 0 0 0 0 0 0 10 10 0.00 0.000
PITCHER IP WLS BF H R ER SO BB IBB HBP BLK WP HR S P ERA WHIP
Bob Priddy, R (13, 1) ERA: 3.0 2.0 L 10 4 2 2 2 1 0 0 0 0 1 13 17 9.00 2.500
TOP
Detroit Tigers @ Chicago White Sox
Comiskey Park, Chicago, IL
Fri Jun 14 1968, 8:05 PM EDT
Att. 18,520 - Unknown
livebaseballscorecards.com
AB 48
R 6
H 9
RBI 6
BB 4
SO 12
LOB 10

BOTTOM

Detroit Tigers @ Chicago White Sox

Comiskey Park, Chicago, IL

Fri Jun 14 1968, 8:05 PM EDT

Att. 18,520 - Unknown

livebaseballscorecards.com

Batter	1	2	3	4	5	6	7	8	9	10	11	12	13	14	AB	R	H	RBI	BB	SO	LOB
Luis Aparicio, R (1, 6) OBP: 0.280, SLG: 0.324	F8	1B			5-3		K			K2-3			SH1-4 S 3-1 1B		6	1	2	0	0	2	0
Bill Voss, L (1, 9) OBP: 0.242, SLG: 0.154	BB HR BB	F2			G3			4-3		K			3-1 SH1-4 1-2 BB		4	1	0	0	2	1	1
Leon Wagner, L (1, 7) OBP: 0.283, SLG: 0.264	F5		FC5-4 1B		F6			BB			F9		SH1-4 1-2 2-3		4	0	1	0	1	0	1
Jerry McNertney, R (13, PH) OBP: 0.314, SLG: 0.273 (14, 2)															0	0	0	0	0	0	0
Pete Ward, L (1, 5) OBP: 0.391, SLG: 0.437 (14, 7)	1-2 HR BB		F8			G4-6-3 BB		F3			1B		3-1 2-3 3-H		4	1	1	1	2	0	3
Tom McCraw, L (1, 3) OBP: 0.288, SLG: 0.404	1-H 2-H HR		F7			G4-6-3 1-2f		K			3-1		BB		5	1	1	3	1	1	3
Duane Josephson, R (1, 2) OBP: 0.280, SLG: 0.335	K		FC5-4 1-2f			1B			6-3			SH3-4 1B	6-3		6	0	2	0	0	1	3
Sandy Alomar Sr., S (14, 5) OBP: 0.262, SLG: 0.275															0	0	0	0	0	0	0
Ken Berry, R (1, 8) OBP: 0.261, SLG: 0.310		E7 SH1 PB 1B		6-3		4-3			F5			SH3-4 1-2		F5	5	1	1	0	0	0	1
Tim Cullen, R (1, 4) OBP: 0.287, SLG: 0.273		SH1 2-3		F5			F9		F3			6-3		6-3	5	0	0	0	0	0	1
Gary Peters, L (1-1, 3.00 ERA, 1 SV) Hoyt Wilhelm, R (6-1, 1.83 ERA, 8 SV) Wayne Causey, L (7-4, .284) Bob Locker, R (6-4, 3.38 ERA, 1 SV) Wilbur Wood, R (5-7, 3.38 ERA) Tommy Davis, R (10-5, .294) Don McMahon, R (10-3, 2.45 ERA, 1 SV) Dick Kenworthy, R (12-4, .284) Bob Priddy, R (1-0, 1.50 ERA) Buddy Booker, L (1-0, 3.86 ERA)		K 3-H		F9			G3			F7		F8		K	2	0	0	0	0	1	0
															0	0	0	0	0	0	0
															1	0	0	0	0	0	0
															0	0	0	0	0	0	0
															0	0	0	0	0	0	0
															0	0	0	0	0	0	0
															1	0	0	0	0	0	1
															0	0	0	0	0	0	0
															1	0	0	0	0	1	0
Inning Stats	R: 3 E: 0 K: 1 S: 6 H: 1 LOB: 0 BB: 2 P: 14	R: 1 E: 1 K: 1 S: 7 H: 2 LOB: 1 BB: 0 P: 7	R: 0 E: 0 K: 0 S: 4 H: 1 LOB: 1 BB: 0 P: 4	R: 0 E: 0 K: 0 S: 3 H: 0 LOB: 0 BB: 0 P: 3	R: 0 E: 0 K: 0 S: 3 H: 0 LOB: 0 BB: 0 P: 3	R: 0 E: 0 K: 0 S: 3 H: 1 LOB: 1 BB: 1 P: 7	R: 0 E: 0 K: 1 S: 5 H: 0 LOB: 0 BB: 0 P: 5	R: 0 E: 0 K: 1 S: 5 H: 0 LOB: 1 BB: 1 P: 9	R: 0 E: 0 K: 0 S: 3 H: 0 LOB: 0 BB: 0 P: 3	R: 0 E: 0 K: 2 S: 7 H: 0 LOB: 0 BB: 0 P: 7	R: 0 E: 0 K: 0 S: 3 H: 1 LOB: 0 BB: 0 P: 3	R: 0 E: 0 K: 0 S: 4 H: 1 LOB: 1 BB: 0 P: 4	R: 1 E: 0 K: 0 S: 4 H: 1 LOB: 2 BB: 2 P: 12	R: 0 E: 0 K: 1 S: 5 H: 0 LOB: 0 BB: 0 P: 5	1B: 7 2B: 0 3B: 0 HR: 1 SF: 0 SAC: 3 DP: 1 HBP: 0	WP: 0 PB: 1 SB: 1 CS: 0 PA: 54						

PITCHER		IP	WLS	BF	H	R	ER	SO	BB	IBB	HBP	BLK	WP	HR	S	P	ERA	WHIP
Earl Wilson, R ERA: 3.13	(1, 1)	7.0		28	5	4	4	3	3	0	0	0	0	1	31	43	5.14	1.143
Pat Dobson, R ERA: 1.33	(8, 1)	5.0		17	2	0	0	3	1	0	0	0	0	0	22	26	0.00	0.600
Fred Lasher, R ERA: 2.95	(13, 1)	0.0		1	1	1	1	0	0	0	0	0	0	0	1	1	∞	∞
John Hiller, L ERA: 1.24	(13, 1)	2.0	W	8	0	0	0	1	2	0	0	0	0	0	8	16	0.00	1.000

PITCHER	IP	WLS	BF	H	R	ER	SO	BB	IBB	HBP	BLK	WP	HR	S	P	ERA	WHIP

AB	45
R	5
H	8
RBI	4
BB	6
SO	7
LOB	14

Batter	1	2	3	4	5	6	7	8	9	AB	R	H	RBI	BB	SO	LOB
Dick McAuliffe, L (1, 4) OBP: 0.321, SLG: 0.425	F4		4-3		E 1B		HR	4-3 1-2 2-3		5	1	2	1	0	0	2
Mickey Stanley, R (1, 8) OBP: 0.303, SLG: 0.361	6-3		F8		E5 1-2		6-3	F9		5	0	0	0	0	0	3
Jim Northrup, L (1, 9) OBP: 0.314, SLG: 0.372	K			1-3	4-3		6-3		K	5	0	0	0	0	2	2
Bill Freehan, R (1, 3) OBP: 0.364, SLG: 0.486 (6, 2)		HR		FC5 1B 1B		G1-6-3 HBP 1B	WP 1B		6-3	5	1	4	1	0	0	0
Willie Horton, R (1, 7) OBP: 0.349, SLG: 0.589		G4-6-3 HBP HBP		1-2 1B		1-2 HBP	K 1-2		HR	3	1	2	1	0	1	1
Don Wert, R (1, 5) OBP: 0.274, SLG: 0.363		G4-6-3 1-2 HBP		F7		G1-6-3 1-2f 2-3		1B 1B	F4	4	1	1	0	0	0	4
Jim Price, R (1, 2) OBP: 0.246, SLG: 0.190 Dick Tracewski, R (6, 6) OBP: 0.255, SLG: 0.191		G4-6-3 1-2f 2-3		FC5 2-3f		HBP BB		4-3 1B 1-3 1B		2 1	0 0	0 1	0 0	1 0	0 0	4 0
Ray Oyler, R (1, 6) OBP: 0.220, SLG: 0.218 Denny McLain, R (6, PR) OBP: 0.132, SLG: 0.132 Les Cain, L (6, 1) OBP: 0.143, SLG: 0.286 Tom Matchick, L (8, PH) OBP: 0.281, SLG: 0.264 Dennis Ribant, R (8, 1) OBP: 1.000, SLG: 1.000		F8			K	HBP 1-2		4-3 1-2 3-H 1B		2 0 0 1 0	0 0 0 0 0	0 0 0 1 0	0 0 0 1 0	1 0 0 0 0	1 0 0 0 0	1 0 0 0 0
Joe Sparma, R (1, 1) OBP: 0.063, SLG: 0.063 Earl Wilson, R (5, PH) OBP: 0.281, SLG: 0.469 Jon Warden, S (5, 1) Wayne Comer, R (6, PH) OBP: 0.143, SLG: 0.143 Norm Cash, L (6, PH) OBP: 0.273, SLG: 0.372 (6, 3)			G3		1-3	4-3		F8		1 1 0 0 2	0 0 0 0 0	0 0 0 0 0	0 0 0 0 0	0 0 0 0 0	0 0 0 0 0	0 0 0 0 5

Inning Stats																					
	R: 0	H: 0	R: 1	H: 1	R: 0	H: 0	R: 0	H: 2	R: 0	H: 1	R: 0	H: 1	R: 1	H: 2	R: 1	H: 3	R: 1	H: 1	1B: 8	SF: 0	WP: 1	PA: 42
	E: 0	LOB: 0	E: 0	LOB: 1	E: 0	LOB: 0	K: 0	LOB: 2	E: 1	LOB: 3	E: 0	LOB: 1	E: 0	LOB: 2	E: 0	LOB: 2	E: 0	LOB: 0	2B: 0	SAC: 0	PB: 0	
	K: 1	BB: 0	K: 0	BB: 0	K: 0	BB: 0	S: 5	BB: 0	K: 1	BB: 0	S: 3	BB: 1	K: 1	BB: 0	K: 0	BB: 0	K: 1	BB: 0	3B: 0	DP: 2	SB: 0	
	S: 5	P: 5	S: 3	P: 5	S: 3	P: 3	S: 5	P: 5	S: 7	P: 7	S: 3	P: 9	S: 7	P: 7	S: 6	P: 6	S: 6	P: 6	HR: 3	HBP: 4	CS: 0	

PITCHER		IP	WLS	BF	H	R	ER	SO	BB	IBB	HBP	BLK	WP	HR	S	P	ERA	WHIP
Tommy John, L ERA: 1.42	(1, 1)	5.2	W	26	5	1	1	2	1	0	4	0	0	1	25	33	1.59	1.059
Bob Locker, R ERA: 3.45	(6, 1)	1.1		8	4	2	2	1	0	0	0	0	1	1	10	10	13.50	3.000
Wilbur Wood, L ERA: 1.99	(8, 1)	2.0	S	8	2	1	1	1	0	0	0	0	0	1	10	10	4.50	1.000

PITCHER	IP	WLS	BF	H	R	ER	SO	BB	IBB	HBP	BLK	WP	HR	S	P	ERA	WHIP

TOP

Detroit Tigers @ Chicago White Sox

Comiskey Park, Chicago, IL

Sat Jun 15 1968, 4:33 AM EDT

Att. 9,326 - Unknown

livebaseballscorecards.com

AB	37
R	4
H	11
RBI	4
BB	1
SO	4
LOB	22

Batter	1	2	3	4	5	6	7	8	9	AB	R	H	RBI	BB	SO	LOB
Luis Aparicio, R (1, 6) OBP: 0.284, SLG: 0.327	L8-4-3 1B		F9	F9		E7 1-H 2-H 3-H 1B				4	0	2	2	0	0	1
Tom McCraw, L (1, 3) OBP: 0.287, SLG: 0.401	L8-4-3 1-2		K		F5		E7 1B			4	0	1	0	0	1	1
Tommy Davis, R (1, 7) OBP: 0.236, SLG: 0.284 Sandy Alomar Sr., S (8, 5) OBP: 0.262, SLG: 0.275	6-3			BB HR BB 1B	F3		F4			4 0	1 0	1 0	0 0	0 0	0 0	1 0
Pete Ward, L (1, 5) OBP: 0.388, SLG: 0.429 (8, 7)		FC4-6 1B FC6-4 BB		F5	4-3		4-3			3	1	0	0	1	0	2
Leon Wagner, L (1, 9) OBP: 0.302, SLG: 0.273 Bill Voss, L (7, 9) OBP: 0.241, SLG: 0.153		FC4-6 1-2 1B		BB 1-2 HR BB		F8	F7			2 1	1 0	1 0	0 0	1 0	0 0	0 1
Duane Josephson, R (1, 2) OBP: 0.285, SLG: 0.335	FC4-6 FC6-4 1-2f 2-3			1-2 2-3 HR BB		1B 1B 1B		F9		3	2	1	0	1	0	2
Ken Berry, R (1, 8) OBP: 0.267, SLG: 0.331	FC6-4 1-2f 3-H			1-H 2-H 3-H HR		1-3 1B 1B		K		4	2	2	5	0	1	1
Tim Cullen, R (1, 4) OBP: 0.293, SLG: 0.282	5-3			2B		1B 1B IBB		F3		3	0	1	0	1	0	1
Tommy John, R (1, 1) OBP: 0.143, SLG: 0.250 Bob Locker, S (6, 1) Wilbur Wood, R (8, 1)			F9	F2		K				2 1 0	0 0 0	0 0 0	0 0 0	0 0 0	0 1 0	1 3 0
Inning Stats	R: 0 E: 0 K: 0 S: 3 H: 1 LOB: 0 BB: 0 P: 3	R: 1 E: 0 K: 0 S: 4 H: 1 LOB: 1 BB: 1 P: 8	R: 0 E: 0 K: 1 S: 5 H: 0 LOB: 0 BB: 0 P: 5	R: 4 E: 0 K: 0 S: 6 H: 3 LOB: 1 BB: 2 P: 14	R: 0 E: 0 K: 0 S: 3 H: 0 LOB: 0 BB: 0 P: 3	R: 2 E: 1 K: 1 S: 7 H: 3 LOB: 2 BB: 1 P: 11	R: 0 E: 1 K: 0 S: 4 H: 1 LOB: 1 BB: 0 P: 4	R: 0 E: 0 K: 1 S: 5 H: 0 LOB: 0 BB: 0 P: 5									

PITCHER		IP	WLS	BF	H	R	ER	SO	BB	IBB	HBP	BLK	WP	HR	S	P	ERA	WHIP
Joe Sparma, R ERA: 3.49	(1, 1)	4.0	L	19	5	5	5	1	3	0	0	0	0	1	18	30	11.25	2.000
Jon Warden, L ERA: 4.96	(5, 1)	1.0		3	0	0	0	0	0	0	0	0	0	0	3	3	0.00	0.000
Les Cain, L ERA: 3.0	(6, 1)	2.0		10	4	2	2	1	0	1	0	0	0	0	11	15	9.00	2.000
Dennis Ribant, R ERA: 2.45	(8, 1)	1.0		3	0	0	0	1	0	0	0	0	0	0	5	5	0.00	0.000

PITCHER	IP	WLS	BF	H	R	ER	SO	BB	IBB	HBP	BLK	WP	HR	S	P	ERA	WHIP

BOTTOM

Detroit Tigers @ Chicago White Sox

Comiskey Park, Chicago, IL

Sat Jun 15 1968, 4:33 AM EDT

Att. 9,326 - Unknown

livebaseballscorecards.com

AB	31
R	7
H	9
RBI	7
BB	4
SO	3
LOB	14

1B: 7	SF: 0	WP: 0	PA: 35
2B: 2	SAC: 0	PB: 0	
3B: 0	DP: 1	SB: 0	
HR: 1	HBP: 0	CS: 0	

Detroit Tigers @ Chicago White Sox

Comiskey Park, Chicago, IL

Sun Jun 16 1968, 4:33 AM EDT

Unknown

livebaseballscorecards.com

Batter	1	2	3	4	5	6	7	8	9	AB	R	H	RBI	BB	SO	LOB
Dick McAuliffe, L (1, 6) OBP: 0.319, SLG: 0.420	F7		F2		FC1-5 S, 1-2, 3-H, 1B		F6		F4	5	0	1	1	0	0	0
Mickey Stanley, R (1, 8) OBP: 0.305, SLG: 0.359	1-3			HBP, FC4-6	FC1-5, 1-3, 2-3		FC3-6, 1B		K	4	0	1	0	0	1	2
Jim Northrup, L (1, 9) OBP: 0.313, SLG: 0.367	BB			FC4-6, 1B, SF8, 1-2f	4-3		FC3-6, 1B, 1-2f			3	1	0	0	1	0	3
Bill Freehan, R (1, 2) OBP: 0.367, SLG: 0.486	5-3			1B, 1-3, 1B		F8	1-2, 1B			4	0	2	0	0	0	1
Willie Horton, R (1, 7) OBP: 0.347, SLG: 0.591		K		SF8, 3-H		BB, 2B	K			3	0	1	1	0	2	2
Norm Cash, L (1, 3) OBP: 0.279, SLG: 0.371		4-3		1-2, 1B		BB, IBB		K		3	0	1	0	1	1	0
Tom Matchick, L (1, 4) OBP: 0.262, SLG: 0.246		4-3		4-3		K		F7		4	0	0	0	0	1	4
Don Wert, R (1, 5) OBP: 0.278, SLG: 0.367			F5		SH, 1B, 2B	BB, 1-2, 2-3		5-3		3	1	1	0	1	0	0
Mickey Lolich, S (1, 1) OBP: 0.250, SLG: 0.111			K		SH, CS, 1B, 2-3	K			6-3	2	0	0	0	0	2	3
Pat Dobson, R (7, 1) OBP: 0.333, SLG: 0.250										0	0	0	0	0	0	0
John Hiller, R (7, 1) OBP: 0.100, SLG: 0.100										0	0	0	0	0	0	0
Earl Wilson, R (9, PH) OBP: 0.273, SLG: 0.455										1	0	0	0	0	0	0
Inning Stats	R: 0 E: 0 K: 0 S: 3 H: 0 LOB: 1 BB: 1 P: 7	R: 0 E: 0 K: 1 S: 5 H: 0 LOB: 0 BB: 0 P: 5	R: 0 E: 0 K: 1 S: 5 H: 0 LOB: 0 BB: 0 P: 5	R: 1 E: 0 K: 0 S: 5 H: 2 LOB: 2 BB: 0 P: 6	R: 1 E: 1 K: 0 S: 5 H: 2 LOB: 1 BB: 0 P: 5	R: 0 E: 0 K: 2 S: 8 H: 1 LOB: 3 BB: 2 P: 16	R: 0 E: 0 K: 1 S: 7 H: 2 LOB: 2 BB: 0 P: 7	R: 0 E: 0 K: 1 S: 5 H: 0 LOB: 0 BB: 0 P: 5	R: 0 E: 0 K: 1 S: 5 H: 0 LOB: 0 BB: 0 P: 5	1B: 5 2B: 2 3B: 0 HR: 0 SF: 1 SAC: 1 DP: 0 HBP: 1	WP: 0 PB: 0 SB: 1 CS: 1	PA: 38				

TOP

AB	32
R	2
H	7
RBI	2
BB	3
SO	7
LOB	15

PITCHER		IP	WLS	BF	H	R	ER	SO	BB	IBB	HBP	BLK	WP	HR	S	P	ERA	WHIP
Joe Horlen, R ERA: 2.15	(1, 1)	6.2		31	7	2	2	4	2	1	1	0	0	0	35	48	2.70	1.350
Hoyt Wilhelm, R ERA: 0.96	(7, 1)	0.1	W	1	0	0	0	1	0	0	0	0	0	0	3	3	0.00	0.000
Wilbur Wood, L ERA: 1.92	(8, 1)	2.0	S	6	0	0	0	2	0	0	0	0	0	0	10	10	0.00	0.000

PITCHER	IP	WLS	BF	H	R	ER	SO	BB	IBB	HBP	BLK	WP	HR	S	P	ERA	WHIP

BOTTOM

Detroit Tigers @ Chicago White Sox

Comiskey Park, Chicago, IL

Sun Jun 16 1968, 4:33 AM EDT

Unknown

Batter	1	2	3	4	5	6	7	8	9	AB	R	H	RBI	BB	SO	LOB
Luis Aparicio, R (1, 6) OBP: 0.288, SLG: 0.327	FC4-6 1B		6-3			F7		BB		3	0	1	0	1	0	0
Tom McCraw, L (1, 3) OBP: 0.288, SLG: 0.400	FC4-6 S E 1-2f		F8			G4-3 1B		SH1-4 1-2		3	1	1	0	0	0	1
Ken Berry, R (1, 8) OBP: 0.272, SLG: 0.341	E2 1-H 1B			SH4-3 SF9 2B		G4-3 1-2f		1-3		4	1	2	0	0	0	2
Tommy Davis, R (1, 7) OBP: 0.245, SLG: 0.308	K			SH4-3 2-3			HR	IBB		2	1	1	1	1	1	1
Duane Josephson, R (1, 2) OBP: 0.284, SLG: 0.335	F6			SF9 3-H			1B SH1-4 F7-2 1B	F7		3	0	1	1	0	0	3
Bill Voss, L (1, 9) OBP: 0.237, SLG: 0.150		K		F7			SH1-4 1-2			2	0	0	0	0	1	0
Dick Kenworthy, R (1, 5) OBP: 0.286, SLG: 0.273 Sandy Alomar Sr., S (7, PR) OBP: 0.262, SLG: 0.275 (8, 5)		F8			F9		IBB 2-3 1B			3 0	0 0	1 0	0 0	0 0	0 0	0 0
Tim Cullen, R (1, 4) OBP: 0.289, SLG: 0.278 Wayne Causey, L (7, PH) OBP: 0.259, SLG: 0.152 (8, 4)		F4			F6		1-2 IBB			2 0	0 0	0 0	0 0	0 1	0 0	0 0
Joe Horlen, R (1, 1) OBP: 0.069, SLG: 0.036 Hoyt Wilhelm, R (7, 1) Pete Ward, L (7, PH) OBP: 0.386, SLG: 0.427 Wilbur Wood, R (8, 1)			5-3		F7		F7-2 3-H			2 0 1 0	0 0 0 0	0 0 0 0	0 0 0 0	0 0 0 0	0 0 0 0	0 0 3 0
Inning Stats	R: 1 E: 1 K: 1 S: 7 H: 2 LOB: 1 BB: 0 P: 7	R: 0 E: 0 K: 1 S: 5 H: 0 LOB: 0 BB: 0 P: 5	R: 0 E: 0 K: 0 S: 3 H: 0 LOB: 0 BB: 0 P: 3	R: 1 E: 0 K: 0 S: 4 H: 1 LOB: 0 BB: 0 P: 4	R: 0 E: 0 K: 0 S: 3 H: 0 LOB: 0 BB: 0 P: 3	R: 0 E: 0 K: 0 S: 3 H: 1 LOB: 0 BB: 0 P: 3	R: 1 E: 0 K: 0 S: 5 H: 3 LOB: 2 BB: 1 P: 9	R: 0 E: 0 K: 0 S: 3 H: 0 LOB: 2 BB: 2 P: 11		1B: 5 2B: 2 3B: 0 HR: 1	SF: 1 SAC: 3 DP: 2 HBP: 0					

	AB	25
	R	3
	H	7
	RBI	2
	BB	3
	SO	2
	LOB	10

WP: 0 PB: 0 SB: 1 CS: 0 PA: 32

PITCHER		IP	WLS	BF	H	R	ER	SO	BB	IBB	HBP	BLK	WP	HR	S	P	ERA	WHIP
Mickey Lolich, L ERA: 2.8	(1, 1)	6.1	L	25	7	3	2	2	0	0	0	0	0	1	29	29	2.84	1.105
Pat Dobson, R ERA: 1.33	(7, 1)	0.0		1	0	0	0	0	0	1	0	0	0	0	0	4	∞	∞
John Hiller, L ERA: 1.18	(7, 1)	1.2		6	0	0	0	0	1	1	0	0	0	0	4	12	0.00	0.600

PITCHER	IP	WLS	BF	H	R	ER	SO	BB	IBB	HBP	BLK	WP	HR	S	P	ERA	WHIP

livebaseballscorecards.com

Detroit Tigers @ Chicago White Sox

Comiskey Park, Chicago, IL

Sun Jun 16 1968, 4:38 AM EDT

Att. 21,853 - Unknown

TOP

livebaseballscorecards.com

Batter	1	2	3	4	5	6	7	8	9	AB	R	H	RBI	BB	SO	LOB
Dick McAuliffe, L (1, 6) OBP: 0.320, SLG: 0.421	S S S 0-3 ① K			X 0-0 ① G3		X 0-0 ② 4-3		B B B 4-0 FC5-2 2B 1-2 2-3 3-H BB	X 0-0 E 2B 3-H	4	1	1	2	1	1	0
Mickey Stanley, R (1, 8) OBP: 0.303, SLG: 0.352	H 1-0 K2-6-2 HBP			X 0-0 ② 4-3		X 0-0 ③ F3		X 0-0 ① FC5-2 2B 1B 1-2 2-3 3-Hf	X 0-0 E3 BB 2-3	4	1	0	0	0	0	4
Jim Northrup, L (1, 9) OBP: 0.315, SLG: 0.372	S S S 0-3 ② ③ K2-6-2 1-2f			X 0-0 E 1B			S S S 0-3 ① K	X 0-0 1B 2B 1-3 2-H 3-H	X 0-0 ② F5	5	0	2	2	0	2	3
Bill Freehan, R (1, 2) OBP: 0.371, SLG: 0.481		H 1-0 G3-6-3 HBP		X 0-0 E6 1-2			X 0-0 ② 6-3	I I I 4-0 FC5 1B IBB	B B B B 4-0 1-2 BB	2	0	0	0	2	0	1
Norm Cash, L (1, 3) OBP: 0.276, SLG: 0.365		X 0-0 ① ② G3-6-3 1-2f		X 0-0 ③ 3-1			X 0-0 ③ 3-1	X 0-0 1B 1-2 2-3 3-H	X 0-0 ③ F2	5	0	1	1	0	0	6
Tom Matchick, L (1, 4) OBP: 0.262, SLG: 0.246		X 0-0 ③ F9			X 0-0 ① F3			X 0-0 E HBP 1B 1B	X 0-0 K	4	1	1	0	0	1	3
Don Wert, R (1, 5) OBP: 0.278, SLG: 0.362			X 0-0 ① F8		X 0-0 ② F2			H 1-0 1B E 1-2 BB HBP	X 0-0 FC5 2-3f	3	1	0	0	0	0	3
Wayne Comer, R (1, 7) OBP: 0.182, SLG: 0.364			X 0-0 ② F6		X 0-0 ③ 5-3			X 0-0 E1 BB 1B 1-2 2-3 FC5-2	X 0-0 2B 3B	4	1	1	0	0	0	2
Denny McLain, R (1, 1) OBP: 0.125, SLG: 0.125			S S S 0-3 ③ K			X 0-0 ① 5-3		X 0-0 FC5-2 BB 2B 1B 1-2 2-3 3-H	X 0-0 ① F7	2	0	0	0	0	1	0
Willie Horton, R (8, PH) OBP: 0.350, SLG: 0.593										1	0	1	1	0	0	0
Dick Tracewski, R (8, PR) OBP: 0.255, SLG: 0.191										0	1	0	0	0	0	0
Daryl Patterson, L (8, 1)										0	0	0	0	0	0	0
Pat Dobson, R (8, 1) OBP: 0.300, SLG: 0.222										1	0	0	0	0	0	1
Inning Stats	R: 0 E: 0 K: 2 S: 6 H: 0 LOB: 1 BB: 0 P: 7	R: 0 E: 0 K: 0 S: 2 H: 0 LOB: 0 BB: 0 P: 3	R: 0 E: 0 K: 1 S: 5 H: 0 LOB: 0 BB: 0 P: 5	R: 0 E: 1 K: 0 S: 5 H: 1 LOB: 2 BB: 0 P: 5	R: 0 E: 0 K: 0 S: 3 H: 0 LOB: 0 BB: 0 P: 3	R: 0 E: 0 K: 0 S: 3 H: 0 LOB: 0 BB: 0 P: 3	R: 0 E: 0 K: 1 S: 5 H: 0 LOB: 0 BB: 0 P: 5	R: 5 E: 1 K: 1 S: 10 H: 4 LOB: 3 BB: 2 P: 19	R: 1 E: 1 K: 0 S: 6 H: 2 LOB: 3 BB: 1 P: 10	1B: 4 2B: 3 3B: 1 HR: 0	SF: 0 SAC: 0 DP: 2 HBP: 3						

	AB	35
	R	6
	H	7
	RBI	6
	BB	3
	SO	5
	LOB	23

WP: 0 PB: 0 SB: 0 CS: 0 PA: 41

PITCHER		IP	WLS	BF	H	R	ER	SO	BB	IBB	HBP	BLK	WP	HR	S	P	ERA	WHIP
Cisco Carlos, R ERA: 2.75	(1, 1)	7.0	L	26	2	3	3	4	0	0	3	0	0	0	31	34	3.86	0.286
Hoyt Wilhelm, R ERA: 1.61	(8, 1)	0.0		2	1	0	0	0	1	0	0	0	0	0	1	5	∞	∞
Wilbur Wood, L ERA: 1.88	(8, 1)	1.0		6	2	2	1	1	0	1	0	0	0	0	7	11	9.00	2.000
Don McMahon, R ERA: 2.77	(9, 1)	1.0		7	2	1	1	0	1	0	0	0	0	0	6	10	9.00	3.000

PITCHER	IP	WLS	BF	H	R	ER	SO	BB	IBB	HBP	BLK	WP	HR	S	P	ERA	WHIP

Batter	1	2	3	4	5	6	7	8	9	AB	R	H	RBI	BB	SO	LOB
Luis Aparicio, R (1, 6) OBP: 0.283, SLG: 0.321	S S S 0-3 K ①		x 0-0 5-3 ③			x 0-0 6-3 ②		x 0-0 G6-4-3 ②③ 1-2f		4	0	0	0	0	1	2
Tom McCraw, L (1, 3) OBP: 0.291, SLG: 0.407	x 0-0 F3 ②			x 0-0 4-1 1B 2B		x 0-0 S 1B			x 0-0 3-1 ①	4	1	2	0	0	0	0
Tommy Davis, R (1, 7) OBP: 0.245, SLG: 0.306	S S S 0-3 K ③			x 0-0 4-1 ① 2-3		x 0-0 F3 ③ 1-2			x 0-0 1B	4	0	1	0	0	1	2
Pete Ward, L (1, 5) OBP: 0.390, SLG: 0.428 Sandy Alomar Sr., S (7, PR) (8, 5) OBP: 0.256, SLG: 0.268		x 0-0 F7 ①		x 0-0 L3 1B 3-H			B B B B 4-0 K BB		x 0-0 F8 ②	2 1	0 0	1 0	1 0	1 0	0 0	0 1
Leon Wagner, L (1, 9) OBP: 0.303, SLG: 0.263 Bill Voss, L (9, 9) OBP: 0.235, SLG: 0.149		B B B B 4-0 WP BB		x 0-0 ②③ L3 1-2			S S S 0-3 ①② K 1-2		x 0-0 4-3 ③	2 1	0 0	0 0	0 0	1 0	1 0	2 1
Duane Josephson, R (1, 2) OBP: 0.279, SLG: 0.329		x 0-0 F9 ② 1-2			S S S 0-3 K ①		x 0-0 1-3 ③			3	0	0	0	0	1	2
Ken Berry, R (1, 8) OBP: 0.273, SLG: 0.337		x 0-0 6-3 ③			x 0-0 F7 ②			B B B B 4-0 BB BB		2	0	0	0	1	0	1
Tim Cullen, R (1, 4) OBP: 0.283, SLG: 0.272			x 0-0 4-3 ①		x 0-0 5-3 ③			S S S 0-3 K ①		3	0	0	0	0	1	1
Cisco Carlos, R (1, 1) Hoyt Wilhelm, R (8, 1) Wilbur Wood, R (8, 1) Dick Kenworthy, R (8, PH) OBP: 0.306, SLG: 0.273 Don McMahon, R (9, 1) OBP: 0.500, SLG: 0.500			S S S 0-3 K ②			x 0-0 5-3 ①		B B B B 4-0 G6-4-3 1-2 BB		2 0 0 0 0	0 0 0 0 0	0 0 0 0 0	0 0 0 0 0	0 0 0 1 0	1 0 0 0 0	0 0 0 0 0
Inning Stats	R: 0 E: 0 K: 2 S: 7 H: 0 LOB: 0 BB: 0 P: 7	R: 0 E: 0 K: 0 S: 3 H: 0 LOB: 1 BB: 1 P: 7	R: 0 E: 0 K: 1 S: 5 H: 0 LOB: 0 BB: 0 P: 5	R: 1 E: 0 K: 0 S: 4 H: 2 LOB: 0 BB: 0 P: 4	R: 0 E: 0 K: 1 S: 5 H: 0 LOB: 0 BB: 0 P: 5	R: 0 E: 0 K: 0 S: 4 H: 1 LOB: 1 BB: 0 P: 4	R: 0 E: 0 K: 1 S: 4 H: 0 LOB: 1 BB: 1 P: 8	R: 0 E: 0 K: 1 S: 4 H: 0 LOB: 1 BB: 2 P: 12	R: 0 E: 0 K: 0 S: 4 H: 1 LOB: 1 BB: 0 P: 4	1B: 3 2B: 2 3B: 0 HR: 0		SF: 0 SAC: 0 DP: 2 HBP: 0		WP: 1 PB: 0 SB: 1 CS: 0	PA: 32	

PITCHER	IP	WLS	BF	H	R	ER	SO	BB	IBB	HBP	BLK	WP	HR	S	P	ERA	WHIP
Denny McLain, R (1, 1) ERA: 2.06	7.0	W	24	3	1	1	5	2	0	0	0	1	0	32	40	1.29	0.714
Daryl Patterson, R (8, 1) ERA: 2.14	0.1		3	0	0	0	1	2	0	0	0	0	0	3	11	0.00	6.000
Pat Dobson, R (8, 1) ERA: 1.28	1.2	S	5	1	0	0	0	0	0	0	0	0	0	5	5	0.00	0.600

PITCHER	IP	WLS	BF	H	R	ER	SO	BB	IBB	HBP	BLK	WP	HR	S	P	ERA	WHIP

BOTTOM

Detroit Tigers @ Chicago White Sox

Comiskey Park, Chicago, IL

Sun Jun 16 1968, 4:38 AM EDT

Att. 21,853 - Unknown

livebaseballscorecards.com

AB	28
R	1
H	4
RBI	1
BB	4
SO	6
LOB	12

Batter	1	2	3	4	5	6	7	8	9	AB	R	H	RBI	BB	SO	LOB
Russ Snyder, L (1, 9) OBP: 0.230, SLG: 0.264	S S S 0-3 ① K		x 0-0 2B		B B B 4-0 2B BB		x 0-0 3B		B B B 4-0 BB	3	0	2	0	2	1	0
Jose Cardenal, R (9, PR) OBP: 0.272, SLG: 0.307										0	0	0	0	0	0	0
Billy Harris, L (1, 5) OBP: 0.375, SLG: 0.500	x 0-0 ② 4-3		x 0-0 ② F8		x 0-0 1-3 2B		x 0-0 ③ F5		S S S 0-3 ② K	5	0	1	0	0	1	4
Lee Maye, L (1, 7) OBP: 0.297, SLG: 0.415	x 0-0 1B		x 0-0 ③ 3-1		x 0-0 ③ L6			x 0-0 ① 4-3	x 0-0 ③ G3	5	0	1	0	0	0	5
Jimmie Hall, L (1, 8) OBP: 0.309, SLG: 0.260	x 0-0 ③ 1-3			B B B 4-0 FC5-4 BB		x 0-0 ① F4		x 0-0 ② 6-3		3	0	0	0	1	0	1
Duke Sims, L (1, 2) OBP: 0.390, SLG: 0.457		x 0-0 1B	S S S 0-3 ① K		B B B 4-0 BB			x 0-0 FC6-4 1B		3	0	2	0	1	1	1
Tony Horton, R (1, 3) OBP: 0.318, SLG: 0.434		S S S 0-3 ① K		x 0-0 ② FC5-4 1-2f		S S S 0-3 ② K		x 0-0 ③ FC6-4 1-2f		4	0	0	0	0	2	4
Larry Brown, R (1, 6) OBP: 0.283, SLG: 0.301		x 0-0 ② F9		x 0-0 ③ F7		x 0-0 ③ F8			x 0-0 ① F6	4	0	0	0	0	0	3
Vern Fuller, R (1, 4) OBP: 0.296, SLG: 0.296		x 0-0 ③ F9			x 0-0 ① 5-3		x 0-0 ① F8		x 0-0 E5 2B	3	0	0	0	0	0	1
Joe Azcue, R (9, PH) OBP: 0.333, SLG: 0.346										1	1	0	0	0	0	0
Steve Hargan, R (1, 1) OBP: 0.206, SLG: 0.242			x 0-0 ① 5-3		x 0-0 ② L7		x 0-0 ② 2-3		x 0-0 1-H 2B	3	0	0	0	0	0	0
Willie Smith, L (9, PH) OBP: 0.281, SLG: 0.259										1	0	1	1	0	0	0
Davey Nelson, R (9, PR) OBP: 0.235, SLG: 0.188										0	0	0	0	0	0	0
Inning Stats	R: 0 H: 1 E: 0 LOB: 1 K: 1 BB: 0 S: 6 P: 6	R: 0 H: 1 E: 0 LOB: 1 K: 1 BB: 0 S: 6 P: 6	R: 0 H: 1 E: 0 LOB: 1 K: 0 BB: 0 S: 4 P: 4	R: 0 H: 0 E: 0 LOB: 1 K: 1 BB: 1 S: 5 P: 9	R: 0 H: 1 E: 0 LOB: 2 K: 0 BB: 1 S: 4 P: 8	R: 0 H: 0 E: 0 LOB: 1 K: 1 BB: 1 S: 5 P: 9	R: 0 H: 1 E: 0 LOB: 1 K: 0 BB: 0 S: 4 P: 4	R: 0 H: 1 E: 0 LOB: 1 K: 0 BB: 0 S: 4 P: 4	R: 1 H: 1 E: 1 LOB: 2 K: 1 BB: 1 S: 7 P: 11	1B: 3 SF: 0 2B: 3 SAC: 0 3B: 1 DP: 0 HR: 0 HBP: 0						

TOP

Cleveland Indians @ Chicago White Sox

Milwaukee County Stadium, Milwaukee, WI

Mon Jun 17 1968, 8:05 PM EDT

Att. 28,081 - Unknown

livebaseballscorecards.com

AB	35
R	1
H	7
RBI	1
BB	4
SO	5
LOB	19

WP: 0 PA: 39
PB: 0
SB: 0
CS: 0

PITCHER		IP	WLS	BF	H	R	ER	SO	BB	IBB	HBP	BLK	WP	HR	S	P	ERA	WHIP
Jack Fisher, R ERA: 2.56	(1, 1)	8.1	W	36	7	1	0	4	3	0	0	0	0	0	41	53	0.00	1.200
Bob Locker, R ERA: 3.38	(9, 1)	0.2	S	3	0	0	0	1	1	0	0	0	0	0	4	8	0.00	1.500

PITCHER	IP	WLS	BF	H	R	ER	SO	BB	IBB	HBP	BLK	WP	HR	S	P	ERA	WHIP

Batter	1	2	3	4	5	6	7	8	9	AB	R	H	RBI	BB	SO	LOB
Luis Aparicio, R (1, 6) OBP: 0.282, SLG: 0.320	F3		6-3			SH5-3 1B	6-3			4	0	1	0	0	0	3
Tom McCraw, L (1, 3) OBP: 0.288, SLG: 0.401	F8			F4		SH5-3 1-2		L8		3	0	0	0	0	0	0
Tommy Davis, R (1, 7) OBP: 0.239, SLG: 0.298	K			4-3		F3		1-4-3		4	0	0	0	0	1	1
Leon Wagner, L (1, 9) OBP: 0.319, SLG: 0.271		CS 1B		BB		G3		F9		2	0	1	0	1	0	1
Duane Josephson, R (8, 2) OBP: 0.278, SLG: 0.327										1	0	0	0	0	0	0
Pete Ward, L (1, 5) OBP: 0.390, SLG: 0.423		F7 1-2		F4			1B SH5-4 3B BB			2	0	0	0	1	0	2
Sandy Alomar Sr., S (7, PR) OBP: 0.256, SLG: 0.268										0	1	0	0	0	0	0
(8, 5)																
Ken Berry, R (1, 8) OBP: 0.275, SLG: 0.339		6-3			FC6-4 1B		SH5-4 1-2			2	0	1	0	0	0	0
Wayne Causey, L (1, 4) OBP: 0.281, SLG: 0.204			2B		FC6-4 1-2f		3B 1B 2-3			3	0	2	0	0	0	1
Buddy Bradford, R (7, PR) OBP: 0.196, SLG: 0.244										0	1	0	0	0	0	0
(8, 9)																
Jerry McNertney, R (1, 2) OBP: 0.302, SLG: 0.261			5-3		F7		3B 1-H 3-H			2	0	0	0	0	0	2
Bill Voss, L (7, PH) OBP: 0.241, SLG: 0.172										1	0	1	2	0	0	0
Tim Cullen, R (8, 4) OBP: 0.283, SLG: 0.272										0	0	0	0	0	0	0
Jack Fisher, R (1, 1) OBP: 0.154, SLG: 0.154			5-3		F8		K			3	0	0	0	0	1	4
Bob Locker, S (9, 1)										0	0	0	0	0	0	0
Inning Stats	R: 0 E: 0 K: 1 S: 5 H: 0 LOB: 0 BB: 0 P: 5	R: 0 E: 0 K: 0 S: 3 H: 1 LOB: 0 BB: 0 P: 3	R: 0 E: 0 K: 0 S: 4 H: 1 LOB: 1 BB: 0 P: 4	R: 0 E: 0 K: 0 S: 3 H: 0 LOB: 1 BB: 1 P: 7	R: 0 E: 0 K: 0 S: 4 H: 1 LOB: 1 BB: 0 P: 4	R: 0 E: 0 K: 0 S: 4 H: 1 LOB: 1 BB: 0 P: 4	R: 2 E: 0 K: 1 S: 7 H: 2 LOB: 2 BB: 1 P: 11	R: 0 E: 0 K: 0 S: 3 H: 0 LOB: 0 BB: 0 P: 3							

PITCHER	IP	WLS	BF	H	R	ER	SO	BB	IBB	HBP	BLK	WP	HR	S	P	ERA	WHIP
Steve Hargan, R (1, 1) ERA: 3.09	8.0	L	31	6	2	2	2	2	0	0	0	0	0	33	41	2.25	1.000

PITCHER	IP	WLS	BF	H	R	ER	SO	BB	IBB	HBP	BLK	WP	HR	S	P	ERA	WHIP

BOTTOM

Cleveland Indians @ Chicago White Sox

Milwaukee County Stadium, Milwaukee, WI

Mon Jun 17 1968, 8:05 PM EDT

Att. 28,081 - Unknown

livebaseballscorecards.com

AB	27
R	2
H	6
RBI	2
BB	2
SO	2
LOB	14

1B: 4	SF: 0	WP: 0	PA: 31
2B: 1	SAC: 2	PB: 0	
3B: 1	DP: 0	SB: 0	
HR: 0	HBP: 0	CS: 1	

Batter	1	2	3	4	5	6	7	8	9	AB	R	H	RBI	BB	SO	LOB
Max Alvis, R (1, 5) OBP: 0.316, SLG: 0.377	F7		K		2-3 1B	1-2 2-H 3-H 1B		K		5	0	2	2	0	2	0
Larry Brown, R (1, 6) OBP: 0.282, SLG: 0.303	F8		2B		F9	5-3			F9	5	0	1	0	0	0	4
Tony Horton, R (1, 3) OBP: 0.319, SLG: 0.431	1B		6-3			WP 1B 1B BB	F9		F2	4	1	1	0	1	0	1
Joe Azcue, R (1, 2) OBP: 0.331, SLG: 0.343	F9			5-3		1B WP BB 1-2 1B	6-3		FC4-3 1B	4	1	1	0	0	0	1
Duke Sims, L (8, 2) OBP: 0.393, SLG: 0.461				F7 1B		BB 1B 1-2 2-3 IBB	E S 1B		FC4-3 1-2f	1	0	1	0	0	0	0
Jose Cardenal, R (1, 8) OBP: 0.278, SLG: 0.310		5-3								4	1	2	0	1	0	1
Tommy Harper, R (1, 9) OBP: 0.263, SLG: 0.355		2B		F7 1-2		F6	E5 1-3			4	0	1	0	0	0	5
Jose Vidal, R (1, 7) OBP: 0.225, SLG: 0.342		F9			1-3	BB 1B 1-2 2-3 3-H 1B	F8			3	1	1	1	0	0	1
Jimmie Hall, L (7, PH) OBP: 0.307, SLG: 0.258 (7, 7)										1	0	0	0	0	0	2
Vern Fuller, R (1, 4) OBP: 0.306, SLG: 0.288		2-3			1B SH2-4 BB	1B 1-2 2-3 3-H BB		6-3		2	0	0	1	2	0	1
Sam McDowell, L (1, 1) OBP: 0.143, SLG: 0.122			F6		SH2-4 1-2	K		K		3	0	0	0	0	2	3
Stan Williams, R (9, 1) OBP: 0.333, SLG: 0.273										0	0	0	0	0	0	0
Inning Stats	R: 0 E: 0 K: 0 S: 4 H: 1 LOB: 1 BB: 0 P: 4	R: 0 E: 0 K: 0 S: 4 H: 1 LOB: 1 BB: 0 P: 4	R: 0 E: 0 K: 1 S: 6 H: 1 LOB: 1 BB: 0 P: 6	R: 0 E: 0 K: 0 S: 3 H: 1 LOB: 1 BB: 0 P: 3	R: 0 E: 0 K: 0 S: 4 H: 1 LOB: 2 BB: 1 P: 8	R: 4 E: 0 K: 1 S: 8 H: 3 LOB: 2 BB: 3 P: 20	R: 0 E: 1 K: 0 S: 5 H: 1 LOB: 2 BB: 0 P: 5	R: 0 E: 0 K: 2 S: 7 H: 0 LOB: 0 BB: 0 P: 7	R: 0 E: 0 K: 0 S: 4 H: 1 LOB: 1 BB: 0 P: 4	1B: 8 2B: 2 3B: 0 HR: 0	SF: 0 SAC: 1 DP: 0 HBP: 0						

PITCHER	IP	WLS	BF	H	R	ER	SO	BB	IBB	HBP	BLK	WP	HR	S	P	ERA	WHIP
Gary Peters, L (1, 1) ERA: 3.46	5.1	L	26	7	4	4	1	3	1	0	0	1	0	24	40	6.75	1.875
Hoyt Wilhelm, R (6, 1) ERA: 1.52	1.2		8	2	0	0	1	0	0	0	0	0	0	10	10	0.00	1.200
Don McMahon, R (8, 1) ERA: 2.67	1.0		3	0	0	0	2	0	0	0	0	0	0	7	7	0.00	0.000
Wilbur Wood, L (9, 1) ERA: 1.84	1.0		4	1	0	0	0	0	0	0	0	0	0	4	4	0.00	1.000

PITCHER	IP	WLS	BF	H	R	ER	SO	BB	IBB	HBP	BLK	WP	HR	S	P	ERA	WHIP

TOP

Cleveland Indians @ Chicago White Sox

Comiskey Park, Chicago, IL

Tue Jun 18 1968, 8:05 PM EDT

Att. 7,635 - Unknown

livebaseballscorecards.com

AB	36
R	4
H	10
RBI	4
BB	4
SO	4
LOB	19

WP: 1	PA: 41		
PB: 0			
SB: 1			
CS: 0			

Batter	1	2	3	4	5	6	7	8	9	AB	R	H	RBI	BB	SO	LOB
Luis Aparicio, R (1, 6) OBP: 0.280, SLG: 0.318	F3		F9		1B		F8		1-3	5	0	1	0	0	0	1
Tom McCraw, L (1, 3) OBP: 0.281, SLG: 0.392	K		K		3-1		E6		F4	5	0	0	0	0	2	2
Tommy Davis, R (1, 7) OBP: 0.232, SLG: 0.288	3-1			G3		F7	F9		6-3	5	0	0	0	0	0	2
Duane Josephson, R (1, 2) OBP: 0.290, SLG: 0.331 Jerry McNertney, R (8, PH) OBP: 0.315, SLG: 0.261 (9, 2)		1B		FC5-4 E	HBP	1B		1-3 1B 1B	BB	1 0	0 1	1 0	0 0	1 1	0 0	0 0
Ken Berry, R (1, 8) OBP: 0.275, SLG: 0.337		F4		E5 FC5-4 1-2		F4		1B 1-3 1-2 1B		4	0	1	0	0	0	3
Dick Kenworthy, R (1, 5) OBP: 0.325, SLG: 0.297		1-3 1B		FC5-4 1-2f 2-3		1-2 1B		F9		4	0	2	0	0	0	4
Buddy Bradford, R (1, 9) OBP: 0.190, SLG: 0.237 Pete Ward, L (8, PH) OBP: 0.388, SLG: 0.420 (9, 9)	K		K		K		K	1-3 1-2 2-3		3 1	0 0	0 0	0 0	0 0	3 0	6 2
Sandy Alomar Sr., S (1, 4) OBP: 0.261, SLG: 0.256 Wayne Causey, L (8, PH) OBP: 0.293, SLG: 0.220 (9, 4)	4-3				F2		E WP BB	1B 2-3 3-H		2 1	0 0	0 1	0 1	1 0	0 0	2 0
Gary Peters, L (1, 1) OBP: 0.271, SLG: 0.349 Hoyt Wilhelm, R (6, 1) Leon Wagner, L (7, PH) OBP: 0.314, SLG: 0.267 Don McMahon, R (8, 1) OBP: 0.500, SLG: 0.500 Bill Voss, L (8, PH) OBP: 0.239, SLG: 0.171 Wilbur Wood, R (9, 1)			3-1		F9		K 1-2	K		2 0 1 0 1 0	0 0 0 0 0 0	0 0 0 0 0 0	0 0 0 0 0 0	0 0 1 0 0 0	0 0 0 0 1 0	0 0 1 0 2 0
Inning Stats	R: 0 E: 0 K: 1 S: 5 H: 0 LOB: 0 BB: 0 P: 5	R: 0 E: 0 K: 1 S: 7 H: 2 LOB: 2 BB: 0 P: 7	R: 0 E: 0 K: 1 S: 5 H: 0 LOB: 0 BB: 0 P: 5	R: 0 E: 1 K: 1 S: 6 H: 0 LOB: 2 BB: 1 P: 10	R: 0 E: 0 K: 0 S: 4 H: 1 LOB: 1 BB: 0 P: 4	R: 0 E: 0 K: 1 S: 6 H: 1 LOB: 2 BB: 0 P: 7	R: 0 E: 1 K: 1 S: 6 H: 0 LOB: 2 BB: 1 P: 10	R: 1 E: 0 K: 1 S: 7 H: 2 LOB: 2 BB: 1 P: 11	R: 0 E: 0 K: 0 S: 3 H: 0 LOB: 0 BB: 0 P: 3	1B: 6 2B: 0 3B: 0 HR: 0	SF: 0 SAC: 0 DP: 0 HBP: 1		WP: 1 PB: 0 SB: 0 CS: 0	PA: 39		

PITCHER		IP	WLS	BF	H	R	ER	SO	BB	IBB	HBP	BLK	WP	HR	S	P	ERA	WHIP
Sam McDowell, L ERA: 1.78	(1, 1)	8.0	W	36	6	1	1	7	3	0	1	0	1	0	46	59	1.12	1.125
Stan Williams, R ERA: 1.81	(9, 1)	1.0	S	3	0	0	0	0	0	0	0	0	0	0	3	3	0.00	0.000

PITCHER	IP	WLS	BF	H	R	ER	SO	BB	IBB	HBP	BLK	WP	HR	S	P	ERA	WHIP

BOTTOM

Cleveland Indians @ Chicago White Sox

Comiskey Park, Chicago, IL

Tue Jun 18 1968, 8:05 PM EDT

Att. 7,635 - Unknown

livebaseballscorecards.com

AB	35
R	1
H	6
RBI	1
BB	3
SO	7
LOB	25

Batter	1	2	3	4	5	6	7	8	9	AB	R	H	RBI	BB	SO	LOB
Russ Snyder, L (1, 9) OBP: 0.248, SLG: 0.281	x 0-0 SH1-3 1B		x 0-0 ① 4-3		x 0-0 1B		x 0-0 1B 1-2 3-H 1B		x 0-0 ③ 4-3	5	0	3	1	0	0	0
Billy Harris, L (1, 5) (7, 4) OBP: 0.364, SLG: 0.400	x 0-0 ① SH1-3 1-2		B B B B 4-0 BB		x 0-0 ③ F6		x 0-0 ① F7			2	0	0	0	1	0	3
Tony Horton, R (1, 3) OBP: 0.318, SLG: 0.428	x 0-0 ② 5-3		S S S 0-3 ② K			x 0-0 ① F8	x 0-0 G6-4-3 1-2 2-H 1B			4	0	1	1	0	1	2
Jimmie Hall, L (1, 8) OBP: 0.301, SLG: 0.252 Jose Cardenal, R (7, PH) (7, 8) OBP: 0.277, SLG: 0.309	x 0-0 ③ F3		x 0-0 ③ F9			x 0-0 ② F8	x 0-0 ② ③ G6-4-3 1-2f			3	0	0	0	0	0	2
										1	0	0	0	0	0	2
Lee Maye, L (1, 7) OBP: 0.298, SLG: 0.407 Tommy Harper, R (8, PH) (8, 7) OBP: 0.261, SLG: 0.352		x 0-0 ① F8		S S S 0-3 ① K		B B B B 4-0 WP 2B BB		x 0-0 ① F7		2	1	0	0	1	1	0
										1	0	0	0	0	0	0
Duke Sims, L (1, 2) OBP: 0.390, SLG: 0.462		x 0-0 ② F6		x 0-0 ② F9		x 0-0 1-H 2B		x 0-0 ② 4-3		4	0	1	1	0	0	0
Larry Brown, R (1, 6) OBP: 0.281, SLG: 0.302		x 0-0 BB 1B		x 0-0 ③ 5-3		x 0-0 ③ 5-3		x 0-0 ③ 6-3		4	0	1	0	0	0	1
Vern Fuller, R (1, 4) OBP: 0.310, SLG: 0.284 Willie Smith, L (7, PH) OBP: 0.273, SLG: 0.250 Davey Nelson, R (7, PR) OBP: 0.235, SLG: 0.188 Max Alvis, R (7, 5) OBP: 0.315, SLG: 0.376		B B B B 4-0 1-2 BB		S S S 0-3 ① K			x 0-0 E6 SH 1B		x 0-0 ① 4-3	1	0	0	0	1	1	0
										1	0	0	0	0	0	0
										0	1	0	0	0	0	0
										1	0	0	0	0	0	0
Luis Tiant, R (1, 1) OBP: 0.098, SLG: 0.122		x 0-0 ③ 6-3			x 0-0 ② 4-3		x 0-0 SH 1B 1B 2-3		x 0-0 ② F7	3	1	0	0	0	0	2
Inning Stats	R: 0 E: 0 K: 0 S: 4 H: 1 LOB: 1 BB: 0 P: 4	R: 0 E: 0 K: 0 S: 4 H: 1 LOB: 2 BB: 1 P: 8	R: 0 E: 0 K: 1 S: 5 H: 0 LOB: 1 BB: 1 P: 9	R: 0 E: 0 K: 1 S: 5 H: 0 LOB: 0 BB: 0 P: 5	R: 0 E: 0 K: 1 S: 6 H: 1 LOB: 1 BB: 0 P: 6	R: 1 E: 0 K: 0 S: 4 H: 1 LOB: 1 BB: 1 P: 8	R: 2 E: 1 K: 0 S: 6 H: 2 LOB: 1 BB: 0 P: 6	R: 0 E: 0 K: 0 S: 3 H: 0 LOB: 0 BB: 0 P: 3	R: 0 E: 0 K: 0 S: 3 H: 0 LOB: 0 BB: 0 P: 3	1B: 5 2B: 1 3B: 0 HR: 0	SF: 0 SAC: 2 DP: 1 HBP: 0						

TOP

Cleveland Indians @ Chicago White Sox

Comiskey Park, Chicago, IL

Wed Jun 19 1968, 8:05 PM EDT

Att. 8,643 - Unknown

livebaseballscorecards.com

AB	32
R	3
H	6
RBI	3
BB	3
SO	3
LOB	12

		WP: 1	PA: 37
		PB: 0	
		SB: 0	
		CS: 0	

PITCHER		IP	WLS	BF	H	R	ER	SO	BB	IBB	HBP	BLK	WP	HR	S	P	ERA	WHIP
Bob Priddy, R ERA: 2.81	(1, 1)	5.2		24	4	1	1	3	3	0	0	0	1	0	27	39	1.59	1.235
Bob Locker, R ERA: 3.6	(6, 1)	0.2	L	6	2	2	1	0	0	0	0	0	0	0	6	6	13.50	3.000
Wilbur Wood, L ERA: 1.76	(7, 1)	2.2		7	0	0	0	0	0	0	0	0	0	0	7	7	0.00	0.000

PITCHER	IP	WLS	BF	H	R	ER	SO	BB	IBB	HBP	BLK	WP	HR	S	P	ERA	WHIP

Batter	1	2	3	4	5	6	7	8	9	AB	R	H	RBI	BB	SO	LOB
Luis Aparicio, R (1, 6) OBP: 0.276, SLG: 0.312	F3		6-3		F7			4-3 1-2		4	0	0	0	0	0	1
Wayne Causey, L (1, 4) OBP: 0.274, SLG: 0.204	4-3		F4			F7		K		4	0	0	0	0	1	2
Tom McCraw, L (1, 3) OBP: 0.277, SLG: 0.384	F3			F9		F7			4-3	4	0	0	0	0	0	0
Leon Wagner, L (1, 9) OBP: 0.315, SLG: 0.258 Wilbur Wood, R (7, 1) Tommy Davis, R (9, PH) OBP: 0.230, SLG: 0.287		3-1		BBBB 4-0 FC4-6 BB		G3			F2	2 0 1	0 0 0	0 0 0	0 0 0	1 0 0	0 0 0	0 0 0
Pete Ward, L (1, 7) OBP: 0.385, SLG: 0.417		F9		FC4-6 FC6-4 1-2f			F7		1B	4	0	1	0	0	0	1
Dick Kenworthy, R (1, 5) OBP: 0.318, SLG: 0.293		BB 1B		FC6-4 1-2f			K		K	4	0	1	0	0	2	2
Ken Berry, R (1, 8) OBP: 0.276, SLG: 0.333		BBBB 4-0 1-2 BB			L7		K			2	0	0	0	1	1	0
Jerry McNertney, R (1, 2) OBP: 0.316, SLG: 0.250 Buddy Bradford, R (8, PR) OBP: 0.190, SLG: 0.237 Duane Josephson, R (9, 2) OBP: 0.290, SLG: 0.331		F8			F7			BBBB 4-0 4-3 BB		2 0 0	0 0 0	0 0 0	0 0 0	1 0 0	0 0 0	2 0 0
Bob Priddy, R (1, 1) OBP: 0.143, SLG: 0.571 Bob Locker, S (6, 1) Bill Voss, L (7, 9) OBP: 0.237, SLG: 0.169			K		HR			K		2 0 1	1 0 0	1 0 0	1 0 0	0 0 1	1 0 1	0 0 1
Inning Stats	R: 0 E: 0 K: 0 S: 3 H: 0 LOB: 0 BB: 0 P: 3	R: 0 E: 0 K: 0 S: 4 H: 1 LOB: 2 BB: 1 P: 8	R: 0 E: 0 K: 1 S: 5 H: 0 LOB: 0 BB: 0 P: 5	R: 0 E: 0 K: 0 S: 3 H: 0 LOB: 1 BB: 1 P: 7	R: 1 E: 0 K: 0 S: 4 H: 1 LOB: 0 BB: 0 P: 4	R: 0 E: 0 K: 0 S: 3 H: 0 LOB: 0 BB: 0 P: 3	R: 0 E: 0 K: 2 S: 7 H: 0 LOB: 0 BB: 0 P: 7	R: 0 E: 0 K: 2 S: 7 H: 0 LOB: 2 BB: 1 P: 11	R: 0 E: 0 K: 1 S: 6 H: 1 LOB: 1 BB: 0 P: 6	1B: 2 2B: 0 3B: 0 HR: 1	SF: 0 SAC: 0 DP: 0 HBP: 0			WP: 0 PB: 0 SB: 0 CS: 0	PA: 33		

PITCHER	IP	WLS	BF	H	R	ER	SO	BB	IBB	HBP	BLK	WP	HR	S	P	ERA	WHIP
Luis Tiant, R (1, 1) ERA: 1.29	9.0	W	33	3	1	1	6	3	0	0	0	0	1	42	54	1.00	0.667

PITCHER	IP	WLS	BF	H	R	ER	SO	BB	IBB	HBP	BLK	WP	HR	S	P	ERA	WHIP

BOTTOM

Cleveland Indians @ Chicago White Sox

Comiskey Park, Chicago, IL

Wed Jun 19 1968, 8:05 PM EDT

Att. 8,643 - Unknown

livebaseballscorecards.com

AB	30
R	1
H	3
RBI	1
BB	3
SO	6
LOB	9

Batter	1	2	3	4	5	6	7	8	9	AB	R	H	RBI	BB	SO	LOB
Max Alvis, R (1, 5) OBP: 0.310, SLG: 0.369	E3 G5-4-3	K			K			F3		4	0	0	0	0	2	1
Larry Brown, R (1, 6) OBP: 0.276, SLG: 0.297	G5-4-3 1-2f		L5			6-3		G3		4	0	0	0	0	0	2
Jose Cardenal, R (1, 8) OBP: 0.280, SLG: 0.312	1B 2B 1B		F9			K			2B 1B	4	2	2	0	0	1	0
Tony Horton, R (1, 3) OBP: 0.321, SLG: 0.433	2B 1-2 2B 1B		5-3			6-3			1-H 2B	4	1	2	1	0	0	0
Tommy Harper, R (1, 7) OBP: 0.261, SLG: 0.357	1-3 2-H 2B			F2			K		6-3	4	1	1	1	0	1	1
Duke Sims, L (1, 2) OBP: 0.389, SLG: 0.466	2-H 3-H 2B			5-3			G3		6-3	3	0	1	2	0	0	0
Joe Azcue, R (9, PH) OBP: 0.328, SLG: 0.339										1	0	0	0	0	0	1
Jose Vidal, R (1, 9) OBP: 0.205, SLG: 0.310	F4			6-3			K		6-3	4	0	0	0	0	1	2
Vern Fuller, R (1, 4) OBP: 0.311, SLG: 0.276		K			K			FC5-6 HBP		2	0	0	0	0	2	0
Stan Williams, R (1, 1) OBP: 0.308, SLG: 0.250		F8			K			FC5-6 1-2f		2	0	0	0	0	1	0
Mike Paul, L (6, 1)										1	0	0	0	0	0	1
Hal Kurtz, R (8, 1)										0	0	0	0	0	0	0
Inning Stats	R: 3 H: 4 E: 1 LOB: 1 K: 0 BB: 0 S: 7 P: 7	R: 0 H: 0 E: 0 LOB: 0 K: 2 BB: 0 S: 7 P: 7	R: 0 H: 0 E: 0 LOB: 0 K: 0 BB: 0 S: 3 P: 3	R: 0 H: 0 E: 0 LOB: 0 K: 0 BB: 0 S: 3 P: 3	R: 0 H: 0 E: 0 LOB: 0 K: 3 BB: 0 S: 9 P: 9	R: 0 H: 0 E: 0 LOB: 0 K: 1 BB: 0 S: 5 P: 5	R: 0 H: 0 E: 0 LOB: 0 K: 2 BB: 0 S: 7 P: 7	R: 0 H: 0 E: 0 LOB: 1 K: 0 BB: 0 S: 3 P: 4	R: 1 H: 2 E: 0 LOB: 1 K: 0 BB: 0 S: 5 P: 5	1B: 3 SF: 0 2B: 3 SAC: 0 3B: 0 DP: 1 HR: 0 HBP: 1						

PITCHER		IP	WLS	BF	H	R	ER	SO	BB	IBB	HBP	BLK	WP	HR	S	P	ERA	WHIP
Tommy John, L ERA: 1.69	(1, 1)	8.0	W	31	6	4	4	8	0	0	1	0	0	0	46	47	4.50	0.750
Wilbur Wood, L ERA: 1.73	(9, 1)	1.0	S	3	0	0	0	0	0	0	0	0	0	0	3	3	0.00	0.000

PITCHER	IP	WLS	BF	H	R	ER	SO	BB	IBB	HBP	BLK	WP	HR	S	P	ERA	WHIP

TOP

Cleveland Indians @ Chicago White Sox

Comiskey Park, Chicago, IL

Thu Jun 20 1968, 8:05 PM EDT

Att. 3,174 - Unknown

livebaseballscorecards.com

AB	33
R	4
H	6
RBI	4
BB	0
SO	8
LOB	8

PA: 34

WP: 0
PB: 0
SB: 0
CS: 0

Batter	1	2	3	4	5	6	7	8	9	AB	R	H	RBI	BB	SO	LOB
Luis Aparicio, R (1, 6) OBP: 0.275, SLG: 0.307	5-3		G6-4-3 1-2f		4-3			SH1-3 S HR BB F3		4	1	0	0	1	0	4
Wayne Causey, L (1, 4) OBP: 0.262, SLG: 0.193 Sandy Alomar Sr., S (9, 5) OBP: 0.261, SLG: 0.256	6-3			4-3		E3 2B 4-3		SH1-3 1-3		3 0	1 0	0 0	0 0	0 0	0 0	0 0
Leon Wagner, L (1, 9) OBP: 0.338, SLG: 0.348 Tim Cullen, R (9, 4) OBP: 0.283, SLG: 0.272	F4			S 1B 1B		4-3 1-3 2B		HR 3-H		4 0	2 0	3 0	2 0	0 0	0 0	0 0
Pete Ward, L (1, 5) OBP: 0.378, SLG: 0.408 Bill Voss, L (9, 9) OBP: 0.237, SLG: 0.169		F7		K 1-2		4-3 2-3 3-H		K		4 0	0 0	0 0	1 0	0 0	2 0	2 0
Tom McCraw, L (1, 3) OBP: 0.280, SLG: 0.388		F7		1B BB		K		1B 2B		3	1	1	0	1	1	1
Tommy Davis, R (1, 7) OBP: 0.237, SLG: 0.292 Buddy Bradford, R (8, PR) OBP: 0.190, SLG: 0.237 (9, 7)		F7		1-3 2-H 1B		F3		2B 2-H 1B		4 0	0 1	2 0	2 0	0 0	0 0	1 0
Ken Berry, R (1, 8) OBP: 0.275, SLG: 0.337			6-3	K		F8		2B 1-H		4	1	1	1	0	1	2
Jerry McNertney, R (1, 2) OBP: 0.328, SLG: 0.240			1B HBP		F4	F7		2B IBB		2	1	0	0	1	0	0
Tommy John, R (1, 1) OBP: 0.188, SLG: 0.313 Wilbur Wood, R (9, 1)			G6-4-3 1-2 1B		L4	F8		2B 1-H 2-H		4 0	0 0	2 0	2 0	0 0	0 0	0 0
Inning Stats	R: 0 E: 0 K: 0 S: 3 H: 0 LOB: 0 BB: 0 P: 3	R: 0 E: 0 K: 0 S: 3 H: 0 LOB: 0 BB: 0 P: 3	R: 0 E: 0 K: 0 S: 3 H: 1 LOB: 1 BB: 0 P: 4	R: 1 E: 0 K: 2 S: 9 H: 2 LOB: 2 BB: 1 P: 13	R: 0 E: 0 K: 0 S: 3 H: 0 LOB: 0 BB: 0 P: 3	R: 1 E: 1 K: 1 S: 7 H: 1 LOB: 1 BB: 0 P: 7	R: 0 E: 0 K: 0 S: 3 H: 0 LOB: 0 BB: 0 P: 3	R: 6 E: 0 K: 1 S: 10 H: 5 LOB: 2 BB: 2 P: 18		1B: 4 2B: 4 3B: 0 HR: 1 SF: 0 SAC: 1 DP: 1 HBP: 1					

PITCHER		IP	WLS	BF	H	R	ER	SO	BB	IBB	HBP	BLK	WP	HR	S	P	ERA	WHIP
Stan Williams, R ERA: 1.81	(1, 1)	5.0		21	4	2	1	2	1	0	1	0	0	0	23	28	1.80	1.000
Mike Paul, L ERA: 5.4	(6, 1)	2.2	L	11	2	3	3	2	1	0	0	0	0	1	14	18	10.12	1.125
Hal Kurtz, R ERA: 3.38	(8, 1)	0.1		5	3	3	3	0	0	1	0	0	0	0	4	8	81.00	9.000

PITCHER	IP	WLS	BF	H	R	ER	SO	BB	IBB	HBP	BLK	WP	HR	S	P	ERA	WHIP

BOTTOM

Cleveland Indians @ Chicago White Sox

Comiskey Park, Chicago, IL

Thu Jun 20 1968, 8:05 PM EDT

Att. 3,174 - Unknown

livebaseballscorecards.com

AB	32
R	8
H	9
RBI	8
BB	3
SO	4
LOB	10

Boston Red Sox @ Chicago White Sox

Comiskey Park, Chicago, IL

Fri Jun 21 1968, 4:33 AM EDT

Unknown

TOP

livebaseballscorecards.com

Batter	1	2	3	4	5	6	7	8	9	AB	R	H	RBI	BB	SO	LOB
Mike Andrews, R (1, 4) OBP: 0.327, SLG: 0.310	F8	FC5-4 BB 1B 1-2f 2-3 3-H	6-3			K BB F9		K		5	1	0	1	0	2	2
Joe Lahoud, L (1, 9) OBP: 0.349, SLG: 0.254	4-3	K		F3		F9 1-2		BB		4	0	0	0	1	1	3
Carl Yastrzemski, L (1, 7) OBP: 0.457, SLG: 0.531	1B BB	1B 3B 1-2 BB		F7		BB		K		2	1	0	0	3	1	1
Ken Harrelson, R (1, 3) OBP: 0.375, SLG: 0.602	1-3 1B	3B 1-2 2-H 3-H 1B		FC6-4 1B		K		K		5	1	3	2	0	2	3
Reggie Smith, S (1, 8) OBP: 0.373, SLG: 0.409	FC6-4 IBB	1B 1-H 2-H 3B		FC6-4 1-2f		1-2 2-3 BB			G3	3	1	1	2	2	0	1
Rico Petrocelli, R (1, 6) OBP: 0.276, SLG: 0.373	FC6-4 1-2f	3-H 1B			6-3	F4			6-3	5	0	1	1	0	0	6
George Scott, R (1, 5) OBP: 0.230, SLG: 0.230		HBP BB FC5-4 1B K			4-3		6-3		F2	5	1	1	0	0	1	1
Elston Howard, R (1, 2) OBP: 0.312, SLG: 0.287		FC5-4 HBP 1B 1-2 BB	6-3		1B		5-3			3	1	1	0	1	0	0
Ray Culp, R (1, 1) OBP: 0.150, SLG: 0.056		FC5-4 1-2 2-3 HBP	K		K		1-3			3	0	0	0	0	2	1
Bill Landis, L (7, 1)										0	0	0	0	0	0	0

	AB	35
	R	6
	H	7
	RBI	6
	BB	7
	SO	9
	LOB	18

Inning Stats																																		
	R: 0	E: 0	K: 0	S: 4	H: 1	LOB: 3	BB: 2	P: 12	R: 6	E: 0	K: 2	S: 11	H: 4	LOB: 1	BB: 2	P: 20	R: 0	E: 0	K: 1	S: 5	H: 0	LOB: 0	BB: 0	P: 5	R: 0	E: 0	K: 0	S: 4	H: 1	LOB: 1	BB: 0	P: 4
	R: 0	E: 0	K: 1	S: 6	H: 1	LOB: 1	BB: 0	P: 6	R: 0	E: 0	K: 2	S: 8	H: 0	LOB: 3	BB: 2	P: 16	R: 0	E: 0	K: 0	S: 3	H: 0	LOB: 0	BB: 0	P: 3	R: 0	E: 0	K: 3	S: 9	H: 0	LOB: 1	BB: 1	P: 13
	R: 0	E: 0	K: 0	S: 3	H: 0	LOB: 0	BB: 0	P: 3	1B: 6	2B: 0	3B: 1	HR: 0	SF: 0	SAC: 0	DP: 0	HBP: 1	WP: 1	PB: 0	SB: 0	CS: 0	PA: 43														

PITCHER		IP	WLS	BF	H	R	ER	SO	BB	IBB	HBP	BLK	WP	HR	S	P	ERA	WHIP
Joe Horlen, R ERA: 2.65	(1, 1)	2.0	L	16	5	6	6	2	3	1	1	0	0	0	15	32	27.00	4.000
Danny Lazar, L ERA:	(3, 1)	2.0		7	1	0	0	1	0	0	0	0	0	0	9	9	0.00	0.500
Don McMahon, R ERA: 2.4	(5, 1)	3.0		13	1	0	0	3	2	0	0	0	1	0	17	25	0.00	1.000
Hoyt Wilhelm, R ERA: 1.42	(8, 1)	2.0		7	0	0	0	3	1	0	0	0	0	0	12	16	0.00	0.500

PITCHER	IP	WLS	BF	H	R	ER	SO	BB	IBB	HBP	BLK	WP	HR	S	P	ERA	WHIP

BOTTOM

Boston Red Sox @ Chicago White Sox

Comiskey Park, Chicago, IL

Fri Jun 21 1968, 4:33 AM EDT

Unknown

livebaseballscorecards.com

Batter	1	2	3	4	5	6	7	8	9	AB	R	H	RBI	BB	SO	LOB
Luis Aparicio, R (1, 6) OBP: 0.277, SLG: 0.306	BBBB 4-0 CS BB		x 0-0 ② 4-3		SSS 0-3 ① K2-3		x 0-0 BB 1-2 2-3 1B		x 0-0 ① F8	4	0	1	0	1	1	1
Wayne Causey, L (1, 4) OBP: 0.275, SLG: 0.200 Hoyt Wilhelm, R (8, 1) Dick Kenworthy, R (9, PH) OBP: 0.333, SLG: 0.310	SSS 0-3 ①② K 1-2		BBBB 4-0 1B BB		x 0-0 1B		x 0-0 ① F3		x 0-0 FC6-4 1-3 1B	3 0 1	0 0 0	1 0 1	0 0 0	1 0 0	1 0 0	4 0 0
Leon Wagner, L (1, 9) OBP: 0.354, SLG: 0.348	BBBB 4-0 S BB		x 0-0 1-2 1B		x 0-0 ② F9		BBBB 4-0 1-2 2-3 3-H BB		x 0-0 ② FC6-4 1-2f 3-H	3	0	1	2	2	0	2
Pete Ward, L (1, 5) OBP: 0.370, SLG: 0.397	x 0-0 ③ F6 1-2		x 0-0 ③ 3-1		x 0-0 ③ 4-3		x 0-0 ② F7		SSS 0-3 K	5	0	0	0	0	1	8
Tom McCraw, L (1, 3) OBP: 0.284, SLG: 0.390		x 0-0 FC6-4 1B		x 0-0 1B 1B 1B		SSS 0-3 ① K	x 0-0 ③ 6-3			4	1	2	0	0	1	3
Tommy Davis, R (1, 7) OBP: 0.231, SLG: 0.285		SSS 0-3 ① K		SSS 0-3 ① K		x 0-0 ② F2		x 0-0 ① 6-3		4	0	0	0	0	2	2
Ken Berry, R (1, 8) OBP: 0.270, SLG: 0.330		x 0-0 ② F8		x 0-0 ② F8		x 0-0 ③ 6-3		x 0-0 ② 6-3		4	0	0	0	0	0	2
Jerry McNertney, R (1, 2) OBP: 0.338, SLG: 0.259		x 0-0 ③ FC6-4 1-2f		x 0-0 1B 1-2 1B			x 0-0 1B 1B BB 1B	x 0-0 ③ 6-3		4	1	2	0	0	0	1
Joe Horlen, R (1, 1) OBP: 0.069, SLG: 0.036 Danny Lazar, L (3, 1) Gary Peters, L (4, PH) OBP: 0.286, SLG: 0.364 Don McMahon, R (5, 1) OBP: 0.500, SLG: 0.500 Sandy Alomar Sr., S (7, PH) OBP: 0.292, SLG: 0.273 (8, 4)			SSS 0-3 ① K	x 0-0 ③ 1-3 2-H 1B			x 0-0 BB 1B 1-2 1B		BBBB 4-0 1B FC6-4 BB	0 1 1 0 1	0 0 0 0 1	0 0 1 0 1	0 0 1 0 1	0 1 0 0 0	0 0 0 0 0	0 0 0 0 0
Inning Stats	R: 0 E: 0 K: 1 S: 4 H: 0 LOB: 1 BB: 2 P: 12	R: 0 E: 0 K: 1 S: 6 H: 1 LOB: 1 BB: 0 P: 6	R: 0 E: 0 K: 1 S: 6 H: 1 LOB: 2 BB: 1 P: 10	R: 1 E: 0 K: 1 S: 7 H: 3 LOB: 2 BB: 0 P: 7	R: 0 E: 0 K: 1 S: 6 H: 1 LOB: 1 BB: 0 P: 6	R: 0 E: 0 K: 1 S: 5 H: 0 LOB: 0 BB: 0 P: 5	R: 1 E: 0 K: 0 S: 6 H: 3 LOB: 3 BB: 1 P: 10	R: 0 E: 0 K: 0 S: 3 H: 0 LOB: 0 BB: 0 P: 3	R: 1 E: 0 K: 1 S: 6 H: 1 LOB: 1 BB: 1 P: 10	1B: 10 2B: 0 3B: 0 HR: 0	SF: 0 SAC: 0 DP: 0 HBP: 0					

	AB	35
	R	3
	H	10
	RBI	3
	BB	5
	SO	7
	LOB	23

PITCHER		IP	WLS	BF	H	R	ER	SO	BB	IBB	HBP	BLK	WP	HR	S	P	ERA	WHIP
Ray Culp, R ERA: 4.32	(1, 1)	6.1	W	30	9	2	2	6	4	0	0	0	0	0	38	54	2.84	2.053
Bill Landis, L ERA: 2.82	(7, 1)	2.2	S	10	1	1	1	1	1	0	0	0	0	0	11	15	3.38	0.750

PITCHER	IP	WLS	BF	H	R	ER	SO	BB	IBB	HBP	BLK	WP	HR	S	P	ERA	WHIP

Boston Red Sox @ Chicago White Sox

Comiskey Park, Chicago, IL

Fri Jun 21 1968, 8:05 PM EDT

Att. 18,445 - Unknown

TOP

livebaseballscorecards.com

Batter	1	2	3	4	5	6	7	8	9	AB	R	H	RBI	BB	SO	LOB
Joe Lahoud, L (1, 9) OBP: 0.341, SLG: 0.250	F2		1B		F9		G3		6-3	5	0	1	0	0	0	0
Dalton Jones, L (1, 4) OBP: 0.183, SLG: 0.156	F9		4-3		G3			F8	4-3	5	0	0	0	0	0	1
Carl Yastrzemski, L (1, 7) OBP: 0.462, SLG: 0.540	BB			1B 3B		BB		4-3		2	1	1	0	2	0	0
Ken Harrelson, R (1, 3) OBP: 0.382, SLG: 0.611	K			CS 1B 3-H 1B		1-2 1B		2B		4	1	3	1	0	1	1
Reggie Smith, S (1, 8) OBP: 0.375, SLG: 0.415		3-1		1-2 CS 1B		F9		2-H 1B		4	2	2	1	0	0	2
Rico Petrocelli, R (1, 6) OBP: 0.275, SLG: 0.370		K		F4 1-2 2-3		F8		1B 2-H 1B		4	0	1	1	0	1	4
George Scott, R (1, 5) OBP: 0.235, SLG: 0.236		6-3		2-H 1B		F8		1-2 1B		4	0	2	1	0	0	2
Russ Gibson, R (1, 2) OBP: 0.167, SLG: 0.250			F2	1-3			G4-6-3 1B	5-3		4	0	1	0	0	0	3
Jerry Stephenson, L (1, 1) OBP: 0.357, SLG: 0.308			F8		4-1		G4-6-3 1-2f		F7	3	0	0	0	0	0	1
Norm Siebern, L (9, PH) OBP: 0.050, SLG: 0.050										1	0	0	0	0	0	0
Inning Stats	R: 0 E: 0 K: 1 S: 5 H: 0 LOB: 1 BB: 1 P: 9	R: 0 E: 0 K: 1 S: 5 H: 0 LOB: 0 BB: 0 P: 5	R: 0 E: 0 K: 0 S: 4 H: 1 LOB: 1 BB: 0 P: 4	R: 2 E: 0 K: 0 S: 6 H: 4 LOB: 1 BB: 0 P: 6	R: 0 E: 0 K: 0 S: 3 H: 0 LOB: 0 BB: 0 P: 3	R: 0 E: 0 K: 0 S: 4 H: 1 LOB: 2 BB: 1 P: 8	R: 0 E: 0 K: 0 S: 3 H: 1 LOB: 0 BB: 0 P: 3	R: 2 E: 0 K: 0 S: 7 H: 4 LOB: 2 BB: 0 P: 7	R: 0 E: 0 K: 0 S: 3 H: 0 LOB: 0 BB: 0 P: 3	1B: 8 2B: 2 3B: 1 HR: 0 SF: 0 SAC: 0 DP: 1 HBP: 0						

	AB	36
	R	4
	H	11
	RBI	4
	BB	2
	SO	2
	LOB	14

WP: 0 PB: 0 SB: 0 CS: 2 PA: 38

PITCHER		IP	WLS	BF	H	R	ER	SO	BB	IBB	HBP	BLK	WP	HR	S	P	ERA	WHIP
Cisco Carlos, R ERA: 3.0	(1, 1)	7.2	W	34	11	4	4	2	2	0	0	0	0	0	36	44	4.70	1.696
Hoyt Wilhelm, R ERA: 1.36	(8, 1)	1.1	S	4	0	0	0	0	0	0	0	0	0	0	4	4	0.00	0.000

PITCHER	IP	WLS	BF	H	R	ER	SO	BB	IBB	HBP	BLK	WP	HR	S	P	ERA	WHIP

BOTTOM

Boston Red Sox @ Chicago White Sox

Comiskey Park, Chicago, IL

Fri Jun 21 1968, 8:05 PM EDT

Att. 18,445 - Unknown

Batter	1	2	3	4	5	6	7	8	9	AB	R	H	RBI	BB	SO	LOB
Luis Aparicio, R (1, 6) OBP: 0.277, SLG: 0.313 Tim Cullen, R (7, 4) OBP: 0.288, SLG: 0.277	F8	4-3		K	1B 3B 3-H		1-3 1B 1-2			4 1	1 0	1 1	1 0	0 0	1 0	2 0
Sandy Alomar Sr., S (1, 4) OBP: 0.302, SLG: 0.286 (7, 6)	L5		E1 1B SF8 1B	1-3	1B 3-H		1-3 1-2 2-3			5	1	2	1	0	0	2
Bill Voss, L (1, 9) OBP: 0.243, SLG: 0.178	G3		BB S G3 1B 2-3		1B 1B F7		K			5	2	2	0	0	1	3
Leon Wagner, L (1, 7) OBP: 0.376, SLG: 0.357 Buddy Bradford, R (5, PR) OBP: 0.186, SLG: 0.232 (6, 7)		BBBB 2B 1B BB	BBBB G3 BB 1-2 BB		1B SF8 1B 1-3	1-6-3		F8		1 2	1 1	1 0	0 0	2 0	0 0	0 0
Tom McCraw, L (1, 3) OBP: 0.290, SLG: 0.401		1-3 1B 2B	SF8 3-H		SF8 S SH 1B 1-3 3-H	1B 1B		F9		4	2	3	2	0	0	0
Ken Berry, R (1, 8) OBP: 0.278, SLG: 0.332		BBBB 1B BB	BBBB G3 BB 1-2 2-3		SF8 1-3 3-H	3-6 1B 1-3		E3		2	0	1	1	2	0	0
Pete Ward, L (1, 5) OBP: 0.368, SLG: 0.391 Dick Kenworthy, R (8, 5) OBP: 0.326, SLG: 0.302	F3	G3 1-2 2-3 3-H			BBBB SH BB	3-6 1-2f		K		3 1	1 0	0 0	1 0	1 0	0 1	7 1
Duane Josephson, R (1, 2) OBP: 0.290, SLG: 0.331	1-2 2-H 3-H 1B	K			SH 3B 1-H 3-H		2-3			3	1	1	3	0	1	2
Cisco Carlos, R (1, 1) OBP: 0.167, SLG: 0.063 Hoyt Wilhelm, R (8, 1)	K		K	K	K		1-3 1B 1B			4 0	0 0	1 0	0 0	0 0	3 0	4 0
Inning Stats	R: 0 E: 0 K: 0 S: 3 H: 0 LOB: 0 BB: 0 P: 3	R: 2 E: 0 K: 1 S: 7 H: 2 LOB: 2 BB: 2 P: 15	R: 2 E: 1 K: 1 S: 7 H: 2 LOB: 2 BB: 2 P: 15	R: 0 E: 0 K: 2 S: 7 H: 0 LOB: 0 BB: 0 P: 7	R: 6 E: 1 K: 1 S: 11 H: 5 LOB: 1 BB: 1 P: 15	R: 0 E: 0 K: 0 S: 4 H: 2 LOB: 1 BB: 0 P: 4	R: 0 E: 0 K: 1 S: 7 H: 2 LOB: 2 BB: 0 P: 7	R: 0 E: 1 K: 1 S: 6 H: 0 LOB: 1 BB: 0 P: 6		1B: 11 2B: 2 3B: 1 HR: 0 SF: 2 SAC: 1 DP: 1 HBP: 0				WP: 0 PB: 0 SB: 2 CS: 0 PA: 43	

livebaseballscorecards.com

	AB	35
	R	10
	H	13
	RBI	9
	BB	5
	SO	7
	LOB	21

PITCHER	IP	WLS	BF	H	R	ER	SO	BB	IBB	HBP	BLK	WP	HR	S	P	ERA	WHIP
Jerry Stephenson, R (1, 1) ERA: 5.12	8.0	L	43	13	10	7	7	5	0	0	0	0	0	52	72	7.88	2.250

PITCHER	IP	WLS	BF	H	R	ER	SO	BB	IBB	HBP	BLK	WP	HR	S	P	ERA	WHIP

Batter	1	2	3	4	5	6	7	8	9	AB	R	H	RBI	BB	SO	LOB
Joe Foy, R (1, 5) OBP: 0.354, SLG: 0.322	F7	WP, E 2-H 3-H 1B			BBB 4-0 CS, SH1 BB		F9		E, 1B 1B 1B	4	1	2	2	1	0	0
Mike Andrews, R (1, 4) OBP: 0.330, SLG: 0.310	BBBB 4-0 1-3 BB	E4, WP 1-2			SH1 1-2		6-3		E7 1-3 1B	3	0	1	0	1	0	1
Carl Yastrzemski, L (1, 7) OBP: 0.457, SLG: 0.536	1-3 1-2	K 1-2 2-3			F5 2-3		1B 2B		K	5	1	1	0	0	2	6
Ken Harrelson, R (1, 9) OBP: 0.388, SLG: 0.609	F7		6-3			BBBB 4-0 1B, 1B, E BB	2-H 1B		1-2 3-H 1B	4	1	2	2	1	0	1
Reggie Smith, S (1, 8) OBP: 0.371, SLG: 0.410		F9	K			E, 1B 1-2 FC4-6-2 1B	F8		K	5	1	1	0	0	2	3
Rico Petrocelli, R (1, 6) OBP: 0.279, SLG: 0.373		HBP E 1B	5-3			F1		E1 F9 FC5-2 1B	K	4	1	2	0	0	0	2
Jerry Adair, R (8, PR) OBP: 0.277, SLG: 0.267 (8, 6)										1	0	0	0	0	1	2
George Scott, R (1, 3) OBP: 0.240, SLG: 0.238		E, 1B 1-2 1B HBP		5-3		FC4-6-2, E 1-2 2-3 1B		F9 2-3		3	1	1	0	0	0	1
Elston Howard, R (1, 2) OBP: 0.310, SLG: 0.286		E7 1-3 2-H 1B		F7		E4, FC4-6-2 1-2 2-3 3-H		FC5-2 3-H		4	1	1	2	0	0	4
Jose Santiago, R (1, 1) OBP: 0.200, SLG: 0.211		K		K		FC4-6-2 1-2 2-3 3-H		F4		4	0	0	1	0	2	6
Inning Stats	R: 0 E: 0 K: 0 S: 3 H: 0 LOB: 1 BB: 1 P: 7	R: 3 E: 2 K: 2 S: 11 H: 3 LOB: 2 BB: 0 P: 12	R: 0 E: 0 K: 1 S: 5 H: 0 LOB: 0 BB: 0 P: 5	R: 0 E: 0 K: 1 S: 5 H: 0 LOB: 0 BB: 0 P: 5	R: 0 E: 0 K: 0 S: 2 H: 0 LOB: 0 BB: 1 P: 6	R: 2 E: 1 K: 0 S: 5 H: 2 LOB: 1 BB: 1 P: 9	R: 1 E: 0 K: 0 S: 5 H: 2 LOB: 1 BB: 0 P: 5	R: 0 E: 1 K: 0 S: 4 H: 1 LOB: 2 BB: 0 P: 4	R: 1 E: 1 K: 3 S: 12 H: 3 LOB: 2 BB: 0 P: 12	1B: 10 2B: 2 3B: 0 HR: 0 SF: 0 SAC: 1 DP: 1 HBP: 1						

TOP

Boston Red Sox @ Chicago White Sox

Comiskey Park, Chicago, IL

Sat Jun 22 1968, 4:33 AM EDT

Att. 8,020 - Unknown - 66 F

livebaseballscorecards.com

AB	37
R	7
H	11
RBI	7
BB	3
SO	7
LOB	26

WP: 1 PB: 0 SB: 0 CS: 1 PA: 42

PITCHER		IP	WLS	BF	H	R	ER	SO	BB	IBB	HBP	BLK	WP	HR	S	P	ERA	WHIP
Gary Peters, L ERA: 3.54	(1, 1)	5.1	L	25	5	5	3	4	3	0	1	0	1	0	29	42	5.06	1.500
Bob Locker, R ERA: 3.58	(6, 1)	2.2		11	3	1	1	0	0	0	0	0	0	0	11	11	3.38	1.125
Danny Lazar, L ERA: 3.0	(9, 1)	1.0		6	3	1	1	3	0	0	0	0	0	0	12	12	9.00	3.000

PITCHER	IP	WLS	BF	H	R	ER	SO	BB	IBB	HBP	BLK	WP	HR	S	P	ERA	WHIP

Boston Red Sox @ Chicago White Sox

Comiskey Park, Chicago, IL

Sat Jun 22 1968, 4:33 AM EDT

Att. 8,020 - Unknown - 66 F

BOTTOM

Batter	1	2	3	4	5	6	7	8	9	AB	R	H	RBI	BB	SO	LOB
Luis Aparicio, R (1, 6) OBP: 0.284, SLG: 0.320	CS 1B		G4-3 1B 1-3 2-H			5-3		BB 1B 1-2		4	0	3	1	0	0	0
Sandy Alomar Sr., S (1, 5) OBP: 0.298, SLG: 0.269	L6 1-2		G4-3 1-2f 3-H			B1		BB 1-2 2-3		3	0	0	0	1	0	2
Danny Lazar, L (9, 1)										0	0	0	0	0	0	0
Bill Voss, L (1, 7) OBP: 0.243, SLG: 0.178	F9		5-3			5-3		F8		0	0	0	0	0	0	0
Buddy Bradford, R (1, 7) OBP: 0.181, SLG: 0.224										3	0	0	0	0	0	0
Tommy Davis, R (8, PH) OBP: 0.230, SLG: 0.283 (9, 7)										1	0	0	0	0	0	3
Leon Wagner, L (1, 9) OBP: 0.360, SLG: 0.338		K		G3			K		K	4	0	0	0	0	3	0
Ken Berry, R (1, 8) OBP: 0.277, SLG: 0.330		BB 1B		F8			5-3		5-3	4	0	1	0	0	0	0
Pete Ward, L (1, 3) OBP: 0.370, SLG: 0.387		L3 BB 1-2		4-3			F9		BB	2	0	0	0	2	0	0
Wayne Causey, L (1, 4) OBP: 0.260, SLG: 0.188		L3 1-2			F8			5-3	F9	4	0	0	0	0	0	3
Duane Josephson, R (1, 2) OBP: 0.296, SLG: 0.333			1B 1B		G4-6-3 BB			6-3		2	1	1	0	1	0	0
Gary Peters, L (1, 1) OBP: 0.294, SLG: 0.370			G4-3 1B 1-2		G4-6-3 1-2f			BB 1B		2	1	1	0	0	0	1
Bob Locker, S (6, 1)										0	0	0	0	0	0	0
Dick Kenworthy, R (8, PH) OBP: 0.340, SLG: 0.318 (9, 5)										1	0	1	0	0	0	0
Inning Stats	R: 0 E: 0 K: 0 S: 3 H: 1 LOB: 0 BB: 0 P: 3	R: 0 E: 0 K: 1 S: 5 H: 1 LOB: 1 BB: 1 P: 9	R: 2 E: 0 K: 0 S: 5 H: 3 LOB: 0 BB: 0 P: 5	R: 0 E: 0 K: 0 S: 3 H: 0 LOB: 0 BB: 0 P: 3	R: 0 E: 0 K: 0 S: 2 H: 0 LOB: 0 BB: 1 P: 6	R: 0 E: 0 K: 0 S: 3 H: 0 LOB: 0 BB: 0 P: 3	R: 0 E: 0 K: 1 S: 5 H: 0 LOB: 0 BB: 0 P: 5	R: 0 E: 0 K: 0 S: 5 H: 2 LOB: 3 BB: 1 P: 9	R: 0 E: 0 K: 1 S: 5 H: 0 LOB: 1 BB: 1 P: 9	1B: 7 2B: 1 3B: 0 HR: 0	SF: 0 SAC: 0 DP: 3 HBP: 0						

livebaseballscorecards.com

AB	30
R	2
H	7
RBI	1
BB	4
SO	3
LOB	9

WP: 0 PB: 0 SB: 0 CS: 1 PA: 34

PITCHER		IP	WLS	BF	H	R	ER	SO	BB	IBB	HBP	BLK	WP	HR	S	P	ERA	WHIP
Jose Santiago, R ERA: 2.28	(1, 1)	9.0	W	34	7	2	2	3	4	0	0	0	0	0	36	52	2.00	1.222

PITCHER	IP	WLS	BF	H	R	ER	SO	BB	IBB	HBP	BLK	WP	HR	S	P	ERA	WHIP

Batter	1	2	3	4	5	6	7	8	9	AB	R	H	RBI	BB	SO	LOB
Joe Foy, R (1, 5) OBP: 0.351, SLG: 0.319	F8		K	BB HBP 1B 1-2 3-H		6-3			6-3	5	0	1	1	0	1	1
Mike Andrews, R (1, 4) (7, 6) OBP: 0.332, SLG: 0.314	F8		CS SF7 2B 2-H	BB HBP 1-2 2-3			5-3		F3	4	1	1	1	0	0	0
Carl Yastrzemski, L (1, 7) OBP: 0.465, SLG: 0.536 Joe Lahoud, L (7, PR) (7, 7) OBP: 0.341, SLG: 0.250	BB		SF7 BB 2-3	G6-4-3 BB 1-2 2-3 3-H			FC6-4 BB			0	0	0	1	4	0	0
										0	0	0	0	0	0	0
Ken Harrelson, R (1, 9) OBP: 0.380, SLG: 0.599	F7		SF7 1-2 3-H	G6-4-3 1-2f			K			3	0	0	1	0	1	5
Reggie Smith, S (1, 8) OBP: 0.366, SLG: 0.403		F5	6-3		6-3		FC6-4 1-2f			4	0	0	0	0	0	2
Rico Petrocelli, R (1, 6) OBP: 0.284, SLG: 0.377 Dalton Jones, L (7, 4) OBP: 0.181, SLG: 0.154		5-3		1B 1B 1B	G6-4-3 1B			1-3		3	1	2	0	0	0	0
										1	0	0	0	0	0	0
George Scott, R (1, 3) OBP: 0.236, SLG: 0.233		F4	K		G6-4-3 1-2f			F7		4	0	0	0	0	1	2
Elston Howard, R (1, 2) OBP: 0.315, SLG: 0.292			E9 2B 1B	1B 1-2 1B 1B		6-3		5-3		4	2	2	0	0	0	0
Gary Bell, R (1, 1) OBP: 0.250, SLG: 0.333			2B 2B 2-H	HBP 1B 1-3 BB 2-H 1B		F9			K	4	2	2	2	0	1	0
Inning Stats	R: 0 H: 0 E: 0 LOB: 1 K: 0 BB: 1 S: 3 P: 7	R: 0 H: 0 E: 0 LOB: 0 K: 0 BB: 0 S: 3 P: 3	R: 3 H: 3 E: 1 LOB: 1 K: 1 BB: 1 S: 8 P: 12	R: 3 H: 4 E: 0 LOB: 2 K: 1 BB: 1 S: 8 P: 13	R: 0 H: 1 E: 0 LOB: 0 K: 0 BB: 0 S: 3 P: 3	R: 0 H: 0 E: 0 LOB: 0 K: 0 BB: 0 S: 3 P: 3	R: 0 H: 0 E: 0 LOB: 1 K: 1 BB: 1 S: 5 P: 9	R: 0 H: 0 E: 0 LOB: 0 K: 0 BB: 0 S: 3 P: 3	R: 0 H: 0 E: 0 LOB: 0 K: 1 BB: 0 S: 5 P: 5	1B: 6 SF: 1 2B: 2 SAC: 0 3B: 0 DP: 2 HR: 0 HBP: 1						

TOP

Boston Red Sox @ Chicago White Sox

Comiskey Park, Chicago, IL

Sun Jun 23 1968, 4:33 AM EDT

Unknown - 92 F

livebaseballscorecards.com

AB	32
R	6
H	8
RBI	6
BB	4
SO	4
LOB	10

WP: 0 PA: 38
PB: 0
SB: 0
CS: 1

PITCHER		IP	WLS	BF	H	R	ER	SO	BB	IBB	HBP	BLK	WP	HR	S	P	ERA	WHIP
Jack Fisher, R ERA: 3.31	(1, 1)	3.1	L	18	6	6	5	2	2	0	0	0	0	0	20	28	13.50	2.400
Don McMahon, R ERA: 2.2	(4, 1)	2.2		10	2	0	0	0	1	0	1	0	0	0	8	13	0.00	1.125
Danny Lazar, L ERA: 1.8	(7, 1)	2.0		7	0	0	0	1	1	0	0	0	0	0	8	12	0.00	0.500
Hoyt Wilhelm, R ERA: 1.32	(9, 1)	1.0		3	0	0	0	1	0	0	0	0	0	0	5	5	0.00	0.000

PITCHER	IP	WLS	BF	H	R	ER	SO	BB	IBB	HBP	BLK	WP	HR	S	P	ERA	WHIP

Batter	1	2	3	4	5	6	7	8	9	AB	R	H	RBI	BB	SO	LOB
Luis Aparicio, R (1, 6) OBP: 0.283, SLG: 0.319	5-3		F7			3-1 (1-2)		1B (2-H)		4	0	1	1	0	0	1
Wayne Causey, L (1, 4) OBP: 0.260, SLG: 0.191	1B			3-1		L6-4 (2-3)		F8		4	0	1	0	0	0	2
Tommy Davis, R (1, 7) OBP: 0.225, SLG: 0.276	F4			4-3			5-3		4-3	4	0	0	0	0	0	1
Leon Wagner, L (1, 9) OBP: 0.355, SLG: 0.333	F8			G3			FC3-6 1B		1-3	4	0	1	0	0	0	1
Pete Ward, L (1, 3) OBP: 0.364, SLG: 0.379		F9			F9		FC3-6 (1-2f)		F9	4	0	0	0	0	0	1
Ken Berry, R (1, 8) OBP: 0.278, SLG: 0.345		F9			HR		G3			3	1	1	1	0	0	1
Dick Kenworthy, R (1, 5) OBP: 0.340, SLG: 0.319		L5			L1-3 1B			F8		3	0	1	0	0	0	0
Jerry McNertney, R (1, 2) OBP: 0.324, SLG: 0.246			F4		L1-3 (1-2)			5-3		3	0	0	0	0	0	1
Jack Fisher, R (1, 1) OBP: 0.143, SLG: 0.143 Don McMahon, R (4, 1) OBP: 0.500, SLG: 0.500 Gary Peters, L (6, PH) OBP: 0.308, SLG: 0.370 Danny Lazar, L (7, 1) Buddy Bradford, R (8, PH) OBP: 0.189, SLG: 0.242 Hoyt Wilhelm, R (9, 1)			4-3			BBBB 4-0 L6-4 3-1 BB		1B 2B		1 0 0 0 1 0	0 0 0 0 1 0	0 0 0 0 0 0	0 0 0 0 0 0	0 0 1 0 0 0	0 0 0 0 0 0	0 0 1 0 1 0
Inning Stats	R: 0 E: 0 K: 0 S: 4 H: 1 LOB: 1 BB: 0 P: 4	R: 0 E: 0 K: 0 S: 3 H: 0 LOB: 0 BB: 0 P: 3	R: 0 E: 0 K: 0 S: 3 H: 0 LOB: 0 BB: 0 P: 3	R: 0 E: 0 K: 0 S: 3 H: 0 LOB: 0 BB: 0 P: 3	R: 1 E: 0 K: 0 S: 4 H: 2 LOB: 0 BB: 0 P: 4	R: 0 E: 0 K: 0 S: 2 H: 0 LOB: 0 BB: 1 P: 6	R: 0 E: 0 K: 0 S: 4 H: 1 LOB: 1 BB: 0 P: 4	R: 1 E: 0 K: 0 S: 5 H: 2 LOB: 1 BB: 0 P: 5	R: 0 E: 0 K: 0 S: 3 H: 0 LOB: 0 BB: 0 P: 3	1B: 4 2B: 3 3B: 0 HR: 1 SF: 0 SAC: 0 DP: 2 HBP: 0						

PITCHER	IP	WLS	BF	H	R	ER	SO	BB	IBB	HBP	BLK	WP	HR	S	P	ERA	WHIP
Gary Bell, R (1, 1) ERA: 2.33	9.0	W	32	6	2	2	0	1	0	0	0	0	1	31	35	2.00	0.778

PITCHER	IP	WLS	BF	H	R	ER	SO	BB	IBB	HBP	BLK	WP	HR	S	P	ERA	WHIP

BOTTOM

Boston Red Sox @ Chicago White Sox

Comiskey Park, Chicago, IL

Sun Jun 23 1968, 4:33 AM EDT

Unknown - 92 F

livebaseballscorecards.com

AB	31
R	2
H	6
RBI	2
BB	1
SO	0
LOB	8

1B: 4	SF: 0	WP: 0	PA: 32
2B: 3	SAC: 0	PB: 0	
3B: 0	DP: 2	SB: 0	
HR: 1	HBP: 0	CS: 0	

Batter	1	2	3	4	5	6	7	8	9	AB	R	H	RBI	BB	SO	LOB
Joe Foy, R (1, 5) OBP: 0.344, SLG: 0.311	6-3		F4		F5		5-3 1-2 2-3		6-3	5	0	0	0	0	0	4
Jerry Adair, R (1, 4) (6, 6) OBP: 0.275, SLG: 0.265	E 1B		F4			F4	F4			4	0	1	0	0	0	2
Carl Yastrzemski, L (1, 7) OBP: 0.463, SLG: 0.534 Norm Siebern, L (6, 7) OBP: 0.048, SLG: 0.048	E8 1-3 1B		F6			G3		K		3 1	0 0	1 0	0 0	0 0	0 1	0 0
Ken Harrelson, R (1, 9) OBP: 0.384, SLG: 0.598 Gary Waslewski, R (7, 1) OBP: 0.091, SLG: 0.048 Mike Andrews, R (8, PH) OBP: 0.335, SLG: 0.318 Sparky Lyle, L (8, 1)	G6-4-3 IBB			F9		1B		1B		2 0 1 0	0 0 0 0	1 0 1 0	0 0 0 0	1 0 0 0	0 0 0 0	0 0 0 0
Reggie Smith, S (1, 8) OBP: 0.363, SLG: 0.400 Joe Lahoud, L (6, PH) OBP: 0.333, SLG: 0.243 (6, 8)	G6-4-3 1-2f			F4		K		F8		2 2	0 0	0 0	0 0	0 0	0 1	3 2
Rico Petrocelli, R (1, 6) OBP: 0.282, SLG: 0.373 Dalton Jones, L (6, 4) OBP: 0.177, SLG: 0.151		K		F7			F8	F3		2 2	0 0	0 0	0 0	0 0	1 0	0 1
George Scott, R (1, 3) OBP: 0.236, SLG: 0.233		4-3			F9		1B 1B 1B		F6	4	1	1	0	0	0	0
Russ Gibson, R (1, 2) OBP: 0.214, SLG: 0.309		2B			1B		5-3 1-2 1B		1B	4	0	4	0	0	0	0
Jim Lonborg, R (1, 1) Lee Stange, R (1, 1) OBP: 0.273, SLG: 0.200 Darrell Brandon, R (3, 1) Gene Oliver, R (7, PH) OBP: 0.256, SLG: 0.147 (7, 9)		5-3			F8		5-3 1-2 2-H 1B		K	0 1 1 2	0 0 0 0	0 0 0 1	0 0 0 1	0 0 0 1	0 1 1 1	0 1 1 1
Inning Stats	R: 0 E: 1 K: 0 S: 4 H: 2 LOB: 2 BB: 1 P: 8	R: 0 E: 0 K: 1 S: 6 H: 1 LOB: 1 BB: 0 P: 6	R: 0 E: 0 K: 0 S: 3 H: 0 LOB: 0 BB: 0 P: 3	R: 0 E: 0 K: 0 S: 3 H: 0 LOB: 0 BB: 0 P: 3	R: 0 E: 0 K: 0 S: 4 H: 1 LOB: 1 BB: 0 P: 4	R: 0 E: 0 K: 1 S: 6 H: 1 LOB: 1 BB: 0 P: 6	R: 1 E: 0 K: 0 S: 6 H: 3 LOB: 2 BB: 0 P: 6	R: 0 E: 0 K: 1 S: 6 H: 1 LOB: 1 BB: 0 P: 6	R: 0 E: 0 K: 1 S: 6 H: 1 LOB: 1 BB: 0 P: 6	1B: 9 2B: 1 3B: 0 HR: 0 SF: 0 SAC: 0 DP: 1 HBP: 0						WP: 0 PB: 0 SB: 0 CS: 0 PA: 37

PITCHER		IP	WLS	BF	H	R	ER	SO	BB	IBB	HBP	BLK	WP	HR	S	P	ERA	WHIP
Wilbur Wood, L ERA: 1.65	(1, 1)	8.0	W	33	9	1	1	3	0	1	0	0	0	0	38	42	1.12	1.125
Hoyt Wilhelm, R ERA: 1.29	(9, 1)	1.0	S	4	1	0	0	1	0	0	0	0	0	0	6	6	0.00	1.000

PITCHER	IP	WLS	BF	H	R	ER	SO	BB	IBB	HBP	BLK	WP	HR	S	P	ERA	WHIP

TOP

Boston Red Sox @ Chicago White Sox

Comiskey Park, Chicago, IL

Sun Jun 23 1968, 4:38 AM EDT

Att. 18,471 - Overcast

livebaseballscorecards.com

AB	36
R	1
H	10
RBI	1
BB	1
SO	4
LOB	15

BOTTOM

Batter	1	2	3	4	5	6	7	8	9	AB	R	H	RBI	BB	SO	LOB
Luis Aparicio, R (1, 6) OBP: 0.290, SLG: 0.323	H 1-0 PB HBP 1B HBP	x 0-0 ① F7	x 0-0 1B		x 0-0 S 1B		x 0-0 ① 4-3			3	1	2	0	0	0	0
Sandy Alomar Sr., S (5, PR) OBP: 0.293, SLG: 0.264 (6, 6)										1	0	0	0	0	0	0
Wayne Causey, L (1, 4) OBP: 0.272, SLG: 0.197	H 1-0 PB 1-2 1B HBP	x 0-0 E HR 1B	x 0-0 ③ 6-3		x 0-0 ① F7 1-2		x 0-0 ② 5-3			3	2	1	0	0	0	2
Tim Cullen, R (6, 4) OBP: 0.286, SLG: 0.275										1	0	0	0	0	0	0
Leon Wagner, L (1, 9) OBP: 0.357, SLG: 0.337	x 0-0 ① F2 1-2 2-3	x 0-0 E3 1-2 HR		x 0-0 BB 1B 1B	x 0-0 ② F6		x 0-0 1B			5	2	2	0	0	0	5
Pete Ward, L (1, 3) OBP: 0.373, SLG: 0.398	x 0-0 1B 1B 2-H 3-H 1B	x 0-0 1-H 2-H HR		B B B B 4-0 1B 1-2 1B BB	B B B B 4-0 BB		x 0-0 ③ F8			3	3	2	5	2	0	1
Ken Berry, R (1, 8) OBP: 0.281, SLG: 0.346	x 0-0 1B 1-2 1B	x 0-0 ② 6-3		x 0-0 ① F9	x 0-0 ③ F5			x 0-0 G5-4-3 1B		5	1	2	0	0	0	4
Tommy Davis, R (1, 7) OBP: 0.223, SLG: 0.275	x 0-0 ② F9	x 0-0 ③ F3		x 0-0 1B 1-2 2-H 1B		x 0-0 1B		x 0-0 ① ② G5-4-3 1-2f		1	0	0	0	0	0	2
Buddy Bradford, R (2, 7) OBP: 0.200, SLG: 0.252										4	0	2	1	0	0	1
Dick Kenworthy, R (1, 5) OBP: 0.327, SLG: 0.308	x 0-0 1B 1-3 2-H 1B	x 0-0 ① F9		x 0-0 ② F9	S S S 0-3 ① K			x 0-0 ③ 6-3		5	0	1	1	0	1	3
Duane Josephson, R (1, 2) OBP: 0.306, SLG: 0.360	x 0-0 1-2 3-H 1B	x 0-0 HR		x 0-0 1-2 2-H 1B	x 0-0 ② F8					4	1	3	3	0	0	1
Wilbur Wood, R (1, 1) Hoyt Wilhelm, R (9, 1)	S S S 0-3 ③ K	x 0-0 ② 6-3		x 0-0 ③ 1-3	S S S 0-3 ③ K					4	0	0	0	0	2	5
										0	0	0	0	0	0	0
Inning Stats	R: 4 E: 0 K: 1 S: 9 H: 4 LOB: 2 BB: 0 P: 11	R: 3 E: 1 K: 0 S: 6 H: 2 LOB: 0 BB: 0 P: 6	R: 1 E: 0 K: 0 S: 5 H: 2 LOB: 1 BB: 0 P: 5	R: 2 E: 0 K: 0 S: 6 H: 3 LOB: 2 BB: 1 P: 10	R: 0 E: 0 K: 0 S: 4 H: 1 LOB: 2 BB: 1 P: 8	R: 0 E: 0 K: 2 S: 8 H: 1 LOB: 1 BB: 0 P: 8	R: 0 E: 0 K: 0 S: 4 H: 1 LOB: 1 BB: 0 P: 4	R: 0 E: 0 K: 0 S: 3 H: 1 LOB: 0 BB: 0 P: 3		1B: 13 2B: 0 3B: 0 HR: 2 SF: 0 SAC: 0 DP: 1 HBP: 2					WP: 0 PB: 1 SB: 1 CS: 0	PA: 43

PITCHER		IP	WLS	BF	H	R	ER	SO	BB	IBB	HBP	BLK	WP	HR	S	P	ERA	WHIP
Jim Lonborg, R ERA: 4.82	(1, 1)	0.0	L	2	0	2	2	0	0	0	2	0	0	0	0	2	∞	∞
Lee Stange, R ERA: 4.7	(1, 1)	2.0		13	6	5	4	1	0	0	0	0	0	1	15	15	18.00	3.000
Darrell Brandon, R ERA: 6.75	(3, 1)	4.0		21	7	3	3	2	2	0	0	0	0	1	23	31	6.75	2.250
Gary Waslewski, R ERA: 3.27	(7, 1)	1.0		4	1	0	0	0	0	0	0	0	0	0	4	4	0.00	1.000
Sparky Lyle, L ERA: 3.28	(8, 1)	1.0		3	1	0	0	0	0	0	0	0	0	0	3	3	0.00	1.000

PITCHER	IP	WLS	BF	H	R	ER	SO	BB	IBB	HBP	BLK	WP	HR	S	P	ERA	WHIP

Boston Red Sox @ Chicago White Sox

Comiskey Park, Chicago, IL

Sun Jun 23 1968, 4:38 AM EDT

Att. 18,471 - Overcast

livebaseballscorecards.com

AB	39
R	10
H	15
RBI	10
BB	2
SO	3
LOB	24

Minnesota Twins @ Chicago White Sox

Milwaukee County Stadium, Milwaukee, WI

Mon Jun 24 1968, 8:05 PM EDT

Att. 25,263 - Unknown

TOP

livebaseballscorecards.com

Batter	1	2	3	4	5	6	7	8	9	AB	R	H	RBI	BB	SO	LOB
Cesar Tovar, R (1, 5) OBP: 0.304, SLG: 0.336	5-3		F9 2-3		BBB 4-0 E SH2-4 BB					2	0	0	0	1	0	1
Ted Uhlaender, L (1, 8) OBP: 0.332, SLG: 0.438	4-3 2B		F3		SH2-4 1-2					2	0	1	0	0	0	1
Harmon Killebrew, R (1, 3) OBP: 0.353, SLG: 0.416	4-3 2-3			F7	E4 BB 2-3					3	0	0	0	0	0	2
Tony Oliva, L (1, 9) OBP: 0.330, SLG: 0.448	K			K	BBB 4-0 1-2 BB					2	0	0	0	1	2	1
Bob Allison, R (1, 7) OBP: 0.329, SLG: 0.426		SSS 0-3 K		0-0 S 1B 1B	F3					3	1	1	0	0	1	3
Frank Quilici, R (1, 4) OBP: 0.465, SLG: 0.632		F3		BBBB 4-0 1B 1-2 BB	SSS 0-3 K					2	0	0	0	1	1	3
John Roseboro, L (1, 2) OBP: 0.262, SLG: 0.239		F8		0-0 1-3 2-H 1B						2	0	1	1	0	0	0
Jackie Hernandez, R (1, 6) OBP: 0.220, SLG: 0.222			E6 F9 SH1-4	4-0 IBB						1	0	0	0	1	0	0
Dean Chance, R (1, 1) OBP: 0.091, SLG: 0.048			SH1-4 1-2	4-3						1	0	0	0	0	0	3
Inning Stats	R: 0 E: 0 K: 1 S: 6 H: 1 LOB: 1 BB: 0 P: 6	R: 0 E: 0 K: 1 S: 5 H: 0 LOB: 0 BB: 0 P: 5	R: 0 E: 1 K: 0 S: 4 H: 0 LOB: 1 BB: 0 P: 4	R: 1 E: 0 K: 1 S: 7 H: 2 LOB: 3 BB: 2 P: 15	R: 0 E: 1 K: 1 S: 6 H: 0 LOB: 3 BB: 2 P: 14					1B: 2 2B: 1 3B: 0 HR: 0 SF: 0 SAC: 2 DP: 0 HBP: 0						

AB	18
R	1
H	3
RBI	1
BB	4
SO	4
LOB	14

WP: 0 PA: 24
PB: 0
SB: 1
CS: 0

PITCHER	IP	WLS	BF	H	R	ER	SO	BB	IBB	HBP	BLK	WP	HR	S	P	ERA	WHIP
Bob Priddy, R (1, 1) ERA: 2.7	5.0	L	24	3	1	1	4	3	1	0	0	0	0	28	44	1.80	1.200

PITCHER	IP	WLS	BF	H	R	ER	SO	BB	IBB	HBP	BLK	WP	HR	S	P	ERA	WHIP

Batter	1	2	3	4	5	6	7	8	9	AB	R	H	RBI	BB	SO	LOB
Luis Aparicio, R (1, 6) OBP: 0.290, SLG: 0.321	0-0 ① 1-3		BBBB 4-0 1B BB		x 0-0 ② F9					2	0	0	0	1	0	1
Wayne Causey, L (1, 4) OBP: 0.286, SLG: 0.205	BBBB 4-0 1B BB		x 0-0 1-3 1B		x 0-0 ③ F3					2	0	1	0	1	0	1
Leon Wagner, L (1, 7) OBP: 0.360, SLG: 0.341	x 0-0 1-3 1B		SSS 0-3 ② K							2	0	1	0	0	1	2
Pete Ward, L (1, 3) OBP: 0.370, SLG: 0.394	x 0-0 ② F6		SSS 0-3 ③ K							2	0	0	0	0	1	4
Ken Berry, R (1, 8) OBP: 0.278, SLG: 0.343	SSS 0-3 ③ K			x 0-0 ① 3-1						2	0	0	0	0	1	2
Duane Josephson, R (1, 2) OBP: 0.303, SLG: 0.356		x 0-0 ① 5-3		x 0-0 ② 6-3						2	0	0	0	0	0	0
Dick Kenworthy, R (1, 5) OBP: 0.316, SLG: 0.296		x 0-0 ② 4-3		x 0-0 ③ F9						2	0	0	0	0	0	0
Buddy Bradford, R (1, 9) OBP: 0.205, SLG: 0.257		x 0-0 ③ 6-3			x 0-0 PB 1B					2	0	1	0	0	0	0
Bob Priddy, R (1, 1) OBP: 0.125, SLG: 0.500 Sandy Alomar Sr., S (5, PH) OBP: 0.288, SLG: 0.259			x 0-0 ① 1-3		SS 0-3 ① K 1-2					1 1	0 0	0 0	0 0	0 0	0 1	0 1
Inning Stats	R: 0 E: 0 K: 1 S: 6 H: 1 LOB: 2 BB: 1 P: 10	R: 0 E: 0 K: 0 S: 3 H: 0 LOB: 0 BB: 0 P: 3	R: 0 E: 0 K: 2 S: 8 H: 1 LOB: 2 BB: 1 P: 12	R: 0 E: 0 K: 0 S: 3 H: 0 LOB: 0 BB: 0 P: 3	R: 0 E: 0 K: 1 S: 6 H: 1 LOB: 1 BB: 0 P: 6					1B: 3 2B: 0 3B: 0 HR: 0		SF: 0 SAC: 0 DP: 0 HBP: 0				

PITCHER	IP	WLS	BF	H	R	ER	SO	BB	IBB	HBP	BLK	WP	HR	S	P	ERA	WHIP
Dean Chance, R (1, 1) ERA: 2.4	5.0	W	20	3	0	0	4	2	0	0	0	0	0	26	34	0.00	1.000

PITCHER	IP	WLS	BF	H	R	ER	SO	BB	IBB	HBP	BLK	WP	HR	S	P	ERA	WHIP

BOTTOM

Minnesota Twins @ Chicago White Sox

Milwaukee County Stadium, Milwaukee, WI

Mon Jun 24 1968, 8:05 PM EDT

Att. 25,263 - Unknown

livebaseballscorecards.com

AB	18
R	0
H	3
RBI	0
BB	2
SO	4
LOB	11

WP: 0 PA: 20
PB: 1
SB: 0
CS: 0

Batter	1	2	3	4	5	6	7	8	9	AB	R	H	RBI	BB	SO	LOB
Luis Aparicio, R (1, 6) OBP: 0.290, SLG: 0.320	6-3		K			G6-4-3 1B		1-3		4	0	1	0	0	1	0
Buddy Bradford, R (1, 7) OBP: 0.207, SLG: 0.257	K			3-1 S WP 1B		G6-4-3 1-2f		K		4	1	1	0	0	2	1
Wayne Causey, L (1, 4) OBP: 0.273, SLG: 0.195	4-3			3-1 1-3		F9			4-3	4	0	0	0	0	0	1
Leon Wagner, L (1, 9) OBP: 0.356, SLG: 0.330		F3		K			HR BB		F7	3	1	0	0	1	1	1
Pete Ward, L (1, 3) OBP: 0.376, SLG: 0.410		CS BB		WP BB			1-H HR		F6	2	1	1	2	2	0	0
Duane Josephson, R (1, 2) OBP: 0.298, SLG: 0.350		5-3 1-2		F9 1-2 3-H			6-3			3	0	0	0	0	0	2
Dick Kenworthy, R (1, 5) OBP: 0.300, SLG: 0.281			5-3		K		F8			3	0	0	0	0	1	0
Ken Berry, R (1, 8) OBP: 0.283, SLG: 0.362			HR		CS 1B		F3			3	1	2	1	0	0	0
Joe Horlen, R (1, 1) OBP: 0.067, SLG: 0.034			5-3		K 1-2			F8		1	0	0	0	0	0	0
Gary Peters, L (5, PH) OBP: 0.302, SLG: 0.362										1	0	0	0	0	1	1
Wilbur Wood, R (5, 1)										0	0	0	0	0	0	0
Tommy Davis, R (8, PH) OBP: 0.222, SLG: 0.273										1	0	0	0	0	0	0
Hoyt Wilhelm, R (8, 1)										0	0	0	0	0	0	0
Inning Stats	R: 0 E: 0 K: 1 S: 5 H: 0 LOB: 0 BB: 0 P: 5	R: 0 E: 0 K: 0 S: 2 H: 0 LOB: 0 BB: 1 P: 6	R: 1 E: 0 K: 1 S: 6 H: 1 LOB: 0 BB: 0 P: 6	R: 1 E: 0 K: 1 S: 6 H: 1 LOB: 1 BB: 1 P: 10	R: 0 E: 0 K: 2 S: 7 H: 1 LOB: 1 BB: 0 P: 7	R: 0 E: 0 K: 0 S: 3 H: 1 LOB: 0 BB: 0 P: 3	R: 2 E: 0 K: 0 S: 4 H: 1 LOB: 0 BB: 1 P: 8	R: 0 E: 0 K: 1 S: 5 H: 0 LOB: 0 BB: 0 P: 5	R: 0 E: 0 K: 0 S: 3 H: 0 LOB: 0 BB: 0 P: 3	1B: 3 2B: 1 3B: 0 HR: 2 SF: 0 SAC: 0 DP: 2 HBP: 0						

PITCHER		IP	WLS	BF	H	R	ER	SO	BB	IBB	HBP	BLK	WP	HR	S	P	ERA	WHIP
Earl Wilson, R ERA: 3.1	(1, 1)	6.0		23	5	4	4	5	3	0	0	0	1	2	30	42	6.00	1.333
Fred Lasher, R ERA: 2.45	(7, 1)	3.0	W	9	0	0	0	1	0	0	0	0	0	0	11	11	0.00	0.000

PITCHER		IP	WLS	BF	H	R	ER	SO	BB	IBB	HBP	BLK	WP	HR	S	P	ERA	WHIP

TOP

Chicago White Sox @ Detroit Tigers

Tiger Stadium, Detroit, MI

Fri Jun 28 1968, 4:33 AM EDT

Att. 37,433 - Overcast

livebaseballscorecards.com

AB	29
R	4
H	5
RBI	3
BB	3
SO	6
LOB	6

WP: 1 PA: 32
PB: 0
SB: 1
CS: 2

Chicago White Sox @ Detroit Tigers

Tiger Stadium, Detroit, MI

Fri Jun 28 1968, 4:33 AM EDT

Att. 37,433 - Overcast

livebaseballscorecards.com

BOTTOM

Batter	1	2	3	4	5	6	7	8	9	AB	R	H	RBI	BB	SO	LOB
Dick McAuliffe, L (1, 4) OBP: 0.340, SLG: 0.410	G1-4-3 1B	BBB BB		1B 2B			HR 1B			3	2	3	0	1	0	0
Mickey Stanley, R (1, 8) OBP: 0.308, SLG: 0.375	G1-4-3 1-2f	6-3		2-H 1B			1-H HR			4	1	2	3	0	0	3
Jim Northrup, L (1, 9) OBP: 0.314, SLG: 0.389	BBBB FC5-4 BB		SSS K	G3			1B			3	0	1	0	1	1	1
Bill Freehan, R (1, 2) OBP: 0.356, SLG: 0.432	FC5-4 1-2f		SSS K		SSS K		F7			4	0	0	0	0	2	2
Willie Horton, R (1, 7) OBP: 0.367, SLG: 0.578 Ray Oyler, R (8, 6) OBP: 0.230, SLG: 0.221		HR HBP	BB HBP		SSS K		F9			2 0	1 0	0 0	0 0	0 0	1 0	1 0
Norm Cash, L (1, 3) OBP: 0.292, SLG: 0.385		1-H HR	BBB 1-2 BB		SSS K		F5			3	1	1	2	1	1	1
Tom Matchick, L (1, 6) OBP: 0.247, SLG: 0.232 Wayne Comer, R (8, 7) OBP: 0.176, SLG: 0.250		F7	4-3			4-3		SSS K		3 1	0 0	0 0	0 0	0 0	0 1	2 0
Dick Tracewski, R (1, 5) OBP: 0.267, SLG: 0.273		6-3		F8		1-3		F7		4	0	0	0	0	0	0
Earl Wilson, R (1, 1) OBP: 0.244, SLG: 0.439 Fred Lasher, R (7, 1) OBP: 0.250, SLG: 0.250		3B		F8		F8		SSS K		3 1	0 0	1 0	0 0	0 0	0 1	0 0
Inning Stats	R: 0 E: 0 K: 0 S: 3 H: 1 LOB: 1 BB: 1 P: 7	R: 2 E: 0 K: 0 S: 5 H: 2 LOB: 2 BB: 1 P: 10	R: 0 E: 0 K: 2 S: 7 H: 0 LOB: 2 BB: 1 P: 12	R: 1 E: 0 K: 0 S: 5 H: 2 LOB: 1 BB: 0 P: 5	R: 0 E: 0 K: 3 S: 9 H: 0 LOB: 0 BB: 0 P: 9	R: 0 E: 0 K: 0 S: 3 H: 0 LOB: 0 BB: 0 P: 3	R: 2 E: 0 K: 0 S: 6 H: 3 LOB: 1 BB: 0 P: 6	R: 0 E: 0 K: 2 S: 7 H: 0 LOB: 0 BB: 0 P: 7		1B: 4 2B: 1 3B: 1 HR: 2 SF: 0 SAC: 0 DP: 1 HBP: 2				WP: 0 PB: 0 SB: 0 CS: 0 PA: 36	

	AB	31
	R	5
	H	8
	RBI	5
	BB	3
	SO	7
	LOB	10

PITCHER		IP	WLS	BF	H	R	ER	SO	BB	IBB	HBP	BLK	WP	HR	S	P	ERA	WHIP
Joe Horlen, R ERA: 2.81	(1, 1)	4.0		21	5	3	3	2	3	0	2	0	0	1	20	34	6.75	2.000
Wilbur Wood, L ERA: 1.84	(5, 1)	3.0	L	12	3	2	2	3	0	0	0	0	0	1	18	18	6.00	1.000
Hoyt Wilhelm, R ERA: 1.25	(8, 1)	1.0		3	0	0	0	2	0	0	0	0	0	0	7	7	0.00	0.000

PITCHER		IP	WLS	BF	H	R	ER	SO	BB	IBB	HBP	BLK	WP	HR	S	P	ERA	WHIP

Batter	1	2	3	4	5	6	7	8	9	AB	R	H	RBI	BB	SO	LOB
Luis Aparicio, R (1, 6) OBP: 0.289, SLG: 0.319	F2	F8			1B		F6			4	0	1	0	0	0	1
Wayne Causey, L (1, 4) OBP: 0.261, SLG: 0.185	F8		F9		4-3			F9		4	0	0	0	0	0	1
Pete Ward, L (1, 5) OBP: 0.378, SLG: 0.416	1B		K			2B		3-1		4	0	2	0	0	1	0
Leon Wagner, L (1, 7) OBP: 0.361, SLG: 0.330	G3		K			BB		1B		3	0	1	0	1	1	1
Tom McCraw, L (1, 3) OBP: 0.290, SLG: 0.398		4-3		F2		F7		1B		4	0	1	0	0	0	2
Ken Berry, R (1, 8) OBP: 0.283, SLG: 0.356		HR BB		F9		F9		6-3		3	1	0	0	1	0	4
Bill Voss, L (1, 9) OBP: 0.243, SLG: 0.203		1-H HR		F8		F9			3-1	4	1	1	2	0	0	2
Duane Josephson, R (1, 2) OBP: 0.302, SLG: 0.353		SH3-4 1B			K		6-3		G1-4-3 1B	4	0	2	0	0	1	0
Cisco Carlos, R (1, 1) OBP: 0.167, SLG: 0.063		SH3-4			K		K		G1-4-3	0	0	0	0	0	0	0
Jack Fisher, R (4, 1) OBP: 0.133, SLG: 0.133										1	0	0	0	0	1	0
Gail Hopkins, L (7, PH)										1	0	0	0	0	1	0
Bob Locker, S (7, 1)										0	0	0	0	0	0	0
Tommy Davis, R (9, PH) OBP: 0.221, SLG: 0.272										1	0	0	0	0	0	1
Inning Stats	R: 0 E: 0 K: 0 S: 4 H: 1 LOB: 1 BB: 0 P: 4	R: 2 E: 0 K: 0 S: 5 H: 2 LOB: 1 BB: 1 P: 9	R: 0 E: 0 K: 2 S: 7 H: 0 LOB: 0 BB: 0 P: 7	R: 0 E: 0 K: 0 S: 3 H: 0 LOB: 0 BB: 0 P: 3	R: 0 E: 0 K: 2 S: 8 H: 1 LOB: 1 BB: 0 P: 8	R: 0 E: 0 K: 0 S: 4 H: 1 LOB: 2 BB: 1 P: 8	R: 0 E: 0 K: 1 S: 5 H: 0 LOB: 0 BB: 0 P: 5	R: 0 E: 0 K: 0 S: 5 H: 2 LOB: 2 BB: 0 P: 5	R: 0 E: 0 K: 0 S: 3 H: 1 LOB: 0 BB: 0 P: 3	1B: 6 2B: 1 3B: 0 HR: 1 SF: 0 SAC: 1 DP: 1 HBP: 0						

PITCHER	IP	WLS	BF	H	R	ER	SO	BB	IBB	HBP	BLK	WP	HR	S	P	ERA	WHIP
Denny McLain, R (1, 1) ERA: 2.05	9.0	W	36	8	2	2	5	2	0	0	0	0	1	44	52	2.00	1.111

PITCHER	IP	WLS	BF	H	R	ER	SO	BB	IBB	HBP	BLK	WP	HR	S	P	ERA	WHIP

TOP

Chicago White Sox @ Detroit Tigers

Tiger Stadium, Detroit, MI

Sat Jun 29 1968, 7:05 PM EDT

Att. 34,001 - Unknown

livebaseballscorecards.com

AB	33
R	2
H	8
RBI	2
BB	2
SO	5
LOB	12

| | | | | | | | | | |

BOTTOM

Chicago White Sox @ Detroit Tigers

Tiger Stadium, Detroit, MI

Sat Jun 29 1968, 7:05 PM EDT

Att. 34,001 - Unknown

livebaseballscorecards.com

Batter	1	2	3	4	5	6	7	8	9	AB	R	H	RBI	BB	SO	LOB
Dick McAuliffe, L (1, 4) OBP: 0.342, SLG: 0.415	2B		HR, BB 1-2 1B	F6			F8			4	1	2	0	0	0	2
Mickey Stanley, R (1, 8) OBP: 0.310, SLG: 0.373	F9		HR, BB 1-2 2-3	BB 1-2			F3			2	1	0	0	2	0	1
Jim Northrup, L (1, 9) OBP: 0.313, SLG: 0.398	K		HR 1-H 2-H 3-H	K			K			4	1	1	4	0	3	4
Bill Freehan, R (1, 2) OBP: 0.358, SLG: 0.429	6-3		HBP, G3-6-3 1-0		6-3			BB, G1-4-3		2	0	0	0	1	0	1
Gates Brown, L (1, 7) OBP: 0.424, SLG: 0.600		F5	G3-6-3 1-2f		F8			G1-4-3 1-2f		3	0	0	0	0	0	1
Wayne Comer, R (7, 7) OBP: 0.167, SLG: 0.235										1	0	0	0	0	0	1
Norm Cash, L (1, 3) OBP: 0.291, SLG: 0.400		HR	4-1		F6			F2		4	1	1	1	0	0	0
Tom Matchick, L (1, 6) OBP: 0.250, SLG: 0.236		F8		1B, SH2-4 1B		1-3				3	0	1	0	0	0	0
Ray Oyler, R (7, 6) OBP: 0.230, SLG: 0.221										0	0	0	0	0	0	0
Dick Tracewski, R (1, 5) OBP: 0.260, SLG: 0.265		K		SH2-4 1-2		F8				2	0	0	0	0	1	0
Denny McLain, R (1, 1) OBP: 0.184, SLG: 0.184			BB, 1B HR 1B	BB 2-3 1B		K				3	1	2	0	0	1	0

Inning Stats										
	R: 0	H: 1	R: 1	H: 1	R: 4	H: 3	R: 0	H: 2	R: 0	H: 0
	E: 0	LOB: 1	E: 0	LOB: 0	E: 0	LOB: 0	E: 0	LOB: 3	E: 0	LOB: 0
	K: 1	BB: 0	K: 1	BB: 0	K: 0	BB: 1	K: 1	BB: 1	K: 0	BB: 0
	S: 6	P: 6	S: 6	P: 6	S: 5	P: 10	S: 7	P: 11	S: 3	P: 3

Inning Stats										
	R: 0	H: 0	R: 0	H: 0	R: 0	H: 0				
	E: 0	LOB: 0	E: 0	LOB: 0	E: 0	LOB: 0				
	K: 1	BB: 0	K: 1	BB: 0	K: 0	BB: 1				
	S: 5	P: 5	S: 5	P: 5	S: 2	P: 6				

AB	28	
R	5	
H	7	
RBI	5	
BB	3	
SO	5	
LOB	10	

1B: 4	SF: 0	WP: 0	PA: 33
2B: 1	SAC: 1	PB: 0	
3B: 0	DP: 2	SB: 0	
HR: 2	HBP: 1	CS: 0	

PITCHER		IP	WLS	BF	H	R	ER	SO	BB	IBB	HBP	BLK	WP	HR	S	P	ERA	WHIP
Cisco Carlos, R ERA: 3.57	(1, 1)	3.0	L	15	5	5	5	2	1	0	1	0	0	2	17	22	15.00	2.000
Jack Fisher, R ERA: 3.12	(4, 1)	3.0		12	2	0	0	2	1	0	0	0	0	0	15	19	0.00	1.000
Bob Locker, R ERA: 3.38	(7, 1)	2.0		6	0	0	0	1	1	0	0	0	0	0	7	11	0.00	0.500

PITCHER		IP	WLS	BF	H	R	ER	SO	BB	IBB	HBP	BLK	WP	HR	S	P	ERA	WHIP

Chicago White Sox @ Detroit Tigers

Tiger Stadium, Detroit, MI

Sun Jun 30 1968, 4:33 AM EDT

Att. 45,114 - Unknown

TOP

livebaseballscorecards.com

Batter	1	2	3	4	5	6	7	8	9	AB	R	H	RBI	BB	SO	LOB
Sandy Alomar Sr., S (1, 4) (6, 5) (8, 6) OBP: 0.338, SLG: 0.322	F9 S 4-1 1B		4-3 BB 2B	S 1B 1B	F8			BBB 4-3 1B BB	1B 1-2 1B	5	4	4	0	1	0	1
Luis Aparicio, R (1, 6) OBP: 0.284, SLG: 0.313 Dick Kenworthy, R (8, 5) OBP: 0.311, SLG: 0.293	F9 1-3		4-3 2-3	F9 1-3		F3		4-3 1-2	G5-4-3 1-2 2-3 1B	5	0	0	0	0	0	4
										1	0	1	0	0	0	0
Pete Ward, L (1, 5) OBP: 0.376, SLG: 0.410 Tim Cullen, R (6, 4) OBP: 0.282, SLG: 0.271	4-1 3-H		BB HR BB HBP	SSS K		SSS K		SSS K	G5-4-3 1-2f	3	1	0	1	0	2	1
										2	0	0	0	0	1	4
Leon Wagner, L (1, 9) OBP: 0.360, SLG: 0.330 Buddy Bradford, R (4, PR) (4, 7) OBP: 0.220, SLG: 0.270	G3		SSS K	S 2B 1B 3-H		WP 1B		1B WP 1B 2-H		3	0	1	1	0	1	2
										2	2	2	1	0	0	0
Tom McCraw, L (1, 3) OBP: 0.300, SLG: 0.413		FC3-6 SH2-3 2B	BBBB 4-0 1-2 HR BB	1-H 2B		SSS K 1-2		WP 1-3 1B		4	2	3	1	1	1	1
Duane Josephson, R (1, 2) OBP: 0.304, SLG: 0.348 Jerry McNertney, R (8, 2) OBP: 0.324, SLG: 0.246		FC3-6 HBP	BBBB 4-0 1-2 2-3 3-H HR BB	F9			SSS K	SSS K 1-2 3-H		3	1	0	1	1	2	3
										0	0	0	0	0	0	0
Bill Voss, L (1, 7) (4, 9) OBP: 0.248, SLG: 0.232		FC3-6 SH2-3 1-2f 2-3	1-H 2-H 3-H HR	SSS K			4-3		6-3 WP 1B 1B	5	2	2	4	0	1	2
Ken Berry, R (1, 8) OBP: 0.291, SLG: 0.361		SH2-3 1-2 3-H	1B	FC6 1B			BBBB 4-0 FC6-4 BB		6-3 1-3	3	0	2	1	1	0	1
Tommy John, R (1, 1) OBP: 0.189, SLG: 0.297		1-3	F7	FC6 1-2f			FC6-4 1-2f		1B 1B 3-H 1B	5	0	1	1	0	0	4

	AB	41
	R	12
	H	16
	RBI	11
	BB	4
	SO	8
	LOB	23

Inning Stats																		
	R: 1	H: 1	R: 1	H: 1	R: 5	H: 3	R: 2	H: 3	R: 0	H: 1	R: 0	H: 1	R: 0	H: 0	R: 2	H: 2	R: 1	H: 4
	E: 0	LOB: 0	E: 0	LOB: 1	E: 0	LOB: 1	E: 0	LOB: 2	E: 0	LOB: 1	E: 0	LOB: 1	E: 0	LOB: 1	E: 0	LOB: 1	E: 0	LOB: 2
	K: 0	BB: 0	K: 0	BB: 0	K: 1	BB: 2	K: 1	BB: 0	K: 2	BB: 0	K: 1	BB: 1	K: 2	BB: 1	K: 2	BB: 1	K: 0	BB: 0
	S: 4	P: 4	S: 4	P: 5	S: 8	P: 17	S: 8	P: 8	S: 6	P: 6	S: 8	P: 8	S: 5	P: 9	S: 9	P: 13	S: 6	P: 6

	1B: 12	SF: 0
	2B: 3	SAC: 1
	3B: 0	DP: 1
	HR: 1	HBP: 2

	WP: 3	PA: 48
	PB: 0	
	SB: 4	
	CS: 0	

PITCHER		IP	WLS	BF	H	R	ER	SO	BB	IBB	HBP	BLK	WP	HR	S	P	ERA	WHIP
Joe Sparma, R ERA: 3.92	(1, 1)	2.2	L	15	3	6	6	1	2	0	2	0	0	0	13	23	20.25	1.875
Dennis Ribant, R ERA: 1.66	(3, 1)	0.1		3	2	1	1	0	0	0	0	0	0	1	3	3	27.00	6.000
Jim Rooker, L ERA: 9.0	(4, 1)	2.0		10	4	2	2	2	0	0	0	0	0	0	14	14	9.00	2.000
John Wyatt, R ERA: 3.33	(6, 1)	3.0		14	3	2	2	5	2	0	0	0	2	0	22	30	6.00	1.667
Daryl Patterson, R ERA: 2.13	(9, 1)	1.0		6	4	1	1	0	0	0	0	0	1	0	6	6	9.00	4.000

PITCHER	IP	WLS	BF	H	R	ER	SO	BB	IBB	HBP	BLK	WP	HR	S	P	ERA	WHIP

Chicago White Sox @ Detroit Tigers

Tiger Stadium, Detroit, MI

Sun Jun 30 1968, 4:33 AM EDT

Att. 45,114 - Unknown

BOTTOM

Batter	1	2	3	4	5	6	7	8	9	AB	R	H	RBI	BB	SO	LOB
Dick McAuliffe, L (1, 4) OBP: 0.339, SLG: 0.410	1-3		3-1			F7		1-2 1B		3	0	0	0	0	0	0
Tom Matchick, L (8, 4) OBP: 0.260, SLG: 0.247										1	0	1	0	0	0	0
Dick Tracewski, R (1, 5) OBP: 0.259, SLG: 0.264	G6-4-3 1B			F8		6-3		F8		4	0	1	0	0	0	2
Mickey Stanley, R (1, 8) OBP: 0.306, SLG: 0.367	G6-4-3 1-2f			F9		6-3			4-3	4	0	0	0	0	0	1
Bill Freehan, R (1, 3) OBP: 0.358, SLG: 0.427 (4, 2)		5-3 1B		E5 FC6-4			6-3		F9	3	0	1	0	0	0	0
Lenny Green, L (8, 7) OBP: 0.400, SLG: 0.250										1	0	0	0	0	0	0
Willie Horton, R (1, 7) OBP: 0.364, SLG: 0.573		5-3 1-2		FC6-4 1-2f			F2		F7	2	0	0	0	0	0	2
Wayne Comer, R (5, 7) OBP: 0.150, SLG: 0.211 (8, 2)										2	0	0	0	0	0	0
Jim Price, R (1, 2) OBP: 0.268, SLG: 0.274		6-3			FC5-4 1B		K			1	0	0	0	0	0	1
Norm Cash, L (4, 3) OBP: 0.293, SLG: 0.401										2	0	1	0	0	1	0
Jim Northrup, L (1, 9) OBP: 0.310, SLG: 0.394		K			K			1-3		3	0	0	0	0	2	2
Ray Oyler, R (1, 6) OBP: 0.231, SLG: 0.223			F8		F7			1B 1B		3	0	1	0	0	0	1
Joe Sparma, R (1, 1) OBP: 0.053, SLG: 0.053										0	0	0	0	0	0	0
Dennis Ribant, R (3, 1) OBP: 0.333, SLG: 0.200										1	0	0	0	1	0	0
Jim Rooker, R (4, 1)										1	0	0	0	0	0	1
John Wyatt, R (6, 1)										0	0	0	0	0	0	0
Earl Wilson, R (8, PH) OBP: 0.238, SLG: 0.429										1	0	0	0	0	1	1
Daryl Patterson, L (9, 1)			K		FC5-4 1-2f			K		0	0	0	0	0	0	0
Inning Stats	R: 0 E: 0 K: 0 S: 3 H: 1 LOB: 0 BB: 0 P: 3	R: 0 E: 0 K: 1 S: 6 H: 1 LOB: 1 BB: 0 P: 6	R: 0 E: 0 K: 1 S: 5 H: 0 LOB: 0 BB: 0 P: 5	R: 0 E: 1 K: 0 S: 4 H: 0 LOB: 1 BB: 0 P: 4	R: 0 E: 0 K: 1 S: 6 H: 1 LOB: 1 BB: 0 P: 6	R: 0 E: 0 K: 0 S: 3 H: 0 LOB: 0 BB: 0 P: 3	R: 0 E: 0 K: 1 S: 5 H: 0 LOB: 0 BB: 0 P: 5	R: 0 E: 0 K: 1 S: 7 H: 2 LOB: 2 BB: 0 P: 7	R: 0 E: 0 K: 0 S: 3 H: 0 LOB: 0 BB: 0 P: 3	1B: 5 2B: 0 3B: 0 HR: 0 SF: 0 SAC: 0 DP: 1 HBP: 0						

PITCHER	IP	WLS	BF	H	R	ER	SO	BB	IBB	HBP	BLK	WP	HR	S	P	ERA	WHIP
Tommy John, L (1, 1) ERA: 1.54	9.0	W	32	5	0	0	5	0	0	0	0	0	0	42	42	0.00	0.556

PITCHER	IP	WLS	BF	H	R	ER	SO	BB	IBB	HBP	BLK	WP	HR	S	P	ERA	WHIP

AB	32
R	0
H	5
RBI	0
BB	0
SO	5
LOB	11

WP: 0 PA: 32
PB: 0
SB: 0
CS: 0

livebaseballscorecards.com

Batter	1	2	3	4	5	6	7	8	9	AB	R	H	RBI	BB	SO	LOB
Sandy Alomar Sr., S (1, 4) (9, 5) OBP: 0.314, SLG: 0.297	L6	6-3		G3			B3		K	5	0	0	0	0	1	0
Luis Aparicio, R (1, 6) OBP: 0.284, SLG: 0.323	E3 HR	HR			5-3		K			4	2	1	1	0	1	0
Buddy Bradford, R (1, 9) OBP: 0.238, SLG: 0.333	HR	E CS BB			HR		K			3	2	2	3	1	1	0
Duane Josephson, R (1, 2) OBP: 0.303, SLG: 0.351	1B 2B	E5			P4			E6 FC5-4		4	1	1	0	0	0	1
Pete Ward, L (1, 3) OBP: 0.370, SLG: 0.403	K	CS	4-3		4-3			FC5-4 5-3		4	0	0	0	0	1	2
Ken Berry, R (1, 8) OBP: 0.290, SLG: 0.359	1B S 1B		F7			4-3		5-3		4	1	1	1	0	0	1
Bill Voss, L (1, 7) OBP: 0.248, SLG: 0.232	S 1B		K			K2-3		F8		4	0	1	0	0	2	1
Dick Kenworthy, R (1, 5) OBP: 0.313, SLG: 0.283 Leon Wagner, L (9, PH) OBP: 0.357, SLG: 0.326 Tim Cullen, R (9, 4) OBP: 0.282, SLG: 0.271	F8			L9		BB			K	2	0	0	0	1	0	1
										1	0	0	0	0	1	0
										0	0	0	0	0	0	0
Bob Priddy, R (1, 1) OBP: 0.100, SLG: 0.400 Wilbur Wood, R (5, 1) Bob Locker, S (9, 1)		K		K		K			K	2	0	0	0	0	2	0
										2	0	0	0	0	2	1
										0	0	0	0	0	0	0
Inning Stats	R: 4 E: 1 K: 1 S: 10	R: 1 E: 1 K: 1 S: 6	R: 0 E: 0 K: 1 S: 5	R: 0 E: 0 K: 1 S: 5	R: 1 E: 0 K: 0 S: 4	R: 0 E: 0 K: 2 S: 7	R: 0 E: 0 K: 2 S: 7	R: 0 E: 1 K: 0 S: 4	R: 0 E: 0 K: 3 S: 9	1B: 2 2B: 1 3B: 0 HR: 3		SF: 0 SAC: 0 DP: 0 HBP: 0		WP: 0 PB: 0 SB: 2 CS: 1		PA: 38
	H: 4 LOB: 1 BB: 0 P: 10	H: 1 LOB: 1 BB: 1 P: 10	H: 0 LOB: 0 BB: 0 P: 5	H: 0 LOB: 0 BB: 0 P: 5	H: 1 LOB: 0 BB: 0 P: 4	H: 0 LOB: 1 BB: 1 P: 11	H: 0 LOB: 0 BB: 0 P: 7	H: 0 LOB: 1 BB: 0 P: 4	H: 0 LOB: 0 BB: 0 P: 9							

TOP

Chicago White Sox @ Baltimore Orioles

Memorial Stadium, Baltimore, MD

Mon Jul 01 1968, 7:05 PM EDT

Att. 9,575 - Unknown

livebaseballscorecards.com

AB	35
R	6
H	6
RBI	5
BB	2
SO	11
LOB	7

PITCHER		IP	WLS	BF	H	R	ER	SO	BB	IBB	HBP	BLK	WP	HR	S	P	ERA	WHIP
Dave McNally, L ERA: 2.24	(1, 1)	1.2	L	12	5	5	2	2	1	0	0	0	0	2	15	19	10.80	3.600
Roger Nelson, R ERA: 2.08	(2, 1)	3.1		11	1	1	1	2	0	0	0	0	0	1	15	15	2.70	0.300
Gene Brabender, R ERA: 3.57	(6, 1)	2.0		7	0	0	0	4	1	0	0	0	0	0	14	18	0.00	0.500
Dave Leonhard, R ERA: 3.29	(8, 1)	2.0		7	0	0	0	3	0	0	0	0	0	0	13	13	0.00	0.000

PITCHER	IP	WLS	BF	H	R	ER	SO	BB	IBB	HBP	BLK	WP	HR	S	P	ERA	WHIP

BOTTOM

Chicago White Sox @ Baltimore Orioles

Memorial Stadium, Baltimore, MD

Mon Jul 01 1968, 7:05 PM EDT

Att. 9,575 - Unknown

livebaseballscorecards.com

Batter	1	2	3	4	5	6	7	8	9	AB	R	H	RBI	BB	SO	LOB
Don Buford, S (1, 4) OBP: 0.327, SLG: 0.391	F9		F4		1-2 2-3 HBP		F9			3	0	0	0	0	0	0
Paul Blair, R (1, 8) OBP: 0.264, SLG: 0.259	G3		P4		SF7 3-H			5-3		3	0	0	1	0	0	0
Frank Robinson, R (1, 9) OBP: 0.375, SLG: 0.408	K			6-3	1-3			4-3		4	0	0	0	0	1	2
Boog Powell, L (1, 3) OBP: 0.356, SLG: 0.443		F9		F8		4-3 5-3 1B		1B		4	0	2	0	0	0	0
Brooks Robinson, R (1, 5) OBP: 0.286, SLG: 0.394		HR		5-3		5-3 1-2		F7		4	1	1	1	0	0	2
Curt Blefary, L (1, 2) OBP: 0.302, SLG: 0.324		K			HR	4-3 2-3			3-1	4	1	1	1	0	1	1
Curt Motton, R (1, 7) OBP: 0.325, SLG: 0.349		E4			HBP SF7 BB	F8			BB	2	1	0	0	2	0	1
Mark Belanger, R (1, 6) OBP: 0.233, SLG: 0.242		1-3			K		F7		F8	3	0	0	0	0	1	2
Fred Valentine, S (9, PH) OBP: 0.286, SLG: 0.354										1	0	0	0	0	0	1
Dave McNally, R (1, 1)			1-3		HBP 1-2 BB		6-3		6-3	0	0	0	0	0	0	0
Roger Nelson, R (2, 1)										1	0	0	0	0	0	0
Elrod Hendricks, L (5, PH) OBP: 0.346, SLG: 0.545										0	0	0	0	0	0	0
Gene Brabender, R (6, 1) OBP: 0.167, SLG: 0.304										0	0	0	0	0	0	0
Larry Haney, R (7, PH) OBP: 0.500, SLG: 0.667										1	0	0	0	0	0	0
Dave Leonhard, R (8, 1) OBP: 0.143, SLG: 0.077										0	0	0	0	0	0	0
Davey Johnson, R (9, PH) OBP: 0.350, SLG: 0.382										1	0	0	0	0	0	1
Inning Stats	R: 0 E: 0 K: 1 S: 5 H: 0 LOB: 0 BB: 0 P: 5	R: 1 E: 1 K: 1 S: 7 H: 1 LOB: 1 BB: 0 P: 7	R: 0 E: 0 K: 0 S: 3 H: 0 LOB: 0 BB: 0 P: 3	R: 0 E: 0 K: 0 S: 3 H: 0 LOB: 0 BB: 0 P: 3	R: 2 E: 0 K: 1 S: 6 H: 1 LOB: 2 BB: 2 P: 15	R: 0 E: 0 K: 0 S: 4 H: 1 LOB: 1 BB: 0 P: 4	R: 0 E: 0 K: 0 S: 3 H: 0 LOB: 0 BB: 0 P: 3	R: 0 E: 0 K: 0 S: 4 H: 1 LOB: 1 BB: 0 P: 4	R: 0 E: 0 K: 0 S: 3 H: 0 LOB: 1 BB: 1 P: 7	1B: 2 2B: 0 3B: 0 HR: 2	SF: 1 SAC: 0 DP: 0 HBP: 1					

AB	31
R	3
H	4
RBI	3
BB	3
SO	3
LOB	10

WP: 0 PA: 36
PB: 0
SB: 0
CS: 0

PITCHER		IP	WLS	BF	H	R	ER	SO	BB	IBB	HBP	BLK	WP	HR	S	P	ERA	WHIP
Bob Priddy, R ERA: 3.0	(1, 1)	4.1		17	2	3	3	3	1	0	0	0	0	2	22	26	6.23	0.692
Wilbur Wood, L ERA: 1.74	(5, 1)	4.0	W	17	2	0	0	0	2	0	1	0	0	0	14	23	0.00	1.000
Bob Locker, R ERA: 3.31	(9, 1)	0.2	S	2	0	0	0	0	0	0	0	0	0	0	2	2	0.00	0.000

PITCHER	IP	WLS	BF	H	R	ER	SO	BB	IBB	HBP	BLK	WP	HR	S	P	ERA	WHIP

Batter	1	2	3	4	5	6	7	8	9	AB	R	H	RBI	BB	SO	LOB
Sandy Alomar Sr., S (1, 5) OBP: 0.306, SLG: 0.288	5-3		K		K			6-3 SH1-4 1B		2	0	0	0	0	1	0
Leon Wagner, L (5, PH) OBP: 0.354, SLG: 0.323										1	0	0	0	0	1	1
Hoyt Wilhelm, R (5, 1)										0	0	0	0	0	0	0
Tommy Davis, R (7, 7) OBP: 0.225, SLG: 0.276										1	0	1	0	0	0	0
Luis Aparicio, R (1, 6) OBP: 0.281, SLG: 0.319	K		F7		F8			SH1-4 1-2		3	0	0	0	0	1	1
Buddy Bradford, R (1, 9) OBP: 0.238, SLG: 0.325	BB		L5			L6		6-3 2-3		3	0	0	0	1	0	1
(7, 8)																
Pete Ward, L (1, 3) OBP: 0.372, SLG: 0.399	F8			FC5 S BB		BB		F9		2	0	0	0	2	0	2
Bill Voss, L (1, 7) OBP: 0.248, SLG: 0.233		G4-6-3 1B		P5 1-2		F8			P5	4	0	1	0	0	0	2
(7, 9)																
Duane Josephson, R (1, 2) OBP: 0.298, SLG: 0.344		G4-6-3 1-2f		K		K			P4	4	0	0	0	0	2	3
Wayne Causey, L (1, 4) OBP: 0.260, SLG: 0.179		PB 1B BB		FC5 2-3			3-1		5-3	3	1	0	0	1	0	1
Ken Berry, R (1, 8) OBP: 0.290, SLG: 0.358		1-H 1B			K		F7			3	0	1	1	0	1	0
Bob Locker, S (7, 1)										0	0	0	0	0	0	0
Wilbur Wood, R (8, 1)										0	0	0	0	0	0	0
Jack Fisher, R (1, 1) OBP: 0.176, SLG: 0.125		F8			BB		F9			1	0	0	0	1	0	1
Dick Kenworthy, R (5, PR) OBP: 0.308, SLG: 0.279										1	0	0	0	0	0	0
(5, 5)																

TOP

Chicago White Sox @ Baltimore Orioles

Memorial Stadium, Baltimore, MD

Wed Jul 03 1968, 7:05 PM EDT

Unknown

livebaseballscorecards.com

AB	28
R	1
H	3
RBI	1
BB	5
SO	6
LOB	12

Inning Stats	1	2	3	4	5	6	7	8	9
	R: 0 H: 0 E: 0 LOB: 1 K: 1 BB: 1 S: 5 P: 9	R: 1 H: 2 E: 0 LOB: 1 K: 0 BB: 1 S: 4 P: 8	R: 0 H: 0 E: 0 LOB: 0 K: 1 BB: 0 S: 5 P: 5	R: 0 H: 0 E: 0 LOB: 1 K: 1 BB: 1 S: 5 P: 9	R: 0 H: 0 E: 0 LOB: 1 K: 2 BB: 1 S: 7 P: 11	R: 0 H: 0 E: 0 LOB: 1 K: 1 BB: 1 S: 5 P: 9	R: 0 H: 0 E: 0 LOB: 0 K: 0 BB: 0 S: 3 P: 3	R: 0 H: 1 E: 0 LOB: 1 K: 0 BB: 0 S: 4 P: 4	R: 0 H: 0 E: 0 LOB: 0 K: 0 BB: 0 S: 3 P: 3

| | | | | | | | | | | | | | | | |

Batter	1	2	3	4	5	6	7	8	9	AB	R	H	RBI	BB	SO	LOB
Don Buford, S (1, 4) OBP: 0.333, SLG: 0.396	CS 1B		5-3		4-3		1B			4	0	2	0	0	0	0
Paul Blair, R (1, 8) OBP: 0.268, SLG: 0.263	1B 1-2 1B		K		F9		1-3 1B			4	0	2	0	0	1	0
Frank Robinson, R (1, 7) OBP: 0.372, SLG: 0.404	P6		1B 1B 1B		1-3		F9			4	1	1	0	0	0	3
Boog Powell, L (1, 3) OBP: 0.362, SLG: 0.459	1-3 1B		1B 1-3 1B			HR		G3		4	1	3	1	0	0	0
Brooks Robinson, R (1, 5) OBP: 0.289, SLG: 0.399	4-3		1-2 3-H 1B			F8		FC5 2B		4	0	2	1	0	0	2
Curt Blefary, L (1, 2) OBP: 0.302, SLG: 0.320 Andy Etchebarren, R (9, 2) OBP: 0.310, SLG: 0.364		K	F7			K		FC5 1B BB		3 0	1 0	0 0	0 0	1 0	2 0	2 0
Fred Valentine, S (1, 9) OBP: 0.291, SLG: 0.349		1B BB		G5-4-3 BB		F2		FC5 E 1B 1-2 2-3		2	0	0	0	2	0	2
Mark Belanger, R (1, 6) OBP: 0.238, SLG: 0.247		1-3 1B		G5-4-3 1-2f			4-3	E9 S 1-3 2-H 1B		4	0	2	1	0	0	1
Jim Hardin, R (1, 1) OBP: 0.100, SLG: 0.150		6-3		6-3			1-3	K 1-2		4	0	0	0	0	1	3
Inning Stats	R: 0 E: 0 K: 0 S: 5 H: 3 LOB: 2 BB: 0 P: 5	R: 0 E: 0 K: 1 S: 5 H: 1 LOB: 1 BB: 1 P: 9	R: 1 E: 0 K: 1 S: 8 H: 3 LOB: 2 BB: 0 P: 8	R: 0 E: 0 K: 0 S: 2 H: 0 LOB: 0 BB: 1 P: 6	R: 0 E: 0 K: 0 S: 3 H: 0 LOB: 0 BB: 0 P: 3	R: 1 E: 0 K: 1 S: 6 H: 1 LOB: 0 BB: 0 P: 6	R: 0 E: 0 K: 0 S: 5 H: 2 LOB: 2 BB: 0 P: 5	R: 1 E: 1 K: 1 S: 7 H: 2 LOB: 2 BB: 1 P: 11		1B: 10 2B: 1 3B: 0 HR: 1	SF: 0 SAC: 0 DP: 1 HBP: 0						

PITCHER		IP	WLS	BF	H	R	ER	SO	BB	IBB	HBP	BLK	WP	HR	S	P	ERA	WHIP
Jack Fisher, R ERA: 3.05	(1, 1)	4.0		18	7	1	1	2	2	0	0	0	0	0	20	28	2.25	2.250
Hoyt Wilhelm, R ERA: 1.42	(5, 1)	2.0	L	7	1	1	1	1	0	0	0	0	0	1	9	9	4.50	0.500
Bob Locker, R ERA: 3.44	(7, 1)	1.1		7	3	1	1	0	0	0	0	0	0	0	7	7	6.75	2.250
Wilbur Wood, L ERA: 1.73	(8, 1)	0.2		4	1	0	0	1	1	0	0	0	0	0	5	9	0.00	3.000

PITCHER	IP	WLS	BF	H	R	ER	SO	BB	IBB	HBP	BLK	WP	HR	S	P	ERA	WHIP

BOTTOM

Chicago White Sox @ Baltimore Orioles

Memorial Stadium, Baltimore, MD

Wed Jul 03 1968, 7:05 PM EDT

Unknown

livebaseballscorecards.com

AB	33
R	3
H	12
RBI	3
BB	3
SO	4
LOB	13

WP: 0 PB: 0 SB: 1 CS: 1 PA: 36

Batter	1	2	3	4	5	6	7	8	9	AB	R	H	RBI	BB	SO	LOB
Sandy Alomar Sr., S (1, 4) OBP: 0.329, SLG: 0.284	4-3		BB 1B		BB CS			BB		1	0	0	0	3	0	0
Luis Aparicio, R (1, 6) OBP: 0.284, SLG: 0.322	6-3		1B 1-3		CS 1-2	1B S		K		4	0	2	0	0	1	1
Pete Ward, L (1, 3) OBP: 0.370, SLG: 0.396	1B FC6-4		K			K 1-2		F7		4	0	1	0	0	2	4
Tommy Davis, R (1, 7) OBP: 0.220, SLG: 0.270	FC6-4 1-2f			4-3		P4		4-3		4	0	0	0	0	0	3
Bill Voss, L (1, 9) OBP: 0.248, SLG: 0.228		K		BB E S		4-3			4-3	3	0	0	0	1	1	1
Buddy Bradford, R (1, 8) OBP: 0.238, SLG: 0.317		BB G4-3		K 1-3			K		6-3	3	0	0	0	1	2	1
Dick Kenworthy, R (1, 5) OBP: 0.294, SLG: 0.266 Leon Wagner, L (9, PH) OBP: 0.360, SLG: 0.330	G4-3 1-2f			K			K		1B	3 1	0 0	0 1	0 0	0 0	2 0	2 0
Jerry McNertney, R (1, 2) OBP: 0.324, SLG: 0.250 Wayne Causey, L (9, PH) OBP: 0.258, SLG: 0.176		K	K		K		1B	G3		3 1	0 0	1 0	0 0	0 0	2 0	0 1
Gary Peters, L (1, 1) OBP: 0.286, SLG: 0.340			K		4-3		K			3	0	0	0	0	2	1
Inning Stats	R: 0 E: 0 K: 0 S: 4 H: 1 LOB: 1 BB: 0 P: 4	R: 0 E: 0 K: 1 S: 4 H: 0 LOB: 0 BB: 1 P: 8	R: 0 E: 0 K: 3 S: 10 H: 1 LOB: 2 BB: 1 P: 14	R: 0 E: 0 K: 2 S: 7 H: 0 LOB: 1 BB: 1 P: 11	R: 0 E: 0 K: 1 S: 4 H: 0 LOB: 0 BB: 1 P: 8	R: 0 E: 0 K: 1 S: 6 H: 1 LOB: 1 BB: 0 P: 6	R: 0 E: 0 K: 3 S: 10 H: 1 LOB: 1 BB: 0 P: 10	R: 0 E: 0 K: 1 S: 5 H: 0 LOB: 1 BB: 1 P: 9	R: 0 E: 0 K: 0 S: 4 H: 1 LOB: 1 BB: 0 P: 4	1B: 5 2B: 0 3B: 0 HR: 0 SF: 0 SAC: 0 DP: 1 HBP: 0						

PITCHER	IP	WLS	BF	H	R	ER	SO	BB	IBB	HBP	BLK	WP	HR	S	P	ERA	WHIP
Tom Phoebus, R (1, 1) ERA: 2.33	9.0	W	35	5	0	0	12	5	0	0	0	0	0	54	74	0.00	1.111

PITCHER	IP	WLS	BF	H	R	ER	SO	BB	IBB	HBP	BLK	WP	HR	S	P	ERA	WHIP

TOP

Chicago White Sox @ Baltimore Orioles

Memorial Stadium, Baltimore, MD

Wed Jul 03 1968, 7:05 PM EDT

Att. 9,990 - Unknown

livebaseballscorecards.com

AB	30
R	0
H	5
RBI	0
BB	5
SO	12
LOB	14

WP: 0 PA: 36
PB: 0
SB: 2
CS: 1

Batter	1	2	3	4	5	6	7	8	9	AB	R	H	RBI	BB	SO	LOB
Don Buford, S (1, 4) OBP: 0.330, SLG: 0.390	FC4 1B		4-3		F2		P5			4	0	1	0	0	0	0
Paul Blair, R (1, 8) OBP: 0.267, SLG: 0.266	FC4 1-2f		L9-4-6-2 2B		6-3			F2		4	0	1	0	0	0	1
Boog Powell, L (1, 3) OBP: 0.360, SLG: 0.456	K		L9-4-6-2 2-3			6-3		E 1B		4	0	1	0	0	1	2
Frank Robinson, R (1, 9) OBP: 0.375, SLG: 0.399 (9, 7)	K			1-3 BB		1B BB		P6		2	0	0	0	2	1	2
Brooks Robinson, R (1, 5) OBP: 0.289, SLG: 0.397		P6		P6		FC6-4 1B 1-2		E5 1-2		4	0	1	0	0	0	2
Curt Motton, R (1, 7) OBP: 0.323, SLG: 0.365 Fred Valentine, S (9, 9) OBP: 0.291, SLG: 0.349		HR		1-3 1-2		F2		F2		4 0	1 0	1 0	1 0	0 0	0 0	5 0
Andy Etchebarren, R (1, 2) OBP: 0.318, SLG: 0.366		1B		BB		FC6-4 1-2f				2	0	1	0	1	0	2
Mark Belanger, R (1, 6) OBP: 0.235, SLG: 0.244		K		P6			F7			3	0	0	0	0	1	3
Tom Phoebus, R (1, 1) OBP: 0.146, SLG: 0.103		K			P3		K			3	0	0	0	0	2	1
Inning Stats	R: 0 E: 0 K: 2 S: 8 H: 1 LOB: 1 BB: 0 P: 8	R: 1 E: 0 K: 2 S: 9 H: 2 LOB: 1 BB: 0 P: 9	R: 0 E: 0 K: 0 S: 3 H: 1 LOB: 0 BB: 0 P: 3	R: 0 E: 0 K: 0 S: 3 H: 0 LOB: 2 BB: 2 P: 11	R: 0 E: 0 K: 0 S: 3 H: 0 LOB: 0 BB: 0 P: 3	R: 0 E: 0 K: 0 S: 4 H: 1 LOB: 2 BB: 1 P: 8	R: 0 E: 0 K: 1 S: 5 H: 0 LOB: 0 BB: 0 P: 5	R: 0 E: 1 K: 0 S: 5 H: 1 LOB: 2 BB: 0 P: 5		1B: 4 2B: 2 3B: 0 HR: 1 SF: 0 SAC: 0 DP: 1 HBP: 0						

PITCHER		IP	WLS	BF	H	R	ER	SO	BB	IBB	HBP	BLK	WP	HR	S	P	ERA	WHIP
Gary Peters, L ERA: 3.38	(1, 1)	8.0	L	33	6	1	1	5	3	0	0	0	0	1	40	52	1.12	1.125

PITCHER	IP	WLS	BF	H	R	ER	SO	BB	IBB	HBP	BLK	WP	HR	S	P	ERA	WHIP

BOTTOM

Chicago White Sox @ Baltimore Orioles

Memorial Stadium, Baltimore, MD

Wed Jul 03 1968, 7:05 PM EDT

Att. 9,990 - Unknown

livebaseballscorecards.com

AB	30
R	1
H	6
RBI	1
BB	3
SO	5
LOB	18

WP: 0 PB: 0 SB: 0 CS: 0 PA: 33

Batter	1	2	3	4	5	6	7	8	9	10	11	12	AB	R	H	RBI	BB	SO	LOB
Sandy Alomar Sr., S (1, 4) OBP: 0.329, SLG: 0.286	1B			P4		6-3 3-H		K			G3		3	0	1	1	0	0	0
Dick Kenworthy, R (8, PH) OBP: 0.290, SLG: 0.262													1	0	0	0	0	1	2
Tim Cullen, R (8, 4) OBP: 0.280, SLG: 0.270													1	0	0	0	0	0	0
Luis Aparicio, R (1, 6) OBP: 0.279, SLG: 0.316	K			F9		6-3			F8		6-3		5	0	0	0	0	1	0
Pete Ward, L (1, 5) OBP: 0.371, SLG: 0.396	P4			P4			1-3		HBP 2B 1B		1B		5	1	2	0	0	0	0
Leon Wagner, L (1, 7) OBP: 0.345, SLG: 0.314		P3			F9		1-3		K		K		5	0	0	0	0	2	2
Bill Voss, L (1, 9) OBP: 0.249, SLG: 0.224		F8			F5		K		1-2 2B HBP			K	3	0	0	0	0	1	0
Ken Berry, R (9, PR) OBP: 0.289, SLG: 0.357													1	0	0	0	0	1	0
(9, 8)																			
Duane Josephson, R (1, 2) OBP: 0.295, SLG: 0.345		P6			P4			F9	1-H 2-H 2B			K	5	0	1	1	0	1	0
Gail Hopkins, L (1, 3) OBP: 0.333, SLG: 0.333			G3			2B SF9 1B		3-1		F9		1B	5	1	2	0	0	0	0
Buddy Bradford, R (1, 8) OBP: 0.252, SLG: 0.331			K			SF9 1-3 6-3 2B		1B 1B		K S HBP		5-3	4	1	2	0	0	1	1
(9, 9)																			
Joe Horlen, R (1, 1) OBP: 0.065, SLG: 0.033													1	0	0	0	0	0	0
Wayne Causey, L (6, PH) OBP: 0.255, SLG: 0.176													0	0	0	1	0	0	0
Cisco Carlos, R (6, 1) OBP: 0.167, SLG: 0.063													0	0	0	0	0	0	0
Tommy Davis, R (8, PH) OBP: 0.225, SLG: 0.274													1	0	1	0	0	0	0
Hoyt Wilhelm, R (8, 1)													0	0	0	0	0	0	0
Jerry McNertney, R (10, PH) OBP: 0.379, SLG: 0.246													1	0	0	0	0	1	1
Wilbur Wood, R (10, 1)													0	0	0	0	0	0	0
Bob Locker, S (12, 1)			F7			SF9 2-3 3-H		1-2 1B		K 1-3			0	0	0	0	0	0	0

Inning Stats	1	2	3	4	5	6	7	8	9	10	11	12
	R: 0 E: 0 K: 1 S: 5	H: 1 LOB: 0 BB: 0 P: 5	R: 0 E: 0 K: 0 S: 3	H: 0 LOB: 0 BB: 0 P: 3	R: 0 E: 0 K: 1 S: 5	H: 0 LOB: 0 BB: 0 P: 5	R: 0 E: 0 K: 0 S: 3	H: 0 LOB: 0 BB: 0 P: 3	R: 0 E: 0 K: 0 S: 3	H: 0 LOB: 0 BB: 0 P: 3	R: 2 E: 0 K: 0 S: 5	H: 2 LOB: 0 BB: 0 P: 5	R: 0 E: 0 K: 1 S: 5	H: 0 LOB: 0 BB: 0 P: 5	R: 0 E: 0 K: 1 S: 7	H: 2 LOB: 2 BB: 0 P: 7	R: 1 E: 0 K: 1 S: 6	H: 2 LOB: 3 BB: 0 P: 7	R: 0 E: 0 K: 1 S: 4	H: 0 LOB: 0 BB: 0 P: 5	R: 0 E: 0 K: 1 S: 6	H: 1 LOB: 1 BB: 0 P: 6	R: 0 E: 0 K: 2 S: 8	H: 1 LOB: 1 BB: 0 P: 8

PITCHER		IP	WLS	BF	H	R	ER	SO	BB	IBB	HBP	BLK	WP	HR	S	P	ERA	WHIP
Wally Bunker, R ERA: 3.0	(1, 1)	6.0		20	3	2	2	2	0	0	0	0	0	0	24	24	3.00	0.500
Pete Richert, L ERA: 3.86	(7, 1)	2.2		12	3	1	1	3	0	0	1	0	0	0	17	18	3.38	1.125
Moe Drabowsky, R ERA: 1.8	(9, 1)	1.1		4	1	0	0	1	0	0	1	0	0	0	5	6	0.00	0.750
Eddie Watt, R ERA: 2.3	(11, 1)	2.0	W	8	2	0	0	3	0	0	0	0	0	0	14	14	0.00	1.000

PITCHER		IP	WLS	BF	H	R	ER	SO	BB	IBB	HBP	BLK	WP	HR	S	P	ERA	WHIP

TOP

Chicago White Sox @ Baltimore Orioles

Memorial Stadium, Baltimore, MD

Thu Jul 04 1968, 3:33 AM EDT

Att. 19,256 - Unknown

livebaseballscorecards.com

AB	41
R	3
H	9
RBI	3
BB	0
SO	9
LOB	6

1B: 7 SF: 1
2B: 2 SAC: 0
3B: 0 DP: 0
HR: 0 HBP: 2

WP: 0 PA: 44
PB: 0
SB: 1
CS: 0

Batter	1	2	3	4	5	6	7	8	9	10	11	12	AB	R	H	RBI	BB	SO	LOB
Don Buford, S (1, 4) OBP: 0.331, SLG: 0.381	F8		F7		F9		F9			G6-4-3 1B		BB 1-2 2-3 3-H	5	0	1	1	1	0	3
Paul Blair, R (1, 8) OBP: 0.263, SLG: 0.261	6-3		P6		5-3			P6		G6-4-3 1-2f			5	0	0	0	0	0	2
Frank Robinson, R (1, 7) OBP: 0.376, SLG: 0.405	K			F8		F7		2B			FC2-6 1B		5	0	2	0	0	1	0
Boog Powell, L (1, 3) OBP: 0.358, SLG: 0.449		HR BB		F9		K		F2			FC2-6 1-2f		4	1	0	0	1	1	2
Brooks Robinson, R (1, 5) OBP: 0.290, SLG: 0.418		HR 1-H		HR		F8		F8			P6		5	2	2	3	0	0	2
Curt Blefary, L (1, 2) OBP: 0.302, SLG: 0.317 Andy Etchebarren, R (9, 2) OBP: 0.313, SLG: 0.360	F8	BB			E4 SH5-4 1B				K		G3		2	0	0	0	1	0	0
													2	0	0	0	0	1	1
Fred Valentine, S (1, 9) OBP: 0.294, SLG: 0.364	4-3		F8				SH5-4 1-2 1B		4-3			BB 3B	5	1	2	0	0	0	1
Mark Belanger, R (1, 6) OBP: 0.240, SLG: 0.245	5-3				SH3 1B		SH5-4 1-2 2-3		F7			BB IBB IBB	3	0	1	0	1	0	0
Wally Bunker, R (1, 1) OBP: 0.286, SLG: 0.167 Pete Richert, L (7, 1) OBP: 0.333, SLG: 0.500 Moe Drabowsky, R (9, 1) OBP: 0.333, SLG: 0.333 Curt Motton, R (10, PH) OBP: 0.320, SLG: 0.363 Eddie Watt, R (11, 1) OBP: 0.352, SLG: 0.382 Davey Johnson, R (12, PH)	K				SH3 1-2		K			6-3		BB 1-2 IBB	1 1 0 1 0 0	0 0 0 0 0 0	0 0 0 0 0 0	0 0 0 0 0 1	1 0 0 0 0 0	0 0 0 0 0 0	0 2 0 0 0 0
Inning Stats	R: 0 H: 0 E: 0 LOB: 0 K: 1 BB: 0 S: 5 P: 5	R: 2 H: 1 E: 0 LOB: 0 K: 0 BB: 1 S: 4 P: 8	R: 0 H: 0 E: 0 LOB: 0 K: 1 BB: 0 S: 5 P: 5	R: 1 H: 1 E: 0 LOB: 1 K: 0 BB: 1 S: 4 P: 8	R: 0 H: 1 E: 0 LOB: 1 K: 0 BB: 0 S: 4 P: 4	R: 0 H: 0 E: 0 LOB: 0 K: 1 BB: 0 S: 5 P: 5	R: 0 H: 1 E: 1 LOB: 2 K: 1 BB: 0 S: 7 P: 7	R: 0 H: 1 E: 0 LOB: 1 K: 0 BB: 0 S: 4 P: 4	R: 0 H: 0 E: 0 LOB: 0 K: 1 BB: 0 S: 5 P: 5	R: 0 H: 1 E: 0 LOB: 0 K: 0 BB: 0 S: 3 P: 3	R: 0 H: 1 E: 0 LOB: 1 K: 0 BB: 0 S: 4 P: 4	R: 1 H: 1 E: 0 LOB: 3 K: 0 BB: 3 S: 1 P: 13	1B: 4 2B: 1 3B: 1 HR: 2	SF: 0 SAC: 2 DP: 1 HBP: 0		WP: 0 PB: 0 SB: 0 CS: 0	PA: 46		

PITCHER		IP	WLS	BF	H	R	ER	SO	BB	IBB	HBP	BLK	WP	HR	S	P	ERA	WHIP
Joe Horlen, R ERA: 2.93	(1, 1)	5.0		20	3	3	3	2	2	0	0	0	0	2	22	30	5.40	1.000
Cisco Carlos, R ERA: 3.46	(6, 1)	2.0		8	1	0	0	2	0	0	0	0	0	0	12	12	0.00	0.500
Hoyt Wilhelm, R ERA: 1.35	(8, 1)	2.0		7	1	0	0	1	0	0	0	0	0	0	9	9	0.00	0.500
Wilbur Wood, L ERA: 1.8	(10, 1)	2.0	L	9	3	1	1	0	0	1	0	0	0	0	8	12	4.50	1.500
Bob Locker, R ERA: 3.44	(12, 1)	0.0		2	0	0	0	0	1	1	0	0	0	0	0	8	∞	∞

PITCHER	IP	WLS	BF	H	R	ER	SO	BB	IBB	HBP	BLK	WP	HR	S	P	ERA	WHIP

BOTTOM

Chicago White Sox @ Baltimore Orioles

Memorial Stadium, Baltimore, MD

Thu Jul 04 1968, 3:33 AM EDT

Att. 19,256 - Unknown

livebaseballscorecards.com

AB	39
R	4
H	8
RBI	4
BB	5
SO	5
LOB	13

Batter	1	2	3	4	5	6	7	8	9	AB	R	H	RBI	BB	SO	LOB
Sandy Alomar Sr., S (1, 4) (6, 5) OBP: 0.345, SLG: 0.288	4-3		BB		1B		BB		K	3	1	1	0	2	1	1
Luis Aparicio, R (1, 6) OBP: 0.285, SLG: 0.330	HR		CS 1B 1-2		BB 1B 1-3 BB		5-3 1-3			3	1	2	1	1	0	1
Buddy Bradford, R (1, 8) OBP: 0.252, SLG: 0.328	F3		6-3 1-2		BB 1-2 3-H 1B		6-3			4	0	1	1	0	0	2
Pete Ward, L (1, 5) (6, 3) OBP: 0.373, SLG: 0.393	F7			FC1-4 BB	BB			K		2	0	0	0	2	1	0
Leon Wagner, L (1, 9) OBP: 0.341, SLG: 0.311 Ken Berry, R (8, PR) (8, 9) OBP: 0.289, SLG: 0.357		F7	K		F8			K 1B		4 0	0 0	1 0	0 0	0 0	1 0	4 0
Tommy Davis, R (1, 7) OBP: 0.220, SLG: 0.268		5-3	FC1-4 1-2f			K		K 1-2		4	0	0	0	0	2	2
Gail Hopkins, L (1, 3) OBP: 0.333, SLG: 0.250 Tim Cullen, R (6, 4) OBP: 0.278, SLG: 0.268		HR BB	F2			4-3			F9	2 0	1 0	0 0	0 0	1 0	0 0	1 0
Duane Josephson, R (1, 2) OBP: 0.295, SLG: 0.358		1-H HR			F7	5-3			K	4	1	1	2	0	1	0
Bob Priddy, R (1, 1) OBP: 0.077, SLG: 0.308 Wilbur Wood, R (7, 1)		F4			4-3		1-3		BB	3 0	0 0	0 0	0 0	0 1	0 0	0 0
Inning Stats	R: 1 E: 0 K: 0 S: 4 H: 1 LOB: 0 BB: 0 P: 4	R: 2 E: 0 K: 0 S: 4 H: 1 LOB: 0 BB: 1 P: 8	R: 0 E: 0 K: 0 S: 2 H: 1 LOB: 0 BB: 1 P: 6	R: 0 E: 0 K: 1 S: 5 H: 0 LOB: 1 BB: 1 P: 9	R: 1 E: 0 K: 0 S: 5 H: 2 LOB: 3 BB: 2 P: 13	R: 0 E: 0 K: 1 S: 5 H: 0 LOB: 0 BB: 0 P: 5	R: 0 E: 1 K: 0 S: 3 H: 0 LOB: 1 BB: 1 P: 7	R: 0 E: 0 K: 2 S: 7 H: 1 LOB: 1 BB: 0 P: 7	R: 0 E: 0 K: 2 S: 7 H: 0 LOB: 1 BB: 1 P: 11	1B: 4 2B: 0 3B: 0 HR: 2 SF: 0 SAC: 0 DP: 0 HBP: 0						

PITCHER		IP	WLS	BF	H	R	ER	SO	BB	IBB	HBP	BLK	WP	HR	S	P	ERA	WHIP
Bruce Howard, R ERA: 4.22	(1, 1)	4.2	L	22	5	4	4	1	5	0	0	0	0	2	19	39	7.71	2.143
Dick Bosman, R ERA: 3.86	(5, 1)	2.1		8	0	0	0	1	1	0	0	0	0	0	9	13	0.00	0.429
Darold Knowles, L ERA: 2.25	(8, 1)	2.0		7	1	0	0	4	1	0	0	0	0	0	14	18	0.00	1.000

PITCHER	IP	WLS	BF	H	R	ER	SO	BB	IBB	HBP	BLK	WP	HR	S	P	ERA	WHIP

TOP

Chicago White Sox @ Washington Senators

D.C. Stadium, Washington, DC

Fri Jul 05 1968, 7:05 PM EDT

Att. 7,335 - Unknown

livebaseballscorecards.com

AB	29
R	4
H	6
RBI	4
BB	7
SO	6
LOB	11

WP: 0 PB: 0 SB: 2 CS: 1 PA: 37

Batter	1	2	3	4	5	6	7	8	9	AB	R	H	RBI	BB	SO	LOB
Del Unser, L (1, 8) OBP: 0.287, SLG: 0.296	0-0 2B		0-0 BB 1B 1B		4-0 K2-6-2 BB		0-0 FC4-6 FC4-6 1-2f 2-3			3	1	2	0	1	0	2
Ed Stroud, L (1, 9) OBP: 0.287, SLG: 0.445	0-0 F7		0-0 F8		0-3 K2-6-2 1-2f		0-0 FC4-6 1-2f 3-H			3	0	0	0	0	1	3
Cap Peterson, R (7, PH) OBP: 0.276, SLG: 0.234										1	0	0	1	0	0	1
Darold Knowles, L (8, 1) OBP: 0.250, SLG: 0.750										0	0	0	0	0	0	0
Frank Howard, R (1, 7) OBP: 0.352, SLG: 0.604	0-0 5-3		0-0 F7		0-0 F8		0-3 K			4	0	0	0	0	1	3
Mike Epstein, L (1, 3) OBP: 0.277, SLG: 0.271	0-0 G3		4-0 1B 1-2 BB			0-0 4-3		0-3 K		3	0	0	0	1	1	1
Ken McMullen, R (1, 5) OBP: 0.332, SLG: 0.389		0-3 K	0-0 1-2 2-H 1B			1-0 G3 HBP		0-0 F7		3	0	1	1	0	1	0
Jim French, L (1, 2) OBP: 0.233, SLG: 0.296		4-0 BB BB	0-3 K			0-0 G3 1-2		0-0 1-3		3	0	0	0	1	1	3
Frank Coggins, S (1, 4) OBP: 0.221, SLG: 0.229		0-0 F8		0-0 4-3		0-0 F8			0-0 3-1	4	0	0	0	0	0	2
Ed Brinkman, R (1, 6) OBP: 0.286, SLG: 0.167		4-0 1-2 BB		0-0 F8			0-0 E9 FC4-6 FC4-6		0-0 F8	1	0	0	0	1	0	0
Gary Holman, L (7, PH) OBP: 0.600, SLG: 0.500										1	1	0	0	0	0	0
Ron Hansen, R (8, 6) OBP: 0.263, SLG: 0.317										1	0	0	0	0	0	0
Bruce Howard, S (1, 1) OBP: 0.214, SLG: 0.462		0-0 F1		0-0 F7			4-0 FC4-6 BB		0-0 5-3	2	0	0	0	0	0	2
Dick Bosman, R (5, 1) OBP: 0.278, SLG: 0.294										0	0	0	0	0	0	0
Sam Bowens, R (7, PH) OBP: 0.254, SLG: 0.343										1	0	0	0	1	0	0
(8, 9)																
Inning Stats	R: 0 E: 0 K: 0 S: 4 H: 1 LOB: 1 BB: 0 P: 4	R: 0 E: 0 K: 1 S: 5 H: 0 LOB: 2 BB: 2 P: 13	R: 1 E: 0 K: 1 S: 7 H: 2 LOB: 2 BB: 1 P: 11	R: 0 E: 0 K: 0 S: 3 H: 0 LOB: 0 BB: 0 P: 3	R: 0 E: 0 K: 1 S: 4 H: 0 LOB: 0 BB: 1 P: 8	R: 0 E: 0 K: 0 S: 3 H: 0 LOB: 1 BB: 0 P: 4	R: 1 E: 1 K: 1 S: 6 H: 0 LOB: 1 BB: 1 P: 10	R: 0 E: 0 K: 1 S: 5 H: 0 LOB: 0 BB: 0 P: 5	R: 0 E: 0 K: 0 S: 3 H: 0 LOB: 0 BB: 0 P: 3	1B: 2 2B: 2 3B: 0 HR: 0	SF: 0 SAC: 0 DP: 1 HBP: 1						

PITCHER	IP	WLS	BF	H	R	ER	SO	BB	IBB	HBP	BLK	WP	HR	S	P	ERA	WHIP
Bob Priddy, R (1, 1) ERA: 2.84	6.0	W	27	3	2	1	3	5	0	1	0	0	0	27	48	1.50	1.333
Wilbur Wood, L (7, 1) ERA: 1.73	3.0	S	9	0	0	0	2	0	0	0	0	0	0	13	13	0.00	0.000

PITCHER	IP	WLS	BF	H	R	ER	SO	BB	IBB	HBP	BLK	WP	HR	S	P	ERA	WHIP

BOTTOM

Chicago White Sox @ Washington Senators

D.C. Stadium, Washington, DC

Fri Jul 05 1968, 7:05 PM EDT

Att. 7,335 - Unknown

livebaseballscorecards.com

AB	30
R	2
H	3
RBI	2
BB	5
SO	5
LOB	17

Batter	1	2	3	4	5	6	7	8	9	AB	R	H	RBI	BB	SO	LOB
Sandy Alomar Sr., S (1, 4) OBP: 0.337, SLG: 0.282	0-0 4-3 1B	0-0 F7 ③			S S S 0-3 K ①		0-0 FC4-6 ③ 1-2f		0-0 G6-4-3 ②③ 1-2f	5	0	1	0	0	1	4
Luis Aparicio, R (1, 6) OBP: 0.282, SLG: 0.326	0-0 4-3 ① 1-2		0-0 6-3 ①		0-0 6-3 ②			0-0 F4 ①		4	0	0	0	0	0	1
Buddy Bradford, R (1, 8) OBP: 0.252, SLG: 0.321	0-0 F9 ②		B B B B 4-0 2B BB		0-0 6-3 ③			0-0 F9 ②		3	1	0	0	1	0	1
Pete Ward, L (1, 5) OBP: 0.371, SLG: 0.395	0-0 F8 ③		0-0 F3 ②			0-0 4-3 ①		0-0 2B		4	0	1	0	0	0	2
Leon Wagner, L (1, 9) OBP: 0.346, SLG: 0.321		B B B B 4-0 FC4-6 BB	0-0 1-H 2B			S S S 0-3 K ②		0-0 G3 ③		3	0	1	1	1	1	1
Tommy Davis, R (1, 7) OBP: 0.221, SLG: 0.267		0-0 F9 ①	0-0 5-3 ③			0-0 5-3 ③			0-0 1B 1B 1B	4	1	1	0	0	0	2
Tom McCraw, L (1, 3) OBP: 0.299, SLG: 0.410		0-0 FC4-6 ② 1-2f 3B		0-0 4-3 ①			0-0 F9 ①		0-0 1B 1-3 1B	4	1	1	0	0	0	1
Duane Josephson, R (1, 2) OBP: 0.298, SLG: 0.370		0-0 1-H 1B 3B		0-0 L4 ②			0-0 F8 ②		0-0 G6-4-3 1-2 3-H 1B	4	1	2	2	0	0	0
Jack Fisher, R (1, 1) OBP: 0.222, SLG: 0.176 Don McMahon, R (2, 1) OBP: 0.333, SLG: 0.333 Cisco Carlos, R (5, 1) OBP: 0.167, SLG: 0.063 Gail Hopkins, L (7, PH) OBP: 0.400, SLG: 0.333 Hoyt Wilhelm, R (7, 1) Bob Locker, S (8, 1) Wayne Causey, L (9, PH) OBP: 0.253, SLG: 0.174		0-0 3-H 1B		0-0 6-3 ③			0-0 FC4-6 1B		S S S 0-3 K ①	1 1 0 1 0 0 1	0 0 0 0 0 0 0	1 0 0 1 0 0 0	1 0 0 0 0 0 0	0 0 0 0 0 0 0	0 0 0 0 0 0 1	0 0 0 0 0 0 2
Inning Stats	R: 0 E: 0 K: 0 S: 4 H: 1 LOB: 1 BB: 0 P: 4	R: 2 E: 0 K: 0 S: 5 H: 2 LOB: 1 BB: 1 P: 9	R: 1 E: 0 K: 0 S: 4 H: 1 LOB: 1 BB: 1 P: 8	R: 0 E: 0 K: 0 S: 3 H: 0 LOB: 0 BB: 0 P: 3	R: 0 E: 0 K: 1 S: 5 H: 0 LOB: 0 BB: 0 P: 5	R: 0 E: 0 K: 1 S: 5 H: 0 LOB: 0 BB: 0 P: 5	R: 0 E: 0 K: 0 S: 4 H: 1 LOB: 1 BB: 0 P: 4	R: 0 E: 0 K: 0 S: 4 H: 1 LOB: 1 BB: 0 P: 4	R: 1 E: 0 K: 1 S: 7 H: 3 LOB: 1 BB: 0 P: 7	1B: 6 2B: 2 3B: 1 HR: 0	SF: 0 SAC: 0 DP: 1 HBP: 0						

TOP

Chicago White Sox @ Washington Senators

D.C. Stadium, Washington, DC

Sat Jul 06 1968, 3:33 AM EDT

Att. 3,271 - Unknown

livebaseballscorecards.com

AB	35
R	4
H	9
RBI	4
BB	2
SO	3
LOB	14

WP: 0 PB: 0 SB: 0 CS: 0 PA: 37

PITCHER		IP	WLS	BF	H	R	ER	SO	BB	IBB	HBP	BLK	WP	HR	S	P	ERA	WHIP
Joe Coleman, R ERA: 3.24	(1, 1)	9.0	W	37	9	4	4	3	2	0	0	0	0	0	41	49	4.00	1.222

PITCHER	IP	WLS	BF	H	R	ER	SO	BB	IBB	HBP	BLK	WP	HR	S	P	ERA	WHIP

Batter	1	2	3	4	5	6	7	8	9	AB	R	H	RBI	BB	SO	LOB
Del Unser, L (1, 8) OBP: 0.296, SLG: 0.311	1B 3B	HR BB		1B SF8 1B		G4-6-3 1B		SF7		3	3	3	1	1	0	0
Ed Stroud, L (1, 9) OBP: 0.291, SLG: 0.448	F8 S 1B 1B	1-H 2-H HR		1-3 1B		G4-6-3		F8		1	1	1	1	0	0	0
Mike Epstein, L (2, PH) OBP: 0.281, SLG: 0.292 (3, 3)										4	1	2	3	0	0	4
Frank Howard, R (1, 7) OBP: 0.348, SLG: 0.598	F3	K		SF8			5-3			3	0	0	1	0	1	1
Ken McMullen, R (1, 5) OBP: 0.331, SLG: 0.387	F8	1B		K			6-3			4	0	1	0	0	1	2
Jim French, L (1, 2) OBP: 0.235, SLG: 0.290	FC3-6 1B	F8			G1		4-3			4	0	1	1	0	0	1
Gary Holman, L (1, 3) OBP: 0.444, SLG: 0.375 (3, 9)	FC3-6		F8		4-3			1B WP SF7 1B		4	1	1	0	0	0	1
Frank Coggins, S (1, 4) OBP: 0.222, SLG: 0.229		2B 1B	K		L1			K		4	1	1	0	0	2	1
Ron Hansen, R (1, 6) OBP: 0.270, SLG: 0.323		1-H 2B	5-3			BB		BB		2	0	1	1	2	0	0
Joe Coleman, R (1, 1) OBP: 0.286, SLG: 0.303		K		F6		K		1B		4	0	1	0	0	2	2
Inning Stats	R: 2 E: 0 K: 0 S: 6 H: 3 LOB: 1 BB: 0 P: 6	R: 4 E: 0 K: 2 S: 11 H: 4 LOB: 1 BB: 1 P: 15	R: 0 E: 0 K: 1 S: 5 H: 0 LOB: 0 BB: 0 P: 5	R: 1 E: 0 K: 1 S: 7 H: 2 LOB: 1 BB: 0 P: 7	R: 0 E: 0 K: 0 S: 3 H: 0 LOB: 0 BB: 0 P: 3	R: 0 E: 0 K: 1 S: 5 H: 1 LOB: 1 BB: 1 P: 9	R: 0 E: 0 K: 0 S: 3 H: 0 LOB: 0 BB: 0 P: 3	R: 1 E: 0 K: 1 S: 7 H: 2 LOB: 2 BB: 1 P: 11		1B: 9 2B: 1 3B: 1 HR: 1	SF: 2 SAC: 0 DP: 1 HBP: 0						

PITCHER		IP	WLS	BF	H	R	ER	SO	BB	IBB	HBP	BLK	WP	HR	S	P	ERA	WHIP
Jack Fisher, R ERA: 3.77	(1, 1)	1.1	L	10	5	5	5	1	1	0	0	0	0	0	11	15	33.75	4.500
Don McMahon, R ERA: 2.55	(2, 1)	2.2		12	4	2	2	3	0	0	0	0	0	1	18	18	6.75	1.500
Cisco Carlos, R ERA: 3.36	(5, 1)	2.0		7	1	0	0	1	1	0	0	0	0	0	8	12	0.00	1.000
Hoyt Wilhelm, R ERA: 1.32	(7, 1)	1.0		3	0	0	0	0	0	0	0	0	0	0	3	3	0.00	0.000
Bob Locker, R ERA: 3.58	(8, 1)	1.0		6	2	1	1	1	1	0	0	0	1	0	7	11	9.00	3.000

PITCHER	IP	WLS	BF	H	R	ER	SO	BB	IBB	HBP	BLK	WP	HR	S	P	ERA	WHIP

BOTTOM

Chicago White Sox @ Washington Senators

D.C. Stadium, Washington, DC

Sat Jul 06 1968, 3:33 AM EDT

Att. 3,271 - Unknown

livebaseballscorecards.com

AB	33
R	7
H	12
RBI	8
BB	3
SO	6
LOB	12

WP: 1 PB: 0 SB: 1 CS: 0 PA: 38

Batter	1	2	3	4	5	6	7	8	9	10	11	AB	R	H	RBI	BB	SO	LOB
Sandy Alomar Sr., S (1, 4) (8, 5) OBP: 0.358, SLG: 0.321	1B 1B 1B		CS 1B		6-3			E 5-3 1-2 1B		1B FC4-2 2B	5-1-5 3-Hr	6	1	4	0	0	0	2
Luis Aparicio, R (1, 6) OBP: 0.287, SLG: 0.328	1B 2B 1-2 1B		F7 1-2			WP BB		5-3 1-2 2-3		G3 FC4-2 2-3 1B		4	1	2	0	1	0	3
Tom McCraw, L (1, 3) OBP: 0.301, SLG: 0.407	CS 1-3 2-H 1B		F4			F5 1-2		E IBB		FC4-2 G3 1-2 3-H		4	0	1	1	1	0	3
Pete Ward, L (1, 5) OBP: 0.366, SLG: 0.388 Wilbur Wood, R (8, 1) Gail Hopkins, L (10, PH) OBP: 0.364, SLG: 0.300 Bob Locker, S (10, 1) Don McMahon, R (10, 1) OBP: 0.333, SLG: 0.333	K 1-2			F9		G3		K		G3 1-2 2-3		4 0 1 0 0	0 0 0 0 0	0 0 0 0 0	0 0 0 0 0	0 0 0 0 0	2 0 0 0 0	6 0 2 0 0
Duane Josephson, R (1, 2) OBP: 0.296, SLG: 0.371	2B 3-H			E5 BB		F4		E5 1-2 2-3 3-H		F3		5	0	1	1	0	0	5
Leon Wagner, L (1, 9) OBP: 0.344, SLG: 0.313 Ken Berry, R (8, 8) OBP: 0.292, SLG: 0.360	K			G6-4-3 1-2 BB			K	F5			SH 1B 1B	3 1	0 1	0 1	0 1	1 0	2 0	4 0
Tommy Davis, R (1, 7) OBP: 0.216, SLG: 0.262 (10, 9)		F9		G6-4-3 1-2f			K		F9		SH 1B 1-2 5-1-5	4	0	0	0	0	1	2
Buddy Bradford, R (1, 8) OBP: 0.250, SLG: 0.316 (8, 9) (10, 7)		G2			F8		6-3		CS 1B		F4	5	0	1	0	0	0	2
Tommy John, R (1, 1) OBP: 0.179, SLG: 0.282 Hoyt Wilhelm, R (6, 1) Wayne Causey, L (8, PH) OBP: 0.265, SLG: 0.191 (8, 4) Tim Cullen, R (11, 4) OBP: 0.278, SLG: 0.268		1-3			K			5-3 E 1B		F5 1-2	1-3 2-H 1B	2 0 3 0	0 0 1 0	0 0 2 0	0 0 1 0	0 0 0 0	1 0 0 0	0 0 1 0
Inning Stats	R: 2 E: 0 K: 2 S: 10 H: 4 LOB: 1 BB: 0 P: 10	R: 0 E: 0 K: 0 S: 3 H: 0 LOB: 0 BB: 0 P: 3	R: 0 E: 0 K: 0 S: 3 H: 1 LOB: 0 BB: 0 P: 3	R: 0 E: 1 K: 0 S: 3 H: 0 LOB: 1 BB: 1 P: 7	R: 0 E: 0 K: 1 S: 5 H: 0 LOB: 0 BB: 0 P: 5	R: 0 E: 0 K: 0 S: 3 H: 0 LOB: 1 BB: 1 P: 7	R: 0 E: 0 K: 2 S: 7 H: 0 LOB: 0 BB: 0 P: 7	R: 1 E: 1 K: 1 S: 8 H: 2 LOB: 3 BB: 1 P: 12	R: 0 E: 0 K: 0 S: 3 H: 1 LOB: 0 BB: 0 P: 3	R: 0 E: 0 K: 0 S: 5 H: 2 LOB: 2 BB: 0 P: 5	R: 1 E: 0 K: 0 S: 5 H: 2 LOB: 1 BB: 0 P: 5	1B: 10 2B: 3 3B: 0 HR: 0 SF: 0 SAC: 1 DP: 2 HBP: 0						

PITCHER		IP	WLS	BF	H	R	ER	SO	BB	IBB	HBP	BLK	WP	HR	S	P	ERA	WHIP
Camilo Pascual, R ERA: 2.32	(1, 1)	7.1		30	7	3	2	5	2	1	0	0	1	0	37	49	2.46	1.227
Darold Knowles, L ERA: 2.23	(8, 1)	0.1		1	0	0	0	1	0	0	0	0	0	0	3	3	0.00	0.000
Dave Baldwin, R ERA: 4.28	(8, 1)	1.1		5	1	0	0	0	0	0	0	0	0	0	5	5	0.00	0.750
Bob Humphreys, R ERA: 3.4	(10, 1)	2.0	L	10	4	1	1	0	0	0	0	0	0	0	10	10	4.50	2.000

PITCHER	IP	WLS	BF	H	R	ER	SO	BB	IBB	HBP	BLK	WP	HR	S	P	ERA	WHIP

TOP

Chicago White Sox @ Washington Senators

D.C. Stadium, Washington, DC

Sun Jul 07 1968, 3:33 AM EDT

Att. 7,763 - Unknown

livebaseballscorecards.com

AB	42
R	4
H	12
RBI	3
BB	3
SO	6
LOB	30

WP: 1 PB: 0 SB: 0 CS: 3

PA: 46

Batter	1	2	3	4	5	6	7	8	9	10	11	AB	R	H	RBI	BB	SO	LOB
Del Unser, L (1, 8) OBP: 0.293, SLG: 0.308	6-3		1-3		S 1B 1B		4-3		F9		K	6	0	1	0	0	1	3
Cap Peterson, R (1, 9) OBP: 0.290, SLG: 0.256	5-3		1B HBP		S 1B		2B			6-3	K	5	0	2	0	0	1	1
Frank Howard, R (1, 7) OBP: 0.346, SLG: 0.591	6-3		1B		K		F6			6-3		5	0	1	2	0	1	3
Ken McMullen, R (1, 5) OBP: 0.332, SLG: 0.385		6-3	4-3		IBB		F9			1B	1B	4	0	1	0	1	0	3
Mike Epstein, L (1, 3) OBP: 0.284, SLG: 0.311		4-3		HR	K			F9		BB 1-3	1B	5	1	2	1	0	1	3
Ron Hansen, R (1, 6) OBP: 0.269, SLG: 0.317		K		K	F6			K		1-2 BB		4	0	0	0	1	3	3
Jim French, L (1, 2) OBP: 0.256, SLG: 0.286			6-3	FC5-4 BB		CS 1B		K		4-3		4	0	1	0	1	1	3
Frank Coggins, S (1, 4) OBP: 0.222, SLG: 0.230 Gary Holman, L (11, PH) OBP: 0.500, SLG: 0.556			1-3 1B 1B		K	K 1-2			F9		2B	4 1	1 0	1 1	0 0	0 0	2 0	2 0
Camilo Pascual, R (1, 1) OBP: 0.171, SLG: 0.171 Darold Knowles, L (8, 1) OBP: 0.250, SLG: 0.750 Dave Baldwin, R (8, 1) Sam Bowens, R (9, PH) OBP: 0.262, SLG: 0.340 Bob Humphreys, R (10, 1) OBP: 0.667, SLG: 0.667 Billy Bryan, L (11, PH) OBP: 0.330, SLG: 0.368			1-3 1-2 1B 1B	FC5-4 1-2f	K	K			F3		K	3 0 0 1 0 1	1 0 0 0 0 0	1 0 0 0 0 1	0 0 0 0 0 1	1 0 0 0 0 1	0 0 0 0 0 1	1 0 0 0 0 1
Inning Stats	R: 0 H: 0 E: 0 LOB: 0 K: 0 BB: 0 S: 3 P: 3	R: 0 H: 0 E: 0 LOB: 0 K: 1 BB: 0 S: 5 P: 5	R: 2 H: 3 E: 0 LOB: 2 K: 0 BB: 0 S: 6 P: 7	R: 1 H: 1 E: 0 LOB: 1 K: 2 BB: 1 S: 8 P: 12	R: 0 H: 2 E: 0 LOB: 3 K: 2 BB: 1 S: 9 P: 13	R: 0 H: 1 E: 0 LOB: 0 K: 2 BB: 0 S: 7 P: 7	R: 0 H: 1 E: 0 LOB: 0 K: 0 BB: 0 S: 4 P: 4	R: 0 H: 0 E: 0 LOB: 0 K: 2 BB: 0 S: 7 P: 7	R: 0 H: 0 E: 0 LOB: 0 K: 0 BB: 0 S: 3 P: 3	R: 0 H: 2 E: 0 LOB: 3 K: 0 BB: 1 S: 5 P: 9	R: 0 H: 1 E: 0 LOB: 1 K: 3 BB: 0 S: 10 P: 10	1B: 8 2B: 2 3B: 0 HR: 1	SF: 0 SAC: 0 DP: 0 HBP: 1			WP: 0 PB: 0 SB: 2 CS: 1	PA: 47	

PITCHER		IP	WLS	BF	H	R	ER	SO	BB	IBB	HBP	BLK	WP	HR	S	P	ERA	WHIP
Tommy John, L ERA: 1.73	(1, 1)	5.0		25	7	3	3	5	1	1	1	0	0	1	32	41	5.40	1.600
Hoyt Wilhelm, R ERA: 1.26	(6, 1)	2.0		6	1	0	0	2	0	0	0	0	0	0	10	10	0.00	0.500
Wilbur Wood, L ERA: 1.69	(8, 1)	2.0		6	0	0	0	2	0	0	0	0	0	0	10	10	0.00	0.000
Bob Locker, R ERA: 3.52	(10, 1)	0.2		5	2	0	0	0	1	0	0	0	0	0	4	8	0.00	4.500
Don McMahon, R ERA: 2.45	(10, 1)	1.1	W	5	1	0	0	3	0	0	0	0	0	0	11	11	0.00	0.750

PITCHER	IP	WLS	BF	H	R	ER	SO	BB	IBB	HBP	BLK	WP	HR	S	P	ERA	WHIP

BOTTOM

Chicago White Sox @ Washington Senators

D.C. Stadium, Washington, DC

Sun Jul 07 1968, 3:33 AM EDT

Att. 7,763 - Unknown

livebaseballscorecards.com

AB	43
R	3
H	11
RBI	3
BB	3
SO	12
LOB	23

New York Yankees @ Chicago White Sox

Milwaukee County Stadium, Milwaukee, WI

Thu Jul 11 1968, 8:05 PM EDT

Att. 40,575 - Unknown - 74 F

TOP

livebaseballscorecards.com

Batter	1	2	3	4	5	6	7	8	9	AB	R	H	RBI	BB	SO	LOB
Horace Clarke, S (1, 4) OBP: 0.255, SLG: 0.270	4-3		L7-2 3-H		4-3 S E 1B	F9			FC4 1B	5	1	2	0	0	0	2
Mickey Mantle, S (1, 3) OBP: 0.394, SLG: 0.414	K		5-3		4-3 1-3	K			FC4 1-2f	5	0	0	0	0	2	3
Roy White, S (1, 7) OBP: 0.343, SLG: 0.410	F5			F8	E4 1B 3-H		F3		6-3	5	1	0	0	0	0	1
Andy Kosco, R (1, 9) OBP: 0.279, SLG: 0.392		F2		2B 2B	1B 1B 2-H		F7			4	1	2	1	0	0	0
Bobby Cox, R (1, 5) OBP: 0.305, SLG: 0.330		BB 1B		2B 2B BB	1-2 1B		K			3	1	2	0	1	1	0
Tom Tresh, S (1, 6) OBP: 0.289, SLG: 0.297		K		1-3 2-H 2B 2B	K			3-1		4	1	1	1	0	2	3
Frank Fernandez, R (1, 2) OBP: 0.314, SLG: 0.321		1-2 BB		2B IBB	5-3			F6		2	0	0	0	2	0	2
Bill Robinson, R (1, 8) OBP: 0.242, SLG: 0.306		F8		1-H 2-H 3-H 2B		2B		F9		4	0	2	2	0	0	2
Fritz Peterson, S (1, 1) OBP: 0.077, SLG: 0.154			L7-2 3B	6-3		K			5-3	4	0	1	0	0	1	2
Steve Hamilton, L (9, 1)										0	0	0	0	0	0	0
Inning Stats	R: 0 E: 0 K: 1 S: 5 H: 0 LOB: 0 BB: 0 P: 5	R: 0 E: 0 K: 1 S: 6 H: 1 LOB: 2 BB: 1 P: 10	R: 0 E: 0 K: 0 S: 3 H: 1 LOB: 0 BB: 0 P: 3	R: 3 E: 0 K: 0 S: 5 H: 3 LOB: 1 BB: 2 P: 13	R: 2 E: 1 K: 1 S: 9 H: 3 LOB: 2 BB: 0 P: 9	R: 0 E: 0 K: 2 S: 8 H: 1 LOB: 1 BB: 0 P: 8	R: 0 E: 0 K: 1 S: 5 H: 0 LOB: 0 BB: 0 P: 5	R: 0 E: 0 K: 0 S: 3 H: 0 LOB: 0 BB: 0 P: 3	R: 0 E: 1 K: 0 S: 4 H: 1 LOB: 1 BB: 0 P: 4	1B: 5 2B: 5 3B: 1 HR: 0	SF: 0 SAC: 0 DP: 1 HBP: 0						

	AB	36
	R	5
	H	10
	RBI	4
	BB	3
	SO	6
	LOB	15

WP: 0 PB: 0 SB: 1 CS: 0 PA: 39

PITCHER		IP	WLS	BF	H	R	ER	SO	BB	IBB	HBP	BLK	WP	HR	S	P	ERA	WHIP
Gary Peters, L ERA: 3.49	(1, 1)	4.0	L	18	5	3	3	2	2	1	0	0	0	0	19	31	6.75	1.750
Hoyt Wilhelm, R ERA: 1.6	(5, 1)	2.0		11	4	2	2	3	0	0	0	0	0	0	17	17	9.00	2.000
Don McMahon, R ERA: 2.33	(7, 1)	2.0		6	0	0	0	1	0	0	0	0	0	0	8	8	0.00	0.000
Wilbur Wood, L ERA: 1.67	(9, 1)	1.0		4	1	0	0	0	0	0	0	0	0	0	4	4	0.00	1.000

PITCHER		IP	WLS	BF	H	R	ER	SO	BB	IBB	HBP	BLK	WP	HR	S	P	ERA	WHIP

BOTTOM

New York Yankees @ Chicago White Sox

Milwaukee County Stadium, Milwaukee, WI

Thu Jul 11 1968, 8:05 PM EDT

Att. 40,575 - Unknown - 74 F

livebaseballscorecards.com

Batter	1	2	3	4	5	6	7	8	9	AB	R	H	RBI	BB	SO	LOB
Sandy Alomar Sr., S (1, 5) OBP: 0.364, SLG: 0.341	F8		4-3		FC6-4 (2-H) 1B		1-3 2B		FC4-6 (1-2f) 2B	4	0	2	1	0	0	0
Leon Wagner, L (9, PH) OBP: 0.341, SLG: 0.310										1	1	0	0	0	0	1
Luis Aparicio, R (1, 6) OBP: 0.291, SLG: 0.333	E 1B		BBBB BB		FC6-4 (1-2f)		6-3 (3-H)		1-H 2B	4	0	2	2	1	0	2
Pete Ward, L (1, 3) OBP: 0.360, SLG: 0.380	F9		F9		SSS K		6-3		SSS K	5	0	0	0	0	2	5
Tommy Davis, R (1, 7) OBP: 0.217, SLG: 0.262	E9 (1-3) 1B		1-3			6-3		SSS K		4	0	1	0	0	1	1
Duane Josephson, R (1, 2) OBP: 0.300, SLG: 0.378	F9			6-3		2B		1B		4	0	2	0	0	0	2
Walt Williams, R (1, 9) Hoyt Wilhelm, R (5, 1) Dick Kenworthy, R (6, PH) OBP: 0.286, SLG: 0.258 Don McMahon, R (7, 1) OBP: 0.333, SLG: 0.333 Wayne Causey, L (8, PH) OBP: 0.282, SLG: 0.189 Wilbur Wood, R (9, 1)		5-3		L9		5-3		F6		2 0 1 0 1 0	0 0 0 0 0 0	0 0 0 0 0 0	0 0 0 0 0 0	0 0 0 0 0 0	0 0 0 0 0 0	0 0 1 0 1 0
Buddy Bradford, R (1, 8) OBP: 0.250, SLG: 0.309		BBBB E BB		SSS K		F9		L9		3	1	0	0	1	1	2
Tim Cullen, R (1, 4) OBP: 0.278, SLG: 0.274		6-3 (1-H)			1B 2B		6-3		L8	4	1	1	0	0	0	0
Gary Peters, L (1, 1) OBP: 0.281, SLG: 0.333		4-3			5-3		2B 6-3 1B		FC4-6 1B	1 3	0 1	0 2	0 0	0 0	0 0	0 1
Ken Berry, R (5, 9) OBP: 0.297, SLG: 0.364																
Inning Stats	R: 0 E: 1 K: 0 S: 5 H: 2 LOB: 2 BB: 0 P: 5	R: 1 E: 1 K: 0 S: 3 H: 0 LOB: 0 BB: 1 P: 7	R: 0 E: 0 K: 0 S: 3 H: 0 LOB: 1 BB: 1 P: 7	R: 0 E: 0 K: 1 S: 5 H: 0 LOB: 0 BB: 0 P: 5	R: 1 E: 0 K: 1 S: 7 H: 2 LOB: 1 BB: 0 P: 7	R: 0 E: 0 K: 0 S: 4 H: 1 LOB: 1 BB: 0 P: 4	R: 1 E: 0 K: 0 S: 5 H: 2 LOB: 1 BB: 0 P: 5	R: 0 E: 0 K: 1 S: 6 H: 1 LOB: 1 BB: 0 P: 6	R: 1 E: 0 K: 1 S: 7 H: 2 LOB: 1 BB: 0 P: 7	1B: 6 2B: 4 3B: 0 HR: 0	SF: 0 SAC: 0 DP: 0 HBP: 0						

	AB	37
	R	4
	H	10
	RBI	3
	BB	2
	SO	4
	LOB	16

PITCHER		IP	WLS	BF	H	R	ER	SO	BB	IBB	HBP	BLK	WP	HR	S	P	ERA	WHIP
Fritz Peterson, L ERA: 2.79	(1, 1)	8.2	W	38	10	4	3	3	2	0	0	0	0	0	42	50	3.12	1.385
Steve Hamilton, L ERA: 3.22	(9, 1)	0.1	S	1	0	0	0	1	0	0	0	0	0	0	3	3	0.00	0.000

PITCHER	IP	WLS	BF	H	R	ER	SO	BB	IBB	HBP	BLK	WP	HR	S	P	ERA	WHIP

Batter	1	2	3	4	5	6	7	8	9	AB	R	H	RBI	BB	SO	LOB
Horace Clarke, S (1, 4) OBP: 0.255, SLG: 0.270	6-3			1-3		1B		F2		4	0	1	0	0	0	0
Mickey Mantle, S (1, 3) OBP: 0.396, SLG: 0.413	6-3			BB, FC1-4		1-2, 1B		5-3		3	0	1	0	1	0	0
Ruben Amaro, R (8, 3) OBP: 0.222, SLG: 0.167										0	0	0	0	0	0	0
Roy White, S (1, 7) OBP: 0.338, SLG: 0.404	5-3			FC1-4, WP, 1-2f		1-3			3-1	4	0	0	0	0	0	3
Andy Kosco, R (1, 9) OBP: 0.282, SLG: 0.394		1B, FC6-4		L6, 1-2			1B		5-3	4	0	2	0	0	0	1
Bobby Cox, R (1, 5) OBP: 0.304, SLG: 0.326		FC6-4, G6-4-3, 1-2f			BB, CS		6-3		K	3	0	0	0	1	1	1
Tom Tresh, S (1, 6) OBP: 0.290, SLG: 0.309		G6-4-3, 1-2f			F3		HR			3	1	1	1	0	0	2
Frank Fernandez, R (1, 2) OBP: 0.315, SLG: 0.373	6-3				K, 1-2		HR			3	1	1	1	0	1	1
Bill Robinson, R (1, 8) OBP: 0.238, SLG: 0.299	5-3					K	K			3	0	0	0	0	2	0
Steve Barber, L (1, 1)	G3					K		K		3	0	0	0	0	2	0
Inning Stats	R: 0 E: 0 K: 0 S: 3 H: 0 LOB: 0 BB: 0 P: 3	R: 0 E: 0 K: 0 S: 3 H: 1 LOB: 0 BB: 0 P: 3	R: 0 E: 0 K: 0 S: 3 H: 0 LOB: 0 BB: 0 P: 3	R: 0 E: 0 K: 0 S: 3 H: 0 LOB: 1 BB: 1 P: 7	R: 0 E: 0 K: 1 S: 4 H: 0 LOB: 1 BB: 1 P: 8	R: 0 E: 0 K: 2 S: 9 H: 2 LOB: 2 BB: 0 P: 9	R: 2 E: 0 K: 1 S: 7 H: 3 LOB: 0 BB: 0 P: 7	R: 0 E: 0 K: 1 S: 5 H: 0 LOB: 0 BB: 0 P: 5	R: 0 E: 0 K: 1 S: 5 H: 0 LOB: 0 BB: 0 P: 5	1B: 4 2B: 1 3B: 0 HR: 2 SF: 0 SAC: 0 DP: 2 HBP: 0	WP: 1 PB: 0 SB: 0 CS: 1 PA: 32					

PITCHER		IP	WLS	BF	H	R	ER	SO	BB	IBB	HBP	BLK	WP	HR	S	P	ERA	WHIP
Tommy John, L ERA: 1.78	(1, 1)	6.2	L	25	6	2	2	3	2	0	0	0	1	2	29	37	2.70	1.200
Bob Locker, R ERA: 3.49	(7, 1)	0.1		1	0	0	0	1	0	0	0	0	0	0	3	3	0.00	0.000
Wilbur Wood, L ERA: 1.63	(8, 1)	2.0		6	0	0	0	2	0	0	0	0	0	0	10	10	0.00	0.000

PITCHER	IP	WLS	BF	H	R	ER	SO	BB	IBB	HBP	BLK	WP	HR	S	P	ERA	WHIP

TOP

New York Yankees @ Chicago White Sox

Comiskey Park, Chicago, IL

Fri Jul 12 1968, 8:05 PM EDT

Att. 13,759 - Unknown - 78 F

livebaseballscorecards.com

AB	30
R	2
H	6
RBI	2
BB	2
SO	6
LOB	8

Batter	1	2	3	4	5	6	7	8	9	AB	R	H	RBI	BB	SO	LOB
Sandy Alomar Sr., S (1, 4) (7, 5) OBP: 0.365, SLG: 0.337	K 1B 1B		6-3 1B		6-3 1B			BB 1B	F3	4	0	1	0	1	0	1
Luis Aparicio, R (1, 6) OBP: 0.295, SLG: 0.337	1-2 K 1B 1B		S 1B			F9		SH1-4 1-2		3	1	2	0	0	0	0
Ken Berry, R (1, 8) OBP: 0.300, SLG: 0.363	K 1-2 2-3		BB 1-2			5-3		S 2-3 1B		3	0	1	0	1	1	2
Duane Josephson, R (1, 2) OBP: 0.299, SLG: 0.376	2-H 1B		5-3-2			5-3		K		4	0	1	1	0	1	4
Pete Ward, L (1, 3) OBP: 0.358, SLG: 0.376	K			K			G3	1-2 HBP		3	0	0	0	0	2	1
Tommy Davis, R (1, 7) OBP: 0.223, SLG: 0.268		G6-4-3 1B		6-3			1B 1B	K		3	0	2	0	0	0	0
Buddy Bradford, R (7, PR) (8, 9) OBP: 0.248, SLG: 0.307										1	0	0	0	0	1	3
Walt Williams, R (1, 9) (8, 7) OBP: 0.111, SLG: 0.111		G6-4-3 1-2f		1-3			1-2 1B		SH3-4 1B	4	0	2	0	0	0	1
Dick Kenworthy, R (1, 5) OBP: 0.278, SLG: 0.250		4-3			4-3		F2		SH3-4 1-2	2	0	0	0	0	0	0
Tim Cullen, R (7, 4) OBP: 0.276, SLG: 0.272										1	0	0	0	0	0	2
Tommy John, R (1, 1) OBP: 0.171, SLG: 0.268			F8		6-3		4-3		K	2	0	0	0	0	0	0
Bob Locker, S (7, 1)										0	0	0	0	0	0	0
Wayne Causey, L (7, PH) OBP: 0.260, SLG: 0.187										1	0	0	0	0	0	2
Wilbur Wood, R (8, 1)										0	0	0	0	0	0	0
Leon Wagner, L (9, PH) OBP: 0.338, SLG: 0.307										1	0	0	0	0	1	1
Inning Stats	R: 1 H: 3 E: 0 LOB: 1 K: 2 BB: 0 S: 9 P: 9	R: 0 H: 1 E: 0 LOB: 0 K: 0 BB: 0 S: 3 P: 3	R: 0 H: 1 E: 0 LOB: 2 K: 0 BB: 1 S: 4 P: 8	R: 0 H: 0 E: 0 LOB: 0 K: 1 BB: 0 S: 5 P: 5	R: 0 H: 0 E: 0 LOB: 0 K: 0 BB: 0 S: 3 P: 3	R: 0 H: 0 E: 0 LOB: 0 K: 0 BB: 0 S: 3 P: 3	R: 0 H: 2 E: 0 LOB: 2 K: 0 BB: 0 S: 5 P: 5	R: 0 H: 1 E: 0 LOB: 3 K: 2 BB: 1 S: 8 P: 13	R: 0 H: 1 E: 0 LOB: 1 K: 1 BB: 0 S: 6 P: 6	1B: 9 2B: 0 3B: 0 HR: 0	SF: 0 SAC: 2 DP: 1 HBP: 1						

PITCHER	IP	WLS	BF	H	R	ER	SO	BB	IBB	HBP	BLK	WP	HR	S	P	ERA	WHIP
Steve Barber, L (1, 1) ERA: 2.17	9.0	W	37	9	1	1	6	2	0	1	0	0	0	46	55	1.00	1.222

PITCHER	IP	WLS	BF	H	R	ER	SO	BB	IBB	HBP	BLK	WP	HR	S	P	ERA	WHIP

BOTTOM

New York Yankees @ Chicago White Sox

Comiskey Park, Chicago, IL

Fri Jul 12 1968, 8:05 PM EDT

Att. 13,759 - Unknown - 78 F

livebaseballscorecards.com

AB	32
R	1
H	9
RBI	1
BB	2
SO	6
LOB	17

1B: 9	SF: 0	WP: 0	PA: 37
2B: 0	SAC: 2	PB: 0	
3B: 0	DP: 1	SB: 2	
HR: 0	HBP: 1	CS: 0	

Batter	1	2	3	4	5	6	7	8	9	AB	R	H	RBI	BB	SO	LOB
Horace Clarke, S (1, 4) OBP: 0.255, SLG: 0.273	HR 2B	1-3			F7		1-3 1-3 3-H			4	1	1	0	0	0	1
Tom Tresh, S (1, 6) OBP: 0.292, SLG: 0.323	2-H HR		FC4-6 1B		L4			4-3		4	1	2	2	0	0	0
Roy White, S (1, 7) OBP: 0.334, SLG: 0.399	F7		FC4-6 CS 1-2f			S S S K		F9		4	0	0	0	0	1	1
Joe Pepitone, L (1, 3) OBP: 0.335, SLG: 0.493	B B B B 1B BB		1-2 HR			4-3		G3		3	1	1	1	1	0	0
Andy Kosco, R (1, 9) OBP: 0.278, SLG: 0.388	F7		L1			1-3			G3	4	0	0	0	0	0	1
Bobby Cox, R (1, 5) OBP: 0.307, SLG: 0.326	1-3 1B			H G6-3 HBP			F7		6-3	3	0	1	0	0	0	0
Jake Gibbs, L (1, 2) OBP: 0.277, SLG: 0.272	6-3			G6-3 1-2f			1B S 1B		4-3	4	1	1	0	0	0	3
Bill Robinson, R (1, 8) OBP: 0.239, SLG: 0.300		F7		5-3			S 1-3 1B			3	0	1	0	0	0	0
Mel Stottlemyre, R (1, 1) OBP: 0.259, SLG: 0.212 Steve Hamilton, L (7, 1)		S S S K			S S S K		S S S K			3 0	0 0	0 0	0 0	0 0	3 0	2 0
Inning Stats	R: 2 E: 0 K: 0 S: 6 H: 3 LOB: 2 BB: 1 P: 10	R: 0 E: 0 K: 1 S: 5 H: 0 LOB: 0 BB: 0 P: 5	R: 1 E: 0 K: 0 S: 4 H: 2 LOB: 0 BB: 0 P: 4	R: 0 E: 0 K: 0 S: 2 H: 0 LOB: 0 BB: 0 P: 3	R: 0 E: 0 K: 1 S: 5 H: 0 LOB: 0 BB: 0 P: 5	R: 0 E: 0 K: 1 S: 5 H: 0 LOB: 0 BB: 0 P: 5	R: 1 E: 0 K: 1 S: 7 H: 2 LOB: 1 BB: 0 P: 7	R: 0 E: 0 K: 0 S: 3 H: 0 LOB: 0 BB: 0 P: 3	R: 0 E: 0 K: 0 S: 3 H: 0 LOB: 0 BB: 0 P: 3	1B: 4 2B: 1 3B: 0 HR: 2 SF: 0 SAC: 0 DP: 1 HBP: 1						

TOP

New York Yankees @ Chicago White Sox

Comiskey Park, Chicago, IL

Sat Jul 13 1968, 4:33 AM EDT

Att. 6,625 - Overcast - 89 F

livebaseballscorecards.com

AB	32
R	4
H	7
RBI	3
BB	1
SO	4
LOB	8

WP: 0 PB: 0 SB: 3 CS: 1 PA: 34

PITCHER		IP	WLS	BF	H	R	ER	SO	BB	IBB	HBP	BLK	WP	HR	S	P	ERA	WHIP
Joe Horlen, R ERA: 3.04	(1, 1)	5.0	L	20	5	3	3	2	1	0	1	0	0	2	22	27	5.40	1.200
Bob Locker, R ERA: 3.54	(6, 1)	2.0		8	2	1	1	2	0	0	0	0	0	0	12	12	4.50	1.000
Hoyt Wilhelm, R ERA: 1.53	(8, 1)	2.0		6	0	0	0	0	0	0	0	0	0	0	6	6	0.00	0.000

PITCHER	IP	WLS	BF	H	R	ER	SO	BB	IBB	HBP	BLK	WP	HR	S	P	ERA	WHIP

Batter	1	2	3	4	5	6	7	8	9	AB	R	H	RBI	BB	SO	LOB
Luis Aparicio, R (1, 6) OBP: 0.299, SLG: 0.344	FC4-6 1B		G5-4-3 1B		1B 1B 2B		L9		5-3	5	1	3	0	0	0	1
Tommy Davis, R (1, 7) OBP: 0.227, SLG: 0.271	FC4-6 1-2f		G5-4-3 1-2f		1B 2-3 1B		1-2 1B		4-3	5	0	2	0	0	0	2
Leon Wagner, L (1, 9) OBP: 0.343, SLG: 0.314	F6				G4-6-3 1-2 3-H 1B		F3			4	0	2	1	0	0	3
Tom McCraw, L (1, 3) OBP: 0.296, SLG: 0.401	6-3		F7		G4-6-3 1-2f		6-3			4	0	0	0	0	0	6
Duane Josephson, R (1, 2) OBP: 0.306, SLG: 0.382		1B 1B		6-3		1B 4-3-4-3 1B		B1-3 1B		4	1	3	0	0	0	0
Wayne Causey, L (1, 4) OBP: 0.280, SLG: 0.204 Tim Cullen, R (8, PH) OBP: 0.274, SLG: 0.270 (9, 4)		1-2 1B		B B B 4-0 G1 BB		1-3 4-3-4-3 1B		B1-3 1-2		2 1	0 0	2 0	0 0	1 0	0 0	0 1
Sandy Alomar Sr., S (1, 5) OBP: 0.352, SLG: 0.323	S S S K			G1 1-2		4-3-4-3 1-2f 3-H		F7		4	0	0	1	0	1	5
Ken Berry, R (1, 8) OBP: 0.295, SLG: 0.357	F9			F9		F4		5-3		4	0	0	0	0	0	4
Joe Horlen, R (1, 1) OBP: 0.063, SLG: 0.032 Gail Hopkins, L (5, PH) OBP: 0.333, SLG: 0.273 Bob Locker, S (6, 1) Walt Williams, R (7, PH) OBP: 0.158, SLG: 0.158 Hoyt Wilhelm, R (8, 1) Dick Kenworthy, R (9, PH) OBP: 0.274, SLG: 0.246		1-3			4-3		1B 1B		F5	1 1 0 1 0 1	0 0 0 0 0 0	0 0 0 1 0 0	0 0 0 0 0 0	0 0 0 0 0 0	0 0 0 0 0 0	2 0 0 0 0 0
Inning Stats	R: 0 H: 1 E: 1 LOB: 1 K: 0 BB: 0 S: 4 P: 4	R: 0 H: 2 E: 0 LOB: 2 K: 1 BB: 0 S: 7 P: 7	R: 0 H: 2 E: 0 LOB: 1 K: 0 BB: 0 S: 4 P: 4	R: 0 H: 0 E: 0 LOB: 1 K: 0 BB: 1 S: 3 P: 7	R: 1 H: 3 E: 0 LOB: 1 K: 0 BB: 0 S: 5 P: 5	R: 1 H: 2 E: 0 LOB: 0 K: 0 BB: 0 S: 4 P: 4	R: 0 H: 2 E: 0 LOB: 2 K: 0 BB: 0 S: 5 P: 5	R: 0 H: 1 E: 0 LOB: 1 K: 0 BB: 0 S: 4 P: 4	R: 0 H: 0 E: 0 LOB: 0 K: 0 BB: 0 S: 3 P: 3	1B: 12 SF: 0 2B: 2 SAC: 0 3B: 0 DP: 3 HR: 0 HBP: 0						

PITCHER	IP	WLS	BF	H	R	ER	SO	BB	IBB	HBP	BLK	WP	HR	S	P	ERA	WHIP
Mel Stottlemyre, R (1, 1) ERA: 2.31	6.1	W	29	12	2	2	1	1	0	0	0	0	0	30	34	2.84	2.053
Steve Hamilton, L (7, 1) ERA: 2.88	2.2	S	9	1	0	0	0	0	0	0	0	0	0	9	9	0.00	0.375

PITCHER	IP	WLS	BF	H	R	ER	SO	BB	IBB	HBP	BLK	WP	HR	S	P	ERA	WHIP

BOTTOM

New York Yankees @ Chicago White Sox

Comiskey Park, Chicago, IL

Sat Jul 13 1968, 4:33 AM EDT

Att. 6,625 - Overcast - 89 F

livebaseballscorecards.com

AB	37
R	2
H	13
RBI	2
BB	1
SO	1
LOB	24

PA: 38

WP: 0
PB: 0
SB: 0
CS: 0

Batter	1	2	3	4	5	6	7	8	9	AB	R	H	RBI	BB	SO	LOB
Del Unser, L (1, 8) OBP: 0.296, SLG: 0.311	4-3	6-3			4-3			4-3		4	0	0	0	0	0	2
Gary Holman, L (1, 9) OBP: 0.409, SLG: 0.400	4-3		F7		L3			F7		4	0	0	0	0	0	0
Frank Howard, R (1, 7) OBP: 0.338, SLG: 0.581	HR		K			5-3		K		4	1	1	1	0	2	0
Mike Epstein, L (1, 3) OBP: 0.283, SLG: 0.297	F6		HBP			F5			BB 7-6-4	2	0	0	0	1	0	0
Ken McMullen, R (1, 5) OBP: 0.325, SLG: 0.375		G3 SF7 2B	5-3			6-3			7-6-4 1-2f	4	1	1	0	0	0	2
Bernie Allen, L (1, 4) OBP: 0.308, SLG: 0.371		G3 2-3		G3			4-3		F4	4	0	0	0	0	0	1
Jim French, L (1, 2) OBP: 0.240, SLG: 0.250		SF7 3-H		F7			1B			2	0	1	1	0	0	0
Ron Hansen, R (1, 6) OBP: 0.271, SLG: 0.309		BB		K			F9			0	0	0	0	0	0	0
Phil Ortega, R (1, 1) OBP: 0.292, SLG: 0.238		1-2 BB			K		K			0	0	0	0	1	0	0
Dick Bosman, R (2, 1) OBP: 0.263, SLG: 0.278										1	0	0	0	0	1	0
Sam Bowens, R (7, PH) OBP: 0.246, SLG: 0.330										1	0	0	0	0	1	1
Dennis Higgins, R (7, 1) OBP: 0.111, SLG: 0.111										0	0	0	0	0	0	0
Inning Stats	R: 1 E: 0 K: 0 S: 4 H: 1 LOB: 0 BB: 0 P: 4	R: 1 E: 0 K: 0 S: 4 H: 1 LOB: 2 BB: 2 P: 12	R: 0 E: 0 K: 1 S: 5 H: 0 LOB: 1 BB: 0 P: 6	R: 0 E: 0 K: 1 S: 5 H: 0 LOB: 0 BB: 0 P: 5	R: 0 E: 0 K: 1 S: 5 H: 0 LOB: 0 BB: 0 P: 5	R: 0 E: 0 K: 0 S: 3 H: 0 LOB: 0 BB: 0 P: 3	R: 0 E: 0 K: 1 S: 6 H: 1 LOB: 1 BB: 0 P: 6	R: 0 E: 0 K: 1 S: 5 H: 0 LOB: 0 BB: 0 P: 5	R: 0 E: 0 K: 0 S: 2 H: 0 LOB: 0 BB: 1 P: 6	1B: 1 2B: 2 3B: 0 HR: 1 SF: 1 SAC: 0 DP: 1 HBP: 1	WP: 0 PB: 0 SB: 0 CS: 0 PA: 33					

PITCHER	IP	WLS	BF	H	R	ER	SO	BB	IBB	HBP	BLK	WP	HR	S	P	ERA	WHIP
Jack Fisher, R (1, 1) ERA: 3.53	9.0	W	33	3	2	2	5	3	0	1	0	0	1	39	52	2.00	0.667

PITCHER	IP	WLS	BF	H	R	ER	SO	BB	IBB	HBP	BLK	WP	HR	S	P	ERA	WHIP

TOP

Washington Senators @ Chicago White Sox

Comiskey Park, Chicago, IL

Sun Jul 14 1968, 4:33 AM EDT

Unknown

livebaseballscorecards.com

AB	26
R	2
H	3
RBI	2
BB	2
SO	4
LOB	6

Batter	1	2	3	4	5	6	7	8	9	AB	R	H	RBI	BB	SO	LOB
Luis Aparicio, R (1, 6) OBP: 0.301, SLG: 0.345	SH2-3 1B 2B 1B	L7	6-3			6-3		1B SF8 1B		5	2	2	0	0	0	0
Leon Wagner, L (1, 9) OBP: 0.355, SLG: 0.344	1-2 2B SH2-3 1B	3B 2B	4-3			WP 2B		1-3 1B		4	2	3	0	0	0	0
Buddy Bradford, R (6, PR) OBP: 0.253, SLG: 0.312 (7, 9)										1	0	1	0	0	0	0
Duane Josephson, R (1, 2) OBP: 0.309, SLG: 0.382	SH2-3 1-2 2-3	3B HBP		5-3		K 2-3		SF8 3-H		0	0	0	0	0	0	0
Jerry McNertney, R (2, PR) OBP: 0.307, SLG: 0.238 (3, 2)										2	1	0	1	0	1	1
Tommy Davis, R (1, 7) OBP: 0.236, SLG: 0.290	BB 2-H 3-H 2B	1-H 2-H 3B 3B		5-3		BB		F9		4	1	2	4	1	0	0
Pete Ward, L (1, 5) OBP: 0.363, SLG: 0.377	BB HBP	3B BB		1B		F8				2	1	1	0	1	0	3
Tom McCraw, L (1, 3) OBP: 0.296, SLG: 0.406	F7	1-H 3-H 3B		1-3			F8			4	0	1	2	0	0	3
Ken Berry, R (1, 8) OBP: 0.302, SLG: 0.358	1-2 2-3 BB	BB			F5		1B			2	0	1	0	2	0	0
Sandy Alomar Sr., S (1, 4) OBP: 0.339, SLG: 0.310	4-3	6-3			4-3		F7			4	0	0	0	0	0	6
Jack Fisher, R (1, 1) OBP: 0.182, SLG: 0.143		K	6-3		K		K			4	0	0	0	0	3	1
Inning Stats	R: 2 E: 0 K: 0 S: 6 H: 3 LOB: 3 BB: 1 P: 11	R: 4 E: 0 K: 1 S: 8 H: 3 LOB: 2 BB: 2 P: 17	R: 0 E: 0 K: 0 S: 3 H: 0 LOB: 0 BB: 0 P: 3	R: 0 E: 0 K: 0 S: 4 H: 1 LOB: 1 BB: 0 P: 4	R: 0 E: 0 K: 1 S: 5 H: 0 LOB: 0 BB: 0 P: 5	R: 0 E: 0 K: 1 S: 6 H: 1 LOB: 3 BB: 1 P: 10	R: 0 E: 0 K: 1 S: 6 H: 1 LOB: 1 BB: 0 P: 6	R: 1 E: 0 K: 0 S: 4 H: 2 LOB: 0 BB: 0 P: 4		1B: 6 2B: 3 3B: 2 HR: 0	SF: 1 SAC: 1 DP: 0 HBP: 2						

PITCHER		IP	WLS	BF	H	R	ER	SO	BB	IBB	HBP	BLK	WP	HR	S	P	ERA	WHIP
Phil Ortega, R ERA: 5.12	(1, 1)	1.2	L	13	5	6	6	1	1	0	2	0	0	0	12	18	32.40	3.600
Dick Bosman, R ERA: 3.76	(2, 1)	4.1		19	3	0	0	2	3	0	0	0	1	0	20	32	0.00	1.385
Dennis Higgins, R ERA: 4.17	(7, 1)	2.0		8	3	1	1	1	0	0	0	0	0	0	10	10	4.50	1.500

PITCHER	IP	WLS	BF	H	R	ER	SO	BB	IBB	HBP	BLK	WP	HR	S	P	ERA	WHIP

BOTTOM

Washington Senators @ Chicago White Sox

Comiskey Park, Chicago, IL

Sun Jul 14 1968, 4:33 AM EDT

Unknown

livebaseballscorecards.com

AB	32
R	7
H	11
RBI	7
BB	4
SO	4
LOB	14

Batter	1	2	3	4	5	6	7	8	9	10	AB	R	H	RBI	BB	SO	LOB
Del Unser, L (1, 8) OBP: 0.306, SLG: 0.320	BBBB 4-0 G3-6-3 BB 1B BB		x 0-0 2B		x 0-0 1B 2B 1B	x 0-0 1B 1B		x 0-0 ① F9		BBBB 4-0 SH1-3 BB	4	2	3	0	2	0	0
Sam Bowens, R (1, 9) OBP: 0.260, SLG: 0.330	BBBB 4-0 G3-6-3 1-2 BB		BBBB 4-0 BB		SSS 0-3 ① K	x 0-0 1-3 1B		x 0-0 ② F7		x 0-0 ② SH1-3 1-2	3	0	1	0	2	1	1
Mike Epstein, L (1, 3) OBP: 0.284, SLG: 0.295 Bob Humphreys, R (10, 1) OBP: 0.667, SLG: 0.667	x 0-0 ① ② G3-6-3 1-2f 2-3		SSS 0-3 ② K		x 0-0 2B 1-3 1B	x 0-0 ③ F7		H 1-0 HBP		x 0-0 ③ 4-3	5	0	1	0	0	1	7
											0	0	0	0	0	0	0
Frank Howard, R (1, 7) OBP: 0.339, SLG: 0.578	x 0-0 3-H 1B		x 0-0 ③ 6-3		x 0-0 ② F2		x 0-0 2B 1B 1B	SSS 0-3 ③ K			5	1	2	1	0	1	5
Ken McMullen, R (1, 5) OBP: 0.329, SLG: 0.396	x 0-0 ③ 5-3			x 0-0 HR	x 0-0 1-3 3-H 2B		x 0-0 1-3 1B 2B		x 0-0 ① 5-3		5	2	3	2	0	0	1
Billy Bryan, L (1, 2) OBP: 0.330, SLG: 0.351		x 0-0 ① F7		x 0-0 FC3-6 1B	x 0-0 IBB		4-0 CS 1B IBB		x 0-0 ② 4-3		3	0	1	0	2	0	0
Frank Coggins, S (1, 4) OBP: 0.215, SLG: 0.222 Cap Peterson, R (7, PH) OBP: 0.284, SLG: 0.264 Bernie Allen, L (7, 4) OBP: 0.312, SLG: 0.371		x 0-0 ② 4-3		x 0-0 ① FC3-6 1-2f	x 0-0 ③ F1		x 0-0 1-2 2-H 3-H 6-3 1B		BBB 4-0 BB		3	0	0	0	0	0	4
											1	0	1	2	0	0	0
											0	0	0	0	1	0	0
Ed Brinkman, R (1, 6) OBP: 0.268, SLG: 0.161		x 0-0 ③ F7		x 0-0 ② F5		x 0-0 ① 5-3	x 0-0 ① ② 6-3 1-2 2-3		x 0-0 ③ F4		5	0	0	0	0	0	4
Bruce Howard, S (1, 1) OBP: 0.167, SLG: 0.353 Barry Moore, L (7, 1) OBP: 0.143, SLG: 0.143 Gary Holman, L (10, PH) OBP: 0.391, SLG: 0.381 (10, 3)			x 0-0 ① L6	SSS 0-3 ③ K		x 0-0 ② 6-3	x 0-0 ③ 4-3			x 0-0 ① F7	4	0	0	0	0	1	2
											0	0	0	0	0	0	0
											1	0	0	0	0	0	0
Inning Stats	R: 1 E: 0 K: 0 S: 3 H: 1 LOB: 1 BB: 2 P: 11	R: 0 E: 0 K: 0 S: 3 H: 0 LOB: 0 BB: 0 P: 3	R: 0 E: 0 K: 1 S: 6 H: 1 LOB: 2 BB: 1 P: 10	R: 1 E: 0 K: 1 S: 7 H: 2 LOB: 1 BB: 0 P: 7	R: 1 E: 0 K: 1 S: 8 H: 3 LOB: 3 BB: 1 P: 12	R: 0 E: 0 K: 0 S: 5 H: 2 LOB: 2 BB: 0 P: 5	R: 2 E: 0 K: 0 S: 5 H: 3 LOB: 1 BB: 1 P: 9	R: 0 E: 0 K: 1 S: 5 H: 0 LOB: 1 BB: 0 P: 6	R: 0 E: 0 K: 0 S: 3 H: 0 LOB: 1 BB: 1 P: 7	R: 0 E: 0 K: 0 S: 3 H: 0 LOB: 1 BB: 1 P: 7	1B: 8 2B: 3 3B: 0 HR: 1 SF: 0 SAC: 1 DP: 1 HBP: 1						

PITCHER		IP	WLS	BF	H	R	ER	SO	BB	IBB	HBP	BLK	WP	HR	S	P	ERA	WHIP
Bob Priddy, R ERA: 3.08	(1, 1)	4.1		21	6	3	3	3	3	0	0	0	0	1	24	36	6.23	2.077
Don McMahon, R ERA: 2.29	(5, 1)	0.2		4	1	0	0	0	0	1	0	0	0	0	3	7	0.00	1.500
Wilbur Wood, L ERA: 1.8	(6, 1)	2.0		11	5	2	2	0	0	1	0	0	0	0	10	14	9.00	2.500
Hoyt Wilhelm, R ERA: 1.47	(8, 1)	2.0		8	0	0	0	1	1	0	1	0	0	0	8	13	0.00	0.500
Bob Locker, R ERA: 3.46	(10, 1)	1.0	W	4	0	0	0	0	1	0	0	0	0	0	3	7	0.00	1.000

PITCHER	IP	WLS	BF	H	R	ER	SO	BB	IBB	HBP	BLK	WP	HR	S	P	ERA	WHIP

TOP

Washington Senators @ Chicago White Sox

Comiskey Park, Chicago, IL

Sun Jul 14 1968, 4:38 AM EDT

Att. 10,674 - Unknown

livebaseballscorecards.com

AB	39
R	5
H	12
RBI	5
BB	7
SO	4
LOB	24

WP: 0 PB: 0 SB: 0 CS: 1 PA: 48

Batter	1	2	3	4	5	6	7	8	9	10	AB	R	H	RBI	BB	SO	LOB
Luis Aparicio, R (1, 6) OBP: 0.304, SLG: 0.348	4-3		6-3 2-3		F7		6-3 SH5-4 E 1-2 2-H 1B		SH1-3 1B	1-2 2-H 1B	6	1	3	2	0	0	2
Tom McCraw, L (1, 3) OBP: 0.300, SLG: 0.407	4-3		1B		1B 1-2 BB		SH5-4 1-2 2-3		SH1-3 1-2		2	0	1	0	1	0	0
Leon Wagner, L (1, 9) OBP: 0.356, SLG: 0.346	1B		F5		FC5-4 1-2 2-H 1B		6-3 2-3 3-H		F5		5	0	2	2	0	0	4
Tommy Davis, R (1, 7) OBP: 0.240, SLG: 0.289	1-3			1-3	FC5-4 1-2f		E6 3-H 1B		IBB		4	0	1	1	1	0	3
Pete Ward, L (1, 5) OBP: 0.362, SLG: 0.386		F9		HR		F5	F9		K		4	1	1	1	0	0	1
Hoyt Wilhelm, R (8, 1)											0	0	0	0	0	0	0
Buddy Bradford, R (9, PH) OBP: 0.252, SLG: 0.310											1	0	0	0	0	1	2
Bob Locker, S (10, 1)											0	0	0	0	0	0	0
Ken Berry, R (1, 8) OBP: 0.300, SLG: 0.355	1-3		F3		F8		G3			FC1-6 1B	5	0	1	0	0	0	0
Sandy Alomar Sr., S (1, 4) OBP: 0.333, SLG: 0.304											2	0	0	0	0	0	0
Wilbur Wood, R (6, 1)											1	0	0	0	0	1	0
Dick Kenworthy, R (8, 5) OBP: 0.280, SLG: 0.254	6-3		F2		K		1B			F3	2	0	1	0	0	0	1
Jerry McNertney, R (1, 2) OBP: 0.313, SLG: 0.250			6-3 SH1-4 1B		5-3		BB 1B 1B		F8	FC1-6 1-2f 1B 1B	5	2	2	0	0	0	2
Bob Priddy, R (1, 1) OBP: 0.077, SLG: 0.308											0	0	0	0	0	0	0
Don McMahon, R (5, 1) OBP: 0.333, SLG: 0.333											0	0	0	0	0	0	0
Wayne Causey, L (5, PH) OBP: 0.297, SLG: 0.211			SH1-4 1-2		BB 1B BB		SH5-4 1B 1-2 6-3 BB		G3	1B 1-2 1B	2	2	1	0	2	0	1
(6, 4)																	
Inning Stats	R: 0 H: 1 E: 0 LOB: 1 K: 0 BB: 0 S: 4 P: 4	R: 0 H: 0 E: 0 LOB: 0 K: 0 BB: 0 S: 3 P: 3	R: 0 H: 2 E: 0 LOB: 2 K: 0 BB: 0 S: 5 P: 5	R: 1 H: 1 E: 0 LOB: 0 K: 0 BB: 0 S: 4 P: 4	R: 1 H: 1 E: 0 LOB: 2 K: 0 BB: 2 S: 4 P: 12	R: 0 H: 0 E: 0 LOB: 0 K: 1 BB: 0 S: 5 P: 5	R: 3 H: 3 E: 1 LOB: 1 K: 0 BB: 1 S: 6 P: 10	R: 0 H: 1 E: 0 LOB: 1 K: 0 BB: 0 S: 4 P: 4	R: 0 H: 1 E: 0 LOB: 2 K: 1 BB: 1 S: 6 P: 10	R: 1 H: 3 E: 0 LOB: 2 K: 0 BB: 0 S: 5 P: 5	1B: 12 SF: 0 2B: 0 SAC: 3 3B: 0 DP: 0 HR: 1 HBP: 0						

PITCHER		IP	WLS	BF	H	R	ER	SO	BB	IBB	HBP	BLK	WP	HR	S	P	ERA	WHIP
Bruce Howard, R ERA: 4.25	(1, 1)	6.0		26	6	3	3	1	2	0	0	0	0	1	26	34	4.50	1.333
Barry Moore, L ERA: 4.75	(7, 1)	3.0		15	4	2	2	1	1	1	0	0	0	0	15	23	6.00	1.667
Bob Humphreys, R ERA: 3.4	(10, 1)	0.2	L	5	3	1	1	0	0	0	0	0	0	0	5	5	13.50	4.500

PITCHER	IP	WLS	BF	H	R	ER	SO	BB	IBB	HBP	BLK	WP	HR	S	P	ERA	WHIP

BOTTOM

Washington Senators @ Chicago White Sox

Comiskey Park, Chicago, IL

Sun Jul 14 1968, 4:38 AM EDT
Att. 10,674 - Unknown

livebaseballscorecards.com

AB	39
R	6
H	13
RBI	6
BB	4
SO	2
LOB	16

WP: 0 PA: 46
PB: 0
SB: 0
CS: 0

Batter	1	2	3	4	5	6	7	8	9	AB	R	H	RBI	BB	SO	LOB
Del Unser, L (1, 8) OBP: 0.302, SLG: 0.316	1-3	F9			F8		F8			4	0	0	0	0	0	3
Bernie Allen, L (1, 4) OBP: 0.305, SLG: 0.362	F7		G3		3-1			4-3		4	0	0	0	0	0	0
Mike Epstein, L (1, 3) OBP: 0.283, SLG: 0.299	2B		F8		K			F8		4	0	1	0	0	1	0
Frank Howard, R (1, 7) OBP: 0.338, SLG: 0.574	F3		K			5-3		1B		4	0	1	0	0	1	1
Ken McMullen, R (1, 5) OBP: 0.331, SLG: 0.398		FC1-6 1B		1B SF8 1B		F7		K		4	1	2	0	0	1	1
Jim French, L (1, 2) OBP: 0.241, SLG: 0.250		FC1-6 2B 1B 1-2f		1-3 1B		3-1			K	4	1	1	0	0	1	1
Cap Peterson, R (1, 9) OBP: 0.283, SLG: 0.277		1-3 1B 2B		SF8 3-H			L3		F7	3	0	1	1	0	0	0
Ron Hansen, R (1, 6) OBP: 0.276, SLG: 0.307 Billy Bryan, L (9, PH) OBP: 0.327, SLG: 0.347	IBB		F2				BB		K	0 1	0 0	0 0	0 0	0 0	0 1	0 0
Frank Bertaina, L (1, 1) OBP: 0.250, SLG: 0.200 Sam Bowens, R (7, PH) OBP: 0.258, SLG: 0.327 Dennis Higgins, R (7, 1) OBP: 0.111, SLG: 0.111	1-3 2-H 3-H 1B		L6				K			2 1 0	0 0 0	1 0 0	1 0 0	0 0 0	0 1 0	1 1 0
Inning Stats	R: 0 H: 1 E: 0 LOB: 1 K: 0 BB: 0 S: 4 P: 4	R: 1 H: 3 E: 0 LOB: 2 K: 0 BB: 1 S: 5 P: 9	R: 0 H: 0 E: 0 LOB: 0 K: 1 BB: 0 S: 5 P: 5	R: 1 H: 2 E: 0 LOB: 1 K: 0 BB: 0 S: 5 P: 5	R: 0 H: 0 E: 0 LOB: 0 K: 1 BB: 0 S: 5 P: 5	R: 0 H: 0 E: 0 LOB: 0 K: 0 BB: 0 S: 3 P: 3	R: 0 H: 0 E: 0 LOB: 1 K: 1 BB: 1 S: 5 P: 9	R: 0 H: 1 E: 0 LOB: 1 K: 1 BB: 0 S: 6 P: 6	R: 0 H: 0 E: 0 LOB: 0 K: 2 BB: 0 S: 7 P: 7	1B: 5 SF: 1 2B: 2 SAC: 0 3B: 0 DP: 0 HR: 0 HBP: 0						

TOP

Washington Senators @ Chicago White Sox

Comiskey Park, Chicago, IL

Mon Jul 15 1968, 4:33 AM EDT

Att. 3,814 - Unknown

livebaseballscorecards.com

AB	31
R	2
H	7
RBI	2
BB	0
SO	6
LOB	8

WP: 0 PA: 35
PB: 0
SB: 0
CS: 0

PITCHER		IP	WLS	BF	H	R	ER	SO	BB	IBB	HBP	BLK	WP	HR	S	P	ERA	WHIP
Cisco Carlos, R ERA: 3.33	(1, 1)	6.0	W	24	6	2	2	2	0	1	0	0	0	0	27	31	3.00	1.000
Wilbur Wood, L ERA: 1.77	(7, 1)	1.2		7	1	0	0	1	1	0	0	0	0	0	8	12	0.00	1.200
Hoyt Wilhelm, R ERA: 1.43	(8, 1)	1.1	S	4	0	0	0	3	0	0	0	0	0	0	10	10	0.00	0.000

PITCHER	IP	WLS	BF	H	R	ER	SO	BB	IBB	HBP	BLK	WP	HR	S	P	ERA	WHIP

BOTTOM

Washington Senators @ Chicago White Sox

Comiskey Park, Chicago, IL

Mon Jul 15 1968, 4:33 AM EDT

Att. 3,814 - Unknown

livebaseballscorecards.com

Batter	1	2	3	4	5	6	7	8	9	AB	R	H	RBI	BB	SO	LOB
Luis Aparicio, R (1, 6) OBP: 0.306, SLG: 0.350	5-3		F8		F8 SF8 2B	BB		F4		4	1	1	0	1	0	1
Tom McCraw, L (1, 3) OBP: 0.302, SLG: 0.412	1B 1B		WP 1B 2B		F8 2-3	5-3				4	1	2	0	0	0	3
Buddy Bradford, R (1, 9) OBP: 0.258, SLG: 0.313	G4-3 1-3 1B		1B 1B 2-3 BB		SF8 3-H		K			2	1	1	1	1	1	0
Tommy Davis, R (1, 7) OBP: 0.244, SLG: 0.293	G4-3 1-2f		1-H 3-H 1B		BB 1B		5-3			4	0	2	2	0	0	2
Pete Ward, L (1, 5) OBP: 0.364, SLG: 0.383		K	G3		1-2 BB		BB			2	0	0	0	2	1	1
Ken Berry, R (1, 8) OBP: 0.300, SLG: 0.353		1B		F7	K		4-3			4	0	1	0	0	1	3
Sandy Alomar Sr., S (1, 4) OBP: 0.322, SLG: 0.292		F5		5-3		6-3		F8		4	0	0	0	0	0	1
Jerry McNertney, R (1, 2) OBP: 0.333, SLG: 0.257		5-3		1B		4-3 BB		SH1-4 BB		2	0	1	0	2	0	1
Cisco Carlos, R (1, 1) OBP: 0.150, SLG: 0.056			5-3	4-3		4-3 1-2		SH1-4 1-2		2	0	0	0	0	0	1
Walt Williams, R (6, PH) OBP: 0.150, SLG: 0.150										1	0	0	0	0	0	1
Wilbur Wood, R (7, 1)										0	0	0	0	0	0	0
Hoyt Wilhelm, R (8, 1)										0	0	0	0	0	0	0
Inning Stats	R: 0 E: 0 K: 0 S: 4 H: 2 LOB: 1 BB: 0 P: 4	R: 0 E: 0 K: 1 S: 6 H: 1 LOB: 1 BB: 0 P: 6	R: 2 E: 0 K: 0 S: 5 H: 2 LOB: 1 BB: 1 P: 9	R: 0 E: 0 K: 0 S: 4 H: 1 LOB: 1 BB: 0 P: 4	R: 1 E: 0 K: 1 S: 7 H: 2 LOB: 2 BB: 1 P: 11	R: 0 E: 0 K: 0 S: 3 H: 0 LOB: 2 BB: 2 P: 11	R: 0 E: 0 K: 1 S: 5 H: 0 LOB: 1 BB: 1 P: 9	R: 0 E: 0 K: 0 S: 3 H: 0 LOB: 1 BB: 1 P: 7		1B: 6 2B: 2 3B: 0 HR: 0	SF: 1 SAC: 1 DP: 1 HBP: 0			WP: 1 PB: 0 SB: 0 CS: 0	PA: 37		

	AB	29
	R	3
	H	8
	RBI	3
	BB	6
	SO	3
	LOB	14

PITCHER		IP	WLS	BF	H	R	ER	SO	BB	IBB	HBP	BLK	WP	HR	S	P	ERA	WHIP
Frank Bertaina, L ERA: 6.28	(1, 1)	6.0	L	29	8	3	3	2	4	0	0	0	1	0	29	45	4.50	2.000
Dennis Higgins, R ERA: 4.02	(7, 1)	2.0		8	0	0	0	1	2	0	0	0	0	0	8	16	0.00	1.000

PITCHER	IP	WLS	BF	H	R	ER	SO	BB	IBB	HBP	BLK	WP	HR	S	P	ERA	WHIP

Batter	1	2	3	4	5	6	7	8	9	AB	R	H	RBI	BB	SO	LOB
Don Buford, S (1, 7) OBP: 0.336, SLG: 0.425	F9		1B	5-3		S 3-4-2 2B 3-H		6-3		5	1	2	1	0	0	2
Mark Belanger, R (1, 6) OBP: 0.234, SLG: 0.229	1-3		BB 1B 1-3 1B		L6	3-4-2 2-Hf			6-3	5	0	1	0	0	0	1
Frank Robinson, R (1, 9) OBP: 0.371, SLG: 0.398	F8		BB 1-2 3-H 1B		6-3		5-3		FC4 1B	5	0	2	1	0	0	0
Boog Powell, L (1, 3) OBP: 0.351, SLG: 0.434		K	P6		BB S BB		4-3		F7	4	0	0	0	1	1	3
Brooks Robinson, R (1, 5) OBP: 0.290, SLG: 0.396		F8	FC6-4 BB 1-2 2-3		BB IBB 1-2		F8		FC4 1-2f	3	0	0	0	2	0	1
Davey Johnson, R (1, 4) OBP: 0.346, SLG: 0.377		1B 2B 1B	FC6-4 1-2f		BB 1-2 2-3			F9 E 1B		3	1	2	0	1	0	3
Andy Etchebarren, R (1, 2) OBP: 0.331, SLG: 0.447		1-3 2B 1B		HR	1-3			E5 1-2		4	1	2	1	0	0	4
Paul Blair, R (1, 8) OBP: 0.267, SLG: 0.268		1-H 3-H 2B		F8		SH5-4 2B 2B		F9 2-3		4	1	2	1	0	0	2
Jim Hardin, R (1, 1) OBP: 0.083, SLG: 0.125			K	K		SH5-4 2-3		K		3	0	0	0	0	3	2
Inning Stats	R: 0 E: 0 K: 0 S: 3 H: 0 LOB: 0 BB: 0 P: 3	R: 1 E: 0 K: 1 S: 7 H: 3 LOB: 2 BB: 0 P: 7	R: 1 E: 0 K: 1 S: 8 H: 3 LOB: 3 BB: 1 P: 12	R: 1 E: 0 K: 1 S: 6 H: 1 LOB: 0 BB: 0 P: 6	R: 0 E: 0 K: 0 S: 3 H: 0 LOB: 3 BB: 3 P: 15	R: 1 E: 0 K: 0 S: 4 H: 2 LOB: 0 BB: 0 P: 4	R: 0 E: 0 K: 0 S: 3 H: 0 LOB: 0 BB: 0 P: 3	R: 0 E: 1 K: 1 S: 7 H: 1 LOB: 2 BB: 0 P: 7	R: 0 E: 0 K: 0 S: 4 H: 1 LOB: 1 BB: 0 P: 4	1B: 7 2B: 4 3B: 0 HR: 1 SF: 0 SAC: 1 DP: 1 HBP: 0						

PITCHER		IP	WLS	BF	H	R	ER	SO	BB	IBB	HBP	BLK	WP	HR	S	P	ERA	WHIP
Tommy John, L ERA: 2.01	(1, 1)	5.1	L	27	8	4	4	3	3	1	0	0	0	1	29	45	6.75	2.062
Don McMahon, R ERA: 2.2	(6, 1)	1.2		5	1	0	0	0	0	0	0	0	0	0	5	5	0.00	0.600
Bob Locker, R ERA: 3.3	(8, 1)	2.0		9	2	0	0	1	0	0	0	0	0	0	11	11	0.00	1.000

PITCHER	IP	WLS	BF	H	R	ER	SO	BB	IBB	HBP	BLK	WP	HR	S	P	ERA	WHIP

TOP

Baltimore Orioles @ Chicago White Sox

Comiskey Park, Chicago, IL

Tue Jul 16 1968, 8:05 PM EDT

Att. 11,865 - Unknown

livebaseballscorecards.com

AB	36
R	4
H	11
RBI	4
BB	4
SO	4
LOB	18

Baltimore Orioles @ Chicago White Sox

Comiskey Park, Chicago, IL

Tue Jul 16 1968, 8:05 PM EDT

Att. 11,865 - Unknown

livebaseballscorecards.com

BOTTOM

Batter	1	2	3	4	5	6	7	8	9	AB	R	H	RBI	BB	SO	LOB
Luis Aparicio, R (1, 6) OBP: 0.305, SLG: 0.346	6-3	F8			FC6-4 BB		1-3			3	0	0	0	1	0	1
Tom McCraw, L (1, 3) OBP: 0.298, SLG: 0.406	F9		F8		FC6-4 1-2f			F8		4	0	0	0	0	0	1
Leon Wagner, L (1, 9) OBP: 0.360, SLG: 0.359	1B 1B		F8			2B		6-3		4	0	2	0	0	0	0
Tommy Davis, R (1, 7) OBP: 0.245, SLG: 0.292	1-3 1B		4-3			1-3		2-3		4	0	1	0	0	0	1
Pete Ward, L (1, 5) OBP: 0.365, SLG: 0.383		E 1B 1B 1B		4-3		BB			F8	3	1	1	0	1	0	0
Wayne Causey, L (1, 4) OBP: 0.287, SLG: 0.202		P6		F8		F9 1-1			4-3	4	0	0	0	0	0	3
Ken Berry, R (1, 8) OBP: 0.299, SLG: 0.352		E5 1-3 1B 1B		P6		5-3			F8	4	1	1	0	0	0	2
Jerry McNertney, R (1, 2) OBP: 0.326, SLG: 0.250		F8			F9		4-3			2	0	0	0	0	0	2
Walt Williams, R (7, PH) OBP: 0.143, SLG: 0.143										1	0	0	0	0	0	0
Bob Locker, S (8, 1)										0	0	0	0	0	0	0
Tommy John, R (1, 1) OBP: 0.186, SLG: 0.279		2-H 3-H 1B			K		K			2	0	1	2	0	1	0
Don McMahon, R (6, 1) OBP: 0.333, SLG: 0.333										0	0	0	0	0	0	0
Duane Josephson, R (7, PH) OBP: 0.308, SLG: 0.381										1	0	0	0	0	1	0
(8, 2)																
Inning Stats	R: 0 E: 0 K: 0 S: 4 H: 2 LOB: 2 BB: 0 P: 4	R: 2 E: 1 K: 0 S: 6 H: 3 LOB: 1 BB: 0 P: 6	R: 0 E: 0 K: 0 S: 3 H: 0 LOB: 0 BB: 0 P: 3	R: 0 E: 0 K: 0 S: 3 H: 0 LOB: 0 BB: 0 P: 3	R: 0 E: 0 K: 1 S: 5 H: 0 LOB: 1 BB: 1 P: 9	R: 0 E: 1 K: 0 S: 4 H: 1 LOB: 2 BB: 1 P: 8	R: 0 E: 0 K: 1 S: 5 H: 0 LOB: 0 BB: 0 P: 5	R: 0 E: 0 K: 0 S: 3 H: 0 LOB: 0 BB: 0 P: 3	R: 0 E: 0 K: 0 S: 3 H: 0 LOB: 0 BB: 0 P: 3	1B: 5 2B: 1 3B: 0 HR: 0	SF: 0 SAC: 0 DP: 0 HBP: 0						

AB	32	
R	2	
H	6	
RBI	2	
BB	2	
SO	2	
LOB	10	

WP: 0 PB: 0 SB: 0 CS: 0 PA: 34

PITCHER		IP	WLS	BF	H	R	ER	SO	BB	IBB	HBP	BLK	WP	HR	S	P	ERA	WHIP
Jim Hardin, R ERA: 2.14	(1, 1)	9.0	W	34	6	2	1	2	2	0	0	0	0	0	36	44	1.00	0.889

PITCHER	IP	WLS	BF	H	R	ER	SO	BB	IBB	HBP	BLK	WP	HR	S	P	ERA	WHIP

Batter	1	2	3	4	5	6	7	8	9	AB	R	H	RBI	BB	SO	LOB
Don Buford, S (1, 8) OBP: 0.346, SLG: 0.426	0-0 1B		0-0 4-3		4-0 CS BB			4-0 FC4-6 BB		2	0	1	0	2	0	0
Mark Belanger, R (1, 6) OBP: 0.231, SLG: 0.226	0-0 F8		0-0 F9		0-0 CS 1-2	0-0 P5		0-0 FC4-6 1-2f		3	0	0	0	0	0	1
Fred Valentine, S (8, PH) OBP: 0.300, SLG: 0.384										1	0	0	0	0	0	1
Gene Brabender, R (8, 1) OBP: 0.167, SLG: 0.304										0	0	0	0	0	0	0
Frank Robinson, R (1, 9) OBP: 0.364, SLG: 0.390	0-0 F3			0-3 K		0-0 6-3		0-0 F9		4	0	0	0	0	1	2
Boog Powell, L (1, 3) OBP: 0.353, SLG: 0.433	0-0 1-2 1B			0-0 4-3		0-0 F2			4-0 G6-4-3 BB	3	0	1	0	1	0	0
Curt Blefary, L (1, 7) OBP: 0.300, SLG: 0.313	0-3 K			0-0 2B			0-0 1-3 1B		0-3 K	4	0	2	0	0	2	3
Brooks Robinson, R (1, 5) OBP: 0.290, SLG: 0.393		0-0 F8		4-0 IBB			0-0 F8		0-0 G6-4-3 1-2f	3	0	0	0	1	0	2
Davey Johnson, R (1, 4) OBP: 0.342, SLG: 0.373		0-0 L5		0-0 1-3			0-0 1-3 1-2			3	0	0	0	0	0	3
Andy Etchebarren, R (1, 2) OBP: 0.327, SLG: 0.441		0-0 5-3			0-0 F8		0-0 G3			2	0	0	0	0	0	0
Elrod Hendricks, L (7, PH) OBP: 0.367, SLG: 0.647										1	0	0	0	0	0	1
Larry Haney, R (7, 2) OBP: 0.500, SLG: 0.667										0	0	0	0	0	0	0
Tom Phoebus, R (1, 1) OBP: 0.146, SLG: 0.130			0-3 K		0-0 6-3			0-0 5-3		2	0	0	0	0	1	0
Curt Motton, R (8, PH) OBP: 0.315, SLG: 0.350										1	0	0	0	0	0	0
Chico Fernandez, R (8, 6) OBP: 0.091, SLG: 0.091										0	0	0	0	0	0	0
Inning Stats	R: 0 E: 0 K: 1 S: 7	R: 0 E: 0 K: 0 S: 3	R: 0 E: 0 K: 1 S: 5	R: 0 E: 0 K: 1 S: 6	R: 0 E: 0 K: 0 S: 2	R: 0 E: 0 K: 0 S: 3	R: 0 E: 0 K: 0 S: 4	R: 0 E: 0 K: 0 S: 3	R: 0 E: 0 K: 1 S: 4							
	H: 2 LOB: 2 BB: 0 P: 7	H: 0 LOB: 0 BB: 0 P: 3	H: 0 LOB: 0 BB: 0 P: 5	H: 1 LOB: 2 BB: 1 P: 10	H: 0 LOB: 0 BB: 1 P: 6	H: 0 LOB: 0 BB: 0 P: 3	H: 1 LOB: 1 BB: 0 P: 4	H: 0 LOB: 1 BB: 1 P: 7	H: 0 LOB: 0 BB: 1 P: 8							

TOP

Baltimore Orioles @ Chicago White Sox

Comiskey Park, Chicago, IL

Wed Jul 17 1968, 8:05 PM EDT

Att. 10,278 - Unknown

livebaseballscorecards.com

AB	29
R	0
H	4
RBI	0
BB	4
SO	4
LOB	13

1B: 3 SF: 0 WP: 0 PA: 34
2B: 1 SAC: 0 PB: 0
3B: 0 DP: 1 SB: 0
HR: 0 HBP: 0 CS: 1

PITCHER		IP	WLS	BF	H	R	ER	SO	BB	IBB	HBP	BLK	WP	HR	S	P	ERA	WHIP
Joe Horlen, R ERA: 2.86	(1, 1)	7.1	W	28	4	0	0	3	2	1	0	0	0	0	31	43	0.00	0.818
Wilbur Wood, L ERA: 1.75	(8, 1)	1.0		4	0	0	0	1	1	0	0	0	0	0	5	9	0.00	1.000
Hoyt Wilhelm, R ERA: 1.41	(9, 1)	0.2	S	1	0	0	0	0	0	0	0	0	0	0	1	1	0.00	0.000

PITCHER	IP	WLS	BF	H	R	ER	SO	BB	IBB	HBP	BLK	WP	HR	S	P	ERA	WHIP

Baltimore Orioles @ Chicago White Sox

Comiskey Park, Chicago, IL

Wed Jul 17 1968, 8:05 PM EDT

Att. 10,278 - Unknown

livebaseballscorecards.com

BOTTOM

Batter	1	2	3	4	5	6	7	8	9	AB	R	H	RBI	BB	SO	LOB
Luis Aparicio, R (1, 6) OBP: 0.305, SLG: 0.346	S 1B		4-3			6-3				3	0	1	0	0	0	0
Tom McCraw, L (1, 3) OBP: 0.299, SLG: 0.405	F8 1-2			WP S BLK 1B		G3				3	1	1	0	0	0	1
Leon Wagner, L (1, 9) OBP: 0.355, SLG: 0.353	K			K 1-H			F7			2	0	0	0	0	2	1
Buddy Bradford, R (7, 9) OBP: 0.256, SLG: 0.310										1	0	0	0	0	0	0
Tommy Davis, R (1, 7) OBP: 0.241, SLG: 0.288	F8			K			G3			3	0	0	0	0	1	1
Pete Ward, L (1, 5) OBP: 0.365, SLG: 0.380		CS BB		G3			F7			2	0	0	0	1	0	0
Duane Josephson, R (1, 2) OBP: 0.304, SLG: 0.376		6-3 1-2			L6			F9		3	0	0	0	0	0	1
Ken Berry, R (1, 8) OBP: 0.299, SLG: 0.352		K			K			1B		3	0	1	0	0	2	0
Sandy Alomar Sr., S (1, 4) OBP: 0.314, SLG: 0.284			F7		4-3			P5		3	0	0	0	0	0	1
Joe Horlen, R (1, 1) OBP: 0.059, SLG: 0.030			4-3			6-3		K		2	0	0	0	0	0	0
Wilbur Wood, R (8, 1)										1	0	0	0	0	1	1
Hoyt Wilhelm, R (9, 1)										0	0	0	0	0	0	0
Inning Stats	R: 0 E: 0 K: 1 S: 6 / H: 1 LOB: 1 BB: 0 P: 6	R: 0 E: 0 K: 1 S: 4 / H: 0 LOB: 0 BB: 1 P: 8	R: 0 E: 0 K: 0 S: 3 / H: 0 LOB: 0 BB: 0 P: 3	R: 1 E: 0 K: 2 S: 8 / H: 1 LOB: 0 BB: 0 P: 8	R: 0 E: 0 K: 1 S: 5 / H: 0 LOB: 0 BB: 0 P: 5	R: 0 E: 0 K: 0 S: 3 / H: 0 LOB: 0 BB: 0 P: 3	R: 0 E: 0 K: 0 S: 3 / H: 0 LOB: 0 BB: 0 P: 3	R: 0 E: 0 K: 1 S: 6 / H: 1 LOB: 1 BB: 0 P: 6		1B: 3 2B: 0 3B: 0 HR: 0	SF: 0 SAC: 0 DP: 0 HBP: 0						

	AB	26
	R	1
	H	3
	RBI	0
	BB	1
	SO	6
	LOB	6

WP: 1 PB: 0 SB: 2 CS: 1 — PA: 27

PITCHER		IP	WLS	BF	H	R	ER	SO	BB	IBB	HBP	BLK	WP	HR	S	P	ERA	WHIP
Tom Phoebus, R ERA: 2.13	(1, 1)	7.0	L	23	2	1	1	5	1	0	0	1	1	0	32	36	1.29	0.429
Gene Brabender, R ERA: 3.52	(8, 1)	1.0		4	1	0	0	1	0	0	0	0	0	0	6	6	0.00	1.000

PITCHER	IP	WLS	BF	H	R	ER	SO	BB	IBB	HBP	BLK	WP	HR	S	P	ERA	WHIP

Batter	1	2	3	4	5	6	7	8	9	AB	R	H	RBI	BB	SO	LOB
Don Buford, S (1, 8) (8, 7) OBP: 0.342, SLG: 0.414	BBBB 4-0 5-3 BB		x 0-0 ② 4-3		x 0-0 ① F5		x 0-0 ② FC6-5 2-3		SSS 0-3 ③ K	4	0	0	0	1	1	5
Mark Belanger, R (1, 6) OBP: 0.228, SLG: 0.223	x 0-0 ① 5-3 1-2		x 0-0 ③ 4-3		x 0-0 ②③ G1-2-3 3-Hf		x 0-0 ③ G3			4	0	0	0	0	0	5
Frank Robinson, R (1, 9) OBP: 0.366, SLG: 0.404	x 0-0 ② F9			x 0-0 HR	x 0-0 ① P6			BBBB 4-0 FC6 BB		3	1	1	1	1	0	1
Boog Powell, L (1, 3) OBP: 0.349, SLG: 0.427 Paul Blair, R (8, PR) OBP: 0.267, SLG: 0.268 (8, 8)	x 0-0 ③ 4-3			x 0-0 ① F8	x 0-0 ② F5			x 0-0 ① FC6 SH5-3 1-2f		4 0	0 0	0 0	0 0	0 0	0 0	2 0
Curt Blefary, L (1, 7) OBP: 0.301, SLG: 0.313 (8, 3)		SSS 0-3 ① K		x 0-0 ② F8	x 0-0 1B 1B			x 0-0 ② SH5-3 1-2		3	0	1	0	0	1	0
Brooks Robinson, R (1, 5) OBP: 0.289, SLG: 0.391		x 0-0 ② P6		x 0-0 ③ 6-3		x 0-0 1-3 1B		x 0-0 ③ P3		4	0	1	0	0	0	2
Davey Johnson, R (1, 4) OBP: 0.344, SLG: 0.373		H 1-0 HBP			x 0-0 1B G1-2-3 1B	x 0-0 ③ F8			x 0-0 ① F8	3	0	1	0	0	0	2
Andy Etchebarren, R (1, 2) OBP: 0.333, SLG: 0.445 Elrod Hendricks, L (9, PH) OBP: 0.377, SLG: 0.654		SSS 0-3 ③ K			x 0-0 1-3 SH 1B		x 0-0 FC6-5 WP 1B		x 0-0 1B	3 1	0 0	2 1	0 0	0 0	1 0	1 0
Dave Leonhard, R (1, 1) OBP: 0.238, SLG: 0.200 Curt Motton, R (7, PH) OBP: 0.313, SLG: 0.348 Moe Drabowsky, R (7, 1) OBP: 0.500, SLG: 0.500 Fred Valentine, S (9, PH) OBP: 0.298, SLG: 0.382			x 0-0 ① 6-3		x 0-0 1-2 SH		SSS 0-3 ① 1-2 K		SSS 0-3 ② K	1 1 0 1	0 0 0 0	0 0 0 0	0 0 0 0	0 1 0 1	0 1 0 1	0 1 0 1
Inning Stats	R: 0 H: 0 E: 0 LOB: 1 K: 0 BB: 1 S: 3 P: 7	R: 0 H: 0 E: 0 LOB: 1 K: 2 BB: 0 S: 7 P: 8	R: 0 H: 0 E: 0 LOB: 0 K: 0 BB: 0 S: 3 P: 3	R: 1 H: 1 E: 0 LOB: 0 K: 0 BB: 0 S: 4 P: 4	R: 0 H: 2 E: 1 LOB: 2 K: 0 BB: 0 S: 5 P: 5	R: 0 H: 2 E: 0 LOB: 2 K: 0 BB: 0 S: 5 P: 5	R: 0 H: 1 E: 0 LOB: 1 K: 1 BB: 0 S: 6 P: 6	R: 0 H: 0 E: 0 LOB: 2 K: 0 BB: 1 S: 3 P: 7	R: 0 H: 1 E: 0 LOB: 1 K: 2 BB: 0 S: 8 P: 8	1B: 6 SF: 0 2B: 0 SAC: 2 3B: 0 DP: 1 HR: 1 HBP: 1						WP: 1 PA: 37 PB: 0 SB: 0 CS: 0

PITCHER		IP	WLS	BF	H	R	ER	SO	BB	IBB	HBP	BLK	WP	HR	S	P	ERA	WHIP
Jack Fisher, R ERA: 3.36	(1, 1)	6.0	W	25	5	1	1	2	1	0	1	0	0	1	27	32	1.50	1.000
Wilbur Wood, L ERA: 1.71	(7, 1)	1.2		7	1	0	0	1	1	0	0	0	1	0	8	12	0.00	1.200
Hoyt Wilhelm, R ERA: 1.38	(8, 1)	1.1	S	5	1	0	0	2	0	0	0	0	0	0	9	9	0.00	0.750

PITCHER	IP	WLS	BF	H	R	ER	SO	BB	IBB	HBP	BLK	WP	HR	S	P	ERA	WHIP

TOP

Baltimore Orioles @ Chicago White Sox

Comiskey Park, Chicago, IL

Thu Jul 18 1968, 4:33 AM EDT

Att. 5,804 - Unknown

livebaseballscorecards.com

AB	32
R	1
H	7
RBI	1
BB	2
SO	5
LOB	20

Batter	1	2	3	4	5	6	7	8	9	AB	R	H	RBI	BB	SO	LOB
Luis Aparicio, R (1, 6) OBP: 0.305, SLG: 0.348	1B 2B	6-3			F9			6-3		4	1	1	0	0	0	0
Tom McCraw, L (1, 3) OBP: 0.296, SLG: 0.401	F9		3-1			F7				3	0	0	0	0	0	1
Leon Wagner, L (1, 9) OBP: 0.368, SLG: 0.358	1B 1B 1B 2-H		BBBB 4-0 G4-6-3 BB			BBBB 4-0 G1-6-3 BB				1	1	1	1	2	0	0
Wilbur Wood, R (7, 1)										0	0	0	0	0	0	0
Hoyt Wilhelm, R (8, 1)										0	0	0	0	0	0	0
Tommy Davis, R (1, 7) OBP: 0.243, SLG: 0.289	1B 1B 1-3		G4-6-3 1-2f			G1-6-3 1-2f				3	0	1	0	0	0	2
Pete Ward, L (1, 5) OBP: 0.365, SLG: 0.379	1B 1-3 3-H			F5			SSS K			3	0	1	1	0	1	0
Duane Josephson, R (1, 2) OBP: 0.300, SLG: 0.371	F5			F9			F3			3	0	0	0	0	0	2
Jerry McNertney, R (8, 2) OBP: 0.326, SLG: 0.250										0	0	0	0	0	0	0
Ken Berry, R (1, 8) OBP: 0.300, SLG: 0.349	1-3			BBBB 4-0 CS BB			5-3			2	0	0	0	1	0	2
Sandy Alomar Sr., S (1, 4) OBP: 0.306, SLG: 0.277		P6		CS 1-2	B1			F8		3	0	0	0	0	0	0
Jack Fisher, R (1, 1) OBP: 0.167, SLG: 0.130		6-3			4-3			SSS K		2	0	0	0	0	0	0
Buddy Bradford, R (7, 9) OBP: 0.255, SLG: 0.308										1	0	0	0	0	1	0
Inning Stats	R: 2 E: 0 K: 0 S: 7 H: 4 LOB: 2 BB: 0 P: 7	R: 0 E: 0 K: 0 S: 3 H: 0 LOB: 0 BB: 0 P: 3	R: 0 E: 0 K: 0 S: 2 H: 0 LOB: 0 BB: 1 P: 6	R: 0 E: 0 K: 0 S: 2 H: 0 LOB: 0 BB: 1 P: 6	R: 0 E: 0 K: 0 S: 3 H: 0 LOB: 0 BB: 0 P: 3	R: 0 E: 0 K: 0 S: 2 H: 0 LOB: 0 BB: 1 P: 6	R: 0 E: 0 K: 1 S: 5 H: 0 LOB: 0 BB: 0 P: 5	R: 0 E: 0 K: 1 S: 5 H: 0 LOB: 0 BB: 0 P: 5		1B: 3 2B: 1 3B: 0 HR: 0	SF: 0 SAC: 0 DP: 2 HBP: 0					

PITCHER	IP	WLS	BF	H	R	ER	SO	BB	IBB	HBP	BLK	WP	HR	S	P	ERA	WHIP
Dave Leonhard, R (1, 1) ERA: 3.06	6.0	L	22	4	2	2	0	3	0	0	0	0	0	19	31	3.00	1.167
Moe Drabowsky, R (7, 1) ERA: 1.54	2.0		6	0	0	0	2	0	0	0	0	0	0	10	10	0.00	0.000

PITCHER	IP	WLS	BF	H	R	ER	SO	BB	IBB	HBP	BLK	WP	HR	S	P	ERA	WHIP

BOTTOM

Baltimore Orioles @ Chicago White Sox

Comiskey Park, Chicago, IL

Thu Jul 18 1968, 4:33 AM EDT

Att. 5,804 - Unknown

livebaseballscorecards.com

AB	25
R	2
H	4
RBI	2
BB	3
SO	2
LOB	7



Batter	1	2	3	4	5	6	7	8	9	AB	R	H	RBI	BB	SO	LOB
Vic Davalillo, L (1, 8) OBP: 0.260, SLG: 0.347	F6		CS 1B		F8		S 1B			4	0	2	0	0	0	0
Jim Fregosi, R (1, 6) OBP: 0.347, SLG: 0.433	F8		K 1-2			E4 HR	F7 1-2			4	1	0	0	0	1	2
Roger Repoz, L (1, 9) OBP: 0.308, SLG: 0.388	1B		F6			1-H HR	F8			4	1	2	2	0	0	1
Don Mincher, L (1, 3) OBP: 0.311, SLG: 0.391	F9			F8		1B FC1-2 1B		F8		4	0	1	0	0	0	1
Rick Reichardt, R (1, 7) OBP: 0.321, SLG: 0.388		CS 1B		5-3		K		K		4	0	1	0	0	2	1
Tom Satriano, L (1, 4) OBP: 0.319, SLG: 0.331		E 1-2 1B		1B		FC1-2 1-3 1B		4-3		4	0	3	0	0	0	0
Aurelio Rodriguez, R (1, 5) OBP: 0.262, SLG: 0.287		E4 1-2		F6		FC1-2 1-2 3-H			F7	4	0	0	0	0	0	4
Buck Rodgers, S (1, 2) OBP: 0.250, SLG: 0.237		K			F9	F7			F7	4	0	0	0	0	1	4
George Brunet, R (1, 1) OBP: 0.182, SLG: 0.122		K			K		K		L3	4	0	0	0	0	3	2
Inning Stats	R: 0 E: 0 K: 0 S: 4 H: 1 LOB: 1 BB: 0 P: 4	R: 0 E: 1 K: 2 S: 9 H: 2 LOB: 2 BB: 0 P: 9	R: 0 E: 0 K: 1 S: 5 H: 1 LOB: 0 BB: 0 P: 5	R: 0 E: 0 K: 0 S: 4 H: 1 LOB: 1 BB: 0 P: 4	R: 0 E: 0 K: 1 S: 5 H: 0 LOB: 0 BB: 0 P: 5	R: 2 E: 1 K: 1 S: 9 H: 3 LOB: 2 BB: 0 P: 9	R: 0 E: 0 K: 1 S: 6 H: 1 LOB: 1 BB: 0 P: 6	R: 0 E: 0 K: 1 S: 5 H: 0 LOB: 0 BB: 0 P: 5	R: 0 E: 0 K: 0 S: 3 H: 0 LOB: 0 BB: 0 P: 3	1B: 8 2B: 0 3B: 0 HR: 1	SF: 0 SAC: 0 DP: 0 HBP: 0						

TOP

California Angels @ Chicago White Sox

Comiskey Park, Chicago, IL

Fri Jul 19 1968, 8:05 PM EDT

Att. 11,907 - Unknown

livebaseballscorecards.com

AB	36
R	2
H	9
RBI	2
BB	0
SO	7
LOB	15

WP: 0 PB: 0 SB: 1 CS: 2 PA: 36

PITCHER		IP	WLS	BF	H	R	ER	SO	BB	IBB	HBP	BLK	WP	HR	S	P	ERA	WHIP
Bob Priddy, R ERA: 2.97	(1, 1)	5.1	L	24	8	2	1	5	0	0	0	0	0	1	34	34	1.69	1.500
Bob Locker, R ERA: 3.18	(6, 1)	1.2		6	1	0	0	1	0	0	0	0	0	0	8	8	0.00	0.600
Don McMahon, R ERA: 2.09	(8, 1)	2.0		6	0	0	0	1	0	0	0	0	0	0	8	8	0.00	0.000

PITCHER	IP	WLS	BF	H	R	ER	SO	BB	IBB	HBP	BLK	WP	HR	S	P	ERA	WHIP

BOTTOM

California Angels @ Chicago White Sox

Comiskey Park, Chicago, IL

Fri Jul 19 1968, 8:05 PM EDT

Att. 11,907 - Unknown

Batter	1	2	3	4	5	6	7	8	9	AB	R	H	RBI	BB	SO	LOB
Luis Aparicio, R (1, 6) OBP: 0.304, SLG: 0.347	5-3		F3		S 1B			F7		4	0	1	0	0	0	0
Tom McCraw, L (1, 3) OBP: 0.295, SLG: 0.399	WP 1B		F8		G3 1-2			1-3		4	0	1	0	0	0	1
Walt Williams, R (1, 9) OBP: 0.160, SLG: 0.160	F3 1-2			1-3 1B		F8		4-3		4	0	1	0	0	0	1
Tommy Davis, R (1, 7) OBP: 0.238, SLG: 0.284	F8			1-3 1-2		G3			6-3	4	0	0	0	0	0	2
Pete Ward, L (1, 5) OBP: 0.363, SLG: 0.375		F9		HBP		F9			F8	3	0	0	0	0	0	0
Ken Berry, R (1, 8) OBP: 0.295, SLG: 0.344		6-3		F7			SSS K		F9	4	0	0	0	0	1	2
Sandy Alomar Sr., S (1, 4) OBP: 0.310, SLG: 0.281 Dick Kenworthy, R (7, PH) OBP: 0.289, SLG: 0.264 Tim Cullen, R (8, 4) OBP: 0.274, SLG: 0.270		1B		SSS K			FC6-4 1B			2 1 0	0 0 0	1 1 0	0 0 0	0 0 0	1 0 0	2 0 0
Jerry McNertney, R (1, 2) OBP: 0.315, SLG: 0.240 Don McMahon, R (8, 1) OBP: 0.333, SLG: 0.333		6-3			5-3		FC6-4 1-2f			3 0	0 0	0 0	0 0	0 0	0 0	2 0
Bob Priddy, R (1, 1) OBP: 0.067, SLG: 0.267 Bob Locker, S (6, 1) Duane Josephson, R (7, PH) OBP: 0.299, SLG: 0.369 (8, 2)			F8		2-3		F8			2 0 1	0 0 0	0 0 0	0 0 0	0 0 0	0 0 1	0 0 1

Inning Stats										
	R: 0	H: 1	R: 0	H: 1	R: 0	H: 0	R: 0	H: 1	R: 0	H: 1
	E: 0	LOB: 1	E: 0	LOB: 1	E: 0	LOB: 0	E: 0	LOB: 2	E: 0	LOB: 1
	K: 0	BB: 0	K: 0	BB: 0	K: 0	BB: 0	K: 0	BB: 0	K: 0	BB: 0
	S: 4	P: 4	S: 4	P: 4	S: 3	P: 3	S: 6	P: 7	S: 4	P: 4

	R: 0	H: 0	R: 0	H: 1	R: 0	H: 0	R: 0	H: 0
	E: 0	LOB: 0	E: 0	LOB: 1	E: 0	LOB: 0	E: 0	LOB: 0
	K: 0	BB: 0	K: 1	BB: 0	K: 0	BB: 0	K: 0	BB: 0
	S: 3	P: 3	S: 6	P: 6	S: 3	P: 3	S: 3	P: 3

	1B: 5	SF: 0	WP: 1	PA: 33
	2B: 0	SAC: 0	PB: 0	
	3B: 0	DP: 0	SB: 1	
	HR: 0	HBP: 1	CS: 0	

PITCHER	IP	WLS	BF	H	R	ER	SO	BB	IBB	HBP	BLK	WP	HR	S	P	ERA	WHIP
George Brunet, L (1, 1) ERA: 2.45	9.0	W	33	5	0	0	2	0	0	1	0	1	0	36	37	0.00	0.556

PITCHER	IP	WLS	BF	H	R	ER	SO	BB	IBB	HBP	BLK	WP	HR	S	P	ERA	WHIP

livebaseballscorecards.com

California Angels @ Chicago White Sox

Comiskey Park, Chicago, IL

Sat Jul 20 1968, 8:05 PM EDT

Att. 5,993 - Unknown

TOP

livebaseballscorecards.com

Batter	1	2	3	4	5	6	7	8	9	AB	R	H	RBI	BB	SO	LOB
Vic Davalillo, L (1, 8) OBP: 0.262, SLG: 0.348	6-3		1B		FC E 1B 1-2 2-3		FC6-4 1B 1-2		K	5	1	2	0	0	1	2
Jim Fregosi, R (1, 6) OBP: 0.350, SLG: 0.438	2B		G5-4-3 1B 1-3		G6-3 1B 1-H 2-H 3-H		FC6-4 1B HR 1-2f 2-3		K	5	1	3	1	0	1	2
Bubba Morton, R (1, 9) OBP: 0.308, SLG: 0.278 Marty Pattin, R (5, 1) Bobby Knoop, R (7, PH) OBP: 0.286, SLG: 0.314 Clyde Wright, R (7, PR) OBP: 0.294, SLG: 0.313 Bobby Locke, R (7, 1) Minnie Rojas, R (9, 1) OBP: 0.100, SLG: 0.100	5-3		G5-4-3 1-2f		G6-3 1-2f		HR 1B 1-2 3-H			3 0 1 0 0 0	0 0 0 1 0 0	0 0 1 0 0 0	0 0 1 0 0 0	0 0 1 0 0 0	0 0 0 0 0 0	4 0 0 0 0 0
Rick Reichardt, R (1, 7) OBP: 0.323, SLG: 0.398	BB			6-3	K		HR 1-H 2-H			3	1	1	3	1	1	0
Chuck Hinton, R (1, 3) OBP: 0.226, SLG: 0.324	K			2B		F9	F6			4	0	1	0	0	1	3
Orlando McFarlane, R (1, 2)		K		K		F9		6-3		4	0	0	0	0	2	1
Tom Satriano, L (1, 4) OBP: 0.313, SLG: 0.324		4-3		K		K		G3		4	0	0	0	0	2	1
Aurelio Rodriguez, R (1, 5) OBP: 0.262, SLG: 0.296		5-3			FC E 2B		F5	6-3		4	1	1	0	0	0	0
Sammy Ellis, L (1, 1) OBP: 0.077, SLG: 0.053 Andy Messersmith, R (4, 1) Woodie Held, R (5, PH) OBP: 0.231, SLG: 0.133 (5, 9) Ed Kirkpatrick, L (7, PR) OBP: 0.333, SLG: 0.286 (7, 9)			K		HBP		1B		4-3	1 0 0 1	0 0 1 1	0 0 0 0	0 0 0 0	1 0 0 0	0 0 0 0	0 0 0 0
Inning Stats	R: 0 E: 0 K: 1 S: 6 H: 1 LOB: 2 BB: 1 P: 10	R: 0 E: 0 K: 1 S: 5 H: 0 LOB: 0 BB: 0 P: 5	R: 0 E: 0 K: 1 S: 6 H: 2 LOB: 1 BB: 0 P: 6	R: 0 E: 0 K: 2 S: 8 H: 1 LOB: 1 BB: 0 P: 8	R: 3 E: 1 K: 1 S: 7 H: 2 LOB: 0 BB: 0 P: 8	R: 0 E: 0 K: 1 S: 5 H: 0 LOB: 0 BB: 0 P: 5	R: 4 E: 0 K: 0 S: 7 H: 4 LOB: 1 BB: 0 P: 7	R: 0 E: 0 K: 0 S: 3 H: 0 LOB: 0 BB: 0 P: 3	R: 0 E: 0 K: 2 S: 7 H: 0 LOB: 0 BB: 0 P: 7	1B: 6 2B: 3 3B: 0 HR: 1 SF: 0 SAC: 0 DP: 2 HBP: 1						

	AB	35
	R	7
	H	9
	RBI	5
	BB	1
	SO	9
	LOB	13

WP: 0 PB: 0 SB: 0 CS: 0 PA: 38

PITCHER		IP	WLS	BF	H	R	ER	SO	BB	IBB	HBP	BLK	WP	HR	S	P	ERA	WHIP
Tommy John, L ERA: 2.02	(1, 1)	4.0		20	6	3	1	5	1	0	1	0	0	0	28	33	2.25	1.750
Wilbur Wood, L ERA: 2.05	(5, 1)	3.0	L	12	4	4	4	2	0	0	0	0	0	1	16	16	12.00	1.333
Bob Locker, R ERA: 3.11	(8, 1)	1.0		3	0	0	0	0	0	0	0	0	0	0	3	3	0.00	0.000
Hoyt Wilhelm, R ERA: 1.35	(9, 1)	1.0		3	0	0	0	2	0	0	0	0	0	0	7	7	0.00	0.000

PITCHER	IP	WLS	BF	H	R	ER	SO	BB	IBB	HBP	BLK	WP	HR	S	P	ERA	WHIP

Batter	1	2	3	4	5	6	7	8	9	AB	R	H	RBI	BB	SO	LOB
Luis Aparicio, R (1, 6) OBP: 0.308, SLG: 0.351	6-3		E S 1B 1B	2-H 1B			F8		FC1-6 1B	5	1	3	1	0	0	0
Tom McCraw, L (1, 3) OBP: 0.293, SLG: 0.395	S 1B		E4 1B 1B 1-3	K			G3		FC1-6 FC6-4 1-2f	5	1	1	0	0	1	3
Leon Wagner, L (1, 9) OBP: 0.369, SLG: 0.360	F8 1-2		1B SF9 1B 1-3 3-H	K			3-1		F8	2	0	1	1	0	0	1
Walt Williams, R (3, PR) (4, 9) OBP: 0.143, SLG: 0.143										3	1	0	0	0	1	2
Tommy Davis, R (1, 7) OBP: 0.246, SLG: 0.291	L4		FC5-4 1B 1-3 3-H		G3-6-3 1B			1B WP 1B	FC6-4 1-2f	5	1	3	1	0	0	2
Pete Ward, L (1, 5) OBP: 0.362, SLG: 0.375		FC3-6 1B	SF9 3-H		G3-6-3 1-2f			F5		3	0	1	1	0	0	2
Duane Josephson, R (1, 2) OBP: 0.298, SLG: 0.367		F8	F9		K			1B WP 4-1 1-3 1B		4	1	1	0	0	1	2
Ken Berry, R (1, 8) OBP: 0.295, SLG: 0.342		FC3-6 BB 1-2f	FC5-4 1-2f			F7		4-1 1-3 3-H 1B		4	0	1	0	0	0	2
Sandy Alomar Sr., S (1, 4) OBP: 0.318, SLG: 0.284		BB 1-2		SH2-4 1B 1B		G3		4-1 1-2 3-H		2	1	1	0	1	0	0
Gail Hopkins, L (8, PH) OBP: 0.308, SLG: 0.250										1	0	0	1	0	0	1
Hoyt Wilhelm, R (9, 1)										0	0	0	0	0	0	0
Tommy John, R (1, 1) OBP: 0.182, SLG: 0.273		K		SH2-4 1-2		K		G3		1	0	0	0	0	1	2
Wilbur Wood, R (5, 1)										1	0	0	0	0	1	0
Bob Locker, S (8, 1)										0	0	0	0	0	0	0
Wayne Causey, L (8, PH) (9, 4) OBP: 0.284, SLG: 0.200										1	0	0	0	0	0	1
Inning Stats	R: 0 E: 0 K: 0 S: 4 H: 1 LOB: 1 BB: 0 P: 4	R: 0 E: 0 K: 1 S: 6 H: 1 LOB: 2 BB: 1 P: 10	R: 3 E: 1 K: 0 S: 7 H: 3 LOB: 1 BB: 0 P: 7	R: 1 E: 0 K: 2 S: 9 H: 2 LOB: 1 BB: 0 P: 9	R: 0 E: 0 K: 1 S: 5 H: 1 LOB: 0 BB: 0 P: 5	R: 0 E: 0 K: 1 S: 5 H: 0 LOB: 0 BB: 0 P: 5	R: 0 E: 0 K: 0 S: 3 H: 0 LOB: 0 BB: 0 P: 3	R: 2 E: 0 K: 0 S: 6 H: 3 LOB: 1 BB: 0 P: 6	R: 0 E: 0 K: 0 S: 4 H: 1 LOB: 1 BB: 0 P: 4	1B: 12 2B: 0 3B: 0 HR: 0	SF: 1 SAC: 1 DP: 1 HBP: 0						

PITCHER	IP	WLS	BF	H	R	ER	SO	BB	IBB	HBP	BLK	WP	HR	S	P	ERA	WHIP
Sammy Ellis, R (1, 1) ERA: 3.79	3.1		19	7	4	3	1	1	0	0	0	0	0	20	24	8.10	2.400
Andy Messersmith, R (4, 1) ERA: 3.21	0.2		2	0	0	0	2	0	0	0	0	0	0	6	6	0.00	0.000
Marty Pattin, R (5, 1) ERA: 4.41	2.0	W	6	1	0	0	2	0	0	0	0	0	0	10	10	0.00	0.500
Bobby Locke, R (7, 1) ERA: 5.4	2.0		9	3	2	2	0	0	0	0	0	1	0	9	9	9.00	1.500
Minnie Rojas, R (9, 1) ERA: 3.86	1.0	S	4	1	0	0	0	0	0	0	0	0	0	4	4	0.00	1.000

PITCHER	IP	WLS	BF	H	R	ER	SO	BB	IBB	HBP	BLK	WP	HR	S	P	ERA	WHIP

BOTTOM

California Angels @ Chicago White Sox

Comiskey Park, Chicago, IL

Sat Jul 20 1968, 8:05 PM EDT

Att. 5,993 - Unknown

livebaseballscorecards.com

AB	37
R	6
H	12
RBI	5
BB	1
SO	5
LOB	18

WP: 1 PB: 0 SB: 2 CS: 0 PA: 40

TOP

California Angels @ Chicago White Sox

Comiskey Park, Chicago, IL

Sun Jul 21 1968, 4:33 AM EDT

Unknown

livebaseballscorecards.com

Batter	1	2	3	4	5	6	7	8	9	AB	R	H	RBI	BB	SO	LOB
Vic Davalillo, L (1, 8) OBP: 0.260, SLG: 0.344	4-3		F7			6-3		F3		3	0	0	0	0	0	0
Rickey Clark, R (6, 1) OBP: 0.120, SLG: 0.120										0	0	0	0	0	0	0
Bubba Morton, R (8, PH) OBP: 0.306, SLG: 0.276										1	0	0	0	0	0	2
Bobby Locke, R (8, 1)										0	0	0	0	0	0	0
Jim Fregosi, R (1, 6) OBP: 0.346, SLG: 0.433	4-3		F6			L5		F8		4	0	0	0	0	0	2
Roger Repoz, L (1, 9) OBP: 0.307, SLG: 0.386 (6, 8)	F8		4-3				FC5-4 1B		K	4	0	1	0	0	1	0
Don Mincher, L (1, 3) OBP: 0.314, SLG: 0.391		BBBB 1B G4-6-3 BB	F8				F6		1B	3	1	1	0	1	0	1
Rick Reichardt, R (1, 7) OBP: 0.322, SLG: 0.396		G4-6-3 BB 1-3 FC1-2 1B	K				FC5-4 WP 1-2f		F7	4	0	1	0	0	1	2
Tom Satriano, L (1, 2) OBP: 0.311, SLG: 0.318		BBBB G4-6-3 1-2 BB			F7		2-3 1-2		F3	3	0	0	0	1	0	2
Wayne Causey, L (1, 4) OBP: 0.277, SLG: 0.194		G4-6-3 1-2f 2-3 3-H			G3			3-1		3	0	0	0	0	0	2
Aurelio Rodriguez, R (1, 5) OBP: 0.264, SLG: 0.297		FC1-2 3-H			6-3			E 1B		3	0	1	0	0	0	1
Jim McGlothlin, R (1, 1) OBP: 0.122, SLG: 0.122			K			4-3		1-3 1B		1	0	0	0	0	1	0
Tom Burgmeier, L (5, 1)										0	0	0	0	0	0	0
Andy Messersmith, R (5, 1)										0	0	0	0	0	0	0
Ed Kirkpatrick, L (6, PH) OBP: 0.338, SLG: 0.292 (6, 9)										2	0	1	0	0	0	0
Inning Stats	R: 0 E: 0 K: 0 S: 3 H: 0 LOB: 0 BB: 0 P: 3	R: 1 E: 0 K: 0 S: 3 H: 1 LOB: 1 BB: 2 P: 11	R: 0 E: 0 K: 1 S: 5 H: 0 LOB: 0 BB: 0 P: 5	R: 0 E: 0 K: 1 S: 5 H: 0 LOB: 0 BB: 0 P: 5	R: 0 E: 0 K: 0 S: 3 H: 0 LOB: 0 BB: 0 P: 3	R: 0 E: 0 K: 0 S: 3 H: 0 LOB: 0 BB: 0 P: 3	R: 0 E: 0 K: 0 S: 4 H: 1 LOB: 1 BB: 0 P: 4	R: 0 E: 1 K: 0 S: 5 H: 2 LOB: 2 BB: 0 P: 5	R: 0 E: 0 K: 1 S: 6 H: 1 LOB: 1 BB: 0 P: 6	1B: 5 2B: 0 3B: 0 HR: 0	SF: 0 SAC: 0 DP: 1 HBP: 0						

	AB	31
	R	1
	H	5
	RBI	0
	BB	2
	SO	3
	LOB	12

PITCHER	IP	WLS	BF	H	R	ER	SO	BB	IBB	HBP	BLK	WP	HR	S	P	ERA	WHIP
Joe Horlen, R (1, 1) ERA: 2.76	7.1	W	27	4	1	1	2	2	0	0	0	1	0	29	37	1.23	0.818
Hoyt Wilhelm, R (8, 1) ERA: 1.31	1.2	S	6	1	0	0	1	0	0	0	0	0	0	8	8	0.00	0.600

PITCHER	IP	WLS	BF	H	R	ER	SO	BB	IBB	HBP	BLK	WP	HR	S	P	ERA	WHIP

Batter	1	2	3	4	5	6	7	8	9	AB	R	H	RBI	BB	SO	LOB
Luis Aparicio, R (1, 6) OBP: 0.313, SLG: 0.355	0-0 SH1-3 1B 6-3 1B		0-0 ① F8	0-0 1-2 1B		0-0 G6-4-3 1B				4	1	3	0	0	0	0
Walt Williams, R (1, 9) OBP: 0.188, SLG: 0.188	0-0 6-3 SH1-3 1-2 1B		0-0 FC6-4 1B	0-0 ③ F9		0-0 ②③ G6-4-3 1-2f				4	0	2	0	0	0	3
Tom McCraw, L (1, 3) OBP: 0.294, SLG: 0.394	0-0 ① SH1-3 1-2 2-3		0-0 ② F7		SSS 0-3 ① K		0-0 FC6 S 1B			3	0	1	0	0	1	1
Tommy Davis, R (1, 7) OBP: 0.250, SLG: 0.288	0-0 ② 6-3 2-3 3-H		0-0 ③ FC6-4 1-2f		BBBB 4-0 2B 2B BB		BBBB 4-0 FC6 1-2 BB			2	1	0	1	2	0	2
Pete Ward, L (1, 5) OBP: 0.361, SLG: 0.376	0-0 ③ F6			0-0 ① F8	0-0 1-3 2B		0-0 ① F5			4	1	1	0	0	0	3
Duane Josephson, R (1, 2) OBP: 0.298, SLG: 0.369		0-0 ① 5-3		0-0 ② 4-3	0-0 2-H 3-H 2B		0-0 ② FC6 CS 1-2f 2-3			4	0	1	2	0	0	2
Ken Berry, R (1, 8) OBP: 0.298, SLG: 0.356		0-0 1B 1B		0-0 HR	SSS 0-3 ② K		0-0 ③ CS 1-2	0-0 ① F9		4	1	2	1	0	1	1
Sandy Alomar Sr., S (1, 4) OBP: 0.331, SLG: 0.308		0-0 G4-6-3 1-2 1B		0-0 1B 2B	SSS 0-3 ③ K			0-0 CS 1B		4	1	3	0	0	1	1
Joe Horlen, R (1, 1) OBP: 0.081, SLG: 0.056 Hoyt Wilhelm, R (8, 1)		0-0 ②③ G4-6-3 1-2f		0-0 1B 2-H 1B		0-0 ① 6-3		SSS 0-3 ②③ K 1-2		3 1	0 0	1 0	1 0	0 0	0 1	2 1
Inning Stats	R: 1 H: 2 E: 0 LOB: 1 K: 0 BB: 0 S: 5 P: 5	R: 0 H: 2 E: 0 LOB: 1 K: 0 BB: 0 S: 4 P: 4	R: 0 H: 1 E: 0 LOB: 1 K: 0 BB: 0 S: 4 P: 4	R: 2 H: 4 E: 0 LOB: 2 K: 0 BB: 0 S: 7 P: 7	R: 2 H: 2 E: 0 LOB: 1 K: 3 BB: 1 S: 11 P: 15	R: 0 H: 1 E: 0 LOB: 0 K: 0 BB: 0 S: 3 P: 3	R: 0 H: 1 E: 0 LOB: 1 K: 0 BB: 1 S: 3 P: 7	R: 0 H: 1 E: 0 LOB: 0 K: 1 BB: 0 S: 5 P: 5		1B: 10 SF: 0 2B: 3 SAC: 1 3B: 0 DP: 2 HR: 1 HBP: 0						

PITCHER		IP	WLS	BF	H	R	ER	SO	BB	IBB	HBP	BLK	WP	HR	S	P	ERA	WHIP
Jim McGlothlin, R ERA: 3.58	(1, 1)	4.1	L	22	9	4	4	1	1	0	0	0	0	1	23	27	8.31	2.308
Tom Burgmeier, L ERA: 5.17	(5, 1)	0.0		1	1	0	0	0	0	0	0	0	0	0	1	1	∞	∞
Andy Messersmith, R ERA: 3.07	(5, 1)	0.2		3	1	1	1	2	0	0	0	0	0	0	7	7	13.50	1.500
Rickey Clark, R ERA: 3.54	(6, 1)	2.0		7	2	0	0	0	1	0	0	0	0	0	6	10	0.00	1.500
Bobby Locke, R ERA: 5.06	(8, 1)	1.0		3	1	0	0	1	0	0	0	0	0	0	5	5	0.00	1.000

PITCHER	IP	WLS	BF	H	R	ER	SO	BB	IBB	HBP	BLK	WP	HR	S	P	ERA	WHIP

BOTTOM

California Angels @ Chicago White Sox

Comiskey Park, Chicago, IL

Sun Jul 21 1968, 4:33 AM EDT

Unknown

livebaseballscorecards.com

AB	33
R	5
H	14
RBI	5
BB	2
SO	4
LOB	16

Batter	1	2	3	4	5	6	7	8	9	AB	R	H	RBI	BB	SO	LOB
Vic Davalillo, L (1, 8) OBP: 0.259, SLG: 0.342	6-3		L6		1-3	WP 1B (2-H)			F7	5	0	1	1	0	0	1
Jim Fregosi, R (1, 6) OBP: 0.342, SLG: 0.427	F8		6-3		F9	F9 (1-2)			K	5	0	0	0	0	1	2
Roger Repoz, L (1, 9) OBP: 0.312, SLG: 0.397	K		K			HR	FC6-4 BB		1B BB	3	1	1	1	2	2	0
Don Mincher, L (1, 3) OBP: 0.315, SLG: 0.391		HR 1B		4-3		G3	F8		1-2 1B	5	1	2	0	0	0	1
Rick Reichardt, R (1, 7) OBP: 0.324, SLG: 0.406		1-H HR		FC4-6 1B		E6 FC 2B	FC6-4 (1-2f)		K	5	2	2	2	0	1	3
Buck Rodgers, S (1, 2) OBP: 0.245, SLG: 0.232		F9		FC4-6 (1-2f)		FC 2B (1-2)	F9			4	1	0	0	0	0	3
Wayne Causey, L (1, 4) OBP: 0.268, SLG: 0.187		F3		4-3		F9		F6		4	0	0	0	0	0	3
Aurelio Rodriguez, R (1, 5) OBP: 0.281, SLG: 0.324		FC6-4 1B			SH3-4 1B	2B (1-H, 2-H) 2B		5-3		4	1	3	2	0	0	0
Clyde Wright, R (1, 1) OBP: 0.300, SLG: 0.368		FC6-4 (1-2f)			SH3-4 (1-2)	1B (2-H) 2B		F8		3	1	1	1	0	0	1
Inning Stats	R: 0 E: 0 K: 1 S: 5 H: 0 LOB: 0 BB: 0 P: 5	R: 2 E: 0 K: 0 S: 6 H: 3 LOB: 1 BB: 0 P: 6	R: 0 E: 0 K: 1 S: 5 H: 0 LOB: 0 BB: 0 P: 5	R: 0 E: 0 K: 0 S: 4 H: 1 LOB: 1 BB: 0 P: 4	R: 0 E: 0 K: 0 S: 4 H: 1 LOB: 1 BB: 0 P: 4	R: 5 E: 1 K: 0 S: 9 H: 4 LOB: 1 BB: 0 P: 9	R: 0 E: 0 K: 0 S: 3 H: 0 LOB: 1 BB: 1 P: 7	R: 0 E: 0 K: 0 S: 3 H: 0 LOB: 0 BB: 0 P: 3	R: 0 E: 0 K: 2 S: 8 H: 1 LOB: 2 BB: 1 P: 12	1B: 6 2B: 2 3B: 0 HR: 2 SF: 0 SAC: 1 DP: 0 HBP: 0							

PITCHER		IP	WLS	BF	H	R	ER	SO	BB	IBB	HBP	BLK	WP	HR	S	P	ERA	WHIP
Cisco Carlos, R ERA: 3.42	(1, 1)	6.0	L	29	9	7	3	2	0	0	0	0	1	2	33	33	4.50	1.500
Bob Locker, R ERA: 2.98	(7, 1)	2.0		7	0	0	0	0	1	0	0	0	0	0	6	10	0.00	0.500
Gary Peters, L ERA: 3.46	(9, 1)	1.0		5	1	0	0	2	1	0	0	0	0	0	8	12	0.00	2.000

PITCHER	IP	WLS	BF	H	R	ER	SO	BB	IBB	HBP	BLK	WP	HR	S	P	ERA	WHIP

TOP

California Angels @ Chicago White Sox

Comiskey Park, Chicago, IL

Sun Jul 21 1968, 4:38 AM EDT

Att. 12,447 - Unknown

livebaseballscorecards.com

AB	38
R	7
H	10
RBI	7
BB	2
SO	4
LOB	14

1B: 6	SF: 0	WP: 1	PA: 41
2B: 2	SAC: 1	PB: 0	
3B: 0	DP: 0	SB: 0	
HR: 2	HBP: 0	CS: 0	

BOTTOM

California Angels @ Chicago White Sox

Comiskey Park, Chicago, IL

Sun Jul 21 1968, 4:38 AM EDT

Att. 12,447 - Unknown

livebaseballscorecards.com

Batter	1	2	3	4	5	6	7	8	9	AB	R	H	RBI	BB	SO	LOB
Luis Aparicio, R (1, 6) OBP: 0.312, SLG: 0.354	6-3		1B			5-3		F7		4	0	1	0	0	0	2
Tim Cullen, R (9, 4) OBP: 0.274, SLG: 0.270										0	0	0	0	0	0	0
Tom McCraw, L (1, 3) OBP: 0.291, SLG: 0.390	K		1-3			4-1			F8	3	0	0	0	0	1	1
Gail Hopkins, L (8, 3) OBP: 0.286, SLG: 0.231										1	0	0	0	0	0	0
Woodie Held, R (1, 9) OBP: 0.232, SLG: 0.143	K			F8			1-3		1B	4	0	1	0	0	1	0
Tommy Davis, R (1, 7) OBP: 0.254, SLG: 0.292		1B		F9			F8		G4-6-3	4	0	2	0	0	0	0
Pete Ward, L (1, 5) OBP: 0.356, SLG: 0.371		K		5-3			F8		G4-6-3	4	0	0	0	0	1	3
Ken Berry, R (1, 8) OBP: 0.295, SLG: 0.352		F9			4-3			F9		3	0	0	0	0	0	1
Sandy Alomar Sr., S (1, 4) (9, 6) OBP: 0.324, SLG: 0.301		K			F8			F6		3	0	0	0	0	1	1
Jerry McNertney, R (1, 2) OBP: 0.315, SLG: 0.244			K		K			1B		3	0	1	0	0	2	0
Cisco Carlos, R (1, 1) OBP: 0.143, SLG: 0.053			G3			K		1-2 1B		1	0	0	0	0	0	0
Walt Williams, R (6, PH) OBP: 0.182, SLG: 0.182										1	0	0	0	0	1	0
Bob Locker, S (7, 1)										0	0	0	0	0	0	0
Dick Kenworthy, R (8, PH) OBP: 0.299, SLG: 0.274										1	0	1	0	0	0	0
Gary Peters, L (9, 1) OBP: 0.281, SLG: 0.333										0	0	0	0	0	0	0

Inning Stats	1	2	3	4	5	6	7	8	9
	R: 0 E: 0 K: 2 S: 7	H: 0 LOB: 0 BB: 0 P: 7	R: 0 E: 0 K: 2 S: 8	H: 1 LOB: 1 BB: 0 P: 8	R: 0 E: 0 K: 1 S: 6	H: 1 LOB: 1 BB: 0 P: 6	R: 0 E: 0 K: 0 S: 3	H: 0 LOB: 0 BB: 0 P: 3	R: 0 E: 0 K: 1 S: 5	H: 0 LOB: 0 BB: 0 P: 5	R: 0 E: 0 K: 0 S: 3	H: 0 LOB: 0 BB: 0 P: 3	R: 0 E: 0 K: 0 S: 5	H: 2 LOB: 2 BB: 0 P: 5	R: 0 E: 0 K: 0 S: 4	H: 2 LOB: 1 BB: 0 P: 4

| | | | | | | | | | |

Batter	1	2	3	4	5	6	7	8	9	AB	R	H	RBI	BB	SO	LOB
Bert Campaneris, R (1, 6) OBP: 0.297, SLG: 0.309	2B	6-3			F6		F6		FC6-4 1-2f	5	0	1	0	0	0	3
John Donaldson, L (1, 4) OBP: 0.316, SLG: 0.286	BB		4-3		F8			6-3		3	0	0	0	1	0	0
Rick Monday, L (1, 8) OBP: 0.400, SLG: 0.434	K		2B 1B		F8			2B		4	1	2	0	0	1	2
Sal Bando, R (1, 5) OBP: 0.318, SLG: 0.375	F3		1-H 2B			F4		G3		4	0	1	1	0	0	2
Reggie Jackson, L (1, 9) OBP: 0.335, SLG: 0.462	K		K			K			HR	4	1	1	1	0	3	3
Danny Cater, R (1, 3) OBP: 0.335, SLG: 0.372		E5 HR	6-3			6-3			E 1B	4	1	1	0	0	0	1
Jim Gosger, L (1, 7) OBP: 0.209, SLG: 0.170		F9		B3			6-3		E3 FC6-4 1-2	4	0	0	0	0	0	2
Dave Duncan, R (1, 2) OBP: 0.250, SLG: 0.294		1-H HR		K			FC5-6 1B		F2	4	1	2	2	0	1	2
Catfish Hunter, R (1, 1) OBP: 0.275, SLG: 0.392		4-3		1-3			FC5-6 1-2f		F3	4	0	0	0	0	0	3
Inning Stats	R: 0 E: 0 K: 2 S: 8 H: 1 LOB: 2 BB: 1 P: 12	R: 2 E: 1 K: 0 S: 5 H: 1 LOB: 0 BB: 0 P: 5	R: 1 E: 0 K: 1 S: 7 H: 2 LOB: 1 BB: 0 P: 7	R: 0 E: 0 K: 1 S: 5 H: 0 LOB: 0 BB: 0 P: 5	R: 0 E: 0 K: 0 S: 3 H: 0 LOB: 0 BB: 0 P: 3	R: 0 E: 0 K: 1 S: 5 H: 0 LOB: 0 BB: 0 P: 5	R: 0 E: 0 K: 0 S: 4 H: 1 LOB: 1 BB: 0 P: 4	R: 0 E: 0 K: 0 S: 3 H: 1 LOB: 0 BB: 0 P: 3	R: 1 E: 1 K: 0 S: 6 H: 2 LOB: 2 BB: 0 P: 6	1B: 3 2B: 3 3B: 0 HR: 2 SF: 0 SAC: 0 DP: 0 HBP: 0							

TOP

Oakland Athletics @ Chicago White Sox

Milwaukee County Stadium, Milwaukee, WI

Mon Jul 22 1968, 8:05 PM EDT

Att. 30,818 - Unknown

livebaseballscorecards.com

AB	36
R	4
H	8
RBI	4
BB	1
SO	5
LOB	18

WP: 0 PB: 0 SB: 0 CS: 0 PA: 37

PITCHER		IP	WLS	BF	H	R	ER	SO	BB	IBB	HBP	BLK	WP	HR	S	P	ERA	WHIP
Jack Fisher, R ERA: 3.46	(1, 1)	3.0	L	15	4	3	2	3	1	0	0	0	0	1	20	24	6.00	1.667
Don McMahon, R ERA: 1.96	(4, 1)	3.0		9	0	0	0	2	0	0	0	0	0	0	13	13	0.00	0.000
Wilbur Wood, L ERA: 2.0	(7, 1)	2.0		7	2	0	0	0	0	0	0	0	0	0	7	7	0.00	1.000
Hoyt Wilhelm, R ERA: 1.45	(9, 1)	1.0		6	2	1	1	0	0	0	0	0	0	1	6	6	9.00	2.000

PITCHER		IP	WLS	BF	H	R	ER	SO	BB	IBB	HBP	BLK	WP	HR	S	P	ERA	WHIP

Batter	1	2	3	4	5	6	7	8	9	AB	R	H	RBI	BB	SO	LOB
Luis Aparicio, R (1, 6) OBP: 0.314, SLG: 0.358	F4		3-1			4-3		1-3		4	0	2	0	0	0	1
Tom McCraw, L (1, 3) OBP: 0.287, SLG: 0.385	F7			G3		4-3 1-2		F5		4	0	0	0	0	0	3
Walt Williams, R (1, 9) OBP: 0.189, SLG: 0.167	F7			K		4-0 FC6-4		K		3	0	0	0	1	2	2
Hoyt Wilhelm, R (9, 1)						BB				0	0	0	0	0	0	0
Tommy Davis, R (1, 7) OBP: 0.250, SLG: 0.287		4-3		6-3		FC6-4 1-2f			6-3	4	0	0	0	0	0	2
Pete Ward, L (1, 5) OBP: 0.352, SLG: 0.366		3-1			F9		4-3		F4	4	0	0	0	0	0	0
Duane Josephson, R (1, 2) OBP: 0.297, SLG: 0.367		F7			8-4 1B		K		F9	4	0	1	0	0	1	0
Ken Berry, R (1, 8) OBP: 0.298, SLG: 0.355			FC6-4 1B		1-2 1B		F5			3	0	2	0	0	0	0
Sandy Alomar Sr., S (1, 4) OBP: 0.324, SLG: 0.302			FC6-4 4-3 1-2f		8-4 2-3f			2B 1B		3	0	1	0	0	0	3
Jack Fisher, R (1, 1) OBP: 0.167, SLG: 0.130			4-3 1-2			F3		F8		0	0	0	0	0	0	0
Gail Hopkins, L (3, PH) OBP: 0.267, SLG: 0.214										1	0	0	0	0	0	1
Don McMahon, R (4, 1) OBP: 0.333, SLG: 0.333										0	0	0	0	0	0	0
Dick Kenworthy, R (6, PH) OBP: 0.295, SLG: 0.270										1	0	0	0	0	0	0
Wilbur Wood, R (7, 1)										0	0	0	0	0	0	0
Leon Wagner, L (8, PH) OBP: 0.367, SLG: 0.358										1	0	0	0	0	0	1
(9, 9)																
Inning Stats	R: 0 E: 0 K: 0 S: 3 H: 0 LOB: 0 BB: 0 P: 3	R: 0 E: 0 K: 0 S: 3 H: 0 LOB: 0 BB: 0 P: 3	R: 0 E: 0 K: 0 S: 4 H: 1 LOB: 1 BB: 0 P: 4	R: 0 E: 0 K: 1 S: 5 H: 0 LOB: 0 BB: 0 P: 5	R: 0 E: 0 K: 0 S: 4 H: 2 LOB: 1 BB: 0 P: 4	R: 0 E: 0 K: 0 S: 4 H: 1 LOB: 2 BB: 1 P: 8	R: 0 E: 0 K: 1 S: 5 H: 0 LOB: 0 BB: 0 P: 5	R: 0 E: 0 K: 1 S: 7 H: 2 LOB: 2 BB: 0 P: 7	R: 0 E: 0 K: 0 S: 3 H: 0 LOB: 0 BB: 0 P: 3	1B: 5 2B: 2 3B: 0 HR: 0 SF: 0 SAC: 0 DP: 1 HBP: 0						

PITCHER	IP	WLS	BF	H	R	ER	SO	BB	IBB	HBP	BLK	WP	HR	S	P	ERA	WHIP
Catfish Hunter, R (1, 1) ERA: 3.67	9.0	W	33	6	0	0	3	1	0	0	0	0	0	38	42	0.00	0.778

PITCHER	IP	WLS	BF	H	R	ER	SO	BB	IBB	HBP	BLK	WP	HR	S	P	ERA	WHIP

BOTTOM

Oakland Athletics @ Chicago White Sox

Milwaukee County Stadium, Milwaukee, WI

Mon Jul 22 1968, 8:05 PM EDT

Att. 30,818 - Unknown

livebaseballscorecards.com

AB	32
R	0
H	6
RBI	0
BB	1
SO	3
LOB	13

WP: 0	PB: 0	SB: 0	CS: 0
PA: 33			

Batter	1	2	3	4	5	6	7	8	9	AB	R	H	RBI	BB	SO	LOB
Bert Campaneris, R (1, 6) OBP: 0.301, SLG: 0.314	S 6-3 1B		1B 1B FC1-2 1B		S 1B 1B		5-3			4	1	3	0	0	0	0
Danny Cater, R (1, 3) OBP: 0.333, SLG: 0.370	6-3 1-2		FC1-2 1B 1-2 1B		F6 1-2		3-1			4	0	1	0	0	0	2
Rick Monday, L (1, 8) OBP: 0.404, SLG: 0.437	BBBB E 2-3 BB		FC1-2 1-2 2-3 1B		1B 2-H 1B		SSS K			3	0	2	1	1	1	0
Sal Bando, R (1, 5) OBP: 0.317, SLG: 0.374	E3 G4-6-3 1-2		FC1-2 1-2 2-3 3-Hf		S 1-3 1B			1-3		4	0	1	0	0	0	5
Reggie Jackson, L (1, 9) OBP: 0.332, SLG: 0.456	G4-6-3 1-2f		SSS K		SSS K 1-2			6-3		4	0	0	0	0	2	8
Joe Rudi, R (1, 7) OBP: 0.242, SLG: 0.254 Jim Gosger, L (8, 7) OBP: 0.209, SLG: 0.170		F8	SSS K	1-3				6-3		4 0	0 0	0 0	0 0	0 0	1 0	0 0
Dave Duncan, R (1, 2) OBP: 0.250, SLG: 0.293		5-3	6-3	FC1-6 1B					6-3	4	0	1	0	0	0	0
John Donaldson, L (1, 4) OBP: 0.312, SLG: 0.282		1-3	SSS K	FC1-6 1-2f					2-3	4	0	0	0	0	1	1
Jim Nash, R (1, 1) OBP: 0.061, SLG: 0.122			SSS K	SSS K	G3				SSS K	4	0	0	0	0	3	1
Inning Stats	R: 0 E: 1 K: 0 S: 4 H: 1 LOB: 2 BB: 1 P: 8	R: 0 E: 0 K: 0 S: 3 H: 0 LOB: 0 BB: 0 P: 3	R: 0 E: 0 K: 2 S: 10 H: 3 LOB: 3 BB: 0 P: 10	R: 0 E: 0 K: 2 S: 7 H: 0 LOB: 0 BB: 0 P: 7	R: 1 E: 0 K: 2 S: 10 H: 3 LOB: 2 BB: 0 P: 10	R: 0 E: 0 K: 0 S: 4 H: 1 LOB: 1 BB: 0 P: 4	R: 0 E: 0 K: 1 S: 5 H: 0 LOB: 0 BB: 0 P: 5	R: 0 E: 0 K: 0 S: 3 H: 0 LOB: 0 BB: 0 P: 3	R: 0 E: 0 K: 1 S: 5 H: 0 LOB: 0 BB: 0 P: 5	1B: 8 2B: 0 3B: 0 HR: 0	SF: 0 SAC: 0 DP: 1 HBP: 0						

PITCHER	IP	WLS	BF	H	R	ER	SO	BB	IBB	HBP	BLK	WP	HR	S	P	ERA	WHIP
Tommy John, L (1, 1) ERA: 1.96	8.0	L	33	8	1	1	7	1	0	0	0	0	0	46	50	1.12	1.125
Hoyt Wilhelm, R (9, 1) ERA: 1.42	1.0		3	0	0	0	1	0	0	0	0	0	0	5	5	0.00	0.000

PITCHER	IP	WLS	BF	H	R	ER	SO	BB	IBB	HBP	BLK	WP	HR	S	P	ERA	WHIP

TOP

Oakland Athletics @ Chicago White Sox

Comiskey Park, Chicago, IL

Wed Jul 24 1968, 8:05 PM EDT

Unknown

livebaseballscorecards.com

AB	35
R	1
H	8
RBI	1
BB	1
SO	8
LOB	17

WP: 0	PA: 36		
PB: 0			
SB: 3			
CS: 0			

BOTTOM

Oakland Athletics @ Chicago White Sox

Comiskey Park, Chicago, IL

Wed Jul 24 1968, 8:05 PM EDT

Unknown

livebaseballscorecards.com

Batter	1	2	3	4	5	6	7	8	9	AB	R	H	RBI	BB	SO	LOB
Luis Aparicio, R (1, 6) OBP: 0.311, SLG: 0.354	F8		5-3			F8		F8		4	0	0	0	0	0	1
Tom McCraw, L (1, 3) OBP: 0.283, SLG: 0.379	K		1-6-3			F7			F5	4	0	0	0	0	1	1
Leon Wagner, L (1, 9) OBP: 0.358, SLG: 0.348	K			F9		F9			G3	4	0	0	0	0	1	0
Pete Ward, L (1, 5) OBP: 0.351, SLG: 0.364		1-3		3-1			SH3-4 1B		F5	4	0	1	0	0	0	0
Tommy Davis, R (1, 7) OBP: 0.252, SLG: 0.289		1B		6-3			SH3-4 1-2			2	0	1	0	0	0	0
Duane Josephson, R (1, 2) OBP: 0.294, SLG: 0.363		K			F8		F6			3	0	0	0	0	1	2
Ken Berry, R (1, 8) OBP: 0.295, SLG: 0.351		F7			K		F7			3	0	0	0	0	1	2
Sandy Alomar Sr., S (1, 4) OBP: 0.331, SLG: 0.310			SH1-4 1B		1B			4-3		3	0	2	0	0	0	0
Tommy John, R (1, 1) OBP: 0.178, SLG: 0.267			SH1-4 1-2		4-3			K		1	0	0	0	0	0	1
Gail Hopkins, L (8, PH) OBP: 0.250, SLG: 0.200										1	0	0	0	0	1	0
Hoyt Wilhelm, R (9, 1)										0	0	0	0	0	0	0

	AB	29
	R	0
	H	4
	RBI	0
	BB	0
	SO	5
	LOB	7

Inning Stats																								
	R: 0	H: 0	R: 0	H: 1	R: 0	H: 1	R: 0	H: 0	R: 0	H: 1	R: 0	H: 0	R: 0	H: 1	R: 0	H: 0	R: 0	H: 0	1B: 4	SF: 0	WP: 0	PA: 31
	E: 0	LOB: 0	E: 0	LOB: 1	E: 0	LOB: 1	E: 0	LOB: 0	E: 0	LOB: 1	E: 0	LOB: 0	E: 0	LOB: 1	E: 0	LOB: 0	E: 0	LOB: 0	2B: 0	SAC: 2	PB: 0	
	K: 2	BB: 0	K: 1	BB: 0	K: 0	BB: 0	K: 0	BB: 0	K: 0	BB: 0	K: 1	BB: 0	K: 0	BB: 0	K: 1	BB: 0	K: 0	BB: 0	3B: 0	DP: 0	SB: 0	
	S: 7	P: 7	S: 6	P: 6	S: 4	P: 4	S: 3	P: 3	S: 3	P: 6	S: 6	P: 6	S: 3	P: 3	S: 4	P: 4	S: 5	P: 5	S: 3	P: 3	HR: 0	HBP: 0	CS: 0	

PITCHER	IP	WLS	BF	H	R	ER	SO	BB	IBB	HBP	BLK	WP	HR	S	P	ERA	WHIP
Jim Nash, R (1, 1) ERA: 1.94	9.0	W	31	4	0	0	5	0	0	0	0	0	0	41	41	0.00	0.444

PITCHER	IP	WLS	BF	H	R	ER	SO	BB	IBB	HBP	BLK	WP	HR	S	P	ERA	WHIP

Batter	1	2	3	4	5	6	7	8	9	AB	R	H	RBI	BB	SO	LOB
Bert Campaneris, R (1, 6) OBP: 0.303, SLG: 0.315	0-0 S 1B 1B		0-0 ② 6-3		0-0 ③ F9			0-0 ① F7	0-0 1-2 2-3 1B	5	1	2	0	0	0	2
John Donaldson, L (1, 4) OBP: 0.310, SLG: 0.280	0-0 ① 1-H 1B		0-3 ③ K			0-0 ① 4-3		0-0 ② 5-6-3	0-0 ③ 1-3	5	0	1	1	0	1	3
Rick Monday, L (1, 8) OBP: 0.406, SLG: 0.442	0-0 ② 4-3			0-0 ① F6		0-0 G3 1B		0-0 2B		4	0	2	0	0	0	0
Sal Bando, R (1, 5) OBP: 0.316, SLG: 0.371	B B B B 4-0 BB			0-0 ② 6-3		0-0 ② G3 1-2		0-0 ③ F3		3	0	0	0	1	0	2
Reggie Jackson, L (1, 9) OBP: 0.331, SLG: 0.454	S S S 0-3 ③ K			S S S 0-3 ③ K		0-0 ③ F5			0-0 E8 1B 1B	4	1	1	0	0	2	2
Danny Cater, R (1, 3) OBP: 0.332, SLG: 0.368		0-0 ① 6-3			0-0 1B 1-3 1B		0-0 ① F7		0-0 ① F3	4	0	1	0	0	0	1
Jim Gosger, L (1, 7) OBP: 0.210, SLG: 0.165		S S S 0-3 ② K			0-0 ① 1-3 1-2		0-0 ② 5-3		4-0 1B 1B IBB	3	0	0	0	1	1	1
Phil Roof, R (1, 2) Floyd Robinson, L (9, PH) Dave Duncan, R (9, 2) OBP: 0.156, SLG: 0.222 OBP: 0.276, SLG: 0.346 OBP: 0.250, SLG: 0.293		0-0 ③ F8			0-0 ② F6		0-0 1B		0-0 1-2 2-H 1B 1B	3 1 0	0 0 0	1 1 0	0 1 0	0 0 0	0 0 0	1 0 0
Blue Moon Odom, R (1, 1) OBP: 0.224, SLG: 0.271			0-0 ① 6-3		0-0 2-3 1B		0-0 ③ B1		S S S 0-3 ② K	4	0	1	0	0	1	3
Inning Stats	R: 1 E: 0 K: 1 S: 6 H: 2 LOB: 1 BB: 1 P: 10	R: 0 E: 0 K: 1 S: 5 H: 0 LOB: 0 BB: 0 P: 5	R: 0 E: 0 K: 1 S: 5 H: 0 LOB: 0 BB: 0 P: 5	R: 0 E: 0 K: 1 S: 5 H: 0 LOB: 0 BB: 0 P: 5	R: 0 E: 0 K: 0 S: 5 H: 2 LOB: 2 BB: 0 P: 5	R: 0 E: 0 K: 0 S: 4 H: 1 LOB: 1 BB: 0 P: 4	R: 0 E: 0 K: 0 S: 4 H: 1 LOB: 1 BB: 0 P: 4	R: 0 E: 0 K: 0 S: 4 H: 1 LOB: 1 BB: 0 P: 4	R: 1 E: 1 K: 1 S: 8 H: 3 LOB: 3 BB: 1 P: 12	1B: 9 2B: 1 3B: 0 HR: 0	SF: 0 SAC: 0 DP: 0 HBP: 0						

TOP

Oakland Athletics @ Chicago White Sox

Comiskey Park, Chicago, IL

Wed Jul 24 1968, 8:05 PM EDT

Att. 13,089 - Unknown

livebaseballscorecards.com

AB	36
R	2
H	10
RBI	2
BB	2
SO	5
LOB	15

WP: 0 PB: 0 SB: 1 CS: 0 PA: 38

PITCHER		IP	WLS	BF	H	R	ER	SO	BB	IBB	HBP	BLK	WP	HR	S	P	ERA	WHIP
Jack Fisher, R ERA: 3.24	(1, 1)	8.0		31	7	1	1	4	1	0	0	0	0	0	38	42	1.12	1.000
Hoyt Wilhelm, R ERA: 1.57	(9, 1)	0.1	L	4	2	1	1	0	0	1	0	0	0	0	3	7	27.00	6.000
Bob Locker, R ERA: 2.94	(9, 1)	0.2		3	1	0	0	1	0	0	0	0	0	0	5	5	0.00	1.500

PITCHER	IP	WLS	BF	H	R	ER	SO	BB	IBB	HBP	BLK	WP	HR	S	P	ERA	WHIP

Batter	1	2	3	4	5	6	7	8	9	AB	R	H	RBI	BB	SO	LOB
Luis Aparicio, R (1, 6) OBP: 0.310, SLG: 0.353	6-3		FC4-5 4-3 2-3			L4		1B 3-H		4	0	1	1	0	0	1
Tom McCraw, L (1, 3) OBP: 0.280, SLG: 0.374	3-1		4-3 1-2			1-3		L4		4	0	0	0	0	0	2
Leon Wagner, L (1, 9) OBP: 0.355, SLG: 0.345	1B		K			K			F7	4	0	1	0	0	2	1
Pete Ward, L (1, 5) OBP: 0.347, SLG: 0.359	G3			5-3			K		K	4	0	0	0	0	2	1
Tommy Davis, R (1, 7) OBP: 0.252, SLG: 0.288		G5-4-3 1B		4-3			5-3		6-3	4	0	1	0	0	0	0
Ken Berry, R (1, 8) OBP: 0.292, SLG: 0.348		G5-4-3 1-2f		3-1			K			3	0	0	0	0	1	1
Jerry McNertney, R (1, 2) OBP: 0.316, SLG: 0.272		3B			L4			1-4-3		3	0	1	0	0	0	0
Sandy Alomar Sr., S (1, 4) OBP: 0.331, SLG: 0.311		1-3			G3			E S 1B	1B	3	1	1	0	0	0	1
Jack Fisher, R (1, 1) OBP: 0.192, SLG: 0.200					6-3			K 1-3		2	0	1	0	0	0	0
Duane Josephson, R (8, PH) OBP: 0.293, SLG: 0.361										1	0	0	0	0	1	1
Hoyt Wilhelm, R (9, 1)										0	0	0	0	0	0	0
Bob Locker, S (9, 1)			FC4-5 2B							0	0	0	0	0	0	0
Inning Stats	R: 0 E: 0 K: 0 S: 4 H: 1 LOB: 1 BB: 0 P: 4	R: 0 E: 0 K: 0 S: 4 H: 2 LOB: 1 BB: 0 P: 4	R: 0 E: 0 K: 1 S: 6 H: 1 LOB: 1 BB: 0 P: 6	R: 0 E: 0 K: 0 S: 3 H: 0 LOB: 0 BB: 0 P: 3	R: 0 E: 0 K: 0 S: 3 H: 0 LOB: 0 BB: 0 P: 3	R: 0 E: 0 K: 1 S: 5 H: 0 LOB: 0 BB: 0 P: 5	R: 0 E: 0 K: 2 S: 7 H: 0 LOB: 0 BB: 0 P: 7	R: 1 E: 0 K: 1 S: 7 H: 2 LOB: 1 BB: 0 P: 7	R: 0 E: 0 K: 1 S: 5 H: 0 LOB: 0 BB: 0 P: 5	1B: 4 2B: 1 3B: 1 HR: 0 SF: 0 SAC: 0 DP: 1 HBP: 0						WP: 0 PB: 0 SB: 1 CS: 0 PA: 32

PITCHER	IP	WLS	BF	H	R	ER	SO	BB	IBB	HBP	BLK	WP	HR	S	P	ERA	WHIP
Blue Moon Odom, R (1, 1) ERA: 2.36	9.0	W	32	6	1	1	6	0	0	0	0	0	0	44	44	1.00	0.667

PITCHER	IP	WLS	BF	H	R	ER	SO	BB	IBB	HBP	BLK	WP	HR	S	P	ERA	WHIP

BOTTOM

Oakland Athletics @ Chicago White Sox

Comiskey Park, Chicago, IL

Wed Jul 24 1968, 8:05 PM EDT

Att. 13,089 - Unknown

livebaseballscorecards.com

AB	32
R	1
H	6
RBI	1
BB	0
SO	6
LOB	8

Batter	1	2	3	4	5	6	7	8	9	AB	R	H	RBI	BB	SO	LOB
Luis Aparicio, R (1, 6) OBP: 0.310, SLG: 0.352	F4		F5		1B			5-3		4	0	1	0	0	0	0
Woodie Held, R (1, 9) OBP: 0.233, SLG: 0.151	K		K		F9			WP, 1B		4	1	1	0	0	2	1
Walt Williams, R (1, 7) OBP: 0.195, SLG: 0.175	1B, 3B		F8			6-3		F9, 1-2		4	1	1	0	0	0	1
Tim Cullen, R (8, 4) OBP: 0.274, SLG: 0.270										0	0	0	0	0	0	0
Tommy Davis, R (1, 3) OBP: 0.259, SLG: 0.292	1-3, 3B			6-3		G5-4-3		IBB		3	1	2	0	1	0	0
Gail Hopkins, L (8, 3) OBP: 0.250, SLG: 0.200										0	0	0	0	0	0	0
Duane Josephson, R (1, 2) OBP: 0.299, SLG: 0.375	1-H, 3-H			1B		G5-4-3, 1-2f		2-H		4	0	3	3	0	0	1
Ken Berry, R (1, 8) OBP: 0.295, SLG: 0.350	F9			G4-6-3, 1-3			FC6-4		4-3	4	0	2	0	0	0	1
Dick Kenworthy, R (1, 5) OBP: 0.293, SLG: 0.282		K		G4-6-3, 1-2f			F7		4-3, 2B	4	0	1	0	0	1	3
Sandy Alomar Sr., S (1, 4) OBP: 0.322, SLG: 0.301 (8, 7)		F5			F8		FC6-4, 1-2f		4-3, 2-3	4	0	0	0	0	0	2
Joe Horlen, R (1, 1) OBP: 0.075, SLG: 0.051		2-3			K		5-3		K	3	0	0	0	0	1	1
Wilbur Wood, R (8, 1)										1	0	0	0	0	1	1
Inning Stats	R: 2 E: 0 K: 1 S: 8	R: 0 E: 0 K: 1 S: 5	R: 0 E: 0 K: 1 S: 5	R: 0 E: 0 K: 0 S: 4	R: 0 E: 0 K: 1 S: 6	R: 0 E: 0 K: 0 S: 3	R: 0 E: 0 K: 0 S: 4	R: 1 E: 0 K: 0 S: 4	R: 0 E: 0 K: 1 S: 6							
	H: 3 LOB: 1 BB: 0 P: 8	H: 0 LOB: 0 BB: 0 P: 5	H: 0 LOB: 0 BB: 0 P: 5	H: 2 LOB: 1 BB: 0 P: 4	H: 1 LOB: 1 BB: 0 P: 6	H: 1 LOB: 0 BB: 0 P: 3	H: 1 LOB: 1 BB: 0 P: 4	H: 2 LOB: 1 BB: 1 P: 8	H: 1 LOB: 1 BB: 0 P: 6							

PITCHER		IP	WLS	BF	H	R	ER	SO	BB	IBB	HBP	BLK	WP	HR	S	P	ERA	WHIP
Clyde Wright, L ERA: 4.15	(1, 1)	8.0	L	32	10	3	3	4	0	1	0	0	1	0	39	43	3.38	1.250
Marty Pattin, R ERA: 4.34	(9, 1)	1.0		4	1	0	0	1	0	0	0	0	0	0	6	6	0.00	1.000

PITCHER	IP	WLS	BF	H	R	ER	SO	BB	IBB	HBP	BLK	WP	HR	S	P	ERA	WHIP

TOP

Chicago White Sox @ California Angels

Anaheim Stadium, Anaheim, CA

Fri Jul 26 1968, 10:05 PM EDT

Att. 14,812 - Unknown

livebaseballscorecards.com

AB	35
R	3
H	11
RBI	3
BB	1
SO	5
LOB	11

1B: 9	SF: 0	WP: 1	PA: 36
2B: 1	SAC: 0	PB: 0	
3B: 1	DP: 2	SB: 0	
HR: 0	HBP: 0	CS: 0	

Batter	1	2	3	4	5	6	7	8	9	AB	R	H	RBI	BB	SO	LOB
Vic Davalillo, L (1, 8) OBP: 0.263, SLG: 0.350	1B SF7 1B	4-3			S 1B			2B	F8	5	1	3	0	0	0	3
Jim Fregosi, R (1, 6) OBP: 0.339, SLG: 0.417	F7		F2		F7 1-2			FC6-4 1B		4	0	1	0	0	0	2
Roger Repoz, L (1, 9) OBP: 0.309, SLG: 0.390	S 1-3 1B		4-3		F8			S S S K		4	0	1	0	0	1	3
Don Mincher, L (1, 3) OBP: 0.304, SLG: 0.377	SF7 1-2 3-H		4-3			G3		F5		3	0	0	1	0	0	2
Rick Reichardt, R (1, 7) OBP: 0.319, SLG: 0.394	B B B B FC6-4 BB			6-3		F7		FC6-4 1-2f		3	0	0	0	1	0	2
Aurelio Rodriguez, R (1, 5) OBP: 0.321, SLG: 0.376	FC6-4 1-2f			5-3		CS 1B			4-3	4	0	1	0	0	0	2
Tom Satriano, L (1, 4) OBP: 0.313, SLG: 0.316 Chuck Hinton, R (9, PH) OBP: 0.227, SLG: 0.319		1B 1B		B B B B 4-0 BB		S S S CS 1-2	S S S K		4-3	2 1	0 0	1 0	0 0	1 0	1 0	0 0
Buck Rodgers, S (1, 2) OBP: 0.251, SLG: 0.244 Bubba Morton, R (9, PH) OBP: 0.330, SLG: 0.294		WP 1-3 1B		S S S K			G3		B B B B 1B BB	3 0	0 0	1 0	0 0	0 1	1 0	1 0
Clyde Wright, R (1, 1) OBP: 0.250, SLG: 0.304 Marty Pattin, R (9, 1) Orlando McFarlane, R (9, PH) OBP: 0.429, SLG: 0.333 Tom Burgmeier, L (9, PR)	6-3 1-2				F9		S S S K		1-3 1B	3 0 1 0	0 0 0 0	0 0 1 0	0 0 0 0	1 0 0 0	1 0 0 0	1 0 0 0
Inning Stats	R: 1 E: 0 K: 0 S: 5 H: 2 LOB: 2 BB: 1 P: 9	R: 0 E: 0 K: 0 S: 4 H: 2 LOB: 1 BB: 0 P: 4	R: 0 E: 0 K: 0 S: 3 H: 0 LOB: 0 BB: 0 P: 3	R: 0 E: 0 K: 1 S: 5 H: 0 LOB: 1 BB: 1 P: 9	R: 0 E: 0 K: 0 S: 4 H: 1 LOB: 1 BB: 0 P: 4	R: 0 E: 0 K: 0 S: 3 H: 1 LOB: 0 BB: 0 P: 3	R: 0 E: 0 K: 2 S: 7 H: 0 LOB: 0 BB: 0 P: 7	R: 0 E: 0 K: 1 S: 7 H: 2 LOB: 2 BB: 0 P: 7	R: 0 E: 0 K: 0 S: 4 H: 1 LOB: 2 BB: 1 P: 8	1B: 8 2B: 1 3B: 0 HR: 0	SF: 1 SAC: 0 DP: 0 HBP: 0						

PITCHER	IP	WLS	BF	H	R	ER	SO	BB	IBB	HBP	BLK	WP	HR	S	P	ERA	WHIP
Joe Horlen, R (1, 1) ERA: 2.68	7.1	W	30	8	1	1	4	2	0	0	0	1	0	36	44	1.23	1.364
Wilbur Wood, L (8, 1) ERA: 1.97	1.2	S	7	1	0	0	0	1	0	0	0	0	0	6	10	0.00	1.200

PITCHER	IP	WLS	BF	H	R	ER	SO	BB	IBB	HBP	BLK	WP	HR	S	P	ERA	WHIP

BOTTOM

Chicago White Sox @ California Angels

Anaheim Stadium, Anaheim, CA

Fri Jul 26 1968, 10:05 PM EDT

Att. 14,812 - Unknown

livebaseballscorecards.com

AB	33
R	1
H	9
RBI	1
BB	3
SO	4
LOB	16

WP: 1	PA: 38		
PB: 0			
SB: 2			
CS: 1			

Batter	1	2	3	4	5	6	7	8	9	AB	R	H	RBI	BB	SO	LOB
Luis Aparicio, R (1, 6) OBP: 0.307, SLG: 0.348	F8		F7			L7		F9		4	0	0	0	0	0	2
Woodie Held, R (1, 9) OBP: 0.250, SLG: 0.164	2-3, 1B			6-3		BBBB, PB, BB		SF7, 3-H		2	0	1	1	1	0	0
Walt Williams, R (1, 7) OBP: 0.178, SLG: 0.159	2-3, 1-2			SSS, K		F8, 1-2		F8		4	0	0	0	0	1	3
Hoyt Wilhelm, R (8, 1)										0	0	0	0	0	0	0
Wilbur Wood, R (9, 1)										0	0	0	0	0	0	0
Tommy Davis, R (1, 3) OBP: 0.259, SLG: 0.292	6-3			1B		SSS, K			1-3	4	0	1	0	0	1	2
(8, 7)																
Duane Josephson, R (1, 2) OBP: 0.295, SLG: 0.370		6-3		5-3			F7		F3	4	0	0	0	0	0	1
Ken Berry, R (1, 8) OBP: 0.291, SLG: 0.345		1-3			L5		E5, CS		F7	4	0	0	0	0	0	0
Dick Kenworthy, R (1, 5) OBP: 0.282, SLG: 0.272		6-3			F6		F8, 1-2			3	0	0	0	0	0	1
Sandy Alomar Sr., S (1, 4) OBP: 0.329, SLG: 0.309			F7		1B			E, SF7, 1B		3	1	2	0	0	0	0
Bob Priddy, R (1, 1) OBP: 0.059, SLG: 0.235			SSS, K		F7			E5, 1-3		2	0	0	0	0	1	1
Tom McCraw, L (8, PH) OBP: 0.279, SLG: 0.373										1	0	0	0	0	0	1
(8, 3)																
Inning Stats	R: 0 E: 0 K: 0 S: 4 H: 1 LOB: 1 BB: 0 P: 4	R: 0 E: 0 K: 0 S: 3 H: 0 LOB: 0 BB: 0 P: 3	R: 0 E: 0 K: 1 S: 5 H: 0 LOB: 0 BB: 0 P: 5	R: 0 E: 0 K: 1 S: 6 H: 1 LOB: 1 BB: 0 P: 6	R: 0 E: 0 K: 0 S: 4 H: 1 LOB: 1 BB: 0 P: 4	R: 0 E: 0 K: 1 S: 5 H: 0 LOB: 1 BB: 1 P: 9	R: 0 E: 1 K: 0 S: 3 H: 0 LOB: 0 BB: 0 P: 3	R: 1 E: 1 K: 0 S: 5 H: 1 LOB: 1 BB: 0 P: 5	R: 0 E: 0 K: 0 S: 3 H: 0 LOB: 0 BB: 0 P: 3	1B: 4 2B: 0 3B: 0 HR: 0 SF: 1 SAC: 0 DP: 0 HBP: 0						

PITCHER		IP	WLS	BF	H	R	ER	SO	BB	IBB	HBP	BLK	WP	HR	S	P	ERA	WHIP
George Brunet, L ERA: 2.24	(1, 1)	8.0	L	30	4	1	0	3	1	0	0	0	0	0	35	39	0.00	0.625
Andy Messersmith, R ERA: 2.37	(9, 1)	1.0		3	0	0	0	0	0	0	0	0	0	0	3	3	0.00	0.000

PITCHER		IP	WLS	BF	H	R	ER	SO	BB	IBB	HBP	BLK	WP	HR	S	P	ERA	WHIP

TOP

Chicago White Sox @ California Angels

Anaheim Stadium, Anaheim, CA

Sat Jul 27 1968, 10:05 PM EDT

Att. 16,589 - Unknown

livebaseballscorecards.com

AB	31
R	1
H	4
RBI	1
BB	1
SO	3
LOB	11

PA: 33

WP: 0 PB: 1 SB: 0 CS: 1

Batter	1	2	3	4	5	6	7	8	9	AB	R	H	RBI	BB	SO	LOB
Vic Davalillo, L (1, 8) OBP: 0.260, SLG: 0.345 Andy Messersmith, R (9, 1)	S S S 0-3 K ①		x 0-0 L7 ②			x 0-0 1-3 ①		x 0-0 F9 ②		4	0	0	0	0	1	1
										0	0	0	0	0	0	0
Jim Fregosi, R (1, 6) OBP: 0.336, SLG: 0.413	x 0-0 F9 ②		x 0-0 5-3 ③			x 0-0 F9 ②		x 0-0 F7 ③		4	0	0	0	0	0	1
Roger Repoz, L (1, 9) OBP: 0.308, SLG: 0.387 (9, 8)	x 0-0 L6 ③			x 0-0 F9 ①		x 0-0 6-3 ③			x 0-0 SH2-4 1B	4	0	1	0	0	0	0
Don Mincher, L (1, 3) OBP: 0.305, SLG: 0.376		x 0-0 G3 ①		x 0-0 1B			x 0-0 F8 ①		x 0-0 SH2-4 1-2 ①	3	0	1	0	0	0	0
Rick Reichardt, R (1, 7) OBP: 0.321, SLG: 0.394		B B B B 4-0 1B BB		x 0-0 F2 ②			x 0-0 1B 1B		x 0-0 5-3 ②	3	0	1	0	1	0	2
Aurelio Rodriguez, R (1, 5) OBP: 0.326, SLG: 0.380		x 0-0 1-2 1B		x 0-0 L7 ③			x 0-0 G4-6-3 1-3 1B		x 0-0 F3 ③	4	0	2	0	0	0	2
Tom Satriano, L (1, 4) OBP: 0.309, SLG: 0.311		x 0-0 F7 ②			x 0-0 G3 ①		x 0-0 G4-6-3 1-2f ② ③			3	0	0	0	0	0	4
Buck Rodgers, S (1, 2) OBP: 0.248, SLG: 0.241		x 0-0 F9 ③			x 0-0 F4 ②			x 0-0 F9 ①		3	0	0	0	0	0	2
George Brunet, R (1, 1) OBP: 0.160, SLG: 0.106 Chuck Hinton, R (8, PH) OBP: 0.230, SLG: 0.323 (9, 9)			S S S 0-3 K ①		x 0-0 6-3 ③			x 0-0 1B		2	0	0	0	0	1	0
										1	0	1	0	0	0	0
Inning Stats	R: 0 H: 0 E: 0 LOB: 0 K: 1 BB: 0 S: 5 P: 5	R: 0 H: 1 E: 0 LOB: 2 K: 0 BB: 1 S: 4 P: 8	R: 0 H: 0 E: 0 LOB: 0 K: 1 BB: 0 S: 5 P: 5	R: 0 H: 1 E: 0 LOB: 1 K: 0 BB: 0 S: 4 P: 4	R: 0 H: 0 E: 0 LOB: 0 K: 0 BB: 0 S: 3 P: 3	R: 0 H: 0 E: 0 LOB: 0 K: 0 BB: 0 S: 3 P: 3	R: 0 H: 2 E: 0 LOB: 1 K: 0 BB: 0 S: 4 P: 4	R: 0 H: 1 E: 0 LOB: 1 K: 0 BB: 0 S: 4 P: 4	R: 0 H: 1 E: 0 LOB: 1 K: 0 BB: 0 S: 4 P: 4	1B: 6 2B: 0 3B: 0 HR: 0	SF: 0 SAC: 1 DP: 1 HBP: 0						

PITCHER	IP	WLS	BF	H	R	ER	SO	BB	IBB	HBP	BLK	WP	HR	S	P	ERA	WHIP
Bob Priddy, R (1, 1) ERA: 2.69	7.0	W	25	4	0	0	2	1	0	0	0	0	0	28	32	0.00	0.714
Hoyt Wilhelm, R (8, 1) ERA: 1.54	1.0		5	2	0	0	0	0	0	0	0	0	0	5	5	0.00	2.000
Wilbur Wood, L (9, 1) ERA: 1.95	1.0	S	3	0	0	0	0	0	0	0	0	0	0	3	3	0.00	0.000

PITCHER	IP	WLS	BF	H	R	ER	SO	BB	IBB	HBP	BLK	WP	HR	S	P	ERA	WHIP

BOTTOM

Chicago White Sox @ California Angels

Anaheim Stadium, Anaheim, CA

Sat Jul 27 1968, 10:05 PM EDT

Att. 16,589 - Unknown

livebaseballscorecards.com

AB	31
R	0
H	6
RBI	0
BB	1
SO	2
LOB	12

Batter	1	2	3	4	5	6	7	8	9	AB	R	H	RBI	BB	SO	LOB
Luis Aparicio, R (1, 6) OBP: 0.306, SLG: 0.346	B B B B 4-0 S HBP 1B BB	x 0-0 ③ FC6-4 1-2f			x 0-0 ② 6-3			x 0-0 ① 6-3		3	1	0	0	1	0	2
Tom McCraw, L (1, 3) OBP: 0.279, SLG: 0.369	H 1-0 S 1B 1-2 HBP		x 0-0 ① F8		x 0-0 ③ G3			x 0-0 ② 3-1		3	1	0	0	0	0	0
Leon Wagner, L (1, 9) OBP: 0.347, SLG: 0.336 Woodie Held, R (8, 9) OBP: 0.250, SLG: 0.164	S S S 0-3 ① K 1-2 2-3		x 0-0 ② F8			x 0-0 ① G3		x 0-0 ③ F9		4 0	0 0	0 0	0 0	0 0	1 0	2 0
Pete Ward, L (1, 5) OBP: 0.349, SLG: 0.361 Dick Kenworthy, R (1, PR) OBP: 0.273, SLG: 0.262 (1, 5)	x 0-0 CS 1B 2-H 3-H		x 0-0 ③ 4-3			S S S 0-3 ② K			x 0-0 ① 4-3	1 3	0 0	1 0	2 0	0 0	0 1	0 0
Tommy Davis, R (1, 7) OBP: 0.259, SLG: 0.288	S S S 0-3 ② ③ K 1-2			x 0-0 ① F3		x 0-0 ③ F7			B B B B 4-0 1B BB	3	0	0	0	1	1	1
Duane Josephson, R (1, 2) OBP: 0.294, SLG: 0.368		x 0-0 ① F8		x 0-0 ② F6			x 0-0 ① F8		x 0-0 G4-3 1-2 1B	4	0	1	0	0	0	0
Ken Berry, R (1, 8) OBP: 0.291, SLG: 0.344		x 0-0 ② F3		x 0-0 1B			x 0-0 ② 4-3		x 0-0 ② ③ G4-3 1-2f	4	0	1	0	0	0	2
Sandy Alomar Sr., S (1, 4) OBP: 0.329, SLG: 0.305	B B B B 4-0 E BB			x 0-0 ③ F7			x 0-0 E6 FC6-4			2	0	0	0	1	0	1
Jack Fisher, R (1, 1) OBP: 0.172, SLG: 0.179 Wilbur Wood, R (8, 1)	x 0-0 E1 FC6-4 1-2				x 0-0 ① 6-3		x 0-0 ③ FC6-4 1-2f			3 0	0 0	0 0	0 0	0 0	0 0	2 0
Inning Stats	R: 2 E: 0 K: 2 S: 7 H: 1 LOB: 1 BB: 1 P: 12	R: 0 E: 1 K: 0 S: 4 H: 0 LOB: 2 BB: 1 P: 8	R: 0 E: 0 K: 0 S: 3 H: 0 LOB: 0 BB: 0 P: 3	R: 0 E: 0 K: 0 S: 4 H: 1 LOB: 1 BB: 0 P: 4	R: 0 E: 0 K: 0 S: 3 H: 0 LOB: 0 BB: 0 P: 3	R: 0 E: 0 K: 1 S: 5 H: 0 LOB: 0 BB: 0 P: 5	R: 0 E: 1 K: 0 S: 4 H: 0 LOB: 1 BB: 0 P: 4	R: 0 E: 0 K: 0 S: 3 H: 0 LOB: 0 BB: 0 P: 3	R: 0 E: 0 K: 0 S: 3 H: 1 LOB: 1 BB: 1 P: 7	1B: 3 2B: 0 3B: 0 HR: 0	SF: 0 SAC: 0 DP: 1 HBP: 1						

PITCHER	IP	WLS	BF	H	R	ER	SO	BB	IBB	HBP	BLK	WP	HR	S	P	ERA	WHIP
Tom Murphy, R (1, 1) ERA: 2.0	8.0	L	30	2	2	2	3	2	0	1	0	0	0	33	42	2.25	0.500
Jim McGlothlin, R (9, 1) ERA: 3.91	1.0		4	1	0	0	0	1	0	0	0	0	0	3	7	0.00	2.000

PITCHER	IP	WLS	BF	H	R	ER	SO	BB	IBB	HBP	BLK	WP	HR	S	P	ERA	WHIP

TOP

Chicago White Sox @ California Angels

Anaheim Stadium, Anaheim, CA

Sun Jul 28 1968, 6:33 AM EDT

Att. 11,187 - Unknown

livebaseballscorecards.com

AB	30
R	2
H	3
RBI	2
BB	3
SO	3
LOB	10

WP: 0 PB: 0 SB: 2 CS: 1 PA: 34

BOTTOM

Chicago White Sox @ California Angels

Anaheim Stadium, Anaheim, CA

Sun Jul 28 1968, 6:33 AM EDT

Att. 11,187 - Unknown

livebaseballscorecards.com

Batter	1	2	3	4	5	6	7	8	9	AB	R	H	RBI	BB	SO	LOB
Vic Davalillo, L (1, 8) OBP: 0.262, SLG: 0.347	1-3		FC6-4 2-3 1B		1-3			BB 1B		4	0	2	0	0	0	0
Jim Fregosi, R (1, 6) OBP: 0.333, SLG: 0.408	6-3		FC6-4 1-2f			6-3		F4		4	0	0	0	0	0	3
Roger Repoz, L (1, 9) OBP: 0.311, SLG: 0.387	G3			F5		G4-6-3 1B		BBBB 1-2 BB		3	0	1	0	1	0	0
Don Mincher, L (1, 3) OBP: 0.302, SLG: 0.372 Bubba Morton, R (8, PH) OBP: 0.328, SLG: 0.291 Jim McGlothlin, R (9, 1) OBP: 0.122, SLG: 0.122		4-3		F7		G4-6-3 1-2f		F8		3 1 0	0 0 0	0 0 0	0 0 0	0 0 0	0 0 0	1 2 0
Rick Reichardt, R (1, 7) OBP: 0.322, SLG: 0.404		G5-4-3 1B		HR			F7		F4	4	1	2	1	0	0	0
Aurelio Rodriguez, R (1, 5) OBP: 0.324, SLG: 0.376		G5-4-3 1-2f		1B			E5 1B		5-3	4	0	1	0	0	0	1
Tom Satriano, L (1, 2) OBP: 0.309, SLG: 0.311 Tom Burgmeier, L (7, PR) Buck Rodgers, S (8, 2) OBP: 0.248, SLG: 0.241 Orlando McFarlane, R (9, PH) OBP: 0.467, SLG: 0.385			F6	F7			G6-4-3 1-2 1B		1B	3 0 0 1	0 0 0 0	1 0 0 1	0 0 0 0	0 0 0 0	0 0 0 0	1 0 0 0
Chuck Hinton, R (1, 4) OBP: 0.231, SLG: 0.321 (9, 3)			1B SH3-4 1B		F8		G6-4-3 1-2f		F9	4	0	1	0	0	0	3
Tom Murphy, R (1, 1) Ed Kirkpatrick, L (8, PH) OBP: 0.325, SLG: 0.279 Bobby Knoop, R (9, 4) OBP: 0.284, SLG: 0.310			SH3-4 1-2		SSS K			F7		1 1 0	0 0 0	0 0 0	0 0 0	0 0 0	1 0 0	0 0 0
Inning Stats	R: 0 E: 0 K: 0 S: 3 H: 0 LOB: 0 BB: 0 P: 3	R: 0 E: 0 K: 0 S: 3 H: 1 LOB: 0 BB: 0 P: 3	R: 0 E: 0 K: 0 S: 5 H: 2 LOB: 2 BB: 0 P: 5	R: 1 E: 0 K: 0 S: 5 H: 2 LOB: 1 BB: 0 P: 5	R: 0 E: 0 K: 1 S: 5 H: 0 LOB: 0 BB: 0 P: 5	R: 0 E: 0 K: 0 S: 3 H: 1 LOB: 0 BB: 0 P: 3	R: 0 E: 1 K: 0 S: 4 H: 1 LOB: 2 BB: 0 P: 4	R: 0 E: 0 K: 0 S: 4 H: 1 LOB: 2 BB: 1 P: 8	R: 0 E: 0 K: 0 S: 4 H: 1 LOB: 1 BB: 0 P: 4	1B: 8 2B: 0 3B: 0 HR: 1 SF: 0 SAC: 1 DP: 3 HBP: 0						

	AB	33
	R	1
	H	9
	RBI	1
	BB	1
	SO	1
	LOB	11

PITCHER		IP	WLS	BF	H	R	ER	SO	BB	IBB	HBP	BLK	WP	HR	S	P	ERA	WHIP
Jack Fisher, R ERA: 3.07	(1, 1)	7.2	W	30	8	1	1	1	1	0	0	0	0	1	31	35	1.17	1.174
Wilbur Wood, L ERA: 1.92	(8, 1)	1.1	S	5	1	0	0	0	0	0	0	0	0	0	5	5	0.00	0.750

PITCHER	IP	WLS	BF	H	R	ER	SO	BB	IBB	HBP	BLK	WP	HR	S	P	ERA	WHIP

Batter	1	2	3	4	5	6	7	8	9	10	11	12	13	AB	R	H	RBI	BB	SO	LOB
Luis Aparicio, R (1, 6) OBP: 0.311, SLG: 0.356	6-3		G1-6-3 1B		3B			FC3-6 1B		G3			SH2-4 E 1B	6	1	4	2	0	0	1
Sandy Alomar Sr., S (1, 4) OBP: 0.319, SLG: 0.295 (10, 5)	6-3		K		K2-3			K			4-3		SH2-4 1-2	5	0	0	0	0	3	4
Tom McCraw, L (1, 3) OBP: 0.277, SLG: 0.372	K		G1-6-3 1-2f			F6		FC3-6 CS 1-2f			G3		E4 2-H 3B	6	1	1	1	0	1	3
Leon Wagner, L (1, 9) OBP: 0.353, SLG: 0.342		K		K 1B		PB 4-3 1B		CS 1-2	K		F3		3B BB	3	0	2	0	0	1	0
Woodie Held, R (6, 9) OBP: 0.254, SLG: 0.158														2	1	0	0	1	1	0
Tommy Davis, R (1, 7) OBP: 0.264, SLG: 0.301		S 1B		K 1-2		4-3 1-2			6-3			FC4-6 1B	FC4-2 1-H 3B	6	0	3	1	0	1	2
Ken Berry, R (1, 8) OBP: 0.285, SLG: 0.337	K 1-2			5-3		K2-3 2-3			K			L7	FC4-2 2B 1B 3-H	6	1	0	0	0	3	4
Dick Kenworthy, R (1, 5) OBP: 0.264, SLG: 0.253	K		5-3				F8			4-3		FC4-6 1-2f		3	0	0	0	0	1	1
Gail Hopkins, L (10, PH) OBP: 0.235, SLG: 0.188													1B 2B 1-3	1	0	0	0	0	0	0
Tim Cullen, R (10, 4) OBP: 0.277, SLG: 0.280														2	1	1	0	0	0	1
Jerry McNertney, R (1, 2) OBP: 0.337, SLG: 0.282			1B 1B 1B		SH1-4 3B 1B		F2			K		IBB	1B IBB	4	2	2	0	2	1	0
Tommy John, R (1, 1) OBP: 0.208, SLG: 0.292					SH1-4 1-2		K					F8	1B 1-3 2-H 3-H	3	0	2	0	0	1	0
Bob Locker, S (10, 1)														0	0	0	0	0	0	0
Duane Josephson, R (12, PH) OBP: 0.293, SLG: 0.366														1	0	0	0	0	0	2
Wilbur Wood, R (12, 1) OBP: 0.133, SLG: 0.071														1	0	1	2	0	0	0
Inning Stats	R: 0 E: 0 K: 1 S: 5 H: 0 LOB: 0 BB: 0 P: 5	R: 0 E: 0 K: 3 S: 10 H: 1 LOB: 1 BB: 0 P: 10	R: 1 E: 0 K: 1 S: 7 H: 3 LOB: 1 BB: 0 P: 7	R: 0 E: 0 K: 1 S: 5 H: 1 LOB: 0 BB: 0 P: 5	R: 1 E: 0 K: 1 S: 7 H: 2 LOB: 1 BB: 0 P: 7	R: 0 E: 0 K: 1 S: 6 H: 1 LOB: 1 BB: 0 P: 6	R: 0 E: 0 K: 1 S: 5 H: 0 LOB: 0 BB: 0 P: 5	R: 0 E: 0 K: 1 S: 5 H: 1 LOB: 0 BB: 0 P: 5	R: 0 E: 0 K: 2 S: 7 H: 0 LOB: 0 BB: 0 P: 7	R: 0 E: 0 K: 1 S: 6 H: 1 LOB: 1 BB: 0 P: 6	R: 0 E: 0 K: 0 S: 3 H: 0 LOB: 0 BB: 0 P: 3	R: 0 E: 1 K: 0 S: 4 H: 1 LOB: 2 BB: 1 P: 8	R: 5 E: 1 K: 0 S: 7 H: 5 LOB: 3 BB: 2 P: 15	1B: 12 2B: 1 3B: 3 HR: 0	SF: 0 SAC: 2 DP: 1 HBP: 0	WP: 0 PB: 1 SB: 1 CS: 1	PA: 55			

PITCHER		IP	WLS	BF	H	R	ER	SO	BB	IBB	HBP	BLK	WP	HR	S	P	ERA	WHIP
Blue Moon Odom, R ERA: 2.41	(1, 1)	12.1	L	48	13	4	4	13	0	1	0	0	0	0	73	77	2.92	1.054
Diego Segui, R ERA: 3.19	(13, 1)	0.2		6	3	3	3	0	1	1	0	0	0	0	4	12	40.50	6.000

PITCHER	IP	WLS	BF	H	R	ER	SO	BB	IBB	HBP	BLK	WP	HR	S	P	ERA	WHIP

TOP

Chicago White Sox @ Oakland Athletics

Oakland-Alameda County Coliseum, Oakland, CA

Mon Jul 29 1968, 7:05 PM PDT

Att. 5,413 - Unknown

livebaseballscorecards.com

AB	49
R	7
H	16
RBI	6
BB	3
SO	13
LOB	18

Chicago White Sox @ Oakland Athletics

Oakland-Alameda County Coliseum, Oakland, CA

Mon Jul 29 1968, 7:05 PM PDT

Att. 5,413 - Unknown

livebaseballscorecards.com

BOTTOM

Batter	1	2	3	4	5	6	7	8	9	10	11	12	13	AB	R	H	RBI	BB	SO	LOB
Bert Campaneris, R (1, 6) OBP: 0.303, SLG: 0.319	4-3		6-3		F8		FC2-6 1B		F7		5-3		1B	7	0	2	0	0	0	0
Danny Cater, R (1, 3) OBP: 0.333, SLG: 0.372	6-3		1B		F9		FC2-6 1-2f		BB		1-3		4-3	6	0	1	0	1	0	2
Rick Monday, L (1, 8) OBP: 0.405, SLG: 0.436	1-3		F7		6-3		K		K			BB		5	0	0	0	1	2	3
Sal Bando, R (1, 5) OBP: 0.330, SLG: 0.381		1B 1B 1B		K		E4 FC6-5	F9			G3 SH2-4 1B		K 1-2		6	1	2	0	0	2	2
Mike Hershberger, R (1, 7) OBP: 0.331, SLG: 0.371		1B 1-3 FC5-2-5 1B		1B 1B		FC6-5 2-3 1B 2-3		L4		SH2-4 1-2		IBB		4	1	2	0	1	0	1
Reggie Jackson, L (1, 9) OBP: 0.331, SLG: 0.460		FC5-2-5 1-3 3-H 1B		BB 1-3 1B		2-3 1-2		K		G3 IBB		K		5	0	2	1	1	2	3
Dave Duncan, R (1, 2) OBP: 0.245, SLG: 0.272 John Donaldson, L (10, PH) OBP: 0.311, SLG: 0.283 (11, 4)		FC5-2-5 2-3 3-H		K		1B BB		BB		G3 1-2 2-3		K		2 2	0 0	0 0	0 0	2 0	1 1	4 4
Dick Green, R (1, 4) OBP: 0.435, SLG: 0.297 Jim Gosger, L (10, PH) OBP: 0.208, SLG: 0.164 Jim Pagliaroni, R (11, 2) OBP: 0.350, SLG: 0.339		K		BB 1-2		1B 1-2 2-H		K		6-3			F9	3 1 1	0 0 0	1 0 0	1 0 0	1 0 0	2 0 0	2 2 0
Blue Moon Odom, R (1, 1) OBP: 0.204, SLG: 0.245 Diego Segui, R (13, 1) Joe Rudi, R (13, PH) OBP: 0.239, SLG: 0.250		G3	6-3			1-3			K		K		K	5 0 1	0 0 0	0 0 0	0 0 0	0 0 0	2 0 1	5 0 0
Inning Stats	R: 0 E: 0 K: 0 S: 3 H: 0 LOB: 0 BB: 0 P: 3	R: 1 E: 0 K: 1 S: 7 H: 3 LOB: 1 BB: 0 P: 7	R: 0 E: 0 K: 0 S: 4 H: 1 LOB: 1 BB: 0 P: 4	R: 0 E: 0 K: 2 S: 9 H: 2 LOB: 3 BB: 1 P: 13	R: 0 E: 0 K: 0 S: 3 H: 0 LOB: 0 BB: 0 P: 3	R: 1 E: 1 K: 0 S: 5 H: 1 LOB: 2 BB: 1 P: 9	R: 0 E: 0 K: 1 S: 6 H: 1 LOB: 1 BB: 0 P: 6	R: 0 E: 0 K: 2 S: 7 H: 0 LOB: 1 BB: 1 P: 11	R: 0 E: 0 K: 2 S: 7 H: 0 LOB: 1 BB: 1 P: 11	R: 0 E: 0 K: 0 S: 4 H: 1 LOB: 2 BB: 1 P: 8	R: 0 E: 0 K: 1 S: 5 H: 0 LOB: 0 BB: 0 P: 5	R: 0 E: 0 K: 3 S: 9 H: 0 LOB: 2 BB: 2 P: 17	R: 0 E: 0 K: 1 S: 6 H: 1 LOB: 1 BB: 0 P: 6	1B: 10 2B: 0 3B: 0 HR: 0 SF: 0 SAC: 1 DP: 0 HBP: 0						

PITCHER	IP	WLS	BF	H	R	ER	SO	BB	IBB	HBP	BLK	WP	HR	S	P	ERA	WHIP
Tommy John, L (1, 1) ERA: 1.9	9.1		42	9	2	1	8	4	1	0	0	0	0	53	73	0.96	1.393
Bob Locker, R (10, 1) ERA: 2.84	1.2		5	0	0	0	1	0	0	0	0	0	0	7	7	0.00	0.000
Wilbur Wood, L (12, 1) ERA: 1.88	2.0	W	9	1	0	0	4	1	1	0	0	0	0	15	23	0.00	1.000

PITCHER	IP	WLS	BF	H	R	ER	SO	BB	IBB	HBP	BLK	WP	HR	S	P	ERA	WHIP

AB	48
R	2
H	10
RBI	2
BB	7
SO	13
LOB	28

WP: 0 PB: 0 SB: 1 CS: 0 PA: 56

Batter	1	2	3	4	5	6	7	8	9	AB	R	H	RBI	BB	SO	LOB
Luis Aparicio, R (1, 6) OBP: 0.315, SLG: 0.357	BBBB 4-0 CS BB		x 0-0 ③ F8			x 0-0 G6-4-3 HBP 1B	x 0-0 1-2 1B		x 0-0 ①② G4-3 1-2f 2-3	4	0	2	0	1	0	2
Tom McCraw, L (1, 3) OBP: 0.275, SLG: 0.367	x 0-0 ①② F6 1-2			x 0-0 ① F6		H 1-0 G6-4-3 1-2 HBP	SSS 0-3 ③ K		x 0-0 ③ F4	4	0	0	0	0	1	5
Tommy Davis, R (1, 7) OBP: 0.271, SLG: 0.311	x 0-0 2B			x 0-0 2B E 1B		x 0-0 ①② G6-4-3 1-2f 2-3		x 0-0 BB 1B		4	1	3	0	0	0	2
Leon Wagner, L (1, 9) OBP: 0.356, SLG: 0.348 Woodie Held, R (8, 9) OBP: 0.254, SLG: 0.158	x 0-0 ③ F6			x 0-0 1-3 2B		I 4-0 BB IBB	SSS 0-3 ① K			3 0	0 0	1 0	0 0	1 0	1 0	2 0
Duane Josephson, R (1, 2) OBP: 0.293, SLG: 0.362		SSS 0-3 ① K		x 0-0 E6 G4-6-3 3-H		BBBB 4-0 FC6-4 1-2 BB	SSS 0-3 ② K			3	0	0	1	1	2	2
Ken Berry, R (1, 8) OBP: 0.288, SLG: 0.337		x 0-0 CS 1B		x 0-0 ②③ G4-6-3 1-2f		x 0-0 ③ FC6-4 1-2f		BBBB 4-0 FC6-4 1-2 BB		3	0	1	0	1	0	5
Tim Cullen, R (1, 4) OBP: 0.274, SLG: 0.276 Walt Williams, R (7, PH) OBP: 0.174, SLG: 0.156 Dick Kenworthy, R (7, 5) OBP: 0.261, SLG: 0.250		SSS 0-3 ②③ K 1-2			x 0-0 ① F8		SSS 0-3 ① K	x 0-0 ③ FC6-4 1-2f		2 1 1	0 0 0	0 0 0	0 0 0	0 0 0	1 1 0	1 0 2
Sandy Alomar Sr., S (1, 5) OBP: 0.317, SLG: 0.289 (7, 4)			x 0-0 ① 4-3		x 0-0 ② 4-3		SSS 0-3 ② K		BBBB 4-0 G4-3 1B BB	3	0	0	0	1	1	0
Joe Horlen, R (1, 1) OBP: 0.071, SLG: 0.049 Gail Hopkins, L (7, PH) OBP: 0.278, SLG: 0.188 Bob Priddy, R (7, PR) OBP: 0.059, SLG: 0.235 Bob Locker, S (7, 1) Jerry McNertney, R (9, PH) OBP: 0.343, SLG: 0.291 Dennis Ribant, R (9, PR) OBP: 0.333, SLG: 0.200			SSS 0-3 ② K		x 0-0 ③ 4-3		BBBB 4-0 1B BB		x 0-0 1-2 G4-3 1B	2 0 0 0 1 0	0 0 0 0 0 0	0 0 0 0 1 0	0 0 0 0 0 0	0 1 0 0 0 0	1 0 0 0 0 0	0 0 0 0 0 0
Inning Stats	R: 0 E: 0 K: 0 S: 3 H: 1 LOB: 1 BB: 1 P: 7	R: 0 E: 0 K: 2 S: 7 H: 1 LOB: 0 BB: 0 P: 7	R: 0 E: 0 K: 1 S: 5 H: 0 LOB: 0 BB: 0 P: 5	R: 1 E: 1 K: 0 S: 5 H: 2 LOB: 1 BB: 0 P: 5	R: 0 E: 0 K: 0 S: 3 H: 0 LOB: 0 BB: 0 P: 3	R: 0 E: 0 K: 0 S: 3 H: 1 LOB: 3 BB: 2 P: 12	R: 0 E: 0 K: 3 S: 10 H: 1 LOB: 2 BB: 1 P: 14	R: 0 E: 0 K: 2 S: 8 H: 1 LOB: 2 BB: 1 P: 12	R: 0 E: 0 K: 0 S: 3 H: 1 LOB: 2 BB: 1 P: 7	1B: 6 2B: 2 3B: 0 HR: 0	SF: 0 SAC: 0 DP: 3 HBP: 1				WP: 0 PB: 0 SB: 0 CS: 2	PA: 38	

PITCHER		IP	WLS	BF	H	R	ER	SO	BB	IBB	HBP	BLK	WP	HR	S	P	ERA	WHIP
Chuck Dobson, R ERA: 2.7	(1, 1)	7.2	W	33	7	1	1	8	4	1	1	0	0	0	43	64	1.17	1.435
Jack Aker, R ERA: 3.62	(8, 1)	1.1	S	5	1	0	0	0	1	0	0	0	0	0	4	8	0.00	1.500

PITCHER	IP	WLS	BF	H	R	ER	SO	BB	IBB	HBP	BLK	WP	HR	S	P	ERA	WHIP

TOP

Chicago White Sox @ Oakland Athletics

Oakland-Alameda County Coliseum, Oakland, CA

Tue Jul 30 1968, 3:33 AM PDT

Att. 11,161 - Unknown

livebaseballscorecards.com

AB	31
R	1
H	8
RBI	1
BB	6
SO	8
LOB	21

BOTTOM

Chicago White Sox @ Oakland Athletics

Oakland-Alameda County Coliseum, Oakland, CA

Tue Jul 30 1968, 3:33 AM PDT

Att. 11,161 - Unknown

Batter	1	2	3	4	5	6	7	8	9	AB	R	H	RBI	BB	SO	LOB
Bert Campaneris, R (1, 6) OBP: 0.307, SLG: 0.323	S 1B 1B	1B			F3 ①	E8 2-H 1B				4	1	3	1	0	0	0
John Donaldson, L (1, 4) OBP: 0.308, SLG: 0.279	K ① 1-3	1-3 ③			F7 ②	3-1 ③				4	0	0	0	0	1	3
Dick Green, R (7, 4) OBP: 0.435, SLG: 0.297										0	0	0	0	0	0	0
Rick Monday, L (1, 8) OBP: 0.406, SLG: 0.442	BB 1B FC5-2 BB		K ①		1B 3B		6-3 ①			3	1	1	0	1	1	0
Sal Bando, R (1, 5) OBP: 0.332, SLG: 0.382	FC5-2 BB 1-2 3-H 1B		1-3 ②		BB 3-H 1B		K ②			4	0	2	2	0	1	0
Reggie Jackson, L (1, 9) OBP: 0.332, SLG: 0.458	FC5-2 1-2 2-3 BB		K ③		1-2 BB		G3 ③			2	0	0	0	2	1	0
Jim Gosger, L (9, 7) OBP: 0.208, SLG: 0.164										0	0	0	0	0	0	0
Danny Cater, R (1, 3) OBP: 0.329, SLG: 0.367	FC5-2 ② 1-2 2-3 3-Hf			5-3 ①	F8 ③			1-3 ①		4	0	0	0	0	0	5
Mike Hershberger, R (1, 7) (9, 9) OBP: 0.328, SLG: 0.367	5-3 ③			FC5-4 1B		4-3 ①		5-3 ②		4	0	1	0	0	0	3
Dave Duncan, R (1, 2) OBP: 0.245, SLG: 0.271		5-3 ①		F6 ②		SH1-4 E 1B		6-3 ③		4	1	1	0	0	0	1
Chuck Dobson, R (1, 1) OBP: 0.192, SLG: 0.231		6-3 ②		FC5-4 ③ 1-2f		SH1-4 ② 1-2				2	0	0	0	0	0	1
Jack Aker, R (8, 1) OBP: 0.200, SLG: 0.200										0	0	0	0	0	0	0
Inning Stats	R: 1 H: 2 E: 0 LOB: 3 K: 1 BB: 2 S: 7 P: 15	R: 0 H: 1 E: 0 LOB: 1 K: 0 BB: 0 S: 4 P: 4	R: 0 H: 0 E: 0 LOB: 0 K: 2 BB: 0 S: 7 P: 7	R: 0 H: 1 E: 0 LOB: 1 K: 0 BB: 0 S: 4 P: 4	R: 1 H: 2 E: 0 LOB: 2 K: 0 BB: 1 S: 5 P: 9	R: 1 H: 2 E: 1 LOB: 1 K: 0 BB: 0 S: 5 P: 5	R: 0 H: 0 E: 0 LOB: 0 K: 1 BB: 0 S: 5 P: 5	R: 0 H: 0 E: 0 LOB: 0 K: 0 BB: 0 S: 3 P: 3		1B: 7 SF: 0 2B: 0 SAC: 1 3B: 1 DP: 0 HR: 0 HBP: 0						

PITCHER	IP	WLS	BF	H	R	ER	SO	BB	IBB	HBP	BLK	WP	HR	S	P	ERA	WHIP
Joe Horlen, R (1, 1) ERA: 2.76	6.0	L	29	8	3	3	3	3	0	0	0	0	0	32	44	4.50	1.833
Bob Locker, R (7, 1) ERA: 2.73	2.0		6	0	0	0	1	0	0	0	0	0	0	8	8	0.00	0.000

PITCHER	IP	WLS	BF	H	R	ER	SO	BB	IBB	HBP	BLK	WP	HR	S	P	ERA	WHIP

AB	31
R	3
H	8
RBI	3
BB	3
SO	4
LOB	13

PA: 35

WP: 0 PB: 0 SB: 2 CS: 0

livebaseballscorecards.com

Batter	1	2	3	4	5	6	7	8	9	AB	R	H	RBI	BB	SO	LOB
Luis Aparicio, R (1, 6) OBP: 0.315, SLG: 0.361 Tim Cullen, R (5, 4) OBP: 0.275, SLG: 0.284	G3 SF8 2B		6-3		SF9 3-H	E3 E 1-2		F8	1-H 2-H 3-H 1B 2B	2 3	1 1	1 1	1 3	0 0	0 0	0 2
Tom McCraw, L (1, 3) OBP: 0.276, SLG: 0.364	G3 2-3		F4		1B	E4 1-3 2-H		4-3	1B IBB	5	0	1	0	1	0	3
Woodie Held, R (1, 9) OBP: 0.260, SLG: 0.161 (9, 5)	B B B B 1B BB		S S S K		S S S K	4-3			G3 1-2 2-H 1B	5	0	1	1	1	2	3
Tommy Davis, R (1, 7) OBP: 0.276, SLG: 0.316	SF8 3-H			G5-4-3 1B		1B 2B 1B	5-3		1B 1B K	5	2	3	1	0	1	2
Duane Josephson, R (1, 2) OBP: 0.295, SLG: 0.363	1-2 1B			G5-4-3 1-2f		F6	5-3		1B 1-2 1B	5	1	2	0	0	0	2
Dick Kenworthy, R (1, 5) OBP: 0.281, SLG: 0.272 Leon Wagner, L (9, PH) OBP: 0.360, SLG: 0.353 (9, 9)	F7			1B		2B SF8 1-2 1B	FC6-4 1B		G3 1B 1-2 2-H 2B 1B	4 1	1 1	3 1	0 1	0 0	0 0	2 0
Ken Berry, R (1, 8) OBP: 0.290, SLG: 0.341		6-3		L9		1-3 2-H 1B 2B	FC6-4 1-2f		G3 1-2 2-H 2B 1B	5	2	2	2	0	0	2
Sandy Alomar Sr., S (1, 4) OBP: 0.314, SLG: 0.301 (5, 6)		6-3			SF9 3B	SF8 3-H		6-3	G3 1-2 2-3	4	1	1	1	0	0	2
Bob Priddy, R (1, 1) Dennis Ribant, R (3, 1) Cisco Carlos, R (4, 1) Walt Williams, R (5, PH) Bob Locker, S (6, 1) Jerry McNertney, R (8, PH) Joe Horlen, R (8, PB) Wilbur Wood, R (8, 1) Gail Hopkins, L (9, PH) Hoyt Wilhelm, R (9, 1)		S S S K			S S S K	E E 2-H 1B		1B	2B IBB	1 0 1 1 0 1 0 0 0 0	0 0 0 1 0 1 0 0 1 0	0 0 0 1 0 0 0 0 0 0	0 0 0 0 0 0 0 0 1 0	1 0 1 0 0 1 0 0 0 0	0 0 1 0 0 0 0 0 0 0	0 0 1 0 0 0 0 0 0 0
Inning Stats	R: 1 E: 0 K: 0 S: 5 H: 2 LOB: 2 BB: 1 P: 9	R: 0 E: 0 K: 1 S: 5 H: 0 LOB: 0 BB: 0 P: 5	R: 0 E: 0 K: 1 S: 5 H: 0 LOB: 0 BB: 0 P: 5	R: 0 E: 0 K: 0 S: 4 H: 2 LOB: 1 BB: 0 P: 4	R: 1 E: 0 K: 2 S: 9 H: 2 LOB: 1 BB: 0 P: 9	R: 4 E: 2 K: 0 S: 9 H: 4 LOB: 2 BB: 0 P: 9	R: 0 E: 0 K: 0 S: 4 H: 1 LOB: 1 BB: 0 P: 4	R: 0 E: 0 K: 0 S: 4 H: 1 LOB: 1 BB: 0 P: 4	R: 6 E: 0 K: 1 S: 11 H: 6 LOB: 2 BB: 2 P: 19	1B: 14 2B: 3 3B: 1 HR: 0 SF: 3 SAC: 0 DP: 1 HBP: 0						

TOP

Chicago White Sox @ Minnesota Twins

Metropolitan Stadium, Bloomington , MI

Wed Jul 31 1968, 8:05 PM EDT

Att. 16,058 - Unknown - 69 F

livebaseballscorecards.com

AB	43
R	12
H	18
RBI	11
BB	3
SO	5
LOB	19

WP: 0 PB: 0 SB: 0 CS: 0 PA: 49

PITCHER		IP	WLS	BF	H	R	ER	SO	BB	IBB	HBP	BLK	WP	HR	S	P	ERA	WHIP
Jim Kaat, L ERA: 3.0	(1, 1)	5.2		27	10	6	5	4	1	0	0	0	0	0	34	38	7.94	1.941
Ron Perranoski, L ERA: 2.69	(6, 1)	2.2		14	4	2	2	0	0	0	0	0	0	0	14	14	6.75	1.500
Al Worthington, R ERA: 2.83	(9, 1)	0.1	L	7	4	4	4	0	0	2	0	0	0	0	5	13	108.00	12.000
Bob Miller, R ERA: 3.55	(9, 1)	0.1		1	0	0	0	1	0	0	0	0	0	0	3	3	0.00	0.000

PITCHER	IP	WLS	BF	H	R	ER	SO	BB	IBB	HBP	BLK	WP	HR	S	P	ERA	WHIP

Batter	1	2	3	4	5	6	7	8	9	AB	R	H	RBI	BB	SO	LOB
Cesar Tovar, R (1, 9) OBP: 0.319, SLG: 0.365	5-3	1-3		1B 1B	4-3			3-1 SH1-4 1B		5	1	2	0	0	0	2
Rich Reese, L (1, 3) OBP: 0.301, SLG: 0.340	FC4-6 1B		F6	1B E 1B	4-3			SH1-4		4	1	2	0	0	0	0
Ted Uhlaender, L (1, 8) OBP: 0.329, SLG: 0.415	FC4-6		2B 1B	E3 1B 1B		K		3-1		5	2	2	1	0	1	2
Bob Allison, R (1, 7) OBP: 0.339, SLG: 0.460	F7		2B	BB 1B 2B 1B		G4-6-3 1B		IBB		4	1	3	1	1	0	1
John Roseboro, L (1, 2) OBP: 0.313, SLG: 0.316		HR	BB	BB 2B 1B		G4-6-3		K		4	2	2	2	1	1	3
Rod Carew, L (1, 4) OBP: 0.332, SLG: 0.349		G3	F7	2B BB			5-3 2B		F7	4	1	1	0	1	0	2
Frank Quilici, R (1, 5) OBP: 0.322, SLG: 0.374		6-3	4-3	2B			5-3		1B	5	0	2	3	0	0	3
Ron Clark, R (1, 6) OBP: 0.240, SLG: 0.191		S 1B		L8 F4			K		F5	5	0	1	0	0	1	3
Jim Kaat, L (1, 1) OBP: 0.125, SLG: 0.106		BB		1-3	F8		K		2-3	2	0	0	0	1	0	0
Ron Perranoski, L (6, 1)										1	0	0	0	0	1	1
Al Worthington, R (9, 1)										0	0	0	0	0	0	0
Bob Miller, R (9, 1) OBP: 0.250, SLG: 0.250										0	0	0	0	0	0	0
Rich Rollins, R (9, PH) OBP: 0.289, SLG: 0.361										1	0	0	0	0	0	1
Inning Stats	R: 0 E: 0 K: 0 S: 4 H: 1 LOB: 1 BB: 0 P: 4	R: 1 E: 0 K: 0 S: 5 H: 2 LOB: 2 BB: 1 P: 9	R: 1 E: 0 K: 0 S: 5 H: 2 LOB: 2 BB: 1 P: 9	R: 6 E: 1 K: 0 S: 9 H: 6 LOB: 1 BB: 1 P: 13	R: 0 E: 0 K: 0 S: 3 H: 0 LOB: 0 BB: 0 P: 3	R: 0 E: 0 K: 1 S: 5 H: 1 LOB: 0 BB: 0 P: 5	R: 0 E: 0 K: 2 S: 8 H: 1 LOB: 1 BB: 0 P: 8	R: 0 E: 0 K: 1 S: 6 H: 1 LOB: 2 BB: 1 P: 10	R: 0 E: 0 K: 0 S: 4 H: 1 LOB: 1 BB: 0 P: 4	1B: 11 2B: 3 3B: 0 HR: 1 SF: 0 SAC: 1 DP: 1 HBP: 0						

PITCHER		IP	WLS	BF	H	R	ER	SO	BB	IBB	HBP	BLK	WP	HR	S	P	ERA	WHIP
Bob Priddy, R ERA: 2.84	(1, 1)	2.1		14	5	2	2	0	2	0	0	0	0	1	12	20	7.71	3.000
Dennis Ribant, R ERA: 4.21	(3, 1)	1.1		10	5	6	6	0	1	0	0	0	0	0	9	13	40.50	4.500
Cisco Carlos, R ERA: 3.36	(4, 1)	1.1		5	1	0	0	0	0	0	0	0	0	0	5	5	0.00	0.750
Bob Locker, R ERA: 2.63	(6, 1)	2.0		7	2	0	0	3	0	0	0	0	0	0	13	13	0.00	1.000
Wilbur Wood, L ERA: 1.87	(8, 1)	1.0	W	5	1	0	0	1	0	1	0	0	0	0	6	10	0.00	1.000

PITCHER		IP	WLS	BF	H	R	ER	SO	BB	IBB	HBP	BLK	WP	HR	S	P	ERA	WHIP
Hoyt Wilhelm, R ERA: 1.52	(9, 1)	1.0	S	4	1	0	0	0	0	0	0	0	0	0	4	4	0.00	1.000

BOTTOM

Chicago White Sox @ Minnesota Twins

Metropolitan Stadium, Bloomington , MI

Wed Jul 31 1968, 8:05 PM EDT

Att. 16,058 - Unknown - 69 F

livebaseballscorecards.com

AB	40
R	8
H	15
RBI	7
BB	4
SO	4
LOB	18

WP: 0 PA: 45
PB: 0
SB: 1
CS: 0

Batter	1	2	3	4	5	6	7	8	9	AB	R	H	RBI	BB	SO	LOB
Luis Aparicio, R (1, 6) OBP: 0.314, SLG: 0.359	F3		1-6-3		F9			1B		4	1	1	0	0	0	1
Tom McCraw, L (1, 3) OBP: 0.279, SLG: 0.364	BBBB S BB		FC4-6 1B			L8		F9		3	0	1	0	1	0	1
Walt Williams, R (1, 7) OBP: 0.196, SLG: 0.180	L6 1-2		FC4-6 1-2f			F8		1B 1-3		4	0	1	0	0	0	2
Leon Wagner, L (1, 9) OBP: 0.363, SLG: 0.356	3-1			L8		1B		1B 1-3 3-H		4	0	2	1	0	0	1
Bob Locker, S (8, 1)										0	0	0	0	0	0	0
Duane Josephson, R (1, 2) OBP: 0.291, SLG: 0.358		6-3		SSS K		F8		F4		4	0	0	0	0	1	3
Dick Kenworthy, R (1, 5) OBP: 0.270, SLG: 0.260		F8		1-3			F8		1-3	4	0	0	0	0	0	0
Ken Berry, R (1, 8) OBP: 0.289, SLG: 0.343		2B			4-3		F9		F9	4	0	1	0	0	0	0
Sandy Alomar Sr., S (1, 4) OBP: 0.318, SLG: 0.306		L9			1-3 1B		4-3		1B	4	0	2	0	0	0	1
Jack Fisher, R (1, 1) OBP: 0.167, SLG: 0.172			G2		1-3 1-2			6-3	F3	1	0	0	0	0	0	0
Gail Hopkins, L (5, PH) OBP: 0.300, SLG: 0.176										1	0	0	0	0	0	1
Cisco Carlos, R (5, 1) OBP: 0.136, SLG: 0.050										0	0	0	0	0	0	0
Woodie Held, R (8, PH) OBP: 0.253, SLG: 0.156										2	0	0	0	0	0	1
(8, 9)																
Inning Stats	R: 0 E: 0 K: 0 S: 3 H: 0 LOB: 1 BB: 1 P: 7	R: 0 E: 0 K: 0 S: 4 H: 1 LOB: 1 BB: 0 P: 4	R: 0 E: 0 K: 0 S: 4 H: 1 LOB: 1 BB: 0 P: 4	R: 0 E: 0 K: 1 S: 5 H: 0 LOB: 0 BB: 0 P: 5	R: 0 E: 0 K: 0 S: 4 H: 1 LOB: 1 BB: 0 P: 4	R: 0 E: 0 K: 0 S: 4 H: 1 LOB: 1 BB: 0 P: 4	R: 0 E: 0 K: 0 S: 3 H: 0 LOB: 0 BB: 0 P: 3	R: 1 E: 0 K: 0 S: 6 H: 3 LOB: 2 BB: 0 P: 6	R: 0 E: 0 K: 0 S: 4 H: 1 LOB: 0 BB: 0 P: 4	1B: 7 2B: 1 3B: 0 HR: 0	SF: 0 SAC: 0 DP: 0 HBP: 0						

PITCHER	IP	WLS	BF	H	R	ER	SO	BB	IBB	HBP	BLK	WP	HR	S	P	ERA	WHIP
Jim Perry, R (1, 1) ERA: 2.81	8.2	W	34	7	1	1	1	1	0	0	0	0	0	35	39	1.04	0.923
Dean Chance, R (9, 1) ERA: 2.52	0.1	S	2	1	0	0	0	0	0	0	0	0	0	2	2	0.00	3.000

PITCHER	IP	WLS	BF	H	R	ER	SO	BB	IBB	HBP	BLK	WP	HR	S	P	ERA	WHIP

Chicago White Sox @ Minnesota Twins

Metropolitan Stadium, Bloomington , MI

Thu Aug 01 1968, 4:33 AM EDT

Att. 14,140 - Unknown - 75 F

TOP

livebaseballscorecards.com

AB	35
R	1
H	8
RBI	1
BB	1
SO	1
LOB	11

Batter	1	2	3	4	5	6	7	8	9	AB	R	H	RBI	BB	SO	LOB
Cesar Tovar, R (1, 9) OBP: 0.319, SLG: 0.364	F7 1B	G4-6-3 1-2 1B		L8		L9				4	0	1	0	0	0	0
Rich Reese, L (1, 3) OBP: 0.300, SLG: 0.333	3-1	G4-6-3 1-2f 2-3		BB			6-3			3	0	0	0	1	0	2
Ted Uhlaender, L (1, 8) OBP: 0.330, SLG: 0.416	CS 1B 1B	CS 3-H 1B		K			G3			4	1	2	1	0	1	1
Bob Allison, R (1, 7) OBP: 0.341, SLG: 0.471	1B 1-H 2B 1B	CS 1-2	F7		HR		K			4	2	2	2	0	1	0
John Roseboro, L (1, 2) OBP: 0.312, SLG: 0.315	2B 1-2 1B		K		F1			K		4	0	1	0	0	2	0
Rod Carew, L (1, 4) OBP: 0.338, SLG: 0.359	1-3 2-H 2B		1B 1B		G6-4-3 1B			K		4	0	3	1	0	1	0
Frank Quilici, R (1, 5) OBP: 0.331, SLG: 0.380	BB		1-3 1B		G6-4-3 1-2f			FC6-4 1B		3	0	2	0	1	0	1
Ron Clark, R (1, 6) OBP: 0.228, SLG: 0.181	F9		2-3			F8		FC6-4 1-2f		4	0	0	0	0	0	6
Jim Perry, S (1, 1) OBP: 0.200, SLG: 0.382		E6 G4-6-3 1B 1B		4-3		L8				3	1	0	0	0	0	0
Dean Chance, R (9, 1) OBP: 0.115, SLG: 0.069										0	0	0	0	0	0	0
Inning Stats	R: 2 E: 0 K: 0 S: 7 H: 4 LOB: 3 BB: 1 P: 11	R: 1 E: 1 K: 0 S: 4 H: 2 LOB: 0 BB: 0 P: 4	R: 0 E: 0 K: 1 S: 7 H: 2 LOB: 2 BB: 0 P: 7	R: 0 E: 0 K: 1 S: 5 H: 0 LOB: 1 BB: 1 P: 9	R: 1 E: 0 K: 0 S: 4 H: 2 LOB: 0 BB: 0 P: 4	R: 0 E: 0 K: 0 S: 3 H: 0 LOB: 0 BB: 0 P: 3	R: 0 E: 0 K: 1 S: 5 H: 0 LOB: 0 BB: 0 P: 5	R: 0 E: 0 K: 2 S: 8 H: 1 LOB: 1 BB: 0 P: 8		1B: 9 2B: 1 3B: 0 HR: 1	SF: 0 SAC: 0 DP: 2 HBP: 0					

PITCHER		IP	WLS	BF	H	R	ER	SO	BB	IBB	HBP	BLK	WP	HR	S	P	ERA	WHIP
Jack Fisher, R ERA: 2.94	(1, 1)	4.0	L	21	8	3	0	2	2	0	0	0	0	0	23	31	0.00	2.500
Cisco Carlos, R ERA: 3.35	(5, 1)	3.0		10	2	1	1	1	0	0	0	0	0	1	12	12	3.00	0.667
Bob Locker, R ERA: 2.59	(8, 1)	1.0		4	1	0	0	2	0	0	0	0	0	0	8	8	0.00	1.000

PITCHER	IP	WLS	BF	H	R	ER	SO	BB	IBB	HBP	BLK	WP	HR	S	P	ERA	WHIP

BOTTOM

Chicago White Sox @ Minnesota Twins

Metropolitan Stadium, Bloomington , MI

Thu Aug 01 1968, 4:33 AM EDT
Att. 14,140 - Unknown - 75 F

livebaseballscorecards.com

AB	33
R	4
H	11
RBI	4
BB	2
SO	5
LOB	10

1B: 9 SF: 0
2B: 1 SAC: 0
3B: 0 DP: 2
HR: 1 HBP: 0

WP: 0 PA: 36
PB: 0
SB: 0
CS: 2

Batter	1	2	3	4	5	6	7	8	9	AB	R	H	RBI	BB	SO	LOB
Del Unser, L (1, 8) OBP: 0.302, SLG: 0.294	F8		G4-6-3 1-2f		2B E 1B	BBB 4-0 S HR BB	FC3-6 1-2f 3-H			4	2	1	1	1	0	2
Cap Peterson, R (1, 9) OBP: 0.308, SLG: 0.318	BBBB 4-0 FC5-4 BB			0-0 1B 2B	1-3 E 2B	SSS 0-3 K 1-2	0-0 1-3			4	2	2	0	1	1	2
Hank Allen, R (1, 5) OBP: 0.244, SLG: 0.311	0-0 FC5-4 1-2f			0-0 2B 1B 2-H	0-0 6-3	0-0 5-3		0-0 F8		5	1	1	1	0	0	4
Frank Howard, R (1, 3) OBP: 0.343, SLG: 0.588 Gary Holman, L (8, 3) OBP: 0.373, SLG: 0.333	0-0 F7			0-0 G1 1B 2B 2-H	4-0 E SF7 IBB	0-0 HR 2-H		0-0 F6		4 0	3 0	2 0	3 0	1 0	0 0	1 0
Brant Alyea, R (1, 7) OBP: 0.267, SLG: 0.154		BBBB 4-0 3-6 BB		0-0 G1 2-3	0-0 E7 1B 1B 1-3 2-H 3-H	SSS 0-3 K		SSS 0-3 K		4	1	1	2	1	2	1
Bernie Allen, L (1, 4) OBP: 0.302, SLG: 0.356		0-0 3-6 1-2f		0-0 1B 1B 3-H	4-0 1B IBB		SSS 0-3 K		0-0 1B	4	0	2	1	1	1	1
Paul Casanova, R (1, 2) OBP: 0.201, SLG: 0.221		0-0 F4		0-0 L4	0-0 SF7 3-H		0-0 1B 1B 1B	SSS 0-3 K		4	1	1	1	0	1	2
Tim Cullen, R (1, 6) OBP: 0.284, SLG: 0.294			0-0 6-3	0-0 1-3 1B	0-0 1-2 2-H		0-0 1-2 1B		0-0 F8	0	1	0	0	0	0	0
Camilo Pascual, R (1, 1) OBP: 0.178, SLG: 0.178			0-0 G4-6-3 1B	0-0 1-3	0-0 FC6-4 1-2f		0-0 FC3-6 1-3 2-H		SSS 0-3 K	5	0	2	1	0	1	5
Inning Stats	R: 0 H: 0 E: 0 LOB: 1 K: 0 BB: 1 S: 3 P: 7	R: 0 H: 0 E: 0 LOB: 0 K: 0 BB: 1 S: 2 P: 6	R: 0 H: 1 E: 0 LOB: 0 K: 0 BB: 0 S: 3 P: 3	R: 3 H: 5 E: 0 LOB: 2 K: 0 BB: 0 S: 8 P: 8	R: 4 H: 4 E: 1 LOB: 2 K: 0 BB: 2 S: 7 P: 15	R: 2 H: 1 E: 0 LOB: 0 K: 2 BB: 1 S: 8 P: 12	R: 2 H: 3 E: 0 LOB: 1 K: 1 BB: 0 S: 8 P: 8	R: 0 H: 0 E: 0 LOB: 0 K: 1 BB: 0 S: 5 P: 5	R: 0 H: 1 E: 0 LOB: 1 K: 2 BB: 0 S: 8 P: 8	1B: 11 SF: 1 2B: 4 SAC: 0 3B: 0 DP: 2 HR: 1 HBP: 0						

TOP

Washington Senators @ Chicago White Sox

Milwaukee County Stadium, Milwaukee, WI

Fri Aug 02 1968, 8:05 PM EDT
Att. 20,622 - Unknown

livebaseballscorecards.com

AB	34
R	11
H	12
RBI	10
BB	5
SO	6
LOB	18

WP: 0 PA: 45
PB: 0
SB: 1
CS: 0

PITCHER		IP	WLS	BF	H	R	ER	SO	BB	IBB	HBP	BLK	WP	HR	S	P	ERA	WHIP
Tommy John, L ERA: 2.04	(1, 1)	3.2	L	17	6	3	3	0	2	0	0	0	0	0	15	23	7.36	2.182
Dennis Ribant, R ERA: 5.47	(4, 1)	0.2		7	3	4	4	0	0	2	0	0	0	0	5	13	54.00	4.500
Cisco Carlos, R ERA: 3.49	(5, 1)	1.2		8	2	2	2	2	1	0	0	0	0	1	11	15	10.80	1.800
Gary Peters, L ERA: 3.55	(7, 1)	2.0		9	3	2	2	2	0	0	0	0	0	0	13	13	9.00	1.500
Hoyt Wilhelm, R ERA: 1.49	(9, 1)	1.0		4	1	0	0	2	0	0	0	0	0	0	8	8	0.00	1.000

PITCHER	IP	WLS	BF	H	R	ER	SO	BB	IBB	HBP	BLK	WP	HR	S	P	ERA	WHIP

Batter	1	2	3	4	5	6	7	8	9	AB	R	H	RBI	BB	SO	LOB
Luis Aparicio, R (1, 6) OBP: 0.311, SLG: 0.355	1-3		5-3	F9		6-3		L5-4 2-3		5	0	0	0	0	0	5
Tom McCraw, L (1, 3) OBP: 0.284, SLG: 0.368	F8		1B		E3 4-3 1B 6-3		G5-4-3 1B		FC1-4 1B	5	1	3	0	0	0	0
Tommy Davis, R (1, 7) OBP: 0.275, SLG: 0.314 Woodie Held, R (9, PR) OBP: 0.253, SLG: 0.156	5-3		K S S S		6-3 4-3 1-2 2B 1B		G5-4-3 1-2f		FC1-4 3-4-1 1-2f 2B	5 0	1 1	1 0	0 0	0 0	1 0	3 0
Leon Wagner, L (1, 9) OBP: 0.364, SLG: 0.358		3-1		FC6-4 1B	4-3 1-2 2-3		1B		3-4-1 1-2	5	0	2	0	0	0	3
Duane Josephson, R (1, 2) OBP: 0.289, SLG: 0.358		F8		FC6-4 1B 1-2f E	6-3 2-3 3-H		F2		2-H 2B	5	1	1	2	0	0	3
Ron Hansen, R (1, 5) OBP: 0.286, SLG: 0.323		B B B B 4-0 BB		E2 1-H 1-2 1B	2B 3-H			4-3	F3	4	0	2	1	1	0	2
Ken Berry, R (1, 8) OBP: 0.292, SLG: 0.348		1-H 2B		FC5 1B 2-3	F4			BB 1B 1B		4	1	2	1	0	0	2
Sandy Alomar Sr., S (1, 4) OBP: 0.322, SLG: 0.306		F4		1-2 1B		F7		B B B B 4-0 L5-4 1-2 1B BB		3	0	1	0	1	0	1
Tommy John, R (1, 1) OBP: 0.204, SLG: 0.286 Dennis Ribant, R (4, 1) OBP: 0.286, SLG: 0.167 Cisco Carlos, R (5, 1) OBP: 0.136, SLG: 0.050 Walt Williams, R (6, PH) OBP: 0.192, SLG: 0.176 Gary Peters, L (7, 1) OBP: 0.281, SLG: 0.333 Gail Hopkins, L (8, PH) OBP: 0.333, SLG: 0.222 Hoyt Wilhelm, R (9, 1)			6-3	F6		5-3		1-2 2-H 1B		1 1 0 1 0 1 0	0 0 0 0 0 0 0	0 0 0 0 0 1 0	0 0 0 0 0 1 0	0 0 0 0 0 1 0	0 3 0 0 0 0 0	0 0 0 0 0 0 0
Inning Stats	R: 0 E: 0 K: 0 S: 3 H: 0 LOB: 0 BB: 0 P: 3	R: 1 E: 0 K: 0 S: 4 H: 1 LOB: 1 BB: 1 P: 8	R: 0 E: 0 K: 1 S: 6 H: 1 LOB: 1 BB: 0 P: 6	R: 1 E: 1 K: 0 S: 7 H: 3 LOB: 3 BB: 0 P: 7	R: 2 E: 1 K: 0 S: 6 H: 2 LOB: 1 BB: 0 P: 6	R: 0 E: 0 K: 0 S: 3 H: 0 LOB: 0 BB: 0 P: 3	R: 0 E: 0 K: 0 S: 4 H: 2 LOB: 1 BB: 0 P: 4	R: 1 E: 0 K: 0 S: 4 H: 2 LOB: 1 BB: 1 P: 8	R: 1 E: 0 K: 0 S: 5 H: 2 LOB: 2 BB: 0 P: 5	1B: 10 2B: 4 3B: 0 HR: 0 SF: 0 SAC: 0 DP: 2 HBP: 0						

PITCHER	IP	WLS	BF	H	R	ER	SO	BB	IBB	HBP	BLK	WP	HR	S	P	ERA	WHIP
Camilo Pascual, R (1, 1) ERA: 2.62	9.0	W	42	13	6	3	1	2	0	0	0	0	0	42	50	3.00	1.667

PITCHER	IP	WLS	BF	H	R	ER	SO	BB	IBB	HBP	BLK	WP	HR	S	P	ERA	WHIP

BOTTOM

Washington Senators @ Chicago White Sox

Milwaukee County Stadium, Milwaukee, WI

Fri Aug 02 1968, 8:05 PM EDT

Att. 20,622 - Unknown

livebaseballscorecards.com

AB	40
R	5
H	13
RBI	5
BB	2
SO	1
LOB	22

PA: 42

Batter	1	2	3	4	5	6	7	8	9	AB	R	H	RBI	BB	SO	LOB
Del Unser, L (1, 8) OBP: 0.301, SLG: 0.294	F8		4-3			CS 1B		1-3		4	0	1	0	0	0	0
Cap Peterson, R (1, 9) OBP: 0.301, SLG: 0.310	K		6-3			4-3 1-2			F9	4	0	0	0	0	1	1
Hank Allen, R (1, 5) OBP: 0.224, SLG: 0.286	5-3		6-3			F8			4-3	4	0	0	0	0	0	0
Frank Howard, R (1, 7) OBP: 0.344, SLG: 0.588		1B FC4-6 BB		5-3			5-3		2B	3	1	1	0	1	0	0
Mike Epstein, L (1, 3) OBP: 0.314, SLG: 0.328 Gary Holman, L (8, 3) OBP: 0.365, SLG: 0.326		FC4-6 1-3 1B		4-3			1B 1B		6-3	3 1	0 0	2 0	0 0	0 0	0 0	0 1
Bernie Allen, L (1, 4) OBP: 0.302, SLG: 0.355		FC4-6 HR 1-2f 3-H		G3			G5-4-3 1-2 1B			3	1	1	1	0	0	1
Paul Casanova, R (1, 2) OBP: 0.203, SLG: 0.237		HR 1-H			4-3		G5-4-3 1-2f			3	1	1	2	0	0	2
Tim Cullen, R (1, 6) OBP: 0.279, SLG: 0.288		F3			F8			6-3		0	0	0	0	0	0	0
Jim Hannan, R (1, 1) OBP: 0.143, SLG: 0.077 Barry Moore, L (8, 1) OBP: 0.143, SLG: 0.143		K			K			K		3 0	0 0	0 0	0 0	0 0	3 0	0 0
Inning Stats	R: 0 E: 0 K: 1 S: 5 H: 0 LOB: 0 BB: 0 P: 5	R: 3 E: 0 K: 1 S: 7 H: 2 LOB: 0 BB: 1 P: 11	R: 0 E: 0 K: 0 S: 3 H: 0 LOB: 0 BB: 0 P: 3	R: 0 E: 0 K: 0 S: 3 H: 0 LOB: 0 BB: 0 P: 3	R: 0 E: 0 K: 1 S: 5 H: 0 LOB: 0 BB: 0 P: 5	R: 0 E: 0 K: 0 S: 3 H: 1 LOB: 0 BB: 0 P: 3	R: 0 E: 0 K: 0 S: 4 H: 2 LOB: 1 BB: 0 P: 4	R: 0 E: 0 K: 1 S: 5 H: 0 LOB: 0 BB: 0 P: 5	R: 0 E: 0 K: 0 S: 4 H: 1 LOB: 1 BB: 0 P: 4	1B: 4 2B: 1 3B: 0 HR: 1 SF: 0 SAC: 0 DP: 1 HBP: 0						

PITCHER	IP	WLS	BF	H	R	ER	SO	BB	IBB	HBP	BLK	WP	HR	S	P	ERA	WHIP
Joe Horlen, R (1, 1) ERA: 2.82	6.1	L	24	5	3	3	3	1	0	0	0	0	1	29	33	4.26	0.947
Bob Locker, R (7, 1) ERA: 2.51	1.2		4	0	0	0	1	0	0	0	0	0	0	6	6	0.00	0.000
Wilbur Wood, L (9, 1) ERA: 1.85	1.0		4	1	0	0	0	0	0	0	0	0	0	4	4	0.00	1.000

PITCHER	IP	WLS	BF	H	R	ER	SO	BB	IBB	HBP	BLK	WP	HR	S	P	ERA	WHIP

TOP

Washington Senators @ Chicago White Sox

Comiskey Park, Chicago, IL

Sat Aug 03 1968, 8:05 PM EDT

Unknown

livebaseballscorecards.com

AB	28
R	3
H	6
RBI	3
BB	1
SO	4
LOB	5

WP: 0 PB: 0 SB: 0 CS: 1 PA: 32

Batter	1	2	3	4	5	6	7	8	9	AB	R	H	RBI	BB	SO	LOB
Luis Aparicio, R (1, 6) OBP: 0.315, SLG: 0.356	G3 PB SF9 1B		6-3			BBBB 4-0 G6-4-3 BB		BBBB 4-0 G1-6-3 BB		2	1	1	0	2	0	0
Tom McCraw, L (1, 3) OBP: 0.280, SLG: 0.363	G3 1-3			1-6-3		G6-4-3 1-2f		G1-6-3 1-2f		4	0	0	0	0	0	3
Tommy Davis, R (1, 7) OBP: 0.274, SLG: 0.314	SF9 3-H			5-3		1B			F8	3	0	1	1	0	0	0
Leon Wagner, L (1, 9) OBP: 0.361, SLG: 0.355	6-3			FC6-4 1B		F8			1-3	4	0	1	0	0	0	1
Duane Josephson, R (1, 2) OBP: 0.289, SLG: 0.357		F2		FC6-4 1-2f			G4-3 1B		F9	4	0	1	0	0	0	1
Ron Hansen, R (1, 5) OBP: 0.287, SLG: 0.323		F8			5-3		1-2 1B			3	0	1	0	0	0	0
Ken Berry, R (1, 8) OBP: 0.289, SLG: 0.345		G3			5-3		G4-3 1- 2-3			3	0	0	0	0	0	2
Sandy Alomar Sr., S (1, 4) OBP: 0.322, SLG: 0.307			4-3		1B		SSS K			3	0	1	0	0	1	1
Joe Horlen, R (1, 1) OBP: 0.068, SLG: 0.047 Bob Locker, S (7, 1) Gail Hopkins, L (8, PH) OBP: 0.318, SLG: 0.211 Wilbur Wood, R (9, 1) OBP: 0.133, SLG: 0.071			F6		SSS K			3-1		2 0 1 0	0 0 0 0	0 0 0 0	0 0 0 0	0 0 0 0	1 0 0 0	1 0 0 0
Inning Stats	R: 1 H: 1 E: 0 LOB: 0 K: 0 BB: 0 S: 4 P: 4	R: 0 H: 0 E: 0 LOB: 0 K: 0 BB: 0 S: 3 P: 3	R: 0 H: 0 E: 0 LOB: 0 K: 0 BB: 0 S: 3 P: 3	R: 0 H: 1 E: 0 LOB: 1 K: 0 BB: 0 S: 4 P: 4	R: 0 H: 1 E: 0 LOB: 1 K: 1 BB: 0 S: 6 P: 6	R: 0 H: 1 E: 0 LOB: 1 K: 0 BB: 1 S: 3 P: 7	R: 0 H: 2 E: 0 LOB: 1 K: 1 BB: 0 S: 6 P: 6	R: 0 H: 0 E: 0 LOB: 0 K: 0 BB: 1 S: 2 P: 6	R: 0 H: 0 E: 0 LOB: 0 K: 0 BB: 0 S: 3 P: 3	1B: 6 2B: 0 3B: 0 HR: 0	SF: 1 SAC: 0 DP: 3 HBP: 0			WP: 0 PB: 1 SB: 0 CS: 0	PA: 32		

PITCHER		IP	WLS	BF	H	R	ER	SO	BB	IBB	HBP	BLK	WP	HR	S	P	ERA	WHIP
Jim Hannan, R ERA: 2.84	(1, 1)	7.1	W	28	6	1	0	2	2	0	0	0	0	0	30	38	0.00	1.091
Barry Moore, L ERA: 4.38	(8, 1)	1.2	S	4	0	0	0	0	0	0	0	0	0	0	4	4	0.00	0.000

PITCHER	IP	WLS	BF	H	R	ER	SO	BB	IBB	HBP	BLK	WP	HR	S	P	ERA	WHIP

BOTTOM

Washington Senators @ Chicago White Sox

Comiskey Park, Chicago, IL

Sat Aug 03 1968, 8:05 PM EDT

Unknown

livebaseballscorecards.com

AB	29
R	1
H	6
RBI	1
BB	2
SO	2
LOB	9

Batter	1	2	3	4	5	6	7	8	9	AB	R	H	RBI	BB	SO	LOB
Del Unser, L (1, 8) OBP: 0.298, SLG: 0.290	3-1		G4-3 1-2f		2-3			K		4	0	0	0	0	1	1
Cap Peterson, R (1, 9) OBP: 0.287, SLG: 0.294	L1		5-3			F8		5-3		4	0	0	0	0	0	0
Hank Allen, R (1, 5) OBP: 0.232, SLG: 0.304	BB 1B			2B		6-3		F8		4	0	2	0	0	0	0
Frank Howard, R (1, 7) OBP: 0.343, SLG: 0.580 (7, 3)	BB 1-2			F9		6-3			K2-3	3	0	0	0	1	1	1
Gary Holman, L (1, 3) OBP: 0.364, SLG: 0.347 Barry Moore, L (7, 1) OBP: 0.143, SLG: 0.143 Ken McMullen, R (9, PH) OBP: 0.339, SLG: 0.401	K			F7			4-3 SF7 2B		1-3	3 0 1	1 0 0	1 0 0	0 0 0	0 0 0	1 0 0	3 0 0
Bernie Allen, L (1, 4) OBP: 0.296, SLG: 0.347		F3		F8			4-3 2-3		K	4	0	0	0	0	1	2
Paul Casanova, R (1, 2) OBP: 0.204, SLG: 0.252		F6			HR		SF7 3-H			2	1	1	2	0	0	0
Tim Cullen, R (1, 6) OBP: 0.276, SLG: 0.284		6-3			5-3		1B			0	0	0	0	0	0	0
Dick Bosman, R (1, 1) OBP: 0.259, SLG: 0.308 Dennis Higgins, R (5, 1) OBP: 0.182, SLG: 0.182 Brant Alyea, R (7, PH) OBP: 0.250, SLG: 0.143 (7, 7)			G4-3 1B		4-3		FC5-4 1-2f			2 0 1	0 0 0	1 0 0	0 0 0	0 0 0	0 0 1	0 0 1
Inning Stats	R: 0 E: 0 K: 1 S: 6 H: 1 LOB: 2 BB: 1 P: 10	R: 0 E: 0 K: 0 S: 3 H: 0 LOB: 0 BB: 0 P: 3	R: 0 E: 0 K: 0 S: 3 H: 1 LOB: 0 BB: 0 P: 3	R: 0 E: 0 K: 0 S: 4 H: 1 LOB: 1 BB: 0 P: 4	R: 1 E: 0 K: 0 S: 4 H: 1 LOB: 0 BB: 0 P: 4	R: 0 E: 0 K: 0 S: 3 H: 0 LOB: 0 BB: 0 P: 3	R: 1 E: 0 K: 0 S: 5 H: 2 LOB: 1 BB: 0 P: 5	R: 0 E: 0 K: 1 S: 5 H: 0 LOB: 0 BB: 0 P: 5	R: 0 E: 0 K: 2 S: 7 H: 0 LOB: 0 BB: 0 P: 7	1B: 3 2B: 2 3B: 0 HR: 1 SF: 1 SAC: 0 DP: 1 HBP: 0						

PITCHER		IP	WLS	BF	H	R	ER	SO	BB	IBB	HBP	BLK	WP	HR	S	P	ERA	WHIP
Jack Fisher, R ERA: 2.92	(1, 1)	6.2	W	26	6	2	2	1	1	0	0	0	0	1	27	31	2.70	1.050
Wilbur Wood, L ERA: 1.81	(7, 1)	2.1	S	7	0	0	0	3	0	0	0	0	0	0	13	13	0.00	0.000

PITCHER		IP	WLS	BF	H	R	ER	SO	BB	IBB	HBP	BLK	WP	HR	S	P	ERA	WHIP

Washington Senators @ Chicago White Sox

Comiskey Park, Chicago, IL

Sun Aug 04 1968, 4:33 AM EDT

Att. 9,393 - Unknown

TOP

livebaseballscorecards.com

AB	28
R	2
H	5
RBI	2
BB	1
SO	4
LOB	8

Batter	1	2	3	4	5	6	7	8	9	AB	R	H	RBI	BB	SO	LOB
Luis Aparicio, R (1, 6) OBP: 0.317, SLG: 0.363	4-3		2-3 1B		4-3	BB 1B		F9		3	0	1	0	1	0	1
Dick Kenworthy, R (6, PR) (7, 5) OBP: 0.267, SLG: 0.258					2-3					1	0	0	0	0	0	0
Tom McCraw, L (1, 3) OBP: 0.293, SLG: 0.376	K		SF7 3-H		BB 2B	1-2 2-H 1B				2	1	1	2	1	1	0
Tommy Davis, R (1, 7) OBP: 0.282, SLG: 0.346	HR		F4		1-H 3-H 2B	F9				4	1	2	3	0	0	3
Leon Wagner, L (1, 9) OBP: 0.355, SLG: 0.345	4-3		4-3		IBB		K			2	0	0	0	1	0	1
Woodie Held, R (6, 9) OBP: 0.260, SLG: 0.154										1	0	0	0	0	1	0
Ron Hansen, R (1, 5) (7, 6) OBP: 0.286, SLG: 0.324		F2		F8	F3		F9			4	0	0	0	0	0	2
Jerry McNertney, R (1, 2) OBP: 0.333, SLG: 0.295		K		1-3		F3	2B			4	0	1	0	0	1	0
Sandy Alomar Sr., S (1, 4) OBP: 0.324, SLG: 0.310		F7		K		S 1B	F6			4	1	1	0	0	1	1
Ken Berry, R (1, 8) OBP: 0.291, SLG: 0.349			1B 2B		4-3 SH3 2B	1-H SH3 1B		F6		4	3	3	1	0	0	0
Jack Fisher, R (1, 1) OBP: 0.194, SLG: 0.200			1B 2-H SF7		SH3 1-2	SH3 1-2		K		1	1	1	1	0	0	0
Wilbur Wood, R (7, 1) OBP: 0.125, SLG: 0.067										1	0	0	0	0	1	0
Inning Stats	R: 1 H: 1 E: 0 LOB: 0 K: 1 BB: 0 S: 6 P: 6	R: 0 H: 0 E: 0 LOB: 0 K: 1 BB: 0 S: 5 P: 5	R: 2 H: 3 E: 0 LOB: 1 K: 0 BB: 0 S: 6 P: 6	R: 0 H: 0 E: 0 LOB: 0 K: 1 BB: 0 S: 5 P: 5	R: 2 H: 2 E: 0 LOB: 2 K: 0 BB: 2 S: 5 P: 13	R: 2 H: 3 E: 0 LOB: 2 K: 0 BB: 1 S: 6 P: 10	R: 0 H: 1 E: 0 LOB: 1 K: 1 BB: 0 S: 6 P: 6	R: 0 H: 0 E: 0 LOB: 0 K: 1 BB: 0 S: 5 P: 5		1B: 6 SF: 1 2B: 3 SAC: 2 3B: 0 DP: 0 HR: 1 HBP: 0						WP: 0 PA: 37 PB: 0 SB: 1 CS: 0

PITCHER		IP	WLS	BF	H	R	ER	SO	BB	IBB	HBP	BLK	WP	HR	S	P	ERA	WHIP
Dick Bosman, R ERA: 3.84	(1, 1)	4.2	L	21	6	5	5	3	1	0	0	0	0	1	26	30	9.64	1.500
Dennis Higgins, R ERA: 3.8	(5, 1)	1.1		9	3	2	2	0	1	1	0	0	0	0	7	15	13.50	3.000
Barry Moore, L ERA: 4.17	(7, 1)	2.0		7	1	0	0	2	0	0	0	0	0	0	11	11	0.00	0.500

PITCHER	IP	WLS	BF	H	R	ER	SO	BB	IBB	HBP	BLK	WP	HR	S	P	ERA	WHIP

BOTTOM

Washington Senators @ Chicago White Sox

Comiskey Park, Chicago, IL

Sun Aug 04 1968, 4:33 AM EDT

Att. 9,393 - Unknown

livebaseballscorecards.com

AB	31
R	7
H	10
RBI	7
BB	3
SO	5
LOB	8

Batter	1	2	3	4	5	6	7	8	9	10	AB	R	H	RBI	BB	SO	LOB
Mike Andrews, R (1, 4) OBP: 0.371, SLG: 0.349	F8		BB, 1B			L5		F7		FC5-4, 1-2f	5	0	1	0	0	0	1
Joe Foy, R (1, 5) OBP: 0.342, SLG: 0.325	6-3		BBBB, 1-2, BB			G1-6-3, 1B			F9		3	0	1	0	1	0	0
Carl Yastrzemski, L (1, 7) OBP: 0.422, SLG: 0.459	1-3		4-3			G1-6-3, 1-2f			SSS, K		4	0	0	0	0	1	3
Ken Harrelson, R (1, 9) OBP: 0.375, SLG: 0.587		BBBB, FC5-4, BB		5-3			HR		FC6-4, 1B		3	1	2	1	1	0	0
Reggie Smith, S (1, 8) OBP: 0.351, SLG: 0.421		FC5-4, 1-2f		5-3			F8		FC6-4, 1-2f		4	0	0	0	0	0	2
George Scott, R (1, 3) OBP: 0.241, SLG: 0.253		F8		SSS, K			SSS, K			BBBB, SH3-4, 1B, BB	3	1	0	0	1	2	1
Jerry Adair, R (1, 6) OBP: 0.276, SLG: 0.292		F8			5-3		F7			SH3-4, 1-2	3	0	0	0	0	0	1
Russ Gibson, R (1, 2) OBP: 0.212, SLG: 0.262			5-3		F4			SSS, K		FC5-4, 2-H, 1B	4	0	1	1	0	1	0
Dave Morehead, R (1, 1) Bill Landis, L (7, 1)			SSS, K		6-3			5-3		SSS, K	2 2	0 0	0 0	0 0	0 0	1 1	0 1
Inning Stats	R: 0 H: 0 E: 0 LOB: 0 K: 0 BB: 0 S: 3 P: 3	R: 0 H: 0 E: 0 LOB: 1 K: 0 BB: 1 S: 3 P: 7	R: 0 H: 1 E: 0 LOB: 2 K: 1 BB: 1 S: 6 P: 10	R: 0 H: 0 E: 0 LOB: 0 K: 1 BB: 0 S: 5 P: 5	R: 0 H: 0 E: 0 LOB: 0 K: 0 BB: 0 S: 3 P: 3	R: 0 H: 1 E: 0 LOB: 0 K: 0 BB: 0 S: 3 P: 3	R: 1 H: 1 E: 0 LOB: 0 K: 1 BB: 0 S: 6 P: 6	R: 0 H: 0 E: 0 LOB: 0 K: 1 BB: 0 S: 5 P: 5	R: 0 H: 1 E: 0 LOB: 1 K: 1 BB: 0 S: 6 P: 6	R: 1 H: 1 E: 0 LOB: 1 K: 1 BB: 1 S: 6 P: 10	1B: 4 2B: 0 3B: 0 HR: 1	SF: 0 SAC: 1 DP: 1 HBP: 0						

PITCHER	IP	WLS	BF	H	R	ER	SO	BB	IBB	HBP	BLK	WP	HR	S	P	ERA	WHIP
Tommy John, L (1, 1) ERA: 2.04	9.0	L	33	4	2	2	5	3	0	0	0	0	1	40	52	2.00	0.778
Bob Locker, R (10, 1) ERA: 2.47	1.0		4	1	0	0	1	0	0	0	0	0	0	6	6	0.00	1.000

PITCHER	IP	WLS	BF	H	R	ER	SO	BB	IBB	HBP	BLK	WP	HR	S	P	ERA	WHIP

TOP

Boston Red Sox @ Chicago White Sox

Comiskey Park, Chicago, IL

Mon Aug 05 1968, 8:05 PM EDT

Att. 8,595 - Overcast - 90 F

livebaseballscorecards.com

AB	33
R	2
H	5
RBI	2
BB	3
SO	6
LOB	9

WP: 0	PB: 0	SB: 0	CS: 0
PA: 37			

Batter	1	2	3	4	5	6	7	8	9	10	AB	R	H	RBI	BB	SO	LOB
Luis Aparicio, R (1, 6) OBP: 0.314, SLG: 0.359	5-3			4-3	F8		5-3			4-3	5	0	0	0	0	0	4
Tom McCraw, L (1, 3) OBP: 0.295, SLG: 0.380	K			K		2B		CS 1B			4	1	2	0	0	2	0
Tommy Davis, R (1, 7) OBP: 0.285, SLG: 0.351	K			1B		CS 2B 2-H		F9 1-2			4	0	2	1	0	1	1
Leon Wagner, L (1, 9) OBP: 0.350, SLG: 0.339		4-3		F8		F7 2-3		F9			3	0	0	0	0	0	2
Woodie Held, R (7, 9) OBP: 0.256, SLG: 0.152											1	0	0	0	0	0	0
Ron Hansen, R (1, 5) OBP: 0.285, SLG: 0.323		6-3			K	FC5-4 1B			K		4	0	1	0	0	2	0
Jerry McNertney, R (1, 2) OBP: 0.330, SLG: 0.303		K			1B 2B	FC5-4 1-2f			K		4	0	1	0	0	2	1
Sandy Alomar Sr., S (1, 4) OBP: 0.328, SLG: 0.310			4-3		1B HBP		4-3 1B			L7	3	0	1	0	0	0	0
Ken Berry, R (1, 8) OBP: 0.291, SLG: 0.347			F8		1B 1-2 2-3		4-3 1-2			4-3	4	0	1	0	0	0	1
Tommy John, R (1, 1) OBP: 0.192, SLG: 0.269			F3		K		K			F8	3	0	0	0	0	2	4
Bob Locker, S (10, 1)											0	0	0	0	0	0	0
Duane Josephson, R (10, PH) OBP: 0.288, SLG: 0.356											1	0	0	0	0	0	0
Inning Stats	R: 0 E: 0 K: 2 S: 7 H: 0 LOB: 0 BB: 0 P: 7	R: 0 E: 0 K: 1 S: 5 H: 0 LOB: 0 BB: 0 P: 5	R: 0 E: 0 K: 0 S: 3 H: 0 LOB: 0 BB: 0 P: 3	R: 0 E: 0 K: 1 S: 6 H: 1 LOB: 1 BB: 0 P: 6	R: 0 E: 0 K: 2 S: 9 H: 2 LOB: 3 BB: 0 P: 10	R: 1 E: 0 K: 0 S: 5 H: 3 LOB: 1 BB: 0 P: 5	R: 0 E: 0 K: 1 S: 6 H: 1 LOB: 1 BB: 0 P: 6	R: 0 E: 0 K: 0 S: 3 H: 1 LOB: 0 BB: 0 P: 3	R: 0 E: 0 K: 2 S: 7 H: 0 LOB: 0 BB: 0 P: 7	R: 0 E: 0 K: 0 S: 3 H: 0 LOB: 0 BB: 0 P: 3	1B: 5 2B: 3 3B: 0 HR: 0	SF: 0 SAC: 0 DP: 0 HBP: 1					

PITCHER	IP	WLS	BF	H	R	ER	SO	BB	IBB	HBP	BLK	WP	HR	S	P	ERA	WHIP
Dave Morehead, R (1, 1) ERA: 1.59	6.0		24	6	1	1	6	0	0	1	0	0	0	35	36	1.50	1.000
Bill Landis, L (7, 1) ERA: 3.12	4.0	W	13	2	0	0	3	0	0	0	0	0	0	19	19	0.00	0.500

PITCHER	IP	WLS	BF	H	R	ER	SO	BB	IBB	HBP	BLK	WP	HR	S	P	ERA	WHIP

BOTTOM

Boston Red Sox @ Chicago White Sox

Comiskey Park, Chicago, IL

Mon Aug 05 1968, 8:05 PM EDT

Att. 8,595 - Overcast - 90 F

Boston

livebaseballscorecards.com

AB	36
R	1
H	8
RBI	1
BB	0
SO	9
LOB	13

WP: 0 PB: 0 SB: 0 CS: 2 PA: 37

Boston Red Sox @ Chicago White Sox

Comiskey Park, Chicago, IL

Tue Aug 06 1968, 8:05 PM EDT

Att. 10,185 - Cloudy - 90 F

TOP

livebaseballscorecards.com

Batter	1	2	3	4	5	6	7	8	9	AB	R	H	RBI	BB	SO	LOB
Mike Andrews, R (1, 4) OBP: 0.373, SLG: 0.354	0-0 1B SF9 1B		0-0 ② F7	0-0 BB 1-3 3-H 2B		0-3 ③ K		4-0 PB BB		4	1	2	1	1	1	1
Dalton Jones, L (1, 3) Sparky Lyle, L (8, 1)	0-0 G6-4-3 1-3 1B		0-0 ③ F5	4-0 BB BB			0-0 4-3 1B 2B	0-0 ③ 3-1 1-2		4 0	1 0	2 0	0 0	1 0	0 0	2 0
Carl Yastrzemski, L (1, 7) OBP: 0.424, SLG: 0.468 Jose Tartabull, L (9, PR) OBP: 0.295, SLG: 0.320 (9, 7)	0-0 ① SF9 3-H			0-0 HR 4-0 1-2 2-3 3-H BB			0-3 ① K		4-0 BB	2 0	1 0	1 0	3 0	2 0	1 0	1 0
Ken Harrelson, R (1, 9) OBP: 0.373, SLG: 0.580	0-0 ② G6-4-3 ③ 1-2f			4-0 4-3 BB 0-3 ③ K			0-0 ② 4-3 2-3		0-3 ① K	4	1	0	0	1	2	6
Reggie Smith, S (1, 8) OBP: 0.349, SLG: 0.418		0-0 ① L4		0-0 ① 4-3 1-2	0-0 ① 6-3		0-0 E S 3-H 1B		0-3 ② K	5	0	1	1	0	1	2
Joe Foy, R (1, 5) OBP: 0.340, SLG: 0.323		0-0 ② 5-3		0-0 S 2-H 1B	0-0 ② 5-3		0-0 ③ F8 1-3		0-0 ③ 5-3	5	1	1	1	0	0	2
Jerry Adair, R (1, 6) OBP: 0.283, SLG: 0.299		0-0 ③ F2		0-0 1B F8 2B 2-H 1B	0-0 ③ 5-3			0-0 1B G4-6-3 1B		4	2	2	1	0	0	0
Russ Nixon, L (1, 2) OBP: 0.213, SLG: 0.182			0-0 ① F9	0-0 ② F8 1-2		0-3 ① K		0-0 G4-6-3 1-3 1B		4	0	1	0	0	1	1
Jim Lonborg, R (1, 1) OBP: 0.357, SLG: 0.571 George Scott, R (8, PH) OBP: 0.240, SLG: 0.252 (8, 3)			0-0 1B	0-0 2B BB 2-3 1B		0-0 ② 1-3		0-0 ① ② G4-6-3 1-2f 3-H		3 1	1 0	2 0	0 0	0 0	0 0	0 1

AB	36
R	8
H	12
RBI	7
BB	5
SO	6
LOB	16

Inning Stats	1	2	3	4	5	6	7	8	9
	R: 1 H: 2 E: 0 LOB: 0 K: 0 BB: 0 S: 4 P: 4	R: 0 H: 0 E: 0 LOB: 0 K: 0 BB: 0 S: 3 P: 3	R: 0 H: 1 E: 0 LOB: 1 K: 0 BB: 0 S: 4 P: 4	R: 5 H: 5 E: 0 LOB: 3 K: 1 BB: 3 S: 10 P: 22	R: 0 H: 0 E: 0 LOB: 0 K: 0 BB: 0 S: 3 P: 3	R: 0 H: 0 E: 0 LOB: 1 K: 2 BB: 0 S: 7 P: 7	R: 1 H: 2 E: 0 LOB: 1 K: 1 BB: 0 S: 7 P: 7	R: 1 H: 2 E: 0 LOB: 1 K: 0 BB: 1 S: 4 P: 8	R: 0 H: 0 E: 0 LOB: 1 K: 2 BB: 1 S: 7 P: 11

| | | |

Batter	1	2	3	4	5	6	7	8	9	AB	R	H	RBI	BB	SO	LOB
Luis Aparicio, R (1, 6) OBP: 0.311, SLG: 0.356	6-3		6-3			5-3	FC6 1-2f			4	0	0	0	0	0	2
Tom McCraw, L (1, 3) OBP: 0.297, SLG: 0.388	E5 1B 1B 1B		6-3			6-3 3B		G3		4	2	2	0	0	0	0
Tommy Davis, R (1, 7) OBP: 0.285, SLG: 0.350	1B 2-3 1B		5-3			6-3 3-H		K		4	0	1	1	0	1	0
Leon Wagner, L (1, 9) OBP: 0.353, SLG: 0.343	G5-4-3 1-2 3-H 1B			L9		1B		6-3		4	0	2	1	0	0	0
Duane Josephson, R (1, 2) OBP: 0.284, SLG: 0.351	G5-4-3 1-2f			F8		F2			K	4	0	0	0	0	1	3
Ron Hansen, R (1, 5) OBP: 0.284, SLG: 0.321		F9		6-3			FC1-6 1B		K	2	0	0	0	0	0	0
Dick Kenworthy, R (5, 5) OBP: 0.272, SLG: 0.263										2	0	1	0	0	1	0
Sandy Alomar Sr., S (1, 4) OBP: 0.321, SLG: 0.303		F6			F6		FC1-6 1B 1-2f		6-3	4	0	0	0	0	0	1
Ken Berry, R (1, 8) OBP: 0.291, SLG: 0.347		1B			K		K			3	0	1	0	0	2	1
Cisco Carlos, R (1, 1) OBP: 0.130, SLG: 0.048		F7			3-1		FC6 1-3 1B			1	0	0	0	0	0	1
Dennis Ribant, R (4, 1) OBP: 0.286, SLG: 0.167										0	0	0	0	0	0	0
Danny Lazar, L (5, 1)										1	0	0	0	0	0	0
Walt Williams, R (7, PH) OBP: 0.208, SLG: 0.192										1	0	1	0	0	0	0
Hoyt Wilhelm, R (8, 1)										0	0	0	0	0	0	0
Inning Stats	R: 1 E: 1 K: 0 S: 5 H: 3 LOB: 1 BB: 0 P: 5	R: 0 E: 0 K: 0 S: 4 H: 1 LOB: 1 BB: 0 P: 4	R: 0 E: 0 K: 0 S: 3 H: 0 LOB: 0 BB: 0 P: 3	R: 0 E: 0 K: 0 S: 3 H: 0 LOB: 0 BB: 0 P: 3	R: 0 E: 0 K: 1 S: 5 H: 0 LOB: 0 BB: 0 P: 5	R: 1 E: 0 K: 0 S: 5 H: 2 LOB: 1 BB: 0 P: 5	R: 0 E: 0 K: 1 S: 7 H: 2 LOB: 2 BB: 0 P: 7	R: 0 E: 0 K: 1 S: 5 H: 0 LOB: 0 BB: 0 P: 5	R: 0 E: 0 K: 2 S: 7 H: 0 LOB: 0 BB: 0 P: 7	1B: 7 2B: 0 3B: 1 HR: 0 SF: 0 SAC: 0 DP: 1 HBP: 0						

PITCHER		IP	WLS	BF	H	R	ER	SO	BB	IBB	HBP	BLK	WP	HR	S	P	ERA	WHIP
Jim Lonborg, R ERA: 3.82	(1, 1)	7.0	W	28	8	2	2	2	0	0	0	0	0	0	32	32	2.57	1.143
Sparky Lyle, L ERA: 2.96	(8, 1)	2.0	S	6	0	0	0	3	0	0	0	0	0	0	12	12	0.00	0.000

PITCHER	IP	WLS	BF	H	R	ER	SO	BB	IBB	HBP	BLK	WP	HR	S	P	ERA	WHIP

BOTTOM

Boston Red Sox @ Chicago White Sox

Comiskey Park, Chicago, IL

Tue Aug 06 1968, 8:05 PM EDT

Att. 10,185 - Cloudy - 90 F

livebaseballscorecards.com

AB	34
R	2
H	8
RBI	2
BB	0
SO	5
LOB	8

WP: 0 PA: 34
PB: 0
SB: 0
CS: 0

Batter	1	2	3	4	5	6	7	8	9	AB	R	H	RBI	BB	SO	LOB
Mike Andrews, R (1, 4) OBP: 0.375, SLG: 0.355	F8	1B		5-3			G4-6-3 1B			4	0	2	0	0	0	1
Dalton Jones, L (1, 3) OBP: 0.258, SLG: 0.281	HR BB	F8			F4		G4-6-3 1-2f			3	1	0	0	1	0	2
Carl Yastrzemski, L (1, 7) OBP: 0.422, SLG: 0.469	F8		F7		F8			2B		4	0	1	0	0	0	1
Ken Harrelson, R (1, 9) OBP: 0.374, SLG: 0.588	1-H HR		CS 1B		K			4-3		4	1	2	2	0	1	1
Reggie Smith, S (1, 8) OBP: 0.353, SLG: 0.418	2B BB		1-2 1B			6-3		G6-4-3 IBB		2	1	1	0	2	0	0
Joe Foy, R (1, 5) OBP: 0.339, SLG: 0.325	1-H 2B		2-3 K			F7		G6-4-3 1-2f		4	0	1	1	0	1	4
Jerry Adair, R (1, 6) OBP: 0.290, SLG: 0.306	F9			SH5-4 1B		1B			5-3	4	0	2	0	0	0	1
Russ Nixon, L (1, 2) OBP: 0.196, SLG: 0.167		L3		F2		F9			6-3	4	0	0	0	0	0	2
Dick Ellsworth, L (1, 1) OBP: 0.055, SLG: 0.037		K		SH5-4 1-2			K		4-3	3	0	0	0	0	2	0
Inning Stats	R: 3 E: 0 K: 0 S: 5 H: 2 LOB: 1 BB: 2 P: 13	R: 0 E: 0 K: 1 S: 6 H: 1 LOB: 1 BB: 0 P: 6	R: 0 E: 0 K: 1 S: 6 H: 2 LOB: 2 BB: 0 P: 6	R: 0 E: 0 K: 0 S: 4 H: 1 LOB: 1 BB: 0 P: 4	R: 0 E: 0 K: 1 S: 5 H: 0 LOB: 0 BB: 0 P: 5	R: 0 E: 0 K: 0 S: 4 H: 1 LOB: 1 BB: 0 P: 4	R: 0 E: 0 K: 1 S: 5 H: 1 LOB: 0 BB: 0 P: 5	R: 0 E: 0 K: 0 S: 3 H: 1 LOB: 1 BB: 1 P: 7	R: 0 E: 0 K: 0 S: 3 H: 0 LOB: 0 BB: 0 P: 3	1B: 6 2B: 3 3B: 0 HR: 1	SF: 0 SAC: 1 DP: 3 HBP: 0						

PITCHER	IP	WLS	BF	H	R	ER	SO	BB	IBB	HBP	BLK	WP	HR	S	P	ERA	WHIP
Bob Priddy, R (1, 1) ERA: 2.84	7.0	L	29	8	3	3	4	2	0	0	0	0	1	35	43	3.86	1.429
Bob Locker, R (8, 1) ERA: 2.39	2.0		7	1	0	0	0	0	1	0	0	0	0	6	10	0.00	0.500

PITCHER	IP	WLS	BF	H	R	ER	SO	BB	IBB	HBP	BLK	WP	HR	S	P	ERA	WHIP

TOP

Boston Red Sox @ Chicago White Sox

Comiskey Park, Chicago, IL

Wed Aug 07 1968, 4:33 AM EDT

Att. 5,429 - Cloudy - 85 F

livebaseballscorecards.com

AB	32
R	3
H	9
RBI	3
BB	3
SO	4
LOB	12

1B: 6	SF: 0	WP: 0	PA: 36
2B: 3	SAC: 1	PB: 0	
3B: 0	DP: 3	SB: 0	
HR: 1	HBP: 0	CS: 1	

Batter	1	2	3	4	5	6	7	8	9	AB	R	H	RBI	BB	SO	LOB
Luis Aparicio, R (1, 6) OBP: 0.308, SLG: 0.352	4-3	G4-6-3 1-2f			6-3		FC5-4 1-2f			4	0	0	0	0	0	4
Tom McCraw, L (1, 3) OBP: 0.294, SLG: 0.383	F9		3-1		4-3			4-3		4	0	0	0	0	0	0
Woodie Held, R (1, 9) OBP: 0.268, SLG: 0.186	2B		FC5-4 1B		6-3			F3		4	0	2	0	0	0	0
Tommy Davis, R (1, 7) OBP: 0.284, SLG: 0.349		1B 1B 1B 1B	FC5-4 1B 1-2f			F3		5-3		4	1	1	0	0	0	1
Duane Josephson, R (1, 2) OBP: 0.287, SLG: 0.353		1B 1B 1-2 HBP 1B	FC6 1-2 1B			F7			6-3	4	1	2	0	0	0	0
Dick Kenworthy, R (1, 5) OBP: 0.271, SLG: 0.262		HBP 1B 1-2 2-3 1B	FC6 1-2f			4-3			F9	4	0	1	0	0	0	2
Ken Berry, R (1, 8) OBP: 0.293, SLG: 0.349		HBP 1-2 2-3 3-H 1B		4-3			6-3		1B	4	0	2	1	0	0	0
Sandy Alomar Sr., S (1, 4) OBP: 0.320, SLG: 0.302		S S S K		F9			FC5-4 1B		F8	4	0	1	0	0	1	4
Bob Priddy, R (1, 1) OBP: 0.091, SLG: 0.190 Walt Williams, R (7, PH) OBP: 0.204, SLG: 0.189 Bob Locker, S (8, 1)		H G4-6-3 1-2 2-3 3-H HBP		S S S K			F8			1 1 0	0 0 0	0 0 0	1 0 0	0 0 0	1 0 0	0 1 0
Inning Stats	R: 0 H: 1 E: 0 LOB: 1 K: 0 BB: 0 S: 3 P: 3	R: 2 H: 4 E: 0 LOB: 2 K: 1 BB: 0 S: 8 P: 9	R: 0 H: 2 E: 0 LOB: 2 K: 0 BB: 0 S: 5 P: 5	R: 0 H: 0 E: 0 LOB: 0 K: 1 BB: 0 S: 5 P: 5	R: 0 H: 0 E: 0 LOB: 0 K: 0 BB: 0 S: 3 P: 3	R: 0 H: 0 E: 0 LOB: 0 K: 0 BB: 0 S: 3 P: 3	R: 0 H: 1 E: 0 LOB: 1 K: 0 BB: 0 S: 4 P: 4	R: 0 H: 0 E: 0 LOB: 0 K: 0 BB: 0 S: 3 P: 3	R: 0 H: 1 E: 0 LOB: 1 K: 0 BB: 0 S: 4 P: 4	1B: 8 2B: 1 3B: 0 HR: 0	SF: 0 SAC: 0 DP: 1 HBP: 1						

PITCHER	IP	WLS	BF	H	R	ER	SO	BB	IBB	HBP	BLK	WP	HR	S	P	ERA	WHIP
Dick Ellsworth, L (1, 1) ERA: 3.21	9.0	W	35	9	2	2	2	0	0	1	0	0	0	38	39	2.00	1.000

PITCHER	IP	WLS	BF	H	R	ER	SO	BB	IBB	HBP	BLK	WP	HR	S	P	ERA	WHIP

BOTTOM

Boston Red Sox @ Chicago White Sox

Comiskey Park, Chicago, IL

Wed Aug 07 1968, 4:33 AM EDT

Att. 5,429 - Cloudy - 85 F

livebaseballscorecards.com

AB	34
R	2
H	9
RBI	2
BB	0
SO	2
LOB	12

Batter	1	2	3	4	5	6	7	8	9	AB	R	H	RBI	BB	SO	LOB
Mike Andrews, R (1, 4) OBP: 0.378, SLG: 0.358	F5	1-2 2-3 1B			SH1-3 1B		BBBB PB BB			3	0	2	0	1	0	0
Dalton Jones, L (1, 3) OBP: 0.261, SLG: 0.289	2B	G1-2-3 3-Hf			SH1-3 1-2		G4-3 1-2 2-3 IBB			2	0	1	0	0	0	3
George Scott, R (7, PH) OBP: 0.243, SLG: 0.252 (7, 3)										0	0	0	0	1	0	0
Carl Yastrzemski, L (1, 7) OBP: 0.419, SLG: 0.463	6-3		1-3		1-3		G4-3 1-2f			4	0	0	0	0	0	5
Ken Harrelson, R (1, 9) OBP: 0.373, SLG: 0.583	BBBB BB		4-3			6-3		F9		3	0	0	0	1	0	0
Reggie Smith, S (1, 8) OBP: 0.352, SLG: 0.417	4-3		G3			1-3 1B		SSS K		4	0	1	0	0	1	2
Joe Foy, R (1, 5) OBP: 0.338, SLG: 0.322		F7		BBBB G5-4-3 BB		1-3 1-2		6-3		3	0	0	0	1	0	1
Jerry Adair, R (1, 6) OBP: 0.289, SLG: 0.304		1B 1B 1B		G5-4-3 1-2f		F9			SSS K	4	1	1	0	0	1	2
Russ Nixon, L (1, 2) OBP: 0.200, SLG: 0.173		1B 1B 1-3 G1-2-3 1B		4-3			3-1		F6	4	0	1	0	0	0	0
Ray Culp, R (1, 1) OBP: 0.133, SLG: 0.116		1B 1-2 3-H 1B			SSS K		PB 2B		SSS K	4	0	2	1	0	2	0
Inning Stats	R: 0 E: 0 K: 0 S: 4 H: 1 LOB: 2 BB: 1 P: 8	R: 1 E: 0 K: 0 S: 6 H: 4 LOB: 2 BB: 0 P: 6	R: 0 E: 0 K: 0 S: 3 H: 0 LOB: 0 BB: 0 P: 3	R: 0 E: 0 K: 0 S: 2 H: 0 LOB: 0 BB: 1 P: 6	R: 0 E: 0 K: 1 S: 6 H: 1 LOB: 1 BB: 0 P: 6	R: 0 E: 0 K: 0 S: 4 H: 1 LOB: 1 BB: 0 P: 4	R: 0 E: 0 K: 0 S: 3 H: 1 LOB: 2 BB: 2 P: 11	R: 0 E: 0 K: 1 S: 5 H: 0 LOB: 0 BB: 0 P: 5	R: 0 E: 0 K: 2 S: 7 H: 0 LOB: 0 BB: 0 P: 7	1B: 6 2B: 2 3B: 0 HR: 0 SF: 0 SAC: 1 DP: 3 HBP: 0						

PITCHER		IP	WLS	BF	H	R	ER	SO	BB	IBB	HBP	BLK	WP	HR	S	P	ERA	WHIP
Joe Horlen, R ERA: 2.76	(1, 1)	6.1	L	28	8	1	1	1	3	0	0	0	0	0	27	39	1.42	1.737
Wilbur Wood, L ERA: 1.78	(7, 1)	1.2		5	0	0	0	1	0	1	0	0	0	0	6	10	0.00	0.000
Bob Locker, R ERA: 2.35	(9, 1)	1.0		3	0	0	0	2	0	0	0	0	0	0	7	7	0.00	0.000

PITCHER	IP	WLS	BF	H	R	ER	SO	BB	IBB	HBP	BLK	WP	HR	S	P	ERA	WHIP

TOP

Boston Red Sox @ Chicago White Sox

Milwaukee County Stadium, Milwaukee, WI

Thu Aug 08 1968, 8:05 PM EDT

Att. 33,872 - Unknown

livebaseballscorecards.com

AB	31
R	1
H	8
RBI	1
BB	4
SO	4
LOB	13

Batter	1	2	3	4	5	6	7	8	9	AB	R	H	RBI	BB	SO	LOB
Luis Aparicio, R (1, 6) OBP: 0.305, SLG: 0.349	6-3		F8			B1-3			6-3	4	0	0	0	0	0	0
Tom McCraw, L (1, 3) OBP: 0.294, SLG: 0.382	S 1B			F2		G3			F5	4	0	1	0	0	0	0
Tommy Davis, R (1, 7) OBP: 0.287, SLG: 0.351	F6 (1-2)			1B			F5		1B	4	0	2	0	0	0	1
Leon Wagner, L (1, 9) OBP: 0.346, SLG: 0.335	4-3			F7			F6		K	4	0	0	0	0	1	3
Duane Josephson, R (1, 2) OBP: 0.284, SLG: 0.349		F7		F8			F7			3	0	0	0	0	0	1
Dick Kenworthy, R (1, 5) OBP: 0.273, SLG: 0.264		K			F2			FC4-6 1B		3	0	1	0	0	1	0
Ken Berry, R (1, 8) OBP: 0.291, SLG: 0.346		6-3			F9			K		3	0	0	0	0	1	1
Sandy Alomar Sr., S (1, 4) OBP: 0.315, SLG: 0.297			K		4-3			FC4-6 (1-2f)		3	0	0	0	0	1	1
Joe Horlen, R (1, 1) OBP: 0.065, SLG: 0.044			F7			6-3		K		2	0	0	0	0	0	0
Wilbur Wood, R (7, 1) OBP: 0.125, SLG: 0.067										0	0	0	0	0	0	0
Gail Hopkins, L (8, PH) OBP: 0.304, SLG: 0.200										1	0	0	0	0	1	1
Bob Locker, S (9, 1)										0	0	0	0	0	0	0
Inning Stats	R: 0 E: 0 K: 0 S: 4 H: 1 LOB: 1 BB: 0 P: 4	R: 0 E: 0 K: 1 S: 5 H: 0 LOB: 0 BB: 0 P: 5	R: 0 E: 0 K: 1 S: 5 H: 0 LOB: 0 BB: 0 P: 5	R: 0 E: 0 K: 0 S: 4 H: 1 LOB: 1 BB: 0 P: 4	R: 0 E: 0 K: 0 S: 3 H: 0 LOB: 0 BB: 0 P: 3	R: 0 E: 0 K: 0 S: 3 H: 0 LOB: 0 BB: 0 P: 3	R: 0 E: 0 K: 0 S: 3 H: 0 LOB: 0 BB: 0 P: 3	R: 0 E: 0 K: 2 S: 8 H: 1 LOB: 1 BB: 0 P: 8	R: 0 E: 0 K: 1 S: 6 H: 1 LOB: 1 BB: 0 P: 6	1B: 4 2B: 0 3B: 0 HR: 0	SF: 0 SAC: 0 DP: 0 HBP: 0						

PITCHER	IP	WLS	BF	H	R	ER	SO	BB	IBB	HBP	BLK	WP	HR	S	P	ERA	WHIP
Ray Culp, R (1, 1) ERA: 3.71	9.0	W	31	4	0	0	5	0	0	0	0	0	0	41	41	0.00	0.444

PITCHER	IP	WLS	BF	H	R	ER	SO	BB	IBB	HBP	BLK	WP	HR	S	P	ERA	WHIP

BOTTOM

Boston Red Sox @ Chicago White Sox
Milwaukee County Stadium, Milwaukee, WI
Thu Aug 08 1968, 8:05 PM EDT
Att. 33,872 - Unknown

livebaseballscorecards.com

AB	31
R	0
H	4
RBI	0
BB	0
SO	5
LOB	8

WP: 0 PA: 31
PB: 0
SB: 1
CS: 0

Cleveland Indians @ Chicago White Sox

Comiskey Park, Chicago, IL

Fri Aug 09 1968, 8:05 PM EDT

Att. 9,553 - Unknown

TOP

livebaseballscorecards.com

Batter	1	2	3	4	5	6	7	8	9	AB	R	H	RBI	BB	SO	LOB
Jose Cardenal, R (1, 8) OBP: 0.295, SLG: 0.352	1-3		1-3			G3		FC5-4 1B 1-2		4	0	1	0	0	0	0
Joe Azcue, R (1, 2) OBP: 0.325, SLG: 0.354	1-3		1B			1-3		F9		3	0	1	0	0	0	0
Jimmie Hall, L (8, PH) OBP: 0.284, SLG: 0.271										1	0	0	0	0	0	2
Vicente Romo, R (8, 1) OBP: 0.111, SLG: 0.111										0	0	0	0	0	0	0
Lou Johnson, R (1, 7) OBP: 0.293, SLG: 0.385	BB		4-3			6-3		FC5-4 1-2f		3	0	0	0	1	0	3
Tony Horton, R (1, 3) OBP: 0.310, SLG: 0.415	1-3			1-3			6-3	6-3		4	0	0	0	0	0	3
Max Alvis, R (1, 5) OBP: 0.294, SLG: 0.330		E5 SH1-3		F8			K		4-3	3	0	0	0	0	1	0
Billy Harris, L (9, PH) OBP: 0.304, SLG: 0.342										1	0	0	0	0	0	0
Chico Salmon, R (1, 6) OBP: 0.264, SLG: 0.298		SH1-3 1-2		6-3			BB 1B		1-3	2	0	0	0	1	0	0
Tommy Harper, R (1, 9) OBP: 0.295, SLG: 0.388		BB G1-6-3			6-3		1B 1-3		S 1B	3	0	2	0	1	0	0
Vern Fuller, R (1, 4) OBP: 0.320, SLG: 0.268		G1-6-3 1-2f			5-3		5-3		BB 1-2	3	0	0	0	0	0	4
Russ Snyder, L (9, PH) OBP: 0.324, SLG: 0.327										0	0	0	0	1	0	0
Steve Hargan, R (1, 1) OBP: 0.204, SLG: 0.229			K		6-3			HBP 1B	F4	2	0	0	0	0	1	0
Lee Maye, L (8, PH) OBP: 0.330, SLG: 0.416										0	0	0	0	0	0	0
Hal Kurtz, R (8, PR)										0	0	0	0	0	0	0
Duke Sims, L (8, 2) OBP: 0.374, SLG: 0.412										1	0	0	0	0	0	2

	AB	30
	R	0
	H	4
	RBI	0
	BB	4
	SO	2
	LOB	14

Inning Stats	1	2	3	4	5	6	7	8	9
	R: 0 E: 0 K: 0 S: 3	R: 0 E: 1 K: 0 S: 3	R: 0 E: 0 K: 1 S: 6	R: 0 E: 0 K: 0 S: 3	R: 0 E: 0 K: 0 S: 3	R: 0 E: 0 K: 0 S: 3	R: 0 E: 0 K: 1 S: 6	R: 0 E: 0 K: 0 S: 4	R: 0 E: 0 K: 0 S: 4
	H: 0 LOB: 1 BB: 1 P: 7	H: 0 LOB: 1 BB: 1 P: 7	H: 1 LOB: 1 BB: 0 P: 6	H: 0 LOB: 0 BB: 0 P: 3	H: 0 LOB: 0 BB: 0 P: 3	H: 0 LOB: 0 BB: 0 P: 3	H: 1 LOB: 2 BB: 1 P: 10	H: 1 LOB: 2 BB: 0 P: 5	H: 1 LOB: 2 BB: 1 P: 8

	1B: 4	SF: 0	WP: 0	PA: 36
	2B: 0	SAC: 1	PB: 0	
	3B: 0	DP: 1	SB: 1	
	HR: 0	HBP: 1	CS: 0	

PITCHER		IP	WLS	BF	H	R	ER	SO	BB	IBB	HBP	BLK	WP	HR	S	P	ERA	WHIP
Tommy John, L ERA: 1.94	(1, 1)	7.0	W	28	3	0	0	2	3	0	1	0	0	0	28	41	0.00	0.857
Bob Locker, R ERA: 2.29	(8, 1)	1.2		6	1	0	0	0	0	0	0	0	0	0	6	6	0.00	0.600
Hoyt Wilhelm, R ERA: 1.58	(9, 1)	0.1	S	2	0	0	0	0	1	0	0	0	0	0	1	5	0.00	3.000

PITCHER		IP	WLS	BF	H	R	ER	SO	BB	IBB	HBP	BLK	WP	HR	S	P	ERA	WHIP

Batter	1	2	3	4	5	6	7	8	9	AB	R	H	RBI	BB	SO	LOB
Walt Williams, R (1, 9) OBP: 0.211, SLG: 0.214	4-3		F8		2B			K		3	0	1	1	0	0	0
Woodie Held, R (8, 9) OBP: 0.265, SLG: 0.183										1	0	0	0	0	1	0
Luis Aparicio, R (1, 6) OBP: 0.305, SLG: 0.348	1-3		F9		F4			1B		4	0	1	0	0	0	1
Tom McCraw, L (1, 3) OBP: 0.296, SLG: 0.381	1B			BB		F7		F8		3	0	1	0	1	0	1
Tommy Davis, R (1, 7) OBP: 0.287, SLG: 0.350	1B			F2		F3				3	0	1	0	0	0	1
Duane Josephson, R (1, 2) OBP: 0.281, SLG: 0.346	6-3			1-3		6-3				3	0	0	0	0	0	3
Dick Kenworthy, R (1, 5) OBP: 0.265, SLG: 0.257		G3		F9			4-3			3	0	0	0	0	0	1
Sandy Alomar Sr., S (1, 4) OBP: 0.311, SLG: 0.293		4-3			1-3		K			3	0	0	0	0	1	0
Ken Berry, R (1, 8) OBP: 0.288, SLG: 0.343		F2			G1		F7			3	0	0	0	0	0	0
Tommy John, R (1, 1) OBP: 0.204, SLG: 0.278			G3		E8 2B 1B			K		2	1	1	0	0	0	0
Bob Locker, S (8, 1)										1	0	0	0	0	1	0
Hoyt Wilhelm, R (9, 1)										0	0	0	0	0	0	0
Inning Stats	R: 0 E: 0 K: 0 S: 5 H: 2 LOB: 2 BB: 0 P: 5	R: 0 E: 0 K: 0 S: 3 H: 0 LOB: 0 BB: 0 P: 3	R: 0 E: 0 K: 0 S: 3 H: 0 LOB: 0 BB: 0 P: 3	R: 0 E: 0 K: 0 S: 3 H: 0 LOB: 1 BB: 1 P: 7	R: 1 E: 1 K: 0 S: 5 H: 2 LOB: 1 BB: 0 P: 5	R: 0 E: 0 K: 0 S: 3 H: 0 LOB: 0 BB: 0 P: 3	R: 0 E: 0 K: 1 S: 5 H: 0 LOB: 0 BB: 0 P: 5	R: 0 E: 0 K: 2 S: 8 H: 1 LOB: 1 BB: 0 P: 8		1B: 4 2B: 1 3B: 0 HR: 0	SF: 0 SAC: 0 DP: 0 HBP: 0					

PITCHER	IP	WLS	BF	H	R	ER	SO	BB	IBB	HBP	BLK	WP	HR	S	P	ERA	WHIP
Steve Hargan, R (1, 1) ERA: 3.72	7.0	L	26	4	1	0	1	1	0	0	0	0	0	27	31	0.00	0.714
Vicente Romo, R (8, 1) ERA: 1.12	1.0		4	1	0	0	2	0	0	0	0	0	0	8	8	0.00	1.000

PITCHER	IP	WLS	BF	H	R	ER	SO	BB	IBB	HBP	BLK	WP	HR	S	P	ERA	WHIP

BOTTOM

Cleveland Indians @ Chicago White Sox

Comiskey Park, Chicago, IL

Fri Aug 09 1968, 8:05 PM EDT

Att. 9,553 - Unknown

livebaseballscorecards.com

AB	29
R	1
H	5
RBI	1
BB	1
SO	3
LOB	7

Batter	1	2	3	4	5	6	7	8	9	AB	R	H	RBI	BB	SO	LOB
Jose Cardenal, R (1, 8) OBP: 0.296, SLG: 0.355	SH2-3 1B		1-3			E 1B 2B	FC6-4 2-3		6-3	5	1	2	0	0	0	2
Tommy Harper, R (1, 9) OBP: 0.291, SLG: 0.382	SH2-3 1-2		F8			4-3	6-3			3	0	0	0	0	0	2
Lou Johnson, R (1, 7) OBP: 0.289, SLG: 0.380	6-3			1-3		E2 1B 1B 2-3		F7		4	1	0	0	0	0	2
Tony Horton, R (1, 3) OBP: 0.309, SLG: 0.413	F9			F8		1B SF8 1B 1-2 3-H		F7		4	1	1	1	0	0	1
Joe Azcue, R (1, 2) OBP: 0.324, SLG: 0.352		E6 5-3		6-3		1-3 2-H		E4		4	0	1	1	0	0	0
Chico Salmon, R (1, 6) OBP: 0.260, SLG: 0.294		5-3 1-2			1-3	SF8 3-H		F7		3	0	0	1	0	0	2
Max Alvis, R (1, 5) OBP: 0.296, SLG: 0.332		F7			FC5-4 1B	F7			FC6-5 S 1B	4	0	2	0	0	0	2
Davey Nelson, R (1, 4) OBP: 0.316, SLG: 0.333		F2			FC5-4 1-2f		B B B B FC6-4 S BB		S S S K 1-2	3	0	0	0	1	1	3
Luis Tiant, R (1, 1) OBP: 0.085, SLG: 0.099			5-3		F9		F2 1-2		FC6-5 2-3	4	0	0	0	0	0	3
Inning Stats	R: 0 H: 1 E: 0 LOB: 1 K: 0 BB: 0 S: 4 P: 4	R: 0 H: 0 E: 1 LOB: 1 K: 0 BB: 0 S: 4 P: 4	R: 0 H: 0 E: 0 LOB: 0 K: 0 BB: 0 S: 3 P: 3	R: 0 H: 0 E: 0 LOB: 0 K: 0 BB: 0 S: 3 P: 3	R: 0 H: 1 E: 0 LOB: 1 K: 0 BB: 0 S: 4 P: 4	R: 3 H: 3 E: 1 LOB: 1 K: 0 BB: 0 S: 7 P: 7	R: 0 H: 0 E: 0 LOB: 1 K: 0 BB: 1 S: 3 P: 7	R: 0 H: 0 E: 1 LOB: 1 K: 0 BB: 0 S: 4 P: 4	R: 0 H: 1 E: 0 LOB: 1 K: 1 BB: 0 S: 6 P: 6	1B: 5 SF: 1 2B: 1 SAC: 1 3B: 0 DP: 0 HR: 0 HBP: 0						

TOP

Cleveland Indians @ Chicago White Sox

Comiskey Park, Chicago, IL

Sat Aug 10 1968, 4:33 AM EDT

Att. 4,192 - Unknown

livebaseballscorecards.com

AB	34
R	3
H	6
RBI	3
BB	1
SO	1
LOB	17

WP: 0 PA: 37
PB: 0
SB: 2
CS: 0

PITCHER		IP	WLS	BF	H	R	ER	SO	BB	IBB	HBP	BLK	WP	HR	S	P	ERA	WHIP
Wilbur Wood, L ERA: 1.76	(1, 1)	6.0	L	26	5	3	1	0	1	0	0	0	0	0	25	29	1.50	1.000
Bob Locker, R ERA: 2.25	(7, 1)	1.0		3	0	0	0	0	0	0	0	0	0	0	3	3	0.00	0.000
Hoyt Wilhelm, R ERA: 1.53	(8, 1)	2.0		8	1	0	0	1	0	0	0	0	0	0	10	10	0.00	0.500

PITCHER	IP	WLS	BF	H	R	ER	SO	BB	IBB	HBP	BLK	WP	HR	S	P	ERA	WHIP

Cleveland Indians @ Chicago White Sox

Comiskey Park, Chicago, IL

Sat Aug 10 1968, 4:33 AM EDT

Att. 4,192 - Unknown

BOTTOM

livebaseballscorecards.com

Batter	1	2	3	4	5	6	7	8	9	AB	R	H	RBI	BB	SO	LOB
Walt Williams, R (1, 9) OBP: 0.230, SLG: 0.250	F8	5-3			FC6-4 1B 1-2		2B 1-3			4	0	2	0	0	0	0
Luis Aparicio, R (1, 6) OBP: 0.305, SLG: 0.347	1B 1B 1B		K		FC6-4 1-2f		F9			4	1	1	0	0	1	5
Tommy Davis, R (1, 7) OBP: 0.287, SLG: 0.349	1B E 1B 1-2		5-3		F2			6-3		4	1	1	0	0	0	2
Duane Josephson, R (1, 2) OBP: 0.281, SLG: 0.344	E8 1-H 2-H		K			F4		6-3		4	0	1	1	0	1	0
Dick Kenworthy, R (1, 5) OBP: 0.256, SLG: 0.248	K			F2		5-3		K		4	0	0	0	0	2	1
Gail Hopkins, L (1, 3) OBP: 0.296, SLG: 0.174	BB			F6		F4			F2	3	0	0	0	1	0	0
Sandy Alomar Sr., S (1, 4) OBP: 0.306, SLG: 0.288 Woodie Held, R (9, PH) OBP: 0.262, SLG: 0.181	K			4-3			K		K	3 1	0 0	0 0	0 0	0 0	2 1	2 0
Ken Berry, R (1, 8) OBP: 0.285, SLG: 0.339		F9			K		K		F7	4	0	0	0	0	2	0
Wilbur Wood, R (1, 1) OBP: 0.167, SLG: 0.063 Bob Locker, S (7, 1) Gary Peters, L (7, PH) OBP: 0.293, SLG: 0.333 Joe Horlen, R (7, PR) OBP: 0.065, SLG: 0.044 Hoyt Wilhelm, R (8, 1)		K			BB 1B		BB 2B			1 0 0 0 0	0 0 0 0 0	0 0 0 0 0	0 0 0 0 0	1 0 1 0 0	1 0 0 0 0	0 0 0 0 0
Inning Stats	R: 2 E: 1 K: 2 S: 10 H: 3 LOB: 2 BB: 1 P: 14	R: 0 E: 0 K: 1 S: 5 H: 0 LOB: 0 BB: 0 P: 5	R: 0 E: 0 K: 2 S: 7 H: 0 LOB: 0 BB: 0 P: 7	R: 0 E: 0 K: 0 S: 3 H: 0 LOB: 0 BB: 0 P: 3	R: 0 E: 0 K: 1 S: 6 H: 1 LOB: 2 BB: 1 P: 10	R: 0 E: 0 K: 0 S: 3 H: 0 LOB: 0 BB: 0 P: 3	R: 0 E: 0 K: 2 S: 8 H: 1 LOB: 3 BB: 1 P: 12	R: 0 E: 0 K: 1 S: 5 H: 0 LOB: 0 BB: 0 P: 5	R: 0 E: 0 K: 1 S: 5 H: 0 LOB: 0 BB: 0 P: 5	1B: 4 2B: 1 3B: 0 HR: 0 SF: 0 SAC: 0 DP: 0 HBP: 0						

	AB	32
	R	2
	H	5
	RBI	1
	BB	3
	SO	10
	LOB	10

WP: 0 PB: 0 SB: 0 CS: 0 PA: 35

PITCHER	IP	WLS	BF	H	R	ER	SO	BB	IBB	HBP	BLK	WP	HR	S	P	ERA	WHIP
Luis Tiant, R (1, 1) ERA: 1.46	9.0	W	35	5	2	1	10	3	0	0	0	0	0	52	64	1.00	0.889

PITCHER	IP	WLS	BF	H	R	ER	SO	BB	IBB	HBP	BLK	WP	HR	S	P	ERA	WHIP

Batter	1	2	3	4	5	6	7	8	9	AB	R	H	RBI	BB	SO	LOB
Jose Cardenal, R (1, 8) OBP: 0.297, SLG: 0.354	x 0-0 CS 1B	BBB 4-0 1B 1B 1-2 2-3 BB		x 0-0 4-3 ①		x 0-0 F2 ②		x 0-0 6-3 ②		4	1	1	0	1	0	2
Davey Nelson, R (1, 4) OBP: 0.323, SLG: 0.333	BBBB 4-0 1B ① 1-2 BB	x 0-0 1B 1-3 2-H 3-H 1B		BBB 4-0 FC6-4 BB		x 0-0 L6 ③		x 0-0 E7 1B 3-H 1B		0	0	0	0	1	0	0
Russ Snyder, L (2, PH) OBP: 0.327, SLG: 0.330										1	0	1	2	0	0	0
Vern Fuller, R (2, 4) OBP: 0.324, SLG: 0.271										2	1	1	1	1	0	1
Lee Maye, L (1, 9) OBP: 0.337, SLG: 0.421	x 0-0 1-2 1B	x 0-0 1-2 3-H 1B		x 0-0 F8 ②			x 0-0 F8 ①	x 0-0 FC6-4 2-H 1B		5	0	3	2	0	0	1
Tommy Harper, R (8, PR) OBP: 0.291, SLG: 0.382										0	0	0	0	0	0	0
(8, 9)																
Tony Horton, R (1, 3) OBP: 0.305, SLG: 0.406	SSS 0-3 K ②	x 0-0 F2 ③		x 0-0 FC6-4 ③ 1-2f			x 0-0 E5	x 0-0 FC6-4 1-2f		5	0	0	0	0	1	6
Duke Sims, L (1, 2) OBP: 0.374, SLG: 0.410	x 0-0 F5 ③		H 1-0 2-3 FC HBP		x 0-0 G6-4-3 1B		x 0-0 F8 ②		SSS 0-3 K ①	4	0	1	0	0	1	3
Jimmie Hall, L (1, 7) OBP: 0.279, SLG: 0.266		x 0-0 F2 ①	x 0-0 FC 2-3 1-2		x 0-0 F9 ①		x 0-0 F7 ③		x 0-0 6-3 ②	4	0	0	0	0	0	3
Lou Johnson, R (9, PH) OBP: 0.288, SLG: 0.379										1	0	0	0	0	0	0
(9, 7)																
Max Alvis, R (1, 5) OBP: 0.295, SLG: 0.328		BBB 4-0 BB 1B 1B BB	x 0-0 F9 ①	x 0-0 G6-4-3 ② ③ 1-2f				x 0-0 E3 3B	x 0-0 5-3 ③	4	2	0	0	1	0	3
Larry Brown, R (1, 6) OBP: 0.295, SLG: 0.321		x 0-0 BB 1-2 1B 1B	x 0-0 2-3 ② 1-2 2-3			x 0-0 F6 ①		x 0-0 E 1-H 3B		4	2	2	1	0	0	2
Stan Williams, R (1, 1) OBP: 0.256, SLG: 0.225		SSS 0-3 K ②	SSS 0-3 K ③			x 0-0 2B		x 0-0 F2 ①		4	0	1	0	0	2	5
Inning Stats	R: 0 H: 2 E: 0 LOB: 2 K: 1 BB: 1 S: 6 P: 10	R: 3 H: 3 E: 0 LOB: 2 K: 1 BB: 2 S: 8 P: 16	R: 0 H: 0 E: 0 LOB: 2 K: 1 BB: 0 S: 6 P: 7	R: 0 H: 0 E: 0 LOB: 1 K: 0 BB: 1 S: 3 P: 7	R: 0 H: 1 E: 0 LOB: 0 K: 0 BB: 0 S: 3 P: 3	R: 0 H: 1 E: 0 LOB: 1 K: 0 BB: 0 S: 4 P: 4	R: 0 H: 0 E: 1 LOB: 1 K: 0 BB: 0 S: 4 P: 4	R: 3 H: 3 E: 2 LOB: 1 K: 0 BB: 0 S: 7 P: 7	R: 0 H: 0 E: 0 LOB: 0 K: 1 BB: 0 S: 5 P: 5	1B: 8 SF: 0 2B: 1 SAC: 0 3B: 1 DP: 1 HR: 0 HBP: 1						

TOP

Cleveland Indians @ Chicago White Sox

Comiskey Park, Chicago, IL

Sun Aug 11 1968, 4:33 AM EDT

Unknown

livebaseballscorecards.com

AB	38
R	6
H	10
RBI	6
BB	4
SO	4
LOB	26

WP: 0 PA: 43
PB: 0
SB: 0
CS: 1

PITCHER		IP	WLS	BF	H	R	ER	SO	BB	IBB	HBP	BLK	WP	HR	S	P	ERA	WHIP
Bob Priddy, R ERA: 3.06	(1, 1)	2.0	L	13	5	3	3	2	3	0	0	0	0	0	14	26	13.50	4.000
Dennis Ribant, R ERA: 4.85	(3, 1)	3.0		12	1	0	0	1	1	0	1	0	0	0	12	17	0.00	0.667
Cisco Carlos, R ERA: 3.87	(6, 1)	2.0		8	1	0	0	0	0	0	0	0	0	0	8	8	0.00	0.500
Gary Peters, L ERA: 3.49	(8, 1)	2.0		10	3	3	0	1	0	0	0	0	0	0	12	12	0.00	1.500

PITCHER		IP	WLS	BF	H	R	ER	SO	BB	IBB	HBP	BLK	WP	HR	S	P	ERA	WHIP

Batter	1	2	3	4	5	6	7	8	9	AB	R	H	RBI	BB	SO	LOB
Walt Williams, R (1, 9) OBP: 0.231, SLG: 0.238	S S S 0-3 K ①		H 1-0 HBP		x 0-0 F4 ②		x 0-0 1-3 ③			3	0	0	0	0	1	1
Luis Aparicio, R (1, 6) OBP: 0.302, SLG: 0.344	S S S 0-3 K ②		x 0-0 F8 ③		x 0-0 F5 ③			x 0-0 4-3 ①		4	0	0	0	0	1	2
Tommy Davis, R (1, 3) OBP: 0.284, SLG: 0.345	S S S 0-3 K ③			x 0-0 1-3 ①		x 0-0 5-3 ①		x 0-0 6-3 ②		4	0	0	0	0	1	0
Leon Wagner, L (1, 7) OBP: 0.344, SLG: 0.330		x 0-0 G3 ①		B B B B 4-0 HBP BB		S S S 0-3 K ②		x 0-0 4-3 ③		3	0	0	0	1	1	0
Duane Josephson, R (1, 2) OBP: 0.287, SLG: 0.348		x 0-0 FC4-6 1B		H 1-0 1-2 HBP		x 0-0 1B			x 0-0 5-3 ①	3	0	2	0	0	0	0
Ron Hansen, R (1, 5) OBP: 0.280, SLG: 0.317		x 0-0 F9 ②		x 0-0 F8 ②		x 0-0 F6 ③			x 0-0 5-3 ②	4	0	0	0	0	0	4
Ken Berry, R (1, 8) OBP: 0.282, SLG: 0.335		x 0-0 FC4-6 1-2f ③		x 0-0 F9 ③			x 0-0 F8 ①		x 0-0 F8 ③	4	0	0	0	0	0	3
Sandy Alomar Sr., S (1, 4) OBP: 0.307, SLG: 0.289			x 0-0 F4 ①		x 0-0 1B		x 0-0 4-3 ②			3	0	1	0	0	0	0
Bob Priddy, R (1, 1) OBP: 0.091, SLG: 0.190 Dennis Ribant, R (3, 1) OBP: 0.250, SLG: 0.143 Dick Kenworthy, R (5, PH) OBP: 0.254, SLG: 0.246 Cisco Carlos, R (6, 1) OBP: 0.130, SLG: 0.048 Gary Peters, L (7, PH) OBP: 0.305, SLG: 0.404 (8, 1)			x 0-0 F8 ②		x 0-0 F7 ①		x 0-0 HR			0 0 0 0 0 0 0 1 0 0 0 0 0 0 1 0 0 0 0 0 1 0 0 0 0 0 0 0 1 1 1 1 0 0 0						
Inning Stats	R: 0 H: 0 E: 0 LOB: 0 K: 3 BB: 0 S: 9 P: 9	R: 0 H: 1 E: 0 LOB: 1 K: 0 BB: 0 S: 4 P: 4	R: 0 H: 0 E: 0 LOB: 1 K: 0 BB: 0 S: 3 P: 4	R: 0 H: 0 E: 0 LOB: 2 K: 0 BB: 1 S: 3 P: 8	R: 0 H: 1 E: 0 LOB: 1 K: 0 BB: 0 S: 4 P: 4	R: 0 H: 1 E: 0 LOB: 1 K: 1 BB: 0 S: 6 P: 6	R: 1 H: 1 E: 0 LOB: 0 K: 0 BB: 0 S: 4 P: 4	R: 0 H: 0 E: 0 LOB: 0 K: 0 BB: 0 S: 3 P: 3	R: 0 H: 0 E: 0 LOB: 0 K: 0 BB: 0 S: 3 P: 3	1B: 3 SF: 0 2B: 0 SAC: 0 3B: 0 DP: 0 HR: 1 HBP: 2						

PITCHER	IP	WLS	BF	H	R	ER	SO	BB	IBB	HBP	BLK	WP	HR	S	P	ERA	WHIP
Stan Williams, R (1, 1) ERA: 2.63	9.0	W	34	4	1	1	4	1	0	2	0	0	1	39	45	1.00	0.556

PITCHER	IP	WLS	BF	H	R	ER	SO	BB	IBB	HBP	BLK	WP	HR	S	P	ERA	WHIP

BOTTOM

Cleveland Indians @ Chicago White Sox

Comiskey Park, Chicago, IL

Sun Aug 11 1968, 4:33 AM EDT

Unknown

livebaseballscorecards.com

AB	31
R	1
H	4
RBI	1
BB	1
SO	4
LOB	11

1B: 3	SF: 0	WP: 0	PA: 34
2B: 0	SAC: 0	PB: 0	
3B: 0	DP: 0	SB: 0	
HR: 1	HBP: 2	CS: 0	

Batter	1	2	3	4	5	6	7	8	9	AB	R	H	RBI	BB	SO	LOB
Jose Cardenal, R (1, 8) OBP: 0.299, SLG: 0.353	0-0 6-3		BBB 4-0 S BB		0-0 6-3	SSS 0-3 K			0-0 8-5 S 1B	4	0	1	0	1	1	3
Davey Nelson, R (1, 4) OBP: 0.330, SLG: 0.341	0-0 7-4 1B		SSS 0-3 K 1-2		BBB 4-0 BB		0-0 F5		0-0 8-5 1-3f	1	0	1	0	0	0	0
Jimmie Hall, L (3, PH) OBP: 0.278, SLG: 0.264										1	0	0	0	0	1	1
Vern Fuller, R (3, 4) OBP: 0.326, SLG: 0.269										1	0	0	0	1	0	0
Lee Maye, L (9, PH) OBP: 0.335, SLG: 0.418										1	0	0	0	0	0	1
Billy Harris, L (9, 4) OBP: 0.304, SLG: 0.342										0	0	0	0	0	0	0
Lou Johnson, R (1, 7) OBP: 0.287, SLG: 0.374	0-0 7-4 1-2f		0-0 5-3		0-0 F5		0-0 6-3		BBBB 4-0 CS BB	4	0	0	0	1	0	3
Joe Azcue, R (1, 2) OBP: 0.326, SLG: 0.352		0-0 1B SF9 1B	BBBB 4-0 BB		0-0 F9		0-0 F9		0-0 CS 1-2	3	1	1	0	1	0	1
Tony Horton, R (1, 3) OBP: 0.307, SLG: 0.407		0-0 SF9 1-3 PB 1B	0-0 F9			0-0 CS 1B		0-0 6-3		4	1	2	0	0	0	2
Tommy Harper, R (1, 9) OBP: 0.286, SLG: 0.377		0-0 SF9 2-3 3-H		0-0 6-3		SSS 0-3 K 1-2		0-0 5-3		3	0	0	1	0	1	1
Max Alvis, R (1, 5) OBP: 0.300, SLG: 0.334		0-0 6-3 3-H		H 1-0 1-3 HBP		0-0 BB BB 1B		0-0 FC5 2B		3	0	2	0	0	0	0
Larry Brown, R (1, 6) OBP: 0.299, SLG: 0.322		0-0 1B		0-0 1-3 1-2		BBBB 4-0 1-2 BB		IIII 4-0 IBB		2	0	1	0	2	0	1
Sam McDowell, L (1, 1) OBP: 0.179, SLG: 0.141		SSS 0-3 K		SSS 0-3 K		BBBB 4-0 1-2 2-3 BB		0-0 FC5 2-3f		1	0	0	0	0	1	1
Eddie Fisher, R (3, 1)										2	0	0	0	1	1	3
Inning Stats	R: 0 H: 1 E: 0 LOB: 0 K: 0 BB: 0 S: 3 P: 3	R: 2 H: 3 E: 0 LOB: 1 K: 1 BB: 0 S: 8 P: 8	R: 0 H: 0 E: 0 LOB: 2 K: 1 BB: 2 S: 5 P: 13	R: 0 H: 0 E: 0 LOB: 1 K: 1 BB: 0 S: 5 P: 6	R: 0 H: 0 E: 0 LOB: 1 K: 0 BB: 1 S: 3 P: 7	R: 0 H: 2 E: 0 LOB: 3 K: 2 BB: 2 S: 8 P: 16	R: 0 H: 0 E: 0 LOB: 0 K: 0 BB: 0 S: 3 P: 3	R: 0 H: 1 E: 0 LOB: 2 K: 0 BB: 1 S: 4 P: 8	R: 0 H: 1 E: 0 LOB: 0 K: 0 BB: 1 S: 2 P: 6	1B: 7 SF: 1 2B: 4 SAC: 0 3B: 0 DP: 3 HR: 0 HBP: 1						

TOP

Cleveland Indians @ Chicago White Sox

Comiskey Park, Chicago, IL

Sun Aug 11 1968, 4:38 AM EDT

Att. 10,369 - Unknown

livebaseballscorecards.com

AB	30
R	2
H	8
RBI	1
BB	7
SO	5
LOB	17

PITCHER		IP	WLS	BF	H	R	ER	SO	BB	IBB	HBP	BLK	WP	HR	S	P	ERA	WHIP
Danny Lazar, L ERA: 3.6	(1, 1)	2.0	L	10	4	2	2	1	1	0	0	0	0	0	11	15	9.00	2.500
Dennis Ribant, R ERA: 4.32	(3, 1)	3.2		17	2	0	0	3	4	0	1	0	0	0	18	35	0.00	1.636
Hoyt Wilhelm, R ERA: 1.5	(6, 1)	1.1		4	0	0	0	1	0	0	0	0	0	0	6	6	0.00	0.000
Bob Locker, R ERA: 2.18	(8, 1)	2.0		8	2	0	0	0	1	1	0	0	0	0	6	14	0.00	1.500

PITCHER	IP	WLS	BF	H	R	ER	SO	BB	IBB	HBP	BLK	WP	HR	S	P	ERA	WHIP

WP: 0	PB: 1	SB: 2	CS: 2
PA: 40			

Cleveland Indians @ Chicago White Sox

Comiskey Park, Chicago, IL

Sun Aug 11 1968, 4:38 AM EDT

Att. 10,369 - Unknown

livebaseballscorecards.com

BOTTOM

Batter	1	2	3	4	5	6	7	8	9	AB	R	H	RBI	BB	SO	LOB
Walt Williams, R (1, 7) (9, 9) OBP: 0.214, SLG: 0.221	F8	F9		1-3			F2		6-3	5	0	0	0	0	0	3
Luis Aparicio, R (1, 6) OBP: 0.306, SLG: 0.348	8-3 1B		1B SH3-4 1B		F8		1B			4	0	3	0	0	0	0
Woodie Held, R (1, 9) (9, 8) OBP: 0.264, SLG: 0.176	8-3 1-2f		SH3-4 1-2		HBP		F6			2	0	0	0	0	0	2
Tommy Davis, R (1, 3) OBP: 0.286, SLG: 0.347		6-3	BB 1B 2-3		F8			SH1-4 1B		4	0	2	0	0	0	1
Ron Hansen, R (1, 5) OBP: 0.284, SLG: 0.316		B B B B E BB BB BB	B B B B 1-2 BB		F8			SH1-4 1-2		1	1	0	0	2	0	1
Ken Berry, R (1, 8) OBP: 0.283, SLG: 0.333 Leon Wagner, L (8, PH) OBP: 0.343, SLG: 0.328 (9, 7)		B B B B BB E 1-2 BB	F3			6-3		G3		2 1	0 0	0 0	0 0	1 0	0 0	3 1
Jerry McNertney, R (1, 2) OBP: 0.322, SLG: 0.294 Duane Josephson, R (8, PH) OBP: 0.286, SLG: 0.346 (9, 2)		E6 BB 1-2 2-3	F8		S S S K			F7		3 1	0 0	0 0	0 0	0 0	1 0	5 1
Sandy Alomar Sr., S (1, 4) OBP: 0.301, SLG: 0.283		S S S K		F8		5-3			S S S K	4	0	0	0	0	2	3
Danny Lazar, L (1, 1) Dennis Ribant, R (3, 1) OBP: 0.222, SLG: 0.125 Hoyt Wilhelm, R (6, 1) Gail Hopkins, L (7, PH) OBP: 0.286, SLG: 0.167 Bob Locker, S (8, 1) Gary Peters, L (9, PH) OBP: 0.300, SLG: 0.396		B B B B 1-2 2-3 3-H BB		F8			4-3		F8	0 1 0 1 0 0 1	0 0 0 0 0 0 0	0 0 0 0 0 0 0	1 0 0 0 0 0 0	1 0 0 0 0 0 0	0 0 0 0 0 0 0	0 0 0 0 0 0 0
Inning Stats	R: 0 E: 0 K: 0 S: 3 H: 1 LOB: 0 BB: 0 P: 3	R: 1 E: 1 K: 1 S: 6 H: 0 LOB: 3 BB: 3 P: 18	R: 0 E: 0 K: 0 S: 5 H: 2 LOB: 3 BB: 1 P: 9	R: 0 E: 0 K: 0 S: 3 H: 0 LOB: 0 BB: 0 P: 3	R: 0 E: 0 K: 0 S: 3 H: 0 LOB: 1 BB: 0 P: 4	R: 0 E: 0 K: 1 S: 5 H: 0 LOB: 0 BB: 0 P: 5	R: 0 E: 0 K: 0 S: 4 H: 1 LOB: 1 BB: 0 P: 4	R: 0 E: 0 K: 0 S: 4 H: 1 LOB: 1 BB: 0 P: 4	R: 0 E: 0 K: 1 S: 5 H: 0 LOB: 0 BB: 0 P: 5							

PITCHER		IP	WLS	BF	H	R	ER	SO	BB	IBB	HBP	BLK	WP	HR	S	P	ERA	WHIP	PITCHER	IP	WLS	BF	H	R	ER	SO	BB	IBB	HBP	BLK	WP	HR	S	P	ERA	WHIP
Sam McDowell, L ERA: 1.7	(1, 1)	2.1		14	3	1	0	1	4	0	0	0	0	0	12	28	0.00	3.000																	
Eddie Fisher, R ERA: 2.83	(3, 1)	6.2	W	23	2	0	0	2	0	0	1	0	0	0	26	27	0.00	0.300																	

AB	30
R	1
H	5
RBI	1
BB	4
SO	3
LOB	20

1B: 5	SF: 0	WP: 0	PA: 37
2B: 1	SAC: 2	PB: 0	
3B: 0	DP: 1	SB: 0	
HR: 0	HBP: 1	CS: 0	

Batter	1	2	3	4	5	6	7	8	9	AB	R	H	RBI	BB	SO	LOB
Walt Williams, R (1, 9) OBP: 0.203, SLG: 0.208	5-3		6-3			K		F7		4	0	0	0	0	1	0
Dick Kenworthy, R (8, 5) OBP: 0.254, SLG: 0.246										0	0	0	0	0	0	0
Luis Aparicio, R (1, 6) OBP: 0.305, SLG: 0.347	6-3			5-3		F3			2B 1B	4	0	1	0	0	0	0
Duane Josephson, R (1, 2) OBP: 0.285, SLG: 0.348	6-3			6-3		F8			FC5 2B 1-3	4	0	1	0	0	0	0
Tommy Davis, R (1, 7) OBP: 0.283, SLG: 0.343		K		E5			6-3		6-3	4	0	0	0	0	1	2
Tom McCraw, L (1, 3) OBP: 0.298, SLG: 0.379		E S BB		4-3			4-3		IBB	2	0	0	0	2	0	1
Ron Hansen, R (1, 4) OBP: 0.284, SLG: 0.316		F5 1-3			6-3		1B		K	3	0	1	0	0	0	1
Wilbur Wood, R (7, 1) OBP: 0.167, SLG: 0.063										0	0	0	0	0	0	0
Hoyt Wilhelm, R (8, 1)										0	0	0	0	0	0	0
Leon Wagner, L (9, PH) OBP: 0.343, SLG: 0.328										0	0	0	0	0	0	0
Jerry McNertney, R (9, PH) OBP: 0.319, SLG: 0.291										1	0	0	0	0	1	3
Woodie Held, R (1, 5) OBP: 0.253, SLG: 0.167		F2			L7		K		FC5 2-3f	4	0	0	0	0	1	5
(8, 9)																
Ken Berry, R (1, 8) OBP: 0.283, SLG: 0.342			F8		HR			6-3		3	1	1	1	0	0	0
Jack Fisher, R (1, 1) OBP: 0.182, SLG: 0.188			5-3		K			F8		2	0	0	0	0	1	0
Sandy Alomar Sr., S (7, 4) OBP: 0.300, SLG: 0.281										1	0	0	0	0	0	0
Inning Stats	R: 0 E: 0 K: 0 S: 3 H: 0 LOB: 0 BB: 0 P: 3	R: 0 E: 0 K: 1 S: 5 H: 0 LOB: 1 BB: 1 P: 9	R: 0 E: 0 K: 0 S: 3 H: 0 LOB: 0 BB: 0 P: 3	R: 0 E: 1 K: 0 S: 4 H: 0 LOB: 1 BB: 0 P: 4	R: 1 E: 0 K: 1 S: 6 H: 1 LOB: 0 BB: 0 P: 6	R: 0 E: 0 K: 1 S: 5 H: 0 LOB: 0 BB: 0 P: 5	R: 0 E: 0 K: 1 S: 6 H: 1 LOB: 1 BB: 0 P: 6	R: 0 E: 0 K: 0 S: 3 H: 0 LOB: 0 BB: 0 P: 3	R: 0 E: 0 K: 1 S: 7 H: 2 LOB: 3 BB: 1 P: 11	1B: 2 2B: 1 3B: 0 HR: 1	SF: 0 SAC: 0 DP: 0 HBP: 0						

TOP

Chicago White Sox @ Boston Red Sox

Fenway Park, Boston, MA

Mon Aug 12 1968, 7:05 PM EDT

Att. 23,235 - Unknown - 80 F

livebaseballscorecards.com

AB	32
R	1
H	4
RBI	1
BB	2
SO	5
LOB	12

PITCHER		IP	WLS	BF	H	R	ER	SO	BB	IBB	HBP	BLK	WP	HR	S	P	ERA	WHIP
Ray Culp, R ERA: 3.55	(1, 1)	8.1	W	32	4	1	1	4	1	1	0	0	0	1	38	46	1.08	0.600
Bill Landis, L ERA: 3.43	(9, 1)	0.2	S	2	0	0	0	1	0	0	0	0	0	0	4	4	0.00	0.000

PITCHER	IP	WLS	BF	H	R	ER	SO	BB	IBB	HBP	BLK	WP	HR	S	P	ERA	WHIP

Batter	1	2	3	4	5	6	7	8	9	AB	R	H	RBI	BB	SO	LOB
Mike Andrews, R (1, 4) OBP: 0.380, SLG: 0.358	6-3		1B		K		1B	F3		5	0	2	0	0	1	4
Dalton Jones, L (1, 3) OBP: 0.272, SLG: 0.318	4-3		K		1-2 3-H 1B		1-3 BB 1B			4	0	2	1	0	1	1
Carl Yastrzemski, L (1, 7) OBP: 0.419, SLG: 0.453	WP BB		1-3		G2		FC5-4 1-2 BB			2	0	0	0	2	0	3
Ken Harrelson, R (1, 9) OBP: 0.367, SLG: 0.562	F8 1-2			6-3		6-3	FC5-4 1-2f			4	0	0	0	0	0	4
Reggie Smith, S (1, 8) OBP: 0.346, SLG: 0.420		F9		F7	K			1-3		4	0	0	0	0	1	0
Joe Foy, R (1, 5) OBP: 0.339, SLG: 0.335		1B		F2		BB		6-3		3	0	1	0	1	0	0
Rico Petrocelli, R (1, 6) OBP: 0.292, SLG: 0.375		F8			1B 1B	F9		1B 1B		4	2	2	0	0	0	2
Russ Nixon, L (1, 2) OBP: 0.203, SLG: 0.156		F8			1-3 1B		6-3	1-3 1B		3	0	1	0	0	0	1
Russ Gibson, R (8, PH) (9, 2) OBP: 0.230, SLG: 0.280										1	0	1	0	0	0	0
Ray Culp, R (1, 1) OBP: 0.143, SLG: 0.128			K		K		6-3	1-2 3-H 1B		4	0	1	1	0	2	2
Bill Landis, L (9, 1)										0	0	0	0	0	0	0
Inning Stats	R: 0 E: 0 K: 0 S: 3 H: 0 LOB: 1 BB: 1 P: 7	R: 0 E: 0 K: 0 S: 4 H: 1 LOB: 1 BB: 0 P: 4	R: 0 E: 0 K: 2 S: 8 H: 1 LOB: 1 BB: 0 P: 8	R: 0 E: 0 K: 0 S: 3 H: 0 LOB: 0 BB: 0 P: 3	R: 1 E: 0 K: 2 S: 10 H: 3 LOB: 2 BB: 0 P: 10	R: 0 E: 0 K: 1 S: 5 H: 0 LOB: 1 BB: 1 P: 9	R: 0 E: 0 K: 0 S: 5 H: 2 LOB: 3 BB: 1 P: 9	R: 1 E: 0 K: 0 S: 6 H: 3 LOB: 2 BB: 0 P: 6		1B: 10 2B: 0 3B: 0 HR: 0	SF: 0 SAC: 0 DP: 0 HBP: 0					

BOTTOM

Chicago White Sox @ Boston Red Sox

Fenway Park, Boston, MA

Mon Aug 12 1968, 7:05 PM EDT

Att. 23,235 - Unknown - 80 F

livebaseballscorecards.com

AB	34
R	2
H	10
RBI	2
BB	3
SO	5
LOB	17

WP: 1 PB: 0 SB: 0 CS: 0 PA: 37

PITCHER		IP	WLS	BF	H	R	ER	SO	BB	IBB	HBP	BLK	WP	HR	S	P	ERA	WHIP
Jack Fisher, R ERA: 2.82	(1, 1)	6.2		29	7	1	1	5	2	0	0	0	1	0	37	45	1.35	1.350
Wilbur Wood, L ERA: 1.83	(7, 1)	1.0	L	7	3	1	1	0	1	0	0	0	0	0	6	10	9.00	4.000
Hoyt Wilhelm, R ERA: 1.49	(8, 1)	0.1		1	0	0	0	0	0	0	0	0	0	0	1	1	0.00	0.000

PITCHER	IP	WLS	BF	H	R	ER	SO	BB	IBB	HBP	BLK	WP	HR	S	P	ERA	WHIP

Chicago White Sox @ Boston Red Sox

Fenway Park, Boston, MA

Tue Aug 13 1968, 7:05 PM EDT

Att. 23,648 - Overcast - 78 F

TOP

livebaseballscorecards.com

Batter	1	2	3	4	5	6	7	8	9	AB	R	H	RBI	BB	SO	LOB
Luis Aparicio, R (1, 6) OBP: 0.309, SLG: 0.349	5-3		1B CS			HR 1B	IBB			3	1	2	0	1	0	0
Tom McCraw, L (1, 3) OBP: 0.297, SLG: 0.386	G3		F5 1-2			1-H HR	K			4	1	1	2	0	1	3
Tommy Davis, R (1, 7) OBP: 0.282, SLG: 0.339	K			BB CS		F9		6-3		3	0	0	0	1	1	0
Duane Josephson, R (1, 2) OBP: 0.288, SLG: 0.360		F2		F8 1-2		3B		4-3		4	0	2	0	0	0	1
Ron Hansen, R (1, 5) OBP: 0.287, SLG: 0.318		2B 1B		1B		1-3		4-3 2-3		4	1	2	0	0	0	2
Walt Williams, R (1, 9) OBP: 0.205, SLG: 0.224		1-H 2B		6-3		K		F9		4	0	1	1	0	1	3
Woodie Held, R (8, 9) OBP: 0.253, SLG: 0.167										0	0	0	0	0	0	0
Ken Berry, R (1, 8) OBP: 0.283, SLG: 0.341		1B			6-3		5-3		4-3	4	0	1	0	0	0	0
Sandy Alomar Sr., S (1, 4) OBP: 0.299, SLG: 0.281		F3			K	SH1-3 1B			F8	4	0	1	0	0	1	1
Joe Horlen, R (1, 1) OBP: 0.063, SLG: 0.043			6-3		K	SH1-3 1-2			4-3	2	0	0	0	0	1	0
Wilbur Wood, R (7, 1) OBP: 0.167, SLG: 0.063										0	0	0	0	0	0	0
Dick Kenworthy, R (9, PH) OBP: 0.252, SLG: 0.243										1	0	0	0	0	0	0

	AB	33
	R	3
	H	10
	RBI	3
	BB	2
	SO	5
	LOB	10

Inning Stats	1	2	3	4	5	6	7	8	9
	R: 0 E: 0 K: 1 S: 5	H: 0 LOB: 0 BB: 0 P: 5	R: 1 E: 0 K: 0 S: 5	H: 3 LOB: 1 BB: 0 P: 5	R: 0 E: 0 K: 0 S: 3	H: 1 LOB: 0 BB: 0 P: 3	R: 0 E: 0 K: 0 S: 3	H: 1 LOB: 1 BB: 1 P: 7	R: 0 E: 0 K: 2 S: 7	H: 0 LOB: 0 BB: 0 P: 7	R: 2 E: 0 K: 1 S: 8	H: 3 LOB: 1 BB: 0 P: 8	R: 0 E: 0 K: 1 S: 6	H: 1 LOB: 2 BB: 1 P: 10	R: 0 E: 0 K: 0 S: 4	H: 1 LOB: 1 BB: 0 P: 4	R: 0 E: 0 K: 0 S: 3	H: 0 LOB: 0 BB: 0 P: 3

	1B: 6	SF: 0	WP: 0	PA: 36
	2B: 2	SAC: 1	PB: 0	
	3B: 1	DP: 0	SB: 0	
	HR: 1	HBP: 0	CS: 2	

PITCHER	IP	WLS	BF	H	R	ER	SO	BB	IBB	HBP	BLK	WP	HR	S	P	ERA	WHIP
Juan Pizarro, L (1, 1) ERA: 3.68	9.0	W	36	10	3	3	5	1	1	0	0	0	1	44	52	3.00	1.222

PITCHER	IP	WLS	BF	H	R	ER	SO	BB	IBB	HBP	BLK	WP	HR	S	P	ERA	WHIP

Batter	1	2	3	4	5	6	7	8	9	AB	R	H	RBI	BB	SO	LOB
Mike Andrews, R (1, 4) OBP: 0.379, SLG: 0.356	5-3		F7		F4		E 1B			4	0	1	0	0	0	0
Dalton Jones, L (1, 3) OBP: 0.273, SLG: 0.318	F8			F7	1B		BBBB 1-2 BB			3	0	1	0	0	0	0
George Scott, R (7, PH) (8, 3) OBP: 0.249, SLG: 0.251										0	0	0	0	1	0	0
Carl Yastrzemski, L (1, 7) OBP: 0.417, SLG: 0.451	6-3			E6 4-3 WP 1B	F8		1-3			4	1	1	0	0	0	3
Ken Harrelson, R (1, 9) OBP: 0.371, SLG: 0.568		SSS K		BBBB WP 4-3 2B BB		4-3 1B		SF7 3B		3	2	2	0	1	1	0
Reggie Smith, S (1, 8) OBP: 0.343, SLG: 0.416		F2		4-3 1-2 2-3		4-3 1-3		6-3		4	0	0	0	0	0	4
Joe Foy, R (1, 5) OBP: 0.343, SLG: 0.336		F8		BBBB 2B 2-3 3-H BB		S 1B		IBB		2	0	1	0	2	0	0
Rico Petrocelli, R (1, 6) OBP: 0.294, SLG: 0.389			HR	1-3 3-H 2B		F8 1-2		SF7 3-H		3	1	2	3	0	0	1
Russ Nixon, L (1, 2) OBP: 0.192, SLG: 0.147			F8	4-3			4-3	F9		4	0	0	0	0	0	3
Juan Pizarro, L (1, 1) OBP: 0.200, SLG: 0.261			SSS K		SSS K		F9			3	0	0	0	0	2	0
Inning Stats	R: 0 E: 0 K: 0 S: 3 H: 0 LOB: 0 BB: 0 P: 3	R: 0 E: 0 K: 1 S: 5 H: 0 LOB: 0 BB: 0 P: 5	R: 1 E: 0 K: 1 S: 6 H: 1 LOB: 0 BB: 0 P: 6	R: 2 E: 1 K: 0 S: 5 H: 2 LOB: 2 BB: 2 P: 13	R: 0 E: 0 K: 1 S: 6 H: 1 LOB: 1 BB: 0 P: 6	R: 0 E: 0 K: 0 S: 4 H: 2 LOB: 1 BB: 0 P: 4	R: 0 E: 1 K: 0 S: 4 H: 1 LOB: 2 BB: 1 P: 8	R: 1 E: 0 K: 0 S: 4 H: 1 LOB: 1 BB: 1 P: 8		1B: 5 2B: 1 3B: 1 HR: 1	SF: 1 SAC: 0 DP: 0 HBP: 0						

PITCHER		IP	WLS	BF	H	R	ER	SO	BB	IBB	HBP	BLK	WP	HR	S	P	ERA	WHIP
Joe Horlen, R ERA: 2.82	(1, 1)	6.2		28	7	3	3	3	2	0	0	0	1	1	32	40	4.05	1.350
Wilbur Wood, L ERA: 1.88	(7, 1)	1.1	L	7	1	1	1	0	1	1	0	0	0	0	5	13	6.75	1.500

PITCHER	IP	WLS	BF	H	R	ER	SO	BB	IBB	HBP	BLK	WP	HR	S	P	ERA	WHIP

BOTTOM

Chicago White Sox @ Boston Red Sox

Fenway Park, Boston, MA

Tue Aug 13 1968, 7:05 PM EDT

Att. 23,648 - Overcast - 78 F

livebaseballscorecards.com

AB	30
R	4
H	8
RBI	3
BB	4
SO	3
LOB	11

1B: 5 SF: 1
2B: 1 SAC: 0
3B: 1 DP: 0
HR: 1 HBP: 0

WP: 1 PA: 35
PB: 0
SB: 1
CS: 0

Batter	1	2	3	4	5	6	7	8	9	AB	R	H	RBI	BB	SO	LOB
Luis Aparicio, R (1, 6) OBP: 0.312, SLG: 0.350	0-0 PB 1B 1B 1B	0-0 1-2 3-H 1B		0-0 ① G3		0-0 ② FC6-4 1-2f		4-0 IBB		4	1	2	1	1	0	1
Tom McCraw, L (1, 3) OBP: 0.296, SLG: 0.383	0-0 PB 1B 1-2 1B	0-0 ②③ F9 2-3		0-0 ② 4-3		0-0 ③ F6		0-0 ③ F7		5	1	1	0	0	0	6
Tommy Davis, R (1, 7) OBP: 0.281, SLG: 0.337 Woodie Held, R (9, 7) OBP: 0.253, SLG: 0.167	0-0 1B 4-3 1-H 2-H 1B	0-0 ① 4-3		0-0 ③ F7			S S S 0-3 ① K		0-0 ① F8	5 0	0 0	1 0	2 0	0 0	1 0	0 0
Duane Josephson, R (1, 2) OBP: 0.289, SLG: 0.361	0-0 ① 4-3 1-2	0-0 ② 5-3		0-0 ① F4			0-0 G6-4-3 1B		0-0 G5-4-3 1B	5	0	2	0	0	0	1
Ron Hansen, R (1, 5) OBP: 0.288, SLG: 0.319	0-0 ② 2-3 1B	0-0 2B 1B 1B		0-0 ② F3			0-0 ②③ G6-4-3 1-2f		0-0 ②③ G5-4-3 1-2f	5	1	2	0	0	0	2
Walt Williams, R (1, 9) OBP: 0.207, SLG: 0.238 Buddy Bradford, R (8, 9) OBP: 0.255, SLG: 0.308	S S S 0-3 ③ K	0-0 1B 1-3 2B		0-0 ③ 4-3				0-0 ① F9		4 0	0 0	1 0	0 0	0 0	1 0	1 0
Ken Berry, R (1, 8) OBP: 0.290, SLG: 0.349		0-0 1B 1B 2B	B B B B 4-0 1B BB			0-0 SH1-3 1B 1B		0-0 SH5-3 BB 1B		3	2	3	0	1	0	0
Sandy Alomar Sr., S (1, 4) OBP: 0.308, SLG: 0.288		0-0 CS 1B 2-3 1B	0-0 1-2 2-3 3-H 1B			0-0 ① SH1-3 1-2		B B B B 4-0 SH5-3 1-2 BB		2	0	2	1	1	0	0
Tommy John, R (1, 1) OBP: 0.211, SLG: 0.281 Bob Locker, S (9, 1)		0-0 ① F4	0-0 ③ L6			0-0 FC6-4 2-H 1B		0-0 ② SH5-3 1-2 2-3		3 0	0 0	1 0	1 0	0 0	0 0	5 0
Inning Stats	R: 2 E: 0 K: 1 S: 8 H: 4 LOB: 1 BB: 0 P: 8	R: 1 E: 0 K: 0 S: 5 H: 3 LOB: 1 BB: 0 P: 5	R: 1 E: 0 K: 0 S: 6 H: 3 LOB: 3 BB: 1 P: 10	R: 0 E: 0 K: 0 S: 3 H: 0 LOB: 0 BB: 0 P: 3	R: 0 E: 0 K: 0 S: 3 H: 0 LOB: 0 BB: 0 P: 3	R: 1 E: 0 K: 0 S: 5 H: 2 LOB: 1 BB: 0 P: 5	R: 0 E: 0 K: 1 S: 5 H: 1 LOB: 0 BB: 0 P: 5	R: 0 E: 0 K: 0 S: 4 H: 1 LOB: 3 BB: 2 P: 12	R: 0 E: 0 K: 0 S: 3 H: 1 LOB: 0 BB: 0 P: 3	1B: 13 2B: 2 3B: 0 HR: 0 SF: 0 SAC: 2 DP: 2 HBP: 0						

PITCHER	IP	WLS	BF	H	R	ER	SO	BB	IBB	HBP	BLK	WP	HR	S	P	ERA	WHIP
Dave Morehead, R (1, 1) ERA: 2.88	2.2	L	16	9	4	4	1	1	0	0	0	0	0	17	21	13.50	3.750
Gary Waslewski, R (3, 1) ERA: 3.72	3.1		13	3	1	1	0	0	0	0	0	0	0	13	13	2.70	0.900
Bill Landis, L (7, 1) ERA: 3.2	3.0		12	3	0	0	1	1	1	0	0	0	0	12	20	0.00	1.333

PITCHER	IP	WLS	BF	H	R	ER	SO	BB	IBB	HBP	BLK	WP	HR	S	P	ERA	WHIP

TOP

Chicago White Sox @ Boston Red Sox

Fenway Park, Boston, MA

Wed Aug 14 1968, 3:33 AM EDT

Att. 26,469 - Cloudy - 87 F

livebaseballscorecards.com

AB	36
R	5
H	15
RBI	5
BB	3
SO	2
LOB	16

WP: 0 PB: 1 SB: 0 CS: 1 PA: 41

Chicago White Sox @ Boston Red Sox

Fenway Park, Boston, MA

Wed Aug 14 1968, 3:33 AM EDT
Att. 26,469 - Cloudy - 87 F

livebaseballscorecards.com

BOTTOM

Batter	1	2	3	4	5	6	7	8	9	AB	R	H	RBI	BB	SO	LOB
Mike Andrews, R (1, 4) OBP: 0.381, SLG: 0.358	G6-4-3 1B	BB 2-H 1B		F6			BBBB G4-6-3 BB		F7	4	0	2	1	1	0	1
Joe Foy, R (1, 5) OBP: 0.342, SLG: 0.333	G6-4-3 1-2f	BBBB 1-2 BB		6-3			F4			3	0	0	0	1	0	2
Carl Yastrzemski, L (1, 7) OBP: 0.418, SLG: 0.454	WP 1B 2B	SSS K			G6-4-3 1B		G4-6-3 1-2f			4	1	2	0	0	1	3
Ken Harrelson, R (1, 9) OBP: 0.372, SLG: 0.574	BBBB 1B 2-3 BB		HR		G6-4-3 1-2f			F9		3	1	1	1	1	0	1
Reggie Smith, S (1, 8) OBP: 0.342, SLG: 0.415	FC6-4 1-2 3-H 1B		1-3		6-3			F9		4	0	1	1	0	0	0
Rico Petrocelli, R (1, 6) OBP: 0.296, SLG: 0.390	FC6-4 1-2f		FC6-4 1B			G1-6-3 1B		6-3		4	0	2	0	0	0	2
George Scott, R (1, 3) OBP: 0.246, SLG: 0.247		F4	SSS K			G1-6-3 1-2f			F9	4	0	0	0	0	1	2
Russ Gibson, R (1, 2) OBP: 0.238, SLG: 0.294		1-3 1B 1B	FC6-4 1-2f			2B			5-3	4	1	2	0	0	0	1
Dave Morehead, R (1, 1) Gary Waslewski, R (3, 1) OBP: 0.077, SLG: 0.040 Jerry Adair, R (6, PH) OBP: 0.271, SLG: 0.285 Bill Landis, L (7, 1) Dalton Jones, L (9, PH) OBP: 0.276, SLG: 0.321		1-3 1-2		SSS K		6-3			1B	1 1 1 0 1	0 0 0 0 0	0 0 0 0 1	0 0 0 0 0	0 1 0 0 0	0 0 0 0 0	1 0 1 0 0
Inning Stats	R: 1 E: 0 K: 0 S: 5 H: 3 LOB: 2 BB: 1 P: 9	R: 1 E: 0 K: 1 S: 7 H: 2 LOB: 2 BB: 1 P: 11	R: 1 E: 0 K: 1 S: 7 H: 2 LOB: 1 BB: 0 P: 7	R: 0 E: 0 K: 1 S: 5 H: 0 LOB: 0 BB: 0 P: 5	R: 0 E: 0 K: 0 S: 3 H: 1 LOB: 0 BB: 0 P: 3	R: 0 E: 0 K: 0 S: 4 H: 2 LOB: 1 BB: 0 P: 4	R: 0 E: 0 K: 0 S: 2 H: 0 LOB: 0 BB: 1 P: 6	R: 0 E: 0 K: 0 S: 3 H: 0 LOB: 0 BB: 0 P: 3	R: 0 E: 0 K: 0 S: 4 H: 1 LOB: 1 BB: 0 P: 4	1B: 8 2B: 2 3B: 0 HR: 1 SF: 0 SAC: 0 DP: 4 HBP: 0						

	AB	34
	R	3
	H	11
	RBI	3
	BB	3
	SO	3
	LOB	14

PITCHER		IP	WLS	BF	H	R	ER	SO	BB	IBB	HBP	BLK	WP	HR	S	P	ERA	WHIP
Tommy John, L ERA: 2.01	(1, 1)	8.2	W	36	11	3	3	3	3	0	0	0	1	1	39	51	3.12	1.615
Bob Locker, R ERA: 2.17	(9, 1)	0.1	S	1	0	0	0	0	0	0	0	0	0	0	1	1	0.00	0.000

PITCHER	IP	WLS	BF	H	R	ER	SO	BB	IBB	HBP	BLK	WP	HR	S	P	ERA	WHIP

Chicago White Sox @ Boston Red Sox

Fenway Park, Boston, MA

Wed Aug 14 1968, 7:05 PM EDT

Att. 21,402 - Unknown - 82 F

TOP

livebaseballscorecards.com

Batter	1	2	3	4	5	6	7	8	9	AB	R	H	RBI	BB	SO	LOB
Luis Aparicio, R (1, 6) OBP: 0.313, SLG: 0.352	BBBB 4-0 E BB		x 0-0 ② L6		x 0-0 ③ F5		x 0-0 1-3 2-H 1B 2B		S S S 0-3 ① K	4	1	1	1	1	1	2
Tom McCraw, L (1, 3) OBP: 0.298, SLG: 0.386	x 0-0 E4 5-3 1-3		x 0-0 ③ F8			x 0-0 2B 2B	x 0-0 BLK 2-H 3-H 1B 1B		x 0-0 ② 4-3	5	2	2	2	0	0	1
Tommy Davis, R (1, 7) OBP: 0.280, SLG: 0.336 Leon Wagner, L (2, 7) OBP: 0.346, SLG: 0.337	x 0-0 ① 5-3 1-2			x 0-0 ① 4-3		x 0-0 2-H 2B	x 0-0 ② 4-3 1-2		x 0-0 1B	1 4	0 0	0 2	0 1	0 0	0 0	2 1
Duane Josephson, R (1, 2) OBP: 0.288, SLG: 0.358	S S S 0-3 ② K			x 0-0 ② L6		x 0-0 ① L3	x 0-0 2-H 1B		S S S 0-3 ③ K	5	0	1	1	0	2	4
Ron Hansen, R (1, 5) OBP: 0.285, SLG: 0.315	S S S 0-3 ③ K			S S S 0-3 ③ K		S S S 0-3 ② K	x 0-0 ③ 5-3			4	0	0	0	0	3	4
Walt Williams, R (1, 9) OBP: 0.205, SLG: 0.235 Buddy Bradford, R (3, 9) OBP: 0.256, SLG: 0.304		x 0-0 ① 1-4-3			B B B B 4-0 FC6-4 BB BB	S S S 0-3 ③ K		x 0-0 ① F9		1 2	0 0	0 0	0 0	0 1	0 1	0 1
Ken Berry, R (1, 8) OBP: 0.292, SLG: 0.349		x 0-0 ② F4			B B B B 4-0 FC6-4 1-2 BB		x 0-0 1B 2B 1B	x 0-0 ② F4		3	1	1	0	1	0	0
Sandy Alomar Sr., S (1, 4) OBP: 0.307, SLG: 0.287		S S S 0-3 ③ K			x 0-0 ① FC6-4 1-2f 2-3		S S S 0-3 ① K	x 0-0 1B		4	0	1	0	0	2	3
Bob Priddy, R (1, 1) OBP: 0.091, SLG: 0.190 Dennis Ribant, R (2, 1) OBP: 0.200, SLG: 0.111 Gary Peters, L (5, PH) OBP: 0.306, SLG: 0.400 (5, 1) Hoyt Wilhelm, R (7, 1) Dick Kenworthy, R (8, PH) OBP: 0.250, SLG: 0.241 Wilbur Wood, R (8, 1) OBP: 0.167, SLG: 0.063			x 0-0 ① 4-3		S S S 0-3 ② K	x 0-0 2B 1-2 1B	x 0-0 ③ F9			0 1 2 0 1 0	0 0 1 0 0 0	0 0 1 0 0 0	0 0 0 0 0 0	0 0 0 0 0 0	0 0 1 0 0 0	0 0 2 0 1 0
Inning Stats	R: 0 E: 1 K: 2 S: 8 H: 0 LOB: 2 BB: 1 P: 12	R: 0 E: 0 K: 1 S: 5 H: 0 LOB: 0 BB: 0 P: 5	R: 0 E: 0 K: 0 S: 3 H: 0 LOB: 0 BB: 0 P: 3	R: 0 E: 0 K: 1 S: 5 H: 0 LOB: 0 BB: 0 P: 5	R: 0 E: 0 K: 1 S: 5 H: 0 LOB: 2 BB: 2 P: 13	R: 1 E: 0 K: 2 S: 9 H: 2 LOB: 1 BB: 0 P: 9	R: 4 E: 0 K: 1 S: 10 H: 5 LOB: 1 BB: 0 P: 10	R: 0 E: 0 K: 0 S: 4 H: 1 LOB: 1 BB: 0 P: 4	R: 0 E: 0 K: 2 S: 8 H: 1 LOB: 1 BB: 0 P: 8	1B: 6 2B: 3 3B: 0 HR: 0 SF: 0 SAC: 0 DP: 0 HBP: 0						

	AB	37
	R	5
	H	9
	RBI	5
	BB	3
	SO	10
	LOB	21

WP: 0 PB: 0 SB: 0 CS: 0 PA: 40

PITCHER		IP	WLS	BF	H	R	ER	SO	BB	IBB	HBP	BLK	WP	HR	S	P	ERA	WHIP
Jerry Stephenson, R ERA: 5.76	(1, 1)	6.1	W	28	5	4	4	8	3	0	0	0	0	0	41	53	5.68	1.263
Gary Waslewski, R ERA: 3.82	(7, 1)	0.0		1	1	0	0	0	0	0	0	0	0	0	1	1	∞	∞
Sparky Lyle, L ERA: 2.48	(7, 1)	2.2	S	11	3	1	1	2	0	0	0	1	0	0	15	15	3.38	1.125

PITCHER	IP	WLS	BF	H	R	ER	SO	BB	IBB	HBP	BLK	WP	HR	S	P	ERA	WHIP

BOTTOM

Chicago White Sox @ Boston Red Sox

Fenway Park, Boston, MA

Wed Aug 14 1968, 7:05 PM EDT
Att. 21,402 - Unknown - 82 F

livebaseballscorecards.com

Batter	1	2	3	4	5	6	7	8	9	AB	R	H	RBI	BB	SO	LOB
Mike Andrews, R (1, 4) OBP: 0.382, SLG: 0.361	F2	F7		1-3 2B		1B E 1B		F6		5	1	2	0	0	0	3
Dalton Jones, L (1, 3) OBP: 0.274, SLG: 0.319	F5	K		3-1		E9 1-H 1B		4-3		5	0	1	0	0	1	5
Carl Yastrzemski, L (1, 7) OBP: 0.416, SLG: 0.452	HR 1B	6-3			G3	F9				4	1	1	0	0	0	3
Ken Harrelson, R (1, 9) OBP: 0.375, SLG: 0.592	1-H HR		E3 G6-4-3		2B 3B		S E 2B			4	3	3	2	0	0	0
Rico Petrocelli, R (1, 6) OBP: 0.295, SLG: 0.391	F8		G6-4-3 1-2f		3-H 2B		K 2-H			4	0	1	1	0	1	1
Reggie Smith, S (1, 8) OBP: 0.341, SLG: 0.415		WP 1B 2B	F9		F8		F3			4	1	1	0	0	0	1
Joe Foy, R (1, 5) OBP: 0.341, SLG: 0.331		1B 1B 2-3 BB		K	K		F5			3	1	0	0	1	2	1
Russ Nixon, L (1, 2) OBP: 0.208, SLG: 0.155		1B 1-3 3-H 1B		1-3		K		BB		3	0	1	1	1	1	0
Jerry Stephenson, L (1, 1) OBP: 0.389, SLG: 0.353 Gary Waslewski, R (7, 1) OBP: 0.077, SLG: 0.040 Sparky Lyle, L (7, 1)		1-3 1B 3-H		2B 1B		F4		K		3 0 1	0 0 0	2 0 0	1 0 0	0 0 0	0 0 1	0 0 1
Inning Stats	R: 2 E: 0 K: 0 S: 5 H: 2 LOB: 0 BB: 0 P: 5	R: 2 E: 0 K: 1 S: 8 H: 3 LOB: 2 BB: 1 P: 12	R: 0 E: 1 K: 0 S: 3 H: 0 LOB: 0 BB: 0 P: 3	R: 0 E: 0 K: 1 S: 7 H: 2 LOB: 2 BB: 0 P: 7	R: 1 E: 0 K: 1 S: 7 H: 2 LOB: 1 BB: 0 P: 7	R: 1 E: 1 K: 1 S: 7 H: 2 LOB: 1 BB: 0 P: 7	R: 1 E: 0 K: 1 S: 6 H: 1 LOB: 0 BB: 0 P: 6	R: 0 E: 0 K: 1 S: 5 H: 0 LOB: 1 BB: 1 P: 9		1B: 6 2B: 4 3B: 1 HR: 1	SF: 0 SAC: 0 DP: 1 HBP: 0						

	AB	36
	R	7
	H	12
	RBI	5
	BB	2
	SO	6
	LOB	15

WP: 1 PB: 0 SB: 1 CS: 0 PA: 38

PITCHER		IP	WLS	BF	H	R	ER	SO	BB	IBB	HBP	BLK	WP	HR	S	P	ERA	WHIP
Bob Priddy, R ERA: 3.41	(1, 1)	1.0	L	8	4	4	4	0	1	0	0	0	1	1	7	11	36.00	5.000
Dennis Ribant, R ERA: 3.96	(2, 1)	3.0		12	3	0	0	2	0	0	0	0	0	0	16	16	0.00	1.000
Gary Peters, L ERA: 3.51	(5, 1)	2.0		11	5	3	1	2	0	0	0	0	0	0	15	15	4.50	2.500
Hoyt Wilhelm, R ERA: 1.47	(7, 1)	1.0		3	0	0	0	1	0	0	0	0	0	0	5	5	0.00	0.000
Wilbur Wood, L ERA: 1.87	(8, 1)	1.0		4	0	0	0	1	1	0	0	0	0	0	5	9	0.00	1.000

PITCHER	IP	WLS	BF	H	R	ER	SO	BB	IBB	HBP	BLK	WP	HR	S	P	ERA	WHIP

Chicago White Sox @ Boston Red Sox

Fenway Park, Boston, MA

Thu Aug 15 1968, 3:33 AM EDT
Att. 21,260 - Unknown - 79 F

TOP

livebaseballscorecards.com

Batter	1	2	3	4	5	6	7	8	9	AB	R	H	RBI	BB	SO	LOB
Luis Aparicio, R (1, 6) OBP: 0.312, SLG: 0.351	1B		F7			6-3		F2		4	0	1	0	0	0	1
Tom McCraw, L (1, 3) OBP: 0.300, SLG: 0.388	L4-3 1-3 1B		4-3			6-3			4-3 1B	4	0	2	0	0	0	0
Tommy Davis, R (1, 7) OBP: 0.277, SLG: 0.332	F5		1-3			5-3			4-3 1-2	4	0	0	0	0	0	3
Duane Josephson, R (1, 2) OBP: 0.285, SLG: 0.354	L4-3 1-2			F6			F7		F8	4	0	0	0	0	0	3
Pete Ward, L (1, 5) OBP: 0.350, SLG: 0.359 Joe Horlen, R (9, PR) OBP: 0.063, SLG: 0.043		FC6-4 1B BB		K			F7		BB	2 0	0 0	0 0	0 0	2 0	1 0	0 0
Ken Berry, R (1, 8) OBP: 0.289, SLG: 0.345		F8		4-3			F5		F8	4	0	0	0	0	0	3
Buddy Bradford, R (1, 9) OBP: 0.257, SLG: 0.305		FC6-4 1-2 1B			F9			F8		3	0	1	0	0	0	0
Sandy Alomar Sr., S (1, 4) OBP: 0.303, SLG: 0.283		FC6-4 1-2f 2-3			K			4-3		3	0	0	0	0	1	2
Cisco Carlos, R (1, 1) OBP: 0.120, SLG: 0.043 Wilbur Wood, R (5, 1) OBP: 0.167, SLG: 0.063 Leon Wagner, L (8, PH) OBP: 0.349, SLG: 0.337 Hoyt Wilhelm, R (8, 1)		K			K			BB		2 0 0 0	0 0 0 0	0 0 0 0	0 0 1 0	2 0 0 0	2 0 0 0	2 0 0 0

Inning Stats																																			
	R: 0	E: 0	K: 0	S: 4	H: 2	LOB: 1	BB: 0	P: 4	R: 0	E: 0	K: 1	S: 6	H: 1	LOB: 2	BB: 1	P: 10	R: 0	E: 0	K: 0	S: 3	H: 0	LOB: 0	BB: 0	P: 3	R: 0	E: 0	K: 1	S: 5	H: 0	LOB: 0	BB: 0	P: 5	R: 0	E: 0	K: 2	S: 7	H: 0	LOB: 0	BB: 0	P: 7
	R: 0	E: 0	K: 0	S: 3	H: 0	LOB: 0	BB: 0	P: 3	R: 0	E: 0	K: 0	S: 3	H: 0	LOB: 0	BB: 0	P: 3	R: 0	E: 0	K: 0	S: 3	H: 0	LOB: 1	BB: 1	P: 7	R: 0	E: 0	K: 0	S: 4	H: 1	LOB: 2	BB: 1	P: 8	1B: 4	2B: 1	3B: 0	HR: 0	SF: 0	SAC: 0	DP: 1	HBP: 0

	AB	30
	R	0
	H	4
	RBI	0
	BB	3
	SO	4
	LOB	14

PITCHER	IP	WLS	BF	H	R	ER	SO	BB	IBB	HBP	BLK	WP	HR	S	P	ERA	WHIP
Gary Bell, R (1, 1) ERA: 3.29	9.0	W	33	4	0	0	4	3	0	0	0	0	0	38	50	0.00	0.778

PITCHER	IP	WLS	BF	H	R	ER	SO	BB	IBB	HBP	BLK	WP	HR	S	P	ERA	WHIP

BOTTOM

Chicago White Sox @ Boston Red Sox

Fenway Park, Boston, MA

Thu Aug 15 1968, 3:33 AM EDT
Att. 21,260 - Unknown - 79 F

Batter	1	2	3	4	5	6	7	8	9	AB	R	H	RBI	BB	SO	LOB
Mike Andrews, R (1, 4) OBP: 0.387, SLG: 0.364	BBBB 4-0 BB		x 0-0 ① 1-3 1B		x 0-0 1B 1-2 1B 1B		BBBB 4-0 F9 SH3-4 1B BB			2	2	2	0	2	0	0
Dalton Jones, L (1, 3) OBP: 0.275, SLG: 0.319	x 0-0 ① F7		x 0-0 ② G3		x 0-0 ② 1-3 2-H 1B 1B		x 0-0 ① SH3-4 1-2			3	1	1	0	0	0	2
Carl Yastrzemski, L (1, 7) OBP: 0.417, SLG: 0.451	x 0-0 ② F6		BBBB 4-0 BB		x 0-0 2-H 3-H 1B		x 0-0 ② F9 2-3			3	0	1	2	1	0	2
Ken Harrelson, R (1, 9) OBP: 0.374, SLG: 0.589	x 0-0 ③ F8		x 0-0 ③ 1-3		x 0-0 ③ F8		x 0-0 CS 3-H 1B			4	0	1	1	0	0	4
Rico Petrocelli, R (1, 6) OBP: 0.295, SLG: 0.388		x 0-0 ① 6-3		BBBB 4-0 G4-6-3 BB		x 0-0 ① F8	0-0 ③ CS 1-2	x 0-0 ① 5-3		3	0	0	0	1	0	0
Reggie Smith, S (1, 8) OBP: 0.340, SLG: 0.414		x 0-0 ② B1-3		x 0-0 ① ② G4-6-3 1-2f		x 0-0 1B FC5-2-5 1B		x 0-0 ② 6-3		4	0	1	0	0	0	1
Joe Foy, R (1, 5) OBP: 0.343, SLG: 0.331		BBBB 4-0 S BB		x 0-0 ③ 6-3		x 0-0 FC5-2-5 1-3 1B		x 0-0 ③ 6-3		3	0	1	0	1	0	0
Russ Nixon, L (1, 2) OBP: 0.215, SLG: 0.153 Russ Gibson, R (6, PH) (7, 2) OBP: 0.236, SLG: 0.292		x 0-0 ③ F5 1-2			BBBB 4-0 FC3-6 BB	x 0-0 ② FC5-2-5 1-3 3-H				1 1	0 0	0 0	0 0	1 0	0 0	1 2
Gary Bell, R (1, 1) OBP: 0.229, SLG: 0.298			x 0-0 1B 1B		x 0-0 ① FC3-6 1B 1-2f 1B	x 0-0 ③ F7				3	0	1	0	0	0	3
Inning Stats	R: 0 H: 0 E: 0 LOB: 1 K: 0 BB: 1 S: 3 P: 7	R: 0 H: 0 E: 0 LOB: 1 K: 0 BB: 1 S: 3 P: 7	R: 0 H: 2 E: 0 LOB: 2 K: 0 BB: 1 S: 4 P: 8	R: 0 H: 0 E: 0 LOB: 0 K: 0 BB: 1 S: 2 P: 6	R: 2 H: 3 E: 0 LOB: 1 K: 0 BB: 1 S: 5 P: 9	R: 0 H: 2 E: 0 LOB: 2 K: 0 BB: 0 S: 5 P: 5	R: 1 H: 1 E: 0 LOB: 0 K: 0 BB: 1 S: 3 P: 7	R: 0 H: 0 E: 0 LOB: 0 K: 0 BB: 0 S: 3 P: 3		1B: 8 SF: 0 2B: 0 SAC: 1 3B: 0 DP: 1 HR: 0 HBP: 0				WP: 0 PA: 35 PB: 0 SB: 1 CS: 1		

livebaseballscorecards.com

AB	27
R	3
H	8
RBI	3
BB	6
SO	0
LOB	15

PITCHER		IP	WLS	BF	H	R	ER	SO	BB	IBB	HBP	BLK	WP	HR	S	P	ERA	WHIP
Cisco Carlos, R ERA: 3.87	(1, 1)	4.2	L	20	4	2	2	0	5	0	0	0	0	0	15	35	3.86	1.929
Wilbur Wood, L ERA: 1.91	(5, 1)	2.1		11	4	1	1	0	1	0	0	0	0	0	10	14	3.86	2.143
Hoyt Wilhelm, R ERA: 1.45	(8, 1)	1.0		3	0	0	0	0	0	0	0	0	0	0	3	3	0.00	0.000

PITCHER	IP	WLS	BF	H	R	ER	SO	BB	IBB	HBP	BLK	WP	HR	S	P	ERA	WHIP

Batter	1	2	3	4	5	6	7	8	9	10	11	12	AB	R	H	RBI	BB	SO	LOB
Luis Aparicio, R (1, 6) OBP: 0.311, SLG: 0.348	6-3		F8			F4		L7		F7		1B	6	0	1	0	0	0	1
Tom McCraw, L (1, 3) OBP: 0.298, SLG: 0.384	K		K			K			G3		S 1B	F8	6	0	1	0	0	3	2
Tommy Davis, R (1, 7) OBP: 0.280, SLG: 0.334	1-3		F7			1B			HR 1B		F6		4	0	2	0	0	0	0
Bob Priddy, R (9, PR) OBP: 0.091, SLG: 0.190													0	1	0	0	0	0	0
Woodie Held, R (9, 7) OBP: 0.250, SLG: 0.165													1	0	0	0	0	0	1
Duane Josephson, R (1, 2) OBP: 0.284, SLG: 0.349		1B BB E BB		K		F9			F7		F8		4	1	0	0	1	1	3
Ron Hansen, R (1, 5) OBP: 0.286, SLG: 0.314		E 1B 1-2 BB		F3			F3		HR 1-H		FC4 IBB		1	0	0	0	1	0	0
Pete Ward, L (7, PH) OBP: 0.353, SLG: 0.370													2	1	1	2	1	0	0
(7, 5)																			
Ken Berry, R (1, 8) OBP: 0.288, SLG: 0.343		E 1-2 2-3 1B		6-3			F3		K2-3		FC4 1-2f		5	0	1	0	0	1	3
Buddy Bradford, R (1, 9) OBP: 0.256, SLG: 0.308		F9			6-3		5-3			F8		2B	5	0	1	0	0	0	3
Sandy Alomar Sr., S (1, 4) OBP: 0.297, SLG: 0.276		E4 G6-4-3 1-2 2-3 3-H			L9			F7		F8		F9	5	0	0	1	0	0	2
Jack Fisher, R (1, 1) OBP: 0.171, SLG: 0.176		G6-4-3 1-2f			K			K				1B	2	0	0	0	0	1	3
Bob Locker, S (6, 1)													0	0	0	0	0	0	0
Leon Wagner, L (8, PH) OBP: 0.347, SLG: 0.335													1	0	0	0	0	1	0
Wilbur Wood, R (8, 1) OBP: 0.231, SLG: 0.118													1	0	1	0	0	0	0
Walt Williams, R (12, PH) OBP: 0.214, SLG: 0.244													1	0	1	0	0	0	0
Hoyt Wilhelm, R (12, 1)													0	0	0	0	0	0	0
Inning Stats	R: 0 E: 0 K: 1 S: 5 H: 0 LOB: 0 BB: 0 P: 5	R: 1 E: 1 K: 0 S: 4 H: 1 LOB: 2 BB: 2 P: 12	R: 0 E: 0 K: 1 S: 5 H: 0 LOB: 0 BB: 0 P: 5	R: 0 E: 0 K: 1 S: 5 H: 0 LOB: 0 BB: 0 P: 5	R: 0 E: 0 K: 1 S: 5 H: 0 LOB: 0 BB: 0 P: 5	R: 0 E: 0 K: 1 S: 6 H: 1 LOB: 1 BB: 0 P: 6	R: 0 E: 0 K: 0 S: 3 H: 0 LOB: 0 BB: 0 P: 3	R: 0 E: 0 K: 1 S: 5 H: 0 LOB: 0 BB: 0 P: 5	R: 2 E: 0 K: 1 S: 7 H: 2 LOB: 1 BB: 0 P: 7	R: 0 E: 0 K: 0 S: 4 H: 1 LOB: 1 BB: 0 P: 4	R: 0 E: 0 K: 0 S: 4 H: 1 LOB: 2 BB: 1 P: 8	R: 0 E: 0 K: 0 S: 5 H: 3 LOB: 2 BB: 0 P: 5	1B: 7 2B: 1 3B: 0 HR: 1	SF: 0 SAC: 0 DP: 1 HBP: 0		WP: 0 PB: 0 SB: 1 CS: 0	PA: 47	

PITCHER		IP	WLS	BF	H	R	ER	SO	BB	IBB	HBP	BLK	WP	HR	S	P	ERA	WHIP
Sam McDowell, L ERA: 1.69	(1, 1)	6.0		22	2	1	1	5	2	0	0	0	0	0	30	38	1.50	0.667
Vicente Romo, R ERA: 1.57	(7, 1)	3.0		11	2	2	2	2	0	0	0	0	0	1	15	15	6.00	0.667
Eddie Fisher, R ERA: 2.67	(10, 1)	3.0	W	14	5	0	0	0	0	1	0	0	0	0	13	17	0.00	1.667

PITCHER	IP	WLS	BF	H	R	ER	SO	BB	IBB	HBP	BLK	WP	HR	S	P	ERA	WHIP

TOP

Chicago White Sox @ Cleveland Indians

Cleveland Municipal Stadium, Cleveland, OH

Fri Aug 16 1968, 7:05 PM EDT

Att. 8,519 - Unknown

livebaseballscorecards.com

AB	44
R	3
H	9
RBI	3
BB	3
SO	7
LOB	18

Batter	1	2	3	4	5	6	7	8	9	10	11	12	AB	R	H	RBI	BB	SO	LOB
Jose Cardenal, R (1, 8) OBP: 0.297, SLG: 0.349	CS 1B		1-3			1B 2B 1B	K			5-3		1B IBB	5	1	2	0	1	1	1
Lou Johnson, R (1, 9) OBP: 0.291, SLG: 0.372	K			K		1-2 2B 1B		G3		F9		1-2 2-3 3-H 1B	6	1	2	1	0	2	1
Lee Maye, L (1, 7) OBP: 0.330, SLG: 0.406	K 1-2			2B		K		F7		F7			4	0	1	0	0	2	3
Tommy Harper, R (9, 7) OBP: 0.286, SLG: 0.386													1	0	0	0	0	0	0
Tony Horton, R (1, 3) OBP: 0.307, SLG: 0.423		F4		5-3		1-H 2-H E 2B		1B			F6		5	1	2	2	0	0	1
Joe Azcue, R (1, 2) OBP: 0.327, SLG: 0.349		1B		5-3		BBBB E BB		L9			F3		4	0	1	0	1	0	2
Max Alvis, R (1, 5) OBP: 0.301, SLG: 0.328		K	6-3			6-3 1-2 2-H			F6		1-3		5	0	0	0	0	1	2
Billy Harris, L (1, 4) OBP: 0.278, SLG: 0.310		4-3	3-1				1-4-3		F2			SH1-4 S 1B 1B	3	0	0	0	0	0	1
Vern Fuller, R (9, PH) OBP: 0.329, SLG: 0.274													2	0	1	0	0	0	0
(10, 4)													0	1	0	0	0	0	0
Davey Nelson, R (12, PR) OBP: 0.330, SLG: 0.341																			
Larry Brown, R (1, 6) OBP: 0.299, SLG: 0.321			5-3			5-3	6-3		1B			1B SH1-4 1-2 1B	5	0	2	0	0	0	0
Sam McDowell, L (1, 1) OBP: 0.176, SLG: 0.138			F7			F6	1B		5-3			SH1-4 1-2 2-3	1	0	0	0	0	0	0
Jimmie Hall, L (6, PH) OBP: 0.278, SLG: 0.265													1	0	0	0	0	0	0
Vicente Romo, R (7, 1) OBP: 0.182, SLG: 0.182													1	0	1	0	0	0	0
Chico Salmon, R (9, PH) OBP: 0.257, SLG: 0.290													1	0	0	0	0	0	1
Eddie Fisher, R (10, 1)													0	0	0	0	0	0	0
Russ Snyder, L (12, PH) OBP: 0.315, SLG: 0.314													0	0	0	0	0	0	0
Inning Stats	R: 0 E: 0 K: 2 S: 7 H: 1 LOB: 1 BB: 0 P: 7	R: 0 E: 0 K: 1 S: 6 H: 1 LOB: 1 BB: 0 P: 6	R: 0 E: 0 K: 0 S: 3 H: 0 LOB: 0 BB: 0 P: 3	R: 0 E: 0 K: 1 S: 6 H: 1 LOB: 1 BB: 0 P: 6	R: 0 E: 0 K: 0 S: 3 H: 0 LOB: 0 BB: 0 P: 3	R: 3 E: 1 K: 1 S: 8 H: 3 LOB: 1 BB: 1 P: 12	R: 0 E: 0 K: 1 S: 6 H: 1 LOB: 1 BB: 0 P: 6	R: 0 E: 0 K: 0 S: 4 H: 1 LOB: 1 BB: 0 P: 4	R: 0 E: 0 K: 0 S: 4 H: 1 LOB: 1 BB: 0 P: 4	R: 0 E: 0 K: 0 S: 3 H: 0 LOB: 0 BB: 0 P: 3	R: 0 E: 0 K: 0 S: 3 H: 0 LOB: 0 BB: 0 P: 3	R: 1 E: 0 K: 0 S: 4 H: 3 LOB: 3 BB: 1 P: 8							

PITCHER		IP	WLS	BF	H	R	ER	SO	BB	IBB	HBP	BLK	WP	HR	S	P	ERA	WHIP
Jack Fisher, R ERA: 2.84	(1, 1)	5.2		23	6	3	2	5	1	0	0	0	0	0	32	36	3.18	1.235
Bob Locker, R ERA: 2.13	(6, 1)	1.1		5	1	0	0	1	0	0	0	0	0	0	7	7	0.00	0.750
Wilbur Wood, L ERA: 1.84	(8, 1)	4.0		14	2	0	0	0	0	0	0	0	0	0	14	14	0.00	0.500
Hoyt Wilhelm, R ERA: 1.57	(12, 1)	0.1	L	5	3	1	1	0	0	1	0	0	0	0	4	8	27.00	9.000

PITCHER	IP	WLS	BF	H	R	ER	SO	BB	IBB	HBP	BLK	WP	HR	S	P	ERA	WHIP

BOTTOM

Chicago White Sox @ Cleveland Indians

Cleveland Municipal Stadium, Cleveland, OH

Fri Aug 16 1968, 7:05 PM EDT

Att. 8,519 - Unknown

livebaseballscorecards.com

AB	44
R	4
H	12
RBI	3
BB	2
SO	6
LOB	12

1B: 10	SF: 0	WP: 0	PA: 47
2B: 3	SAC: 1	PB: 0	
3B: 0	DP: 1	SB: 1	
HR: 0	HBP: 0	CS: 1	

Chicago White Sox @ Cleveland Indians

Cleveland Municipal Stadium, Cleveland, OH

Sat Aug 17 1968, 3:33 AM EDT

Att. 9,976 - Unknown

livebaseballscorecards.com

TOP

Batter	1	2	3	4	5	6	7	8	9	AB	R	H	RBI	BB	SO	LOB
Luis Aparicio, R (1, 6) OBP: 0.313, SLG: 0.350	1B		4-3		FC7-5 1-2 BB			E6 G6-4-3 1B F8		4	1	2	0	1	0	2
Sandy Alomar Sr., S (1, 4) OBP: 0.303, SLG: 0.284	1-2 1B		S 1B		FC7-5 1-2 2-3f			G6-4-3 E HR 1-2 1B	E3 CS	5	1	3	0	0	0	2
Pete Ward, L (1, 5) OBP: 0.351, SLG: 0.365 Dick Kenworthy, R (9, PR) OBP: 0.250, SLG: 0.241	K		F4 1-2		L9			E6 G6-4-3 1-2 2-3	HBP 1-2 BB	4 0	0 0	0 0	0 0	1 0	1 0	7 0
Tommy Davis, R (1, 7) OBP: 0.276, SLG: 0.330	F8		K			F7		G6-4-3 1-2f 2-3 3-H	F9	5	0	0	0	0	1	6
Tom McCraw, L (1, 3) OBP: 0.301, SLG: 0.393	K			G6-4-3 1B		3-1		HR 3-H	HBP 1-2	4	1	2	2	0	1	2
Ken Berry, R (1, 8) OBP: 0.287, SLG: 0.341		F8		G6-4-3 1-2f		6-3		1B 1B 1B	1-3	5	1	1	0	0	0	3
Buddy Bradford, R (1, 9) OBP: 0.261, SLG: 0.308		BB		F4			K	1B 1-2 1B		3	1	1	0	1	1	0
Jerry McNertney, R (1, 2) OBP: 0.314, SLG: 0.286 Duane Josephson, R (7, PH) OBP: 0.285, SLG: 0.350 (7, 2)		K			F8		4-3	1B 1-3 2-H 1B		2 2	0 0	0 1	0 1	0 0	1 0	1 0
Bob Priddy, R (1, 1) OBP: 0.667, SLG: 0.182 Dennis Ribant, R (3, 1) OBP: 0.000, SLG: 0.111 Walt Williams, R (5, PH) OBP: 0.000, SLG: 0.294 Danny Lazar, L (6, 1) Gary Peters, L (7, PH) OBP: 0.000, SLG: 0.000 Cisco Carlos, R (7, 1) OBP: 0.000, SLG: 0.040 Leon Wagner, L (8, PH) OBP: 0.247, SLG: 0.338 Ron Hansen, R (8, PH) OBP: 0.268, SLG: 0.317 Joe Horlen, R (8, PR) OBP: 0.000, SLG: 0.043 Bob Locker, S (8, 1)		K			HBP		K	1B		1 0 0 0 1 0 0 0 1 0 0	0 0 0 0 0 0 0 0 0 0 0	0 0 0 0 0 0 0 0 1 0 0	0 0 0 0 0 0 0 0 0 0 0	1 0 0 0 0 0 0 0 0 0 0	1 0 0 0 1 0 0 0 0 0 0	1 0 0 0 0 0 0 0 0 0 0
Inning Stats	R: 0 E: 0 K: 2 S: 9 H: 2 LOB: 2 BB: 0 P: 9	R: 0 E: 0 K: 2 S: 7 H: 0 LOB: 1 BB: 1 P: 11	R: 0 E: 0 K: 1 S: 6 H: 1 LOB: 1 BB: 0 P: 6	R: 0 E: 0 K: 0 S: 3 H: 1 LOB: 0 BB: 0 P: 3	R: 0 E: 0 K: 0 S: 3 H: 0 LOB: 2 BB: 1 P: 8	R: 0 E: 0 K: 0 S: 3 H: 0 LOB: 0 BB: 0 P: 3	R: 0 E: 0 K: 2 S: 7 H: 0 LOB: 0 BB: 0 P: 7	R: 5 E: 1 K: 0 S: 10 H: 7 LOB: 2 BB: 0 P: 10	R: 0 E: 1 K: 0 S: 3 H: 0 LOB: 2 BB: 1 P: 8	1B: 10 2B: 0 3B: 0 HR: 1	SF: 0 SAC: 0 DP: 2 HBP: 2		WP: 0 PB: 0 SB: 1 CS: 1	PA: 42			

	AB	37
	R	5
	H	11
	RBI	4
	BB	3
	SO	7
	LOB	24

PITCHER		IP	WLS	BF	H	R	ER	SO	BB	IBB	HBP	BLK	WP	HR	S	P	ERA	WHIP
Stan Williams, R ERA: 2.49	(1, 1)	7.2	W	33	8	4	0	7	2	0	1	0	0	1	44	53	0.00	1.304
Eddie Fisher, R ERA: 2.67	(8, 1)	0.0		2	2	0	0	0	0	0	0	0	0	0	2	2	∞	∞
Mike Paul, L ERA: 4.6	(8, 1)	0.0		1	1	1	0	0	0	0	0	0	0	0	1	1	∞	∞
Vicente Romo, R ERA: 1.55	(8, 1)	0.2		3	0	0	0	0	1	0	0	0	0	0	2	6	0.00	1.500
Horacio Pina, R ERA:	(9, 1)	0.2	S	3	0	0	0	0	0	0	1	0	0	0	2	3	0.00	0.000

PITCHER	IP	WLS	BF	H	R	ER	SO	BB	IBB	HBP	BLK	WP	HR	S	P	ERA	WHIP

Batter	1	2	3	4	5	6	7	8	9	AB	R	H	RBI	BB	SO	LOB
Jose Cardenal, R (1, 8) OBP: 0.298, SLG: 0.349	E7 1B 1B		4-3 S 1B 1B	F9 ②		5-3 ③		SSS K ②		5	2	2	0	0	1	1
Lou Johnson, R (1, 9) OBP: 0.290, SLG: 0.372	F6 ① 1B		F8 ① 1-2 1B	1-H 2B			5-3 ① 1B	6-3 ③ 1B		5	0	1	1	0	0	2
Lee Maye, L (1, 7) OBP: 0.333, SLG: 0.423 Tommy Harper, R (8, 7) OBP: 0.286, SLG: 0.386	2-H 1B		4-3 ② 2-3	3-1 ③			HR			4 0	1 0	2 0	2 0	0 0	0 0	2 0
Tony Horton, R (1, 3) OBP: 0.310, SLG: 0.424	SSS K ②		PB 2B 3-H 1B		G3 ① 1B		1B 1B 1B			4	2	2	1	0	1	1
Duke Sims, L (1, 2) OBP: 0.377, SLG: 0.423	F3 ③		1B 1-H 2B		F7 2B		1B 1-3 1B			4	0	3	1	0	0	1
Vern Fuller, R (1, 5) OBP: 0.336, SLG: 0.284		SH2-3 1B	2-3 1B		F7 ② 2-3		FC6-4 1-3 3-H 1B			4	0	3	1	0	0	1
Davey Nelson, R (1, 4) OBP: 0.320, SLG: 0.330		SH2-3 ① 1-2	F8 ③		L9 ③		SSS K ②			3	0	0	0	0	1	5
Larry Brown, R (1, 6) OBP: 0.296, SLG: 0.318		SSS K ②		4-3 ①		5-3 ①	FC6-4 ③ 1-2f			4	0	0	0	0	1	3
Stan Williams, R (1, 1) OBP: 0.261, SLG: 0.214 Eddie Fisher, R (8, 1) Mike Paul, L (8, 1) OBP: 0.250, SLG: 0.143 Vicente Romo, R (8, 1) OBP: 0.167, SLG: 0.167 Horacio Pina, R (9, 1)		SSS K ③		BBBB 2B BB		SSS K ②		1-3 ①		2 0 0 1 0	1 0 0 0 0	0 0 0 0 0	0 0 0 0 0	1 0 0 0 0	2 0 0 0 0	1 0 0 0 0
Inning Stats	R: 1 E: 1 K: 1 S: 7 H: 2 LOB: 1 BB: 0 P: 7	R: 0 E: 0 K: 2 S: 8 H: 1 LOB: 1 BB: 0 P: 8	R: 2 E: 0 K: 0 S: 7 H: 4 LOB: 2 BB: 0 P: 7	R: 1 E: 0 K: 0 S: 4 H: 1 LOB: 1 BB: 1 P: 8	R: 0 E: 0 K: 0 S: 4 H: 1 LOB: 1 BB: 0 P: 4	R: 0 E: 0 K: 1 S: 5 H: 0 LOB: 0 BB: 0 P: 5	R: 2 E: 0 K: 1 S: 9 H: 4 LOB: 2 BB: 0 P: 9	R: 0 E: 0 K: 1 S: 5 H: 0 LOB: 0 BB: 0 P: 5		1B: 9 2B: 3 3B: 0 HR: 1 SF: 0 SAC: 1 DP: 0 HBP: 0						

PITCHER		IP	WLS	BF	H	R	ER	SO	BB	IBB	HBP	BLK	WP	HR	S	P	ERA	WHIP
Bob Priddy, R ERA: 3.5	(1, 1)	2.2	L	15	7	3	2	3	0	0	0	0	0	0	21	21	6.75	2.625
Dennis Ribant, R ERA: 4.06	(3, 1)	1.1		6	1	1	1	0	1	0	0	0	0	0	5	9	6.75	1.500
Danny Lazar, L ERA: 3.0	(5, 1)	2.0		7	1	0	0	1	0	0	0	0	0	0	9	9	0.00	0.500
Cisco Carlos, R ERA: 4.02	(7, 1)	1.0		7	4	2	2	1	0	0	0	0	0	1	9	9	18.00	4.000
Bob Locker, R ERA: 2.1	(8, 1)	1.0		3	0	0	0	1	0	0	0	0	0	0	5	5	0.00	0.000

PITCHER	IP	WLS	BF	H	R	ER	SO	BB	IBB	HBP	BLK	WP	HR	S	P	ERA	WHIP

BOTTOM

Chicago White Sox @ Cleveland Indians

Cleveland Municipal Stadium, Cleveland, OH

Sat Aug 17 1968, 3:33 AM EDT

Att. 9,976 - Unknown

livebaseballscorecards.com

AB	36
R	6
H	13
RBI	6
BB	1
SO	6
LOB	17

WP: 0	PB: 1	SB: 1	CS: 0
PA: 38			

Batter	1	2	3	4	5	6	7	8	9	AB	R	H	RBI	BB	SO	LOB
Luis Aparicio, R (1, 6) OBP: 0.310, SLG: 0.346	6-3		4-3		F7		3-1		F8	5	0	0	0	0	0	0
Sandy Alomar Sr., S (1, 4) OBP: 0.301, SLG: 0.282	K			K		1-3		HR, SH1-4	G1	5	1	1	0	0	2	0
Pete Ward, L (1, 5) OBP: 0.354, SLG: 0.366	1B			BB, 1B, 1B		F4		SH1-4, 1-2		2	1	1	0	1	0	0
Ron Hansen, R (8, 5) OBP: 0.288, SLG: 0.317										0	0	0	0	0	0	0
Duane Josephson, R (1, 2) OBP: 0.290, SLG: 0.364	6-3			1B, 1-2, 1B		1B, BB, 1B		2-H, HR		4	1	3	2	0	0	1
Tom McCraw, L (1, 3) OBP: 0.305, SLG: 0.398		F7		1-3, 2-H, 1B		1-2, BB		WP, SF8, 2B		3	1	2	1	1	0	0
Tommy Davis, R (1, 7) OBP: 0.278, SLG: 0.330		F4		F3		1-2, 2-3, 1B		WP, WP, BB		3	0	1	0	1	0	2
Buddy Bradford, R (1, 9) OBP: 0.256, SLG: 0.302		F4		F2		5-3		SF8, 1-2, 2-H		3	0	0	1	0	0	5
Ken Berry, R (1, 8) OBP: 0.284, SLG: 0.338			K		5-3		K	5-3, 2-3		4	0	0	0	0	2	1
Tommy John, R (1, 1) OBP: 0.197, SLG: 0.262			K		F2		K2-3		6-3	4	0	0	0	0	2	0
Inning Stats	R: 0 E: 0 K: 1 S: 6 H: 1 LOB: 1 BB: 0 P: 6	R: 0 E: 0 K: 0 S: 3 H: 0 LOB: 0 BB: 0 P: 3	R: 0 E: 0 K: 2 S: 7 H: 0 LOB: 0 BB: 0 P: 7	R: 1 E: 0 K: 1 S: 7 H: 2 LOB: 2 BB: 1 P: 11	R: 0 E: 0 K: 0 S: 3 H: 0 LOB: 0 BB: 0 P: 3	R: 0 E: 0 K: 0 S: 5 H: 2 LOB: 3 BB: 1 P: 9	R: 0 E: 0 K: 2 S: 7 H: 0 LOB: 0 BB: 0 P: 7	R: 3 E: 0 K: 0 S: 6 H: 3 LOB: 1 BB: 1 P: 10	R: 0 E: 0 K: 0 S: 3 H: 0 LOB: 0 BB: 0 P: 3	1B: 6 2B: 1 3B: 0 HR: 1 SF: 1 SAC: 1 DP: 0 HBP: 0						

PITCHER	IP	WLS	BF	H	R	ER	SO	BB	IBB	HBP	BLK	WP	HR	S	P	ERA	WHIP
Sonny Siebert, R (1, 1) ERA: 2.96	7.1	L	33	8	4	4	6	3	0	0	0	0	1	42	54	4.91	1.500
Eddie Fisher, R (8, 1) ERA: 2.61	1.2		5	0	0	0	0	0	0	0	0	2	0	5	5	0.00	0.000

PITCHER	IP	WLS	BF	H	R	ER	SO	BB	IBB	HBP	BLK	WP	HR	S	P	ERA	WHIP

TOP

Chicago White Sox @ Cleveland Indians

Cleveland Municipal Stadium, Cleveland, OH

Sun Aug 18 1968, 3:33 AM EDT

Unknown

livebaseballscorecards.com

AB	33
R	4
H	8
RBI	4
BB	3
SO	6
LOB	9

WP: 2 PA: 38
PB: 0
SB: 0
CS: 0

Batter	1	2	3	4	5	6	7	8	9	AB	R	H	RBI	BB	SO	LOB
Jose Cardenal, R (1, 8) OBP: 0.296, SLG: 0.346	F8		FC5-4 1-2f		F9		F8			4	0	0	0	0	0	1
Davey Nelson, R (1, 4) OBP: 0.327, SLG: 0.337	K			S 1B 1B	1B 1B			6-3		4	1	2	0	0	1	0
Lou Johnson, R (1, 7) OBP: 0.292, SLG: 0.377	F8			K 1-2	1B 1-2			F9 E 2B		4	1	2	0	0	1	1
Tony Horton, R (1, 3) OBP: 0.309, SLG: 0.422		6-3		FC6-4 BB 2-H 1B	1-3			F9 2-3		4	0	1	1	0	0	3
Joe Azcue, R (1, 2) OBP: 0.326, SLG: 0.345		6-3		FC6-4 1-2 BB		6-3		E3 FC6-4 3-H		3	0	0	0	1	0	0
Max Alvis, R (1, 5) OBP: 0.298, SLG: 0.324		K		FC6-4 HBP 1-2f 2-3		6-3		FC6-4 1-2f		4	0	0	0	0	1	3
Tommy Harper, R (1, 9) OBP: 0.286, SLG: 0.380			F8	HBP 1-2		6-3			1-3	3	0	0	0	0	0	0
Larry Brown, R (1, 6) OBP: 0.294, SLG: 0.315 Vern Fuller, R (9, PH) OBP: 0.335, SLG: 0.282			5-3	6-3			1-3		F7	3 1	0 0	0 0	0 0	0 0	0 0	3 0
Sonny Siebert, R (1, 1) OBP: 0.192, SLG: 0.200 Eddie Fisher, R (8, 1) Chico Salmon, R (9, PH) OBP: 0.256, SLG: 0.289			FC5-4 1B		F3		K		F4	3 0 1	0 0 0	1 0 0	0 0 0	0 0 0	1 0 0	0 0 0
Inning Stats	R: 0 H: 0 E: 0 LOB: 0 K: 1 BB: 0 S: 5 P: 5	R: 0 H: 0 E: 0 LOB: 0 K: 1 BB: 0 S: 5 P: 5	R: 0 H: 1 E: 0 LOB: 1 K: 0 BB: 0 S: 4 P: 4	R: 1 H: 2 E: 0 LOB: 3 K: 1 BB: 1 S: 7 P: 12	R: 0 H: 2 E: 0 LOB: 2 K: 0 BB: 0 S: 5 P: 5	R: 0 H: 0 E: 0 LOB: 0 K: 0 BB: 0 S: 3 P: 3	R: 0 H: 0 E: 0 LOB: 0 K: 1 BB: 0 S: 5 P: 5	R: 1 H: 1 E: 1 LOB: 1 K: 0 BB: 0 S: 5 P: 5	R: 0 H: 0 E: 0 LOB: 0 K: 0 BB: 0 S: 3 P: 3	1B: 5 SF: 0 2B: 1 SAC: 0 3B: 0 DP: 0 HR: 0 HBP: 1						WP: 0 PA: 36 PB: 0 SB: 1 CS: 0	

PITCHER	IP	WLS	BF	H	R	ER	SO	BB	IBB	HBP	BLK	WP	HR	S	P	ERA	WHIP
Tommy John, L (1, 1) ERA: 1.95	9.0	W	36	6	2	1	4	1	0	1	0	0	0	42	47	1.00	0.778

PITCHER	IP	WLS	BF	H	R	ER	SO	BB	IBB	HBP	BLK	WP	HR	S	P	ERA	WHIP

BOTTOM

Chicago White Sox @ Cleveland Indians

Cleveland Municipal Stadium, Cleveland, OH

Sun Aug 18 1968, 3:33 AM EDT

Unknown

livebaseballscorecards.com

AB	34
R	2
H	6
RBI	1
BB	1
SO	4
LOB	11

Batter	1	2	3	4	5	6	7	8	9	AB	R	H	RBI	BB	SO	LOB
Luis Aparicio, R (1, 6) OBP: 0.311, SLG: 0.349	F8		F3		1B PB 2B		E 1B		G5-4-3 1-2f	5	1	2	0	0	0	2
Sandy Alomar Sr., S (1, 4) OBP: 0.303, SLG: 0.289	G3		K		WP PB 3B 1B 2-3		F8 1-3		HR 2B	5	2	2	0	0	1	2
Pete Ward, L (1, 5) OBP: 0.353, SLG: 0.363	BB			F4	K 1-3 3-H		K		HR 2-H	2	0	0	0	1	1	1
Ron Hansen, R (6, 5) OBP: 0.289, SLG: 0.327									BB	2	1	1	2	0	1	1
Tom McCraw, L (1, 3) OBP: 0.309, SLG: 0.403	F4			1B 1B HBP	L1-5 3-H		4-3			3	1	1	1	1	0	2
Tommy Davis, R (1, 7) OBP: 0.280, SLG: 0.336		6-3		1B 2B 1-3	L1-5 3-H			SF7	5-3	5	2	2	0	0	0	2
Ken Berry, R (1, 8) OBP: 0.286, SLG: 0.343		6-3		2B 1-3 3-H		6-3		SF7 3-H		3	1	2	2	0	0	0
Buddy Bradford, R (1, 9) OBP: 0.255, SLG: 0.307		F9		5-3 1-H 3-H		6-3 2-3		F8		4	0	1	2	0	0	1
Jerry McNertney, R (1, 2) OBP: 0.304, SLG: 0.275			F4	5-3 2-3		K		F7		4	0	0	0	0	1	2
Joe Horlen, R (1, 1) OBP: 0.096, SLG: 0.078			1B	K		F6			G5-4-3 1B	4	0	2	0	0	1	2

TOP

Chicago White Sox @ Cleveland Indians

Cleveland Municipal Stadium, Cleveland, OH

Sun Aug 18 1968, 3:38 AM EDT
Att. 12,178 - Unknown

livebaseballscorecards.com

	AB	37
	R	8
	H	13
	RBI	7
	BB	2
	SO	5
	LOB	15

Inning Stats	1	2	3	4	5	6	7	8	9
	R: 0 E: 0 K: 0 S: 3	H: 0 LOB: 1 BB: 1 P: 7	R: 0 E: 0 K: 0 S: 3	H: 0 LOB: 0 BB: 0 P: 3	R: 0 E: 0 K: 1 S: 6	H: 1 LOB: 0 BB: 0 P: 6	R: 3 E: 0 K: 1 S: 8	H: 3 LOB: 1 BB: 0 P: 9	R: 2 E: 0 K: 1 S: 7	H: 3 LOB: 0 BB: 0 P: 7
	R: 0 E: 0 K: 1 S: 6	H: 1 LOB: 1 BB: 0 P: 6	R: 0 E: 1 K: 1 S: 6	H: 1 LOB: 1 BB: 0 P: 6	R: 1 E: 0 K: 0 S: 4	H: 1 LOB: 0 BB: 0 P: 4	R: 2 E: 0 K: 0 S: 5	H: 3 LOB: 1 BB: 1 P: 9	1B: 6 2B: 5 3B: 2 HR: 1	SF: 1 SAC: 0 DP: 2 HBP: 1	WP: 1 PB: 1 SB: 0 CS: 0	PA: 41

PITCHER		IP	WLS	BF	H	R	ER	SO	BB	IBB	HBP	BLK	WP	HR	S	P	ERA	WHIP
Steve Hargan, R ERA: 3.87	(1, 1)	4.0	L	19	5	4	4	2	1	0	1	0	0	0	21	26	9.00	1.500
Eddie Fisher, R ERA: 2.7	(5, 1)	1.0		4	2	1	1	1	0	0	0	0	1	0	6	6	9.00	2.000
Mike Paul, L ERA: 4.79	(6, 1)	4.0		18	6	3	3	2	1	0	0	0	0	1	21	25	6.75	1.750

PITCHER	IP	WLS	BF	H	R	ER	SO	BB	IBB	HBP	BLK	WP	HR	S	P	ERA	WHIP

Batter	1	2	3	4	5	6	7	8	9	AB	R	H	RBI	BB	SO	LOB
Jose Cardenal, R (1, 8) OBP: 0.300, SLG: 0.347	BBBB 4-0 WP S SF BB		BBBB 4-0 FC4-6 1B BB		x 0-0 1B			x 0-0 ① 5-3		2	1	1	0	2	0	0
Davey Nelson, R (1, 6) OBP: 0.324, SLG: 0.337	x 0-0 SF CS 1-H		x 0-0 FC4-6 1-2 1B		x 0-0 ③ L8			x 0-0 ② 4-3		3	0	1	1	0	0	1
Lee Maye, L (1, 9) OBP: 0.332, SLG: 0.420	SSS 0-3 ① ② K 1-2		x 0-0 ② FC4-6 1-2f 2-3			x 0-0 ① 3-1		x 0-0 FC6-4 1B		4	0	1	0	0	1	3
Tony Horton, R (1, 3) OBP: 0.308, SLG: 0.423	x 0-0 2B		x 0-0 ③ F9			x 0-0 ② F7		x 0-0 ③ FC6-4 1-2f		4	0	1	0	0	0	3
Duke Sims, L (1, 2) OBP: 0.376, SLG: 0.419	SSS 0-3 ③ K			x 0-0 ① L4		BBBB 4-0 BB			x 0-0 ① 6-3	3	0	0	0	1	1	1
Jimmie Hall, L (1, 7) OBP: 0.282, SLG: 0.269		x 0-0 K 1B		x 0-0 ② F8		x 0-0 ③ 4-3			x 0-0 G4-6-3 1B	4	0	2	0	0	0	1
Billy Harris, L (1, 5) OBP: 0.266, SLG: 0.295		SSS 0-3 ① ② K 1-2		x 0-0 ③ 4-3			x 0-0 ① 4-3		x 0-0 ② ③ G4-6-3 1-2f	4	0	0	0	0	1	2
Vern Fuller, R (1, 4) OBP: 0.331, SLG: 0.278		x 0-0 ③ F8			SSS 0-3 ① K		x 0-0 ② 6-3			3	0	0	0	0	1	0
Steve Hargan, R (1, 1) OBP: 0.200, SLG: 0.224 Eddie Fisher, R (5, 1) Lou Johnson, R (5, PH) OBP: 0.291, SLG: 0.376 Mike Paul, L (6, 1) OBP: 0.222, SLG: 0.125			SSS 0-3 ① K		x 0-0 ② F7		x 0-0 ③ 6-3			1 0 1 1	0 0 0 0	0 0 0 0	0 0 0 0	0 0 0 0	1 0 0 0	0 0 0 0
Inning Stats	R: 1 H: 1 E: 1 LOB: 1 K: 2 BB: 1 S: 8 P: 12	R: 0 H: 1 E: 0 LOB: 0 K: 1 BB: 0 S: 5 P: 5	R: 0 H: 1 E: 0 LOB: 2 K: 1 BB: 1 S: 6 P: 10	R: 0 H: 0 E: 0 LOB: 0 K: 0 BB: 0 S: 3 P: 3	R: 0 H: 1 E: 0 LOB: 1 K: 1 BB: 0 S: 6 P: 6	R: 0 H: 0 E: 0 LOB: 1 K: 0 BB: 1 S: 3 P: 7	R: 0 H: 0 E: 0 LOB: 0 K: 0 BB: 0 S: 3 P: 3	R: 0 H: 1 E: 0 LOB: 1 K: 0 BB: 0 S: 4 P: 4	R: 0 H: 1 E: 0 LOB: 0 K: 0 BB: 0 S: 3 P: 3	1B: 5 SF: 1 2B: 1 SAC: 0 3B: 0 DP: 1 HR: 0 HBP: 0						

PITCHER	IP	WLS	BF	H	R	ER	SO	BB	IBB	HBP	BLK	WP	HR	S	P	ERA	WHIP
Joe Horlen, R (1, 1) ERA: 2.72	9.0	W	34	6	1	1	5	3	0	0	0	1	0	41	53	1.00	1.000

PITCHER	IP	WLS	BF	H	R	ER	SO	BB	IBB	HBP	BLK	WP	HR	S	P	ERA	WHIP

BOTTOM

Chicago White Sox @ Cleveland Indians

Cleveland Municipal Stadium, Cleveland, OH

Sun Aug 18 1968, 3:38 AM EDT

Att. 12,178 - Unknown

livebaseballscorecards.com

AB	30
R	1
H	6
RBI	1
BB	3
SO	5
LOB	11

Batter	1	2	3	4	5	6	7	8	9	AB	R	H	RBI	BB	SO	LOB
Luis Aparicio, R (1, 6) OBP: 0.309, SLG: 0.346	6-3		F6			5-3		6-3		4	0	0	0	0	0	0
Tom McCraw, L (1, 3) OBP: 0.306, SLG: 0.398	K			F2		F9			F9	4	0	0	0	0	1	0
Tommy Davis, R (1, 7) OBP: 0.277, SLG: 0.332	F8			F8		K			F2	4	0	0	0	0	1	0
Duane Josephson, R (1, 2) OBP: 0.290, SLG: 0.361		BB		K			E5		K	3	0	0	0	1	2	0
Ron Hansen, R (1, 5) OBP: 0.290, SLG: 0.327		F8			E BB 1B		F3			3	0	1	0	0	0	2
Buddy Bradford, R (1, 9) OBP: 0.257, SLG: 0.304		K			L4 E BB 1-2		F9			2	0	0	0	1	1	2
Ken Berry, R (1, 8) OBP: 0.284, SLG: 0.340		K			E6 1-2 2-3		5-3			3	0	0	0	0	1	4
Sandy Alomar Sr., S (1, 4) OBP: 0.299, SLG: 0.285			6-3		L4 2-3			F8		3	0	0	0	0	0	3
Jack Fisher, R (1, 1) OBP: 0.167, SLG: 0.171 Walt Williams, R (5, PH) OBP: 0.221, SLG: 0.241 Danny Lazar, L (5, 1) Dennis Ribant, R (6, 1) OBP: 0.200, SLG: 0.111 Hoyt Wilhelm, R (7, 1) Dick Kenworthy, R (8, PH) OBP: 0.248, SLG: 0.239 Wilbur Wood, R (8, 1) OBP: 0.211, SLG: 0.118			K		F9			F4		1 1 0 0 0 0 1 0	0 0 0 0 0 0 0 0	0 0 0 0 0 0 0 0	0 0 0 0 0 0 0 0	0 0 0 0 0 0 0 0	1 0 0 0 0 0 0 0	0 2 0 0 0 0 0 0
Inning Stats	R: 0 E: 0 K: 1 S: 5 H: 0 LOB: 0 BB: 0 P: 5	R: 0 E: 0 K: 2 S: 7 H: 0 LOB: 1 BB: 1 P: 11	R: 0 E: 0 K: 1 S: 5 H: 0 LOB: 0 BB: 0 P: 5	R: 0 E: 0 K: 1 S: 5 H: 0 LOB: 0 BB: 0 P: 5	R: 0 E: 1 K: 0 S: 4 H: 1 LOB: 2 BB: 1 P: 8	R: 0 E: 0 K: 1 S: 5 H: 0 LOB: 0 BB: 0 P: 5	R: 0 E: 1 K: 0 S: 4 H: 0 LOB: 1 BB: 0 P: 4	R: 0 E: 0 K: 0 S: 3 H: 0 LOB: 0 BB: 0 P: 3	R: 0 E: 0 K: 1 S: 5 H: 0 LOB: 0 BB: 0 P: 5	1B: 1 2B: 1 3B: 0 HR: 0 SF: 0 SAC: 0 DP: 1 HBP: 0						

PITCHER	IP	WLS	BF	H	R	ER	SO	BB	IBB	HBP	BLK	WP	HR	S	P	ERA	WHIP
John Hiller, L (1, 1) ERA: 2.5	9.0	W	31	1	0	0	7	2	0	0	0	0	0	43	51	0.00	0.333

PITCHER	IP	WLS	BF	H	R	ER	SO	BB	IBB	HBP	BLK	WP	HR	S	P	ERA	WHIP

TOP

Chicago White Sox @ Detroit Tigers

Tiger Stadium, Detroit, MI

Tue Aug 20 1968, 7:05 PM EDT

Unknown

livebaseballscorecards.com

AB	29
R	0
H	1
RBI	0
BB	2
SO	7
LOB	13

WP: 0 PB: 0 SB: 0 CS: 0 PA: 31

Chicago White Sox @ Detroit Tigers

Tiger Stadium, Detroit, MI

Tue Aug 20 1968, 7:05 PM EDT

Unknown

BOTTOM

livebaseballscorecards.com

Batter	1	2	3	4	5	6	7	8	9	AB	R	H	RBI	BB	SO	LOB
Dick McAuliffe, L (1, 4) OBP: 0.338, SLG: 0.440	K		F8		3-1		F3			4	0	0	0	0	1	4
Mickey Stanley, R (1, 8) OBP: 0.309, SLG: 0.382	K			1B 1B		F8	1-2 2-H 3-H 1B			4	1	2	2	0	1	0
Jim Northrup, L (1, 9) OBP: 0.308, SLG: 0.417	3-1			1B 1-3 G4-6-3 1B		G3	G3			4	1	1	0	0	0	2
Gates Brown, L (1, 7) OBP: 0.478, SLG: 0.717 Wayne Comer, R (8, 7) OBP: 0.182, SLG: 0.290		HR		G4-6-3 1-3 3-H 1B		6-3		1B FC6-4 1B		3 1	1 1	2 1	2 1	0 0	0 0	0 0
Norm Cash, L (1, 3) OBP: 0.325, SLG: 0.495		4-3 1B		G4-6-3 1-2f 3-H			4-3	FC6-4 1-3 1B		4	0	2	0	0	0	1
Bill Freehan, R (1, 2) OBP: 0.357, SLG: 0.444		4-3 1-2f		3-1			BB E 1B 1B	F6		4	1	1	0	0	0	3
Tom Matchick, L (1, 6) OBP: 0.252, SLG: 0.324 Ray Oyler, R (8, 6) OBP: 0.233, SLG: 0.206		4-3			2B		FC4 1B BB 1B 1-2	FC6-4 PB 1-2f 3-H		3 1	1 0	1 0	0 1	0 0	0 0	1 1
Don Wert, R (1, 5) OBP: 0.261, SLG: 0.312			5-3		F9		1B 1B BB 1-2 2-3	4-3 1-2		3	1	0	0	1	0	2
John Hiller, R (1, 1) OBP: 0.105, SLG: 0.105			K		K		1B 1-2 2-3 3-H 1B			3	0	1	1	0	2	1
Inning Stats	R: 0 E: 0 K: 2 S: 7 H: 0 LOB: 0 BB: 0 P: 7	R: 1 E: 0 K: 0 S: 4 H: 2 LOB: 0 BB: 0 P: 4	R: 0 E: 0 K: 1 S: 5 H: 0 LOB: 0 BB: 0 P: 5	R: 2 E: 0 K: 0 S: 5 H: 3 LOB: 0 BB: 0 P: 5	R: 0 E: 0 K: 1 S: 6 H: 1 LOB: 1 BB: 0 P: 6	R: 0 E: 0 K: 0 S: 3 H: 0 LOB: 0 BB: 0 P: 3	R: 3 E: 1 K: 0 S: 7 H: 3 LOB: 2 BB: 1 P: 11	R: 1 E: 0 K: 0 S: 5 H: 2 LOB: 1 BB: 0 P: 5		1B: 9 2B: 2 3B: 0 HR: 1	SF: 0 SAC: 0 DP: 2 HBP: 0						

	AB	34
	R	7
	H	11
	RBI	6
	BB	1
	SO	4
	LOB	15

WP: 0 PB: 1 SB: 0 CS: 0 PA: 35

PITCHER		IP	WLS	BF	H	R	ER	SO	BB	IBB	HBP	BLK	WP	HR	S	P	ERA	WHIP
Jack Fisher, R ERA: 2.97	(1, 1)	4.0	L	15	5	3	3	3	0	0	0	0	0	1	21	21	6.75	1.250
Danny Lazar, L ERA: 2.77	(5, 1)	1.0		4	1	0	0	1	0	0	0	0	0	0	6	6	0.00	1.000
Dennis Ribant, R ERA: 3.92	(6, 1)	1.1		8	2	3	0	0	1	0	0	0	0	0	7	11	0.00	2.250
Hoyt Wilhelm, R ERA: 1.56	(7, 1)	0.2		3	1	0	0	0	0	0	0	0	0	0	3	3	0.00	1.500
Wilbur Wood, L ERA: 1.9	(8, 1)	1.0		5	2	1	1	0	0	0	0	0	0	0	5	5	9.00	2.000

PITCHER	IP	WLS	BF	H	R	ER	SO	BB	IBB	HBP	BLK	WP	HR	S	P	ERA	WHIP

Batter	1	2	3	4	5	6	7	8	9	AB	R	H	RBI	BB	SO	LOB
Luis Aparicio, R (1, 6) OBP: 0.308, SLG: 0.344	F7		F5	F7		HR, 1B 1-2 1B		L9 2-3		5	1	1	0	0	0	3
Sandy Alomar Sr., S (1, 4) OBP: 0.305, SLG: 0.292	F8		1-3		S 1B	HR 1-2 2-3 1B		3-H 1B		5	1	3	1	0	0	0
Pete Ward, L (1, 5) OBP: 0.355, SLG: 0.378 Ron Hansen, R (6, 5) OBP: 0.289, SLG: 0.326	E9 2B		K		K 1-2	HR 1-H 2-H 3-H		K		4 1	2 0	2 0	4 0	0 0	2 1	1 1
Tom McCraw, L (1, 3) OBP: 0.305, SLG: 0.394	F6			2B 1B BB	F7	5-3			G3	4	1	0	0	1	0	1
Tommy Davis, R (1, 7) OBP: 0.276, SLG: 0.331		6-3		F8	F7		4-3		BB 1B	5	0	1	0	0	0	2
Ken Berry, R (1, 8) OBP: 0.286, SLG: 0.343		L9 2B		1-3 1B 2B		E6 SH2-4 1B	6-3		BB 1-2 1B	5	3	2	0	0	0	0
Buddy Bradford, R (1, 9) OBP: 0.257, SLG: 0.298		F8	1B IBB			SH2-4 1-2	K		F8	3	0	0	0	1	1	3
Jerry McNertney, R (1, 2) OBP: 0.331, SLG: 0.310		2-H 2B		1-3 2-H 3-H 1B		1B, 1B HR 2-H 1B		L9, 4-3 1B 1B	1-2 2-3 BB	4	2	4	4	1	0	0
Gary Peters, L (1, 1) OBP: 0.279, SLG: 0.361		K	F6			F6		4-3 1-2	3-1	5	0	0	0	0	1	8
Inning Stats	R: 1 E: 1 K: 0 S: 4 H: 1 LOB: 0 BB: 0 P: 4	R: 1 E: 1 K: 1 S: 7 H: 1 LOB: 1 BB: 0 P: 7	R: 0 E: 0 K: 1 S: 5 H: 0 LOB: 0 BB: 0 P: 5	R: 2 E: 0 K: 0 S: 5 H: 2 LOB: 2 BB: 2 P: 13	R: 0 E: 0 K: 1 S: 6 H: 1 LOB: 1 BB: 0 P: 6	R: 5 E: 1 K: 0 S: 8 H: 4 LOB: 0 BB: 0 P: 8	R: 0 E: 0 K: 1 S: 5 H: 0 LOB: 0 BB: 0 P: 5	R: 1 E: 0 K: 1 S: 7 H: 2 LOB: 1 BB: 0 P: 7	R: 0 E: 0 K: 0 S: 5 H: 2 LOB: 3 BB: 1 P: 9	1B: 9 2B: 3 3B: 0 HR: 1 SF: 0 SAC: 1 DP: 0 HBP: 0						

PITCHER		IP	WLS	BF	H	R	ER	SO	BB	IBB	HBP	BLK	WP	HR	S	P	ERA	WHIP
Denny McLain, R ERA: 1.9	(1, 1)	5.2	L	30	9	9	2	3	1	1	0	0	0	1	34	42	3.18	1.765
Fred Lasher, R ERA: 2.98	(6, 1)	2.1		9	2	1	1	2	0	0	0	0	0	0	13	13	3.86	0.857
John Wyatt, R ERA: 2.81	(9, 1)	1.0		6	2	0	0	0	1	0	0	0	0	0	5	9	0.00	3.000

PITCHER	IP	WLS	BF	H	R	ER	SO	BB	IBB	HBP	BLK	WP	HR	S	P	ERA	WHIP

Chicago White Sox @ Detroit Tigers

Tiger Stadium, Detroit, MI

Tue Aug 20 1968, 7:05 PM EDT

Att. 48,814 - Unknown

TOP

livebaseballscorecards.com

AB	41
R	10
H	13
RBI	9
BB	3
SO	5
LOB	19

WP: 0 PA: 45
PB: 0
SB: 1
CS: 0

BOTTOM

Chicago White Sox @ Detroit Tigers

Tiger Stadium, Detroit, MI

Tue Aug 20 1968, 7:05 PM EDT

Att. 48,814 - Unknown

livebaseballscorecards.com

Batter	1	2	3	4	5	6	7	8	9	AB	R	H	RBI	BB	SO	LOB
Mickey Stanley, R (1, 8) OBP: 0.308, SLG: 0.379	F9			2B BB	F8			1-3		3	1	0	0	1	0	1
Dick Tracewski, R (1, 4) OBP: 0.244, SLG: 0.261	K			1-H 2B		5-3		F3		4	1	1	1	0	1	0
Al Kaline, R (1, 9) OBP: 0.377, SLG: 0.392	K			L6-3		L6-3			L8	4	0	0	0	0	1	1
Willie Horton, R (1, 7) OBP: 0.345, SLG: 0.541		F7		2-H 2B		1B			F8	4	0	2	1	0	0	0
Norm Cash, L (1, 3) OBP: 0.324, SLG: 0.490		6-3		G3		F3			BB	3	0	0	0	1	0	2
Don Wert, R (1, 5) OBP: 0.261, SLG: 0.311		F6		F4			G6-4-3 1B		F5	4	0	1	0	0	0	2
Jim Price, R (1, 2) OBP: 0.261, SLG: 0.250		F7			SH3-4 BB		F7			2	0	0	0	1	0	1
Ray Oyler, R (1, 6) OBP: 0.231, SLG: 0.204		K			K		G6-4-3 1-2f			2	0	0	0	0	2	1
Wayne Comer, R (7, PH) OBP: 0.176, SLG: 0.281										1	0	0	0	0	0	1
Tom Matchick, L (8, 6) OBP: 0.252, SLG: 0.324										0	0	0	0	0	0	0
Denny McLain, R (1, 1) OBP: 0.148, SLG: 0.159		K			SH3-4 1-2			K		1	0	0	0	0	1	0
Fred Lasher, R (6, 1) OBP: 0.143, SLG: 0.143										0	0	0	0	0	0	0
Earl Wilson, R (8, PH) OBP: 0.188, SLG: 0.359										1	0	0	0	0	1	0
John Wyatt, R (9, 1)										0	0	0	0	0	0	0

	AB	29
	R	2
	H	4
	RBI	2
	BB	3
	SO	6
	LOB	9

Inning Stats										
	R: 0 H: 0 E: 0 LOB: 0 K: 2 BB: 0 S: 7 P: 7	R: 0 H: 0 E: 0 LOB: 0 K: 0 BB: 0 S: 3 P: 3	R: 0 H: 0 E: 0 LOB: 0 K: 2 BB: 0 S: 7 P: 7	R: 2 H: 2 E: 0 LOB: 1 K: 0 BB: 1 S: 5 P: 9	R: 0 H: 0 E: 0 LOB: 1 K: 1 BB: 1 S: 5 P: 9	R: 0 H: 1 E: 0 LOB: 1 K: 0 BB: 0 S: 4 P: 4	R: 0 H: 1 E: 0 LOB: 0 K: 0 BB: 0 S: 3 P: 3	R: 0 H: 0 E: 0 LOB: 0 K: 1 BB: 0 S: 5 P: 5	R: 0 H: 0 E: 0 LOB: 1 K: 0 BB: 1 S: 3 P: 7	1B: 2 SF: 0 2B: 2 SAC: 1 3B: 0 DP: 1 HR: 0 HBP: 0	WP: 0 PA: 33 PB: 0 SB: 0 CS: 0

PITCHER	IP	WLS	BF	H	R	ER	SO	BB	IBB	HBP	BLK	WP	HR	S	P	ERA	WHIP
Gary Peters, L (1, 1) ERA: 3.41	9.0	W	33	4	2	2	6	3	0	0	0	0	0	42	54	2.00	0.778

PITCHER	IP	WLS	BF	H	R	ER	SO	BB	IBB	HBP	BLK	WP	HR	S	P	ERA	WHIP

Batter	1	2	3	4	5	6	7	8	9	10	AB	R	H	RBI	BB	SO	LOB
Luis Aparicio, R (1, 6) OBP: 0.309, SLG: 0.349	0-0 1B G6-4-3 2B		0-0 5-3 ①		0-0 6-3 ②			0-0 F4 ②		0-0 2B	5	1	2	0	0	0	0
Sandy Alomar Sr., S (1, 4) OBP: 0.307, SLG: 0.294	0-0 G6-4-3 HBP 2-3 1B		0-0 S 1B		S S S 0-3 K ③			0-0 6-3 ③		S S S 0-3 K ③	5	0	2	0	0	2	1
Pete Ward, L (1, 5) OBP: 0.354, SLG: 0.375	H 1-0 G6-4-3 1-2 HBP		S S S 0-3 K ② 1-2			0-0 F8 ①			S S S 0-3 K ①		3	0	0	0	0	2	1
Tom McCraw, L (1, 3) OBP: 0.302, SLG: 0.390	0-0 G6-4-3 ① ② 1-2f 2-3 3-H		0-0 F9 ③			0-0 F8 ②			S S S 0-3 K ②		4	0	0	0	0	1	3
Tommy Davis, R (1, 7) OBP: 0.276, SLG: 0.330	0-0 3-1 ③			0-0 F8 ①		S S S 0-3 K ③			0-0 E 1B		4	0	1	0	0	1	1
Ken Berry, R (1, 8) OBP: 0.285, SLG: 0.341		B B B B 4-0 BB		0-0 F7 ②			S S S 0-3 K ①		0-0 E6 1-2		3	0	0	0	1	1	1
Buddy Bradford, R (1, 9) OBP: 0.253, SLG: 0.293		S S S 0-3 K ①		0-0 F3 ③			0-0 F8 ②		S S S 0-3 K ③		3	0	0	0	0	1	1
Leon Wagner, L (9, PH) OBP: 0.345, SLG: 0.333											1	0	0	0	0	1	2
Wilbur Wood, R (9, 1) OBP: 0.211, SLG: 0.118											0	0	0	0	0	0	0
Jerry McNertney, R (1, 2) OBP: 0.328, SLG: 0.333		0-0 F7 ②			0-0 HR		0-0 6-3 ③			S S S 0-3 K ①	4	1	1	1	0	1	1
Cisco Carlos, R (1, 1) OBP: 0.111, SLG: 0.040		S S S 0-3 K ③			0-0 4-3 ①			S S S 0-3 K ①		0-0 5-3 ②	2	0	0	0	0	1	1
Bob Locker, S (6, 1)											1	0	0	0	0	1	0
Woodie Held, R (9, 9) OBP: 0.247, SLG: 0.163											1	0	0	0	0	0	0
Inning Stats	R: 1 E: 0 K: 0 S: 4 H: 2 LOB: 1 BB: 0 P: 5	R: 0 E: 0 K: 2 S: 7 H: 0 LOB: 1 BB: 1 P: 11	R: 0 E: 0 K: 1 S: 6 H: 1 LOB: 1 BB: 0 P: 6	R: 0 E: 0 K: 0 S: 3 H: 0 LOB: 0 BB: 0 P: 3	R: 1 E: 0 K: 1 S: 6 H: 1 LOB: 0 BB: 0 P: 6	R: 0 E: 0 K: 1 S: 5 H: 0 LOB: 0 BB: 0 P: 5	R: 0 E: 0 K: 1 S: 5 H: 0 LOB: 0 BB: 0 P: 5	R: 0 E: 0 K: 1 S: 5 H: 0 LOB: 0 BB: 0 P: 5	R: 0 E: 1 K: 3 S: 11 H: 1 LOB: 2 BB: 0 P: 11	R: 0 E: 0 K: 2 S: 8 H: 1 LOB: 1 BB: 0 P: 8	1B: 3 2B: 2 3B: 0 HR: 1 SF: 0 SAC: 0 DP: 1 HBP: 1						

PITCHER	IP	WLS	BF	H	R	ER	SO	BB	IBB	HBP	BLK	WP	HR	S	P	ERA	WHIP
Pat Dobson, R (1, 1) ERA: 2.57	8.0		29	4	2	2	7	1	0	1	0	0	1	41	46	2.25	0.625
Daryl Patterson, R (9, 1) ERA: 1.86	2.0	W	9	2	0	0	5	0	0	0	0	0	0	19	19	0.00	1.000

PITCHER	IP	WLS	BF	H	R	ER	SO	BB	IBB	HBP	BLK	WP	HR	S	P	ERA	WHIP

TOP

Chicago White Sox @ Detroit Tigers

Tiger Stadium, Detroit, MI

Wed Aug 21 1968, 7:05 PM EDT
Att. 29,540 - Unknown

livebaseballscorecards.com

AB	36
R	2
H	6
RBI	1
BB	1
SO	12
LOB	12

1B: 3 2B: 2 3B: 0 HR: 1 SF: 0 SAC: 0 DP: 1 HBP: 1

WP: 0 PB: 0 SB: 1 CS: 0 PA: 38

Batter	1	2	3	4	5	6	7	8	9	10	AB	R	H	RBI	BB	SO	LOB
Dick McAuliffe, L (1, 4) OBP: 0.338, SLG: 0.437	BBBB 4-0 CS BB		SSS 0-3 ② K		SSS 0-3 ③ K			x 0-0 ② F8			3	0	0	0	1	2	2
Mickey Stanley, R (1, 8) OBP: 0.310, SLG: 0.387	x 0-0 ① G6-3 1B 1-2		x 0-0 ③ 6-3			x 0-0 ① F6		x 0-0 HR			4	1	2	1	0	0	2
Jim Northrup, L (1, 9) OBP: 0.307, SLG: 0.416	x 0-0 ②③ G6-3 1-2f			x 0-0 S 1B 1B		x 0-0 ② 4-3		x 0-0 ③ 4-3			4	1	1	0	0	0	1
Gates Brown, L (1, 7) OBP: 0.471, SLG: 0.730 Willie Horton, R (9, PH) OBP: 0.345, SLG: 0.539 (10, 7)		x 0-0 ① 4-3		x 0-0 ① F8 1-2		x 0-0 3B			SSS 0-3 K FC4-6		3 1	0 0	1 0	0 0	0 0	0 1	1 0
Norm Cash, L (1, 3) OBP: 0.320, SLG: 0.483		x 0-0 ② F7		x 0-0 ② 3-1		SSS 0-3 ③ K			x 0-0 ① F8		4	0	0	0	0	1	3
Bill Freehan, R (1, 2) OBP: 0.356, SLG: 0.443		x 0-0 ③ 4-3		x 0-0 FC6-4 1B 2-H		SSS 0-3 ① K			x 0-0 ② F7		4	0	1	1	0	1	1
Tom Matchick, L (1, 6) OBP: 0.245, SLG: 0.316			x 0-0 ① 1-3	x 0-0 ③ FC6-4 1-2f		x 0-0 ② F9			x 0-0 ③ FC4-6 1-2f		4	0	0	0	0	0	2
Don Wert, R (1, 5) OBP: 0.261, SLG: 0.313			x 0-0 1B 2B		x 0-0 ① F8	x 0-0 ③ F5				x 0-0 ① F7	4	0	1	0	0	0	0
Pat Dobson, R (1, 1) OBP: 0.208, SLG: 0.174 Al Kaline, R (8, PH) OBP: 0.375, SLG: 0.391 Daryl Patterson, L (9, 1) Jim Price, R (10, PH) OBP: 0.268, SLG: 0.287			x 0-0 2-3 1B		SSS 0-3 ② K		x 0-0 ① L4			x 0-0 HR	2 1 0 1	0 0 0 1	1 0 0 1	0 0 0 1	0 0 0 0	1 0 0 0	0 0 0 0
Inning Stats	R: 0 E: 0 K: 0 S: 2 H: 1 LOB: 0 BB: 1 P: 6	R: 0 E: 0 K: 0 S: 3 H: 0 LOB: 0 BB: 0 P: 3	R: 0 E: 0 K: 1 S: 7 H: 2 LOB: 2 BB: 0 P: 7	R: 1 E: 0 K: 0 S: 5 H: 2 LOB: 1 BB: 0 P: 5	R: 0 E: 0 K: 2 S: 7 H: 0 LOB: 0 BB: 0 P: 7	R: 0 E: 0 K: 1 S: 6 H: 1 LOB: 1 BB: 0 P: 6	R: 0 E: 0 K: 1 S: 5 H: 0 LOB: 0 BB: 0 P: 5	R: 1 E: 0 K: 0 S: 4 H: 1 LOB: 0 BB: 0 P: 4	R: 0 E: 0 K: 1 S: 6 H: 0 LOB: 1 BB: 0 P: 6	R: 1 E: 0 K: 0 S: 2 H: 1 LOB: 0 BB: 0 P: 2	1B: 4 2B: 1 3B: 1 HR: 2	SF: 0 SAC: 0 DP: 1 HBP: 0						

PITCHER		IP	WLS	BF	H	R	ER	SO	BB	IBB	HBP	BLK	WP	HR	S	P	ERA	WHIP
Cisco Carlos, R ERA: 3.88	(1, 1)	5.2		22	6	1	1	3	1	0	0	0	0	0	27	31	1.59	1.235
Bob Locker, R ERA: 2.15	(6, 1)	2.1		8	1	1	1	2	0	0	0	0	0	1	12	12	3.86	0.429
Wilbur Wood, L ERA: 1.95	(9, 1)	1.1	L	6	1	1	1	1	0	0	0	0	0	1	8	8	6.75	0.750

PITCHER	IP	WLS	BF	H	R	ER	SO	BB	IBB	HBP	BLK	WP	HR	S	P	ERA	WHIP

BOTTOM

Chicago White Sox @ Detroit Tigers

Tiger Stadium, Detroit, MI

Wed Aug 21 1968, 7:05 PM EDT

Att. 29,540 - Unknown

livebaseballscorecards.com

AB	35
R	3
H	8
RBI	3
BB	1
SO	6
LOB	12

WP: 0 PB: 1 SB: 1 CS: 1 PA: 36

Chicago White Sox @ Detroit Tigers

Tiger Stadium, Detroit, MI

Thu Aug 22 1968, 7:05 PM EDT

Att. 25,931 - Unknown

TOP

livebaseballscorecards.com

Batter	1	2	3	4	5	6	7	8	9	AB	R	H	RBI	BB	SO	LOB
Luis Aparicio, R (1, 6) OBP: 0.312, SLG: 0.352	1B		F6			6-3 SH1-3 1B		BB 1B 1B		4	0	3	0	0	0	0
Sandy Alomar Sr., S (1, 4) OBP: 0.307, SLG: 0.294	F8			L9		SH1-3 1-2		BB 1-2 1B		3	0	1	0	0	0	1
Walt Williams, R (1, 7) OBP: 0.225, SLG: 0.256	F7			HR 2B		6-3 2-3		BBBB 1-2 2-3 BB		3	1	1	0	0	0	2
Tom McCraw, L (8, PH) OBP: 0.304, SLG: 0.390 (8, 3)										0	0	0	0	1	0	0
Tommy Davis, R (1, 3) OBP: 0.276, SLG: 0.337 (8, 7)	L9			2-H HR		SSS K		4-3		4	1	1	2	0	1	5
Ken Berry, R (1, 8) OBP: 0.283, SLG: 0.337		5-3		SSS K			F7		SSS K	4	0	0	0	0	2	0
Pete Ward, L (1, 5) OBP: 0.350, SLG: 0.370		SSS K		4-3			SSS K		L9	4	0	0	0	0	2	0
Buddy Bradford, R (1, 9) OBP: 0.249, SLG: 0.288		5-3			SSS K		SSS K	BBBB	BB	3	0	0	0	0	2	0
Ron Hansen, R (9, PH) OBP: 0.291, SLG: 0.326										0	0	0	0	1	0	0
Joe Horlen, R (9, PR) OBP: 0.096, SLG: 0.078										0	0	0	0	0	0	0
Jerry McNertney, R (1, 2) OBP: 0.319, SLG: 0.322			SSS K		SSS K			5-3	F6	4	0	0	0	0	2	1
Tommy John, R (1, 1) OBP: 0.194, SLG: 0.258			F3		F7			F5		1	0	0	0	0	0	0
Dennis Ribant, R (3, 1) OBP: 0.182, SLG: 0.100										1	0	0	0	0	0	0
Hoyt Wilhelm, R (6, 1)										0	0	0	0	0	0	0
Bob Locker, S (7, 1)										0	0	0	0	0	0	0
Leon Wagner, L (8, PH) OBP: .0344, SLG: 0.332										1	0	0	0	0	0	0
Wilbur Wood, R (8, 1) OBP: 0.211, SLG: 0.118										0	0	0	0	0	0	0

AB	32
R	2
H	6
RBI	2
BB	2
SO	9
LOB	9

Inning Stats																		
	R: 0 E: 0 K: 0 S: 4	H: 1 LOB: 1 BB: 0 P: 4	R: 0 E: 0 K: 1 S: 5	H: 0 LOB: 0 BB: 0 P: 5	R: 0 E: 0 K: 1 S: 5	H: 0 LOB: 0 BB: 0 P: 5	R: 2 E: 0 K: 1 S: 7	H: 2 LOB: 0 BB: 0 P: 7	R: 0 E: 0 K: 2 S: 7	H: 0 LOB: 0 BB: 0 P: 7	R: 0 E: 0 K: 1 S: 6	H: 1 LOB: 1 BB: 0 P: 6	R: 0 E: 0 K: 2 S: 7	H: 0 LOB: 0 BB: 0 P: 7	R: 0 E: 0 K: 0 S: 5	H: 2 LOB: 3 BB: 1 P: 9	R: 0 E: 0 K: 1 S: 5	H: 0 LOB: 1 BB: 1 P: 9

1B: 4	SF: 0	WP: 0	PA: 35
2B: 1	SAC: 1	PB: 0	
3B: 0	DP: 0	SB: 0	
HR: 1	HBP: 0	CS: 0	

PITCHER		IP	WLS	BF	H	R	ER	SO	BB	IBB	HBP	BLK	WP	HR	S	P	ERA	WHIP
Mickey Lolich, L ERA: 3.37	(1, 1)	7.0	W	25	4	2	2	8	0	0	0	0	0	1	41	41	2.57	0.571
Don McMahon, R ERA: 2.03	(8, 1)	2.0	S	10	2	0	0	1	2	0	0	0	0	0	10	18	0.00	2.000

PITCHER	IP	WLS	BF	H	R	ER	SO	BB	IBB	HBP	BLK	WP	HR	S	P	ERA	WHIP

Batter	1	2	3	4	5	6	7	8	9	AB	R	H	RBI	BB	SO	LOB
Dick McAuliffe, L (1, 4) OBP: 0.340, SLG: 0.438	0-0 1B 1B 1B		BBBB 4-0 BB		SSS 0-3 ② K		SSS 0-3 ① K 1-2			1	1	1	0	1	0	0
Ray Oyler, R (3, PR) (4, 6) OBP: 0.229, SLG: 0.202										2	0	0	0	0	2	1
Mickey Stanley, R (1, 8) OBP: 0.309, SLG: 0.386	SSS 0-3 ① K		x 0-0 ② F8		x 0-0 ③ 1-3		x 0-0 G5-3 IBB 2-H 1B			4	0	1	1	0	1	2
Al Kaline, R (1, 9) OBP: 0.380, SLG: 0.405	x 0-0 CS 1B 1-3 1B		x 0-0 ③ L7			x 0-0 HR	4-0 1-2 IBB			3	1	2	1	1	0	1
Willie Horton, R (1, 7) OBP: 0.346, SLG: 0.546	x 0-0 1-2 3-H 1B			x 0-0 ① F9		x 0-0 HR	x 0-0 ②③ G5-3 2-3f			4	1	2	2	0	0	2
Bill Freehan, R (1, 3) OBP: 0.356, SLG: 0.441	SSS 0-3 ②③ K 2-3			x 0-0 1B 1B		x 0-0 ① F5		x 0-0 ① F2		4	0	1	0	0	1	2
Don Wert, R (1, 5) OBP: 0.265, SLG: 0.317		SSS 0-3 ① K		x 0-0 1-2 1B		x 0-0 6-3 1B		x 0-0 G6-4-3 1B		4	0	3	0	0	1	0
Jim Price, R (1, 2) OBP: 0.259, SLG: 0.276		x 0-0 ② 6-3		x 0-0 ② F8		x 0-0 ② 6-3 1-2		x 0-0 ②③ G6-4-3 1-2f		4	0	0	0	0	0	4
Dick Tracewski, R (1, 6) (4, 4) OBP: 0.240, SLG: 0.256		x 0-0 ③ 6-3		SSS 0-3 ③ K		x 0-0 ③ F7				3	0	0	0	0	1	3
Mickey Lolich, S (1, 1) OBP: 0.182, SLG: 0.120			SSS 0-3 ① K		x 0-0 ① G3		x 0-0 PB 1B 1B			3	1	1	0	0	1	0
Don McMahon, R (8, 1) OBP: 0.167, SLG: 0.167										0	0	0	0	0	0	0
Inning Stats	R: 1 E: 0 K: 2 S: 9 H: 3 LOB: 2 BB: 0 P: 9	R: 0 E: 0 K: 1 S: 5 H: 0 LOB: 0 BB: 0 P: 5	R: 0 E: 0 K: 1 S: 5 H: 0 LOB: 1 BB: 1 P: 9	R: 0 E: 0 K: 1 S: 7 H: 2 LOB: 2 BB: 0 P: 7	R: 0 E: 0 K: 1 S: 5 H: 0 LOB: 0 BB: 0 P: 5	R: 2 E: 0 K: 0 S: 6 H: 3 LOB: 1 BB: 0 P: 6	R: 1 E: 0 K: 1 S: 6 H: 2 LOB: 1 BB: 1 P: 10	R: 0 E: 0 K: 0 S: 3 H: 1 LOB: 0 BB: 0 P: 3		1B: 9 2B: 1 3B: 0 HR: 2	SF: 0 SAC: 0 DP: 3 HBP: 0					

PITCHER		IP	WLS	BF	H	R	ER	SO	BB	IBB	HBP	BLK	WP	HR	S	P	ERA	WHIP
Tommy John, L ERA: 1.98	(1, 1)	2.1		10	3	1	1	4	1	0	0	0	0	0	17	21	3.86	1.714
Dennis Ribant, R ERA: 4.1	(3, 1)	2.2	L	12	4	2	2	2	0	0	0	0	0	2	16	16	6.75	1.500
Hoyt Wilhelm, R ERA: 1.53	(6, 1)	1.1		8	3	1	0	1	0	1	0	0	0	0	9	13	0.00	2.250
Bob Locker, R ERA: 2.13	(7, 1)	0.2		1	0	0	0	0	0	0	0	0	0	0	1	1	0.00	0.000
Wilbur Wood, L ERA: 1.94	(8, 1)	1.0		3	1	0	0	0	0	0	0	0	0	0	3	3	0.00	1.000

PITCHER	IP	WLS	BF	H	R	ER	SO	BB	IBB	HBP	BLK	WP	HR	S	P	ERA	WHIP

BOTTOM

Chicago White Sox @ Detroit Tigers

Tiger Stadium, Detroit, MI

Thu Aug 22 1968, 7:05 PM EDT

Att. 25,931 - Unknown

livebaseballscorecards.com

AB	32
R	4
H	11
RBI	4
BB	2
SO	7
LOB	15

Minnesota Twins @ Chicago White Sox

Comiskey Park, Chicago, IL

Fri Aug 23 1968, 8:05 PM EDT

Att. 11,058 - Unknown

TOP

livebaseballscorecards.com

Batter	1	2	3	4	5	6	7	8	9	AB	R	H	RBI	BB	SO	LOB
Cesar Tovar, R (1, 7) OBP: 0.326, SLG: 0.363	5-3		F3		F7			SH1-4 2B		4	0	1	0	0	0	1
Ted Uhlaender, L (1, 8) OBP: 0.320, SLG: 0.385	BB 1B		1B			HR 1B		SH1-4 2-3		3	1	3	0	0	0	0
Tony Oliva, L (1, 9) OBP: 0.369, SLG: 0.502	1-2 BB		F8			1-H HR		K		3	1	1	2	1	1	2
Bob Allison, R (1, 3) OBP: 0.326, SLG: 0.439	K			G6-4-3 1B		F7		1-3		4	0	1	0	0	1	3
Rod Carew, L (1, 4) OBP: 0.336, SLG: 0.374	F8			G6-4-3 1-2f		1-3			1-3	4	0	0	0	0	0	3
John Roseboro, L (1, 2) OBP: 0.301, SLG: 0.310 Dave Boswell, R (9, PR) OBP: 0.245, SLG: 0.383		F8		6-3-4		4-3			FC5-4 1B	4 0	0 0	1 0	0 0	0 0	0 0	0 0
Frank Quilici, R (1, 5) OBP: 0.314, SLG: 0.351		K			2B		F5		F9	4	0	1	0	0	1	1
Ron Clark, R (1, 6) OBP: 0.252, SLG: 0.255		5-3			5-3		5-3		FC5-4 1-2f	4	0	0	0	0	0	2
Dean Chance, R (1, 1) OBP: 0.092, SLG: 0.055 Ron Perranoski, L (8, 1)			K		K		K			3 0	0 0	0 0	0 0	0 0	3 0	1 0
Inning Stats	R: 0 E: 0 K: 1 S: 6 H: 1 LOB: 2 BB: 1 P: 10	R: 0 E: 0 K: 1 S: 5 H: 0 LOB: 0 BB: 0 P: 5	R: 0 E: 0 K: 1 S: 6 H: 1 LOB: 1 BB: 0 P: 6	R: 0 E: 0 K: 0 S: 3 H: 1 LOB: 0 BB: 0 P: 3	R: 0 E: 0 K: 1 S: 6 H: 1 LOB: 1 BB: 0 P: 6	R: 2 E: 0 K: 0 S: 5 H: 2 LOB: 0 BB: 0 P: 5	R: 0 E: 0 K: 1 S: 5 H: 0 LOB: 0 BB: 0 P: 5	R: 0 E: 0 K: 1 S: 6 H: 1 LOB: 1 BB: 0 P: 6	R: 0 E: 0 K: 0 S: 4 H: 1 LOB: 1 BB: 0 P: 4	1B: 5 2B: 2 3B: 0 HR: 1 SF: 0 SAC: 1 DP: 1 HBP: 0						

	AB	33
	R	2
	H	8
	RBI	2
	BB	1
	SO	6
	LOB	13

WP: 0 PB: 0 SB: 0 CS: 0 PA: 35

PITCHER		IP	WLS	BF	H	R	ER	SO	BB	IBB	HBP	BLK	WP	HR	S	P	ERA	WHIP
Joe Horlen, R ERA: 2.72	(1, 1)	7.0		27	6	2	2	5	1	0	0	0	0	1	36	40	2.57	1.000
Wilbur Wood, L ERA: 1.91	(8, 1)	2.0	W	8	2	0	0	1	0	0	0	0	0	0	10	10	0.00	1.000

PITCHER	IP	WLS	BF	H	R	ER	SO	BB	IBB	HBP	BLK	WP	HR	S	P	ERA	WHIP

Batter	1	2	3	4	5	6	7	8	9	AB	R	H	RBI	BB	SO	LOB
Luis Aparicio, R (1, 6) OBP: 0.312, SLG: 0.351	4-3			SH3 WP 1B 1B	6-3		F5			4	1	1	0	0	0	1
Sandy Alomar Sr., S (1, 4) OBP: 0.310, SLG: 0.298	1-3			WP SH3 1-2 1B	F8			WP S SF7 1B		4	1	2	0	0	0	1
Duane Josephson, R (1, 2) OBP: 0.287, SLG: 0.359 Jerry McNertney, R (9, 2) OBP: 0.319, SLG: 0.322	5-3			SH3 1-2 2-3	6-3			SF7 1-H		2 0	0 0	0 0	1 0	0 0	0 0	1 0
Pete Ward, L (1, 5) OBP: 0.357, SLG: 0.375 Woodie Held, R (8, PR) OBP: 0.247, SLG: 0.163 (9, 9)		BBBB G1-4-3 BB		IIII IBB 2-3 3-H IBB		BBBB SH5-4 S BB		1B 2B		1 0	0 1	1 0	0 0	3 0	0 0	0 0
Tommy Davis, R (1, 7) OBP: 0.276, SLG: 0.337	G1-4-3 1-2f			SSS K	SH5-4 1-3			G3-6-3 2-H 1B		3	0	1	1	0	1	3
Tom McCraw, L (1, 3) OBP: 0.303, SLG: 0.388	F7			IIII 1-2 IBB	4-3			G3-6-3 1-2f		3	0	0	0	1	0	3
Walt Williams, R (1, 9) OBP: 0.217, SLG: 0.247 Ron Hansen, R (9, 5) OBP: 0.291, SLG: 0.326		5-3	4-3			SSS K				3 0	0 0	0 0	0 0	0 0	1 0	4 0
Ken Berry, R (1, 8) OBP: 0.283, SLG: 0.337		4-3			3B 1B		SSS K			3	1	1	0	0	1	0
Joe Horlen, R (1, 1) OBP: 0.111, SLG: 0.132 Gary Peters, L (7, PH) OBP: 0.275, SLG: 0.355 Wilbur Wood, R (8, 1) OBP: 0.211, SLG: 0.118		F7			1-H 3B		3-1			2 1 0	0 0 0	1 0 0	1 0 0	0 0 0	0 0 0	0 0 0
Inning Stats	R: 0 H: 0 E: 0 LOB: 0 K: 0 BB: 0 S: 3 P: 3	R: 0 H: 0 E: 0 LOB: 0 K: 0 BB: 1 S: 2 P: 6	R: 0 H: 0 E: 0 LOB: 0 K: 0 BB: 0 S: 3 P: 3	R: 1 H: 2 E: 0 LOB: 3 K: 1 BB: 2 S: 7 P: 15	R: 1 H: 2 E: 0 LOB: 1 K: 0 BB: 0 S: 5 P: 5	R: 0 H: 0 E: 0 LOB: 1 K: 1 BB: 1 S: 5 P: 9	R: 0 H: 0 E: 0 LOB: 0 K: 1 BB: 0 S: 5 P: 5	R: 2 H: 3 E: 0 LOB: 1 K: 0 BB: 0 S: 5 P: 5		1B: 5 SF: 1 2B: 1 SAC: 2 3B: 1 DP: 2 HR: 0 HBP: 0						WP: 2 PA: 33 PB: 0 SB: 2 CS: 0	

PITCHER	IP	WLS	BF	H	R	ER	SO	BB	IBB	HBP	BLK	WP	HR	S	P	ERA	WHIP
Dean Chance, R (1, 1) ERA: 2.45	7.1	L	32	7	4	4	3	2	2	0	0	2	0	34	50	4.91	1.227
Ron Perranoski, L (8, 1) ERA: 3.08	0.2		1	0	0	0	0	0	0	0	0	0	0	1	1	0.00	0.000

PITCHER	IP	WLS	BF	H	R	ER	SO	BB	IBB	HBP	BLK	WP	HR	S	P	ERA	WHIP

BOTTOM

Minnesota Twins @ Chicago White Sox

Comiskey Park, Chicago, IL

Fri Aug 23 1968, 8:05 PM EDT

Att. 11,058 - Unknown

livebaseballscorecards.com

AB	26
R	4
H	7
RBI	3
BB	4
SO	3
LOB	13

Batter	1	2	3	4	5	6	7	8	9	AB	R	H	RBI	BB	SO	LOB
Cesar Tovar, R (1, 7) OBP: 0.323, SLG: 0.359	1-3		6-3		5-3		6-3 3-H		F6	5	0	0	1	0	0	3
Ted Uhlaender, L (1, 8) OBP: 0.321, SLG: 0.386	F7		1B			FC4-6 1B	F8 2-3			4	0	2	0	0	0	1
Rod Carew, L (1, 4) OBP: 0.332, SLG: 0.370	F8		F6			FC4-6 1B 1-2f		4-3		4	0	0	0	0	0	2
Tony Oliva, L (1, 9) OBP: 0.366, SLG: 0.498		3-1		4-3		F8		F5		4	0	0	0	0	0	1
Bob Allison, R (1, 3) OBP: 0.328, SLG: 0.448		F8		F7		1B 1-2		HR		4	1	2	1	0	0	0
Frank Quilici, R (1, 5) OBP: 0.313, SLG: 0.349		1B 1B		F9		4-3		5-3		4	0	1	0	0	0	2
Ron Clark, R (1, 6) OBP: 0.264, SLG: 0.275		1B 1-3			2B		1B 2B 6-3		5-3	4	1	3	0	0	0	0
Bruce Look, L (1, 2) OBP: 0.391, SLG: 0.321		3-1			4-3		WP 1-3 2B		1B	4	0	2	0	0	0	3
Jim Kaat, L (9, PR) OBP: 0.153, SLG: 0.172										0	0	0	0	0	0	0
Tom Hall, L (1, 1)			6-3		1-3		K		K	2	0	0	0	0	0	1
Al Worthington, R (6, 1)										0	0	0	0	0	0	0
John Roseboro, L (7, PH) OBP: 0.300, SLG: 0.309										1	0	0	0	0	1	2
Bob Miller, R (7, 1) OBP: 0.167, SLG: 0.167										0	0	0	0	0	0	0
Rich Rollins, R (9, PH) OBP: 0.277, SLG: 0.333										1	0	0	0	0	1	1
Inning Stats	R: 0 E: 0 K: 0 S: 3 H: 0 LOB: 0 BB: 0 P: 3	R: 0 E: 0 K: 0 S: 5 H: 2 LOB: 2 BB: 0 P: 5	R: 0 E: 0 K: 0 S: 4 H: 1 LOB: 1 BB: 0 P: 4	R: 0 E: 0 K: 0 S: 3 H: 0 LOB: 0 BB: 0 P: 3	R: 0 E: 0 K: 0 S: 4 H: 1 LOB: 1 BB: 0 P: 4	R: 0 E: 0 K: 0 S: 5 H: 2 LOB: 2 BB: 0 P: 5	R: 1 E: 0 K: 1 S: 7 H: 2 LOB: 1 BB: 0 P: 7	R: 1 E: 0 K: 0 S: 4 H: 1 LOB: 0 BB: 0 P: 4	R: 0 E: 0 K: 1 S: 6 H: 1 LOB: 1 BB: 0 P: 6	1B: 7 2B: 2 3B: 0 HR: 1 SF: 0 SAC: 0 DP: 0 HBP: 0						

PITCHER		IP	WLS	BF	H	R	ER	SO	BB	IBB	HBP	BLK	WP	HR	S	P	ERA	WHIP
Jack Fisher, R ERA: 2.92	(1, 1)	8.1	W	35	10	2	2	1	0	0	0	0	1	1	37	37	2.16	1.200
Hoyt Wilhelm, R ERA: 1.51	(9, 1)	0.2	S	2	0	0	0	1	0	0	0	0	0	0	4	4	0.00	0.000

PITCHER	IP	WLS	BF	H	R	ER	SO	BB	IBB	HBP	BLK	WP	HR	S	P	ERA	WHIP

TOP

Minnesota Twins @ Chicago White Sox

Comiskey Park, Chicago, IL

Sat Aug 24 1968, 8:05 PM EDT

Unknown - 83 F

livebaseballscorecards.com

AB	37
R	2
H	10
RBI	2
BB	0
SO	2
LOB	16

WP: 1	PA: 37
PB: 0	
SB: 0	
CS: 0	

Batter	1	2	3	4	5	6	7	8	9	AB	R	H	RBI	BB	SO	LOB
Luis Aparicio, R (1, 6) OBP: 0.309, SLG: 0.348	F7		F8			F7	K			4	0	0	0	0	1	0
Sandy Alomar Sr., S (1, 4) OBP: 0.313, SLG: 0.301	F8		F2			1B 2B 1B	FC6-4 1B			4	1	2	0	0	0	0
Duane Josephson, R (1, 2) OBP: 0.290, SLG: 0.358 Hoyt Wilhelm, R (9, 1)	1B BB			F9		1-2 2B 1B	FC6-4 1B			3 0	1 0	1 0	0 0	1 0	0 0	1 0
Tommy Davis, R (1, 7) OBP: 0.276, SLG: 0.336	1-2 1B			6-3		F8		5-3		4	0	1	0	0	0	2
Pete Ward, L (1, 5) OBP: 0.357, SLG: 0.378 Ron Hansen, R (7, 5) OBP: 0.293, SLG: 0.328	4-3			K		1-H 2-H 2B 2B		1B 1B		3 1	1 0	1 1	2 0	0 0	1 0	2 0
Walt Williams, R (1, 9) OBP: 0.232, SLG: 0.244 Woodie Held, R (8, 9) OBP: 0.245, SLG: 0.160		F6			BB	CS 2B E IBB		F8		1 1	1 0	0 0	0 0	2 0	0 0	0 1
Tom McCraw, L (1, 3) OBP: 0.305, SLG: 0.391		K		K		E6		1-3 1B		4	0	2	1	0	2	1
Ken Berry, R (1, 8) OBP: 0.283, SLG: 0.337		F7			1B	4-3		K		4	0	1	0	0	1	3
Jack Fisher, R (1, 1) OBP: 0.154, SLG: 0.158 Jerry McNertney, R (9, 2) OBP: 0.319, SLG: 0.322			K		5-3		K			3 0	0 0	0 0	0 0	0 0	2 0	1 0
Inning Stats	R: 0 E: 0 K: 0 S: 4 H: 1 LOB: 2 BB: 1 P: 8	R: 0 E: 0 K: 1 S: 5 H: 0 LOB: 0 BB: 0 P: 5	R: 0 E: 0 K: 1 S: 5 H: 0 LOB: 0 BB: 0 P: 5	R: 0 E: 0 K: 1 S: 5 H: 0 LOB: 0 BB: 0 P: 5	R: 0 E: 0 K: 1 S: 5 H: 1 LOB: 1 BB: 1 P: 9	R: 4 E: 1 K: 0 S: 7 H: 4 LOB: 1 BB: 1 P: 11	R: 0 E: 0 K: 2 S: 8 H: 1 LOB: 1 BB: 0 P: 8	R: 0 E: 0 K: 1 S: 7 H: 2 LOB: 2 BB: 0 P: 7		1B: 7 2B: 2 3B: 0 HR: 0	SF: 0 SAC: 0 DP: 0 HBP: 0			WP: 0 PB: 0 SB: 0 CS: 1		PA: 35	

BOTTOM

Minnesota Twins @ Chicago White Sox

Comiskey Park, Chicago, IL

Sat Aug 24 1968, 8:05 PM EDT

Unknown - 83 F

livebaseballscorecards.com

AB	32
R	4
H	9
RBI	3
BB	3
SO	7
LOB	11

PITCHER		IP	WLS	BF	H	R	ER	SO	BB	IBB	HBP	BLK	WP	HR	S	P	ERA	WHIP
Tom Hall, L ERA: 4.7	(1, 1)	5.2	L	25	6	4	3	4	2	1	0	0	0	0	30	42	4.76	1.412
Al Worthington, R ERA: 3.14	(6, 1)	0.1		1	0	0	0	0	0	0	0	0	0	0	1	1	0.00	0.000
Bob Miller, R ERA: 3.27	(7, 1)	2.0		9	3	0	0	3	0	0	0	0	0	0	15	15	0.00	1.500

PITCHER	IP	WLS	BF	H	R	ER	SO	BB	IBB	HBP	BLK	WP	HR	S	P	ERA	WHIP

Minnesota Twins @ Chicago White Sox

Comiskey Park, Chicago, IL

Sat Aug 24 1968, 8:05 PM EDT

Att. 10,102 - Unknown

TOP

livebaseballscorecards.com

Batter	1	2	3	4	5	6	7	8	9	AB	R	H	RBI	BB	SO	LOB
Cesar Tovar, R (1, 7) OBP: 0.325, SLG: 0.361	0-0 1B 1B	0-0 F4 ③			0-0 S 2B 1B		0-3 K ①	0-0 2B 1-2 SF8 1B		5	3	3	0	0	1	1
Ted Uhlaender, L (1, 8) OBP: 0.326, SLG: 0.391	0-0 1B 1-3 1B		0-0 3-1 ①		4-0 B B B 1-2 2B BB		0-0 3-1 1B 2B 1B	0-0 1-3 2-H 2B		4	2	3	1	1	0	0
Rod Carew, L (1, 4) OBP: 0.333, SLG: 0.374	0-0 F7 ①		0-0 E1 S		0-0 1-H 2-H 2B		0-0 3-1 1-2 2B 1B	0-0 SF8 ② 3-H		4	1	2	3	0	0	2
Tony Oliva, L (1, 9) OBP: 0.364, SLG: 0.493	0-0 F7 ②		H 1-0 G6-4-3 1-2 HBP		0-0 4-3 ②		0-0 3-1 ② 1-2 2-3	0-0 4-3 ③		4	0	0	0	0	0	6
Bob Allison, R (1, 3) OBP: 0.332, SLG: 0.455 Jim Holt, L (9, 3) OBP: 0.233, SLG: 0.253	0-0 1-2 3-H 1B		0-0 G6-4-3 ② ③ 1-2f		0-0 1-3 ③		4-0 2B IBB		0-0 HR 3B	4 0	1 0	2 0	1 0	1 0	0 0	3 0
Rich Rollins, R (1, 5) OBP: 0.283, SLG: 0.345 Frank Quilici, R (8, 5) OBP: 0.312, SLG: 0.347	0-0 1-3 ③			0-0 5-3 ①		0-0 FC5-4 1B	0-0 1-3 2-H 3-H 2B		0-3 K ①	4 1	0 0	2 0	2 0	0 0	0 1	2 1
John Roseboro, L (1, 2) OBP: 0.298, SLG: 0.316	0-0 F9 ①			0-0 F4 ②		0-0 F8 ① S S S	0-3 K ③		0-0 3-H HR	5	1	1	2	0	1	3
Ron Clark, R (1, 6) OBP: 0.262, SLG: 0.273	0-0 F8 ②			0-0 F4 ③		0-0 FC5-4 ② 1-2f		0-0 FC1-6 1B S S S	0-3 K ②	5	0	1	0	0	1	1
Dave Boswell, R (1, 1) OBP: 0.241, SLG: 0.365	0-0 1B				0-0 F2 ①	0-0 5-3 ③		0-0 FC1-6 ① 1B 1-2f 2B S S S	0-3 K ③	5	1	1	0	0	1	2
Inning Stats	R: 1 E: 0 K: 0 S: 6 H: 3 LOB: 2 BB: 0 P: 6	R: 0 E: 0 K: 0 S: 4 H: 1 LOB: 1 BB: 0 P: 4	R: 0 E: 1 K: 0 S: 3 H: 0 LOB: 1 BB: 0 P: 4	R: 0 E: 0 K: 0 S: 3 H: 0 LOB: 0 BB: 0 P: 3	R: 2 E: 0 K: 0 S: 5 H: 2 LOB: 1 BB: 1 P: 9	R: 0 E: 1 K: 0 S: 4 H: 1 LOB: 1 BB: 0 P: 4	R: 2 E: 0 K: 2 S: 10 H: 3 LOB: 2 BB: 1 P: 14	R: 2 E: 0 K: 0 S: 6 H: 3 LOB: 1 BB: 0 P: 6	R: 2 E: 0 K: 3 S: 11 H: 2 LOB: 0 BB: 0 P: 11	1B: 10 2B: 3 3B: 1 HR: 1	SF: 1 SAC: 0 DP: 1 HBP: 1						

	AB	41
	R	9
	H	15
	RBI	9
	BB	2
	SO	5
	LOB	21

	WP: 0	PA: 45
	PB: 0	
	SB: 2	
	CS: 0	

PITCHER		IP	WLS	BF	H	R	ER	SO	BB	IBB	HBP	BLK	WP	HR	S	P	ERA	WHIP
Bob Priddy, R ERA: 3.62	(1, 1)	4.1	L	21	6	3	3	0	1	0	1	0	0	0	19	24	6.23	1.615
Bob Locker, R ERA: 2.32	(5, 1)	2.0		9	3	2	2	1	0	0	0	0	0	0	11	11	9.00	1.500
Jerry Nyman, L ERA:	(7, 1)	0.2		4	1	0	0	1	0	1	0	0	0	0	5	9	0.00	1.500
Dennis Ribant, R ERA: 4.74	(8, 1)	2.0		11	5	4	4	3	0	0	0	0	0	1	17	17	18.00	2.500

PITCHER	IP	WLS	BF	H	R	ER	SO	BB	IBB	HBP	BLK	WP	HR	S	P	ERA	WHIP

BOTTOM

Minnesota Twins @ Chicago White Sox

Comiskey Park, Chicago, IL

Sat Aug 24 1968, 8:05 PM EDT

Att. 10,102 - Unknown

Batter	1	2	3	4	5	6	7	8	9	AB	R	H	RBI	BB	SO	LOB
Luis Aparicio, R (1, 6) OBP: 0.307, SLG: 0.346	F7		FC6-4 1-2f		5-3		FC4 1-2f			4	0	0	0	0	0	2
Sandy Alomar Sr., S (1, 4) OBP: 0.315, SLG: 0.298	F4			BBBB S 1B BB	G3			BBBB BB BB		2	1	0	0	2	0	0
Tom McCraw, L (1, 3) OBP: 0.302, SLG: 0.387	F8			F1 1-2		E4 BB		SSS K		4	0	0	0	0	1	2
Pete Ward, L (1, 5) OBP: 0.358, SLG: 0.375		SSS K		SSS K		BBBB G6-4-3 1-2 BB		BBBB G6-4-3 1-2 BB		2	0	0	0	2	2	1
Tommy Davis, R (1, 7) OBP: 0.275, SLG: 0.335		F7		1B 2-H 1B		F8		G6-4-3 1-2f		4	0	1	1	0	0	4
Walt Williams, R (1, 9) OBP: 0.242, SLG: 0.255		5-3		E 1-3 1B		G6-4-3 1-2f			G4-3 1B	4	0	2	0	0	0	2
Jerry McNertney, R (1, 2) OBP: 0.317, SLG: 0.320			FC6-4 1B	E6 1-2			F2		SSS K	4	0	1	0	0	1	3
Ken Berry, R (1, 8) OBP: 0.280, SLG: 0.333			F8	F4			F5		G4-3 1-2f	4	0	0	0	0	0	5
Bob Priddy, R (1, 1) OBP: 0.083, SLG: 0.174			F8		F1		BBBB FC4 BB			1	0	0	0	0	0	1
Bob Locker, S (5, 1)										1	0	0	0	0	0	0
Jerry Nyman, L (7, 1)										0	0	0	0	0	0	0
Dick Kenworthy, R (7, PH) OBP: 0.254, SLG: 0.239										0	0	0	0	1	0	0
Dennis Ribant, R (8, 1) OBP: 0.182, SLG: 0.100										0	0	0	0	0	0	0

	AB	30
	R	1
	H	4
	RBI	1
	BB	5
	SO	4
	LOB	20

Inning Stats	1	2	3	4	5	6	7	8	9
	R: 0 E: 0 K: 0 S: 3	H: 0 LOB: 0 BB: 0 P: 3	R: 0 E: 0 K: 1 S: 5	H: 0 LOB: 0 BB: 0 P: 5	R: 0 E: 0 K: 0 S: 4	H: 1 LOB: 1 BB: 0 P: 4	R: 1 E: 1 K: 1 S: 8	H: 2 LOB: 3 BB: 1 P: 12	R: 0 E: 0 K: 0 S: 3	H: 0 LOB: 0 BB: 0 P: 3	R: 0 E: 1 K: 0 S: 3	H: 0 LOB: 1 BB: 1 P: 7	R: 0 E: 0 K: 0 S: 3	H: 0 LOB: 1 BB: 1 P: 7	R: 0 E: 0 K: 1 S: 4	H: 0 LOB: 1 BB: 2 P: 12	R: 0 E: 0 K: 1 S: 5	H: 1 LOB: 0 BB: 0 P: 5

	1B: 4	SF: 0	WP: 0	PA: 35
	2B: 0	SAC: 0	PB: 0	
	3B: 0	DP: 3	SB: 1	
	HR: 0	HBP: 0	CS: 0	

PITCHER	IP	WLS	BF	H	R	ER	SO	BB	IBB	HBP	BLK	WP	HR	S	P	ERA	WHIP
Dave Boswell, R (1, 1) ERA: 2.96	9.0	W	35	4	1	1	4	5	0	0	0	0	0	38	58	1.00	1.000

PITCHER	IP	WLS	BF	H	R	ER	SO	BB	IBB	HBP	BLK	WP	HR	S	P	ERA	WHIP

livebaseballscorecards.com

Batter	1	2	3	4	5	6	7	8	9	AB	R	H	RBI	BB	SO	LOB
Cesar Tovar, R (1, 7) (4, 8) OBP: 0.324, SLG: 0.360	F9	F5			SH 1-H SF7		F5		G1-2-3 1B F3	5	1	1	0	0	0	3
Ted Uhlaender, L (1, 8) OBP: 0.324, SLG: 0.389 Frank Kostro, R (4, 7) OBP: 0.237, SLG: 0.255	6-3		4-3		SF7 3-H		F3		G1-2-3 1-3 E BB 1B	2 2	0 1	0 1	0 1	0 0	0 0	0 0
Rich Rollins, R (1, 5) OBP: 0.282, SLG: 0.338 Frank Quilici, R (8, 5) OBP: 0.310, SLG: 0.345 (8, 4)	1B BB		K		5-3			F7	E5 BB G1-2-3 1-2 1B	3 1	0 1	0 0	0 0	1 0	1 0	0 2
Tony Oliva, L (1, 9) OBP: 0.364, SLG: 0.492	FC5-4 1-3 1B		3-1		4-3			E 1B 1B	G1-2-3 1-2 2-3 3-Hf	5	1	2	0	0	0	3
Bob Allison, R (1, 3) OBP: 0.333, SLG: 0.452 Rich Reese, L (9, 3) OBP: 0.308, SLG: 0.362	FC5-4 1-2f			K		F6		E7 1B 1-3 SF9 1B	BB 1B IBB	4 0	2 0	1 0	0 0	1 0	1 0	2 0
Rod Carew, L (1, 4) OBP: 0.335, SLG: 0.378 Rick Renick, R (8, 6) OBP: 0.219, SLG: 0.348		1B 2B		6-3		4-3		SF9 2-3 3-H 1B	1B 1-2 2-3 3-H 1B BB	4 0	1 1	2 0	1 1	0 1	0 0	0 0
Ron Clark, R (1, 6) OBP: 0.278, SLG: 0.276 (8, 5)		K		BB		FC5-4 BB		IBB	1B 1-3 2-H 3-H 2B 1B	2	1	1	2	3	1	1
Jerry Zimmerman, R (1, 2) OBP: 0.191, SLG: 0.143 John Roseboro, L (8, PH) OBP: 0.299, SLG: 0.318 (8, 2)	2-H 1B		6-3			FC5-4 1-2f		SF9 2-3 3-H	2B 1-3 3-H 1B	3 1	0 0	1 1	1 2	0 0	0 0	2 0
Jim Kaat, L (1, 1) OBP: 0.156, SLG: 0.190	F9				E3 SH		4-3	4-3	1-3 3-H 2B	5	1	1	1	0	0	3
Inning Stats	R: 0 E: 0 K: 0 S: 4 H: 1 LOB: 2 BB: 1 P: 8	R: 1 E: 0 K: 1 S: 7 H: 2 LOB: 1 BB: 0 P: 7	R: 0 E: 0 K: 1 S: 5 H: 0 LOB: 0 BB: 0 P: 5	R: 0 E: 0 K: 1 S: 5 H: 0 LOB: 1 BB: 1 P: 9	R: 2 E: 2 K: 0 S: 5 H: 0 LOB: 0 BB: 0 P: 5	R: 0 E: 0 K: 0 S: 3 H: 0 LOB: 1 BB: 1 P: 7	R: 0 E: 0 K: 0 S: 3 H: 0 LOB: 0 BB: 0 P: 3	R: 2 E: 1 K: 0 S: 6 H: 3 LOB: 2 BB: 1 P: 10	R: 5 E: 1 K: 0 S: 8 H: 5 LOB: 2 BB: 2 P: 16	1B: 9 2B: 2 3B: 0 HR: 0 SF: 2 SAC: 1 DP: 1 HBP: 0						WP: 0 PB: 0 SB: 1 CS: 0 PA: 46	

PITCHER		IP	WLS	BF	H	R	ER	SO	BB	IBB	HBP	BLK	WP	HR	S	P	ERA	WHIP
Gary Peters, L ERA: 3.42	(1, 1)	7.1	L	34	6	5	3	3	3	1	0	0	0	0	36	52	3.68	1.227
Hoyt Wilhelm, R ERA: 1.97	(8, 1)	1.2		12	5	5	4	0	1	1	0	0	0	0	10	18	21.60	3.600

PITCHER	IP	WLS	BF	H	R	ER	SO	BB	IBB	HBP	BLK	WP	HR	S	P	ERA	WHIP

TOP

Minnesota Twins @ Chicago White Sox

Comiskey Park, Chicago, IL

Sun Aug 25 1968, 4:33 AM EDT
Att. 7,211 - Unknown - 71 F

livebaseballscorecards.com

AB	37
R	10
H	11
RBI	9
BB	6
SO	3
LOB	16

BOTTOM

Minnesota Twins @ Chicago White Sox

Comiskey Park, Chicago, IL

Sun Aug 25 1968, 4:33 AM EDT
Att. 7,211 - Unknown - 71 F

livebaseballscorecards.com

Batter	1	2	3	4	5	6	7	8	9	AB	R	H	RBI	BB	SO	LOB
Luis Aparicio, R (1, 6) OBP: 0.308, SLG: 0.346	1B	6-3	SH2-3	6-3	FC6-4					5	1	2	1	0	0	1
Sandy Alomar Sr., S (1, 4) OBP: 0.314, SLG: 0.298	1-3	F7	SH2-3	6-3	FC6-4					4	0	1	0	0	0	1
Duane Josephson, R (1, 2) OBP: 0.289, SLG: 0.357	F1	E7	F8	F8						4	0	1	0	0	0	3
Tommy Davis, R (1, 7) OBP: 0.278, SLG: 0.333	F9	BBBB	BBBB					1-3		2	0	0	0	2	0	2
Walt Williams, R (1, 9) OBP: 0.243, SLG: 0.255	1-3 3-H FC6-4	F8	5-3					F3		4	0	1	1	0	0	4
Ron Hansen, R (1, 5) OBP: 0.295, SLG: 0.333	1-2f FC6-4		5-3		2B			1B		4	0	2	0	0	0	2
Tom McCraw, L (1, 3) OBP: 0.300, SLG: 0.384 Jerry McNertney, R (8, PH) OBP: 0.315, SLG: 0.317 (9, 3)		4-3	1-3	F6		F6				3 1	0 0	0 0	0 0	0 0	0 0	1 1
Woodie Held, R (1, 8) OBP: 0.245, SLG: 0.165		SSS K	SSS K	F4					FC5-4 1B	4	0	1	0	0	2	1
Gary Peters, L (1, 1) OBP: 0.278, SLG: 0.354 Hoyt Wilhelm, R (8, 1) Dick Kenworthy, R (9, PH) OBP: 0.252, SLG: 0.237		F2	WP 1B	G3					FC5-4 1-2f FC6-4	3 0 1	1 0 0	1 0 0	0 0 0	0 0 0	0 0 0	1 0 1

	AB	35
	R	2
	H	9
	RBI	2
	BB	2
	SO	2
	LOB	18

Inning Stats	1	2	3	4	5	6	7	8	9
	R: 1 E: 0 K: 0 S: 6	H: 3 LOB: 2 BB: 0 P: 6	R: 0 E: 0 K: 1 S: 5	H: 0 LOB: 0 BB: 0 P: 5	R: 0 E: 1 K: 0 S: 4	H: 1 LOB: 2 BB: 1 P: 8	R: 0 E: 0 K: 1 S: 5	H: 0 LOB: 0 BB: 0 P: 5	R: 1 E: 0 K: 0 S: 5	H: 2 LOB: 2 BB: 1 P: 9	R: 0 E: 0 K: 0 S: 4	H: 1 LOB: 1 BB: 0 P: 4	R: 0 E: 0 K: 0 S: 3	H: 0 LOB: 0 BB: 0 P: 3	R: 0 E: 0 K: 0 S: 4	H: 1 LOB: 1 BB: 0 P: 4	R: 0 E: 0 K: 0 S: 4	H: 1 LOB: 1 BB: 0 P: 4

	1B: 8	SF: 0	WP: 1	PA: 38
	2B: 1	SAC: 1	PB: 0	
	3B: 0	DP: 0	SB: 0	
	HR: 0	HBP: 0	CS: 0	

PITCHER	IP	WLS	BF	H	R	ER	SO	BB	IBB	HBP	BLK	WP	HR	S	P	ERA	WHIP
Jim Kaat, L (1, 1) ERA: 2.9	9.0	W	38	9	2	2	2	2	0	0	0	1	0	40	48	2.00	1.222

PITCHER	IP	WLS	BF	H	R	ER	SO	BB	IBB	HBP	BLK	WP	HR	S	P	ERA	WHIP

Batter	1	2	3	4	5	6	7	8	9	AB	R	H	RBI	BB	SO	LOB
Tom Matchick, L (1, 4) OBP: 0.239, SLG: 0.298	E1 G6-4-3	3-1			F9		6-3		HBP	4	0	0	0	0	0	4
Mickey Stanley, R (1, 8) OBP: 0.309, SLG: 0.379	G6-4-3 1-2f		F8		F9			1B SH3-4 1B	F9	5	1	1	0	0	0	2
Jim Northrup, L (1, 9) OBP: 0.303, SLG: 0.410	4-3		G3			G1-6-3 1B		SH3-4 1-2		3	0	1	0	0	0	0
Willie Horton, R (1, 7) OBP: 0.347, SLG: 0.543		1B 1B	1B			F3		F3		4	0	2	0	0	0	2
Norm Cash, L (1, 3) OBP: 0.329, SLG: 0.479		BB BB 1-3 HBP 1B	F8			G1-6-3 1-2f		2B 2-H 1B		4	1	2	1	0	0	2
Bill Freehan, R (1, 2) OBP: 0.356, SLG: 0.436		HBP BB 1-2 BB		6-3			1B 2B	1-3 2B		3	1	2	0	1	0	0
Don Wert, R (1, 5) OBP: 0.257, SLG: 0.302		HBP 1-2 2-3 BB		F8			F7	4-3		3	0	0	0	1	0	3
Dick Tracewski, R (1, 6) OBP: 0.244, SLG: 0.261		K		F8			K		K	4	0	0	0	0	3	4
Earl Wilson, R (1, 1) OBP: 0.229, SLG: 0.420		HBP 1-2 2-3 3-H			K		1B 2-H		K	3	0	1	2	0	2	0
Inning Stats	R: 0 E: 1 K: 0 S: 3 H: 0 LOB: 0 BB: 0 P: 3	R: 1 E: 0 K: 1 S: 6 H: 2 LOB: 3 BB: 2 P: 15	R: 0 E: 0 K: 0 S: 4 H: 1 LOB: 1 BB: 0 P: 4	R: 0 E: 0 K: 0 S: 3 H: 0 LOB: 0 BB: 0 P: 3	R: 0 E: 0 K: 1 S: 5 H: 0 LOB: 0 BB: 0 P: 5	R: 0 E: 0 K: 0 S: 3 H: 1 LOB: 0 BB: 0 P: 3	R: 1 E: 0 K: 1 S: 7 H: 2 LOB: 1 BB: 0 P: 7	R: 1 E: 0 K: 0 S: 6 H: 3 LOB: 2 BB: 0 P: 6	R: 0 E: 0 K: 2 S: 7 H: 0 LOB: 1 BB: 0 P: 8	1B: 7 2B: 2 3B: 0 HR: 0 SF: 0 SAC: 1 DP: 2 HBP: 2	WP: 0 PB: 0 SB: 0 CS: 0 PA: 38					

PITCHER		IP	WLS	BF	H	R	ER	SO	BB	IBB	HBP	BLK	WP	HR	S	P	ERA	WHIP
Cisco Carlos, R ERA: 3.8	(1, 1)	7.0	L	28	6	2	2	3	2	0	1	0	0	0	31	40	2.57	1.143
Wilbur Wood, L ERA: 1.95	(8, 1)	2.0		10	3	1	1	2	0	0	1	0	0	0	13	14	4.50	1.500

PITCHER	IP	WLS	BF	H	R	ER	SO	BB	IBB	HBP	BLK	WP	HR	S	P	ERA	WHIP

Detroit Tigers @ Chicago White Sox

Milwaukee County Stadium, Milwaukee, WI

Mon Aug 26 1968, 8:05 PM EDT

Att. 42,808 - Unknown

TOP

livebaseballscorecards.com

AB	33
R	3
H	9
RBI	3
BB	2
SO	5
LOB	17

BOTTOM

Batter	1	2	3	4	5	6	7	8	9	AB	R	H	RBI	BB	SO	LOB
Luis Aparicio, R (1, 6) OBP: 0.306, SLG: 0.344	K		F9		F7			6-3		4	0	0	0	0	1	2
Sandy Alomar Sr., S (1, 4) OBP: 0.317, SLG: 0.301	G4-6-3 1B		K			FC4-6 1B		F7		4	0	2	0	0	1	1
Leon Wagner, L (1, 7) OBP: 0.338, SLG: 0.325	G4-6-3 1-2f			F9		FC4-6 WP 1-2f		F9		4	0	0	0	0	0	2
Pete Ward, L (1, 5) OBP: 0.357, SLG: 0.372		K		BB		K 1-2			F9	3	0	0	0	1	2	1
Duane Josephson, R (1, 2) OBP: 0.289, SLG: 0.356		1B		K		F8			F8	4	0	1	0	0	1	2
Tom McCraw, L (1, 3) OBP: 0.298, SLG: 0.381		F8		4-3			F9		4-3	4	0	0	0	0	0	2
Walt Williams, R (1, 9) OBP: 0.245, SLG: 0.257		6-3			E1 FC3-6		1B 1B			3	0	1	0	0	0	1
Ken Berry, R (1, 8) OBP: 0.283, SLG: 0.336			E9 FC1-5 1B		F4		G6-4-3 1-2 1B			3	0	2	0	0	0	1
Cisco Carlos, R (1, 1) OBP: 0.103, SLG: 0.037 Jerry McNertney, R (7, PH) OBP: 0.313, SLG: 0.315 Wilbur Wood, R (8, 1) OBP: 0.211, SLG: 0.118			FC1-5 2-3		FC3-6 1-2f		G6-4-3 1-2f			2 1 0	0 0 0	0 0 0	0 0 0	0 0 0	0 0 0	2 2 0
Inning Stats	R: 0 H: 1 E: 0 LOB: 0 K: 1 BB: 0 S: 5 P: 5	R: 0 H: 1 E: 0 LOB: 1 K: 1 BB: 0 S: 6 P: 6	R: 0 H: 1 E: 1 LOB: 1 K: 1 BB: 0 S: 6 P: 6	R: 0 H: 0 E: 0 LOB: 1 K: 1 BB: 1 S: 5 P: 9	R: 0 H: 0 E: 1 LOB: 1 K: 0 BB: 0 S: 4 P: 4	R: 0 H: 1 E: 0 LOB: 1 K: 1 BB: 0 S: 6 P: 6	R: 0 H: 2 E: 0 LOB: 1 K: 0 BB: 0 S: 4 P: 4	R: 0 H: 0 E: 0 LOB: 0 K: 0 BB: 0 S: 3 P: 3	R: 0 H: 0 E: 0 LOB: 0 K: 0 BB: 0 S: 3 P: 3	1B: 6 SF: 0 2B: 0 SAC: 0 3B: 0 DP: 2 HR: 0 HBP: 0						WP: 1 PA: 33 PB: 0 SB: 0 CS: 0	

PITCHER	IP	WLS	BF	H	R	ER	SO	BB	IBB	HBP	BLK	WP	HR	S	P	ERA	WHIP
Earl Wilson, R (1, 1) ERA: 3.11	9.0	W	33	6	0	0	5	1	0	0	0	1	0	42	46	0.00	0.778

PITCHER	IP	WLS	BF	H	R	ER	SO	BB	IBB	HBP	BLK	WP	HR	S	P	ERA	WHIP

Detroit Tigers @ Chicago White Sox

Milwaukee County Stadium, Milwaukee, WI

Mon Aug 26 1968, 8:05 PM EDT

Att. 42,808 - Unknown

livebaseballscorecards.com

AB	32
R	0
H	6
RBI	0
BB	1
SO	5
LOB	16

Batter	1	2	3	4	5	6	7	8	9	AB	R	H	RBI	BB	SO	LOB
Tom Matchick, L (1, 4) OBP: 0.239, SLG: 0.297	3-1		K			F5			SH, BB, G1-2-3, 1B	4	0	1	0	0	1	0
Mickey Stanley, R (1, 8) OBP: 0.308, SLG: 0.377	3-1			F3		F7			G1-2-3, SH, 1-2, BB	3	0	0	0	1	0	0
Jim Northrup, L (1, 9) OBP: 0.303, SLG: 0.409	6-3			F7			1B		SH, G1-2-3, 1-2, 2-3	3	0	1	0	0	0	0
Willie Horton, R (1, 7) OBP: 0.346, SLG: 0.540		3-6, 1B		F8			K		G1-2-3, 1-2, 2-3, 3-Hf	4	0	1	0	0	1	4
Norm Cash, L (1, 3) OBP: 0.328, SLG: 0.486		3-6, 1-2f			HR		F8		6-3	4	1	1	1	0	0	4
Bill Freehan, R (1, 2) OBP: 0.356, SLG: 0.434		HBP			F7		F6			2	0	0	0	0	0	1
Don Wert, R (1, 5) OBP: 0.255, SLG: 0.300		K			F7			F8		3	0	0	0	0	1	1
Dick Tracewski, R (1, 6) OBP: 0.240, SLG: 0.257			K		F6			F6		3	0	0	0	0	1	0
John Hiller, R (1, 1) OBP: 0.083, SLG: 0.083 Daryl Patterson, L (9, 1)			6-3			1-3		5-3		3 0	0 0	0 0	0 0	0 0	0 0	0 0
Inning Stats	R: 0 E: 0 K: 0 S: 3 H: 0 LOB: 0 BB: 0 P: 3	R: 0 E: 0 K: 1 S: 5 H: 1 LOB: 1 BB: 0 P: 6	R: 0 E: 0 K: 2 S: 7 H: 0 LOB: 0 BB: 0 P: 7	R: 0 E: 0 K: 0 S: 3 H: 0 LOB: 0 BB: 0 P: 3	R: 1 E: 0 K: 0 S: 4 H: 1 LOB: 0 BB: 0 P: 4	R: 0 E: 0 K: 0 S: 3 H: 0 LOB: 0 BB: 0 P: 3	R: 0 E: 0 K: 1 S: 6 H: 1 LOB: 1 BB: 0 P: 6	R: 0 E: 0 K: 0 S: 3 H: 0 LOB: 0 BB: 0 P: 3	R: 0 E: 0 K: 0 S: 4 H: 1 LOB: 2 BB: 1 P: 8	1B: 3 2B: 1 3B: 0 HR: 1	SF: 0 SAC: 1 DP: 2 HBP: 1					

PITCHER	IP	WLS	BF	H	R	ER	SO	BB	IBB	HBP	BLK	WP	HR	S	P	ERA	WHIP
Jack Fisher, R (1, 1) ERA: 2.81	8.0		29	4	1	1	4	1	0	1	0	0	1	35	40	1.12	0.625
Wilbur Wood, L (9, 1) ERA: 1.93	1.0	W	3	0	0	0	0	0	0	0	0	0	0	3	3	0.00	0.000

PITCHER	IP	WLS	BF	H	R	ER	SO	BB	IBB	HBP	BLK	WP	HR	S	P	ERA	WHIP

TOP

Detroit Tigers @ Chicago White Sox

Comiskey Park, Chicago, IL

Tue Aug 27 1968, 8:05 PM EDT

Att. 10,656 - Unknown

livebaseballscorecards.com

AB	29
R	1
H	4
RBI	1
BB	1
SO	4
LOB	10

WP: 0 PA: 32
PB: 0
SB: 0
CS: 0

Batter	1	2	3	4	5	6	7	8	9	AB	R	H	RBI	BB	SO	LOB
Luis Aparicio, R (1, 6) OBP: 0.306, SLG: 0.344	0-0 2B 1B		0-0 ② 1-3		0-0 ② 6-3		0-0 ② 5-3		0-0 E4 2-H 1B	5	0	2	0	0	0	0
Sandy Alomar Sr., S (1, 4) OBP: 0.323, SLG: 0.315	0-0 ① 1-2 2B		0-0 1B 1B		0-0 1B 2B		0-0 ③ 4-3			4	1	3	0	0	0	0
Tommy Davis, R (1, 7) OBP: 0.282, SLG: 0.338	0-0 ② F8		0-0 1-2 1B		0-0 2-H 1B			0-0 FC6-4 1B		4	0	3	1	0	0	1
Duane Josephson, R (1, 2) OBP: 0.286, SLG: 0.352	0-0 ③ 1-3		0-0 ③ 1-3		S S S 0-3 ③ K			0-0 ① FC6-4 1-2f 1B		4	0	0	0	0	1	5
Pete Ward, L (1, 5) OBP: 0.356, SLG: 0.368		B B B B 4-0 L4 1B BB		0-0 ① 1-3		0-0 ① 4-3		S S S 0-3 ② K		3	0	0	0	1	1	1
Walt Williams, R (1, 9) OBP: 0.264, SLG: 0.276		0-0 FC5-4 1-2 1B		0-0 4-3 1B		0-0 ② 6-3		0-0 1-2 1B		4	0	3	0	0	0	0
Tom McCraw, L (1, 3) OBP: 0.297, SLG: 0.379		0-0 ① ② L4 2-3		0-0 ② 4-3 1-2		0-0 PB 1B		0-0 ③ F8		4	0	1	0	0	0	5
Buddy Bradford, R (1, 8) OBP: 0.249, SLG: 0.283		0-0 ③ FC5-4 1-2f		0-0 ③ 6-3		0-0 ③ 5-3 1-2			B B B B 4-0 E SH1-4 BB	3	1	0	0	1	0	3
Jack Fisher, R (1, 1) OBP: 0.143, SLG: 0.146 Wilbur Wood, R (9, 1) OBP: 0.211, SLG: 0.118 Jerry McNertney, R (9, 2) OBP: 0.313, SLG: 0.315			0-0 ① 5-3		0-0 ① F3		0-0 ① 6-3		0-0 ① SH1-4 1-2	3 0 0	0 0 0	0 0 0	0 0 0	0 0 0	0 0 0	0 0 0
Inning Stats	R: 0 H: 2 E: 0 LOB: 1 K: 0 BB: 0 S: 4 P: 4	R: 0 H: 1 E: 0 LOB: 1 K: 0 BB: 1 S: 3 P: 7	R: 0 H: 2 E: 0 LOB: 2 K: 0 BB: 0 S: 5 P: 5	R: 0 H: 1 E: 0 LOB: 1 K: 0 BB: 0 S: 4 P: 4	R: 1 H: 2 E: 0 LOB: 1 K: 1 BB: 0 S: 7 P: 7	R: 0 H: 1 E: 0 LOB: 1 K: 0 BB: 0 S: 4 P: 4	R: 0 H: 1 E: 0 LOB: 1 K: 0 BB: 0 S: 3 P: 4	R: 0 H: 2 E: 0 LOB: 2 K: 1 BB: 0 S: 7 P: 7	R: 1 H: 1 E: 1 LOB: 1 K: 0 BB: 1 S: 2 P: 6	1B: 10 SF: 0 2B: 3 SAC: 1 3B: 0 DP: 1 HR: 0 HBP: 0						WP: 0 PA: 37 PB: 1 SB: 0 CS: 0

PITCHER	IP	WLS	BF	H	R	ER	SO	BB	IBB	HBP	BLK	WP	HR	S	P	ERA	WHIP
John Hiller, L (1, 1) ERA: 2.12	8.1	L	36	11	2	1	2	2	0	0	0	0	0	38	46	1.08	1.560
Daryl Patterson, R (9, 1) ERA: 1.91	0.0		1	1	0	0	0	0	0	0	0	0	0	1	1	∞	∞

PITCHER	IP	WLS	BF	H	R	ER	SO	BB	IBB	HBP	BLK	WP	HR	S	P	ERA	WHIP

BOTTOM

Detroit Tigers @ Chicago White Sox

Comiskey Park, Chicago, IL

Tue Aug 27 1968, 8:05 PM EDT

Att. 10,656 - Unknown

livebaseballscorecards.com

AB	34
R	2
H	12
RBI	1
BB	2
SO	2
LOB	15

Batter	1	2	3	4	5	6	7	8	9	AB	R	H	RBI	BB	SO	LOB
Horace Clarke, S (1, 4) OBP: 0.248, SLG: 0.249	BB 1B		5-3		FC5-4 1-2f			5-3		4	0	1	0	0	0	2
Bill Robinson, R (1, 8) OBP: 0.286, SLG: 0.370	F9		6-3			5-3		6-3		4	0	0	0	0	0	1
Mickey Mantle, S (1, 3) OBP: 0.385, SLG: 0.393	G1-6-3 1-2 BB			F6		1-3			G4-3 1B	3	0	1	0	1	0	0
Roy White, S (1, 7) OBP: 0.343, SLG: 0.403	G1-6-3 1-2f			5-3		6-3			G4-3 1-2f	4	0	0	0	0	0	3
Andy Kosco, R (1, 9) OBP: 0.266, SLG: 0.367		K		K			5-3		5-3	4	0	0	0	0	2	0
Tom Tresh, S (1, 6) OBP: 0.304, SLG: 0.322		F8			1B BB		K			2	0	0	0	1	1	0
Frank Fernandez, R (1, 2) OBP: 0.318, SLG: 0.333		1B			FC5-4 1-2 1B		FC5-4 BB			2	0	2	0	1	0	0
Bobby Cox, R (1, 5) OBP: 0.297, SLG: 0.317		1-3			K		FC5-4 1-2f			3	0	0	0	0	1	4
Mel Stottlemyre, R (1, 1) OBP: 0.205, SLG: 0.160			6-3		K			F9		2	0	0	0	0	1	2
Dick Howser, R (8, PH) OBP: 0.317, SLG: 0.164										1	0	0	0	0	0	0
Fred Talbot, R (8, 1) OBP: 0.176, SLG: 0.313										0	0	0	0	0	0	0
Inning Stats	R: 0 E: 0 K: 0 S: 3 H: 1 LOB: 1 BB: 1 P: 7	R: 0 E: 0 K: 1 S: 6 H: 1 LOB: 1 BB: 0 P: 6	R: 0 E: 0 K: 0 S: 3 H: 0 LOB: 0 BB: 0 P: 3	R: 0 E: 0 K: 1 S: 5 H: 0 LOB: 0 BB: 0 P: 5	R: 0 E: 0 K: 2 S: 8 H: 1 LOB: 2 BB: 1 P: 12	R: 0 E: 0 K: 0 S: 3 H: 0 LOB: 0 BB: 0 P: 3	R: 0 E: 0 K: 1 S: 5 H: 0 LOB: 1 BB: 1 P: 9	R: 0 E: 0 K: 0 S: 3 H: 0 LOB: 0 BB: 0 P: 3	R: 0 E: 0 K: 0 S: 3 H: 1 LOB: 0 BB: 0 P: 3	1B: 4 2B: 0 3B: 0 HR: 0 SF: 0 SAC: 0 DP: 2 HBP: 0						

PITCHER	IP	WLS	BF	H	R	ER	SO	BB	IBB	HBP	BLK	WP	HR	S	P	ERA	WHIP
Jerry Nyman, L (1, 1) ERA:	9.0	W	32	4	0	0	5	3	0	0	0	0	0	39	51	0.00	0.778

PITCHER	IP	WLS	BF	H	R	ER	SO	BB	IBB	HBP	BLK	WP	HR	S	P	ERA	WHIP

TOP

New York Yankees @ Chicago White Sox

Comiskey Park, Chicago, IL

Wed Aug 28 1968, 8:05 PM EDT

Att. 10,015 - Unknown - 70 F

livebaseballscorecards.com

AB	29
R	0
H	4
RBI	0
BB	3
SO	5
LOB	12

WP: 0 PA: 32
PB: 0
SB: 0
CS: 0

Batter	1	2	3	4	5	6	7	8	9	AB	R	H	RBI	BB	SO	LOB
Luis Aparicio, R (1, 6) OBP: 0.307, SLG: 0.344	FC4 1B		SH2-3 1B 1-2	5-3			5-3			3	0	1	0	0	0	0
Sandy Alomar Sr., S (1, 4) OBP: 0.322, SLG: 0.314	FC4 S 1-2f		1B 1B 2-3 1B		4-3		F7			4	1	1	0	0	0	1
Tommy Davis, R (1, 7) OBP: 0.284, SLG: 0.339	K 1-2		1B 1B 1-2 3-H 1B		5-3		1B 1B			4	1	2	1	0	1	1
Pete Ward, L (1, 5) OBP: 0.358, SLG: 0.370 Ron Hansen, R (8, 5) OBP: 0.295, SLG: 0.333	3-1		K		1B		1-2 1B			4 0	0 0	2 0	0 0	0 0	1 0	3 0
Tom McCraw, L (1, 3) OBP: 0.297, SLG: 0.378		L7	1B 1-2 2-H 1B		4-3		4-3			4	0	1	1	0	0	3
Walt Williams, R (1, 9) OBP: 0.265, SLG: 0.278 Woodie Held, R (7, 9) OBP: 0.242, SLG: 0.163		6-3	1-3 2-H 1B			K		F8		3 1	0 0	1 0	1 0	0 0	1 0	0 0
Buddy Bradford, R (1, 8) OBP: 0.254, SLG: 0.288		1B	1-3			FC6-4 1B		6-3		4	0	2	0	0	0	2
Jerry McNertney, R (1, 2) OBP: 0.304, SLG: 0.305		5-3		F2		FC6-4 1-2f		5-3		4	0	0	0	0	0	2
Jerry Nyman, L (1, 1) OBP: 0.333, SLG: 0.333			1B SH2-3 1B	6-3		5-3				3	1	1	0	0	0	1
Inning Stats	R: 0 H: 1 E: 0 LOB: 1 K: 1 BB: 0 S: 6 P: 6	R: 0 H: 1 E: 0 LOB: 1 K: 0 BB: 0 S: 4 P: 4	R: 3 H: 5 E: 0 LOB: 2 K: 1 BB: 0 S: 10 P: 10	R: 0 H: 0 E: 0 LOB: 0 K: 0 BB: 0 S: 3 P: 3	R: 0 H: 1 E: 0 LOB: 1 K: 0 BB: 0 S: 4 P: 4	R: 0 H: 1 E: 0 LOB: 1 K: 1 BB: 0 S: 6 P: 6	R: 0 H: 2 E: 0 LOB: 2 K: 0 BB: 0 S: 5 P: 5	R: 0 H: 0 E: 0 LOB: 0 K: 0 BB: 0 S: 3 P: 3		1B: 11 SF: 0 2B: 0 SAC: 1 3B: 0 DP: 0 HR: 0 HBP: 0						

PITCHER	IP	WLS	BF	H	R	ER	SO	BB	IBB	HBP	BLK	WP	HR	S	P	ERA	WHIP
Mel Stottlemyre, R (1, 1) ERA: 2.53	7.0	L	32	11	3	3	3	0	0	0	0	0	0	38	38	3.86	1.571
Fred Talbot, R (8, 1) ERA: 3.41	1.0		3	0	0	0	0	0	0	0	0	0	0	3	3	0.00	0.000

PITCHER	IP	WLS	BF	H	R	ER	SO	BB	IBB	HBP	BLK	WP	HR	S	P	ERA	WHIP

BOTTOM

New York Yankees @ Chicago White Sox

Comiskey Park, Chicago, IL

Wed Aug 28 1968, 8:05 PM EDT
Att. 10,015 - Unknown - 70 F

livebaseballscorecards.com

AB	34
R	3
H	11
RBI	3
BB	0
SO	3
LOB	13

1B: 11	SF: 0	WP: 0	PA: 35
2B: 0	SAC: 1	PB: 0	
3B: 0	DP: 0	SB: 1	
HR: 0	HBP: 0	CS: 0	

Batter	1	2	3	4	5	6	7	8	9	AB	R	H	RBI	BB	SO	LOB
Horace Clarke, S (1, 4) OBP: 0.248, SLG: 0.249	4-3		1B 1-2 1B		G3			4-3		4	0	1	0	0	0	0
Jake Gibbs, L (1, 2) OBP: 0.277, SLG: 0.283	4-3		G4-6-3 1-2 2-3 1B			1-3			1-3	4	0	1	0	0	0	0
Mickey Mantle, S (1, 3) OBP: 0.386, SLG: 0.392	FC6 BB		K			K			G6-3 1B	3	0	1	0	1	2	3
Roy White, S (1, 7) OBP: 0.343, SLG: 0.404	FC6 1-2f		G4-6-3 1-2f			2B			G6-3 1-2f	4	0	1	0	0	0	5
Joe Pepitone, L (1, 8) OBP: 0.300, SLG: 0.403		6-3		4-3			F7			3	0	0	0	0	0	0
Tom Tresh, S (1, 6) OBP: 0.302, SLG: 0.320		G3		6-3			G3			3	0	0	0	0	0	0
Rocky Colavito, R (1, 9) OBP: 0.308, SLG: 0.343		1B		F7			5-3			3	0	1	0	0	0	0
Bobby Cox, R (1, 5) OBP: 0.297, SLG: 0.317		K			CS 1B			5-3		3	0	1	0	0	1	1
Steve Barber, L (1, 1) OBP: 0.186, SLG: 0.054			1B 1B 1B		K 1-2			K		2	0	1	0	0	1	1
Andy Kosco, R (8, PH) OBP: 0.265, SLG: 0.366										1	0	0	0	0	1	0
Dooley Womack, L (8, 1) OBP: 0.250, SLG: 0.250										0	0	0	0	0	0	0
Inning Stats	R: 0 E: 0 K: 0 S: 3 H: 0 LOB: 1 BB: 1 P: 7	R: 0 E: 0 K: 1 S: 6 H: 1 LOB: 1 BB: 0 P: 6	R: 0 E: 0 K: 1 S: 7 H: 3 LOB: 2 BB: 0 P: 7	R: 0 E: 0 K: 0 S: 3 H: 0 LOB: 0 BB: 0 P: 3	R: 0 E: 0 K: 1 S: 5 H: 1 LOB: 0 BB: 0 P: 5	R: 0 E: 0 K: 1 S: 5 H: 1 LOB: 1 BB: 0 P: 5	R: 0 E: 0 K: 0 S: 3 H: 0 LOB: 0 BB: 0 P: 3	R: 0 E: 0 K: 1 S: 5 H: 0 LOB: 0 BB: 0 P: 5	R: 0 E: 0 K: 0 S: 3 H: 1 LOB: 0 BB: 0 P: 3	1B: 6 2B: 1 3B: 0 HR: 0 SF: 0 SAC: 0 DP: 2 HBP: 0						

PITCHER		IP	WLS	BF	H	R	ER	SO	BB	IBB	HBP	BLK	WP	HR	S	P	ERA	WHIP
Joe Horlen, R ERA: 2.59	(1, 1)	8.1	W	30	7	0	0	5	1	0	0	0	0	0	39	43	0.00	0.960
Wilbur Wood, L ERA: 1.92	(9, 1)	0.2	S	1	0	0	0	0	0	0	0	0	0	0	1	1	0.00	0.000

PITCHER	IP	WLS	BF	H	R	ER	SO	BB	IBB	HBP	BLK	WP	HR	S	P	ERA	WHIP

TOP

New York Yankees @ Chicago White Sox

Comiskey Park, Chicago, IL

Thu Aug 29 1968, 8:05 PM EDT

Att. 8,148 - Unknown - 70 F

livebaseballscorecards.com

AB	30
R	0
H	7
RBI	0
BB	1
SO	5
LOB	10

WP: 0 PA: 31
PB: 0
SB: 0
CS: 1

Batter	1	2	3	4	5	6	7	8	9	AB	R	H	RBI	BB	SO	LOB
Luis Aparicio, R (1, 6) OBP: 0.310, SLG: 0.348	BBBB 4-0 G5-4-3 BB		x 0-0 2B		x 0-0 ②③ G6-4-3 1-2f		x 0-0 2-H 1B			3	0	2	1	1	0	1
Sandy Alomar Sr., S (1, 4) OBP: 0.318, SLG: 0.309	x 0-0 ①② G5-4-3 1-2f		x 0-0 ② 6-3			x 0-0 ① 4-3	x 0-0 ③ F3			4	0	0	0	0	0	3
Walt Williams, R (1, 9) OBP: 0.276, SLG: 0.282 Woodie Held, R (8, 9) OBP: 0.240, SLG: 0.161 (9, 7)	x 0-0 1B		x 0-0 ③ 1-3			BBBB 4-0 BB BB		x 0-0 ① 1-3		2 1	0 0	1 0	0 0	1 0	0 0	1 0
Tommy Davis, R (1, 7) OBP: 0.284, SLG: 0.338 Ken Berry, R (8, PR) OBP: 0.283, SLG: 0.336 (9, 8)	x 0-0 ③ F9			x 0-0 ① F4		SSS 0-3 ② K		x 0-0 FC6-4 1B		4 0	0 0	1 0	0 0	0 0	1 0	2 0
Ron Hansen, R (1, 5) OBP: 0.297, SLG: 0.331		x 0-0 ① F9		BBBB 4-0 WP BB		BBBB 4-0 1-2 BB		x 0-0 ② F8		2	0	0	0	2	0	1
Buddy Bradford, R (1, 8) OBP: 0.254, SLG: 0.287 (9, 9)		x 0-0 1B		SSS 0-3 ② K 1-2		x 0-0 ③ F7		x 0-0 ③ FC6-4 1-2f		4	0	1	0	0	1	4
Tom McCraw, L (1, 3) OBP: 0.297, SLG: 0.378		x 0-0 ② F4		x 0-0 ③ F8			x 0-0 SH3-4 1B 1B			3	1	1	0	0	0	2
Jerry McNertney, R (1, 2) OBP: 0.298, SLG: 0.299		x 0-0 ③ F9			x 0-0 ① L4		x 0-0 ① F9			3	0	0	0	0	0	2
Joe Horlen, R (1, 1) OBP: 0.125, SLG: 0.130 Wilbur Wood, R (9, 1) OBP: 0.211, SLG: 0.118			x 0-0 ① F7		BBBB 4-0 G6-4-3 BB		x 0-0 ② SH3-4 1-2			1 0	0 0	0 0	0 0	1 0	0 0	0 0
Inning Stats	R: 0 H: 1 E: 0 LOB: 1 K: 0 BB: 1 S: 3 P: 7	R: 0 H: 1 E: 0 LOB: 1 K: 0 BB: 0 S: 4 P: 4	R: 0 H: 1 E: 0 LOB: 1 K: 0 BB: 0 S: 4 P: 4	R: 0 H: 0 E: 0 LOB: 1 K: 1 BB: 1 S: 5 P: 9	R: 0 H: 0 E: 0 LOB: 0 K: 0 BB: 1 S: 2 P: 6	R: 0 H: 0 E: 0 LOB: 2 K: 1 BB: 2 S: 5 P: 13	R: 1 H: 2 E: 0 LOB: 1 K: 0 BB: 0 S: 5 P: 5	R: 0 H: 1 E: 0 LOB: 1 K: 0 BB: 0 S: 4 P: 4		1B: 5 SF: 0 2B: 1 SAC: 1 3B: 0 DP: 2 HR: 0 HBP: 0						

PITCHER		IP	WLS	BF	H	R	ER	SO	BB	IBB	HBP	BLK	WP	HR	S	P	ERA	WHIP
Steve Barber, L ERA: 2.83	(1, 1)	7.0	L	29	5	1	1	2	5	0	0	0	1	0	28	48	1.29	1.429
Dooley Womack, R ERA: 3.13	(8, 1)	1.0		4	1	0	0	0	0	0	0	0	0	0	4	4	0.00	1.000

PITCHER	IP	WLS	BF	H	R	ER	SO	BB	IBB	HBP	BLK	WP	HR	S	P	ERA	WHIP

BOTTOM

New York Yankees @ Chicago White Sox

Comiskey Park, Chicago, IL

Thu Aug 29 1968, 8:05 PM EDT

Att. 8,148 - Unknown - 70 F

livebaseballscorecards.com

AB	27
R	1
H	6
RBI	1
BB	5
SO	2
LOB	16

WP: 1 PA: 33
PB: 0
SB: 0
CS: 0

Batter	1	2	3	4	5	6	7	8	9	10	11	AB	R	H	RBI	BB	SO	LOB
Luis Aparicio, R (1, 6) OBP: 0.309, SLG: 0.346	K			L6		L8		1B 1-2 2-3 3-H SF8-3-5		F7		5	1	1	1	0	1	0
Sandy Alomar Sr., S (1, 4) OBP: 0.316, SLG: 0.309	6-3			5-3			SH1-4 1B	SF8-3-5 1-2 2-3 3-H		5-3		4	0	1	1	0	0	0
Walt Williams, R (1, 9) OBP: 0.271, SLG: 0.277 Pete Ward, L (8, PH) OBP: 0.359, SLG: 0.372 Ken Berry, R (8, 8) OBP: 0.282, SLG: 0.335	F4			4-3			SH1-4 1-2	1B 2-H			K	2 1 1	0 0 0	0 1 0	0 1 0	0 0 0	0 0 1	0 0 0
Tommy Davis, R (1, 7) OBP: 0.286, SLG: 0.340 Wilbur Wood, R (8, 1) OBP: 0.211, SLG: 0.118 Bob Locker, S (8, 1) Dennis Ribant, R (9, 1) OBP: 0.167, SLG: 0.091		G6-4-3 1B			E2 1B		K	F4			6-3	4 0 0 1	0 0 0 0	2 0 0 0	0 0 0 0	0 0 0 0	1 0 0 0	2 0 0 0
Ron Hansen, R (1, 5) OBP: 0.293, SLG: 0.326		G6-4-3 1-2f			E2 1-3		K		F8		F9	5	0	0	0	0	1	3
Buddy Bradford, R (1, 8) OBP: 0.254, SLG: 0.292 (8, 9)		K			K			SH 1B 2B	4-3			4	1	1	0	0	2	1
Tom McCraw, L (1, 3) OBP: 0.295, SLG: 0.375			K		F6			SH 1B 1B 1B 2-3	E3			3	1	0	0	0	1	1
Jerry McNertney, R (1, 2) OBP: 0.297, SLG: 0.297			K			F8		1B 1B 1-2 3-H SF8-3-5	1-3			4	1	1	1	0	1	1
Cisco Carlos, R (1, 1) OBP: 0.100, SLG: 0.036 Dick Kenworthy, R (6, PH) OBP: 0.250, SLG: 0.235 Hoyt Wilhelm, R (6, 1) Woodie Held, R (8, PH) OBP: 0.245, SLG: 0.169 (8, 7)			K			F3		SF8-3-5 1B 1-2 2-3		F3		1 1 0 2	0 0 0 0	0 0 0 1	0 0 0 0	0 0 0 0	1 0 0 0	0 0 0 0
Inning Stats	R: 0 E: 0 K: 1 S: 5 H: 0 LOB: 0 BB: 0 P: 5	R: 0 E: 0 K: 1 S: 5 H: 1 LOB: 0 BB: 0 P: 5	R: 0 E: 0 K: 3 S: 9 H: 0 LOB: 0 BB: 0 P: 9	R: 0 E: 0 K: 0 S: 3 H: 0 LOB: 0 BB: 0 P: 3	R: 0 E: 1 K: 1 S: 6 H: 1 LOB: 1 BB: 0 P: 6	R: 0 E: 0 K: 0 S: 3 H: 0 LOB: 0 BB: 0 P: 3	R: 0 E: 0 K: 2 S: 8 H: 1 LOB: 1 BB: 0 P: 8	R: 4 E: 0 K: 0 S: 8 H: 5 LOB: 1 BB: 0 P: 8	R: 0 E: 1 K: 0 S: 4 H: 0 LOB: 1 BB: 0 P: 4	R: 0 E: 0 K: 0 S: 3 H: 0 LOB: 0 BB: 0 P: 3	R: 0 E: 0 K: 1 S: 5 H: 0 LOB: 0 BB: 0 P: 5	1B: 7 2B: 2 3B: 0 HR: 0 SF: 1 SAC: 2 DP: 2 HBP: 0						

PITCHER		IP	WLS	BF	H	R	ER	SO	BB	IBB	HBP	BLK	WP	HR	S	P	ERA	WHIP
Jim Merritt, L ERA: 3.19	(1, 1)	7.0		27	6	4	4	8	0	0	0	0	0	0	43	43	5.14	0.857
Bob Miller, R ERA: 3.15	(8, 1)	1.0		4	2	0	0	0	0	0	0	0	0	0	4	4	0.00	2.000
Ron Perranoski, L ERA: 3.1	(9, 1)	2.0		7	0	0	0	0	0	0	0	0	0	0	7	7	0.00	0.000
Al Worthington, R ERA: 2.96	(11, 1)	1.0	W	3	0	0	0	1	0	0	0	0	0	0	5	5	0.00	0.000

PITCHER	IP	WLS	BF	H	R	ER	SO	BB	IBB	HBP	BLK	WP	HR	S	P	ERA	WHIP

Chicago White Sox @ Minnesota Twins

Metropolitan Stadium, Bloomington , MI

Fri Aug 30 1968, 8:05 PM EDT
Att. 11,902 - Unknown - 65 F

TOP

livebaseballscorecards.com

AB	38
R	4
H	8
RBI	4
BB	0
SO	9
LOB	8

WP: 0 PB: 0 SB: 0 CS: 0 PA: 41

Batter	1	2	3	4	5	6	7	8	9	10	11	AB	R	H	RBI	BB	SO	LOB
Cesar Tovar, R (1, 8) OBP: 0.324, SLG: 0.367	0-0 3-1 S 1B		0-0 E S 1B 1B		0-0 FC3-6 1-2f ②			0-3 K 1B 1B	0-0 1-H 2-H 3B		0-0 F9 ①	6	2	3	2	0	1	2
Rich Reese, L (1, 3) OBP: 0.310, SLG: 0.361	0-3 K 1-2 ①		0-0 1-H 1B		0-3 K ③			0-0 PB 1B 1-2 1B	0-0 4-3 ③		0-0 2-H 1B	6	0	3	2	0	2	4
Tony Oliva, L (1, 9) OBP: 0.356, SLG: 0.476	0-0 3-1 2-3 ②		0-0 F9 ③			0-0 6-3 ①		0-0 1-2 2-H 1B		0-0 F5 ①		5	0	1	1	0	0	2
Bob Allison, R (1, 7) OBP: 0.336, SLG: 0.460 Ron Perranoski, L (9, 1) Jim Kaat, L (10, PH) OBP: 0.174, SLG: 0.206 Al Worthington, R (11, 1)	0-3 K ③			0-0 6-3 ①		0-0 5-3 ②		0-3 K 2-3 ②		0-0 BB 1B 1B		4 0 1 0	0 0 0 0	0 0 1 0	0 0 0 0	0 0 0 0	2 0 0 0	3 0 0 0
Rod Carew, L (1, 4) OBP: 0.321, SLG: 0.359		0-3 K ①		0-0 L6 ②		0-0 F9 ③		0-0 4-3 ③		0-0 F8 ②		5	0	0	0	0	1	3
Rich Rollins, R (1, 5) OBP: 0.292, SLG: 0.335 Frank Quilici, R (8, 5) OBP: 0.304, SLG: 0.330 Bruce Look, L (9, PH) OBP: 0.363, SLG: 0.310 Jim Holt, L (10, 7) OBP: 0.250, SLG: 0.270		0-0 L7 ②		0-0 S 1B			0-0 F7 ①		0-0 5-3 ①	0-0 BB 1-2 1B		3 0 1 1	0 0 0 0	1 0 0 0	0 0 0 0	0 0 0 0	0 0 0 0	0 0 0 0
John Roseboro, L (1, 2) OBP: 0.299, SLG: 0.311		0-0 L8 ③		0-0 1-3 1-2 ③			0-0 4-3 ②		0-0 4-3 ②	4-0 BB 1-2 2-3		4	0	0	0	1	0	1
Ron Clark, R (1, 6) OBP: 0.263, SLG: 0.247 (10, 5)			0-0 5-3 ①		0-0 F5 ①		0-0 F2 ③		0-0 E4 1B 3B	0-0 5-3 ③		5	1	0	0	0	0	3
Jim Merritt, L (1, 1) OBP: 0.214, SLG: 0.185 Bob Miller, R (8, 1) OBP: 0.143, SLG: 0.143 Frank Kostro, R (8, PH) OBP: 0.225, SLG: 0.269 (9, 7) Ted Uhlaender, L (9, PR) OBP: 0.324, SLG: 0.389 Rick Renick, R (10, 6) OBP: 0.247, SLG: 0.368			0-0 4-3 ②		0-0 FC3-6 1B			0-3 K ①	0-0 1-2 3B 1B		0-0 1B 2B	2 0 2 0 1	0 0 0 1 1	1 0 1 0 1	0 0 0 0 0	0 0 0 0 0	0 0 1 0 0	0 0 0 0 0
Inning Stats	R: 0 H: 1 E: 0 LOB: 1 K: 2 BB: 0 S: 8 P: 8	R: 0 H: 0 E: 0 LOB: 0 K: 1 BB: 0 S: 5 P: 5	R: 1 H: 2 E: 0 LOB: 1 K: 0 BB: 0 S: 5 P: 5	R: 0 H: 1 E: 0 LOB: 1 K: 0 BB: 0 S: 4 P: 4	R: 0 H: 1 E: 0 LOB: 1 K: 1 BB: 0 S: 6 P: 6	R: 0 H: 0 E: 0 LOB: 0 K: 0 BB: 0 S: 3 P: 3	R: 0 H: 0 E: 0 LOB: 0 K: 0 BB: 0 S: 3 P: 3	R: 1 H: 2 E: 0 LOB: 2 K: 3 BB: 0 S: 12 P: 12	R: 2 H: 2 E: 1 LOB: 2 K: 0 BB: 0 S: 6 P: 6	R: 0 H: 2 E: 0 LOB: 3 K: 0 BB: 1 S: 5 P: 9	R: 1 H: 2 E: 0 LOB: 1 K: 0 BB: 0 S: 3 P: 3	1B: 11 SF: 0 2B: 1 SAC: 0 3B: 1 DP: 0 HR: 0 HBP: 0						WP: 0 PA: 47 PB: 2 SB: 3 CS: 0

PITCHER		IP	WLS	BF	H	R	ER	SO	BB	IBB	HBP	BLK	WP	HR	S	P	ERA	WHIP
Cisco Carlos, R ERA: 3.71	(1, 1)	5.0		20	5	1	1	4	0	0	0	0	0	0	28	28	1.80	1.000
Hoyt Wilhelm, R ERA: 1.92	(6, 1)	2.0		6	0	0	0	0	0	0	0	0	0	0	6	6	0.00	0.000
Wilbur Wood, L ERA: 1.92	(8, 1)	0.1		4	2	1	0	2	0	0	0	0	0	0	8	8	0.00	6.000
Bob Locker, R ERA: 2.28	(8, 1)	1.1		7	2	2	0	1	0	0	0	0	0	0	9	9	0.00	1.500
Dennis Ribant, R ERA: 4.76	(9, 1)	1.2	L	10	4	1	1	0	1	0	0	0	0	0	9	13	5.40	3.000

PITCHER	IP	WLS	BF	H	R	ER	SO	BB	IBB	HBP	BLK	WP	HR	S	P	ERA	WHIP

BOTTOM

Chicago White Sox @ Minnesota Twins

Metropolitan Stadium, Bloomington , MI

Fri Aug 30 1968, 8:05 PM EDT

Att. 11,902 - Unknown - 65 F

livebaseballscorecards.com

AB	46
R	5
H	13
RBI	5
BB	1
SO	7
LOB	18

Batter	1	2	3	4	5	6	7	8	9	AB	R	H	RBI	BB	SO	LOB
Buddy Bradford, R (1, 9) OBP: 0.248, SLG: 0.284	5-3		1-3	F8			E3 BB E		6-3	5	0	0	0	0	0	3
Sandy Alomar Sr., S (1, 4) OBP: 0.324, SLG: 0.317	1B 1B		S 1B 1B		4-3 1B		L5 1-2		2B 1B 1B	5	2	4	0	0	0	1
Duane Josephson, R (1, 2) OBP: 0.290, SLG: 0.358	1-2 1B		1-H 1B		F6		1-6-3		1B SF8 1-3 2B	5	1	3	1	0	0	2
Pete Ward, L (1, 5) OBP: 0.360, SLG: 0.370 Woodie Held, R (9, PR) OBP: 0.245, SLG: 0.169	K		K		4-3 1-2		BB		1B 2-3 3-H	4	0	1	1	1	2	4
										0	0	0	0	0	0	0
Tom McCraw, L (1, 3) OBP: 0.297, SLG: 0.375 Tommy Davis, R (9, PH) OBP: 0.285, SLG: 0.340	K			FC5-4 1B	K		BB 1-2 2-3		SF8 3-H	3	0	1	0	1	2	3
										0	0	0	1	0	0	0
Walt Williams, R (1, 7) OBP: 0.264, SLG: 0.270 Leon Wagner, L (7, PH) OBP: 0.339, SLG: 0.327		F8		FC5-4 E BB 1-2f		5-3	F9		1-2 1B	3	0	0	0	0	0	1
(7, 7)										2	0	1	0	0	0	3
Ron Hansen, R (1, 6) OBP: 0.292, SLG: 0.325		6-3		F8		2B 1B		5-3	5-3	5	0	1	0	0	0	3
Ken Berry, R (1, 8) OBP: 0.284, SLG: 0.337		5-3		E 1-2 BB		1-2 2B		2-3		3	0	1	0	1	0	0
Jack Fisher, R (1, 1) OBP: 0.133, SLG: 0.136 Luis Aparicio, R (8, PH) OBP: 0.308, SLG: 0.346 Hoyt Wilhelm, R (8, 1)			2-3	E6 1-2 2-3		L7		5-3		3	0	0	0	0	0	3
										1	0	0	0	0	0	0
										0	0	0	0	0	0	0

TOP

Chicago White Sox @ Minnesota Twins

Metropolitan Stadium, Bloomington , MI

Sat Aug 31 1968, 4:33 AM EDT

Att. 11,665 - Unknown - 65 F

livebaseballscorecards.com

AB	39
R	3
H	12
RBI	3
BB	3
SO	4
LOB	23

Inning Stats	1	2	3	4	5	6	7	8	9
	R: 0 E: 0 K: 2 S: 9	H: 2 LOB: 2 BB: 0 P: 9	R: 0 E: 0 K: 0 S: 3	H: 0 LOB: 0 BB: 0 P: 3	R: 1 E: 0 K: 1 S: 7	H: 2 LOB: 1 BB: 0 P: 7	R: 0 E: 1 K: 0 S: 5	H: 1 LOB: 3 BB: 1 P: 9	R: 0 E: 0 K: 1 S: 6	H: 1 LOB: 1 BB: 0 P: 6
	R: 0 E: 0 K: 0 S: 4	H: 2 LOB: 1 BB: 0 P: 4	R: 0 E: 2 K: 0 S: 4	H: 0 LOB: 3 BB: 2 P: 12	R: 0 E: 0 K: 0 S: 3	H: 0 LOB: 0 BB: 0 P: 3	R: 2 E: 0 K: 0 S: 7	H: 4 LOB: 2 BB: 0 P: 7	1B: 10 2B: 2 3B: 0 HR: 0	SF: 1 SAC: 0 DP: 0 HBP: 0

WP: 0 PB: 0 SB: 1 CS: 0 PA: 43

PITCHER	IP	WLS	BF	H	R	ER	SO	BB	IBB	HBP	BLK	WP	HR	S	P	ERA	WHIP
Dean Chance, R (1, 1) ERA: 2.47	8.1	W	40	11	3	3	4	3	0	0	0	0	0	45	57	3.24	1.680
Ron Perranoski, L (9, 1) ERA: 3.09	0.1		2	1	0	0	0	0	0	0	0	0	0	2	2	0.00	3.000
Al Worthington, R (9, 1) ERA: 2.94	0.1	S	1	0	0	0	0	0	0	0	0	0	0	1	1	0.00	0.000

PITCHER	IP	WLS	BF	H	R	ER	SO	BB	IBB	HBP	BLK	WP	HR	S	P	ERA	WHIP

BOTTOM

Chicago White Sox @ Minnesota Twins

Metropolitan Stadium, Bloomington , MI

Sat Aug 31 1968, 4:33 AM EDT
Att. 11,665 - Unknown - 65 F

Batter	1	2	3	4	5	6	7	8	9	AB	R	H	RBI	BB	SO	LOB
Cesar Tovar, R (1, 8) OBP: 0.323, SLG: 0.366	F8		5-3 1-2		FC6-4 1-2 1B	F8				4	0	1	0	0	0	4
Rich Reese, L (1, 3) OBP: 0.306, SLG: 0.355	F7		L9		FC6-4 1-2f		6-3			4	0	0	0	0	0	3
Tony Oliva, L (1, 9) OBP: 0.357, SLG: 0.477 Jim Holt, L (6, 9) OBP: 0.245, SLG: 0.264	K S S S			5-3 1B		4-3	G3			2 2	0 0	1 0	0 0	0 0	1 0	0 0
Bob Allison, R (1, 7) OBP: 0.338, SLG: 0.469		K S S S		5-3 1-2		1B 1B 1B	HR			4	2	2	1	0	1	1
Rod Carew, L (1, 4) OBP: 0.320, SLG: 0.358		4-3		F4		IBB 1B 1-2 1B	4-3			4	1	1	0	0	0	1
Rich Rollins, R (1, 5) OBP: 0.297, SLG: 0.358 Frank Quilici, R (9, 5) OBP: 0.304, SLG: 0.330		HR		F9		1B IBB 1-2 2-H 1B		F7		4 0	1 0	2 0	2 0	0 0	0 0	1 0
Bruce Look, L (1, 2) OBP: 0.368, SLG: 0.303		G3			E3 1B	1B 1-2 2-3 IBB		BBBB FC6-4 BB		2	0	0	0	2	0	0
Rick Renick, R (1, 6) OBP: 0.253, SLG: 0.372 John Roseboro, L (6, PH) OBP: 0.301, SLG: 0.313 Ron Clark, R (7, 6) OBP: 0.262, SLG: 0.246			5-3 1B		F9	1B 1-2 2-3 3-H		FC6-4 1-2f		2 1 1	0 0 0	1 1 0	0 1 0	0 0 0	0 0 0	1 0 1
Dean Chance, R (1, 1) OBP: 0.084, SLG: 0.050 Ron Perranoski, L (9, 1) Al Worthington, R (9, 1)			S S S K		S S S K	S S S K		6-3		4 0 0	0 0 0	0 0 0	0 0 0	0 0 0	3 0 0	6 0 0
Inning Stats	R: 0 E: 0 K: 1 S: 5 H: 0 LOB: 0 BB: 0 P: 5	R: 1 E: 0 K: 1 S: 6 H: 1 LOB: 0 BB: 0 P: 6	R: 0 E: 0 K: 1 S: 6 H: 1 LOB: 1 BB: 0 P: 6	R: 0 E: 0 K: 0 S: 4 H: 1 LOB: 1 BB: 0 P: 4	R: 0 E: 1 K: 1 S: 7 H: 1 LOB: 2 BB: 0 P: 7	R: 2 E: 0 K: 1 S: 9 H: 4 LOB: 3 BB: 1 P: 13	R: 1 E: 0 K: 0 S: 4 H: 1 LOB: 0 BB: 0 P: 4	R: 0 E: 0 K: 0 S: 3 H: 0 LOB: 1 BB: 1 P: 7		1B: 7 2B: 0 3B: 0 HR: 2	SF: 0 SAC: 0 DP: 0 HBP: 0					

livebaseballscorecards.com

AB	34
R	4
H	9
RBI	4
BB	2
SO	5
LOB	18

WP: 0 PB: 0 SB: 0 CS: 0 PA: 36

PITCHER		IP	WLS	BF	H	R	ER	SO	BB	IBB	HBP	BLK	WP	HR	S	P	ERA	WHIP
Jack Fisher, R ERA: 2.93	(1, 1)	7.0	L	32	9	4	4	5	0	1	0	0	0	2	41	45	5.14	1.286
Hoyt Wilhelm, R ERA: 1.89	(8, 1)	1.0		4	0	0	0	0	1	0	0	0	0	0	3	7	0.00	1.000

PITCHER	IP	WLS	BF	H	R	ER	SO	BB	IBB	HBP	BLK	WP	HR	S	P	ERA	WHIP

Batter	1	2	3	4	5	6	7	8	9	AB	R	H	RBI	BB	SO	LOB
Luis Aparicio, R (1, 6) OBP: 0.308, SLG: 0.347	F8		K	F9			2B			4	0	1	0	0	1	2
Sandy Alomar Sr., S (1, 4) OBP: 0.323, SLG: 0.316	F4			S 1B; 1B F7			F2			4	1	1	0	0	0	3
Pete Ward, L (1, 5) OBP: 0.359, SLG: 0.367	4-3			BBBB; 1-2; 1B 1B BB	F8		F8			3	1	0	0	1	0	1
Ron Hansen, R (7, 5) OBP: 0.292, SLG: 0.325										0	0	0	0	0	0	0
Duane Josephson, R (1, 2) OBP: 0.289, SLG: 0.357		F6		1-2; 2-H; 1B 1B 1B	L9			SSS; K		4	1	1	1	0	1	0
Tommy Davis, R (1, 7) OBP: 0.287, SLG: 0.342		S 1B		1-2; 2-H; 1B 1B 1B	1-4-3			4-3		4	1	2	1	0	0	0
Woodie Held, R (8, 7) OBP: 0.245, SLG: 0.169										0	0	0	0	0	0	0
Tom McCraw, L (1, 3) OBP: 0.296, SLG: 0.374		F2 1-2		1-2; 2-H; 1B 1B 1B		F8		SSS; K		4	1	1	1	0	1	1
Buddy Bradford, R (1, 9) OBP: 0.248, SLG: 0.284		F6		1-2; 2-H; 1B 1B 1B		1-3			1-4-3	4	0	1	1	0	0	1
Ken Berry, R (1, 8) OBP: 0.284, SLG: 0.336			F7 SSS; K	1-2; 2-H; 1B		F8			F7	4	0	1	1	0	0	0
Jerry Nyman, L (1, 1) OBP: 0.200, SLG: 0.200							SSS; K		SSS; K	2	0	0	0	0	2	2
Wilbur Wood, R (5, 1) OBP: 0.190, SLG: 0.105										2	0	0	0	0	2	0
Inning Stats	R: 0 E: 0 K: 0 S: 3 H: 0 LOB: 0 BB: 0 P: 3	R: 0 E: 0 K: 0 S: 4 H: 1 LOB: 1 BB: 0 P: 4	R: 0 E: 0 K: 2 S: 7 H: 0 LOB: 0 BB: 0 P: 7	R: 5 E: 0 K: 1 S: 11 H: 6 LOB: 2 BB: 1 P: 15	R: 0 E: 0 K: 0 S: 3 H: 0 LOB: 0 BB: 0 P: 3	R: 0 E: 0 K: 0 S: 3 H: 0 LOB: 0 BB: 0 P: 3	R: 0 E: 0 K: 1 S: 6 H: 1 LOB: 1 BB: 0 P: 6	R: 0 E: 0 K: 2 S: 7 H: 0 LOB: 0 BB: 0 P: 7	R: 0 E: 0 K: 1 S: 5 H: 0 LOB: 0 BB: 0 P: 5	1B: 7 2B: 1 3B: 0 HR: 0	SF: 0 SAC: 0 DP: 0 HBP: 0						

TOP

Chicago White Sox @ Minnesota Twins

Metropolitan Stadium, Bloomington , MI

Sun Sep 01 1968, 4:33 AM EDT

Att. 16,373 - Unknown - 64 F

livebaseballscorecards.com

AB	35
R	5
H	8
RBI	5
BB	1
SO	7
LOB	10

WP: 0 PB: 0 SB: 2 CS: 0 PA: 36

PITCHER		IP	WLS	BF	H	R	ER	SO	BB	IBB	HBP	BLK	WP	HR	S	P	ERA	WHIP
Dave Boswell, R ERA: 3.15	(1, 1)	3.0	L	15	5	5	5	2	1	0	0	0	0	0	18	22	15.00	2.000
Jim Perry, R ERA: 2.59	(4, 1)	2.0		8	2	0	0	1	0	0	0	0	0	0	10	10	0.00	1.000
Jim Roland, L ERA: 3.28	(6, 1)	2.0		7	1	0	0	1	0	0	0	0	0	0	9	9	0.00	0.500
Tom Hall, L ERA: 4.15	(8, 1)	2.0		6	0	0	0	3	0	0	0	0	0	0	12	12	0.00	0.000

PITCHER	IP	WLS	BF	H	R	ER	SO	BB	IBB	HBP	BLK	WP	HR	S	P	ERA	WHIP

BOTTOM

Chicago White Sox @ Minnesota Twins

Metropolitan Stadium, Bloomington , MI

Sun Sep 01 1968, 4:33 AM EDT

Att. 16,373 - Unknown - 64 F

livebaseballscorecards.com

Batter	1	2	3	4	5	6	7	8	9	AB	R	H	RBI	BB	SO	LOB
Cesar Tovar, R (1, 8) OBP: 0.325, SLG: 0.374	S 1B		4-3 S 2-H 1B		1-H HR		F9		5-3	5	1	3	3	0	0	0
Rich Reese, L (1, 3) OBP: 0.305, SLG: 0.357	F8 1-2		4-3 1-3		E3 FC4-6		2B			4	0	1	0	0	0	2
Rod Carew, L (1, 4) OBP: 0.318, SLG: 0.355 Frank Quilici, R (7, 4) OBP: 0.303, SLG: 0.328	L9		K		K		6-3			3 1	0 0	0 0	0 0	0 0	2 0	3 1
Bob Allison, R (1, 7) OBP: 0.335, SLG: 0.464	F8			E5 FC5-4	FC4-6 1-2f			1-3		4	0	0	0	0	0	2
Rich Rollins, R (1, 5) OBP: 0.291, SLG: 0.349		F8		FC5-4 1-2f 1B	L9			L5		4	0	0	0	0	0	2
John Roseboro, L (1, 2) OBP: 0.301, SLG: 0.312		F2		1-2 1B		G3		F8		4	0	1	0	0	0	0
Frank Kostro, R (1, 9) OBP: 0.213, SLG: 0.254		5-3		F3		L5			5-3	4	0	0	0	0	0	2
Ron Clark, R (1, 6) OBP: 0.261, SLG: 0.251			1B 2B	F8		L8			F5	4	1	1	0	0	0	2
Dave Boswell, R (1, 1) OBP: 0.228, SLG: 0.345 Jim Perry, S (4, 1) OBP: 0.175, SLG: 0.333 Rick Renick, R (5, PH) OBP: 0.262, SLG: 0.372 Jim Roland, R (6, 1) Bruce Look, L (7, PH) OBP: 0.364, SLG: 0.300 Tom Hall, L (8, 1) Harmon Killebrew, R (9, PH) OBP: 0.349, SLG: 0.406			F2		BB HR		6-3		HR	1 0 0 0 1 0 0	0 0 1 0 0 0 0	0 0 0 0 0 0 0	0 0 1 0 0 0 0	0 0 0 0 0 0 0	0 0 0 0 0 0 0	1 0 0 0 0 0 0
Inning Stats	R: 0 E: 0 K: 0 S: 4 H: 1 LOB: 1 BB: 0 P: 4	R: 0 E: 0 K: 0 S: 3 H: 0 LOB: 0 BB: 0 P: 3	R: 1 E: 0 K: 1 S: 7 H: 2 LOB: 1 BB: 0 P: 7	R: 0 E: 1 K: 0 S: 5 H: 1 LOB: 2 BB: 0 P: 5	R: 2 E: 1 K: 1 S: 7 H: 1 LOB: 1 BB: 1 P: 11	R: 0 E: 0 K: 0 S: 3 H: 0 LOB: 0 BB: 0 P: 3	R: 0 E: 0 K: 0 S: 4 H: 1 LOB: 1 BB: 0 P: 4	R: 0 E: 0 K: 0 S: 3 H: 0 LOB: 0 BB: 0 P: 3	R: 1 E: 0 K: 0 S: 4 H: 1 LOB: 0 BB: 0 P: 4							

	AB	36
	R	4
	H	7
	RBI	4
	BB	1
	SO	2
	LOB	15

1B: 3 2B: 2 3B: 0 HR: 2 SF: 0 SAC: 0 DP: 0 HBP: 0

WP: 0 PB: 0 SB: 2 CS: 0 PA: 37

PITCHER		IP	WLS	BF	H	R	ER	SO	BB	IBB	HBP	BLK	WP	HR	S	P	ERA	WHIP
Jerry Nyman, L ERA: 1.98	(1, 1)	4.0		20	5	3	3	1	1	0	0	0	0	1	21	25	6.75	1.500
Wilbur Wood, L ERA: 1.91	(5, 1)	5.0	W	17	2	1	1	1	0	0	0	0	0	1	19	19	1.80	0.400

PITCHER	IP	WLS	BF	H	R	ER	SO	BB	IBB	HBP	BLK	WP	HR	S	P	ERA	WHIP

Batter	1	2	3	4	5	6	7	8	9	AB	R	H	RBI	BB	SO	LOB
Luis Aparicio, R (1, 6) OBP: 0.306, SLG: 0.344	6-3		5-3			F8		1-3		4	0	0	0	0	0	1
Sandy Alomar Sr., S (1, 4) OBP: 0.322, SLG: 0.315	K2-3			F8		4-3			4-3 1B	4	0	1	0	0	1	0
Pete Ward, L (1, 5) OBP: 0.355, SLG: 0.363	F8			K		K			4-3 1-2	4	0	0	0	0	2	1
Duane Josephson, R (1, 2) OBP: 0.289, SLG: 0.356		F4		1B			6-3		F8	4	0	1	0	0	0	1
Tommy Davis, R (1, 7) OBP: 0.285, SLG: 0.338		6-3		F7			6-3		3-1	4	0	0	0	0	0	2
Tom McCraw, L (1, 3) OBP: 0.297, SLG: 0.378		K			1-3		3B			3	0	1	0	0	1	0
Buddy Bradford, R (1, 9) OBP: 0.253, SLG: 0.291 (8, 8)			BB 4-3		2B		6-3			2	0	1	0	1	0	1
Ken Berry, R (1, 8) OBP: 0.283, SLG: 0.335 Walt Williams, R (8, PH) OBP: 0.262, SLG: 0.267 (8, 9)			4-3 1-2		6-3			F8		2 1	0 0	0 0	0 0	0 0	0 0	2 0
Joe Horlen, R (1, 1) OBP: 0.121, SLG: 0.125 Leon Wagner, L (8, PH) OBP: 0.338, SLG: 0.325 Hoyt Wilhelm, R (8, 1)			5-3		F8			F8		2 1 0	0 0 0	0 0 0	0 0 0	0 0 0	0 0 0	2 0 0
Inning Stats	R: 0 H: 0 E: 0 LOB: 0 K: 1 BB: 0 S: 5 P: 5	R: 0 H: 0 E: 0 LOB: 0 K: 1 BB: 0 S: 5 P: 5	R: 0 H: 0 E: 0 LOB: 1 K: 0 BB: 1 S: 3 P: 7	R: 0 H: 1 E: 0 LOB: 1 K: 1 BB: 0 S: 6 P: 6	R: 0 H: 1 E: 0 LOB: 1 K: 0 BB: 0 S: 4 P: 4	R: 0 H: 0 E: 0 LOB: 0 K: 1 BB: 0 S: 5 P: 5	R: 0 H: 1 E: 0 LOB: 1 K: 0 BB: 0 S: 4 P: 4	R: 0 H: 0 E: 0 LOB: 0 K: 0 BB: 0 S: 3 P: 3	R: 0 H: 1 E: 0 LOB: 1 K: 0 BB: 0 S: 4 P: 4	1B: 2 SF: 0 2B: 1 SAC: 0 3B: 1 DP: 0 HR: 0 HBP: 0						

TOP

Chicago White Sox @ Washington Senators

D.C. Stadium, Washington, DC

Mon Sep 02 1968, 3:33 AM EDT

Unknown

livebaseballscorecards.com

AB	31
R	0
H	4
RBI	0
BB	1
SO	4
LOB	10

WP: 0 PB: 0 SB: 0 CS: 0 PA: 32

PITCHER	IP	WLS	BF	H	R	ER	SO	BB	IBB	HBP	BLK	WP	HR	S	P	ERA	WHIP
Jim Hannan, R (1, 1) ERA: 2.69	9.0	W	32	4	0	0	4	1	0	0	0	0	0	39	43	0.00	0.556

PITCHER	IP	WLS	BF	H	R	ER	SO	BB	IBB	HBP	BLK	WP	HR	S	P	ERA	WHIP

Batter	1	2	3	4	5	6	7	8	9	AB	R	H	RBI	BB	SO	LOB
Del Unser, L (1, 8) OBP: 0.292, SLG: 0.280	4-3		1B		E6 1B	6-3				4	1	1	0	0	0	2
Ken McMullen, R (1, 5) OBP: 0.325, SLG: 0.398	F2		FC 1B		F7		G6-4-3 WP HBP			3	0	1	0	0	0	1
Frank Howard, R (1, 7) OBP: 0.340, SLG: 0.563	FC6-4 1B		FC 1-2		1B 1-2 1B		BBB G6-4-3 1-2 BB			3	0	2	0	1	0	1
Brant Alyea, R (1, 9) OBP: 0.275, SLG: 0.390	FC6-4 1-2f		F7		1-3 2-H 1B		G6-4-3 1-2f 2-3			4	0	1	1	0	0	5
Ed Stroud, L (8, 9) OBP: 0.283, SLG: 0.377										0	0	0	0	0	0	0
Mike Epstein, L (1, 3) OBP: 0.328, SLG: 0.341		G3 4-3 1B		F5	1-3		F9			4	0	1	0	0	0	2
Gary Holman, L (9, 3) OBP: 0.359, SLG: 0.362										0	0	0	0	0	0	0
Bernie Allen, L (1, 4) OBP: 0.307, SLG: 0.349		4-3 1-2		F7		SH1-4 1B		FC5-4 1B		4	0	2	0	0	0	1
Jim French, L (1, 2) OBP: 0.288, SLG: 0.274		G3 2-3		1B		F7		F9		4	0	1	0	0	0	3
Ed Brinkman, R (1, 6) OBP: 0.249, SLG: 0.188		F8		1-2 1B		SH1-4 1-2 1B		FC5-4 1-2f		4	0	2	0	0	0	2
Jim Hannan, R (1, 1) OBP: 0.114, SLG: 0.049			5-3	2-3		SH1-4 1-2 2-3		6-3		3	0	0	0	0	0	3
Inning Stats	R: 0 E: 0 K: 0 S: 4 H: 1 LOB: 1 BB: 0 P: 4	R: 0 E: 0 K: 0 S: 4 H: 1 LOB: 1 BB: 0 P: 4	R: 0 E: 0 K: 0 S: 5 H: 2 LOB: 2 BB: 0 P: 5	R: 0 E: 0 K: 0 S: 5 H: 2 LOB: 2 BB: 0 P: 5	R: 1 E: 1 K: 0 S: 5 H: 2 LOB: 1 BB: 0 P: 5	R: 0 E: 0 K: 0 S: 5 H: 2 LOB: 2 BB: 0 P: 5	R: 0 E: 0 K: 0 S: 2 H: 0 LOB: 1 BB: 1 P: 7	R: 0 E: 0 K: 0 S: 4 H: 1 LOB: 1 BB: 0 P: 4		1B: 11 2B: 0 3B: 0 HR: 0 SF: 0 SAC: 1 DP: 1 HBP: 1						

PITCHER	IP	WLS	BF	H	R	ER	SO	BB	IBB	HBP	BLK	WP	HR	S	P	ERA	WHIP
Joe Horlen, R (1, 1) ERA: 2.5	7.0	L	32	10	1	0	0	1	0	1	0	1	0	30	35	0.00	1.571
Hoyt Wilhelm, R (8, 1) ERA: 1.87	1.0		4	1	0	0	0	0	0	0	0	0	0	4	4	0.00	1.000

PITCHER	IP	WLS	BF	H	R	ER	SO	BB	IBB	HBP	BLK	WP	HR	S	P	ERA	WHIP

BOTTOM

Chicago White Sox @ Washington Senators

D.C. Stadium, Washington, DC

Mon Sep 02 1968, 3:33 AM EDT

Unknown

livebaseballscorecards.com

AB	33
R	1
H	11
RBI	1
BB	1
SO	0
LOB	20

WP: 1 PB: 0 SB: 0 CS: 0 PA: 36

Batter	1	2	3	4	5	6	7	8	9	AB	R	H	RBI	BB	SO	LOB
Luis Aparicio, R (1, 6) OBP: 0.304, SLG: 0.341	F9		G6-4-3 1-2f			6-3			SH1-3 1-2	3	0	0	0	0	0	1
Sandy Alomar Sr., S (1, 4) OBP: 0.316, SLG: 0.309	6-3			G3		K2-3			F7	4	0	0	0	0	1	1
Tommy Davis, R (1, 7) OBP: 0.288, SLG: 0.340	F4			S 1B			4-3		L8	4	0	1	0	0	0	1
Pete Ward, L (1, 5) OBP: 0.352, SLG: 0.359		F8		K 1-2			F6			3	0	0	0	0	1	1
Duane Josephson, R (1, 2) OBP: 0.287, SLG: 0.353		K		4-3			4-3			3	0	0	0	0	1	1
Tom McCraw, L (1, 3) OBP: 0.294, SLG: 0.374		F5			F8			6-3		3	0	0	0	0	0	0
Buddy Bradford, R (1, 8) OBP: 0.266, SLG: 0.300			BB 2B		F4			F8		2	1	0	0	1	0	0
Walt Williams, R (1, 9) OBP: 0.273, SLG: 0.311			1-H 2B		K			1-3		3	0	1	1	0	1	0
Cisco Carlos, R (1, 1) OBP: 0.125, SLG: 0.067 Wilbur Wood, R (6, 1) OBP: 0.190, SLG: 0.105 Leon Wagner, L (9, PH) OBP: 0.341, SLG: 0.328			G6-4-3 1B			K			SH1-3 1B	2 0 1	0 0 0	1 0 1	0 0 0	0 0 0	1 0 0	0 0 0
Inning Stats	R: 0 E: 0 K: 0 S: 3 H: 0 LOB: 0 BB: 0 P: 3	R: 0 E: 0 K: 1 S: 5 H: 0 LOB: 0 BB: 0 P: 5	R: 1 E: 0 K: 0 S: 3 H: 2 LOB: 0 BB: 1 P: 7	R: 0 E: 0 K: 1 S: 6 H: 1 LOB: 1 BB: 0 P: 6	R: 0 E: 0 K: 1 S: 5 H: 0 LOB: 0 BB: 0 P: 5	R: 0 E: 0 K: 2 S: 7 H: 0 LOB: 0 BB: 0 P: 7	R: 0 E: 0 K: 0 S: 3 H: 0 LOB: 0 BB: 0 P: 3	R: 0 E: 0 K: 0 S: 3 H: 0 LOB: 0 BB: 0 P: 3	R: 0 E: 0 K: 0 S: 4 H: 1 LOB: 1 BB: 0 P: 4	1B: 3 2B: 1 3B: 0 HR: 0 SF: 0 SAC: 1 DP: 1 HBP: 0						

PITCHER		IP	W/L/S	BF	H	R	ER	SO	BB	IBB	HBP	BLK	WP	HR	S	P	ERA	WHIP
Joe Coleman, R ERA: 3.16	(1, 1)	9.0	W	30	4	1	1	5	1	0	0	0	0	0	39	43	1.00	0.556

PITCHER	IP	W/L/S	BF	H	R	ER	SO	BB	IBB	HBP	BLK	WP	HR	S	P	ERA	WHIP

TOP

Chicago White Sox @ Washington Senators

D.C. Stadium, Washington, DC

Tue Sep 03 1968, 7:05 PM EDT

Att. 2,638 - Unknown

livebaseballscorecards.com

AB	28
R	1
H	4
RBI	1
BB	1
SO	5
LOB	5

Batter	1	2	3	4	5	6	7	8	9	AB	R	H	RBI	BB	SO	LOB
Del Unser, L (1, 8) OBP: 0.294, SLG: 0.286	FC6-4 1B		F7		F8		4-3			4	0	1	0	0	0	0
Ken McMullen, R (1, 5) OBP: 0.321, SLG: 0.391	F4		5-3		4-3		K			4	0	0	0	0	1	1
Frank Howard, R (1, 7) OBP: 0.345, SLG: 0.570	F9		BB			HBP 1B FC3-2 1B	K 1B			3	0	1	0	1	1	1
Brant Alyea, R (1, 9) OBP: 0.315, SLG: 0.459	FC6-4 1-2f		BB 1-2			FC3-2 HBP 1-2 1B 1B	1-2 1B			3	1	2	0	1	0	1
Mike Epstein, L (1, 3) OBP: 0.330, SLG: 0.341		4-3	4-3			1-0 FC3-2 1-2 2-3 1B HBP	K			3	1	0	0	0	1	4
Gary Holman, L (8, 3) OBP: 0.363, SLG: 0.357										0	0	0	0	0	0	0
Bernie Allen, L (1, 4) OBP: 0.308, SLG: 0.346		4-3 1B 1B	4-3		FC3-2 1B 1-2 2-3 3-Hf			5-3		4	0	1	0	0	0	3
Paul Casanova, R (1, 2) OBP: 0.209, SLG: 0.261		4-3 1-2 1B	5-3		F3			K		2	0	1	0	0	0	0
Cap Peterson, R (6, PH) OBP: 0.267, SLG: 0.284										1	0	0	0	0	0	3
Jim French, L (7, 2) OBP: 0.286, SLG: 0.272										1	0	0	0	0	1	0
Ed Brinkman, R (1, 6) OBP: 0.251, SLG: 0.189		4-3 1-2 2-3	F9			1-3 2-H 3-H 1B		6-3		2	0	0	0	0	0	2
Tim Cullen, R (6, PH) OBP: 0.293, SLG: 0.313										2	0	1	2	0	0	0
(7, 6)																
Joe Coleman, R (1, 1) OBP: 0.152, SLG: 0.156		5-3			K					3	0	0	0	0	2	4
Inning Stats	R: 0 E: 0 K: 0 S: 4 H: 1 LOB: 1 BB: 0 P: 4	R: 0 E: 0 K: 0 S: 5 H: 2 LOB: 2 BB: 0 P: 5	R: 0 E: 0 K: 0 S: 3 H: 0 LOB: 2 BB: 2 P: 11	R: 0 E: 0 K: 0 S: 3 H: 0 LOB: 0 BB: 0 P: 3	R: 0 E: 0 K: 1 S: 5 H: 0 LOB: 0 BB: 0 P: 5	R: 2 E: 0 K: 1 S: 8 H: 3 LOB: 2 BB: 0 P: 9	R: 0 E: 0 K: 3 S: 11 H: 1 LOB: 2 BB: 0 P: 11	R: 0 E: 0 K: 1 S: 5 H: 0 LOB: 0 BB: 0 P: 5		1B: 7 2B: 0 3B: 0 HR: 0	SF: 0 SAC: 0 DP: 0 HBP: 1			WP: 0 PB: 1 SB: 0 CS: 0	PA: 35		

BOTTOM

Chicago White Sox @ Washington Senators

D.C. Stadium, Washington, DC

Tue Sep 03 1968, 7:05 PM EDT

Att. 2,638 - Unknown

livebaseballscorecards.com

AB	32
R	2
H	7
RBI	2
BB	2
SO	6
LOB	19

PITCHER		IP	WLS	BF	H	R	ER	SO	BB	IBB	HBP	BLK	WP	HR	S	P	ERA	WHIP
Cisco Carlos, R ERA: 3.71	(1, 1)	5.0	L	23	5	2	2	1	2	0	1	0	0	0	22	31	3.60	1.400
Wilbur Wood, L ERA: 1.87	(6, 1)	3.0		12	2	0	0	5	0	0	0	0	0	0	22	22	0.00	0.667

PITCHER	IP	WLS	BF	H	R	ER	SO	BB	IBB	HBP	BLK	WP	HR	S	P	ERA	WHIP

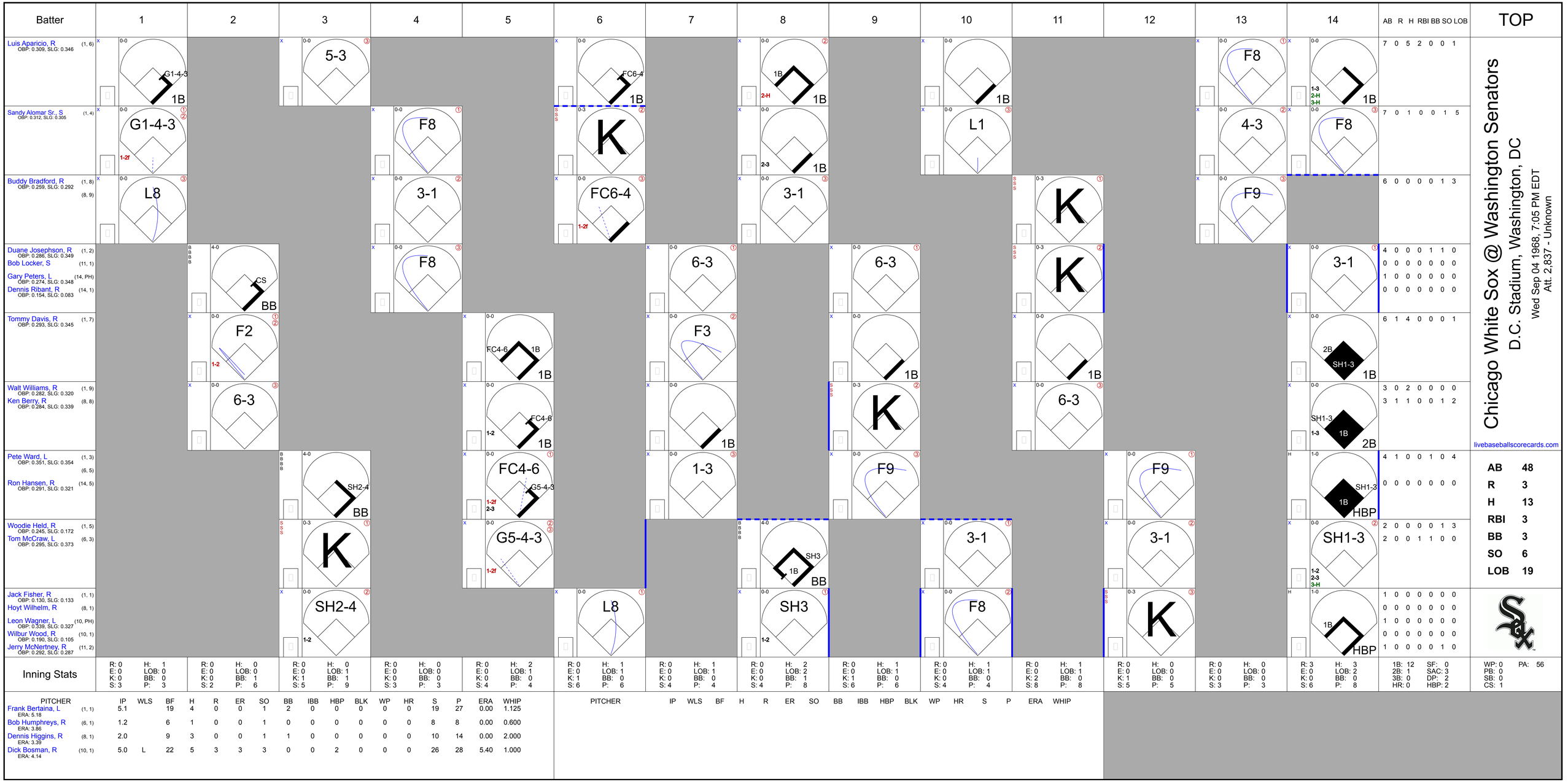
Batter
1
2
3
4
5
6
7
8
9
10
11
12
13
14
AB R H RBI BB SO LOB
TOP
Luis Aparicio, R (1, 6) OBP: 0.309, SLG: 0.346
G1-4-3 1B
5-3
FC6-4 1B
1B 2-H 1B
L1
F8
1-3 2-H 3-H 1B
7 0 5 2 0 0 1
Sandy Alomar Sr., S (1, 4) OBP: 0.312, SLG: 0.305
G1-4-3 1-2f
F8
K
2-3 1B
4-3
F8
7 0 1 0 0 1 5
Buddy Bradford, R (1, 8) (8, 9) OBP: 0.259, SLG: 0.292
L8
3-1
FC6-4 1-2f
3-1
K
F9
6 0 0 0 0 1 3
Duane Josephson, R (1, 2) OBP: 0.286, SLG: 0.349
Bob Locker, S (11, 1)
Gary Peters, L (14, PH) OBP: 0.274, SLG: 0.348
Dennis Ribant, R (14, 1) OBP: 0.154, SLG: 0.083
CS BB
F8
6-3
6-3
K
3-1
4 0 0 0 1 1 0
0 0 0 0 0 0 0
1 0 0 0 0 0 0
0 0 0 0 0 0 0
Tommy Davis, R (1, 7) OBP: 0.293, SLG: 0.345
F2 1-2
FC4-6 1B
F3
6-3
1B
2B SH1-3 1B
6 1 4 0 0 0 1
Walt Williams, R (1, 9) OBP: 0.282, SLG: 0.320
Ken Berry, R (8, 8) OBP: 0.284, SLG: 0.339
6-3
FC4-6 1-2 1B
1B
K
6-3
SH1-3 1-3 1B 2B
3 0 2 0 0 0 0
3 1 1 0 0 1 2
Pete Ward, L (1, 3) (6, 5) OBP: 0.351, SLG: 0.354
Ron Hansen, R (14, 5) OBP: 0.291, SLG: 0.321
SH2-4 BB
FC4-6 G5-4-3 1-2f 2-3
1-3
F9
F9
SH1-3 1B HBP
4 1 0 0 1 0 4
0 0 0 0 0 0 0
Woodie Held, R (1, 5) OBP: 0.245, SLG: 0.172
Tom McCraw, L (6, 3) OBP: 0.295, SLG: 0.373
K
G5-4-3 1-2f
SH3 1B BB
3-1
3-1
SH1-3 1-2 2-3 3-H
2 0 0 0 0 1 3
2 0 0 1 1 0 0
Jack Fisher, R (1, 1) OBP: 0.130, SLG: 0.133
Hoyt Wilhelm, R (8, 1)
Leon Wagner, L (10, PH) OBP: 0.339, SLG: 0.327
Wilbur Wood, R (10, 1) OBP: 0.190, SLG: 0.105
Jerry McNertney, R (11, 2) OBP: 0.292, SLG: 0.287
SH2-4 1-2
L8
SH3 1-2
F8
K
1B HBP
1 0 0 0 0 0 0
0 0 0 0 0 0 0
1 0 0 0 0 0 0
0 0 0 0 0 0 0
1 0 0 0 0 1 0
Chicago White Sox @ Washington Senators
D.C. Stadium, Washington, DC
Wed Sep 04 1968, 7:05 PM EDT
Att. 2,837 - Unknown
livebaseballscorecards.com
AB 48
R 3
H 13
RBI 3
BB 3
SO 6
LOB 19
Inning Stats
R: 0 E: 0 K: 0 S: 3 H: 1 LOB: 0 BB: 0 P: 3
R: 0 E: 0 K: 0 S: 2 H: 0 LOB: 0 BB: 1 P: 6
R: 0 E: 0 K: 1 S: 5 H: 0 LOB: 1 BB: 1 P: 9
R: 0 E: 0 K: 0 S: 3 H: 0 LOB: 0 BB: 0 P: 3
R: 0 E: 0 K: 0 S: 4 H: 2 LOB: 1 BB: 0 P: 4
R: 0 E: 0 K: 1 S: 6 H: 1 LOB: 1 BB: 0 P: 6
R: 0 E: 0 K: 0 S: 4 H: 1 LOB: 1 BB: 0 P: 4
R: 0 E: 0 K: 0 S: 4 H: 2 LOB: 2 BB: 1 P: 8
R: 0 E: 0 K: 1 S: 6 H: 1 LOB: 1 BB: 0 P: 6
R: 0 E: 0 K: 0 S: 4 H: 1 LOB: 1 BB: 0 P: 4
R: 0 E: 0 K: 2 S: 8 H: 1 LOB: 1 BB: 0 P: 8
R: 0 E: 0 K: 1 S: 5 H: 0 LOB: 0 BB: 0 P: 5
R: 0 E: 0 K: 0 S: 3 H: 0 LOB: 0 BB: 0 P: 3
R: 3 E: 0 K: 0 S: 6 H: 3 LOB: 2 BB: 0 P: 8
1B: 12 2B: 1 3B: 0 HR: 0 SF: 0 SAC: 3 DP: 2 HBP: 2
WP: 0 PB: 0 SB: 0 CS: 1 PA: 56
PITCHER IP WLS BF H R ER SO BB IBB HBP BLK WP HR S P ERA WHIP
Frank Bertaina, L (1, 1) ERA: 5.18 5.1 L 22 5 3 3 3 0 0 2 0 0 0 26 28 5.40 1.000
Bob Humphreys, R (6, 1) ERA: 3.86 1.2 6 1 0 0 1 0 0 0 0 0 0 8 8 0.00 0.600
Dennis Higgins, R (8, 1) ERA: 3.39 2.0 9 3 0 0 1 1 0 0 0 0 0 10 14 0.00 2.000
Dick Bosman, R (10, 1) ERA: 4.14 5.0 22 5 3 3 3 0 0 2 0 0 0 26 28 5.40 1.000

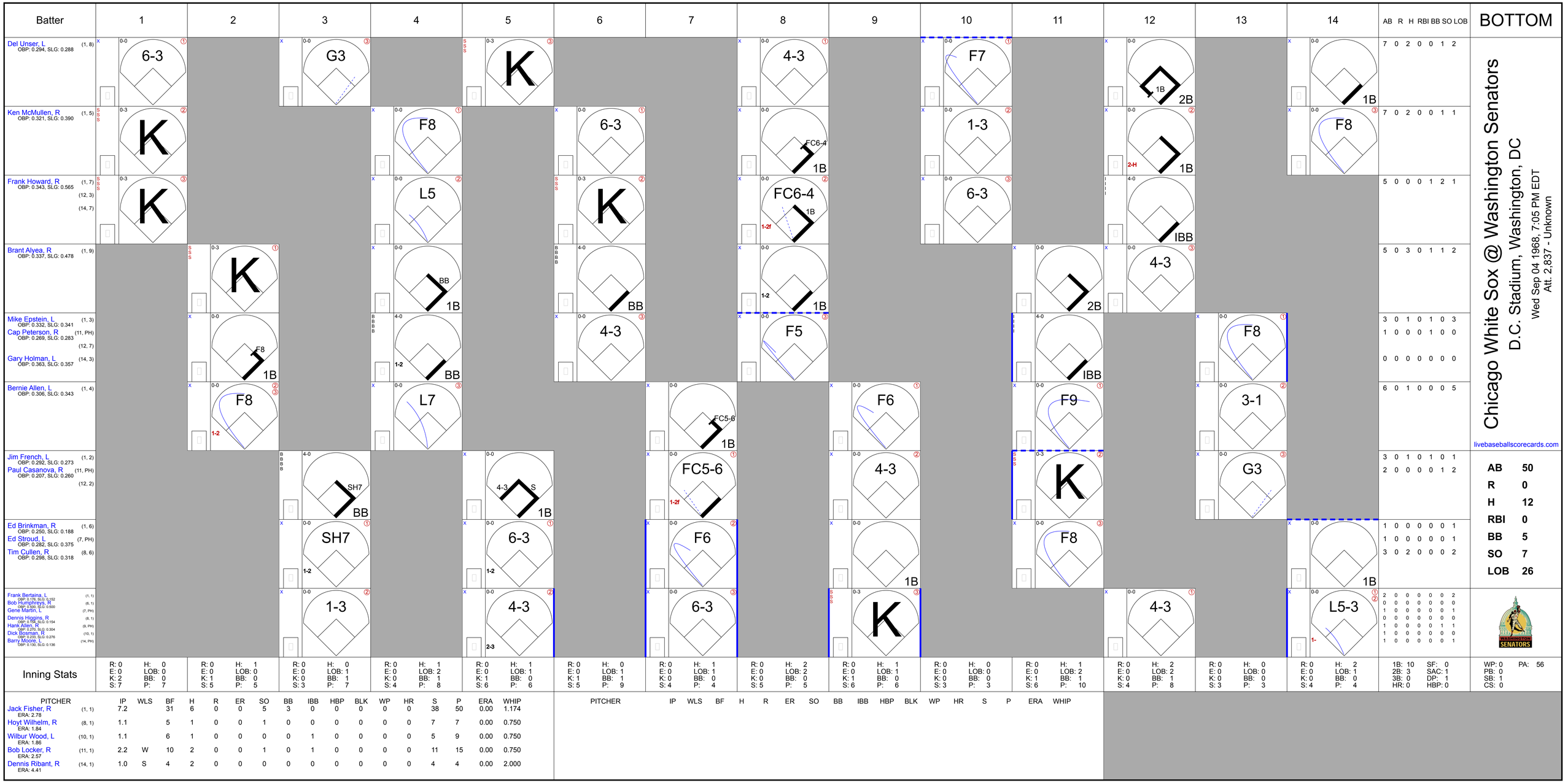
Batter
1
2
3
4
5
6
7
8
9
10
11
12
13
14
AB R H RBI BB SO LOB
BOTTOM
Del Unser, L (1, 8) OBP: 0.294, SLG: 0.288
6-3
G3
K
4-3
F7
1B
2B
1B
7 0 2 0 0 1 2
Ken McMullen, R (1, 5) OBP: 0.321, SLG: 0.390
K
F8
6-3
FC6-4
1-3
1B
2-H
1B
F8
7 0 2 0 0 1 1
Frank Howard, R (1, 7) (12, 3) (14, 7) OBP: 0.343, SLG: 0.565
K
L5
K
FC6-4
6-3
1-2f
1B
IBB
5 0 0 0 1 2 1
Brant Alyea, R (1, 9) OBP: 0.337, SLG: 0.478
K
BB
BB
1-2
1B
2B
4-3
5 0 3 0 1 1 2
Mike Epstein, L (1, 3) OBP: 0.332, SLG: 0.341
Cap Peterson, R (11, PH) (12, 7) OBP: 0.269, SLG: 0.283
Gary Holman, L (14, 3) OBP: 0.363, SLG: 0.357
F8
1B
BB
1-2
4-3
F5
IBB
F8
3 0 1 0 1 0 3
1 0 0 0 1 0 0
0 0 0 0 0 0 0
Bernie Allen, L (1, 4) OBP: 0.306, SLG: 0.343
F8
1-2
L7
FC5-6
1B
F6
F9
3-1
6 0 1 0 0 0 5
Jim French, L (1, 2) OBP: 0.292, SLG: 0.273
Paul Casanova, R (11, PH) (12, 2) OBP: 0.207, SLG: 0.260
SH7
BB
4-3
S
1B
FC5-6
1-2f
4-3
K
G3
3 0 1 0 1 0 1
2 0 0 0 0 1 2
Ed Brinkman, R (1, 6) OBP: 0.250, SLG: 0.188
Ed Stroud, L (7, PH) OBP: 0.282, SLG: 0.375
Tim Cullen, R (8, 6) OBP: 0.298, SLG: 0.318
SH7
1-2
6-3
1-2
F6
F8
1B
1B
1 0 0 0 0 0 1
1 0 0 0 0 0 1
3 0 2 0 0 0 2
Frank Bertaina, L (1, 1) OBP: 0.176, SLG: 0.152
Bob Humphreys, R (6, 1) OBP: 0.500, SLG: 0.500
Gene Martin, L (7, PH)
Dennis Higgins, R (8, 1) OBP: 0.154, SLG: 0.154
Hank Allen, R (9, PH) OBP: 0.070, SLG: 0.304
Dick Bosman, R (10, 1) OBP: 0.233, SLG: 0.276
Barry Moore, L (14, PH) OBP: 0.130, SLG: 0.136
1-3
4-3
2-3
6-3
K
4-3
1-
L5-3
2 0 0 0 0 0 2
0 0 0 0 0 0 0
1 0 0 0 0 0 1
0 0 0 0 0 0 0
1 0 0 0 0 1 1
1 0 0 0 0 0 0
1 0 0 0 0 0 1
Chicago White Sox @ Washington Senators
D.C. Stadium, Washington, DC
Wed Sep 04 1968, 7:05 PM EDT
Att. 2,837 - Unknown
livebaseballscorecards.com
AB 50
R 0
H 12
RBI 0
BB 5
SO 7
LOB 26
WASHINGTON SENATORS
Inning Stats
1: R: 0 E: 0 K: 2 S: 7 | H: 0 LOB: 0 BB: 0 P: 7
2: R: 0 E: 0 K: 1 S: 5 | H: 1 LOB: 0 BB: 0 P: 5
3: R: 0 E: 0 K: 0 S: 3 | H: 0 LOB: 1 BB: 1 P: 7
4: R: 0 E: 0 K: 0 S: 4 | H: 1 LOB: 2 BB: 1 P: 8
5: R: 0 E: 0 K: 1 S: 6 | H: 1 LOB: 1 BB: 0 P: 6
6: R: 0 E: 0 K: 1 S: 5 | H: 0 LOB: 1 BB: 1 P: 9
7: R: 0 E: 0 K: 0 S: 4 | H: 1 LOB: 1 BB: 0 P: 4
8: R: 0 E: 0 K: 0 S: 5 | H: 2 LOB: 2 BB: 0 P: 5
9: R: 0 E: 0 K: 1 S: 6 | H: 1 LOB: 1 BB: 0 P: 6
10: R: 0 E: 0 K: 0 S: 3 | H: 0 LOB: 0 BB: 0 P: 3
11: R: 0 E: 0 K: 1 S: 6 | H: 1 LOB: 2 BB: 1 P: 10
12: R: 0 E: 0 K: 0 S: 4 | H: 2 LOB: 2 BB: 1 P: 8
13: R: 0 E: 0 K: 0 S: 3 | H: 0 LOB: 0 BB: 0 P: 3
14: R: 0 E: 0 K: 0 S: 4 | H: 2 LOB: 1 BB: 0 P: 4
1B: 10 2B: 3 3B: 0 HR: 0
SF: 0 SAC: 1 DP: 1 HBP: 0
WP: 0 PB: 0 SB: 1 CS: 0
PA: 56
PITCHER IP WLS BF H R ER SO BB IBB HBP BLK WP HR S P ERA WHIP
Jack Fisher, R (1, 1) ERA: 2.78 7.2 31 6 0 0 5 3 0 0 0 0 0 38 50 0.00 1.174
Hoyt Wilhelm, R (8, 1) ERA: 1.84 1.1 5 1 0 0 1 0 0 0 0 0 0 7 7 0.00 0.750
Wilbur Wood, L (10, 1) ERA: 1.86 1.1 6 1 0 0 0 0 1 0 0 0 0 5 9 0.00 0.750
Bob Locker, R (11, 1) ERA: 2.57 2.2 W 10 2 0 0 1 0 1 0 0 0 0 11 15 0.00 0.750
Dennis Ribant, R (14, 1) ERA: 4.41 1.0 S 4 2 0 0 0 0 0 0 0 0 0 4 4 0.00 2.000
PITCHER IP WLS BF H R ER SO BB IBB HBP BLK WP HR S P ERA WHIP

Batter	1	2	3	4	5	6	7	8	9	AB	R	H	RBI	BB	SO	LOB
Luis Aparicio, R (1, 6) OBP: 0.309, SLG: 0.345	6-3		1B		FC6 1-2f		6-3			4	0	1	0	0	0	3
Sandy Alomar Sr., S (1, 4) OBP: 0.309, SLG: 0.302	F7		4-3			K2-3		1-3		4	0	0	0	0	1	1
Buddy Bradford, R (1, 9) OBP: 0.255, SLG: 0.286	6-3			K		F8		4-3		4	0	0	0	0	1	0
Tommy Davis, R (1, 7) OBP: 0.290, SLG: 0.342		K		6-3		5-3		F7		4	0	0	0	0	1	0
Tom McCraw, L (1, 3) OBP: 0.298, SLG: 0.381		F8		PO S 1B			CS 1B		FC4-2 3B	4	0	3	0	0	0	0
Woodie Held, R (1, 5) OBP: 0.250, SLG: 0.170		BB		PO 1-3	K		2B 1B 1-2 BB		5-3	1	0	0	0	1	1	0
Leon Wagner, L (7, PH) OBP: 0.342, SLG: 0.327										0	1	0	0	1	0	0
Ron Hansen, R (7, 5) OBP: 0.290, SLG: 0.320										0	0	0	0	0	0	0
Ken Berry, R (1, 8) OBP: 0.284, SLG: 0.340		F8			6-3		1B 2B		FC4-2 FC6-4 3-H	4	1	1	0	0	0	2
Jerry McNertney, R (1, 2) OBP: 0.297, SLG: 0.293			6-3		1B		SH5-4 2-H 3-H 1B		FC6-4 1-2f	4	0	2	2	0	0	1
Jerry Nyman, L (1, 1) OBP: 0.286, SLG: 0.286			6-3		FC6 1-2 1B		SH5-4 1-2			2	0	1	0	0	0	0
Hoyt Wilhelm, R (8, 1)										0	0	0	0	0	0	0
Gary Peters, L (9, 1) OBP: 0.274, SLG: 0.348										0	0	0	0	0	0	0
Inning Stats	R: 0 E: 0 K: 0 S: 3 H: 0 LOB: 0 BB: 0 P: 3	R: 0 E: 0 K: 1 S: 5 H: 0 LOB: 1 BB: 1 P: 9	R: 0 E: 0 K: 0 S: 4 H: 1 LOB: 1 BB: 0 P: 4	R: 0 E: 0 K: 1 S: 5 H: 1 LOB: 0 BB: 0 P: 5	R: 0 E: 0 K: 1 S: 7 H: 2 LOB: 2 BB: 0 P: 7	R: 0 E: 0 K: 1 S: 5 H: 0 LOB: 0 BB: 0 P: 5	R: 2 E: 0 K: 0 S: 5 H: 3 LOB: 1 BB: 1 P: 9	R: 0 E: 0 K: 0 S: 3 H: 0 LOB: 0 BB: 0 P: 3	R: 0 E: 0 K: 0 S: 4 H: 1 LOB: 1 BB: 0 P: 4	1B: 6 2B: 1 3B: 1 HR: 0 SF: 0 SAC: 1 DP: 0 HBP: 0						

PITCHER	IP	WLS	BF	H	R	ER	SO	BB	IBB	HBP	BLK	WP	HR	S	P	ERA	WHIP
Camilo Pascual, R (1, 1) ERA: 2.71	7.0	L	28	7	2	2	4	2	0	0	0	0	0	34	42	2.57	1.286
Dennis Higgins, R (8, 1) ERA: 3.31	2.0		7	1	0	0	0	0	0	0	0	0	0	7	7	0.00	0.500

PITCHER	IP	WLS	BF	H	R	ER	SO	BB	IBB	HBP	BLK	WP	HR	S	P	ERA	WHIP

TOP

Chicago White Sox @ Washington Senators

D.C. Stadium, Washington, DC

Thu Sep 05 1968, 7:05 PM EDT

Att. 1,154 - Unknown

livebaseballscorecards.com

AB	31
R	2
H	8
RBI	2
BB	2
SO	4
LOB	7

WP: 0 PB: 0 SB: 1 CS: 1 PA: 36

Batter	1	2	3	4	5	6	7	8	9	AB	R	H	RBI	BB	SO	LOB
Del Unser, L (1, 8) OBP: 0.295, SLG: 0.288	BBBB 4-0 1B BB		x 0-0 S 1B	x 0-0 ③ FC4 1-2f			x 0-0 ② F9			3	0	1	0	1	0	3
Cap Peterson, R (1, 7) OBP: 0.265, SLG: 0.277	SSS 0-3 ① K		x 0-0 E5 FC6-4 1-2		x 0-0 ① F9		x 0-0 ③ L7			4	0	0	0	0	1	3
Frank Howard, R (1, 3) OBP: 0.341, SLG: 0.560	SSS 0-3 ② K		x 0-0 ② F4		SSS 0-3 ② K			x 0-0 ① F6		4	0	0	0	0	2	3
Brant Alyea, R (1, 9) OBP: 0.333, SLG: 0.468	x 0-0 1-2 1B		x 0-0 ③ FC6-4 1-2f		x 0-0 ③ F9			x 0-0 ② L7		4	0	1	0	0	0	2
Ken McMullen, R (1, 5) OBP: 0.319, SLG: 0.386	x 0-0 ③ F8			x 0-0 E1 SH2 1B SF7		x 0-0 ① 5-3		x 0-0 ③ 1-3		4	1	0	0	0	0	2
Paul Casanova, R (1, 2) OBP: 0.209, SLG: 0.260 Jim French, L (9, PH) OBP: 0.290, SLG: 0.271		x 0-0 ① 6-3		x 0-0 SH2 1-2 1B		x 0-0 ② 5-3			x 0-0 ① F8	3 1	0 0	1 0	0 0	0 0	0 0	0 0
Tim Cullen, R (1, 4) OBP: 0.298, SLG: 0.318		x 0-0 ② F4		x 0-0 ① SH2 1-2 2-3		x 0-0 ③ 6-3			x 0-0 1B	3	0	1	0	0	0	0
Ed Brinkman, R (1, 6) OBP: 0.251, SLG: 0.185 Bernie Allen, L (9, PH) OBP: 0.305, SLG: 0.342		x 0-0 ③ F7		BBBB 4-0 FC4 BB			SSS 0-3 ① K		x 0-0 ② F5	2 1	0 0	0 0	0 0	1 0	1 0	0 1
Camilo Pascual, R (1, 1) OBP: 0.183, SLG: 0.186 Hank Allen, R (7, PH) OBP: 0.276, SLG: 0.304 Dennis Higgins, R (8, 1) OBP: 0.154, SLG: 0.154 Gary Holman, L (9, PH) OBP: 0.358, SLG: 0.352			x 0-0 ① F9	x 0-0 ② SF7 3-H			BBBB 4-0 BB		SSS 0-3 ③ K	1 0 0 1	0 0 0 0	0 0 0 0	1 0 0 0	0 1 0 0	0 0 0 1	0 0 0 1
Inning Stats	R: 0 E: 0 K: 2 S: 8 H: 1 LOB: 2 BB: 1 P: 12	R: 0 E: 0 K: 0 S: 3 H: 0 LOB: 0 BB: 0 P: 3	R: 0 E: 1 K: 0 S: 5 H: 1 LOB: 2 BB: 0 P: 5	R: 1 E: 1 K: 0 S: 5 H: 1 LOB: 2 BB: 1 P: 9	R: 0 E: 0 K: 1 S: 5 H: 0 LOB: 0 BB: 0 P: 5	R: 0 E: 0 K: 0 S: 3 H: 0 LOB: 0 BB: 0 P: 3	R: 0 E: 0 K: 1 S: 5 H: 0 LOB: 1 BB: 1 P: 9	R: 0 E: 0 K: 0 S: 3 H: 0 LOB: 0 BB: 0 P: 3	R: 0 E: 0 K: 1 S: 6 H: 1 LOB: 1 BB: 0 P: 6	1B: 4 2B: 0 3B: 0 HR: 0	SF: 1 SAC: 1 DP: 0 HBP: 0						

PITCHER	IP	WLS	BF	H	R	ER	SO	BB	IBB	HBP	BLK	WP	HR	S	P	ERA	WHIP
Jerry Nyman, L (1, 1) ERA: 1.31	7.0	W	29	3	1	0	4	3	0	0	0	0	0	34	46	0.00	0.857
Hoyt Wilhelm, R (8, 1) ERA: 1.81	1.1		5	1	0	0	0	0	0	0	0	0	0	5	5	0.00	0.750
Gary Peters, L (9, 1) ERA: 3.41	0.2	S	2	0	0	0	1	0	0	0	0	0	0	4	4	0.00	0.000

PITCHER	IP	WLS	BF	H	R	ER	SO	BB	IBB	HBP	BLK	WP	HR	S	P	ERA	WHIP

BOTTOM

Chicago White Sox @ Washington Senators

D.C. Stadium, Washington, DC

Thu Sep 05 1968, 7:05 PM EDT

Att. 1,154 - Unknown

livebaseballscorecards.com

AB	31
R	1
H	4
RBI	1
BB	3
SO	5
LOB	15

WP: 0 PB: 0 SB: 1 CS: 0 PA: 36

Batter	1	2	3	4	5	6	7	8	9	10	11	AB	R	H	RBI	BB	SO	LOB
Buddy Bradford, R (1, 9) OBP: 0.258, SLG: 0.302	4-3		FC4 1B		5-3			G3			HR	5	1	2	1	0	0	0
Luis Aparicio, R (1, 6) OBP: 0.308, SLG: 0.344	G6-3 1B		FC4 1-2f			F9		F5			6-3	5	0	1	0	0	0	1
Carlos May, L (1, 7) Woodie Held, R (8, 7) OBP: 0.248, SLG: 0.168	G6-3 1-2f		K			F7		F7			F4	4 1	0 0	0 0	0 0	0 0	1 0	2 0
Pete Ward, L (1, 5) OBP: 0.357, SLG: 0.370 Bob Priddy, R (11, PR) OBP: 0.080, SLG: 0.167 Ron Hansen, R (11, 5) OBP: 0.290, SLG: 0.320		F8 2B		G6-4-3 BB		HR			F6		1B	4 0 0	1 0 0	3 0 0	1 0 0	1 0 0	0 0 0	0 0 0
Tom McCraw, L (1, 3) OBP: 0.297, SLG: 0.381		F8 2-3		F7		2B			K2-3		K	5	0	1	0	0	2	3
Ken Berry, R (1, 8) OBP: 0.282, SLG: 0.337		5-3		G6-4-3 1-2f			1-3		4-3			4	0	0	0	0	0	2
Sandy Alomar Sr., S (1, 4) OBP: 0.308, SLG: 0.299		FC4-6 BB			F8		B1-3			F9		3	0	0	0	1	0	0
Jerry McNertney, R (1, 2) OBP: 0.302, SLG: 0.318		FC4-6 1-2f			HR		1B			F7		4	1	2	1	0	0	2
Joe Horlen, R (1, 1) OBP: 0.115, SLG: 0.119 Wilbur Wood, R (7, 1) OBP: 0.182, SLG: 0.100 Hoyt Wilhelm, R (10, 1) Bob Locker, S (11, 1)			K		4-3		5-3			K		3 1 0 0	0 0 0 0	0 0 0 0	0 0 0 0	1 1 0 0	1 0 0 0	1 0 0 0
Inning Stats	R: 0 E: 0 K: 0 S: 3 H: 1 LOB: 0 BB: 0 P: 3	R: 0 E: 0 K: 0 S: 4 H: 1 LOB: 2 BB: 1 P: 8	R: 0 E: 0 K: 2 S: 8 H: 1 LOB: 1 BB: 0 P: 8	R: 0 E: 0 K: 0 S: 2 H: 0 LOB: 0 BB: 1 P: 6	R: 1 E: 0 K: 0 S: 4 H: 1 LOB: 0 BB: 0 P: 4	R: 1 E: 0 K: 0 S: 4 H: 2 LOB: 1 BB: 0 P: 4	R: 0 E: 0 K: 0 S: 4 H: 1 LOB: 1 BB: 0 P: 4	R: 0 E: 0 K: 0 S: 3 H: 0 LOB: 0 BB: 0 P: 3	R: 0 E: 0 K: 1 S: 5 H: 0 LOB: 0 BB: 0 P: 5	R: 0 E: 0 K: 1 S: 5 H: 0 LOB: 0 BB: 0 P: 5	R: 1 E: 0 K: 1 S: 7 H: 2 LOB: 1 BB: 0 P: 7	1B: 4 2B: 2 3B: 0 HR: 3 SF: 0 SAC: 0 DP: 2 HBP: 0			WP: 0 PB: 0 SB: 0 CS: 0	PA: 41		

PITCHER		IP	WLS	BF	H	R	ER	SO	BB	IBB	HBP	BLK	WP	HR	S	P	ERA	WHIP
Jim Hardin, R ERA: 2.51	(1, 1)	6.0		23	6	2	2	2	2	0	0	0	0	2	25	33	3.00	1.333
Wally Bunker, R ERA: 2.57	(7, 1)	2.0		7	1	0	0	0	0	0	0	0	0	0	7	7	0.00	0.500
Pete Richert, L ERA: 3.6	(9, 1)	3.0	L	11	2	1	1	3	0	0	0	0	0	1	17	17	3.00	0.667

PITCHER	IP	WLS	BF	H	R	ER	SO	BB	IBB	HBP	BLK	WP	HR	S	P	ERA	WHIP

TOP

Chicago White Sox @ Baltimore Orioles

Memorial Stadium, Baltimore, MD

Fri Sep 06 1968, 7:05 PM EDT

Att. 7,130 - Unknown

livebaseballscorecards.com

AB	39
R	3
H	9
RBI	3
BB	2
SO	5
LOB	11

Chicago White Sox @ Baltimore Orioles

Memorial Stadium, Baltimore, MD

Fri Sep 06 1968, 7:05 PM EDT

Att. 7,130 - Unknown

livebaseballscorecards.com

BOTTOM

Batter	1	2	3	4	5	6	7	8	9	10	11	AB	R	H	RBI	BB	SO	LOB
Don Buford, S (1, 8) (8, 4) OBP: 0.365, SLG: 0.450	F3	1-2 1B			S 1B		PB G6-4-3 1B		F3		SH1-4 1-2	5	1	3	0	0	0	0
Davey Johnson, R (1, 4) OBP: 0.317, SLG: 0.363	6-3	FC5 2-3f			F8 1-2		K G6-4-3 1-3		K		B5-3 2-3	3	0	0	0	0	0	3
Dave May, L (7, PH) (8, 8) OBP: 0.281, SLG: 0.261												3	0	0	0	0	2	2
Frank Robinson, R (1, 9) OBP: 0.377, SLG: 0.439	BB 1B 1B		6-3		6-3		G6-4-3 1-2f 3-H		F7		F9	6	1	1	0	0	0	3
Boog Powell, L (1, 3) OBP: 0.336, SLG: 0.417	1B 1-2 BB		6-3		K2-3		BB			G3		3	0	0	0	2	1	1
Brooks Robinson, R (1, 5) OBP: 0.301, SLG: 0.394	1-2 2-H 1B		K			F8	F9			1B 1B		5	0	2	1	0	1	1
Curt Blefary, L (1, 7) OBP: 0.297, SLG: 0.321	F5			4-3		FC4-6 1B		4-3		K		5	0	1	0	0	1	3
Larry Haney, R (1, 2) OBP: 0.257, SLG: 0.365		FC1-6 1B		2B		FC4-6 1-2f 1B		FC5-4 1B		1-2 1B		5	0	4	0	0	0	1
Mark Belanger, R (1, 6) OBP: 0.268, SLG: 0.248		F9		6-3		1-2 1B		FC5-4 FC6-4 1-2f		F2		5	0	1	0	0	0	5
Jim Hardin, R (1, 1) OBP: 0.080, SLG: 0.120												2	0	0	0	0	1	2
Elrod Hendricks, L (6, PH) OBP: 0.324, SLG: 0.458												1	0	0	0	0	0	2
Wally Bunker, R (7, 1) OBP: 0.200, SLG: 0.111												0	0	0	0	0	0	0
Paul Blair, R (8, PH) OBP: 0.274, SLG: 0.327												1	0	0	0	0	0	1
Pete Richert, L (9, 1) OBP: 0.200, SLG: 0.300												0	0	0	0	0	0	0
Merv Rettenmund, R (11, PH) OBP: 0.500, SLG: 0.708	FC1-6 FC5 1-2f 1B			K		1-3		FC6-4 1-2f			BB B5-3 SH1-4	0	0	0	0	1	0	0
Inning Stats	R: 1 E: 0 K: 0 S: 5 H: 2 LOB: 2 BB: 1 P: 9	R: 0 E: 0 K: 0 S: 5 H: 2 LOB: 2 BB: 0 P: 5	R: 0 E: 0 K: 1 S: 5 H: 0 LOB: 0 BB: 0 P: 5	R: 0 E: 0 K: 1 S: 6 H: 1 LOB: 1 BB: 0 P: 6	R: 0 E: 0 K: 1 S: 6 H: 1 LOB: 1 BB: 0 P: 6	R: 0 E: 0 K: 0 S: 5 H: 2 LOB: 2 BB: 0 P: 5	R: 1 E: 0 K: 1 S: 6 H: 1 LOB: 1 BB: 1 P: 10	R: 0 E: 0 K: 0 S: 4 H: 1 LOB: 1 BB: 0 P: 4	R: 0 E: 0 K: 1 S: 5 H: 0 LOB: 0 BB: 0 P: 5	R: 0 E: 0 K: 1 S: 7 H: 2 LOB: 2 BB: 0 P: 7	R: 0 E: 0 K: 0 S: 3 H: 0 LOB: 1 BB: 1 P: 7	1B: 11 2B: 1 3B: 0 HR: 0	SF: 0 SAC: 1 DP: 1 HBP: 0		WP: 0 PB: 2 SB: 1 CS: 0	PA: 48			

PITCHER		IP	WLS	BF	H	R	ER	SO	BB	IBB	HBP	BLK	WP	HR	S	P	ERA	WHIP
Joe Horlen, R (1, 1) ERA: 2.47		6.0		28	9	2	1	3	1	0	0	0	0	0	33	37	1.50	1.667
Wilbur Wood, L (7, 1) ERA: 1.81		3.2		15	3	0	0	3	1	0	0	0	0	0	20	24	0.00	1.091
Hoyt Wilhelm, R (10, 1) ERA: 1.79		1.0	W	4	0	0	0	0	1	0	0	0	0	0	3	7	0.00	1.000
Bob Locker, R (11, 1) ERA: 2.56		0.1	S	1	0	0	0	0	0	0	0	0	0	0	1	1	0.00	0.000

PITCHER	IP	WLS	BF	H	R	ER	SO	BB	IBB	HBP	BLK	WP	HR	S	P	ERA	WHIP

AB	44
R	2
H	12
RBI	1
BB	3
SO	6
LOB	24

Batter	1	2	3	4	5	6	7	8	9	AB	R	H	RBI	BB	SO	LOB
Buddy Bradford, R (1, 9) OBP: 0.258, SLG: 0.298	F7		BB		F8		G4-3 1-2f 2-3			3	0	0	0	1	0	4
Luis Aparicio, R (1, 6) OBP: 0.307, SLG: 0.342	G3		BB 1-3		FC6 1-2f 2-3		F5			3	0	0	0	1	0	3
Carlos May, L (1, 7) OBP: 0.125, SLG: 0.125	1B		K		K			F8		4	0	1	0	0	2	4
Pete Ward, L (1, 5) OBP: 0.356, SLG: 0.369	K		F6			FC1-6 1B		F8		4	0	1	0	0	1	3
Tom McCraw, L (1, 3) OBP: 0.297, SLG: 0.382		SH5-3 2B		3-1		FC1-6 FC5-4 1-2f		1-3		4	0	1	0	0	0	1
Ken Berry, R (1, 8) OBP: 0.280, SLG: 0.335		SH5-3 2-3		6-3		FC5-4 1-2f			F8	3	0	0	0	0	0	1
Sandy Alomar Sr., S (1, 4) OBP: 0.304, SLG: 0.295		4-3		3-1		F4			4-3	4	0	0	0	0	0	2
Jerry McNertney, R (1, 2) OBP: 0.304, SLG: 0.316 Duane Josephson, R (5, 2) OBP: 0.287, SLG: 0.350		K			FC6 1B BB		G4-3 1B		6-3	1 2	0 0	0 1	0 0	1 0	1 0	1 0
Cisco Carlos, R (1, 1) OBP: 0.121, SLG: 0.065 Dennis Ribant, R (3, 1) OBP: 0.154, SLG: 0.083 Walt Williams, R (5, PH) OBP: 0.288, SLG: 0.325 Bob Priddy, R (5, 1) OBP: 0.080, SLG: 0.167 Tommy Davis, R (7, PH) OBP: 0.292, SLG: 0.343 Gary Peters, L (7, 1) OBP: 0.274, SLG: 0.348			K		FC6 1-2 1B		G4-3 1-2 1B			1 0 1 0 1 0	0 0 0 0 0 0	0 0 1 0 1 0	0 0 0 0 0 0	1 0 0 0 0 0	0 0 0 0 0 0	0 0 0 0 0 0
Inning Stats	R: 0 E: 0 K: 1 S: 6 H: 1 LOB: 1 BB: 0 P: 6	R: 0 E: 0 K: 1 S: 6 H: 1 LOB: 1 BB: 0 P: 6	R: 0 E: 0 K: 2 S: 7 H: 0 LOB: 2 BB: 2 P: 15	R: 0 E: 0 K: 0 S: 3 H: 0 LOB: 0 BB: 0 P: 3	R: 0 E: 0 K: 1 S: 6 H: 1 LOB: 2 BB: 1 P: 10	R: 0 E: 0 K: 0 S: 4 H: 1 LOB: 1 BB: 0 P: 4	R: 0 E: 0 K: 0 S: 4 H: 2 LOB: 1 BB: 0 P: 4	R: 0 E: 0 K: 0 S: 3 H: 0 LOB: 0 BB: 0 P: 3	R: 0 E: 0 K: 0 S: 3 H: 0 LOB: 0 BB: 0 P: 3	1B: 5 2B: 1 3B: 0 HR: 0 SF: 0 SAC: 1 DP: 1 HBP: 0				WP: 0 PB: 0 SB: 1 CS: 0	PA: 35	

PITCHER		IP	WLS	BF	H	R	ER	SO	BB	IBB	HBP	BLK	WP	HR	S	P	ERA	WHIP
Tom Phoebus, R ERA: 2.59	(1, 1)	9.0	W	35	6	0	0	5	3	0	0	0	0	0	42	54	0.00	1.000

PITCHER	IP	WLS	BF	H	R	ER	SO	BB	IBB	HBP	BLK	WP	HR	S	P	ERA	WHIP

TOP

Chicago White Sox @ Baltimore Orioles

Memorial Stadium, Baltimore, MD

Sat Sep 07 1968, 3:33 AM EDT

Att. 4,531 - Unknown

livebaseballscorecards.com

AB	31
R	0
H	6
RBI	0
BB	3
SO	5
LOB	19

Batter	1	2	3	4	5	6	7	8	9	AB	R	H	RBI	BB	SO	LOB
Don Buford, S (1, 4) OBP: 0.363, SLG: 0.448	F7		F8 S FC 1B	FC3-6 1-2f			6-3			4	1	1	0	0	0	1
Merv Rettenmund, R (1, 8) (4, 9) OBP: 0.472, SLG: 0.630	5-3		S FC 1-2 2B BB	5-3			F1			3	1	0	0	1	0	1
Frank Robinson, R (1, 9) (4, 7) OBP: 0.378, SLG: 0.437	HBP		F8 2-3		F8		BB			2	0	0	0	1	0	2
Boog Powell, L (1, 3) OBP: 0.335, SLG: 0.416	K		FC S 1-2 2B 3-H		F9		F9			2	1	0	1	0	1	2
Paul Blair, R (4, 8) OBP: 0.273, SLG: 0.326										2	0	0	0	0	0	1
Brooks Robinson, R (1, 5) OBP: 0.304, SLG: 0.401		1B 3B	3-1 1-H 2-H 2B		BB			6-3		3	1	2	2	1	0	0
Elrod Hendricks, L (1, 2) OBP: 0.322, SLG: 0.452		BB 3-H 1B	3-1 2-3		K			K		4	0	1	1	0	2	2
Curt Blefary, L (1, 7) (4, 3) OBP: 0.295, SLG: 0.318		F8	G3			K		F9		4	0	0	0	0	1	2
Mark Belanger, R (1, 6) OBP: 0.268, SLG: 0.246		G1-6-3 1-2 BB		K		K				2	0	0	0	1	2	0
Tom Phoebus, R (1, 1) OBP: 0.205, SLG: 0.243		G1-6-3 1-2f		FC3-6 1B		K				3	0	1	0	0	1	2
Inning Stats	R: 0 H: 0 E: 0 LOB: 1 K: 1 BB: 0 S: 5 P: 6	R: 1 H: 2 E: 0 LOB: 1 K: 0 BB: 1 S: 4 P: 8	R: 3 H: 2 E: 0 LOB: 1 K: 0 BB: 1 S: 6 P: 10	R: 0 H: 1 E: 0 LOB: 1 K: 1 BB: 0 S: 6 P: 6	R: 0 H: 0 E: 0 LOB: 1 K: 1 BB: 1 S: 5 P: 9	R: 0 H: 0 E: 0 LOB: 0 K: 3 BB: 0 S: 9 P: 9	R: 0 H: 0 E: 0 LOB: 1 K: 0 BB: 1 S: 3 P: 7	R: 0 H: 0 E: 0 LOB: 0 K: 1 BB: 0 S: 5 P: 5		1B: 3 SF: 0 2B: 1 SAC: 0 3B: 1 DP: 1 HR: 0 HBP: 1						

PITCHER		IP	WLS	BF	H	R	ER	SO	BB	IBB	HBP	BLK	WP	HR	S	P	ERA	WHIP
Cisco Carlos, R ERA: 3.93	(1, 1)	2.1	L	13	3	4	4	1	2	0	1	0	0	0	12	21	15.43	2.143
Dennis Ribant, R ERA: 4.26	(3, 1)	1.2		7	2	0	0	1	0	0	0	0	0	0	9	9	0.00	1.200
Bob Priddy, R ERA: 3.91	(5, 1)	2.0		7	0	0	0	4	1	0	0	0	0	0	14	18	0.00	0.500
Gary Peters, L ERA: 3.36	(7, 1)	2.0		7	0	0	0	1	1	0	0	0	0	0	8	12	0.00	0.500

PITCHER	IP	WLS	BF	H	R	ER	SO	BB	IBB	HBP	BLK	WP	HR	S	P	ERA	WHIP

BOTTOM

Chicago White Sox @ Baltimore Orioles

Memorial Stadium, Baltimore, MD

Sat Sep 07 1968, 3:33 AM EDT

Att. 4,531 - Unknown

livebaseballscorecards.com

AB	29
R	4
H	5
RBI	4
BB	4
SO	7
LOB	13

Batter	1	2	3	4	5	6	7	8	9	AB	R	H	RBI	BB	SO	LOB
Buddy Bradford, R (1, 9) OBP: 0.254, SLG: 0.293	F9		K			K			5-3	4	0	0	0	0	2	1
Luis Aparicio, R (1, 6) OBP: 0.305, SLG: 0.340	K			L4		5-3			K	4	0	0	0	0	2	0
Tommy Davis, R (1, 7) OBP: 0.289, SLG: 0.340	F8			6-3			B1-3		6-3	4	0	0	0	0	0	0
Duane Josephson, R (1, 2) OBP: 0.287, SLG: 0.350		G6-4-3 1B		6-3			K			3	0	1	0	0	1	0
Ron Hansen, R (1, 5) OBP: 0.288, SLG: 0.317		F3			K		L5			3	0	0	0	0	1	1
Ken Berry, R (1, 8) OBP: 0.282, SLG: 0.342		G6-4-3 1-2f			4-3 E 2B			PB SF8 2B		3	2	2	0	0	0	1
Tom McCraw, L (1, 3) OBP: 0.297, SLG: 0.384			4-3 2B		4-3 2-3			K 2-3		3	0	1	0	0	1	2
Sandy Alomar Sr., S (1, 4) OBP: 0.303, SLG: 0.293 Walt Williams, R (8, PH) OBP: 0.286, SLG: 0.325 Woodie Held, R (8, 4) OBP: 0.248, SLG: 0.168			4-3 2-3		4-3 3-H			SF8 3-H		2 0 0	0 0 0	0 0 0	0 1 0	0 0 0	0 0 0	1 0 0
Jack Fisher, R (1, 1) OBP: 0.125, SLG: 0.128 Jerry McNertney, R (8, PH) OBP: 0.302, SLG: 0.314 Hoyt Wilhelm, R (8, 1)			F8			F9		F7		2 1 0	0 0 0	0 0 0	0 0 0	0 0 0	0 0 0	1 0 0
Inning Stats	R: 0 E: 0 K: 1 S: 5 H: 0 LOB: 0 BB: 0 P: 5	R: 0 E: 0 K: 0 S: 3 H: 1 LOB: 0 BB: 0 P: 3	R: 0 E: 0 K: 1 S: 6 H: 1 LOB: 0 BB: 0 P: 6	R: 0 E: 0 K: 0 S: 3 H: 0 LOB: 0 BB: 0 P: 3	R: 1 E: 1 K: 1 S: 6 H: 1 LOB: 0 BB: 0 P: 6	R: 0 E: 0 K: 1 S: 5 H: 0 LOB: 0 BB: 0 P: 5	R: 0 E: 0 K: 1 S: 5 H: 0 LOB: 0 BB: 0 P: 5	R: 1 E: 0 K: 1 S: 6 H: 1 LOB: 0 BB: 0 P: 6	R: 0 E: 0 K: 1 S: 5 H: 0 LOB: 0 BB: 0 P: 5	1B: 1 2B: 3 3B: 0 HR: 0 SF: 1 SAC: 0 DP: 1 HBP: 0						

PITCHER		IP	WLS	BF	H	R	ER	SO	BB	IBB	HBP	BLK	WP	HR	S	P	ERA	WHIP
Dave McNally, L ERA: 1.93	(1, 1)	9.0	W	30	4	2	0	7	0	0	0	0	0	0	44	44	0.00	0.444

PITCHER	IP	WLS	BF	H	R	ER	SO	BB	IBB	HBP	BLK	WP	HR	S	P	ERA	WHIP

TOP

Chicago White Sox @ Baltimore Orioles

Memorial Stadium, Baltimore, MD

Sun Sep 08 1968, 3:33 AM EDT

Att. 10,189 - Unknown

livebaseballscorecards.com

AB	29
R	2
H	4
RBI	1
BB	0
SO	7
LOB	7

Batter	1	2	3	4	5	6	7	8	9	AB	R	H	RBI	BB	SO	LOB
Don Buford, S (1, 4) OBP: 0.365, SLG: 0.450	G3	F9			BB		2B			3	0	1	0	1	0	1
Mark Belanger, R (8, 6) OBP: 0.268, SLG: 0.246										0	0	0	0	0	0	0
Curt Blefary, L (1, 3) OBP: 0.295, SLG: 0.316	K	G5-4-3 BB 1-2			F8		F8			3	0	0	0	1	1	2
Brooks Robinson, R (1, 5) OBP: 0.303, SLG: 0.403	2B 3B	G5-4-3 1-2f			F6		K			4	1	1	0	0	1	4
Frank Robinson, R (1, 7) OBP: 0.377, SLG: 0.438	2B 2B 3-H		G3		4-3			K		4	1	1	1	0	1	1
Elrod Hendricks, L (1, 2) OBP: 0.321, SLG: 0.453	1B 2B 2-H		F8			K		K		4	1	1	1	0	2	0
Larry Haney, R (9, 2) OBP: 0.257, SLG: 0.365										0	0	0	0	0	0	0
Davey Johnson, R (1, 6) OBP: 0.316, SLG: 0.362	BB 1B 2-H		F8			K		4-3		4	0	1	1	0	1	0
(8, 4)																
Paul Blair, R (1, 8) OBP: 0.276, SLG: 0.326	BB 1-2			F6		1B				2	0	1	0	1	0	0
Dave May, L (1, 9) OBP: 0.276, SLG: 0.255	K			4-3		1-3				3	0	0	0	0	1	3
Dave McNally, R (1, 1) OBP: 0.193, SLG: 0.230		BB BB		K			K			2	0	0	0	1	2	0
Inning Stats	R: 3 H: 4 E: 0 LOB: 2 K: 2 BB: 1 S: 11 P: 15	R: 0 H: 0 E: 0 LOB: 1 K: 0 BB: 2 S: 2 P: 10	R: 0 H: 0 E: 0 LOB: 0 K: 0 BB: 0 S: 3 P: 3	R: 0 H: 0 E: 0 LOB: 0 K: 1 BB: 0 S: 5 P: 5	R: 0 H: 0 E: 0 LOB: 1 K: 0 BB: 1 S: 3 P: 7	R: 0 H: 1 E: 0 LOB: 1 K: 2 BB: 0 S: 8 P: 8	R: 0 H: 1 E: 0 LOB: 1 K: 2 BB: 0 S: 8 P: 8	R: 0 H: 0 E: 0 LOB: 0 K: 2 BB: 0 S: 7 P: 7		1B: 2 SF: 0 2B: 3 SAC: 0 3B: 1 DP: 1 HR: 0 HBP: 0						

PITCHER		IP	WLS	BF	H	R	ER	SO	BB	IBB	HBP	BLK	WP	HR	S	P	ERA	WHIP
Jack Fisher, R ERA: 2.83	(1, 1)	7.0	L	30	6	3	3	7	4	0	0	0	0	0	40	56	3.86	1.429
Hoyt Wilhelm, R ERA: 1.76	(8, 1)	1.0		3	0	0	0	2	0	0	0	0	0	0	7	7	0.00	0.000

PITCHER	IP	WLS	BF	H	R	ER	SO	BB	IBB	HBP	BLK	WP	HR	S	P	ERA	WHIP

BOTTOM

Chicago White Sox @ Baltimore Orioles

Memorial Stadium, Baltimore, MD

Sun Sep 08 1968, 3:33 AM EDT

Att. 10,189 - Unknown

livebaseballscorecards.com

AB	29
R	3
H	6
RBI	3
BB	4
SO	9
LOB	11

Chicago White Sox @ New York Yankees

Yankee Stadium, Bronx, NY

Tue Sep 10 1968, 7:05 PM EDT

Unknown - 75 F

TOP

livebaseballscorecards.com

Batter	1	2	3	4	5	6	7	8	9	AB	R	H	RBI	BB	SO	LOB
Buddy Bradford, R (1, 9) OBP: 0.253, SLG: 0.291	F7		1B 1B 1B		5-3		F8		K	5	0	1	0	0	1	1
Luis Aparicio, R (1, 6) OBP: 0.308, SLG: 0.343	1B		1-2 1B		1B			B1-3		4	0	3	0	0	0	0
Tommy Davis, R (1, 7) OBP: 0.291, SLG: 0.349	K		1-2 2-3 1B		L8			HR		4	1	2	1	0	1	2
Duane Josephson, R (1, 2) OBP: 0.284, SLG: 0.346	K		F9			F8		L7		4	0	0	0	0	1	4
Pete Ward, L (1, 3) OBP: 0.355, SLG: 0.366		4-3	K			K		1B BB		3	0	0	0	1	2	3
Tom McCraw, L (8, PR) OBP: 0.297, SLG: 0.384 (8, 3)										0	0	0	0	0	0	0
Ken Berry, R (1, 8) OBP: 0.286, SLG: 0.345		1B		6-3		1B		1-3 1B		4	0	3	0	0	0	0
Bill Melton, R (1, 5) OBP: 0.263, SLG: 0.288		F8		5-3			4-3 2B	K		3	0	1	0	0	0	1
Leon Wagner, L (8, PH) OBP: 0.341, SLG: 0.325										1	0	0	0	0	1	2
Ron Hansen, R (8, 5) OBP: 0.288, SLG: 0.317										0	0	0	0	0	0	0
Sandy Alomar Sr., S (1, 4) OBP: 0.301, SLG: 0.291		K		F2			4-3 2-3		K	2	0	0	0	0	1	1
Rich Morales, R (7, PH) (7, 4)										2	0	0	0	0	1	1
Jerry Nyman, L (1, 1) OBP: 0.222, SLG: 0.222			K		K				K	2	0	0	0	0	2	0
Walt Williams, R (7, PH) OBP: 0.284, SLG: 0.323										1	0	0	0	0	0	1
Hoyt Wilhelm, R (7, 1)										0	0	0	0	0	0	0
Wilbur Wood, R (8, 1) OBP: 0.174, SLG: 0.095							6-3			1	0	0	0	0	1	0

Inning Stats	1	2	3	4	5	6	7	8	9
	R: 0 E: 0 K: 2 S: 8	H: 1 LOB: 1 BB: 0 P: 8	R: 0 E: 0 K: 1 S: 6	H: 1 LOB: 1 BB: 0 P: 6	R: 0 E: 0 K: 2 S: 10	H: 3 LOB: 3 BB: 0 P: 10	R: 0 E: 0 K: 0 S: 3	H: 0 LOB: 0 BB: 0 P: 3	R: 0 E: 0 K: 1 S: 6	H: 1 LOB: 1 BB: 0 P: 6	R: 0 E: 0 K: 1 S: 5	H: 1 LOB: 1 BB: 0 P: 5	R: 0 E: 0 K: 0 S: 4	H: 1 LOB: 1 BB: 0 P: 4	R: 1 E: 0 K: 1 S: 7	H: 2 LOB: 2 BB: 1 P: 11	R: 0 E: 0 K: 3 S: 9	H: 0 LOB: 0 BB: 0 P: 9

| | | | | | | | | | |

Batter	1	2	3	4	5	6	7	8	9	AB	R	H	RBI	BB	SO	LOB
Horace Clarke, S (1, 4) OBP: 0.250, SLG: 0.249	5-3	F4			1B			K		4	0	1	0	0	1	1
Tom Tresh, S (1, 6) OBP: 0.310, SLG: 0.326	4-3		4-3		4-3			6-3 1B		4	0	1	0	0	0	1
Mickey Mantle, S (1, 3) OBP: 0.387, SLG: 0.390	1B		K			FC6-4 1B		6-3 1-2		4	0	3	0	0	1	0
Roy White, S (1, 7) OBP: 0.356, SLG: 0.427	1-2 1B		K			FC6-4 E S 1-2f		6-3 1-2 2-3		4	0	1	0	0	1	3
Bill Robinson, R (1, 8) OBP: 0.301, SLG: 0.391	G3			5-3		L8 1-3		K		4	0	0	0	0	1	5
Andy Kosco, R (1, 9) OBP: 0.264, SLG: 0.367		WP 1B 1B		K		K			F6	4	1	1	0	0	2	1
Frank Fernandez, R (1, 2) OBP: 0.333, SLG: 0.342		K 1-2		5-3			5-3		K	4	0	0	0	0	2	1
Bobby Cox, R (1, 5) OBP: 0.303, SLG: 0.311 Charley Smith, R (3, 5) OBP: 0.284, SLG: 0.365		6-3			F7		K		HR	1 3	0 1	0 1	0 1	0 0	0 1	1 0
Al Downing, R (1, 1) OBP: 0.200, SLG: 0.143 Lindy McDaniel, R (8, 1)		2-H 1B			F4		K			3 0	0 0	1 0	1 0	0 0	1 0	0 0
Inning Stats	R: 0 E: 0 K: 0 S: 5 H: 2 LOB: 2 BB: 0 P: 5	R: 1 E: 0 K: 1 S: 7 H: 2 LOB: 1 BB: 0 P: 7	R: 0 E: 0 K: 2 S: 7 H: 0 LOB: 0 BB: 0 P: 7	R: 0 E: 0 K: 1 S: 5 H: 0 LOB: 0 BB: 0 P: 5	R: 0 E: 0 K: 0 S: 4 H: 1 LOB: 1 BB: 0 P: 4	R: 0 E: 0 K: 1 S: 6 H: 1 LOB: 1 BB: 0 P: 6	R: 0 E: 0 K: 2 S: 7 H: 0 LOB: 0 BB: 0 P: 7	R: 0 E: 0 K: 2 S: 9 H: 2 LOB: 2 BB: 0 P: 9	R: 1 E: 0 K: 1 S: 5 H: 1 LOB: 0 BB: 0 P: 5	1B: 8 2B: 0 3B: 0 HR: 1	SF: 0 SAC: 0 DP: 0 HBP: 0						

PITCHER		IP	WLS	BF	H	R	ER	SO	BB	IBB	HBP	BLK	WP	HR	S	P	ERA	WHIP
Jerry Nyman, L ERA: 1.35	(1, 1)	6.0		24	6	1	1	5	0	0	0	0	1	0	34	34	1.50	1.000
Hoyt Wilhelm, R ERA: 1.73	(7, 1)	1.1		6	2	0	0	3	0	0	0	0	0	0	12	12	0.00	1.500
Wilbur Wood, L ERA: 1.85	(8, 1)	1.1	L	5	1	1	1	2	0	0	0	0	0	1	9	9	6.75	0.750

PITCHER	IP	WLS	BF	H	R	ER	SO	BB	IBB	HBP	BLK	WP	HR	S	P	ERA	WHIP

BOTTOM

Chicago White Sox @ New York Yankees

Yankee Stadium, Bronx, NY

Tue Sep 10 1968, 7:05 PM EDT

Unknown - 75 F

livebaseballscorecards.com

AB	35
R	2
H	9
RBI	2
BB	0
SO	10
LOB	13

WP: 1 PB: 0 SB: 1 CS: 0 PA: 35

Chicago White Sox @ New York Yankees

Yankee Stadium, Bronx, NY

Tue Sep 10 1968, 7:05 PM EDT

Att. 10,198 - Overcast - 73 F

livebaseballscorecards.com

Batter	1	2	3	4	5	6	7	8	9	AB	R	H	RBI	BB	SO	LOB
Buddy Bradford, R (1, 9) OBP: 0.253, SLG: 0.290	6-3		1-3 1B		FC6-4 1-2f			F9		4	0	1	0	0	0	1
Tom McCraw, L (1, 3) OBP: 0.295, SLG: 0.380	6-3		3-1			F4		G3		4	0	0	0	0	0	2
Luis Aparicio, R (1, 6) OBP: 0.307, SLG: 0.341	K			6-3		6-3		1-3		3	0	0	0	0	1	0
Sandy Alomar Sr., S (6, 4) OBP: 0.300, SLG: 0.291										1	0	0	0	0	0	0
Pete Ward, L (1, 5) OBP: 0.356, SLG: 0.366		F9		G1		BB			FC4-6 1B	3	0	1	0	1	0	0
Carlos May, L (1, 7) OBP: 0.167, SLG: 0.167		F5		1B		F8			FC4-6 1-2f	4	0	1	0	0	0	2
Duane Josephson, R (1, 2) OBP: 0.282, SLG: 0.343		K		5-3			5-3		F7	4	0	0	0	0	1	2
Ken Berry, R (1, 8) OBP: 0.286, SLG: 0.344			6-3		K		FC4 1B		6-3	4	0	1	0	0	1	1
Rich Morales, R (1, 4) OBP: 0.400, SLG: 0.250 (6, 6)			1B BB		FC4-6 1B		FC4 FC5-4 1-2f			2	0	1	0	1	0	1
Gary Peters, L (1, 1) OBP: 0.274, SLG: 0.348			F8		FC4-6 FC6-4 1-2f		FC5-4 1-2f			0	0	0	0	0	0	0
Billy Wynne, L (1, 1)										0	0	0	0	0	0	0
Gail Hopkins, L (3, PH) OBP: 0.276, SLG: 0.160										1	0	0	0	0	0	1
Fred Rath, R (3, 1)										0	0	0	0	0	0	0
Walt Williams, R (5, PH) OBP: 0.281, SLG: 0.320										1	0	0	0	0	0	1
Bob Priddy, R (5, 1) OBP: 0.080, SLG: 0.167										0	0	0	0	0	0	0
Bill Melton, R (7, PH) OBP: 0.259, SLG: 0.283										1	0	0	0	0	0	1
Dennis Ribant, R (7, 1) OBP: 0.154, SLG: 0.083										0	0	0	0	0	0	0

TOP

AB	32
R	0
H	5
RBI	0
BB	2
SO	3
LOB	12

Inning Stats	1	2	3	4	5	6	7	8	9
	R: 0 E: 0 K: 1 S: 5	R: 0 E: 0 K: 1 S: 5	R: 0 E: 0 K: 0 S: 4	R: 0 E: 0 K: 0 S: 4	R: 0 E: 0 K: 1 S: 6	R: 0 E: 0 K: 0 S: 3	R: 0 E: 0 K: 0 S: 4	R: 0 E: 0 K: 0 S: 3	R: 0 E: 0 K: 0 S: 4
	H: 0 LOB: 0 BB: 0 P: 5	H: 0 LOB: 0 BB: 0 P: 5	H: 1 LOB: 2 BB: 1 P: 8	H: 1 LOB: 1 BB: 0 P: 4	H: 1 LOB: 1 BB: 0 P: 6	H: 0 LOB: 1 BB: 1 P: 7	H: 1 LOB: 1 BB: 0 P: 4	H: 0 LOB: 0 BB: 0 P: 3	H: 1 LOB: 1 BB: 0 P: 4

	1B	SF	WP	PA
	5	0	0	34
	2B	SAC	PB	
	0	0	0	
	3B	DP	SB	
	0	0	0	
	HR	HBP	CS	
	0	0	0	

PITCHER	IP	WLS	BF	H	R	ER	SO	BB	IBB	HBP	BLK	WP	HR	S	P	ERA	WHIP
Joe Verbanic, R (1, 1) ERA: 2.54	9.0	W	34	5	0	0	3	2	0	0	0	0	0	38	46	0.00	0.778

PITCHER	IP	WLS	BF	H	R	ER	SO	BB	IBB	HBP	BLK	WP	HR	S	P	ERA	WHIP

Batter	1	2	3	4	5	6	7	8	9	AB	R	H	RBI	BB	SO	LOB
Horace Clarke, S (1, 4) OBP: 0.253, SLG: 0.252	0-0 2B BB 1B	0-0 S 1B 1B	0-0 ② F5			0-0 ① F8		0-0 1B		5	2	3	0	0	0	2
Tom Tresh, S (1, 6) OBP: 0.313, SLG: 0.328	0-0 BB 1-3 2B 2B	4-0 1B 1-2 E BB	4-0 IBB			0-3 ② K		0-3 ③ K		3	2	1	0	2	2	1
Bill Robinson, R (1, 8) (5, 7) OBP: 0.303, SLG: 0.388	4-0 BB 2B BB	0-0 ① L7	0-0 ③ 1-3			4-0 BB				2	1	0	0	2	0	5
Roy White, S (1, 7) OBP: 0.356, SLG: 0.426 Joe Pepitone, L (4, PH) (5, 8) OBP: 0.307, SLG: 0.406	4-0 2B FC5-2-5 1-2 2-3 3-H BB	0-0 ② F9		0-0 ① F6		0-0 ③ G3				1 2	0 0	0 0	1 0	1 0	0 0	2 1
Andy Kosco, R (1, 3) OBP: 0.266, SLG: 0.370	0-0 BB 1-3 2-H 3-H 2B	0-0 E7 1-H 2-H 1B		0-0 ② 6-3			0-0 ① F8			4	0	2	3	0	0	0
Rocky Colavito, R (1, 9) OBP: 0.307, SLG: 0.354	0-0 ① FC5-2-5 BB 3-H	0-0 ③ L5		0-0 ③ 4-3			0-0 ② 6-3			4	0	0	0	0	0	3
Charley Smith, R (1, 5) OBP: 0.282, SLG: 0.348	4-0 FC6-4 1-2 2-3 BB		0-0 E6 SH3-4 1B		0-0 ① 6-3		0-3 ③ K			3	0	0	0	1	1	0
Jake Gibbs, L (1, 2) OBP: 0.284, SLG: 0.290	0-3 ② K		0-0 SH3-4 1-2 1B		0-0 ② 3-1			0-0 ① F9		4	0	1	0	0	1	3
Joe Verbanic, R (1, 1) OBP: 0.120, SLG: 0.083	0-0 ③ FC6-4 1-2f		0-0 ① SH3-4 1-2 2-3		0-0 ③ 1-3			0-3 ② K		3	0	0	0	0	1	3
Inning Stats	R: 3 E: 0 K: 1 S: 8 H: 3 LOB: 3 BB: 3 P: 20	R: 2 E: 1 K: 0 S: 5 H: 2 LOB: 1 BB: 1 P: 9	R: 0 E: 1 K: 0 S: 5 H: 1 LOB: 3 BB: 1 P: 9	R: 0 E: 0 K: 0 S: 3 H: 0 LOB: 0 BB: 0 P: 3	R: 0 E: 0 K: 0 S: 3 H: 0 LOB: 0 BB: 0 P: 3	R: 0 E: 0 K: 1 S: 5 H: 0 LOB: 1 BB: 1 P: 9	R: 0 E: 0 K: 1 S: 5 H: 0 LOB: 0 BB: 0 P: 5	R: 0 E: 0 K: 2 S: 8 H: 1 LOB: 1 BB: 0 P: 8		1B: 5 2B: 2 3B: 0 HR: 0	SF: 0 SAC: 1 DP: 0 HBP: 0					

PITCHER		IP	WLS	BF	H	R	ER	SO	BB	IBB	HBP	BLK	WP	HR	S	P	ERA	WHIP
Gary Peters, L ERA: 3.55	(1, 1)	0.0	L	5	3	3	3	0	2	0	0	0	0	0	3	11	∞	∞
Billy Wynne, R ERA: 4.5	(1, 1)	2.0		10	2	2	1	1	2	0	0	0	0	0	10	18	4.50	2.000
Fred Rath, R ERA:	(3, 1)	2.0		9	1	0	0	0	0	1	0	0	0	0	8	12	0.00	0.500
Bob Priddy, R ERA: 3.83	(5, 1)	2.0		7	0	0	0	1	1	0	0	0	0	0	8	12	0.00	0.500
Dennis Ribant, R ERA: 4.1	(7, 1)	2.0		7	1	0	0	3	0	0	0	0	0	0	13	13	0.00	0.500

PITCHER	IP	WLS	BF	H	R	ER	SO	BB	IBB	HBP	BLK	WP	HR	S	P	ERA	WHIP

BOTTOM

Chicago White Sox @ New York Yankees

Yankee Stadium, Bronx, NY

Tue Sep 10 1968, 7:05 PM EDT

Att. 10,198 - Overcast - 73 F

livebaseballscorecards.com

AB	31
R	5
H	7
RBI	4
BB	6
SO	5
LOB	20

WP: 0 PB: 0 SB: 1 CS: 0 PA: 38

Batter	1	2	3	4	5	6	7	8	9	AB	R	H	RBI	BB	SO	LOB
Buddy Bradford, R (1, 9) OBP: 0.252, SLG: 0.293	L5	L9			1B FC1-5 2B		5-3 1-2		5-3	5	0	1	0	0	0	3
Luis Aparicio, R (1, 6) OBP: 0.308, SLG: 0.342	1B 1B	F8			FC1-5 1B 2-3		SSS K			4	0	2	0	0	1	1
Bob Locker, S (7, 1)										0	0	0	0	0	0	0
Duane Josephson, R (1, 2) OBP: 0.279, SLG: 0.339	F7	5-3			FC1-5 G6-4-3 1-2 3-H			L1		4	0	0	0	0	0	3
Tommy Davis, R (1, 7) OBP: 0.291, SLG: 0.348	1-3 1B	6-3			G6-4-3 1-2f			5-3		4	0	1	0	0	0	2
Pete Ward, L (1, 3) OBP: 0.354, SLG: 0.363	F5		SSS K			F5		F8		3	0	0	0	0	1	2
Tom McCraw, L (6, 3) OBP: 0.294, SLG: 0.380										1	0	0	0	0	0	0
Ken Berry, R (1, 8) OBP: 0.286, SLG: 0.344		E6 2B SF8		FC5 BB 1B		5-3			F6	4	1	1	0	0	0	0
Bill Melton, R (1, 5) OBP: 0.290, SLG: 0.375		1-3 2B	BBB	1-2 BB		6-3			HR	3	1	2	1	1	0	0
Sandy Alomar Sr., S (1, 4) OBP: 0.299, SLG: 0.291		SF8 3-H		L7			5-3 1B		3-1	3	0	1	1	0	0	2
Joe Horlen, R (1, 1) OBP: 0.111, SLG: 0.115		F8		FC5 2-3f			SSS K		1B	2	0	0	0	0	0	3
Wilbur Wood, R (6, 1) OBP: 0.174, SLG: 0.095										0	0	0	0	0	0	0
Walt Williams, R (7, PH) OBP: 0.279, SLG: 0.318										1	0	0	0	0	1	1
Rich Morales, R (7, 6) OBP: 0.500, SLG: 0.400										1	0	1	0	0	0	0
Inning Stats	R: 0 H: 2 E: 0 LOB: 2 K: 0 BB: 0 S: 5 P: 5	R: 1 H: 1 E: 1 LOB: 1 K: 0 BB: 0 S: 5 P: 5	R: 0 H: 0 E: 0 LOB: 0 K: 0 BB: 0 S: 3 P: 3	R: 0 H: 1 E: 0 LOB: 2 K: 1 BB: 1 S: 6 P: 10	R: 0 H: 2 E: 0 LOB: 1 K: 0 BB: 0 S: 4 P: 4	R: 0 H: 0 E: 0 LOB: 0 K: 0 BB: 0 S: 3 P: 3	R: 0 H: 1 E: 0 LOB: 1 K: 2 BB: 0 S: 8 P: 8	R: 0 H: 0 E: 0 LOB: 0 K: 0 BB: 0 S: 3 P: 3	R: 1 H: 2 E: 0 LOB: 1 K: 0 BB: 0 S: 5 P: 5	1B: 6 SF: 1 2B: 2 SAC: 0 3B: 0 DP: 1 HR: 1 HBP: 0						

TOP

Chicago White Sox @ New York Yankees

Yankee Stadium, Bronx, NY

Wed Sep 11 1968, 7:05 PM EDT

Att. 8,495 - Unknown - 72 F

livebaseballscorecards.com

AB	35
R	2
H	9
RBI	2
BB	1
SO	3
LOB	17

WP: 0 PA: 37
PB: 0
SB: 0
CS: 0

PITCHER	IP	WLS	BF	H	R	ER	SO	BB	IBB	HBP	BLK	WP	HR	S	P	ERA	WHIP
Fritz Peterson, L (1, 1) ERA: 2.59	9.0	W	37	9	2	1	3	1	0	0	0	0	1	42	46	1.00	1.111

PITCHER	IP	WLS	BF	H	R	ER	SO	BB	IBB	HBP	BLK	WP	HR	S	P	ERA	WHIP

Batter	1	2	3	4	5	6	7	8	9	AB	R	H	RBI	BB	SO	LOB
Horace Clarke, S (1, 4) OBP: 0.254, SLG: 0.253	4-3		1-2 1B		1-3	S G3 WP 2-H 3-H 1B		6-3		5	1	2	2	0	0	1
Jake Gibbs, L (1, 2) OBP: 0.281, SLG: 0.286	4-3		1-3		G3	G3 1-2		3-1		5	0	0	0	0	0	4
Mickey Mantle, S (1, 3) OBP: 0.386, SLG: 0.387	G3			F5		E3 2B 1B BBB FC6-4 2-H BB				3	1	0	0	1	0	0
Roy White, S (1, 7) OBP: 0.357, SLG: 0.429		G3		4-1 1B		1-3 E 2B FC6-4 1-2				4	1	2	0	0	0	1
Joe Pepitone, L (1, 8) OBP: 0.309, SLG: 0.407		6-3		4-1 1-2		E9 SH1-4 E SH 2-H 3-H 1B	S 1B			4	1	2	1	0	0	1
Tom Tresh, S (1, 6) OBP: 0.313, SLG: 0.326		4-3		BBB 4-0 BB		E3 SH1-4 1-2 SH	F8			3	1	0	0	1	0	2
Bill Robinson, R (1, 9) OBP: 0.300, SLG: 0.384			F4	F5		SH1-4 1-2 2-3	K 1-2			3	0	0	0	0	1	3
Mike Ferraro, R (1, 5) OBP: 0.183, SLG: 0.190			F4		3B	SH 1B IBB	K			3	1	1	0	1	1	1
Fritz Peterson, S (1, 1) OBP: 0.121, SLG: 0.145			BBB 4-0 1B BB		F2	SH 1B 1-3 2-H 3-H		SSS 0-3 K		2	1	0	1	1	1	1
Inning Stats	R: 0 E: 0 K: 0 S: 3 H: 0 LOB: 0 BB: 0 P: 3	R: 0 E: 0 K: 0 S: 3 H: 0 LOB: 0 BB: 0 P: 3	R: 0 E: 0 K: 0 S: 4 H: 1 LOB: 2 BB: 1 P: 8	R: 0 E: 0 K: 0 S: 4 H: 1 LOB: 2 BB: 1 P: 8	R: 0 E: 0 K: 0 S: 4 H: 1 LOB: 1 BB: 0 P: 4	R: 7 E: 4 K: 0 S: 9 H: 3 LOB: 1 BB: 2 P: 17	R: 0 E: 0 K: 2 S: 8 H: 1 LOB: 1 BB: 0 P: 8	R: 0 E: 0 K: 1 S: 5 H: 0 LOB: 0 BB: 0 P: 5		1B: 5 2B: 1 3B: 1 HR: 0		SF: 0 SAC: 2 DP: 0 HBP: 0		WP: 1 PB: 0 SB: 2 CS: 0		PA: 38	

PITCHER		IP	WLS	BF	H	R	ER	SO	BB	IBB	HBP	BLK	WP	HR	S	P	ERA	WHIP
Joe Horlen, R ERA: 2.45	(1, 1)	5.1	L	27	5	6	1	0	2	1	0	0	0	0	24	36	1.69	1.312
Wilbur Wood, L ERA: 1.85	(6, 1)	0.2		4	1	1	0	0	1	0	0	0	1	0	3	7	0.00	3.000
Bob Locker, R ERA: 2.49	(7, 1)	2.0		7	1	0	0	3	0	0	0	0	0	0	13	13	0.00	0.500

PITCHER	IP	WLS	BF	H	R	ER	SO	BB	IBB	HBP	BLK	WP	HR	S	P	ERA	WHIP

BOTTOM

Chicago White Sox @ New York Yankees

Yankee Stadium, Bronx, NY

Wed Sep 11 1968, 7:05 PM EDT
Att. 8,495 - Unknown - 72 F

livebaseballscorecards.com

AB	32
R	7
H	7
RBI	4
BB	4
SO	3
LOB	14

Batter	1	2	3	4	5	6	7	8	9	AB	R	H	RBI	BB	SO	LOB
Vic Davalillo, L (1, 9) OBP: 0.301, SLG: 0.356	S S S 0-3 ① K		x 0-0 ② 5-3		x 0-0 ② F6			x 0-0 G6-4-3 1B		3	0	0	0	0	1	2
Marty Pattin, R (5, 1) OBP: 0.125, SLG: 0.125										0	0	0	0	0	0	0
Ed Kirkpatrick, L (8, PH) OBP: 0.328, SLG: 0.269										1	0	1	0	0	0	0
Jarvis Tatum, R (8, PR) OBP: 0.056, SLG: 0.056										0	0	0	0	0	0	0
George Brunet, R (8, 1) OBP: 0.129, SLG: 0.090										0	0	0	0	0	0	0
Jim Fregosi, R (1, 6) OBP: 0.316, SLG: 0.366	x 0-0 ② F5		x 0-0 ③ 6-3		x 0-0 ③ F8			x 0-0 ② ③ G6-4-3 1-2f		4	0	0	0	0	0	3
Jay Johnstone, L (1, 8) OBP: 0.306, SLG: 0.338	x 0-0 2B			x 0-0 ① 4-3		x 0-0 ① 1-3			x 0-0 ① F6	4	0	1	0	0	0	0
Rick Reichardt, R (1, 7) OBP: 0.330, SLG: 0.425	x 0-0 ③ 5-3			x 0-0 ② 5-3		x 0-0 ② 5-3			x 0-0 ② 6-3	4	0	0	0	0	1	1
Jim Spencer, L (1, 3) OBP: 0.217, SLG: 0.182		x 0-0 1-3 1B		x 0-0 ③ 4-3		x 0-0 ③ F6			x 0-0 ③ F8	4	0	1	0	0	0	0
Tom Satriano, L (1, 2) OBP: 0.337, SLG: 0.370		x 0-0 ① 1-3 1-2			x 0-0 BB 1B SF9 1B		x 0-0 ① 4-3			3	1	1	0	0	0	1
Bobby Knoop, R (1, 4) OBP: 0.304, SLG: 0.331		x 0-0 ② F9			x 0-0 SF9 BB 1-2 1B		x 0-0 ② L4			3	0	1	0	0	0	1
Aurelio Rodriguez, R (1, 5) OBP: 0.322, SLG: 0.351	S S S 0-3 ③ K				B B B 4-0 1-2 2-3 BB		x 0-0 ③ F9			2	0	0	0	1	1	1
Jim McGlothlin, R (1, 1) OBP: 0.129, SLG: 0.148			S S S 0-3 ① K		x 0-0 ① SF9 2-3 3-H			x 0-0 ① F8		1	0	0	0	0	1	0
Roger Repoz, L (5, PH) (5, 9) OBP: 0.312, SLG: 0.379										1	0	0	1	0	0	0
Inning Stats	R: 0 H: 1 E: 0 LOB: 1 K: 1 BB: 0 S: 6 P: 6	R: 0 H: 1 E: 0 LOB: 1 K: 1 BB: 0 S: 6 P: 6	R: 0 H: 0 E: 0 LOB: 0 K: 1 BB: 0 S: 5 P: 5	R: 0 H: 0 E: 0 LOB: 0 K: 0 BB: 0 S: 3 P: 3	R: 1 H: 2 E: 0 LOB: 2 K: 0 BB: 1 S: 5 P: 9	R: 0 H: 0 E: 0 LOB: 0 K: 0 BB: 0 S: 3 P: 3	R: 0 H: 0 E: 0 LOB: 0 K: 0 BB: 0 S: 3 P: 3	R: 0 H: 1 E: 0 LOB: 1 K: 0 BB: 0 S: 3 P: 3	R: 0 H: 0 E: 0 LOB: 0 K: 0 BB: 0 S: 3 P: 3	1B: 4 SF: 1 2B: 1 SAC: 0 3B: 0 DP: 1 HR: 0 HBP: 0						

California Angels @ Chicago White Sox

Comiskey Park, Chicago, IL

Fri Sep 13 1968, 8:05 PM EDT

Att. 7,512 - Unknown

TOP

livebaseballscorecards.com

AB	30
R	1
H	5
RBI	1
BB	1
SO	3
LOB	9

WP: 0 PA: 32
PB: 0
SB: 0
CS: 0

PITCHER	IP	WLS	BF	H	R	ER	SO	BB	IBB	HBP	BLK	WP	HR	S	P	ERA	WHIP
Jack Fisher, R (1, 1) ERA: 2.73	9.0	W	32	5	1	1	3	1	0	0	0	0	0	37	41	1.00	0.667

PITCHER	IP	WLS	BF	H	R	ER	SO	BB	IBB	HBP	BLK	WP	HR	S	P	ERA	WHIP

Batter	1	2	3	4	5	6	7	8	9	AB	R	H	RBI	BB	SO	LOB
Luis Aparicio, R (1, 6) OBP: 0.308, SLG: 0.340	F9		F9		S BB			F8		3	0	0	0	1	0	0
Carlos May, L (1, 9) OBP: 0.250, SLG: 0.313	2B		5-3		K 1-2 2-3			FC6-4 1B		4	1	2	0	0	1	2
Woodie Held, R (9, 9) OBP: 0.248, SLG: 0.168										0	0	0	0	0	0	0
Tommy Davis, R (1, 7) OBP: 0.288, SLG: 0.345	F8		6-3		F9			FC6-4 1-2f		4	0	0	0	0	0	4
Pete Ward, L (1, 3) OBP: 0.355, SLG: 0.361	2B BB			F8		G5-4-3 BB		K		2	1	0	0	2	1	1
Tom McCraw, L (9, 3) OBP: 0.294, SLG: 0.380										0	0	0	0	0	0	0
Bill Melton, R (1, 5) OBP: 0.292, SLG: 0.390	WP 2B 1-H 2-H			F9		G5-4-3 1-2f				3	0	1	2	0	0	1
Ken Berry, R (1, 8) OBP: 0.286, SLG: 0.346	K 2-3			1B 2B		4-3				3	0	1	0	0	1	1
Jerry McNertney, R (1, 2) OBP: 0.303, SLG: 0.314		6-3		2-H 1B			6-3			3	0	1	0	0	0	0
Sandy Alomar Sr., S (1, 4) OBP: 0.300, SLG: 0.291		1-3			S SH1 1B		K			3	0	1	0	0	1	0
Jack Fisher, R (1, 1) OBP: 0.120, SLG: 0.122		F8			SH1 1-2		F9			2	0	0	0	0	0	0
Inning Stats	R: 2 H: 2 E: 0 LOB: 1 K: 1 BB: 1 S: 7 P: 11	R: 0 H: 0 E: 0 LOB: 0 K: 0 BB: 0 S: 3 P: 3	R: 0 H: 0 E: 0 LOB: 0 K: 0 BB: 0 S: 3 P: 3	R: 0 H: 2 E: 0 LOB: 2 K: 0 BB: 0 S: 4 P: 4	R: 0 H: 1 E: 0 LOB: 2 K: 1 BB: 1 S: 6 P: 10	R: 0 H: 0 E: 0 LOB: 0 K: 0 BB: 1 S: 2 P: 6	R: 0 H: 0 E: 0 LOB: 0 K: 1 BB: 0 S: 5 P: 5	R: 0 H: 1 E: 0 LOB: 1 K: 1 BB: 0 S: 6 P: 6		1B: 3 SF: 0 2B: 3 SAC: 1 3B: 0 DP: 1 HR: 0 HBP: 0						

BOTTOM

California Angels @ Chicago White Sox

Comiskey Park, Chicago, IL

Fri Sep 13 1968, 8:05 PM EDT

Att. 7,512 - Unknown

livebaseballscorecards.com

AB	27
R	2
H	6
RBI	2
BB	3
SO	4
LOB	9

PITCHER		IP	WLS	BF	H	R	ER	SO	BB	IBB	HBP	BLK	WP	HR	S	P	ERA	WHIP
Jim McGlothlin, R ERA: 3.48	(1, 1)	4.0	L	16	4	2	2	1	1	0	0	0	1	0	17	21	4.50	1.250
Marty Pattin, R ERA: 3.07	(5, 1)	3.0		11	1	0	0	2	2	0	0	0	0	0	13	21	0.00	1.000
George Brunet, L ERA: 2.82	(8, 1)	1.0		4	1	0	0	1	0	0	0	0	0	0	6	6	0.00	1.000

PITCHER		IP	WLS	BF	H	R	ER	SO	BB	IBB	HBP	BLK	WP	HR	S	P	ERA	WHIP

WP: 1 PA: 31
PB: 0
SB: 2
CS: 0

Batter	1	2	3	4	5	6	7	8	9	10	AB	R	H	RBI	BB	SO	LOB
Aurelio Rodriguez, R (1, 5) OBP: 0.324, SLG: 0.352	K		1B		K		F6			SH4 E 1B	5	1	2	0	0	2	0
Jay Johnstone, L (1, 9) OBP: 0.316, SLG: 0.347	BB E 1B		1B G3 1B 1-3		5-3			F5		SH4 1-2	4	2	2	0	0	0	0
Jim Fregosi, R (1, 6) OBP: 0.319, SLG: 0.364	E E BB 1-2		G3 1-2		BB			K		FC6-4 BB	2	1	0	0	3	1	1
Rick Reichardt, R (1, 7) OBP: 0.331, SLG: 0.424	E6 E 1-3 2-H		1B 1B HBP		F3			CS 1B		FC6-4 1-2f 2-H	4	1	1	0	0	0	3
Jarvis Tatum, R (1, 8) OBP: 0.087, SLG: 0.087	E4 G4-6-3 1-2 3-H		1B 1-2 2-3			F7		CS 1-2	K	6-3	5	0	1	1	0	1	2
Bobby Knoop, R (1, 4) OBP: 0.305, SLG: 0.333 Vic Davalillo, L (9, PR) OBP: 0.301, SLG: 0.356 Bobby Locke, R (9, 1) Tom Burgmeier, L (10, 1)	G4-6-3 1-2f		1B 1-3 2-H 3-H			6-3			FC6-4 BB 1B		4 0 0 0	0 0 0 0	2 0 0 0	2 0 0 0	0 0 0 0	0 0 0 0	2 0 0 0
Jim Spencer, L (1, 3) OBP: 0.259, SLG: 0.200	4-3		G1-4-3 1B			G1			FC6-4 BB 1-2		3	0	1	0	1	0	0
Tom Egan, R (1, 2) OBP: 0.158, SLG: 0.139 Roger Repoz, L (9, PH) OBP: 0.312, SLG: 0.378 Chuck Cottier, R (9, 4) OBP: 0.169, SLG: 0.259	K		G1-4-3 1-2f				K		FC6-4 1-2f 2-3		3 1 0	0 0 0	0 0 0	0 0 0	2 0 0	1 2 0	
Dennis Bennett, L (1, 1) OBP: 0.083, SLG: 0.083 Ed Kirkpatrick, L (7, PH) OBP: 0.326, SLG: 0.268 Sammy Ellis, L (7, 1) OBP: 0.089, SLG: 0.047 Tom Satriano, L (9, PH) OBP: 0.335, SLG: 0.369 (9, 2)	K		K				G3		3-1		2 1 0 1	0 0 0 0	0 0 0 0	0 0 0 0	2 0 0 0	0 0 0 0	0 0 0 2
Inning Stats	R: 2 E: 2 K: 1 S: 7 H: 1 LOB: 1 BB: 1 P: 11	R: 0 E: 0 K: 2 S: 7 H: 0 LOB: 0 BB: 0 P: 7	R: 2 E: 0 K: 0 S: 5 H: 4 LOB: 2 BB: 0 P: 6	R: 0 E: 0 K: 1 S: 5 H: 1 LOB: 0 BB: 0 P: 5	R: 0 E: 0 K: 1 S: 5 H: 0 LOB: 1 BB: 1 P: 9	R: 0 E: 0 K: 0 S: 3 H: 0 LOB: 0 BB: 0 P: 3	R: 0 E: 0 K: 1 S: 5 H: 0 LOB: 0 BB: 0 P: 5	R: 0 E: 0 K: 1 S: 5 H: 1 LOB: 0 BB: 0 P: 5	R: 0 E: 0 K: 1 S: 6 H: 1 LOB: 2 BB: 1 P: 10	R: 1 E: 1 K: 0 S: 4 H: 1 LOB: 1 BB: 1 P: 8	1B: 9 2B: 0 3B: 0 HR: 0	SF: 0 SAC: 1 DP: 2 HBP: 1	WP: 0 PB: 0 SB: 0 CS: 1	PA: 42				

PITCHER		IP	WLS	BF	H	R	ER	SO	BB	IBB	HBP	BLK	WP	HR	S	P	ERA	WHIP
Gary Peters, L ERA: 3.52	(1, 1)	6.0		25	6	4	2	5	2	0	1	0	0	0	32	41	3.00	1.333
Hoyt Wilhelm, R ERA: 1.67	(7, 1)	3.0		11	2	0	0	3	1	0	0	0	0	0	16	20	0.00	1.000
Wilbur Wood, L ERA: 1.84	(10, 1)	0.1	L	3	1	1	0	0	1	0	0	0	0	0	2	6	0.00	6.000
Bob Locker, R ERA: 2.47	(10, 1)	0.2		2	0	0	0	0	0	0	0	0	0	0	2	2	0.00	0.000

PITCHER	IP	WLS	BF	H	R	ER	SO	BB	IBB	HBP	BLK	WP	HR	S	P	ERA	WHIP

TOP

California Angels @ Chicago White Sox

Comiskey Park, Chicago, IL

Sat Sep 14 1968, 8:05 PM EDT

Att. 6,474 - Unknown

livebaseballscorecards.com

AB	35
R	5
H	9
RBI	3
BB	4
SO	8
LOB	13

California Angels @ Chicago White Sox

Comiskey Park, Chicago, IL

Sat Sep 14 1968, 8:05 PM EDT

Att. 6,474 - Unknown

livebaseballscorecards.com

BOTTOM

Batter	1	2	3	4	5	6	7	8	9	10	AB	R	H	RBI	BB	SO	LOB
Sandy Alomar Sr., S (1, 4) OBP: 0.301, SLG: 0.293	F2	F9			E 1B		K		CS		5	1	2	0	0	1	1
Carlos May, L (1, 9) OBP: 0.250, SLG: 0.263	3B BB	E6 G5-3 1B			K		F8		F9 1-2		3	1	0	0	1	1	1
Woodie Held, R (9, 8) OBP: 0.245, SLG: 0.167											1	0	0	0	0	0	1
Duane Josephson, R (1, 2) OBP: 0.280, SLG: 0.345	SF7 1-H 3B	G5-3 1-2 1B			E5 1B 1-2 1B		F7			6-3	5	2	2	1	0	0	1
Tommy Davis, R (1, 7) OBP: 0.290, SLG: 0.346	SF7 3-H	G5-3 1-2 2-3f			1B 1-2 2-H 1B			5-3		1B 1B	4	0	2	2	0	0	2
Bill Melton, R (1, 5) OBP: 0.314, SLG: 0.397	BB	F7			1-2 2-H 1B			E6 BB		1-3 1B	4	0	2	1	1	0	1
Pete Ward, L (1, 3) OBP: 0.356, SLG: 0.359	F3			G5-4-3 BB	F9			1-2 BB		F8	2	0	0	0	2	0	3
Luis Aparicio, R (9, 6) OBP: 0.307, SLG: 0.340											1	0	0	0	0	0	2
Ken Berry, R (1, 8) OBP: 0.284, SLG: 0.343		L3		G5-4-3 1-2f		F8		F3		4-3	3	0	0	0	0	0	1
Leon Wagner, L (8, PH) OBP: 0.339, SLG: 0.324											1	0	0	0	0	0	2
Bill Voss, L (9, 9) OBP: 0.249, SLG: 0.224											0	0	0	0	0	0	0
Walt Williams, R (10, PH) OBP: 0.277, SLG: 0.315											1	0	0	0	0	0	2
Rich Morales, R (1, 6) OBP: 0.333, SLG: 0.250		F6		F4		F3		F3			3	0	0	0	0	0	0
Tom McCraw, L (8, PH) OBP: 0.294, SLG: 0.379											1	0	0	0	0	0	2
(9, 3)																	
Gary Peters, L (1, 1) OBP: 0.280, SLG: 0.368		2B			K	F6			3-1		2	0	1	0	0	1	0
Ron Hansen, R (6, PH) OBP: 0.297, SLG: 0.316											1	0	0	0	0	0	0
Hoyt Wilhelm, R (7, 1) OBP: 0.267, SLG: 0.154											0	0	0	0	0	0	0
Gail Hopkins, L (9, PH) OBP: 0.174, SLG: 0.095											1	0	0	0	0	0	0
Wilbur Wood, R (10, 1)											0	0	0	0	0	0	0
Bob Locker, S (10, 1)											0	0	0	0	0	0	0

Inning Stats	1	2	3	4	5	6	7	8	9	10
	R: 2 E: 0 K: 0 S: 4	H: 1 LOB: 1 BB: 2 P: 12	R: 0 E: 0 K: 0 S: 4	H: 1 LOB: 1 BB: 0 P: 4	R: 0 E: 1 K: 0 S: 4	H: 1 LOB: 1 BB: 0 P: 4	R: 0 E: 0 K: 0 S: 2	H: 0 LOB: 0 BB: 1 P: 6	R: 2 E: 1 K: 2 S: 11	H: 3 LOB: 2 BB: 0 P: 11	R: 0 E: 0 K: 0 S: 3	H: 0 LOB: 0 BB: 0 P: 3	R: 0 E: 0 K: 1 S: 5	H: 0 LOB: 0 BB: 0 P: 5	R: 0 E: 1 K: 0 S: 4	H: 0 LOB: 2 BB: 1 P: 8	R: 0 E: 0 K: 0 S: 3	H: 1 LOB: 0 BB: 0 P: 3	R: 0 E: 0 K: 0 S: 5	H: 2 LOB: 2 BB: 0 P: 5

	AB	38
	R	4
	H	9
	RBI	4
	BB	4
	SO	3
	LOB	19

1B: 7	SF: 1	WP: 0	PA: 43
2B: 1	SAC: 0	PB: 0
3B: 1	DP: 2	SB: 0
HR: 0	HBP: 0	CS: 1

PITCHER		IP	WLS	BF	H	R	ER	SO	BB	IBB	HBP	BLK	WP	HR	S	P	ERA	WHIP
Dennis Bennett, L	(1, 1)	6.0		27	6	4	2	2	3	0	0	0	0	0	28	40	3.00	1.500
ERA: 3.5																		
Sammy Ellis, R	(7, 1)	2.0		8	0	0	0	1	1	0	0	0	0	0	9	13	0.00	0.500
ERA: 4.14																		
Bobby Locke, R	(9, 1)	1.2	W	7	3	0	0	0	0	0	0	0	0	0	7	7	0.00	1.800
ERA: 5.8																		
Tom Burgmeier, L	(10, 1)	0.1	S	1	0	0	0	0	0	0	0	0	0	0	1	1	0.00	0.000
ERA: 4.61																		

PITCHER	IP	WLS	BF	H	R	ER	SO	BB	IBB	HBP	BLK	WP	HR	S	P	ERA	WHIP

California Angels @ Chicago White Sox

Comiskey Park, Chicago, IL

Sun Sep 15 1968, 4:33 AM EDT

Att. 8,826 - Unknown

TOP

Batter	1	2	3	4	5	6	7	8	9	AB	R	H	RBI	BB	SO	LOB
Aurelio Rodriguez, R (1, 5) OBP: 0.316, SLG: 0.343	4-3		F8	F6		5-3			F9	5	0	0	0	0	0	1
Jay Johnstone, L (1, 9) OBP: 0.333, SLG: 0.364	1-3 1B		WP 2-3 1B		F6		F7		1B	5	0	3	0	0	0	0
Jim Fregosi, R (1, 6) OBP: 0.319, SLG: 0.368	1-3 1-2		2-3 1-2		1B E 1B		FC5-2 3B		F3	5	1	2	0	0	0	3
Rick Reichardt, R (1, 7) OBP: 0.329, SLG: 0.421	K		K 2-3		F8		FC5-2 PO E 3-H			4	0	0	0	0	2	4
Jarvis Tatum, R (1, 8) OBP: 0.148, SLG: 0.148		K2-3		1B 1B 1B	E8 1-H 1B 1B		E6 1-2			4	2	2	0	0	1	1
Bobby Knoop, R (1, 4) OBP: 0.307, SLG: 0.334		F9		1B 1-2 SF7 1B	2-H 1B		PO 2-3	F8		4	1	2	1	0	0	0
Jim Spencer, L (1, 3) OBP: 0.290, SLG: 0.241		1B 1B		SH2-4 1-3 2-H 1B	3-1			K		4	0	2	1	0	1	1
Buck Rodgers, S (1, 2) OBP: 0.237, SLG: 0.219		1-2 1B		SF7 3-H		F7		K		3	0	1	1	0	1	0
Andy Messersmith, R (1, 1)		K		SH2-4 1-2		K2-3			K	3	0	0	0	0	3	2
Inning Stats	R: 0 E: 0 K: 1 S: 6 H: 1 LOB: 1 BB: 0 P: 6	R: 0 E: 0 K: 2 S: 9 H: 2 LOB: 2 BB: 0 P: 9	R: 0 E: 0 K: 1 S: 6 H: 1 LOB: 1 BB: 0 P: 6	R: 2 E: 0 K: 0 S: 6 H: 3 LOB: 1 BB: 0 P: 6	R: 2 E: 1 K: 0 S: 6 H: 3 LOB: 1 BB: 0 P: 6	R: 0 E: 0 K: 1 S: 5 H: 0 LOB: 0 BB: 0 P: 5	R: 0 E: 1 K: 0 S: 4 H: 1 LOB: 1 BB: 0 P: 4	R: 0 E: 0 K: 2 S: 7 H: 0 LOB: 0 BB: 0 P: 7	R: 0 E: 0 K: 1 S: 6 H: 1 LOB: 1 BB: 0 P: 6	1B: 11 2B: 0 3B: 1 HR: 0 SF: 1 SAC: 1 DP: 0 HBP: 0						

livebaseballscorecards.com

AB	37
R	4
H	12
RBI	3
BB	0
SO	8
LOB	12

WP: 1 PB: 0 SB: 0 CS: 0 PA: 40

PITCHER	IP	WLS	BF	H	R	ER	SO	BB	IBB	HBP	BLK	WP	HR	S	P	ERA	WHIP
Jerry Nyman, L (1, 1) ERA: 1.99	5.0	L	25	10	4	3	4	0	0	0	0	1	0	33	33	5.40	2.000
Fred Rath, R (6, 1) ERA:	3.0		10	1	0	0	3	0	0	0	0	0	0	16	16	0.00	0.333
Dennis Ribant, R (9, 1) ERA: 4.02	1.0		4	1	0	0	1	0	0	0	0	0	0	6	6	0.00	1.000

PITCHER	IP	WLS	BF	H	R	ER	SO	BB	IBB	HBP	BLK	WP	HR	S	P	ERA	WHIP

Batter	1	2	3	4	5	6	7	8	9	AB	R	H	RBI	BB	SO	LOB
Bill Voss, L (1, 9) OBP: 0.243, SLG: 0.218	4-3		3-1			4-3		4-3 1-2 3-H		4	0	0	1	0	0	1
Luis Aparicio, R (1, 6) OBP: 0.307, SLG: 0.341	G3 2B		F2			F8		F8		4	0	1	0	0	0	1
Carlos May, L (1, 7) OBP: 0.208, SLG: 0.217	G3 2-3			3-1		F8			F8	4	0	0	0	0	0	1
Pete Ward, L (1, 3) OBP: 0.355, SLG: 0.358	K			1B			F8		K	4	0	1	0	0	2	1
Bill Melton, R (1, 5) OBP: 0.297, SLG: 0.373		F3		K			F8		K	4	0	0	0	0	2	1
Ken Berry, R (1, 8) OBP: 0.283, SLG: 0.341		1-3		F6			F8			3	0	0	0	0	0	1
Sandy Alomar Sr., S (1, 4) OBP: 0.301, SLG: 0.293		1B			4-3			F2		3	0	1	0	0	0	0
Jerry McNertney, R (1, 2) OBP: 0.303, SLG: 0.310		5-3			F5			BB 1B 4-3		2	1	0	0	1	0	1
Jerry Nyman, L (1, 1) OBP: 0.200, SLG: 0.200			K		F8			1-3 4-3 1B		1	0	0	0	0	1	0
Tom McCraw, L (5, PH) OBP: 0.293, SLG: 0.378										1	0	0	0	0	0	0
Fred Rath, R (6, 1)										0	0	0	0	0	0	0
Gail Hopkins, L (8, PH) OBP: 0.290, SLG: 0.185										1	0	1	0	0	0	0
Dennis Ribant, R (9, 1) OBP: 0.154, SLG: 0.083										0	0	0	0	0	0	0
Inning Stats	R: 0 E: 0 K: 1 S: 6 H: 1 LOB: 1 BB: 0 P: 6	R: 0 E: 0 K: 0 S: 4 H: 1 LOB: 1 BB: 0 P: 4	R: 0 E: 0 K: 1 S: 5 H: 0 LOB: 0 BB: 0 P: 5	R: 0 E: 0 K: 1 S: 6 H: 1 LOB: 1 BB: 0 P: 6	R: 0 E: 0 K: 0 S: 3 H: 0 LOB: 0 BB: 0 P: 3	R: 0 E: 0 K: 0 S: 3 H: 0 LOB: 0 BB: 0 P: 3	R: 0 E: 0 K: 0 S: 3 H: 0 LOB: 0 BB: 0 P: 3	R: 1 E: 0 K: 0 S: 4 H: 1 LOB: 1 BB: 1 P: 8	R: 0 E: 0 K: 2 S: 7 H: 0 LOB: 0 BB: 0 P: 7	1B: 3 2B: 1 3B: 0 HR: 0 SF: 0 SAC: 0 DP: 0 HBP: 0						

PITCHER	IP	WLS	BF	H	R	ER	SO	BB	IBB	HBP	BLK	WP	HR	S	P	ERA	WHIP
Andy Messersmith, R (1, 1) ERA: 1.95	9.0	W	32	4	1	1	5	1	0	0	0	0	0	41	45	1.00	0.556

PITCHER	IP	WLS	BF	H	R	ER	SO	BB	IBB	HBP	BLK	WP	HR	S	P	ERA	WHIP

BOTTOM

California Angels @ Chicago White Sox

Comiskey Park, Chicago, IL

Sun Sep 15 1968, 4:33 AM EDT

Att. 8,826 - Unknown

livebaseballscorecards.com

AB	31
R	1
H	4
RBI	1
BB	1
SO	5
LOB	7

PA: 32

Batter	1	2	3	4	5	6	7	8	9	AB	R	H	RBI	BB	SO	LOB
Bert Campaneris, R (1, 6) OBP: 0.330, SLG: 0.362	5-3			F8		L4			FC5-4 (FC5, 1B) 1-2f	4	0	0	0	0	0	1
Rick Monday, L (1, 8) OBP: 0.361, SLG: 0.386	K			F7			G3		1-2 1B	4	0	1	0	0	1	0
Danny Cater, R (1, 3) OBP: 0.335, SLG: 0.382	F7			F9			F8		FC5 2-3f	4	0	0	0	0	0	2
Sal Bando, R (1, 5) OBP: 0.318, SLG: 0.364		6-3			FC6-4 1B		5-3			3	0	1	0	0	0	0
Reggie Jackson, L (1, 9) OBP: 0.320, SLG: 0.464		CS 1B			FC6-4 (G4-3) 1-2f			5-3		3	0	1	0	0	0	1
Joe Keough, L (1, 7) OBP: 0.265, SLG: 0.326		K 1-2			G4-3 1-2f			5-3		3	0	0	0	0	1	2
Dick Green, R (1, 4) OBP: 0.323, SLG: 0.363			F8			HR		5-3		3	1	1	1	0	0	0
Dave Duncan, R (1, 2) OBP: 0.261, SLG: 0.300			F8			5-3			K	3	0	0	0	0	1	0
Jim Nash, R (1, 1) OBP: 0.071, SLG: 0.145			K			K			FC5-4 (1B)	2	0	0	0	0	2	0
Ray Webster, L (9, PH) OBP: 0.258, SLG: 0.327										1	0	1	0	0	0	0
Allan Lewis, S (9, PR) OBP: 0.400, SLG: 0.250										0	0	0	0	0	0	0

TOP

Oakland Athletics @ Chicago White Sox

Comiskey Park, Chicago, IL

Tue Sep 17 1968, 8:05 PM EDT

Unknown

livebaseballscorecards.com

AB	30
R	1
H	5
RBI	1
BB	0
SO	5
LOB	6

Inning Stats	1	2	3	4	5	6	7	8	9
R	0	0	0	0	0	1	0	0	0
E	0	0	0	0	0	0	0	0	0
K	1	1	1	0	0	1	0	0	1
S	5	5	5	3	3	6	3	3	7
H	0	1	0	0	1	1	0	0	2
LOB	0	0	0	0	0	0	0	0	2
BB	0	0	0	0	0	0	0	0	0
P	5	5	5	3	3	6	3	3	7

1B	4
2B	0
3B	0
HR	1
SF	0
SAC	0
DP	1
HBP	0

WP	0
PB	0
SB	0
CS	1
PA	30

PITCHER	IP	WLS	BF	H	R	ER	SO	BB	IBB	HBP	BLK	WP	HR	S	P	ERA	WHIP
Joe Horlen, R (1, 1) ERA: 2.38	9.0	W	30	5	1	1	5	0	0	0	0	0	1	40	40	1.00	0.556

PITCHER	IP	WLS	BF	H	R	ER	SO	BB	IBB	HBP	BLK	WP	HR	S	P	ERA	WHIP

Batter	1	2	3	4	5	6	7	8	9	AB	R	H	RBI	BB	SO	LOB
Carlos May, L (1, 7) OBP: 0.179, SLG: 0.185	F8		K		4-1		FC4-6 1B 1-2f			4	0	0	0	0	1	2
Luis Aparicio, R (1, 6) OBP: 0.306, SLG: 0.340	5-3		F3		2-3		1-2 1B			4	0	1	0	0	0	1
Duane Josephson, R (1, 2) OBP: 0.280, SLG: 0.344	5-3			F7	1B		F7			4	0	1	0	0	0	2
Pete Ward, L (1, 3) OBP: 0.352, SLG: 0.354		K		F7	G3			F9		4	0	0	0	0	1	1
Tom McCraw, L (9, 3) OBP: 0.293, SLG: 0.378										0	0	0	0	0	0	0
Bill Voss, L (1, 9) OBP: 0.243, SLG: 0.214		K		HR BB		K		4-3		3	1	0	0	1	2	0
Bill Melton, R (1, 5) OBP: 0.333, SLG: 0.443		FC6-4 1B		1-H HR		G6-3 BB		1B		3	1	3	2	1	0	0
Ken Berry, R (1, 8) OBP: 0.284, SLG: 0.341		FC6-4 1-2f		E BB		G6-3 1-2f		1-2 1B		3	0	1	0	1	0	2
Sandy Alomar Sr., S (1, 4) OBP: 0.301, SLG: 0.293			4-3	E6 1-2			CS 1B	F7		4	0	1	0	0	0	3
Joe Horlen, R (1, 1) OBP: 0.136, SLG: 0.127			1B	F8			FC4-6 1-2 BB			2	0	1	0	1	0	2
Inning Stats	R: 0 H: 0 E: 0 LOB: 0 K: 0 BB: 0 S: 3 P: 3	R: 0 H: 1 E: 0 LOB: 1 K: 2 BB: 0 S: 8 P: 8	R: 0 H: 1 E: 0 LOB: 1 K: 1 BB: 0 S: 6 P: 6	R: 2 H: 1 E: 1 LOB: 2 K: 0 BB: 2 S: 5 P: 13	R: 0 H: 1 E: 0 LOB: 1 K: 0 BB: 0 S: 4 P: 4	R: 0 H: 0 E: 0 LOB: 0 K: 1 BB: 1 S: 4 P: 8	R: 0 H: 2 E: 0 LOB: 2 K: 0 BB: 1 S: 4 P: 8	R: 0 H: 2 E: 0 LOB: 2 K: 0 BB: 0 S: 5 P: 5		1B: 7 SF: 0 2B: 0 SAC: 0 3B: 0 DP: 1 HR: 1 HBP: 0						WP: 0 PA: 35 PB: 0 SB: 0 CS: 1	

PITCHER	IP	WLS	BF	H	R	ER	SO	BB	IBB	HBP	BLK	WP	HR	S	P	ERA	WHIP
Jim Nash, R (1, 1) ERA: 2.24	8.0	L	35	8	2	2	4	4	0	0	0	0	1	39	55	2.25	1.500

PITCHER	IP	WLS	BF	H	R	ER	SO	BB	IBB	HBP	BLK	WP	HR	S	P	ERA	WHIP

BOTTOM

Oakland Athletics @ Chicago White Sox

Comiskey Park, Chicago, IL

Tue Sep 17 1968, 8:05 PM EDT

Unknown

livebaseballscorecards.com

AB	31
R	2
H	8
RBI	2
BB	4
SO	4
LOB	13

Batter	1	2	3	4	5	6	7	8	9	AB	R	H	RBI	BB	SO	LOB
Bert Campaneris, R (1, 6) OBP: 0.331, SLG: 0.363	5-3 ①		E 2B 2-H		1B 1B 1B 1-2		E2 BB 1B 1-2	1-3 ③		5	2	2	1	0	0	1
Rick Monday, L (1, 8) OBP: 0.365, SLG: 0.387	BB		L5-4 E BB		1B 1B 1B 1-3 2-H		E 1B BB 1-2 2-3		F7 ①	2	2	1	1	3	0	0
Danny Cater, R (1, 3) OBP: 0.338, SLG: 0.385	F8 ②		E4 1-2 2-3		1B 1B 1-3 3-H		E FC4-6 1B 1-2 2-H 3-H		FC5-4 1B	5	1	3	3	0	0	3
Sal Bando, R (1, 5) OBP: 0.317, SLG: 0.363	L6 ③		L5-4 ② ③ 2-3		② 1B 1-2 3-H		E4 FC4-6 1B 1-3 2-H		FC5-4 ② 1-2f	5	0	1	1	0	0	6
Reggie Jackson, L (1, 9) OBP: 0.319, SLG: 0.461		F8 ①		G1-6-3 1B	F6 ③		FC4-6 ① 1B WP 1-2f 3-H		S S S K ③	5	0	1	1	0	1	3
Jim Gosger, L (1, 7) OBP: 0.253, SLG: 0.200		G3 ②		G1-6-3 ① ② 1-2f		G3 ①	FC6-4 ② 1B 1-3			4	0	1	0	0	0	1
Dick Green, R (1, 4) OBP: 0.316, SLG: 0.355		F3 ③		5-3 ③		6-3 ②	FC6-4 ③ 1-2f			4	0	0	0	0	0	1
Jim Pagliaroni, R (1, 2) OBP: 0.333, SLG: 0.361			BB SH1-4 2B		1B 1B 1B	F8 ③		1-3 ①		3	2	1	0	1	0	0
Blue Moon Odom, R (1, 1) OBP: 0.288, SLG: 0.288			SH1-4 ① 1-2		F5 ①		BB E 1B 1B	6-3 ②		3	1	1	0	0	0	1
Inning Stats	R: 0 E: 0 K: 0 S: 3 H: 0 LOB: 1 BB: 1 P: 7	R: 0 E: 0 K: 0 S: 3 H: 0 LOB: 0 BB: 0 P: 3	R: 1 E: 1 K: 0 S: 4 H: 1 LOB: 2 BB: 2 P: 12	R: 0 E: 0 K: 0 S: 3 H: 1 LOB: 0 BB: 0 P: 3	R: 3 E: 0 K: 0 S: 7 H: 5 LOB: 1 BB: 0 P: 7	R: 0 E: 0 K: 0 S: 3 H: 0 LOB: 0 BB: 0 P: 3	R: 4 E: 2 K: 0 S: 7 H: 3 LOB: 1 BB: 1 P: 11	R: 0 E: 0 K: 0 S: 3 H: 0 LOB: 0 BB: 0 P: 3	R: 0 E: 0 K: 1 S: 6 H: 1 LOB: 1 BB: 0 P: 6	1B: 10 2B: 2 3B: 0 HR: 0 SF: 0 SAC: 1 DP: 2 HBP: 0							

TOP

Oakland Athletics @ Chicago White Sox

Comiskey Park, Chicago, IL

Tue Sep 17 1968, 8:05 PM EDT

Att. 6,424 - Unknown

livebaseballscorecards.com

AB	36
R	8
H	11
RBI	7
BB	4
SO	1
LOB	16

WP: 1 PB: 0 SB: 0 CS: 0

PA: 41

PITCHER		IP	WLS	BF	H	R	ER	SO	BB	IBB	HBP	BLK	WP	HR	S	P	ERA	WHIP
Jack Fisher, R ERA: 2.86	(1, 1)	5.0	L	23	7	4	4	0	3	0	0	0	0	0	20	32	7.20	2.000
Fred Rath, R ERA: 1.13	(6, 1)	3.0		14	3	4	1	0	1	0	0	0	1	0	13	17	3.00	1.333
Bob Priddy, R ERA: 3.8	(9, 1)	1.0		4	1	0	0	1	0	0	0	0	0	0	6	6	0.00	1.000

PITCHER		IP	WLS	BF	H	R	ER	SO	BB	IBB	HBP	BLK	WP	HR	S	P	ERA	WHIP

Batter	1	2	3	4	5	6	7	8	9	AB	R	H	RBI	BB	SO	LOB
Carlos May, L (1, 7) OBP: 0.156, SLG: 0.161	G3		5-3			F6		6-3		4	0	0	0	0	0	1
Rich Morales, R (1, 6) OBP: 0.231, SLG: 0.167	G3		F8			1-3		K		4	0	0	0	0	1	1
Bill Voss, L (1, 9) OBP: 0.243, SLG: 0.221	2B			K		1-3			F9	4	0	1	0	0	1	0
Tom McCraw, L (1, 3) OBP: 0.293, SLG: 0.377	4-3			F7			1B		1-3	4	0	1	0	0	0	1
Bill Melton, R (1, 5) OBP: 0.317, SLG: 0.419		K		5-3			F7		F7	4	0	0	0	0	1	1
Jerry McNertney, R (1, 2) OBP: 0.304, SLG: 0.311		K			B1-3 1B		F8			3	1	1	0	0	1	1
Ken Berry, R (1, 8) OBP: 0.285, SLG: 0.341		1B			B1-3 1-2		F7			3	0	1	0	0	0	2
Sandy Alomar Sr., S (1, 4) OBP: 0.301, SLG: 0.293		5-3			G3-6-3 2-H			1-3		3	0	1	1	0	0	1
Jack Fisher, R (1, 1) OBP: 0.118, SLG: 0.120			4-3		G3-6-3 1-2f			2B		1	0	0	0	0	0	0
Leon Wagner, L (5, PH) OBP: 0.338, SLG: 0.322										1	0	0	0	0	0	1
Fred Rath, R (6, 1)										0	0	0	0	0	0	0
Gail Hopkins, L (8, PH) OBP: 0.313, SLG: 0.250										1	0	1	0	0	0	0
Bob Priddy, R (9, 1) OBP: 0.080, SLG: 0.167										0	0	0	0	0	0	0
Inning Stats	R: 0 E: 0 K: 0 S: 4 H: 1 LOB: 1 BB: 0 P: 4	R: 0 E: 0 K: 2 S: 8 H: 1 LOB: 1 BB: 0 P: 8	R: 0 E: 0 K: 0 S: 3 H: 0 LOB: 0 BB: 0 P: 3	R: 0 E: 0 K: 1 S: 5 H: 0 LOB: 0 BB: 0 P: 5	R: 1 E: 0 K: 0 S: 4 H: 2 LOB: 0 BB: 0 P: 4	R: 0 E: 0 K: 0 S: 3 H: 0 LOB: 0 BB: 0 P: 3	R: 0 E: 0 K: 0 S: 4 H: 1 LOB: 1 BB: 0 P: 4	R: 0 E: 0 K: 1 S: 6 H: 1 LOB: 1 BB: 0 P: 6	R: 0 E: 0 K: 0 S: 3 H: 0 LOB: 0 BB: 0 P: 3	1B: 4 2B: 2 3B: 0 HR: 0 SF: 0 SAC: 0 DP: 1 HBP: 0						

PITCHER	IP	WLS	BF	H	R	ER	SO	BB	IBB	HBP	BLK	WP	HR	S	P	ERA	WHIP
Blue Moon Odom, R (1, 1) ERA: 2.55	9.0	W	32	6	1	1	4	0	0	0	0	0	0	40	40	1.00	0.667

PITCHER	IP	WLS	BF	H	R	ER	SO	BB	IBB	HBP	BLK	WP	HR	S	P	ERA	WHIP

BOTTOM

Oakland Athletics @ Chicago White Sox

Comiskey Park, Chicago, IL

Tue Sep 17 1968, 8:05 PM EDT

Att. 6,424 - Unknown

livebaseballscorecards.com

AB	32
R	1
H	6
RBI	1
BB	0
SO	4
LOB	9

Batter	1	2	3	4	5	6	7	8	9	AB	R	H	RBI	BB	SO	LOB
Don Buford, S (1, 7) OBP: 0.366, SLG: 0.445	CS 1B		5-3		FC3-2-3 BB BB 1-2 3-H		5-3			4	0	1	0	0	0	2
Mark Belanger, R (1, 6) OBP: 0.267, SLG: 0.248	5-3 1-2			F6	BB 1-2			4-3		3	0	0	0	1	0	1
Frank Robinson, R (1, 9) OBP: 0.390, SLG: 0.446	K			1B BB	1-2 2-3 BB			1B 2B		2	0	1	0	2	1	0
Boog Powell, L (1, 3) OBP: 0.336, SLG: 0.413		K		1-2 1B	1-3			2-H 1B		4	0	2	0	0	1	3
Brooks Robinson, R (1, 5) OBP: 0.299, SLG: 0.404		4-3		F7		F7		F2		4	0	0	0	0	0	3
Paul Blair, R (1, 8) OBP: 0.277, SLG: 0.321		1B		F9		6-3			K	4	0	1	0	0	1	2
Davey Johnson, R (1, 4) OBP: 0.312, SLG: 0.362		K			PB SH 2B	K			F8	4	1	1	0	0	2	1
Elrod Hendricks, L (1, 2) OBP: 0.299, SLG: 0.404			1-3		SH FC3-2-3 2-3 BB		K2-3		F9	3	0	0	0	1	1	0
Jim Hardin, R (1, 1) OBP: 0.085, SLG: 0.122			6-3		SH FC3-2-3 1-3 3-H		6-3			1	0	0	0	0	0	0
Merv Rettenmund, R (7, PH) OBP: 0.412, SLG: 0.463										1	0	0	0	0	0	0
Eddie Watt, R (7, 1)										0	0	0	0	0	0	0
Inning Stats	R: 0 E: 0 K: 1 S: 5 H: 1 LOB: 0 BB: 0 P: 5	R: 0 E: 0 K: 2 S: 8 H: 1 LOB: 1 BB: 0 P: 8	R: 0 E: 0 K: 0 S: 3 H: 0 LOB: 0 BB: 0 P: 3	R: 0 E: 0 K: 0 S: 4 H: 1 LOB: 2 BB: 1 P: 8	R: 1 E: 1 K: 0 S: 4 H: 1 LOB: 3 BB: 3 P: 16	R: 0 E: 0 K: 1 S: 5 H: 0 LOB: 0 BB: 0 P: 5	R: 0 E: 0 K: 1 S: 5 H: 0 LOB: 0 BB: 0 P: 5	R: 0 E: 0 K: 0 S: 4 H: 2 LOB: 1 BB: 0 P: 4	R: 0 E: 0 K: 1 S: 5 H: 0 LOB: 0 BB: 0 P: 5	1B: 4 2B: 3 3B: 0 HR: 0 SF: 0 SAC: 1 DP: 1 HBP: 0						

PITCHER		IP	WLS	BF	H	R	ER	SO	BB	IBB	HBP	BLK	WP	HR	S	P	ERA	WHIP
Jerry Nyman, L ERA: 1.73	(1, 1)	4.2		21	4	1	0	3	4	0	0	0	0	0	23	39	0.00	1.714
Wilbur Wood, L ERA: 1.8	(5, 1)	3.0	W	10	2	0	0	2	0	0	0	0	0	0	14	14	0.00	0.667
Hoyt Wilhelm, R ERA: 1.65	(8, 1)	1.1	S	4	0	0	0	1	0	0	0	0	0	0	6	6	0.00	0.000

PITCHER	IP	WLS	BF	H	R	ER	SO	BB	IBB	HBP	BLK	WP	HR	S	P	ERA	WHIP

TOP

Baltimore Orioles @ Chicago White Sox

Comiskey Park, Chicago, IL

Fri Sep 20 1968, 8:05 PM EDT

Att. 6,822 - Unknown

livebaseballscorecards.com

AB	30
R	1
H	6
RBI	0
BB	4
SO	6
LOB	12

Batter	1	2	3	4	5	6	7	8	9	AB	R	H	RBI	BB	SO	LOB
Luis Aparicio, R (1, 6) OBP: 0.305, SLG: 0.338	6-3		F8		6-3		4-3			4	0	0	0	0	0	1
Carlos May, L (1, 7) OBP: 0.194, SLG: 0.176	F9		1B		BB FC6-4		F7			3	0	1	0	1	0	0
Duane Josephson, R (1, 2) OBP: 0.278, SLG: 0.341 Jerry McNertney, R (9, 2) OBP: 0.304, SLG: 0.311	F4		1-3		FC6-4 1-2f			F7		4 0	0 0	0 0	0 0	0 0	0 0	3 0
Pete Ward, L (1, 3) OBP: 0.353, SLG: 0.354		BB E 1B		F7		HBP 1B		K		3	1	1	0	1	1	0
Bill Melton, R (1, 5) OBP: 0.302, SLG: 0.397 Sandy Alomar Sr., S (9, 5) OBP: 0.301, SLG: 0.293		F9		K		F7		F4		4 0	0 0	0 0	0 0	0 0	1 0	2 0
Buddy Bradford, R (1, 9) OBP: 0.256, SLG: 0.294		E6 1B CS 1-2		E 1B 1B		HBP 1-2				2	1	1	0	0	0	1
Ken Berry, R (1, 8) OBP: 0.287, SLG: 0.343		CS 1-3 2-H 1B		1-H 1B		F8				3	0	2	2	0	0	2
Rich Morales, R (1, 4) OBP: 0.250, SLG: 0.200		K 1-2 3-H			SH1-4 1B	K				3	0	1	0	0	2	4
Jerry Nyman, L (1, 1) OBP: 0.182, SLG: 0.182 Wilbur Wood, R (5, 1) OBP: 0.167, SLG: 0.091 Hoyt Wilhelm, R (8, 1)			K	SH1-4 1-2			K			1 1 0	0 0 0	0 0 0	0 0 0	0 0 0	1 1 0	0 0 0
Inning Stats	R: 0 E: 0 K: 0 S: 3 H: 0 LOB: 0 BB: 0 P: 3	R: 1 E: 1 K: 1 S: 6 H: 1 LOB: 1 BB: 1 P: 10	R: 0 E: 0 K: 1 S: 6 H: 1 LOB: 1 BB: 0 P: 6	R: 1 E: 1 K: 1 S: 6 H: 2 LOB: 1 BB: 0 P: 6	R: 0 E: 0 K: 0 S: 4 H: 1 LOB: 2 BB: 1 P: 8	R: 0 E: 0 K: 1 S: 6 H: 1 LOB: 0 BB: 0 P: 7	R: 0 E: 0 K: 1 S: 5 H: 0 LOB: 0 BB: 0 P: 5	R: 0 E: 0 K: 1 S: 5 H: 0 LOB: 0 BB: 0 P: 5		1B: 6 2B: 0 3B: 0 HR: 0 SF: 0 SAC: 1 DP: 0 HBP: 1				WP: 0 PB: 0 SB: 0 CS: 2 PA: 32		

PITCHER	IP	WLS	BF	H	R	ER	SO	BB	IBB	HBP	BLK	WP	HR	S	P	ERA	WHIP
Jim Hardin, R (1, 1) ERA: 2.4	6.0	L	26	6	2	0	4	2	0	1	0	0	0	31	40	0.00	1.333
Eddie Watt, R (7, 1) ERA: 2.29	2.0		6	0	0	0	2	0	0	0	0	0	0	10	10	0.00	0.000

PITCHER	IP	WLS	BF	H	R	ER	SO	BB	IBB	HBP	BLK	WP	HR	S	P	ERA	WHIP

BOTTOM

Baltimore Orioles @ Chicago White Sox

Comiskey Park, Chicago, IL

Fri Sep 20 1968, 8:05 PM EDT

Att. 6,822 - Unknown

livebaseballscorecards.com

AB	28
R	2
H	6
RBI	2
BB	2
SO	6
LOB	13

Baltimore Orioles @ Chicago White Sox

Comiskey Park, Chicago, IL

Sat Sep 21 1968, 4:33 AM EDT

Att. 2,182 - Unknown

TOP

Batter	1	2	3	4	5	6	7	8	9	AB	R	H	RBI	BB	SO	LOB
Don Buford, S (1, 7) OBP: 0.366, SLG: 0.444	1B F7		E9 2-H 3-H		F6		K			5	1	2	2	0	1	2
Mark Belanger, R (1, 6) OBP: 0.268, SLG: 0.248	BBBB 4-0 1B E 1-2 BB	G6-4-3 1B	SSS 0-3 K		SSS 0-3 K			F9		4	1	1	0	1	2	1
Frank Robinson, R (1, 9) OBP: 0.391, SLG: 0.449 Dave May, L (5, 9) OBP: 0.267, SLG: 0.246	E8 1B 1-H 2-H 1B	G6-4-3 1-2f		2B 2B	L5			4-3		4 1	2 0	2 0	1 0	0 0	0 0	1 0
Boog Powell, L (1, 3) OBP: 0.337, SLG: 0.412 Mike Fiore, L (8, 3)	1B 1B 3-H 1B	E1		BBBB 2B BB		F7 1B		4-3		4 0	1 0	1 0	1 0	1 0	0 0	0 0
Brooks Robinson, R (1, 5) OBP: 0.301, SLG: 0.407	1B WP 1-2 1B	F7		F6		F7 1B			2B	5	1	3	0	0	0	3
Paul Blair, R (1, 8) OBP: 0.278, SLG: 0.320	WP FC4-2 1-3 2-H 1B		BBBB 4-0 SH2-4 S E BB	F8	F8	F8			F3	4	1	1	1	1	0	4
Davey Johnson, R (1, 4) OBP: 0.311, SLG: 0.363	FC4-2 E 5-3 2-H 3-H		SSS 0-3 K 1-2	1-3 2-H 2B	F9			5-3		5	0	1	1	0	1	4
Curt Blefary, L (1, 2) OBP: 0.301, SLG: 0.323	5-3 1-2		SH2-4 E IBB	IBB			F7	F6		3	1	0	0	2	0	2
Tom Phoebus, R (1, 1) OBP: 0.207, SLG: 0.241 Dave Leonhard, R (5, 1) OBP: 0.156, SLG: 0.129	E6 2-3		SH2-4 1-2 2-3	4-3			B1-3			2 1	0 0	0 0	0 0	0 0	0 0	4 0

Inning Stats										
	R: 5 E: 2 K: 0 S: 9	H: 5 LOB: 2 BB: 1 P: 13	R: 0 E: 1 K: 0 S: 4	H: 1 LOB: 1 BB: 0 P: 4	R: 2 E: 1 K: 2 S: 8	H: 1 LOB: 1 BB: 2 P: 16	R: 1 E: 0 K: 0 S: 5	H: 2 LOB: 3 BB: 2 P: 13	R: 0 E: 0 K: 1 S: 5	H: 0 LOB: 0 BB: 0 P: 5
	R: 0 E: 0 K: 0 S: 4	H: 1 LOB: 1 BB: 0 P: 4	R: 0 E: 0 K: 1 S: 5	H: 0 LOB: 0 BB: 0 P: 5	R: 0 E: 0 K: 0 S: 3	H: 0 LOB: 0 BB: 0 P: 3	R: 0 E: 0 K: 0 S: 4	H: 1 LOB: 1 BB: 0 P: 4	1B: 8 2B: 3 3B: 0 HR: 0	SF: 0 SAC: 1 DP: 1 HBP: 0	WP: 1 PB: 0 SB: 1 CS: 0	PA: 44

livebaseballscorecards.com

	AB	38
	R	8
	H	11
	RBI	6
	BB	5
	SO	4
	LOB	21

PITCHER		IP	WLS	BF	H	R	ER	SO	BB	IBB	HBP	BLK	WP	HR	S	P	ERA	WHIP
Gary Peters, L ERA: 3.76	(1, 1)	0.0	L	4	3	4	4	0	1	0	0	0	0	0	3	7	∞	∞
Fred Rath, R ERA: 1.8	(1, 1)	2.0		10	3	1	1	0	0	0	0	0	1	0	10	10	4.50	1.500
Dennis Ribant, R ERA: 4.37	(3, 1)	2.0		13	3	3	3	2	2	2	0	0	0	0	13	29	13.50	2.500
Bob Priddy, R ERA: 3.73	(5, 1)	2.0		7	1	0	0	1	0	0	0	0	0	0	9	9	0.00	0.500
Bob Locker, R ERA: 2.42	(7, 1)	2.0		6	0	0	0	1	0	0	0	0	0	0	8	8	0.00	0.000

PITCHER		IP	WLS	BF	H	R	ER	SO	BB	IBB	HBP	BLK	WP	HR	S	P	ERA	WHIP
Wilbur Wood, L ERA: 1.79	(9, 1)	1.0		4	1	0	0	0	0	0	0	0	0	0	4	4	0.00	1.000

Batter	1	2	3	4	5	6	7	8	9	AB	R	H	RBI	BB	SO	LOB
Luis Aparicio, R (1, 6) OBP: 0.304, SLG: 0.337	0-0 1-3	0-0 F8		0-0 FC6-4 1-2f		0-0 1B 1B		0-0 F6		5	0	1	0	0	0	2
Carlos May, L (1, 7) OBP: 0.195, SLG: 0.179	0-0 4-3		0-3 K		0-0 2B 1B	0-0 F8		0-0 4-3		5	1	1	0	0	1	2
Duane Josephson, R (1, 2) OBP: 0.279, SLG: 0.344	0-0 1B 2B		0-0 L6		0-0 F4	0-0 1-2 1B			0-0 L4	5	1	2	0	0	0	1
Pete Ward, L (1, 3) OBP: 0.358, SLG: 0.368	0-0 BB 1B 2-H 1B		4-0 1B BB		0-0 1B 1B 1-3 2B	0-0 F5			0-0 HR	4	3	3	2	1	0	2
Bill Melton, R (1, 5) OBP: 0.319, SLG: 0.402	4-0 1B 1-2 BB		0-0 1-2 1B		0-0 3-1 1B 2-3 3-H 1B		0-3 K		0-0 F8	4	0	2	1	1	1	0
Buddy Bradford, R (1, 9) OBP: 0.263, SLG: 0.298	0-0 1-2 2-H 1B		0-0 5-3		0-0 3-1 1-2 3-H 1B		0-3 K		4-0 BB	4	0	2	2	1	1	2
Ken Berry, R (1, 8) OBP: 0.284, SLG: 0.340	0-0 6-3			0-0 L6	0-0 3-1 1-2 2-3		0-0 F7		0-0 5-3	5	0	0	0	0	0	5
Rich Morales, R (1, 4) OBP: 0.250, SLG: 0.211		0-3 K		0-0 FC6-4 1B	0-0 F9			0-0 F5		4	0	1	0	0	1	2
Gary Peters, L (1, 1) OBP: 0.182, SLG: 0.368 Fred Rath, R (1, 1) Bill Voss, L (2, PH) OBP: 0.242, SLG: 0.229 Dennis Ribant, R (3, 1) OBP: 0.438, SLG: 0.563 Gail Hopkins, L (4, PH) OBP: 0.333, SLG: 0.241 Bob Priddy, R (6, 1) OBP: 0.000, SLG: 0.167 Walt Williams, R (6, PH) OBP: 0.273, SLG: 0.313 Bob Locker, S (7, 1) Sandy Alomar Sr., S (8, PH) OBP: 0.400, SLG: 0.238 Wilbur Wood, R (9, 1) OBP: 0.167, SLG: 0.091		0-0 L7		0-0 F8		0-0 F4		0-0 2B		0	0	0	0	0	0	0 0 0 0 0 0 0 0 0
Inning Stats	R: 2 E: 0 K: 0 S: 6 H: 3 LOB: 2 BB: 1 P: 10	R: 0 E: 0 K: 1 S: 5 H: 0 LOB: 0 BB: 0 P: 5	R: 0 E: 0 K: 1 S: 6 H: 1 LOB: 2 BB: 1 P: 10	R: 0 E: 0 K: 0 S: 4 H: 1 LOB: 1 BB: 0 P: 4	R: 2 E: 0 K: 0 S: 7 H: 4 LOB: 2 BB: 0 P: 7	R: 0 E: 0 K: 0 S: 5 H: 2 LOB: 2 BB: 0 P: 5	R: 0 E: 0 K: 2 S: 7 H: 0 LOB: 0 BB: 0 P: 7	R: 0 E: 0 K: 0 S: 4 H: 1 LOB: 1 BB: 0 P: 4	R: 1 E: 0 K: 0 S: 4 H: 1 LOB: 1 BB: 1 P: 8	1B: 9 2B: 3 3B: 0 HR: 1 SF: 0 SAC: 0 DP: 0 HBP: 0						WP: 0 PB: 0 SB: 0 CS: 0 PA: 43

PITCHER		IP	WLS	BF	H	R	ER	SO	BB	IBB	HBP	BLK	WP	HR	S	P	ERA	WHIP
Tom Phoebus, R ERA: 2.6	(1, 1)	4.1		24	9	4	4	2	2	0	0	0	0	0	26	34	8.31	2.538
Dave Leonhard, R ERA: 3.13	(5, 1)	4.2	W	19	4	1	1	2	1	0	0	0	0	1	22	26	1.93	1.071

PITCHER	IP	WLS	BF	H	R	ER	SO	BB	IBB	HBP	BLK	WP	HR	S	P	ERA	WHIP

BOTTOM

Baltimore Orioles @ Chicago White Sox

Comiskey Park, Chicago, IL

Sat Sep 21 1968, 4:33 AM EDT

Att. 2,182 - Unknown

livebaseballscorecards.com

AB	40
R	5
H	13
RBI	5
BB	3
SO	4
LOB	17

Batter	1	2	3	4	5	6	7	8	9	AB	R	H	RBI	BB	SO	LOB
Don Buford, S (1, 8) OBP: 0.369, SLG: 0.445	BBBB 4-0 1-3 BB		x 0-0 1B 1B 1B		x 0-0 ① F9		BBBB 4-0 F8 SH3 1B BB		x 0-0 ① FC3-6 CS 1-2f	2	2	1	0	2	0	0
Paul Blair, R (7, 8) OBP: 0.278, SLG: 0.320										1	0	0	0	0	0	1
Curt Blefary, L (1, 7) OBP: 0.303, SLG: 0.327	x 0-0 ① 1-3 1-2		x 0-0 L6-4 1B 1-3 1B		x 0-0 2B		x 0-0 ① SH3 1-2		SSS 0-3 ②③ K 1-2	4	0	2	0	0	1	2
Frank Robinson, R (1, 9) OBP: 0.390, SLG: 0.447	x 0-0 ② F7		x 0-0 FC5-4 1-2 3-H 1B		x 0-0 ② F2		x 0-0 ② F8 2-3			4	0	1	1	0	0	3
Boog Powell, L (1, 3) OBP: 0.338, SLG: 0.412	BBBB 4-0 FC5-4 BB		x 0-0 ①② L6-4 2-3		x 0-0 ③ 4-3		x 0-0 FC5-4 3-H 1B			3	0	1	1	1	0	3
Brooks Robinson, R (1, 5) OBP: 0.301, SLG: 0.411	x 0-0 ③ FC5-4 1-2f		x 0-0 ③ FC5-4 1-2f			x 0-0 HR	x 0-0 ③ FC5-4 1-2f			4	1	1	1	0	0	4
Elrod Hendricks, L (1, 2) OBP: 0.293, SLG: 0.394		SSS 0-3 ① K		x 0-0 ① F8		x 0-0 ① F7		SSS 0-3 ① K		4	0	0	0	0	2	0
Davey Johnson, R (1, 4) OBP: 0.313, SLG: 0.366		x 0-0 2B		x 0-0 FC6-4 1B		SSS 0-3 ② K		x 0-0 ② 6-3		4	0	2	0	0	1	0
Mark Belanger, R (1, 6) OBP: 0.268, SLG: 0.248		x 0-0 ② F9		x 0-0 ② FC6-4 1-2f		x 0-0 1B		x 0-0 ③ F7		4	0	1	0	0	0	2
Dave McNally, R (1, 1) OBP: 0.196, SLG: 0.220		SSS 0-3 ③ K		SSS 0-3 ③ K		SSS 0-3 ③ K			BBBB 4-0 FC3-6 BB	3	0	0	0	1	3	3
Inning Stats	R: 0 H: 0 E: 0 LOB: 2 K: 0 BB: 2 S: 3 P: 11	R: 0 H: 1 E: 0 LOB: 1 K: 2 BB: 0 S: 8 P: 8	R: 1 H: 3 E: 0 LOB: 1 K: 0 BB: 0 S: 5 P: 5	R: 0 H: 1 E: 0 LOB: 1 K: 1 BB: 0 S: 6 P: 6	R: 0 H: 1 E: 0 LOB: 1 K: 0 BB: 0 S: 4 P: 4	R: 1 H: 2 E: 0 LOB: 1 K: 2 BB: 0 S: 9 P: 9	R: 1 H: 1 E: 0 LOB: 1 K: 0 BB: 1 S: 4 P: 8	R: 0 H: 0 E: 0 LOB: 0 K: 1 BB: 0 S: 5 P: 5	R: 0 H: 0 E: 0 LOB: 0 K: 1 BB: 1 S: 4 P: 8	1B: 6 SF: 0 2B: 3 SAC: 1 3B: 0 DP: 1 HR: 1 HBP: 0					WP: 0 PA: 38 PB: 0 SB: 0 CS: 1	

TOP

Baltimore Orioles @ Chicago White Sox

Comiskey Park, Chicago, IL

Sun Sep 22 1968, 4:33 AM EDT

Att. 4,861 - Unknown

livebaseballscorecards.com

AB	33
R	3
H	9
RBI	3
BB	4
SO	7
LOB	18

PITCHER		IP	WLS	BF	H	R	ER	SO	BB	IBB	HBP	BLK	WP	HR	S	P	ERA	WHIP
Joe Horlen, R ERA: 2.4	(1, 1)	6.0	L	27	8	2	2	5	2	0	0	0	0	1	35	43	3.00	1.667
Wilbur Wood, L ERA: 1.83	(7, 1)	2.0		8	1	1	1	1	1	0	0	0	0	0	9	13	4.50	1.000
Bob Priddy, R ERA: 3.7	(9, 1)	1.0		3	0	0	0	1	1	0	0	0	0	0	4	8	0.00	1.000

PITCHER	IP	WLS	BF	H	R	ER	SO	BB	IBB	HBP	BLK	WP	HR	S	P	ERA	WHIP

Batter	1	2	3	4	5	6	7	8	9	AB	R	H	RBI	BB	SO	LOB
Luis Aparicio, R (1, 6) OBP: 0.305, SLG: 0.338	1-3			F8		1B		1B		4	0	2	0	0	0	0
Carlos May, L (1, 7) OBP: 0.200, SLG: 0.186	G6-4-3 1B			6-3		F5		F3		4	0	1	0	0	0	3
Duane Josephson, R (1, 2) OBP: 0.279, SLG: 0.343	G6-4-3 1-2f			1B		F9		K		4	0	1	0	0	1	4
Tommy Davis, R (1, 3) OBP: 0.289, SLG: 0.345		1-3		F8			1B 1B		F5	4	0	1	0	0	0	1
Bill Melton, R (1, 5) OBP: 0.326, SLG: 0.400		K			G6-4-3 BB		K		BB 1B	3	0	1	0	1	2	1
Buddy Bradford, R (1, 9) OBP: 0.262, SLG: 0.294		K			G6-4-3 1-2f		K		1-2 BB	3	0	0	0	1	2	2
Ken Berry, R (1, 8) OBP: 0.284, SLG: 0.339			F8		6-3		1-2 1B		F7	4	0	1	0	0	0	2
Sandy Alomar Sr., S (1, 4) OBP: 0.301, SLG: 0.295 Ron Hansen, R (9, PH) OBP: 0.286, SLG: 0.315			K			F8	F8		K	3 1	0 0	0 0	0 0	0 0	1 1	2 2
Joe Horlen, R (1, 1) OBP: 0.134, SLG: 0.125 Dick Kenworthy, R (6, PH) OBP: 0.254, SLG: 0.240 Wilbur Wood, R (7, 1) OBP: 0.167, SLG: 0.091 Walt Williams, R (8, PH) OBP: 0.273, SLG: 0.311 Bob Priddy, R (9, 1) OBP: 0.080, SLG: 0.167			K			1B 1B		K		1 1 0 1 0	0 0 0 0 0	0 1 0 0 0	0 0 0 0 0	0 0 0 0 0	1 0 0 1 0	0 0 0 0 0
Inning Stats	R: 0 E: 0 K: 0 S: 3 H: 1 LOB: 0 BB: 0 P: 3	R: 0 E: 0 K: 2 S: 7 H: 0 LOB: 0 BB: 0 P: 7	R: 0 E: 0 K: 2 S: 7 H: 0 LOB: 0 BB: 0 P: 7	R: 0 E: 0 K: 0 S: 4 H: 1 LOB: 1 BB: 0 P: 4	R: 0 E: 0 K: 0 S: 2 H: 0 LOB: 0 BB: 1 P: 6	R: 0 E: 0 K: 0 S: 5 H: 2 LOB: 2 BB: 0 P: 5	R: 0 E: 0 K: 2 S: 9 H: 2 LOB: 2 BB: 0 P: 9	R: 0 E: 0 K: 2 S: 8 H: 1 LOB: 1 BB: 0 P: 8	R: 0 E: 0 K: 1 S: 6 H: 1 LOB: 2 BB: 1 P: 10	1B: 8 2B: 0 3B: 0 HR: 0 SF: 0 SAC: 0 DP: 2 HBP: 0						

PITCHER	IP	WLS	BF	H	R	ER	SO	BB	IBB	HBP	BLK	WP	HR	S	P	ERA	WHIP
Dave McNally, L (1, 1) ERA: 1.98	9.0	W	35	8	0	0	9	2	0	0	0	0	0	51	59	0.00	1.111

PITCHER	IP	WLS	BF	H	R	ER	SO	BB	IBB	HBP	BLK	WP	HR	S	P	ERA	WHIP

BOTTOM

Baltimore Orioles @ Chicago White Sox

Comiskey Park, Chicago, IL

Sun Sep 22 1968, 4:33 AM EDT

Att. 4,861 - Unknown

livebaseballscorecards.com

AB	33
R	0
H	8
RBI	0
BB	2
SO	9
LOB	17

WP: 0 PB: 0 SB: 0 CS: 0 PA: 35

Batter	1	2	3	4	5	6	7	8	9	AB	R	H	RBI	BB	SO	LOB
Buddy Bradford, R (1, 9) OBP: 0.262, SLG: 0.293	x 0-0 1B		x 0-0 ③ 1-3			S S S 0-3 ③ K		x 0-0 ③ 6-3		4	0	1	0	0	1	0
Luis Aparicio, R (1, 6) OBP: 0.303, SLG: 0.336	S S S 0-3 ① K			x 0-0 ① F7			x 0-0 ① F5		x 0-0 ① 5-3	4	0	0	0	0	1	1
Carlos May, L (1, 7) OBP: 0.224, SLG: 0.213	x 0-0 ② 1-3 1B			x 0-0 ② F5			x 0-0 ② 4-3		x 0-0 1B	4	0	2	0	0	0	0
Pete Ward, L (1, 3) OBP: 0.357, SLG: 0.370	S S S 0-3 ③ K			x 0-0 ③ F8			x 0-0 2B		x 0-0 ② F9	4	1	1	0	0	1	2
Bill Melton, R (1, 5) OBP: 0.323, SLG: 0.386		S S S 0-3 ① K			x 0-0 ① F8		B B B B 4-0 2B BB		x 0-0 ③ F7	3	0	0	0	1	1	1
Ken Berry, R (1, 8) OBP: 0.286, SLG: 0.343		x 0-0 G4-3 1B			x 0-0 ② G3		x 0-0 1-3 2-H 2B			3	0	2	1	0	0	0
Sandy Alomar Sr., S (1, 4) OBP: 0.298, SLG: 0.293		x 0-0 ② ③ G4-3 1-2f			x 0-0 ③ 5-3		x 0-0 ③ F7			3	0	0	0	0	0	3
Jerry McNertney, R (1, 2) OBP: 0.299, SLG: 0.305			S S S 0-3 ① K			x 0-0 ① F5		x 0-0 ① F9		3	0	0	0	0	1	0
Jack Fisher, R (1, 1) OBP: 0.115, SLG: 0.118 Fred Rath, R (4, 1) Gail Hopkins, L (6, PH) OBP: 0.294, SLG: 0.233 Bob Priddy, R (6, 1) OBP: 0.000, SLG: 0.167 Bill Voss, L (8, PH) OBP: 0.240, SLG: 0.218 Cisco Carlos, R (8, 1) OBP: 0.121, SLG: 0.065			S S S 0-3 ② K			x 0-0 ② L9		S S S 0-3 ② K		1 0 1 0 1 0	0 0 0 0 0 0	0 0 0 0 0 0	0 0 0 0 0 0	1 0 0 0 0 0	0 0 0 0 1 0	0 0 0 0 0 0
Inning Stats	R: 0 H: 2 E: 0 LOB: 1 K: 2 BB: 0 S: 8 P: 8	R: 0 H: 1 E: 0 LOB: 0 K: 1 BB: 0 S: 5 P: 5	R: 0 H: 0 E: 0 LOB: 0 K: 2 BB: 0 S: 7 P: 7	R: 0 H: 0 E: 0 LOB: 0 K: 0 BB: 0 S: 3 P: 3	R: 0 H: 0 E: 0 LOB: 0 K: 0 BB: 0 S: 3 P: 3	R: 0 H: 0 E: 0 LOB: 0 K: 1 BB: 0 S: 5 P: 5	R: 1 H: 2 E: 0 LOB: 2 K: 0 BB: 1 S: 5 P: 9	R: 0 H: 0 E: 0 LOB: 0 K: 1 BB: 0 S: 5 P: 5	R: 0 H: 1 E: 0 LOB: 1 K: 0 BB: 0 S: 4 P: 4	1B: 4 SF: 0 2B: 2 SAC: 0 3B: 0 DP: 1 HR: 0 HBP: 0						

TOP

Chicago White Sox @ Oakland Athletics

Oakland-Alameda County Coliseum, Oakland, CA

Mon Sep 23 1968, 7:05 PM PDT

Att. 2,724 - Unknown

livebaseballscorecards.com

AB	31
R	1
H	6
RBI	1
BB	1
SO	7
LOB	7

PITCHER		IP	WLS	BF	H	R	ER	SO	BB	IBB	HBP	BLK	WP	HR	S	P	ERA	WHIP
Jim Nash, R ERA: 2.19	(1, 1)	9.0	W	32	6	1	1	7	1	0	0	0	0	0	45	49	1.00	0.778

PITCHER	IP	WLS	BF	H	R	ER	SO	BB	IBB	HBP	BLK	WP	HR	S	P	ERA	WHIP

Batter	1	2	3	4	5	6	7	8	9	AB	R	H	RBI	BB	SO	LOB
Bert Campaneris, R (1, 6) OBP: 0.330, SLG: 0.361	F8		FC6-4 (FC1-6) 1-2f	WP, 1B 2-H 3-H		F8				4	0	1	2	0	0	1
Reggie Jackson, L (1, 9) OBP: 0.319, SLG: 0.458	2B		FC1-6 1-2f	F7 1-2			F7			4	0	1	0	0	0	2
Danny Cater, R (1, 3) OBP: 0.337, SLG: 0.390	F8			5-3, 1B, BB 1B	6-3		F9			4	1	1	0	0	0	1
Sal Bando, R (1, 5) OBP: 0.313, SLG: 0.357	F8			BB, 5-3 1-2 2B, 1B	4-3		F9			4	1	1	0	0	0	1
Rick Monday, L (1, 8) OBP: 0.365, SLG: 0.382		G3		5-3 1-2 2-3	B B B B 4-0 S, BB			S S S 0-3 K		3	0	0	0	1	1	2
Dick Green, R (1, 4) OBP: 0.314, SLG: 0.342		F7		I I I 4-0 BB, 2B, IBB	H 1-0 FC6, HBP 1-2			0-0 6-3		2	1	0	0	1	0	0
Joe Keough, L (1, 7) OBP: 0.276, SLG: 0.320 Jim Gosger, L (8, 7) OBP: 0.257, SLG: 0.200		4-3		B B B 4-0 2B, 1B, BB 1-2 2-3 3-H	FC6 1-2f			B B B B 4-0 BB		2 0	1 0	0 0	1 0	1 1	0 0	2 0
Dave Duncan, R (1, 2) OBP: 0.262, SLG: 0.296			E6 FC3-6	S S S 0-3 K		S S S 0-3 K		B B B B 4-0 1-2 BB		3	0	0	0	1	2	3
Jim Nash, R (1, 1) OBP: 0.081, SLG: 0.164			FC3-6 FC6-4 1-2f	1B, 2B 1-3 2-H 3-H		S S S 0-3 K		S S S 0-3 K		4	1	1	2	0	2	3
Inning Stats	R: 0 E: 0 K: 0 S: 4 H: 1 LOB: 1 BB: 0 P: 4	R: 0 E: 0 K: 0 S: 3 H: 0 LOB: 0 BB: 0 P: 3	R: 0 E: 1 K: 0 S: 4 H: 0 LOB: 1 BB: 0 P: 4	R: 5 E: 0 K: 1 S: 9 H: 4 LOB: 1 BB: 2 P: 17	R: 0 E: 0 K: 0 S: 3 H: 0 LOB: 2 BB: 1 P: 8	R: 0 E: 0 K: 2 S: 7 H: 0 LOB: 0 BB: 0 P: 7	R: 0 E: 0 K: 0 S: 3 H: 0 LOB: 0 BB: 0 P: 3	R: 0 E: 0 K: 2 S: 7 H: 0 LOB: 2 BB: 2 P: 15		1B: 3 2B: 2 3B: 0 HR: 0 SF: 0 SAC: 0 DP: 0 HBP: 1						

BOTTOM

Chicago White Sox @ Oakland Athletics

Oakland-Alameda County Coliseum, Oakland, CA

Mon Sep 23 1968, 7:05 PM PDT

Att. 2,724 - Unknown

livebaseballscorecards.com

AB	30
R	5
H	5
RBI	5
BB	5
SO	5
LOB	15

WP: 1 PB: 0 SB: 1 CS: 0 PA: 36

PITCHER		IP	WLS	BF	H	R	ER	SO	BB	IBB	HBP	BLK	WP	HR	S	P	ERA	WHIP
Jack Fisher, R ERA: 3.06	(1, 1)	3.2	L	19	5	5	5	1	1	1	0	0	0	0	19	27	12.27	1.636
Fred Rath, R ERA: 1.59	(4, 1)	1.1		6	0	0	0	0	1	0	1	0	1	0	4	9	0.00	0.750
Bob Priddy, R ERA: 3.63	(6, 1)	2.0		6	0	0	0	2	0	0	0	0	0	0	10	10	0.00	0.000
Cisco Carlos, R ERA: 3.9	(8, 1)	1.0		5	0	0	0	2	2	0	0	0	0	0	7	15	0.00	2.000

PITCHER	IP	WLS	BF	H	R	ER	SO	BB	IBB	HBP	BLK	WP	HR	S	P	ERA	WHIP

Chicago White Sox @ Oakland Athletics

Oakland-Alameda County Coliseum, Oakland, CA

Tue Sep 24 1968, 7:05 PM PDT

Att. 2,998 - Unknown

TOP

livebaseballscorecards.com

Batter	1	2	3	4	5	6	7	8	9	10	11	12	AB	R	H	RBI	BB	SO	LOB
Luis Aparicio, R (1, 6) OBP: 0.302, SLG: 0.333	F7		F9			6-3		F8		1-3		BB	5	1	0	0	1	0	2
Carlos May, L (1, 7) Bob Locker, S (12, 1) OBP: 0.218, SLG: 0.208	K			6-3		4-3			F5		K	1B	6	0	1	1	0	2	0
													0	0	0	0	0	0	0
Buddy Bradford, R (1, 9) OBP: 0.264, SLG: 0.294	K			E S 1B			K		4-3		K	1B	6	0	2	2	0	3	0
Pete Ward, L (1, 3) Hoyt Wilhelm, R (9, 1) Woodie Held, R (12, PH) OBP: 0.243, SLG: 0.165 (12, 7)		4-3		F7 1-3			G3		2B		K	K	4	0	1	0	0	0	1
													1	0	0	0	0	1	0
													1	0	0	0	0	1	2
Duane Josephson, R (1, 2) Jerry McNertney, R (11, 2) OBP: 0.281, SLG: 0.349 OBP: 0.303, SLG: 0.305		1B		1-3			1B		L4			BB	4	1	2	0	0	0	2
													0	1	0	0	1	0	0
Bill Melton, R (1, 5) OBP: 0.327, SLG: 0.387		K			5-3		3-H 1B			F4		FC1-5 1B	5	0	2	1	0	1	1
Ken Berry, R (1, 8) OBP: 0.287, SLG: 0.343		6-3			L6		4-3			IBB 1B		BB FC1-5 1B	5	1	2	1	0	0	2
Sandy Alomar Sr., S (1, 4) Leon Wagner, L (10, PH) OBP: 0.296, SLG: 0.291 OBP: 0.336, SLG: 0.321			L3		4-3			F8		F9		FC1-5 1B BB	3	0	0	0	0	0	0
													1	0	0	0	0	0	1
Ron Hansen, R (10, 4) OBP: 0.286, SLG: 0.314													1	1	0	0	0	0	2
Gary Peters, L (1, 1) Gail Hopkins, L (8, PH) Wilbur Wood, R (8, 1) Tom McCraw, L (9, 3) OBP: 0.273, SLG: 0.357 OBP: 0.286, SLG: 0.226 OBP: 0.167, SLG: 0.091 OBP: 0.294, SLG: 0.376			F5			F7		4-3		IBB		K	2	0	0	0	0	0	0
													1	0	0	0	0	0	0
													0	0	0	0	0	0	0
													1	0	0	0	1	1	2
Inning Stats	R: 0 E: 0 K: 2 S: 7 / H: 0 LOB: 0 BB: 0 P: 7	R: 0 E: 0 K: 1 S: 6 / H: 1 LOB: 1 BB: 0 P: 6	R: 0 E: 0 K: 0 S: 3 / H: 0 LOB: 0 BB: 0 P: 3	R: 0 E: 0 K: 0 S: 4 / H: 1 LOB: 1 BB: 0 P: 4	R: 0 E: 0 K: 0 S: 3 / H: 0 LOB: 0 BB: 0 P: 3	R: 0 E: 0 K: 0 S: 3 / H: 0 LOB: 0 BB: 0 P: 3	R: 1 E: 0 K: 1 S: 7 / H: 2 LOB: 1 BB: 0 P: 7	R: 0 E: 0 K: 0 S: 3 / H: 0 LOB: 0 BB: 0 P: 3	R: 0 E: 0 K: 0 S: 4 / H: 1 LOB: 1 BB: 0 P: 4	R: 0 E: 0 K: 0 S: 4 / H: 1 LOB: 2 BB: 1 P: 8	R: 0 E: 0 K: 3 S: 9 / H: 0 LOB: 0 BB: 0 P: 9	R: 4 E: 0 K: 2 S: 11 / H: 4 LOB: 2 BB: 2 P: 19	1B: 8 2B: 1 3B: 1 HR: 0	SF: 0 SAC: 0 DP: 0 HBP: 0	WP: 0 PB: 0 SB: 1 CS: 0	PA: 49			

PITCHER	IP	WLS	BF	H	R	ER	SO	BB	IBB	HBP	BLK	WP	HR	S	P	ERA	WHIP
Lew Krausse, R (1, 1) ERA: 3.13	10.0		37	6	1	1	4	0	1	0	0	0	0	44	48	0.90	0.600
Jack Aker, R (11, 1) ERA: 4.1	1.2	L	11	4	4	4	4	2	0	0	0	0	0	17	25	21.60	3.600
Paul Lindblad, L (12, 1) ERA: 2.4	0.1		1	0	0	0	1	0	0	0	0	0	0	3	3	0.00	0.000

PITCHER	IP	WLS	BF	H	R	ER	SO	BB	IBB	HBP	BLK	WP	HR	S	P	ERA	WHIP

AB	46
R	5
H	10
RBI	5
BB	3
SO	9
LOB	15

Chicago White Sox @ Oakland Athletics

Oakland-Alameda County Coliseum, Oakland, CA

Tue Sep 24 1968, 7:05 PM PDT

Att. 2,998 - Unknown

livebaseballscorecards.com

BOTTOM

Batter	1	2	3	4	5	6	7	8	9	10	11	12	AB	R	H	RBI	BB	SO	LOB
Bert Campaneris, R (1, 6) OBP: 0.329, SLG: 0.359	F8		F6			5-3		1B		B1-3		K	6	0	1	0	0	1	4
Reggie Jackson, L (1, 8) (7, 9) OBP: 0.316, SLG: 0.454	F8			F4		K		F8			F4		5	0	0	0	0	1	2
Danny Cater, R (1, 3) OBP: 0.338, SLG: 0.389	K			BB		6-3			1-3		1B		4	1	1	0	1	1	0
Sal Bando, R (1, 5) OBP: 0.312, SLG: 0.355		5-3		1B			F9		G3		F9		5	0	1	0	0	0	1
Mike Hershberger, R (1, 9) (7, 7) OBP: 0.333, SLG: 0.397		2B		F3			F4		6-3		F8		5	0	1	0	0	0	2
Dick Green, R (1, 4) OBP: 0.313, SLG: 0.340		F9		5-3			6-3			S SH3-4		E	4	0	1	0	0	0	2
Allan Lewis, S (10, PR) OBP: 0.400, SLG: 0.250										1B		BB	0	0	0	0	0	0	0
Jack Aker, R (11, 1) OBP: 0.143, SLG: 0.143													0	0	0	0	0	0	0
Paul Lindblad, L (12, 1) OBP: 0.375, SLG: 0.500													0	0	0	0	0	0	0
Jim Gosger, L (12, PH) OBP: 0.262, SLG: 0.200													0	0	0	0	1	0	0
Dave Duncan, R (1, 2) OBP: 0.258, SLG: 0.291		F7		6-3				F8		SH3-4		K	4	0	0	0	0	1	2
Joe Rudi, R (1, 7) OBP: 0.230, SLG: 0.230	F8			CS				SH3-4		K		E2	1	0	0	0	1	0	0
Rick Monday, L (7, 8) OBP: 0.367, SLG: 0.382				BB				BB		2-3		1B	2	0	1	0	1	1	2
Lew Krausse, R (1, 1) OBP: 0.230, SLG: 0.250	K			P2				SH3-4		BB		K	2	0	0	0	0	1	1
John Donaldson, L (10, PH) (11, 4) OBP: 0.306, SLG: 0.271				1-2				1-2					1	0	0	0	1	1	2
Inning Stats	R: 0 E: 0 K: 1 S: 5 H: 0 LOB: 0 BB: 0 P: 5	R: 0 E: 0 K: 0 S: 4 H: 1 LOB: 1 BB: 0 P: 4	R: 0 E: 0 K: 1 S: 5 H: 0 LOB: 0 BB: 0 P: 5	R: 1 E: 0 K: 0 S: 4 H: 1 LOB: 1 BB: 1 P: 8	R: 0 E: 0 K: 0 S: 2 H: 0 LOB: 0 BB: 1 P: 6	R: 0 E: 0 K: 1 S: 5 H: 0 LOB: 0 BB: 0 P: 5	R: 0 E: 0 K: 0 S: 3 H: 0 LOB: 0 BB: 0 P: 3	R: 0 E: 0 K: 0 S: 4 H: 1 LOB: 2 BB: 1 P: 8	R: 0 E: 0 K: 0 S: 3 H: 0 LOB: 0 BB: 0 P: 3	R: 0 E: 0 K: 1 S: 6 H: 1 LOB: 2 BB: 1 P: 10	R: 0 E: 0 K: 0 S: 4 H: 1 LOB: 1 BB: 0 P: 4	R: 0 E: 1 K: 3 S: 10 H: 1 LOB: 2 BB: 1 P: 14						

	AB	39
	R	1
	H	6
	RBI	0
	BB	5
	SO	7
	LOB	18

1B: 5 SF: 0
2B: 1 SAC: 2
3B: 0 DP: 0
HR: 0 HBP: 0

WP: 0 PA: 46
PB: 0
SB: 3
CS: 1

PITCHER	IP	WLS	BF	H	R	ER	SO	BB	IBB	HBP	BLK	WP	HR	S	P	ERA	WHIP
Gary Peters, L (1, 1) ERA: 3.65	7.0		24	2	1	1	3	2	0	0	0	0	0	28	36	1.29	0.571
Wilbur Wood, L (8, 1) ERA: 1.82	1.0		5	1	0	0	0	1	0	0	0	0	0	4	8	0.00	2.000
Hoyt Wilhelm, R (9, 1) ERA: 1.59	3.0	W	12	2	0	0	1	1	0	0	0	0	0	13	17	0.00	1.000
Bob Locker, R (12, 1) ERA: 2.39	1.0	S	5	1	0	0	3	1	0	0	0	0	0	10	14	0.00	2.000

PITCHER	IP	WLS	BF	H	R	ER	SO	BB	IBB	HBP	BLK	WP	HR	S	P	ERA	WHIP

Chicago White Sox @ Oakland Athletics

Oakland-Alameda County Coliseum, Oakland, CA

Wed Sep 25 1968, 7:05 PM PDT

Att. 2,872 - Unknown

TOP

livebaseballscorecards.com

Batter	1	2	3	4	5	6	7	8	9	AB	R	H	RBI	BB	SO	LOB
Luis Aparicio, R (1, 6) OBP: 0.302, SLG: 0.334	F4		2B	1-3			F4			3	0	1	0	0	0	1
Ron Hansen, R (6, 6) OBP: 0.285, SLG: 0.314										1	0	0	0	0	0	0
Carlos May, L (1, 7) OBP: 0.220, SLG: 0.211	K		K		K		1B			4	0	1	0	0	3	1
Woodie Held, R (8, 7) OBP: 0.243, SLG: 0.165										0	0	0	0	0	0	0
Buddy Bradford, R (1, 9) OBP: 0.267, SLG: 0.301	G3			1B 1B 2B	1B		K			4	1	2	0	0	1	1
Pete Ward, L (1, 3) OBP: 0.356, SLG: 0.370		F7		1B E 2-3 1B	F9			4-1		4	1	1	0	0	0	1
Tom McCraw, L (8, 3) OBP: 0.294, SLG: 0.376										0	0	0	0	0	0	0
Bill Melton, R (1, 5) OBP: 0.324, SLG: 0.381		K		1B E 1-2 3-H 1B	L7			F8		4	1	1	1	0	1	1
Ken Berry, R (1, 8) OBP: 0.289, SLG: 0.347		2B		E1 E 1-H 2-H 1B		F3		6-3		4	1	2	0	0	0	0
Sandy Alomar Sr., S (1, 4) OBP: 0.293, SLG: 0.287		F5		E6 2-H		F6			F6	4	0	0	0	0	0	1
Jerry McNertney, R (1, 2) OBP: 0.296, SLG: 0.298			6-3	F6		K			5-3	4	0	0	0	0	1	1
Jerry Nyman, L (1, 1) OBP: 0.154, SLG: 0.154			K	K			K		K	2	0	0	0	0	2	1
Bob Locker, S (5, 1)										1	0	0	0	0	1	0
Hoyt Wilhelm, R (7, 1)										1	0	0	0	0	1	0
Wilbur Wood, R (9, 1) OBP: 0.167, SLG: 0.091										0	0	0	0	0	0	0
Inning Stats	R: 0 E: 0 K: 1 S: 5 H: 0 LOB: 0 BB: 0 P: 5	R: 0 E: 0 K: 1 S: 6 H: 1 LOB: 1 BB: 0 P: 6	R: 0 E: 0 K: 2 S: 8 H: 1 LOB: 1 BB: 0 P: 8	R: 4 E: 2 K: 1 S: 10 H: 4 LOB: 1 BB: 0 P: 10	R: 0 E: 0 K: 1 S: 6 H: 1 LOB: 1 BB: 0 P: 6	R: 0 E: 0 K: 1 S: 5 H: 0 LOB: 0 BB: 0 P: 5	R: 0 E: 0 K: 2 S: 8 H: 1 LOB: 1 BB: 0 P: 8	R: 0 E: 0 K: 0 S: 3 H: 0 LOB: 0 BB: 0 P: 3	R: 0 E: 0 K: 1 S: 5 H: 0 LOB: 0 BB: 0 P: 5	1B: 5 2B: 3 3B: 0 HR: 0 SF: 0 SAC: 0 DP: 0 HBP: 0						

	AB	36
	R	4
	H	8
	RBI	1
	BB	0
	SO	10
	LOB	8

WP: 0 PB: 0 SB: 0 CS: 0 PA: 36

PITCHER		IP	WLS	BF	H	R	ER	SO	BB	IBB	HBP	BLK	WP	HR	S	P	ERA	WHIP
Catfish Hunter, R ERA: 3.36	(1, 1)	7.0		30	8	4	2	9	0	0	0	0	0	0	48	48	2.57	1.143
Diego Segui, R ERA: 2.36	(8, 1)	2.0	W	6	0	0	0	1	0	0	0	0	0	0	8	8	0.00	0.000

PITCHER	IP	WLS	BF	H	R	ER	SO	BB	IBB	HBP	BLK	WP	HR	S	P	ERA	WHIP

Batter	1	2	3	4	5	6	7	8	9	AB	R	H	RBI	BB	SO	LOB
Bert Campaneris, R (1, 6) OBP: 0.328, SLG: 0.359	G3		K		G4-6-3 BB 2-3 1B		G3		FC6-4 1-2 1B	1	0	0	0	0	0	0
Ted Kubiak, S (3, 6) OBP: 0.305, SLG: 0.325										4	0	2	0	0	1	1
Reggie Jackson, L (1, 8) OBP: 0.318, SLG: 0.453	BBBB G4-3 BB		K		1-2 G4-6-3 BB		E6 1B		FC6-4 1B 1-2f 2-3	3	0	1	0	2	1	3
Danny Cater, R (1, 3) OBP: 0.336, SLG: 0.387	G4-3 1-2f			6-3	G4-6-3 1-2f 2-3 3-H		K		1-2 1B 3-H	5	0	1	1	0	1	4
Sal Bando, R (1, 5) OBP: 0.311, SLG: 0.354		K		BBBB 1B BB	1-3			F5		3	0	0	0	1	1	1
Mike Hershberger, R (1, 9) OBP: 0.336, SLG: 0.399		4-3 S BLK 1B		BB 1B 1-2 1B		K		F8		4	2	2	0	0	1	0
Dick Green, R (1, 4) OBP: 0.316, SLG: 0.340		4-3 1-3		BBBB 1B BB 1-2		FC6-4 1B		K		3	0	1	0	1	1	1
Dave Duncan, R (1, 2) OBP: 0.259, SLG: 0.291		F8 3-H		FC6-4 1B 1-2 2-H		K			SH2-4 1B 1B	3	0	1	1	0	1	1
John Donaldson, L (9, PH) OBP: 0.308, SLG: 0.273										1	0	1	0	0	0	0
Allan Lewis, S (9, PR) OBP: 0.400, SLG: 0.250										0	1	0	0	0	0	0
Joe Rudi, R (1, 7) OBP: 0.232, SLG: 0.232			1B	FC6-4 1-2f		FC6-4 1-2f			SH2-4 1-2	3	0	1	0	0	0	3
Rick Monday, L (9, PH) OBP: 0.367, SLG: 0.382										0	0	0	0	0	0	0
Catfish Hunter, R (1, 1) OBP: 0.232, SLG: 0.305			K		E9 1B G4-6-3		3-1		FC6-4 1B 1B 2-H	2	1	0	0	0	1	1
Joe Keough, L (7, PH) OBP: 0.274, SLG: 0.316										1	0	0	0	0	0	0
Diego Segui, R (8, 1)										0	0	0	0	0	0	0
Jim Pagliaroni, R (9, PH) OBP: 0.330, SLG: 0.357										1	0	1	1	0	0	0
Blue Moon Odom, R (9, PR) OBP: 0.284, SLG: 0.284										0	1	0	0	0	0	0
Inning Stats	R: 0 E: 0 K: 0 S: 2 H: 0 LOB: 0 BB: 1 P: 6	R: 1 E: 0 K: 1 S: 6 H: 1 LOB: 0 BB: 0 P: 6	R: 0 E: 0 K: 3 S: 10 H: 1 LOB: 1 BB: 0 P: 10	R: 1 E: 0 K: 0 S: 4 H: 2 LOB: 2 BB: 2 P: 12	R: 1 E: 1 K: 0 S: 4 H: 1 LOB: 1 BB: 1 P: 8	R: 0 E: 0 K: 2 S: 8 H: 1 LOB: 1 BB: 0 P: 8	R: 0 E: 1 K: 1 S: 6 H: 1 LOB: 1 BB: 0 P: 6	R: 0 E: 0 K: 1 S: 5 H: 0 LOB: 0 BB: 0 P: 5	R: 2 E: 0 K: 0 S: 6 H: 4 LOB: 2 BB: 0 P: 6	1B: 11 2B: 0 3B: 0 HR: 0	SF: 0 SAC: 1 DP: 2 HBP: 0						

PITCHER	IP	WLS	BF	H	R	ER	SO	BB	IBB	HBP	BLK	WP	HR	S	P	ERA	WHIP
Jerry Nyman, L (1, 1) ERA: 2.01	4.0		20	5	3	2	4	4	0	0	1	0	0	24	40	4.50	2.250
Bob Locker, R (5, 1) ERA: 2.32	2.2		9	2	0	0	2	0	0	0	0	0	0	13	13	0.00	0.750
Hoyt Wilhelm, R (7, 1) ERA: 1.67	1.1		5	1	1	1	2	0	0	0	0	0	0	9	9	6.75	0.750
Wilbur Wood, L (9, 1) ERA: 1.87	0.2	L	5	3	1	1	0	0	0	0	0	0	0	5	5	13.50	4.500

PITCHER	IP	WLS	BF	H	R	ER	SO	BB	IBB	HBP	BLK	WP	HR	S	P	ERA	WHIP

BOTTOM

Chicago White Sox @ Oakland Athletics

Oakland-Alameda County Coliseum, Oakland, CA

Wed Sep 25 1968, 7:05 PM PDT

Att. 2,872 - Unknown

livebaseballscorecards.com

AB	34
R	5
H	11
RBI	3
BB	4
SO	8
LOB	15

WP: 0	PA: 39		
PB: 0			
SB: 1			
CS: 0			

Batter	1	2	3	4	5	6	7	8	9	AB	R	H	RBI	BB	SO	LOB
Buddy Bradford, R (1, 9) OBP: 0.269, SLG: 0.304	S S S 0-3 ① K			S S S 0-3 ① K	x 0-0 1-3 3-H 2B		B B B 4-0 2B 1-2 2-3 E BB	x 0-0 ③ F7		4	1	1	1	1	2	1
Carlos May, L (1, 7) OBP: 0.210, SLG: 0.200 Tommy Davis, R (7, PH) OBP: 0.289, SLG: 0.345 Leon Wagner, L (7, PH) OBP: 0.339, SLG: 0.329 Woodie Held, R (7, 7) OBP: 0.241, SLG: 0.163	x 0-0 ② 3-1			S S S 0-3 ② K	x 0-0 ③ L9		x 0-0 E 1-3 2-H 3-H 2B		x 0-0 ① L4	3 0 1 1	0 0 0 0	0 0 1 0	0 0 2 0	0 0 0 0	1 0 0 0	2 0 0 0
Duane Josephson, R (1, 2) OBP: 0.280, SLG: 0.347	x 0-0 ③ F8			x 0-0 1B		x 0-0 ① 5-3	x 0-0 ② 6-3		x 0-0 ② L7	5	0	1	0	0	0	3
Pete Ward, L (1, 3) OBP: 0.355, SLG: 0.367 Tom McCraw, L (7, PR) OBP: 0.293, SLG: 0.375 (7, 3)		S S S 0-3 ① K		x 0-0 ③ F8		x 0-0 ② 4-3	I N N 4-0 E IBB		x 0-0 ③ G3	3 1	0 0	0 0	0 0	1 0	1 0	1 0
Bill Melton, R (1, 5) OBP: 0.321, SLG: 0.386		S S S 0-3 ② K			x 0-0 ① F7	x 0-0 2B	x 0-0 1-2 2-3 3-H E1			4	0	1	0	0	1	2
Ken Berry, R (1, 8) OBP: 0.288, SLG: 0.345		x 0-0 ③ 5-3			B B B 4-0 1B 1B BB	x 0-0 ③ F9	x 0-0 ③ F7			3	1	0	0	1	0	4
Ron Hansen, R (1, 6) OBP: 0.290, SLG: 0.315 Sandy Alomar Sr., S (7, PR) OBP: 0.292, SLG: 0.287 (7, 4)			B B B 4-0 G4-6-3 BB	x 0-0 1B 1-2 2B 1B			B B B 4-0 BB 1B 2B BB	x 0-0 ① F4		1 1	1 1	1 0	0 0	2 0	0 0	0 0
Rich Morales, R (1, 4) OBP: 0.292, SLG: 0.227 (7, 6)		x 0-0 ① ② G4-6-3 1-2f		x 0-0 ② F8			x 0-0 BB 1-2 2B 1B	B B B 4-0 SH2-4 BB		3	1	1	0	1	0	3
Joe Horlen, R (1, 1) OBP: 0.143, SLG: 0.134 Wilbur Wood, R (7, 1) OBP: 0.167, SLG: 0.091			S S S 0-3 ③ K	x 0-0 2B 1-3 2-H 1B			x 0-0 ① F2	x 0-0 ② SH2-4 1-2		3 0	0 0	1 0	1 0	0 0	1 0	2 0
Inning Stats	R: 0 E: 0 K: 1 S: 5 H: 0 LOB: 0 BB: 0 P: 5	R: 0 E: 0 K: 2 S: 7 H: 0 LOB: 0 BB: 0 P: 7	R: 0 E: 0 K: 1 S: 4 H: 0 LOB: 0 BB: 1 P: 8	R: 0 E: 0 K: 2 S: 8 H: 1 LOB: 1 BB: 0 P: 8	R: 2 E: 0 K: 0 S: 6 H: 3 LOB: 2 BB: 1 P: 10	R: 0 E: 0 K: 0 S: 4 H: 1 LOB: 1 BB: 0 P: 4	R: 3 E: 1 K: 0 S: 6 H: 2 LOB: 3 BB: 3 P: 18	R: 0 E: 0 K: 0 S: 3 H: 0 LOB: 1 BB: 1 P: 7	R: 0 E: 0 K: 0 S: 3 H: 0 LOB: 0 BB: 0 P: 3	1B: 4 2B: 3 3B: 0 HR: 0		SF: 0 SAC: 1 DP: 1 HBP: 0				

TOP

Chicago White Sox @ California Angels

Anaheim Stadium, Anaheim, CA

Fri Sep 27 1968, 10:05 PM EDT

Att. 7,498 - Unknown

livebaseballscorecards.com

AB	33
R	5
H	7
RBI	4
BB	6
SO	6
LOB	18

WP: 0 PB: 0 SB: 0 CS: 0 PA: 40

PITCHER		IP	WLS	BF	H	R	ER	SO	BB	IBB	HBP	BLK	WP	HR	S	P	ERA	WHIP
Andy Messersmith, R ERA: 2.21	(1, 1)	6.0	L	26	6	4	4	6	3	0	0	0	0	0	35	47	6.00	1.500
Tom Burgmeier, L ERA: 4.38	(7, 1)	0.1		2	0	0	0	0	1	0	0	0	0	0	1	5	0.00	3.000
Steve Kealey, R ERA: 2.7	(7, 1)	0.2		5	1	1	0	0	0	1	0	0	0	0	4	8	0.00	1.500
Sammy Ellis, R ERA: 4.04	(8, 1)	2.0		7	0	0	0	0	1	0	0	0	0	0	6	10	0.00	0.500

PITCHER	IP	WLS	BF	H	R	ER	SO	BB	IBB	HBP	BLK	WP	HR	S	P	ERA	WHIP

Batter	1	2	3	4	5	6	7	8	9	AB	R	H	RBI	BB	SO	LOB
Jay Johnstone, L (1, 8) OBP: 0.303, SLG: 0.319	G3		2B		F8		F7			3	0	1	0	0	0	1
Bubba Morton, R (7, PH) OBP: 0.341, SLG: 0.325										1	0	0	0	0	0	2
Sammy Ellis, L (8, 1) OBP: 0.089, SLG: 0.047										0	0	0	0	0	0	0
Jim Fregosi, R (1, 6) OBP: 0.317, SLG: 0.367	K		6-3			5-3	L9			4	0	0	0	0	1	3
Roger Repoz, L (1, 9) OBP: 0.307, SLG: 0.370	4-3		K			F5		1B		4	0	1	0	0	1	1
Rick Reichardt, R (1, 7) OBP: 0.328, SLG: 0.419		BB		K		HBP		K		2	0	0	0	1	2	1
Jim Spencer, L (1, 3) OBP: 0.258, SLG: 0.230		1B		3-1		1-3		F9		4	0	1	0	0	0	2
Bobby Knoop, R (1, 4) OBP: 0.302, SLG: 0.324		FC6-4		6-3			1B	L9		4	1	2	0	0	0	1
Tom Egan, R (1, 2) OBP: 0.143, SLG: 0.125		K			F3		L9		F8	4	0	0	0	0	1	3
Chuck Cottier, R (1, 5) OBP: 0.217, SLG: 0.284		FC6-4							L9	2	0	1	0	0	0	2
Vic Davalillo, L (7, PH) OBP: 0.300, SLG: 0.353					1B		1B			2	0	1	0	0	0	0
(8, 8)																
Andy Messersmith, R (1, 1) OBP: 0.100, SLG: 0.150			6-3		L8		1B		L9	2	0	0	0	0	0	1
Tom Burgmeier, L (7, 1)										0	0	0	0	0	0	0
Steve Kealey, R (7, 1)										0	0	0	0	0	0	0
Ed Kirkpatrick, L (7, PH) OBP: 0.333, SLG: 0.273										1	0	1	1	0	0	0
Aurelio Rodriguez, R (8, 5) OBP: 0.306, SLG: 0.318							3-H			1	0	0	0	0	0	0
Inning Stats	R: 0 E: 0 K: 1 S: 5 H: 0 LOB: 0 BB: 0 P: 5	R: 0 E: 0 K: 1 S: 6 H: 2 LOB: 2 BB: 1 P: 10	R: 0 E: 0 K: 1 S: 6 H: 1 LOB: 1 BB: 0 P: 6	R: 0 E: 0 K: 1 S: 5 H: 0 LOB: 0 BB: 0 P: 5	R: 0 E: 0 K: 0 S: 4 H: 1 LOB: 1 BB: 0 P: 4	R: 0 E: 0 K: 0 S: 3 H: 0 LOB: 1 BB: 0 P: 4	R: 1 E: 0 K: 0 S: 6 H: 3 LOB: 2 BB: 0 P: 6	R: 0 E: 0 K: 1 S: 6 H: 1 LOB: 1 BB: 0 P: 6	R: 0 E: 0 K: 0 S: 3 H: 0 LOB: 0 BB: 0 P: 3	1B: 7 2B: 1 3B: 0 HR: 0 SF: 0 SAC: 0 DP: 0 HBP: 1						

PITCHER		IP	WLS	BF	H	R	ER	SO	BB	IBB	HBP	BLK	WP	HR	S	P	ERA	WHIP
Joe Horlen, R ERA: 2.37	(1, 1)	6.1	W	27	7	1	1	4	1	0	1	0	0	0	33	38	1.42	1.263
Wilbur Wood, L ERA: 1.83	(7, 1)	2.2	S	9	1	0	0	1	0	0	0	0	0	0	11	11	0.00	0.375

PITCHER	IP	WLS	BF	H	R	ER	SO	BB	IBB	HBP	BLK	WP	HR	S	P	ERA	WHIP

BOTTOM

Chicago White Sox @ California Angels

Anaheim Stadium, Anaheim, CA

Fri Sep 27 1968, 10:05 PM EDT

Att. 7,498 - Unknown

livebaseballscorecards.com

AB	34
R	1
H	8
RBI	1
BB	1
SO	5
LOB	17

PA: 36

WP: 0
PB: 0
SB: 0
CS: 1

Batter	1	2	3	4	5	6	7	8	9	AB	R	H	RBI	BB	SO	LOB
Buddy Bradford, R (1, 9) OBP: 0.272, SLG: 0.307	SSS 0-3 ① K		x 0-0 1B		x 0-0 ③ FC4-6 1-2f			x 0-0 BB SH3-4 1-2 1B		4	0	2	0	0	1	1
Carlos May, L (1, 7) OBP: 0.200, SLG: 0.190	SSS 0-3 ② K		x 0-0 ③ F7			x 0-0 ① F7		x 0-0 ① SH3-4 1-2 2-3		3	0	0	0	0	1	1
Duane Josephson, R (1, 2) OBP: 0.282, SLG: 0.351	x 0-0 ③ 1B			x 0-0 ① 6-3		x 0-0 2B		x 0-0 ② FC6-2 BB 3-H		4	0	2	0	0	0	2
Gail Hopkins, L (1, 3) OBP: 0.282, SLG: 0.206		x 0-0 ① 4-3		x 0-0 ② 4-3		x 0-0 ② F7		BBBB 4-0 1-2 2-3 BB		3	0	0	0	1	0	1
Bill Melton, R (1, 5) OBP: 0.319, SLG: 0.381		SSS 0-3 ② K		x 0-0 1B		x 0-0 ③ F3		SSS 0-3 ③ K		4	0	1	0	0	2	4
Ken Berry, R (1, 8) OBP: 0.288, SLG: 0.344		x 0-0 1B		x 0-0 ③ 5-3			x 0-0 ① F4		x 0-0 ① 1-3	4	0	1	0	0	0	1
Ron Hansen, R (1, 6) OBP: 0.287, SLG: 0.312		x 0-0 ③ 4-3			x 0-0 ① 5-3		SSS 0-3 ② K		x 0-0 ② F8	4	0	0	0	0	1	1
Rich Morales, R (1, 4) OBP: 0.259, SLG: 0.200 Pete Ward, L (9, PH) OBP: 0.354, SLG: 0.366			x 0-0 ① 4-3		x 0-0 ② 5-3		x 0-0 ③ 1-3		x 0-0 ③ F7	3 1	0 0	0 0	0 0	0 0	0 0	0 0
Jack Fisher, R (1, 1) OBP: 0.130, SLG: 0.132 Leon Wagner, L (8, PH) OBP: 0.342, SLG: 0.329 Hoyt Wilhelm, R (8, 1)			x 0-0 ② F3		x 0-0 FC4-6 1B			BBBB 4-0 SH3-4 1B FC6-2 BB		2 0 0	0 0 0	1 0 0	0 0 0	0 1 0	0 0 0	0 0 0
Inning Stats	R: 0 H: 1 E: 0 LOB: 1 K: 2 BB: 0 S: 7 P: 7	R: 0 H: 1 E: 0 LOB: 1 K: 1 BB: 0 S: 6 P: 6	R: 0 H: 1 E: 0 LOB: 1 K: 0 BB: 0 S: 4 P: 4	R: 0 H: 1 E: 0 LOB: 1 K: 0 BB: 0 S: 4 P: 4	R: 0 H: 1 E: 0 LOB: 1 K: 0 BB: 0 S: 4 P: 4	R: 0 H: 1 E: 0 LOB: 1 K: 0 BB: 0 S: 4 P: 4	R: 0 H: 0 E: 0 LOB: 0 K: 1 BB: 0 S: 5 P: 5	R: 0 H: 1 E: 0 LOB: 3 K: 1 BB: 2 S: 6 P: 14	R: 0 H: 0 E: 0 LOB: 0 K: 0 BB: 0 S: 3 P: 3	1B: 6 2B: 1 3B: 0 HR: 0	SF: 0 SAC: 1 DP: 0 HBP: 0						

PITCHER		IP	WLS	BF	H	R	ER	SO	BB	IBB	HBP	BLK	WP	HR	S	P	ERA	WHIP
Marty Pattin, R ERA: 2.79	(1, 1)	7.0	W	28	7	0	0	4	1	0	0	0	0	0	35	39	0.00	1.143
Jim McGlothlin, R ERA: 3.54	(8, 1)	2.0	S	7	0	0	0	1	1	0	0	0	0	0	8	12	0.00	0.500

PITCHER	IP	WLS	BF	H	R	ER	SO	BB	IBB	HBP	BLK	WP	HR	S	P	ERA	WHIP

TOP

Chicago White Sox @ California Angels

Anaheim Stadium, Anaheim, CA

Sat Sep 28 1968, 10:05 PM EDT

Att. 8,344 - Unknown

livebaseballscorecards.com

AB	32
R	0
H	7
RBI	0
BB	2
SO	5
LOB	11

Chicago White Sox @ California Angels

Anaheim Stadium, Anaheim, CA

Sat Sep 28 1968, 10:05 PM EDT

Att. 8,344 - Unknown

livebaseballscorecards.com

BOTTOM

Batter	1	2	3	4	5	6	7	8	9	AB	R	H	RBI	BB	SO	LOB
Jay Johnstone, L (1, 8) OBP: 0.303, SLG: 0.313	F6			F6			BB, SH3-4, 1B			2	1	0	0	1	0	0
Jim Fregosi, R (1, 6) OBP: 0.316, SLG: 0.366	K			L8			SH3-4, 1-2			2	0	0	0	0	1	0
Roger Repoz, L (1, 9) OBP: 0.307, SLG: 0.369	L9			4-3			G6-4-3, 2-H, 1B			3	0	1	1	0	0	0
Rick Reichardt, R (1, 7) OBP: 0.327, SLG: 0.417		6-3			5-3		G6-4-3, 1-2f			3	0	0	0	0	0	1
Tom Satriano, L (1, 2) OBP: 0.335, SLG: 0.361		K			4-3			K		3	0	0	0	0	2	0
Jim Spencer, L (1, 3) OBP: 0.246, SLG: 0.219		4-3			F8			K		3	0	0	0	0	1	0
Bobby Knoop, R (1, 4) OBP: 0.302, SLG: 0.324			F4			6-3		1B		3	0	1	0	0	0	0
Aurelio Rodriguez, R (1, 5) OBP: 0.303, SLG: 0.314			F9			K		K		3	0	0	0	0	2	1
Marty Pattin, R (1, 1) OBP: 0.083, SLG: 0.083			4-3			6-3				2	0	0	0	0	0	0
Jim McGlothlin, R (8, 1) OBP: 0.125, SLG: 0.143										0	0	0	0	0	0	0
Inning Stats	R: 0 E: 0 K: 1 S: 5 H: 0 LOB: 0 BB: 0 P: 5	R: 0 E: 0 K: 1 S: 5 H: 0 LOB: 0 BB: 0 P: 5	R: 0 E: 0 K: 0 S: 3 H: 0 LOB: 0 BB: 0 P: 3	R: 0 E: 0 K: 0 S: 3 H: 0 LOB: 0 BB: 0 P: 3	R: 0 E: 0 K: 0 S: 3 H: 0 LOB: 0 BB: 0 P: 3	R: 0 E: 0 K: 1 S: 5 H: 0 LOB: 0 BB: 0 P: 5	R: 1 E: 0 K: 0 S: 3 H: 1 LOB: 0 BB: 1 P: 7	R: 0 E: 0 K: 3 S: 10 H: 1 LOB: 1 BB: 0 P: 10		1B: 2 2B: 0 3B: 0 HR: 0 SF: 0 SAC: 1 DP: 1 HBP: 0						

	AB	24
	R	1
	H	2
	RBI	1
	BB	1
	SO	6
	LOB	2

WP: 0 PB: 0 SB: 0 CS: 0 PA: 26

PITCHER		IP	WLS	BF	H	R	ER	SO	BB	IBB	HBP	BLK	WP	HR	S	P	ERA	WHIP
Jack Fisher, R ERA: 2.99	(1, 1)	7.0	L	22	1	1	1	3	1	0	0	0	0	0	27	31	1.29	0.286
Hoyt Wilhelm, R ERA: 1.65	(8, 1)	1.0		4	1	0	0	3	0	0	0	0	0	0	10	10	0.00	1.000

PITCHER	IP	WLS	BF	H	R	ER	SO	BB	IBB	HBP	BLK	WP	HR	S	P	ERA	WHIP

Chicago White Sox @ California Angels

Anaheim Stadium, Anaheim, CA

Sun Sep 29 1968, 6:33 AM EDT

Att. 13,185 - Unknown

TOP

livebaseballscorecards.com

Batter	1	2	3	4	5	6	7	8	9	AB	R	H	RBI	BB	SO	LOB
Buddy Bradford, R (1, 9) (2, 8) OBP: 0.277, SLG: 0.310	BBBB 4-0 PB 4-3 2B BB	x 0-0 1-3 2-H 1B		SSS 0-3 ③ K			x 0-0 ② 6-3		x 0-0 1B 1B	4	2	2	1	1	1	0
Carlos May, L (1, 7) OBP: 0.214, SLG: 0.194	SSS 0-3 ① K	IIII 4-0 IBB			x 0-0 ① F8		x 0-0 ③ 4-3		x 0-0 1B 1-2 2B 1B	4	1	1	0	1	1	1
Duane Josephson, R (1, 2) OBP: 0.284, SLG: 0.353 Leon Wagner, L (9, PH) OBP: 0.345, SLG: 0.332 Hoyt Wilhelm, R (9, 1)	x 0-0 ② 4-3 1-2	x 0-0 ② F5			x 0-0 1B 1B			x 0-0 2B 1B 1B	x 0-0 2B 1-3 2-H SF7 1B	4 1 0	1 1 0	2 1 0	0 1 0	0 0 0	0 0 0	4 0 0
Gail Hopkins, L (1, 3) OBP: 0.326, SLG: 0.270 Jerry McNertney, R (9, PH) OBP: 0.300, SLG: 0.308 (9, 2)	BBBB 4-0 2B 2-3 BB	x 0-0 ③ 4-3			x 0-0 G6-4-3 1-2 1B			x 0-0 1-3 1B 2B	x 0-0 1-3 3-H 2B	3 1	1 0	2 1	0 1	1 0	0 0	3 0
Bill Melton, R (1, 5) OBP: 0.322, SLG: 0.394	x 0-0 1-H 3-H 2B		x 0-0 ① F9		x 0-0 ②③ G6-4-3 1-2f			x 0-0 ① 2-H 3-H 1B	x 0-0 ② SF7 3-H	4	0	2	4	0	0	2
Ken Berry, R (1, 8) OBP: 0.288, SLG: 0.343 Bill Voss, L (2, 9) OBP: 0.238, SLG: 0.216 Tommy Davis, R (8, PH) OBP: 0.289, SLG: 0.344 Woodie Held, R (8, 9) OBP: 0.239, SLG: 0.162	SSS 0-3 ③ K		x 0-0 ② G3			x 0-0 ① F9		x 0-0 ② F6	x 0-0 ③ L1	1 2 1 1	0 0 0 0	0 0 0 0	0 0 0 0	1 0 0 0	1 0 1 1	1 0 1 1
Ron Hansen, R (1, 6) OBP: 0.290, SLG: 0.312		x 0-0 FC4 1B	x 0-0 ③ 6-3			x 0-0 ② F3		BBBB 4-0 BB		3	0	1	0	1	0	0
Rich Morales, R (1, 4) OBP: 0.226, SLG: 0.172		x 0-0 ① FC4 1B 1-2f 1B		x 0-0 ① F6		x 0-0 ③ F8		x 0-0 ③ L5		4	1	0	0	0	0	3
Gary Peters, L (1, 1) OBP: 0.276, SLG: 0.361 Bob Locker, S (6, 1) Walt Williams, R (7, PH) OBP: 0.271, SLG: 0.308 Wilbur Wood, R (7, 1) OBP: 0.167, SLG: 0.091 Dick Kenworthy, R (9, PH) OBP: 0.252, SLG: 0.238 Tom McCraw, L (9, 3) OBP: 0.293, SLG: 0.375		x 0-0 1B 1-2 1B		x 0-0 ② F4			x 0-0 ① F9		x 0-0 ① F7	2 0 1 0 1 0	0 0 0 0 0 0	1 0 0 0 0 0	0 0 0 0 0 0	0 0 0 0 0 0	0 0 0 0 0 0	0 0 0 0 0 0

	AB	37
	R	7
	H	13
	RBI	7
	BB	4
	SO	3
	LOB	16

Inning Stats																				
	R: 2	H: 1	R: 1	H: 3	R: 0	H: 0	R: 0	H: 0	R: 0	H: 2	R: 0	H: 0	R: 0	H: 0	R: 1	H: 3	R: 3	H: 4	1B: 10	SF: 1	WP: 0	PA: 42
	E: 0	LOB: 1	E: 0	LOB: 3	E: 0	LOB: 0	E: 0	LOB: 0	E: 0	LOB: 1	E: 0	LOB: 0	E: 0	LOB: 0	E: 0	LOB: 2	E: 0	LOB: 1	2B: 3	SAC: 0	PB: 1	
	K: 2	BB: 2	K: 0	BB: 1	K: 0	BB: 0	K: 1	BB: 0	K: 0	BB: 0	K: 0	BB: 0	K: 3	BB: 0	K: 0	BB: 1	K: 0	BB: 0	3B: 0	DP: 1	SB: 0	
	S: 8	P: 16	S: 6	P: 10	S: 3	P: 3	S: 5	P: 5	S: 4	P: 4	S: 3	P: 3	S: 3	P: 3	S: 5	P: 9	S: 7	P: 7	HR: 0	HBP: 0	CS: 0	

PITCHER		IP	WLS	BF	H	R	ER	SO	BB	IBB	HBP	BLK	WP	HR	S	P	ERA	WHIP
Clyde Wright, L ERA: 3.94	(1, 1)	1.1		11	4	3	3	2	2	1	0	0	0	0	12	24	20.25	4.500
Sammy Ellis, R ERA: 3.95	(2, 1)	3.2		12	2	0	0	1	0	0	0	0	0	0	14	14	0.00	0.545
George Brunet, L ERA: 2.86	(6, 1)	3.0		12	3	1	1	0	1	0	0	0	0	0	11	15	3.00	1.333
Dennis Bennett, L ERA: 3.54	(9, 1)	0.1	L	3	2	2	2	0	0	0	0	0	0	0	3	3	54.00	6.000
Bobby Locke, R ERA: 6.44	(9, 1)	0.0		1	1	0	0	0	0	0	0	0	0	0	1	1	∞	∞

PITCHER		IP	WLS	BF	H	R	ER	SO	BB	IBB	HBP	BLK	WP	HR	S	P	ERA	WHIP
Tom Burgmeier, L ERA: 4.33	(9, 1)	0.2		3	1	1	1	0	0	0	0	0	0	0	3	3	13.50	1.500

BOTTOM

Chicago White Sox @ California Angels

Anaheim Stadium, Anaheim, CA

Sun Sep 29 1968, 6:33 AM EDT

Att. 13,185 - Unknown

livebaseballscorecards.com

Batter	1	2	3	4	5	6	7	8	9	AB	R	H	RBI	BB	SO	LOB
Jarvis Tatum, R (1, 8) OBP: 0.176, SLG: 0.196	0-0 1B SF9 1B		0-0 F4		0-0 L9		0-0 5-3		0-0 F8	5	1	1	0	0	0	2
Roger Repoz, L (1, 9) OBP: 0.309, SLG: 0.371	0-0 SF9 1-3 1B		SSS 0-3 K		0-0 WP 1-3 1B			SSS 0-3 K		4	0	2	0	0	2	0
Jim Fregosi, R (1, 6) OBP: 0.316, SLG: 0.365	0-0 SF9 2-3 3-H			BBBB 4-0 3B BB	0-0 1-6-3 1-2 3-H			0-0 6-3		2	1	0	1	1	0	1
Rick Reichardt, R (1, 7) OBP: 0.328, SLG: 0.421	0-0 L9			0-0 1B 1-H 3B		SSS 0-3 K		0-0 1B		4	1	2	1	0	1	1
Bobby Knoop, R (1, 4) OBP: 0.301, SLG: 0.324	SSS 0-3 K			0-0 G6-4-3 3-H 1B		0-0 G2		0-0 5-3		4	0	1	1	0	1	2
Jim Spencer, L (1, 3) OBP: 0.233, SLG: 0.206		0-0 F2		0-0 F5		SSS 0-3 K			SSS 0-3 K	4	0	0	0	0	2	1
Aurelio Rodriguez, R (1, 5) OBP: 0.299, SLG: 0.309 Vic Davalillo, L (9, PH) OBP: 0.301, SLG: 0.355		0-0 5-3		0-0 G6-4-3 1-2f			0-0 L5		0-0 1B SF9	3 1	0 1	0 1	0 0	0 0	0 0	1 0
Tom Egan, R (1, 2) OBP: 0.156, SLG: 0.209 Tom Satriano, L (9, 2) OBP: 0.337, SLG: 0.364 Jay Johnstone, L (9, PR) OBP: 0.303, SLG: 0.313		0-0 F7			0-0 F8		0-0 HR		0-0 1-3 1B	3 1 0	1 0 0	1 1 0	1 0 0	0 0 0	0 0 0	0 0 0
Clyde Wright, R (1, 1) OBP: 0.256, SLG: 0.270 Sammy Ellis, L (2, 1) OBP: 0.087, SLG: 0.045 Chuck Hinton, R (5, PH) OBP: 0.259, SLG: 0.333 George Brunet, R (6, 1) OBP: 0.117, SLG: 0.081 Dennis Bennett, L (9, 1) OBP: 0.077, SLG: 0.077 Bobby Locke, R (9, 1) Tom Burgmeier, L (9, 1) Ed Kirkpatrick, L (9, PH) OBP: 0.332, SLG: 0.273			SSS 0-3 K		0-0 1B WP 1B		0-0 5-3		0-0 SF9 3-H	0 1 1 1 0 0 0 0 0 0	0 0 1 0 0 0 0 0 0 0	0 0 1 0 0 0 0 0 0 0	0 0 0 0 0 0 0 0 0 1	0 1 1 0 0 0 0 0 0 0	0 0 0 0 0 0 0 0 0 0	0 0 0 0 0 0 0 0 0 0
Inning Stats	R: 1 E: 0 K: 1 S: 7 H: 2 LOB: 1 BB: 0 P: 7	R: 0 E: 0 K: 0 S: 3 H: 0 LOB: 0 BB: 0 P: 3	R: 0 E: 0 K: 2 S: 7 H: 0 LOB: 0 BB: 0 P: 7	R: 2 E: 0 K: 0 S: 4 H: 2 LOB: 0 BB: 1 P: 8	R: 1 E: 0 K: 0 S: 5 H: 2 LOB: 1 BB: 0 P: 5	R: 0 E: 0 K: 2 S: 7 H: 0 LOB: 0 BB: 0 P: 7	R: 1 E: 0 K: 0 S: 4 H: 1 LOB: 0 BB: 0 P: 4	R: 0 E: 0 K: 1 S: 6 H: 1 LOB: 1 BB: 0 P: 6	R: 1 E: 0 K: 1 S: 7 H: 2 LOB: 1 BB: 0 P: 7	1B: 8 2B: 0 3B: 1 HR: 1	SF: 2 SAC: 0 DP: 1 HBP: 0					

AB	34
R	6
H	10
RBI	5
BB	1
SO	7
LOB	8

WP: 1 PB: 0 SB: 0 CS: 0 PA: 37

PITCHER		IP	WLS	BF	H	R	ER	SO	BB	IBB	HBP	BLK	WP	HR	S	P	ERA	WHIP
Gary Peters, L ERA: 3.76	(1, 1)	5.0		21	6	4	4	3	1	0	0	0	1	0	26	30	7.20	1.400
Bob Locker, R ERA: 2.29	(6, 1)	1.0		3	0	0	0	2	0	0	0	0	0	0	7	7	0.00	0.000
Wilbur Wood, L ERA: 1.87	(7, 1)	2.0	W	8	2	1	1	1	0	0	0	0	0	1	10	10	4.50	1.000
Hoyt Wilhelm, R ERA: 1.73	(9, 1)	1.0	S	5	2	1	1	1	0	0	0	0	0	0	7	7	9.00	2.000

PITCHER	IP	WLS	BF	H	R	ER	SO	BB	IBB	HBP	BLK	WP	HR	S	P	ERA	WHIP