


Chicago White Sox - 1968

Batter	1	2	3	4	5	6	7	8	9	AB	R	H	RBI	BB	SO	LOB	TOP					
Tommy Harper, R (1.7)	5-3		6-3		K	F8		K		5	0	0	0	0	2	3						
Vern Fuller, R (1.4) OBP: 0.400, SLG: 1.000	6-3		2B		3B		F3	6-3		5	1	2	2	0	0	0						
Jose Cardenal, R (1.8) OBP: 0.600, SLG: 1.200	2B		F7		3B		HR	4-3		5	2	3	1	0	0	1						
Duke Sims, L (1.2) OBP: 0.600, SLG: 2.000	G3			L3	3B		HR		HR	4	3	2	3	1	0	1						
Tony Horton, R (1.3) OBP: 0.400, SLG: 0.800		K			1B	3B	E5		F4	5	0	2	2	0	1	0						
Vic Davallio, L (1.9) OBP: 0.200, SLG: 0.400	4-3			F9	4-3			G3		5	0	1	0	0	0	2						
Max Alvis, R (1.5) OBP: 0.200, SLG: 0.800	F8			F9		F4	F6		HR	5	1	1	1	0	0	3						
Larry Brown, R (1.6) OBP: 0.800, SLG: 0.667			SH1-4		SH3-4	SH3		F8		3	2	2	0	2	0	0						
Sonny Siebert, R (1.1)			SH1-4		SH3-4	SH3	F3			1	0	0	0	0	0	3						
Inning Stats	R: 0 E: 0 K: 0 S: 4	H: 1 LOB: 1 BB: 0 P: 4	R: 0 E: 0 K: 1 S: 5	H: 0 LOB: 0 BB: 0 P: 5	R: 1 E: 0 K: 0 S: 4	H: 1 LOB: 1 BB: 1 P: 8	R: 0 E: 0 K: 0 S: 4	H: 1 LOB: 1 BB: 0 P: 4	R: 4 E: 0 K: 1 S: 9	H: 4 LOB: 1 BB: 1 P: 13	R: 0 E: 0 K: 0 S: 4	H: 1 LOB: 1 BB: 0 P: 4	R: 2 E: 1 K: 0 S: 7	H: 3 LOB: 3 BB: 1 P: 11	R: 0 E: 0 K: 1 S: 5	H: 0 LOB: 0 BB: 0 P: 5	R: 2 E: 0 K: 0 S: 5	H: 2 LOB: 2 BB: 0 P: 5	1B: 4 2B: 3 3B: 3 HR: 3	SF: 0 SAC: 3 DP: 0 HBP: 0	WP: 0 PB: 0 CS: 0	PA: 44
PITCHER	IP	WLS	BF	H	R	ER	SO	BB	IBB	HBP	BLK	WP	HR	S	P	ERA	WHIP					
Joe Horlen, R (1.1) ERA: 9.0	5.0	L	24	7	5	5	2	2	0	0	0	0	0	26	34	9.00	1.800					
Don McMahon, R (6.1) ERA: 9.0	2.0		12	4	2	2	0	0	1	0	0	0	1	11	15	9.00	2.000					
Wilbur Wood, L (8.1) ERA: 9.0	1.0		3	0	0	0	1	0	0	0	0	0	0	5	5	0.00	0.000					
Bob Priddy, R (9.1) ERA: 18.0	1.0		5	2	2	2	0	0	0	0	0	0	2	5	5	18.00	2.000					

Cleveland Indians @ Chicago White Sox
Comiskey Park, Chicago, IL
Wed Apr 10 1968, 4:33 AM EST
Att: 7,756 - Unknown

livebaseballscorecards.com

AB	38
R	9
H	13
RBI	9
BB	3
SO	3
LOB	13




Batter	1	2	3	4	5	6	7	8	9	AB	R	H	RBI	BB	SO	LOB	BOTTOM					
Luis Aparicio, R (1.6)	5-3			1-3		K		6-3		4	0	0	0	0	1	0						
Tom McCraw, L (1.3)	F9			S	BB	PB	BB	4-3		2	0	0	0	2	0	0						
Tommy Davis, R (1.7)	K			F8		4-3		5-3		4	0	0	0	0	1	2						
Pete Ward, L (1.9)		K			BB	F5		6-3		3	0	0	0	1	1	1						
Ken Boyer, R (1.5) OBP: 0.333, SLG: 0.333	5-3			K		G5-4-3	1B			3	0	1	0	0	1	2						
Duane Josephson, R (1.2) OBP: 0.333, SLG: 0.333	F8				1B	G5-4-3	1-2			3	0	1	0	0	0	1						
Ken Berry, R (1.8)			F8		F7	5-3				3	0	0	0	0	0	1						
Tim Cullen, R (1.4)								K		2	0	0	0	0	1	1						
Don McMahon, R (6.1)										0	0	0	0	0	0	0						
Wilbur Wood, R (8.1)										0	0	0	0	0	0	0						
Walt Williams, R (8, PH)										1	0	0	0	0	1	0						
Bob Priddy, R (9.1)										0	0	0	0	0	0	0						
Joe Horlen, R (1.1)										1	0	0	0	0	0	0						
Wayne Causey, L (5, PH) (6.4)								4-3		2	0	0	0	0	0	1						
Inning Stats	R: 0 E: 0 K: 1 S: 5	H: 0 LOB: 0 BB: 0 P: 5	R: 0 E: 0 K: 1 S: 5	H: 0 LOB: 0 BB: 0 P: 5	R: 0 E: 0 K: 0 S: 3	H: 0 LOB: 0 BB: 0 P: 3	R: 0 E: 0 K: 1 S: 5	H: 0 LOB: 2 BB: 2 P: 13	R: 0 E: 0 K: 1 S: 6	H: 1 LOB: 1 BB: 0 P: 6	R: 0 E: 0 K: 1 S: 5	H: 0 LOB: 1 BB: 1 P: 9	R: 0 E: 0 K: 0 S: 3	H: 1 LOB: 0 BB: 0 P: 3	R: 0 E: 0 K: 1 S: 5	H: 0 LOB: 0 BB: 0 P: 5	R: 0 E: 0 K: 0 S: 3	H: 0 LOB: 0 BB: 0 P: 3	1B: 2 2B: 0 3B: 0 HR: 0	SF: 0 SAC: 0 DP: 1 HBP: 0	WP: 0 PB: 1 CS: 0	PA: 31
PITCHER	IP	WLS	BF	H	R	ER	SO	BB	IBB	HBP	BLK	WP	HR	S	P	ERA	WHIP					
Sonny Siebert, R (1.1) ERA: 9.0	9.0	W	31	2	0	0	6	3	0	0	0	0	0	40	52	0.00	0.556					

Cleveland Indians @ Chicago White Sox
Comiskey Park, Chicago, IL
Wed Apr 10 1968, 4:33 AM EST
Att: 7,756 - Unknown

livebaseballscorecards.com


AB	28
R	0
H	2
RBI	0
BB	3
SO	6
LOB	9



Batter	1	2	3	4	5	6	7	8	9	AB	R	H	RBI	BB	SO	LOB	TOP					
Luis Aparicio, R OBP: 0.222, SLG: 0.222 (1, 6)										5	1	2	0	0	0	2						
Tom McCraw, L OBP: 0.444, SLG: 0.286 (1, 3)										5	1	2	0	0	1	2						
Tommy Davis, R OBP: 0.222, SLG: 0.125 (1, 7)										4	0	1	0	1	0	2						
Pete Ward, L OBP: 0.333, SLG: 0.143 (1, 9)										4	0	1	1	1	1	3						
Ken Boyer, R OBP: 0.250, SLG: 0.250 Sandy Alomar Sr., S (9, PR)										5	0	1	0	0	2	6						
Duane Josephson, R OBP: 0.625, SLG: 0.400 (1, 2)										2	0	1	0	2	0	2						
Ken Berry, R Hoyt Wilhelm, R Walt Williams, R Wilbur Wood, R (7, PH)										3	0	0	0	0	1	3	AB					
Tim Cullen, R Wayne Causey, L (6, PH)										1	0	1	0	1	0	0	R					
Gary Peters, L Don McMahon, R Russ Snyder, L (6, PH)										1	0	0	0	1	0	0	H					
										2	0	0	0	0	0	4	RBI					
										0	0	0	0	0	0	0	BB					
										2	0	0	0	0	0	2	SO					
																	LOB					
Inning Stats	R: 0 E: 1 K: 2 S: 8	H: 1 LOB: 2 BB: 1 P: 12	R: 0 E: 0 K: 0 S: 2	H: 0 LOB: 1 BB: 1 P: 7	R: 1 E: 1 K: 0 S: 4	H: 1 LOB: 0 BB: 0 P: 4	R: 0 E: 0 K: 0 S: 4	H: 1 LOB: 2 BB: 1 P: 8	R: 1 E: 1 K: 0 S: 5	H: 2 LOB: 1 BB: 0 P: 5	R: 0 E: 0 K: 1 S: 6	H: 1 LOB: 3 BB: 2 P: 10	R: 0 E: 0 K: 2 S: 8	H: 1 LOB: 2 BB: 2 P: 16	R: 0 E: 0 K: 0 S: 3	H: 0 LOB: 0 BB: 0 P: 3	R: 0 E: 0 K: 0 S: 5	H: 2 LOB: 2 BB: 0 P: 5	1B: 9 2B: 0 3B: 0 HR: 0	SF: 0 SAC: 0 DP: 2 HBP: 1	WP: 1 PB: 1 CS: 0	PA: 42
PITCHER	IP	WLS	BF	H	R	ER	SO	BB	IBB	HBP	BLK	WP	HR	S	P	ERA	WHIP					
Joe Sparma, R ERA: 2.08 Daryl Patterson, R ERA: 1.42 Fred Lasher, R ERA:	4.1		22	5	2	1	2	3	0	1	0	1	0	22	35	2.08	1.846					
	4.1	W	19	4	0	0	3	3	0	0	0	0	0	22	34	0.00	1.615					
	0.1	S	1	0	0	0	0	0	0	0	0	0	0	1	1	0.00	0.000					

Chicago White Sox @ Detroit Tigers
Tiger Stadium, Detroit, MI
Sat Apr 13 1968, 3:33 AM EST
Att: 10,147 - Unknown


AB	35
R	2
H	9
RBI	1
BB	6
SO	5
LOB	29



Batter	1	2	3	4	5	6	7	8	9	AB	R	H	RBI	BB	SO	LOB	BOTTOM					
Mickey Stanley, R OBP: 0.500, SLG: 0.700 (8, 8)										5	1	2	2	0	0	3						
Dick McAuliffe, L OBP: 0.425, SLG: 0.667 (1, 4)										4	0	1	0	0	1	2						
Al Kaline, R OBP: 0.333, SLG: 0.200 (1, 9)										3	0	0	0	1	0	3						
Willie Horton, R Norm Cash, L (8, 3)										3	1	1	1	0	2	2						
Bill Freehan, R OBP: 0.667, SLG: 1.000 (1, 2)										2	1	0	0	1	2	2						
Jim Northrup, L (8, 7)										3	1	0	0	1	3	3						
Don Wert, R OBP: 0.250, SLG: 0.273 (1, 5)										3	1	1	0	1	0	0	AB					
Ray Oyler, R (1, 6)										3	0	0	1	1	0	2	R					
Joe Sparma, R Daryl Patterson, L Fred Lasher, R (9, 1)										2	0	1	0	0	1	0	H					
										1	0	0	1	1	0	0	RBI					
										0	0	0	0	0	0	0	BB					
																	SO					
																	LOB					
Inning Stats	R: 1 E: 0 K: 1 S: 7	H: 2 LOB: 2 BB: 1 P: 11	R: 0 E: 0 K: 1 S: 5	H: 0 LOB: 0 BB: 0 P: 5	R: 0 E: 0 K: 1 S: 5	H: 0 LOB: 1 BB: 0 P: 6	R: 2 E: 0 K: 2 S: 10	H: 3 LOB: 2 BB: 0 P: 11	R: 2 E: 0 K: 1 S: 6	H: 1 LOB: 3 BB: 4 P: 22	R: 0 E: 0 K: 2 S: 7	H: 0 LOB: 1 BB: 1 P: 11	R: 0 E: 0 K: 1 S: 5	H: 0 LOB: 0 BB: 0 P: 5	R: 0 E: 0 K: 1 S: 5	H: 0 LOB: 0 BB: 0 P: 5	R: 0 E: 0 K: 1 S: 5	H: 0 LOB: 0 BB: 0 P: 5	1B: 4 2B: 2 3B: 0 HR: 0	SF: 1 SAC: 0 DP: 0 HBP: 2	WP: 1 PB: 0 CS: 0	PA: 38
PITCHER	IP	WLS	BF	H	R	ER	SO	BB	IBB	HBP	BLK	WP	HR	S	P	ERA	WHIP					
Gary Peters, L Don McMahon, R Hoyt Wilhelm, R Wilbur Wood, L ERA:	4.2	L	26	6	5	5	6	3	1	2	0	0	0	32	50	9.64	1.929					
	0.1		2	0	0	0	0	1	0	0	0	0	0	1	5	0.00	3.000					
	1.0		4	0	0	0	2	1	0	0	0	1	0	7	11	0.00	1.000					
	2.0		6	0	0	0	2	0	0	0	0	0	0	10	10	0.00	0.000					

Chicago White Sox @ Detroit Tigers
Tiger Stadium, Detroit, MI
Sat Apr 13 1968, 3:33 AM EST
Att: 10,147 - Unknown

AB	29
R	5
H	6
RBI	5
BB	6
SO	10
LOB	17



Batter	1	2	3	4	5	6	7	8	9	AB	R	H	RBI	BB	SO	LOB	TOP					
Luis Aparicio, R OBP: 0.136, SLG: 0.136	E5 1B		FC5-4 2B		6-3			L5		4	0	1	0	0	0	1	Chicago White Sox @ Boston Red Sox Fenway Park, Boston, MA Wed Apr 17 1968, 3:33 AM EST Att: 19,655 - Sunny - 59 F					
Ken Berry, R OBP: 0.294, SLG: 0.313						K		K		4	0	2	0	0	2	0						
Pete Ward, L OBP: 0.500, SLG: 0.529	K		G3			F3				4	0	1	0	0	1	4						
Tommy Davis, R OBP: 0.190, SLG: 0.263	G1-4-3				L7			F8		3	0	0	0	1	0	3						
Ken Boyer, R OBP: 0.231, SLG: 0.167		6-3		5-3		FC5-4 BB		5-3		4	0	0	0	0	2							
Duane Josephson, R OBP: 0.353, SLG: 0.266		G3						6-3		4	0	1	0	0	0	1						
Buddy Bradford, R OBP: 0.286, SLG: 0.714		K		6-3				F8		3	0	0	0	0	1	1						
Tim Cullen, R OBP: 0.231, SLG: 0.167 Hoyt Wilhelm, R (7, 1)			6-3			K		G3		3	0	0	0	0	1	0						
Cisco Carlos, R Wayne Causey, L (7, 4)					G3			4-3		1	0	0	0	0	0	0						
										1	0	0	0	0	0	0						
Inning Stats	R: 0 E: 1 K: 1 S: 6	H: 2 LOB: 1 BB: 0 P: 6	R: 0 E: 0 K: 1 S: 5	H: 0 LOB: 0 BB: 0 P: 5	R: 0 E: 0 K: 0 S: 4	H: 1 LOB: 2 BB: 0 P: 5	R: 0 E: 0 K: 0 S: 4	H: 1 LOB: 1 BB: 0 P: 4	R: 0 E: 0 K: 1 S: 5	H: 0 LOB: 0 BB: 0 P: 5	R: 0 E: 0 K: 0 S: 3	H: 0 LOB: 1 BB: 0 P: 9	R: 0 E: 0 K: 0 S: 3	H: 0 LOB: 0 BB: 0 P: 3	R: 0 E: 0 K: 1 S: 5	H: 0 LOB: 0 BB: 0 P: 5	R: 0 E: 0 K: 0 S: 4	H: 1 LOB: 1 BB: 0 P: 4	1B: 3 2B: 2 3B: 0 HR: 0	SF: 0 SAC: 0 DP: 1 HBP: 1	WP: 0 PB: 0 SB: 0 CS: 0	PA: 33
PITCHER Dick Ellsworth, L ERA: 1.0	IP: 9.0 WLS: W BF: 33 H: 5 R: 0 ER: 0 SO: 5 BB: 1 IBB: 0 HBP: 1 BLK: 0 WP: 0 HR: 0 S: 41 P: 46 ERA: 0.00 WHIP: 0.667															PITCHER						

Batter	1	2	3	4	5	6	7	8	9	AB	R	H	RBI	BB	SO	LOB	BOTTOM					
Mike Andrews, R OBP: 0.400, SLG: 0.429	5-3		E6		SH3		E5 4-1 1B			3	1	0	0	0	0	0	Chicago White Sox @ Boston Red Sox Fenway Park, Boston, MA Wed Apr 17 1968, 3:33 AM EST Att: 19,655 - Sunny - 59 F					
Dalton Jones, L OBP: 0.074, SLG: 0.074	6-3		F8		FC4-2 IBB		4-1			4	0	0	0	0	0	4						
Carl Yastrzemski, L OBP: 0.444, SLG: 0.850										1	1	1	1	3	0	0						
Reggie Smith, S OBP: 0.261, SLG: 0.211 Jose Tartabull, L OBP: 0.250, SLG: 0.250	K		4-3		4-3					1	0	0	0	0	1	0						
										3	0	1	1	0	0	5						
George Scott, R OBP: 0.208, SLG: 0.100		L9		F9		1-3	CS			3	0	0	0	1	0	0						
Joe Lahoud, L OBP: 0.417, SLG: 0.474		G3								4	0	2	0	0	0	1						
Rico Petrocelli, R OBP: 0.522, SLG: 0.850					G5-4-3					4	0	1	0	0	0	2						
Elston Howard, R OBP: 0.304, SLG: 0.350		1-3								3	0	0	0	0	0	2						
Dick Ellsworth, L (1, 1)			K							2	0	0	0	0	1	0						
Inning Stats	R: 1 E: 0 K: 1 S: 6	H: 1 LOB: 0 BB: 0 P: 6	R: 0 E: 0 K: 0 S: 4	H: 1 LOB: 1 BB: 0 P: 4	R: 0 E: 1 K: 1 S: 6	H: 0 LOB: 2 BB: 1 P: 10	R: 0 E: 0 K: 0 S: 3	H: 1 LOB: 0 BB: 0 P: 3	R: 0 E: 1 K: 0 S: 4	H: 0 LOB: 3 BB: 1 P: 9	R: 0 E: 0 K: 0 S: 4	H: 1 LOB: 1 BB: 0 P: 4	R: 1 E: 1 K: 0 S: 4	H: 1 LOB: 1 BB: 1 P: 8	R: 0 E: 0 K: 0 S: 2	H: 0 LOB: 0 BB: 1 P: 6	R: 0 E: 0 K: 0 S: 2	H: 0 LOB: 0 BB: 1 P: 6	1B: 4 2B: 0 3B: 0 HR: 1	SF: 0 SAC: 1 DP: 1 HBP: 1	WP: 0 PB: 0 SB: 0 CS: 2	PA: 35
PITCHER Cisco Carlos, R ERA: 1.35 Hoyt Wilhelm, R ERA:	IP: 6.2 WLS: L BF: 31 H: 5 R: 2 ER: 1 SO: 2 BB: 0 IBB: 3 HBP: 1 BLK: 0 WP: 0 HR: 1 S: 31 P: 44 ERA: 1.35 WHIP: 0.750															PITCHER						

Batter	1	2	3	4	5	6	7	8	9	10	AB	R	H	RBI	BB	SO	LOB	TOP		
Mickey Stanley, R OBP: 0.400, SLG: 0.520 (1.3) (9, 8)	0-0 6-3		0-0 F9			0-0 5-3			0-0 SH1-3 2B	0-0 1B	5	2	2	0	0	0	0			
Dick McAuliffe, L OBP: 0.400, SLG: 0.452 (1.4)	0-0 3-1			0-0 F9					0-0 F8	0-0 1B FC6-4	5	1	1	2	0	0	1			
Al Kaline, R OBP: 0.351, SLG: 0.344 (1.9)	0-0 L5-3								0-0 SH1-3	0-0 FC6-4 1B	4	0	2	0	0	0	0			
Willie Horton, R OBP: 0.444, SLG: 0.710 (1.7)		0-0 F9							0-0 F8	0-0 FC6-4	4	0	1	0	0	0	1			
Norm Cash, L OBP: 0.400, SLG: 0.182 (9.3)				0-0 FC G1-4-3					0-0 2B 1B	0-0 FC6-4 1-2f 3H	1	0	0	1	0	0	1			
Bill Freehan, R OBP: 0.571, SLG: 0.654 (1.2)		0-0 2B		0-0 G1-4-3 1-2f					0-0 F8	0-0 F7	5	0	2	1	0	0	3			
Don Wert, R OBP: 0.324, SLG: 0.344 (1.5)		0-3 K2-3				0-0 5-3			0-0 FC 1B	0-0 IBB	3	0	1	0	1	1	1			
Jim Northrup, L OBP: 0.219, SLG: 0.138 (1.8) (9.7)		0-3 K				0-0 G3			0-0 FC 1-3	0-0 3-1	4	0	0	0	0	1	5			
Ray Oyler, R OBP: 0.214, SLG: 0.200 (1.6)						0-0 F7			0-0 1-3 1-2	0-0 FC1-5 2B	4	0	2	0	0	0	1			
Mickey Lolich, S OBP: 0.333, SLG: 0.333 (8.1) (8.1) (9.1) (10.1) (10.1)				0-0 G1-6-3 1-2f				0-3 K	0-0 4-3	0-0 FC1-5 2B 1B	2	0	0	0	0	0	1			
Inning Stats	R: 0 E: 0 K: 0 S: 3	H: 0 LOB: 0 BB: 0 P: 3	R: 0 E: 0 K: 2 S: 8	H: 1 LOB: 1 BB: 0 P: 8	R: 0 E: 0 K: 0 S: 4	H: 1 LOB: 1 BB: 0 P: 4	R: 0 E: 0 K: 1 S: 5	H: 0 LOB: 0 BB: 0 P: 5	R: 0 E: 0 K: 0 S: 3	H: 0 LOB: 0 BB: 0 P: 3	R: 0 E: 1 K: 0 S: 4	H: 1 LOB: 1 BB: 0 P: 4	R: 1 E: 0 K: 0 S: 6	H: 3 LOB: 3 BB: 10 P: 10	R: 3 E: 0 K: 0 S: 7	H: 4 LOB: 1 BB: 0 P: 7	1B: 7 2B: 4 3B: 0 HR: 0	SF: 0 SAC: 2 DP: 2 HBP: 0	WP: 0 PA: 41	
PITCHER	IP WLS BF H R ER SO ERA WHIP	IP WLS BF H R ER SO ERA WHIP	IP WLS BF H R ER SO ERA WHIP	IP WLS BF H R ER SO ERA WHIP	IP WLS BF H R ER SO ERA WHIP	IP WLS BF H R ER SO ERA WHIP	IP WLS BF H R ER SO ERA WHIP	IP WLS BF H R ER SO ERA WHIP	IP WLS BF H R ER SO ERA WHIP	IP WLS BF H R ER SO ERA WHIP	IP WLS BF H R ER SO ERA WHIP	IP WLS BF H R ER SO ERA WHIP	IP WLS BF H R ER SO ERA WHIP	IP WLS BF H R ER SO ERA WHIP	IP WLS BF H R ER SO ERA WHIP	IP WLS BF H R ER SO ERA WHIP	IP WLS BF H R ER SO ERA WHIP	IP WLS BF H R ER SO ERA WHIP	IP WLS BF H R ER SO ERA WHIP	
Tommy John, L ERA: 3.65	8.1	0.1	1.1	1.1	1.1	1.1	1.1	1.1	1.1	1.1	1.1	1.1	1.1	1.1	1.1	1.1	1.1	1.1	1.1	1.1
Bob Locker, R ERA: 2.00	0.1	0.1	0.1	0.1	0.1	0.1	0.1	0.1	0.1	0.1	0.1	0.1	0.1	0.1	0.1	0.1	0.1	0.1	0.1	0.1
Wilbur Wood, L ERA: 4.05	1.1	1.1	1.1	1.1	1.1	1.1	1.1	1.1	1.1	1.1	1.1	1.1	1.1	1.1	1.1	1.1	1.1	1.1	1.1	1.1

Detroit Tigers @ Chicago White Sox
Comiskey Park, Chicago, IL
Sat Apr 20 1968, 4:33 AM EST
Att: 4,067 - Unknown

AB	39
R	4
H	11
RBI	4
BB	1
SO	3
LOB	16



Batter	1	2	3	4	5	6	7	8	9	10	AB	R	H	RBI	BB	SO	LOB	BOTTOM		
Walt Williams, R OBP: 0.179, SLG: 0.231 (1.9) (10.7)	0-0 3-1		0-0 4-3					0-0 5-3		0-0 F8	4	0	0	0	0	0	0			
Luis Aparicio, R OBP: 0.161, SLG: 0.133 (1.6)	0-0 5-3		0-0 CS 1B					0-0 6-3		0-0 F6	5	0	1	0	0	0	1			
Tom McCraw, L OBP: 0.280, SLG: 0.143 (1.3) (9.1) (9.1) (10.1)	4-0 BB		0-0 F7 1-2					0-0 4-3		0-0 3-1	3	0	0	0	1	0	2			
Tommy Davis, R OBP: 0.179, SLG: 0.231 Sandy Alomar Sr., S (1.7) (9, PR) (10.5)	0-0 5-3			0-0 5-3				0-0 6-3		0-0 SH1-4 E BB 1B	4	0	1	0	0	0	1			
Pete Ward, L OBP: 0.400, SLG: 0.375 (1.5) (9.3)		0-0 G3		0-0 FC1-6 HBP				0-0 F3		0-0 E1 BB SH1-4 L5	3	0	0	0	0	0	1			
Bob Priddy, R OBP: 0.273, SLG: 0.200 (9, PR) (10.9)								0-0 L9		0-0 SH1-4	0	0	0	0	0	0	0			
Ken Berry, R OBP: 0.217, SLG: 0.227 (1.8)								0-0 L9		0-0 SH1-4	3	0	0	0	0	0	1			
Duane Josephson, R OBP: 0.375, SLG: 0.300 (1.2)								0-0 L9		0-0 BB IBB	3	0	2	0	1	0	0			
Tim Cullen, R OBP: 0.235, SLG: 0.188 Wayne Causey, L OBP: 0.333, SLG: 0.143 (1.4) (9, PH) (10.4)								0-0 L9		0-0 BB IBB	3	0	1	0	0	0	2			
Tommy John, R OBP: 0.500, SLG: 0.500 Ken Boyer, R OBP: 0.214, SLG: 0.154 (1.1) (9.5) (10.3)		0-3 K						0-0 F8		0-0 L5 3H	3	0	1	0	0	1	2			
Inning Stats	R: 0 E: 0 K: 0 S: 3	H: 0 LOB: 1 BB: 1 P: 7	R: 0 E: 0 K: 1 S: 7	H: 2 LOB: 2 BB: 0 P: 7	R: 0 E: 0 K: 0 S: 3	H: 1 LOB: 0 BB: 0 P: 3	R: 0 E: 0 K: 0 S: 4	H: 0 LOB: 0 BB: 0 P: 5	R: 0 E: 0 K: 0 S: 4	H: 0 LOB: 0 BB: 0 P: 3	R: 0 E: 0 K: 0 S: 3	H: 0 LOB: 0 BB: 0 P: 3	R: 0 E: 1 K: 0 S: 4	H: 1 LOB: 2 BB: 12 P: 12	R: 0 E: 0 K: 0 S: 3	H: 0 LOB: 0 BB: 0 P: 3	1B: 6 2B: 1 3B: 0 HR: 0	SF: 0 SAC: 2 DP: 1 HBP: 1	WP: 0 PA: 39	
PITCHER	IP WLS BF H R ER SO ERA WHIP	IP WLS BF H R ER SO ERA WHIP	IP WLS BF H R ER SO ERA WHIP	IP WLS BF H R ER SO ERA WHIP	IP WLS BF H R ER SO ERA WHIP	IP WLS BF H R ER SO ERA WHIP	IP WLS BF H R ER SO ERA WHIP	IP WLS BF H R ER SO ERA WHIP	IP WLS BF H R ER SO ERA WHIP	IP WLS BF H R ER SO ERA WHIP	IP WLS BF H R ER SO ERA WHIP	IP WLS BF H R ER SO ERA WHIP	IP WLS BF H R ER SO ERA WHIP	IP WLS BF H R ER SO ERA WHIP	IP WLS BF H R ER SO ERA WHIP	IP WLS BF H R ER SO ERA WHIP	IP WLS BF H R ER SO ERA WHIP	IP WLS BF H R ER SO ERA WHIP	IP WLS BF H R ER SO ERA WHIP	
Mickey Lolich, L ERA: 3.0	7.0	1.1	1.0	1.0	1.0	1.0	1.0	1.0	1.0	1.0	1.0	1.0	1.0	1.0	1.0	1.0	1.0	1.0	1.0	1.0
Fred Lasher, R ERA: 3.0	1.1	1.1	1.1	1.1	1.1	1.1	1.1	1.1	1.1	1.1	1.1	1.1	1.1	1.1	1.1	1.1	1.1	1.1	1.1	1.1
Jon Warden, L ERA: 3.0	0.2	0.2	0.2	0.2	0.2	0.2	0.2	0.2	0.2	0.2	0.2	0.2	0.2	0.2	0.2	0.2	0.2	0.2	0.2	0.2
Dennis Ribant, R ERA: 3.0	1.0	1.0	1.0	1.0	1.0	1.0	1.0	1.0	1.0	1.0	1.0	1.0	1.0	1.0	1.0	1.0	1.0	1.0	1.0	1.0

Detroit Tigers @ Chicago White Sox
Comiskey Park, Chicago, IL
Sat Apr 20 1968, 4:33 AM EST
Att: 4,067 - Unknown

AB	33
R	1
H	6
RBI	1
BB	3
SO	1
LOB	13



Batter	1	2	3	4	5	6	7	8	9	AB	R	H	RBI	BB	SO	LOB	TOP										
Dick McAuliffe, L OBP: 0.378, SLG: 0.472	G3	1-H 2-H 3B		F9			1-3		4-3	5	0	1	2	0	0	1											
Don Wert, R OBP: 0.316, SLG: 0.333	F7	F9		6-3						4	0	1	0	0	0	1											
Al Kaline, R OBP: 0.317, SLG: 0.306	L7			K						4	0	0	0	0	1	1											
Willie Horton, R OBP: 0.425, SLG: 0.647		F3	F8 BB			F6			6-3	3	0	0	0	1	0	0											
Norm Cash, L OBP: 0.368, SLG: 0.143		3-1		F8 BB		F8			G3	3	0	0	0	1	0	0											
Bill Freehan, R OBP: 0.538, SLG: 0.600		E 1B	HBP	F8		6-3			K	4	1	1	0	0	1	2											
Jim Northrup, L OBP: 0.278, SLG: 0.133		E 1B	HBP						F8	1	1	0	0	2	0	0											
Ray Oyler, R OBP: 0.188, SLG: 0.172		E5 1B	3B	F9		K			K	4	1	0	0	0	2	6											
Earl Wilson, R OBP: 0.455, SLG: 0.727		1-2 2-H 3-H 3B	1B			6-3			F7	4	1	2	2	0	0	0											
Inning Stats	R: 0 E: 0 K: 0 S: 3	H: 0 LOB: 0 BB: 0 P: 3	R: 4 E: 1 K: 0 S: 7	H: 3 LOB: 1 BB: 0 P: 8	R: 0 E: 0 K: 1 S: 5	H: 0 LOB: 3 BB: 3 P: 17	R: 0 E: 0 K: 0 S: 3	H: 0 LOB: 0 BB: 0 P: 3	R: 0 E: 0 K: 0 S: 4	H: 0 LOB: 0 BB: 0 P: 8	R: 0 E: 0 K: 0 S: 4	H: 1 LOB: 1 BB: 0 P: 4	R: 0 E: 0 K: 1 S: 5	H: 0 LOB: 0 BB: 0 P: 5	R: 0 E: 0 K: 1 S: 6	H: 1 LOB: 1 BB: 0 P: 6	1B: 4 2B: 0 3B: 1 HR: 0	SF: 0 SAC: 0 DP: 0 HBP: 1	WP: 0 PB: 0 CS: 1	PA: 37							
PITCHER	IP	WLS	BF	H	R	ER	SO	BB	IBB	HBP	BLK	WP	HR	S	P	ERA	WHIP										
Joe Horlen, R ERA: 5.14	2.1	L	14	3	4	0	1	2	0	1	0	0	0	13	22	0.00	2.143										
Jack Fisher, R ERA	0.2		3	0	0	0	0	0	1	0	0	0	0	2	6	0.00	0.000										
Bob Priddy, R ERA: 4.15	3.0		9	0	0	0	1	1	0	0	0	0	0	10	14	0.00	0.333										
Don McMahon, R ERA: 3.6	2.0		7	1	0	0	1	0	0	0	0	0	0	9	9	0.00	0.500										
Hoyt Wilhelm, R ERA	1.0		4	1	0	0	1	0	0	0	0	0	0	6	6	0.00	1.000										

Detroit Tigers @ Chicago White Sox
Comiskey Park, Chicago, IL
Sun Apr 21 1968, 4:33 AM EST
Unknown

AB 32
R 4
H 5
RBI 4
BB 4
SO 4
LOB 11



Batter	1	2	3	4	5	6	7	8	9	AB	R	H	RBI	BB	SO	LOB	BOTTOM										
Luis Aparicio, R OBP: 0.171, SLG: 0.147	S 1B		6-3			F6			6-3	4	0	1	0	0	0	0											
Wayne Causey, L OBP: 0.308, SLG: 0.100	L9					F6			1-3	3	0	0	0	1	0	1											
Tom McCraw, L OBP: 0.241, SLG: 0.120						L9			K	4	0	0	0	0	2	2											
Tommy Davis, R OBP: 0.188, SLG: 0.233	L9					6-3			1B	4	0	1	0	0	0	2											
Pete Ward, L OBP: 0.394, SLG: 0.481						G3			K	3	1	1	1	0	1	1											
Duane Josephson, R OBP: 0.370, SLG: 0.304						F6			F3	3	0	1	0	0	0	1											
Russ Snyder, L OBP: 0.214, SLG: 0.154						1-3			G6-3 1B	3	0	0	0	0	0	1											
Ken Berry, R OBP: 0.231, SLG: 0.240						1-3			G5-4-3 1B	3	0	1	0	0	0	0											
Joe Horlen, R ERA: 5.14						G5-4-3 1B			F8	0	0	0	0	0	0	0											
Jack Fisher, R ERA										0	0	0	0	0	0	0											
Walt Williams, R ERA										1	0	0	0	0	0	1											
Bob Priddy, R ERA: 4.15										0	0	0	0	0	0	0											
Gary Peters, L ERA										1	0	0	0	0	0	0											
Don McMahon, R ERA: 3.6										0	0	0	0	0	0	0											
Tim Cullen, R OBP: 0.222, SLG: 0.178										1	0	0	0	0	1	0											
Hoyt Wilhelm, R ERA										0	0	0	0	0	0	0											
Inning Stats	R: 0 E: 0 K: 1 S: 6	H: 1 LOB: 1 BB: 0 P: 6	R: 0 E: 0 K: 0 S: 3	H: 0 LOB: 0 BB: 0 P: 3	R: 0 E: 0 K: 0 S: 3	H: 0 LOB: 0 BB: 0 P: 3	R: 0 E: 0 K: 0 S: 3	H: 0 LOB: 0 BB: 0 P: 3	R: 1 E: 0 K: 0 S: 4	H: 2 LOB: 0 BB: 0 P: 4	R: 0 E: 0 K: 0 S: 3	H: 0 LOB: 0 BB: 0 P: 3	R: 0 E: 0 K: 2 S: 8	H: 1 LOB: 1 BB: 0 P: 8	R: 0 E: 0 K: 1 S: 5	H: 0 LOB: 0 BB: 0 P: 5	R: 0 E: 0 K: 0 S: 3	H: 0 LOB: 1 BB: 1 P: 7	1B: 4 2B: 0 3B: 0 HR: 1	SF: 0 SAC: 0 DP: 2 HBP: 0	WP: 0 PB: 0 CS: 0	PA: 31					
PITCHER	IP	WLS	BF	H	R	ER	SO	BB	IBB	HBP	BLK	WP	HR	S	P	ERA	WHIP										
Earl Wilson, R ERA: 3.13	9.0	W	31	5	1	1	4	1	0	0	0	0	1	38	42	1.00	0.667										

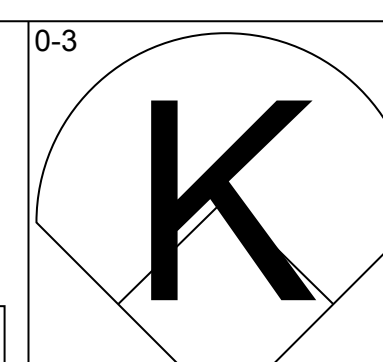
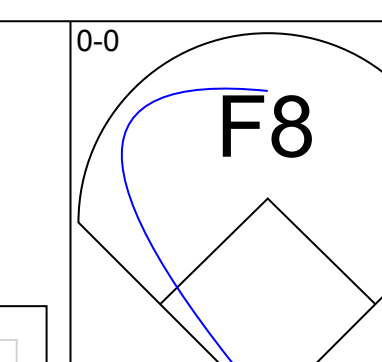
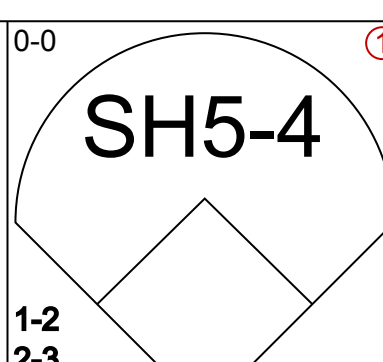
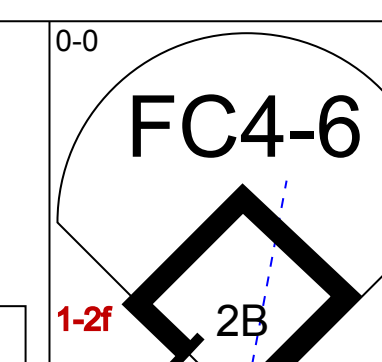
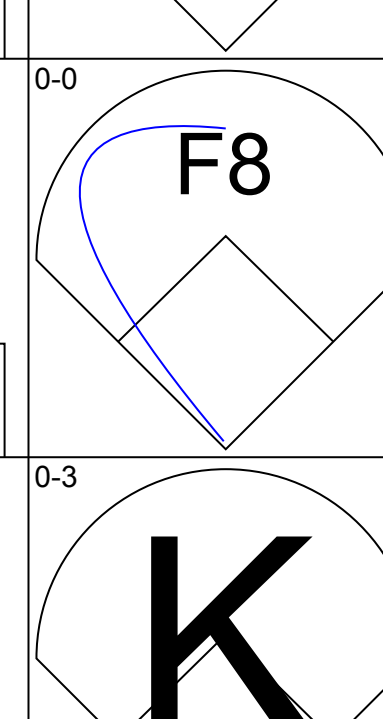
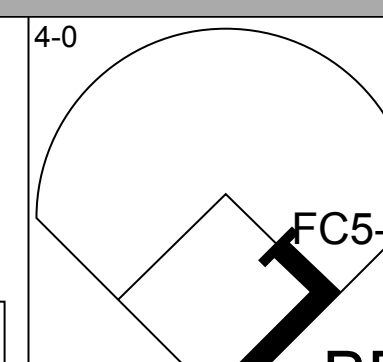
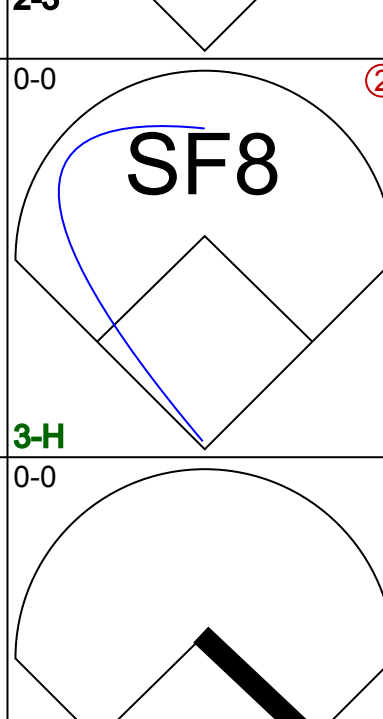
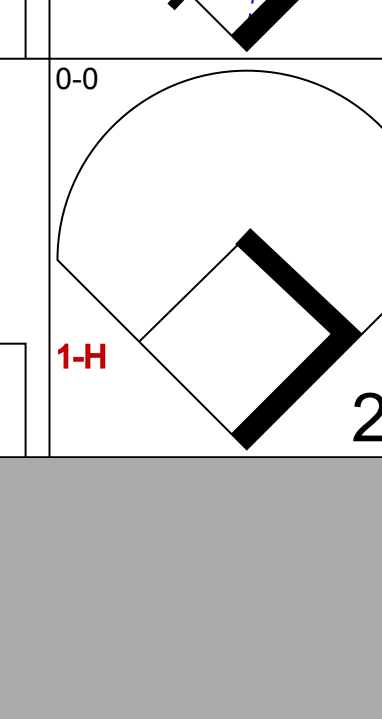
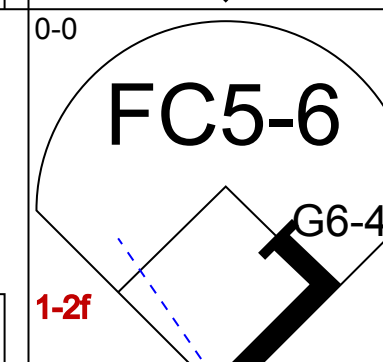
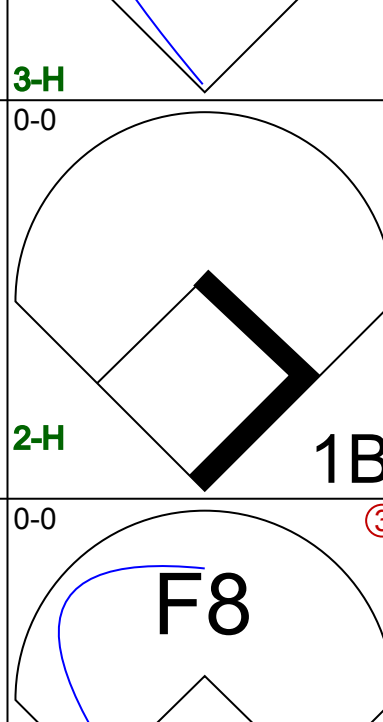
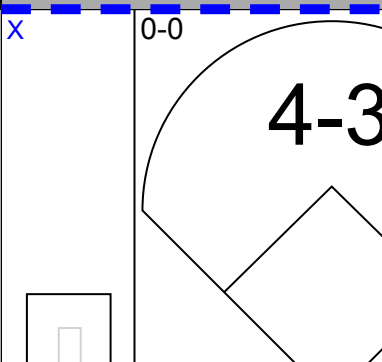
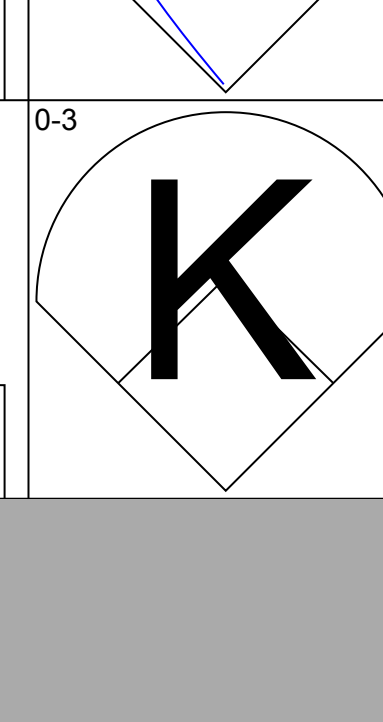
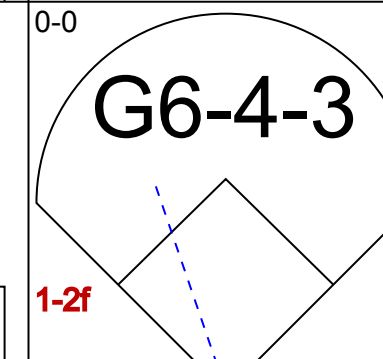
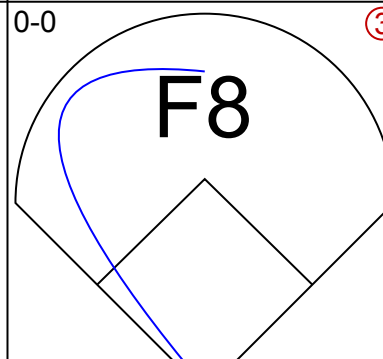
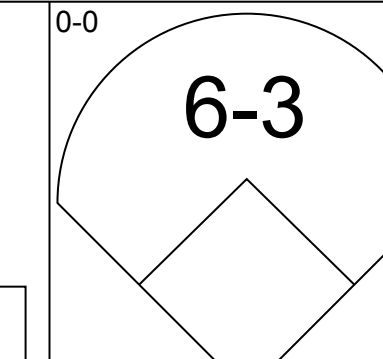


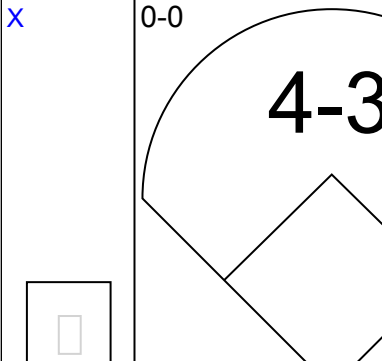
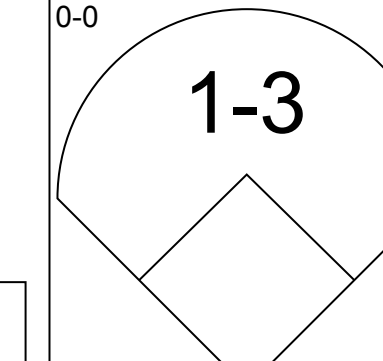
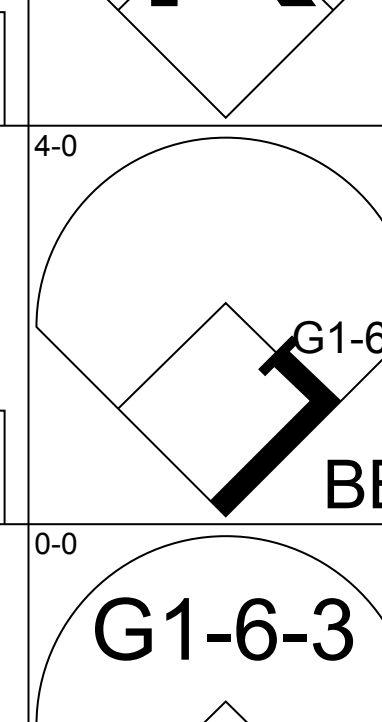
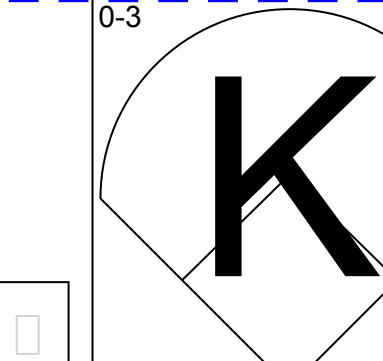

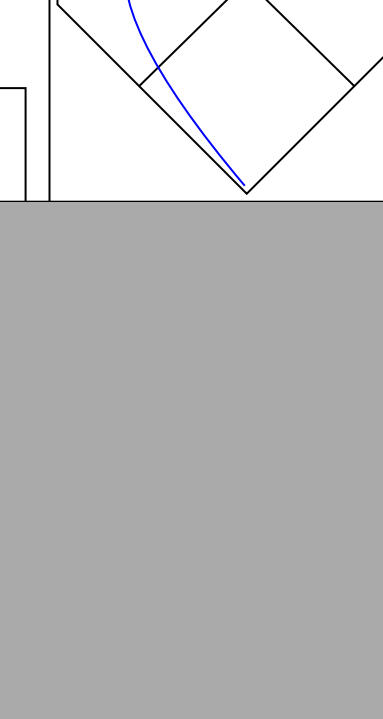
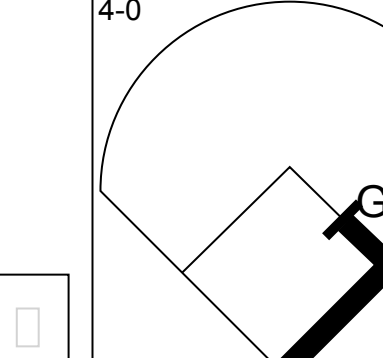
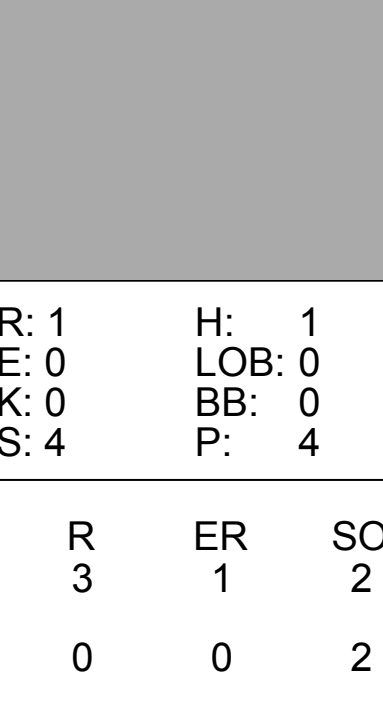
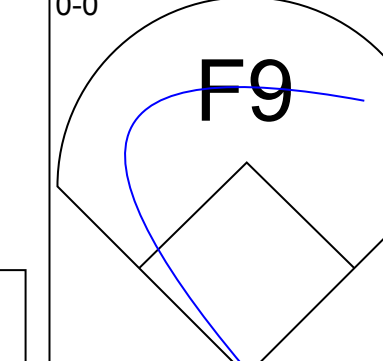
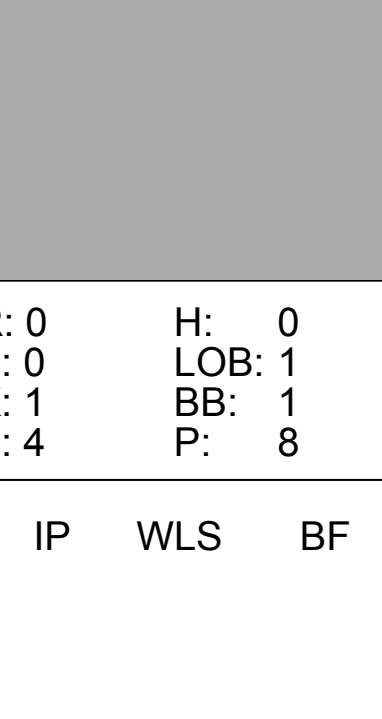
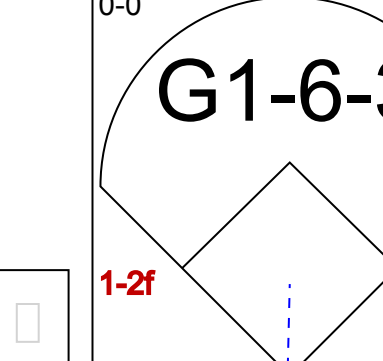
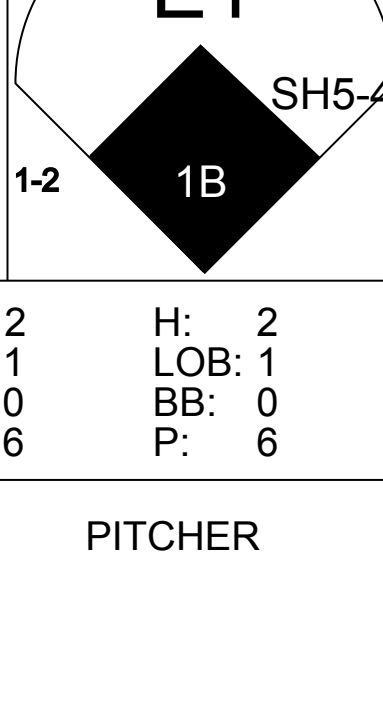
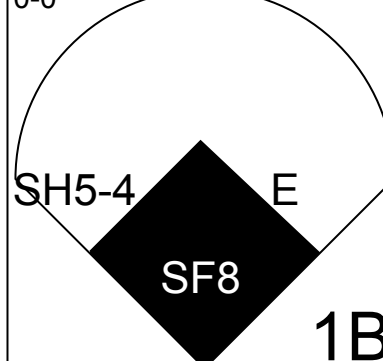
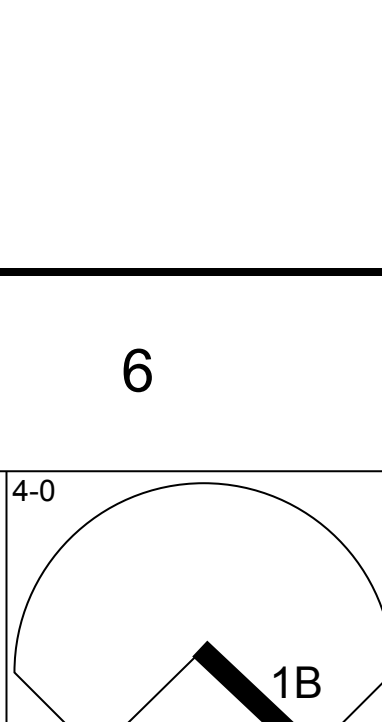
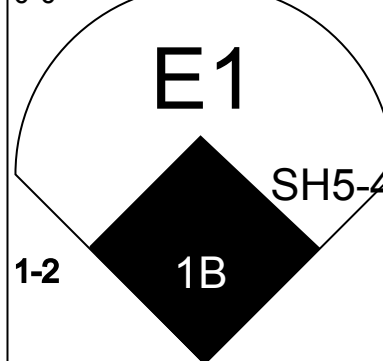
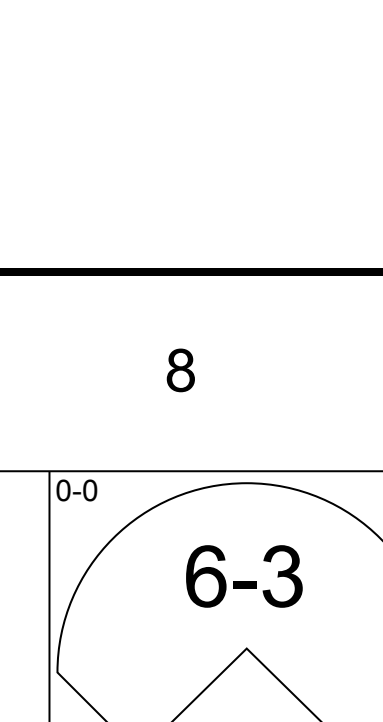
Detroit Tigers @ Chicago White Sox
Comiskey Park, Chicago, IL
Sun Apr 21 1968, 4:33 AM EST
Unknown

AB 30
R 1
H 5
RBI 1
BB 1
SO 4
LOB 9




Batter	1	2	3	4	5	6	7	8	9	AB	R	H	RBI	BB	SO	LOB	TOP				
Ken Berry, R OBP: 0.257, SLG: 0.273 (1, 8)	F9		1-3		SF9		BB		4-3	4	1	1	0	1	0	0	Chicago White Sox @ Minnesota Twins Metropolitan Stadium, Bloomington, MI Thu Apr 25 1968, 4:33 AM EST Att: 6,001 - Unknown - 51 F livebaseballscorecards.com				
Tom McCraw, L OBP: 0.263, SLG: 0.176 (1, 3)	4-3		3-1		F7		BB			5	0	2	0	0	0	2					
Pete Ward, L OBP: 0.405, SLG: 0.556 (1, 5)	4-3						BB			5	0	2	1	0	1	4					
Tommy Davis, R OBP: 0.195, SLG: 0.237 (1, 7)		F9	1-3		SF9		BB			4	0	0	1	0	2	5					
Russ Snyder, L OBP: 0.136, SLG: 0.095 (1, 9)		3-1			F7	F5	BB			4	0	0	0	0	1	4					
Duane Josephson, R OBP: 0.438, SLG: 0.393 (1, 2)		BB			FC5-4		CS		6-3	4	0	3	0	0	0	0					
Luis Aparicio, R OBP: 0.186, SLG: 0.190 (1, 6)		BB			FC5-4		L7			4	0	2	0	0	0	2					
Tim Cullen, R OBP: 0.250, SLG: 0.167 (6, PH)		HBP			F2				1-3	1	0	0	0	0	0	1					
Wayne Causey, L OBP: 0.293, SLG: 0.067 (6, 4)		HBP								2	0	0	0	0	1	2					
Gary Peters, L OBP: 0.222, SLG: 0.222 (1, 1)		3-1					BB		4-3	4	1	2	0	0	0	4					
Inning Stats	R: 0 E: 0 K: 0 S: 3	H: 0 LOB: 0 BB: 0 P: 3	R: 0 E: 0 K: 0 S: 5	H: 2 LOB: 3 BB: 0 P: 6	R: 0 E: 0 K: 0 S: 4	H: 1 LOB: 1 BB: 0 P: 4	R: 0 E: 0 K: 0 S: 4	H: 1 LOB: 1 BB: 0 P: 4	R: 2 E: 0 K: 1 S: 6	H: 3 LOB: 1 BB: 0 P: 6	R: 0 E: 0 K: 3 S: 11	H: 2 LOB: 3 BB: 1 P: 15	R: 0 E: 0 K: 0 S: 4	H: 1 LOB: 1 BB: 0 P: 4	R: 0 E: 0 K: 1 S: 6	H: 1 LOB: 1 BB: 0 P: 6	1B: 11 2B: 1 3B: 0 HR: 0	SF: 1 SAC: 0 DP: 0 HBP: 1	WP: 0 PB: 0 SB: 0 CS: 1	PA: 40	
PITCHER	IP	WLS	BF	H	R	ER	SO	BB	IBB	HBP	BLK	WP	HR	S	P	ERA	WHIP			ERA	WHIP
Jim Perry, R ERA: 1.69 (1, 1)	5.1	W	25	8	2	2	0	0	0	1	0	0	0	24	25	3.38	1.500				
Al Worthington, R ERA: 1.08 (6, 1)	3.2	S	15	4	0	0	5	1	0	0	0	0	0	24	28	0.00	1.364				

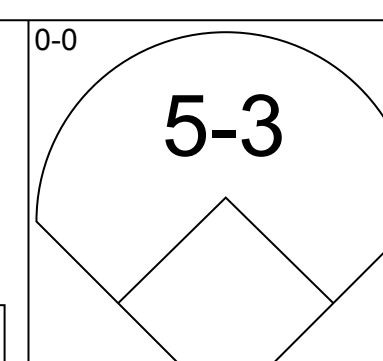
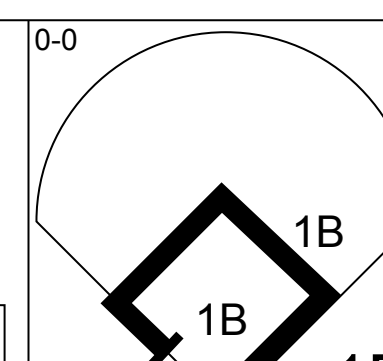
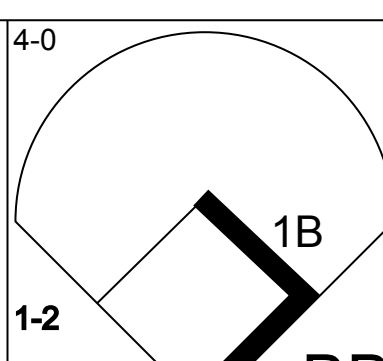
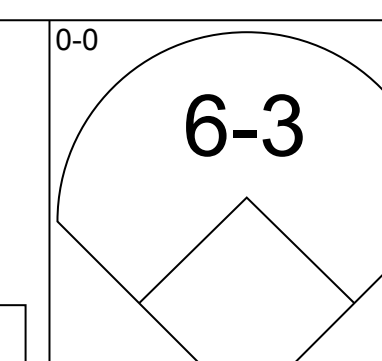
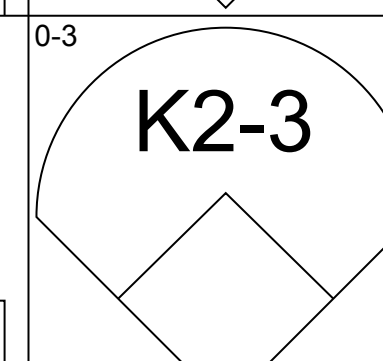
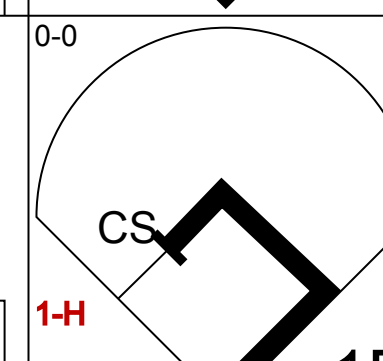
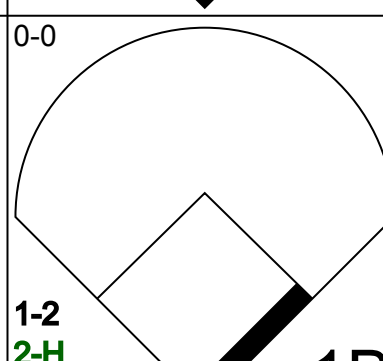
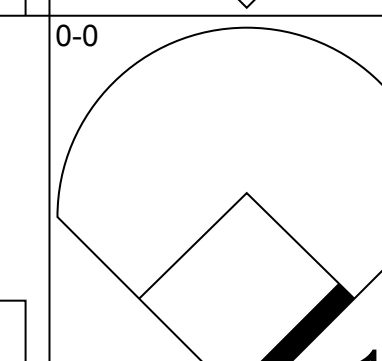
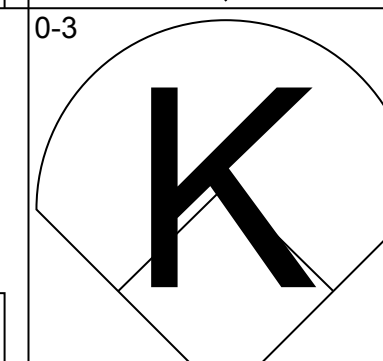
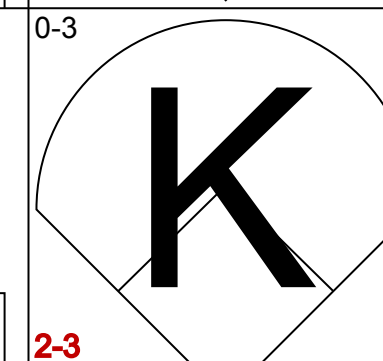
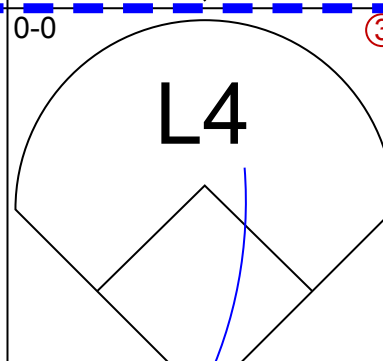
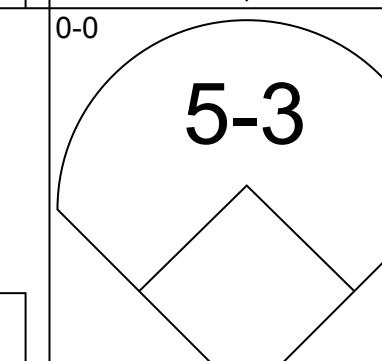
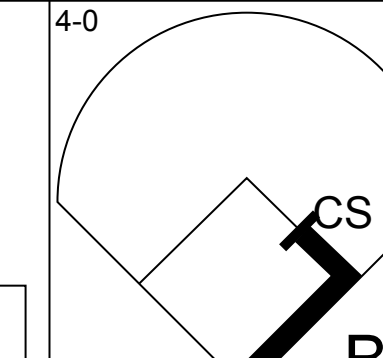
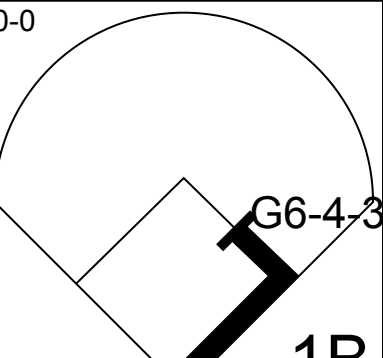
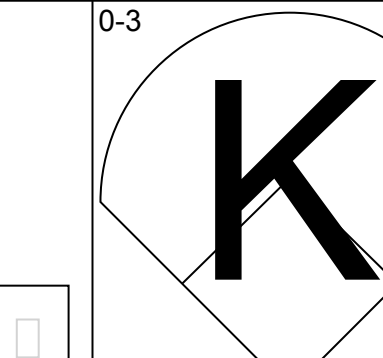
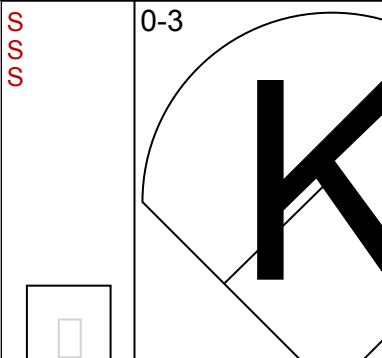
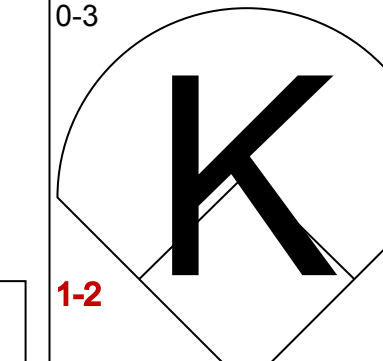

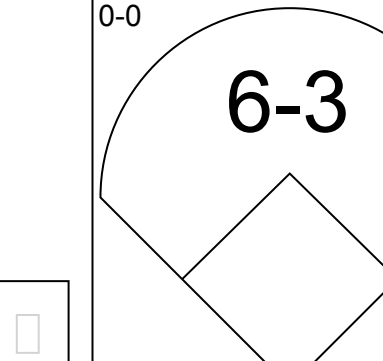
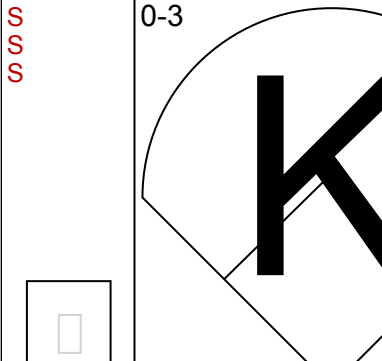
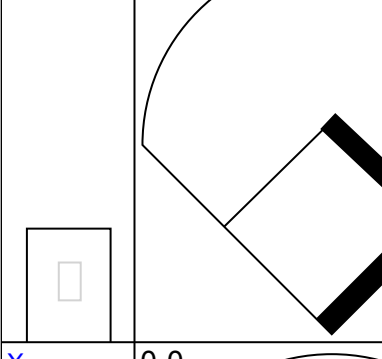
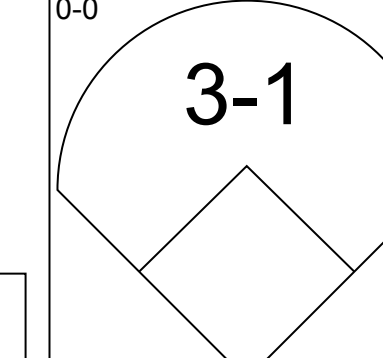
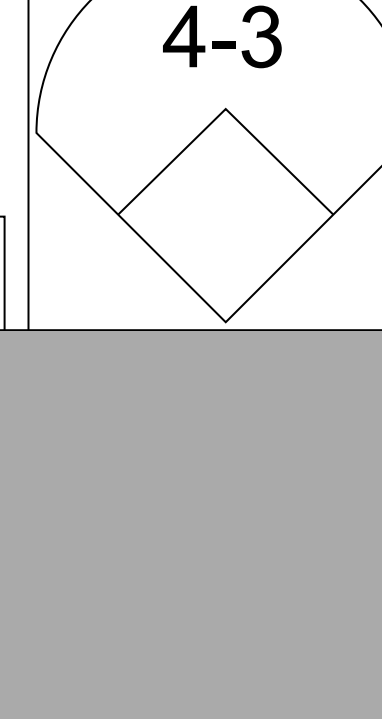
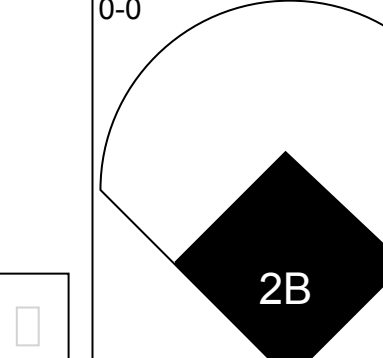
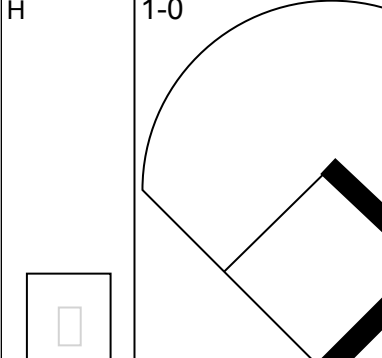
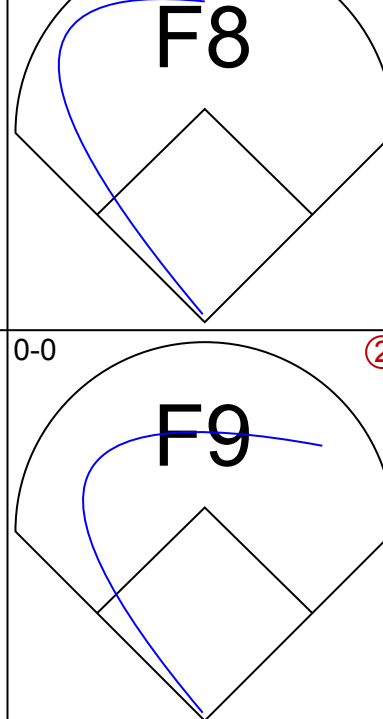
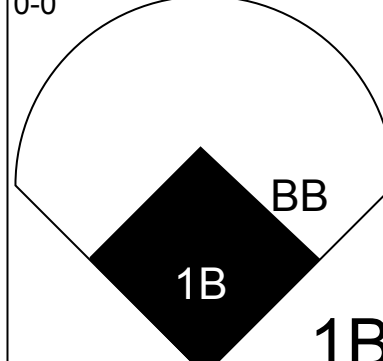
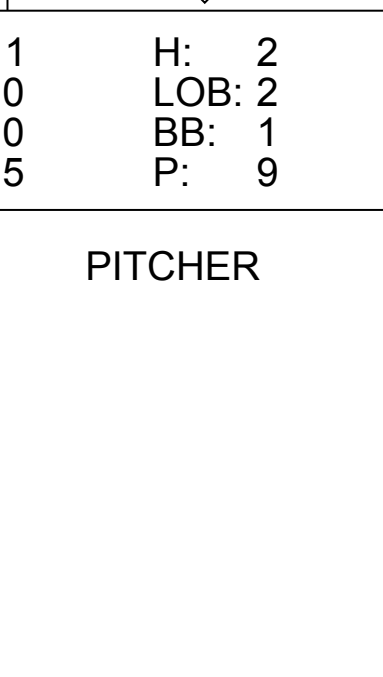
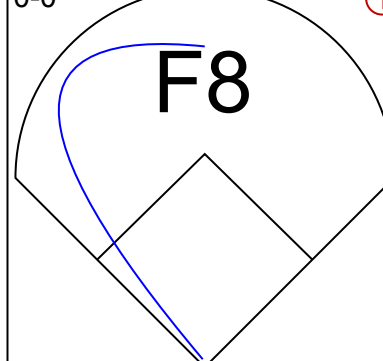

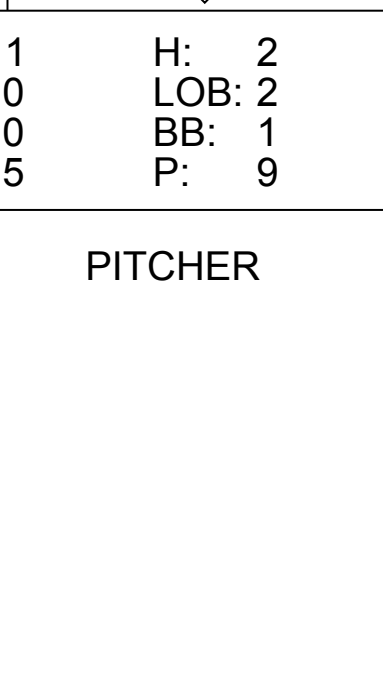
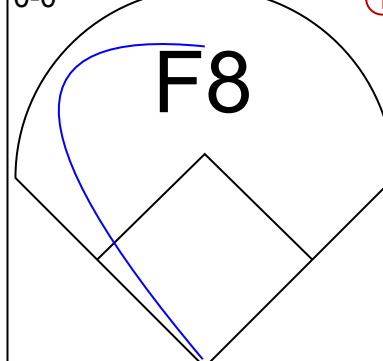
Batter	1	2	3	4	5	6	7	8	9	AB	R	H	RBI	BB	SO	LOB	BOTTOM				
Cesar Tovar, R OBP: 0.296, SLG: 0.380 (1, 4)	F7								5-3	4	1	1	0	0	0	0	Chicago White Sox @ Minnesota Twins Metropolitan Stadium, Bloomington, MI Thu Apr 25 1968, 4:33 AM EST Att: 6,001 - Unknown - 51 F livebaseballscorecards.com				
Tony Oliva, L OBP: 0.288, SLG: 0.340 (1, 9)	6-3		BB							3	1	1	2	0	0	0					
Harmon Killebrew, R OBP: 0.420, SLG: 0.698 (1, 3)	5-3		BB							3	0	1	1	0	0	0					
Bob Allison, R OBP: 0.417, SLG: 0.667 (1, 7)		5-3								3	0	0	0	0	1	1					
Rod Carew, L OBP: 0.375, SLG: 0.391 (9, 4)			FC6-4							0	0	0	0	0	0	0					
Rich Rollins, R OBP: 0.200, SLG: 0.200 (1, 5)										2	0	0	0	0	1	0					
Ron Clark, R OBP: 0.667, SLG: 1.000 (7, 5)										1	0	0	0	0	0	0					
Ted Uhlhaender, L OBP: 0.333, SLG: 0.511 (1, 8)										3	0	0	0	0	0	0					
Jackie Hernandez, R OBP: 0.273, SLG: 0.359 (1, 6)										3	0	0	0	0	2	0					
John Roseboro, L OBP: 0.234, SLG: 0.103 (1, 2)										3	0	0	0	0	0	0					
Jim Perry, S OBP: 0.286, SLG: 0.667 (1, 1)										1	1	0	0	1	0	0					
Al Worthington, R ERA: 5.03 (6, 1)										1	0	0	0	0	0	0					
Inning Stats	R: 0 E: 0 K: 0 S: 3	H: 0 LOB: 0 BB: 0 P: 3	R: 0 E: 0 K: 1 S: 5	H: 0 LOB: 0 BB: 0 P: 5	R: 3 E: 0 K: 1 S: 8	H: 3 LOB: 1 BB: 1 P: 12	R: 0 E: 0 K: 1 S: 5	H: 0 LOB: 0 BB: 0 P: 5	R: 0 E: 0 K: 1 S: 5	H: 0 LOB: 0 BB: 0 P: 5	R: 0 E: 0 K: 0 S: 3	H: 0 LOB: 0 BB: 0 P: 3	R: 0 E: 0 K: 0 S: 3	H: 0 LOB: 0 BB: 0 P: 3	R: 0 E: 0 K: 0 S: 3	H: 0 LOB: 0 BB: 0 P: 3	1B: 1 2B: 2 3B: 0 HR: 0	SF: 0 SAC: 0 DP: 0 HBP: 0	WP: 0 PB: 0 SB: 0 CS: 0	PA: 28	
PITCHER	IP	WLS	BF	H	R	ER	SO	BB	IBB	HBP	BLK	WP	HR	S	P	ERA	WHIP			ERA	WHIP
Gary Peters, L ERA: 5.03 (1, 1)	8.0	L	28	3	3	3	4	1	0	0	0	0	0	35	39	3.38	0.500				

Batter	1	2	3	4	5	6	7	8	9	AB	R	H	RBI	BB	SO	LOB	TOP					
Luis Aparicio, R (1, 6) OBP: 0.174, SLG: 0.178										3	0	0	0	0	1	1						
Tom McCraw, L (1, 3) OBP: 0.226, SLG: 0.222										2	0	1	1	1	0	0						
Pete Ward, L (1, 9) OBP: 0.400, SLG: 0.538										3	0	1	1	0	1	1						
Buddy Bradford, R (6, PR) OBP: 0.250, SLG: 0.625										1	0	0	0	0	0	0						
Ken Boyer, R (1, 5) OBP: 0.158, SLG: 0.111										4	0	0	0	0	0	2						
Duane Josephson, R (1, 2) OBP: 0.389, SLG: 0.344										4	0	0	0	0	1	0						
Tommy Davis, R (1, 7) OBP: 0.227, SLG: 0.325										2	1	1	1	1	0	0						
Russ Snyder, L (7, PR) OBP: 0.136, SLG: 0.095										0	0	0	0	0	0	0						
Ken Berry, R (1, 8) OBP: 0.237, SLG: 0.250										3	0	0	0	0	0	1						
Tim Cullen, R (1, 4) OBP: 0.261, SLG: 0.190										3	1	1	0	0	1	0						
Tommy John, R (1, 1) OBP: 0.333, SLG: 0.333										2	1	0	0	0	0	1						
Bob Locker, S (6, 1)										0	0	0	0	0	0	0						
Sandy Alomar Sr., S (8, PR)										0	0	0	0	0	0	0						
Wilbur Wood, R (8, 1)										0	0	0	0	0	0	0						
Inning Stats	R: 0 E: 0 K: 2 S: 7	H: 0 LOB: 0 BB: 0 P: 7	R: 1 E: 0 K: 0 S: 4	H: 1 LOB: 0 BB: 0 P: 4	R: 0 E: 0 K: 0 S: 3	H: 0 LOB: 0 BB: 0 P: 3	R: 0 E: 0 K: 0 S: 2	H: 0 LOB: 0 BB: 1 P: 6	R: 0 E: 0 K: 0 S: 3	H: 0 LOB: 0 BB: 0 P: 3	R: 2 E: 1 K: 0 S: 6	H: 2 LOB: 1 BB: 0 P: 6	R: 0 E: 0 K: 1 S: 4	H: 0 LOB: 1 BB: 1 P: 8	R: 0 E: 0 K: 1 S: 5	H: 1 LOB: 3 BB: 0 P: 6	R: 0 E: 0 K: 0 S: 3	H: 0 LOB: 0 BB: 0 P: 3	1B: 2 2B: 1 3B: 0 HR: 1	SF: 1 SAC: 1 DP: 2 HBP: 1	WP: 0 PB: 0 SB: 0 CS: 0	PA: 32
PITCHER	IP	WLS	BF	H	R	ER	SO	BB	IBB	HBP	BLK	WP	HR	S	P	ERA	WHIP					
Dave Boswell, R (1, 1) ERA: 2.45	6.0	L	22	3	3	1	2	1	0	0	0	0	1	25	29	1.50	0.667					
Bob Miller, R (7, 1) ERA: 4.5	2.0		7	1	0	0	2	1	0	1	0	0	0	9	14	0.00	1.000					
Ron Perranoski, L (9, 1) ERA: 2.57	1.0		3	0	0	0	0	0	0	0	0	0	0	3	3	0.00	0.000					

Chicago White Sox @ Minnesota Twins
Metropolitan Stadium, Bloomington, MI
Fri Apr 26 1968, 4:33 AM EST
Att. 5,974 - Unknown - 59 F


AB 27
R 3
H 4
RBI 3
BB 2
SO 4
LOB 6



Batter	1	2	3	4	5	6	7	8	9	AB	R	H	RBI	BB	SO	LOB	BOTTOM					
Cesar Tovar, R (1, 4) OBP: 0.310, SLG: 0.377										3	0	1	0	1	0	0						
Tony Oliva, L (1, 9) OBP: 0.321, SLG: 0.373										4	0	3	1	0	1	0						
Harmon Killebrew, R (1, 3) OBP: 0.389, SLG: 0.638										4	0	0	0	0	2	4						
Bob Allison, R (1, 7) OBP: 0.423, SLG: 0.646										3	0	1	0	1	2	0						
Rich Rollins, R (1, 5) OBP: 0.111, SLG: 0.111										4	0	0	0	0	2	2						
Ted Uhlhaender, L (1, 8) OBP: 0.346, SLG: 0.521										3	1	1	0	0	0	0						
Jackie Hernandez, R (1, 6) OBP: 0.283, SLG: 0.366										2	1	1	0	0	1	0						
Rod Carew, L (7, PH) OBP: 0.400, SLG: 0.438										2	0	2	1	0	0	0						
John Roseboro, L (1, 2) OBP: 0.216, SLG: 0.093										4	0	0	0	0	0	4						
Dave Boswell, R (1, 1) ERA: 3.0										1	0	0	0	0	1	0						
Ron Clark, R (6, PH) OBP: 0.500, SLG: 0.750										1	0	0	0	0	1							
Bob Miller, R (7, 1) ERA: 3.18										0	0	0	0	0	0							
Frank Kostro, R (8, PH)										0	0	0	0	0	0							
Ron Perranoski, L (9, 1) ERA: 2.79										0	0	0	0	0	0							
Inning Stats	R: 0 E: 0 K: 2 S: 7	H: 0 LOB: 0 BB: 0 P: 7	R: 0 E: 0 K: 1 S: 4	H: 0 LOB: 0 BB: 1 P: 8	R: 0 E: 0 K: 2 S: 7	H: 0 LOB: 0 BB: 0 P: 7	R: 0 E: 0 K: 1 S: 5	H: 2 LOB: 0 BB: 0 P: 5	R: 0 E: 0 K: 0 S: 3	H: 1 LOB: 0 BB: 0 P: 3	R: 1 E: 0 K: 0 S: 5	H: 2 LOB: 2 BB: 1 P: 9	R: 1 E: 0 K: 1 S: 7	H: 2 LOB: 1 BB: 0 P: 7	R: 0 E: 0 K: 0 S: 4	H: 1 LOB: 1 BB: 0 P: 4	R: 0 E: 0 K: 2 S: 8	H: 1 LOB: 2 BB: 0 P: 9	1B: 7 2B: 3 3B: 0 HR: 0	SF: 0 SAC: 0 DP: 2 HBP: 1	WP: 0 PB: 0 SB: 0 CS: 2	PA: 35
PITCHER	IP	WLS	BF	H	R	ER	SO	BB	IBB	HBP	BLK	WP	HR	S	P	ERA	WHIP					
Tommy John, L (1, 1) ERA: 3.0	5.2	W	20	5	1	1	6	2	0	0	0	0	0	30	38	1.59	1.235					
Bob Locker, R (6, 1) ERA: 3.18	1.1		6	2	1	1	1	0	0	0	0	0	0	8	8	6.75	1.500					
Wilbur Wood, L (8, 1) ERA: 2.79	2.0	S	9	2	0	0	2	0	0	1	0	0	0	12	13	0.00	1.000					

Chicago White Sox @ Minnesota Twins
Metropolitan Stadium, Bloomington, MI
Fri Apr 26 1968, 4:33 AM EST
Att. 5,974 - Unknown - 59 F

AB 32
R 2
H 9
RBI 2
BB 2
SO 9
LOB 11



Batter	1	2	3	4	5	6	7	8	9	AB	R	H	RBI	BB	SO	LOB	TOP			
Luis Aparicio, R OBP: 0.200, SLG: 0.224 (1, 6)	F8		FC6-4 2B		FC6-4 1B		FC6-4 1-2			4	0	2	0	0	0	1	Chicago White Sox @ Minnesota Twins Metropolitan Stadium, Bloomington, MI Sat Apr 27 1968, 4:33 AM EST Att: 11,868 - Unknown - 61 F			
Tom McCraw, L OBP: 0.283, SLG: 0.225 (1, 3)	E4 G3 1B		F8		F7			G3		4	1	1	0	0	0	2				
Tommy Davis, R OBP: 0.208, SLG: 0.295 (1, 7)	G3 2-H		FC6-4-5		F2			F8		4	0	0	1	0	0	1				
Ken Boyer, R OBP: 0.174, SLG: 0.136 (1, 5)	5-3		K					F8		4	0	1	0	0	1	1				
Pete Ward, L OBP: 0.429, SLG: 0.558 (1, 9)		1B 1B		L9 1B		K			FC6-4 1B	4	0	3	0	0	1	1				
Duane Josephson, R OBP: 0.375, SLG: 0.333 (1, 2)		1B 1-2		L9 1-2		L9			K	4	0	1	0	0	1	3				
Ken Berry, R OBP: 0.238, SLG: 0.250 (1, 8)		K		F9				L8		4	0	1	0	0	1	3				
Tim Cullen, R OBP: 0.231, SLG: 0.167 Watt Williams, R (9, PH)	F9			6-3				FC6-4 1B		3	0	0	0	0	0	3				
Joe Horlen, R Bob Priddy, R Buddy Bradford, R Hoyt Wilhelm, R	K			5-3				K		1	0	0	0	0	1	2				
Inning Stats	R: 1 E: 1 K: 0 S: 4	H: 1 LOB: 0 BB: 0 P: 4	R: 0 E: 0 K: 2 S: 9	H: 2 LOB: 2 BB: 0 P: 9	R: 0 E: 0 K: 1 S: 6	H: 1 LOB: 1 BB: 0 P: 6	R: 0 E: 0 K: 0 S: 3	H: 1 LOB: 0 BB: 0 P: 3	R: 0 E: 0 K: 0 S: 4	H: 1 LOB: 1 BB: 0 P: 4	R: 0 E: 0 K: 1 S: 6	H: 1 LOB: 1 BB: 0 P: 6	R: 0 E: 0 K: 0 S: 3	H: 0 LOB: 0 BB: 0 P: 3	R: 0 E: 0 K: 1 S: 6	H: 1 LOB: 1 BB: 0 P: 6		1B: 8 2B: 1 3B: 0 HR: 0	SF: 0 SAC: 0 DP: 0 HBP: 0	WP: 0 PB: 0 SB: 1 CS: 0
PITCHER Jim Merritt, L ERA: 1.46 (1, 1)	IP: 9.0 WLS: W BF: 35 H: 9 R: 1 ER: 0 SO: 6 BB: 0 IBB: 0 HBP: 0 BLK: 0 WP: 0 HR: 0 S: 47 P: 47 ERA: 0.00 WHIP: 1.000															PITCHER IP: 9.0 WLS: W BF: 35 H: 9 R: 1 ER: 0 SO: 6 BB: 0 IBB: 0 HBP: 0 BLK: 0 WP: 0 HR: 0 S: 47 P: 47 ERA: 0.00 WHIP: 1.000				

Batter	1	2	3	4	5	6	7	8	9	AB	R	H	RBI	BB	SO	LOB	BOTTOM			
Cesar Tovar, R OBP: 0.339, SLG: 0.456 (1, 5) (7, 7)	1B	1-3 2-H			SF8 3B		L8			4	1	3	1	0	0	0	Chicago White Sox @ Minnesota Twins Metropolitan Stadium, Bloomington, MI Sat Apr 27 1968, 4:33 AM EST Att: 11,868 - Unknown - 61 F			
Rod Carew, L OBP: 0.388, SLG: 0.423 (1, 4)	G5-4-3 1B	F9		6-3			G3		4	0	1	0	0	0	3					
Tony Oliva, L OBP: 0.300, SLG: 0.352 (1, 9)	F2		K		SF8		F5		3	0	0	1	0	1	2					
Harmon Killebrew, R OBP: 0.379, SLG: 0.627 Rich Reese, L (8, PR) (9, 3)	G5-4-3 1-2		F2		F2			1B	2B	4	0	1	0	0	0	2				
Bob Allison, R OBP: 0.418, SLG: 0.647 Ron Clark, R OBP: 0.600, SLG: 0.800 (1, 7) (7, 5)	G3 1B	2B	F3		5-3			PO 1B		3	1	1	0	0	0	0				
Ted Uhlhaender, L OBP: 0.327, SLG: 0.490 (1, 8)	G3	2-3		F6		L9		PO		3	0	0	0	0	1					
Jackie Hernandez, R OBP: 0.308, SLG: 0.386 (1, 6)		G3 2B		1B		F8				3	1	2	1	0	0	0				
John Roseboro, L OBP: 0.204, SLG: 0.087 (1, 2)	G3	3-H		1B			3-1		3	0	0	0	0	1	2					
Jim Merritt, L OBP: 0.286, SLG: 0.091 (1, 1)	2B	BB		F8			4-3		2	0	0	0	1	0	1					
Inning Stats	R: 0 E: 0 K: 0 S: 4	H: 2 LOB: 1 BB: 0 P: 4	R: 2 E: 0 K: 0 S: 6	H: 3 LOB: 2 BB: 1 P: 10	R: 0 E: 0 K: 1 S: 5	H: 0 LOB: 0 BB: 0 P: 5	R: 0 E: 0 K: 1 S: 6	H: 1 LOB: 1 BB: 0 P: 6	R: 1 E: 0 K: 0 S: 4	H: 1 LOB: 0 BB: 0 P: 4	R: 0 E: 0 K: 0 S: 3	H: 0 LOB: 0 BB: 0 P: 3	R: 0 E: 0 K: 0 S: 3	H: 0 LOB: 0 BB: 0 P: 3	R: 1 E: 0 K: 0 S: 4	H: 2 LOB: 1 BB: 0 P: 4		1B: 5 2B: 3 3B: 1 HR: 0	SF: 1 SAC: 0 DP: 1 HBP: 0	WP: 0 PB: 0 SB: 0 CS: 0
PITCHER Joe Horlen, R ERA: 5.74 Bob Priddy, R ERA: 2.53 Hoyt Wilhelm, R ERA: 1.69	IP: 1.2 WLS: L BF: 10 H: 5 R: 2 ER: 2 SO: 2 BB: 2 IBB: 0 HBP: 0 BLK: 0 WP: 0 HR: 0 S: 9 P: 13 ERA: 10.80 WHIP: 3.600															PITCHER IP: 4.1 WLS: L BF: 15 H: 2 R: 1 ER: 1 SO: 2 BB: 1 IBB: 0 HBP: 0 BLK: 0 WP: 0 HR: 0 S: 19 P: 19 ERA: 2.08 WHIP: 0.462				



Batter	1	2	3	4	5	6	7	8	9	AB	R	H	RBI	BB	SO	LOB	TOP			
Luis Aparicio, R OBP: 0.204, SLG: 0.231 (1, 6)	0-0 6-3		0-0 SF9			0-0 5-3			0-0 HR 1B	3	1	1	1	0	0	0				
Russ Snyder, L OBP: 0.115, SLG: 0.080 (1, 9)	0-0 4-3		0-0 K			0-0 4-3			0-0 L8	4	0	0	0	0	1	3				
Pete Ward, L OBP: 0.415, SLG: 0.596 (1, 5)	0-3 K		0-0 F9			0-3 K			0-0 HR	4	1	1	2	0	2	2				
Tommy Davis, R OBP: 0.192, SLG: 0.271 (1, 7)		0-0 4-3		0-0 5-3					0-0 L9	4	0	0	0	0	0	0				
Tom McCraw, L OBP: 0.260, SLG: 0.205 (1, 3)		0-0 4-3		0-0 3-1					0-0 F6	4	0	0	0	0	0	0				
Duane Josephson, R OBP: 0.349, SLG: 0.308 (1, 2)		0-0 5-3		0-0 5-3					0-0 6-3	3	0	0	0	0	0	0				
Ken Berry, R OBP: 0.244, SLG: 0.256 (1, 8)			0-0 1B SF9 1B		0-3 K				0-0 F7	3	1	1	0	0	1	0				
Tim Cullen, R OBP: 0.250, SLG: 0.192 (1, 4)			0-0 SF9 1B		0-0 F9				0-0 E4	2	0	1	0	0	0	0				
Wayne Causey, L OBP: 0.250, SLG: 0.063 (8, PH)			1-2 SF9 1B		0-0 F9				0-0 E4	1	0	0	0	0	0	0				
Sandy Alomar Sr., S (8, PH)			1-2 SF9 1B		0-0 F9				0-0 E4	0	0	0	0	0	0	0				
Jack Fisher, R OBP: 0.500, SLG: 0.500 (1, 1)			1-2 SF9 1B		0-0 F7				0-0 5-3-6-3-5	2	0	1	0	0	0	0				
Wilbur Wood, R (6, 1)			1-2 SF9 1B		0-0 F7				0-0 5-3-6-3-5	0	0	0	0	0	0	0				
Ken Boyer, R OBP: 0.167, SLG: 0.130 (8, PH)			1-2 SF9 1B		0-0 F7				0-0 5-3-6-3-5	1	0	0	0	0	0	1				
Bob Locker, S (8, 1)			1-2 SF9 1B		0-0 F7				0-0 5-3-6-3-5	0	0	0	0	0	0	0				
Inning Stats	R: 0 E: 0 K: 1 S: 5	H: 0 LOB: 0 BB: 0 P: 5	R: 0 E: 0 K: 0 S: 3	H: 0 LOB: 0 BB: 0 P: 3	R: 1 E: 0 K: 1 S: 8	H: 3 LOB: 2 BB: 0 P: 8	R: 0 E: 0 K: 0 S: 3	H: 0 LOB: 0 BB: 0 P: 3	R: 0 E: 0 K: 1 S: 5	H: 0 LOB: 0 BB: 0 P: 5	R: 0 E: 0 K: 0 S: 3	H: 0 LOB: 0 BB: 0 P: 3	R: 0 E: 1 K: 0 S: 3	H: 0 LOB: 1 BB: 1 P: 3	R: 2 E: 0 K: 0 S: 5	H: 2 LOB: 0 BB: 0 P: 5	1B: 4 2B: 1 3B: 0 HR: 1	SF: 1 SAC: 0 DP: 1 HBP: 0	WP: 0 PB: 0 SB: 0 CS: 0	PA: 32
PITCHER Dean Chance, R ERA: 3.85 (1, 1)	IP: 9.0 WLS: L BF: 32 H: 5 R: 3 ER: 3 SO: 4 BB: 0 IBB: 0 HBP: 0 BLK: 0 WP: 0 HR: 1 S: 40 P: 40 ERA: 3.00 WHIP: 0.556																			

Chicago White Sox @ Minnesota Twins
Metropolitan Stadium, Bloomington, MI
Sun Apr 28 1968, 4:33 AM EDT
Att: 36,234 - Unknown - 60 F

AB 31
R 3
H 5
RBI 3
BB 0
SO 4
LOB 6

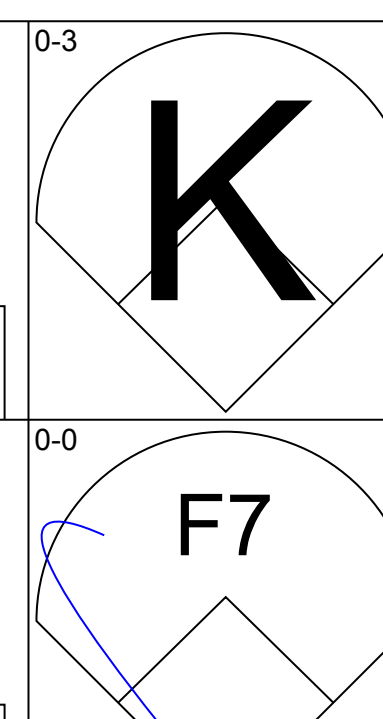
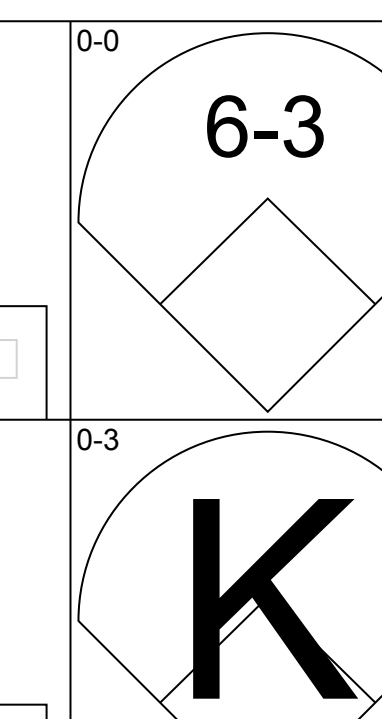
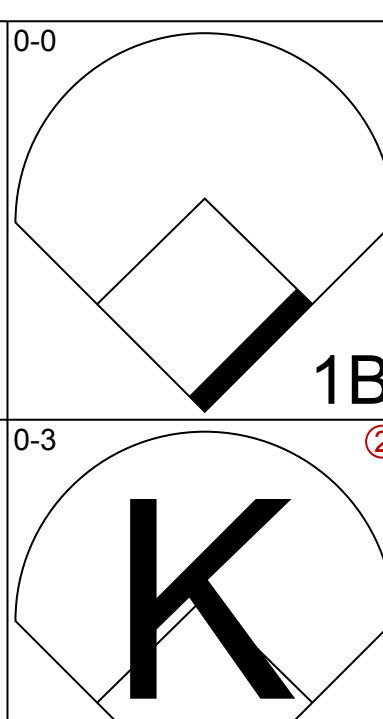
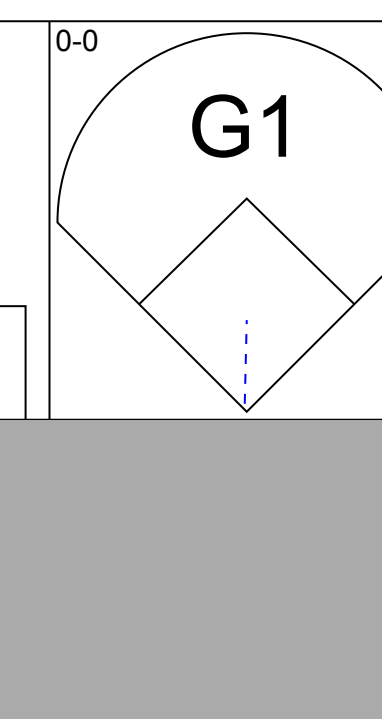

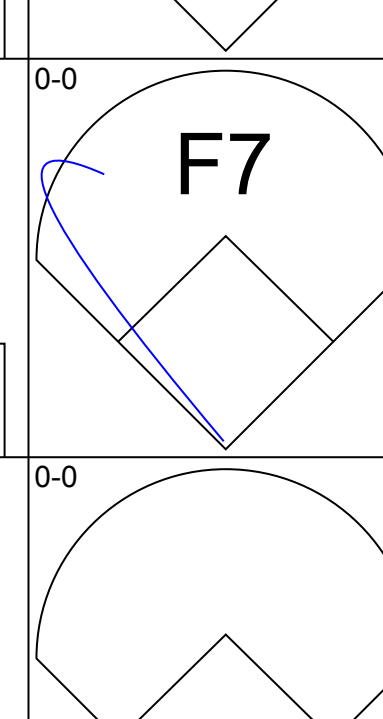
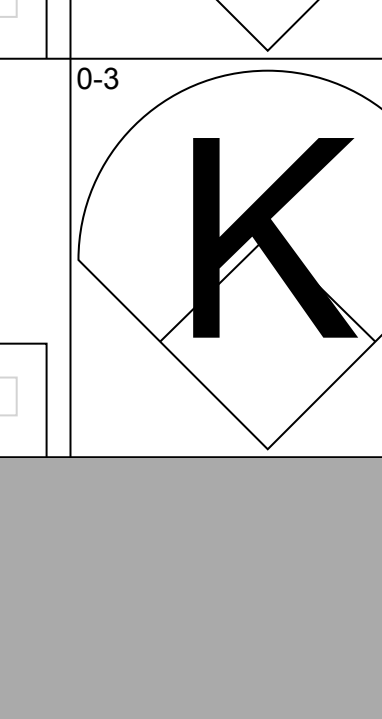
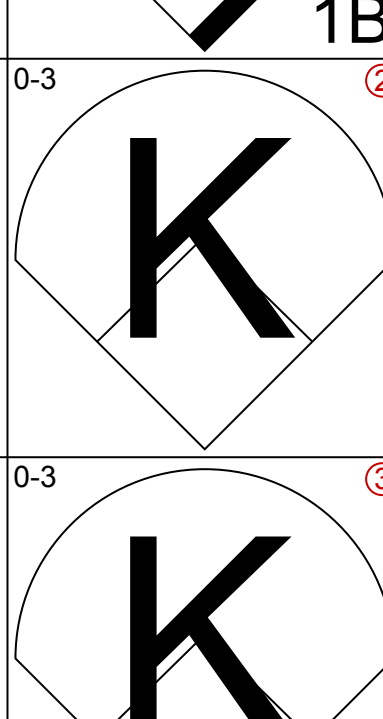
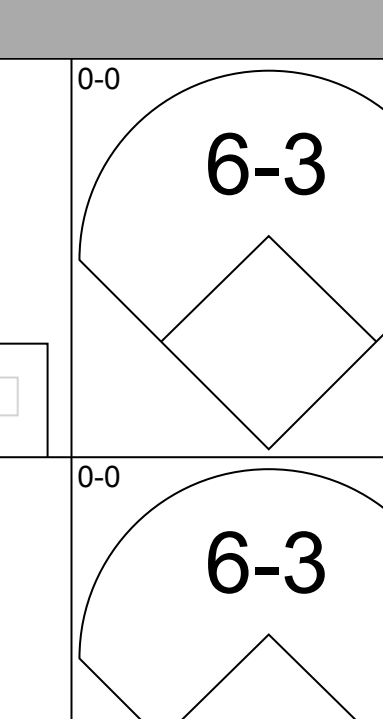
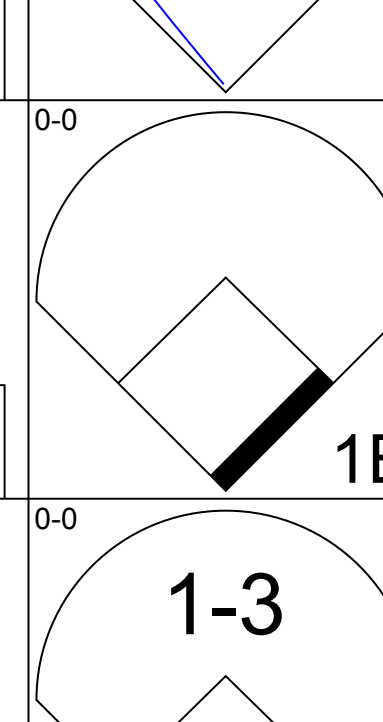
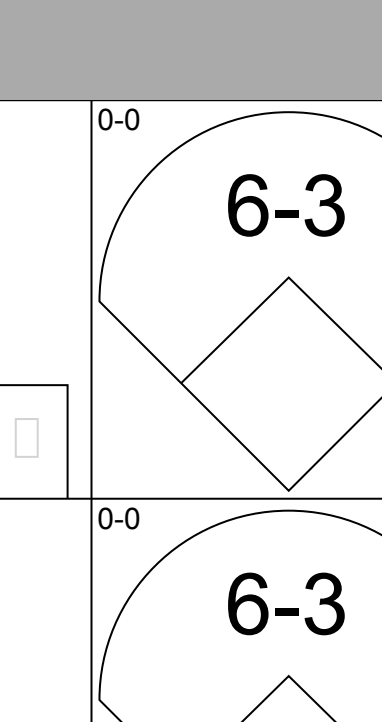
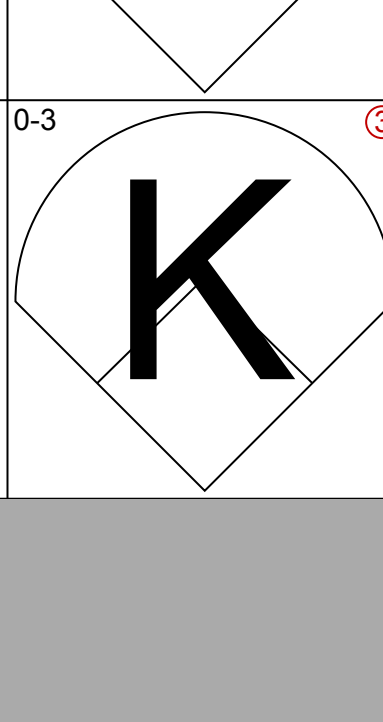
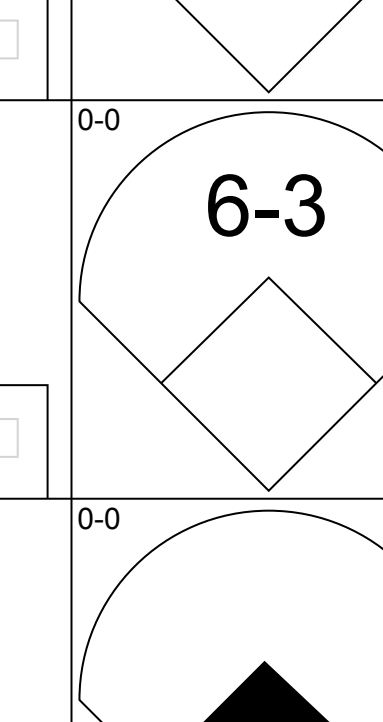
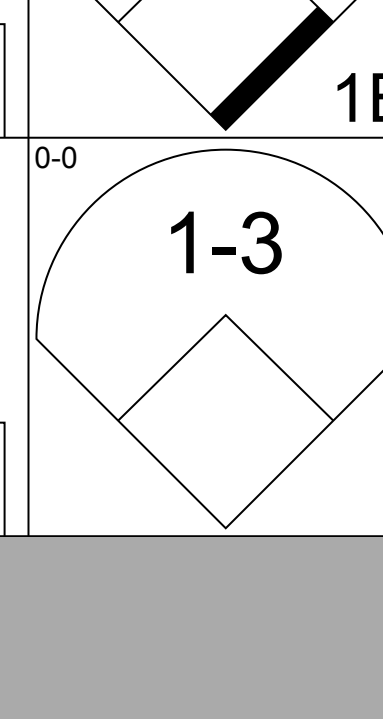
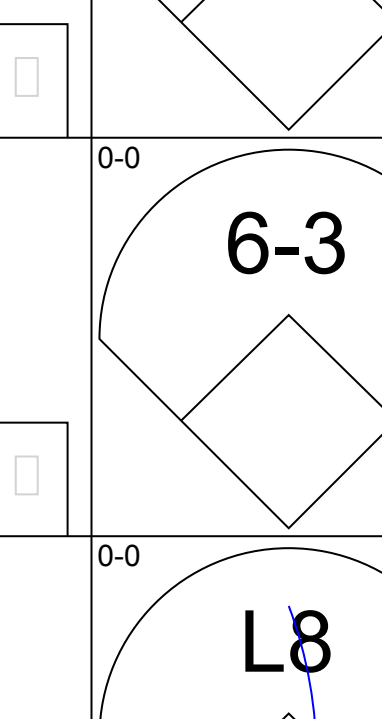
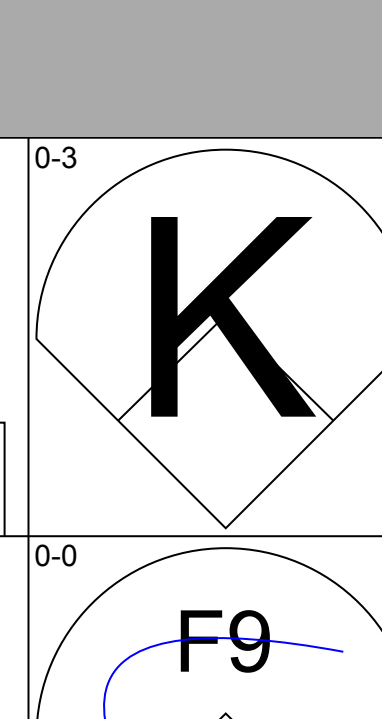
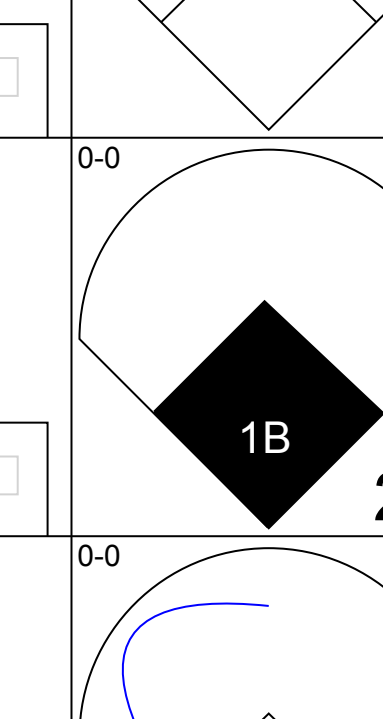
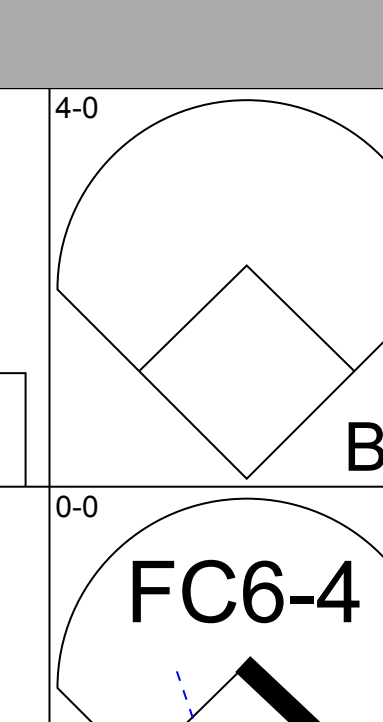
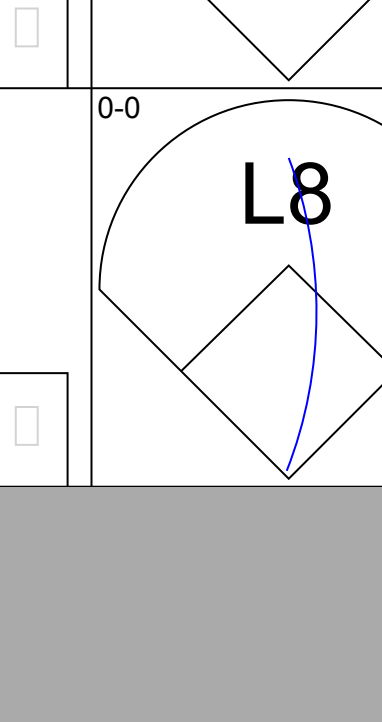
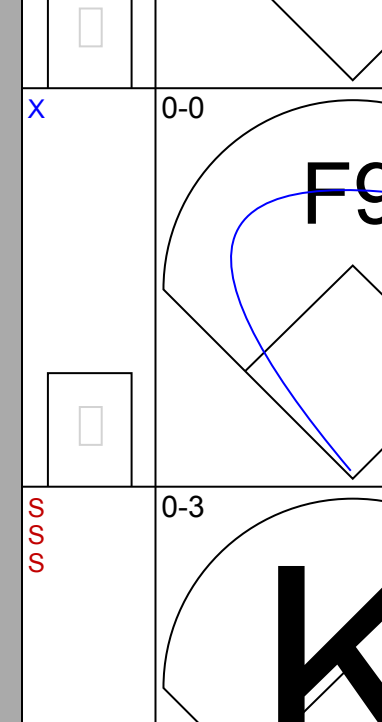
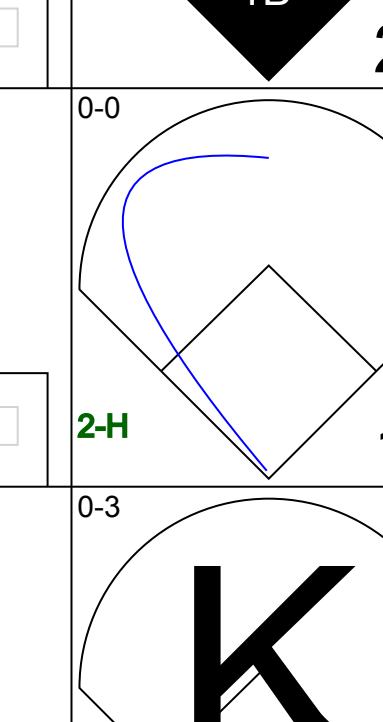
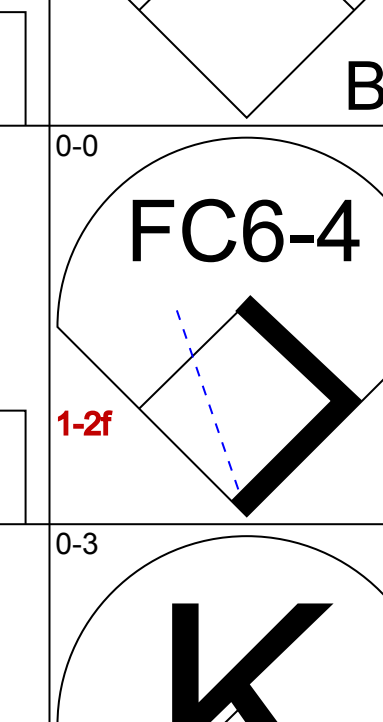
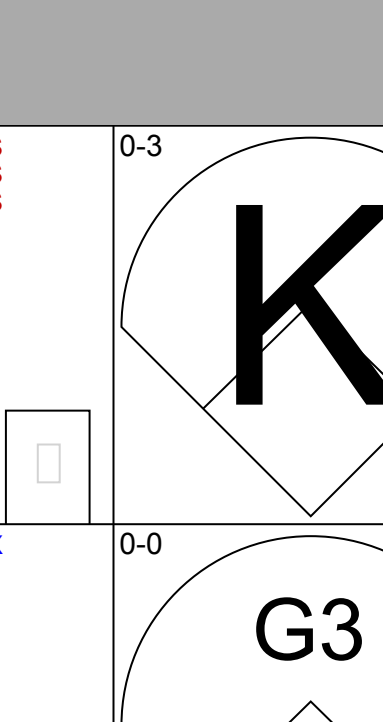
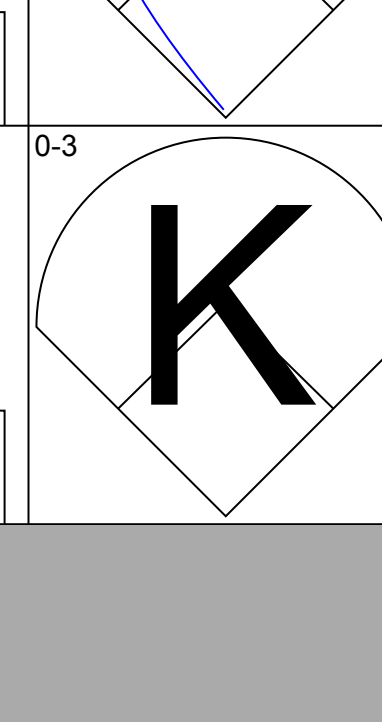
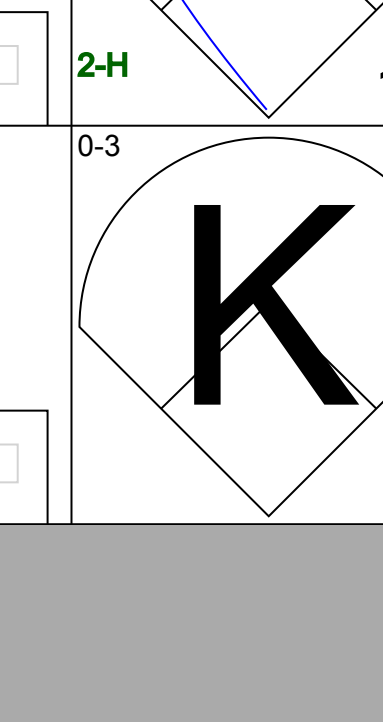
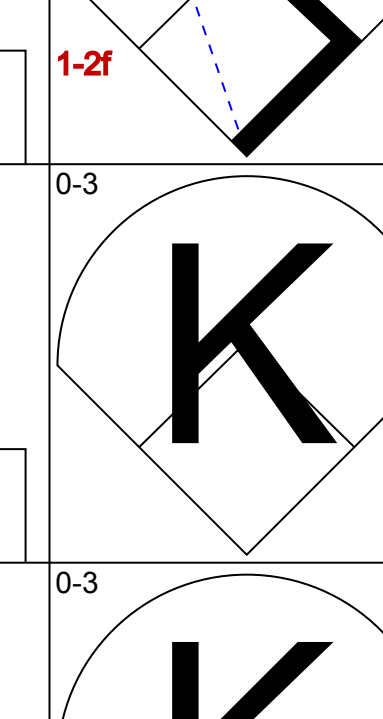
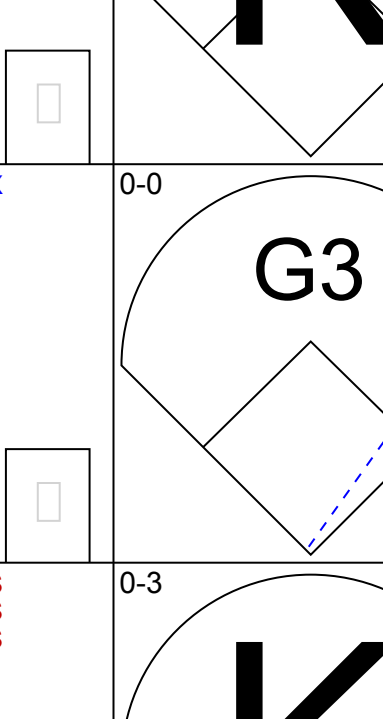
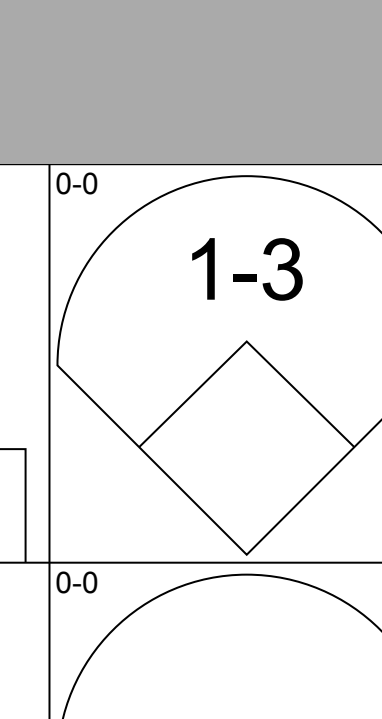
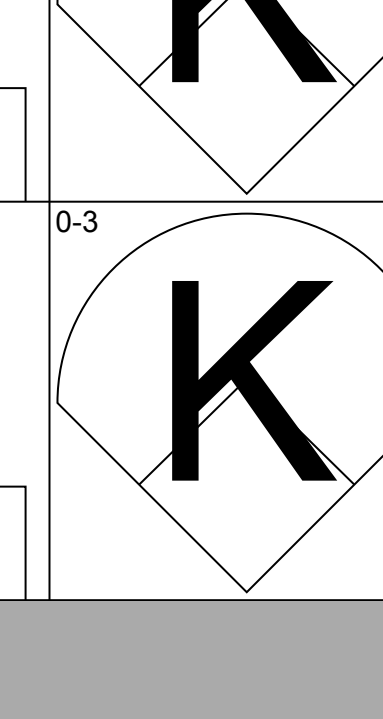
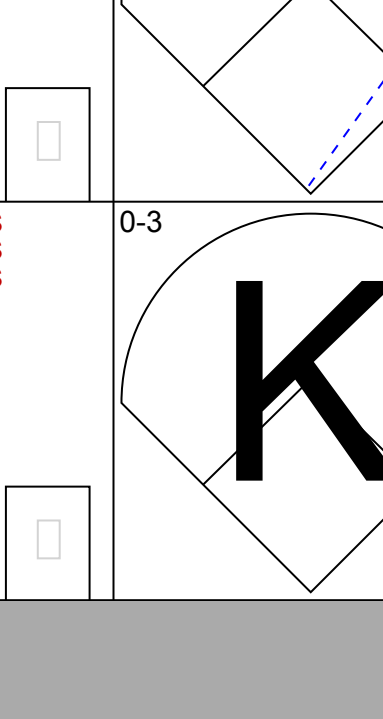
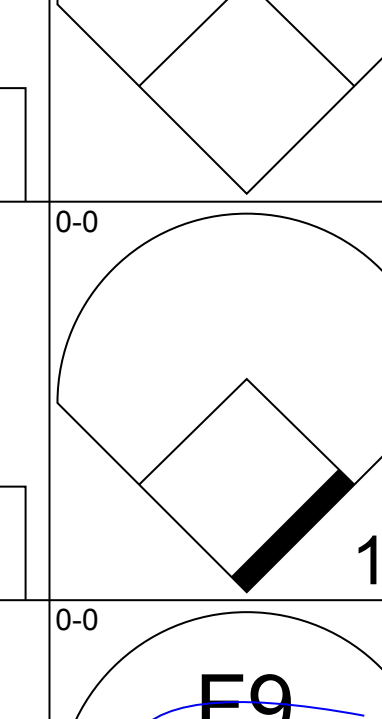
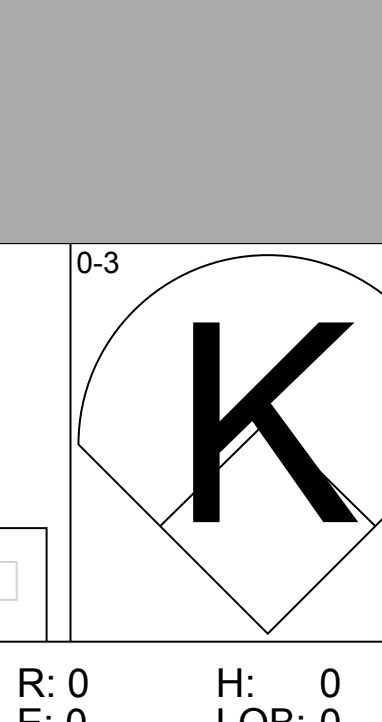
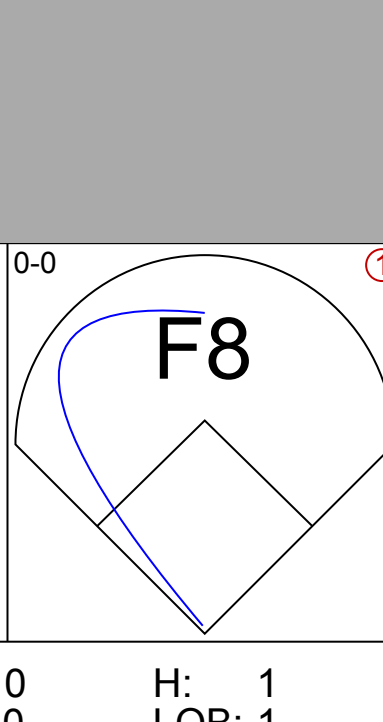
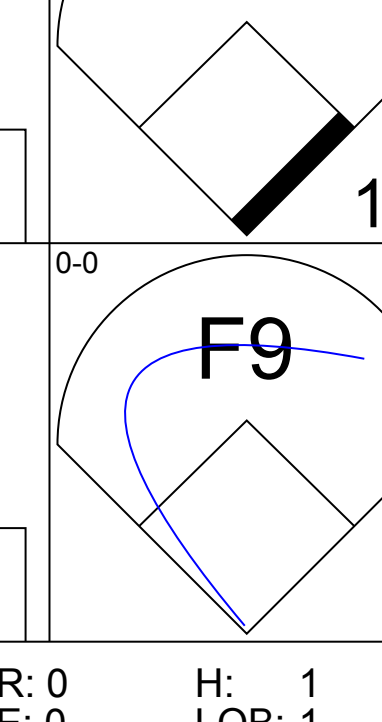


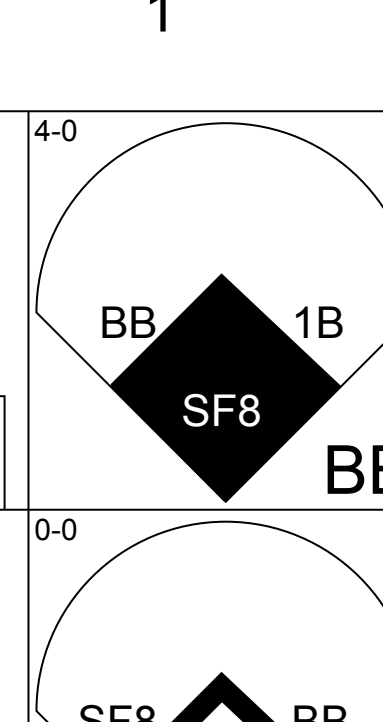
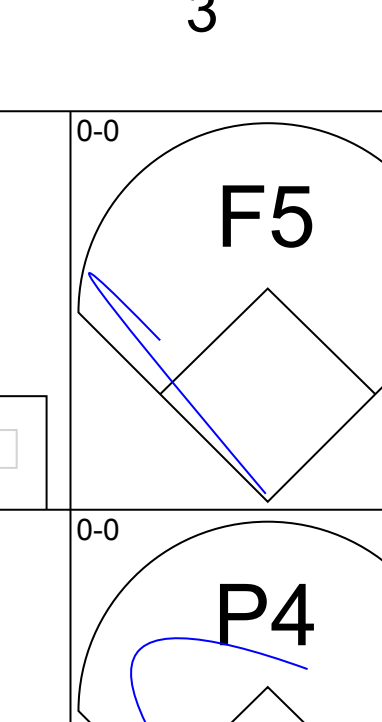
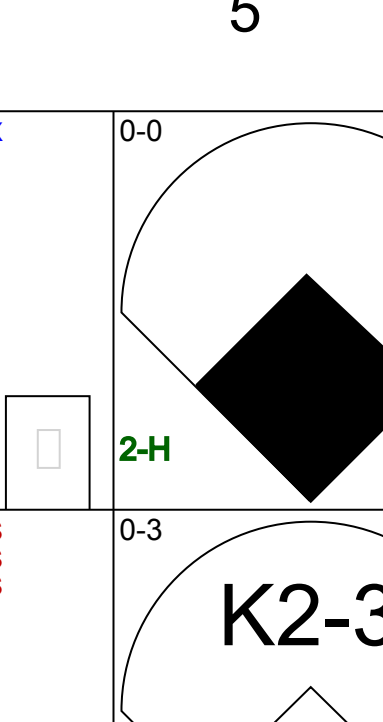
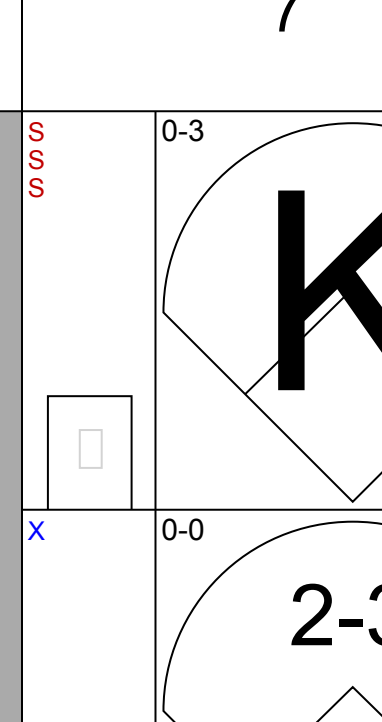

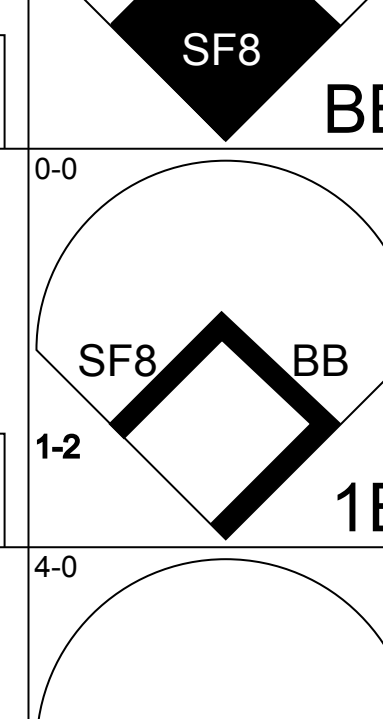
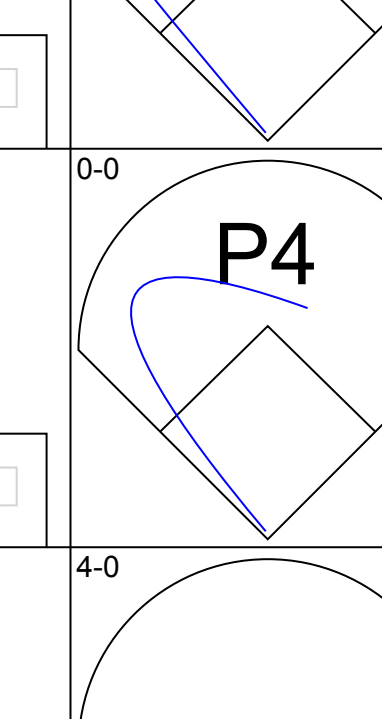
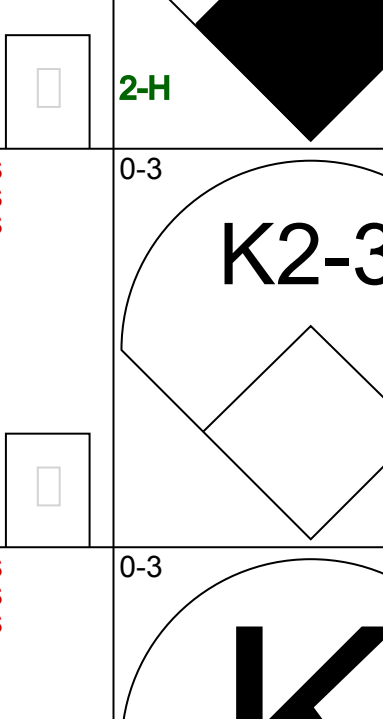
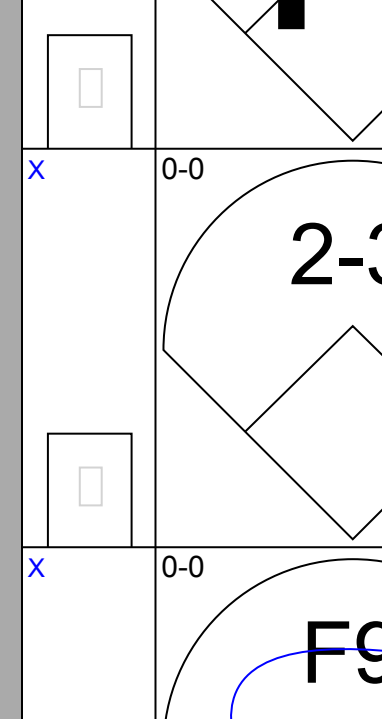
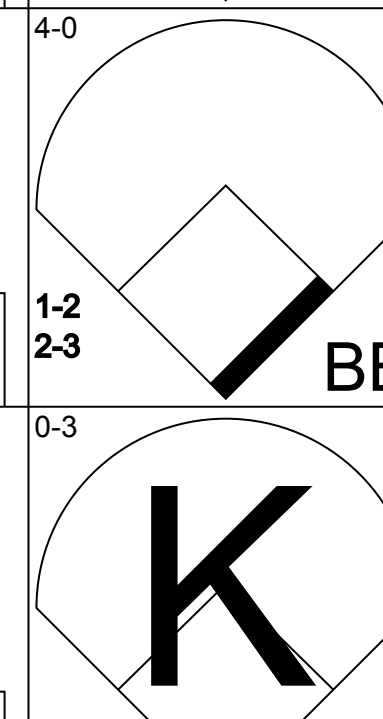
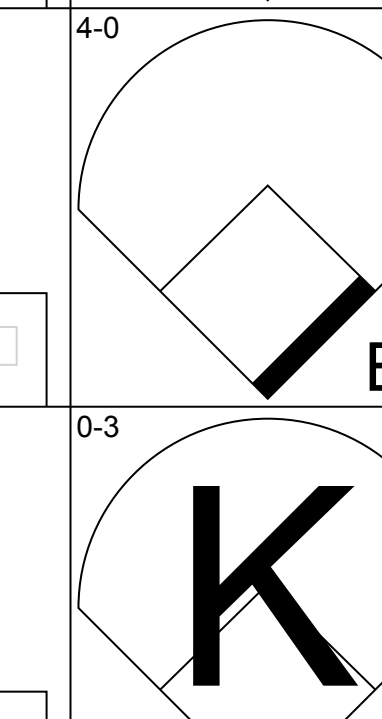
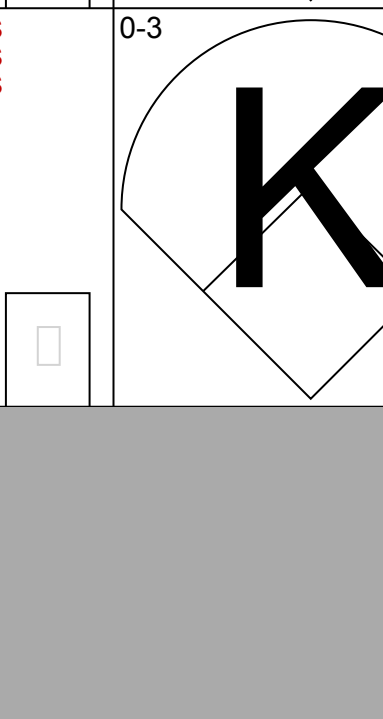
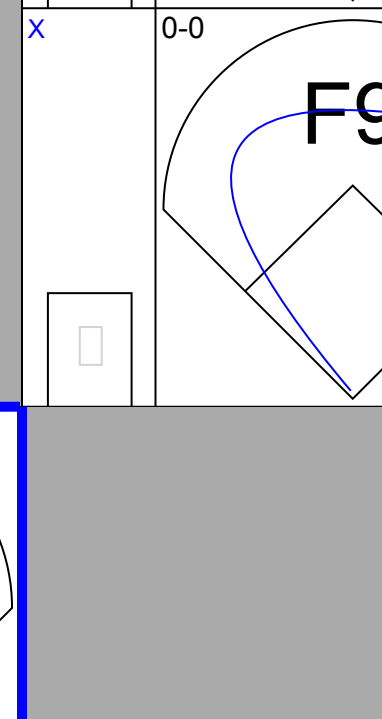
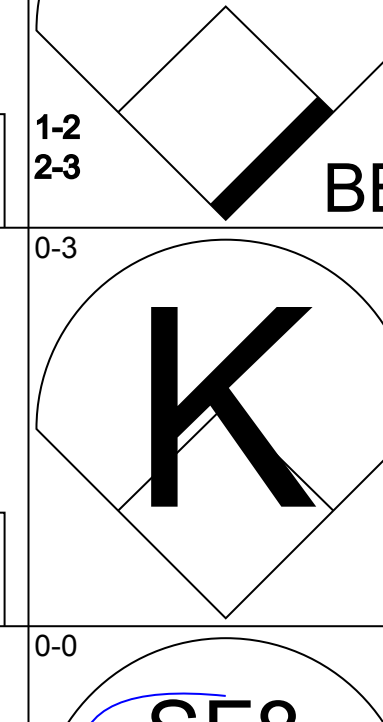
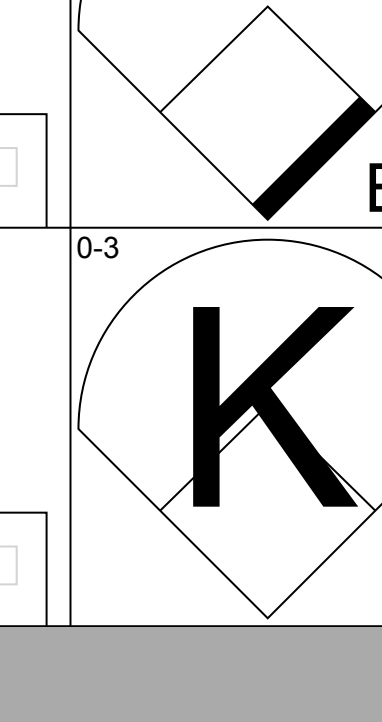
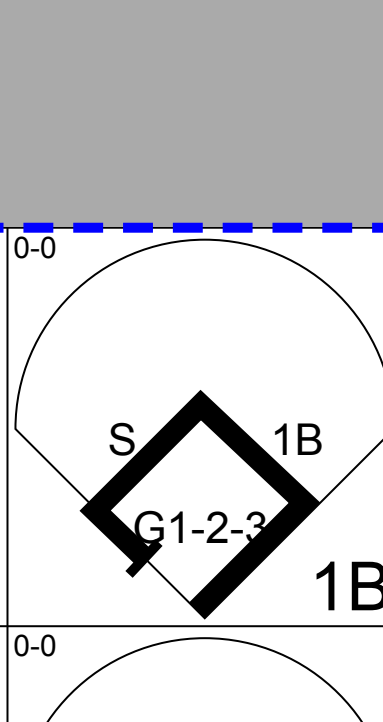
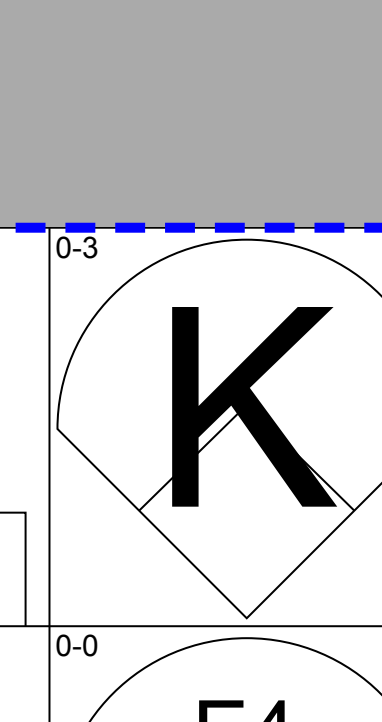
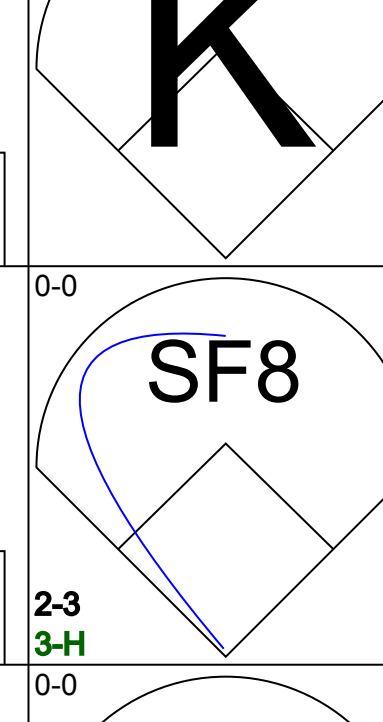
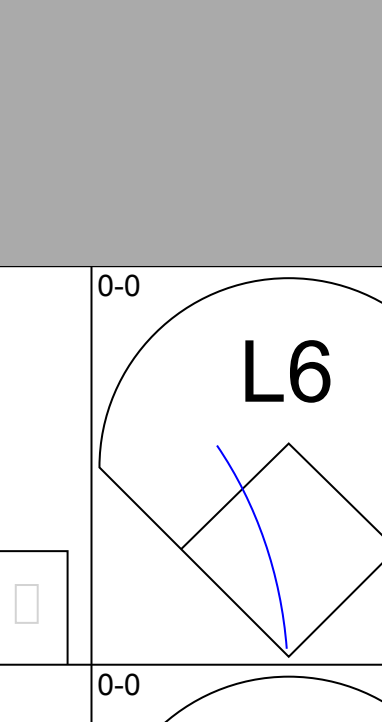
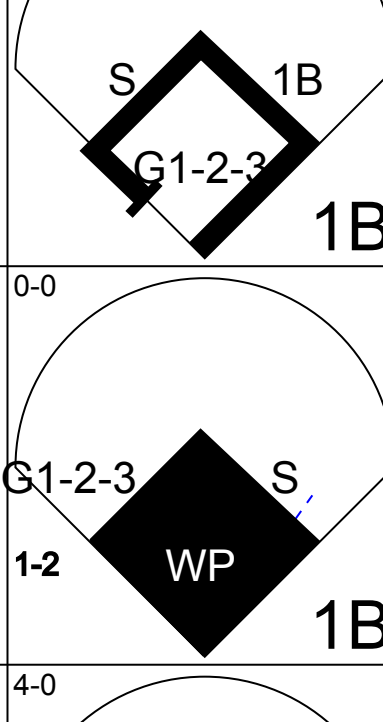
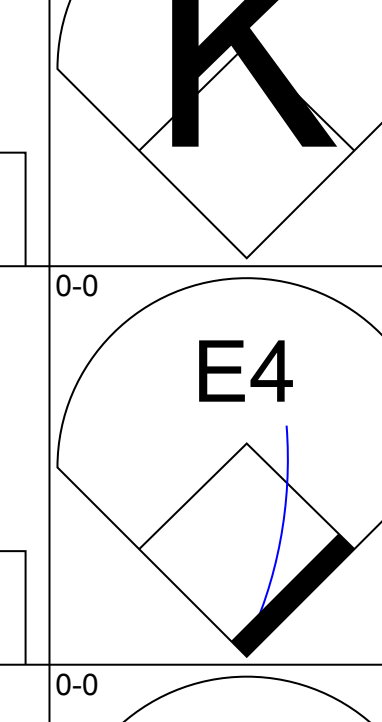
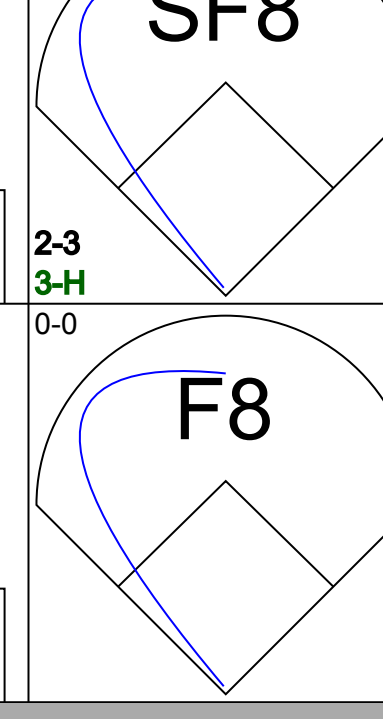
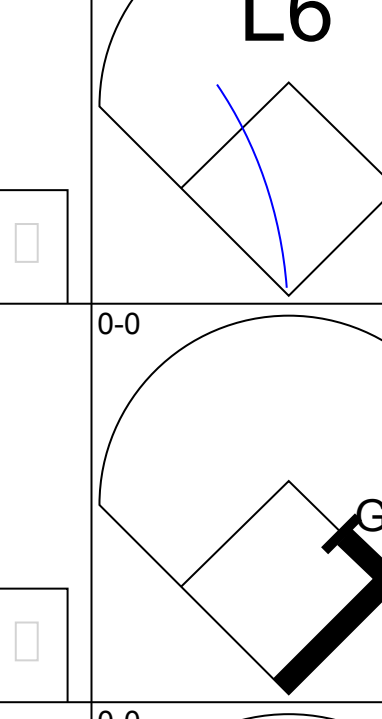
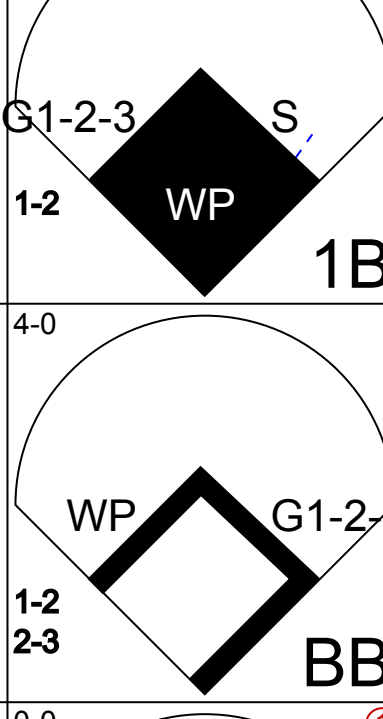
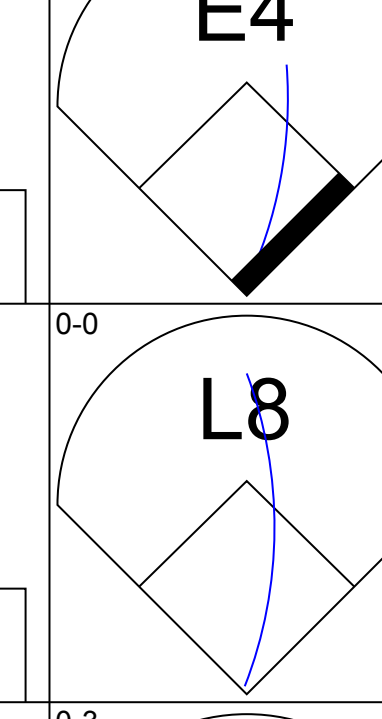
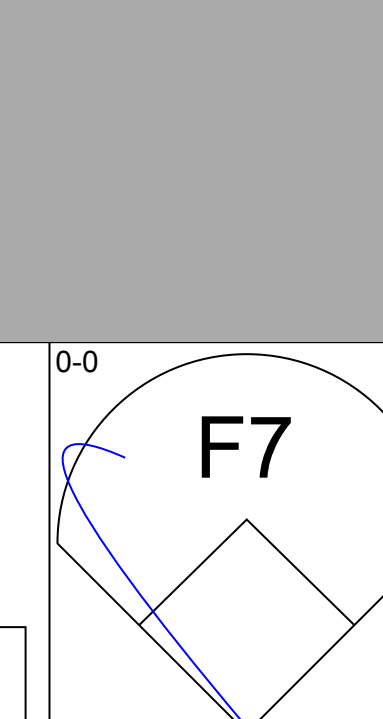
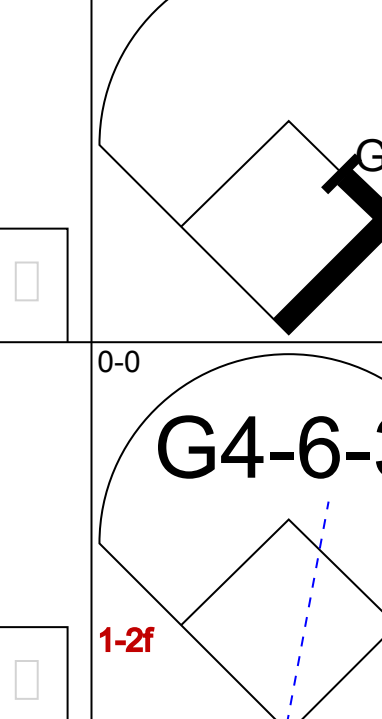
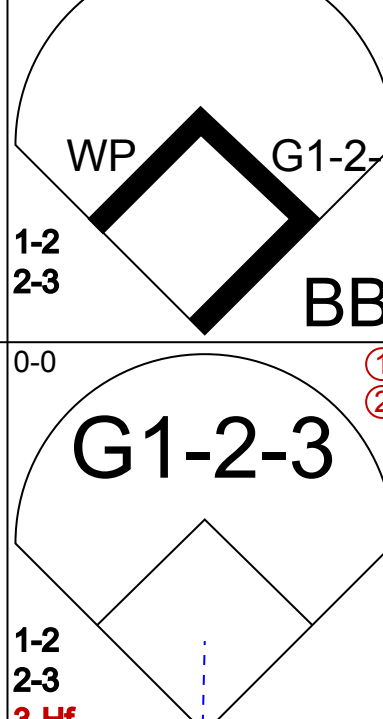
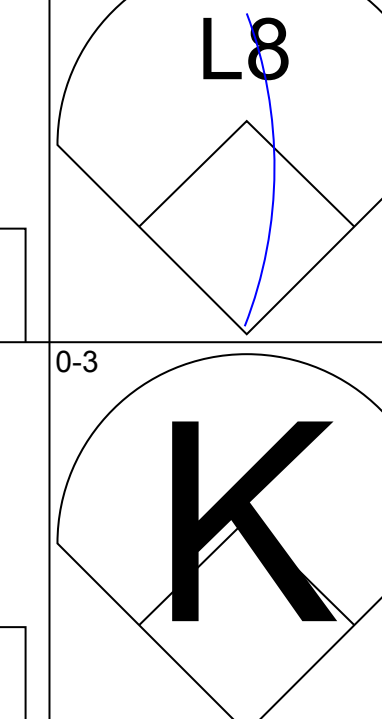
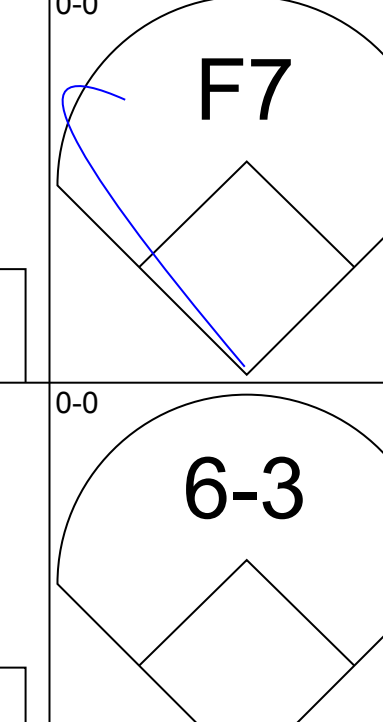
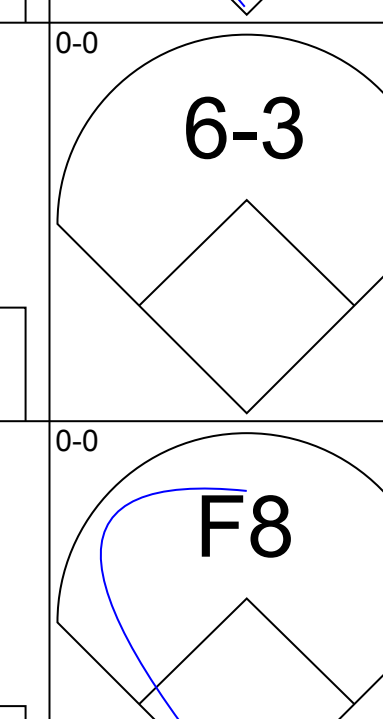

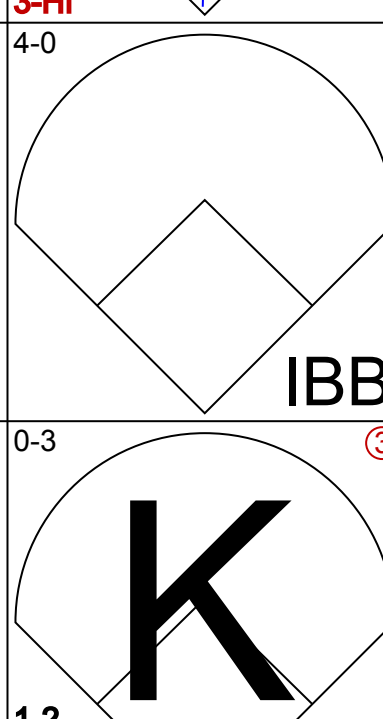

Batter	1	2	3	4	5	6	7	8	9	AB	R	H	RBI	BB	SO	LOB	BOTTOM					
Cesar Tovar, R OBP: 0.333, SLG: 0.443 (1, 5)	0-0 S 1B		0-0 G6-4-3			0-0 L5			0-0 F6	4	0	1	0	0	0	2						
Rod Carew, L OBP: 0.362, SLG: 0.393 (1, 4)	0-0 F8		0-0 L7			0-0 6-3			0-3 K	4	0	0	0	0	1	2						
Tony Oliva, L OBP: 0.297, SLG: 0.345 (1, 9)	0-0 F5		0-0 L7			0-0 L4			0-0 1-3 1B	4	0	1	0	0	0	1						
Harmon Killebrew, R OBP: 0.371, SLG: 0.655 (1, 3)	0-0 5-3		0-0 HR			0-0 5-3			0-3 K	4	1	1	1	0	1	2						
Bob Allison, R OBP: 0.397, SLG: 0.611 (1, 7)		0-0 F3		0-0 5-3		0-0 F2			0-0 1-3	3	0	0	0	0	0	0						
Ron Clark, R OBP: 0.500, SLG: 0.667 (8, 5)		0-0 F3		0-0 5-3		0-0 F2			0-0 1-3	1	0	0	0	0	0	1						
Ted Uhlhaender, L OBP: 0.339, SLG: 0.582 (1, 8)		0-0 6-3		0-0 HR		0-0 3B			0-3 K	4	1	2	1	0	1	1						
Jackie Hernandez, R OBP: 0.289, SLG: 0.362 (1, 6)		0-0 6-3		0-0 F5		0-3 K			0-0 K	3	0	0	0	0	1	1						
John Roseboro, L OBP: 0.193, SLG: 0.082 (1, 2)		0-0 F5		0-0 L9		0-0 L9			0-0 F7	3	0	0	0	0	0	0						
Dean Chance, R OBP: 0.154, SLG: 0.083 (1, 1)		0-0 G6-4-3 1B		0-0 K		0-3 K			0-0 BB	2	0	1	0	1	1	0						
Inning Stats	R: 0 E: 0 K: 0 S: 4	H: 1 LOB: 1 BB: 0 P: 4	R: 0 E: 0 K: 0 S: 3	H: 0 LOB: 0 BB: 0 P: 3	R: 0 E: 0 K: 0 S: 3	H: 1 LOB: 0 BB: 0 P: 3	R: 1 E: 0 K: 0 S: 4	H: 1 LOB: 0 BB: 0 P: 4	R: 1 E: 0 K: 1 S: 6	H: 1 LOB: 0 BB: 0 P: 6	R: 0 E: 0 K: 0 S: 3	H: 0 LOB: 0 BB: 0 P: 3	R: 0 E: 0 K: 1 S: 6	H: 1 LOB: 1 BB: 0 P: 6	R: 0 E: 0 K: 1 S: 5	H: 0 LOB: 1 BB: 1 P: 9	R: 0 E: 0 K: 2 S: 8	H: 1 LOB: 1 BB: 0 P: 8	1B: 3 2B: 0 3B: 1 HR: 2	SF: 0 SAC: 0 DP: 1 HBP: 0	WP: 0 PB: 0 SB: 1 CS: 0	PA: 33
PITCHER Jack Fisher, R ERA: 2.45 Wilbur Wood, L ERA: 2.31 Bob Locker, R ERA: 2.35 (1, 1)	IP: 5.0 WLS: 7 BF: 18 H: 4 R: 2 ER: 2 SO: 1 BB: 0 IBB: 0 HBP: 0 BLK: 0 WP: 0 HR: 0 S: 9 P: 9 ERA: 0.00 WHIP: 0.800																					

Chicago White Sox @ Minnesota Twins
Metropolitan Stadium, Bloomington, MI
Sun Apr 28 1968, 4:33 AM EDT
Att: 36,234 - Unknown - 60 F

AB 32
R 2
H 6
RBI 2
BB 1
SO 5
LOB 10



Batter	1	2	3	4	5	6	7	8	9	AB	R	H	RBI	BB	SO	LOB	TOP		
Del Unser, L OBP: 0.337, SLG: 0.413 (1, 8)										4	0	1	0	0	1	1	Washington Senators @ Chicago White Sox Comiskey Park, Chicago, IL Wed May 01 1968, 8:05 PM EDT Att: 5,430 - Unknown 		
Sam Bowers, R OBP: 0.214, SLG: 0.333 (1, 9)										4	0	0	0	0	2	1			
Frank Howard, R OBP: 0.403, SLG: 0.609 (1, 7)										4	0	1	0	0	1	1			
Ken McMullen, R OBP: 0.305, SLG: 0.459 (1, 5)										4	1	1	0	0	1	1			
Ron Hansen, R OBP: 0.280, SLG: 0.318 (1, 6)									0	0	0	0	0	0	0	0			
Paul Casanova, R OBP: 0.125, SLG: 0.128 (1, 2)										4	0	0	0	0	3	2			
Mike Epstein, L OBP: 0.158, SLG: 0.143 (1, 3)									3	0	0	0	0	1	1				
Frank Coggins, S OBP: 0.231, SLG: 0.267 (8, PH)									2	0	0	0	0	2	1				
Cap Peterson, R OBP: 0.500, SLG: 0.333 (8, 4)									1	0	1	0	0	0	0				
Ed Brinkman, R OBP: 0.227, SLG: 0.381 (8, 4)									0	0	0	0	0	0	0				
Frank Bertaina, L OBP: 0.154, SLG: 0.154 (6, PH)									1	0	0	0	0	1	0				
Hank Allen, R OBP: 0.250, SLG: 0.500 (6, PH)									1	0	0	0	0	0	0				
Dick Bosman, R OBP: 0.227, SLG: 0.381 (8, PH)									0	0	0	0	0	0	0				
Fred Valentine, S OBP: 0.227, SLG: 0.381 (8, PH)									1	0	0	0	0	0	1				
Darold Knowles, L OBP: 0.227, SLG: 0.381 (8, 1)									0	0	0	0	0	0	0				
Inning Stats	R: 0 E: 0 K: 1 S: 6	H: 1 LOB: 1 BB: 0 P: 6	R: 0 E: 1 K: 2 S: 7	H: 0 LOB: 1 BB: 1 P: 11	R: 0 E: 0 K: 2 S: 7	H: 0 LOB: 0 BB: 0 P: 7	R: 0 E: 0 K: 0 S: 3	H: 0 LOB: 0 BB: 0 P: 3	R: 0 E: 0 K: 2 S: 7	H: 1 LOB: 1 BB: 0 P: 8	R: 0 E: 0 K: 2 S: 7	H: 0 LOB: 0 BB: 0 P: 7	R: 0 E: 0 K: 0 S: 4	H: 1 LOB: 1 BB: 0 P: 4	R: 1 E: 0 K: 1 S: 7	H: 2 LOB: 1 BB: 0 P: 7	1B: 4 2B: 1 3B: 0 HR: 0	SF: 0 SAC: 0 DP: 0 HBP: 0	WP: 0 PA: 33
PITCHER	IP WLS BF H R ER SO BB IBB HBP BLK WP HR S P ERA WHIP																		
Tommy John, L ERA: 2.33 (1, 1)	9.0 W 33 5 1 1 12 1 0 0 0 0 0 56 60 1.00 0.667																		


Batter	1	2	3	4	5	6	7	8	9	AB	R	H	RBI	BB	SO	LOB	BOTTOM		
Luis Aparicio, R OBP: 0.219, SLG: 0.279 (1, 6)										3	2	1	2	1	1	0	Washington Senators @ Chicago White Sox Comiskey Park, Chicago, IL Wed May 01 1968, 8:05 PM EDT Att: 5,430 - Unknown 		
Tom McCraw, L OBP: 0.250, SLG: 0.204 (1, 3)										4	0	1	0	0	1	0			
Pete Ward, L OBP: 0.381, SLG: 0.509 (1, 5)										2	0	0	0	2	1	0			
Tommy Davis, R OBP: 0.203, SLG: 0.327 (1, 7)										3	0	1	0	0	2	4			
Bill Voss, L OBP: 0.203, SLG: 0.327 (6, PR) (7, 9)										1	0	0	0	1	0				
Duane Josephson, R OBP: 0.358, SLG: 0.319 (1, 2)										3	1	1	1	0	0	0			
Ken Berry, R OBP: 0.509, SLG: 0.308 (1, 8)										3	0	1	0	1	0	3			
Buddy Bradford, R OBP: 0.231, SLG: 0.417 (1, 9)										2	0	0	0	0	1				
Russ Snyder, L OBP: 0.133, SLG: 0.103 (6, PH) (7, 7)										2	0	0	0	1	4				
Tim Cullen, R OBP: 0.273, SLG: 0.200 (1, 4)										2	0	1	0	1	0	0			
Tommy John, R OBP: 0.250, SLG: 0.250 (1, 1)										2	0	0	0	1	2				
Inning Stats	R: 1 E: 0 K: 1 S: 6	H: 1 LOB: 2 BB: 2 P: 14	R: 0 E: 0 K: 0 S: 3	H: 0 LOB: 0 BB: 0 P: 3	R: 0 E: 0 K: 1 S: 5	H: 0 LOB: 1 BB: 1 P: 9	R: 0 E: 0 K: 0 S: 3	H: 1 LOB: 0 BB: 0 P: 3	R: 2 E: 0 K: 2 S: 9	H: 2 LOB: 0 BB: 0 P: 9	R: 0 E: 0 K: 1 S: 5	H: 0 LOB: 0 BB: 0 P: 5	R: 0 E: 1 K: 2 S: 8	H: 0 LOB: 1 BB: 0 P: 8	R: 0 E: 0 K: 0 S: 8	H: 0 LOB: 1 BB: 0 P: 8		1B: 5 2B: 0 3B: 0 HR: 1	SF: 1 SAC: 1 DP: 2 HBP: 0
PITCHER	IP WLS BF H R ER SO BB IBB HBP BLK WP HR S P ERA WHIP																		
Frank Bertaina, L ERA: 6.75 (1, 1)	5.0 L 21 4 3 3 4 3 0 0 0 0 1 0 26 38 5.40 1.400																		
Dick Bosman, R ERA: 5.09 (6, 1)	2.0 9 2 1 1 2 1 1 0 0 1 0 11 19 4.50 1.500																		
Darold Knowles, L ERA: 2.13 (8, 1)	1.0 4 0 0 0 2 0 0 0 0 0 0 8 8 0.00 0.000																		

Batter	1	2	3	4	5	6	7	8	9	AB	R	H	RBI	BB	SO	LOB	TOP				
Horace Clarke, S (1,4) OBP: 0.226, SLG: 0.196	F6		E 1B	CS 1B			4-3			4	1	2	0	0	0	0					
Roy White, S (1,8) OBP: 0.406, SLG: 0.436	4-3		E3 1B	CS 1-2	1-6-3			5-3 S 1B		4	1	1	1	0	0	1					
Mickey Mantle, S (1,3) OBP: 0.405, SLG: 0.433	FC5-4 BB		BB 1B IBB		F4			F8		2	0	0	0	2	0	1					
Andy Kosco, R (1,9) OBP: 0.381, SLG: 0.650	FC5-4		FC5 BB 1B		6-3			5-3		4	0	1	2	0	0	2					
Tom Tresh, S (1,7) OBP: 0.312, SLG: 0.230		F2	K			3-1		F7		4	0	0	0	0	1	3					
Jake Gibbs, L (1,2) OBP: 0.295, SLG: 0.222		F2-3 1B	1-2 2-3 BB			3-1			CS 1B	3	0	2	0	1	0	0					
Bobby Cox, R (1,5) OBP: 0.172, SLG: 0.111	F2-3		FC5			6-3			F9	4	0	0	0	0	0	5					
Gene Michael, S (1,6) OBP: 0.182, SLG: 0.245			E3 1B SH2-1 E	CS HBP			G3		5-3	3	1	0	0	0	0	1					
Bill Monbouquette, R (1,1) OBP: 0.167, SLG: 0.091			SH2-1	K			4-3			2	0	0	0	0	1	1					
Inning Stats	R: 0 E: 0 K: 0 S: 3	H: 0 LOB: 1 BB: 1 P: 7	R: 0 E: 0 K: 0 S: 3	H: 1 LOB: 0 BB: 0 P: 3	R: 3 E: 2 K: 1 S: 9	H: 2 LOB: 3 BB: 2 P: 17	R: 0 E: 0 K: 1 S: 4	H: 1 LOB: 0 BB: 0 P: 5	R: 0 E: 0 K: 0 S: 3	H: 0 LOB: 0 BB: 0 P: 3	R: 0 E: 0 K: 0 S: 3	H: 0 LOB: 0 BB: 0 P: 3	R: 0 E: 0 K: 0 S: 4	H: 1 LOB: 1 BB: 0 P: 4	R: 0 E: 0 K: 0 S: 3	H: 1 LOB: 0 BB: 0 P: 3	1B: 6 2B: 1 3B: 0 HR: 0	SF: 0 SAC: 1 DP: 1 HBP: 1	WP: 0 PB: 0 CS: 1	PA: 36	
PITCHER	IP	WLS	BF	H	R	ER	SO	BB	IBB	HBP	BLK	WP	HR	S	P	ERA	WHIP				
Joe Horlen, R (1,1) ERA: 3.8	8.0	L	32	5	3	0	2	2	1	1	0	0	0	32	45	0.00	0.875				
Wilbur Wood, L (9,1) ERA: 1.88	1.0		3	1	0	0	0	0	0	0	0	0	0	3	3	0.00	1.000				

New York Yankees @ Chicago White Sox
Comiskey Park, Chicago, IL
Fri May 03 1968, 8:05 PM EDT
Att. 8,686 - Unknown - 51 F

livebaseballscores.com

AB 30
R 3
H 6
RBI 3
BB 3
SO 2
LOB 14




Batter	1	2	3	4	5	6	7	8	9	AB	R	H	RBI	BB	SO	LOB	BOTTOM				
Luis Aparicio, R (1,6) OBP: 0.221, SLG: 0.277	L4		L3 1B		3-1			F7		4	0	1	0	0	0	1					
Bill Voss, L (1,9) Wilbur Wood, R (9,1)	F4		F5			F5		3-1		4	0	0	0	0	0	1					
Pete Ward, L (1,5) OBP: 0.373, SLG: 0.492			L3			F2			F2	4	0	1	0	0	0	1					
Tommy Davis, R (1,7) OBP: 0.206, SLG: 0.322	K				4-3				F2	4	0	1	0	0	1	1					
Tom McCraw, L (1,3) OBP: 0.266, SLG: 0.241			3B 2B		G5-4-3 1B				4-3	4	1	2	0	0	0	1					
Duane Josephson, R (1,2) OBP: 0.357, SLG: 0.360			1B 3B		G5-4-3			F9		3	1	1	1	0	0	1					
Ken Berry, R (1,8) OBP: 0.328, SLG: 0.327			CS 1B					F2		3	0	2	1	0	0	0					
Tim Cullen, R (1,4) OBP: 0.257, SLG: 0.188			3-H 1B		1-3 1-3 1B					2	0	0	0	0	0	2					
Wayne Causey, L (7,PH) OBP: 0.227, SLG: 0.056					1-3			6-3		1	0	0	0	0	0	0					
Joe Horlen, R (1,1) Russ Snyder, L (8,PH) OBP: 0.129, SLG: 0.100			K		1-3				3-1	2	0	0	0	0	1	1					
Inning Stats	R: 0 E: 0 K: 1 S: 6	H: 1 LOB: 0 BB: 0 P: 6	R: 2 E: 0 K: 1 S: 7	H: 3 LOB: 0 BB: 0 P: 7	R: 0 E: 0 K: 0 S: 3	H: 1 LOB: 0 BB: 0 P: 3	R: 0 E: 0 K: 0 S: 3	H: 1 LOB: 0 BB: 0 P: 3	R: 0 E: 0 K: 0 S: 4	H: 1 LOB: 1 BB: 0 P: 4	R: 0 E: 0 K: 0 S: 4	H: 0 LOB: 0 BB: 0 P: 4	R: 0 E: 0 K: 0 S: 3	H: 0 LOB: 0 BB: 0 P: 3	R: 0 E: 0 K: 0 S: 3	H: 0 LOB: 0 BB: 0 P: 3	1B: 6 2B: 2 3B: 1 HR: 0	SF: 0 SAC: 0 DP: 2 HBP: 0	WP: 0 PB: 0 CS: 1	PA: 32	
PITCHER	IP	WLS	BF	H	R	ER	SO	BB	IBB	HBP	BLK	WP	HR	S	P	ERA	WHIP				
Bill Monbouquette, R (1,1) ERA: 1.13	9.0	W	32	8	2	2	2	0	0	0	0	0	0	36	36	2.00	0.889				

New York Yankees @ Chicago White Sox
Comiskey Park, Chicago, IL
Fri May 03 1968, 8:05 PM EDT
Att. 8,686 - Unknown - 51 F

livebaseballscores.com

AB 32
R 2
H 8
RBI 2
BB 0
SO 2
LOB 9



Batter	1	2	3	4	5	6	7	8	9	AB	R	H	RBI	BB	SO	LOB	TOP											
Horace Clarke, S OBP: 0.211, SLG: 0.185	F6			6-3			3-1		SF7	3	0	0	1	0	0	0	New York Yankees @ Chicago White Sox Comiskey Park, Chicago, IL Sat May 04 1968, 4:33 AM EDT Alt. 3,872 - Unknown - 64 F											
Roy White, S OBP: 0.382, SLG: 0.407	F3			F4			F9		L3-6	4	0	0	0	0	0	1												
Mickey Mantle, S OBP: 0.402, SLG: 0.429	4-3			F2			1B			3	0	1	0	0	0	0												
Andy Kosco, R OBP: 0.333, SLG: 0.565		5-3			1-3		F7			3	0	0	0	0	0	1												
Tom Tresh, S OBP: 0.300, SLG: 0.219		G3			F7				G3	3	0	0	0	0	0	0												
Jake Gibbs, L OBP: 0.297, SLG: 0.214		CS BB		1-3					L3	2	0	0	0	1	0	0												
Bobby Cox, R OBP: 0.156, SLG: 0.100		CS 1-2		K			L8		F2	3	0	0	0	0	1	0												
Gene Michael, S OBP: 0.175, SLG: 0.236				4-3			F7		2B SF7 BB	2	0	0	0	0	0	0												
Dick Howser, R OBP: 0.231, SLG: 0.091				4-3			F7			0	1	0	0	1	0	0												
Fred Talbot, R OBP: 0.333, SLG: 0.833				1-3			F8		L3-6 1-3 2B	2	0	0	0	0	0	0												
Steve Whitaker, L OBP: 0.250, SLG: 0.161				1-3						1	0	1	0	0	0	0												
Inning Stats	R: 0 E: 0 K: 0 S: 3	H: 0 LOB: 0 BB: 0 P: 3	R: 0 E: 0 K: 0 S: 2	H: 0 LOB: 0 BB: 1 P: 6	R: 0 E: 0 K: 1 S: 5	H: 0 LOB: 0 BB: 0 P: 5	R: 0 E: 0 K: 0 S: 3	H: 0 LOB: 0 BB: 0 P: 3	R: 0 E: 0 K: 0 S: 3	H: 0 LOB: 0 BB: 0 P: 3	R: 0 E: 0 K: 0 S: 4	H: 1 LOB: 1 BB: 0 P: 4	R: 0 E: 0 K: 0 S: 3	H: 0 LOB: 0 BB: 1 P: 7	R: 1 E: 0 K: 0 S: 3	H: 1 LOB: 0 BB: 1 P: 7	1B: 1 2B: 2 3B: 0 HR: 0	SF: 1 SAC: 0 DP: 1 HBP: 0	WP: 0 PA: 30 CS: 1									
PITCHER	IP	WLS	BF	H	R	ER	SO	BB	IBB	HBP	BLK	WP	HR	S	P	ERA	WHIP											
Cisco Carlos, R ERA: 1.89	(1, 1)	8.0	W	26	1	1	1	1	2	0	0	0	0	0	26	34	1.12	0.375										
Bob Locker, R ERA: 2.89	(9, 1)	1.0	S	3	1	0	0	0	0	0	0	0	0	3	3	0.00	1.000											

Batter	1	2	3	4	5	6	7	8	9	AB	R	H	RBI	BB	SO	LOB	BOTTOM											
Luis Aparicio, R OBP: 0.236, SLG: 0.290	K			1-4-3 1B			K			4	0	2	1	0	2	1	New York Yankees @ Chicago White Sox Comiskey Park, Chicago, IL Sat May 04 1968, 4:33 AM EDT Alt. 3,872 - Unknown - 64 F											
Ken Berry, R OBP: 0.323, SLG: 0.339	K			1-4-3 1-2		2H 1B	G3		5-3 FC5-2-5 2B	4	0	1	0	0	1	2												
Pete Ward, L OBP: 0.366, SLG: 0.524	3-1			1-3					5-3	4	1	1	1	0	0	2												
Tommy Davis, R OBP: 0.197, SLG: 0.306		E6 2B 4-3		1-3			4-3		FC5-2-5 HBP	3	1	0	0	0	0	0												
Buddy Bradford, R OBP: 0.214, SLG: 0.385				1-3					3H	1	0	0	0	0	0	1												
Duane Josephson, R OBP: 0.367, SLG: 0.377		4-3 SF9 2B		F7			5-3		1-2 HBP	3	1	1	0	0	0	0												
Bill Voss, L OBP: 0.366, SLG: 0.524		4-3		5-3			F7		4-3	4	0	0	1	0	0	3												
Bill Melton, R OBP: 0.333, SLG: 0.500		2-3 3H SF9					F6		CS 1B	2	0	1	1	0	0	0												
Tim Cullen, R OBP: 0.289, SLG: 0.206		3H K							SH3-4 1B 1B	2	1	1	0	1	1	0												
Cisco Carlos, R ERA: 1.89	(1, 1)	8.0	L	33	7	4	2	4	1	0	0	0	0	0	0	0		0										
Bob Locker, S ERA: 2.89	(9, 1)	1.0	S	3	1	0	0	0	0	0	0	0	0	0	0	0	0											
Inning Stats	R: 0 E: 0 K: 2 S: 7	H: 0 LOB: 0 BB: 0 P: 7	R: 2 E: 1 K: 1 S: 7	H: 1 LOB: 0 BB: 0 P: 7	R: 0 E: 0 K: 0 S: 4	H: 1 LOB: 1 BB: 0 P: 4	R: 0 E: 0 K: 0 S: 3	H: 0 LOB: 0 BB: 0 P: 3	R: 1 E: 0 K: 0 S: 5	H: 2 LOB: 1 BB: 0 P: 5	R: 1 E: 0 K: 0 S: 4	H: 1 LOB: 0 BB: 0 P: 4	R: 0 E: 0 K: 1 S: 5	H: 1 LOB: 1 BB: 1 P: 9	R: 0 E: 0 K: 0 S: 4	H: 1 LOB: 2 BB: 0 P: 5	1B: 4 2B: 2 3B: 0 HR: 1	SF: 1 SAC: 2 DP: 0 HBP: 1	WP: 0 PA: 33 CS: 1									
PITCHER	IP	WLS	BF	H	R	ER	SO	BB	IBB	HBP	BLK	WP	HR	S	P	ERA	WHIP											
Fred Talbot, R ERA: 4.18	(1, 1)	8.0	L	33	7	4	2	4	1	0	0	0	0	0	39	44	2.25	1.000										

Batter	1	2	3	4	5	6	7	8	9	AB	R	H	RBI	BB	SO	LOB	TOP							
Horace Clarke, S OBP: 0.226, SLG: 0.203 (1, 4)	0-0 6-3		0-0 1-3		0-0 F7		0-0 1B		0-0 1B	5	0	2	0	0	0	1								
Roy White, S OBP: 0.370, SLG: 0.406 (1, 8)	0-0 F8		0-3 K		0-0 2B		0-3 K		0-0 L9	5	0	1	1	0	2	2								
Mickey Mantle, S OBP: 0.407, SLG: 0.415 (1, 3)	0-0 F6			4-0 BB	4-0 BB		0-0 F7			2	0	0	0	2	0	1								
Andy Kosco, R OBP: 0.286, SLG: 0.481 (1, 9)		0-0 F2		0-0 F6	0-3 K				0-3 K	4	0	0	0	0	2	3								
Tom Tresh, S OBP: 0.298, SLG: 0.221 (1, 7)		0-0 WP 1B 1B		0-0 L8		0-3 K		0-0 5-3		4	0	1	0	0	1	1								
Frank Fernandez, R OBP: 0.360, SLG: 0.316 (1, 2)		0-3 K		0-0 E4 1B		0-0 F7		4-0 FC5-4 BB		3	0	0	0	1	1	2								
Bobby Cox, R OBP: 0.222, SLG: 0.152 (1, 5)		0-0 WP 1B		0-0 2-3 1B		4-0 BB		0-0 FC5-4 1-2		3	0	2	0	1	0	1								
Ruben Amaro, R OBP: 0.313, SLG: 0.286 (1, 6)		0-0 F4 1-2 2-3			0-0 F9	0-0 5-3			0-0 4-3	4	0	0	0	0	0	3								
Al Downing, R Dick Howser, R Fritz Peterson, S Bill Robinson, R Dooley Womack, L Steve Whitaker, L (1, 1) (5, PH) (5, 1) (7, PH) (7, 1) (9, PH)			0-3 K		4-0 2B BB		0-3 K		0-3 K	1	0	0	0	0	1	0								
Inning Stats	R: 0 E: 0 K: 0 S: 3	H: 0 LOB: 0 BB: 0 P: 3	R: 0 E: 0 K: 1 S: 7	H: 2 LOB: 2 BB: 0 P: 7	R: 0 E: 0 K: 2 S: 7	H: 0 LOB: 0 BB: 0 P: 7	R: 0 E: 1 K: 0 S: 4	H: 1 LOB: 3 BB: 1 P: 8	R: 1 E: 0 K: 1 S: 6	H: 1 LOB: 2 BB: 2 P: 14	R: 0 E: 0 K: 1 S: 5	H: 0 LOB: 1 BB: 1 P: 9	R: 0 E: 0 K: 2 S: 8	H: 1 LOB: 0 BB: 0 P: 8	R: 0 E: 0 K: 1 S: 5	H: 0 LOB: 1 BB: 1 P: 9	R: 0 E: 0 K: 1 S: 6	H: 1 LOB: 1 BB: 0 P: 6	1B: 5 2B: 1 3B: 0 HR: 0	SF: 0 SAC: 0 DP: 0 HBP: 0	WP: 1 PA: 38 CS: 0			
PITCHER Gary Peters, L ERA: 3.75 (1, 1)	IP 9.0	WLS W	BF 38	H 6	R 1	ER 1	SO 9	BB 5	IBB 0	HBP 0	BLK 0	WP 1	HR 0	S 51	P 71	ERA 1.00	WHIP 1.222							

New York Yankees @ Chicago White Sox
Comiskey Park, Chicago, IL
Sun May 05 1968, 4:33 AM EDT
Unknown - 47 F

AB	33
R	1
H	6
RBI	1
BB	5
SO	9
LOB	14



Batter	1	2	3	4	5	6	7	8	9	AB	R	H	RBI	BB	SO	LOB	BOTTOM						
Luis Aparicio, R OBP: 0.237, SLG: 0.288 (1, 6)	0-0 5-3		0-0 CS 1B		0-0 F4		0-3 K			4	0	1	0	0	1	0							
Ken Berry, R OBP: 0.333, SLG: 0.397 (1, 8)	0-3 K		0-0 1-2 HR		0-0 F8		0-0 1B 1B			4	1	2	1	0	1	0							
Pete Ward, L OBP: 0.373, SLG: 0.515 (1, 3)	4-0 1B BB		0-0 4-3		0-3 K		0-0 1-2 1B			3	0	1	0	1	1	0							
Tommy Davis, R OBP: 0.229, SLG: 0.348 Bill Voss, L (1, 7) (8, 9)	0-0 1-2 1B		0-0 1B HR 2B		0-0 1B 1B		0-0 L1			4	1	3	0	0	0	2							
Duane Josephson, R OBP: 0.359, SLG: 0.357 (1, 2)	0-0 1-3		4-0 1B HR BB		0-0 L9		0-0 F9			3	1	0	0	1	0	3							
Bill Melton, R OBP: 0.143, SLG: 0.167 (1, 5)		0-3 K		0-0 F4		0-0 1-3		0-0 F7		4	0	0	0	0	1	2							
Buddy Bradford, R OBP: 0.222, SLG: 0.353 (1, 9) (8, 7)		0-3 K		0-0 1-2 2-3 HR 1B		0-0 F8		0-3 K		4	1	1	0	0	2	0							
Tim Cullen, R OBP: 0.268, SLG: 0.189 (1, 4)		0-0 5-3		0-3 K		0-0 F4				3	0	0	0	0	1	3							
Gary Peters, L OBP: 0.333, SLG: 0.571 (1, 1)			0-0 L8		0-0 1-1 2-4 HR		0-0 G3			3	1	1	4	0	0	0							
Inning Stats	R: 0 E: 0 K: 1 S: 6	H: 1 LOB: 2 BB: 1 P: 10	R: 0 E: 0 K: 2 S: 7	H: 0 LOB: 0 BB: 0 P: 7	R: 1 E: 0 K: 0 S: 4	H: 2 LOB: 0 BB: 0 P: 4	R: 4 E: 0 K: 1 S: 8	H: 3 LOB: 0 BB: 1 P: 12	R: 0 E: 0 K: 0 S: 3	H: 0 LOB: 0 BB: 0 P: 3	R: 0 E: 0 K: 1 S: 7	H: 2 LOB: 2 BB: 0 P: 7	R: 0 E: 0 K: 1 S: 5	H: 0 LOB: 0 BB: 0 P: 5	1B: 6 2B: 1 3B: 0 HR: 2	SF: 0 SAC: 0 DP: 0 HBP: 0	WP: 0 PA: 34 CS: 1						
PITCHER Al Downing, L ERA: 8.31 Fritz Peterson, L ERA: 3.51 Dooley Womack, R ERA: 4.73 (1, 1) (5, 1) (7, 1)	IP 4.0	WLS L	BF 19	H 6	R 5	ER 5	SO 4	BB 2	IBB 0	HBP 0	BLK 0	WP 0	HR 2	S 25	P 33	ERA 11.25	WHIP 2.000						

New York Yankees @ Chicago White Sox
Comiskey Park, Chicago, IL
Sun May 05 1968, 4:33 AM EDT
Unknown - 47 F

AB	32
R	5
H	9
RBI	5
BB	2
SO	7
LOB	10



Batter	1	2	3	4	5	6	7	8	9	AB	R	H	RBI	BB	SO	LOB	TOP									
Horace Clarke, S OBP: 0.239, SLG: 0.219										5	2	2	0	0	0	2										
Roy White, S OBP: 0.385, SLG: 0.441										4	2	2	0	1	0	1										
Steve Whitaker, L OBP: 0.244, SLG: 0.194										4	0	1	2	0	1	3										
Andy Kosco, R OBP: 0.313, SLG: 0.484										4	0	2	1	0	1	1										
Bill Robinson, R OBP: 0.290, SLG: 0.262										4	0	0	0	0	1	3										
Jake Gibbs, L OBP: 0.294, SLG: 0.203										3	0	0	0	1	1	0										
Bobby Cox, R OBP: 0.225, SLG: 0.139										3	0	0	1	0	1	0										
Gene Michael, S OBP: 0.180, SLG: 0.237										4	0	1	0	0	0	3										
Stan Bahnsen, R OBP: 0.273, SLG: 0.111										3	0	1	0	0	2	0										
Joe Verbanic, R OBP: 0.180, SLG: 0.237										0	0	0	0	0	0	0										
Inning Stats	R: 2 E: 1 K: 0 S: 6	H: 3 LOB: 3 BB: 1 P: 11	R: 0 E: 0 K: 2 S: 8	H: 1 LOB: 1 BB: 0 P: 8	R: 0 E: 0 K: 0 S: 3	H: 1 LOB: 0 BB: 0 P: 3	R: 0 E: 0 K: 0 S: 4	H: 1 LOB: 0 BB: 0 P: 4	R: 0 E: 0 K: 1 S: 5	H: 0 LOB: 0 BB: 0 P: 3	R: 0 E: 0 K: 0 S: 3	H: 0 LOB: 0 BB: 0 P: 3	R: 2 E: 0 K: 2 S: 9	H: 2 LOB: 1 BB: 1 P: 13	R: 0 E: 0 K: 2 S: 7	H: 0 LOB: 0 BB: 0 P: 7	R: 0 E: 0 K: 0 S: 4	H: 1 LOB: 1 BB: 0 P: 4	1B: 7 2B: 1 3B: 1 HR: 0	SF: 0 SAC: 1 DP: 1 HBP: 1	WP: 0 PB: 0 CS: 0	PA: 38				
PITCHER	IP	WLS	BF	H	R	ER	SO	BB	IBB	HBP	BLK	WP	HR	S	P	ERA	WHIP									
Jack Fisher, R ERA: 2.7	(1, 1)	6.0	L	25	6	2	2	3	0	1	1	0	0	0	29	34	3.00	1.000								
Don McMahon, R ERA: 5.14	(7, 1)	2.0		9	2	2	2	4	1	0	0	0	0	0	16	20	9.00	1.500								
Bob Priddy, R ERA: 2.57	(9, 1)	1.0	S	4	1	0	0	0	0	0	0	0	0	0	4	4	0.00	1.000								

New York Yankees @ Chicago White Sox
Comiskey Park, Chicago, IL
Sun May 05 1968, 4:38 AM EDT
Att: 9,827 - Unknown

AB 34
R 4
H 9
RBI 4
BB 2
SO 7
LOB 13



Batter	1	2	3	4	5	6	7	8	9	AB	R	H	RBI	BB	SO	LOB	BOTTOM									
Luis Aparicio, R OBP: 0.238, SLG: 0.286										4	0	1	0	0	0	0										
Ken Berry, R OBP: 0.314, SLG: 0.373										4	0	0	0	0	0	2										
Pete Ward, L OBP: 0.367, SLG: 0.543										4	1	1	1	0	1	1										
Tommy Davis, R OBP: 0.233, SLG: 0.348										3	0	1	0	0	0	0										
Duane Josephson, R OBP: 0.343, SLG: 0.339										3	0	0	0	0	0	1										
Bill Voss, L OBP: 0.217, SLG: 0.129										3	0	0	0	0	1	1										
Bill Melton, R OBP: 0.100, SLG: 0.111										3	0	0	0	0	1	1										
Tim Cullen, R OBP: 0.256, SLG: 0.179										2	0	0	0	0	0	0										
Wayne Causey, L OBP: 0.217, SLG: 0.053										1	0	0	0	0	0	0										
Jack Fisher, R OBP: 0.333, SLG: 0.333										1	0	0	0	0	1	0										
Gary Peters, L OBP: 0.313, SLG: 0.533										1	0	0	0	0	0	0										
Don McMahon, R OBP: 0.313, SLG: 0.533										0	0	0	0	0	0	0										
Bob Priddy, R OBP: 0.313, SLG: 0.533										0	0	0	0	0	0	0										
Russ Snyder, L OBP: 0.196, SLG: 0.129										1	0	1	0	0	0	0										
Inning Stats	R: 0 E: 0 K: 0 S: 3	H: 0 LOB: 0 BB: 0 P: 3	R: 0 E: 0 K: 2 S: 8	H: 1 LOB: 1 BB: 0 P: 8	R: 0 E: 0 K: 1 S: 5	H: 0 LOB: 0 BB: 0 P: 5	R: 0 E: 0 K: 1 S: 5	H: 0 LOB: 0 BB: 0 P: 5	R: 0 E: 0 K: 0 S: 3	H: 0 LOB: 0 BB: 0 P: 3	R: 1 E: 0 K: 0 S: 4	H: 1 LOB: 0 BB: 0 P: 4	R: 0 E: 0 K: 0 S: 3	H: 0 LOB: 0 BB: 0 P: 3	R: 0 E: 0 K: 0 S: 4	H: 2 LOB: 1 BB: 0 P: 4	1B: 3 2B: 0 3B: 0 HR: 1	SF: 0 SAC: 0 DP: 1 HBP: 0	WP: 0 PB: 0 CS: 0	PA: 30						
PITCHER	IP	WLS	BF	H	R	ER	SO	BB	IBB	HBP	BLK	WP	HR	S	P	ERA	WHIP									
Stan Bahnsen, R ERA: 2.6	(1, 1)	8.0	W	28	4	1	1	4	0	0	0	0	0	1	36	36	1.12	0.500								
Joe Verbanic, R ERA: 2.6	(9, 1)	1.0	S	2	0	0	0	0	0	0	0	0	0	2	2	0.00	0.000									

New York Yankees @ Chicago White Sox
Comiskey Park, Chicago, IL
Sun May 05 1968, 4:38 AM EDT
Att: 9,827 - Unknown

AB 30
R 1
H 4
RBI 1
BB 0
SO 4
LOB 6



Batter	1	2	3	4	5	6	7	8	9	AB	R	H	RBI	BB	SO	LOB	TOP					
Luis Aparicio, R (1, 6) OBP: 0.235, SLG: 0.280	5-3			F4	F7			SH5-3 1B	5-3	5	0	1	0	0	0	0						
Ken Berry, R (1, 8) OBP: 0.301, SLG: 0.357	6-3			4-3		K2-3		SH5-3 1-2		3	0	0	0	0	1	0						
Pete Ward, L (1, 7) OBP: 0.233, SLG: 0.534 Buddy Bradford, R (8, PR) OBP: 0.222, SLG: 0.353	1-3			E 1B 1B		F7		4-0 IBB		3	1	1	0	1	0	0						
Duane Josephson, R (1, 2) OBP: 0.352, SLG: 0.349		5-3		E 1B 1B				1-4-3		4	1	2	0	0	0	2						
Tom McCraw, L (1, 3) OBP: 0.265, SLG: 0.242		3-1		E4 1B 1-2 2-3		F9			SH3 2B 1B	4	1	1	0	0	0	3						
Bill Melton, R (1, 5) OBP: 0.154, SLG: 0.167									SH3 1-2 1B	3	0	1	2	0	2	0						
Bill Voss, L (1, 9) OBP: 0.053, SLG: 0.105				K	4-3					4	1	1	1	0	1	2						
Tim Cullen, R (1, 4) OBP: 0.255, SLG: 0.256				K		L5				4	1	1	2	0	1	0						
Tommy John, R (1, 1) OBP: 0.167, SLG: 0.167				K		6-3				4	0	0	0	0	1	0						
Inning Stats	R: 0 E: 0 K: 0 S: 3	H: 0 LOB: 0 BB: 0 P: 3	R: 0 E: 0 K: 1 S: 5	H: 0 LOB: 0 BB: 0 P: 5	R: 0 E: 0 K: 3 S: 9	H: 0 LOB: 0 BB: 0 P: 9	R: 2 E: 1 K: 0 S: 7	H: 3 LOB: 2 BB: 0 P: 7	R: 0 E: 0 K: 0 S: 3	H: 0 LOB: 0 BB: 0 P: 3	R: 0 E: 0 K: 1 S: 6	H: 1 LOB: 1 BB: 0 P: 6	R: 0 E: 0 K: 1 S: 5	H: 0 LOB: 0 BB: 0 P: 5	R: 0 E: 0 K: 0 S: 4	H: 1 LOB: 2 BB: 1 P: 8	R: 3 E: 0 K: 0 S: 6	H: 3 LOB: 0 BB: 0 P: 6	1B: 6 2B: 1 3B: 0 HR: 1	SF: 0 SAC: 2 DP: 0 HBP: 0	WP: 0 PB: 0 SB: 0 CS: 0	PA: 37
PITCHER	IP	WLS	BF	H	R	ER	SO	BB	IBB	HBP	BLK	WP	HR	S	P	ERA	WHIP					
Rickey Clark, R (1, 1) ERA: 1.95	8.0	L	31	5	2	0	6	0	1	0	0	0	0	42	46	0.00	0.625					
Minnie Rojas, R (9, 1) ERA: 5.93	1.0		6	3	3	3	0	0	0	0	0	0	1	6	6	27.00	3.000					

Chicago White Sox @ California Angels
Anaheim Stadium, Anaheim, CA
Mon May 06 1968, 10:05 PM EDT
Att: 8,213 - Unknown

AB	34
R	5
H	8
RBI	5
BB	1
SO	6
LOB	7



Batter	1	2	3	4	5	6	7	8	9	AB	R	H	RBI	BB	SO	LOB	BOTTOM					
Paul Schaaf, R (1, 5) OBP: 0.314, SLG: 0.264	5-3		F8			1-3			F7	4	0	0	0	0	0	0						
Jim Fregosi, R (1, 6) OBP: 0.393, SLG: 0.378	2-3		4-3						6-3	4	0	1	0	0	0	0						
Roger Repoz, L (1, 8) OBP: 0.354, SLG: 0.554					F8				G3	3	0	0	0	1	0	1						
Rick Reichardt, R (1, 7) OBP: 0.333, SLG: 0.475			K		K		L1			3	0	0	0	0	2	1						
Bubba Morton, R (1, 9) OBP: 0.273, SLG: 0.429					K		6-3			3	1	1	1	0	1	0						
Chuck Hinton, R (1, 3) OBP: 0.194, SLG: 0.259			K			F9				3	0	0	0	0	1	0						
Buck Rodgers, S (1, 2) OBP: 0.291, SLG: 0.284		F7							6-3	3	0	1	0	0	0	0						
Bobby Knoop, R (1, 4) OBP: 0.311, SLG: 0.317		1-6-3				L4-3 1B			6-3	3	0	0	0	0	0	1						
Rickey Clark, R (1, 1) OBP: 0.100, SLG: 0.100 Woodie Held, R (8, PH) OBP: 0.250, SLG: 0.100 Minnie Rojas, R (9, 1)			F6			K			K	2	0	0	0	0	1	0						
Inning Stats	R: 0 E: 0 K: 1 S: 5	H: 0 LOB: 1 BB: 1 P: 9	R: 1 E: 0 K: 1 S: 6	H: 1 LOB: 0 BB: 0 P: 6	R: 0 E: 0 K: 0 S: 3	H: 0 LOB: 0 BB: 0 P: 3	R: 0 E: 0 K: 2 S: 7	H: 0 LOB: 0 BB: 0 P: 7	R: 0 E: 0 K: 0 S: 3	H: 1 LOB: 0 BB: 0 P: 3	R: 0 E: 0 K: 1 S: 6	H: 1 LOB: 1 BB: 0 P: 6	R: 0 E: 0 K: 0 S: 3	H: 0 LOB: 0 BB: 0 P: 3	R: 0 E: 0 K: 1 S: 5	H: 0 LOB: 0 BB: 0 P: 5	R: 0 E: 0 K: 0 S: 3	H: 0 LOB: 0 BB: 0 P: 3	1B: 2 2B: 1 3B: 0 HR: 1	SF: 0 SAC: 0 DP: 1 HBP: 0	WP: 0 PB: 0 SB: 0 CS: 0	PA: 30
PITCHER	IP	WLS	BF	H	R	ER	SO	BB	IBB	HBP	BLK	WP	HR	S	P	ERA	WHIP					
Tommy John, L (1, 1) ERA: 2.0	9.0	W	30	3	1	1	6	1	0	0	0	0	1	41	45	1.00	0.444					

Chicago White Sox @ California Angels
Anaheim Stadium, Anaheim, CA
Mon May 06 1968, 10:05 PM EDT
Att: 8,213 - Unknown

AB	29
R	1
H	3
RBI	1
BB	1
SO	6
LOB	3



Batter	1	2	3	4	5	6	7	8	9	AB	R	H	RBI	BB	SO	LOB	TOP											
Ken Berry, R OBP: 0.302, SLG: 0.354 (1, 8)	0-0 6-3	0-0 1-2 3-H 1B		0-0 F9		0-0 FC4-6		4-0 BB		4	0	1	1	1	0	3	Chicago White Sox @ Oakland Athletics Oakland-Alameda County Coliseum, Oakland, CA Thu May 09 1968, 7:05 PM PDT Att: 4,062 - Unknown livebaseballscorecards.com											
Luis Aparicio, R OBP: 0.263, SLG: 0.319 (1, 6)	4-0 BB BB	0-0 F9			0-0 F9		0-0 F7	0-3 K		4	0	0	0	1	1	4												
Pete Ward, L OBP: 0.375, SLG: 0.566 Buddy Bradford, R OBP: 0.200, SLG: 0.316 (9, 7)	4-0 BB BB	0-0 F9			0-0 HR		0-0 HR		0-0 4-3	4	2	2	2	1	0	2												
Duane Josephson, R OBP: 0.341, SLG: 0.338 (1, 2)	0-3 K		0-0 G4-6-3 1B		0-0 F9		0-0 6-3		0-0 4-3	5	0	1	0	0	1	2												
Tom McCraw, L OBP: 0.268, SLG: 0.280 (1, 3)	4-0 BB BB		0-0 G4-6-3		0-0 B1-3		0-0 F9		0-0 E1 1B BB	4	0	0	0	1	0	1												
Bill Voss, L OBP: 0.219, SLG: 0.172 (1, 9)	0-0 4-3		0-0 F6		0-0 F4		0-0 S E 1B	4-0 1B BB		4	1	1	0	1	0	3												
Bill Melton, R OBP: 0.269, SLG: 0.360 (1, 5)		0-0 F8		0-0 2B		0-0 FC4-6 1B		0-3 K	0-0 1-2 2-3 1B	5	0	3	0	0	1	1												
Tim Cullen, R OBP: 0.288, SLG: 0.264 (1, 4)		4-0 1B BB		0-3 K		0-0 FC4-6 BB		0-0 E6	0-0 6-3	4	1	1	1	1	1	5												
Gary Peters, L OBP: 0.350, SLG: 0.500 Bob Locker, S (9, 1)		0-0 1B		0-0 F8		4-0 FC4-6 BB		0-0 F4		3	0	1	0	1	0	2												
Inning Stats	R: 0 E: 0 K: 1 S: 5	H: 0 LOB: 3 BB: 3 P: 17	R: 1 E: 0 K: 0 S: 5	H: 2 LOB: 2 BB: 1 P: 9	R: 0 E: 0 K: 1 S: 3	H: 1 LOB: 1 BB: 0 P: 3	R: 0 E: 0 K: 1 S: 6	H: 1 LOB: 1 BB: 0 P: 6	R: 1 E: 0 K: 0 S: 4	H: 1 LOB: 0 BB: 0 P: 4	R: 1 E: 0 K: 0 S: 4	H: 1 LOB: 0 BB: 0 P: 4	R: 1 E: 1 K: 2 S: 9	H: 2 LOB: 2 BB: 1 P: 13	R: 0 E: 0 K: 0 S: 5	H: 1 LOB: 3 BB: 1 P: 9		1B: 7 2B: 1 3B: 0 HR: 2	SF: 0 SAC: 0 DP: 1 HBP: 0	WP: 0 PB: 0 SB: 1 CS: 0	PA: 44							
PITCHER	IP	WLS	BF	H	R	ER	SO	BB	IBB	HBP	BLK	WP	HR	S	P	ERA	WHIP											
Law Krausse, R ERA: 3.73 Ed Sprague, R ERA: 2.13	(1, 1)	7.0	L	32	7	3	3	2	5	0	0	0	0	2	31	51	3.86	1.714										
Ed Sprague, R ERA: 2.13	(8, 1)	2.0		12	3	1	1	2	2	0	0	0	0	0	14	22	4.50	2.500										

Batter	1	2	3	4	5	6	7	8	9	AB	R	H	RBI	BB	SO	LOB	BOTTOM											
Bert Campaneris, R OBP: 0.357, SLG: 0.340 (1, 6)	0-0 G1 S 1B		0-0 F9		0-0 F9		0-0 F8			4	0	1	0	0	0	1	Chicago White Sox @ Oakland Athletics Oakland-Alameda County Coliseum, Oakland, CA Thu May 09 1968, 7:05 PM PDT Att: 4,062 - Unknown livebaseballscorecards.com											
Reggie Jackson, L OBP: 0.348, SLG: 0.500 (1, 9)	0-3 K		0-0 4-3		0-0 F8			0-0 6-3		4	0	0	0	0	1	1												
Sal Bando, R OBP: 0.288, SLG: 0.308 (1, 5)	0-0 G1		0-0 6-3		0-0 5-3		0-3 K			4	0	0	0	0	1	1												
Ray Webster, L OBP: 0.245, SLG: 0.333 (1, 3)	0-0 4-3			4-0 S 2B BB		0-3 K		0-0 E4		3	1	0	0	1	1	1												
Jim Pagliaroni, R OBP: 0.370, SLG: 0.308 (1, 2)		0-0 HBP 1B		0-0 F8		4-0 BB		0-0 F7		3	1	1	0	1	0	2												
John Donaldson, L OBP: 0.244, SLG: 0.208 (1, 4)		0-0 HBP 1B		0-3 K		0-0 4-3			0-0 L1	4	0	1	0	0	1	2												
Joe Rudi, R OBP: 0.286, SLG: 0.333 (1, 7)		1-0 HBP		0-0 PB 2B		0-0 4-3		0-0 F2		3	0	1	1	0	0	0												
Rick Monday, L OBP: 0.357, SLG: 0.467 (1, 8)		0-0 SF7-5-4-6		0-0 4-3		0-0 4-3		0-0 4-3		3	0	1	1	0	0	1												
Lew Krausse, R OBP: 0.200, SLG: 0.111 Dick Green, R OBP: 0.444, SLG: 0.286 Ed Sprague, R (8, 1) Danny Cater, R OBP: 0.364, SLG: 0.388 Floyd Robinson, L OBP: 0.350, SLG: 0.526 (9, PH)	(1, 1)	0-3 K		0-0 F3		4-0 BB		0-0 4-3		2	0	0	0	0	1	1												
Inning Stats	R: 0 E: 0 K: 1 S: 6	H: 1 LOB: 1 BB: 0 P: 6	R: 1 E: 0 K: 1 S: 6	H: 2 LOB: 1 BB: 0 P: 7	R: 0 E: 0 K: 0 S: 3	H: 0 LOB: 0 BB: 0 P: 3	R: 1 E: 0 K: 1 S: 6	H: 1 LOB: 1 BB: 1 P: 10	R: 0 E: 0 K: 1 S: 5	H: 0 LOB: 1 BB: 1 P: 9	R: 0 E: 0 K: 0 S: 3	H: 0 LOB: 1 BB: 1 P: 7	R: 1 E: 1 K: 1 S: 6	H: 0 LOB: 1 BB: 0 P: 6	R: 0 E: 0 K: 0 S: 4	H: 1 LOB: 1 BB: 0 P: 4		1B: 3 2B: 2 3B: 1 HR: 0	SF: 1 SAC: 0 DP: 1 HBP: 1	WP: 0 PB: 1 SB: 2 CS: 0	PA: 36							
PITCHER	IP	WLS	BF	H	R	ER	SO	BB	IBB	HBP	BLK	WP	HR	S	P	ERA	WHIP											
Gary Peters, L ERA: 3.43 Bob Locker, R ERA: 2.53	(1, 1)	8.2	W	35	5	2	2	5	3	0	0	0	0	1	0	54	2.08	0.923										
Bob Locker, R ERA: 2.53	(9, 1)	0.1	S	1	0	0	0	0	0	0	0	0	0	1	1	0.00	0.000											

AB	37
R	4
H	10
RBI	4
BB	7
SO	4
LOB	23



AB	31
R	2
H	5
RBI	2
BB	3
SO	5
LOB	11



Batter	1	2	3	4	5	6	7	8	9	AB	R	H	RBI	BB	SO	LOB	TOP			
Ken Berry, R (1, 8) OBP: 0.311, SLG: 0.395										4	1	2	1	0	0	1				
Luis Aparicio, R (1, 6) OBP: 0.292, SLG: 0.316										4	1	1	0	0	0	1				
Pete Ward, L (1, 7) OBP: 0.390, SLG: 0.570										3	0	2	0	1	0	1				
Buddy Bradford, R (9, 7) OBP: 0.200, SLG: 0.316										0	0	0	0	0	0	0				
Duane Josephson, R (1, 2) OBP: 0.337, SLG: 0.333										4	0	1	1	0	1	4				
Tom McCraw, L (1, 3) OBP: 0.267, SLG: 0.278										4	0	1	0	0	1	1				
Bill Voss, L (1, 9) OBP: 0.222, SLG: 0.156										3	0	0	0	1	1	2				
Bill Melton, R (1, 5) OBP: 0.241, SLG: 0.321										3	0	0	0	0	3	0				
Russ Snyder, L (9, PH) OBP: 0.147, SLG: 0.121										1	0	0	0	0	1	2				
Sandy Alomar Sr., S (9, 5) OBP: 0.500, SLG: 0.500										0	0	0	0	0	0	0				
Tim Cullen, R (1, 4) OBP: 0.290, SLG: 0.286										3	0	1	0	0	2	0				
Tommy John, R (1, 1) OBP: 0.133, SLG: 0.133										3	0	0	0	0	2	1				
Bob Locker, S (8, 1)										0	0	0	0	0	0	0				
Wilbur Wood, R (9, 1)										0	0	0	0	0	0	0				
Inning Stats	R: 0 E: 0 K: 1 S: 6	H: 2 LOB: 1 BB: 0 P: 6	R: 0 E: 0 K: 2 S: 7	H: 0 LOB: 0 BB: 0 P: 7	R: 0 E: 0 K: 0 S: 3	H: 1 LOB: 0 BB: 0 P: 3	R: 0 E: 0 K: 0 S: 4	H: 1 LOB: 2 BB: 1 P: 8	R: 0 E: 0 K: 3 S: 9	H: 0 LOB: 0 BB: 0 P: 9	R: 1 E: 0 K: 0 S: 4	H: 2 LOB: 0 BB: 0 P: 4	R: 0 E: 0 K: 2 S: 7	H: 0 LOB: 0 BB: 0 P: 7	R: 0 E: 0 K: 2 S: 7	H: 0 LOB: 2 BB: 1 P: 11	1B: 6 2B: 2 3B: 0 HR: 1	SF: 0 SAC: 0 DP: 1 HBP: 0	WP: 0 PB: 0 SB: 1 CS: 2	PA: 35
PITCHER Chuck Dobson, R (1, 1) ERA: 2.17	IP: 9.0 WLS: L BF: 34	H: 8 R: 2 ER: 2 SO: 11	BB: 2 IBB: 0 HBP: 0 BLK: 0	WP: 0 HR: 1 S: 54 P: 62	ERA: 2.00 WHIP: 1.111															

Chicago White Sox @ Oakland Athletics
Oakland-Alameda County Coliseum, Oakland, CA

AB 32
R 2
H 8
RBI 2
BB 2
SO 11
LOB 13



WP: 0 PA: 35
PB: 0
SB: 1
CS: 2

livebaseballscores.com

Batter	1	2	3	4	5	6	7	8	9	AB	R	H	RBI	BB	SO	LOB	BOTTOM													
Bert Campaneris, R (1, 6) OBP: 0.361, SLG: 0.340										3	0	1	0	1	1	1														
Reggie Jackson, L (1, 9) OBP: 0.336, SLG: 0.481										4	0	0	0	0	3	2														
Sal Bando, R (1, 5) OBP: 0.259, SLG: 0.296										4	0	0	0	0	1	2														
Jim Pagliaroni, R (1, 2) OBP: 0.380, SLG: 0.395										4	1	2	1	0	0	1														
Mike Hershberger, R (9, PR) OBP: 0.118, SLG: 0.065										0	0	0	0	0	0	0														
Danny Cater, R (1, 3) OBP: 0.356, SLG: 0.365										3	0	0	0	1	3	1														
Rick Monday, L (1, 8) OBP: 0.341, SLG: 0.443										4	0	0	0	0	1	4														
Joe Rudi, R (1, 7) OBP: 0.200, SLG: 0.222										3	0	0	0	0	0	0														
Ray Webster, L (9, PH) OBP: 0.245, SLG: 0.333										0	0	0	0	0	0	0														
Rene Lachemann, R (9, PH) OBP: 0.136, SLG: 0.140										1	0	0	0	0	0	1														
Dick Green, R (1, 4) OBP: 0.429, SLG: 0.294										3	0	1	0	0	1	0														
Chuck Dobson, R (1, 1) OBP: 0.176, SLG: 0.176										3	0	1	0	0	1	1														
Inning Stats	R: 0 E: 0 K: 1 S: 5	H: 0 LOB: 0 BB: 0 P: 5	R: 0 E: 0 K: 2 S: 7	H: 0 LOB: 0 BB: 0 P: 7	R: 0 E: 0 K: 1 S: 5	H: 1 LOB: 0 BB: 0 P: 5	R: 0 E: 1 K: 1 S: 7	H: 1 LOB: 3 BB: 1 P: 11	R: 0 E: 0 K: 2 S: 8	H: 1 LOB: 1 BB: 0 P: 8	R: 1 E: 0 K: 1 S: 6	H: 1 LOB: 0 BB: 0 P: 6	R: 0 E: 0 K: 0 S: 3	H: 0 LOB: 0 BB: 0 P: 3	R: 0 E: 0 K: 2 S: 7	H: 0 LOB: 1 BB: 1 P: 11	1B: 4 2B: 0 3B: 0 HR: 1	SF: 0 SAC: 0 DP: 0 HBP: 0	WP: 0 PB: 0 SB: 1 CS: 1	PA: 34										
PITCHER Tommy John, L (1, 1) ERA: 1.85	IP: 1.0 WLS: W BF: 4	H: 1 R: 0 ER: 0 SO: 2	BB: 0 IBB: 0 HBP: 0 BLK: 0	WP: 0 HR: 0 S: 45 P: 53	ERA: 0.00 WHIP: 1.000																									
Bob Locker, R (8, 1) ERA: 2.31	1.0	W	4	1	0	0	2	0	0	0	0	0	8	8	0.00	1.000														
Wilbur Wood, L (9, 1) ERA: 2.6	0.1	S	1	0	0	0	0	0	0	0	0	0	1	1	0.00	0.000														

Chicago White Sox @ Oakland Athletics
Oakland-Alameda County Coliseum, Oakland, CA

AB 32
R 1
H 5
RBI 1
BB 2
SO 11
LOB 13




WP: 0 PA: 34
PB: 0
SB: 1
CS: 1


livebaseballscores.com


Fri May 10 1968, 7:05 PM PDT
Att: 7,688 - Unknown

Batter	1	2	3	4	5	6	7	8	9	AB	R	H	RBI	BB	SO	LOB	TOP										
Paul Schaaf, R (1.5) OBP: 0.310, SLG: 0.266	0-0 6-3		0-0 4-3			0-0 F8		0-0 L6		4	0	1	2	0	0	0	California Angels @ Chicago White Sox Milwaukee County Stadium, Milwaukee, WI Wed May 15 1968, 8:05 PM EDT Att: 23,510 - Unknown										
Roger Repoz, L (1.8) OBP: 0.326, SLG: 0.510	0-0 1-3		0-0 1-3			0-3 K		0-3 K		4	0	0	0	0	2	2											
Jim Fregosi, R (1.6) OBP: 0.374, SLG: 0.355	0-3 K			0-0 G3		0-0 4-3		0-0 L6		4	0	0	0	0	1	2											
Rick Reichardt, R (1.7) OBP: 0.315, SLG: 0.411		1-0 BLK S 1B HBP		0-0 F8			0-0 F3		0-0 6-3	3	1	0	0	0	0	0											
Chuck Hinton, R (1.9) OBP: 0.225, SLG: 0.360		0-3 K		0-0 K			0-0 F8		0-0 HR	4	1	2	1	0	1	1											
Don Mincher, L (1.3) OBP: 0.330, SLG: 0.268		4-0 1B BB		0-0 4-3			0-0 F8		0-0 4-3	3	0	0	0	1	0	1											
Buck Rodgers, S (1.2) Clyde Wright, R (8, PR) Jim McGlothlin, R (8, 1) OBP: 0.302, SLG: 0.297 OBP: 0.300, SLG: 0.333 OBP: 0.067, SLG: 0.067		0-0 G4-6-3 1B		0-0 5-3				0-0 2B 1B	0-0 5-3	3	0	2	1	0	0	0											
Bobby Knoop, R (1.4) OBP: 0.302, SLG: 0.319		0-0 G4-6-3 1-2 3-H		0-0 F8				0-0 1B 2B		3	1	1	0	0	0	2											
George Brunet, R (1.1) Tom Satriano, L (8, PH) OBP: 0.278, SLG: 0.278 OBP: 0.414, SLG: 0.481			0-0 1-3		0-3 K			4-0 1B IBB		2	0	0	0	0	1	0											
										0	0	0	0	1	0	0											
Inning Stats	R: 0 E: 0 K: 1 S: 5	H: 0 LOB: 0 BB: 0 P: 5	R: 1 E: 0 K: 1 S: 5	H: 1 LOB: 1 BB: 1 P: 10	R: 0 E: 0 K: 0 S: 3	H: 0 LOB: 0 BB: 0 P: 3	R: 0 E: 0 K: 0 S: 4	H: 1 LOB: 1 BB: 0 P: 4	R: 0 E: 0 K: 1 S: 5	H: 0 LOB: 0 BB: 0 P: 5	R: 0 E: 0 K: 0 S: 3	H: 0 LOB: 0 BB: 0 P: 3	R: 0 E: 0 K: 1 S: 7	H: 3 LOB: 2 BB: 1 P: 11	R: 1 E: 0 K: 0 S: 4	H: 1 LOB: 0 BB: 0 P: 4	1B: 3 2B: 3 HR: 1	SF: 0 SAC: 0 DP: 2 HBP: 1	WP: 0 PB: 0 SB: 1 CS: 0	PA: 34							
PITCHER	IP	WLS	BF	H	R	ER	SO	BB	IBB	HBP	BLK	WP	HR	S	P	ERA	WHIP										
Tommy John, L (1.1) ERA: 1.78	7.0		24	2	1	1	4	1	0	1	1	0	0	30	35	1.29	0.429										
Bob Locker, R (8, 1) ERA: 4.5	0.0	L	3	2	2	2	0	0	1	0	0	0	0	2	6	∞	∞										
Wilbur Wood, L (8, 1) ERA: 2.28	2.0		7	2	1	1	1	0	0	0	0	0	1	9	9	4.50	1.000										

Batter	1	2	3	4	5	6	7	8	9	AB	R	H	RBI	BB	SO	LOB	BOTTOM										
Luis Aparicio, R (1.6) OBP: 0.300, SLG: 0.391	0-0 1B		0-0 F4		0-3 K		0-0 2B			4	0	2	1	0	1	1	California Angels @ Chicago White Sox Milwaukee County Stadium, Milwaukee, WI Wed May 15 1968, 8:05 PM EDT Att: 23,510 - Unknown										
Bill Voos, L (1.9) OBP: 0.235, SLG: 0.174	0-0 F2		0-0 F8			0-0 4-3	0-0 1-3			4	0	0	0	0	0	3											
Pete Ward, L (1.7) OBP: 0.388, SLG: 0.530	0-0 1-3 1B		0-3 K			0-0 BB 1B		0-0 4-3		4	0	2	0	0	1	0											
Duane Josephson, R (1.2) OBP: 0.305, SLG: 0.323	0-0 F9			0-0 F8		4-0 BB 1B		0-0 5-3		3	0	0	0	1	0	2											
Ken Berry, R (1.8) OBP: 0.274, SLG: 0.363	0-3 K			0-0 L5		0-0 F3		0-3 K		4	0	0	0	0	2	4											
Tom McCraw, L (1.3) OBP: 0.285, SLG: 0.326		0-0 4-3		0-0 F9		0-0 F8			0-0 HR	4	1	1	1	0	0	2											
Bill Melton, R (1.5) Sandy Alomar Sr., S (7, PR) Bob Locker, S (8, 1) Wilbur Wood, R (8, 1) Russ Snyder, L (9, PH) OBP: 0.288, SLG: 0.289 OBP: 0.333, SLG: 0.333 OBP: 0.139, SLG: 0.114		0-0 S 1B		0-3 K			0-0 SH1-4 2B 1B		0-0 F7	3	0	2	0	0	1	0											
Tim Cullen, R (1.4) OBP: 0.289, SLG: 0.265	0-3 K			0-0 6-3			0-0 SH1-4		0-0 4-3	3	0	0	0	0	1	1											
Tommy John, R (1.1) Buddy Bradford, R (7, PH) OBP: 0.176, SLG: 0.176 OBP: 0.167, SLG: 0.261		0-0 5-3			0-0 1B			0-0 F8		2	0	1	0	0	0	1											
										2	0	0	0	0	0	2											
Inning Stats	R: 0 E: 0 K: 1 S: 7	H: 2 LOB: 2 BB: 0 P: 7	R: 0 E: 0 K: 1 S: 6	H: 1 LOB: 0 BB: 0 P: 6	R: 0 E: 0 K: 1 S: 5	H: 0 LOB: 0 BB: 0 P: 5	R: 0 E: 0 K: 0 S: 3	H: 0 LOB: 0 BB: 0 P: 3	R: 0 E: 0 K: 2 S: 8	H: 1 LOB: 1 BB: 0 P: 8	R: 0 E: 0 K: 0 S: 4	H: 1 LOB: 2 BB: 1 P: 8	R: 1 E: 0 K: 0 S: 5	H: 2 LOB: 2 BB: 0 P: 5	R: 0 E: 0 K: 1 S: 5	H: 0 LOB: 0 BB: 0 P: 5	R: 1 E: 0 K: 0 S: 4	H: 1 LOB: 0 BB: 0 P: 4	1B: 6 2B: 1 HR: 1	SF: 0 SAC: 1 DP: 0 HBP: 0	WP: 0 PB: 0 SB: 1 CS: 0	PA: 36					
PITCHER	IP	WLS	BF	H	R	ER	SO	BB	IBB	HBP	BLK	WP	HR	S	P	ERA	WHIP										
George Brunet, L (1.1) ERA: 2.33	7.0		29	7	1	1	5	1	0	0	0	0	0	38	42	1.29	1.143										
Jim McGlothlin, R (8, 1) ERA: 4.3	2.0	S	7	1	1	1	1	0	0	0	0	0	1	9	9	4.50	0.500										

Batter	1	2	3	4	5	6	7	8	9	10	AB	R	H	RBI	BB	SO	LOB	TOP
Bert Campaneris, R OBP: 0.348, SLG: 0.339 (1, 6)	0-0 1-3			0-0 4-3		0-0 6-3			0-0 1B		4	0	1	0	0	0	1	Oakland Athletics @ Chicago White Sox Comiskey Park, Chicago, IL Fri May 17 1968, 8:05 PM EDT Att: 8,407 - Unknown 
Reggie Jackson, L OBP: 0.314, SLG: 0.433 (1, 9)	0-0 5-3			0-0 5-3-6 1B			0-0 F8		0-0 F4		4	0	1	0	0	0	1	
Sal Bando, R OBP: 0.277, SLG: 0.333 (1, 5)	0-0 F3			0-0 5-3-6 1-2			0-0 1-3			0-0 SH2-4 1B	4	0	1	0	0	0	1	
Ray Webster, L OBP: 0.230, SLG: 0.322 (1, 3)		0-0 3-1			0-0 4-3		0-0 F7			0-0 SH2-4 1-2	3	0	0	0	0	0	0	
Joe Rudi, R OBP: 0.379, SLG: 0.458 (9, 7)		0-0 5-3			0-0 6-3			0-0 5-3		0-0 F7	3	0	0	0	0	0	0	
Danny Cater, R OBP: 0.344, SLG: 0.351 (10, PH)		0-0 5-3			0-0 6-3			0-0 5-3		0-0 F7	0	0	0	0	0	0	0	
Floyd Robinson, L OBP: 0.333, SLG: 0.590 (10, 7)		0-0 5-3			0-0 6-3			0-0 5-3		0-0 F7	1	0	0	0	0	0	1	
Mike Hershberger, R OBP: 0.118, SLG: 0.065 (10, 7)		0-0 5-3			0-0 6-3			0-0 5-3		0-0 F7	0	0	0	0	0	0	0	
John Donaldson, L OBP: 0.248, SLG: 0.196 (1, 4)		0-0 1-3			0-0 1-3			0-0 F7		0-0 F7	4	0	0	0	0	0	1	
Jim Paoliaroni, R OBP: 0.357, SLG: 0.361 (1, 2)			0-0 4-3			0-3 K		0-0 F7			3	0	0	0	0	1	0	
Jim Gosger, L OBP: 0.167, SLG: 0.048 (1, 8)			0-0 F7			0-0 SH3-4 1B		0-0 G2			3	0	1	0	0	0	0	
Jim Nash, R (1, 1)			0-0 1-3			0-0 SH3-4 1-2		0-3 K			2	0	0	0	0	1	0	
Inning Stats	R: 0 E: 0 K: 0 S: 3	H: 0 LOB: 0 BB: 0 P: 3	R: 0 E: 0 K: 0 S: 3	H: 0 LOB: 0 BB: 0 P: 3	R: 0 E: 0 K: 0 S: 3	H: 1 LOB: 0 BB: 0 P: 3	R: 0 E: 0 K: 1 S: 6	H: 0 LOB: 0 BB: 0 P: 3	R: 0 E: 0 K: 0 S: 3	H: 0 LOB: 0 BB: 0 P: 3	R: 0 E: 0 K: 1 S: 6	H: 1 LOB: 1 BB: 0 P: 6	R: 0 E: 0 K: 0 S: 4	H: 1 LOB: 1 BB: 0 P: 4	1B: 4 2B: 1 3B: 0 HR: 0	SF: 0 SAC: 2 DP: 1 HBP: 0	WP: 0 PA: 33 PB: 0 SB: 0 CS: 0	
PITCHER Joe Horlen, R ERA: 2.12 (1, 1)	IP: 10.0 W: 10 L: 3 BF: 33 H: 4 R: 0 ER: 0 SO: 2 BB: 0 IBB: 0 HBP: 0 BLK: 0 WP: 0 HR: 0 S: 37 P: 37 ERA: 0.00 WHIP: 0.400																	

Batter	1	2	3	4	5	6	7	8	9	10	AB	R	H	RBI	BB	SO	LOB	BOTTOM
Luis Aparicio, R OBP: 0.290, SLG: 0.378 (1, 6)	0-0 F8		0-0 F8			0-0 F8			0-0 F9		4	0	0	0	0	0	0	Oakland Athletics @ Chicago White Sox Comiskey Park, Chicago, IL Fri May 17 1968, 8:05 PM EDT Att: 8,407 - Unknown 
Bill Voss, L OBP: 0.236, SLG: 0.163 (1, 8) (10, 9)	4-0 BB			0-0 F9		0-3 K		0-3 K	0-0 G3		3	0	0	0	1	1	0	
Pete Ward, L OBP: 0.375, SLG: 0.510 (1, 7)	0-3 K			0-3 K		0-3 K		0-3 K	0-3 K		4	0	0	0	0	4	1	
Ken Berry, R OBP: 0.274, SLG: 0.363 (10, 8)	0-3 K			0-3 K		0-3 K		0-3 K	0-3 K		0	0	0	0	0	0	0	
Tom McCraw, L OBP: 0.274, SLG: 0.374 (1, 3)	0-3 K			0-0 F5		0-0 3B		0-0 6-3		0-0 1B 3B	4	1	2	0	0	1	1	
Russ Snyder, L OBP: 0.125, SLG: 0.103 (1, 9) (10, 7)		0-0 6-3			0-3 K		0-0 6-3		0-3 K		4	0	0	0	0	2	2	
Bill Melton, R OBP: 0.273, SLG: 0.275 (1, 5)		0-3 K			0-3 K		0-3 K		4-0 BB		2	0	0	0	1	2	0	
Sandy Alomar Sr., S OBP: 0.590, SLG: 0.333 (8, PR) (9, 5)		0-3 K			0-3 K		0-3 K		4-0 1B IBB		0	0	0	0	1	0	0	
Tim Cullen, R OBP: 0.278, SLG: 0.254 (1, 4)		0-3 K			0-0 4-3		0-3 K		4-0 1B IBB		2	0	0	0	0	1	0	
Wayne Causey, L OBP: 0.269, SLG: 0.095 (9, 4)		0-3 K			0-0 4-3		0-3 K		1-2 1B IBB		1	0	0	0	1	1	1	
Jerry McNertney, R OBP: 0.125, SLG: 0.125 (1, 2)			0-0 L3			0-0 G3		0-0 F7		0-3 K	3	0	0	0	0	0	1	
Tommy Davis, R OBP: 0.230, SLG: 0.343 (10, PH)			0-0 F8			0-0 1-3		0-0 F6		0-0 1B	1	0	0	0	0	1	3	
Joe Horlen, R (1, 1)			0-0 F8			0-0 1-3		0-0 F6		1-2 2-3 3-H 1B	3	0	0	0	0	0	1	
Duane Josephson, R OBP: 0.311, SLG: 0.330 (10, PH)			0-0 F8			0-0 1-3		0-0 F6		1-2 2-3 3-H 1B	1	0	1	1	0	0	0	
Inning Stats	R: 0 E: 0 K: 2 S: 7	H: 0 LOB: 1 BB: 1 P: 11	R: 0 E: 0 K: 2 S: 7	H: 0 LOB: 0 BB: 0 P: 7	R: 0 E: 0 K: 0 S: 3	H: 0 LOB: 0 BB: 0 P: 3	R: 0 E: 0 K: 1 S: 5	H: 0 LOB: 0 BB: 0 P: 5	R: 0 E: 0 K: 2 S: 7	H: 0 LOB: 0 BB: 0 P: 7	R: 0 E: 0 K: 1 S: 5	H: 1 LOB: 1 BB: 0 P: 8	R: 0 E: 0 K: 1 S: 5	H: 0 LOB: 0 BB: 0 P: 5	1B: 1 2B: 0 3B: 2 HR: 0	SF: 0 SAC: 0 DP: 0 HBP: 0	WP: 0 PA: 36 PB: 0 SB: 0 CS: 0	
PITCHER Jim Nash, R ERA: 2.36 (1, 1)	IP: 9.2 W: 9 L: 2 BF: 36 H: 3 R: 1 ER: 1 SO: 13 BB: 2 IBB: 2 HBP: 0 BLK: 0 WP: 0 HR: 0 S: 58 P: 74 ERA: 0.93 WHIP: 0.517																	

Batter	1	2	3	4	5	6	7	8	9	AB	R	H	RBI	BB	SO	LOB	TOP										
Bert Campaneris, R OBP: 0.352, SLG: 0.359 (1, 6)	0-0 4-3 3B		0-0 F7		0-0 FC6-4			0-0 SH2-4 FC2 1B		4	1	2	0	0	0	2	Oakland Athletics @ Chicago White Sox Comiskey Park, Chicago, IL Sat May 18 1968, 4:33 AM EDT Att: 3,752 - Unknown										
John Donaldson, L OBP: 0.250, SLG: 0.191 (1, 4)	0-0 4-3		0-0 4-3			4-0 CS BB		0-0 SH2-4 1-2		2	0	0	1	1	0	0											
Sal Bando, R OBP: 0.277, SLG: 0.346 (1, 5)	0-0 5-3			0-0 5-3		0-0 1-2 1B 3B		0-0 FC2 FC5-4 2-H		4	1	1	0	0	0	1											
Jim Pagliaroni, R OBP: 0.365, SLG: 0.359 (1, 2)	0-3 K			4-0 G5-4-3 BB		0-0 1-2 1B		0-0 FC5-4 1-2		3	0	1	1	1	1	1											
Joe Rudi, R OBP: 0.344, SLG: 0.407 Ray Webster, L OBP: 0.228, SLG: 0.319 (7, 3)		0-3 K		0-0 G5-4-3 1-2		0-0 F8			0-0 6-3	3	0	0	0	0	1	2											
Jim Gosger, L OBP: 0.176, SLG: 0.080 (1, 8)		0-0 F2			0-0 F8		0-0 F7			4	0	1	0	0	0	1											
Danny Cater, R OBP: 0.353, SLG: 0.377 (7, 7)		0-0 S 1B			0-0 1B 2B				0-0 F8	4	0	2	0	0	0	1											
Reggie Jackson, L OBP: 0.312, SLG: 0.427 (1, 9)		0-0 F4 1-2			0-0 2-H 1B				0-0 5-3	4	0	1	0	0	0	2											
Lew Krausse, R OBP: 0.231, SLG: 0.091 Paul Lindblad, L OBP: 0.400, SLG: 0.400 (8, 1)			0-3 K		4-0 1-2 BB FC6-4					2	0	0	0	1	1	0											
Inning Stats	R: 1 E: 0 K: 1 S: 6	H: 1 LOB: 0 BB: 0 P: 6	R: 0 E: 0 K: 1 S: 6	H: 1 LOB: 1 BB: 0 P: 6	R: 0 E: 0 K: 1 S: 5	H: 0 LOB: 0 BB: 0 P: 5	R: 0 E: 0 K: 0 S: 2	H: 0 LOB: 0 BB: 1 P: 6	R: 0 E: 0 K: 0 S: 4	H: 2 LOB: 2 BB: 1 P: 8	R: 0 E: 0 K: 0 S: 3	H: 0 LOB: 0 BB: 0 P: 3	R: 0 E: 0 K: 0 S: 4	H: 1 LOB: 1 BB: 0 P: 4	R: 0 E: 0 K: 0 S: 4	H: 1 LOB: 1 BB: 0 P: 4		1B: 5 2B: 1 3B: 2 HR: 0	SF: 0 SAC: 1 DP: 1 HBP: 0	WP: 0 PB: 0 SB: 2 CS: 1	PA: 35						
PITCHER	IP	WLS	BF	H	R	ER	SO	BB	IBB	HBP	BLK	WP	HR	S	P	ERA	WHIP										
Gary Peters, L ERA: 3.61 (1, 1)	6.0		24	6	2	2	3	3	0	0	0	0	0	27	39	3.00	1.500										
Hoyt Wilhelm, R ERA: 0.79 (7, 1)	2.0	W	7	1	0	0	0	0	0	0	0	0	0	7	7	0.00	0.500										
Wilbur Wood, L ERA: 2.19 (9, 1)	1.0	S	4	1	0	0	0	0	0	0	0	0	0	4	4	0.00	1.000										

Batter	1	2	3	4	5	6	7	8	9	AB	R	H	RBI	BB	SO	LOB	BOTTOM										
Luis Aparicio, R OBP: 0.289, SLG: 0.374 (1, 6)	0-0 1-3		0-0 4-3		0-0 F8			0-0 1-2 2B 1B		4	1	1	0	0	0	0	Oakland Athletics @ Chicago White Sox Comiskey Park, Chicago, IL Sat May 18 1968, 4:33 AM EDT Att: 3,752 - Unknown										
Bill Voess, L OBP: 0.237, SLG: 0.170 (3, 9)	0-0 6-3 1B		0-0 4-3			0-0 F9		0-0 F9		4	0	1	0	0	0	2											
Pete Ward, L OBP: 0.379, SLG: 0.514 (3, 7)	0-0 6-3		4-0 BB			0-0 F7		0-0 1-H 2-H 1B 2B		3	0	1	2	1	0	1											
Buddy Bradford, R OBP: 0.167, SLG: 0.261 (8, 7)	1-2									0	1	0	0	0	0	0											
Tom McCraw, L OBP: 0.273, SLG: 0.369 (1, 3)	0-0 4-3		0-0 F8			0-0 F3		0-0 2-H 1B		4	0	1	1	0	0	2											
Duane Josephson, R OBP: 0.303, SLG: 0.320 (1, 2)		0-0 F8		0-0 1-3					0-0 F3	3	0	0	0	0	0	0											
Tommy Davis, R OBP: 0.227, SLG: 0.338 Ken Berry, R OBP: 0.269, SLG: 0.356 (3, 8)		0-0 6-3		0-0 4-3					0-0 F3	1	0	0	0	0	0	0											
Bill Melton, R OBP: 0.277, SLG: 0.302 (1, 5)		0-0 1B 2B		0-0 5-3					0-0 F4	3	1	1	0	0	0	0											
Tim Cullen, R OBP: 0.284, SLG: 0.260 Russ Snyder, L OBP: 0.146, SLG: 0.125 Sandy Alomar Sr., S OBP: 0.500, SLG: 0.333 (9, 4)		0-0 2-H 1B			0-0 6-3				0-0 1B 2B 1B	2	0	1	1	0	0	0											
Gary Peters, L OBP: 0.360, SLG: 0.609 Hoyt Wilhelm, R (7, 1)		0-0 F6			0-0 F3				0-0 F7	2	0	0	0	0	0	0											
Wayne Causey, L OBP: 0.259, SLG: 0.091 Wilbur Wood, R (9, 1)										1	0	0	0	0	0	1											
Inning Stats	R: 0 E: 0 K: 0 S: 4	H: 1 LOB: 1 BB: 0 P: 4	R: 1 E: 0 K: 0 S: 5	H: 2 LOB: 1 BB: 0 P: 5	R: 0 E: 0 K: 0 S: 3	H: 0 LOB: 1 BB: 1 P: 7	R: 0 E: 0 K: 0 S: 3	H: 0 LOB: 0 BB: 0 P: 3	R: 0 E: 0 K: 0 S: 3	H: 0 LOB: 0 BB: 0 P: 3	R: 0 E: 0 K: 0 S: 3	H: 0 LOB: 0 BB: 0 P: 3	R: 0 E: 0 K: 0 S: 3	H: 0 LOB: 0 BB: 0 P: 3	R: 3 E: 0 K: 0 S: 6	H: 4 LOB: 2 BB: 0 P: 6	1B: 5 2B: 2 3B: 0 HR: 0	SF: 0 SAC: 0 DP: 0 HBP: 0	WP: 0 PB: 0 SB: 0 CS: 0	PA: 31							
PITCHER	IP	WLS	BF	H	R	ER	SO	BB	IBB	HBP	BLK	WP	HR	S	P	ERA	WHIP										
Lew Krausse, R ERA: 3.72 (1, 1)	7.1	L	28	5	3	3	0	1	0	0	0	0	0	27	31	3.68	0.818										
Paul Lindblad, L ERA: 1.37 (8, 1)	0.2		3	2	1	1	0	0	0	0	0	0	0	3	3	13.50	3.000										



Batter	1	2	3	4	5	6	7	8	9	AB	R	H	RBI	BB	SO	LOB	TOP			
Bert Campaneris, R OBP: 0.356, SLG: 0.364 (1, 6)	1-4-3		1B E		5-3		5-3 1B			4	1	2	0	0	0	1				
Danny Cater, R OBP: 0.361, SLG: 0.375 (1, 3)	4-3		E4 4-3 1B		HBP BB		5-3 1-2			3	1	1	0	1	0	1				
Sal Bando, R OBP: 0.276, SLG: 0.338 (1, 5) (6, 7)	5-3		4-3 IBB		K		1-3			3	0	0	0	1	1	3				
Jim Pagliaroni, R OBP: 0.360, SLG: 0.354 Rene Lachemann, R OBP: 0.149, SLG: 0.133 (3, PH) (3, 2)		F9	4-3		HBP		6-3			1	0	0	0	0	0	0				
Joe Rudi, R OBP: 0.314, SLG: 0.367 Ed Sprague, R (6, 1)		F9	K		F3		G3			3	0	0	0	0	1	4				
Floyd Robinson, L OBP: 0.318, SLG: 0.476 Diego Segui, R (8, 1) (8, 1)		F9								0	0	0	0	0	0	0				
Jim Gosger, L OBP: 0.188, SLG: 0.103 (1, 8)		S 1B			G3		F9			4	0	1	0	0	0	0				
Dick Green, R OBP: 0.440, SLG: 0.300 (1, 4) (6, 5)		4-0 1-2 BB			1-3 1B		1-3			3	0	1	0	1	1	0				
Reggie Jackson, L OBP: 0.303, SLG: 0.415 (1, 9)		0-3 K			L4-3		K			4	0	0	0	0	2	3				
Caffish Hunter, R OBP: 0.435, SLG: 0.522 Ted Kubiak, S OBP: 0.250, SLG: 0.200 (1, 1) (6, 4)					5-3		HBP 5-3 1B			2	0	1	0	0	0	0				
					1-3		1-3			2	0	0	0	0	0	0				
Inning Stats	R: 0 E: 0 K: 0 S: 3	H: 0 LOB: 0 BB: 0 P: 3	R: 0 E: 0 K: 1 S: 6	H: 1 LOB: 2 BB: 1 P: 10	R: 2 E: 1 K: 1 S: 7	H: 2 LOB: 1 BB: 1 P: 11	R: 0 E: 0 K: 0 S: 3	H: 1 LOB: 0 BB: 0 P: 3	R: 0 E: 0 K: 1 S: 5	H: 0 LOB: 0 BB: 0 P: 5	R: 0 E: 0 K: 0 S: 4	H: 1 LOB: 1 BB: 0 P: 4	R: 0 E: 0 K: 0 S: 3	H: 0 LOB: 0 BB: 0 P: 3	R: 0 E: 0 K: 1 S: 5	H: 0 LOB: 0 BB: 0 P: 5	1B: 6 2B: 1 3B: 0 HR: 0	SF: 0 SAC: 0 DP: 1 HBP: 1	WP: 0 PB: 0 SB: 1 CS: 0	PA: 36
PITCHER Tommy John, L ERA: 1.51 (1, 1)	IP: 9.0 WLS: W BF: 36 H: 6 R: 2 ER: 0 SO: 5 BB: 2 IBB: 1 HBP: 1 BLK: 0 WP: 0 HR: 0 S: 42 P: 55 ERA: 0.00 WHIP: 0.889																			

Oakland Athletics @ Chicago White Sox
Comiskey Park, Chicago, IL
Sun May 19 1968, 4:33 AM EDT
Unknown

AB	32
R	2
H	6
RBI	1
BB	3
SO	5
LOB	13



Batter	1	2	3	4	5	6	7	8	9	AB	R	H	RBI	BB	SO	LOB	BOTTOM			
Luis Aparicio, R OBP: 0.295, SLG: 0.378 (1, 6)	K		1B 1B		4-3		CS 1B			4	1	2	1	0	1	1				
Bill Voos, L OBP: 0.270, SLG: 0.182 (1, 9)	CS BB		1B 1-3		F6		CS 1-2			2	0	1	0	2	0	0				
Pete Ward, L OBP: 0.375, SLG: 0.595 Buddy Bradford, R OBP: 0.167, SLG: 0.261 (1, 7) (6, 7)	K		1-3 3-H 1B		F9		4-3 BB			4	0	1	1	0	1	2				
Tom McCraw, L OBP: 0.272, SLG: 0.393 (1, 3)		E4	F9		HR		4-3			4	1	1	1	0	0	3				
Duane Josephson, R OBP: 0.306, SLG: 0.317 Bob Priddy, R (4, PR) Jerry McNertney, R OBP: 0.200, SLG: 0.111 (1, 2) (5, 2)		F9			SH2-3 HR BB		5-3			1	0	0	0	1	0	1				
Ken Berry, R OBP: 0.261, SLG: 0.346 (1, 8)		K			SH2-3 1-2		F5			3	0	0	0	0	1	2				
Bill Melton, R OBP: 0.255, SLG: 0.277 (1, 5)		F5			F5		G3			4	0	0	0	0	1	3				
Tim Cullen, R OBP: 0.294, SLG: 0.263 (1, 4)			F4		HR IBB		2-3 WP 1B 1B			3	2	1	0	1	1	0				
Tommy John, R OBP: 0.200, SLG: 0.350 (1, 1)			6-3		HR		2-3			3	1	1	3	0	0	1				
Inning Stats	R: 0 E: 0 K: 2 S: 6	H: 0 LOB: 1 BB: 1 P: 10	R: 0 E: 1 K: 1 S: 6	H: 0 LOB: 1 BB: 0 P: 6	R: 1 E: 0 K: 0 S: 6	H: 3 LOB: 2 BB: 0 P: 6	R: 3 E: 0 K: 0 S: 4	H: 1 LOB: 1 BB: 2 P: 12	R: 1 E: 0 K: 0 S: 4	H: 1 LOB: 1 BB: 1 P: 8	R: 1 E: 0 K: 0 S: 4	H: 2 LOB: 0 BB: 0 P: 4	R: 0 E: 0 K: 0 S: 3	H: 0 LOB: 1 BB: 1 P: 7	R: 0 E: 0 K: 2 S: 7	H: 0 LOB: 0 BB: 0 P: 7	1B: 5 2B: 1 3B: 0 HR: 2	SF: 0 SAC: 1 DP: 1 HBP: 0	WP: 1 PB: 0 SB: 0 CS: 2	PA: 36
PITCHER Caffish Hunter, R ERA: 3.97 Ed Sprague, R ERA: 2.45 Diego Segui, R ERA: (1, 1) (6, 1) (8, 1)	IP: 5.0 WLS: L BF: 24 H: 5 R: 5 ER: 5 SO: 3 BB: 3 IBB: 0 HBP: 0 BLK: 0 WP: 1 HR: 2 S: 26 P: 42 ERA: 9.00 WHIP: 1.600																			

Oakland Athletics @ Chicago White Sox
Comiskey Park, Chicago, IL
Sun May 19 1968, 4:33 AM EDT
Unknown

AB	29
R	6
H	7
RBI	6
BB	5
SO	5
LOB	14



Batter	1	2	3	4	5	6	7	8	9	AB	R	H	RBI	BB	SO	LOB	TOP			
Bert Campaneris, R OBP: 0.346, SLG: 0.353 (1, 6)	0-0 5-3			0-3 K		0-0 F9		0-0 F9	4 0 0 0 0 1 0								Oakland Athletics @ Chicago White Sox Comiskey Park, Chicago, IL Sun May 19 1968, 4:38 AM EDT Att: 11,708 - Unknown			
John Donaldson, L OBP: 0.241, SLG: 0.184 (1, 4)	0-3 K			0-0 1-3		0-0 4-3		0-0 5-3	4 0 0 0 0 1 0											
Sal Bando, R OBP: 0.275, SLG: 0.336 (1, 5)	0-3 K			0-3 K			0-0 F8	0-0 1B	4 0 1 0 0 2 0											
Ray Webster, L OBP: 0.236, SLG: 0.350 (1, 3)		0-0 4-3			0-0 FC4-6 1B		0-0 HR	0-0 F6	4 1 2 1 0 0 1											
Floyd Robinson, L OBP: 0.292, SLG: 0.435 Danny Cater, R OBP: 0.356, SLG: 0.369 (7, PH) (7, 7)		0-0 4-3			0-0 FC4-6 G1-6-3 1-2		0-0 F7		2 0 0 0 0 0 1 1 0 0 0 0 0 0											
Jim Gosger, L OBP: 0.171, SLG: 0.094 (1, 8)		0-0 4-3			0-0 G1-6-3 1-2		0-0 F3		3 0 0 0 0 0 1											
Rene Lachemann, R OBP: 0.160, SLG: 0.146 (1, 2)			0-0 F2			0-0 FC5-4 1B		0-0 F9	3 0 1 0 0 0 0											
Reggie Jackson, L OBP: 0.297, SLG: 0.406 (1, 9)			0-3 K		0-0 FC5-4 HR 1-2		0-3 K		3 1 0 0 0 2 1											
Tony Pierce, R Jack Aker, R Rick Monday, R Diego Segui, R Joe Rudi, R Paul Lindblad, L (1, 1) (5, 1) (6, PH) (6, 1) (8, PH) (8, 1)			0-3 K		0-0 HR 1-H		0-0 5-3		1 0 0 0 0 1 0 0 0 0 0 0 0 0 1 1 1 2 0 0 0 0 0 0 0 0 0 0 1 0 0 0 0 0 0 0 0 0 0 0 0 0											
Inning Stats	R: 0 E: 0 K: 2 S: 7	H: 0 LOB: 0 BB: 0 P: 7	R: 0 E: 0 K: 0 S: 3	H: 0 LOB: 0 BB: 0 P: 3	R: 0 E: 0 K: 2 S: 7	H: 0 LOB: 0 BB: 0 P: 7	R: 0 E: 0 K: 0 S: 3	H: 1 LOB: 0 BB: 0 P: 3	R: 2 E: 0 K: 0 S: 5	H: 2 LOB: 0 BB: 0 P: 5	R: 1 E: 0 K: 0 S: 4	H: 1 LOB: 0 BB: 0 P: 4	R: 0 E: 0 K: 1 S: 5	H: 0 LOB: 0 BB: 0 P: 5	R: 0 E: 0 K: 0 S: 4	H: 1 LOB: 1 BB: 0 P: 4		1B: 3 2B: 0 3B: 0 HR: 2	SF: 0 SAC: 0 DP: 1 HBP: 0	WP: 0 PB: 0 CS: 0
PITCHER	IP WLS BF H R ER SO BB IBB HBP BLK WP HR S P ERA WHIP	IP WLS BF H R ER SO BB IBB HBP BLK WP HR S P ERA WHIP																		
Cisco Carlos, R ERA: 2.2 Wilbur Wood, L ERA: 1.99	(1, 1) 6.1 W 22 4 3 3 6 0 0 0 0 0 2 34 34 4.26 0.632	(7, 1) 2.2 S 9 1 0 0 1 0 0 0 0 0 0 11 11 0.00 0.375																		

AB	31
R	3
H	5
RBI	3
BB	0
SO	7
LOB	4



Batter	1	2	3	4	5	6	7	8	9	AB	R	H	RBI	BB	SO	LOB	BOTTOM			
Luis Aparicio, R OBP: 0.299, SLG: 0.382 (1, 6)	0-0 1B SF9 2B	0-0 F7			0-0 SH5-3 1-2 5-3		0-0 4-3	0-0 F4	4 2 1 0 0 0 4								Oakland Athletics @ Chicago White Sox Comiskey Park, Chicago, IL Sun May 19 1968, 4:38 AM EDT Att: 11,708 - Unknown			
Ken Berry, R OBP: 0.261, SLG: 0.342 (1, 8)	0-0 SF9 S 2-3 1B		0-0 1-3		0-0 SH5-3 1-2	0-0 4-3	0-0 4-3	0-0 4-3	4 0 1 0 0 0 0											
Pete Ward, L Buddy Bradford, R OBP: 0.374, SLG: 0.496 OBP: 0.286, SLG: 0.130 OBP: 0.154, SLG: 0.240 (1, 9) (6, PR) (6, 7)	0-0 F3 1-2		0-0 4-3		4-0 E 1B BB	0-3 K	0-0 5-3	0-0 5-3	2 0 0 0 1 0 2 2 1 0 0 0 1 0											
Tommy Davis, R Bill Voss, L OBP: 0.231, SLG: 0.342 OBP: 0.266, SLG: 0.179 (1, 7) (6, PR) (6, 9)	0-0 SF9 2-3 3-H		0-0 5-3		0-0 E 1B 1B	0-0 4-3	0-0 4-3	0-0 4-3	2 0 1 2 0 0 0 1 1 0 0 0 0 0											
Tom McCraw, L OBP: 0.263, SLG: 0.378 (1, 3)	0-0 4-3			0-0 1-3	0-0 E3 1B SH		0-0 F5		4 1 0 0 0 0 3											
Bill Melton, R Wayne Causey, L Sandy Alomar Sr., S OBP: 0.284, SLG: 0.271 OBP: 0.286, SLG: 0.130 OBP: 0.600, SLG: 0.500 (1, 5) (5, PH) (5, PR) (6, 5)		0-0 F8		4-0 1B BB	0-0 SH 1B 1B		0-0 S 1B	0-0 S 1B	1 0 0 0 1 0 0 1 0 1 2 0 0 0 1 2 1 0 0 0 0											
Tim Cullen, R OBP: 0.307, SLG: 0.269 (1, 4)		0-0 1-6-3		0-0 1B 1B 1-H	0-0 SH 1B		4-0 1B BB	0-0 1B BB	2 0 1 1 1 0 0											
Jerry McNertney, R OBP: 0.429, SLG: 0.333 (1, 2)		4-0 BB BB		0-0 1B 1B	0-0 1B 1B		0-0 1B BB	0-0 1B BB	3 0 3 2 1 0 0											
Cisco Carlos, R Wilbur Wood, R (1, 1) (7, 1)		4-0 BB BB		0-0 6-3	0-0 K		0-3 K	0-3 K	2 0 0 0 1 1 4 1 0 0 0 0 1 1											
Inning Stats	R: 1 E: 0 K: 0 S: 5	H: 2 LOB: 1 BB: 0 P: 5	R: 0 E: 0 K: 0 S: 3	H: 0 LOB: 2 BB: 2 P: 11	R: 0 E: 0 K: 0 S: 4	H: 2 LOB: 2 BB: 1 P: 8	R: 5 E: 1 K: 1 S: 10	H: 3 LOB: 2 BB: 1 P: 15	R: 0 E: 0 K: 1 S: 5	H: 0 LOB: 0 BB: 0 P: 5	R: 1 E: 0 K: 1 S: 6	H: 2 LOB: 1 BB: 1 P: 10	R: 0 E: 0 K: 0 S: 3	H: 0 LOB: 0 BB: 0 P: 3	R: 0 E: 0 K: 0 S: 3	H: 0 LOB: 0 BB: 0 P: 3		1B: 8 2B: 1 3B: 0 HR: 0	SF: 1 SAC: 2 DP: 0 HBP: 1	WP: 0 PB: 0 CS: 0
PITCHER	IP WLS BF H R ER SO BB IBB HBP BLK WP HR S P ERA WHIP	IP WLS BF H R ER SO BB IBB HBP BLK WP HR S P ERA WHIP																		
Tony Pierce, L Jack Aker, R Diego Segui, R Paul Lindblad, L ERA: 4.64 ERA: 0.61 ERA: 0.93 ERA: 1.32	(1, 1) 4.1 L 5 2 1 0 1 0 0 0 0 0 0 7 7 0.00 3.000	(6, 1) 2.0 8 2 1 1 2 1 0 0 0 0 0 11 15 4.50 1.500	(8, 1) 1.0 3 0 0 0 0 0 0 0 0 0 0 3 3 0.00 0.000																	

AB	30
R	7
H	9
RBI	7
BB	5
SO	3
LOB	14



Batter	1	2	3	4	5	6	7	8	9	AB	R	H	RBI	BB	SO	LOB	TOP
Luis Aparicio, R OBP: 0.298, SLG: 0.378 (1, 6)	0-0 6-3		0-0 CS 1B			0-0 F4		0-0 F3		4	0	1	0	0	0	0	Chicago White Sox @ Baltimore Orioles Memorial Stadium, Baltimore, MD Mon May 20 1968, 7:05 PM EDT Att: 6,021 - Unknown
Bill Voos, L OBP: 0.250, SLG: 0.167 (1, 9)	0-0 F8		0-3 K			0-0 F8		0-0 5-3		4	0	0	0	0	1	1	
Pete Ward, L OBP: 0.363, SLG: 0.500 Sandy Alomar Sr., S OBP: 0.600, SLG: 0.500 (1, 5) (8, PR) (8, 5)	4-0 BB			0-0 F9		0-0 1B		0-0 1B		3	0	2	0	1	0	0	
Tommy Davis, R OBP: 0.232, SLG: 0.338 (1, 7)	0-0 1-3			0-0 6-3		0-0 1B		0-0 F3		4	0	1	0	0	0	2	
Tom McCraw, L OBP: 0.254, SLG: 0.365 (1, 3)		0-0 G3		0-3 K		0-0 F8			0-0 F8	4	0	0	0	0	1	2	
Ken Berry, R OBP: 0.261, SLG: 0.357 (1, 8)		0-0 SH1 3B			0-0 5-3			0-0 F3		4	1	1	0	0	0	0	
Jerry McNertney, R OBP: 0.436, SLG: 0.308 Gary Peters, L OBP: 0.346, SLG: 0.583 (1, 2) (9, PH)		0-0 SH1			0-0 L1			4-0 BB		1	0	0	1	1	0	0	
Tim Cullen, R OBP: 0.311, SLG: 0.275 Russ Snyder, L OBP: 0.143, SLG: 0.122 Hoyt Wilhelm, R (1, 4) (7, PH) (7, 1)		0-3 K			0-0 1B			0-0 F8		2	0	1	0	0	1	0	
Jack Fisher, R OBP: 0.200, SLG: 0.200 Don McMahon, R Wayne Causey, L OBP: 0.276, SLG: 0.125 (1, 1) (5, 1) (7, PH) (7, 4)			0-3 K		0-3 K			0-0 F6		2	0	0	0	0	2	1	
Inning Stats	R: 0 E: 0 K: 0 S: 3	H: 0 LOB: 1 BB: 1 P: 7	R: 1 E: 0 K: 1 S: 6	H: 1 LOB: 0 BB: 0 P: 6	R: 0 E: 0 K: 2 S: 7	H: 1 LOB: 0 BB: 0 P: 7	R: 0 E: 0 K: 1 S: 5	H: 2 LOB: 2 BB: 0 P: 5	R: 0 E: 0 K: 0 S: 3	H: 0 LOB: 1 BB: 1 P: 7	R: 0 E: 0 K: 0 S: 4	H: 1 LOB: 1 BB: 0 P: 4	R: 0 E: 0 K: 1 S: 5	H: 0 LOB: 0 BB: 0 P: 5	1B: 5 2B: 1 3B: 1 HR: 0	SF: 0 SAC: 1 DP: 1 HBP: 0	
PITCHER Jim Hardin, R ERA: 2.84 (1, 1)	IP: 9.0 WLS: W BF: 34 H: 6 R: 1 ER: 1 SO: 6 BB: 2 IBB: 0 HBP: 0 BLK: 0 WP: 0 HR: 0 S: 44 P: 52 ERA: 1.00 WHIP: 0.889											PITCHER IP: WLS: BF: H: R: ER: SO: BB: IBB: HBP: BLK: WP: HR: S: P: ERA: WHIP					

Batter	1	2	3	4	5	6	7	8	9	AB	R	H	RBI	BB	SO	LOB	BOTTOM
Paul Blair, R OBP: 0.246, SLG: 0.273 (1, 8)	0-0 G6-3 1B	0-0 F3			0-0 6-3			4-0 FC6-4 BB		3	0	1	0	1	0	2	Chicago White Sox @ Baltimore Orioles Memorial Stadium, Baltimore, MD Mon May 20 1968, 7:05 PM EDT Att: 6,021 - Unknown
Davey Johnson, R OBP: 0.362, SLG: 0.380 (1, 4)	0-0 G6-3 1-2		0-0 F8		0-0 1B		0-0 F5		4	0	1	0	0	0	2		
Brooks Robinson, R OBP: 0.322, SLG: 0.412 (1, 5)	0-0 2B		0-0 6-3		0-0 1B		0-0 FC6-4 1-2		4	0	2	0	0	0	1		
Frank Robinson, R OBP: 0.343, SLG: 0.322 Dave May, L OBP: 0.234, SLG: 0.214 (1, 7) (9, 9)	1-0 HBP		0-0 HR 1B		0-0 F7			0-0 5-3		3	1	1	0	0	0	2	
Boog Powell, L OBP: 0.326, SLG: 0.445 (1, 3)	0-0 4-3		0-0 HR		0-0 4-3			0-0 1-3		4	1	1	2	0	0	4	
Curt Blefary, L OBP: 0.325, SLG: 0.301 (1, 9) (9, 7)		4-0 FC1-5 BB		0-0 F7		0-0 F8		4-0 BB		2	0	0	0	2	0		
Andy Etchebarren, R OBP: 0.362, SLG: 0.542 (1, 2)		0-0 FC2-5 1-2 1B		0-3 K		0-0 F8		0-0 5-3		4	0	1	0	0	1	1	
Mark Belanger, R OBP: 0.209, SLG: 0.238 (1, 6)		0-0 FC1-5 WP FC2-5 1-2 2-3		0-0 F8		0-0 6-3				3	0	0	0	0	2		
Jim Hardin, R OBP: 0.176, SLG: 0.294 (1, 1)		0-0 FC2-5 WP 1-2 2-3		0-3 K		0-0 F8				3	0	0	0	0	1	2	
Inning Stats	R: 0 E: 0 K: 0 S: 4	H: 2 LOB: 2 BB: 0 P: 5	R: 0 E: 0 K: 0 S: 4	H: 1 LOB: 2 BB: 1 P: 8	R: 2 E: 0 K: 0 S: 5	H: 2 LOB: 0 BB: 0 P: 5	R: 0 E: 0 K: 2 S: 7	H: 0 LOB: 0 BB: 0 P: 7	R: 0 E: 0 K: 0 S: 3	H: 0 LOB: 0 BB: 1 P: 3	R: 0 E: 0 K: 0 S: 3	H: 0 LOB: 1 BB: 1 P: 7	R: 0 E: 0 K: 0 S: 3	H: 0 LOB: 1 BB: 1 P: 7	1B: 5 2B: 1 3B: 0 HR: 1	SF: 0 SAC: 0 DP: 1 HBP: 1	
PITCHER Jack Fisher, R ERA: 3.72 Don McMahon, R ERA: 4.22 Hoyt Wilhelm, R ERA: 0.68 (1, 1) (5, 1) (7, 1)	IP: 4.1 WLS: L BF: 21 H: 7 R: 2 ER: 2 SO: 2 BB: 1 IBB: 0 HBP: 0 BLK: 0 WP: 1 HR: 1 S: 23 P: 28 ERA: 4.15 WHIP: 1.846											PITCHER IP: WLS: BF: H: R: ER: SO: BB: IBB: HBP: BLK: WP: HR: S: P: ERA: WHIP					



Batter	1	2	3	4	5	6	7	8	9	10	11	12	AB	R	H	RBI	BB	SO	LOB	TOP								
Luis Aparicio, R OBP: 0.293, SLG: 0.369 (1, 6)													6	0	1	0	0	2	5									
Russ Snyder, L Wilbur Wood, R Gary Peters, L Bob Locker, S Hoyt Wilhelm, R													4	0	0	0	0	0	3									
Pete Ward, L Buddy Bradford, R													3	0	0	0	1	1										
Tommy Davis, R Bill Melton, R													4	0	1	0	0	0	1									
Tom McCraw, L													5	0	0	0	0	1	2									
Ken Berry, R													5	1	2	0	0	1	2									
Tim Cullen, R Wayne Causey, L Sandy Alomar Sr., S													2	0	0	0	0	1	1									
Jerry McNertney, R													2	0	1	1	2	0	1									
Joe Horlen, R Bill Voss, L												1	0	0	0	0	0	1										
Inning Stats	R: 0 E: 0 K: 0 S: 4	H: 1 LOB: 1 BB: 0 P: 4	R: 0 E: 0 K: 2 S: 7	H: 0 LOB: 0 BB: 0 P: 7	R: 0 E: 0 K: 0 S: 3	H: 0 LOB: 1 BB: 1 P: 7	R: 0 E: 0 K: 1 S: 5	H: 0 LOB: 0 BB: 0 P: 6	R: 0 E: 0 K: 0 S: 4	H: 1 LOB: 1 BB: 0 P: 4	R: 0 E: 0 K: 1 S: 5	H: 0 LOB: 0 BB: 0 P: 5	R: 0 E: 0 K: 0 S: 3	H: 0 LOB: 0 BB: 0 P: 3	R: 1 E: 1 K: 0 S: 4	H: 2 LOB: 1 BB: 1 P: 8	R: 0 E: 0 K: 1 S: 6	H: 1 LOB: 2 BB: 1 P: 10	R: 0 E: 0 K: 2 S: 7	H: 0 LOB: 1 BB: 1 P: 11	R: 0 E: 0 K: 1 S: 5	H: 0 LOB: 0 BB: 0 P: 5	R: 1 E: 1 K: 0 S: 8	H: 3 LOB: 2 BB: 0 P: 8	1B: 6 2B: 0 3B: 0 HR: 0	SF: 0 SAC: 3 DP: 0 HBP: 0	WP: 0 PB: 1 SB: 0 CS: 0	PA: 47
PITCHER	IP WLS BF H R ER SO BB IBB HBP BLK WP HR S P ERA WHIP	IP WLS BF H R ER SO BB IBB HBP BLK WP HR S P ERA WHIP																			IP WLS BF H R ER SO BB IBB HBP BLK WP HR S P ERA WHIP							
Gene Brabender, R Eddie Watt, R	(1, 1) ERA: 1.94	3.0 L 13 3 1 1 4																			3.0 L 13 3 1 1 4 1 0 0 0 0 0 20 24 3.00 1.333							

Chicago White Sox @ Baltimore Orioles
Memorial Stadium, Baltimore, MD

Tue May 21 1968, 7:05 PM EDT
Att. 7,612 - Unknown

AB 40
R 2
H 6
RBI 1
BB 4
SO 9
LOB 26



Batter	1	2	3	4	5	6	7	8	9	10	11	12	AB	R	H	RBI	BB	SO	LOB	BOTTOM								
Paul Blair, R													5	1	1	0	1	0	0									
Davey Johnson, R													6	0	1	0	0	1	2									
Brooks Robinson, R													6	0	1	0	0	0	3									
Frank Robinson, R													5	0	1	0	0	1	1									
Boog Powell, L													4	0	2	1	1	0	0									
Curt Steffy, L														5	0	0	0	0	1	4								
Andy Etchebarren, R														3	0	0	0	2	1	1								
Mark Belanger, R Don Buford, S													2	0	0	0	0	1	1									
Gene Brabender, R Curt Motton, R Eddie Watt, R Dave May, L	(1, 1) ERA: 1.94	2.0 W 11 2 0 0 1																			2.0 W 11 2 0 0 1 0 0 0 0 0 0 0 13 14 0.00 0.750							
Inning Stats	R: 0 E: 0 K: 0 S: 3	H: 0 LOB: 0 BB: 0 P: 3	R: 0 E: 0 K: 1 S: 6	H: 1 LOB: 1 BB: 0 P: 6	R: 0 E: 0 K: 2 S: 8	H: 1 LOB: 1 BB: 0 P: 8	R: 0 E: 0 K: 0 S: 3	H: 0 LOB: 0 BB: 0 P: 3	R: 0 E: 0 K: 2 S: 7	H: 0 LOB: 1 BB: 1 P: 11	R: 0 E: 0 K: 0 S: 3	H: 0 LOB: 0 BB: 0 P: 5	R: 0 E: 0 K: 0 S: 5	H: 0 LOB: 0 BB: 0 P: 3	R: 1 E: 0 K: 1 S: 5	H: 2 LOB: 2 BB: 1 P: 9	R: 0 E: 0 K: 1 S: 5	H: 0 LOB: 0 BB: 0 P: 5	R: 0 E: 0 K: 0 S: 4	H: 1 LOB: 1 BB: 1 P: 4	R: 0 E: 0 K: 1 S: 5	H: 0 LOB: 0 BB: 0 P: 5	R: 0 E: 1 K: 0 S: 6	H: 1 LOB: 2 BB: 0 P: 6	1B: 4 2B: 2 3B: 0 HR: 0	SF: 0 SAC: 0 DP: 0 HBP: 0	WP: 0 PB: 0 SB: 0 CS: 0	PA: 48
PITCHER	IP WLS BF H R ER SO BB IBB HBP BLK WP HR S P ERA WHIP	IP WLS BF H R ER SO BB IBB HBP BLK WP HR S P ERA WHIP																			IP WLS BF H R ER SO BB IBB HBP BLK WP HR S P ERA WHIP							
Joe Horlen, R Wilbur Wood, L Bob Locker, R Hoyt Wilhelm, R	(1, 1) ERA: 1.94	7.0 27 2 2 1 1 1																			7.0 27 2 2 1 1 1 1 0 0 0 0 0 0 10 14 4.50 1.500							

Chicago White Sox @ Baltimore Orioles
Memorial Stadium, Baltimore, MD

Tue May 21 1968, 7:05 PM EDT
Att. 7,612 - Unknown

AB 43
R 1
H 6
RBI 1
BB 5
SO 9
LOB 16



Batter	1	2	3	4	5	6	7	8	9	AB	R	H	RBI	BB	SO	LOB	TOP				
Luis Aparicio, R OBP: 0.291, SLG: 0.361 (1, 6)			6-3 			F7 		FC4-6 		3	0	0	0	1	0	2					
Tim Cullen, R OBP: 0.302, SLG: 0.259 Hoyt Wilhelm, R (8, 1)	P6 					L6 		K 		0	0	0	0	0	0	0					
Pete Ward, L OBP: 0.378, SLG: 0.475 (4, 3)			K 			L4 		G3 		3	0	0	0	0	1	3					
Tommy Davis, R OBP: 0.233, SLG: 0.329 Bob Priddy, R (9, PR)	K 			3-1 			F7 			4	0	1	0	0	1	2					
Ken Berry, R OBP: 0.266, SLG: 0.350 (1, 8)	K 			F5 			FC6-4 BB 		F8 	3	0	0	0	1	1	3					
Tom McCraw, L OBP: 0.248, SLG: 0.352 Sandy Alomar Sr., S OBP: 0.556, SLG: 0.500 (1, 3) (4, 5)				4-3 			F8 			2	0	1	0	0	0	0					
Buddy Bradford, R OBP: 0.133, SLG: 0.207 Russ Snyder, L OBP: 0.128, SLG: 0.109 (1, 9) (9, PH)		G6-4-3 1B 		6-3 			FC6-4 1-2 		F7 	3	0	0	0	0	0	2					
Jerry McNertney, R OBP: 0.456, SLG: 0.316 (1, 2)		4-3 		5-3 			FC4-6 BB 1B 		K 	4	0	1	0	0	1	2					
Gary Peters, L OBP: 0.310, SLG: 0.519 Wayne Causey, L OBP: 0.323, SLG: 0.125 (1, 1) (8, PH) (8, 4)			K 			F8 		FC4-6 BB 1-2 		2	0	0	0	0	1	0					
Inning Stats	R: 0 E: 0 K: 2 S: 7	H: 0 LOB: 2 BB: 1 P: 12	R: 0 E: 0 K: 0 S: 3	H: 1 LOB: 0 BB: 0 P: 3	R: 0 E: 0 K: 2 S: 7	H: 0 LOB: 1 BB: 1 P: 11	R: 0 E: 0 K: 0 S: 3	H: 0 LOB: 0 BB: 0 P: 3	R: 0 E: 0 K: 0 S: 3	H: 0 LOB: 0 BB: 0 P: 3	R: 0 E: 0 K: 0 S: 3	H: 0 LOB: 1 BB: 1 P: 7	R: 0 E: 0 K: 1 S: 6	H: 1 LOB: 2 BB: 1 P: 10	R: 0 E: 0 K: 1 S: 7	H: 2 LOB: 2 BB: 0 P: 7	1B: 4 2B: 0 3B: 0 HR: 0	SF: 0 SAC: 0 DP: 1 HBP: 1	WP: 0 PB: 0 SB: 3 CS: 0	PA: 35	
PITCHER	IP WLS BF H R ER SO BB IBB HBP BLK WP HR S P ERA WHIP	8.1 W 33 4 0 0 5 4 0 1 0 0 0 0 38 55 0.00 0.960	0.2 S 2 0 0 0 1 0 0 0 0 0 0 0 4 4 0.00 0.000																		


Chicago White Sox @ Washington Senators
D.C. Stadium, Washington, DC
Wed May 22 1968, 7:05 PM EDT
Att: 6,493 - Unknown


AB 27
R 0
H 4
RBI 0
BB 3
SO 5
LOB 17

Batter	1	2	3	4	5	6	7	8	9	AB	R	H	RBI	BB	SO	LOB	BOTTOM				
Del Unser, L OBP: 0.293, SLG: 0.321 (1, 8)	K 		2B 1B 			F8 		SH1-3 1-2 		3	0	1	0	0	1	0					
Cap Peterson, R OBP: 0.244, SLG: 0.162 (1, 7)	FC5 1B 		K 			6-3 		F8 		4	0	1	0	0	1	2					
Frank Howard, R OBP: 0.406, SLG: 0.787 (1, 3)								HR 1B 		4	1	3	0	0	1	0					
Ken McMullen, R OBP: 0.348, SLG: 0.508 (1, 5)	P6 		4-0 IBB 			P4 		P4 		3	0	0	0	1	0	3					
Sam Bowens, R OBP: 0.264, SLG: 0.343 (1, 9)	FC5 2-3f 		K 					F7 		4	1	1	2	0	1	5					
Ron Hansen, R OBP: 0.280, SLG: 0.319 (1, 6)		K 		F8 		5-3 				3	0	0	0	0	1	0					
Paul Casanova, R OBP: 0.120, SLG: 0.121 (1, 2)		1-3 		P3 		F8 				3	0	0	0	0	0	0					
Frank Coggins, S OBP: 0.237, SLG: 0.271 (1, 4)		5-3 		K 				6-3 		3	0	0	0	0	1	0					
Frank Bertaina, L OBP: 0.250, SLG: 0.182 Dave Baldwin, R (9, 1)			K 			F8 		SH1-3 1B 		3	0	1	0	0	1	0					
Inning Stats	R: 0 E: 0 K: 1 S: 7	H: 2 LOB: 2 BB: 0 P: 7	R: 0 E: 0 K: 1 S: 5	H: 0 LOB: 0 BB: 0 P: 5	R: 0 E: 0 K: 3 S: 11	H: 2 LOB: 3 BB: 1 P: 15	R: 0 E: 0 K: 1 S: 5	H: 0 LOB: 0 BB: 0 P: 5	R: 2 E: 0 K: 0 S: 5	H: 2 LOB: 0 BB: 0 P: 5	R: 0 E: 0 K: 0 S: 4	H: 1 LOB: 1 BB: 0 P: 4	R: 0 E: 0 K: 1 S: 5	H: 0 LOB: 0 BB: 0 P: 5	R: 0 E: 0 K: 1 S: 5	H: 0 LOB: 0 BB: 0 P: 5	1B: 5 2B: 1 3B: 0 HR: 1	SF: 0 SAC: 1 DP: 0 HBP: 0	WP: 0 PB: 0 SB: 0 CS: 0	PA: 32	
PITCHER	IP WLS BF H R ER SO BB IBB HBP BLK WP HR S P ERA WHIP	7.0 L 29 7 2 2 6 0 0 0 0 0 0 5 44 2.57 1.000	1.0 3 0 0 0 1 0 0 0 0 0 0 0 5 5 0.00 0.000																		

Chicago White Sox @ Washington Senators
D.C. Stadium, Washington, DC
Wed May 22 1968, 7:05 PM EDT
Att: 6,493 - Unknown

AB 30
R 2
H 7
RBI 2
BB 1
SO 7
LOB 10

Batter	1	2	3	4	5	6	7	8	9	10	11	12	13	AB R H RBI BB SO LOB	TOP								
Luis Aparicio, R OBP: 0.297, SLG: 0.353 (1.6)	K		L8			F2			F4		FC5-4			6 0 1 0 0 1 2	<p>Chicago White Sox @ New York Yankees Yankee Stadium, Bronx, NY Fri May 24 1968, 7:05 PM EDT Att. 14,083 - Unknown - 58 F</p> <p>livebaseballscores.com</p> <p>AB 43 R 0 H 6 RBI 0 BB 7 SO 7 LOB 22</p> 								
Russ Snyder, L OBP: 0.113, SLG: 0.098 (1.7)	1-3		K			K			4-3		K			6 0 0 0 0 4 1									
Pete Ward, L OBP: 0.383, SLG: 0.464 (1.5)						F8								3 0 0 0 3 0 0									
Tommy Davis, R OBP: 0.247, SLG: 0.341 Buddy Bradford, R OBP: 0.129, SLG: 0.200 (7. PR)	F6								1-3		F6			3 0 2 0 0 0 1 1 0 0 0 0 0 1									
Wayne Causey, L OBP: 0.315, SLG: 0.120 Tim Cullen, R OBP: 0.302, SLG: 0.259 Tom McCraw, L OBP: 0.252, SLG: 0.362 (1.3)						L7		G1-6-3			1-3			1 0 0 0 0 0 2 0 0 0 0 0 0 0									
Ken Berry, R OBP: 0.269, SLG: 0.344 (1.8)						FC4-2			G3		1-3			5 0 1 0 1 0 4									
Jerry McNertney, R OBP: 0.414, SLG: 0.261 (1.2)						FC4-2			5-3					5 0 1 0 1 0 3									
Sandy Alomar Sr., S OBP: 0.429, SLG: 0.385 (1.4)						4-3			F3					4 0 0 0 1 1 4									
Tommy John, R OBP: 0.174, SLG: 0.304 Bill Voss, L OBP: 0.229, SLG: 0.159 Hoyt Wilhelm, R (10. PH)						K			F2					3 0 0 0 0 1 0 1 0 0 0 0 0 2									
Gary Peters, L OBP: 0.333, SLG: 0.519 Wilbur Wood, R (12.1)									6-3		F6			0 0 0 0 1 0 0 0 0 0 0 0 0 0									
Inning Stats	R: 0 E: 0 K: 1 S: 5	H: 0 LOB: 1 BB: 1 P: 9	R: 0 E: 0 K: 1 S: 6	H: 1 LOB: 1 BB: 0 P: 6	R: 0 E: 0 K: 2 S: 7	H: 0 LOB: 0 BB: 0 P: 7	R: 0 E: 0 K: 0 S: 4	H: 1 LOB: 1 BB: 0 P: 4	R: 0 E: 0 K: 0 S: 3	H: 0 LOB: 0 BB: 0 P: 3	R: 0 E: 0 K: 0 S: 3	H: 0 LOB: 1 BB: 1 P: 7	R: 0 E: 0 K: 1 S: 6	H: 1 LOB: 2 BB: 1 P: 10		R: 0 E: 0 K: 0 S: 4	H: 1 LOB: 2 BB: 1 P: 8	R: 0 E: 1 K: 1 S: 6	H: 0 LOB: 3 BB: 2 P: 14	1B: 5 2B: 0 3B: 1 HR: 0	SF: 0 SAC: 2 DP: 1 HBP: 0	WP: 1 PB: 0 SB: 2 CS: 0	PA: 52
PITCHER	IP WLS BF H R ER SO BB IBB HBP BLK WP HR S P ERA WHIP																						
Stan Bahnsen, R ERA: 2.04	10.0	36	4	0	0	5	3	0	0	0	0	0	0	0		43	55	0.00	0.700				
Steve Hamilton, L ERA: 3.27	0.1	3	1	0	0	1	1	0	0	0	0	0	0	0	4	8	0.00	6.000					
Joe Verbanic, R ERA: 1.64	2.2	W 13	1	0	0	1	0	3	0	0	1	0	0	12	24	0.00	0.375						

Batter	1	2	3	4	5	6	7	8	9	10	11	12	13	AB R H RBI BB SO LOB	BOTTOM										
Horace Clarke, S OBP: 0.248, SLG: 0.220 (1.4)	1-3		1-3			FC6-4				G3				6 0 2 0 0 0 1	<p>Chicago White Sox @ New York Yankees Yankee Stadium, Bronx, NY Fri May 24 1968, 7:05 PM EDT Att. 14,083 - Unknown - 58 F</p> <p>livebaseballscores.com</p> <p>AB 41 R 1 H 9 RBI 0 BB 4 SO 6 LOB 14</p> 										
Roy White, S OBP: 0.349, SLG: 0.419 (1.7)	L9					6-3				SH2-4				4 0 1 0 0 0 1											
Tom Tresh, S OBP: 0.259, SLG: 0.221 (1.6)	F5					F8				4-3				5 0 0 0 0 0 2											
Andy Kosco, R OBP: 0.311, SLG: 0.500 (1.9)						1-3								4 0 1 0 1 2 0											
Joe Pepitone, L OBP: 0.404, SLG: 0.405 (1.3)						BB				FC5-6				4 0 0 0 1 0 1											
Frank Fernandez, R OBP: 0.359, SLG: 0.452 (1.2)						BB				G3				4 0 2 0 1 1 1											
Bill Robinson, R OBP: 0.263, SLG: 0.236 (1.8)						BB				FC5-4				4 0 2 0 1 1 1											
Bobby Cox, R OBP: 0.305, SLG: 0.247 (1.5)						2B				K				5 0 0 0 0 0 6											
Stan Bahnsen, R ERA: 1.31 Dick Howser, R ERA: 0.54 Steve Hamilton, L ERA: 0.54 Joe Verbanic, R ERA: 0.54 Charlie Smith, R ERA: 0.54 Gene Michael, S ERA: 0.54 (11. PR)						6-3				FC5-4				5 0 0 0 0 0 6											
Inning Stats	R: 0 E: 0 K: 0 S: 3	H: 0 LOB: 0 BB: 0 P: 3	R: 0 E: 0 K: 1 S: 6	H: 1 LOB: 1 BB: 0 P: 6	R: 0 E: 0 K: 1 S: 5	H: 0 LOB: 0 BB: 0 P: 5	R: 0 E: 0 K: 0 S: 3	H: 0 LOB: 3 BB: 3 P: 15	R: 0 E: 0 K: 0 S: 4	H: 1 LOB: 1 BB: 0 P: 4	R: 0 E: 0 K: 0 S: 3	H: 2 LOB: 2 BB: 0 P: 6	R: 0 E: 0 K: 1 S: 6	H: 1 LOB: 1 BB: 0 P: 6		R: 0 E: 0 K: 1 S: 5	H: 0 LOB: 0 BB: 0 P: 5	R: 0 E: 0 K: 0 S: 3	H: 0 LOB: 0 BB: 0 P: 3	R: 1 E: 1 K: 0 S: 2	H: 2 LOB: 3 BB: 1 P: 6	1B: 6 2B: 3 3B: 0 HR: 0	SF: 0 SAC: 1 DP: 1 HBP: 0	WP: 0 PB: 0 SB: 0 CS: 1	PA: 46
PITCHER	IP WLS BF H R ER SO BB IBB HBP BLK WP HR S P ERA WHIP																								
Tommy John, L ERA: 1.31	9.0	34	6	0	0	4	3	0	0	0	0	0	0	22		51	0.00	1.000							
Hoyt Wilhelm, R ERA: 0.54	2.0	6	1	0	0	2	0	0	0	0	0	0	0	10		10	0.00	0.500							
Wilbur Wood, L ERA: 2.08	1.0	L 6	2	1	0	0	0	1	0	0	0	0	0	5	9	0.00	2.000								

Batter	1	2	3	4	5	6	7	8	9	AB	R	H	RBI	BB	SO	LOB	TOP			
Ken Berry, R (1, 8) OBP: 0.275, SLG: 0.346	0-0 CS 1B		0-0 6-3			0-0 6-3		0-0 1-3 2-H 1B		4	0	2	1	0	0	0	Chicago White Sox @ New York Yankees Yankee Stadium, Bronx, NY Sun May 26 1968, 3:33 AM EDT Overcast - 78 F			
Bill Voss, L (1, 9) OBP: 0.213, SLG: 0.139	0-0 F7		0-0 F9			0-0 F7		0-3 K		4	0	0	0	0	1	3				
Pete Ward, L (1, 5) OBP: 0.395, SLG: 0.469	1-0 1B HBP			4-0 1B BB		0-0 F6		0-0 4-3		2	0	0	0	1	0	2				
Tom McCraw, L (1, 3) OBP: 0.259, SLG: 0.353	0-0 1-2 1B			0-3 K		0-3 K		0-0 4-3		4	0	1	0	0	2	1				
Tommy Davis, R (1, 7) OBP: 0.238, SLG: 0.323	0-0 5-3			0-0 1-3 1B		0-0 L7		0-0 F7		4	0	1	0	0	0	2				
Gary Peters, L (1, 1) OBP: 0.313, SLG: 0.483		0-0 5-3		0-0 4-3		0-0 4-1		0-0 L6		2	0	0	0	0	0	1				
Jack Fisher, R (4, 1) OBP: 0.200, SLG: 0.200										0	0	0	0	0	0	0				
Russ Snyder, L (7, PH) OBP: 0.311, SLG: 0.094										1	0	0	0	0	0	0				
Bob Priddy, R (7, 1) OBP: 0.311, SLG: 0.094										0	0	0	0	0	0	0				
Wayne Causey, L (9, PH) OBP: 0.303, SLG: 0.115										1	0	0	0	0	0	0				
Duane Josephson, R (1, 2) OBP: 0.307, SLG: 0.311		0-3 K			0-0 F5			4-0 BB 1B BB		2	0	0	0	1	1	0				
Sandy Alomar Sr., S (8, PR) OBP: 0.429, SLG: 0.385										0	1	0	0	0	0	0				
Buddy Booker, L (8, 2) OBP: 0.429, SLG: 0.385										0	0	0	0	0	0	0				
Luis Aparicio, R (1, 6) OBP: 0.279, SLG: 0.338		0-0 F6			0-0 5-3			4-0 1B 1-2 BB		2	0	0	0	1	0	0				
Tim Cullen, R (1, 4) OBP: 0.301, SLG: 0.253			0-0 6-3			0-0 6-3		0-0 F8		3	0	0	0	0	0	2				
Inning Stats	R: 0 E: 0 K: 0 S: 4	H: 2 LOB: 2 BB: 0 P: 5	R: 0 E: 0 K: 1 S: 5	H: 0 LOB: 0 BB: 0 P: 5	R: 0 E: 0 K: 0 S: 3	H: 0 LOB: 1 BB: 1 P: 9	R: 0 E: 0 K: 0 S: 3	H: 0 LOB: 0 BB: 0 P: 3	R: 0 E: 0 K: 0 S: 3	H: 0 LOB: 0 BB: 0 P: 3	R: 0 E: 0 K: 1 S: 5	H: 0 LOB: 0 BB: 0 P: 5	R: 1 E: 0 K: 1 S: 6	H: 1 LOB: 2 BB: 2 P: 14	R: 0 E: 0 K: 0 S: 3	H: 0 LOB: 0 BB: 0 P: 3	1B: 4 2B: 0 3B: 0 HR: 0	SF: 0 SAC: 0 DP: 0 HBP: 1	WP: 0 PB: 0 SB: 0 CS: 1	PA: 33
PITCHER Mel Stottlemyre, R (1, 1) ERA: 2.29	IP: 9.0 WLS: W BF: 33 H: 4 R: 1 ER: 1 SO: 4 BB: 3 IBB: 0 HBP: 1 BLK: 0 WP: 0 HR: 0 S: 37 P: 50 ERA: 1.00 WHIP: 0.778																			

Batter	1	2	3	4	5	6	7	8	9	AB	R	H	RBI	BB	SO	LOB	BOTTOM			
Horace Clarke, S (1, 4) OBP: 0.248, SLG: 0.221	0-0 HR 1B		0-0 L8			0-0 E9 4-3 1-H 1B 1B		0-0 F7		4	2	2	0	0	0	0	Chicago White Sox @ New York Yankees Yankee Stadium, Bronx, NY Sun May 26 1968, 3:33 AM EDT Overcast - 78 F			
Roy White, S (1, 7) OBP: 0.350, SLG: 0.408	0-0 F6		0-0 L3		0-0 F9		1-0 HBP			3	0	0	0	0	0	2				
Tom Tresh, S (1, 6) OBP: 0.252, SLG: 0.238	0-0 1-H HR		0-0 6-3		0-0 4-3		0-0 F4			4	1	1	2	0	0	2				
Andy Kosco, R (1, 9) OBP: 0.306, SLG: 0.481	0-3 K			0-0 F7		0-0 2-3 1B		0-0 L5		4	0	1	1	0	1	0				
Joe Pepitone, L (1, 3) OBP: 0.367, SLG: 0.360	0-0 G3			0-0 2B 1B		0-0 F9		0-0 4-3		4	0	1	0	0	0	1				
Bobby Cox, R (1, 5) OBP: 0.304, SLG: 0.273		0-0 HR		0-0 B1		1-0 G5-4-3 HBP		0-0 5-3		3	1	1	1	0	0	1				
Bill Robinson, R (1, 8) OBP: 0.265, SLG: 0.253		0-0 6-3		0-0 1-3 2B		0-0 G5-4-3 1-2				3	0	1	0	0	0	1				
Ellie Rodriguez, R (1, 2) OBP: 0.367, SLG: 0.360		0-0 F8		0-0 5-3		0-0 5-3				3	0	0	0	0	0	2				
Mel Stottlemyre, R (1, 1) OBP: 0.310, SLG: 0.308		0-0 F8			0-0 1B E 1B		0-3 K			3	1	1	0	0	1	0				
Inning Stats	R: 2 E: 0 K: 1 S: 7	H: 2 LOB: 0 BB: 0 P: 7	R: 1 E: 0 K: 0 S: 4	H: 1 LOB: 0 BB: 0 P: 4	R: 0 E: 0 K: 0 S: 3	H: 2 LOB: 2 BB: 0 P: 5	R: 2 E: 1 K: 0 S: 6	H: 3 LOB: 1 BB: 0 P: 6	R: 0 E: 0 K: 0 S: 2	H: 0 LOB: 0 BB: 0 P: 3	R: 0 E: 0 K: 1 S: 5	H: 0 LOB: 1 BB: 0 P: 6	R: 0 E: 0 K: 0 S: 3	H: 0 LOB: 0 BB: 0 P: 3	R: 0 E: 0 K: 0 S: 3	H: 0 LOB: 0 BB: 0 P: 3		1B: 5 2B: 1 3B: 0 HR: 2	SF: 0 SAC: 0 DP: 1 HBP: 2	WP: 0 PB: 0 SB: 0 CS: 0
PITCHER Gary Peters, L (1, 1) ERA: 3.71 Jack Fisher, R (4, 1) ERA: 4.15 Bob Priddy, R (7, 1) ERA: 2.25	IP: 3.2 WLS: L BF: 16 H: 5 R: 3 ER: 3 SO: 3 BB: 0 IBB: 0 HBP: 0 BLK: 0 WP: 0 HR: 2 S: 18 P: 18 ERA: 7.36 WHIP: 1.364																			

AB	29
R	1
H	4
RBI	1
BB	3
SO	4
LOB	11



AB	31
R	5
H	8
RBI	4
BB	0
SO	2
LOB	9



Batter	1	2	3	4	5	6	7	8	9	10	AB	R	H	RBI	BB	SO	LOB	
Paul Blair, R OBP: 0.263, SLG: 0.288 (1, 8)	F8		5-3		5-3		F8			HR	5	1	1	1	0	0	0	
Curt Blefary, L OBP: 0.311, SLG: 0.274 Dave May, L OBP: 0.233, SLG: 0.205 (1, 9) (6, 9)	G3		HR HBP		G3		G1			K	2	1	0	0	0	0	0	
Curt Motton, R OBP: 0.359, SLG: 0.418 (1, 7)	6-3		HR		FC1-6 BB		K			B2-3	4	1	1	2	1	1	0	
Brooks Robinson, R OBP: 0.326, SLG: 0.418 (1, 5)		2-3 BB 1B	6-3		FC1-6 BB 1-2f		F8			FC5-6 1B	5	0	2	0	0	0	1	
Boog Powell, L OBP: 0.344, SLG: 0.424 (1, 3)		4-0 2-3 BB 1-2		F4		BB BB 1-2		F2		FC5-6 1-2f	3	0	0	0	2	0	1	
Davey Johnson, R OBP: 0.368, SLG: 0.381 (1, 4)		0-3 K		2-3		BB BB 1-2 2-3		K			3	0	0	0	1	2	2	
Andy Etchebarren, R OBP: 0.338, SLG: 0.449 (1, 2)		0-0 2-3 1-2 2-3		F8		BB BB 1-2 2-3		1-3			3	0	0	0	1	0	5	
Mark Belanger, R OBP: 0.221, SLG: 0.248 (1, 6)		0-0 6-3		F8				F8			4	0	1	0	0	0	2	
Tom Phoebus, R OBP: 0.111, SLG: 0.111 Don Buford, S OBP: 0.344, SLG: 0.429 Pete Richert, L OBP: 0.333, SLG: 0.667 (1, 1) (9, PH) (9, 1)			4-3		3-1			L3		F5	3	0	0	0	0	0	0	
											1	0	0	0	0	0	2	
											0	0	0	0	0	0	0	
Inning Stats	R: 0 E: 0 K: 0 S: 3	H: 0 LOB: 0 BB: 0 P: 3	R: 0 E: 0 K: 1 S: 6	H: 1 LOB: 2 BB: 1 P: 10	R: 2 E: 0 K: 1 S: 4	H: 1 LOB: 0 BB: 0 P: 5	R: 0 E: 0 K: 0 S: 3	H: 0 LOB: 0 BB: 0 P: 3	R: 0 E: 0 K: 0 S: 3	H: 0 LOB: 3 BB: 3 P: 15	R: 0 E: 0 K: 0 S: 5	H: 0 LOB: 0 BB: 0 P: 5	R: 0 E: 0 K: 1 S: 6	H: 1 LOB: 2 BB: 1 P: 10	R: 1 E: 0 K: 1 S: 7	H: 2 LOB: 1 BB: 0 P: 7	1B: 3 2B: 0 3B: 0 HR: 2	SF: 0 SAC: 0 DP: 0 HBP: 1
PITCHER	IP 8.0	WLS 31	BF 2	H 2	R 2	ER 2	SO 2	BB 4	IBB 0	HBP 1	BLK 0	WP 0	HR 1	S 30	P 47	ERA 2.25	WHIP 0.750	
Tommy John, L ERA: 1.41 Hoyt Wilhelm, R ERA: 0.87 (9, 1)	2.0	L	10	3	1	1	2	1	0	0	0	0	0	1	13	17	4.50	2.000


TOP

Baltimore Orioles @ Chicago White Sox
Milwaukee County Stadium, Milwaukee, WI

Tue May 28 1968, 8:05 PM EDT
Att. 18,748 - Unknown

AB	35
R	3
H	5
RBI	3
BB	5
SO	4
LOB	13

WP: 0 PA: 41
PB: 0
SB: 0
CS: 0



Batter	1	2	3	4	5	6	7	8	9	10	AB	R	H	RBI	BB	SO	LOB	
Buddy Bradford, R OBP: 0.146, SLG: 0.205 (1, 7)	CS 1B		F9		K			6-3			4	0	1	0	0	1	1	
Luis Aparicio, R OBP: 0.267, SLG: 0.345 (1, 6)	4-3 1-2 2B			F9 BLK WP 1B		G3-6-3 BB		F9			3	1	2	0	1	0	0	
Pete Ward, L OBP: 0.386, SLG: 0.457 (1, 5)	4-3 2-3			F9 1-3		G3-6-3 1-2f		K			4	0	0	0	0	1	3	
Tom McCraw, L OBP: 0.258, SLG: 0.364 (1, 3)	F6			K 3-H		BB BB BB BB		BB			3	0	0	0	1	2	1	
Bill Voss, L OBP: 0.216, SLG: 0.139 (1, 9)		4-0 BB G5-4-3		4-3		2-3		4-3			3	0	0	0	1	0	1	
Duane Josephson, R OBP: 0.305, SLG: 0.336 (1, 2)		0-0 G5-4-3 1-2f				HR		K			4	1	1	1	0	2	1	
Wayne Causey, L OBP: 0.300, SLG: 0.182 Tommy Davis, R OBP: 0.243, SLG: 0.327 (1, 4) (10, PH)		0-0 F7				HR		F7			3	0	0	0	0	0	0	
Ken Berry, R OBP: 0.273, SLG: 0.336 (1, 8)				5-3		FC1-6 BB		5-3			3	0	0	0	1	0	0	
Tommy John, R OBP: 0.154, SLG: 0.269 Hoyt Wilhelm, R (9, 1)				K		FC1-6 1-2f		6-3			3	0	0	0	0	1	1	
											0	0	0	0	0	0	0	
Inning Stats	R: 0 E: 0 K: 0 S: 4	H: 2 LOB: 1 BB: 0 P: 4	R: 0 E: 0 K: 0 S: 2	H: 0 LOB: 0 BB: 1 P: 6	R: 0 E: 0 K: 1 S: 5	H: 0 LOB: 0 BB: 0 P: 5	R: 1 E: 0 K: 1 S: 6	H: 1 LOB: 0 BB: 0 P: 6	R: 1 E: 0 K: 1 S: 6	H: 1 LOB: 1 BB: 1 P: 10	R: 0 E: 0 K: 1 S: 5	H: 0 LOB: 0 BB: 0 P: 5	R: 0 E: 0 K: 2 S: 7	H: 0 LOB: 0 BB: 0 P: 7	R: 0 E: 0 K: 1 S: 5	H: 0 LOB: 0 BB: 0 P: 5	1B: 2 2B: 1 3B: 0 HR: 1	SF: 0 SAC: 0 DP: 2 HBP: 0
PITCHER	IP 8.0	WLS 29	BF 4	H 2	R 2	ER 2	SO 4	BB 4	IBB 0	HBP 0	BLK 1	WP 1	HR 1	S 33	P 49	ERA 2.25	WHIP 1.000	
Tom Phoebus, R ERA: 1.98 Pete Richert, L ERA: 5.4 (9, 1)	2.0	W	6	0	0	0	3	0	0	0	0	0	0	0	12	12	0.00	0.000


BOTTOM

Baltimore Orioles @ Chicago White Sox
Milwaukee County Stadium, Milwaukee, WI

Tue May 28 1968, 8:05 PM EDT
Att. 18,748 - Unknown

AB	31
R	2
H	4
RBI	1
BB	4
SO	7
LOB	8

WP: 1 PA: 35
PB: 0
SB: 0
CS: 1



Batter	1	2	3	4	5	6	7	8	9	AB	R	H	RBI	BB	SO	LOB	TOP					
Paul Blair, R OBP: 0.263, SLG: 0.293 (1,8)	5-3			5-3		1B 2B		F7		4	1	1	0	0	0	1	<p>Baltimore Orioles @ Chicago White Sox Comiskey Park, Chicago, IL Wed May 29 1968, 8:05 PM EDT Att: 9,175 - Unknown</p>					
Curt Blefary, L OBP: 0.315, SLG: 0.275 (1,9)	4-3			1B BB		G4-6-3 1B		G3		3	0	1	1	1	0	1						
Curt Motton, R OBP: 0.347, SLG: 0.402 (1,7)	K			F7		L7		F6		4	0	0	0	0	1	2						
Boog Powell, L OBP: 0.352, SLG: 0.426 (1,3)		4-3				G4-6-3 1B				4	0	2	0	0	0	1						
Brooks Robinson, R OBP: 0.318, SLG: 0.407 (1,5)		K				1-3		F6		4	0	0	0	0	2	3						
Davey Johnson, R OBP: 0.360, SLG: 0.371 (1,4)		B2-3				1-3		F6		4	0	0	0	0	0	1						
Andy Etchebarren, R OBP: 0.325, SLG: 0.431 (1,2)				E6		1-3		K		3	0	0	0	0	1	0						
Mark Belanger, R OBP: 0.223, SLG: 0.258 (1,6)				G4-3-6				5-3		3	0	1	0	0	0	1						
Dave McNally, R (1,1)				K						2	0	0	0	0	2	1						
Don Buford, S (8, PH)										0	0	0	0	0	0	0						
Eddie Watt, R (8, 1)										0	0	0	0	0	0	0						
Inning Stats	R: 0 E: 0 K: 1 S: 5	H: 0 LOB: 0 BB: 0 P: 5	R: 0 E: 0 K: 1 S: 5	H: 0 LOB: 0 BB: 0 P: 5	R: 0 E: 1 K: 1 S: 5	H: 0 LOB: 0 BB: 0 P: 5	R: 0 E: 0 K: 0 S: 4	H: 1 LOB: 2 BB: 1 P: 8	R: 0 E: 0 K: 1 S: 6	H: 1 LOB: 1 BB: 0 P: 6	R: 1 E: 0 K: 0 S: 4	H: 2 LOB: 0 BB: 0 P: 4	R: 0 E: 0 K: 1 S: 5	H: 0 LOB: 0 BB: 0 P: 5	R: 0 E: 0 K: 0 S: 3	H: 0 LOB: 1 BB: 0 P: 4	R: 0 E: 0 K: 1 S: 6	H: 1 LOB: 1 BB: 0 P: 6	1B: 3 2B: 2 3B: 0 HR: 0	SF: 0 SAC: 0 DP: 2 HBP: 1	WP: 0 PB: 0 CS: 0	PA: 33
PITCHER Joe Horlen, R ERA: 1.52 (1,1)	IP: 9.0 WLS: W BF: 33 H: 5 R: 1 ER: 1 SO: 6 BB: 1 IBB: 0 HBP: 1 BLK: 0 WP: 0 HR: 0 S: 43 P: 48 ERA: 1.00 WHIP: 0.667															PITCHER						

AB	31
R	1
H	5
RBI	1
BB	1
SO	6
LOB	11



Batter	1	2	3	4	5	6	7	8	9	AB	R	H	RBI	BB	SO	LOB	BOTTOM					
Sandy Alomar Sr., S (1,4)	4-3							1-3		3	0	0	0	0	0	0	<p>Baltimore Orioles @ Chicago White Sox Comiskey Park, Chicago, IL Wed May 29 1968, 8:05 PM EDT Att: 9,175 - Unknown</p>					
Russ Snyder, L (8, PH)								1-3		1	0	0	0	0	0	0						
Tim Cullen, R (9,4)										0	0	0	0	0	0	0						
Luis Aparicio, R (1,6)	FC1-6 3B BB							1-3		3	1	0	0	1	0	0						
Pete Ward, L (1,7)										0	0	0	0	0	0	0						
Bill Voss, L (1, PR) (2,9)	FC1-6 1-2 HBP							F7		2	0	0	0	1	1	0						
Duane Josephson, R (1,2)	FC1-6 3B									3	1	0	0	0	1	3						
Tom McCraw, L (1,3)	1-2 3B									3	0	1	2	0	1	0						
Dick Kenworthy, R (1,5)	6-3									3	0	0	0	0	0	2						
Buddy Bradford, R (1,9) (2,7)										3	1	1	0	0	1	0						
Ken Berry, R (1,8)										3	0	1	1	0	0	0						
Joe Horlen, R (1,1)										3	0	0	0	0	0	1						
Inning Stats	R: 2 E: 0 K: 0 S: 4	H: 1 LOB: 2 BB: 1 P: 9	R: 0 E: 0 K: 0 S: 3	H: 0 LOB: 0 BB: 0 P: 3	R: 0 E: 0 K: 1 S: 5	H: 0 LOB: 1 BB: 1 P: 9	R: 1 E: 0 K: 0 S: 5	H: 2 LOB: 1 BB: 0 P: 5	R: 0 E: 0 K: 1 S: 5	H: 0 LOB: 0 BB: 0 P: 5	R: 0 E: 0 K: 1 S: 5	H: 0 LOB: 0 BB: 0 P: 5	R: 0 E: 0 K: 1 S: 3	H: 0 LOB: 0 BB: 0 P: 3	R: 0 E: 0 K: 0 S: 3	H: 0 LOB: 0 BB: 0 P: 3	R: 0 E: 0 K: 1 S: 3	H: 0 LOB: 0 BB: 0 P: 3	1B: 2 2B: 0 3B: 1 HR: 0	SF: 0 SAC: 0 DP: 0 HBP: 1	WP: 0 PB: 0 CS: 0	PA: 30
PITCHER Dave McNally, L ERA: 2.37 (1,1)	IP: 7.0 WLS: L BF: 27 H: 3 R: 3 ER: 3 SO: 4 BB: 2 IBB: 0 HBP: 1 BLK: 0 WP: 0 HR: 0 S: 32 P: 41 ERA: 3.86 WHIP: 0.714															PITCHER						
Eddie Watt, R (8, 1)	IP: 1.0 WLS: 3 BF: 0 H: 0 R: 0 ER: 0 SO: 0 BB: 0 IBB: 0 HBP: 0 BLK: 0 WP: 0 HR: 0 S: 3 P: 3 ERA: 0.00 WHIP: 0.000															PITCHER						

AB	27
R	3
H	3
RBI	3
BB	2
SO	4
LOB	6




Batter	1	2	3	4	5	6	7	8	9	AB	R	H	RBI	BB	SO	LOB	TOP					
Paul Blair, R OBP: 0.272, SLG: 0.293 (1, 8)	5-3		SF8 WP BB BB			K				3	1	1	0	2	1	1	Baltimore Orioles @ Chicago White Sox Comiskey Park, Chicago, IL Thu May 30 1968, 4:33 AM EDT Att: 12,755 - Unknown					
Dave May, L OBP: 0.231, SLG: 0.195 (1, 9)	G3		BB SF8 BB	F7			5-3	F8		4	0	0	0	1	0	4						
Curt Motton, R OBP: 0.333, SLG: 0.387 (1, 7)	K		SF8 BB						5-3	4	0	0	1	0	3	0						
Boog Powell, L OBP: 0.353, SLG: 0.421 (1, 3)		4-3		BB IBB					6-3	4	0	1	0	1	0	0						
Brooks Robinson, R OBP: 0.315, SLG: 0.398 (1, 5)		F8		BB					5-3	4	0	0	1	1	0	1						
Curt Blefary, L OBP: 0.314, SLG: 0.274 (1, 2)		F9		BB						4	1	1	0	0	1	4						
Davey Johnson, R OBP: 0.369, SLG: 0.379 (1, 4)			1B WP BB	F8						2	2	1	0	2	0	0						
Mark Belanger, R OBP: 0.238, SLG: 0.280 (1, 6)			WP BB	WP BB						4	1	3	0	0	1	2						
Dave Leonhard, R OBP: 0.182, SLG: 0.100 (1, 1)			K	B2					E9	4	0	1	1	0	1	4						
Inning Stats	R: 0 E: 0 K: 1 S: 5	H: 0 LOB: 0 BB: 0 P: 5	R: 0 E: 0 K: 0 S: 3	H: 0 LOB: 0 BB: 0 P: 3	R: 3 E: 0 K: 2 S: 8	H: 1 LOB: 3 BB: 5 P: 28	R: 0 E: 0 K: 0 S: 4	H: 1 LOB: 2 BB: 1 P: 8	R: 0 E: 0 K: 1 S: 6	H: 1 LOB: 1 BB: 0 P: 6	R: 0 E: 0 K: 1 S: 6	H: 2 LOB: 1 BB: 0 P: 6	R: 0 E: 0 K: 1 S: 5	H: 0 LOB: 0 BB: 0 P: 5	R: 2 E: 1 K: 1 S: 8	H: 3 LOB: 2 BB: 1 P: 12	R: 0 E: 0 K: 0 S: 3	H: 0 LOB: 0 BB: 0 P: 3	1B: 6 2B: 2 3B: 0 HR: 0	SF: 1 SAC: 0 DP: 0 HBP: 0	WP: 3 PB: 3 SB: 1 CS: 0	PA: 41
PITCHER	IP WLS BF H R ER SO BB IBB HBP BLK WP HR S P ERA WHIP																					
Bob Priddy, R ERA: 3.38 (1, 1)	2.1 L 11 1 3 3 2 3 0 0 0 0 1 0 12 24 11.57 1.714																					
Don McMahon, R ERA: 3.69 (3, 1)	2.2 13 2 0 0 2 2 1 0 0 1 0 14 26 0.00 1.500																					
Wilbur Wood, L ERA: 2.38 (6, 1)	3.0 5 2 2 3 1 0 0 0 0 1 0 19 23 6.00 2.000																					
Bob Locker, R ERA: 3.94 (9, 1)	1.0 3 0 0 0 0 0 0 0 0 0 0 3 3 0.00 0.000																					

Batter	1	2	3	4	5	6	7	8	9	AB	R	H	RBI	BB	SO	LOB	BOTTOM					
Luis Aparicio, R OBP: 0.291, SLG: 0.339 (1, 6)	6-3			FC3-6 BB		4-3				3	0	1	0	1	0	0	Baltimore Orioles @ Chicago White Sox Comiskey Park, Chicago, IL Thu May 30 1968, 4:33 AM EDT Att: 12,755 - Unknown					
Sandy Alomar Sr., S OBP: 0.333, SLG: 0.283 (1, 4)	1-3			FC3-6 BB		4-3				3	0	0	0	1	0	1						
Bill Voss, L OBP: 0.211, SLG: 0.129 (1, 9)	3-1			F4						4	0	0	0	0	1	2						
Tom McCraw, L OBP: 0.259, SLG: 0.374 (1, 3)		5-3		FC3-6 FC5-4						4	0	1	0	0	0	2						
Duane Josephson, R OBP: 0.288, SLG: 0.316 (1, 2)		1-3		FC5-4						4	0	0	0	0	1	3						
Dick Kenworthy, R (1, 5)		6-3								2	0	0	0	1	1	1						
Buddy Bradford, R OBP: 0.149, SLG: 0.200 (1, 7)				5-3						3	0	0	0	0	0	2						
Ken Berry, R OBP: 0.269, SLG: 0.329 (1, 8)				F8						3	0	0	0	0	0	1						
Bob Priddy, R Don McMahon, R Russ Snyder, L Wilbur Wood, R Wayne Causey, L Bob Locker, S (1, 1) (3, 1) (5, PH) (6, 1) (8, PH) (9, 1)				K						0 1 1 0 0 1 0 0	0 0 0 0 0 0 0 0	0 0 0 0 0 0 0 0	0 0 0 0 0 0 0 0	0 0 0 0 0 0 0 0	0 0 0 0 0 0 0 0	0 0 0 0 0 0 0 0						
Inning Stats	R: 0 E: 0 K: 0 S: 3	H: 0 LOB: 0 BB: 0 P: 3	R: 0 E: 0 K: 0 S: 3	H: 0 LOB: 0 BB: 0 P: 3	R: 0 E: 0 K: 1 S: 5	H: 0 LOB: 0 BB: 0 P: 5	R: 0 E: 0 K: 0 S: 4	H: 1 LOB: 2 BB: 1 P: 8	R: 0 E: 0 K: 0 S: 3	H: 0 LOB: 1 BB: 1 P: 7	R: 0 E: 0 K: 1 S: 5	H: 0 LOB: 0 BB: 0 P: 5	R: 0 E: 0 K: 1 S: 6	H: 1 LOB: 1 BB: 0 P: 6	R: 0 E: 0 K: 1 S: 5	H: 0 LOB: 1 BB: 1 P: 9	R: 0 E: 0 K: 1 S: 5	H: 0 LOB: 0 BB: 0 P: 5	1B: 2 2B: 0 3B: 0 HR: 0	SF: 0 SAC: 0 DP: 0 HBP: 0	WP: 0 PB: 1 SB: 0 CS: 0	PA: 32
PITCHER	IP WLS BF H R ER SO BB IBB HBP BLK WP HR S P ERA WHIP																					
Dave Leonhard, R ERA: 2.95 (1, 1)	9.0 W 32 2 0 0 5 3 0 0 0 0 0 39 51 0.00 0.556																					

Batter	1	2	3	4	5	6	7	8	9	10	11	12	13	14	AB	R	H	RBI	BB	SO	LOB	TOP			
Cesar Tovar, R OBP: 0.295, SLG: 0.328 (1.5) (7.6)	F9				6-3		FC6-4			6-3		6-3		F4	7	0	1	0	0	0	3				
Rod Carew, L OBP: 0.329, SLG: 0.389 Bob Miller, R (11.1)	1B		FC5-4			5-3		F2				6-3		K	4	0	1	0	1	0	1				
Tony Oliva, L OBP: 0.297, SLG: 0.350 (11.9)	1B		4-3			F9		F6		K					6	0	2	0	0	1	2				
Harmon Killebrew, R OBP: 0.372, SLG: 0.465 (11.3)	G6-4-3 IBB			L1-6 5-3 BB		K		5-3				6-3		K	4	0	0	0	2	2	1				
Bob Allison, R OBP: 0.341, SLG: 0.436 (11.7)	G6-4-3			5-3						1-3				5-3	6	1	2	1	0	0	4				
Ted Uhlander, L OBP: 0.295, SLG: 0.410 (11.8)		F7		L1-6						4-3				F6	6	0	2	0	0	0	1				
Jerry Zimmerman, R OBP: 0.273, SLG: 0.250 Frank Quiroz, R (7.PR)	F8						F8								3	0	1	0	0	0	0				
Bruce Lock, L OBP: 0.400, SLG: 0.333 (7.2)							FC3-6 1B			1B				E4	0	0	0	0	0	0	0				
Jackie Hernandez, R OBP: 0.292, SLG: 0.324 Frank Koontz, R OBP: 0.275, SLG: 0.286 Ron Pennington, L OBP: 0.314, SLG: 0.280 Jim Kaat, L OBP: 0.302, SLG: 0.366 Al Worthington, R OBP: 0.350, SLG: 0.310 (11.4)	L9						FC3-6 FC5-2 1B			K				F6	2	0	1	0	0	0	0				
Jim Merritt, L OBP: 0.231, SLG: 0.091 John Roseboro, L OBP: 0.281, SLG: 0.248 Rich Rollins, R OBP: 0.246, SLG: 0.371 (7.5)			4-3			SH1-4		FC5-2 FC6-4						F3	1	0	0	0	0	0	0				
Inning Stats	R: 0 E: 0 K: 0 S: 4	H: 2 LOB: 2 BB: 1 P: 5	R: 0 E: 0 K: 0 S: 3	H: 0 LOB: 0 BB: 0 P: 3	R: 0 E: 0 K: 0 S: 4	H: 1 LOB: 1 BB: 0 P: 4	R: 0 E: 0 K: 0 S: 2	H: 0 LOB: 0 BB: 1 P: 6	R: 0 E: 0 K: 1 S: 5	H: 0 LOB: 0 BB: 0 P: 5	R: 0 E: 0 K: 1 S: 6	H: 1 LOB: 1 BB: 1 P: 11	R: 0 E: 0 K: 1 S: 6	H: 1 LOB: 1 BB: 0 P: 6	R: 0 E: 0 K: 1 S: 6	H: 0 LOB: 0 BB: 0 P: 6	R: 0 E: 0 K: 1 S: 5	H: 0 LOB: 0 BB: 0 P: 5	R: 0 E: 0 K: 1 S: 3	H: 0 LOB: 0 BB: 0 P: 8	1B: 10 2B: 2 3B: 0 HR: 1	SF: 0 SAC: 1 DP: 2 HBP: 0	WP: 0 PB: 0 SB: 0 CS: 0	PA: 56	
PITCHER	IP	WLS	BF	H	R	ER	SO	BB	IBB	HBP	BLK	WP	HR	S	P	ERA	WHIP								
Gary Peters, L ERA: 3.53	6.0		25	7	1	1	0	0	0	0	0	0	0	1	1	0.00	1.333								
Bob Locker, R ERA: 3.485	0.1		1	0	0	0	0	0	0	0	0	0	0	1	1	0.00	0.000								
Wilbur Wood, L ERA: 2.34	0.2		2	0	0	0	0	0	0	0	0	0	0	2	2	0.00	0.000								
Hoyt Wilhelm, R ERA: 0.76	3.0		11	1	0	0	3	1	0	0	0	0	0	16	20	0.00	0.667								
Bob Priddy, R ERA: 2.95	3.0		14	4	0	0	2	0	0	0	0	0	0	18	18	0.00	1.333								
PITCHER	IP	WLS	BF	H	R	ER	SO	BB	IBB	HBP	BLK	WP	HR	S	P	ERA	WHIP								
Don McMahon, R ERA: 3.45	1.0		3	0	0	0	1	0	0	0	0	0	0	5	5	0.00	0.000								

Minnesota Twins @ Chicago White Sox
Comiskey Park, Chicago, IL
Fri May 31 1968, 8:05 PM EDT
Att. 9,667 - Unknown


AB 52
R 12
H 12
RBI 1
BB 3
SO 7
LOB 26



Batter	1	2	3	4	5	6	7	8	9	10	11	12	13	14	AB	R	H	RBI	BB	SO	LOB	BOTTOM			
Luis Aparicio, R OBP: 0.296, SLG: 0.348 (11.6)	4-3		L9		1-3		L9						B2-6-4 2B		7	0	3	1	0	0	2				
Tom McCraw, L OBP: 0.262, SLG: 0.364 (11.3)	3-1			G6-4-3 HBP		L9	F9			L8			B2-6-4 IBB		4	0	0	0	1	0	3				
Buddy Bradford, R OBP: 0.135, SLG: 0.180 (7.7)	K			G6-4-3		F3		G3					B2-6-4		5	0	0	0	0	2	2				
Bob Priddy, R Jerry McNertney, R OBP: 0.361, SLG: 0.233 (14.2)	K			G6-4-3		F3		G3		K			B2-6-4		0	0	0	0	0	0	2				
Tommy Davis, R OBP: 0.245, SLG: 0.327 Bill Voss, L OBP: 0.214, SLG: 0.126 (11.7)	K			G6-4-3		E6 1B		3-1					FC6-4 IBB		3	1	1	0	0	1	0				
Duane Josephson, R OBP: 0.282, SLG: 0.308 Don McMahon, R (14.1)	K			E6 1B		E6 1B		4-3					FC6-4		2	0	0	0	1	0	0				
Dick Kenworthy, R OBP: 0.417, SLG: 0.455 (11.5)										K			G3		6	1	4	0	0	1	0				
Ken Berry, R OBP: 0.265, SLG: 0.318 (11.8)	K									1-3 1B					6	1	4	0	0	1	0				
Tim Cullen, R OBP: 0.302, SLG: 0.255 Sandy Alomar Sr., S OBP: 0.304, SLG: 0.238 (8.4)				5-3			F7			6-3				F6	5	0	0	0	0	2	6				
Gary Peters, L OBP: 0.292, SLG: 0.324 Bob Locker, R OBP: 0.275, SLG: 0.286 Ron Pennington, L OBP: 0.314, SLG: 0.280 Wayne Cuskey, L OBP: 0.302, SLG: 0.366 Hoyt Wilhelm, R OBP: 0.350, SLG: 0.310 Russ Snyder, L OBP: 0.170, SLG: 0.088 (11.9)	3-1									SH2-4 1B				F4	3	0	1	0	0	0	0				
Inning Stats	R: 0 E: 0 K: 1 S: 5	H: 0 LOB: 0 BB: 0 P: 5	R: 0 E: 0 K: 3 S: 10	H: 1 LOB: 1 BB: 0 P: 10	R: 0 E: 0 K: 0 S: 3	H: 0 LOB: 0 BB: 0 P: 3	R: 0 E: 0 K: 0 S: 7	H: 2 LOB: 3 BB: 0 P: 8	R: 0 E: 0 K: 1 S: 5	H: 0 LOB: 0 BB: 0 P: 5	R: 0 E: 0 K: 0 S: 6	H: 0 LOB: 0 BB: 0 P: 6	R: 0 E: 0 K: 1 S: 5	H: 0 LOB: 0 BB: 0 P: 5	R: 0 E: 0 K: 1 S: 3	H: 1 LOB: 2 BB: 2 P: 11	R: 1 E: 0 K: 0 S: 3	H: 2 LOB: 3 BB: 1 P: 8	1B: 8 2B: 2 3B: 0 HR: 0	SF: 0 SAC: 2 DP: 2 HBP: 2	WP: 0 PB: 0 SB: 0 CS: 0	PA: 55			
PITCHER	IP	WLS	BF	H	R	ER	SO	BB	IBB	HBP	BLK	WP	HR	S	P	ERA	WHIP								
Jim Merritt, L ERA: 2.67	6.0		25	5	1	0	6	0	0	0	0	0	0	7	7	0.00	0.500								
Ron Ferranoski, L ERA: 1.21	2.0		7	1	0	0	0	0	0	0	0	0	0	7	7	0.00	0.500								
Al Worthington, R ERA: 0.94	2.0		7	1	0	0	3	0	0	0	0	0	0	13	13	0.00	0.500								
Bob Miller, R ERA: 4.61	3.1	L	16	3	1	1	1	0	3	1	0	0	0	14	27	2.70	0.900								

Minnesota Twins @ Chicago White Sox
Comiskey Park, Chicago, IL
Fri May 31 1968, 8:05 PM EDT
Att. 9,667 - Unknown

AB 48
R 2
H 10
RBI 2
BB 3
SO 10
LOB 18



Batter	1	2	3	4	5	6	7	8	9	AB	R	H	RBI	BB	SO	LOB	TOP																					
John Roseboro, L (1, 2) OBP: 0.273, SLG: 0.240	L9		K		G3			4-3		4	0	0	0	0	1	0	Minnesota Twins @ Chicago White Sox Comiskey Park, Chicago, IL Sat Jun 01 1968, 4:33 AM EDT Att: 3,857 - Unknown																					
Cesar Tovar, R (1, 4) OBP: 0.295, SLG: 0.326	5-3		F8			4-3		1-3 1B		4	0	1	0	0	0	0																						
Harmon Killebrew, R (1, 3) OBP: 0.374, SLG: 0.459	BB			F6		BB		1-3		2	0	0	0	2	0	1																						
Tony Oliva, L (1, 9) OBP: 0.296, SLG: 0.344	F7			L4		F8		1B		3	0	0	0	1	0	2																						
Bob Allison, R (1, 7) OBP: 0.338, SLG: 0.425		K		1B BB		L7		F3		3	0	0	0	1	1	3																						
Ted Uhlhaender, L (1, 8) OBP: 0.296, SLG: 0.406		K		1B			F9		F8	4	0	1	0	0	1	0																						
Rich Rollins, R (1, 5) OBP: 0.261, SLG: 0.379		1B		1-3			E5 FC4-6		1B	4	0	2	0	0	0	2																						
Jackie Hernandez, R (1, 6) OBP: 0.233, SLG: 0.264	5-3			6-3			FC4-6 1-2		F2	4	0	0	0	0	0	3																						
Dean Chance, R (1, 1) OBP: 0.065, SLG: 0.033			K		K		K		F8	4	0	0	0	0	3	2																						
Inning Stats	R: 0 E: 0 K: 0 S: 3	H: 0 LOB: 1 BB: 1 P: 7	R: 0 E: 0 K: 2 S: 8	H: 1 LOB: 1 BB: 0 P: 8	R: 0 E: 0 K: 2 S: 7	H: 0 LOB: 0 BB: 0 P: 7	R: 0 E: 0 K: 0 S: 4	H: 1 LOB: 2 BB: 1 P: 8	R: 0 E: 0 K: 1 S: 5	H: 0 LOB: 0 BB: 0 P: 5	R: 0 E: 0 K: 0 S: 3	H: 0 LOB: 1 BB: 1 P: 7	R: 0 E: 1 K: 1 S: 6	H: 0 LOB: 1 BB: 0 P: 6	R: 0 E: 0 K: 0 S: 4	H: 1 LOB: 2 BB: 1 P: 8	R: 0 E: 0 K: 0 S: 4	H: 1 LOB: 1 BB: 0 P: 4	1B: 4 2B: 0 3B: 0 HR: 0	SF: 0 SAC: 0 DP: 0 HBP: 0	WP: 0 PB: 0 SB: 0 CS: 0	PA: 36																
PITCHER	IP	WLS	BF	H	R	ER	SO	BB	IBB	HBP	BLK	WP	HR	S	P	ERA	WHIP	PITCHER				IP	WLS	BF	H	R	ER	SO	BB	IBB	HBP	BLK	WP	HR	S	P	ERA	WHIP
Cisco Carlos, R (1, 1) ERA: 2.97	6.0		23	2	0	0	5	3	0	0	0	0	0	30	42	0.00	0.833																					
Bob Locker, R (7, 1) ERA: 3.44	2.0		9	1	0	0	1	0	1	0	0	0	0	10	14	0.00	0.500																					
Wilbur Wood, L (9, 1) ERA: 2.27	1.0	W	4	1	0	0	0	0	0	0	0	0	0	4	4	0.00	1.000																					

AB	32
R	0
H	4
RBI	0
BB	4
SO	6
LOB	13



Batter	1	2	3	4	5	6	7	8	9	AB	R	H	RBI	BB	SO	LOB	BOTTOM																					
Luis Aparicio, R (1, 6) OBP: 0.290, SLG: 0.341	K			6-3		K			4-3	4	0	0	0	0	2	1	Minnesota Twins @ Chicago White Sox Comiskey Park, Chicago, IL Sat Jun 01 1968, 4:33 AM EDT Att: 3,857 - Unknown																					
Bill Voos, L (1, 9) OBP: 0.225, SLG: 0.133	6-3			BB		K		FC5-4 1B	1B	3	1	1	0	1	1	1																						
Tom McCraw, L (1, 3) OBP: 0.262, SLG: 0.361	F6			F7		1-3		FC5-4 1B	1B	4	0	1	0	0	0	1																						
Tommy Davis, R (1, 7) OBP: 0.236, SLG: 0.314		F7		5-3		1-6-3		FC5-4 1B	1B	4	0	0	0	0	0	3																						
Dick Kenworthy, R (1, 5) OBP: 0.375, SLG: 0.400		K		1-3		F6		1-2 3H 1B		4	0	1	1	0	1	0																						
Buddy Bradford, R (1, 8) OBP: 0.145, SLG: 0.173		K		K		6-3 SH3-4 BB				2	0	0	0	1	2	0																						
Jerry McNertney, R (1, 2) OBP: 0.342, SLG: 0.219			1-3		F9			SH3-4		2	0	0	0	0	0	0																						
Tim Cullen, R (1, 4) OBP: 0.299, SLG: 0.253				K		6-3		6-3		1	0	0	0	0	1	0																						
Russ Snyder, L (6, PH) OBP: 0.131, SLG: 0.086				K						0	0	0	0	1	0	0																						
Bob Locker, S (7, 1)										0	0	0	0	0	0	0																						
Duane Josephson, R (8, PH) OBP: 0.260, SLG: 0.306										1	0	0	0	0	0	1																						
Wilbur Wood, R (9, 1)										0	0	0	0	0	0	0																						
Cisco Carlos, R (1, 1) OBP: 0.279, SLG: 0.167				K		L7		4-3		2	0	0	0	0	0	2																						
Inning Stats	R: 0 E: 0 K: 1 S: 5	H: 0 LOB: 0 BB: 0 P: 5	R: 0 E: 0 K: 2 S: 7	H: 0 LOB: 0 BB: 0 P: 7	R: 0 E: 0 K: 0 S: 3	H: 0 LOB: 1 BB: 1 P: 7	R: 0 E: 0 K: 0 S: 3	H: 0 LOB: 0 BB: 0 P: 3	R: 0 E: 0 K: 0 S: 3	H: 0 LOB: 1 BB: 1 P: 7	R: 1 E: 0 K: 0 S: 5	H: 3 LOB: 2 BB: 0 P: 5	1B: 3 2B: 0 3B: 0 HR: 0	SF: 0 SAC: 1 DP: 0 HBP: 0	WP: 0 PB: 0 SB: 0 CS: 0	PA: 32																						
PITCHER	IP	WLS	BF	H	R	ER	SO	BB	IBB	HBP	BLK	WP	HR	S	P	ERA	WHIP	PITCHER				IP	WLS	BF	H	R	ER	SO	BB	IBB	HBP	BLK	WP	HR	S	P	ERA	WHIP
Dean Chance, R (1, 1) ERA: 2.64	8.2	L	32	3	1	1	8	3	0	0	0	0	0	45	57	1.04	0.692																					

AB	28
R	1
H	3
RBI	1
BB	3
SO	8
LOB	9



Batter	1	2	3	4	5	6	7	8	9	AB	R	H	RBI	BB	SO	LOB	TOP								
Cesar Tovar, R OBP: 0.292, SLG: 0.328 (1, 6)	0-0 6-3		0-0 2B		0-0 F9		0-0 F3		0-0 FC6-4	5	0	1	1	0	0	3	Minnesota Twins @ Chicago White Sox Comiskey Park, Chicago, IL Sun Jun 02 1968, 4:33 AM EDT Unknown livebaseballscorecards.com								
Rich Reese, L OBP: 0.217, SLG: 0.264 (1, 7)	0-0 3-1		0-0 1-3		0-0 4-3				0-0 G6-4-3	3	1	0	0	1	0	2									
Ron Clark, R OBP: 0.324, SLG: 0.300 (9, PH)									0-0 G6-4-3	1	0	0	0	0	0	2									
Harmon Killebrew, R OBP: 0.367, SLG: 0.447 (1, 3)	0-0 F7				0-0 F3				0-0 F5	4	0	0	0	0	0	1									
Tony Oliva, L OBP: 0.300, SLG: 0.348 (1, 9)		0-0 F5			0-0 F8				0-0 F5	4	0	2	0	0	0	0									
Rich Rollins, R OBP: 0.274, SLG: 0.386 (1, 5)		0-0 F9			0-0 6-3				0-0 1B	4	0	2	1	0	0	1									
Ted Uhlhaender, L OBP: 0.302, SLG: 0.405 (1, 8)		4-0 CS			0-0 1B				0-0 G3	3	0	1	0	1	0	2									
Bruce Look, L OBP: 0.429, SLG: 0.333 (1, 2)	0-0 CS		0-0 3-1		4-0 1B				0-0 FC6-4	3	0	1	0	1	0	0									
Jim Kaat, L OBP: 0.091, SLG: 0.091 (9, PR)	1-2				1-2				0-0 FC6-4	0	1	0	0	0	0	0									
Frank Quilici, R (1, 4)					0-0 6-3				0-0 1B	2	0	0	0	0	1	3									
Jim Holt, L OBP: 0.100, SLG: 0.100 (7, PH)					0-0 K				0-0 FC6-4	1	0	0	0	0	0	0									
Jackie Hernandez, R OBP: 0.233, SLG: 0.264 (7, 6)									0-0 1B	0	0	0	0	0	0	0									
Frank Kostro, R OBP: 0.235, SLG: 0.333 (9, PH)									0-0 1B	1	0	1	0	0	0	0									
Jim Perry, S OBP: 0.200, SLG: 0.417 (1, 1)					0-0 1-3				0-0 FC6-4	2	0	1	0	0	0	0									
John Roseboro, L OBP: 0.276, SLG: 0.246 (7, PH)									0-0 1B	1	0	1	0	0	0	0									
Ron Ferranoski, L (7, 1)					2B				0-0 FC6-4	0	0	0	0	0	0	0									
Bob Allison, R OBP: 0.343, SLG: 0.430 (9, PH)					1B				1-2 2-3	1	0	1	0	0	0	0									
Inning Stats	R: 0 E: 0 K: 0 S: 3	H: 0 LOB: 0 BB: 0 P: 3	R: 0 E: 0 K: 0 S: 2	H: 0 LOB: 0 BB: 1 P: 6	R: 0 E: 0 K: 0 S: 5	H: 2 LOB: 2 BB: 0 P: 5	R: 0 E: 0 K: 1 S: 7	H: 2 LOB: 3 BB: 1 P: 11	R: 0 E: 0 K: 0 S: 3	H: 0 LOB: 0 BB: 0 P: 3	R: 0 E: 0 K: 0 S: 4	H: 1 LOB: 1 BB: 0 P: 4	R: 0 E: 0 K: 0 S: 4	H: 1 LOB: 1 BB: 0 P: 4	R: 1 E: 0 K: 0 S: 4	H: 2 LOB: 1 BB: 1 P: 8	R: 1 E: 0 K: 0 S: 5	H: 3 LOB: 2 BB: 0 P: 5	1B: 10 2B: 1 3B: 0 HR: 0	SF: 0 SAC: 0 DP: 1 HBP: 0	WP: 0 PB: 0 SB: 1 CS: 1	PA: 39			
PITCHER	IP	WLS	BF	H	R	ER	SO	BB	IBB	HBP	BLK	WP	HR	S	P	ERA	WHIP								
Jack Fisher, R ERA: 3.34	7.0	W	29	6	1	1	1	3	0	0	0	0	0	28	40	1.29	1.286								
Hoyt Wilhelm, R ERA: 0.73	1.0		4	2	0	0	0	0	0	0	0	0	0	4	4	0.00	2.000								
Bob Locker, R ERA: 3.86	0.1		4	3	1	1	0	0	0	0	0	0	0	4	4	27.00	9.000								
Wilbur Wood, L ERA: 2.23	0.2	S	1	0	0	0	0	0	0	0	0	0	0	1	1	0.00	0.000								

Batter	1	2	3	4	5	6	7	8	9	AB	R	H	RBI	BB	SO	LOB	BOTTOM								
Luis Aparicio, R OBP: 0.289, SLG: 0.339 (1, 6)	0-0 6-3		0-0 F8		0-0 F7					4	0	1	0	0	0	0	Minnesota Twins @ Chicago White Sox Comiskey Park, Chicago, IL Sun Jun 02 1968, 4:33 AM EDT Unknown livebaseballscorecards.com								
Bill Voess, L OBP: 0.226, SLG: 0.138 (1, 9)	0-0 F4		0-0 1B		0-3 K				0-0 F5	4	0	1	0	0	1	1									
Tom McCraw, L OBP: 0.267, SLG: 0.365 (1, 3)	0-0 E3		0-0 F5						0-0 1B	4	1	2	0	0	0	1									
Tommy Davis, R OBP: 0.246, SLG: 0.321 (1, 7)	0-0 1-3				0-0 4-3				0-0 1B	4	1	2	0	0	0	2									
Sandy Alomar Sr., S OBP: 0.304, SLG: 0.238 (8, PR)									0-0 SH	0	0	0	0	0	0	0									
Ken Berry, R OBP: 0.265, SLG: 0.318 (9, 8)	1-2				SH1-3 2B				0-0 SH	0	0	0	0	0	0	0									
Dick Kenworthy, R OBP: 0.300, SLG: 0.316 (1, 5)					0-0 K				0-0 L7	4	0	0	0	0	1	3									
Buddy Bradford, R OBP: 0.172, SLG: 0.170 (1, 8)					0-0 SH1-3				0-0 SH	1	0	0	0	2	0	0									
Jerry McNertney, R OBP: 0.341, SLG: 0.206 (1, 2)					0-0 4-3				0-0 SH	2	1	0	1	1	0	1									
Tim Cullen, R OBP: 0.297, SLG: 0.263 (1, 4)					0-0 F8				0-0 F5	4	0	1	2	0	0	4									
Jack Fisher, R OBP: 0.125, SLG: 0.125 (1, 1)					0-0 F4				0-0 FC6-4	3	0	0	0	0	0	1									
Hoyt Wilhelm, R (8, 1)					0-0 L7				0-0 FC6-4	0	0	0	0	0	0	0									
Duane Josephson, R OBP: 0.276, SLG: 0.303 (8, PH)									0-0 FC6-4	1	0	0	0	0	0	3									
Bob Locker, S (9, 1)									1-2 2-3	0	0	0	0	0	0	0									
Wilbur Wood, R (9, 1)									0-0 FC6-4	0	0	0	0	0	0	0									
Inning Stats	R: 0 E: 2 K: 0 S: 4	H: 0 LOB: 1 BB: 0 P: 4	R: 0 E: 0 K: 0 S: 3	H: 0 LOB: 1 BB: 1 P: 7	R: 0 E: 0 K: 0 S: 4	H: 1 LOB: 1 BB: 0 P: 4	R: 2 E: 0 K: 1 S: 7	H: 2 LOB: 1 BB: 1 P: 11	R: 0 E: 0 K: 0 S: 3	H: 0 LOB: 0 BB: 0 P: 3	R: 0 E: 0 K: 0 S: 4	H: 1 LOB: 1 BB: 0 P: 4	R: 1 E: 0 K: 0 S: 6	H: 2 LOB: 3 BB: 1 P: 10	1B: 6 2B: 1 3B: 0 HR: 0	SF: 0 SAC: 2 DP: 0 HBP: 0	WP: 0 PB: 0 SB: 1 CS: 0	PA: 36							
PITCHER	IP	WLS	BF	H	R	ER	SO	BB	IBB	HBP	BLK	WP	HR	S	P	ERA	WHIP								
Jim Perry, R ERA: 2.42	6.0	L	25	4	2	2	2	2	0	0	0	0	0	27	35	3.00	1.000								
Ron Ferranoski, L ERA: 1.42	2.0		11	3	1	1	0	0	1	0	0	0	0	10	14	4.50	1.500								

Batter	1	2	3	4	5	6	7	8	9	AB	R	H	RBI	BB	SO	LOB	TOP										
Jackie Hernandez, R (1.6) OBP: 0.227, SLG: 0.257 Rich Rollins, R (7. PH) OBP: 0.280, SLG: 0.389 (7.5)	0-0 6-3		0-0 6-3		0-0 E6 G3		0-0 S 1B		0-0 6-3	3	0	0	0	0	0	0											
Cesar Tovar, R (1.4) OBP: 0.296, SLG: 0.321 (7.6)	0-0 6-3		0-0 6-3		0-0 G3 1-2		0-3 K 1-2			4	0	0	0	0	1	2											
Frank Kostro, R (1.7) OBP: 0.190, SLG: 0.263	0-0 5-3		0-0 F5		0-0 L8			0-3 K		4	0	0	0	0	1	1											
Tony Oliva, L (1.9) OBP: 0.314, SLG: 0.394		0-0 HR		0-0 FC2-5 BB 1B		0-0 5-3 1B		0-0 HR		4	2	4	2	0	0	0											
Harmon Killebrew, R (1.3) OBP: 0.374, SLG: 0.470		0-0 HR		4-0 FC2-5 BB 1B		0-0 5-3 1-2		0-0 1B		3	1	2	1	1	0	1											
Ted Uhlhaender, L (1.8) OBP: 0.301, SLG: 0.398		0-3 K		0-0 FC2-5 1-2 2-3f		1-0 G6-4-3 HBP		0-0 L9		3	0	0	0	0	1	3											
John Roseboro, L (1.2) OBP: 0.277, SLG: 0.254		0-0 WP 2B		0-3 K		0-0 G6-4-3 1-2f		0-0 L9		4	0	1	0	0	1	5											
Ron Clark, R (1.5) OBP: 0.289, SLG: 0.265 (7.4)		0-0 E5 G6-4-3 2-3		0-0 F8			0-0 F2		0-0 5-3	4	0	0	0	0	0	3											
Dave Boswell, R (1.1) OBP: 0.217, SLG: 0.381 Rich Reese, L (7. PH) OBP: 0.213, SLG: 0.259 Al Worthington, R (7.1) Bob Allison, R (9. PH) OBP: 0.340, SLG: 0.426 Ron Perranoski, L (9.1)		0-0 G6-4-3 1-2f				0-3 K		0-0 4-3		2	0	0	0	0	1	2											
Inning Stats	R: 0 E: 0 K: 0 S: 3	H: 0 LOB: 0 BB: 0 P: 3	R: 2 E: 1 K: 1 S: 8	H: 3 LOB: 1 BB: 0 P: 8	R: 0 E: 0 K: 1 S: 6	H: 1 LOB: 2 BB: 1 P: 10	R: 0 E: 0 K: 1 S: 6	H: 0 LOB: 1 BB: 0 P: 6	R: 0 E: 0 K: 1 S: 6	H: 1 LOB: 1 BB: 0 P: 4	R: 0 E: 0 K: 1 S: 7	H: 1 LOB: 1 BB: 0 P: 7	R: 1 E: 0 K: 1 S: 5	H: 2 LOB: 2 BB: 0 P: 7	R: 0 E: 0 K: 1 S: 5	H: 0 LOB: 0 BB: 0 P: 5	1B: 4 2B: 1 3B: 0 HR: 3	SF: 0 SAC: 0 DP: 2 HBP: 1	WP: 1 PB: 0 SB: 1 CS: 0	PA: 37							
PITCHER	IP	WLS	BF	H	R	ER	SO	BB	IBB	HBP	BLK	WP	HR	S	P	ERA	WHIP										
Joe Horlen, R (1.1) ERA: 1.62	6.2		28	6	2	2	3	1	0	1	0	1	2	32	37	2.70	1.050										
Hoyt Wilhelm, R (7.1) ERA: 1.07	0.2		3	1	1	1	2	0	0	0	0	0	1	7	7	13.50	1.500										
Wilbur Wood, L (8.1) ERA: 2.13	1.2	W	6	1	0	0	1	0	0	0	0	0	0	8	8	0.00	0.600										

Minnesota Twins @ Chicago White Sox
Comiskey Park, Chicago, IL
Sun Jun 02 1968, 4:38 AM EDT
Att: 18,148 - Unknown

AB 35
R 3
H 8
RBI 3
BB 1
SO 6
LOB 17



Batter	1	2	3	4	5	6	7	8	9	AB	R	H	RBI	BB	SO	LOB	BOTTOM										
Luis Aparicio, R (1.6) OBP: 0.294, SLG: 0.339	4-0 1B SF7 BB		0-0 6-3		0-3 K			0-0 SH1-4 1B		3	1	1	0	1	1	0											
Bill Voess, L (1.9) OBP: 0.229, SLG: 0.144	0-0 CS 1B		0-0 5-3		0-3 K			0-0 SH1-4		3	0	1	0	0	1	0											
Tom McCraw, L (1.3) OBP: 0.273, SLG: 0.363	0-0 SF7 1-2 3-H		0-0 F6			4-0 S BB		4-0 IBB		1	0	0	1	2	0	0											
Tommy Davis, R (1.7) OBP: 0.246, SLG: 0.319	0-0 1B		0-3 K			0-0 L8 1-2		0-0 F2		4	0	1	0	0	1	3											
Dick Kenworthy, R (1.5) OBP: 0.250, SLG: 0.261	0-3 K			0-0 2-3		0-3 K		0-0 3-1		4	0	0	0	0	2	4											
Duane Josephson, R (1.2) OBP: 0.279, SLG: 0.304 Hoyt Wilhelm, R (7.1) Wilbur Wood, R (8.1) Ken Berry, R (9. PH) OBP: 0.270, SLG: 0.323 Sandy Alomar Sr., S (9. PR) OBP: 0.304, SLG: 0.236		0-0 F9				0-0 F6		0-0 SH3-4 1B		3	0	1	0	0	0	1											
Buddy Bradford, R (1.8) OBP: 0.180, SLG: 0.179		0-0 HR 1B		0-3 K			0-0 3-1		0-0 SH3-4	3	1	1	0	0	1	1											
Tim Cullen, R (1.4) OBP: 0.304, SLG: 0.294		0-0 HR		0-0 F9			0-0 F9		4-0 1B IBB	3	1	1	2	1	0	1											
Joe Horlen, R (1.1) Jerry McNertney, R (7.2) OBP: 0.349, SLG: 0.222		0-0 6-3			0-0 3-1			0-0 F8		2	0	0	0	0	0	0											
Inning Stats	R: 1 E: 0 K: 1 S: 6	H: 2 LOB: 1 BB: 1 P: 10	R: 2 E: 0 K: 0 S: 5	H: 2 LOB: 0 BB: 0 P: 5	R: 0 E: 0 K: 1 S: 5	H: 1 LOB: 1 BB: 0 P: 6	R: 0 E: 0 K: 2 S: 7	H: 0 LOB: 0 BB: 0 P: 7	R: 0 E: 0 K: 1 S: 5	H: 0 LOB: 1 BB: 1 P: 9	R: 0 E: 0 K: 0 S: 3	H: 0 LOB: 0 BB: 0 P: 3	R: 0 E: 0 K: 0 S: 4	H: 1 LOB: 2 BB: 1 P: 8	R: 1 E: 0 K: 0 S: 3	H: 2 LOB: 2 BB: 1 P: 7	1B: 7 2B: 0 3B: 0 HR: 1	SF: 1 SAC: 2 DP: 0 HBP: 0	WP: 0 PB: 0 SB: 1 CS: 1	PA: 36							
PITCHER	IP	WLS	BF	H	R	ER	SO	BB	IBB	HBP	BLK	WP	HR	S	P	ERA	WHIP										
Dave Boswell, R (1.1) ERA: 3.19	6.0		24	5	3	3	6	2	0	0	0	0	0	34	42	4.50	1.167										
Al Worthington, R (7.1) ERA: 0.99	2.0		8	1	0	0	0	0	1	0	0	0	0	7	11	0.00	0.500										
Ron Perranoski, L (9.1) ERA: 1.69	0.1	L	4	2	1	1	0	0	1	0	0	0	0	3	7	27.00	6.000										

Minnesota Twins @ Chicago White Sox
Comiskey Park, Chicago, IL
Sun Jun 02 1968, 4:38 AM EDT
Att: 18,148 - Unknown

AB 29
R 4
H 8
RBI 4
BB 4
SO 6
LOB 10



Batter	1	2	3	4	5	6	7	8	9	AB	R	H	RBI	BB	SO	LOB	TOP						
Sandy Alomar Sr. S OBP: 0.259, SLG: 0.200 (1, 6)	0-0 5-3		0-0 SH1-4		0-0 SH3-4		0-0 4-3			2	0	0	0	0	0	0	Chicago White Sox @ Cleveland Indians Cleveland Municipal Stadium, Cleveland, OH Tue Jun 04 1968, 7:05 PM EDT Att: 7,215 - Unknown livebaseballscorecards.com						
Bill Voss L OBP: 0.228, SLG: 0.147 (1, 9)	0-3 K		0-0 1B		0-3 K			0-0 F5		4	0	1	1	0	2	1							
Pete Ward L OBP: 0.386, SLG: 0.464 Ken Berry R OBP: 0.260, SLG: 0.311 (1, 5) (8, 8)	0-0 F9		4-0 BB		4-0 IBB			0-0 2B		2	0	1	0	2	0	0							
Tommy Davis R OBP: 0.246, SLG: 0.308 Luis Aparicio R OBP: 0.295, SLG: 0.328 (1, 7) (8, 6)		4-0 1B BB	0-0 F5		0-0 F8			0-0 5-3		3	0	0	0	1	0	5							
Tom McCraw L OBP: 0.274, SLG: 0.379 (1, 3)		0-0 F9	0-0 F9			0-0 L1			0-0 WP 2B	4	0	1	0	0	0	3							
Duane Josephson R OBP: 0.271, SLG: 0.295 Wayne Causey L OBP: 0.267, SLG: 0.158 (1, 2) (9, PH)		0-0 F2		0-3 K		0-0 F4			0-3 K	3	0	0	0	0	1	1							
Buddy Bradford R OBP: 0.186, SLG: 0.200 (1, 8) (8, 7)		0-0 1B		0-3 K2-3		0-0 F8			0-3 K	4	0	1	0	0	2	1							
Tim Cullen R OBP: 0.287, SLG: 0.275 Russ Snyder L OBP: 0.143, SLG: 0.085 (1, 4) (9, PH)		0-0 F6		0-0 F4			0-0 F6		4-0 BB	3	0	0	0	0	0	2							
Gary Peters L OBP: 0.308, SLG: 0.412 (1, 1)			4-0 SH1-4 1B BB		4-0 SH3-4 BB		0-0 3-1		0-0 L9	2	1	0	0	2	0	2							
Inning Stats	R: 0 E: 0 K: 1 S: 5	H: 0 LOB: 0 BB: 0 P: 5	R: 0 E: 0 K: 0 S: 4	H: 1 LOB: 2 BB: 1 P: 8	R: 1 E: 0 K: 0 S: 4	H: 1 LOB: 2 BB: 2 P: 12	R: 0 E: 0 K: 2 S: 7	H: 0 LOB: 0 BB: 0 P: 7	R: 0 E: 0 K: 1 S: 5	H: 0 LOB: 2 BB: 2 P: 13	R: 0 E: 0 K: 0 S: 3	H: 0 LOB: 0 BB: 0 P: 3	R: 0 E: 0 K: 0 S: 3	H: 0 LOB: 0 BB: 0 P: 3	R: 0 E: 0 K: 2 S: 8	H: 1 LOB: 2 BB: 1 P: 12		1B: 2 2B: 3 3B: 0 HR: 0	SF: 0 SAC: 2 DP: 1 HBP: 0	WP: 1 PB: 0 CS: 0	PA: 36		
PITCHER Luis Tiant R ERA: 1.34 (1, 1)	IP 9.0	WLS W	BF 36	H 4	R 1	ER 1	SO 6	BB 5	IBB 1	HBP 0	BLK 0	WP 1	HR 0	S 42	P 66	ERA 1.00	WHIP 1.000						

Batter	1	2	3	4	5	6	7	8	9	AB	R	H	RBI	BB	SO	LOB	BOTTOM						
Larry Brown R OBP: 0.289, SLG: 0.323 (1, 6)	0-0 F9		0-0 F7			0-0 F9		0-0 SF7		3	0	0	1	0	0	1	Chicago White Sox @ Cleveland Indians Cleveland Municipal Stadium, Cleveland, OH Tue Jun 04 1968, 7:05 PM EDT Att: 7,215 - Unknown livebaseballscorecards.com						
Tommy Harper R OBP: 0.291, SLG: 0.404 (1, 9)	0-0 F4 1B			0-0 4-3		0-0 4-3		0-0 F5		4	0	1	0	0	0	2							
Joe Azcue R OBP: 0.321, SLG: 0.351 (1, 2)	0-0 F4			0-0 6-3		0-0 L8		0-0 F3		4	0	0	0	0	0	3							
Tony Horton R OBP: 0.325, SLG: 0.442 (1, 3)		0-0 6-3		0-0 5-3			0-0 F8 1B			3	0	1	0	0	0	0							
Jose Cardenal R OBP: 0.266, SLG: 0.305 (1, 8)		0-0 F8			0-0 1-3		0-0 F8			3	0	0	0	0	0	1							
Chico Salmon R OBP: 0.276, SLG: 0.316 (1, 5)		0-0 L1			0-0 1B			0-0 1B 1B		3	1	2	0	0	0	0							
Jose Vidal R OBP: 0.231, SLG: 0.440 (1, 7)			0-0 F3		0-0 F8			0-0 1B 1B SF7 1B		3	1	1	0	0	0	1							
Vern Fuller R OBP: 0.310, SLG: 0.395 (1, 4)			0-0 FC1-8 1B		0-3 K			0-0 1B 1B 1-2 2H 1B		3	0	2	1	0	1	1							
Luis Tiant R OBP: 0.121, SLG: 0.152 (1, 1)			0-0 FC1-6			0-3 K		0-0 1B 1-2 2-3		3	0	1	0	0	1	1							
Inning Stats	R: 0 E: 0 K: 0 S: 3	H: 1 LOB: 0 BB: 0 P: 3	R: 0 E: 0 K: 0 S: 3	H: 0 LOB: 0 BB: 0 P: 3	R: 0 E: 0 K: 0 S: 4	H: 1 LOB: 1 BB: 0 P: 4	R: 0 E: 0 K: 0 S: 3	H: 0 LOB: 0 BB: 0 P: 3	R: 0 E: 0 K: 1 S: 6	H: 1 LOB: 1 BB: 0 P: 6	R: 0 E: 0 K: 1 S: 5	H: 0 LOB: 0 BB: 0 P: 5	R: 0 E: 0 K: 0 S: 3	H: 1 LOB: 1 BB: 0 P: 3	R: 2 E: 0 K: 0 S: 7	H: 4 LOB: 2 BB: 0 P: 7		1B: 8 2B: 0 3B: 0 HR: 0	SF: 1 SAC: 0 DP: 0 HBP: 0	WP: 0 PB: 0 CS: 0	PA: 30		
PITCHER Gary Peters L ERA: 3.4 (1, 1)	IP 8.0	WLS L	BF 30	H 8	R 2	ER 2	SO 2	BB 0	IBB 0	HBP 0	BLK 0	WP 0	HR 0	S 34	P 34	ERA 2.25	WHIP 1.000						


Batter	1	2	3	4	5	6	7	8	9	AB	R	H	RBI	BB	SO	LOB	TOP		
Buddy Bradford, R OBP: 0.176, SLG: 0.188	6-3		K			F8		6-3		4	0	0	0	0	1	1	Chicago White Sox @ Cleveland Indians Cleveland Municipal Stadium, Cleveland, OH Wed Jun 05 1968, 7:05 PM EDT Att: 7,280 - Unknown livebaseballscorecards.com		
Sandy Alomar Sr., S OBP: 0.250, SLG: 0.241	4-3 1B			FC4-6 1B		6-3		K		4	0	2	0	0	1	1			
Bill Voss, L OBP: 0.220, SLG: 0.142	4-3 1-2			FC4-6 1B 1-2		1-3			F6	4	0	0	0	0	2				
Pete Ward, L OBP: 0.394, SLG: 0.458 Bob Priddy, R OBP: 0.259, SLG: 0.309	K			F4			F8		WP 1B	4	0	1	0	0	1	2			
Tom McCraw, L OBP: 0.274, SLG: 0.376		G3					F9		F9	4	0	1	0	0	0	1			
Tommy Davis, R OBP: 0.248, SLG: 0.309 Bob Locker, S	5-3			1-3 1B						3	0	1	0	0	0	2			
Ken Berry, R OBP: 0.259, SLG: 0.309				F8					K	0	0	0	0	0	0	0			
Tim Cullen, R OBP: 0.282, SLG: 0.270 Wayne Causey, L OBP: 0.261, SLG: 0.154	4-3				5-3		F3			2	0	0	0	0	0	0			
Jerry McNertney, R OBP: 0.320, SLG: 0.279 Duane Josephson, R OBP: 0.277, SLG: 0.309			F7			F8				2	0	0	0	0	0	0			
Cisco Carlos, R OBP: 0.141, SLG: 0.083			K			6-3			F9	2	0	0	0	0	1	0			
Inning Stats	R: 0 E: 0 K: 1 S: 6	H: 1 LOB: 1 BB: 0 P: 6	R: 0 E: 0 K: 0 S: 3	H: 0 LOB: 0 BB: 0 P: 3	R: 0 E: 0 K: 2 S: 7	H: 0 LOB: 0 BB: 0 P: 7	R: 0 E: 0 K: 0 S: 5	H: 2 LOB: 2 BB: 0 P: 5	R: 0 E: 0 K: 0 S: 3	H: 0 LOB: 0 BB: 0 P: 3	R: 0 E: 0 K: 0 S: 4	H: 1 LOB: 1 BB: 0 P: 4	R: 0 E: 0 K: 1 S: 6	H: 1 LOB: 1 BB: 0 P: 6	R: 0 E: 0 K: 1 S: 6	H: 1 LOB: 2 BB: 0 P: 6	1B: 5 2B: 1 3B: 0 HR: 0	SF: 0 SAC: 0 DP: 0 HBP: 0	WP: 1 PA: 33 CS: 0
PITCHER	IP	WLS	BF	H	R	ER	SO	BB	IBB	HBP	BLK	WP	HR	S	P	ERA	WHIP		
Stan Williams, R ERA: 1.31	8.1	W	31	6	0	0	4	0	0	0	0	0	0	39	39	0.00	0.720		
Mike Paul, L ERA:	0.1		1	0	0	0	0	0	0	0	0	1	0	1	1	0.00	0.000		
Hal Kurtz, R ERA: 1.72	0.1	S	1	0	0	0	1	0	0	0	0	0	0	3	3	0.00	0.000		

Batter	1	2	3	4	5	6	7	8	9	AB	R	H	RBI	BB	SO	LOB	BOTTOM		
Larry Brown, R OBP: 0.293, SLG: 0.323	F6				1-3					3	0	1	0	0	0	0	Chicago White Sox @ Cleveland Indians Cleveland Municipal Stadium, Cleveland, OH Wed Jun 05 1968, 7:05 PM EDT Att: 7,280 - Unknown livebaseballscorecards.com		
Tommy Harper, R OBP: 0.271, SLG: 0.389	K		HBP		K		FC2-6 1B			4	0	0	0	0	3	2			
Lee Maye, L OBP: 0.282, SLG: 0.421 Jose Vidal, R OBP: 0.231, SLG: 0.440	G3		F7				G4-6-3 1B			4	0	1	0	0	0	2			
Tony Horton, R OBP: 0.319, SLG: 0.433		L6		5-3	FC5-4 1B				6-3	4	0	0	0	0	0	1			
Duke Sims, L OBP: 0.374, SLG: 0.439		E 1B 2B		1-3 1B BB		F8			3-1	3	1	1	0	1	0	0			
Chico Salmon, R OBP: 0.277, SLG: 0.314		E5 1B				G3			F5	4	0	1	0	0	0	1			
Jose Cardenal, R OBP: 0.272, SLG: 0.310				1-3						3	0	2	1	0	0	2			
Vern Fuller, R OBP: 0.333, SLG: 0.400		G6-4-3 1B								2	0	1	0	1	0	2			
Stan Williams, R OBP: 0.350, SLG: 0.278 Mike Paul, L Hal Kurtz, R				K	K		F8			3	0	0	0	0	0	0			
Inning Stats	R: 0 E: 0 K: 1 S: 5	H: 0 LOB: 0 BB: 0 P: 5	R: 1 E: 1 K: 0 S: 5	H: 2 LOB: 1 BB: 0 P: 5	R: 0 E: 0 K: 2 S: 7	H: 0 LOB: 1 BB: 0 P: 8	R: 0 E: 0 K: 1 S: 6	H: 1 LOB: 3 BB: 2 P: 14	R: 0 E: 0 K: 0 S: 5	H: 2 LOB: 2 BB: 0 P: 5	R: 0 E: 0 K: 0 S: 3	H: 1 LOB: 0 BB: 0 P: 3	R: 0 E: 0 K: 0 S: 3	R: 0 E: 0 K: 0 S: 3	R: 0 E: 0 K: 1 S: 3	H: 0 LOB: 0 BB: 0 P: 3		1B: 6 2B: 1 3B: 0 HR: 0	SF: 0 SAC: 0 DP: 2 HBP: 1
PITCHER	IP	WLS	BF	H	R	ER	SO	BB	IBB	HBP	BLK	WP	HR	S	P	ERA	WHIP		
Cisco Carlos, R ERA: 2.78 Bob Locker, R ERA: 3.47	6.0	L	27	6	1	0	0	0	0	0	0	0	0	6	6	0.00	0.500		

Batter	1	2	3	4	5	6	7	8	9	10	11	AB	R	H	RBI	BB	SO	LOB	TOP						
Sandy Alomar Sr., S OBP: 0.286, SLG: 0.242	(1.6) 0-3 K		(8.4) 0-0 1B			(1.2) 0-0 SH1-4		(2.2) 0-0 F9		(3.2) 0-0 F7		4	0	1	1	0	1	3							
Wayne Causey, L OBP: 0.243, SLG: 0.143	(1.4) 0-0 4-3		(6.4) 0-0 G3			(2.2) 0-0 F6		(3.2) 0-0 FC6-4		(3.2) 0-0 F8		3	0	0	0	0	0	2							
Tim Cullen, R OBP: 0.282, SLG: 0.270	(6.4) 0-0 4-3		(8.6) 0-0 G3			(3.2) 0-0 F6		(3.2) 0-0 FC6-4		(3.2) 0-0 F8		2	0	0	0	0	0	2							
Luis Aparicio, R OBP: 0.292, SLG: 0.325	(8.6) 0-0 4-3		(8.6) 0-0 G3			(3.2) 0-0 F6		(3.2) 0-0 FC6-4		(3.2) 0-0 F8		2	0	0	0	0	0	2							
Pete Ward, L OBP: 0.389, SLG: 0.450	(1.5) 0-0 3-1					(3.2) 0-0 F7						5	0	1	0	0	1	1							
Tom McCraw, L OBP: 0.272, SLG: 0.371	(1.3) 0-0 CS 1B					(2.2) 0-0 F7						5	0	1	0	0	0	1							
Russ Snyder, L OBP: 0.147, SLG: 0.109	(1.9) 0-0 F7					(3.2) 0-0 F8						4	0	1	0	0	0	1							
Tommy Davis, R OBP: 0.242, SLG: 0.302	(7.1) 0-0 6-3					(3.2) 0-0 F9						3	0	0	0	0	0	0							
Wilbur Wood, R	(7.1) 0-0 6-3					(3.2) 0-0 F9						0	0	0	0	0	0	0							
Gary Peters, L OBP: 0.300, SLG: 0.400	(9.1) 0-0 6-3					(3.2) 0-0 F9						1	0	0	0	0	0	1							
Hoyt Wilhelm, R	(9.1) 0-0 6-3					(3.2) 0-0 F9						0	0	0	0	0	0	0							
Don McMahon, R	(9.1) 0-0 6-3					(3.2) 0-0 F9						0	0	0	0	0	0	0							
Duane Josephson, R OBP: 0.276, SLG: 0.306	(1.2) 0-0 6-3					(2.2) 0-0 4-3						4	0	1	0	0	0	0							
Buddy Bradford, R OBP: 0.192, SLG: 0.208	(1.8) 0-0 3-1 1B					(3.2) 0-0 F8						3	1	1	0	1	1	1							
Jack Fisher, R OBP: 0.200	(7.1) 0-0 3-1					(2.2) 0-0 3-1 2B						2	0	1	0	0	0	1							
Bob Locker, S	(7.1) 0-0 3-1					(2.2) 0-0 3-1 2B						0	0	0	0	0	0	0							
Bill Voss, L OBP: 0.225, SLG: 0.140	(7.9) 0-0 3-1					(2.2) 0-0 3-1 2B						1	0	0	0	0	0	1							
Inning Stats	R: 0 E: 0 K: 1 S: 5	H: 0 LOB: 0 BB: 0 P: 5	R: 0 E: 0 K: 0 S: 3	H: 1 LOB: 0 BB: 0 P: 3	R: 1 E: 0 K: 1 S: 5	H: 2 LOB: 1 BB: 0 P: 5	R: 0 E: 0 K: 1 S: 5	H: 0 LOB: 0 BB: 0 P: 5	R: 0 E: 0 K: 0 S: 4	H: 0 LOB: 1 BB: 0 P: 4	R: 0 E: 0 K: 0 S: 3	H: 0 LOB: 0 BB: 0 P: 3	R: 0 E: 0 K: 1 S: 6	H: 2 LOB: 2 BB: 0 P: 7	R: 0 E: 0 K: 0 S: 4	H: 2 LOB: 1 BB: 0 P: 4	R: 0 E: 0 K: 0 S: 3	H: 0 LOB: 1 BB: 1 P: 7	R: 0 E: 0 K: 0 S: 3	H: 0 LOB: 0 BB: 0 P: 3	1B: 5 2B: 2 3B: 0 HR: 0	SF: 0 SAC: 1 DP: 1 HBP: 1	WP: 0 PB: 0 SB: 2 CS: 1	PA: 40	
PITCHER	IP 10.0	WLS 10	BF 37	H 7	R 1	ER 1	SO 3	BB 0	IBB 0	HBP 0	BLK 0	WP 0	HR 0	S 41	P 46	ERA 0.90	WHIP 0.800								
Sonny Siebert, R ERA: 2.39	(1.1) 1.0	WLS W	BF 3	H 0	R 0	ER 0	SO 0	BB 0	IBB 0	HBP 0	BLK 0	WP 0	HR 0	S 3	P 3	ERA 0.00	WHIP 0.000								
Billy Rohr, L ERA: 5.06	(11.1) 1.0	WLS W	BF 3	H 0	R 0	ER 0	SO 0	BB 0	IBB 0	HBP 0	BLK 0	WP 0	HR 0	S 3	P 3	ERA 0.00	WHIP 0.000								

Chicago White Sox @ Cleveland Indians
Cleveland Municipal Stadium, Cleveland, OH
Thu Jun 06 1968, 7:05 PM EDT
Att: 15,439 - Unknown

AB 37
R 1
H 7
RBI 1
BB 1
SO 3
LOB 14



Batter	1	2	3	4	5	6	7	8	9	10	11	AB	R	H	RBI	BB	SO	LOB	BOTTOM					
Larry Brown, R OBP: 0.296, SLG: 0.327	(1.6) 0-0 1-3		(8.4) 0-0 FC6-4			(2.2) 0-0 E 2B		(2.2) 0-0 4-3		(4.0) 0-0 FC4-6 IBB		4	1	1	0	1	0	1						
Chico Salmon, R OBP: 0.269, SLG: 0.305	(1.5) 0-0 G3		(8.4) 0-0 G3			(2.2) 0-0 5-3		(3.2) 0-0 F7		(3.2) 0-0 F7		5	0	0	0	0	0	3						
Lee Maye, L OBP: 0.289, SLG: 0.420	(1.7) 0-0 F8		(10.9) 0-0 F8			(2.2) 0-0 4-3		(3.2) 0-0 E7		(4.0) 0-0 FC4-6		5	0	2	1	0	0	2						
Joe Azcue, R OBP: 0.337, SLG: 0.367	(1.2) 0-0 G6-3 1B					(2.2) 0-0 F7		(3.2) 0-0 E7		(4.0) 0-0 FC4-6		5	0	3	0	0	0	3						
Tony Horton, R OBP: 0.319, SLG: 0.429	(1.3) 0-0 G6-3					(3.2) 0-0 F7		(4.0) 0-0 FC4-6		(4.0) 0-0 FC4-6		2	0	0	0	1	0	2						
Jose Vidal, R OBP: 0.231, SLG: 0.440	(7.1) 0-0 G6-3					(3.2) 0-0 F7		(4.0) 0-0 FC4-6		(4.0) 0-0 FC4-6		0	0	0	0	0	0	0						
Duke Sims, L OBP: 0.383, SLG: 0.439	(8.9) 0-0 G6-3					(3.2) 0-0 F7		(4.0) 0-0 FC4-6		(4.0) 0-0 FC4-6		0	1	0	0	2	0	0						
Jose Cardenal, R OBP: 0.267, SLG: 0.304	(10.7) 0-0 G6-3					(3.2) 0-0 F7		(4.0) 0-0 FC4-6		(4.0) 0-0 FC4-6		4	0	0	0	0	0	4						
Tommy Harper, R OBP: 0.267, SLG: 0.382	(1.9) 0-0 F8					(3.2) 0-0 F7		(4.0) 0-0 FC4-6		(4.0) 0-0 FC4-6		2	0	0	0	0	0	0						
Willie Smith, L OBP: 0.308, SLG: 0.238	(7.1) 0-0 F8					(3.2) 0-0 F7		(4.0) 0-0 FC4-6		(4.0) 0-0 FC4-6		0	0	0	0	2	0	0						
Vern Fuller, R OBP: 0.319, SLG: 0.381	(8.3) 0-0 F8					(3.2) 0-0 F7		(4.0) 0-0 FC4-6		(4.0) 0-0 FC4-6		2	0	0	0	0	1	0						
Leon Wagner, L OBP: 0.294, SLG: 0.289	(1.4) 0-0 K					(3.2) 0-0 F7		(4.0) 0-0 FC4-6		(4.0) 0-0 FC4-6		0	0	0	0	0	0	0						
Max Alvis, R OBP: 0.330, SLG: 0.410	(7.1) 0-0 K					(3.2) 0-0 F7		(4.0) 0-0 FC4-6		(4.0) 0-0 FC4-6		3	0	0	0	0	0	7						
Sonny Siebert, R ERA: 2.39	(1.1) 0-0 F8					(3.2) 0-0 F7		(4.0) 0-0 FC4-6		(4.0) 0-0 FC4-6		3	0	1	0	1	0	0						
Hal Kurtz, R	(10.1) 0-0 F8					(3.2) 0-0 F7		(4.0) 0-0 FC4-6		(4.0) 0-0 FC4-6		0	0	0	0	0	0	0						
Billy Rohr, L	(11.1) 0-0 F8					(3.2) 0-0 F7		(4.0) 0-0 FC4-6		(4.0) 0-0 FC4-6		0	0	0	0	0	0	0						
Vic Davalillo, L OBP: 0.253, SLG: 0.316	(11.1) 0-0 F8					(3.2) 0-0 F7		(4.0) 0-0 FC4-6		(4.0) 0-0 FC4-6		1	0	1	1	0	0	0						
Inning Stats	R: 0 E: 0 K: 0 S: 3	H: 0 LOB: 0 BB: 0 P: 3	R: 0 E: 0 K: 0 S: 3	H: 1 LOB: 1 BB: 0 P: 3	R: 0 E: 0 K: 1 S: 5	H: 0 LOB: 0 BB: 0 P: 9	R: 0 E: 0 K: 0 S: 4	H: 1 LOB: 1 BB: 0 P: 4	R: 0 E: 0 K: 0 S: 2	H: 0 LOB: 0 BB: 2 P: 10	R: 0 E: 0 K: 0 S: 3	H: 2 LOB: 3 BB: 1 P: 9	R: 0 E: 0 K: 0 S: 4	H: 2 LOB: 2 BB: 1 P: 8	R: 0 E: 0 K: 0 S: 3	H: 1 LOB: 2 BB: 2 P: 11	1B: 6 2B: 3 3B: 0 HR: 0	SF: 0 SAC: 1 DP: 3 HBP: 1	WP: 0 PB: 0 SB: 1 CS: 0	PA: 45				
PITCHER	IP 6.0	WLS 0.1	BF 23	H 4	R 0	ER 1	SO 1	BB 2	IBB 0	HBP 0	BLK 0	WP 0	HR 0	S 23	P 31	ERA 1.50	WHIP 1.000							
Bob Locker, R ERA: 3.42	(7.1) 0.1	WLS 2	BF 4	H 0	R 0	ER 0	SO 0	BB 0	IBB 0	HBP 0	BLK 0	WP 0	HR 0	S 4	P 5	ERA 0.00	WHIP 0.000							
Wilbur Wood, L ERA: 2.03	(7.1) 1.2	WLS 4	BF 0	H 0	R 0	ER 0	SO 0	BB 0	IBB 0	HBP 0	BLK 0	WP 0	HR 4	S 4	P 4	ERA 0.00	WHIP 0.000							
Hoyt Wilhelm, R ERA: 1.05	(9.1) 0.0	WLS 2	BF 2	H 2	R 0	ER 0	SO 0	BB 0	IBB 0	HBP 0	BLK 0	WP 0	HR 2	S 2	P 2	ERA ∞	WHIP ∞							
Don McMahon, R ERA: 2.36	(9.1) 2.2	WLS L	BF 14	H 2	R 1	ER 1	SO 0	BB 1	IBB 3	HBP 1	BLK 0	WP 0	HR 9	S 26	P 26	ERA 3.38	WHIP 1.125							

Chicago White Sox @ Cleveland Indians
Cleveland Municipal Stadium, Cleveland, OH
Thu Jun 06 1968, 7:05 PM EDT
Att: 15,439 - Unknown

AB 36
R 2
H 8
RBI 2
BB 7
SO 1
LOB 22



Batter	1	2	3	4	5	6	7	8	9	AB	R	H	RBI	BB	SO	LOB	TOP			
Buddy Bradford, R (1, 8) OBP: 0.195, SLG: 0.211	0-3 K		0-0 4-3			0-0 6-3		0-0 5-3 1B		4	0	1	0	0	1	0	Chicago White Sox @ Boston Red Sox Fenway Park, Boston, MA Fri Jun 07 1968, 7:05 PM EDT Att: 30,058 - Unknown - 82 F			
Tom McCraw, L (1, 3) OBP: 0.273, SLG: 0.370 Luis Aparicio, R (6, 6) OBP: 0.281, SLG: 0.323	0-3 K			0-0 4-3		0-0 1B		0-0 5-3 1-3		3	0	1	0	0	1	0				
Tommy Davis, R (1, 7) OBP: 0.243, SLG: 0.295	4-0 BB			0-0 F9		0-0 F7		0-0 6-3		3	0	0	0	1	0	2				
Pete Ward, L (1, 5) OBP: 0.386, SLG: 0.444	0-0 F2			0-0 1B			0-0 G3		0-0 F9	4	0	1	0	0	0	1				
Russ Snyder, L (1, 9) OBP: 0.153, SLG: 0.132		0-0 4-3		0-0 G3			0-0 2B		0-0 4-3	4	1	1	0	0	0	1				
Duane Josephson, R (1, 2) OBP: 0.282, SLG: 0.341		0-0 F9			0-0 F7		0-0 G3 2H		0-0 HR	4	1	2	2	0	0	0				
Sandy Alomar Sr., S (1, 6) OBP: 0.289, SLG: 0.306 Jerry McNertney, R (9, PH) OBP: 0.314, SLG: 0.273		0-0 5-3			0-0 CS 3B		0-0 G3 2-3		0-0 5-3	3	0	1	0	0	0	1				
Tim Cullen, R (1, 4) OBP: 0.276, SLG: 0.263 Bob Locker, S (7, 1)			0-0 5-3		0-0 6-3 3H		0-0 L6			3	0	0	0	0	0	2				
Joe Horlen, R (1, 1) Wayne Causey, L (7, 4) OBP: 0.240, SLG: 0.140			0-0 F3			0-3 K		0-0 4-3		2	0	0	0	0	1	0				
Inning Stats	R: 0 E: 0 K: 2 S: 7	H: 0 LOB: 1 BB: 1 P: 11	R: 0 E: 0 K: 0 S: 3	H: 0 LOB: 0 BB: 0 P: 3	R: 0 E: 0 K: 0 S: 3	H: 1 LOB: 1 BB: 0 P: 4	R: 0 E: 0 K: 1 S: 3	H: 1 LOB: 0 BB: 0 P: 3	R: 0 E: 0 K: 1 S: 6	H: 1 LOB: 1 BB: 0 P: 6	R: 1 E: 0 K: 0 S: 5	H: 2 LOB: 1 BB: 0 P: 5	R: 0 E: 0 K: 0 S: 4	H: 1 LOB: 1 BB: 0 P: 4	R: 1 E: 0 K: 0 S: 4	H: 1 LOB: 0 BB: 0 P: 4		1B: 3 2B: 2 3B: 1 HR: 1	SF: 0 SAC: 0 DP: 0 HBP: 0	WP: 0 PB: 0 SB: 1 CS: 1
PITCHER Jose Santiago, R (1, 1) ERA: 2.44	IP: 9.0 WLS: W BF: 34 H: 7 R: 2 ER: 2 SO: 3 BB: 1 IBB: 0 HBP: 0 BLK: 0 WP: 0 HR: 1 S: 39 P: 43 ERA: 2.00 WHIP: 0.889															PITCHER				

Batter	1	2	3	4	5	6	7	8	9	AB	R	H	RBI	BB	SO	LOB	BOTTOM			
Joe Foy, R (1, 5) OBP: 0.378, SLG: 0.359	4-0 FC4-6 BB		0-0 FC3-6 5-3 1-2		0-0 E3 E		4-0 HR BB	0-0 FC1-2 3-H		3	2	0	0	2	0	4	Chicago White Sox @ Boston Red Sox Fenway Park, Boston, MA Fri Jun 07 1968, 7:05 PM EDT Att: 30,058 - Unknown - 82 F			
Reggie Smith, S (1, 8) OBP: 0.335, SLG: 0.373	0-0 F5		0-0 5-3 1-3		0-0 E6 1B 2H		0-0 F8			4	0	1	0	0	0	3				
Carl Yastrzemski, L (1, 7) OBP: 0.459, SLG: 0.570	0-0 FC4-6 1-2		4-0 FC5-4 IBB		4-0 FC6-4 IBB		0-0 HR			2	1	1	2	2	0	1				
George Scott, R (1, 3) OBP: 0.234, SLG: 0.245	0-0 F2		0-0 FC5-4 1-2		0-0 FC6-4 1-2		0-0 4-3			4	0	0	0	0	0	5				
Joe Lahoud, L (1, 9) OBP: 0.327, SLG: 0.275		4-0 BB		0-0 5-3		0-0 3-1		4-0 1B SH1-4 FC1-2 BB		2	0	0	0	2	0	0				
Jerry Adair, R (1, 4) OBP: 0.300, SLG: 0.308		0-0 F9		0-0 4-3		0-0 1-3		0-0 SH1-4 1-2		3	0	0	0	0	0	1				
Rico Petrocelli, R (1, 6) OBP: 0.283, SLG: 0.367		0-0 F7		0-0 F9		0-0 2B		4-0 1B IBB		3	0	1	0	1	0	1				
Russ Gibson, R (1, 2) OBP: 0.185, SLG: 0.288 Dalton Jones, L (8, PH) OBP: 0.198, SLG: 0.169 Elston Howard, R (9, 2) OBP: 0.349, SLG: 0.337	0-3 K				0-0 5-3		0-0 5-3		0-0 1-2 2-3 1B	3	0	0	0	0	1	2				
Jose Santiago, R (1, 1) OBP: 0.219, SLG: 0.233			0-0 FC3-6 1B		0-3 K		0-0 F7		0-3 K	4	0	1	0	0	2	3				
Inning Stats	R: 0 E: 0 K: 0 S: 3	H: 0 LOB: 1 BB: 1 P: 7	R: 0 E: 0 K: 1 S: 5	H: 0 LOB: 1 BB: 1 P: 9	R: 0 E: 0 K: 0 S: 4	H: 1 LOB: 2 BB: 1 P: 8	R: 0 E: 0 K: 0 S: 3	H: 0 LOB: 0 BB: 0 P: 3	R: 1 E: 2 K: 1 S: 7	H: 1 LOB: 2 BB: 1 P: 11	R: 0 E: 0 K: 0 S: 4	H: 1 LOB: 0 BB: 0 P: 4	R: 2 E: 0 K: 0 S: 4	H: 1 LOB: 0 BB: 1 P: 8	R: 0 E: 0 K: 1 S: 6	H: 1 LOB: 3 BB: 2 P: 14		1B: 3 2B: 1 3B: 0 HR: 1	SF: 0 SAC: 1 DP: 0 HBP: 0	WP: 0 PB: 0 SB: 1 CS: 0
PITCHER Joe Horlen, R (1, 1) ERA: 1.71 Bob Locker, R (7, 1) ERA: 3.24	IP: 6.2 WLS: L BF: 30 H: 4 R: 3 ER: 2 SO: 2 BB: 3 IBB: 2 HBP: 0 BLK: 0 WP: 0 HR: 1 S: 29 P: 49 ERA: 2.70 WHIP: 1.050															PITCHER				

AB	33
R	2
H	7
RBI	2
BB	1
SO	3
LOB	8



AB	29
R	3
H	5
RBI	2
BB	7
SO	3
LOB	20



Batter	1	2	3	4	5	6	7	8	9	AB	R	H	RBI	BB	SO	LOB	TOP					
Buddy Bradford, R OBP: 0.207, SLG: 0.263 (1, 8)	F4		E5		SF9		F8		HR	4	1	2	3	0	0	0	Chicago White Sox @ Boston Red Sox Fenway Park, Boston, MA Sat Jun 08 1968, 7:05 PM EDT Att: 24,287 - Unknown - 65 F					
Russ Snyder, L OBP: 0.169, SLG: 0.151 (1, 9)	1B		K		1B		4-3		3-1	5	0	2	0	0	1	1						
Pete Ward, L OBP: 0.388, SLG: 0.449 (1, 3)	F9			G6-4-3	F8			SF8		3	1	1	0	1	0	3						
Tommy Davis, R OBP: 0.243, SLG: 0.293 Ken Berry, R OBP: 0.259, SLG: 0.309 (8, 8)	4-3			G6-4-3	6-3			6-3		4	0	1	0	0	0	2						
Duane Josephson, R OBP: 0.281, SLG: 0.340 (1, 2)		4-3		G6-4-3	1B	WP		SF8		3	0	1	1	0	0	2						
Dick Kenworthy, R OBP: 0.290, SLG: 0.276 (1, 5)				1-2	1B	G5-2-3		1B		3	0	1	0	1	0	1						
Sandy Alomar Sr., S OBP: 0.275, SLG: 0.289 Wayne Causey, L OBP: 0.255, SLG: 0.159 Luis Aparicio, R OBP: 0.280, SLG: 0.322 (6, 6)	G1-6-3				4-3			6-3		2	0	0	0	0	0	1						
Tim Cullen, R OBP: 0.282, SLG: 0.280 (1, 4)			1-6-3		1B	SF9		G5-2-3		4	2	2	0	0	0	3						
Gary Peters, L OBP: 0.295, SLG: 0.385 (1, 1)			K		1B			G3		4	0	1	0	0	1	1						
Inning Stats	R: 0 E: 0 K: 0 S: 4	H: 1 LOB: 1 BB: 0 P: 4	R: 0 E: 0 K: 0 S: 3	H: 1 LOB: 0 BB: 0 P: 3	R: 0 E: 1 K: 2 S: 8	H: 1 LOB: 1 BB: 0 P: 8	R: 0 E: 0 K: 0 S: 3	H: 1 LOB: 1 BB: 1 P: 7	R: 1 E: 0 K: 0 S: 6	H: 3 LOB: 2 BB: 0 P: 6	R: 0 E: 0 K: 0 S: 4	H: 2 LOB: 0 BB: 1 P: 8	R: 0 E: 0 K: 0 S: 3	H: 0 LOB: 0 BB: 0 P: 3	R: 1 E: 0 K: 0 S: 4	H: 1 LOB: 0 BB: 0 P: 4		R: 2 E: 0 K: 0 S: 5	H: 2 LOB: 0 BB: 0 P: 5	1B: 9 2B: 2 3B: 0 HR: 1	SF: 2 SAC: 0 DP: 3 HBP: 0	WP: 1 PB: 0 SB: 0 CS: 0
PITCHER Gary Bell, R ERA: 2.25 (1, 1)	IP: 9.0 WLS: L BF: 38	H: 12 R: 4 ER: 4 SO: 2	BB: 2 IBB: 0 HBP: 0 BLK: 0	WP: 1 HR: 1 S: 40 P: 48	ERA: 4.00 WHIP: 1.556											PITCHER Gary Bell, R ERA: 2.25 (1, 1)	IP: 9.0 WLS: W BF: 31	H: 3 R: 0 ER: 0 SO: 7	BB: 2 IBB: 0 HBP: 1 BLK: 0	WP: 0 HR: 0 S: 42 P: 51	ERA: 0.00 WHIP: 0.556	

AB	34
R	4
H	12
RBI	4
BB	2
SO	2
LOB	14



Batter	1	2	3	4	5	6	7	8	9	AB	R	H	RBI	BB	SO	LOB	BOTTOM					
Joe Foy, R OBP: 0.371, SLG: 0.351 (1, 5)	F8			K		6-3			K	4	0	0	0	0	2	1	Chicago White Sox @ Boston Red Sox Fenway Park, Boston, MA Sat Jun 08 1968, 7:05 PM EDT Att: 24,287 - Unknown - 65 F					
Reggie Smith, S OBP: 0.343, SLG: 0.383 (1, 8)	1B			5-3			FC4-6		FC5	3	0	2	0	1	0	0						
Carl Yastrzemski, L OBP: 0.495, SLG: 0.561 (1, 7)	K			K			FC4-6		BB	3	0	0	0	1	2	2						
Ken Harrelson, R OBP: 0.363, SLG: 0.529 (1, 9)		5-3			F8		L7		FC5	4	0	0	0	0	0	3						
George Scott, R OBP: 0.230, SLG: 0.241 (1, 3)		6-3			6-3		FC6-4			3	0	0	0	0	0	1						
Jerry Adair, R OBP: 0.279, SLG: 0.286 (1, 4)		5-3			1-3				F3	3	0	0	0	0	0	0						
Rico Petrocelli, R OBP: 0.283, SLG: 0.363 (1, 6)				G6-4-3		5-3		K		2	0	0	0	0	1	0						
Elston Howard, R OBP: 0.348, SLG: 0.337 (1, 2)				G6-4-3		SH5-4		5-3		3	0	1	0	0	0	1						
Gary Bell, R OBP: 0.176, SLG: 0.235 Mike Andrews, R OBP: 0.326, SLG: 0.325 (8, PH)				K		SH5-4		K		1	0	0	0	0	1	0						
Inning Stats	R: 0 E: 0 K: 1 S: 5	H: 0 LOB: 0 BB: 0 P: 5	R: 0 E: 0 K: 0 S: 3	H: 0 LOB: 0 BB: 0 P: 3	R: 0 E: 0 K: 1 S: 4	H: 0 LOB: 0 BB: 0 P: 5	R: 0 E: 0 K: 2 S: 7	H: 0 LOB: 0 BB: 0 P: 7	R: 0 E: 0 K: 0 S: 3	H: 0 LOB: 0 BB: 0 P: 3	R: 0 E: 0 K: 0 S: 4	H: 1 LOB: 1 BB: 0 P: 4	R: 0 E: 0 K: 0 S: 3	H: 0 LOB: 1 BB: 1 P: 7	R: 0 E: 0 K: 1 S: 5	H: 0 LOB: 0 BB: 0 P: 5		R: 0 E: 0 K: 2 S: 8	H: 1 LOB: 2 BB: 1 P: 12	1B: 2 2B: 1 3B: 0 HR: 0	SF: 0 SAC: 1 DP: 1 HBP: 1	WP: 0 PB: 0 SB: 0 CS: 0
PITCHER Gary Peters, L ERA: 3.07 (1, 1)	IP: 9.0 WLS: W BF: 31	H: 3 R: 0 ER: 0 SO: 7	BB: 2 IBB: 0 HBP: 1 BLK: 0	WP: 0 HR: 0 S: 42 P: 51	ERA: 0.00 WHIP: 0.556											PITCHER Gary Peters, L ERA: 3.07 (1, 1)	IP: 9.0 WLS: W BF: 31	H: 3 R: 0 ER: 0 SO: 7	BB: 2 IBB: 0 HBP: 1 BLK: 0	WP: 0 HR: 0 S: 42 P: 51	ERA: 0.00 WHIP: 0.556	

AB	27
R	0
H	3
RBI	0
BB	2
SO	7
LOB	8



Batter	1	2	3	4	5	6	7	8	9	AB	R	H	RBI	BB	SO	LOB	TOP								
Buddy Bradford, R OBP: 0.196, SLG: 0.247 (1, 8)	6-3		5-3		G6-4-3			6-3	K	5	0	0	0	0	1	3									
Russ Snyder, L OBP: 0.169, SLG: 0.141 (1, 9)	G3		4-3			L6		F7	6-3	5	0	0	0	0	0	2									
Tommy Davis, R OBP: 0.239, SLG: 0.287 Sandy Alomar Sr., S OBP: 0.268, SLG: 0.282 (1, 7) (6, 5)	E4		4-3				K	4-3		3	0	0	0	0	1	0									
Pete Ward, L OBP: 0.382, SLG: 0.440 Ken Berry, R OBP: 0.293, SLG: 0.313 (1, 5) (6, 8)	4-3			F8		F7			SH1-3 2B	3	0	0	0	0	0	1									
Tom McCraw, L OBP: 0.279, SLG: 0.391 (1, 3)		HR		4-3			E 5-3 1B		SH1-3	3	1	2	1	0	0	0									
Duane Josephson, R OBP: 0.280, SLG: 0.333 (1, 2)		5-3		F6			F6		2B 1B	3	1	0	0	1	0	1									
Luis Aparicio, R OBP: 0.284, SLG: 0.330 (1, 6)		6-3			1B FC4-6 1B		5-3		1B 2B	4	2	2	1	0	0	1									
Tim Cullen, R OBP: 0.296, SLG: 0.283 (1, 4)					1B FC4-6 1B		E5		1B IBB	2	0	1	0	2	0	1									
Bob Priddy, R (1, 1)					1B FC4-6 1B		6-3		1B	1	0	0	0	0	1	1									
Wayne Causey, L OBP: 0.250, SLG: 0.156 (5, PH)	K				1B FC4-6 1B		6-3			1	0	0	1	0	0	1									
Wilbur Wood, R (5, 1)					1B FC4-6 1B					1	0	0	0	0	0	2									
Bill Voss, L OBP: 0.231, SLG: 0.148 (9, PH)					1B FC4-6 1B					1	0	1	2	0	0	0									
Bob Locker, S (9, 1)					1B FC4-6 1B				1B	0	0	0	0	0	0	0									
Inning Stats	R: 0 E: 1 K: 0 S: 4	H: 0 LOB: 1 BB: 0 P: 4	R: 1 E: 0 K: 1 S: 6	H: 1 LOB: 1 BB: 1 P: 10	R: 0 E: 0 K: 0 S: 3	H: 0 LOB: 0 BB: 0 P: 3	R: 0 E: 0 K: 0 S: 3	H: 0 LOB: 0 BB: 0 P: 3	R: 1 E: 0 K: 0 S: 4	H: 2 LOB: 0 BB: 0 P: 4	R: 0 E: 0 K: 1 S: 5	H: 0 LOB: 0 BB: 0 P: 5	R: 0 E: 1 K: 0 S: 5	H: 1 LOB: 2 BB: 0 P: 5	R: 0 E: 0 K: 0 S: 3	H: 0 LOB: 0 BB: 0 P: 3	R: 3 E: 0 K: 1 S: 8	H: 3 LOB: 2 BB: 2 P: 16	1B: 5 2B: 1 3B: 0 HR: 1	SF: 0 SAC: 1 DP: 1 HBP: 0	WP: 0 PB: 0 SB: 0 CS: 0	PA: 38			
PITCHER	IP	WLS	BF	H	R	ER	SO	BB	IBB	HBP	BLK	WP	HR	S	P	ERA	WHIP								
Mel Stottlemyre, R ERA: 2.21 (1, 1)	7.0		27	4	2	2	2	1	0	0	0	0	1	30	34	2.57	0.714								
Doolley Womack, R ERA: 4.51 (8, 1)	1.1	L	9	3	3	3	0	0	2	0	0	0	0	7	15	20.25	2.250								
John Wyatt, R ERA: 3.57 (9, 1)	0.2		2	0	0	0	1	0	0	0	0	0	0	4	4	0.00	0.000								

Chicago White Sox @ New York Yankees
Yankee Stadium, Bronx, NY
Mon Jun 10 1968, 7:05 PM EDT
Att: 5,340 - Cloudy - 61 F

AB 34
R 5
H 7
RBI 5
BB 3
SO 3
LOB 13



Batter	1	2	3	4	5	6	7	8	9	AB	R	H	RBI	BB	SO	LOB	BOTTOM								
Horace Clarke, S OBP: 0.247, SLG: 0.226 (1, 4)	6-3				FC6-4		G6-4-3			4	0	1	0	0	0	2									
Roy White, S OBP: 0.350, SLG: 0.398 (1, 7)	6-3				FC5-4			F7		3	0	1	0	1	0	1									
Mickey Mantle, S OBP: 0.382, SLG: 0.408 (1, 3)	6-3				FC5-4			F7		3	0	0	0	1	0	4									
Joe Pepitone, L OBP: 0.366, SLG: 0.481 (1, 8)	4-3				5-3			FC5-4 BB		4	0	0	0	0	1	4									
Andy Kosco, R OBP: 0.279, SLG: 0.427 (1, 9)		G3 1B				F2		FC5-4		4	1	2	1	0	0	1									
Tom Tresh, S OBP: 0.275, SLG: 0.254 (1, 6)		F6			K			K		4	0	0	0	0	2	1									
Jake Gibbs, L OBP: 0.302, SLG: 0.301 (1, 2)		G3				5-3		SH3-4 1B		4	1	1	0	0	0	1									
Bobby Cox, R OBP: 0.298, SLG: 0.309 (1, 5)		F3				5-3		SH3-4		3	0	0	0	0	1	1									
Mel Stottlemyre, R OBP: 0.278, SLG: 0.273 Charley Smith, R OBP: 0.778, SLG: 1.000 Gene Michael, S OBP: 0.206, SLG: 0.234 Doolley Womack, L (8, 1) John Wyatt, R (9, 1)					K			FC6-4 1B		2	0	1	0	0	1	0									
Inning Stats	R: 0 E: 0 K: 0 S: 4	H: 1 LOB: 1 BB: 0 P: 4	R: 0 E: 0 K: 0 S: 4	H: 1 LOB: 1 BB: 0 P: 4	R: 0 E: 0 K: 2 S: 8	H: 1 LOB: 2 BB: 1 P: 15	R: 1 E: 0 K: 1 S: 6	H: 1 LOB: 0 BB: 0 P: 6	R: 0 E: 0 K: 0 S: 4	H: 1 LOB: 1 BB: 0 P: 4	R: 0 E: 0 K: 1 S: 5	H: 0 LOB: 0 BB: 0 P: 5	R: 1 E: 0 K: 0 S: 4	H: 2 LOB: 1 BB: 0 P: 4	R: 0 E: 0 K: 0 S: 3	H: 0 LOB: 1 BB: 1 P: 7	R: 0 E: 0 K: 1 S: 5	H: 0 LOB: 0 BB: 0 P: 5	1B: 5 2B: 1 3B: 0 HR: 1	SF: 0 SAC: 1 DP: 1 HBP: 0	WP: 0 PB: 0 SB: 0 CS: 0	PA: 35			
PITCHER	IP	WLS	BF	H	R	ER	SO	BB	IBB	HBP	BLK	WP	HR	S	P	ERA	WHIP								
Bob Priddy, R ERA: 2.65 (1, 1)	4.0		17	4	1	1	3	1	0	0	0	0	0	16	20	2.25	1.000								
Wilbur Wood, L ERA: 2.05 (5, 1)	4.0	W	15	3	1	1	1	1	0	0	0	0	0	16	20	2.25	1.000								
Bob Locker, R ERA: 3.12 (9, 1)	1.0	S	3	0	0	0	1	0	0	0	0	0	0	5	5	0.00	0.000								

Chicago White Sox @ New York Yankees
Yankee Stadium, Bronx, NY
Mon Jun 10 1968, 7:05 PM EDT
Att: 5,340 - Cloudy - 61 F

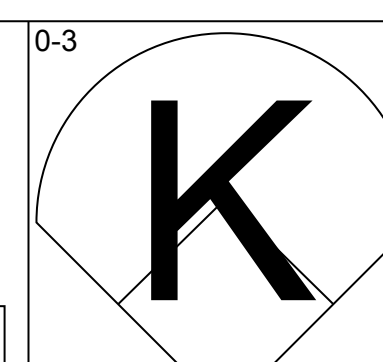
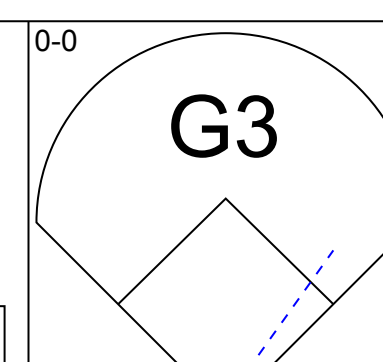
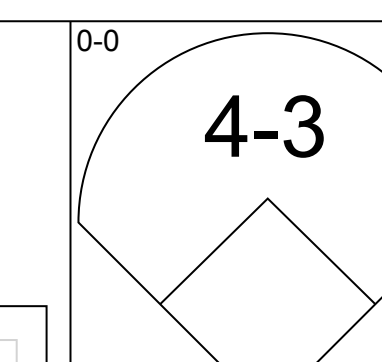
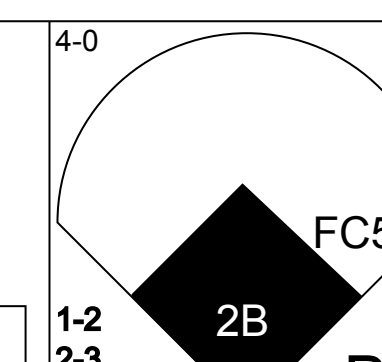
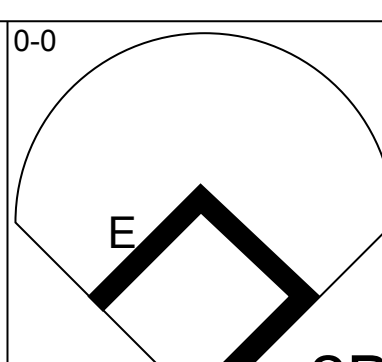
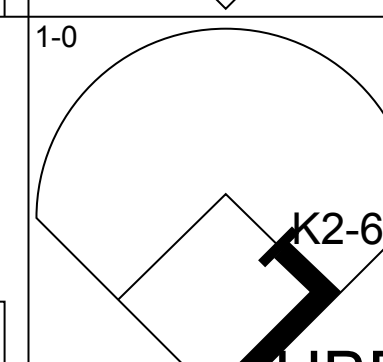
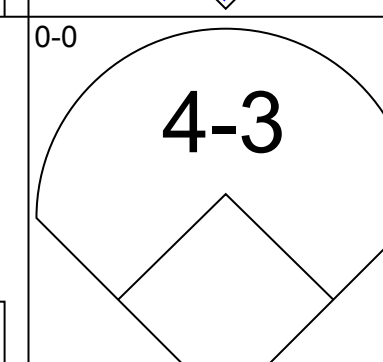
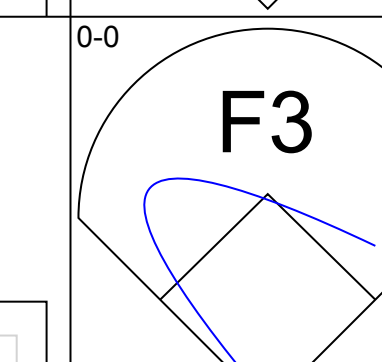
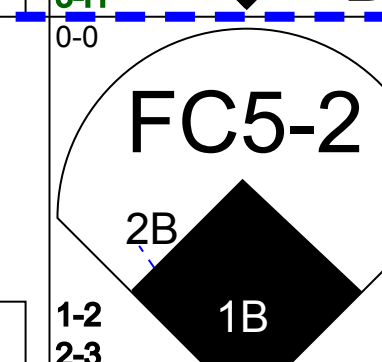
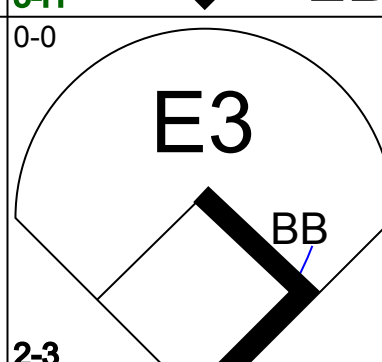
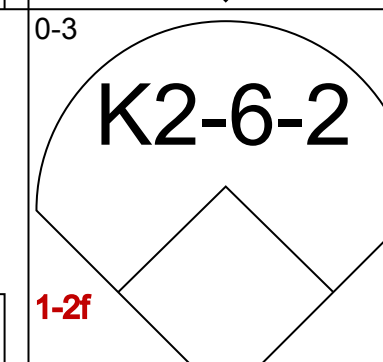
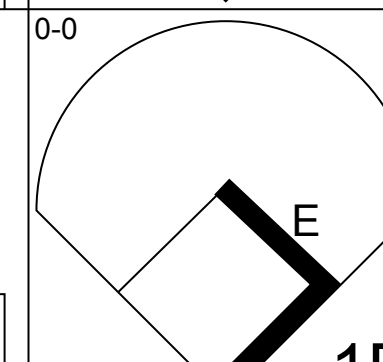
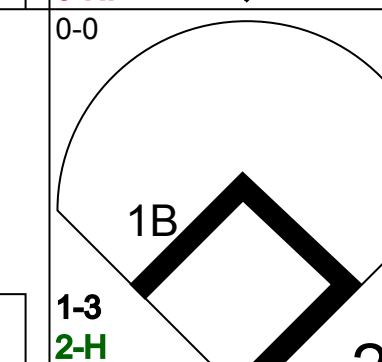
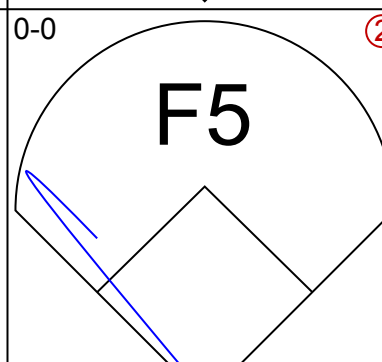
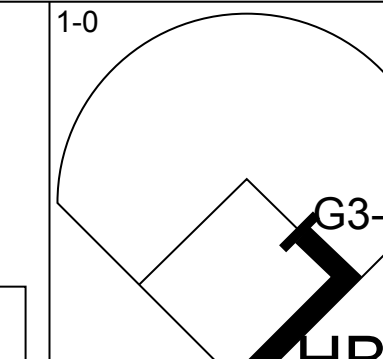
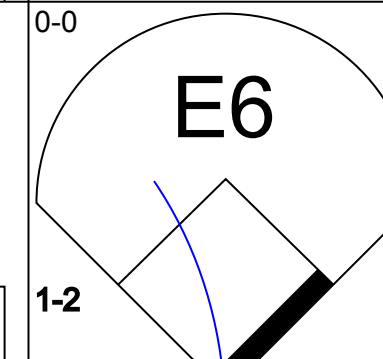

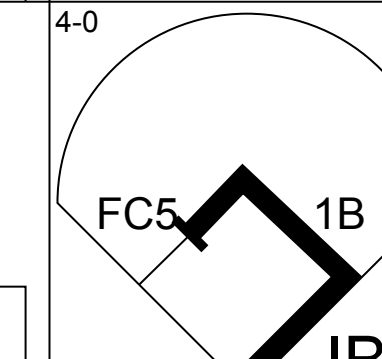
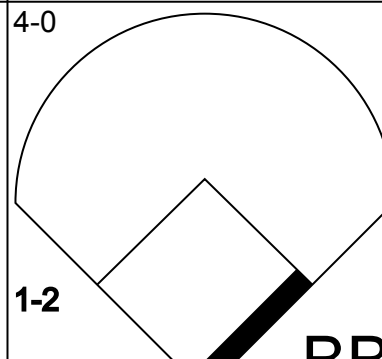

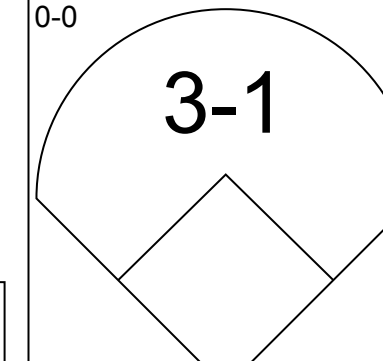

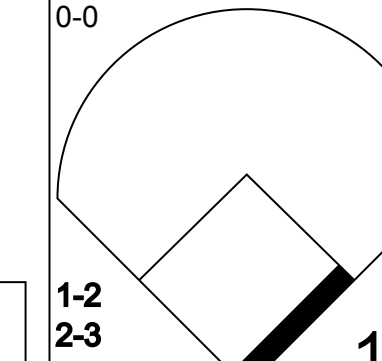
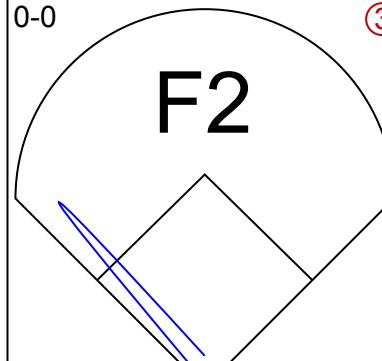

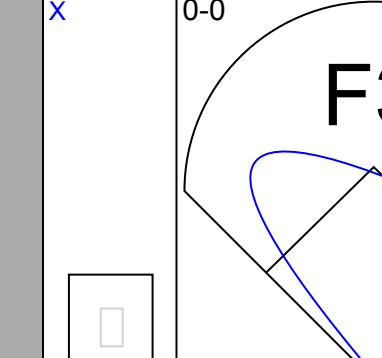
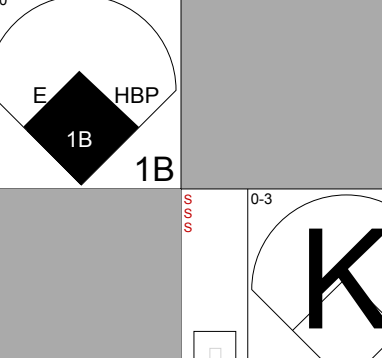

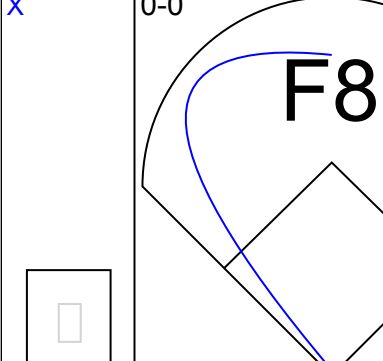
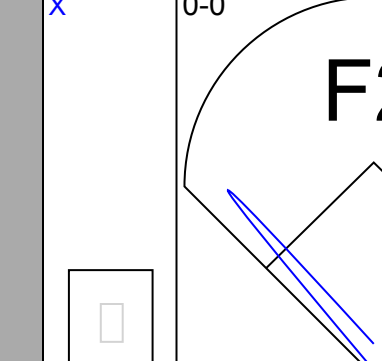
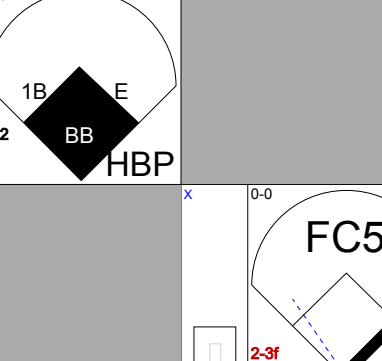
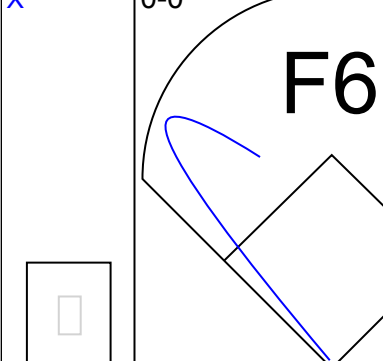
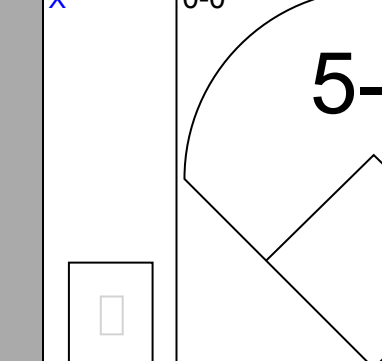
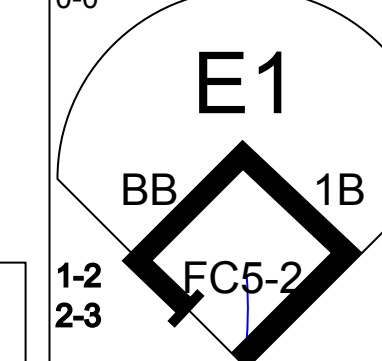
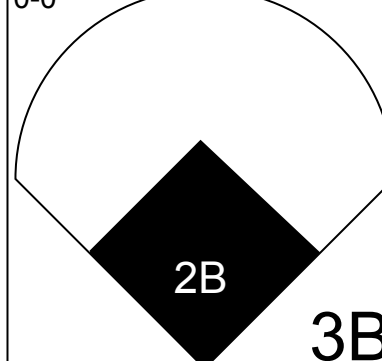
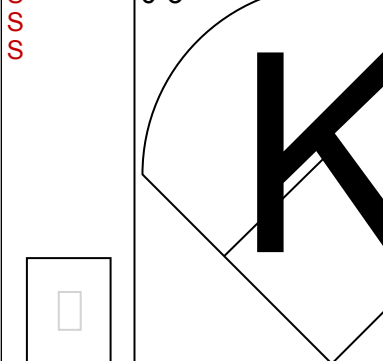

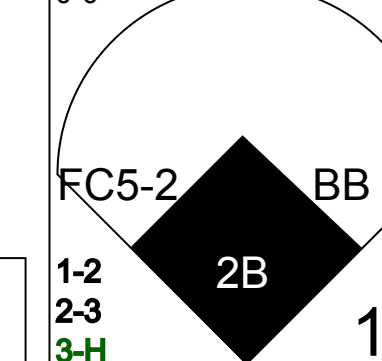
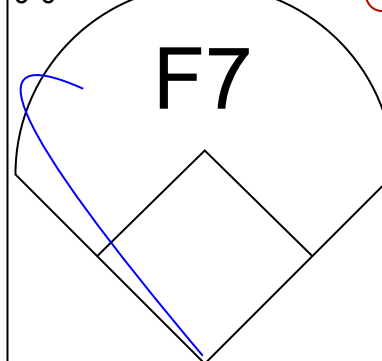
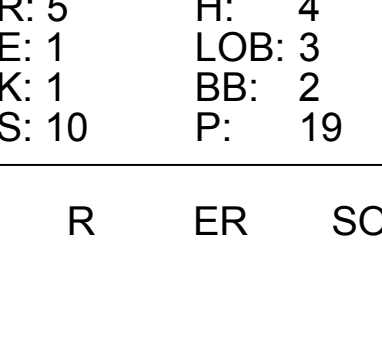

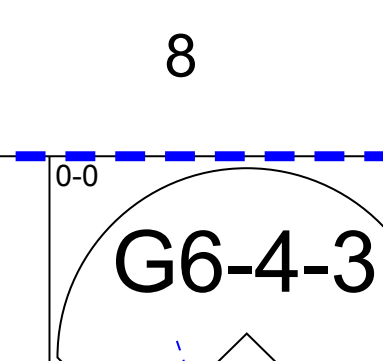
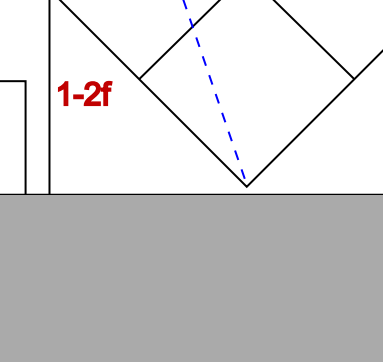
AB 32
R 2
H 7
RBI 2
BB 2
SO 5
LOB 15

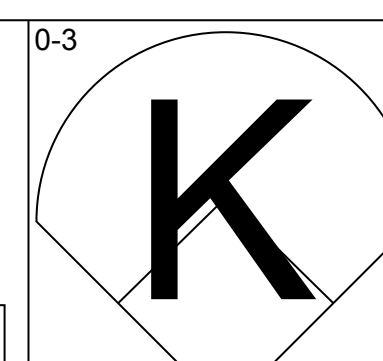
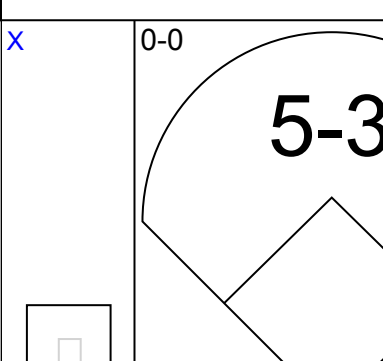
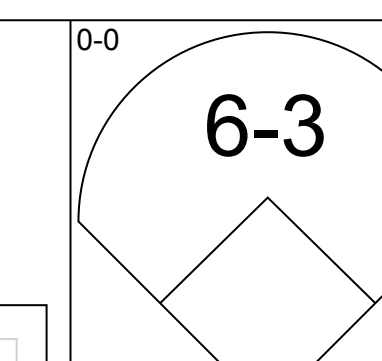
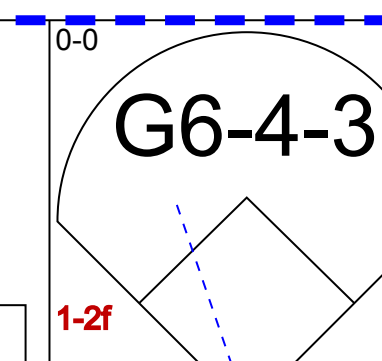
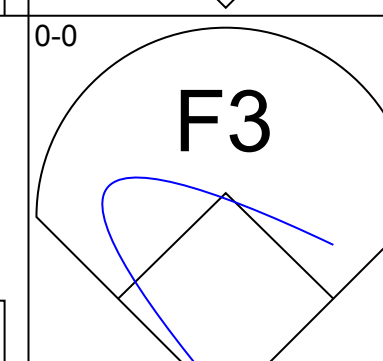
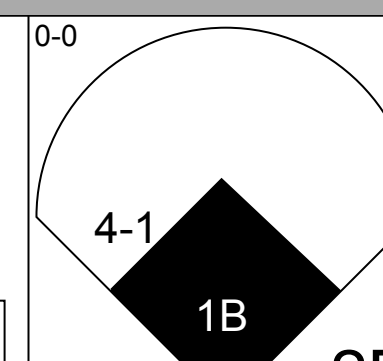
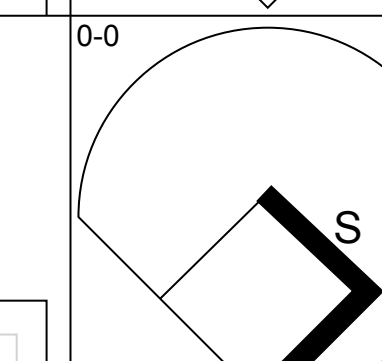
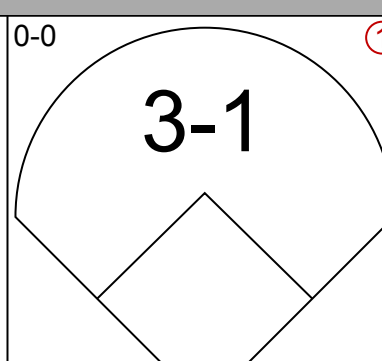
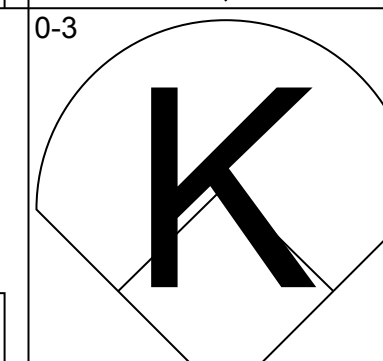
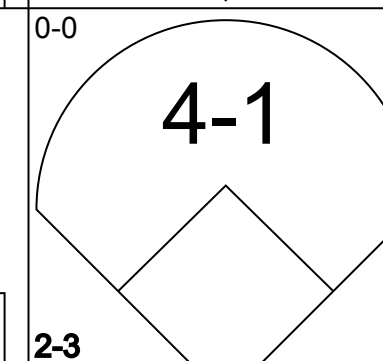
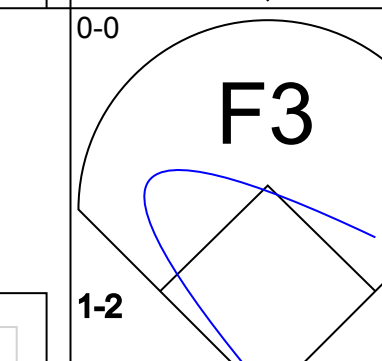
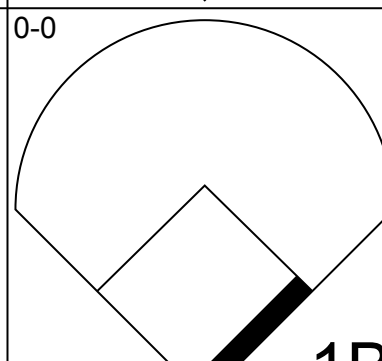
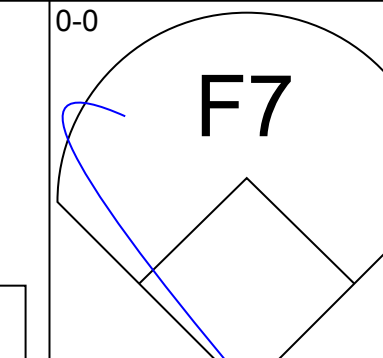
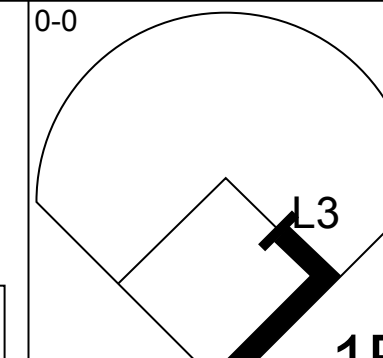

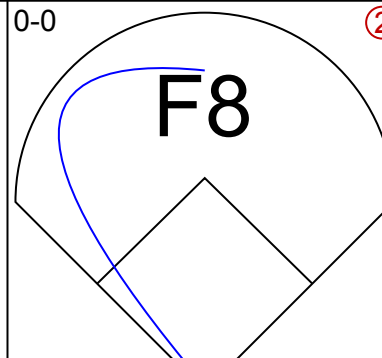
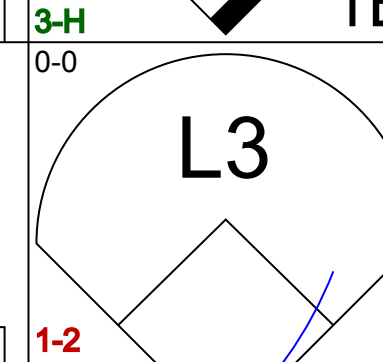

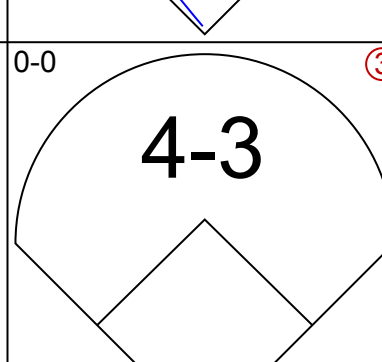
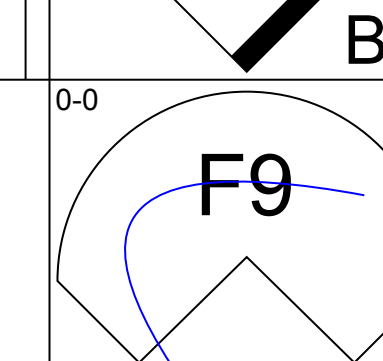
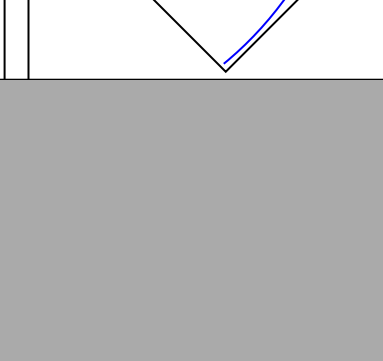

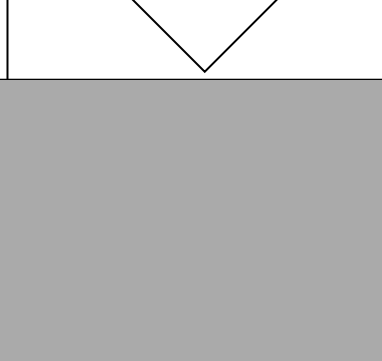



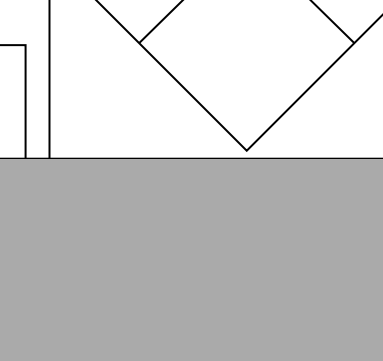
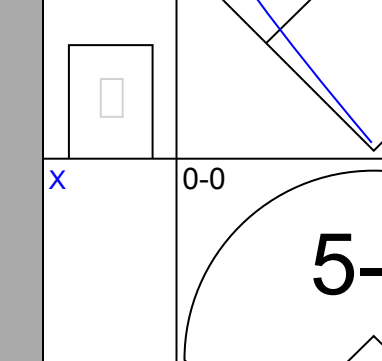


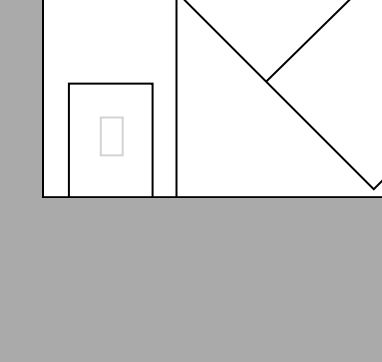
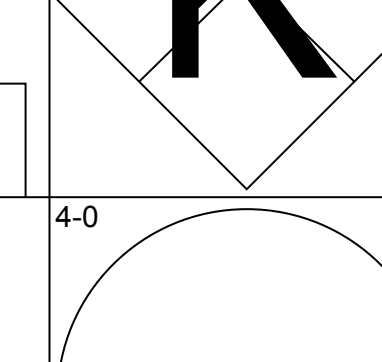
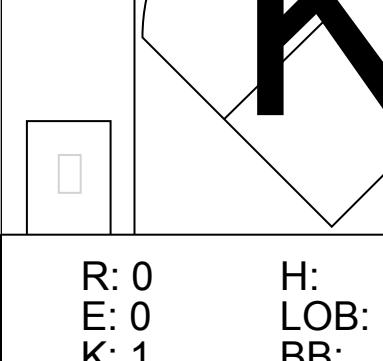
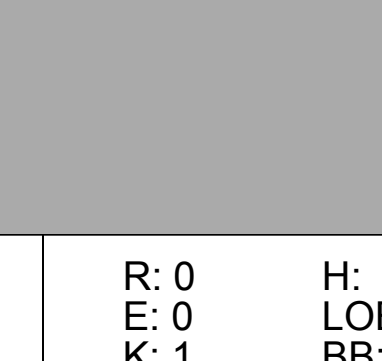
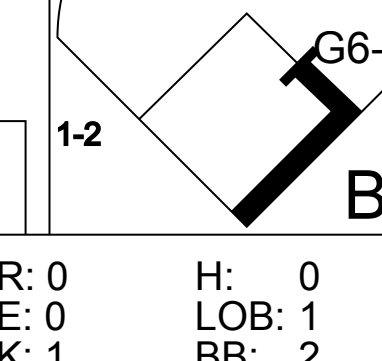
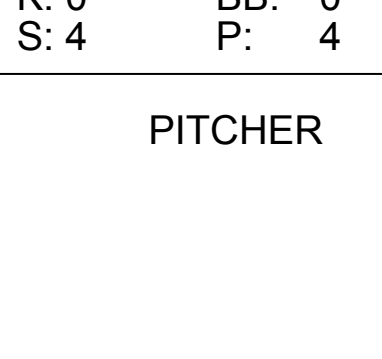
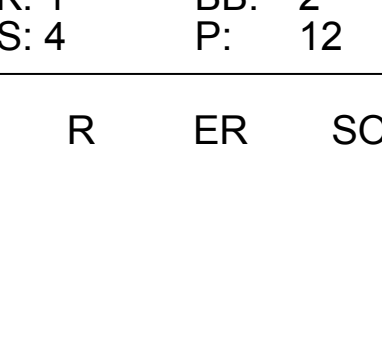



Batter	1	2	3	4	5	6	7	8	9	10	11	12	13	14	AB	R	H	RBI	BB	SO	LOB	TOP
Dick McAuliffe, L OBP: 0.320, SLG: 0.411 (1, 4)	F9			F8	F6			F8		F7			BB BB		5	0	0	0	1	0	0	
Mickey Stanley, R OBP: 0.310, SLG: 0.371 (1, 8)	5-3			1-3		F6		2-3		F8			1B 1B		6	1	1	0	0	0	0	
Jim Northrup, L OBP: 0.321, SLG: 0.380 (1, 9)	K			G3		K2-3		4-3					1B 1B		6	0	1	0	0	2	0	
Bill Freehan, R OBP: 0.355, SLG: 0.463 (1, 3) (9, 2)		F7			BB SF7 1B	4-3				SH1-4 1B			1B 1B		6	1	3	1	0	1	0	
Willie Horton, R OBP: 0.338, SLG: 0.572 (1, 7)		K			1-2 HR 1B			K		SH1-4 1-2			1B K		5	1	1	0	0	4	2	
Don Wert, R OBP: 0.271, SLG: 0.365 (1, 5)		F6				K		5-3		IBB			6-3		5	1	1	1	1	1	2	
Jim Price, R OBP: 0.242, SLG: 0.196 Norm Cash, L OBP: 0.277, SLG: 0.378 (1, 2) (9, PH) (9, 3)			K		4-0 HR BB			1B BB		F8			F8		1	1	0	0	2	1	0	
Ray Oyler, R OBP: 0.218, SLG: 0.221 (1, 6)		F7			1-2 2-3 HR BB			1B BB		F8			F8		3	0	0	0	0	0	2	
Earl Wilson, R OBP: 0.290, SLG: 0.484 Pat Dobson, R OBP: 0.333, SLG: 0.250 Gates Brown, L OBP: 0.538, SLG: 0.783 Fred Lasher, R OBP: 0.333, SLG: 0.333 John Hiller, R OBP: 0.100, SLG: 0.100 (1, 1) (8, 1) (13, PH) (13, 1) (13, 1)			5-3		1-2 2-3 HR BB			1B BB		F8			F8		5	0	1	1	0	1	2	
					3-4 HR			1B					F5		3	1	1	3	0	1	2	
					1-2 2-3 HR BB			1B					6-3		1	0	0	0	0	1	0	
					3-4 HR			1B					6-3		1	0	0	0	0	0	0	
					1-2 2-3 HR BB			1B					6-3		0	0	0	0	0	0	0	
					3-4 HR			1B					6-3		1	0	0	0	0	0	0	
					1-2 2-3 HR BB			1B					6-3		1	0	0	0	0	0	0	
					3-4 HR			1B					6-3		1	0	0	0	0	0	0	
					1-2 2-3 HR BB			1B					6-3		1	0	0	0	0	0	0	
					3-4 HR			1B					6-3		1	0	0	0	0	0	0	
					1-2 2-3 HR BB			1B					6-3		1	0	0	0	0	0	0	
					3-4 HR			1B					6-3		1	0	0	0	0	0	0	
					1-2 2-3 HR BB			1B					6-3		1	0	0	0	0	0	0	
					3-4 HR			1B					6-3		1	0	0	0	0	0	0	
					1-2 2-3 HR BB			1B					6-3		1	0	0	0	0	0	0	
					3-4 HR			1B					6-3		1	0	0	0	0	0	0	
					1-2 2-3 HR BB			1B					6-3		1	0	0	0	0	0	0	
					3-4 HR			1B					6-3		1	0	0	0	0	0	0	
					1-2 2-3 HR BB			1B					6-3		1	0	0	0	0	0	0	
					3-4 HR			1B					6-3		1	0	0	0	0	0	0	
					1-2 2-3 HR BB			1B					6-3		1	0	0	0	0	0	0	
					3-4 HR			1B					6-3		1	0	0	0	0	0	0	
					1-2 2-3 HR BB			1B					6-3		1	0	0	0	0	0	0	
					3-4 HR			1B					6-3		1	0	0	0	0	0	0	
					1-2 2-3 HR BB			1B					6-3		1	0	0	0	0	0	0	
					3-4 HR			1B					6-3		1	0	0	0	0	0	0	
					1-2 2-3 HR BB			1B					6-3		1	0	0	0	0	0	0	
					3-4 HR			1B					6-3		1	0	0	0	0	0	0	
					1-2 2-3 HR BB			1B					6-3		1	0	0	0	0	0	0	
					3-4 HR			1B					6-3		1	0	0	0	0	0	0	
					1-2 2-3 HR BB			1B					6-3		1	0	0	0	0	0	0	
					3-4 HR			1B					6-3		1	0	0	0	0	0	0	
					1-2 2-3 HR BB			1B					6-3		1	0	0	0	0	0	0	
					3-4 HR			1B					6-3		1	0	0	0	0	0	0	
					1-2 2-3 HR BB			1B					6-3		1	0	0	0	0	0	0	
					3-4 HR			1B					6-3		1	0	0	0	0	0	0	
					1-2 2-3 HR BB			1B					6-3		1	0	0	0	0	0	0	
					3-4 HR			1B					6-3		1	0	0	0	0	0	0	
					1-2 2-3 HR BB			1B					6-3		1	0	0	0	0	0	0	
					3-4 HR			1B					6-3		1	0	0	0	0	0	0	
					1-2 2-3 HR BB			1B					6-3		1	0	0	0	0	0	0	
					3-4 HR			1B					6-3		1	0	0	0	0	0	0	
					1-2 2-3 HR BB			1B					6-3		1	0	0	0	0	0	0	
					3-4 HR			1B					6-3		1	0	0	0	0	0	0	
					1-2 2-3 HR BB			1B					6-3		1	0	0	0	0	0	0	
					3-4 HR			1B					6-3		1	0	0	0	0	0	0	
					1-2 2-3 HR BB			1B					6-3		1	0	0	0	0	0	0	
					3-4 HR			1B					6-3		1	0	0	0	0	0	0	
					1-2 2-3 HR BB			1B					6-3		1	0	0	0	0	0	0	
					3-4 HR			1B					6-3		1	0	0	0	0	0	0	
					1-2 2-3 HR BB			1B					6-3		1	0	0	0	0	0	0	
					3-4 HR			1B					6-3		1	0	0	0	0	0	0	
					1-2 2-3 HR BB			1B					6-3		1	0	0	0	0	0	0	
					3-4 HR			1B					6-3		1	0	0	0	0	0	0	
					1-2 2-3 HR BB			1B					6-3		1	0	0	0	0	0	0	
					3-4 HR			1B					6-3		1	0	0	0	0	0	0	
					1-2 2-3 HR BB			1B					6-3		1	0	0	0	0	0	0	
					3-4 HR			1B					6-3		1	0	0	0	0	0	0	
					1-2 2-3 HR BB			1B					6-3		1	0	0	0	0	0	0	
					3-4 HR			1B					6-3		1	0	0	0	0	0	0	
					1-2 2-3 HR BB			1B					6-3		1	0	0	0	0	0	0	
					3-4 HR			1B					6-3		1	0	0	0	0	0	0	
					1-2 2-3 HR BB			1B					6-3		1	0	0	0	0	0	0	
					3-4 HR			1B					6-3		1	0	0	0	0	0	0	
					1-2 2-3 HR BB			1B					6-3		1	0	0	0	0	0	0	
					3-4 HR			1B					6-3		1	0	0	0	0	0	0	
					1-2 2-3 HR BB			1B					6-3		1	0	0	0	0	0	0	
					3-4 HR			1B				</										

Batter	1	2	3	4	5	6	7	8	9	AB	R	H	RBI	BB	SO	LOB	TOP		
Dick McAuliffe, L (1,4) OBP: 0.321, SLG: 0.425	F4		4-3		E		HR	4-3		5	1	2	1	0	0	2	Detroit Tigers @ Chicago White Sox Comiskey Park, Chicago, IL Sat Jun 15 1968, 4:33 AM EDT Att: 9,326 - Unknown		
Mickey Stanley, R (1,8) OBP: 0.303, SLG: 0.361	6-3		F8		E5		6-3	F9		5	0	0	0	0	0	3			
Jim Northrup, L (1,9) OBP: 0.314, SLG: 0.372	K			1-3	4-3		6-3		K	5	0	0	0	0	2	2			
Bill Freehan, R (1,3) OBP: 0.364, SLG: 0.486		HR		FC5	1B		G1-6-3	HBP	6-3	5	1	4	1	0	0	0			
Willie Horton, R (1,7) OBP: 0.349, SLG: 0.589		G4-6-3	HBP		1B		G1-6-3	HBP		3	1	2	1	0	1	1			
Don Wert, R (1,5) OBP: 0.274, SLG: 0.363		G4-6-3	HBP		F7		G1-6-3		1B	4	1	1	0	0	0	4			
Jim Price, R (1,2) OBP: 0.281, SLG: 0.190	G4-6-3			FC5			HBP			2	0	0	0	1	0	4			
Dick Tracewski, R (6,6) OBP: 0.255, SLG: 0.191							HBP			1	0	1	0	0	0	0			
Ray Oyler, R (1,6) OBP: 0.220, SLG: 0.218										2	0	0	0	0	1	1			
Denny McLain, R (6, PR) OBP: 0.132, SLG: 0.132	F8									0	0	0	0	0	0	0			
Les Cain, L (6,1) OBP: 0.143, SLG: 0.286					K					0	0	0	0	0	0	0			
Tom Matchick, L (6, PH) OBP: 0.281, SLG: 0.264										1	0	1	1	0	0	0			
Dennis Ribant, R (6,1) OBP: 1.000, SLG: 1.000										0	0	0	0	0	0	0			
Joe Sparma, R (11,1) OBP: 0.063, SLG: 0.063										1	0	0	0	0	0	0			
Earl Wilson, R (5, PH) OBP: 0.281, SLG: 0.459				G3						0	0	0	0	0	0	0			
Jon Warden, S (5,1) OBP: 0.143, SLG: 0.143										0	0	0	0	0	0	0			
Wayne Comer, R (6, PH) OBP: 0.273, SLG: 0.372										0	0	0	0	0	0	0			
Norm Cash, L (6, PH) OBP: 0.273, SLG: 0.372										2	0	0	0	0	0	5			
Inning Stats	R: 0 E: 0 K: 1 S: 5	H: 0 LOB: 0 BB: 0 P: 5	R: 1 E: 0 K: 0 S: 3	H: 1 LOB: 1 BB: 0 P: 5	R: 0 E: 0 K: 0 S: 3	H: 0 LOB: 0 BB: 0 P: 3	R: 0 E: 0 K: 0 S: 5	H: 2 LOB: 2 BB: 0 P: 5	R: 0 E: 1 K: 1 S: 7	H: 1 LOB: 2 BB: 1 P: 7	R: 0 E: 0 K: 0 S: 3	H: 1 LOB: 1 BB: 0 P: 7	R: 1 E: 0 K: 0 S: 6	H: 3 LOB: 2 BB: 0 P: 6	R: 1 E: 0 K: 1 S: 6	H: 1 LOB: 0 BB: 0 P: 6	1B: 8 2B: 0 3B: 0 HR: 3	SF: 0 SAC: 0 DP: 2 HBP: 4	WP: 1 PA: 42
PITCHER	IP WLS BF H R ER SO BB IBB HBP BLK WP HR S P ERA WHIP																		
Tommy John, L (1,1) ERA: 1.42	5.2 W 26 5 1 1 2 1 0 4 0 0 1 25 33 1.59 1.059																		
Bob Locker, R (6,1) ERA: 3.45	1.1 8 4 2 2 1 0 0 0 0 0 1 1 10 10 13.50 3.000																		
Wilbur Wood, L (8,1) ERA: 1.99	2.0 S 8 2 1 1 1 0 0 0 0 0 0 1 10 10 4.50 1.000																		

Batter	1	2	3	4	5	6	7	8	9	AB	R	H	RBI	BB	SO	LOB	BOTTOM		
Luis Aparicio, R (1,6) OBP: 0.284, SLG: 0.327	L8-4-3		F9	F9		E7				4	0	2	2	0	0	1	Detroit Tigers @ Chicago White Sox Comiskey Park, Chicago, IL Sat Jun 15 1968, 4:33 AM EDT Att: 9,326 - Unknown		
Tom McCraw, L (1,3) OBP: 0.287, SLG: 0.401	L8-4-3		K		F5		E7			4	0	1	0	0	1	1			
Tommy Davis, R (1,7) OBP: 0.230, SLG: 0.294	6-3			BB	HR		F4			4	1	1	0	0	0	1			
Sandy Alomar Sr., S (8,5) OBP: 0.262, SLG: 0.275				BB	HR					0	0	0	0	0	0	0			
Pete Ward, L (1,5) OBP: 0.388, SLG: 0.429		FC4-6		F5	4-3		4-3			3	1	0	0	1	0	2			
Leon Wagner, L (1,9) OBP: 0.302, SLG: 0.273							F8			2	1	1	0	1	0	0			
Bill Voss, L (7,9) OBP: 0.241, SLG: 0.153		FC4-6		HR			F7			1	0	0	0	0	0	1			
Duane Josephson, R (1,2) OBP: 0.285, SLG: 0.335		FC4-6		HR						3	2	1	0	1	0	2			
Ken Berry, R (1,8) OBP: 0.267, SLG: 0.331	FC6-4									4	2	2	5	0	1	1			
Tim Cullen, R (1,4) OBP: 0.293, SLG: 0.282	5-3									3	0	1	0	1	0	1			
Tommy John, R (1,1) OBP: 0.143, SLG: 0.250			F9		F2					2	0	0	0	0	0	1			
Bob Locker, S (6,1) ERA: 4.96										1	0	0	0	0	1	3			
Wilbur Wood, R (8,1) ERA: 2.45										0	0	0	0	0	0	0			
Inning Stats	R: 0 E: 0 K: 0 S: 3	H: 1 LOB: 0 BB: 0 P: 3	R: 1 E: 0 K: 0 S: 4	H: 1 LOB: 1 BB: 1 P: 8	R: 0 E: 0 K: 1 S: 5	H: 0 LOB: 0 BB: 0 P: 5	R: 4 E: 0 K: 0 S: 6	H: 3 LOB: 1 BB: 2 P: 14	R: 0 E: 0 K: 0 S: 3	H: 0 LOB: 0 BB: 0 P: 3	R: 2 E: 1 K: 1 S: 7	H: 3 LOB: 2 BB: 1 P: 11	R: 0 E: 1 K: 0 S: 4	H: 1 LOB: 1 BB: 0 P: 4	R: 0 E: 0 K: 1 S: 5	H: 0 LOB: 0 BB: 0 P: 5	1B: 7 2B: 2 3B: 0 HR: 1	SF: 0 SAC: 0 DP: 1 HBP: 0	WP: 0 PA: 35
PITCHER	IP WLS BF H R ER SO BB IBB HBP BLK WP HR S P ERA WHIP																		
Joe Sparma, R (1,1) ERA: 3.49	4.0 L 19 5 5 5 1 3 0 0 0 0 0 0 3 3 0.00 0.000																		
Jon Warden, L (5,1) ERA: 4.96	1.0 3 0 0 0 0 0 0 0 0 0 0 0 3 3 0.00 0.000																		
Les Cain, L (6,1) ERA: 3.0	2.0 10 4 2 2 1 0 1 0 0 0 0 0 11 15 9.00 2.000																		
Dennis Ribant, R (8,1) ERA: 2.45	1.0 3 0 0 0 0 1 0 0 0 0 0 0 5 5 0.00 0.000																		

Batter	1	2	3	4	5	6	7	8	9	AB	R	H	RBI	BB	SO	LOB	TOP		
Dick McAuliffe, L (1, 6) OBP: 0.320, SLG: 0.421										4	1	2	1	1	0		Detroit Tigers @ Chicago White Sox Comiskey Park, Chicago, IL Sun Jun 16 1968, 4:38 AM EDT Att: 21,863 - Unknown		
Mickey Stanley, R (1, 8) OBP: 0.303, SLG: 0.352										4	1	0	0	0	4				
Jim Northrup, L (1, 9) OBP: 0.315, SLG: 0.372										5	0	2	2	0	2	3			
Bill Freehan, R (1, 2) OBP: 0.371, SLG: 0.481										2	0	0	0	2	0	1			
Norm Cash, L (1, 3) OBP: 0.276, SLG: 0.365										5	0	1	1	0	0	6			
Tom Matchick, L (1, 4) OBP: 0.282, SLG: 0.246										4	1	1	0	0	1	3			
Don Wert, R (1, 5) OBP: 0.278, SLG: 0.362										3	1	0	0	0	0	3			
Wayne Comer, R (1, 7) OBP: 0.182, SLG: 0.364										4	1	1	0	0	0	2			
Denny McLain, R (1, 1) OBP: 0.125, SLG: 0.125										2	0	0	0	0	1	0			
Willie Horton, R (8, PH) OBP: 0.350, SLG: 0.593										1	0	1	1	0	0	0			
Dick Tracewski, R (8, PR) OBP: 0.295, SLG: 0.191										0	1	0	0	0	0	0			
Daryl Patterson, L (8, 1) OBP: 0.300, SLG: 0.222										1	0	0	0	0	0	1			
Pat Dobson, R (8, 1) OBP: 0.300, SLG: 0.222										1	0	0	0	0	0	1			
Inning Stats	R: 0 E: 0 K: 2 S: 6	H: 0 LOB: 1 BB: 0 P: 7	R: 0 E: 0 K: 0 S: 2	H: 0 LOB: 0 BB: 0 P: 3	R: 0 E: 0 K: 1 S: 5	H: 1 LOB: 2 BB: 0 P: 5	R: 0 E: 0 K: 0 S: 3	H: 0 LOB: 0 BB: 0 P: 3	R: 0 E: 0 K: 0 S: 3	H: 0 LOB: 0 BB: 0 P: 3	R: 0 E: 0 K: 1 S: 5	H: 0 LOB: 0 BB: 0 P: 5	R: 5 E: 1 K: 1 S: 10	H: 4 LOB: 3 BB: 2 P: 19	R: 1 E: 1 K: 0 S: 6	H: 2 LOB: 3 BB: 1 P: 10	1B: 4 2B: 3 3B: 1 HR: 0	SF: 0 SAC: 0 DP: 2 HBP: 3	WP: 0 PA: 41 SB: 0 CS: 0
PITCHER	IP WLS BF H R ER SO BB IBB HBP BLK WP HR S P ERA WHIP																		
Cisco Carlos, R (1, 1) ERA: 2.75	7.0 L 26 2 3 3 4 0 0 3 0 0 0 0 31 34 3.86 0.286																		
Hoyt Wilhelm, R (8, 1) ERA: 1.51	0.0 2 1 0 0 0 1 0 0 0 0 0 0 1 5 ∞ ∞																		
Wilbur Wood, L (8, 1) ERA: 1.88	1.0 6 2 2 1 1 0 1 0 0 0 0 0 7 11 9.00 2.000																		
Don McMahon, R (9, 1) ERA: 2.77	1.0 7 2 1 1 0 1 0 0 0 0 0 0 6 10 9.00 3.000																		

Batter	1	2	3	4	5	6	7	8	9	AB	R	H	RBI	BB	SO	LOB	BOTTOM		
Luis Aparicio, R (1, 6) OBP: 0.283, SLG: 0.321										4	0	0	0	0	1	2	Detroit Tigers @ Chicago White Sox Comiskey Park, Chicago, IL Sun Jun 16 1968, 4:38 AM EDT Att: 21,863 - Unknown		
Tom McCraw, L (1, 3) OBP: 0.291, SLG: 0.407										4	1	2	0	0	0	0			
Tommy Davis, R (1, 7) OBP: 0.245, SLG: 0.306										4	0	1	0	0	1	2			
Pete Ward, L (1, 5) OBP: 0.350, SLG: 0.428										2	0	1	1	1	0	0			
Sandy Alomar Sr., S (7, PR) OBP: 0.256, SLG: 0.288										1	0	0	0	0	0	1			
Leon Wagner, L (1, 9) OBP: 0.303, SLG: 0.263										2	0	0	0	1	1	2			
Bill Voss, L (9, 9) OBP: 0.235, SLG: 0.149										1	0	0	0	0	0	1			
Duane Josephson, R (1, 2) OBP: 0.279, SLG: 0.329										3	0	0	0	0	1	2			
Ken Berry, R (1, 8) OBP: 0.273, SLG: 0.337										2	0	0	0	1	0	1			
Tim Cullen, R (1, 4) OBP: 0.283, SLG: 0.272										3	0	0	0	0	1	1			
Cisco Carlos, R (1, 1) ERA: 2.06										2	0	0	0	0	1	0			
Hoyt Wilhelm, R (8, 1) ERA: 2.14										0	0	0	0	0	0	0			
Wilbur Wood, R (8, 1) ERA: 2.14										0	0	0	0	0	0	0			
Dick Kenworthy, R (8, PH) OBP: 0.306, SLG: 0.273										0	0	0	0	1	0	0			
Don McMahon, R (9, 1) OBP: 0.300, SLG: 0.500										0	0	0	0	0	0	0			
Inning Stats	R: 0 E: 0 K: 2 S: 7	H: 0 LOB: 0 BB: 0 P: 7	R: 0 E: 0 K: 0 S: 3	H: 0 LOB: 1 BB: 1 P: 7	R: 0 E: 0 K: 1 S: 5	H: 0 LOB: 0 BB: 0 P: 5	R: 1 E: 0 K: 0 S: 4	H: 2 LOB: 0 BB: 0 P: 4	R: 0 E: 0 K: 0 S: 4	H: 1 LOB: 1 BB: 0 P: 4	R: 0 E: 0 K: 1 S: 4	H: 0 LOB: 1 BB: 1 P: 8	R: 0 E: 0 K: 1 S: 4	H: 0 LOB: 2 BB: 2 P: 12	R: 0 E: 0 K: 0 S: 4	H: 1 LOB: 1 BB: 0 P: 4	1B: 3 2B: 2 3B: 0 HR: 0	SF: 0 SAC: 0 DP: 2 HBP: 0	WP: 1 PA: 32 SB: 0 CS: 0
PITCHER	IP WLS BF H R ER SO BB IBB HBP BLK WP HR S P ERA WHIP																		
Denny McLain, R (1, 1) ERA: 2.06	7.0 W 24 3 1 1 5 2 0 0 0 0 0 0 32 40 1.29 0.714																		
Daryl Patterson, R (8, 1) ERA: 2.14	0.1 3 0 0 0 1 2 0 0 0 0 0 0 3 11 0.00 6.000																		
Pat Dobson, R (8, 1) ERA: 1.28	1.2 S 5 1 0 0 0 0 0 0 0 0 0 0 5 5 0.00 0.600																		

AB 35
R 6
H 7
RBI 6
BB 3
SO 5
LOB 23



AB 28
R 1
H 4
RBI 1
BB 4
SO 6
LOB 12



WP: 1
PA: 32
SB: 0
CS: 0

Batter	1	2	3	4	5	6	7	8	9	AB	R	H	RBI	BB	SO	LOB	TOP		
Russ Snyder, L (1, 9) OBP: 0.230, SLG: 0.264 Jose Cardenal, R (9, PR) OBP: 0.272, SLG: 0.307	0-3 K		0-0 2B		4-0 2B BB		0-0 3B		4-0 BB	3	0	2	0	2	1	0	Cleveland Indians @ Chicago White Sox Milwaukee County Stadium, Milwaukee, WI Mon Jun 17 1968, 8:05 PM EDT Att: 28,081 - Unknown		
Billy Harris, L (1, 5) OBP: 0.375, SLG: 0.500	0-0 4-3		0-0 F8		0-0 1-3 2B		0-0 F5		0-3 K	5	0	1	0	0	1	4			
Lee Mays, L (1, 7) OBP: 0.297, SLG: 0.415	0-0 1B		0-0 3-1		0-0 L6				0-0 4-3	5	0	1	0	0	0	5			
Jimmie Hall, L (1, 8) OBP: 0.309, SLG: 0.260	0-0 1-3				4-0 FC5-4 BB		0-0 F4		0-0 6-3	3	0	0	0	1	0	1			
Duke Sims, L (1, 2) OBP: 0.390, SLG: 0.457		0-0 1B		0-3 K		4-0 BB		0-0 FC6-4 1B		3	0	2	0	1	1	1			
Tony Horton, R (1, 3) OBP: 0.318, SLG: 0.434		0-3 K		0-0 FC5-4 1-2		0-3 K		0-0 FC6-4 1-2		4	0	0	0	0	2	4			
Larry Brown, R (1, 6) OBP: 0.283, SLG: 0.301		0-0 F9		0-0 F7		0-0 F8			0-0 F6	4	0	0	0	0	0	3			
Vern Fuller, R (1, 4) OBP: 0.296, SLG: 0.296 Joe Azcue, R (9, PH) OBP: 0.333, SLG: 0.346		0-0 F9				0-0 5-3		0-0 F8		3	0	0	0	0	0	1			
Steve Hargan, R (1, 1) OBP: 0.206, SLG: 0.242 Willie Smith, L (9, PH) OBP: 0.281, SLG: 0.259 Davey Nelson, R (9, PR) OBP: 0.235, SLG: 0.188			0-0 5-3		0-0 L7		0-0 2-3		0-0 E5 2B	1	1	0	0	0	0	0			
Inning Stats	R: 0 E: 0 K: 1 S: 6	H: 1 LOB: 1 BB: 0 P: 6	R: 0 E: 0 K: 1 S: 6	H: 1 LOB: 1 BB: 0 P: 6	R: 0 E: 0 K: 0 S: 4	H: 0 LOB: 1 BB: 1 P: 9	R: 0 E: 0 K: 1 S: 5	H: 0 LOB: 2 BB: 1 P: 8	R: 0 E: 0 K: 0 S: 4	H: 1 LOB: 1 BB: 0 P: 4	R: 0 E: 0 K: 0 S: 4	H: 1 LOB: 0 BB: 0 P: 4	R: 0 E: 0 K: 0 S: 4	H: 1 LOB: 1 BB: 0 P: 4	R: 1 E: 1 K: 1 S: 7	H: 1 LOB: 2 BB: 1 P: 11		1B: 3 2B: 3 3B: 1 HR: 0	SF: 0 SAC: 0 DP: 0 HBP: 0
PITCHER	IP	WLS	BF	H	R	ER	SO	BB	IBB	HBP	BLK	WP	HR	S	P	ERA	WHIP		
Jack Fisher, R (1, 1) ERA: 2.56 Bob Locker, R (9, 1) ERA: 3.38	8.1	W	36	7	1	0	4	3	0	0	0	0	0	41	53	0.00	1.200		
PITCHER	IP	WLS	BF	H	R	ER	SO	BB	IBB	HBP	BLK	WP	HR	S	P	ERA	WHIP		

AB	35
R	1
H	7
RBI	1
BB	4
SO	5
LOB	19



Batter	1	2	3	4	5	6	7	8	9	AB	R	H	RBI	BB	SO	LOB	BOTTOM		
Luis Aparicio, R (1, 6) OBP: 0.282, SLG: 0.320	0-0 F3		0-0 6-3			0-0 SH5-3 1B		0-0 6-3		4	0	1	0	0	0	3	Cleveland Indians @ Chicago White Sox Milwaukee County Stadium, Milwaukee, WI Mon Jun 17 1968, 8:05 PM EDT Att: 28,081 - Unknown		
Tom McCraw, L (1, 3) OBP: 0.288, SLG: 0.401	0-0 F8			0-0 F4		0-0 SH5-3 1-2		0-0 L8		3	0	0	0	0	0	0			
Tommy Davis, R (1, 7) OBP: 0.239, SLG: 0.298	0-3 K			0-0 4-3		0-0 F3		0-0 1-4-3		4	0	0	0	0	1	1			
Leon Wagner, L (1, 9) OBP: 0.319, SLG: 0.271 Duane Josephson, R (8, 2) OBP: 0.276, SLG: 0.327		0-0 CS 1B		4-0 BB		0-0 G3		0-0 F9		2	0	1	0	1	0	1			
Pete Ward, L (1, 5) OBP: 0.390, SLG: 0.423 Sandy Alomar Sr., S (7, PR) OBP: 0.256, SLG: 0.268		0-0 F7 1-2		0-0 F4		4-0 1B 3B BB				2	0	0	0	1	0	2			
Ken Berry, R (1, 8) OBP: 0.275, SLG: 0.339		0-0 6-3			0-0 FC6-4 1B		0-0 SH5-4 1-2			2	0	1	0	0	0	0			
Wayne Causey, L (1, 4) OBP: 0.281, SLG: 0.204 Buddy Bradford, R (7, PR) OBP: 0.196, SLG: 0.244			0-0 2B		0-0 FC6-4 1-2		0-0 3B 1B			3	0	2	0	0	0	1			
Jerry McNertney, R (1, 2) OBP: 0.302, SLG: 0.261 Bill Voss, L (7, PH) OBP: 0.241, SLG: 0.172 Tim Cullen, R (8, 4) OBP: 0.283, SLG: 0.272			0-0 5-3		0-0 F7		0-0 1B 3B			2	0	0	0	0	0	2			
Jack Fisher, R (1, 1) OBP: 0.154, SLG: 0.154 Bob Locker, S (9, 1)			0-0 5-3		0-0 F8		0-3 K			3	0	0	0	0	1	4			
Inning Stats	R: 0 E: 0 K: 1 S: 5	H: 0 LOB: 0 BB: 0 P: 5	R: 0 E: 0 K: 0 S: 3	H: 1 LOB: 0 BB: 0 P: 3	R: 0 E: 0 K: 0 S: 4	H: 1 LOB: 1 BB: 0 P: 4	R: 0 E: 0 K: 0 S: 3	H: 0 LOB: 1 BB: 1 P: 7	R: 0 E: 0 K: 0 S: 4	H: 1 LOB: 1 BB: 0 P: 4	R: 0 E: 0 K: 0 S: 4	H: 1 LOB: 0 BB: 0 P: 4	R: 2 E: 0 K: 1 S: 7	H: 2 LOB: 2 BB: 1 P: 11	R: 0 E: 0 K: 0 S: 3	H: 0 LOB: 0 BB: 0 P: 3		1B: 4 2B: 1 3B: 1 HR: 0	SF: 0 SAC: 2 DP: 0 HBP: 0
PITCHER	IP	WLS	BF	H	R	ER	SO	BB	IBB	HBP	BLK	WP	HR	S	P	ERA	WHIP		
Steve Hargan, R (1, 1) ERA: 3.09	8.0	L	31	6	2	2	2	2	0	0	0	0	0	33	41	2.25	1.000		
PITCHER	IP	WLS	BF	H	R	ER	SO	BB	IBB	HBP	BLK	WP	HR	S	P	ERA	WHIP		



Batter	1	2	3	4	5	6	7	8	9	AB	R	H	RBI	BB	SO	LOB	TOP										
Max Alvis, R OBP: 0.316, SLG: 0.377 (1, 5)										5	0	2	2	0	2	0	Cleveland Indians @ Chicago White Sox Comiskey Park, Chicago, IL Tue Jun 18 1968, 8:05 PM EDT Att: 7,635 - Unknown										
Larry Brown, R OBP: 0.282, SLG: 0.303 (1, 6)										5	0	1	0	0	0	4											
Tony Horton, R OBP: 0.319, SLG: 0.431 (1, 3)										4	1	1	0	1	0	1											
Joe Azcue, R OBP: 0.331, SLG: 0.343 Duke Sims, L OBP: 0.393, SLG: 0.461 (1, 2) (8, 2)										4	1	1	0	0	0	1											
Jose Cardenal, R OBP: 0.278, SLG: 0.310 (1, 8)										4	1	2	0	1	0	1											
Tommy Harper, R OBP: 0.285, SLG: 0.355 (1, 9)										4	0	1	0	0	0	5											
Jose Vidal, R OBP: 0.225, SLG: 0.342 Jimmie Hall, L OBP: 0.307, SLG: 0.258 (7, PH) (7, 7)										3	1	1	1	0	0	1											
Vern Fuller, R OBP: 0.306, SLG: 0.288 (1, 4)										2	0	0	1	2	0	1											
Sam McDowell, L OBP: 0.143, SLG: 0.122 Stan Williams, R OBP: 0.333, SLG: 0.273 (1, 1) (9, 1)										3	0	0	0	0	2	3											
Inning Stats	R: 0 E: 0 K: 0 S: 4	H: 1 LOB: 1 BB: 0 P: 4	R: 0 E: 0 K: 0 S: 4	H: 1 LOB: 1 BB: 0 P: 4	R: 0 E: 0 K: 1 S: 6	H: 1 LOB: 1 BB: 0 P: 6	R: 0 E: 0 K: 0 S: 3	H: 1 LOB: 1 BB: 0 P: 3	R: 0 E: 0 K: 0 S: 4	H: 1 LOB: 2 BB: 1 P: 8	R: 4 E: 0 K: 1 S: 8	H: 3 LOB: 2 BB: 3 P: 20	R: 0 E: 1 K: 0 S: 5	H: 1 LOB: 2 BB: 0 P: 5	R: 0 E: 0 K: 2 S: 7	H: 0 LOB: 0 BB: 0 P: 7		R: 0 E: 0 K: 0 S: 4	H: 1 LOB: 1 BB: 0 P: 4	1B: 8 2B: 2 3B: 0 HR: 0	SF: 0 SAC: 1 DP: 0 HBP: 0	WP: 1 PB: 0 SB: 1 CS: 0	PA: 41				
PITCHER	IP	WLS	BF	H	R	ER	SO	BB	IBB	HBP	BLK	WP	HR	S	P	ERA	WHIP										
Gary Peters, L ERA: 3.46 (1, 1)	5.1	L	26	7	4	4	1	3	1	0	0	1	0	24	40	6.75	1.875										
Hoyt Wilhelm, R ERA: 1.52 (6, 1)	1.2		8	2	0	0	1	0	0	0	0	0	0	10	10	0.00	1.200										
Don McMahon, R ERA: 2.67 Wilbur Wood, L ERA: 1.84 (8, 1) (9, 1)	1.0		3	0	0	0	2	0	0	0	0	0	0	7	7	0.00	0.000										

Batter	1	2	3	4	5	6	7	8	9	AB	R	H	RBI	BB	SO	LOB	BOTTOM										
Luis Aparicio, R OBP: 0.280, SLG: 0.318 (1, 6)										5	0	1	0	0	0	1	Cleveland Indians @ Chicago White Sox Comiskey Park, Chicago, IL Tue Jun 18 1968, 8:05 PM EDT Att: 7,635 - Unknown										
Tom McCraw, L OBP: 0.281, SLG: 0.392 (1, 3)										5	0	0	0	0	2	2											
Tommy Davis, R OBP: 0.232, SLG: 0.288 (1, 7)										5	0	0	0	0	0	2											
Duane Josephson, R OBP: 0.290, SLG: 0.331 Jerry McNertney, R OBP: 0.315, SLG: 0.261 (8, PH) (9, 2)										1	0	1	0	1	0	0											
Ken Berry, R OBP: 0.275, SLG: 0.337 (1, 8)										4	0	1	0	0	0	3											
Dick Kenworthy, R OBP: 0.325, SLG: 0.297 (1, 5)										4	0	2	0	0	0	4											
Buddy Bradford, R OBP: 0.190, SLG: 0.237 Pete Ward, L OBP: 0.388, SLG: 0.420 (1, 9) (8, PH) (9, 9)										3	0	0	0	0	3	6											
Sandy Alomar Sr., S OBP: 0.261, SLG: 0.256 Wayne Causey, L OBP: 0.293, SLG: 0.220 (1, 4) (8, PH) (9, 4)										2	0	0	0	1	0	2											
Gary Peters, L OBP: 0.271, SLG: 0.349 Hoyt Wilhelm, R OBP: 0.297, SLG: 0.307 Leon Wagner, L OBP: 0.281, SLG: 0.257 Don McMahon, R OBP: 0.299, SLG: 0.350 Bill Voss, L OBP: 0.281, SLG: 0.171 Wilbur Wood, R (1, 1) (8, 1) (7, PH) (8, 1) (8, PH) (9, 1)										2	0	0	0	0	0	0											
Inning Stats	R: 0 E: 0 K: 1 S: 5	H: 0 LOB: 0 BB: 0 P: 5	R: 0 E: 0 K: 1 S: 7	H: 2 LOB: 2 BB: 0 P: 7	R: 0 E: 0 K: 1 S: 5	H: 0 LOB: 0 BB: 0 P: 5	R: 0 E: 1 K: 1 S: 6	H: 0 LOB: 2 BB: 1 P: 10	R: 0 E: 0 K: 0 S: 4	H: 1 LOB: 1 BB: 0 P: 4	R: 0 E: 0 K: 1 S: 6	H: 1 LOB: 2 BB: 0 P: 7	R: 0 E: 1 K: 1 S: 6	H: 0 LOB: 2 BB: 1 P: 10	R: 1 E: 0 K: 1 S: 7	H: 2 LOB: 2 BB: 1 P: 11		R: 0 E: 0 K: 0 S: 3	H: 0 LOB: 0 BB: 0 P: 3	1B: 6 2B: 0 3B: 0 HR: 0	SF: 0 SAC: 0 DP: 0 HBP: 1	WP: 1 PB: 0 SB: 0 CS: 0	PA: 39				
PITCHER	IP	WLS	BF	H	R	ER	SO	BB	IBB	HBP	BLK	WP	HR	S	P	ERA	WHIP										
Sam McDowell, L ERA: 1.78 (1, 1)	8.0	W	36	6	1	1	7	3	0	1	0	0	0	46	59	1.12	1.125										
Stan Williams, R ERA: 1.81 (9, 1)	1.0	S	3	0	0	0	0	0	0	0	0	0	0	3	3	0.00	0.000										

Batter	1	2	3	4	5	6	7	8	9	AB	R	H	RBI	BB	SO	LOB	TOP										
Russ Snyder, L OBP: 0.248, SLG: 0.281 (1, 9)	0-0 SH1-3 1B		0-0 4-3		0-0 1B		0-0 1B		0-0 4-3	5	0	3	1	0	0	0	Cleveland Indians @ Chicago White Sox Comiskey Park, Chicago, IL Wed Jun 19 1968, 8:05 PM EDT Att: 8,643 - Unknown										
Billy Harris, L OBP: 0.364, SLG: 0.400 (1, 5) (7, 4)	0-0 SH1-3 1-2		4-0 BB		0-0 F6		0-0 F7			2	0	0	0	1	0	3											
Tony Horton, R OBP: 0.318, SLG: 0.428 (1, 3)	0-0 5-3		0-3 K		0-0 F8		0-0 G6-4-3 1B			4	0	1	1	0	1	2											
Jimmie Hall, L OBP: 0.301, SLG: 0.252 Jose Cardenal, R OBP: 0.277, SLG: 0.309 (7, PH) (7, 8)	0-0 F3		0-0 F9		0-0 F8		0-0 G6-4-3 1-2			3	0	0	0	0	0	2											
Lee Mays, L OBP: 0.298, SLG: 0.407 Tommy Harper, R OBP: 0.261, SLG: 0.352 (8, PH) (8, 7)		0-0 F8		0-3 K		4-0 WP 2B BB		0-0 F7		2	1	0	0	1	1	0											
Duke Sims, L OBP: 0.390, SLG: 0.462 (1, 2)		0-0 F6		0-0 F9		0-0 1-H 2B		0-0 4-3		4	0	1	1	0	0	0											
Larry Brown, R OBP: 0.281, SLG: 0.302 (1, 6)		0-0 BB 1B		0-0 5-3		0-0 5-3		0-0 6-3		4	0	1	0	0	0	1											
Vern Fuller, R OBP: 0.310, SLG: 0.284 Willie Smith, L OBP: 0.273, SLG: 0.250 Davey Nelson, R OBP: 0.235, SLG: 0.188 Max Alvis, R OBP: 0.315, SLG: 0.376 (7, PH) (7, 5)		4-0 1-2 BB		0-3 K		0-0 K		0-0 SH 1B		1	0	0	0	1	1	0											
Luis Tiant, R OBP: 0.098, SLG: 0.122 (1, 1)		0-0 6-3		0-0 4-3		0-0 4-3		0-0 SH 1B		3	1	0	0	0	0	2											
Inning Stats	R: 0 E: 0 K: 0 S: 4	H: 1 LOB: 1 BB: 0 P: 4	R: 0 E: 0 K: 0 S: 4	H: 1 LOB: 2 BB: 1 P: 8	R: 0 E: 0 K: 1 S: 5	H: 0 LOB: 0 BB: 1 P: 9	R: 0 E: 0 K: 1 S: 5	H: 0 LOB: 0 BB: 0 P: 5	R: 0 E: 0 K: 1 S: 6	H: 1 LOB: 1 BB: 0 P: 6	R: 1 E: 0 K: 0 S: 4	H: 1 LOB: 1 BB: 1 P: 8	R: 2 E: 1 K: 0 S: 6	H: 2 LOB: 1 BB: 0 P: 6	R: 0 E: 0 K: 0 S: 3	H: 0 LOB: 0 BB: 0 P: 3		R: 0 E: 0 K: 0 S: 3	H: 0 LOB: 0 BB: 0 P: 3	1B: 5 2B: 1 3B: 0 HR: 0	SF: 0 SAC: 2 DP: 1 HBP: 0	WP: 1 PB: 0 SB: 0 CS: 0	PA: 37				
PITCHER	IP	WLS	BF	H	R	ER	SO	BB	IBB	HBP	BLK	WP	HR	S	P	ERA	WHIP										
Bob Priddy, R ERA: 2.81 (1, 1)	5.2		24	4	1	1	3	3	0	0	0	1	0	27	39	1.59	1.235										
Bob Locker, R ERA: 3.5 (6, 1)	0.2	L	6	2	2	1	0	0	0	0	0	0	0	6	6	13.50	3.000										
Wilbur Wood, L ERA: 1.76 (7, 1)	2.2		7	0	0	0	0	0	0	0	0	0	0	7	7	0.00	0.000										

AB	32
R	3
H	6
RBI	3
BB	3
SO	3
LOB	12



Batter	1	2	3	4	5	6	7	8	9	AB	R	H	RBI	BB	SO	LOB	BOTTOM										
Luis Aparicio, R OBP: 0.315, SLG: 0.312 (1, 6)	0-0 F3		0-0 6-3		0-0 F7			0-0 4-3		4	0	0	0	0	0	1	Cleveland Indians @ Chicago White Sox Comiskey Park, Chicago, IL Wed Jun 19 1968, 8:05 PM EDT Att: 8,643 - Unknown										
Wayne Causey, L OBP: 0.274, SLG: 0.204 (1, 4)	0-0 4-3		0-0 F4		0-0 F7		0-0 K			4	0	0	0	0	1	2											
Tom McCraw, L OBP: 0.277, SLG: 0.384 (1, 3)	0-0 F3		0-0 F9		0-0 F7		0-0 F7		0-0 4-3	4	0	0	0	0	0	0											
Leon Wagner, L OBP: 0.315, SLG: 0.258 Wilbur Wood, R (7, 1)		0-0 3-1		4-0 FC4-6 BB		0-0 G3		0-0 F2		2	0	0	0	1	0	0											
Tommy Davis, R OBP: 0.230, SLG: 0.287 (9, PH)				0-0 FC4-6 FC6-4		0-0 F7		0-0 K		0	0	0	0	0	0	0											
Pete Ward, L OBP: 0.385, SLG: 0.417 (1, 7)		0-0 F9		0-0 FC4-6 FC6-4		0-0 F7		0-0 1B		4	0	1	0	0	0	1											
Dick Kenworthy, R OBP: 0.318, SLG: 0.293 (1, 5)		0-0 BB 1B		0-0 FC6-4		0-3 K		0-3 K		4	0	1	0	0	2	2											
Ken Berry, R OBP: 0.276, SLG: 0.333 (1, 8)		4-0 1-2 BB		0-0 L7		0-3 K				2	0	0	0	1	1	0											
Jerry McNertney, R OBP: 0.316, SLG: 0.250 Buddy Bradford, R OBP: 0.190, SLG: 0.237 Duane Josephson, R OBP: 0.290, SLG: 0.331 (1, 2) (8, PR) (9, 2)		0-0 F8		0-0 F7		4-0 4-3 BB				2	0	0	0	1	0	2											
Bob Priddy, R OBP: 0.143, SLG: 0.571 Bob Locker, S (6, 1)			0-3 K		0-0 HR			0-3 K		2	1	1	1	0	1	0											
Bill Voss, L OBP: 0.237, SLG: 0.169 (7, 9)										1	0	0	0	0	1	1											
Inning Stats	R: 0 E: 0 K: 0 S: 3	H: 0 LOB: 0 BB: 0 P: 3	R: 0 E: 0 K: 0 S: 4	H: 1 LOB: 2 BB: 1 P: 8	R: 0 E: 0 K: 1 S: 5	H: 0 LOB: 0 BB: 0 P: 5	R: 0 E: 0 K: 0 S: 3	H: 0 LOB: 0 BB: 0 P: 7	R: 1 E: 0 K: 0 S: 4	H: 1 LOB: 0 BB: 0 P: 4	R: 0 E: 0 K: 2 S: 7	H: 0 LOB: 0 BB: 0 P: 7	R: 0 E: 0 K: 2 S: 7	H: 0 LOB: 2 BB: 1 P: 11	R: 0 E: 0 K: 1 S: 6	H: 1 LOB: 1 BB: 0 P: 6	1B: 2 2B: 0 3B: 0 HR: 1	SF: 0 SAC: 0 DP: 0 HBP: 0	WP: 0 PB: 0 SB: 0 CS: 0	PA: 33							
PITCHER	IP	WLS	BF	H	R	ER	SO	BB	IBB	HBP	BLK	WP	HR	S	P	ERA	WHIP										
Luis Tiant, R ERA: 1.29 (1, 1)	9.0	W	33	3	1	1	6	3	0	0	0	0	1	42	54	1.00	0.667										

AB	30
R	1
H	3
RBI	1
BB	3
SO	6
LOB	9



Batter	1	2	3	4	5	6	7	8	9	AB	R	H	RBI	BB	SO	LOB	TOP			
Max Alvis, R OBP: 0.310, SLG: 0.369 (1, 5)	E3 G5-4-3	K			K			F3		4	0	0	0	0	2	1				
Lary Brown, R OBP: 0.276, SLG: 0.297 (1, 6)	G5-4-3		L5			6-3		G3		4	0	0	0	0	0	2				
Jose Cardenal, R OBP: 0.280, SLG: 0.312 (1, 8)	1B 2B 1B		F9		K			2B 1B		4	2	2	0	0	1	0				
Tony Horton, R OBP: 0.321, SLG: 0.433 (1, 3)	2B 2B 1B		5-3			6-3		2B		4	1	2	1	0	0	0				
Tommy Harper, R OBP: 0.261, SLG: 0.357 (1, 7)	2B 2B				F2		K	6-3		4	1	1	1	0	1	1				
Duke Sims, L OBP: 0.389, SLG: 0.466 (1, 2)					5-3			6-3		3	0	1	2	0	0	0				
Joe Azcue, R OBP: 0.328, SLG: 0.339 (9, FH)	2B						G3	6-3		1	0	0	0	0	0	1				
Jose Vidal, R OBP: 0.205, SLG: 0.310 (1, 9)	F4				6-3		K	6-3		4	0	0	0	0	1	2				
Vern Fuller, R OBP: 0.311, SLG: 0.276 (1, 4)		K			K			FC5-6 HBP		2	0	0	0	0	2	0				
Stan Williams, R OBP: 0.308, SLG: 0.250 (1, 1)			F8		K			FC5-6		2	0	0	0	0	1	0				
Mike Paul, L (6, 1)										1	0	0	0	0	0	1				
Hal Kurtz, R (8, 1)										0	0	0	0	0	0	0				
Inning Stats	R: 3 E: 1 K: 0 S: 7	H: 4 LOB: 1 BB: 0 P: 7	R: 0 E: 0 K: 2 S: 7	H: 0 LOB: 0 BB: 0 P: 7	R: 0 E: 0 K: 0 S: 3	H: 0 LOB: 0 BB: 0 P: 3	R: 0 E: 0 K: 0 S: 3	H: 0 LOB: 0 BB: 0 P: 3	R: 0 E: 0 K: 1 S: 5	H: 0 LOB: 0 BB: 0 P: 5	R: 0 E: 0 K: 2 S: 7	H: 0 LOB: 0 BB: 0 P: 7	R: 0 E: 0 K: 0 S: 3	H: 0 LOB: 1 BB: 0 P: 4	R: 1 E: 0 K: 0 S: 5	H: 2 LOB: 1 BB: 0 P: 5	1B: 3 2B: 3 3B: 0 HR: 0	SF: 0 SAC: 0 DP: 1 HBP: 1	WP: 0 PB: 0 CS: 0	PA: 34
PITCHER	IP WLS BF H R ER SO BB IBB HBP BLK WP HR S P ERA WHIP	IP WLS BF H R ER SO BB IBB HBP BLK WP HR S P ERA WHIP																		
Tommy John, L ERA: 1.69 (1, 1)	8.0 W 31 6 4 4 8 0 0 1 0 0 0 46 47 4.50 0.750	1.0 S 3 0 0 0 0 0 0 0 0 0 0 3 3 0.00 0.000																		
Wilbur Wood, L ERA: 1.73 (9, 1)																				

Cleveland Indians @ Chicago White Sox
Comiskey Park, Chicago, IL
Thu Jun 20 1968, 8:05 PM EDT
Att: 3,174 - Unknown

AB	33
R	4
H	6
RBI	4
BB	0
SO	8
LOB	8



Batter	1	2	3	4	5	6	7	8	9	AB	R	H	RBI	BB	SO	LOB	BOTTOM			
Luis Aparicio, R OBP: 0.275, SLG: 0.307 (1, 6)	5-3		G6-4-3		4-3			SH1-3 BB		4	1	0	0	1	0	4				
Wayne Causey, L OBP: 0.202, SLG: 0.193 (1, 4)	6-3				4-3			SH1-3		3	1	0	0	0	0	0				
Sandy Alomar Sr., S OBP: 0.261, SLG: 0.256 (9, 5)										0	0	0	0	0	0	0				
Leon Wagner, L OBP: 0.358, SLG: 0.348 (1, 9)										4	2	3	2	0	0	0				
Tim Cullen, R OBP: 0.283, SLG: 0.272 (9, 4)	F4			1B		4-3 2B		HR		0	0	0	0	0	0	0				
Pete Ward, L OBP: 0.378, SLG: 0.408 (1, 5)		F7		K		4-3		K		4	0	0	1	0	2	2				
Bill Voss, L OBP: 0.297, SLG: 0.169 (9, 9)				1-2						0	0	0	0	0	0	0				
Tom McCraw, L OBP: 0.280, SLG: 0.388 (1, 3)		F7		1B BB		K		1B 2B		3	1	1	0	1	1	1				
Tommy Davis, R OBP: 0.237, SLG: 0.292 (1, 7)										4	0	2	2	0	0	1				
Buddy Bradford, R OBP: 0.190, SLG: 0.237 (8, FR) (9, 7)		F7				F3		2B 1B		0	1	0	0	0	0	0				
Ken Berry, R OBP: 0.275, SLG: 0.337 (1, 8)			6-3		K			F8		4	1	1	1	0	1	2				
Jerry McNertney, R OBP: 0.328, SLG: 0.240 (1, 2)								2B 2B		2	1	0	0	1	0	0				
Tommy John, R OBP: 0.188, SLG: 0.313 (1, 1)			1B HBP			F4		2B IBB		4	0	2	2	0	0	0				
Wilbur Wood, R (9, 1)			G6-4-3 1-2			L4		2B		0	0	0	0	0	0	0				
Inning Stats	R: 0 E: 0 K: 0 S: 3	H: 0 LOB: 0 BB: 0 P: 3	R: 0 E: 0 K: 0 S: 3	H: 0 LOB: 0 BB: 0 P: 3	R: 0 E: 0 K: 0 S: 3	H: 1 LOB: 1 BB: 0 P: 4	R: 1 E: 0 K: 2 S: 9	H: 2 LOB: 1 BB: 1 P: 13	R: 0 E: 0 K: 0 S: 3	H: 0 LOB: 0 BB: 0 P: 3	R: 1 E: 1 K: 1 S: 7	H: 1 LOB: 1 BB: 0 P: 7	R: 0 E: 0 K: 0 S: 3	H: 0 LOB: 0 BB: 0 P: 3	R: 6 E: 0 K: 1 S: 10	H: 5 LOB: 2 BB: 2 P: 18	1B: 4 2B: 4 3B: 0 HR: 1	SF: 0 SAC: 1 DP: 1 HBP: 1	WP: 0 PB: 0 CS: 0	PA: 37
PITCHER	IP WLS BF H R ER SO BB IBB HBP BLK WP HR S P ERA WHIP	IP WLS BF H R ER SO BB IBB HBP BLK WP HR S P ERA WHIP																		
Stan Williams, R ERA: 1.81 (1, 1)	5.0 L 11 2 3 3 2 1 0 0 0 0 1 14 18 10.12 1.125																			
Mike Paul, L ERA: 5.4 (6, 1)																				
Hal Kurtz, R ERA: 3.38 (8, 1)																				

Cleveland Indians @ Chicago White Sox
Comiskey Park, Chicago, IL
Thu Jun 20 1968, 8:05 PM EDT
Att: 3,174 - Unknown

AB	32
R	8
H	9
RBI	8
BB	3
SO	4
LOB	10



Batter	1	2	3	4	5	6	7	8	9	AB	R	H	RBI	BB	SO	LOB	TOP																					
Mike Andrews, R OBP: 0.327, SLG: 0.310 (1, 4)	F8	FC5-4 BB 1B	6-3			K BB F9		K		5	1	0	1	0	2	2	Boston Red Sox @ Chicago White Sox Comiskey Park, Chicago, IL Fri Jun 21 1968, 4:33 AM EDT Unknown																					
Joe Lahoud, L OBP: 0.349, SLG: 0.254 (1, 9)	4-3	K			F3	F9				4	0	0	0	1	1	3																						
Carl Yastrzemski, L OBP: 0.497, SLG: 0.531 (1, 7)	1B BB	1B 3B BB			F7	BB BB		K		2	1	0	0	3	1	1																						
Ken Harrelson, R OBP: 0.375, SLG: 0.602 (1, 3)	1B	3B 1B			FC6-4 1B	K		K		5	1	3	2	0	2	3																						
Reggie Smith, S OBP: 0.373, SLG: 0.409 (1, 8)	FC6-4 IBB	1B 3B			FC6-4 1B	BB				3	1	1	2	2	0	1																						
Rico Petrocelli, R OBP: 0.276, SLG: 0.373 (1, 6)	FC6-4 1-2	1B			6-3	F4				5	0	1	1	0	0	6																						
George Scott, R OBP: 0.230, SLG: 0.230 (1, 5)		HBP FC5-4 1B			4-3			F2		5	1	1	0	0	1	1																						
Elston Howard, R OBP: 0.312, SLG: 0.287 (1, 2)		FC5-4 HBP 1B BB	6-3		1B					3	1	1	0	1	0	0																						
Ray Culp, R OBP: 0.150, SLG: 0.056 Bill Landis, L (7, 1)	FC5-4 HBP		K		K			1-3		3	0	0	0	0	2	1																						
Inning Stats	R: 0 E: 0 K: 0 S: 4	H: 1 LOB: 3 BB: 2 P: 12	R: 6 E: 0 K: 2 S: 11	H: 4 LOB: 1 BB: 2 P: 20	R: 0 E: 0 K: 1 S: 5	H: 0 LOB: 0 BB: 0 P: 5	R: 0 E: 0 K: 0 S: 4	H: 1 LOB: 1 BB: 0 P: 4	R: 0 E: 0 K: 1 S: 6	H: 1 LOB: 1 BB: 0 P: 6	R: 0 E: 0 K: 2 S: 8	H: 0 LOB: 3 BB: 2 P: 16	R: 0 E: 0 K: 0 S: 3	H: 0 LOB: 0 BB: 0 P: 3	R: 0 E: 0 K: 3 S: 9	H: 0 LOB: 1 BB: 1 P: 13	R: 0 E: 0 K: 0 S: 3	H: 0 LOB: 0 BB: 0 P: 3	1B: 6 2B: 0 3B: 1 HR: 0	SF: 0 SAC: 0 DP: 0 HBP: 1	WP: 1 PB: 0 SB: 0 CS: 0	PA: 43																
PITCHER	IP	WLS	BF	H	R	ER	SO	BB	IBB	HBP	BLK	WP	HR	S	P	ERA	WHIP	PITCHER				IP	WLS	BF	H	R	ER	SO	BB	IBB	HBP	BLK	WP	HR	S	P	ERA	WHIP
Joe Horlen, R ERA: 2.65 (1, 1)	2.0	L	16	5	6	6	2	3	1	1	0	0	0	15	32	27.00	4.000																					
Danny Lazar, L ERA (3, 1)	2.0		7	1	0	0	1	0	0	0	0	0	0	9	9	0.00	0.500																					
Don McMahon, R ERA: 2.4 (5, 1)	3.0		13	1	0	0	3	2	0	0	0	1	0	17	25	0.00	1.000																					
Hoyt Wilhelm, R ERA: 1.42 (8, 1)	2.0		7	0	0	0	3	1	0	0	0	0	0	12	16	0.00	0.500																					

AB	35
R	6
H	7
RBI	6
BB	7
SO	9
LOB	18



Batter	1	2	3	4	5	6	7	8	9	AB	R	H	RBI	BB	SO	LOB	BOTTOM																					
Luis Aparicio, R OBP: 0.277, SLG: 0.306 (1, 6)	CS BB		4-3		K2-3		BB 1B		F8	4	0	1	0	1	1	1	Boston Red Sox @ Chicago White Sox Comiskey Park, Chicago, IL Fri Jun 21 1968, 4:33 AM EDT Unknown																					
Wayne Causey, L OBP: 0.275, SLG: 0.200 Hoyt Wilhelm, R (8, 1)	K					F3		FC6-4 1B	3	0	1	0	1	1	4																							
Dick Kenworthy, R OBP: 0.333, SLG: 0.310 (9, PH)	1-2 K		1B BB		1B			1B	1	0	1	0	0	0	0																							
Leon Wagner, L OBP: 0.354, SLG: 0.348 (1, 9)	S BB				F9		BB	FC6-4	3	0	1	2	2	0	2																							
Pete Ward, L OBP: 0.370, SLG: 0.397 (1, 5)	F6 1-2		3-1		4-3		F7	K	5	0	0	0	0	1	8																							
Tom McCraw, L OBP: 0.284, SLG: 0.390 (1, 3)		FC6-4 1B			1B 1B	K	6-3		4	1	2	0	0	1	3																							
Tommy Davis, R OBP: 0.231, SLG: 0.285 (1, 7)		K			K	F2		6-3	4	0	0	0	0	2	2																							
Ken Berry, R OBP: 0.270, SLG: 0.330 (1, 8)		F8			F8	6-3		6-3	4	0	0	0	0	0	2																							
Jerry McNertney, R OBP: 0.338, SLG: 0.259 (1, 2)		FC6-4			1B 1B			6-3	4	1	2	0	0	0	1																							
Joe Horlen, R OBP: 0.269, SLG: 0.036 Danny Lazar, L (3, 1) Gary Peters, L OBP: 0.296, SLG: 0.304 Don McMahon, R OBP: 0.150, SLG: 0.056 Sandy Alomar Sr., S OBP: 0.292, SLG: 0.273 (8, 4)			K		1-3 2H 1B		BB 1B	1B FC6-4 BB	0	0	0	0	0	0	0																							
Inning Stats	R: 0 E: 0 K: 1 S: 4	H: 0 LOB: 1 BB: 2 P: 12	R: 0 E: 0 K: 1 S: 6	H: 1 LOB: 1 BB: 0 P: 6	R: 0 E: 0 K: 1 S: 6	H: 1 LOB: 2 BB: 1 P: 10	R: 1 E: 0 K: 0 S: 6	H: 3 LOB: 3 BB: 1 P: 10	R: 0 E: 0 K: 0 S: 3	H: 0 LOB: 0 BB: 0 P: 3	R: 1 E: 0 K: 1 S: 6	H: 1 LOB: 1 BB: 1 P: 10	R: 0 E: 0 K: 0 S: 3	H: 0 LOB: 0 BB: 0 P: 3	R: 1 E: 0 K: 1 S: 6	H: 1 LOB: 1 BB: 1 P: 10	1B: 10 2B: 0 3B: 0 HR: 0	SF: 0 SAC: 0 DP: 0 HBP: 0	WP: 0 PB: 0 SB: 1 CS: 1	PA: 40																		
PITCHER	IP	WLS	BF	H	R	ER	SO	BB	IBB	HBP	BLK	WP	HR	S	P	ERA	WHIP	PITCHER				IP	WLS	BF	H	R	ER	SO	BB	IBB	HBP	BLK	WP	HR	S	P	ERA	WHIP
Ray Culp, R ERA: 4.32 Bill Landis, L ERA: 2.82 (7, 1)	6.1	W	30	9	2	2	6	4	0	0	0	0	0	38	54	2.84	2.053																					



Batter	1	2	3	4	5	6	7	8	9	AB	R	H	RBI	BB	SO	LOB	TOP					
Joe Lahoud, L OBP: 0.341, SLG: 0.250 (1, 9)	F2																					
Dalton Jones, L OBP: 0.183, SLG: 0.156 (1, 4)	F9																					
Carl Yastrzemski, L OBP: 0.462, SLG: 0.540 (1, 7)																						
Ken Harrelson, R OBP: 0.382, SLG: 0.611 (1, 3)																						
Reggie Smith, S OBP: 0.375, SLG: 0.415 (1, 8)																						
Rico Petrocelli, R OBP: 0.275, SLG: 0.370 (1, 6)																						
George Scott, R OBP: 0.235, SLG: 0.236 (1, 5)																						
Russ Gibson, R OBP: 0.167, SLG: 0.250 (1, 2)																						
Jerry Stephenson, L OBP: 0.357, SLG: 0.308 Norm Siebern, L OBP: 0.050, SLG: 0.050 (9, PH)																						
Inning Stats	R: 0 E: 0 K: 1 S: 5	H: 0 LOB: 1 BB: 1 P: 9	R: 0 E: 0 K: 1 S: 5	H: 0 LOB: 0 BB: 0 P: 5	R: 0 E: 0 K: 0 S: 4	H: 1 LOB: 1 BB: 0 P: 4	R: 2 E: 0 K: 0 S: 6	H: 4 LOB: 1 BB: 0 P: 6	R: 0 E: 0 K: 0 S: 3	H: 0 LOB: 0 BB: 1 P: 3	R: 0 E: 0 K: 0 S: 4	H: 1 LOB: 2 BB: 1 P: 8	R: 0 E: 0 K: 0 S: 3	H: 1 LOB: 0 BB: 0 P: 3	R: 2 E: 0 K: 0 S: 7	H: 4 LOB: 2 BB: 0 P: 7	R: 0 E: 0 K: 0 S: 3	H: 0 LOB: 0 BB: 0 P: 3	1B: 8 2B: 2 3B: 1 HR: 0	SF: 0 SAC: 0 DP: 1 HBP: 0	WP: 0 PB: 0 SB: 0 CS: 2	PA: 38
PITCHER	IP	WLS	BF	H	R	ER	SO	BB	IBB	HBP	BLK	WP	HR	S	P	ERA	WHIP					
Cisco Carlos, R ERA: 3.0 Hoyt Wilhelm, R ERA: 1.36	7.2	W	34	11	4	4	2	2	0	0	0	0	0	36	44	4.70	1.696					

Boston Red Sox @ Chicago White Sox
Comiskey Park, Chicago, IL
Fri Jun 21 1968, 8:05 PM EDT
Att: 18,445 - Unknown

AB 36
R 4
H 11
RBI 4
BB 2
SO 2
LOB 14



Batter	1	2	3	4	5	6	7	8	9	AB	R	H	RBI	BB	SO	LOB	BOTTOM				
Luis Aparicio, R OBP: 0.277, SLG: 0.313 Tim Cullen, R OBP: 0.288, SLG: 0.277 (7, 4)	F8																				
Sandy Alomar Sr., S OBP: 0.302, SLG: 0.286 (7, 6)																					
Bill Voss, L OBP: 0.243, SLG: 0.178 (1, 9)																					
Leon Wagner, L OBP: 0.376, SLG: 0.357 Buddy Bradford, R OBP: 0.196, SLG: 0.232 (6, PR)																					
Tom McCraw, L OBP: 0.290, SLG: 0.401 (1, 3)																					
Ken Berry, R OBP: 0.276, SLG: 0.332 (1, 8)																					
Pete Ward, L OBP: 0.366, SLG: 0.391 Dick Kenworthy, R OBP: 0.326, SLG: 0.302 (8, 5)																					
Duane Josephson, R OBP: 0.290, SLG: 0.331 (1, 2)																					
Cisco Carlos, R OBP: 0.167, SLG: 0.063 Hoyt Wilhelm, R (8, 1)																					
Inning Stats	R: 0 E: 0 K: 0 S: 3	H: 0 LOB: 0 BB: 0 P: 3	R: 2 E: 0 K: 1 S: 7	H: 2 LOB: 2 BB: 2 P: 15	R: 2 E: 1 K: 1 S: 7	H: 2 LOB: 2 BB: 2 P: 15	R: 0 E: 0 K: 2 S: 7	H: 0 LOB: 0 BB: 0 P: 7	R: 6 E: 1 K: 1 S: 11	H: 5 LOB: 1 BB: 1 P: 15	R: 0 E: 0 K: 0 S: 4	H: 2 LOB: 1 BB: 0 P: 4	R: 0 E: 0 K: 1 S: 7	H: 2 LOB: 2 BB: 0 P: 7	R: 0 E: 1 K: 1 S: 6	H: 0 LOB: 1 BB: 0 P: 6	1B: 11 2B: 2 3B: 1 HR: 0	SF: 2 SAC: 1 DP: 1 HBP: 0	WP: 0 PB: 0 SB: 2 CS: 0	PA: 43	
PITCHER	IP	WLS	BF	H	R	ER	SO	BB	IBB	HBP	BLK	WP	HR	S	P	ERA	WHIP				
Jerry Stephenson, R ERA: 5.12	8.0	L	43	13	10	7	7	5	0	0	0	0	0	52	72	7.88	2.250				

Boston Red Sox @ Chicago White Sox
Comiskey Park, Chicago, IL
Fri Jun 21 1968, 8:05 PM EDT
Att: 18,445 - Unknown

AB 35
R 10
H 13
RBI 9
BB 5
SO 7
LOB 21



Batter	1	2	3	4	5	6	7	8	9	AB	R	H	RBI	BB	SO	LOB	TOP																				
Joe Foy, R OBP: 0.354, SLG: 0.322 (1, 5)	F7	WP E 2-H 3-H 1B				CS SH1 BB	F9		E 1B 1B	4	1	2	2	1	0	0																					
Mike Andrews, R OBP: 0.330, SLG: 0.310 (1, 4)	1-3 BB	E4 WP			SH1		6-3		E7 1B 1B	3	0	1	0	1	0	1																					
Carl Yastrzemski, L OBP: 0.497, SLG: 0.536 (1, 7)	1-3	K			F5				K	5	1	1	0	0	2	6																					
Ken Harrelson, R OBP: 0.388, SLG: 0.609 (1, 9)	F7				6-3				1B 1B E BB	4	1	2	2	1	0	1																					
Reggie Smith, S OBP: 0.371, SLG: 0.410 (1, 8)		F9			K				E 1B 1B	5	1	1	0	0	2	3																					
Rico Petrocelli, R OBP: 0.279, SLG: 0.373 Jerry Adair, R OBP: 0.277, SLG: 0.267 (8, PR) (8, 6)		HBP E 1B			5-3				F1	4	1	2	0	0	0	2																					
George Scott, R OBP: 0.240, SLG: 0.238 (1, 3)		E 1B 1B HBP			5-3				F9	3	1	1	0	0	0	1																					
Elston Howard, R OBP: 0.310, SLG: 0.286 (1, 2)		E7 1B 1B			F7				E4	4	1	1	2	0	0	4																					
Jose Santiago, R OBP: 0.200, SLG: 0.211 (1, 1)		K			K				FC4-6-2	4	0	0	1	0	2	6																					
Inning Stats	R: 0 E: 0 K: 0 S: 3	H: 0 LOB: 1 BB: 1 P: 7	R: 3 E: 2 K: 2 S: 11	H: 3 LOB: 2 BB: 0 P: 12	R: 0 E: 0 K: 1 S: 5	H: 0 LOB: 0 BB: 0 P: 5	R: 0 E: 0 K: 1 S: 5	H: 0 LOB: 0 BB: 0 P: 5	R: 0 E: 0 K: 0 S: 2	H: 2 LOB: 1 BB: 1 P: 9	R: 1 E: 0 K: 0 S: 5	H: 2 LOB: 1 BB: 0 P: 5	R: 0 E: 1 K: 0 S: 4	H: 1 LOB: 2 BB: 0 P: 4	R: 1 E: 1 K: 3 S: 12	H: 3 LOB: 2 BB: 0 P: 12	1B: 10 2B: 2 3B: 0 HR: 0	SF: 0 SAC: 1 DP: 1 HBP: 1	WP: 1 PB: 0 SB: 0 CS: 1	PA: 42																	
PITCHER	IP	WLS	BF	H	R	ER	SO	BB	IBB	HBP	BLK	WP	HR	S	P	ERA	WHIP	PITCHER			IP	WLS	BF	H	R	ER	SO	BB	IBB	HBP	BLK	WP	HR	S	P	ERA	WHIP
Gary Peters, L ERA: 3.54 (1, 1)	5.1	L	25	5	5	3	4	3	0	1	0	1	0	29	42	5.06	1.500																				
Bob Locker, R ERA: 3.58 (6, 1)	2.2		11	3	1	1	0	0	0	0	0	0	0	11	11	3.38	1.125																				
Danny Lazar, L ERA: 3.0 (9, 1)	1.0		6	3	1	1	3	0	0	0	0	0	0	12	12	9.00	3.000																				

Boston Red Sox @ Chicago White Sox
Comiskey Park, Chicago, IL
Sat Jun 22 1968, 4:33 AM EDT
Att. 8,020 - Unknown - 66 F

AB 37
R 7
H 11
RBI 7
BB 3
SO 7
LOB 26



Batter	1	2	3	4	5	6	7	8	9	AB	R	H	RBI	BB	SO	LOB	BOTTOM																				
Luis Aparicio, R OBP: 0.284, SLG: 0.320 (1, 6)						5-3				4	0	3	1	0	0	0																					
Sandy Alomar Sr., S OBP: 0.293, SLG: 0.299 Danny Lazar, L (9, 1)		L6			G4-3 1B	B1				3	0	0	0	1	0	2																					
Bill Voss, L OBP: 0.243, SLG: 0.178 Buddy Bradford, R OBP: 0.181, SLG: 0.224 Tommy Davis, R OBP: 0.230, SLG: 0.283 (8, PH) (9, 7)		F9			5-3					0	0	0	0	0	0	0																					
Leon Wagner, L OBP: 0.360, SLG: 0.338 (1, 9)		K			G3					4	0	0	0	0	3	0																					
Ken Berry, R OBP: 0.277, SLG: 0.330 (1, 8)		BB 1B			F8					4	0	1	0	0	0	0																					
Pete Ward, L OBP: 0.370, SLG: 0.387 (1, 3)		L3 BB			4-3					2	0	0	0	2	0	0																					
Wayne Causey, L OBP: 0.260, SLG: 0.188 (1, 4)		L3				F8				4	0	0	0	0	0	3																					
Duane Josephson, R OBP: 0.296, SLG: 0.333 (1, 2)										2	1	1	0	1	0	0																					
Gary Peters, L OBP: 0.294, SLG: 0.370 Bob Locker, S (6, 1)					1B 1B	G4-6-3 BB				2	1	1	0	0	0	1																					
Dick Kenworthy, R OBP: 0.340, SLG: 0.318 (8, PH) (9, 5)					1B G4-3 1B	G4-6-3				1	0	1	0	0	0	0																					
Inning Stats	R: 0 E: 0 K: 0 S: 3	H: 1 LOB: 0 BB: 0 P: 3	R: 0 E: 0 K: 1 S: 5	H: 1 LOB: 1 BB: 1 P: 9	R: 2 E: 0 K: 0 S: 5	H: 3 LOB: 0 BB: 0 P: 5	R: 0 E: 0 K: 0 S: 3	H: 0 LOB: 0 BB: 0 P: 3	R: 0 E: 0 K: 0 S: 2	H: 0 LOB: 0 BB: 1 P: 6	R: 0 E: 0 K: 0 S: 3	H: 0 LOB: 0 BB: 0 P: 3	R: 0 E: 0 K: 0 S: 5	H: 2 LOB: 3 BB: 1 P: 9	R: 0 E: 0 K: 1 S: 5	H: 0 LOB: 1 BB: 1 P: 9	1B: 7 2B: 1 3B: 0 HR: 0	SF: 0 SAC: 0 DP: 3 HBP: 0	WP: 0 PB: 0 SB: 0 CS: 1	PA: 34																	
PITCHER	IP	WLS	BF	H	R	ER	SO	BB	IBB	HBP	BLK	WP	HR	S	P	ERA	WHIP	PITCHER			IP	WLS	BF	H	R	ER	SO	BB	IBB	HBP	BLK	WP	HR	S	P	ERA	WHIP
Jose Santiago, R ERA: 2.28 (1, 1)	9.0	W	34	7	2	2	3	4	0	0	0	0	0	36	52	2.00	1.222																				

Boston Red Sox @ Chicago White Sox
Comiskey Park, Chicago, IL
Sat Jun 22 1968, 4:33 AM EDT
Att. 8,020 - Unknown - 66 F

AB 30
R 2
H 7
RBI 1
BB 4
SO 3
LOB 9



Batter	1	2	3	4	5	6	7	8	9	AB	R	H	RBI	BB	SO	LOB	TOP										
Joe Foy, R OBP: 0.344, SLG: 0.311 (1, 5)	0-0 6-3		0-0 F4		0-0 F5		0-0 5-3		0-0 6-3	5	0	0	0	0	0	4	Boston Red Sox @ Chicago White Sox Comiskey Park, Chicago, IL Sun Jun 23 1968, 4:38 AM EDT Att: 18,471 - Overcast										
Jerry Adair, R OBP: 0.275, SLG: 0.265 (1, 4) (6, 6)	0-0 1B		0-0 F4			0-0 F4	1-2 2-3			4	0	1	0	0	0	2											
Carl Yastrzemski, L Norm Siebern, L OBP: 0.463, SLG: 0.534 OBP: 0.048, SLG: 0.048 (1, 7) (6, 7)	0-0 1B		0-0 F6			0-0 G3		0-3 K		3	0	1	0	0	0	0											
Ken Harrelson, R Gary Waslewski, R Mike Andrews, R Sparky Lyle, L OBP: 0.384, SLG: 0.598 OBP: 0.091, SLG: 0.048 OBP: 0.335, SLG: 0.318 (1, 9) (7, 1) (8, PH) (8, 1)	4-0 1B			0-0 F9				0-0 1B		2	0	1	0	1	0	0											
Reggie Smith, S Joe Lahoud, L OBP: 0.363, SLG: 0.400 OBP: 0.333, SLG: 0.243 (1, 8) (6, PH)	0-0 1B		0-0 F4			0-0 K		0-0 F8		2	0	0	0	0	0	3											
Rico Petrocelli, R Dalton Jones, L OBP: 0.282, SLG: 0.373 OBP: 0.177, SLG: 0.151 (1, 6) (6, 4)		0-3 K		0-0 F7				0-0 F8	0-0 F3	2	0	0	0	0	1	0											
George Scott, R OBP: 0.236, SLG: 0.233 (1, 3)		0-0 4-3			0-0 F9				0-0 F6	4	1	1	0	0	0	0											
Russ Gibson, R OBP: 0.214, SLG: 0.309 (1, 2)									0-0 1B	4	0	4	0	0	0	0											
Jim Lonborg, R Lee Stange, R Darrell Brandon, R Gene Oliver, R OBP: 0.256, SLG: 0.147 (1, 1) (1, 1) (3, 1) (7, PH) (7, 9)	0-0 1B		0-0 5-3					0-0 F8		0	0	0	0	0	0	0											
Inning Stats	R: 0 E: 1 K: 0 S: 4	H: 2 LOB: 2 BB: 1 P: 8	R: 0 E: 0 K: 1 S: 6	H: 1 LOB: 1 BB: 0 P: 6	R: 0 E: 0 K: 0 S: 3	H: 0 LOB: 0 BB: 0 P: 3	R: 0 E: 0 K: 0 S: 3	H: 0 LOB: 0 BB: 0 P: 3	R: 0 E: 0 K: 1 S: 4	H: 1 LOB: 1 BB: 0 P: 4	R: 0 E: 0 K: 1 S: 6	H: 1 LOB: 2 BB: 0 P: 6	R: 1 E: 0 K: 0 S: 6	H: 3 LOB: 2 BB: 0 P: 6	R: 0 E: 0 K: 1 S: 6	H: 1 LOB: 1 BB: 0 P: 6		R: 0 E: 0 K: 1 S: 6	H: 1 LOB: 1 BB: 0 P: 6	1B: 9 2B: 1 3B: 0 HR: 0	SF: 0 SAC: 0 DP: 1 HBP: 0	WP: 0 PA: 37 PB: 0 SB: 0 CS: 0					
PITCHER	IP	WLS	BF	H	R	ER	SO	BB	IBB	HBP	BLK	WP	HR	S	P	ERA	WHIP										
Wilbur Wood, L ERA: 1.65	(1, 1)	8.0	W	33	9	1	1	3	0	1	0	0	0	38	42	1.12	1.125										
Hoyt Wilhelm, R ERA: 1.29	(9, 1)	1.0	S	4	1	0	0	1	0	0	0	0	0	6	6	0.00	1.000										

AB	36
R	1
H	10
RBI	1
BB	1
SO	4
LOB	15



Batter	1	2	3	4	5	6	7	8	9	AB	R	H	RBI	BB	SO	LOB	BOTTOM											
Luis Aparicio, R Sandy Alomar Sr., S OBP: 0.290, SLG: 0.323 OBP: 0.250, SLG: 0.254 (1, 6) (5, PH) (6, 6)	1-0 1B		0-0 F7				0-0 4-3			3	1	2	0	0	0	0	Boston Red Sox @ Chicago White Sox Comiskey Park, Chicago, IL Sun Jun 23 1968, 4:38 AM EDT Att: 18,471 - Overcast											
Wayne Causey, L Tim Cullen, R OBP: 0.272, SLG: 0.197 OBP: 0.286, SLG: 0.275 (1, 4) (6, 4)	1-0 1B		0-0 6-3		0-0 F7		0-0 5-3			3	2	1	0	0	0	2												
Leon Wagner, L OBP: 0.357, SLG: 0.337 (1, 9)	0-0 F2		0-0 E3		0-0 F6					5	2	2	0	0	5													
Pete Ward, L OBP: 0.373, SLG: 0.398 (1, 3)	0-0 1B			4-0 1B			0-0 F8			3	3	2	5	2	0	1												
Ken Berry, R OBP: 0.281, SLG: 0.346 (1, 8)	0-0 1B		0-0 6-3		0-0 F9		0-0 F5			5	1	2	0	0	4													
Tommy Davis, R Buddy Bradford, R OBP: 0.223, SLG: 0.275 OBP: 0.200, SLG: 0.252 (1, 7) (2, 7)	0-0 F9		0-0 F3		0-0 1B				0-0 G5-4-3	1	0	0	0	0	2													
Dick Kenworthy, R OBP: 0.327, SLG: 0.308 (1, 5)	0-0 1B		0-0 F9		0-0 F9		0-3 K		0-0 6-3	5	0	1	1	0	1	3												
Duane Josephson, R OBP: 0.306, SLG: 0.360 (1, 2)	0-0 1B			0-0 HR		0-0 F8				4	1	3	3	0	0	1												
Wilbur Wood, R Hoyt Wilhelm, R (1, 1) (9, 1)	0-3 K		0-0 6-3		0-0 1-3		0-3 K			4	0	0	0	0	2	5												
Inning Stats	R: 4 E: 0 K: 1 S: 9	H: 4 LOB: 2 BB: 0 P: 11	R: 3 E: 1 K: 0 S: 6	H: 2 LOB: 0 BB: 0 P: 6	R: 1 E: 0 K: 0 S: 5	H: 2 LOB: 1 BB: 0 P: 5	R: 2 E: 0 K: 0 S: 6	H: 3 LOB: 2 BB: 1 P: 10	R: 0 E: 0 K: 0 S: 4	H: 1 LOB: 2 BB: 1 P: 8	R: 0 E: 0 K: 2 S: 8	H: 1 LOB: 1 BB: 0 P: 8	R: 0 E: 0 K: 0 S: 4	H: 1 LOB: 1 BB: 0 P: 4	R: 0 E: 0 K: 0 S: 3	H: 1 LOB: 0 BB: 0 P: 3		1B: 13 2B: 0 3B: 0 HR: 2	SF: 0 SAC: 0 DP: 1 HBP: 2	WP: 0 PA: 43 PB: 1 SB: 1 CS: 0								
PITCHER	IP	WLS	BF	H	R	ER	SO	BB	IBB	HBP	BLK	WP	HR	S	P	ERA	WHIP											
Jim Lonborg, R ERA: 4.82	(1, 1)	0.0	L	2	0	2	0	0	0	0	0	0	0	0	2	∞	∞											
Lee Stange, R ERA: 4.7	(1, 1)	2.0		13	6	5	4	1	0	0	0	0	1	15	15	18.00	3.000											
Darrell Brandon, R ERA: 6.75	(3, 1)	4.0		21	7	3	3	2	2	0	0	0	0	1	23	31	6.75	2.250										
Gary Waslewski, R ERA: 3.27	(7, 1)	1.0		4	1	0	0	0	0	0	0	0	0	4	4	0.00	1.000											
Sparky Lyle, L ERA: 3.28	(8, 1)	1.0		3	1	0	0	0	0	0	0	0	0	3	3	0.00	1.000											



Batter	1	2	3	4	5	6	7	8	9	AB	R	H	RBI	BB	SO	LOB	TOP			
Luis Aparicio, R (1,6) OBP: 0.289, SLG: 0.319	F2	F8					F6			4	0	1	0	0	0	1	Chicago White Sox @ Detroit Tigers Tiger Stadium, Detroit, MI Sat Jun 29 1968, 7:05 PM EDT Att: 34,001 - Unknown			
Wayne Causey, L (1,4) OBP: 0.281, SLG: 0.185	F8		F9		4-3			F9		4	0	0	0	0	0	1				
Pete Ward, L (1,5) OBP: 0.378, SLG: 0.416			K					3-1		4	0	2	0	0	1	0				
Leon Wagner, L (1,7) OBP: 0.361, SLG: 0.330	G3		K					1B		3	0	1	0	1	1	1				
Tom McCraw, L (1,3) OBP: 0.290, SLG: 0.398		4-3			F2		F7	1B		4	0	1	0	0	0	2				
Ken Berry, R (1,8) OBP: 0.283, SLG: 0.356		HR			F9		F9	6-3		3	1	0	0	1	0	4				
Bill Voss, L (1,9) OBP: 0.243, SLG: 0.203					F8		F9			4	1	1	2	0	0	2				
Duane Josephson, R (1,2) OBP: 0.302, SLG: 0.353					K		6-3			4	0	2	0	0	1	0				
Cisco Carlos, R (1,1) OBP: 0.167, SLG: 0.063					K		K			0	0	0	0	0	0	0				
Jack Fisher, R (4,1) OBP: 0.133, SLG: 0.133	SH3-4							G1-4-3		1	0	0	0	0	1	0				
Gail Hopkins, L (7,PH) OBP: 0.221, SLG: 0.272										1	0	0	0	0	1	0				
Tommy Davis, R (9,PH)										1	0	0	0	0	0	1				
Inning Stats	R: 0 E: 0 K: 0 S: 4	H: 1 LOB: 1 BB: 0 P: 4	R: 2 E: 0 K: 0 S: 5	H: 2 LOB: 1 BB: 1 P: 9	R: 0 E: 0 K: 2 S: 7	H: 0 LOB: 0 BB: 0 P: 7	R: 0 E: 0 K: 0 S: 3	H: 0 LOB: 3 BB: 0 P: 3	R: 0 E: 0 K: 1 S: 8	H: 1 LOB: 2 BB: 0 P: 8	R: 0 E: 0 K: 1 S: 5	H: 0 LOB: 0 BB: 0 P: 5	R: 0 E: 0 K: 0 S: 5	H: 2 LOB: 2 BB: 0 P: 5	R: 0 E: 0 K: 0 S: 3	H: 1 LOB: 0 BB: 0 P: 3	1B: 6 2B: 1 3B: 0 HR: 1	SF: 0 SAC: 1 DP: 1 HBP: 0	WP: 0 PB: 0 SB: 0 CS: 0	PA: 36
PITCHER Denny McLain, R (1,1) ERA: 2.05	IP: 9.0 WLS: W BF: 36 H: 8 R: 2 ER: 2 SO: 5 BB: 2 IBB: 0 HBP: 0 BLK: 0 WP: 0 HR: 1 S: 44 P: 52 ERA: 2.00 WHIP: 1.111																			

Batter	1	2	3	4	5	6	7	8	9	AB	R	H	RBI	BB	SO	LOB	BOTTOM												
Dick McAuliffe, L (1,4) OBP: 0.342, SLG: 0.415							F8			4	1	2	0	0	0	2	Chicago White Sox @ Detroit Tigers Tiger Stadium, Detroit, MI Sat Jun 29 1968, 7:05 PM EDT Att: 34,001 - Unknown												
Mickey Stanley, R (1,8) OBP: 0.310, SLG: 0.373	F9						F3			2	1	0	0	2	0	1													
Jim Northrup, L (1,9) OBP: 0.313, SLG: 0.398	K						K			4	1	1	4	0	3	4													
Bill Freehan, R (1,2) OBP: 0.358, SLG: 0.429	6-3									2	0	0	0	1	0	1													
Gates Brown, L (1,7) OBP: 0.424, SLG: 0.600										3	0	0	0	0	0	1													
Wayne Comer, R (7,7) OBP: 0.167, SLG: 0.235										1	0	0	0	0	0	1													
Norm Cash, L (1,3) OBP: 0.291, SLG: 0.400										4	1	1	1	0	0	0													
Tom Matchick, L (1,6) OBP: 0.250, SLG: 0.236										3	0	1	0	0	0	0													
Ray Oyler, R (7,6) OBP: 0.230, SLG: 0.221										0	0	0	0	0	0	0													
Dick Tracewski, R (1,5) OBP: 0.260, SLG: 0.265										2	0	0	0	0	1	0													
Denny McLain, R (1,1) OBP: 0.184, SLG: 0.184										3	1	2	0	0	1	0													
Inning Stats	R: 0 E: 0 K: 1 S: 6	H: 1 LOB: 0 BB: 0 P: 6	R: 1 E: 0 K: 1 S: 6	H: 1 LOB: 0 BB: 0 P: 6	R: 4 E: 0 K: 0 S: 5	H: 3 LOB: 0 BB: 1 P: 10	R: 0 E: 0 K: 1 S: 7	H: 2 LOB: 3 BB: 1 P: 11	R: 0 E: 0 K: 0 S: 3	H: 0 LOB: 0 BB: 0 P: 3	R: 0 E: 0 K: 1 S: 5	H: 0 LOB: 0 BB: 0 P: 5	R: 0 E: 0 K: 1 S: 5	H: 0 LOB: 0 BB: 0 P: 5	R: 0 E: 0 K: 0 S: 2	H: 0 LOB: 0 BB: 1 P: 6	1B: 4 2B: 1 3B: 0 HR: 2	SF: 0 SAC: 1 DP: 2 HBP: 1	WP: 0 PB: 0 SB: 0 CS: 0	PA: 33									
PITCHER Cisco Carlos, R (1,1) ERA: 3.57	IP: 3.0 WLS: L BF: 15 H: 5 R: 5 ER: 5 SO: 2 BB: 1 IBB: 0 HBP: 0 BLK: 0 WP: 0 HR: 2 S: 17 P: 22 ERA: 15.00 WHIP: 2.000																												
Jack Fisher, R (4,1) ERA: 3.12	3.0	12	2	0	0	2	1	0	0	0	0	15	19	0.00	1.000														
Bob Locker, R (7,1) ERA: 3.38	2.0	6	0	0	0	1	1	0	0	0	0	7	11	0.00	0.500														

Batter	1	2	3	4	5	6	7	8	9	AB	R	H	RBI	BB	SO	LOB	TOP
Sandy Alomar Sr. S OBP: 0.338, SLG: 0.322	F9 4-1 1B		4-3 BB 2B	S 1B 1B	F8			4-3 1B BB	1-2 1B	5	4	4	0	1	0	1	Chicago White Sox @ Detroit Tigers Tiger Stadium, Detroit, MI Sun Jun 30 1968, 4:33 AM EDT Att: 45,114 - Unknown
Luis Aparicio R OBP: 0.284, SLG: 0.313 Dick Kenworthy R OBP: 0.311, SLG: 0.293	F9 1-3		4-3 2-3	F9 1-3	F3			4-3 1-2	G5-4-3 1B	5	0	0	0	0	0	4	
Pete Ward L OBP: 0.376, SLG: 0.410 Tim Cullen R OBP: 0.282, SLG: 0.271	4-1		BB HR HBP	K	K			K	G5-4-3 1-2 2-3 1B	3	1	0	1	0	2	1	
Leon Wagner L OBP: 0.360, SLG: 0.330 Buddy Bradford R OBP: 0.220, SLG: 0.270	G3		K	S 2B 1B	WP 1B			1B WP 1B		3	0	1	1	0	1	2	
Tom McCraw L OBP: 0.300, SLG: 0.413		FC3-6 SH2-3 2B	4-0 HR BB	1-2 1-H 2B				1-3 WP 1B		4	2	3	1	1	1	1	
Duane Josephson R OBP: 0.304, SLG: 0.348 Jerry McNertney R OBP: 0.324, SLG: 0.246		FC3-6 HBP	1-2 HR BB	F9				1-2 K		3	1	0	1	1	2	3	
Bill Voss L OBP: 0.248, SLG: 0.232	FC3-6 SH2-3 1-2 2-3		1-2 HR		K			4-3		5	2	2	4	0	1	2	
Ken Berry R OBP: 0.291, SLG: 0.361	SH2-3		1-2 1B	FC6 1B				FC6-4 BB		3	0	2	1	1	0	1	
Tommy John R OBP: 0.189, SLG: 0.297	1-3		F7	FC6 1-2				FC6-4 1-2		5	0	1	1	0	0	4	
Inning Stats	R: 1 E: 0 K: 0 S: 4	H: 1 LOB: 0 BB: 0 P: 4	R: 5 E: 0 K: 1 S: 8	H: 3 LOB: 1 BB: 2 P: 17	R: 2 E: 0 K: 1 S: 8	H: 3 LOB: 2 BB: 0 P: 8	R: 0 E: 0 K: 2 S: 8	H: 1 LOB: 1 BB: 0 P: 8	R: 0 E: 0 K: 1 S: 5	H: 0 LOB: 1 BB: 1 P: 9	R: 2 E: 0 K: 2 S: 9	H: 2 LOB: 1 BB: 1 P: 13	R: 1 E: 0 K: 0 S: 6	H: 4 LOB: 2 BB: 0 P: 6	1B: 12 2B: 3 3B: 0 HR: 1	SF: 0 SAC: 1 DP: 1 HBP: 2	WP: 3 PA: 48
PITCHER	IP WLS BF H R ER SO BB IBB HBP BLK WP HR S P ERA WHIP	IP WLS BF H R ER SO BB IBB HBP BLK WP HR S P ERA WHIP	IP WLS BF H R ER SO BB IBB HBP BLK WP HR S P ERA WHIP	IP WLS BF H R ER SO BB IBB HBP BLK WP HR S P ERA WHIP	IP WLS BF H R ER SO BB IBB HBP BLK WP HR S P ERA WHIP	IP WLS BF H R ER SO BB IBB HBP BLK WP HR S P ERA WHIP	IP WLS BF H R ER SO BB IBB HBP BLK WP HR S P ERA WHIP	IP WLS BF H R ER SO BB IBB HBP BLK WP HR S P ERA WHIP	IP WLS BF H R ER SO BB IBB HBP BLK WP HR S P ERA WHIP	IP WLS BF H R ER SO BB IBB HBP BLK WP HR S P ERA WHIP	IP WLS BF H R ER SO BB IBB HBP BLK WP HR S P ERA WHIP	IP WLS BF H R ER SO BB IBB HBP BLK WP HR S P ERA WHIP	IP WLS BF H R ER SO BB IBB HBP BLK WP HR S P ERA WHIP	IP WLS BF H R ER SO BB IBB HBP BLK WP HR S P ERA WHIP	IP WLS BF H R ER SO BB IBB HBP BLK WP HR S P ERA WHIP	IP WLS BF H R ER SO BB IBB HBP BLK WP HR S P ERA WHIP	IP WLS BF H R ER SO BB IBB HBP BLK WP HR S P ERA WHIP
Joe Sparna R ERA: 3.92	2.2 L 15 3 6 6 1 2 0 0 2 0 0 13 23 20.25 1.875	2.0 10 2 2 2 2 0 0 0 0 0 1 3 3 27.00 6.000	3.0 14 3 2 2 5 2 0 0 0 2 0 22 30 6.00 1.667	1.0 6 4 1 1 0 0 0 0 0 1 0 6 6 9.00 4.000													
Dennis Ribant R ERA: 1.99																	
Jim Rooker L ERA: 9.0																	
John Wyatt R ERA: 3.33																	
Daryl Patterson R ERA: 2.13																	
Dick McAuliffe L OBP: 0.339, SLG: 0.410 Tom Matchick L OBP: 0.260, SLG: 0.247	1-3		3-1		F7			1-2 1B		3	0	0	0	0	0	0	Chicago White Sox @ Detroit Tigers Tiger Stadium, Detroit, MI Sun Jun 30 1968, 4:33 AM EDT Att: 45,114 - Unknown
Dick Tracewski R OBP: 0.259, SLG: 0.264	G6-4-3 1B		F8		6-3			F8		4	0	1	0	0	2		
Mickey Stanley R OBP: 0.306, SLG: 0.367	G6-4-3 1-2		F9		6-3					4	0	0	0	0	1		
Bill Freehan R OBP: 0.358, SLG: 0.427		5-3 1B	E5 FC6-4		6-3					3	0	1	0	0	0		
Lenny Green L OBP: 0.400, SLG: 0.250			FC6-4							1	0	0	0	0	0		
Willie Horton R OBP: 0.364, SLG: 0.573 Wayne Comer R OBP: 0.150, SLG: 0.211		5-3 1-2	FC6-4 1-2		F2					2	0	0	0	0	2		
Jim Price R OBP: 0.288, SLG: 0.274 Norm Cash L OBP: 0.293, SLG: 0.401		6-3			K					1	0	0	0	0	1		
Jim Northrup L OBP: 0.310, SLG: 0.394			K		FC5-4 1B					2	0	1	0	0	1		
Ray Oyler R OBP: 0.231, SLG: 0.223			F8		F7					3	0	1	0	0	1		
Joe Sparna R OBP: 0.263, SLG: 0.263 Dennis Ribant R OBP: 0.333, SLG: 0.200 Jim Rooker L OBP: 0.288, SLG: 0.200 John Wyatt R OBP: 0.288, SLG: 0.274 Earl Wilson R OBP: 0.288, SLG: 0.420 Daryl Patterson L OBP: 0.288, SLG: 0.420			K		FC5-4 1-2					0	0	0	0	0	0		
Inning Stats	R: 0 E: 0 K: 0 S: 3	H: 1 LOB: 0 BB: 0 P: 3	R: 0 E: 0 K: 1 S: 5	H: 1 LOB: 1 BB: 0 P: 6	R: 0 E: 1 K: 0 S: 4	H: 0 LOB: 1 BB: 0 P: 4	R: 0 E: 0 K: 1 S: 3	H: 0 LOB: 0 BB: 0 P: 5	R: 0 E: 0 K: 1 S: 7	H: 2 LOB: 2 BB: 0 P: 7	R: 0 E: 0 K: 0 S: 3	H: 0 LOB: 0 BB: 0 P: 3	R: 0 E: 0 K: 0 S: 3	H: 0 LOB: 0 BB: 0 P: 3	1B: 5 2B: 0 3B: 0 HR: 0	SF: 0 SAC: 0 DP: 1 HBP: 0	WP: 0 PA: 32
PITCHER	IP WLS BF H R ER SO BB IBB HBP BLK WP HR S P ERA WHIP	IP WLS BF H R ER SO BB IBB HBP BLK WP HR S P ERA WHIP	IP WLS BF H R ER SO BB IBB HBP BLK WP HR S P ERA WHIP	IP WLS BF H R ER SO BB IBB HBP BLK WP HR S P ERA WHIP	IP WLS BF H R ER SO BB IBB HBP BLK WP HR S P ERA WHIP	IP WLS BF H R ER SO BB IBB HBP BLK WP HR S P ERA WHIP	IP WLS BF H R ER SO BB IBB HBP BLK WP HR S P ERA WHIP	IP WLS BF H R ER SO BB IBB HBP BLK WP HR S P ERA WHIP	IP WLS BF H R ER SO BB IBB HBP BLK WP HR S P ERA WHIP	IP WLS BF H R ER SO BB IBB HBP BLK WP HR S P ERA WHIP	IP WLS BF H R ER SO BB IBB HBP BLK WP HR S P ERA WHIP	IP WLS BF H R ER SO BB IBB HBP BLK WP HR S P ERA WHIP	IP WLS BF H R ER SO BB IBB HBP BLK WP HR S P ERA WHIP	IP WLS BF H R ER SO BB IBB HBP BLK WP HR S P ERA WHIP	IP WLS BF H R ER SO BB IBB HBP BLK WP HR S P ERA WHIP	IP WLS BF H R ER SO BB IBB HBP BLK WP HR S P ERA WHIP	IP WLS BF H R ER SO BB IBB HBP BLK WP HR S P ERA WHIP
Tommy John L ERA: 1.54	9.0 W 32 5 0 0 5 0 0 0 0 0 0 42 42 0.00 0.556																

AB	41
R	12
H	16
RBI	11
BB	4
SO	8
LOB	23



AB	32
R	0
H	5
RBI	0
BB	0
SO	5
LOB	11




Batter	1	2	3	4	5	6	7	8	9	AB	R	H	RBI	BB	SO	LOB	TOP								
Sandy Alomar Sr., S OBP: 0.314, SLG: 0.297 (1, 4)	L6	6-3		G3			B3		K	5	0	0	0	0	1	0									
Luis Aparicio, R OBP: 0.294, SLG: 0.323 (1, 6)	E3 HR				5-3		K			4	2	1	1	0	1	0									
Buddy Bradford, R OBP: 0.238, SLG: 0.333 (1, 9)							K			3	2	2	3	1	1	0									
Duane Josephson, R OBP: 0.303, SLG: 0.351 (1, 2)									E6 FC5-4	4	1	1	0	0	0	1									
Pete Ward, L OBP: 0.370, SLG: 0.403 (1, 3)	K	CS		4-3					FC5-4 5-3	4	0	0	0	0	1	2									
Ken Berry, R OBP: 0.290, SLG: 0.359 (1, 8)	1B S			F7			4-3		5-3	4	1	1	1	0	0	1									
Bill Voss, L OBP: 0.248, SLG: 0.232 (1, 7)				K			K2-3		F8	4	0	1	0	0	2	1									
Dick Kenworthy, R OBP: 0.313, SLG: 0.283 (9, PH)	F8			L9					K	2	0	0	0	1	0	1									
Leon Wagner, L OBP: 0.357, SLG: 0.326 (9, 4)										1	0	0	0	0	1	0									
Tim Cullen, R OBP: 0.282, SLG: 0.271 (9, 4)										0	0	0	0	0	0	0									
Bob Priddy, R OBP: 0.100, SLG: 0.400 (5, 1)				K			K		K	2	0	0	0	0	2	0									
Wilbur Wood, R (9, 1)										2	0	0	0	0	2	1									
Bob Locker, S (9, 1)										0	0	0	0	0	0	0									
Inning Stats	R: 4 E: 1 K: 1 S: 10	H: 4 LOB: 1 BB: 0 P: 10	R: 1 E: 1 K: 1 S: 6	H: 1 LOB: 1 BB: 1 P: 10	R: 0 E: 0 K: 1 S: 5	H: 0 LOB: 0 BB: 0 P: 5	R: 0 E: 0 K: 1 S: 5	H: 0 LOB: 0 BB: 0 P: 5	R: 1 E: 0 K: 0 S: 4	H: 1 LOB: 0 BB: 0 P: 4	R: 0 E: 0 K: 2 S: 7	H: 0 LOB: 1 BB: 1 P: 11	R: 0 E: 0 K: 0 S: 7	H: 0 LOB: 0 BB: 0 P: 7	R: 0 E: 1 K: 0 S: 4	H: 0 LOB: 1 BB: 0 P: 4	R: 0 E: 0 K: 3 S: 9	H: 0 LOB: 0 BB: 0 P: 9	1B: 2 2B: 1 3B: 0 HR: 3	SF: 0 SAC: 0 DP: 0 HBP: 0	WP: 0 PB: 0 SB: 2 CS: 1	PA: 38			
PITCHER	IP	WLS	BF	H	R	ER	SO	BB	IBB	HBP	BLK	WP	HR	S	P	ERA	WHIP								
Dave McNally, L ERA: 2.24 (1, 1)	1.2	L	12	5	5	2	2	1	0	0	0	0	2	15	19	10.80	3.600								
Roger Nelson, R ERA: 2.09 (2, 1)	3.1		11	1	1	1	2	0	0	0	0	0	1	15	15	2.70	0.300								
Gene Brabender, R ERA: 3.57 (6, 1)	2.0		7	0	0	0	4	1	0	0	0	0	0	14	18	0.00	0.500								
Dave Leonhard, R ERA: 3.29 (8, 1)	2.0		7	0	0	0	3	0	0	0	0	0	0	13	13	0.00	0.000								

Chicago White Sox @ Baltimore Orioles
Memorial Stadium, Baltimore, MD
Mon Jul 01 1968, 7:05 PM EDT
Att: 9,575 - Unknown

livebaseballscorecards.com

AB 35
R 6
H 6
RBI 5
BB 2
SO 11
LOB 7




Batter	1	2	3	4	5	6	7	8	9	AB	R	H	RBI	BB	SO	LOB	BOTTOM								
Don Buford, S OBP: 0.327, SLG: 0.391 (1, 4)	F9		F4				F9			3	0	0	0	0	0	0									
Paul Blair, R OBP: 0.264, SLG: 0.259 (1, 8)	G3		P4		SF7				5-3	3	0	0	1	0	0	0									
Frank Robinson, R OBP: 0.375, SLG: 0.408 (1, 9)	K			6-3	1-3				4-3	4	0	0	0	0	1	2									
Boog Powell, L OBP: 0.356, SLG: 0.443 (1, 3)		F9		F8		4-3 5-3 1B			1B	4	0	2	0	0	0	0									
Brooks Robinson, R OBP: 0.286, SLG: 0.394 (1, 5)				5-3		5-3			F7	4	1	1	1	0	0	2									
Curt Blefary, L OBP: 0.302, SLG: 0.324 (1, 2)		K				4-3			3-1	4	1	1	1	0	1	1									
Curt Motton, R OBP: 0.325, SLG: 0.349 (1, 7)		E4			HBP BB SF7 BB		F8			2	1	0	0	2	0	1									
Mark Belanger, R OBP: 0.233, SLG: 0.242 (9, PH)					K				F8	3	0	0	0	0	1	2									
Fred Valentine, S OBP: 0.266, SLG: 0.354 (9, PH)							F7		F8	1	0	0	0	0	0	1									
Dave McNally, R ERA: 3.0 (5, PH)					1-3					0	0	0	0	0	0	0									
Roger Nelson, R ERA: 1.74 (5, PH)							6-3			1	0	0	0	0	0	0									
Eliot Hendricks, L OBP: 0.346, SLG: 0.354 (6, 1)										0	0	0	0	0	0	0									
Gene Brabender, R ERA: 3.57 (7, PH)										0	0	0	0	0	0	0									
Larry Haney, R OBP: 0.262, SLG: 0.267 (8, 1)										1	0	0	0	0	0	0									
Dave Leonhard, R ERA: 3.29 (8, 1)										1	0	0	0	0	0	0									
Davey Johnson, R OBP: 0.240, SLG: 0.382 (9, PH)										1	0	0	0	0	0	1									
Inning Stats	R: 0 E: 0 K: 1 S: 5	H: 0 LOB: 0 BB: 0 P: 5	R: 1 E: 1 K: 1 S: 7	H: 1 LOB: 1 BB: 0 P: 7	R: 0 E: 0 K: 0 S: 3	H: 0 LOB: 0 BB: 0 P: 3	R: 0 E: 0 K: 0 S: 3	H: 0 LOB: 0 BB: 0 P: 3	R: 2 E: 0 K: 1 S: 6	H: 1 LOB: 2 BB: 2 P: 15	R: 0 E: 0 K: 0 S: 4	H: 1 LOB: 1 BB: 0 P: 4	R: 0 E: 0 K: 0 S: 3	H: 0 LOB: 0 BB: 0 P: 3	R: 0 E: 0 K: 0 S: 4	H: 1 LOB: 1 BB: 0 P: 4	R: 0 E: 0 K: 0 S: 3	H: 0 LOB: 0 BB: 1 P: 7	1B: 2 2B: 0 3B: 0 HR: 2	SF: 1 SAC: 0 DP: 0 HBP: 1	WP: 0 PB: 0 SB: 0 CS: 0	PA: 36			
PITCHER	IP	WLS	BF	H	R	ER	SO	BB	IBB	HBP	BLK	WP	HR	S	P	ERA	WHIP								
Bob Priddy, R ERA: 3.0 (1, 1)	4.1		17	2	3	3	3	1	0	0	0	0	0	14	23	0.00	1.000								
Wilbur Wood, L ERA: 1.74 (5, 1)	4.0	W	17	2	0	0	0	2	0	1	0	0	0	14	23	0.00	1.000								
Bob Locker, R ERA: 3.31 (9, 1)	0.2	S	2	0	0	0	0	0	0	0	0	0	0	2	2	0.00	0.000								

Chicago White Sox @ Baltimore Orioles
Memorial Stadium, Baltimore, MD
Mon Jul 01 1968, 7:05 PM EDT
Att: 9,575 - Unknown

livebaseballscorecards.com

AB 31
R 3
H 4
RBI 3
BB 3
SO 3
LOB 10



Batter	1	2	3	4	5	6	7	8	9	AB	R	H	RBI	BB	SO	LOB	TOP					
Sandy Alomar Sr. S OBP: 0.306, SLG: 0.288 Leon Wagner L OBP: 0.354, SLG: 0.323 Hoyt Wilhelm, R (5, 1) Tommy Davis, R OBP: 0.225, SLG: 0.276 (7, 7)	5-3		K		K			6-3 SH1-4 1B		2	0	0	0	0	1	0	Chicago White Sox @ Baltimore Orioles Memorial Stadium, Baltimore, MD Wed Jul 03 1968, 7:05 PM EDT Unknown					
Luis Aparicio, R OBP: 0.291, SLG: 0.319 (1, 6)	K		F7		F8			SH1-4 1-2		3	0	0	0	0	1	1						
Buddy Bradford, R OBP: 0.238, SLG: 0.325 (1, 9) (7, 8)	BB		L5		L6			6-3 2-3		3	0	0	0	1	0	1						
Pete Ward, L OBP: 0.372, SLG: 0.399 (1, 3)	F8			FC5 S BB		BB		F9		2	0	0	0	2	0	2						
Bill Voss, L OBP: 0.248, SLG: 0.233 (1, 7) (7, 9)		G4-6-3 1B		P5 1-2		F8		P5		4	0	1	0	0	0	2						
Duane Josephson, R OBP: 0.298, SLG: 0.344 (1, 2)		G4-6-3 1-2		K		K		P4		4	0	0	0	0	2	3						
Wayne Causey, L OBP: 0.260, SLG: 0.179 (1, 4)		PB 1B BB		FC5 2-3			3-1	5-3		3	1	0	0	1	0	1						
Ken Berry, R OBP: 0.290, SLG: 0.358 Bob Locker, S (7, 1) Wilbur Wood, R (8, 1)					K			F7		3	0	1	1	0	1	0						
Jack Fisher, R OBP: 0.176, SLG: 0.125 Dick Kenworthy, R OBP: 0.308, SLG: 0.279 (5, PR) (5, 5)								F9		1	0	0	0	1	0	1						
										1	0	0	0	0	0	0						
Inning Stats	R: 0 E: 0 K: 1 S: 5	H: 0 LOB: 1 BB: 1 P: 9	R: 1 E: 0 K: 0 S: 4	H: 2 LOB: 1 BB: 1 P: 8	R: 0 E: 0 K: 1 S: 5	H: 0 LOB: 0 BB: 0 P: 5	R: 0 E: 0 K: 1 S: 5	H: 0 LOB: 1 BB: 1 P: 9	R: 0 E: 0 K: 1 S: 7	H: 0 LOB: 1 BB: 1 P: 11	R: 0 E: 0 K: 1 S: 5	H: 0 LOB: 1 BB: 1 P: 9	R: 0 E: 0 K: 0 S: 3	H: 0 LOB: 0 BB: 0 P: 3	R: 0 E: 0 K: 0 S: 4	H: 1 LOB: 1 BB: 0 P: 4	R: 0 E: 0 K: 0 S: 3	H: 0 LOB: 0 BB: 0 P: 3	1B: 3 2B: 0 3B: 0 HR: 0	SF: 0 SAC: 1 DP: 1 HBP: 0	WP: 0 PB: 1 SB: 1 CS: 0	PA: 34
PITCHER Jim Hardin, R ERA: 2.13 (1, 1)	IP: 9.0 WLS: W BF: 34 H: 3 R: 1 ER: 0 SO: 6 BB: 5 IBB: 0 HBP: 0 BLK: 0 WP: 0 HR: 0 S: 41 P: 61 ERA: 0.00 WHIP: 0.889															PITCHER						

Batter	1	2	3	4	5	6	7	8	9	AB	R	H	RBI	BB	SO	LOB	BOTTOM			
Don Buford, S OBP: 0.333, SLG: 0.396 (1, 4)	CS 1B		5-3		4-3			1B 1B		4	0	2	0	0	0	0	Chicago White Sox @ Baltimore Orioles Memorial Stadium, Baltimore, MD Wed Jul 03 1968, 7:05 PM EDT Unknown			
Paul Blair, R OBP: 0.268, SLG: 0.263 (1, 8)	1B 1-2		K		F9			1-3 1B		4	0	2	0	0	1	0				
Frank Robinson, R OBP: 0.372, SLG: 0.404 (1, 7)	P6		1B 1B		1-3			F9		4	1	1	0	0	0	3				
Boog Powell, L OBP: 0.362, SLG: 0.459 (1, 3)	1-3 1B		1B 1B			HR		G3		4	1	3	1	0	0	0				
Brooks Robinson, R OBP: 0.289, SLG: 0.399 (1, 5)	4-3		1-2 3-H 1B			F8		FC5 2B		4	0	2	1	0	0	2				
Curt Blefary, L OBP: 0.302, SLG: 0.320 Andy Etchebarren, R OBP: 0.310, SLG: 0.364 (9, 2)		K			F7			FC5 1B BB		3	1	0	0	1	2	2				
Fred Valentine, S OBP: 0.291, SLG: 0.349 (1, 9)	1B BB			G5-4-3 BB		F2		FC5 1B 1-2 2-3		2	0	0	0	2	0	2				
Mark Belanger, R OBP: 0.238, SLG: 0.247 (1, 6)				G5-4-3				E9 S 1B		4	0	2	1	0	0	1				
Jim Hardin, R OBP: 0.100, SLG: 0.150 (1, 1)	6-3			6-3				1-2 K		4	0	0	0	0	1	3				
Inning Stats	R: 0 E: 0 K: 0 S: 5	H: 3 LOB: 2 BB: 0 P: 5	R: 0 E: 0 K: 1 S: 5	H: 1 LOB: 1 BB: 1 P: 9	R: 1 E: 0 K: 1 S: 8	H: 3 LOB: 2 BB: 0 P: 8	R: 0 E: 0 K: 0 S: 2	H: 0 LOB: 0 BB: 1 P: 6	R: 0 E: 0 K: 1 S: 3	H: 0 LOB: 0 BB: 0 P: 3	R: 1 E: 0 K: 1 S: 6	H: 1 LOB: 0 BB: 0 P: 6	R: 0 E: 0 K: 0 S: 5	H: 2 LOB: 2 BB: 0 P: 5	R: 1 E: 1 K: 1 S: 7	H: 2 LOB: 2 BB: 1 P: 11	1B: 10 2B: 1 3B: 0 HR: 1	SF: 0 SAC: 0 DP: 1 HBP: 0	WP: 0 PB: 0 SB: 1 CS: 1	PA: 36
PITCHER Jack Fisher, R ERA: 3.05 Hoyt Wilhelm, R ERA: 1.42 Bob Locker, R ERA: 3.44 Wilbur Wood, L ERA: 1.73	IP: 4.0 WLS: L BF: 7 H: 1 R: 1 ER: 1 SO: 1 BB: 0 IBB: 0 HBP: 0 BLK: 0 WP: 0 HR: 1 S: 9 P: 9 ERA: 4.50 WHIP: 0.500															PITCHER				

Batter	1	2	3	4	5	6	7	8	9	AB	R	H	RBI	BB	SO	LOB	TOP			
Sandy Alomar Sr. S OBP: 0.329, SLG: 0.284 (1,4)	4-3		1B BB		CS BB			BB BB		1	0	0	0	3	0	0	Chicago White Sox @ Baltimore Orioles Memorial Stadium, Baltimore, MD Wed Jul 03 1968, 7:05 PM EDT Att: 9,990 - Unknown			
Luis Aparicio R OBP: 0.294, SLG: 0.322 (1,6)	6-3		1-3 1B		CS	S		BB		4	0	2	0	0	1	1				
Pete Ward L OBP: 0.370, SLG: 0.396 (1,3)	FC6-4 1B		K							4	0	1	0	0	2	4				
Tommy Davis R OBP: 0.220, SLG: 0.270 (1,7)	FC6-4 1-2			4-3			P4			4	0	0	0	0	0	3				
Bill Voss L OBP: 0.248, SLG: 0.228 (1,9)		K		E S BB			4-3			3	0	0	0	1	1	1				
Buddy Bradford R OBP: 0.238, SLG: 0.317 (1,8)	G4-3 BB		K							3	0	0	0	1	2	1				
Dick Kenworthy R OBP: 0.294, SLG: 0.266 (9, PH) Leon Wagner L OBP: 0.360, SLG: 0.330 (9, PH)	G4-3 1-2		K				K			3	0	0	0	0	2	2				
Jerry McNertney R OBP: 0.324, SLG: 0.250 (9, PH) Wayne Causey L OBP: 0.236, SLG: 0.176 (9, PH)			K				K			3	0	1	0	0	2	0				
Gary Peters L OBP: 0.286, SLG: 0.340 (1,1)			K				4-3			1	0	0	0	0	0	1				
			K							3	0	0	0	0	2	1				
Inning Stats	R: 0 E: 0 K: 0 S: 4	H: 1 LOB: 1 BB: 0 P: 4	R: 0 E: 0 K: 1 S: 4	H: 0 LOB: 0 BB: 1 P: 8	R: 0 E: 0 K: 3 S: 10	H: 1 LOB: 2 BB: 1 P: 14	R: 0 E: 0 K: 2 S: 7	H: 0 LOB: 1 BB: 1 P: 11	R: 0 E: 0 K: 1 S: 4	H: 1 LOB: 1 BB: 0 P: 6	R: 0 E: 0 K: 3 S: 10	H: 1 LOB: 1 BB: 0 P: 10	R: 0 E: 0 K: 1 S: 5	H: 0 LOB: 1 BB: 1 P: 9	R: 0 E: 0 K: 0 S: 4	H: 1 LOB: 1 BB: 0 P: 4	1B: 5 2B: 0 3B: 0 HR: 0	SF: 0 SAC: 0 DP: 1 HBP: 0	WP: 0 PB: 0 SB: 2 CS: 1	PA: 36
PITCHER Tom Phoebus R ERA: 2.33 (1,1)	IP: 9.0 WLS: W BF: 35 H: 5 R: 0 ER: 0 SO: 12 BB: 5 IBB: 0 HBP: 0 BLK: 0 WP: 0 HR: 0 S: 54 P: 74 ERA: 0.00 WHIP: 1.111															PITCHER				

Batter	1	2	3	4	5	6	7	8	9	AB	R	H	RBI	BB	SO	LOB	BOTTOM			
Don Buford S OBP: 0.330, SLG: 0.390 (1,4)	FC4 1B		4-3				F2			4	0	1	0	0	0	0	Chicago White Sox @ Baltimore Orioles Memorial Stadium, Baltimore, MD Wed Jul 03 1968, 7:05 PM EDT Att: 9,990 - Unknown			
Paul Blair R OBP: 0.267, SLG: 0.266 (1,8)	FC4 1-2		1B 4-3				6-3			4	0	1	0	0	0	1				
Boog Powell L OBP: 0.360, SLG: 0.456 (1,3)	K		L9-4-6-2				6-3			4	0	1	0	0	1	2				
Frank Robinson R OBP: 0.375, SLG: 0.399 (9,7)	K		2-3		1-3 BB		1B BB			2	0	0	0	2	1	2				
Brooks Robinson R OBP: 0.289, SLG: 0.397 (1,5)		P6			P6		FC6-4 1B			4	0	1	0	0	0	2				
Curt Motton R OBP: 0.323, SLG: 0.365 (1,7) Fred Valentine S OBP: 0.291, SLG: 0.349 (9,9)		HR			1-3		F2			4	1	1	1	0	0	5				
Andy Etchebarren R OBP: 0.319, SLG: 0.366 (1,2)					4-0 BB		FC6-4 1-2			2	0	1	0	1	0	2				
Mark Belanger R OBP: 0.235, SLG: 0.244 (1,6)		1B			BB					3	0	0	0	0	1	3				
Tom Phoebus R OBP: 0.146, SLG: 0.103 (1,1)		K			P6					3	0	0	0	0	2	1				
							P3			3	0	0	0	0	2	1				
Inning Stats	R: 0 E: 0 K: 2 S: 8	H: 1 LOB: 1 BB: 0 P: 8	R: 1 E: 0 K: 2 S: 9	H: 2 LOB: 1 BB: 0 P: 9	R: 0 E: 0 K: 0 S: 3	H: 1 LOB: 0 BB: 0 P: 3	R: 0 E: 0 K: 0 S: 3	H: 0 LOB: 2 BB: 2 P: 11	R: 0 E: 0 K: 0 S: 4	H: 1 LOB: 2 BB: 1 P: 8	R: 0 E: 0 K: 1 S: 5	H: 0 LOB: 0 BB: 0 P: 5	R: 0 E: 1 K: 0 S: 5	H: 1 LOB: 2 BB: 0 P: 5	R: 0 E: 0 K: 0 S: 5	H: 1 LOB: 2 BB: 0 P: 5	1B: 4 2B: 2 3B: 0 HR: 1	SF: 0 SAC: 0 DP: 1 HBP: 0	WP: 0 PB: 0 SB: 0 CS: 0	PA: 33
PITCHER Gary Peters L ERA: 3.38 (1,1)	IP: 8.0 WLS: L BF: 33 H: 6 R: 1 ER: 1 SO: 5 BB: 3 IBB: 0 HBP: 0 BLK: 0 WP: 0 HR: 1 S: 40 P: 52 ERA: 1.12 WHIP: 1.125															PITCHER				

AB 30
R 0
H 5
RBI 0
BB 5
SO 12
LOB 14



AB 30
R 1
H 6
RBI 1
BB 3
SO 5
LOB 18



Batter	1	2	3	4	5	6	7	8	9	AB	R	H	RBI	BB	SO	LOB	TOP
Sandy Alomar Sr. S OBP: 0.337, SLG: 0.282 (1,4)	0-0 4-3 1B	0-0 F7			0-3 K		0-0 FC4-6		0-0 G6-4-3	5	0	1	0	0	1	4	
Luis Aparicio R OBP: 0.292, SLG: 0.326 (1,6)	0-0 4-3 1-2		0-0 6-3		0-0 6-3			0-0 F4		4	0	0	0	0	0	1	
Buddy Bradford R OBP: 0.252, SLG: 0.321 (1,8)	0-0 F9		4-0 2B BB		0-0 6-3			0-0 F9		3	1	0	0	1	0	1	
Pete Ward L OBP: 0.371, SLG: 0.395 (1,5)	0-0 F8		0-0 F3			0-0 4-3		0-0 2B		4	0	1	0	0	0	2	
Leon Wagner L OBP: 0.346, SLG: 0.321 (1,9)		4-0 FC4-6 BB	0-0 2B		0-3 K			0-0 G3		3	0	1	1	1	1	1	
Tommy Davis R OBP: 0.221, SLG: 0.267 (1,7)		0-0 F9	0-0 5-3		0-0 5-3				0-0 1B 1B	4	1	1	0	0	0	2	
Tom McCraw L OBP: 0.299, SLG: 0.410 (1,3)		0-0 FC4-6 3B		0-0 4-3			0-0 F9		0-0 1B 1B	4	1	1	0	0	0	1	AB 35
Duane Josephson R OBP: 0.298, SLG: 0.370 (1,2)		0-0 1B 3B		0-0 L4			0-0 F8		0-0 1B G6-4-3	4	1	2	2	0	0	0	R 4
Jack Fisher R Don McMahon R Cisco Carlos R Gail Hopkins L Hoyt Wilhelm R Bob Locker S Wayne Causey L (1,1) (2,1) (5,1) (7,PH) (7,1) (8,1) (9,PH)		0-0 1B		0-0 6-3			0-0 FC4-6 1B		0-3 K	1	0	1	1	0	0	0	H 9
	R: 0 H: 1 E: 0 LOB: 1 K: 0 BB: 0 S: 4 P: 4	R: 2 H: 2 E: 0 LOB: 1 K: 0 BB: 1 S: 5 P: 9	R: 1 H: 1 E: 0 LOB: 1 K: 0 BB: 1 S: 4 P: 8	R: 0 H: 0 E: 0 LOB: 0 K: 1 BB: 0 S: 3 P: 3	R: 0 H: 0 E: 0 LOB: 0 K: 1 BB: 0 S: 5 P: 5	R: 0 H: 0 E: 0 LOB: 0 K: 1 BB: 0 S: 5 P: 5	R: 0 H: 1 E: 0 LOB: 1 K: 0 BB: 0 S: 4 P: 4	R: 0 H: 1 E: 0 LOB: 1 K: 0 BB: 0 S: 4 P: 4	R: 1 H: 3 E: 0 LOB: 1 K: 1 BB: 0 S: 7 P: 7	1B: 6 SF: 0 2B: 2 SAC: 0 3B: 1 DP: 1 HR: 0 HBP: 0	WP: 0 PA: 37 PB: 0 SB: 0 CS: 0						
PITCHER Joe Coleman R ERA: 3.24 (1,1)	IP WLS BF H R ER SO BB IBB HBP BLK WP HR S P ERA WHIP																

Chicago White Sox @ Washington Senators
D.C. Stadium, Washington, DC
Sat Jul 06 1968, 3:33 AM EDT
Att: 3,271 - Unknown

livebaseballscorecards.com



Batter	1	2	3	4	5	6	7	8	9	AB	R	H	RBI	BB	SO	LOB	BOTTOM
Del Unser L OBP: 0.296, SLG: 0.311 (1,8)	0-0 1B 3B	4-0 HR BB		0-0 1B SF8		0-0 1B G4-6-3		0-0 SF7		3	3	3	1	1	0	0	
Ed Stroud L OBP: 0.291, SLG: 0.448 Mike Epstein L OBP: 0.281, SLG: 0.292 (1,9) (2,PH) (3,3)	0-0 F8 1B 3H	0-0 1B 1H 2H		0-0 1B		0-0 1B G4-6-3		0-0 F8		1	1	1	1	0	0	0	
Frank Howard R OBP: 0.348, SLG: 0.598 (1,7)	0-0 F3	0-3 K		0-0 SF8			0-0 5-3			3	0	0	1	0	1	1	
Ken McMullen R OBP: 0.331, SLG: 0.387 (1,5)	0-0 F8			0-0 K			0-0 6-3			4	0	1	0	0	1	2	
Jim French L OBP: 0.235, SLG: 0.290 (1,2)	0-0 FC3-6 1B	0-0 F8			0-0 G1		0-0 4-3			4	0	1	1	0	0	1	
Gary Holman L OBP: 0.444, SLG: 0.375 (1,3) (3,9)	0-0 FC3-6		0-0 F8		0-0 4-3			0-0 1B WP SF7 1B		4	1	1	0	0	0	1	
Frank Coggins S OBP: 0.222, SLG: 0.229 (1,4)		0-0 2B 1B	0-3 K		0-0 L1			0-3 K		4	1	1	0	0	2	1	AB 33
Ron Hansen R OBP: 0.270, SLG: 0.323 (1,6)		0-0 2B	0-0 5-3			4-0 BB		4-0 BB		2	0	1	1	2	0	0	R 7
Joe Coleman R OBP: 0.286, SLG: 0.303 (1,1)		0-3 K		0-0 F6		0-3 K		1-2 2-3 1B		4	0	1	0	0	2	2	H 12
	R: 2 H: 3 E: 0 LOB: 1 K: 0 BB: 0 S: 6 P: 6	R: 4 H: 4 E: 0 LOB: 1 K: 2 BB: 1 S: 11 P: 15	R: 0 H: 0 E: 0 LOB: 0 K: 1 BB: 0 S: 5 P: 5	R: 1 H: 2 E: 0 LOB: 1 K: 1 BB: 0 S: 7 P: 7	R: 0 H: 0 E: 0 LOB: 0 K: 0 BB: 0 S: 3 P: 3	R: 0 H: 1 E: 0 LOB: 1 K: 1 BB: 1 S: 5 P: 9	R: 0 H: 0 E: 0 LOB: 0 K: 0 BB: 0 S: 3 P: 3	R: 1 H: 2 E: 0 LOB: 2 K: 1 BB: 1 S: 7 P: 11	1B: 9 SF: 2 2B: 1 SAC: 0 3B: 1 DP: 1 HR: 1 HBP: 0	WP: 1 PA: 38 PB: 0 SB: 1 CS: 0							
PITCHER Jack Fisher R ERA: 3.77 Don McMahon R ERA: 2.55 Cisco Carlos R ERA: 3.36 Hoyt Wilhelm R ERA: 1.32 Bob Locker R ERA: 3.58 (1,1) (2,1) (5,1) (7,1) (8,1)	IP WLS BF H R ER SO BB IBB HBP BLK WP HR S P ERA WHIP																

Chicago White Sox @ Washington Senators
D.C. Stadium, Washington, DC
Sat Jul 06 1968, 3:33 AM EDT
Att: 3,271 - Unknown

livebaseballscorecards.com



Batter	1	2	3	4	5	6	7	8	9	10	11	AB	R	H	RBI	BB	SO	LOB	TOP	
Sandy Alomar Sr., S OBP: 0.388, SLG: 0.321 (1.4) (8.5)	0-0 1B 1B		0-0 CS 1B		0-0 6-3			0-0 E 5-3 1B		0-0 1B FC4-2 2B	0-0 5-1-5	6	1	4	0	0	0	2		
Luis Aparicio, R OBP: 0.287, SLG: 0.328 (1.6)	0-0 1B 2B 1B		0-0 F7			4-0 WP BB		0-0 5-3		0-0 G3 FC4-2 1B		4	1	2	0	1	0	3		
Tom McCraw, L OBP: 0.301, SLG: 0.407 (1.3)	0-0 CS 1B		0-0 F4			0-0 F5		0-0 E 1B		0-0 FC4-2 G3		4	0	1	1	1	0	3		
Pete Ward, L OBP: 0.366, SLG: 0.388 Wilbur Wood, R OBP: 0.364, SLG: 0.300 Gail Hopkins, L OBP: 0.364, SLG: 0.300 Bob Locker, S OBP: 0.333, SLG: 0.333 Don McMahon, R OBP: 0.333, SLG: 0.333 Duane Josephson, R OBP: 0.296, SLG: 0.371 (1.5) (8.1) (10, PH) (10.1) (10.1) (1.2)	0-3 K		0-0 F9		0-0 G3		0-0 K		0-3 K	0-0 G3		4	0	0	0	0	2	6		
Leon Wagner, L OBP: 0.314, SLG: 0.313 Ken Berry, R OBP: 0.292, SLG: 0.360 (1.9) (8.8)	0-3 K		0-0 E5 BB		4-0 G6-4-3 BB		0-0 F4		0-0 F5	0-0 F3		3	0	0	0	1	2	4		
Tommy Davis, R OBP: 0.216, SLG: 0.262 (1.7) (10.9)			0-0 F9		0-0 G6-4-3		0-0 K		0-0 F9		0-0 SH 1B 5-1-5	4	0	0	0	0	1	2		
Buddy Bradford, R OBP: 0.250, SLG: 0.316 (1.8) (8.9) (10.7)			0-0 G2				0-0 6-3		0-0 CS 1B		0-0 F4	5	0	1	0	0	0	2		
Tommy John, R OBP: 0.282, SLG: 0.282 Hoyt Wilhelm, R OBP: 0.255, SLG: 0.191 Wayne Causey, L OBP: 0.255, SLG: 0.191 Tim Cullen, R OBP: 0.278, SLG: 0.268 (1.1) (6.1) (8.4) (11.4)			0-0 1-3				0-0 K		0-0 F5		0-0 1B 1-3 2-H	2	0	0	0	0	1	0		
Inning Stats	R: 2 E: 0 K: 2 S: 10	H: 4 LOB: 1 BB: 0 P: 10	R: 0 E: 0 K: 0 S: 3	H: 0 LOB: 0 BB: 0 P: 3	R: 0 E: 0 K: 0 S: 3	H: 1 LOB: 0 BB: 0 P: 3	R: 0 E: 1 K: 0 S: 3	H: 0 LOB: 1 BB: 1 P: 7	R: 0 E: 0 K: 1 S: 5	H: 0 LOB: 0 BB: 0 P: 5	R: 0 E: 0 K: 0 S: 3	H: 1 LOB: 0 BB: 0 P: 3	R: 0 E: 0 K: 0 S: 5	H: 2 LOB: 2 BB: 0 P: 5	R: 1 E: 0 K: 0 S: 5	H: 2 LOB: 1 BB: 0 P: 5	1B: 10 2B: 3 3B: 0 HR: 0	SF: 0 SAC: 1 DP: 2 HBP: 0	WP: 1 PB: 0 SB: 0 CS: 3	PA: 46
PITCHER	IP 7.1	WLS 0.1	BF 10	H 4	R 0	ER 0	SO 5	BB 0	IBB 0	HBP 0	BLK 0	WP 0	HR 0	S 37	P 49	ERA 2.46	WHIP 1.227			
Camilo Pascual, R ERA: 2.32 Darold Knowles, L ERA: 2.23 Dave Baldwin, R ERA: 4.29 Bob Humphreys, R ERA: 3.4	(1.1) (8.1) (8.1) (10.1)																			

Chicago White Sox @ Washington Senators
D.C. Stadium, Washington, DC
Sun Jul 07 1968, 3:33 AM EDT
Atf: 7,763 - Unknown

AB 42
R 4
H 12
RBI 3
BB 3
SO 6
LOB 30



Batter	1	2	3	4	5	6	7	8	9	10	11	AB	R	H	RBI	BB	SO	LOB	BOTTOM					
Del Unser, L OBP: 0.293, SLG: 0.308 (1.8)	0-0 6-3		0-0 1-3		0-0 S 1B 1B		0-0 4-3		0-0 F9		0-3 K	6	0	1	0	0	1	3						
Cap Peterson, R OBP: 0.290, SLG: 0.256 (1.9)	0-0 5-3		1-0 1B HBP		0-0 S 1B		0-0 2B			0-0 6-3		5	0	2	0	0	1	1						
Frank Howard, R OBP: 0.346, SLG: 0.591 (1.7)	0-0 6-3		0-0 1B		0-3 K		0-0 F6			0-0 6-3		5	0	1	2	0	1	3						
Ken McMullen, R OBP: 0.332, SLG: 0.385 (1.5)		0-0 6-3	0-0 4-3		4-0 IBB		0-0 F9			0-0 1B		4	0	1	0	1	0	3						
Mike Epstein, L OBP: 0.284, SLG: 0.311 (1.3)		0-0 4-3		0-0 HR	0-3 K		0-0 F9			0-0 BB 1B		5	1	2	1	0	1	3						
Ron Hansen, R OBP: 0.289, SLG: 0.317 (1.6)		0-3 K		0-3 K	0-0 F6		0-3 K		0-3 K	4-0 BB		4	0	0	0	1	3	3						
Jim French, L OBP: 0.286, SLG: 0.286 (1.2)			0-0 6-3		4-0 FC5-4 BB		0-0 CS 1B		0-3 K		0-0 4-3	4	0	1	0	1	1	3						
Frank Coggins, S OBP: 0.222, SLG: 0.230 Gary Holman, L OBP: 0.500, SLG: 0.556 (1.4) (11, PH)			0-0 1-3 1B 1B		0-3 K		0-3 K		0-0 F9		0-0 2B	4	1	1	0	0	2	2						
Camilo Pascual, R ERA: 2.32 Darold Knowles, L ERA: 2.23 Dave Baldwin, R ERA: 4.29 Sam Bowens, R ERA: 3.52 Bob Humphreys, R ERA: 3.4 Billy Bryan, L ERA: 2.45 (1.1) (8.1) (8.1) (10.1) (10.1) (11, PH) (11, PH)			0-0 1B 1B		0-0 FC5-4		0-3 K		0-0 F3		0-3 K	3	1	1	0	0	1	1						
Inning Stats	R: 0 E: 0 K: 0 S: 3	H: 0 LOB: 0 BB: 0 P: 3	R: 0 E: 0 K: 1 S: 5	H: 0 LOB: 0 BB: 0 P: 5	R: 2 E: 0 K: 0 S: 6	H: 3 LOB: 2 BB: 0 P: 7	R: 1 E: 0 K: 2 S: 8	H: 1 LOB: 1 BB: 1 P: 12	R: 0 E: 0 K: 2 S: 7	H: 1 LOB: 0 BB: 0 P: 7	R: 0 E: 0 K: 2 S: 7	H: 1 LOB: 1 BB: 0 P: 4	R: 0 E: 0 K: 2 S: 7	H: 0 LOB: 0 BB: 0 P: 7	R: 0 E: 0 K: 0 S: 3	H: 0 LOB: 0 BB: 0 P: 3	R: 0 E: 0 K: 0 S: 5	H: 2 LOB: 3 BB: 1 P: 9	R: 0 E: 0 K: 3 S: 10	H: 1 LOB: 1 BB: 0 P: 10	1B: 8 2B: 2 3B: 0 HR: 1	SF: 0 SAC: 0 DP: 0 HBP: 1	WP: 0 PB: 0 SB: 2 CS: 1	PA: 47
PITCHER	IP 5.0	WLS 2.0	BF 25	H 7	R 3	ER 3	SO 5	BB 1	IBB 1	HBP 0	BLK 0	WP 0	HR 1	S 32	P 41	ERA 5.40	WHIP 1.600							
Tommy John, L ERA: 1.73 Hoyt Wilhelm, R ERA: 1.26 Wilbur Wood, L ERA: 1.69 Bob Locker, R ERA: 3.52 Don McMahon, R ERA: 2.45	(1.1) (6.1) (8.1) (10.1) (10.1)																							

Chicago White Sox @ Washington Senators
D.C. Stadium, Washington, DC
Sun Jul 07 1968, 3:33 AM EDT
Atf: 7,763 - Unknown

AB 43
R 3
H 11
RBI 3
BB 3
SO 12
LOB 23



Batter	1	2	3	4	5	6	7	8	9	AB	R	H	RBI	BB	SO	LOB	TOP																						
Horace Clarke, S (1.4)	4-3		L7-2			F9			FC4	5	1	2	0	0	0	2																							
Mickey Mantle, S (1.3)	K		5-3			4-3			FC4	5	0	0	0	0	0	2	3																						
Roy White, S (1.7)	F5				F8	E4			6-3	5	1	0	0	0	0	1																							
Andy Kosco, R (1.9)		F2								4	1	2	1	0	0	0																							
Bobby Cox, R (1.5)										3	1	2	0	1	1	0																							
Tom Tresh, S (1.6)										4	1	1	1	0	2	3																							
Frank Fernandez, R (1.2)										2	0	0	0	2	0	2																							
Bill Robinson, R (1.8)										4	0	2	2	0	0	2																							
Fritz Peterson, S (1.1)										4	0	1	0	0	1	2																							
Steve Hamilton, L (9.1)			L7-2						5-3	0	0	0	0	0	0	0																							
Inning Stats	R: 0 E: 0 K: 1 S: 5	H: 0 LOB: 0 BB: 0 P: 5	R: 0 E: 0 K: 1 S: 6	H: 1 LOB: 2 BB: 1 P: 10	R: 0 E: 0 K: 0 S: 3	H: 1 LOB: 0 BB: 0 P: 3	R: 3 E: 0 K: 0 S: 5	H: 3 LOB: 1 BB: 2 P: 13	R: 2 E: 1 K: 1 S: 9	H: 3 LOB: 2 BB: 0 P: 9	R: 0 E: 0 K: 2 S: 8	H: 1 LOB: 1 BB: 0 P: 8	R: 0 E: 0 K: 1 S: 5	H: 0 LOB: 0 BB: 0 P: 5	R: 0 E: 0 K: 0 S: 3	H: 0 LOB: 0 BB: 0 P: 3	R: 0 E: 1 K: 0 S: 4	H: 1 LOB: 1 BB: 0 P: 4	1B: 5 2B: 5 3B: 1 HR: 0	SF: 0 SAC: 0 DP: 1 HBP: 0	WP: 0 PB: 0 SB: 1 CS: 0	PA: 39																	
PITCHER	IP	WLS	BF	H	R	ER	SO	BB	IBB	HBP	BLK	WP	HR	S	P	ERA	WHIP	PITCHER					IP	WLS	BF	H	R	ER	SO	BB	IBB	HBP	BLK	WP	HR	S	P	ERA	WHIP
Gary Peters, L (1.1)	4.0	L	18	5	3	3	2	2	1	0	0	0	0	19	31	6.75	1.750																						
Hoyt Wilhelm, R (5.1)	2.0		11	4	2	2	3	0	0	0	0	0	0	17	17	9.00	2.000																						
Don McMahon, R (7.1)	2.0		6	0	0	0	1	0	0	0	0	0	0	8	8	0.00	0.000																						
Wilbur Wood, L (9.1)	1.0		4	1	0	0	0	0	0	0	0	0	0	4	4	0.00	1.000																						

New York Yankees @ Chicago White Sox
Milwaukee County Stadium, Milwaukee, WI

AB 36
R 5
H 10
RBI 4
BB 3
SO 6
LOB 15



Thu Jul 11 1968, 8:05 PM EDT
Att: 40,575 - Unknown - 74 F

Batter	1	2	3	4	5	6	7	8	9	AB	R	H	RBI	BB	SO	LOB	BOTTOM																						
Sandy Alomar Sr., S (1.5)	F8		4-3						FC4-6	4	0	2	1	0	0	0																							
Leon Wagner, L (9. PH)									2B	1	1	0	0	0	0	1																							
Luis Aparicio, R (1.6)										4	0	2	2	1	0	2																							
Pete Ward, L (1.3)										5	0	0	0	0	2	5																							
Tommy Davis, R (1.7)										4	0	1	0	0	1	1																							
Duane Josephson, R (1.2)										4	0	2	0	0	0	2																							
Walt Williams, R (1.9)										2	0	0	0	0	0	0																							
Hoyt Wilhelm, R (5.1)										0	0	0	0	0	0	0																							
Dick Kenworthy, R (6. PH)										0	0	0	0	0	0	0																							
Don McMahon, R (7.1)										0	0	0	0	0	0	0																							
Wayne Cullbert, R (8. PH)										1	0	0	0	0	0	1																							
Wilbur Wood, R (9.1)										0	0	0	0	0	0	0																							
Buddy Bradford, R (1.8)										3	1	0	0	1	1	2																							
Tim Cullen, R (1.4)										4	1	1	0	0	0	0																							
Gary Peters, L (1.1)										1	0	0	0	0	0	0																							
Ken Berry, R (5.9)										3	1	2	0	0	0	1																							
Inning Stats	R: 0 E: 1 K: 0 S: 5	H: 2 LOB: 2 BB: 0 P: 5	R: 1 E: 1 K: 0 S: 3	H: 0 LOB: 0 BB: 1 P: 7	R: 0 E: 0 K: 1 S: 5	H: 0 LOB: 0 BB: 1 P: 7	R: 0 E: 0 K: 1 S: 5	H: 0 LOB: 0 BB: 0 P: 5	R: 1 E: 0 K: 1 S: 7	H: 2 LOB: 1 BB: 0 P: 7	R: 0 E: 0 K: 0 S: 4	H: 1 LOB: 1 BB: 0 P: 4	R: 1 E: 0 K: 0 S: 5	H: 2 LOB: 1 BB: 0 P: 5	R: 0 E: 0 K: 1 S: 6	H: 1 LOB: 1 BB: 0 P: 6	R: 1 E: 0 K: 1 S: 7	H: 2 LOB: 1 BB: 0 P: 7	1B: 6 2B: 4 3B: 0 HR: 0	SF: 0 SAC: 0 DP: 0 HBP: 0	WP: 0 PB: 0 SB: 0 CS: 0	PA: 39																	
PITCHER	IP	WLS	BF	H	R	ER	SO	BB	IBB	HBP	BLK	WP	HR	S	P	ERA	WHIP	PITCHER					IP	WLS	BF	H	R	ER	SO	BB	IBB	HBP	BLK	WP	HR	S	P	ERA	WHIP
Fritz Peterson, L (1.1)	8.2	W	38	10	4	3	3	2	0	0	0	0	0	42	50	3.12	1.385																						
Steve Hamilton, L (9.1)	0.1	S	1	0	0	0	1	0	0	0	0	0	0	3	3	0.00	0.000																						

New York Yankees @ Chicago White Sox
Milwaukee County Stadium, Milwaukee, WI

AB 37
R 4
H 10
RBI 3
BB 2
SO 4
LOB 16



Thu Jul 11 1968, 8:05 PM EDT
Att: 40,575 - Unknown - 74 F

Batter	1	2	3	4	5	6	7	8	9	AB	R	H	RBI	BB	SO	LOB	TOP
Del Unser, L OBP: 0.296, SLG: 0.311 (1.8)	0-0 4-3	0-0 6-3			0-0 4-3			0-0 4-3		4	0	0	0	0	0	2	Washington Senators @ Chicago White Sox Comiskey Park, Chicago, IL Sun Jul 14 1968, 4:33 AM EDT Unknown
Gary Holman, L OBP: 0.409, SLG: 0.400 (1.9)	0-0 4-3		0-0 F7		0-0 L3			0-0 F7		4	0	0	0	0	0	0	
Frank Howard, R OBP: 0.338, SLG: 0.581 (1.7)	0-0 HR		0-3 K		0-0 5-3			0-3 K		4	1	1	1	0	2	0	
Mike Epstein, L OBP: 0.283, SLG: 0.297 (1.3)	0-0 F6		1-0 HBP		0-0 F5			4-0 7-6-4 BB		2	0	0	0	1	0	0	
Ken McMullen, R OBP: 0.325, SLG: 0.375 (1.5)		0-0 G3 SF7 2B	0-0 5-3		0-0 6-3			0-0 7-6-4		4	1	1	0	0	0	2	
Bernie Allen, L OBP: 0.308, SLG: 0.371 (1.4)		0-0 G3		0-0 G3			0-0 4-3	0-0 F4		4	0	0	0	0	0	1	
Jim French, L OBP: 0.240, SLG: 0.250 (1.2)		0-0 SF7		0-0 F7			0-0 1B			2	0	1	1	0	0	0	
Ron Hansen, R OBP: 0.271, SLG: 0.309 (1.6)		0-0 BB	0-3 K		0-3 F9					0	0	0	0	0	0	0	
Phil Ortega, R OBP: 0.292, SLG: 0.238 (1.1)		4-0 BB		0-3 K			0-3 K			0	0	0	0	1	0	0	
Dick Bosman, R OBP: 0.283, SLG: 0.278 (2.1)		1-2 BB								1	0	0	0	0	1	0	
Sam Bowers, R OBP: 0.246, SLG: 0.330 (7. PH)										1	0	0	0	0	1	1	
Dennis Higgins, R OBP: 0.111, SLG: 0.111 (7.1)		1-2 BB								0	0	0	0	0	0	0	
Inning Stats	R: 1 E: 0 K: 0 S: 4	H: 1 LOB: 0 BB: 0 P: 4	R: 1 E: 0 K: 0 S: 4	H: 1 LOB: 2 BB: 2 P: 12	R: 0 E: 0 K: 1 S: 5	H: 0 LOB: 1 BB: 0 P: 6	R: 0 E: 0 K: 1 S: 5	H: 0 LOB: 0 BB: 0 P: 5	R: 0 E: 0 K: 1 S: 6	H: 1 LOB: 1 BB: 0 P: 6	R: 0 E: 0 K: 1 S: 5	H: 0 LOB: 0 BB: 1 P: 6	R: 0 E: 0 K: 0 S: 2	H: 0 LOB: 0 BB: 1 P: 6	1B: 1 2B: 2 3B: 0 HR: 1	SF: 1 SAC: 0 DP: 1 HBP: 1	WP: 0 PA: 33
PITCHER Jack Fisher, R ERA: 3.53 (1.1)	IP: 9.0 WLS: W BF: 33 H: 3 R: 2 ER: 2 SO: 5 BB: 3 IBB: 0 HBP: 1 BLK: 0 WP: 0 HR: 1 S: 39 P: 52 ERA: 2.00 WHIP: 0.667																

Batter	1	2	3	4	5	6	7	8	9	AB	R	H	RBI	BB	SO	LOB	BOTTOM		
Luis Aparicio, R OBP: 0.301, SLG: 0.345 (1.6)	0-0 SH2-3 1B 2B	0-0 L7	0-0 6-3			0-0 6-3		0-0 1B SF8 1B		5	2	2	0	0	0	0	Washington Senators @ Chicago White Sox Comiskey Park, Chicago, IL Sun Jul 14 1968, 4:33 AM EDT Unknown		
Leon Wagner, L OBP: 0.355, SLG: 0.344 (1.9)	0-0 1B	0-0 L7	0-0 4-3			0-0 WP 2B		0-0 1B		4	2	3	0	0	0	0			
Buddy Bradford, R OBP: 0.253, SLG: 0.312 (6. PR) (7.9)	0-0 SH2-3 1-2 2B 1B	0-0 3B 2B				0-3 K		0-0 SF8 1B		1	0	1	0	0	0	0			
Duane Josephson, R OBP: 0.309, SLG: 0.382 (1.2)	0-0 SH2-3	1-0 3B HBP		0-0 5-3		0-3 K		0-0 SF8		0	0	0	0	0	0	0			
Jerry McNertney, R OBP: 0.307, SLG: 0.238 (2. PR) (3.2)	0-0 SH2-3 1-2 2-3	0-0 3B HBP		0-0 5-3		0-3 K		0-0 SF8		2	1	0	1	0	1	1			
Tommy Davis, R OBP: 0.236, SLG: 0.290 (1.7)	0-0 BB 2B	0-0 3B 3B		0-0 5-3		0-0 BB		0-0 F9		4	1	2	4	1	0	0			
Pete Ward, L OBP: 0.363, SLG: 0.377 (1.5)	1-0 BB HBP	4-0 3B BB		0-0 1B		0-0 F8				2	1	1	0	1	0	3			
Tom McCraw, L OBP: 0.296, SLG: 0.406 (1.3)	0-0 F7	0-0 3B		0-0 1-3			0-0 F8			4	0	1	2	0	0	3			
Ken Berry, R OBP: 0.302, SLG: 0.358 (1.8)	4-0 BB	0-0 BB			0-0 F5		0-0 1B			2	0	1	0	2	0	0			
Sandy Alomar Sr., S OBP: 0.339, SLG: 0.310 (1.4)	0-0 4-3	0-0 6-3			0-0 4-3		0-0 F7			4	0	0	0	0	0	6			
Jack Fisher, R OBP: 0.182, SLG: 0.143 (1.1)		0-3 K	0-0 6-3		0-3 K		0-3 K			4	0	0	0	0	3	1			
Inning Stats	R: 2 E: 0 K: 0 S: 6	H: 3 LOB: 3 BB: 1 P: 11	R: 4 E: 0 K: 1 S: 8	H: 3 LOB: 2 BB: 2 P: 17	R: 0 E: 0 K: 0 S: 3	H: 0 LOB: 0 BB: 0 P: 3	R: 0 E: 0 K: 0 S: 4	H: 1 LOB: 1 BB: 0 P: 4	R: 0 E: 0 K: 1 S: 5	H: 0 LOB: 0 BB: 0 P: 5	R: 0 E: 0 K: 1 S: 6	H: 1 LOB: 3 BB: 1 P: 10	R: 0 E: 0 K: 1 S: 6	H: 1 LOB: 1 BB: 0 P: 6	R: 1 E: 0 K: 0 S: 4	H: 2 LOB: 0 BB: 0 P: 4	1B: 6 2B: 3 3B: 2 HR: 0	SF: 1 SAC: 1 DP: 0 HBP: 2	WP: 1 PA: 40
PITCHER Phil Ortega, R ERA: 5.12 (1.1)	IP: 1.2 WLS: L BF: 13 H: 5 R: 6 ER: 6 SO: 6 BB: 1 IBB: 0 HBP: 2 BLK: 0 WP: 0 HR: 0 S: 12 P: 18 ERA: 32.40 WHIP: 3.600																		
Dick Bosman, R ERA: 3.79 (2.1)	4.1 3 0 0 2 3 0 0 0 1 0 20 32 0.00 1.385																		
Dennis Higgins, R ERA: 4.17 (7.1)	2.0 8 3 1 1 1 0 0 0 0 0 10 10 4.50 1.500																		

Batter	1	2	3	4	5	6	7	8	9	AB	R	H	RBI	BB	SO	LOB	TOP
Del Unser, L OBP: 0.302, SLG: 0.316 (1, 8)	1-3	F9			F8		F8			4	0	0	0	0	0	3	Washington Senators @ Chicago White Sox Comiskey Park, Chicago, IL Mon Jul 15 1968, 4:33 AM EDT Att: 3,814 - Unknown
Bernie Allen, L OBP: 0.305, SLG: 0.362 (1, 4)	F7		G3		3-1			4-3		4	0	0	0	0	0	0	
Mike Epstein, L OBP: 0.283, SLG: 0.299 (1, 3)			F8		K			F8		4	0	1	0	0	1	0	
Frank Howard, R OBP: 0.338, SLG: 0.574 (1, 7)	F3		K			5-3			1B	4	0	1	0	0	1	1	
Ken McMullen, R OBP: 0.331, SLG: 0.398 (1, 5)		FC1-6 1B		1B SF8 1B		F7		K		4	1	2	0	0	1	1	
Jim French, L OBP: 0.241, SLG: 0.250 (1, 2)	FC1-6 2B 1B			1B		3-1			K	4	1	1	0	0	1	1	
Cap Peterson, R OBP: 0.283, SLG: 0.277 (1, 9)		1B 2B		SF8			L3		F7	3	0	1	1	0	0	0	
Ron Hansen, R OBP: 0.276, SLG: 0.307 (1, 6)				F2					K	0	0	0	0	0	0	0	
Billy Bryan, L OBP: 0.327, SLG: 0.347 (9, PH)									K	1	0	0	0	0	1	0	
Frank Bertaina, L OBP: 0.250, SLG: 0.200 (7, PH)					L6				K	2	0	1	1	0	0	1	
Sam Bowers, R OBP: 0.258, SLG: 0.327 (7, PH)										1	0	0	0	0	1	1	
Dennis Higgins, R OBP: 0.111, SLG: 0.111 (7, 1)										0	0	0	0	0	0	0	
Inning Stats	R: 0 E: 0 K: 0 S: 4	H: 1 LOB: 1 BB: 0 P: 4	R: 1 E: 0 K: 0 S: 5	H: 3 LOB: 2 BB: 1 P: 9	R: 0 E: 0 K: 1 S: 5	H: 0 LOB: 0 BB: 0 P: 5	R: 1 E: 0 K: 0 S: 5	H: 2 LOB: 1 BB: 0 P: 5	R: 0 E: 0 K: 1 S: 5	H: 0 LOB: 0 BB: 0 P: 3	R: 0 E: 0 K: 1 S: 6	H: 1 LOB: 1 BB: 0 P: 6	R: 0 E: 0 K: 2 S: 7	H: 0 LOB: 0 BB: 0 P: 7	1B: 5 2B: 2 3B: 0 HR: 0	SF: 1 SAC: 0 DP: 0 HBP: 0	WP: 0 PA: 35 CS: 0
PITCHER	IP WLS BF H R ER SO BB IBB HBP BLK WP HR S P ERA WHIP																
Cisco Carlos, R ERA: 3.33 (1, 1)	6.0 W 24 6 2 2 2 0 1 0 0 0 0 0 27 31 3.00 1.000																
Wilbur Wood, L ERA: 1.77 (7, 1)	1.2 7 1 0 0 1 1 0 0 0 0 0 0 8 12 0.00 1.200																
Hoyt Wilhelm, R ERA: 1.43 (8, 1)	1.1 S 4 0 0 0 3 0 0 0 0 0 0 0 10 10 0.00 0.000																

Batter	1	2	3	4	5	6	7	8	9	AB	R	H	RBI	BB	SO	LOB	BOTTOM
Luis Aparicio, R OBP: 0.306, SLG: 0.350 (1, 6)	5-3		F8		F8 SF8 2B			F4		4	1	1	0	1	0	1	Washington Senators @ Chicago White Sox Comiskey Park, Chicago, IL Mon Jul 15 1968, 4:33 AM EDT Att: 3,814 - Unknown
Tom McCraw, L OBP: 0.302, SLG: 0.412 (1, 3)	1B		WP 1B		F8		5-3			4	1	2	0	0	0	3	
Buddy Bradford, R OBP: 0.258, SLG: 0.313 (1, 9)	1B		1B BB		SF8		K			2	1	1	1	1	1	0	
Tommy Davis, R OBP: 0.244, SLG: 0.293 (1, 7)	G4-3		1B		BB		5-3			4	0	2	2	0	0	2	
Pete Ward, L OBP: 0.364, SLG: 0.383 (1, 5)		K	G3		BB					2	0	0	0	2	1	1	
Ken Berry, R OBP: 0.300, SLG: 0.353 (1, 8)		1B			F7		K		4-3	4	0	1	0	0	1	3	
Sandy Alomar Sr., S OBP: 0.322, SLG: 0.292 (1, 4)	F5				5-3			F8		4	0	0	0	0	0	1	
Jerry McNertney, R OBP: 0.333, SLG: 0.257 (1, 2)	5-3					4-3 BB			SH1-4 BB	2	0	1	0	2	0	1	
Cisco Carlos, R OBP: 0.150, SLG: 0.056 (1, 1)					5-3					2	0	0	0	0	0	1	
Walt Williams, R OBP: 0.150, SLG: 0.150 (6, PH)					4-3			SH1-4		1	0	0	0	0	0	1	
Wilbur Wood, R Hoyt Wilhelm, R (8, 1)										0	0	0	0	0	0	0	
Inning Stats	R: 0 E: 0 K: 0 S: 4	H: 2 LOB: 1 BB: 0 P: 4	R: 0 E: 0 K: 1 S: 6	H: 1 LOB: 0 BB: 0 P: 6	R: 2 E: 0 K: 0 S: 5	H: 2 LOB: 1 BB: 1 P: 9	R: 0 E: 0 K: 0 S: 4	H: 1 LOB: 1 BB: 0 P: 4	R: 1 E: 0 K: 1 S: 7	H: 2 LOB: 2 BB: 1 P: 11	R: 0 E: 0 K: 1 S: 5	H: 0 LOB: 2 BB: 2 P: 9	R: 0 E: 0 K: 0 S: 3	H: 0 LOB: 1 BB: 1 P: 7	1B: 6 2B: 2 3B: 0 HR: 0	SF: 1 SAC: 1 DP: 1 HBP: 0	WP: 1 PA: 37 CS: 0
PITCHER	IP WLS BF H R ER SO BB IBB HBP BLK WP HR S P ERA WHIP																
Frank Bertaina, L ERA: 6.28 (1, 1)	6.0 L 29 8 3 3 2 4 0 0 0 0 0 0 29 45 4.50 2.000																
Dennis Higgins, R ERA: 4.02 (7, 1)	2.0 8 0 0 0 1 2 0 0 0 0 0 0 8 16 0.00 1.000																

Batter	1	2	3	4	5	6	7	8	9	AB	R	H	RBI	BB	SO	LOB	TOP					
Don Buford, S OBP: 0.336, SLG: 0.425 (1.7)	F9		1B	5-3		S 3-4-2 2B		6-3		5	1	2	1	0	0	2						
Mark Belanger, R OBP: 0.234, SLG: 0.229 (1.6)	1-3		BB 1B			L6		6-3		5	0	1	0	0	0	1						
Frank Robinson, R OBP: 0.371, SLG: 0.398 (1.9)	F8		BB 1B			6-3		5-3		5	0	2	1	0	0	0						
Boog Powell, L OBP: 0.351, SLG: 0.434 (1.3)		K	P6			BB S BB		4-3		4	0	0	0	1	1	3						
Brooks Robinson, R OBP: 0.290, SLG: 0.396 (1.5)	F8		FC6-4 BB			BB BB		F8		3	0	0	0	2	0	1						
Davey Johnson, R OBP: 0.346, SLG: 0.377 (1.4)	1B 2B		FC6-4 1-2 2-3			1-2 2-3 BB				3	1	2	0	1	0	3						
Andy Etchebarren, R OBP: 0.331, SLG: 0.447 (1.2)	2B 1B					1-3		E5		4	1	2	1	0	0	4						
Paul Blair, R OBP: 0.267, SLG: 0.268 (1.8)						HR		F9		4	1	2	1	0	0	2						
Jim Hardin, R OBP: 0.083, SLG: 0.125 (1.1)			K					SH5-4 2B		3	0	0	0	0	3	2						
Inning Stats	R: 0 E: 0 K: 0 S: 3	H: 0 LOB: 0 BB: 0 P: 3	R: 1 E: 0 K: 1 S: 7	H: 3 LOB: 2 BB: 0 P: 7	R: 1 E: 0 K: 1 S: 8	H: 3 LOB: 3 BB: 1 P: 12	R: 1 E: 0 K: 1 S: 6	H: 1 LOB: 0 BB: 0 P: 6	R: 0 E: 0 K: 0 S: 3	H: 0 LOB: 3 BB: 3 P: 15	R: 1 E: 0 K: 0 S: 4	H: 2 LOB: 0 BB: 0 P: 4	R: 0 E: 0 K: 0 S: 3	H: 0 LOB: 0 BB: 0 P: 3	R: 0 E: 1 K: 1 S: 7	H: 1 LOB: 2 BB: 0 P: 7	R: 0 E: 0 K: 0 S: 4	H: 1 LOB: 1 BB: 0 P: 4	1B: 7 2B: 4 3B: 0 HR: 1	SF: 0 SAC: 1 DP: 1 HBP: 0	WP: 0 PB: 0 CS: 0	PA: 41
PITCHER	IP	WLS	BF	H	R	ER	SO	BB	IBB	HBP	BLK	WP	HR	S	P	ERA	WHIP					
Tommy John, L ERA: 2.01 (1.1)	5.1	L	27	8	4	4	3	3	1	0	0	0	1	29	45	6.75	2.062					
Don McMahon, R ERA: 2.2 (6.1)	1.2		5	1	0	0	0	0	0	0	0	0	0	5	5	0.00	0.600					
Bob Locker, R ERA: 3.3 (8.1)	2.0		9	2	0	0	1	0	0	0	0	0	0	11	11	0.00	1.000					

Baltimore Orioles @ Chicago White Sox
Comiskey Park, Chicago, IL
Tue Jul 16 1968, 8:05 PM EDT
Att: 11,865 - Unknown

AB	36
R	4
H	11
RBI	4
BB	4
SO	4
LOB	18



Batter	1	2	3	4	5	6	7	8	9	AB	R	H	RBI	BB	SO	LOB	BOTTOM				
Luis Aparicio, R OBP: 0.305, SLG: 0.346 (1.6)	6-3	F8				FC6-4 BB		1-3		3	0	0	0	1	0	1					
Tom McCraw, L OBP: 0.298, SLG: 0.406 (1.3)	F9		F8			FC6-4 1-2		F8		4	0	0	0	0	0	1					
Leon Wagner, L OBP: 0.360, SLG: 0.359 (1.9)	1B		F8					6-3		4	0	2	0	0	0	0					
Tommy Davis, R OBP: 0.245, SLG: 0.292 (1.7)			4-3					2-3		4	0	1	0	0	0	1					
Pete Ward, L OBP: 0.365, SLG: 0.383 (1.5)		E 1B 1B						F8		3	1	1	0	1	0	0					
Wayne Causey, L OBP: 0.287, SLG: 0.202 (1.4)		P6						4-3		4	0	0	0	0	0	3					
Ken Berry, R OBP: 0.299, SLG: 0.352 (1.8)		E5 1B						F8		4	1	1	0	0	0	2					
Jerry McNertney, R OBP: 0.326, SLG: 0.250 (1.2)		F8								2	0	0	0	0	0	2					
Watt Williams, R OBP: 0.143, SLG: 0.143 (7, PH)										1	0	0	0	0	0	0					
Bob Locker, S (8.1)										0	0	0	0	0	0	0					
Tommy John, R OBP: 0.186, SLG: 0.279 (1.1)										2	0	1	2	0	1	0					
Don McMahon, R OBP: 0.333, SLG: 0.333 (6.1)										0	0	0	0	0	0	0					
Duane Josephson, R OBP: 0.308, SLG: 0.381 (7, PH)										1	0	0	0	0	1	0					
Inning Stats	R: 0 E: 0 K: 0 S: 4	H: 2 LOB: 2 BB: 0 P: 4	R: 2 E: 1 K: 0 S: 6	H: 3 LOB: 1 BB: 0 P: 6	R: 0 E: 0 K: 0 S: 3	H: 0 LOB: 0 BB: 0 P: 3	R: 0 E: 0 K: 0 S: 3	H: 0 LOB: 0 BB: 0 P: 3	R: 0 E: 1 K: 0 S: 5	H: 1 LOB: 2 BB: 1 P: 8	R: 0 E: 0 K: 1 S: 5	H: 0 LOB: 0 BB: 0 P: 5	R: 0 E: 0 K: 0 S: 3	H: 0 LOB: 0 BB: 0 P: 3	R: 0 E: 0 K: 0 S: 3	H: 0 LOB: 0 BB: 0 P: 3	1B: 5 2B: 1 3B: 0 HR: 0	SF: 0 SAC: 0 DP: 0 HBP: 0	WP: 0 PB: 0 CS: 0	PA: 34	
PITCHER	IP	WLS	BF	H	R	ER	SO	BB	IBB	HBP	BLK	WP	HR	S	P	ERA	WHIP				
Jim Hardin, R ERA: 2.14 (1.1)	9.0	W	34	6	2	1	2	2	0	0	0	0	0	36	44	1.00	0.889				

Baltimore Orioles @ Chicago White Sox
Comiskey Park, Chicago, IL
Tue Jul 16 1968, 8:05 PM EDT
Att: 11,865 - Unknown

AB	32
R	2
H	6
RBI	2
BB	2
SO	2
LOB	10



Batter	1	2	3	4	5	6	7	8	9	AB	R	H	RBI	BB	SO	LOB	TOP					
Don Buford, S (1, 8) OBP: 0.346, SLG: 0.426										2	0	1	0	2	0	0	Baltimore Orioles @ Chicago White Sox Comiskey Park, Chicago, IL Wed Jul 17 1968, 8:05 PM EDT Att: 10,278 - Unknown					
Mark Belanger, R (1, 6) OBP: 0.231, SLG: 0.226										3	0	0	0	0	0	1						
Fred Valentine, S (8, PH) OBP: 0.300, SLG: 0.384										1	0	0	0	0	0	1						
Gene Brabender, R (8, 1) OBP: 0.167, SLG: 0.304										0	0	0	0	0	0	0						
Frank Robinson, R (1, 9) OBP: 0.364, SLG: 0.390										4	0	0	0	0	1	2						
Boog Powell, L (1, 3) OBP: 0.353, SLG: 0.433										3	0	1	0	1	0	0						
Curt Blefary, L (1, 7) OBP: 0.300, SLG: 0.313										4	0	2	0	0	2	3						
Brooks Robinson, R (1, 5) OBP: 0.290, SLG: 0.393										3	0	0	0	1	0	2						
Davey Johnson, R (1, 4) OBP: 0.342, SLG: 0.373										3	0	0	0	0	0	3						
Andy Etchebarren, R (1, 2) OBP: 0.327, SLG: 0.441										2	0	0	0	0	0	0						
Eliot Hendricks, L (7, PH) OBP: 0.367, SLG: 0.647										1	0	0	0	0	0	1						
Larry Haney, R (7, 2) OBP: 0.500, SLG: 0.667										0	0	0	0	0	0	0						
Tom Phoebus, R (1, 1) OBP: 0.146, SLG: 0.130										2	0	0	0	0	1	0						
Curt Motton, R (8, PH) OBP: 0.315, SLG: 0.350										1	0	0	0	0	0	0						
Chico Fernandez, R (8, 6) OBP: 0.091, SLG: 0.091										0	0	0	0	0	0	0						
Inning Stats	R: 0 E: 0 K: 1 S: 7	H: 2 LOB: 2 BB: 0 P: 7	R: 0 E: 0 K: 0 S: 3	H: 0 LOB: 0 BB: 0 P: 3	R: 0 E: 0 K: 1 S: 5	H: 0 LOB: 0 BB: 0 P: 5	R: 0 E: 0 K: 1 S: 6	H: 1 LOB: 2 BB: 1 P: 10	R: 0 E: 0 K: 0 S: 2	H: 0 LOB: 0 BB: 1 P: 6	R: 0 E: 0 K: 0 S: 3	H: 0 LOB: 1 BB: 0 P: 3	R: 0 E: 0 K: 0 S: 4	H: 1 LOB: 1 BB: 0 P: 4	R: 0 E: 0 K: 0 S: 3	H: 0 LOB: 1 BB: 1 P: 7	R: 0 E: 0 K: 1 S: 4	H: 0 LOB: 0 BB: 1 P: 8	1B: 3 2B: 1 3B: 0 HR: 0	SF: 0 SAC: 0 DP: 1 HBP: 0	WP: 0 PB: 0 CS: 1	PA: 34
PITCHER	IP WLS BF H R ER SO BB IBB HBP BLK WP HR S P ERA WHIP																					
Joe Horlen, R (1, 1) ERA: 2.86	7.1 W 28 4 0 0 3 2 1 0 0 0 0 0 0 0 0.00 0.818																					
Wilbur Wood, L (8, 1) ERA: 1.75	1.0 L 4 0 0 0 1 1 0 0 0 0 0 0 0 5 9 0.00 1.000																					
Hoyt Wilhelm, R (9, 1) ERA: 1.41	0.2 S 1 0 0 0 0 0 0 0 0 0 0 0 0 1 1 0.00 0.000																					

Batter	1	2	3	4	5	6	7	8	9	AB	R	H	RBI	BB	SO	LOB	BOTTOM			
Luis Aparicio, R (1, 6) OBP: 0.305, SLG: 0.346										3	0	1	0	0	0	0	Baltimore Orioles @ Chicago White Sox Comiskey Park, Chicago, IL Wed Jul 17 1968, 8:05 PM EDT Att: 10,278 - Unknown			
Tom McCraw, L (1, 3) OBP: 0.299, SLG: 0.405										3	1	1	0	0	0	1				
Leon Wagner, L (1, 9) OBP: 0.355, SLG: 0.353										2	0	0	0	0	2	1				
Buddy Bradford, R (7, 9) OBP: 0.256, SLG: 0.310										1	0	0	0	0	0	0				
Tommy Davis, R (1, 7) OBP: 0.241, SLG: 0.288										3	0	0	0	0	1	1				
Pete Ward, L (1, 5) OBP: 0.365, SLG: 0.380										2	0	0	0	1	0	0				
Duane Josephson, R (1, 2) OBP: 0.304, SLG: 0.376										3	0	0	0	0	0	1				
Ken Berry, R (1, 8) OBP: 0.299, SLG: 0.352										3	0	1	0	0	2	0				
Sandy Alomar Sr., S (1, 4) OBP: 0.314, SLG: 0.284										3	0	0	0	0	0	1				
Joe Horlen, R (1, 1) OBP: 0.059, SLG: 0.030										2	0	0	0	0	0	0				
Wilbur Wood, R (8, 1) Hoyt Wilhelm, R (9, 1)										1	0	0	0	0	1	1				
										0	0	0	0	0	0	0				
Inning Stats	R: 0 E: 0 K: 1 S: 6	H: 1 LOB: 1 BB: 0 P: 6	R: 0 E: 0 K: 1 S: 4	H: 0 LOB: 0 BB: 1 P: 8	R: 0 E: 0 K: 0 S: 3	H: 0 LOB: 0 BB: 0 P: 3	R: 1 E: 0 K: 2 S: 8	H: 1 LOB: 0 BB: 0 P: 8	R: 0 E: 0 K: 1 S: 5	H: 0 LOB: 0 BB: 0 P: 5	R: 0 E: 0 K: 0 S: 3	H: 0 LOB: 0 BB: 0 P: 3	R: 0 E: 0 K: 0 S: 3	H: 0 LOB: 0 BB: 0 P: 3	R: 0 E: 0 K: 1 S: 6	H: 1 LOB: 1 BB: 0 P: 6	1B: 3 2B: 0 3B: 0 HR: 0	SF: 0 SAC: 0 DP: 0 HBP: 0	WP: 1 PB: 0 CS: 1	PA: 27
PITCHER	IP WLS BF H R ER SO BB IBB HBP BLK WP HR S P ERA WHIP																			
Tom Phoebus, R (1, 1) ERA: 2.13	7.0 L 23 2 1 1 5 1 0 0 0 1 0 0 0 6 6 0.00 1.000																			
Gene Brabender, R (8, 1) ERA: 3.52	1.0 L 4 1 0 0 1 0 0 0 0 0 0 0 0 6 6 0.00 1.000																			

Batter	1	2	3	4	5	6	7	8	9	AB	R	H	RBI	BB	SO	LOB	TOP		
Don Buford, S OBP: 0.342, SLG: 0.414 (1, 8)	4-0 5-3 BB		0-0 4-3		0-0 F5		0-0 FC6-5		0-3 K	4	0	0	0	1	1	5	Baltimore Orioles @ Chicago White Sox Comiskey Park, Chicago, IL Thu Jul 18 1968, 4:33 AM EDT Att: 5,804 - Unknown		
Mark Belanger, R OBP: 0.226, SLG: 0.223 (1, 6)	0-0 5-3 1-2		0-0 4-3		0-0 G1-2-3		0-0 G3			4	0	0	0	0	0	5			
Frank Robinson, R OBP: 0.366, SLG: 0.404 (1, 9)	0-0 F9			0-0 HR		0-0 P6		4-0 FC6 BB		3	1	1	1	1	0	1			
Boog Powell, L OBP: 0.349, SLG: 0.427 (1, 3)	0-0 4-3			0-0 F8		0-0 F5		0-0 FC6 SH5-3		4	0	0	0	0	0	2			
Paul Blair, R OBP: 0.267, SLG: 0.268 (8, PR)								1-2		0	0	0	0	0	0	0			
Curt Blefary, L OBP: 0.301, SLG: 0.313 (1, 7)		0-3 K		0-0 F8		0-0 F8		0-0 SH5-3		3	0	1	0	0	1	0			
Brooks Robinson, R OBP: 0.289, SLG: 0.391 (1, 5)		0-0 P6		0-0 6-3		0-0 1B		0-0 1B		4	0	1	0	0	0	2			
Davey Johnson, R OBP: 0.344, SLG: 0.373 (1, 4)		1-0 HBP		0-0 1B		0-0 F8		0-0 F8		3	0	1	0	0	0	2			
Andy Etchebarren, R OBP: 0.333, SLG: 0.445 (1, 2)		0-3 K		0-0 SH		0-0 FC6-5 WP		0-0 1B		3	0	2	0	0	1	1			
Eliot Hendricks, L OBP: 0.377, SLG: 0.654 (9, PH)				1-3 1B		0-0 K		0-0 1B		1	0	1	0	0	0	0			
Dave Leonhard, R OBP: 0.238, SLG: 0.200 (1, 1)				0-0 6-3		0-0 SH		0-3 K		1	0	0	0	0	0	0			
Curt Motton, R OBP: 0.313, SLG: 0.348 (7, PH)						1-2				1	0	0	0	0	1	1			
Moe Drabowsky, R OBP: 0.500, SLG: 0.500 (7, 1)										0	0	0	0	0	0	0			
Fred Valentine, S OBP: 0.298, SLG: 0.382 (9, PH)										1	0	0	0	0	1	1			
Inning Stats	R: 0 E: 0 K: 0 S: 3	H: 0 LOB: 1 BB: 1 P: 7	R: 0 E: 0 K: 2 S: 7	H: 0 LOB: 1 BB: 0 P: 8	R: 0 E: 0 K: 0 S: 3	H: 0 LOB: 0 BB: 0 P: 3	R: 1 E: 0 K: 0 S: 4	H: 1 LOB: 0 BB: 0 P: 4	R: 0 E: 1 K: 0 S: 5	H: 2 LOB: 2 BB: 0 P: 5	R: 0 E: 0 K: 1 S: 6	H: 1 LOB: 1 BB: 0 P: 6	R: 0 E: 0 K: 0 S: 3	H: 0 LOB: 2 BB: 1 P: 7	R: 0 E: 0 K: 2 S: 8	H: 1 LOB: 1 BB: 0 P: 8	1B: 6 2B: 0 3B: 0 HR: 1	SF: 0 SAC: 2 DP: 1 HBP: 1	WP: 1 PA: 37
PITCHER	IP	WLS	BF	H	R	ER	SO	BB	IBB	HBP	BLK	WP	HR	S	P	ERA	WHIP		
Jack Fisher, R ERA: 3.36 (1, 1)	6.0	W	25	5	1	1	2	1	0	1	0	0	1	27	32	1.50	1.000		
Wilbur Wood, L ERA: 1.71 (7, 1)	1.2		7	1	0	0	1	1	0	0	0	1	0	8	12	0.00	1.200		
Hoyt Wilhelm, R ERA: 1.38 (8, 1)	1.1	S	5	1	0	0	2	0	0	0	0	0	0	9	9	0.00	0.750		

Batter	1	2	3	4	5	6	7	8	9	AB	R	H	RBI	BB	SO	LOB	BOTTOM		
Luis Aparicio, R OBP: 0.305, SLG: 0.348 (1, 6)	0-0 1B 2B		0-0 6-3		0-0 F9			0-0 6-3		4	1	1	0	0	0	0	Baltimore Orioles @ Chicago White Sox Comiskey Park, Chicago, IL Thu Jul 18 1968, 4:33 AM EDT Att: 5,804 - Unknown		
Tom McCraw, L OBP: 0.286, SLG: 0.401 (1, 3)	0-0 F9		0-0 3-1		0-0 F7					3	0	0	0	0	1				
Leon Wagner, L OBP: 0.368, SLG: 0.358 (1, 9)			4-0 1B		4-0 G1-6-3 BB					1	1	1	1	2	0	0			
Wilbur Wood, R (7, 1)										0	0	0	0	0	0	0			
Hoyt Wilhelm, R (8, 1)	0-0 1B 2H		0-0 G4-6-3 BB		0-0 G1-6-3 BB					0	0	0	0	0	0	0			
Tommy Davis, R OBP: 0.243, SLG: 0.289 (1, 7)	0-0 1B		0-0 G4-6-3		0-0 G1-6-3					3	0	1	0	0	0	2			
Pete Ward, L OBP: 0.365, SLG: 0.379 (1, 5)	0-0 1-3 3H			0-0 F5		0-3 K				3	0	1	1	0	1	0			
Duane Josephson, R OBP: 0.300, SLG: 0.371 (1, 2)	0-0 F5			0-0 F9		0-0 F3				3	0	0	0	0	0	2			
Jerry McNertney, R OBP: 0.326, SLG: 0.250 (8, 2)										0	0	0	0	0	0	0			
Ken Berry, R OBP: 0.300, SLG: 0.349 (1, 8)	0-0 1-3			4-0 CS BB		0-0 5-3				2	0	0	0	1	0	2			
Sandy Alomar Sr., S OBP: 0.306, SLG: 0.277 (1, 4)		0-0 P6		0-0 CS		0-0 B1		0-0 F8		3	0	0	0	0	0	0			
Jack Fisher, R OBP: 0.167, SLG: 0.130 (1, 1)		0-0 6-3						0-3 K		2	0	0	0	0	0	0			
Buddy Bradford, R OBP: 0.255, SLG: 0.308 (7, 9)										1	0	0	0	0	1	0			
Inning Stats	R: 2 E: 0 K: 0 S: 7	H: 4 LOB: 2 BB: 0 P: 7	R: 0 E: 0 K: 0 S: 3	H: 0 LOB: 0 BB: 0 P: 3	R: 0 E: 0 K: 0 S: 2	H: 0 LOB: 0 BB: 1 P: 6	R: 0 E: 0 K: 0 S: 2	H: 0 LOB: 0 BB: 1 P: 6	R: 0 E: 0 K: 1 S: 5	H: 0 LOB: 0 BB: 0 P: 5	R: 0 E: 0 K: 1 S: 5	H: 0 LOB: 0 BB: 0 P: 5	R: 0 E: 0 K: 1 S: 5	H: 0 LOB: 0 BB: 0 P: 5	1B: 3 2B: 1 3B: 0 HR: 0	SF: 0 SAC: 0 DP: 2 HBP: 0	WP: 0 PA: 29		
PITCHER	IP	WLS	BF	H	R	ER	SO	BB	IBB	HBP	BLK	WP	HR	S	P	ERA	WHIP		
Dave Leonhard, R ERA: 3.06 (1, 1)	6.0	L	22	4	2	2	0	3	0	0	0	0	0	19	31	3.00	1.167		
Moe Drabowsky, R ERA: 1.54 (7, 1)	2.0		6	0	0	0	2	0	0	0	0	0	0	10	10	0.00	0.000		

Batter	1	2	3	4	5	6	7	8	9	AB	R	H	RBI	BB	SO	LOB	TOP										
Vic Davallo, L (1.8) OBP: 0.260, SLG: 0.347	F6		F8		F8					4	0	2	0	0	0	0	California Angels @ Chicago White Sox Comiskey Park, Chicago, IL Fri Jul 19 1968, 8:05 PM EDT Att: 11,907 - Unknown										
Jim Fregosi, R (1.6) OBP: 0.347, SLG: 0.433	F8		K				E4	F7		4	1	0	0	0	1	2											
Roger Repoz, L (1.9) OBP: 0.308, SLG: 0.388			F6					F8		4	1	2	2	0	0	1											
Don Mincher, L (1.3) OBP: 0.311, SLG: 0.391	F9				F8			F8		4	0	1	0	0	0	1											
Rick Reichardt, R (1.7) OBP: 0.321, SLG: 0.388					5-3			K		4	0	1	0	0	2	1											
Tom Satriano, L (1.4) OBP: 0.319, SLG: 0.331								4-3		4	0	3	0	0	0	0											
Aurelio Rodriguez, R (1.5) OBP: 0.262, SLG: 0.287					F6			F7		4	0	0	0	0	0	4											
Buck Rodgers, S (1.2) OBP: 0.250, SLG: 0.237							F9	F7		4	0	0	0	0	1	4											
George Brunet, R (1.1) OBP: 0.182, SLG: 0.122								K		4	0	0	0	0	3	2											
Inning Stats	R: 0 E: 0 K: 0 S: 4	H: 1 LOB: 1 BB: 0 P: 4	R: 0 E: 1 K: 2 S: 9	H: 2 LOB: 2 BB: 0 P: 9	R: 0 E: 0 K: 1 S: 5	H: 1 LOB: 0 BB: 0 P: 5	R: 0 E: 0 K: 0 S: 4	H: 1 LOB: 1 BB: 0 P: 4	R: 0 E: 0 K: 1 S: 5	H: 0 LOB: 0 BB: 0 P: 5	R: 2 E: 1 K: 1 S: 9	H: 3 LOB: 2 BB: 0 P: 9	R: 0 E: 0 K: 1 S: 6	H: 1 LOB: 1 BB: 0 P: 6	R: 0 E: 0 K: 1 S: 5	H: 0 LOB: 0 BB: 0 P: 5	R: 0 E: 0 K: 0 S: 3	H: 0 LOB: 0 BB: 0 P: 3	1B: 8 2B: 0 3B: 0 HR: 1	SF: 0 SAC: 0 DP: 0 HBP: 0	WP: 0 PB: 0 SB: 1 CS: 2	PA: 36					
PITCHER	IP	WLS	BF	H	R	ER	SO	BB	IBB	HBP	BLK	WP	HR	S	P	ERA	WHIP										
Bob Priddy, R (1.1) ERA: 2.97	5.1	L	24	8	2	1	5	0	0	0	0	0	1	34	34	1.69	1.500										
Bob Locker, R (6.1) ERA: 3.19	1.2		6	1	0	0	1	0	0	0	0	0	0	8	8	0.00	0.600										
Don McMahon, R (8.1) ERA: 2.09	2.0		6	0	0	0	1	0	0	0	0	0	0	8	8	0.00	0.000										

Batter	1	2	3	4	5	6	7	8	9	AB	R	H	RBI	BB	SO	LOB	BOTTOM										
Luis Aparicio, R (1.6) OBP: 0.304, SLG: 0.347	5-3		F3					F7		4	0	1	0	0	0	0	California Angels @ Chicago White Sox Comiskey Park, Chicago, IL Fri Jul 19 1968, 8:05 PM EDT Att: 11,907 - Unknown										
Tom McCraw, L (1.3) OBP: 0.295, SLG: 0.399			F8					1-3		4	0	1	0	0	0	1											
Walt Williams, R (1.9) OBP: 0.160, SLG: 0.160								4-3		4	0	1	0	0	0	1											
Tommy Davis, R (1.7) OBP: 0.238, SLG: 0.284										4	0	0	0	0	0	2											
Pete Ward, L (1.5) OBP: 0.363, SLG: 0.375										3	0	0	0	0	0	0											
Ken Berry, R (1.8) OBP: 0.295, SLG: 0.344										4	0	0	0	0	1	2											
Sandy Alomar Sr., S (1.4) OBP: 0.370, SLG: 0.281										2	0	1	0	0	1	2											
Dick Kenworthy, R (7, PH) OBP: 0.289, SLG: 0.264										1	0	1	0	0	0	0											
Tim Cullen, R (8.4) OBP: 0.274, SLG: 0.270										0	0	0	0	0	0	0											
Jerry McNertney, R (1.2) OBP: 0.315, SLG: 0.240										3	0	0	0	0	0	2											
Don McMahon, R (8.1) OBP: 0.333, SLG: 0.333										0	0	0	0	0	0	0											
Bob Priddy, R (1.1) OBP: 0.067, SLG: 0.267										2	0	0	0	0	0	0											
Bob Locker, S (6.1)										0	0	0	0	0	0	0											
Duane Josephson, R (7, PH) OBP: 0.299, SLG: 0.369										1	0	0	0	0	0	1											
Inning Stats	R: 0 E: 0 K: 0 S: 4	H: 1 LOB: 1 BB: 0 P: 4	R: 0 E: 0 K: 0 S: 4	H: 1 LOB: 0 BB: 0 P: 4	R: 0 E: 0 K: 1 S: 6	H: 1 LOB: 2 BB: 0 P: 7	R: 0 E: 0 K: 1 S: 6	H: 1 LOB: 1 BB: 0 P: 7	R: 0 E: 0 K: 0 S: 3	H: 0 LOB: 0 BB: 0 P: 3	R: 0 E: 0 K: 1 S: 6	H: 1 LOB: 1 BB: 0 P: 6	R: 0 E: 0 K: 0 S: 3	H: 0 LOB: 0 BB: 0 P: 3	R: 0 E: 0 K: 0 S: 3	H: 0 LOB: 0 BB: 0 P: 3	R: 0 E: 0 K: 0 S: 3	H: 0 LOB: 0 BB: 0 P: 3	1B: 5 2B: 0 3B: 0 HR: 0	SF: 0 SAC: 0 DP: 0 HBP: 1	WP: 1 PB: 0 SB: 1 CS: 0	PA: 33					
PITCHER	IP	WLS	BF	H	R	ER	SO	BB	IBB	HBP	BLK	WP	HR	S	P	ERA	WHIP										
George Brunet, L (1.1) ERA: 2.45	9.0	W	33	5	0	0	2	0	0	1	0	1	0	36	37	0.00	0.556										

Batter	1	2	3	4	5	6	7	8	9	AB	R	H	RBI	BB	SO	LOB	TOP										
Vic Davallilo, L OBP: 0.262, SLG: 0.348 (1, 8)	6-3		1B		FC 1B		FC6-4 1B		K	5	1	2	0	0	1	2	California Angels @ Chicago White Sox Comiskey Park, Chicago, IL Sat Jul 20 1968, 8:05 PM EDT Att: 5,993 - Unknown										
Jim Fregosi, R OBP: 0.350, SLG: 0.438 (1, 6)	2B		1B		1-2 2-3 1B		FC6-4 1B		K	5	1	3	1	0	1	2											
Bubba Morton, R OBP: 0.278 Marty Pattin, R OBP: 0.354 Bobby Knapp, R OBP: 0.313 Bobby Locke, R OBP: 0.100, SLG: 0.100 (1, 9) (5, 1) (7, PH) (7, PH) (7, 1) (8, 1)	5-3		G5-4-3		G6-3		HR			3	0	0	0	0	0	4											
Rick Reichardt, R OBP: 0.323, SLG: 0.398 (1, 7)	BB				6-3		HR			3	1	1	3	1	1	0											
Chuck Hinton, R OBP: 0.226, SLG: 0.324 (1, 3)	K				2B		F9		F6	4	0	1	0	0	1	3											
Orlando McFarlane, R (1, 2)		K			K		F9		6-3	4	0	0	0	0	2	1											
Tom Satriano, L OBP: 0.313, SLG: 0.324 (1, 4)	4-3				K		K		G3	4	0	0	0	0	2	1											
Aurelio Rodriguez, R OBP: 0.262, SLG: 0.296 (1, 5)	5-3				FC E 2B		F5		6-3	4	1	1	0	0	0	0											
Sammy Ellis, L OBP: 0.077, SLG: 0.093 Andy Messersmith, R Woodie Held, R Ed Kirkpatrick, L (1, 1) (4, 1) (5, PH) (5, 9) (7, PH) (7, 9)			K						4-3	1	0	0	0	0	1	0											
Inning Stats	R: 0 E: 0 K: 1 S: 6	H: 1 LOB: 2 BB: 1 P: 10	R: 0 E: 0 K: 1 S: 5	H: 0 LOB: 0 BB: 0 P: 5	R: 0 E: 0 K: 1 S: 6	H: 2 LOB: 1 BB: 0 P: 6	R: 0 E: 0 K: 2 S: 8	H: 1 LOB: 0 BB: 0 P: 8	R: 3 E: 1 K: 1 S: 7	H: 2 LOB: 0 BB: 0 P: 8	R: 0 E: 0 K: 1 S: 5	H: 0 LOB: 0 BB: 0 P: 5	R: 4 E: 0 K: 0 S: 7	H: 4 LOB: 1 BB: 0 P: 7	R: 0 E: 0 K: 0 S: 3	H: 0 LOB: 0 BB: 0 P: 3		R: 0 E: 0 K: 2 S: 7	H: 0 LOB: 0 BB: 0 P: 7	1B: 6 2B: 3 3B: 0 HR: 1	SF: 0 SAC: 0 DP: 2 HBP: 1	WP: 0 PB: 0 CS: 0	PA: 38				
PITCHER	IP	WLS	BF	H	R	ER	SO	BB	IBB	HBP	BLK	WP	HR	S	P	ERA	WHIP										
Tommy John, L ERA: 2.02 Wilbur Wood, L ERA: 2.05 Bob Locker, R ERA: 3.11 Hoyt Wilhelm, R ERA: 1.35 (1, 1) (5, 1) (8, 1) (9, 1)	4.0		20	6	3	1	5	1	0	1	0	0	0	28	33	2.25	1.750										

Batter	1	2	3	4	5	6	7	8	9	AB	R	H	RBI	BB	SO	LOB	BOTTOM										
Luis Aparicio, R OBP: 0.308, SLG: 0.351 (1, 6)	6-3		E S 1B				F8		FC1-6 1B	5	1	3	1	0	0	0	California Angels @ Chicago White Sox Comiskey Park, Chicago, IL Sat Jul 20 1968, 8:05 PM EDT Att: 5,993 - Unknown										
Tom McCraw, L OBP: 0.293, SLG: 0.395 (1, 3)	S 1B		E4 1B		K		G3		FC1-6 FC6-4	5	1	1	0	0	1	3											
Leon Wagner, L OBP: 0.369, SLG: 0.360 Walt Williams, R OBP: 0.143, SLG: 0.143 (1, 9) (3, PH) (4, 9)	F8		1B SF9		K		3-1		F8	2	0	1	1	0	0	1											
Tommy Davis, R OBP: 0.246, SLG: 0.291 (1, 7)	L4		FC5-4 1B		G3-6-3 1B				FC6-4	5	1	3	1	0	0	2											
Pete Ward, L OBP: 0.362, SLG: 0.375 (1, 5)			SF9		G3-6-3				F5	3	0	1	1	0	0	2											
Duane Josephson, R OBP: 0.298, SLG: 0.367 (1, 2)	F8		F9		K				1B WP 4-1 1B	4	1	1	0	0	1	2											
Ken Berry, R OBP: 0.295, SLG: 0.342 (1, 8)	FC3-6 BB		FC5-4				F7		4-1 1B	4	0	1	0	0	0	2											
Sandy Alomar Sr., S OBP: 0.318, SLG: 0.284 Gail Hopkins, L OBP: 0.308, SLG: 0.250 Hoyt Wilhelm, R (1, 4) (8, PH) (9, 1)					SH2-4 1B		G3		4-1	2	1	1	0	1	0	0											
Tommy John, R OBP: 0.182, SLG: 0.273 Wilbur Wood, R Bob Locker, S Wayne Causey, L OBP: 0.284, SLG: 0.200 (1, 1) (5, 1) (8, 1) (8, PH) (9, 4)					SH2-4 1B		K		G3	1	0	0	0	0	1	2											
Inning Stats	R: 0 E: 0 K: 0 S: 4	H: 1 LOB: 1 BB: 0 P: 4	R: 0 E: 0 K: 1 S: 6	H: 1 LOB: 2 BB: 1 P: 10	R: 3 E: 1 K: 0 S: 7	H: 3 LOB: 1 BB: 0 P: 7	R: 1 E: 0 K: 2 S: 9	H: 2 LOB: 1 BB: 0 P: 9	R: 0 E: 0 K: 1 S: 5	H: 1 LOB: 0 BB: 0 P: 5	R: 0 E: 0 K: 1 S: 5	H: 0 LOB: 0 BB: 0 P: 5	R: 0 E: 0 K: 0 S: 3	H: 0 LOB: 0 BB: 0 P: 3	R: 2 E: 0 K: 0 S: 6	H: 3 LOB: 1 BB: 0 P: 6		R: 0 E: 0 K: 0 S: 4	H: 1 LOB: 1 BB: 0 P: 4	1B: 12 2B: 0 3B: 0 HR: 0	SF: 1 SAC: 1 DP: 1 HBP: 0	WP: 1 PB: 0 SB: 2 CS: 0	PA: 40				
PITCHER	IP	WLS	BF	H	R	ER	SO	BB	IBB	HBP	BLK	WP	HR	S	P	ERA	WHIP										
Sammy Ellis, R ERA: 3.79 Andy Messersmith, R ERA: 3.21 Marty Pattin, R ERA: 4.41 Bobby Locke, R ERA: 5.4 Minnie Rojas, R ERA: 3.86 (1, 1) (4, 1) (5, 1) (7, 1) (9, 1)	3.1		19	7	4	3	1	1	0	0	0	0	0	20	24	8.10	2.400										

Batter	1	2	3	4	5	6	7	8	9	AB	R	H	RBI	BB	SO	LOB	TOP						
Vic Davallilo, L OBP: 0.260, SLG: 0.344 Rickey Clark, R OBP: 0.120, SLG: 0.120 Bubba Morton, R OBP: 0.306, SLG: 0.276 Bobby Locke, R (8, 1)	0-0 4-3		0-0 F7			0-0 6-3		0-0 F3		3	0	0	0	0	0	0							
Jim Fregosi, R OBP: 0.346, SLG: 0.433	0-0 4-3		0-0 F6			0-0 L5		0-0 F8		4	0	0	0	0	0	2							
Roger Repoz, L OBP: 0.307, SLG: 0.386 (6, 8)	0-0 F8			0-0 4-3				FC5-4 1B		4	0	1	0	0	1	0							
Don Mincher, L OBP: 0.314, SLG: 0.391 (1, 3)		4-0 1B G4-6-3 BB		0-0 F8				F6		3	1	1	0	1	0	1							
Rick Reichardt, R OBP: 0.322, SLG: 0.396 (1, 7)		0-0 G4-6-3 BB FC1-2 1B		0-3 K				FC5-4 WP		4	0	1	0	0	1	2							
Tom Satriano, L OBP: 0.311, SLG: 0.318 (1, 2)		4-0 BB G4-6-3 BB				0-0 F7		2-3		3	0	0	0	1	0	2							
Wayne Causey, L OBP: 0.277, SLG: 0.194 (1, 4)		0-0 G4-6-3				0-0 G3		3-1		3	0	0	0	0	0	2							
Aurelio Rodriguez, R OBP: 0.264, SLG: 0.297 (1, 5)		0-0 FC1-2				0-0 6-3				3	0	1	0	0	0	1							
Jim McGlothlin, R OBP: 0.122, SLG: 0.122 Tom Burgmeier, L (5, 1) Andy Messersmith, R (5, 1) Ed Kirkpatrick, L OBP: 0.338, SLG: 0.292 (6, 9)			0-3 K			0-0 4-3				1	0	0	0	0	1	0							
										0	0	0	0	0	0	0							
										2	0	1	0	0	0	0							
Inning Stats	R: 0 E: 0 K: 0 S: 3	H: 0 LOB: 0 BB: 0 P: 3	R: 1 E: 0 K: 0 S: 3	H: 1 LOB: 1 BB: 2 P: 11	R: 0 E: 0 K: 1 S: 5	H: 0 LOB: 0 BB: 0 P: 5	R: 0 E: 0 K: 1 S: 5	H: 0 LOB: 0 BB: 0 P: 5	R: 0 E: 0 K: 0 S: 3	H: 0 LOB: 0 BB: 0 P: 3	R: 0 E: 0 K: 0 S: 4	H: 1 LOB: 1 BB: 0 P: 4	R: 0 E: 1 K: 0 S: 5	H: 2 LOB: 2 BB: 0 P: 5	R: 0 E: 0 K: 1 S: 6	H: 1 LOB: 1 BB: 0 P: 6	1B: 5 2B: 0 3B: 0 HR: 0	SF: 0 SAC: 0 DP: 1 HBP: 0	WP: 1 PB: 0 SB: 0 CS: 0	PA: 33			
PITCHER	IP WLS BF H R ER SO BB IBB HBP BLK WP HR S P ERA WHIP	IP WLS BF H R ER SO BB IBB HBP BLK WP HR S P ERA WHIP	IP WLS BF H R ER SO BB IBB HBP BLK WP HR S P ERA WHIP	IP WLS BF H R ER SO BB IBB HBP BLK WP HR S P ERA WHIP	IP WLS BF H R ER SO BB IBB HBP BLK WP HR S P ERA WHIP	IP WLS BF H R ER SO BB IBB HBP BLK WP HR S P ERA WHIP	IP WLS BF H R ER SO BB IBB HBP BLK WP HR S P ERA WHIP	IP WLS BF H R ER SO BB IBB HBP BLK WP HR S P ERA WHIP	IP WLS BF H R ER SO BB IBB HBP BLK WP HR S P ERA WHIP	IP WLS BF H R ER SO BB IBB HBP BLK WP HR S P ERA WHIP	IP WLS BF H R ER SO BB IBB HBP BLK WP HR S P ERA WHIP	IP WLS BF H R ER SO BB IBB HBP BLK WP HR S P ERA WHIP	IP WLS BF H R ER SO BB IBB HBP BLK WP HR S P ERA WHIP	IP WLS BF H R ER SO BB IBB HBP BLK WP HR S P ERA WHIP	IP WLS BF H R ER SO BB IBB HBP BLK WP HR S P ERA WHIP	IP WLS BF H R ER SO BB IBB HBP BLK WP HR S P ERA WHIP	IP WLS BF H R ER SO BB IBB HBP BLK WP HR S P ERA WHIP	IP WLS BF H R ER SO BB IBB HBP BLK WP HR S P ERA WHIP	IP WLS BF H R ER SO BB IBB HBP BLK WP HR S P ERA WHIP	IP WLS BF H R ER SO BB IBB HBP BLK WP HR S P ERA WHIP	IP WLS BF H R ER SO BB IBB HBP BLK WP HR S P ERA WHIP		
Joe Horlen, R ERA: 2.76 Hoyt Wilhelm, R ERA: 1.31	7.1 W 27 4 1 1 2 2 0 0 0 1 0 29 37 1.23 0.818	1.2 S 6 1 0 0 1 0 0 0 0 0 0 8 8 0.00 0.600																					

California Angels @ Chicago White Sox
Comiskey Park, Chicago, IL
Sun Jul 21 1968, 4:33 AM EDT
Unknown

AB 31
R 1
H 5
RBI 0
BB 2
SO 3
LOB 12



Batter	1	2	3	4	5	6	7	8	9	AB	R	H	RBI	BB	SO	LOB	BOTTOM						
Luis Aparicio, R OBP: 0.313, SLG: 0.355 (1, 6)	0-0 SH1-3 1B 6-3 1B		0-0 F8		0-0 1-2 1B			0-0 G6-4-3 1B		4	1	3	0	0	0	0							
Walt Williams, R OBP: 0.188, SLG: 0.188 (1, 9)	0-0 6-3 SH1-3 1-2 1B		0-0 FC6-4 1B		0-0 F9		0-0 G6-4-3			4	0	2	0	0	0	3							
Tom McCraw, L OBP: 0.294, SLG: 0.394 (1, 3)	0-0 SH1-3 1-2 2-3		0-0 F7		0-3 K			0-0 FC6 S 1B		3	0	1	0	0	1	1							
Tommy Davis, R OBP: 0.250, SLG: 0.288 (1, 7)	0-0 6-3		0-0 FC6-4		4-0 2B 2B BB			4-0 FC6 BB		2	1	0	1	2	0	2							
Pete Ward, L OBP: 0.361, SLG: 0.376 (1, 5)	0-0 F6			0-0 F8		0-0 1-3 2B 2B		0-0 F5		4	1	1	0	0	0	3							
Duane Josephson, R OBP: 0.298, SLG: 0.369 (1, 2)		0-0 5-3		0-0 4-3		0-0 2B 2B		0-0 FC6 CS		4	0	1	2	0	0	2							
Ken Berry, R OBP: 0.298, SLG: 0.356 (1, 8)		0-0 1B 1B		0-0 HR		0-3 K		0-0 CS		4	1	2	1	0	1	1							
Sandy Alomar Sr., S OBP: 0.331, SLG: 0.308 (1, 4)		0-0 G4-6-3 1-2 1B		0-0 1B 2B		0-0 K		0-0 CS 1B		4	1	3	0	0	1	1							
Joe Horlen, R OBP: 0.081, SLG: 0.056 Hoyt Wilhelm, R (8, 1)		0-0 G4-6-3		0-0 1B 1B		0-0 6-3		0-3 K		3	0	1	1	0	0	2							
										1	0	0	0	0	1	1							
Inning Stats	R: 1 E: 0 K: 0 S: 5	H: 2 LOB: 1 BB: 0 P: 5	R: 0 E: 0 K: 0 S: 4	H: 2 LOB: 1 BB: 0 P: 4	R: 0 E: 0 K: 0 S: 4	H: 1 LOB: 1 BB: 0 P: 4	R: 2 E: 0 K: 3 S: 11	H: 4 LOB: 2 BB: 1 P: 15	R: 0 E: 0 K: 0 S: 3	H: 1 LOB: 0 BB: 0 P: 3	R: 0 E: 0 K: 0 S: 3	H: 1 LOB: 1 BB: 1 P: 7	R: 0 E: 0 K: 1 S: 5	H: 1 LOB: 0 BB: 0 P: 5	R: 0 E: 0 K: 1 S: 6	H: 1 LOB: 1 BB: 0 P: 6	1B: 10 2B: 3 3B: 0 HR: 1	SF: 0 SAC: 1 DP: 2 HBP: 0	WP: 0 PB: 0 SB: 1 CS: 2	PA: 37			
PITCHER	IP WLS BF H R ER SO BB IBB HBP BLK WP HR S P ERA WHIP	IP WLS BF H R ER SO BB IBB HBP BLK WP HR S P ERA WHIP	IP WLS BF H R ER SO BB IBB HBP BLK WP HR S P ERA WHIP	IP WLS BF H R ER SO BB IBB HBP BLK WP HR S P ERA WHIP	IP WLS BF H R ER SO BB IBB HBP BLK WP HR S P ERA WHIP	IP WLS BF H R ER SO BB IBB HBP BLK WP HR S P ERA WHIP	IP WLS BF H R ER SO BB IBB HBP BLK WP HR S P ERA WHIP	IP WLS BF H R ER SO BB IBB HBP BLK WP HR S P ERA WHIP	IP WLS BF H R ER SO BB IBB HBP BLK WP HR S P ERA WHIP	IP WLS BF H R ER SO BB IBB HBP BLK WP HR S P ERA WHIP	IP WLS BF H R ER SO BB IBB HBP BLK WP HR S P ERA WHIP	IP WLS BF H R ER SO BB IBB HBP BLK WP HR S P ERA WHIP	IP WLS BF H R ER SO BB IBB HBP BLK WP HR S P ERA WHIP	IP WLS BF H R ER SO BB IBB HBP BLK WP HR S P ERA WHIP	IP WLS BF H R ER SO BB IBB HBP BLK WP HR S P ERA WHIP	IP WLS BF H R ER SO BB IBB HBP BLK WP HR S P ERA WHIP	IP WLS BF H R ER SO BB IBB HBP BLK WP HR S P ERA WHIP	IP WLS BF H R ER SO BB IBB HBP BLK WP HR S P ERA WHIP	IP WLS BF H R ER SO BB IBB HBP BLK WP HR S P ERA WHIP	IP WLS BF H R ER SO BB IBB HBP BLK WP HR S P ERA WHIP	IP WLS BF H R ER SO BB IBB HBP BLK WP HR S P ERA WHIP	IP WLS BF H R ER SO BB IBB HBP BLK WP HR S P ERA WHIP	
Jim McGlothlin, R ERA: 3.98 Tom Burgmeier, L ERA: 5.17 Andy Messersmith, R ERA: 3.07 Rickey Clark, R ERA: 3.54 Bobby Locke, R ERA: 5.06	4.1 L 22 9 4 4 1 0 0 0 0 0 0 1 1 8.31 2.308	0.0 1 1 0 0 0 0 0 0 0 0 0 0 7 7 13.50 1.500	0.2 3 1 1 1 2 0 0 0 0 0 0 0 6 10 0.00 1.500	2.0 7 2 0 0 0 1 0 0 0 0 0 0 6 10 0.00 1.500	1.0 3 1 0 0 1 0 0 0 0 0 0 5 5 0.00 1.000																		

California Angels @ Chicago White Sox
Comiskey Park, Chicago, IL
Sun Jul 21 1968, 4:33 AM EDT
Unknown

AB 33
R 5
H 14
RBI 5
BB 2
SO 4
LOB 16



Batter	1	2	3	4	5	6	7	8	9	AB	R	H	RBI	BB	SO	LOB	TOP				
Bert Campaneris, R OBP: 0.297, SLG: 0.309 (1, 6)										5	0	1	0	0	0	3	Oakland Athletics @ Chicago White Sox Milwaukee County Stadium, Milwaukee, WI Mon Jul 22 1968, 8:05 PM EDT Att: 30,818 - Unknown				
John Donaldson, L OBP: 0.316, SLG: 0.286 (1, 4)										3	0	0	0	1	0	0					
Rick Monday, L OBP: 0.400, SLG: 0.434 (1, 8)										4	1	2	0	0	1	2					
Sal Bando, R OBP: 0.318, SLG: 0.375 (1, 5)										4	0	1	1	0	0	2					
Reggie Jackson, L OBP: 0.335, SLG: 0.462 (1, 9)										4	1	1	1	0	3	3					
Danny Cater, R OBP: 0.335, SLG: 0.372 (1, 3)										4	1	1	0	0	0	1					
Jim Gosger, L OBP: 0.209, SLG: 0.170 (1, 7)										4	0	0	0	0	0	2					
Dave Duncan, R OBP: 0.250, SLG: 0.294 (1, 2)										4	1	2	2	0	1	2					
Caffish Hunter, R OBP: 0.275, SLG: 0.392 (1, 1)										4	0	0	0	0	0	3					
Inning Stats	R: 0 E: 0 K: 2 S: 8	H: 1 LOB: 2 BB: 1 P: 12	R: 2 E: 1 K: 0 S: 5	H: 1 LOB: 0 BB: 0 P: 5	R: 1 E: 0 K: 1 S: 7	H: 2 LOB: 1 BB: 0 P: 7	R: 0 E: 0 K: 1 S: 5	H: 0 LOB: 0 BB: 0 P: 5	R: 0 E: 0 K: 0 S: 3	H: 0 LOB: 0 BB: 0 P: 3	R: 0 E: 0 K: 1 S: 4	H: 1 LOB: 1 BB: 0 P: 4	R: 0 E: 0 K: 0 S: 3	H: 1 LOB: 0 BB: 0 P: 3	R: 1 E: 1 K: 0 S: 6	H: 2 LOB: 2 BB: 0 P: 6	1B: 3 2B: 3 3B: 0 HR: 2	SF: 0 SAC: 0 DP: 0 HBP: 0	WP: 0 PB: 0 SB: 0 CS: 0	PA: 37	
PITCHER	IP	WLS	BF	H	R	ER	SO	BB	IBB	HBP	BLK	WP	HR	S	P	ERA	WHIP				
Jack Fisher, R ERA: 3.46 (1, 1)	3.0	L	15	4	3	2	3	1	0	0	0	0	1	20	24	6.00	1.667				
Don McMahon, R ERA: 1.95 (4, 1)	3.0	9	0	0	0	2	0	0	0	0	0	0	0	13	13	0.00	0.000				
Wilbur Wood, L ERA: 2.0 (7, 1)	2.0	7	2	0	0	0	0	0	0	0	0	0	0	7	7	0.00	1.000				
Hoyt Wilhelm, R ERA: 1.45 (9, 1)	1.0	6	2	1	1	0	0	0	0	0	0	0	1	6	6	9.00	2.000				

Batter	1	2	3	4	5	6	7	8	9	AB	R	H	RBI	BB	SO	LOB	BOTTOM					
Luis Aparicio, R OBP: 0.314, SLG: 0.358 (1, 6)										4	0	2	0	0	0	1	Oakland Athletics @ Chicago White Sox Milwaukee County Stadium, Milwaukee, WI Mon Jul 22 1968, 8:05 PM EDT Att: 30,818 - Unknown					
Tom McCraw, L OBP: 0.287, SLG: 0.385 (1, 3)										4	0	0	0	0	0	3						
Walt Williams, R OBP: 0.167, SLG: 0.167 (1, 9)										3	0	0	0	1	2	2						
Hoyt Wilhelm, R (9, 1)										0	0	0	0	0	0	0						
Tommy Davis, R OBP: 0.250, SLG: 0.287 (1, 7)										4	0	0	0	0	0	2						
Pete Ward, L OBP: 0.352, SLG: 0.366 (1, 5)										4	0	0	0	0	0	0						
Duane Josephson, R OBP: 0.297, SLG: 0.367 (1, 2)										4	0	1	0	0	1	0						
Ken Berry, R OBP: 0.298, SLG: 0.355 (1, 8)										3	0	2	0	0	0	0						
Sandy Alomar Sr., S OBP: 0.324, SLG: 0.302 (1, 4)										3	0	1	0	0	0	3						
Jack Fisher, R OBP: 0.167, SLG: 0.130 (3, PH)										0	0	0	0	0	0	0						
Gail Figgins, L OBP: 0.297, SLG: 0.214 (4, 1)										1	0	0	0	0	0	0						
Don McMahon, R OBP: 0.333, SLG: 0.333 (6, PH)										0	0	0	0	0	0	0						
Dick Kenworthy, R OBP: 0.295, SLG: 0.270 (7, 1)										0	0	0	0	0	0	0						
Wilbur Wood, R (8, PH)										0	0	0	0	0	0	0						
Leon Wagner, L OBP: 0.267, SLG: 0.350 (9, 9)										1	0	0	0	0	0	1						
Inning Stats	R: 0 E: 0 K: 0 S: 3	H: 0 LOB: 0 BB: 0 P: 3	R: 0 E: 0 K: 0 S: 3	H: 0 LOB: 0 BB: 0 P: 3	R: 0 E: 0 K: 0 S: 4	H: 1 LOB: 1 BB: 0 P: 4	R: 0 E: 0 K: 1 S: 5	H: 0 LOB: 0 BB: 0 P: 5	R: 0 E: 0 K: 0 S: 4	H: 2 LOB: 1 BB: 0 P: 4	R: 0 E: 0 K: 0 S: 4	H: 1 LOB: 2 BB: 1 P: 8	R: 0 E: 0 K: 1 S: 5	H: 0 LOB: 0 BB: 0 P: 5	R: 0 E: 0 K: 1 S: 7	H: 2 LOB: 2 BB: 0 P: 7	R: 0 E: 0 K: 0 S: 3	H: 0 LOB: 0 BB: 0 P: 3	1B: 5 2B: 2 3B: 0 HR: 0	SF: 0 SAC: 0 DP: 1 HBP: 0	WP: 0 PB: 0 SB: 0 CS: 0	PA: 33
PITCHER	IP	WLS	BF	H	R	ER	SO	BB	IBB	HBP	BLK	WP	HR	S	P	ERA	WHIP					
Caffish Hunter, R ERA: 3.67 (1, 1)	9.0	W	33	6	0	0	3	1	0	0	0	0	0	38	42	0.00	0.778					



Batter	1	2	3	4	5	6	7	8	9	AB	R	H	RBI	BB	SO	LOB	TOP																					
Bert Campaneris, R OBP: 0.301, SLG: 0.314 (1, 6)										4	1	3	0	0	0	0																						
Danny Cater, R OBP: 0.333, SLG: 0.370 (1, 3)										4	0	1	0	0	0	2																						
Rick Monday, L OBP: 0.404, SLG: 0.437 (1, 8)										3	0	2	1	1	1	0																						
Sal Bando, R OBP: 0.317, SLG: 0.374 (1, 5)										4	0	1	0	0	0	5																						
Reggie Jackson, L OBP: 0.332, SLG: 0.456 (1, 9)										4	0	0	0	0	2	8																						
Joe Rudi, R OBP: 0.242, SLG: 0.254 Jim Gosger, L OBP: 0.209, SLG: 0.170 (8, 7)										4	0	0	0	0	1	0																						
Dave Duncan, R OBP: 0.290, SLG: 0.293 (1, 2)										4	0	1	0	0	0	0																						
John Donaldson, L OBP: 0.312, SLG: 0.282 (1, 4)										4	0	0	0	0	1	1																						
Jim Nash, R OBP: 0.061, SLG: 0.122 (1, 1)										4	0	0	0	0	3	1																						
Inning Stats	R: 0 E: 1 K: 0 S: 4	H: 1 LOB: 2 BB: 1 P: 8	R: 0 E: 0 K: 0 S: 3	H: 0 LOB: 0 BB: 0 P: 3	R: 0 E: 0 K: 2 S: 10	H: 3 LOB: 3 BB: 0 P: 10	R: 0 E: 0 K: 2 S: 7	H: 0 LOB: 0 BB: 0 P: 7	R: 1 E: 0 K: 2 S: 10	H: 3 LOB: 2 BB: 0 P: 10	R: 0 E: 0 K: 0 S: 4	H: 1 LOB: 0 BB: 0 P: 4	R: 0 E: 0 K: 1 S: 5	H: 0 LOB: 0 BB: 0 P: 5	R: 0 E: 0 K: 0 S: 3	H: 0 LOB: 0 BB: 0 P: 3	R: 0 E: 0 K: 1 S: 5	H: 0 LOB: 0 BB: 0 P: 5	1B: 8 2B: 0 3B: 0 HR: 0	SF: 0 SAC: 0 DP: 1 HBP: 0	WP: 0 PB: 0 CS: 0	PA: 36																
PITCHER	IP	WLS	BF	H	R	ER	SO	BB	IBB	HBP	BLK	WP	HR	S	P	ERA	WHIP	PITCHER				IP	WLS	BF	H	R	ER	SO	BB	IBB	HBP	BLK	WP	HR	S	P	ERA	WHIP
Tommy John, L ERA: 1.96 Hoyt Wilhelm, R ERA: 1.42 (1, 1) (9, 1)	8.0	L	33	8	1	1	7	1	0	0	0	0	0	46	50	1.12	1.125																					

Oakland Athletics @ Chicago White Sox
Comiskey Park, Chicago, IL
Wed Jul 24 1968, 8:05 PM EDT
Unknown

AB	35
R	1
H	8
RBI	1
BB	1
SO	8
LOB	17



Batter	1	2	3	4	5	6	7	8	9	AB	R	H	RBI	BB	SO	LOB	BOTTOM																					
Luis Aparicio, R OBP: 0.311, SLG: 0.354 (1, 6)										4	0	0	0	0	0	1																						
Tom McCraw, L OBP: 0.283, SLG: 0.379 (1, 3)										4	0	0	0	0	1	1																						
Leon Wagner, L OBP: 0.358, SLG: 0.348 (1, 9)										4	0	0	0	0	1	0																						
Pete Ward, L OBP: 0.351, SLG: 0.364 (1, 5)										4	0	1	0	0	0	0																						
Tommy Davis, R OBP: 0.252, SLG: 0.289 (1, 7)										2	0	1	0	0	0	0																						
Duane Josephson, R OBP: 0.294, SLG: 0.363 (1, 2)										3	0	0	0	0	1	2																						
Ken Berry, R OBP: 0.295, SLG: 0.351 (1, 8)										3	0	0	0	0	1	2																						
Sandy Alomar Sr., S OBP: 0.331, SLG: 0.310 (1, 4)										3	0	2	0	0	0	0																						
Tommy John, R OBP: 0.178, SLG: 0.267 Gail Hopkins, L OBP: 0.250, SLG: 0.200 Hoyt Wilhelm, R (8, PH) (9, 1)										1	0	0	0	0	0	1																						
Inning Stats	R: 0 E: 0 K: 2 S: 7	H: 0 LOB: 0 BB: 0 P: 7	R: 0 E: 0 K: 1 S: 6	H: 1 LOB: 1 BB: 0 P: 6	R: 0 E: 0 K: 0 S: 4	H: 1 LOB: 1 BB: 0 P: 4	R: 0 E: 0 K: 0 S: 3	H: 0 LOB: 0 BB: 0 P: 3	R: 0 E: 0 K: 1 S: 6	H: 1 LOB: 1 BB: 0 P: 6	R: 0 E: 0 K: 0 S: 3	H: 0 LOB: 0 BB: 0 P: 3	R: 0 E: 0 K: 0 S: 4	H: 1 LOB: 1 BB: 0 P: 4	R: 0 E: 0 K: 1 S: 5	H: 0 LOB: 0 BB: 0 P: 5	R: 0 E: 0 K: 0 S: 3	H: 0 LOB: 0 BB: 0 P: 3	1B: 4 2B: 0 3B: 0 HR: 0	SF: 0 SAC: 2 DP: 0 HBP: 0	WP: 0 PB: 0 CS: 0	PA: 31																
PITCHER	IP	WLS	BF	H	R	ER	SO	BB	IBB	HBP	BLK	WP	HR	S	P	ERA	WHIP	PITCHER				IP	WLS	BF	H	R	ER	SO	BB	IBB	HBP	BLK	WP	HR	S	P	ERA	WHIP
Jim Nash, R ERA: 1.94 (1, 1)	9.0	W	31	4	0	0	5	0	0	0	0	0	0	41	41	0.00	0.444																					

Oakland Athletics @ Chicago White Sox
Comiskey Park, Chicago, IL
Wed Jul 24 1968, 8:05 PM EDT
Unknown

AB	29
R	0
H	4
RBI	0
BB	0
SO	5
LOB	7



Batter	1	2	3	4	5	6	7	8	9	AB	R	H	RBI	BB	SO	LOB	TOP										
Bert Campaneris, R OBP: 0.303, SLG: 0.315										5	1	2	0	0	0	2											
John Donaldson, L OBP: 0.310, SLG: 0.280										5	0	1	1	0	1	3											
Rick Monday, L OBP: 0.406, SLG: 0.442										4	0	2	0	0	0	0											
Sal Bando, R OBP: 0.316, SLG: 0.371										3	0	0	0	1	0	2											
Reggie Jackson, L OBP: 0.331, SLG: 0.454										4	1	1	0	0	2	2											
Danny Cater, R OBP: 0.332, SLG: 0.368										4	0	1	0	0	0	1											
Jim Gosger, L OBP: 0.210, SLG: 0.165										3	0	0	0	1	1	1											
Phil Roof, R OBP: 0.156, SLG: 0.222										3	0	1	0	0	0	1											
Floyd Robinson, L OBP: 0.276, SLG: 0.346										1	0	1	1	0	0	0											
Dave Duncan, R OBP: 0.250, SLG: 0.293										0	0	0	0	0	0	0											
Blue Moon Odom, R OBP: 0.224, SLG: 0.271										4	0	1	0	0	1	3											
Inning Stats	R: 1 E: 0 K: 1 S: 6	H: 2 LOB: 1 BB: 1 P: 10	R: 0 E: 0 K: 1 S: 5	H: 0 LOB: 0 BB: 0 P: 5	R: 0 E: 0 K: 1 S: 5	H: 0 LOB: 0 BB: 0 P: 5	R: 0 E: 0 K: 0 S: 5	H: 2 LOB: 2 BB: 0 P: 5	R: 0 E: 0 K: 0 S: 4	H: 1 LOB: 1 BB: 0 P: 4	R: 0 E: 0 K: 0 S: 4	H: 1 LOB: 1 BB: 0 P: 4	R: 0 E: 0 K: 0 S: 4	H: 1 LOB: 1 BB: 0 P: 4	R: 1 E: 1 K: 1 S: 8	H: 3 LOB: 3 BB: 1 P: 12	1B: 9 2B: 1 3B: 0 HR: 0	SF: 0 SAC: 0 DP: 0 HBP: 0	WP: 0 PB: 0 SB: 1 CS: 0	PA: 38							
PITCHER	IP	WLS	BF	H	R	ER	SO	BB	IBB	HBP	BLK	WP	HR	S	P	ERA	WHIP										
Jack Fisher, R ERA: 3.24	8.0		31	7	1	1	4	1	0	0	0	0	0	38	42	1.12	1.000										
Hoyt Wilhelm, R ERA: 1.57	0.1	L	4	2	1	1	0	0	1	0	0	0	0	3	7	27.00	6.000										
Bob Locker, R ERA: 2.94	0.2		3	1	0	0	1	0	0	0	0	0	0	5	5	0.00	1.500										

Oakland Athletics @ Chicago White Sox
Comiskey Park, Chicago, IL
Wed Jul 24 1968, 8:05 PM EDT
Att: 13,089 - Unknown

AB 36
R 2
H 10
RBI 2
BB 2
SO 5
LOB 15



Batter	1	2	3	4	5	6	7	8	9	AB	R	H	RBI	BB	SO	LOB	BOTTOM										
Luis Aparicio, R OBP: 0.310, SLG: 0.353										4	0	1	1	0	0	1											
Tom McCraw, L OBP: 0.280, SLG: 0.374										4	0	0	0	0	0	2											
Leon Wagner, L OBP: 0.355, SLG: 0.345										4	0	1	0	0	2	1											
Pete Ward, L OBP: 0.347, SLG: 0.359										4	0	0	0	0	2	1											
Tommy Davis, R OBP: 0.252, SLG: 0.288										4	0	1	0	0	0	0											
Ken Berry, R OBP: 0.292, SLG: 0.348										3	0	0	0	0	1	1											
Jerry McNertney, R OBP: 0.316, SLG: 0.272										3	0	1	0	0	0	0											
Sandy Alomar Sr., S OBP: 0.331, SLG: 0.311										3	1	1	0	0	0	1											
Jack Fisher, R OBP: 0.192, SLG: 0.200										2	0	1	0	0	0	0											
Duane Josephson, R OBP: 0.293, SLG: 0.361										1	0	0	0	0	1	1											
Hoyt Wilhelm, R										0	0	0	0	0	0	0											
Bob Locker, S										0	0	0	0	0	0	0											
Inning Stats	R: 0 E: 0 K: 0 S: 4	H: 1 LOB: 1 BB: 0 P: 4	R: 0 E: 0 K: 0 S: 4	H: 2 LOB: 1 BB: 0 P: 4	R: 0 E: 0 K: 1 S: 6	H: 1 LOB: 1 BB: 0 P: 6	R: 0 E: 0 K: 0 S: 3	H: 0 LOB: 0 BB: 0 P: 3	R: 0 E: 0 K: 0 S: 3	H: 0 LOB: 0 BB: 0 P: 3	R: 0 E: 0 K: 1 S: 5	H: 0 LOB: 0 BB: 0 P: 5	R: 0 E: 0 K: 2 S: 7	H: 0 LOB: 0 BB: 0 P: 7	R: 1 E: 0 K: 1 S: 7	H: 2 LOB: 1 BB: 0 P: 7	R: 0 E: 0 K: 1 S: 5	H: 0 LOB: 0 BB: 0 P: 5	1B: 4 2B: 1 3B: 1 HR: 0	SF: 0 SAC: 0 DP: 1 HBP: 0	WP: 0 PB: 0 SB: 1 CS: 0	PA: 32					
PITCHER	IP	WLS	BF	H	R	ER	SO	BB	IBB	HBP	BLK	WP	HR	S	P	ERA	WHIP										
Blue Moon Odom, R ERA: 2.36	9.0	W	32	6	1	1	6	0	0	0	0	0	0	44	44	1.00	0.667										

Oakland Athletics @ Chicago White Sox
Comiskey Park, Chicago, IL
Wed Jul 24 1968, 8:05 PM EDT
Att: 13,089 - Unknown

AB 32
R 1
H 6
RBI 1
BB 0
SO 6
LOB 8



Batter	1	2	3	4	5	6	7	8	9	AB	R	H	RBI	BB	SO	LOB	TOP
Luis Aparicio, R OBP: 0.310, SLG: 0.352 (1, 6)										4	0	1	0	0	0	0	Chicago White Sox @ California Angels Anaheim Stadium, Anaheim, CA Fri Jul 26 1968, 10:05 PM EDT Att: 14,812 - Unknown
Woodie Held, R OBP: 0.233, SLG: 0.151 (1, 9)										4	1	1	0	0	2	1	
Walt Williams, R OBP: 0.195, SLG: 0.175 Tim Cullen, R OBP: 0.274, SLG: 0.270 (1, 7) (8, 4)										4	1	1	0	0	0	1	
Tommy Davis, R OBP: 0.259, SLG: 0.292 Gail Hopkins, L OBP: 0.250, SLG: 0.200 (1, 3) (8, 3)										3	1	2	0	1	0	0	
Duane Josephson, R OBP: 0.299, SLG: 0.375 (1, 2)										4	0	3	3	0	0	1	
Ken Berry, R OBP: 0.295, SLG: 0.350 (1, 8)										4	0	2	0	0	0	1	
Dick Kenworthy, R OBP: 0.293, SLG: 0.282 (1, 5)										4	0	1	0	0	1	3	
Sandy Alomar Sr., S OBP: 0.322, SLG: 0.301 (1, 4) (8, 7)										4	0	0	0	0	0	2	
Joe Horlen, R OBP: 0.075, SLG: 0.051 Wilbur Wood, R (8, 1)										3	0	0	0	0	1	1	
Inning Stats	R: 2 E: 0 K: 1 S: 8	H: 3 LOB: 1 BB: 0 P: 8	R: 0 E: 0 K: 1 S: 5	H: 0 LOB: 0 BB: 0 P: 5	R: 0 E: 0 K: 1 S: 5	H: 2 LOB: 1 BB: 0 P: 4	R: 0 E: 0 K: 0 S: 4	H: 1 LOB: 1 BB: 0 P: 6	R: 0 E: 0 K: 0 S: 3	H: 1 LOB: 1 BB: 0 P: 3	R: 0 E: 0 K: 0 S: 4	H: 2 LOB: 1 BB: 1 P: 8	R: 0 E: 0 K: 1 S: 6	H: 1 LOB: 1 BB: 0 P: 6	1B: 9 2B: 1 3B: 1 HR: 0	SF: 0 SAC: 0 DP: 2 HBP: 0	
PITCHER	IP WLS BF H R ER SO BB IBB HBP BLK WP HR S P ERA WHIP	IP WLS BF H R ER SO BB IBB HBP BLK WP HR S P ERA WHIP															
Clyde Wright, L ERA: 4.15 Marty Pattin, R ERA: 4.34 (1, 1) (9, 1)	8.0 L 32 10 3 3 4 0 0 0 0 1 0 39 43 3.38 1.250	1.0 S 7 1 0 0 1 0 0 0 0 0 0 6 6 0.00 1.000															

Batter	1	2	3	4	5	6	7	8	9	AB	R	H	RBI	BB	SO	LOB	BOTTOM
Vic Davallilo, L OBP: 0.263, SLG: 0.350 (1, 8)										5	1	3	0	0	0	3	Chicago White Sox @ California Angels Anaheim Stadium, Anaheim, CA Fri Jul 26 1968, 10:05 PM EDT Att: 14,812 - Unknown
Jim Fregosi, R OBP: 0.339, SLG: 0.417 (1, 6)										4	0	1	0	0	0	2	
Roger Repoz, L OBP: 0.309, SLG: 0.390 (1, 9)										4	0	1	0	0	1	3	
Don Mincher, L OBP: 0.304, SLG: 0.377 (1, 3)										3	0	0	1	0	0	2	
Rick Reichardt, R OBP: 0.319, SLG: 0.394 (1, 7)										3	0	0	0	1	0	2	
Aurelio Rodriguez, R OBP: 0.321, SLG: 0.376 (1, 5)										4	0	1	0	0	0	2	
Tom Satriano, L OBP: 0.313, SLG: 0.316 Chuck Hinton, R OBP: 0.227, SLG: 0.319 (1, 4) (9, PH)										2	0	1	0	1	1	0	
Buck Rodgers, S OBP: 0.251, SLG: 0.244 Bubba Morton, R OBP: 0.330, SLG: 0.294 (1, 2) (9, PH)										3	0	1	0	0	1	1	
Clyde Wright, R OBP: 0.250, SLG: 0.304 Marty Pattin, R OBP: 0.227, SLG: 0.333 Orlando McFarlane, R OBP: 0.229, SLG: 0.333 Tom Burgmeier, L (1, 1) (9, PH) (9, PR)										3	0	0	0	0	1	1	
Inning Stats	R: 1 E: 0 K: 0 S: 5	H: 2 LOB: 2 BB: 1 P: 9	R: 0 E: 0 K: 0 S: 4	H: 2 LOB: 1 BB: 0 P: 4	R: 0 E: 0 K: 1 S: 5	H: 0 LOB: 1 BB: 1 P: 9	R: 0 E: 0 K: 0 S: 3	H: 1 LOB: 1 BB: 0 P: 4	R: 0 E: 0 K: 2 S: 7	H: 0 LOB: 0 BB: 0 P: 7	R: 0 E: 0 K: 1 S: 7	H: 2 LOB: 2 BB: 0 P: 7	R: 0 E: 0 K: 0 S: 4	H: 1 LOB: 2 BB: 1 P: 8	1B: 8 2B: 1 3B: 0 HR: 0	SF: 1 SAC: 0 DP: 0 HBP: 0	
PITCHER	IP WLS BF H R ER SO BB IBB HBP BLK WP HR S P ERA WHIP	IP WLS BF H R ER SO BB IBB HBP BLK WP HR S P ERA WHIP															
Joe Horlen, R ERA: 2.68 Wilbur Wood, L ERA: 1.97 (1, 1) (8, 1)	7.1 W 30 8 1 1 4 2 0 0 0 1 0 36 44 1.23 1.364	1.2 S 7 1 0 0 0 1 0 0 0 0 0 6 10 0.00 1.200															

Batter	1	2	3	4	5	6	7	8	9	AB	R	H	RBI	BB	SO	LOB	TOP										
Luis Aparicio, R OBP: 0.307, SLG: 0.348 (1, 6)										4	0	0	0	0	0	2	Chicago White Sox @ California Angels Anaheim Stadium, Anaheim, CA Sat Jul 27 1968, 10:05 PM EDT Att: 16,589 - Unknown										
Woodie Held, R OBP: 0.250, SLG: 0.164 (1, 9)										2	0	1	1	1	0	0											
Walt Williams, R Hoyt Wilhelm, R Wilbur Wood, R (1, 7) (8, 1) (9, 1)										4	0	0	0	0	1	3											
Tommy Davis, R OBP: 0.259, SLG: 0.292 (1, 3) (8, 7)										4	0	1	0	0	1	2											
Duane Josephson, R OBP: 0.295, SLG: 0.370 (1, 2)										4	0	0	0	0	0	1											
Ken Berry, R OBP: 0.291, SLG: 0.345 (1, 8)										4	0	0	0	0	0	0											
Dick Kenworthy, R OBP: 0.282, SLG: 0.272 (1, 5)										3	0	0	0	0	0	1											
Sandy Alomar Sr., S OBP: 0.329, SLG: 0.309 (1, 4)										3	1	2	0	0	0	0											
Bob Priddy, R Tom McCraw, L OBP: 0.099, SLG: 0.235 OBP: 0.279, SLG: 0.373 (1, 1) (8, PH) (8, 3)										2	0	0	0	0	1	1											
1	2	3	4	5	6	7	8	9	10	11	12	13	14	15	16	17		18									
Inning Stats	R: 0 E: 0 K: 0 S: 4	H: 1 LOB: 1 BB: 0 P: 4	R: 0 E: 0 K: 0 S: 3	H: 0 LOB: 0 BB: 0 P: 3	R: 0 E: 0 K: 1 S: 5	H: 0 LOB: 0 BB: 0 P: 5	R: 0 E: 0 K: 1 S: 6	H: 1 LOB: 1 BB: 0 P: 6	R: 0 E: 0 K: 0 S: 4	H: 1 LOB: 1 BB: 0 P: 4	R: 0 E: 0 K: 0 S: 5	H: 0 LOB: 0 BB: 0 P: 9	R: 0 E: 1 K: 0 S: 3	H: 0 LOB: 0 BB: 0 P: 3	R: 1 E: 1 K: 0 S: 5	H: 1 LOB: 1 BB: 0 P: 5	R: 0 E: 0 K: 0 S: 3	H: 0 LOB: 0 BB: 0 P: 3	1B: 4 2B: 0 3B: 0 HR: 0	SF: 1 SAC: 0 DP: 0 HBP: 0	WP: 0 PB: 1 SB: 0 CS: 1	PA: 33					
PITCHER	IP	WLS	BF	H	R	ER	SO	BB	IBB	HBP	BLK	WP	HR	S	P	ERA	WHIP										
George Brunet, L ERA: 2.24 (1, 1)	8.0	L	30	4	1	0	3	1	0	0	0	0	0	35	39	0.00	0.625										
Andy Messersmith, R ERA: 2.37 (9, 1)	1.0		3	0	0	0	0	0	0	0	0	0	0	3	3	0.00	0.000										

Batter	1	2	3	4	5	6	7	8	9	AB	R	H	RBI	BB	SO	LOB	BOTTOM										
Vic Davalillo, L Andy Messersmith, R OBP: 0.260, SLG: 0.345 (1, 8) (9, 1)										4	0	0	0	0	1	1	Chicago White Sox @ California Angels Anaheim Stadium, Anaheim, CA Sat Jul 27 1968, 10:05 PM EDT Att: 16,589 - Unknown										
Jim Fregosi, R OBP: 0.336, SLG: 0.413 (1, 6)										4	0	0	0	0	0	1											
Roger Repoz, L OBP: 0.308, SLG: 0.387 (1, 9) (9, 8)										4	0	1	0	0	0	0											
Don Mincher, L OBP: 0.305, SLG: 0.376 (1, 3)										3	0	1	0	0	0	0											
Rick Reichardt, R OBP: 0.321, SLG: 0.394 (1, 7)										3	0	1	0	1	0	2											
Aurelio Rodriguez, R OBP: 0.328, SLG: 0.380 (1, 5)										4	0	2	0	0	0	2											
Tom Satriono, L OBP: 0.309, SLG: 0.311 (1, 4)										3	0	0	0	0	0	4											
Buck Rodgers, S OBP: 0.248, SLG: 0.241 (1, 2)										3	0	0	0	0	0	2											
George Brunet, R Chuck Hinton, R OBP: 0.160, SLG: 0.106 OBP: 0.230, SLG: 0.323 (1, 1) (8, PH) (9, 9)										2	0	0	0	0	1	0											
1	2	3	4	5	6	7	8	9	10	11	12	13	14	15	16	17		18									
Inning Stats	R: 0 E: 0 K: 1 S: 5	H: 0 LOB: 0 BB: 0 P: 5	R: 0 E: 0 K: 0 S: 4	H: 1 LOB: 2 BB: 1 P: 8	R: 0 E: 0 K: 1 S: 5	H: 0 LOB: 0 BB: 0 P: 5	R: 0 E: 0 K: 0 S: 4	H: 1 LOB: 1 BB: 0 P: 4	R: 0 E: 0 K: 0 S: 3	H: 0 LOB: 0 BB: 0 P: 3	R: 0 E: 0 K: 0 S: 3	H: 2 LOB: 1 BB: 0 P: 4	R: 0 E: 0 K: 0 S: 4	H: 1 LOB: 1 BB: 0 P: 4	R: 0 E: 0 K: 0 S: 4	H: 1 LOB: 1 BB: 0 P: 4	1B: 6 2B: 0 3B: 0 HR: 0	SF: 0 SAC: 1 DP: 1 HBP: 0	WP: 0 PB: 0 SB: 0 CS: 0	PA: 33							
PITCHER	IP	WLS	BF	H	R	ER	SO	BB	IBB	HBP	BLK	WP	HR	S	P	ERA	WHIP										
Bob Priddy, R ERA: 2.69 (1, 1)	7.0	W	25	4	0	0	2	1	0	0	0	0	0	28	32	0.00	0.714										
Hoyt Wilhelm, R ERA: 1.54 (8, 1)	1.0		5	2	0	0	0	0	0	0	0	0	0	5	5	0.00	2.000										
Wilbur Wood, L ERA: 1.95 (9, 1)	1.0	S	3	0	0	0	0	0	0	0	0	0	0	3	3	0.00	0.000										

Batter	1	2	3	4	5	6	7	8	9	AB	R	H	RBI	BB	SO	LOB	TOP			
Luis Aparicio, R (1,6) OBP: 0.314, SLG: 0.359	F3		1-6-3		F9			1B		4	1	1	0	0	0	1	Chicago White Sox @ Minnesota Twins Metropolitan Stadium, Bloomington, MI Thu Aug 01 1968, 4:33 AM EDT Att: 14,140 - Unknown - 75 F			
Tom McCraw, L (1,3) OBP: 0.279, SLG: 0.364	BB		FC4-6		L8			F9		3	0	1	0	1	0	1				
Walt Williams, R (1,7) OBP: 0.196, SLG: 0.180	L6		FC4-6		F8			1B		4	0	1	0	0	0	2				
Leon Wagner, L (1,9) OBP: 0.363, SLG: 0.356 Bob Locker, S (8,1)	3-1				L8			1B		4	0	2	1	0	0	1				
Duane Josephson, R (1,2) OBP: 0.291, SLG: 0.358		6-3		K				F4		4	0	0	0	0	1	3				
Dick Kenworthy, R (1,5) OBP: 0.270, SLG: 0.260	F8			1-3				1-3		4	0	0	0	0	0	0				
Ken Berry, R (1,8) OBP: 0.289, SLG: 0.343					4-3			F9		4	0	1	0	0	0	0				
Sandy Alomar Sr., S (1,4) OBP: 0.318, SLG: 0.306	L9							4-3		4	0	2	0	0	0	1				
Jack Fisher, R (1,1) OBP: 0.167, SLG: 0.172 Gail Hopkins, L (5, PH) OBP: 0.300, SLG: 0.176 Cisco Carlos, R (5,1) OBP: 0.136, SLG: 0.050 Woodie Held, R (8, PH) OBP: 0.253, SLG: 0.156			G2		1-3			6-3	F3	1	0	0	0	0	0	0				
					1-2					1	0	0	0	0	0	1				
										2	0	0	0	0	0	1				
Inning Stats	R: 0 E: 0 K: 0 S: 3	H: 0 LOB: 1 BB: 1 P: 7	R: 0 E: 0 K: 0 S: 4	H: 1 LOB: 1 BB: 0 P: 4	R: 0 E: 0 K: 1 S: 4	H: 1 LOB: 1 BB: 0 P: 4	R: 0 E: 0 K: 1 S: 5	H: 0 LOB: 0 BB: 0 P: 5	R: 0 E: 0 K: 0 S: 4	H: 1 LOB: 1 BB: 0 P: 4	R: 0 E: 0 K: 0 S: 3	H: 0 LOB: 0 BB: 0 P: 3	R: 1 E: 0 K: 0 S: 6	H: 3 LOB: 2 BB: 0 P: 6	R: 0 E: 0 K: 0 S: 4	H: 1 LOB: 1 BB: 0 P: 4	1B: 7 2B: 1 3B: 0 HR: 0	SF: 0 SAC: 0 DP: 0 HBP: 0	WP: 0 PB: 0 SB: 1 CS: 0	PA: 36
PITCHER	IP WLS BF H R ER SO BB IBB HBP BLK WP HR S P ERA WHIP																			
Jim Perry, R (1,1) ERA: 2.81	8.2 W 34 7 1 1 1 1 1 0 0 0 0 0 0 35 39 1.04 0.923																			
Dean Chance, R (9,1) ERA: 2.52	0.1 S 2 1 0 0 0 0 0 0 0 0 0 0 0 2 2 0.00 3.000																			


AB 35
R 1
H 8
RBI 1
BB 1
SO 1
LOB 11




Batter	1	2	3	4	5	6	7	8	9	AB	R	H	RBI	BB	SO	LOB	BOTTOM			
Cesar Tovar, R (1,9) OBP: 0.319, SLG: 0.364	F7			L8		L9				4	0	1	0	0	0	0	Chicago White Sox @ Minnesota Twins Metropolitan Stadium, Bloomington, MI Thu Aug 01 1968, 4:33 AM EDT Att: 14,140 - Unknown - 75 F			
Rich Reese, L (1,3) OBP: 0.300, SLG: 0.333	3-1	G4-6-3				6-3				3	0	0	0	1	0	2				
Ted Uhlhaender, L (1,8) OBP: 0.330, SLG: 0.416	CS	CS		K		G3				4	1	2	1	0	1	1				
Bob Allison, R (1,7) OBP: 0.341, SLG: 0.471	1B	CS	F7		HR			K		4	2	2	2	0	1	0				
John Roseboro, L (1,2) OBP: 0.312, SLG: 0.315	2B			K	F1			K		4	0	1	0	0	2	0				
Rod Carew, L (1,4) OBP: 0.338, SLG: 0.359				1B		K		K		4	0	3	1	0	1	0				
Frank Quilici, R (1,5) OBP: 0.331, SLG: 0.380	BB			1B	G6-4-3			FC6-4		3	0	2	0	1	0	1				
Ron Clark, R (1,6) OBP: 0.228, SLG: 0.181	F9		2-3			F8		FC6-4		4	0	0	0	0	0	6				
Jim Perry, S (1,1) OBP: 0.200, SLG: 0.382 Dean Chance, R (9,1) OBP: 0.115, SLG: 0.069		E6		4-3		L8				3	1	0	0	0	0	0				
										0	0	0	0	0	0	0				
Inning Stats	R: 2 E: 0 K: 0 S: 7	H: 4 LOB: 3 BB: 1 P: 11	R: 1 E: 1 K: 0 S: 4	H: 2 LOB: 0 BB: 0 P: 4	R: 0 E: 0 K: 1 S: 7	H: 2 LOB: 2 BB: 0 P: 7	R: 0 E: 0 K: 1 S: 5	H: 0 LOB: 1 BB: 1 P: 9	R: 1 E: 0 K: 0 S: 4	H: 2 LOB: 0 BB: 0 P: 4	R: 0 E: 0 K: 0 S: 3	H: 0 LOB: 0 BB: 0 P: 3	R: 0 E: 0 K: 2 S: 8	H: 1 LOB: 1 BB: 0 P: 8	R: 0 E: 0 K: 0 S: 4	H: 0 LOB: 0 BB: 0 P: 4	1B: 9 2B: 1 3B: 0 HR: 1	SF: 0 SAC: 0 DP: 2 HBP: 0	WP: 0 PB: 0 SB: 0 CS: 2	PA: 36
PITCHER	IP WLS BF H R ER SO BB IBB HBP BLK WP HR S P ERA WHIP																			
Jack Fisher, R (1,1) ERA: 2.94	4.0 L 21 8 3 0 2 2 0 0 0 0 0 0 1 23 31 0.00 2.500																			
Cisco Carlos, R (5,1) ERA: 3.35	3.0 10 2 1 1 1 0 0 0 0 0 0 1 12 12 3.00 0.667																			
Bob Locker, R (8,1) ERA: 2.59	1.0 4 1 0 0 2 0 0 0 0 0 0 0 8 8 0.00 1.000																			

AB 33
R 4
H 11
RBI 4
BB 2
SO 5
LOB 10




Batter	1	2	3	4	5	6	7	8	9	AB	R	H	RBI	BB	SO	LOB	TOP											
Del Unser, L OBP: 0.298, SLG: 0.290 (1, 8)	0-0 3-1		0-0 G4-3		0-0 2-3			0-3 K		4	0	0	0	0	1	1	Washington Senators @ Chicago White Sox Comiskey Park, Chicago, IL Sun Aug 04 1968, 4:33 AM EDT Att: 9,393 - Unknown 											
Cap Peterson, R OBP: 0.287, SLG: 0.294 (1, 9)	0-0 L1		0-0 5-3			0-0 F8		0-0 5-3		4	0	0	0	0	0	0												
Hank Allen, R OBP: 0.232, SLG: 0.304 (1, 5)	0-0 BB 1B			0-0 2B		0-0 6-3		0-0 F8		4	0	2	0	0	0	0												
Frank Howard, R OBP: 0.343, SLG: 0.580 (7, 3)	4-0 1-2 BB			0-0 F9		0-0 6-3			0-3 K2-3	3	0	0	0	1	1	1												
Gary Holman, L OBP: 0.364, SLG: 0.347 (1, 3)	0-3 K			0-0 F7			0-0 4-3 SF7 2B		0-0 1-3	3	1	1	0	0	1	3												
Barry Moore, L OBP: 0.143, SLG: 0.143 (7, 1)										0	0	0	0	0	0	0												
Ken McMullen, R OBP: 0.339, SLG: 0.401 (9, PH)										1	0	0	0	0	0	0												
Bernie Allen, L OBP: 0.295, SLG: 0.347 (1, 4)		0-0 F3		0-0 F8			0-0 4-3		0-3 K	4	0	0	0	0	1	2												
Paul Casanova, R OBP: 0.204, SLG: 0.252 (1, 2)		0-0 F6			0-0 HR		0-0 SF7			2	1	1	2	0	0	0												
Tim Cullen, R OBP: 0.276, SLG: 0.284 (1, 6)		0-0 6-3			0-0 5-3		0-0 1B			0	0	0	0	0	0	0												
Dick Bosman, R OBP: 0.259, SLG: 0.308 (1, 1)			0-0 G4-3 1B		0-0 4-3		0-0 FC5-4			2	0	1	0	0	0	0												
Dennis Higgins, R OBP: 0.182, SLG: 0.182 (5, 1)										0	0	0	0	0	0	0												
Brant Alyea, R OBP: 0.250, SLG: 0.143 (7, PH)										1	0	0	0	0	0	1												
Inning Stats	R: 0 E: 0 K: 1 S: 6	H: 1 LOB: 2 BB: 1 P: 10	R: 0 E: 0 K: 0 S: 3	H: 0 LOB: 0 BB: 0 P: 3	R: 0 E: 0 K: 0 S: 3	H: 1 LOB: 0 BB: 0 P: 3	R: 0 E: 0 K: 0 S: 4	H: 1 LOB: 1 BB: 0 P: 4	R: 1 E: 0 K: 0 S: 4	H: 1 LOB: 0 BB: 0 P: 4	R: 0 E: 0 K: 0 S: 3	H: 0 LOB: 0 BB: 0 P: 3	R: 1 E: 0 K: 0 S: 5	H: 2 LOB: 1 BB: 0 P: 5	R: 0 E: 0 K: 2 S: 7	H: 0 LOB: 0 BB: 0 P: 7	R: 0 E: 0 K: 2 S: 7	H: 0 LOB: 0 BB: 0 P: 7	1B: 3 2B: 2 3B: 0 HR: 1	SF: 1 SAC: 0 DP: 1 HBP: 0	WP: 0 PB: 0 CS: 0	PA: 33						
PITCHER	IP	WLS	BF	H	R	ER	SO	BB	IBB	HBP	BLK	WP	HR	S	P	ERA	WHIP											
Jack Fisher, R ERA: 2.92	(1, 1)	6.2	W	26	6	2	2	1	1	0	0	0	0	1	27	31	2.70	1.050										
Wilbur Wood, L ERA: 1.61	(7, 1)	2.1	S	7	0	0	0	3	0	0	0	0	0	0	13	13	0.00	0.000										

Batter	1	2	3	4	5	6	7	8	9	AB	R	H	RBI	BB	SO	LOB	BOTTOM										
Luis Aparicio, R OBP: 0.317, SLG: 0.363 (1, 6)	0-0 4-3		0-0 1B		0-0 4-3	4-0 1B BB		0-0 F9		3	0	1	0	1	0	1	Washington Senators @ Chicago White Sox Comiskey Park, Chicago, IL Sun Aug 04 1968, 4:33 AM EDT Att: 9,393 - Unknown 										
Dick Kenworthy, R OBP: 0.267, SLG: 0.258 (6, PR)			2-3 1B		2-3 2B	1-2 2H 1B				1	0	0	0	0	0	0											
Tom McCraw, L OBP: 0.293, SLG: 0.376 (1, 3)	0-3 K		0-0 SF7		4-0 2B BB	0-0 1B				2	1	1	2	1	1	0											
Tommy Davis, R OBP: 0.282, SLG: 0.346 (1, 7)	0-0 HR		0-0 F4		0-0 2B	0-0 F9				4	1	2	3	0	0	3											
Leon Wagner, L OBP: 0.355, SLG: 0.345 (1, 9)	0-0 4-3		0-0 4-3		0-0 IBB		0-3 K			2	0	0	0	1	0	1											
Woodie Held, R OBP: 0.260, SLG: 0.154 (6, 9)										1	0	0	0	0	1	0											
Ron Hansen, R OBP: 0.286, SLG: 0.324 (7, 6)		0-0 F2		0-0 F8	0-0 F3		0-0 F9			4	0	0	0	0	0	2											
Jerry McNettney, R OBP: 0.333, SLG: 0.295 (1, 2)		0-3 K		0-0 1-3		0-0 F3	0-0 2B			4	0	1	0	0	1	0											
Sandy Alomar Sr., S OBP: 0.324, SLG: 0.310 (1, 4)		0-0 F7		0-3 K		0-0 1B	0-0 F6			4	1	1	0	0	1	1											
Ken Berry, R OBP: 0.291, SLG: 0.349 (1, 8)			0-0 1B 2B		0-0 4-3 SH3 2B 1B	0-0 SH3 1B	0-0 F6			4	3	3	1	0	0	0											
Jack Fisher, R OBP: 0.194, SLG: 0.200 (1, 1)			0-0 1B SF7 1B		0-0 SH3	0-0 SH3		0-3 K		1	1	1	1	0	0	0											
Wilbur Wood, R OBP: 0.125, SLG: 0.067 (7, 1)										1	0	0	0	0	1	0											
Inning Stats	R: 1 E: 0 K: 1 S: 6	H: 1 LOB: 0 BB: 0 P: 6	R: 0 E: 0 K: 1 S: 5	H: 0 LOB: 0 BB: 0 P: 5	R: 2 E: 0 K: 0 S: 6	H: 3 LOB: 1 BB: 0 P: 6	R: 0 E: 0 K: 1 S: 5	H: 0 LOB: 0 BB: 0 P: 5	R: 2 E: 0 K: 0 S: 5	H: 2 LOB: 2 BB: 1 P: 13	R: 2 E: 0 K: 0 S: 6	H: 3 LOB: 2 BB: 1 P: 10	R: 0 E: 0 K: 1 S: 6	H: 1 LOB: 1 BB: 0 P: 6	R: 0 E: 0 K: 1 S: 5	H: 0 LOB: 0 BB: 0 P: 5	R: 0 E: 0 K: 1 S: 5	H: 0 LOB: 0 BB: 0 P: 5	1B: 6 2B: 3 3B: 0 HR: 1	SF: 1 SAC: 2 DP: 0 HBP: 0	WP: 0 PB: 0 CS: 0	PA: 37					
PITCHER	IP	WLS	BF	H	R	ER	SO	BB	IBB	HBP	BLK	WP	HR	S	P	ERA	WHIP										
Dick Bosman, R ERA: 3.84	(1, 1)	4.2	L	21	6	5	5	3	1	0	0	0	0	7	15	13.50	3.000										
Dennis Higgins, R ERA: 3.5	(5, 1)	1.1		9	3	2	2	0	1	1	0	0	0	0	0	0	0										
Barry Moore, L ERA: 4.17	(7, 1)	2.0		7	1	0	0	2	0	0	0	0	0	11	11	0.00	0.500										

Batter	1	2	3	4	5	6	7	8	9	10	AB	R	H	RBI	BB	SO	LOB	TOP	
Mike Andrews, R OBP: 0.371, SLG: 0.349 (1, 4)	F8		BB 1B			L5		F7		FC5-4	5	0	1	0	0	0	1		
Joe Foy, R OBP: 0.342, SLG: 0.325 (1, 5)	6-3		BB			G1-6-3 1B		F9			3	0	1	0	1	0	0		
Carl Yastrzemski, L OBP: 0.422, SLG: 0.459 (1, 7)	1-3					G1-6-3 1B		K			4	0	0	0	0	1	3		
Ken Harrelson, R OBP: 0.375, SLG: 0.587 (1, 9)						5-3		HR		FC6-4 1B	3	1	2	1	1	0	0		
Reggie Smith, S OBP: 0.351, SLG: 0.421 (1, 8)						5-3		F8		FC6-4	4	0	0	0	0	0	2		
George Scott, R OBP: 0.241, SLG: 0.253 (1, 3)						K		K		SH3-4 1B	3	1	0	0	1	2	1		
Jerry Adair, R OBP: 0.276, SLG: 0.292 (1, 6)						5-3		F7		SH3-4	3	0	0	0	0	0	1		
Russ Gibson, R OBP: 0.212, SLG: 0.262 (1, 2)						F4		K		FC5-4 1B	4	0	1	1	0	1	0		
Dave Morehead, R Bill Landis, L (7, 1)						6-3		5-3		K	2	0	0	0	0	1	0		
											2	0	0	0	0	1	1		
Inning Stats	R: 0 E: 0 K: 0 S: 3	H: 0 LOB: 0 BB: 0 P: 3	R: 0 E: 0 K: 0 S: 3	H: 0 LOB: 1 BB: 1 P: 7	R: 0 E: 0 K: 1 S: 6	H: 1 LOB: 2 BB: 1 P: 10	R: 0 E: 0 K: 1 S: 5	H: 0 LOB: 0 BB: 0 P: 5	R: 0 E: 0 K: 0 S: 3	H: 1 LOB: 0 BB: 0 P: 3	R: 1 E: 0 K: 1 S: 6	H: 1 LOB: 0 BB: 0 P: 6	R: 0 E: 0 K: 1 S: 5	H: 0 LOB: 0 BB: 0 P: 5	R: 0 E: 0 K: 1 S: 6	H: 1 LOB: 1 BB: 1 P: 10	1B: 4 2B: 0 3B: 0 HR: 1	SF: 0 SAC: 1 DP: 1 HBP: 0	WP: 0 PA: 37
PITCHER	IP 9.0	WLS L	BF 33	H 4	R 2	ER 2	SO 5	BB 3	IBB 0	HBP 0	BLK 0	WP 0	HR 1	S 40	P 52	ERA 2.00	WHIP 0.778		
Tommy John, L ERA: 2.04																			
Bob Locker, R ERA: 2.47																			

Boston Red Sox @ Chicago White Sox
Comiskey Park, Chicago, IL
Mon Aug 05 1968, 8:05 PM EDT
Att: 8,595 - Overcast - 90 F


AB 33
R 2
H 5
RBI 2
BB 3
SO 6
LOB 9



Batter	1	2	3	4	5	6	7	8	9	10	AB	R	H	RBI	BB	SO	LOB	BOTTOM			
Luis Aparicio, R OBP: 0.314, SLG: 0.359 (1, 6)	5-3					4-3		F8		5-3											
Tom McCraw, L OBP: 0.295, SLG: 0.380 (1, 3)	K					K		2B		CS 1B	4	1	2	0	0	2	0				
Tommy Davis, R OBP: 0.285, SLG: 0.351 (1, 7)	K					1B		CS 2B		F9	4	0	2	1	0	1	1				
Leon Wagner, L OBP: 0.350, SLG: 0.339 Woodie Held, R OBP: 0.256, SLG: 0.152 (7, 9)						F8		F7		F9	3	0	0	0	0	0	2				
Ron Hansen, R OBP: 0.295, SLG: 0.323 (1, 5)						6-3		K		FC5-4 1B	1	0	0	0	0	2	0				
Jerry McNertney, R OBP: 0.330, SLG: 0.303 (1, 2)						K		1B		FC5-4	4	0	1	0	0	2	1				
Sandy Alomar Sr., S OBP: 0.328, SLG: 0.310 (1, 4)						4-3		1B		L7	3	0	1	0	0	0	0				
Ken Berry, R OBP: 0.291, SLG: 0.347 (1, 8)						F8		1B		4-3	4	0	1	0	0	0	1				
Tommy John, R OBP: 0.192, SLG: 0.269 Bob Locker, S (10, 1)						F3		K		F8	3	0	0	0	0	2	4				
Duane Josephson, R (10, PH) OBP: 0.288, SLG: 0.356 (7, 1)						K		K			0	0	0	0	0	0	0				
											1	0	0	0	0	0	0				
Inning Stats	R: 0 E: 0 K: 2 S: 7	H: 0 LOB: 0 BB: 0 P: 7	R: 0 E: 0 K: 1 S: 5	H: 0 LOB: 0 BB: 0 P: 5	R: 0 E: 0 K: 0 S: 3	H: 0 LOB: 0 BB: 0 P: 3	R: 0 E: 0 K: 1 S: 6	H: 1 LOB: 1 BB: 0 P: 6	R: 0 E: 0 K: 2 S: 9	H: 2 LOB: 3 BB: 0 P: 10	R: 1 E: 0 K: 0 S: 5	H: 3 LOB: 1 BB: 0 P: 5	R: 0 E: 0 K: 0 S: 3	H: 1 LOB: 0 BB: 0 P: 3	R: 0 E: 0 K: 2 S: 7	H: 0 LOB: 0 BB: 0 P: 7	R: 0 E: 0 K: 0 S: 3	H: 0 LOB: 0 BB: 0 P: 3	1B: 5 2B: 3 3B: 0 HR: 0	SF: 0 SAC: 0 DP: 0 HBP: 1	WP: 0 PA: 37
PITCHER	IP 6.0	WLS W	BF 13	H 2	R 0	ER 0	SO 3	BB 0	IBB 0	HBP 0	BLK 0	WP 0	HR 0	S 35	P 36	ERA 1.50	WHIP 1.000				
Dave Morehead, R ERA: 1.59																					
Bill Landis, L ERA: 3.12																					

Boston Red Sox @ Chicago White Sox
Comiskey Park, Chicago, IL
Mon Aug 05 1968, 8:05 PM EDT
Att: 8,595 - Overcast - 90 F

AB 36
R 1
H 8
RBI 1
BB 0
SO 9
LOB 13

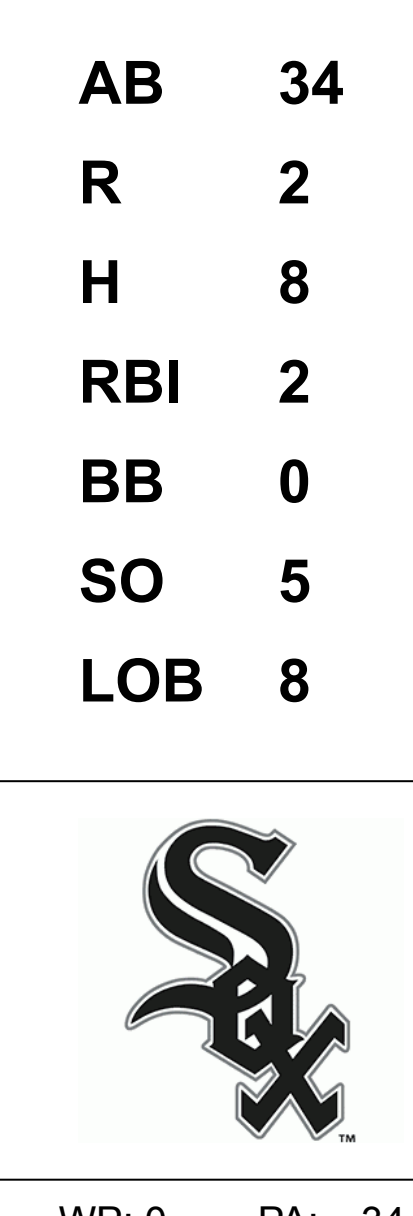


Batter	1	2	3	4	5	6	7	8	9	AB	R	H	RBI	BB	SO	LOB	TOP									
Mike Andrews, R OBP: 0.373, SLG: 0.354 (1, 4)										4	1	2	1	1	1	1	Boston Red Sox @ Chicago White Sox Comiskey Park, Chicago, IL Tue Aug 06 1968, 8:05 PM EDT Att: 10,185 - Cloudy - 90 F									
Dalton Jones, L OBP: 0.299, SLG: 0.286 Sparky Lyle, L (8, 1)										4	1	2	0	1	0	2										
Carl Yastrzemski, L OBP: 0.429, SLG: 0.468 Jose Tartabull, L OBP: 0.295, SLG: 0.320 (9, PH) (9, 7)										2	1	1	3	2	1	1										
Ken Harrelson, R OBP: 0.373, SLG: 0.580 (1, 9)										4	1	0	0	1	2	6										
Reggie Smith, S OBP: 0.349, SLG: 0.418 (1, 8)										5	0	1	1	0	1	2										
Joe Foy, R OBP: 0.340, SLG: 0.323 (1, 5)										5	1	1	1	0	0	2										
Jerry Adair, R OBP: 0.283, SLG: 0.299 (1, 6)										4	2	2	1	0	0	0										
Russ Nixon, L OBP: 0.213, SLG: 0.182 (1, 2)										4	0	1	0	0	1	1										
Jim Lonborg, R OBP: 0.357, SLG: 0.571 George Scott, R OBP: 0.240, SLG: 0.252 (8, PH) (8, 3)										3	1	2	0	0	0	0										
Inning Stats	R: 1 E: 0 K: 0 S: 4	H: 2 LOB: 0 BB: 0 P: 4	R: 0 E: 0 K: 0 S: 3	H: 0 LOB: 0 BB: 0 P: 3	R: 0 E: 0 K: 0 S: 4	H: 1 LOB: 1 BB: 0 P: 4	R: 5 E: 0 K: 1 S: 10	H: 5 LOB: 3 BB: 3 P: 22	R: 0 E: 0 K: 0 S: 3	H: 0 LOB: 0 BB: 0 P: 3	R: 0 E: 0 K: 2 S: 7	H: 0 LOB: 0 BB: 0 P: 7	R: 1 E: 0 K: 1 S: 7	H: 2 LOB: 1 BB: 0 P: 7	R: 1 E: 0 K: 0 S: 4	H: 2 LOB: 1 BB: 1 P: 8		R: 0 E: 0 K: 2 S: 7	H: 0 LOB: 1 BB: 1 P: 11	1B: 9 2B: 2 3B: 0 HR: 1	SF: 1 SAC: 0 DP: 2 HBP: 0	WP: 0 PB: 1 SB: 2 CS: 0	PA: 42			
PITCHER	IP	WLS	BF	H	R	ER	SO	BB	IBB	HBP	BLK	WP	HR	S	P	ERA	WHIP									
Cisco Carlos, R ERA: 3.96 (1, 1)	3.2	L	18	7	6	6	0	1	0	0	0	0	0	1	17	21	14.73	2.182								
Dennis Ribant, R ERA: 5.4 (4, 1)	0.1		4	1	0	0	1	2	0	0	0	0	0	4	12	0.00	9.000									
Danny Lazar, L ERA: 2.25 (5, 1)	3.0		11	2	1	1	3	0	0	0	0	0	0	17	17	3.00	0.667									
Hoyt Wilhelm, R ERA: 1.59 (8, 1)	2.0		9	2	1	1	2	2	0	0	0	0	0	11	19	4.50	2.000									

AB	36
R	8
H	12
RBI	7
BB	5
SO	6
LOB	16



Batter	1	2	3	4	5	6	7	8	9	AB	R	H	RBI	BB	SO	LOB	BOTTOM								
Luis Aparicio, R OBP: 0.311, SLG: 0.356 (1, 6)										4	0	0	0	0	0	2	Boston Red Sox @ Chicago White Sox Comiskey Park, Chicago, IL Tue Aug 06 1968, 8:05 PM EDT Att: 10,185 - Cloudy - 90 F								
Tom McCraw, L OBP: 0.297, SLG: 0.388 (1, 3)										4	2	2	0	0	0	0									
Tommy Davis, R OBP: 0.285, SLG: 0.350 (1, 7)										4	0	1	1	0	1	0									
Leon Wagner, L OBP: 0.353, SLG: 0.343 (1, 9)										4	0	2	1	0	0	0									
Duane Josephson, R OBP: 0.284, SLG: 0.351 (1, 2)										4	0	0	0	0	1	3									
Ron Hansen, R OBP: 0.284, SLG: 0.321 Dick Kenworthy, R OBP: 0.272, SLG: 0.263 (5, 5)										2	0	0	0	0	0	0									
Sandy Alomar Sr., S OBP: 0.321, SLG: 0.303 (1, 4)										4	0	0	0	0	0	1									
Ken Berry, R OBP: 0.291, SLG: 0.347 (1, 8)										3	0	1	0	0	2	1									
Cisco Carlos, R OBP: 0.130, SLG: 0.048 Dennis Ribant, R OBP: 0.288, SLG: 0.167 Danny Lazar, L (7, PH) Walt Williams, R OBP: 0.208, SLG: 0.192 Hoyt Wilhelm, R (8, 1)										1	0	0	0	0	0	1									
Inning Stats	R: 1 E: 1 K: 0 S: 5	H: 3 LOB: 1 BB: 0 P: 5	R: 0 E: 0 K: 0 S: 4	H: 1 LOB: 1 BB: 0 P: 4	R: 0 E: 0 K: 0 S: 3	H: 0 LOB: 0 BB: 0 P: 3	R: 0 E: 0 K: 1 S: 5	H: 0 LOB: 0 BB: 0 P: 5	R: 1 E: 0 K: 0 S: 5	H: 2 LOB: 1 BB: 0 P: 5	R: 0 E: 0 K: 1 S: 7	H: 2 LOB: 2 BB: 0 P: 7	R: 0 E: 0 K: 1 S: 5	H: 0 LOB: 0 BB: 0 P: 5	R: 0 E: 0 K: 2 S: 7	H: 0 LOB: 0 BB: 0 P: 7		1B: 7 2B: 0 3B: 1 HR: 0	SF: 0 SAC: 0 DP: 1 HBP: 0	WP: 0 PB: 0 SB: 0 CS: 0	PA: 34				
PITCHER	IP	WLS	BF	H	R	ER	SO	BB	IBB	HBP	BLK	WP	HR	S	P	ERA	WHIP								
Jim Lonborg, R ERA: 3.82 (1, 1)	7.0	W	28	8	2	2	2	0	0	0	0	0	0	32	32	2.57	1.143								
Sparky Lyle, L ERA: 2.96 (8, 1)	2.0	S	6	0	0	0	3	0	0	0	0	0	0	12	12	0.00	0.000								



Batter	1	2	3	4	5	6	7	8	9	AB	R	H	RBI	BB	SO	LOB	TOP				
Jose Cardenal, R (1,8) OBP: 0.295, SLG: 0.352	0-0 1-3		0-0 1-3			0-0 G3		0-0 FC5-4 1-2 1B		4	0	1	0	0	0	0	Cleveland Indians @ Chicago White Sox Comiskey Park, Chicago, IL Fri Aug 09 1968, 8:05 PM EDT Att: 9,553 - Unknown livebaseballscorecards.com				
Joe Azcue, R (1,2) OBP: 0.325, SLG: 0.354	0-0 1-3		0-0 1-3			0-0 1-3		0-0 F9		3	0	1	0	0	0	0					
Jimmie Hall, L (8, PH) OBP: 0.284, SLG: 0.271	0-0 1-3		0-0 1B			0-0 1-3		0-0 F9		1	0	0	0	0	0	2					
Vicente Romo, R (8, 1) OBP: 0.111, SLG: 0.111	0-0 1-3		0-0 1B			0-0 1-3		0-0 F9		0	0	0	0	0	0	0					
Lou Johnson, R (1,7) OBP: 0.293, SLG: 0.385	4-0 BB		0-0 4-3			0-0 6-3		0-0 FC5-4 1-2		3	0	0	0	1	0	3					
Tony Horton, R (1,3) OBP: 0.310, SLG: 0.415	0-0 1-3		0-0 1-3			0-0 1-3		0-0 6-3		4	0	0	0	0	0	3					
Max Alvis, R (1,5) OBP: 0.294, SLG: 0.330		0-0 E5 SH1-3		0-0 F8		0-0 K		0-0 4-3		3	0	0	0	0	1	0					
Billy Harris, L (9, PH) OBP: 0.304, SLG: 0.342		0-0 SH1-3		0-0 6-3		0-0 K		0-0 4-3		1	0	0	0	0	0	0					
Chico Salmon, R (1,6) OBP: 0.284, SLG: 0.298		0-0 SH1-3 1-2		0-0 6-3		4-0 1B BB		0-0 1-3		2	0	0	0	1	0	0					
Tommy Harper, R (1,9) OBP: 0.295, SLG: 0.388		4-0 G1-6-3 BB		0-0 6-3		0-0 1-3 1B		0-0 1-3 1B		3	0	2	0	1	0	0					
Vern Fuller, R (1,4) OBP: 0.320, SLG: 0.268		0-0 G1-6-3		0-0 5-3		0-0 5-3		4-0 1-2 BB		3	0	0	0	0	0	4					
Russ Snyder, L (9, PH) OBP: 0.324, SLG: 0.327		0-0 G1-6-3 1-2		0-0 5-3		0-0 5-3		0-0 1-2 BB		0	0	0	0	1	0	0					
Steve Hargan, R (1,1) OBP: 0.204, SLG: 0.229			0-3 K		0-0 6-3		1-0 1B HBP		0-0 F4	2	0	0	0	0	1	0					
Lee Maye, L (8, PH) OBP: 0.330, SLG: 0.416					0-0 6-3					0	0	0	0	0	0	0					
Hal Kurtz, R (8, PR) OBP: 0.374, SLG: 0.412					0-0 6-3					0	0	0	0	0	0	0					
Duke Sims, L (8, 2) OBP: 0.374, SLG: 0.412					0-0 6-3					1	0	0	0	0	0	2					
Inning Stats	R: 0 E: 0 K: 0 S: 3	H: 0 LOB: 1 BB: 1 P: 7	R: 0 E: 1 K: 0 S: 3	H: 0 LOB: 1 BB: 1 P: 7	R: 0 E: 0 K: 1 S: 6	H: 1 LOB: 1 BB: 0 P: 6	R: 0 E: 0 K: 0 S: 3	H: 0 LOB: 0 BB: 0 P: 3	R: 0 E: 0 K: 0 S: 3	H: 0 LOB: 0 BB: 0 P: 3	R: 0 E: 0 K: 1 S: 6	H: 1 LOB: 2 BB: 1 P: 10	R: 0 E: 0 K: 0 S: 4	H: 1 LOB: 2 BB: 1 P: 5	R: 0 E: 0 K: 0 S: 4	H: 1 LOB: 2 BB: 1 P: 8	1B: 4 2B: 0 3B: 0 HR: 0	SF: 0 SAC: 1 DP: 1 HBP: 1	WP: 0 PB: 0 SB: 1 CS: 0	PA: 36	
PITCHER	IP	WLS	BF	H	R	ER	SO	BB	IBB	HBP	BLK	WP	HR	S	P	ERA	WHIP				
Tommy John, L (1,1) ERA: 1.94	7.0	W	28	3	0	0	2	3	0	1	0	0	0	28	41	0.00	0.857				
Bob Locker, R (8,1) ERA: 2.29	1.2		6	1	0	0	0	0	0	0	0	0	0	6	6	0.00	0.600				
Hoyt Wilhelm, R (9,1) ERA: 1.58	0.1	S	2	0	0	0	0	1	0	0	0	0	0	1	5	0.00	3.000				

Batter	1	2	3	4	5	6	7	8	9	AB	R	H	RBI	BB	SO	LOB	BOTTOM				
Walt Williams, R (1,9) OBP: 0.211, SLG: 0.214	0-0 4-3		0-0 F8			0-0 2B		0-3 K		3	0	1	1	0	0	0	Cleveland Indians @ Chicago White Sox Comiskey Park, Chicago, IL Fri Aug 09 1968, 8:05 PM EDT Att: 9,553 - Unknown livebaseballscorecards.com				
Woodie Held, R (8,9) OBP: 0.265, SLG: 0.183	0-0 4-3		0-0 F8			0-0 2B		0-0 K		1	0	0	0	0	1	0					
Luis Aparicio, R (1,6) OBP: 0.305, SLG: 0.348	0-0 1-3		0-0 F9			0-0 F4		0-0 1B		4	0	1	0	0	0	1					
Tom McCraw, L (1,3) OBP: 0.296, SLG: 0.381	0-0 1B		0-0 F9		4-0 S BB	0-0 F7		0-0 F8		3	0	1	0	1	0	1					
Tommy Davis, R (1,7) OBP: 0.287, SLG: 0.350	0-0 1-3		0-0 F2		0-0 F3	0-0 F3		0-0 1B		3	0	1	0	0	0	1					
Duane Josephson, R (1,2) OBP: 0.281, SLG: 0.346	0-0 6-3		0-0 F2		0-0 F3	0-0 F3		0-0 1B		3	0	0	0	0	0	3					
Dick Kenworthy, R (1,5) OBP: 0.265, SLG: 0.257		0-0 G3		0-0 F9		0-0 F7		0-0 F8		3	0	0	0	0	0	1					
Sandy Alomar Sr., S (1,4) OBP: 0.311, SLG: 0.293		0-0 4-3		0-0 F9		0-0 F7		0-3 K		3	0	0	0	0	1	0					
Ken Berry, R (1,8) OBP: 0.288, SLG: 0.343		0-0 F2		0-0 G1		0-0 F7		0-0 F7		3	0	0	0	0	0	0					
Tommy John, R (1,1) OBP: 0.204, SLG: 0.278		0-0 G3		0-0 G3		0-0 E8 2B		0-3 K		2	1	1	0	0	0	0					
Bob Locker, S (8,1) ERA: 3.72		0-0 G3		0-0 G3		0-0 E8 2B		0-3 K		1	0	0	0	0	1	0					
Hoyt Wilhelm, R (9,1) ERA: 1.12		0-0 G3		0-0 G3		0-0 E8 2B		0-3 K		0	0	0	0	0	0	0					
Inning Stats	R: 0 E: 0 K: 0 S: 5	H: 2 LOB: 2 BB: 0 P: 5	R: 0 E: 0 K: 0 S: 3	H: 0 LOB: 0 BB: 0 P: 3	R: 0 E: 0 K: 0 S: 3	H: 0 LOB: 0 BB: 0 P: 3	R: 0 E: 0 K: 0 S: 3	H: 0 LOB: 1 BB: 1 P: 7	R: 1 E: 1 K: 0 S: 5	H: 2 LOB: 1 BB: 0 P: 5	R: 0 E: 0 K: 0 S: 3	H: 0 LOB: 0 BB: 0 P: 3	R: 0 E: 0 K: 1 S: 5	H: 0 LOB: 0 BB: 0 P: 5	R: 0 E: 0 K: 2 S: 8	H: 1 LOB: 1 BB: 0 P: 8	1B: 4 2B: 1 3B: 0 HR: 0	SF: 0 SAC: 0 DP: 0 HBP: 0	WP: 0 PB: 0 SB: 1 CS: 0	PA: 30	
PITCHER	IP	WLS	BF	H	R	ER	SO	BB	IBB	HBP	BLK	WP	HR	S	P	ERA	WHIP				
Steve Hargan, R (1,1) ERA: 3.72	7.0	L	26	4	1	0	1	1	0	0	0	0	0	27	31	0.00	0.714				
Vicente Romo, R (8,1) ERA: 1.12	1.0		4	1	0	0	2	0	0	0	0	0	0	8	8	0.00	1.000				

Batter	1	2	3	4	5	6	7	8	9	AB	R	H	RBI	BB	SO	LOB	TOP								
Jose Cardenal, R OBP: 0.296, SLG: 0.355	0-0 SH2-3 1B		0-0 1-3			0-0 E 1B 2B	0-0 FC6-4		0-0 6-3	5	1	2	0	0	0	2									
Tommy Harper, R OBP: 0.291, SLG: 0.382	0-0 SH2-3 1-2		0-0 F8			0-0 4-3	0-0 6-3			3	0	0	0	0	0	2									
Lou Johnson, R OBP: 0.289, SLG: 0.380	0-0 6-3			0-0 1-3		0-0 E2 1B 1B		0-0 F7		4	1	0	0	0	0	2									
Tony Horton, R OBP: 0.309, SLG: 0.413	0-0 F9			0-0 F8		0-0 1B 1-2 SF8 1B		0-0 F7		4	1	1	1	0	0	1									
Joe Azcue, R OBP: 0.324, SLG: 0.352		0-0 E6 5-3		0-0 6-3		0-0 1-3 2-H 1B		0-0 E4		4	0	1	1	0	0	0									
Chico Salmon, R OBP: 0.280, SLG: 0.294		0-0 5-3 1-2			0-0 1-3	0-0 SF8		0-0 F7		3	0	0	1	0	0	2									
Max Alvis, R OBP: 0.296, SLG: 0.332		0-0 F7			0-0 FC5-4 1B	0-0 F7			0-0 FC6-5 S 1B	4	0	2	0	0	0	2	AB 34 R 3 H 6 RBI 3 BB 1 SO 1 LOB 17								
Davey Nelson, R OBP: 0.316, SLG: 0.333		0-0 F2			0-0 FC5-4 1-2		4-0 FC6-4 S BB	0-0 K 1-2	0-0 FC6-5	3	0	0	0	1	1	3									
Luis Tiant, R OBP: 0.085, SLG: 0.099			0-0 5-3		0-0 F9		0-0 F2 1-2	0-0 FC6-5 2-3		4	0	0	0	0	0	3									
Inning Stats	R: 0 E: 0 K: 0 S: 4	H: 1 LOB: 1 BB: 0 P: 4	R: 0 E: 1 K: 0 S: 4	H: 0 LOB: 1 BB: 0 P: 4	R: 0 E: 0 K: 0 S: 3	H: 0 LOB: 0 BB: 0 P: 3	R: 0 E: 0 K: 0 S: 3	H: 0 LOB: 0 BB: 0 P: 3	R: 0 E: 0 K: 0 S: 4	H: 1 LOB: 1 BB: 0 P: 4	R: 3 E: 1 K: 0 S: 7	H: 3 LOB: 1 BB: 0 P: 7	R: 0 E: 0 K: 0 S: 3	H: 0 LOB: 1 BB: 1 P: 7	R: 0 E: 1 K: 0 S: 4	H: 0 LOB: 1 BB: 0 P: 4	R: 0 E: 0 K: 1 S: 6	H: 1 LOB: 1 BB: 0 P: 6	1B: 5 2B: 1 3B: 0 HR: 0	SF: 1 SAC: 1 DP: 0 HBP: 0	WP: 0 PB: 0 SB: 2 CS: 0	PA: 37			
PITCHER	IP	WLS	BF	H	R	ER	SO	BB	IBB	HBP	BLK	WP	HR	S	P	ERA	WHIP								
Wilbur Wood, L ERA: 1.76	(1, 1)	6.0	L	26	5	3	1	0	1	0	0	0	0	25	29	1.50	1.000								
Bob Locker, R ERA: 2.25	(7, 1)	1.0		3	0	0	0	0	0	0	0	0	0	3	3	0.00	0.000								
Hoyt Wilhelm, R ERA: 1.53	(8, 1)	2.0		8	1	0	0	1	0	0	0	0	0	10	10	0.00	0.500								

Cleveland Indians @ Chicago White Sox
Comiskey Park, Chicago, IL
Sat Aug 10 1968, 4:33 AM EDT
Att. 4,192 - Unknown

AB	34
R	3
H	6
RBI	3
BB	1
SO	1
LOB	17



Batter	1	2	3	4	5	6	7	8	9	AB	R	H	RBI	BB	SO	LOB	BOTTOM								
Walt Williams, R OBP: 0.230, SLG: 0.250	0-0 F8	0-0 5-3			0-0 FC6-4 1-2 1B		0-0 2B			4	0	2	0	0	0	0									
Luis Aparicio, R OBP: 0.295, SLG: 0.347	0-0 1B 1B		0-3 K		0-0 FC6-4 1-2 1B		0-0 F9			4	1	1	0	0	1	5									
Tommy Davis, R OBP: 0.287, SLG: 0.349	0-0 1B 1-2 E 1B		0-0 5-3		0-0 F2			0-0 6-3		4	1	1	0	0	0	2									
Duane Josephson, R OBP: 0.281, SLG: 0.344	0-0 E8 1-H 2-H 1B		0-3 K			0-0 F4		0-0 6-3		4	0	1	1	0	1	0									
Dick Kenworthy, R OBP: 0.256, SLG: 0.248	0-3 K			0-0 F2		0-0 5-3		0-3 K		4	0	0	0	0	2	1									
Gail Hopkins, L OBP: 0.296, SLG: 0.174	4-0 BB			0-0 F6		0-0 F4			0-0 F2	3	0	0	0	1	0	0									
Sandy Alomar Sr., S OBP: 0.300, SLG: 0.268	0-3 K			0-0 4-3			0-3 K		0-3 K	3	0	0	0	0	2	2									
Woodie Held, R OBP: 0.262, SLG: 0.181									0-3 K	1	0	0	0	0	1	0									
Ken Berry, R OBP: 0.285, SLG: 0.339		0-0 F9			0-3 K		0-3 K		0-0 F7	4	0	0	0	0	2	0									
Wilbur Wood, R OBP: 0.167, SLG: 0.063		0-3 K			4-0 1B		4-0 2B			1	0	0	0	1	1	0									
Bob Locker, S										0	0	0	0	0	0	0									
Gary Peters, L OBP: 0.293, SLG: 0.333										0	0	0	0	1	0	0									
Joe Horlen, R OBP: 0.065, SLG: 0.044										0	0	0	0	0	0	0									
Hoyt Wilhelm, R ERA: 1.46										0	0	0	0	0	0	0									
Inning Stats	R: 2 E: 1 K: 2 S: 10	H: 3 LOB: 2 BB: 1 P: 14	R: 0 E: 0 K: 1 S: 5	H: 0 LOB: 0 BB: 0 P: 5	R: 0 E: 0 K: 2 S: 7	H: 0 LOB: 0 BB: 0 P: 7	R: 0 E: 0 K: 0 S: 3	H: 0 LOB: 0 BB: 0 P: 3	R: 0 E: 0 K: 1 S: 6	H: 1 LOB: 2 BB: 1 P: 10	R: 0 E: 0 K: 0 S: 3	H: 0 LOB: 0 BB: 0 P: 3	R: 0 E: 0 K: 2 S: 8	H: 1 LOB: 3 BB: 1 P: 12	R: 0 E: 0 K: 1 S: 5	H: 0 LOB: 0 BB: 0 P: 5	R: 0 E: 0 K: 1 S: 5	H: 0 LOB: 0 BB: 0 P: 5	1B: 4 2B: 1 3B: 0 HR: 0	SF: 0 SAC: 0 DP: 0 HBP: 0	WP: 0 PB: 0 SB: 0 CS: 0	PA: 35			
PITCHER	IP	WLS	BF	H	R	ER	SO	BB	IBB	HBP	BLK	WP	HR	S	P	ERA	WHIP								
Luis Tiant, R ERA: 1.46	(1, 1)	9.0	W	35	5	2	1	10	3	0	0	0	0	52	64	1.00	0.889								

Cleveland Indians @ Chicago White Sox
Comiskey Park, Chicago, IL
Sat Aug 10 1968, 4:33 AM EDT
Att. 4,192 - Unknown

AB	32
R	2
H	5
RBI	1
BB	3
SO	10
LOB	10



Batter	1	2	3	4	5	6	7	8	9	AB	R	H	RBI	BB	SO	LOB	TOP								
Jose Cardenal, R (1, 8) OBP: 0.297, SLG: 0.354	0-0 CS 1B	4-0 1B 1-2 2-3 BB		0-0 4-3		0-0 F2		0-0 6-3		4	1	1	0	1	0	2									
Davey Nelson, R (1, 4) OBP: 0.323, SLG: 0.333	4-0 BB	0-0		4-0 BB		0-0 L6		0-0 E7		0	0	0	0	1	0	0									
Russ Snyder, L (2, PH) OBP: 0.327, SLG: 0.330										1	0	1	2	0	0	0									
Vern Fuller, R (2, 4) OBP: 0.324, SLG: 0.271	1-2 BB	1-3 2-H 3-H 1B		FC6-4 BB				3-H 1B		2	1	1	1	1	0	1									
Lee Mays, L (1, 9) OBP: 0.337, SLG: 0.421	0-0	0-0		0-0				0-0		5	0	3	2	0	0	1									
Tommy Harper, R (8, PR) OBP: 0.291, SLG: 0.382	1-2 1B	1-2 1B		F8				F8		0	0	0	0	0	0	0									
Tony Horton, R (1, 3) OBP: 0.305, SLG: 0.406	0-3 K	0-0 F2		0-0 FC6-4				0-0 E5		5	0	0	0	0	1	6									
Duke Sims, L (1, 2) OBP: 0.374, SLG: 0.410	0-0 F5			1-0 2-3 FC HBP		0-0 G6-4-3 1B		0-0 F8		4	0	1	0	0	1	3									
Jimmie Hall, L (1, 7) OBP: 0.275, SLG: 0.266		0-0 F2		0-0 FC		0-0 F9		0-0 F7		4	0	0	0	0	0	3									
Lou Johnson, R (9, PH) OBP: 0.288, SLG: 0.379				1-2 2-3						1	0	0	0	0	0	0									
Max Alvis, R (1, 5) OBP: 0.295, SLG: 0.328		4-0 BB 1B BB		0-0 F9		0-0 G6-4-3		0-0 E3		4	2	0	0	1	0	3									
Larry Brown, R (1, 6) OBP: 0.295, SLG: 0.321		0-0 BB 1B 1B		0-0 2-3		0-0 F6		0-0 E		4	2	2	1	0	0	2									
Stan Williams, R (1, 1) OBP: 0.256, SLG: 0.225	0-3 K	0-3 K		0-3 K		0-0 2B		0-0 F2		4	0	1	0	0	2	5									
Inning Stats	R: 0 E: 0 K: 1 S: 6	H: 2 LOB: 2 BB: 1 P: 10	R: 3 E: 0 K: 1 S: 8	H: 3 LOB: 2 BB: 2 P: 16	R: 0 E: 0 K: 1 S: 6	H: 0 LOB: 2 BB: 0 P: 7	R: 0 E: 0 K: 0 S: 3	H: 0 LOB: 1 BB: 1 P: 7	R: 0 E: 0 K: 0 S: 3	H: 1 LOB: 1 BB: 0 P: 3	R: 0 E: 0 K: 0 S: 4	H: 1 LOB: 1 BB: 0 P: 4	R: 0 E: 1 K: 0 S: 4	H: 0 LOB: 1 BB: 0 P: 4	R: 3 E: 2 K: 0 S: 7	H: 3 LOB: 1 BB: 0 P: 7	R: 0 E: 0 K: 1 S: 5	H: 0 LOB: 0 BB: 0 P: 5	1B: 8 2B: 1 3B: 1 HR: 0	SF: 0 SAC: 0 DP: 1 HBP: 1	WP: 0 PB: 0 SB: 0 CS: 1	PA: 43			
PITCHER	IP	WLS	BF	H	R	ER	SO	BB	IBB	HBP	BLK	WP	HR	S	P	ERA	WHIP								
Bob Priddy, R (1, 1) ERA: 3.06	2.0	L	13	5	3	3	2	3	0	0	0	0	0	12	17	13.50	4.000								
Dennis Ribant, R (3, 1) ERA: 4.85	3.0		12	1	0	0	1	1	0	1	0	0	0	8	8	0.00	0.667								
Cisco Carlos, R (6, 1) ERA: 3.87	2.0		8	1	0	0	0	0	0	0	0	0	0	12	12	0.00	0.500								
Gary Peters, L (8, 1) ERA: 3.49	2.0		10	3	3	0	1	0	0	0	0	0	0	12	12	0.00	1.500								

Cleveland Indians @ Chicago White Sox
Comiskey Park, Chicago, IL
Sun Aug 11 1968, 4:33 AM EDT
Unknown

AB 38
R 6
H 10
RBI 6
BB 4
SO 4
LOB 26



Batter	1	2	3	4	5	6	7	8	9	AB	R	H	RBI	BB	SO	LOB	BOTTOM								
Walt Williams, R (1, 9) OBP: 0.231, SLG: 0.238	0-3 K		1-0 HBP		0-0 F4		0-0 1-3			3	0	0	0	0	1	1									
Luis Aparicio, R (1, 6) OBP: 0.302, SLG: 0.344	0-3 K		0-0 F8		0-0 F5			0-0 4-3		4	0	0	0	0	1	2									
Tommy Davis, R (1, 3) OBP: 0.284, SLG: 0.345	0-3 K			0-0 1-3		0-0 5-3		0-0 6-3		4	0	0	0	0	1	0									
Leon Wagner, L (1, 7) OBP: 0.344, SLG: 0.330		0-0 G3		4-0 HBP BB		0-3 K		0-0 4-3		3	0	0	0	1	1	0									
Duane Josephson, R (1, 2) OBP: 0.287, SLG: 0.348		0-0 FC4-6 1B		1-0 HBP		0-0 1B		0-0 5-3		3	0	2	0	0	0	0									
Ron Hansen, R (1, 5) OBP: 0.280, SLG: 0.317		0-0 F9		0-0 F8		0-0 F6		0-0 5-3		4	0	0	0	0	0	4									
Ken Berry, R (1, 8) OBP: 0.282, SLG: 0.335		0-0 FC4-6		0-0 F9				0-0 F8		4	0	0	0	0	0	3									
Sandy Alomar Sr., S (1, 4) OBP: 0.307, SLG: 0.289			0-0 F4		0-0 1B		0-0 4-3			3	0	1	0	0	0	0									
Bob Priddy, R (1, 1) ERA: 3.06			0-0 F8		0-0 F7			0-0 HR		0	0	0	0	0	0	0									
Dennis Ribant, R (3, 1) ERA: 4.85										1	0	0	0	0	0	0									
Dick Peterson, R (5, PH) OBP: 0.254, SLG: 0.248										1	0	0	0	0	0	1									
Cisco Carlos, R (6, 1) ERA: 3.87										0	0	0	0	0	0	0									
Gary Peters, L (8, 1) ERA: 3.49										1	1	1	1	0	0	0									
Inning Stats	R: 0 E: 0 K: 3 S: 9	H: 0 LOB: 0 BB: 0 P: 9	R: 0 E: 0 K: 0 S: 4	H: 1 LOB: 1 BB: 0 P: 4	R: 0 E: 0 K: 0 S: 3	H: 0 LOB: 1 BB: 0 P: 4	R: 0 E: 0 K: 0 S: 3	H: 0 LOB: 2 BB: 1 P: 8	R: 0 E: 0 K: 0 S: 4	H: 1 LOB: 1 BB: 0 P: 4	R: 0 E: 0 K: 1 S: 6	H: 1 LOB: 1 BB: 0 P: 6	R: 1 E: 0 K: 0 S: 4	H: 1 LOB: 0 BB: 0 P: 4	R: 0 E: 0 K: 0 S: 3	H: 0 LOB: 0 BB: 0 P: 3	R: 0 E: 0 K: 0 S: 3	H: 0 LOB: 0 BB: 0 P: 3	1B: 3 2B: 0 3B: 0 HR: 1	SF: 0 SAC: 0 DP: 0 HBP: 2	WP: 0 PB: 0 SB: 0 CS: 0	PA: 34			
PITCHER	IP	WLS	BF	H	R	ER	SO	BB	IBB	HBP	BLK	WP	HR	S	P	ERA	WHIP								
Stan Williams, R (1, 1) ERA: 2.63	9.0	W	34	4	1	1	4	1	0	2	0	0	1	39	45	1.00	0.556								

Cleveland Indians @ Chicago White Sox
Comiskey Park, Chicago, IL
Sun Aug 11 1968, 4:33 AM EDT
Unknown

AB 31
R 1
H 4
RBI 1
BB 1
SO 4
LOB 11



Batter	1	2	3	4	5	6	7	8	9	AB	R	H	RBI	BB	SO	LOB	TOP										
Jose Cardenal, R OBP: 0.299, SLG: 0.353 (1, 8)	0-0 6-3		4-0 BB		0-0 6-3	0-3 K			0-0 8-5 1B	4	0	1	0	1	1	3											
Davey Nelson, R OBP: 0.330, SLG: 0.341 (1, 4)	0-0		0-3 K		4-0		0-0 F5		0-0 8-5	1	0	1	0	0	0	0											
Jimmie Hall, L OBP: 0.278, SLG: 0.264 (3, PH)	0-0		1-2 K						1-3f	1	0	0	0	0	1	1											
Vern Fuller, R OBP: 0.326, SLG: 0.269 (3, 4)	0-0									1	0	0	0	1	0	0											
Lee Mays, L OBP: 0.335, SLG: 0.418 (9, PH)	0-0									1	0	0	0	0	0	1											
Billy Harris, L OBP: 0.304, SLG: 0.342 (9, 4)	0-0									0	0	0	0	0	0	0											
Lou Johnson, R OBP: 0.287, SLG: 0.374 (1, 7)	0-0 1-2f		0-0 5-3		0-0 F5		0-0 6-3		4-0 CS BB	4	0	0	0	1	0	3											
Joe Azcue, R OBP: 0.326, SLG: 0.352 (1, 2)		0-0 1B SF9	4-0 BB		0-0 F9		0-0 F9		0-0 CS	3	1	1	0	1	0	1											
Tony Horton, R OBP: 0.307, SLG: 0.407 (1, 3)		0-0 SF9 PB	0-0 F9		0-0 CS		0-0 6-3		0-0 6-3	4	1	2	0	0	0	2											
Tommy Harper, R OBP: 0.286, SLG: 0.377 (1, 9)		0-0 SF9	0-0 F9		0-0 K		0-0 5-3		0-0 6-3	3	0	0	1	0	1	1											
Max Alvis, R OBP: 0.300, SLG: 0.334 (1, 5)		0-0 6-3	0-0 HBP		0-0 K		0-0 5-3		0-0 6-3	3	0	2	0	0	0	0											
Larry Brown, R OBP: 0.299, SLG: 0.322 (1, 6)		0-0 1B	0-0 1-3		0-0 K		0-0 5-3		0-0 6-3	2	0	1	0	2	0	1											
Sam McDowell, L OBP: 0.179, SLG: 0.141 (3, 1)		0-0 K	0-0 1-3		0-0 K		0-0 5-3		0-0 6-3	1	0	0	0	0	1	1											
Eddie Fisher, R (3, 1)		0-0 K	0-0 1-3		0-0 K		0-0 5-3		0-0 6-3	2	0	0	0	1	1	3											
Inning Stats	R: 0 E: 0 K: 0 S: 3	H: 1 LOB: 0 BB: 0 P: 3	R: 2 E: 0 K: 1 S: 8	H: 3 LOB: 1 BB: 0 P: 8	R: 0 E: 0 K: 1 S: 5	H: 0 LOB: 2 BB: 2 P: 13	R: 0 E: 0 K: 1 S: 5	H: 0 LOB: 1 BB: 0 P: 6	R: 0 E: 0 K: 2 S: 8	H: 2 LOB: 3 BB: 2 P: 16	R: 0 E: 0 K: 0 S: 3	H: 0 LOB: 0 BB: 0 P: 3	R: 0 E: 0 K: 0 S: 4	H: 1 LOB: 2 BB: 1 P: 8	R: 0 E: 0 K: 0 S: 2	H: 1 LOB: 0 BB: 1 P: 6	1B: 7 2B: 4 3B: 0 HR: 0	SF: 1 SAC: 0 DP: 3 HBP: 1	WP: 0 PB: 1 SB: 2 CS: 2	PA: 40							
PITCHER	IP	WLS	BF	H	R	ER	SO	BB	IBB	HBP	BLK	WP	HR	S	P	ERA	WHIP										
Danny Lazar, L ERA: 3.6 (1, 1)	2.0	L	10	4	2	2	1	1	0	0	0	0	0	11	15	9.00	2.500										
Dennis Ribant, R ERA: 4.32 (3, 1)	3.2		17	2	0	0	3	4	0	1	0	0	0	18	35	0.00	1.636										
Hoyt Wilhelm, R ERA: 1.5 (6, 1)	1.1		4	0	0	0	1	0	0	0	0	0	0	6	6	0.00	0.000										
Bob Locker, R ERA: 2.18 (8, 1)	2.0		8	2	0	0	0	1	1	0	0	0	0	6	14	0.00	1.500										

Cleveland Indians @ Chicago White Sox
Comiskey Park, Chicago, IL
Sun Aug 11 1968, 4:38 AM EDT
Att: 10,369 - Unknown

AB	30
R	2
H	8
RBI	1
BB	7
SO	5
LOB	17



Batter	1	2	3	4	5	6	7	8	9	AB	R	H	RBI	BB	SO	LOB	BOTTOM										
Walt Williams, R OBP: 0.214, SLG: 0.221 (1, 7)	0-0 F8		0-0 F9		0-0 1-3				0-0 6-3	5	0	0	0	0	0	3											
Luis Aparicio, R OBP: 0.306, SLG: 0.348 (1, 6)	0-0		0-0 1B SH3-4		0-0 F8		0-0		0-0 6-3	4	0	3	0	0	0	0											
Woodie Held, R OBP: 0.284, SLG: 0.176 (1, 9)	0-0 8-3		0-0 SH3-4		0-0 F6		0-0 HBP		0-0 6-3	2	0	0	0	0	0	2											
Tommy Davis, R OBP: 0.286, SLG: 0.347 (1, 3)		0-0 6-3	0-0 BB 1B		0-0 F8		0-0		0-0 SH1-4 1B	4	0	2	0	0	0	1											
Ron Hansen, R OBP: 0.284, SLG: 0.316 (1, 5)		4-0 E BB BB	4-0 BB BB		0-0 F8		0-0		0-0 SH1-4	1	1	0	0	2	0	1											
Ken Berry, R OBP: 0.283, SLG: 0.333 (1, 8)		4-0 BB E BB	0-0 F3		0-0 6-3		0-0		0-0 G3	2	0	0	0	1	0	3											
Leon Wagner, L OBP: 0.343, SLG: 0.328 (8, PH)		0-0 BB E BB	0-0 F8		0-0 K		0-0		0-0 F7	1	0	0	0	0	0	1											
Jerry McNertney, R OBP: 0.322, SLG: 0.294 (1, 2)		0-0 E6 BB	0-0 F8		0-0 K		0-0		0-0 F7	3	0	0	0	0	1	5											
Duane Josephson, R OBP: 0.286, SLG: 0.346 (6, PH)		1-2 2-3	0-0 F8		0-0 K		0-0		0-0 F7	1	0	0	0	0	0	1											
Sandy Alomar Sr., S OBP: 0.301, SLG: 0.283 (1, 4)		0-3 K			0-0 F8		0-0 5-3		0-3 K	4	0	0	0	0	2	3											
Danny Lazar, L (1, 1)		4-0 BB			0-0 F8		0-0		0-0 F8	0	0	0	1	1	0	0											
Dennis Ribant, R (3, 1)					0-0 F8		0-0		0-0 F8	1	0	0	0	0	0	0											
Hoyt Wilhelm, R (6, 1)					0-0 F8		0-0		0-0 F8	0	0	0	0	0	0	0											
Gail Hopkins, L OBP: 0.187 (7, PH)					0-0 F8		0-0		0-0 F8	0	0	0	0	0	0	0											
Bob Locker, R (8, 1)					0-0 F8		0-0		0-0 F8	0	0	0	0	0	0	0											
Gary Peters, L OBP: 0.300, SLG: 0.396 (9, PH)		1-2 2-3 3-H			0-0 F8		0-0		0-0 F8	1	0	0	0	0	0	0											
Inning Stats	R: 0 E: 0 K: 0 S: 3	H: 1 LOB: 0 BB: 0 P: 3	R: 1 E: 1 K: 1 S: 6	H: 0 LOB: 3 BB: 3 P: 18	R: 0 E: 0 K: 0 S: 5	H: 2 LOB: 3 BB: 1 P: 9	R: 0 E: 0 K: 0 S: 3	H: 0 LOB: 0 BB: 0 P: 3	R: 0 E: 0 K: 0 S: 3	H: 0 LOB: 1 BB: 0 P: 4	R: 0 E: 0 K: 1 S: 5	H: 0 LOB: 0 BB: 0 P: 5	R: 0 E: 0 K: 0 S: 4	H: 1 LOB: 1 BB: 0 P: 4	R: 0 E: 0 K: 0 S: 4	H: 1 LOB: 1 BB: 0 P: 4	R: 0 E: 0 K: 1 S: 5	H: 0 LOB: 0 BB: 0 P: 5	1B: 5 2B: 1 3B: 0 HR: 0	SF: 0 SAC: 2 DP: 1 HBP: 1	WP: 0 PB: 0 SB: 0 CS: 0	PA: 37					
PITCHER	IP	WLS	BF	H	R	ER	SO	BB	IBB	HBP	BLK	WP	HR	S	P	ERA	WHIP										
Sam McDowell, L ERA: 1.7 (1, 1)	2.1		14	3	1	0	1	4	0	0	0	0	0	12	28	0.00	3.000										
Eddie Fisher, R ERA: 2.83 (3, 1)	6.2	W	23	2	0	0	2	0	0	1	0	0	0	26	27	0.00	0.300										

Cleveland Indians @ Chicago White Sox
Comiskey Park, Chicago, IL
Sun Aug 11 1968, 4:38 AM EDT
Att: 10,369 - Unknown

AB	30
R	1
H	5
RBI	1
BB	4
SO	3
LOB	20




Batter	1	2	3	4	5	6	7	8	9	AB	R	H	RBI	BB	SO	LOB	TOP										
Walt Williams, R (1,9) OBP: 0.203, SLG: 0.208 Dick Kenworthy, R (8,5) OBP: 0.254, SLG: 0.246	0-0 5-3		0-0 6-3			0-3 K		0-0 F7		4	0	0	0	0	1	0											
Luis Aparicio, R (1,6) OBP: 0.305, SLG: 0.347	0-0 6-3			0-0 5-3		0-0 F3			0-0 2B 1B	4	0	1	0	0	0	0											
Duane Josephson, R (1,2) OBP: 0.285, SLG: 0.348	0-0 6-3			0-0 6-3		0-0 F8			0-0 FC5 1-3 2B	4	0	1	0	0	0	0											
Tommy Davis, R (1,7) OBP: 0.283, SLG: 0.343		0-3 K		0-0 E5			0-0 6-3		0-0 6-3	4	0	0	0	0	1	2											
Tom McCraw, L (1,3) OBP: 0.298, SLG: 0.379		4-0 E S BB		0-0 4-3			0-0 4-3		4-0 IBB	2	0	0	0	2	0	1											
Ron Hansen, R (1,4) OBP: 0.284, SLG: 0.316 Wilbur Wood, R (7,1) OBP: 0.167, SLG: 0.063 Hoyt Wilhelm, R (8,1) Leon Wagner, L (9,PH) OBP: 0.343, SLG: 0.328 Jerry McNertney, R (9,PH) OBP: 0.319, SLG: 0.291	0-0 F5				0-0 6-3		0-0 1B		0-3 K	3	0	1	0	0	0	1											
Woodie Held, R (1,5) OBP: 0.253, SLG: 0.167	0-0 F2				0-0 L7		0-3 K		0-0 FC5 2-3F	4	0	0	0	0	1	5											
Ken Berry, R (1,8) OBP: 0.283, SLG: 0.342			0-0 F8			0-0 HR		0-0 6-3		3	1	1	1	0	0	0											
Jack Fisher, R (1,1) OBP: 0.182, SLG: 0.188 Sandy Alomar Sr., S (7,4) OBP: 0.350, SLG: 0.251			0-0 5-3		0-3 K		0-0 F8			2	0	0	0	0	1	0											
Inning Stats	R: 0 E: 0 K: 0 S: 3	H: 0 LOB: 0 BB: 0 P: 3	R: 0 E: 0 K: 1 S: 5	H: 0 LOB: 1 BB: 1 P: 9	R: 0 E: 0 K: 0 S: 3	H: 0 LOB: 0 BB: 0 P: 3	R: 0 E: 1 K: 0 S: 4	H: 0 LOB: 1 BB: 0 P: 4	R: 1 E: 0 K: 1 S: 6	H: 1 LOB: 0 BB: 0 P: 6	R: 0 E: 0 K: 1 S: 5	H: 0 LOB: 0 BB: 0 P: 5	R: 0 E: 0 K: 1 S: 6	H: 1 LOB: 1 BB: 0 P: 6	R: 0 E: 0 K: 0 S: 3	H: 0 LOB: 0 BB: 0 P: 3	R: 0 E: 0 K: 1 S: 7	H: 2 LOB: 3 BB: 1 P: 11	1B: 2 2B: 1 3B: 0 HR: 1	SF: 0 SAC: 0 DP: 0 HBP: 0	WP: 0 PB: 0 SB: 1 CS: 0	PA: 34					
PITCHER	IP	WLS	BF	H	R	ER	SO	BB	IBB	HBP	BLK	WP	HR	S	P	ERA	WHIP										
Ray Culp, R (1,1) ERA: 3.55 Bill Landis, L (9,1) ERA: 3.43	8.1	W	32	4	1	1	4	1	1	0	0	0	1	38	46	1.08	0.600										

Chicago White Sox @ Boston Red Sox
Fenway Park, Boston, MA
Mon Aug 12 1968, 7:05 PM EDT
Att: 23,235 - Unknown - 80 F

livebaseballscorecards.com

AB	32
R	1
H	4
RBI	1
BB	2
SO	5
LOB	12




Batter	1	2	3	4	5	6	7	8	9	AB	R	H	RBI	BB	SO	LOB	BOTTOM										
Mike Andrews, R (1,4) OBP: 0.380, SLG: 0.358	0-0 6-3		0-0 1B		0-3 K		0-0 1B 1B	0-0 F3		5	0	2	0	0	1	4											
Dalton Jones, L (1,3) OBP: 0.272, SLG: 0.318	0-0 4-3		0-3 K		0-0 1-2 3H 1B		0-0 1-3 1B			4	0	2	1	0	1	1											
Carl Yastrzemski, L (1,7) OBP: 0.419, SLG: 0.453	4-0 WP BB		0-0 1-3		0-0 G2		4-0 1-2 FC5-4 BB			2	0	0	0	2	0	3											
Ken Harrelson, R (1,9) OBP: 0.367, SLG: 0.562	0-0 F8			0-0 6-3		0-0 6-3	0-0 FC5-4			4	0	0	0	0	0	4											
Reggie Smith, S (1,8) OBP: 0.346, SLG: 0.420		0-0 F9		0-0 F7		0-3 K		0-0 1-3		4	0	0	0	0	1	0											
Joe Foy, R (1,5) OBP: 0.339, SLG: 0.335		0-0 1B		0-0 F2		4-0 BB		0-0 6-3		3	0	1	0	1	0	0											
Rico Petrocelli, R (1,6) OBP: 0.292, SLG: 0.375		0-0 F8			0-0 1B 1B		0-0 F9		0-0 1B 1B	4	2	2	0	0	2												
Russ Nixon, L (1,2) OBP: 0.203, SLG: 0.156 Russ Gibson, R (9,PH) OBP: 0.230, SLG: 0.280		0-0 F8			0-0 1B 1B		0-0 6-3		0-0 1B 1B	3	0	1	0	0	0	1											
Ray Culp, R (1,1) OBP: 0.143, SLG: 0.128 Bill Landis, L (9,1)			0-3 K		0-3 K		0-0 6-3		0-0 1-2 3H 1B	4	0	1	1	0	2	2											
Inning Stats	R: 0 E: 0 K: 0 S: 3	H: 0 LOB: 1 BB: 1 P: 7	R: 0 E: 0 K: 0 S: 4	H: 1 LOB: 0 BB: 0 P: 4	R: 0 E: 0 K: 2 S: 8	H: 1 LOB: 1 BB: 0 P: 8	R: 0 E: 0 K: 0 S: 3	H: 0 LOB: 0 BB: 0 P: 3	R: 1 E: 0 K: 2 S: 10	H: 3 LOB: 2 BB: 0 P: 10	R: 0 E: 0 K: 1 S: 5	H: 0 LOB: 1 BB: 1 P: 9	R: 0 E: 0 K: 0 S: 5	H: 2 LOB: 3 BB: 1 P: 9	R: 0 E: 0 K: 0 S: 6	H: 3 LOB: 2 BB: 0 P: 6	1B: 10 2B: 0 3B: 0 HR: 0	SF: 0 SAC: 0 DP: 0 HBP: 0	WP: 1 PB: 0 SB: 0 CS: 0	PA: 37							
PITCHER	IP	WLS	BF	H	R	ER	SO	BB	IBB	HBP	BLK	WP	HR	S	P	ERA	WHIP										
Jack Fisher, R (1,1) ERA: 2.82 Wilbur Wood, L (7,1) ERA: 1.53 Hoyt Wilhelm, R (8,1) ERA: 1.49	6.2	L	29	7	3	1	5	2	0	0	0	0	0	6	10	9.00	4.000										

Chicago White Sox @ Boston Red Sox
Fenway Park, Boston, MA
Mon Aug 12 1968, 7:05 PM EDT
Att: 23,235 - Unknown - 80 F

livebaseballscorecards.com

AB	34
R	2
H	10
RBI	2
BB	3
SO	5
LOB	17



Batter	1	2	3	4	5	6	7	8	9	AB	R	H	RBI	BB	SO	LOB	TOP					
Luis Aparicio, R (1, 6) OBP: 0.309, SLG: 0.349	5-3		CS 1B			HR 1B	IBB			3	1	2	0	1	0	0	Chicago White Sox @ Boston Red Sox Fenway Park, Boston, MA Tue Aug 13 1968, 7:05 PM EDT Att: 23,648 - Overcast - 78 F					
Tom McCraw, L (1, 3) OBP: 0.297, SLG: 0.386	G3		F5			HR	K			4	1	1	2	0	1	3						
Tommy Davis, R (1, 7) OBP: 0.282, SLG: 0.339	K			CS BB		F9		6-3		3	0	0	0	1	1	0						
Duane Josephson, R (1, 2) OBP: 0.288, SLG: 0.360		F2		F8			3B	4-3 2B		4	0	2	0	0	0	1						
Ron Hansen, R (1, 5) OBP: 0.287, SLG: 0.318		2B 1B		1B		1-3		4-3		4	1	2	0	0	0	2						
Walt Williams, R (1, 9) OBP: 0.205, SLG: 0.224		1B 2B		6-3		K		F9		4	0	1	1	0	1	3						
Woodie Held, R (8, 9) OBP: 0.253, SLG: 0.167		1-H 2B								0	0	0	0	0	0	0						
Ken Berry, R (1, 8) OBP: 0.283, SLG: 0.341		1B				6-3		5-3		4	0	1	0	0	0	0						
Sandy Alomar Sr., S (1, 4) OBP: 0.299, SLG: 0.281		F3				K	SH1-3 1B	F8		4	0	1	0	0	1	1						
Joe Horlen, R (1, 1) OBP: 0.063, SLG: 0.043				6-3				4-3		2	0	0	0	0	1	0						
Wilbur Wood, R (7, 1) OBP: 0.167, SLG: 0.063						K				0	0	0	0	0	0	0						
Dick Kenworthy, R (9, PH) OBP: 0.252, SLG: 0.243							SH1-3 1-2	4-3		1	0	0	0	0	0	0						
Inning Stats	R: 0 E: 0 K: 1 S: 5	H: 0 LOB: 0 BB: 0 P: 5	R: 1 E: 0 K: 0 S: 5	H: 3 LOB: 1 BB: 0 P: 5	R: 0 E: 0 K: 0 S: 3	H: 1 LOB: 0 BB: 0 P: 3	R: 0 E: 0 K: 0 S: 3	H: 1 LOB: 1 BB: 1 P: 7	R: 0 E: 0 K: 2 S: 7	H: 0 LOB: 0 BB: 0 P: 7	R: 2 E: 0 K: 1 S: 8	H: 3 LOB: 1 BB: 0 P: 8	R: 0 E: 0 K: 1 S: 6	H: 1 LOB: 2 BB: 1 P: 10	R: 0 E: 0 K: 0 S: 4	H: 1 LOB: 1 BB: 0 P: 4	R: 0 E: 0 K: 0 S: 3	H: 0 LOB: 0 BB: 0 P: 3	1B: 6 2B: 2 3B: 1 HR: 1	SF: 0 SAC: 1 DP: 0 HBP: 0	WP: 0 PB: 0 SB: 0 CS: 2	PA: 36
PITCHER Juan Pizarro, L (1, 1) ERA: 3.68	IP: 9.0 WLS: W BF: 36 H: 10 R: 3 ER: 3 SO: 5 BB: 1 IBB: 1 HBP: 0 BLK: 0 WP: 0 HR: 1 S: 44 P: 52 ERA: 3.00 WHIP: 1.222															PITCHER						

Batter	1	2	3	4	5	6	7	8	9	AB	R	H	RBI	BB	SO	LOB	BOTTOM			
Mike Andrews, R (1, 4) OBP: 0.379, SLG: 0.356	5-3		F7				E 1B			4	0	1	0	0	0	0	Chicago White Sox @ Boston Red Sox Fenway Park, Boston, MA Tue Aug 13 1968, 7:05 PM EDT Att: 23,648 - Overcast - 78 F			
Dalton Jones, L (1, 3) OBP: 0.273, SLG: 0.318	F8			F7						3	0	1	0	0	0	0				
George Scott, R (7, PH) OBP: 0.249, SLG: 0.251							1B			0	0	0	0	1	0	0				
Carl Yastrzemski, L (1, 7) OBP: 0.417, SLG: 0.451	6-3			E6 4-3 WP 1B	F8		1-3			4	1	1	0	0	0	3				
Ken Harrelson, R (1, 9) OBP: 0.371, SLG: 0.568		K		WP 4-3 2B BB		4-3 1B		SF7 3B		3	2	2	0	1	1	0				
Reggie Smith, S (1, 8) OBP: 0.343, SLG: 0.416	F2			4-3		4-3		6-3		4	0	0	0	0	0	4				
Joe Foy, R (1, 5) OBP: 0.343, SLG: 0.336	F8			1-2 2-3	2B BB	1-3	S 1B	IBB		2	0	1	0	2	0	0				
Rico Petrocelli, R (1, 6) OBP: 0.294, SLG: 0.389				HR	1-3 3-H 2B	F8		SF7		3	1	2	3	0	0	1				
Russ Nixon, L (1, 2) OBP: 0.192, SLG: 0.147			F8		4-3		4-3	F9		4	0	0	0	0	0	3				
Juan Pizarro, L (1, 1) OBP: 0.200, SLG: 0.261			K				F9			3	0	0	0	0	2	0				
Inning Stats	R: 0 E: 0 K: 0 S: 3	H: 0 LOB: 0 BB: 0 P: 3	R: 0 E: 0 K: 1 S: 5	H: 0 LOB: 0 BB: 0 P: 5	R: 1 E: 0 K: 1 S: 6	H: 1 LOB: 0 BB: 0 P: 6	R: 2 E: 1 K: 0 S: 5	H: 2 LOB: 2 BB: 2 P: 13	R: 0 E: 0 K: 1 S: 6	H: 1 LOB: 1 BB: 0 P: 6	R: 0 E: 0 K: 0 S: 4	H: 2 LOB: 1 BB: 0 P: 4	R: 0 E: 1 K: 0 S: 4	H: 1 LOB: 2 BB: 1 P: 8	R: 1 E: 0 K: 0 S: 4	H: 1 LOB: 1 BB: 1 P: 8	1B: 5 2B: 1 3B: 1 HR: 1	SF: 1 SAC: 0 DP: 0 HBP: 0	WP: 1 PB: 0 SB: 1 CS: 0	PA: 35
PITCHER Joe Horlen, R (1, 1) ERA: 2.82	IP: 6.2 WLS: L BF: 28 H: 7 R: 3 ER: 3 SO: 3 BB: 2 IBB: 0 HBP: 0 BLK: 0 WP: 0 HR: 1 S: 32 P: 40 ERA: 4.05 WHIP: 1.350															PITCHER				
Wilbur Wood, L (7, 1) ERA: 1.86	IP: 1.1 WLS: L BF: 7 H: 1 R: 1 ER: 1 SO: 0 BB: 1 IBB: 0 HBP: 0 BLK: 0 WP: 0 HR: 0 S: 5 P: 13 ERA: 6.75 WHIP: 1.500															PITCHER				

Batter	1	2	3	4	5	6	7	8	9	AB	R	H	RBI	BB	SO	LOB	TOP										
Luis Aparicio, R OBP: 0.313, SLG: 0.352 (1, 6)										4	1	1	1	1	1	2											
Tom McCraw, L OBP: 0.298, SLG: 0.386 (1, 3)										5	2	2	2	0	0	1											
Tommy Davis, R OBP: 0.280, SLG: 0.336 Leon Wagner, L OBP: 0.346, SLG: 0.337 (1, 7) (2, 7)										1	0	0	0	0	0	2											
Duane Josephson, R OBP: 0.288, SLG: 0.358 (1, 2)										5	0	1	1	0	2	4											
Ron Hansen, R OBP: 0.285, SLG: 0.315 (1, 5)										4	0	0	0	0	3	4											
Walt Williams, R OBP: 0.205, SLG: 0.235 Buddy Bradford, R OBP: 0.256, SLG: 0.304 (1, 9) (3, 9)										1	0	0	0	0	0	0											
Ken Berry, R OBP: 0.292, SLG: 0.349 (1, 8)										3	1	1	0	1	0	0											
Sandy Alomar Sr., S OBP: 0.307, SLG: 0.287 (1, 4)										4	0	1	0	0	2	3											
Bob Priddy, R OBP: 0.261, SLG: 0.190 Dennis Ribant, R OBP: 0.200, SLG: 0.111 Gary Peters, L OBP: 0.306, SLG: 0.400 (1, 1) (2, 1) (5, PH) (5, 1) Hoyt Wilhelm, R OBP: 0.206, SLG: 0.241 Dick Kenworthy, R OBP: 0.077, SLG: 0.040 Wilbur Wood, L OBP: 0.167, SLG: 0.063 (7, 1) (8, PH) (8, 1)										0	0	0	0	0	0	0											
Inning Stats	R: 0 E: 1 K: 2 S: 8	H: 0 LOB: 2 BB: 1 P: 12	R: 0 E: 0 K: 1 S: 5	H: 0 LOB: 0 BB: 0 P: 5	R: 0 E: 0 K: 0 S: 3	H: 0 LOB: 0 BB: 0 P: 3	R: 0 E: 0 K: 1 S: 5	H: 0 LOB: 2 BB: 2 P: 13	R: 1 E: 0 K: 2 S: 9	H: 2 LOB: 1 BB: 0 P: 9	R: 4 E: 0 K: 1 S: 10	H: 5 LOB: 1 BB: 0 P: 10	R: 0 E: 0 K: 2 S: 4	H: 1 LOB: 1 BB: 0 P: 4	R: 0 E: 0 K: 2 S: 8	H: 1 LOB: 1 BB: 0 P: 8	1B: 6 2B: 3 3B: 0 HR: 0	SF: 0 SAC: 0 DP: 0 HBP: 0	WP: 0 PB: 0 SB: 0 CS: 0	PA: 40							
PITCHER	IP	WLS	BF	H	R	ER	SO	BB	IBB	HBP	BLK	WP	HR	S	P	ERA	WHIP										
Jerry Stephenson, R ERA: 5.78 (1, 1)	6.1	W	28	5	4	4	8	3	0	0	0	0	0	41	53	5.68	1.263										
Gary Waslewski, R ERA: 3.82 (7, 1)	0.0		1	1	0	0	0	0	0	0	0	0	0	1	1												
Sparky Lyle, L ERA: 2.48 (7, 1)	2.2	S	11	3	1	1	2	0	0	0	1	0	0	15	15	3.38	1.125										

Chicago White Sox @ Boston Red Sox
Fenway Park, Boston, MA
Wed Aug 14 1968, 7:05 PM EDT
Att: 21,402 - Unknown - 82 F

AB 37
R 5
H 9
RBI 5
BB 3
SO 10
LOB 21



Batter	1	2	3	4	5	6	7	8	9	AB	R	H	RBI	BB	SO	LOB	BOTTOM										
Mike Andrews, R OBP: 0.382, SLG: 0.361 (1, 4)										5	1	2	0	0	0	3											
Dalton Jones, L OBP: 0.274, SLG: 0.319 (1, 3)										5	0	1	0	0	1	5											
Carl Yastrzemski, L OBP: 0.416, SLG: 0.452 (1, 7)										4	1	1	0	0	0	3											
Ken Harrelson, R OBP: 0.375, SLG: 0.592 (1, 9)										4	3	3	2	0	0	0											
Rico Petrocelli, R OBP: 0.295, SLG: 0.391 (1, 6)										4	0	1	1	0	1	1											
Reggie Smith, S OBP: 0.341, SLG: 0.415 (1, 8)										4	1	1	0	0	0	1											
Joe Foy, R OBP: 0.341, SLG: 0.331 (1, 5)										3	1	0	0	1	2	1											
Russ Nixon, L OBP: 0.208, SLG: 0.155 (1, 2)										3	0	1	1	1	1	0											
Jerry Stephenson, L OBP: 0.389, SLG: 0.353 Gary Waslewski, R OBP: 0.077, SLG: 0.040 Sparky Lyle, L (1, 1) (7, 1) (7, 1)										3	0	2	1	0	0	0											
Inning Stats	R: 2 E: 0 K: 0 S: 5	H: 2 LOB: 0 BB: 0 P: 5	R: 2 E: 0 K: 1 S: 8	H: 3 LOB: 2 BB: 1 P: 12	R: 0 E: 1 K: 0 S: 3	H: 0 LOB: 0 BB: 0 P: 3	R: 0 E: 0 K: 1 S: 7	H: 2 LOB: 2 BB: 0 P: 7	R: 1 E: 1 K: 1 S: 7	H: 2 LOB: 1 BB: 0 P: 7	R: 1 E: 0 K: 1 S: 6	H: 1 LOB: 0 BB: 0 P: 6	R: 0 E: 0 K: 1 S: 5	H: 0 LOB: 1 BB: 1 P: 9	R: 0 E: 0 K: 1 S: 8	H: 0 LOB: 1 BB: 1 P: 8	1B: 6 2B: 4 3B: 1 HR: 1	SF: 0 SAC: 0 DP: 1 HBP: 0	WP: 1 PB: 0 SB: 1 CS: 0	PA: 38							
PITCHER	IP	WLS	BF	H	R	ER	SO	BB	IBB	HBP	BLK	WP	HR	S	P	ERA	WHIP										
Bob Priddy, R ERA: 3.41 (1, 1)	1.0	L	8	4	4	4	0	1	0	0	0	0	0	16	16	0.00	1.000										
Dennis Ribant, R ERA: 3.98 (2, 1)	3.0		12	3	0	0	2	0	0	0	0	0	0	15	15	4.50	2.500										
Gary Peters, L ERA: 3.51 (5, 1)	2.0		11	5	3	1	2	0	0	0	0	0	0	5	5	0.00	0.000										
Hoyt Wilhelm, R ERA: 1.47 (7, 1)	1.0		3	0	0	0	1	0	0	0	0	0	0	5	5	0.00	0.000										
Wilbur Wood, L ERA: 1.87 (8, 1)	1.0		4	0	0	0	1	1	0	0	0	0	0	5	9	0.00	1.000										

Chicago White Sox @ Boston Red Sox
Fenway Park, Boston, MA
Wed Aug 14 1968, 7:05 PM EDT
Att: 21,402 - Unknown - 82 F


AB 36
R 7
H 12
RBI 5
BB 2
SO 6
LOB 15



Batter	1	2	3	4	5	6	7	8	9	AB	R	H	RBI	BB	SO	LOB	TOP			
Luis Aparicio, R (1, 6) OBP: 0.312, SLG: 0.351	0-0 1B		0-0 F7			0-0 6-3		0-0 F2		4	0	1	0	0	0	1				
Tom McCraw, L (1, 3) OBP: 0.300, SLG: 0.388	0-0 1B		0-0 4-3			0-0 6-3			0-0 1B	4	0	2	0	0	0	0				
Tommy Davis, R (1, 7) OBP: 0.277, SLG: 0.332	0-0 F5		0-0 1-3			0-0 5-3			0-0 4-3	4	0	0	0	0	0	3				
Duane Josephson, R (1, 2) OBP: 0.285, SLG: 0.354	0-0 L4-3			0-0 F6			0-0 F7		0-0 F8	4	0	0	0	0	0	3				
Pete Ward, L (1, 5) OBP: 0.350, SLG: 0.359		4-0 FC6-4 1B		0-3 K			0-0 F7		4-0 1B	2	0	0	0	0	2	1				
Joe Horlen, R (9, PR) OBP: 0.063, SLG: 0.043		BB							BB	0	0	0	0	0	0	0				
Ken Berry, R (1, 8) OBP: 0.289, SLG: 0.345	0-0 F8		0-0 4-3			0-0 F5			0-0 F8	4	0	0	0	0	0	3				
Buddy Bradford, R (1, 9) OBP: 0.257, SLG: 0.305	0-0 FC6-4 1B				0-0 F9				0-0 F8	3	0	1	0	0	0	0				
Sandy Alomar Sr., S (1, 4) OBP: 0.303, SLG: 0.283	0-0 FC6-4		0-0 K			0-3 K			0-0 4-3	3	0	0	0	0	1	2				
Cisco Carlos, R (1, 1) OBP: 0.120, SLG: 0.043			0-3 K			0-3 K			4-0 BB	2	0	0	0	0	2	2				
Wilbur Wood, R (5, 1) OBP: 0.167, SLG: 0.063										0	0	0	0	0	0	0				
Leon Wagner, L (6, PH) OBP: 0.349, SLG: 0.337										0	0	0	0	1	0	0				
Hoyt Wilhelm, R (8, 1) OBP: 0.229, SLG: 0.298										0	0	0	0	0	0	0				
Inning Stats	R: 0 E: 0 K: 0 S: 4	H: 2 LOB: 1 BB: 0 P: 4	R: 0 E: 0 K: 1 S: 6	H: 1 LOB: 2 BB: 1 P: 10	R: 0 E: 0 K: 1 S: 3	H: 0 LOB: 0 BB: 0 P: 3	R: 0 E: 0 K: 1 S: 5	H: 0 LOB: 0 BB: 0 P: 5	R: 0 E: 0 K: 2 S: 7	H: 0 LOB: 0 BB: 0 P: 7	R: 0 E: 0 K: 0 S: 3	H: 0 LOB: 0 BB: 0 P: 3	R: 0 E: 0 K: 0 S: 3	H: 0 LOB: 1 BB: 1 P: 7	R: 0 E: 0 K: 0 S: 4	H: 1 LOB: 2 BB: 1 P: 8	1B: 4 2B: 1 3B: 0 HR: 0	SF: 0 SAC: 0 DP: 1 HBP: 0	WP: 0 PB: 0 SB: 0 CS: 0	PA: 33
PITCHER Gary Bell, R (1, 1) ERA: 3.29	IP: 9.0 WLS: W BF: 33 H: 4 R: 0 ER: 0 SO: 4 BB: 3 IBB: 0 HBP: 0 BLK: 0 WP: 0 HR: 0 S: 38 P: 50 ERA: 0.00 WHIP: 0.778															PITCHER	IP: 9.0 WLS: W BF: 33 H: 4 R: 0 ER: 0 SO: 4 BB: 3 IBB: 0 HBP: 0 BLK: 0 WP: 0 HR: 0 S: 38 P: 50 ERA: 0.00 WHIP: 0.778			

Chicago White Sox @ Boston Red Sox
Fenway Park, Boston, MA
Thu Aug 15 1968, 3:33 AM EDT
Att: 21,260 - Unknown - 79 F


AB	30
R	0
H	4
RBI	0
BB	3
SO	4
LOB	14



Batter	1	2	3	4	5	6	7	8	9	AB	R	H	RBI	BB	SO	LOB	BOTTOM			
Mike Andrews, R (1, 4) OBP: 0.387, SLG: 0.364	4-0 BB		0-0 1B		0-0 1B		4-0 F9 SH3-4 1B			2	2	2	0	2	0	0				
Dalton Jones, L (1, 3) OBP: 0.275, SLG: 0.319	0-0 F7		0-0 G3		0-0 1B		0-0 SH3-4		0-0 1B	3	1	1	0	0	0	2				
Carl Yastrzemski, L (1, 7) OBP: 0.417, SLG: 0.451	0-0 F6		4-0 BB		0-0 1B		0-0 F9		0-0 1B	3	0	1	2	1	0	2				
Ken Harrelson, R (1, 9) OBP: 0.374, SLG: 0.589	0-0 F8		0-0 1-3		0-0 F8		0-0 CS		0-0 1B	4	0	1	1	0	0	4				
Rico Petrocelli, R (1, 6) OBP: 0.295, SLG: 0.388		0-0 6-3		4-0 G4-6-3 BB		0-0 F8		0-0 CS	0-0 5-3	3	0	0	0	1	0	0				
Reggie Smith, S (1, 8) OBP: 0.340, SLG: 0.414		0-0 B1-3		0-0 G4-6-3		0-0 1B			0-0 6-3	4	0	1	0	0	0	1				
Joe Foy, R (1, 5) OBP: 0.343, SLG: 0.331		4-0 BB		0-0 6-3		0-0 1B			0-0 6-3	3	0	1	0	1	0	0				
Russ Nixon, L (1, 2) OBP: 0.215, SLG: 0.153		0-0 F5			4-0 FC3-6 BB		0-0 FC5-2-5			1	0	0	0	1	0	1				
Russ Gibson, R (6, PH) OBP: 0.236, SLG: 0.292						0-0 BB			0-0 1B	1	0	0	0	0	0	2				
Gary Bell, R (1, 1) ERA: 1.45			0-0 1B		0-0 FC3-6 1B		0-0 F7			3	0	1	0	0	0	3				
Inning Stats	R: 0 E: 0 K: 0 S: 3	H: 0 LOB: 1 BB: 1 P: 7	R: 0 E: 0 K: 0 S: 3	H: 0 LOB: 1 BB: 1 P: 7	R: 0 E: 0 K: 0 S: 4	H: 2 LOB: 2 BB: 1 P: 8	R: 0 E: 0 K: 0 S: 2	H: 0 LOB: 0 BB: 1 P: 6	R: 2 E: 0 K: 0 S: 5	H: 3 LOB: 1 BB: 1 P: 9	R: 0 E: 0 K: 0 S: 5	H: 2 LOB: 2 BB: 0 P: 5	R: 1 E: 0 K: 0 S: 3	H: 1 LOB: 1 BB: 1 P: 7	R: 0 E: 0 K: 0 S: 3	H: 0 LOB: 0 BB: 0 P: 3	1B: 8 2B: 0 3B: 0 HR: 0	SF: 0 SAC: 1 DP: 1 HBP: 0	WP: 0 PB: 0 SB: 1 CS: 1	PA: 35
PITCHER Cisco Carlos, R (1, 1) ERA: 3.87	IP: 2.1 WLS: L BF: 11 H: 4 R: 1 ER: 1 SO: 0 BB: 1 IBB: 0 HBP: 0 BLK: 0 WP: 0 HR: 0 S: 15 P: 35 ERA: 3.86 WHIP: 2.143															PITCHER	IP: 2.1 WLS: L BF: 11 H: 4 R: 1 ER: 1 SO: 0 BB: 1 IBB: 0 HBP: 0 BLK: 0 WP: 0 HR: 0 S: 15 P: 35 ERA: 3.86 WHIP: 2.143			
Wilbur Wood, L (5, 1) ERA: 1.91	IP: 5.0 WLS: W BF: 20 H: 4 R: 2 ER: 2 SO: 2 BB: 2 IBB: 0 HBP: 0 BLK: 0 WP: 0 HR: 0 S: 10 P: 14 ERA: 1.929 WHIP: 0.857															PITCHER	IP: 5.0 WLS: W BF: 20 H: 4 R: 2 ER: 2 SO: 2 BB: 2 IBB: 0 HBP: 0 BLK: 0 WP: 0 HR: 0 S: 10 P: 14 ERA: 1.929 WHIP: 0.857			
Hoyt Wilhelm, R (8, 1) ERA: 1.45	IP: 1.0 WLS: W BF: 3 H: 0 R: 0 ER: 0 SO: 0 BB: 0 IBB: 0 HBP: 0 BLK: 0 WP: 0 HR: 0 S: 3 P: 3 ERA: 0.00 WHIP: 0.000															PITCHER	IP: 1.0 WLS: W BF: 3 H: 0 R: 0 ER: 0 SO: 0 BB: 0 IBB: 0 HBP: 0 BLK: 0 WP: 0 HR: 0 S: 3 P: 3 ERA: 0.00 WHIP: 0.000			

Chicago White Sox @ Boston Red Sox
Fenway Park, Boston, MA
Thu Aug 15 1968, 3:33 AM EDT
Att: 21,260 - Unknown - 79 F

AB	27
R	3
H	8
RBI	3
BB	6
SO	0
LOB	15




Batter	1	2	3	4	5	6	7	8	9	10	11	12	AB	R	H	RBI	BB	SO	LOB													
Luis Aparicio, R OBP: 0.311, SLG: 0.348 (1.6)	6-3		F8			F4		L7		F7			6	0	1	0	0	0	1													
Tom McCraw, L OBP: 0.288, SLG: 0.384 (1.3)	K		K			K			G3			F8	6	0	1	0	0	3	2													
Tommy Davis, R OBP: 0.280, SLG: 0.334 (9, PR)	1-3		F7										4	0	2	0	0	0	0													
Bob Priddy, R OBP: 0.091, SLG: 0.190 (9, PR)													0	1	0	0	0	0	0													
Woodie Held, R OBP: 0.250, SLG: 0.185 (9, PR)									HR				1	0	0	0	0	0	1													
Duane Josephson, R OBP: 0.284, SLG: 0.349 (1.2)													4	1	0	0	1	1	3													
Ron Hansen, R OBP: 0.286, SLG: 0.314 (7, PH)													1	0	0	0	1	0	0													
Pete Ward, L OBP: 0.353, SLG: 0.370 (7, PH)													2	1	1	2	1	0	0													
Ken Berry, R OBP: 0.288, SLG: 0.343 (1.8)													5	0	1	0	0	1	3													
Buddy Bradford, R OBP: 0.256, SLG: 0.308 (1.9)													5	0	1	0	0	0	3													
Sandy Alomar Sr., S OBP: 0.297, SLG: 0.276 (1.4)													6	0	0	1	0	0	2													
Jack Fisher, R OBP: 0.176, SLG: 0.176 (8, PR)													2	0	0	0	0	1	3													
Bob Beckwith, S OBP: 0.127, SLG: 0.127 (8, PR)													0	0	0	0	0	0	0													
Leon Wagner, L OBP: 0.127, SLG: 0.127 (8, PR)													1	0	0	0	0	0	0													
Wilbur Wood, L OBP: 0.127, SLG: 0.127 (8, PR)													1	0	0	0	0	0	0													
Walt Williams, R OBP: 0.127, SLG: 0.127 (12, PR)													0	0	0	0	0	0	0													
Hoyt Wilhelm, R OBP: 0.127, SLG: 0.127 (12, PR)													0	0	0	0	0	0	0													
Inning Stats	R: 0 E: 0 K: 1 S: 5	H: 0 LOB: 0 BB: 0 P: 5	R: 1 E: 1 K: 0 S: 4	H: 1 LOB: 2 BB: 12 P: 12	R: 0 E: 0 K: 1 S: 5	H: 0 LOB: 0 BB: 0 P: 5	R: 0 E: 0 K: 1 S: 5	H: 0 LOB: 0 BB: 0 P: 5	R: 0 E: 0 K: 1 S: 5	H: 0 LOB: 0 BB: 0 P: 3	R: 0 E: 0 K: 1 S: 5	H: 0 LOB: 0 BB: 0 P: 5	R: 2 E: 0 K: 1 S: 7	H: 2 LOB: 1 BB: 0 P: 7	R: 0 E: 0 K: 0 S: 4	H: 1 LOB: 1 BB: 1 P: 4	R: 0 E: 0 K: 0 S: 4	H: 1 LOB: 2 BB: 1 P: 8	R: 0 E: 0 K: 0 S: 5	H: 3 LOB: 2 BB: 0 P: 6	1B: 7 2B: 1 3B: 0 HR: 1	SF: 0 SAC: 0 DP: 1 HBP: 0	WP: 0 PB: 0 SB: 0 CS: 0	PA: 47								
PITCHER	IP WLS BF	H R ER SO	BB IBB HBP BLK	WP HR S P	ERA WHIP	PITCHER																	IP WLS BF	H R ER SO	BB IBB HBP BLK	WP HR S P	ERA WHIP					
Sam McDowell, L ERA: 1.69 (1.1)	6.0	2	1	5	2	0	0	0	0	0	1	15	15	6.00	0.667																	
Vicente Romo, R ERA: 1.57 (7.1)	3.0	2	2	2	0	0	0	0	0	0	0	13	17	0.00	1.667																	
Eddie Fisher, R ERA: 2.67 (10.1)	3.0	5	0	0	0	1	0	0	0	0	0	13	17	0.00	1.667																	

TOP

Chicago White Sox @ Cleveland Indians
Cleveland Municipal Stadium, Cleveland, OH

Fri Aug 16 1968, 7:05 PM EDT
Att. 8,519 - Unknown

AB 44
R 3
H 9
RBI 3
BB 3
SO 7
LOB 18




Batter	1	2	3	4	5	6	7	8	9	10	11	12	AB	R	H	RBI	BB	SO	LOB													
Jose Cardenal, R OBP: 0.297, SLG: 0.349 (1.8)			1-3										5	1	2	0	1	1	1													
Lou Johnson, R OBP: 0.291, SLG: 0.372 (1.9)													6	1	2	1	0	2	1													
Lee Maye, L OBP: 0.330, SLG: 0.406 (1.7)													4	0	1	0	0	2	3													
Tommy Harper, R OBP: 0.286, SLG: 0.386 (9, PR)													1	0	0	0	0	0	0													
Tony Horton, R OBP: 0.307, SLG: 0.423 (1.3)													5	1	2	2	0	0	1													
Joe Azcue, R OBP: 0.327, SLG: 0.349 (1.2)													4	0	1	0	1	0	2													
Max Alvis, R OBP: 0.301, SLG: 0.328 (1.5)													5	0	0	0	0	1	2													
Billy Harris, L OBP: 0.278, SLG: 0.310 (1.4)													3	0	0	0	0	0	1													
Vern Fuller, R OBP: 0.329, SLG: 0.274 (9, PH)													2	0	1	0	0	0	0													
Davey Nelson, R OBP: 0.330, SLG: 0.341 (12, PR)													0	1	0	0	0	0	0													
Larry Brown, R OBP: 0.299, SLG: 0.321 (1.6)													5	0	2	0	0	0	0													
Sam McDowell, L ERA: 1.69 (1.1)	5.2	23	6	3	2	5	1	0	0	0	0	0	1	0	0	0	0	0	0													
Bob Locker, R ERA: 2.13 (8.1)	1.1	5	1	0	0	1	0	0	0	0	0	0	0	0	0	0	0	0	0													
Wilbur Wood, L ERA: 1.84 (6.1)	4.0	14	2	0	0	0	0	0	0	0	0	0	0	0	0	0	0	0	0													
Hoyt Wilhelm, R ERA: 1.57 (12.1)	0.1	L	5	3	1	1	0	0	0	0	0	0	0	1	0	0	0	0	0													
Inning Stats	R: 0 E: 0 K: 2 S: 7	H: 1 LOB: 1 BB: 0 P: 7	R: 0 E: 0 K: 1 S: 6	H: 1 LOB: 1 BB: 0 P: 6	R: 0 E: 0 K: 0 S: 3	H: 1 LOB: 1 BB: 0 P: 3	R: 3 E: 1 K: 1 S: 8	H: 3 LOB: 1 BB: 1 P: 12	R: 0 E: 0 K: 1 S: 6	H: 1 LOB: 1 BB: 0 P: 4	R: 0 E: 0 K: 0 S: 4	H: 1 LOB: 1 BB: 0 P: 3	R: 0 E: 0 K: 0 S: 3	H: 0 LOB: 0 BB: 0 P: 3	R: 0 E: 0 K: 0 S: 3	H: 0 LOB: 0 BB: 0 P: 3	R: 1 E: 0 K: 0 S: 4	H: 3 LOB: 3 BB: 1 P: 8	1B: 10 2B: 3 3B: 0 HR: 0	SF: 0 SAC: 1 DP: 1 HBP: 0	WP: 0 PB: 0 SB: 1 CS: 1	PA: 47										
PITCHER	IP WLS BF	H R ER SO	BB IBB HBP BLK	WP HR S P	ERA WHIP	PITCHER																	IP WLS BF	H R ER SO	BB IBB HBP BLK	WP HR S P	ERA WHIP					
Jack Fisher, R ERA: 2.67 (10.1)	3.0	5	0	0	0	1	0	0	0	0	0	13	17	0.00	1.667																	
Bob Locker, R ERA: 2.13 (8.1)	1.1	5	1	0	0	1	0	0	0	0	0	0	0	0	0	0	0	0	0													
Wilbur Wood, L ERA: 1.84 (6.1)	4.0	14	2	0	0	0	0	0	0	0	0	0	0	0	0	0	0	0	0													
Hoyt Wilhelm, R ERA: 1.57 (12.1)	0.1	L	5	3	1	1	0	0	0	0	0	0	0	1	0	0	0	0	0													

BOTTOM

Chicago White Sox @ Cleveland Indians
Cleveland Municipal Stadium, Cleveland, OH

Fri Aug 16 1968, 7:05 PM EDT
Att. 8,519 - Unknown

AB 44
R 4
H 12
RBI 3
BB 2
SO 6
LOB 12



Batter	1	2	3	4	5	6	7	8	9	AB	R	H	RBI	BB	SO	LOB	TOP					
Luis Aparicio, R OBP: 0.313, SLG: 0.350										4	1	2	0	1	0	2	Chicago White Sox @ Cleveland Indians Cleveland Municipal Stadium, Cleveland, OH Sat Aug 17 1968, 3:33 AM EDT Att: 9,976 - Unknown					
Sandy Alomar Sr., S OBP: 0.303, SLG: 0.284										5	1	3	0	0	0	2						
Pete Ward, L OBP: 0.351, SLG: 0.365 Dick Kenworthy, R OBP: 0.250, SLG: 0.241										4	0	0	0	1	1	7						
Tommy Davis, R OBP: 0.276, SLG: 0.330										5	0	0	0	0	1	6						
Tom McCraw, L OBP: 0.301, SLG: 0.393										4	1	2	2	0	1	2						
Ken Berry, R OBP: 0.287, SLG: 0.341										5	1	1	0	0	0	3						
Buddy Bradford, R OBP: 0.261, SLG: 0.308										3	1	1	0	1	1	0						
Jerry McNertney, R OBP: 0.314, SLG: 0.286 Duane Josephson, R OBP: 0.265, SLG: 0.350										2	0	0	0	0	1	1						
Bob Pardy, R Dennis Ribant, R Walt Williams, R Denny Moore, R Gary Peters, L Cisco Carlos, R Leon Wagner, L Ron Hansen, R Joe Judge, L Bob Locker, R										1	0	0	0	0	0	1						
Inning Stats	R: 0 E: 0 K: 2 S: 9	H: 2 LOB: 2 BB: 0 P: 9	R: 0 E: 0 K: 2 S: 7	H: 0 LOB: 1 BB: 1 P: 11	R: 0 E: 0 K: 1 S: 6	H: 1 LOB: 1 BB: 0 P: 6	R: 0 E: 0 K: 0 S: 3	H: 1 LOB: 0 BB: 0 P: 3	R: 0 E: 0 K: 0 S: 3	H: 0 LOB: 2 BB: 1 P: 8	R: 0 E: 0 K: 0 S: 3	H: 0 LOB: 0 BB: 0 P: 3	R: 0 E: 0 K: 2 S: 7	H: 0 LOB: 0 BB: 0 P: 7	R: 5 E: 1 K: 0 S: 10	H: 7 LOB: 2 BB: 0 P: 10		R: 0 E: 1 K: 0 S: 3	H: 0 LOB: 2 BB: 1 P: 8	1B: 10 2B: 0 3B: 0 HR: 1	SF: 0 SAC: 0 DP: 2 HBP: 2	WP: 0 PB: 0 SB: 1 CS: 1
PITCHER	IP WLS BF H R ER SO BB IBB HBP BLK WP HR S P ERA WHIP																					
Stan Williams, R ERA: 2.49	(1, 1) 7.2 W 33 8 4 0 7 2 0 0 0 0 0 1 44 53 0.00 1.304																					
Eddie Fisher, R ERA: 2.57	(8, 1) 0.0 2 2 0 0 0 0 0 0 0 0 0 0 2 2 ∞ ∞																					
Mike Paul, L ERA: 4.6	(8, 1) 0.0 1 1 1 0 0 0 0 0 0 0 0 0 1 1 ∞ ∞																					
Vicente Romo, R ERA: 1.55	(8, 1) 0.2 3 0 0 0 0 1 0 0 0 0 0 0 2 6 0.00 1.500																					
Horacio Pina, R ERA:	(9, 1) 0.2 S 3 0 0 0 0 0 0 0 1 0 0 0 2 3 0.00 0.000																					
Batter	1	2	3	4	5	6	7	8	9	AB	R	H	RBI	BB	SO	LOB	BOTTOM					
Jose Cardenal, R OBP: 0.298, SLG: 0.349										5	2	2	0	0	1	1	Chicago White Sox @ Cleveland Indians Cleveland Municipal Stadium, Cleveland, OH Sat Aug 17 1968, 3:33 AM EDT Att: 9,976 - Unknown					
Lou Johnson, R OBP: 0.290, SLG: 0.372										5	0	1	1	0	0	2						
Lee Maye, L OBP: 0.333, SLG: 0.423 Tommy Harper, R OBP: 0.286, SLG: 0.386										4	1	2	2	0	0	2						
Tony Horton, R OBP: 0.310, SLG: 0.424										4	2	2	1	0	1	1						
Duke Sims, L OBP: 0.377, SLG: 0.423										4	0	3	1	0	0	1						
Vern Fuller, R OBP: 0.336, SLG: 0.284										4	0	3	1	0	0	1						
Davey Nelson, R OBP: 0.320, SLG: 0.330										3	0	0	0	0	1	5						
Larry Brown, R OBP: 0.296, SLG: 0.318										4	0	0	0	0	1	3						
Stan Williams, R OBP: 0.261, SLG: 0.214 Eddie Fisher, R ERA: 4.08 Mike Paul, L OBP: 0.250, SLG: 0.143 Vicente Romo, R OBP: 0.167, SLG: 0.167 Horacio Pina, R ERA:										2	1	0	0	1	2	1						
Inning Stats	R: 1 E: 1 K: 1 S: 7	H: 2 LOB: 1 BB: 0 P: 7	R: 0 E: 0 K: 2 S: 8	H: 1 LOB: 0 BB: 0 P: 8	R: 2 E: 0 K: 0 S: 7	H: 4 LOB: 2 BB: 0 P: 7	R: 1 E: 0 K: 0 S: 4	H: 1 LOB: 1 BB: 1 P: 8	R: 0 E: 0 K: 1 S: 5	H: 0 LOB: 0 BB: 0 P: 5	R: 2 E: 0 K: 1 S: 9	H: 4 LOB: 2 BB: 0 P: 9	R: 0 E: 0 K: 1 S: 5	H: 0 LOB: 0 BB: 0 P: 5	1B: 9 2B: 3 3B: 0 HR: 1	SF: 0 SAC: 1 DP: 0 HBP: 0		WP: 0 PB: 1 SB: 1 CS: 0	PA: 38			
PITCHER	IP WLS BF H R ER SO BB IBB HBP BLK WP HR S P ERA WHIP																					
Bob Priddy, R ERA: 3.5	(1, 1) 2.2 L 15 7 3 2 3 0 0 0 0 0 0 0 5 9 6.75 2.625																					
Dennis Ribant, R ERA: 4.08	(3, 1) 1.1 6 1 1 1 0 1 0 0 0 0 0 0 5 9 6.75 1.500																					
Danny Lazar, L ERA: 3.0	(5, 1) 2.0 7 1 0 0 1 0 0 0 0 0 0 0 9 9 0.00 0.500																					
Cisco Carlos, R ERA: 4.02	(7, 1) 1.0 7 4 2 2 1 0 0 0 0 0 0 1 9 9 18.00 4.000																					
Bob Locker, R ERA: 2.1	(8, 1) 1.0 3 0 0 0 1 0 0 0 0 0 0 0 5 5 0.00 0.000																					

Batter	1	2	3	4	5	6	7	8	9	AB	R	H	RBI	BB	SO	LOB	TOP			
Luis Aparicio, R (1, 6) OBP: 0.310, SLG: 0.346	6-3		4-3		F7		3-1		F8	5	0	0	0	0	0	0				
Sandy Alomar Sr., S (1, 4) OBP: 0.301, SLG: 0.282	K			K		1-3		SH1-4 HR	G1	5	1	1	0	0	2	0				
Pete Ward, L (1, 5) OBP: 0.354, SLG: 0.366				1B		F4		SH1-4		2	1	1	0	1	0	0				
Ron Hansen, R (8, 5) OBP: 0.288, SLG: 0.317				1B	BB			1-2		0	0	0	0	0	0	0				
Duane Josephson, R (1, 2) OBP: 0.290, SLG: 0.364	6-3			1B	BB			2H	HR	4	1	3	2	0	0	1				
Tom McCraw, L (1, 3) OBP: 0.305, SLG: 0.398			F7					WP	SF8	3	1	2	1	1	0	0				
Tommy Davis, R (1, 7) OBP: 0.276, SLG: 0.330			F4		F3			WP	WP	3	0	1	0	1	0	2				
Buddy Bradford, R (1, 9) OBP: 0.256, SLG: 0.302			F4		F2			SF8		3	0	0	1	0	0	5				
Ken Berry, R (1, 8) OBP: 0.284, SLG: 0.338			K		5-3		K	5-3		4	0	0	0	0	2	1				
Tommy John, R (1, 1) OBP: 0.197, SLG: 0.262			K		F2		K2-3		6-3	4	0	0	0	0	2	0				
Inning Stats	R: 0 E: 0 K: 1 S: 6	H: 1 LOB: 1 BB: 0 P: 6	R: 0 E: 0 K: 0 S: 3	H: 0 LOB: 0 BB: 0 P: 3	R: 0 E: 0 K: 2 S: 7	H: 0 LOB: 0 BB: 0 P: 7	R: 1 E: 0 K: 1 S: 7	H: 2 LOB: 2 BB: 1 P: 11	R: 0 E: 0 K: 0 S: 3	H: 0 LOB: 3 BB: 1 P: 9	R: 0 E: 0 K: 2 S: 7	H: 0 LOB: 0 BB: 0 P: 7	R: 3 E: 0 K: 0 S: 6	H: 3 LOB: 1 BB: 1 P: 10	R: 0 E: 0 K: 0 S: 3	H: 0 LOB: 0 BB: 0 P: 3	1B: 6 2B: 1 3B: 0 HR: 1	SF: 1 SAC: 1 DP: 0 HBP: 0	WP: 2 PB: 0 CS: 0	PA: 38
PITCHER	IP WLS BF H R ER SO BB IBB HBP BLK WP HR S P ERA WHIP																			
Sonny Siebert, R (1, 1) ERA: 2.96	7.1 L 33 8 4 4 6 3 0 0 0 0 0 1 42 54 4.91 1.500																			
Eddie Fisher, R (8, 1) ERA: 2.61	1.2 5 0 0 0 0 0 0 0 0 0 2 0 5 5 0.00 0.000																			

Chicago White Sox @ Cleveland Indians
Cleveland Municipal Stadium, Cleveland, OH
Sun Aug 18 1968, 3:33 AM EDT
Unknown

AB 33
R 4
H 8
RBI 4
BB 3
SO 6
LOB 9



Batter	1	2	3	4	5	6	7	8	9	AB	R	H	RBI	BB	SO	LOB	BOTTOM			
Jose Cardenal, R (1, 8) OBP: 0.296, SLG: 0.346	F8		FC5-4		F9		F8			4	0	0	0	0	0	1				
Davey Nelson, R (1, 4) OBP: 0.327, SLG: 0.337	K			S 1B	1B			6-3		4	1	2	0	0	1	0				
Lou Johnson, R (1, 7) OBP: 0.292, SLG: 0.377	F8			K				F9 E	2B	4	1	2	0	0	1	1				
Tony Horton, R (1, 3) OBP: 0.309, SLG: 0.422			6-3		1-3			F9		4	0	1	1	0	0	3				
Joe Azcue, R (1, 2) OBP: 0.326, SLG: 0.345			6-3					E3		3	0	0	0	1	0	0				
Max Alvis, R (1, 5) OBP: 0.298, SLG: 0.324			K		FC6-4 HBP			FC6-4		4	0	0	0	0	1	3				
Tommy Harper, R (1, 9) OBP: 0.286, SLG: 0.380			F8					6-3		3	0	0	0	0	0	0				
Larry Brown, R (1, 6) OBP: 0.294, SLG: 0.315			5-3		6-3					3	0	0	0	0	0	3				
Vern Fuller, R (9, PH) OBP: 0.335, SLG: 0.282								1-3		1	0	0	0	0	0	0				
Sonny Siebert, R (1, 1) OBP: 0.192, SLG: 0.200					F3					3	0	1	0	0	1	0				
Eddie Fisher, R (8, 1) ERA: 2.61										0	0	0	0	0	0	0				
Chico Salmon, R (9, PH) OBP: 0.256, SLG: 0.289			FC5-4							1	0	0	0	0	0	0				
Inning Stats	R: 0 E: 0 K: 1 S: 5	H: 0 LOB: 0 BB: 0 P: 5	R: 0 E: 0 K: 1 S: 5	H: 0 LOB: 0 BB: 0 P: 5	R: 0 E: 0 K: 0 S: 4	H: 1 LOB: 1 BB: 0 P: 4	R: 1 E: 0 K: 1 S: 7	H: 2 LOB: 3 BB: 1 P: 12	R: 0 E: 0 K: 0 S: 5	H: 2 LOB: 2 BB: 0 P: 5	R: 0 E: 0 K: 0 S: 3	H: 0 LOB: 0 BB: 0 P: 3	R: 0 E: 1 K: 0 S: 5	H: 1 LOB: 1 BB: 0 P: 5	R: 0 E: 0 K: 0 S: 3	H: 0 LOB: 0 BB: 0 P: 3	1B: 5 2B: 1 3B: 0 HR: 0	SF: 0 SAC: 0 DP: 0 HBP: 1	WP: 0 PB: 0 SB: 1 CS: 0	PA: 36
PITCHER	IP WLS BF H R ER SO BB IBB HBP BLK WP HR S P ERA WHIP																			
Tommy John, L (1, 1) ERA: 1.95	9.0 W 36 6 2 1 4 1 0 1 0 0 0 42 47 1.00 0.778																			

Chicago White Sox @ Cleveland Indians
Cleveland Municipal Stadium, Cleveland, OH
Sun Aug 18 1968, 3:33 AM EDT
Unknown


AB 34
R 2
H 6
RBI 1
BB 1
SO 4
LOB 11



Batter	1	2	3	4	5	6	7	8	9	AB	R	H	RBI	BB	SO	LOB	TOP								
Luis Aparicio, R OBP: 0.311, SLG: 0.349	F8		F3		1B PB 2B		E 1B		G5-4-3	5	1	2	0	0	0	2	Chicago White Sox @ Cleveland Indians Cleveland Municipal Stadium, Cleveland, OH Sun Aug 18 1968, 3:38 AM EDT Att: 12,178 - Unknown								
Sandy Alomar Sr., S OBP: 0.303, SLG: 0.289	G3		K		WP PB 3B 1B		F8		HR	5	2	2	0	0	1	2									
Pete Ward, L OBP: 0.353, SLG: 0.363 Ron Hansen, R OBP: 0.289, SLG: 0.327	BB		F4		1-3 3-H 0-0		K		HR	2	0	0	0	1	1	1									
Tom McCraw, L OBP: 0.309, SLG: 0.403	F4		1B HBP		L1-5 3B		4-3		BB	3	1	1	1	1	0	2									
Tommy Davis, R OBP: 0.280, SLG: 0.336	6-3		1B 2B		1B 1B		SF7 3B		5-3	5	2	2	0	0	0	2									
Ken Berry, R OBP: 0.286, SLG: 0.343	6-3		1-3 2B		1-3 2B		SF7			3	1	2	2	0	0	0									
Buddy Bradford, R OBP: 0.295, SLG: 0.307	F9		1-H 3-H 2B		6-3		F8			4	0	1	2	0	0	1									
Jerry McNertney, R OBP: 0.304, SLG: 0.275	F4		5-3		K		F7			4	0	0	0	0	1	2									
Joe Horlen, R OBP: 0.096, SLG: 0.078			1B		F6				G5-4-3 1B	4	0	2	0	0	1	2									
Inning Stats	R: 0 E: 0 K: 0 S: 3	H: 0 LOB: 1 BB: 1 P: 7	R: 0 E: 0 K: 0 S: 3	H: 0 LOB: 0 BB: 0 P: 3	R: 0 E: 0 K: 1 S: 6	H: 1 LOB: 1 BB: 0 P: 6	R: 3 E: 0 K: 1 S: 8	H: 3 LOB: 1 BB: 0 P: 9	R: 2 E: 0 K: 1 S: 7	H: 3 LOB: 0 BB: 0 P: 7	R: 0 E: 0 K: 1 S: 6	H: 1 LOB: 1 BB: 0 P: 6	R: 0 E: 1 K: 1 S: 6	H: 1 LOB: 1 BB: 0 P: 6	R: 1 E: 0 K: 0 S: 4	H: 1 LOB: 0 BB: 0 P: 4		R: 2 E: 0 K: 0 S: 5	H: 3 LOB: 1 BB: 1 P: 9	1B: 6 2B: 5 3B: 2 HR: 1	SF: 1 SAC: 0 DP: 2 HBP: 1	WP: 1 PB: 1 SB: 0 CS: 0	PA: 41		
PITCHER	IP	WLS	BF	H	R	ER	SO	BB	IBB	HBP	BLK	WP	HR	S	P	ERA	WHIP								
Steve Hargan, R ERA: 3.87	(1, 1)	4.0	L 19	5	4	4	2	1	0	0	0	0	0	21	26	9.00	1.500								
Eddie Fisher, R ERA: 2.7	(5, 1)	1.0	4	2	1	1	1	0	0	0	0	1	0	6	6	9.00	2.000								
Mike Paul, L ERA: 4.79	(6, 1)	4.0	18	6	3	3	2	1	0	0	0	0	1	21	25	6.75	1.750								

Batter	1	2	3	4	5	6	7	8	9	AB	R	H	RBI	BB	SO	LOB	BOTTOM								
Jose Cardenal, R OBP: 0.300, SLG: 0.347	WP SF BB		FC4-6 1B BB					5-3		2	1	1	0	2	0	0	Chicago White Sox @ Cleveland Indians Cleveland Municipal Stadium, Cleveland, OH Sun Aug 18 1968, 3:38 AM EDT Att: 12,178 - Unknown								
Davey Nelson, R OBP: 0.324, SLG: 0.337	SF CS		FC4-6 1B		L8			4-3		3	0	1	1	0	0	1									
Lee Maye, L OBP: 0.332, SLG: 0.420	K		FC4-6 1-2 2-3		3-1			FC6-4 1B		4	0	1	0	0	1	3									
Tony Horton, R OBP: 0.308, SLG: 0.423	2B		F9		F7			FC6-4		4	0	1	0	0	0	3									
Duke Sims, L OBP: 0.376, SLG: 0.419	K		L4		BB			6-3		3	0	0	0	1	1	1									
Jimmie Hall, L OBP: 0.282, SLG: 0.269			F8		4-3			G4-6-3 1B		4	0	2	0	0	0	1									
Billy Harris, L OBP: 0.266, SLG: 0.295	K		4-3					G4-6-3		4	0	0	0	0	1	2									
Vern Fuller, R OBP: 0.331, SLG: 0.278	F8		K		K			6-3		3	0	0	0	0	1	0									
Steve Hargan, R OBP: 0.200, SLG: 0.224 Eddie Fisher, R			K		F7			6-3		1	0	0	0	0	0	0									
Lou Johnson, R OBP: 0.291, SLG: 0.376 Mike Paul, L OBP: 0.222, SLG: 0.125			K							1	0	0	0	0	0	0									
Inning Stats	R: 1 E: 1 K: 2 S: 8	H: 1 LOB: 1 BB: 1 P: 12	R: 0 E: 0 K: 1 S: 5	H: 1 LOB: 0 BB: 0 P: 5	R: 0 E: 0 K: 1 S: 6	H: 1 LOB: 2 BB: 1 P: 10	R: 0 E: 0 K: 0 S: 3	H: 0 LOB: 0 BB: 0 P: 3	R: 0 E: 0 K: 1 S: 6	H: 1 LOB: 1 BB: 0 P: 6	R: 0 E: 0 K: 0 S: 3	H: 0 LOB: 0 BB: 1 P: 7	R: 0 E: 0 K: 0 S: 3	H: 0 LOB: 0 BB: 0 P: 3	R: 0 E: 0 K: 0 S: 4	H: 1 LOB: 1 BB: 0 P: 4	R: 0 E: 0 K: 0 S: 3	H: 1 LOB: 0 BB: 0 P: 3	1B: 5 2B: 1 3B: 0 HR: 0	SF: 1 SAC: 0 DP: 1 HBP: 0	WP: 1 PB: 0 SB: 1 CS: 1	PA: 34			
PITCHER	IP	WLS	BF	H	R	ER	SO	BB	IBB	HBP	BLK	WP	HR	S	P	ERA	WHIP								
Joe Horlen, R ERA: 2.72	(1, 1)	9.0	W 34	6	1	1	5	3	0	0	0	1	0	41	53	1.00	1.000								

AB	37
R	8
H	13
RBI	7
BB	2
SO	5
LOB	15




AB	30
R	1
H	6
RBI	1
BB	3
SO	5
LOB	11



Batter	1	2	3	4	5	6	7	8	9	10	AB	R	H	RBI	BB	SO	LOB	TOP			
Luis Aparicio, R OBP: 0.309, SLG: 0.349 (1, 6)	0-0 1B G6-4-3 2B		0-0 5-3		0-0 6-3			0-0 F4		0-0 2B	5	1	2	0	0	0	0				
Sandy Alomar Sr., S OBP: 0.307, SLG: 0.294 (1, 4)	0-0 S6-4-3 HBP 1B		0-0 S 1B		0-3 K			0-0 6-3		0-3 K	5	0	2	0	0	2	1				
Pete Ward, L OBP: 0.354, SLG: 0.375 (1, 5)	1-0 G6-4-3 HBP		0-3 K		0-0 F8			0-3 K		0-3 K	3	0	0	0	0	2	1				
Tom McCraw, L OBP: 0.302, SLG: 0.390 (1, 3)	0-0 G6-4-3		0-0 F9		0-0 F8			0-3 K		0-3 K	4	0	0	0	0	1	3				
Tommy Davis, R OBP: 0.276, SLG: 0.330 (1, 7)	0-0 3-1		0-0 F8		0-0 K			0-0 K		0-0 E 1B	4	0	1	0	0	1	1				
Ken Berry, R OBP: 0.285, SLG: 0.341 (1, 8)		4-0 BB	0-0 F7		0-0 K			0-3 K		0-0 E6	3	0	0	0	1	1					
Buddy Bradford, R OBP: 0.253, SLG: 0.293 (1, 9)		0-3 K	0-0 F3		0-0 F8			0-0 K		0-3 K	3	0	0	0	0	1	1				
Leon Wagner, L OBP: 0.345, SLG: 0.333 (9, PH)											1	0	0	0	0	1	2				
Wilbur Wood, R OBP: 0.211, SLG: 0.118 (9, 1)											0	0	0	0	0	0	0				
Jerry McNertney, R OBP: 0.328, SLG: 0.333 (1, 2)		0-0 F7	0-0 K		0-0 HR			0-0 6-3		0-3 K	4	1	1	1	0	1	1				
Cisco Carlos, R OBP: 0.111, SLG: 0.040 (6, 1)		0-3 K	0-0 4-3					0-3 K		0-0 5-3	2	0	0	0	0	1	1				
Bob Locker, S OBP: 0.247, SLG: 0.163 (9, 9)											1	0	0	0	0	1	0				
Woodie Held, R OBP: 0.247, SLG: 0.163 (9, 9)											1	0	0	0	0	0	0				
Inning Stats	R: 1 E: 0 K: 0 S: 4	H: 2 LOB: 1 BB: 0 P: 5	R: 0 E: 0 K: 2 S: 7	H: 0 LOB: 1 BB: 1 P: 11	R: 0 E: 0 K: 1 S: 6	H: 1 LOB: 1 BB: 0 P: 6	R: 0 E: 0 K: 0 S: 3	H: 0 LOB: 0 BB: 0 P: 3	R: 1 E: 0 K: 1 S: 6	H: 1 LOB: 0 BB: 0 P: 6	R: 0 E: 0 K: 1 S: 5	H: 0 LOB: 0 BB: 0 P: 5	R: 0 E: 0 K: 1 S: 5	H: 0 LOB: 0 BB: 0 P: 5	R: 0 E: 1 K: 3 S: 11	H: 1 LOB: 2 BB: 0 P: 11	R: 0 E: 0 K: 2 S: 8	H: 1 LOB: 1 BB: 0 P: 8	1B: 3 2B: 2 3B: 0 HR: 1	SF: 0 SAC: 0 DP: 1 HBP: 1	WP: 0 PA: 38 PB: 0 SB: 1 CS: 0
PITCHER	IP WLS BF H R ER SO BB IBB HBP BLK WP HR S P ERA WHIP	IP WLS BF H R ER SO BB IBB HBP BLK WP HR S P ERA WHIP	IP WLS BF H R ER SO BB IBB HBP BLK WP HR S P ERA WHIP	IP WLS BF H R ER SO BB IBB HBP BLK WP HR S P ERA WHIP	IP WLS BF H R ER SO BB IBB HBP BLK WP HR S P ERA WHIP	IP WLS BF H R ER SO BB IBB HBP BLK WP HR S P ERA WHIP	IP WLS BF H R ER SO BB IBB HBP BLK WP HR S P ERA WHIP	IP WLS BF H R ER SO BB IBB HBP BLK WP HR S P ERA WHIP	IP WLS BF H R ER SO BB IBB HBP BLK WP HR S P ERA WHIP	IP WLS BF H R ER SO BB IBB HBP BLK WP HR S P ERA WHIP	IP WLS BF H R ER SO BB IBB HBP BLK WP HR S P ERA WHIP	IP WLS BF H R ER SO BB IBB HBP BLK WP HR S P ERA WHIP	IP WLS BF H R ER SO BB IBB HBP BLK WP HR S P ERA WHIP	IP WLS BF H R ER SO BB IBB HBP BLK WP HR S P ERA WHIP	IP WLS BF H R ER SO BB IBB HBP BLK WP HR S P ERA WHIP	IP WLS BF H R ER SO BB IBB HBP BLK WP HR S P ERA WHIP	IP WLS BF H R ER SO BB IBB HBP BLK WP HR S P ERA WHIP	IP WLS BF H R ER SO BB IBB HBP BLK WP HR S P ERA WHIP	IP WLS BF H R ER SO BB IBB HBP BLK WP HR S P ERA WHIP	IP WLS BF H R ER SO BB IBB HBP BLK WP HR S P ERA WHIP	
Pat Dobson, R ERA: 2.57 (1, 1)	8.0	29	4	2	2	7	BB: 1	IBB: 0	HBP: 1	BLK: 0	WP: 0	HR: 1	S: 41	P: 46	ERA: 2.25	WHIP: 0.625					
Daryl Patterson, R ERA: 1.86 (9, 1)	2.0	9	2	0	0	5	BB: 0	IBB: 0	HBP: 0	BLK: 0	WP: 0	HR: 0	S: 19	P: 19	ERA: 0.00	WHIP: 1.000					

Chicago White Sox @ Detroit Tigers
Tiger Stadium, Detroit, MI
Wed Aug 21 1968, 7:05 PM EDT
Att: 29,540 - Unknown

AB 36
R 2
H 6
RBI 1
BB 1
SO 12
LOB 12



Batter	1	2	3	4	5	6	7	8	9	10	AB	R	H	RBI	BB	SO	LOB	BOTTOM					
Dick McAuliffe, L OBP: 0.338, SLG: 0.437 (1, 4)	4-0 CS BB		0-3 K		0-3 K			0-0 F8			3	0	0	0	1	2	2						
Mickey Stanley, R OBP: 0.310, SLG: 0.387 (1, 8)	0-0 G6-3 1B		0-0 6-3		0-0 F6			0-0 HR			4	1	2	1	0	0	2						
Jim Northrup, L OBP: 0.307, SLG: 0.416 (1, 9)	0-0 G6-3		0-0 S 1B		0-0 4-3			0-0 4-3			4	1	1	0	0	0	1						
Gates Brown, L OBP: 0.471, SLG: 0.730 (1, 7)		0-0 4-3	0-0 F8		0-0 K			0-3 K		0-3 FC4-6	3	0	1	0	0	0	1						
Willie Horton, R OBP: 0.345, SLG: 0.539 (9, PH)			1-2 F7		1-2 3-1			0-3 K		0-0 F8	1	0	0	0	0	1	0						
Norm Cash, L OBP: 0.320, SLG: 0.483 (1, 3)		0-0 F7	0-0 3-1		0-0 K			0-3 K		0-0 F7	4	0	0	0	0	1	3						
Bill Freehan, R OBP: 0.356, SLG: 0.443 (1, 2)		0-0 4-3	0-0 FC6-4 1B		0-0 K			0-0 F7		0-0 F7	4	0	1	1	0	1	1						
Tom Matchick, L OBP: 0.245, SLG: 0.316 (1, 6)			0-0 1-3		0-0 FC6-4			0-0 F9		0-0 FC4-6	4	0	0	0	0	0	2						
Don Wert, R OBP: 0.261, SLG: 0.313 (1, 5)			0-0 1B		0-0 F8			0-0 F5		0-0 F7	4	0	1	0	0	0	0						
Pat Dobson, R OBP: 0.208, SLG: 0.174 (1, 1)			0-0 2B		0-0 K			0-0 L4		0-0 HR	2	0	1	0	0	1	0						
Al Kaline, R OBP: 0.375, SLG: 0.391 (8, PH)											1	0	0	0	0	0	0						
Daryl Patterson, L OBP: 0.268, SLG: 0.287 (10, PH)			2-3 1B								0	0	0	0	0	0	0						
Jim Price, R OBP: 0.268, SLG: 0.287 (10, PH)											1	1	1	1	0	0	0						
Inning Stats	R: 0 E: 0 K: 0 S: 2	H: 1 LOB: 0 BB: 1 P: 6	R: 0 E: 0 K: 0 S: 3	H: 0 LOB: 0 BB: 0 P: 3	R: 0 E: 0 K: 1 S: 7	H: 2 LOB: 2 BB: 0 P: 7	R: 1 E: 0 K: 0 S: 5	H: 2 LOB: 1 BB: 0 P: 5	R: 0 E: 0 K: 2 S: 7	H: 1 LOB: 0 BB: 0 P: 7	R: 0 E: 0 K: 1 S: 6	H: 1 LOB: 1 BB: 0 P: 6	R: 0 E: 0 K: 1 S: 5	H: 0 LOB: 0 BB: 0 P: 5	R: 1 E: 0 K: 0 S: 4	H: 1 LOB: 0 BB: 0 P: 4	R: 0 E: 0 K: 1 S: 6	H: 0 LOB: 1 BB: 0 P: 6	R: 1 E: 0 K: 0 S: 2	H: 1 LOB: 0 BB: 0 P: 2	1B: 4 2B: 1 3B: 1 HR: 2	SF: 0 SAC: 0 DP: 1 HBP: 0	WP: 0 PA: 36 PB: 1 SB: 1 CS: 1
PITCHER	IP WLS BF H R ER SO BB IBB HBP BLK WP HR S P ERA WHIP	IP WLS BF H R ER SO BB IBB HBP BLK WP HR S P ERA WHIP	IP WLS BF H R ER SO BB IBB HBP BLK WP HR S P ERA WHIP	IP WLS BF H R ER SO BB IBB HBP BLK WP HR S P ERA WHIP	IP WLS BF H R ER SO BB IBB HBP BLK WP HR S P ERA WHIP	IP WLS BF H R ER SO BB IBB HBP BLK WP HR S P ERA WHIP	IP WLS BF H R ER SO BB IBB HBP BLK WP HR S P ERA WHIP	IP WLS BF H R ER SO BB IBB HBP BLK WP HR S P ERA WHIP	IP WLS BF H R ER SO BB IBB HBP BLK WP HR S P ERA WHIP	IP WLS BF H R ER SO BB IBB HBP BLK WP HR S P ERA WHIP	IP WLS BF H R ER SO BB IBB HBP BLK WP HR S P ERA WHIP	IP WLS BF H R ER SO BB IBB HBP BLK WP HR S P ERA WHIP	IP WLS BF H R ER SO BB IBB HBP BLK WP HR S P ERA WHIP	IP WLS BF H R ER SO BB IBB HBP BLK WP HR S P ERA WHIP	IP WLS BF H R ER SO BB IBB HBP BLK WP HR S P ERA WHIP	IP WLS BF H R ER SO BB IBB HBP BLK WP HR S P ERA WHIP	IP WLS BF H R ER SO BB IBB HBP BLK WP HR S P ERA WHIP	IP WLS BF H R ER SO BB IBB HBP BLK WP HR S P ERA WHIP	IP WLS BF H R ER SO BB IBB HBP BLK WP HR S P ERA WHIP	IP WLS BF H R ER SO BB IBB HBP BLK WP HR S P ERA WHIP			
Cisco Carlos, R ERA: 3.88 (1, 1)	5.2	22	6	1	1	3	BB: 1	IBB: 0	HBP: 0	BLK: 0	WP: 0	HR: 0	S: 27	P: 31	ERA: 1.59	WHIP: 1.235							
Bob Locker, R ERA: 2.15 (6, 1)	2.1	8	1	1	1	2	BB: 0	IBB: 0	HBP: 0	BLK: 0	WP: 0	HR: 1	S: 12	P: 12	ERA: 3.86	WHIP: 0.429							
Wilbur Wood, L ERA: 1.95 (9, 1)	1.1	6	1	1	1	1	BB: 0	IBB: 0	HBP: 0	BLK: 0	WP: 0	HR: 1	S: 8	P: 8	ERA: 6.75	WHIP: 0.750							


Chicago White Sox @ Detroit Tigers
Tiger Stadium, Detroit, MI
Wed Aug 21 1968, 7:05 PM EDT
Att: 29,540 - Unknown

AB 35
R 3
H 8
RBI 3
BB 1
SO 6
LOB 12



Batter	1	2	3	4	5	6	7	8	9	AB	R	H	RBI	BB	SO	LOB	TOP			
Luis Aparicio, R OBP: 0.312, SLG: 0.352 (1, 6)										4	0	3	0	0	0	0	Chicago White Sox @ Detroit Tigers Tiger Stadium, Detroit, MI Thu Aug 22 1968, 7:05 PM EDT Att: 25,931 - Unknown			
Sandy Alomar Sr., S OBP: 0.307, SLG: 0.294 (1, 4)										3	0	1	0	0	0	1				
Walt Williams, R OBP: 0.225, SLG: 0.256 Tom McCraw, L OBP: 0.304, SLG: 0.390 (6, PH) (8, 3)										3	1	1	0	0	0	2				
Tommy Davis, R OBP: 0.276, SLG: 0.337 (1, 3) (8, 7)										4	1	1	2	0	1	5				
Ken Berry, R OBP: 0.283, SLG: 0.337 (1, 8)										4	0	0	0	0	2	0				
Pete Ward, L OBP: 0.350, SLG: 0.370 (1, 5)										4	0	0	0	0	2	0				
Buddy Bradford, R OBP: 0.249, SLG: 0.288 Ron Hansen, R OBP: 0.291, SLG: 0.326 Joe Horlen, R OBP: 0.096, SLG: 0.078 (9, PH) (9, PR)										3	0	0	0	0	2	0				
Jerry McNertney, R OBP: 0.319, SLG: 0.322 (1, 2)										4	0	0	0	0	2	1				
Tommy John, R OBP: 0.194, SLG: 0.258 Dennis Ribant, R OBP: 0.182, SLG: 0.100 Hoyt Wilhelm, R OBP: 0.153 Bob Locker, S OBP: 0.243, SLG: 0.332 Leon Wagner, L OBP: 0.211, SLG: 0.118 (1, 1) (3, 1) (6, 1) (7, 1) (8, PH) (8, 1)										1	0	0	0	0	0	0				
Inning Stats	R: 0 E: 0 K: 0 S: 4	H: 1 LOB: 1 BB: 0 P: 4	R: 0 E: 0 K: 1 S: 5	H: 0 LOB: 0 BB: 0 P: 5	R: 0 E: 0 K: 1 S: 5	H: 0 LOB: 0 BB: 0 P: 5	R: 2 E: 0 K: 1 S: 7	H: 2 LOB: 0 BB: 0 P: 7	R: 0 E: 0 K: 2 S: 6	H: 1 LOB: 1 BB: 0 P: 6	R: 0 E: 0 K: 2 S: 7	H: 0 LOB: 0 BB: 0 P: 7	R: 0 E: 0 K: 1 S: 5	H: 2 LOB: 3 BB: 1 P: 9	R: 0 E: 0 K: 1 S: 5	H: 0 LOB: 1 BB: 1 P: 9		1B: 4 2B: 1 3B: 0 HR: 1	SF: 0 SAC: 1 DP: 0 HBP: 0	WP: 0 PB: 0 CS: 0
PITCHER	IP WLS BF H R ER SO BB IBB HBP BLK WP HR S P ERA WHIP	7.0 W 25 4 2 2 8 0 0 0 0 0 1 41 41 2.57 0.571	2.0 S 10 2 0 0 1 2 0 0 0 0 0 0 10 18 0.00 2.000																	

Batter	1	2	3	4	5	6	7	8	9	AB	R	H	RBI	BB	SO	LOB	BOTTOM				
Dick McAuliffe, L OBP: 0.340, SLG: 0.438 Ray Oyler, R OBP: 0.229, SLG: 0.202 (1, 4) (3, PR) (4, 6)										1	1	1	0	1	0	0	Chicago White Sox @ Detroit Tigers Tiger Stadium, Detroit, MI Thu Aug 22 1968, 7:05 PM EDT Att: 25,931 - Unknown				
Mickey Stanley, R OBP: 0.309, SLG: 0.386 (1, 8)										4	0	1	1	0	1	2					
Al Kaline, R OBP: 0.380, SLG: 0.405 (1, 9)										3	1	2	1	1	0	1					
Willie Horton, R OBP: 0.346, SLG: 0.546 (1, 7)										4	1	2	2	0	0	2					
Bill Freehan, R OBP: 0.356, SLG: 0.441 (1, 3)										4	0	1	0	0	1	2					
Don Wert, R OBP: 0.265, SLG: 0.317 (1, 5)										4	0	3	0	0	1	0					
Jim Price, R OBP: 0.259, SLG: 0.276 (1, 2)										4	0	0	0	0	0	4					
Dick Tracewski, R OBP: 0.240, SLG: 0.256 (1, 6) (4, 4)										3	0	0	0	0	1	3					
Mickey Lolich, S OBP: 0.182, SLG: 0.120 Don McMahon, R OBP: 0.167, SLG: 0.167 (1, 1) (8, 1)										3	1	1	0	0	1	0					
Inning Stats	R: 1 E: 0 K: 2 S: 9	H: 3 LOB: 2 BB: 0 P: 9	R: 0 E: 0 K: 1 S: 5	H: 0 LOB: 0 BB: 0 P: 5	R: 0 E: 0 K: 1 S: 5	H: 0 LOB: 1 BB: 1 P: 9	R: 0 E: 0 K: 1 S: 7	H: 2 LOB: 2 BB: 0 P: 7	R: 0 E: 0 K: 1 S: 5	H: 0 LOB: 0 BB: 0 P: 5	R: 2 E: 0 K: 0 S: 6	H: 3 LOB: 1 BB: 0 P: 6	R: 1 E: 0 K: 1 S: 6	H: 2 LOB: 1 BB: 1 P: 10	R: 0 E: 0 K: 0 S: 3	H: 1 LOB: 0 BB: 0 P: 3		1B: 9 2B: 1 3B: 0 HR: 2	SF: 0 SAC: 0 DP: 3 HBP: 0	WP: 0 PB: 1 CS: 1	PA: 34
PITCHER	IP WLS BF H R ER SO BB IBB HBP BLK WP HR S P ERA WHIP	2.1 L 10 4 2 2 2 0 0 0 0 0 2 16 16 6.75 1.500	1.1 8 3 1 0 1 0 1 0 0 0 0 9 13 0.00 2.250	0.2 1 0 0 0 0 0 0 0 0 0 0 1 1 0.00 0.000	1.0 3 1 0 0 0 0 0 0 0 0 0 3 3 0.00 1.000																

Batter	1	2	3	4	5	6	7	8	9	AB	R	H	RBI	BB	SO	LOB	TOP
Cesar Tovar, R OBP: 0.326, SLG: 0.363 (1, 7)	5-3		F3		F7			SH1-4 2B		4	0	1	0	0	0	1	Minnesota Twins @ Chicago White Sox Comiskey Park, Chicago, IL Fri Aug 23 1968, 8:05 PM EDT Att: 11,058 - Unknown
Ted Uhlhaender, L OBP: 0.320, SLG: 0.385 (1, 8)	BB 1B		1B			HR 1B		SH1-4 2-3		3	1	3	0	0	0	0	
Tony Oliva, L OBP: 0.369, SLG: 0.502 (1, 9)	1-2 BB		F8		HR 1-H			K		3	1	1	2	1	1	2	
Bob Allison, R OBP: 0.326, SLG: 0.439 (1, 3)	K			G6-4-3 1B	F7			1-3		4	0	1	0	0	1	3	
Rod Carew, L OBP: 0.336, SLG: 0.374 (1, 4)	F8			G6-4-3 1-2	1-3			1-3		4	0	0	0	0	0	3	
John Roseboro, L OBP: 0.301, SLG: 0.310 Dave Boswell, R OBP: 0.245, SLG: 0.383 (8, PR)		F8		6-3-4	4-3			FC5-4 1B		4	0	1	0	0	0	0	
Frank Quilici, R OBP: 0.314, SLG: 0.351 (1, 5)	K					F5 2B		F9		4	0	1	0	0	1	1	
Ron Clark, R OBP: 0.252, SLG: 0.255 (1, 6)	5-3				5-3			FC5-4 1-2		4	0	0	0	0	0	2	
Dean Chance, R OBP: 0.092, SLG: 0.055 Ron Perranoski, L (8, 1)			K		K			K		3	0	0	0	0	3	1	
										0	0	0	0	0	0	0	
Inning Stats	R: 0 E: 0 K: 1 S: 6	H: 1 LOB: 2 BB: 1 P: 10	R: 0 E: 0 K: 1 S: 5	H: 0 LOB: 0 BB: 0 P: 5	R: 0 E: 0 K: 1 S: 6	H: 1 LOB: 1 BB: 0 P: 6	R: 0 E: 0 K: 0 S: 3	H: 1 LOB: 0 BB: 0 P: 3	R: 0 E: 0 K: 1 S: 6	H: 1 LOB: 1 BB: 0 P: 6	R: 2 E: 0 K: 0 S: 5	H: 2 LOB: 0 BB: 0 P: 5	R: 0 E: 0 K: 1 S: 5	H: 0 LOB: 0 BB: 0 P: 5	R: 0 E: 0 K: 1 S: 6	H: 1 LOB: 1 BB: 0 P: 6	1B: 5 2B: 2 3B: 0 HR: 1 SF: 0 SAC: 1 DP: 1 HBP: 0 WP: 0 PA: 35 CS: 0
PITCHER	IP WLS BF H R ER SO BB IBB HBP BLK WP HR S P ERA WHIP																
Joe Horlen, R ERA: 2.72 Wilbur Wood, L ERA: 1.91	(1, 1) (8, 1)	7.0 W 8	27 BF 8	6 H 2	2 R 0	2 ER 0	5 SO 1	1 BB 0	0 IBB 0	0 HBP 0	0 BLK 0	0 WP 0	1 HR 1	36 S 10	40 P 10	2.57 ERA 0.00	1.000 WHIP 1.000

Batter	1	2	3	4	5	6	7	8	9	AB	R	H	RBI	BB	SO	LOB	BOTTOM
Luis Aparicio, R OBP: 0.312, SLG: 0.351 (1, 6)	4-3			SH3 1B WP	6-3			F5		4	1	1	0	0	0	1	Minnesota Twins @ Chicago White Sox Comiskey Park, Chicago, IL Fri Aug 23 1968, 8:05 PM EDT Att: 11,058 - Unknown
Sandy Alomar Sr., S OBP: 0.310, SLG: 0.298 (1, 4)	1-3			WP SH3 1B 1-2	F8			WP S SF7 1B		4	1	2	0	0	0	1	
Duane Josephson, R OBP: 0.287, SLG: 0.359 Jerry McNertney, R OBP: 0.319, SLG: 0.322 (9, 2)	5-3			SH3	6-3			SF7 1-H		2	0	0	1	0	0	1	
Pete Ward, L OBP: 0.357, SLG: 0.375 Woodie Held, R OBP: 0.247, SLG: 0.163 (8, PR) (9, 9)		G1-4-3 BB		IBB	IBB	SH5-4 S BB		1B 2B		1	0	1	0	3	0	0	
Tommy Davis, R OBP: 0.276, SLG: 0.337 (1, 7)	G1-4-3 1-2			K		SH5-4		G3-6-3 1B		3	0	1	1	0	1	3	
Tom McCraw, L OBP: 0.303, SLG: 0.388 (1, 3)	F7			1-2 IBB		4-3		G3-6-3 1-2		3	0	0	0	1	0	3	
Walt Williams, R OBP: 0.217, SLG: 0.247 Ron Hansen, R OBP: 0.291, SLG: 0.326 (9, 5)			5-3	4-3		K				3	0	0	0	0	1	4	
Ken Berry, R OBP: 0.283, SLG: 0.337 (1, 8)			4-3			3B 1B		K		3	1	1	0	0	1	0	
Joe Horlen, R OBP: 0.111, SLG: 0.132 Gary Peters, L OBP: 0.275, SLG: 0.355 Wilbur Wood, R OBP: 0.211, SLG: 0.118 (7, PH) (8, 1)			F7		1-H 3B			3-1		2	0	1	1	0	0	0	
Inning Stats	R: 0 E: 0 K: 0 S: 3	H: 0 LOB: 0 BB: 0 P: 3	R: 0 E: 0 K: 0 S: 2	H: 0 LOB: 0 BB: 1 P: 6	R: 0 E: 0 K: 0 S: 3	H: 0 LOB: 0 BB: 0 P: 3	R: 1 E: 0 K: 1 S: 7	H: 2 LOB: 3 BB: 2 P: 15	R: 1 E: 0 K: 0 S: 5	H: 2 LOB: 1 BB: 0 P: 5	R: 0 E: 0 K: 1 S: 5	H: 0 LOB: 0 BB: 1 P: 9	R: 0 E: 0 K: 1 S: 5	H: 0 LOB: 0 BB: 0 P: 5	R: 2 E: 0 K: 0 S: 5	H: 3 LOB: 1 BB: 0 P: 5	1B: 5 2B: 1 3B: 1 HR: 0 SF: 1 SAC: 2 DP: 2 HBP: 0 WP: 2 PA: 33 CS: 0
PITCHER	IP WLS BF H R ER SO BB IBB HBP BLK WP HR S P ERA WHIP																
Dean Chance, R ERA: 2.45 Ron Perranoski, L ERA: 3.09	(1, 1) (8, 1)	7.1 L 1	32 BF 1	7 H 0	4 R 0	4 ER 0	3 SO 0	2 BB 0	2 IBB 0	0 HBP 0	0 BLK 0	0 WP 0	0 HR 0	34 S 1	50 P 1	4.91 ERA 0.000	1.227 WHIP 0.000



Batter	1	2	3	4	5	6	7	8	9	AB	R	H	RBI	BB	SO	LOB	TOP					
Cesar Tovar, R OBP: 0.323, SLG: 0.359 (1, 7)	1-3		6-3		5-3		6-3		F6	5	0	0	1	0	0	3	Minnesota Twins @ Chicago White Sox Comiskey Park, Chicago, IL Sat Aug 24 1968, 8:05 PM EDT Unknown - 83 F					
Ted Uhlhaender, L OBP: 0.321, SLG: 0.386 (1, 8)	F7						F8			4	0	2	0	0	0	1						
Rod Carew, L OBP: 0.332, SLG: 0.370 (1, 4)	F8		F6			FC4-6 1B		4-3		4	0	0	0	0	0	2						
Tony Oliva, L OBP: 0.366, SLG: 0.498 (1, 9)		3-1		4-3		F8		F5		4	0	0	0	0	0	1						
Bob Allison, R OBP: 0.328, SLG: 0.448 (1, 3)	F8			F7						4	1	2	1	0	0	0						
Frank Quilici, R OBP: 0.313, SLG: 0.349 (1, 5)				F9		4-3		5-3		4	0	1	0	0	0	2						
Ron Clark, R OBP: 0.264, SLG: 0.275 (1, 6)								5-3		4	1	3	0	0	0	0						
Bruce Look, L OBP: 0.391, SLG: 0.321 (9, PR)										4	0	2	0	0	0	3						
Jim Kaat, L OBP: 0.153, SLG: 0.172 (9, PR)	3-1			4-3		WP 1-3 2B				0	0	0	0	0	0	0						
Tom Hall, L (1, 1)				6-3		1-3 2B				2	0	0	0	0	0	1						
Al Worthington, R (6, 1)										0	0	0	0	0	0	0						
John Roseboro, L (7, PH)										1	0	0	0	0	1	2						
Bob Miller, R (7, 1)										0	0	0	0	0	0	0						
Rich Rollins, R (9, PH)										1	0	0	0	0	1	1						
Inning Stats	R: 0 E: 0 K: 0 S: 3	H: 0 LOB: 0 BB: 0 P: 3	R: 0 E: 0 K: 0 S: 5	H: 2 LOB: 2 BB: 0 P: 5	R: 0 E: 0 K: 0 S: 4	H: 1 LOB: 1 BB: 0 P: 4	R: 0 E: 0 K: 0 S: 3	H: 0 LOB: 0 BB: 0 P: 3	R: 0 E: 0 K: 0 S: 4	H: 1 LOB: 1 BB: 0 P: 4	R: 0 E: 0 K: 0 S: 5	H: 2 LOB: 2 BB: 0 P: 5	R: 1 E: 0 K: 1 S: 7	H: 2 LOB: 1 BB: 0 P: 7	R: 1 E: 0 K: 0 S: 4	H: 1 LOB: 0 BB: 0 P: 4	R: 0 E: 0 K: 1 S: 6	H: 1 LOB: 1 BB: 0 P: 6	1B: 7 2B: 2 3B: 0 HR: 1	SF: 0 SAC: 0 DP: 0 HBP: 0	WP: 1 PB: 0 SB: 0 CS: 0	PA: 37
PITCHER	IP WLS BF H R ER SO BB IBB HBP BLK WP HR S P ERA WHIP																					
Jack Fisher, R (1, 1)	8.1 W 35 10 2 2 1 0 0 0 0 0 1 1 37 37 2.16 1.200																					
Hoyt Wilhelm, R (9, 1)	0.2 S 2 0 0 0 1 0 0 0 0 0 0 0 0 4 4 0.00 0.000																					

Batter	1	2	3	4	5	6	7	8	9	AB	R	H	RBI	BB	SO	LOB	BOTTOM			
Luis Aparicio, R OBP: 0.309, SLG: 0.348 (1, 6)	F7		F8			F7	K			4	0	0	0	0	1	0	Minnesota Twins @ Chicago White Sox Comiskey Park, Chicago, IL Sat Aug 24 1968, 8:05 PM EDT Unknown - 83 F			
Sandy Alomar Sr., S (1, 4)	F8		F2			1B 2B	FC6-4 1B			4	1	2	0	0	0	0				
Duane Josephson, R (1, 2)										3	1	1	0	1	0	1				
Hoyt Wilhelm, R (9, 1)						1B BB	FC6-4 1B			0	0	0	0	0	0	0				
Tommy Davis, R (1, 7)						6-3	F8			4	0	1	0	0	0	2				
Pete Ward, L (1, 5)						1-2 1B				3	1	1	2	0	1	2				
Ron Hansen, R (7, 5)	4-3					K				1	0	1	0	0	0	0				
Walt Williams, R (1, 9)						1-1 2-H 2B				1	1	0	0	2	0	0				
Woodie Held, R (8, 9)										1	0	0	0	0	0	1				
Tom McCraw, L (1, 3)										4	0	2	1	0	2	1				
Ken Berry, R (1, 8)										4	0	1	0	0	1	3				
Jack Fisher, R (1, 1)										3	0	0	0	0	2	1				
Jerry McNertney, R (9, 2)										0	0	0	0	0	0	0				
Inning Stats	R: 0 E: 0 K: 0 S: 4	H: 1 LOB: 2 BB: 1 P: 8	R: 0 E: 0 K: 1 S: 5	H: 0 LOB: 0 BB: 0 P: 5	R: 0 E: 0 K: 1 S: 5	H: 0 LOB: 0 BB: 0 P: 5	R: 0 E: 0 K: 1 S: 5	H: 0 LOB: 0 BB: 0 P: 5	R: 0 E: 0 K: 1 S: 5	H: 1 LOB: 1 BB: 1 P: 9	R: 4 E: 1 K: 0 S: 7	H: 4 LOB: 1 BB: 1 P: 11	R: 0 E: 0 K: 2 S: 8	H: 1 LOB: 1 BB: 0 P: 8	R: 0 E: 0 K: 1 S: 7	H: 2 LOB: 2 BB: 0 P: 7	1B: 7 2B: 2 3B: 0 HR: 0	SF: 0 SAC: 0 DP: 0 HBP: 0	WP: 0 PB: 0 SB: 0 CS: 1	PA: 35
PITCHER	IP WLS BF H R ER SO BB IBB HBP BLK WP HR S P ERA WHIP																			
Tom Hall, L (1, 1)	5.2 L 25 6 4 3 4 2 1 0 0 0 0 0 0 1 1 4.76 1.412																			
Al Worthington, R (6, 1)	0.1 1 0 0 0 0 0 0 0 0 0 0 0 1 1 0.00 0.000																			
Bob Miller, R (7, 1)	2.0 9 3 0 0 3 0 0 0 0 0 0 0 15 15 0.00 1.500																			

Batter	1	2	3	4	5	6	7	8	9	AB	R	H	RBI	BB	SO	LOB	TOP					
Cesar Tovar, R OBP: 0.325, SLG: 0.361 (1, 7)										5	3	3	0	0	1	1	Minnesota Twins @ Chicago White Sox Comiskey Park, Chicago, IL Sat Aug 24 1968, 8:05 PM EDT Att: 10,102 - Unknown					
Ted Uhlhaender, L OBP: 0.326, SLG: 0.391 (1, 8)										4	2	3	1	1	0	0						
Rod Carew, L OBP: 0.333, SLG: 0.374 (1, 4)										4	1	2	3	0	0	2						
Tony Oliva, L OBP: 0.364, SLG: 0.493 (1, 9)										4	0	0	0	0	0	6						
Bob Allison, R OBP: 0.283, SLG: 0.455 Jim Holt, L OBP: 0.233, SLG: 0.253 (1, 3) (9, 3)										4	1	2	1	1	0	3						
Rich Rollins, R OBP: 0.283, SLG: 0.345 Frank Quilici, R OBP: 0.312, SLG: 0.347 (1, 5) (8, 5)										4	0	2	2	0	0	2						
John Roseboro, L OBP: 0.298, SLG: 0.316 (1, 2)										5	1	1	2	0	1	3						
Ron Clark, R OBP: 0.262, SLG: 0.273 (1, 6)										5	0	1	0	0	1	1						
Dave Boswell, R OBP: 0.241, SLG: 0.365 (1, 1)										5	1	1	0	0	1	2						
Inning Stats	R: 1 E: 0 K: 0 S: 6	H: 3 LOB: 2 BB: 0 P: 6	R: 0 E: 0 K: 0 S: 4	H: 1 LOB: 1 BB: 0 P: 4	R: 0 E: 1 K: 0 S: 3	H: 0 LOB: 1 BB: 0 P: 4	R: 0 E: 0 K: 0 S: 3	H: 0 LOB: 0 BB: 0 P: 3	R: 2 E: 0 K: 0 S: 5	H: 2 LOB: 1 BB: 1 P: 9	R: 0 E: 1 K: 0 S: 4	H: 1 LOB: 1 BB: 0 P: 4	R: 2 E: 0 K: 2 S: 10	H: 3 LOB: 2 BB: 1 P: 14	R: 2 E: 0 K: 0 S: 6	H: 3 LOB: 1 BB: 0 P: 6		R: 2 E: 0 K: 3 S: 11	H: 2 LOB: 0 BB: 0 P: 11	1B: 10 2B: 3 3B: 1 HR: 1	SF: 1 SAC: 0 DP: 1 HBP: 1	WP: 0 PB: 0 SB: 2 CS: 0
PITCHER	IP WLS BF H R ER SO BB IBB HBP BLK WP HR S P ERA WHIP																					
Bob Priddy, R ERA: 3.62 (1, 1)	4.1 L 21 6 3 3 0 1 0 0 0 0 0 0 19 24 6.23 1.615																					
Bob Locker, R ERA: 2.32 (5, 1)	2.0 9 3 2 2 1 0 0 0 0 0 0 0 11 11 9.00 1.500																					
Jerry Nyman, L ERA: (7, 1)	0.2 4 1 0 0 1 0 1 0 0 0 0 0 5 9 0.00 1.500																					
Dennis Ribant, R ERA: 4.74 (8, 1)	2.0 11 5 4 4 3 0 0 0 0 0 0 1 17 17 18.00 2.500																					

Batter	1	2	3	4	5	6	7	8	9	AB	R	H	RBI	BB	SO	LOB	BOTTOM					
Luis Aparicio, R OBP: 0.307, SLG: 0.346 (1, 6)										4	0	0	0	0	0	2	Minnesota Twins @ Chicago White Sox Comiskey Park, Chicago, IL Sat Aug 24 1968, 8:05 PM EDT Att: 10,102 - Unknown					
Sandy Alomar Sr., S OBP: 0.316, SLG: 0.298 (1, 4)										2	1	0	0	2	0	0						
Tom McCraw, L OBP: 0.302, SLG: 0.387 (1, 3)										4	0	0	0	0	1	2						
Pete Ward, L OBP: 0.358, SLG: 0.375 (1, 5)										2	0	0	0	2	2	1						
Tommy Davis, R OBP: 0.275, SLG: 0.335 (1, 7)										4	0	1	1	0	0	4						
Walt Williams, R OBP: 0.242, SLG: 0.255 (1, 9)										4	0	2	0	0	0	2						
Jerry McNertney, R OBP: 0.317, SLG: 0.320 (1, 2)										4	0	1	0	0	1	3						
Ken Berry, R OBP: 0.280, SLG: 0.333 (1, 8)										4	0	0	0	0	0	5						
Bob Priddy, R OBP: 0.083, SLG: 0.174 Bob Locker, S (1, 1) (5, 1)										1	0	0	0	0	0	1						
Jerry Nyman, L (7, 1) Dick Kenworthy, R OBP: 0.254, SLG: 0.239 (7, PH) Dennis Ribant, R OBP: 0.182, SLG: 0.100 (8, 1)										0	0	0	0	0	0	0						
Inning Stats	R: 0 E: 0 K: 0 S: 3	H: 0 LOB: 0 BB: 0 P: 3	R: 0 E: 0 K: 1 S: 5	H: 0 LOB: 0 BB: 0 P: 5	R: 0 E: 0 K: 0 S: 4	H: 1 LOB: 1 BB: 0 P: 4	R: 1 E: 1 K: 1 S: 8	H: 2 LOB: 3 BB: 1 P: 12	R: 0 E: 0 K: 0 S: 3	H: 0 LOB: 0 BB: 0 P: 3	R: 0 E: 0 K: 0 S: 3	H: 0 LOB: 1 BB: 1 P: 7	R: 0 E: 0 K: 1 S: 3	H: 0 LOB: 1 BB: 1 P: 7	R: 0 E: 0 K: 1 S: 4	H: 0 LOB: 2 BB: 2 P: 12	R: 0 E: 0 K: 1 S: 5	H: 1 LOB: 0 BB: 0 P: 5	1B: 4 2B: 0 3B: 0 HR: 0	SF: 0 SAC: 0 DP: 3 HBP: 0	WP: 0 PB: 0 SB: 1 CS: 0	PA: 35
PITCHER	IP WLS BF H R ER SO BB IBB HBP BLK WP HR S P ERA WHIP																					
Dave Boswell, R ERA: 2.96 (1, 1)	9.0 W 35 4 1 1 4 5 0 0 0 0 0 0 38 58 1.00 1.000																					



Batter	1	2	3	4	5	6	7	8	9	AB R H RBI BB SO LOB	TOP											
Cesar Tovar, R OBP: 0.324, SLG: 0.360 (1, 7)	F9	F5			SH SF7		F5			5 1 1 0 0 0 3	Minnesota Twins @ Chicago White Sox Comiskey Park, Chicago, IL Sun Aug 25 1968, 4:33 AM EDT Att. 7,211 - Unknown - 71 F											
Ted Uhlhaender, L OBP: 0.282, SLG: 0.389 Frank Kostro, R OBP: 0.237, SLG: 0.255 (1, 8) (4, 7)	6-3		4-3		SF7		F3			2 0 0 0 0 0 0 2 1 1 1 0 0 0												
Rich Rollins, R OBP: 0.338, SLG: 0.338 Frank Quiñici, R OBP: 0.310, SLG: 0.345 (1, 5) (8, 5) (8, 4)	1B BB		K		5-3		F7			3 0 0 0 1 1 0 1 1 0 0 0 0 2												
Tony Oliva, L OBP: 0.364, SLG: 0.492 (1, 9)	FC5-4 1B		3-1		4-3					5 1 2 0 0 0 3												
Bob Allison, R OBP: 0.333, SLG: 0.452 Rich Reese, L OBP: 0.308, SLG: 0.362 (1, 3) (9, 3)	FC5-4			K		F6				4 2 1 0 1 1 2 0 0 0 0 0 0 0												
Rod Carew, L OBP: 0.335, SLG: 0.378 Rick Renick, R OBP: 0.219, SLG: 0.348 (1, 4) (8, 6)		1B 2B		6-3		4-3				4 1 2 1 0 0 0 0 1 0 1 1 0 0												
Ron Clark, R OBP: 0.278, SLG: 0.276 (1, 6) (8, 5)		K				FC5-4 BB				2 1 1 2 3 1 1												
Jerry Zimmerman, R OBP: 0.191, SLG: 0.143 John Roseboro, L OBP: 0.209, SLG: 0.318 (1, 2) (8, PH) (8, 2)				6-3		FC5-4				3 0 1 1 0 0 2 1 0 1 2 0 0 0												
Jim Kaat, L OBP: 0.156, SLG: 0.190 (1, 1)	F9				E3 SH		4-3			5 1 1 1 0 0 3												
Inning Stats	R: 0 E: 0 K: 0 S: 4	H: 1 LOB: 2 BB: 1 P: 8	R: 1 E: 0 K: 1 S: 7	H: 2 LOB: 1 BB: 0 P: 7	R: 0 E: 0 K: 1 S: 5	H: 0 LOB: 0 BB: 1 P: 5	R: 0 E: 0 K: 1 S: 5	H: 0 LOB: 1 BB: 1 P: 9	R: 2 E: 2 K: 0 S: 5	H: 0 LOB: 0 BB: 0 P: 5		R: 0 E: 0 K: 0 S: 3	H: 0 LOB: 1 BB: 1 P: 7	R: 0 E: 0 K: 0 S: 3	H: 0 LOB: 0 BB: 0 P: 3	R: 2 E: 1 K: 0 S: 6	H: 3 LOB: 2 BB: 1 P: 10	R: 5 E: 1 K: 0 S: 8	H: 5 LOB: 2 BB: 2 P: 16	1B: 9 2B: 2 3B: 0 HR: 0	SF: 2 SAC: 1 DP: 1 HBP: 0	WP: 0 PA: 46 PB: 0 SB: 1 CS: 0
PITCHER	IP WLS BF H R ER SO BB IBB HBP BLK WP HR S P ERA WHIP											PITCHER	IP WLS BF H R ER SO BB IBB HBP BLK WP HR S P ERA WHIP									
Gary Peters, L ERA: 3.42 Hoyt Wilhelm, R ERA: 1.97 (1, 1) (8, 1)	7.1 L 34 6 5 3 3 3 1 0 0 0 0 0 10 18 3.68 1.227																					

AB	37
R	10
H	11
RBI	9
BB	6
SO	3
LOB	16



Batter	1	2	3	4	5	6	7	8	9	AB R H RBI BB SO LOB	BOTTOM									
Luis Aparicio, R OBP: 0.308, SLG: 0.346 (1, 6)	1B 1B		6-3		SH2-3 1B		6-3			5 1 2 1 0 0 1	Minnesota Twins @ Chicago White Sox Comiskey Park, Chicago, IL Sun Aug 25 1968, 4:33 AM EDT Att. 7,211 - Unknown - 71 F									
Sandy Alomar Sr., S OBP: 0.314, SLG: 0.298 (1, 4)	1B 1B		F7		SH2-3 1B		6-3			4 0 1 0 0 0 1										
Duane Josephson, R OBP: 0.289, SLG: 0.357 (1, 2)	F1		E7 1B		F8		F8			4 0 1 0 0 0 3										
Tommy Davis, R OBP: 0.278, SLG: 0.333 (1, 7)	F9									2 0 0 0 2 0 2										
Walt Williams, R OBP: 0.243, SLG: 0.255 (1, 9)	FC6-4 1B		F8		5-3		F3			4 0 1 1 0 0 4										
Ron Hansen, R OBP: 0.295, SLG: 0.333 (1, 5)	FC6-4				5-3					4 0 2 0 0 0 2										
Tom McCraw, L OBP: 0.300, SLG: 0.384 Jerry McNertney, R OBP: 0.315, SLG: 0.317 (1, 3) (8, PH) (9, 3)		4-3		1-3		F6		F6		3 0 0 0 0 0 1 1 0 0 0 0 0 1										
Woodie Held, R OBP: 0.245, SLG: 0.165 (1, 8)		K		K		F4				4 0 1 0 0 2 1										
Gary Peters, L OBP: 0.278, SLG: 0.354 Hoyt Wilhelm, R OBP: 0.252, SLG: 0.237 (1, 1) (8, 1) (8, PH)	F2				WP 1B 1B		G3			3 1 1 0 0 0 1 0 0 0 0 0 0 0 1 0 0 0 0 0 1										
Inning Stats	R: 1 E: 0 K: 0 S: 6	H: 3 LOB: 0 BB: 0 P: 6	R: 0 E: 0 K: 1 S: 5	H: 0 LOB: 0 BB: 0 P: 5	R: 0 E: 1 K: 0 S: 4	H: 1 LOB: 2 BB: 1 P: 8	R: 0 E: 0 K: 1 S: 5	H: 0 LOB: 0 BB: 0 P: 5	R: 0 E: 0 K: 0 S: 3	H: 1 LOB: 1 BB: 0 P: 4		R: 0 E: 0 K: 0 S: 4	H: 0 LOB: 0 BB: 0 P: 3	R: 0 E: 0 K: 0 S: 4	H: 1 LOB: 1 BB: 0 P: 4	R: 0 E: 0 K: 0 S: 4	H: 1 LOB: 1 BB: 0 P: 4	1B: 8 2B: 1 3B: 0 HR: 0	SF: 0 SAC: 1 DP: 0 HBP: 0	WP: 1 PA: 38 PB: 0 SB: 0 CS: 0
PITCHER	IP WLS BF H R ER SO BB IBB HBP BLK WP HR S P ERA WHIP											PITCHER	IP WLS BF H R ER SO BB IBB HBP BLK WP HR S P ERA WHIP							
Jim Kaat, L ERA: 2.9 (1, 1)	9.0 W 38 9 2 2 2 2 0 0 0 0 1 0 40 48 2.00 1.222																			

AB	35
R	2
H	9
RBI	2
BB	2
SO	2
LOB	18



Batter	1	2	3	4	5	6	7	8	9	AB	R	H	RBI	BB	SO	LOB	TOP		
Tom Matchick, L (1,4) OBP: 0.239, SLG: 0.298	E1 G6-4-3	3-1			F9		6-3		HBP	4	0	0	0	0	0	4	Detroit Tigers @ Chicago White Sox Milwaukee County Stadium, Milwaukee, WI Mon Aug 26 1968, 8:05 PM EDT Att: 42,808 - Unknown		
Mickey Stanley, R (1,8) OBP: 0.309, SLG: 0.379	G6-4-3		F8		F9			SH3-4 1B	F9	5	1	1	0	0	0	2			
Jim Northrup, L (1,9) OBP: 0.303, SLG: 0.410	4-3		G3				G1-6-3 1B	SH3-4		3	0	1	0	0	0	0			
Willie Horton, R (1,7) OBP: 0.347, SLG: 0.543		1B			F3			F3		4	0	2	0	0	0	2			
Norm Cash, L (1,3) OBP: 0.329, SLG: 0.479		BB			F8		G1-6-3	2B	1B	4	1	2	1	0	0	2			
Bill Freehan, R (1,2) OBP: 0.356, SLG: 0.436		HBP			6-3			1B	2B	3	1	2	0	1	0	0			
Don Wert, R (1,5) OBP: 0.257, SLG: 0.302		HBP			F8		F7	4-3		3	0	0	0	1	0	3			
Dick Tracewski, R (1,6) OBP: 0.244, SLG: 0.261		K			F8		K		K	4	0	0	0	0	3	4			
Earl Wilson, R (1,1) OBP: 0.229, SLG: 0.420		HBP			K		K		K	3	0	1	2	0	2	0			
Inning Stats	R: 0 E: 1 K: 0 S: 3	H: 0 LOB: 0 BB: 0 P: 3	R: 1 E: 0 K: 1 S: 6	H: 2 LOB: 3 BB: 2 P: 15	R: 0 E: 0 K: 0 S: 4	H: 1 LOB: 1 BB: 0 P: 4	R: 0 E: 0 K: 0 S: 3	H: 0 LOB: 0 BB: 0 P: 3	R: 0 E: 0 K: 1 S: 5	H: 1 LOB: 0 BB: 0 P: 3	R: 1 E: 0 K: 1 S: 7	H: 2 LOB: 1 BB: 0 P: 7	R: 1 E: 0 K: 0 S: 6	H: 3 LOB: 3 BB: 0 P: 6	R: 0 E: 0 K: 2 S: 7	H: 0 LOB: 1 BB: 0 P: 8	1B: 7 2B: 2 3B: 0 HR: 0	SF: 0 SAC: 1 DP: 2 HBP: 2	WP: 0 PA: 38 CS: 0
PITCHER	IP WLS BF H R ER SO BB IBB HBP BLK WP HR S P ERA WHIP																		
Cisco Carlos, R (1,1) ERA: 3.8	7.0 L 28 6 2 2 3 2 0 1 0 0 0 31 40 2.57 1.143																		
Wilbur Wood, L (8,1) ERA: 1.95	2.0 10 3 1 1 2 0 0 1 0 0 0 13 14 4.50 1.500																		

Batter	1	2	3	4	5	6	7	8	9	AB	R	H	RBI	BB	SO	LOB	BOTTOM		
Luis Aparicio, R (1,6) OBP: 0.306, SLG: 0.344	K		F9		F7			6-3		4	0	0	0	0	1	2	Detroit Tigers @ Chicago White Sox Milwaukee County Stadium, Milwaukee, WI Mon Aug 26 1968, 8:05 PM EDT Att: 42,808 - Unknown		
Sandy Alomar Sr., S (1,4) OBP: 0.317, SLG: 0.301	G4-6-3 1B		K				FC4-6 1B	F7		4	0	2	0	0	1	1			
Leon Wagner, L (1,7) OBP: 0.338, SLG: 0.325	G4-6-3				F9		FC4-6 WP	F9		4	0	0	0	0	0	2			
Pete Ward, L (1,5) OBP: 0.357, SLG: 0.372		K					K		F9	3	0	0	0	1	2	1			
Duane Josephson, R (1,2) OBP: 0.289, SLG: 0.356							F8		F8	4	0	1	0	0	1	2			
Tom McCraw, L (1,3) OBP: 0.298, SLG: 0.381					4-3			F9		4	0	0	0	0	0	2			
Walt Williams, R (1,9) OBP: 0.245, SLG: 0.257		6-3					E1 FC3-6			3	0	1	0	0	0	1			
Ken Berry, R (1,8) OBP: 0.283, SLG: 0.336			E9 FC1-5 1B				F4		G6-4-3 1B	3	0	2	0	0	0	1			
Cisco Carlos, R (1,1) OBP: 0.103, SLG: 0.037							FC3-6			2	0	0	0	0	0	2			
Jerry McNertney, R (7,PH) OBP: 0.313, SLG: 0.315										1	0	0	0	0	0	2			
Wilbur Wood, R (8,1) OBP: 0.211, SLG: 0.118									G6-4-3	0	0	0	0	0	0	0			
Inning Stats	R: 0 E: 0 K: 1 S: 5	H: 1 LOB: 0 BB: 0 P: 5	R: 0 E: 0 K: 1 S: 6	H: 1 LOB: 1 BB: 0 P: 6	R: 0 E: 0 K: 1 S: 5	H: 0 LOB: 1 BB: 1 P: 9	R: 0 E: 1 K: 0 S: 4	H: 0 LOB: 1 BB: 0 P: 4	R: 0 E: 0 K: 1 S: 6	H: 1 LOB: 1 BB: 0 P: 6	R: 0 E: 0 K: 0 S: 4	H: 2 LOB: 1 BB: 0 P: 4	R: 0 E: 0 K: 0 S: 3	H: 0 LOB: 0 BB: 0 P: 3	R: 0 E: 0 K: 0 S: 3	H: 0 LOB: 0 BB: 0 P: 3	1B: 6 2B: 0 3B: 0 HR: 0	SF: 0 SAC: 0 DP: 2 HBP: 0	WP: 1 PA: 33 CS: 0
PITCHER	IP WLS BF H R ER SO BB IBB HBP BLK WP HR S P ERA WHIP																		
Earl Wilson, R (1,1) ERA: 3.11	9.0 W 33 6 0 0 5 1 0 0 0 1 0 42 46 0.00 0.778																		

Batter	1	2	3	4	5	6	7	8	9	AB	R	H	RBI	BB	SO	LOB	TOP					
Tom Matchick, L OBP: 0.239, SLG: 0.297 (1, 4)	0-0 3-1 1B		0-3 K			0-0 F5		0-0 SH BB G1-2-3 1B	4 0 1 0 0 1 0								Detroit Tigers @ Chicago White Sox Comiskey Park, Chicago, IL Tue Aug 27 1968, 8:05 PM EDT Att: 10,656 - Unknown					
Mickey Stanley, R OBP: 0.308, SLG: 0.377 (1, 8)	0-0 3-1 1B			0-0 F3		0-0 F7		4-0 G1-2-3 SH BB 1-2	3 0 0 0 1 0 0													
Jim Northrup, L OBP: 0.303, SLG: 0.409 (1, 9)	0-0 6-3 1B			0-0 F7			0-0 1B	0-0 SH G1-2-3 1-2 2-3	3 0 1 0 0 0 0													
Willie Horton, R OBP: 0.346, SLG: 0.540 (1, 7)		0-0 3-6 1B		0-0 F8		0-3 K		0-0 G1-2-3 1-2 2-3 3-H	4 0 1 0 0 1 4													
Norm Cash, L OBP: 0.328, SLG: 0.486 (1, 3)	0-0 3-6 1-2				0-0 HR		0-0 F8	0-0 6-3	4 1 1 1 0 0 4													
Bill Freehan, R OBP: 0.356, SLG: 0.434 (1, 2)	1-0 HBP			0-0 F7		0-0 F6			2 0 0 0 0 0 1													
Don Wert, R OBP: 0.255, SLG: 0.300 (1, 5)	0-3 K			0-0 F7			0-0 F8		3 0 0 0 0 1 1													
Dick Tracewski, R OBP: 0.240, SLG: 0.257 (1, 6)			0-3 K		0-0 F6			0-0 F6	3 0 0 0 0 1 0													
John Hiller, R OBP: 0.083, SLG: 0.083 Daryl Patterson, L (9, 1)			0-0 6-3		0-0 1-3			0-0 5-3	3 0 0 0 0 0 0 0 0 0 0 0 0 0													
Inning Stats	R: 0 E: 0 K: 0 S: 3	H: 0 LOB: 0 BB: 0 P: 3	R: 0 E: 0 K: 1 S: 5	H: 1 LOB: 1 BB: 0 P: 6	R: 0 E: 0 K: 2 S: 7	H: 0 LOB: 0 BB: 0 P: 7	R: 0 E: 0 K: 0 S: 3	H: 0 LOB: 0 BB: 0 P: 3	R: 1 E: 0 K: 0 S: 4	H: 1 LOB: 0 BB: 0 P: 4	R: 0 E: 0 K: 1 S: 6	H: 1 LOB: 1 BB: 0 P: 6	R: 0 E: 0 K: 0 S: 3	H: 0 LOB: 0 BB: 0 P: 3	R: 0 E: 0 K: 0 S: 4	H: 1 LOB: 2 BB: 1 P: 8		1B: 3 2B: 1 3B: 0 HR: 1	SF: 0 SAC: 1 DP: 2 HBP: 1	WP: 0 PB: 0 SB: 0 CS: 0	PA: 32	
PITCHER	IP WLS BF H R ER SO BB IBB HBP BLK WP HR S P ERA WHIP	IP WLS BF H R ER SO BB IBB HBP BLK WP HR S P ERA WHIP	IP WLS BF H R ER SO BB IBB HBP BLK WP HR S P ERA WHIP	IP WLS BF H R ER SO BB IBB HBP BLK WP HR S P ERA WHIP	IP WLS BF H R ER SO BB IBB HBP BLK WP HR S P ERA WHIP	IP WLS BF H R ER SO BB IBB HBP BLK WP HR S P ERA WHIP	IP WLS BF H R ER SO BB IBB HBP BLK WP HR S P ERA WHIP	IP WLS BF H R ER SO BB IBB HBP BLK WP HR S P ERA WHIP	IP WLS BF H R ER SO BB IBB HBP BLK WP HR S P ERA WHIP	IP WLS BF H R ER SO BB IBB HBP BLK WP HR S P ERA WHIP	IP WLS BF H R ER SO BB IBB HBP BLK WP HR S P ERA WHIP	IP WLS BF H R ER SO BB IBB HBP BLK WP HR S P ERA WHIP	IP WLS BF H R ER SO BB IBB HBP BLK WP HR S P ERA WHIP	IP WLS BF H R ER SO BB IBB HBP BLK WP HR S P ERA WHIP	IP WLS BF H R ER SO BB IBB HBP BLK WP HR S P ERA WHIP	IP WLS BF H R ER SO BB IBB HBP BLK WP HR S P ERA WHIP	IP WLS BF H R ER SO BB IBB HBP BLK WP HR S P ERA WHIP	IP WLS BF H R ER SO BB IBB HBP BLK WP HR S P ERA WHIP	IP WLS BF H R ER SO BB IBB HBP BLK WP HR S P ERA WHIP	IP WLS BF H R ER SO BB IBB HBP BLK WP HR S P ERA WHIP	IP WLS BF H R ER SO BB IBB HBP BLK WP HR S P ERA WHIP	IP WLS BF H R ER SO BB IBB HBP BLK WP HR S P ERA WHIP

AB	29
R	1
H	4
RBI	1
BB	1
SO	4
LOB	10



Batter	1	2	3	4	5	6	7	8	9	AB	R	H	RBI	BB	SO	LOB	BOTTOM					
Luis Aparicio, R OBP: 0.306, SLG: 0.344 (1, 6)	0-0 2B 1B		0-0 1-3		0-0 6-3		0-0 5-3		0-0 E4 2H 1B	5 0 2 0 0 0 0							Detroit Tigers @ Chicago White Sox Comiskey Park, Chicago, IL Tue Aug 27 1968, 8:05 PM EDT Att: 10,656 - Unknown					
Sandy Alomar Sr., S OBP: 0.323, SLG: 0.315 (1, 4)	0-0 1-2 2B		0-0 1B		0-0 2B		0-0 4-3		4 1 3 0 0 0 0													
Tommy Davis, R OBP: 0.282, SLG: 0.338 (1, 7)	0-0 F8		0-0 1-2 1B		0-0 2H 1B		0-0 FC6-4 1B		4 0 3 1 0 0 1													
Duane Josephson, R OBP: 0.286, SLG: 0.352 (1, 2)	0-0 1-3		0-0 1-3		0-3 K		0-0 FC6-4 1B 1-2		4 0 0 0 0 1 5													
Pete Ward, L OBP: 0.356, SLG: 0.368 (1, 5)		4-0 L4 BB 1B		0-0 1-3		0-0 4-3		0-3 K	3 0 0 0 1 1 1													
Walt Williams, R OBP: 0.264, SLG: 0.276 (1, 9)		0-0 FC5-4 1B		0-0 4-3 1B		0-0 6-3		0-0 1-2 1B	4 0 3 0 0 0 0													
Tom McCraw, L OBP: 0.297, SLG: 0.379 (1, 3)		0-0 L4 2-3		0-0 4-3 1-2		0-0 PB 1B		0-0 F8	4 0 1 0 0 0 5													
Buddy Bradford, R OBP: 0.249, SLG: 0.283 (1, 8)		0-0 FC5-4 1-2		0-0 6-3		0-0 5-3 1-2		4-0 SH1-4 E BB	3 1 0 0 1 0 3													
Jack Fisher, R OBP: 0.143, SLG: 0.146 Wilbur Wood, R OBP: 0.211, SLG: 0.118 Jerry McNertney, R OBP: 0.313, SLG: 0.315 (9, 1)			0-0 5-3		0-0 F3		0-0 6-3	0-0 SH1-4 1-2	3 0													
Inning Stats	R: 0 E: 0 K: 0 S: 4	H: 2 LOB: 1 BB: 0 P: 4	R: 0 E: 0 K: 0 S: 3	H: 1 LOB: 1 BB: 1 P: 7	R: 0 E: 0 K: 0 S: 5	H: 2 LOB: 2 BB: 0 P: 5	R: 0 E: 0 K: 0 S: 4	H: 1 LOB: 1 BB: 0 P: 4	R: 1 E: 0 K: 0 S: 7	H: 2 LOB: 1 BB: 0 P: 7	R: 0 E: 0 K: 0 S: 3	H: 0 LOB: 0 BB: 0 P: 3	R: 0 E: 0 K: 1 S: 7	H: 2 LOB: 2 BB: 0 P: 7	R: 1 E: 1 K: 0 S: 2	H: 1 LOB: 1 BB: 1 P: 6		1B: 10 2B: 3 3B: 0 HR: 0	SF: 0 SAC: 1 DP: 1 HBP: 0	WP: 0 PB: 1 SB: 0 CS: 0	PA: 37	
PITCHER	IP WLS BF H R ER SO BB IBB HBP BLK WP HR S P ERA WHIP	IP WLS BF H R ER SO BB IBB HBP BLK WP HR S P ERA WHIP	IP WLS BF H R ER SO BB IBB HBP BLK WP HR S P ERA WHIP	IP WLS BF H R ER SO BB IBB HBP BLK WP HR S P ERA WHIP	IP WLS BF H R ER SO BB IBB HBP BLK WP HR S P ERA WHIP	IP WLS BF H R ER SO BB IBB HBP BLK WP HR S P ERA WHIP	IP WLS BF H R ER SO BB IBB HBP BLK WP HR S P ERA WHIP	IP WLS BF H R ER SO BB IBB HBP BLK WP HR S P ERA WHIP	IP WLS BF H R ER SO BB IBB HBP BLK WP HR S P ERA WHIP	IP WLS BF H R ER SO BB IBB HBP BLK WP HR S P ERA WHIP	IP WLS BF H R ER SO BB IBB HBP BLK WP HR S P ERA WHIP	IP WLS BF H R ER SO BB IBB HBP BLK WP HR S P ERA WHIP	IP WLS BF H R ER SO BB IBB HBP BLK WP HR S P ERA WHIP	IP WLS BF H R ER SO BB IBB HBP BLK WP HR S P ERA WHIP	IP WLS BF H R ER SO BB IBB HBP BLK WP HR S P ERA WHIP	IP WLS BF H R ER SO BB IBB HBP BLK WP HR S P ERA WHIP	IP WLS BF H R ER SO BB IBB HBP BLK WP HR S P ERA WHIP	IP WLS BF H R ER SO BB IBB HBP BLK WP HR S P ERA WHIP	IP WLS BF H R ER SO BB IBB HBP BLK WP HR S P ERA WHIP	IP WLS BF H R ER SO BB IBB HBP BLK WP HR S P ERA WHIP	IP WLS BF H R ER SO BB IBB HBP BLK WP HR S P ERA WHIP	IP WLS BF H R ER SO BB IBB HBP BLK WP HR S P ERA WHIP



Batter	1	2	3	4	5	6	7	8	9	AB	R	H	RBI	BB	SO	LOB	TOP					
Horace Clarke, S (1,4) OBP: 0.248, SLG: 0.249										4	0	1	0	0	0	2	<p>New York Yankees @ Chicago White Sox Comiskey Park, Chicago, IL Wed Aug 28 1968, 8:05 PM EDT Att: 10,015 - Unknown - 70 F</p> <p>livebaseballscores.com</p> <p>AB 29 R 0 H 4 RBI 0 BB 3 SO 5 LOB 12</p>					
Bill Robinson, R (1,8) OBP: 0.286, SLG: 0.370										4	0	0	0	0	0	1						
Mickey Mantle, S (1,3) OBP: 0.385, SLG: 0.393										3	0	1	0	1	0	0						
Roy White, S (1,7) OBP: 0.343, SLG: 0.403										4	0	0	0	0	0	3						
Andy Kosco, R (1,9) OBP: 0.266, SLG: 0.367										4	0	0	0	0	2	0						
Tom Tresh, S (1,6) OBP: 0.304, SLG: 0.322										2	0	0	0	1	1	0						
Frank Fernandez, R (1,2) OBP: 0.318, SLG: 0.333										2	0	2	0	1	0	0						
Bobby Cox, R (1,5) OBP: 0.297, SLG: 0.317										3	0	0	0	0	1	4						
Mel Stottlemyre, R (1,1) OBP: 0.205, SLG: 0.160										2	0	0	0	0	1	2						
Dick Howser, R (8, PH) OBP: 0.317, SLG: 0.164										1	0	0	0	0	0	0						
Fred Talbot, R (8, 1) OBP: 0.176, SLG: 0.313										0	0	0	0	0	0	0						
Inning Stats	R: 0 E: 0 K: 0 S: 3	H: 1 LOB: 1 BB: 1 P: 7	R: 0 E: 0 K: 1 S: 6	H: 1 LOB: 1 BB: 0 P: 6	R: 0 E: 0 K: 0 S: 3	H: 0 LOB: 0 BB: 0 P: 3	R: 0 E: 0 K: 1 S: 5	H: 0 LOB: 0 BB: 0 P: 5	R: 0 E: 0 K: 2 S: 8	H: 1 LOB: 2 BB: 1 P: 12	R: 0 E: 0 K: 0 S: 3	H: 0 LOB: 0 BB: 0 P: 3	R: 0 E: 0 K: 1 S: 5	H: 0 LOB: 1 BB: 1 P: 9	R: 0 E: 0 K: 0 S: 3	H: 0 LOB: 0 BB: 0 P: 3	R: 0 E: 0 K: 0 S: 3	H: 1 LOB: 1 BB: 0 P: 3	1B: 4 2B: 0 3B: 0 HR: 0	SF: 0 SAC: 0 DP: 2 HBP: 0	WP: 0 PB: 0 CS: 0	PA: 32
PITCHER Jerry Nyman, L (1,1) ERA:	IP: 9.0 WLS: W BF: 32 H: 4 R: 0 ER: 0 SO: 5 BB: 3 IBB: 0 HBP: 0 BLK: 0 WP: 0 HR: 0 S: 39 P: 51 ERA: 0.00 WHIP: 0.778															PITCHER	IP: WLS: BF: H: R: ER: SO: BB: IBB: HBP: BLK: WP: HR: S: P: ERA: WHIP:					

Batter	1	2	3	4	5	6	7	8	9	AB	R	H	RBI	BB	SO	LOB	BOTTOM			
Luis Aparicio, R (1,6) OBP: 0.307, SLG: 0.344										3	0	1	0	0	0	0	<p>New York Yankees @ Chicago White Sox Comiskey Park, Chicago, IL Wed Aug 28 1968, 8:05 PM EDT Att: 10,015 - Unknown - 70 F</p> <p>livebaseballscores.com</p> <p>AB 34 R 3 H 11 RBI 3 BB 0 SO 3 LOB 13</p>			
Sandy Alomar Sr., S (1,4) OBP: 0.322, SLG: 0.314										4	1	1	0	0	0	1				
Tommy Davis, R (1,7) OBP: 0.284, SLG: 0.339										4	1	2	1	0	1	1				
Pete Ward, L (1,5) OBP: 0.358, SLG: 0.370										4	0	2	0	0	1	3				
Ron Hansen, R (8, 5) OBP: 0.295, SLG: 0.333										0	0	0	0	0	0	0				
Tom McCraw, L (1,3) OBP: 0.297, SLG: 0.378										4	0	1	1	0	0	3				
Walt Williams, R (1,9) OBP: 0.285, SLG: 0.278										3	0	1	1	0	1	0				
Woodie Held, R (7, 9) OBP: 0.242, SLG: 0.163										1	0	0	0	0	0	0				
Buddy Bradford, R (1,8) OBP: 0.254, SLG: 0.288										4	0	2	0	0	0	2				
Jerry McNertney, R (1,2) OBP: 0.304, SLG: 0.305										4	0	0	0	0	0	2				
Jerry Nyman, L (1,1) OBP: 0.333, SLG: 0.333										3	1	1	0	0	0	1				
Inning Stats	R: 0 E: 0 K: 1 S: 6	H: 1 LOB: 1 BB: 0 P: 6	R: 0 E: 0 K: 0 S: 4	H: 1 LOB: 1 BB: 0 P: 4	R: 3 E: 0 K: 1 S: 10	H: 5 LOB: 2 BB: 0 P: 10	R: 0 E: 0 K: 0 S: 3	H: 0 LOB: 0 BB: 0 P: 3	R: 0 E: 0 K: 0 S: 4	H: 1 LOB: 1 BB: 0 P: 4	R: 0 E: 0 K: 1 S: 6	H: 1 LOB: 1 BB: 0 P: 6	R: 0 E: 0 K: 0 S: 5	H: 2 LOB: 2 BB: 0 P: 5	R: 0 E: 0 K: 0 S: 3	H: 0 LOB: 0 BB: 0 P: 3	1B: 11 2B: 0 3B: 0 HR: 0	SF: 0 SAC: 1 DP: 0 HBP: 0	WP: 0 PB: 0 CS: 0	PA: 35
PITCHER Mel Stottlemyre, R (1,1) ERA: 2.53 Fred Talbot, R (8, 1) ERA: 3.41	IP: 7.0 WLS: L BF: 32 H: 11 R: 3 ER: 3 SO: 3 BB: 0 IBB: 0 HBP: 0 BLK: 0 WP: 0 HR: 0 S: 38 P: 38 ERA: 3.86 WHIP: 1.571															PITCHER	IP: WLS: BF: H: R: ER: SO: BB: IBB: HBP: BLK: WP: HR: S: P: ERA: WHIP:			

Batter	1	2	3	4	5	6	7	8	9	AB	R	H	RBI	BB	SO	LOB	TOP											
Buddy Bradford, R OBP: 0.248, SLG: 0.284 (1, 9)	5-3		1-3	F8			E3		6-3	5	0	0	0	0	0	3												
Sandy Alomar Sr., S OBP: 0.324, SLG: 0.317 (1, 4)	1B		1B				L5		2B	5	2	4	0	0	0	1												
Duane Josephson, R OBP: 0.290, SLG: 0.358 (1, 2)	1B		1B				1-6-3		1B	5	1	3	1	0	0	2												
Pete Ward, L OBP: 0.360, SLG: 0.370 Woodie Held, R OBP: 0.245, SLG: 0.169 (9, PR)	K		K				4-3		1B	4	0	1	1	1	2	4												
Tom McCraw, L OBP: 0.297, SLG: 0.375 Tommy Davis, R OBP: 0.285, SLG: 0.340 (9, PH)	K								SF8	3	0	1	0	1	2	3												
Walt Williams, R OBP: 0.284, SLG: 0.270 Leon Wagner, L OBP: 0.339, SLG: 0.327 (7, 7)		F8		FC5-4			5-3		1B	3	0	0	0	0	0	1												
Ron Hansen, R OBP: 0.292, SLG: 0.325 (1, 6)		6-3		F8					5-3	5	0	1	0	0	0	3												
Ken Berry, R OBP: 0.284, SLG: 0.337 (1, 8)		5-3							5-3	3	0	1	0	1	0	0												
Jack Fisher, R OBP: 0.133, SLG: 0.136 Luis Aparicio, R OBP: 0.308, SLG: 0.346 Hoyt Wilhelm, R (8, 1)			2-3	E6			L7		5-3	3	0	0	0	0	0	3												
Inning Stats	R: 0 E: 0 K: 2 S: 9	H: 2 LOB: 2 BB: 0 P: 9	R: 0 E: 0 K: 0 S: 3	H: 0 LOB: 0 BB: 0 P: 3	R: 1 E: 0 K: 1 S: 7	H: 2 LOB: 1 BB: 0 P: 7	R: 0 E: 1 K: 0 S: 5	H: 1 LOB: 3 BB: 1 P: 9	R: 0 E: 0 K: 1 S: 6	H: 1 LOB: 1 BB: 0 P: 6	R: 0 E: 0 K: 0 S: 4	H: 2 LOB: 1 BB: 0 P: 4	R: 0 E: 2 K: 0 S: 4	H: 0 LOB: 3 BB: 2 P: 12	R: 0 E: 0 K: 0 S: 3	H: 0 LOB: 0 BB: 0 P: 3	R: 2 E: 0 K: 0 S: 7	H: 4 LOB: 2 BB: 0 P: 7	1B: 10 2B: 2 3B: 0 HR: 0	SF: 1 SAC: 0 DP: 0 HBP: 0	WP: 0 PB: 0 SB: 1 CS: 0	PA: 43						
PITCHER	IP	WLS	BF	H	R	ER	SO	BB	IBB	HBP	BLK	WP	HR	S	P	ERA	WHIP											
Dean Chance, R ERA: 2.47	(1, 1)	8.1	W	40	11	3	3	4	3	0	0	0	0	0	45	57	3.24	1.680										
Ron Perranoski, L ERA: 3.09	(9, 1)	0.1		2	1	0	0	0	0	0	0	0	0	0	2	2	0.00	3.000										
Al Worthington, R ERA: 2.94	(9, 1)	0.1	S	1	0	0	0	0	0	0	0	0	0	0	1	1	0.00	0.000										

Chicago White Sox @ Minnesota Twins
Metropolitan Stadium, Bloomington, MI
Sat Aug 31 1968, 4:33 AM EDT
Att: 11,665 - Unknown - 65 F

livebaseballscores.com

AB 39
R 3
H 12
RBI 3
BB 3
SO 4
LOB 23



Batter	1	2	3	4	5	6	7	8	9	AB	R	H	RBI	BB	SO	LOB	BOTTOM											
Cesar Tovar, R OBP: 0.323, SLG: 0.366 (1, 8)	F8		5-3				F8			4	0	1	0	0	0	4												
Rich Reese, L OBP: 0.306, SLG: 0.355 (1, 3)	F7		L9				FC6-4		6-3	4	0	0	0	0	0	3												
Tony Oliva, L OBP: 0.357, SLG: 0.477 Jim Holt, L OBP: 0.245, SLG: 0.264 (6, 9)	K						4-3		G3	2	0	1	0	0	1	0												
Bob Allison, R OBP: 0.338, SLG: 0.469 (1, 7)		K		5-3			1B		HR	4	2	2	1	0	1	1												
Rod Carew, L OBP: 0.320, SLG: 0.358 (1, 4)		4-3		F4			1B		4-3	4	1	1	0	0	0	1												
Rich Rollins, R OBP: 0.297, SLG: 0.358 Frank Quilici, R OBP: 0.304, SLG: 0.330 (9, 5)		HR		F9			1B		F7	4	1	2	2	0	0	1												
Bruce Look, L OBP: 0.368, SLG: 0.303 (1, 2)		G3					E3		FC6-4	2	0	0	0	2	0	0												
Rick Renick, R OBP: 0.253, SLG: 0.372 John Roseboro, L OBP: 0.301, SLG: 0.313 Ron Clark, R OBP: 0.262, SLG: 0.246 (7, 6)							F9		FC6-4	2	0	1	0	0	0	1												
Dean Chance, R OBP: 0.084, SLG: 0.050 Ron Perranoski, L Al Worthington, R (9, 1)	(1, 1)			K			K		6-3	4	0	0	0	0	0	3												
Inning Stats	R: 0 E: 0 K: 1 S: 5	H: 0 LOB: 0 BB: 0 P: 5	R: 1 E: 0 K: 1 S: 6	H: 1 LOB: 0 BB: 0 P: 6	R: 0 E: 0 K: 1 S: 6	H: 1 LOB: 1 BB: 0 P: 6	R: 0 E: 0 K: 0 S: 4	H: 1 LOB: 1 BB: 0 P: 4	R: 0 E: 1 K: 1 S: 7	H: 1 LOB: 2 BB: 0 P: 7	R: 2 E: 0 K: 1 S: 9	H: 4 LOB: 3 BB: 1 P: 13	R: 1 E: 0 K: 0 S: 4	H: 1 LOB: 0 BB: 0 P: 4	R: 0 E: 0 K: 0 S: 3	H: 0 LOB: 1 BB: 1 P: 7	1B: 7 2B: 0 3B: 0 HR: 2	SF: 0 SAC: 0 DP: 0 HBP: 0	WP: 0 PB: 0 SB: 0 CS: 0	PA: 36								
PITCHER	IP	WLS	BF	H	R	ER	SO	BB	IBB	HBP	BLK	WP	HR	S	P	ERA	WHIP											
Jack Fisher, R ERA: 2.93	(1, 1)	7.0	L	32	9	4	4	5	0	0	0	0	0	2	41	45	5.14	1.286										
Hoyt Wilhelm, R ERA: 1.89	(8, 1)	1.0		4	0	0	0	0	1	0	0	0	0	3	7	0.00	1.000											

Chicago White Sox @ Minnesota Twins
Metropolitan Stadium, Bloomington, MI
Sat Aug 31 1968, 4:33 AM EDT
Att: 11,665 - Unknown - 65 F

livebaseballscores.com

AB 34
R 4
H 9
RBI 4
BB 2
SO 5
LOB 18



Batter	1	2	3	4	5	6	7	8	9	AB	R	H	RBI	BB	SO	LOB	TOP										
Luis Aparicio, R OBP: 0.308, SLG: 0.347 (1, 6)	F8		K	F9			2B			4	0	1	0	0	1	2											
Sandy Alomar Sr., S OBP: 0.323, SLG: 0.316 (1, 4)	F4			F7			F2			4	1	1	0	0	0	3											
Pete Ward, L OBP: 0.359, SLG: 0.367 Ron Hansen, R OBP: 0.292, SLG: 0.325 (1, 5) (7, 5)	4-3			1B	F8		F8			3	1	0	0	1	0	1											
Duane Josephson, R OBP: 0.289, SLG: 0.357 (1, 2)		F6		1B	L9			K		4	1	1	1	0	1	0											
Tommy Davis, R OBP: 0.287, SLG: 0.342 Woodie Held, R OBP: 0.245, SLG: 0.169 (1, 7) (8, 7)				1B	1-4-3			4-3		4	1	2	1	0	0	0											
Tom McCraw, L OBP: 0.296, SLG: 0.374 (1, 3)		F2		1B			F8			4	1	1	1	0	1	1											
Buddy Bradford, R OBP: 0.248, SLG: 0.284 (1, 9)		F6		1B	1-3			1-4-3		4	0	1	1	0	0	1											
Ken Berry, R OBP: 0.284, SLG: 0.336 (1, 8)			F7	1B	F8			F7		4	0	1	1	0	0	0											
Jerry Nyman, L OBP: 0.200, SLG: 0.200 Wilbur Wood, R OBP: 0.190, SLG: 0.105 (1, 1) (5, 1)			K	K			K	K		2	0	0	0	0	2	2											
Inning Stats	R: 0 E: 0 K: 0 S: 3	H: 0 LOB: 0 BB: 0 P: 3	R: 0 E: 0 K: 0 S: 4	H: 1 LOB: 1 BB: 0 P: 4	R: 0 E: 0 K: 2 S: 7	H: 0 LOB: 0 BB: 0 P: 7	R: 5 E: 0 K: 1 S: 11	H: 6 LOB: 2 BB: 1 P: 15	R: 0 E: 0 K: 0 S: 3	H: 0 LOB: 0 BB: 0 P: 3	R: 0 E: 0 K: 1 S: 6	H: 1 LOB: 1 BB: 0 P: 6	R: 0 E: 0 K: 2 S: 7	H: 0 LOB: 0 BB: 0 P: 7	R: 0 E: 0 K: 1 S: 5	H: 0 LOB: 0 BB: 0 P: 5	1B: 7 2B: 1 3B: 0 HR: 0	SF: 0 SAC: 0 DP: 0 HBP: 0	WP: 0 PB: 0 CS: 0	PA: 36							
PITCHER	IP	WLS	BF	H	R	ER	SO	BB	IBB	HBP	BLK	WP	HR	S	P	ERA	WHIP										
Dave Boswell, R ERA: 3.15 (1, 1)	3.0	L	15	5	5	5	2	1	0	0	0	0	0	18	22	15.00	2.000										
Jim Perry, R ERA: 2.59 (4, 1)	2.0		8	2	0	0	1	0	0	0	0	0	0	10	10	0.00	1.000										
Jim Roland, L ERA: 3.28 (6, 1)	2.0		7	1	0	0	1	0	0	0	0	0	0	9	9	0.00	0.500										
Tom Hall, L ERA: 4.15 (8, 1)	2.0		6	0	0	0	3	0	0	0	0	0	0	12	12	0.00	0.000										

Chicago White Sox @ Minnesota Twins
Metropolitan Stadium, Bloomington, MI
Sun Sep 01 1968, 4:33 AM EDT
Att: 16,373 - Unknown - 64 F

AB 35
R 5
H 8
RBI 5
BB 1
SO 7
LOB 10



Batter	1	2	3	4	5	6	7	8	9	AB	R	H	RBI	BB	SO	LOB	BOTTOM										
Cesar Tovar, R OBP: 0.325, SLG: 0.374 (1, 8)	S		4-3	S	1B		F9		5-3	5	1	3	3	0	0	0											
Rich Reese, L OBP: 0.305, SLG: 0.357 (1, 3)	F8		4-3	1B	E3		2B			4	0	1	0	0	0	2											
Rod Carew, L OBP: 0.318, SLG: 0.355 Frank Quilici, R OBP: 0.303, SLG: 0.328 (1, 4) (7, 4)	L9		K	K	K		6-3			3	0	0	0	0	2	3											
Bob Allison, R OBP: 0.335, SLG: 0.464 (1, 7)	F8		E5	FC5-4	FC4-6		1-3			4	0	0	0	0	0	2											
Rich Rollins, R OBP: 0.291, SLG: 0.349 (1, 5)		F8	FC5-4	L9	L9		L5			4	0	0	0	0	0	2											
John Roseboro, L OBP: 0.301, SLG: 0.312 (1, 2)	F2			1B			G3		F8	4	0	1	0	0	0	0											
Frank Kostro, R OBP: 0.213, SLG: 0.254 (1, 9)	5-3		F3		L5		L5		5-3	4	0	0	0	0	0	2											
Ron Clark, R OBP: 0.261, SLG: 0.251 (1, 6)			1B	F8	L8		L8		F5	4	1	1	0	0	0	2											
Dave Boswell, R OBP: 0.228, SLG: 0.345 Jim Perry, S OBP: 0.175, SLG: 0.333 Rick Nietzke, R OBP: 0.245, SLG: 0.372 Jim Roland, R OBP: 0.303, SLG: 0.328 Bruce Lock, L OBP: 0.304, SLG: 0.300 Tom Hall, L OBP: 0.246, SLG: 0.306 (1, 1) (4, 1) (5, PH) (6, 1) (7, PH) (8, 1) (9, PH)	F2		F2	HR	6-3		6-3		HR	1	0	0	0	0	0	1											
Inning Stats	R: 0 E: 0 K: 0 S: 4	H: 1 LOB: 0 BB: 0 P: 4	R: 1 E: 0 K: 1 S: 7	H: 2 LOB: 1 BB: 0 P: 7	R: 0 E: 1 K: 0 S: 5	H: 1 LOB: 2 BB: 0 P: 5	R: 2 E: 0 K: 1 S: 7	H: 1 LOB: 1 BB: 1 P: 11	R: 0 E: 0 K: 0 S: 3	H: 0 LOB: 0 BB: 0 P: 3	R: 0 E: 0 K: 0 S: 4	H: 1 LOB: 1 BB: 0 P: 4	R: 0 E: 0 K: 0 S: 3	H: 0 LOB: 0 BB: 0 P: 3	R: 1 E: 0 K: 0 S: 4	H: 1 LOB: 0 BB: 0 P: 4	1B: 3 2B: 2 3B: 0 HR: 2	SF: 0 SAC: 0 DP: 0 HBP: 0	WP: 0 PB: 0 CS: 0	PA: 37							
PITCHER	IP	WLS	BF	H	R	ER	SO	BB	IBB	HBP	BLK	WP	HR	S	P	ERA	WHIP										
Jerry Nyman, L ERA: 1.98 (1, 1)	4.0		20	5	3	3	1	1	0	0	0	0	1	21	25	6.75	1.500										
Wilbur Wood, L ERA: 1.91 (5, 1)	5.0	W	17	2	1	1	1	0	0	0	0	0	1	19	19	1.80	0.400										

Chicago White Sox @ Minnesota Twins
Metropolitan Stadium, Bloomington, MI
Sun Sep 01 1968, 4:33 AM EDT
Att: 16,373 - Unknown - 64 F

AB 36
R 4
H 7
RBI 4
BB 1
SO 2
LOB 15



Batter	1	2	3	4	5	6	7	8	9	AB	R	H	RBI	BB	SO	LOB	TOP				
Luis Aparicio, R OBP: 0.306, SLG: 0.344 (1, 6)	0-0 6-3		0-0 5-3			0-0 F8		0-0 1-3		4	0	0	0	0	0	1	Chicago White Sox @ Washington Senators D.C. Stadium, Washington, DC Mon Sep 02 1968, 3:33 AM EDT Unknown livebaseballscorecards.com				
Sandy Alomar Sr., S OBP: 0.322, SLG: 0.315 (1, 4)	0-3 K2-3			0-0 F8		0-0 4-3		0-0 4-3 1B		4	0	1	0	0	1	0					
Pete Ward, L OBP: 0.355, SLG: 0.363 (1, 5)	0-0 F8			0-3 K		0-3 K		0-0 4-3 1-2		4	0	0	0	0	2	1					
Duane Josephson, R OBP: 0.289, SLG: 0.356 (1, 2)		0-0 F4		0-0 1B			0-0 6-3		0-0 F8		4	0	1	0	0	1					
Tommy Davis, R OBP: 0.285, SLG: 0.338 (1, 7)		0-0 6-3		0-0 F7			0-0 6-3		0-0 3-1		4	0	0	0	0	2					
Tom McCraw, L OBP: 0.297, SLG: 0.378 (1, 3)		0-3 K			0-0 1-3		0-0 3B				3	0	1	0	0	1					
Buddy Bradford, R OBP: 0.253, SLG: 0.291 (8, 8)			4-0 4-3 BB		0-0 2B		0-0 6-3				2	0	1	0	1	0					
Ken Berry, R OBP: 0.283, SLG: 0.335 (8, PH)			0-0 4-3		0-0 6-3			0-0 F8		2	0	0	0	0	0	2					
Walt Williams, R OBP: 0.292, SLG: 0.267 (8, 9)			1-2 4-3					0-0 F8		1	0	0	0	0	0	0					
Joe Horlen, R OBP: 0.121, SLG: 0.125 (8, PH)			0-0 5-3		0-0 F8			0-0 F8		2	0	0	0	0	0	2					
Leon Wagner, L OBP: 0.338, SLG: 0.325 (8, 1)										1	0	0	0	0	0	0					
Hoyt Wilhelm, R (8, 1)										0	0	0	0	0	0	0					
Inning Stats	R: 0 E: 0 K: 1 S: 5	H: 0 LOB: 0 BB: 0 P: 5	R: 0 E: 0 K: 1 S: 5	H: 0 LOB: 0 BB: 0 P: 5	R: 0 E: 0 K: 0 S: 3	H: 0 LOB: 1 BB: 1 P: 7	R: 0 E: 0 K: 1 S: 6	H: 1 LOB: 1 BB: 0 P: 6	R: 0 E: 0 K: 0 S: 4	H: 1 LOB: 1 BB: 0 P: 4	R: 0 E: 0 K: 0 S: 5	H: 0 LOB: 0 BB: 0 P: 5	R: 0 E: 0 K: 0 S: 4	H: 1 LOB: 1 BB: 0 P: 4	R: 0 E: 0 K: 0 S: 3	H: 0 LOB: 0 BB: 0 P: 3	R: 0 E: 0 K: 0 S: 4	H: 1 LOB: 1 BB: 0 P: 4	1B: 2 2B: 1 3B: 1 HR: 0	SF: 0 SAC: 0 DP: 0 HBP: 0	WP: 0 PA: 32
PITCHER Jim Hannan, R ERA: 2.69 (1, 1)	IP: 9.0 WLS: W BF: 32 H: 4 R: 0 ER: 0 SO: 4 BB: 1 IBB: 0 HBP: 0 BLK: 0 WP: 0 HR: 0 S: 39 P: 43 ERA: 0.00 WHIP: 0.556															PITCHER					


Batter	1	2	3	4	5	6	7	8	9	AB	R	H	RBI	BB	SO	LOB	BOTTOM		
Del Unser, L OBP: 0.292, SLG: 0.280 (1, 8)	0-0 4-3		0-0 1B		0-0 E6 1B	0-0 6-3				4	1	1	0	0	0	2	Chicago White Sox @ Washington Senators D.C. Stadium, Washington, DC Mon Sep 02 1968, 3:33 AM EDT Unknown livebaseballscorecards.com		
Ken McMullen, R OBP: 0.325, SLG: 0.398 (1, 5)	0-0 F2		0-0 FC 1B		0-0 F7		1-0 G6-4-3 WP HBP			3	0	1	0	0	0	1			
Frank Howard, R OBP: 0.340, SLG: 0.563 (1, 7)	0-0 FC6-4 1B		0-0 FC 1-2		0-0 1B 1-2		4-0 G6-4-3 BB			3	0	2	0	1	0	1			
Brant Aylea, R OBP: 0.275, SLG: 0.390 (8, 9)	0-0 FC6-4		0-0 F7		0-0 1B		0-0 G6-4-3			4	0	1	1	0	0	5			
Ed Stroud, L OBP: 0.293, SLG: 0.377 (8, 9)	1-2 FC6-4				1-3 2H 1B		1-2 2-3			0	0	0	0	0	0	0			
Mike Epstein, L OBP: 0.328, SLG: 0.341 (9, 3)		0-0 G3 4-3 1B		0-0 F5		0-0 1-3		0-0 F9		4	0	1	0	0	0	2			
Gary Holman, L OBP: 0.359, SLG: 0.362 (9, 3)										0	0	0	0	0	0	0			
Bernie Allen, L OBP: 0.307, SLG: 0.349 (1, 4)		0-0 4-3 1-2		0-0 F7		0-0 SH1-4 1B		0-0 FC5-4 1B		4	0	2	0	0	0	1			
Jim French, L OBP: 0.288, SLG: 0.274 (1, 2)		0-0 G3 2-3		0-0 1B		0-0 F7		0-0 F9		4	0	1	0	0	0	3			
Ed Brinkman, R OBP: 0.249, SLG: 0.188 (1, 6)		0-0 F8		0-0 1B		0-0 SH1-4 1B		0-0 FC5-4 1-2		4	0	2	0	0	0	2			
Jim Hannan, R OBP: 0.114, SLG: 0.049 (1, 1)			0-0 5-3		0-0 2-3		0-0 SH1-4		0-0 6-3		3	0	0	0	0	3			
Inning Stats	R: 0 E: 0 K: 0 S: 4	H: 1 LOB: 1 BB: 0 P: 4	R: 0 E: 0 K: 0 S: 4	H: 1 LOB: 1 BB: 0 P: 4	R: 0 E: 0 K: 0 S: 5	H: 2 LOB: 2 BB: 0 P: 5	R: 0 E: 0 K: 0 S: 5	H: 2 LOB: 2 BB: 0 P: 5	R: 1 E: 1 K: 0 S: 5	H: 2 LOB: 1 BB: 0 P: 5	R: 0 E: 0 K: 0 S: 2	H: 0 LOB: 1 BB: 1 P: 7	R: 0 E: 0 K: 0 S: 4	H: 1 LOB: 1 BB: 0 P: 4	R: 0 E: 0 K: 0 S: 4	H: 1 LOB: 1 BB: 0 P: 4	1B: 11 2B: 0 3B: 0 HR: 0	SF: 0 SAC: 1 DP: 1 HBP: 1	WP: 1 PA: 36
PITCHER Joe Horlen, R ERA: 2.5 (1, 1)	IP: 7.0 WLS: L BF: 32 H: 10 R: 1 ER: 0 SO: 10 BB: 1 IBB: 1 HBP: 1 BLK: 0 WP: 1 HR: 0 S: 30 P: 35 ERA: 0.00 WHIP: 1.571															PITCHER			
Hoyt Wilhelm, R ERA: 1.87 (8, 1)	IP: 1.0 WLS: L BF: 4 H: 1 R: 0 ER: 0 SO: 0 BB: 0 IBB: 0 HBP: 0 BLK: 0 WP: 0 HR: 0 S: 4 P: 4 ERA: 0.00 WHIP: 1.000															PITCHER			

Batter	1	2	3	4	5	6	7	8	9	AB	R	H	RBI	BB	SO	LOB	TOP					
Luis Aparicio, R (1, 6) OBP: 0.304, SLG: 0.341	F9		G6-4-3			6-3			SH1-3	3	0	0	0	0	0	1						
Sandy Alomar Sr., S (1, 4) OBP: 0.316, SLG: 0.309	6-3			G3		K2-3			F7	4	0	0	0	0	1	1						
Tommy Davis, R (1, 7) OBP: 0.288, SLG: 0.340	F4						4-3		L8	4	0	1	0	0	0	1						
Pete Ward, L (1, 5) OBP: 0.352, SLG: 0.359		F8						F6		3	0	0	0	0	1	1						
Duane Josephson, R (1, 2) OBP: 0.287, SLG: 0.353		K			4-3			4-3		3	0	0	0	0	1	1						
Tom McCraw, L (1, 3) OBP: 0.294, SLG: 0.374		F5				F8			6-3	3	0	0	0	0	0	0						
Buddy Bradford, R (1, 8) OBP: 0.266, SLG: 0.300						F4			F8	2	1	0	0	1	0	0						
Walt Williams, R (1, 9) OBP: 0.273, SLG: 0.311						K			1-3	3	0	1	1	0	1	0						
Cisco Carlos, R (1, 1) OBP: 0.125, SLG: 0.067										2	0	1	0	0	1	0						
Wilbur Wood, R (6, 1) OBP: 0.190, SLG: 0.105										0	0	0	0	0	0	0						
Leon Wagner, L (9, PH) OBP: 0.341, SLG: 0.328										1	0	1	0	0	0	0						
Inning Stats	R: 0 E: 0 K: 0 S: 3	H: 0 LOB: 0 BB: 0 P: 3	R: 0 E: 0 K: 1 S: 5	H: 0 LOB: 0 BB: 0 P: 5	R: 1 E: 0 K: 0 S: 3	H: 2 LOB: 0 BB: 1 P: 7	R: 0 E: 0 K: 1 S: 6	H: 1 LOB: 1 BB: 0 P: 6	R: 0 E: 0 K: 1 S: 5	H: 0 LOB: 0 BB: 0 P: 5	R: 0 E: 0 K: 2 S: 7	H: 0 LOB: 0 BB: 0 P: 7	R: 0 E: 0 K: 0 S: 3	H: 0 LOB: 0 BB: 0 P: 3	R: 0 E: 0 K: 0 S: 3	H: 0 LOB: 0 BB: 0 P: 3	R: 0 E: 0 K: 0 S: 4	H: 1 LOB: 1 BB: 0 P: 4	1B: 3 2B: 1 3B: 0 HR: 0	SF: 0 SAC: 1 DP: 1 HBP: 0	WP: 0 PB: 0 SB: 1 CS: 0	PA: 30
PITCHER Joe Coleman, R (1, 1) ERA: 3.16	IP: 9.0 WLS: W BF: 30 H: 4 R: 1 ER: 1 SO: 5 BB: 1 IBB: 0 HBP: 0 BLK: 0 WP: 0 HR: 0 S: 39 P: 43 ERA: 1.00 WHIP: 0.556															PITCHER						

Chicago White Sox @ Washington Senators
D.C. Stadium, Washington, DC
Tue Sep 03 1968, 7:05 PM EDT
Att: 2,638 - Unknown

livebaseballscorecards.com

AB 28
R 1
H 4
RBI 1
BB 1
SO 5
LOB 5




Batter	1	2	3	4	5	6	7	8	9	AB	R	H	RBI	BB	SO	LOB	BOTTOM			
Del Unser, L (1, 8) OBP: 0.294, SLG: 0.286			F7			F8			4-3	4	0	1	0	0	0	0				
Ken McMullen, R (1, 5) OBP: 0.321, SLG: 0.391	F4		5-3			4-3			K	4	0	0	0	0	1	1				
Frank Howard, R (1, 7) OBP: 0.345, SLG: 0.570	F9					HBP FC3-2 1B			K 1B	3	0	1	0	1	1	1				
Brant Alyea, R (1, 9) OBP: 0.315, SLG: 0.459	FC6-4					FC3-2 HBP 1B				3	1	2	0	1	0	1				
Mike Epstein, L (1, 3) OBP: 0.330, SLG: 0.341										3	1	0	0	0	1	4				
Gary Holman, L (8, 3) OBP: 0.363, SLG: 0.357		4-3	4-3			FC3-2 1B HBP			K	0	0	0	0	0	0	0				
Bernie Allen, L (1, 4) OBP: 0.308, SLG: 0.346					4-3	FC3-2 1B			5-3	4	0	1	0	0	0	3				
Paul Casanova, R (1, 2) OBP: 0.209, SLG: 0.261										2	0	1	0	0	0	0				
Cap Peterson, R (6, PH) OBP: 0.267, SLG: 0.284										1	0	0	0	0	0	3				
Jim French, L (7, 2) OBP: 0.286, SLG: 0.272										1	0	0	0	0	1	0				
Ed Brinkman, R (1, 6) OBP: 0.251, SLG: 0.189										2	0	0	0	0	0	2				
Tim Cullen, R (6, PH) OBP: 0.235, SLG: 0.313										2	0	1	2	0	0	0				
Joe Coleman, R (1, 1) OBP: 0.152, SLG: 0.156										3	0	0	0	0	2	4				
Inning Stats	R: 0 E: 0 K: 0 S: 4	H: 1 LOB: 1 BB: 0 P: 4	R: 0 E: 0 K: 0 S: 5	H: 2 LOB: 2 BB: 0 P: 5	R: 0 E: 0 K: 0 S: 3	H: 0 LOB: 2 BB: 2 P: 11	R: 0 E: 0 K: 0 S: 3	H: 0 LOB: 0 BB: 0 P: 3	R: 0 E: 0 K: 1 S: 5	H: 0 LOB: 0 BB: 0 P: 5	R: 2 E: 0 K: 1 S: 8	H: 3 LOB: 2 BB: 0 P: 9	R: 0 E: 0 K: 3 S: 11	H: 1 LOB: 2 BB: 0 P: 11	R: 0 E: 0 K: 1 S: 5	H: 0 LOB: 0 BB: 0 P: 5	1B: 7 2B: 0 3B: 0 HR: 0	SF: 0 SAC: 0 DP: 0 HBP: 1	WP: 0 PB: 1 SB: 0 CS: 0	PA: 35
PITCHER Cisco Carlos, R (1, 1) ERA: 3.71	IP: 5.0 WLS: L BF: 23 H: 5 R: 2 ER: 2 SO: 2 BB: 2 IBB: 0 HBP: 1 BLK: 0 WP: 0 HR: 0 S: 22 P: 31 ERA: 3.60 WHIP: 1.400															PITCHER				
Wilbur Wood, L (6, 1) ERA: 1.87	IP: 3.0 WLS: L BF: 12 H: 2 R: 0 ER: 0 SO: 5 BB: 0 IBB: 0 HBP: 0 BLK: 0 WP: 0 HR: 0 S: 22 P: 22 ERA: 0.00 WHIP: 0.667															PITCHER				

Chicago White Sox @ Washington Senators
D.C. Stadium, Washington, DC
Tue Sep 03 1968, 7:05 PM EDT
Att: 2,638 - Unknown

livebaseballscorecards.com

AB 32
R 2
H 7
RBI 2
BB 2
SO 6
LOB 19



Batter	1	2	3	4	5	6	7	8	9	10	11	12	13	14	AB	R	H	RBI	BB	SO	LOB	TOP
Luis Aparicio, R OBP: 0.309, SLG: 0.346 (1, 6)															7	0	5	2	0	0	1	
Sandy Alomar Sr., S OBP: 0.312, SLG: 0.305 (1, 4)															7	0	1	0	0	0	1	5
Buddy Bradford, R OBP: 0.259, SLG: 0.292 (1, 9) (8, 9)															6	0	0	0	0	0	1	3
Duane Josephson, R OBP: 0.286, SLG: 0.349 Bob Locker, S (11, 1)															4	0	0	0	0	1	1	0
Gary Peters, L OBP: 0.274, SLG: 0.348 Dennis Ribant, R OBP: 0.154, SLG: 0.083 (14, PH) (14, 1)															0	0	0	0	0	0	0	0
Tommy Davis, R OBP: 0.293, SLG: 0.345 (1, 7)															6	1	4	0	0	0	0	1
Walt Williams, R OBP: 0.282, SLG: 0.320 Ken Berry, R OBP: 0.284, SLG: 0.339 (1, 9) (8, 8)															3	0	2	0	0	0	0	0
Pete Ward, L OBP: 0.351, SLG: 0.354 Ron Hansen, R OBP: 0.251, SLG: 0.321 (1, 3) (14, 5)															4	1	0	0	1	0	4	
Woody Held, R OBP: 0.245, SLG: 0.172 Tom McCraw, L OBP: 0.295, SLG: 0.373 (1, 5) (8, 3)															2	0	0	0	0	1	3	
Jack Fisher, R OBP: 0.193, SLG: 0.133 Hoyt Wilhelm, R OBP: 0.339, SLG: 0.327 Leon Wagner, L OBP: 0.190, SLG: 0.105 Wilbur Wood, R OBP: 0.190, SLG: 0.105 Jerry McNertney, R OBP: 0.282, SLG: 0.287 (1, 1) (8, 1) (10, PH) (10, 1) (11, 2)															1	0	0	0	0	0	0	0
Inning Stats	R: 0 E: 0 K: 0 S: 3	H: 1 LOB: 0 BB: 0 P: 3	R: 0 E: 0 K: 1 S: 2	H: 0 LOB: 0 BB: 1 P: 6	R: 0 E: 0 K: 1 S: 5	H: 0 LOB: 0 BB: 1 P: 9	R: 0 E: 0 K: 0 S: 3	H: 0 LOB: 0 BB: 0 P: 3	R: 0 E: 0 K: 1 S: 4	H: 2 LOB: 1 BB: 0 P: 4	R: 0 E: 0 K: 1 S: 6	H: 1 LOB: 1 BB: 0 P: 6	R: 0 E: 0 K: 2 S: 5	H: 0 LOB: 0 BB: 0 P: 3	R: 3 E: 0 K: 0 S: 6	H: 3 LOB: 2 BB: 0 P: 8	1B: 12 2B: 1 3B: 0 HR: 0	SF: 0 SAC: 3 DP: 2 HBP: 2	WP: 0 PB: 0 SB: 0 CS: 1	PA: 56		
PITCHER	IP	WLS	BF	H	R	ER	SO	BB	IBB	HBP	BLK	WP	HR	S	P	ERA	WHIP					
Frank Bertina, L ERA: 5.18 (1, 1)	5.1		19	4	0	0	1	0	0	0	0	0	0	8	8	0.00	0.600					
Bob Humphreys, R ERA: 3.86 (6, 1)	1.2		6	1	0	0	1	0	0	0	0	0	0	8	8	0.00	0.600					
Dennis Higgins, R ERA: 3.39 (8, 1)	2.0		9	3	0	0	1	1	0	0	0	0	0	10	14	0.00	2.000					
Dick Sosman, R ERA: 4.14 (10, 1)	5.0	L	22	5	3	3	3	0	0	2	0	0	0	26	28	5.40	1.000					

Chicago White Sox @ Washington Senators
D.C. Stadium, Washington, DC
Wed Sep 04 1968, 7:05 PM EDT
Att. 2,837 - Unknown

AB 48
R 13
H 13
RBI 3
BB 3
SO 6
LOB 19



Batter	1	2	3	4	5	6	7	8	9	10	11	12	13	14	AB	R	H	RBI	BB	SO	LOB	BOTTOM
Del Unser, L OBP: 0.294, SLG: 0.288 (1, 8)															7	0	2	0	0	1	2	
Ken McMullen, R OBP: 0.321, SLG: 0.390 (1, 5)															7	0	2	0	0	1	1	
Frank Howard, R OBP: 0.343, SLG: 0.565 (1, 7) (12, 3) (14, 7)															5	0	0	0	1	2	1	
Brant Alvea, R OBP: 0.337, SLG: 0.478 (1, 9)															5	0	3	0	1	1	2	
Mike Epstein, L OBP: 0.332, SLG: 0.341 Cap Peterson, R OBP: 0.289, SLG: 0.283 (1, 3) (12, PH) (12, 7)															3	0	1	0	1	0	3	
Gary Holman, L OBP: 0.365, SLG: 0.357 (14, 3)															1	0	0	0	1	0	0	
Bernie Allen, L OBP: 0.306, SLG: 0.343 (1, 4)															6	0	1	0	0	0	5	
Jim French, L OBP: 0.292, SLG: 0.273 Paul Casanova, R OBP: 0.207, SLG: 0.260 (1, 2) (11, PH) (12, 2)															3	0	1	0	1	0	1	
Ed Brinkman, R OBP: 0.250, SLG: 0.188 Ed Stroud, L OBP: 0.282, SLG: 0.375 Tim Cullen, R OBP: 0.284, SLG: 0.318 (1, 6) (7, PH) (8, 6)															1	0	0	0	0	1		
Frank Bertina, L OBP: 0.294, SLG: 0.288 Bob Humphreys, R OBP: 0.284, SLG: 0.339 Dennis Higgins, R OBP: 0.154, SLG: 0.083 Hank Allen, R OBP: 0.339, SLG: 0.327 Dick Sosman, R OBP: 0.190, SLG: 0.105 Jerry McNertney, R OBP: 0.282, SLG: 0.287 (1, 1) (8, 1) (10, PH) (10, 1) (11, 2)															2	0	0	0	0	0	2	
Inning Stats	R: 0 E: 0 K: 2 S: 7	H: 1 LOB: 0 BB: 0 P: 7	R: 0 E: 0 K: 1 S: 5	H: 1 LOB: 0 BB: 0 P: 5	R: 0 E: 0 K: 0 S: 3	H: 1 LOB: 1 BB: 1 P: 7	R: 0 E: 0 K: 0 S: 4	H: 1 LOB: 2 BB: 1 P: 8	R: 0 E: 0 K: 1 S: 6	H: 1 LOB: 1 BB: 0 P: 4	R: 0 E: 0 K: 1 S: 4	H: 1 LOB: 1 BB: 0 P: 6	R: 0 E: 0 K: 1 S: 3	H: 1 LOB: 2 BB: 1 P: 10	R: 0 E: 0 K: 0 S: 4	H: 2 LOB: 1 BB: 1 P: 8	1B: 10 2B: 3 3B: 0 HR: 0	SF: 0 SAC: 1 DP: 1 HBP: 0	WP: 0 PB: 0 SB: 1 CS: 0	PA: 56		
PITCHER	IP	WLS	BF	H	R	ER	SO	BB	IBB	HBP	BLK	WP	HR	S	P	ERA	WHIP					
Jack Fisher, R ERA: 2.78 (1, 1)	7.2		31	6	0	0	5	0	0	0	0	0	0	7	7	0.00	0.750					
Hoyt Wilhelm, R ERA: 1.84 (8, 1)	1.1		5	1	0	0	1	0	0	0	0	0	0	7	7	0.00	0.750					
Wilbur Wood, L ERA: 1.86 (10, 1)	1.1		6	1	0	0	0	0	0	0	0	0	0	5	9	0.00	0.750					
Bob Locker, R ERA: 2.57 (11, 1)	2.2	W	10	2	0	0	1	0	1	0	0	0	0	11	15	0.00	0.750					
Dennis Ribant, R ERA: 4.41 (14, 1)	1.0	S	4	2	0	0	0	0	0	0	0	0	0	4	4	0.00	2.000					

Chicago White Sox @ Washington Senators
D.C. Stadium, Washington, DC
Wed Sep 04 1968, 7:05 PM EDT
Att. 2,837 - Unknown


AB 50
R 0
H 12
RBI 10
BB 5
SO 7
LOB 26



Batter	1	2	3	4	5	6	7	8	9	AB	R	H	RBI	BB	SO	LOB	TOP								
Luis Aparicio, R OBP: 0.309, SLG: 0.345	6-3		1B		FC6		6-3			4	0	1	0	0	0	3									
Sandy Alomar Sr., S OBP: 0.309, SLG: 0.302	F7		4-3			K2-3		1-3		4	0	0	0	0	1	1									
Buddy Bradford, R OBP: 0.295, SLG: 0.286	6-3			K		F8		4-3		4	0	0	0	0	1	0									
Tommy Davis, R OBP: 0.290, SLG: 0.342		K		6-3		5-3		F7		4	0	0	0	0	1	0									
Tom McCraw, L OBP: 0.298, SLG: 0.381		F8		PO	1B			FC4-2	3B	4	0	3	0	0	0	0									
Woodie Held, R OBP: 0.250, SLG: 0.170				PO	K			5-3		1	0	0	0	1	1	0									
Leon Wagner, L OBP: 0.342, SLG: 0.327				1-3			2B	1B		0	1	0	0	1	0	0									
Ron Hansen, R OBP: 0.290, SLG: 0.320		BB					BB			0	0	0	0	0	0	0									
Ken Berry, R OBP: 0.284, SLG: 0.340		F8			6-3			FC4-2	FC6-4	4	1	1	0	0	0	2									
Jerry McNertney, R OBP: 0.297, SLG: 0.293					6-3			FC6-4		4	0	2	2	0	0	1									
Jerry Nyman, L OBP: 0.286, SLG: 0.286								FC6-4		2	0	1	0	0	0	0									
Hoyt Wilhelm, R OBP: 0.274, SLG: 0.348			6-3							0	0	0	0	0	0	0									
Gary Peters, L OBP: 0.274, SLG: 0.348							FC6			0	0	0	0	0	0	0									
Inning Stats	R: 0 E: 0 K: 0 S: 3	H: 0 LOB: 0 BB: 0 P: 3	R: 0 E: 0 K: 1 S: 5	H: 0 LOB: 1 BB: 1 P: 9	R: 0 E: 0 K: 0 S: 4	H: 1 LOB: 1 BB: 0 P: 4	R: 0 E: 0 K: 1 S: 5	H: 1 LOB: 0 BB: 0 P: 5	R: 0 E: 0 K: 1 S: 7	H: 2 LOB: 2 BB: 0 P: 7	R: 0 E: 0 K: 1 S: 5	H: 0 LOB: 0 BB: 0 P: 5	R: 2 E: 0 K: 0 S: 5	H: 3 LOB: 1 BB: 1 P: 9	R: 0 E: 0 K: 0 S: 3	H: 0 LOB: 0 BB: 0 P: 3	R: 0 E: 0 K: 0 S: 4	H: 1 LOB: 1 BB: 0 P: 4	1B: 6 2B: 1 3B: 1 HR: 0	SF: 0 SAC: 1 DP: 0 HBP: 0	WP: 0 PB: 0 SB: 1 CS: 1	PA: 36			
PITCHER	IP	WLS	BF	H	R	ER	SO	BB	IBB	HBP	BLK	WP	HR	S	P	ERA	WHIP								
Camilo Pascual, R ERA: 2.71	7.0	L	28	7	2	2	4	2	0	0	0	0	0	34	42	2.57	1.286								
Dennis Higgins, R ERA: 3.31	2.0		7	1	0	0	0	0	0	0	0	0	0	7	7	0.00	0.500								

Chicago White Sox @ Washington Senators
D.C. Stadium, Washington, DC
Thu Sep 05 1968, 7:05 PM EDT
Att: 1,154 - Unknown


AB 31
R 2
H 8
RBI 2
BB 2
SO 4
LOB 7



Batter	1	2	3	4	5	6	7	8	9	AB	R	H	RBI	BB	SO	LOB	BOTTOM								
Del Unser, L OBP: 0.295, SLG: 0.288	1B			FC4			F9			3	0	1	0	1	0	3									
Cap Peterson, R OBP: 0.276, SLG: 0.277	K		E5			F9		L7		4	0	0	0	0	1	3									
Frank Howard, R OBP: 0.341, SLG: 0.560	K		F4			K		F6		4	0	0	0	0	2	3									
Brant Alyea, R OBP: 0.333, SLG: 0.468			FC6-4			F9		L7		4	0	1	0	0	0	2									
Ken McMullen, R OBP: 0.319, SLG: 0.386	F8			E1		5-3		1-3		4	1	0	0	0	0	2									
Paul Casanova, R OBP: 0.209, SLG: 0.260		6-3				5-3		F8		3	0	1	0	0	0	0									
Jim French, L OBP: 0.290, SLG: 0.271				SH2						1	0	0	0	0	0	0									
Tim Cullen, R OBP: 0.298, SLG: 0.318		F4		SH2		6-3				3	0	1	0	0	0	0									
Ed Brinkman, R OBP: 0.251, SLG: 0.185										2	0	0	0	1	1	0									
Bernie Allen, L OBP: 0.305, SLG: 0.342		F7					K		F5	1	0	0	0	0	0	1									
Camilo Pascual, R OBP: 0.183, SLG: 0.186										1	0	0	1	0	0	0									
Hank Allen, R OBP: 0.276, SLG: 0.304										0	0	0	0	1	0	0									
Dennis Higgins, R OBP: 0.154, SLG: 0.154										0	0	0	0	0	0	0									
Gary Holman, L OBP: 0.358, SLG: 0.352										1	0	0	0	0	1	1									
Inning Stats	R: 0 E: 0 K: 2 S: 8	H: 1 LOB: 2 BB: 1 P: 12	R: 0 E: 0 K: 0 S: 3	H: 0 LOB: 0 BB: 0 P: 3	R: 0 E: 1 K: 0 S: 5	H: 1 LOB: 2 BB: 0 P: 5	R: 1 E: 1 K: 0 S: 5	H: 1 LOB: 2 BB: 1 P: 9	R: 0 E: 0 K: 1 S: 3	H: 0 LOB: 0 BB: 0 P: 3	R: 0 E: 0 K: 0 S: 5	H: 0 LOB: 0 BB: 0 P: 5	R: 0 E: 0 K: 1 S: 3	H: 0 LOB: 1 BB: 1 P: 9	R: 0 E: 0 K: 0 S: 3	H: 0 LOB: 0 BB: 0 P: 3	R: 0 E: 0 K: 1 S: 6	H: 1 LOB: 1 BB: 0 P: 6	1B: 4 2B: 0 3B: 0 HR: 0	SF: 1 SAC: 1 DP: 0 HBP: 0	WP: 0 PB: 0 SB: 1 CS: 0	PA: 36			
PITCHER	IP	WLS	BF	H	R	ER	SO	BB	IBB	HBP	BLK	WP	HR	S	P	ERA	WHIP								
Jerry Nyman, L ERA: 1.31	7.0	W	29	3	1	0	4	3	0	0	0	0	0	34	46	0.00	0.857								
Hoyt Wilhelm, R ERA: 1.81	1.1		5	1	0	0	0	0	0	0	0	0	0	5	5	0.00	0.750								
Gary Peters, L ERA: 3.41	0.2	S	2	0	0	0	1	0	0	0	0	0	0	4	4	0.00	0.000								

Chicago White Sox @ Washington Senators
D.C. Stadium, Washington, DC
Thu Sep 05 1968, 7:05 PM EDT
Att: 1,154 - Unknown

AB 31
R 1
H 4
RBI 1
BB 3
SO 5
LOB 15




Batter	1	2	3	4	5	6	7	8	9	10	11	AB	R	H	RBI	BB	SO	LOB	TOP					
Buddy Bradford, R OBP: 0.258, SLG: 0.302 (1, 9)	4-3 ①		FC4 1B		5-3 ③			G3 ①			HR	5	1	2	1	0	0	0						
Luis Aparicio, R OBP: 0.308, SLG: 0.344 (1, 6)	G6-3 1B		FC4 1-2f			F9 ①		F5 ②			6-3 ①	5	0	1	0	0	0	1						
Carlos May, L Woodie Held, R OBP: 0.248, SLG: 0.168 (1, 7) (8, 7)	G6-3 1-2f		K			F7 ②		F7 ③			F4 ②	4	0	0	0	0	1	2						
Pete Ward, L Bob Priddy, R Ron Hansen, R OBP: 0.357, SLG: 0.370 OBP: 0.050, SLG: 0.167 OBP: 0.290, SLG: 0.320 (1, 5) (11, PR) (11, 5)		F6 2B		G6-4-3 BB		HR		HR		F6 ①		4	1	3	1	1	0	0						
Tom McCraw, L OBP: 0.297, SLG: 0.381 (1, 3)	F8 2-3		F7 ①			2B				K2-3 ②		5	0	1	0	0	2	3						
Ken Berry, R OBP: 0.282, SLG: 0.337 (1, 8)	5-3		G6-4-3 1-2f				1-3 ①			4-3 ③		4	0	0	0	0	2							
Sandy Alomar Sr., S OBP: 0.308, SLG: 0.289 (1, 4)		FC4-6 BB			F8 ①		B1-3 ②				F9 ①	3	0	0	0	1	0	0						
Jerry McNertney, R OBP: 0.302, SLG: 0.318 (1, 2)		FC4-6 1-2f				HR					F7 ②	4	1	2	1	0	0	2						
Joe Horlen, R Wilbur Wood, R Hoyt Wilhelm, R Bob Locker, S OBP: 0.113, SLG: 0.119 OBP: 0.182, SLG: 0.100 OBP: 0.182, SLG: 0.100 (1, 1) (7, 1) (10, 1) (11, 1)			K		4-3 ②			5-3 ③			K	3	0	0	0	0	1	1						
Inning Stats	R: 0 E: 0 K: 0 S: 3	H: 1 LOB: 0 BB: 0 P: 3	R: 0 E: 0 K: 0 S: 4	H: 1 LOB: 2 BB: 1 P: 8	R: 0 E: 0 K: 2 S: 8	H: 1 LOB: 0 BB: 0 P: 8	R: 0 E: 0 K: 0 S: 2	H: 0 LOB: 0 BB: 1 P: 6	R: 1 E: 0 K: 0 S: 4	H: 2 LOB: 1 BB: 0 P: 4	R: 0 E: 0 K: 0 S: 4	H: 1 LOB: 1 BB: 0 P: 4	R: 0 E: 0 K: 0 S: 3	H: 0 LOB: 0 BB: 0 P: 3	R: 0 E: 0 K: 1 S: 5	H: 0 LOB: 0 BB: 0 P: 5	R: 0 E: 0 K: 1 S: 5	H: 0 LOB: 0 BB: 0 P: 5	R: 1 E: 0 K: 1 S: 7	H: 2 LOB: 1 BB: 0 P: 7	1B: 4 2B: 2 3B: 0 HR: 3	SF: 0 SAC: 0 DP: 2 HBP: 0	WP: 0 PB: 0 SB: 0 CS: 0	PA: 41
PITCHER	IP 6.0	WLS 2.0	BF 7	H 1	R 0	ER 0	SO 0	BB 0	IBB 0	HBP 0	BLK 0	WP 0	HR 0	S 7	P 7	ERA 3.00	WHIP 1.333							
Jim Hardin, R ERA: 2.51 Wally Bunker, R ERA: 2.57 Pete Richert, L ERA: 3.6	(1, 1) (7, 1) (9, 1)																							

Chicago White Sox @ Baltimore Orioles
Memorial Stadium, Baltimore, MD
Fri Sep 06 1968, 7:05 PM EDT
Att. 7,130 - Unknown

livebaseballscorecards.com

AB 39
R 3
H 9
RBI 3
BB 2
SO 5
LOB 11




Batter	1	2	3	4	5	6	7	8	9	10	11	AB	R	H	RBI	BB	SO	LOB	BOTTOM					
Don Buford, S OBP: 0.365, SLG: 0.450 (1, 8) (8, 4)	F3				S 1B						SH1-4 ①	5	1	3	0	0	0	0						
Davey Johnson, R Dave May, L OBP: 0.317, SLG: 0.363 OBP: 0.281, SLG: 0.261 (1, 4) (7, PH) (8, 8)	6-3 ②		FC5 2-3f		F8 1-2		K G6-4-3			K	B5-3 2-3	3	0	0	0	0	0	3						
Frank Robinson, R OBP: 0.377, SLG: 0.439 (1, 9)	BB 1B		6-3 ①		6-3 ②		G6-4-3 1-2f			F7 ③		6	1	1	0	0	0	3						
Boog Powell, L OBP: 0.336, SLG: 0.417 (1, 3)		1B BB	6-3 ②		K2-3 ③						G3 ①	3	0	0	0	2	1	1						
Brooks Robinson, R OBP: 0.301, SLG: 0.394 (1, 5)			K			F8 ①		F9 ③				5	0	2	1	0	1	1						
Curt Stefany, L OBP: 0.297, SLG: 0.321 (1, 7)	F5 ③				4-3 ①						1B 1B	5	0	1	0	0	1	3						
Larry Haney, R OBP: 0.287, SLG: 0.365 (1, 2)						FC4-6 1B		FC5-4 1B				5	0	4	0	0	0	1						
Mark Belanger, R OBP: 0.268, SLG: 0.248 (1, 6)			F9 ①		6-3 ②			FC5-4 FC6-4 1B			F2 ③	5	0	1	0	0	0	5						
Jim Hardin, R Wally Bunker, L Wally Bunker, R Paul Blair, R Pete Richert, L Merv Rettenmund, R OBP: 0.120, SLG: 0.120 OBP: 0.124, SLG: 0.468 OBP: 0.124, SLG: 0.468 OBP: 0.124, SLG: 0.111 OBP: 0.124, SLG: 0.327 OBP: 0.124, SLG: 0.111 OBP: 0.124, SLG: 0.111 (1, 1) (8, PH) (7, 1) (8, PH) (8, PH) (8, 1) (11, PH)			FC1-6 FC5 1B		1-3 ③			FC6-4 1-2f			B5-3 SH1-4 BB	2	0	0	0	0	1	2						
Inning Stats	R: 1 E: 0 K: 0 S: 5	H: 2 LOB: 2 BB: 1 P: 9	R: 0 E: 0 K: 0 S: 5	H: 2 LOB: 2 BB: 0 P: 5	R: 0 E: 0 K: 1 S: 5	H: 0 LOB: 0 BB: 0 P: 5	R: 0 E: 0 K: 1 S: 6	H: 1 LOB: 1 BB: 0 P: 6	R: 0 E: 0 K: 0 S: 5	H: 2 LOB: 2 BB: 0 P: 5	R: 1 E: 0 K: 1 S: 6	H: 1 LOB: 1 BB: 1 P: 10	R: 0 E: 0 K: 0 S: 4	H: 0 LOB: 1 BB: 0 P: 4	R: 0 E: 0 K: 1 S: 5	H: 0 LOB: 0 BB: 0 P: 5	R: 0 E: 0 K: 1 S: 7	H: 2 LOB: 0 BB: 0 P: 7	R: 0 E: 0 K: 0 S: 3	H: 0 LOB: 1 BB: 1 P: 7	1B: 11 2B: 1 3B: 0 HR: 0	SF: 0 SAC: 1 DP: 1 HBP: 0	WP: 0 PB: 2 SB: 1 CS: 0	PA: 48
PITCHER	IP 6.0	WLS 3.2	BF 15	H 9	R 3	ER 0	SO 3	BB 1	IBB 0	HBP 0	BLK 0	WP 0	HR 0	S 20	P 24	ERA 1.50	WHIP 1.667							
Joe Horlen, R Wilbur Wood, L Hoyt Wilhelm, R Bob Locker, R ERA: 2.47 ERA: 1.81 ERA: 1.73 ERA: 2.56	(1, 1) (7, 1) (10, 1) (11, 1)																							

Chicago White Sox @ Baltimore Orioles
Memorial Stadium, Baltimore, MD
Fri Sep 06 1968, 7:05 PM EDT
Att. 7,130 - Unknown

livebaseballscorecards.com

AB 44
R 2
H 12
RBI 1
BB 3
SO 6
LOB 24



Batter	1	2	3	4	5	6	7	8	9	AB	R	H	RBI	BB	SO	LOB	TOP	
Buddy Bradford, R OBP: 0.258, SLG: 0.298 (1, 9)	F7		F8		F8		G4-3			3	0	0	0	1	0	4	Chicago White Sox @ Baltimore Orioles Memorial Stadium, Baltimore, MD Sat Sep 07 1968, 3:33 AM EDT Att: 4,531 - Unknown	
Luis Aparicio, R OBP: 0.307, SLG: 0.342 (1, 6)	G3		BB		FC6		F5			3	0	0	0	1	0	3		
Carlos May, L OBP: 0.125, SLG: 0.125 (1, 7)	1B		K		K			F8		4	0	1	0	0	2	4		
Pete Ward, L OBP: 0.356, SLG: 0.369 (1, 5)	K		F6		FC1-6		F8			4	0	1	0	0	1	3		
Tom McCraw, L OBP: 0.297, SLG: 0.382 (1, 3)		SH5-3			3-1		FC1-6		1-3		4	0	1	0	0	0		1
Ken Berry, R OBP: 0.280, SLG: 0.335 (1, 8)	SH5-3				6-3		FC5-4		F8		3	0	0	0	0	0		1
Sandy Alomar Sr., S OBP: 0.304, SLG: 0.295 (1, 4)	4-3				3-1		F4		4-3		4	0	0	0	0	0		2
Jerry McNertney, R OBP: 0.304, SLG: 0.316 (1, 2)									6-3		1	0	0	0	1	1		AB 31 R 0 H 6 RBI 0 BB 3 SO 5 LOB 19
Duane Josephson, R OBP: 0.287, SLG: 0.350 (5, 2)	K				FC6		G4-3			2	0	1	0	0	0	0		
Cisco Carlos, R OBP: 0.121, SLG: 0.065 (3, 1)										1	0	0	0	0	0	0		WP: 0 PA: 35 SF: 0 2B: 1 SAC: 1 3B: 0 DP: 1 HR: 0 HBP: 0
Dennis Ribant, R OBP: 0.194, SLG: 0.083 (5, PH)										0	0	0	0	0	0	0		
Walt Williams, R OBP: 0.286, SLG: 0.325 (5, PH)										0	0	0	0	0	0	0		
Bob Priddy, R OBP: 0.262, SLG: 0.167 (5, 1)										0	0	0	0	0	0	0		
Tommy Davis, R OBP: 0.262, SLG: 0.343 (7, PH)										1	0	1	0	0	0	0		
Gary Peters, L OBP: 0.274, SLG: 0.348 (7, 1)										0	0	0	0	0	0	0		
Inning Stats	R: 0 E: 0 K: 1 S: 6	H: 1 LOB: 1 BB: 0 P: 6	R: 0 E: 0 K: 1 S: 6	H: 1 LOB: 1 BB: 0 P: 6	R: 0 E: 0 K: 2 S: 7	H: 0 LOB: 2 BB: 2 P: 15	R: 0 E: 0 K: 0 S: 3	H: 0 LOB: 0 BB: 0 P: 3	R: 0 E: 0 K: 1 S: 6	H: 1 LOB: 2 BB: 1 P: 10	R: 0 E: 0 K: 0 S: 4	H: 1 LOB: 1 BB: 0 P: 4	R: 0 E: 0 K: 0 S: 4	H: 2 LOB: 1 BB: 0 P: 4	R: 0 E: 0 K: 0 S: 3	H: 0 LOB: 0 BB: 0 P: 3	R: 0 E: 0 K: 0 S: 3	
PITCHER Tom Phoebus, R ERA: 2.59 (1, 1)	IP: 9.0 WLS: W BF: 35 H: 6 R: 0 ER: 0 SO: 5 BB: 3 IBB: 0 HBP: 0 BLK: 0 WP: 0 HR: 0 S: 42 P: 54 ERA: 0.00 WHIP: 1.000																	

Batter	1	2	3	4	5	6	7	8	9	AB	R	H	RBI	BB	SO	LOB	BOTTOM
Don Buford, S OBP: 0.363, SLG: 0.448 (1, 4)	F7		F8		FC3-6		6-3			4	1	1	0	0	0	1	Chicago White Sox @ Baltimore Orioles Memorial Stadium, Baltimore, MD Sat Sep 07 1968, 3:33 AM EDT Att: 4,531 - Unknown
Merv Rettenmund, R OBP: 0.472, SLG: 0.630 (1, 8) (4, 9)	5-3		BB		5-3		F1			3	1	0	0	1	0	1	
Frank Robinson, R OBP: 0.378, SLG: 0.437 (1, 9) (4, 7)	HBP		F8		F8					2	0	0	0	1	0	2	
Boog Powell, L OBP: 0.335, SLG: 0.416 (1, 3)			FC		F9		F9			2	1	0	1	0	1	2	
Paul Blair, R OBP: 0.273, SLG: 0.326 (4, 8)	K		2B		F9					2	0	0	0	0	0	1	
Brooks Robinson, R OBP: 0.304, SLG: 0.401 (1, 5)		1B	3-1		BB		6-3			3	1	2	2	1	0	0	
Elirod Hendricks, L OBP: 0.322, SLG: 0.452 (1, 2)	BB		3-1		K		K			4	0	1	1	0	2	2	
Curt Blefary, L OBP: 0.295, SLG: 0.318 (1, 7) (4, 3)	F8		G3		K		F9			4	0	0	0	0	1	2	
Mark Belanger, R OBP: 0.268, SLG: 0.246 (1, 6)					K		K			2	0	0	0	1	2	0	
Tom Phoebus, R OBP: 0.205, SLG: 0.243 (1, 1)	G1-6-3				K		K			3	0	1	0	0	1	2	
Inning Stats	R: 0 E: 0 K: 1 S: 5	H: 0 LOB: 1 BB: 0 P: 6	R: 1 E: 0 K: 0 S: 4	H: 2 LOB: 1 BB: 1 P: 8	R: 3 E: 0 K: 0 S: 6	H: 2 LOB: 1 BB: 1 P: 10	R: 0 E: 0 K: 1 S: 6	H: 1 LOB: 0 BB: 0 P: 6	R: 0 E: 0 K: 3 S: 9	H: 0 LOB: 0 BB: 0 P: 9	R: 0 E: 0 K: 0 S: 3	H: 0 LOB: 1 BB: 1 P: 7	R: 0 E: 0 K: 1 S: 5	H: 0 LOB: 0 BB: 0 P: 5	R: 0 E: 0 K: 0 S: 3	H: 0 LOB: 0 BB: 0 P: 3	1B: 3 SF: 0 2B: 1 SAC: 0 3B: 1 DP: 1 HR: 0 HBP: 1
PITCHER Cisco Carlos, R ERA: 3.93 (1, 1)	IP: 2.1 WLS: L BF: 13 H: 3 R: 4 ER: 4 SO: 1 BB: 2 IBB: 0 HBP: 1 BLK: 0 WP: 0 HR: 0 S: 12 P: 21 ERA: 15.43 WHIP: 2.143																
Dennis Ribant, R ERA: 4.29 (3, 1)	IP: 1.2 WLS: 7 BF: 2 H: 2 R: 0 ER: 0 SO: 1 BB: 0 IBB: 0 HBP: 0 BLK: 0 WP: 0 HR: 0 S: 9 P: 9 ERA: 0.00 WHIP: 1.200																
Bob Priddy, R ERA: 3.91 (5, 1)	IP: 2.0 WLS: 7 BF: 0 H: 0 R: 0 ER: 0 SO: 4 BB: 1 IBB: 0 HBP: 0 BLK: 0 WP: 0 HR: 0 S: 14 P: 18 ERA: 0.00 WHIP: 0.500																
Gary Peters, L ERA: 3.36 (7, 1)	IP: 2.0 WLS: 7 BF: 0 H: 0 R: 0 ER: 0 SO: 1 BB: 1 IBB: 0 HBP: 0 BLK: 0 WP: 0 HR: 0 S: 8 P: 12 ERA: 0.00 WHIP: 0.500																


Batter	1	2	3	4	5	6	7	8	9	AB	R	H	RBI	BB	SO	LOB	TOP					
Buddy Bradford, R OBP: 0.254, SLG: 0.293 (1, 9)	F9		K			K			5-3	4	0	0	0	0	2	1	Chicago White Sox @ Baltimore Orioles Memorial Stadium, Baltimore, MD Sun Sep 08 1968, 3:33 AM EDT Att: 10,189 - Unknown livebaseballscorecards.com					
Luis Aparicio, R OBP: 0.305, SLG: 0.340 (1, 6)	K			L4		5-3			K	4	0	0	0	0	2	0						
Tommy Davis, R OBP: 0.289, SLG: 0.340 (1, 7)	F8			6-3			B1-3		6-3	4	0	0	0	0	0	0						
Duane Josephson, R OBP: 0.287, SLG: 0.350 (1, 2)		G6-4-3 1B		6-3			K			3	0	1	0	0	1	0						
Ron Hansen, R OBP: 0.288, SLG: 0.317 (1, 5)	F3			K			L5			3	0	0	0	0	1	1						
Ken Berry, R OBP: 0.282, SLG: 0.342 (1, 8)	G6-4-3 1-2			4-3 2B		4-3 E		PB SF8 2B		3	2	2	0	0	0	1						
Tom McCraw, L OBP: 0.297, SLG: 0.384 (1, 3)			4-3 2B	4-3		4-3		K		3	0	1	0	0	1	2						
Sandy Alomar Sr., S OBP: 0.303, SLG: 0.293 (8, PH)			4-3		4-3			SF8		2	0	0	0	0	0	0						
Walt Williams, R OBP: 0.286, SLG: 0.325 (8, 4)			4-3		4-3			SF8		0	0	0	1	0	0	0						
Woodie Held, R OBP: 0.246, SLG: 0.168 (8, 4)			2-3		3-H			3-H		0	0	0	0	0	0	0						
Jack Fisher, R OBP: 0.125, SLG: 0.128 (1, 1)			F8			F9		F7		2	0	0	0	0	0	1						
Jerry McNertney, R OBP: 0.302, SLG: 0.314 (8, PH)										1	0	0	0	0	0	0						
Hoyt Wilhelm, R (8, 1)										0	0	0	0	0	0	0						
Inning Stats	R: 0 E: 0 K: 1 S: 5	H: 0 LOB: 0 BB: 0 P: 5	R: 0 E: 0 K: 0 S: 3	H: 1 LOB: 1 BB: 0 P: 3	R: 0 E: 0 K: 1 S: 6	H: 1 LOB: 1 BB: 0 P: 6	R: 0 E: 0 K: 0 S: 3	H: 0 LOB: 0 BB: 0 P: 3	R: 1 E: 1 K: 1 S: 6	H: 1 LOB: 0 BB: 0 P: 6	R: 0 E: 0 K: 1 S: 5	H: 0 LOB: 0 BB: 0 P: 5	R: 0 E: 0 K: 1 S: 5	H: 0 LOB: 0 BB: 0 P: 5	R: 1 E: 0 K: 1 S: 6	H: 1 LOB: 0 BB: 0 P: 6	R: 0 E: 0 K: 1 S: 5	H: 0 LOB: 0 BB: 0 P: 5	1B: 1 2B: 3 3B: 0 HR: 0	SF: 1 SAC: 0 DP: 1 HBP: 0	WP: 0 PB: 1 SB: 0 CS: 0	PA: 30
PITCHER Dave McNally, L ERA: 1.93 (1, 1)	IP: 9.0 WLS: W BF: 30 H: 4 R: 2 ER: 0 SO: 7 BB: 0 IBB: 0 HBP: 0 BLK: 0 WP: 0 HR: 0 S: 44 P: 44 ERA: 0.00 WHIP: 0.444															PITCHER						

Batter	1	2	3	4	5	6	7	8	9	AB	R	H	RBI	BB	SO	LOB	BOTTOM	
Don Buford, S OBP: 0.365, SLG: 0.450 (1, 4)	G3	F9			BB		2B			3	0	1	0	1	0	1	Chicago White Sox @ Baltimore Orioles Memorial Stadium, Baltimore, MD Sun Sep 08 1968, 3:33 AM EDT Att: 10,189 - Unknown livebaseballscorecards.com	
Mark Belanger, R OBP: 0.268, SLG: 0.246 (8, 6)										0	0	0	0	0	0	0		
Curt Blefary, L OBP: 0.295, SLG: 0.316 (1, 3)	K	G5-4-3 1-2 BB			F8		F8			3	0	0	0	1	1	2		
Brooks Robinson, R OBP: 0.303, SLG: 0.493 (1, 5)	2B	G5-4-3 1-2			F6		K			4	1	1	0	0	1	4		
Frank Robinson, R OBP: 0.377, SLG: 0.438 (1, 7)	2B		G3		4-3			K		4	1	1	1	0	1	1		
Eliud Hendricks, L OBP: 0.321, SLG: 0.453 (1, 2)	3-H			F8		K		K		4	1	1	1	0	2	0		
Larry Haney, R OBP: 0.257, SLG: 0.365 (9, 2)	2-H	1B		F8		K		K		0	0	0	0	0	0	0		
Davey Johnson, R OBP: 0.316, SLG: 0.362 (1, 6)	2-H	BB		F8		K		4-3		4	0	1	1	0	1	0		
Paul Blair, R OBP: 0.276, SLG: 0.326 (1, 8)	2-H	BB			F6			1B		2	0	1	0	1	0	0		
Dave May, L OBP: 0.276, SLG: 0.255 (1, 9)	K			4-3		1-3				3	0	0	0	0	1	3		
Dave McNally, R OBP: 0.193, SLG: 0.230 (1, 1)		BB		K		K				2	0	0	0	1	2	0		
Inning Stats	R: 3 E: 0 K: 2 S: 11	H: 4 LOB: 2 BB: 1 P: 15	R: 0 E: 0 K: 0 S: 2	H: 0 LOB: 1 BB: 2 P: 10	R: 0 E: 0 K: 0 S: 3	H: 0 LOB: 0 BB: 0 P: 3	R: 0 E: 0 K: 1 S: 5	H: 0 LOB: 0 BB: 0 P: 5	R: 0 E: 0 K: 2 S: 8	H: 1 LOB: 1 BB: 0 P: 8	R: 0 E: 0 K: 2 S: 8	H: 1 LOB: 1 BB: 0 P: 8	R: 0 E: 0 K: 2 S: 7	H: 0 LOB: 0 BB: 0 P: 7	1B: 2 2B: 3 3B: 1 HR: 0	SF: 0 SAC: 0 DP: 1 HBP: 0	WP: 0 PB: 0 SB: 0 CS: 0	PA: 33
PITCHER Jack Fisher, R ERA: 2.83 (1, 1)	IP: 7.0 WLS: L BF: 30 H: 6 R: 3 ER: 3 SO: 7 BB: 4 IBB: 0 HBP: 0 BLK: 0 WP: 0 HR: 0 S: 40 P: 56 ERA: 3.86 WHIP: 1.429															PITCHER		
Hoyt Wilhelm, R ERA: 1.76 (8, 1)	IP: 1.0 WLS: 3 BF: 0 H: 0 R: 0 ER: 0 SO: 2 BB: 0 IBB: 0 HBP: 0 BLK: 0 WP: 0 HR: 7 S: 7 P: 7 ERA: 0.00 WHIP: 0.000															PITCHER		

Batter	1	2	3	4	5	6	7	8	9	AB	R	H	RBI	BB	SO	LOB	TOP																			
Buddy Bradford, R (1, 9) OBP: 0.253, SLG: 0.291	F7		1B		5-3		F8		K	5	0	1	0	0	1	1																				
Luis Aparicio, R (1, 6) OBP: 0.308, SLG: 0.343	1B		1B		1B			B1-3		4	0	3	0	0	0	0																				
Tommy Davis, R (1, 7) OBP: 0.291, SLG: 0.349	K		1B		L8			HR		4	1	2	1	0	1	2																				
Duane Josephson, R (1, 2) OBP: 0.284, SLG: 0.346	K		F9			F8		L7		4	0	0	0	0	1	4																				
Pete Ward, L (1, 3) OBP: 0.355, SLG: 0.366		4-3								3	0	0	0	1	2	3																				
Tom McCraw, L (8, PR) OBP: 0.297, SLG: 0.384			K			K		1B		0	0	0	0	0	0	0																				
Ken Berry, R (1, 8) OBP: 0.286, SLG: 0.345		1B			6-3			1B		4	0	3	0	0	0	0																				
Bill Melton, R (1, 5) OBP: 0.341, SLG: 0.325	F8				5-3					3	0	1	0	0	0	1																				
Leon Wagner, L (8, PH) OBP: 0.341, SLG: 0.325										1	0	0	0	1	2																					
Ron Hansen, R (8, 5) OBP: 0.288, SLG: 0.317							4-3	K		0	0	0	0	0	0	0																				
Sandy Alomar Sr., S (1, 4) OBP: 0.301, SLG: 0.291					F2					2	0	0	0	0	1	1																				
Rich Morales, R (7, 4) OBP: 0.288, SLG: 0.317	K						4-3			2	0	0	0	0	1	1																				
Jerry Nyman, L (1, 1) OBP: 0.222, SLG: 0.222										2	0	0	0	0	2	0																				
Walt Williams, R (7, PH) OBP: 0.284, SLG: 0.323			K							1	0	0	0	0	0	1																				
Hoyt Wilhelm, R (7, 1) OBP: 0.284, SLG: 0.323							6-3			0	0	0	0	0	0	0																				
Wilbur Wood, R (8, 1) OBP: 0.174, SLG: 0.095										1	0	0	0	0	1	0																				
Inning Stats	R: 0 E: 0 K: 2 S: 8	H: 1 LOB: 1 BB: 0 P: 8	R: 0 E: 0 K: 1 S: 6	H: 1 LOB: 1 BB: 0 P: 6	R: 0 E: 0 K: 2 S: 10	H: 3 LOB: 3 BB: 0 P: 10	R: 0 E: 0 K: 0 S: 3	H: 0 LOB: 0 BB: 0 P: 3	R: 0 E: 0 K: 1 S: 6	H: 1 LOB: 1 BB: 0 P: 6	R: 0 E: 0 K: 0 S: 5	H: 1 LOB: 1 BB: 0 P: 5	R: 0 E: 0 K: 0 S: 4	H: 1 LOB: 1 BB: 0 P: 4	R: 1 E: 0 K: 1 S: 7	H: 2 LOB: 2 BB: 1 P: 11	R: 0 E: 0 K: 3 S: 9	H: 0 LOB: 0 BB: 0 P: 9	1B: 8 2B: 1 3B: 0 HR: 1	SF: 0 SAC: 0 DP: 0 HBP: 0	WP: 0 PB: 0 SB: 0 CS: 0	PA: 37														
PITCHER	IP WLS BF H R ER SO BB IBB HBP BLK WP HR S P ERA WHIP																																			
Al Downing, L (1, 1) ERA: 3.44	7.2	32	9	1	1	7	1	0	0	0	0	0	1	45	49	1.17	1.304																			
Lindy McDaniel, R (8, 1) ERA: 3.43	1.1	W	5	1	0	0	4	0	0	0	0	0	0	13	13	0.00	0.750																			

Chicago White Sox @ New York Yankees
Yankee Stadium, Bronx, NY
Tue Sep 10 1968, 7:05 PM EDT
Unknown - 75 F


AB 36
R 1
H 10
RBI 1
BB 1
SO 11
LOB 16



Batter	1	2	3	4	5	6	7	8	9	AB	R	H	RBI	BB	SO	LOB	BOTTOM																			
Horace Clarke, S (1, 4) OBP: 0.250, SLG: 0.249	5-3	F4						K		4	0	1	0	0	1	1																				
Tom Tresh, S (1, 6) OBP: 0.310, SLG: 0.326	4-3		4-3		4-3			1B		4	0	1	0	0	0	1																				
Mickey Mantle, S (1, 3) OBP: 0.387, SLG: 0.390	1B		K			FC6-4		1B		4	0	3	0	0	1	0																				
Roy White, S (1, 7) OBP: 0.356, SLG: 0.427	1B		K			FC6-4		6-3		4	0	1	0	0	1	3																				
Bill Robinson, R (1, 8) OBP: 0.301, SLG: 0.391	G3				5-3		L8			4	0	0	0	0	1	5																				
Andy Kosco, R (1, 9) OBP: 0.294, SLG: 0.367		WP			K					4	1	1	0	0	2	1																				
Frank Fernandez, R (1, 2) OBP: 0.333, SLG: 0.342		K			5-3					4	0	0	0	0	2	1																				
Bobby Cox, R (1, 5) OBP: 0.303, SLG: 0.311							F7			1	0	0	0	0	0	1																				
Charley Smith, R (3, 5) OBP: 0.294, SLG: 0.365		6-3								3	1	1	1	0	1	0																				
Al Downing, R (1, 1) OBP: 0.200, SLG: 0.143							F4			3	0	1	1	0	1	0																				
Lindy McDaniel, R (8, 1) ERA: 1.85		2H								0	0	0	0	0	0	0																				
Inning Stats	R: 0 E: 0 K: 0 S: 5	H: 2 LOB: 2 BB: 0 P: 5	R: 1 E: 0 K: 1 S: 7	H: 2 LOB: 1 BB: 0 P: 7	R: 0 E: 0 K: 2 S: 7	H: 0 LOB: 0 BB: 0 P: 7	R: 0 E: 0 K: 1 S: 5	H: 0 LOB: 0 BB: 0 P: 5	R: 0 E: 0 K: 0 S: 4	H: 1 LOB: 1 BB: 0 P: 4	R: 0 E: 0 K: 1 S: 6	H: 1 LOB: 1 BB: 0 P: 6	R: 0 E: 0 K: 2 S: 7	H: 0 LOB: 0 BB: 0 P: 7	R: 0 E: 0 K: 0 S: 9	H: 2 LOB: 2 BB: 0 P: 9	R: 1 E: 0 K: 1 S: 5	H: 1 LOB: 0 BB: 0 P: 5	1B: 8 2B: 0 3B: 0 HR: 1	SF: 0 SAC: 0 DP: 0 HBP: 0	WP: 1 PB: 0 SB: 1 CS: 0	PA: 35														
PITCHER	IP WLS BF H R ER SO BB IBB HBP BLK WP HR S P ERA WHIP																																			
Jerry Nyman, L (1, 1) ERA: 1.35	6.0	24	6	1	1	5	0	0	0	0	0	0	0	34	34	1.50	1.000																			
Hoyt Wilhelm, R (7, 1) ERA: 1.73	1.1	6	2	0	0	3	0	0	0	0	0	12	12	0.00	1.500																					
Wilbur Wood, L (8, 1) ERA: 1.85	1.1	L	5	1	1	1	2	0	0	0	0	1	9	9	6.75	0.750																				

Chicago White Sox @ New York Yankees
Yankee Stadium, Bronx, NY
Tue Sep 10 1968, 7:05 PM EDT
Unknown - 75 F


AB 35
R 2
H 9
RBI 2
BB 0
SO 10
LOB 13



Batter	1	2	3	4	5	6	7	8	9	AB	R	H	RBI	BB	SO	LOB	TOP			
Buddy Bradford, R OBP: 0.252, SLG: 0.293 (1, 9)	L5	L9					5-3		5-3	5	0	1	0	0	0	3				
Luis Aparicio, R OBP: 0.308, SLG: 0.342 Bob Locker, S (7, 1)	1B		F8				K			4	0	2	0	0	1	1				
Duane Josephson, R OBP: 0.279, SLG: 0.339 (1, 2)	F7		5-3						L1	4	0	0	0	0	0	3				
Tommy Davis, R OBP: 0.291, SLG: 0.348 (1, 7)	1B		6-3						5-3	4	0	1	0	0	0	2				
Pete Ward, L OBP: 0.354, SLG: 0.363 Tom McCraw, L OBP: 0.294, SLG: 0.380 (1, 3)	F5								F8	3	0	0	0	0	1	2				
Ken Berry, R OBP: 0.286, SLG: 0.344 (1, 8)		E6								4	1	1	0	0	0	0				
Bill Melton, R OBP: 0.290, SLG: 0.375 (1, 5)										3	1	2	1	1	0	0				
Sandy Alomar Sr., S OBP: 0.299, SLG: 0.291 (1, 4)		SF8								3	0	1	1	0	0	2				
Joe Horlen, R OBP: 0.111, SLG: 0.115 Wilbur Wood, R OBP: 0.174, SLG: 0.095 Walt Williams, R OBP: 0.279, SLG: 0.318 Rich Morales, R OBP: 0.500, SLG: 0.400 (7, 6)	F8									2	0	0	0	0	0	3				
Inning Stats	R: 0 E: 0 K: 0 S: 5	H: 2 LOB: 2 BB: 0 P: 5	R: 1 E: 1 K: 0 S: 5	H: 1 LOB: 1 BB: 0 P: 5	R: 0 E: 0 K: 0 S: 3	H: 0 LOB: 0 BB: 0 P: 3	R: 0 E: 0 K: 1 S: 6	H: 1 LOB: 2 BB: 1 P: 10	R: 0 E: 0 K: 0 S: 4	H: 0 LOB: 1 BB: 0 P: 3	R: 0 E: 0 K: 2 S: 8	H: 1 LOB: 1 BB: 0 P: 8	R: 0 E: 0 K: 0 S: 3	H: 0 LOB: 0 BB: 0 P: 3	R: 1 E: 0 K: 0 S: 5	H: 2 LOB: 1 BB: 0 P: 5	1B: 6 2B: 2 3B: 0 HR: 1	SF: 1 SAC: 0 DP: 1 HBP: 0	WP: 0 PB: 0 SB: 0 CS: 0	PA: 37
PITCHER Fritz Peterson, L ERA: 2.59 (1, 1)	IP: 9.0 WLS: W BF: 37 H: 9 R: 2 ER: 1 SO: 3 BB: 1 IBB: 0 HBP: 0 BLK: 0 WP: 0 HR: 1 S: 42 P: 46 ERA: 1.00 WHIP: 1.111																			

Chicago White Sox @ New York Yankees
Yankee Stadium, Bronx, NY
Wed Sep 11 1968, 7:05 PM EDT
Att: 8,495 - Unknown - 72 F


AB 35
R 2
H 9
RBI 2
BB 1
SO 3
LOB 17



Batter	1	2	3	4	5	6	7	8	9	AB	R	H	RBI	BB	SO	LOB	BOTTOM			
Horace Clarke, S OBP: 0.254, SLG: 0.253 (1, 4)	4-3									5	1	2	2	0	0	1				
Jake Gibbs, L OBP: 0.281, SLG: 0.286 (1, 2)	4-3		1-3							5	0	0	0	0	0	4				
Mickey Mantle, S OBP: 0.386, SLG: 0.387 (1, 3)	G3									3	1	0	0	1	0	0				
Roy White, S OBP: 0.357, SLG: 0.429 (1, 7)		G3								4	1	2	0	0	0	1				
Joe Pepitone, L OBP: 0.309, SLG: 0.407 (1, 8)		6-3								4	1	2	1	0	0	1				
Tom Tresh, S OBP: 0.313, SLG: 0.326 (1, 6)		4-3								3	1	0	0	1	0	2				
Bill Robinson, R OBP: 0.300, SLG: 0.384 (1, 9)			F4		F5					3	0	0	0	0	1	3				
Mike Ferraro, R OBP: 0.183, SLG: 0.190 (1, 5)			F4							3	1	1	0	1	1	1				
Fritz Peterson, S OBP: 0.121, SLG: 0.145 (1, 1)					F2					2	1	0	1	1	1	1				
Inning Stats	R: 0 E: 0 K: 0 S: 3	H: 0 LOB: 0 BB: 0 P: 3	R: 0 E: 0 K: 0 S: 3	H: 0 LOB: 0 BB: 0 P: 3	R: 0 E: 0 K: 0 S: 4	H: 1 LOB: 2 BB: 1 P: 8	R: 0 E: 0 K: 0 S: 4	H: 1 LOB: 2 BB: 1 P: 8	R: 0 E: 0 K: 0 S: 4	H: 1 LOB: 1 BB: 0 P: 4	R: 7 E: 4 K: 0 S: 9	H: 3 LOB: 1 BB: 2 P: 17	R: 0 E: 0 K: 2 S: 8	H: 1 LOB: 1 BB: 0 P: 8	R: 0 E: 0 K: 1 S: 5	H: 0 LOB: 0 BB: 0 P: 5	1B: 5 2B: 1 3B: 1 HR: 0	SF: 0 SAC: 2 DP: 0 HBP: 0	WP: 1 PB: 0 SB: 2 CS: 0	PA: 38
PITCHER Joe Horlen, R ERA: 2.45 Wilbur Wood, L ERA: 1.85 Bob Locker, R ERA: 2.49 (7, 1)	IP: 5.1 WLS: L BF: 27 H: 5 R: 6 ER: 1 SO: 0 BB: 1 IBB: 0 HBP: 0 BLK: 0 WP: 1 HR: 0 S: 24 P: 36 ERA: 1.69 WHIP: 1.312																			

Chicago White Sox @ New York Yankees
Yankee Stadium, Bronx, NY
Wed Sep 11 1968, 7:05 PM EDT
Att: 8,495 - Unknown - 72 F

AB 32
R 7
H 7
RBI 4
BB 4
SO 3
LOB 14



Batter	1	2	3	4	5	6	7	8	9	AB	R	H	RBI	BB	SO	LOB	TOP			
Vic Davallilo, L (1, 9) OBP: 0.301, SLG: 0.356	0-3 K		0-0 5-3		0-0 F6			0-0 G6-4-3 1B		3	0	0	0	0	1	2	California Angels @ Chicago White Sox Comiskey Park, Chicago, IL Fri Sep 13 1968, 8:05 PM EDT Att: 7,512 - Unknown livebaseballscorecards.com			
Marty Pattin, R (5, 1) OBP: 0.125, SLG: 0.125										0	0	0	0	0	0	0				
Ed Kirkpatrick, L (8, PH) OBP: 0.328, SLG: 0.269										1	0	1	0	0	0	0				
Jarvis Tatum, R (8, PR) OBP: 0.056, SLG: 0.056										0	0	0	0	0	0	0				
George Brunet, R (8, 1) OBP: 0.129, SLG: 0.090										0	0	0	0	0	0	0				
Jim Fregosi, R (1, 6) OBP: 0.316, SLG: 0.366	0-0 F5		0-0 6-3		0-0 F8			0-0 G6-4-3 1B		4	0	0	0	0	0	3				
Jay Johnstone, L (1, 8) OBP: 0.306, SLG: 0.338	0-0 2B			0-0 4-3		0-0 1-3			0-0 F6	4	0	1	0	0	0	0				
Rick Reichardt, R (1, 7) OBP: 0.330, SLG: 0.425	0-0 5-3			0-0 5-3		0-0 5-3			0-0 6-3	4	0	0	0	0	0	1				
Jim Spencer, L (1, 3) OBP: 0.217, SLG: 0.182		0-0 1-3 1B		0-0 4-3		0-0 F6			0-0 F8	4	0	1	0	0	0	0				
Tom Satriano, L (1, 2) OBP: 0.337, SLG: 0.370		0-0 1-3			0-0 BB 1B SF9 1B		0-0 4-3			3	1	1	0	0	0	1				
Bobby Knoop, R (1, 4) OBP: 0.304, SLG: 0.331		0-0 F9			0-0 SF9 BB 1B		0-0 L4			3	0	1	0	0	0	1				
Aurelio Rodriguez, R (1, 5) OBP: 0.322, SLG: 0.351	0-3 K				4-0 BB 1B		0-0 F9			2	0	0	0	1	1	1				
Jim McGlothlin, R (1, 1) OBP: 0.129, SLG: 0.148			0-3 K		0-0 SF9			0-0 F8		1	0	0	0	0	1	0				
Roger Repoz, L (5, PH) OBP: 0.312, SLG: 0.379					2-3 3H					1	0	0	1	0	0	0				
Inning Stats	R: 0 E: 0 K: 1 S: 6	H: 1 LOB: 1 BB: 0 P: 6	R: 0 E: 0 K: 1 S: 6	H: 1 LOB: 1 BB: 0 P: 6	R: 0 E: 0 K: 1 S: 5	H: 0 LOB: 0 BB: 0 P: 5	R: 0 E: 0 K: 0 S: 3	H: 0 LOB: 0 BB: 0 P: 3	R: 0 E: 0 K: 0 S: 5	H: 2 LOB: 2 BB: 1 P: 9	R: 0 E: 0 K: 0 S: 3	H: 0 LOB: 0 BB: 0 P: 3	R: 0 E: 0 K: 0 S: 3	H: 0 LOB: 0 BB: 0 P: 3	R: 0 E: 0 K: 0 S: 3	H: 1 LOB: 1 BB: 0 P: 3	1B: 4 2B: 1 3B: 0 HR: 0	SF: 1 SAC: 0 DP: 1 HBP: 0	WP: 0 PB: 0 SB: 0 CS: 0	PA: 32
PITCHER Jack Fisher, R (1, 1) ERA: 2.73	IP: 9.0 WLS: W BF: 32	H: 5 R: 1 ER: 1 SO: 3	BB: 1 IBB: 0 HBP: 0 BLK: 0	WP: 0 HR: 0 S: 37 P: 41	ERA: 1.00 WHIP: 0.667	PITCHER										IP: 9.0 WLS: W BF: 32	H: 5 R: 1 ER: 1 SO: 3	BB: 1 IBB: 0 HBP: 0 BLK: 0	WP: 0 HR: 0 S: 37 P: 41	ERA: 1.00 WHIP: 0.667

Batter	1	2	3	4	5	6	7	8	9	AB	R	H	RBI	BB	SO	LOB	BOTTOM			
Luis Aparicio, R (1, 6) OBP: 0.308, SLG: 0.340	0-0 F9		0-0 F9		4-0 S BB			0-0 F8		3	0	0	0	1	0	0	California Angels @ Chicago White Sox Comiskey Park, Chicago, IL Fri Sep 13 1968, 8:05 PM EDT Att: 7,512 - Unknown livebaseballscorecards.com			
Carlos May, L (1, 9) OBP: 0.250, SLG: 0.313										4	1	2	0	0	1	2				
Woodie Held, R (9, 9) OBP: 0.248, SLG: 0.168	0-0 2B		0-0 5-3		0-3 K			0-0 FC6-4 1B		0	0	0	0	0	0	0				
Tommy Davis, R (1, 7) OBP: 0.288, SLG: 0.345	0-0 F8		0-0 6-3		0-0 F9			0-0 FC6-4 1B		4	0	0	0	0	0	4				
Pete Ward, L (1, 3) OBP: 0.355, SLG: 0.361	4-0 BB				0-0 F8		4-0 BB	0-3 K		2	1	0	0	2	1	1				
Tom McCraw, L (9, 3) OBP: 0.294, SLG: 0.380	0-0 2B BB							0-0 K		0	0	0	0	0	0	0				
Bill Melton, R (1, 5) OBP: 0.292, SLG: 0.390	0-0 WP 2B				0-0 F9		0-0 G5-4-3			3	0	1	2	0	0	1				
Ken Berry, R (1, 8) OBP: 0.286, SLG: 0.346	0-3 K				0-0 1B 2B		0-0 4-3			3	0	1	0	0	1	1				
Jerry McNertney, R (1, 2) OBP: 0.303, SLG: 0.314		0-0 6-3		0-0 2H 1B			0-0 6-3			3	0	1	0	0	0	0				
Sandy Alomar Sr., S (1, 4) OBP: 0.300, SLG: 0.291		0-0 1-3			0-0 S SH1 1B		0-3 K			3	0	1	0	0	1	0				
Jack Fisher, R (1, 1) OBP: 0.120, SLG: 0.122		0-0 F8			0-0 SH1			0-0 F9		2	0	0	0	0	0	0				
Inning Stats	R: 2 E: 0 K: 1 S: 7	H: 2 LOB: 1 BB: 1 P: 11	R: 0 E: 0 K: 0 S: 3	H: 0 LOB: 0 BB: 0 P: 3	R: 0 E: 0 K: 0 S: 3	H: 0 LOB: 0 BB: 0 P: 3	R: 0 E: 0 K: 0 S: 4	H: 2 LOB: 2 BB: 0 P: 4	R: 0 E: 0 K: 1 S: 6	H: 1 LOB: 2 BB: 1 P: 10	R: 0 E: 0 K: 0 S: 2	H: 0 LOB: 0 BB: 1 P: 6	R: 0 E: 0 K: 1 S: 5	H: 0 LOB: 0 BB: 0 P: 5	R: 0 E: 0 K: 1 S: 6	H: 1 LOB: 1 BB: 0 P: 6	1B: 3 2B: 3 3B: 0 HR: 0	SF: 0 SAC: 1 DP: 1 HBP: 0	WP: 1 PB: 0 SB: 2 CS: 0	PA: 31
PITCHER Jim McGlothlin, R (1, 1) ERA: 3.48	IP: 4.0 WLS: L BF: 16	H: 4 R: 2 ER: 2 SO: 1	BB: 1 IBB: 0 HBP: 0 BLK: 0	WP: 1 HR: 0 S: 17 P: 21	ERA: 4.50 WHIP: 1.250	PITCHER										IP: 4.0 WLS: L BF: 16	H: 4 R: 2 ER: 2 SO: 1	BB: 1 IBB: 0 HBP: 0 BLK: 0	WP: 1 HR: 0 S: 17 P: 21	ERA: 4.50 WHIP: 1.250
Marty Pattin, R (5, 1) ERA: 3.07	3.0	1	0	0	2	2	0	0	0	0	0	13	21	0.00	1.000					
George Brunet, L (8, 1) ERA: 2.82	1.0	1	0	0	1	0	0	0	0	0	0	6	6	0.00	1.000					

Batter	1	2	3	4	5	6	7	8	9	10	AB	R	H	RBI	BB	SO	LOB	TOP			
Aurelio Rodriguez, R OBP: 0.324, SLG: 0.352	K		1B		K		F6			SH4 E 1B	5	1	2	0	0	2	0	California Angels @ Chicago White Sox Comiskey Park, Chicago, IL Sat Sep 14 1968, 8:05 PM EDT Att: 6,474 - Unknown			
Jay Johnstone, L OBP: 0.316, SLG: 0.347	BB E 1B		1B G3 1B		5-3			F5		SH4	4	2	2	0	0	0	0				
Jim Fregosi, R OBP: 0.319, SLG: 0.364	E E BB		G3					K		FC6-4 BB	2	1	0	0	3	1	1				
Rick Reichardt, R OBP: 0.331, SLG: 0.424	E6		1B HBP		F3			CS 1B		FC6-4	4	1	1	0	0	0	3				
Jarvis Tatum, R OBP: 0.087, SLG: 0.087	E4		1B		F7			CS		K	5	0	1	1	0	1	2				
Bobby Knorr, R OBP: 0.305, SLG: 0.333	G4-6-3		1B		6-3					FC6-4 BB 1B	4	0	2	2	0	0	2				
Vic Davallilo, L OBP: 0.301, SLG: 0.356	G4-6-3		1B		6-3						0	0	0	0	0	0	0				
Bobby Locke, R OBP: 0.301, SLG: 0.356	G4-6-3		1B		6-3						0	0	0	0	0	0	0				
Tom Burgmeier, L OBP: 0.259, SLG: 0.200	G4-6-3		1B		G1					FC6-4 BB 1B	3	0	1	0	1	0	0				
Tom Egan, R OBP: 0.158, SLG: 0.139	K		G1-4-3 1B		K					FC6-4 BB	3	0	0	0	0	2	1				
Roger Repoz, L OBP: 0.312, SLG: 0.378	K		G1-4-3		K					FC6-4	1	0	0	0	0	0	2				
Chuck Cottier, R OBP: 0.189, SLG: 0.259	K		K		K					3-1	0	0	0	0	0	0	0				
Dennis Bennett, L OBP: 0.083, SLG: 0.083	K		K		K						2	0	0	0	0	2	0				
Ed Kirkpatrick, L OBP: 0.326, SLG: 0.268	K		K		K						1	0	0	0	0	0	0				
Sammy Ellis, L OBP: 0.089, SLG: 0.047	K		K		K						0	0	0	0	0	0	0				
Tom Satriano, L OBP: 0.335, SLG: 0.369	K		K		K						1	0	0	0	0	2	0				
Inning Stats	R: 2 E: 2 K: 1 S: 7	H: 1 LOB: 1 BB: 1 P: 11	R: 0 E: 0 K: 2 S: 7	H: 0 LOB: 0 BB: 0 P: 7	R: 2 E: 0 K: 0 S: 5	H: 4 LOB: 2 BB: 0 P: 6	R: 0 E: 0 K: 1 S: 5	H: 0 LOB: 0 BB: 1 P: 9	R: 0 E: 0 K: 0 S: 3	H: 0 LOB: 0 BB: 0 P: 3	R: 0 E: 0 K: 1 S: 5	H: 0 LOB: 0 BB: 0 P: 5	R: 0 E: 0 K: 1 S: 5	H: 1 LOB: 0 BB: 0 P: 5	R: 0 E: 0 K: 1 S: 6	H: 1 LOB: 2 BB: 1 P: 10	R: 1 E: 1 K: 0 S: 4	H: 1 LOB: 1 BB: 1 P: 8	1B: 9 2B: 0 3B: 0 HR: 0	SF: 0 SAC: 1 DP: 2 HBP: 1	WP: 0 PA: 42 PB: 0 SB: 0 CS: 1
PITCHER	IP WLS BF H R ER SO BB IBB HBP BLK WP HR S P ERA WHIP	IP WLS BF H R ER SO BB IBB HBP BLK WP HR S P ERA WHIP	IP WLS BF H R ER SO BB IBB HBP BLK WP HR S P ERA WHIP	IP WLS BF H R ER SO BB IBB HBP BLK WP HR S P ERA WHIP	IP WLS BF H R ER SO BB IBB HBP BLK WP HR S P ERA WHIP	IP WLS BF H R ER SO BB IBB HBP BLK WP HR S P ERA WHIP	IP WLS BF H R ER SO BB IBB HBP BLK WP HR S P ERA WHIP	IP WLS BF H R ER SO BB IBB HBP BLK WP HR S P ERA WHIP	IP WLS BF H R ER SO BB IBB HBP BLK WP HR S P ERA WHIP	IP WLS BF H R ER SO BB IBB HBP BLK WP HR S P ERA WHIP	IP WLS BF H R ER SO BB IBB HBP BLK WP HR S P ERA WHIP	IP WLS BF H R ER SO BB IBB HBP BLK WP HR S P ERA WHIP	IP WLS BF H R ER SO BB IBB HBP BLK WP HR S P ERA WHIP	IP WLS BF H R ER SO BB IBB HBP BLK WP HR S P ERA WHIP	IP WLS BF H R ER SO BB IBB HBP BLK WP HR S P ERA WHIP	IP WLS BF H R ER SO BB IBB HBP BLK WP HR S P ERA WHIP	IP WLS BF H R ER SO BB IBB HBP BLK WP HR S P ERA WHIP	IP WLS BF H R ER SO BB IBB HBP BLK WP HR S P ERA WHIP	IP WLS BF H R ER SO BB IBB HBP BLK WP HR S P ERA WHIP	IP WLS BF H R ER SO BB IBB HBP BLK WP HR S P ERA WHIP	
Gary Peters, L ERA: 3.52	6.0	2	11	2	0	0	3	1	0	0	0	0	0	0	0	16	20	0.00	1.000		
Hoyt Wilhelm, R ERA: 1.87	3.0	0	3	1	0	0	0	0	0	0	0	0	0	0	2	6	0.00	6.000			
Wilbur Wood, L ERA: 1.84	10.1	0.1	3	1	1	0	0	1	0	0	0	0	0	0	2	6	0.00	6.000			
Bob Locker, R ERA: 2.47	10.1	0.2	2	0	0	0	0	0	0	0	0	0	0	0	2	2	0.00	0.000			

Batter	1	2	3	4	5	6	7	8	9	10	AB	R	H	RBI	BB	SO	LOB	BOTTOM			
Sandy Alomar Sr., S OBP: 0.301, SLG: 0.293	F2	F9			E 1B 1B		K			CS 1B	5	1	2	0	0	1	1	California Angels @ Chicago White Sox Comiskey Park, Chicago, IL Sat Sep 14 1968, 8:05 PM EDT Att: 6,474 - Unknown			
Carlos May, L OBP: 0.250, SLG: 0.263	BB 3B		E6 G5-3 1B		K		F8			F9	3	1	0	0	1	1	1				
Woodie Held, R OBP: 0.245, SLG: 0.167	BB 3B		E6 G5-3 1B		K		F8			F9	1	0	0	0	0	0	1				
Duane Josephson, R OBP: 0.280, SLG: 0.345	SF7 3B		E5 1B		E5 1B		F7			6-3	5	2	2	1	0	0	1				
Tommy Davis, R OBP: 0.290, SLG: 0.346	SF7		G5-3		1B 1B		5-3			1B 1B	4	0	2	2	0	0	2				
Bill Melton, R OBP: 0.314, SLG: 0.397	BB		F7		1B 1B		E6 BB			1B	4	0	2	1	1	0	1				
Pete Ward, L OBP: 0.356, SLG: 0.359	F3		F7		1B 1B		E6 BB			1B	4	0	2	1	1	0	1				
Luis Aparicio, R OBP: 0.307, SLG: 0.340	F3		F7		1B 1B		E6 BB			1B	2	0	0	0	2	0	3				
Ken Berry, R OBP: 0.284, SLG: 0.343			F9		1B		F8			F8	1	0	0	0	0	0	2				
Leon Wagner, L OBP: 0.339, SLG: 0.324			F9		1B		F8			F8	1	0	0	0	0	0	2				
Bill Voss, L OBP: 0.249, SLG: 0.224			F9		1B		F8			F8	0	0	0	0	0	0	0				
Walt Williams, R OBP: 0.277, SLG: 0.315			F9		1B		F8			F8	1	0	0	0	0	0	2				
Rich Morales, R OBP: 0.333, SLG: 0.250			F9		1B		F8			F8	3	0	0	0	0	0	0				
Tom McCraw, L OBP: 0.294, SLG: 0.379			F9		1B		F8			F8	1	0	0	0	0	0	2				
Gary Peters, L ERA: 3.52	6.0	2	11	2	0	0	3	1	0	0	0	0	0	0	0	16	20	0.00	1.000		
Hoyt Wilhelm, R ERA: 1.87	3.0	0	3	1	0	0	0	0	0	0	0	0	0	0	2	6	0.00	6.000			
Wilbur Wood, L ERA: 1.84	10.1	0.1	3	1	1	0	0	1	0	0	0	0	0	0	2	6	0.00	6.000			
Bob Locker, R ERA: 2.47	10.1	0.2	2	0	0	0	0	0	0	0	0	0	0	0	2	2	0.00	0.000			
Inning Stats	R: 2 E: 0 K: 0 S: 4	H: 1 LOB: 1 BB: 2 P: 12	R: 0 E: 0 K: 0 S: 4	H: 1 LOB: 1 BB: 0 P: 4	R: 0 E: 0 K: 0 S: 2	H: 0 LOB: 0 BB: 1 P: 6	R: 0 E: 0 K: 0 S: 3	H: 0 LOB: 0 BB: 0 P: 3	R: 0 E: 0 K: 1 S: 5	H: 0 LOB: 0 BB: 0 P: 5	R: 0 E: 0 K: 0 S: 3	H: 1 LOB: 0 BB: 0 P: 3	R: 0 E: 0 K: 0 S: 3	H: 1 LOB: 0 BB: 0 P: 3	R: 0 E: 0 K: 0 S: 5	H: 2 LOB: 2 BB: 0 P: 5	R: 0 E: 0 K: 0 S: 5	H: 2 LOB: 2 BB: 0 P: 5	1B: 7 2B: 1 3B: 1 HR: 0	SF: 1 SAC: 0 DP: 2 HBP: 0	WP: 0 PA: 43 PB: 0 SB: 0 CS: 1
PITCHER	IP WLS BF H R ER SO BB IBB HBP BLK WP HR S P ERA WHIP	IP WLS BF H R ER SO BB IBB HBP BLK WP HR S P ERA WHIP	IP WLS BF H R ER SO BB IBB HBP BLK WP HR S P ERA WHIP	IP WLS BF H R ER SO BB IBB HBP BLK WP HR S P ERA WHIP	IP WLS BF H R ER SO BB IBB HBP BLK WP HR S P ERA WHIP	IP WLS BF H R ER SO BB IBB HBP BLK WP HR S P ERA WHIP	IP WLS BF H R ER SO BB IBB HBP BLK WP HR S P ERA WHIP	IP WLS BF H R ER SO BB IBB HBP BLK WP HR S P ERA WHIP	IP WLS BF H R ER SO BB IBB HBP BLK WP HR S P ERA WHIP	IP WLS BF H R ER SO BB IBB HBP BLK WP HR S P ERA WHIP	IP WLS BF H R ER SO BB IBB HBP BLK WP HR S P ERA WHIP	IP WLS BF H R ER SO BB IBB HBP BLK WP HR S P ERA WHIP	IP WLS BF H R ER SO BB IBB HBP BLK WP HR S P ERA WHIP	IP WLS BF H R ER SO BB IBB HBP BLK WP HR S P ERA WHIP	IP WLS BF H R ER SO BB IBB HBP BLK WP HR S P ERA WHIP	IP WLS BF H R ER SO BB IBB HBP BLK WP HR S P ERA WHIP	IP WLS BF H R ER SO BB IBB HBP BLK WP HR S P ERA WHIP	IP WLS BF H R ER SO BB IBB HBP BLK WP HR S P ERA WHIP	IP WLS BF H R ER SO BB IBB HBP BLK WP HR S P ERA WHIP	IP WLS BF H R ER SO BB IBB HBP BLK WP HR S P ERA WHIP	
Dennis Bennett, L ERA: 3.5	6.0	2	11	2	0	0	3	1	0	0	0	0	0	0	0	16	20	0.00	1.500		
Sammy Ellis, R ERA: 4.14	7.1	2.0	8	0	0	0	1	0	0	0	0	0	0	0	7	13	0.00	0.500			
Bobby Locke, R ERA: 5.8	9.1	1.2	7	3	0	0	0	0	0	0	0	0	0	0	7	7	0.00	1.800			
Tom Burgmeier, L ERA: 4.61	10.1	0.1	3	1	0	0	0	0	0	0	0	0	0	0	1	1	0.00	0.000			

Batter	1	2	3	4	5	6	7	8	9	AB	R	H	RBI	BB	SO	LOB	TOP					
Aurelio Rodriguez, R OBP: 0.319, SLG: 0.343 (1, 5)	4-3		F8	F6		5-3			F9	5	0	0	0	0	0	1						
Jay Johnstone, L OBP: 0.333, SLG: 0.364 (1, 9)	1-3 1B		WP 2-3 1B		F6		F7		1B	5	0	3	0	0	0	0						
Jim Fregosi, R OBP: 0.319, SLG: 0.368 (1, 6)	1-3 1-2		2-3		1B E 1B		FC5-2 3B		F3	5	1	2	0	0	0	3						
Rick Reichardt, R OBP: 0.329, SLG: 0.421 (1, 7)	K		K		F8		FC5-2 PO E			4	0	0	0	0	2	4						
Jarvis Tatum, R OBP: 0.148, SLG: 0.148 (1, 8)		K2-3		1B 1B	E8 1B		E6 1-2			4	2	2	0	0	1	1						
Bobby Knoop, R OBP: 0.307, SLG: 0.334 (1, 4)	F9			1B SF7 1B			PO 2-3	F8		4	1	2	1	0	0	0						
Jim Spencer, L OBP: 0.290, SLG: 0.241 (1, 3)		1B 1B		SH2-4 1B	3-1			K		4	0	2	1	0	1	1						
Buck Rodgers, S OBP: 0.237, SLG: 0.219 (1, 2)		1-2 1B		SF7 3-H		F7		K		3	0	1	1	0	1	0						
Andy Messersmith, R (1, 1)	K		SH2-4		K2-3			K		3	0	0	0	0	3	2						
Inning Stats	R: 0 E: 0 K: 1 S: 6	H: 1 LOB: 1 BB: 0 P: 6	R: 0 E: 0 K: 2 S: 9	H: 2 LOB: 2 BB: 0 P: 9	R: 0 E: 0 K: 1 S: 6	H: 1 LOB: 1 BB: 0 P: 6	R: 2 E: 0 K: 0 S: 6	H: 3 LOB: 1 BB: 0 P: 6	R: 2 E: 1 K: 0 S: 6	H: 3 LOB: 1 BB: 0 P: 6	R: 0 E: 0 K: 1 S: 5	H: 0 LOB: 0 BB: 0 P: 5	R: 0 E: 1 K: 0 S: 4	H: 1 LOB: 1 BB: 0 P: 4	R: 0 E: 0 K: 2 S: 7	H: 0 LOB: 0 BB: 0 P: 7	R: 0 E: 0 K: 1 S: 6	H: 1 LOB: 1 BB: 0 P: 6	1B: 11 2B: 0 3B: 1 HR: 0	SF: 1 SAC: 1 DP: 0 HBP: 0	WP: 1 PB: 0 SB: 0 CS: 0	PA: 40
PITCHER	IP	WLS	BF	H	R	ER	SO	BB	IBB	HBP	BLK	WP	HR	S	P	ERA	WHIP					
Jerry Nyman, L ERA: 1.99 (1, 1)	5.0	L	25	10	4	3	4	0	0	0	0	1	0	33	33	5.40	2.000					
Fred Rath, R ERA (6, 1)	3.0		10	1	0	0	3	0	0	0	0	0	0	16	16	0.00	0.333					
Dennis Ribant, R ERA: 4.02 (9, 1)	1.0		4	1	0	0	1	0	0	0	0	0	0	6	6	0.00	1.000					

California Angels @ Chicago White Sox
Comiskey Park, Chicago, IL
Sun Sep 15 1968, 4:33 AM EDT
Att: 8,826 - Unknown

AB 37
R 4
H 12
RBI 3
BB 0
SO 8
LOB 12



Batter	1	2	3	4	5	6	7	8	9	AB	R	H	RBI	BB	SO	LOB	BOTTOM					
Bill Voss, L OBP: 0.243, SLG: 0.218 (1, 9)	4-3		3-1			4-3				4	0	0	1	0	0	1						
Luis Aparicio, R OBP: 0.307, SLG: 0.341 (1, 6)	G3 2B		F2			F8		F8		4	0	1	0	0	0	1						
Carlos May, L OBP: 0.208, SLG: 0.217 (1, 7)	G3 2-3			3-1		F8			F8	4	0	0	0	0	0	1						
Pete Ward, L OBP: 0.355, SLG: 0.358 (1, 3)	K				1B		F8		K	4	0	1	0	0	2	1						
Bill Melton, R OBP: 0.297, SLG: 0.373 (1, 5)		F3		K		F8		K		4	0	0	0	0	2	1						
Ken Berry, R OBP: 0.283, SLG: 0.341 (1, 8)	1-3			F6		F8				3	0	0	0	0	0	1						
Sandy Alomar Sr., S OBP: 0.301, SLG: 0.293 (1, 4)		1B			4-3			F2		3	0	1	0	0	0	0						
Jerry McNertney, R OBP: 0.303, SLG: 0.310 (1, 2)		5-3			F5			1B 4-3 BB		2	1	0	0	1	0	1						
Jerry Nyman, L OBP: 0.200, SLG: 0.200 (1, 1)						F8				1	0	0	0	0	1	0						
Tom McCraw, L OBP: 0.289, SLG: 0.378 (5, PH)										1	0	0	0	0	0	0						
Fred Rath, R (6, 1)										0	0	0	0	0	0	0						
Gail Hopkins, L OBP: 0.290, SLG: 0.185 (8, PH)										1	0	1	0	0	0	0						
Dennis Ribant, R OBP: 0.354, SLG: 0.083 (9, 1)								1-3 1B		0	0	0	0	0	0	0						
Inning Stats	R: 0 E: 0 K: 1 S: 6	H: 1 LOB: 1 BB: 0 P: 6	R: 0 E: 0 K: 0 S: 4	H: 1 LOB: 1 BB: 0 P: 4	R: 0 E: 0 K: 1 S: 5	H: 0 LOB: 0 BB: 0 P: 5	R: 0 E: 0 K: 1 S: 6	H: 1 LOB: 1 BB: 0 P: 6	R: 0 E: 0 K: 0 S: 3	H: 0 LOB: 0 BB: 0 P: 3	R: 0 E: 0 K: 0 S: 3	H: 0 LOB: 0 BB: 0 P: 3	R: 0 E: 0 K: 0 S: 3	H: 0 LOB: 0 BB: 0 P: 3	R: 1 E: 0 K: 0 S: 4	H: 1 LOB: 1 BB: 1 P: 8	R: 0 E: 0 K: 2 S: 7	H: 0 LOB: 0 BB: 0 P: 7	1B: 3 2B: 1 3B: 0 HR: 0	SF: 0 SAC: 0 DP: 0 HBP: 0	WP: 0 PB: 0 SB: 0 CS: 0	PA: 32
PITCHER	IP	WLS	BF	H	R	ER	SO	BB	IBB	HBP	BLK	WP	HR	S	P	ERA	WHIP					
Andy Messersmith, R ERA: 1.95 (1, 1)	9.0	W	32	4	1	1	5	1	0	0	0	0	0	41	45	1.00	0.556					

California Angels @ Chicago White Sox
Comiskey Park, Chicago, IL
Sun Sep 15 1968, 4:33 AM EDT
Att: 8,826 - Unknown

AB 31
R 1
H 4
RBI 1
BB 1
SO 5
LOB 7



Batter	1	2	3	4	5	6	7	8	9	AB	R	H	RBI	BB	SO	LOB	TOP					
Bert Campaneris, R OBP: 0.330, SLG: 0.362	5-3			F8		L4			FC5-4 FC5 1B 1-2f	4	0	0	0	0	0	1						
Rick Monday, L OBP: 0.361, SLG: 0.386	K			F7			G3		1B	4	0	1	0	0	0	1						
Danny Cater, R OBP: 0.335, SLG: 0.382	F7			F9			F8		FC5 2-3f	4	0	0	0	0	0	2						
Sal Bando, R OBP: 0.318, SLG: 0.364		6-3					5-3			3	0	1	0	0	0	0						
Reggie Jackson, L OBP: 0.320, SLG: 0.464				FC6-4 1B					5-3	3	0	1	0	0	0	1						
Joe Keough, L OBP: 0.285, SLG: 0.326	K			G4-3					5-3	3	0	0	0	0	1	2						
Dick Green, R OBP: 0.323, SLG: 0.363				F8					5-3	3	1	1	1	0	0	0						
Dave Duncan, R OBP: 0.261, SLG: 0.300				F8			5-3		K	3	0	0	0	0	1	0						
Jim Nash, R OBP: 0.071, SLG: 0.145				K						2	0	0	0	0	2	0						
Ray Webster, L OBP: 0.258, SLG: 0.327										1	0	1	0	0	0	0						
Allan Lewis, S OBP: 0.400, SLG: 0.250									FC5-4 1B	0	0	0	0	0	0	0						
Inning Stats	R: 0 E: 0 K: 1 S: 5	H: 0 LOB: 0 BB: 0 P: 5	R: 0 E: 0 K: 1 S: 5	H: 1 LOB: 0 BB: 0 P: 5	R: 0 E: 0 K: 1 S: 5	H: 0 LOB: 0 BB: 0 P: 5	R: 0 E: 0 K: 0 S: 3	H: 0 LOB: 0 BB: 0 P: 3	R: 0 E: 0 K: 0 S: 3	H: 1 LOB: 0 BB: 0 P: 3	R: 1 E: 0 K: 1 S: 6	H: 1 LOB: 0 BB: 0 P: 6	R: 0 E: 0 K: 0 S: 3	H: 0 LOB: 0 BB: 0 P: 3	R: 0 E: 0 K: 0 S: 3	H: 0 LOB: 0 BB: 0 P: 3	R: 0 E: 0 K: 1 S: 7	H: 2 LOB: 2 BB: 0 P: 7	1B: 4 2B: 0 3B: 0 HR: 1	SF: 0 SAC: 0 DP: 1 HBP: 0	WP: 0 PB: 0 SB: 0 CS: 1	PA: 30
PITCHER Joe Horlen, R ERA: 2.38	IP: 9.0 WLS: W BF: 30 H: 5 R: 1 ER: 1 SO: 5 BB: 0 IBB: 0 HBP: 0 BLK: 0 WP: 0 HR: 1 S: 40 P: 40 ERA: 1.00 WHIP: 0.556																					

Oakland Athletics @ Chicago White Sox
Comiskey Park, Chicago, IL
Tue Sep 17 1968, 8:05 PM EDT
Unknown

AB	30
R	1
H	5
RBI	1
BB	0
SO	5
LOB	6



Batter	1	2	3	4	5	6	7	8	9	AB	R	H	RBI	BB	SO	LOB	BOTTOM			
Carlos May, L OBP: 0.179, SLG: 0.185	F8		K		4-1		FC4-6 1B 1-2f			4	0	0	0	0	1	2				
Luis Aparicio, R OBP: 0.306, SLG: 0.340	5-3		F3		2-3		1B			4	0	1	0	0	0	1				
Duane Josephson, R OBP: 0.280, SLG: 0.344	5-3			F7			F7			4	0	1	0	0	0	2				
Pete Ward, L OBP: 0.352, SLG: 0.354		K		F7			G3		F9	4	0	0	0	0	1	1				
Tom McCraw, L OBP: 0.293, SLG: 0.378		K								0	0	0	0	0	0	0				
Bill Voss, L OBP: 0.243, SLG: 0.214		K								3	1	0	0	1	2	0				
Bill Melton, R OBP: 0.333, SLG: 0.443				HR						3	1	3	2	1	0	0				
Ken Berry, R OBP: 0.284, SLG: 0.341				HR						3	0	1	0	1	0	2				
Sandy Alomar Sr., S OBP: 0.301, SLG: 0.293					E6					4	0	1	0	0	0	3				
Joe Horlen, R OBP: 0.136, SLG: 0.127					F8					2	0	1	0	1	0	2				
Inning Stats	R: 0 E: 0 K: 0 S: 3	H: 1 LOB: 1 BB: 0 P: 8	R: 0 E: 0 K: 2 S: 8	H: 1 LOB: 1 BB: 0 P: 8	R: 0 E: 0 K: 1 S: 6	H: 1 LOB: 1 BB: 0 P: 6	R: 2 E: 1 K: 0 S: 5	H: 1 LOB: 2 BB: 2 P: 13	R: 0 E: 0 K: 0 S: 4	H: 1 LOB: 1 BB: 0 P: 4	R: 0 E: 0 K: 1 S: 4	H: 0 LOB: 0 BB: 1 P: 8	R: 0 E: 0 K: 0 S: 4	H: 2 LOB: 2 BB: 1 P: 8	R: 0 E: 0 K: 0 S: 5	H: 2 LOB: 2 BB: 0 P: 5	1B: 7 2B: 0 3B: 0 HR: 1	SF: 0 SAC: 0 DP: 1 HBP: 0	WP: 0 PB: 0 SB: 0 CS: 1	PA: 35
PITCHER Jim Nash, R ERA: 2.24	IP: 8.0 WLS: L BF: 35 H: 8 R: 2 ER: 2 SO: 4 BB: 4 IBB: 0 HBP: 0 BLK: 0 WP: 0 HR: 1 S: 39 P: 55 ERA: 2.25 WHIP: 1.500																			

Oakland Athletics @ Chicago White Sox
Comiskey Park, Chicago, IL
Tue Sep 17 1968, 8:05 PM EDT
Unknown

AB	31
R	2
H	8
RBI	2
BB	4
SO	4
LOB	13




Batter	1	2	3	4	5	6	7	8	9	AB	R	H	RBI	BB	SO	LOB	TOP					
Bert Campaneris, R OBP: 0.331, SLG: 0.363	5-3		E 2H			1B 1B	E2 1B	1-3		5	2	2	1	0	0	1						
Rick Monday, L OBP: 0.365, SLG: 0.387	BB		L5-4 E			1B 1B	1B E		F7	2	2	1	1	3	0	0						
Danny Cater, R OBP: 0.338, SLG: 0.385	F8		E4			1B 1B	E FC4-6		FC5-4 1B	5	1	3	3	0	0	3						
Sal Bando, R OBP: 0.317, SLG: 0.363	L6		L5-4			1B 1B	E4 FC4-6		FC5-4 1B	5	0	1	1	0	0	6						
Reggie Jackson, L OBP: 0.319, SLG: 0.461		F8				F6	FC4-6 1B		K	5	0	1	1	0	1	3						
Jim Gosger, L OBP: 0.253, SLG: 0.200		G3					G3 FC6-4			4	0	1	0	0	0	1						
Dick Green, R OBP: 0.316, SLG: 0.355		F3				5-3	6-3 FC6-4			4	0	0	0	0	0	1						
Jim Pagliaroni, R OBP: 0.333, SLG: 0.361			SH1-4 2B			1B 1B	F8		1-3	3	2	1	0	1	0	0						
Blue Moon Odom, R OBP: 0.288, SLG: 0.288			SH1-4			F5			6-3	3	1	1	0	0	0	1						
Inning Stats	R: 0 E: 0 K: 0 S: 3	H: 0 LOB: 1 BB: 1 P: 7	R: 0 E: 0 K: 0 S: 3	H: 0 LOB: 0 BB: 0 P: 3	R: 1 E: 1 K: 0 S: 4	H: 1 LOB: 2 BB: 2 P: 12	R: 0 E: 0 K: 0 S: 3	H: 1 LOB: 0 BB: 0 P: 3	R: 3 E: 0 K: 0 S: 7	H: 5 LOB: 1 BB: 0 P: 7	R: 0 E: 0 K: 0 S: 3	H: 0 LOB: 0 BB: 0 P: 3	R: 4 E: 2 K: 0 S: 7	H: 3 LOB: 1 BB: 1 P: 11	R: 0 E: 0 K: 1 S: 6	H: 0 LOB: 0 BB: 0 P: 3	R: 0 E: 0 K: 1 S: 6	H: 1 LOB: 1 BB: 0 P: 6	1B: 10 2B: 2 3B: 0 HR: 0	SF: 0 SAC: 1 DP: 2 HBP: 0	WP: 1 PB: 0 CS: 0	PA: 41
PITCHER	IP	WLS	BF	H	R	ER	SO	BB	IBB	HBP	BLK	WP	HR	S	P	ERA	WHIP					
Jack Fisher, R ERA: 2.86	5.0	L	23	7	4	4	0	3	0	0	0	0	0	20	32	7.20	2.000					
Fred Rath, R ERA: 1.13	3.0		14	3	4	1	0	1	0	0	0	1	0	13	17	3.00	1.333					
Bob Priddy, R ERA: 3.8	1.0		4	1	0	0	1	0	0	0	0	0	0	6	6	0.00	1.000					

Oakland Athletics @ Chicago White Sox
 Comiskey Park, Chicago, IL
 Tue Sep 17 1968, 8:05 PM EDT
 Att: 6,424 - Unknown

livebaseballscorecards.com

AB 36
R 8
H 11
RBI 7
BB 4
SO 1
LOB 16




Batter	1	2	3	4	5	6	7	8	9	AB	R	H	RBI	BB	SO	LOB	BOTTOM					
Carlos May, L OBP: 0.156, SLG: 0.161	G3		5-3			F6		6-3		4	0	0	0	0	0	1						
Rich Morales, R OBP: 0.231, SLG: 0.167	G3		F8			1-3		K		4	0	0	0	0	1	1						
Bill Voss, L OBP: 0.243, SLG: 0.221						1-3			F9	4	0	1	0	0	1	0						
Tom McCraw, L OBP: 0.293, SLG: 0.377	4-3					F7		1B	1-3	4	0	1	0	0	0	1						
Bill Melton, R OBP: 0.317, SLG: 0.419						5-3		F7	F7	4	0	0	0	0	1	1						
Jerry McNettney, R OBP: 0.304, SLG: 0.311									F8	3	1	1	0	0	1	1						
Ken Berry, R OBP: 0.285, SLG: 0.341						B1-3 1B		F7		3	0	1	0	0	0	2						
Sandy Alomar Sr., S OBP: 0.301, SLG: 0.293									1-3	3	0	1	1	0	0	1						
Jack Fisher, R OBP: 0.118, SLG: 0.120										1	0	0	0	0	0	0						
Leon Wagner, L OBP: 0.338, SLG: 0.322										1	0	0	0	0	0	1						
Fred Rath, R ERA: 1.13										0	0	0	0	0	0	0						
Gail Hopkins, L OBP: 0.313, SLG: 0.250										1	0	1	0	0	0	0						
Bob Priddy, R OBP: 0.380, SLG: 0.167										0	0	0	0	0	0	0						
Inning Stats	R: 0 E: 0 K: 0 S: 4	H: 1 LOB: 1 BB: 0 P: 4	R: 0 E: 0 K: 2 S: 8	H: 1 LOB: 0 BB: 0 P: 8	R: 0 E: 0 K: 0 S: 3	H: 0 LOB: 0 BB: 0 P: 3	R: 0 E: 0 K: 1 S: 5	H: 0 LOB: 0 BB: 0 P: 5	R: 1 E: 0 K: 0 S: 4	H: 2 LOB: 0 BB: 0 P: 4	R: 0 E: 0 K: 0 S: 3	H: 0 LOB: 0 BB: 0 P: 3	R: 0 E: 0 K: 0 S: 4	H: 1 LOB: 1 BB: 0 P: 4	R: 0 E: 0 K: 1 S: 6	H: 1 LOB: 0 BB: 0 P: 6	R: 0 E: 0 K: 0 S: 3	H: 0 LOB: 0 BB: 0 P: 3	1B: 4 2B: 2 3B: 0 HR: 0	SF: 0 SAC: 0 DP: 1 HBP: 0	WP: 0 PB: 0 CS: 0	PA: 32
PITCHER	IP	WLS	BF	H	R	ER	SO	BB	IBB	HBP	BLK	WP	HR	S	P	ERA	WHIP					
Blue Moon Odom, R ERA: 2.55	9.0	W	32	6	1	1	4	0	0	0	0	0	0	40	40	1.00	0.667					

Oakland Athletics @ Chicago White Sox
 Comiskey Park, Chicago, IL
 Tue Sep 17 1968, 8:05 PM EDT
 Att: 6,424 - Unknown

livebaseballscorecards.com

AB 32
R 1
H 6
RBI 1
BB 0
SO 4
LOB 9



Batter	1	2	3	4	5	6	7	8	9	AB	R	H	RBI	BB	SO	LOB	TOP																	
Don Buford, S OBP: 0.366, SLG: 0.445 (1, 7)										4	0	1	0	0	0	2	<p>Baltimore Orioles @ Chicago White Sox Comiskey Park, Chicago, IL Fri Sep 20 1968, 8:05 PM EDT Att: 6,822 - Unknown</p> <p>livebaseballscores.com</p> <p>AB 30 R 1 H 6 RBI 0 BB 4 SO 6 LOB 12</p>																	
Mark Belanger, R OBP: 0.297, SLG: 0.248 (1, 6)										3	0	0	0	1	0																			
Frank Robinson, R OBP: 0.390, SLG: 0.446 (1, 9)										2	0	1	0	2	1	0																		
Boog Powell, L OBP: 0.336, SLG: 0.413 (1, 3)										4	0	2	0	0	1	3																		
Brooks Robinson, R OBP: 0.299, SLG: 0.404 (1, 5)										4	0	0	0	0	0	3																		
Paul Blair, R OBP: 0.277, SLG: 0.321 (1, 8)										4	0	1	0	0	1	2																		
Davey Johnson, R OBP: 0.312, SLG: 0.362 (1, 4)										4	1	1	0	0	2	1																		
Eliot Hendricks, L OBP: 0.299, SLG: 0.404 (1, 2)										3	0	0	0	1	1	0																		
Jim Hardin, R OBP: 0.085, SLG: 0.122 (7, PH)										1	0	0	0	0	0	0																		
Merv Rettenmund, R OBP: 0.412, SLG: 0.463 (7, 1)										1	0	0	0	0	0	0																		
Eddie Watt, R (7, 1)										0	0	0	0	0	0	0																		
Inning Stats	R: 0 E: 0 K: 1 S: 5	H: 1 LOB: 0 BB: 0 P: 5	R: 0 E: 0 K: 2 S: 8	H: 1 LOB: 1 BB: 0 P: 8	R: 0 E: 0 K: 0 S: 3	H: 0 LOB: 0 BB: 0 P: 3	R: 0 E: 0 K: 0 S: 4	H: 1 LOB: 2 BB: 1 P: 8	R: 1 E: 1 K: 0 S: 4	H: 1 LOB: 3 BB: 3 P: 16	R: 0 E: 0 K: 1 S: 5	H: 0 LOB: 0 BB: 0 P: 5	R: 0 E: 0 K: 1 S: 5	H: 0 LOB: 1 BB: 0 P: 4	R: 0 E: 0 K: 1 S: 5	H: 0 LOB: 0 BB: 0 P: 5	1B: 4 2B: 3 3B: 0 HR: 0	SF: 0 SAC: 1 DP: 1 HBP: 0	WP: 0 PB: 1 SB: 0 CS: 1	PA: 35														
PITCHER	IP WLS BF H R ER SO BB IBB HBP BLK WP HR S P ERA WHIP																																	
Jerry Nyman, L ERA: 1.73 (1, 1)	4.2	W	21	4	1	0	3	4	0	0	0	0	0	0	23	39	0.00	1.714																
Wilbur Wood, L ERA: 1.8 (5, 1)	3.0	W	10	2	0	0	2	0	0	0	0	0	0	0	14	14	0.00	0.667																
Hoyt Wilhelm, R ERA: 1.65 (8, 1)	1.1	S	4	0	0	0	1	0	0	0	0	0	0	0	6	6	0.00	0.000																

Batter	1	2	3	4	5	6	7	8	9	AB	R	H	RBI	BB	SO	LOB	BOTTOM																	
Luis Aparicio, R OBP: 0.305, SLG: 0.338 (1, 6)										4	0	0	0	0	0	1	<p>Baltimore Orioles @ Chicago White Sox Comiskey Park, Chicago, IL Fri Sep 20 1968, 8:05 PM EDT Att: 6,822 - Unknown</p> <p>livebaseballscores.com</p> <p>AB 28 R 2 H 6 RBI 2 BB 2 SO 6 LOB 13</p>																	
Carlos May, L OBP: 0.194, SLG: 0.176 (1, 7)										3	0	1	0	1	0	0																		
Duane Josephson, R OBP: 0.341 (1, 2)										4	0	0	0	0	0	3																		
Jerry McNetney, R OBP: 0.304, SLG: 0.311 (9, 2)										0	0	0	0	0	0	0																		
Pete Ward, L OBP: 0.353, SLG: 0.354 (1, 3)										3	1	1	0	1	1	0																		
Bill Melton, R OBP: 0.302, SLG: 0.397 (1, 5)										4	0	0	0	0	1	2																		
Sandy Alomar Sr., S OBP: 0.301, SLG: 0.293 (9, 5)										0	0	0	0	0	0	0																		
Buddy Bradford, R OBP: 0.256, SLG: 0.294 (1, 9)										2	1	1	0	0	0	1																		
Ken Berry, R OBP: 0.287, SLG: 0.343 (1, 8)										3	0	2	2	0	0	2																		
Rich Morales, R OBP: 0.250, SLG: 0.200 (1, 4)										3	0	1	0	0	2	4																		
Jerry Nyman, L OBP: 0.182, SLG: 0.182 (1, 1)										1	0	0	0	0	1	0																		
Wilbur Wood, R OBP: 0.167, SLG: 0.091 (5, 1)										1	0	0	0	0	1	0																		
Hoyt Wilhelm, R (8, 1)										0	0	0	0	0	0	0																		
Inning Stats	R: 0 E: 0 K: 0 S: 3	H: 0 LOB: 0 BB: 0 P: 3	R: 1 E: 1 K: 1 S: 6	H: 1 LOB: 1 BB: 1 P: 10	R: 0 E: 0 K: 1 S: 6	H: 1 LOB: 1 BB: 0 P: 6	R: 1 E: 1 K: 1 S: 6	H: 2 LOB: 1 BB: 0 P: 6	R: 0 E: 0 K: 0 S: 4	H: 1 LOB: 2 BB: 1 P: 8	R: 0 E: 0 K: 1 S: 6	H: 1 LOB: 0 BB: 0 P: 7	R: 0 E: 0 K: 1 S: 5	H: 0 LOB: 0 BB: 0 P: 5	R: 0 E: 0 K: 1 S: 5	H: 0 LOB: 0 BB: 0 P: 5	1B: 6 2B: 0 3B: 0 HR: 0	SF: 0 SAC: 1 DP: 0 HBP: 1	WP: 0 PB: 0 SB: 0 CS: 2	PA: 32														
PITCHER	IP WLS BF H R ER SO BB IBB HBP BLK WP HR S P ERA WHIP																																	
Jim Hardin, R ERA: 2.4 (7, 1)	2.0	L	6	0	0	0	2	0	0	0	0	0	0	0	10	10	0.00	0.000																

Batter	1	2	3	4	5	6	7	8	9	AB	R	H	RBI	BB	SO	LOB	TOP			
Don Buford, S OBP: 0.366, SLG: 0.444										5	1	2	2	0	1	2	Baltimore Orioles @ Chicago White Sox Comiskey Park, Chicago, IL Sat Sep 21 1968, 4:33 AM EDT Att: 2,182 - Unknown			
Mark Belanger, R OBP: 0.265, SLG: 0.248										4	1	1	0	1	2	1				
Frank Robinson, R OBP: 0.391, SLG: 0.449										4	2	2	1	0	0	1				
Dave May, L OBP: 0.267, SLG: 0.246										1	0	0	0	0	0	0				
Boog Powell, L OBP: 0.337, SLG: 0.412										4	1	1	1	1	0	0				
Mike Fiore, L										0	0	0	0	0	0	0				
Brooks Robinson, R OBP: 0.301, SLG: 0.407										5	1	3	0	0	0	3				
Paul Blair, R OBP: 0.276, SLG: 0.320										4	1	1	1	1	0	4				
Davey Johnson, R OBP: 0.311, SLG: 0.363										5	0	1	1	0	1	4				
Curt Blefary, L OBP: 0.301, SLG: 0.323										3	1	0	0	2	0	2				
Tom Phoebus, R OBP: 0.207, SLG: 0.241										2	0	0	0	0	0	4				
Dave Leonhard, R OBP: 0.156, SLG: 0.129										1	0	0	0	0	0	0				
Inning Stats	R: 5 E: 2 K: 0 S: 9	H: 5 LOB: 2 BB: 1 P: 13	R: 0 E: 1 K: 0 S: 4	H: 1 LOB: 1 BB: 0 P: 4	R: 2 E: 1 K: 2 S: 8	H: 1 LOB: 1 BB: 2 P: 16	R: 1 E: 0 K: 0 S: 5	H: 2 LOB: 3 BB: 2 P: 13	R: 0 E: 0 K: 1 S: 4	H: 0 LOB: 0 BB: 0 P: 5	R: 0 E: 0 K: 1 S: 5	H: 0 LOB: 0 BB: 0 P: 5	R: 0 E: 0 K: 0 S: 3	H: 0 LOB: 0 BB: 0 P: 3	R: 0 E: 0 K: 0 S: 4	H: 1 LOB: 1 BB: 0 P: 4	1B: 8 2B: 3 3B: 0 HR: 0	SF: 0 SAC: 1 DP: 1 HBP: 0	WP: 1 PB: 0 SB: 1 CS: 0	PA: 44
PITCHER	IP WLS BF H R ER SO BB IBB HBP BLK WP HR S P ERA WHIP																ERA WHIP			
Gary Peters, L ERA: 3.76	(1, 1) 0.0 L 4 3 4 4 0 0 1 0 0 0 0 0 0 3 7 ∞ ∞																0.00 1.000			
Fred Rath, R ERA: 1.5	(1, 1) 2.0 10 3 1 1 0 0 0 0 0 0 0 1 0 10 10 4.50 1.500																			
Dennis Ribant, R ERA: 4.37	(3, 1) 2.0 13 3 3 3 2 2 2 0 0 0 0 0 0 13 29 13.50 2.500																			
Bob Priddy, R ERA: 3.73	(5, 1) 2.0 7 1 0 0 0 1 0 0 0 0 0 0 0 9 9 0.00 0.500																			
Bob Locker, R ERA: 2.42	(7, 1) 2.0 6 0 0 0 0 1 0 0 0 0 0 0 0 8 8 0.00 0.000																			

Batter	1	2	3	4	5	6	7	8	9	AB	R	H	RBI	BB	SO	LOB	BOTTOM			
Luis Aparicio, R OBP: 0.304, SLG: 0.337										5	0	1	0	0	0	2	Baltimore Orioles @ Chicago White Sox Comiskey Park, Chicago, IL Sat Sep 21 1968, 4:33 AM EDT Att: 2,182 - Unknown			
Carlos May, L OBP: 0.195, SLG: 0.179										5	1	1	0	0	1	2				
Duane Josephson, R OBP: 0.279, SLG: 0.344										5	1	2	0	0	0	1				
Pete Ward, L OBP: 0.358, SLG: 0.368										4	3	3	2	1	0	2				
Bill Melton, R OBP: 0.319, SLG: 0.402										4	0	2	1	1	1	0				
Buddy Bradford, R OBP: 0.263, SLG: 0.298										4	0	2	2	1	1	2				
Ken Berry, R OBP: 0.284, SLG: 0.340										5	0	0	0	0	0	5				
Rich Morales, R OBP: 0.250, SLG: 0.211										4	0	1	0	0	1	2				
Gary Peters, L ERA: 3.76	(1, 1) 0.0 L 4 3 4 4 0 0 1 0 0 0 0 0 0 3 7 ∞ ∞																	0.00 1.000		
Fred Rath, R ERA: 1.5	(1, 1) 2.0 10 3 1 1 0 0 0 0 0 0 0 1 0 10 10 4.50 1.500																			
Dennis Ribant, R ERA: 4.37	(3, 1) 2.0 13 3 3 3 2 2 2 0 0 0 0 0 0 13 29 13.50 2.500																			
Bob Priddy, R ERA: 3.73	(5, 1) 2.0 7 1 0 0 0 1 0 0 0 0 0 0 0 9 9 0.00 0.500																			
Bob Locker, R ERA: 2.42	(7, 1) 2.0 6 0 0 0 0 1 0 0 0 0 0 0 0 8 8 0.00 0.000																			
Inning Stats	R: 2 E: 0 K: 0 S: 6	H: 3 LOB: 2 BB: 1 P: 10	R: 0 E: 0 K: 1 S: 5	H: 0 LOB: 0 BB: 0 P: 5	R: 0 E: 0 K: 1 S: 6	H: 1 LOB: 2 BB: 1 P: 10	R: 0 E: 0 K: 0 S: 4	H: 1 LOB: 1 BB: 0 P: 4	R: 2 E: 0 K: 0 S: 7	H: 4 LOB: 2 BB: 0 P: 7	R: 0 E: 0 K: 2 S: 7	H: 0 LOB: 0 BB: 0 P: 7	R: 0 E: 0 K: 0 S: 4	H: 1 LOB: 1 BB: 0 P: 4	R: 0 E: 0 K: 0 S: 4	H: 1 LOB: 1 BB: 0 P: 8	1B: 9 2B: 3 3B: 0 HR: 1	SF: 0 SAC: 0 DP: 0 HBP: 0	WP: 0 PB: 0 SB: 0 CS: 0	PA: 43
PITCHER	IP WLS BF H R ER SO BB IBB HBP BLK WP HR S P ERA WHIP																ERA WHIP			
Tom Phoebus, R ERA: 2.6	(1, 1) 4.1 W 19 4 1 1 2 1 0 0 0 0 0 1 22 26 1.93 1.071																			
Dave Leonhard, R ERA: 3.13	(5, 1) 4.2 W 19 4 1 1 2 1 0 0 0 0 0 1 22 26 1.93 1.071																			

Batter	1	2	3	4	5	6	7	8	9	AB	R	H	RBI	BB	SO	LOB	TOP			
Buddy Bradford, R OBP: 0.262, SLG: 0.293 (1, 9)			1-3			K		6-3		4	0	1	0	0	1	0				
Luis Aparicio, R OBP: 0.303, SLG: 0.336 (1, 6)	K			F7			F5		5-3	4	0	0	0	0	1	1				
Carlos May, L OBP: 0.224, SLG: 0.213 (1, 7)				F5			4-3			4	0	2	0	0	0	0				
Pete Ward, L OBP: 0.357, SLG: 0.370 (1, 3)	K			F8					F9	4	1	1	0	0	1	2				
Bill Melton, R OBP: 0.323, SLG: 0.386 (1, 5)		K			F8				F7	3	0	0	0	1	1	1				
Ken Berry, R OBP: 0.286, SLG: 0.343 (1, 8)				G3						3	0	2	1	0	0	0				
Sandy Alomar Sr., S OBP: 0.299, SLG: 0.293 (1, 4)	G4-3			5-3			F7			3	0	0	0	0	0	3				
Jerry McNertney, R OBP: 0.299, SLG: 0.305 (1, 2)			K			F5			F9	3	0	0	0	0	1	0				
Jack Fisher, R Fred Rath, R Gail Hopkins, L Bob Priddy, R Bill Voss, L Cisco Carlos, R			K			L9			K	1	0	0	0	0	1	0				
Inning Stats	R: 0 E: 0 K: 2 S: 8	H: 2 LOB: 1 BB: 0 P: 8	R: 0 E: 0 K: 1 S: 5	H: 1 LOB: 0 BB: 0 P: 5	R: 0 E: 0 K: 2 S: 7	H: 0 LOB: 0 BB: 0 P: 7	R: 0 E: 0 K: 0 S: 3	H: 0 LOB: 0 BB: 0 P: 3	R: 0 E: 0 K: 1 S: 5	H: 0 LOB: 0 BB: 0 P: 5	R: 1 E: 0 K: 0 S: 5	H: 2 LOB: 2 BB: 1 P: 9	R: 0 E: 0 K: 1 S: 4	H: 0 LOB: 0 BB: 0 P: 5	R: 0 E: 0 K: 0 S: 4	H: 1 LOB: 1 BB: 0 P: 4	1B: 4 2B: 2 3B: 0 HR: 0	SF: 0 SAC: 0 DP: 1 HBP: 0	WP: 0 PB: 0 CS: 0	PA: 32
PITCHER Jim Nash, R ERA: 2.19 (1, 1)	IP: 9.0 WLS: W BF: 32	H: 6 R: 1 ER: 1 SO: 7	BB: 1 IBB: 0 HBP: 0 BLK: 0	WP: 0 HR: 0 S: 45 P: 49	ERA: 1.00 WHIP: 0.778															

Chicago White Sox @ Oakland Athletics
Oakland-Alameda County Coliseum, Oakland, CA
Mon Sep 23 1968, 7:05 PM PDT
Att: 2,724 - Unknown

AB	31
R	1
H	6
RBI	1
BB	1
SO	7
LOB	7



Batter	1	2	3	4	5	6	7	8	9	AB	R	H	RBI	BB	SO	LOB	BOTTOM			
Bert Campaneris, R OBP: 0.330, SLG: 0.361 (1, 6)	F8		FC6-4	WP		F8				4	0	1	2	0	0	1				
Reggie Jackson, L OBP: 0.319, SLG: 0.458 (1, 9)			FC1-6	F7			F7			4	0	1	0	0	0	2				
Danny Cater, R OBP: 0.337, SLG: 0.390 (1, 3)	F8			5-3	6-3		F9			4	1	1	0	0	0	1				
Sal Bando, R OBP: 0.313, SLG: 0.357 (1, 5)	F8			BB	4-3		F9			4	1	1	0	0	0	1				
Rick Monday, L OBP: 0.365, SLG: 0.382 (1, 8)		G3		5-3	4-0			K		3	0	0	0	1	1	2				
Dick Green, R OBP: 0.314, SLG: 0.342 (1, 4)		F7		BB	1-0			6-3		2	1	0	0	1	0	0				
Joe Keough, L OBP: 0.320, SLG: 0.320 Jim Gosger, L OBP: 0.257, SLG: 0.200		4-3		2B	FC6					2	1	0	1	1	0	2				
Dave Duncan, R OBP: 0.262, SLG: 0.296 (1, 2)			E6	K						3	0	0	0	1	2	3				
Jim Nash, R OBP: 0.081, SLG: 0.164 (1, 1)			FC3-6	FC6-4		K		K		4	1	1	2	0	2	3				
Inning Stats	R: 0 E: 0 K: 0 S: 4	H: 1 LOB: 1 BB: 0 P: 4	R: 0 E: 0 K: 0 S: 3	H: 0 LOB: 0 BB: 0 P: 3	R: 0 E: 1 K: 1 S: 4	H: 0 LOB: 1 BB: 0 P: 4	R: 5 E: 0 K: 1 S: 9	H: 4 LOB: 1 BB: 2 P: 17	R: 0 E: 0 K: 0 S: 3	H: 0 LOB: 2 BB: 1 P: 8	R: 0 E: 0 K: 2 S: 7	H: 0 LOB: 0 BB: 0 P: 7	R: 0 E: 0 K: 0 S: 3	H: 0 LOB: 0 BB: 0 P: 3	R: 0 E: 0 K: 2 S: 7	H: 0 LOB: 2 BB: 2 P: 15	1B: 3 2B: 2 3B: 0 HR: 0	SF: 0 SAC: 0 DP: 0 HBP: 1	WP: 1 PB: 0 CS: 0	PA: 36
PITCHER Jack Fisher, R ERA: 3.06 Fred Rath, R ERA: 1.59 Bob Priddy, R ERA: 3.63 Cisco Carlos, R ERA: 3.9	IP: 3.2 WLS: L BF: 19	H: 5 R: 5 ER: 5 SO: 1	BB: 1 IBB: 0 HBP: 1 BLK: 0	WP: 1 HR: 0 S: 19 P: 27	ERA: 0.00 WHIP: 1.636															

Chicago White Sox @ Oakland Athletics
Oakland-Alameda County Coliseum, Oakland, CA
Mon Sep 23 1968, 7:05 PM PDT
Att: 2,724 - Unknown


AB	30
R	5
H	5
RBI	5
BB	5
SO	5
LOB	15



Batter	1	2	3	4	5	6	7	8	9	AB	R	H	RBI	BB	SO	LOB	TOP				
Luis Aparicio, R (1, 6) Ron Hansen, R (6, 6) OBP: 0.302, SLG: 0.334 OBP: 0.285, SLG: 0.314	F4			1-3			F4			3	0	1	0	0	0	1					
Carlos May, L (1, 7) Woodie Held, R (8, 7) OBP: 0.220, SLG: 0.211 OBP: 0.243, SLG: 0.165	K		K							4	0	1	0	0	3	1					
Buddy Bradford, R (1, 9) OBP: 0.267, SLG: 0.301	G3				1B					4	1	2	0	0	1	1					
Pete Ward, L (1, 3) Tom McCraw, L (8, 3) OBP: 0.356, SLG: 0.370 OBP: 0.294, SLG: 0.376		F7			1B		F9			4	1	1	0	0	0	1					
Bill Melton, R (1, 5) OBP: 0.324, SLG: 0.381	K				1B		L7			4	1	1	1	0	1	1					
Ken Berry, R (1, 8) OBP: 0.289, SLG: 0.347					E1		F3			4	1	2	0	0	0	0					
Sandy Alomar Sr., S (1, 4) OBP: 0.293, SLG: 0.287	F5				E6		F6			4	0	0	0	0	0	1					
Jerry McNertney, R (1, 2) OBP: 0.296, SLG: 0.298			6-3		F6		K			4	0	0	0	0	1	1					
Jerry Nyman, L (1, 1) Bob Locker, S (5, 1) Hoyt Wilhelm, R (7, 1) Wilbur Wood, R (9, 1) OBP: 0.154, SLG: 0.154 OBP: 0.274, SLG: 0.453 OBP: 0.167, SLG: 0.091			K		K		K			2	0	0	0	0	2	1					
Inning Stats	R: 0 E: 0 K: 1 S: 5	H: 0 LOB: 0 BB: 0 P: 5	R: 0 E: 0 K: 1 S: 6	H: 1 LOB: 1 BB: 0 P: 6	R: 0 E: 0 K: 2 S: 8	H: 1 LOB: 1 BB: 0 P: 8	R: 4 E: 2 K: 1 S: 10	H: 4 LOB: 1 BB: 0 P: 10	R: 0 E: 0 K: 1 S: 6	H: 0 LOB: 0 BB: 0 P: 6	R: 0 E: 0 K: 2 S: 8	H: 1 LOB: 0 BB: 0 P: 8	R: 0 E: 0 K: 0 S: 3	H: 0 LOB: 0 BB: 0 P: 3	R: 0 E: 0 K: 1 S: 5	H: 0 LOB: 0 BB: 0 P: 5	1B: 5 2B: 3 3B: 0 HR: 0	SF: 0 SAC: 0 DP: 0 HBP: 0	WP: 0 PB: 0 SB: 0 CS: 0	PA: 36	
PITCHER	IP	WLS	BF	H	R	ER	SO	BB	IBB	HBP	BLK	WP	HR	S	P	ERA	WHIP				
Caffish Hunter, R (1, 1) ERA: 3.36	7.0		30	8	4	2	9	0	0	0	0	0	0	48	48	2.57	1.143				
Diego Segui, R (8, 1) ERA: 2.36	2.0	W	6	0	0	0	1	0	0	0	0	0	0	8	8	0.00	0.000				

Chicago White Sox @ Oakland Athletics
Oakland-Alameda County Coliseum, Oakland, CA
Wed Sep 25 1968, 7:05 PM PDT
Att: 2,872 - Unknown


AB 36
R 4
H 8
RBI 1
BB 0
SO 10
LOB 8

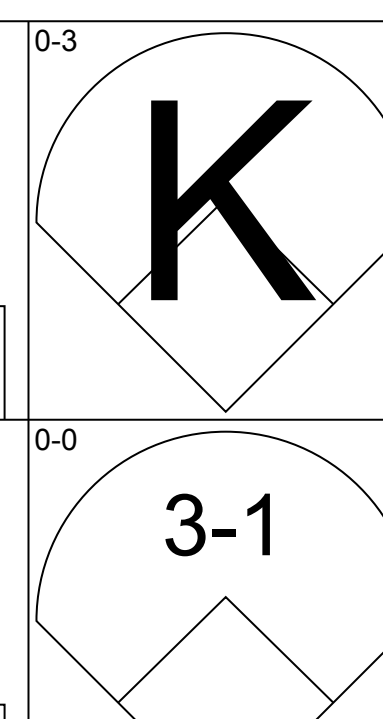
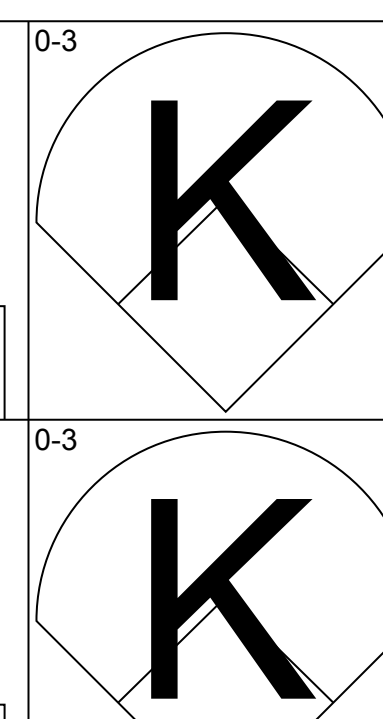
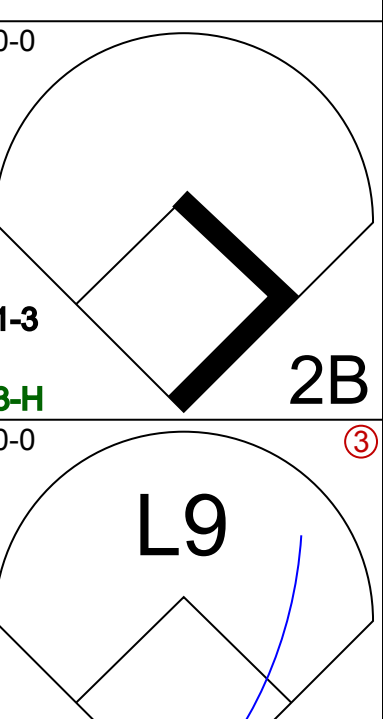
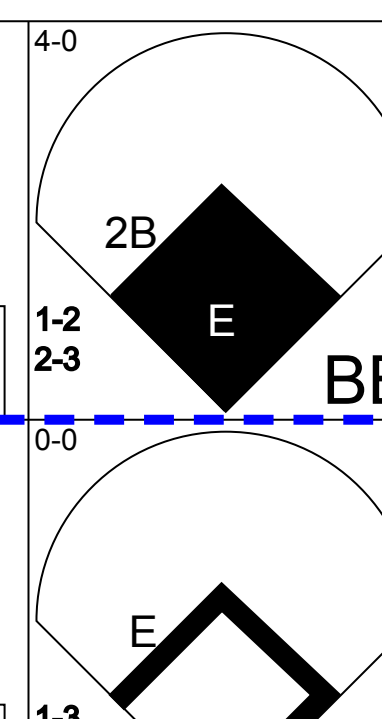
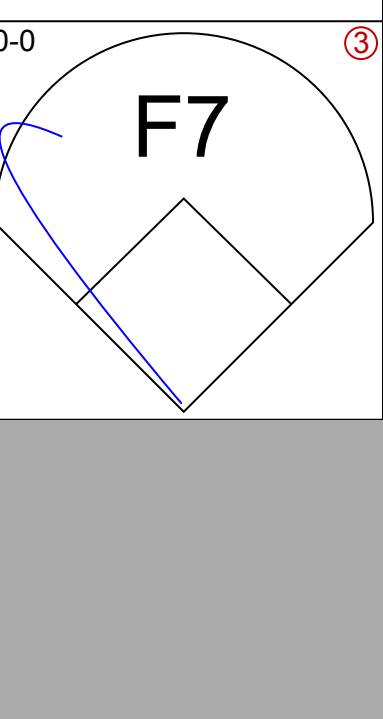
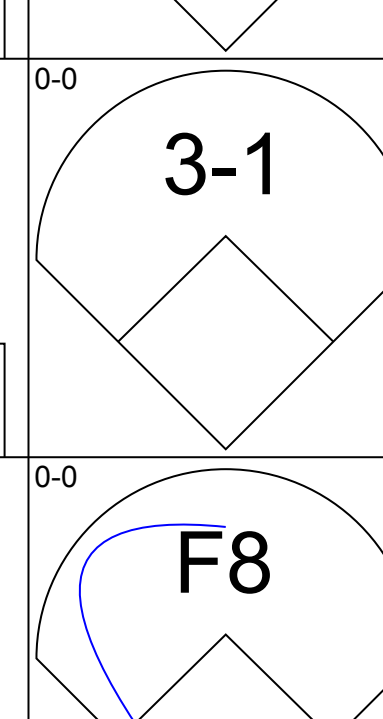
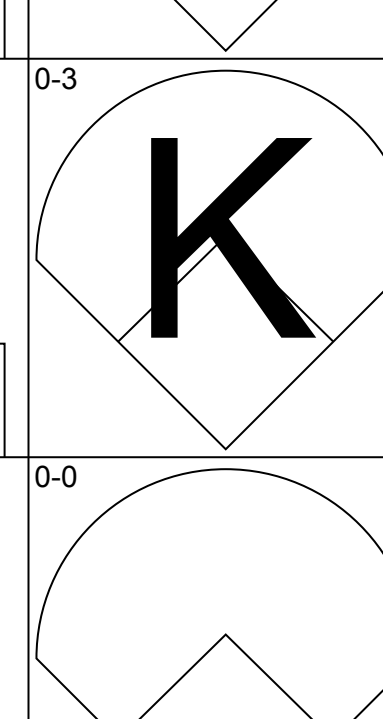
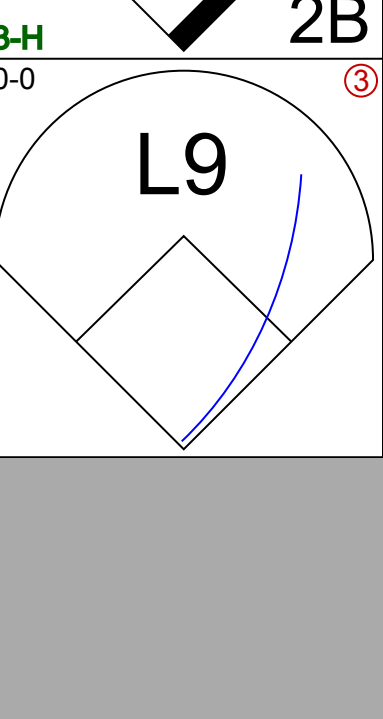
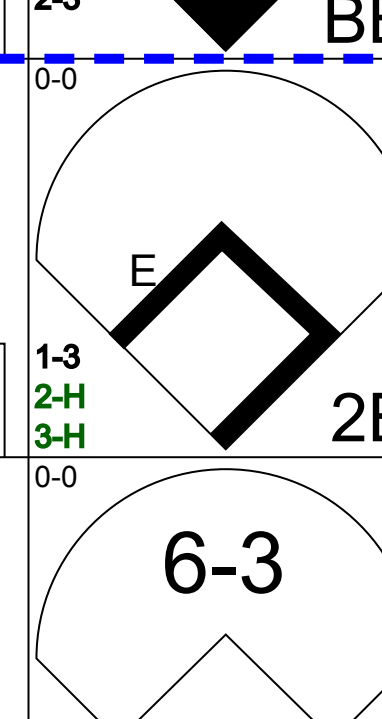
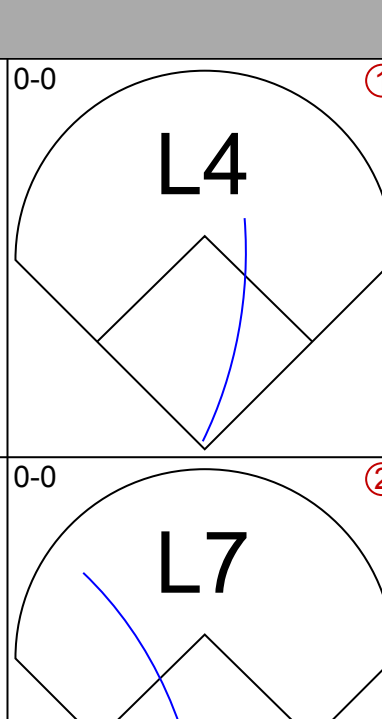
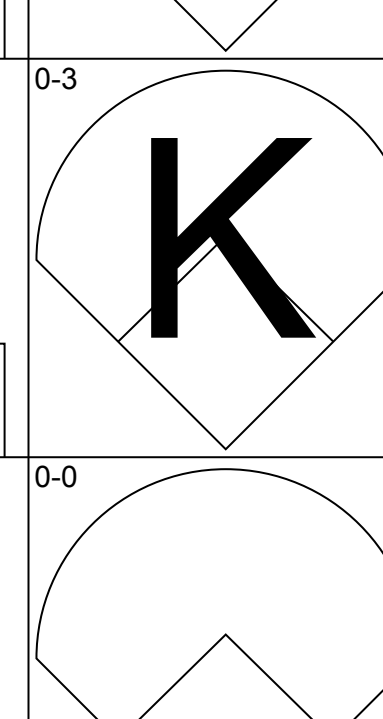
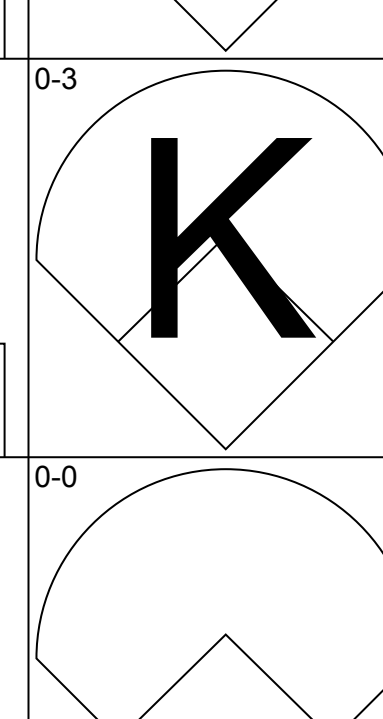
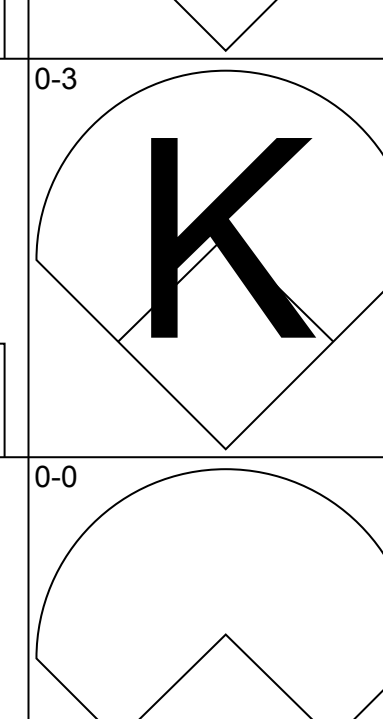
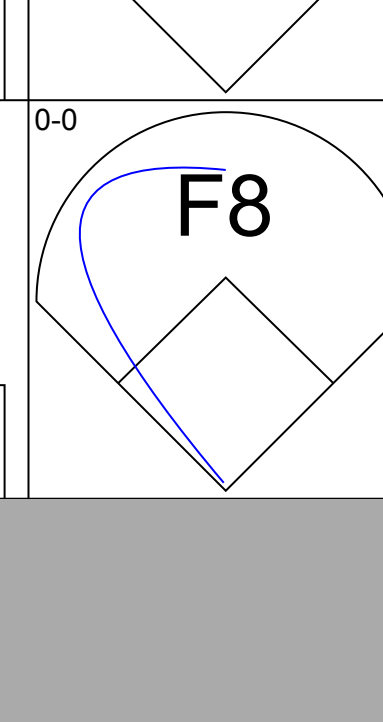
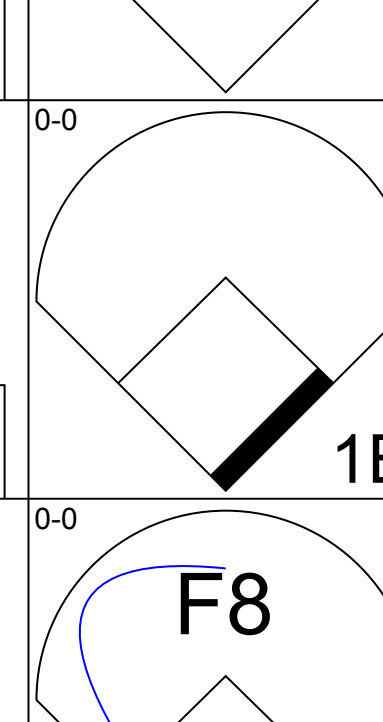
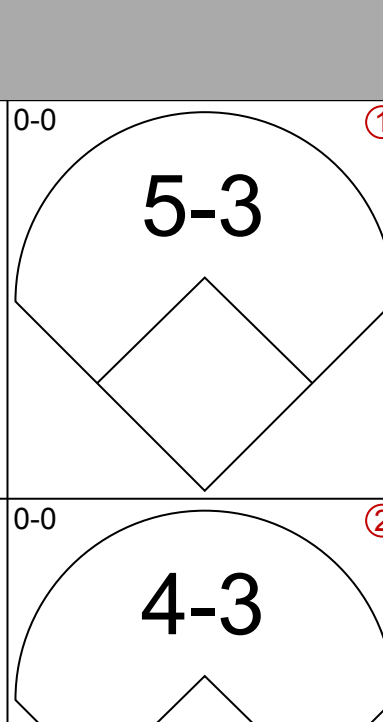
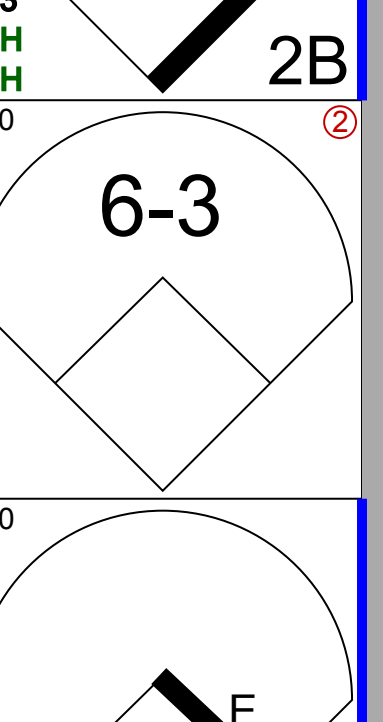
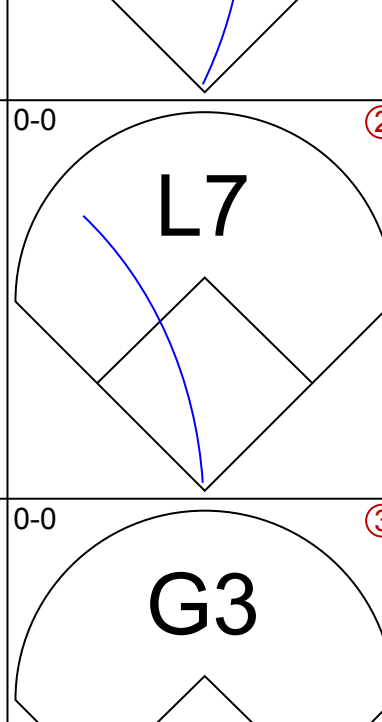
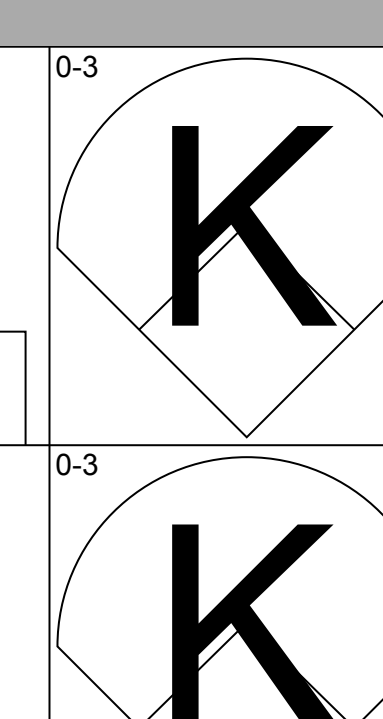
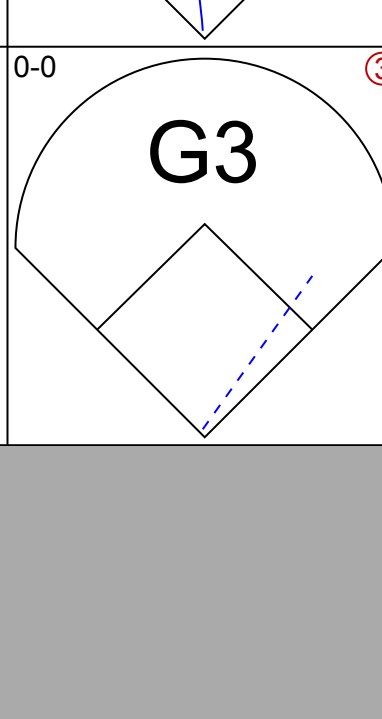
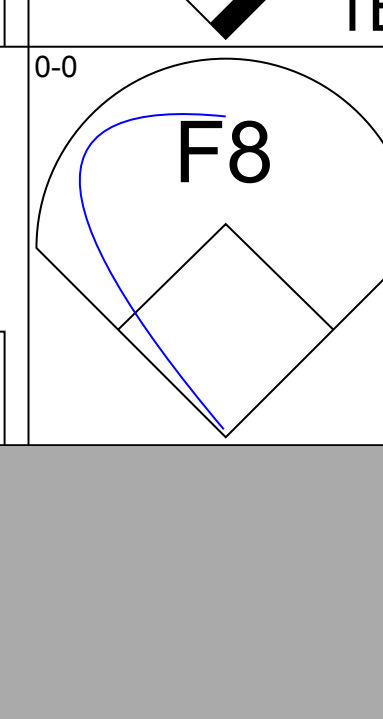
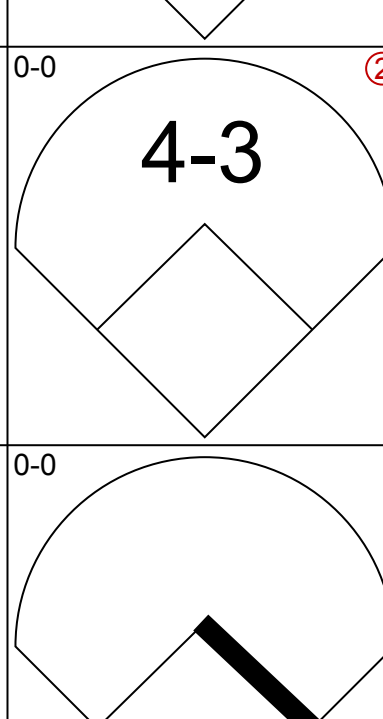
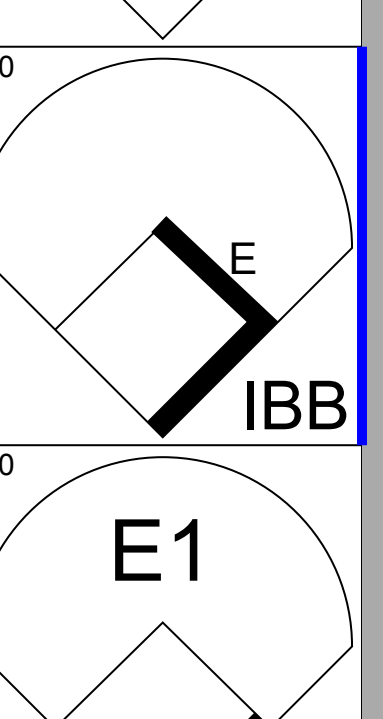
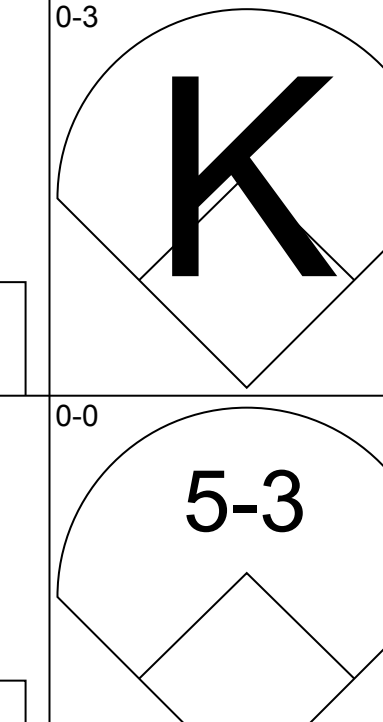
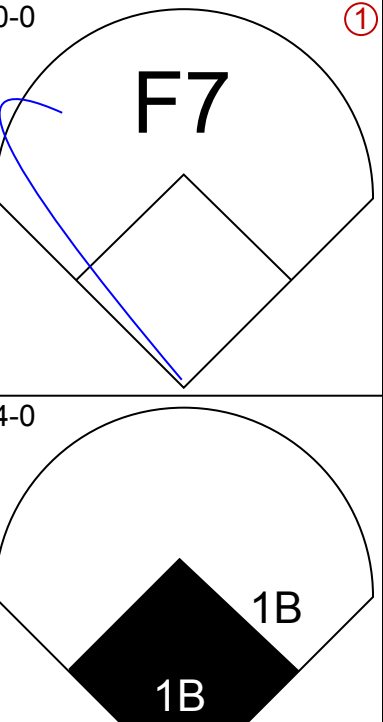
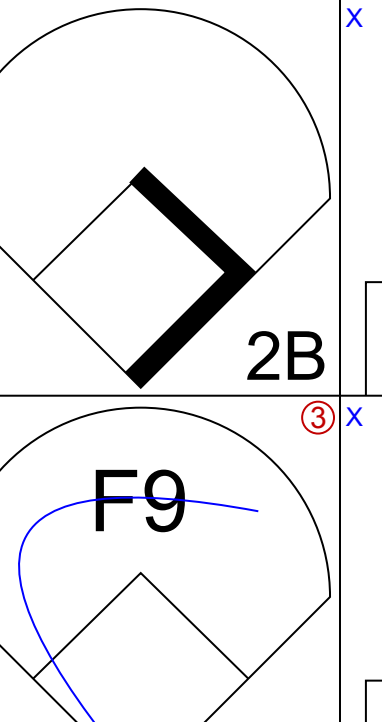
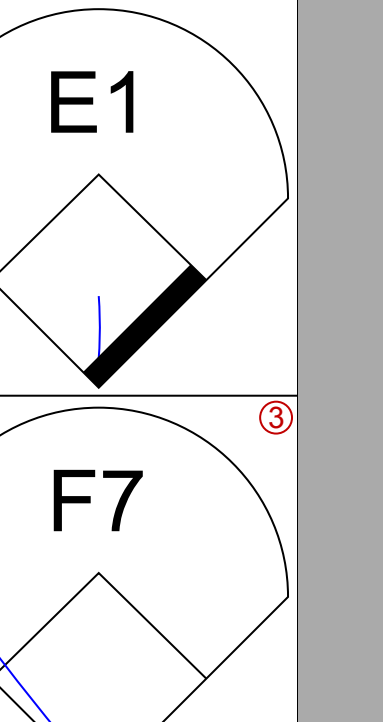

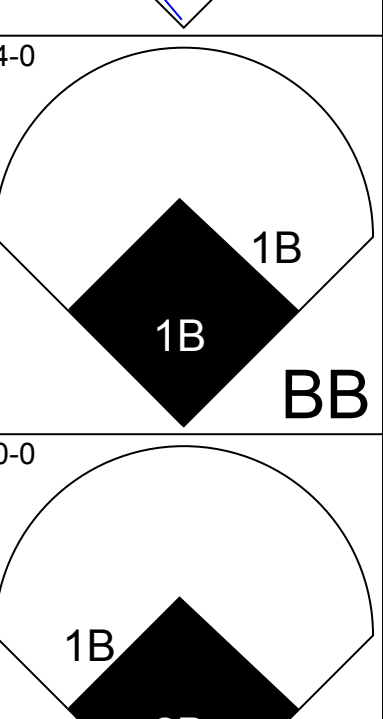
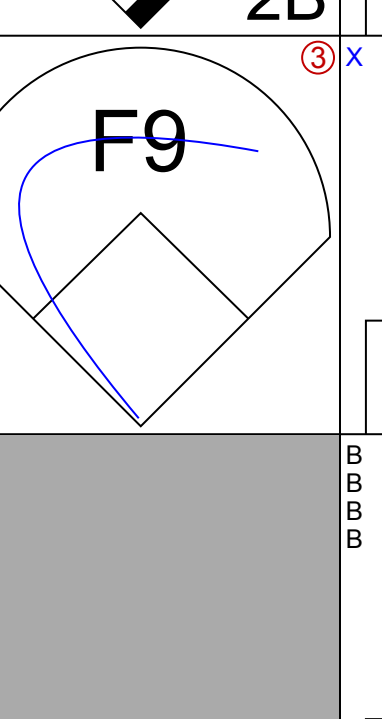
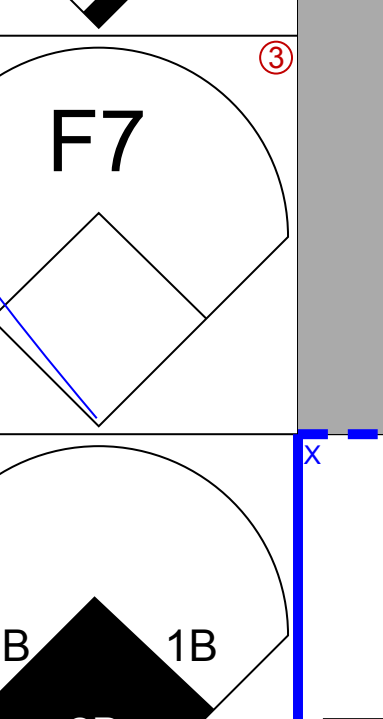
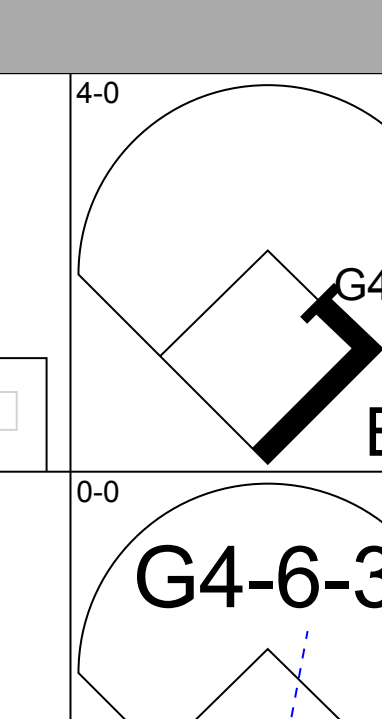
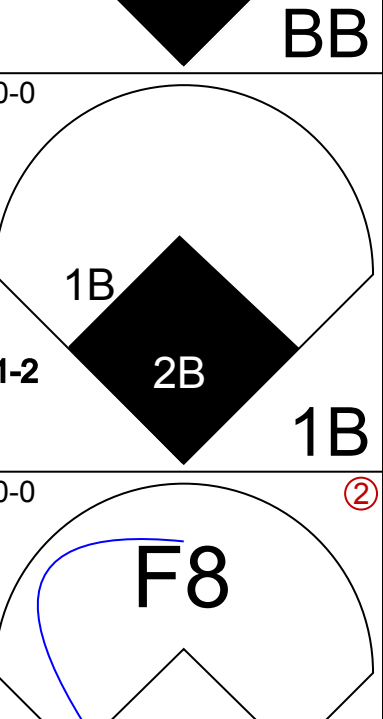
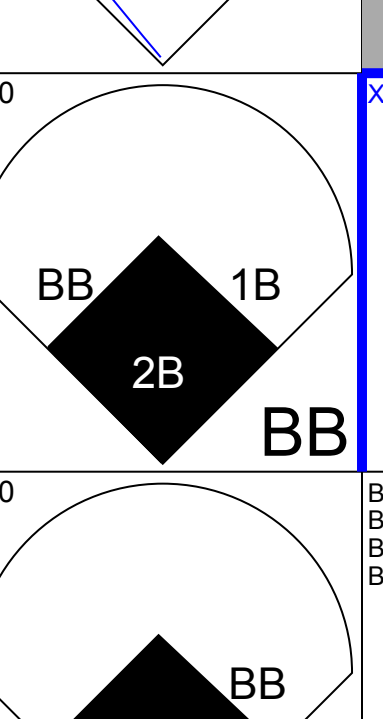
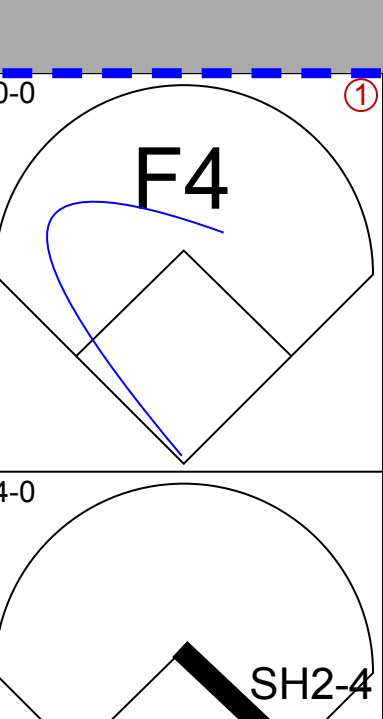
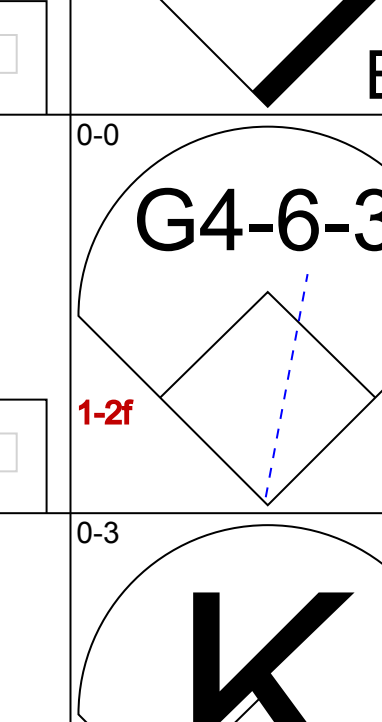
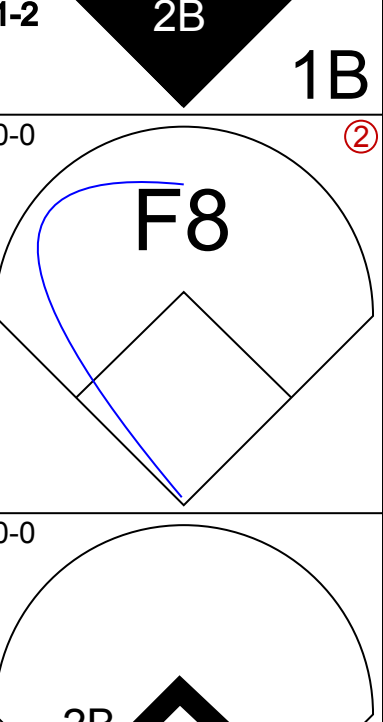
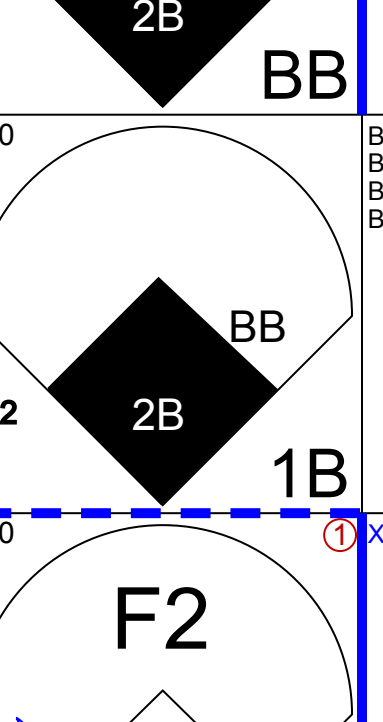
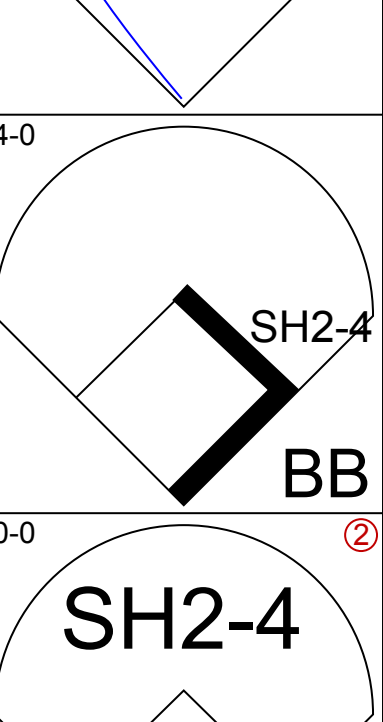
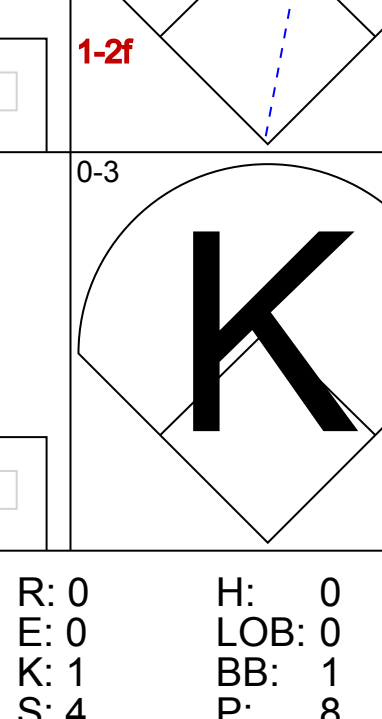
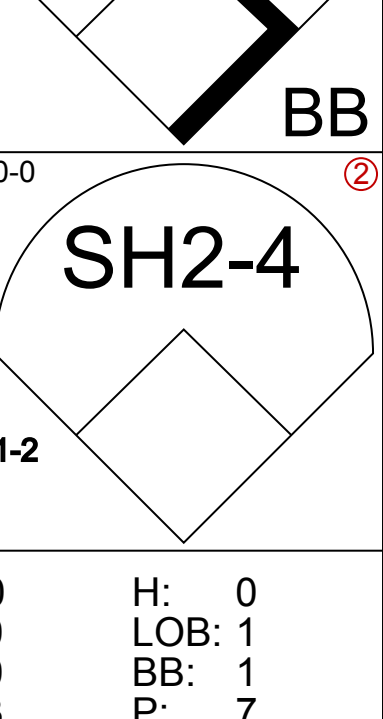
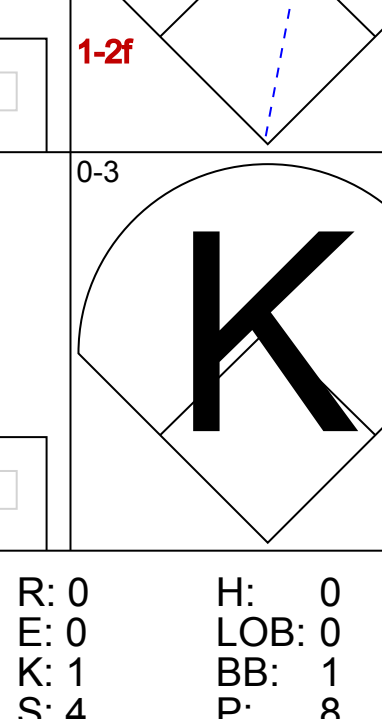
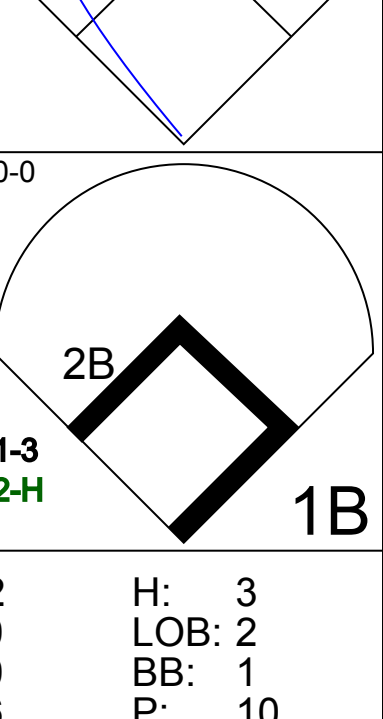
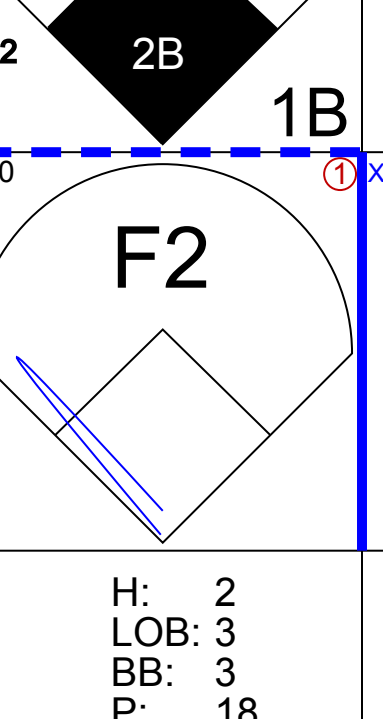
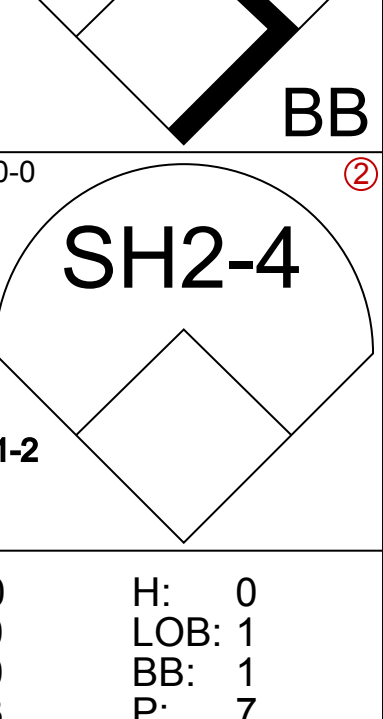


Batter	1	2	3	4	5	6	7	8	9	AB	R	H	RBI	BB	SO	LOB	BOTTOM				
Bert Campaneris, R (1, 6) Ted Kubiak, S (3, 6) OBP: 0.328, SLG: 0.359 OBP: 0.305, SLG: 0.325	G3		K		G4-6-3		G3			1	0	0	0	0	0	0					
Reggie Jackson, L (1, 8) OBP: 0.318, SLG: 0.453	G4-3		K		G4-6-3		E6			3	0	1	0	2	1	3					
Danny Cater, R (1, 3) OBP: 0.336, SLG: 0.387	G4-3				6-3		G4-6-3			5	0	1	1	0	1	4					
Sal Bando, R (1, 5) OBP: 0.311, SLG: 0.354		K			1B		1-3			3	0	0	0	1	1	1					
Mike Hershberger, R (1, 9) OBP: 0.336, SLG: 0.399		4-3			1B		K			4	2	2	0	0	1	0					
Dick Green, R (1, 4) OBP: 0.316, SLG: 0.340		4-3			1B					3	0	1	0	1	1	1					
Dave Duncan, R (1, 2) John Donaldson, L (9, PH) Allan Lewis, S (9, PR) OBP: 0.259, SLG: 0.291 OBP: 0.308, SLG: 0.273 OBP: 0.400, SLG: 0.250		F8			FC6-4		K			3	0	1	1	0	1	1					
Joe Rudi, R (1, 7) Rick Monday, L (9, PH) OBP: 0.232, SLG: 0.232 OBP: 0.367, SLG: 0.382					FC6-4		FC6-4			3	0	1	0	0	3	0					
Caffish Hunter, R (1, 1) Joe Keough, L (7, PH) Diego Segui, R (8, 1) Jim Pagliaroni, R (9, PH) Blue Moon Odum, R (9, PR) OBP: 0.232, SLG: 0.305 OBP: 0.274, SLG: 0.316 OBP: 0.400, SLG: 0.250 OBP: 0.330, SLG: 0.357 OBP: 0.284, SLG: 0.284					K		E9			2	1	0	0	0	1	1					
Inning Stats	R: 0 E: 0 K: 0 S: 2	H: 0 LOB: 0 BB: 1 P: 6	R: 1 E: 0 K: 1 S: 6	H: 1 LOB: 0 BB: 0 P: 6	R: 0 E: 0 K: 3 S: 10	H: 1 LOB: 1 BB: 0 P: 10	R: 1 E: 0 K: 0 S: 4	H: 2 LOB: 2 BB: 2 P: 12	R: 1 E: 1 K: 0 S: 4	H: 1 LOB: 1 BB: 1 P: 8	R: 0 E: 0 K: 2 S: 8	H: 1 LOB: 0 BB: 0 P: 8	R: 0 E: 0 K: 1 S: 6	H: 0 LOB: 0 BB: 0 P: 5	R: 2 E: 0 K: 0 S: 6	H: 4 LOB: 2 BB: 0 P: 6	1B: 11 2B: 0 3B: 0 HR: 0	SF: 0 SAC: 1 DP: 2 HBP: 0	WP: 0 PB: 0 SB: 1 CS: 0	PA: 39	
PITCHER	IP	WLS	BF	H	R	ER	SO	BB	IBB	HBP	BLK	WP	HR	S	P	ERA	WHIP				
Jerry Nyman, L (1, 1) ERA: 2.01	4.0		20	5	3	2	4	4	0	0	1	0	0	24	40	4.50	2.250				
Bob Locker, R (5, 1) ERA: 2.32	2.2		9	2	0	0	2	0	0	0	0	0	0	13	13	0.00	0.750				
Hoyt Wilhelm, R (7, 1) ERA: 1.67	1.1		5	1	1	1	2	0	0	0	0	0	0	9	9	6.75	0.750				
Wilbur Wood, L (9, 1) ERA: 1.87	0.2	L	5	3	1	1	0	0	0	0	0	0	0	5	5	13.50	4.500				

Chicago White Sox @ Oakland Athletics
Oakland-Alameda County Coliseum, Oakland, CA
Wed Sep 25 1968, 7:05 PM PDT
Att: 2,872 - Unknown


AB 34
R 5
H 11
RBI 3
BB 4
SO 8
LOB 15

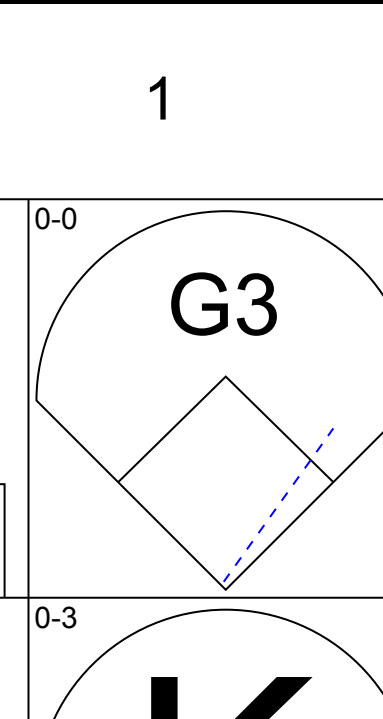
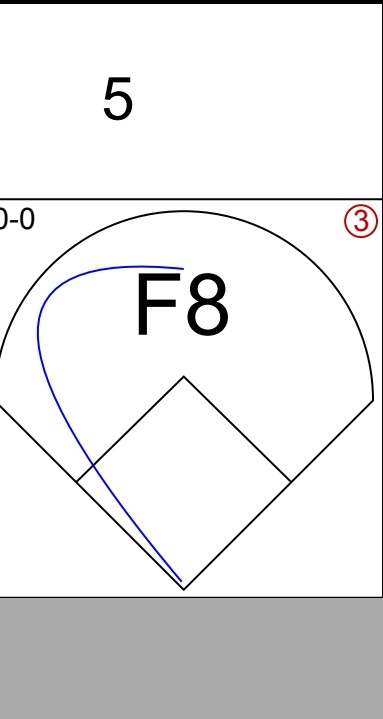
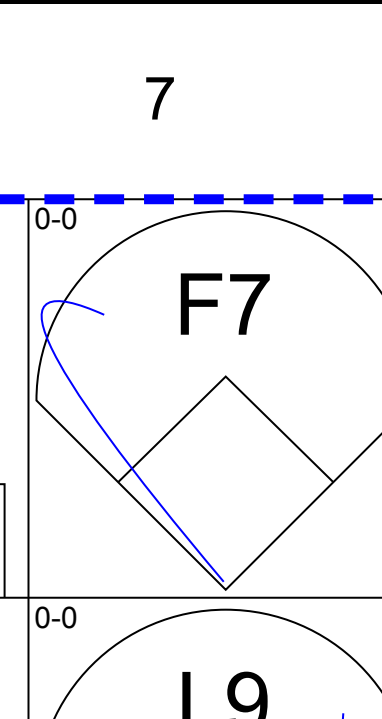
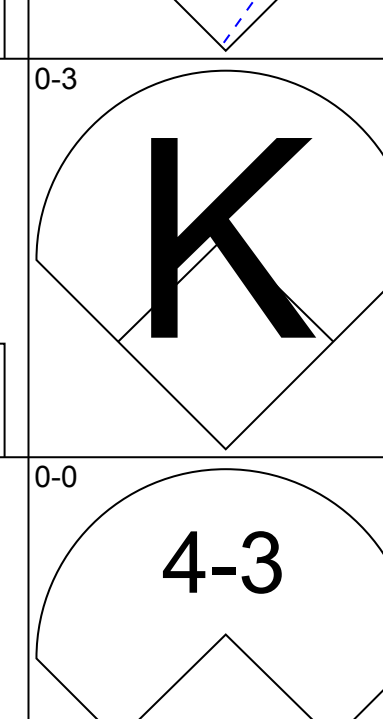
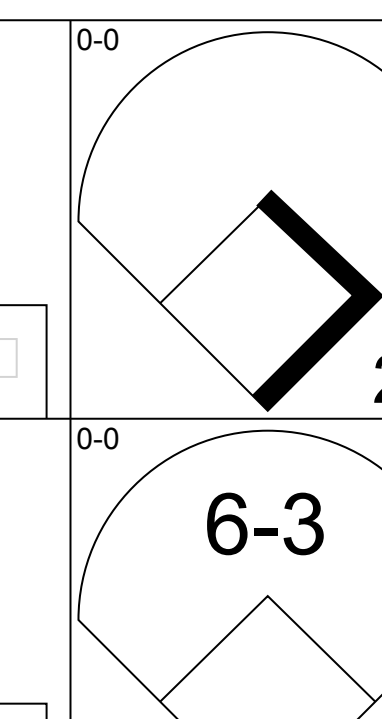
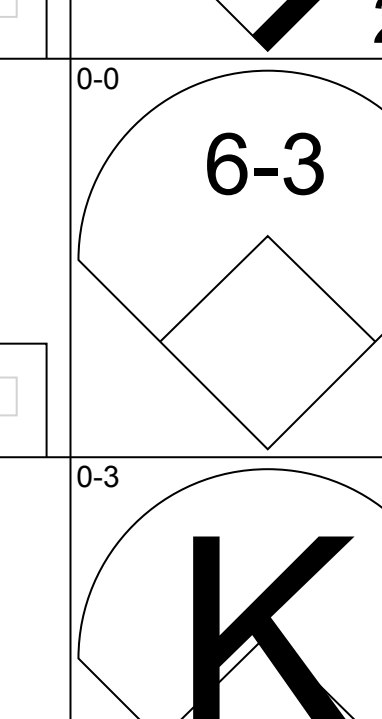
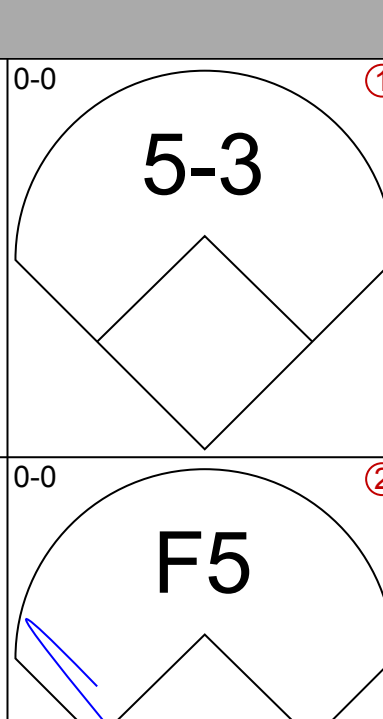
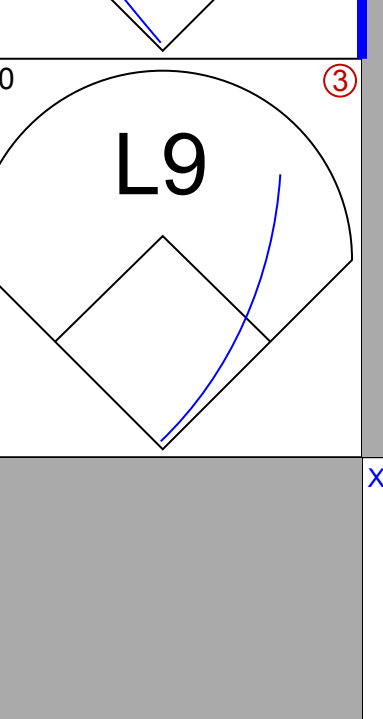
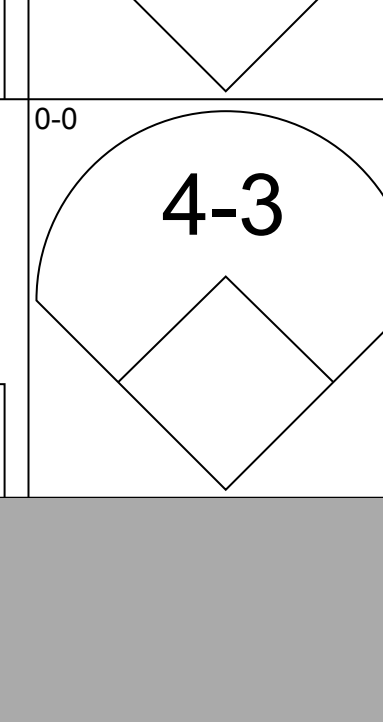
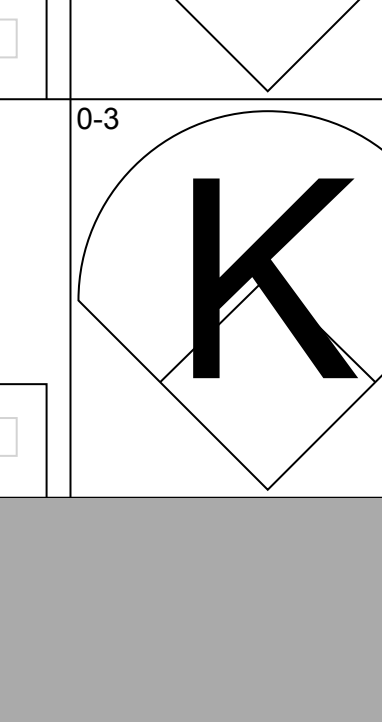
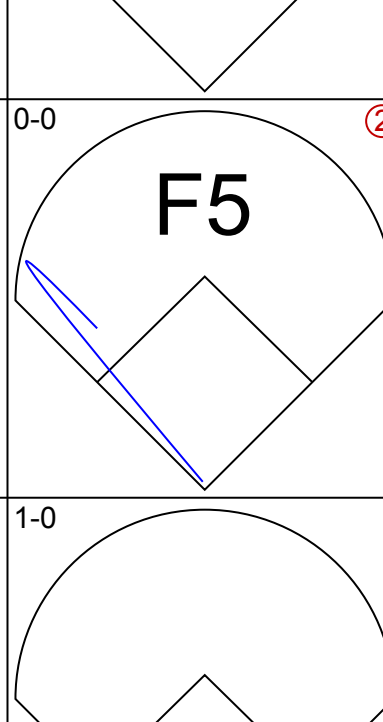
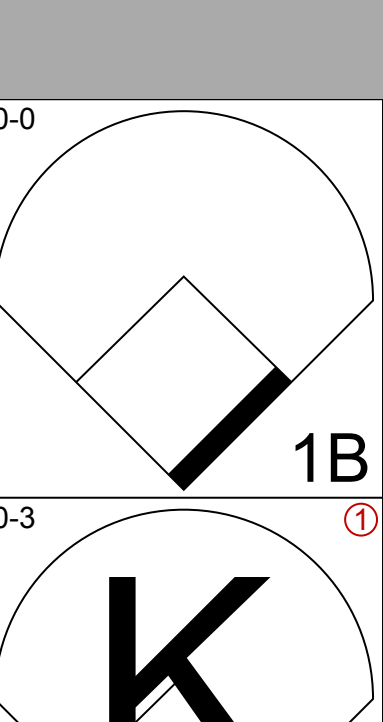
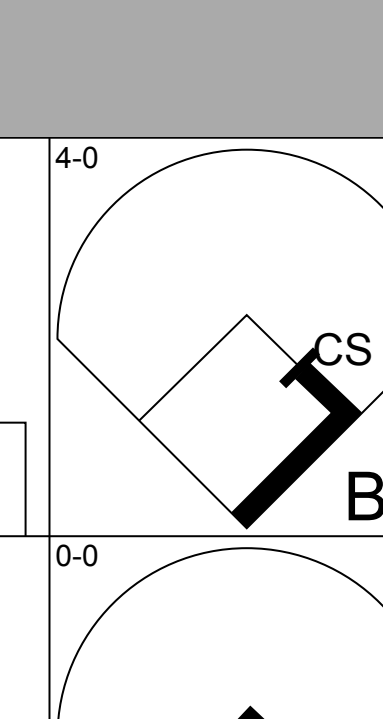
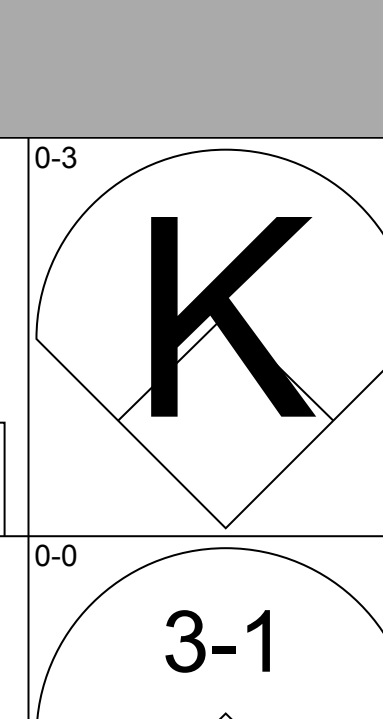
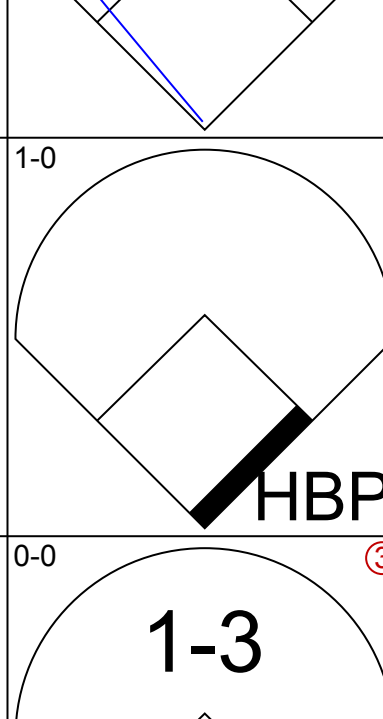
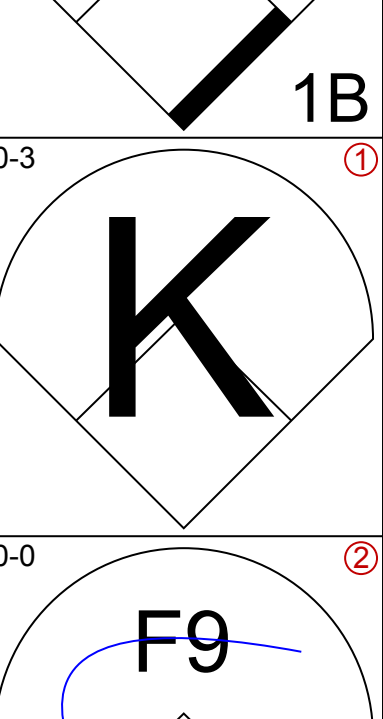
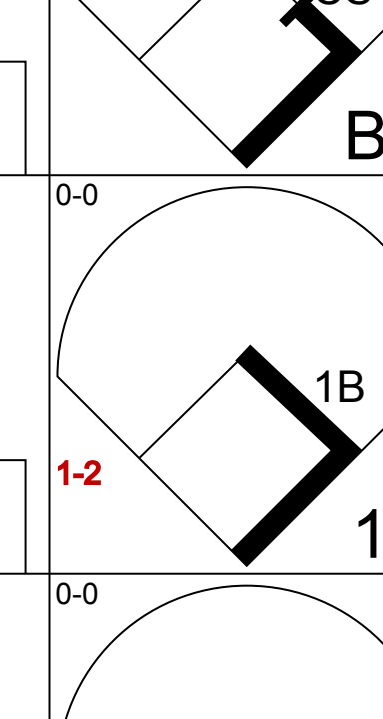
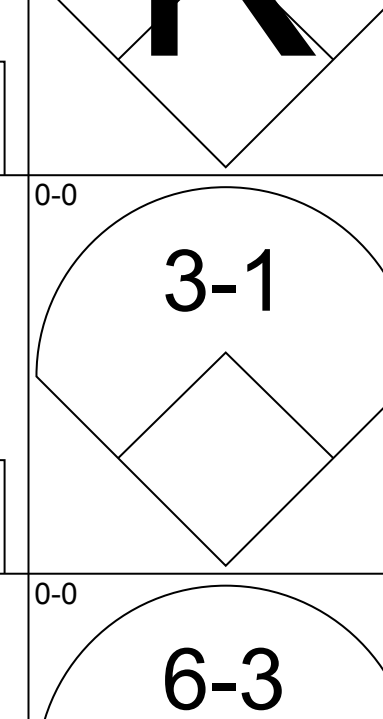
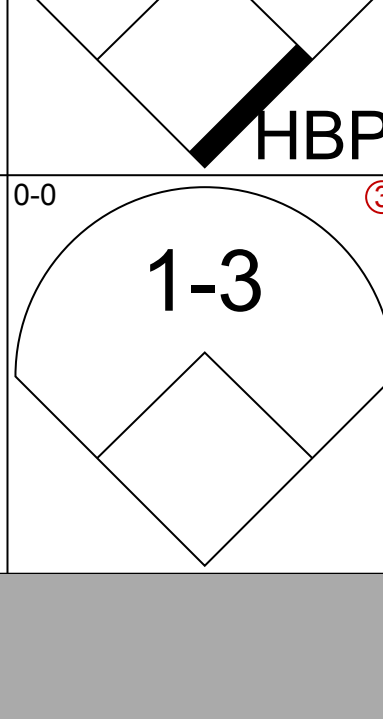
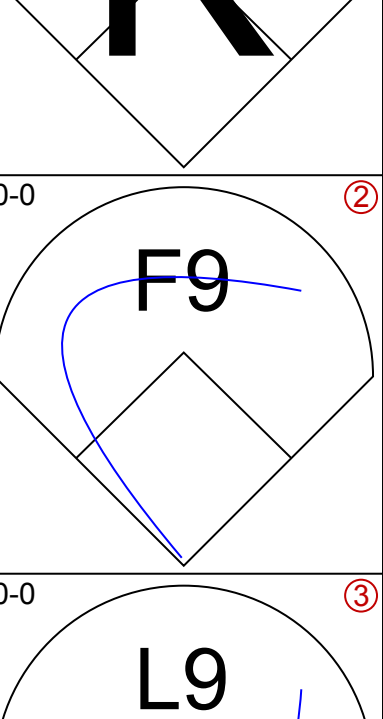
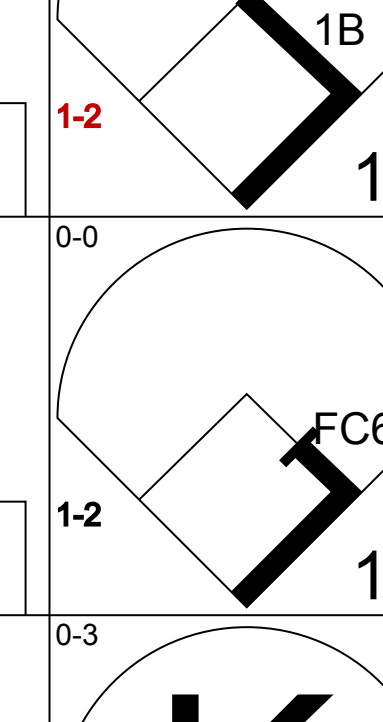
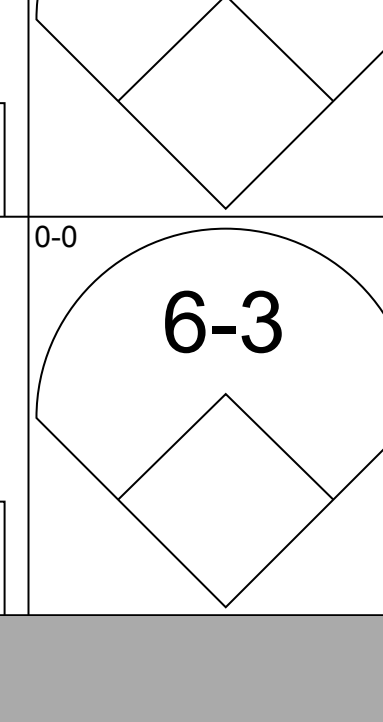
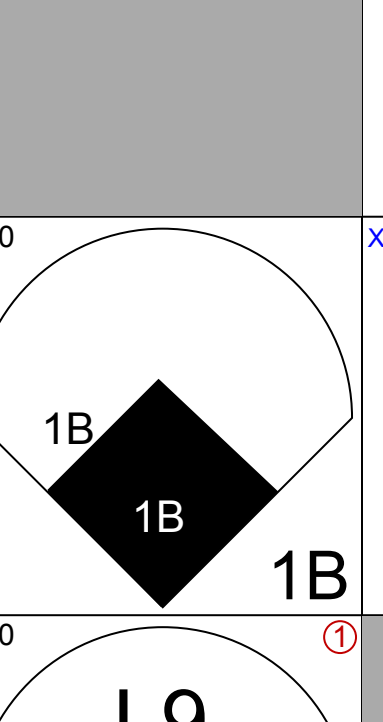
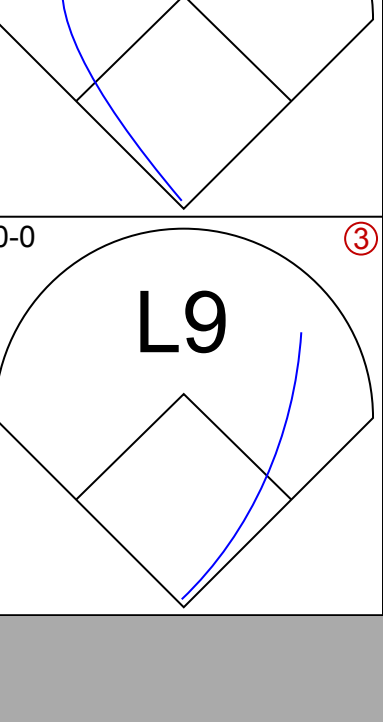
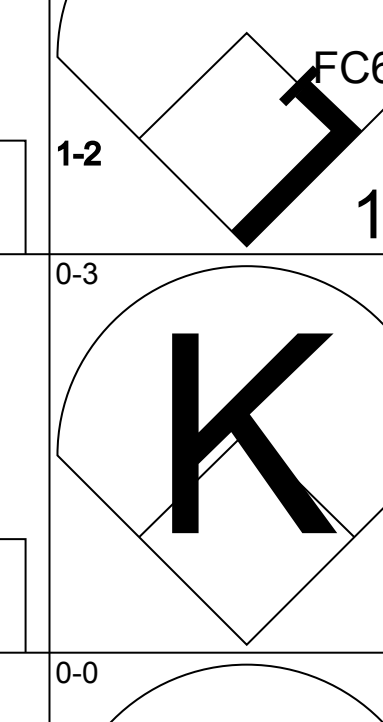
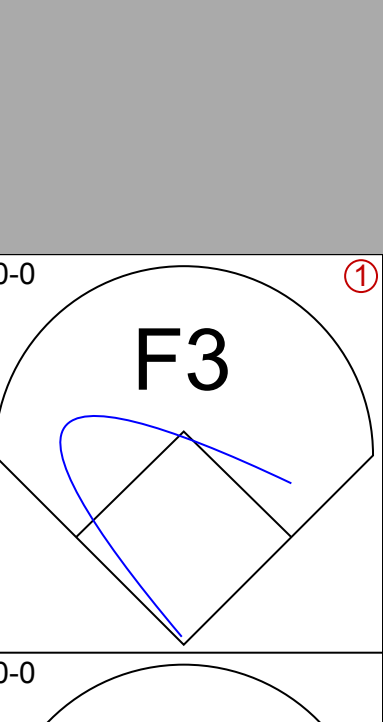
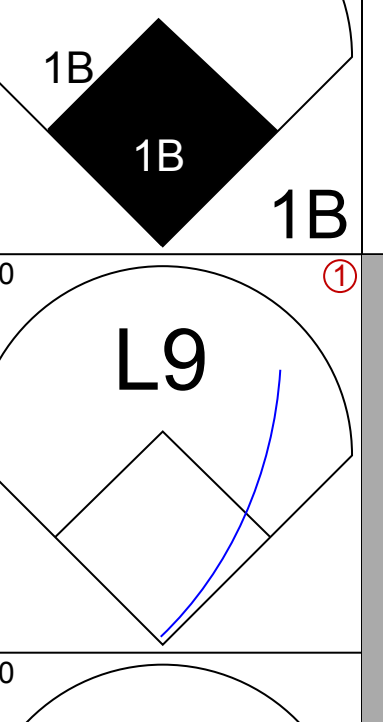
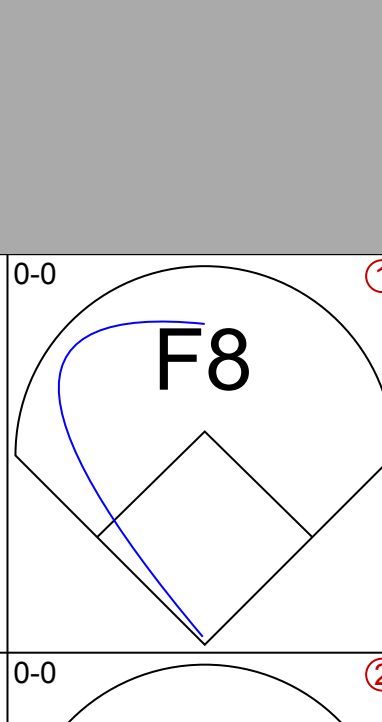
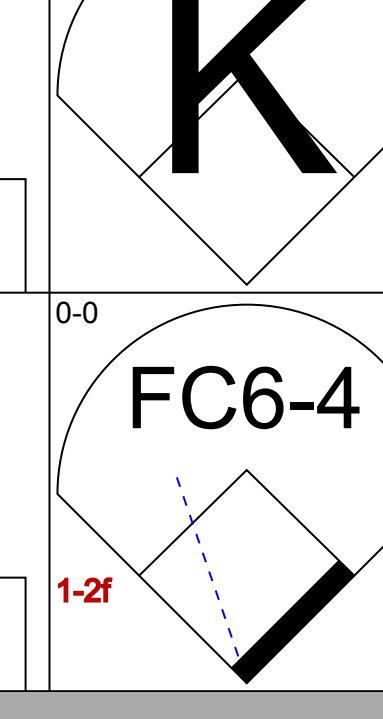
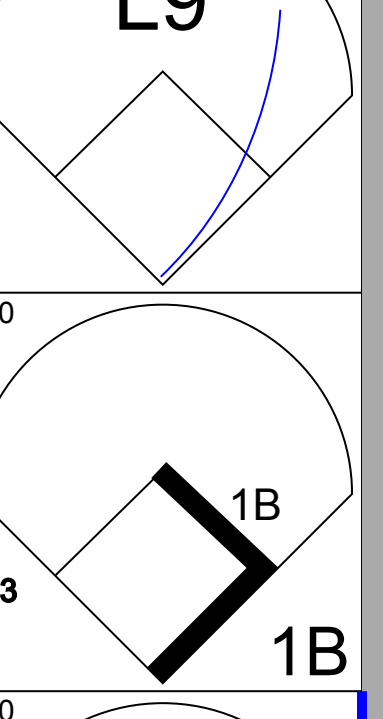
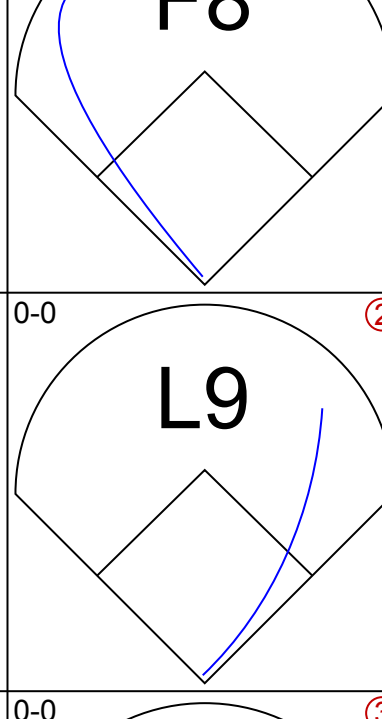
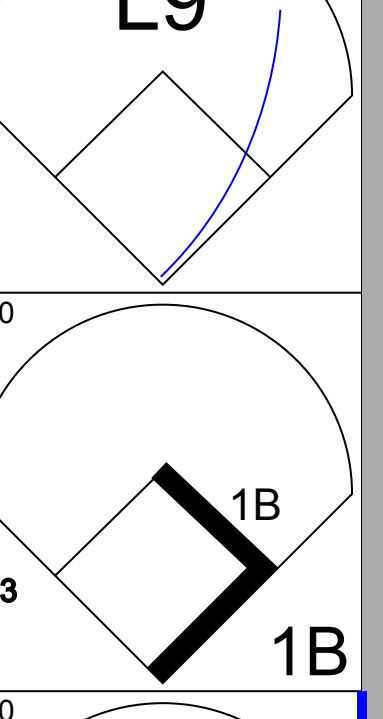
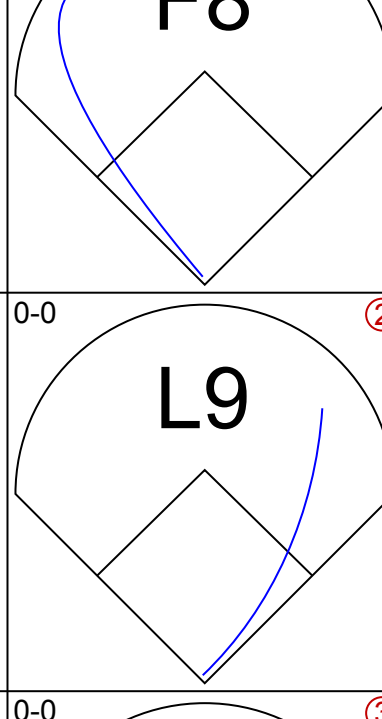
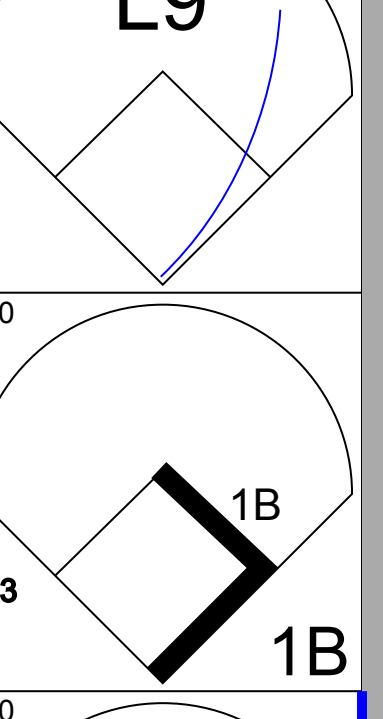
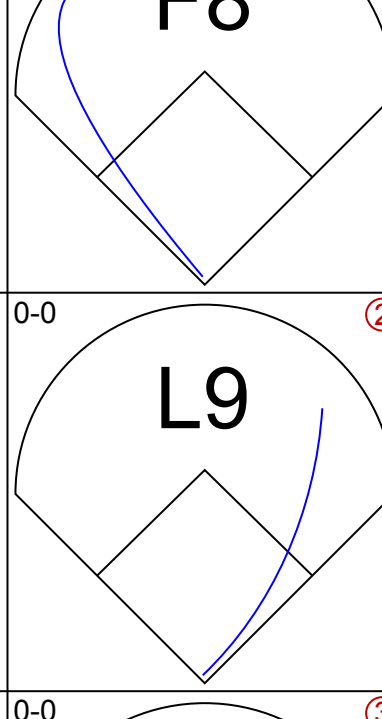
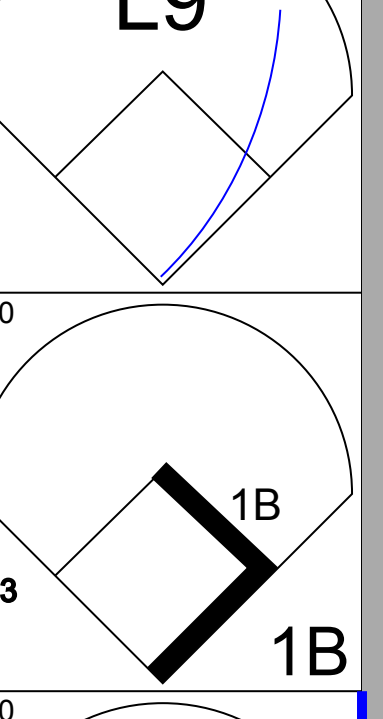
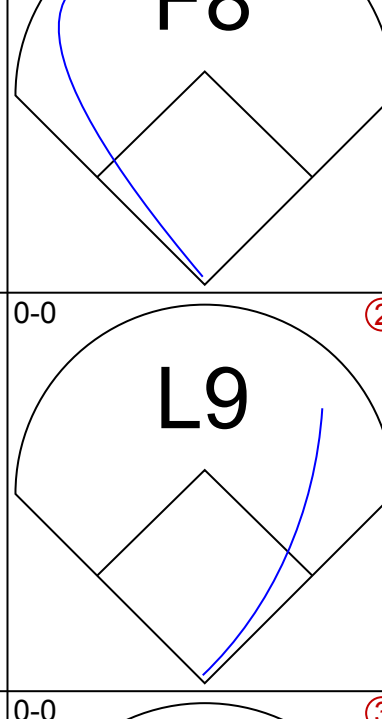
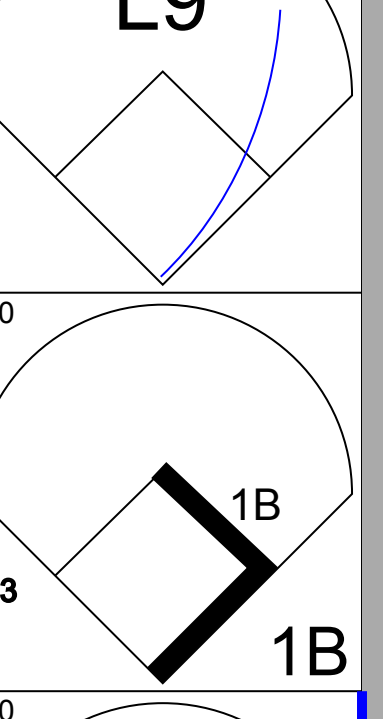
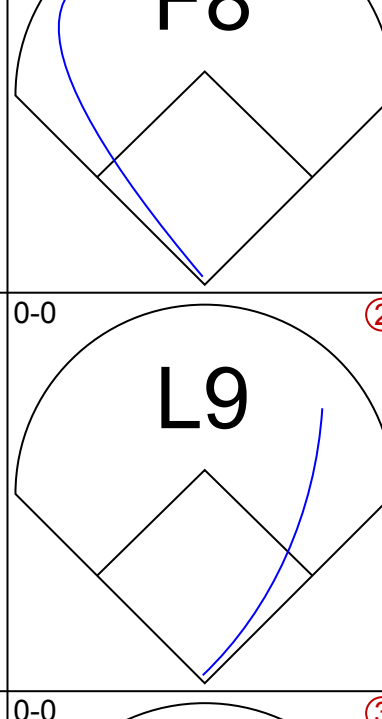


Batter	1	2	3	4	5	6	7	8	9	AB	R	H	RBI	BB	SO	LOB	TOP								
Buddy Bradford, R OBP: 0.269, SLG: 0.304 (1, 9)										4	1	1	1	1	2	1									
Carlos May, L OBP: 0.210, SLG: 0.200 (1, 7)										3	0	0	0	0	1	2									
Tommy Davis, R OBP: 0.289, SLG: 0.345 (7, PH)										0	0	0	0	0	0	0									
Leon Wagner, L OBP: 0.339, SLG: 0.329 (7, PH)										1	0	1	2	0	0	0									
Woodie Held, R OBP: 0.241, SLG: 0.163 (7, 7)										1	0	0	0	0	0	0									
Duane Josephson, R OBP: 0.280, SLG: 0.347 (1, 2)										5	0	1	0	0	0	3									
Pete Ward, L OBP: 0.355, SLG: 0.367 (1, 3)										3	0	0	0	1	1										
Tom McCraw, L OBP: 0.293, SLG: 0.375 (7, PR) (7, 3)										1	0	0	0	0	0	0									
Bill Melton, R OBP: 0.321, SLG: 0.386 (1, 5)										4	0	1	0	0	1	2									
Ken Berry, R OBP: 0.288, SLG: 0.345 (1, 8)										3	1	0	0	1	0	4									
Ron Hansen, R OBP: 0.290, SLG: 0.315 (7, PR) (7, 4)										1	1	1	0	2	0	0									
Rich Morales, R OBP: 0.292, SLG: 0.227 (1, 4) (7, 6)										3	1	1	0	1	0	3									
Joe Horlen, R OBP: 0.143, SLG: 0.134 (1, 1)										3	0	1	1	0	1	2									
Wilbur Wood, R OBP: 0.167, SLG: 0.091 (7, 1)										0	0	0	0	0	0	0									
Inning Stats	R: 0 E: 0 K: 1 S: 5	H: 0 LOB: 0 BB: 0 P: 5	R: 0 E: 0 K: 2 S: 7	H: 0 LOB: 0 BB: 0 P: 7	R: 0 E: 0 K: 1 S: 4	H: 0 LOB: 0 BB: 1 P: 8	R: 0 E: 0 K: 2 S: 8	H: 1 LOB: 1 BB: 0 P: 8	R: 2 E: 0 K: 0 S: 6	H: 3 LOB: 2 BB: 1 P: 10	R: 0 E: 0 K: 0 S: 4	H: 1 LOB: 1 BB: 0 P: 4	R: 3 E: 1 K: 0 S: 6	H: 2 LOB: 3 BB: 3 P: 18	R: 0 E: 0 K: 0 S: 3	H: 0 LOB: 1 BB: 1 P: 7	R: 0 E: 0 K: 0 S: 3	H: 0 LOB: 0 BB: 0 P: 3	1B: 4 2B: 3 3B: 0 HR: 0	SF: 0 SAC: 1 DP: 1 HBP: 0	WP: 0 PB: 0 SB: 0 CS: 0	PA: 40			
PITCHER	IP	WLS	BF	H	R	ER	SO	BB	IBB	HBP	BLK	WP	HR	S	P	ERA	WHIP								
Andy Messersmith, R ERA: 2.21 (1, 1)	6.0	L	26	6	4	4	6	3	0	0	0	0	0	35	47	6.00	1.500								
Tom Burgmeier, L ERA: 4.38 (7, 1)	0.1		2	0	0	0	0	1	0	0	0	0	0	1	5	0.00	3.000								
Steve Kealey, R ERA: 2.7 (7, 1)	0.2		5	1	1	0	0	0	1	0	0	0	0	4	8	0.00	1.500								
Sammy Ellis, R ERA: 4.04 (8, 1)	2.0		7	0	0	0	0	1	0	0	0	0	0	6	10	0.00	0.500								

Chicago White Sox @ California Angels
Anaheim Stadium, Anaheim, CA
Fri Sep 27 1968, 10:05 PM EDT
Att: 7,498 - Unknown


AB 33
R 5
H 7
RBI 4
BB 6
SO 6
LOB 18

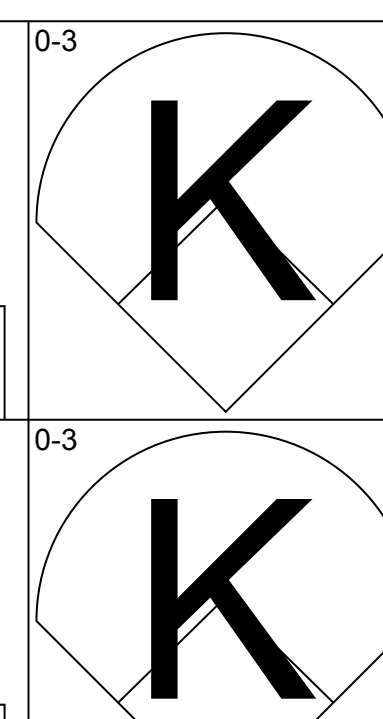
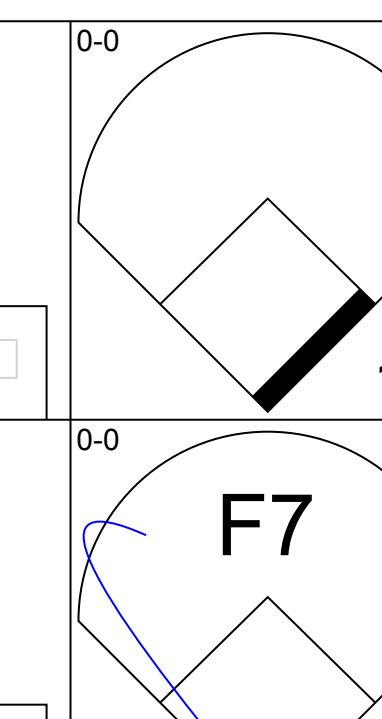
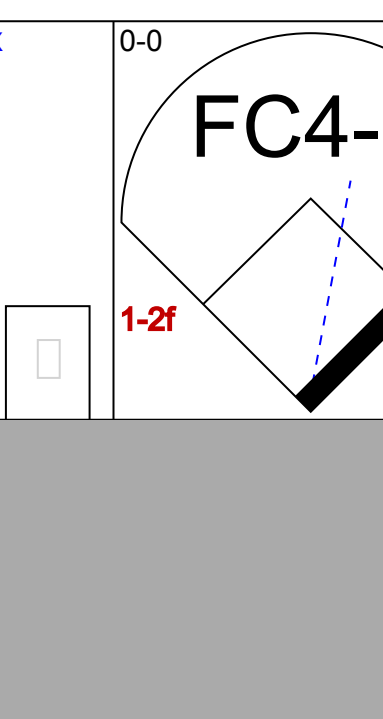
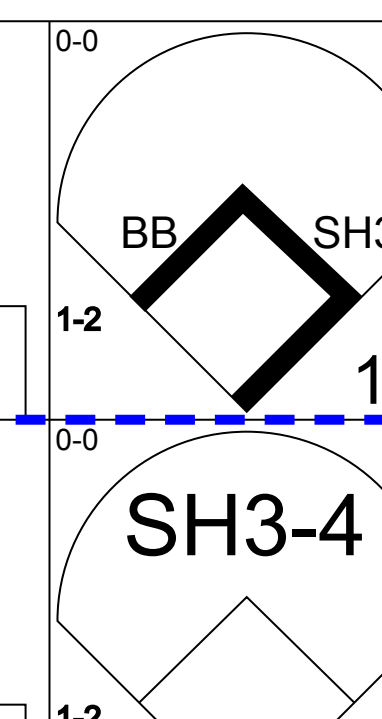
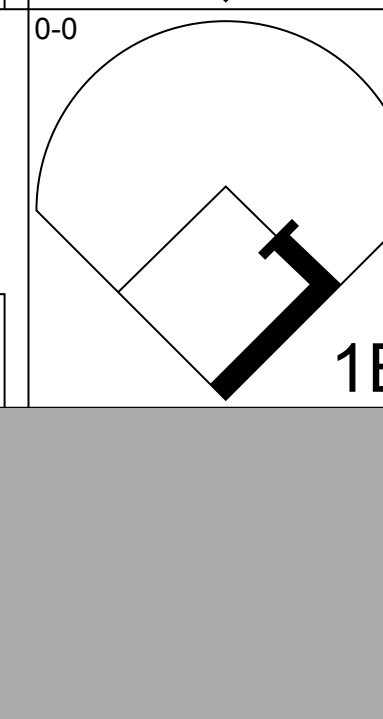

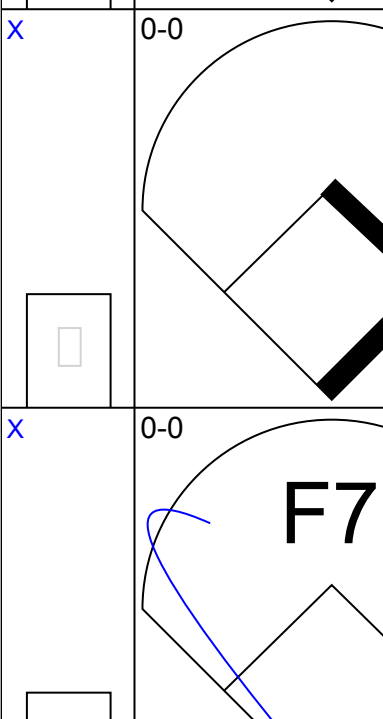
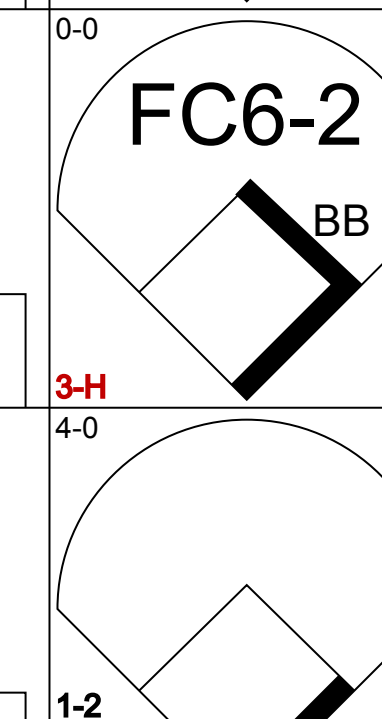

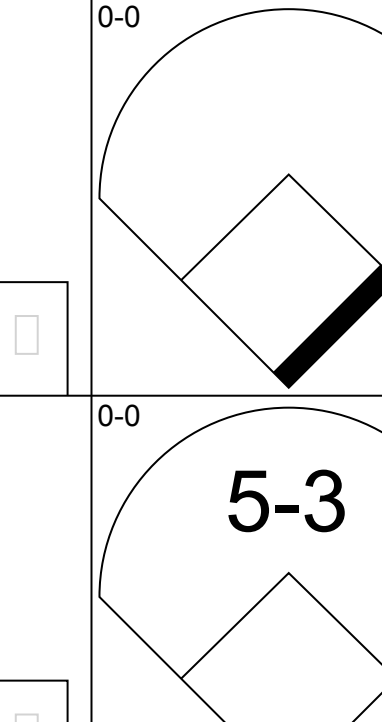
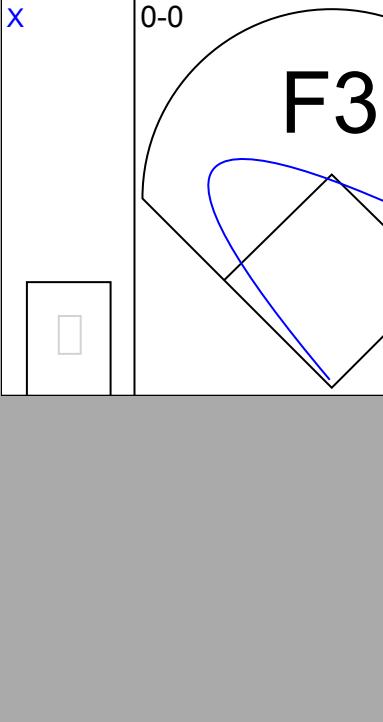

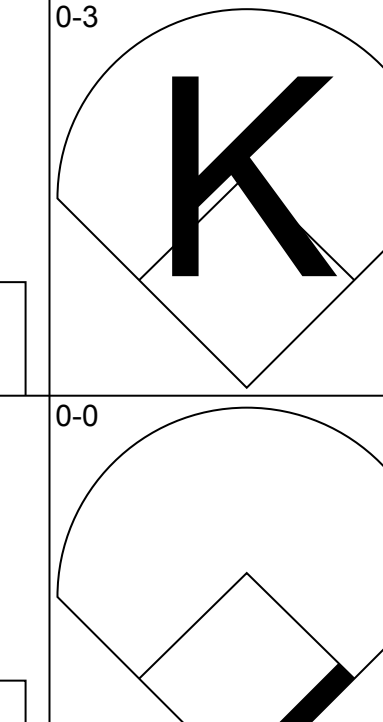
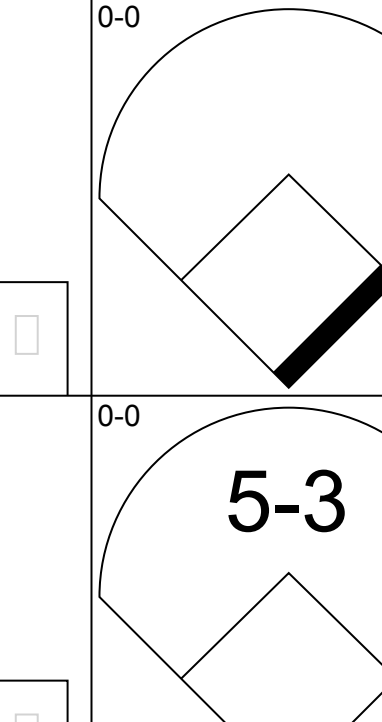
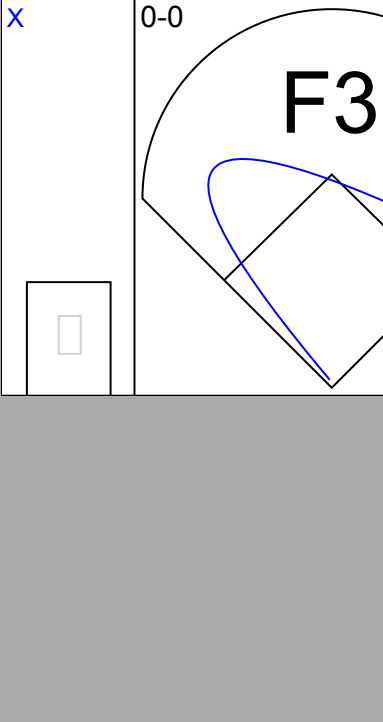






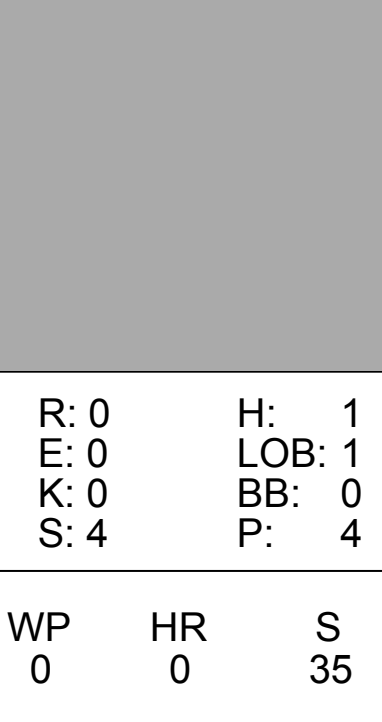

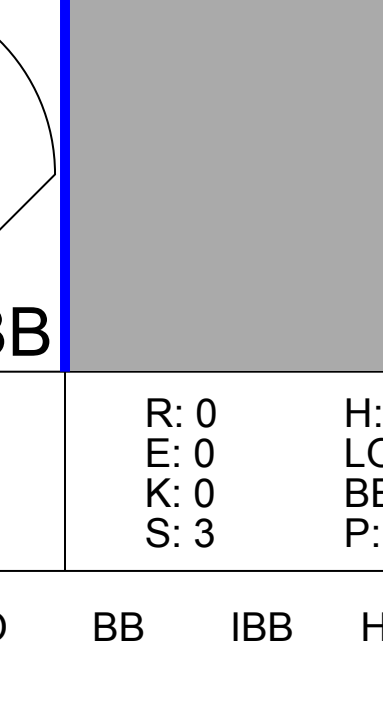
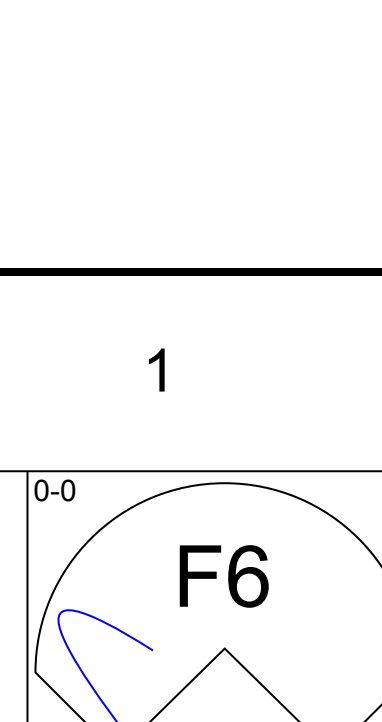
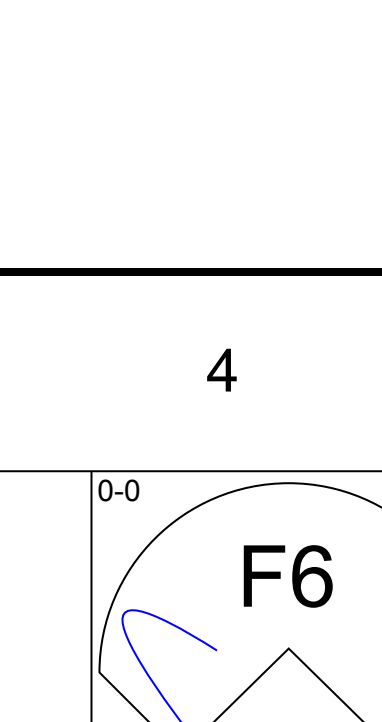
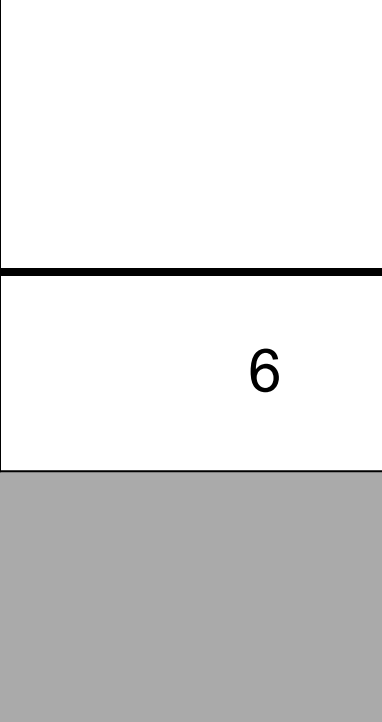
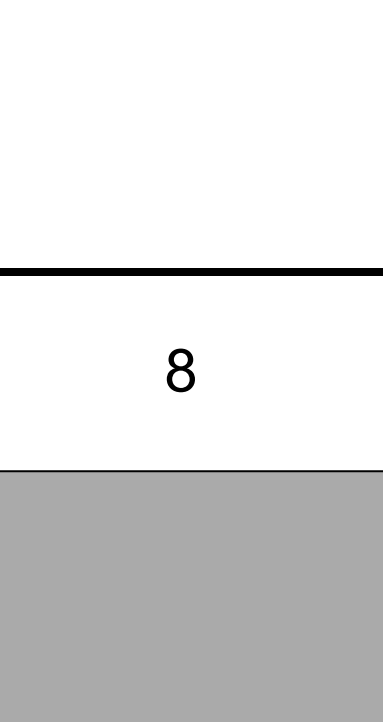


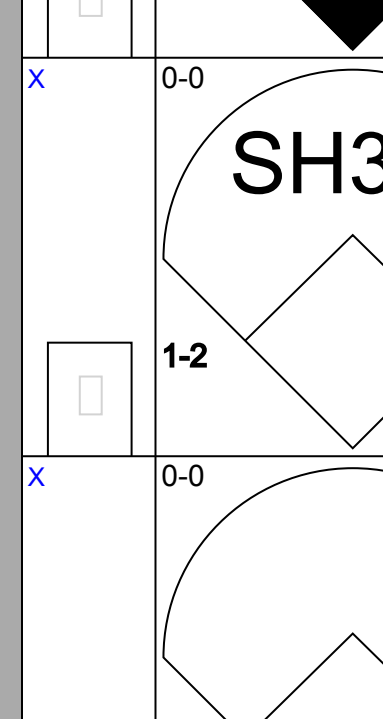


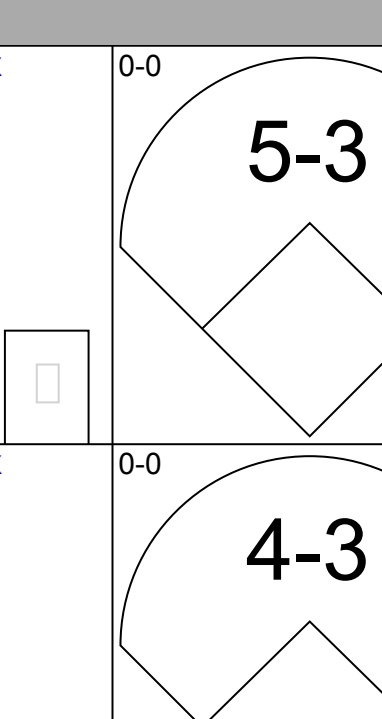
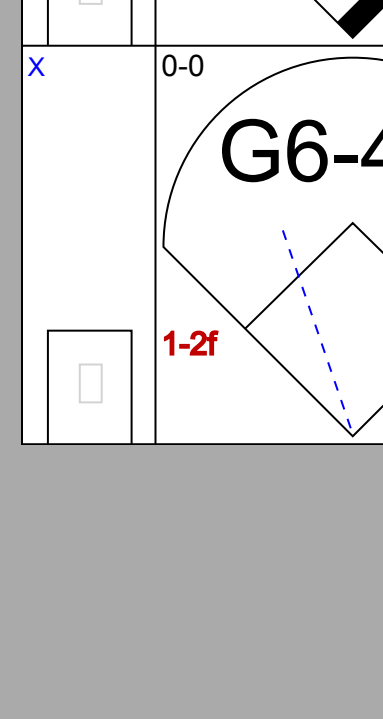
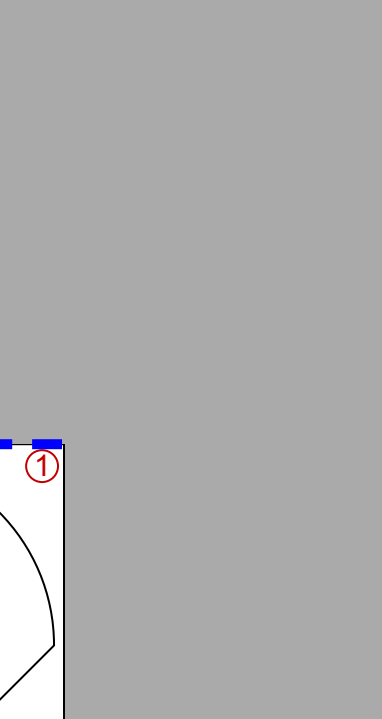
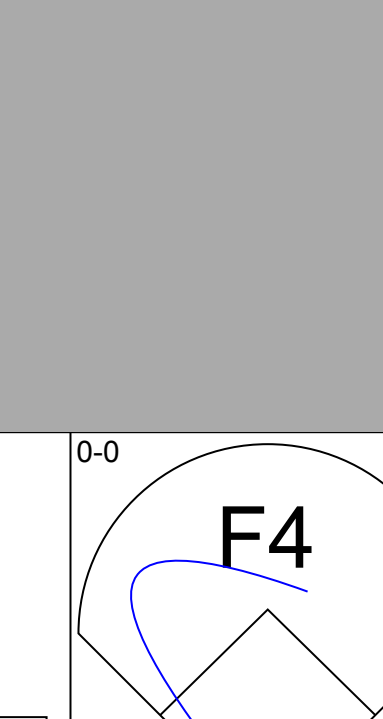
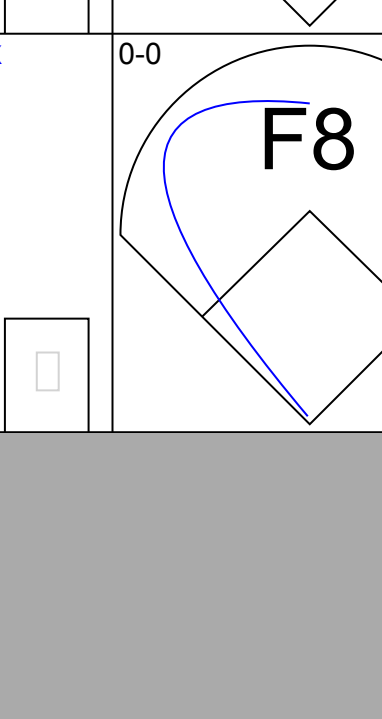
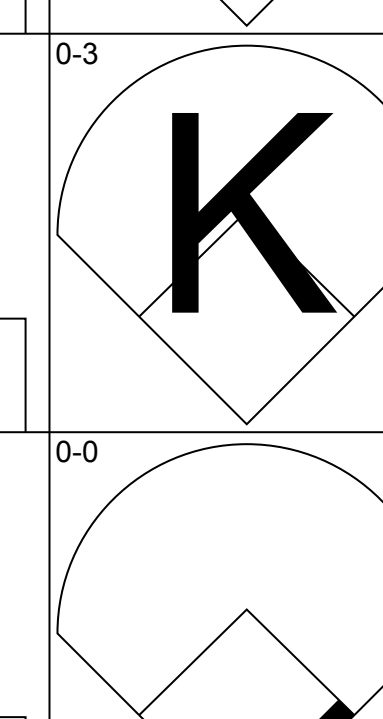
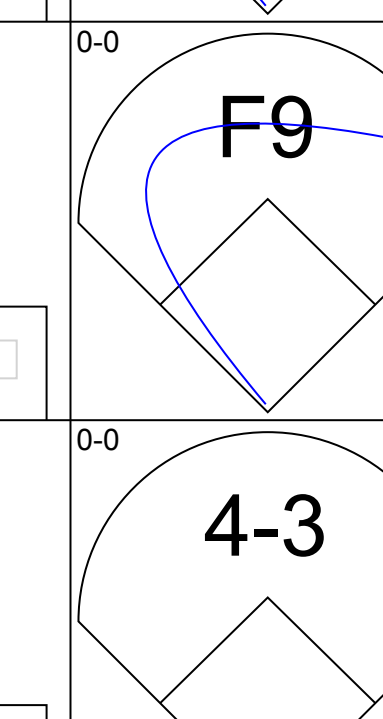

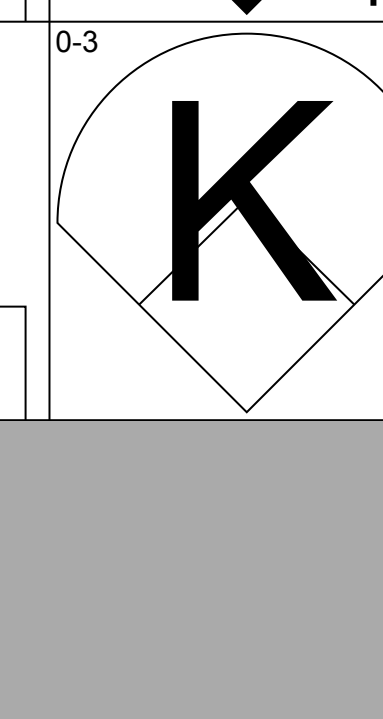
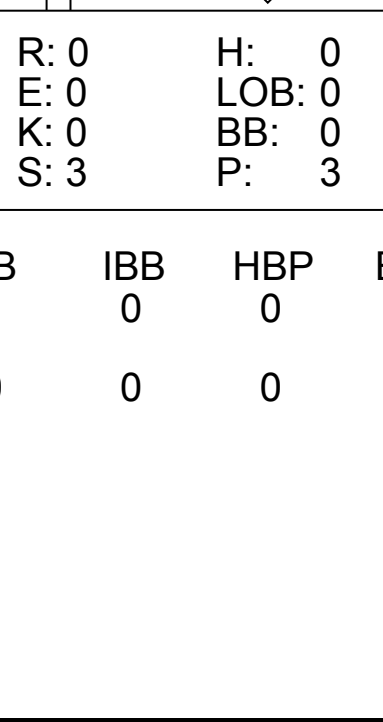
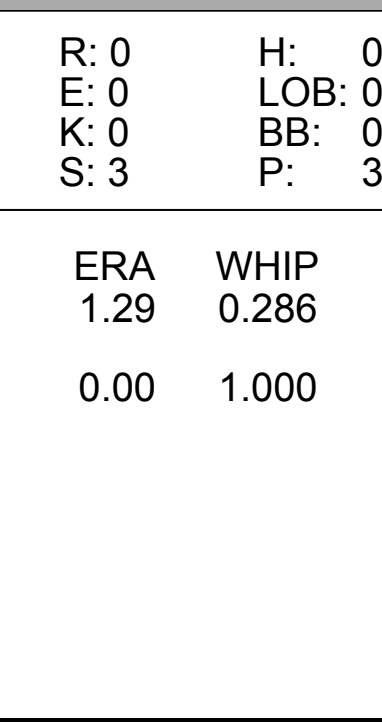
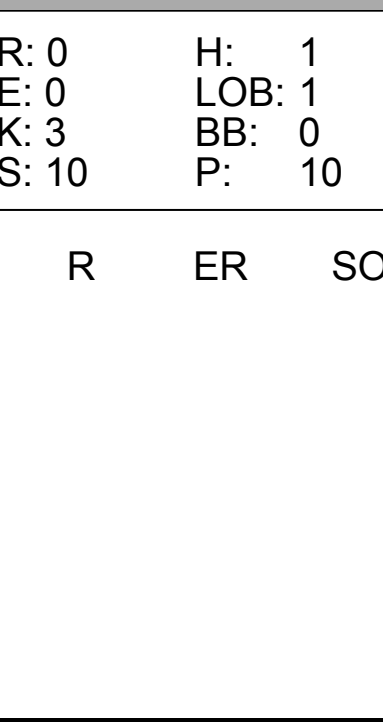


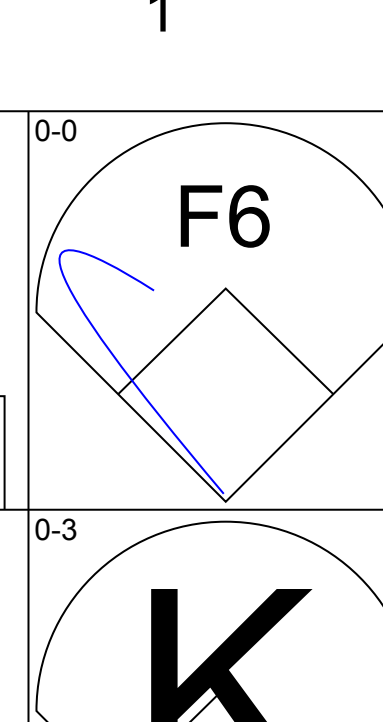
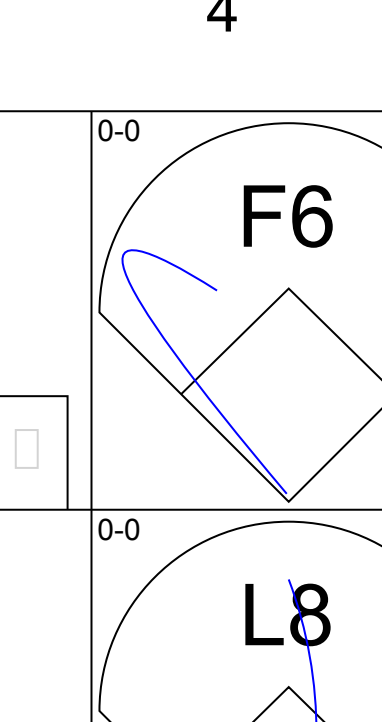
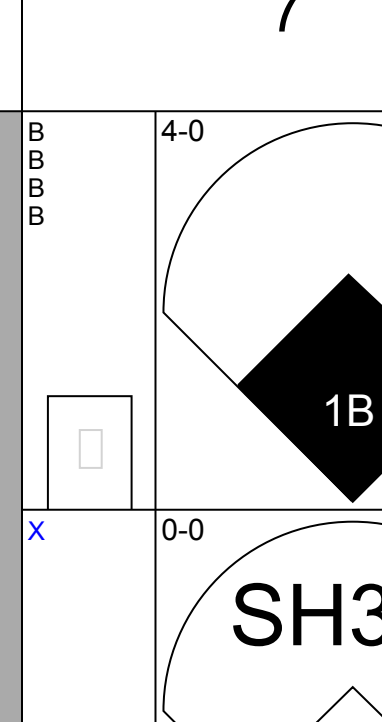
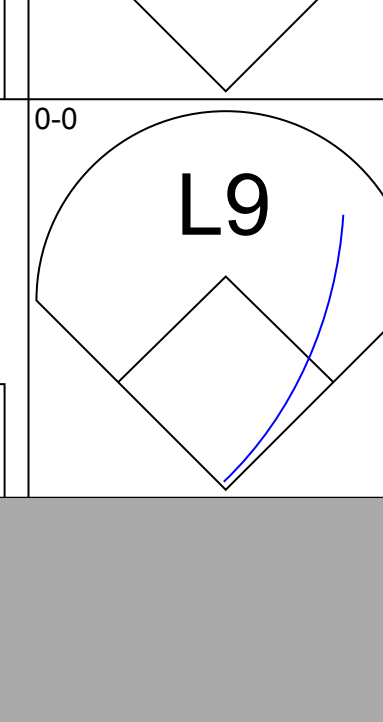
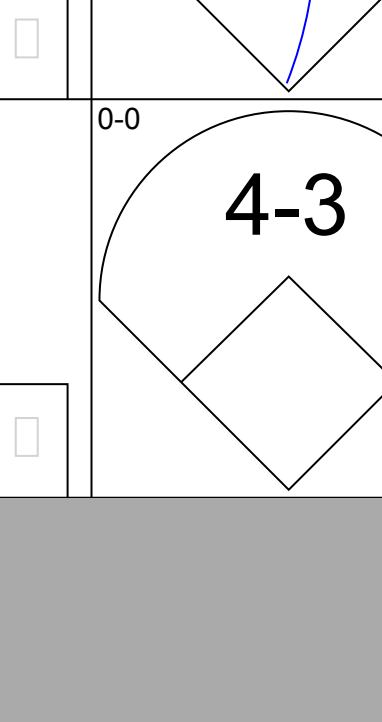
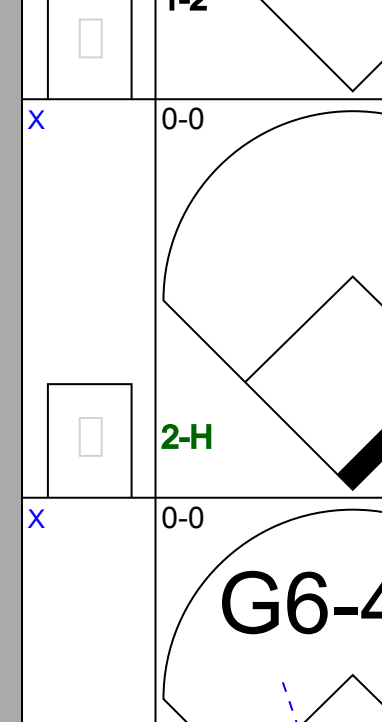



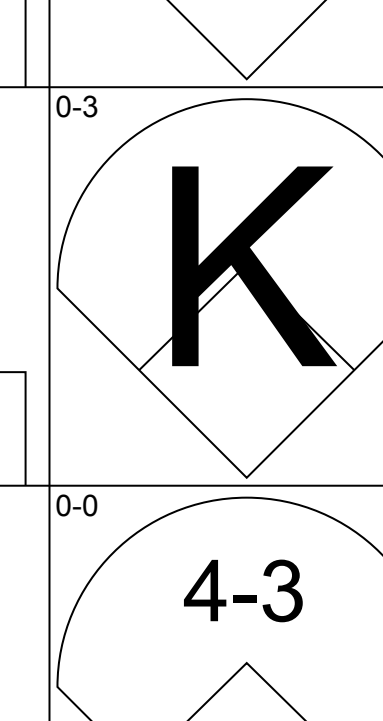


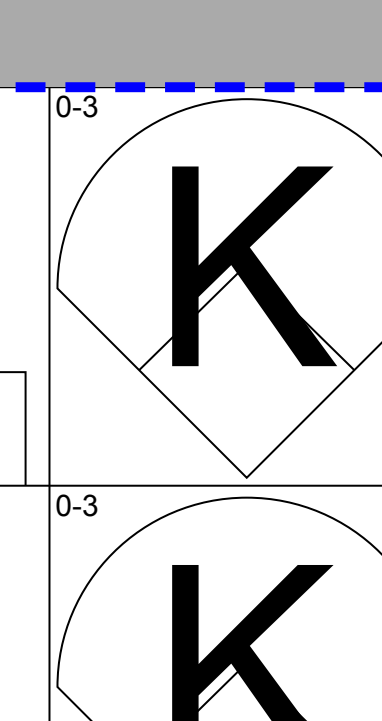


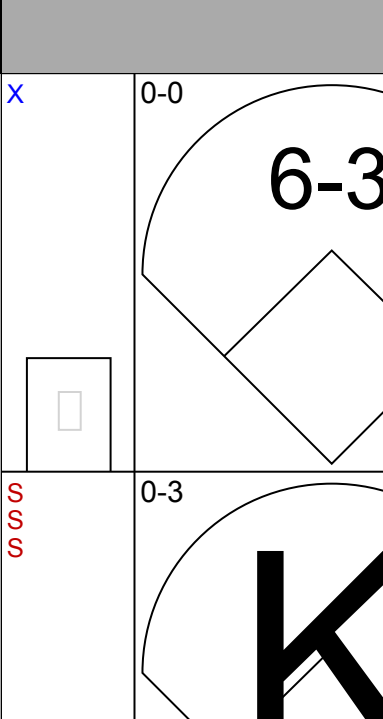
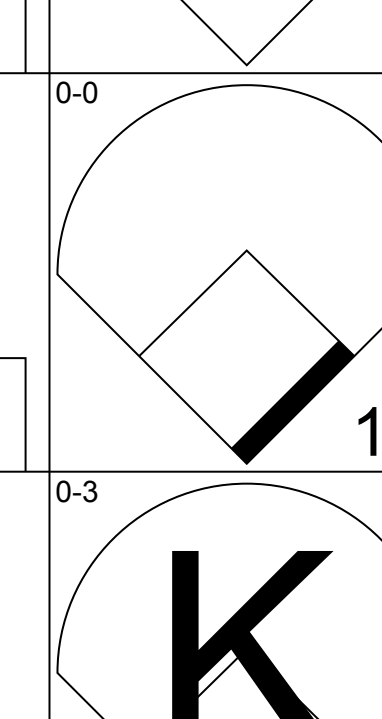
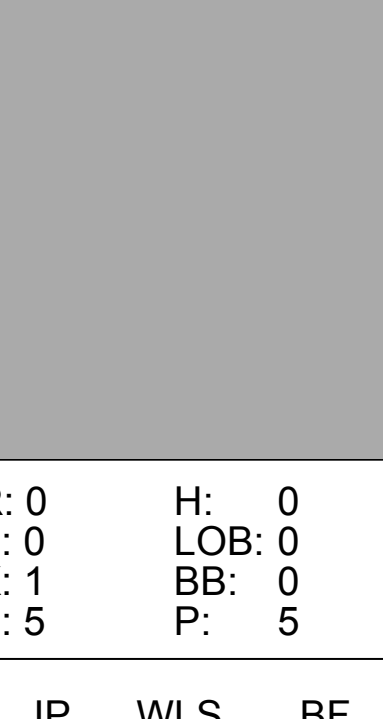
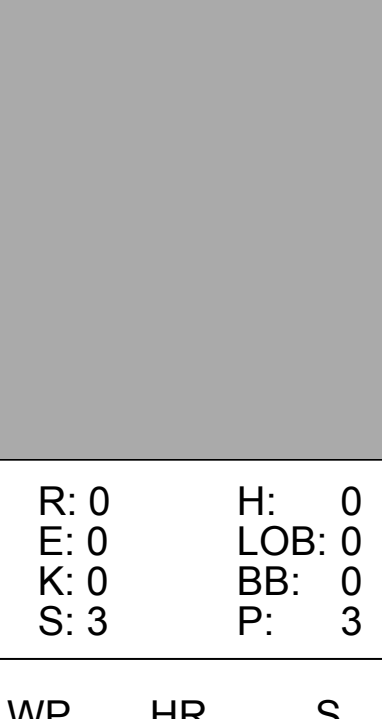
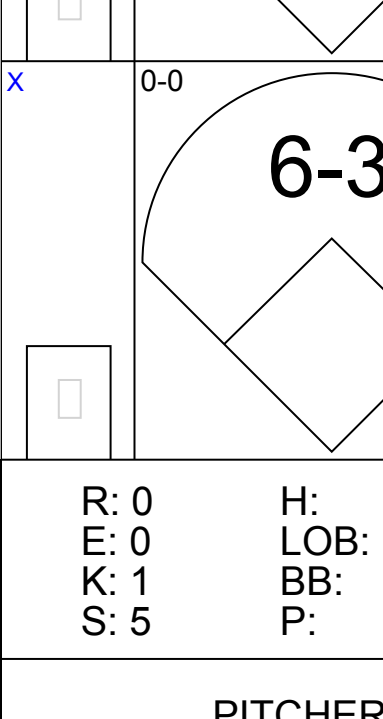
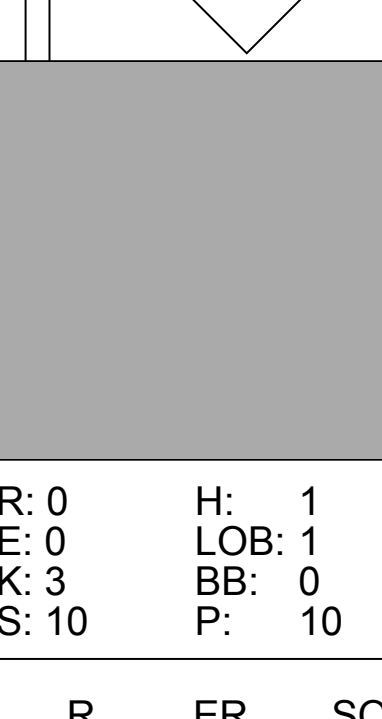




Batter	1	2	3	4	5	6	7	8	9	AB	R	H	RBI	BB	SO	LOB	BOTTOM								
Jay Johnstone, L OBP: 0.303, SLG: 0.319 (1, 8)										3	0	1	0	0	0	1									
Bubba Morton, R OBP: 0.341, SLG: 0.325 (7, PH)										1	0	0	0	0	0	2									
Sammy Ellis, L OBP: 0.089, SLG: 0.047 (8, 1)										0	0	0	0	0	0	0									
Jim Fregosi, R OBP: 0.317, SLG: 0.367 (1, 6)										4	0	0	0	0	1	3									
Roger Repoz, L OBP: 0.307, SLG: 0.370 (1, 9)										4	0	1	0	0	1	1									
Rick Reichardt, R OBP: 0.328, SLG: 0.419 (1, 7)										2	0	0	0	1	2	1									
Jim Spencer, L OBP: 0.258, SLG: 0.230 (1, 3)										4	0	1	0	0	0	2									
Bobby Knoop, R OBP: 0.302, SLG: 0.324 (1, 4)										4	1	2	0	0	0	1									
Tom Egan, R OBP: 0.143, SLG: 0.125 (1, 2)										4	0	0	0	0	1	3									
Chuck Cottier, R OBP: 0.217, SLG: 0.284 (1, 5)										2	0	1	0	0	0	2									
Vic Davalillo, L OBP: 0.300, SLG: 0.353 (7, PH) (8, 8)										2	0	1	0	0	0	0									
Andy Messersmith, R OBP: 0.100, SLG: 0.150 (7, 1)										2	0	0	0	0	0	1									
Ed Kirkpatrick, L OBP: 0.333, SLG: 0.273 (7, PH)										0	0	0	0	0	0	0									
Aurelio Rodriguez, R OBP: 0.306, SLG: 0.318 (8, 5)										1	0	1	1	0	0	0									
Inning Stats	R: 0 E: 0 K: 1 S: 5	H: 0 LOB: 0 BB: 0 P: 5	R: 0 E: 0 K: 1 S: 6	H: 2 LOB: 2 BB: 1 P: 10	R: 0 E: 0 K: 1 S: 6	H: 1 LOB: 1 BB: 0 P: 6	R: 0 E: 0 K: 1 S: 5	H: 0 LOB: 0 BB: 0 P: 5	R: 0 E: 0 K: 0 S: 4	H: 1 LOB: 1 BB: 0 P: 4	R: 0 E: 0 K: 0 S: 3	H: 0 LOB: 1 BB: 0 P: 4	R: 1 E: 0 K: 0 S: 6	H: 3 LOB: 2 BB: 0 P: 6	R: 0 E: 0 K: 1 S: 6	H: 1 LOB: 1 BB: 0 P: 6	R: 0 E: 0 K: 0 S: 3	H: 0 LOB: 0 BB: 0 P: 3	1B: 7 2B: 1 3B: 0 HR: 0	SF: 0 SAC: 0 DP: 0 HBP: 1	WP: 0 PB: 0 SB: 0 CS: 1	PA: 36			
PITCHER	IP	WLS	BF	H	R	ER	SO	BB	IBB	HBP	BLK	WP	HR	S	P	ERA	WHIP								
Joe Horlen, R ERA: 2.37 (1, 1)	6.1	W	27	7	1	1	4	1	0	0	0	0	0	33	38	1.42	1.263								
Wilbur Wood, L ERA: 1.83 (7, 1)	2.2	S	9	1	0	0	1	0	0	0	0	0	0	11	11	0.00	0.375								

Chicago White Sox @ California Angels
Anaheim Stadium, Anaheim, CA
Fri Sep 27 1968, 10:05 PM EDT
Att: 7,498 - Unknown

AB 34
R 1
H 8
RBI 1
BB 1
SO 5
LOB 17



Batter	1	2	3	4	5	6	7	8	9	AB	R	H	RBI	BB	SO	LOB	TOP	
Buddy Bradford, R OBP: 0.272, SLG: 0.307 (1, 9)										4	0	2	0	0	1	1	Chicago White Sox @ California Angels Anaheim Stadium, Anaheim, CA Sat Sep 28 1968, 10:05 PM EDT Att: 8,344 - Unknown	
Carlos May, L OBP: 0.200, SLG: 0.190 (1, 7)										3	0	0	0	0	1	1		
Duane Josephson, R OBP: 0.282, SLG: 0.351 (1, 2)										4	0	2	0	0	0	2		
Gail Hopkins, L OBP: 0.282, SLG: 0.206 (1, 3)										3	0	0	0	1	0	1		
Bill Melton, R OBP: 0.319, SLG: 0.381 (1, 5)										4	0	1	0	0	2	4		
Ken Berry, R OBP: 0.288, SLG: 0.344 (1, 8)											4	0	1	0	0	0		1
Ron Hansen, R OBP: 0.287, SLG: 0.312 (1, 6)										4	0	0	0	0	1	1		
Rich Morales, R OBP: 0.259, SLG: 0.200 (1, 4)											3	0	0	0	0	0		0
Pete Ward, L OBP: 0.354, SLG: 0.366 (9, PH)											1	0	0	0	0	0		0
Jack Fisher, R OBP: 0.130, SLG: 0.132 (8, PH)										2	0	1	0	0	0	0		0
Leon Wagner, L OBP: 0.342, SLG: 0.329 (8, PH)										0	0	0	0	1	0	0	0	
Hoyt Wilhelm, R (8, 1)										0	0	0	0	0	0	0	0	
Inning Stats	R: 0 E: 0 K: 2 S: 7	H: 1 LOB: 1 BB: 0 P: 7	R: 0 E: 0 K: 1 S: 6	H: 1 LOB: 1 BB: 0 P: 6	R: 0 E: 0 K: 0 S: 4	H: 1 LOB: 1 BB: 0 P: 4	R: 0 E: 0 K: 0 S: 4	H: 1 LOB: 1 BB: 0 P: 4	R: 0 E: 0 K: 1 S: 5	H: 0 LOB: 0 BB: 0 P: 5	R: 0 E: 0 K: 1 S: 6	H: 1 LOB: 3 BB: 2 P: 14	R: 0 E: 0 K: 0 S: 3	H: 0 LOB: 0 BB: 0 P: 3	1B: 6 2B: 1 3B: 0 HR: 0	SF: 0 SAC: 1 DP: 0 HBP: 0	WP: 0 PA: 35 PB: 0 SB: 0 CS: 0	
PITCHER	IP WLS BF H R ER SO BB IBB HBP BLK WP HR S P ERA WHIP																	
Marty Pattin, R ERA: 2.79 (1, 1)	7.0 W 28 7 0 0 4 1 0 0 0 0 0 35 39 0.00 1.143																	
Jim McGlothlin, R ERA: 3.54 (8, 1)	2.0 S 7 0 0 0 1 1 0 0 0 0 0 8 12 0.00 0.500																	

Batter	1	2	3	4	5	6	7	8	9	AB	R	H	RBI	BB	SO	LOB	BOTTOM	
Jay Johnstone, L OBP: 0.303, SLG: 0.313 (1, 8)										2	1	0	0	1	0	0	Chicago White Sox @ California Angels Anaheim Stadium, Anaheim, CA Sat Sep 28 1968, 10:05 PM EDT Att: 8,344 - Unknown	
Jim Fregosi, R OBP: 0.316, SLG: 0.366 (1, 6)										2	0	0	0	0	1	0		
Roger Repoz, L OBP: 0.307, SLG: 0.369 (1, 9)										3	0	1	1	0	0	0		
Rick Reichardt, R OBP: 0.327, SLG: 0.417 (1, 7)										3	0	0	0	0	0	1		
Tom Satriano, L OBP: 0.335, SLG: 0.361 (1, 2)										3	0	0	0	0	2	0		
Jim Spencer, L OBP: 0.246, SLG: 0.219 (1, 3)										3	0	0	0	0	1	0		
Bobby Knoop, R OBP: 0.302, SLG: 0.324 (1, 4)											3	0	1	0	0	0		0
Aurelio Rodriguez, R OBP: 0.303, SLG: 0.314 (1, 5)											3	0	0	0	0	2		1
Marty Pattin, R OBP: 0.083, SLG: 0.083 (1, 1)										2	0	0	0	0	0	0		0
Jim McGlothlin, R OBP: 0.125, SLG: 0.143 (8, 1)										0	0	0	0	0	0	0		0
Inning Stats	R: 0 E: 0 K: 1 S: 5	H: 0 LOB: 0 BB: 0 P: 5	R: 0 E: 0 K: 1 S: 5	H: 0 LOB: 0 BB: 0 P: 5	R: 0 E: 0 K: 0 S: 3	H: 0 LOB: 0 BB: 0 P: 3	R: 0 E: 0 K: 0 S: 3	H: 0 LOB: 0 BB: 0 P: 3	R: 1 E: 0 K: 0 S: 3	H: 1 LOB: 1 BB: 1 P: 7	R: 0 E: 0 K: 3 S: 10	H: 1 LOB: 1 BB: 0 P: 10	1B: 2 2B: 0 3B: 0 HR: 0	SF: 0 SAC: 1 DP: 1 HBP: 0	WP: 0 PA: 26 PB: 0 SB: 0 CS: 0			
PITCHER	IP WLS BF H R ER SO BB IBB HBP BLK WP HR S P ERA WHIP																	
Jack Fisher, R ERA: 2.99 (1, 1)	7.0 L 22 1 1 1 3 1 0 0 0 0 0 27 31 1.29 0.286																	
Hoyt Wilhelm, R ERA: 1.65 (8, 1)	1.0 4 1 0 0 3 0 0 0 0 0 0 10 10 0.00 1.000																	

Batter	1	2	3	4	5	6	7	8	9	AB	R	H	RBI	BB	SO	LOB	TOP										
Buddy Bradford, R OBP: 0.277, SLG: 0.310	4-0 PB 4-3 2B BB	0-0 1-3 2-H 1B		0-3 K			0-0 6-3		0-0 1B 1B	4	2	2	1	1	1	0											
Carlos May, L OBP: 0.214, SLG: 0.194	0-3 K	4-0 1B IBB			0-0 F8		0-0 4-3		0-0 1B 2B 1B	4	1	1	0	1	1	1											
Duane Josephson, R OBP: 0.284, SLG: 0.353	0-0 4-3	0-0 F5			0-0 1B 1B			0-0 2B 1B 1B	0-0 2B SF7 1B	4	1	2	0	0	0	4											
Leon Wagner, L OBP: 0.345, SLG: 0.332	1-2 4-3								1-3 2-H 2B 1B	1	1	1	1	0	0	0											
Hoyt Wilhelm, R										0	0	0	0	0	0	0											
Gail Hopkins, L OBP: 0.326, SLG: 0.270	4-0 2B BB	0-0 4-3			0-0 G6-4-3 1B			0-0 1B 2B	0-0 1B 2B	3	1	2	0	1	0	3											
Jerry McNetney, R OBP: 0.300, SLG: 0.309									1-3 3-H 2B	1	0	1	1	0	0	0											
Bill Melton, R OBP: 0.322, SLG: 0.394	0-0 1-H 3-H 2B		0-0 F9		0-0 G6-4-3 1B			0-0 2-H 3-H 1B	0-0 SF7	4	0	2	4	0	0	2											
Ken Berry, R OBP: 0.288, SLG: 0.343	0-3 K		0-0 G3				0-0 F9		0-0 F6	1	0	0	0	0	1	1											
Bill Voss, L OBP: 0.238, SLG: 0.216										2	0	0	0	0	0	0											
Tommy Davis, R OBP: 0.289, SLG: 0.344										1	0	0	0	0	0	1											
Woodie Held, R OBP: 0.239, SLG: 0.162										1	0	0	0	0	0	1											
Ron Hansen, R OBP: 0.290, SLG: 0.312		0-0 FC4 1B	0-0 6-3		0-0 F3			0-0 BB		3	0	1	0	1	0	0											
Rich Morales, R OBP: 0.226, SLG: 0.172		0-0 FC4 1B		0-0 F6			0-0 F8		0-0 L5	4	1	0	0	0	0	3											
Gary Peters, L OBP: 0.278, SLG: 0.361		0-0 1B		0-0 F4					0-0 F7	2	0	1	0	0	0	0											
Bob Locker, R OBP: 0.271, SLG: 0.358										0	0	0	0	0	0	0											
Walt Williams, R OBP: 0.271, SLG: 0.358										0	0	0	0	0	0	0											
Wilbur Wood, L OBP: 0.288, SLG: 0.409										0	0	0	0	0	0	0											
Dick Kenworthy, R OBP: 0.250, SLG: 0.228										0	0	0	0	0	0	0											
Tom McCraw, L OBP: 0.293, SLG: 0.373		1-2 1B								0	0	0	0	0	0	0											
Inning Stats	R: 2 E: 0 K: 2 S: 8	H: 1 LOB: 1 BB: 2 P: 16	R: 1 E: 0 K: 0 S: 6	H: 3 LOB: 3 BB: 1 P: 10	R: 0 E: 0 K: 0 S: 3	H: 0 LOB: 0 BB: 0 P: 3	R: 0 E: 0 K: 1 S: 5	H: 0 LOB: 0 BB: 0 P: 5	R: 0 E: 0 K: 0 S: 4	H: 2 LOB: 1 BB: 0 P: 4	R: 0 E: 0 K: 0 S: 3	H: 0 LOB: 0 BB: 0 P: 3	R: 0 E: 0 K: 0 S: 3	H: 0 LOB: 0 BB: 0 P: 3	R: 1 E: 0 K: 0 S: 5	H: 3 LOB: 2 BB: 1 P: 9	R: 3 E: 0 K: 0 S: 7	H: 4 LOB: 1 BB: 0 P: 7	1B: 10 2B: 3 3B: 0 HR: 0	SF: 1 SAC: 0 DP: 1 HBP: 0	WP: 0 PB: 1 SB: 0 CS: 0	PA: 42					
PITCHER	IP	WLS	BF	H	R	ER	SO	BB	IBB	HBP	BLK	WP	HR	S	P	ERA	WHIP										
Clyde Wright, L ERA: 3.94	1.1		11	4	3	3	2	2	1	0	0	0	0	12	24	20.25	4.500										
Sammy Ellis, R ERA: 3.95	3.2		12	2	0	0	1	0	0	0	0	0	0	14	14	0.00	0.545										
George Brunet, L ERA: 2.86	3.0		12	3	1	1	0	1	0	0	0	0	0	11	15	3.00	1.333										
Dennis Bennett, L ERA: 3.54	0.1	L	3	2	2	2	0	0	0	0	0	0	0	3	3	54.00	6.000										
Bobby Locke, R ERA: 6.44	0.0		1	1	0	0	0	0	0	0	0	0	0	1	1	∞	∞										

Chicago White Sox @ California Angels
Anaheim Stadium, Anaheim, CA
Sun Sep 29 1968, 6:33 AM EDT
Att: 13,185 - Unknown

AB 37
R 7
H 13
RBI 7
BB 4
SO 3
LOB 16



Batter	1	2	3	4	5	6	7	8	9	AB	R	H	RBI	BB	SO	LOB	BOTTOM										
Jarvis Tatum, R OBP: 0.176, SLG: 0.196	0-0 1B SF9 1B		0-0 F4		0-0 L9		0-0 5-3		0-0 F8	5	1	1	0	0	0	2											
Roger Repoz, L OBP: 0.309, SLG: 0.371	0-0 SF9 1-3 1B		0-3 K		0-0 WP 1B			0-3 K		4	0	2	0	0	2	0											
Jim Fregosi, R OBP: 0.316, SLG: 0.365	0-0 SF9			4-0 3B BB	0-0 1-6-3			0-0 6-3		2	1	0	1	1	0	1											
Rick Reichardt, R OBP: 0.328, SLG: 0.421	0-0 L9			0-0 1-H 1B 3B			0-3 K		0-0 1B	4	1	2	1	0	1	1											
Bobby Knoop, R OBP: 0.301, SLG: 0.324	0-3 K			0-0 G6-4-3 1B			0-0 G2		0-0 5-3	4	0	1	1	0	1	2											
Jim Spencer, L OBP: 0.233, SLG: 0.206		0-0 F2		0-0 F5			0-3 K		0-3 K	4	0	0	0	0	2	1											
Aurelio Rodriguez, R OBP: 0.299, SLG: 0.309		0-0 5-3		0-0 G6-4-3				0-0 L5		3	0	0	0	0	0	1											
Vic Davalillo, L OBP: 0.301, SLG: 0.355				1-2 1B				0-0 1B SF9 1B		1	1	1	0	0	0	0											
Tom Egan, R OBP: 0.156, SLG: 0.209		0-0 F7			0-0 F8			0-0 HR		3	1	1	1	0	0	0											
Tom Satriano, L OBP: 0.337, SLG: 0.364										1	0	1	0	0	0	0											
Jay Johnstone, L OBP: 0.303, SLG: 0.313									1-3 1B	0	0	0	0	0	0	0											
Clyde Wright, R OBP: 0.256, SLG: 0.270										0	0	0	0	0	0	0											
Sammy Ellis, L OBP: 0.287, SLG: 0.345										1	0	0	0	0	0	0											
Chuck Finster, R OBP: 0.288, SLG: 0.333										1	1	1	0	0	0	0											
George Brunet, R OBP: 0.288, SLG: 0.333										0	0	0	0	0	0	0											
Dennis Bennett, L OBP: 0.271, SLG: 0.287										0	0	0	0	0	0	0											
Bobby Locke, R ERA: 6.44										0	0	0	0	0	0	0											
Tom Burgmeier, L ERA: 4.33										0	0	0	0	0	0	0											
Ed Kirkpatrick, L OBP: 0.260, SLG: 0.273										0	0	1	0	0	0	0											
Inning Stats	R: 1 E: 0 K: 1 S: 7	H: 2 LOB: 1 BB: 0 P: 7	R: 0 E: 0 K: 0 S: 3	H: 0 LOB: 0 BB: 0 P: 3	R: 0 E: 0 K: 2 S: 7	H: 0 LOB: 0 BB: 0 P: 7	R: 2 E: 0 K: 0 S: 4	H: 2 LOB: 0 BB: 1 P: 8	R: 1 E: 0 K: 0 S: 5	H: 2 LOB: 1 BB: 0 P: 5	R: 0 E: 0 K: 2 S: 7	H: 0 LOB: 0 BB: 0 P: 7	R: 1 E: 0 K: 0 S: 4	H: 1 LOB: 0 BB: 0 P: 4	R: 0 E: 0 K: 1 S: 6	H: 1 LOB: 1 BB: 0 P: 6	R: 1 E: 0 K: 1 S: 7	H: 2 LOB: 1 BB: 0 P: 7	1B: 8 2B: 0 3B: 1 HR: 1	SF: 2 SAC: 0 DP: 1 HBP: 0	WP: 1 PB: 0 SB: 0 CS: 0	PA: 37					
PITCHER	IP	WLS	BF	H	R	ER	SO	BB	IBB	HBP	BLK	WP	HR	S	P	ERA	WHIP										
Gary Peters, L ERA: 3.76	5.0		21	6	4	4	3	1	0	0	0	0	0	26	30	7.20	1.400										
Bob Locker, R ERA: 2.29	1.0		3	0	0	0	2	0	0	0	0	0	0	7	7	0.00	0.000										
Wilbur Wood, L ERA: 1.87	2.0	W	8	2	1	1	1	0	0	0	0	0	1	10	10	4.50	1.000										
Hoyt Wilhelm, R ERA: 1.73	1.0	S	5	2	1	1	1	0	0	0	0	0	0	7	7	9.00	2.000										

Chicago White Sox @ California Angels
Anaheim Stadium, Anaheim, CA
Sun Sep 29 1968, 6:33 AM EDT
Att: 13,185 - Unknown

AB 34
R 6
H 10
RBI 5
BB 1
SO 7
LOB 8

