

Chicago White Sox - 1969

Batter	1	2	3	4	5	6	7	8	9	AB R H RBI BB SO LOB	TOP
Luis Aparicio, R (1, 6) X	0-0 1-3 ①		0-0 6-3 ③		0-0 P3 ③			0-0 5-3 ③		4 0 0 0 0 0 0	
Carlos May, L (1, 7) SSS	0-3 K ②			0-0 FC 6-3 5-3 1B		0-0 F7 ①		0-0 F7 ①		4 1 1 0 0 1 0	
Bill Melton, R (1, 5) X	0-0 FC6-4 1B			0-0 6-3 1-2		0-0 F7 ②		4-0 WP BB		3 0 1 0 1 0 1	
Gail Hopkins, L (1, 3) X	0-0 FC6-4 1-2f			0-0 FC 5-3 2-3		0-0 4-3 ③		0-3 K ②		4 0 0 0 0 1 3	
Duane Josephson, R (1, 2) X		0-0 5-3 ①		0-0 5-3 ②		0-0 L8 ①		0-0 6-3 ③		4 0 0 1 0 0 2	
Buddy Bradford, R (1, 9) SSS		0-3 K ②		0-0 1-3 ③		0-3 K ②				3 0 0 0 0 2 1	
Ken Berry, R (1, 8) X		0-0 F9 ③			0-3 K ①		0-0 P6 ③			3 0 0 0 0 1 0	
Sandy Alomar Sr., S (1, 4) X			0-0 6-3 ①		0-0 L6 ②			0-3 K ①		3 0 0 0 0 1 0	
Gary Peters, L (1, 1) OBP: 0.500, SLG: 2.000			0-0 6-3 ②		0-0 HR			0-0 4-3 ②		2 1 1 1 0 0 0	
Bob Locker, S (7, 1)										0 0 0 0 0 0 0	
Pete Ward, L (8, PH)										1 0 0 0 0 0 0	
Dan Osinski, R (8, 1)										0 0 0 0 0 0 0	
Inning Stats	R: 0 H: 1 E: 0 LOB: 1 K: 1 BB: 0 S: 6 P: 6	R: 0 H: 0 E: 0 LOB: 0 K: 1 BB: 0 S: 5 P: 5	R: 0 H: 0 E: 0 LOB: 0 K: 0 BB: 0 S: 3 P: 3	R: 1 H: 1 E: 0 LOB: 1 K: 0 BB: 0 S: 5 P: 5	R: 1 H: 1 E: 0 LOB: 0 K: 1 BB: 0 S: 6 P: 6	R: 0 H: 0 E: 0 LOB: 0 K: 0 BB: 0 S: 3 P: 3	R: 0 H: 0 E: 0 LOB: 0 K: 1 BB: 0 S: 5 P: 5	R: 0 H: 0 E: 0 LOB: 0 K: 1 BB: 0 S: 5 P: 5	R: 0 H: 0 E: 0 LOB: 1 K: 1 BB: 1 S: 5 P: 9	1B: 2 SF: 0 2B: 0 SAC: 0 3B: 0 DP: 0 HR: 1 HBP: 0	WP: 1 PA: 32 PB: 0 SB: 0 CS: 0
PITCHER Blue Moon Odom, R (1, 1) ERA: 2.0	IP WLS BF H R ER SO BB IBB HBP BLK WP HR S P ERA WHIP										
	9.0 W 32 3 2 2 6 1 0 0 0 1 1 43 47 2.00 0.444										

Chicago White Sox @ Oakland Athletics
Oakland-Alameda County Coliseum, Oakland, CA

Tue Apr 08 1969, 6:05 PM PST
Att. 23,610 - Unknown

livebaseballscorecards.com

AB 31
R 2
H 3
RBI 2
BB 1
SO 6
LOB 7



Batter	1	2	3	4	5	6	7	8	9
Bert Campaneris, R (1, 6)	0-0 6-3			0-0 L7		0-0 E6	0-3 K		
Reggie Jackson, L (1, 9) OBP: 0.250, SLG: 0.500	0-3 K			0-0 2B		0-3 K		0-0 4-3	
Mike Hershberger, R (1, 7) Joe Nossek, R (9, 7)	0-0 F9			0-0 6-3		0-3 K		0-0 1-4-3	
Sal Bando, R (1, 5) OBP: 0.500, SLG: 0.500		0-0 6-3			0-0 1B HR 1B	0-0 6-3		0-0 1B	
Danny Cater, R (1, 3) OBP: 0.750, SLG: 0.750		0-3 K			0-0 1-2 HR 1B		0-0 1B E 1B	0-0 1-2 1B	
Dick Green, R (1, 4) OBP: 0.500, SLG: 1.250		0-0 F9			0-0 1-H 2-H HR		0-0 E SF8 1B	0-0 F2	
Rick Monday, L (1, 8) OBP: 0.333, SLG: 0.333			0-0 F5		0-3 K		0-0 E1 FC1-6 1-3 2-H 1B		
Dave Duncan, R (1, 2)			0-3 K		0-3 K		0-0 SF8		
Blue Moon Odom, R (1, 1)			0-3 K		0-0 5-3		0-0 FC1-6 1-2f		

Inning Stats	R: 0 E: 0 K: 1 S: 5	H: 0 LOB: 0 BB: 0 P: 5	R: 0 E: 0 K: 1 S: 5	H: 0 LOB: 0 BB: 0 P: 5	R: 0 E: 0 K: 2 S: 7	H: 0 LOB: 0 BB: 0 P: 7	R: 0 E: 0 K: 0 S: 3	H: 1 LOB: 0 BB: 0 P: 3	R: 3 E: 0 K: 2 S: 10	H: 3 LOB: 0 BB: 0 P: 10	R: 0 E: 1 K: 2 S: 8	H: 0 LOB: 1 BB: 0 P: 8	R: 2 E: 1 K: 1 S: 8	H: 3 LOB: 1 BB: 0 P: 8	R: 0 E: 0 K: 0 S: 5	H: 2 LOB: 2 BB: 0 P: 5
1B: 7 2B: 1 3B: 0 HR: 1	SF: 1 SAC: 0 DP: 0 HBP: 0	WP: 0 PB: 0 SB: 1 CS: 0														


PITCHER	IP	WLS	BF	H	R	ER	SO	BB	IBB	HBP	BLK	WP	HR	S	P	ERA	WHIP
Gary Peters, L (1, 1) ERA: 6.0	6.0	L	25	7	5	4	8	0	0	0	0	0	1	41	41	6.00	1.167
Bob Locker, R (7, 1) ERA:	1.0		3	0	0	0	1	0	0	0	0	0	0	5	5	0.00	0.000
Dan Osinski, R (8, 1) ERA:	1.0		5	2	0	0	0	0	0	0	0	0	0	5	5	0.00	2.000

BOTTOM

Chicago White Sox @ Oakland Athletics
Oakland-Alameda County Coliseum, Oakland, CA

Tue Apr 08 1969, 6:05 PM PST
Att. 23,610 - Unknown

AB	32
R	5
H	9
RBI	4
BB	0
SO	9
LOB	7



WP	HR	S	P	ERA	WHIP
0	1	0	0	6.00	1.167

Batter	1	2	3	4	5	6	7	8	9	AB R H RBI BB SO LOB	TOP											
Luis Aparicio, R (1, 6) OBP: 0.125, SLG: 0.250	0-0 2B		0-0 F9			0-0 L8		0-0 FC5-4 1B		4 1 1 0 0 0 1												
Carlos May, L (1, 7) OBP: 0.500, SLG: 1.250	0-0 P6		0-0 HR			0-0 HR		0-0 1B BB 1B		4 2 3 3 0 0 1												
Bill Melton, R (1, 5) OBP: 0.375, SLG: 0.167	0-0 F9		0-0 3-1			0-0 F8		4-0 1B BB		3 0 0 0 1 0 1												
Gail Hopkins, L (1, 3) Don Pavletich, R (8, PH) OBP: 1.000, SLG: 1.000	0-0 F5			0-0 6-3		0-0 F9		0-0 1B BB		3 0 0 0 0 0 1 1 0 1 0 0 0 0												
Duane Josephson, R (1, 2) OBP: 0.125, SLG: 0.125		0-0 1B 1B		0-0 P6			0-0 6-3	0-0 1-3		4 0 1 0 0 0 3												
Walt Williams, R (1, 9) Woodie Held, R (7, 9)		0-0 F9		0-0 F5			0-0 6-3		0-0 F7	3 0 0 0 0 0 1 1 0 0 0 0 0 0												
Ken Berry, R (1, 8) OBP: 0.143, SLG: 0.143					0-0 F8		0-0 1-3		0-0 1-3	4 0 1 0 0 0 0												
Sandy Alomar Sr., S (1, 4)		0-0 F5						4-0 FC5-4 BB	0-3 K	3 0 0 0 1 1 1												
Tommy John, R (1, 1)			0-3 K					0-0 B2		3 0 0 0 0 1 1												
Inning Stats	R: 0 E: 0 K: 0 S: 4	H: 1 LOB: 1 BB: 0 P: 4	R: 0 E: 0 K: 0 S: 4	H: 2 LOB: 1 BB: 0 P: 4	R: 1 E: 0 K: 1 S: 6	H: 1 LOB: 0 BB: 0 P: 6	R: 0 E: 0 K: 0 S: 3	H: 0 LOB: 0 BB: 0 P: 3	R: 0 E: 0 K: 0 S: 3	H: 0 LOB: 0 BB: 0 P: 3	R: 1 E: 0 K: 0 S: 4	H: 1 LOB: 0 BB: 0 P: 4	R: 0 E: 0 K: 0 S: 3	H: 0 LOB: 0 BB: 0 P: 3	R: 1 E: 0 K: 0 S: 5	H: 2 LOB: 3 BB: 2 P: 13	R: 0 E: 0 K: 1 S: 5	H: 0 LOB: 0 BB: 0 P: 5	1B: 4 2B: 1 3B: 0 HR: 2	SF: 0 SAC: 0 DP: 0 HBP: 0	WP: 0 PB: 0 SB: 1 CS: 0	PA: 35
PITCHER	IP WLS BF H R ER SO BB IBB HBP BLK WP HR S P ERA WHIP																					
Jim Nash, R (1, 1) ERA: 3.0	6.0 L 22 5 2 2 1 0 0 0 0 0 0 2 24 24 3.00 0.833																					
Ed Sprague, R (7, 1) ERA: 5.4	1.2 8 1 1 1 0 2 0 0 0 0 0 0 6 14 5.40 1.800																					
Paul Lindblad, L (8, 1) ERA:	0.1 2 1 0 0 0 0 0 0 0 0 0 0 2 2 0.00 3.000																					
Lew Krausse, R (9, 1) ERA:	1.0 3 0 0 0 0 1 0 0 0 0 0 0 5 5 0.00 0.000																					

Chicago White Sox @ Oakland Athletics
Oakland-Alameda County Coliseum, Oakland, CA

Wed Apr 09 1969, 6:05 PM PST
Att. 2,236 - Unknown

livebaseballscorecards.com

AB	33
R	3
H	7
RBI	3
BB	2
SO	2
LOB	10



Batter	1	2	3	4	5	6	7	8	9	AB R H RBI BB SO LOB	TOP											
Luis Aparicio, R (1, 6) OBP: 0.077, SLG: 0.154	0-0 6-3		0-0 F7	0-0 F8		0-0 F8			0-0 FC1-5-6 1B	5 0 0 0 0 0 4												
Carlos May, L (1, 7) OBP: 0.462, SLG: 0.923	0-0 4-3		0-0 2B 1B		0-3 K		0-3 K		0-0 BB 1B	5 0 2 0 0 2 0												
Bill Melton, R (1, 5) OBP: 0.538, SLG: 0.556	4-0 BB BB		0-0 1-3 2B		0-0 2B		0-0 F7		4-0 FC6-4 BB	3 0 2 0 2 0 0												
Gail Hopkins, L (1, 3) OBP: 0.286, SLG: 0.286	4-0 1-2 BB		4-0 IBB		0-0 G3		0-0 F4		0-3 K	3 0 0 0 2 1 4												
Don Pavletich, R (1, 2) OBP: 0.167, SLG: 0.167	0-0 F5		0-3 K		0-3 K			0-0 5-3	0-0 FC6-4	5 0 0 0 0 2 9												
Buddy Bradford, R (1, 9) OBP: 0.286, SLG: 0.286		0-0 4-3 S 1B	0-3 K			0-0 6-3		0-0 1B		4 0 2 0 0 1 3												
Ken Berry, R (1, 8) OBP: 0.182, SLG: 0.100 Wilbur Wood, R (8, 1)		0-0 4-3		1-0 FC3-6 HBP		0-0 F9		0-0 F8		3 0 0 0 0 0 2 0 0 0 0 0 0 0												
Sandy Alomar Sr., S (1, 4) OBP: 0.182, SLG: 0.100		0-0 4-3		0-0 FC3-6 4-3 E 1-2f		0-0 2B 1B		0-0 F9		4 0 1 0 0 0 3												
Joe Horlen, R (1, 1) Pete Ward, L (4, PH) Bob Priddy, R (4, 1) Walt Williams, R (6, PH) Bob Locker, S (6, 1) Don Secrist, L (6, 1) Woodie Held, R (8, 8) OBP: 0.500, SLG: 1.000		0-0 F7		0-0 4-3		0-0 2B		0-0 FC1-5-6 2B		1 0 0 0 0 0 0 1 1 0 0 0 0 0 0 1 0 0 0 0 0 0 0 0 0 0 1 0 1 0 1 0 0 0 0 0												
Inning Stats	R: 0 E: 0 K: 0 S: 3	H: 0 LOB: 2 BB: 2 P: 11	R: 0 E: 0 K: 0 S: 4	H: 1 LOB: 1 BB: 0 P: 4	R: 0 E: 0 K: 2 S: 9	H: 2 LOB: 3 BB: 1 P: 13	R: 0 E: 1 K: 0 S: 3	H: 0 LOB: 1 BB: 0 P: 4	R: 0 E: 0 K: 2 S: 8	H: 1 LOB: 1 BB: 0 P: 8	R: 0 E: 0 K: 1 S: 5	H: 2 LOB: 2 BB: 0 P: 5	R: 0 E: 0 K: 1 S: 5	H: 0 LOB: 0 BB: 0 P: 5	R: 0 E: 0 K: 0 S: 4	H: 1 LOB: 1 BB: 0 P: 4	R: 0 E: 0 K: 1 S: 7	H: 2 LOB: 3 BB: 1 P: 11	1B: 5 2B: 4 3B: 0 HR: 0	SF: 0 SAC: 0 DP: 0 HBP: 1	WP: 0 PB: 0 SB: 1 CS: 0	PA: 41
PITCHER Gary Bell, R (1, 1) ERA:	IP 9.0	WLS W	BF 41	H 9	R 0	ER 0	SO 6	BB 3	IBB 1	HBP 1	BLK 0	WP 0	HR 0	S 48	P 65	ERA 0.00	WHIP 1.333					

Chicago White Sox @ Seattle Pilots
 Sicks Stadium, Boston, MA
 Fri Apr 11 1969, 6:33 AM EST
 Att. 14,993 - Unknown - 58 F

livebaseballscorecards.com

AB 36
 R 0
 H 9
 RBI 0
 BB 4
 SO 6
 LOB 27



Batter	1	2	3	4	5	6	7	8	9
Tommy Harper, R OBP: 0.333, SLG: 0.357 (1, 4)	0-0 G4-3 S 1B	0-0 F3			0-0 1-3	0-0 WP 1B		0-0 6-3	
Mike Hegan, L OBP: 0.571, SLG: 1.000 (1, 9)	4-0 G4-3 1-2 BB		4-0 HR BB		0-0 F8	4-0 FC4-6 1-2 BB			
Tommy Davis, R OBP: 0.167, SLG: 0.091 (1, 7)	0-0 G4-3 1-2f 2-3		0-0 F8		0-3 K	0-0 FC4-6 1-2f			
Don Mincher, L OBP: 0.417, SLG: 1.000 (1, 3)	4-0 1B BB		0-0 1-H HR		0-3 K	0-0 F9			
Rich Rollins, R OBP: 0.417, SLG: 0.455 (1, 5)	0-0 1-2 3-H 1B		0-0 4-3		0-0 BLK 1B	0-0 6-3			
Jim Gosger, L (1, 8)	0-0 5-3		0-0 B1-3		0-0 F7	0-0 F8			
Jerry McNertney, R OBP: 0.375, SLG: 0.375 (1, 2)		0-0 1B		0-0 5-3	0-0 1-H 1B 2B		0-0 F4		
Ray Oyler, R OBP: 0.400, SLG: 0.250 (1, 6)		0-0 F7		0-3 K	0-0 1-2 2B 1B		4-0 SH3-4 BB		
Gary Bell, R OBP: 0.333, SLG: 0.667 (1, 1)		0-0 B2		0-0 6-3	0-0 1-H 2-H 1B 2B		0-0 SH3-4		

Inning Stats	R: 1	H: 2	E: 0	K: 0	S: 4	LOB: 2	BB: 2	P: 12	R: 0	H: 1	E: 0	K: 0	S: 4	LOB: 1	BB: 0	P: 4	R: 2	H: 1	E: 0	K: 0	S: 4	LOB: 0	BB: 1	P: 8	R: 0	H: 0	E: 0	K: 1	S: 5	LOB: 0	BB: 0	P: 5	R: 0	H: 0	E: 0	K: 1	S: 5	LOB: 0	BB: 0	P: 5	R: 4	H: 5	E: 0	K: 1	S: 10	LOB: 2	BB: 1	P: 14	R: 0	H: 0	E: 0	K: 0	S: 3	LOB: 0	BB: 0	P: 3	R: 0	H: 0	E: 0	K: 0	S: 3	LOB: 1	BB: 1	P: 7
--------------	------	------	------	------	------	--------	-------	-------	------	------	------	------	------	--------	-------	------	------	------	------	------	------	--------	-------	------	------	------	------	------	------	--------	-------	------	------	------	------	------	------	--------	-------	------	------	------	------	------	-------	--------	-------	-------	------	------	------	------	------	--------	-------	------	------	------	------	------	------	--------	-------	------

AB	R	H	RBI	BB	SO	LOB	
5	1	2	1	0	0	2	
1	1	0	0	3	0	0	
4	0	0	0	0	1	5	
3	1	1	2	1	1	0	
4	1	2	1	0	0	0	
4	0	0	0	0	0	3	
4	1	2	1	0	0	0	
3	1	1	0	1	1	1	
3	1	1	2	0	0	1	
1B: 7	SF: 0	2B: 1	SAC: 1	3B: 0	DP: 1	HR: 1	HBP: 0


BOTTOM

Chicago White Sox @ Seattle Pilots
Sicks Stadium, Boston, MA

Fri Apr 11 1969, 6:33 AM EST
Att: 14,993 - Unknown - 58 F

livebaseballscorecards.com

AB	31
R	7
H	9
RBI	7
BB	5
SO	3
LOB	12



WP: 1	PA: 37
PB: 0	
SB: 1	
CS: 0	

PITCHER	IP	WLS	BF	H	R	ER	SO	BB	IBB	HBP	BLK	WP	HR	S	P	ERA	WHIP
Joe Horlen, R ERA: 9.0 (1, 1)	3.0	L	15	4	3	3	0	3	0	0	0	0	1	12	24	9.00	2.333
Bob Priddy, R ERA: (4, 1)	2.0		6	0	0	0	2	0	0	0	0	0	0	10	10	0.00	0.000
Bob Locker, R ERA: 21.6 (6, 1)	0.2		7	5	4	4	1	0	0	0	1	0	0	9	9	54.00	7.500
Don Secrist, L ERA: (6, 1)	1.1		5	0	0	0	0	1	0	0	0	1	0	4	8	0.00	0.750
Wilbur Wood, L ERA: (8, 1)	1.0		4	0	0	0	0	1	0	0	0	0	0	3	7	0.00	1.000

Batter	1	2	3	4	5	6	7	8	9	AB	R	H	RBI	BB	SO	LOB
Tommy Harper, R (1, 4) OBP: 0.350, SLG: 0.294	0-0 B1-3		0-0 G6-4-3	4-0 BB		0-0 F9		4-0 BB		3	0	0	0	2	0	4
Mike Hegan, L (1, 9) OBP: 0.500, SLG: 0.667	0-3 K		0-0 1B	0-0 F5		0-0 E 1B		0-3 K		5	1	2	1	0	2	4
Tommy Davis, R (1, 7) Wayne Comer, R (9, 7) OBP: 0.176, SLG: 0.125	0-0 1-3		0-0 1B		0-0 F3	0-0 FC6-2		0-0 6-3		5	0	1	0	0	0	2
Don Mincher, L (1, 3) OBP: 0.438, SLG: 0.833		0-0 G3	0-0 G3		4-0 BB	4-0 FC4		1-2 BB		2	0	0	0	2	0	2
Rich Rollins, R (1, 5) OBP: 0.438, SLG: 0.500		1-0 HBP		0-0 1B 2B	0-0 F8	0-0 FC4		1-2		3	1	1	0	0	0	3
Jim Gosger, L (1, 8)		0-0 F9		0-0 6-3	0-0 F9		0-0 L3			4	0	0	0	0	0	3
Jerry McNertney, R (1, 2) OBP: 0.333, SLG: 0.333		0-0 1-3		0-0 FC1-5		0-0 E9		0-0 F9		4	1	1	1	0	0	1
Ray Oyler, R (1, 6) OBP: 0.500, SLG: 0.636			0-0 HR	4-0 PB	4-0 FC1-5	0-0 WP		0-0 5-3		3	2	2	1	1	0	0
Diego Segui, R (1, 1) Jack Aker, R (8, 1) OBP: 0.500, SLG: 0.333			4-0 BB	0-0 FC1-5		0-0 1B		0-3 K		2	0	1	0	1	0	2
				1-2		1-2				1	0	0	0	0	1	0

Inning Stats	R: 0	H: 0	E: 0	K: 1	S: 5	LOB: 0	BB: 0	P: 5	R: 0	H: 0	E: 0	K: 0	S: 3	LOB: 1	BB: 0	P: 4	R: 1	H: 3	E: 0	K: 0	S: 5	LOB: 2	BB: 1	P: 9	R: 1	H: 2	E: 0	K: 0	S: 5	LOB: 3	BB: 2	P: 13	R: 0	H: 0	E: 0	K: 0	S: 3	LOB: 1	BB: 1	P: 7	R: 3	H: 3	E: 2	K: 0	S: 7	LOB: 2	BB: 1	P: 11	R: 0	H: 0	E: 0	K: 0	S: 3	LOB: 0	BB: 0	P: 3	R: 0	H: 0	E: 0	K: 2	S: 7	LOB: 1	BB: 1	P: 11
1B: 6	SF: 0	2B: 1	SAC: 0	3B: 0	DP: 1	HR: 1	HBP: 1	WP: 1	PA: 39																																																							


PITCHER	IP	WLS	BF	H	R	ER	SO	BB	IBB	HBP	BLK	WP	HR	S	P	ERA	WHIP
Sammy Ellis, R (1, 1) ERA: 5.4	5.0	L	27	7	5	3	1	4	0	1	0	0	1	24	41	5.40	2.200
Bob Priddy, R (6, 1) ERA:	2.0		8	1	0	0	0	1	0	0	0	1	0	7	11	0.00	1.000
Dan Osinski, R (8, 1) ERA:	1.0		4	0	0	0	2	1	0	0	0	0	0	7	11	0.00	1.000

BOTTOM

Chicago White Sox @ Seattle Pilots
Sicks Stadium, Boston, MA
 Sat Apr 12 1969, 9:05 PM EST
 Att. 8,319 - Unknown - 53 F

livebaseballscorecards.com

AB 32
R 5
H 8
RBI 3
BB 6
SO 3
LOB 21



Batter	1	2	3	4	5	6	7	8	9	AB R H RBI BB SO LOB	TOP											
Buddy Bradford, R OBP: 0.471, SLG: 0.571 (1, 9) X	0-0 F9 X	0-0 6-3 2		0-0 1B 3B	4-0 FC5-2 BB		4-0 1B BB		0-0 L8 3	4 1 1 0 2 0 0												
Luis Aparicio, R OBP: 0.227, SLG: 0.200 (1, 6) B B B	4-0 HR BB	0-0 F8 3		0-0 F8 S SF9 1B	0-0 FC5-2 1-2 3-H		0-0 1B 3-H			4 2 2 2 1 0 2												
Pete Ward, L OBP: 0.300, SLG: 0.556 Ken Berry, R OBP: 0.125, SLG: 0.067 (1, 7) X (6, 8)	0-0 HR 1-H		0-3 K S S	0-0 F8 1-3	0-3 K 3-H		0-0 6-3 3			4 1 1 2 0 2 3 1 0 0 0 0 0 2												
Bill Melton, R OBP: 0.545, SLG: 0.923 (1, 5) X	0-0 HR		0-0 2B 3B	0-0 SF9 3-H		4-0 G1-6-3 BB		0-0 1-3 1		3 2 2 2 1 0 0												
Don Pavletich, R OBP: 0.444, SLG: 0.875 Wilbur Wood, R (1, 2) B B B (4, 1)	4-0 E SF8-2 BB		0-0 HR 2B	0-0 HR		0-0 G1-6-3 1-2f		0-3 K S S		2 3 2 2 1 0 0 1 0 0 0 0 1 0												
Gail Hopkins, L OBP: 0.333, SLG: 0.444 (1, 3) X	0-0 E9 1-3 SF8-2 1B		0-0 HR 2-H	4-0 BB		0-3 K S S		0-0 2B		4 1 3 2 1 1 0												
Ron Hansen, R OBP: 0.250, SLG: 0.333 Sandy Alomar Sr., S OBP: 0.125, SLG: 0.067 (1, 4) X (7, PR) (7, 4)	0-0 SF8-2 2-H 3-H		0-0 6-3 2	0-0 F5 3			0-0 3-1 1B 1B		0-0 5-3 3	3 0 1 1 0 0 1 1 1 0 0 0 0 1												
Woodie Held, R OBP: 0.429, SLG: 1.000 (1, 8) X (6, 7)		0-0 HR BB	4-0 E6 SH1-4 FC5-2				0-3 K 1-2		0-3 K S S	4 1 1 1 1 2 1												
Gary Peters, L OBP: 0.250, SLG: 1.000 Duane Josephson, R OBP: 0.067, SLG: 0.067 (1, 1) X (4, 2)		0-0 F9 1	0-0 5-3 3		0-0 SH1-4 2-3		0-0 3-1 2		0-0 6-3 2	2 0 0 0 0 0 1 3 0 0 0 0 0 2												
Inning Stats	R: 4 E: 1 K: 0 S: 5	H: 3 LOB: 0 BB: 2 P: 13	R: 1 E: 0 K: 0 S: 4	H: 1 LOB: 0 BB: 0 P: 4	R: 3 E: 0 K: 1 S: 8	H: 3 LOB: 1 BB: 1 P: 12	R: 3 E: 0 K: 0 S: 6	H: 3 LOB: 1 BB: 1 P: 10	R: 0 E: 1 K: 1 S: 6	H: 0 LOB: 2 BB: 1 P: 10	R: 0 E: 0 K: 1 S: 4	H: 0 LOB: 0 BB: 1 P: 8	R: 1 E: 0 K: 1 S: 7	H: 2 LOB: 2 BB: 1 P: 11	R: 0 E: 0 K: 1 S: 6	H: 1 LOB: 1 BB: 0 P: 6	R: 0 E: 0 K: 1 S: 5	H: 0 LOB: 0 BB: 0 P: 5	1B: 4 2B: 3 3B: 2 HR: 5	SF: 2 SAC: 1 DP: 2 HBP: 0	WP: 0 PB: 0 SB: 2 CS: 0	PA: 46
PITCHER	IP WLS BF H R ER SO BB IBB HBP BLK WP HR S P ERA WHIP																					
Marty Pattin, R ERA: 10.13 (1, 1)	0.1 L 6 3 4 4 0 2 0 0 0 0 0 2 4 12 108.00 15.000																					
Gene Brabender, R ERA: 16.2 (1, 1)	2.1 11 4 4 4 1 1 0 0 0 0 2 12 16 15.43 2.143																					
Jim Bouton, R ERA: 16.2 (3, 1)	1.1 8 3 3 3 0 1 0 0 0 0 1 7 11 20.25 3.000																					
John Morris, L ERA: 4.05 (5, 1)	4.0 18 3 1 1 4 3 0 0 0 0 0 23 35 2.25 1.500																					
Steve Barber, L ERA: (9, 1)	1.0 3 0 0 0 1 0 0 0 0 0 0 5 5 0.00 0.000																					

Chicago White Sox @ Seattle Pilots
 Sicks Stadium, Boston, MA
 Sun Apr 13 1969, 6:33 AM EST
 Att: 10,031 - Unknown

livebaseballscorecards.com

AB	36
R	12
H	13
RBI	12
BB	7
SO	6
LOB	13



Batter	1	2	3	4	5	6	7	8	9	AB	R	H	RBI	BB	SO	LOB
Tommy Harper, R (1, 4) OBP: 0.400, SLG: 0.333	0-0 S BB E 1B		0-0 BB 1B	4-0 1B PB BB	0-0 F4			0-0 F8		4	2	2	0	1	0	2
Wayne Comer, R (1, 8) OBP: 0.500, SLG: 0.250	4-0 S 1-2 BB		0-0 F8	0-0 PB 1B		4-0 G6-4-3 BB		0-3 K		3	0	1	2	2	1	1
Tommy Davis, R (1, 7) OBP: 0.273, SLG: 0.316	0-0 F9 1-3 2-H		4-0 BB	4-0 BB		0-0 G6-4-3		0-0 HR		3	1	1	1	2	0	2
Rich Rollins, R (1, 5) OBP: 0.381, SLG: 0.474	0-0 F8		0-0 F4	0-0 F9		0-0 2B		0-0 5-3		5	0	1	0	0	0	5
Don Mincher, L (1, 3) OBP: 0.333, SLG: 0.588	0-0 F8		0-0 F4	0-3 K		0-0 F3		0-0 F5		5	0	0	0	0	1	6
Jose Vidal, R (1, 9) OBP: 0.600, SLG: 1.250		4-0 BB		0-0 2B 1B		0-0 F6		0-0 F8		4	2	2	1	1	0	0
Larry Haney, R (1, 2) OBP: 0.556, SLG: 0.625		0-3 K		0-0 1B 1B 2B		0-0 1B 1B		0-0 L5		4	1	2	1	1	1	1
Ray Oyler, R (1, 6) OBP: 0.421, SLG: 0.500		0-0 F4		0-0 BB 1B		0-0 F6		0-0 5-3		5	1	1	0	0	0	3
Marty Pattin, R (1, 1) Gene Brabender, R (1, 1) Jim Bouton, R (3, 1) Mike Ferraro, R (4, PH) John Morris, R (5, 1) Gus Gil, R (8, PH) Steve Barber, L (9, 1)		0-3 K		0-0 F9		0-0 1B		0-0 5-3		0	0	0	0	0	0	0

Inning Stats	R: 1	H: 1	E: 0	LOB: 1	K: 0	S: 4	P: 8	R: 0	H: 0	E: 0	LOB: 1	K: 2	S: 7	P: 11	R: 0	H: 1	E: 0	LOB: 2	K: 0	S: 4	P: 8	R: 4	H: 4	E: 0	LOB: 2	K: 1	S: 9	P: 17	R: 0	H: 2	E: 0	LOB: 2	K: 0	S: 5	P: 5	R: 0	H: 1	E: 0	LOB: 1	K: 0	S: 3	P: 7	R: 0	H: 0	E: 0	LOB: 0	K: 0	S: 3	P: 3	R: 0	H: 0	E: 0	LOB: 0	K: 1	S: 5	P: 5	R: 2	H: 2	E: 0	LOB: 1	K: 0	S: 5	P: 9	1B: 7	SF: 0	2B: 2	SAC: 0	3B: 0	DP: 1	HR: 2	HBP: 0	WP: 0	PA: 44
--------------	------	------	------	--------	------	------	------	------	------	------	--------	------	------	-------	------	------	------	--------	------	------	------	------	------	------	--------	------	------	-------	------	------	------	--------	------	------	------	------	------	------	--------	------	------	------	------	------	------	--------	------	------	------	------	------	------	--------	------	------	------	------	------	------	--------	------	------	------	-------	-------	-------	--------	-------	-------	-------	--------	-------	--------

PITCHER	IP	WLS	BF	H	R	ER	SO	BB	IBB	HBP	BLK	WP	HR	S	P	ERA	WHIP
Gary Peters, L (1, 1) ERA: 6.75	3.1		20	6	5	3	2	4	0	0	0	0	0	20	36	8.10	3.000
Wilbur Wood, L (4, 1) ERA: 2.7	5.2	W	24	5	2	2	2	3	0	0	0	0	2	25	37	3.18	1.412

BOTTOM

Chicago White Sox @ Seattle Pilots
Sicks Stadium, Boston, MA
Sun Apr 13 1969, 6:33 AM EST
Att. 10,031 - Unknown

livebaseballscorecards.com

AB	37
R	7
H	11
RBI	5
BB	7
SO	4
LOB	23



Batter	1	2	3	4	5	6	7	8	9	AB R H RBI BB SO LOB	TOP																									
Carlos May, L (1, 7) OBP: 0.471, SLG: 0.875	1-0 FC1-6 HBP		0-0 6-3			0-0 4-3		0-0 FC1-2 2B 1-3 2-H		3 1 1 1 0 0 0																										
Luis Aparicio, R (1, 6) OBP: 0.231, SLG: 0.174	0-0 FC1-6 6-3 1-2f			0-0 6-3			4-0 F9 G3 BB	0-0 FC1-2 2B 2-3 3-H		3 1 0 0 1 0 3																										
Pete Ward, L (1, 9) OBP: 0.286, SLG: 0.538 Bob Locker, S (8, 1)	0-0 6-3 1-2			0-0 G3			0-0 G3 1-2	0-0 2B 1-H		4 0 1 2 0 0 2 0 0 0 0 0 0 0																										
Bill Melton, R (1, 5) OBP: 0.462, SLG: 0.706	0-0 6-3			0-0 6-3			0-0 F9 2-3	0-0 1-3 3-H		4 0 0 0 0 0 3																										
Don Pavletich, R (1, 2) OBP: 0.308, SLG: 0.583		0-0 F9			0-0 F9		0-0 P4		0-0 F8	4 0 0 0 0 0 1																										
Gail Hopkins, L (1, 3) OBP: 0.360, SLG: 0.429		0-0 F2			0-0 3-1			0-0 1B 1B	4-0 FC6-4 BB	3 1 1 0 1 0 0																										
Buddy Bradford, R (1, 8) OBP: 0.476, SLG: 0.556		0-3 K			0-0 CS 1B			0-0 1B 2B 1B	0-0 F9	4 1 2 0 0 1 1																										
Ron Hansen, R (1, 4) OBP: 0.167, SLG: 0.200 Walt Williams, R (8, PH) OBP: 0.333, SLG: 0.500 Ken Berry, R (8, 8) OBP: 0.118, SLG: 0.063			0-3 K		0-0 CS 1B	0-0 6-3		0-0 2B FC1-2 1B 1-2 2-H	0-0 FC6-4 1-2f	2 0 0 0 0 1 0 1 0 1 1 0 0 0 1 0 0 0 0 0 1																										
Tommy John, R (1, 1) Duane Josephson, R (8, PH) OBP: 0.063, SLG: 0.063 Sandy Alomar Sr., S (8, 4) OBP: 0.125, SLG: 0.067			0-0 6-3		0-3 K	0-0 K		0-3 K		2 0 0 0 0 1 0 1 0 0 0 0 1 2 0 0 0 0 0 0 0																										
Inning Stats	R: 0 E: 0 K: 0 S: 3	H: 0 LOB: 1 BB: 0 P: 4	R: 0 E: 0 K: 1 S: 5	H: 0 LOB: 0 BB: 0 P: 5	R: 0 E: 0 K: 1 S: 5	H: 0 LOB: 0 BB: 0 P: 5	R: 0 E: 0 K: 0 S: 3	H: 1 LOB: 0 BB: 0 P: 3	R: 0 E: 0 K: 1 S: 5	H: 0 LOB: 0 BB: 0 P: 5	R: 0 E: 0 K: 0 S: 3	H: 0 LOB: 1 BB: 1 P: 7	R: 4 E: 0 K: 1 S: 10	H: 5 LOB: 1 BB: 0 P: 10	R: 0 E: 0 K: 0 S: 3	H: 0 LOB: 1 BB: 1 P: 7	1B: 4 2B: 2 3B: 0 HR: 0	SF: 0 SAC: 0 DP: 0 HBP: 1	WP: 0 PB: 0 SB: 0 CS: 1	PA: 36																
PITCHER	IP WLS BF H R ER SO BB IBB HBP BLK WP HR S P ERA WHIP																																			
Jim McGlothlin, R (1, 1) ERA: 8.59	7.0		26	4	3	3	3	1	0	1	0	0	0	30	35	3.86	0.714																			
Hoyt Wilhelm, R (8, 1) ERA: 1.8	1.0	L	5	2	1	1	1	0	0	0	0	0	0	7	7	9.00	2.000																			
Andy Messersmith, R (9, 1) ERA: 4.5	1.0		4	0	0	0	0	1	0	0	0	0	0	3	7	0.00	1.000																			

Chicago White Sox @ California Angels
Anaheim Stadium, Anaheim, CA
Mon Apr 14 1969, 9:05 PM EST
Att. 6,167 - Unknown

livebaseballscorecards.com

AB	32
R	4
H	6
RBI	4
BB	2
SO	4
LOB	13



Batter	1	2	3	4	5	6	7	8	9	AB R H RBI BB SO LOB	TOP	
Pat Kelly, L (1, 8) OBP: 0.296, SLG: 0.217 Dick Drago, R (8, 1)	4-0 FC6-4 BB	0-0 FC6 1-2f			0-0 5-3			0-0 4-3		3 0 0 0 1 0 2 0 0 0 0 0 0 0		
Jackie Hernandez, R (1, 6) OBP: 0.257, SLG: 0.219	0-0 FC6-4 4-3 HR		0-0 F4		0-3 K			0-0 5-3		4 1 0 0 0 1 1		
Joe Keough, L (1, 9) OBP: 0.300, SLG: 0.367	0-0 4-3		0-0 1B			0-0 G3			0-0 F7	4 0 1 0 0 0 1		
Joe Foy, R (1, 5) OBP: 0.378, SLG: 0.394	0-0 HR		0-0 F9			0-0 G4-6-3 1B			0-0 F4	4 1 2 2 0 0 1		
Mike Fiore, L (1, 3) OBP: 0.480, SLG: 0.412	0-3 K		0-0 4-3			0-0 G4-6-3 1-2f			0-0 FC6-4 1B	4 0 1 0 0 1 2		
Lou Piniella, R (1, 7) OBP: 0.407, SLG: 0.318		0-0 G5-4-3 1B		0-0 F6			0-0 6-3		0-0 FC6-4 1-2f	4 0 1 0 0 0 1		
Jerry Adair, R (1, 4) OBP: 0.296, SLG: 0.269		0-0 G5-4-3 1-2f		0-0 G6-4-3 1B			0-0 6-3			3 0 1 0 0 0 1		
Jim Campanis, R (1, 2) OBP: 0.235, SLG: 0.267 Ed Kirkpatrick, L (7, PH) OBP: 0.150, SLG: 0.056 (7, 2)		0-0 E5 BB		0-0 G6-4-3 1-2f			0-0 4-3			2 0 0 0 0 0 1 1 0 0 0 0 0 0		
Dave Morehead, R (1, 1) Dave Wickersham, R (5, 1) George Spriggs, L (8, PH) OBP: 0.286, SLG: 0.250 (8, 8)		4-0 FC6 1-2 BB			0-0 1-3			0-3 K		1 0 0 0 1 0 0 0 0 0 0 0 0 0 1 0 0 0 0 1 0		
Inning Stats	R: 2 H: 1 E: 0 LOB: 0 K: 1 BB: 1 S: 6 P: 10	R: 0 H: 1 E: 1 LOB: 2 K: 0 BB: 1 S: 4 P: 8	R: 0 H: 1 E: 0 LOB: 1 K: 0 BB: 0 S: 4 P: 4	R: 0 H: 1 E: 0 LOB: 0 K: 0 BB: 0 S: 3 P: 3	R: 0 H: 0 E: 0 LOB: 0 K: 1 BB: 0 S: 5 P: 5	R: 0 H: 1 E: 0 LOB: 0 K: 0 BB: 0 S: 3 P: 3	R: 0 H: 0 E: 0 LOB: 0 K: 0 BB: 0 S: 3 P: 3	R: 0 H: 0 E: 0 LOB: 0 K: 1 BB: 0 S: 5 P: 5	R: 0 H: 1 E: 0 LOB: 1 K: 0 BB: 0 S: 4 P: 4	1B: 5 SF: 0 2B: 0 SAC: 0 3B: 0 DP: 3 HR: 1 HBP: 0	WP: 0 PA: 33 PB: 0 SB: 0 CS: 0	
PITCHER Joe Horlen, R (1, 1) ERA: 3.75	IP WLS BF H R ER SO BB IBB HBP BLK WP HR S P ERA WHIP	9.0 W 33 6 2 2 3 2 0 0 0 0 0 1 37 45 2.00 0.889										

Kansas City Royals @ Chicago White Sox
Comiskey Park, Chicago, IL
Wed Apr 16 1969, 4:33 AM EST
Att: 11,163 - Cloudy

livebaseballscorecards.com

AB 31
R 2
H 6
RBI 2
BB 2
SO 3
LOB 10



Batter	1	2	3	4	5	6	7	8	9
Carlos May, L (1, 7) OBP: 0.524, SLG: 1.158	0-0 HR		4-0 SH5-4 BB		0-0 1-H HR		0-3 K		
Luis Aparicio, R (1, 6) OBP: 0.241, SLG: 0.192	0-0 FC3-6 1B		0-0 SH5-4		0-0 F7		0-0 F3		
Pete Ward, L (1, 9) OBP: 0.294, SLG: 0.467 Ken Berry, R (8, PH) OBP: 0.167, SLG: 0.118 (9, 8)	0-0 F7		4-0 G6-4-3 IBB		0-3 K		0-0 L1-3 1B		
Bill Melton, R (1, 5) OBP: 0.400, SLG: 0.571	0-0 FC3-6		0-0 G6-4-3		0-0 5-3		0-0 L1-3		
Gail Hopkins, L (1, 3) OBP: 0.345, SLG: 0.375	0-0 4-1		0-0 F5		0-0 F4		4-0 1B BB		
Duane Josephson, R (1, 2) OBP: 0.150, SLG: 0.105		0-0 6-3	0-3 K		0-0 HR 1B		4-0 1B BB		
Buddy Bradford, R (1, 8) OBP: 0.520, SLG: 0.714 (9, 9)		4-0 9-3 BB	0-0 5-3		0-0 1-H HR		0-0 1-2 FC6-4 1B		
Sandy Alomar Sr., S (1, 4) OBP: 0.150, SLG: 0.056		0-0 9-3	4-0 HR BB		0-3 K		0-0 FC6-4		
Joe Horten, R (1, 1) OBP: 0.250, SLG: 0.250			0-0 SH5-4 BB 1B		0-3 K		0-0 6-3		

Inning Stats	R: 1 E: 0 K: 0 S: 5	H: 2 LOB: 1 BB: 0 P: 5	R: 0 E: 0 K: 0 S: 2	H: 0 LOB: 0 BB: 1 P: 6	R: 0 E: 0 K: 0 S: 3	H: 1 LOB: 2 BB: 2 P: 11	R: 0 E: 0 K: 1 S: 5	H: 0 LOB: 0 BB: 0 P: 5	R: 2 E: 0 K: 2 S: 8	H: 1 LOB: 0 BB: 1 P: 12	R: 0 E: 0 K: 1 S: 5	H: 0 LOB: 0 BB: 0 P: 5	R: 0 E: 0 K: 0 S: 4	H: 2 LOB: 3 BB: 2 P: 12
1B: 5 2B: 2 3B: 0 HR: 3	SF: 0 SAC: 1 DP: 3 HBP: 0	WP: 0 PB: 0 SB: 0 CS: 0	PA: 35											

PITCHER	IP	WLS	BF	H	R	ER	SO	BB	IBB	HBP	BLK	WP	HR	S	P	ERA	WHIP
Dave Morehead, R (1, 1) ERA: 10.8	4.1	L	19	4	3	3	2	3	1	0	0	0	2	19	35	6.23	1.615
Dave Wickersham, R (5, 1) ERA: 2.08	2.2		10	2	2	2	3	0	0	0	0	0	1	16	16	6.75	0.750
Dick Drago, R (8, 1) ERA:	1.0		6	2	0	0	0	2	0	0	0	0	0	4	12	0.00	4.000

BOTTOM

Kansas City Royals @ Chicago White Sox
Comiskey Park, Chicago, IL
Wed Apr 16 1969, 4:33 AM EST
Att. 11,163 - Cloudy

livebaseballscorecards.com

AB	28
R	5
H	8
RBI	5
BB	6
SO	5
LOB	12



Batter	1	2	3	4	5	6	7	8	9	AB R H RBI BB SO LOB	TOP											
Tommy Harper, R (1, 4) OBP: 0.450, SLG: 0.394	0-0 1-3		0-0 F2			0-0 E5		0-0 1B	0-0 1B	5 1 2 1 0 0 0												
Wayne Comer, R (1, 8) OBP: 0.500, SLG: 0.143	4-0 FC3-6 BB		0-0 F2			4-0 HR BB		4-0 1B BB	0-3 K	2 2 0 0 3 1 1												
Tommy Davis, R (1, 7) OBP: 0.265, SLG: 0.387	0-0 FC3-6					0-0 HR		0-0 1B		4 1 3 3 0 0 1												
Jim Gosger, L (8, 8) OBP: 0.206, SLG: 0.364	1-2f					1-H		1-H 2-H		0 0 0 0 0 0 0												
Rich Rollins, R (1, 5) OBP: 0.353, SLG: 0.367	0-3 K					0-0 F9		0-0 1-3		4 0 1 0 0 1 2												
Don Mincher, L (1, 3) OBP: 0.294, SLG: 0.433						0-0 L3		0-0 1B		4 0 1 0 0 2 2												
Jose Vidal, R (1, 9) OBP: 0.556, SLG: 0.857						0-3 K		4-0 SH2-4 BB	0-0 F8	3 0 1 0 1 1 1												
Jerry McNertney, R (1, 2) OBP: 0.409, SLG: 0.381						0-3 K		0-0 SH2-4	0-0 5-3 1B	3 1 2 0 0 1 0												
Ray Oylar, R (1, 6) OBP: 0.370, SLG: 0.417						0-0 F8		0-0 F9	0-0 5-3	4 0 0 0 0 1 4												
Marty Pattin, R (1, 1) OBP: 0.143, SLG: 0.143						0-0 F3		0-0 F9	0-3 K	4 0 0 0 0 2 2												
Diego Segui, R (9, 1) OBP: 0.400, SLG: 0.250										0 0 0 0 0 0 0												
Inning Stats	R: 0 E: 0 K: 1 S: 5	H: 0 LOB: 1 BB: 1 P: 9	R: 0 E: 0 K: 2 S: 8	H: 2 LOB: 1 BB: 0 P: 8	R: 0 E: 0 K: 0 S: 3	H: 0 LOB: 0 BB: 0 P: 3	R: 0 E: 0 K: 0 S: 3	H: 1 LOB: 0 BB: 0 P: 3	R: 0 E: 0 K: 2 S: 7	H: 0 LOB: 0 BB: 0 P: 7	R: 2 E: 1 K: 2 S: 9	H: 2 LOB: 1 BB: 1 P: 13	R: 0 E: 0 K: 0 S: 3	H: 0 LOB: 1 BB: 1 P: 7	R: 2 E: 0 K: 0 S: 5	H: 3 LOB: 1 BB: 1 P: 9	R: 1 E: 0 K: 2 S: 9	H: 2 LOB: 1 BB: 0 P: 9	1B: 9 2B: 1 3B: 0 HR: 1	SF: 0 SAC: 1 DP: 1 HBP: 0	WP: 0 PB: 0 SB: 2 CS: 2	PA: 39
PITCHER	IP WLS BF H R ER SO BB IBB HBP BLK WP HR S P ERA WHIP																					
Gary Peters, L (1, 1) ERA: 6.06	7.0 L 29 6 4 4 7 4 0 0 0 0 0 1 39 55 5.14 1.429																					
Wilbur Wood, L (8, 1) ERA: 2.35	1.0 4 2 0 0 0 0 0 0 0 0 0 0 4 4 0.00 2.000																					
Dan Osinski, R (9, 1) ERA: 3.0	1.0 5 2 1 1 2 0 0 0 0 0 0 0 9 9 9.00 2.000																					

Seattle Pilots @ Chicago White Sox
Comiskey Park, Chicago, IL
Sat Apr 19 1969, 4:33 AM EST
Att. 3,901 - Unknown

livebaseballscorecards.com

AB 33
R 5
H 10
RBI 4
BB 4
SO 9
LOB 13



Batter	1	2	3	4	5	6	7	8	9	AB	R	H	RBI	BB	SO	LOB
Carlos May, L (1, 7) OBP: 0.440, SLG: 0.957	0-0 F3		0-0 4-3		0-0 F4			0-0 L7		4	0	0	0	0	0	1
Luis Aparicio, R (1, 6) OBP: 0.212, SLG: 0.167	0-3 K			0-0 5-3		0-0 F3			0-0 4-3	4	0	0	0	0	1	0
Pete Ward, L (1, 9) OBP: 0.286, SLG: 0.421	0-3 K			0-0 F7		0-0 F4			0-0 1B BB 1B	4	1	1	0	0	1	0
Bill Melton, R (1, 5) OBP: 0.382, SLG: 0.520		0-3 K		0-0 E6		0-3 K			0-0 BB 1B 1B	4	0	1	0	0	2	0
Gail Hopkins, L (1, 3) OBP: 0.364, SLG: 0.370		0-0 F8		4-0 BB			0-0 L9		0-0 BB 1B	3	0	1	0	1	0	0
Duane Josephson, R (1, 2) OBP: 0.167, SLG: 0.091		4-0 BB		0-0 F5			0-0 4-3		0-0 F7	3	0	0	0	1	0	5
Buddy Bradford, R (1, 8) OBP: 0.483, SLG: 0.625		0-0 L4			0-0 2-3		0-0 5-3		4-0 BB	3	0	0	1	1	0	1
Sandy Alomar Sr., S (1, 4) OBP: 0.182, SLG: 0.100			0-0 4-3		0-0 F5 1B			0-0 5-3	0-0 F9	2	0	1	0	0	0	0
Walt Williams, R (8, PH) OBP: 0.286, SLG: 0.429										1	0	0	0	0	0	0
Ron Hansen, R (9, 4) OBP: 0.143, SLG: 0.167										1	0	0	0	0	0	3
Gary Peters, L (1, 1) OBP: 0.167, SLG: 0.667		0-3 K			0-0 F5			0-0 6-3		2	0	0	0	0	1	1
Wilbur Wood, R (8, 1)										0	0	0	0	0	0	0
Don Pavletich, R (8, PH) OBP: 0.286, SLG: 0.538										1	0	0	0	0	0	0
Dan Osinski, R (9, 1)										0	0	0	0	0	0	0

Inning Stats	R: 0	H: 0	E: 0	K: 2	S: 7	R: 0	H: 0	E: 0	K: 1	S: 5	R: 0	H: 0	E: 0	K: 1	S: 5	R: 0	H: 0	E: 1	K: 0	S: 4	R: 0	H: 1	E: 0	K: 0	S: 4	R: 0	H: 0	E: 0	K: 1	S: 3	R: 0	H: 0	E: 0	K: 0	S: 3	R: 0	H: 0	E: 0	K: 0	S: 3	R: 1	H: 3	E: 0	K: 0	S: 6	1B: 4	2B: 0	3B: 0	SF: 0	SAC: 0	DP: 0	HBP: 0	WP: 0	PB: 0	SB: 1	CS: 0	PA: 35
--------------	------	------	------	------	------	------	------	------	------	------	------	------	------	------	------	------	------	------	------	------	------	------	------	------	------	------	------	------	------	------	------	------	------	------	------	------	------	------	------	------	------	------	------	------	------	-------	-------	-------	-------	--------	-------	--------	-------	-------	-------	-------	--------


PITCHER	IP	WLS	BF	H	R	ER	SO	BB	IBB	HBP	BLK	WP	HR	S	P	ERA	WHIP
Marty Pattin, R (1, 1) ERA: 4.5	8.2	W	34	4	1	1	5	3	0	0	0	0	0	41	53	1.04	0.808
Diego Segui, R (9, 1) ERA: 1.32	0.1	S	1	0	0	0	0	0	0	0	0	0	0	1	1	0.00	0.000

BOTTOM

Seattle Pilots @ Chicago White Sox
Comiskey Park, Chicago, IL

Sat Apr 19 1969, 4:33 AM EST
Att. 3,901 - Unknown

AB	32
R	1
H	4
RBI	1
BB	3
SO	5
LOB	11



PITCHER	IP	WLS	BF	H	R	ER	SO	BB	IBB	HBP	BLK	WP	HR	S	P	ERA	WHIP
---------	----	-----	----	---	---	----	----	----	-----	-----	-----	----	----	---	---	-----	------

Batter	1	2	3	4	5	6	7	8	9	10	AB R H RBI BB SO LOB	TOP
Tommy Harper, R OBP: 0.467, SLG: 0.371 (1, 4)	4-0 G4-3 1B BB		0-0 6-3		0-0 5-3		4-0 1-2 2-3 BB		4-0 F6 BB	2 1 0 0 3 0 2		
Wayne Comer, R OBP: 0.471, SLG: 0.500 (1, 8) (10, 7)	0-0 G4-3 1-2 1B		0-3 K		0-0 HR		0-0 1-3		0-0 F6 1-2	5 1 2 1 0 1 4		
Tommy Davis, R OBP: 0.231, SLG: 0.333 Jim Gosger, L OBP: 0.208, SLG: 0.364 (1, 7) (10, 8)	0-0 G4-3 1-2f 2-3		0-0 4-3		0-0 6-3		0-3 K		0-0 5-3	5 0 0 0 0 1 2 0 0 0 0 0 0 0		
Rich Rollins, R OBP: 0.368, SLG: 0.364 (1, 5)	0-0 1B		4-0 G4-6-3 BB		0-3 K		0-0 5-3			3 0 1 1 1 1 0		
Don Mincher, L OBP: 0.289, SLG: 0.412 (1, 3)	0-0 F8		0-0 G4-6-3 1-2f		0-0 4-3		0-0 FC5-4 1B			4 0 1 0 0 0 2		
Jose Vidal, R OBP: 0.385, SLG: 0.545 (1, 9)			0-0 4-3		0-3 K		0-0 1-3		0-0 FC5-4 1-2f	4 0 0 0 0 1 1		
Jerry McNertney, R OBP: 0.385, SLG: 0.400 (1, 2)			0-0 4-3		0-0 2B		0-0 L3		0-0 L4	4 0 1 0 0 0 0		
Ray Oylar, R OBP: 0.387, SLG: 0.407 (1, 6)			0-0 F9		4-0 BB		0-0 BB E 1B		0-0 F8	3 0 1 0 1 0 0		
Gary Bell, R OBP: 0.143, SLG: 0.286 Diego Segui, R OBP: 0.400, SLG: 0.250 (1, 1) (9, 1)			0-0 1-3		0-3 K		0-0 E4 1-2 BB		0-0 6-3	4 0 0 0 0 1 3 0 0 0 0 0 0 0		
Inning Stats	R: 1 H: 2 E: 0 LOB: 1 K: 0 BB: 1 S: 4 P: 8	R: 0 H: 0 E: 0 LOB: 0 K: 0 BB: 0 S: 3 P: 3	R: 0 H: 0 E: 0 LOB: 0 K: 1 BB: 0 S: 5 P: 5	R: 0 H: 0 E: 0 LOB: 0 K: 0 BB: 1 S: 2 P: 6	R: 0 H: 1 E: 0 LOB: 2 K: 2 BB: 1 S: 8 P: 12	R: 1 H: 1 E: 0 LOB: 0 K: 1 BB: 0 S: 6 P: 6	R: 0 H: 1 E: 1 LOB: 3 K: 0 BB: 1 S: 5 P: 9	R: 0 H: 1 E: 0 LOB: 1 K: 1 BB: 0 S: 6 P: 6	R: 0 H: 0 E: 0 LOB: 0 K: 0 BB: 0 S: 3 P: 3	R: 0 H: 0 E: 0 LOB: 0 K: 0 BB: 1 S: 2 P: 6	1B: 4 SF: 0 2B: 1 SAC: 0 3B: 0 DP: 2 HR: 1 HBP: 0	WP: 0 PA: 39 PB: 0 SB: 0 CS: 0
PITCHER	IP WLS BF H R ER SO BB IBB HBP BLK WP HR S P ERA WHIP											
Tommy John, L ERA: 1.8 Wilbur Wood, L ERA: 2.08 (1, 1) (10, 1)	9.0 36 6 2 2 5 4 0 0 0 0 0 1 0 0 2 6 2.00 1.111											

Seattle Pilots @ Chicago White Sox
Comiskey Park, Chicago, IL
Sun Apr 20 1969, 4:33 AM EST
Unknown - 64 F

livebaseballscorecards.com

AB 34
R 2
H 6
RBI 2
BB 5
SO 5
LOB 14



BOTTOM

Seattle Pilots @ Chicago White Sox
Comiskey Park, Chicago, IL
Sun Apr 20 1969, 4:33 AM EST
Unknown - 64 F

livebaseballscorecards.com

AB 36
R 3
H 9
RBI 3
BB 2
SO 3
LOB 15



WP: 0 PA: 40
PB: 0
SB: 0
CS: 0

AB R H RBI BB SO LOB

4 2 2 0 1 1 0

5 0 0 0 0 0 4

2 0 1 2 1 0 0

1 0 0 0 0 0 0

5 1 3 1 0 0 1

4 0 1 0 0 0 4

4 0 0 0 0 1 2

3 0 1 0 0 0 0

3 0 0 0 0 0 3

1 0 0 0 0 0 0

0-0

0-0

0-0

0-0

0-0

0-0

0-0

0-0

0-0

0-0

0-0

0-0

0-0

0-0

0-0

0-0

0-0

0-0

0-0

0-0

0-0

0-0

0-0

0-0

0-0

0-0

0-0

0-0

0-0

0-0

0-0

0-0

0-0

0-0

0-0

0-0

0-0

0-0

0-0

0-0

0-0

0-0

0-0

0-0

0-0

0-0

0-0

0-0

0-0

0-0

0-0

0-0

0-0

0-0

0-0

0-0

0-0

0-0

0-0

0-0

0-0

0-0

0-0

0-0

0-0

0-0

0-0

0-0

0-0

0-0

0-0

0-0

0-0

0-0

0-0

0-0

0-0

0-0

0-0

0-0

0-0

0-0

0-0

0-0

0-0

0-0

0-0

0-0

0-0

0-0

0-0

0-0

0-0

0-0

0-0

0-0

0-0

0-0

0-0

0-0

0-0

0-0

0-0

0-0

0-0

0-0

0-0

0-0

0-0

0-0

0-0

0-0

0-0

0-0

0-0

0-0

0-0

0-0

0-0

0-0

0-0

0-0

0-0

0-0

0-0

0-0

0-0

0-0

0-0

0-0

0-0

0-0

0-0

0-0

0-0

0-0

0-0

0-0

0-0

0-0

0-0

0-0

0-0

0-0

0-0

0-0

0-0

0-0

0-0

0-0

0-0

0-0

0-0

0-0

0-0

0-0

0-0

0-0

0-0

0-0

0-0

0-0

0-0

0-0

0-0

0-0

0-0

0-0

0-0

0-0

0-0

0-0

0-0

0-0

0-0

0-0

0-0

0-0

0-0

0-0

0-0

0-0

0-0

0-0

0-0

0-0

0-0

0-0

0-0

0-0

0-0

0-0

0-0

0-0

0-0

0-0

0-0

0-0

0-0

0-0

0-0

0-0

0-0

0-0

0-0

0-0

0-0

0-0

0-0

0-0

0-0

0-0

0-0

0-0

0-0

0-0

0-0

0-0

0-0

0-0

0-0

0-0

0-0

0-0

0-0

0-0

0-0

0-0

0-0

0-0

0-0

0-0

0-0

0-0

0-0

0-0

0-0

0-0

0-0

0-0

0-0

0-0

0-0

0-0

0-0

0-0

0-0

0-0

0-0

0-0

0-0

0-0

0-0

0-0

0-0

0-0

0-0

0-0

0-0

0-0

0-0

0-0

0-0

0-0

0-0

0-0

0-0

0-0

0-0

0-0

0-0

0-0

0-0

0-0

0-0

0-0

0-0

0-0

0-0

0-0

0-0

0-0

0-0

0-0

0-0

0-0

0-0

0-0

0-0

0-0

0-0

0-0

0-0

0-0

0-0

0-0

0-0

0-0

0-0

0-0

0-0

0-0

0-0

0-0

0-0

0-0

0-0

0-0

0-0

0-0

0-0

0-0

Batter	1	2	3	4	5	6	7	8	9	AB R H RBI BB SO LOB	TOP											
Tommy Harper, R (1, 4) OBP: 0.438, SLG: 0.342 Gus Gil, R (7, 4) OBP: 0.333, SLG: 0.333	0-0 5-3		0-3 K		0-0 G6-4-3			0-0 1B	0-0 6-3	3 0 0 0 0 1 2 2 0 1 0 0 0 0												
Jim Gosger, L (1, 8) OBP: 0.214, SLG: 0.346	0-0 6-3		0-0 CS 1B			0-0 G3		0-0 G6-4-3 1B		4 0 1 0 0 0 2												
Tommy Davis, R (1, 7) OBP: 0.233, SLG: 0.325	0-0 L5		0-0 CS	0-0 F3		0-0 6-3		0-0 2B 1B		4 1 1 1 0 0 0												
Mike Hegan, L (1, 3)		4-0 FC4-6 FC1-2 1B BB		0-0 S 1B		0-0 4-3		0-0 1B 2B		3 1 2 1 1 0 0												
Rich Rollins, R (1, 5) OBP: 0.381, SLG: 0.378		0-0 FC4-6 1B		0-0 F2			0-0 F3	0-0 1B 1B		4 0 2 1 0 0 1												
Steve Whitaker, L (1, 9) OBP: 0.250, SLG: 0.182		0-0 FC4-6 FC1-2		0-0 F9			0-0 4-3	0-0 FC6-4 1B		4 0 1 0 0 0 3												
Larry Haney, R (1, 2) Freddie Velazquez, R (7, 2)		0-0 FC1-2			0-0 2B		0-0 1B	0-0 FC6-4 1B		3 0 2 0 0 0 2 1 0 0 0 0 0 2												
John Kennedy, R (1, 6) OBP: 0.375, SLG: 0.286		0-0 5-3			1-0 G6-4-3 HBP		0-3 K		0-0 5-3	3 0 0 0 0 1 3												
Steve Barber, L (1, 1) Mike Ferraro, R (5, PH) Gene Brabender, R (5, 1) John Morris, R (6, 1) Wayne Comer, R (8, PH) Bill Edgerton, L (8, 1) Don Mincher, L (9, PH)			0-3 K		0-0 F7			0-0 G6-4-3 1B 1B	0-3 K	1 0 0 0 0 0 1 0 1 0 0 0 0 0 0 2 0 0 0 0 0 0 0 0 0 0 0 0 0 0 0 0 1 1 1 0 0 0 0 0 0 0 0 0 0 0 0 0 1 0 0 0 0 0 1 0												
Inning Stats	R: 0 E: 0 K: 0 S: 3	H: 0 LOB: 0 BB: 0 P: 3	R: 0 E: 0 K: 0 S: 4	H: 1 LOB: 2 BB: 1 P: 8	R: 0 E: 0 K: 2 S: 7	H: 1 LOB: 0 BB: 0 P: 7	R: 0 E: 0 K: 0 S: 4	H: 1 LOB: 1 BB: 0 P: 4	R: 0 E: 0 K: 0 S: 3	H: 0 LOB: 0 BB: 0 P: 3	R: 0 E: 0 K: 1 S: 6	H: 1 LOB: 1 BB: 0 P: 6	R: 3 E: 0 K: 0 S: 8	H: 6 LOB: 2 BB: 0 P: 8	R: 0 E: 0 K: 1 S: 5	H: 0 LOB: 0 BB: 0 P: 5	1B: 9 2B: 2 3B: 0 HR: 0	SF: 0 SAC: 0 DP: 2 HBP: 1	WP: 0 PB: 0 SB: 1 CS: 1	PA: 38		
PITCHER	IP WLS BF H R ER SO BB IBB HBP BLK WP HR S P ERA WHIP	IP WLS BF H R ER SO BB IBB HBP BLK WP HR S P ERA WHIP	IP WLS BF H R ER SO BB IBB HBP BLK WP HR S P ERA WHIP	IP WLS BF H R ER SO BB IBB HBP BLK WP HR S P ERA WHIP	IP WLS BF H R ER SO BB IBB HBP BLK WP HR S P ERA WHIP	IP WLS BF H R ER SO BB IBB HBP BLK WP HR S P ERA WHIP	IP WLS BF H R ER SO BB IBB HBP BLK WP HR S P ERA WHIP	IP WLS BF H R ER SO BB IBB HBP BLK WP HR S P ERA WHIP	IP WLS BF H R ER SO BB IBB HBP BLK WP HR S P ERA WHIP	IP WLS BF H R ER SO BB IBB HBP BLK WP HR S P ERA WHIP	IP WLS BF H R ER SO BB IBB HBP BLK WP HR S P ERA WHIP	IP WLS BF H R ER SO BB IBB HBP BLK WP HR S P ERA WHIP	IP WLS BF H R ER SO BB IBB HBP BLK WP HR S P ERA WHIP	IP WLS BF H R ER SO BB IBB HBP BLK WP HR S P ERA WHIP	IP WLS BF H R ER SO BB IBB HBP BLK WP HR S P ERA WHIP	IP WLS BF H R ER SO BB IBB HBP BLK WP HR S P ERA WHIP	IP WLS BF H R ER SO BB IBB HBP BLK WP HR S P ERA WHIP	IP WLS BF H R ER SO BB IBB HBP BLK WP HR S P ERA WHIP	IP WLS BF H R ER SO BB IBB HBP BLK WP HR S P ERA WHIP	IP WLS BF H R ER SO BB IBB HBP BLK WP HR S P ERA WHIP	IP WLS BF H R ER SO BB IBB HBP BLK WP HR S P ERA WHIP	
Joe Horlen, R (1, 1) ERA: 3.6	8.0 W 34 11 3 3 3 1 0 1 0 0 0 38 43 3.38 1.500																					
Bob Locker, R (9, 1) ERA: 7.71	0.0 S 0 0 0 0 0 0 0 0 0 0 0 0 0 ∞ ∞																					

Seattle Pilots @ Chicago White Sox
Comiskey Park, Chicago, IL
Sun Apr 20 1969, 4:38 AM EST
Att. 12,579 - Unknown

livebaseballscorecards.com

AB	35
R	3
H	11
RBI	3
BB	1
SO	4
LOB	17



Batter	1	2	3	4	5	6	7	8	9
Carlos May, L (1, 7) <small>OBP: 0.438, SLG: 0.897</small> Woodie Held, R (5, PH) <small>OBP: 0.400, SLG: 0.750</small> (6, 7)	0-0 E6		0-0 G4-6-3		0-3 K	4-0 BB 1B BB		0-0 6-3	
Luis Aparicio, R (1, 6) <small>OBP: 0.214, SLG: 0.135</small> Rich Morales, R (8, 6)	0-3 K			4-0 1B PB BB	0-3 K	4-0 1B WP BB		0-0 5-3	
Don Pavletich, R (1, 3) <small>OBP: 0.273, SLG: 0.429</small>	0-0 F4			0-0 1B 1B	0-0 F9	0-0 WP HR 1B			
Bill Melton, R (1, 5) <small>OBP: 0.419, SLG: 0.727</small>	0-3 K			0-0 FC5-2-5-1 1B		0-0 HR BB			
Duane Josephson, R (1, 2) <small>OBP: 0.241, SLG: 0.296</small>		0-0 F5		0-0 HR 1B 1B		0-0 HR K			
Buddy Bradford, R (1, 9) <small>OBP: 0.486, SLG: 0.710</small>		0-0 4-3		0-0 HR 1B		0-0 HR	0-0 1-3		
Ron Hansen, R (1, 4) <small>OBP: 0.273, SLG: 0.600</small>		0-0 F3		0-0 HR		0-0 BB SH3-4 1B	0-0 4-3		
Ken Berry, R (1, 8) <small>OBP: 0.174, SLG: 0.136</small>			0-0 G4-6-3 1B	0-3 K		0-3 K	0-0 F3		
Joe Horten, R (1, 1) <small>OBP: 0.167, SLG: 0.167</small> Walt Williams, R (8, PH) <small>OBP: 0.222, SLG: 0.333</small> Bob Locker, S (9, 1)			0-3 K	0-0 6-3		0-0 SH3-4		0-0 F8	

Inning Stats	R: 0 E: 1 K: 2 S: 8	H: 0 LOB: 1 BB: 0 P: 8	R: 0 E: 0 K: 0 S: 3	H: 0 LOB: 0 BB: 0 P: 3	R: 0 E: 0 K: 1 S: 5	H: 1 LOB: 0 BB: 0 P: 5	R: 5 E: 0 K: 1 S: 9	H: 4 LOB: 0 BB: 1 P: 13	R: 0 E: 0 K: 2 S: 7	H: 0 LOB: 0 BB: 0 P: 7	R: 8 E: 0 K: 2 S: 12	H: 5 LOB: 0 BB: 3 P: 24	R: 0 E: 0 K: 0 S: 3	H: 0 LOB: 0 BB: 0 P: 3	R: 0 E: 0 K: 0 S: 3	H: 0 LOB: 0 BB: 0 P: 3
--------------	------------------------------	---------------------------------	------------------------------	---------------------------------	------------------------------	---------------------------------	------------------------------	----------------------------------	------------------------------	---------------------------------	-------------------------------	----------------------------------	------------------------------	---------------------------------	------------------------------	---------------------------------

BOTTOM											
AB	R	H	RBI	BB	SO	LOB					
2	0	0	0	0	0	1					
2	1	0	0	1	1	0					
2	1	0	0	2	2	1					
1	0	0	0	0	0	0					
4	2	2	2	0	0	1					
3	3	1	2	1	1	3					
4	2	2	3	0	1	0					
4	2	2	2	0	0	0					
4	2	2	3	0	0	0					
4	0	1	0	0	2	1					
2	0	0	0	0	1	1					
1	0	0	0	0	0	0					
0	0	0	0	0	0	0					
1B: 6	SF: 0			WP: 1	PA: 38						
2B: 0	SAC: 1			PB: 1							
3B: 0	DP: 1			SB: 0							
HR: 4	HBP: 0			CS: 0							

Seattle Pilots @ Chicago White Sox
 Comiskey Park, Chicago, IL
 Sun Apr 20 1969, 4:38 AM EST
 Att. 12,579 - Unknown

AB	33
R	13
H	10
RBI	12
BB	4
SO	8
LOB	8



PITCHER																
Steve Barber, L (1, 1) <small>ERA: 9.0</small>	IP	WLS	BF	H	R	ER	SO	BB	IBB	HBP	BLK	WP	HR	P	ERA	WHIP
Gene Brabender, R (5, 1) <small>ERA: 21.6</small>	4.0	L	18	5	5	5	4	1	0	0	0	0	1	29	11.25	1.500
John Morris, L (6, 1) <small>ERA: 4.82</small>	1.2		11	3	6	6	3	3	0	0	0	0	2	14	32.40	3.600
Bill Edgerton, L (8, 1) <small>ERA:</small>	1.1		6	2	2	2	1	0	0	0	0	1	1	8	13.50	1.500
	1.0		3	0	0	0	0	0	0	0	0	0	0	3	0.00	0.000

Batter	1	2	3	4	5	6	7	8	9	AB R H RBI BB SO LOB	TOP											
Vic Davalillo, L (1, 9) OBP: 0.238, SLG: 0.111	0-0 SH1-3 1B 1B		0-0 G3		0-0 HR 1B		0-0 1-3		0-0 6-3	5 2 2 1 0 0 1												
Jim Fregosi, R (1, 6) OBP: 0.354, SLG: 0.500	0-0 SH1-3 1B 1B		4-0 L4-3 BB		0-0 HR 1B		0-0 F9		0-0 HR 1B	4 3 3 2 1 0 1												
Jay Johnstone, L (1, 8) OBP: 0.250, SLG: 0.404	0-0 SH1-3 1-2 2-3		0-0 L4-3		0-0 P3			0-0 P3	0-0 HR	4 1 1 2 0 0 1												
Rick Reichardt, R (1, 7) OBP: 0.386, SLG: 0.421	0-0 CS 1B			0-0 5-3		0-0 4-3		0-0 HR	0-3 K	5 1 2 3 0 1 0												
Roger Repoz, L (1, 3) OBP: 0.333, SLG: 0.200	0-0 1-2 1B			0-0 F8		0-3 K		0-3 K		4 0 1 0 0 2 0												
Ruben Amaro, R (9, 3) OBP: 1.000, SLG: 1.000										0 0 0 0 0 0 0												
Aurelio Rodriguez, R (1, 5) OBP: 0.390, SLG: 0.538	0-0 F9			0-0 F5		0-0 2B		0-0 1B 1B		4 0 2 0 0 0 1												
Tom Satriano, L (1, 2) OBP: 0.414, SLG: 0.440		0-0 F8			0-0 4-3	0-3 K		0-0 1B 1B		4 0 1 0 0 1 1												
Bobby Knoop, R (1, 4) OBP: 0.400, SLG: 0.231		0-0 F3			4-0 BB		4-0 BB	0-3 K		0 1 0 0 0 0 0												
Jim McGlothlin, R (1, 1)		0-0 5-3			0-0 SH3-4		0-0 SH3-4		0-0 6-3	2 0 0 0 0 0 0												
Inning Stats	R: 2 E: 0 K: 0 S: 6	H: 4 LOB: 1 BB: 0 P: 6	R: 0 E: 0 K: 0 S: 3	H: 0 LOB: 0 BB: 0 P: 3	R: 0 E: 0 K: 0 S: 2	H: 0 LOB: 0 BB: 1 P: 6	R: 0 E: 0 K: 0 S: 3	H: 0 LOB: 0 BB: 0 P: 3	R: 3 E: 0 K: 0 S: 5	H: 2 LOB: 0 BB: 1 P: 9	R: 0 E: 0 K: 2 S: 8	H: 1 LOB: 1 BB: 0 P: 8	R: 0 E: 0 K: 0 S: 3	H: 0 LOB: 1 BB: 1 P: 7	R: 1 E: 0 K: 2 S: 10	H: 3 LOB: 2 BB: 0 P: 10	R: 2 E: 0 K: 1 S: 7	H: 2 LOB: 0 BB: 0 P: 7	1B: 8 2B: 2 3B: 0 HR: 3	SF: 0 SAC: 3 DP: 1 HBP: 0	WP: 0 PB: 0 SB: 0 CS: 1	PA: 40
PITCHER	IP WLS BF H R ER SO BB IBB HBP BLK WP HR S P ERA WHIP																					
Sammy Ellis, R (1, 1) ERA: 7.2	5.0 L 21 6 5 5 0 2 0 0 0 0 0 1 19 27 9.00 1.600																					
Jerry Nyman, L (6, 1) ERA:	1.0 4 1 0 0 2 0 0 0 0 0 0 0 8 8 0.00 1.000																					
Bob Priddy, R (7, 1) ERA: 1.5	2.0 10 3 1 1 2 1 0 0 0 0 1 13 17 4.50 2.000																					
Don Secrist, L (9, 1) ERA: 7.71	1.0 5 2 2 2 1 0 0 0 0 0 1 7 7 18.00 2.000																					

California Angels @ Chicago White Sox
Comiskey Park, Chicago, IL
Tue Apr 22 1969, 4:33 AM EST
Att. 1,058 - Unknown - 50 F

AB	32
R	8
H	12
RBI	8
BB	1
SO	4
LOB	5



WP: 0	PA: 40
PB: 0	
SB: 0	
CS: 1	

1B: 8	SF: 0
2B: 2	SAC: 3
3B: 0	DP: 1
HR: 3	HBP: 0

livebaseballscorecards.com

Batter	1	2	3	4	5	6	7	8	9	AB R H RBI BB SO LOB
Carlos May, L (1, 7) OBP: 0.417, SLG: 0.818	0-0 F8			0-0 L6-4 1B		0-0 3-1			0-3 K	4 0 1 0 0 1 0
Luis Aparicio, R (1, 6) OBP: 0.217, SLG: 0.146	0-0 F9			0-0 1-2 1B		0-0 F7			0-0 F8	4 0 1 0 0 0 0
Pete Ward, L (1, 9) OBP: 0.310, SLG: 0.400	0-0 G3			0-0 P2			0-0 4-3		0-0 1B 1B	4 0 1 0 0 0 2
Bill Melton, R (1, 5) OBP: 0.404, SLG: 0.676		0-0 5-3		0-0 L6-4		0-0 F3		0-0 F3	0-0 1-2 1B	4 0 1 0 0 0 2
Gail Hopkins, L (1, 3) OBP: 0.317, SLG: 0.343		0-0 P6		0-0 2-3	0-0 F8		0-0 P3		0-3 K2-3	4 0 0 0 0 1 2
Duane Josephson, R (1, 2) OBP: 0.250, SLG: 0.300		0-0 6-3			0-0 FC6-4 1B			0-0 6-3		3 0 1 0 0 0 0
Buddy Bradford, R (1, 8) OBP: 0.500, SLG: 0.706			0-0 F9 BLK 1B		0-3 K			0-0 1B 1B		3 0 2 0 0 1 1
Ron Hansen, R (1, 4) OBP: 0.286, SLG: 0.538			0-0 F9		0-0 FC6-4			0-0 G6-3 1B		3 0 1 0 0 0 2
Sammy Ellis, L (1, 1) Jerry Nyman, L (6, 1) Walt Williams, R (6, PH) Bob Priddy, R (7, 1) Ed Herrmann, L (8, PH) Don Secrist, L (9, 1)			0-0 5-3		0-0 F9			0-0 G6-3		1 0 0 0 0 0 0 0 0 0 0 0 0 0 1 0 0 0 0 0 0 0 0 0 0 0 0 0 1 0 0 0 0 0 2 0 0 0 0 0 0 0

Inning Stats	R: 0	H: 0	E: 0	LOB: 0	K: 0	BB: 0	S: 3	P: 3	R: 0	H: 0	E: 0	LOB: 0	K: 0	BB: 0	S: 3	P: 3	R: 0	H: 1	E: 0	LOB: 0	K: 0	BB: 0	S: 3	P: 3	R: 0	H: 2	E: 0	LOB: 1	K: 0	BB: 0	S: 4	P: 4	R: 0	H: 1	E: 0	LOB: 1	K: 1	BB: 0	S: 6	P: 6	R: 0	H: 0	E: 0	LOB: 0	K: 0	BB: 0	S: 3	P: 3	R: 0	H: 2	E: 0	LOB: 1	K: 0	BB: 0	S: 4	P: 4	R: 0	H: 2	E: 0	LOB: 2	K: 2	BB: 0	S: 9	P: 9	1B: 8	SF: 0	2B: 1	SAC: 0	3B: 0	DP: 2	HR: 0	HBP: 0	WP: 0	PA: 32
PITCHER Jim McGlothlin, R (1, 1) ERA: 3.86	IP	WLS	BF	H	R	ER	SO	BB	IBB	HBP	BLK	WP	HR	S	P	ERA	WHIP	IP	WLS	BF	H	R	ER	SO	BB	IBB	HBP	BLK	WP	HR	S	P	ERA	WHIP	IP	WLS	BF	H	R	ER	SO	BB	IBB	HBP	BLK	WP	HR	S	P	ERA	WHIP																							


BOTTOM

California Angels @ Chicago White Sox
Comiskey Park, Chicago, IL

Tue Apr 22 1969, 4:33 AM EST
Att. 1,058 - Unknown - 50 F

livebaseballscorecards.com

AB	32
R	0
H	8
RBI	0
BB	0
SO	3
LOB	11



Batter	1	2	3	4	5	6	7	8	9	AB R H RBI BB SO LOB	TOP	
Jay Johnstone, L (1, 8) OBP: 0.269, SLG: 0.440	0-0 SF8 3B		4-0 BB		0-3 K			0-3 K		3 1 1 0 1 2 1		
Jim Fregosi, R (1, 6) OBP: 0.346, SLG: 0.478	0-0 6-3		0-0 F2		0-0 F7			0-0 WP 1B		4 0 1 0 0 0 3		
Lou Johnson, R (1, 9) OBP: 0.227, SLG: 0.158	0-0 SF8		0-3 K				0-0 F8	0-0 F9		3 0 0 1 0 1 4		
Rick Reichardt, R (1, 7) OBP: 0.396, SLG: 0.415	4-0 BB		0-0 P4				0-0 G6-3 1B	0-0 F3		3 0 1 0 1 0 4		
Dick Stuart, R (1, 3) OBP: 0.182, SLG: 0.250	0-3 K			0-0 P5			0-0 G6-3		0-0 P4	4 0 0 0 0 1 2		
Aurelio Rodriguez, R (1, 5) OBP: 0.378, SLG: 0.512		0-0 5-3		0-0 1B S 1B			0-0 F8		0-0 F7	4 0 1 0 0 0 0		
Bobby Knoop, R (1, 4) OBP: 0.359, SLG: 0.200		0-0 P3		0-3 K 1-2			0-0 P4		0-0 F9	0 0 0 0 0 0 0		
Tom Satriano, L (1, 2) OBP: 0.406, SLG: 0.429		0-0 F8		0-0 1B 2-3			0-0 1-3			3 0 1 0 0 0 0		
George Brunet, R (1, 1) Pedro Borbon, R (5, 1) Andy Messersmith, R (7, 1) Bubba Morton, R (8, PH) Eddie Fisher, R (8, 1)			0-3 K BB		0-3 K			0-0 WP 1B 1B		2 0 0 0 0 2 0 0 0 0 0 0 0 0 0 0 0 0 0 0 0 1 0 1 0 0 0 0 0 0 0 0 0 0 0		
Inning Stats	R: 1 H: 1 E: 0 LOB: 1 K: 1 BB: 1 S: 6 P: 10	R: 0 H: 0 E: 0 LOB: 0 K: 0 BB: 0 S: 3 P: 3	R: 0 H: 0 E: 0 LOB: 2 K: 2 BB: 1 S: 8 P: 12	R: 0 H: 2 E: 0 LOB: 2 K: 1 BB: 0 S: 6 P: 6	R: 0 H: 0 E: 0 LOB: 0 K: 2 BB: 0 S: 7 P: 7	R: 0 H: 1 E: 0 LOB: 0 K: 0 BB: 0 S: 3 P: 3	R: 0 H: 0 E: 0 LOB: 0 K: 0 BB: 0 S: 3 P: 3	R: 0 H: 2 E: 0 LOB: 2 K: 1 BB: 0 S: 7 P: 7	R: 0 H: 0 E: 0 LOB: 0 K: 0 BB: 0 S: 3 P: 3	1B: 5 SF: 1 2B: 0 SAC: 0 3B: 1 DP: 1 HR: 0 HBP: 0	WP: 1 PA: 34 PB: 1 SB: 1 CS: 0	
PITCHER Gary Peters, L (1, 1) ERA: 4.26	IP WLS BF H R ER SO BB IBB HBP BLK WP HR S P ERA WHIP	9.0 W 34 6 1 1 7 2 0 0 0 1 0 46 54 1.00 0.889										

California Angels @ Chicago White Sox
Milwaukee County Stadium, Milwaukee, WI

Wed Apr 23 1969, 7:05 PM EST
Att: 8,565 - Unknown - 40 F

livebaseballscorecards.com

AB 27
R 1
H 6
RBI 1
BB 2
SO 6
LOB 14



Batter	1	2	3	4	5	6	7	8	9
Carlos May, L OBP: 0.425, SLG: 0.811 (1, 7) X	0-0 P6		0-3 K		0-0 FC6-4 1B		0-0 1B 2B		
Luis Aparicio, R OBP: 0.240, SLG: 0.178 (1, 6) X	0-0 4-3			0-0 7-5-3 1B HR 1B	0-0 F9		0-0 1B		
Bill Melton, R OBP: 0.412, SLG: 0.659 (1, 5) X	0-0 P4			0-0 7-5-3 1B	0-0 FC6-4		0-0 1B		
Don Pavletich, R OBP: 0.231, SLG: 0.360 (1, 3) X		0-0 6-3		0-0 7-5-3		0-3 K	0-0 F8		
Duane Josephson, R OBP: 0.250, SLG: 0.273 (1, 2) X		0-0 L4		4-0 HR BB		0-0 F8		0-0 6-3	
Buddy Bradford, R OBP: 0.500, SLG: 0.757 (1, 9) X		4-0 BB		0-0 HR		0-3 K		0-0 4-3	
Ken Berry, R OBP: 0.148, SLG: 0.115 (1, 8) X		0-0 F7		0-0 5-3			0-0 P4	0-0 F8	
Sandy Alomar Sr., S OBP: 0.214, SLG: 0.192 (1, 4) X			0-0 5-3		0-0 SH3 1B 2B		0-0 1B 2B 1B		
Gary Peters, L OBP: 0.250, SLG: 0.625 (1, 1) X			0-0 F9		0-0 SH3		0-0 2B 1B		

Inning Stats	R: 0	H: 0	E: 0	K: 0	S: 3	LOB: 0	BB: 0	P: 3
	R: 0	H: 0	E: 0	K: 0	S: 3	LOB: 1	BB: 1	P: 7
	R: 0	H: 0	E: 0	K: 1	S: 5	LOB: 0	BB: 0	P: 5
	R: 3	H: 3	E: 0	K: 0	S: 5	LOB: 0	BB: 1	P: 9
	R: 1	H: 2	E: 0	K: 0	S: 5	LOB: 1	BB: 0	P: 5
	R: 0	H: 0	E: 0	K: 2	S: 7	LOB: 0	BB: 0	P: 7
	R: 3	H: 5	E: 0	K: 0	S: 7	LOB: 1	BB: 0	P: 7
	R: 0	H: 0	E: 0	K: 0	S: 3	LOB: 0	BB: 0	P: 3

PITCHER	IP	WLS	BF	H	R	ER	SO	BB	IBB	HBP	BLK	WP	HR	S	P	ERA	WHIP
George Brunet, L ERA: 3.63 (1, 1)	4.1	L	19	5	4	4	1	2	0	0	0	0	1	19	27	8.31	1.615
Pedro Borbon, R ERA: 8.0 (5, 1)	2.1		11	5	3	3	2	0	0	0	0	0	0	15	15	11.57	2.143
Andy Messersmith, R ERA: 9.95 (7, 1)	0.1		1	0	0	0	0	0	0	0	0	0	0	1	1	0.00	0.000
Eddie Fisher, R ERA: 2.7 (8, 1)	1.0		3	0	0	0	0	0	0	0	0	0	0	3	3	0.00	0.000

BOTTOM

AB R H RBI BB SO LOB

4 1 2 2 0 1 0

4 1 2 2 0 0 1

4 0 2 0 0 0 1

4 0 0 0 0 1 3

3 1 0 0 1 0 0

3 1 1 3 1 1 0

4 0 0 0 0 0 1

3 2 2 0 0 0 0

2 1 1 0 0 0 0

California Angels @ Chicago White Sox
Milwaukee County Stadium, Milwaukee, WI

livebaseballscorecards.com

AB 31
R 7
H 10
RBI 7
BB 2
SO 3
LOB 6



WP: 0 PA: 34
PB: 0
SB: 0
CS: 0

ERA WHIP

Wed Apr 23 1969, 7:05 PM EST
Att. 8,565 - Unknown - 40 F

Batter	1	2	3	4	5	6	7	8	9	AB R H RBI BB SO LOB	TOP	
Cesar Tovar, R OBP: 0.250, SLG: 0.313 (1, 8) X	0-0 3B 1B		0-0 ① 1-3		0-0 X 1B 1B		0-0 X ② 1-3		0-0 X ① 5-3	5 1 2 0 0 0 0		
Leo Cardenas, R OBP: 0.400, SLG: 0.483 (1, 6) X	0-0 1-H 3B		0-3 ② K		0-0 X ② 1-3 2-H 1B		0-0 X 1B		0-0 X ② 6-3	5 0 3 2 0 1 0		
Harmon Killebrew, R OBP: 0.397, SLG: 0.421 (1, 3) X	0-0 ① F9		0-3 ③ K		0-0 X 6-3		0-0 X 5-3		0-0 X ③ 6-3	5 0 0 0 0 1 3		
Tony Oliva, L OBP: 0.431, SLG: 0.582 (1, 9) X	0-0 ② G3			0-0 X FC6 1B		0-0 X FC6-4 1B		0-0 X 2B HR 1B		4 1 3 0 0 0 1		
Bob Allison, R OBP: 0.421, SLG: 0.733 John Roseboro, L OBP: 0.355, SLG: 0.429 (1, 7) B B B B (8, 2)	4-0 FC6-4 BB			0-0 X ① F2		0-0 X ① FC6-4 1-2f		0-0 X 1-3 HR 2B		3 1 1 0 1 0 2 0 0 0 0 0 0 0		
George Mitterwald, R OBP: 0.303, SLG: 0.433 Graig Nettles, L OBP: 0.349, SLG: 0.525 (1, 2) X (8, PH) (8, 7)	0-0 ③ FC6-4 1-2f			0-0 X ② FC6 FC4-6 1-2f		0-0 X 1B		0-0 X 2-H 3-H HR		3 0 1 0 0 0 3 1 1 1 3 0 0 0		
Frank Quilici, R OBP: 0.158, SLG: 0.111 (1, 4) (8, 5)		0-0 X F8		0-0 X ③ FC4-6 1-2f		0-0 X ② F8		0-0 X ① 5-3		4 0 0 0 0 0 3		
Ron Clark, R OBP: 0.125, SLG: 0.125 Rod Carew, L OBP: 0.400, SLG: 0.556 (1, 5) (8, PH) (8, 4)		0-0 X ② 1-3			0-0 X ① 5-3		0-0 X ③ F9		0-0 X ② 1B	3 0 0 0 0 0 2 1 0 1 0 0 0 0		
Tom Hall, L Tom Tischinski, R Dick Woodson, R Charlie Manuel, L Jim Perry, S Ron Perranoski, L OBP: 0.333, SLG: 0.333 (1, 1) (2, PH) (2, 1) (7, PH) (7, 1) (8, 1)		0-0 X ③ 5-3			4-0 B B B B 1B BB		0-0 X ① 1-3		0-0 X ③ 6-3	0 0 0 0 0 0 0 1 0 0 0 0 0 0 0 1 0 0 1 0 0 1 0 0 0 0 0 0 1 0 0 0 0 0 0 0 0 0 0 0 0 0		
Inning Stats	R: 1 H: 2 E: 0 LOB: 2 K: 0 BB: 1 S: 5 P: 9	R: 0 H: 0 E: 0 LOB: 0 K: 0 BB: 0 S: 3 P: 3	R: 0 H: 0 E: 0 LOB: 0 K: 2 BB: 0 S: 7 P: 7	R: 0 H: 1 E: 0 LOB: 1 K: 0 BB: 0 S: 4 P: 4	R: 1 H: 2 E: 0 LOB: 1 K: 0 BB: 1 S: 4 P: 8	R: 0 H: 2 E: 1 LOB: 2 K: 0 BB: 0 S: 5 P: 5	R: 0 H: 1 E: 0 LOB: 1 K: 0 BB: 0 S: 4 P: 4	R: 3 H: 4 E: 0 LOB: 0 K: 0 BB: 0 S: 6 P: 6	R: 0 H: 0 E: 0 LOB: 0 K: 0 BB: 0 S: 3 P: 3	1B: 9 SF: 0 2B: 1 SAC: 0 3B: 1 DP: 0 HR: 1 HBP: 0	WP: 0 PA: 39 PB: 0 SB: 0 CS: 0	
PITCHER Tommy John, L ERA: 2.53 Bob Locker, R ERA: 6.75 (1, 1) (8, 1)	IP WLS BF H R ER SO BB IBB HBP BLK WP HR S P ERA WHIP 7.0 32 10 4 4 2 2 0 0 0 0 0 0 34 42 5.14 1.714 2.0 W 7 2 1 1 0 0 0 0 0 0 0 0 1 7 7 4.50 1.000											PITCHER IP WLS BF H R ER SO BB IBB HBP BLK WP HR S P ERA WHIP

Minnesota Twins @ Chicago White Sox
Comiskey Park, Chicago, IL
Fri Apr 25 1969, 7:05 PM EST
Att. 9,336 - Unknown

livebaseballscorecards.com

AB	37
R	5
H	12
RBI	5
BB	2
SO	2
LOB	14



Batter	1	2	3	4	5	6	7	8	9	AB R H RBI BB SO LOB
Carlos May, L (1, 7) OBP: 0.422, SLG: 0.756	0-0 6-3	0-0 1-3			H 1-0 HBP		X 0-0 4-3		X 0-0 1B	4 0 1 1 0 0 0
Luis Aparicio, R (1, 6) OBP: 0.259, SLG: 0.188	4-0 WP 1B 1B BB		X 0-0 FC6-4 1B		X 0-0 F8			S S S 0-3 K		3 1 1 0 1 1 1
Bill Melton, R (1, 5) OBP: 0.400, SLG: 0.622	0-0 WP 1B 1-2 1B		X 0-0 FC6-4 1-2f		X 0-0 F3			X 0-0 F9		4 1 1 0 0 0 2
Don Pavletich, R (1, 3) OBP: 0.233, SLG: 0.345	0-0 1-H 2-H HR 1B		X 0-0 F4		X 0-0 F4			S S S 0-3 K		4 1 1 2 0 1 2
Duane Josephson, R (1, 2) OBP: 0.231, SLG: 0.250 Gail Hopkins, L (9, PH) OBP: 0.333, SLG: 0.343	0-0 F9		X 0-0 F4			X 0-0 1-3			B B B B 4-0 1B BB	3 0 0 0 0 0 2 0 1 0 0 1 0 0
Buddy Bradford, R (1, 9) OBP: 0.479, SLG: 0.780	0-0 1-H HR			X 0-0 F9		X 0-0 F9			X 0-0 F9	4 1 1 2 0 0 1
Ken Berry, R (1, 8) OBP: 0.167, SLG: 0.138 Pete Ward, L (9, PH) OBP: 0.310, SLG: 0.400 Walt Williams, R (9, PH) OBP: 0.273, SLG: 0.364	0-0 G3				X 0-0 1B		S S S 0-3 K		X 0-0 PB 1B 1-2 1B 1B	3 0 1 0 0 1 0 0 0 0 0 0 0 0 1 1 1 0 0 0 0
Sandy Alomar Sr., S (1, 4) OBP: 0.194, SLG: 0.172 Ron Hansen, R (9, PH) OBP: 0.333, SLG: 0.571			X 0-0 F9		X 0-0 F6		X 0-0 F7		X 0-0 1B PB 1-2 2-H 1B	3 0 0 0 0 0 1 1 0 1 1 0 0 0
Tommy John, R (1, 1) Bob Locker, S (8, 1) Woodie Held, R (9, PH) OBP: 0.455, SLG: 0.750			X 0-0 4-3		X 0-0 4-3		S S S 0-3 K		X 4-0 1B 1-2 2-3 IBB	3 0 0 0 0 1 1 0 0 0 0 0 0 0 0 0 0 0 1 0 0

BOTTOM

Minnesota Twins @ Chicago White Sox
Comiskey Park, Chicago, IL
Fri Apr 25 1969, 7:05 PM EST
Att. 9,336 - Unknown

livebaseballscorecards.com

AB	33
R	6
H	8
RBI	6
BB	3
SO	4
LOB	10



Inning Stats	R: 4	H: 3	E: 0	K: 0	S: 6	LOB: 0	BB: 1	P: 10	R: 0	H: 0	E: 0	K: 0	S: 3	LOB: 0	BB: 0	P: 3	R: 0	H: 1	E: 0	K: 0	S: 4	LOB: 1	BB: 0	P: 4	R: 0	H: 0	E: 0	K: 1	S: 5	LOB: 0	BB: 0	P: 5	R: 0	H: 0	E: 0	K: 1	S: 5	LOB: 0	BB: 0	P: 5	R: 0	H: 0	E: 0	K: 2	S: 7	LOB: 0	BB: 0	P: 7	R: 2	H: 3	E: 0	K: 0	S: 4	LOB: 3	BB: 2	P: 12	1B: 7	2B: 0	3B: 0	HR: 1	SF: 0	SAC: 0	DP: 0	HBP: 1	WP: 1	PB: 1	SB: 0	CS: 0	PA: 37
--------------	------	------	------	------	------	--------	-------	-------	------	------	------	------	------	--------	-------	------	------	------	------	------	------	--------	-------	------	------	------	------	------	------	--------	-------	------	------	------	------	------	------	--------	-------	------	------	------	------	------	------	--------	-------	------	------	------	------	------	------	--------	-------	-------	-------	-------	-------	-------	-------	--------	-------	--------	-------	-------	-------	-------	--------

PITCHER	IP	WLS	BF	H	R	ER	SO	BB	IBB	HBP	BLK	WP	HR	S	P	ERA	WHIP
Tom Hall, L (1, 1) ERA: 3.55	1.0		7	3	4	4	0	1	0	0	0	1	1	6	10	36.00	4.000
Dick Woodson, R (2, 1) ERA: 4.5	5.0		18	2	0	0	1	0	0	1	0	0	0	19	20	0.00	0.400
Jim Perry, R (7, 1) ERA: 4.5	2.1		8	0	1	1	3	1	0	0	0	0	0	13	17	3.86	0.429
Ron Perranoski, L (9, 1) ERA: 0.54	0.0	L	4	3	1	1	0	0	1	0	0	0	0	3	7	∞	∞

Batter	1	2	3	4	5	6	7	8	9	AB R H RBI BB SO LOB	TOP											
Ted Uhlaender, L (1, 8) OBP: 0.397, SLG: 0.419	0-0 4-3		0-0 F8		0-0 2B 1B	0-0 1B		0-0 HR		5 2 3 2 0 0 0												
Rod Carew, L (1, 4) OBP: 0.433, SLG: 0.593	0-0 G4-6-3 1B		0-0 F7		0-0 HR 2B	0-0 1B		0-0 E7 1B		5 1 4 1 0 0 0												
Tony Oliva, L (1, 9) OBP: 0.429, SLG: 0.557	0-0 G4-6-3 1-2f			4-0 2B BB	0-0 F5	0-0 5-3		4-0 BB		3 1 0 0 2 0 4												
Harmon Killebrew, R (1, 5) OBP: 0.403, SLG: 0.433		0-0 F9		0-0 1B 2B	4-0 HR IBB		0-0 L6	0-3 K		3 2 1 1 1 0 0												
Frank Quilici, R (7, 5) OBP: 0.150, SLG: 0.105										1 0 0 0 0 1 2												
Charlie Manuel, L (1, 7) OBP: 0.400, SLG: 0.647		4-0 1B 6-3 BB		0-0 FC3-6 1B	0-0 HR		0-0 2B 2B	0-0 F8		3 2 3 4 1 0 0												
Cesar Tovar, R (7, PR) OBP: 0.242, SLG: 0.303				0-0 FC3-6 CS 1B	0-0 G3		0-0 2B 2B	0-3 K2-3		1 1 0 0 0 0 2												
Rich Reese, L (1, 3) OBP: 0.239, SLG: 0.391		0-0 6-3 1B		0-0 FC3-6 CS 1B	0-0 G3		0-0 2B 2B	0-3 K2-3		5 1 2 1 0 1 3												
Leo Cardenas, R (1, 6) OBP: 0.400, SLG: 0.540		0-0 6-3		0-0 6-3		0-0 HR	0-0 2B		0-0 F4	5 1 2 3 0 0 2												
John Roseboro, L (1, 2) OBP: 0.333, SLG: 0.394		1-2 3-H G3		0-0 G3	0-0 WP S 1B	0-0 G3	0-0 4-3		0-0 F4	5 1 1 0 0 0 2												
Dean Chance, R (1, 1) OBP: 0.341, SLG: 0.512			0-3 K		0-3 K	0-3 K	0-0 F9		0-0 6-3	3 0 0 0 0 3 1												
Graig Nettles, L (7, PH) OBP: 0.341, SLG: 0.512										1 0 0 0 0 0 1												
Joe Grzenda, R (7, 1)										1 0 0 0 0 0 0												
Inning Stats	R: 0 E: 0 K: 0 S: 3	H: 1 LOB: 0 BB: 0 P: 3	R: 1 E: 0 K: 0 S: 4	H: 1 LOB: 1 BB: 1 P: 8	R: 0 E: 0 K: 1 S: 5	H: 0 LOB: 0 BB: 0 P: 5	R: 2 E: 0 K: 0 S: 4	H: 2 LOB: 0 BB: 1 P: 8	R: 5 E: 0 K: 1 S: 9	H: 4 LOB: 0 BB: 1 P: 13	R: 1 E: 0 K: 1 S: 8	H: 3 LOB: 2 BB: 0 P: 8	R: 2 E: 0 K: 0 S: 6	H: 3 LOB: 1 BB: 0 P: 6	R: 1 E: 1 K: 2 S: 9	H: 2 LOB: 2 BB: 1 P: 13	R: 0 E: 0 K: 0 S: 3	H: 0 LOB: 0 BB: 0 P: 3	1B: 8 2B: 5 3B: 0 HR: 3	SF: 0 SAC: 0 DP: 1 HBP: 0	WP: 1 PB: 0 SB: 1 CS: 1	PA: 45
PITCHER	IP WLS BF H R ER SO BB IBB HBP BLK WP HR S P ERA WHIP																					
Joe Horlen, R (1, 1) ERA: 5.18	4.1 L 20 7 6 6 2 2 0 0 0 0 1 0 22 30 12.46 2.077																					
Don Secrist, L (5, 1) ERA: 12.0	0.2 4 1 2 2 0 0 0 1 0 0 0 1 3 7 27.00 1.500																					
Bob Priddy, R (6, 1) ERA: 4.5	2.0 12 6 3 3 1 0 0 0 0 0 1 14 14 13.50 3.000																					
Wilbur Wood, L (8, 1) ERA: 2.53	2.0 9 2 1 1 2 1 0 0 0 0 0 1 12 16 4.50 1.500																					

Minnesota Twins @ Chicago White Sox
Comiskey Park, Chicago, IL
Sat Apr 26 1969, 4:33 AM EST
Att. 5,314 - Unknown

livebaseballscorecards.com

AB	41
R	12
H	16
RBI	12
BB	4
SO	5
LOB	17



Batter	1	2	3	4	5	6	7	8	9	AB	R	H	RBI	BB	SO	LOB					
Carlos May, L (1, 7) OBP: 0.408, SLG: 0.705	0-0 1-3		4-0 G6-3 BB			0-0 1-3		0-0 4-3		3	0	0	0	1	0	0					
Luis Aparicio, R (1, 6) OBP: 0.293, SLG: 0.220	4-0 4-3 BB		0-0 G6-3 1-2f			0-0 2B		4-0 2B BB		2	1	1	0	2	0	1					
Pete Ward, L (1, 9) OBP: 0.303, SLG: 0.414	0-0 4-3				0-0 4-3		0-3 K	0-0 2B 1-H		4	0	1	1	0	1	2					
Bill Melton, R (1, 5) OBP: 0.386, SLG: 0.596	0-3 K				0-0 F3		0-0 F8	0-0 2-3		2	0	0	0	0	1	1					
Ken Berry, R (5, 8) OBP: 0.156, SLG: 0.129										2	0	0	0	0	0	2					
Gail Hopkins, L (1, 3) OBP: 0.326, SLG: 0.333		0-0 F8			0-0 4-3		0-0 F7		0-0 FC4-6 1B	4	0	1	0	0	0	0					
Don Pavletich, R (1, 2) OBP: 0.219, SLG: 0.323		0-0 F8			0-0 6-3		0-0 5-3		0-0 FC4-6 1B	2	0	0	0	0	0	0					
Bob Priddy, R (6, 1)									1-2f	0	0	0	0	0	0	0					
Walt Williams, R (7, PH) OBP: 0.250, SLG: 0.333										1	0	0	0	0	0	0					
Wilbur Wood, R (8, 1)										0	0	0	0	0	0	0					
Woodie Held, R (9, PH) OBP: 0.417, SLG: 0.667										1	0	0	0	0	0	1					
Buddy Bradford, R (1, 8) OBP: 0.500, SLG: 0.800		0-0 1B			0-0 2-3 1B		0-0 2B		0-0 F9	4	0	3	0	0	0	1					
Sandy Alomar Sr., S (1, 4) OBP: 0.182, SLG: 0.161						0-0 2-3		0-0 L5		2	0	0	0	0	0	2					
Ron Hansen, R (6, 4) OBP: 0.353, SLG: 0.563					1-2			1-2	1-2	2	0	1	0	0	0	1					
Joe Herten, R (1, 1) OBP: 0.143, SLG: 0.143			0-0 6-3			0-0 L4		0-0 4-3	0-0 F7	1	0	0	0	0	0	0					
Don Secrist, L (5, 1)										0	0	0	0	0	0	0					
Ed Herrmann, L (5, PH) (6, 2)										3	0	0	0	0	0	3					
Inning Stats	R: 0 E: 0 K: 1 S: 5	H: 0 LOB: 1 BB: 1 P: 9	R: 0 E: 0 K: 0 S: 4	H: 1 LOB: 1 BB: 0 P: 4	R: 0 E: 0 K: 0 S: 2	H: 0 LOB: 0 BB: 1 P: 6	R: 0 E: 0 K: 0 S: 3	H: 0 LOB: 0 BB: 0 P: 3	R: 0 E: 0 K: 1 S: 6	H: 1 LOB: 1 BB: 0 P: 6	R: 0 E: 0 K: 0 S: 4	H: 1 LOB: 1 BB: 0 P: 4	R: 1 E: 0 K: 0 S: 4	H: 1 LOB: 1 BB: 1 P: 8	R: 0 E: 0 K: 0 S: 5	H: 2 LOB: 2 BB: 0 P: 5	1B: 4 2B: 3 3B: 0 HR: 0	SF: 0 SAC: 0 DP: 1 HBP: 0	WP: 0 PB: 0 SB: 0 CS: 0	PA: 36	
PITCHER	IP	WLS	BF	H	R	ER	SO	BB	IBB	HBP	BLK	WP	HR	S	P	ERA	WHIP				
Dean Chance, R (1, 1) ERA: 1.0	6.0	W	22	3	0	0	2	2	0	0	0	0	0	24	32	0.00	0.833				
Joe Grzenda, L (7, 1) ERA: 4.5	3.0	S	14	4	1	1	0	1	0	0	0	0	0	13	17	3.00	1.667				

BOTTOM

Minnesota Twins @ Chicago White Sox
Comiskey Park, Chicago, IL
Sat Apr 26 1969, 4:33 AM EST
Att. 5,314 - Unknown

AB	33
R	1
H	7
RBI	1
BB	3
SO	2
LOB	14



WP: 0	PA: 36
PB: 0	
SB: 0	
CS: 0	

ERA	WHIP
-----	------

Batter	1	2	3	4	5	6	7	8	9	AB R H RBI BB SO LOB	TOP
Cesar Tovar, R OBP: 0.263, SLG: 0.316 (1, 8) X (8, 7)	0-0 6-3 ①		0-3 K ①		0-0 FC4-6 1B ①		0-0 HR 1B ①		0-0 F8 ③	5 1 2 0 0 1 0	
Rod Carew, L OBP: 0.422, SLG: 0.619 (1, 4) X	0-0 F7 ②		0-3 K ②		0-0 FC4-6 FC5-4 1-2f ①		0-0 HR ①			4 1 1 2 0 1 1	
Harmon Killebrew, R OBP: 0.421, SLG: 0.484 (1, 3) X	0-0 HR ②		4-0 BB ②		0-0 F7 ②		1-0 HBP ②			2 1 1 1 1 0 1	
Tony Oliva, L OBP: 0.407, SLG: 0.527 (1, 9) X	0-0 6-3 ③		0-3 K ③		0-0 FC5-4 1-2f ③		0-0 F7 ③			4 0 0 0 0 1 3	
Bob Allison, R OBP: 0.391, SLG: 0.684 Ted Uhlaender, L OBP: 0.397, SLG: 0.419 (1, 7) X (8, 8)		0-0 F9 ①		0-0 1B 2B ①		0-3 K ①		0-0 5-3 ①		4 1 1 0 0 1 0 0 0 0 0 0 0 0	
Leo Cardenas, R OBP: 0.392, SLG: 0.522 (1, 6) X		0-3 K ②		0-0 CS 1B 2-H ②		0-0 F2 ②		0-0 6-3 ②		4 0 1 1 0 1 0	
George Mitterwald, R OBP: 0.297, SLG: 0.412 (1, 2) X		0-0 1B 1B ①		0-0 F6 ①		0-0 6-3 ③		0-3 K ③		4 0 1 0 0 1 1	
Frank Quilici, R OBP: 0.208, SLG: 0.174 (1, 5) X		0-0 1B 1-2 ②		0-0 1B 1-2 ②		0-0 F7 ①		0-0 5-3 ①		4 0 2 0 0 0 0	
Dave Boswell, R OBP: 0.182, SLG: 0.364 (1, 1) X		0-3 K ③		0-0 F5 ③		0-3 K ②		0-0 6-3 ②		4 0 0 0 0 2 3	
Inning Stats	R: 1 E: 0 K: 0 S: 4 H: 1 LOB: 0 BB: 0 P: 4	R: 0 E: 0 K: 2 S: 9 H: 2 LOB: 2 BB: 0 P: 9	R: 0 E: 0 K: 3 S: 9 H: 0 LOB: 1 BB: 1 P: 13	R: 1 E: 0 K: 0 S: 5 H: 3 LOB: 1 BB: 0 P: 5	R: 0 E: 0 K: 0 S: 4 H: 1 LOB: 1 BB: 0 P: 4	R: 0 E: 0 K: 1 S: 5 H: 0 LOB: 0 BB: 0 P: 5	R: 2 E: 0 K: 1 S: 7 H: 2 LOB: 1 BB: 0 P: 8	R: 0 E: 0 K: 1 S: 5 H: 0 LOB: 0 BB: 0 P: 5	R: 0 E: 0 K: 0 S: 3 H: 0 LOB: 0 BB: 0 P: 3	1B: 6 2B: 1 3B: 0 HR: 2 SF: 0 SAC: 0 DP: 0 HBP: 1	WP: 0 PB: 0 SB: 0 CS: 1 PA: 37
PITCHER Gary Peters, L ERA: 4.45 Wilbur Wood, L ERA: 2.13 (1, 1) (8, 1)	IP WLS BF H R ER SO BB IBB HBP BLK WP HR S P ERA WHIP	7.0 L 31 9 4 4 7 1 0 1 0 0 2 43 48 5.14 1.429	2.0 6 0 0 0 1 0 0 0 0 0 0 0 8 8 0.00 0.000		PITCHER IP WLS BF H R ER SO BB IBB HBP BLK WP HR S P ERA WHIP						

Minnesota Twins @ Chicago White Sox
Comiskey Park, Chicago, IL
Sun Apr 27 1969, 4:33 AM EDT
Att. 12,891 - Cloudy - 68 F

AB	35
R	4
H	9
RBI	4
BB	1
SO	8
LOB	9




Batter	1	2	3	4	5	6	7	8	9	AB R H RBI BB SO LOB	TOP						
Carlos May, L (1, 7) OBP: 0.379, SLG: 0.608	4-0 3B BB	0-3 K			0-0 P6		0-3 K		0-0 1-3	4 1 0 0 1 2 2							
Luis Aparicio, R (1, 6) OBP: 0.303, SLG: 0.281	0-0 1B 3B		0-0 F7		0-0 2B		0-0 4-3			4 1 2 1 0 0 0							
Bill Melton, R (1, 5) OBP: 0.377, SLG: 0.560	0-0 F7		4-0 FC6-4 BB		0-0 P6			0-0 F7		3 0 0 0 1 0 2							
Don Pavletich, R (1, 3) OBP: 0.189, SLG: 0.278	0-0 P4		0-0 F8			0-0 L7		0-0 5-3		4 0 0 0 0 0 2							
Duane Josephson, R (1, 2) OBP: 0.255, SLG: 0.256	0-0 BB 1B		0-0 FC6-4		0-3 K			4-0 BB		3 0 1 1 1 1 1							
Buddy Bradford, R (1, 9) OBP: 0.517, SLG: 0.780	4-0 BB			0-0 F2		4-0 1B BB		0-3 K		2 0 0 0 2 1 1							
Ron Hansen, R (1, 4) OBP: 0.391, SLG: 0.524 Sandy Alomar Sr., S (9, PR) OBP: 0.182, SLG: 0.161	0-3 K		0-3 K		0-0 FC6-4 1B			0-0 FC3-6 1B		4 0 2 0 0 2 2 0 0 0 0 0 0 0	AB 32 R 2 H 6 RBI 2 BB 5 SO 8 LOB 14						
Woodie Held, R (1, 8) OBP: 0.316, SLG: 0.400		0-3 K		0-3 K		0-0 FC6-4		0-0 FC3-6		4 0 0 0 0 2 3							
Tommy John, R (1, 1) OBP: 0.071, SLG: 0.071 Pete Ward, L (9, PH) OBP: 0.289, SLG: 0.382 Wilbur Wood, R (9, 1)		0-0 5-3			0-0 2B 1B		0-0 F9		0-0 F7	3 0 1 0 0 0 0 1 0 0 0 0 0 1 0 0 0 0 0 0 0							
Inning Stats	R: 2 H: 2 E: 0 LOB: 2 K: 1 BB: 2 S: 7 P: 15	R: 0 H: 0 E: 0 LOB: 0 K: 2 BB: 0 S: 7 P: 7	R: 0 H: 0 E: 0 LOB: 1 K: 2 BB: 1 S: 3 P: 7	R: 0 H: 0 E: 0 LOB: 0 K: 2 BB: 0 S: 7 P: 7	R: 0 H: 2 E: 0 LOB: 1 K: 0 BB: 0 S: 4 P: 4	R: 0 H: 1 E: 0 LOB: 2 K: 1 BB: 1 S: 6 P: 10	R: 0 H: 0 E: 0 LOB: 0 K: 1 BB: 0 S: 5 P: 5	R: 0 H: 0 E: 0 LOB: 1 K: 1 BB: 1 S: 5 P: 9	R: 0 H: 1 E: 0 LOB: 1 K: 0 BB: 0 S: 4 P: 4	1B: 4 SF: 0 2B: 1 SAC: 0 3B: 1 DP: 0 HR: 0 HBP: 0	WP: 0 PA: 37 PB: 0 SB: 0 CS: 0						
PITCHER	IP WLS BF H R ER SO BB IBB HBP BLK WP HR S P ERA WHIP																
Bill Butler, L (1, 1) ERA: 1.99	8.0	34	6	2	2	8	5	0	0	0	0	0	0	45	65	2.25	1.375
Moe Drabowsky, R (9, 1) ERA: 1.04	1.0	W	3	0	0	0	0	0	0	0	0	0	0	3	3	0.00	0.000

Chicago White Sox @ Kansas City Royals
Municipal Stadium, Kansas City, MO

Wed Apr 30 1969, 8:05 PM EDT
Att: 9,036 - Unknown - 75 F

livebaseballscorecards.com



Batter	1	2	3	4	5	6	7	8	9	10	11	12	AB	R	H	RBI	BB	SO	LOB	TOP					
Carlos May, L OBP: 0.391, SLG: 0.643 (1, 7)	0-0 HR		0-0 1B	0-0 F8		0-3 K		0-0 F3		4-0 IBB			5	1	2	1	1	1	3						
Luis Aparicio, R OBP: 0.319, SLG: 0.279 (1, 6)	4-0 BB		0-0 F9		0-0 P4	4-0 BB		0-0	0-0 SH1-4 1B	0-0 F7			4	0	1	0	2	0	4						
Buddy Bradford, R OBP: 0.508, SLG: 0.736 (1, 9) (10, 8)	4-0 BB		0-3 K		4-0 HR BB	0-3 K			0-0 SH1-4		0-0 F9		3	1	0	0	2	2	3						
Don Pavletich, R OBP: 0.186, SLG: 0.333 (1, 3)	0-3 K		0-0 5-3		0-0 HR		0-0 5-3		0-3 K		0-3 K		6	1	1	2	0	3	4						
Bill Melton, R OBP: 0.358, SLG: 0.518 (1, 5)	0-3 K			0-3 K		0-0 1B		0-3 K		0-0 F8		0-0 F7		6	0	1	0	0	3	3					
Duane Josephson, R OBP: 0.264, SLG: 0.271 (1, 2)	0-0 1-3			0-0 F9 1B 2B	0-0 P4		0-0 E6			1-0 SH3-4 WP HBP		0-0 6-3	5	1	1	0	0	0	3						
Ron Hansen, R OBP: 0.333, SLG: 0.440 Sandy Alomar Sr., S OBP: 0.206, SLG: 0.188 (1, 4) (9, 4)		0-0 P3		0-0 F9	0-0 1-3		0-0 F8			0-0 SH3-4		0-0 1B	4	0	0	0	0	0	3						
Woodie Held, R OBP: 0.304, SLG: 0.333 Gail Hopkins, L OBP: 0.353, SLG: 0.349 Dan Osinski, R Ed Herrmann, L Sammy Ellis, L (1, 8) (10, PH) (10, 1) (12, PH) (12, 1)		0-0 6-3		4-0 1B IBB		0-0 1-3		0-3 K		4-0 S BB		0-0 F9	3	0	0	0	1	1	0						
Joe Horlen, R OBP: 0.300, SLG: 0.300 Bob Locker, S Pete Ward, L Wilbur Wood, R Walt Williams, R (1, 1) (7, 1) (8, PH) (8, 1) (10, PH) (10, 9)		0-3 K		0-0 1B		0-0 BB 1B		0-0 F7		0-3 K		0-0 1-3	3	0	2	1	0	1	0						
Inning Stats	R: 1 E: 0 K: 2 S: 8	H: 1 LOB: 2 BB: 2 P: 16	R: 0 E: 0 K: 1 S: 5	H: 0 LOB: 0 BB: 0 P: 5	R: 0 E: 0 K: 1 S: 6	H: 1 LOB: 1 BB: 0 P: 6	R: 1 E: 0 K: 1 S: 7	H: 2 LOB: 2 BB: 1 P: 11	R: 2 E: 0 K: 0 S: 5	H: 2 LOB: 1 BB: 1 P: 9	R: 0 E: 1 K: 1 S: 6	H: 0 LOB: 1 BB: 0 P: 6	R: 0 E: 0 K: 1 S: 5	H: 0 LOB: 0 BB: 0 P: 5	R: 0 E: 0 K: 1 S: 6	H: 1 LOB: 1 BB: 0 P: 6	R: 0 E: 0 K: 1 S: 5	H: 0 LOB: 0 BB: 0 P: 5	R: 0 E: 0 K: 1 S: 5	H: 1 LOB: 1 BB: 0 P: 4	1B: 6 2B: 1 3B: 0 HR: 2	SF: 0 SAC: 2 DP: 0 HBP: 1	WP: 1 PB: 0 SB: 3 CS: 0	PA: 54	
PITCHER	IP WLS BF H R ER SO BB IBB HBP BLK WP HR S P ERA WHIP																								
Jim Rooker, L ERA: 7.5 (1, 1)	5.0																								
Dave Morehead, R ERA: 6.75 (6, 1)	2.0	9	1	0	0	3	1	0	0	0	0	0	14	18	0.00	1.000									
Wally Bunker, R ERA: 4.5 (8, 1)	2.0	7	1	0	0	2	0	0	0	0	0	0	11	11	0.00	0.500									
Dave Wickersham, R ERA: 1.65 (10, 1)	3.0	W 13	1	0	0	2	1	1	1	0	1	0	14	23	0.00	0.667									

Chicago White Sox @ Kansas City Royals
Municipal Stadium, Kansas City, MO
Thu May 01 1969, 4:33 AM EDT
Att: 9,642 - Sunny - 79 F

livebaseballscores.com

AB	44
R	4
H	9
RBI	4
BB	7
SO	12
LOB	27



Batter	1	2	3	4	5	6	7	8	9	10	11	12
Pat Kelly, L (1, 8) OBP: 0.333, SLG: 0.316 Hawk Taylor, R (9, PH) OBP: 0.400, SLG: 0.733 Dave Wickersham, R (10, 1) Juan Rios, R (12, PH) OBP: 0.324, SLG: 0.233	0-0 4-3		0-3 K		0-0 G4-6-3		0-0 S 1B		0-0 2-H 1B			0-3 K
Jerry Adair, R (1, 4) OBP: 0.361, SLG: 0.368	4-0 1B BB		0-0 P4			0-0 F9	0-0 1-3		0-3 K			0-0 P4
Mike Fiore, L (1, 3) OBP: 0.400, SLG: 0.321 (10, 8)	0-0 G6-4-3 1B		0-3 K			0-3 K		0-0 SH1-4 1B		0-0 1-3		4-0 1B IBB
Joe Foy, R (1, 5) OBP: 0.349, SLG: 0.377	0-0 G6-4-3			0-0 F8		0-0 FC6 1B		0-0 SH1-4		0-0 5-3		0-0 1-2 2-H 1B
Joe Keough, L (1, 9) OBP: 0.185, SLG: 0.177		4-0 E S 1B BB		0-0 4-3		0-0 FC6		0-0 P5		0-0 P5		
Jim Campanis, R (1, 2) OBP: 0.313, SLG: 0.379		0-3 K		0-0 2B			0-3 K	0-3 K			0-0 G4-3 1B	
Bob Oliver, R (1, 7) OBP: 0.227, SLG: 0.275		0-0 E5 CS 1B		0-3 K			0-0 1B 2B		0-0 4-3		0-0 F9	
Jackie Hernandez, R (1, 6) OBP: 0.288, SLG: 0.234		0-0 CS 1B		4-0 G4-6-3 BB			0-0 2B 1B		0-0 E7 1B 1B		0-0 G4-3	
Jim Rooker, R (1, 1) Ed Kirkpatrick, L (5, PH) OBP: 0.126, SLG: 0.100 Dave Morehead, R (6, 1) Lou Piniella, R (7, PH) OBP: 0.310, SLG: 0.469 Wally Sunkel, R (8, 1) OBP: 0.200, SLG: 0.400 Chuck Harrison, R (9, PH) OBP: 0.333, SLG: 0.280 (10, 3)	0-0 F7		0-3 K		0-3 K		0-0 1-H 2-H 2B		0-0 L8			0-0 S 1B 1B

Inning Stats	R: 0	H: 1	E: 0	LOB: 1	K: 0	P: 7	R: 1	H: 1	E: 1	LOB: 1	K: 1	P: 6	R: 0	H: 0	E: 0	LOB: 0	K: 2	P: 7	R: 0	H: 1	E: 0	LOB: 1	K: 1	P: 6	R: 2	H: 4	E: 0	LOB: 1	K: 1	P: 8	R: 0	H: 1	E: 0	LOB: 1	K: 1	P: 6	R: 0	H: 1	E: 0	LOB: 1	K: 1	P: 6	R: 1	H: 2	E: 1	LOB: 1	K: 1	P: 7	R: 0	H: 0	E: 0	LOB: 0	K: 0	P: 3	R: 0	H: 1	E: 0	LOB: 0	K: 0	P: 3	R: 1	H: 2	E: 0	LOB: 2	K: 1	P: 10	1B: 12	SF: 0	2B: 2	SAC: 1	3B: 0	DP: 3	HR: 0	HBP: 0	WP: 0	PA: 49
--------------	------	------	------	--------	------	------	------	------	------	--------	------	------	------	------	------	--------	------	------	------	------	------	--------	------	------	------	------	------	--------	------	------	------	------	------	--------	------	------	------	------	------	--------	------	------	------	------	------	--------	------	------	------	------	------	--------	------	------	------	------	------	--------	------	------	------	------	------	--------	------	-------	--------	-------	-------	--------	-------	-------	-------	--------	-------	--------

PITCHER	IP	WLS	BF	H	R	ER	SO	BB	IBB	HBP	BLK	WP	HR	S	P	ERA	WHIP
Joe Horlen, R (1, 1) ERA: 4.65	6.2		28	8	3	2	7	3	0	0	0	0	0	39	51	2.70	1.650
Bob Locker, R (7, 1) ERA: 6.43	0.1		1	0	0	0	0	0	0	0	0	0	0	1	1	0.00	0.000
Wilbur Wood, L (8, 1) ERA: 1.76	2.0		9	3	1	0	2	0	0	0	0	0	0	13	13	0.00	1.500
Dan Osinski, R (10, 1) ERA: 1.8	2.0		6	1	0	0	0	0	0	0	0	0	0	6	6	0.00	0.500
Sammy Ellis, R (12, 1) ERA: 7.59	0.2	L	5	2	1	1	1	0	1	0	0	0	0	6	10	13.50	3.000


BOTTOM

Chicago White Sox @ Kansas City Royals
Municipal Stadium, Kansas City, MO

Thu May 01 1969, 4:33 AM EDT
Att. 9,642 - Sunny - 79 F

livebaseballscorecards.com

AB	44
R	5
H	14
RBI	5
BB	4
SO	10
LOB	19



Batter	1	2	3	4	5	6	7	8	9	AB R H RBI BB SO LOB	TOP	
Carlos May, L (1, 7) <small>OBP: 0.382, SLG: 0.667</small>	0-0 3-1 		0-0 FC5-6 			0-0 HR 	0-3 K 			4 1 1 1 0 1 3		
Luis Aparicio, R (1, 6) <small>OBP: 0.329, SLG: 0.308</small>	0-0 G6-4-3 1B 		0-0 5-3 			0-0 SH3-4 2B 	0-0 F9 			4 0 2 0 0 0 3		
Bill Melton, R (1, 9) <small>OBP: 0.352, SLG: 0.492</small> (7, 5)	0-0 G6-4-3 			0-0 5-3 		1-0 SH3-4 HBP 		0-0 6-3 		3 0 0 0 0 0 1		
Pete Ward, L (1, 5) <small>OBP: 0.286, SLG: 0.368</small> (7, 3)		0-0 FC6 1B 		0-0 L9 		0-0 SH3-4 		0-0 4-3 		3 0 1 0 0 0 0		
Gail Hopkins, L (1, 3) <small>OBP: 0.358, SLG: 0.341</small> Don Pavletich, R (6, PH) <small>OBP: 0.200, SLG: 0.326</small> (6, 3) (7, 2)		0-0 L7 		4-0 S BB 		4-0 G5-4-3 IBB 		0-0 6-3 		1 0 0 0 1 0 1 1 0 0 0 1 0 0		
Buddy Bradford, R (1, 8) <small>OBP: 0.478, SLG: 0.684</small>		0-3 K 		0-0 F6 		0-0 G5-4-3 		0-0 5-3 		4 0 0 0 0 1 5		
Ed Herrmann, L (1, 2) Walt Williams, R (7, PH) <small>OBP: 0.235, SLG: 0.294</small> (7, 9)		0-0 FC6 		0-0 G3 			0-0 SH1-4 1B 		0-0 5-3 		2 0 0 0 0 0 1 2 0 1 0 0 0 0	AB 29 R 1 H 6 RBI 1 BB 3 SO 2 LOB 15
Sandy Alomar Sr., S (1, 4) <small>OBP: 0.222, SLG: 0.206</small> Duane Josephson, R (9, PH) <small>OBP: 0.259, SLG: 0.265</small>			0-0 FC6-4 1B 		0-0 F7 		0-0 SH1-4 		0-0 1-3 		2 0 1 0 0 0 0 1 0 0 0 0 0 0	
Gary Peters, L (1, 1) <small>OBP: 0.167, SLG: 0.417</small> Ron Hansen, R (7, PH) <small>OBP: 0.357, SLG: 0.440</small> Wilbur Wood, R (7, 1)			0-0 FC6-4 FC5-6 		0-0 G3 		4-0 BB 				2 0 0 0 0 0 1 0 0 0 0 1 0 0 0 0 0 0 0 0 0	
Inning Stats	R: 0 H: 1 E: 0 LOB: 0 K: 0 BB: 0 S: 3 P: 3	R: 0 H: 1 E: 0 LOB: 1 K: 1 BB: 0 S: 6 P: 6	R: 0 H: 1 E: 0 LOB: 1 K: 0 BB: 0 S: 4 P: 4	R: 0 H: 0 E: 0 LOB: 1 K: 0 BB: 1 S: 3 P: 7	R: 0 H: 0 E: 0 LOB: 0 K: 0 BB: 0 S: 3 P: 3	R: 1 H: 2 E: 0 LOB: 2 K: 0 BB: 1 S: 4 P: 9	R: 0 H: 1 E: 0 LOB: 2 K: 1 BB: 1 S: 6 P: 10	R: 0 H: 0 E: 0 LOB: 0 K: 0 BB: 0 S: 3 P: 3	R: 0 H: 0 E: 0 LOB: 0 K: 0 BB: 0 S: 3 P: 3	1B: 4 SF: 0 2B: 1 SAC: 2 3B: 0 DP: 2 HR: 1 HBP: 1	WP: 0 PA: 35 PB: 0 SB: 1 CS: 0	
PITCHER Jim Perry, R (1, 1) <small>ERA: 2.57</small> Ron Perranoski, L (6, 1) <small>ERA: 0.39</small>	IP WLS BF H R ER SO BB IBB HBP BLK WP HR S P ERA WHIP 5.0 W 21 5 1 1 1 1 1 0 1 0 0 1 21 26 1.80 1.200 4.0 S 14 1 0 0 1 1 1 0 0 0 0 0 14 22 0.00 0.500											

Chicago White Sox @ Minnesota Twins
 Metropolitan Stadium, Bloomington, MI
 Sat May 03 1969, 4:33 AM EDT
 Att. 14,315 - Unknown - 64 F

livebaseballscorecards.com

Batter	1	2	3	4	5	6	7	8	9
Cesar Tovar, R OBP: 0.229, SLG: 0.255 (1, 5)	0-0 F9			0-0 F8		1-0 HBP		0-0 F8	
Leo Cardenas, R OBP: 0.394, SLG: 0.494 (1, 6)	0-0 CS 1B			0-0 HR 1B		0-0 F8		0-0 PB 1B	
Harmon Killebrew, R OBP: 0.464, SLG: 0.568 (1, 3)	0-3 K 1-2			0-0 1-H HR		0-0 5-3		0-3 K	
Rich Reese, L OBP: 0.286, SLG: 0.452 (8, PR) (9, 3)								1-2	
Tony Oliva, L OBP: 0.402, SLG: 0.473 (1, 9)		0-0 F9		0-0 4-3		0-0 G3		0-3 K2-3	
Bob Allison, R OBP: 0.385, SLG: 0.636 (1, 7)		0-0 G6-4-3 1B		0-0 5-3		0-3 K2-3			
George Mitterwald, R OBP: 0.300, SLG: 0.405 (1, 2)		0-0 G6-4-3 1-2f			0-0 F9		0-0 PB 1B		
Frank Quilici, R OBP: 0.179, SLG: 0.148 (1, 4)			0-0 F6		0-0 F9		0-0 4-3		
Ted Uhlaender, L OBP: 0.389, SLG: 0.390 (1, 8)			0-0 G6-3 1B		0-0 L8		4-0 SH2-4 1B BB		
Jim Perry, S Ron Perranoski, L OBP: 0.200, SLG: 0.200 (6, 1)			0-0 G6-3 1-2f			0-3 K		0-0 SH2-4	

AB	R	H	RBI	BB	SO	LOB
3	0	0	0	0	0	1
4	1	3	1	0	0	1
4	1	1	2	0	2	3
0	0	0	0	0	0	0
4	0	0	0	0	1	2
3	0	1	0	0	1	0
3	0	1	0	0	0	1
3	0	0	0	0	0	1
2	1	1	0	1	0	0
1	0	0	0	0	0	1
1	0	0	0	0	1	0


BOTTOM

Chicago White Sox @ Minnesota Twins
Metropolitan Stadium, Bloomington, MI

Sat May 03 1969, 4:33 AM EDT
Att: 14,315 - Unknown - 64 F

livebaseballscorecards.com

AB	28
R	3
H	7
RBI	3
BB	1
SO	5
LOB	10



Inning Stats		R: 0	H: 1	R: 0	H: 1	R: 0	H: 1	R: 2	H: 2	R: 0	H: 0	R: 0	H: 0	R: 0	H: 1	R: 1	H: 1
		E: 0	LOB: 0	E: 0	LOB: 0	E: 0	LOB: 0	E: 0	LOB: 0	E: 0	LOB: 0	E: 0	LOB: 1	E: 0	LOB: 1	E: 0	LOB: 2
		K: 1	BB: 0	K: 0	BB: 0	K: 0	BB: 0	K: 0	BB: 0	K: 1	BB: 0	K: 1	BB: 0	K: 1	BB: 0	K: 2	BB: 1
		S: 5	P: 5	S: 3	P: 3	S: 3	P: 3	S: 5	P: 5	S: 3	P: 3	S: 5	P: 6	S: 6	P: 6	S: 9	P: 13

PITCHER		IP	WLS	BF	H	R	ER	SO	BB	IBB	HBP	BLK	WP	HR	S	P	ERA	WHIP
Gary Peters, L ERA: 4.23 (1, 1)		6.0	L	21	5	2	2	2	0	0	1	0	0	1	24	25	3.00	0.833
Wilbur Wood, L ERA: 2.08 (7, 1)		2.0		10	2	1	1	3	1	0	0	0	0	0	15	19	4.50	1.500

WP	PA	ERA	WHIP
0	31		
2			
0			
1			

Batter	1	2	3	4	5	6	7	8	9	AB R H RBI BB SO LOB	TOP																	
Carlos May, L (1, 7) OBP: 0.384, SLG: 0.641	4-0 CS BB		0-0 F7		0-0 F9		0-0 3B 1B		0-0 4-3	4 1 1 1 1 0 2																		
Luis Aparicio, R (1, 6) OBP: 0.346, SLG: 0.362	4-0 S BB			0-0 F9 2B		0-0 F7	0-0 2B 3B		0-0 6-3	4 1 2 1 1 0 0																		
Bill Melton, R (1, 9) OBP: 0.360, SLG: 0.508	0-0 F8			0-0 F9		0-0 1B 1B	0-0 2B			4 0 2 1 0 0 2																		
Pete Ward, L (1, 5) Woodie Held, R (7, PH) Bob Locker, S (7, 1)	0-0 F9			0-0 F6		0-0 1B	0-0 IBB			3 0 1 0 0 0 2 0 0 0 0 1 0 0 0 0 0 0 0 0 0																		
Gail Hopkins, L (1, 3) OBP: 0.351, SLG: 0.333		0-0 G6-4-3 1B		0-0 F2		0-0 L8	0-0 4-3			4 0 1 0 0 0 5																		
Buddy Bradford, R (1, 8) OBP: 0.452, SLG: 0.639		0-0 G6-4-3		0-0 F2		0-0 F3		0-0 5-3		4 0 0 0 0 0 3																		
Duane Josephson, R (1, 2) OBP: 0.276, SLG: 0.269		0-0 F5		0-0 1B BB		0-0 4-3 1B	0-0 6-3			3 1 1 0 1 0 0																		
Sandy Alomar Sr., S (1, 4) Ron Hansen, R (7, PH)			0-0 L7		0-0 1B		0-0 4-3	0-0 F8		2 0 1 0 0 0 0 2 0 0 0 0 0 1																		
Tommy John, R (1, 1) Walt Williams, R (5, PH) Sammy Ellis, L (5, 1) Don Pavletich, R (7, PH) Ken Berry, R (7, 8)			0-0 F4		0-0 F4		0-0 F9	0-0 5-3		1 0 0 0 0 0 0 1 0 0 0 0 0 2 0 0 0 0 0 0 0 1 0 0 0 0 0 1 1 0 0 0 0 0 0																		
Inning Stats	R: 0 E: 0 K: 0 S: 2	H: 0 LOB: 1 BB: 2 P: 10	R: 0 E: 0 K: 0 S: 3	H: 1 LOB: 0 BB: 0 P: 3	R: 0 E: 0 K: 0 S: 3	H: 0 LOB: 0 BB: 0 P: 3	R: 0 E: 0 K: 0 S: 4	H: 1 LOB: 1 BB: 0 P: 4	R: 0 E: 0 K: 0 S: 4	H: 1 LOB: 2 BB: 1 P: 8	R: 0 E: 0 K: 0 S: 5	H: 2 LOB: 2 BB: 0 P: 5	R: 3 E: 0 K: 0 S: 7	H: 4 LOB: 2 BB: 1 P: 11	R: 0 E: 0 K: 0 S: 3	H: 0 LOB: 0 BB: 0 P: 3	R: 0 E: 0 K: 0 S: 3	H: 0 LOB: 0 BB: 0 P: 3	1B: 6 2B: 2 3B: 1 HR: 0	SF: 0 SAC: 0 DP: 1 HBP: 0	WP: 0 PB: 0 SB: 1 CS: 1	PA: 38						
PITCHER	IP WLS BF H R ER SO BB IBB HBP BLK WP HR S P ERA WHIP																											
Dick Woodson, R (1, 1) ERA: 3.16	6.2		29	8	3	3	0	3	0	0	0	0	0	0	26	38	4.05	1.650										
Charlie Walters, R ERA:	0.0		1	1	0	0	0	0	0	0	0	0	0	1	1		∞	∞										
Joe Grzenda, L (7, 1) ERA: 2.93	1.1	W	5	0	0	0	0	0	1	0	0	0	0	4	8		0.00	0.000										
Ron Perranoski, L (9, 1) ERA: 0.37	1.0	S	3	0	0	0	0	0	0	0	0	0	0	3	3		0.00	0.000										

Chicago White Sox @ Minnesota Twins
Metropolitan Stadium, Bloomington, MI

Sun May 04 1969, 4:33 AM EDT
Att. 14,184 - Unknown - 79 F

AB	34
R	3
H	9
RBI	3
BB	4
SO	0
LOB	18



WP: 0	PA: 38
-------	--------

ERA	WHIP
-----	------

Batter	1	2	3	4	5	6	7	8	9	AB	R	H	RBI	BB	SO	LOB
Cesar Tovar, R OBP: 0.245, SLG: 0.308 (1, 5) (7, 7) (9, 5)	0-0 F9 ①		0-0 SF9 3B		0-0 1-3 ①		0-0 6-3 ①	0-0 1B ② 1-2 2-H 3-H		5	1	2	1	0	0	0
Leo Cardenas, R OBP: 0.374, SLG: 0.472 (1, 6)	0-0 F8 ②		0-0 SF9 ① 3-H		0-3 K ②		0-0 6-3 ②	0-0 F8 ③		4	0	0	1	0	1	2
Harmon Killebrew, R OBP: 0.475, SLG: 0.566 (1, 3)	0-0 1B		0-0 F8 ②		4-0 BB		4-0 BB			2	0	1	0	2	0	0
Tony Oliva, L OBP: 0.387, SLG: 0.453 (1, 9)	0-0 F7 ③		0-0 4-3 ③		0-0 F8 ③		0-0 F5 ③			4	0	0	0	0	0	3
Bob Allison, R OBP: 0.379, SLG: 0.583 Rod Carew, L OBP: 0.417, SLG: 0.556 (1, 7) (7, 4)		0-0 L7 ①		4-0 1B 1B CS BB		0-0 F5 ①		0-3 K ①		2	0	0	0	1	0	0
George Mitterwald, R OBP: 0.349, SLG: 0.475 Graig Nettles, L OBP: 0.358, SLG: 0.542 (8, PH) (9, 7)		0-0 2B		0-0 1B 1B		0-0 E8 1B		0-0 HR		3	0	3	0	0	0	0
Frank Quilici, R OBP: 0.226, SLG: 0.172 (7, 5)		4-0 WP S BB		0-0 1B 1B		0-3 K ②		4-0 1B BB		2	1	1	0	1	1	1
Charlie Manuel, L OBP: 0.480, SLG: 0.650 John Roseboro, L OBP: 0.423, SLG: 0.457 (8, PH) (9, 2)		4-0 S BB		1-2 2-3 1B		0-3 K ①		0-0 E4 1B IBB		0	1	0	0	1	0	0
Ted Uhlaender, L OBP: 0.394, SLG: 0.381 (1, 8)		1-3 BB		0-3 K ①		4-0 IBB		0-0 E4 1B IBB		2	0	0	0	2	1	4
Dick Woodson, R Charlie Walters, R Joe Grzenda, R Rich Reese, L OBP: 0.297, SLG: 0.452 Ron Perranoski, L OBP: 0.200, SLG: 0.200 (1, 1) (7, 1) (7, 1) (8, PH) (9, 1)		0-3 K ③		0-3 K2-3 ③ 3-H		0-3 K ③		4-0 1B IBB		3	0	0	0	0	3	6

Inning Stats	R: 0	H: 1	E: 0	LOB: 1	K: 0	BB: 0	S: 4	P: 4	R: 1	H: 1	E: 0	LOB: 1	K: 1	BB: 2	S: 5	P: 13	R: 1	H: 1	E: 0	LOB: 0	K: 0	BB: 0	S: 4	P: 4	R: 0	H: 2	E: 0	LOB: 2	K: 2	BB: 1	S: 8	P: 12	R: 0	H: 0	E: 1	LOB: 2	K: 2	BB: 1	S: 8	P: 12	R: 0	H: 0	E: 0	LOB: 1	K: 1	BB: 1	S: 5	P: 9	R: 0	H: 1	E: 1	LOB: 2	K: 0	BB: 1	S: 3	P: 7	R: 2	H: 2	E: 1	LOB: 2	K: 1	BB: 2	S: 7	P: 15
--------------	------	------	------	--------	------	-------	------	------	------	------	------	--------	------	-------	------	-------	------	------	------	--------	------	-------	------	------	------	------	------	--------	------	-------	------	-------	------	------	------	--------	------	-------	------	-------	------	------	------	--------	------	-------	------	------	------	------	------	--------	------	-------	------	------	------	------	------	--------	------	-------	------	-------

PITCHER	IP	WLS	BF	H	R	ER	SO	BB	IBB	HBP	BLK	WP	HR	S	P	ERA	WHIP
Tommy John, L ERA: 2.66 (1, 1)	4.0		18	5	2	2	3	3	0	0	0	1	0	21	33	4.50	2.000
Sammy Ellis, R ERA: 6.39 (5, 1)	2.0		9	1	0	0	3	1	1	0	0	0	0	13	21	0.00	1.000
Bob Locker, R ERA: 6.0 (7, 1)	2.0	L	11	2	2	1	1	2	1	0	0	0	1	10	22	4.50	2.000


BOTTOM

Chicago White Sox @ Minnesota Twins
Metropolitan Stadium, Bloomington, MI

Sun May 04 1969, 4:33 AM EDT
Att: 14,184 - Unknown - 79 F

AB	29
R	4
H	8
RBI	3
BB	8
SO	7
LOB	16

WP: 2 PA: 38
PB: 0
SB: 2
CS: 1



1B	5	SF	1	WP	2	PA	38
2B	1	SAC	0	PB	0		
3B	1	DP	0	SB	2		
HR	1	HBP	0	CS	1		

Batter	1	2	3	4	5	6	7	8	9	AB R H RBI BB SO LOB	TOP																					
Sandy Alomar Sr., S (1, 4) OBP: 0.238, SLG: 0.205	0-0 F7		4-0 1B BB			0-0 F7		0-0 L7		3 1 0 0 1 0 1																						
Luis Aparicio, R (1, 6) OBP: 0.353, SLG: 0.384	0-0 6-3		0-0 1B			0-0 2B		0-0 P4		4 0 2 1 0 0 1																						
Carlos May, L (1, 7) OBP: 0.364, SLG: 0.603	0-3 K2-3		0-0 F7			0-0 F7		0-0 L8		4 0 0 0 0 1 3																						
Pete Ward, L (1, 5) OBP: 0.292, SLG: 0.349 Ken Berry, R (6, PR) OBP: 0.176, SLG: 0.125		0-0 1-3		0-3 K		4-0 BB		1-0 FC1-6 HBP		2 0 0 0 1 1 0 0 0 0 0 0 0 0																						
Bill Melton, R (1, 9) OBP: 0.354, SLG: 0.507		0-0 2B		0-0 P4		0-3 K		0-0 FC1-6 1-2f		4 0 1 0 0 1 3																						
Gail Hopkins, L (1, 3) OBP: 0.328, SLG: 0.308		0-0 4-3		0-0 P3			0-0 4-3	0-3 K		4 0 0 0 0 1 2																						
Buddy Bradford, R (1, 8) OBP: 0.429, SLG: 0.600		0-3 K			0-0 F7		0-3 K	0-0 F9		4 0 0 0 0 2 2																						
Duane Josephson, R (1, 2) OBP: 0.262, SLG: 0.255			0-3 K		0-0 F9		0-0 P3			3 0 0 0 0 1 0																						
Joe Horlen, R (1, 1) OBP: 0.308, SLG: 0.308			0-0 6-3		0-3 K			0-0 1B		3 0 1 0 0 1 0																						
Inning Stats	R: 0 E: 0 K: 1 S: 5	H: 0 LOB: 0 BB: 0 P: 5	R: 0 E: 0 K: 1 S: 6	H: 1 LOB: 1 BB: 0 P: 6	R: 1 E: 0 K: 1 S: 6	H: 1 LOB: 1 BB: 1 P: 10	R: 0 E: 0 K: 1 S: 5	H: 0 LOB: 0 BB: 0 P: 5	R: 0 E: 0 K: 1 S: 6	H: 1 LOB: 2 BB: 1 P: 10	R: 0 E: 0 K: 1 S: 5	H: 0 LOB: 0 BB: 0 P: 5	R: 0 E: 0 K: 1 S: 4	H: 1 LOB: 1 BB: 0 P: 4	R: 0 E: 0 K: 1 S: 5	H: 0 LOB: 1 BB: 0 P: 6	1B: 2 2B: 2 3B: 0 HR: 0	SF: 0 SAC: 0 DP: 0 HBP: 1	WP: 0 PB: 0 SB: 1 CS: 0	PA: 34												
PITCHER Jim Palmer, R (1, 1) ERA: 2.22 Dick Hall, R (9, 1) ERA: 1.56	IP 8.0	WLS L	BF 30	H 4	R 1	ER 1	SO 7	BB 2	IBB 0	HBP 0	BLK 0	WP 0	HR 0	S 42	P 50	ERA 1.12	WHIP 0.750															
											PITCHER	IP	WLS	BF	H	R	ER	SO	BB	IBB	HBP	BLK	WP	HR	S	P	ERA	WHIP				

Chicago White Sox @ Baltimore Orioles
Memorial Stadium, Baltimore, MD
 Tue May 06 1969, 7:05 PM EDT
 Att. 8,193 - Unknown

livebaseballscorecards.com

AB 31
R 1
H 4
RBI 1
BB 2
SO 8
LOB 12



Batter	1	2	3	4	5	6	7	8	9	AB	R	H	RBI	BB	SO	LOB
Don Buford, S (1, 7) OBP: 0.397, SLG: 0.368	0-0 G6-4-3 1B		0-3 K		0-0 4-3			0-0 G3		4	0	1	0	0	1	0
Paul Blair, R (1, 8) OBP: 0.354, SLG: 0.475	0-0 G6-4-3 1-2f		0-0 F7			0-0 F7		0-0 F8		4	0	0	0	0	0	1
Frank Robinson, R (1, 3) OBP: 0.416, SLG: 0.682	0-3 K		0-3 K			0-0 F3			0-0 1-3 1B	4	0	1	0	0	2	0
Elrod Hendricks, L (1, 2) OBP: 0.397, SLG: 0.463		0-0 FC6-4 1B		0-0 1B		4-0 BB		0-0 F7		3	0	2	0	1	0	1
Brooks Robinson, R (1, 5) OBP: 0.294, SLG: 0.384		0-0 FC6-4 F8 1-2f		0-0 1-2 1B		0-0 5-3		0-0 1-3		4	0	1	0	0	0	3
Dave May, L (1, 9) OBP: 0.182, SLG: 0.300		4-0 HBP BB		0-3 K			0-0 6-3		0-0 4-3	3	0	0	0	1	1	3
Davey Johnson, R (1, 4) OBP: 0.325, SLG: 0.380		0-0 F8 2-3		0-0 G6-4-3 1-2f			0-0 4-3			3	0	0	0	0	0	4
Mark Belanger, R (1, 6) OBP: 0.376, SLG: 0.366		1-0 HBP			0-0 6-3		0-0 1-3			2	0	0	0	0	0	0
Jim Palmer, R (1, 1) OBP: 0.059, SLG: 0.118		0-0 F7			0-0 6-3			0-0 L7		2	0	0	0	0	0	3
Boog Powell, L (8, PH) OBP: 0.400, SLG: 0.372										1	0	0	0	0	0	0
Dick Hall, R (9, 1) OBP: 0.333, SLG: 0.333										0	0	0	0	0	0	0

BOTTOM

Chicago White Sox @ Baltimore Orioles
Memorial Stadium, Baltimore, MD

Tue May 06 1969, 7:05 PM EDT
Att. 8,193 - Unknown

livebaseballscorecards.com

AB	30
R	0
H	5
RBI	0
BB	2
SO	4
LOB	15



Inning Stats	R: 0 E: 0 K: 1 S: 5	H: 1 LOB: 0 BB: 0 P: 5	R: 0 E: 1 K: 0 S: 4	H: 1 LOB: 3 BB: 1 P: 9	R: 0 E: 0 K: 2 S: 7	H: 0 LOB: 0 BB: 0 P: 7	R: 0 E: 0 K: 1 S: 6	H: 2 LOB: 1 BB: 0 P: 6	R: 0 E: 0 K: 0 S: 3	H: 0 LOB: 0 BB: 0 P: 3	R: 0 E: 0 K: 0 S: 3	H: 0 LOB: 1 BB: 1 P: 7	R: 0 E: 0 K: 0 S: 3	H: 0 LOB: 0 BB: 0 P: 3	R: 0 E: 0 K: 0 S: 3	H: 0 LOB: 0 BB: 0 P: 3	R: 0 E: 0 K: 0 S: 4	H: 1 LOB: 1 BB: 0 P: 4	1B: 5 2B: 0 3B: 0 HR: 0	SF: 0 SAC: 0 DP: 2 HBP: 1	WP: 0 PB: 0 SB: 0 CS: 0	PA: 33
--------------	------------------------------	---------------------------------	------------------------------	---------------------------------	------------------------------	---------------------------------	------------------------------	---------------------------------	------------------------------	---------------------------------	------------------------------	---------------------------------	------------------------------	---------------------------------	------------------------------	---------------------------------	------------------------------	---------------------------------	----------------------------------	------------------------------------	----------------------------------	--------

PITCHER	Joe Horlen, R (1, 1) ERA: 3.6	IP: 9.0 WLS: W BF: 33 H: 5 R: 0 ER: 0 SO: 4 BB: 2 IBB: 0 HBP: 1 BLK: 0 WP: 0 HR: 0 S: 38 P: 47 ERA: 0.00 WHIP: 0.778	PITCHER		IP: 9.0 WLS: W BF: 33 H: 5 R: 0 ER: 0 SO: 4 BB: 2 IBB: 0 HBP: 1 BLK: 0 WP: 0 HR: 0 S: 38 P: 47 ERA: 0.00 WHIP: 0.778
---------	----------------------------------	--	---------	--	--

Batter	1	2	3	4	5	6	7	8	9	AB R H RBI BB SO LOB	TOP											
Sandy Alomar Sr., S OBP: 0.213, SLG: 0.182 (1, 4)	0-0 6-3		0-0 F8		0-0 5-3	0-0 1-3			0-3 K	5 0 0 0 0 1 2												
Luis Aparicio, R OBP: 0.356, SLG: 0.390 (1, 6)	0-0 6-3		0-0 5-3		4-0 3B BB	0-0 1-3			0-0 4-3 2B	4 1 1 0 1 0 2												
Carlos May, L OBP: 0.378, SLG: 0.644 (1, 7)	0-3 K			0-0 1B	0-0 3B 1B		0-0 HR		0-0 4-3	5 3 3 1 0 1 1												
Don Pavletich, R OBP: 0.196, SLG: 0.306 (1, 3)		0-0 L6		0-0 1B	0-3 K		0-3 K		0-0 4-3	5 1 1 0 0 2 3												
Bill Melton, R OBP: 0.361, SLG: 0.535 (1, 5)		0-0 F7		0-0 1B	0-0 WP		0-3 K			4 1 2 3 0 1 0												
Duane Josephson, R OBP: 0.292, SLG: 0.288 (1, 2)		0-0 FC5-4 1B		0-0 1B	0-0 3B		0-3 K			4 0 3 1 0 1 0												
Buddy Bradford, R OBP: 0.407, SLG: 0.565 (1, 9)		0-0 FC5-4		0-0 5-3	0-0 5-3			0-0 5-3		4 0 0 0 0 0 3												
Ken Berry, R OBP: 0.211, SLG: 0.143 (1, 8)			0-0 E3	4-0 IBB		0-0 SH1-4 1B		0-0 F9		3 0 1 0 1 0 0												
Gary Peters, L OBP: 0.133, SLG: 0.333 (1, 1)			0-3 K		0-0 G3		0-0 SH1-4		0-0 4-3	3 0 0 0 0 1 3												
Bob Locker, S (9, 1)										0 0 0 0 0 0 0												
Inning Stats	R: 0 E: 0 K: 1 S: 5	H: 0 LOB: 0 BB: 0 P: 5	R: 0 E: 0 K: 0 S: 4	H: 1 LOB: 1 BB: 0 P: 4	R: 0 E: 1 K: 1 S: 6	H: 0 LOB: 1 BB: 0 P: 6	R: 2 E: 0 K: 0 S: 6	H: 4 LOB: 2 BB: 1 P: 10	R: 3 E: 0 K: 1 S: 8	H: 3 LOB: 1 BB: 1 P: 12	R: 0 E: 0 K: 0 S: 4	H: 1 LOB: 1 BB: 0 P: 4	R: 1 E: 0 K: 3 S: 10	H: 1 LOB: 0 BB: 0 P: 10	R: 0 E: 0 K: 0 S: 3	H: 0 LOB: 0 BB: 0 P: 3	R: 0 E: 0 K: 1 S: 6	H: 1 LOB: 1 BB: 0 P: 6	1B: 8 2B: 1 3B: 1 HR: 1	SF: 0 SAC: 1 DP: 0 HBP: 0	WP: 1 PB: 0 SB: 0 CS: 0	PA: 40
PITCHER	IP WLS BF H R ER SO BB IBB HBP BLK WP HR S P ERA WHIP																					
Mike Cuellar, L ERA: 2.92 (1, 1)	4.2 L 23 7 5 5 3 1 1 0 0 0 0 27 35 9.64 1.714																					
Mike Adamson, R ERA: 4.5 (5, 1)	1.1 6 2 0 0 0 0 0 0 0 0 1 0 6 6 0.00 1.500																					
Eddie Watt, R ERA: 2.25 (7, 1)	2.0 7 1 1 1 3 0 0 0 0 0 1 1 13 13 4.50 0.500																					
Pete Richert, L ERA: 2.25 (9, 1)	1.0 4 1 0 0 1 0 0 0 0 0 0 0 6 6 0.00 1.000																					

Chicago White Sox @ Baltimore Orioles
 Memorial Stadium, Baltimore, MD
 Wed May 07 1969, 7:05 PM EDT
 Att. 6,860 - Unknown

livebaseballscorecards.com

AB	37
R	6
H	11
RBI	5
BB	2
SO	7
LOB	14



BOTTOM

Chicago White Sox @ Baltimore Orioles
Memorial Stadium, Baltimore, MD

livebaseballscorecards.com

AB	34
R	4
H	8
RBI	4
BB	6
SO	7
LOB	16



WP	1	PA	42
PB	0		
SB	1		
CS	0		

Wed May 07 1969, 7:05 PM EDT
Att. 6,860 - Unknown

AB R H RBI BB SO LOB

4	1	0	0	1	1	1
4	1	3	1	1	0	0
5	2	1	1	0	2	3
5	0	2	1	0	1	2
4	0	1	1	0	0	1
5	0	0	0	0	1	3
2	0	1	0	1	0	0
2	0	0	0	2	0	1
2	0	0	0	0	2	3
0	0	0	0	0	0	0
0	0	0	0	0	0	0
0	0	0	0	1	0	0
0	0	0	0	0	0	0

Batter	1	2	3	4	5	6	7	8	9
Don Buford, S (1, 7) OBP: 0.389, SLG: 0.354	0-0 L8		0-3 K		0-0 6-3		4-0 1B FC6-4 BB	0-0 L9	
Paul Blair, R (1, 8) OBP: 0.370, SLG: 0.516	0-0 2B		0-0 F3		4-0 BB		0-0 1-3 FC6-4 1B	0-0 HR	
Frank Robinson, R (1, 3) OBP: 0.408, SLG: 0.661	0-3 K			0-0 1B SF8 1B	0-0 F7		0-0 1-2 FC6-4 2B	0-3 K	
Merv Rettenmund, R (1, 9) OBP: 0.452, SLG: 0.667	0-0 P4			0-0 1-3 BB S 1B	0-3 K		0-0 1-H 2B	0-0 5-3	
Brooks Robinson, R (1, 5) OBP: 0.290, SLG: 0.379		0-0 F9		0-0 SF8		0-0 5-3	0-0 6-3	0-0 1B	
Davey Johnson, R (1, 4) OBP: 0.311, SLG: 0.362		0-0 F8		0-0 P4		0-3 K	0-0 F8	0-0 6-3	
Andy Etchebarren, R (1, 2) OBP: 0.404, SLG: 0.500		0-0 WP 2B		4-0 BB BB		1-0 BB HBP		0-0 P4	
Mark Belanger, R (1, 6) OBP: 0.382, SLG: 0.359		0-0 G3		4-0 1-2 2-3 BB		4-0 1-2 FC6-4 BB		0-0 P4	
Mike Cuellar, L (1, 1) Mike Adamson, R (5, 1) Curt Motton, R (6, PH) Eddie Watt, R (7, 1) Chico Salmon, R (8, PH) Pete Richert, L (9, 1)			0-3 K	0-3 K		0-0 FC6-4		4-0 BB	

Inning Stats	R: 0 H: 1 E: 0 K: 1 S: 6	H: 1 LOB: 1 BB: 0 P: 6	R: 0 H: 1 E: 0 K: 0 S: 4	H: 1 LOB: 1 BB: 0 P: 4	R: 0 H: 0 E: 0 K: 2 S: 7	H: 0 LOB: 0 BB: 0 P: 7	R: 1 H: 2 E: 0 K: 1 S: 7	H: 2 LOB: 3 BB: 2 P: 15	R: 0 H: 0 E: 0 K: 1 S: 5	H: 0 LOB: 1 BB: 1 P: 9	R: 0 H: 0 E: 0 K: 1 S: 5	H: 0 LOB: 2 BB: 1 P: 10	R: 2 H: 2 E: 0 K: 0 S: 5	H: 2 LOB: 1 BB: 1 P: 9	R: 0 H: 0 E: 0 K: 0 S: 3	H: 0 LOB: 1 BB: 1 P: 7	R: 1 H: 2 E: 0 K: 1 S: 7	H: 2 LOB: 1 BB: 0 P: 7	1B: 4 2B: 3 3B: 0 HR: 1	SF: 1 SAC: 0 DP: 0 HBP: 1	WP: 1 PB: 0 SB: 1 CS: 0	PA: 42
--------------	--------------------------	------------------------	--------------------------	------------------------	--------------------------	------------------------	--------------------------	-------------------------	--------------------------	------------------------	--------------------------	-------------------------	--------------------------	------------------------	--------------------------	------------------------	--------------------------	------------------------	-------------------------	---------------------------	-------------------------	--------

PITCHER	IP	WLS	BF	H	R	ER	SO	BB	IBB	HBP	BLK	WP	HR	S	P	ERA	WHIP
Gary Peters, L (1, 1) ERA: 4.27	8.0	W	38	7	4	4	6	6	0	1	0	1	1	43	68	4.50	1.625
Bob Locker, R (9, 1) ERA: 5.4	1.0	S	4	1	0	0	1	0	0	0	0	0	0	6	6	0.00	1.000

Batter	1	2	3	4	5	6	7	8	9	AB R H RBI BB SO LOB	TOP											
Sandy Alomar Sr., S OBP: 0.250, SLG: 0.208 (1, 4) X	0-0 5-3		0-0 1B 4-3 1B		0-0 1B SH1-4 1B		0-0 F8		4-0 K BB	4 2 2 0 1 0 0												
Luis Aparicio, R OBP: 0.362, SLG: 0.395 (1, 6) X	0-0 6-3		0-0 1B 4-3 1B		0-0 SH1-4		0-0 G4-6-3 1B		0-3 K	4 0 2 0 0 1 1												
Carlos May, L OBP: 0.368, SLG: 0.615 (1, 7) X	0-0 6-3		0-0 1B 4-3		0-0 WP 1B		0-0 G4-6-3 1-2f		0-0 6-3	5 0 1 3 0 0 2												
Bill Melton, R OBP: 0.368, SLG: 0.547 (1, 5) X		0-0 E 2B	0-0 F5		0-3 K		0-0 E7 1B			4 1 2 0 0 1 2												
Duane Josephson, R OBP: 0.290, SLG: 0.274 (1, 2) X		0-0 E5 IBB 2-3	0-0 3-1		4-0 BB		0-0 F2			3 0 0 0 1 0 3												
Don Pavletich, R OBP: 0.189, SLG: 0.294 (1, 3) SSS		0-3 K		0-0 F9		0-0 F5		0-0 4-3 1B		2 0 0 0 0 1 2												
Ron Hansen, R OBP: 0.344, SLG: 0.414 (4, 3)										2 0 1 1 0 0 2												
Buddy Bradford, R OBP: 0.407, SLG: 0.565 (8, PR) (8, 9)										0 0 0 0 0 0 0												
Walt Williams, R OBP: 0.190, SLG: 0.238 (1, 9) SSS		0-3 K		0-0 F8		0-0 F3		0-0 4-3		3 0 0 0 0 1 2												
Gail Hopkins, L OBP: 0.323, SLG: 0.302 (8, PH) (8, 3)								1-2		1 0 0 0 0 0 1												
Ken Berry, R OBP: 0.238, SLG: 0.135 (1, 8) SSS		4-0 1-2 IBB		0-0 F6		0-0 1-3		4-0 IBB		2 0 0 0 2 0 0												
Tommy John, R OBP: 0.105, SLG: 0.105 (1, 1) X		0-0 6-3			0-0 SH1-4 1B 1B		0-3 K		0-0 5-3	4 1 1 0 0 1 5												
Bob Locker, S (8, 1)										0 0 0 0 0 0 0												
Inning Stats	R: 0 E: 0 K: 0 S: 3	H: 0 LOB: 0 BB: 0 P: 3	R: 0 E: 1 K: 2 S: 9	H: 1 LOB: 3 BB: 1 P: 13	R: 1 E: 0 K: 0 S: 5	H: 2 LOB: 1 BB: 0 P: 5	R: 0 E: 0 K: 0 S: 3	H: 0 LOB: 0 BB: 0 P: 3	R: 2 E: 0 K: 1 S: 8	H: 3 LOB: 2 BB: 1 P: 12	R: 0 E: 0 K: 1 S: 5	H: 0 LOB: 0 BB: 0 P: 5	R: 0 E: 0 K: 0 S: 3	H: 1 LOB: 0 BB: 0 P: 3	R: 1 E: 1 K: 0 S: 5	H: 2 LOB: 2 BB: 1 P: 9	R: 0 E: 0 K: 1 S: 4	H: 0 LOB: 0 BB: 1 P: 8	1B: 8 2B: 1 3B: 0 HR: 0	SF: 0 SAC: 1 DP: 1 HBP: 0	WP: 2 PB: 0 SB: 0 CS: 0	PA: 39
PITCHER	IP WLS BF H R ER SO BB IBB HBP BLK WP HR S P ERA WHIP												PITCHER	IP WLS BF H R ER SO BB IBB HBP BLK WP HR S P ERA WHIP								
Sam McDowell, L ERA: 3.33 (1, 1)	7.0 L 30 7 3 3 4 1 1 0 0 1 0 36 44 3.86 1.143																					
Jack Hamilton, R ERA: 4.18 (8, 1)	0.2 5 2 1 1 0 0 0 1 0 0 0 0 4 8 13.50 3.000																					
Horacio Pina, R ERA: 7.71 (8, 1)	1.1 4 0 0 0 0 1 1 0 0 0 0 0 5 9 0.00 0.750																					

Chicago White Sox @ Cleveland Indians
Cleveland Municipal Stadium, Cleveland, OH

Sat May 10 1969, 3:33 AM EDT
Att. 4,201 - Unknown

livebaseballscorecards.com

AB	34
R	4
H	9
RBI	4
BB	4
SO	5
LOB	20



BOTTOM

Chicago White Sox @ Cleveland Indians
Cleveland Municipal Stadium, Cleveland, OH

Sat May 10 1969, 3:33 AM EDT
Att. 4,201 - Unknown

livebaseballscorecards.com

AB	33
R	0
H	8
RBI	0
BB	2
SO	4
LOB	17



WP:	0	PA:	35
PB:	0	SB:	0
CS:	0		

AB	R	H	RBI	BB	SO	LOB
3	0	1	0	1	0	1
4	0	1	0	0	0	2
4	0	0	0	0	1	3
3	0	1	0	1	0	2
4	0	1	0	0	0	2
1	0	0	0	0	0	0
3	0	1	0	0	0	2
1	0	1	0	0	0	0
3	0	1	0	0	1	0
2	0	0	0	0	1	1
1	0	0	0	0	0	2
1	0	0	0	0	1	0
2	0	1	0	0	0	0
1	0	0	0	0	0	2
0	0	0	0	0	0	0
0	0	0	0	0	0	0

Batter	1	2	3	4	5	6	7	8	9
Max Alvis, R OBP: 0.224, SLG: 0.197 (1, 5)	0-0 F6 1-2f		0-0 G4-6-3 1-2f			4-0 FC6-4 BB		0-0 FC6-4 1B	
Larry Brown, R OBP: 0.371, SLG: 0.378 (1, 6)	0-0 FC1-6 1B		0-0 F3			0-0 FC6-4 1-2f		0-0 FC6-4 2B 1-2f	
Jose Cardenal, R OBP: 0.232, SLG: 0.311 (1, 8)	0-0 FC1-6 1-2f			0-0 F8		0-3 K		0-0 F8	
Ken Harrelson, R OBP: 0.265, SLG: 0.372 (1, 9)	0-0 F9			4-0 1B BB		0-0 F8		0-0 1-3 2B	
Tony Horton, R OBP: 0.273, SLG: 0.415 (1, 3)		0-0 4-3		0-0 1-2 1B		0-0 F8		0-0 1-3	
Chuck Hinton, R OBP: 0.314, SLG: 0.394 Richie Scheinblum, S OBP: 0.170, SLG: 0.104 (1, 7) (4, 7)		0-0 6-3		0-0 9-4-3 1-2f		0-0 FC5 1B 1B		0-0 F7	
Duke Sims, L OBP: 0.379, SLG: 0.592 Ray Fosse, R OBP: 0.333, SLG: 0.167 (1, 2) (5, 2)		0-0 1B			0-0 5-3	0-0 FC5 1-2 1B		0-3 K	
Vern Fuller, R OBP: 0.217, SLG: 0.125 Zoilo Versalles, R OBP: 0.323, SLG: 0.375 (1, 4) (7, PH) (8, 4)		0-3 K			0-0 4-3	0-0 FC5 1-2 2-3f		0-3 K	
Russ Snyder, L OBP: 0.382, SLG: 0.340 (9, PH)					0-0 4-3	0-0 L4			
Sam McDowell, L OBP: 0.214, SLG: 0.214 Cap Peterson, R OBP: 0.471, SLG: 0.357 Jack Hamilton, R Horacio Pina, R (1, 1) (7, PH) (8, 1) (8, 1)			0-0 G4-6-3 1B						

Inning	R	H	E	K	S	H	LOB	BB	P
1	0	1	0	0	4	1	1	0	4
2	0	1	0	1	6	1	1	0	6
3	0	1	0	0	3	0	0	0	3
4	0	1	0	0	7	1	1	0	7
5	0	0	0	0	3	0	0	0	3
6	0	0	0	1	5	1	1	0	9
7	0	2	0	0	5	2	2	0	5
8	0	2	0	0	5	2	2	0	5
9	0	0	0	2	7	0	0	0	7

PITCHER	IP	WLS	BF	H	R	ER	SO	BB	IBB	HBP	BLK	WP	HR	S	P	ERA	WHIP
Tommy John, L ERA: 2.26 (1, 1)	7.2	W	31	8	0	0	2	2	0	0	0	0	0	33	41	0.00	1.304
Bob Locker, R ERA: 4.76 (8, 1)	1.1	S	4	0	0	0	2	0	0	0	0	0	0	8	8	0.00	0.000

Batter	1	2	3	4	5	6	7	8	9	AB	R	H	RBI	BB	SO	LOB	TOP										
Sandy Alomar Sr., S OBP: 0.263, SLG: 0.245 (1, 4)	0-0 1-3	0-0 6-3			0-0 HR 1B		0-3 K	0-0 E4 2B		5	1	2	3	0	1	2											
Luis Aparicio, R OBP: 0.364, SLG: 0.381 (1, 6)	4-0 2B BB		0-0 F8		0-0 F9		4-0 BB	0-0 L6		3	1	0	0	2	0	2											
Carlos May, L OBP: 0.370, SLG: 0.651 (1, 7)	0-0 1-H 2B		0-0 4-3		0-0 1-H HR		0-0 F8		0-3 K	5	1	2	3	0	1	1											
Pete Ward, L OBP: 0.314, SLG: 0.341 Ron Hansen, R OBP: 0.324, SLG: 0.387 (1, 3) (8, PH) (8, 3)	4-0 BB		0-0 F7		4-0 BB		0-3 K	0-3 K		1	0	0	0	2	0	0											
Bill Melton, R OBP: 0.359, SLG: 0.525 (1, 5)	0-0 F8			0-0 F8	0-0 F7		0-0 1B WP 1B	0-0 F2		5	1	1	0	0	0	3											
Duane Josephson, R OBP: 0.288, SLG: 0.273 (1, 2)	0-0 F2			0-0 L7		0-3 K		0-0 WP BB E 1B		4	1	1	0	0	1	2											
Walt Williams, R OBP: 0.240, SLG: 0.217 (1, 9)		0-0 5-3		4-0 BB		0-0 F4		4-0 WP E BB		2	1	0	0	2	0	0											
Ken Berry, R OBP: 0.239, SLG: 0.125 (1, 8)		4-0 SH1-4 BB		0-0 F8		0-0 F8		0-0 L5		3	0	0	0	1	0	3											
Sammy Ellis, L Wilbur Wood, R Gail Hopkins, L Buddy Bradford, R Bob Locker, S Ed Herrmann, L Dan Osinski, R (1, 1) (5, 1) (7, PH) (7, PR) (7, 1) (8, PH) (8, 1)		0-0 SH1-4		0-3 K		4-0 CS BB		4-0 E BB		1	0	0	0	0	1	0											
Inning Stats	R: 1 E: 0 K: 0 S: 4	H: 1 LOB: 2 BB: 2 P: 12	R: 0 E: 0 K: 0 S: 3	H: 0 LOB: 1 BB: 1 P: 7	R: 0 E: 0 K: 0 S: 3	H: 0 LOB: 0 BB: 1 P: 3	R: 0 E: 0 K: 0 S: 3	H: 0 LOB: 1 BB: 1 P: 7	R: 2 E: 0 K: 1 S: 7	H: 2 LOB: 1 BB: 1 P: 11	R: 0 E: 0 K: 1 S: 5	H: 0 LOB: 0 BB: 0 P: 5	R: 0 E: 0 K: 1 S: 4	H: 0 LOB: 1 BB: 2 P: 12	R: 4 E: 1 K: 1 S: 8	H: 3 LOB: 1 BB: 2 P: 16	R: 0 E: 0 K: 2 S: 7	H: 0 LOB: 0 BB: 0 P: 7	1B: 3 2B: 2 3B: 0 HR: 1	SF: 0 SAC: 1 DP: 0 HBP: 0	WP: 1 PB: 0 SB: 0 CS: 1	PA: 41					
PITCHER	IP	WLS	BF	H	R	ER	SO	BB	IBB	HBP	BLK	WP	HR	S	P	ERA	WHIP										
Luis Tiant, R ERA: 7.71 (1, 1)	6.0		27	3	3	3	2	6	0	0	0	0	1	25	49	4.50	1.500										
Juan Pizarro, L ERA: 6.06 (7, 1)	1.0		3	0	0	0	1	1	0	0	0	0	0	4	8	0.00	1.000										
Stan Williams, R ERA: 6.4 (8, 1)	1.0	L	8	3	4	4	1	2	0	0	0	1	0	8	16	36.00	5.000										
Mike Paul, L ERA: 5.91 (9, 1)	1.0		3	0	0	0	2	0	0	0	0	0	0	7	7	0.00	0.000										

Chicago White Sox @ Cleveland Indians
Cleveland Municipal Stadium, Cleveland, OH
Sun May 11 1969, 3:33 AM EDT
Att. 7,328 - Unknown

AB	31
R	7
H	6
RBI	6
BB	9
SO	6
LOB	13



WP	1	PA	41
PB	0		
SB	0		
CS	1		

1B	3	SF	0
2B	2	SAC	1
3B	0	DP	0
HR	1	HBP	0

Chicago White Sox @ Cleveland Indians
 Cleveland Municipal Stadium, Cleveland, OH

Sun May 11 1969, 3:33 AM EDT
 Att. 7,328 - Unknown

livebaseballscorecards.com

AB	38
R	5
H	13
RBI	4
BB	3
SO	6
LOB	20



WP:	0	PA:	41
PB:	1	SB:	0
CS:	0		

Batter	1	2	3	4	5	6	7	8	9	AB	R	H	RBI	BB	SO	LOB
Zoilo Versalles, R OBP: 0.314, SLG: 0.350 (1, 6) (9, 4)	0-0 F8 BBB	4-0 1B 1-2 BB		0-0 F7 SS		0-0 6-3 1-2		0-0 5-3		4	0	0	0	1	0	1
Jose Cardenal, R OBP: 0.260, SLG: 0.337 (1, 8) (9, 5)	0-0 BB 1B	0-0 FC6-4 1-3 2-H 1B		0-3 K		0-0 PB 2-H 1B		0-0 FC5-4 1B		5	0	4	2	0	1	0
Ken Harrelson, R OBP: 0.272, SLG: 0.374 (1, 7)	0-0 BB 1-2 1B	0-0 FC6-4 1-2f				0-0 1B 1B		0-0 F8 1-2		5	1	2	0	0	1	4
Tony Horton, R OBP: 0.279, SLG: 0.424 (1, 3) SS	0-3 K			0-0 G1 1B 2B		0-0 1B 1-3 1B		0-0 6-3		5	1	2	0	0	1	3
Richie Scheinblum, S OBP: 0.172, SLG: 0.096 (1, 9) BBB	4-0 FC6-4 1-2 2-3 BB			0-0 G1 2-3		0-0 F6		0-0 F7		4	0	0	0	0	1	0
Max Alvis, R OBP: 0.225, SLG: 0.200 (1, 5) (9, 6)	0-0 FC6-4 1-2f			0-3 K		0-0 1-3 3-H 1B		0-0 F9		4	0	1	1	0	1	4
Ray Fosse, R OBP: 0.368, SLG: 0.250 (1, 2)				0-0 F8 3-H 1B		0-0 L9		0-0 1B G4-6-3 1B		4	1	2	1	0	0	1
Vern Fuller, R OBP: 0.224, SLG: 0.119 Lee Maye, L OBP: 0.219, SLG: 0.172 Mike Paul, L (8, PH) (9, 1)				0-0 F7 1-2f		0-0 FC6-4 1-2f		4-0 6-3 1B BB		2	1	0	0	1	0	1
Luis Tiant, R OBP: 0.286, SLG: 0.357 Juan Pizarro, L OBP: 0.250, SLG: 0.250 Stan Williams, R Russ Snyder, L OBP: 0.375, SLG: 0.333 (8, PH) (9, 8)				0-0 BB 1B		0-3 K		0-0 G4-6-3 1-2f 3-H		1	0	1	0	0	2	1

Inning Stats	R: 0	H: 2	E: 0	LOB: 3	K: 1	BB: 1	S: 7	P: 11	R: 1	H: 2	E: 0	LOB: 2	K: 0	BB: 1	S: 5	P: 9	R: 1	H: 2	E: 0	LOB: 1	K: 1	BB: 0	S: 7	P: 7	R: 0	H: 0	E: 0	LOB: 0	K: 2	BB: 0	S: 7	P: 7	R: 1	H: 3	E: 0	LOB: 1	K: 0	BB: 0	S: 5	P: 5	R: 1	H: 1	E: 0	LOB: 1	K: 1	BB: 1	S: 6	P: 10	R: 0	H: 0	E: 0	LOB: 0	K: 0	BB: 0	S: 3	P: 3	R: 1	H: 2	E: 0	LOB: 0	K: 0	BB: 0	S: 4	P: 4	R: 0	H: 1	E: 0	LOB: 1	K: 1	BB: 0	S: 6	P: 6	1B: 12	2B: 1	3B: 0	HR: 0	SF: 0	SAC: 0	DP: 1	HBP: 0	WP: 0	PA: 41
--------------	------	------	------	--------	------	-------	------	-------	------	------	------	--------	------	-------	------	------	------	------	------	--------	------	-------	------	------	------	------	------	--------	------	-------	------	------	------	------	------	--------	------	-------	------	------	------	------	------	--------	------	-------	------	-------	------	------	------	--------	------	-------	------	------	------	------	------	--------	------	-------	------	------	------	------	------	--------	------	-------	------	------	--------	-------	-------	-------	-------	--------	-------	--------	-------	--------

PITCHER	IP	WLS	BF	H	R	ER	SO	BB	IBB	HBP	BLK	WP	HR	S	P	ERA	WHIP
Sammy Ellis, R ERA: 6.23 (1, 1)	4.2		24	9	3	3	4	2	0	0	0	0	0	30	38	5.79	2.357
Wilbur Wood, L ERA: 2.41 (5, 1)	1.1		6	1	1	1	1	1	0	0	0	0	0	7	11	6.75	1.500
Bob Locker, R ERA: 4.38 (7, 1)	1.0	W	3	0	0	0	0	0	0	0	0	0	0	3	3	0.00	0.000
Dan Osinski, R ERA: 2.57 (8, 1)	2.0	S	8	3	1	1	1	0	0	0	0	0	0	10	10	4.50	1.500

Batter	1	2	3	4	5	6	7	8	9	AB R H RBI BB SO LOB	TOP											
Sandy Alomar Sr., S OBP: 0.274, SLG: 0.259 (1, 4)	0-0 F8		0-0 2-H 1B		0-0 F7		0-0 FC6-4 1-2f		0-0 G4-6-3 1-2 2-3 1B	5 0 2 1 0 0 3												
Luis Aparicio, R OBP: 0.365, SLG: 0.375 (1, 6)	0-0 G4-6-3 1B		0-0 F8		0-0 4-3		0-0 4-3	4-0 FC4-6 BB	0-0 G4-6-3 1-2f	4 0 1 0 1 0 4												
Carlos May, L OBP: 0.365, SLG: 0.632 (1, 7)	0-0 G4-6-3 1-2f			0-3 K	0-0 4-3	0-0 E 1B	0-0 FC4-6 1B 1-2f	0-0 FC4-6 1B 1-2f		4 0 1 0 0 1 2												
Bill Melton, R OBP: 0.344, SLG: 0.500 (1, 5)		0-0 F3		0-0 4-3	0-3 K	0-3 K	0-0 F3			4 0 0 0 0 1 2												
Duane Josephson, R OBP: 0.286, SLG: 0.271 (1, 2)		0-3 K		0-0 6-3	0-0 E5 1-3	0-0 E5	0-0 1-2 1B			4 0 1 0 0 1 1												
Buddy Bradford, R OBP: 0.400, SLG: 0.548 (1, 9)		0-3 K2-3		0-0 G5-4-3 1B	0-3 K	0-3 K	0-3 K			4 0 1 0 0 3 4												
Ron Hansen, R OBP: 0.289, SLG: 0.343 (1, 3)			0-3 K		0-0 G5-4-3 1-2f		0-3 K		0-3 K	4 0 0 0 0 3 1												
Ken Berry, R OBP: 0.265, SLG: 0.143 (1, 8)			0-0 SH3-4 1B		4-0 1B BB		0-0 E5 FC6-4		0-0 1B 2B	2 1 1 0 1 0 0 1 0 1 0 0 0 0	AB 34 R 1 H 9 RBI 1 BB 3 SO 10 LOB 18											
Walt Williams, R OBP: 0.269, SLG: 0.292 (9, PH)																						
Joe Horlen, R OBP: 0.333, SLG: 0.333 (1, 1)			0-0 SH3-4		0-0 SH3-4		0-3 K		4-0 1B BB	2 0 1 0 0 1 1 0												
Bob Locker, S (7, 1)					1-3 1B																	
Wilbur Wood, R (7, 1)																						
Dan Osinski, R (8, 1)																						
Woodie Held, R OBP: 0.360, SLG: 0.333 (9, PH)																						
Inning Stats	R: 0 E: 0 K: 0 S: 3	H: 1 LOB: 0 BB: 0 P: 3	R: 0 E: 0 K: 2 S: 7	H: 0 LOB: 0 BB: 0 P: 7	R: 1 E: 0 K: 1 S: 7	H: 2 LOB: 1 BB: 0 P: 7	R: 0 E: 0 K: 1 S: 5	H: 0 LOB: 0 BB: 0 P: 5	R: 0 E: 0 K: 1 S: 4	H: 2 LOB: 2 BB: 1 P: 8	R: 0 E: 1 K: 2 S: 9	H: 1 LOB: 2 BB: 0 P: 9	R: 0 E: 1 K: 2 S: 8	H: 0 LOB: 1 BB: 0 P: 8	R: 0 E: 0 K: 1 S: 6	H: 1 LOB: 2 BB: 1 P: 10	R: 0 E: 0 K: 1 S: 6	H: 2 LOB: 2 BB: 1 P: 10	1B: 8 2B: 1 3B: 0 HR: 0	SF: 0 SAC: 1 DP: 3 HBP: 0	WP: 0 PB: 0 SB: 0 CS: 0	PA: 38
PITCHER	IP WLS BF H R ER SO BB IBB HBP BLK WP HR S P ERA WHIP																					
Mickey Lolich, L ERA: 3.54 (1, 1)	8.1 W 37 9 1 1 10 3 0 0 0 0 0 0 54 66 1.08 1.440																					
Pat Dobson, R ERA: 2.9 (9, 1)	0.2 S 1 0 0 0 0 0 0 0 0 0 0 0 1 1 0.00 0.000																					

Chicago White Sox @ Detroit Tigers
Tiger Stadium, Detroit, MI
Tue May 13 1969, 7:05 PM EDT
Att. 10,253 - Unknown

livebaseballscorecards.com



Batter	1	2	3	4	5	6	7	8	9	AB R H RBI BB SO LOB	TOP		
Walt Williams, R (1, 9) OBP: 0.300, SLG: 0.321 Ken Berry, R (7, PR) OBP: 0.280, SLG: 0.163 (7, 8)	0-0 1B		0-0 4-3		0-0 L9		0-0 SF9 BB 1-2 1B		0-0 1B	4 0 2 0 0 0 1 1 0 1 0 0 0 0			
Luis Aparicio, R (1, 6) OBP: 0.367, SLG: 0.376	0-0 F8		0-0 6-3			0-0 SH3-4 S 1B	0-0 F4		0-0 1B	5 1 2 0 0 0 3			
Carlos May, L (1, 7) OBP: 0.376, SLG: 0.656	0-0 F7			0-0 HR		4-0 SH3-4 1B BB	4-0 BB		0-3 K	3 2 1 1 2 1 3			
Bill Melton, R (1, 5) OBP: 0.330, SLG: 0.483	0-3 K			0-3 K		0-0 SH3-4	0-0 SF9		0-0 F7	3 0 0 1 0 2 3			
Duane Josephson, R (1, 2) OBP: 0.284, SLG: 0.270		0-0 L5		0-0 5-3		0-0 1B	0-0 4-3			4 1 1 2 0 0 2			
Buddy Bradford, R (1, 8) OBP: 0.393, SLG: 0.526 (7, 9)		0-0 F6		0-3 K		4-0 1B E BB		0-0 F2		3 1 0 0 1 1 0			
Ron Hansen, R (1, 3) OBP: 0.300, SLG: 0.351 Pete Ward, L (6, PH) OBP: 0.321, SLG: 0.348 (6, 3)		0-0 1B			0-0 L9	0-0 E7 1B		0-3 K		2 0 1 0 0 0 0 2 0 1 1 0 1 0			
Rich Morales, R (1, 4)		0-0 F8			0-0 F6	0-0 F2		0-0 6-3		4 0 0 0 0 0 1			
Gary Peters, L (1, 1) OBP: 0.211, SLG: 0.389			0-0 F2		0-0 2B		4-0 BB 1B SF9 BB		0-3 K	3 1 1 0 1 1 0			
Inning Stats	R: 0 H: 1 E: 0 LOB: 1 K: 1 BB: 0 S: 6 P: 6	R: 0 H: 1 E: 0 LOB: 1 K: 0 BB: 0 S: 4 P: 4	R: 0 H: 0 E: 0 LOB: 0 K: 0 BB: 0 S: 3 P: 3	R: 1 H: 1 E: 0 LOB: 0 K: 2 BB: 0 S: 8 P: 8	R: 0 H: 1 E: 0 LOB: 1 K: 0 BB: 0 S: 4 P: 4	R: 4 H: 3 E: 1 LOB: 0 K: 0 BB: 2 S: 5 P: 13	R: 1 H: 1 E: 0 LOB: 2 K: 0 BB: 2 S: 4 P: 12	R: 0 H: 0 E: 0 LOB: 0 K: 1 BB: 0 S: 5 P: 5	R: 0 H: 2 E: 0 LOB: 2 K: 2 BB: 0 S: 9 P: 9	1B: 8 SF: 1 2B: 1 SAC: 1 3B: 0 DP: 0 HR: 1 HBP: 0	WP: 0 PA: 40 PB: 0 SB: 2 CS: 0		
PITCHER	IP WLS BF H R ER SO BB IBB HBP BLK WP HR S P ERA WHIP											PITCHER	IP WLS BF H R ER SO BB IBB HBP BLK WP HR S P ERA WHIP
John Hiller, L (1, 1) ERA: 5.56	5.1 L 23 6 4 4 3 1 0 0 0 0 0 1 28 32 6.75 1.312												
Fred Lasher, R (6, 1) ERA: 1.13	0.2 5 2 2 1 0 2 0 0 0 0 0 0 3 11 13.50 6.000												
Don McMahon, R (7, 1) ERA: 7.71	1.0 4 0 0 0 0 1 0 0 0 0 0 0 3 7 0.00 1.000												
Dick Radatz, R (8, 1) ERA: 4.73	2.0 8 2 0 0 0 3 0 0 0 0 0 0 0 14 14 0.00 1.000												

Chicago White Sox @ Detroit Tigers
Tiger Stadium, Detroit, MI
Wed May 14 1969, 7:05 PM EDT
Att: 19,140 - Unknown

livebaseballscorecards.com

AB 34
R 6
H 10
RBI 5
BB 4
SO 6
LOB 13



BOTTOM

Chicago White Sox @ Detroit Tigers
Tiger Stadium, Detroit, MI
Wed May 14 1969, 7:05 PM EDT
Att. 19,140 - Unknown

livebaseballscorecards.com

AB 33
R 0
H 6
RBI 0
BB 1
SO 3
LOB 13



WP: 0 PA: 35
PB: 0
SB: 0
CS: 0

AB R H RBI BB SO LOB

4	0	0	0	0	0	0
4	0	1	0	0	1	0
3	0	0	0	1	0	1
4	0	2	0	0	0	0
4	0	0	0	0	1	4
3	0	2	0	0	0	0
4	0	1	0	0	1	2
4	0	0	0	0	0	4
2	0	0	0	0	0	1
0	0	0	0	0	0	0
0	0	0	0	0	0	0
1	0	0	0	0	0	1
0	0	0	0	0	0	0
0	0	0	0	0	0	0
1	0	0	0	0	0	1
0	0	0	0	0	0	0

Batter	1	2	3	4	5	6	7	8	9
Mickey Stanley, R (1, 6) OBP: 0.242, SLG: 0.328	0-0 6-3		0-0 6-3		0-0 F8			0-0 F2	
Dick McAuliffe, L (1, 4) OBP: 0.410, SLG: 0.500	0-3 K		0-0 1B		0-0 3-1			0-0 F3	
Al Kaline, R (1, 9) OBP: 0.364, SLG: 0.505	4-0 1B		0-0 L9		0-0 L9			0-0 L1-3	
Norm Cash, L (1, 3) OBP: 0.366, SLG: 0.384	0-0 1B		0-0 FC5-4		0-0 F9			0-0 F4	
Willie Horton, R (1, 7) OBP: 0.299, SLG: 0.371	0-0 F8		0-0 FC5-4		0-3 K			0-0 F7	
Bill Freehan, R (1, 2) OBP: 0.380, SLG: 0.490		0-0 1B		0-0 F3		0-0 G3		1-0 E	
Jim Northrup, L (1, 8) OBP: 0.304, SLG: 0.431		0-0 L5		0-3 K		0-0 G3		0-0 E5	
Don Wert, R (1, 5) OBP: 0.209, SLG: 0.160		0-0 L7		0-0 6-3		0-0 6-3		0-0 FC5-4	
John Hiller, R (1, 1) Fred Lasher, R (6, 1) Don McMahon, R (7, 1) Ron Woods, R (7, PH) Dick Radatz, R (8, 1)		0-0 F8			0-0 6-3		0-0 6-3		

Inning Stats	R: 0 E: 0 K: 1 S: 6	H: 1 LOB: 2 BB: 1 P: 10	R: 0 E: 0 K: 0 S: 4	H: 1 LOB: 1 BB: 0 P: 4	R: 0 E: 0 K: 0 S: 5	H: 2 LOB: 2 BB: 0 P: 5	R: 0 E: 0 K: 1 S: 5	H: 0 LOB: 0 BB: 0 P: 5	R: 0 E: 0 K: 0 S: 3	H: 0 LOB: 0 BB: 0 P: 3	R: 0 E: 0 K: 1 S: 5	H: 0 LOB: 0 BB: 0 P: 5	R: 0 E: 0 K: 0 S: 4	H: 1 LOB: 1 BB: 0 P: 4	R: 0 E: 0 K: 0 S: 3	H: 0 LOB: 0 BB: 0 P: 3	R: 0 E: 1 K: 0 S: 4	H: 1 LOB: 2 BB: 0 P: 5	1B: 6 2B: 0 3B: 0 HR: 0	SF: 0 SAC: 0 DP: 0 HBP: 1
--------------	------------------------------	----------------------------------	------------------------------	---------------------------------	------------------------------	---------------------------------	------------------------------	---------------------------------	------------------------------	---------------------------------	------------------------------	---------------------------------	------------------------------	---------------------------------	------------------------------	---------------------------------	------------------------------	---------------------------------	----------------------------------	------------------------------------

PITCHER	IP 9.0	WLS W	BF 35	H 6	R 0	ER 0	SO 3	BB 1	IBB 0	HBP 1	BLK 0	WP 0	HR 0	S 39	P 44	ERA 0.00	WHIP 0.778
---------	-----------	----------	----------	--------	--------	---------	---------	---------	----------	----------	----------	---------	---------	---------	---------	-------------	---------------

Batter	1	2	3	4	5	6	7	8	9	10	AB R H RBI BB SO LOB	TOP												
Walt Williams, R (1, 9) OBP: 0.324, SLG: 0.323 Ken Berry, R (7, PR) OBP: 0.275, SLG: 0.159	0-0 BB 1B		0-0 6-3		0-0 6-3		4-0 FC6-4 BB		0-3 K		3 0 1 0 1 0 0 1 0 0 0 0 1 1	<p>Chicago White Sox @ Detroit Tigers</p> <p>Tiger Stadium, Detroit, MI</p> <p>Thu May 15 1969, 7:05 PM EDT</p> <p>Att. 12,868 - Unknown</p>												
Luis Aparicio, R (1, 6) OBP: 0.360, SLG: 0.367	0-0 F3		0-0 1B		0-0 4-3		0-0 FC6-4 1-2f		0-0 F6	5 0 1 0 0 0 2														
Carlos May, L (1, 7) OBP: 0.387, SLG: 0.645	4-0 1-2 BB		0-0 L9		4-0 BB		0-0 FC3-6 1B		0-0 5-3	3 0 1 0 2 0 1														
Bill Melton, R (1, 5) OBP: 0.314, SLG: 0.457	0-3 K			0-0 F7	0-3 K		0-0 FC3-6 FC4-6 1-2f		0-0 6-3	5 0 0 0 0 2 4														
Pete Ward, L (1, 3) OBP: 0.316, SLG: 0.327	0-0 4-3			4-0 4-3 1B BB		0-3 K	0-0 FC4-6 FC6-4 1-2f		0-0 FC6-4	3 1 0 0 1 1 3														
Bobby Knoop, R (1, 4) OBP: 0.303, SLG: 0.240		0-0 6-3		0-0 4-3		0-3 K	0-0 FC6-4			4 0 0 0 0 1 2														
Buddy Bradford, R (1, 8) OBP: 0.387, SLG: 0.506		0-3 K		4-0 1B BB		0-0 F8		0-3 K		3 0 0 0 1 2 0														
Ed Hermann, L (1, 2) Duane Josephson, R (7, 2) OBP: 0.280, SLG: 0.267		0-0 3-1		0-0 1-3 2-H 1B		0-0 G3		0-0 F8		3 0 1 1 0 0 0 1 0 0 0 0 0 0														
Tommy John, R (1, 1) OBP: 0.130, SLG: 0.091 Bob Locker, S (9, 1)			0-3 K		0-0 5-3		0-3 K		4-0 BB	3 0 0 0 1 2 2 0 0 0 0 0 0 0														
Inning Stats	R: 0 E: 0 K: 1 S: 6	H: 1 LOB: 2 BB: 1 P: 10	R: 0 E: 0 K: 1 S: 5	H: 0 LOB: 0 BB: 0 P: 5	R: 0 E: 0 K: 1 S: 6	H: 1 LOB: 1 BB: 0 P: 6	R: 1 E: 0 K: 0 S: 4	H: 1 LOB: 2 BB: 2 P: 12	R: 0 E: 0 K: 1 S: 5	H: 0 LOB: 1 BB: 1 P: 9	R: 0 E: 0 K: 2 S: 7		H: 0 LOB: 0 BB: 0 P: 7	R: 0 E: 0 K: 1 S: 5	H: 0 LOB: 1 BB: 1 P: 9	R: 0 E: 0 K: 1 S: 4	H: 1 LOB: 1 BB: 0 P: 4	R: 0 E: 0 K: 2 S: 7	H: 0 LOB: 1 BB: 1 P: 11	R: 0 E: 0 K: 0 S: 3	H: 0 LOB: 0 BB: 0 P: 3	1B: 4 2B: 0 3B: 0 HR: 0	SF: 0 SAC: 0 DP: 0 HBP: 0	WP: 0 PB: 0 SB: 0 CS: 0
PITCHER	IP WLS BF H R ER SO BB IBB HBP BLK WP HR S P ERA WHIP	IP WLS BF H R ER SO BB IBB HBP BLK WP HR S P ERA WHIP											IP WLS BF H R ER SO BB IBB HBP BLK WP HR S P ERA WHIP											
Earl Wilson, R (1, 1) ERA: 3.12 Pat Dobson, R (10, 1) ERA: 2.81	9.0 37 4 1 1 9 6 0 0 0 0 0 0 49 73 1.00 1.111	1.0 3 0 0 0 0 0 0 0 0 0 0 0 3 3 0.00 0.000											9.0 37 4 1 1 9 6 0 0 0 0 0 0 49 73 1.00 1.111											

livebaseballscorecards.com

AB	34
R	1
H	4
RBI	1
BB	6
SO	9
LOB	15



Batter	1	2	3	4	5	6	7	8	9	10	AB	R	H	RBI	BB	SO	LOB
Mickey Stanley, R OBP: 0.241, SLG: 0.323 (1, 6)	0-0 G3		0-0 F4		0-3 K			0-0 3-1 S 1B	0-0 1-3		5	0	1	0	0	1	4
Dick McAuliffe, L OBP: 0.400, SLG: 0.517 (1, 4)	0-0 F6			0-0 4-3		0-0 4-3		0-0 F9 1-2		0-0 HR	5	1	1	1	1	0	1
Al Kaline, R OBP: 0.376, SLG: 0.504 (1, 9)	4-0 FC6-4 BB			0-0 1B		0-0 L8		4-0 3-1 IBB			2	0	1	0	2	0	0
Norm Cash, L OBP: 0.362, SLG: 0.378 (1, 3)	0-0 FC6-4 1-2f			0-3 K		0-0 1B		0-0 3-1	0-0 1-2 2-3		4	0	1	0	0	1	4
Willie Horton, R OBP: 0.292, SLG: 0.361 (1, 7)		0-0 6-3		0-3 K		0-3 K		0-3 K			3	0	0	0	0	2	2
Ron Woods, R OBP: 0.300, SLG: 0.222 (7, 7)											1	0	0	0	0	1	2
Bill Freehan, R OBP: 0.376, SLG: 0.481 (1, 2)		0-0 F9			0-0 S 1B		0-0 6-3		0-0 F4		4	0	1	0	0	0	0
Jim Northrup, L OBP: 0.310, SLG: 0.462 (1, 8)		0-0 1-3			0-3 K		0-0 HR		0-0 FC5-4 1B		4	1	2	1	0	1	1
Don Wert, R OBP: 0.200, SLG: 0.153 (1, 5)			0-0 6-3		0-0 F7 1-2		0-0 F4		0-0 FC5-4 BB 1-2f		4	0	0	0	0	0	2
Earl Wilson, R OBP: 0.318, SLG: 0.167 (1, 1)			0-0 4-3		4-0 BB		0-0 F9		4-0 BB 1-2		2	0	0	0	2	0	0
John Hiller, R (9, PR)											0	0	0	0	0	0	0
Pat Dobson, R OBP: 0.100, SLG: 0.100 (10, 1)											0	0	0	0	0	0	0

Inning Stats	R: 0	H: 0	E: 0	K: 0	S: 3	P: 7	R: 0	H: 0	E: 0	K: 0	S: 3	P: 3	R: 0	H: 0	E: 0	K: 0	S: 3	P: 3	R: 0	H: 1	E: 0	K: 2	S: 8	P: 8	R: 0	H: 1	E: 0	K: 2	S: 8	P: 12	R: 0	H: 1	E: 0	K: 1	S: 6	P: 6	R: 1	H: 1	E: 0	K: 0	S: 4	P: 4	R: 0	H: 1	E: 0	K: 1	S: 6	P: 10	R: 0	H: 1	E: 0	K: 0	S: 4	P: 8	R: 1	H: 1	E: 0	K: 0	S: 1	P: 1	1B: 5	SF: 0	2B: 0	SAC: 0	3B: 0	DP: 0	HR: 2	HBP: 0	WP: 0	PA: 38
--------------	------	------	------	------	------	------	------	------	------	------	------	------	------	------	------	------	------	------	------	------	------	------	------	------	------	------	------	------	------	-------	------	------	------	------	------	------	------	------	------	------	------	------	------	------	------	------	------	-------	------	------	------	------	------	------	------	------	------	------	------	------	-------	-------	-------	--------	-------	-------	-------	--------	-------	--------


PITCHER	IP	WLS	BF	H	R	ER	SO	BB	IBB	HBP	BLK	WP	HR	S	P	ERA	WHIP
Tommy John, L ERA: 2.09 (1, 1)	8.2		36	6	1	1	6	3	1	0	0	0	1	44	60	1.04	1.038
Bob Locker, R ERA: 5.4 (9, 1)	0.1	L	2	1	1	1	0	0	0	0	0	0	1	2	2	27.00	3.000

BOTTOM

Chicago White Sox @ Detroit Tigers
Tiger Stadium, Detroit, MI
Thu May 15 1969, 7:05 PM EDT
Att: 12,868 - Unknown

livebaseballscorecards.com

AB	34
R	2
H	7
RBI	2
BB	4
SO	6
LOB	16



Batter	1	2	3	4	5	6	7	8	9	AB	R	H	RBI	BB	SO	LOB
Walt Williams, R (1, 9) OBP: 0.342, SLG: 0.343 Ken Berry, R (7, 8) OBP: 0.275, SLG: 0.159	0-0 4-3 1B	0-0 1B E 1B	0-0 F9			0-3 K				4	2	2	0	0	1	1
Luis Aparicio, R (1, 6) OBP: 0.356, SLG: 0.363	0-0 4-3 1-2	0-0 1B E 1B			0-0 F4	0-0 F2				4	1	1	0	0	0	1
Carlos May, L (1, 7) OBP: 0.391, SLG: 0.667	4-0 1B 2B BB	0-0 E3 1B 1-2 2-H			0-0 E4		0-0 HR			3	2	1	1	1	0	1
Pete Ward, L (1, 3) OBP: 0.328, SLG: 0.340	0-0 1-2 2-H 2B 1B	0-0 1-3 2-H 1B			0-0 F8		0-0 3-1			4	1	2	2	0	0	1
Duane Josephson, R (1, 2) OBP: 0.267, SLG: 0.253	0-3 K	0-0 5-3			0-0 1-3		0-0 F8			4	0	0	0	0	1	5
Bill Melton, R (1, 5) OBP: 0.321, SLG: 0.469	0-0 1-H 2-H 2B		0-0 CS 1B		0-3 K		0-0 4-3			4	0	2	2	0	1	0
Bobby Knoop, R (1, 4) OBP: 0.290, SLG: 0.228	0-0 F9		0-3 K 1-2		0-0 6-3		0-0 6-3		0-0 6-3	4	0	0	0	0	1	2
Buddy Bradford, R (1, 8) OBP: 0.381, SLG: 0.530 (7, 9)		0-0 F3	0-0 HR		0-0 F7		0-0 6-3			4	1	1	1	0	0	0
Sammy Ellis, L (1, 1) Wilbur Wood, R (6, 1) Dan Osinski, R (7, 1)		0-3 K	4-0 BB			0-3 K		0-3 K		1	0	0	0	1	1	0
										1	0	0	0	0	1	0
										1	0	0	0	0	1	0
										1	0	0	0	0	1	0

Inning Stats	R: 3	H: 3	E: 0	LOB: 1	K: 1	S: 8	P: 12	R: 2	H: 3	E: 1	LOB: 2	K: 1	S: 9	P: 9	R: 1	H: 2	E: 0	LOB: 1	K: 1	S: 6	R: 0	H: 0	E: 1	LOB: 1	K: 0	S: 4	R: 0	H: 0	E: 0	LOB: 0	K: 1	S: 5	R: 0	H: 0	E: 0	LOB: 0	K: 2	S: 7	R: 1	H: 1	E: 0	LOB: 0	K: 0	S: 4	R: 0	H: 0	E: 0	LOB: 0	K: 1	S: 5
--------------	------	------	------	--------	------	------	-------	------	------	------	--------	------	------	------	------	------	------	--------	------	------	------	------	------	--------	------	------	------	------	------	--------	------	------	------	------	------	--------	------	------	------	------	------	--------	------	------	------	------	------	--------	------	------

PITCHER	IP	WLS	BF	H	R	ER	SO	BB	IBB	HBP	BLK	WP	HR	S	P	ERA	WHIP
Joe Coleman, R (1, 1) ERA: 4.03	2.2		18	8	6	4	3	2	0	0	0	0	1	22	30	13.50	3.750
Bob Humphreys, R (3, 1) ERA: 4.86	1.1		5	0	0	0	0	0	0	0	0	0	0	5	5	0.00	0.000
Dave Baldwin, R (5, 1) ERA: 3.14	2.0		6	0	0	0	3	0	0	0	0	0	0	12	12	0.00	0.000
Casey Cox, R (7, 1) ERA: 2.48	2.0	L	7	1	1	1	1	0	0	0	0	0	1	9	9	4.50	0.500


BOTTOM

Washington Senators @ Chicago White Sox
Comiskey Park, Chicago, IL

Fri May 16 1969, 8:05 PM EDT
Att: 10,200 - Unknown - 83 F

livebaseballscores.com

AB	34
R	7
H	9
RBI	6
BB	2
SO	7
LOB	11



WP: 0	PA: 36
PB: 0	
SB: 0	
CS: 1	

Batter	1	2	3	4	5	6	7	8	9	10	AB R H RBI BB SO LOB
Walt Williams, R (1, 7) OBP: 0.340, SLG: 0.326	0-0 6-3		0-0 FC5-4		0-0 1B		1-0 HBP			0-0 SH2-4	3 0 1 0 0 0 1
Luis Aparicio, R (1, 6) OBP: 0.346, SLG: 0.343	0-0 5-3			4-0 1B SF7 BB	0-0 SF9		0-0 4-3			0-0 F9	3 1 0 1 1 0 3
Bill Melton, R (1, 5) OBP: 0.305, SLG: 0.448	0-0 F8			0-0 F9	0-0 F8			0-0 F9		0-0 6-3	5 0 0 0 0 0 4
Ron Hansen, R (1, 3) OBP: 0.295, SLG: 0.341		0-0 6-3		0-0 1B BB BB	0-0 F9			0-0 6-3			4 0 1 0 0 0 1
Duane Josephson, R (1, 2) OBP: 0.266, SLG: 0.267		0-0 F9		0-0 SF7		0-3 K		0-0 6-3			3 0 0 1 0 1 0
Bobby Knoop, R (1, 4) OBP: 0.297, SLG: 0.224		0-0 F7		4-0 1B BB		0-3 K		0-0 6-3			3 0 0 0 1 1 0
Buddy Bradford, R (1, 9) OBP: 0.381, SLG: 0.506			0-0 FC5-4 1B	4-0 1B BB		0-3 K		0-3 K			3 0 1 0 1 2 0
Ken Berry, R (1, 8) OBP: 0.271, SLG: 0.157			0-0 L6	0-0 FC6-4		0-3 K		0-3 K			4 0 0 0 0 2 4
Joe Horlen, R (1, 1) OBP: 0.333, SLG: 0.389			0-0 F4		0-0 1B SF9 2B		0-0 F9			4-0 WP SH2-4 BB	3 1 1 0 0 0 1
Wilbur Wood, R (10, 1)											0 0 0 0 0 0 0
Dan Osinski, R (10, 1)											0 0 0 0 0 0 0
Gail Hopkins, L (10, PH) OBP: 0.338, SLG: 0.286											0 0 0 0 1 0 0
Woodie Held, R (10, PR) OBP: 0.360, SLG: 0.333											0 0 0 0 0 0 0

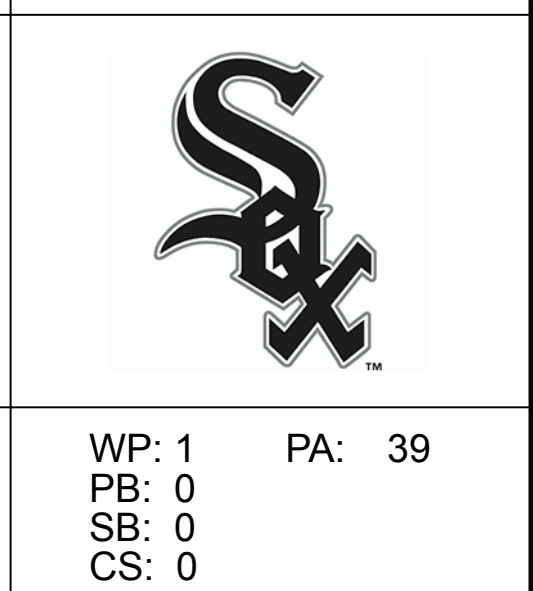
Inning Stats	R: 0	H: 0	R: 0	H: 0	R: 0	H: 1	R: 1	H: 2	R: 0	H: 0	R: 0	H: 0	R: 0	H: 0	R: 0	H: 0	R: 0	H: 0	R: 0	H: 0	1B: 3	SF: 2	WP: 1	PA: 39
E: 0	LOB: 0	E: 0	LOB: 0	E: 0	LOB: 1	E: 0	LOB: 1	E: 0	LOB: 0	E: 0	LOB: 0	E: 0	LOB: 0	E: 0	LOB: 0	E: 0	LOB: 0	E: 0	LOB: 0	E: 0	LOB: 2	2B: 1 <td>SAC: 1</td> <td>FB: 0</td>	SAC: 1	FB: 0
K: 0	BB: 0	K: 0	BB: 0	K: 0	BB: 0	K: 0	BB: 3	K: 0	BB: 0	K: 3	BB: 0	K: 1	BB: 0	K: 0	BB: 0	K: 2	BB: 0	K: 0	BB: 0	K: 0	BB: 1	3B: 0	DP: 0	SB: 0
S: 3	P: 3	S: 3	P: 3	S: 4	P: 4	S: 4	P: 16	S: 5	P: 5	S: 9	P: 9	S: 5	P: 6	S: 3	P: 3	S: 7	P: 7	S: 3	P: 7	S: 3	P: 7	HR: 0	HBP: 1	CS: 0

PITCHER	IP	WLS	BF	H	R	ER	SO	BB	IBB	HBP	BLK	WP	HR	S	P	ERA	WHIP
Barry Moore, L (1, 1) ERA: 2.12	3.2		16	2	1	1	0	3	0	0	0	0	0	13	25	2.46	1.364
Joe Coleman, R (4, 1) ERA: 4.02	2.1		9	2	1	1	3	0	0	0	0	0	0	15	15	3.86	0.857
Dave Baldwin, R (7, 1) ERA: 2.6	3.0	W	10	0	0	0	3	0	0	1	0	0	0	15	16	0.00	0.000
Dennis Higgins, R (10, 1) ERA: 1.91	1.0	S	4	0	0	0	0	1	0	0	0	1	0	3	7	0.00	1.000

PITCHER	IP	WLS	BF	H	R	ER	SO	BB	IBB	HBP	BLK	WP	HR	S	P	ERA	WHIP

Washington Senators @ Chicago White Sox
 Comiskey Park, Chicago, IL
 Sun May 18 1969, 4:33 AM EDT
 Unknown

AB	31
R	2
H	4
RBI	2
BB	4
SO	6
LOB	14



Batter	1	2	3	4	5	6	7	8	9	AB R H RBI BB SO LOB
Walt Williams, R OBP: 0.327, SLG: 0.313 (1, 7) (8, 9)	0-0 4-3	0-0 1-3			0-0 F8		0-0 6-3		0-0 1B	5 0 1 0 0 0 4
Luis Aparicio, R OBP: 0.341, SLG: 0.345 (1, 6)	0-0 1B 2B		0-0 F8		0-0 F8		0-3 K		0-3 K	5 1 1 0 0 2 5
Bill Melton, R OBP: 0.303, SLG: 0.440 (1, 5)	0-0 1B 2-H 1B		0-3 K			0-0 F8		0-0 L6		4 0 1 1 0 1 0
Gail Hopkins, L OBP: 0.361, SLG: 0.293 (1, 3)	0-0 2-3 1B		0-0 F9			4-0 1B BB		4-0 1B SF8 BB		2 1 1 0 2 0 0
Ed Herrmann, L OBP: 0.200, SLG: 0.143 (1, 2)	0-0 F9			0-0 4-3		0-0 F9		0-0 1-3 1B		4 0 1 0 0 0 3
Bobby Knoop, R OBP: 0.295, SLG: 0.227 (1, 4)	0-3 K			0-0 6-3		0-0 1-2 1B		0-0 SF8		3 0 1 1 0 1 2
Buddy Bradford, R OBP: 0.376, SLG: 0.495 (1, 9) (8, 8)		0-0 1B		0-0 5-3		0-3 K		0-3 K		4 0 1 0 0 2 3
Ken Berry, R OBP: 0.279, SLG: 0.170 Pete Ward, L OBP: 0.339, SLG: 0.340 Woodie Held, R OBP: 0.360, SLG: 0.333 Wilbur Wood, R OBP: 0.263, SLG: 0.264 Duane Josephson, R OBP: 0.263, SLG: 0.264 (1, 8) (7, PH) (7, PR) (8, 1) (9, PH)		0-0 F2			0-0 1B		4-0 5-3 BB		0-0 5-3	2 0 1 0 0 0 1 0 0 0 0 1 0 0 0 0 0 0 0 0 0 0 0 0 0 0 0 0 1 0 0 0 0 0 0
Gary Peters, L OBP: 0.190, SLG: 0.350 Carlos May, L OBP: 0.393, SLG: 0.663 (1, 1) (7, PH) (8, 7)		0-3 K			0-3 K		0-0 5-3		0-0 CS 1B 1B	2 0 0 0 0 2 2 2 0 1 0 0 0 1

Inning Stats	R: 1	H: 3	E: 1	K: 1	S: 8	LOB: 2	BB: 0	P: 8	R: 0	H: 1	E: 0	K: 1	S: 6	LOB: 1	BB: 0	P: 6	R: 0	H: 0	E: 0	K: 1	S: 5	LOB: 0	BB: 0	P: 5	R: 0	H: 0	E: 0	K: 0	S: 3	LOB: 0	BB: 0	P: 3	R: 0	H: 1	E: 0	K: 1	S: 6	LOB: 1	BB: 0	P: 6	R: 0	H: 1	E: 0	K: 1	S: 6	LOB: 2	BB: 1	P: 10	R: 0	H: 0	E: 0	K: 1	S: 5	LOB: 2	BB: 1	P: 9	R: 1	H: 1	E: 0	K: 1	S: 6	LOB: 1	BB: 1	P: 10	R: 0	H: 2	E: 0	K: 1	S: 6	LOB: 2	BB: 0	P: 6	1B: 8	2B: 2	3B: 0	HR: 0	SF: 1	SAC: 0	DP: 1	HBP: 0	WP: 0	PB: 0	SB: 0	CS: 1	PA: 38
--------------	------	------	------	------	------	--------	-------	------	------	------	------	------	------	--------	-------	------	------	------	------	------	------	--------	-------	------	------	------	------	------	------	--------	-------	------	------	------	------	------	------	--------	-------	------	------	------	------	------	------	--------	-------	-------	------	------	------	------	------	--------	-------	------	------	------	------	------	------	--------	-------	-------	------	------	------	------	------	--------	-------	------	-------	-------	-------	-------	-------	--------	-------	--------	-------	-------	-------	-------	--------

PITCHER	IP	WLS	BF	H	R	ER	SO	BB	IBB	HBP	BLK	WP	HR	S	P	ERA	WHIP
Dick Bosman, R ERA: 2.64 (1, 1)	6.0	W	25	6	1	1	5	1	0	0	0	0	0	34	38	1.50	1.167
Dave Baldwin, R ERA: 2.89 (7, 1)	1.1		7	1	1	1	1	2	0	0	0	0	0	7	15	6.75	2.250
Dennis Higgins, R ERA: 1.8 (8, 1)	1.2	S	6	2	0	0	2	0	0	0	0	0	0	10	10	0.00	1.200


BOTTOM

Washington Senators @ Chicago White Sox
Comiskey Park, Chicago, IL

Sun May 18 1969, 4:38 AM EDT
Att. 6,274 - Unknown

livebaseballscorecards.com

AB	34
R	2
H	9
RBI	2
BB	3
SO	8
LOB	21



Batter	1	2	3	4	5	6	7	8	9	AB R H RBI BB SO LOB	TOP			
Mike Andrews, R (1, 4) OBP: 0.408, SLG: 0.493	0-0 G4-3 BB 1B	0-0 L9			4-0 1-2 BB		0-0 L5		0-0 1B 2B	4 1 2 0 1 0 1				
Dalton Jones, L (1, 3) OBP: 0.387, SLG: 0.413	0-0 F8		0-0 G5-3		0-0 P6		0-0 SF8 2B		0-0 WP 1B 2-H	5 1 2 1 0 0 4				
Carl Yastrzemski, L (1, 7) OBP: 0.415, SLG: 0.546	4-0 G4-3 BB 1-2		0-0 G6-3		0-0 SF7		4-0 SF8 S IBB		0-0 G3 1-2	2 0 0 1 2 0 1				
Reggie Smith, S (1, 8) OBP: 0.328, SLG: 0.418	0-0 G4-3 1-2 2-3		0-0 CS 1B		0-0 G1-3		0-0 SF8 1-3 2-H			3 0 1 1 0 0 4				
Rico Petrocelli, R (1, 6) OBP: 0.468, SLG: 0.714	0-0 G5-3		0-0 CS 1-2	0-0 F5		0-0 G5-3 1B G5-2-3 1B		0-0 F8		4 0 1 0 0 0 3				
Tony Conigliaro, R (1, 9) OBP: 0.338, SLG: 0.455		0-0 HR		0-0 L7		0-0 G5-3 1-2 1B		0-0 F9		4 1 2 1 0 0 0				
George Scott, R (1, 5) OBP: 0.221, SLG: 0.252		0-0 G5-3		0-3 K		0-0 G5-3 1-2 2-3		0-0 G6-3		4 0 0 0 0 1 2				
Joe Azcue, R (1, 2) OBP: 0.353, SLG: 0.350		0-0 G4-3			0-0 SH SF7 2B		4-0 IBB		0-0 L9	3 1 1 0 1 0 0				
Ray Culp, R (1, 1) OBP: 0.257, SLG: 0.313		0-0 E2			0-0 SH SF7 BB		0-0 G5-2-3 3-H		0-3 K	3 0 0 0 0 1 3 0 0 0 0 0 0 0				
Vicente Romo, R (9, 1) OBP: 0.167, SLG: 0.167														
Inning Stats	R: 0 H: 1 E: 0 LOB: 2 K: 0 BB: 1 S: 4 P: 8	R: 1 H: 1 E: 1 LOB: 1 K: 0 BB: 0 S: 5 P: 5	R: 0 H: 1 E: 0 LOB: 0 K: 0 BB: 0 S: 3 P: 3	R: 0 H: 0 E: 0 LOB: 0 K: 1 BB: 0 S: 5 P: 5	R: 1 H: 1 E: 0 LOB: 2 K: 0 BB: 1 S: 5 P: 9	R: 0 H: 2 E: 0 LOB: 2 K: 0 BB: 1 S: 4 P: 8	R: 1 H: 1 E: 0 LOB: 1 K: 0 BB: 1 S: 4 P: 8	R: 0 H: 0 E: 0 LOB: 0 K: 0 BB: 0 S: 3 P: 3	R: 1 H: 2 E: 0 LOB: 0 K: 1 BB: 0 S: 6 P: 6	1B: 5 SF: 2 2B: 3 SAC: 1 3B: 0 DP: 1 HR: 1 HBP: 0	WP: 1 PA: 40 PB: 0 SB: 2 CS: 1			
PITCHER	IP WLS BF H R ER SO BB IBB HBP BLK WP HR S P ERA WHIP												PITCHER	IP WLS BF H R ER SO BB IBB HBP BLK WP HR S P ERA WHIP
Joe Horlen, R (1, 1) ERA: 3.18	7.0 L 32 7 3 3 1 2 2 0 0 0 1 30 46 3.86 1.286													
Bob Locker, R (8, 1) ERA: 5.28	2.0 7 2 1 1 1 0 0 0 0 1 0 9 9 4.50 1.000													

Boston Red Sox @ Chicago White Sox
Comiskey Park, Chicago, IL
Fri May 23 1969, 8:05 PM EDT
Att. 9,922 - Unknown

livebaseballscorecards.com

AB	32
R	4
H	9
RBI	4
BB	4
SO	2
LOB	18



Batter	1	2	3	4	5	6	7	8	9	AB R H RBI BB SO LOB	TOP	
Mike Andrews, R (1, 4) OBP: 0.402, SLG: 0.483	0-0 1B		0-0 P4		0-0 P4		0-0 F7		0-0 L8	5 0 1 0 0 0 2		
Dalton Jones, L (1, 3) OBP: 0.373, SLG: 0.396	0-0 P6		0-3 K		0-0 FC4-6		0-3 K			4 0 0 0 0 2 3		
Carl Yastrzemski, L (1, 7) OBP: 0.406, SLG: 0.531 Don Lock, R (8, 7) OBP: 0.286, SLG: 0.333	0-3 K		0-0 P6		0-0 G3		0-0 P6			4 0 0 0 0 1 3 0 0 0 0 0 0 0		
Reggie Smith, S (1, 8) OBP: 0.318, SLG: 0.404	0-0 F9				0-0 P5		0-0 G6-3		0-0 E9	4 0 0 0 0 0 1		
Rico Petrocelli, R (1, 6) OBP: 0.469, SLG: 0.703 Dick Schofield, S (8, 6) OBP: 0.455, SLG: 0.333		4-0 BB			0-0 G4-3		4-0 HR		0-0 G5-4-3	2 1 0 0 2 0 1 0 0 0 0 0 0 0		
Tony Conigliaro, R (1, 9) OBP: 0.348, SLG: 0.479		0-0 P5			0-0 2B		0-0 HR		4-0 BB	3 2 2 2 1 0 1		
George Scott, R (1, 5) OBP: 0.228, SLG: 0.265		0-0 G1			0-0 2B		0-0 1B		0-0 F9	4 0 2 1 0 0 2		
Joe Azcue, R (1, 2) OBP: 0.333, SLG: 0.328		0-0 L9			0-0 F8		0-3 K		0-0 L9	4 0 0 0 0 1 3		
Lee Stange, R (1, 1) Fred Wenz, R (3, 1) Syd O'Brien, R (5, PH) Ray Jarvis, R (5, 1) George Thomas, R (6, PH) Sparky Lyons, L (6, 1) Jerry Moses, R (9, PH) OBP: 0.387, SLG: 0.677			4-0 BB		4-0 BB		0-0 F9		0-0 F9	0 0 0 0 0 1 0 0 0 0 0 0 0 0 0 0 0 0 0 0 0 1 0 0 0 0 0 0 0 0 0 0 1 0 0 0 0 0 0 1 0 0 0 0 0 0 0 0 1 0 0 0 0 0 0 0		
Inning Stats	R: 0 H: 1 E: 0 LOB: 1 K: 1 BB: 0 S: 6 P: 6	R: 0 H: 0 E: 0 LOB: 1 K: 0 BB: 1 S: 3 P: 7	R: 0 H: 0 E: 0 LOB: 1 K: 1 BB: 1 S: 5 P: 9	R: 1 H: 2 E: 0 LOB: 1 K: 0 BB: 0 S: 5 P: 5	R: 0 H: 0 E: 0 LOB: 1 K: 0 BB: 1 S: 3 P: 7	R: 2 H: 2 E: 0 LOB: 1 K: 1 BB: 1 S: 7 P: 11	R: 0 H: 0 E: 0 LOB: 0 K: 1 BB: 0 S: 5 P: 5	R: 0 H: 0 E: 1 LOB: 1 K: 0 BB: 1 S: 3 P: 7	R: 0 H: 0 E: 0 LOB: 0 K: 0 BB: 0 S: 3 P: 3	1B: 3 SF: 0 2B: 1 SAC: 0 3B: 0 DP: 1 HR: 1 HBP: 0	WP: 0 PA: 37 PB: 0 SB: 0 CS: 0	
PITCHER Gary Peters, L (1, 1) ERA: 3.48	IP WLS BF H R ER SO BB IBB HBP BLK WP HR S P ERA WHIP											PITCHER IP WLS BF H R ER SO BB IBB HBP BLK WP HR S P ERA WHIP
	9.0 W 37 5 3 3 4 5 0 0 0 0 0 1 40 60 3.00 1.111											

Boston Red Sox @ Chicago White Sox
Comiskey Park, Chicago, IL
Sat May 24 1969, 4:33 AM EDT
Att. 5,584 - Unknown

livebaseballscorecards.com

AB	32
R	3
H	5
RBI	3
BB	5
SO	4
LOB	17



Batter	1	2	3	4	5	6	7	8	9
Walt Williams, R (1, 9) <small>OBP: 0.357, SLG: 0.409</small> Buddy Bradford, R (6, PR) <small>OBP: 0.373, SLG: 0.489</small> (7, 9)	0-0 		0-0 	0-0 		0-0 		0-3 	
Luis Aparicio, R (1, 6) <small>OBP: 0.333, SLG: 0.338</small>	0-0 		0-0 	0-0 		0-0 			
Carlos May, L (1, 7) <small>OBP: 0.411, SLG: 0.652</small>	0-0 		0-0 	0-3 			0-0 		
Gail Hopkins, L (1, 3) <small>OBP: 0.391, SLG: 0.371</small> Tom McCraw, L (8, 3)	0-0 		4-0 		0-0 		0-0 		
Ed Herrmann, L (1, 2) <small>OBP: 0.250, SLG: 0.167</small>	0-0 		4-0 		0-0 		0-0 		
Bill Melton, R (1, 5) <small>OBP: 0.309, SLG: 0.480</small>		0-0 	0-0 		0-0 		0-0 		
Rich Morales, R (1, 4) <small>OBP: 0.100, SLG: 0.100</small>		0-0 	0-3 			0-0 		0-3 	
Ken Berry, R (1, 8) <small>OBP: 0.303, SLG: 0.265</small>		0-0 		0-0 		0-3 		0-0 	
Gary Peters, L (1, 1) <small>OBP: 0.200, SLG: 0.333</small>			0-0 	0-0 		0-0 		0-0 	

AB	R	H	RBI	BB	SO	LOB	
4	2	3	2	0	0	0	
1	0	0	0	0	1	0	
4	0	0	0	0	0	2	
4	2	3	1	0	1	0	
3	1	1	0	1	0	1	
0	0	0	0	0	0	0	
3	1	1	1	1	0	2	
4	1	1	4	0	0	1	
4	0	0	0	0	2	1	
4	1	1	1	0	1	0	
4	1	1	0	0	0	0	
1B: 5	SF: 0	2B: 3	SAC: 0	3B: 0	DP: 0	HR: 3	HBP: 0

BOTTOM

Boston Red Sox @ Chicago White Sox
 Comiskey Park, Chicago, IL
 Sat May 24 1969, 4:33 AM EDT
 Att. 5,584 - Unknown

AB	35
R	9
H	11
RBI	9
BB	2
SO	5
LOB	7



Inning Stats	R	H	E	K	S	H	LOB	BB	P	R	H	E	K	S	R	H	E	K	S	R	H	E	K	S	R	H	E	K	S	
Lee Stange, R (1, 1) <small>ERA: 3.69</small> Fred Wenz, R (3, 1) <small>ERA: 5.73</small> Ray Jarvis, R (5, 1) <small>ERA: 2.84</small> Sparky Lyle, L (6, 1) <small>ERA: 2.22</small>	0	2	0	5	3	0	2	0	5	0	0	0	2	3	0	0	0	0	0	0	0	0	0	0	0	0	0	0	0	0

WP	HR	S	P	ERA	WHIP
0	0	0	0	0	0

Batter	1	2	3	4	5	6	7	8	9	AB R H RBI BB SO LOB	TOP																		
Horace Clarke, S (1, 4) OBP: 0.320, SLG: 0.306	0-0 F9		0-0 L7		0-0 F2		0-0 FC1-6 FC5-4	0-0 F7		5 0 0 0 0 0 3																			
Bobby Cox, R (1, 5) OBP: 0.216, SLG: 0.097	0-0 6-3		0-0 FC6 1B		0-0 6-3		0-0 FC5-4 1B 1B		4-0 BB	4 1 1 1 1 0 1																			
Bobby Murcer, L (1, 9) OBP: 0.344, SLG: 0.531	0-3 K		0-0 FC6 1-2f			4-0 1B BB	0-0 1B 1B		0-0 F8	4 1 1 0 1 1 3																			
Roy White, S (1, 7) Billy Cowan, R (7, PR) OBP: 0.397, SLG: 0.370 OBP: 0.300, SLG: 0.222		0-0 4-3		0-0 F9		0-0 1B 1B	0-0 1B 1B		0-0 F8	4 0 2 1 0 0 0 1 0 0 0 0 0 1																			
Joe Pepitone, L (1, 3) OBP: 0.269, SLG: 0.524		0-0 F2		4-0 1B BB		0-0 FC6-4 1B	0-0 F7		0-0 4-3	4 0 1 1 1 0 3																			
Frank Fernandez, R (1, 2) OBP: 0.381, SLG: 0.403		0-3 K		0-0 1B		0-3 K			0-0 HR 1B	4 1 2 0 0 2 2																			
Bill Robinson, R (1, 8) OBP: 0.226, SLG: 0.227			0-0 FC6-4 1B 1B		0-0 F8		0-0 F6		0-0 F3	4 1 1 0 0 0 5																			
Gene Michael, S (1, 6) OBP: 0.348, SLG: 0.263			0-0 FC6-4 1B		0-0 4-3		0-0 FC6-4 1-2f		0-0 F3	4 0 1 0 0 0 5																			
Mel Stottlemyre, R (1, 1) OBP: 0.289, SLG: 0.333			0-0 FC6-4 1B 1-2f 2-3		0-0 1-3		0-0 FC1-6 1B		0-0 HR	4 1 2 2 0 0 2																			
Inning Stats	R: 0 E: 0 K: 1 S: 5	H: 0 LOB: 0 BB: 0 P: 5	R: 0 E: 0 K: 1 S: 5	H: 0 LOB: 0 BB: 0 P: 5	R: 1 E: 0 K: 0 S: 6	H: 3 LOB: 2 BB: 0 P: 6	R: 0 E: 0 K: 0 S: 4	H: 1 LOB: 2 BB: 1 P: 8	R: 0 E: 0 K: 0 S: 3	H: 0 LOB: 0 BB: 0 P: 3	R: 1 E: 0 K: 1 S: 7	H: 2 LOB: 2 BB: 1 P: 11	R: 1 E: 0 K: 0 S: 6	H: 3 LOB: 2 BB: 0 P: 6	R: 2 E: 0 K: 0 S: 5	H: 2 LOB: 0 BB: 0 P: 5	R: 0 E: 0 K: 0 S: 3	H: 0 LOB: 1 BB: 1 P: 7	1B: 10 2B: 0 3B: 0 HR: 1	SF: 0 SAC: 0 DP: 0 HBP: 0	WP: 0 PB: 0 SB: 0 CS: 0	PA: 41							
PITCHER	IP WLS BF H R ER SO BB IBB HBP BLK WP HR S P ERA WHIP																												
Jerry Nyman, L (1, 1) ERA: 1.66	5.0		23	6	2	2	2	2	2	0	0	0	0	0	0	25	33	3.60	1.600										
Dan Osinski, R (6, 1) ERA: 2.16	2.0		9	3	1	1	1	0	0	0	0	0	0	0	11	11	4.50	1.500											
Wilbur Wood, L (8, 1) ERA: 3.25	2.0	L	9	2	2	2	0	1	0	0	0	0	1	8	12	9.00	1.500												

New York Yankees @ Chicago White Sox
 Comiskey Park, Chicago, IL
 Tue May 27 1969, 8:05 PM EDT
 Att. 10,166 - Unknown - 86 F

AB	38
R	5
H	11
RBI	5
BB	3
SO	3
LOB	25



Batter	1	2	3	4	5	6	7	8	9	AB	R	H	RBI	BB	SO	LOB
Walt Williams, R OBP: 0.321, SLG: 0.365 (1, 9)	0-0 5-3		0-3 K		0-0 5-3			0-0 F9		4	0	0	0	0	1	0
Luis Aparicio, R OBP: 0.329, SLG: 0.333 (1, 6)	0-0 4-3		0-0 F4			0-0 F7		0-0 G6-3 1B		4	0	1	0	0	0	0
Carlos May, L OBP: 0.394, SLG: 0.613 (1, 7)	0-3 K		0-0 G3			0-0 G3		0-0 G6-3 1-2f		4	0	0	0	0	1	1
Pete Ward, L OBP: 0.348, SLG: 0.400 (1, 3)		0-0 BB 1B		0-0 HR		0-0 6-3		0-0 F1		4	2	2	1	0	0	0
Duane Josephson, R OBP: 0.274, SLG: 0.288 (1, 2)		4-0 BB 1B		0-0 CS 1B			0-0 3-1 SH4-3 1B	0-0 F8		0	0	0	0	1	0	0
Ed Herrmann, L OBP: 0.304, SLG: 0.238 (3, 2)		1-2 BB		0-0 1B				0-0 F4		3	1	2	0	0	0	0
Bill Melton, R OBP: 0.301, SLG: 0.458 (1, 5)		0-3 K		0-0 F7			0-0 SH4-3	0-0 F4		3	0	0	0	0	1	3
Bobby Knoop, R OBP: 0.279, SLG: 0.214 (1, 4)		0-0 F8		0-0 5-3			0-0 3-1	0-0 F4		2	0	0	0	0	0	3
Gail Hopkins, L OBP: 0.380, SLG: 0.351 (7, PH)				1-2			2-3			1	0	0	0	0	0	1
Rich Morales, R OBP: 0.100, SLG: 0.100 (8, 4)										0	0	0	0	0	0	0
Ken Berry, R OBP: 0.309, SLG: 0.274 (1, 8)		0-0 1-3 2-H 1B		0-0 6-3			0-0 3-H 1B	0-0 F4		3	0	2	2	0	0	0
Jerry Nyman, L OBP: 0.125, SLG: 0.250 (1, 1)		0-3 K		0-3 K			0-0 4-3			2	0	0	0	0	2	2
Dan Osinski, R (6, 1)										0	0	0	0	0	0	0
Tom McCraw, L (7, PH)										1	0	0	0	0	0	1
Wilbur Wood, R (8, 1)										0	0	0	0	0	0	0


Inning Stats	R: 0	H: 0	E: 0	K: 1	S: 5	R: 1	H: 2	E: 0	K: 2	S: 9	R: 0	H: 0	E: 0	K: 1	S: 5	R: 1	H: 2	E: 0	K: 0	S: 4	R: 0	H: 0	E: 0	K: 1	S: 5	R: 0	H: 0	E: 0	K: 0	S: 3	R: 1	H: 2	E: 0	K: 0	S: 5	R: 0	H: 1	E: 0	K: 0	S: 3	R: 0	H: 0	E: 0	K: 0	S: 3			
	0	0	0	1	5	1	2	0	2	9	0	0	0	1	5	0	2	0	0	0	4	0	0	0	0	1	5	0	0	0	3	1	2	0	5	0	1	0	3	0	0	0	0	0	0	0	0	0

BOTTOM

New York Yankees @ Chicago White Sox
Comiskey Park, Chicago, IL

Tue May 27 1969, 8:05 PM EDT
Att: 10,166 - Unknown - 86 F

AB	31
R	3
H	7
RBI	3
BB	1
SO	5
LOB	11



WP: 0	PA: 33
PB: 0	
SB: 0	
CS: 1	

Batter	1	2	3	4	5	6	7	8	9	AB	R	H	RBI	BB	SO	LOB
Walt Williams, R OBP: 0.329, SLG: 0.364 Tom McCraw, L (7, 3)	4-0 5-3-5 BB		0-0 2B 1B	0-3 K		0-3 K		0-0 F5		3	1	1	0	1	2	2
Luis Aparicio, R OBP: 0.344, SLG: 0.357 (1, 6)	0-0 5-3-5 1-2f		0-0 E 2B		0-0 HR 1B	0-0 1B 3-H		0-0 E S 1B		5	1	4	2	0	0	1
Carlos May, L OBP: 0.408, SLG: 0.612 (1, 7)	4-0 BB BB		4-0 F4 BB		4-0 HR BB	0-0 1B		0-0 F8 1-3		2	1	1	0	3	0	1
Pete Ward, L OBP: 0.356, SLG: 0.444 Buddy Bradford, R OBP: 0.369, SLG: 0.484 (7, 9)	4-0 FC6-4 BB		0-0 F4 1-2 2-3		0-0 HR	0-0 F7		0-0 F3		3	1	1	3	1	0	4
Bill Melton, R OBP: 0.300, SLG: 0.452 (1, 5)	0-0 FC6-4 1-2f		0-0 5-3		0-0 F9		0-0 F9 6-3 1B			4	1	1	0	0	0	3
Ed Herrmann, L OBP: 0.333, SLG: 0.292 (1, 2)		4-0 FC6-4 BB		0-0 SH3-1 PB 2B		0-0 F9		0-0 6-3 1-2		3	1	1	0	1	0	1
Ken Berry, R OBP: 0.298, SLG: 0.263 (1, 8)		0-0 FC6-4 1-2f		0-0 SH3-1 2-3		0-0 6-3		0-0 F9 2-3		3	0	0	0	0	0	2
Bobby Knoop, R OBP: 0.294, SLG: 0.236 (1, 4)		0-0 F7		4-0 BB		0-0 4-3 1B 2B		0-0 1B		3	1	2	1	1	0	1
Joe Horten, R OBP: 0.261, SLG: 0.304 Bob Locker, S Wilbur Wood, R (9, 1)		0-0 4-3		0-0 F3		0-0 4-3		0-3 K		3	0	0	0	0	0	3

Inning Stats	R: 0	H: 0	E: 0	K: 0	S: 2	LOB: 2	BB: 3	P: 14	R: 0	H: 0	E: 0	K: 0	S: 3	LOB: 1	BB: 1	P: 7	R: 1	H: 2	E: 1	K: 0	S: 4	LOB: 1	BB: 1	P: 8	R: 3	H: 2	E: 0	K: 0	S: 5	LOB: 0	BB: 1	P: 9	R: 1	H: 3	E: 0	K: 1	S: 8	LOB: 2	BB: 0	P: 8	R: 1	H: 2	E: 0	K: 1	S: 7	LOB: 1	BB: 0	P: 7	R: 0	H: 1	E: 0	K: 0	S: 4	LOB: 1	BB: 0	P: 4
--------------	------	------	------	------	------	--------	-------	-------	------	------	------	------	------	--------	-------	------	------	------	------	------	------	--------	-------	------	------	------	------	------	------	--------	-------	------	------	------	------	------	------	--------	-------	------	------	------	------	------	------	--------	-------	------	------	------	------	------	------	--------	-------	------


PITCHER	IP	WLS	BF	H	R	ER	SO	BB	IBB	HBP	BLK	WP	HR	S	P	ERA	WHIP
Bill Burbach, R ERA: 2.43 (1, 1)	2.0		12	2	1	1	0	5	0	0	0	0	0	7	27	4.50	3.500
Mike Kekich, L ERA: 6.65 (3, 1)	2.0		7	1	1	0	1	1	0	0	0	0	0	8	12	0.00	1.000
Al Downing, L ERA: 8.49 (5, 1)	1.0	L	6	2	3	3	0	1	0	0	0	0	0	1	5	27.00	3.000
Jack Aker, R ERA: 6.86 (6, 1)	1.0		6	3	1	1	1	0	0	0	0	0	0	8	8	9.00	3.000
Lindy McDaniel, R ERA: 4.62 (7, 1)	1.0		5	2	1	1	1	0	0	0	0	0	0	7	7	9.00	2.000

BOTTOM

New York Yankees @ Chicago White Sox
Milwaukee County Stadium, Milwaukee, WI

Wed May 28 1969, 8:05 PM EDT
Att: 16,749 - Unknown - 84 F

AB	32
R	7
H	11
RBI	6
BB	7
SO	3
LOB	20



WP	HR	S	P	ERA	WHIP
0	0	4	4	0.00	1.000

BOTTOM

Chicago White Sox @ Washington Senators
Robert F. Kennedy Memorial Stadium, Washington, DC

Fri May 30 1969, 3:33 AM EDT
Unknown

livebaseballscorecards.com

AB 42
R 5
H 17
RBI 4
BB 0
SO 5
LOB 24



WP: 0 PA: 45
PB: 1
SB: 0
CS: 0

AB R H RBI BB SO LOB

4 1 2 0 0 0 1

5 1 2 1 0 0 2

5 0 3 2 0 0 1

4 0 2 1 0 1 3

4 0 2 0 0 1 2

4 0 0 0 0 1 5

4 0 1 0 0 0 3

0 0 0 0 0 0 0

1B: 17 SF: 1
2B: 0 SAC: 2
3B: 0 DP: 2
HR: 0 HBP: 0

Batter	1	2	3	4	5	6	7	8	9	10															
Ed Brinkman, R (1, 6) OBP: 0.332, SLG: 0.354	0-0 4-3		0-0 FC3-6 1B		0-0 G6-3		0-0 1B 1B		0-0 SH3																
Hank Allen, R (1, 8) OBP: 0.317, SLG: 0.361	0-0 L7		0-0 FC3-6			0-0 FC5-4 1B SF8	0-0 1B 1B		0-0 4-3																
Frank Howard, R (1, 3) OBP: 0.374, SLG: 0.559	0-0 6-3		0-0 L9			0-0 FC5-4 1B	0-0 1B 1B		0-0 PB 1B																
Del Unser, L (9, PR) OBP: 0.314, SLG: 0.283																									
Brant Alyea, R (1, 9) OBP: 0.441, SLG: 0.632		0-0 1B 1B		0-0 F4		0-0 FC5-4 FC4-6	0-0 F8		0-3 K																
Dave Baldwin, R (8, 1)																									
Darold Knowles, L (9, 1)																									
Ken McMullen, R (1, 5) OBP: 0.297, SLG: 0.323		0-0 L7		0-0 1B 1B		0-0 SF8		0-0 5-3 1B	0-3 K																
Dick Billings, R (1, 7) OBP: 0.233, SLG: 0.148																									
Mike Epstein, L (10, 3) OBP: 0.432, SLG: 0.643						0-0 FC4-6		0-3 K		0-0 SH1-4 1B															
Tim Cullen, R (1, 4) OBP: 0.287, SLG: 0.258																									
Paul Casanova, R (1, 2) OBP: 0.246, SLG: 0.258																									
Bernie Allen, L (10, PH) OBP: 0.322, SLG: 0.376																									
Camilo Pascual, R (1, 1) OBP: 0.287, SLG: 0.287																									
Jim Shellenback, L (3, 1) OBP: 0.500, SLG: 0.500																									
Gary Holman, L (5, PH) OBP: 0.348, SLG: 0.300																									
Casey Cox, R (6, 1) OBP: 0.341, SLG: 0.342																									
Ed Stroud, L (7, PH) OBP: 0.341, SLG: 0.342																									
Inning Stats	R: 0 E: 0 K: 0 S: 3	H: 0 LOB: 0 BB: 0 P: 3	R: 0 E: 0 K: 0 S: 5	H: 2 LOB: 2 BB: 0 P: 5	R: 0 E: 0 K: 0 S: 4	H: 1 LOB: 1 BB: 0 P: 4	R: 0 E: 0 K: 0 S: 4	H: 2 LOB: 1 BB: 0 P: 4	R: 0 E: 0 K: 0 S: 3	H: 1 LOB: 0 BB: 0 P: 3	R: 1 E: 0 K: 0 S: 5	H: 2 LOB: 1 BB: 0 P: 5	R: 2 E: 0 K: 1 S: 9	H: 4 LOB: 2 BB: 0 P: 9	R: 0 E: 0 K: 1 S: 6	H: 1 LOB: 1 BB: 0 P: 6	R: 1 E: 1 K: 1 S: 10	H: 2 LOB: 2 BB: 0 P: 10	R: 1 E: 1 K: 1 S: 6	H: 2 LOB: 1 BB: 0 P: 6	1B: 17 2B: 0 3B: 0 HR: 0	SF: 1 SAC: 2 DP: 2 HBP: 0	WP: 0 PB: 1 SB: 0 CS: 0	PA: 45	
PITCHER	IP	WLS	BF	H	R	ER	SO	BB	IBB	HBP	BLK	WP	HR	S	P	ERA	WHIP								
Gary Peters, L (1, 1) ERA: 3.53	6.2		29	11	3	3	1	0	0	0	0	0	0	31	31	4.05	1.650								
Dan Osinski, R (7, 1) ERA: 2.12	0.1		2	1	0	0	0	0	0	0	0	0	0	2	2	0.00	3.000								
Wilbur Wood, L (8, 1) ERA: 3.26	1.2		9	3	1	1	2	0	0	0	0	0	0	13	13	5.40	1.800								
Cisco Carlos, R (9, 1) ERA:	0.2	L	3	1	1	0	1	0	0	0	0	0	0	5	5	0.00	1.500								
Don Secrist, L (10, 1) ERA: 10.8	0.1		2	1	0	0	1	0	0	0	0	0	0	4	4	0.00	3.000								

Batter	1	2	3	4	5	6	7	8	9	AB R H RBI BB SO LOB	TOP																									
Walt Williams, R (1, 9) OBP: 0.367, SLG: 0.402	0-0 5-3		0-0 F9			0-0 FC4-6 1B	0-3 K		0-0 FC5-4 1B	5 0 2 0 0 1 0																										
Luis Aparicio, R (1, 6) OBP: 0.341, SLG: 0.344	0-0 6-3			0-0 E3 G4-6-3		0-0 FC4-6 4-3 2B 1-2f		0-0 1B 6-3 1B	0-0 FC5-4 1-2f	5 2 1 0 0 0 2																										
Carlos May, L (1, 7) OBP: 0.429, SLG: 0.597	0-3 K			0-0 G4-6-3 1-2f		0-0 4-3 2-3		0-0 1B 6-3 1B		4 1 1 0 0 1 2																										
Pete Ward, L (1, 3) OBP: 0.376, SLG: 0.437		0-0 F5		0-3 K		0-0 1B 2B 3-H		0-0 6-3		3 1 1 1 0 1 0																										
Ken Berry, R (8, 8) OBP: 0.287, SLG: 0.271										0 0 0 0 0 0 0																										
Gail Hopkins, L (8, PH) OBP: 0.380, SLG: 0.351										0 0 0 0 0 0 0																										
Buddy Bradford, R (8, PH) OBP: 0.357, SLG: 0.465										1 0 0 1 0 0 1																										
Bill Melton, R (1, 5) OBP: 0.323, SLG: 0.473		0-0 1B			0-0 1B E 1B	4-0 1B BB		0-0 F7		3 1 2 0 1 0 1																										
Ed Herrmann, L (1, 2) OBP: 0.343, SLG: 0.290		0-0 F8			0-0 E9 4-3 1-H 1B	0-0 1-3 2-H 1B		0-0 1B		3 0 2 1 0 0 1																										
Duane Josephson, R (8, PH) OBP: 0.286, SLG: 0.300										1 0 1 1 0 0 0																										
Bobby Knoop, R (1, 4) OBP: 0.300, SLG: 0.314		0-3 K			0-0 4-3 2-3	0-0 5-3		0-3 K		4 0 0 0 0 2 5																										
Tom McCraw, L (1, 8) (6, 3)			0-0 4-3		0-0 4-3		0-0 F7		0-0 4-3	4 0 0 0 0 0 1																										
Tommy John, R (1, 1) OBP: 0.143, SLG: 0.111			0-0 F7		0-0 F2		0-0 5-3		0-0 6-3	3 0 0 0 0 0 1																										
Dan Osinski, R (8, 1)										0 0 0 0 0 0 0																										
Wilbur Wood, R (8, 1)										0 0 0 0 0 0 0																										
Woodie Held, R (9, PH) OBP: 0.370, SLG: 0.500										1 0 0 0 0 0 0																										
Inning Stats	R: 0 E: 0 K: 1 S: 5	H: 0 LOB: 0 BB: 0 P: 5	R: 0 E: 0 K: 1 S: 6	H: 1 LOB: 1 BB: 0 P: 6	R: 0 E: 0 K: 0 S: 3	H: 0 LOB: 0 BB: 0 P: 3	R: 0 E: 1 K: 1 S: 5	H: 0 LOB: 0 BB: 0 P: 5	R: 1 E: 1 K: 0 S: 5	H: 2 LOB: 1 BB: 0 P: 5	R: 2 E: 1 K: 0 S: 6	H: 3 LOB: 2 BB: 1 P: 10	R: 0 E: 0 K: 1 S: 5	H: 0 LOB: 0 BB: 0 P: 5	R: 2 E: 0 K: 1 S: 8	H: 3 LOB: 1 BB: 0 P: 8	R: 0 E: 0 K: 0 S: 4	H: 1 LOB: 1 BB: 0 P: 4	1B: 9 2B: 1 3B: 0 HR: 0	SF: 0 SAC: 0 DP: 1 HBP: 0	WP: 0 PB: 0 SB: 0 CS: 0	PA: 38														
PITCHER	IP WLS BF H R ER SO BB IBB HBP BLK WP HR S P ERA WHIP																				ERA WHIP															
Joe Coleman, R (1, 1) ERA: 4.85	7.0	30	8	5	5	4	1	0	0	0	0	0	0	37	41	6.43	1.286																			
Darold Knowles, L (8, 1) ERA:	2.0	W	8	2	0	0	1	0	0	0	0	0	0	10	10	0.00	1.000																			

Chicago White Sox @ Washington Senators
 Robert F. Kennedy Memorial Stadium, Washington, DC
 Sat May 31 1969, 3:33 AM EDT
 Att. 6,604 - Unknown

AB	37
R	5
H	10
RBI	4
BB	1
SO	5
LOB	14



Batter	1	2	3	4	5	6	7	8	9	AB R H RBI BB SO LOB	TOP
Walt Williams, R (1, 9) <small>OBP: 0.376, SLG: 0.432</small> Wilbur Wood, R (7, 1) Tom McCraw, L (8, PH) Don Secrist, L (8, 1)	0-0 SH1-3 1B 2B		0-0 F8			0-0 2B		0-0 4-3 2-3		3 1 2 0 0 0 0 0 0 0 0 0 0 0 1 0 0 0 0 0 1 0 0 0 0 0 0 0	Chicago White Sox @ Washington Senators Robert F. Kennedy Memorial Stadium, Washington, DC Sun Jun 01 1969, 3:33 AM EDT Att. 9,766 - Unknown
Luis Aparicio, R (1, 6) <small>OBP: 0.337, SLG: 0.340</small> Rich Morales, R (6, 6) <small>OBP: 0.091, SLG: 0.091</small>	0-0 SH1-3 2-3		0-0 6-3			0-0 F8		0-0 6-3 3-H		2 0 0 0 0 0 1 1 0 0 1 0 0 0	
Carlos May, L (1, 7) <small>OBP: 0.425, SLG: 0.586</small>	0-0 1B 3-H		0-3 K			0-0 4-3		0-0 4-3		4 0 1 1 0 1 1	
Ron Hansen, R (1, 3) <small>OBP: 0.265, SLG: 0.304</small>	0-0 F9			0-0 6-3		0-3 K		0-0 F8		4 0 0 0 0 1 2	
Duane Josephson, R (1, 2) <small>OBP: 0.276, SLG: 0.289</small>	0-3 K			0-0 5-3			0-0 F5		0-0 6-3	4 0 0 0 0 1 1	
Bill Melton, R (1, 5) <small>OBP: 0.319, SLG: 0.466</small> Bob Locker, S (5, 1) Buddy Bradford, R (7, PH) <small>OBP: 0.350, SLG: 0.455</small> (7, 9)		0-0 F7		0-0 1-3			0-0 6-3		0-0 F8	2 0 0 0 0 0 0 0 0 0 0 0 0 0 2 0 0 0 0 0 0	
Bobby Knoop, R (1, 4) <small>OBP: 0.308, SLG: 0.339</small>		0-0 2B			0-0 F7		0-0 2B			3 0 2 0 0 0 0	
Ken Berry, R (1, 8) <small>OBP: 0.278, SLG: 0.261</small>		0-0 5-3			0-0 6-3		0-0 F8			3 0 0 0 0 0 2	
Jerry Nyman, L (1, 1) <small>OBP: 0.111, SLG: 0.222</small> Sammy Ellis, L (2, 1) <small>OBP: 0.286, SLG: 0.167</small> Woodie Held, R (5, PH) <small>OBP: 0.379, SLG: 0.545</small> (5, 5)		0-0 1-3			0-0 6-3			0-0 4-3 6-3 2B		1 0 0 0 0 0 1 0 0 0 0 0 0 0 2 1 1 0 0 0 0	
Inning Stats	R: 1 H: 2 E: 0 LOB: 1 K: 1 BB: 0 S: 7 P: 7	R: 0 H: 1 E: 0 LOB: 1 K: 0 BB: 0 S: 4 P: 4	R: 0 H: 0 E: 0 LOB: 0 K: 1 BB: 0 S: 5 P: 5	R: 0 H: 0 E: 0 LOB: 0 K: 0 BB: 0 S: 3 P: 3	R: 0 H: 0 E: 0 LOB: 0 K: 0 BB: 0 S: 3 P: 3	R: 0 H: 1 E: 0 LOB: 1 K: 1 BB: 0 S: 6 P: 6	R: 0 H: 1 E: 0 LOB: 1 K: 0 BB: 0 S: 4 P: 4	R: 1 H: 1 E: 0 LOB: 0 K: 0 BB: 0 S: 4 P: 4	R: 0 H: 0 E: 0 LOB: 0 K: 0 BB: 0 S: 3 P: 3	1B: 1 SF: 0 2B: 5 SAC: 1 3B: 0 DP: 0 HR: 0 HBP: 0	
PITCHER Barry Moore, L (1, 1) <small>ERA: 2.02</small>	IP WLS BF H R ER SO BB IBB HBP BLK WP HR S P ERA WHIP 9.0 W 33 6 2 2 3 0 0 0 0 0 0 0 39 39 2.00 0.667					PITCHER IP WLS BF H R ER SO BB IBB HBP BLK WP HR S P ERA WHIP					

AB	32
R	2
H	6
RBI	2
BB	0
SO	3
LOB	9



Batter	1	2	3	4	5	6	7	8	9	AB	R	H	RBI	BB	SO	LOB
Ed Brinkman, R (1, 6) OBP: 0.339, SLG: 0.348 Bernie Allen, L (7, 4) OBP: 0.325, SLG: 0.365	0-0 B5-3	0-0 2B 1B		0-0 6-3		0-0 1B				4	1	2	2	0	0	0
Hank Allen, R (1, 8) OBP: 0.318, SLG: 0.355	0-3 K	4-0 2B BB		0-0 L7		0-0 G3				3	1	0	0	1	1	1
Frank Howard, R (1, 7) OBP: 0.374, SLG: 0.565 Ed Stroud, L (8, 7) OBP: 0.340, SLG: 0.357	0-0 HR	0-0 2B			0-0 HR 1B		0-0 5-3			4	2	3	3	0	0	0
Brant Alyea, R (1, 9) OBP: 0.421, SLG: 0.641	0-3 K	0-0 6-3			0-0 HR		0-0 F2			4	1	1	2	0	1	1
Mike Epstein, L (1, 3) OBP: 0.429, SLG: 0.613		4-0 2B BB		0-0 F7		0-3 K		0-0 F5		3	1	0	0	1	1	0
Ken McMullen, R (1, 5) OBP: 0.318, SLG: 0.374		4-0 2B 1B BB		0-0 HR		0-3 K		0-0 5-3		3	2	1	1	1	1	0
Tim Cullen, R (1, 4) OBP: 0.278, SLG: 0.250		0-0 F3		0-0 6-3		0-0 5-3		0-0 6-3		4	0	0	0	0	0	2
Paul Casanova, R (1, 2) OBP: 0.260, SLG: 0.305		0-0 1B 2B		0-0 F8		0-0 G3		0-0 F8		4	1	1	1	0	0	0
Barry Moore, L (1, 1) OBP: 0.350, SLG: 0.235		0-0 F6		0-0 3-1		0-0 4-3				3	0	0	0	0	0	2

Inning Stats	R: 1	H: 1	E: 0	LOB: 0	K: 2	P: 8	R: 5	H: 3	E: 0	LOB: 1	K: 0	P: 18	R: 1	H: 1	E: 0	LOB: 0	K: 0	P: 4	R: 0	H: 0	E: 0	LOB: 0	K: 0	P: 3	R: 2	H: 2	E: 0	LOB: 0	K: 2	P: 9	R: 0	H: 1	E: 0	LOB: 1	K: 0	P: 4	R: 0	H: 0	E: 0	LOB: 0	K: 0	P: 3	R: 0	H: 0	E: 0	LOB: 0	K: 0	P: 3			

PITCHER	IP	WLS	BF	H	R	ER	SO	BB	IBB	HBP	BLK	WP	HR	S	P	ERA	WHIP
Jerry Nyman, L (1, 1) ERA: 3.86	1.2	L	11	3	6	6	2	3	0	0	0	0	1	12	24	32.40	3.600
Sammy Ellis, R (2, 1) ERA: 5.93	2.1		9	2	1	1	0	0	0	0	0	0	1	9	9	3.86	0.857
Bob Locker, R (5, 1) ERA: 7.23	2.0		9	3	2	2	2	0	0	0	0	0	1	13	13	9.00	1.500
Wilbur Wood, L (7, 1) ERA: 3.13	1.0		3	0	0	0	0	0	0	0	0	0	0	3	3	0.00	0.000
Don Secrist, L (8, 1) ERA: 10.5	1.0		3	0	0	0	0	0	0	0	0	0	0	3	3	0.00	0.000

BOTTOM

Chicago White Sox @ Washington Senators
Robert F. Kennedy Memorial Stadium, Washington, DC

livebaseballscores.com

AB	32
R	9
H	8
RBI	9
BB	3
SO	4
LOB	6



WP	HR	S	P	ERA	WHIP
0	0	0	0	0	0

Sun Jun 01 1969, 3:33 AM EDT
 Att. 9,766 - Unknown

Batter	1	2	3	4	5	6	7	8	9	AB R H RBI BB SO LOB	TOP																	
Walt Williams, R (1, 9) OBP: 0.371, SLG: 0.418	0-0 G6-3			0-0 F8		0-0 G4-3		4-0 HR BB		3 1 0 0 1 0 0																		
Luis Aparicio, R (1, 6) OBP: 0.341, SLG: 0.344	0-0 L7			0-0 G4-3			0-0 G6-3 1B	0-0 HR 1B		4 1 2 1 0 0 0																		
Carlos May, L (1, 7) OBP: 0.421, SLG: 0.599	0-0 G5-3			0-3 K			0-0 G6-3 1-2f	0-0 HR 1B		4 1 1 4 0 1 1																		
Pete Ward, L (1, 3) OBP: 0.360, SLG: 0.413 Dan Osinski, R (8, 1) Wilbur Wood, R (9, 1)			0-0 G1-3		0-0 F8		0-0 F9	0-0 L1		4 0 0 0 0 0 1 0 0 0 0 0 0 0 0 0 0 0 0 0 0																		
Duane Josephson, R (1, 2) OBP: 0.270, SLG: 0.282 Ed Herrmann, L (8, 2)			0-0 G5-3		0-0 G6-3			0-3 K	0-0 G4-3	3 0 0 0 0 1 0 1 0 0 0 0 0 0																		
Bobby Knopp, R (1, 4) OBP: 0.313, SLG: 0.333			0-0 F9		4-0 BB			4-0 1B BB	0-3 K	2 1 0 0 2 1 0																		
Woodie Held, R (1, 5) OBP: 0.364, SLG: 0.500				0-0 G4-3-6 1B		0-3 K		0-3 K	0-3 K	4 0 1 0 0 3 2																		
Ken Berry, R (1, 8) OBP: 0.273, SLG: 0.256 Gail Hopkins, L (8, PH) OBP: 0.387, SLG: 0.360 Buddy Bradford, R (8, PR) OBP: 0.350, SLG: 0.455			0-0 G4-3-6			0-0 G6-3		0-0 1B 1B		2 0 0 0 0 0 1 1 0 1 0 0 0 0 0 1 0 0 0 0 0																		
Joe Horlen, R (1, 1) OBP: 0.240, SLG: 0.280 Cisco Carlos, R (7, 1) Tom McCraw, L (8, PH) OBP: 0.308, SLG: 0.100			0-3 K			0-0 G6-3		0-0 1B BB HR 1B		2 0 0 0 0 1 0 0 0 0 0 0 0 0 1 1 1 1 0 0 0																		
Inning Stats	R: 0 E: 0 K: 0 S: 3	H: 0 LOB: 0 BB: 0 P: 3	R: 0 E: 0 K: 0 S: 3	H: 0 LOB: 0 BB: 0 P: 3	R: 0 E: 0 K: 1 S: 5	H: 1 LOB: 0 BB: 0 P: 5	R: 0 E: 0 K: 1 S: 5	H: 0 LOB: 0 BB: 0 P: 5	R: 0 E: 0 K: 1 S: 5	H: 0 LOB: 1 BB: 1 P: 9	R: 0 E: 0 K: 0 S: 3	H: 0 LOB: 0 BB: 0 P: 3	R: 0 E: 0 K: 0 S: 3	H: 1 LOB: 0 BB: 0 P: 3	R: 6 E: 0 K: 2 S: 11	H: 4 LOB: 1 BB: 2 P: 19	R: 0 E: 0 K: 2 S: 7	H: 0 LOB: 0 BB: 0 P: 7	1B: 5 2B: 0 3B: 0 HR: 1	SF: 0 SAC: 0 DP: 2 HBP: 0	WP: 0 PB: 0 SB: 0 CS: 0	PA: 34						
PITCHER	IP WLS BF H R ER SO BB IBB HBP BLK WP HR S P ERA WHIP																											
Mike Nagy, R (1, 1) ERA: 2.75	7.2		28	4	4	4	5	3	0	0	0	0	0	0	35	47	4.70	0.913										
Vicente Romo, R (8, 1) ERA: 3.03	0.0	L	1	1	0	0	0	0	0	0	0	0	0	1	1	∞	∞											
Sparky Lyle, L (8, 1) ERA: 2.43	1.1		5	1	2	2	2	0	0	0	0	0	1	9	9	13.50	0.750											

Chicago White Sox @ Boston Red Sox
 Fenway Park, Boston, MA
 Mon Jun 02 1969, 7:05 PM EDT
 Att. 21,265 - Unknown - 80 F

livebaseballscorecards.com

AB	31
R	6
H	6
RBI	6
BB	3
SO	7
LOB	5



Batter	1	2	3	4	5	6	7	8	9	AB R H RBI BB SO LOB
Dick Schofield, S (1, 4) OBP: 0.405, SLG: 0.333	0-0 G1-3		0-0 G3		0-0 FC4-6 BB CS 1B		0-0 F8		0-0 1-3 2B	5 0 2 0 0 0 0
Dalton Jones, L (1, 3) OBP: 0.368, SLG: 0.414	0-0 PB HR 1B		0-0 2B		0-0 F7		0-0 G1-3 2B		0-0 P6	5 2 3 0 0 0 3
Carl Yastrzemski, L (1, 7) OBP: 0.397, SLG: 0.534	0-0 1-H HR		0-0 2-H 2B		4-0 BB 1-2 FC4-6 BB		0-0 G1-3 2-3		0-0 P6	4 1 2 3 1 0 3
Reggie Smith, S (1, 8) OBP: 0.354, SLG: 0.486	0-0 G5-4-3 1B		0-3 K		0-0 FC4-6 1-2f 2-3		0-0 G4-3			4 0 1 0 0 1 4
Rico Petrocelli, R (1, 6) OBP: 0.458, SLG: 0.712	0-0 1-2f G5-4-3		4-0 BB		0-0 CS 3-H	0-0 HR		0-0 G5-3		3 1 1 1 1 0 1
Tony Conigliaro, R (1, 9) OBP: 0.340, SLG: 0.511		0-3 K	0-3 K			0-0 G6-3		0-0 F9		4 0 0 0 0 2 2
George Scott, R (1, 5) OBP: 0.261, SLG: 0.291		0-0 G6-3		0-0 G6-3		0-0 1B 1B		0-0 G1-3		4 0 1 0 0 0 0
Russ Gibson, R (1, 2) OBP: 0.282, SLG: 0.284		0-0 1B		0-0 G4-3		0-0 1-3 1B		4-0 2B BB		3 0 2 0 0 0 0 0 0 0 0 1 0 0
Joe Lahoud, L (9, PH) OBP: 0.300, SLG: 0.079		0-3 K		0-3 K		0-3 K		0-0 F7		3 0 0 0 0 3 2 0 0 0 0 0 0 0 0 0 0 0 0 0 0 1 0 0 0 0 0 1

Inning Stats	R: 2 E: 0 K: 5 S: 5	H: 3 LOB: 0 BB: 0 P: 5	R: 0 E: 0 K: 2 S: 8	H: 1 LOB: 1 BB: 0 P: 8	R: 1 E: 0 K: 2 S: 9	H: 2 LOB: 2 BB: 1 P: 13	R: 0 E: 0 K: 1 S: 5	H: 0 LOB: 0 BB: 0 P: 5	R: 0 E: 0 K: 0 S: 3	H: 1 LOB: 1 BB: 1 P: 7	R: 1 E: 0 K: 1 S: 7	H: 3 LOB: 1 BB: 0 P: 7	R: 0 E: 0 K: 0 S: 4	H: 1 LOB: 1 BB: 0 P: 4	R: 0 E: 0 K: 0 S: 3	H: 0 LOB: 0 BB: 0 P: 3	R: 0 E: 0 K: 0 S: 4	H: 1 LOB: 2 BB: 1 P: 8	1B: 6 2B: 4 3B: 0 HR: 2	SF: 0 SAC: 0 DP: 1 HBP: 0	WP: 0 PB: 1 SB: 0 CS: 1	PA: 40
--------------	------------------------------	---------------------------------	------------------------------	---------------------------------	------------------------------	----------------------------------	------------------------------	---------------------------------	------------------------------	---------------------------------	------------------------------	---------------------------------	------------------------------	---------------------------------	------------------------------	---------------------------------	------------------------------	---------------------------------	----------------------------------	------------------------------------	----------------------------------	--------

PITCHER	IP	WLS	BF	H	R	ER	SO	BB	IBB	HBP	BLK	WP	HR	S	P	ERA	WHIP
Joe Horten, R (1, 1) ERA: 3.36	6.0		27	10	4	4	6	2	0	0	0	0	2	37	45	6.00	2.000
Cisco Carlos, R (7, 1) ERA:	1.0	W	4	1	0	0	0	0	0	0	0	0	0	4	4	0.00	1.000
Dan Osinski, R (8, 1) ERA: 1.96	1.1		6	1	0	0	0	1	0	0	0	0	0	5	9	0.00	1.500
Wilbur Wood, L (9, 1) ERA: 3.06	0.2	S	2	0	0	0	0	0	0	0	0	0	0	2	2	0.00	0.000

BOTTOM

Chicago White Sox @ Boston Red Sox
Fenway Park, Boston, MA
Mon Jun 02 1969, 7:05 PM EDT
Att: 21,265 - Unknown - 80 F

livebaseballscorecards.com

AB	36
R	4
H	12
RBI	4
BB	3
SO	6
LOB	16



Batter	1	2	3	4	5	6	7	8	9	AB R H RBI BB SO LOB	TOP
Walt Williams, R (1, 9) OBP: 0.367, SLG: 0.412	0-0 G1-3		0-0 F9		0-0 FC4-6 1B		0-3 K			4 0 1 0 0 1 0	
Luis Aparicio, R (1, 6) OBP: 0.344, SLG: 0.365	0-0 2B		0-0 3B		0-0 FC4-6 1-2f		0-0 G6-3			4 0 2 0 0 0 1	
Carlos May, L (1, 7) OBP: 0.417, SLG: 0.589	0-0 F8		0-0 F7		0-0 FC3-6 1-2f		0-0 1B			4 0 1 0 0 0 3	
Pete Ward, L (1, 3) OBP: 0.359, SLG: 0.403 Bob Locker, S (5, 1) Ron Hansen, R (8, PH) OBP: 0.260, SLG: 0.298 Dan Osinski, R (8, 1)	0-0 G3			4-0 BB 1B BB	0-0 F8		0-0 G5-3			2 1 0 0 1 0 2 0 0 0 0 0 0 0 1 0 0 0 0 0 0 0 0 0 0 0 0 0	
Bobby Knoop, R (1, 4) OBP: 0.318, SLG: 0.333		0-0 P4		4-0 1B 1-2 BB		0-0 WP G3 G6-3 1B		0-0 F2		3 1 1 0 1 0 0	
Ed Herrmann, L (1, 2) OBP: 0.350, SLG: 0.306		0-0 1B		0-0 FC4-6 1B 1-3 2-H		0-0 G3 1-2		0-0 G3		4 0 2 1 0 0 1	
Woodie Held, R (1, 5) OBP: 0.324, SLG: 0.433		0-3 K		0-3 K		0-0 G6-3 2-H			0-0 P1	4 0 0 1 0 2 3	AB 33 R 2 H 7 RBI 2 BB 3 SO 6 LOB 16
Ken Berry, R (1, 8) OBP: 0.270, SLG: 0.253 Don Secret, L (2, 1) Bill Melton, R (4, PH) OBP: 0.317, SLG: 0.463 Cisco Carlos, R (4, 1) Gail Hopkins, L (5, 3) OBP: 0.389, SLG: 0.355		0-3 K		0-3 K		4-0 BB			0-0 G3	1 0 0 0 0 1 1 0 0 0 0 0 0 0 1 0 0 0 0 1 2 0 0 0 0 0 0 0 1 0 0 0 1 0 0	
Gary Peters, L (1, 1) OBP: 0.179, SLG: 0.296 Sammy Ellis, L (1, 1) OBP: 0.286, SLG: 0.167 Tom McCraw, L (2, 8) OBP: 0.235, SLG: 0.071			0-0 G3-1	0-0 FC4-6 1-2f		0-0 G6-3			0-3 K	0 0 0 0 0 0 0 0 0 0 0 0 0 0 4 0 0 0 0 1 3	
Inning Stats	R: 0 H: 1 E: 0 LOB: 1 K: 0 BB: 0 S: 4 P: 4	R: 0 H: 1 E: 0 LOB: 1 K: 2 BB: 0 S: 8 P: 8	R: 0 H: 1 E: 0 LOB: 1 K: 0 BB: 0 S: 4 P: 4	R: 1 H: 1 E: 0 LOB: 2 K: 2 BB: 2 S: 8 P: 16	R: 0 H: 1 E: 0 LOB: 1 K: 0 BB: 0 S: 4 P: 4	R: 1 H: 1 E: 0 LOB: 1 K: 0 BB: 1 S: 4 P: 8	R: 0 H: 1 E: 0 LOB: 1 K: 1 BB: 0 S: 5 P: 5	R: 0 H: 0 E: 0 LOB: 0 K: 0 BB: 0 S: 3 P: 3	R: 0 H: 0 E: 0 LOB: 0 K: 1 BB: 0 S: 5 P: 5	1B: 5 SF: 0 2B: 1 SAC: 0 3B: 1 DP: 0 HR: 0 HBP: 0	WP: 1 PA: 36 PB: 0 SB: 0 CS: 0
PITCHER Jim Lonborg, R (1, 1) ERA: 2.41	IP WLS BF H R ER SO BB IBB HBP BLK WP HR S P ERA WHIP	9.0 W 36 7 2 2 6 3 0 0 0 1 0 45 57 2.00 1.111									

Chicago White Sox @ Boston Red Sox
 Fenway Park, Boston, MA
 Tue Jun 03 1969, 7:05 PM EDT
 Att. 21,481 - Unknown - 77 F

livebaseballscorecards.com



Batter	1	2	3	4	5	6	7	8	9
Dick Schofield, S OBP: 0.447, SLG: 0.425 (1, 4)	0-0 E6 1B HR	0-0 1B 3B		0-0 FC6-5 F9 1B	0-0 FC4-6 1-3 2-H 1B		4-0 G4-3 1-2 BB		
Dalton Jones, L OBP: 0.362, SLG: 0.406 (1, 3)	0-0 1-3 HR 1B	0-0 G4-3		0-0 F9 1-2	0-0 FC4-6 1-2f		0-0 G4-3 1-2 2-3		
Carl Yastrzemski, L OBP: 0.404, SLG: 0.567 (1, 7)	0-0 1-H 3-H HR	0-0 1B 3-H 1B		0-0 FC6-5 S 2-3		0-0 3B 3B			
Don Lock, R OBP: 0.182, SLG: 0.200 (7, 7)									
Reggie Smith, S OBP: 0.356, SLG: 0.503 (1, 8)	0-0 HR	0-0 FC5-4 1B		0-0 F7 1-2		0-0 G4-3		0-0 F9	
Joe Lahoud, L OBP: 0.300, SLG: 0.079 (9, 8)									
Rico Petrocelli, R OBP: 0.464, SLG: 0.742 (1, 6)	4-0 FC4 1B BB	0-0 F8			0-0 HR	0-0 FC5-2-6 3B		0-0 2B 1B	
George Thomas, R OBP: 0.361, SLG: 0.424 (7, 5)									
Tony Conigliaro, R OBP: 0.337, SLG: 0.508 (1, 9)	0-0 F8	0-0 FC5-4 1-2f			0-3 K	0-0 FC5-2-6 1B		0-0 1-3 2B	
George Scott, R OBP: 0.267, SLG: 0.293 (1, 5)	0-0 1-2 E 1B		0-3 K		1-0 1B HBP	0-0 2-3 1B		0-3 K	
Syd O'Brien, R OBP: 0.350, SLG: 0.500 (5, PR)									
Russ Gibson, R OBP: 0.287, SLG: 0.283 (1, 2)	0-0 FC4 1-2 2-3 G6-4-3		0-0 G6-3		0-0 1B 1-2 1B		0-0 P4	4-0 IBB	
Jim Lonborg, R OBP: 0.231, SLG: 0.091 (1, 1)	0-0 G6-4-3 1-2f		0-0 G5-3		0-3 K		0-0 G4-3 BB 1B	0-0 P4	

Inning Stats	R: 4 E: 2 K: 0 S: 8	H: 4 LOB: 2 BB: 1 P: 12	R: 1 E: 0 K: 0 S: 6	H: 3 LOB: 2 BB: 0 P: 6	R: 0 E: 0 K: 1 S: 5	H: 0 LOB: 0 BB: 0 P: 5	R: 0 E: 0 K: 0 S: 4	H: 1 LOB: 1 BB: 0 P: 4	R: 2 E: 0 K: 2 S: 10	H: 3 LOB: 2 BB: 0 P: 11	R: 1 E: 0 K: 1 S: 5	H: 3 LOB: 2 BB: 0 P: 5	R: 0 E: 0 K: 1 S: 6	H: 1 LOB: 2 BB: 1 P: 10	R: 0 E: 0 K: 1 S: 7	H: 2 LOB: 3 BB: 1 P: 11
--------------	------------------------------	----------------------------------	------------------------------	---------------------------------	------------------------------	---------------------------------	------------------------------	---------------------------------	-------------------------------	----------------------------------	------------------------------	---------------------------------	------------------------------	----------------------------------	------------------------------	----------------------------------

PITCHER	IP	WLS	BF	H	R	ER	SO	BB	IBB	HBP	BLK	WP	HR	S	P	ERA	WHIP
Gary Peters, L ERA: 3.86 (1, 1)	0.1	L	7	4	4	3	0	1	0	0	0	0	0	6	10	81.00	15.000
Sammy Ellis, R ERA: 6.04 (1, 1)	1.0		6	3	1	1	0	0	0	0	0	0	0	6	6	9.00	3.000
Don Secrist, L ERA: 8.22 (2, 1)	1.2		5	0	0	0	1	0	0	0	0	0	0	7	7	0.00	0.000
Cisco Carlos, R ERA: 1.38 (4, 1)	1.2		10	4	2	2	2	0	0	1	0	0	1	13	14	10.80	2.400
Bob Locker, R ERA: 6.86 (5, 1)	2.1		11	4	1	1	1	1	0	0	0	0	0	12	16	3.86	2.143

BOTTOM


Chicago White Sox @ Boston Red Sox
Fenway Park, Boston, MA

Tue Jun 03 1969, 7:05 PM EDT
Att: 21,481 - Unknown - 77 F

AB	R	H	RBI	BB	SO	LOB
4	2	3	1	1	0	0
5	1	1	0	0	0	6
4	2	3	4	0	0	1
1	0	0	0	0	1	2
5	1	2	1	0	0	2
0	0	0	0	0	0	0
3	1	2	2	1	0	2
1	0	1	0	0	0	0
5	0	1	0	0	1	4
2	0	1	0	0	1	0
2	1	1	0	0	1	2
4	0	1	0	1	0	2
5	0	1	0	0	1	8

1B	2B	3B	HR	SF	SAC	DP	HBP	WP	PA
10	1	3	3	0	0	1	1	0	45

AB	R	H	RBI	BB	SO	LOB
41	8	17	8	3	5	29



Batter	1	2	3	4	5	6	7	8	9	AB R H RBI BB SO LOB	TOP	
Walt Williams, R (1, 9) OBP: 0.363, SLG: 0.406 Ken Berry, R (7, PR) OBP: 0.277, SLG: 0.253 (7, 8)	0-0 G1-3		0-0 G6-3		0-0 G6-3		0-0 E 1B		4-0 2B BB	4 0 1 0 0 0 0 0 0 0 0 1 0 0		
Luis Aparicio, R (1, 6) OBP: 0.356, SLG: 0.380	4-0 BB		0-0 1B HR 1B		0-0 F8		0-0 E8 1B		0-0 1-3 2B	4 1 3 0 1 0 0		
Carlos May, L (1, 7) OBP: 0.410, SLG: 0.575	0-0 F7		0-0 1-3 HR 1B				0-0 G4-3		0-3 K	5 1 1 0 0 1 6		
Gail Hopkins, L (1, 3) OBP: 0.398, SLG: 0.405 Tom McCraw, L (6, PR) OBP: 0.211, SLG: 0.063 (6, 3)	0-0 F8		0-0 1-H 3-H HR				0-0 E4 WP HR 1B		0-3 K	3 1 2 3 0 0 1 2 1 0 0 0 1 2		
Bill Melton, R (1, 5) OBP: 0.316, SLG: 0.464		0-0 G6-3	0-3 K				0-0 G6-3		0-0 G4-3 2B 2B	4 1 1 0 0 1 1		
Bobby Knoop, R (1, 4) OBP: 0.323, SLG: 0.362		0-0 F9		0-0 G3-6-1 1B			0-0 3-H HR		0-0 G4-3	4 1 2 2 0 0 1		
Ed Herrmann, L (1, 2) OBP: 0.364, SLG: 0.425		0-0 HR		0-0 G3-6-1 1-2f			0-0 G4-3		0-0 3-H 2B	4 1 2 2 0 0 2		
Buddy Bradford, R (1, 8) OBP: 0.339, SLG: 0.438 (7, 9)		0-3 K		0-0 F8					0-3 K F2	4 0 0 0 0 2 1		
Tommy John, R (1, 1) OBP: 0.125, SLG: 0.097			0-0 F9		0-0 G6-3		0-0 G1-3		0-3 K	4 0 0 0 0 1 0		
Inning Stats	R: 0 H: 0 E: 0 LOB: 1 K: 0 BB: 1 S: 3 P: 7	R: 1 H: 1 E: 0 LOB: 0 K: 1 BB: 0 S: 6 P: 6	R: 3 H: 3 E: 0 LOB: 0 K: 1 BB: 0 S: 8 P: 8	R: 0 H: 1 E: 0 LOB: 0 K: 0 BB: 0 S: 3 P: 3	R: 0 H: 0 E: 0 LOB: 0 K: 0 BB: 0 S: 3 P: 3	R: 2 H: 2 E: 1 LOB: 1 K: 0 BB: 0 S: 5 P: 5	R: 0 H: 2 E: 1 LOB: 3 K: 1 BB: 0 S: 7 P: 7	R: 1 H: 2 E: 0 LOB: 1 K: 0 BB: 0 S: 5 P: 5	R: 0 H: 1 E: 0 LOB: 2 K: 3 BB: 1 S: 10 P: 14	1B: 6 SF: 0 2B: 3 SAC: 0 3B: 0 DP: 1 HR: 3 HBP: 0	WP: 1 PA: 40 PB: 0 SB: 0 CS: 0	
PITCHER	IP WLS BF H R ER SO BB IBB HBP BLK WP HR S P ERA WHIP											
Sonny Siebert, R (1, 1) ERA: 4.43	3.0 L 15 5 4 4 2 1 0 0 0 0 0 2 18 22 12.00 2.000											
Ray Jarvis, R (4, 1) ERA: 2.92	4.0 15 4 2 2 1 0 0 0 0 1 1 17 17 4.50 1.000											
Bill Landis, L (8, 1) ERA: 6.52	2.0 10 3 1 1 3 1 0 0 0 0 0 0 15 19 4.50 2.000											

Chicago White Sox @ Boston Red Sox
 Fenway Park, Boston, MA
 Wed Jun 04 1969, 3:33 AM EDT
 Att. 23,721 - Unknown - 77 F

livebaseballscorecards.com

AB 38
 R 7
 H 12
 RBI 7
 BB 2
 SO 6
 LOB 14




Batter	1	2	3	4	5	6	7	8	9	AB	R	H	RBI	BB	SO	LOB
Dick Schofield, S (1, 4) OBP: 0.442, SLG: 0.422	0-0 FC4-6 1B	0-0 PB 1B		0-0 G5-3			0-3 K		0-3 K	5	0	2	1	0	2	3
Dalton Jones, L (1, 3) OBP: 0.351, SLG: 0.391	0-0 FC4-6 1B	0-3 K		0-0 P6			0-0 G4-3		0-0 P4	5	1	0	0	0	1	6
Carl Yastrzemski, L (1, 7) OBP: 0.401, SLG: 0.558	0-3 K	0-3 K FC6-4			4-0 BB G5-4-3			0-0 G3		3	0	0	0	1	2	3
Reggie Smith, S (1, 8) OBP: 0.359, SLG: 0.503	0-0 1B	0-0 FC6-4			0-0 G5-4-3			0-0 1B		4	0	2	0	0	0	4
Rico Petrocelli, R (1, 6) OBP: 0.465, SLG: 0.735	0-0 1B			4-0 BB G6-4-3			0-0 G6-3		0-3 K	3	0	1	1	1	1	1
Tony Conigliaro, R (1, 9) OBP: 0.330, SLG: 0.497	0-0 F9			0-0 G6-4-3			0-3 K		0-0 G1-3	4	0	0	0	0	1	4
Syd O'Brien, R (1, 5) OBP: 0.375, SLG: 0.636		0-0 1B 2B		0-0 G4-3			0-0 G1-3		0-0 3B	4	1	2	0	0	0	0
Russ Gibson, R (1, 2) OBP: 0.286, SLG: 0.282		0-3 K		0-0 SH1-4 1B			0-0 G6-3		0-0 G5-3	4	0	1	0	0	1	2
Sonny Siebert, R (1, 1) OBP: 0.250, SLG: 0.143		4-0 PB 1B		0-0 SH1-4			0-0 G4-3		4-0 BB	0	0	0	0	1	0	0
Ray Jarvis, R (4, 1)										0	0	0	0	0	0	0
Jerry Moses, R (7, PH) OBP: 0.375, SLG: 0.656										1	0	0	0	0	0	0
Bill Landis, L (8, 1)										0	0	0	0	0	0	0
Don Lock, R (9, PH) OBP: 0.250, SLG: 0.200										0	0	0	0	1	0	0

Inning Stats	R: 1	H: 3	E: 0	K: 1	S: 8	H: 3	LOB: 2	BB: 0	P: 8	R: 1	H: 2	E: 0	K: 3	S: 12	H: 2	LOB: 3	BB: 1	P: 16	R: 0	H: 0	E: 0	K: 0	S: 2	R: 0	H: 1	E: 0	K: 0	S: 4	R: 0	H: 0	E: 0	K: 0	S: 2	R: 0	H: 0	E: 0	K: 1	S: 5	R: 0	H: 0	E: 0	K: 1	S: 5	R: 0	H: 1	E: 0	K: 1	S: 6	R: 0	H: 1	E: 0	K: 1	S: 6	R: 0	H: 1	E: 0	K: 1	S: 6	1B: 6	SF: 0	2B: 1	SAC: 1	3B: 1	DP: 2	HR: 0	HBP: 0	WP: 0	PA: 38
--------------	------	------	------	------	------	------	--------	-------	------	------	------	------	------	-------	------	--------	-------	-------	------	------	------	------	------	------	------	------	------	------	------	------	------	------	------	------	------	------	------	------	------	------	------	------	------	------	------	------	------	------	------	------	------	------	------	------	------	------	------	------	-------	-------	-------	--------	-------	-------	-------	--------	-------	--------

PITCHER	IP	WLS	BF	H	R	ER	SO	BB	IBB	HBP	BLK	WP	HR	S	P	ERA	WHIP
Tommy John, L (1, 1) ERA: 3.08	9.0	W	38	8	2	2	8	4	0	0	0	0	0	50	66	2.00	1.333

Chicago White Sox @ Boston Red Sox
Fenway Park, Boston, MA
Wed Jun 04 1969, 3:33 AM EDT
Att: 23,721 - Unknown - 77 F

AB	33
R	2
H	8
RBI	2
BB	4
SO	8
LOB	23



Batter	1	2	3	4	5	6	7	8	9
Horace Clarke, S (1, 4) OBP: 0.318, SLG: 0.317	0-0 F2		0-0 1B 3B		0-0 F9		0-0 5-3		
Bobby Cox, R (1, 5) OBP: 0.291, SLG: 0.255	0-0 6-3		0-0 1B		0-0 1B			0-0 F9	
Bobby Murcer, L (1, 9) OBP: 0.348, SLG: 0.540	4-0 BB		0-0 4-3		0-0 G3-6-1			0-3 K	
Jim Lyttle, L (9, 8) OBP: 0.216, SLG: 0.257					1-2f				
Roy White, S (1, 7) OBP: 0.358, SLG: 0.356	0-0 6-3			0-0 4-3		0-0 1B		0-0 L8	
Joe Pepitone, L (1, 3) OBP: 0.271, SLG: 0.498		0-0 F5		0-0 6-3		0-0 1B			
John Ellis, R (1, 2) OBP: 0.350, SLG: 0.474		0-0 5-3		0-0 1B		0-0 1B			
Bill Robinson, R (1, 8) OBP: 0.208, SLG: 0.239		0-0 F4		0-0 CS		0-0 1B		0-0 F4	
Gene Michael, S (1, 6) OBP: 0.351, SLG: 0.388			0-0 6-3		0-0 1B 3B			0-0 L7	
Stan Bahnsen, R (1, 1) OBP: 0.136, SLG: 0.095			0-3 K		0-0 1B			0-3 K	

Inning Stats	R: 0	H: 0	E: 0	K: 0	S: 3	R: 0	H: 0	E: 0	K: 0	S: 3	R: 1	H: 2	E: 0	K: 1	S: 7	R: 0	H: 1	E: 0	K: 0	S: 3	R: 2	H: 4	E: 0	K: 0	S: 6	R: 0	H: 2	E: 0	K: 0	S: 4	R: 0	H: 0	E: 0	K: 1	S: 5	R: 0	H: 0	E: 0	K: 1	S: 5
	LOB: 1	BB: 1	LOB: 0	BB: 0		LOB: 0	BB: 0	LOB: 0	BB: 0		LOB: 1	BB: 0	LOB: 1	BB: 0		LOB: 1	BB: 0	LOB: 1	BB: 0		LOB: 0	BB: 0	LOB: 0	BB: 0		LOB: 0	BB: 0	LOB: 0	BB: 0		LOB: 0	BB: 0	LOB: 0	BB: 0		LOB: 0	BB: 0	LOB: 0	BB: 0	

PITCHER	IP	WLS	BF	H	R	ER	SO	BB	IBB	HBP	BLK	WP	HR	S	P	ERA	WHIP
Gary Peters, L (1, 1) ERA: 3.86	7.0	L	28	9	3	3	2	1	0	0	0	0	0	31	35	3.86	1.429
Wilbur Wood, L (8, 1) ERA: 2.97	1.0		3	0	0	0	1	0	0	0	0	0	0	5	5	0.00	0.000

BOTTOM

AB	R	H	RBI	BB	SO	LOB
4	1	1	0	0	0	1
4	0	2	1	0	0	0
3	0	0	0	1	1	3
0	0	0	0	0	0	0
4	0	1	0	0	0	1
3	0	0	0	0	0	1
3	0	2	0	0	0	0
3	1	1	0	0	0	1
3	1	1	1	0	0	0
3	0	1	1	0	2	0

AB	30
R	3
H	9
RBI	3
BB	1
SO	3
LOB	7



WP	PA	CS
0	32	1

Chicago White Sox @ New York Yankees
 Yankee Stadium, Bronx, NY
 Fri Jun 06 1969, 7:05 PM EDT
 Att: 14,696 - Cloudy - 70 F

livebaseballscorecards.com

Batter	1	2	3	4	5	6	7	8	9	AB R H RBI BB SO LOB	TOP											
Walt Williams, R (1, 9) OBP: 0.347, SLG: 0.386	0-0 4-3		0-0 1-2 2-3 1B			0-0 F8		0-0 6-3		4 0 1 1 0 0 0												
Luis Aparicio, R (1, 6) OBP: 0.342, SLG: 0.363	0-0 6-3		0-0 F3			0-0 6-3		0-0 F5		4 0 0 0 0 0 3												
Carlos May, L (1, 7) OBP: 0.392, SLG: 0.545	0-0 F9		0-0 4-3			0-0 3-1			0-3 K	4 0 0 0 0 1 3												
Duane Josephson, R (1, 2) OBP: 0.262, SLG: 0.273		0-0 F9			0-0 F9		0-0 F9		0-0 F5	4 0 0 0 0 0 0												
Ron Hansen, R (1, 3) OBP: 0.241, SLG: 0.275		0-0 F7			0-0 5-3		0-0 5-3		0-3 K	4 0 0 0 0 1 0												
Bobby Knoop, R (1, 4) OBP: 0.323, SLG: 0.382		0-0 5-3			0-0 F8		0-0 F9			3 0 0 0 0 0 0												
Bill Melton, R (1, 5) OBP: 0.322, SLG: 0.465			0-0 1B 1B 1B		0-0 F7			0-0 2B 4-3 1B		3 1 2 0 0 0 0	AB 32 R 2 H 5 RBI 2 BB 0 SO 3 LOB 8											
Ken Berry, R (1, 8) OBP: 0.279, SLG: 0.266			0-0 F9		0-0 F7			0-0 4-3 6-3 2B		3 1 1 0 0 0 1												
Joe Horlen, R (1, 1) OBP: 0.240, SLG: 0.280			0-0 1B		0-3 K			0-0 4-3		0 0 0 0 0 0 0												
Don Secrist, L (2, 1) OBP: 0.667, SLG: 0.500								2-3 3-H		2 0 1 0 0 1 0												
Woodie Held, R (8, PH) OBP: 0.316, SLG: 0.419			1-2 1B							1 0 0 1 0 0 1												
Bob Locker, S (8, 1)										0 0 0 0 0 0 0												
Inning Stats	R: 0 E: 0 K: 0 S: 3	H: 0 LOB: 0 BB: 0 P: 3	R: 0 E: 0 K: 0 S: 3	H: 0 LOB: 0 BB: 0 P: 3	R: 0 E: 0 K: 0 S: 6	H: 3 LOB: 3 BB: 0 P: 6	R: 0 E: 0 K: 0 S: 3	H: 0 LOB: 0 BB: 0 P: 3	R: 0 E: 0 K: 1 S: 5	H: 0 LOB: 0 BB: 0 P: 5	R: 0 E: 0 K: 0 S: 3	H: 0 LOB: 0 BB: 0 P: 3	R: 0 E: 0 K: 0 S: 3	H: 0 LOB: 0 BB: 0 P: 3	R: 2 E: 0 K: 0 S: 5	H: 2 LOB: 0 BB: 0 P: 5	R: 0 E: 0 K: 2 S: 7	H: 0 LOB: 0 BB: 0 P: 7	1B: 4 2B: 1 3B: 0 HR: 0	SF: 0 SAC: 0 DP: 0 HBP: 0	WP: 0 PB: 0 SB: 0 CS: 0	PA: 32
PITCHER Fritz Peterson, L (1, 1) ERA: 2.32	IP 9.0 WLS W BF 32 H 5 R 2 ER 2 SO 3 BB 0 IBB 0 HBP 0 BLK 0 WP 0 HR 0 S 38 P 38 ERA 2.00 WHIP 0.556																				PITCHER	IP WLS BF H R ER SO BB IBB HBP BLK WP HR S P ERA WHIP

Chicago White Sox @ New York Yankees
 Yankee Stadium, Bronx, NY
 Sat Jun 07 1969, 3:33 AM EDT
 Att. 12,952 - Unknown - 79 F

livebaseballscorecards.com



Batter	1	2	3	4	5	6	7	8	9	AB	R	H	RBI	BB	SO	LOB
Horace Clarke, S OBP: 0.320, SLG: 0.319 (1, 4)	0-0 4-3	0-0 E9 BB 1B 2-3 3-H		0-0 S 2B 1B	0-0 F9			0-0 4-3		5	1	2	0	0	0	2
Jerry Kenney, L OBP: 0.320, SLG: 0.330 (1, 5)	0-0 FC4-6 1B	0-0 BB 1-2 3-H 1B		0-0 F9 1-2		0-0 F7		0-0 4-3		5	0	2	1	0	0	1
Bobby Murcer, L OBP: 0.346, SLG: 0.531 (1, 9)	0-0 FC4-6 1-2f	0-0 F7		4-0 2B BB		0-0 G3				3	1	0	0	1	0	3
Roy White, S OBP: 0.367, SLG: 0.369 (1, 7)	0-0 4-3	4-0 BB 1-2 2-3 BB		0-0 2B		0-0 1B				3	0	2	2	1	0	1
Joe Pepitone, L OBP: 0.271, SLG: 0.507 (1, 3)		HR F2		0-0 G3		0-0 L4				4	1	1	1	0	0	5
John Ellis, R OBP: 0.341, SLG: 0.452 (1, 2)		0-0 BB 1B FC4-2 1B	0-0 F7		0-0 F9		0-0 6-3			4	0	1	0	0	0	0
Jim Lyttle, L OBP: 0.220, SLG: 0.256 (1, 8)		0-0 BB 1-2 E 1B	0-0 F8		0-0 4-3		0-0 F9			4	1	1	0	0	0	0
Gene Michael, S OBP: 0.361, SLG: 0.385 (1, 6)		4-0 E 1-2 2-3 BB	0-0 5-3		0-0 E 1B		0-0 F8			3	1	1	0	1	0	0
Fritz Peterson, S OBP: 0.211, SLG: 0.094 (1, 1)		0-0 FC4-2 1B 1-3 2-H 3-H 1B		0-0 5-3	0-0 E5		0-0 G3			4	1	0	0	0	0	3

Inning Stats	R: 0	H: 1	E: 0	LOB: 1	K: 0	BB: 0	S: 4	P: 4	R: 4	H: 5	E: 2	LOB: 3	K: 0	BB: 2	S: 8	P: 16	R: 0	H: 0	E: 0	LOB: 0	K: 0	BB: 0	S: 3	P: 3	R: 2	H: 2	E: 0	LOB: 1	K: 0	BB: 1	S: 5	P: 9	R: 0	H: 1	E: 1	LOB: 2	K: 0	BB: 0	S: 5	P: 5	R: 0	H: 1	E: 0	LOB: 1	K: 0	BB: 0	S: 4	P: 4	R: 0	H: 0	E: 0	LOB: 0	K: 0	BB: 0	S: 3	P: 3	R: 0	H: 0	E: 0	LOB: 0	K: 0	BB: 0	S: 3	P: 3	R: 0	H: 0	E: 0	LOB: 0	K: 0	BB: 0	S: 3	P: 3
--------------	------	------	------	--------	------	-------	------	------	------	------	------	--------	------	-------	------	-------	------	------	------	--------	------	-------	------	------	------	------	------	--------	------	-------	------	------	------	------	------	--------	------	-------	------	------	------	------	------	--------	------	-------	------	------	------	------	------	--------	------	-------	------	------	------	------	------	--------	------	-------	------	------	------	------	------	--------	------	-------	------	------

PITCHER	IP	WLS	BF	H	R	ER	SO	BB	IBB	HBP	BLK	WP	HR	S	P	ERA	WHIP
Joe Horlen, R ERA: 3.77 (1, 1)	1.1	L	11	6	4	4	0	1	0	0	0	0	1	10	14	27.00	5.250
Don Secrist, L ERA: 6.08 (2, 1)	5.2		24	4	2	2	0	2	0	0	0	0	0	22	30	3.18	1.059
Bob Locker, R ERA: 6.55 (8, 1)	1.0		3	0	0	0	0	0	0	0	0	0	0	3	3	0.00	0.000

BOTTOM

Chicago White Sox @ New York Yankees
 Yankee Stadium, Bronx, NY
 Sat Jun 07 1969, 3:33 AM EDT
 Att: 12,952 - Unknown - 79 F

livebaseballscorecards.com

AB	35
R	6
H	10
RBI	4
BB	3
SO	0
LOB	15



1B: 8	SF: 0	WP: 0	PA: 38
2B: 1	SAC: 0	PB: 0	
3B: 0	DP: 0	SB: 1	
HR: 1	HBP: 0	CS: 0	

PITCHER	IP	WLS	BF	H	R	ER	SO	BB	IBB	HBP	BLK	WP	HR	S	P	ERA	WHIP
---------	----	-----	----	---	---	----	----	----	-----	-----	-----	----	----	---	---	-----	------

Batter	1	2	3	4	5	6	7	8	9	AB R H RBI BB SO LOB	TOP									
Walt Williams, R (1, 9) OBP: 0.336, SLG: 0.373	0-0 L6		0-0 4-3		0-0 5-3			0-0 5-3		4 0 0 0 0 0 0	Chicago White Sox @ New York Yankees Yankee Stadium, Bronx, NY Sun Jun 08 1969, 3:33 AM EDT Unknown - 79 F									
Luis Aparicio, R (1, 6) OBP: 0.340, SLG: 0.357	0-0 F6		4-0 1B BB		0-0 E6			0-0 6-3		3 0 0 0 1 0 0										
Carlos May, L (1, 7) OBP: 0.389, SLG: 0.538	0-3 K		0-0 1B BB		0-3 K			0-0 F9		4 0 1 0 0 2 1										
Pete Ward, L (1, 3) OBP: 0.370, SLG: 0.402 Ken Berry, R (9, PR) OBP: 0.279, SLG: 0.266		0-0 1B 2B	4-0 1-2 BB		0-0 F8			4-0 BB		2 1 1 0 2 0 0 0 0 0 0 0 0 0										
Ed Herrmann, L (1, 2) OBP: 0.327, SLG: 0.362		0-0 F3	0-0 G4-6-3		0-0 F8			0-0 F9		4 0 0 0 0 0 5										
Bobby Knoop, R (1, 4) OBP: 0.321, SLG: 0.379		0-0 1B		0-3 K		0-3 K2-3		0-0 G6-4-3		4 0 1 1 0 2 1										
Bill Melton, R (1, 5) OBP: 0.322, SLG: 0.460		4-0 1-2 BB		0-0 6-3			0-0 5-3			2 0 0 0 1 0 0										
Buddy Bradford, R (1, 8) OBP: 0.331, SLG: 0.426		0-3 K		0-0 F4			0-0 5-3			3 0 0 0 0 1 2										
Jerry Nyman, L (1, 1) OBP: 0.091, SLG: 0.182 Angel Bravo, L (7, PH) OBP: 0.500, SLG: 0.500 Dan Osinski, R (7, 1)		0-3 K		0-0 3-1			0-0 6-3			2 0 0 0 0 1 2 1 0 0 0 0 0 0 0 0 0 0 0 0 0										
Inning Stats	R: 0 E: 0 K: 1 S: 5	H: 0 LOB: 0 BB: 0 P: 5	R: 1 E: 0 K: 2 S: 9	H: 2 LOB: 2 BB: 1 P: 13	R: 0 E: 0 K: 0 S: 3	H: 1 LOB: 2 BB: 2 P: 11	R: 0 E: 0 K: 1 S: 5	H: 0 LOB: 0 BB: 0 P: 5	R: 0 E: 1 K: 1 S: 6	H: 0 LOB: 1 BB: 0 P: 6	R: 0 E: 0 K: 0 S: 3	H: 0 LOB: 0 BB: 0 P: 3	R: 0 E: 0 K: 0 S: 3	H: 0 LOB: 0 BB: 0 P: 3	R: 0 E: 0 K: 0 S: 2	H: 0 LOB: 1 BB: 1 P: 6	1B: 2 2B: 1 3B: 0 HR: 0	SF: 0 SAC: 0 DP: 2 HBP: 0	WP: 0 PB: 0 SB: 2 CS: 0	PA: 33
PITCHER Mel Stottlemyre, R (1, 1) ERA: 2.52	IP: 9.0 WLS: W BF: 33 H: 3 R: 1 ER: 1 SO: 6 BB: 4 IBB: 0 HBP: 0 BLK: 0 WP: 0 HR: 0 S: 41 P: 57 ERA: 1.00 WHIP: 0.778											PITCHER	IP: WLS: BF: H: R: ER: SO: BB: IBB: HBP: BLK: WP: HR: S: P: ERA: WHIP:							

livebaseballscorecards.com

AB	29
R	1
H	3
RBI	1
BB	4
SO	6
LOB	11



Batter	1	2	3	4	5	6	7	8	9
Horace Clarke, S OBP: 0.320, SLG: 0.316 (1, 4) X	0-0 6-3 BB		4-0 BB S BB		0-0 F8			0-0 SH1-4 1-2	
Bobby Cox, R OBP: 0.271, SLG: 0.235 (1, 5) X	0-0 F7		0-0 5-3 1-2		0-0 F9			0-0 F7	
Bobby Murcer, L OBP: 0.349, SLG: 0.528 (1, 9) B B B	4-0 BB			0-0 1B HR 1B		0-3 K		0-0 4-3	
Roy White, S OBP: 0.366, SLG: 0.368 (1, 7) X	0-0 F7			0-0 1-2 HR 1B		0-0 F3			
Joe Pepitone, L OBP: 0.272, SLG: 0.519 (1, 3) X		0-0 4-3		0-0 1-H 2-H HR		0-0 F5			
John Ellis, R OBP: 0.340, SLG: 0.467 (1, 2) S S		0-3 K		0-0 L6-4 2B		0-0 3-1			
Bill Robinson, R OBP: 0.202, SLG: 0.232 (1, 8) X		0-0 5-3		0-0 F5		0-0 5-3			
Gene Michael, S OBP: 0.344, SLG: 0.364 (1, 6) X			0-0 5-3	0-0 L6-4 2-3		0-3 K			
Mel Stottlemyre, R OBP: 0.283, SLG: 0.317 (1, 1) S S			0-0 5-3		0-3 K			0-0 SH1-4 1B	

Inning Stats	R: 0	H: 0	E: 0	K: 0	S: 3	R: 0	H: 0	E: 0	K: 1	S: 5	R: 0	H: 0	E: 0	K: 0	S: 3	R: 3	H: 4	E: 0	K: 0	S: 6	R: 0	H: 0	E: 0	K: 1	S: 5	R: 0	H: 0	E: 0	K: 1	S: 5	R: 0	H: 1	E: 0	K: 0	S: 4	1B: 3	SF: 0	2B: 2	3B: 0	HR: 1
	LOB: 1	BB: 1	P: 7	LOB: 0	BB: 0	P: 5	LOB: 1	BB: 1	P: 7	LOB: 0	BB: 0	P: 5	LOB: 0	BB: 0	P: 5	LOB: 0	BB: 0	P: 5	LOB: 0	BB: 0	P: 5	LOB: 0	BB: 0	P: 5	LOB: 0	BB: 0	P: 5	LOB: 0	BB: 0	P: 4	LOB: 1	BB: 0	P: 4	1B: 3	SF: 0	2B: 2	SAC: 1	3B: 0	DP: 1	HR: 1

PITCHER	IP	WLS	BF	H	R	ER	SO	BB	IBB	HBP	BLK	WP	HR	S	P	ERA	WHIP
Jerry Nyman, L ERA: 3.99 (1, 1)	6.0	L	23	4	3	3	3	2	0	0	0	0	1	27	35	4.50	1.000
Dan Osinski, R ERA: 1.69 (7, 1)	2.0		7	1	0	0	1	0	0	0	0	0	0	9	9	0.00	0.500

BOTTOM

Chicago White Sox @ New York Yankees
 Yankee Stadium, Bronx, NY
 Sun Jun 08 1969, 3:33 AM EDT
 Unknown - 79 F

livebaseballscorecards.com

AB	27
R	3
H	5
RBI	3
BB	2
SO	4
LOB	6



WP: 0	PA: 30
PB: 0	
SB: 1	
CS: 0	

Batter	1	2	3	4	5	6	7	8	9	AB R H RBI BB SO LOB	TOP											
Angel Bravo, L (1, 8) OBP: 0.444, SLG: 0.778	0-3 K		0-3 K		0-0 2B			0-0 G3 3B	0-0 4-3	5 1 2 0 0 2 2	<p>Chicago White Sox @ New York Yankees Yankee Stadium, Bronx, NY Sun Jun 08 1969, 3:38 AM EDT Att. 60,096 - Overcast - 75 F</p>											
Luis Aparicio, R (1, 6) OBP: 0.343, SLG: 0.353	4-0 L3 BB			4-0 WP BB	0-0 F8			0-0 F6		2 0 0 0 2 0 3												
Carlos May, L (1, 7) OBP: 0.386, SLG: 0.531	0-0 L3			0-3 K		0-0 1B		0-0 G3		4 0 1 1 0 1 2												
Gail Hopkins, L (1, 3) OBP: 0.398, SLG: 0.390		0-0 4-3		4-0 1-2 BB		0-0 L7		4-0 3-H FC6-4 BB		2 0 0 0 2 0 1												
Bill Melton, R (1, 5) OBP: 0.317, SLG: 0.451		0-3 K		0-0 F4		0-3 K		0-0 FC6-4		3 0 0 0 0 2 3												
Sammy Ellis, L (8, 1) OBP: 0.286, SLG: 0.167								1-2f		0 0 0 0 0 0 0												
Bobby Knoop, R (1, 4) OBP: 0.314, SLG: 0.368		0-0 6-3		0-0 6-3		0-0 F7			0-0 5-3	4 0 0 0 0 0 3												
Ed Herrmann, L (1, 2) OBP: 0.339, SLG: 0.431			0-0 HR		0-3 K		0-0 3-1		0-0 1B 1B	4 1 2 1 0 1 0												
Walt Williams, R (1, 9) OBP: 0.333, SLG: 0.369			0-0 F8		0-0 6-3		0-0 1-3		0-0 1B 1B	4 0 1 0 0 0 0												
Cisco Carlos, R (1, 1)			0-0 L5		4-0 2B BB		0-0 3-1		0-0 F9	1 0 0 0 1 0 0												
Gary Peters, L (5, 1) OBP: 0.167, SLG: 0.276										0 0 0 0 0 0 0												
Wilbur Wood, R (6, 1)										0 0 0 0 0 0 0												
Pete Ward, L (6, 5) OBP: 0.363, SLG: 0.393										2 0 0 0 0 0 2												
Ron Hansen, R (8, PH) OBP: 0.236, SLG: 0.269										1 0 0 0 0 0 1												
Inning Stats	R: 0 E: 0 K: 1 S: 4	H: 0 LOB: 0 BB: 1 P: 8	R: 0 E: 0 K: 1 S: 5	H: 0 LOB: 0 BB: 0 P: 5	R: 1 E: 0 K: 1 S: 6	H: 1 LOB: 0 BB: 0 P: 6	R: 0 E: 0 K: 1 S: 5	H: 0 LOB: 2 BB: 2 P: 13	R: 0 E: 0 K: 1 S: 6	H: 1 LOB: 2 BB: 1 P: 10	R: 0 E: 0 K: 1 S: 6	H: 1 LOB: 1 BB: 0 P: 6	R: 0 E: 0 K: 0 S: 3	H: 0 LOB: 0 BB: 0 P: 3	R: 1 E: 0 K: 0 S: 4	H: 1 LOB: 1 BB: 1 P: 8	R: 0 E: 0 K: 0 S: 5	H: 2 LOB: 2 BB: 0 P: 5	1B: 3 2B: 2 3B: 1 HR: 1	SF: 0 SAC: 0 DP: 1 HBP: 0	WP: 1 PB: 0 SB: 0 CS: 0	PA: 37
PITCHER Bill Burbach, R (1, 1) ERA: 2.8	IP: 9.0 WLS: W BF: 37 H: 6 R: 2 ER: 2 SO: 6 BB: 5 IBB: 0 HBP: 0 BLK: 0 WP: 1 HR: 1 S: 44 P: 64 ERA: 2.00 WHIP: 1.222											PITCHER	IP: WLS: BF: H: R: ER: SO: BB: IBB: HBP: BLK: WP: HR: S: P: ERA: WHIP:									

AB	32
R	2
H	6
RBI	2
BB	5
SO	6
LOB	17



Batter	1	2	3	4	5	6	7	8	9	AB R H RBI BB SO LOB	TOP			
Russ Snyder, L (1, 8) OBP: 0.344, SLG: 0.326 Zoilo Versalles, R (9, PH) OBP: 0.333, SLG: 0.358	0-3 K		0-0 F9		0-0 4-3	0-0 FC6			4-0 BB	4 0 0 0 0 1 2 0 0 0 0 1 0 0				
Larry Brown, R (1, 6) OBP: 0.362, SLG: 0.372	0-0 WP 2B 1B		0-0 F5		0-0 1B		0-3 K		0-0 3-1	5 1 2 0 0 1 1				
Ken Harrelson, R (1, 9) OBP: 0.286, SLG: 0.368	4-0 2B 1-3 BB		0-0 F7		0-0 F7		0-0 1B PB 1B		0-0 F3	4 1 1 0 1 0 2				
Lee Maye, L (1, 7) OBP: 0.312, SLG: 0.333 Cap Peterson, R (7, PH) OBP: 0.438, SLG: 0.308 (7, 7)	0-0 1-3 3-H 2B			4-0 HR BB	0-0 F6		0-0 1-3 PB 1B		0-0 F5	2 1 1 1 1 0 1 2 0 1 0 0 0 1				
Tony Horton, R (1, 3) OBP: 0.290, SLG: 0.477	0-0 F3			0-0 1-H HR		0-0 HR	0-0 1-3 1B			4 2 3 3 0 0 2				
Lou Klimchuck, L (1, 4) OBP: 0.421, SLG: 0.571 Vern Fuller, R (6, PR) OBP: 0.273, SLG: 0.228 (6, 4)	0-0 4-3			0-0 6-3		0-0 1B 1B	0-0 3-H F5			3 0 1 0 0 0 2 1 0 0 0 0 0 1				
Max Alvis, R (1, 5) OBP: 0.287, SLG: 0.309		0-0 5-3		0-0 F8		0-0 1-2 FC6 1B		0-0 F8		4 0 1 0 0 0 0				
Ray Fosse, R (1, 2) OBP: 0.250, SLG: 0.259		0-0 F7		4-0 BB		0-0 F2		0-0 F8		3 0 0 0 1 0 2				
Stan Williams, R (1, 1) OBP: 0.059, SLG: 0.059 Mike Paul, L (3, 1) Jack Hamilton, R (6, 1) Dick Ellsworth, L (6, 1) Gary Kroll, R (6, 1) Chuck Hinton, R (8, PH) OBP: 0.295, SLG: 0.357 Horacio Pina, R (8, 1) OBP: 0.333, SLG: 0.333		0-3 K		0-3 K		0-3 K		0-3 K		1 0 0 0 0 1 0 2 0 0 0 0 2 3 0 1 0 0 0 0 1 0 0 0 0 0 0 0 0				
Inning Stats	R: 1 H: 2 E: 0 LOB: 2 K: 1 BB: 1 S: 7 P: 11	R: 0 H: 0 E: 0 LOB: 0 K: 1 BB: 0 S: 5 P: 5	R: 0 H: 0 E: 0 LOB: 0 K: 0 BB: 0 S: 3 P: 3	R: 2 H: 1 E: 0 LOB: 1 K: 1 BB: 2 S: 6 P: 14	R: 0 H: 1 E: 0 LOB: 1 K: 0 BB: 0 S: 4 P: 4	R: 1 H: 3 E: 0 LOB: 2 K: 1 BB: 0 S: 8 P: 8	R: 1 H: 3 E: 0 LOB: 1 K: 1 BB: 0 S: 7 P: 7	R: 0 H: 0 E: 0 LOB: 0 K: 1 BB: 0 S: 5 P: 5	R: 0 H: 0 E: 0 LOB: 1 K: 0 BB: 1 S: 3 P: 7	1B: 7 SF: 0 2B: 1 SAC: 0 3B: 0 DP: 0 HR: 2 HBP: 0	WP: 2 PA: 40 PB: 1 SB: 0 CS: 0			
PITCHER	IP WLS BF H R ER SO BB IBB HBP BLK WP HR S P ERA WHIP											PITCHER	IP WLS BF H R ER SO BB IBB HBP BLK WP HR S P ERA WHIP	
Gary Bell, R (1, 1) ERA: 4.88	5.0	WLS 25 BF 7 H 4 R 4 ER 3 SO 3 IBB 0 HBP 0 BLK 0 WP 1 HR 2 S 28 P 40 ERA 7.20 WHIP 2.000												
Cisco Carlos, R (6, 1) ERA: 3.93	1.0	W 3 0 0 0 1 0 0 0 0 0 0 0 5 5 0.00 0.000												
Wilbur Wood, L (7, 1) ERA: 3.12	3.0	S 12 3 1 1 2 1 0 0 0 0 0 0 15 19 3.00 1.333												

Cleveland Indians @ Chicago White Sox
Comiskey Park, Chicago, IL
Tue Jun 10 1969, 8:05 PM EDT
Att. 6,055 - Unknown

livebaseballscorecards.com

AB	36
R	5
H	10
RBI	4
BB	4
SO	6
LOB	17



Batter	1	2	3	4	5	6	7	8	9
Tom McCraw, L OBP: 0.296, SLG: 0.227 (1, 8) (7, 3)	0-0 1B 2B	0-0 4-3			0-0 F6	4-0 BB		0-0 SH1-3 2B	
Luis Aparicio, R OBP: 0.344, SLG: 0.359 (1, 6)	0-0 S 1B 2-H		0-0 CS 1B 1B		0-0 2B	0-0 F4		0-0 SH1-3 2-3	
Bobby Knoop, R OBP: 0.315, SLG: 0.358 (1, 4)	0-3 K 1-2		0-3 K		0-0 1-3		0-3 K	0-3 K	
Gail Hopkins, L OBP: 0.402, SLG: 0.388 Ken Berry, R OBP: 0.283, SLG: 0.281 (1, 3) (7, 8)	0-3 K		0-0 1-2 1B		4-0 1B BB BB	0-0 BB BB	0-0 HR 2B	0-3 K	
Pete Ward, L OBP: 0.345, SLG: 0.370 Bill Melton, R OBP: 0.310, SLG: 0.440 (1, 5) (8, 5)	0-3 K		0-3 K 2-3		0-0 F2	0-0 4-3			
Ed Herrmann, L OBP: 0.359, SLG: 0.474 (1, 2)		0-0 BB 1B 1B		0-3 K	4-0 1B 1-2 2B BB	0-0 HR			
Buddy Bradford, R OBP: 0.344, SLG: 0.427 (1, 9)		4-0 1B 1-2 G6-4-3 BB		0-0 6-3	0-0 1-3 2-H 2B 1B	4-0 2B BB			
Carlos May, L OBP: 0.386, SLG: 0.535 (1, 7)		0-0 G6-4-3 1-3 2-H 1B		0-0 F8	0-0 1-H 3-H 2B	0-0 1-H 2B			
Gary Bell, R OBP: 0.278, SLG: 0.313 Cisco Carlos, R (6, 1) Walt Williams, R OBP: 0.331, SLG: 0.373 Wilbur Wood, R (7, 1)		0-0 G6-4-3 1-2f 3-H		0-3 K	0-0 F7	0-0 F8			

Inning Stats	R: 1	H: 2	E: 0	K: 3	S: 11	H: 2	LOB: 1	BB: 0	P: 11	R: 2	H: 2	E: 0	K: 0	S: 4	H: 2	LOB: 0	BB: 1	P: 8	R: 0	H: 0	E: 0	K: 2	S: 8	H: 0	LOB: 0	BB: 0	P: 8	R: 0	H: 1	E: 0	K: 1	S: 6	R: 3	H: 2	E: 0	K: 0	S: 5	R: 3	H: 3	E: 0	K: 1	S: 8	R: 0	H: 1	E: 0	K: 2	S: 8
--------------	------	------	------	------	-------	------	--------	-------	-------	------	------	------	------	------	------	--------	-------	------	------	------	------	------	------	------	--------	-------	------	------	------	------	------	------	------	------	------	------	------	------	------	------	------	------	------	------	------	------	------

PITCHER	IP	WLS	BF	H	R	ER	SO	BB	IBB	HBP	BLK	WP	HR	S	P	ERA	WHIP
Stan Williams, R ERA: 5.04	(1, 1)	2.1	13	6	3	3	4	1	0	0	0	0	0	20	24	11.57	3.000
Mike Paul, L ERA: 4.01	(3, 1)	3.0	L	11	1	2	3	2	0	0	0	0	0	15	23	6.00	1.000
Jack Hamilton, R ERA: 4.4	(6, 1)	0.0		1	1	0	0	0	0	0	0	0	0	1	1	∞	∞
Dick Ellsworth, L ERA: 4.85	(6, 1)	0.0		1	1	1	0	0	0	0	0	0	0	1	1	∞	∞
Gary Kroll, R ERA: 3.07	(6, 1)	1.2		10	3	3	1	2	0	0	0	0	1	10	18	16.20	3.000

AB	R	H	RBI	BB	SO	LOB
4	1	2	0	1	0	0
4	0	3	1	0	0	2
5	0	0	0	0	4	4
2	1	1	0	1	1	1
2	1	1	0	0	1	1
4	0	0	0	0	2	5
0	0	0	0	0	0	0
3	3	2	2	1	1	0
2	3	1	1	2	0	0
4	0	3	4	0	0	0
2	0	0	0	0	1	1
0	0	0	0	0	0	0
1	0	0	0	0	0	1
1	0	0	0	0	0	1

WP	HR	S	P	ERA	WHIP
0	0	8	8	0.00	1.000

Cleveland Indians @ Chicago White Sox
 Comiskey Park, Chicago, IL
 Tue Jun 10 1969, 8:05 PM EDT
 Att. 6,055 - Unknown

AB	34
R	9
H	13
RBI	8
BB	5
SO	10
LOB	16



WP	HR	S	P	ERA	WHIP
0	0	8	8	0.00	1.000

Batter	1	2	3	4	5	6	7	8	9	AB	R	H	RBI	BB	SO	LOB	TOP	
Don Buford, S (1, 7) <small>OBP: 0.412, SLG: 0.435</small>	0-0 	0-0 FC6-5 	0-0 6-3 		0-0 G6-4-3 BB 	0-0 FC4-6 		0-0 	6 2 3 0 0 0 3									
Paul Blair, R (1, 8) <small>OBP: 0.344, SLG: 0.484</small>	0-3 K 	0-0 		0-0 F7 	4-0 	0-0 L5 		0-3 K 	5 0 1 0 1 2 3									
Frank Robinson, R (1, 9) <small>OBP: 0.435, SLG: 0.602</small> Dave May, L (7, PR) <small>OBP: 0.212, SLG: 0.300</small>	0-0 	0-0 F3 		0-0 F5 HR 	0-0 G6-4-3 		4-0 	0-3 K 	4 2 2 1 1 0 4 1 0 0 0 0 1 1									
Boog Powell, L (1, 3) <small>OBP: 0.397, SLG: 0.554</small>	0-0 		0-0 	0-0 F5 	4-0 		0-0 G6-3 	0-3 K 	4 3 2 3 1 0 2									
Brooks Robinson, R (1, 5) <small>OBP: 0.293, SLG: 0.396</small> Bobby Floyd, R (7, 5) <small>OBP: 0.333, SLG: 0.250</small>	0-0 F8 		0-0 	0-0 	4-0 		0-0 6-3 	0-3 K 	4 2 2 2 1 0 1 0 0 0 0 0 0 0									
Andy Etchebarren, R (1, 2) <small>OBP: 0.367, SLG: 0.427</small>	0-3 K 		4-0 	0-0 	0-0 		0-0 FC6-4 	0-3 K 	4 1 3 2 1 1 0									
Mark Belanger, R (1, 6) <small>OBP: 0.362, SLG: 0.340</small>		0-0 5-3 	0-0 S E 	0-0 	0-0 FC4-6 		0-0 FC6-4 	0-3 K 	5 1 2 2 0 0 3									
Davey Johnson, R (1, 4) <small>OBP: 0.325, SLG: 0.355</small>		0-0 	4-0 	0-0 		0-0 		0-0 G5-4-3 	4 1 3 0 1 0 1									
Jim Palmer, R (1, 1) <small>OBP: 0.182, SLG: 0.161</small> Chico Salmon, R (9, PH) <small>OBP: 0.368, SLG: 0.375</small> Eddie Watt, R (9, 1)		0-0 FC6-5 	0-3 K 	0-3 K 		0-0 P4 		0-0 6-3 	4 0 1 1 0 2 4 1 0 0 0 0 0 0 0 0 0 0 0 0 0									
Inning Stats	R: 3 E: 0 K: 2 S: 10 H: 3 LOB: 0 BB: 0 P: 10	R: 1 E: 0 K: 0 S: 6 H: 3 LOB: 2 BB: 0 P: 6	R: 3 E: 0 K: 1 S: 7 H: 3 LOB: 1 BB: 2 P: 15	R: 3 E: 0 K: 1 S: 10 H: 5 LOB: 2 BB: 0 P: 10	R: 2 E: 0 K: 0 S: 4 H: 2 LOB: 2 BB: 3 P: 16	R: 0 E: 0 K: 0 S: 4 H: 1 LOB: 1 BB: 0 P: 4	R: 0 E: 0 K: 0 S: 2 H: 0 LOB: 1 BB: 1 P: 6	R: 0 E: 0 K: 0 S: 3 H: 1 LOB: 0 BB: 0 P: 3	R: 0 E: 0 K: 2 S: 8 H: 1 LOB: 1 BB: 0 P: 8	1B: 14 2B: 2 3B: 0 HR: 3 SF: 0 SAC: 0 DP: 3 HBP: 0	WP: 3 PB: 0 SB: 1 CS: 0 PA: 48							
PITCHER	IP WLS BF H R ER SO BB IBB HBP BLK WP HR S P ERA WHIP					PITCHER	IP WLS BF H R ER SO BB IBB HBP BLK WP HR S P ERA WHIP											
Tommy John, L (1, 1) <small>ERA: 3.63</small>	2.0	L	13	7	5	5	2	0	0	0	0	2	2	17	17	22.50	3.500	
Don Secrist, L (3, 1) <small>ERA: 7.8</small>	1.2		12	6	5	4	1	2	0	0	0	0	1	12	20	21.60	4.800	
Gary Bell, R (4, 1) <small>ERA: 5.05</small>	1.0		8	3	2	2	1	3	0	0	0	0	0	7	19	18.00	6.000	
Dan Osinski, R (5, 1) <small>ERA: 2.05</small>	2.1		8	1	0	0	0	1	0	0	0	0	0	7	11	0.00	0.857	
Wilbur Wood, L (8, 1) <small>ERA: 2.8</small>	2.0		7	2	0	0	2	0	0	0	0	0	0	11	11	0.00	1.000	

Baltimore Orioles @ Chicago White Sox
 Comiskey Park, Chicago, IL
 Sat Jun 14 1969, 4:33 AM EDT
 Att. 6,445 - Unknown

livebaseballscorecards.com

AB 42
R 12
H 19
RBI 11
BB 6
SO 6
LOB 22



Batter	1	2	3	4	5	6	7	8	9	AB R H RBI BB SO LOB	TOP											
Mark Belanger, R (1, 6) OBP: 0.361, SLG: 0.336	4-0 BB		0-0 F7		0-0 HR 1B		0-0 4-3	0-0 1-3	0-0 F8	5 1 1 0 1 0 1												
Paul Blair, R (1, 8) OBP: 0.349, SLG: 0.500	0-0 F9		0-0 F7		0-0 HR		0-0 F9 BB 2B	4-0 FC2-5 1B BB		4 2 2 2 1 0 1												
Frank Robinson, R (1, 9) OBP: 0.438, SLG: 0.600	0-3 K		4-0 BB		0-0 1B SF9 1B		0-0 F9	0-0 FC2-5 1B		4 1 2 0 1 1 2												
Boog Powell, L (1, 3) OBP: 0.398, SLG: 0.549	0-0 P6		0-0 P5		0-0 F7-6 1B		4-0 BB BB BB	0-0 FC2-5 FC5-4		4 1 1 0 1 0 4												
Brooks Robinson, R (1, 5) OBP: 0.295, SLG: 0.392		4-0 FC6-4 BB S BB		0-0 6-3	0-0 SF9		4-0 BB BB 1B BB	0-0 FC5-4		2 2 0 1 2 0 2												
Merv Rettenmund, R (1, 7) OBP: 0.363, SLG: 0.431		0-0 F8		0-0 FC3-6 1B	0-0 F7-6		4-0 BB 1B BB	0-0 1B 1B		4 2 2 1 1 0 2												
Andy Etchebarren, R (1, 2) OBP: 0.388, SLG: 0.429		4-0 FC6-4 BB		0-0 FC3-6		4-0 CS BB	4-0 1B BB	0-0 CS 1B 1B		2 0 1 1 3 0 1												
Davey Johnson, R (1, 4) OBP: 0.330, SLG: 0.357		0-0 FC6-4 S		4-0 BB	0-0 5-3		0-0 5-3	0-0 FC4-6 1B		4 0 2 3 1 0 3												
Dave McNally, R (1, 1) OBP: 0.086, SLG: 0.059		0-3 K		0-3 K	0-0 5-3		0-0 5-3	0-0 FC4-6	0-3 K	5 0 0 0 0 3 7												
Inning Stats	R: 0 E: 0 K: 1 S: 5	H: 0 LOB: 1 BB: 1 P: 9	R: 1 E: 0 K: 1 S: 5	H: 0 LOB: 1 BB: 2 P: 13	R: 0 E: 0 K: 0 S: 3	H: 0 LOB: 1 BB: 1 P: 7	R: 0 E: 0 K: 1 S: 6	H: 1 LOB: 2 BB: 1 P: 10	R: 3 E: 0 K: 0 S: 6	H: 4 LOB: 0 BB: 0 P: 6	R: 0 E: 0 K: 0 S: 2	H: 0 LOB: 0 BB: 1 P: 6	R: 4 E: 0 K: 0 S: 5	H: 2 LOB: 2 BB: 4 P: 21	R: 0 E: 0 K: 0 S: 4	H: 1 LOB: 2 BB: 1 P: 8	R: 1 E: 0 K: 1 S: 7	H: 3 LOB: 1 BB: 0 P: 7	1B: 9 2B: 2 3B: 0 HR: 1	SF: 1 SAC: 0 DP: 1 HBP: 0	WP: 0 PB: 0 SB: 3 CS: 2	PA: 46
PITCHER	IP WLS BF H R ER SO BB IBB HBP BLK WP HR S P ERA WHIP																					
Jerry Nymann, L (1, 1) ERA: 4.33	6.0 L 27 5 4 4 3 6 0 0 0 0 0 1 27 51 6.00 1.833																					
Cisco Carlos, R (7, 1) ERA: 5.68	0.2 7 1 4 4 0 4 0 0 0 0 0 0 3 19 54.00 7.500																					
Dan Osinski, R (7, 1) ERA: 1.95	1.1 7 2 0 0 0 1 0 0 0 0 0 0 6 10 0.00 2.250																					
Wilbur Wood, L (9, 1) ERA: 2.93	1.0 5 3 1 1 1 0 0 0 0 0 0 0 7 7 9.00 3.000																					

Baltimore Orioles @ Chicago White Sox
Comiskey Park, Chicago, IL
Sun Jun 15 1969, 4:33 AM EDT
Unknown

livebaseballscorecards.com

AB	34
R	9
H	11
RBI	8
BB	11
SO	4
LOB	23



Batter	1	2	3	4	5	6	7	8	9	AB	R	H	RBI	BB	SO	LOB
Tom McCraw, L (1, 8) OBP: 0.295, SLG: 0.237	0-0 4-3		0-0 L9			0-0 4-3		0-0 1-3		4	0	0	0	0	0	1
Luis Aparicio, R (1, 6) OBP: 0.339, SLG: 0.343	0-3 K			0-0 G5-4-3 1B		4-0 BB		0-0 F4		3	0	1	0	1	1	0
Bill Melton, R (1, 5) OBP: 0.305, SLG: 0.442	0-3 K			0-0 G5-4-3 1-2f		0-0 F7		0-3 K		4	0	0	0	0	2	2
Duane Josephson, R (1, 2) OBP: 0.266, SLG: 0.289		0-0 F7		0-0 6-3		0-0 F9		0-0 1B		4	0	1	0	0	0	0
Don Pavletich, R (1, 3) OBP: 0.217, SLG: 0.304		4-0 BB			0-0 2B		0-0 F8		0-0 P3	3	0	1	0	1	0	1
Bob Christian, R (1, 7) OBP: 0.143, SLG: 0.571		0-0 F8			0-0 F8		0-0 6-3			3	0	0	0	0	0	2
Bobby Knoop, R (1, 4) OBP: 0.307, SLG: 0.337		0-0 F9			0-0 F7			0-3 K		3	0	0	0	0	1	2
Woodie Held, R (1, 9) OBP: 0.289, SLG: 0.447			0-3 K		0-0 P4			0-0 F5		2	0	0	0	0	1	1
Dan Osinski, R (7, 1)										0	0	0	0	0	0	0
Ron Hansen, R (8, PH) OBP: 0.220, SLG: 0.250										1	0	0	0	0	0	0
Wilbur Wood, R (9, 1)										0	0	0	0	0	0	0
Jerry Nyman, L (1, 1) OBP: 0.083, SLG: 0.167			0-3 K			0-0 F8		0-0 1B		1	0	0	0	0	1	0
Walt Williams, R (6, PH) OBP: 0.319, SLG: 0.359										1	0	0	0	0	0	0
Cisco Carlos, R (7, 1)										0	0	0	0	0	0	0
Ken Berry, R (7, 9) OBP: 0.294, SLG: 0.286										1	0	1	0	0	0	0


Inning Stats	R: 0	H: 0	R: 0	H: 0	R: 0	H: 1	R: 0	H: 1	R: 0	H: 0	R: 0	H: 0	R: 0	H: 1	R: 0	H: 1	R: 0	H: 1	R: 0	H: 1	1B: 3	SF: 0	WP: 0	PA: 32
E: 0	LOB: 0	E: 0	LOB: 1	E: 0	LOB: 0	E: 0	LOB: 0	E: 0	LOB: 1	E: 0	LOB: 1	E: 0	LOB: 0	E: 0	LOB: 0	E: 0	LOB: 1	E: 0	LOB: 1	E: 0	LOB: 1	2B: 1	SAC: 0	PB: 0
K: 2	BB: 0	K: 0	BB: 1	K: 2	BB: 0	K: 0	BB: 0	K: 0	BB: 1	K: 1	BB: 0	K: 1	BB: 0	K: 1	BB: 0	K: 1	BB: 0	K: 1	BB: 0	K: 1	BB: 0	3B: 0	DP: 1	SB: 0
S: 7	P: 7	S: 3	P: 7	S: 7	P: 7	S: 3	P: 3	S: 4	P: 4	S: 3	P: 7	S: 6	P: 6	S: 6	P: 6	S: 6	P: 6	S: 6	P: 6	S: 6	P: 6	HR: 0	HBP: 0	CS: 0

PITCHER	IP	WLS	BF	H	R	ER	SO	BB	IBB	HBP	BLK	WP	HR	S	P	ERA	WHIP	PITCHER	IP	WLS	BF	H	R	ER	SO	BB	IBB	HBP	BLK	WP	HR	S	P	ERA	WHIP	
Dave McNally, L (1, 1) ERA: 2.85	9.0	W	32	4	0	0	6	2	0	0	0	0	0	42	50	0.00	0.667																			


BOTTOM

Baltimore Orioles @ Chicago White Sox
Comiskey Park, Chicago, IL
Sun Jun 15 1969, 4:33 AM EDT
Unknown

AB	30
R	0
H	4
RBI	0
BB	2
SO	6
LOB	9



livebaseballscorecards.com

Batter	1	2	3	4	5	6	7	8	9	AB R H RBI BB SO LOB	TOP											
Don Buford, S <small>(1, 7) OBP: 0.406, SLG: 0.426</small> <small>(8, 5)</small>	0-0 F9		0-0 SH5-3 E 1B	0-0 F9	0-0 P4		0-3 K		0-0 P4	6 1 1 0 0 1 4												
Mark Belanger, R <small>(1, 6) OBP: 0.373, SLG: 0.356</small>	0-0 S 1B		0-0 E SH5-3 1B	1-0 HR HBP	0-0 F9		0-0 1B 3B		0-0 1B	5 3 4 2 0 0 1												
Paul Blair, R <small>(1, 8) OBP: 0.350, SLG: 0.510</small>	0-3 K 1-2		0-0 SH5-3 1-2 2-3	0-0 HR	0-3 K		0-0 FC4-6 1B		0-0 P5	5 1 2 4 0 2 3												
Boog Powell, L <small>(1, 3) OBP: 0.398, SLG: 0.557</small> Elrod Hendricks, L <small>(7, 3) OBP: 0.312, SLG: 0.317</small>	4-0 BB		0-0 FC2 HR	0-0 HR		0-0 G3	0-0 FC4-6 1-2f			4 2 1 1 1 0 2 0 0 0 0 0 0 0												
Brooks Robinson, R <small>(1, 5) OBP: 0.297, SLG: 0.418</small> Curt Motton, R <small>(8, 7) OBP: 0.176, SLG: 0.125</small>	0-0 1-3		0-0 1-H 3-H HR	0-0 F9		0-0 5-3		0-0 HR		5 2 2 4 0 0 2 0 0 0 0 0 0 0												
Dave May, L <small>(1, 9) OBP: 0.211, SLG: 0.286</small>		0-0 G3	0-0 4-3	0-0 1B 1B		0-0 G3		0-0 F4		5 0 1 0 0 0 0												
Chico Salmon, R <small>(1, 4) OBP: 0.364, SLG: 0.368</small> Bobby Floyd, R <small>(4, PR) OBP: 0.364, SLG: 0.300</small> <small>(4, 4)</small>		0-0 6-3	0-0 F9	0-0 1-2 1B			0-0 1B 3B 1B	0-0 5-3		3 0 1 0 0 0 0 2 1 1 0 0 0 0	AB 45 R 13 H 18 RBI 12 BB 1 SO 4 LOB 17											
Clay Dalrymple, L <small>(1, 2) OBP: 0.455, SLG: 0.588</small>		0-0 1B		0-0 1B 3B 3-1			0-0 1-2 3B 1B	0-0 F7		5 2 3 0 0 0 2												
Tom Phoebus, R <small>(1, 1) OBP: 0.303, SLG: 0.290</small>		0-3 K		0-0 3-H HR 1B	0-0 HBP 1B		0-0 P6		0-0 4-3	5 1 2 1 0 1 3												
Inning Stats	R: 0 E: 0 K: 1 S: 6	H: 1 LOB: 2 BB: 1 P: 10	R: 0 E: 0 K: 1 S: 6	H: 1 LOB: 1 BB: 0 P: 6	R: 4 E: 1 K: 0 S: 7	H: 3 LOB: 0 BB: 0 P: 7	R: 5 E: 0 K: 0 S: 9	H: 6 LOB: 2 BB: 0 P: 10	R: 0 E: 0 K: 1 S: 6	H: 1 LOB: 1 BB: 0 P: 6	R: 0 E: 0 K: 0 S: 3	H: 0 LOB: 0 BB: 0 P: 3	R: 3 E: 0 K: 1 S: 9	H: 4 LOB: 1 BB: 0 P: 9	R: 1 E: 0 K: 0 S: 4	H: 1 LOB: 0 BB: 0 P: 4	R: 0 E: 0 K: 0 S: 4	H: 1 LOB: 1 BB: 0 P: 4	1B: 12 2B: 0 3B: 2 HR: 4	SF: 0 SAC: 1 DP: 0 HBP: 1	WP: 0 PB: 0 SB: 1 CS: 0	PA: 48
PITCHER	IP WLS BF H R ER SO BB IBB HBP BLK WP HR S P ERA WHIP																					
Joe Horlen, R <small>(1, 1) ERA: 4.38</small>	3.1 L 21 8 8 7 2 1 0 1 0 0 0 2 23 28 18.90 2.700																					
Cisco Carlos, R <small>(4, 1) ERA: 5.66</small>	1.2 9 4 1 1 1 0 0 0 0 0 1 11 11 5.40 2.400																					
Don Secrist, L <small>(6, 1) ERA: 8.47</small>	2.0 10 4 3 3 1 0 0 0 0 0 0 12 12 13.50 2.000																					
Jerry Nyman, L <small>(8, 1) ERA: 4.34</small>	2.0 8 2 1 1 0 0 0 0 0 0 1 8 8 4.50 1.000																					

Baltimore Orioles @ Chicago White Sox
 Comiskey Park, Chicago, IL
 Sun Jun 15 1969, 4:38 AM EDT
 Att: 15,289 - Unknown

livebaseballscorecards.com

Batter	1	2	3	4	5	6	7	8	9	AB R H RBI BB SO LOB
Tom McCraw, L (1, 9) OBP: 0.271, SLG: 0.214 Jerry Nyman, L (8, 1) OBP: 0.083, SLG: 0.167 Walt Williams, R (9, PH) OBP: 0.317, SLG: 0.356	0-0 6-3		0-0 F9		0-0 4-3		0-0 4-3		0-0 FC4-6 PB 1B 1-2f	4 0 0 0 0 0 1 0 0 0 0 0 0 0 1 0 0 0 0 0 1
Luis Aparicio, R (1, 6) OBP: 0.340, SLG: 0.341	0-0 F3		0-0 E4 BB 1-2		0-0 5-3			4-0 BB BB BB	0-0 PB 1B 1-2	4 0 1 0 1 0 1
Bill Melton, R (1, 5) OBP: 0.307, SLG: 0.435	4-0 BB		0-0 F6			0-3 K		4-0 FC5 BB BB 1-2	0-0 6-3 1-2 2-3	3 0 0 0 2 1 4
Pete Ward, L (1, 3) OBP: 0.353, SLG: 0.384	0-3 K		4-0 BB 1-2 2-3			0-0 P3		4-0 BB 1-2 2-3		2 0 0 0 2 1 1
Ed Herrmann, L (1, 2) OBP: 0.355, SLG: 0.441		0-3 K	0-0 6-3			0-0 F2		0-0 F9		4 0 0 0 0 1 6
Bob Christian, R (1, 7) OBP: 0.091, SLG: 0.364		0-0 F7		0-0 6-3			0-0 5-3	0-0 P5		4 0 0 0 0 0 3
Bobby Knoop, R (1, 4) OBP: 0.306, SLG: 0.335		0-0 1B		0-0 F5			0-0 F9	0-0 FC5 2-3f		4 0 1 0 0 0 3
Ken Berry, R (1, 8) OBP: 0.292, SLG: 0.284		0-0 5-3		0-0 F4			0-0 HR 1B		0-0 6-3	4 1 1 0 0 0 1
Joe Horlen, R (1, 1) OBP: 0.250, SLG: 0.286 Cisco Carlos, R (4, 1) Woodie Held, R (5, PH) OBP: 0.283, SLG: 0.436 Don Secrist, L (6, 1) OBP: 0.667, SLG: 0.500 Carlos May, L (7, PH) OBP: 0.362, SLG: 0.534 (8, 9)			0-0 BB E 1B		0-3 K		0-0 HR 1-H		4-0 FC4-6 BB	1 0 1 0 0 0 0 0 0 0 0 0 0 0 1 0 0 0 0 1 0 0 0 0 0 0 0 0 1 1 1 2 1 0 0


Inning Stats	R: 0 E: 0 K: 1 S: 5	H: 0 LOB: 1 BB: 1 P: 9	R: 0 E: 0 K: 1 S: 6	H: 1 LOB: 1 BB: 0 P: 6	R: 0 E: 1 K: 0 S: 5	H: 1 LOB: 3 BB: 1 P: 9	R: 0 E: 0 K: 0 S: 3	H: 0 LOB: 0 BB: 0 P: 3	R: 0 E: 0 K: 1 S: 5	H: 0 LOB: 0 BB: 0 P: 5	R: 0 E: 0 K: 0 S: 5	H: 0 LOB: 0 BB: 0 P: 5	R: 2 E: 0 K: 0 S: 5	H: 2 LOB: 0 BB: 0 P: 5	R: 0 E: 0 K: 0 S: 3	H: 0 LOB: 3 BB: 3 P: 15	R: 0 E: 0 K: 0 S: 4	H: 1 LOB: 2 BB: 1 P: 8	1B: 4 2B: 0 3B: 0 HR: 1	SF: 0 SAC: 0 DP: 0 HBP: 0
--------------	------------------------------	---------------------------------	------------------------------	---------------------------------	------------------------------	---------------------------------	------------------------------	---------------------------------	------------------------------	---------------------------------	------------------------------	---------------------------------	------------------------------	---------------------------------	------------------------------	----------------------------------	------------------------------	---------------------------------	----------------------------------	------------------------------------

PITCHER	IP	WLS	BF	H	R	ER	SO	BB	IBB	HBP	BLK	WP	HR	S	P	ERA	WHIP	PITCHER	IP	WLS	BF	H	R	ER	SO	BB	IBB	HBP	BLK	WP	HR	S	P	ERA	WHIP	
Tom Phoebus, R (1, 1) ERA: 3.44	9.0	W	39	5	2	2	4	6	0	0	0	0	1	41	65	2.00	1.222																			

BOTTOM

Baltimore Orioles @ Chicago White Sox
Comiskey Park, Chicago, IL
Sun Jun 15 1969, 4:38 AM EDT
Att. 15,289 - Unknown

AB	33
R	2
H	5
RBI	2
BB	6
SO	4
LOB	21



WP	PA
0	39

Batter	1	2	3	4	5	6	7	8	9	AB R H RBI BB SO LOB	TOP	
Tommy Harper, R (1, 4) OBP: 0.405, SLG: 0.365	0-3 K	0-3 K			4-0 G3 1B 3-1 BB		0-0 6-3		0-3 K	4 1 0 0 1 3 3		
Mike Hegan, L (1, 9) OBP: 0.442, SLG: 0.515	0-0 FC4-6 1B		4-0 1B G4-3 BB		0-0 3-1		0-0 E4		0-0 G3 1B	4 1 2 0 1 0 2		
Tommy Davis, R (1, 7) OBP: 0.234, SLG: 0.270 John O'Donoghue, R (7, 1) Merritt Ranew, L (9, PH) OBP: 0.400, SLG: 0.250	0-0 FC4-6 BB		0-0 G4-3 1B		0-0 G3		0-0 6-3		0-0 G3	4 0 1 1 0 0 3 0 0 0 0 0 0 0 1 0 0 0 0 0 2		
Don Mincher, L (1, 3) OBP: 0.371, SLG: 0.425	4-0 1-2 BB		0-0 G4-3 1B		0-0 1B			0-0 1B 1B	0-0 F8	4 0 2 1 1 0 3		
Wayne Comer, R (1, 8) OBP: 0.367, SLG: 0.446	0-0 F3		0-0 F4		0-0 F3			0-0 1-2 1B		4 0 1 0 0 0 3		
John Donaldson, L (1, 5) OBP: 0.250, SLG: 0.063 Diego Segui, R (5, 1) OBP: 0.154, SLG: 0.083 Steve Whitaker, L (7, 7) OBP: 0.377, SLG: 0.451		4-0 G5-4-3 1B BB		0-0 G3		0-0 E5 G6-4-3		0-0 F9		1 0 0 0 1 0 0 1 0 0 0 0 0 0 1 0 0 0 0 0 2		
Jerry McNertney, R (1, 2) OBP: 0.295, SLG: 0.402		0-0 G5-4-3 1B		0-0 5-3		0-0 G6-4-3		0-3 K		4 0 1 0 0 1 3		
Ray Oyler, R (1, 6) OBP: 0.308, SLG: 0.316 Rich Rollins, R (8, PH) OBP: 0.261, SLG: 0.282 John Kennedy, R (8, 6) OBP: 0.348, SLG: 0.367		0-0 G5-4-3		0-0 6-3		0-0 F7		0-3 K		3 0 0 0 0 0 2 1 0 0 0 0 1 2 0 0 0 0 0 0 0		
Mike Marshall, R (1, 1) OBP: 0.345, SLG: 0.385 Bob Locker, S (3, 1) Jim Bouton, R (3, 1) Gus Gil, R (5, PH) OBP: 0.329, SLG: 0.280		4-0 BB			0-0 3-1 BB G3 1B		0-0 F8		4-0 G3 1B BB	0 0 0 0 1 0 0 0 0 0 0 0 0 0 0 0 0 0 0 0 0 2 1 1 0 1 0 0		
Inning Stats	R: 0 H: 1 E: 0 LOB: 2 K: 1 BB: 1 S: 6 P: 10	R: 0 H: 1 E: 0 LOB: 2 K: 1 BB: 2 S: 5 P: 13	R: 1 H: 1 E: 0 LOB: 0 K: 0 BB: 1 S: 3 P: 7	R: 0 H: 0 E: 0 LOB: 0 K: 0 BB: 0 S: 3 P: 3	R: 2 H: 2 E: 0 LOB: 1 K: 0 BB: 1 S: 5 P: 9	R: 0 H: 0 E: 1 LOB: 0 K: 0 BB: 0 S: 3 P: 3	R: 0 H: 0 E: 1 LOB: 1 K: 0 BB: 0 S: 4 P: 4	R: 0 H: 2 E: 0 LOB: 2 K: 2 BB: 0 S: 9 P: 9	R: 0 H: 1 E: 0 LOB: 2 K: 1 BB: 1 S: 6 P: 10	1B: 8 SF: 0 2B: 0 SAC: 0 3B: 0 DP: 3 HR: 0 HBP: 0	WP: 0 PA: 40 PB: 0 SB: 0 CS: 0	
PITCHER Billy Wynne, R (1, 1) ERA: 3.0	IP WLS BF H R ER SO BB IBB HBP BLK WP HR S P ERA WHIP	9.0 W 40 8 3 3 5 6 0 0 0 0 0 0 44 68 3.00 1.556										

Seattle Pilots @ Chicago White Sox
Milwaukee County Stadium, Milwaukee, WI

Mon Jun 16 1969, 8:05 PM EDT
Att. 13,133 - Unknown

livebaseballscorecards.com

AB 34
R 3
H 8
RBI 2
BB 6
SO 5
LOB 25



Batter	1	2	3	4	5	6	7	8	9	AB R H RBI BB SO LOB	TOP																									
Tommy Harper, R (1, 8) OBP: 0.401, SLG: 0.357	4-0 1B 2B BB	0-3 K		0-0 F6			0-0 1B 1B	0-0 F4		4 2 1 0 1 1 1																										
Mike Hegan, L (1, 3) OBP: 0.435, SLG: 0.500	0-0 2B 1-2 2B 1B	0-3 K		0-3 K			0-0 1-3		0-3 K	5 1 1 0 0 3 3																										
Wayne Comer, R (1, 9) OBP: 0.361, SLG: 0.432	0-0 2B 1-3 2-H		4-0 HR BB		0-0 6-3		1-0 1B 1B HBP		0-0 6-3	3 3 1 1 1 0 0																										
Tommy Davis, R (1, 7) OBP: 0.254, SLG: 0.298	0-0 1B 2B		0-0 F7		0-0 1-3		0-0 1B 1B		0-0 1B	5 2 3 4 0 0 1																										
Jerry McNertney, R (1, 2) OBP: 0.300, SLG: 0.415	0-0 FC1-6 1B 2-H		0-0 HR		0-3 K		0-0 1B		0-0 F7	5 1 3 5 0 1 1																										
John Kennedy, R (1, 5) OBP: 0.346, SLG: 0.353	0-0 F7		0-0 F4		0-3 K		0-0 BB		0-0 F7	3 0 0 0 1 1 1																										
John Donaldson, L (1, 4) OBP: 0.194, SLG: 0.074	0-0 FC1-6 1-2		0-0 F8		0-0 4-3		0-0 4-3			4 0 0 0 0 0 2																										
Ray Oyler, R (1, 6) OBP: 0.304, SLG: 0.313	0-0 F9		0-0 E1		0-0 6-3				0-0 F7	3 0 0 0 0 0 1																										
Gus Gil, R (8, PH) OBP: 0.341, SLG: 0.308										1 0 0 0 0 0 0																										
Marty Pattin, R (1, 1) OBP: 0.211, SLG: 0.211		0-0 F8		0-0			0-0 1B 1B		0-3 K	1 0 0 0 0 0 0																										
Jim Bouton, R (3, 1)										1 0 0 0 0 0 1																										
Steve Whitaker, L (7, PH) OBP: 0.392, SLG: 0.439										1 1 1 0 0 0 0																										
Mike Marshall, R (7, 1) OBP: 0.345, SLG: 0.385										0 0 0 0 0 0 0																										
Bob Locker, S (7, 1)										0 0 0 0 0 0 0																										
Rich Rollins, R (8, PH) OBP: 0.266, SLG: 0.288										1 0 0 0 0 1 0																										
John O'Donoghue, R (8, 1)										0 0 0 0 0 0 0																										
Inning Stats	R: 4 E: 0 K: 0 S: 7	H: 4 LOB: 1 BB: 1 P: 11	R: 0 E: 0 K: 2 S: 7	H: 0 LOB: 0 BB: 1 P: 7	R: 2 E: 0 K: 0 S: 4	H: 1 LOB: 0 BB: 1 P: 8	R: 0 E: 1 K: 1 S: 6	H: 0 LOB: 1 BB: 0 P: 6	R: 0 E: 0 K: 1 S: 5	H: 0 LOB: 0 BB: 0 P: 5	R: 4 E: 0 K: 0 S: 6	H: 4 LOB: 1 BB: 1 P: 11	R: 0 E: 0 K: 1 S: 5	H: 0 LOB: 0 BB: 0 P: 5	R: 0 E: 0 K: 1 S: 6	H: 1 LOB: 1 BB: 0 P: 6	1B: 7 2B: 2 3B: 0 HR: 1	SF: 0 SAC: 0 DP: 0 HBP: 1	WP: 0 PB: 0 SB: 1 CS: 0	PA: 41																
PITCHER	IP WLS BF H R ER SO BB IBB HBP BLK WP HR S P ERA WHIP																																			
Jerry Nyman, L (1, 1) ERA: 5.3	0.0		5	4	4	4	0	1	0	0	0	0	0	4	8	∞	∞																			
Don Secrist, L (1, 1) ERA: 7.71	3.0		11	1	2	2	2	1	0	0	0	0	1	14	18	6.00	0.667																			
Cisco Carlos, R (4, 1) ERA: 5.54	3.1		14	2	3	3	3	0	0	1	0	0	0	19	20	8.10	0.600																			
Dan Osinski, R (7, 1) ERA: 2.45	0.2		4	2	1	1	0	1	0	0	0	0	0	3	7	13.50	4.500																			
Wilbur Wood, L (8, 1) ERA: 2.88	2.0	W	7	1	0	0	2	0	0	0	0	0	0	11	11	0.00	0.500																			

Seattle Pilots @ Chicago White Sox
Comiskey Park, Chicago, IL
Thu Jun 19 1969, 4:33 AM EDT
Att. 2,318 - Unknown

livebaseballscorecards.com

AB	37
R	10
H	10
RBI	10
BB	3
SO	7
LOB	11



BOTTOM

Seattle Pilots @ Chicago White Sox
Comiskey Park, Chicago, IL
Thu Jun 19 1969, 4:33 AM EDT
Att. 2,318 - Unknown

livebaseballscorecards.com

AB	36
R	13
H	11
RBI	9
BB	7
SO	7
LOB	20



WP	3	PA	43
PB	0		
SB	1		
CS	0		

AB	R	H	RBI	BB	SO	LOB
5	0	0	0	0	1	5
4	1	2	0	1	0	4
5	1	1	2	0	3	2
2	2	1	0	3	0	0
5	3	2	0	0	0	2
4	3	1	4	1	1	3
5	2	2	2	0	1	2
3	0	1	0	0	0	0
1	0	0	1	0	0	2
0	1	0	0	0	0	0
0	0	0	0	1	0	0
0	0	0	0	1	0	0
0	0	0	0	0	0	0
1	0	1	0	0	0	0
0	0	0	0	0	0	0
0	0	0	0	0	0	0
1B	8	SF	0			
2B	1	SAC	0			
3B	0	DP	1			
HR	2	HBP	0			

Batter	1	2	3	4	5	6	7	8	9
Tom McCraw, L OBP: 0.235, SLG: 0.230 (1, 9)	0-0 G3	0-0 F8	0-0 G4-6-3			0-3 K	0-0 4-1		
Luis Aparicio, R OBP: 0.353, SLG: 0.353 (1, 6)	4-0 HR BB	0-0 1B	0-0 F8			0-0 1B	0-0 F7		
Carlos May, L OBP: 0.379, SLG: 0.541 (1, 7)	0-0 HR	0-3 K		0-0 6-3		0-3 K		0-3 K	
Pete Ward, L OBP: 0.376, SLG: 0.402 (1, 3)	4-0 HR BB		4-0 1B E BB	0-0 F8			0-0 FC3-5 1B 1B	4-0 BB BB	
Ed Herrmann, L OBP: 0.376, SLG: 0.487 (1, 2)	0-0 E6 HR		0-0 E 1B 1B	0-0 G3			0-0 1B FC3-5 1B	0-0 F5	
Bill Melton, R OBP: 0.307, SLG: 0.425 (1, 5)	0-0 HR		0-0 E6 1B		0-3 K		0-0 FC3-5 E 1B WP	4-0 BB	
Bobby Knoop, R OBP: 0.298, SLG: 0.315 (1, 4)	0-3 K		0-0 BB 1B G4-6-3 1B		0-0 F9		0-0 E 1B	0-0 5-3	
Ken Berry, R OBP: 0.285, SLG: 0.286 (1, 8)	0-0 G3		0-0 G4-6-3 BB 1B		0-0 1-3		0-0 E4 WP		
Gail Hopkins, L OBP: 0.400, SLG: 0.455 (7, PH)							1-2 2-3 3-H WP		
Woodie Held, R OBP: 0.283, SLG: 0.436 (7, PR)									
Jerry Nyman, L OBP: 0.083, SLG: 0.167 (1, 1)									
Don Secrist, L OBP: 0.590, SLG: 0.333 (1, 1)									
Bob Christian, R OBP: 0.133, SLG: 0.286 (3, PH)									
Cisco Carlos, R OBP: 0.133, SLG: 0.286 (4, 1)									
Dan Osinski, R OBP: 0.230, SLG: 0.333 (7, PH)									
Don Pavletich, R OBP: 0.230, SLG: 0.333 (7, PH)									
Gary Peters, L OBP: 0.200, SLG: 0.324 (7, PR)									
Wilbur Wood, R OBP: 0.200, SLG: 0.324 (8, 1)									

Inning Stats	R	H	E	K	S	L	LOB	BB	P
1	5	2	1	0	0	0	0	2	16
2	0	0	0	0	0	0	0	0	8
3	4	3	1	0	0	0	1	2	14
4	0	0	0	0	0	0	0	0	3
5	0	0	0	0	0	0	0	0	5
6	0	1	1	2	7	1	1	11	11
7	4	4	3	0	8	0	0	8	8
8	0	0	0	1	5	2	2	13	13
9	0	0	0	0	0	0	0	0	0

PITCHER	IP	WLS	BF	H	R	ER	SO	BB	IBB	HBP	BLK	WP	HR	S	P	ERA	WHIP
Marty Pattin, R ERA: 4.64 (1, 1)	2.0		14	4	7	6	3	3	0	0	0	0	2	17	29	27.00	3.500
Jim Bouton, R ERA: 3.46 (3, 1)	4.0		16	3	2	0	3	2	0	0	0	0	0	20	28	0.00	1.250
Mike Marshall, R ERA: 4.82 (7, 1)	0.0	L	2	2	2	2	0	0	0	0	0	0	0	2	2	∞	∞
Bob Locker, R ERA: 6.28 (7, 1)	1.0		6	2	2	0	0	0	0	0	0	1	0	6	6	0.00	2.000
John O'Donoghue, L ERA: 2.08 (8, 1)	1.0		5	0	0	0	1	2	0	0	0	0	0	5	13	0.00	2.000

Batter	1	2	3	4	5	6	7	8	9	AB R H RBI BB SO LOB	TOP											
Tom McCraw, L (1, 3) OBP: 0.244, SLG: 0.267	0-3 K			0-0 2B	0-3 K			0-0 F4		4 1 1 0 0 2 1												
Luis Aparicio, R (1, 6) OBP: 0.353, SLG: 0.354	0-0 4-3			0-0 F9				4-0 2B BB		3 0 0 0 1 0 1												
Carlos May, L (1, 7) OBP: 0.378, SLG: 0.538	0-0 F9			0-0 1-H 2B				0-3 K		4 0 1 1 0 2 1												
Duane Josephson, R (1, 2) OBP: 0.284, SLG: 0.306				0-0 F9				0-0 1-3 2B		4 0 1 0 0 0 1												
Bill Melton, R (1, 5) OBP: 0.308, SLG: 0.413				0-0 F3				0-3 K		2 0 0 0 2 1 2												
Walt Williams, R (1, 9) OBP: 0.310, SLG: 0.340				0-0 F9				0-0 6-3		4 0 0 0 0 1 3												
Bobby Knoop, R (1, 4) OBP: 0.298, SLG: 0.311				0-3 K				0-0 L4		0 0 0 0 0 0 0												
Ken Berry, R (1, 8) OBP: 0.291, SLG: 0.301				0-0 4-3				1-2 1B		2 0 1 0 0 0 0	AB 27											
Gail Hopkins, L (7, PH) OBP: 0.394, SLG: 0.447								0-3 K		1 0 0 0 0 1 2	R 1											
Woodie Held, R (7, 8) OBP: 0.292, SLG: 0.425								0-0 SH1-4 1B		0 0 0 0 0 0 0	H 4											
Joe Horlen, R (1, 1) OBP: 0.241, SLG: 0.276				0-3 K				0-0 G3		1 0 0 0 0 1 0	RBI 1											
Pete Ward, L (7, PH) OBP: 0.362, SLG: 0.383								0-0 F8		1 0 0 0 0 0 2	BB 3											
Wilbur Wood, R (7, 1)										0 0 0 0 0 0 0	SO 8											
Ed Herrmann, L (9, PH) OBP: 0.386, SLG: 0.487										1 0 0 0 0 0 1	LOB 14											
Inning Stats	R: 0 E: 0 K: 1 S: 5	H: 0 LOB: 0 BB: 0 P: 5	R: 0 E: 0 K: 0 S: 3	H: 0 LOB: 0 BB: 0 P: 3	R: 0 E: 0 K: 2 S: 7	H: 0 LOB: 0 BB: 0 P: 7	R: 1 E: 0 K: 0 S: 5	H: 2 LOB: 2 BB: 1 P: 9	R: 0 E: 0 K: 2 S: 8	H: 1 LOB: 1 BB: 0 P: 8	R: 0 E: 0 K: 1 S: 5	H: 0 LOB: 0 BB: 0 P: 5	R: 0 E: 0 K: 2 S: 8	H: 1 LOB: 2 BB: 1 P: 12	R: 0 E: 0 K: 2 S: 8	H: 1 LOB: 2 BB: 1 P: 12	R: 0 E: 0 K: 0 S: 3	H: 0 LOB: 1 BB: 0 P: 4	1B: 3 2B: 2 3B: 0 HR: 0	SF: 0 SAC: 1 DP: 0 HBP: 1	WP: 0 PB: 0 SB: 0 CS: 0	PA: 36
PITCHER	IP WLS BF H R ER SO BB IBB HBP BLK WP HR S P ERA WHIP																					
Andy Messersmith, R (1, 1) ERA: 3.04	7.0 W 27 4 1 1 8 2 0 0 0 0 0 0 41 49 1.29 0.857																					
Ken Tatum, R (8, 1) ERA: 0.49	2.0 S 9 1 0 0 2 1 0 1 0 0 0 0 11 16 0.00 1.000																					

Chicago White Sox @ California Angels
Anaheim Stadium, Anaheim, CA
Sat Jun 21 1969, 10:05 PM EDT
Att. 12,415 - Unknown

livebaseballscorecards.com



Batter	1	2	3	4	5	6	7	8	9
Sandy Alomar Sr., S (1, 4) OBP: 0.271, SLG: 0.258	0-0 5-3		0-3 K		0-0 3-1		0-0 SH2-4 2B 1B	0-0 L4	
Bill Voss, L (1, 9) OBP: 0.297, SLG: 0.278	0-3 K		0-3 K		4-0 BB		0-0 SH2-4 1-2	0-0 4-3	
Jim Fregosi, R (1, 6) OBP: 0.348, SLG: 0.385	0-0 1B		0-0 E 1B 1B		0-0 F9		4-0 2B IBB		
Rick Reichardt, R (1, 7) OBP: 0.364, SLG: 0.414 Lou Johnson, R (7, 7) OBP: 0.262, SLG: 0.255	0-0 F4		0-0 E1 1-3 1B		0-3 K SH5-4 WP 1B		0-0 1-H 2-H 2B		
Roger Repoz, L (1, 8) OBP: 0.285, SLG: 0.291		0-0 F6	0-0 4-3		0-0 WP SH5-4 SF9 1-2 1B		0-0 F6		
Aurelio Rodriguez, R (1, 5) OBP: 0.289, SLG: 0.339		0-3 K		0-3 K		0-0 SH5-4 1-2 2-3	4-0 IBB		
Jim Spencer, L (1, 3) OBP: 0.321, SLG: 0.319		0-0 1B 1B		0-0 G3		4-0 IBB	0-0 4-3		
Joe Azcue, R (1, 2) OBP: 0.296, SLG: 0.292		0-0 1-2 1B		0-3 K		0-0 SF9 3-H		0-0 SH3-4 1B	
Andy Messersmith, R (1, 1) OBP: 0.182, SLG: 0.053 Ken Tatum, R (8, 1)		0-3 K			0-0 5-3	0-0 5-3		0-0 SH3-4 1-2	

Inning Stats	R: 0	H: 1	E: 0	K: 1	S: 6	LOB: 1	BB: 0	P: 6
	0	2	0	2	9	2	0	9
	0	2	0	2	9	2	0	9
	0	0	0	2	7	0	0	7
	0	0	0	1	7	1	1	7
	2	1	0	1	11	1	1	11
	2	2	0	2	13	2	2	13
	0	1	0	0	4	0	0	4


PITCHER	IP	WLS	BF	H	R	ER	SO	BB	IBB	HBP	BLK	WP	HR	S	P	ERA	WHIP
Joe Horlen, R (1, 1) ERA: 4.01	6.0	L	27	6	2	0	8	1	1	0	0	1	0	41	49	0.00	1.167
Wilbur Wood, L (7, 1) ERA: 3.12	2.0		11	3	2	2	0	0	2	0	0	0	0	9	17	9.00	1.500

BOTTOM

Chicago White Sox @ California Angels
Anaheim Stadium, Anaheim, CA

Sat Jun 21 1969, 10:05 PM EDT
Att. 12,415 - Unknown

AB	30
R	4
H	9
RBI	3
BB	4
SO	8
LOB	12



1B	2B	3B	HR	SF	SAC	DP	HBP	WP	PB	SB	CS	PA
8	1	0	0	1	3	0	0	1	1	0	0	38

Batter	1	2	3	4	5	6	7	8	9	AB R H RBI BB SO LOB	TOP											
Tom McCraw, L (1, 3) OBP: 0.244, SLG: 0.266	0-0 1-3		0-0 2B 1B		0-0 6-3			0-0 1-3		4 1 1 0 0 0 0												
Luis Aparicio, R (1, 6) OBP: 0.355, SLG: 0.357	0-0 G4-6-3 1B		0-0 2B 1B			0-0 F9		0-0 F8		4 0 2 0 0 0 0												
Carlos May, L (1, 7) OBP: 0.376, SLG: 0.538	0-0 G4-6-3 1-2f		0-0 2B			0-0 6-3			0-0 F7	4 0 1 1 0 0 1												
Pete Ward, L (1, 5) OBP: 0.358, SLG: 0.378		0-0 F2	0-0 F8			0-0 1B		0-0 F9		4 0 1 0 0 0 2												
Ed Herrmann, L (1, 2) OBP: 0.380, SLG: 0.488		0-0 2B		0-0 F4		0-0 G3		0-0 4-3		4 0 1 0 0 0 1												
Bill Melton, R (1, 9) OBP: 0.304, SLG: 0.407		0-0 F3		0-0 F9			0-0 F7			3 0 0 0 0 0 1												
Bobby Knoop, R (1, 4) OBP: 0.294, SLG: 0.307		0-3 K		0-0 F9			0-0 6-3			0 0 0 0 0 0 0												
Ken Berry, R (1, 8) OBP: 0.285, SLG: 0.294			0-0 F8		0-3 K		0-3 K			3 0 0 0 0 2 0												
Billy Wynne, L (1, 1) OBP: 0.167, SLG: 0.167			0-0 5-3		0-0 1-3			0-0 1-3		3 0 0 0 0 0 0												
Inning Stats	R: 0 E: 0 K: 0 S: 3	H: 1 LOB: 0 BB: 0 P: 3	R: 0 E: 0 K: 1 S: 6	H: 1 LOB: 1 BB: 0 P: 6	R: 1 E: 0 K: 0 S: 6	H: 3 LOB: 2 BB: 0 P: 6	R: 0 E: 0 K: 0 S: 3	H: 0 LOB: 0 BB: 0 P: 3	R: 0 E: 0 K: 1 S: 5	H: 0 LOB: 0 BB: 0 P: 5	R: 0 E: 0 K: 1 S: 4	H: 1 LOB: 1 BB: 0 P: 4	R: 0 E: 0 K: 1 S: 5	H: 0 LOB: 0 BB: 0 P: 5	R: 0 E: 0 K: 0 S: 3	H: 0 LOB: 0 BB: 0 P: 3	R: 0 E: 0 K: 0 S: 3	H: 0 LOB: 0 BB: 0 P: 3	1B: 4 2B: 2 3B: 0 HR: 0	SF: 0 SAC: 0 DP: 1 HBP: 0	WP: 0 PB: 0 SB: 0 CS: 0	PA: 32
PITCHER	IP WLS BF H R ER SO BB IBB HBP BLK WP HR S P ERA WHIP																					
Jim McGlothlin, R (1, 1) ERA: 2.56	8.0 L 29 6 1 1 3 0 0 0 0 0 0 0 0 35 35 1.12 0.750																					
Hoyt Wilhelm, R (9, 1) ERA: 3.23	1.0 3 0 0 0 0 0 0 0 0 0 0 0 0 3 3 0.00 0.000																					

Chicago White Sox @ California Angels
Anaheim Stadium, Anaheim, CA
Sun Jun 22 1969, 6:33 AM EDT
Att. 26,273 - Unknown

AB	29
R	1
H	6
RBI	1
BB	0
SO	2
LOB	5



Batter	1	2	3	4	5	6	7	8	9	AB R H RBI BB SO LOB	TOP																
Walt Williams, R (1, 9) OBP: 0.313, SLG: 0.349	0-0 PB E 2B	0-0 BB 1B BB		0-0 5-3			0-0 1-3		0-0 6-3	5 2 2 0 0 0 0																	
Luis Aparicio, R (1, 6) OBP: 0.356, SLG: 0.358	0-0 6-3	0-0 BB BB 1B		0-0 6-3			0-0 5-3		0-0 1B	5 0 2 0 0 0 1																	
Carlos May, L (1, 7) OBP: 0.376, SLG: 0.530	4-0 E 2-3 BB	4-0 BB 1-2 2-3 BB			0-0 F6		0-0 F5		0-0 F5	3 1 0 0 2 0 1																	
Don Pavletich, R (1, 2) OBP: 0.250, SLG: 0.356	0-0 E4 1B 1-H 3-H	4-0 BB 1-2 2-3 3-H			0-0 F7			1-0 E E HBP		2 1 1 3 1 0 0 0 1 0 0 0 0 0																	
Ed Hermann, L (7, 2) OBP: 0.387, SLG: 0.488																											
Bill Melton, R (1, 5) OBP: 0.303, SLG: 0.404	0-0 3-H 1B	0-0 F7			0-0 F8			0-0 E6 1-3 E		4 1 1 1 0 0 4																	
Ron Hansen, R (1, 3) OBP: 0.234, SLG: 0.250	0-3 K		0-0 F6			0-0 1B		0-0 E1 6-3 B3-5 2-H 3-H		4 0 1 1 0 1 1 0 0 0 0 0 0 0																	
Tom McCraw, L (8, 3) OBP: 0.244, SLG: 0.266																											
Ken Berry, R (1, 8) OBP: 0.277, SLG: 0.285	0-0 4-3		0-0 4-3			0-0 1B		0-0 6-3 2-3		4 0 0 0 0 0 3																	
Bobby Knoop, R (1, 4) OBP: 0.289, SLG: 0.300		0-3 K	0-0 6-3			0-0 F9		0-0 B3-5 3-H		4 0 0 0 0 1 2																	
Tommy John, R (1, 1) OBP: 0.146, SLG: 0.079		0-3 K		0-3 K		0-0 F8			0-3 K	3 0 0 0 0 2 1 0 0 0 0 0 0 0 1 0 0 0 0 1 0																	
Dan Osinski, R (6, 1)																											
Wilbur Wood, R (6, 1)																											
Inning Stats	R: 3 E: 1 K: 1 S: 8	H: 3 LOB: 1 BB: 1 P: 12	R: 1 E: 0 K: 2 S: 9	H: 2 LOB: 3 BB: 2 P: 17	R: 0 E: 0 K: 0 S: 3	H: 0 LOB: 0 BB: 0 P: 3	R: 0 E: 0 K: 1 S: 5	H: 0 LOB: 0 BB: 0 P: 5	R: 0 E: 0 K: 0 S: 3	H: 0 LOB: 0 BB: 0 P: 3	R: 0 E: 0 K: 0 S: 4	H: 1 LOB: 1 BB: 0 P: 4	R: 0 E: 0 K: 0 S: 3	H: 0 LOB: 0 BB: 0 P: 3	R: 2 E: 2 K: 0 S: 4	H: 0 LOB: 0 BB: 0 P: 5	R: 0 E: 0 K: 1 S: 6	H: 1 LOB: 1 BB: 0 P: 6	1B: 5 2B: 3 3B: 0 HR: 0	SF: 0 SAC: 0 DP: 1 HBP: 1	WP: 0 PB: 1 SB: 0 CS: 0	PA: 39					
PITCHER	IP WLS BF H R ER SO BB IBB HBP BLK WP HR S P ERA WHIP																										
Gary Timberlake, L (1, 1) ERA: 7.5	1.2		13	5	4	4	3	3	0	0	0	0	0	16	28	21.60	4.800										
Jim Bouton, R (2, 1) ERA: 3.18	3.1		10	0	0	0	1	0	0	0	0	0	0	12	12	0.00	0.000										
Mike Marshall, R (6, 1) ERA: 4.76	1.0		4	1	0	0	0	0	0	0	0	0	0	4	4	0.00	1.000										
Bob Locker, R (7, 1) ERA: 4.86	0.0	L	0	0	0	0	0	0	0	0	0	0	0	0	0	∞	∞										

Chicago White Sox @ Seattle Pilots
Sicks Stadium, Boston, MA
Tue Jun 24 1969, 6:33 AM EDT
Unknown

livebaseballscorecards.com

AB	35
R	6
H	7
RBI	5
BB	3
SO	5
LOB	13



Batter	1	2	3	4	5	6	7	8	9	AB R H RBI BB SO LOB
Tommy Harper, R (1, 8) OBP: 0.390, SLG: 0.354	0-0 1-3 S 1B		0-0 4-3		0-0 FC1-5 1B	0-0 FC5-4			0-0 F8	5 2 1 0 0 0 4
Gus Gil, R (1, 5) OBP: 0.333, SLG: 0.297	0-0 1-3		0-0 4-3		0-0 1-3 1B			0-0 F7	0-0 5-3	5 1 1 0 0 0 1
Wayne Comer, R (1, 9) OBP: 0.352, SLG: 0.418	0-0 F9		0-0 F7		0-0 FC5-4 1B			0-0 F7		4 0 1 2 0 0 1
Tommy Davis, R (1, 7) OBP: 0.267, SLG: 0.324	4-0 1B BB			0-3 K	0-0 FC5-4			0-3 K		3 0 0 0 1 2 1
Jerry McNertney, R (1, 2) OBP: 0.319, SLG: 0.429	0-0 FC6-4 1B			0-0 F8		4-0 SH1-4 1B FC3-2 BB		0-0 6-3		3 0 1 1 1 0 0
Jim Pagliaroni, R (1, 3) OBP: 0.306, SLG: 0.300	0-0 FC6-4			0-0 6-3		0-0 FC3-2 SH1-4 1B		0-0 1B		3 0 1 0 0 0 2
John Kennedy, R (7, 6) OBP: 0.337, SLG: 0.342	1-2f					1-2				1 0 1 0 0 0 0
John Donaldson, L (1, 4) OBP: 0.271, SLG: 0.167		0-0 3-1			0-0 1-3 2B 1B			0-3 SH1-4		3 1 1 0 0 1 1
Ray Oyler, R (1, 6) OBP: 0.298, SLG: 0.320		0-0 6-3			0-0 1-3			0-3 K		2 0 0 0 0 0 1
Don Mincher, L (6, PH) OBP: 0.370, SLG: 0.402					1-2			0-3 K		1 0 0 0 1 1 1
Gary Timberlake, R (1, 1) OBP: 0.272, SLG: 0.298		0-3 K			0-0 FC1-5 2B			0-0 FC3-2 FC5-4		0 0 0 0 0 0 0
Jim Bouton, R (2, 1) OBP: 0.272, SLG: 0.298					2-H				0-0 F7	1 0 0 0 0 1 0
Rich Rollins, R (5, PH) OBP: 0.272, SLG: 0.298										1 0 1 1 0 0 0
Mike Marshall, R (6, 1) OBP: 0.272, SLG: 0.298										0 0 0 0 0 0 0
Mike Hegan, L (6, PH) OBP: 0.430, SLG: 0.496										1 0 0 0 0 0 3
Bob Locker, S (7, 1) OBP: 0.375, SLG: 0.296										0 0 0 0 0 0 0
Merritt Ranew, L (9, PH) OBP: 0.375, SLG: 0.296										1 0 0 0 0 0 0

Inning Stats	R: 1 E: 0 K: 0 S: 5	H: 2 LOB: 2 BB: 1 P: 9	R: 0 E: 0 K: 1 S: 5	H: 0 LOB: 0 BB: 0 P: 5	R: 0 E: 0 K: 0 S: 3	H: 0 LOB: 0 BB: 0 P: 3	R: 0 E: 0 K: 1 S: 5	H: 0 LOB: 0 BB: 0 P: 5	R: 3 E: 0 K: 0 S: 7	H: 4 LOB: 1 BB: 0 P: 7	R: 0 E: 0 K: 1 S: 4	H: 1 LOB: 3 BB: 2 P: 12	R: 0 E: 0 K: 1 S: 5	H: 0 LOB: 0 BB: 0 P: 5	R: 0 E: 0 K: 2 S: 8	H: 1 LOB: 1 BB: 0 P: 8	R: 0 E: 0 K: 0 S: 3	H: 0 LOB: 0 BB: 0 P: 3	1B: 7 2B: 1 3B: 0 HR: 0	SF: 0 SAC: 1 DP: 0 HBP: 0	WP: 0 PB: 0 SB: 1 CS: 0	PA: 38
--------------	------------------------------	---------------------------------	------------------------------	---------------------------------	------------------------------	---------------------------------	------------------------------	---------------------------------	------------------------------	---------------------------------	------------------------------	----------------------------------	------------------------------	---------------------------------	------------------------------	---------------------------------	------------------------------	---------------------------------	----------------------------------	------------------------------------	----------------------------------	--------


PITCHER	IP	WLS	BF	H	R	ER	SO	BB	IBB	HBP	BLK	WP	HR	S	P	ERA	WHIP
Tommy John, L (1, 1) ERA: 3.53	5.1		25	7	4	4	2	2	0	0	0	0	0	27	35	6.75	1.688
Dan Osinski, R (6, 1) ERA: 2.61	0.0		1	0	0	0	0	0	1	0	0	0	0	4		∞	∞
Wilbur Wood, L (6, 1) ERA: 2.91	3.2	W	12	1	0	0	3	0	0	0	0	0	0	18	18	0.00	0.273

BOTTOM

Chicago White Sox @ Seattle Pilots
 Sicks Stadium, Boston, MA
 Tue Jun 24 1969, 6:33 AM EDT
 Unknown

AB	34
R	4
H	8
RBI	4
BB	3
SO	5
LOB	15

livebaseballscorecards.com



Batter	1	2	3	4	5	6	7	8	9	AB R H RBI BB SO LOB	TOP																									
Angel Bravo, L OBP: 0.357, SLG: 0.538 (1, 8) (7, 9)	0-0 F6	0-3 K			0-0 F7	4-0 BB		0-0 F8		4 0 0 0 1 1 3																										
Tom McCraw, L OBP: 0.242, SLG: 0.253 (1, 9) (7, 3)	0-0 G3		0-0 4-3		4-0 FC4-6 BB	0-0 F8		0-0 F8		4 0 0 0 1 0 3																										
Carlos May, L OBP: 0.373, SLG: 0.536 (1, 7)	0-0 HR		0-3 K		0-0 FC4-6 BB 1-2f 2-3		0-0 G3		0-0 F7	5 1 1 1 0 1 2																										
Pete Ward, L OBP: 0.353, SLG: 0.372 Don Pavletich, R OBP: 0.273, SLG: 0.356 (5, PH) (5, 3) Ken Berry, R OBP: 0.275, SLG: 0.282 (7, PR) (7, 8)	0-0 F8		0-0 4-3		4-0 BB		4-0 BB		0-0 F3	2 0 0 0 0 0 0 0 0 0 0 2 0 0 1 0 0 0 0 0 0																										
Ed Herrmann, L OBP: 0.378, SLG: 0.506 (1, 2)		0-0 F5		0-3 K	0-3 K		0-0 F9		0-0 HR	5 1 1 1 0 2 4																										
Bill Melton, R OBP: 0.313, SLG: 0.459 (1, 5)		0-0 HR		0-0 HR		0-0 HR	0-3 K		0-0 2B	5 3 4 3 0 1 1																										
Ron Hansen, R OBP: 0.246, SLG: 0.262 (1, 6)		0-0 1B SF9 1B		0-0 3-1		0-0 6-3		0-0 SH3-4 2B 1B	0-0 F8	5 2 2 0 0 0 1																										
Bobby Knoop, R OBP: 0.290, SLG: 0.301 (1, 4)		0-0 1B		0-3 K		0-0 6-3		0-0 SH3-4		3 0 1 0 0 1 0																										
Gary Peters, L OBP: 0.237, SLG: 0.389 Dan Osinski, R (7, 1) Gail Hopkins, L OBP: 0.398, SLG: 0.462 (8, PH) Luis Aparicio, R OBP: 0.356, SLG: 0.358 (8, PR) Wilbur Wood, R (8, 1)		0-0 SF9		0-0 K		0-0 FC4-6 BB 1B		0-0 2B	0-0 2B	2 0 2 1 0 0 0 0 0 0 0 0 0 0 1 0 1 1 0 0 0 0 0 0 0 0 0 0 0 0 0 0 0 0 0																										
Inning Stats	R: 1 E: 0 K: 0 S: 4	H: 1 LOB: 0 BB: 0 P: 4	R: 2 E: 0 K: 1 S: 8	H: 3 LOB: 1 BB: 0 P: 8	R: 0 E: 0 K: 1 S: 5	H: 0 LOB: 0 BB: 0 P: 5	R: 1 E: 0 K: 2 S: 8	H: 1 LOB: 0 BB: 0 P: 8	R: 0 E: 0 K: 1 S: 6	H: 1 LOB: 3 BB: 2 P: 14	R: 1 E: 0 K: 0 S: 5	H: 2 LOB: 2 BB: 1 P: 9	R: 0 E: 0 K: 1 S: 5	H: 0 LOB: 1 BB: 1 P: 9	R: 1 E: 0 K: 0 S: 5	H: 2 LOB: 1 BB: 0 P: 5	R: 1 E: 0 K: 0 S: 5	H: 2 LOB: 1 BB: 0 P: 5	1B: 4 2B: 3 3B: 0 HR: 5	SF: 1 SAC: 1 DP: 0 HBP: 0	WP: 0 PB: 0 SB: 1 CS: 0	PA: 43														
PITCHER	IP WLS BF H R ER SO BB IBB HBP BLK WP HR S P ERA WHIP																																			
Fred Talbot, R ERA: 4.14 John O'Donoghue, L ERA: 2.28 Diego Segui, R ERA: 3.7 Jim Bouton, R ERA: 3.15	(1, 1) (5, 1) (7, 1) (9, 1)	4.1 1.2 2.2 0.1	20 9 13 1	6 2 4 0	4 1 2 0	4 1 2 0	4 1 1 0	1 2 1 0	0 0 0 0	0 0 0 0	0 0 0 0	0 0 0 0	3 1 14 1	31 17 18 1	8.31 5.40 6.75 0.00	1.615 2.400 1.875 0.000																				

Chicago White Sox @ Seattle Pilots
Sicks Stadium, Boston, MA
Tue Jun 24 1969, 10:05 PM EDT
Att. 7,417 - Unknown

livebaseballscorecards.com

AB 37
R 7
H 12
RBI 7
BB 4
SO 6
LOB 14



Batter	1	2	3	4	5	6	7	8	9	AB	R	H	RBI	BB	SO	LOB
Tommy Harper, R OBP: 0.387, SLG: 0.348 (1, 8)	0-3 K	4-0 BB			0-0 2-3	0-0 6-3		0-0 F8		4	0	0	0	1	1	1
Mike Hegan, L OBP: 0.438, SLG: 0.489 (1, 3)	4-0 1B BB	0-3 K			0-0 HR 1B		4-0 S 1B BB	0-0 1B		3	3	2	0	2	1	2
Wayne Comer, R OBP: 0.353, SLG: 0.433 (1, 9)	0-0 1B 1-2 E 1B				0-0 HR		0-0 5-3	0-0 F8		5	2	2	2	0	0	2
Tommy Davis, R OBP: 0.270, SLG: 0.330 (1, 7)	0-0 1-3 2-H 1B				0-0 E 2B		0-3 K	0-0 F8		5	0	2	1	0	2	2
Jim Pagliaroni, R OBP: 0.300, SLG: 0.273 Jerry McNertney, R OBP: 0.317, SLG: 0.427 (1, 2) (8, 2)	0-0 F4				0-0 E6 FC6-4		4-0 E 1B BB			3	1	0	0	1	0	2
Gus Gil, R OBP: 0.327, SLG: 0.292 (1, 5)	0-3 K				0-0 L5		0-0 FC6-4			1	0	0	0	0	1	0
John Donaldson, L OBP: 0.283, SLG: 0.196 (1, 4)					0-0 K		0-0 SH1-4 2B	4-0 BB BB		5	0	1	1	0	1	3
Ray Oyler, R OBP: 0.294, SLG: 0.316 Don Mincher, L OBP: 0.373, SLG: 0.402 John Kennedy, R OBP: 0.337, SLG: 0.342 (1, 6) (7, PH) (8, 6)					0-0 K		0-0 SH1-4	4-0 BB BB		4	0	1	0	1	3	0
Fred Talbot, R John O'Donoghue, R Rich Rollins, R Diego Segui, R Jim Bouton, R (1, 1) (5, 1) (6, PH) (7, 1) (9, 1)					0-0 F3		0-0 SH1-4	1-2 2-3 3-H BB		2	0	0	0	0	1	0
					0-0 F7		0-0 F6	0-0 F8		0	0	0	0	0	0	0

Inning Stats	R: 2	H: 2	E: 1	K: 2	S: 9	LOB: 1	BB: 1	P: 13	R: 0	H: 0	E: 0	K: 3	S: 9	LOB: 2	BB: 2	P: 17	R: 0	H: 0	E: 0	K: 1	S: 5	LOB: 0	BB: 0	P: 5	R: 0	H: 3	E: 1	K: 0	S: 7	LOB: 2	BB: 0	P: 7	R: 0	H: 1	E: 0	K: 1	S: 4	LOB: 1	BB: 0	P: 4	R: 2	H: 1	E: 1	K: 1	S: 6	LOB: 3	BB: 4	P: 22	R: 0	H: 1	E: 0	K: 2	S: 7	LOB: 0	BB: 0	P: 7	R: 0	H: 0	E: 0	K: 2	S: 7	LOB: 0	BB: 0	P: 7
--------------	------	------	------	------	------	--------	-------	-------	------	------	------	------	------	--------	-------	-------	------	------	------	------	------	--------	-------	------	------	------	------	------	------	--------	-------	------	------	------	------	------	------	--------	-------	------	------	------	------	------	------	--------	-------	-------	------	------	------	------	------	--------	-------	------	------	------	------	------	------	--------	-------	------

PITCHER	IP	WLS	BF	H	R	ER	SO	BB	IBB	HBP	BLK	WP	HR	S	P	ERA	WHIP
Gary Peters, L ERA: 4.24 (1, 1)	6.2		34	7	6	5	8	6	0	0	0	0	1	44	68	6.75	1.950
Dan Osinski, R ERA: 2.59 (7, 1)	0.1		2	0	0	0	0	1	0	0	0	0	0	1	5	0.00	3.000
Wilbur Wood, L ERA: 2.81 (8, 1)	2.0	W	7	1	0	0	2	0	0	0	0	0	0	11	11	0.00	0.500


BOTTOM

Chicago White Sox @ Seattle Pilots
Sicks Stadium, Boston, MA

Tue Jun 24 1969, 10:05 PM EDT
Att. 7,417 - Unknown

AB	35
R	6
H	8
RBI	5
BB	7
SO	10
LOB	16

WP: 0 PA: 43
PB: 0 SB: 1
CS: 0



PITCHER	IP	WLS	BF	H	R	ER	SO	BB	IBB	HBP	BLK	WP	HR	S	P	ERA	WHIP
---------	----	-----	----	---	---	----	----	----	-----	-----	-----	----	----	---	---	-----	------

Batter	1	2	3	4	5	6	7	8	9	AB R H RBI BB SO LOB	TOP											
Angel Bravo, L (1, 8) <small>OBP: 0.389, SLG: 0.529</small> Gary Bell, R (7, 1) <small>OBP: 0.250, SLG: 0.278</small> Walt Williams, R (9, PH) <small>OBP: 0.311, SLG: 0.346</small>	0-0 F7		0-0 1B 1-2		0-0 1-3		0-0 BB 1-2 1B		0-0 FC5-4 1-2f	4 0 2 0 0 0 0 0 0 0 0 0 0 0 1 0 0 0 0 0 1												
Tom McCraw, L (1, 9) <small>OBP: 0.260, SLG: 0.264</small> (7, 8) (8, 9)	0-0 4-3		0-0 1B 1-3 2-H		0-0 1B		0-0 BB 1-2 2-3		0-0 F2	4 0 2 1 1 0 1												
Carlos May, L (1, 7) <small>OBP: 0.367, SLG: 0.527</small>	0-0 F7		0-0 F7		0-0 4-3		0-0 F7			4 0 0 0 0 0 6												
Pete Ward, L (1, 3) <small>OBP: 0.353, SLG: 0.365</small> (7, 5) Don Pavletich, R (8, PH) <small>OBP: 0.269, SLG: 0.350</small> (8, 2)		0-0 3-1		0-0 F9		1-0 FC3-6 HBP		0-0 F8		2 0 0 0 0 0 0 1 0 0 0 0 0 0												
Ed Herrmann, L (1, 2) <small>OBP: 0.382, SLG: 0.511</small> Ken Berry, R (8, 8) <small>OBP: 0.275, SLG: 0.282</small>		0-0 F9		0-0 FC6-4 2B		0-0 FC3-6 G6-4-3 1-2f		1-0 1B HBP		3 0 1 0 0 0 1 0 0 0 0 0 0 0												
Bill Melton, R (1, 5) <small>OBP: 0.316, SLG: 0.457</small> (7, 9) (8, 5)		0-0 L5		4-0 FC6-4 BB		0-0 G6-4-3 1-2f		0-0 1B 1-2		3 0 1 0 1 0 1												
Ron Hansen, R (1, 6) <small>OBP: 0.260, SLG: 0.275</small>			0-0 1B G6-4-3		0-0 FC6-4 1-2f 2-3		0-0 BB 1B		0-0 G6-4-3 1-2f	4 0 2 0 0 0 4												
Bobby Knoop, R (1, 4) <small>OBP: 0.285, SLG: 0.295</small>			0-0 G6-4-3 1-2f		0-0 5-3		0-0 F9		0-3 K	4 0 0 0 0 1 4												
Paul Edmondson, R (1, 1) <small>OBP: 0.500, SLG: 0.500</small> Gail Hopkins, L (7, PH) <small>OBP: 0.400, SLG: 0.457</small> (7, 3)			0-0 1B 1B		0-0 6-3		0-0 F7		4-0 FC5-4 BB	2 1 1 0 0 0 0 1 0 0 0 1 0 1												
Inning Stats	R: 0 E: 0 K: 0 S: 3	H: 0 LOB: 0 BB: 0 P: 3	R: 0 E: 0 K: 0 S: 3	H: 0 LOB: 0 BB: 0 P: 3	R: 1 E: 0 K: 0 S: 6	H: 4 LOB: 2 BB: 0 P: 6	R: 0 E: 0 K: 0 S: 4	H: 1 LOB: 2 BB: 1 P: 8	R: 0 E: 0 K: 0 S: 4	H: 1 LOB: 1 BB: 0 P: 4	R: 0 E: 0 K: 0 S: 2	H: 0 LOB: 0 BB: 0 P: 3	R: 0 E: 0 K: 0 S: 5	H: 2 LOB: 3 BB: 1 P: 9	R: 0 E: 0 K: 0 S: 3	H: 1 LOB: 1 BB: 0 P: 4	R: 0 E: 0 K: 1 S: 5	H: 0 LOB: 1 BB: 1 P: 9	1B: 8 2B: 1 3B: 0 HR: 0	SF: 0 SAC: 0 DP: 3 HBP: 2	WP: 0 PB: 0 SB: 0 CS: 0	PA: 38
PITCHER	IP WLS BF H R ER SO BB IBB HBP BLK WP HR S P ERA WHIP																				PITCHER	IP WLS BF H R ER SO BB IBB HBP BLK WP HR S P ERA WHIP
John Gelnar, R (1, 1) <small>ERA: 1.69</small> John O'Donoghue, L (7, 1) <small>ERA: 2.22</small> Bob Locker, R (8, 1) <small>ERA: 4.66</small>	6.2 W 29 8 1 1 0 2 0 0 0 0 0 0 26 35 1.35 1.500																					

Chicago White Sox @ Seattle Pilots
 Sicks Stadium, Boston, MA
 Wed Jun 25 1969, 10:05 PM EDT
 Att. 5,950 - Unknown

livebaseballscorecards.com

AB	33
R	1
H	9
RBI	1
BB	3
SO	1
LOB	19



Batter	1	2	3	4	5	6	7	8	9
Tommy Harper, R OBP: 0.388, SLG: 0.348 (1, 8)	4-0 FC6-4 BB		0-3 K			0-0 6-3		0-0 1B	
Mike Hegan, L OBP: 0.435, SLG: 0.490 (1, 3)	0-0 FC6-4 BB 1-2f 2B		0-0 4-3			0-0 2B		0-0 F7 1-2	
Wayne Comer, R OBP: 0.353, SLG: 0.429 Steve Whitaker, L OBP: 0.377, SLG: 0.431 (1, 9) (7, 9)	4-0 2B WP 1-2 BB		0-0 G3			0-0 5-3			
Tommy Davis, R OBP: 0.271, SLG: 0.335 (1, 7)	0-0 WP SF8 1-3 2-H 2B			0-0 4-3		0-0 4-3			
Gus Gil, R OBP: 0.327, SLG: 0.289 (1, 5)	0-0 SF8 2-H 3-H			0-0 5-3			4-0 F7 BB		
Jerry McNertney, R OBP: 0.312, SLG: 0.419 (1, 2)	0-3 K			0-0 4-3			0-0 F9		
John Donaldson, L OBP: 0.286, SLG: 0.204 (1, 4)		0-0 G5-4-3 1B			0-3 K		0-0 F7 1-2		
Ray Oyler, R OBP: 0.290, SLG: 0.310 (1, 6)		0-0 G5-4-3 1-2f			0-0 4-3			0-0 5-3	
John Gelnar, R John O'Donoghue, R Bob Locker, S (1, 1) (7, 1) (8, 1)		0-3 K			0-0 6-3			0-3 K	

Inning Stats		R: 3	H: 1	E: 0	LOB: 0	K: 1	BB: 2	S: 6	P: 14
Inning Stats		R: 0	H: 1	E: 0	LOB: 0	K: 1	BB: 0	S: 5	P: 5
Inning Stats		R: 0	H: 0	E: 0	LOB: 0	K: 1	BB: 0	S: 5	P: 5
Inning Stats		R: 0	H: 0	E: 0	LOB: 0	K: 0	BB: 0	S: 3	P: 3
Inning Stats		R: 0	H: 0	E: 0	LOB: 0	K: 1	BB: 0	S: 5	P: 5
Inning Stats		R: 0	H: 1	E: 0	LOB: 1	K: 0	BB: 0	S: 4	P: 4
Inning Stats		R: 0	H: 0	E: 0	LOB: 1	K: 0	BB: 1	S: 2	P: 6
Inning Stats		R: 0	H: 1	E: 0	LOB: 1	K: 1	BB: 0	S: 6	P: 6


PITCHER	IP	WLS	BF	H	R	ER	SO	BB	IBB	HBP	BLK	WP	HR	S	P	ERA	WHIP
Paul Edmondson, R ERA: 2.4 (1, 1)	6.0	L	22	3	3	3	4	2	0	0	0	1	0	28	36	4.50	0.833
Gary Bell, R ERA: 5.2 (7, 1)	2.0		7	1	0	0	1	1	0	0	0	0	0	8	12	0.00	1.000

BOTTOM

Chicago White Sox @ Seattle Pilots
Sicks Stadium, Boston, MA
Wed Jun 25 1969, 10:05 PM EDT
Att. 5,950 - Unknown

AB	R	H	RBI	BB	SO	LOB
3	0	1	0	1	1	0
4	1	1	0	0	0	2
2	1	0	0	1	0	1
0	0	0	0	0	0	0
3	1	1	1	0	0	1
1	0	0	1	1	0	0
3	0	0	0	0	1	1
3	0	1	0	0	1	1
3	0	0	0	0	0	1
2	0	0	0	0	1	0
0	0	0	0	0	0	0
1	0	0	0	0	1	0

AB	25
R	3
H	4
RBI	2
BB	3
SO	5
LOB	7



1B	2	SF	1	WP	1	PA	29
2B	2	SAC	0	PB	0		
3B	0	DP	1	SB	1		
HR	0	HBP	0	CS	0		

livebaseballscorecards.com

Chicago White Sox @ Seattle Pilots
 Sicks Stadium, Boston, MA
 Thu Jun 26 1969, 10:05 PM EDT
 Att. 7,109 - Unknown

livebaseballscorecards.com

AB	30
R	2
H	6
RBI	2
BB	6
SO	10
LOB	11



Batter	1	2	3	4	5	6	7	8	9	AB R H RBI BB SO LOB	TOP	
Angel Bravo, L OBP: 0.364, SLG: 0.476 (1, 8) (9, 9)	0-0 G4-6-3 1B		0-0 F7		0-0 1-3			0-0 F9		4 0 1 0 0 0 1		
Tom McCraw, L OBP: 0.250, SLG: 0.253 (1, 9) (9, 3)	0-0 G4-6-3 1-2f		0-3 K		0-0 F7			0-3 K		4 0 0 0 0 2 1		
Carlos May, L OBP: 0.373, SLG: 0.527 (1, 7) (9, 8)	0-0 1B			4-0 CS BB	4-0 BB			0-0 F5		2 0 1 0 2 0 0		
Pete Ward, L OBP: 0.357, SLG: 0.390 Ken Berry, R OBP: 0.275, SLG: 0.282 (1, 3) (9, PR) (9, 8)	0-3 K			0-0 1-2 HR	0-0 F8			4-0 BB 1B 1B BB		3 1 1 1 1 1 2 0 1 0 0 0 0 0		
Don Pavletich, R OBP: 0.268, SLG: 0.344 Luis Aparicio, R OBP: 0.356, SLG: 0.358 (1, 2) (9, PR) (9, 6)		0-3 K		0-3 K	0-3 K			0-0 1B BB 1B		4 0 1 0 0 3 1 0 0 0 0 0 0 0		
Bill Melton, R OBP: 0.319, SLG: 0.453 (1, 5)		4-0 6-3 BB		0-3 K		0-3 K		4-0 1BB 1B 1-2 2-3 BB		2 0 0 0 2 2 0		
Ron Hansen, R OBP: 0.250, SLG: 0.264 Gail Hopkins, L OBP: 0.405, SLG: 0.462 Ed Hermann, L OBP: 0.382, SLG: 0.511 (1, 6) (9, PH) (9, 2)		0-0 6-3 1-2		0-0 5-3	0-0 5-3			0-0 1B 1-2 2-H 3-H		3 0 0 0 0 0 1 1 0 1 1 0 0 0 0 0 0 0 0 0 0		
Bobby Knoop, R OBP: 0.289, SLG: 0.296 (1, 4)		0-0 F9			0-0 1B		0-3 K	4-0 1-2 2-3 IBB		3 0 1 0 1 1 1		
Joe Horlen, R OBP: 0.212, SLG: 0.242 Wilbur Wood, R (1, 1) (9, 1)			0-0 F4		0-3 K			0-0 6-3		4 0 0 0 0 1 4 0 0 0 0 0 0 0		
Inning Stats	R: 0 H: 2 E: 0 LOB: 1 K: 1 BB: 0 S: 6 P: 6	R: 0 H: 0 E: 0 LOB: 1 K: 1 BB: 1 S: 5 P: 9	R: 0 H: 0 E: 0 LOB: 0 K: 1 BB: 0 S: 5 P: 5	R: 1 H: 1 E: 0 LOB: 0 K: 2 BB: 1 S: 7 P: 11	R: 0 H: 1 E: 0 LOB: 1 K: 1 BB: 0 S: 6 P: 6	R: 0 H: 0 E: 0 LOB: 1 K: 1 BB: 1 S: 5 P: 9	R: 0 H: 0 E: 0 LOB: 0 K: 2 BB: 0 S: 7 P: 7	R: 0 H: 0 E: 0 LOB: 3 K: 1 BB: 3 S: 4 P: 16	R: 1 H: 2 E: 0 LOB: 3 K: 0 BB: 3 S: 4 P: 16	1B: 5 SF: 0 2B: 0 SAC: 0 3B: 0 DP: 1 HR: 1 HBP: 0	WP: 0 PA: 36 PB: 0 SB: 0 CS: 1	
PITCHER Gene Brabender, R ERA: 4.68 (1, 1)	IP WLS BF H R ER SO BB IBB HBP BLK WP HR S P ERA WHIP	9.0 W 36 6 2 2 10 5 1 0 0 0 1 50 74 2.00 1.222										
PITCHER	IP WLS BF H R ER SO BB IBB HBP BLK WP HR S P ERA WHIP											

Batter	1	2	3	4	5	6	7	8	9	AB R H RBI BB SO LOB	TOP
Angel Bravo, L (1, 8) OBP: 0.385, SLG: 0.480 (7, 9)	0-0 F9		0-0 1B			0-0 F9		0-0 1B		4 0 2 0 0 0 0	Chicago White Sox @ Oakland Athletics Oakland-Alameda County Coliseum, Oakland, CA Fri Jun 27 1969, 7:05 PM PDT Att. 7,825 - Unknown livebaseballscorecards.com
Luis Aparicio, R (1, 6) OBP: 0.354, SLG: 0.353	4-0 BB		0-0 5-3			0-0 6-3		0-0 L9		3 0 0 0 1 0 2	
Carlos May, L (1, 7) OBP: 0.371, SLG: 0.520	0-3 K			H 1-0 F3 1B HBP		0-0 6-3		0-0 4-3		3 0 0 0 0 1 1	
Pete Ward, L (1, 5) OBP: 0.361, SLG: 0.388 (7, 3)	0-0 F8			X 0-0 1-2 1B		X 0-0 F5		B 4-0 BB		3 0 1 0 1 0 1	
Walt Williams, R (9, PR) OBP: 0.311, SLG: 0.346										0 0 0 0 0 0 0	
Gail Hopkins, L (1, 3) OBP: 0.403, SLG: 0.477 Ken Berry, R (7, PR) OBP: 0.275, SLG: 0.282 (7, 8)		X 0-0 5-3		X 0-0 F3		X 0-0 FC4-2 3B		X 0-0 F7		3 0 1 0 0 0 2	
Tom McCraw, L (9, PH) OBP: 0.248, SLG: 0.250				2-3						0 0 0 0 0 0 0	
Ed Herrmann, L (1, 2) OBP: 0.368, SLG: 0.489		X 0-0 3-1		X 0-0 G3		X 0-0 FC4-2		S 0-3 K		1 0 0 0 0 0 1	
Bill Melton, R (1, 9) OBP: 0.315, SLG: 0.447 (7, 5)		X 0-0 F7			S 0-3 K		S 0-3 K			4 0 0 0 0 1 3	
Bobby Knoop, R (1, 4) OBP: 0.285, SLG: 0.292			S 0-3 K		S 0-3 K			X 0-0 F9		3 0 0 0 0 2 2	
Billy Wynne, L (1, 1) OBP: 0.111, SLG: 0.111			X 0-0 4-3		X 0-0 F7			X 0-0 4-3		3 0 0 0 0 0 0	
Inning Stats	R: 0 H: 0 E: 0 LOB: 1 K: 1 BB: 1 S: 5 P: 9	R: 0 H: 0 E: 0 LOB: 0 K: 0 BB: 0 S: 3 P: 3	R: 0 H: 1 E: 0 LOB: 1 K: 1 BB: 0 S: 6 P: 6	R: 0 H: 1 E: 0 LOB: 1 K: 0 BB: 0 S: 3 P: 4	R: 0 H: 0 E: 0 LOB: 0 K: 2 BB: 0 S: 7 P: 7	R: 0 H: 0 E: 0 LOB: 2 K: 0 BB: 0 S: 3 P: 3	R: 0 H: 1 E: 0 LOB: 2 K: 1 BB: 0 S: 6 P: 6	R: 0 H: 1 E: 0 LOB: 1 K: 0 BB: 0 S: 4 P: 4	R: 0 H: 0 E: 0 LOB: 1 K: 1 BB: 1 S: 5 P: 9	1B: 3 SF: 0 2B: 0 SAC: 0 3B: 1 DP: 0 HR: 0 HBP: 1	WP: 0 PA: 33 PB: 0 SB: 1 CS: 0
PITCHER Blue Moon Odom, R (1, 1) ERA: 2.45	IP WLS BF H R ER SO BB IBB HBP BLK WP HR S P ERA WHIP										
	9.0 W 33 4 0 0 6 2 0 1 0 0 0 0 42 51 0.00 0.667										

AB	30
R	0
H	4
RBI	0
BB	2
SO	6
LOB	12



Batter	1	2	3	4	5	6	7	8	9	AB	R	H	RBI	BB	SO	LOB
Bert Campaneris, R OBP: 0.293, SLG: 0.305 (1, 6)	0-3 K			0-0 6-3		0-0 B2-3		0-0 L5		4	0	0	0	0	1	2
Ted Kubiak, S OBP: 0.421, SLG: 0.449 (1, 4)	0-0 G3			0-0 4-3		0-0 4-3		0-0 E5 WP 2-H 1B		4	0	1	0	0	0	0
Reggie Jackson, L OBP: 0.406, SLG: 0.721 (1, 9)	0-0 4-3			0-0 E3 CS			4-0 SH1-3 BB	4-0 WP IBB		2	0	0	0	2	0	0
Sal Bando, R OBP: 0.403, SLG: 0.504 (1, 5)		0-0 4-3		0-0 CS 1-2	0-0 6-3 1B		0-0 SH1-3 1-2	0-0 L5 1-2 2-3		3	0	1	0	0	0	2
Danny Cater, R OBP: 0.330, SLG: 0.388 (1, 3)		0-0 F9			0-0 6-3 1-2		0-0 F3			3	0	0	0	0	0	2
Rick Monday, L OBP: 0.402, SLG: 0.451 (1, 8)		0-0 G3			4-0 BB		4-0 IBB			1	0	0	0	2	0	0
Tommie Reynolds, R OBP: 0.347, SLG: 0.339 (1, 7)			0-0 F9		0-0 F4		0-0 G3			2	0	0	0	0	0	2
Ray Webster, L OBP: 0.250, SLG: 0.222 (7, PH)										1	0	0	0	0	0	2
Mike Hershberger, R OBP: 0.259, SLG: 0.243 (8, 7)										0	0	0	0	0	0	0
Larry Haney, R OBP: 0.314, SLG: 0.396 (1, 2)			0-0 6-3		0-3 K			0-0 SH1-4 E 1B		3	0	1	0	0	1	2
Catfish Hunter, R OBP: 0.206, SLG: 0.242 (8, PR)										0	1	0	0	0	0	0
Phil Roof, R OBP: 0.297, SLG: 0.284 (9, 2)										0	0	0	0	0	0	0
Blue Moon Odom, R OBP: 0.286, SLG: 0.375 (1, 1)			0-3 K			0-0 4-3		0-0 SH1-4 1-2		2	0	0	0	0	1	0

Inning Stats	R: 0	H: 0	R: 0	H: 0	R: 0	H: 0	R: 0	H: 1	R: 0	H: 0	R: 0	H: 0	R: 1	H: 2	R: 0	H: 0
	E: 0	LOB: 0	E: 0	LOB: 0	E: 0	LOB: 0	E: 0	LOB: 2	E: 0	LOB: 0	E: 0	LOB: 2	E: 1	LOB: 3	E: 0	LOB: 2
	K: 1	BB: 0	K: 0	BB: 0	K: 1	BB: 0	K: 1	BB: 1	K: 0	BB: 0	K: 0	BB: 2	K: 0	BB: 1	K: 0	BB: 2
	S: 5	P: 5	S: 3	P: 3	S: 5	P: 5	S: 3	P: 10	S: 3	P: 3	S: 3	P: 11	S: 5	P: 9	S: 3	P: 11

PITCHER	IP	WLS	BF	H	R	ER	SO	BB	IBB	HBP	BLK	WP	HR	S	P	ERA	WHIP
Billy Wynne, R ERA: 1.04 (1, 1)	8.0	L	31	3	1	0	3	2	2	0	0	1	0	33	49	0.00	0.625

BOTTOM

AB	R	H	RBI	BB	SO	LOB
4	0	0	0	0	1	2
4	0	1	0	0	0	0
2	0	0	0	2	0	0
3	0	1	0	0	0	2
3	0	0	0	0	0	2
1	0	0	0	2	0	0
2	0	0	0	0	0	2
0	0	0	0	0	0	0
3	0	1	0	0	1	2
0	1	0	0	0	0	0
0	0	0	0	0	0	0
2	0	0	0	0	1	0


AB	25
R	1
H	3
RBI	0
BB	4
SO	3
LOB	12



WP	PA
1	32

Chicago White Sox @ Oakland Athletics
Oakland-Alameda County Coliseum, Oakland, CA
Fri Jun 27 1969, 7:05 PM PDT
Att. 7,825 - Unknown

livebaseballscorecards.com

Batter	1	2	3	4	5	6	7	8	9	AB R H RBI BB SO LOB	TOP									
Angel Bravo, L (1, 8) <small>OBP: 0.345, SLG: 0.429</small> Ken Berry, R (6, PH) <small>OBP: 0.271, SLG: 0.278</small>	0-0 E6 1B BB 1B	0-0 4-3		0-0 1-3		0-3 K		0-0 4-3		3 1 0 0 0 0 0 2 0 0 0 0 1 3										
Luis Aparicio, R (1, 6) <small>OBP: 0.352, SLG: 0.348</small>	4-0 E5 1B BB 1B	0-0 E5 2-3		0-0 F2		0-0 FC6-4 1-2f		0-0 F8		4 1 0 0 1 0 3										
Gail Hopkins, L (1, 3) <small>OBP: 0.396, SLG: 0.465</small>	0-0 1B 1B BB 1B	0-0 2-3			0-0 L7		0-0 F5	0-0 G3		5 1 1 0 0 0 1										
Ed Herrmann, L (1, 2) <small>OBP: 0.369, SLG: 0.480</small>	0-3 K	1-0 HBP		0-0 4-3		0-0 2B 1B		0-0 F7	0-0 F7	4 1 1 0 0 1 3										
Carlos May, L (1, 7) <small>OBP: 0.371, SLG: 0.521</small>	0-0 1B 1B BB 1B	0-3 K		0-0 4-3		0-0 1B 2B		0-3 K	0-3 K	5 2 2 2 0 2 2										
Bill Melton, R (1, 5) <small>OBP: 0.317, SLG: 0.446</small>	0-0 1B 1B BB 1B		0-0 L7		0-3 K	0-0 WP 1B 2-H 3-H		0-0 5-3	0-0 5-3	5 0 2 3 0 1 0										
Ron Hansen, R (1, 4) <small>OBP: 0.286, SLG: 0.280</small> Bobby Knoop, R (6, PR) <small>OBP: 0.284, SLG: 0.290</small>	0-0 FC6-4 1B		0-0 5-3		0-0 2B 1B	0-3 K		0-3 K		3 0 2 1 0 0 0 1 0 0 0 0 1 1	AB 38 R 6 H 9 RBI 6 BB 3 SO 7 LOB 19									
Tom McCraw, L (1, 9) <small>OBP: 0.257, SLG: 0.263</small>	0-0 F6		0-0 F5		0-0 2B	4-0 IBB		0-0 F6		3 0 1 0 1 0 2										
Tommy John, R (1, 1) <small>OBP: 0.156, SLG: 0.073</small>	0-0 FC6-4 1-2f		0-0 F7		4-0 FC6-4 BB	0-3 K		0-0 FC6-4	0-3 K	3 0 0 0 1 1 4										
Inning Stats	R: 4 E: 1 K: 1 S: 10	H: 4 LOB: 2 BB: 1 P: 14	R: 0 E: 1 K: 1 S: 6	H: 0 LOB: 2 BB: 0 P: 7	R: 0 E: 0 K: 0 S: 3	H: 0 LOB: 0 BB: 0 P: 3	R: 0 E: 0 K: 0 S: 3	H: 0 LOB: 0 BB: 0 P: 3	R: 0 E: 0 K: 2 S: 9	H: 2 LOB: 3 BB: 1 P: 13	R: 2 E: 0 K: 2 S: 10	H: 3 LOB: 2 BB: 1 P: 14	R: 0 E: 0 K: 0 S: 3	H: 0 LOB: 0 BB: 0 P: 5	R: 0 E: 0 K: 1 S: 5	H: 0 LOB: 0 BB: 0 P: 5	1B: 7 2B: 2 3B: 0 HR: 0	SF: 0 SAC: 0 DP: 0 HBP: 1	WP: 1 PB: 0 SB: 0 CS: 0	PA: 42
PITCHER	IP WLS BF H R ER SO BB IBB HBP BLK WP HR S P ERA WHIP																			IP WLS BF H R ER SO BB IBB HBP BLK WP HR S P ERA WHIP
Jim Nash, R (1, 1) <small>ERA: 3.33</small> Jim Roland, L (1, 1) <small>ERA: 2.15</small> Marcel Lachemann, R (8, 1) <small>ERA: 1.5</small>	0.1 L 7 4 4 3 1 1 0 0 0 0 8 12 81.00 15.000																			6.2 29 5 2 2 5 1 1 1 0 1 0 36 45 2.70 0.900
	2.0 6 0 0 0 1 0 0 0 0 0 0 8 8 0.00 0.000																			

Chicago White Sox @ Oakland Athletics
 Oakland-Alameda County Coliseum, Oakland, CA
 Sat Jun 28 1969, 3:33 AM PDT
 Att. 20,205 - Unknown

livebaseballscorecards.com



Batter	1	2	3	4	5	6	7	8	9	AB R H RBI BB SO LOB
Bert Campaneris, R (1, 6) OBP: 0.292, SLG: 0.304	0-0 6-3 1B		0-0 B5-3		0-0 4-3		0-0 5-3			4 0 1 0 0 0 0
Ted Kubiak, S (1, 4) OBP: 0.410, SLG: 0.423	0-0 6-3 1-2		4-0 FC6-4 BB			0-0 5-3		0-0 F2		3 0 0 0 1 0 1
Reggie Jackson, L (1, 9) OBP: 0.404, SLG: 0.712	0-0 1-3		0-0 F5			4-0 FC4 BB		0-0 3-1		3 0 0 0 1 0 2
Sal Bando, R (1, 5) OBP: 0.398, SLG: 0.496	0-3 K		0-0 FC6-4 1-2f			0-0 FC4 1-2f		0-0 1-3		4 0 0 0 0 1 3
Danny Cater, R (1, 3) OBP: 0.325, SLG: 0.383		0-0 E5 4-3		0-0 5-3		0-0 FC5-4 1-2f		0-0 6-3		4 0 0 0 0 0 1
Rick Monday, L (1, 8) OBP: 0.400, SLG: 0.452		0-0 4-3 1-2		0-3 K			0-0 1B 2B		0-0 F8	4 1 1 0 0 1 1
Tommie Reynolds, R (1, 7) OBP: 0.345, SLG: 0.337		0-0 6-3		0-3 K			0-0 4-3 WP 5-3 1B		0-0 F7	4 1 1 1 0 1 1
Phil Roof, R (1, 2) OBP: 0.298, SLG: 0.279		4-0 BB			0-0 6-3		0-0 4-3 1-3			2 0 0 0 1 0 1
Jim Nash, R (1, 1) OBP: 0.154, SLG: 0.200		0-3 K			0-0 5-3		0-0 5-3 3-H			0 0 0 0 0 0 0
Jim Roland, R (1, 1)										2 0 0 0 0 1 2
Mike Hershberger, R (7, PH) OBP: 0.257, SLG: 0.240										1 0 0 1 0 0 0
Marcel Lachemann, R (8, 1)										0 0 0 0 0 0 0

Inning Stats	R: 0 E: 0 K: 1 S: 6	H: 1 LOB: 1 BB: 0 P: 6	R: 0 E: 1 K: 1 S: 6	H: 0 LOB: 2 BB: 1 P: 10	R: 0 E: 0 K: 0 S: 3	H: 0 LOB: 1 BB: 1 P: 7	R: 0 E: 0 K: 2 S: 7	H: 0 LOB: 0 BB: 0 P: 7	R: 0 E: 0 K: 0 S: 3	H: 0 LOB: 0 BB: 0 P: 3	R: 0 E: 0 K: 0 S: 3	H: 0 LOB: 1 BB: 1 P: 7	R: 2 E: 0 K: 0 S: 5	H: 2 LOB: 0 BB: 0 P: 5	R: 0 E: 0 K: 0 S: 3	H: 0 LOB: 0 BB: 0 P: 3	R: 0 E: 0 K: 0 S: 3	H: 0 LOB: 0 BB: 0 P: 3	1B: 2 2B: 1 3B: 0 HR: 0	SF: 0 SAC: 0 DP: 0 HBP: 0	WP: 1 PB: 0 SB: 0 CS: 0	PA: 34											
PITCHER Tommy John, L (1, 1) ERA: 3.41	IP 9.0	WLS W	BF 34	H 3	R 2	ER 2	SO 4	BB 3	IBB 0	HBP 0	BLK 0	WP 1	HR 0	S 39	P 51	ERA 2.00	WHIP 0.667																
											PITCHER	IP 9.0	WLS W	BF 34	H 3	R 2	ER 2	SO 4	BB 3	IBB 0	HBP 0	BLK 0	WP 1	HR 0	S 39	P 51	ERA 2.00	WHIP 0.667					

BOTTOM

Chicago White Sox @ Oakland Athletics
Oakland-Alameda County Coliseum, Oakland, CA

livebaseballscores.com

AB	31
R	2
H	3
RBI	2
BB	3
SO	4
LOB	12



Sat Jun 28 1969, 3:33 AM PDT
Att. 20,205 - Unknown

Batter	1	2	3	4	5	6	7	8	9	AB R H RBI BB SO LOB	TOP	
Angel Bravo, L (1, 8) OBP: 0.344, SLG: 0.419 Cisco Carlos, R (8, 1)	0-0 1B SF9 1B		0-0 F7		0-0 5-3			0-0 SH1-3 1-2		3 1 1 0 0 0 0 0 0 0 0 0 0 0	<p>Chicago White Sox @ Oakland Athletics</p> <p>Oakland-Alameda County Coliseum, Oakland, CA</p> <p>Sun Jun 29 1969, 3:33 AM PDT Unknown</p> <p>livebaseballscorecards.com</p>	
Luis Aparicio, R (1, 6) OBP: 0.357, SLG: 0.354	0-0 1-3 SF9 1B		0-0 F4			0-0 G4-6-3 1B		0-0 2-H 1B		4 1 3 0 0 0 0		
Gail Hopkins, L (1, 3) OBP: 0.392, SLG: 0.462	0-0 1-2 SF9 3-H		0-0 1B			0-0 G4-6-3 1-2f		0-0 F7		3 0 1 1 0 0 2		
Don Pavletich, R (1, 2) OBP: 0.253, SLG: 0.324	0-3 K		0-0 F9			0-0 F8		0-0 F9		4 0 0 0 0 1 2		
Carlos May, L (1, 7) OBP: 0.370, SLG: 0.517	0-0 2-H FC6-4 1B			0-0 3-1			0-0 5-3		0-0 4-3	4 0 1 1 0 0 0		
Bill Melton, R (1, 5) OBP: 0.312, SLG: 0.438	0-0 1-2f FC6-4			0-3 K			0-0 5-3		0-0 F6	4 0 0 0 0 1 1		
Ron Hansen, R (1, 4) OBP: 0.268, SLG: 0.282		0-0 F4		0-0 5-3			0-0 FC5-4 1B			3 0 1 0 0 0 0		
Walt Williams, R (1, 9) OBP: 0.305, SLG: 0.340		0-0 6-3			0-0 4-3		0-0 FC5-4 1-2f			3 0 0 0 0 0 1		
Gary Peters, L (1, 1) OBP: 0.225, SLG: 0.368 Pete Ward, L (8, PH) OBP: 0.365, SLG: 0.388 Ken Berry, R (8, PR) OBP: 0.271, SLG: 0.278 (8, 8)		0-0 F9			0-0 4-3			4-0 SH1-3 1B BB		2 0 0 0 0 0 0 0 0 0 0 1 0 0 0 0 0 0 0 0 0		
Inning Stats	R: 2 H: 3 E: 0 LOB: 1 K: 1 BB: 0 S: 8 P: 8	R: 0 H: 0 E: 0 LOB: 0 K: 0 BB: 0 S: 3 P: 3	R: 0 H: 1 E: 0 LOB: 1 K: 0 BB: 0 S: 4 P: 4	R: 0 H: 0 E: 0 LOB: 0 K: 1 BB: 0 S: 5 P: 5	R: 0 H: 0 E: 0 LOB: 0 K: 0 BB: 0 S: 3 P: 3	R: 0 H: 1 E: 0 LOB: 0 K: 0 BB: 0 S: 3 P: 3	R: 0 H: 1 E: 0 LOB: 1 K: 0 BB: 0 S: 4 P: 4	R: 0 H: 1 E: 0 LOB: 1 K: 0 BB: 1 S: 3 P: 7	R: 0 H: 0 E: 0 LOB: 0 K: 0 BB: 0 S: 3 P: 3	1B: 7 SF: 1 2B: 0 SAC: 1 3B: 0 DP: 1 HR: 0 HBP: 0	WP: 0 PA: 33 PB: 0 SB: 0 CS: 0	
PITCHER Catfish Hunter, R (1, 1) ERA: 3.64	IP WLS BF H R ER SO BB IBB HBP BLK WP HR S P ERA WHIP	9.0 W 33 7 2 2 2 1 0 0 0 0 0 0 36 40 2.00 0.889										

Batter	1	2	3	4	5	6	7	8	9	AB	R	H	RBI	BB	SO	LOB
Bert Campaneris, R OBP: 0.293, SLG: 0.304 (1, 6)	0-0 F8	0-0 WP S 1B		0-0 F8			0-0 SH2-4			3	0	1	1	0	0	1
Ted Kubiak, S OBP: 0.385, SLG: 0.393 (1, 4)	0-0 1-3	0-0 6-3		0-0 F8			0-0 F8			4	0	0	0	0	0	3
Reggie Jackson, L OBP: 0.405, SLG: 0.711 (1, 9)	4-0 E BB		0-0 9-2 2B		0-0 5-3		0-3 K			3	0	1	0	1	1	1
Sal Bando, R OBP: 0.399, SLG: 0.494 (1, 5)	0-0 E3 1-2		0-0 1B		0-3 K		4-0 1-3 SH1-4 BB			3	0	1	0	1	1	1
Danny Cater, R OBP: 0.322, SLG: 0.379 (1, 3)	0-0 L4		0-0 9-2		0-0 F8		0-0 SH1-4			3	0	0	0	0	0	4
Rick Monday, L OBP: 0.398, SLG: 0.445 (1, 8)		0-3 K	0-3 K		0-3 K2-3		4-0 1-3 IBB			3	0	0	0	1	3	1
Tommie Reynolds, R OBP: 0.348, SLG: 0.341 (1, 7)		0-0 WP BB SF9 1B		0-0 SH1-4 1B		0-0 G3		0-0 1-3		4	2	2	0	0	0	2
Phil Roof, R OBP: 0.301, SLG: 0.277 Ray Webster, L OBP: 0.286, SLG: 0.222 Larry Haney, R OBP: 0.314, SLG: 0.396 (1, 2) (8, PH) (9, 2)		4-0 SF9 WP 1B BB		0-0 SH1-4		0-0 F8		4-0 1-2 2-3 IBB		1	1	0	0	1	0	0
Catfish Hunter, R OBP: 0.237, SLG: 0.278 (1, 1)		0-0 SF9		0-0 1B			0-0 SH2-4 1B		0-0 F4	0	0	2	2	0	0	3

Inning Stats	R: 0	H: 0	E: 1	LOB: 2	K: 0	BB: 1	S: 4	P: 8	R: 2	H: 2	E: 0	LOB: 1	K: 1	BB: 1	S: 7	P: 11	R: 0	H: 2	E: 0	LOB: 1	K: 1	BB: 0	S: 6	P: 6	R: 1	H: 2	E: 0	LOB: 1	K: 0	BB: 0	S: 5	P: 5	R: 0	H: 0	E: 0	LOB: 0	K: 1	BB: 0	S: 5	P: 5	R: 0	H: 0	E: 0	LOB: 0	K: 1	BB: 0	S: 5	P: 5	R: 0	H: 1	E: 0	LOB: 1	K: 1	BB: 0	S: 6	P: 6	R: 0	H: 0	E: 0	LOB: 3	K: 0	BB: 3	S: 3	P: 15	1B: 6	SF: 1	2B: 2	SAC: 3	3B: 0	DP: 1	HR: 0	HBP: 0	WP: 2	PA: 36
--------------	------	------	------	--------	------	-------	------	------	------	------	------	--------	------	-------	------	-------	------	------	------	--------	------	-------	------	------	------	------	------	--------	------	-------	------	------	------	------	------	--------	------	-------	------	------	------	------	------	--------	------	-------	------	------	------	------	------	--------	------	-------	------	------	------	------	------	--------	------	-------	------	-------	-------	-------	-------	--------	-------	-------	-------	--------	-------	--------

PITCHER	IP	WLS	BF	H	R	ER	SO	BB	IBB	HBP	BLK	WP	HR	S	P	ERA	WHIP
Gary Peters, L ERA: 4.22 (1, 1)	7.0	L	30	7	3	3	5	2	0	0	0	2	0	38	46	3.86	1.286
Cisco Carlos, R ERA: 5.33 (8, 1)	1.0		6	0	0	0	0	1	2	0	0	0	0	3	15	0.00	1.000

BOTTOM

Chicago White Sox @ Oakland Athletics
Oakland-Alameda County Coliseum, Oakland, CA

livebaseballscorecards.com

AB	27
R	3
H	7
RBI	3
BB	5
SO	5
LOB	16



PITCHER	IP	WLS	BF	H	R	ER	SO	BB	IBB	HBP	BLK	WP	HR	S	P	ERA	WHIP
---------	----	-----	----	---	---	----	----	----	-----	-----	-----	----	----	---	---	-----	------

Sun Jun 29 1969, 3:33 AM PDT
Unknown

Batter	1	2	3	4	5	6	7	8	9	AB R H RBI BB SO LOB	TOP						
Angel Bravo, L (1, 8) OBP: 0.324, SLG: 0.389	0-0 L7	0-0 5-3		0-0 L8			0-0 FC6-4		0-0 6-3	5 1 1 0 0 0 2							
Luis Aparicio, R (1, 6) OBP: 0.355, SLG: 0.351	0-0 HR		0-0 F9		0-0 5-3		0-0 F8		0-0 6-3	5 1 1 0 0 0 2							
Gail Hopkins, L (1, 3) OBP: 0.405, SLG: 0.504	0-0 HR		4-0 1B		0-0 1B		0-0 F7		0-0 2B	4 2 3 3 1 0 1							
Ken Berry, R (9, PR) OBP: 0.271, SLG: 0.278	1-H HR		BB SF9		1B				2-H 2B	0 0 0 0 0 0 0							
Pete Ward, L (1, 5) OBP: 0.368, SLG: 0.387	4-0 WP		0-0 1B		0-3 K		0-0 F8		4-0 BB	3 0 1 0 1 1 1							
Don Pavletich, R (9, PH) OBP: 0.263, SLG: 0.324	BB BB		1-3 1B		SS SS				BB BB	0 0 0 0 1 0 0							
Carlos May, L (1, 7) OBP: 0.370, SLG: 0.519	4-0 WP		0-0 SF9		0-0 5-3		0-0 1B		0-0 F7	3 1 1 1 1 0 3							
Ed Herrmann, L (1, 2) OBP: 0.357, SLG: 0.461	1-2 2-3 K		3-H 0-3 K		0-0 L5		0-3 K		0-3 K	4 0 0 0 0 3 4							
Bill Melton, R (1, 9) OBP: 0.311, SLG: 0.435	0-3 K				0-0 F7		0-3 K		0-0 1B	4 0 1 1 0 2 2							
Bobby Knoop, R (1, 4) OBP: 0.281, SLG: 0.286		0-3 K			0-3 K		0-3 K		0-0 L9	3 0 0 0 0 3 0							
Ron Hansen, R (8, PH) OBP: 0.265, SLG: 0.278										1 0 0 0 0 0 1							
Paul Edmondson, R (1, 1) OBP: 0.500, SLG: 0.500		0-0 5-3			0-0 1B		0-0 FC6-4		0-0 F6	2 0 1 0 0 0 0							
Wilbur Wood, R (6, 1)										0 0 0 0 0 0 0							
Dan Osinski, R (6, 1)										0 0 0 0 0 0 0							
Walt Williams, R (7, PH) OBP: 0.309, SLG: 0.344										1 0 1 0 0 0 0							
Don Secrist, L (7, 1) OBP: 0.260, SLG: 0.333										0 0 0 0 0 0 0							
Tom McGraw, L (9, PH) OBP: 0.255, SLG: 0.260										1 0 0 0 0 0 0							
Inning Stats	R: 2 H: 2 E: 0 LOB: 2 K: 2 BB: 2 S: 9 P: 17	R: 0 H: 0 E: 0 LOB: 0 K: 1 BB: 0 S: 5 P: 5	R: 1 H: 1 E: 0 LOB: 1 K: 1 BB: 1 S: 6 P: 10	R: 0 H: 1 E: 0 LOB: 1 K: 1 BB: 0 S: 6 P: 6	R: 0 H: 1 E: 0 LOB: 1 K: 1 BB: 0 S: 6 P: 6	R: 0 H: 0 E: 0 LOB: 0 K: 2 BB: 0 S: 7 P: 7	R: 0 H: 1 E: 0 LOB: 1 K: 0 BB: 0 S: 4 P: 4	R: 1 H: 2 E: 0 LOB: 1 K: 1 BB: 0 S: 7 P: 7	R: 1 H: 2 E: 0 LOB: 2 K: 0 BB: 1 S: 5 P: 9	1B: 7 SF: 1 2B: 2 SAC: 0 3B: 0 DP: 0 HR: 1 HBP: 0	WP: 1 PA: 41 PB: 0 SB: 0 CS: 0						
PITCHER	IP WLS BF H R ER SO BB IBB HBP BLK WP HR S P ERA WHIP																
George Lauzerique, R (1, 1) ERA: 4.04	4.0		19	4	3	3	5	3	0	0	0	1	1	26	38	6.75	1.750
Lew Krausse, R (5, 1) ERA: 5.59	3.2	W	15	4	1	1	4	0	0	0	0	0	0	23	23	2.46	1.091
Rollie Fingers, R (8, 1) ERA: 2.62	1.0		6	2	1	1	0	1	0	0	0	0	0	5	9	9.00	3.000
Paul Lindblad, L (9, 1) ERA: 3.48	0.1	S	1	0	0	0	0	0	0	0	0	0	0	1	1	0.00	0.000

Chicago White Sox @ Oakland Athletics
Oakland-Alameda County Coliseum, Oakland, CA

Sun Jun 29 1969, 3:38 AM PDT
Att: 15,016 - Unknown

livebaseballscorecards.com

AB 36
R 5
H 10
RBI 5
BB 4
SO 9
LOB 16



Batter	1	2	3	4	5	6	7	8	9
Bert Campaneris, R (1, 6) OBP: 0.298, SLG: 0.313	0-0 6-3		0-0 1B	0-0 1B		0-0 2B		0-3 K	
Ted Kubiak, S (1, 4) OBP: 0.400, SLG: 0.417	0-0 F8		4-0 1B	0-0 FC4-6		0-0 2B		0-0 1B	
Reggie Jackson, L (1, 9) OBP: 0.412, SLG: 0.728	0-0 2B		0-0 1B		0-0 HR	4-0 IBB		0-0 1B	
Sal Bando, R (1, 5) OBP: 0.396, SLG: 0.488	0-0 5-3		0-0 2B		0-0 F4	0-3 K		0-0 1B	
Danny Cater, R (1, 3) OBP: 0.323, SLG: 0.382		0-0 5-3	0-0 2B		0-0 F6	0-0 L6		0-0 1B	
Rick Monday, L (1, 8) OBP: 0.394, SLG: 0.440		0-3 K	0-0 F7		0-0 1B		0-3 K	0-0 1-3	
Tommie Reynolds, R (1, 7) OBP: 0.350, SLG: 0.337		1-0 HBP		4-0 1B	0-3 K		0-0 F9		
Phil Roof, R (1, 2) OBP: 0.302, SLG: 0.272		4-0 BB		0-3 K		0-0 E6	0-0 E5		
Blue Moon Odom, R (6, PR) OBP: 0.286, SLG: 0.375		1-2 BB				0-3 K	0-0 F8		
Larry Haney, R (7, 2) OBP: 0.311, SLG: 0.391									
George Lauzerique, R (1, 1) OBP: 0.154, SLG: 0.154		0-3 K		0-0 F5					
Joe Rudi, R (4, PH) OBP: 0.190, SLG: 0.228									
Lew Krausse, R (5, 1) OBP: 0.167, SLG: 0.417									
Rollie Fingers, R (8, 1) OBP: 0.267, SLG: 0.267									
Paul Lindblad, L (9, 1) OBP: 0.667, SLG: 0.667									

Inning Stats	R: 0	H: 1	E: 0	LOB: 1	K: 0	BB: 0	S: 4	P: 4
	R: 0	H: 0	E: 0	LOB: 2	K: 2	BB: 1	S: 7	P: 12
	R: 2	H: 3	E: 0	LOB: 1	K: 0	BB: 1	S: 5	P: 9
	R: 0	H: 1	E: 0	LOB: 2	K: 1	BB: 1	S: 6	P: 10
	R: 1	H: 2	E: 0	LOB: 1	K: 1	BB: 0	S: 7	P: 7
	R: 2	H: 2	E: 1	LOB: 2	K: 2	BB: 1	S: 10	P: 14
	R: 0	H: 0	E: 1	LOB: 1	K: 1	BB: 0	S: 6	P: 6
	R: 1	H: 3	E: 0	LOB: 2	K: 1	BB: 0	S: 8	P: 8

PITCHER	IP	WLS	BF	H	R	ER	SO	BB	IBB	HBP	BLK	WP	HR	S	P	ERA	WHIP
Paul Edmondson, R (1, 1) ERA: 3.15	5.0		25	7	3	3	4	3	0	0	0	0	1	29	42	5.40	2.000
Wilbur Wood, L (6, 1) ERA: 2.95	0.1	L	5	2	2	1	1	0	1	0	0	0	0	6	10	27.00	6.000
Dan Osinski, R (6, 1) ERA: 2.53	0.2		2	0	0	0	1	0	0	0	0	0	0	4	4	0.00	0.000
Don Secrist, L (7, 1) ERA: 7.43	2.0		10	3	1	1	2	0	0	0	0	0	0	14	14	4.50	1.500

BOTTOM


Chicago White Sox @ Oakland Athletics
Oakland-Alameda County Coliseum, Oakland, CA

Sun Jun 29 1969, 3:38 AM PDT
Att. 15,016 - Unknown

AB	R	H	RBI	BB	SO	LOB
5	2	3	1	0	1	0
4	0	2	1	1	0	2
4	3	3	2	1	0	1
5	0	1	0	0	1	5
5	0	2	2	0	0	2
5	0	1	0	0	2	3
2	0	0	0	1	1	1
2	0	0	0	1	1	1
0	1	0	0	0	0	0
1	0	0	0	0	0	0
1	0	0	0	0	0	1
2	0	0	0	0	1	2
0	0	0	0	0	0	0
0	0	0	0	0	0	0

AB	37
R	6
H	12
RBI	6
BB	4
SO	8
LOB	20

livebaseballscores.com



WP: 0	PA: 42
PB: 0	
SB: 2	
CS: 0	

Batter	1	2	3	4	5	6	7	8	9	AB R H RBI BB SO LOB	TOP									
Ted Uhlaender, L (1, 8) OBP: 0.325, SLG: 0.312	0-0 1B 2B		0-0 3-4-1			0-0 6-3	0-0 4-3		4-0 2B 1B IBB	4 2 1 0 1 0 3										
Rod Carew, L (1, 4) OBP: 0.428, SLG: 0.520	0-0 F7		0-0 6-3			0-0 5-3		0-0 4-3	0-0 1B 2B	5 1 1 2 0 0 1										
Tony Oliva, L (1, 9) OBP: 0.385, SLG: 0.509	0-0 4-3		0-0 F7			0-0 L8		0-0 4-3	4-0 1B IBB	4 0 0 0 1 0 1										
Harmon Killebrew, R (1, 5) (9, 3) OBP: 0.413, SLG: 0.544	0-0 2-H 1B		0-0 3-1			0-0 3-1 1B 2B 1B		0-0 F7	0-0 1B	5 1 3 3 0 0 0										
Charlie Manuel, L (1, 7) Frank Quilici, R (9, 5) OBP: 0.365, SLG: 0.349 OBP: 0.247, SLG: 0.222	0-0 4-3		0-0 G3			0-0 F7			K K	5 0 0 0 0 2 4 0 0 0 0 0 0 0										
Rich Reese, L (1, 3) Cesar Tovar, R (9, PR) OBP: 0.327, SLG: 0.474 OBP: 0.259, SLG: 0.305		0-0 6-3		0-0 4-3		0-0 2B 1B		0-0 1B 1B	0-0 1B 1B	4 0 2 0 0 0 0 0 1 0 0 0 0 0										
John Roseboro, L (1, 2) OBP: 0.369, SLG: 0.374		0-0 WP 1B		0-0 6-3		0-0 6-3		0-0 1B 2B	0-0 1B 1B	4 1 3 1 0 0 0										
Leo Cardenas, R (1, 6) OBP: 0.344, SLG: 0.375		0-0 F8		0-0 F9		0-0 F9		4-0 1B IBB	0-0 S 2B 1B	3 1 1 1 1 0 1										
Bob Miller, R (1, 1) Ron Perranoski, L (8, 1) OBP: 0.167, SLG: 0.167		0-0 5-3		0-3 K		0-3 K		0-3 K	0-0 6-3	3 0 0 0 0 2 4 1 0 0 0 0 0 2										
Inning Stats	R: 1 E: 0 K: 0 S: 5	H: 2 LOB: 1 BB: 0 P: 5	R: 0 E: 0 K: 0 S: 4	H: 1 LOB: 1 BB: 0 P: 4	R: 0 E: 0 K: 0 S: 3	H: 0 LOB: 0 BB: 0 P: 3	R: 0 E: 0 K: 1 S: 5	H: 0 LOB: 0 BB: 0 P: 5	R: 0 E: 0 K: 0 S: 3	H: 0 LOB: 0 BB: 0 P: 3	R: 1 E: 0 K: 1 S: 8	H: 3 LOB: 3 BB: 1 P: 12	R: 0 E: 0 K: 0 S: 3	H: 0 LOB: 0 BB: 0 P: 3	R: 5 E: 0 K: 2 S: 12	H: 5 LOB: 2 BB: 2 P: 20	1B: 8 2B: 3 3B: 0 HR: 0	SF: 0 SAC: 0 DP: 0 HBP: 0	WP: 1 PB: 0 SB: 2 CS: 0	PA: 41
PITCHER	IP WLS BF H R ER SO BB IBB HBP BLK WP HR S P ERA WHIP																			
Joe Horlen, R (1, 1) ERA: 3.85	7.0 L 28 6 2 2 2 0 0 1 0 0 1 0 31 35 2.57 0.857																			
Dan Osinski, R (8, 1) ERA: 3.74	1.2 10 4 5 5 1 0 1 0 0 0 0 0 11 15 27.00 2.400																			
Gary Bell, R (9, 1) ERA: 5.18	0.1 3 1 0 0 0 1 0 1 0 0 0 0 4 8 0.00 3.000																			

Minnesota Twins @ Chicago White Sox
 Comiskey Park, Chicago, IL
 Mon Jun 30 1969, 8:05 PM EDT
 Att. 8,259 - Unknown

AB	38
R	7
H	11
RBI	7
BB	3
SO	4
LOB	16



WP: 1	PA: 41
-------	--------

ERA	WHIP
-----	------

livebaseballscorecards.com

Batter	1	2	3	4	5	6	7	8	9	AB	R	H	RBI	BB	SO	LOB
Ken Berry, R OBP: 0.262, SLG: 0.268 (1, 8)	0-0 6-3			0-0 F4	0-0 6-3			0-0 E6 G3 SH1-3	0-3 K	5	0	0	0	0	1	2
Luis Aparicio, R OBP: 0.354, SLG: 0.351 (1, 6)	0-0 6-3			0-0 1B		0-0 4-3		0-0 SH1-3 1-2		3	0	1	0	0	0	0
Gail Hopkins, L OBP: 0.401, SLG: 0.492 (1, 3)	0-0 4-3			0-0 F8		4-0 BB		0-0 G3 2-3		3	0	0	0	1	0	2
Ed Herrmann, L OBP: 0.356, SLG: 0.452 (1, 2)		4-0 BB		0-0 6-3		0-0 F8		4-0 IBB		2	0	0	0	1	0	2
Don Pavletich, R OBP: 0.273, SLG: 0.324 (8, PH) (9, 2)										0	0	0	0	1	0	0
Carlos May, L OBP: 0.368, SLG: 0.514 (1, 7)		0-3 K			0-0 1B 1B 1B	0-0 6-3		0-0 6-3		4	1	1	0	0	1	4
Bill Melton, R OBP: 0.314, SLG: 0.449 (1, 5)		0-0 G3-6-3 1-2f			0-0 1B 1B 1B		0-3 K		0-0 HR	4	1	2	1	0	1	1
Buddy Bradford, R OBP: 0.368, SLG: 0.462 (1, 9)			0-3 K		0-0 1B 1B 1B		0-0 1B		0-0 SF8 3B	4	1	3	0	0	1	0
Rich Morales, R OBP: 0.154, SLG: 0.154 (1, 4)			0-0 F3		0-0 1B		0-0 F7		0-0 1-3	2	0	1	1	0	0	0
Pete Ward, L OBP: 0.366, SLG: 0.384 (7, PH)					1-2 2-3 3-H					1	0	0	0	0	0	1
Bobby Knoop, R OBP: 0.280, SLG: 0.285 (8, 4)					1-2 2-3 3-H					1	0	0	0	0	0	1
Joe Horten, R OBP: 0.200, SLG: 0.229 (1, 1)			0-3 K		0-0 G1-2-3		0-0 6-3		0-0 SF8	2	0	0	0	0	1	3
Tom McCraw, L OBP: 0.252, SLG: 0.258 (7, PH)										1	0	0	0	0	0	1
Dan Osinski, R (8, 1)										0	0	0	0	0	0	0
Gary Bell, R OBP: 0.250, SLG: 0.278 (9, 1)										0	0	0	0	0	0	0
Walt Williams, R OBP: 0.307, SLG: 0.344 (9, PH)										0	0	0	1	0	0	0

Inning Stats	R: 0	H: 0	E: 0	K: 0	S: 3	R: 0	H: 0	E: 0	K: 1	S: 4	R: 0	H: 0	E: 0	K: 2	S: 7	R: 0	H: 1	E: 0	K: 0	S: 4	R: 1	H: 4	E: 0	K: 0	S: 6	R: 0	H: 0	E: 0	K: 1	S: 6	R: 0	H: 0	E: 1	K: 0	S: 4	R: 2	H: 2	E: 0	K: 1	S: 7	1B: 6	SF: 1	2B: 0	SAC: 1	3B: 1	DP: 2	HR: 1	HBP: 0
--------------	------	------	------	------	------	------	------	------	------	------	------	------	------	------	------	------	------	------	------	------	------	------	------	------	------	------	------	------	------	------	------	------	------	------	------	------	------	------	------	------	-------	-------	-------	--------	-------	-------	-------	--------

PITCHER	IP	WLS	BF	H	R	ER	SO	BB	IBB	HBP	BLK	WP	HR	S	P	ERA	WHIP
Bob Miller, R ERA: 2.68 (1, 1)	7.1	W	29	6	1	1	4	2	0	0	0	0	0	35	43	1.23	1.091
Ron Perranoski, L ERA: 2.09 (8, 1)	1.2	S	8	2	2	2	1	0	1	0	0	0	1	9	13	10.80	1.200

BOTTOM

Minnesota Twins @ Chicago White Sox
Comiskey Park, Chicago, IL

Mon Jun 30 1969, 8:05 PM EDT
Att. 8,259 - Unknown

AB	32
R	3
H	8
RBI	3
BB	3
SO	5
LOB	17



livebaseballscorecards.com

Batter	1	2	3	4	5	6	7	8	9	AB R H RBI BB SO LOB	TOP											
Ted Uhlaender, L (1, 8) OBP: 0.324, SLG: 0.322	0-0 F5		0-0 4-3		0-0 HR	0-0 F9		0-0 SH5-3		4 1 1 2 0 0 0												
Rod Carew, L (1, 4) OBP: 0.427, SLG: 0.531	0-0 4-3		0-0 2B		0-0 FC 3B	0-0 G3		0-0 4-3		5 1 2 0 0 0 0												
Tony Oliva, L (1, 9) OBP: 0.379, SLG: 0.500	0-0 4-3		0-0 F7		0-0 F6	0-3 K			0-0 F7	5 0 0 0 0 1 2												
Harmon Killebrew, R (1, 5) OBP: 0.407, SLG: 0.534 Frank Quilici, R (9, 5) OBP: 0.247, SLG: 0.222		0-3 K		0-0 F9	0-0 FC HR		0-0 5-3		0-0 L4	5 1 0 1 0 1 0 0 0 0 0 0 0 0												
Rich Reese, L (1, 3) OBP: 0.341, SLG: 0.529		0-0 1B 1B		0-0 HR	0-0 1H HR		0-0 F5		0-0 1B 2B	5 3 4 3 0 0 0												
Graig Nettles, L (1, 7) OBP: 0.329, SLG: 0.389 Cesar Tovar, R (5, PR) OBP: 0.262, SLG: 0.307		0-3 K		0-3 K	4-0 S BB		0-0 F8		0-0 1B	2 0 0 0 1 2 1 2 0 1 1 0 0 0												
John Roseboro, L (1, 2) OBP: 0.376, SLG: 0.381		0-0 1-2 1B		0-0 HR 1B	0-0 F5			0-0 1B E 1B	0-0 F9	5 2 3 0 0 0 2												
Leo Cardenas, R (1, 6) OBP: 0.350, SLG: 0.388		0-0 F8		0-0 1H HR	1-0 HBP			0-0 E S SH5-3 1B		3 2 2 2 0 0 2												
Jim Perry, S (1, 1) OBP: 0.194, SLG: 0.179 Dick Woodson, R (4, 1) OBP: 0.160, SLG: 0.087		0-0 4-3		0-3 K	0-3 K2-3			0-0 1-3 1B		2 0 0 0 0 1 0 2 0 0 0 0 1 4												
Inning Stats	R: 0 E: 0 K: 0 S: 3	H: 0 LOB: 0 BB: 0 P: 3	R: 0 E: 0 K: 2 S: 9	H: 2 LOB: 2 BB: 0 P: 9	R: 0 E: 0 K: 0 S: 4	H: 1 LOB: 1 BB: 0 P: 4	R: 3 E: 0 K: 2 S: 10	H: 3 LOB: 0 BB: 0 P: 10	R: 4 E: 0 K: 1 S: 9	H: 3 LOB: 2 BB: 1 P: 14	R: 0 E: 0 K: 1 S: 5	H: 0 LOB: 0 BB: 0 P: 5	R: 0 E: 0 K: 0 S: 3	H: 0 LOB: 0 BB: 0 P: 3	R: 2 E: 1 K: 0 S: 5	H: 2 LOB: 0 BB: 0 P: 5	R: 1 E: 0 K: 0 S: 5	H: 2 LOB: 1 BB: 0 P: 5	1B: 6 2B: 2 3B: 1 HR: 4	SF: 0 SAC: 1 DP: 0 HBP: 1	WP: 0 PB: 0 SB: 3 CS: 0	PA: 43
PITCHER	IP WLS BF H R ER SO BB IBB HBP BLK WP HR S P ERA WHIP																					
Billy Wynne, R (1, 1) ERA: 2.4	4.0		8 5 5 4 0 0 0 0		0 0 0 0	0 3 28 28 11.25 2.000																
Wilbur Wood, L (5, 1) ERA: 3.2	1.0	L	7 1 2 2 1 1 0 1		0 1 7 12 18.00 2.000																	
Cisco Carlos, R (6, 1) ERA: 5.1	3.0		11 2 2 1 1 0 0 0		0 0 13 13 3.00 0.667																	
Don Secrist, L (9, 1) ERA: 7.5	1.0		5 2 1 1 0 0 0 0		0 0 5 5 9.00 2.000																	

Minnesota Twins @ Chicago White Sox
Comiskey Park, Chicago, IL
Tue Jul 01 1969, 8:05 PM EDT
Att. 7,609 - Unknown

livebaseballscorecards.com

AB	40
R	10
H	13
RBI	9
BB	1
SO	6
LOB	11



Batter	1	2	3	4	5	6	7	8	9	AB R H RBI BB SO LOB	TOP	
Cesar Tovar, R (1, 8) OBP: 0.269, SLG: 0.316	4-0 BB G1-6-3		0-0 6-3		0-0 1-2 1B		0-0 1-H 2B		0-0 6-3	4 0 2 1 1 0 0		
Rod Carew, L (1, 4) OBP: 0.423, SLG: 0.524	0-0 G1-6-3 1-2f		0-0 1B		0-3 K		0-0 6-3		0-0 F9	5 0 1 0 0 1 4		
Harmon Killebrew, R (1, 3) OBP: 0.405, SLG: 0.540	0-0 6-3		0-0 4-3		0-0 G6-4-3 1-2f			0-0 HR		4 1 1 1 0 0 3		
Bob Allison, R (1, 7) Ted Uhlaender, L (8, 7) OBP: 0.320, SLG: 0.360 OBP: 0.324, SLG: 0.322		0-0 6-3		0-0 6-3		0-0 CS 3B		0-0 F9		4 0 1 0 0 0 0 0 0 0 0 0 0 0		
Tony Oliva, L (1, 9) OBP: 0.380, SLG: 0.503		0-0 1B 2B		0-0 F7 PB WP 1B		0-0 1-3		0-3 K		4 2 2 0 0 1 1		
Leo Cardenas, R (1, 6) OBP: 0.348, SLG: 0.387		0-3 K		0-0 F7 1-3		0-0 1-3		0-0 1B 1B		4 0 1 0 0 1 3		
George Mitterwald, R (1, 2) OBP: 0.318, SLG: 0.380		0-0 2-H 1B		4-0 CS BB FC6-4		0-0 CS 3-H	4-0 FC1-6 BB	0-0 1-2 1B		2 0 2 1 2 0 0		
Frank Quilici, R (1, 5) OBP: 0.235, SLG: 0.211		0-0 F3		0-0 FC6-4 1-2f		0-0 3-H	0-0 FC1-6 2B	0-3 K		4 1 0 0 0 1 5		
Dave Boswell, R (1, 1) Ron Perranoski, L (8, 1) OBP: 0.170, SLG: 0.275 OBP: 0.154, SLG: 0.154			0-0 F3		0-0 1B 1B		0-0 F8	0-3 K		3 0 1 0 0 0 1 1 0 0 0 0 1 0		
Inning Stats	R: 0 E: 0 K: 0 S: 2 H: 0 LOB: 0 BB: 1 P: 6	R: 1 E: 0 K: 1 S: 7 H: 2 LOB: 1 BB: 0 P: 7	R: 0 E: 0 K: 0 S: 4 H: 1 LOB: 1 BB: 0 P: 4	R: 1 E: 0 K: 0 S: 4 H: 1 LOB: 1 BB: 1 P: 8	R: 0 E: 0 K: 1 S: 6 H: 2 LOB: 1 BB: 0 P: 6	R: 0 E: 0 K: 0 S: 3 H: 1 LOB: 0 BB: 0 P: 3	R: 1 E: 0 K: 0 S: 4 H: 1 LOB: 1 BB: 1 P: 8	R: 1 E: 0 K: 2 S: 10 H: 3 LOB: 2 BB: 0 P: 10	R: 0 E: 0 K: 1 S: 5 H: 0 LOB: 0 BB: 0 P: 5	1B: 7 2B: 2 3B: 1 HR: 1 SF: 0 SAC: 0 DP: 2 HBP: 0	WP: 1 PB: 1 SB: 0 CS: 1 PA: 39	
PITCHER	IP WLS BF H R ER SO BB IBB HBP BLK WP HR S P ERA WHIP											
Tommy John, L (1, 1) ERA: 3.42	7.2 L 34 11 4 3 3 3 3 0 0 0 1 1 37 49 3.52 1.826											
Gary Bell, R (8, 1) ERA: 5.15	0.1 1 0 0 0 1 0 0 0 0 0 0 0 3 3 0.00 0.000											
Don Secrist, L (9, 1) ERA: 7.2	1.0 3 0 0 0 1 0 0 0 0 0 0 0 5 5 0.00 0.000											

Minnesota Twins @ Chicago White Sox
Milwaukee County Stadium, Milwaukee, WI
Wed Jul 02 1969, 8:05 PM EDT
Att: 23,525 - Unknown

livebaseballscorecards.com

AB	35
R	4
H	11
RBI	3
BB	3
SO	5
LOB	17



Batter	1	2	3	4	5	6	7	8	9
Tom McCraw, L (1, 9) OBP: 0.250, SLG: 0.248	0-3 K2-3			0-0 4-3		0-0 1B		4-0 1B BB	
Luis Aparicio, R (1, 6) OBP: 0.354, SLG: 0.350	0-0 F7			0-0 6-3		0-0 5-3		0-0 1B	
Gail Hopkins, L (1, 3) OBP: 0.398, SLG: 0.481	0-0 F8			0-0 1B		0-0 3-1		0-0 4-3	
Carlos May, L (1, 7) OBP: 0.365, SLG: 0.504		0-3 K		0-0 F9		0-3 K			
Ed Herrmann, L (1, 2) OBP: 0.347, SLG: 0.439		0-0 3-1			0-3 K		0-0 F8		
Buddy Bradford, R (1, 8) OBP: 0.364, SLG: 0.452		0-3 K			0-3 K			0-0 6-3	
Bill Melton, R (1, 5) OBP: 0.320, SLG: 0.452			0-0 F8		0-0 5-3			0-0 1B 2B	
Rich Morales, R (1, 4) OBP: 0.150, SLG: 0.150			0-0 F4			0-0 6-3		0-0 5-3	
Tommy John, R (1, 1) OBP: 0.149, SLG: 0.070			0-0 F9			0-0 F3		0-0 1B BB	
Gary Bell, R (8, 1) OBP: 0.250, SLG: 0.278								2-H 1B 1B	
Pete Ward, L (8, PH) OBP: 0.368, SLG: 0.386									
Don Secrist, L (9, 1) OBP: 0.500, SLG: 0.333									

Inning Stats	R: 0	H: 0	E: 0	K: 1	S: 5	R: 0	H: 0	E: 0	K: 2	S: 7	R: 0	H: 0	E: 0	K: 0	S: 3	R: 0	H: 1	E: 0	K: 0	S: 4	R: 0	H: 0	E: 0	K: 2	S: 7	R: 0	H: 1	E: 0	K: 0	S: 4	R: 0	H: 0	E: 0	K: 1	S: 5	R: 2	H: 3	E: 0	K: 0	S: 6	R: 0	H: 0	E: 0	K: 0	S: 6
	LOB: 0	BB: 0	P: 5	LOB: 0	BB: 0	P: 7	LOB: 0	BB: 0	P: 3	LOB: 1	BB: 0	P: 4	LOB: 0	BB: 0	P: 7	LOB: 1	BB: 0	P: 4	LOB: 0	BB: 0	P: 5	LOB: 0	BB: 0	P: 5	LOB: 2	BB: 1	P: 10	LOB: 0	SAC: 0	DP: 0	HBP: 0	1B: 4	SF: 0	2B: 1	3B: 0	HR: 0	1B: 4	SF: 0	2B: 1	3B: 0	HR: 0				

PITCHER	IP	WLS	BF	H	R	ER	SO	BB	IBB	HBP	BLK	WP	HR	S	P	ERA	WHIP
Dave Boswell, R (1, 1) ERA: 3.09	7.2	W	29	5	2	2	6	1	0	0	0	0	0	40	44	2.35	0.783
Ron Perranoski, L (8, 1) ERA: 2.08	0.1	S	1	0	0	0	0	0	0	0	0	0	0	1	1	0.00	0.000

BOTTOM

AB	R	H	RBI	BB	SO	LOB
3	0	1	0	1	1	0
4	0	1	1	0	0	1
4	0	1	0	0	0	2
3	0	0	0	0	2	1
3	0	0	0	0	1	0
3	0	0	0	0	2	0
3	1	1	0	0	0	0
3	0	0	0	0	0	1
2	0	0	0	0	0	0
0	0	0	0	0	0	0
1	1	1	1	0	0	0
0	0	0	0	0	0	0

AB	29
R	2
H	5
RBI	2
BB	1
SO	6
LOB	5



WP	PA	ERA	WHIP
0	30		

Minnesota Twins @ Chicago White Sox
Milwaukee County Stadium, Milwaukee, WI
 Wed Jul 02 1969, 8:05 PM EDT
 Att. 23,525 - Unknown

livebaseballscorecards.com

Batter	1	2	3	4	5	6	7	8	9	10	11	AB R H RBI BB SO LOB	TOP					
Cesar Tovar, R (1, 5) OBP: 0.274, SLG: 0.324 Rich Reese, L (9, PH) OBP: 0.348, SLG: 0.532 (9, 3)	0-0 E 2B		0-0 F6			0-0 F9		0-0 1B	0-0 1B			4 0 2 1 0 0 0 1 0 1 1 0 0 0	Minnesota Twins @ Chicago White Sox Comiskey Park, Chicago, IL Thu Jul 03 1969, 4:33 AM EDT Att. 2,946 - Unknown					
Rod Carew, L (1, 4) OBP: 0.416, SLG: 0.515 Joe Grzenda, R (8, 1)	0-3 K		0-3 K			0-3 K		0-3 K	0-3 K2-3			4 0 0 0 0 4 2 0 0 0 0 0 0 0 1 0 0 0 0 1 2 0 0 0 0 0 0 0						
Harmon Killebrew, R (1, 3) OBP: 0.405, SLG: 0.535 (9, 5)	4-0 L6-4 E BB					4-0 BB		0-3 K		0-0 L5		3 0 0 0 2 1 1						
Tony Oliva, L (1, 9) OBP: 0.378, SLG: 0.498	0-0 E3					0-0 4-3		0-0 6-3		0-0 CS 1B		5 0 1 0 0 0 4						
Bob Allison, R (1, 7) OBP: 0.317, SLG: 0.356 Charlie Manuel, L (10, PH) OBP: 0.370, SLG: 0.349 (10, 7)	0-0 L6-4					0-0 6-3		0-0 1B		0-0 BB		4 0 1 0 0 0 3 0 0 0 0 1 0 0						
Leo Cardenas, R (1, 6) OBP: 0.349, SLG: 0.394		0-0 L4				0-0 G3 3B		0-0 F4		0-0 1B 1B		5 2 2 0 0 0 2						
George Mitterwald, R (1, 2) OBP: 0.304, SLG: 0.362		0-3 K				0-0 5-3		0-0 F6		0-0 F4		5 0 0 0 0 2 3						
Ted Uhlaender, L (1, 8) OBP: 0.322, SLG: 0.320		0-0 6-3				0-0 G3		0-0 3-1		0-0 1B 1B		5 1 1 1 0 0 1						
Jim Kaat, L (1, 1) OBP: 0.160, SLG: 0.234 Jerry Grier, R (4, 1)			0-0 6-3			0-3 K		0-0 1B 3B		0-0 1B 1B		1 0 0 0 0 0 0 0 0 0 0 0 0 0 1 0 0 0 0 1 0 0 0 0 0 0 0 0 3 1 2 1 0 0 0						
Rick Renick, R (5, PH) OBP: 0.240, SLG: 0.239 Al Worthington, R (5, 1)																		
Frank Quilici, R (8, PH) OBP: 0.250, SLG: 0.253 (8, 4)																		
Inning Stats	R: 0 H: 1 E: 1 LOB: 2 K: 1 BB: 1 S: 6 P: 10	R: 0 H: 0 E: 0 LOB: 0 K: 1 BB: 0 S: 5 P: 5	R: 0 H: 0 E: 0 LOB: 0 K: 1 BB: 0 S: 5 P: 5	R: 0 H: 0 E: 0 LOB: 0 K: 0 BB: 0 S: 3 P: 3	R: 1 H: 1 E: 0 LOB: 0 K: 1 BB: 0 S: 6 P: 6	R: 0 H: 0 E: 0 LOB: 1 K: 1 BB: 1 S: 5 P: 9	R: 0 H: 1 E: 0 LOB: 1 K: 0 BB: 0 S: 4 P: 4	R: 1 H: 2 E: 0 LOB: 1 K: 2 BB: 0 S: 9 P: 9	R: 2 H: 4 E: 0 LOB: 2 K: 1 BB: 0 S: 9 P: 9	R: 0 H: 1 E: 0 LOB: 1 K: 0 BB: 1 S: 3 P: 7	R: 0 H: 0 E: 0 LOB: 0 K: 1 BB: 0 S: 5 P: 5	1B: 7 SF: 0 2B: 2 SAC: 0 3B: 2 DP: 1 HR: 0 HBP: 0	WP: 0 PA: 45 PB: 0 SB: 0 CS: 1					
PITCHER	IP WLS BF H R ER SO BB IBB HBP BLK WP HR S P ERA WHIP																	
Gary Peters, L (1, 1) ERA: 4.21	8.2		36	8	4	4	7	2	0	0	0	0	0	0	48	56	4.15	1.154
Cisco Carlos, R (9, 1) ERA: 5.1	0.0		1	1	0	0	0	0	0	0	0	0	0	0	1	1	∞	∞
Wilbur Wood, L (9, 1) ERA: 3.19	0.1		1	0	0	0	1	0	0	0	0	0	0	0	3	3	0.00	0.000
Dan Osinski, R (10, 1) ERA: 3.53	2.0	W	7	1	0	0	1	1	0	0	0	0	0	0	8	12	0.00	1.000

livebaseballscores.com

AB	42
R	4
H	10
RBI	4
BB	3
SO	9
LOB	18



Batter	1	2	3	4	5	6	7	8	9	10	11	AB	R	H	RBI	BB	SO	LOB	BOTTOM
Walt Williams, R (1, 9) OBP: 0.322, SLG: 0.360 Ken Berry, R (8, 8) OBP: 0.260, SLG: 0.266												4	1	3	0	1	0	1	Minnesota Twins @ Chicago White Sox Comiskey Park, Chicago, IL Thu Jul 03 1969, 4:33 AM EDT Att: 2,946 - Unknown livebaseballscorecards.com
Luis Aparicio, R (1, 6) OBP: 0.356, SLG: 0.355												5	2	2	2	1	0	6	
Buddy Bradford, R (1, 8) OBP: 0.358, SLG: 0.438												4	0	0	0	1	3	3	
Gail Hopkins, L (1, 3) OBP: 0.389, SLG: 0.468												6	0	1	1	0	0	4	
Don Pavletich, R (1, 2) OBP: 0.284, SLG: 0.321												5	0	2	1	1	1	1	
Bill Melton, R (1, 5) OBP: 0.321, SLG: 0.461												6	1	2	1	0	2	4	
Carlos May, L (1, 7) OBP: 0.362, SLG: 0.496												4	0	0	0	1	0	0	
Rich Morales, R (1, 4) OBP: 0.240, SLG: 0.208												4	0	2	0	1	0	3	
Gary Peters, L (1, 1) OBP: 0.233, SLG: 0.350 Cisco Carlos, R (9, 1) Wilbur Wood, R (9, 1) Ron Hansen, R (9, PH) Dan Osinski, R (10, 1)												2	1	0	0	0	0	1	
Inning Stats	R: 2 H: 4 E: 0 K: 1 S: 9	R: 0 H: 1 E: 1 K: 1 S: 7	R: 0 H: 0 E: 0 K: 0 S: 3	R: 2 H: 2 E: 0 K: 0 S: 5	R: 0 H: 1 E: 0 K: 0 S: 4	R: 0 H: 1 E: 0 K: 2 S: 8	R: 0 H: 1 E: 0 K: 0 S: 4	R: 0 H: 0 E: 0 K: 1 S: 5	R: 0 H: 2 E: 0 K: 2 S: 9	R: 0 H: 0 E: 0 K: 0 S: 3	R: 1 H: 1 E: 0 K: 0 S: 1	1B: 10 2B: 2 3B: 0 HR: 1	SF: 0 SAC: 2 DP: 0 HBP: 1	WP: 0 PA: 51	CS: 0				
PITCHER	IP WLS BF H R ER SO BB IBB HBP BLK WP HR S P ERA WHIP																		
Jim Kaat, L (1, 1) ERA: 2.84	3.2	22	7	4	4	2	2	0	1	0	0	0	0	23	32	9.82	2.455		
Jerry Crider, R (4, 1) ERA: 6.28	0.1	2	0	0	0	0	1	0	0	0	0	0	0	1	5	0.00	3.000		
Al Worthington, R (5, 1) ERA: 4.4	3.0	14	3	0	0	2	2	0	0	0	0	0	0	16	24	0.00	1.667		
Joe Grzenda, L (8, 1) ERA: 4.25	1.0	3	0	0	0	1	0	0	0	0	0	0	0	5	5	0.00	0.000		
Ron Perranoski, L (9, 1) ERA: 2.16	2.0	L 10	3	1	1	2	1	0	0	0	0	0	1	13	17	4.50	2.000		



Batter	1	2	3	4	5	6	7	8	9	AB	R	H	RBI	BB	SO	LOB	TOP								
Sandy Alomar Sr., S OBP: 0.283, SLG: 0.278 (1, 4)	0-0 L6		0-0 6-3		4-0 F9 E BB		4-0 1B SF8 BB	0-0 HR 1B	0-3 K	4	2	1	1	2	1	0									
Jay Johnstone, L OBP: 0.276, SLG: 0.351 (1, 8)	0-0 G1-6-3 1B		4-0 1B BB		0-0 E6 HBP		0-0 1B BB 1B	0-0 HR		4	1	3	4	1	0	1									
Jim Fregosi, R OBP: 0.351, SLG: 0.389 (1, 6)	0-0 G1-6-3 1-2f		0-0 1B		0-0 F9		0-0 SF8	0-0 F2		4	0	1	1	0	0	4									
Rick Reichardt, R OBP: 0.363, SLG: 0.413 Roger Repoz, L OBP: 0.274, SLG: 0.272 (5, PR) Jim Hicks, R OBP: 0.281, SLG: 0.368 (7, PH) (7, 7)		0-0 CS 1B	0-0 F8		1-0 HBP		4-0 1B BB	0-0 L6		2	0	1	0	0	0	2									
Bill Voss, L OBP: 0.321, SLG: 0.322 (1, 9)		0-0 1B 1-2 1B		0-0 F5	0-0 F5		0-0 1B 1-2 2-3	0-0 E4		5	0	2	0	0	0	4									
Jim Spencer, L OBP: 0.346, SLG: 0.358 (1, 3)		0-0 1B 1-3 1B		0-0 4-3		0-3 K	0-3 K	0-0 F8		5	0	1	0	0	2	4									
Joe Azcue, R OBP: 0.314, SLG: 0.276 Ruben Amaro, R OBP: 0.348, SLG: 0.250 Tom Egan, R OBP: 0.207, SLG: 0.139 (1, 2) (8, PR) (8, 2)		0-0 1B 1-3 1B		4-0 BB		4-0 K G4-6-3 BB		4-0 1B BB 1B	0-3 K	1	0	1	0	3	0	0									
Aurelio Rodriguez, R OBP: 0.273, SLG: 0.317 (1, 5)		0-3 K		0-0 L6		0-0 K G4-6-3 1-2f		0-0 1B BB HR 1B	0-0 F8	5	1	1	0	0	1	4									
Jim McGlothlin, R OBP: 0.121, SLG: 0.094 Lou Johnson, R OBP: 0.270, SLG: 0.243 Rudy May, L OBP: 0.260, SLG: 0.077 Bubba Morton, R OBP: 0.386, SLG: 0.472 Eddie Fisher, R Ken Tatum, R OBP: 0.667, SLG: 1.667 (1, 1) (7, PH) (7, 1) (8, PH) (8, 1) (8, 1)			0-3 K		0-3 K		0-0 4-3	4-0 1B BB HR 1B	0-0 HR	2	0	0	0	0	2	0									
Inning Stats	R: 0 E: 0 K: 0 S: 3	H: 1 LOB: 0 BB: 0 P: 3	R: 0 E: 0 K: 1 S: 7	H: 4 LOB: 2 BB: 0 P: 7	R: 0 E: 0 K: 1 S: 6	H: 1 LOB: 2 BB: 1 P: 10	R: 0 E: 0 K: 0 S: 3	H: 0 LOB: 1 BB: 1 P: 7	R: 0 E: 1 K: 1 S: 6	H: 0 LOB: 3 BB: 1 P: 11	R: 0 E: 0 K: 1 S: 4	H: 0 LOB: 0 BB: 1 P: 8	R: 1 E: 0 K: 1 S: 7	H: 2 LOB: 3 BB: 2 P: 15	R: 5 E: 1 K: 0 S: 7	H: 3 LOB: 1 BB: 2 P: 15	R: 1 E: 0 K: 2 S: 8	H: 1 LOB: 0 BB: 0 P: 8	1B: 10 2B: 0 3B: 0 HR: 2	SF: 1 SAC: 0 DP: 2 HBP: 1	WP: 0 PB: 0 SB: 0 CS: 1	PA: 46			
PITCHER	IP	WLS	BF	H	R	ER	SO	BB	IBB	HBP	BLK	WP	HR	S	P	ERA	WHIP								
Paul Edmondson, R ERA: 2.7 (1, 1)	6.2		30	7	1	1	4	5	0	1	0	0	0	32	53	1.35	1.800								
Wilbur Wood, L ERA: 3.62 (7, 1)	0.1	L	6	2	3	3	1	3	0	0	0	0	0	5	17	81.00	15.000								
Gary Bell, R ERA: 5.38 (8, 1)	2.0		10	3	3	3	2	0	0	0	0	0	2	14	14	13.50	1.500								

California Angels @ Chicago White Sox
Comiskey Park, Chicago, IL
Fri Jul 04 1969, 4:33 AM EDT
Unknown

livebaseballscorecards.com

AB	36
R	7
H	12
RBI	7
BB	8
SO	7
LOB	20



Batter	1	2	3	4	5	6	7	8	9	AB R H RBI BB SO LOB
Tom McCraw, L (1, 8) OBP: 0.256, SLG: 0.255 (7, 9)	0-0 1B 1B		0-0 4-3 2-3		0-0 FC5-4 1-2 1B		0-0 6-3		0-0 G4-6-3 1-2f	5 0 2 0 0 0 2
Luis Aparicio, R (1, 6) OBP: 0.351, SLG: 0.349	0-0 F8		0-0 F8		0-0 FC5-4 1-2f		0-0 5-3		0-0 F9	5 0 0 0 0 0 4
Carlos May, L (1, 7) OBP: 0.361, SLG: 0.492	0-0 1-3 1B			0-0 F7		0-0 4-3		0-0 F8		4 0 1 0 0 0 0
Gail Hopkins, L (1, 3) OBP: 0.392, SLG: 0.469	0-0 4-3			0-0 1B		0-0 G3		0-0 1B 2B 1B		4 1 2 0 0 0 1
Ed Herrmann, L (1, 2) OBP: 0.360, SLG: 0.445		0-0 4-3		0-0 1B		4-0 1B 1B BB		0-0 1-2 2B 1B		3 2 2 0 1 0 0
Bill Melton, R (1, 5) OBP: 0.320, SLG: 0.457		0-3 K		0-0 F3		0-0 1B 1-H		0-0 F8		4 0 1 1 0 1 3
Walt Williams, R (1, 9) OBP: 0.328, SLG: 0.362 Ken Berry, R (6, PR) OBP: 0.265, SLG: 0.279 (7, 8)		0-3 K			0-0 FC5-4 1B	4-0 IBB		0-0 1-H 2-H 2B		2 0 1 0 1 1 0 1 0 1 2 0 0 0
Rich Morales, R (1, 4) OBP: 0.241, SLG: 0.185			4-0 4-3 SH1-4 BB		0-0 F9	0-0 F3		0-0 F2		3 0 0 0 1 0 4
Paul Edmondson, R (1, 1) OBP: 0.444, SLG: 0.444 Wilbur Wood, R (7, 1)			0-0 SH1-4		0-0 FC5-4 1-2f 1B		0-3 K		0-0 G4-6-3 1B	1 0 0 0 0 0 1 1 0 0 0 0 1 0 0 0 0 0 0 0 0 1 0 1 0 0 0 0
Gary Bell, R (8, 1) OBP: 0.250, SLG: 0.278 Pete Ward, L (9, PH) OBP: 0.372, SLG: 0.391										

Inning Stats	R: 0 E: 0 K: 4 S: 4	H: 2 LOB: 1 BB: 0 P: 4	R: 0 E: 0 K: 2 S: 7	H: 0 LOB: 0 BB: 0 P: 7	R: 0 E: 0 K: 3 S: 3	H: 0 LOB: 1 BB: 1 P: 7	R: 0 E: 0 K: 0 S: 4	H: 2 LOB: 1 BB: 0 P: 4	R: 0 E: 0 K: 0 S: 5	H: 2 LOB: 2 BB: 0 P: 5	R: 1 E: 0 K: 0 S: 4	H: 1 LOB: 2 BB: 2 P: 12	R: 0 E: 0 K: 1 S: 5	H: 0 LOB: 0 BB: 0 P: 5	R: 2 E: 0 K: 0 S: 6	H: 3 LOB: 1 BB: 0 P: 6	R: 0 E: 0 K: 0 S: 3	H: 1 LOB: 0 BB: 0 P: 3	1B: 10 2B: 1 3B: 0 HR: 0	SF: 0 SAC: 1 DP: 1 HBP: 0	WP: 0 PB: 0 SB: 0 CS: 0	PA: 38
--------------	------------------------------	---------------------------------	------------------------------	---------------------------------	------------------------------	---------------------------------	------------------------------	---------------------------------	------------------------------	---------------------------------	------------------------------	----------------------------------	------------------------------	---------------------------------	------------------------------	---------------------------------	------------------------------	---------------------------------	-----------------------------------	------------------------------------	----------------------------------	--------

PITCHER	IP	WLS	BF	H	R	ER	SO	BB	IBB	HBP	BLK	WP	HR	S	P	ERA	WHIP
Jim McGlothlin, R (1, 1) ERA: 2.71	6.0		26	7	1	1	2	2	1	0	0	0	0	27	39	1.50	1.500
Rudy May, L (7, 1) ERA: 4.54	1.0	W	3	0	0	0	1	0	0	0	0	0	0	5	5	0.00	0.000
Eddie Fisher, R (8, 1) ERA: 3.16	0.2		5	3	2	2	0	0	0	0	0	0	0	5	5	27.00	4.500
Ken Tatum, R (8, 1) ERA: 0.35	1.1	S	4	1	0	0	0	0	0	0	0	0	0	4	4	0.00	0.750

BOTTOM

California Angels @ Chicago White Sox
Comiskey Park, Chicago, IL

Fri Jul 04 1969, 4:33 AM EDT
Unknown

livebaseballscorecards.com

AB	34
R	3
H	11
RBI	3
BB	3
SO	3
LOB	15



Batter	1	2	3	4	5	6	7	8	9	AB R H RBI BB SO LOB	TOP																												
Sandy Alomar Sr., S OBP: 0.279, SLG: 0.274 (1, 4)	0-0 4-3		0-0 6-3			0-0 F7		0-0 F2		4 0 0 0 0 0 2																													
Bill Voss, L OBP: 0.325, SLG: 0.322 (1, 9)	4-0 WP 1B BB		0-0 G3			0-0 1B 1B		0-0 G3		3 1 1 0 1 0 1																													
Jim Fregosi, R OBP: 0.350, SLG: 0.387 (1, 6)	0-0 F7			0-0 6-3		0-0 1B 1B		0-0 4-3		4 0 1 0 0 0 1																													
Jay Johnstone, L OBP: 0.276, SLG: 0.350 (1, 8)	0-0 1B			0-0 G3		0-0 F4		0-0 G3		4 0 1 1 0 0 2																													
Jim Spencer, L OBP: 0.333, SLG: 0.343 (1, 3)	0-0 4-3			0-0 2-3			0-0 6-3		0-0 F7	4 0 0 0 0 0 1																													
Roger Repoz, L OBP: 0.269, SLG: 0.266 (1, 7)		0-3 K			0-0 F9		0-0 1-3			3 0 0 0 0 1 0																													
Ruben Amaro, R OBP: 0.308, SLG: 0.217 (1, 5)		0-0 G3		0-3 K		0-0 4-3				3 0 0 0 0 1 0																													
Tom Egan, R OBP: 0.202, SLG: 0.136 (8, PH)		0-0 4-3			0-0 F2			0-0 F9		2 0 0 0 0 0 0																													
Joe Azcue, R OBP: 0.312, SLG: 0.274 (8, 2)										1 0 0 0 0 0 0																													
Clyde Wright, R OBP: 0.500, SLG: 0.500 (1, 1)			0-3 K			4-0 1B 1B BB		0-0 1B		1 0 0 0 0 1 0																													
Bob Priddy, R (5, 1)										0 0 0 0 1 0 0																													
Lou Johnson, R OBP: 0.276, SLG: 0.250 (8, PH)										1 0 1 0 0 0 0																													
Hoyt Wilhelm, R (8, 1)										0 0 0 0 0 0 0																													
Inning Stats	R: 1 E: 0 K: 0 S: 4	H: 1 LOB: 1 BB: 1 P: 8	R: 0 E: 0 K: 1 S: 5	H: 0 LOB: 0 BB: 0 P: 5	R: 0 E: 0 K: 1 S: 5	H: 0 LOB: 0 BB: 0 P: 5	R: 0 E: 0 K: 1 S: 5	H: 0 LOB: 0 BB: 0 P: 5	R: 0 E: 0 K: 0 S: 4	H: 2 LOB: 2 BB: 1 P: 8	R: 0 E: 0 K: 0 S: 3	H: 0 LOB: 0 BB: 0 P: 3	R: 0 E: 0 K: 0 S: 4	H: 1 LOB: 1 BB: 0 P: 4	R: 0 E: 0 K: 0 S: 3	H: 0 LOB: 0 BB: 0 P: 3	1B: 4 2B: 0 3B: 0 HR: 0	SF: 0 SAC: 0 DP: 0 HBP: 0	WP: 1 PB: 0 SB: 0 CS: 0	PA: 32																			
PITCHER Joe Horlen, R ERA: 3.63 (1, 1)	IP 9.0	WLS W	BF 32	H 4	R 1	ER 1	SO 3	BB 2	IBB 0	HBP 0	BLK 0	WP 1	HR 0	S 36	P 44	ERA 1.00	WHIP 0.667					PITCHER	IP 9.0	WLS W	BF 32	H 4	R 1	ER 1	SO 3	BB 2	IBB 0	HBP 0	BLK 0	WP 1	HR 0	S 36	P 44	ERA 1.00	WHIP 0.667

California Angels @ Chicago White Sox
Comiskey Park, Chicago, IL
Fri Jul 04 1969, 4:38 AM EDT
Att. 13,834 - Unknown

livebaseballscorecards.com

AB 30
R 1
H 4
RBI 1
BB 2
SO 3
LOB 7



Batter	1	2	3	4	5	6	7	8	9
Walt Williams, R OBP: 0.331, SLG: 0.365 (1, 9)	0-0 G3		0-0 F8		0-0 1B		0-0 S 1B		
Luis Aparicio, R OBP: 0.350, SLG: 0.347 (1, 6)	0-0 6-3		0-0 F8		0-0 1B		0-0 F8		
Bill Melton, R OBP: 0.315, SLG: 0.450 (1, 5)	0-0 F6			0-3 K	0-0 L5		0-0 5-3		
Don Pavletich, R OBP: 0.293, SLG: 0.321 (1, 2)		0-0 F4		4-0 BB		0-0 F8		0-0 4-3 WP 1B	
Gail Hopkins, L OBP: 0.389, SLG: 0.483 (1, 3)		0-0 F7		0-0 F9		0-0 HR		0-0 4-3	
Carlos May, L OBP: 0.359, SLG: 0.500 (1, 7)		0-0 HR		0-3 K		0-0 4-3		0-3 K	
Ken Berry, R OBP: 0.271, SLG: 0.285 (1, 8)		0-0 1B			0-0 F4	0-0 S 1B		0-0 1-3	
Bobby Knoop, R OBP: 0.276, SLG: 0.281 (1, 4)		0-0 F9			0-0 F9	0-0 F8			
Joe Herten, R OBP: 0.211, SLG: 0.237 (1, 1)			0-0 F8		0-0 1B 1B		0-0 6-3		

Inning Stats	R: 0	H: 0	E: 0	K: 0	S: 3	R: 1	H: 2	E: 0	K: 0	S: 5	R: 0	H: 0	E: 0	K: 0	S: 3	R: 0	H: 0	E: 0	K: 2	S: 7	R: 1	H: 3	E: 0	K: 0	S: 6	R: 1	H: 2	E: 0	K: 0	S: 5	R: 0	H: 1	E: 0	K: 1	S: 6	R: 0	H: 1	E: 0	K: 1	S: 6
	LOB: 0	BB: 0	P: 3	LOB: 1	BB: 0	P: 5	LOB: 0	BB: 0	P: 3		LOB: 1	BB: 1	P: 11	LOB: 2	BB: 0	P: 6	LOB: 1	BB: 0	P: 5		LOB: 1	BB: 1	P: 6	LOB: 1	BB: 0	P: 4	LOB: 1	BB: 0	P: 6		LOB: 1	BB: 0	P: 6		LOB: 1	BB: 0	P: 6			

PITCHER	IP	WLS	BF	H	R	ER	SO	BB	IBB	HBP	BLK	WP	HR	S	P	ERA	WHIP
Clyde Wright, L ERA: 4.87 (1, 1)	4.2	L	20	5	2	2	2	1	0	0	0	0	1	23	27	3.86	1.286
Bob Priddy, R ERA: 4.72 (5, 1)	2.1		10	3	1	1	0	0	0	0	0	0	1	10	10	3.86	1.286
Hoyt Wilhelm, R ERA: 3.51 (8, 1)	1.0		4	1	0	0	1	0	0	0	0	1	0	6	6	0.00	1.000

BOTTOM


California Angels @ Chicago White Sox
Comiskey Park, Chicago, IL

Fri Jul 04 1969, 4:38 AM EDT
Att. 13,834 - Unknown

AB	R	H	RBI	BB	SO	LOB
4	0	2	0	0	0	0
4	0	1	1	0	0	1
4	0	0	0	0	1	3
3	0	1	0	1	0	0
4	1	1	1	0	0	2
4	1	1	1	0	2	2
4	0	2	0	0	0	1
3	0	0	0	0	0	2
3	1	1	0	0	0	0

AB	33
R	3
H	9
RBI	3
BB	1
SO	3
LOB	11

WP: 1 PA: 34
PB: 0 SB: 2 CS: 0



1B	2B	3B	HR	SF	SAC	DP	HBP	WP	HR	S	P	ERA	WHIP
7	0	0	2	0	0	0	0	1	1	0	0	3.86	1.286

Batter	1	2	3	4	5	6	7	8	9	AB R H RBI BB SO LOB	TOP									
Sandy Alomar Sr., S OBP: 0.275, SLG: 0.270 (1, 4)	0-0 F8			0-0 4-3		0-0 G3		0-0 F6		4 0 0 0 0 0 0										
Bill Voss, L OBP: 0.324, SLG: 0.320 (1, 9)	0-3 K			0-0 4-3		0-0 HR 1B		0-0 1-3		4 1 1 0 0 1 0										
Jim Fregosi, R OBP: 0.354, SLG: 0.400 (1, 6)	0-0 6-3			4-0 BB BB		0-0 HR		0-0 PB S 1B		3 1 2 2 1 0 0										
Jay Johnstone, L OBP: 0.283, SLG: 0.351 (1, 8)		0-0 F6		4-0 BB		0-0 1B		4-0 1-3 IBB		2 0 1 0 2 0 0										
Bubba Morton, R OBP: 0.380, SLG: 0.447 (1, 7)		0-3 K		0-0 1-3		0-0 1-3		0-0 1-3		4 0 0 0 0 1 5										
Roger Repoz, L OBP: 0.269, SLG: 0.266 (8, 7)										0 0 0 0 0 0 0										
Jim Spencer, L OBP: 0.330, SLG: 0.350 (1, 3)		0-0 3-1			0-0 G3		0-3 K		0-0 6-3 1B 2B	4 1 1 0 0 1 0										
Joe Azcue, R OBP: 0.304, SLG: 0.266 (1, 2)			0-0 F5		0-0 5-3		0-0 F6		0-0 6-3	4 0 0 0 0 0 1										
Aurelio Rodriguez, R OBP: 0.276, SLG: 0.319 (1, 5)			0-0 1-3		0-0 F7		0-0 1B		0-0 CS 1B	4 0 2 1 0 0 0										
George Brunet, R OBP: 0.182, SLG: 0.105 (1, 1)			0-3 K			0-0 F4		0-0 4-3	0-0 F7	1 0 0 0 0 1 0										
Eddie Fisher, R (3, 1)										0 0 0 0 0 0 0										
Lou Johnson, R OBP: 0.274, SLG: 0.248 (6, PH)										1 0 0 0 0 0 0										
Rudy May, L OBP: 0.176, SLG: 0.067 (6, 1)										2 0 0 0 0 0 2										
Ken Tatum, R OBP: 0.667, SLG: 1.667 (9, 1)										0 0 0 0 0 0 0										
Inning Stats	R: 0 E: 0 K: 1 S: 5	H: 0 LOB: 0 BB: 0 P: 5	R: 0 E: 0 K: 1 S: 5	H: 0 LOB: 0 BB: 0 P: 5	R: 0 E: 0 K: 1 S: 5	H: 0 LOB: 2 BB: 2 P: 11	R: 0 E: 0 K: 0 S: 3	H: 0 LOB: 0 BB: 0 P: 3	R: 2 E: 0 K: 0 S: 6	H: 3 LOB: 1 BB: 0 P: 6	R: 0 E: 0 K: 1 S: 6	H: 1 LOB: 1 BB: 0 P: 6	R: 0 E: 0 K: 0 S: 4	H: 1 LOB: 2 BB: 1 P: 8	R: 1 E: 0 K: 0 S: 4	H: 2 LOB: 0 BB: 0 P: 4	1B: 5 2B: 1 3B: 0 HR: 1	SF: 0 SAC: 0 DP: 0 HBP: 0	WP: 0 PB: 1 SB: 1 CS: 1	PA: 36
PITCHER Billy Wynne, R ERA: 2.54 (1, 1)	IP: 9.0 WLS: W BF: 36 H: 7 R: 3 ER: 3 SO: 4 BB: 2 IBB: 1 HBP: 0 BLK: 0 WP: 0 HR: 1 S: 41 P: 53 ERA: 3.00 WHIP: 1.000																			

California Angels @ Chicago White Sox
Comiskey Park, Chicago, IL
Sat Jul 05 1969, 4:33 AM EDT
Att. 4,922 - Unknown

livebaseballscorecards.com

AB	33
R	3
H	7
RBI	3
BB	3
SO	4
LOB	8



Batter	1	2	3	4	5	6	7	8	9	AB	R	H	RBI	BB	SO	LOB
Walt Williams, R (1, 9) OBP: 0.324, SLG: 0.357 Pete Ward, L (9, PH) OBP: 0.369, SLG: 0.388	0-0 F8	0-0 6-3		0-0 5-3			0-0 4-3		0-3 K	4	0	0	0	0	0	0
Luis Aparicio, R (1, 6) OBP: 0.353, SLG: 0.347	4-0 BB BB 4-3 BB		4-0 1B BB		0-0 1B 1B		0-0 F2		0-0 FC1-2 BB	3	2	1	0	2	0	3
Bill Melton, R (1, 5) OBP: 0.320, SLG: 0.449	4-0 4-3 BB 1-2 BB		0-3 K		0-0 G6-4-3 1B		0-0 F4		4-0 BB BB BB BB	3	0	1	2	2	1	1
Don Pavletich, R (1, 2) OBP: 0.302, SLG: 0.321	4-0 1-2 2-3 BB		0-0 F2		0-0 G6-4-3 1B		0-0 G3-6-1 1B			3	0	1	0	1	0	2
Gail Hopkins, L (1, 3) OBP: 0.385, SLG: 0.477	0-0 4-3 1-2 2-3 3-H		0-0 BB 1B		0-0 6-3		0-0 G3-6-1 1B			4	0	1	1	0	0	3
Carlos May, L (1, 7) OBP: 0.365, SLG: 0.508	4-0 BB		4-0 FC6 BB		0-0 F7		0-0 F9		0-0 1B 3B	2	1	1	0	2	0	0
Ken Berry, R (1, 8) OBP: 0.266, SLG: 0.279 Ron Hansen, R (9, PH) OBP: 0.279, SLG: 0.293 Tom McCraw, L (9, PR) OBP: 0.256, SLG: 0.255	0-0 F7		0-0 FC6		0-0 F9		0-0 F9		0-0 E FC1-2 1B	3	0	0	0	0	0	6
Bobby Knoop, R (1, 4) OBP: 0.280, SLG: 0.282			0-0 F8		0-0 1B		0-0 F9		4-0 IBB	3	0	1	0	1	0	0
Billy Wynne, L (1, 1) OBP: 0.143, SLG: 0.143 Buddy Bradford, R (9, PH) OBP: 0.362, SLG: 0.438			0-3 K		0-0 1-4		0-0 F4		4-0 BB FC1-2 IBB	3	0	0	0	0	1	1

Inning Stats	R: 1	H: 0	E: 0	K: 0	S: 3	R: 0	H: 0	E: 0	K: 1	S: 5	R: 0	H: 1	E: 0	K: 1	S: 6	R: 1	H: 2	E: 0	K: 0	S: 4	R: 0	H: 0	E: 0	K: 0	S: 3	R: 0	H: 1	E: 1	K: 1	S: 6	R: 2	H: 2	E: 1	K: 1	S: 6	1B: 6	2B: 1	3B: 1	HR: 0	SF: 0	SAC: 0	DP: 3	HBP: 0	WP: 0	PB: 1	SB: 0	CS: 0	PA: 39
--------------	------	------	------	------	------	------	------	------	------	------	------	------	------	------	------	------	------	------	------	------	------	------	------	------	------	------	------	------	------	------	------	------	------	------	------	-------	-------	-------	-------	-------	--------	-------	--------	-------	-------	-------	-------	--------


PITCHER	IP	WLS	BF	H	R	ER	SO	BB	IBB	HBP	BLK	WP	HR	S	P	ERA	WHIP
George Brunet, L (1, 1) ERA: 4.32	2.2		15	1	1	1	2	6	0	0	0	0	0	13	37	3.38	2.625
Eddie Fisher, R (3, 1) ERA: 3.03	2.1		8	3	1	0	0	0	0	0	0	0	0	8	8	0.00	1.286
Rudy May, L (6, 1) ERA: 4.61	3.0	L	13	3	2	2	0	0	2	0	0	0	0	11	19	6.00	1.000
Ken Tatum, R (9, 1) ERA: 0.34	0.2		3	0	0	0	1	1	0	0	0	0	0	4	8	0.00	1.500

BOTTOM

California Angels @ Chicago White Sox
Comiskey Park, Chicago, IL

Sat Jul 05 1969, 4:33 AM EDT
Att. 4,922 - Unknown

AB	30
R	3
H	7
RBI	4
BB	9
SO	3
LOB	19



PITCHER	IP	WLS	BF	H	R	ER	SO	BB	IBB	HBP	BLK	WP	HR	S	P	ERA	WHIP
---------	----	-----	----	---	---	----	----	----	-----	-----	-----	----	----	---	---	-----	------

Batter	1	2	3	4	5	6	7	8	9	AB R H RBI BB SO LOB	TOP
Sandy Alomar Sr., S OBP: 0.274, SLG: 0.266 (1, 4) X	0-0 F7 ①		4-0 BB 1-2		0-3 K ③		0-0 5-3 ②		0-0 F7 ③	4 0 0 0 1 1 1	
Jay Johnstone, L OBP: 0.283, SLG: 0.349 (1, 8) X	0-0 4-3 ②		0-3 K ②			0-0 G3 ① X	0-0 1B			4 0 1 0 0 1 2	
Jim Fregosi, R OBP: 0.356, SLG: 0.401 (1, 6) X	0-0 WP 1B		0-0 FC5 ③			0-0 HR 1B	0-0 1-3 ③			4 1 2 0 0 0 3	
Bubba Morton, R OBP: 0.385, SLG: 0.488 (1, 9) X Bill Voss, L OBP: 0.324, SLG: 0.320 (9, 9)	0-0 5-3 ③			0-0 SH1-4 1B		0-0 HR 1B		0-3 K ①		4 1 2 2 0 1 1 0 0 0 0 0 0 0	
Joe Azcue, R OBP: 0.304, SLG: 0.268 (1, 2) X		0-0 L1-3 1B		0-0 SH1-4 1-2		0-0 6-3 ②		0-0 5-3 ②		3 0 1 0 0 0 0	
Lou Johnson, R OBP: 0.273, SLG: 0.257 (1, 7) X		0-0 L1-3 ① ②		0-0 F9		0-0 2B		0-0 1-3 ③		4 0 1 0 0 0 2	
Aurelio Rodriguez, R OBP: 0.276, SLG: 0.316 (1, 5) X		0-3 K ③		0-0 F8		4-0 IBB			0-0 F4 ①	3 0 0 0 1 1 1	
Jim Spencer, L OBP: 0.328, SLG: 0.340 (1, 3) X			0-0 1-3 ①		0-3 K ①	0-3 K ③			4-0 SH2-4 BB	3 0 0 0 1 2 2	
Tom Murphy, R OBP: 0.171, SLG: 0.154 (1, 1) X			4-0 FC5 BB BB		0-0 1-3 ②		0-3 K ①		0-0 SH2-4 ②	2 0 0 0 1 1 0	
Inning Stats	R: 0 H: 1 E: 0 LOB: 1 K: 0 BB: 0 S: 4 P: 4	R: 0 H: 1 E: 0 LOB: 0 K: 1 BB: 0 S: 5 P: 5	R: 0 H: 0 E: 0 LOB: 2 K: 1 BB: 2 S: 5 P: 13	R: 0 H: 1 E: 0 LOB: 1 K: 0 BB: 0 S: 4 P: 4	R: 0 H: 0 E: 0 LOB: 0 K: 2 BB: 0 S: 7 P: 7	R: 2 H: 3 E: 0 LOB: 2 K: 1 BB: 1 S: 8 P: 12	R: 0 H: 1 E: 0 LOB: 1 K: 1 BB: 0 S: 6 P: 6	R: 0 H: 0 E: 0 LOB: 0 K: 1 BB: 0 S: 5 P: 5	R: 0 H: 0 E: 0 LOB: 1 K: 0 BB: 1 S: 3 P: 7	1B: 5 SF: 0 2B: 2 SAC: 2 3B: 0 DP: 1 HR: 1 HBP: 0	WP: 1 PA: 37 PB: 0 SB: 0 CS: 0
PITCHER	IP WLS BF H R ER SO BB IBB HBP BLK WP HR S P ERA WHIP										
Tommy John, L ERA: 3.38 (1, 1)	7.0 L 30 7 2 2 6 2 1 0 0 1 1 39 51 2.57 1.286										
Dan Osinski, R ERA: 3.35 (8, 1)	2.0 7 0 0 0 1 1 0 0 0 0 0 8 12 0.00 0.500										

California Angels @ Chicago White Sox
Comiskey Park, Chicago, IL
Sun Jul 06 1969, 4:33 AM EDT
Att. 5,239 - Unknown

livebaseballscorecards.com

AB 31
R 2
H 7
RBI 2
BB 4
SO 7
LOB 12




Batter	1	2	3	4	5	6	7	8	9	AB R H RBI BB SO LOB
Tom McCraw, L (1, 9) OBP: 0.248, SLG: 0.246 Dan Osinski, R (8, 1) Don Pavletich, R (9, PH) OBP: 0.299, SLG: 0.318	0-0 4-3		0-0 F8		0-3 K		0-0 F3		0-0 F8	4 0 0 0 0 1 2 0 0 0 0 0 0 0 1 0 0 0 0 0 2
Luis Aparicio, R (1, 6) OBP: 0.349, SLG: 0.342	0-3 K		0-0 F9		0-0 F7		0-0 F4			4 0 0 0 0 1 2
Carlos May, L (1, 7) OBP: 0.366, SLG: 0.507	0-0 4-3		0-0 1B		0-0 1B			0-0 F7		4 0 2 1 0 0 0
Gail Hopkins, L (1, 3) OBP: 0.388, SLG: 0.471		4-0 BB	0-0 F7		0-0 4-3			1-0 HBP		2 0 0 0 1 0 2
Bill Melton, R (1, 5) OBP: 0.316, SLG: 0.442 (8, 9)		0-3 K2-6-2		0-0 F5		0-0 F9		0-0 L5		4 0 0 0 0 1 2
Ed Herrmann, L (1, 2) OBP: 0.364, SLG: 0.438		1-0 BB HBP		4-0 BB		0-3 K		0-0 3-1		2 0 0 0 1 1 1
Buddy Bradford, R (1, 8) OBP: 0.359, SLG: 0.427		1-0 BB HBP		0-0 F8		0-3 K			0-0 6-3	3 0 0 0 0 1 1
Bobby Knoop, R (1, 4) OBP: 0.280, SLG: 0.279 Ron Hansen, R (9, PH) OBP: 0.287, SLG: 0.293 Ken Berry, R (9, PR) OBP: 0.266, SLG: 0.279		4-0 BB		0-0 F3		0-3 K		4-0 FC4 BB		2 0 0 0 1 1 1 0 0 0 0 1 0 0 0 0 0 0 0 0 0
Tommy John, R (1, 1) OBP: 0.163, SLG: 0.111 Pete Ward, L (7, PH) OBP: 0.371, SLG: 0.389 (8, 5)		0-0 4-3			0-0 1B		0-0 1B		0-0 FC4	2 1 1 0 0 0 3 2 0 1 0 0 0 1

Inning Stats	R: 0 E: 0 K: 1 S: 5	H: 0 LOB: 0 BB: 0 P: 5	R: 0 E: 0 K: 1 S: 4	H: 0 LOB: 3 BB: 2 P: 14	R: 0 E: 0 K: 0 S: 4	H: 1 LOB: 1 BB: 0 P: 4	R: 0 E: 0 K: 0 S: 3	H: 0 LOB: 1 BB: 1 P: 7	R: 1 E: 0 K: 1 S: 7	H: 2 LOB: 1 BB: 0 P: 7	R: 0 E: 0 K: 2 S: 7	H: 0 LOB: 0 BB: 0 P: 7	R: 0 E: 0 K: 1 S: 6	H: 1 LOB: 1 BB: 0 P: 6	R: 0 E: 0 K: 0 S: 3	H: 0 LOB: 1 BB: 0 P: 4	R: 0 E: 1 K: 0 S: 3	H: 0 LOB: 2 BB: 1 P: 7	1B: 3 2B: 2 3B: 0 HR: 0	SF: 0 SAC: 0 DP: 1 HBP: 3	WP: 0 PB: 0 SB: 0 CS: 0	PA: 37
PITCHER Tom Murphy, R (1, 1) ERA: 3.96	IP 9.0 WLS W BF 37 H 4 R 1 ER 1 SO 6 BB 4 IBB 0 HBP 3 BLK 0 WP 0 HR 0 S 42 P 61 ERA 1.00 WHIP 0.889																					

BOTTOM

California Angels @ Chicago White Sox
Comiskey Park, Chicago, IL
Sun Jul 06 1969, 4:33 AM EDT
Att. 5,239 - Unknown

AB	30
R	1
H	4
RBI	1
BB	4
SO	6
LOB	17



Batter	1	2	3	4	5	6	7	8	9	AB R H RBI BB SO LOB	TOP											
Ted Kubiak, S (1, 6) OBP: 0.330, SLG: 0.318	0-0 6-3		0-0 1-3			0-0 5-3			0-0 F8	4 0 0 0 0 0 0												
Dick Green, R (1, 4) OBP: 0.345, SLG: 0.427	0-3 K			0-0 6-3		0-0 F8		0-0 6-3	4 0 0 0 0 1 0													
Reggie Jackson, L (1, 9) OBP: 0.413, SLG: 0.751	0-3 K			0-0 L9		0-0 4-3		0-0 F8	4 0 0 0 0 1 0													
Sal Bando, R (1, 5) OBP: 0.402, SLG: 0.473		0-3 K		0-0 F8		4-0 BB			2 0 0 0 1 1 0													
Danny Cater, R (1, 3) OBP: 0.322, SLG: 0.395		0-0 2B			0-3 K		0-0 F9		3 0 1 0 0 1 1													
Rick Monday, L (1, 8) OBP: 0.380, SLG: 0.430		0-0 B1-3			0-3 K			0-3 K	3 0 0 0 0 2 1													
Joe Rudi, R (1, 7) OBP: 0.214, SLG: 0.239		0-3 K			0-0 6-3			0-0 2B	3 0 1 0 0 1 1													
Dave Duncan, R (1, 2) OBP: 0.176, SLG: 0.108			0-0 F3			0-3 K2-3		0-0 F7	3 0 0 0 0 1 1													
Lew Krausse, R (1, 1) OBP: 0.235, SLG: 0.563			0-3 K			0-0 F7		0-0 4-3	2 0 0 0 0 1 0													
Tommye Reynolds, R (8, PH) OBP: 0.342, SLG: 0.322									1 0 0 0 0 0 1													
Rollie Fingers, R (8, 1) OBP: 0.267, SLG: 0.267									0 0 0 0 0 0 0													
Inning Stats	R: 0 E: 0 K: 2 S: 7	H: 0 LOB: 0 BB: 0 P: 7	R: 0 E: 0 K: 2 S: 8	H: 1 LOB: 1 BB: 0 P: 8	R: 0 E: 0 K: 1 S: 5	H: 0 LOB: 0 BB: 0 P: 5	R: 0 E: 0 K: 0 S: 3	H: 0 LOB: 0 BB: 0 P: 3	R: 0 E: 0 K: 2 S: 7	H: 0 LOB: 0 BB: 0 P: 7	R: 0 E: 0 K: 1 S: 5	H: 0 LOB: 0 BB: 0 P: 5	R: 0 E: 0 K: 0 S: 3	H: 0 LOB: 1 BB: 1 P: 7	R: 0 E: 0 K: 1 S: 6	H: 1 LOB: 1 BB: 0 P: 6	R: 0 E: 0 K: 0 S: 3	H: 0 LOB: 0 BB: 0 P: 3	1B: 0 2B: 2 3B: 0 HR: 0	SF: 0 SAC: 0 DP: 0 HBP: 0	WP: 0 PB: 0 SB: 0 CS: 0	PA: 30
PITCHER Gary Peters, L (1, 1) ERA: 3.93	IP: 9.0 WLS: W BF: 30 H: 2 R: 0 ER: 0 SO: 9 BB: 1 IBB: 0 HBP: 0 BLK: 0 WP: 0 HR: 0 S: 47 P: 51 ERA: 0.00 WHIP: 0.333											PITCHER	IP: 9.0 WLS: W BF: 30 H: 2 R: 0 ER: 0 SO: 9 BB: 1 IBB: 0 HBP: 0 BLK: 0 WP: 0 HR: 0 S: 47 P: 51 ERA: 0.00 WHIP: 0.333									

Oakland Athletics @ Chicago White Sox
Milwaukee County Stadium, Milwaukee, WI

Mon Jul 07 1969, 8:05 PM EDT
Att: 26,659 - Unknown

livebaseballscorecards.com

AB 29
R 0
H 2
RBI 0
BB 1
SO 9
LOB 5



Batter	1	2	3	4	5	6	7	8	9	AB	R	H	RBI	BB	SO	LOB
Walt Williams, R OBP: 0.323, SLG: 0.351 (1, 9) BBB	4-0 FC4-6 1B BB		0-0 F2		0-3 K			0-0 F4		3	0	0	0	1	1	1
Luis Aparicio, R OBP: 0.350, SLG: 0.343 (1, 6) X	0-0 FC4-6 1B		0-3 K			0-0 F7		0-0 1-3		4	0	1	0	0	1	0
Carlos May, L OBP: 0.370, SLG: 0.520 (1, 7) SSS	0-3 K			0-0 BB 1B		0-0 2B		0-0 HR		4	1	3	1	0	1	2
Gail Hopkins, L OBP: 0.382, SLG: 0.463 (1, 3) X	0-0 FC4-6 FC5-4 1-2f 2-3			4-0 BB 1B G3-6-1 BB		0-0 F7		0-0 6-3		3	0	0	0	1	0	3
Bill Melton, R OBP: 0.312, SLG: 0.435 (1, 5) X	0-0 FC5-4 1-2f			0-3 K		0-3 K			0-0 F8	4	0	0	0	0	2	5
Ed Herrmann, L OBP: 0.370, SLG: 0.436 (1, 2) Ken Berry, R OBP: 0.266, SLG: 0.279 (7, PR) Don Pavletich, R OBP: 0.296, SLG: 0.314 (8, 2)		0-0 4-3		0-0 G3-6-1 1-2f			0-0 1B 1B		0-0 6-3	3	0	1	0	0	0	2
Buddy Bradford, R OBP: 0.350, SLG: 0.413 (1, 8) SSS		0-3 K			0-0 1B		0-3 K		0-3 K	4	0	1	0	0	3	1
Rich Morales, R OBP: 0.226, SLG: 0.172 (1, 4) Tom McCraw, L OBP: 0.246, SLG: 0.244 (7, PH) Bobby Knoop, R OBP: 0.277, SLG: 0.276 (8, 4)		0-3 K			0-0 F9		0-0 G1-6-3 1-2 1B			2	0	0	0	0	1	1
Paul Edmondson, R OBP: 0.364, SLG: 0.364 (1, 1) Pete Ward, L OBP: 0.369, SLG: 0.386 (7, PH) Dan Osinski, R OBP: 0.277, SLG: 0.276 (8, 1)			0-0 F6		0-3 K		0-0 G1-6-3 1-2f			2	0	0	0	0	1	1

Inning Stats	R: 0	H: 1	E: 0	LOB: 2	K: 1	BB: 1	S: 6	P: 10	R: 0	H: 0	E: 0	LOB: 0	K: 2	BB: 0	S: 7	P: 7	R: 0	H: 0	E: 0	LOB: 0	K: 1	BB: 0	S: 5	P: 5	R: 0	H: 1	E: 0	LOB: 1	K: 1	BB: 1	S: 5	P: 9	R: 0	H: 1	E: 0	LOB: 1	K: 2	BB: 0	S: 8	P: 8	R: 0	H: 1	E: 0	LOB: 1	K: 1	BB: 0	S: 6	P: 6	R: 0	H: 2	E: 0	LOB: 2	K: 1	BB: 0	S: 6	P: 6	R: 1	H: 1	E: 0	LOB: 0	K: 0	BB: 0	S: 4	P: 4	R: 0	H: 0	E: 0	LOB: 0	K: 1	BB: 0	S: 5	P: 5	1B: 5	SF: 0	2B: 1	SAC: 0	3B: 0	DP: 2	HR: 1	HBP: 0	WP: 0	PA: 34
PITCHER Catfish Hunter, R ERA: 3.86 (1, 1)	IP	WLS	BF	H	R	ER	SO	BB	IBB	HBP	BLK	WP	HR	S	P	ERA	WHIP	IP	WLS	BF	H	R	ER	SO	BB	IBB	HBP	BLK	WP	HR	S	P	ERA	WHIP	IP	WLS	BF	H	R	ER	SO	BB	IBB	HBP	BLK	WP	HR	S	P	ERA	WHIP																															

BOTTOM

Oakland Athletics @ Chicago White Sox
Comiskey Park, Chicago, IL
Tue Jul 08 1969, 4:33 AM EDT
Unknown

livebaseballscorecards.com

AB	32
R	1
H	7
RBI	1
BB	2
SO	10
LOB	18



Batter	1	2	3	4	5	6	7	8	9
Tom McCraw, L OBP: 0.261, SLG: 0.285 (1, 9) (8, 3)	0-0 BB 1B		0-0 F6		0-0 2B	0-0 3B			
Luis Aparicio, R OBP: 0.352, SLG: 0.343 (1, 6) BBB	4-0 1-2 BB		0-0 1B E 1B		0-0 L1	0-3 K			
Carlos May, L OBP: 0.371, SLG: 0.520 (1, 7) SS	0-3 K		0-0 E9 1-H 1B		0-0 F7		0-0 G3-6-1 1B		
Gail Hopkins, L OBP: 0.379, SLG: 0.457 Ken Berry, R OBP: 0.266, SLG: 0.279 (1, 3) (8, 8)	0-0 F5		0-0 F4		0-0 1B BB 1B	0-0 G3-6-1			
Ed Herrmann, L OBP: 0.360, SLG: 0.421 (1, 2) X	0-0 G3			0-0 G3		0-0 F8	0-0 F7		
Bill Melton, R OBP: 0.311, SLG: 0.432 (1, 5) X		0-0 5-3		0-0 F7		0-0 BB 1-2 3B 1B	0-0 F8		
Buddy Bradford, R OBP: 0.348, SLG: 0.408 (1, 8) (8, 9) SS		0-3 K		0-0 4-3		0-0 BB 1-2 2-3 3B 1B	0-3 K		
Bobby Knoop, R OBP: 0.279, SLG: 0.275 Pete Ward, L OBP: 0.366, SLG: 0.383 Wilbur Wood, R (1, 4) (6, PH) (7, 1)		0-0 1-3			4-0 FC1-6 BB	0-3 K	0-3 K		
Joe Horten, R OBP: 0.200, SLG: 0.225 Ron Hansen, R OBP: 0.295, SLG: 0.293 (1, 1) (6, PH) (7, 4)			0-0 F9		0-0 FC1-6 2B 1-2f	4-0 3B BB			

Inning Stats	R: 0	H: 1	E: 0	K: 1	S: 6	LOB: 2	BB: 1	P: 10
	R: 0	H: 0	E: 0	K: 1	S: 5	LOB: 0	BB: 0	P: 5
	R: 1	H: 2	E: 1	K: 0	S: 5	LOB: 1	BB: 0	P: 5
	R: 0	H: 0	E: 0	K: 0	S: 3	LOB: 0	BB: 0	P: 3
	R: 0	H: 1	E: 0	K: 0	S: 4	LOB: 2	BB: 1	P: 8
	R: 4	H: 4	E: 0	K: 2	S: 11	LOB: 1	BB: 1	P: 15
	R: 0	H: 1	E: 0	K: 0	S: 3	LOB: 0	BB: 0	P: 7
	R: 0	H: 0	E: 0	K: 2	S: 7	LOB: 0	BB: 0	P: 7

AB	R	H	RBI	BB	SO	LOB
4	0	3	3	0	0	0
3	1	1	0	1	1	3
4	0	2	0	0	1	4
4	1	1	0	0	0	4
0	0	0	0	0	0	0
4	0	0	0	0	0	3
4	1	1	0	0	0	0
4	1	1	0	0	2	0
1	0	0	0	1	0	0
1	0	0	0	0	1	3
1	0	0	0	0	1	0
2	0	0	0	0	0	1
0	1	0	1	1	0	0

BOTTOM

Oakland Athletics @ Chicago White Sox
Comiskey Park, Chicago, IL

Tue Jul 08 1969, 8:05 PM EDT
Att. 8,203 - Unknown


livebaseballscorecards.com

AB	32
R	5
H	9
RBI	4
BB	3
SO	6
LOB	18



WP: 0	PA: 35
PB: 0	
SB: 0	
CS: 0	

PITCHER	IP	WLS	BF	H	R	ER	SO	BB	IBB	HBP	BLK	WP	HR	S	P	ERA	WHIP
Jim Nash, R ERA: 3.35 (1, 1)	5.1	L	24	6	3	2	2	2	2	0	0	0	0	26	34	3.38	1.500
Rollie Fingers, R ERA: 2.92 (6, 1)	2.2		11	3	2	2	4	1	0	0	0	0	0	18	22	6.75	1.500

Batter	1	2	3	4	5	6	7	8	9	AB R H RBI BB SO LOB	TOP																
Ted Kubiak, S (1, 6) OBP: 0.345, SLG: 0.316	4-0 5-3 BB		0-3 K		0-0 1B		0-0 F6		0-0 6-3	4 0 1 0 1 1 2																	
Danny Cater, R (1, 3) OBP: 0.320, SLG: 0.393	0-0 5-3 1-2		0-0 CS BB 1B		0-0 F9			0-0 E 2B	0-0 4-3	5 1 2 0 0 0 2																	
Reggie Jackson, L (1, 9) OBP: 0.411, SLG: 0.728	0-0 F7		4-0 1-2 BB			0-0 6-3		0-0 E9 1B 1B	0-3 K	4 1 1 1 1 1 1																	
Sal Bando, R (1, 5) OBP: 0.404, SLG: 0.468	0-0 F1		0-3 K 2-3			0-0 F8		0-0 1B 1B		4 1 1 1 0 1 3																	
Rick Monday, L (1, 8) OBP: 0.379, SLG: 0.425		0-0 FC6-4 1B		0-3 K		0-0 4-3		0-3 K		4 0 1 0 0 2 1																	
Dick Green, R (1, 4) OBP: 0.337, SLG: 0.416		0-0 FC6-4 WP 1-2f		0-3 K			0-0 1B 1B	0-0 WP 1B 1B		4 0 2 0 0 1 1																	
Bill McNulty, R (1, 7) Phil Roof, R (7, 2) OBP: 0.315, SLG: 0.302		0-3 K 1-3		0-0 4-3			0-3 K	0-0 WP 1B		3 0 0 0 0 2 2 1 0 1 1 0 0 0	AB 36 R 3 H 10 RBI 3 BB 3 SO 9 LOB 20																
Dave Duncan, R (1, 2) OBP: 0.188, SLG: 0.114 Jose Tartabull, L (7, PH) OBP: 0.273, SLG: 0.238 (7, 7)		4-0 IBB			0-0 F4		0-0 1B	0-3 K		1 0 0 0 1 0 0 2 0 1 0 0 1 2																	
Chuck Dobson, R (1, 1) OBP: 0.174, SLG: 0.136 Ray Webster, L (7, PH) OBP: 0.269, SLG: 0.182 Paul Lindblad, L (7, 1) OBP: 0.571, SLG: 0.571 George Lauzerique, R (8, 1) OBP: 0.154, SLG: 0.154		0-0 6-3			0-0 F8		0-0 F6	0-0 6-3		2 0 0 0 0 0 2 1 0 0 0 0 0 2 1 0 0 0 0 0 2 0 0 0 0 0 0 0																	
Inning Stats	R: 0 E: 0 K: 0 S: 3	H: 0 LOB: 1 BB: 1 P: 7	R: 0 E: 0 K: 1 S: 6	H: 1 LOB: 2 BB: 1 P: 10	R: 0 E: 0 K: 2 S: 7	H: 1 LOB: 2 BB: 1 P: 11	R: 0 E: 0 K: 2 S: 7	H: 0 LOB: 0 BB: 0 P: 7	R: 0 E: 0 K: 0 S: 4	H: 1 LOB: 1 BB: 0 P: 4	R: 0 E: 0 K: 0 S: 3	H: 0 LOB: 0 BB: 0 P: 3	R: 0 E: 0 K: 1 S: 7	H: 2 LOB: 2 BB: 0 P: 7	R: 3 E: 1 K: 2 S: 12	H: 5 LOB: 2 BB: 0 P: 12	R: 0 E: 0 K: 1 S: 5	H: 0 LOB: 0 BB: 0 P: 5	1B: 9 2B: 2 3B: 0 HR: 0	SF: 0 SAC: 0 DP: 1 HBP: 0	WP: 3 PB: 0 SB: 0 CS: 1	PA: 39					
PITCHER	IP WLS BF H R ER SO BB IBB HBP BLK WP HR S P ERA WHIP																										
Billy Wynne, R (1, 1) ERA: 2.54	7.0		30	7	2	2	6	2	1	0	0	1	0	39	51	2.57	1.286										
Dan Osinski, R (8, 1) ERA: 3.63	0.0		1	1	0	0	0	0	0	0	0	0	0	1	1	∞	∞										
Wilbur Wood, L (8, 1) ERA: 3.34	2.0	W	8	2	1	1	3	0	0	0	0	1	0	14	14	4.50	1.000										

Oakland Athletics @ Chicago White Sox
Comiskey Park, Chicago, IL
 Wed Jul 09 1969, 8:05 PM EDT
 Att. 6,464 - Unknown

livebaseballscorecards.com

Batter	1	2	3	4	5	6	7	8	9
Tom McCraw, L OBP: 0.266, SLG: 0.289 (1, 9) (8, 3)	0-0 F6 1B		0-0 3-1 1B		0-0 2B 1B		0-3 K	0-0 1B	
Luis Aparicio, R OBP: 0.349, SLG: 0.341 (1, 6)	0-0 FC4-6 1B		0-0 F7 1B		0-0 F9 1B		0-0 F9 1B	0-0 F8 1B	
Carlos May, L OBP: 0.376, SLG: 0.525 (1, 7)	0-0 FC4-6 BB 1B 1-2f		4-0 BB 1B		0-0 1B 2B 1-H		0-0 1B		
Gail Hopkins, L OBP: 0.382, SLG: 0.458 Ken Berry, R OBP: 0.266, SLG: 0.279 (1, 3) (8, 8)	0-0 BB 1B 1-2		0-0 F8 1B		0-0 1B 1B SF9 1B		0-0 F4 1B		
Bill Melton, R OBP: 0.313, SLG: 0.431 (1, 5)	4-0 1B BB 1-2 2-3		0-0 F4 1B		0-0 1B 1B		0-3 K		
Ed Herrmann, L OBP: 0.359, SLG: 0.419 Don Pavletich, R OBP: 0.303, SLG: 0.314 (1, 2) (8, PH) (9, 2)	0-0 F8 1B		0-0 F7 1B		0-0 1B 1B 1-2 2-3		4-0 1B HR BB		
Buddy Bradford, R OBP: 0.345, SLG: 0.404 (1, 8) (8, 9)		0-0 1-3 1B		0-3 K		0-3 K	0-0 1B HR 1B		
Bobby Knoop, R OBP: 0.279, SLG: 0.277 Pete Ward, L OBP: 0.370, SLG: 0.410 Rich Morales, R OBP: 0.226, SLG: 0.172 (1, 4) (8, PH) (9, 4)		0-0 1-3 1B		0-0 SH1 1B		0-0 SF9 1B 3-H	0-0 HR 1B 1-H 2-H		
Billy Wynne, L OBP: 0.125, SLG: 0.125 Dan Osinski, R Wilbur Wood, R (1, 1) (8, 1) (8, 1)		0-0 2-3 1B		0-0 SH1 1B		0-0 1-3 1B	0-0 1-3 1B		

AB	R	H	RBI	BB	SO	LOB
5	0	2	1	0	1	0
5	0	1	0	0	0	2
3	0	2	0	1	0	1
4	1	2	0	0	0	2
0	0	0	0	0	0	0
3	0	1	0	1	1	0
3	0	1	0	0	0	3
0	1	0	0	1	0	0
4	1	1	0	0	2	3
2	1	1	1	0	0	0
1	1	1	3	0	0	0
0	0	0	0	0	0	0
2	0	0	0	0	0	2
0	0	0	0	0	0	0
1	0	0	0	0	0	0

BOTTOM

Oakland Athletics @ Chicago White Sox
Comiskey Park, Chicago, IL
Wed Jul 09 1969, 8:05 PM EDT
Att. 6,464 - Unknown

AB	33
R	5
H	12
RBI	5
BB	3
SO	4
LOB	13



Inning Stats		R: 0	H: 2	E: 0	LOB: 3	K: 0	BB: 1	S: 5	R: 0	H: 0	E: 0	LOB: 0	K: 0	BB: 0	S: 3	R: 0	H: 0	E: 0	LOB: 0	K: 1	BB: 0	S: 5	R: 1	H: 3	E: 0	LOB: 2	K: 0	BB: 0	S: 5	R: 1	H: 3	E: 0	LOB: 2	K: 1	BB: 0	S: 8	R: 0	H: 1	E: 0	LOB: 1	K: 1	BB: 0	S: 6	R: 3	H: 3	E: 0	LOB: 1	K: 1	BB: 1	S: 8	1B: 10	SF: 1	2B: 1	SAC: 1	3B: 0	DP: 0	HR: 1	HBP: 0
PITCHER		IP	WLS	BF	H	R	ER	SO	BB	IBB	HBP	BLK	WP	HR	S	P	ERA	WHIP	PITCHER		IP	WLS	BF	H	R	ER	SO	BB	IBB	HBP	BLK	WP	HR	S	P	ERA	WHIP	WP: 0	PA: 38																			
Chuck Dobson, R ERA: 3.54 (1, 1)	6.0			27	8	2	2	2	2	0	0	0	0	0	29	37	3.00	1.667	PITCHER		IP	WLS	BF	H	R	ER	SO	BB	IBB	HBP	BLK	WP	HR	S	P	ERA	WHIP	WP: 0	PA: 38																			
Paul Lindblad, L ERA: 3.82 (7, 1)	1.1	L		7	2	2	2	2	1	0	0	0	0	0	10	14	13.50	2.250	PITCHER		IP	WLS	BF	H	R	ER	SO	BB	IBB	HBP	BLK	WP	HR	S	P	ERA	WHIP	WP: 0	PA: 38																			
George Lauzerique, R ERA: 3.99 (8, 1)	0.2			4	2	1	1	0	0	0	0	0	0	1	4	4	13.50	3.000	PITCHER		IP	WLS	BF	H	R	ER	SO	BB	IBB	HBP	BLK	WP	HR	S	P	ERA	WHIP	WP: 0	PA: 38																			

Batter	1	2	3	4	5	6	7	8	9	AB R H RBI BB SO LOB	TOP											
Ted Kubiak, S (1, 6) OBP: 0.353, SLG: 0.337	0-0 1B		0-0 6-3	0-0 E2 HR 2B	0-0 F7		0-0 1B		0-0 F8	6 1 3 2 0 0 2												
Bill McNulty, R (1, 7) Jose Tartabull, L (7, 7) OBP: 0.273, SLG: 0.238	0-3 K		0-0 F8	0-0 F3	0-0 FC6-4		0-3 K			5 0 0 0 0 2 6 0 0 0 0 0 0 0												
Reggie Jackson, L (1, 9) OBP: 0.408, SLG: 0.717	0-0 F5		0-0 4-3	4-0 HR IBB	0-0 4-3		0-0 4-3			4 1 0 0 1 0 5												
Sal Bando, R (1, 5) OBP: 0.407, SLG: 0.483	0-0 1-3			0-0 1B HR		0-0 F2		0-0 2B		5 3 3 3 0 0 1												
Danny Cater, R (1, 3) OBP: 0.324, SLG: 0.399		0-0 E7 WP 1B		0-0 1B HR		0-0 5-3		0-0 2B		5 0 3 1 0 0 0												
Dick Green, R (1, 4) OBP: 0.342, SLG: 0.418		4-0 2-3 BB		0-0 1B HR 1B	0-0 HR 1B	0-3 K		0-0 5-3		4 2 2 1 1 1 0												
Rick Monday, L (1, 8) OBP: 0.380, SLG: 0.434		0-3 K		0-0 FC1-2-5 1B HR 1B	0-0 HR 1B		4-0 SH1-4 BB BB	0-0 F6		4 3 1 2 1 1 4												
Dave Duncan, R (1, 2) OBP: 0.212, SLG: 0.123		0-0 F9		0-0 1B 2B 1B	4-0 FC6-4 HBP BB		4-0 1B SH1-4 BB		0-0 6-3	3 1 1 1 2 0 2												
Blue Moon Odom, R (1, 1) OBP: 0.294, SLG: 0.417		0-0 1-3		0-0 2B E 1B	1-0 FC6-4 HBP		0-0 SH1-4		0-3 K	3 1 1 1 0 1 2												
Inning Stats	R: 0 E: 0 K: 1 S: 6	H: 1 LOB: 1 BB: 0 P: 6	R: 0 E: 1 K: 1 S: 6	H: 1 LOB: 2 BB: 1 P: 10	R: 0 E: 0 K: 0 S: 3	H: 0 LOB: 0 BB: 0 P: 3	R: 8 E: 1 K: 0 S: 10	H: 7 LOB: 0 BB: 1 P: 14	R: 2 E: 0 K: 0 S: 5	H: 2 LOB: 2 BB: 1 P: 10	R: 0 E: 0 K: 1 S: 5	H: 0 LOB: 0 BB: 0 P: 5	R: 1 E: 0 K: 1 S: 6	H: 1 LOB: 2 BB: 2 P: 14	R: 1 E: 0 K: 0 S: 4	H: 2 LOB: 0 BB: 0 P: 4	R: 0 E: 0 K: 1 S: 5	H: 0 LOB: 0 BB: 0 P: 5	1B: 9 2B: 3 3B: 0 HR: 2	SF: 0 SAC: 1 DP: 0 HBP: 1	WP: 1 PB: 0 SB: 0 CS: 0	PA: 46
PITCHER	IP WLS BF H R ER SO BB IBB HBP BLK WP HR S P ERA WHIP																					
Tommy John, L (1, 1) ERA: 3.69	3.1 L 19 8 6 6 2 1 0 0 0 1 0 22 26 16.20 2.700																					
Gary Bell, R (4, 1) ERA: 5.73	1.2 11 3 4 4 0 1 1 1 0 0 2 8 17 21.60 2.400																					
Jerry Nyman, L (6, 1) ERA: 5.26	2.0 9 1 1 1 2 2 0 0 0 0 0 11 19 4.50 1.500																					
Don Secrist, L (8, 1) ERA: 7.0	2.0 7 2 1 1 1 0 0 0 0 0 0 9 9 4.50 1.000																					

Oakland Athletics @ Chicago White Sox
Comiskey Park, Chicago, IL
Thu Jul 10 1969, 4:33 AM EDT
Att. 4,897 - Unknown

livebaseballscorecards.com

AB	39
R	12
H	14
RBI	11
BB	5
SO	5
LOB	22



Batter	1	2	3	4	5	6	7	8	9
Tom McCraw, L (1, 9) OBP: 0.273, SLG: 0.290	0-0 BB HBP 1B		0-0 1-3	0-0 F8			4-0 B5-3 BB		
Luis Aparicio, R (1, 6) OBP: 0.352, SLG: 0.351	1-0		0-0			0-0 F2	0-0 B5-3		
Jerry Nyman, L (6, 1) OBP: 0.083, SLG: 0.167	BB 1-2 HBP		HR				1-2		
Pete Ward, L (7, PH) OBP: 0.368, SLG: 0.407									
Don Secrist, L (8, 1) OBP: 0.500, SLG: 0.333									
Carlos May, L (1, 7) OBP: 0.371, SLG: 0.517	0-3 K		0-0 1-3			0-0 G3	0-3 K		
Gail Hopkins, L (1, 3) OBP: 0.379, SLG: 0.450	0-0 F8		4-0 BB			0-0 4-3	0-0 4-3		
Don Pavletich, R (1, 2) OBP: 0.304, SLG: 0.307	4-0 1-2 2-3 BB		0-0 F6			0-3 K	0-3 K		
Chuck Brinkman, R (7, 2)									
Bill Melton, R (1, 5) OBP: 0.310, SLG: 0.425	0-0 F7			0-0 F8		0-3 K	0-0 6-3		
Buddy Bradford, R (1, 8) OBP: 0.343, SLG: 0.420		0-0 F9		0-0 F8		0-0 HR		0-3 K	
Bobby Knoop, R (1, 4) OBP: 0.279, SLG: 0.273		0-0 6-3		0-0 E4 BB		0-0 F8		4-0 G5-4-3 BB	
Tommy John, R (1, 1) OBP: 0.160, SLG: 0.109		0-3 K		4-0 1-2 BB			0-3 K	0-0 G5-4-3	
Gary Bell, R (4, 1) OBP: 0.286, SLG: 0.278								1-2f	
Rich Morales, R (6, 6) OBP: 0.212, SLG: 0.161									


AB	R	H	RBI	BB	SO	LOB
3	0	1	0	1	0	2
2	1	1	1	0	0	0
0	0	0	0	0	0	0
1	0	0	0	0	0	1
0	0	0	0	0	0	0
4	0	0	0	0	2	3
3	0	0	0	1	0	2
2	0	0	0	1	1	1
1	0	0	0	0	1	0
4	0	0	0	0	1	3
4	1	1	1	0	1	0
3	0	0	0	1	0	0
1	0	0	0	0	1	0
0	0	0	0	1	0	0
2	0	0	0	0	1	1

AB	R	H	RBI	BB	SO	LOB
30	2	3	2	5	8	13

Inning Stats	R: 0	H: 1	E: 0	K: 1	S: 6	LOB: 3	BB: 1	P: 11
R: 0 H: 0 E: 0 K: 1 S: 5	R: 1 H: 1 E: 0 K: 0 S: 4	R: 0 H: 0 E: 1 K: 0 S: 4	R: 0 H: 0 E: 0 K: 2 S: 7	R: 0 H: 0 E: 0 K: 1 S: 4	R: 0 H: 0 E: 0 K: 1 S: 5	R: 0 H: 0 E: 0 K: 1 S: 8	R: 0 H: 0 E: 0 K: 1 S: 8	R: 0 H: 0 E: 0 K: 1 S: 8

Oakland Athletics @ Chicago White Sox
 Comiskey Park, Chicago, IL
 Thu Jul 10 1969, 4:33 AM EDT
 Att. 4,897 - Unknown

WP: 0 PA: 36
 PB: 0
 SB: 0
 CS: 0



PITCHER	IP	WLS	BF	H	R	ER	SO	BB	IBB	HBP	BLK	WP	HR	S	P	ERA	WHIP
Blue Moon Odom, R (1, 1) ERA: 2.42	9.0	W	36	3	2	2	8	5	0	1	0	0	2	46	67	2.00	0.889

Batter	1	2	3	4	5	6	7	8	9	AB R H RBI BB SO LOB	TOP													
Walt Williams, R (1, 7) OBP: 0.328, SLG: 0.354	0-0 6-3			0-0 E6 1B FC3-2	0-0 F3			4-0 FC5-4 BB		3 0 0 0 1 0 2														
Luis Aparicio, R (1, 6) OBP: 0.350, SLG: 0.347 Rich Morales, R (8, 6) OBP: 0.212, SLG: 0.161	0-0 4-3			0-0 FC3-2 1B		4-0 BB		0-0 FC5-4		3 0 1 0 1 0 2 0 0 0 0 0 0 0														
Bill Melton, R (1, 5) OBP: 0.308, SLG: 0.431	0-3 K			0-3 K		0-3 K		0-0 F9		4 0 0 0 0 3 5														
Gail Hopkins, L (1, 3) OBP: 0.368, SLG: 0.439		0-3 K		0-0 FC3-2		0-0 F7		0-0 4-3		4 0 0 0 0 1 5														
Don Pavletich, R (1, 2) OBP: 0.296, SLG: 0.298 Gary Bell, R (6, 1) OBP: 0.286, SLG: 0.278 Ron Hansen, R (9, PH) OBP: 0.292, SLG: 0.289		0-0 5-3		0-0 P4		0-3 K		0-0 F9		3 0 0 0 0 1 3 0 0 0 0 0 0 0 1 0 0 0 0 0 0														
Buddy Bradford, R (1, 9) OBP: 0.356, SLG: 0.423		0-3 K			4-0 FC4-6 BB		0-0 1B		0-0 1B	3 0 2 0 1 1 0														
Bobby Knoop, R (1, 4) OBP: 0.275, SLG: 0.272			0-0 L8		0-0 FC4-6 BB		0-0 F8		0-0 F7	4 0 0 0 0 0 2														
Ken Berry, R (1, 8) OBP: 0.265, SLG: 0.273		0-0 6-3		4-0 BB		0-0 5-3		0-0 4-3		3 0 0 0 1 0 1														
Joe Horlen, R (1, 1) OBP: 0.190, SLG: 0.214 Chuck Brinkman, R (6, 2)			0-0 L9		0-0 L7			0-0 E4 FC5-4 BB		2 0 0 0 0 0 2 1 0 0 0 0 0 0														
Inning Stats	R: 0 E: 0 K: 1 S: 5	H: 0 LOB: 0 BB: 0 P: 5	R: 0 E: 0 K: 2 S: 7	H: 0 LOB: 0 BB: 0 P: 7	R: 0 E: 0 K: 0 S: 3	H: 0 LOB: 0 BB: 0 P: 3	R: 0 E: 1 K: 1 S: 7	H: 1 LOB: 2 BB: 0 P: 7	R: 0 E: 0 K: 1 S: 3	H: 0 LOB: 2 BB: 2 P: 11	R: 0 E: 0 K: 2 S: 7	H: 0 LOB: 1 BB: 1 P: 11	R: 0 E: 0 K: 0 S: 3	H: 1 LOB: 0 BB: 0 P: 3	R: 0 E: 1 K: 0 S: 4	H: 0 LOB: 2 BB: 1 P: 8	R: 0 E: 0 K: 0 S: 4	H: 1 LOB: 1 BB: 0 P: 4	R: 0 E: 0 K: 0 S: 4	H: 1 LOB: 1 BB: 0 P: 4	1B: 3 2B: 0 3B: 0 HR: 0	SF: 0 SAC: 0 DP: 0 HBP: 0	WP: 0 PB: 0 SB: 0 CS: 0	PA: 35
PITCHER Jim Rooker, L (1, 1) ERA: 5.56	IP: 9.0 WLS: W BF: 35 H: 3 R: 0 ER: 0 SO: 6 BB: 4 IBB: 0 HBP: 0 BLK: 0 WP: 0 HR: 0 S: 43 P: 59 ERA: 0.00 WHIP: 0.778											PITCHER	IP: 9.0 WLS: W BF: 35 H: 3 R: 0 ER: 0 SO: 6 BB: 4 IBB: 0 HBP: 0 BLK: 0 WP: 0 HR: 0 S: 43 P: 59 ERA: 0.00 WHIP: 0.778											

Chicago White Sox @ Kansas City Royals
Municipal Stadium, Kansas City, MO
Sat Jul 12 1969, 4:33 AM EDT
Att. 11,935 - Unknown - 73 F

AB	31
R	0
H	3
RBI	0
BB	4
SO	6
LOB	22



Batter	1	2	3	4	5	6	7	8	9
Pat Kelly, L OBP: 0.379, SLG: 0.408 (1, 8) X	0-0 F9		0-0 4-3		0-0 F9 3B 1B	0-0 6-3 1B		0-3 K	
Paul Schaal, R OBP: 0.380, SLG: 0.356 (1, 5) X	0-0 HR 1B		0-0 P4		0-0 F9 1-3	0-0 6-3 1-2 3-H			
Ed Kirkpatrick, L OBP: 0.277, SLG: 0.372 (1, 9) X	0-0 1-H HR		0-3 K		0-0 1B 3B	0-0 F8			
Lou Piniella, R OBP: 0.329, SLG: 0.483 (1, 7) X	0-0 6-3			0-0 1B 2B	0-0 2B 1B		0-0 1B		
Buck Martinez, R OBP: 0.283, SLG: 0.356 (1, 2) X	0-0 P6			0-3 K 1B 2B	0-0 1B 2B		0-3 K		
Bob Oliver, R OBP: 0.291, SLG: 0.406 (1, 3) X		0-0 P3		0-0 F7	0-0 6-3		0-3 K		
Jerry Adair, R OBP: 0.292, SLG: 0.285 (1, 4) X		0-0 FC5-4 1B		0-0 1B 2-H 1B	0-0 1B 2-H 1B		0-3 K		
Juan Rios, R OBP: 0.301, SLG: 0.313 (1, 6) X		0-0 FC5-4 1-2f		0-0 1B 1-2		0-3 K		0-0 6-3	
Jim Rooker, R OBP: 0.214, SLG: 0.714 (1, 1) X		0-3 K		0-0 F8		0-0 1B 6-3 2B		0-3 K	

Inning Stats	R: 2	H: 2	E: 0	K: 0	S: 5	LOB: 0	BB: 0	P: 5
	R: 0	H: 1	E: 0	K: 1	S: 6	LOB: 1	BB: 0	P: 6
	R: 0	H: 0	E: 0	K: 1	S: 5	LOB: 0	BB: 0	P: 5
	R: 1	H: 3	E: 0	K: 1	S: 8	LOB: 2	BB: 0	P: 8
	R: 3	H: 5	E: 0	K: 0	S: 7	LOB: 2	BB: 0	P: 7
	R: 1	H: 2	E: 0	K: 1	S: 7	LOB: 1	BB: 0	P: 7
	R: 0	H: 1	E: 0	K: 3	S: 10	LOB: 1	BB: 0	P: 10
	R: 0	H: 0	E: 0	K: 2	S: 7	LOB: 0	BB: 0	P: 7

PITCHER	IP	WLS	BF	H	R	ER	SO	BB	IBB	HBP	BLK	WP	HR	S	P	ERA	WHIP
Joe Herten, R ERA: 3.88 (1, 1)	5.0	L	25	11	6	6	3	0	0	0	0	0	1	31	31	10.80	2.200
Gary Bell, R ERA: 5.63 (6, 1)	3.0		12	3	1	1	6	0	0	0	0	0	0	24	24	3.00	1.000


BOTTOM

Chicago White Sox @ Kansas City Royals
Municipal Stadium, Kansas City, MO

Sat Jul 12 1969, 4:33 AM EDT
Att: 11,935 - Unknown - 73 F

AB	R	H	RBI	BB	SO	LOB
5	1	2	0	0	1	0
4	1	1	1	0	0	2
4	2	2	3	0	1	1
4	2	3	1	0	0	0
4	0	1	1	0	2	2
4	0	0	0	0	1	3
4	0	3	1	0	1	1
4	0	1	0	0	1	1
4	1	1	0	0	2	3

AB	37
R	7
H	14
RBI	7
BB	0
SO	9
LOB	13



WP: 0	PA: 37
PB: 0	
SB: 1	
CS: 0	

livebaseballscorecards.com

Batter	1	2	3	4	5	6	7	8	9	AB R H RBI BB SO LOB	TOP	
Walt Williams, R (1, 7) OBP: 0.325, SLG: 0.360	0-0 6-3		0-0 L7		0-0 F7		0-0 1B 3B		0-0 F3	5 1 1 0 0 0 0	Chicago White Sox @ Kansas City Royals Municipal Stadium, Kansas City, MO Sun Jul 13 1969, 4:33 AM EDT Unknown - 94 F livebaseballscorecards.com	
Luis Aparicio, R (1, 6) OBP: 0.352, SLG: 0.356 Rich Morales, R (6, 6) OBP: 0.200, SLG: 0.152	0-0 P6		0-0		0-0 1B 2B		0-0 5-3		0-0 6-3	3 1 2 0 0 0 0 2 0 0 0 0 0 1		
Pete Ward, L (1, 5) OBP: 0.369, SLG: 0.403	0-0 6-3		0-0 L9		0-0 2-H 1B		0-3 K		4-0 BB BB	4 0 1 1 1 1 2		
Gail Hopkins, L (1, 3) OBP: 0.373, SLG: 0.440		0-0 1B 1B	0-0 P6		0-0 F9		0-0 FC5-4 1B		4-0 1-2 BB	4 1 2 1 1 0 2		
Ed Herrmann, L (1, 2) OBP: 0.356, SLG: 0.414 Chuck Brinkman, R (4, 2) Ron Hansen, R (9, PH) OBP: 0.289, SLG: 0.286		0-0 1B 1B		0-3 K		0-0 6-3	0-0 FC5-4		0-3 K	2 0 1 0 0 1 0 2 0 0 0 0 0 1 1 0 0 0 0 0 12		
Buddy Bradford, R (1, 9) OBP: 0.348, SLG: 0.413		0-3 K		0-0 6-3		0-3 K		0-0 L7		4 0 0 0 0 2 2		
Bobby Knoop, R (1, 4) OBP: 0.281, SLG: 0.288		0-3 K		0-0 1B		0-0 2B 2B		0-0 2B		4 1 3 0 0 1 2		
Ken Berry, R (1, 8) OBP: 0.271, SLG: 0.286		0-0 1-2 1B		0-3 K		0-0 2-H 2B		0-3 K		4 0 2 2 0 2 2		
Jerry Nyman, L (1, 1) OBP: 0.077, SLG: 0.154 Don Secrist, L (3, 1) OBP: 0.333, SLG: 0.200 Bill Melton, R (8, PH) OBP: 0.307, SLG: 0.429 Dan Osinski, R (8, 1)		0-3 3-H 1B			0-0 P6		0-3 K		0-0 F8	1 0 0 0 0 1 2 2 0 0 0 0 1 1 1 0 0 0 0 0 1 0 0 0 0 0 0 0		
Inning Stats	R: 0 H: 0 E: 0 LOB: 0 K: 0 BB: 0 S: 3 P: 3	R: 1 H: 3 E: 0 LOB: 2 K: 3 BB: 0 S: 12 P: 12	R: 0 H: 1 E: 0 LOB: 1 K: 0 BB: 0 S: 4 P: 4	R: 0 H: 1 E: 0 LOB: 1 K: 2 BB: 0 S: 8 P: 8	R: 1 H: 2 E: 0 LOB: 1 K: 0 BB: 0 S: 5 P: 5	R: 1 H: 2 E: 0 LOB: 1 K: 2 BB: 0 S: 9 P: 9	R: 1 H: 2 E: 0 LOB: 1 K: 1 BB: 0 S: 7 P: 7	R: 0 H: 1 E: 0 LOB: 1 K: 1 BB: 0 S: 6 P: 6	R: 0 H: 0 E: 0 LOB: 2 K: 1 BB: 2 S: 5 P: 13	1B: 6 SF: 0 2B: 5 SAC: 0 3B: 1 DP: 0 HR: 0 HBP: 0	WP: 0 PA: 41 PB: 0 SB: 0 CS: 0	
PITCHER Wally Bunker, R (1, 1) ERA: 3.34 Moe Drabowsky, R (7, 1) ERA: 2.48	IP WLS BF H R ER SO BB IBB HBP BLK WP HR S P ERA WHIP	6.2 W 31 11 4 4 8 0 0 0 0 0 0 0 47 47 5.40 1.650	2.1 S 10 1 0 0 2 2 0 0 0 0 0 0 0 12 20 0.00 1.286	PITCHER								IP WLS BF H R ER SO BB IBB HBP BLK WP HR S P ERA WHIP

Chicago White Sox @ Kansas City Royals
Municipal Stadium, Kansas City, MO

Sun Jul 13 1969, 4:33 AM EDT
Unknown - 94 F

AB 39
R 4
H 12
RBI 4
BB 2
SO 10
LOB 18



Batter	1	2	3	4	5	6	7	8	9	AB	R	H	RBI	BB	SO	LOB
Pat Kelly, L OBP: 0.380, SLG: 0.404 (1, 9)	4-0 SH1-3 1B BB	4-0 S HR BB		0-0 L7			0-3 K			2	2	0	0	2	1	0
Jackie Hernandez, R OBP: 0.285, SLG: 0.308 (1, 6)	0-0 SH1-3 1B 1B	0-0 1-H HR		0-0 5-3			0-3 K			4	2	2	2	0	1	0
Paul Schaal, R OBP: 0.358, SLG: 0.333 (1, 5)	0-0 SH1-3 1-2 2-3	0-3 K		0-0 F2			0-0 1-3			3	0	0	0	0	1	0
Lou Piniella, R OBP: 0.331, SLG: 0.483 (1, 7)	0-0 2-H 3-H 1B 1B	0-0 P4			0-0 F9			0-0 6-3 1B		4	1	2	2	0	0	0
Chuck Harrison, R OBP: 0.288, SLG: 0.320 (1, 3)	4-0 1B SF8 BB		0-0 HR 1B		0-0 F3			0-0 6-3 1-2		3	2	1	0	1	0	1
Bob Oliver, R OBP: 0.294, SLG: 0.419 (1, 8)	0-0 1-3 2-H 1B		0-0 1-H HR		0-3 K			0-0 P5		4	1	2	3	0	1	1
Jerry Adair, R OBP: 0.287, SLG: 0.281 (1, 4)	0-0 SF8 3-H		0-3 K			0-3 K		0-0 1-3		3	0	0	1	0	2	1
Ellie Rodriguez, R OBP: 0.344, SLG: 0.345 (1, 2)	0-3 K		0-0 6-3			0-0 6-3				3	0	0	0	0	1	1
Wally Bunker, R OBP: 0.111, SLG: 0.139 (1, 1)		0-3 K		0-3 K		0-0 5-3				3	0	0	0	0	2	0
Moe Drabowsky, R OBP: 0.111, SLG: 0.111 (7, 1)										0	0	0	0	0	0	0

Inning Stats	R: 4	H: 3	E: 0	K: 1	S: 8	LOB: 1	BB: 2	P: 16	R: 2	H: 1	E: 0	K: 2	S: 8	LOB: 0	BB: 1	P: 12	R: 2	H: 2	E: 0	K: 2	S: 9	LOB: 0	BB: 0	P: 9	R: 0	H: 0	E: 0	K: 0	S: 3	LOB: 0	BB: 0	P: 3	R: 0	H: 0	E: 0	K: 1	S: 5	LOB: 0	BB: 0	P: 5	R: 0	H: 0	E: 0	K: 2	S: 7	LOB: 0	BB: 0	P: 7	R: 0	H: 1	E: 0	K: 0	S: 4	LOB: 1	BB: 0	P: 4
--------------	------	------	------	------	------	--------	-------	-------	------	------	------	------	------	--------	-------	-------	------	------	------	------	------	--------	-------	------	------	------	------	------	------	--------	-------	------	------	------	------	------	------	--------	-------	------	------	------	------	------	------	--------	-------	------	------	------	------	------	------	--------	-------	------

PITCHER	IP	WLS	BF	H	R	ER	SO	BB	IBB	HBP	BLK	WP	HR	S	P	ERA	WHIP
Jerry Nyman, L ERA: 6.31 (1, 1)	2.0	L	13	4	6	6	3	3	0	0	0	0	1	16	28	27.00	3.500
Don Secrist, L ERA: 6.47 (3, 1)	5.0		17	2	2	2	6	0	0	0	0	0	1	29	29	3.60	0.400
Dan Osinski, R ERA: 3.38 (8, 1)	1.0		4	1	0	0	0	0	0	0	0	0	0	4	4	0.00	1.000


BOTTOM

Chicago White Sox @ Kansas City Royals
Municipal Stadium, Kansas City, MO
Sun Jul 13 1969, 4:33 AM EDT
Unknown - 94 F

AB	29
R	8
H	7
RBI	8
BB	3
SO	9
LOB	4



1B: 5	SF: 1	WP: 0	PA: 34
2B: 0	SAC: 1	PB: 0	
3B: 0	DP: 0	SB: 1	
HR: 2	HBP: 0	CS: 0	

Batter	1	2	3	4	5	6	7	8	9	AB R H RBI BB SO LOB	TOP									
Walt Williams, R (1, 7) OBP: 0.332, SLG: 0.368	0-0 4-3 1B 2B	0-0 1-3 2-H 1B		0-3 K			4-0 FC5-4 BB		0-0 6-3	4 1 2 1 1 1 1										
Luis Aparicio, R (1, 6) OBP: 0.348, SLG: 0.351	0-0 4-3 2-3	0-0 4-3		0-0 1-3			0-0 FC5-4 E S 1-2f PB		0-0 F8	5 1 0 0 0 0 5										
Pete Ward, L (1, 5) OBP: 0.376, SLG: 0.410	0-0 3-H 1B		0-3 K		0-0 1B		0-0 6-3 1-H		0-0 BB 1B	5 1 3 1 0 1 0										
Gail Hopkins, L (1, 3) OBP: 0.369, SLG: 0.431	0-0 F8		0-0 F8		0-0 F7		0-0 4-3		4-0 1B 1-2 BB	4 0 0 0 1 0 2										
Don Pavletich, R (1, 2) OBP: 0.310, SLG: 0.306	0-0 F9		4-0 1B BB		0-3 K		0-0 SH1-3 1B		0-0 1-3 2-H 1B	4 0 2 1 1 1 2										
Bobby Knoop, R (1, 4) OBP: 0.281, SLG: 0.287		0-3 K	0-0 1-3 1B		0-0 L8		0-0 SH1-3 1-2		0-3 K	4 0 1 0 0 2 3										
Ken Berry, R (1, 8) OBP: 0.271, SLG: 0.285		0-0 FC1-5 1B 1B	0-3 K		0-0 P3		0-0 1-3			4 0 1 0 0 1 3	AB 36 R 4 H 11 RBI 3 BB 4 SO 6 LOB 20									
Buddy Bradford, R (1, 9) OBP: 0.356, SLG: 0.417		0-0 1-2 1B 1B		0-0 PB SH3-4 1B		0-0 F8		4-0 IBB		3 1 2 0 1 0 0										
Cisco Carlos, R (1, 1) Wilbur Wood, R (6, 1)		0-0 FC1-5 1B 1-2 2-3f		0-0 SH3-4		0-0 5-3		0-0 P6		2 0 0 0 0 0 2 1 0 0 0 0 0 2										
Inning Stats	R: 1 E: 0 K: 0 S: 5	H: 2 LOB: 1 BB: 0 P: 5	R: 1 E: 0 K: 1 S: 8	H: 3 LOB: 2 BB: 0 P: 8	R: 0 E: 0 K: 2 S: 8	H: 1 LOB: 2 BB: 1 P: 12	R: 0 E: 0 K: 1 S: 6	H: 1 LOB: 1 BB: 0 P: 6	R: 0 E: 0 K: 0 S: 3	H: 0 LOB: 0 BB: 0 P: 3	R: 1 E: 0 K: 0 S: 3	H: 0 LOB: 0 BB: 1 P: 7	R: 0 E: 0 K: 0 S: 4	H: 1 LOB: 2 BB: 1 P: 8	R: 1 E: 0 K: 1 S: 7	H: 2 LOB: 2 BB: 1 P: 11	1B: 10 2B: 1 3B: 0 HR: 0	SF: 0 SAC: 2 DP: 0 HBP: 0	WP: 0 PB: 2 SB: 1 CS: 0	PA: 42
PITCHER	IP WLS BF H R ER SO BB IBB HBP BLK WP HR S P ERA WHIP																			
Mike Hedlund, R (1, 1) ERA: 3.76	8.0 L 36 9 3 2 5 2 1 0 0 0 0 0 43 55 2.25 1.375																			
Galen Cisco, R (9, 1) ERA: 2.7	1.0 6 2 1 1 1 1 0 0 0 0 0 0 7 11 9.00 3.000																			

Chicago White Sox @ Kansas City Royals
Municipal Stadium, Kansas City, MO
Sun Jul 13 1969, 4:38 AM EDT
Att. 16,316 - Sunny - 98 F

livebaseballscorecards.com

Batter	1	2	3	4	5	6	7	8	9	10	11	12	13	AB R H RBI BB SO LOB	TOP																	
Tom McCraw, L OBP: 0.268, SLG: 0.279 (1, 9) (8, 3)	1-0 HBP 1B		0-0 4-3		0-0 F7			0-0 6-3		0-0 G3		0-0 4-3		5 0 0 0 0 0 1																		
Luis Aparicio, R OBP: 0.347, SLG: 0.350 (1, 6)	0-0 F8		0-0 1B		0-0 F8			0-0 2B 1B		0-0 F9		0-0 K		6 1 2 0 0 1 1																		
Carlos May, L OBP: 0.371, SLG: 0.512 (1, 7)	0-0 1-2 1B		0-3 K		0-0 4-3			0-0 G3		0-0 4-3		0-0 L7		6 0 1 0 0 1 1																		
Gail Hopkins, L OBP: 0.372, SLG: 0.438 Bill Melton, R OBP: 0.308, SLG: 0.428 (1, 3) (8, 5)	0-3 K				0-0 1B 1B			0-0 F6		0-0 2B		0-0 F8		4 1 2 1 0 1 2 1 0 0 0 1 0 0																		
Pete Ward, L OBP: 0.373, SLG: 0.405 Ken Berry, R OBP: 0.267, SLG: 0.281 (1, 5) (8, 8)	0-0 1-3				0-0 1B FC4-2 1B			0-0 1-3		0-0 G3		0-0 F6		4 0 1 0 0 0 3 2 0 0 0 0 1 1																		
Ed Herrmann, L OBP: 0.358, SLG: 0.414 Rich Morales, R OBP: 0.200, SLG: 0.152 Don Pavletich, R OBP: 0.310, SLG: 0.306 (1, 2) (12, PR) (12, 2)			0-3 K		0-0 FC4-2 4-3 1B			0-0 L8		0-0 F5		0-0 PB 1B		5 0 2 1 0 1 0 0 1 0 0 0 0 0 0 0 0 0 0 0 0																		
Buddy Bradford, R OBP: 0.352, SLG: 0.411 (1, 8) (8, 9)			0-0 FC6 1B		0-0 4-3			0-0 6-3		0-0 F9		0-0 F8		5 0 1 0 0 0 3																		
Bobby Knoop, R OBP: 0.279, SLG: 0.286 (1, 4)			0-3 K		0-0 FC4-2			0-0 5-3		0-0 F9		0-0 1B		5 0 1 1 0 1 3																		
Tommy John, R OBP: 0.151, SLG: 0.102 Walt Williams, R OBP: 0.330, SLG: 0.366 Wilbur Wood, R Dan Osinski, R (1, 1) (10, PH) (10, 1) (13, 1)	0-0 FC6		0-0 K		0-0 K			0-0 L8		0-3 K		0-3 K		3 0 0 0 0 1 3 1 0 0 0 0 1 0 1 0 0 0 0 1 1 0 0 0 0 0 0 0																		
Inning Stats	R: 0 E: 0 K: 1 S: 6	H: 1 LOB: 2 BB: 0 P: 7	R: 0 E: 0 K: 2 S: 8	H: 1 LOB: 1 BB: 0 P: 8	R: 0 E: 0 K: 1 S: 5	H: 1 LOB: 0 BB: 0 P: 5	R: 1 E: 0 K: 1 S: 8	H: 3 LOB: 2 BB: 0 P: 8	R: 0 E: 0 K: 0 S: 3	H: 0 LOB: 0 BB: 0 P: 3	R: 0 E: 0 K: 0 S: 3	H: 0 LOB: 0 BB: 0 P: 3	R: 1 E: 0 K: 2 S: 7	H: 2 LOB: 1 BB: 0 P: 7	R: 0 E: 0 K: 0 S: 7	H: 0 LOB: 1 BB: 0 P: 11	1B: 9 2B: 1 3B: 0 HR: 0	SF: 0 SAC: 0 DP: 0 HBP: 1	WP: 0 PB: 1 SB: 1 CS: 0	PA: 50												
PITCHER	IP WLS BF H R ER SO BB IBB HBP BLK WP HR S P ERA WHIP	IP WLS BF H R ER SO BB IBB HBP BLK WP HR S P ERA WHIP																														
Dave Boswell, R ERA: 3.11 (1, 1)	12.0	46	10	3	2	7	0	0	0	0	0	0	0	1.50	0.833																	
Al Worthington, R ERA: 3.18 (13, 1)	1.0	4	0	0	0	2	1	0	0	0	0	0	0	0.00	1.000																	

Chicago White Sox @ Minnesota Twins
Metropolitan Stadium, Bloomington, MI
Mon Jul 14 1969, 8:05 PM EDT
Att. 15,143 - Unknown - 85 F

livebaseballscorecards.com

AB	48
R	3
H	10
RBI	3
BB	1
SO	9
LOB	19




Batter	1	2	3	4	5	6	7	8	9	AB R H RBI BB SO LOB	TOP																
Walt Williams, R (1, 7) OBP: 0.332, SLG: 0.364	4-0 FC3-6 BB	0-0 1-2 3-H 1B	0-0 1-2 2-3 3-H		0-0 1-2 2-3		0-3 K		0-0 1-2 3-H	4 0 1 2 1 1 3																	
Luis Aparicio, R (1, 6) OBP: 0.342, SLG: 0.344	0-0 F9	0-0 F6	0-0 F3		0-0 5-3-4-2 3-H		0-3 K		0-0 4-3 2-3	6 0 0 0 0 1 10																	
Carlos May, L (1, 9) OBP: 0.373, SLG: 0.518	0-0 FC3-6 1-2f		0-3 K	4-0 1B PB BB		0-0 HR		0-0 4-3	4-0 IBB	4 2 1 1 2 1 1																	
Gail Hopkins, L (1, 3) OBP: 0.374, SLG: 0.439	0-0 4-3		0-0 4-3	0-0 PB 1-3 1B		0-0 1B 1B		0-0 1-3	0-3 K	4 0 2 0 0 0 1 2 0 0 0 0 1 2																	
Rich Morales, R (6, PR) OBP: 0.189, SLG: 0.143																											
Ron Hansen, R (1, 5) OBP: 0.295, SLG: 0.326		0-0 6-3	0-0 HR	0-0 F9 1-3 3-H		0-3 K		0-0 1B 1B		5 1 2 1 0 1 2																	
Don Pawletich, R (1, 2) OBP: 0.322, SLG: 0.330		0-0 2B 1B	0-0 1B 2B	0-0 L9		0-3 K		0-0 1-3 1B		5 2 3 0 0 1 2																	
Buddy Bradford, R (1, 8) OBP: 0.354, SLG: 0.407		0-0 F9	4-0 1B 1B E BB	0-3 K		0-0 1-2 1B		0-0 F3		4 1 1 0 1 1 4																	
Bobby Knoop, R (1, 4) OBP: 0.288, SLG: 0.299		0-0 1B 1B 2B	0-0 E 1B 1B		0-0 SH5-4 E 5-3-4-2 1B		0-0 F9		0-0 1B 1-3 1B	5 2 4 1 0 0 2																	
Billy Wynne, L (1, 1) ERA: 4.55		0-0 1B 2B	0-0 E 1B		0-0 E5 SH5-4		0-3 K		0-0 4-3 1-3 1B	1 0 0 1 0 0 0 0 0 0 0 0 0 0 0 0 0 0 0 0 0 1 1 0 0 0 0 1 0 0 0 0 0 0 1 0 1 0 0 0 0 0 0 1 0 0 0 0 0 0 0 0 0 0 0 0 0 0 0 0 0 0 0 1 0 0 1 0 0 0 0 0 0 0 0 0 0 0 0 0 0																	
Jerry Nyman, L (1, 1) ERA: 4.55																											
Bill Melton, R (1, 1) ERA: 4.55																											
Tom McCraw, L (1, 1) ERA: 4.55																											
Don Secrest, L (1, 1) ERA: 4.55																											
Steve Ward, L (1, 1) ERA: 4.55																											
Cisco Carrico, R (1, 1) ERA: 4.55																											
Ed Herrmann, L (1, 1) ERA: 4.55																											
Ken Berry, R (1, 1) ERA: 4.55																											
Inning Stats	R: 0 E: 0 K: 0 S: 3	H: 0 LOB: 1 BB: 1 P: 7	R: 2 E: 0 K: 0 S: 7	H: 4 LOB: 2 BB: 0 P: 7	R: 3 E: 1 K: 1 S: 10	H: 4 LOB: 3 BB: 1 P: 14	R: 1 E: 0 K: 1 S: 6	H: 1 LOB: 1 BB: 1 P: 10	R: 0 E: 1 K: 0 S: 4	H: 1 LOB: 1 BB: 0 P: 4	R: 1 E: 0 K: 2 S: 10	H: 3 LOB: 2 BB: 0 P: 10	R: 0 E: 0 K: 3 S: 9	H: 0 LOB: 0 BB: 0 P: 9	R: 0 E: 0 K: 0 S: 5	H: 2 LOB: 2 BB: 0 P: 5	R: 1 E: 0 K: 1 S: 7	H: 2 LOB: 2 BB: 1 P: 11	1B: 13 2B: 3 3B: 0 HR: 2	SF: 0 SAC: 1 DP: 1 HBP: 0	WP: 0 PB: 2 SB: 0 CS: 0	PA: 49					
PITCHER	IP WLS BF H R ER SO BB IBB HBP BLK WP HR S P ERA WHIP																										
Tom Hall, L (1, 1) ERA: 4.55	2.2		17	7	5	4	1	2	0	0	0	0	1	17	25	13.50	3.375										
Darrell Brandon, R (3, 1) ERA: 7.64	2.1		13	4	2	1	1	1	0	0	0	0	1	14	18	3.86	2.143										
Joe Grzenda, L (6, 1) ERA: 4.19	0.0		1	1	0	0	0	0	0	0	0	0	0	1	1	∞	∞										
Al Worthington, R (6, 1) ERA: 3.04	4.0	W	18	5	1	1	6	0	1	0	0	0	0	29	33	2.25	1.250										

Chicago White Sox @ Minnesota Twins
Metropolitan Stadium, Bloomington, MI
Wed Jul 16 1969, 4:33 AM EDT
Unknown - 87 F

livebaseballscorecards.com

AB	44
R	8
H	17
RBI	6
BB	4
SO	8
LOB	28



Batter	1	2	3	4	5	6	7	8	9	AB R H RBI BB SO LOB	TOP	
Tom McCraw, L (1, 7) OBP: 0.266, SLG: 0.277 Don Pavletich, R (9, PH) OBP: 0.319, SLG: 0.327	0-3 K		0-0 4-3			0-0 F8	0-0 F8		0-0 5-3	4 0 0 0 0 1 4 1 0 0 0 0 0 1		
Luis Aparicio, R (1, 6) OBP: 0.341, SLG: 0.343	0-0 F6		0-0 F5			0-0 5-3		0-0 G3-6 1B		4 0 1 0 0 0 2		
Carlos May, L (1, 9) OBP: 0.372, SLG: 0.518	0-3 K		0-0 G3			0-0 2B		0-0 G3-6 1-2f		4 0 1 0 0 1 3		
Pete Ward, L (1, 3) OBP: 0.368, SLG: 0.395		1-0 6-3 4-3 HBP		0-3 K		0-0 F5		0-3 K		3 0 0 0 0 2 1		
Ed Herrmann, L (1, 2) OBP: 0.353, SLG: 0.406		0-0 4-3		0-0 F9			0-0 4-3		0-0 L9	4 0 0 0 0 0 1		
Ron Hansen, R (1, 5) OBP: 0.293, SLG: 0.333		0-0 6-3		0-0 4-3			0-0 1B 2B		0-0 F8	4 1 1 0 0 0 1		
Buddy Bradford, R (1, 8) OBP: 0.356, SLG: 0.406		0-0 6-3			0-3 K		0-0 1B 2H 1B		4-0 1B 2B BB	3 1 1 1 1 1 1	AB 35 R 3 H 9 RBI 3 BB 1 SO 5 LOB 16	
Bobby Knoop, R (1, 4) OBP: 0.294, SLG: 0.306			0-0 4-3 1B		0-0 6-3		0-0 1B		0-0 2B 1B	4 1 3 0 0 0 0		
Gary Peters, L (1, 1) OBP: 0.216, SLG: 0.313 Gail Hopkins, L (7, PH) OBP: 0.372, SLG: 0.437 Gary Bell, R (7, 1) OBP: 0.286, SLG: 0.278 Bill Melton, R (9, PH) OBP: 0.310, SLG: 0.433			0-0 4-3 1B		0-0 L6		0-0 F2		0-0 2B	2 0 1 0 0 0 0 1 0 0 0 0 0 2 0 0 0 0 0 0 0 1 0 1 2 0 0 0		
Inning Stats	R: 0 E: 0 K: 2 S: 7 H: 0 LOB: 0 BB: 0 P: 7	R: 0 E: 0 K: 0 S: 3 H: 0 LOB: 1 BB: 0 P: 4	R: 0 E: 0 K: 0 S: 5 H: 2 LOB: 2 BB: 0 P: 5	R: 0 E: 0 K: 1 S: 5 H: 0 LOB: 0 BB: 0 P: 5	R: 0 E: 0 K: 1 S: 5 H: 0 LOB: 0 BB: 0 P: 5	R: 0 E: 0 K: 0 S: 4 H: 1 LOB: 1 BB: 0 P: 4	R: 1 E: 0 K: 0 S: 6 H: 3 LOB: 2 BB: 0 P: 6	R: 0 E: 0 K: 1 S: 5 H: 1 LOB: 0 BB: 0 P: 5	R: 2 E: 0 K: 0 S: 5 H: 2 LOB: 1 BB: 1 P: 9	1B: 6 2B: 3 3B: 0 HR: 0 SF: 0 SAC: 0 DP: 1 HBP: 1	WP: 0 PB: 0 SB: 0 CS: 0 PA: 37	
PITCHER	IP WLS BF H R ER SO BB IBB HBP BLK WP HR S P ERA WHIP											
Jim Perry, R (1, 1) ERA: 3.33	8.2 W 36 9 3 3 5 1 0 1 0 0 0 0 44 49 3.12 1.154											
Ron Perranoski, L (9, 1) ERA: 2.08	0.1 S 1 0 0 0 0 0 0 0 0 0 0 0 1 1 0.00 0.000											

Chicago White Sox @ Minnesota Twins
Metropolitan Stadium, Bloomington, MI
Wed Jul 16 1969, 8:05 PM EDT
Att: 25,776 - Unknown

livebaseballscorecards.com

Batter	1	2	3	4	5	6	7	8	9	AB	R	H	RBI	BB	SO	LOB
--------	---	---	---	---	---	---	---	---	---	----	---	---	-----	----	----	-----

Cesar Tovar, R <small>(1, 9) OBP: 0.295, SLG: 0.361</small>	4-0 	0-0 5-3 			0-0 SF8 		1-0 			2	1	1	1	1	0	1
Frank Quilici, R <small>(1, 4) OBP: 0.260, SLG: 0.284</small>	0-0 1-3 	0-0 5-3 			0-0 SF8 		4-0 			2	0	0	1	1	0	2
Harmon Killebrew, R <small>(1, 3) OBP: 0.423, SLG: 0.591</small>	4-0 		0-0 5-3 		4-0 		0-0 F5 			2	0	0	0	2	0	2
Rich Reese, L <small>(8, 3) OBP: 0.356, SLG: 0.555</small>										0	0	0	0	0	0	0
Bob Allison, R <small>(1, 7) OBP: 0.342, SLG: 0.417</small>	0-0 G5-4-3 		0-0 F8 		0-0 F5 		0-3 K 			4	0	0	0	0	1	5
Leo Cardenas, R <small>(1, 6) OBP: 0.358, SLG: 0.404</small>		4-0 	0-0 L4 		0-0 F9 			0-0 		3	2	1	0	1	0	1
George Mitterwald, R <small>(1, 2) OBP: 0.315, SLG: 0.357</small>		0-0 		0-3 K2-3 		0-3 K 		0-0 SH5-3 		3	1	1	0	0	2	0
Rick Renick, R <small>(1, 5) OBP: 0.281, SLG: 0.275</small>		0-0 		0-0 WP 		4-0 		0-0 F5 		2	2	2	1	1	0	0
Rod Carew, L <small>(8, 4) OBP: 0.413, SLG: 0.533</small>		1-2 		0-0 		4-0 		0-0 F5 		1	0	0	0	0	0	1
Ted Uhlaender, L <small>(1, 8) OBP: 0.334, SLG: 0.336</small>		0-0 		0-0 		0-3 K 		0-0 		4	0	3	3	0	1	1
Jim Perry, S <small>(1, 1) OBP: 0.217, SLG: 0.233</small>		0-3 		0-0 		0-0 F8 		0-0 2-3 		4	0	0	0	0	1	4
Ron Perranoski, L <small>(9, 1) OBP: 0.143, SLG: 0.143</small>		0-3 K 		0-0 		0-0 		0-0 2-3 		0	0	0	0	0	0	0

Inning Stats	R: 0	H: 0	E: 0	K: 0	S: 2	R: 3	H: 3	E: 0	K: 1	S: 8	R: 0	H: 0	E: 0	K: 0	S: 3	R: 1	H: 2	E: 0	K: 1	S: 6	R: 1	H: 1	E: 0	K: 0	S: 4	R: 0	H: 0	E: 0	K: 2	S: 6	R: 0	H: 0	E: 0	K: 1	S: 5	R: 1	H: 2	E: 0	K: 0	S: 5
--------------	------	------	------	------	------	------	------	------	------	------	------	------	------	------	------	------	------	------	------	------	------	------	------	------	------	------	------	------	------	------	------	------	------	------	------	------	------	------	------	------

PITCHER	IP	WLS	BF	H	R	ER	SO	BB	IBB	HBP	BLK	WP	HR	S	P	ERA	WHIP
Gary Peters, L <small>ERA: 4.18</small>	(1, 1)	6.0	L	26	6	5	5	4	5	0	0	1	0	29	49	7.50	1.833
Gary Bell, R <small>ERA: 5.6</small>	(7, 1)	2.0		10	2	1	1	1	1	0	0	0	0	10	15	4.50	1.500

BOTTOM

Chicago White Sox @ Minnesota Twins
 Metropolitan Stadium, Bloomington, MI
 Wed Jul 16 1969, 8:05 PM EDT
 Att. 25,776 - Unknown

AB	27
R	6
H	8
RBI	6
BB	6
SO	5
LOB	17



1B	2B	3B	HR	SF	SAC	DP	HBP	WP	PB	SB	CS	PA
6	2	1	0	1	1	3	1	1	0	3	1	36

WP	HR	S	P	ERA	WHIP
1	0	1	1	7.50	1.833

Batter	1	2	3	4	5	6	7	8	9
Cesar Tovar, R OBP: 0.297, SLG: 0.359 (1, 9)			0-0 1-6-3			0-0 5-3		0-0 4-3	
Rod Carew, L OBP: 0.414, SLG: 0.531 (1, 4)				0-0 2B 1B		0-0 L9			
Rich Reese, L OBP: 0.363, SLG: 0.563 (1, 3)				0-0 1-H 2B		0-0 FC5-4 1B			
Harmon Killebrew, R OBP: 0.421, SLG: 0.596 (1, 5)	0-3 K	0-0 HR		0-0 FC1-5-6-5-4-2-8 4-3 2-3		0-0 FC5-4			
Frank Quilici, R OBP: 0.260, SLG: 0.284 (9, 5)						0-0 1-2f			
Charlie Manuel, L OBP: 0.372, SLG: 0.361 (1, 7)	4-0 BB 1B 1-2 2-3 2B BB	0-0 1-3		0-0 4-3		0-0 4-3			
Ted Uhlaender, L OBP: 0.333, SLG: 0.335 (1, 8)	0-0 1-2 2-3 3-H 2B 1B	0-0 E3		0-0 L9		0-0 F5			
Leo Cardenas, R OBP: 0.357, SLG: 0.401 (1, 6)	4-0 1-2 2-3 3-H 2B BB	0-0 G6-4-3			0-0 F8		0-3 K		
George Mitterwald, R OBP: 0.313, SLG: 0.361 (1, 2)	0-0 1-3 2-H 3-H BB 2B		0-0 L4		0-3 K		0-3 K		
Jim Kaat, L OBP: 0.217, SLG: 0.291 (1, 1)	4-0 BB BB		0-3 K		0-0 4-3		0-0 6-3		
Jerry Crider, R (6, 1)									

AB	R	H	RBI	BB	SO	LOB
4	1	1	1	1	0	0
3	2	1	0	1	1	3
4	1	3	2	0	0	3
4	1	1	1	0	1	4
0	0	0	0	0	0	0
3	1	0	0	1	0	1
4	1	1	1	0	0	1
3	1	0	1	1	1	1
4	0	1	2	0	2	0
2	0	0	0	1	1	0
1	0	0	0	0	0	0

AB	R	H	RBI	BB	SO	LOB
32	8	8	8	5	6	13

Inning Stats	R	H	E	K	S	LOB	BB	P
1	6	4	0	2	11	3	5	31
2	1	1	1	0	4	0	0	4
3	0	0	0	1	5	0	0	5
4	1	2	0	0	5	1	0	5
5	0	0	0	1	5	0	0	5
6	0	1	0	1	4	1	0	4
7	0	0	0	1	5	0	0	5
8	0	0	0	1	5	0	0	5
9	0	0	0	1	5	0	0	5

PITCHER	IP	WLS	BF	H	R	ER	SO	BB	IBB	HBP	BLK	WP	HR	S	P	ERA	WHIP
Joe Horlen, R ERA: 4.28 (1, 1)	0.1	L	8	4	6	6	1	3	0	0	0	0	0	7	19	162.00	21.000
Jerry Nymman, L ERA: 6.07 (1, 1)	0.2		4	0	0	0	1	2	0	0	0	0	0	4	12	0.00	3.000
Don Secrist, L ERA: 6.08 (2, 1)	4.0		15	3	2	2	2	0	0	0	0	0	1	19	19	4.50	0.750
Dan Osinski, R ERA: 3.22 (6, 1)	2.0		7	1	0	0	1	0	0	0	0	0	0	9	9	0.00	0.500
Wilbur Wood, L ERA: 3.19 (8, 1)	1.0		3	0	0	0	1	0	0	0	0	0	0	5	5	0.00	0.000

PITCHER	IP	WLS	BF	H	R	ER	SO	BB	IBB	HBP	BLK	WP	HR	S	P	ERA	WHIP

Chicago White Sox @ Minnesota Twins
Metropolitan Stadium, Bloomington, MI
Thu Jul 17 1969, 8:05 PM EDT
Att: 18,383 - Unknown - 75 F

livebaseballscores.com



Batter	1	2	3	4	5	6	7	8	9	AB R H RBI BB SO LOB	TOP									
Jackie Hernandez, R (1, 6) OBP: 0.274, SLG: 0.295	0-3 K		0-0 4-3		0-3 K		0-3 K			4 0 0 0 0 3 0	Kansas City Royals @ Chicago White Sox Comiskey Park, Chicago, IL Fri Jul 18 1969, 8:05 PM EDT Att. 6,257 - Unknown livebaseballscorecards.com									
Paul Schaal, R (1, 5) OBP: 0.361, SLG: 0.323	0-0 6-3		0-0 4-3		0-3 K		0-0 4-3			4 0 0 0 0 1 0										
Lou Piniella, R (1, 7) OBP: 0.332, SLG: 0.473	0-0 4-3		0-0 1B			0-0 6-3		0-0 BB 1B		4 0 2 0 0 0 0										
Hawk Taylor, R (1, 9) OBP: 0.411, SLG: 0.549		4-0 SH3 1B BB	0-0 F4			0-0 5-3		4-0 BB 1B BB G6-4-3		2 0 0 0 2 0 1										
Buck Martinez, R (1, 2) OBP: 0.268, SLG: 0.362		0-0 SH3 1B		0-0 1B FC5-4 2B		0-0 1B 1B		0-3 K		4 1 3 0 0 1 2										
Bob Oliver, R (1, 8) OBP: 0.269, SLG: 0.409		0-0 SH3		0-0 FC5-4 1B		0-0 1B 1B		0-0 G6-4-3		3 0 2 0 0 0 2										
Jerry Adair, R (1, 4) OBP: 0.294, SLG: 0.286		4-0 IBB		0-0 FC5-4 1-2f G5-4-3		0-0 FC5-4 1B		0-0 6-3		3 0 1 1 1 0 1										
Chuck Harrison, R (1, 3) OBP: 0.279, SLG: 0.308		0-3 K		0-0 G5-4-3		0-0 FC5-4		0-0 5-3		4 0 0 0 0 1 7										
Wally Bunker, R (1, 1) OBP: 0.105, SLG: 0.132		0-3 K			0-3 K		0-0 5-3		0-3 K	2 0 0 0 0 2 3										
Juan Rios, R (7, PH) OBP: 0.283, SLG: 0.293										1 0 0 0 0 0 0										
Don O'Riley, R (7, 1)										0 0 0 0 0 0 0										
Dave Wickersham, R (7, 1)										0 0 0 0 0 0 0										
Ellie Rodriguez, R (9, PH) OBP: 0.337, SLG: 0.333										1 0 0 0 0 1 0										
Inning Stats	R: 0 E: 0 K: 1 S: 5	H: 0 LOB: 0 BB: 0 P: 5	R: 0 E: 0 K: 2 S: 8	H: 1 LOB: 3 BB: 2 P: 16	R: 0 E: 0 K: 0 S: 4	H: 1 LOB: 1 BB: 0 P: 4	R: 1 E: 0 K: 0 S: 4	H: 2 LOB: 0 BB: 0 P: 4	R: 0 E: 0 K: 3 S: 9	H: 0 LOB: 0 BB: 0 P: 9	R: 0 E: 0 K: 1 S: 5	H: 0 LOB: 0 BB: 0 P: 5	R: 0 E: 0 K: 1 S: 5	H: 1 LOB: 1 BB: 1 P: 9	R: 0 E: 0 K: 1 S: 5	H: 0 LOB: 0 BB: 0 P: 5	1B: 7 2B: 1 3B: 0 HR: 0	SF: 0 SAC: 1 DP: 2 HBP: 0	WP: 0 PB: 0 SB: 0 CS: 0	PA: 36
PITCHER Tommy John, L (1, 1) ERA: 3.43	IP: 9.0 WLS: W BF: 36 H: 8 R: 1 ER: 1 SO: 9 BB: 2 IBB: 1 HBP: 0 BLK: 0 WP: 0 HR: 0 S: 51 P: 63 ERA: 1.00 WHIP: 1.111																			



Batter	1	2	3	4	5	6	7	8	9	AB	R	H	RBI	BB	SO	LOB
Tom McCraw, L (1, 7) OBP: 0.269, SLG: 0.279	0-3 K	0-0 CS 1B			0-3 K		0-0 BB 1-2 BLK 1B	0-0 B1-3		5	1	2	0	0	2	1
Luis Aparicio, R (1, 6) OBP: 0.343, SLG: 0.347	0-0 F9	0-0 CS 1-2	0-0 FC4-6 2B		0-0 4-3		4-0 BLK 1-2 1B 2-3 BB			3	1	1	0	1	0	0
Carlos May, L (1, 9) OBP: 0.376, SLG: 0.514	4-0 1B BB		4-0 FC4-6 BB		0-0 1B		0-0 F2			2	0	1	0	2	0	3
Gail Hopkins, L (1, 3) OBP: 0.376, SLG: 0.436	0-0 1-3 1B		0-0 FC4-6 1-2 2-3		0-0 F7		4-0 BLK 1-2 1B 2-3 BB			3	1	1	1	1	0	3
Ed Herrmann, L (1, 2) OBP: 0.350, SLG: 0.401	0-0 G3		0-0 F7			0-0 3-1	0-0 1-1 2-2 3-3 1B			4	0	1	2	0	0	4
Bill Melton, R (1, 5) OBP: 0.305, SLG: 0.427		0-0 HR 2B	0-0 L7		0-3 K	0-3 K	0-3 K			4	1	1	0	0	2	3
Bobby Knoop, R (1, 4) OBP: 0.296, SLG: 0.309		0-0 5-3		0-0 4-3		0-0 6-3		0-0 2B		4	0	1	0	0	0	1
Ken Berry, R (1, 8) OBP: 0.272, SLG: 0.299		0-0 2-H HR		0-3 K		0-3 K	0-3 K	0-0 G3		4	1	1	2	0	2	1
Tommy John, R (1, 1) OBP: 0.158, SLG: 0.096		0-3 K		0-3 K			4-0 BB 1B BB	0-0 F8		3	1	0	0	1	2	1

Inning Stats	R: 0	H: 1	E: 0	K: 1	S: 6	H: 3	LOB: 2	BB: 1	P: 10	R: 2	H: 3	E: 0	K: 1	S: 7	R: 0	H: 1	E: 0	K: 0	S: 4	R: 0	H: 0	E: 0	K: 2	S: 7	R: 0	H: 1	E: 0	K: 1	S: 6	R: 0	H: 0	E: 0	K: 1	S: 5	R: 4	H: 2	E: 0	K: 2	S: 9	R: 0	H: 1	E: 0	K: 0	S: 4	1B: 5	2B: 3	3B: 0	HR: 1	SF: 0	SAC: 0	DP: 0	HBP: 0	WP: 0	PB: 0	SB: 0	CS: 1	PA: 38
--------------	------	------	------	------	------	------	--------	-------	-------	------	------	------	------	------	------	------	------	------	------	------	------	------	------	------	------	------	------	------	------	------	------	------	------	------	------	------	------	------	------	------	------	------	------	------	-------	-------	-------	-------	-------	--------	-------	--------	-------	-------	-------	-------	--------

PITCHER	IP	WLS	BF	H	R	ER	SO	BB	IBB	HBP	BLK	WP	HR	S	P	ERA	WHIP
Wally Bunker, R (1, 1) ERA: 3.33	6.0	L	25	6	2	2	6	2	0	0	0	0	1	35	43	3.00	1.333
Don O'Riley, R (7, 1) ERA: 7.53	0.1		4	1	3	3	1	2	0	0	0	0	0	4	12	81.00	9.000
Dave Wickersham, R (7, 1) ERA: 4.04	1.2		8	2	1	1	1	1	0	0	1	0	0	9	13	5.40	1.800

BOTTOM

Kansas City Royals @ Chicago White Sox
Comiskey Park, Chicago, IL

Fri Jul 18 1969, 8:05 PM EDT
Att. 6,257 - Unknown

AB	32
R	6
H	9
RBI	5
BB	5
SO	8
LOB	17



PITCHER	IP	WLS	BF	H	R	ER	SO	BB	IBB	HBP	BLK	WP	HR	S	P	ERA	WHIP
---------	----	-----	----	---	---	----	----	----	-----	-----	-----	----	----	---	---	-----	------

TOP

Kansas City Royals @ Chicago White Sox
Comiskey Park, Chicago, IL

livebaseballscorecards.com

AB	34
R	4
H	8
RBI	3
BB	2
SO	5
LOB	16



WP	1	PA	39
PB	0		
SB	0		
CS	1		

Sat Jul 19 1969, 4:33 AM EDT
Att. 2,109 - Cloudy

AB R H RBI BB SO LOB

5	1	1	0	0	1	3
5	0	1	0	0	1	4
2	0	0	0	1	0	1
1	0	0	0	0	0	1
4	1	2	1	0	0	1
4	1	1	1	0	1	1
3	0	0	0	0	0	0
4	1	2	0	0	1	2
3	0	1	1	1	0	1
3	0	0	0	0	1	2
0	0	0	0	0	0	0
0	0	0	0	0	0	0
0	0	0	0	0	0	0
0	0	0	0	0	0	0

Batter	1	2	3	4	5	6	7	8	9
Joe Keough, L (1, 8) OBP: 0.194, SLG: 0.161	0-3 K		0-0 F7		0-0 4-3			0-0 WP 1B	0-0 FC4-2
Paul Schaal, R (1, 5) OBP: 0.351, SLG: 0.314	0-3 K		0-0 G3 1B			0-0 F7		0-0 F9	0-0 FC5
Ed Kirkpatrick, L (1, 9) OBP: 0.271, SLG: 0.356 Hawk Taylor, R (8, PH) OBP: 0.404, SLG: 0.538	4-0 CS BB		0-0 G3			0-0 F9		0-0 F8	
Lou Piniella, R (1, 7) OBP: 0.334, SLG: 0.474	0-0 CS	0-0 3B 1B	0-0 F2			0-0 F3		0-0 FC5-4 1B	
Buck Martinez, R (1, 2) OBP: 0.286, SLG: 0.387		0-0 E 3B		0-0 F7			0-3 K	0-0 FC5-4	
Bob Oliver, R (1, 3) OBP: 0.288, SLG: 0.405		0-0 FC2 4-1		1-0 G1-6-3 HBP			0-0 F8		0-0 6-3
Juan Rios, R (1, 4) OBP: 0.288, SLG: 0.304		0-3 K		0-0 G1-6-3			0-0 3B 1B		0-0 HBP FC4-2 2B
Jackie Hernandez, R (1, 6) OBP: 0.277, SLG: 0.301		0-0 4-1			0-0 5-3		0-0 3B		4-0 FC4-2 HBP IBB
Roger Nelson, R (1, 1) OBP: 0.128, SLG: 0.091 Moe Drabowsky, R (7, 1) OBP: 0.111, SLG: 0.111 Jerry Adair, R (9, PH) OBP: 0.297, SLG: 0.286 Jim Rooker, R (9, PR) OBP: 0.235, SLG: 0.824 Dick Drago, R (9, 1)		0-3 K			0-0 4-3		0-0 F3		1-0 FC5 FC4-2 HBP

Inning Stats	R: 0	H: 0	E: 0	K: 2	S: 6	P: 10	R: 2	H: 2	E: 1	K: 2	S: 10	P: 10	R: 0	H: 1	E: 0	K: 0	S: 4	P: 4	R: 0	H: 0	E: 0	K: 0	S: 2	P: 3	R: 0	H: 0	E: 0	K: 0	S: 3	P: 3	R: 0	H: 0	E: 0	K: 0	S: 3	P: 3	R: 1	H: 2	E: 0	K: 1	S: 7	P: 7	R: 1	H: 2	E: 0	K: 0	S: 5	P: 5	R: 0	H: 1	E: 0	K: 0	S: 4	P: 9	1B: 5	SF: 0	2B: 1	SAC: 0	3B: 2	DP: 1	HR: 0	HBP: 2	WP: 1	PA: 39
--------------	------	------	------	------	------	-------	------	------	------	------	-------	-------	------	------	------	------	------	------	------	------	------	------	------	------	------	------	------	------	------	------	------	------	------	------	------	------	------	------	------	------	------	------	------	------	------	------	------	------	------	------	------	------	------	------	-------	-------	-------	--------	-------	-------	-------	--------	-------	--------

PITCHER	IP	WLS	BF	H	R	ER	SO	BB	IBB	HBP	BLK	WP	HR	S	P	ERA	WHIP
Billy Wynne, R (1, 1) ERA: 3.5	7.0		27	5	3	2	5	1	0	1	0	0	0	35	40	2.57	0.857
Wilbur Wood, L (8, 1) ERA: 3.23	2.0	W	11	3	1	1	0	0	1	1	0	1	0	9	14	4.50	1.500

PITCHER	IP	WLS	BF	H	R	ER	SO	BB	IBB	HBP	BLK	WP	HR	S	P	ERA	WHIP
---------	----	-----	----	---	---	----	----	----	-----	-----	-----	----	----	---	---	-----	------

Batter	1	2	3	4	5	6	7	8	9	AB	R	H	RBI	BB	SO	LOB
Tom McCraw, L (1, 7) OBP: 0.274, SLG: 0.280 Wilbur Wood, R (8, 1) Ron Hansen, R (9, PH) OBP: 0.291, SLG: 0.340	0-0 5-3 1B		0-0 1-3		0-0 G3		0-0 1B BB		0-0 F9	3	0	1	0	1	0	0
Luis Aparicio, R (1, 6) OBP: 0.344, SLG: 0.347	0-0 5-3 1-2		0-0 F6		0-0 F7		0-0 1-3 2-H 1B		0-0 BB IBB 1B	5	0	2	1	0	0	1
Carlos May, L (1, 9) OBP: 0.377, SLG: 0.509 (8, 7)	0-0 F7		4-0 BB		0-3 K		0-3 K		4-0 BB IBB	3	0	0	0	2	2	3
Gail Hopkins, L (1, 3) OBP: 0.372, SLG: 0.427	0-0 3-1		0-0 4-3		0-0 L8		0-0 E5 SH5-3		4-0 1-2 2-3 BB	4	0	0	1	1	0	2
Bill Melton, R (1, 5) OBP: 0.303, SLG: 0.423		0-0 F7		0-0 E6 L9-3		0-0 F2		0-0 SH5-3		3	0	0	0	0	0	0
Ed Herrmann, L (1, 2) OBP: 0.350, SLG: 0.396 Buddy Bradford, R (7, PR) OBP: 0.353, SLG: 0.401 (8, 9)		0-0 F7		0-0 F4		4-0 SH2-4 2B BB		0-3 K		2	0	0	0	1	0	1
Bobby Knoop, R (1, 4) OBP: 0.297, SLG: 0.309		0-0 2B 1B		0-0 L9-3 1-2		0-0 SH2-4		0-0 6-3		3	1	1	0	0	0	2
Ken Berry, R (1, 8) OBP: 0.272, SLG: 0.304		0-0 1-H 2B		0-0 E5 SH1-4 BLK		0-0 F8		0-3 K		4	1	1	1	0	1	2
Billy Wynne, L (1, 1) OBP: 0.167, SLG: 0.167 Don Pavletich, R (7, PH) OBP: 0.325, SLG: 0.364 (8, 2) Woodie Held, R (9, PR) OBP: 0.292, SLG: 0.425		0-0 G3		0-0 SH1-4		0-0 1B 2B		4-0 1B BB BB		1	0	0	0	0	0	1

Inning Stats	R: 0	H: 1	E: 0	LOB: 1	K: 0	P: 4	R: 1	H: 2	E: 0	LOB: 1	K: 0	P: 5	R: 0	H: 0	E: 0	LOB: 1	K: 0	P: 7	R: 0	H: 0	E: 1	LOB: 0	K: 0	P: 3	R: 1	H: 0	E: 1	LOB: 0	K: 0	P: 4	R: 0	H: 0	E: 0	LOB: 0	K: 1	P: 5	R: 2	H: 2	E: 0	LOB: 2	K: 1	P: 15	R: 0	H: 0	E: 1	LOB: 1	K: 1	P: 6	R: 1	H: 1	E: 0	LOB: 3	K: 1	P: 17	1B: 4	2B: 3	3B: 0	HR: 0	SF: 0	SAC: 3	DP: 1	HBP: 0	WP: 0	PA: 40
--------------	------	------	------	--------	------	------	------	------	------	--------	------	------	------	------	------	--------	------	------	------	------	------	--------	------	------	------	------	------	--------	------	------	------	------	------	--------	------	------	------	------	------	--------	------	-------	------	------	------	--------	------	------	------	------	------	--------	------	-------	-------	-------	-------	-------	-------	--------	-------	--------	-------	--------

PITCHER	IP	WLS	BF	H	R	ER	SO	BB	IBB	HBP	BLK	WP	HR	S	P	ERA	WHIP
Roger Nelson, R (1, 1) ERA: 3.0	6.2		29	5	4	3	1	3	0	0	1	0	0	28	40	4.05	1.200
Moe Drabowsky, R (7, 1) ERA: 2.34	1.1		5	0	0	0	2	0	0	0	0	0	0	9	9	0.00	0.000
Dick Drago, R (9, 1) ERA: 4.64	0.2	L	6	1	1	1	1	2	1	0	0	0	0	5	17	13.50	4.500

BOTTOM

Kansas City Royals @ Chicago White Sox
Comiskey Park, Chicago, IL

Sat Jul 19 1969, 4:33 AM EDT
Att. 2,109 - Cloudy

AB	31
R	5
H	6
RBI	4
BB	6
SO	4
LOB	14



Batter	1	2	3	4	5	6	7	8	9	10	11	AB R H RBI BB SO LOB	TOP			
Jackie Hernandez, R OBP: 0.275, SLG: 0.294 (1, 6)	0-3 K	0-3 K			0-0 5-3			0-3 K		0-0 F4		5 0 0 0 0 3 0	Kansas City Royals @ Chicago White Sox Comiskey Park, Chicago, IL Sun Jul 20 1969, 4:38 AM EDT Att. 12,691 - Unknown			
Paul Schaal, R OBP: 0.391, SLG: 0.346 (1, 5)	4-0 WP WP BB			0-0 F8			0-0 1B	0-0 S G3 1B		0-0 F7		4 0 2 0 1 0 0				
Ed Kirkpatrick, L OBP: 0.278, SLG: 0.353 (1, 9)	4-0 WP BB			0-0 G5-4-3 1B			0-0 F7	0-0 G3		0-3 K		4 0 1 0 1 1 2				
Lou Piniella, R OBP: 0.336, SLG: 0.471 (1, 7)	0-0 F8			0-0 G5-4-3				0-0 5-3			0-0 1B 2B	4 1 1 0 1 0 4				
Buck Martinez, R OBP: 0.290, SLG: 0.397 Joe Keough, L OBP: 0.194, SLG: 0.161 (1, 2) (11, PR) (11, 8)	0-0 5-3				0-3 K			0-0 F3		0-0 6-3		5 0 1 0 0 1 3 0 0 0 0 0 0 0				
Bob Oliver, R OBP: 0.288, SLG: 0.415 (1, 8) (11, 3)		0-0 E 2B			0-3 K			0-0 G5-4-3		0-0 E5		5 1 2 1 0 1 1				
Jerry Adair, R OBP: 0.299, SLG: 0.285 Juan Rios, R OBP: 0.283, SLG: 0.299 (1, 4) (11, PR) (11, 4)		0-0 SH 4-3 E			0-0 FC5-4 1B			0-0 6-3		0-0 5-3		3 1 1 0 0 0 1 0 0 0 0 0 0 0				
Chuck Harrison, R OBP: 0.271, SLG: 0.293 Hawk Taylor, R OBP: 0.429, SLG: 0.596 Dick Drago, R (1, 3) (11, PH) (11, 1)		0-0 4-3			0-0 FC5-4			0-0 6-3		4-0 IBB		3 0 0 0 1 0 2 1 0 0 0 0 0 3 0 0 0 0 0 0 0				
Bill Butler, L OBP: 0.128, SLG: 0.081 Ellie Rodriguez, R OBP: 0.342, SLG: 0.339 (1, 1) (11, PH) (11, 2)		0-3 K			0-3 K			0-0 6-3		0-3 K		4 0 0 0 0 3 2 1 0 0 0 0 1 3				
Inning Stats	R: 0 H: 0 E: 0 LOB: 2 K: 1 BB: 2 S: 5 P: 13	R: 2 H: 1 E: 2 LOB: 0 K: 2 BB: 0 S: 9 P: 9	R: 0 H: 1 E: 0 LOB: 0 K: 0 BB: 0 S: 3 P: 3	R: 0 H: 1 E: 0 LOB: 1 K: 2 BB: 0 S: 8 P: 8	R: 0 H: 1 E: 0 LOB: 1 K: 1 BB: 0 S: 6 P: 6	R: 0 H: 0 E: 0 LOB: 0 K: 0 BB: 1 S: 2 P: 6	R: 0 H: 0 E: 0 LOB: 0 K: 0 BB: 0 S: 3 P: 3	R: 0 H: 1 E: 0 LOB: 1 K: 1 BB: 0 S: 6 P: 6	R: 0 H: 0 E: 1 LOB: 2 K: 1 BB: 1 S: 6 P: 10	R: 0 H: 0 E: 0 LOB: 0 K: 1 BB: 0 S: 5 P: 5	R: 1 H: 3 E: 0 LOB: 3 K: 1 BB: 0 S: 7 P: 8	1B: 6 SF: 0 2B: 2 SAC: 1 3B: 0 DP: 2 HR: 0 HBP: 1		WP: 2 PA: 45 PB: 0 SB: 1 CS: 0		
PITCHER	IP WLS BF H R ER SO BB IBB HBP BLK WP HR S P ERA WHIP															
Joe Horlen, R ERA: 4.07 (1, 1)	9.0		5	2	1	8	3	1	0	0	2	0	48	64	1.00	0.889
Wilbur Wood, L ERA: 3.4 (10, 1)	1.0	L	5	2	1	1	0	0	0	0	0	0	7	7	9.00	2.000
Cisco Carlos, R ERA: 4.38 (11, 1)	1.0		4	1	0	0	0	0	1	0	0	0	5	6	0.00	1.000

AB	39
R	3
H	8
RBI	1
BB	4
SO	10
LOB	21



Batter	1	2	3	4	5	6	7	8	9	10	11	AB R H RBI BB SO LOB	BOTTOM	
Walt Williams, R (1, 7) OBP: 0.333, SLG: 0.364 Ed Herrmann, L (11, PH) OBP: 0.349, SLG: 0.395												4 1 1 0 0 0 1 1 0 0 0 0 1 1	Kansas City Royals @ Chicago White Sox Comiskey Park, Chicago, IL Sun Jul 20 1969, 4:38 AM EDT Att. 12,691 - Unknown	
Luis Aparicio, R (1, 6) OBP: 0.342, SLG: 0.347												6 0 0 0 0 1 3		
Carlos May, L (1, 9) OBP: 0.377, SLG: 0.505												3 0 2 1 2 1 0		
Gail Hopkins, L (1, 3) OBP: 0.377, SLG: 0.433												5 0 3 1 0 0 2		
Bill Melton, R (1, 5) OBP: 0.308, SLG: 0.428												5 0 2 0 0 1 5		
Don Pavletich, R (1, 2) OBP: 0.313, SLG: 0.348												5 0 0 0 0 3 5		
Bobby Knoop, R (1, 4) OBP: 0.301, SLG: 0.314												5 0 3 0 0 0 0		
Ken Berry, R (1, 8) OBP: 0.262, SLG: 0.292 Ron Hansen, R (8, PH) OBP: 0.286, SLG: 0.333 Buddy Bradford, R (9, 8) OBP: 0.356, SLG: 0.404												3 0 0 0 0 2 2 1 0 0 0 0 1 2 1 0 1 0 0 0 0		
Joe Horlen, R (1, 1) OBP: 0.200, SLG: 0.222 Woodie Held, R (9, PH) OBP: 0.306, SLG: 0.425 Wilbur Wood, R (10, 1) Cisco Carlos, R (11, 1) Tom McCraw, L (11, PH) OBP: 0.273, SLG: 0.278												3 0 1 0 0 1 1 0 1 0 0 1 0		
Inning Stats	R: 0 H: 1 E: 0 LOB: 2 K: 0 BB: 1 S: 4 P: 8	R: 0 H: 1 E: 0 LOB: 1 K: 2 BB: 0 S: 8 P: 8	R: 1 H: 3 E: 0 LOB: 2 K: 1 BB: 0 S: 8 P: 8	R: 0 H: 2 E: 0 LOB: 1 K: 0 BB: 0 S: 4 P: 4	R: 0 H: 1 E: 0 LOB: 2 K: 1 BB: 1 S: 6 P: 10	R: 0 H: 0 E: 0 LOB: 0 K: 2 BB: 0 S: 7 P: 7	R: 0 H: 0 E: 0 LOB: 0 K: 2 BB: 0 S: 7 P: 7	R: 0 H: 2 E: 0 LOB: 2 K: 2 BB: 0 S: 9 P: 9	R: 1 H: 1 E: 0 LOB: 1 K: 0 BB: 1 S: 4 P: 8	R: 0 H: 1 E: 0 LOB: 0 K: 0 BB: 0 S: 3 P: 3	R: 0 H: 1 E: 0 LOB: 1 K: 1 BB: 0 S: 6 P: 6	1B: 13 SF: 0 2B: 0 SAC: 2 3B: 0 DP: 0 HR: 0 HBP: 0		WP: 0 PA: 47 PB: 0 SB: 0 CS: 0
PITCHER	IP WLS BF H R ER SO BB IBB HBP BLK WP HR S P ERA WHIP													
Bill Butler, L (1, 1) ERA: 3.55 Dick Drago, R (11, 1) ERA: 4.59	10.0 W 43 H 12 R 2 ER 2 SO 10 BB 3 IBB 0 HBP 0 BLK 0 WP 0 HR 0 S 60 P 72 ERA 1.80 WHIP 1.500													

AB	42
R	2
H	13
RBI	2
BB	3
SO	11
LOB	22



Chicago White Sox @ Baltimore Orioles
 Memorial Stadium, Baltimore, MD

Thu Jul 24 1969, 7:05 PM EDT
 Att. 13,159 - Unknown

livebaseballscorecards.com

AB	35
R	2
H	9
RBI	2
BB	3
SO	3
LOB	15



WP:	1	PA:	38
PB:	0		
SB:	0		
CS:	0		

AB R H RBI BB SO LOB

5	0	1	0	0	0	2
4	1	2	1	1	0	0
4	0	1	1	0	1	3
4	0	1	0	0	0	2
3	0	0	0	1	0	1
4	0	2	0	0	0	0
3	0	1	0	0	1	2
1	0	0	0	0	0	2
2	0	0	0	0	0	1
2	0	0	0	0	1	2
2	1	1	0	1	0	0
0	0	0	0	0	0	0
1	0	0	0	0	0	0

Batter	1	2	3	4	5	6	7	8	9
Walt Williams, R (1, 7) OBP: 0.330, SLG: 0.360	0-0 4-3		0-0 3-1		0-0 G4-6-3		0-0 1B		0-0 G3
Ron Hansen, R (1, 6) OBP: 0.300, SLG: 0.350	4-0 BB		0-0 1B 2B		0-0 6-3		0-0 1B		0-0 F7
Carlos May, L (1, 9) OBP: 0.376, SLG: 0.502	0-3 K		0-0 1B				0-0 P4		0-0 1-3
Gail Hopkins, L (1, 3) OBP: 0.375, SLG: 0.429	0-0 1-3		0-0 F9				0-0 F7		0-0 FC6-4 1B
Bill Melton, R (1, 5) OBP: 0.307, SLG: 0.424		0-0 1-3		0-0 F9		4-0 1B BB		0-0 FC6-4 1B	
Bobby Knoop, R (1, 4) OBP: 0.303, SLG: 0.316		0-0 P4		0-0 6-3		0-0 FC5-4 1B		0-0 1-2 1B	
Ken Berry, R (1, 8) OBP: 0.263, SLG: 0.293		0-3 K		0-0 WP 1B		0-0 FC5-4		0-0 F9	
Tom McCraw, L (8, PH) OBP: 0.271, SLG: 0.276									
Chuck Brinkman, R (1, 2) Don Pavletich, R (7, PH) OBP: 0.308, SLG: 0.342			0-0 6-3		0-0 F7		0-0 F7		0-3 K
Tommy John, R (1, 1) OBP: 0.183, SLG: 0.130			0-0 3-1 2B		4-0 G4-6-3 BB		0-0 F8		0-0 6-3
Jack Hamilton, R (7, 1) Ed Herrmann, L (9, PH) OBP: 0.347, SLG: 0.392									

Inning Stats	R: 0	H: 0	E: 0	K: 1	S: 5	P: 9	R: 0	H: 0	E: 0	K: 1	S: 5	P: 5	R: 2	H: 3	E: 0	K: 0	S: 6	P: 6	R: 0	H: 1	E: 0	K: 0	S: 4	P: 4	R: 0	H: 0	E: 0	K: 0	S: 2	P: 6	R: 0	H: 1	E: 0	K: 0	S: 4	P: 8	R: 0	H: 2	E: 0	K: 0	S: 5	P: 5	R: 0	H: 2	E: 0	K: 1	S: 7	P: 7	R: 0	H: 0	E: 0	K: 0	S: 3	P: 3	1B: 7	2B: 2	3B: 0	HR: 0	SF: 0	SAC: 0	DP: 1	HBP: 0	WP: 1	PA: 38
--------------	------	------	------	------	------	------	------	------	------	------	------	------	------	------	------	------	------	------	------	------	------	------	------	------	------	------	------	------	------	------	------	------	------	------	------	------	------	------	------	------	------	------	------	------	------	------	------	------	------	------	------	------	------	------	-------	-------	-------	-------	-------	--------	-------	--------	-------	--------

PITCHER	IP	WLS	BF	H	R	ER	SO	BB	IBB	HBP	BLK	WP	HR	S	P	ERA	WHIP
Mike Cuellar, L (1, 1) ERA: 2.5	7.1	W	33	9	2	2	2	3	0	0	0	1	0	34	46	2.46	1.636
Eddie Watt, R (8, 1) ERA: 1.96	1.2	S	5	0	0	0	1	0	0	0	0	0	0	7	7	0.00	0.000

Batter	1	2	3	4	5	6	7	8	9
Don Buford, S (1, 4) <small>OBP: 0.389, SLG: 0.442</small> Bobby Floyd, R (8, 4) <small>OBP: 0.190, SLG: 0.179</small>	0-0 		0-0 		4-0 		0-0 	0-3 	
Paul Blair, R (1, 8) <small>OBP: 0.358, SLG: 0.531</small>	0-0 		0-0 		0-0 		0-0 		
Frank Robinson, R (1, 9) <small>OBP: 0.431, SLG: 0.580</small>	0-0 		4-0 		0-0 		0-0 		
Boog Powell, L (1, 3) <small>OBP: 0.385, SLG: 0.569</small>		0-0 	0-0 		0-0 		0-0 		
Brooks Robinson, R (1, 5) <small>OBP: 0.297, SLG: 0.413</small>		0-0 		0-0 		0-0 		0-0 	
Merv Rettenmund, R (1, 7) <small>OBP: 0.359, SLG: 0.406</small>		4-0 		0-0 		0-0 		0-0 	
Andy Etchebarren, R (1, 2) <small>OBP: 0.373, SLG: 0.407</small>		0-0 		0-0 		0-3 		0-0 	
Mark Belanger, R (1, 6) <small>OBP: 0.362, SLG: 0.350</small>			0-0 	0-0 		4-0 		0-0 	
Mike Cuellar, L (1, 1) <small>OBP: 0.089, SLG: 0.143</small> Eddie Watt, R (8, 1)			0-0 		0-3 	0-3 		0-0 	

AB	R	H	RBI	BB	SO	LOB
3	1	2	0	1	0	0
1	0	0	0	0	1	1
3	0	1	1	0	0	1
3	1	1	1	1	0	1
4	1	2	2	0	0	3
4	1	1	0	0	0	1
3	0	1	1	1	0	0
4	0	2	0	0	1	3
3	0	1	0	1	0	2
3	1	0	0	0	2	3
1	0	0	0	0	0	1

AB	32
R	5
H	11
RBI	5
BB	4
SO	4
LOB	16

Inning Stats	R: 0	H: 0	E: 0	K: 0	S: 3	P: 3
Tommy John, L (1, 1) <small>ERA: 3.58</small>	6.1	10	5	5	3	3
Jack Hamilton, R (7, 1) <small>ERA: 4.18</small>	1.2	1	0	0	1	0

Chicago White Sox @ Baltimore Orioles
 Memorial Stadium, Baltimore, MD

Thu Jul 24 1969, 7:05 PM EDT
 Att. 13,159 - Unknown

livebaseballscorecards.com

WP: 1 **PA: 37**
PB: 0
SB: 1
CS: 0



Batter	1	2	3	4	5	6	7	8	9	AB R H RBI BB SO LOB	TOP											
Walt Williams, R (1, 7) OBP: 0.323, SLG: 0.352	0-3 K2-3		0-3 K		0-0 F7			0-0 F9	0-0 P4	5 0 0 0 0 2 0												
Luis Aparicio, R (1, 6) OBP: 0.341, SLG: 0.345	0-0 F7		0-0 4-3		0-0 6-3			0-0 1B 1B	0-0 F7	5 1 1 0 0 0 0												
Carlos May, L (1, 9) OBP: 0.375, SLG: 0.498	0-0 6-3		0-0 1B				0-0 1-6-3	0-0 1-3		4 0 1 0 0 0 1												
Gail Hopkins, L (1, 3) OBP: 0.377, SLG: 0.430		0-0 FC4-6 1B	0-0 L4				0-0 4-3	0-0 1B 2B 1B		4 1 2 1 0 0 1												
Bill Melton, R (1, 5) OBP: 0.310, SLG: 0.425		0-0 FC4-6 2B 1-2f		0-0 1B			0-0 5-3	0-0 2B 1B		4 0 2 0 0 0 1												
Bobby Knoop, R (1, 4) OBP: 0.305, SLG: 0.325		0-0 1-3 2B	0-3 K				0-0 F8	0-0 1-3 2-H 2B		4 0 2 1 0 1 1												
Ken Berry, R (1, 8) OBP: 0.259, SLG: 0.288		0-0 5-3	0-0 F5				0-0 L7	0-0 4-0 BB		3 0 0 0 0 0 3												
Pete Ward, L (8, PH) OBP: 0.368, SLG: 0.395										0 0 0 0 0 0 0	AB 36											
Ron Hansen, R (8, PH) OBP: 0.306, SLG: 0.350										0 0 0 0 1 0 0	R 2											
Buddy Bradford, R (8, PR) OBP: 0.356, SLG: 0.404										0 0 0 0 0 0 0	H 9											
Ed Herrmann, L (1, 2) OBP: 0.349, SLG: 0.389		1-0 HBP	0-0 F2				0-0 2B	0-0 2-3		1 0 0 0 0 0 1	RBI 2											
Don Pavletich, R (7, PH) OBP: 0.311, SLG: 0.353										2 0 1 0 0 0 3	BB 1											
Gary Peters, L (1, 1) OBP: 0.204, SLG: 0.294		0-0 G3	0-3 K				0-0 F7		0-0 4-3	2 0 0 0 0 1 3	SO 4											
Woodie Held, R (7, PH) OBP: 0.300, SLG: 0.415										1 0 0 0 0 0 1	LOB 15											
Cisco Carlos, R (7, 1)										0 0 0 0 0 0 0												
Dan Osinski, R (8, 1)										0 0 0 0 0 0 0												
Tom McCraw, L (9, PH) OBP: 0.269, SLG: 0.275										1 0 0 0 0 0 0												
Inning Stats	R: 0 E: 0 K: 1 S: 5	H: 0 LOB: 0 BB: 0 P: 5	R: 0 E: 0 K: 0 S: 5	H: 2 LOB: 3 BB: 0 P: 6	R: 0 E: 0 K: 1 S: 6	H: 1 LOB: 1 BB: 0 P: 6	R: 0 E: 0 K: 1 S: 6	H: 1 LOB: 1 BB: 0 P: 6	R: 0 E: 0 K: 1 S: 5	H: 0 LOB: 0 BB: 0 P: 5	R: 0 E: 0 K: 0 S: 3	H: 0 LOB: 0 BB: 0 P: 3	R: 0 E: 0 K: 0 S: 4	H: 1 LOB: 1 BB: 0 P: 4	R: 2 E: 0 K: 0 S: 7	H: 4 LOB: 3 BB: 1 P: 11	R: 0 E: 0 K: 0 S: 3	H: 0 LOB: 0 BB: 0 P: 3	1B: 6 2B: 3 3B: 0 HR: 0	SF: 0 SAC: 0 DP: 0 HBP: 1	WP: 0 PB: 0 SB: 0 CS: 0	PA: 38
PITCHER	IP WLS BF H R ER SO BB IBB HBP BLK WP HR S P ERA WHIP																					
Dave McNally, L (1, 1) ERA: 2.86	7.2 W 32 8 2 2 4 0 0 1 0 0 0 0 39 40 2.35 1.043																					
Eddie Watt, R (8, 1) ERA: 1.98	0.0 1 1 0 0 0 0 0 0 0 0 0 0 1 1 ∞ ∞																					
Pete Richert, L (8, 1) ERA: 2.31	0.0 1 0 0 0 0 0 1 0 0 0 0 0 0 4 ∞ ∞																					
Dick Hall, R (8, 1) ERA: 2.36	1.1 S 4 0 0 0 0 0 0 0 0 0 0 0 4 4 0.00 0.000																					

Chicago White Sox @ Baltimore Orioles
 Memorial Stadium, Baltimore, MD
 Fri Jul 25 1969, 7:05 PM EDT
 Att. 11,850 - Unknown

livebaseballscorecards.com



Batter	1	2	3	4	5	6	7	8	9	AB R H RBI BB SO LOB	TOP									
Tom McCraw, L (1, 7) OBP: 0.263, SLG: 0.268	0-0 4-3		0-0 L9			0-0 4-3		0-0 FC1-6 BB		4 0 0 0 0 0 1										
Luis Aparicio, R (1, 6) OBP: 0.340, SLG: 0.344	0-0 FC3-6 S 1B		0-0 P5			0-0 6-3		0-0 F7		4 0 1 0 0 0 1										
Carlos May, L (1, 9) OBP: 0.376, SLG: 0.495	4-0 FC3-6 1-2 BB			0-3 K		0-0 P3		4-0 BB 1-2 BB		2 0 0 0 2 1 0										
Gail Hopkins, L (1, 3) OBP: 0.371, SLG: 0.423	0-0 FC3-6 FC5-4 1-2f 2-3			0-0 L4			0-0 F9	0-0 4-3		4 0 0 0 0 0 4										
Bill Melton, R (1, 5) OBP: 0.309, SLG: 0.426	0-0 FC5-4 1-2f			0-0 P6			0-0 2B		0-0 P4	4 0 1 0 0 0 2										
Ed Herrmann, L (1, 2) OBP: 0.343, SLG: 0.382		0-3 K			0-0 4-3		0-0 F8		0-0 F3	3 0 0 0 0 1 1										
Ron Hansen, R (9, PH) OBP: 0.304, SLG: 0.346										1 0 0 0 0 0 0										
Bobby Knoop, R (1, 4) OBP: 0.305, SLG: 0.324			0-0 G6-4-3 1B		0-0 5-3		0-0 L8		0-0 5-3	4 0 1 0 0 0 1										
Buddy Bradford, R (1, 8) OBP: 0.361, SLG: 0.422			0-0 G6-4-3 1-2f			4-0 BB		0-0 HR		2 1 1 1 1 0 1										
Joe Horlen, R (1, 1) OBP: 0.191, SLG: 0.213			0-0 5-3		0-3 K			0-0 FC1-6 1B		2 0 0 0 0 1 1										
Dan Osinski, R (7, 1)										0 0 0 0 0 0 0										
Pete Ward, L (8, PH) OBP: 0.372, SLG: 0.399										1 0 1 0 0 0 0										
Ken Berry, R (8, PR) OBP: 0.259, SLG: 0.288										0 0 0 0 0 0 0										
Wilbur Wood, R (8, 1)										0 0 0 0 0 0 0										
Inning Stats	R: 0 E: 0 K: 0 S: 4	H: 1 LOB: 2 BB: 1 P: 8	R: 0 E: 0 K: 1 S: 5	H: 1 LOB: 0 BB: 0 P: 5	R: 0 E: 0 K: 0 S: 3	H: 0 LOB: 0 BB: 0 P: 3	R: 0 E: 0 K: 1 S: 5	H: 0 LOB: 1 BB: 1 P: 9	R: 0 E: 0 K: 0 S: 3	H: 1 LOB: 1 BB: 0 P: 4	R: 1 E: 0 K: 0 S: 5	H: 2 LOB: 2 BB: 1 P: 9	R: 0 E: 0 K: 0 S: 3	H: 0 LOB: 0 BB: 0 P: 3	1B: 3 2B: 1 3B: 0 HR: 1	SF: 0 SAC: 0 DP: 1 HBP: 0	WP: 0 PB: 0 SB: 1 CS: 0	PA: 34		
PITCHER Tom Phoebus, R (1, 1) ERA: 3.45	IP: 7.0 WLS: W BF: 27 H: 5 R: 1 ER: 1 SO: 3 BB: 2 IBB: 0 HBP: 0 BLK: 0 WP: 0 HR: 1 S: 31 P: 39 ERA: 1.29 WHIP: 1.000																			
Pete Richert, L (8, 1) ERA: 2.19	IP: 2.0 WLS: S BF: 7 H: 0 R: 0 ER: 0 SO: 0 BB: 1 IBB: 0 HBP: 0 BLK: 0 WP: 0 HR: 0 S: 6 P: 10 ERA: 0.00 WHIP: 0.500																			

Chicago White Sox @ Baltimore Orioles
 Memorial Stadium, Baltimore, MD
 Sat Jul 26 1969, 7:05 PM EDT
 Att. 14,091 - Unknown

livebaseballscorecards.com

AB	31
R	1
H	5
RBI	1
BB	3
SO	3
LOB	12



Batter	1	2	3	4	5	6	7	8	9
Don Buford, S OBP: 0.391, SLG: 0.437 (1, 7)	4-0 3-1 BB BB	4-0 1-2 BB			4-0 4-3		4-0 1-2 1B BB		
Paul Blair, R OBP: 0.354, SLG: 0.523 (1, 8)	0-0 F8	0-3 K			0-0 6-3		0-0 F7		
Frank Robinson, R OBP: 0.435, SLG: 0.587 (1, 9)	4-0 3-1 BB 1-2		0-0 FC3-6 1B		0-0 F3		0-0 1-2 2-3 1B 1B		
Boog Powell, L OBP: 0.385, SLG: 0.572 (1, 3)	0-0 3-1 1-2 2-3		0-0 FC3-6 1B 1-2f		0-3 K		0-0 1-3 2-H 3-H FC6-4 1B		
Brooks Robinson, R OBP: 0.300, SLG: 0.418 (1, 5)	0-0 P5		0-0 G6-4-3 1B 1-2		0-0 6-3		0-0 FC6-4 1-2f		
Davey Johnson, R OBP: 0.353, SLG: 0.381 (1, 4)		0-0 5-3	0-0 G6-4-3 1-2f		0-0 FC6-4 1B		0-0 5-3		
Mark Belanger, R OBP: 0.358, SLG: 0.345 (1, 6)		0-0 1B 1B		0-0 6-3		0-0 FC6-4 1-2f		0-0 F9	
Clay Dalrymple, L OBP: 0.425, SLG: 0.419 (1, 2)		0-0 BB 1-3 1B		0-0 4-1		0-0 G3	4-0 BB		
Tom Phoebus, R OBP: 0.288, SLG: 0.300 (1, 1)		0-0 F6		0-0 4-3		0-0 1B BB 1B 1B	0-3 K		
Pete Richert, L OBP: 0.200, SLG: 0.200 (8, 1)									

Inning Stats	R: 0	H: 0	E: 0	K: 0	S: 3	R: 0	H: 2	E: 0	K: 1	S: 7	R: 0	H: 2	E: 0	K: 0	S: 4	R: 0	H: 0	E: 0	K: 0	S: 3	R: 0	H: 1	E: 0	K: 1	S: 6	R: 2	H: 3	E: 0	K: 0	S: 6	R: 0	H: 0	E: 0	K: 1	S: 5	
	0	0	0	0	3	0	2	0	1	7	0	2	0	0	4	0	1	0	0	3	0	1	0	1	6	0	3	0	2	0	0	0	0	1	0	9

PITCHER	IP	WLS	BF	H	R	ER	SO	BB	IBB	HBP	BLK	WP	HR	S	P	ERA	WHIP
Joe Horlen, R ERA: 4.01 (1, 1)	6.2	L	31	8	2	2	2	4	0	0	0	0	0	31	47	2.70	1.800
Dan Osinski, R ERA: 3.47 (7, 1)	0.1		1	0	0	0	0	0	0	0	0	0	0	1	1	0.00	0.000
Wilbur Wood, L ERA: 3.36 (8, 1)	1.0		4	0	0	0	1	1	0	0	0	0	0	5	9	0.00	1.000

AB R H RBI BB SO LOB

1	1	0	0	3	0	0
4	0	0	0	0	1	6
3	0	2	0	1	0	0
4	0	1	2	0	1	3
4	0	1	0	0	0	4
4	0	1	0	0	0	2
4	0	1	0	0	0	1
3	0	1	0	1	0	0
3	1	1	0	0	0	2
1	0	0	0	0	1	1

WP	PA	ERA	WHIP
0	36		

Chicago White Sox @ Baltimore Orioles
Memorial Stadium, Baltimore, MD
Sat Jul 26 1969, 7:05 PM EDT
Att. 14,091 - Unknown

livebaseballscorecards.com

AB	31
R	2
H	8
RBI	2
BB	5
SO	3
LOB	19



Batter	1	2	3	4	5	6	7	8	9	AB R H RBI BB SO LOB	TOP	
Bobby Knoop, R (1, 4) OBP: 0.309, SLG: 0.329 Woodie Held, R (3, 4) OBP: 0.288, SLG: 0.395	0-0 E 1B		0-0 FC4 1B			0-3 K			0-3 K	2 0 2 0 0 0 0 2 0 0 0 0 2 0		
Luis Aparicio, R (1, 6) OBP: 0.337, SLG: 0.341 Ron Hansen, R (6, 6) OBP: 0.301, SLG: 0.343	0-0 F9		0-0 FC4 1-2f			0-0 F7			0-3 K	3 0 0 0 0 0 2 1 0 0 0 0 1 0		
Gail Hopkins, L (1, 3) OBP: 0.366, SLG: 0.416	0-0 FC4 1-2		0-0 F9			0-0 F7			0-0 G3	4 0 0 0 0 0 2		
Pete Ward, L (1, 5) OBP: 0.366, SLG: 0.391	0-0 F8			0-0 L5			0-0 L3			3 0 0 0 0 0 2		
Carlos May, L (1, 9) OBP: 0.374, SLG: 0.493 Walt Williams, R (4, 9) OBP: 0.322, SLG: 0.350	0-0 G3			0-3 K			0-0 G3			2 0 0 0 0 1 2 1 0 0 0 0 0 0		
Bill Melton, R (1, 7) OBP: 0.306, SLG: 0.422		0-0 G3		0-3 K			0-0 F7			3 0 0 0 0 1 0		
Buddy Bradford, R (1, 8) OBP: 0.355, SLG: 0.415		0-0 F9			0-0 6-3			0-0 F3		3 0 0 0 0 0 0		
Ed Herrmann, L (1, 2) OBP: 0.339, SLG: 0.377 Jack Hamilton, R (5, 1) Tom McCraw, L (8, PH) OBP: 0.262, SLG: 0.266 Cisco Carlos, R (8, 1)		0-0 G3			0-0 F8			0-0 G3		2 0 0 0 0 0 0 0 0 0 0 0 0 0 1 0 0 0 0 0 0 0 0 0 0 0 0 0		
Billy Wynne, L (1, 1) OBP: 0.167, SLG: 0.167 Jerry Nyman, L (2, 1) OBP: 0.077, SLG: 0.154 Gary Bell, R (2, 1) OBP: 0.273, SLG: 0.263 Chuck Brinkman, R (5, PH) (5, 2)			0-0 F9		0-0 6-3			0-0 L3		0 0 0 0 0 0 0 0 0 0 0 0 0 0 1 0 0 0 0 0 0 2 0 0 0 0 0 0		
Inning Stats	R: 0 H: 1 E: 1 LOB: 2 K: 0 BB: 0 S: 5 P: 5	R: 0 H: 0 E: 0 LOB: 0 K: 0 BB: 0 S: 3 P: 3	R: 0 H: 1 E: 0 LOB: 1 K: 0 BB: 0 S: 4 P: 4	R: 0 H: 0 E: 0 LOB: 0 K: 2 BB: 0 S: 7 P: 7	R: 0 H: 0 E: 0 LOB: 0 K: 0 BB: 0 S: 3 P: 3	R: 0 H: 0 E: 0 LOB: 0 K: 1 BB: 0 S: 5 P: 5	R: 0 H: 0 E: 0 LOB: 0 K: 0 BB: 0 S: 3 P: 3	R: 0 H: 0 E: 0 LOB: 0 K: 0 BB: 0 S: 3 P: 3	R: 0 H: 0 E: 0 LOB: 0 K: 2 BB: 0 S: 7 P: 7	1B: 2 SF: 0 2B: 0 SAC: 0 3B: 0 DP: 0 HR: 0 HBP: 0	WP: 0 PA: 30 PB: 0 SB: 0 CS: 0	
PITCHER Jim Hardin, R (1, 1) ERA: 3.49	IP WLS BF H R ER SO BB IBB HBP BLK WP HR S P ERA WHIP											PITCHER IP WLS BF H R ER SO BB IBB HBP BLK WP HR S P ERA WHIP

Chicago White Sox @ Baltimore Orioles
 Memorial Stadium, Baltimore, MD
 Sun Jul 27 1969, 7:05 PM EDT
 Att: 17,864 - Unknown

livebaseballscorecards.com

AB 30
 R 0
 H 2
 RBI 0
 BB 0
 SO 5
 LOB 8



Batter	1	2	3	4	5	6	7	8	9	AB	R	H	RBI	BB	SO	LOB
Don Buford, S OBP: 0.393, SLG: 0.441 (1, 7) (6, 5)	0-0 CS 1B	0-0 1-2 2-H HR 1B	0-0 2-3 3-H 4-3	0-0 F9		0-0 G3		0-0 5-3 2B		6	1	3	2	0	0	1
Paul Blair, R OBP: 0.356, SLG: 0.528 (1, 8)	0-0 F8 1-2	0-0 1-2 2-H HR 1B	0-0 6-3		0-0 5-3 3B	0-0 1B		0-0 5-3 2-3		6	2	3	1	0	0	3
Frank Robinson, R OBP: 0.438, SLG: 0.605 Dave May, L OBP: 0.267, SLG: 0.264 (1, 9) (6, 9)	0-0 HR	0-0 1-H 2-H HR		4-0 HR BB	0-0 5-3	0-0 F9		0-0 F8		3	3	2	5	1	0	0
Boog Powell, L OBP: 0.391, SLG: 0.587 Chico Salmon, R OBP: 0.385, SLG: 0.364 (1, 3) (5, PR) (6, 3)	4-0 3B BB	0-0 1B		0-0 1-H HR	0-0 2B 2B	0-0 4-3				3	2	3	2	1	0	0
Brooks Robinson, R OBP: 0.302, SLG: 0.422 Merv Rettenmund, R OBP: 0.353, SLG: 0.396 (1, 5) (6, 7)	0-0 1-H 3B	0-0 F8		4-0 HR BB	0-3 K		0-0 P4			3	1	1	1	1	1	2
Elrod Hendricks, L OBP: 0.313, SLG: 0.367 (1, 2)	0-3 K	0-0 4-3		0-0 F9	4-0 2B BB		0-3 K			4	1	0	0	1	2	3
Davey Johnson, R OBP: 0.359, SLG: 0.389 Bobby Floyd, R OBP: 0.190, SLG: 0.179 (1, 4) (8, 4)		0-0 1B 1B	4-0 SH1-4 1B BB	0-3 K	0-0 1B 2B		0-0 1B			4	3	3	2	1	1	1
Mark Belanger, R OBP: 0.364, SLG: 0.352 (1, 6)		0-0 1B 1B	0-0 4-3 SH1-4 1B	0-0 1-2 HR 1B	0-0 1-2 HR 1B		0-3 K			5	2	4	1	0	1	1
Jim Hardin, R OBP: 0.229, SLG: 0.364 (1, 1)		0-3 K	0-0 SH1-4	0-0 1-2 2-3 HR	0-0 5-3			0-0 5-3		4	1	1	3	0	1	4

Inning Stats	R: 2	H: 3	E: 0	LOB: 1	K: 1	S: 7	P: 11	R: 5	H: 6	E: 0	LOB: 1	K: 1	S: 11	R: 1	H: 1	E: 0	LOB: 1	K: 0	S: 4	R: 5	H: 3	E: 0	LOB: 0	K: 1	S: 8	R: 4	H: 4	E: 0	LOB: 2	K: 1	S: 9	R: 0	H: 1	E: 0	LOB: 1	K: 2	S: 8	R: 0	H: 1	E: 0	LOB: 1	K: 0	S: 4	R: 0	H: 1	E: 0	LOB: 1	K: 0	S: 4
--------------	------	------	------	--------	------	------	-------	------	------	------	--------	------	-------	------	------	------	--------	------	------	------	------	------	--------	------	------	------	------	------	--------	------	------	------	------	------	--------	------	------	------	------	------	--------	------	------	------	------	------	--------	------	------


PITCHER	IP	WLS	BF	H	R	ER	SO	BB	IBB	HBP	BLK	WP	HR	S	P	ERA	WHIP
Billy Wynne, R ERA: 4.23 (1, 1)	1.1	L	10	6	5	5	2	1	0	0	0	0	1	13	17	33.75	5.250
Jerry Nymman, L ERA: 6.34 (2, 1)	0.0		3	3	2	2	0	0	0	0	0	0	1	3	3	∞	∞
Gary Bell, R ERA: 6.01 (2, 1)	2.2		15	4	6	6	1	3	0	0	0	0	2	14	26	20.25	2.625
Jack Hamilton, R ERA: 4.84 (5, 1)	3.0		16	6	4	4	3	1	0	0	0	0	0	21	25	12.00	2.333
Cisco Carlos, R ERA: 4.14 (8, 1)	1.0		4	1	0	0	0	0	0	0	0	0	0	4	4	0.00	1.000

BOTTOM

Chicago White Sox @ Baltimore Orioles
Memorial Stadium, Baltimore, MD
 Sun Jul 27 1969, 7:05 PM EDT
 Att. 17,864 - Unknown

AB	42
R	17
H	20
RBI	17
BB	5
SO	6
LOB	18

livebaseballscorecards.com



WP	PA	ERA	WHIP
0	48		

Batter	1	2	3	4	5	6	7	8	9	AB R H RBI BB SO LOB	TOP									
Buddy Bradford, R (1, 8) OBP: 0.351, SLG: 0.420	0-0 6-3	0-0 6-3		0-0 F9			0-0 6-3		0-3 K	5 0 0 0 0 1 3										
Luis Aparicio, R (1, 6) OBP: 0.339, SLG: 0.345	0-0 1B	0-0 WP 2B 1B			0-0 L6		0-0 F9		0-0 1B	5 1 3 1 0 0 1										
Gail Hopkins, L (1, 3) OBP: 0.378, SLG: 0.437	0-0 2B	0-0 6-3			0-3 K			0-0 1B	0-3 K	5 2 2 1 0 2 2										
Pete Ward, L (1, 5) OBP: 0.354, SLG: 0.376	0-3 K		0-0 F6		0-0 3-1			0-3 K		4 0 0 0 0 2 2										
Carlos May, L (1, 9) OBP: 0.381, SLG: 0.494	0-0 2B		0-0 F7		0-3 K			4-0 1B E BB		3 1 1 1 1 1 0										
Tom McCraw, L (1, 7) OBP: 0.267, SLG: 0.267	4-0 IBB		0-0 F9		0-0 F6			0-0 1B FC4-6 1-2 2-H		3 0 1 1 1 0 0										
Ron Hansen, R (1, 4) OBP: 0.287, SLG: 0.325	0-3 K			0-0 5-3		0-0 5-3		0-0 FC4-6 1-2 2-H		4 0 0 0 0 1 3										
Don Pavletich, R (1, 2) OBP: 0.324, SLG: 0.369		0-0 1B SH1-4		4-0 WP BB			0-0 2B	0-0 5-3		3 1 2 0 1 0 1										
Gary Peters, L (1, 1) OBP: 0.200, SLG: 0.288									0-3 K	1 0 0 0 0 0 1										
Dan Osinski, R (6, 1)										0 0 0 0 0 0 0										
Walt Williams, R (7, PH) OBP: 0.324, SLG: 0.351		0-0 SH1-4		0-0 4-3			0-0 F6			1 0 0 0 0 0 1										
Jack Hamilton, R (7, 1)										0 0 0 0 0 0 0										
Jerry Nyman, L (7, 1) OBP: 0.077, SLG: 0.154										0 0 0 0 0 0 0										
Cisco Carras, R (7, 1)										0 0 0 0 0 0 0										
Bill Melton, R (9, PH) OBP: 0.304, SLG: 0.416		1-2		1-2						1 0 0 0 0 1 0										
Inning Stats	R: 2 E: 0 K: 2 S: 10	H: 3 LOB: 2 BB: 1 P: 14	R: 1 E: 0 K: 0 S: 5	H: 2 LOB: 1 BB: 0 P: 5	R: 0 E: 0 K: 0 S: 3	H: 0 LOB: 0 BB: 0 P: 3	R: 0 E: 0 K: 0 S: 3	H: 0 LOB: 1 BB: 1 P: 7	R: 0 E: 0 K: 1 S: 5	H: 0 LOB: 0 BB: 0 P: 5	R: 0 E: 0 K: 0 S: 4	H: 1 LOB: 1 BB: 0 P: 4	R: 2 E: 1 K: 1 S: 7	H: 2 LOB: 1 BB: 1 P: 11	R: 0 E: 0 K: 3 S: 10	H: 1 LOB: 1 BB: 0 P: 10	1B: 5 2B: 4 3B: 0 HR: 0	SF: 0 SAC: 1 DP: 0 HBP: 0	WP: 2 PB: 0 SB: 0 CS: 0	PA: 39
PITCHER	IP WLS BF H R ER SO BB IBB HBP BLK WP HR S P ERA WHIP																			
Steve Hargan, R (1, 1) ERA: 6.04	7.1 W 32 7 5 5 5 2 1 0 0 2 0 39 51 6.14 1.227																			
Stan Williams, R (8, 1) ERA: 4.11	1.2 S 7 2 0 0 3 0 0 0 0 0 0 13 13 0.00 1.200																			

Chicago White Sox @ Cleveland Indians
Cleveland Municipal Stadium, Cleveland, OH

Tue Jul 29 1969, 7:05 PM EDT
Att: 10,061 - Unknown

AB	35
R	5
H	9
RBI	4
BB	3
SO	8
LOB	14



Batter	1	2	3	4	5	6	7	8	9	AB	R	H	RBI	BB	SO	LOB	TOP																				
Walt Williams, R (1, 7) OBP: 0.325, SLG: 0.350 Ken Berry, R (8, 7) OBP: 0.259, SLG: 0.288	4-0 G1-6-3 BB		0-0 F7		0-0 F4	0-0 1B		0-0 E6		4	0	1	2	1	0	1																					
Luis Aparicio, R (1, 6) OBP: 0.342, SLG: 0.347	0-0 F7		4-0 CS BB		0-0 CS 1B		0-0 1B HR 1B	0-0 5-3		4	1	2	1	1	0	2																					
Gail Hopkins, L (1, 3) OBP: 0.375, SLG: 0.432	0-0 G1-6-3 1-2f		0-0 F6		0-0 F9		0-0 HR 1B	0-0 F4		5	1	1	0	0	0	4																					
Bill Melton, R (1, 5) OBP: 0.308, SLG: 0.427		0-0 1B 1B		0-0 F8		0-0 1B 1B		0-0 HR	0-3 K	5	3	3	3	0	1	0																					
Carlos May, L (1, 9) OBP: 0.386, SLG: 0.497		0-0 1B 1B		4-0 BB 2B BB		0-0 BB 1B 1B		0-0 F8	0-0 E 1B	4	3	3	0	1	0	0																					
Buddy Bradford, R (1, 8) OBP: 0.348, SLG: 0.411		0-3 K		4-0 1-2 2B BB		0-0 F4		0-0 6-3	0-0 F8	4	1	0	0	1	1	5																					
Ron Hansen, R (1, 4) OBP: 0.276, SLG: 0.311		0-3 K		0-3 K		0-0 F3		0-0 F8	0-0 E6	5	0	0	0	0	2	7																					
Don Pavletich, R (1, 2) OBP: 0.338, SLG: 0.387 Chuck Brinkman, R (6, 2) OBP: 0.083, SLG: 0.083		4-0 1B IBB		0-0 1-H 2-H 2B		0-0 BB 1B 1B		0-0 E SH3 5-3 1B	0-0 F8	2	1	2	3	1	0	0																					
Joe Horlen, R (1, 1) OBP: 0.204, SLG: 0.224 Woodie Held, R (6, PH) OBP: 0.302, SLG: 0.395 Dan Osinski, R (6, 1) Wilbur Wood, R (7, 1)		0-0 1B		0-3 K		4-0 1B BB		0-0 SH3		2	0	1	2	0	1	1																					
Inning Stats	R: 0 E: 0 K: 0 S: 2 H: 0 LOB: 0 BB: 1 P: 6	R: 2 E: 0 K: 2 S: 9 H: 3 LOB: 3 BB: 1 P: 13	R: 0 E: 0 K: 0 S: 2 H: 0 LOB: 0 BB: 1 P: 6	R: 2 E: 0 K: 2 S: 8 H: 1 LOB: 1 BB: 2 P: 16	R: 0 E: 0 K: 0 S: 3 H: 1 LOB: 0 BB: 0 P: 3	R: 3 E: 0 K: 0 S: 6 H: 4 LOB: 3 BB: 1 P: 10	R: 3 E: 0 K: 0 S: 6 H: 3 LOB: 0 BB: 0 P: 6	R: 1 E: 1 K: 0 S: 5 H: 1 LOB: 1 BB: 0 P: 5	R: 0 E: 1 K: 1 S: 7 H: 1 LOB: 2 BB: 0 P: 7	1B: 12 2B: 1 3B: 0 HR: 1 SF: 0 SAC: 1 DP: 1 HBP: 0	WP: 0 PB: 0 SB: 0 CS: 2	PA: 44																									
PITCHER	IP	WLS	BF	H	R	ER	SO	BB	IBB	HBP	BLK	WP	HR	S	P	ERA	WHIP	PITCHER	IP	WLS	BF	H	R	ER	SO	BB	IBB	HBP	BLK	WP	HR	S	P	ERA	WHIP		
Sam McDowell, L (1, 1) ERA: 3.03	6.0	L	28	9	7	7	4	5	1	0	0	0	0	30	54	10.50	2.333																				
Horacio Pina, R (7, 1) ERA: 5.21	1.0		6	3	3	3	0	0	0	0	0	0	0	1	6	27.00	3.000																				
Larry Burchart, R (8, 1) ERA: 4.18	2.0		10	2	1	0	1	0	0	0	0	0	0	0	12	0.00	1.000																				

Chicago White Sox @ Cleveland Indians
Cleveland Municipal Stadium, Cleveland, OH

Wed Jul 30 1969, 7:05 PM EDT
Att. 8,202 - Unknown

AB	37
R	11
H	14
RBI	11
BB	6
SO	5
LOB	22



BOTTOM

Chicago White Sox @ Cleveland Indians
Cleveland Municipal Stadium, Cleveland, OH

Wed Jul 30 1969, 7:05 PM EDT
Att. 8,202 - Unknown

livebaseballscorecards.com

AB	39
R	6
H	13
RBI	6
BB	2
SO	4
LOB	12



WP:	0	PA:	42
PB:	0		
SB:	3		
CS:	1		

Batter	1	2	3	4	5	6	7	8	9	AB	R	H	RBI	BB	SO	LOB
Jose Cardenal, R (1, 8) OBP: 0.305, SLG: 0.340	0-0 F7	0-0 6-3		0-0 5-3		0-0 CS 1B			0-0 1-3	5	0	1	0	0	0	1
Davey Nelson, R (1, 4) OBP: 0.222, SLG: 0.190	0-0 5-3		0-0 5-3		0-0 6-3	0-0 CS 1-2			0-0 F9	5	0	0	0	0	0	0
Frank Baker, L (1, 7) OBP: 0.625, SLG: 0.857	0-0 6-3		0-0 1B 1B		0-0 1B 3B				0-0 1B 1B	5	2	4	0	0	0	0
Tony Horton, R (1, 3) OBP: 0.323, SLG: 0.464		0-0 6-3	0-0 1B 1B		0-0 5-3				0-0 F9 1-2	5	1	2	0	0	0	2
Ken Harrelson, R (1, 9) OBP: 0.328, SLG: 0.428		0-0 1B 2B 1B	0-0 S 1B 2-H 3-H		0-0 S 1B 3-H				0-3 K 1-2 FC6-4 BB	4	1	3	3	1	1	2
Duke Sims, L (1, 2) OBP: 0.414, SLG: 0.471		0-0 2B 1B	0-3 K 2		4-0 BB BB BB				0-0 FC6-4 1-2	2	1	1	0	1	1	1
Cap Peterson, R (7, PH) OBP: 0.381, SLG: 0.304		0-0 2B 1B	0-3 K 1-2		4-0 BB 1-2					1	0	0	0	0	0	2
Larry Burchart, R (8, 1)		0-0 2B 1B	0-3 K 1-2		4-0 BB 1-2					0	0	0	0	0	0	0
Lou Klimchok, L (1, 5) OBP: 0.303, SLG: 0.403		0-0 1B 2B 1-H 2-H	0-3 K 3		0-0 4-3				0-0 L8	3	1	1	2	0	1	3
Chuck Hinton, R (8, PH) OBP: 0.287, SLG: 0.383		0-0 1B 2B	0-3 K 3		0-0 4-3				0-0 F3	1	0	0	0	0	0	0
Eddie Leon, R (1, 6) OBP: 0.362, SLG: 0.395		0-0 S 1B 3-H	0-0 6-3 1		0-0 6-3 1				0-0 F7 2	4	0	1	1	0	0	0
Sam McDowell, L (1, 1) OBP: 0.167, SLG: 0.186		0-3 K 2	0-0 L1 2		0-0 F7 2				0-0 6-3 3	2	0	0	0	0	1	1
Russ Snyder, L (6, PH) OBP: 0.307, SLG: 0.298		0-3 K 1	0-0 L1 2		0-0 F7 2				0-0 6-3 3	1	0	0	0	0	0	0
Horacio Pina, R (7, 1) OBP: 0.500, SLG: 0.500		0-3 K 1	0-0 L1 2		0-0 F7 2				0-0 6-3 3	0	0	0	0	0	0	0
Ken Suarez, R (8, 2) OBP: 0.347, SLG: 0.348		0-3 K 1	0-0 L1 2		0-0 F7 2				0-0 6-3 3	1	0	0	0	0	0	0

Batter	1	2	3	4	5	6	7	8	9
Jose Cardenal, R (1, 8) OBP: 0.305, SLG: 0.340	0-0 F7	0-0 6-3		0-0 5-3		0-0 CS 1B			0-0 1-3
Davey Nelson, R (1, 4) OBP: 0.222, SLG: 0.190	0-0 5-3		0-0 5-3		0-0 6-3	0-0 CS 1-2			0-0 F9
Frank Baker, L (1, 7) OBP: 0.625, SLG: 0.857	0-0 6-3		0-0 1B 1B		0-0 1B 3B				0-0 1B 1B
Tony Horton, R (1, 3) OBP: 0.323, SLG: 0.464		0-0 6-3	0-0 1B 1B		0-0 5-3				0-0 F9 1-2
Ken Harrelson, R (1, 9) OBP: 0.328, SLG: 0.428		0-0 1B 2B 1B	0-0 S 1B 2-H 3-H		0-0 S 1B 3-H				0-3 K 1-2 FC6-4 BB
Duke Sims, L (1, 2) OBP: 0.414, SLG: 0.471		0-0 2B 1B	0-3 K 2		4-0 BB BB BB				0-0 FC6-4 1-2
Cap Peterson, R (7, PH) OBP: 0.381, SLG: 0.304		0-0 2B 1B	0-3 K 1-2		4-0 BB 1-2				
Larry Burchart, R (8, 1)		0-0 2B 1B	0-3 K 1-2		4-0 BB 1-2				
Lou Klimchok, L (1, 5) OBP: 0.303, SLG: 0.403		0-0 1B 2B 1-H 2-H	0-3 K 3		0-0 4-3				0-0 L8
Chuck Hinton, R (8, PH) OBP: 0.287, SLG: 0.383		0-0 1B 2B	0-3 K 3		0-0 4-3				0-0 F3
Eddie Leon, R (1, 6) OBP: 0.362, SLG: 0.395		0-0 S 1B 3-H	0-0 6-3 1		0-0 6-3 1				0-0 F7 2
Sam McDowell, L (1, 1) OBP: 0.167, SLG: 0.186		0-3 K 2	0-0 L1 2		0-0 F7 2				0-0 6-3 3
Russ Snyder, L (6, PH) OBP: 0.307, SLG: 0.298		0-3 K 1	0-0 L1 2		0-0 F7 2				0-0 6-3 3
Horacio Pina, R (7, 1) OBP: 0.500, SLG: 0.500		0-3 K 1	0-0 L1 2		0-0 F7 2				0-0 6-3 3
Ken Suarez, R (8, 2) OBP: 0.347, SLG: 0.348		0-3 K 1	0-0 L1 2		0-0 F7 2				0-0 6-3 3

Inning Stats	R: 0 E: 0 K: 0 S: 3	H: 0 LOB: 0 BB: 0 P: 3	R: 3 E: 0 K: 1 S: 9	H: 4 LOB: 1 BB: 0 P: 9	R: 2 E: 0 K: 2 S: 10	H: 3 LOB: 1 BB: 0 P: 10	R: 0 E: 0 K: 0 S: 3	H: 0 LOB: 0 BB: 0 P: 3	R: 1 E: 0 K: 0 S: 5	H: 2 LOB: 2 BB: 1 P: 9	R: 0 E: 0 K: 0 S: 3	H: 1 LOB: 0 BB: 0 P: 3	R: 0 E: 0 K: 0 S: 4	H: 1 LOB: 2 BB: 1 P: 8	R: 0 E: 0 K: 0 S: 3	H: 0 LOB: 0 BB: 0 P: 3	R: 0 E: 0 K: 1 S: 7	H: 2 LOB: 2 BB: 0 P: 7	1B: 11 2B: 1 3B: 1 HR: 0	SF: 0 SAC: 0 DP: 0 HBP: 0	WP: 0 PB: 0 SB: 3 CS: 1	PA: 42
---------------------	------------------------------	---------------------------------	------------------------------	---------------------------------	-------------------------------	----------------------------------	------------------------------	---------------------------------	------------------------------	---------------------------------	------------------------------	---------------------------------	------------------------------	---------------------------------	------------------------------	---------------------------------	------------------------------	---------------------------------	-----------------------------------	------------------------------------	----------------------------------	--------

PITCHER	IP	WLS	BF	H	R	ER	SO	BB	IBB	HBP	BLK	WP	HR	S	P	ERA	WHIP
Joe Horlen, R (1, 1) ERA: 4.23	5.0	W	25	9	6	6	3	1	0	0	0	0	0	30	34	10.80	2.000
Dan Osinski, R (6, 1) ERA: 3.33	1.2		7	2	0	0	0	1	0	0	0	0	0	6	10	0.00	1.800
Wilbur Wood, L (7, 1) ERA: 3.36	2.1	S	9	2	0	0	1	0	0	0	0	0	0	11	11	0.00	0.857

PITCHER	IP	WLS	BF	H	R	ER	SO	BB	IBB	HBP	BLK	WP	HR	S	P	ERA	WHIP
Joe Horlen, R (1, 1) ERA: 4.23	5.0	W	25	9	6	6	3	1	0	0	0	0	0	30	34	10.80	2.000
Dan Osinski, R (6, 1) ERA: 3.33	1.2		7	2	0	0	0	1	0	0	0	0	0	6	10	0.00	1.800
Wilbur Wood, L (7, 1) ERA: 3.36	2.1	S	9	2	0	0	1	0	0	0	0	0	0	11	11	0.00	0.857

Chicago White Sox @ Cleveland Indians
 Cleveland Municipal Stadium, Cleveland, OH

Thu Jul 31 1969, 7:05 PM EDT
 Att: 4,949 - Unknown

AB	37
R	2
H	9
RBI	2
BB	4
SO	8
LOB	17



AB	R	H	RBI	BB	SO	LOB
5	0	3	0	0	0	1
4	0	0	0	1	0	3
5	0	0	0	0	2	2
3	0	0	0	2	1	1
5	0	1	0	0	2	2
4	1	2	0	0	1	2
3	1	1	0	1	0	1
3	0	2	2	0	0	0
0	0	0	0	0	0	0
1	0	0	0	0	0	3
3	0	0	0	0	2	2
0	0	0	0	0	0	0
1	0	0	0	0	0	0
0	0	0	0	0	0	0

Batter	1	2	3	4	5	6	7	8	9	10
Walt Williams, R (1, 7) OBP: 0.331, SLG: 0.355	0-0 FC6-4 1B		0-0 CS BB 1B			0-0 F9 5-3 1B	0-0 F8		0-0 6-3	
Luis Aparicio, R (1, 6) OBP: 0.340, SLG: 0.343	0-0 L9		4-0 BB 1-2 BB			0-0 5-3 1-2	0-0 G3		0-0 6-3	
Gail Hopkins, L (1, 3) OBP: 0.368, SLG: 0.423	0-3 K		0-0 CS 2-3	0-3 K		0-0 F9 2-3		0-0 1-3		0-0 4-3
Bill Melton, R (1, 5) OBP: 0.309, SLG: 0.424	0-0 FC6-4 1-2f			0-0 5-3		4-0 BB BB		4-0 BB 1B BB		0-3 K
Carlos May, L (1, 9) OBP: 0.363, SLG: 0.493		0-3 K2-3		0-0 3-1		0-3 K		0-0 BB 1-2 1B		0-0 F8
Buddy Bradford, R (1, 8) OBP: 0.351, SLG: 0.413		0-3 K			0-0 G6-4-3 1B		0-0 WP 1B 2B		0-0 L6	
Ron Hansen, R (1, 4) OBP: 0.282, SLG: 0.311		0-0 L5			0-0 G6-4-3 1-2f		0-0 2B 1B	4-0 1-2 2-3 BB		
Don Pavletich, R (1, 2) OBP: 0.345, SLG: 0.402			0-0 4-3		0-0 1B		0-0 2B	0-0 F9		
Ken Berry, R (7, PR) OBP: 0.259, SLG: 0.288										
Ed Hermann, L (7, 2) OBP: 0.328, SLG: 0.363										
Billy Wynne, L (1, 1) OBP: 0.143, SLG: 0.143			0-3 K		0-3 K		0-0 4-3		0-0 1-6-3	
Wilbur Wood, R (7, 1)										
Woodie Held, R (9, PH) OBP: 0.296, SLG: 0.386										
Jack Hamilton, R (9, 1)										

Inning Stats	R: 0	H: 1	R: 0	H: 0	R: 0	H: 1	R: 0	H: 2	R: 0	H: 1	R: 2	H: 3	R: 0	H: 1	R: 0	H: 0	R: 0	H: 0	R: 0	H: 0	1B: 8	SF: 0	WP: 1	PA: 42
	E: 0	LOB: 1	E: 0	LOB: 0	E: 0	LOB: 0	E: 0	LOB: 1	E: 0	LOB: 2	E: 0	LOB: 1	E: 0	LOB: 3	E: 0	LOB: 0	E: 0	LOB: 0	E: 0	LOB: 0	2B: 1 <td>SAC: 0 <td>PB: 0 <td></td> </td></td>	SAC: 0 <td>PB: 0 <td></td> </td>	PB: 0 <td></td>	
	K: 1	BB: 0	K: 2	BB: 0	K: 1	BB: 1	K: 1	BB: 0	K: 1	BB: 1	K: 0	BB: 0	K: 0	BB: 2	K: 0	BB: 0	K: 1	BB: 0	K: 0	BB: 0	3B: 0	DP: 1 <td>SB: 0</td> <td></td>	SB: 0	
	S: 6	P: 6	S: 7	P: 7	S: 5	P: 9	S: 5	P: 5	S: 6	P: 6	S: 6	P: 10	S: 6	P: 6	S: 4	P: 12	S: 3	P: 3	S: 5	P: 5	HR: 0	HBP: 0	CS: 1	

PITCHER	IP	WLS	BF	H	R	ER	SO	BB	IBB	HBP	BLK	WP	HR	S	P	ERA	WHIP
Dick Ellsworth, L (1, 1) ERA: 4.34	6.0		26	8	2	2	7	2	0	0	0	1	0	38	46	3.00	1.667
Stan Williams, R (7, 1) ERA: 4.08	1.0		3	0	0	0	0	0	0	0	0	0	0	3	3	0.00	0.000
Juan Pizarro, L (8, 1) ERA: 3.26	2.0		9	1	0	0	2	0	0	0	0	0	0	7	15	0.00	1.500
Mike Paul, L (10, 1) ERA: 3.61	1.0	W	3	0	0	0	1	0	0	0	0	0	0	5	5	0.00	0.000

WP: 1	PA: 42
PB: 0	
SB: 0	
CS: 1	

BOTTOM

Chicago White Sox @ Cleveland Indians
Cleveland Municipal Stadium, Cleveland, OH

Thu Jul 31 1969, 7:05 PM EDT
Att. 4,949 - Unknown

livebaseballscorecards.com

AB	39
R	3
H	14
RBI	2
BB	3
SO	6
LOB	16



AB R H RBI BB SO LOB

3	0	1	0	1	0	1
5	0	1	0	0	0	3
3	0	2	0	0	1	0
2	0	0	0	0	1	2
0	0	0	0	0	0	0
5	1	2	0	0	0	2
5	1	2	1	0	2	1
4	0	1	0	1	1	1
2	0	0	0	1	0	2
2	0	2	1	0	0	0
4	0	1	0	0	0	3
2	0	0	0	0	1	1
0	0	0	0	0	0	0
1	1	1	0	0	0	0
0	0	0	0	0	0	0
1	0	1	0	0	0	0

1B:	11	SF:	0
2B:	3	SAC:	1
3B:	0	DP:	0
HR:	0	HBP:	0

WP:	0	PA:	43
PB:	1		
SB:	0		
CS:	1		

Batter	1	2	3	4	5	6	7	8	9	10
Jose Cardenal, R (1, 8) OBP: 0.307, SLG: 0.343	4-3		4-0 BLK BB		0-0 2B		0-0 5-3		0-0 SH1-4	
Davey Nelson, R (1, 4) OBP: 0.220, SLG: 0.191	F5		0-0 F8		0-0 3-1		0-0 1B		0-0 6-3	
Frank Baker, L (1, 7) OBP: 0.636, SLG: 0.900										
Cap Peterson, R (7, PH) OBP: 0.374, SLG: 0.298										
Mike Paul, L (10, 1)										
Tony Horton, R (1, 3) OBP: 0.324, SLG: 0.466	5-3									
Ken Harrelson, R (1, 9) OBP: 0.329, SLG: 0.427										
Duke Sims, L (1, 2) OBP: 0.413, SLG: 0.466										
Lou Klimchok, L (1, 5) OBP: 0.304, SLG: 0.397										
Chuck Hinton, R (8, PH) OBP: 0.303, SLG: 0.398										
Eddie Leon, R (1, 6) OBP: 0.353, SLG: 0.383										
Dick Elsworth, L (1, 1) OBP: 0.163, SLG: 0.122										
Stan Williams, R (7, 1) OBP: 0.214, SLG: 0.120										
Russ Snyder, L (7, PH) OBP: 0.310, SLG: 0.302										
Juan Pizarro, L (8, 1) OBP: 0.263, SLG: 0.235										
Richie Scheinblum, S (9, PH) OBP: 0.268, SLG: 0.263										

Inning Stats	R: 0	H: 1	E: 0	LOB: 1	K: 0	BB: 0	S: 4	P: 4	R: 0	H: 0	E: 0	LOB: 0	K: 1	BB: 0	S: 5	P: 5	R: 0	H: 1	E: 0	LOB: 1	K: 0	BB: 1	S: 3	P: 7	R: 0	H: 2	E: 0	LOB: 2	K: 1	BB: 0	S: 7	P: 7	R: 0	H: 1	E: 0	LOB: 1	K: 1	BB: 0	S: 6	P: 6	R: 1	H: 3	E: 0	LOB: 2	K: 0	BB: 1	S: 5	P: 9	R: 1	H: 2	E: 0	LOB: 1	K: 1	BB: 0	S: 7	P: 7	R: 0	H: 1	E: 0	LOB: 1	K: 2	BB: 0	S: 8	P: 8	R: 0	H: 1	E: 0	LOB: 1	K: 0	BB: 0	S: 4	P: 4	R: 1	H: 2	E: 1	LOB: 2	K: 0	BB: 1	S: 3	P: 7	1B: 11	SF: 0	2B: 3	SAC: 1	3B: 0	DP: 0	HR: 0	HBP: 0	WP: 0	PA: 43
--------------	------	------	------	--------	------	-------	------	------	------	------	------	--------	------	-------	------	------	------	------	------	--------	------	-------	------	------	------	------	------	--------	------	-------	------	------	------	------	------	--------	------	-------	------	------	------	------	------	--------	------	-------	------	------	------	------	------	--------	------	-------	------	------	------	------	------	--------	------	-------	------	------	------	------	------	--------	------	-------	------	------	------	------	------	--------	------	-------	------	------	--------	-------	-------	--------	-------	-------	-------	--------	-------	--------

PITCHER	IP	WLS	BF	H	R	ER	SO	BB	IBB	HBP	BLK	WP	HR	S	P	ERA	WHIP
Billy Wynne, R (1, 1) ERA: 3.94	6.1		29	10	2	1	3	1	1	0	1	0	0	33	41	1.42	1.737
Wilbur Wood, L (7, 1) ERA: 3.29	1.2		6	1	0	0	3	0	0	0	0	0	0	12	12	0.00	0.600
Jack Hamilton, R (9, 1) ERA: 5.4	1.1	L	8	3	1	1	0	0	1	0	0	0	0	7	11	6.75	2.250

Batter	1	2	3	4	5	6	7	8	9	AB R H RBI BB SO LOB	TOP											
Tom McCraw, L (1, 7) OBP: 0.267, SLG: 0.267	0-3 K		0-0 1B		0-3 K		0-0 L9			4 0 1 0 0 2 3												
Luis Aparicio, R (1, 6) Woodie Held, R (8, 6) OBP: 0.339, SLG: 0.343 OBP: 0.296, SLG: 0.386	0-0 1B		0-0 4-3			0-0 1-6-3		0-0 F7		4 0 1 0 0 0 1 0 0 0 0 0 0 0												
Gail Hopkins, L (1, 3) OBP: 0.363, SLG: 0.417	0-0 F8			0-0 3-1		0-0 F8		0-0 4-3		4 0 0 0 0 0 1												
Carlos May, L (1, 9) OBP: 0.382, SLG: 0.489	0-0 F5			0-0 F5		4-0 BB		0-0 F7		3 0 0 0 1 0 1												
Bill Melton, R (1, 5) OBP: 0.309, SLG: 0.420		0-0 L9		4-0 BB		0-0 F7			0-0 6-3	3 0 0 0 1 0 1												
Buddy Bradford, R (1, 8) OBP: 0.353, SLG: 0.415		0-0 1B		0-0 L9			0-0 1B		0-0 5-3	4 0 2 0 0 0 1												
Ed Herrmann, L (1, 2) OBP: 0.326, SLG: 0.360		0-0 G4-3			0-3 K		0-0 1B		0-0 F9	4 0 1 0 0 1 1												
Ron Hansen, R (1, 4) OBP: 0.276, SLG: 0.304			0-0 F8		0-0 5-3		0-0 F7			3 0 0 0 0 0 2												
Paul Edmondson, R (1, 1) Cisco Carlos, R (5, 1) Gary Bell, R (5, 1) Pete Ward, L (7, PH) Jerry Nyman, L (7, 1) OBP: 0.385, SLG: 0.385 OBP: 0.273, SLG: 0.263 OBP: 0.352, SLG: 0.373 OBP: 0.077, SLG: 0.154			0-3 K		0-0 1B		0-3 K			2 0 1 0 0 1 0 0 0 0 0 0 0 0 0 0 0 0 0 0 0 1 0 0 0 0 1 2 0 0 0 0 0 0 0												
Inning Stats	R: 0 E: 0 K: 1 S: 6	H: 1 LOB: 1 BB: 0 P: 6	R: 0 E: 0 K: 0 S: 3	H: 1 LOB: 0 BB: 0 P: 3	R: 0 E: 0 K: 1 S: 6	H: 1 LOB: 1 BB: 0 P: 6	R: 0 E: 0 K: 0 S: 3	H: 0 LOB: 1 BB: 1 P: 7	R: 0 E: 0 K: 2 S: 8	H: 1 LOB: 1 BB: 0 P: 8	R: 0 E: 0 K: 0 S: 3	H: 0 LOB: 1 BB: 1 P: 7	R: 0 E: 0 K: 1 S: 7	H: 2 LOB: 2 BB: 0 P: 7	R: 0 E: 0 K: 0 S: 3	H: 0 LOB: 0 BB: 0 P: 3	R: 0 E: 0 K: 0 S: 3	H: 0 LOB: 0 BB: 0 P: 3	1B: 6 2B: 0 3B: 0 HR: 0	SF: 0 SAC: 0 DP: 1 HBP: 0	WP: 0 PB: 0 SB: 1 CS: 0	PA: 34
PITCHER Denny McLain, R (1, 1) ERA: 2.61	IP: 9.0 WLS: W BF: 34 H: 6 R: 0 ER: 0 SO: 5 BB: 2 IBB: 0 HBP: 0 BLK: 0 WP: 0 HR: 0 S: 42 P: 50 ERA: 0.00 WHIP: 0.889											PITCHER	IP: WLS: BF: H: R: ER: SO: BB: IBB: HBP: BLK: WP: HR: S: P: ERA: WHIP:									

Chicago White Sox @ Detroit Tigers
Tiger Stadium, Detroit, MI
Fri Aug 01 1969, 7:05 PM EDT
Att: 27,651 - Unknown

livebaseballscorecards.com

AB 32
R 0
H 6
RBI 0
BB 2
SO 5
LOB 13



Batter	1	2	3	4	5	6	7	8	9	AB R H RBI BB SO LOB	TOP																												
Walt Williams, R OBP: 0.332, SLG: 0.360 (1, 9) (8, 7)	0-0 L9		0-0 1B 2B		0-0 F3		0-0 1B 2-3 1B		0-0 6-3	5 1 2 0 0 0 0																													
Luis Aparicio, R OBP: 0.344, SLG: 0.354 (1, 6)	0-0 HR		0-0 1B 2-H 1B		0-0 4-3		0-0 1-3 3-H 1B		4-0 FC4 BB	4 1 3 3 1 0 0																													
Buddy Bradford, R OBP: 0.354, SLG: 0.411 (1, 8) (8, 9)	0-3 K		0-0 1-3 1B		0-3 K		4-0 IBB		0-0 FC4 E S 1B 1-2f	4 1 1 0 1 2 1																													
Gail Hopkins, L OBP: 0.360, SLG: 0.412 (1, 3)	0-0 F8		0-0 G3		0-3 K		0-3 K		0-0 1-H 1B	5 0 1 1 0 2 5																													
Bill Melton, R OBP: 0.307, SLG: 0.420 (1, 5)		0-0 5-3		0-0 L9		0-0 WP 2B		0-0 F8	0-0 F7	5 0 1 0 0 0 4																													
Bobby Knoop, R OBP: 0.308, SLG: 0.326 (1, 4)		0-3 K		4-0 S 1B BB		0-0 5-3		0-3 K		3 0 0 0 1 2 1																													
Bob Christian, R OBP: 0.174, SLG: 0.238 Ken Berry, R OBP: 0.259, SLG: 0.288 (1, 7) (8, 8)		0-3 K		0-0 S 1B		0-0 F7		0-0 4-3		4 0 1 0 0 1 1 0 0 0 0 0 0 0																													
Don Pavletich, R OBP: 0.342, SLG: 0.392 (1, 2)			0-0 6-3		0-3 K		4-0 1B SH1-4 1B BB		0-0 F8	3 1 0 0 1 1 2																													
Gary Peters, L OBP: 0.207, SLG: 0.345 (1, 1)			0-0 F5		0-0 4-3		0-0 SH1-4		0-0 HR	3 1 1 1 0 0 2																													
Inning Stats	R: 1 E: 0 K: 1 S: 6	H: 1 LOB: 0 BB: 0 P: 6	R: 0 E: 0 K: 2 S: 7	H: 0 LOB: 0 BB: 0 P: 7	R: 1 E: 0 K: 0 S: 6	H: 3 LOB: 2 BB: 0 P: 6	R: 0 E: 0 K: 1 S: 6	H: 1 LOB: 2 BB: 1 P: 10	R: 0 E: 0 K: 1 S: 5	H: 0 LOB: 0 BB: 0 P: 5	R: 0 E: 0 K: 1 S: 6	H: 1 LOB: 1 BB: 0 P: 6	R: 1 E: 0 K: 1 S: 7	H: 2 LOB: 3 BB: 2 P: 15	R: 0 E: 0 K: 1 S: 5	H: 0 LOB: 0 BB: 0 P: 5	R: 2 E: 0 K: 0 S: 5	H: 2 LOB: 1 BB: 1 P: 9	1B: 6 2B: 2 3B: 0 HR: 2	SF: 0 SAC: 1 DP: 0 HBP: 0	WP: 1 PB: 0 SB: 3 CS: 0	PA: 41																	
PITCHER Mickey Lolich, L ERA: 2.81 Fred Lasher, R ERA: 2.08	IP 7.0	WLS L	BF 32	H 8	R 3	ER 3	SO 7	BB 2	IBB 1	HBP 0	BLK 0	WP 1	HR 1	S 43	P 55	ERA 3.86	WHIP 1.429						PITCHER IP 2.0	WLS L	BF 9	H 2	R 2	ER 2	SO 1	BB 1	IBB 0	HBP 0	BLK 0	WP 0	HR 1	S 10	P 14	ERA 9.00	WHIP 1.500

Chicago White Sox @ Detroit Tigers
Tiger Stadium, Detroit, MI
Sat Aug 02 1969, 4:33 AM EDT
Att: 16,646 - Unknown

livebaseballscorecards.com

AB 36
R 5
H 10
RBI 5
BB 4
SO 8
LOB 16



Batter	1	2	3	4	5	6	7	8	9	AB R H RBI BB SO LOB
Mickey Stanley, R (1, 8) OBP: 0.299, SLG: 0.327	0-0 F9		0-0 E6		0-0 G6-4-3			0-0 F8		4 0 0 0 0 0 3
Tom Tresh, S (1, 6) OBP: 0.296, SLG: 0.350	0-0 1B		0-3 K			0-0 F6		4-0 FC1-4 BB		3 0 1 0 1 1 1
Al Kaline, R (1, 9) OBP: 0.339, SLG: 0.422	0-0 L9			0-0 G4-6-3 1B		0-0 L9		0-0 FC1-4		4 0 1 0 0 0 2
Willie Horton, R (1, 7) OBP: 0.313, SLG: 0.428	0-3 K			0-0 F8		0-0 4-3		0-0 F9		4 0 0 0 0 1 3
Norm Cash, L (1, 3) OBP: 0.365, SLG: 0.435		0-0 CS 1B		0-0 G4-6-3			0-3 K		H 1-0 FC6-4 HBP	3 0 1 0 0 1 1
Jim Price, R (1, 2) OBP: 0.333, SLG: 0.525		0-3 K			0-0 F4		0-0 F7		0-0 F8	4 0 0 0 0 1 2
Don Wert, R (1, 5) OBP: 0.291, SLG: 0.345		0-3 K			0-0 E5 SH 1B		0-0 1B		0-0 F8	4 0 1 0 0 1 1
Tom Matchick, L (1, 4) OBP: 0.296, SLG: 0.306			0-3 K		0-0 SH 1B		0-0 1B		0-0 FC6-4	4 0 2 0 0 1 1
Mickey Lolich, S (1, 1) OBP: 0.172, SLG: 0.113			0-3 K		0-0 SH		0-0 F8			1 0 0 0 0 1 0
Bill Freehan, R (7, PH) OBP: 0.339, SLG: 0.408					1-2 2-3					1 0 0 0 0 0 2
Fred Lasher, R (8, 1)										0 0 0 0 0 0 0

Inning Stats	R: 0	H: 1	E: 0	LOB: 1	K: 1	BB: 0	S: 6	P: 6	R: 0	H: 1	E: 0	LOB: 0	K: 2	BB: 0	S: 7	P: 7	R: 0	H: 0	E: 1	LOB: 1	K: 3	BB: 0	S: 10	P: 10	R: 0	H: 1	E: 0	LOB: 0	K: 0	BB: 0	S: 3	P: 3	R: 0	H: 1	E: 1	LOB: 2	K: 0	BB: 0	S: 5	P: 5	R: 0	H: 0	E: 0	LOB: 0	K: 0	BB: 0	S: 3	P: 3	R: 0	H: 2	E: 0	LOB: 2	K: 1	BB: 0	S: 7	P: 7	R: 0	H: 0	E: 0	LOB: 1	K: 0	BB: 1	S: 3	P: 7	R: 0	H: 0	E: 0	LOB: 1	K: 0	BB: 0	S: 3	P: 4	1B: 6	SF: 0	2B: 1	SAC: 1	3B: 0	DP: 3	HR: 0	HBP: 1	WP: 0	PA: 35
PITCHER Gary Peters, L (1, 1) ERA: 4.19	IP: 9.0	WLS: W	BF: 35	H: 6	R: 0	ER: 0	SO: 7	BB: 1	IBB: 0	HBP: 1	BLK: 0	WP: 0	HR: 0	S: 47	P: 52	ERA: 0.00	WHIP: 0.778																																																																	
PITCHER	IP	WLS	BF	H	R	ER	SO	BB	IBB	HBP	BLK	WP	HR	S	P	ERA	WHIP																																																																	


BOTTOM

Chicago White Sox @ Detroit Tigers
Tiger Stadium, Detroit, MI

Sat Aug 02 1969, 4:33 AM EDT
Att. 16,646 - Unknown

livebaseballscorecards.com

AB	32
R	0
H	6
RBI	0
BB	1
SO	7
LOB	16



Batter	1	2	3	4	5	6	7	8	9	AB R H RBI BB SO LOB	TOP					
Walt Williams, R OBP: 0.335, SLG: 0.367 (1, 9) (7, 7)	0-0 G6-4-3 1B		0-0 WP 2B			0-0 6-3		0-0 5-3		4 0 2 0 0 0 0						
Luis Aparicio, R OBP: 0.344, SLG: 0.360 (1, 6) (7, 7)	0-0 G6-4-3 1-2f		0-0 6-3 2-3			0-0 F7		0-0 HR		4 1 1 1 0 0 2						
Gail Hopkins, L OBP: 0.359, SLG: 0.410 (1, 3) (7, 9)	0-0 F7			0-3 K			0-0 1B BB FC6-4 1B	0-0 1-3		4 1 1 0 0 1 0						
Bill Melton, R OBP: 0.307, SLG: 0.416 (1, 5) (7, 9)		0-3 K		0-0 5-3		0-3 K		4-0 BB SH1-4 BB		3 0 0 0 1 2 1						
Ed Herrmann, L OBP: 0.326, SLG: 0.355 Woodie Held, R OBP: 0.296, SLG: 0.386 (1, 2) (7, PR) (7, 9)		0-0 4-3		0-3 K		4-0 FC6-4 1B 1-2 BB		0-0 SH1-4 1-2		2 0 0 0 1 1 0 0 0 0 0 0 0 0						
Buddy Bradford, R OBP: 0.357, SLG: 0.413 (1, 8) (7, 9)		0-0 1B			0-0 F9		0-0 FC6-4 1-2 2-3 1B	0-0 F8		4 0 2 0 0 0 1						
Bobby Knoop, R OBP: 0.307, SLG: 0.322 (1, 4) (7, 2)		0-3 K			0-0 F8		0-0 FC6-4 1-2f 2-3 3-H	4-0 BB BB		3 0 0 1 1 1 3						
Bob Christian, R OBP: 0.160, SLG: 0.217 Pete Ward, L OBP: 0.352, SLG: 0.373 Don Pavletich, R OBP: 0.344, SLG: 0.389 (1, 7) (7, PH) (7, PH) (7, 2)			0-3 K		0-0 F7		0-0 F4	4-0 BB BB		2 0 0 0 0 1 0 0 0 0 0 0 0 0 1 0 0 0 1 0 2						
Joe Horlen, R OBP: 0.196, SLG: 0.216 Ken Berry, R OBP: 0.258, SLG: 0.286 Wilbur Wood, R OBP: 0.274, SLG: 0.302 Dan Osinski, R OBP: 0.274, SLG: 0.302 (1, 1) (8, PH) (8, 1) (9, PH) (9, 1)			0-0 F8			0-0 F7		0-3 K	0-0 F8	2 0 0 0 0 0 0 1 0 0 0 0 1 0 0 0 0 0 0 0 0 1 0 0 0 0 0 3 0 0 0 0 0 0 0						
Inning Stats	R: 0 H: 1 E: 0 LOB: 0 K: 0 BB: 0 S: 3 P: 3	R: 0 H: 1 E: 0 LOB: 1 K: 2 BB: 0 S: 8 P: 8	R: 0 H: 1 E: 0 LOB: 1 K: 1 BB: 0 S: 6 P: 6	R: 0 H: 0 E: 0 LOB: 0 K: 2 BB: 0 S: 7 P: 7	R: 0 H: 0 E: 0 LOB: 0 K: 0 BB: 0 S: 3 P: 3	R: 0 H: 0 E: 0 LOB: 0 K: 0 BB: 0 S: 3 P: 3	R: 1 H: 2 E: 0 LOB: 2 K: 1 BB: 1 S: 7 P: 11	R: 1 H: 1 E: 0 LOB: 0 K: 1 BB: 0 S: 6 P: 6	R: 0 H: 0 E: 0 LOB: 3 K: 0 BB: 3 S: 3 P: 15	1B: 4 SF: 0 2B: 1 SAC: 1 3B: 0 DP: 1 HR: 1 HBP: 0	WP: 1 PA: 36 PB: 0 SB: 0 CS: 0					
PITCHER	IP WLS BF H R ER SO BB IBB HBP BLK WP HR S P ERA WHIP															
Earl Wilson, R ERA: 2.94 (1, 1)	6.2	25	5	1	1	6	1	0	0	0	1	0	36	40	1.35	0.900
John Hiller, L ERA: 4.97 (7, 1)	1.1	5	1	1	1	1	0	0	0	0	0	1	7	7	6.75	0.750
Don McMahon, R ERA: 4.28 (9, 1)	1.0	W 6	0	0	0	0	3	0	0	0	0	0	3	15	0.00	3.000

Chicago White Sox @ Detroit Tigers
Tiger Stadium, Detroit, MI
Sun Aug 03 1969, 4:33 AM EDT
Att: 21,001 - Unknown

livebaseballscorecards.com

AB	31
R	2
H	6
RBI	2
BB	4
SO	7
LOB	12



Batter	1	2	3	4	5	6	7	8	9	AB R H RBI BB SO LOB
Mickey Stanley, R (1, 8) OBP: 0.302, SLG: 0.327	0-0 5-3 WP BB		4-0 1-2 WP BB		0-0 5-3 BB BB	4-0 1-2 BB			0-0 FC1-4 1B	3 0 1 0 2 0 0
Tom Tresh, S (1, 6) OBP: 0.294, SLG: 0.345	0-0 6-3		0-3 1-2 2-3 K		4-0 PB 1B BB	0-0 G3			0-0 FC1-4 BB E HR	4 1 0 0 1 1 6
Gates Brown, L (1, 7) Al Kaline, R (8, 9) OBP: 0.260, SLG: 0.265 OBP: 0.338, SLG: 0.421	0-3 K		0-0 4-3		0-0 1-2 PB 1B			0-0 G3	0-0 L4 BB HR	4 0 1 0 0 1 2 1 1 0 0 0 0 1
Norm Cash, L (1, 3) OBP: 0.368, SLG: 0.438		0-0 1B FC1-6 2B	4-0 IBB		0-0 1-2 2-3 F6			0-3 K	4-0 1-2 2-3 HR BB	3 2 1 0 2 1 2
Willie Horton, R (1, 9) (8, 7) OBP: 0.311, SLG: 0.434		0-0 F7	0-3 K			0-0 6-3		0-0 6-3	0-0 1-H 2-H 3-H HR	5 1 1 4 0 1 4
Jim Price, R (1, 2) OBP: 0.345, SLG: 0.553		0-0 FC1-6 2-3 1B		4-0 G6-4-3 BB		0-0 HR		0-0 5-3		3 1 2 1 1 0 0
Tom Matchick, L (1, 4) OBP: 0.301, SLG: 0.311		0-0 FC1-6 1-2f FC6-4 3-H		0-0 G6-4-3 1-2f		0-0 E 1B 1B		0-0 FC5-4 1B		4 0 2 1 0 0 2
Don Wert, R (1, 5) OBP: 0.290, SLG: 0.344		0-0 FC6-4 1-2f		0-0 6-3		0-0 E6 1-3 BB 1B		0-0 F9		4 0 1 0 0 0 2
Earl Wilson, R (1, 1) John Hiller, R (7, 1) Bill Freehan, R (8, PH) Don McMahon, R (9, 1) OBP: 0.219, SLG: 0.125 OBP: 0.333, SLG: 0.286 OBP: 0.338, SLG: 0.407			0-0 WP BB 1B		0-0 F8	0-3 K		0-0 FC5-4 1-2f		3 0 1 0 0 1 2 0 0 0 0 0 0 0 1 0 0 0 0 0 1 0 0 0 0 0 0 0

Inning Stats	R: 0 E: 0 K: 1 S: 5	H: 0 LOB: 0 BB: 0 P: 5	R: 1 E: 0 K: 0 S: 5	H: 2 LOB: 1 BB: 0 P: 5	R: 0 E: 0 K: 2 S: 8	H: 1 LOB: 3 BB: 2 P: 16	R: 0 E: 0 K: 0 S: 2	H: 0 LOB: 0 BB: 1 P: 6	R: 0 E: 0 K: 0 S: 4	H: 1 LOB: 2 BB: 1 P: 8	R: 1 E: 1 K: 1 S: 8	H: 3 LOB: 3 BB: 1 P: 12	R: 0 E: 0 K: 1 S: 5	H: 0 LOB: 0 BB: 0 P: 5	R: 0 E: 0 K: 0 S: 4	H: 1 LOB: 1 BB: 0 P: 4	R: 4 E: 1 K: 0 S: 4	H: 2 LOB: 0 BB: 1 P: 8	1B: 7 2B: 1 3B: 0 HR: 2	SF: 0 SAC: 0 DP: 1 HBP: 0	WP: 1 PB: 1 SB: 0 CS: 0	PA: 41
--------------	------------------------------	---------------------------------	------------------------------	---------------------------------	------------------------------	----------------------------------	------------------------------	---------------------------------	------------------------------	---------------------------------	------------------------------	----------------------------------	------------------------------	---------------------------------	------------------------------	---------------------------------	------------------------------	---------------------------------	----------------------------------	------------------------------------	----------------------------------	--------

PITCHER	IP	WLS	BF	H	R	ER	SO	BB	IBB	HBP	BLK	WP	HR	S	P	ERA	WHIP
Joe Horlen, R (1, 1) ERA: 4.16	7.0		32	7	2	2	5	4	1	0	0	1	1	37	57	2.57	1.571
Wilbur Wood, L (8, 1) ERA: 3.25	1.0		4	1	0	0	0	0	0	0	0	0	0	4	4	0.00	1.000
Dan Osinski, R (9, 1) ERA: 3.86	0.1	L	5	2	4	3	0	1	0	0	0	0	1	4	8	81.00	9.000

BOTTOM

Chicago White Sox @ Detroit Tigers
Tiger Stadium, Detroit, MI
Sun Aug 03 1969, 4:33 AM EDT
Att. 21,001 - Unknown

livebaseballscorecards.com

AB	35
R	6
H	10
RBI	6
BB	6
SO	5
LOB	22



Washington Senators @ Chicago White Sox

Comiskey Park, Chicago, IL
Tue Aug 05 1969, 8:05 PM EDT
Att. 7,949 - Unknown

AB	38
R	4
H	13
RBI	4
BB	1
SO	3
LOB	12



WP	0	PA	39
PB	0		
SB	0		
CS	0		

Batter	1	2	3	4	5	6	7	8	9	AB	R	H	RBI	BB	SO	LOB
Del Unser, L (1, 8) OBP: 0.337, SLG: 0.338	0-0 L8	0-0 4-1		0-0 1-H 2B			0-0 F7		0-0 1-3	5	0	1	0	0	0	2
Lee Mays, L (1, 9) OBP: 0.323, SLG: 0.373	0-0 3-1		0-0 6-3		0-0 F8		0-0 F8		0-0 FC6-4 1B	5	0	1	0	0	0	1
Frank Howard, R (1, 7) OBP: 0.406, SLG: 0.595	0-0 BB 1B		0-3 K		0-0 6-3			0-0 F8	0-0 FC6-4 1-2f	5	1	1	0	0	1	1
Mike Epstein, L (1, 3) OBP: 0.426, SLG: 0.557	4-0 1B 1-2 BB		0-0 1B		0-0 1-3			0-0 2B 1B		3	1	2	0	1	0	0
Ken McMullen, R (1, 5) OBP: 0.341, SLG: 0.399	0-0 1-2 2-H 1B		0-0 1-3			0-0 F7		0-0 1-3 1B 2B		4	1	2	1	0	0	1
Bernie Allen, L (1, 4) OBP: 0.344, SLG: 0.405	0-3 K			0-0 1B 2B		0-0 4-1		0-0 2-H 3-H 1B		4	1	2	2	0	1	2
Ed Brinkman, R (1, 6) OBP: 0.335, SLG: 0.344		0-0 2B		0-0 F3		0-0 F6		0-3 K		3	0	1	0	0	0	1
Jim Hannan, R (7, 1) OBP: 0.139, SLG: 0.139										0	0	0	0	0	0	0
Brant Alyea, R (8, PH) OBP: 0.348, SLG: 0.484										1	0	0	0	0	1	1
Jim Miles, R (8, 1) OBP: 0.500, SLG: 0.500										0	0	0	0	0	0	0
Jim French, L (1, 2) OBP: 0.359, SLG: 0.340		0-0 L3		0-0 2B 1B		0-0 F3		0-0 1-H 2B		4	0	2	1	0	0	1
Jim Shellenback, L (1, 1) OBP: 0.182, SLG: 0.182										1	0	0	0	0	0	1
Casey Cox, R (3, 1) OBP: 0.136, SLG: 0.074										0	0	0	0	0	0	0
Ed Stroud, L (4, PH) OBP: 0.536, SLG: 0.320		0-0 F5		0-0 F9						1	0	0	0	0	0	1
Dave Baldwin, R (4, 1) OBP: 0.284, SLG: 0.284										0	0	0	0	0	0	0
Zolo Versailles, R (7, PH) OBP: 0.284, SLG: 0.284										2	0	1	0	0	0	0

Inning Stats	R	H	E	K	S	R	H	E	K	S	R	H	E	K	S	R	H	E	K	S	R	H	E	K	S	R	H	E	K	S	R	H	E	K	S							
1	1	2	0	1	7	0	1	0	0	4	1	3	0	0	3	0	0	0	0	3	0	0	0	0	0	0	2	4	0	0	0	0	0	0	0	0	0	0	0			
2	0	1	0	0	4	0	1	0	0	4	0	3	0	0	5	0	0	0	0	3	0	0	0	0	0	0	2	4	0	0	0	0	0	0	0	0	0	0	0	0		
3	0	1	0	1	6	0	1	0	1	6	0	0	0	0	6	0	0	0	0	3	0	0	0	0	0	0	0	0	0	0	0	0	0	0	0	0	0	0	0	0	0	
4	1	2	0	1	7	0	1	0	0	7	0	3	0	0	3	0	0	0	0	3	0	0	0	0	0	0	2	4	0	0	0	0	0	0	0	0	0	0	0	0	0	0
5	0	0	0	0	3	0	0	0	0	3	0	0	0	0	3	0	0	0	0	3	0	0	0	0	0	0	0	0	0	0	0	0	0	0	0	0	0	0	0	0	0	
6	0	0	0	0	3	0	0	0	0	3	0	0	0	0	3	0	0	0	0	3	0	0	0	0	0	0	0	0	0	0	0	0	0	0	0	0	0	0	0	0		
7	0	1	0	0	4	0	1	0	0	4	0	1	0	0	4	0	0	0	0	4	0	0	0	0	0	0	2	4	0	0	0	0	0	0	0	0	0	0	0	0	0	
8	2	4	0	0	8	0	4	0	0	8	0	1	0	0	8	0	1	0	0	8	0	0	0	0	0	0	0	4	0	0	0	0	0	0	0	0	0	0	0	0	0	
9	0	1	0	0	4	0	1	0	0	4	0	1	0	0	4	0	1	0	0	4	0	0	0	0	0	0	0	0	0	0	0	0	0	0	0	0	0	0	0	0	0	

PITCHER	IP	WLS	BF	H	R	ER	SO	BB	IBB	HBP	BLK	WP	HR	S	P	ERA	WHIP
Billy Wynne, R (1, 1) ERA: 4.0	8.0	W	35	12	4	4	3	1	0	0	0	0	0	40	44	4.50	1.625
Wilbur Wood, L (9, 1) ERA: 3.21	1.0	S	4	1	0	0	0	0	0	0	0	0	0	4	4	0.00	1.000

Batter	1	2	3	4	5	6	7	8	9	AB	R	H	RBI	BB	SO	LOB
Walt Williams, R OBP: 0.328, SLG: 0.359 (1, 7)	0-0 1-3	0-0 F8		0-3 K	0-0 1-3		0-0 3-1			5	0	0	0	0	1	2
Luis Aparicio, R OBP: 0.346, SLG: 0.360 (1, 6)	4-0 1B 1B BB		4-0 1B 2B BB	0-0 1B SF8 1B		0-0 F7	0-0 4-3			3	3	1	0	2	0	0
Gail Hopkins, L OBP: 0.366, SLG: 0.417 (1, 3)	0-0 1B 1-3 1B		0-0 2B 1-3 1B	0-0 1-3 1B		0-0 BB 1B BB		0-0 G3		5	3	4	0	0	0	0
Bill Melton, R OBP: 0.313, SLG: 0.432 (1, 5)	0-0 1B 1-2 1B		0-0 1B 1-3 2B	0-0 SF8		4-0 1B 1-2 BB		0-0 HR		3	3	3	4	1	0	0
Carlos May, L OBP: 0.382, SLG: 0.486 (1, 9)	0-0 1-3 2-H 1B	G6-4-3	0-0 1B 1B IBB	0-0 4-3		0-0 F4		0-3 K		4	1	1	1	1	1	3
Don Pavletich, R OBP: 0.353, SLG: 0.400 (1, 2)	0-0 G6-4-3		0-0 1B 1-2 2-3 3-H 1B		0-0 1B 2B	4-0 1B		0-3 K		4	1	2	1	1	1	2
Chuck Brinkman, R OBP: 0.083, SLG: 0.083 (9, 2)	1-2f									0	0	0	0	0	0	0
Ron Hansen, R OBP: 0.288, SLG: 0.315 (1, 4)		0-0 F7	0-0 G6-3 1-3 2-H 3-H 1B		0-0 4-3 1B	0-0 1-2 2-3 3-H 1B		0-0 1B		4	0	3	5	0	0	0
Woodie Held, R OBP: 0.293, SLG: 0.375 (1, 8)		0-0 1B	0-3 K		0-3 K	0-0 F3				4	0	1	0	0	2	5
Billy Wynne, L OBP: 0.120, SLG: 0.120 (1, 1)		0-0 F5	0-0 G6-3		0-0 4-3					4	0	0	0	0	0	4
Wilbur Wood, R (9, 1)			0-0 1-2f				0-0 F8			0	0	0	0	0	0	0


Inning Stats	R: 2	H: 3	E: 0	K: 0	S: 5	H: 3	LOB: 1	BB: 1	P: 9	R: 0	H: 1	E: 0	K: 0	S: 4	H: 1	LOB: 1	BB: 0	P: 4	R: 4	H: 4	E: 0	K: 1	S: 8	H: 4	LOB: 1	BB: 2	P: 16	R: 1	H: 2	E: 0	K: 1	S: 7	H: 2	LOB: 1	BB: 0	P: 7	R: 1	H: 2	E: 0	K: 1	S: 7	H: 2	LOB: 1	BB: 0	P: 7	R: 2	H: 2	E: 0	K: 0	S: 5	H: 2	LOB: 2	BB: 2	P: 13	R: 0	H: 0	E: 0	K: 0	S: 3	H: 0	LOB: 0	BB: 0	P: 3	R: 1	H: 1	E: 0	K: 2	S: 8	H: 1	LOB: 0	BB: 0	P: 8
1B: 12	SF: 1	2B: 2	SAC: 0	3B: 0	DP: 2	HR: 1	HBP: 0	WP: 0	PA: 42																																																															

PITCHER	IP	WLS	BF	H	R	ER	SO	BB	IBB	HBP	BLK	WP	HR	S	P	ERA	WHIP
Jim Shellenback, L ERA: 4.12 (1, 1)	2.0	L	12	5	4	4	0	2	0	0	0	0	0	10	18	18.00	3.500
Casey Cox, R ERA: 2.28 (3, 1)	1.0		6	3	2	2	1	0	1	0	0	0	0	7	11	18.00	3.000
Dave Baldwin, R ERA: 3.91 (4, 1)	3.0		17	6	4	4	2	2	0	0	0	0	0	19	27	12.00	2.667
Jim Hannan, R ERA: 3.86 (7, 1)	1.0		3	0	0	0	0	0	0	0	0	0	0	3	3	0.00	0.000
Jim Miles, R ERA: 3.14 (8, 1)	1.0		4	1	1	1	2	0	0	0	0	0	1	8	8	9.00	1.000

BOTTOM

Washington Senators @ Chicago White Sox
Comiskey Park, Chicago, IL
Tue Aug 05 1969, 8:05 PM EDT
Att. 7,949 - Unknown

AB	36
R	11
H	15
RBI	11
BB	5
SO	5
LOB	16



livebaseballscores.com

Washington Senators @ Chicago White Sox

Milwaukee County Stadium, Milwaukee, WI

Wed Aug 06 1969, 8:05 PM EDT
Att: 25,520 - Unknown

AB	35
R	4
H	10
RBI	4
BB	3
SO	3
LOB	13



Batter	1	2	3	4	5	6	7	8	9	AB R H RBI BB SO LOB
Del Unser, L (1, 8) OBP: 0.338, SLG: 0.337	0-0 L7		0-0 G3 1B		4-0 1B S BB		0-0 6-3		0-0 4-3	4 0 1 0 1 0 1
Lee Maye, L (1, 9) OBP: 0.330, SLG: 0.377	4-0 BB BB BB		0-0 G3		0-0 1-3 1B			0-0 HR 1B	0-3 K	3 1 2 0 1 0 1 1 0 0 0 0 1 0
Brant Aleya, R (9, PH) OBP: 0.346, SLG: 0.481										
Frank Howard, R (1, 7) OBP: 0.405, SLG: 0.599	0-0 G5-4-3		0-0 6-3		0-3 K			0-0 HR 1B		4 1 1 2 0 1 4 0 0 0 0 0 0 0
Hank Allen, R (8, 7) OBP: 0.310, SLG: 0.344										
Mike Epstein, L (1, 3) OBP: 0.422, SLG: 0.549		0-0 1-3		0-0 F8		0-0 4-3		0-0 F8		4 0 0 0 0 0 0
Ken McMullen, R (1, 5) OBP: 0.345, SLG: 0.404		0-0 1B 2B		4-0 5-3 BB		0-0 6-3		0-0 FC4-6 1B		3 1 2 0 1 0 0
Bernie Allen, L (1, 4) OBP: 0.346, SLG: 0.407		0-0 S 1B		0-0 5-3		0-0 CS 1B		0-0 FC4-6		4 0 2 1 0 0 2
Ed Brinkman, R (1, 6) OBP: 0.334, SLG: 0.343		0-0 F6		0-0 F8		0-0 CS	0-0 F3	0-0 4-3		1 0 0 0 0 0 1 3 0 0 0 0 0 2
Tim Cullen, R (2, 6) OBP: 0.264, SLG: 0.251										
Jim French, L (1, 2) OBP: 0.359, SLG: 0.359		0-0 F8			0-0 4-3				0-0 HR	3 0 1 0 0 0 1 1 1 1 1 0 0 0
Paul Casanova, R (9, PH) OBP: 0.251, SLG: 0.287										
Dick Bosman, R (1, 1) OBP: 0.211, SLG: 0.091		0-3 K		0-0 1-3			0-0 6-3		0-0 L6	2 0 0 0 0 1 0 1 0 0 0 0 0 1 0 0 0 0 0 0 0 1 0 0 0 0 0 0
Ed Stroud, L (7, PH) OBP: 0.324, SLG: 0.318										
Darold Knowles, L (7, 1) OBP: 0.125, SLG: 0.125										
Dennis Higgins, R (8, 1) OBP: 0.100, SLG: 0.100										

Inning Stats	R: 0	H: 0	E: 0	K: 0	S: 2	P: 6	R: 1	H: 2	E: 0	K: 0	S: 5	P: 5	R: 0	H: 1	E: 0	K: 1	S: 6	P: 6	R: 0	H: 0	E: 0	K: 0	S: 3	P: 7	R: 0	H: 1	E: 0	K: 1	S: 6	P: 10	R: 0	H: 1	E: 0	K: 0	S: 3	P: 3	R: 0	H: 1	E: 0	K: 0	S: 4	P: 4	R: 2	H: 3	E: 0	K: 0	S: 6	P: 6	R: 1	H: 1	E: 0	K: 1	S: 6	P: 6	1B: 6	SF: 0	2B: 1	SAC: 0	3B: 1	DP: 1	HR: 2	HBP: 0	WP: 0	PA: 39
--------------	------	------	------	------	------	------	------	------	------	------	------	------	------	------	------	------	------	------	------	------	------	------	------	------	------	------	------	------	------	-------	------	------	------	------	------	------	------	------	------	------	------	------	------	------	------	------	------	------	------	------	------	------	------	------	-------	-------	-------	--------	-------	-------	-------	--------	-------	--------

PITCHER	IP	WLS	BF	H	R	ER	SO	BB	IBB	HBP	BLK	WP	HR	S	P	ERA	WHIP
Paul Edmondson, R (1, 1) ERA: 3.35	7.1		31	8	3	3	2	3	0	0	0	0	1	32	44	3.68	1.500
Dan Osinski, R (8, 1) ERA: 3.81	0.2		3	1	0	0	0	0	0	0	0	0	0	3	3	0.00	1.500
Wilbur Wood, L (9, 1) ERA: 3.28	1.0	L	4	1	1	1	1	0	0	0	0	0	1	6	6	9.00	1.000

PITCHER	IP	WLS	BF	H	R	ER	SO	BB	IBB	HBP	BLK	WP	HR	S	P	ERA	WHIP
---------	----	-----	----	---	---	----	----	----	-----	-----	-----	----	----	---	---	-----	------

BOTTOM

Washington Senators @ Chicago White Sox
Milwaukee County Stadium, Milwaukee, WI

livebaseballscorecards.com

AB	30
R	3
H	4
RBI	3
BB	5
SO	2
LOB	11



WP:	0	PA:	36
PB:	1		
SB:	1		
CS:	0		

Wed Aug 06 1969, 8:05 PM EDT
Att. 25,520 - Unknown

AB R H RBI BB SO LOB

4 1 1 1 0 0 1

3 0 0 0 1 0 0

3 0 0 0 1 0 0

3 1 1 1 0 0 0

3 0 1 1 1 0 3

4 0 0 0 0 1 2

3 0 0 0 0 0 1

1 0 1 0 0 0 0

2 1 0 0 2 0 1

2 0 0 0 0 0 1

0 0 0 0 0 0 0

0 0 0 0 0 0 0

1 0 0 0 0 1 1

0 0 0 0 0 0 0

1 0 0 0 0 0 1

1B:	2	SF:	0
2B:	1	SAC:	0
3B:	0	DP:	1
HR:	1	HBP:	1

WP:	0	PA:	36
PB:	1		
SB:	1		
CS:	0		

IP	WLS	BF	H	R	ER	SO	BB	IBB	HBP	BLK	WP	HR	S	P	ERA	WHIP
----	-----	----	---	---	----	----	----	-----	-----	-----	----	----	---	---	-----	------

Dick Bosman, R	(1, 1)	6.0		21	3	2	2	0	1	0	0	0	1	20	24	3.00	0.667
Darold Knowles, L	(7, 1)	1.2		10	0	1	1	2	3	1	1	0	0	9	26	5.40	1.800
Dennis Higgins, R	(8, 1)	1.1	W	5	1	0	0	0	0	0	0	0	0	5	5	0.00	0.750

Batter	1	2	3	4	5	6	7	8	9
Walt Williams, R OBP: 0.327, SLG: 0.369 (1, 7) X	0-0 4-3 ①			X 0-0 HR ①		X 0-0 F4 ①		X 0-0 5-3 ②	
Luis Aparicio, R OBP: 0.345, SLG: 0.357 (1, 6) X	0-0 6-3 ②			X 0-0 6-3 ①		X 0-0 L6 ②		4-0 HBP S IBB	
Gail Hopkins, L OBP: 0.365, SLG: 0.413 (1, 3) X	0-0 F8 ③			X 0-0 2-3 ②		X 0-0 4-3 ③		4-0 HBP BB 1-2	
Carlos May, L OBP: 0.384, SLG: 0.487 (1, 9)		X 0-0 6-3 ①		X 0-0 1B 2B		X 0-0 6-3 ①		1-0 HBP 1-2 2-3 3-H ③	
Bill Melton, R OBP: 0.315, SLG: 0.431 (1, 5)		X 0-0 5-3 ②		X 0-0 1B 2-H		4-0 FC4 BB ②		5-3 ③	
Ed Herrmann, L OBP: 0.319, SLG: 0.347 (1, 2)		X 0-0 3-1 ③		X 0-0 4-3 ③		0-3 K ②		0-0 4-3 ①	
Ron Hansen, R OBP: 0.282, SLG: 0.308 Rich Morales, R OBP: 0.225, SLG: 0.184 (1, 4) (8, 4)			X 0-0 L8 ①		X 0-0 4-3 ①		X 0-0 FC4 1-2f ③		0-0 1B
Ken Berry, R OBP: 0.262, SLG: 0.283 (1, 8)			4-0 BB G6-4-3 ② ③		X 0-0 F9 ②		4-0 5-3 HBP PB BB ①	X 0-0 F9 ②	
Paul Edmondson, R OBP: 0.333, SLG: 0.333 Dan Ostriski, R Woodie Held, R OBP: 0.293, SLG: 0.375 Don Pavletich, R OBP: 0.350, SLG: 0.397 Wilbur Wood, R Pete Ward, L OBP: 0.390, SLG: 0.371 (1, 1) (8, 1) (8, PH) (8, PH) (9, 1) (9, PH)			X 0-0 G6-4-3 1-2f ② ③		X 0-0 5-3 ③		0-3 K 1-2 ①	X 0-0 F8 ③	

Inning Stats	R: 0	H: 0	E: 0	K: 0	S: 3	H: 0	LOB: 0	BB: 0	P: 3	R: 0	H: 0	E: 0	K: 0	S: 2	R: 0	H: 0	E: 0	K: 0	S: 3	R: 2	H: 3	E: 0	K: 0	S: 6	R: 0	H: 0	E: 0	K: 0	S: 3	R: 0	H: 0	E: 0	K: 1	S: 5	R: 1	H: 0	E: 0	K: 1	S: 5	R: 0	H: 1	E: 0	K: 0	S: 4	R: 0	H: 0	E: 0	K: 0	S: 4	1B: 2	2B: 1	3B: 0	HR: 1	SF: 0	SAC: 0	DP: 1	HBP: 1	WP: 0	PB: 1	SB: 1	CS: 0	PA: 36
--------------	------	------	------	------	------	------	--------	-------	------	------	------	------	------	------	------	------	------	------	------	------	------	------	------	------	------	------	------	------	------	------	------	------	------	------	------	------	------	------	------	------	------	------	------	------	------	------	------	------	------	-------	-------	-------	-------	-------	--------	-------	--------	-------	-------	-------	-------	--------

PITCHER	IP	WLS	BF	H	R	ER	SO	BB	IBB	HBP	BLK	WP	HR	S	P	ERA	WHIP	
Dick Bosman, R ERA: 2.06 (1, 1)	6.0		21	3	2	2	0	1	0	0	0	0	0	1	20	24	3.00	0.667
Darold Knowles, L ERA: 2.55 (7, 1)	1.2		10	0	1	1	2	3	1	1	0	0	0	9	26	5.40	1.800	
Dennis Higgins, R ERA: 3.72 (8, 1)	1.1	W	5	1	0	0	0	0	0	0	0	0	0	5	5	0.00	0.750	


Batter	1	2	3	4	5	6	7	8	9	AB R H RBI BB SO LOB	TOP									
Mickey Stanley, R (1, 8) OBP: 0.297, SLG: 0.322	0-0 4-3	0-0 FC3-6		0-0 6-3		0-0 4-3		0-0 G4-3		5 0 0 0 0 0 4										
Tom Tresh, S (1, 6) Dick Tracewski, R (7, 6) OBP: 0.289, SLG: 0.337 OBP: 0.294, SLG: 0.171	0-0 1B HR 1B	0-0 G3		0-0 1-3		4-0 2B BB		0-0 1-3		3 2 1 0 1 0 1 1 0 0 0 0 0 0										
Jim Northrup, L (1, 9) OBP: 0.346, SLG: 0.471	0-0 1-2 HR 1B		0-0 F6		0-0 G3		0-3 K		4-0 1B BB	4 1 1 0 1 1 1										
Norm Cash, L (1, 3) OBP: 0.363, SLG: 0.430	0-3 K		0-0 4-3		0-0 F8		0-0 1-H 2B		0-0 1-2 1B	5 0 2 1 0 1 2										
Willie Horton, R (1, 7) OBP: 0.315, SLG: 0.435	0-0 1-H 2-H HR		1-0 1B 3B HBP		0-0 F9		0-0 F3		0-3 K	4 2 1 3 0 1 3										
Tom Matchick, L (1, 4) OBP: 0.305, SLG: 0.314	0-0 1B		0-0 1-2 3B 1B		0-0 2B 1B		0-0 6-3		0-0 1-3	5 1 3 0 0 0 3										
Bill Freehan, R (1, 2) OBP: 0.344, SLG: 0.420	0-3 K		0-0 1-H 2-H 3B		0-0 2B 1B		0-0 1-3 2B		0-0 1B WP 1B	4 1 3 2 0 1 1										
Don Wert, R (1, 5) OBP: 0.298, SLG: 0.350		0-0 F8	0-0 F7		0-0 G3		0-0 FC1-5 WP 1-3 1B		0-0 1B WP	4 0 1 0 0 0 3										
Joe Sparna, R (1, 1) Pat Dobson, R (7, 1) OBP: 0.172, SLG: 0.143 OBP: 0.100, SLG: 0.150		0-0 FC3-6 1B		0-0 1-3		0-0 6-3		0-0 FC1-5 G4-3 1-3 3-H		3 0 1 0 0 0 2 1 0 0 0 0 0 1										
Inning Stats	R: 3 E: 0 K: 2 S: 11	H: 4 LOB: 1 BB: 0 P: 11	R: 0 E: 0 K: 0 S: 4	H: 1 LOB: 1 BB: 0 P: 4	R: 2 E: 0 K: 0 S: 5	H: 2 LOB: 1 BB: 0 P: 6	R: 0 E: 0 K: 0 S: 3	H: 0 LOB: 0 BB: 0 P: 3	R: 0 E: 0 K: 0 S: 5	H: 2 LOB: 2 BB: 0 P: 5	R: 1 E: 0 K: 1 S: 6	H: 1 LOB: 1 BB: 1 P: 10	R: 1 E: 0 K: 0 S: 4	H: 2 LOB: 0 BB: 0 P: 4	R: 0 E: 0 K: 1 S: 6	H: 1 LOB: 2 BB: 1 P: 10	1B: 9 2B: 2 3B: 1 HR: 1	SF: 0 SAC: 0 DP: 1 HBP: 1	WP: 1 PB: 0 SB: 0 CS: 0	PA: 42
PITCHER	IP WLS BF H R ER SO BB IBB HBP BLK WP HR S P ERA WHIP																			
Joe Horlen, R (1, 1) ERA: 4.31	5.0 L 23 7 5 5 2 0 0 1 0 0 1 26 27 9.00 1.400																			
Jack Hamilton, R (6, 1) ERA: 5.36	2.0 10 3 1 1 1 1 0 0 0 0 0 11 15 4.50 2.000																			
Gary Bell, R (8, 1) ERA: 5.89	2.0 9 3 1 1 1 1 0 0 0 1 0 10 14 4.50 2.000																			

Detroit Tigers @ Chicago White Sox
 Comiskey Park, Chicago, IL
 Fri Aug 08 1969, 8:05 PM EDT
 Unknown

livebaseballscorecards.com

AB 39
R 7
H 13
RBI 6
BB 2
SO 4
LOB 21



Batter	1	2	3	4	5	6	7	8	9	AB R H RBI BB SO LOB	TOP																																				
Tom Tresh, S OBP: 0.291, SLG: 0.345 (1, 6) BB	4-0 1B BB		0-3 K	0-3 K		0-0 G1		0-0 HR		4 2 1 3 1 2 3																																					
Jim Northrup, L OBP: 0.344, SLG: 0.467 (1, 8) (4, 7) X	0-0 1B 1B		0-0 F9		0-0 F8		0-3 K	0-0 F8		5 1 1 0 0 1 1																																					
Al Kaline, R OBP: 0.347, SLG: 0.430 (1, 9) X	0-0 1B 1B		0-0 L9		0-0 2B 1B		0-0 L7		0-3 K	5 0 2 1 0 1 0																																					
Norm Cash, L OBP: 0.363, SLG: 0.428 (1, 3) X	0-0 L3 1B			1-0 1B 4-3 HBP	0-0 F8		0-0 L3		0-0 4-3	4 1 1 1 0 0 1																																					
Willie Horton, R OBP: 0.316, SLG: 0.435 Mickey Stanley, R OBP: 0.302, SLG: 0.329 (1, 7) (4, PR) (4, 8) X	0-0 F7			0-0 4-3 2B 1B	0-0 2B			0-0 FC1-6 1B	0-0 1B	2 0 1 0 0 0 2 3 1 3 0 0 0 0																																					
Tom Matchick, L OBP: 0.297, SLG: 0.306 (1, 4) X	0-0 L3			0-0 4-3 1-2 3-H	0-0 4-3			0-0 FC1-6 1B	0-0 L4	5 1 0 1 0 0 7																																					
Bill Freehan, R OBP: 0.349, SLG: 0.422 Dave Campbell, R OBP: 0.156, SLG: 0.069 Jim Price, R OBP: 0.329, SLG: 0.523 (1, 2) (8, PR) (8, 2) X		0-0 F8		1-0 2B SH1-4 HBP		0-0 PB 1B		0-0 FC4-6 1B HR		3 1 2 0 0 0 0 0 1 0 0 0 0 0 0 0 0 0 0 0 0	AB 38 R 9 H 13 RBI 9 BB 1 SO 5 LOB 18																																				
Don Wert, R OBP: 0.301, SLG: 0.356 (1, 5) X		0-0 G3		0-0 SH1-4 2B		0-3 K		0-0 FC4-6 1B		4 0 2 2 0 1 1																																					
Mike Kilkenny, R Daryl Patterson, L Fred Lasher, R Gates Brown, L John Hiller, R (1, 1) (6, 1) (6, 1) (8, PH) (8, 1) X		0-0 6-3		0-0 SH1-4 2B		0-0 F7		0-0 FC4-6 HR		2 0 0 1 0 0 1 0 0 0 0 0 0 0 0 0 0 0 0 0 0 1 1 0 0 0 0 2 0 0 0 0 0 0 0																																					
Inning Stats	R: 2 E: 0 K: 0 S: 5	H: 3 LOB: 1 BB: 1 P: 9	R: 0 E: 0 K: 0 S: 3	H: 0 LOB: 0 BB: 0 P: 3	R: 0 E: 0 K: 1 S: 5	H: 0 LOB: 0 BB: 0 P: 5	R: 3 E: 0 K: 1 S: 7	H: 2 LOB: 2 BB: 0 P: 9	R: 0 E: 0 K: 0 S: 5	H: 2 LOB: 2 BB: 0 P: 5	R: 0 E: 0 K: 1 S: 6	H: 1 LOB: 1 BB: 0 P: 6	R: 0 E: 0 K: 1 S: 5	H: 0 LOB: 0 BB: 0 P: 5	R: 4 E: 0 K: 0 S: 7	H: 4 LOB: 1 BB: 0 P: 7	R: 0 E: 0 K: 1 S: 6	H: 1 LOB: 1 BB: 0 P: 6	1B: 10 2B: 3 3B: 0 HR: 1	SF: 0 SAC: 1 DP: 1 HBP: 2	WP: 0 PB: 1 SB: 0 CS: 0	PA: 42																									
PITCHER	IP	WLS	BF	H	R	ER	SO	BB	IBB	HBP	BLK	WP	HR	S	P	ERA	WHIP	PITCHER										IP	WLS	BF	H	R	ER	SO	BB	IBB	HBP	BLK	WP	HR	S	P	ERA	WHIP			
Cisco Carlos, R ERA: 5.28 (1, 1)	3.1		17	5	5	5	1	1	0	2	0	0	0	16	22	13.50	1.800																														
Dan Osinski, R ERA: 3.75 (4, 1)	0.2		2	0	0	0	1	0	0	0	0	0	0	4	4	0.00	0.000																														
Wilbur Wood, L ERA: 3.21 (5, 1)	2.0		9	3	0	0	1	0	0	0	0	0	0	11	11	0.00	1.500																														
Paul Edmondson, R ERA: 3.88 (7, 1)	3.0	L	14	5	4	4	2	0	0	0	0	0	1	18	18	12.00	1.667																														

Detroit Tigers @ Chicago White Sox
 Comiskey Park, Chicago, IL
 Fri Aug 08 1969, 8:05 PM EDT
 Att: 13,583 - Unknown

livebaseballscorecards.com

Batter	1	2	3	4	5	6	7	8	9	AB	R	H	RBI	BB	SO	LOB				
Walt Williams, R (1, 9) OBP: 0.329, SLG: 0.371	0-0 L3		0-0 1B 1B		0-0 L6-3		0-0 HR 1B		0-0 F9	5	2	2	0	0	0	1				
Luis Aparicio, R (1, 6) OBP: 0.346, SLG: 0.362	0-0 L6-3		0-0 1B 1B		0-0 L3-1		0-0 HR 1B		4-0 BB BB	4	1	2	2	1	0	0				
Gail Hopkins, L (1, 3) OBP: 0.361, SLG: 0.404	0-0 F8		0-0 F4		4-0 BB		0-0 F7		4-0 BB 1-2 2-3	3	0	0	0	2	0	2				
Pete Ward, L (1, 5) OBP: 0.354, SLG: 0.371		0-0 1B 1B	0-0 1B		0-0 F7		0-3 K		0-3 K	4	1	2	1	0	1	1				
Jack Hamilton, R (8, 1)			1-2 2-H 1B							0	0	0	0	0	0	0				
Don Pavletich, R (9, PH) OBP: 0.344, SLG: 0.388										1	0	0	0	0	1	3				
Ed Herrmann, L (1, 2) OBP: 0.318, SLG: 0.341		0-0 F9	0-0 L3				0-0 L3			3	0	0	0	0	0	3				
Chuck Brinkman, R (7, 2) OBP: 0.077, SLG: 0.077										1	0	0	0	0	1	0				
Bob Christian, R (1, 7) OBP: 0.172, SLG: 0.222		0-0 1B 1-2			0-0 F4		0-3 K		0-3 K	4	0	1	0	0	2	0				
Ken Berry, R (1, 8) OBP: 0.280, SLG: 0.318		0-0 L6-4-3 1-3 2-H 1B			0-0 1B		0-0 2B		0-0 L6-3	4	0	3	1	0	0	0				
Rich Morales, R (1, 4) OBP: 0.200, SLG: 0.167		0-0 L6-4-3 1-2			0-3 K		0-0 F8		0-0 L5-3	4	0	0	0	0	1	4				
Danny Lazar, L (1, 1)			0-3 K		0-0 L5-3				0-0 BB BB 1B	1	0	0	0	0	1	0				
Woodie Held, R (4, PH) OBP: 0.279, SLG: 0.353										1	0	0	0	0	0	1				
Gary Bell, R (5, 1) OBP: 0.273, SLG: 0.263										0	0	0	0	0	0	0				
Ron Hansen, R (7, PH) OBP: 0.295, SLG: 0.316										2	0	1	0	0	1	0				
Inning Stats	R: 0 H: 0 E: 0 K: 0 S: 3	H: 0 LOB: 0 BB: 0 P: 3	R: 1 H: 3 E: 0 K: 0 S: 5	H: 3 LOB: 1 BB: 0 P: 5	R: 1 H: 3 E: 0 K: 1 S: 8	H: 3 LOB: 2 BB: 0 P: 8	R: 0 H: 1 E: 0 K: 1 S: 6	H: 1 LOB: 1 BB: 0 P: 6	R: 0 H: 0 E: 0 K: 1 S: 3	H: 1 LOB: 1 BB: 1 P: 7	R: 2 H: 2 E: 0 K: 2 S: 9	H: 2 LOB: 0 BB: 0 P: 9	R: 0 H: 0 E: 0 K: 2 S: 7	H: 0 LOB: 0 BB: 0 P: 7	R: 0 H: 1 E: 0 K: 1 S: 6	H: 1 LOB: 3 BB: 2 P: 14	1B: 9 2B: 1 3B: 0 HR: 1	SF: 0 SAC: 0 DP: 1 HBP: 0	WP: 0 PB: 0 SB: 0 CS: 0	PA: 40
PITCHER	IP WLS BF H R ER SO BB IBB HBP BLK WP HR S P ERA WHIP																			
Denny McLain, R (1, 1) ERA: 2.68	7.0 W 31 10 4 4 5 1 0 0 0 0 1 40 44 5.14 1.571																			
Tom Timmermann, R (8, 1) ERA: 2.39	2.0 S 9 1 0 0 3 2 0 0 0 0 0 13 21 0.00 1.500																			

BOTTOM

Detroit Tigers @ Chicago White Sox
Comiskey Park, Chicago, IL
Sat Aug 09 1969, 4:33 AM EDT
Att. 4,480 - Unknown

livebaseballscores.com

AB	37
R	4
H	11
RBI	4
BB	3
SO	8
LOB	15



Batter	1	2	3	4	5	6	7	8	9	AB R H RBI BB SO LOB	TOP	
Mickey Stanley, R (1, 8) OBP: 0.302, SLG: 0.334	0-0 5-3		0-0 E5 1B	0-0 1B		0-0 6-3		0-0 F8		5 0 1 2 0 0 0		
Tom Tresh, S (1, 6) OBP: 0.297, SLG: 0.351	0-0 3-1		0-0 1B	0-3 K			0-0 1B 2B	0-0 G3		5 0 2 0 0 1 2		
Jim Northrup, L (1, 9) OBP: 0.348, SLG: 0.465	0-0 1B		0-3 K		0-0 HR 1B		0-0 2B 1B	4-0 FC6-4 BB		4 2 3 0 1 1 2		
Norm Cash, L (1, 3) OBP: 0.366, SLG: 0.440 Dave Campbell, R (9, PH) OBP: 0.152, SLG: 0.067 (9, 3)	0-0 F7		0-0 L4		0-0 HR		0-0 WP 1B 2B	0-0 FC6-4 CS 1-2f		4 2 2 3 0 0 3 1 0 0 0 0 0 1		
Willie Horton, R (1, 7) OBP: 0.323, SLG: 0.443		0-0 E5 FC4-2 2B		0-0 BB 1B 2B	4-0 G1-6-3 BB		0-0 F4	0-0 3B 1B	0-0 3B 1B	4 2 3 0 1 0 1		
Tom Matchick, L (1, 4) OBP: 0.299, SLG: 0.319		0-0 FC4-2	0-3 K	0-0 G1-6-3		0-0 3B 1B		0-0 3B	0-0 3B	5 1 2 2 0 1 3		
Bill Freehan, R (1, 2) OBP: 0.347, SLG: 0.425		0-0 F4	0-0 F4	0-0 L6		0-0 3B	0-0 3B	0-0 5-3		5 0 1 1 0 0 3		
Don Wert, R (1, 5) OBP: 0.300, SLG: 0.350		0-0 5-3		4-0 BB 1B IBB		0-0 4-3	0-0 F6			3 1 0 0 1 0 2		
Mickey Lolich, S (1, 1) OBP: 0.172, SLG: 0.103			0-0 6-3	4-0 1B BB		0-0 6-3		0-0 F3		3 0 0 0 1 0 0		
Inning Stats	R: 0 H: 1 E: 0 LOB: 1 K: 0 BB: 0 S: 4 P: 4	R: 0 H: 1 E: 1 LOB: 1 K: 0 BB: 0 S: 4 P: 4	R: 0 H: 1 E: 1 LOB: 2 K: 1 BB: 0 S: 7 P: 7	R: 2 H: 2 E: 0 LOB: 2 K: 2 BB: 2 S: 9 P: 17	R: 2 H: 2 E: 0 LOB: 0 K: 0 BB: 1 S: 4 P: 8	R: 0 H: 0 E: 0 LOB: 0 K: 0 BB: 0 S: 3 P: 3	R: 3 H: 5 E: 0 LOB: 1 K: 0 BB: 0 S: 7 P: 7	R: 0 H: 0 E: 0 LOB: 0 K: 0 BB: 0 S: 3 P: 3	R: 1 H: 2 E: 1 LOB: 1 K: 0 BB: 1 S: 4 P: 8	1B: 7 SF: 0 2B: 4 SAC: 0 3B: 2 DP: 1 HR: 1 HBP: 0	WP: 1 PA: 43 PB: 0 SB: 0 CS: 1	
PITCHER	IP WLS BF H R ER SO BB IBB HBP BLK WP HR S P ERA WHIP											
Billy Wynne, R (1, 1) ERA: 4.16	6.0 L 28 7 4 4 3 2 1 0 0 0 0 1 31 43 6.00 1.500											
Jack Hamilton, R (7, 1) ERA: 6.49	0.2 6 5 3 3 0 0 0 0 0 0 0 1 6 6 40.50 7.500											
Dan Osinski, R (7, 1) ERA: 3.66	1.1 4 0 0 0 0 0 0 0 0 0 0 0 4 4 0.00 0.000											
Wilbur Wood, L (9, 1) ERA: 3.27	1.0 5 2 1 1 0 1 0 0 0 0 0 0 4 8 9.00 3.000											

Detroit Tigers @ Chicago White Sox
 Comiskey Park, Chicago, IL
 Sun Aug 10 1969, 4:33 AM EDT
 Att. 8,170 - Unknown

livebaseballscorecards.com

AB	39
R	8
H	14
RBI	8
BB	4
SO	3
LOB	17



Batter	1	2	3	4	5	6	7	8	9	AB	R	H	RBI	BB	SO	LOB
Walt Williams, R (1, 9) OBP: 0.327, SLG: 0.369	0-0 L6-3 1B			0-0 5-3		0-0 G5-4-3 1-2f			0-0 4-3	4	0	1	0	0	0	1
Luis Aparicio, R (1, 6) OBP: 0.345, SLG: 0.360	0-0 F8			0-0 F7			0-0 G6-4-3 1B		0-0 5-3	4	0	1	0	0	0	1
Gail Hopkins, L (1, 3) OBP: 0.363, SLG: 0.401	0-0 L6-3 1-2			4-0 BB			0-0 G6-4-3 1-2f		4-0 BB	2	0	0	0	2	0	2
Ron Hansen, R (1, 5) OBP: 0.293, SLG: 0.309		0-0 F8		0-0 F3			4-0 HR BB		0-0 F2	3	1	0	0	1	0	2
Don Pavletich, R (1, 2) OBP: 0.349, SLG: 0.415		0-0 F8 1B			0-0 F6		0-0 HR			3	1	2	2	0	0	0
Bob Christian, R (1, 7) OBP: 0.156, SLG: 0.200		0-0 F8 1-2		0-3 K	0-3 K		0-3 K			3	0	0	0	0	2	1
Ken Berry, R (1, 8) OBP: 0.276, SLG: 0.313			0-0 L5		0-0 F5			0-0 F8		3	0	0	0	0	0	0
Rich Morales, R (1, 4) OBP: 0.189, SLG: 0.157			0-0 L6			0-0 F7		0-0 F5		3	0	0	0	0	0	0
Billy Wynne, L (1, 1) Woodie Held, R (6, PH) Jack Hamilton, R (7, 1) Dan Osinski, R (7, 1) Pete Ward, L (8, PH) Wilbur Wood, R (9, 1)			0-3 K		4-0 G5-4-3 BB			0-0 4-3		1	0	0	0	0	1	0

BOTTOM

Detroit Tigers @ Chicago White Sox

Comiskey Park, Chicago, IL

Sun Aug 10 1969, 4:33 AM EDT

Att. 8,170 - Unknown

AB	27
R	2
H	4
RBI	2
BB	4
SO	3
LOB	7



Inning Stats	R: 0	H: 1	E: 0	LOB: 0	K: 0	BB: 0	S: 3	P: 3	R: 0	H: 1	E: 0	LOB: 0	K: 0	BB: 0	S: 3	P: 3	R: 0	H: 0	E: 0	LOB: 0	K: 1	BB: 0	S: 5	P: 5	R: 0	H: 0	E: 0	LOB: 0	K: 1	BB: 0	S: 5	P: 5	R: 0	H: 0	E: 0	LOB: 0	K: 0	BB: 1	S: 3	P: 7	R: 2	H: 2	E: 0	LOB: 0	K: 1	BB: 1	S: 6	P: 10	R: 0	H: 0	E: 0	LOB: 0	K: 0	BB: 0	S: 3	P: 3	R: 0	H: 0	E: 0	LOB: 1	K: 0	BB: 1	S: 3	P: 7	1B: 3	SF: 0	2B: 1	SAC: 0	3B: 0	DP: 3	HR: 1	HBP: 0	WP: 0	PA: 31
PITCHER Mickey Lolich, L (1, 1) ERA: 2.8	IP	WLS	BF	H	R	ER	SO	BB	IBB	HBP	BLK	WP	HR	S	P	ERA	WHIP																			IP	WLS	BF	H	R	ER	SO	BB	IBB	HBP	BLK	WP	HR	S	P	ERA	WHIP																						

Batter	1	2	3	4	5	6	7	8	9	AB R H RBI BB SO LOB	TOP											
Mike Andrews, R (1, 4) OBP: 0.399, SLG: 0.460	0-0 BB 2B 1B	0-0 G4-6-3 1B			0-0 F5			1-0 FC1-6 HBP		3 1 2 1 0 0 0												
Dalton Jones, L (1, 3) OBP: 0.306, SLG: 0.321	4-0 BB 2B	0-0 G4-6-3			0-0 F2			0-0 F3		3 1 0 0 1 0 2												
Carl Yastrzemski, L (1, 7) OBP: 0.356, SLG: 0.507	0-0 HR 2B				0-0 L8			0-0 FC1-6		4 1 1 2 0 1 1												
Reggie Smith, S (1, 8) OBP: 0.386, SLG: 0.589	0-0 HR				0-0 F8			0-0 6-3		4 1 1 2 0 1 1												
Rico Petrocelli, R (1, 6) Syd O'Brien, R (4, 6) OBP: 0.422, SLG: 0.610 OBP: 0.293, SLG: 0.393	0-0 1-3				0-0 5-3			0-0 F7		2 0 0 0 0 0 0 2 0 0 0 0 0 0												
Tony Conigliaro, R (1, 9) OBP: 0.315, SLG: 0.425	0-0 F5				0-0 K			0-0 F4		4 0 0 0 0 2 0												
George Scott, R (1, 5) OBP: 0.325, SLG: 0.374	0-0 5-3				4-0 BB			0-3 K		3 0 0 0 1 2 0												
Russ Gibson, R (1, 2) OBP: 0.296, SLG: 0.310		0-0 1B 2B			0-0 F9			0-0 5-3		3 1 1 0 0 0 1												
Mike Nagy, R (1, 1) Sparky Lyle, L (7, 1) OBP: 0.118, SLG: 0.102 OBP: 0.182, SLG: 0.100		0-3 K			0-3 K			0-3 K		3 0 0 0 0 3 2 0 0 0 0 0 0 0												
Inning Stats	R: 4 E: 0 K: 0 S: 6	H: 3 LOB: 0 BB: 1 P: 10	R: 1 E: 0 K: 1 S: 6	H: 2 LOB: 0 BB: 0 P: 6	R: 0 E: 0 K: 1 S: 5	H: 0 LOB: 0 BB: 0 P: 5	R: 0 E: 0 K: 2 S: 7	H: 0 LOB: 1 BB: 1 P: 11	R: 0 E: 0 K: 0 S: 3	H: 0 LOB: 0 BB: 0 P: 3	R: 0 E: 0 K: 2 S: 7	H: 0 LOB: 0 BB: 0 P: 7	R: 0 E: 0 K: 2 S: 7	H: 0 LOB: 0 BB: 0 P: 7	R: 0 E: 0 K: 0 S: 3	H: 0 LOB: 1 BB: 0 P: 4	R: 0 E: 0 K: 1 S: 5	H: 0 LOB: 0 BB: 0 P: 5	1B: 2 2B: 2 3B: 0 HR: 1	SF: 0 SAC: 0 DP: 1 HBP: 1	WP: 0 PB: 0 SB: 0 CS: 0	PA: 34
PITCHER	IP WLS BF H R ER SO BB IBB HBP BLK WP HR S P ERA WHIP																					
Paul Edmondson, R (1, 1) ERA: 4.68	1.1 L 10 5 5 5 1 1 0 0 0 0 0 1 11 15 33.75 4.500																					
Danny Lazar, L (2, 1) ERA: 6.35	1.2 4 0 0 0 1 0 0 0 0 0 0 0 6 6 0.00 0.000																					
Gary Bell, R (4, 1) ERA: 5.57	2.0 7 0 0 0 2 1 0 0 0 0 0 0 10 14 0.00 0.500																					
Danny Murphy, R (6, 1) ERA:	2.0 6 0 0 0 4 0 0 0 0 0 0 0 14 14 0.00 0.000																					
Wilbur Wood, L (8, 1) ERA: 3.2	2.0 7 0 0 0 1 0 0 1 0 0 0 0 8 9 0.00 0.000																					

Boston Red Sox @ Chicago White Sox
Comiskey Park, Chicago, IL
Mon Aug 11 1969, 8:05 PM EDT
Att. 8,355 - Unknown

livebaseballscorecards.com

AB 31
R 5
H 5
RBI 5
BB 2
SO 9
LOB 7



Batter	1	2	3	4	5	6	7	8	9	AB	R	H	RBI	BB	SO	LOB
Walt Williams, R OBP: 0.325, SLG: 0.369 (1, 9)	0-0 F8		0-0 3-1 2B		0-0 F8		0-0 6-3		0-0 FC6-4	5	0	1	0	0	0	1
Luis Aparicio, R OBP: 0.344, SLG: 0.358 (1, 6)	0-0 4-3		0-0 3-1		0-0 5-3		4-0 G3-6-3 BB			3	0	0	0	1	0	1
Gail Hopkins, L OBP: 0.361, SLG: 0.396 (1, 3)	0-0 G3		0-0 L7			4-0 BB BB	0-0 G3-6-3			3	0	0	0	1	0	2
Wilbur Wood, R (8, 1)										0	0	0	0	0	0	0
Bill Melton, R OBP: 0.318, SLG: 0.435 (1, 5)		0-0 1B 1B		0-0 F8		0-0 F3		0-0 5-3		4	0	1	0	0	0	1
Ed Herrmann, L OBP: 0.312, SLG: 0.333 (1, 2)		0-0 F9		0-0 G3		0-3 K		0-0 F7		4	0	0	0	0	1	2
Bob Christian, R OBP: 0.194, SLG: 0.212 (1, 7)		0-0 F4		0-0 1B 1B		4-0 1-2 BB		0-3 K		3	0	1	0	1	1	1
Ken Berry, R OBP: 0.285, SLG: 0.322 (1, 8)		0-0 1-3 1B		0-0 FC6-4 1B		0-0 F9				4	0	3	0	0	0	2
Rich Morales, R OBP: 0.193, SLG: 0.164 (1, 4)		0-0 L4		0-0 FC6-4			0-0 HR 1B		0-3 K	4	1	1	0	0	1	5
Paul Edmondson, R OBP: 0.313, SLG: 0.313 (1, 1)			0-0 5-3		0-0 4-3			0-0 HR	0-3 K	0	0	0	0	0	0	0
Danny Lázari, L (2, 1)										0	0	0	0	0	0	0
Woodie Held, R OBP: 0.288, SLG: 0.346 (3, PH)										1	0	0	0	0	0	0
Gary Bell, R OBP: 0.273, SLG: 0.263 (4, 1)										0	0	0	0	0	0	0
Don Pavletich, R OBP: 0.347, SLG: 0.413 (5, PH)										1	0	0	0	0	0	0
Danny Murphy, L (6, 1)										0	0	0	0	0	0	0
Pete Ward, L OBP: 0.354, SLG: 0.388 (7, PH)										2	1	1	2	0	1	1
(8, 3)																

Inning Stats	R: 0	H: 0	E: 0	K: 0	S: 3	H: 2	LOB: 0	BB: 0	P: 3	R: 0	H: 2	E: 0	K: 0	S: 5	H: 1	LOB: 1	BB: 0	P: 4	R: 0	H: 2	E: 0	K: 0	S: 5	H: 0	LOB: 0	BB: 0	P: 3	R: 0	H: 0	E: 0	K: 1	S: 5	H: 0	LOB: 2	BB: 2	P: 13	R: 2	H: 2	E: 0	K: 0	S: 4	H: 0	LOB: 0	BB: 1	P: 8	R: 0	H: 0	E: 0	K: 1	S: 5	H: 0	LOB: 0	BB: 0	P: 5	R: 0	H: 1	E: 0	K: 2	S: 8	H: 1	LOB: 1	BB: 0	P: 8	1B: 6	SF: 0	3B: 0	HR: 1	WP: 0	PA: 37
--------------	------	------	------	------	------	------	--------	-------	------	------	------	------	------	------	------	--------	-------	------	------	------	------	------	------	------	--------	-------	------	------	------	------	------	------	------	--------	-------	-------	------	------	------	------	------	------	--------	-------	------	------	------	------	------	------	------	--------	-------	------	------	------	------	------	------	------	--------	-------	------	-------	-------	-------	-------	-------	--------


PITCHER	IP	WLS	BF	H	R	ER	SO	BB	IBB	HBP	BLK	WP	HR	S	P	ERA	WHIP
Mike Nagy, R ERA: 3.24 (1, 1)	6.1	W	29	7	2	2	1	3	0	0	0	0	1	28	40	2.84	1.579
Sparky Lyle, L ERA: 2.44 (7, 1)	2.2	S	8	1	0	0	3	0	0	0	0	0	0	14	14	0.00	0.375

BOTTOM

Boston Red Sox @ Chicago White Sox
Comiskey Park, Chicago, IL

Mon Aug 11 1969, 8:05 PM EDT
Att. 8,355 - Unknown

AB	34
R	2
H	8
RBI	2
BB	3
SO	4
LOB	16



Batter	1	2	3	4	5	6	7	8	9	AB R H RBI BB SO LOB	TOP																									
Syd O'Brien, R (1, 6) OBP: 0.297, SLG: 0.393	0-3 K		0-0 1B	0-0 6-3			0-0 1-3 5-3 1B		0-0 5-3	5 0 2 0 0 1 0	Boston Red Sox @ Chicago White Sox Comiskey Park, Chicago, IL Tue Aug 12 1969, 8:05 PM EDT Att. 6,453 - Unknown																									
Mike Andrews, R (1, 4) OBP: 0.394, SLG: 0.452	0-0 F5		0-0 L7		0-0 F9		0-0 5-3		0-0 5-3	5 0 0 0 0 0 2																										
Carl Yastrzemski, L (1, 7) OBP: 0.355, SLG: 0.505	0-0 1B		0-0 F8		0-0 4-3		0-0 1-3			4 0 1 0 0 0 2																										
Reggie Smith, S (1, 8) OBP: 0.387, SLG: 0.588	0-0 1-3			0-0 WP BB PB 1B	0-0 1B		0-0 L3			4 1 2 0 0 0 2																										
George Scott, R (1, 5) OBP: 0.324, SLG: 0.371		0-3 K		4-0 PB WP 2B BB	0-0 L8			0-0 6-3		3 1 0 0 1 1 1																										
Tony Conigliaro, R (1, 9) OBP: 0.317, SLG: 0.433		0-0 6-3		0-0 5-3		4-0 1B BB		0-0 HR		3 1 1 1 1 0 1																										
Dalton Jones, L (1, 3) OBP: 0.311, SLG: 0.331		0-0 1B		0-0 HR 2B		0-0 1-2 G6-4-3 1B		0-0 4-3		4 1 3 1 0 0 0																										
Russ Gibson, R (1, 2) OBP: 0.295, SLG: 0.322		0-0 4-3		0-0 2-H HR		0-0 F8		0-0 6-3		4 1 1 2 0 0 3																										
Sonny Siebert, R (1, 1) OBP: 0.240, SLG: 0.261			0-0 F8	0-3 K		0-0 G6-4-3			0-3 K	2 0 0 0 0 0 1 0																										
Bill Landis, L (4, 1) Lee Stange, R (4, 1) Dick Schofield, S (6, PH) Ray Jarvis, R (6, 1) Bill Lee, L (7, 1) Don Lock, R (9, PH) OBP: 0.087, SLG: 0.087 OBP: 0.345, SLG: 0.363 OBP: 0.087, SLG: 0.069										0 0 0 0 0 0 0 0 0 0 0 0 0 0 0 0 1 0 0 0 0 0 0 2 0 0 0 0 0 0 0 0 0 0 0 0 0 0 0 0 1 0 0 0 0 0 1 0																										
Inning Stats	R: 0 E: 0 K: 1 S: 6	H: 1 LOB: 1 BB: 0 P: 6	R: 0 E: 0 K: 1 S: 6	H: 1 LOB: 1 BB: 0 P: 6	R: 0 E: 0 K: 0 S: 4	H: 1 LOB: 1 BB: 0 P: 4	R: 4 E: 0 K: 1 S: 8	H: 3 LOB: 0 BB: 1 P: 12	R: 0 E: 0 K: 0 S: 4	H: 1 LOB: 1 BB: 1 P: 4	R: 0 E: 0 K: 0 S: 4	H: 1 LOB: 1 BB: 0 P: 4	R: 1 E: 0 K: 0 S: 4	H: 1 LOB: 0 BB: 0 P: 4	R: 0 E: 0 K: 1 S: 5	H: 0 LOB: 0 BB: 0 P: 5	1B: 7 2B: 1 3B: 0 HR: 2	SF: 0 SAC: 0 DP: 1 HBP: 0	WP: 1 PB: 1 SB: 0 CS: 0	PA: 38																
PITCHER	IP WLS BF H R ER SO BB IBB HBP BLK WP HR S P ERA WHIP																																			
Cisco Carlos, R (1, 1) ERA: 5.66	3.1		17	6	4	4	2	1	0	0	0	1	1	20	24	10.80	2.100																			
Dan Osinski, R (4, 1) ERA: 3.54	1.2	W	6	1	0	0	1	0	0	0	0	0	0	8	8	0.00	0.600																			
Wilbur Wood, L (6, 1) ERA: 3.16	4.0	S	15	3	1	1	1	1	0	0	0	0	1	16	20	2.25	1.000																			

livebaseballscorecards.com

AB	36
R	5
H	10
RBI	4
BB	2
SO	4
LOB	13



Batter	1	2	3	4	5	6	7	8	9	AB	R	H	RBI	BB	SO	LOB
Walt Williams, R OBP: 0.329, SLG: 0.372 (1, 9)	F7		1B		E6	F7				4	2	1	0	0	0	0
Luis Aparicio, R OBP: 0.350, SLG: 0.363 (1, 6)	F8		1B		F7					3	1	1	0	1	0	1
Gail Hopkins, L OBP: 0.364, SLG: 0.396 (1, 3)	F1		1B		E					4	1	2	1	0	1	1
Bill Melton, R OBP: 0.320, SLG: 0.441 (1, 5)		1B	F7		E					3	1	1	0	0	0	4
Ed Herrmann, L OBP: 0.318, SLG: 0.337 (1, 2)		1B	PO		E1					4	0	2	2	0	0	3
Bob Christian, R OBP: 0.200, SLG: 0.220 (1, 7)	SF9		1B		F4					3	0	1	2	0	0	5
Ken Berry, R OBP: 0.283, SLG: 0.332 (1, 8)	F5		PO		K					4	0	0	0	0	3	4
Rich Morales, R OBP: 0.200, SLG: 0.175 (1, 4)	K				5-3					4	0	0	0	0	1	1
Joe Horten, R OBP: 0.196, SLG: 0.214 (1, 1)			K		K					4	0	0	0	0	2	0
Danny Murphy, L (9, 1)					K					0	0	0	0	0	0	0

Inning Stats	R: 0	H: 0	R: 1	H: 2	R: 3	H: 5	R: 0	H: 0	R: 1	H: 1	R: 0	H: 0	R: 0	H: 0	R: 0	H: 0	R: 0	H: 0
	E: 0	LOB: 0	E: 0	LOB: 1	E: 0	LOB: 1	E: 0	LOB: 0	E: 2	LOB: 3	E: 0	LOB: 0	E: 1	LOB: 2	E: 0	LOB: 0	E: 0	LOB: 0
	K: 0	BB: 0	K: 1	BB: 0	K: 1	BB: 0	K: 2	BB: 0	K: 1	BB: 0	K: 0	BB: 0	K: 1	BB: 1	K: 1	BB: 0	K: 1	BB: 0
	S: 3	P: 3	S: 7	P: 7	S: 9	P: 9	S: 7	P: 7	S: 8	P: 9	S: 3	P: 3	S: 6	P: 10	S: 5	P: 5	S: 0	P: 0

PITCHER	IP	WLS	BF	H	R	ER	SO	BB	IBB	HBP	BLK	WP	HR	S	P	ERA	WHIP
Ray Culp, R ERA: 3.64 (1, 1)	6.0	L	28	8	5	4	5	0	0	1	0	0	0	37	38	6.00	1.333
Vicente Romo, R ERA: 3.7 (7, 1)	2.0		8	0	0	0	2	1	0	0	0	0	0	11	15	0.00	0.500

BOTTOM

Boston Red Sox @ Chicago White Sox
Milwaukee County Stadium, Milwaukee, WI

Wed Aug 13 1969, 8:05 PM EDT
 Att. 24,708 - Unknown

livebaseballscorecards.com

AB	33
R	5
H	8
RBI	5
BB	1
SO	7
LOB	19



WP	PA
0	37

Batter	1	2	3	4	5	6	7	8	9	AB R H RBI BB SO LOB	TOP																	
Horace Clarke, S (1, 4) OBP: 0.352, SLG: 0.372	0-0 F9		0-0 G3		0-0 F5		0-0 1B		0-0 PB 3B	5 1 2 0 0 0 0																		
Gene Michael, S (1, 6) OBP: 0.357, SLG: 0.403	0-0 FC5-4 1B		0-0 4-3		0-0 1B		0-0 F8		0-0 2B	5 0 3 0 0 0 1																		
Roy White, S (1, 7) OBP: 0.425, SLG: 0.475	0-0 FC5-4 1B		0-0 1B		4-0 1-2 BB		0-0 1-3 1B		0-0 F8	4 0 2 0 1 0 2																		
Joe Pepitone, L (1, 3) OBP: 0.297, SLG: 0.484	0-0 1-2 1B		0-0 4-3		0-3 K		0-0 1-3			4 0 1 0 0 1 4																		
Bobby Murcer, L (1, 9) OBP: 0.324, SLG: 0.441	0-0 5-3			0-0 F7		0-0 1B SF7 1B		0-0 4-3		4 1 1 0 0 0 2																		
Jimmie Hall, L (1, 8) OBP: 0.278, SLG: 0.318		0-0 F6		0-3 K		0-0 FC6-4 1B		0-0 5-3		3 0 1 0 0 1 0																		
Ron Woods, R (8, PH) OBP: 0.300, SLG: 0.291										1 0 0 0 0 0 0																		
Jerry Kenney, L (1, 5) OBP: 0.320, SLG: 0.304		0-0 S 1B		0-0 1B		0-0 F2		0-0 6-3		4 1 2 0 0 0 2																		
Jake Gibbs, L (1, 2) OBP: 0.296, SLG: 0.276		0-0 CS 1B		0-0 4-3		0-0 SF7		0-0 F9		3 0 1 2 0 0 1																		
Al Downing, R (1, 1)		0-3 K			0-0 F9		0-0 FC6-4		0-3 K	3 0 0 0 0 1 2																		
Jack Aker, R (8, 1)										1 0 0 0 0 1 0																		
Steve Hamilton, L (9, 1)										0 0 0 0 0 0 0																		
Lindy McDaniel, R (9, 1)										0 0 0 0 0 0 0																		
Inning Stats	R: 0 E: 0 K: 0 S: 5	H: 2 LOB: 2 BB: 0 P: 5	R: 1 E: 0 K: 1 S: 6	H: 2 LOB: 1 BB: 0 P: 6	R: 0 E: 0 K: 0 S: 4	H: 1 LOB: 1 BB: 0 P: 4	R: 0 E: 0 K: 1 S: 6	H: 1 LOB: 1 BB: 1 P: 10	R: 1 E: 0 K: 0 S: 5	H: 2 LOB: 1 BB: 0 P: 5	R: 0 E: 0 K: 0 S: 4	H: 2 LOB: 1 BB: 0 P: 4	R: 0 E: 0 K: 0 S: 3	H: 0 LOB: 0 BB: 0 P: 3	R: 1 E: 0 K: 1 S: 7	H: 2 LOB: 1 BB: 0 P: 7	1B: 11 2B: 2 3B: 1 HR: 0	SF: 1 SAC: 0 DP: 1 HBP: 0	WP: 0 PB: 1 SB: 2 CS: 1	PA: 39								
PITCHER	IP WLS BF H R ER SO BB IBB HBP BLK WP HR S P ERA WHIP																											
Billy Wynne, R (1, 1) ERA: 4.04	6.2		30	11	2	2	3	1	0	0	0	0	0	0	35	39	2.70	1.800										
Wilbur Wood, L (7, 1) ERA: 3.18	2.1	L	9	2	1	1	1	0	0	0	0	0	0	11	11	3.86	0.857											

New York Yankees @ Chicago White Sox
 Comiskey Park, Chicago, IL
 Thu Aug 14 1969, 8:05 PM EDT
 Att: 7,403 - Unknown - 85 F

livebaseballscorecards.com

AB	37
R	3
H	13
RBI	2
BB	1
SO	4
LOB	14



Batter	1	2	3	4	5	6	7	8	9	AB	R	H	RBI	BB	SO	LOB
Walt Williams, R (1, 9) OBP: 0.330, SLG: 0.372	0-0 F8			0-0 F9 1B	0-0 E8			0-0 G1-5-3 SH	0-0 F8	5	1	2	0	0	0	2
Luis Aparicio, R (1, 6) OBP: 0.352, SLG: 0.365	0-0 F3			0-0 1B	0-0 1B			0-0 SH		3	0	2	0	0	0	0
Gail Hopkins, L (1, 3) OBP: 0.359, SLG: 0.391	0-0 4-3			0-0 F9	0-0 L6			0-0 G1-5-3		4	0	0	0	0	0	6
Bill Melton, R (1, 5) OBP: 0.322, SLG: 0.440		0-0 6-3		0-0 1B		0-0 F2		4-0 IBB		3	0	1	1	1	0	0
Don Pavletich, R (1, 2) OBP: 0.341, SLG: 0.404		0-3 K		0-0 L8		0-0 L4		0-0 3-1		3	0	0	0	0	0	1
Chuck Brinkman, R (7, 2) OBP: 0.077, SLG: 0.077										0	0	0	0	0	0	0
Ron Hansen, R (8, PH) OBP: 0.293, SLG: 0.309										0	0	0	0	0	0	0
Ed Hermann, L (8, PH) OBP: 0.316, SLG: 0.335										1	0	0	0	0	0	2
Ken Berry, R (1, 8) OBP: 0.282, SLG: 0.327		0-0 6-3		0-0 F9		0-0 F2			4-0 HBP	3	0	0	0	1	0	2
Rich Morales, R (1, 4) OBP: 0.203, SLG: 0.167			0-3 K		0-3 K			0-0 5-3	1-0 HBP	3	0	0	0	0	2	0
Woodie Held, R (1, 7) OBP: 0.279, SLG: 0.321			0-0 F3		4-0 SH3-4			0-0 5-3	0-3 K	3	1	0	0	1	1	2
Billy Wynne, L (1, 1) OBP: 0.111, SLG: 0.111			0-0 1-3		0-0 SH3-4			0-3 K	0-3 K	1	0	0	0	0	0	0
Wilbur Wood, R (7, 1)										1	0	0	0	0	1	0
Pete Ward, L (9, PH) OBP: 0.352, SLG: 0.385										1	0	0	0	0	1	2


Inning Stats	R: 0	H: 0	E: 0	LOB: 0	K: 0	BB: 0	S: 3	P: 3																							
IP	7.2	WLS	31	H	5	R	2	ER	1	SO	4	BB	1	IBB	1	HBP	0	BLK	0	WP	0	HR	0	S	37	P	45	ERA	1.17	WHIP	0.783
PITCHER	Al Downing, L (1, 1) ERA: 3.72	Jack Aker, R (8, 1) ERA: 3.49	Steve Hamilton, L (9, 1) ERA: 2.98	Lindy McDaniel, R (9, 1) ERA: 3.9																											

BOTTOM

New York Yankees @ Chicago White Sox
Comiskey Park, Chicago, IL

Thu Aug 14 1969, 8:05 PM EDT
Att. 7,403 - Unknown - 85 F

AB	31
R	2
H	5
RBI	1
BB	3
SO	6
LOB	18



Batter	1	2	3	4	5	6	7	8	9	AB R H RBI BB SO LOB	TOP									
Horace Clarke, S (1, 4) OBP: 0.353, SLG: 0.373	0-0 F9		0-0 S 1B			0-0 6-3		0-0 1B		4 0 2 0 0 0 1										
Gene Michael, S (1, 6) OBP: 0.353, SLG: 0.397	0-3 K		0-0 F4			0-3 K		0-0 F9		4 0 0 0 0 2 3										
Roy White, S (1, 7) OBP: 0.423, SLG: 0.475	0-0 5-3			0-0 F4		0-0 2B		0-0 5-3		4 0 1 1 0 0 1										
Frank Fernandez, R (1, 2) OBP: 0.393, SLG: 0.449		0-3 K		0-0 5-3		0-0 L8			4-0 BB	3 0 0 0 1 1 1										
Joe Pepitone, L (1, 3) OBP: 0.295, SLG: 0.479		0-3 K		0-0 4-3			0-0 4-3		0-0 F8	4 0 0 0 0 1 1										
Bobby Cox, R (1, 5) OBP: 0.329, SLG: 0.306		0-0 HR			0-0 1B		0-0 1B		0-3 K	4 1 3 1 0 1 1										
Bill Robinson, R (1, 9) OBP: 0.237, SLG: 0.295		0-0 5-3			0-0 9-3		0-0 L7		0-0 6-3	4 0 0 0 0 0 3										
Ron Woods, R (1, 8) OBP: 0.294, SLG: 0.285			0-0 F7		0-3 K		0-0 FC5-4			3 0 0 0 0 1 1										
Fritz Peterson, S (1, 1) OBP: 0.169, SLG: 0.103			0-0 F3			4-0 2B BB		0-0 L1		2 1 0 0 1 0 0										
Inning Stats	R: 0 E: 0 K: 1 S: 5	H: 0 LOB: 0 BB: 0 P: 5	R: 1 E: 0 K: 2 S: 8	H: 1 LOB: 0 BB: 0 P: 8	R: 0 E: 0 K: 0 S: 4	H: 1 LOB: 1 BB: 0 P: 4	R: 0 E: 0 K: 0 S: 3	H: 0 LOB: 0 BB: 0 P: 3	R: 0 E: 0 K: 1 S: 5	H: 1 LOB: 0 BB: 0 P: 5	R: 1 E: 0 K: 1 S: 6	H: 1 LOB: 1 BB: 1 P: 10	R: 0 E: 0 K: 0 S: 4	H: 1 LOB: 1 BB: 0 P: 4	R: 0 E: 0 K: 1 S: 5	H: 0 LOB: 1 BB: 1 P: 9	1B: 4 2B: 2 3B: 0 HR: 1	SF: 0 SAC: 0 DP: 1 HBP: 0	WP: 0 PB: 0 SB: 1 CS: 0	PA: 34
PITCHER	IP WLS BF H R ER SO BB IBB HBP BLK WP HR S P ERA WHIP																			
Gary Peters, L (1, 1) ERA: 4.1	8.0 L 30 6 2 2 5 1 0 0 0 0 1 39 43 2.25 0.875																			
Dan Osinski, R (9, 1) ERA: 3.48	1.0 4 0 0 0 1 1 0 0 0 0 0 5 9 0.00 1.000																			

New York Yankees @ Chicago White Sox
 Comiskey Park, Chicago, IL
 Fri Aug 15 1969, 8:05 PM EDT
 Att. 9,809 - Overcast - 83 F

AB	32
R	2
H	6
RBI	2
BB	2
SO	6
LOB	12



Batter	1	2	3	4	5	6	7	8	9	AB R H RBI BB SO LOB	TOP																									
Horace Clarke, S (1, 4) OBP: 0.356, SLG: 0.381	0-0 1B		4-0 SH1-3 BB		0-0 1-H 2-H HR		0-0 1-3		0-0 6-3	4 1 2 3 1 0 0																										
Gene Michael, S (1, 6) OBP: 0.356, SLG: 0.400	0-0 1-3 1B		0-0 SH1-3		0-0 F6		0-0 1B			3 0 2 0 0 0 0																										
Roy White, S (1, 7) OBP: 0.418, SLG: 0.469	0-3 K		0-0 F4		0-0 F8		0-0 F9			4 0 0 0 0 1 4																										
Frank Fernandez, R (1, 2) OBP: 0.391, SLG: 0.441	0-3 K			0-0 F2		4-0 1B BB		0-0 5-3		3 1 0 0 1 1 3																										
Joe Pepitone, L (1, 3) OBP: 0.294, SLG: 0.477	0-0 F9			0-0 F8		0-0 FC6-4 1B 1-2 FC3-2-5 1B		0-0 F4		4 0 1 0 0 0 2																										
Bobby Murcer, L (1, 9) OBP: 0.323, SLG: 0.439		0-0 4-3		0-3 K		0-0 FC6-4 1B 1-2 2-H		0-3 K2-3		4 0 1 1 0 2 0																										
Bobby Cox, R (1, 5) OBP: 0.331, SLG: 0.304		0-3 K			4-0 HBP HR BB		0-0 FC6-4		0-0 1-3	1 1 0 0 1 1 0																										
Jerry Kenney, L (6, PH) OBP: 0.319, SLG: 0.302										2 0 0 0 0 0 2																										
Ron Woods, R (1, 8) OBP: 0.297, SLG: 0.283		0-0 F3			1-0 HR HBP		0-0 FC3-2-5		0-3 K	1 1 0 0 0 0 0																										
Jimmie Hall, L (6, PH) OBP: 0.276, SLG: 0.314					1-2 HR		1-3 3-H			2 0 0 0 0 1 2																										
Bill Burbach, R (1, 1) OBP: 0.146, SLG: 0.128			0-3 K		0-3 K		0-3 K		0-3 K	2 0 0 0 0 2 2																										
Jack Aker, R (5, 1)										1 0 0 0 0 1 2																										
Bill Robinson, R (9, PH) OBP: 0.236, SLG: 0.293										1 0 0 0 0 1 0																										
Inning Stats	R: 0 E: 0 K: 2 S: 9	H: 2 LOB: 2 BB: 0 P: 9	R: 0 E: 0 K: 1 S: 5	H: 0 LOB: 0 BB: 0 P: 5	R: 0 E: 0 K: 1 S: 5	H: 0 LOB: 0 BB: 0 P: 5	R: 3 E: 0 K: 1 S: 6	H: 1 LOB: 0 BB: 1 P: 11	R: 1 E: 0 K: 1 S: 7	H: 2 LOB: 2 BB: 1 P: 11	R: 0 E: 0 K: 0 S: 4	H: 1 LOB: 1 BB: 0 P: 4	R: 0 E: 0 K: 1 S: 5	H: 0 LOB: 0 BB: 0 P: 5	R: 0 E: 0 K: 2 S: 7	H: 0 LOB: 0 BB: 0 P: 7	1B: 5 2B: 0 3B: 0 HR: 1	SF: 0 SAC: 1 DP: 0 HBP: 1	WP: 0 PB: 0 SB: 1 CS: 0	PA: 37																
PITCHER	IP WLS BF H R ER SO BB IBB HBP BLK WP HR S P ERA WHIP																																			
Danny Lazar, L (1, 1) ERA: 5.91	5.0		21	3	3	3	6	2	0	1	0	0	1	30	39	5.40	1.000																			
Gary Bell, R (6, 1) ERA: 5.55	2.0		10	3	1	1	1	1	0	0	0	0	0	11	15	4.50	2.000																			
Wilbur Wood, L (8, 1) ERA: 3.11	2.0	W	6	0	0	0	3	0	0	0	0	0	0	12	12	0.00	0.000																			

New York Yankees @ Chicago White Sox
 Comiskey Park, Chicago, IL
 Sat Aug 16 1969, 8:05 PM EDT
 Att: 4,135 - Cloudy - 76 F

livebaseballscorecards.com

AB	32
R	4
H	6
RBI	4
BB	3
SO	10
LOB	17



New York Yankees @ Chicago White Sox
 Comiskey Park, Chicago, IL
 Sun Aug 17 1969, 4:33 AM EDT
 Att. 7,352 - Overcast

livebaseballscorecards.com

AB	32
R	5
H	8
RBI	5
BB	3
SO	4
LOB	12



WP:	0	PA:	38
PB:	1		
SB:	0		
CS:	1		

Batter	1	2	3	4	5	6	7	8	9	AB	R	H	RBI	BB	SO	LOB
Horace Clarke, S (1, 4) OBP: 0.354, SLG: 0.379	0-0 L8		0-0 1-3		0-0 3-1		0-0 1-3 2-H 3-H 1B		0-0 F8	5	0	1	2	0	0	2
Gene Michael, S (1, 6) OBP: 0.354, SLG: 0.396	4-0 FC4-6 BB		0-0 4-3		0-0 1-3		0-0 FC6-4 CS 1-2f 3-H			3	0	0	1	1	0	2
Roy White, S (1, 7) OBP: 0.414, SLG: 0.463	0-0 FC4-6 1-2f			0-3 K		0-0 F8	0-0 CS 1-2	0-0 F6		4	0	0	0	0	1	1
Joe Pepitone, L (1, 3) OBP: 0.296, SLG: 0.477	0-0 1-3			0-0 FC4-6 1B		0-0 G3		0-0 1B		4	0	2	0	0	0	1
Bobby Murcer, L (1, 9) OBP: 0.320, SLG: 0.435		0-0 4-3		0-0 FC4-6 1-2f HR		0-3 K		0-0 F9		4	1	0	0	0	1	2
Jimmie Hall, L (1, 8) OBP: 0.284, SLG: 0.343		0-0 PB 1B		0-0 HR		0-0 4-3 1B 2B		0-0 4-3		4	2	3	2	0	0	1
Ron Woods, R (8, 8) OBP: 0.297, SLG: 0.283				1-H						0	0	0	0	0	0	0
Jerry Kenney, L (1, 5) OBP: 0.315, SLG: 0.299		0-3 K		0-0 4-3		0-0 4-3			0-0 G3	4	0	0	0	0	1	2
Jake Gibbs, L (1, 2) OBP: 0.305, SLG: 0.282		0-0 F9			0-0 3-1 SH1-4 1B		4-0 BB 1B IBB		0-0 SH1-4 1B	3	1	2	0	1	0	1
Stan Bahnsen, R (1, 1) OBP: 0.096, SLG: 0.078			0-3 K		0-0 SH1-4		4-0 BB 1B FC6-4 BB		0-0 SH1-4	1	0	0	0	0	1	0
Mike Kekich, R (6, 1) OBP: 0.091, SLG: 0.182										0	0	0	0	0	0	0
Tom Shopay, L (7, PH) OBP: 0.167, SLG: 0.235										0	1	0	0	1	0	0
Lindy McDaniel, R (7, 1)									1-2	0	0	0	0	0	0	0

Inning Stats	R: 0	H: 0	E: 0	K: 0	S: 3	P: 7	R: 0	H: 1	E: 0	K: 1	S: 6	P: 6	R: 0	H: 0	E: 0	K: 1	S: 5	P: 5	R: 2	H: 2	E: 0	K: 1	S: 7	P: 7	R: 0	H: 1	E: 0	K: 0	S: 4	P: 4	R: 0	H: 0	E: 0	K: 1	S: 5	P: 5	R: 3	H: 2	E: 0	K: 0	S: 4	P: 12	R: 0	H: 1	E: 0	K: 0	S: 4	P: 4	R: 0	H: 1	E: 0	K: 0	S: 4	P: 4	R: 0	H: 1	E: 0	K: 0	S: 4	P: 4	1B: 6	SF: 0	2B: 1	SAC: 2	3B: 0	DP: 0	HR: 1	HBP: 0	WP: 0	PA: 38
--------------	------	------	------	------	------	------	------	------	------	------	------	------	------	------	------	------	------	------	------	------	------	------	------	------	------	------	------	------	------	------	------	------	------	------	------	------	------	------	------	------	------	-------	------	------	------	------	------	------	------	------	------	------	------	------	------	------	------	------	------	------	-------	-------	-------	--------	-------	-------	-------	--------	-------	--------

PITCHER	IP	WLS	BF	H	R	ER	SO	BB	IBB	HBP	BLK	WP	HR	S	P	ERA	WHIP
Paul Edmondson, R (1, 1) ERA: 4.95	6.1	L	27	5	5	5	4	2	1	0	0	0	1	32	44	7.11	1.105
Danny Murphy, R (7, 1) ERA:	2.2		10	3	0	0	0	0	0	0	0	0	0	10	10	0.00	1.125

PITCHER	IP	WLS	BF	H	R	ER	SO	BB	IBB	HBP	BLK	WP	HR	S	P	ERA	WHIP
---------	----	-----	----	---	---	----	----	----	-----	-----	-----	----	----	---	---	-----	------

BOTTOM

New York Yankees @ Chicago White Sox
Comiskey Park, Chicago, IL
Sun Aug 17 1969, 4:33 AM EDT
Att. 7,352 - Overcast

livebaseballscorecards.com

AB 34
R 2
H 10
RBI 2
BB 1
SO 3
LOB 15



WP: 0 PA: 36
PB: 0
SB: 0
CS: 0

AB R H RBI BB SO LOB

4 2 2 0 0 0 2

3 0 2 0 0 0 1

1 0 0 0 0 0 0

3 0 1 2 0 0 1

4 0 2 0 0 0 1

3 0 0 0 1 0 3

3 0 1 0 0 0 3

1 0 0 0 0 0 0

4 0 1 0 0 0 0

3 0 1 0 0 0 2

1 0 0 0 0 1 0

3 0 0 0 0 2 2

0 0 0 0 0 0 0

1 0 0 0 0 0 0

1B: 9 SF: 1
2B: 1 SAC: 0
3B: 0 DP: 1
HR: 0 HBP: 0

Batter	1	2	3	4	5	6	7	8	9
Walt Williams, R OBP: 0.333, SLG: 0.373 (1, 9) (6, 7)	0-0 1B 2B		0-0 1B SF7	0-0 4-3			0-0 4-3		
Tom McCraw, L OBP: 0.280, SLG: 0.281 Buddy Bradford, R OBP: 0.354, SLG: 0.409 (1, 7) (6, 9)	0-0 F7		0-0 1B 1-3 1B		0-0 FC1-6 1B		0-0 6-3		
Gail Hopkins, L OBP: 0.353, SLG: 0.383 (1, 3)	0-0 FC6-4 1B 2-H		0-0 SF7 3-H		0-0 FC1-6 BB 1B 1-2 G1-2-3		0-0 4-3		
Bill Melton, R OBP: 0.324, SLG: 0.446 (1, 5)	0-0 F8		0-0 1B 1-3		0-0 BB 1B 1-2		0-0 F7		
Ed Herrmann, L OBP: 0.314, SLG: 0.328 (1, 2)	0-0 FC6-4 1-2f		0-0 4-3		4-0 BB 1-2 2-3 BB		0-0 5-3		
Ron Hansen, R OBP: 0.300, SLG: 0.329 Woodie Held, R OBP: 0.296, SLG: 0.328 (1, 6) (8, 6)		0-0 6-3		0-0 1B 1B	0-0 G1-2-3 3-Hf		0-0 6-3		
Ken Berry, R OBP: 0.275, SLG: 0.317 (1, 8)		0-0 4-3		0-0 1-3 1B		0-0 6-3			
Rich Morales, R OBP: 0.218, SLG: 0.176 Don Pavletich, R OBP: 0.331, SLG: 0.391 (1, 4) (9, PH)		0-0 1B		0-0 F2		0-0 6-3		0-3 K	
Paul Edmondson, R OBP: 0.263, SLG: 0.263 Danny Murphy, L OBP: 0.351, SLG: 0.383 (1, 1) (7, 1) (9, PH)			0-3 K	0-0 1-3	0-0 K2-3			0-0 F7	

Inning Stats	R: 1	H: 2	E: 0	K: 5	S: 5	LOB: 1	BB: 0	P: 5	R: 0	H: 1	E: 0	K: 3	S: 3	LOB: 1	BB: 0	P: 3	R: 1	H: 3	E: 0	K: 1	S: 8	LOB: 2	BB: 0	P: 8	R: 0	H: 2	E: 0	K: 0	S: 5	LOB: 2	BB: 1	P: 8	R: 0	H: 0	E: 0	K: 1	S: 5	LOB: 0	BB: 0	P: 5	R: 0	H: 0	E: 0	K: 0	S: 3	LOB: 0	BB: 0	P: 3	R: 0	H: 0	E: 0	K: 1	S: 5	LOB: 0	BB: 0	P: 5	R: 0	H: 0	E: 0	K: 0	S: 3	LOB: 0	BB: 0	P: 3	R: 0	H: 0	E: 0	K: 1	S: 5	LOB: 0	BB: 0	P: 5
--------------	------	------	------	------	------	--------	-------	------	------	------	------	------	------	--------	-------	------	------	------	------	------	------	--------	-------	------	------	------	------	------	------	--------	-------	------	------	------	------	------	------	--------	-------	------	------	------	------	------	------	--------	-------	------	------	------	------	------	------	--------	-------	------	------	------	------	------	------	--------	-------	------	------	------	------	------	------	--------	-------	------

PITCHER	IP	WLS	BF	H	R	ER	SO	BB	IBB	HBP	BLK	WP	HR	S	P	ERA	WHIP
Stan Bahnsen, R ERA: 3.97 (1, 1)	5.0		24	10	2	2	1	1	0	0	0	0	0	25	29	3.60	2.200
Mike Kekich, L ERA: 5.79 (6, 1)	1.0	W	3	0	0	0	1	0	0	0	0	0	0	5	5	0.00	0.000
Lindy McDaniel, R ERA: 3.72 (7, 1)	3.0	S	9	0	0	0	1	0	0	0	0	0	0	11	11	0.00	0.000

PITCHER	IP	WLS	BF	H	R	ER	SO	BB	IBB	HBP	BLK	WP	HR	S	P	ERA	WHIP
---------	----	-----	----	---	---	----	----	----	-----	-----	-----	----	----	---	---	-----	------

Batter	1	2	3	4	5	6	7	8	9	AB	R	H	RBI	BB	SO	LOB
Del Unser, L OBP: 0.334, SLG: 0.333 (1, 8)	0-0 4-3		0-0 FC3-6		0-0 1B		0-0 F5			4	0	1	0	0	0	1
Lee Maye, L OBP: 0.332, SLG: 0.386 (1, 9)	0-0 1B		0-0 F6		0-0 4-3			0-0 G3 1B 1B		4	1	2	0	0	0	2
Frank Howard, R OBP: 0.402, SLG: 0.588 (1, 7) (9, 3)	0-0 F7			0-0 HR		0-0 6-3		0-0 G3 1B		4	2	2	1	0	0	1
Mike Epstein, L OBP: 0.408, SLG: 0.520 (1, 3) Ed Stroud, L OBP: 0.351, SLG: 0.366 (9, 7)	0-3 K			0-0 F5		0-0 F6		0-0 G3		4	0	0	0	0	1	3
Ken McMullen, R OBP: 0.344, SLG: 0.389 (1, 5)		0-0 G4-6-3 1B		0-0 E1		0-0 2B		0-0 S 1B		4	0	3	2	0	0	0
Bernie Allen, L OBP: 0.356, SLG: 0.412 (1, 4) Brant Alyea, R OBP: 0.345, SLG: 0.464 (8, PH) Tim Cullen, R OBP: 0.266, SLG: 0.257 (9, 4)		0-0 L6		0-0 F7		4-0 FC6-4 IBB		0-3 K		2	0	0	0	1	0	2
Ed Brinkman, R OBP: 0.333, SLG: 0.340 (1, 6)		0-0 G4-6-3 1-2f		0-3 K		0-0 FC6-4 1-2f		0-0 6-3		1	0	0	0	0	1	1
Paul Casanova, R OBP: 0.241, SLG: 0.275 (1, 2)			0-0 FC3-6 1B		0-0 6-3		0-0 4-3			4	0	0	0	0	1	5
Casey Cox, R OBP: 0.114, SLG: 0.061 (1, 1) Darold Knowles, L OBP: 0.167, SLG: 0.091 (9, 1)			0-3 K		0-3 K		0-0 F2			3	0	1	0	0	0	0
Inning Stats	R: 0 E: 0 K: 1 S: 6	H: 1 LOB: 1 BB: 0 P: 6	R: 0 E: 0 K: 0 S: 3	H: 1 LOB: 0 BB: 0 P: 3	R: 0 E: 0 K: 1 S: 6	H: 1 LOB: 1 BB: 0 P: 6	R: 1 E: 1 K: 1 S: 7	H: 1 LOB: 1 BB: 0 P: 7	R: 0 E: 0 K: 0 S: 4	H: 1 LOB: 2 BB: 1 P: 8	R: 0 E: 0 K: 0 S: 3	H: 0 LOB: 0 BB: 0 P: 3	R: 2 E: 0 K: 1 S: 8	H: 3 LOB: 1 BB: 0 P: 8	1B: 7 2B: 1 3B: 0 HR: 1	SF: 0 SAC: 0 DP: 1 HBP: 0
PITCHER	IP WLS BF H R ER SO	IP WLS BF H R ER SO	IP WLS BF H R ER SO	IP WLS BF H R ER SO	IP WLS BF H R ER SO	IP WLS BF H R ER SO	IP WLS BF H R ER SO	IP WLS BF H R ER SO	IP WLS BF H R ER SO	IP WLS BF H R ER SO	IP WLS BF H R ER SO	IP WLS BF H R ER SO	IP WLS BF H R ER SO	IP WLS BF H R ER SO	IP WLS BF H R ER SO	IP WLS BF H R ER SO
Joe Horlen, R ERA: 4.24 (1, 1)	7.1															
Gary Peters, L ERA: 4.08 (8, 1)	0.2															

BOTTOM

Chicago White Sox @ Washington Senators
Robert F. Kennedy Memorial Stadium, Washington, DC

Tue Aug 19 1969, 7:05 PM EDT
Att. 6,205 - Unknown

livebaseballscorecards.com

AB	33
R	3
H	9
RBI	3
BB	1
SO	5
LOB	16



WP: 0	PA: 34
PB: 0	
SB: 1	
CS: 0	

Batter	1	2	3	4	5	6	7	8	9	AB R H RBI BB SO LOB	TOP											
Walt Williams, R (1, 9) OBP: 0.328, SLG: 0.370	0-3 K		0-0 FC6 1B		0-0 F5			0-0 1B 2B		4 0 1 0 0 1 2	Chicago White Sox @ Washington Senators Robert F. Kennedy Memorial Stadium, Washington, DC Wed Aug 20 1969, 7:05 PM EDT Att. 8,011 - Unknown livebaseballscorecards.com											
Luis Aparicio, R (1, 6) OBP: 0.355, SLG: 0.366	0-0 5-3		0-0 1B			0-0 5-3		0-0 FC6-4 1B		4 0 2 1 0 0 0												
Gail Hopkins, L (1, 3) OBP: 0.353, SLG: 0.381	0-0 3-1		0-0 4-3			0-0 1-3		0-3 K		4 0 0 0 0 1 4												
Gary Bell, R (8, 1) OBP: 0.273, SLG: 0.263								0-3 K		0 0 0 0 0 0 0												
Bill Melton, R (1, 5) OBP: 0.319, SLG: 0.437		0-0 F5		0-0 F8		0-0 F7		0-0 FC6-4		4 0 0 0 0 0 2												
Don Pavletich, R (1, 2) OBP: 0.328, SLG: 0.381		0-0 F8		0-0 F9			0-0 L4	0-3 K		4 0 0 0 0 1 0												
Buddy Bradford, R (1, 8) OBP: 0.350, SLG: 0.414		4-0 BB		0-0 5-3			0-0 6-3	0-0 F8		3 0 0 0 1 0 0												
Tom McCraw, L (1, 7) OBP: 0.280, SLG: 0.282		0-0 F5			0-0 FC5-4 1B		0-0 4-3		0-0 5-3	3 0 1 0 0 0 1												
Woodie Held, R (9, PH) OBP: 0.288, SLG: 0.317										1 0 0 0 0 0 0												
Rich Morales, R (1, 4) OBP: 0.226, SLG: 0.188			0-3 K		0-0 F8			0-0 F9		3 0 0 0 0 1 1												
Tommy John, R (1, 1) OBP: 0.197, SLG: 0.150			0-0 FC6 1B		0-0 FC5-4			0-0 2B 1B		2 0 1 0 0 0 1												
Danny Murphy, L (6, 1) OBP: 0.354, SLG: 0.387										0 0 0 0 0 0 0												
Pete Ward, L (8, PH) OBP: 0.354, SLG: 0.387										1 1 1 0 0 0 0												
Inning Stats	R: 0 E: 0 K: 1 S: 5	H: 0 LOB: 0 BB: 0 P: 5	R: 0 E: 0 K: 0 S: 3	H: 0 LOB: 1 BB: 1 P: 7	R: 0 E: 0 K: 1 S: 7	H: 2 LOB: 2 BB: 0 P: 7	R: 0 E: 0 K: 0 S: 3	H: 0 LOB: 0 BB: 0 P: 3	R: 0 E: 0 K: 0 S: 4	H: 1 LOB: 1 BB: 0 P: 4	R: 0 E: 0 K: 0 S: 3	H: 0 LOB: 0 BB: 0 P: 3	R: 0 E: 0 K: 0 S: 3	H: 0 LOB: 0 BB: 0 P: 3	R: 1 E: 0 K: 1 S: 8	H: 3 LOB: 2 BB: 0 P: 8	R: 0 E: 0 K: 1 S: 5	H: 0 LOB: 0 BB: 0 P: 5	1B: 5 2B: 1 3B: 0 HR: 0	SF: 0 SAC: 0 DP: 0 HBP: 0	WP: 0 PB: 0 SB: 0 CS: 0	PA: 34
PITCHER	IP WLS BF H R ER SO BB IBB HBP BLK WP HR S P ERA WHIP																					
Dick Bosman, R (1, 1) ERA: 2.0	7.1 W 29 6 1 1 2 1 0 0 0 0 0 0 32 36 1.23 0.955																					
Darold Knowles, L (8, 1) ERA: 2.37	1.2 S 5 0 0 0 2 0 0 0 0 0 0 0 9 9 0.00 0.000																					



Batter	1	2	3	4	5	6	7	8	9
Ed Brinkman, R OBP: 0.330, SLG: 0.336 (1, 6)	0-3 K	0-0 L9			0-0 6-3	0-0 1-3		0-0 5-3	
Tim Cullen, R OBP: 0.265, SLG: 0.256 (1, 4)	0-0 1-3		0-0 L4		0-0 5-3 1B	0-0 F7			
Frank Howard, R OBP: 0.399, SLG: 0.583 (1, 3)	0-3 K		0-0 6-3		0-0 5-3		0-0 F3		
Ken McMullen, R OBP: 0.345, SLG: 0.389 (1, 5)		0-0 6-3 1B 1B	0-0 F2		4-0 BB		0-0 F8		
Brant Alyea, R OBP: 0.343, SLG: 0.459 (1, 9)		0-0 1B 6-3 1B		0-0 F9	0-0 F4		0-0 F9		
Ed Stroud, L OBP: 0.351, SLG: 0.366 (8, 9)		1-2 1B 1B							
Dick Smith, R OBP: 0.250, SLG: 0.250 (1, 7)		0-0 6-3		0-0 E5		0-0 3B 1B		0-0 F8	
Del Unser, L OBP: 0.337, SLG: 0.336 (1, 8)		0-0 1B		0-0 4-3		0-0 3B 1B		0-0 1B CS 1B	
Paul Casanova, R OBP: 0.251, SLG: 0.289 (1, 2)		0-0 1B		4-0 IBB		0-0 3B		0-0 CS 1B	
Dick Bosman, R OBP: 0.196, SLG: 0.075 (1, 1)		0-3 K		0-0 L4		0-0 F9		4-0 1B BB	
Darold Knowles, L OBP: 0.231, SLG: 0.091 (8, 1)								1-2 BB	

Inning Stats	R: 0	H: 0	E: 0	K: 2	S: 7	LOB: 0	BB: 0	P: 7
	R: 2	H: 4	E: 0	K: 1	S: 9	LOB: 2	BB: 0	P: 9
	R: 0	H: 0	E: 0	K: 0	S: 3	LOB: 0	BB: 0	P: 3
	R: 0	H: 0	E: 1	K: 0	S: 4	LOB: 2	BB: 1	P: 8
	R: 0	H: 1	E: 0	K: 0	S: 4	LOB: 2	BB: 1	P: 8
	R: 2	H: 3	E: 0	K: 0	S: 6	LOB: 1	BB: 0	P: 6
	R: 0	H: 0	E: 0	K: 0	S: 3	LOB: 0	BB: 0	P: 3
	R: 0	H: 2	E: 0	K: 0	S: 4	LOB: 2	BB: 1	P: 8

PITCHER	IP	WLS	BF	H	R	ER	SO	BB	IBB	HBP	BLK	WP	HR	S	P	ERA	WHIP
Tommy John, L ERA: 3.62 (1, 1)	5.0	L	26	8	4	4	3	1	1	0	0	0	0	30	38	7.20	1.800
Danny Murphy, R ERA: (6, 1)	2.0		6	0	0	0	0	0	0	0	0	0	0	6	6	0.00	0.000
Gary Bell, R ERA: 5.49 (8, 1)	1.0		5	2	0	0	0	1	0	0	0	0	0	4	8	0.00	3.000

AB R H RBI BB SO LOB

5	0	0	0	0	1	5
4	0	1	0	0	0	1
4	0	0	0	0	1	1
3	1	1	0	1	0	0
4	1	1	0	0	0	2
0	0	0	0	0	0	0
4	1	1	0	0	0	2
4	1	3	1	0	0	1
3	0	3	3	1	0	0
3	0	0	0	0	1	5
0	0	0	0	1	0	0

1B: 9	SF: 0	WP: 0	PA: 37
2B: 0	SAC: 0	PB: 0	
3B: 1	DP: 0	SB: 0	
HR: 0	HBP: 0	CS: 2	
WP: 0	PA: 37	ERA	WHIP

Chicago White Sox @ Washington Senators
Robert F. Kennedy Memorial Stadium, Washington, DC
 Wed Aug 20 1969, 7:05 PM EDT
 Att: 8,011 - Unknown

AB	34
R	4
H	10
RBI	4
BB	3
SO	3
LOB	17



Batter	1	2	3	4	5	6	7	8	9	AB R H RBI BB SO LOB	TOP	
Walt Williams, R (1, 9) OBP: 0.333, SLG: 0.378	0-0 5-3		0-0 SF9 1-3 2-H 2B		0-0 1B		0-0 SH3		0-0 G4-6-3 1B	4 0 3 1 0 0 0		
Luis Aparicio, R (1, 6) OBP: 0.353, SLG: 0.365	0-0 F5		0-0 SF9		0-0 6-3		0-0 6-3		0-0 G4-6-3 1B	4 0 1 1 0 0 2		
Gail Hopkins, L (1, 3) OBP: 0.349, SLG: 0.375	0-0 F7		0-0 F4			0-0 G3	0-0 G3		0-0 G4-6-3 1-2f 2-3	5 0 0 0 0 0 4		
Bill Melton, R (1, 5) OBP: 0.317, SLG: 0.434		0-0 6-3		0-3 K		0-0 HBP 2B 1B		0-3 K	0-0 L9	5 1 1 0 0 2 1		
Ed Herrmann, L (1, 2) OBP: 0.311, SLG: 0.322		0-0 G3		0-0 BB 1B		1-0 2B 1-2 HBP		0-3 K		3 0 1 0 0 1 0		
Buddy Bradford, R (1, 8) OBP: 0.353, SLG: 0.413		0-3 K		4-0 BB G3-6-3 1-2 BB		0-3 K		0-0 S 1B 1B		3 1 1 0 1 2 2		
Tom McCraw, L (1, 7) OBP: 0.290, SLG: 0.294			0-0 FC1-5 1B 1B		0-0 G3-6-3 1-2f		0-0 1-3 2-H 2B		4-0 1B 1-2 IBB	3 0 2 1 1 0 2		
Rich Morales, R (1, 4) OBP: 0.239, SLG: 0.202			0-0 FC1-5 2B 1B		0-0 6-3	0-0 F4		0-0 S 1B		4 1 2 1 0 0 2		
Gary Peters, L (1, 1) OBP: 0.203, SLG: 0.344			0-0 FC1-5 2B SF9		0-0 F9		0-0 SH3 2B	0-0 G3		4 1 1 0 0 0 4		
Inning Stats	R: 0 E: 0 K: 0 S: 3 H: 0 LOB: 0 BB: 0 P: 3	R: 0 E: 0 K: 1 S: 5 H: 0 LOB: 0 BB: 0 P: 5	R: 2 E: 0 K: 0 S: 6 H: 3 LOB: 1 BB: 0 P: 6	R: 0 E: 0 K: 1 S: 5 H: 1 LOB: 1 BB: 1 P: 9	R: 0 E: 0 K: 0 S: 4 H: 1 LOB: 1 BB: 0 P: 4	R: 1 E: 0 K: 1 S: 7 H: 2 LOB: 2 BB: 0 P: 8	R: 0 E: 0 K: 0 S: 4 H: 1 LOB: 1 BB: 0 P: 4	R: 1 E: 0 K: 2 S: 9 H: 2 LOB: 2 BB: 1 P: 13	R: 0 E: 0 K: 0 S: 4 H: 2 LOB: 1 BB: 0 P: 4	1B: 9 2B: 3 3B: 0 HR: 0 SF: 1 SAC: 1 DP: 2 HBP: 1	WP: 0 PB: 0 SB: 2 CS: 0 PA: 40	
PITCHER	IP WLS BF H R ER SO BB IBB HBP BLK WP HR S P ERA WHIP	IP WLS BF H R ER SO BB IBB HBP BLK WP HR S P ERA WHIP										
Vicente Romo, R (1, 1) ERA: 3.4	7.0 L 30 8 3 3 3 1 0 1 0 0 0 0 34 39 3.86 1.286	2.0 L 10 4 1 1 2 0 1 0 0 0 0 13 17 4.50 2.000										

Chicago White Sox @ Boston Red Sox
 Fenway Park, Boston, MA
 Fri Aug 22 1969, 7:05 PM EDT
 Att: 27,402 - Unknown

livebaseballscorecards.com

AB	35
R	4
H	12
RBI	4
BB	2
SO	5
LOB	17



Batter	1	2	3	4	5	6	7	8	9	AB R H RBI BB SO LOB	TOP	
Walt Williams, R OBP: 0.336, SLG: 0.376 (1, 7) X	0-0 F8		4-0 BB		0-0 2B 1B		0-0 F3		4-0 FC4-6 1B BB	3 0 1 0 2 0 0		
Luis Aparicio, R OBP: 0.349, SLG: 0.360 (1, 6) X	0-0 F9		0-0 FC5 2-3f		0-0 F8		0-0 6-3		0-0 FC4-6 1B	5 0 1 0 0 0 3		
Tom McCraw, L OBP: 0.289, SLG: 0.297 (1, 3) X	0-0 4-3				0-0 6-3 1-H		0-0 4-3		0-0 FC4-6 1-2f 2-3	5 1 1 0 0 0 2		
Bill Melton, R OBP: 0.318, SLG: 0.432 (1, 5) X		0-0 F9			0-0 1B 1-4-3 1B		0-0 1B		0-0 L6	5 1 2 1 0 0 2		
Ed Herrmann, L OBP: 0.318, SLG: 0.330 (1, 2) X		0-0 F8			0-0 HBP 1-4-3 1B 1-3		0-0 G3		4-0 FC4-6 1B BB	3 0 1 0 1 0 1		
Buddy Bradford, R OBP: 0.350, SLG: 0.405 (1, 9) X		0-0 F8			0-0 1-4-3 1-2 3-H		4-0 4-3 S SH5-3 BB		0-0 FC4-6 1B 1-2	3 1 1 1 1 0 1		
Ken Berry, R OBP: 0.278, SLG: 0.321 (1, 8) X			0-0 L7		4-0 HBP BB		0-0 4-3		0-0 FC4-6 1-2f 2-3	3 0 0 0 1 0 3		
Rich Morales, R OBP: 0.247, SLG: 0.205 (1, 4) X			0-0 FC5 SH1-4 1B		1-0 FC6-4 1-2 2-3 HBP		0-0 SH5-3 3-H		0-3 K	2 0 1 1 0 1 2		
Joe Horlen, R OBP: 0.183, SLG: 0.200 Wilbur Wood, R (9, 1)			0-0 SH1-4 1-2		0-0 FC6-4 1-2f		0-3 K		0-3 K	3 0 0 0 0 2 3 0 0 0 0 0 0 0		
Inning Stats	R: 0 E: 0 K: 0 S: 3 H: 0 LOB: 0 BB: 0 P: 3	R: 0 E: 0 K: 0 S: 3 H: 0 LOB: 0 BB: 0 P: 3	R: 0 E: 0 K: 0 S: 4 H: 1 LOB: 2 BB: 1 P: 8	R: 1 E: 0 K: 0 S: 5 H: 2 LOB: 3 BB: 1 P: 10	R: 1 E: 0 K: 0 S: 5 H: 3 LOB: 1 BB: 0 P: 5	R: 1 E: 0 K: 1 S: 5 H: 0 LOB: 0 BB: 1 P: 9	R: 0 E: 0 K: 0 S: 3 H: 0 LOB: 0 BB: 0 P: 3	R: 0 E: 0 K: 1 S: 6 H: 1 LOB: 2 BB: 1 P: 10	R: 0 E: 0 K: 1 S: 6 H: 1 LOB: 2 BB: 1 P: 10	1B: 7 2B: 1 3B: 0 HR: 0 SF: 0 SAC: 2 DP: 0 HBP: 1	WP: 0 PB: 0 SB: 1 CS: 0 PA: 40	
PITCHER	IP WLS BF H R ER SO BB IBB HBP BLK WP HR S P ERA WHIP											
Jim Lonborg, R ERA: 3.99 (1, 1)	6.0 L 27 6 3 3 1 3 0 1 0 0 0 0 25 38 4.50 1.500											
Sonny Siebert, R ERA: 4.0 (7, 1)	2.0 8 1 0 0 1 1 0 0 0 0 0 0 9 13 0.00 1.000											
Jose Santiago, R ERA: (9, 1)	1.0 5 1 0 0 1 1 0 0 0 0 0 0 6 10 0.00 2.000											

Chicago White Sox @ Boston Red Sox
Fenway Park, Boston, MA
Sun Aug 24 1969, 3:33 AM EDT
Att: 25,615 - Unknown

livebaseballscorecards.com

AB	32
R	3
H	8
RBI	3
BB	5
SO	3
LOB	17




Batter	1	2	3	4	5	6	7	8	9	AB	R	H	RBI	BB	SO	LOB
Mike Andrews, R OBP: 0.388, SLG: 0.441 (1, 4)	0-0 BB 1B		0-0 6-3			0-0 6-3 2B		0-0 F7		4	0	2	0	0	0	0
Dalton Jones, L OBP: 0.309, SLG: 0.330 (1, 3)	0-0 F8		0-0 F8			0-0 F8		0-3 K		4	0	0	0	0	1	2
Carl Yastrzemski, L OBP: 0.351, SLG: 0.504 (1, 7)	4-0 F8 1-2 BB		0-0 6-3			0-0 6-3 2-3		0-0 2B		3	0	1	0	1	0	1
Reggie Smith, S OBP: 0.381, SLG: 0.566 (1, 8)	0-0 F8 1-2			0-0 F5		0-0 F7		0-0 5-3		4	0	0	0	0	0	4
Rico Petrocelli, R OBP: 0.422, SLG: 0.611 (1, 6)		0-0 5-3		0-0 F7		0-0 L7		0-0 L8		4	0	0	0	0	0	1
Tony Conigliaro, R OBP: 0.323, SLG: 0.426 (1, 9)		0-3 K		0-0 F9		0-0 5-3		0-3 K		4	0	0	0	0	2	1
George Scott, R OBP: 0.328, SLG: 0.391 (1, 5)		0-0 HR			0-0 6-3		4-0 FC6-4 BB			2	1	1	1	1	0	0
Jerry Moses, R OBP: 0.316, SLG: 0.466 (1, 2)		0-0 2B			0-0 6-3		0-0 FC6-4 1-2f			3	0	1	0	0	0	1
Jim Lonborg, R OBP: 0.257, SLG: 0.172 (1, 1)		0-0 6-3			0-3 K			0-0 6-3		2	0	0	0	0	1	1
Sonny Siebert, R OBP: 0.240, SLG: 0.261 (7, 1)										0	0	0	0	0	0	0
Dick Schofield, S OBP: 0.342, SLG: 0.351 (8, PH)										1	0	0	0	0	0	0
Jose Santiago, R (9, 1)										0	0	0	0	0	0	0

Inning Stats	R: 0	H: 1	E: 0	K: 0	S: 3	R: 1	H: 2	E: 0	K: 1	S: 7	R: 0	H: 0	E: 0	K: 0	S: 3	R: 0	H: 0	E: 0	K: 1	S: 5	R: 0	H: 1	E: 0	K: 0	S: 4	R: 0	H: 0	E: 0	K: 1	S: 5	R: 0	H: 0	E: 0	K: 1	S: 5	R: 0	H: 1	E: 0	K: 1	S: 6
	LOB: 1	BB: 1	P: 7	LOB: 1	BB: 0	P: 7	LOB: 0	BB: 0	P: 3	LOB: 0	BB: 0	LOB: 0	BB: 0	P: 5	LOB: 1	BB: 0	LOB: 1	BB: 1	P: 7	LOB: 0	BB: 0	LOB: 0	BB: 0	LOB: 0	BB: 0	P: 5	LOB: 0	BB: 0	LOB: 0	BB: 0	P: 5	LOB: 1	LOB: 1	BB: 0	LOB: 1	BB: 0	P: 6			
	1B: 1	2B: 3	3B: 0	HR: 1	SF: 0	SAC: 0	DP: 0	HBP: 0	WP: 0	PA: 33																														
PITCHER	IP	WLS	BF	H	R	ER	SO	BB	IBB	HBP	BLK	WP	HR	S	P	ERA	WHIP																							
Joe Horlen, R ERA: 4.11 (1, 1)	8.0	W	30	5	1	1	3	2	0	0	0	0	1	34	42	1.12	0.875																							
Wilbur Wood, L ERA: 3.08 (9, 1)	1.0	S	3	0	0	0	1	0	0	0	0	0	0	5	5	0.00	0.000																							

BOTTOM

Chicago White Sox @ Boston Red Sox
Fenway Park, Boston, MA
 Sun Aug 24 1969, 3:33 AM EDT
 Att. 25,615 - Unknown

AB	31
R	1
H	5
RBI	1
BB	2
SO	4
LOB	11



WP	HR	S	P	ERA	WHIP
0	0	0	0	0	0

Batter	1	2	3	4	5	6	7	8	9	10	AB R H RBI BB SO LOB	TOP									
Walt Williams, R (1, 7) OBP: 0.334, SLG: 0.373	0-0 6-3		0-0 1B			0-0 F8			0-0 E6 SH5-3 2B	0-3 K	5 1 1 0 0 1 2	Chicago White Sox @ New York Yankees Yankee Stadium, Bronx, NY Tue Aug 26 1969, 7:05 PM EDT Att. 12,409 - Unknown - 72 F									
Luis Aparicio, R (1, 6) OBP: 0.347, SLG: 0.358	0-0 L8		0-0 5-3			0-0 6-3			0-0 SH5-3		3 0 0 0 0 0 1										
Don Pavletich, R (1, 3) OBP: 0.324, SLG: 0.375	0-0 1B			0-0 L7			0-0 6-3		0-0 F7		4 0 1 0 0 0 3										
Bill Melton, R (1, 5) OBP: 0.317, SLG: 0.433	0-0 F6			0-0 5-3			0-0 F8		0-0 2B		4 0 1 2 0 0 1										
Buddy Bradford, R (1, 9) OBP: 0.344, SLG: 0.398		0-3 K		0-0 5-3			0-0 F8		0-3 K		4 0 0 0 0 2 2										
Ed Hermann, L (1, 2) Chuck Brinkman, R (8, 2) OBP: 0.314, SLG: 0.325 OBP: 0.071, SLG: 0.071		0-3 K			0-0 L6			0-0 4-3		0-0 F8	3 0 0 0 0 1 0 1 0 0 0 0 0 0										
Ken Berry, R (1, 8) OBP: 0.273, SLG: 0.315		0-0 6-3			0-0 F6			0-0 5-3		0-0 E6 SF7	4 1 0 0 0 0 0										
Rich Morales, R (1, 4) Bobby Knoop, R (8, PH) OBP: 0.253, SLG: 0.211 OBP: 0.306, SLG: 0.320			0-0 G6-4-3 1B		0-0 G3			0-0 F8		0-0 E5 PB	2 0 1 0 0 0 0 2 0 0 0 0 0 1										
Tommy John, R (1, 1) Ron Hansen, R (9, PH) Tom McCraw, L (9, PR) Wilbur Wood, R (9, 1) Pete Ward, L (10, PH) Gary Sell, R (10, 1) Danny Lazzar, L (10, 1) Danny Murphy, L (10, 1)			0-0 G6-4-3 1B			0-0 F9			0-0 SH5-3 E 2B 1B	0-0 SF7	2 0 0 0 0 0 1 1 0 1 0 0 0 0 0 0 1 0 0 0 0 0 0 0 0 0 0 0 0 0 0 0 1 0										
Inning Stats	R: 0 E: 0 K: 0 S: 4	H: 1 LOB: 1 BB: 0 P: 4	R: 0 E: 0 K: 2 S: 7	H: 0 LOB: 0 BB: 0 P: 7	R: 0 E: 0 K: 0 S: 4	H: 2 LOB: 1 BB: 0 P: 4	R: 0 E: 0 K: 0 S: 3	H: 0 LOB: 0 BB: 0 P: 3	R: 0 E: 0 K: 0 S: 3	H: 0 LOB: 0 BB: 0 P: 3	R: 0 E: 0 K: 0 S: 3		H: 0 LOB: 0 BB: 0 P: 3	R: 2 E: 1 K: 1 S: 8	H: 2 LOB: 2 BB: 0 P: 8	R: 1 E: 2 K: 1 S: 7	H: 0 LOB: 1 BB: 0 P: 7	1B: 4 2B: 1 3B: 0 HR: 0	SF: 1 SAC: 1 DP: 1 HBP: 0	WP: 0 PB: 1 SB: 0 CS: 0	PA: 37
PITCHER	IP WLS BF H R ER SO BB IBB HBP BLK WP HR S P ERA WHIP																				
Fritz Peterson, L (1, 1) ERA: 2.62	8.2																				
Lindy McDaniel, R (9, 1) ERA: 3.54	1.1	L	6	0	1	0	2	0	0	0	0	0	0	0	10	10	0.00	0.000			

livebaseballscorecards.com

AB	35
R	3
H	5
RBI	3
BB	0
SO	4
LOB	11



Batter	1	2	3	4	5	6	7	8	9
Horace Clarke, S (1, 4) OBP: 0.352, SLG: 0.375	0-0 SH5-3 1B	0-0 1-H 2-H 2B			0-0 1B 1B	0-0 F4		0-0 BB 1B	
Gene Michael, S (1, 6) OBP: 0.351, SLG: 0.385	0-0 SH5-3 1-2	0-0 1-3			0-0 F2		0-0 F8 BB BB	4-0 BB 1B	
Roy White, S (1, 7) OBP: 0.410, SLG: 0.454	0-0 F3		0-0 6-3		0-0 1B 2B 1B		0-0 1-3 F7	0-0 L7	
Frank Fernandez, R (1, 2) OBP: 0.397, SLG: 0.448	4-0 BB		4-0 BB		0-0 2B 1-2 1B		0-0 F7		
Bobby Murcer, L (1, 9) OBP: 0.316, SLG: 0.434	0-3 K		0-0 F2		0-3 K			0-0 HR	
Bobby Cox, R (1, 5) OBP: 0.330, SLG: 0.297		0-0 F8	0-0 F7		0-0			0-0 S 1B 1B	
Jerry Kenney, L (8, PH) OBP: 0.319, SLG: 0.300 (9, 5)					1-3 2-H 2B				
Ron Woods, R (1, 8) OBP: 0.293, SLG: 0.279		0-0 F9		0-0 6-3	0-0 F9			0-0 F8	
Len Boehmer, R (1, 3) OBP: 0.242, SLG: 0.183		0-0 1B 2B 1B		0-0 F4		0-0 5-3		0-0 F2	
Mel Stottlemyre, R (1, 1) OBP: 0.263, SLG: 0.235		0-0 1-2 2B 1B		0-0 G3		0-0 6-3		0-0 BB 1B 1B	

Inning Stats	R: 0	H: 1	E: 0	K: 1	S: 6	R: 2	H: 3	E: 0	K: 0	S: 6	R: 0	H: 0	E: 0	K: 0	S: 3	R: 0	H: 0	E: 0	K: 0	S: 3	R: 2	H: 4	E: 0	K: 1	S: 9	R: 0	H: 0	E: 0	K: 0	S: 3	R: 2	H: 4	E: 0	K: 0	S: 7
	LOB: 2	BB: 1	P: 10	LOB: 1	BB: 0	P: 6	LOB: 1	BB: 1	P: 7		LOB: 0	BB: 0	P: 3	LOB: 0	BB: 0	P: 9	LOB: 0	BB: 0	P: 3		LOB: 0	BB: 0	P: 3	LOB: 3	BB: 1	P: 11		LOB: 0	BB: 0	P: 3	LOB: 3	BB: 1	P: 11		

PITCHER	IP	WLS	BF	H	R	ER	SO	BB	IBB	HBP	BLK	WP	HR	S	P	ERA	WHIP
Gary Peters, L (1, 1) ERA: 3.98	7.0	L	31	8	4	4	2	2	0	0	0	0	0	33	41	5.14	1.429
Dan Osinski, R (8, 1) ERA: 3.76	0.2		5	3	2	2	0	0	0	0	0	0	1	5	5	27.00	4.500
Danny Lazar, L (8, 1) ERA: 5.56	0.1		3	1	0	0	0	1	0	0	0	0	0	2	6	0.00	6.000


BOTTOM

Chicago White Sox @ New York Yankees
 Yankee Stadium, Bronx, NY
 Wed Aug 27 1969, 3:33 AM EDT
 Att: 12,021 - Unknown - 72 F

AB	R	H	RBI	BB	SO	LOB
5	1	4	2	0	0	0
3	0	0	0	1	0	2
5	1	1	0	0	0	4
2	0	1	1	2	0	0
4	1	1	1	0	2	5
3	0	1	1	0	0	1
1	1	1	0	0	0	0
4	0	0	0	0	0	3
4	1	1	0	0	0	1
4	1	2	1	0	0	0

AB	35
R	6
H	12
RBI	6
BB	3
SO	2
LOB	16

WP: 0 PA: 39
 PB: 0
 SB: 1
 CS: 0



1B	2B	3B	HR	SF	SAC	DP	HBP	WP	HR	S	P	ERA	WHIP
9	2	0	1	0	1	0	0	0	0	0	0	5.14	1.429

Batter	1	2	3	4	5	6	7	8	9	AB R H RBI BB SO LOB	TOP
Jose Cardenal, R (1, 8) OBP: 0.315, SLG: 0.361	0-0 F7		0-0 F2		0-0 S 1B		0-0 F8			4 0 1 0 0 0 2	
Lou Klimchok, L (1, 5) OBP: 0.324, SLG: 0.421	0-0 1-3		0-0 F6		0-0 3-H 1-2			0-0 F3		4 0 0 0 0 0 2	
Frank Baker, L (1, 7) OBP: 0.369, SLG: 0.570	0-0 6-3			0-0 4-3		0-0 4-3		0-0 1-3		4 0 0 0 0 0 0	
Tony Horton, R (1, 3) OBP: 0.332, SLG: 0.486		0-0 2-3 1B		0-0 G3		0-0 4-3		0-0 4-3		4 0 1 0 0 0 0	
Ken Harrelson, R (1, 9) OBP: 0.336, SLG: 0.432		0-0 2-3 1-2		0-0 1B		0-0 5-3			0-0 F9	4 0 1 0 0 0 1	
Duke Sims, L (1, 2) OBP: 0.387, SLG: 0.423		0-0 4-3		0-0 4-3			0-0 F5		0-0 3-4-1	4 0 0 0 0 0 2	
Eddie Leon, R (1, 6) OBP: 0.333, SLG: 0.369		0-0 6-3			0-0 SH1-3 PB 1B		0-0 HR		0-0 4-3	4 2 2 1 0 0 1	
Vern Fuller, R (1, 4) OBP: 0.284, SLG: 0.328			0-0 5-3		0-0 1-3 1-2		0-0 4-3			3 0 0 0 0 0 1	
Luis Tiant, R (1, 1) OBP: 0.286, SLG: 0.409			0-0 1B		0-0 SH1-3 2-3		0-0 1B			2 0 2 0 0 0 0	
Inning Stats	R: 0 E: 0 K: 0 S: 3 H: 0 LOB: 0 BB: 0 P: 3	R: 0 E: 0 K: 0 S: 4 H: 1 LOB: 1 BB: 0 P: 4	R: 0 E: 0 K: 0 S: 4 H: 1 LOB: 1 BB: 0 P: 4	R: 0 E: 0 K: 0 S: 4 H: 1 LOB: 1 BB: 0 P: 4	R: 1 E: 0 K: 0 S: 5 H: 2 LOB: 1 BB: 0 P: 5	R: 0 E: 0 K: 0 S: 3 H: 0 LOB: 0 BB: 0 P: 3	R: 1 E: 0 K: 0 S: 5 H: 2 LOB: 1 BB: 0 P: 5	R: 0 E: 0 K: 0 S: 3 H: 0 LOB: 0 BB: 0 P: 3	R: 0 E: 0 K: 0 S: 3 H: 0 LOB: 0 BB: 0 P: 3	1B: 6 2B: 0 3B: 0 HR: 1 SF: 0 SAC: 1 DP: 0 HBP: 0	WP: 0 PB: 1 SB: 1 CS: 0 PA: 34
PITCHER Joe Horlen, R (1, 1) ERA: 4.01	IP: 9.0 WLS: W BF: 34 H: 7 R: 2 ER: 2 SO: 0 BB: 0 IBB: 0 HBP: 0 BLK: 0 WP: 0 HR: 1 S: 34 P: 34 ERA: 2.00 WHIP: 0.778										

Cleveland Indians @ Chicago White Sox
Comiskey Park, Chicago, IL
Fri Aug 29 1969, 8:05 PM EDT
Att. 6,209 - Unknown

AB	33
R	2
H	7
RBI	1
BB	0
SO	0
LOB	9



WP: 0	PA: 34
-------	--------

livebaseballscorecards.com

Batter	1	2	3	4	5	6	7	8	9	AB R H RBI BB SO LOB
--------	---	---	---	---	---	---	---	---	---	----------------------

Walt Williams, R <small>OBP: 0.337, SLG: 0.372</small> (1, 7) X	0-0 G3 	0-0 F4 			0-0 HR 1B		0-0 6-3 			4 1 1 0 0 0 1
Luis Aparicio, R <small>OBP: 0.347, SLG: 0.364</small> (1, 6) X	0-0 HR		0-0 F3 		0-0 F7 		0-0 6-3 			4 1 1 1 0 0 1
Tom McCraw, L <small>OBP: 0.296, SLG: 0.321</small> (1, 3) X	0-0 2B 1B		0-0 F5 		0-0 HR 1-H		0-0 1B			4 1 3 2 0 0 0
Bill Melton, R <small>OBP: 0.316, SLG: 0.432</small> (1, 5) X	0-0 F5 		0-0 2B		0-0 G1 		0-0 F4 			4 0 1 0 0 0 2
Ed Herrmann, L <small>OBP: 0.313, SLG: 0.329</small> (1, 2) X	0-0 1-3 2B		0-0 G3 		0-0 F8 		0-0 3-1 			4 0 1 0 0 0 1
Buddy Bradford, R <small>OBP: 0.345, SLG: 0.414</small> (1, 9) X	0-0 F8 		0-0 5-3 		0-0 2B		0-0 HR			4 1 2 1 0 0 2
Bobby Knoop, R <small>OBP: 0.305, SLG: 0.317</small> Rich Morales, R <small>OBP: 0.250, SLG: 0.209</small> (7, 4)		0-0 F8 		0-0 F9 	0-3 K		0-0 F9 			3 0 0 0 0 1 1 1 0 0 0 0 0 0
Ken Berry, R <small>OBP: 0.280, SLG: 0.313</small> (1, 8)		4-0 SH3 BB		0-0 F8 	4-0 IBB		0-0 5-3 			2 0 0 0 2 0 0
Joe Herten, R <small>OBP: 0.177, SLG: 0.194</small> (1, 1)		0-0 SH3 1-2		0-0 5-3 	0-3 K					2 0 0 0 0 1 2

Inning Stats	R: 1	H: 3	E: 0	K: 0	S: 6	P: 6	R: 0	H: 0	E: 0	K: 0	S: 3	R: 0	H: 1	E: 0	K: 0	S: 4	R: 0	H: 0	E: 0	K: 0	S: 3	R: 2	H: 2	E: 0	K: 0	S: 5	R: 0	H: 1	E: 0	K: 2	S: 8	R: 0	H: 1	E: 0	K: 0	S: 4	R: 1	H: 1	E: 0	K: 0	S: 4	1B: 3	2B: 3	3B: 0	HR: 3	SF: 0	SAC: 1	DP: 0	HBP: 0	WP: 0	PB: 0	SB: 0	CS: 0	PA: 35
--------------	------	------	------	------	------	------	------	------	------	------	------	------	------	------	------	------	------	------	------	------	------	------	------	------	------	------	------	------	------	------	------	------	------	------	------	------	------	------	------	------	------	-------	-------	-------	-------	-------	--------	-------	--------	-------	-------	-------	-------	--------

PITCHER	IP	WLS	BF	H	R	ER	SO	BB	IBB	HBP	BLK	WP	HR	S	P	ERA	WHIP	PITCHER	IP	WLS	BF	H	R	ER	SO	BB	IBB	HBP	BLK	WP	HR	S	P	ERA	WHIP																	
Luis Tiant, R <small>ERA: 3.86</small> (1, 1)	8.0	L	35	9	4	4	2	1	1	0	0	0	3	37	45	4.50	1.250																																			

BOTTOM

Cleveland Indians @ Chicago White Sox
 Comiskey Park, Chicago, IL
 Fri Aug 29 1969, 8:05 PM EDT
 Att. 6,209 - Unknown

livebaseballscorecards.com

AB	32
R	4
H	9
RBI	4
BB	2
SO	2
LOB	10



Batter	1	2	3	4	5	6	7	8	9	AB	R	H	RBI	BB	SO	LOB	TOP										
Russ Snyder, L (1, 8) OBP: 0.307, SLG: 0.310 Jose Cardenal, R (6, 8) OBP: 0.315, SLG: 0.362	0-3 K		0-0 F2		0-0 F8		0-0 E PB 1B	0-3 K		3	0	0	0	0	1	3											
Lou Klimchok, L (1, 5) OBP: 0.333, SLG: 0.435 Chuck Hinton, R (7, PH) OBP: 0.288, SLG: 0.367 Lou Camilli, S (7, 5)	0-0 1B		0-0 1B		0-0 SF8-5 1-3 2-H		0-0 E2 PB 1B		0-0 1-3	3	0	3	2	0	0	0											
Frank Baker, L (1, 7) OBP: 0.348, SLG: 0.542	0-3 K		0-0 L5		0-0 SF8-5 2-3 3-H		0-0 F8 2-3 3-H		0-3 K	4	0	0	1	0	2	3											
Tony Horton, R (1, 3) OBP: 0.331, SLG: 0.483 Davey Nelson, R (9, PR) OBP: 0.252, SLG: 0.193 Cap Peterson, R (9, 9) OBP: 0.375, SLG: 0.291	0-3 K				0-0 F4		0-0 F6		0-0 S 1B	5	0	1	0	0	2	2											
Ken Harrelson, R (1, 9) OBP: 0.339, SLG: 0.430					0-0 F6		4-0 1B 1B BB		4-0 FC6 BB	2	1	0	0	3	0	0											
Duke Sims, L (1, 2) OBP: 0.387, SLG: 0.420					0-0 F9		0-0 1B 1B 1B		0-0 L4	4	0	1	0	1	0	4											
Eddie Leon, R (1, 6) OBP: 0.338, SLG: 0.373					0-0 F6		0-0 1B 1B 1-2 2-H		0-0 1B	4	0	2	1	0	0	1											
Vern Fuller, R (1, 4) OBP: 0.289, SLG: 0.328					0-0 4-3		4-0 1B 2B BB		0-0 F8	3	1	1	0	1	0	1											
Steve Hargan, R (1, 1) OBP: 0.195, SLG: 0.175 Mike Paul, L (7, 1) Ron Law, R (7, 1) OBP: 0.143, SLG: 0.143 Richie Scheinblum, S (8, PH) OBP: 0.250, SLG: 0.241 Stan Williams, R (8, 1) OBP: 0.206, SLG: 0.100					4-0 1B 1B BB		0-0 2B SF8-5 1B		0-0 F7	2	2	1	0	1	0	3											
Inning Stats	R: 0 E: 0 K: 3 S: 10	H: 1 LOB: 1 BB: 0 P: 10	R: 0 E: 0 K: 0 S: 3	H: 0 LOB: 0 BB: 0 P: 3	R: 1 E: 0 K: 0 S: 4	H: 1 LOB: 1 BB: 1 P: 8	R: 0 E: 0 K: 0 S: 3	H: 0 LOB: 1 BB: 1 P: 7	R: 2 E: 0 K: 0 S: 4	H: 2 LOB: 0 BB: 1 P: 8	R: 1 E: 0 K: 0 S: 5	H: 3 LOB: 2 BB: 1 P: 9	R: 1 E: 1 K: 1 S: 7	H: 2 LOB: 2 BB: 1 P: 11	R: 0 E: 0 K: 1 S: 6	H: 1 LOB: 1 BB: 0 P: 6	R: 0 E: 0 K: 1 S: 6	H: 1 LOB: 2 BB: 1 P: 10	1B: 10 2B: 2 3B: 0 HR: 0	SF: 1 SAC: 0 DP: 2 HBP: 0	WP: 0 PB: 1 SB: 1 CS: 0	PA: 42					
PITCHER	IP	WLS	BF	H	R	ER	SO	BB	IBB	HBP	BLK	WP	HR	S	P	ERA	WHIP										
Paul Edmondson, R (1, 1) ERA: 4.99	5.0		21	4	3	3	3	3	0	0	0	0	0	24	36	5.40	1.400										
Wilbur Wood, L (6, 1) ERA: 3.08	2.0		12	5	2	1	1	1	1	0	0	0	0	12	20	4.50	3.000										
Gary Bell, R (8, 1) ERA: 5.44	1.0		4	1	0	0	1	0	0	0	0	0	0	6	6	0.00	1.000										
Danny Murphy, R (9, 1) ERA:	1.0	W	5	1	0	0	1	1	0	0	0	0	0	6	10	0.00	2.000										

Cleveland Indians @ Chicago White Sox
Comiskey Park, Chicago, IL
Sat Aug 30 1969, 8:05 PM EDT
Att. 3,573 - Unknown

livebaseballscorecards.com

AB	35
R	5
H	11
RBI	4
BB	6
SO	6
LOB	19



BOTTOM

Cleveland Indians @ Chicago White Sox
Comiskey Park, Chicago, IL
Sat Aug 30 1969, 8:05 PM EDT
Att. 3,573 - Unknown

livebaseballscorecards.com

AB	37
R	6
H	12
RBI	6
BB	4
SO	2
LOB	18



WP:	0	PA:	41
PB:	1	SB:	0
CS:	0		

AB R H RBI BB SO LOB

5	3	4	1	0	1	0
5	1	3	3	0	0	2
4	0	1	1	1	0	3
4	0	1	0	1	0	2
3	0	0	0	1	0	2
1	0	1	1	0	0	0
3	1	1	0	1	0	2
4	0	0	0	0	0	4
3	0	0	0	0	0	1
1	0	0	0	0	0	2
0	0	0	0	0	0	0
1	0	0	0	0	0	0
0	0	0	0	0	0	0
1	0	0	0	0	0	0
0	0	0	0	0	0	0
1	0	0	0	0	1	0

Batter	1	2	3	4	5	6	7	8	9
Walt Williams, R (1, 7) OBP: 0.344, SLG: 0.381	0-0 PB G3 2B 1B		0-0 FC1-4 1B		0-3 K		0-0 1-3 2-H 1B 2B		0-0 2B 1B
Luis Aparicio, R (1, 6) OBP: 0.349, SLG: 0.368	0-0 G3 1-2		0-0 FC1-4 1-2f			0-0 1B	0-0 2-H 3-H 1B		0-0 1-H 1B 2B
Tom McCraw, L (1, 3) OBP: 0.299, SLG: 0.325	0-0 2-H 2B		0-0 1-3			0-0 F7	0-0 4-3		4-0 1B IBB IBB
Bill Melton, R (1, 5) OBP: 0.317, SLG: 0.430	0-0 5-3			0-0 5-6-3		0-0 F9		0-0 FC1-5 BB 1B	4-0 1B 1-2 IBB
Ed Herrmann, L (1, 2) Woodie Held, R (8, PR) OBP: 0.297, SLG: 0.328	0-0 F6			0-0 F9		0-0 4-3		4-0 FC1-5 BB 1B	0-0 1-2 2-3 3-H 1B
Buddy Bradford, R (1, 9) OBP: 0.348, SLG: 0.417		0-0 4-3		0-0 2B			4-0 1B 2B BB	0-0 FC1-5 1-2 2-3f	
Bobby Knoop, R (1, 4) OBP: 0.302, SLG: 0.313		0-0 4-3		0-0 6-3			0-0 F9	0-0 F2	
Ken Berry, R (1, 8) Pete Ward, L (8, PH) Danny Murphy, L (9, 1)		0-0 G3			0-0 3-1		0-0 L4	0-0 F7	
Paul Edmondson, R (1, 1) Gail Hopkins, L (5, PH) Wilbur Wood, R (6, 1) Ron Hansen, R (7, PH) Gary Bell, R (8, 1) Don Pavletich, R (9, 2)			0-0 1-3		0-0 4-3		0-0 2B 1B 1B		0-3 K

Inning Stats	R: 1	H: 2	E: 0	K: 0	S: 5	LOB: 1	BB: 0	P: 5	R: 0	H: 0	E: 0	K: 0	S: 3	LOB: 0	BB: 0	P: 3	R: 0	H: 1	E: 0	K: 0	S: 4	LOB: 1	BB: 0	P: 4	R: 0	H: 1	E: 0	K: 0	S: 4	LOB: 1	BB: 0	P: 4	R: 0	H: 0	E: 0	K: 1	S: 5	LOB: 0	BB: 0	P: 5	R: 0	H: 1	E: 0	K: 0	S: 4	LOB: 1	BB: 0	P: 4	R: 3	H: 3	E: 0	K: 0	S: 6	LOB: 1	BB: 1	P: 10	R: 0	H: 1	E: 0	K: 0	S: 4	LOB: 2	BB: 1	P: 8	R: 2	H: 3	E: 0	K: 1	S: 6	LOB: 3	BB: 2	P: 14	1B: 8	2B: 4	3B: 0	HR: 0	SF: 0	SAC: 0	DP: 0	HBP: 0	WP: 0	PA: 41
--------------	------	------	------	------	------	--------	-------	------	------	------	------	------	------	--------	-------	------	------	------	------	------	------	--------	-------	------	------	------	------	------	------	--------	-------	------	------	------	------	------	------	--------	-------	------	------	------	------	------	------	--------	-------	------	------	------	------	------	------	--------	-------	-------	------	------	------	------	------	--------	-------	------	------	------	------	------	------	--------	-------	-------	-------	-------	-------	-------	-------	--------	-------	--------	-------	--------

PITCHER	IP	WLS	BF	H	R	ER	SO	BB	IBB	HBP	BLK	WP	HR	S	P	ERA	WHIP
Steve Hargan, R (1, 1) ERA: 5.58	6.0		24	5	2	2	1	1	0	0	0	0	0	25	29	3.00	1.000
Mike Paul, L (7, 1) ERA: 3.87	0.2		4	2	0	0	0	0	0	0	0	0	0	4	4	0.00	3.000
Ron Law, R (7, 1) ERA: 4.46	0.1		2	1	2	2	0	0	0	0	0	0	0	2	2	54.00	3.000
Stan Williams, R (8, 1) ERA: 4.26	1.1	L	11	4	2	2	1	1	2	0	0	0	0	10	22	13.50	3.750

Batter	1	2	3	4	5	6	7	8	9	AB R H RBI BB SO LOB	TOP																									
Eddie Leon, R (1, 6) OBP: 0.333, SLG: 0.366	0-3 K		0-0 HR 1B		0-0 6-3		0-0 6-3	0-0 F7 2-3		5 1 1 0 0 1 2																										
Larry Brown, R (1, 5) OBP: 0.292, SLG: 0.291	0-0 6-3		0-0 F8		0-0 1B		0-0 4-3		0-0 1-3	5 0 1 0 0 0 1																										
Ken Harrelson, R (1, 9) Russ Snyder, L (9, 9) OBP: 0.341, SLG: 0.437 OBP: 0.307, SLG: 0.310	0-0 1B 1B		0-0 1-H HR		0-0 F9			0-0 1-3	4-0 CS BB	4 1 2 2 1 0 1 0 0 0 0 0 0 0																										
Tony Horton, R (1, 3) OBP: 0.333, SLG: 0.484	0-0 1-2 1B		4-0 BB		0-0 5-3			0-0 1B 1B	0-0 F9 1-2	4 1 2 0 1 0 1																										
Jose Cardenal, R (1, 8) OBP: 0.313, SLG: 0.359	0-0 F8		0-0 1-4-3		0-0 6-3			0-0 E4 1B 1B		4 1 0 0 0 0 4																										
Richie Scheinblum, S (1, 7) OBP: 0.255, SLG: 0.247		0-0 6-3		0-0 6-3		0-0 1B 1B		0-0 BB 1B 1B		4 1 2 1 0 0 0																										
Vern Fuller, R (1, 4) OBP: 0.298, SLG: 0.333		4-0 BB G4-6-3		0-0 5-3		0-0 1B 1B		0-0 1B 1B		3 1 2 1 1 0 0																										
Ken Suarez, R (1, 2) OBP: 0.379, SLG: 0.358		0-0 G4-6-3 1-2f		0-0 6-3		0-0 1B 1B		4-0 F7 1B BB		3 0 1 0 1 0 1																										
Dick Ellsworth, L (1, 1) Stan Williams, R (1, 1) Chuck Hinton, R (1, 1) Larry Burchart, R (1, 1) Cap Peterson, R (1, 1) Frank Baker, R (1, 1) Davey Nelson, R (1, 1) Ron Law, R (1, 1) Juan Pizarro, L (1, 1)			0-3 K		0-0 4-3		0-0 F9	0-0 1B 1-2 2-H 3-H		2 0 0 0 0 0 1 0 0 0 0 0 0 0 0 0 1 0 0 0 0 0 0 0 0 0 0 0 0 0 0 0 1 0 1 2 0																										
Inning Stats	R: 0 E: 0 K: 1 S: 7	H: 2 LOB: 2 BB: 0 P: 7	R: 0 E: 0 K: 0 S: 2	H: 0 LOB: 0 BB: 1 P: 6	R: 2 E: 0 K: 1 S: 7	H: 2 LOB: 1 BB: 1 P: 11	R: 0 E: 0 K: 0 S: 3	H: 0 LOB: 0 BB: 0 P: 3	R: 0 E: 0 K: 0 S: 4	H: 1 LOB: 1 BB: 0 P: 4	R: 0 E: 0 K: 0 S: 5	H: 3 LOB: 3 BB: 0 P: 5	R: 0 E: 0 K: 0 S: 3	H: 0 LOB: 0 BB: 0 P: 3	R: 4 E: 1 K: 0 S: 7	H: 4 LOB: 2 BB: 1 P: 11	R: 0 E: 0 K: 0 S: 2	H: 0 LOB: 0 BB: 1 P: 6	1B: 11 2B: 0 3B: 0 HR: 1	SF: 0 SAC: 0 DP: 1 HBP: 0	WP: 0 PB: 0 SB: 0 CS: 1	PA: 40														
PITCHER	IP WLS BF H R ER SO BB IBB HBP BLK WP HR S P ERA WHIP																																			
Tommy John, L (1, 1) ERA: 3.66	7.1		35	11	6	5	2	3	0	0	0	0	1	36	48	6.14	1.909																			
Dan Osinski, R (8, 1) ERA: 3.65	1.2	W	5	1	0	0	0	1	0	0	0	0	0	4	8	0.00	1.200																			

Cleveland Indians @ Chicago White Sox
Comiskey Park, Chicago, IL
Sun Aug 31 1969, 4:33 AM EDT
Att. 7,315 - Unknown

AB	36
R	6
H	12
RBI	6
BB	4
SO	2
LOB	10



ERA	3.66
WHIP	1.909

BOTTOM

Cleveland Indians @ Chicago White Sox
Comiskey Park, Chicago, IL
Sun Aug 31 1969, 4:33 AM EDT
Att. 7,315 - Unknown

livebaseballscorecards.com

AB 35
R 7
H 13
RBI 7
BB 3
SO 5
LOB 13



WP: 1 PA: 41
PB: 0
SB: 1
CS: 0

AB R H RBI BB SO LOB

5 1 2 1 0 1 0

5 1 2 1 0 0 1

3 0 0 0 0 0 2

0 0 0 0 0 0 0

0 0 0 0 1 0 0

4 2 2 1 0 1 1

5 1 3 3 0 1 1

4 0 2 0 0 1 2

3 0 1 1 0 0 1

1 0 0 0 0 0 1

0 0 0 0 0 0 0

1 1 0 0 2 0 1

1 1 1 0 0 0 0

2 0 0 0 0 1 2

0 0 0 0 0 0 0

1 0 0 0 0 0 1

1B: 10 SF: 1
2B: 3 SAC: 1
3B: 0 DP: 2
HR: 1 HBP: 1

Batter	1	2	3	4	5	6	7	8	9
Walt Williams, R (1, 7) OBP: 0.345, SLG: 0.381	0-3 K ①		0-0 4-3 ①		0-0 F4 ②		0-0 1B ②		0-0 BB 1B SF9 1B ②
Luis Aparicio, R (1, 6) OBP: 0.350, SLG: 0.369	0-0 6-3 ②		0-0 1-3 ②		0-0 S E 1B ②		0-0 F9 ②		0-0 BB 1B ②
Ron Hansen, R (1, 3) Tom McCraw, L (8, 3) Woodie Held, R (9, PH) OBP: 0.307, SLG: 0.331 OBP: 0.299, SLG: 0.325 OBP: 0.307, SLG: 0.328	0-0 5-3 ③		1-0 HBP ③		0-0 F8 ③		0-0 1-5-3 ③		4-0 BB 1B BB ③
Bill Melton, R (1, 5) OBP: 0.318, SLG: 0.435		0-0 4-3 1B 2B ①	0-0 F3 ③		0-0 1B 2B ①		0-3 K ①	0-0 SF9 ②	
Don Pavletich, R (1, 2) OBP: 0.330, SLG: 0.398		0-0 4-3 ①		0-0 HR ①		0-0 G6-4-3 1B ①	0-3 K ②	0-0 3-H 1B ②	
Buddy Bradford, R (1, 9) OBP: 0.350, SLG: 0.418		0-3 K ②		0-0 L4-3 1B ①		0-0 G6-4-3 ②	0-0 WP 1B ③		
Bobby Knoop, R (1, 4) Pete Ward, L (8, PH) Rich Morales, R (9, 4) OBP: 0.302, SLG: 0.314 OBP: 0.346, SLG: 0.378 OBP: 0.250, SLG: 0.209		0-0 BB 1B ①		0-0 F9 ①		0-0 F8 ③	0-0 6-3 ③		
Ken Berry, R (1, 8) Gail Hopkins, L (9, PH) OBP: 0.281, SLG: 0.308 OBP: 0.344, SLG: 0.367		4-0 3-H BB 1B ①		0-0 L4-3 ②		4-0 SH2-4 1B BB ①		0-0 BB 1B ①	
Tommy John, R (1, 1) Dan Osinski, R (8, 1) Ed Herrmann, L (9, PH) OBP: 0.186, SLG: 0.141 OBP: 0.310, SLG: 0.323		0-3 K ③		0-0 5-3 ①		0-0 SH2-4 ①		0-0 F7 ①	

Inning Stats	R: 0	H: 0	E: 0	K: 1	S: 5	H: 0	LOB: 0	BB: 0	P: 5	R: 1	H: 2	E: 0	K: 2	S: 9	H: 0	LOB: 1	BB: 0	P: 4	R: 1	H: 2	E: 0	K: 0	S: 4	R: 0	H: 1	E: 1	K: 0	S: 4	R: 1	H: 2	E: 0	K: 0	S: 4	R: 1	H: 1	E: 0	K: 0	S: 4	R: 0	H: 1	E: 0	K: 0	S: 8	R: 0	H: 1	E: 0	K: 2	S: 8	R: 3	H: 4	E: 0	K: 0	S: 6	R: 2	H: 0	E: 0	K: 0	S: 1
PITCHER	IP	WLS	BF	H	R	ER	SO	BB	IBB	HBP	BLK	WP	HR	S	P	ERA	WHIP																																									
Dick Ellsworth, L (1, 1) ERA: 4.4	5.0		23	7	3	3	3	1	0	0	0	0	0	27	32	5.40	1.600																																									
Stan Williams, R (6, 1) ERA: 4.23	1.0		2	0	0	0	0	0	0	0	0	0	0	2	2	0.00	0.000																																									
Larry Burchart, R (7, 1) ERA: 3.63	1.0		5	1	1	1	0	1	0	0	0	0	0	4	8	9.00	2.000																																									
Ron Law, R (8, 1) ERA: 4.97	1.1	L	8	4	3	3	2	0	0	0	0	1	0	12	12	20.25	3.000																																									
Juan Pizarro, L (9, 1) ERA: 3.44	0.1		3	1	0	0	0	1	0	0	0	0	0	2	6	0.00	6.000																																									

Batter	1	2	3	4	5	6	7	8	9	AB	R	H	RBI	BB	SO	LOB	TOP	
Don Buford, S (1, 7) <small>OBP: 0.399, SLG: 0.424</small>	4-0 		0-0 F2 		0-0 	0-0 F7 		0-0 		4	0	2	1	1	0	1		
Merv Rettenmund, R (1, 8) <small>OBP: 0.330, SLG: 0.399</small>	0-0 G6-3 		0-0 6-3 		0-0 4-3 		4-0 	0-0 		4	1	1	1	1	0	2		
Frank Robinson, R (1, 9) <small>OBP: 0.427, SLG: 0.561</small> Dave May, L (9, 9) <small>OBP: 0.305, SLG: 0.384</small>	4-0 		0-0 6-3 		0-0 5-3 		0-0 G5-4-3 	4-0 		3	0	0	0	2	0	2		
Boog Powell, L (1, 3) <small>OBP: 0.391, SLG: 0.588</small>	0-0 4-3 			0-0 4-3 		0-0 	0-0 	4-0 		4	3	3	1	1	0	1		
Brooks Robinson, R (1, 5) <small>OBP: 0.291, SLG: 0.404</small>		0-0 		0-0 4-3 		4-0 	0-0 	0-0 		4	1	3	1	1	0	1		
Davey Johnson, R (1, 4) <small>OBP: 0.355, SLG: 0.371</small>		0-0 		0-0 		4-0 	0-0 	0-0 		4	1	2	1	1	0	4		
Elrod Hendricks, L (1, 2) <small>OBP: 0.329, SLG: 0.385</small>		0-0 F8 		0-0 F9 		0-0 		4-0 	0-0 4-3 	4	1	1	2	1	0	3		
Mark Belanger, R (1, 6) <small>OBP: 0.345, SLG: 0.332</small>		0-0 F9 		0-0 6-3 		0-0 		0-0 	0-0 F7 	5	0	0	0	0	0	6		
Jim Palmer, R (1, 1) <small>OBP: 0.268, SLG: 0.288</small>		0-3 K 		0-3 K 		0-0 		0-0 	0-3 K 	4	1	1	1	0	3	2		
Inning Stats	R: 0 E: 0 K: 0 S: 2 H: 0 LOB: 1 BB: 2 P: 10	R: 0 E: 0 K: 1 S: 7 H: 2 LOB: 2 BB: 0 P: 7	R: 0 E: 0 K: 0 S: 3 H: 0 LOB: 0 BB: 0 P: 3	R: 1 E: 0 K: 0 S: 5 H: 2 LOB: 1 BB: 0 P: 5	R: 0 E: 0 K: 1 S: 6 H: 1 LOB: 1 BB: 1 P: 6	R: 3 E: 0 K: 0 S: 5 H: 2 LOB: 1 BB: 2 P: 13	R: 1 E: 0 K: 0 S: 4 H: 2 LOB: 1 BB: 1 P: 8	R: 3 E: 0 K: 0 S: 6 H: 4 LOB: 3 BB: 3 P: 18	R: 0 E: 0 K: 1 S: 5 H: 0 LOB: 0 BB: 0 P: 5	1B: 10 2B: 2 3B: 0 HR: 1 SF: 1 SAC: 0 DP: 2 HBP: 0	WP: 0 PB: 0 SB: 0 CS: 0 PA: 45							
PITCHER	IP WLS BF H R ER SO BB IBB HBP BLK WP HR S P ERA WHIP																	PITCHER IP WLS BF H R ER SO BB IBB HBP BLK WP HR S P ERA WHIP
Billy Wynne, R (1, 1) <small>ERA: 4.1</small>	5.0	L	25	7	4	4	2	4	0	0	0	0	0	0	25	41	7.20	2.200
Danny Murphy, R (6, 1) <small>ERA: 0.73</small>	2.0		8	2	1	1	0	1	0	0	0	0	1	7	11	4.50	1.500	
Danny Lazar, L (8, 1) <small>ERA: 7.5</small>	0.2		7	3	3	3	0	2	1	0	0	0	0	4	16	40.50	7.500	
Gary Bell, R (8, 1) <small>ERA: 5.36</small>	1.1		5	1	0	0	1	0	0	0	0	0	0	7	7	0.00	0.750	

Baltimore Orioles @ Chicago White Sox
 Milwaukee County Stadium, Milwaukee, WI
 Mon Sep 01 1969, 4:33 AM EDT
 Att: 18,102 - Unknown

livebaseballscorecards.com

AB	36
R	8
H	13
RBI	8
BB	8
SO	3
LOB	22



Batter	1	2	3	4	5	6	7	8	9	AB R H RBI BB SO LOB	TOP		
Don Buford, S (1, 7) OBP: 0.399, SLG: 0.426	0-0 F9		0-0 1B		0-0 SH1 SF7 2B		0-0 F3		0-0 F9	5 2 2 0 0 0 1			
Merv Rettenmund, R (1, 8) OBP: 0.333, SLG: 0.401	0-0 F8		0-0 BB 1B		0-0 SH1		0-0 F7		0-0 1B	4 0 2 1 0 0 0			
Frank Robinson, R (1, 9) OBP: 0.427, SLG: 0.560	0-0 1B		0-3 K		0-0 SF7		0-0 PB 1B		0-0 F5	4 0 2 1 0 1 3			
Boog Powell, L (1, 3) OBP: 0.392, SLG: 0.593	0-0 4-3		4-0 BB		0-0 HR		0-3 K			3 1 1 1 1 1 2			
Brooks Robinson, R (1, 5) OBP: 0.292, SLG: 0.404		4-0 BB	0-0 F9		0-0 1B			0-3 K		3 0 1 0 1 1 2			
Davey Johnson, R (1, 4) OBP: 0.352, SLG: 0.367		0-0 F4		0-0 6-3	0-0 L9			0-0 6-3		4 0 0 0 0 0 2			
Andy Etchebarren, R (1, 2) OBP: 0.374, SLG: 0.401		0-0 F9		0-0 L5		0-0 F8		0-0 6-3		4 0 0 0 0 0 1			
Mark Belanger, R (1, 6) OBP: 0.345, SLG: 0.331		0-0 4-3		0-0 S 1B		0-0 F7		0-0 E1		4 0 1 0 0 0 1			
Dave McNally, R (1, 1) OBP: 0.141, SLG: 0.103			0-3 K		0-3 K		0-0 5-3		0-0 FC5-4	3 0 0 0 0 2 1			
Jim Hardin, R (6, 1) OBP: 0.225, SLG: 0.342									0-0 FC5-4	0 0 0 0 0 0 0			
Dick Hall, R (6, 1) OBP: 0.375, SLG: 0.286									0-0 FC5-4	0 0 0 0 0 0 0			
Marcelino Lopez, R (7, 1) OBP: 0.333, SLG: 0.167									0-0 FC5-4	0 0 0 0 0 0 0			
Curt Motton, R (9, PH) OBP: 0.418, SLG: 0.618									1-2 FC5-4	1 0 0 0 0 0 1			
Inning Stats	R: 0 H: 1 E: 0 LOB: 1 K: 0 BB: 0 S: 4 P: 4	R: 0 H: 0 E: 0 LOB: 1 K: 0 BB: 1 S: 3 P: 7	R: 1 H: 2 E: 0 LOB: 2 K: 2 BB: 1 S: 9 P: 13	R: 0 H: 1 E: 0 LOB: 1 K: 1 BB: 0 S: 6 P: 6	R: 2 H: 3 E: 0 LOB: 1 K: 0 BB: 0 S: 6 P: 6	R: 0 H: 0 E: 0 LOB: 0 K: 0 BB: 0 S: 3 P: 3	R: 0 H: 1 E: 0 LOB: 1 K: 1 BB: 0 S: 6 P: 6	R: 0 H: 0 E: 0 LOB: 0 K: 1 BB: 0 S: 5 P: 5	R: 0 H: 1 E: 1 LOB: 2 K: 0 BB: 0 S: 5 P: 5	1B: 7 SF: 1 2B: 1 SAC: 1 3B: 0 DP: 0 HR: 1 HBP: 0	WP: 0 PA: 39 PB: 1 SB: 1 CS: 0		
PITCHER	IP WLS BF H R ER SO BB IBB HBP BLK WP HR S P ERA WHIP											PITCHER	IP WLS BF H R ER SO BB IBB HBP BLK WP HR S P ERA WHIP
Gary Peters, L (1, 1) ERA: 4.0	6.0 W 27 7 3 3 3 2 0 0 0 0 0 1 31 39 4.50 1.500												
Wilbur Wood, L (7, 1) ERA: 2.99	3.0 S 12 2 0 0 2 0 0 0 0 0 0 0 16 16 0.00 0.667												

Baltimore Orioles @ Chicago White Sox
Comiskey Park, Chicago, IL
Tue Sep 02 1969, 8:05 PM EDT
Att. 5,336 - Unknown

livebaseballscorecards.com

AB	35
R	3
H	9
RBI	3
BB	2
SO	5
LOB	14



Chicago White Sox @ California Angels
 Anaheim Stadium, Anaheim, CA

Thu Sep 04 1969, 10:05 PM EDT
 Att. 5,646 - Unknown

livebaseballscorecards.com

AB	28
R	0
H	5
RBI	0
BB	1
SO	6
LOB	10



WP:	0	PA:	33
PB:	0		
SB:	0		
CS:	0		

AB	R	H	RBI	BB	SO	LOB
4	0	1	0	0	0	0
3	0	0	0	1	0	2
3	0	2	0	0	0	1
1	0	0	0	0	0	2
0	0	0	0	0	0	0
3	0	0	0	0	2	1
3	0	0	0	0	1	2
1	0	0	0	0	0	0
4	0	0	0	0	2	0
0	0	0	0	0	0	0
2	0	1	0	0	0	0
1	0	1	0	0	0	0
0	0	0	0	0	0	0
2	0	0	0	0	1	1
1	0	0	0	0	0	1
0	0	0	0	0	0	0
1B:	4	SF:	0			
2B:	1	SAC:	0			
3B:	0	DP:	1			
HR:	0	HBP:	1			

Batter	1	2	3	4	5	6	7	8	9												
Walt Williams, R OBP: 0.341, SLG: 0.376 (1, 7) (8, 9)	0-0 F7			0-0 F3		0-0 F4		0-0 G3 1B													
Luis Aparicio, R OBP: 0.349, SLG: 0.367 (1, 6) BB	4-0 G4-6-3 BB			0-0 5-3		0-0 5-3		0-0 G3 1-2													
Ron Hansen, R OBP: 0.314, SLG: 0.333 (1, 3) Pete Ward, L OBP: 0.345, SLG: 0.378 (8, PH) Danny Murphy, L (8, 1)	0-0 G4-6-3 1-2f			0-0 HBP 1B		0-0 1B		0-0 F6													
Bill Melton, R OBP: 0.321, SLG: 0.432 (1, 5)		0-3 K		1-0 1-2 HBP		0-3 K		0-0 6-3													
Don Pavletich, R OBP: 0.328, SLG: 0.390 (1, 2) Gail Hopkins, L OBP: 0.346, SLG: 0.375 (9, PH)		0-3 K		0-0 F9		0-0 F6		0-0 F9													
Buddy Bradford, R OBP: 0.348, SLG: 0.416 (1, 9) (8, 8)		0-3 K		0-0 6-3		0-3 K		0-0 6-3													
Bobby Knoop, R OBP: 0.303, SLG: 0.314 (1, 4)			0-0 F8		0-0 F8		0-0 1-3														
Ken Berry, R OBP: 0.282, SLG: 0.308 (1, 8) Bob Christian, R OBP: 0.217, SLG: 0.238 (8, PH) (8, 7)			0-0 F9		0-0 2B		0-0 FC1-6 1B														
Tommy John, R OBP: 0.181, SLG: 0.136 (1, 1) Jose Ortiz, R (8, PH) Tom McCraw, L OBP: 0.304, SLG: 0.327 (8, 3)			0-3 K		0-0 L4		0-0 FC1-6 1B 1-2f														
Inning Stats	R: 0 E: 0 K: 0 S: 2	H: 0 LOB: 0 BB: 1 P: 6	R: 0 E: 0 K: 3 S: 9	H: 0 LOB: 0 BB: 0 P: 9	R: 0 E: 0 K: 1 S: 5	H: 0 LOB: 0 BB: 0 P: 5	R: 0 E: 0 K: 0 S: 4	H: 1 LOB: 2 BB: 0 P: 5	R: 0 E: 0 K: 1 S: 6	H: 1 LOB: 1 BB: 0 P: 6	R: 0 E: 0 K: 1 S: 5	H: 0 LOB: 0 BB: 0 P: 5	R: 0 E: 0 K: 0 S: 5	H: 2 LOB: 2 BB: 0 P: 5	R: 0 E: 0 K: 0 S: 3	H: 0 LOB: 0 BB: 0 P: 3	1B: 4 2B: 1 3B: 0 HR: 0	SF: 0 SAC: 0 DP: 1 HBP: 1	WP: 0 PB: 0 SB: 0 CS: 0	PA: 33	
PITCHER	IP	WLS	BF	H	R	ER	SO	BB	IBB	HBP	BLK	WP	HR	S	P	ERA	WHIP				
Rudy May, L ERA: 3.37 (1, 1)	7.1	W	28	5	0	0	6	1	0	1	0	0	0	38	43	0.00	0.818				
Ken Tatum, R ERA: 1.36 (8, 1)	1.2	S	5	0	0	0	0	0	0	0	0	0	0	5	5	0.00	0.000				

Batter	1	2	3	4	5	6	7	8	9	AB	R	H	RBI	BB	SO	LOB
Sandy Alomar Sr., S OBP: 0.287, SLG: 0.276 (1, 4)	0-0 4-3 1B		0-0 4-3 1B		0-0 1B		0-0 4-3			4	0	1	0	0	0	0
Jim Spencer, L OBP: 0.306, SLG: 0.380 (1, 3)	0-3 K 1B		0-0 BB 1B		0-0 F7			0-0 F9		4	0	1	0	0	1	1
Jim Fregosi, R OBP: 0.353, SLG: 0.374 (1, 6)	0-0 1B 1B		4-0 G4-6-3 BB 1-2			0-0 G3 2B		0-3 K		3	1	2	0	1	1	0
Jay Johnstone, L OBP: 0.299, SLG: 0.366 (1, 8)	0-0 1-2 1B		0-0 G4-6-3 1-2f			0-0 G3 2-3		0-0 4-3		4	0	1	0	0	0	3
Rick Reichardt, R OBP: 0.317, SLG: 0.381 (1, 7)	0-0 F4			0-3 K		0-0 FC			0-0 F2	4	0	0	1	0	1	2
Bill Voss, L OBP: 0.318, SLG: 0.327 (1, 9)		0-0 1B 1B		0-0 2-3		0-0 F8			4-0 FC5-4 BB	3	0	1	0	1	0	1
Aurelio Rodriguez, R OBP: 0.278, SLG: 0.312 Jarvis Tatum, R (9, PH)		0-0 1-2 4-3 1B		0-0 F3		0-0 6-3			0-0 F8	3	0	1	0	0	0	1
Buck Rodgers, S OBP: 0.279, SLG: 0.211 Bubba Morton, R OBP: 0.361, SLG: 0.440 (9, PH)		0-0 1-2f 4-3			0-0 F9			0-0 F8		3	0	0	0	0	0	2
Jim McGlothlin, R OBP: 0.167, SLG: 0.173 Roger Repoz, L OBP: 0.255, SLG: 0.276 Eddie Fisher, R (8, 1)		0-0 6-3			0-3 K			0-0 4-3		1	0	0	0	0	0	0

Inning Stats	R: 0 E: 0 K: 1 S: 7	H: 2 LOB: 2 BB: 0 P: 7	R: 0 E: 0 K: 0 S: 4	H: 2 LOB: 1 BB: 0 P: 4	R: 0 E: 0 K: 0 S: 3	H: 1 LOB: 1 BB: 1 P: 7	R: 0 E: 0 K: 1 S: 5	H: 0 LOB: 0 BB: 0 P: 5	R: 0 E: 0 K: 1 S: 6	H: 1 LOB: 1 BB: 0 P: 6	R: 1 E: 0 K: 0 S: 5	H: 1 LOB: 1 BB: 0 P: 5	R: 0 E: 0 K: 0 S: 3	H: 0 LOB: 0 BB: 0 P: 3	R: 0 E: 0 K: 1 S: 5	H: 0 LOB: 0 BB: 0 P: 5	R: 0 E: 0 K: 0 S: 3	H: 0 LOB: 1 BB: 1 P: 7	1B: 6 2B: 2 3B: 0 HR: 0	SF: 0 SAC: 0 DP: 2 HBP: 0	WP: 0 PB: 0 SB: 0 CS: 0	PA: 35 ERA WHIP
PITCHER Billy Wynne, R ERA: 3.83 (1, 1)	IP 9.0	WLS W	BF 35	H 7	R 1	ER 1	SO 4	BB 2	IBB 0	HBP 0	BLK 0	WP 0	HR 0	S 41	P 49	ERA 1.00	WHIP 1.000					


BOTTOM

Chicago White Sox @ California Angels
Anaheim Stadium, Anaheim, CA

Sun Sep 07 1969, 6:33 AM EDT
Att. 6,589 - Unknown

livebaseballscorecards.com

AB	33
R	1
H	7
RBI	1
BB	2
SO	4
LOB	13



Batter	1	2	3	4	5	6	7	8	9	AB R H RBI BB SO LOB	TOP											
Walt Williams, R OBP: 0.343, SLG: 0.375 (1, 7) (6, 9)	0-0 G3		0-0 G6-3		0-0 BB 1B		4-0 BB		0-0 F7	4 0 1 0 1 0 1												
Luis Aparicio, R OBP: 0.344, SLG: 0.360 (1, 6)	0-0 5-3		0-0 1B 1B		4-0 1-2 BB		0-3 K		0-0 1B 1B	4 0 2 0 1 1 1												
Ron Hansen, R OBP: 0.315, SLG: 0.333 Woodie Held, R OBP: 0.307, SLG: 0.328 (1, 3) (9, PR)	0-0 P3		0-0 1-3 1B		0-0 F7		0-3 K		0-0 1-3 1B	5 0 2 0 0 1 3 0 0 0 0 0 0 0												
Bill Melton, R OBP: 0.321, SLG: 0.434 (1, 5)		0-3 K	0-3 K		0-0 4-3		0-3 K		0-0 F8	5 0 0 0 0 3 4												
Buddy Bradford, R OBP: 0.347, SLG: 0.421 Bob Christian, R OBP: 0.204, SLG: 0.222 (1, 9) (6, PR) (6, 7)	0-0 HR		0-0 P3		0-0 1B 1B		0-0 F8		0-0 F8	3 1 2 1 0 0 0 0 0 0 0 0 0 0												
Angel Bravo, L OBP: 0.333, SLG: 0.388 (8, PH) (8, 8)										1 0 0 0 0 0 0												
Bobby Knoop, R OBP: 0.298, SLG: 0.311 (1, 4)	0-0 1-6-3		0-0 5-3		0-0 F8		0-0 BB 1B		0-0 BB 1B	4 0 1 0 0 0 1												
Ken Berry, R OBP: 0.286, SLG: 0.313 Pete Ward, L OBP: 0.346, SLG: 0.368 Jose Ortiz, R (8, PH) (8, PR) (8, 7)	0-0 1B		0-0 4-3		0-0 4-3		0-0 1-3 1B		4-0 1-2 BB	3 0 2 0 0 0 0 0 0 0 0 1 0 0 0 0 0 0 0 0 0												
Ed Herrmann, L OBP: 0.306, SLG: 0.329 Jerry Nyman, L OBP: 0.077, SLG: 0.154 Gail Hopkins, L OBP: 0.346, SLG: 0.372 Wilbur Wood, R (8, 1)	0-0 4-3		0-0 K		0-3 K		0-0 F3		0-0 F6	3 0 0 0 0 1 3 0 0 0 0 0 0 0 1 0 0 0 0 0 2 0 0 0 0 0 0 0												
Bart Johnson, R Duane Josephson, R OBP: 0.280, SLG: 0.302 (1, 1) (7, PH) (7, 2)			4-0 G6-3 BB		0-3 K		0-0 F4		0-0 6-3	1 0 0 0 1 1 0 2 0 0 0 0 0 0												
Inning Stats	R: 0 E: 0 K: 0 S: 3	H: 0 LOB: 0 BB: 0 P: 3	R: 1 E: 0 K: 1 S: 7	H: 2 LOB: 1 BB: 0 P: 7	R: 0 E: 0 K: 1 S: 6	H: 2 LOB: 2 BB: 1 P: 10	R: 0 E: 0 K: 0 S: 3	H: 0 LOB: 0 BB: 0 P: 3	R: 0 E: 0 K: 2 S: 8	H: 1 LOB: 2 BB: 1 P: 12	R: 0 E: 0 K: 0 S: 5	H: 2 LOB: 2 BB: 0 P: 5	R: 0 E: 0 K: 2 S: 7	H: 0 LOB: 1 BB: 1 P: 11	R: 0 E: 0 K: 1 S: 6	H: 1 LOB: 2 BB: 1 P: 10	R: 0 E: 0 K: 0 S: 5	H: 2 LOB: 2 BB: 0 P: 5	1B: 9 2B: 0 3B: 0 HR: 1	SF: 0 SAC: 0 DP: 1 HBP: 0	WP: 0 PB: 0 SB: 0 CS: 0	PA: 40
PITCHER Steve Barber, L ERA: 5.26 John Gelnar, R ERA: 3.29 (1, 1) (8, 1)	IP 7.0	WLS W	BF 30	H 7	R 1	ER 1	SO 6	BB 3	IBB 0	HBP 0	BLK 0	WP 0	HR 1	S 39	P 51	ERA 1.29	WHIP 1.429					
PITCHER	IP	WLS	BF	H	R	ER	SO	BB	IBB	HBP	BLK	WP	HR	S	P	ERA	WHIP					

Chicago White Sox @ Seattle Pilots
Sicks Stadium, Boston, MA
Mon Sep 08 1969, 10:05 PM EDT
Unknown - 77 F

livebaseballscorecards.com

AB	36
R	1
H	10
RBI	1
BB	4
SO	7
LOB	15



Batter	1	2	3	4	5	6	7	8	9
Tommy Harper, R OBP: 0.353, SLG: 0.316 (1, 5) X	0-0 F9		4-0 BB S BB		0-0 5-3		0-0 5-3		
Steve Whitaker, L OBP: 0.348, SLG: 0.416 Wayne Comer, R OBP: 0.356, SLG: 0.376 (8, PH) (9, 9) X	0-0 HR		0-3 K		0-3 K			0-0 4-3	
Danny Walton, R OBP: 0.265, SLG: 0.400 (1, 7) X	0-0 FC6-4 1B		4-0 BB BB BB		0-3 K			0-0 FC6-4 1B	
Steve Hovley, L OBP: 0.342, SLG: 0.370 (1, 8) X	0-0 FC6-4 1-2f		4-0 BB BB			0-0 F8		0-0 FC6-4 FC5 S 1-2f	
Don Mincher, L OBP: 0.366, SLG: 0.457 (1, 3) X	0-0 F7		4-0 G6-4-3 BB			0-0 G3		4-0 BB	
Jerry McNertney, R OBP: 0.290, SLG: 0.370 (1, 2) X		0-0 5-3	0-0 G6-4-3 1-2f			0-0 BLK 1B		0-0 FC5 2-3f	
John Donaldson, L OBP: 0.327, SLG: 0.287 (1, 4) X		0-0 E6		0-0 G5-4-3 1B		0-0 5-3 1-2			
Ray Oyler, R OBP: 0.268, SLG: 0.277 (1, 6) X		0-3 K		0-0 G5-4-3 1-2f			4-0 CS BB		
Steve Barber, L OBP: 0.300, SLG: 0.368 Gus Gil, R OBP: 0.268, SLG: 0.252 John Gelnar, R OBP: 0.100, SLG: 0.053 (8, 1) X		0-3 K		0-0 4-3			0-0 6-3 1-2		

Inning Stats	R: 1	H: 2	E: 0	K: 0	S: 5	LOB: 1	BB: 0	P: 5
	R: 0	H: 0	E: 1	K: 2	S: 8	LOB: 1	BB: 0	P: 8
	R: 1	H: 0	E: 0	K: 1	S: 4	LOB: 2	BB: 4	P: 20
	R: 0	H: 1	E: 0	K: 0	S: 3	LOB: 0	BB: 0	P: 3
	R: 0	H: 0	E: 0	K: 2	S: 7	LOB: 0	BB: 0	P: 7
	R: 0	H: 1	E: 0	K: 0	S: 4	LOB: 1	BB: 0	P: 4
	R: 0	H: 0	E: 0	K: 0	S: 2	LOB: 0	BB: 1	P: 6
	R: 0	H: 1	E: 0	K: 0	S: 4	LOB: 2	BB: 1	P: 8

PITCHER	IP	WLS	BF	H	R	ER	SO	BB	IBB	HBP	BLK	WP	HR	S	P	ERA	WHIP
Bart Johnson, R ERA: 3.0 (1, 1)	6.0	L	25	4	2	2	5	4	0	0	1	0	1	31	47	3.00	1.333
Jerry Nyman, L ERA: 6.65 (7, 1)	1.0		3	0	0	0	0	1	0	0	0	0	2	6	0.00	1.000	
Wilbur Wood, L ERA: 3.0 (8, 1)	1.0		5	1	0	0	0	1	0	0	0	0	4	8	0.00	2.000	

AB R H RBI BB SO LOB

3	1	0	0	1	0	0
3	1	1	1	0	2	1
1	0	0	0	0	0	0
3	0	2	0	1	1	0
3	0	0	0	1	0	2
2	0	0	1	2	0	1
4	0	1	0	0	0	5
3	0	1	0	0	0	1
2	0	0	0	1	1	2
2	0	0	0	0	1	1
1	0	0	0	0	0	1
0	0	0	0	0	0	0

AB	R	H	RBI	BB	SO	LOB
27	2	5	2	6	5	14

WP	PA
0	33

Chicago White Sox @ Seattle Pilots
Sicks Stadium, Boston, MA
Mon Sep 08 1969, 10:05 PM EDT
Unknown - 77 F

livebaseballscorecards.com



Batter	1	2	3	4	5	6	7	8	9	AB R H RBI BB SO LOB	TOP
Angel Bravo, L (1, 8) OBP: 0.327, SLG: 0.415	0-0 F8		0-0 P6		0-0 F7			0-0 1B 3B		4 1 1 0 0 0 0	
Luis Aparicio, R (1, 6) OBP: 0.345, SLG: 0.361 Rich Morales, R (8, 6) OBP: 0.250, SLG: 0.209	0-0 1B		0-0 L4			0-0 1B		0-0 5-3		4 0 2 0 0 0 1 0 0 0 0 0 0 0	
Walt Williams, R (1, 9) OBP: 0.344, SLG: 0.374	0-0 F3			4-0 1B BB		0-0 F8		0-0 FC6-4 1B		3 0 1 1 1 0 2	
Bill Melton, R (1, 5) OBP: 0.320, SLG: 0.432	4-0 BB			0-3 K		0-0 F9		0-0 FC6-4		3 0 0 0 1 1 3	
Gail Hopkins, L (1, 3) OBP: 0.343, SLG: 0.368	0-0 L5			0-0 F8		0-0 F9		0-0 F5		4 0 0 0 0 0 5	
Bob Christian, R (1, 7) OBP: 0.208, SLG: 0.224		0-0 L5		0-0 1B		0-0 4-3			0-0 F9	4 0 1 0 0 0 0	
Ed Herrmann, L (1, 2) OBP: 0.309, SLG: 0.332 Jose Ortiz, R (9, PR)		0-0 4-3		0-0 3-1		0-0 1B			0-0 1B	4 0 2 0 0 0 2 0 0 0 0 0 0 0	
Bobby Knoop, R (1, 4) OBP: 0.296, SLG: 0.309 Doug Adams, L (9, PH)		0-0 6-3			0-0 5-3		0-0 F8		0-0 P6	3 0 0 0 0 0 1 1 0 0 0 0 0 1	
Gary Peters, L (1, 1) OBP: 0.183, SLG: 0.309 Bob Spence, L (7, PH) Dennis O'Toole, R (7, 1) Pete Ward, L (9, PH) OBP: 0.345, SLG: 0.366			0-0 4-3		0-0 P6		0-3 K		0-0 4-3	2 0 0 0 0 0 0 1 0 0 0 0 1 1 0 0 0 0 0 0 0 1 0 0 0 0 0 1	
Inning Stats	R: 0 H: 1 E: 0 LOB: 2 K: 0 BB: 1 S: 4 P: 8	R: 0 H: 0 E: 0 LOB: 0 K: 0 BB: 0 S: 3 P: 3	R: 0 H: 0 E: 0 LOB: 0 K: 0 BB: 0 S: 3 P: 3	R: 0 H: 1 E: 0 LOB: 2 K: 1 BB: 1 S: 6 P: 10	R: 0 H: 0 E: 0 LOB: 0 K: 0 BB: 0 S: 3 P: 3	R: 0 H: 1 E: 0 LOB: 1 K: 0 BB: 0 S: 4 P: 4	R: 0 H: 1 E: 0 LOB: 1 K: 1 BB: 0 S: 6 P: 6	R: 1 H: 2 E: 0 LOB: 1 K: 0 BB: 0 S: 5 P: 5	R: 0 H: 1 E: 0 LOB: 1 K: 0 BB: 0 S: 4 P: 4	1B: 6 SF: 0 2B: 0 SAC: 0 3B: 1 DP: 0 HR: 0 HBP: 0	WP: 0 PA: 36 PB: 0 SB: 1 CS: 0
PITCHER Miguel Fuentes, R (1, 1) ERA: 0.82	IP WLS BF H R ER SO BB IBB HBP BLK WP HR S P ERA WHIP										
	9.0 W 36 7 1 1 2 2 0 0 0 0 0 0 38 46 1.00 1.000										
PITCHER	IP WLS BF H R ER SO BB IBB HBP BLK WP HR S P ERA WHIP										

Chicago White Sox @ Seattle Pilots
 Sicks Stadium, Boston, MA
 Mon Sep 08 1969, 10:05 PM EDT
 Att: 10,831 - Unknown

livebaseballscorecards.com

AB 34
 R 1
 H 7
 RBI 1
 BB 2
 SO 2
 LOB 17



Batter	1	2	3	4	5	6	7	8	9	AB R H RBI BB SO LOB	TOP											
Cesar Tovar, R (1, 8) OBP: 0.334, SLG: 0.404	0-0 F8	0-0 G3		0-0 FC6-4			0-0 F8		0-0 E3	5 0 1 0 0 0 4												
Rod Carew, L (1, 4) OBP: 0.399, SLG: 0.487	0-0 5-3		0-0 2-3 S CS 1B		0-0 6-3		0-0 BB WP 1B		0-0 E3	5 1 2 1 0 0 1												
Harmon Killebrew, R (1, 3) OBP: 0.428, SLG: 0.583	4-0 BB		4-0 2-3 BB		0-0 1B 1B 1B		4-0 WP BB		0-3 K	2 0 1 0 3 1 2												
Tony Oliva, L (1, 9) OBP: 0.368, SLG: 0.515	0-3 K		0-0 2-3		0-0 1B 1B		0-0 F2		0-0 1-3	5 0 1 0 0 1 6												
Bob Allison, R (1, 7) OBP: 0.333, SLG: 0.390		0-0 6-3	4-0 IBB		0-0 1B		0-0 4-3			3 0 1 0 1 0 1												
Rick Renick, R (1, 5) OBP: 0.315, SLG: 0.342		0-0 1B 5-3 1B	0-3 K		0-0 G6-4-3 1B			0-0 5-3		4 0 1 0 0 1 6												
Leo Cardenas, R (1, 6) OBP: 0.357, SLG: 0.390		0-0 5-3		0-3 K		0-0 CS 1B		0-3 K		4 0 1 0 0 2 1												
Tom Tischinski, R (1, 2) OBP: 0.267, SLG: 0.132		4-0 1B BB		0-3 K		0-3 K		0-0 4-3		3 0 0 0 1 2 1												
Tom Hall, L (1, 1) OBP: 0.273, SLG: 0.225		0-0 1B		0-0 FC6-4 1B		0-3 K			0-0 PB 1B E 1B	3 0 2 0 0 1 0												
Al Worthington, R (8, 1)										0 0 0 0 0 0 0												
George Mittenwald, R (9, PH) OBP: 0.333, SLG: 0.369										1 0 1 0 0 0 0												
Herman Hill, L (9, PR)										0 1 0 0 0 0 0												
Inning Stats	R: 0 E: 0 K: 1 S: 5	H: 0 LOB: 1 BB: 1 P: 9	R: 0 E: 0 K: 0 S: 5	H: 2 LOB: 3 BB: 1 P: 9	R: 0 E: 0 K: 1 S: 5	H: 1 LOB: 2 BB: 2 P: 13	R: 0 E: 0 K: 2 S: 8	H: 1 LOB: 1 BB: 0 P: 8	R: 0 E: 0 K: 0 S: 5	H: 3 LOB: 2 BB: 0 P: 5	R: 0 E: 0 K: 2 S: 7	H: 1 LOB: 0 BB: 0 P: 7	R: 1 E: 0 K: 0 S: 4	H: 1 LOB: 1 BB: 1 P: 8	R: 0 E: 0 K: 1 S: 5	H: 0 LOB: 0 BB: 0 P: 5	R: 1 E: 1 K: 1 S: 7	H: 2 LOB: 2 BB: 0 P: 7	1B: 11 2B: 0 3B: 0 HR: 0	SF: 0 SAC: 0 DP: 1 HBP: 0	WP: 2 PB: 1 SB: 2 CS: 2	PA: 40
PITCHER	IP WLS BF H R ER SO BB IBB HBP BLK WP HR S P ERA WHIP																					
Tommy John, L (1, 1) ERA: 3.48	8.0 W 37 11 2 1 7 4 1 0 0 1 0 46 66 1.12 1.875																					
Wilbur Wood, L (9, 1) ERA: 2.97	1.0 S 3 0 0 0 1 0 0 0 0 0 0 0 5 5 0.00 0.000																					

Minnesota Twins @ Chicago White Sox
Comiskey Park, Chicago, IL
 Wed Sep 10 1969, 8:05 PM EDT
 Att. 3,989 - Unknown

livebaseballscorecards.com

AB 35
R 2
H 11
RBI 1
BB 5
SO 8
LOB 22



Batter	1	2	3	4	5	6	7	8	9	AB	R	H	RBI	BB	SO	LOB
--------	---	---	---	---	---	---	---	---	---	----	---	---	-----	----	----	-----

Walt Williams, R <small>(1, 9)</small> <small>OBP: 0.343, SLG: 0.373</small>										4	0	1	0	0	0	2
Luis Aparicio, R <small>(1, 6)</small> <small>OBP: 0.345, SLG: 0.359</small>										3	0	0	0	1	0	1
Ron Hansen, R <small>(1, 3)</small> <small>OBP: 0.319, SLG: 0.329</small> Tom McCraw, L <small>(8, 3)</small> <small>OBP: 0.304, SLG: 0.327</small>										2	1	0	0	2	1	2
Bill Melton, R <small>(1, 5)</small> <small>OBP: 0.319, SLG: 0.430</small>										4	0	1	0	0	0	2
Don Pavletich, R <small>(1, 2)</small> <small>OBP: 0.338, SLG: 0.414</small> Ed Herrmann, L <small>(7, 2)</small> <small>OBP: 0.308, SLG: 0.331</small>										2	1	2	2	1	0	0
Bob Christian, R <small>(1, 7)</small> <small>OBP: 0.211, SLG: 0.226</small>										4	1	1	0	0	0	4
Bobby Knoop, R <small>(1, 4)</small> <small>OBP: 0.298, SLG: 0.314</small>										4	0	2	0	0	0	0
Ken Berry, R <small>(1, 8)</small> <small>OBP: 0.285, SLG: 0.315</small>										4	0	1	0	0	0	2
Tommy John, R <small>(1, 1)</small> <small>OBP: 0.187, SLG: 0.132</small> Wilbur Wood, R <small>(9, 1)</small>										2	0	0	0	1	1	2
										0	0	0	0	0	0	0

Inning Stats	R: 1	H: 3	LOB: 2	K: 0	S: 6	R: 0	H: 0	LOB: 1	K: 0	S: 3	R: 0	H: 0	LOB: 2	K: 0	S: 3	R: 0	H: 1	LOB: 1	K: 1	S: 6	R: 0	H: 0	LOB: 0	K: 0	S: 2	R: 1	H: 2	LOB: 1	K: 0	S: 5	R: 0	H: 0	LOB: 0	K: 1	S: 4	R: 1	H: 2	LOB: 1	K: 1	S: 7
--------------	------	------	--------	------	------	------	------	--------	------	------	------	------	--------	------	------	------	------	--------	------	------	------	------	--------	------	------	------	------	--------	------	------	------	------	--------	------	------	------	------	--------	------	------

PITCHER	IP	WLS	BF	H	R	ER	SO	BB	IBB	HBP	BLK	WP	HR	S	P	ERA	WHIP
Tom Hall, L <small>ERA: 3.09</small>	(1, 1)	7.2	L	34	8	3	2	3	5	0	0	0	1	35	55	2.35	1.696
Al Worthington, R <small>ERA: 4.7</small>	(8, 1)	0.1		1	0	0	0	0	0	0	0	0	0	1	1	0.00	0.000

BOTTOM

Minnesota Twins @ Chicago White Sox
 Comiskey Park, Chicago, IL
 Wed Sep 10 1969, 8:05 PM EDT
 Att. 3,989 - Unknown

AB	30
R	3
H	8
RBI	2
BB	5
SO	3
LOB	15



WP	PA	ERA	WHIP
0	35		

Batter	1	2	3	4	5	6	7	8	9	AB R H RBI BB SO LOB	TOP									
Ted Uhlaender, L (1, 7) OBP: 0.333, SLG: 0.356	0-0 1-3		0-0 6-3			0-0 1-3			4-0 BB	3 0 0 0 1 0 0										
Rod Carew, L (1, 4) OBP: 0.395, SLG: 0.482	0-0 F6		0-0 4-3			0-3 K			0-3 K	4 0 0 0 0 2 1										
Tony Oliva, L (1, 9) OBP: 0.367, SLG: 0.513	0-0 E8 1B				0-0 F8				0-0 5-3	4 0 1 0 0 0 1										
Harmon Killebrew, R (1, 5) OBP: 0.426, SLG: 0.579	0-0 6-3				0-3 K				0-0 F8	3 0 0 0 0 1 1										
Rich Reese, L (1, 3) OBP: 0.366, SLG: 0.525			0-0 6-3		0-0 4-3				0-0 4-3	3 0 0 0 0 0 0										
Cesar Tovar, R (1, 8) OBP: 0.334, SLG: 0.404						0-0 F9			0-0 5-3	3 0 1 0 0 0 0										
John Roseboro, L (1, 2) OBP: 0.326, SLG: 0.307			0-0 4-3 1B			0-0 G5-4-3 1B			0-0 F7	3 0 1 0 0 0 1										
Leo Cardenas, R (1, 6) OBP: 0.355, SLG: 0.388			0-0 6-3			0-0 G5-4-3			0-0 5-3	3 0 0 0 0 0 2										
Dave Boswell, R (1, 1) OBP: 0.207, SLG: 0.304			0-3 K			0-3 K			0-0 F7	1 0 0 0 0 1 0										
Jim Holt, L (6, PH) OBP: 0.333, SLG: 0.333										1 0 0 0 0 1 0										
Bob Miller, R (6, 1)										0 0 0 0 0 0 0										
Charlie Manuel, L (9, PH) OBP: 0.339, SLG: 0.305										1 0 0 0 0 0 0										
Inning Stats	R: 0 E: 1 K: 0 S: 4	H: 1 LOB: 1 BB: 0 P: 4	R: 0 E: 0 K: 0 S: 4	H: 1 LOB: 1 BB: 0 P: 4	R: 0 E: 0 K: 1 S: 5	H: 0 LOB: 0 BB: 0 P: 5	R: 0 E: 0 K: 1 S: 5	H: 0 LOB: 0 BB: 0 P: 5	R: 0 E: 0 K: 0 S: 3	H: 1 LOB: 0 BB: 0 P: 3	R: 0 E: 0 K: 2 S: 7	H: 0 LOB: 0 BB: 0 P: 7	R: 0 E: 0 K: 0 S: 3	H: 0 LOB: 0 BB: 0 P: 3	R: 0 E: 0 K: 1 S: 5	H: 0 LOB: 1 BB: 1 P: 9	1B: 3 2B: 0 3B: 0 HR: 0	SF: 0 SAC: 0 DP: 1 HBP: 0	WP: 0 PB: 0 SB: 0 CS: 0	PA: 30
PITCHER Joe Horlen, R (1, 1) ERA: 3.83	IP: 9.0 WLS: W BF: 30 H: 3 R: 0 ER: 0 SO: 5 BB: 1 IBB: 0 HBP: 0 BLK: 0 WP: 0 HR: 0 S: 39 P: 43 ERA: 0.00 WHIP: 0.444																			

Minnesota Twins @ Chicago White Sox
Comiskey Park, Chicago, IL
Thu Sep 11 1969, 8:05 PM EDT
Att. 3,762 - Unknown

livebaseballscorecards.com

AB	29
R	0
H	3
RBI	0
BB	1
SO	5
LOB	6



Batter	1	2	3	4	5	6	7	8	9	AB	R	H	RBI	BB	SO	LOB	TOP										
Bert Campaneris, R (1, 6) OBP: 0.288, SLG: 0.291 Ted Kubiak, S (5, PR) OBP: 0.321, SLG: 0.305 (5, 6)	0-0 F7		0-0 1-3		1-3 HR HBP			0-0 F7	0-0 F5	2	0	0	0	0	0	0											
Jose Tartabull, L (1, 8) OBP: 0.284, SLG: 0.309	0-0 6-3		0-0 1-3		1-3			0-0 BB 2B	0-0 F7	3	1	1	2	0	0	1											
Bobby Brooks, R (1, 7) OBP: 0.550, SLG: 0.500	0-0 5-3		0-0 1-3		4-0 HR BB			4-0 BB 2B		3	2	0	0	2	0	0											
Sal Bando, R (1, 5) OBP: 0.397, SLG: 0.472		0-0 6-3		0-3 K	0-0 HR			4-0 2B SF7		4	2	2	3	1	1	0											
Tito Francona, L (1, 3) OBP: 0.394, SLG: 0.461 Danny Cater, R (8, PR) OBP: 0.301, SLG: 0.370 (8, 3)		0-0 1B 2B		0-0 E 1B	0-0 HR 2B			0-0 1-2 1B		5	2	5	2	0	0	0											
Dick Green, R (1, 4) OBP: 0.354, SLG: 0.430		0-0 BB 1B		0-0 E4 3B	0-0 HR			0-0 SF7		4	2	3	4	0	0	2											
Tommie Reynolds, R (1, 9) OBP: 0.346, SLG: 0.314		4-0 FC5-4 BB		0-3 K	4-0 SH1-4 1B HBP BB			0-0 F2		3	1	1	0	2	1	1											
Phil Roof, R (1, 2) OBP: 0.338, SLG: 0.299	0-0 F8		0-0 2B		1-0 1B SH1-4 HBP			0-0 G6-3		4	1	2	0	0	0	4											
Lew Krausse, R (1, 1) OBP: 0.188, SLG: 0.435 Ed Sprague, R (4, 1) OBP: 0.200, SLG: 0.400	0-0 FC5-4		0-3 K		0-0 SH1-4			0-3 K		2	0	0	0	0	1	4											
										1	0	0	0	0	1	0											
Inning Stats	R: 0 E: 0 K: 0 S: 3	H: 0 LOB: 0 BB: 0 P: 3	R: 0 E: 0 K: 0 S: 5	H: 2 LOB: 3 BB: 1 P: 9	R: 0 E: 0 K: 3 S: 12	H: 0 LOB: 0 BB: 0 P: 3	R: 2 E: 1 K: 3 S: 12	H: 3 LOB: 1 BB: 0 P: 12	R: 7 E: 0 K: 0 S: 7	H: 4 LOB: 1 BB: 2 P: 17	R: 0 E: 0 K: 1 S: 5	H: 1 LOB: 0 BB: 0 P: 5	R: 3 E: 0 K: 0 S: 5	H: 2 LOB: 1 BB: 2 P: 13	R: 0 E: 0 K: 0 S: 4	H: 1 LOB: 1 BB: 0 P: 4	1B: 8 2B: 4 3B: 1 HR: 2	SF: 1 SAC: 2 DP: 2 HBP: 2	WP: 0 PB: 0 SB: 0 CS: 0	PA: 47							
PITCHER	IP	WLS	BF	H	R	ER	SO	BB	IBB	HBP	BLK	WP	HR	S	P	ERA	WHIP										
Billy Wynne, R (1, 1) ERA: 4.26	4.1	L	24	8	8	8	3	2	0	1	0	0	2	27	36	16.61	2.308										
Danny Murphy, R (5, 1) ERA: 1.69	1.2		9	3	1	1	0	1	0	1	0	0	0	7	12	5.40	2.400										
Dennis O'Toole, R (7, 1) ERA: 6.75	2.0		10	3	3	3	1	2	0	0	0	0	0	10	18	13.50	2.500										
Gary Bell, R (9, 1) ERA: 5.31	1.0		4	1	0	0	0	0	0	0	0	0	0	4	4	0.00	1.000										

Oakland Athletics @ Chicago White Sox
Comiskey Park, Chicago, IL
Fri Sep 12 1969, 8:05 PM EDT
Att. 5,525 - Unknown

livebaseballscorecards.com

AB 37
R 12
H 15
RBI 11
BB 5
SO 4
LOB 15



Batter	1	2	3	4	5	6	7	8	9	10	AB	R	H	RBI	BB	SO	LOB	TOP						
Ted Kubiak, S OBP: 0.318, SLG: 0.303 (1, 6) X	0-0 1-3		0-0 G3		0-0 F5		0-0 F9			0-0 PB SH SF8 1B	5	1	1	0	0	0	1							
Jose Tartabull, L OBP: 0.280, SLG: 0.304 (1, 8) X	0-0 6-3			0-0 5-3		0-0 6-3		0-0 1-3		0-0 SH SF8 HR	4	1	0	0	0	0	0							
Bobby Brooks, R OBP: 0.520, SLG: 0.500 (1, 7) X	0-3 K			0-0 6-3 1B		0-0 FC6-4 1B		0-0 F2		0-0 SF8	4	0	2	1	0	1	0							
Sal Bando, R OBP: 0.395, SLG: 0.469 (1, 5) X		0-0 6-3		0-0 6-3		0-0 FC6-4 BB 1-2		0-0 F6		4-0 HR IBB	4	1	0	0	1	0	2							
Tito Francona, L OBP: 0.402, SLG: 0.462 Dave Duncan, R OBP: 0.212, SLG: 0.155 (1, 3) (9, 2)		0-0 1-3 1B		4-0 IBB		4-0 BB 1-2 BB		0-0 F6		0-0 1-H 2-H HR	2	0	1	0	2	0	0							
Dick Green, R OBP: 0.355, SLG: 0.427 (1, 4) X	0-0 1-3			0-0 F2		4-0 1-2 2-3 BB		4-0 BB BB		0-0 F7	3	0	0	0	2	0	3							
Tommie Reynolds, R OBP: 0.344, SLG: 0.310 (1, 9) X	0-0 F8				1-0 5-3 HBP	0-0 6-3		0-0 F6		0-0 F3	4	0	0	0	0	0	5							
Phil Roof, R OBP: 0.336, SLG: 0.296 Ray Webster, L OBP: 0.354, SLG: 0.333 Larry Haney, R OBP: 0.258, SLG: 0.300 Bob Johnson, R OBP: 0.349, SLG: 0.380 Fred Talbot, R OBP: 0.227, SLG: 0.317 (1, 2) (7, PH) (7, 2) (9, PH) (9, 1)			0-0 6-3		0-0 5-3		0-0 4-3		4-0 1-2 BB	2	0	0	0	0	0	0	1							
Blue Moon Odom, R OBP: 0.303, SLG: 0.493 Danny Cater, R OBP: 0.301, SLG: 0.369 (1, 1) (9, PH) (9, 3)		0-3 K			0-3 K		0-0 1-3		0-0 1-3	3	0	0	0	0	2	1								
Inning Stats	R: 0 E: 0 K: 1 S: 5	H: 0 LOB: 0 BB: 0 P: 5	R: 0 E: 0 K: 0 S: 4	H: 1 LOB: 1 BB: 0 P: 4	R: 0 E: 0 K: 1 S: 5	H: 0 LOB: 0 BB: 0 P: 5	R: 0 E: 0 K: 0 S: 4	H: 1 LOB: 2 BB: 1 P: 8	R: 0 E: 0 K: 1 S: 5	H: 0 LOB: 1 BB: 0 P: 6	R: 0 E: 0 K: 0 S: 4	H: 1 LOB: 3 BB: 2 P: 12	R: 0 E: 0 K: 0 S: 3	H: 0 LOB: 0 BB: 0 P: 3	R: 0 E: 0 K: 0 S: 3	H: 0 LOB: 0 BB: 0 P: 3	R: 0 E: 0 K: 0 S: 3	H: 0 LOB: 2 BB: 2 P: 11	R: 4 E: 1 K: 0 S: 6	H: 2 LOB: 0 BB: 1 P: 10	1B: 4 2B: 0 3B: 0 HR: 1	SF: 1 SAC: 1 DP: 0 HBP: 1	WP: 0 PB: 1 SB: 0 CS: 0	PA: 43
PITCHER Paul Edmondson, R ERA: 3.95 Wilbur Wood, L ERA: 3.19 (1, 1) (10, 1)	IP 9.0	WLS L	BF 36	H 3	R 0	ER 0	SO 3	BB 4	IBB 1	HBP 1	BLK 0	WP 0	HR 0	S 36	P 57	ERA 0.00	WHIP 0.778							

Oakland Athletics @ Chicago White Sox
Comiskey Park, Chicago, IL
Sat Sep 13 1969, 4:33 AM EDT
Att. 2,665 - Unknown

livebaseballscorecards.com

AB 34
R 4
H 5
RBI 4
BB 6
SO 3
LOB 15



BOTTOM

Oakland Athletics @ Chicago White Sox
Comiskey Park, Chicago, IL
Sat Sep 13 1969, 4:33 AM EDT
Att. 2,665 - Unknown

livebaseballscorecards.com

AB	35
R	0
H	6
RBI	0
BB	5
SO	4
LOB	17



WP:	0	PA:	40
PB:	0		
SB:	1		
CS:	0		

AB R H RBI BB SO LOB

5 0 0 0 0 0 2

3 0 1 0 2 1 0

5 0 1 0 0 1 4

5 0 2 0 0 1 1

3 0 0 0 1 0 2

2 0 0 0 2 0 3

4 0 0 0 0 0 2

3 0 1 0 0 0 1

1 0 0 0 0 0 0

0 0 0 0 0 0 0

3 0 0 0 0 1 2

1 0 1 0 0 0 0

0 0 0 0 0 0 0

1B: 5 SF: 0

2B: 0 SAC: 0

3B: 1 DP: 1

HR: 0 HBP: 0

1B: 5 SF: 0

2B: 0 SAC: 0

3B: 1 DP: 1

HR: 0 HBP: 0

1B: 5 SF: 0

2B: 0 SAC: 0

3B: 1 DP: 1

HR: 0 HBP: 0

1B: 5 SF: 0

2B: 0 SAC: 0

3B: 1 DP: 1

HR: 0 HBP: 0

1B: 5 SF: 0

2B: 0 SAC: 0

3B: 1 DP: 1

HR: 0 HBP: 0

1B: 5 SF: 0

2B: 0 SAC: 0

3B: 1 DP: 1

HR: 0 HBP: 0

1B: 5 SF: 0

2B: 0 SAC: 0

3B: 1 DP: 1

HR: 0 HBP: 0

1B: 5 SF: 0

2B: 0 SAC: 0

3B: 1 DP: 1

HR: 0 HBP: 0

1B: 5 SF: 0

2B: 0 SAC: 0

3B: 1 DP: 1

HR: 0 HBP: 0

1B: 5 SF: 0

2B: 0 SAC: 0

3B: 1 DP: 1

HR: 0 HBP: 0

1B: 5 SF: 0

2B: 0 SAC: 0

3B: 1 DP: 1

HR: 0 HBP: 0

1B: 5 SF: 0

2B: 0 SAC: 0

3B: 1 DP: 1

HR: 0 HBP: 0

1B: 5 SF: 0

2B: 0 SAC: 0

3B: 1 DP: 1

HR: 0 HBP: 0

1B: 5 SF: 0

2B: 0 SAC: 0

3B: 1 DP: 1

HR: 0 HBP: 0

1B: 5 SF: 0

2B: 0 SAC: 0

3B: 1 DP: 1

HR: 0 HBP: 0

1B: 5 SF: 0

2B: 0 SAC: 0

3B: 1 DP: 1

HR: 0 HBP: 0

1B: 5 SF: 0

2B: 0 SAC: 0

3B: 1 DP: 1

HR: 0 HBP: 0

1B: 5 SF: 0

2B: 0 SAC: 0

3B: 1 DP: 1

HR: 0 HBP: 0

1B: 5 SF: 0

2B: 0 SAC: 0

3B: 1 DP: 1

HR: 0 HBP: 0

1B: 5 SF: 0

2B: 0 SAC: 0

3B: 1 DP: 1

HR: 0 HBP: 0

1B: 5 SF: 0

2B: 0 SAC: 0

3B: 1 DP: 1

HR: 0 HBP: 0

1B: 5 SF: 0

2B: 0 SAC: 0

3B: 1 DP: 1

HR: 0 HBP: 0

1B: 5 SF: 0

2B: 0 SAC: 0

3B: 1 DP: 1

HR: 0 HBP: 0

1B: 5 SF: 0

2B: 0 SAC: 0

3B: 1 DP: 1

HR: 0 HBP: 0

1B: 5 SF: 0

2B: 0 SAC: 0

3B: 1 DP: 1

HR: 0 HBP: 0

1B: 5 SF: 0

2B: 0 SAC: 0

3B: 1 DP: 1

HR: 0 HBP: 0

1B: 5 SF: 0

2B: 0 SAC: 0

3B: 1 DP: 1

HR: 0 HBP: 0

1B: 5 SF: 0

2B: 0 SAC: 0

3B: 1 DP: 1

HR: 0 HBP: 0

1B: 5 SF: 0

2B: 0 SAC: 0

3B: 1 DP: 1

HR: 0 HBP: 0

1B: 5 SF: 0

2B: 0 SAC: 0

3B: 1 DP: 1

HR: 0 HBP: 0

1B: 5 SF: 0

2B: 0 SAC: 0

3B: 1 DP: 1

HR: 0 HBP: 0

1B: 5 SF: 0

2B: 0 SAC: 0

3B: 1 DP: 1

HR: 0 HBP: 0

1B: 5 SF: 0

2B: 0 SAC: 0

3B: 1 DP: 1

HR: 0 HBP: 0

1B: 5 SF: 0

2B: 0 SAC: 0

3B: 1 DP: 1

HR: 0 HBP: 0

1B: 5 SF: 0

2B: 0 SAC: 0

3B: 1 DP: 1

HR: 0 HBP: 0

1B: 5 SF: 0

2B: 0 SAC: 0

3B: 1 DP: 1

HR: 0 HBP: 0

1B: 5 SF: 0

2B: 0 SAC: 0

3B: 1 DP: 1

HR: 0 HBP: 0

1B: 5 SF: 0

2B: 0 SAC: 0

3B: 1 DP: 1

HR: 0 HBP: 0

1B: 5 SF: 0

2B: 0 SAC: 0

3B: 1 DP: 1

HR: 0 HBP: 0

1B: 5 SF: 0

2B: 0 SAC: 0

3B: 1 DP: 1

HR: 0 HBP: 0

1B: 5 SF: 0

2B: 0 SAC: 0

3B: 1 DP: 1

HR: 0 HBP: 0

1B: 5 SF: 0

2B: 0 SAC: 0

3B: 1 DP: 1

HR: 0 HBP: 0

1B: 5 SF: 0

2B: 0 SAC: 0

3B: 1 DP: 1

HR: 0 HBP: 0

1B: 5 SF: 0

2B: 0 SAC: 0

3B: 1 DP: 1

HR: 0 HBP: 0

1B: 5 SF: 0

2B: 0 SAC: 0

3B: 1 DP: 1

HR: 0 HBP: 0

1B: 5 SF: 0

2B: 0 SAC: 0

3B: 1 DP: 1

HR: 0 HBP: 0

1B: 5 SF: 0

2B: 0 SAC: 0

3B: 1 DP: 1

HR: 0 HBP: 0

1B: 5 SF: 0

2B: 0 SAC: 0

3B: 1 DP: 1

HR: 0 HBP: 0

1B: 5 SF: 0

2B: 0 SAC: 0

3B: 1 DP: 1

HR: 0 HBP: 0

1B: 5 SF: 0

2B: 0 SAC: 0

3B: 1 DP: 1

HR: 0 HBP: 0

1B: 5 SF: 0

2B: 0 SAC: 0

3B: 1 DP: 1

HR: 0 HBP: 0

1B: 5 SF: 0

2B: 0 SAC: 0

3B: 1 DP: 1

HR: 0 HBP: 0

1B: 5 SF: 0

2B: 0 SAC: 0

3B: 1 DP: 1

HR: 0 HBP: 0

1B: 5 SF: 0

2B: 0 SAC: 0

3B: 1 DP: 1

HR: 0 HBP: 0

1B: 5 SF: 0

2B: 0 SAC: 0

3B: 1 DP: 1

HR: 0 HBP: 0

1B: 5 SF: 0

2B: 0 SAC: 0

3B: 1 DP: 1

HR: 0 HBP: 0

1B: 5 SF: 0

2B: 0 SAC: 0

3B: 1 DP: 1

HR: 0 HBP: 0

1B: 5 SF: 0

2B: 0 SAC: 0

3B: 1 DP: 1

HR: 0 HBP: 0

1B: 5 SF: 0

2B: 0 SAC: 0

3B: 1 DP: 1

HR: 0 HBP: 0

1B: 5 SF: 0

2B: 0 SAC: 0

3B: 1 DP: 1

HR: 0 HBP: 0

1B: 5 SF: 0

2B: 0 SAC: 0

3B: 1 DP: 1

HR: 0 HBP: 0


1B: 5 SF: 0

2B: 0 SAC: 0

3B: 1 DP: 1

HR: 0 HBP: 0

1

Batter	1	2	3	4	5	6	7	8	9	AB R H RBI BB SO LOB	TOP														
Bert Campaneris, R (1, 6) OBP: 0.289, SLG: 0.297	0-3 K		0-0 F8		0-0 2B	0-0 2B		0-0 F7		5 0 2 3 0 1 1															
Danny Cater, R (1, 7) OBP: 0.301, SLG: 0.375	0-0 1B			0-0 HR	0-0 F8	0-0 5-3			0-0 F8	5 1 2 1 0 0 2															
Bobby Brooks, R (1, 9) OBP: 0.500, SLG: 0.619	0-3 K			0-3 K		0-0 HR	0-0 FC5-4 1B		0-0 F7	5 1 2 1 0 2 1															
Sal Bando, R (1, 5) OBP: 0.394, SLG: 0.465	0-0 F2			0-0 F7		4-0 1B BB	0-0 FC5-4 FC5-4		0-0 F8	4 1 0 0 1 0 2															
Bob Johnson, R (1, 3) OBP: 0.344, SLG: 0.373		0-0 5-3		0-0 4-3		0-0 1B 1B	0-0 FC5-4 FC5-4			4 1 1 0 0 0 1															
Dick Green, R (1, 4) OBP: 0.354, SLG: 0.426		0-0 4-3			0-0 1B 2B 1B	0-0 F8	0-0 FC5-4			4 1 1 0 0 0 3															
Mike Hershberger, R (1, 8) Rick Monday, L (8, PH) OBP: 0.374, SLG: 0.406		0-0 6-3			0-0 F8	0-0 2B 1B		0-3 K		3 1 1 1 0 0 1 1 0 0 0 0 1 0	AB 38 R 8 H 12 RBI 7 BB 2 SO 4 LOB 13														
Phil Roof, R (1, 2) Dave Duncan, R (4, 2) OBP: 0.335, SLG: 0.295 OBP: 0.216, SLG: 0.160			0-0 F8		0-0 1B 1B	0-0 F5		0-0 F3		1 0 0 0 0 0 0 3 0 1 0 0 0 2															
Catfish Hunter, R Jim Roland, R Vida Blue, S Joe Rudi, R George L. Johnson, R Ray Webster, L Marcel Lachemann, R Jose Tartabull, L Paul Lindblad, L			0-0 3-1		0-0 2B 1B	0-0 E 1B		4-0 BB		0 0 0 0 0 0 0 0 0 0 0 0 0 0 1 0 0 0 0 0 0 1 1 1 0															
Inning Stats	R: 0 E: 0 K: 2 S: 8	H: 1 LOB: 1 BB: 0 P: 8	R: 0 E: 0 K: 0 S: 3	H: 0 LOB: 0 BB: 0 P: 3	R: 0 E: 0 K: 0 S: 3	H: 0 LOB: 0 BB: 0 P: 3	R: 1 E: 0 K: 1 S: 6	H: 1 LOB: 0 BB: 0 P: 6	R: 2 E: 0 K: 0 S: 6	H: 4 LOB: 1 BB: 0 P: 6	R: 5 E: 1 K: 0 S: 8	H: 5 LOB: 1 BB: 1 P: 12	R: 0 E: 0 K: 0 S: 4	H: 1 LOB: 1 BB: 0 P: 4	R: 0 E: 0 K: 1 S: 5	H: 0 LOB: 1 BB: 1 P: 9	R: 0 E: 0 K: 0 S: 3	H: 0 LOB: 0 BB: 0 P: 3	1B: 8 2B: 2 3B: 0 HR: 2	SF: 0 SAC: 0 DP: 0 HBP: 0	WP: 0 PB: 0 SB: 0 CS: 0	PA: 40			
PITCHER Gary Peters, L (1, 1) ERA: 4.21 Danny Murphy, R (6, 1) ERA: 1.37	IP 5.1	WLS W	BF 25	H 9	R 7	ER 7	SO 3	BB 1	IBB 0	HBP 0	BLK 0	WP 0	HR 2	S 30	P 34	ERA 11.81	WHIP 1.875								
																		WP: 0 PB: 0 SB: 0 CS: 0	PA: 40						

Oakland Athletics @ Chicago White Sox
Comiskey Park, Chicago, IL
Sun Sep 14 1969, 4:33 AM EDT
Unknown

livebaseballscorecards.com

Batter	1	2	3	4	5	6	7	8	9
Walt Williams, R OBP: 0.336, SLG: 0.366 (1, 9)	0-0 L4	0-0 1B FC 1B	0-0 1B PB 2B		0-0 L5-3		0-0 FC5-4		
Luis Aparicio, R OBP: 0.344, SLG: 0.356 (1, 6)	0-0 L8	0-0 1B FC 1B	0-0 G3		0-0 F3			4-0 SH1-3 2B BB	
Tom McCraw, L OBP: 0.312, SLG: 0.324 (1, 8)	4-0 HR BB	0-0 FC 1B	0-0 FC4-6 1B		0-0 CS 1B			0-0 SH1-3	
Ken Berry, R OBP: 0.290, SLG: 0.327 (3, 8)		FC1-6 1B	FC4-6 1B		0-0 F4			4-0 2B IBB	
Bill Melton, R OBP: 0.324, SLG: 0.436 (1, 5)	0-0 HR	0-0 FC1-6 1B	0-0 FC4-6		0-0 F7			0-0 F7	
Gail Hopkins, L OBP: 0.342, SLG: 0.366 (1, 3)	0-0 1B	0-0 1B PB 1B	0-0 F7		0-0 BB			0-0 F7	
Ed Herrmann, L OBP: 0.311, SLG: 0.329 (1, 2)	0-0 F8	0-0 1B BB 1B		0-0 F7		0-0 G3		0-0 2B	
Bob Christian, R OBP: 0.257, SLG: 0.275 (1, 7)		1B 2B		0-0 G6-4-3 1B			0-0 5-3	0-0 F9	
Bobby Knoop, R OBP: 0.302, SLG: 0.320 (1, 4)		K		0-0 G6-4-3 1B			0-0 6-3		
Gary Peters, L OBP: 0.203, SLG: 0.314 (1, 1)		1B 1B			4-0 L5-3 BB		4-0 FC5-4 BB		
Danny Murphy, L ERA: 6.84 (6, 1)		K							

Inning Stats	R: 2	H: 2	E: 0	LOB: 1	K: 0	P: 9	R: 7	H: 7	E: 0	LOB: 2	K: 2	P: 19	R: 1	H: 2	E: 1	LOB: 1	K: 0	P: 5	R: 0	H: 1	E: 0	LOB: 0	K: 0	P: 3	R: 0	H: 0	E: 0	LOB: 0	K: 0	P: 6	R: 0	H: 1	E: 0	LOB: 1	K: 0	P: 7	R: 0	H: 0	E: 0	LOB: 1	K: 0	P: 7	R: 2	H: 1	E: 0	LOB: 1	K: 0	P: 12		
	S: 5	BB: 1	S: 15	BB: 1	S: 5	BB: 0	S: 3	BB: 1	S: 3	BB: 1	S: 3	BB: 1	S: 3	BB: 1	S: 3	BB: 1	S: 3	BB: 1	S: 3	BB: 1	S: 4	BB: 2	S: 4	BB: 2	S: 4	BB: 2	S: 4	BB: 2	S: 4	BB: 2	S: 4	BB: 2	S: 4	BB: 2	S: 4	BB: 2	S: 4	BB: 2	S: 4	BB: 2	S: 4	BB: 2	S: 4	BB: 2	S: 4	BB: 2	S: 4	BB: 2	S: 4	BB: 2

PITCHER	IP	WLS	BF	H	R	ER	SO	BB	IBB	HBP	BLK	WP	HR	S	P	ERA	WHIP
Catfish Hunter, R ERA: 3.63 (1, 1)	1.1	L	10	5	5	5	1	1	0	0	0	0	1	11	15	33.75	4.500
Jim Roland, L ERA: 2.61 (2, 1)	0.1		7	4	4	4	0	1	0	0	0	0	0	6	10	108.00	15.000
Vida Blue, L ERA: 6.84 (2, 1)	2.1		9	3	1	1	1	0	0	0	0	0	0	11	11	3.86	1.286
George Lauzerique, R ERA: 4.7 (5, 1)	1.0		3	0	0	0	0	1	0	0	0	0	0	2	6	0.00	1.000
Marcel Lachemann, R ERA: 3.0 (6, 1)	2.0		8	1	0	0	0	2	0	0	0	0	0	6	14	0.00	1.500

BOTTOM

Oakland Athletics @ Chicago White Sox

Comiskey Park, Chicago, IL

Sun Sep 14 1969, 4:33 AM EDT
Unknown

AB	R	H	RBI	BB	SO	LOB
5	2	2	0	0	0	2
3	1	1	1	0	0	1
1	1	0	0	1	0	0
1	2	0	1	1	0	1
2	0	2	0	0	0	0
4	2	2	3	1	0	2
4	1	1	0	1	0	5
5	1	2	3	0	0	2
4	1	2	0	1	0	1
4	0	1	2	0	1	2
2	1	1	1	1	1	2
0	0	0	0	1	0	0

AB	35
R	12
H	14
RBI	11
BB	7
SO	2
LOB	18



1B	2B	3B	HR	SF	SAC	DP	HBP	WP	HR	S	P	ERA	WHIP
10	4	0	1	0	2	0	0	0	0	4	12	18.00	2.000

Batter	1	2	3	4	5	6	7	8	9	AB R H RBI BB SO LOB	TOP														
Bert Campaneris, R (1, 6) OBP: 0.288, SLG: 0.298	0-0 F9	0-0 FC6-4 1-2f 2-3			0-0 PB PB 2B		0-0 5-3		0-3 K S	5 1 1 0 0 1 2															
Danny Cater, R (1, 7) OBP: 0.301, SLG: 0.372	0-0 1-3	0-0 PO 1-2	0-0 6-3		4-0 3-1 PB 6-3 BB		0-0 E7 E FC6-4		0-0 F3 1-3	4 2 0 0 1 0 1															
Bobby Brooks, R (1, 9) OBP: 0.457, SLG: 0.520	0-0 5-3			4-0 BB 1B BB	0-0 3-1		0-0 E6 1-3 FC6-4		0-3 K S S S S	4 1 0 0 1 1 3															
Sal Bando, R (1, 5) OBP: 0.392, SLG: 0.462		0-0 6-3		4-0 1B BB	0-0 6-3 3-H		0-0 FC6-4 1-2f 3-H		0-3 K S S S S	4 0 0 2 1 1 2															
Bob Johnson, R (1, 3) OBP: 0.351, SLG: 0.391		0-0 1B 2B		0-0 G6-4-3 1-2 2-H 1B	0-0 6-3		0-3 K S S S S			4 1 2 1 0 1 1															
Dick Green, R (1, 4) OBP: 0.353, SLG: 0.423		4-0 1B E BB		0-0 G6-4-3 1-2f		0-0 4-3		0-3 K S S S S		3 1 0 0 1 1 2															
Mike Hershberger, R (1, 8) OBP: 0.261, SLG: 0.242		0-0 E 1B		0-0 6-3		0-0 5-3		0-0 F7		3 1 1 1 0 0 0															
Rick Monday, L (6, 8) OBP: 0.373, SLG: 0.405		1-2 2-H E 1B								1 0 0 0 0 0 0															
Larry Haney, R (1, 2) OBP: 0.264, SLG: 0.326		0-0 E5 FC6-4 1-3 2-H		0-0 6-3		0-0 6-3 1B		0-0 HR		4 1 2 1 0 0 1															
Chuck Dobson, R (1, 1) OBP: 0.135, SLG: 0.127		0-0 E5 FC6-4		0-0 6-3		0-0 L5		0-0 F7		3 0 0 1 0 0 2															
Ed Sprague, R (6, 1) OBP: 0.200, SLG: 0.400		1-2 3-H 1-2								0 0 0 0 0 0 0															
Joe Rudi, R (8, PH) OBP: 0.235, SLG: 0.256										1 0 0 0 0 0 0															
Fred Talbot, R (8, 1) OBP: 0.227, SLG: 0.317										0 0 0 0 0 0 0															
Inning Stats	R: 0 E: 0 K: 0 S: 3	H: 0 LOB: 0 BB: 0 P: 3	R: 3 E: 2 K: 0 S: 6	H: 2 LOB: 1 BB: 1 P: 10	R: 1 E: 0 K: 0 S: 3	H: 1 LOB: 1 BB: 2 P: 11	R: 0 E: 0 K: 0 S: 3	H: 0 LOB: 0 BB: 0 P: 3	R: 2 E: 0 K: 0 S: 4	H: 1 LOB: 0 BB: 1 P: 8	R: 0 E: 0 K: 0 S: 4	H: 1 LOB: 1 BB: 0 P: 4	R: 1 E: 2 K: 1 S: 7	H: 0 LOB: 1 BB: 0 P: 7	R: 1 E: 0 K: 1 S: 6	H: 1 LOB: 0 BB: 0 P: 6	R: 0 E: 0 K: 3 S: 10	H: 0 LOB: 1 BB: 0 P: 10	1B: 3 2B: 2 3B: 0 HR: 1	SF: 0 SAC: 0 DP: 1 HBP: 0	WP: 1 PB: 2 SB: 2 CS: 0	PA: 41			
PITCHER	IP	WLS	BF	H	R	ER	SO	BB	IBB	HBP	BLK	WP	HR	S	P	ERA	WHIP								
Tommy John, L (1, 1) ERA: 3.5	6.0		27	5	6	3	0	4	0	0	0	0	0	23	39	4.50	1.500								
Wilbur Wood, L (7, 1) ERA: 3.21	2.0		9	1	2	1	2	0	0	0	0	0	1	13	13	4.50	0.500								
Danny Murphy, R (9, 1) ERA: 1.31	1.0	W	4	0	0	0	3	0	0	0	0	1	0	10	10	0.00	0.000								

Oakland Athletics @ Chicago White Sox
Comiskey Park, Chicago, IL
Sun Sep 14 1969, 4:38 AM EDT
Att. 6,170 - Unknown

livebaseballscorecards.com

AB	36
R	8
H	6
RBI	6
BB	4
SO	5
LOB	14



Batter	1	2	3	4	5	6	7	8	9	AB	R	H	RBI	BB	SO	LOB
Walt Williams, R OBP: 0.339, SLG: 0.369 (1, 9)	0-0 1-3 1B	0-0 1B			0-0 G6-4-3 1B	0-0 E8 1B		0-0 F2		5	0	3	1	0	0	0
Luis Aparicio, R OBP: 0.341, SLG: 0.353 (1, 6)	0-0 6-3	0-0 F7			0-0 G6-4-3 1-2f	0-0 FC5-2 3-H			0-0 6-3	5	0	0	0	0	0	5
Tom McCraw, L OBP: 0.314, SLG: 0.340 (1, 8) (8, 3)	0-0 1B 1B		0-0 F8		0-0 1-3	0-3 K			0-0 HR	5	1	2	1	0	1	2
Bill Melton, R OBP: 0.325, SLG: 0.436 (1, 5)	0-0 1-3 PO 1B		0-0 F7			0-0 1B BB 1B		0-0 F4		4	1	2	0	0	0	0
Gail Hopkins, L OBP: 0.346, SLG: 0.377 (1, 3) Ken Berry, R OBP: 0.290, SLG: 0.327 (8, 8)	0-0 PO 1-2	0-0 BB 3B 1B	0-0 G3			4-0 BB BB BB 1B 1B BB		0-0 HR		3	3	2	1	1	0	0
Ed Herrmann, L OBP: 0.307, SLG: 0.324 (1, 2)		0-0 F7		0-0 4-3		0-0 F8		0-0 4-3		4	0	0	0	0	0	3
Bob Christian, R OBP: 0.269, SLG: 0.278 (1, 7)		4-0 BB BB BB 1-2 3B BB		0-0 5-3		0-0 1B 1-2 2-3 1B		0-0 4-3		3	2	1	0	1	0	0
Bobby Knoop, R OBP: 0.306, SLG: 0.328 (1, 4)		0-0 1-H 2-H SF9 3B		4-0 BB BB BB BB BB		0-0 1B 1-3 2-H 3-H E 1B		0-0 F8		3	2	2	4	1	0	0
Tommy John, R OBP: 0.182, SLG: 0.130 (1, 1) Pete Ward, L OBP: 0.351, SLG: 0.372 (6, PH) Jose Ortiz, R OBP: 0.250, SLG: 0.250 (6, PR) Wilbur Wood, R (7, 1) Doug Adams, L OBP: 0.200, SLG: 0.200 (8, PH) Danny Murphy, L (9, 1)		0-0 3-H SF9		0-0 5-3		0-0 E FC5-2 1B 1-2 3-H		0-0 4-3		1	0	0	1	0	0	1

Inning Stats	R: 0	H: 2	E: 0	K: 0	S: 4	LOB: 1	BB: 0	P: 4	R: 3	H: 3	E: 0	K: 0	S: 6	LOB: 1	BB: 1	P: 10	R: 0	H: 0	E: 0	K: 0	S: 3	LOB: 0	BB: 0	P: 3	R: 0	H: 0	E: 0	K: 0	S: 3	R: 0	H: 1	E: 0	K: 0	S: 3	R: 4	H: 5	E: 1	K: 10	S: 10	R: 1	H: 1	E: 0	K: 0	S: 4	R: 0	H: 0	E: 0	K: 0	S: 3	R: 1	H: 1	E: 0	K: 0	S: 2	1B: 10	SF: 1	2B: 0	3B: 1	HR: 2	SAC: 0	DP: 1	HBP: 0	WP: 0	PB: 0	SB: 0	CS: 0	PA: 40
--------------	------	------	------	------	------	--------	-------	------	------	------	------	------	------	--------	-------	-------	------	------	------	------	------	--------	-------	------	------	------	------	------	------	------	------	------	------	------	------	------	------	-------	-------	------	------	------	------	------	------	------	------	------	------	------	------	------	------	------	--------	-------	-------	-------	-------	--------	-------	--------	-------	-------	-------	-------	--------

PITCHER	IP	WLS	BF	H	R	ER	SO	BB	IBB	HBP	BLK	WP	HR	S	P	ERA	WHIP
Chuck Dobson, R ERA: 3.8 (1, 1)	5.1		27	10	7	7	0	3	0	0	0	0	0	24	36	11.81	2.438
Ed Sprague, R ERA: 4.29 (6, 1)	1.2		7	2	1	1	1	0	0	0	0	0	1	9	9	5.40	1.200
Fred Talbot, R ERA: 4.52 (8, 1)	1.1	L	5	1	1	1	0	0	0	0	0	0	1	5	5	6.75	0.750

BOTTOM

Oakland Athletics @ Chicago White Sox

Comiskey Park, Chicago, IL

Sun Sep 14 1969, 4:38 AM EDT
Att. 6,170 - Unknown

livebaseballscorecards.com

AB	35
R	9
H	13
RBI	9
BB	3
SO	1
LOB	11



Batter	1	2	3	4	5	6	7	8	9	AB R H RBI BB SO LOB
Walt Williams, R OBP: 0.336, SLG: 0.365 (1, 9)	0-3 K		0-0 6-3			0-0 2-3			0-0 1-3	4 0 0 0 0 1 0
Luis Aparicio, R OBP: 0.342, SLG: 0.354 (1, 6)	0-0 5-3			0-0 G5-4-3 1B			0-0 F9		0-0 1B	4 0 2 0 0 0 0
Tom McCraw, L OBP: 0.313, SLG: 0.335 (1, 8)	4-0 BB			0-0 F5			0-0 F7		0-0 F7	3 0 0 0 1 0 2
Bill Melton, R OBP: 0.323, SLG: 0.433 (1, 5)	0-0 F8			0-0 G5-4-3 1-2f			0-0 5-3		0-0 F8	4 0 0 0 0 0 3
Gail Hopkins, L OBP: 0.349, SLG: 0.379 (1, 3)		0-0 9-3 1B			0-0 4-1			0-0 BB 1B		3 0 2 0 0 0 0
Bob Christian, R OBP: 0.272, SLG: 0.280 (1, 7)		0-0 F9			0-0 G1-6-3 1B			0-0 F4		3 0 1 0 0 0 2
Doug Adams, L OBP: 0.250, SLG: 0.143 (1, 2)		0-0 9-3 1-2f			0-0 G1-6-3 1-2f			4-0 BB BB BB 1-2 BB		2 0 0 0 1 0 2
Bobby Knoop, R OBP: 0.305, SLG: 0.326 (1, 4)			0-0 6-3			0-3 K		0-3 K		2 0 0 0 0 1 0
Pete Ward, L (8, PH) OBP: 0.349, SLG: 0.371										1 0 0 0 0 1 2
Ron Hansen, R (9, 4) OBP: 0.319, SLG: 0.329										0 0 0 0 0 0 0
Fred Rath, R (1, 1)			0-0 5-3			0-0 1-3		0-0 F7		2 0 0 0 0 0 0
Danny Lazar, L (7, 1)										0 0 0 0 0 0 0
Bob Spence, L (8, PH)										1 0 0 0 0 0 2
Dan Osinski, R (9, 1)										0 0 0 0 0 0 0

Inning Stats	R: 0	H: 0	E: 0	K: 1	S: 5	LOB: 1	BB: 1	P: 9	R: 0	H: 1	E: 0	K: 0	S: 3	LOB: 0	BB: 0	P: 3	R: 0	H: 1	E: 0	K: 0	S: 3	LOB: 0	BB: 0	P: 3	R: 0	H: 0	E: 0	K: 1	S: 5	LOB: 0	BB: 0	P: 5	R: 0	H: 0	E: 0	K: 0	S: 3	LOB: 0	BB: 0	P: 3	R: 0	H: 1	E: 0	K: 1	S: 6	LOB: 2	BB: 1	P: 10	R: 0	H: 1	E: 0	K: 0	S: 4	LOB: 1	BB: 0	P: 4	1B: 5	SF: 0	2B: 1	SAC: 0	3B: 0	DP: 3	HR: 0	HBP: 0	WP: 0	PA: 31
--------------	------	------	------	------	------	--------	-------	------	------	------	------	------	------	--------	-------	------	------	------	------	------	------	--------	-------	------	------	------	------	------	------	--------	-------	------	------	------	------	------	------	--------	-------	------	------	------	------	------	------	--------	-------	-------	------	------	------	------	------	--------	-------	------	-------	-------	-------	--------	-------	-------	-------	--------	-------	--------

PITCHER	IP	WLS	BF	H	R	ER	SO	BB	IBB	HBP	BLK	WP	HR	S	P	ERA	WHIP
Jim McGlothlin, R (1, 1) ERA: 2.94	6.0	W	19	3	0	0	2	1	0	0	0	0	0	22	26	0.00	0.667
Ken Tatum, R (7, 1) ERA: 1.31	3.0	S	12	2	0	0	1	1	0	0	0	0	0	13	17	0.00	1.000

BOTTOM

California Angels @ Chicago White Sox
Comiskey Park, Chicago, IL
Mon Sep 15 1969, 8:05 PM EDT
Att. 3,181 - Unknown

AB	29
R	0
H	5
RBI	0
BB	2
SO	3
LOB	13



PITCHER	IP	WLS	BF	H	R	ER	SO	BB	IBB	HBP	BLK	WP	HR	S	P	ERA	WHIP
---------	----	-----	----	---	---	----	----	----	-----	-----	-----	----	----	---	---	-----	------

Batter	1	2	3	4	5	6	7	8	9	AB R H RBI BB SO LOB	TOP									
Sandy Alomar Sr., S OBP: 0.297, SLG: 0.279 (1, 4)	0-0 F7		0-0 F7		0-0 1B			0-0 FC3-6 G1 WP		4 1 1 0 0 0 1	<p>California Angels @ Chicago White Sox</p> <p>Comiskey Park, Chicago, IL</p> <p>Tue Sep 16 1969, 8:05 PM EDT</p> <p>Unknown</p>									
Bill Voss, L OBP: 0.318, SLG: 0.334 (1, 9)	0-0 1-3		0-3 K		0-0 F7			0-0 G1		4 0 0 0 0 1 3										
Jim Fregosi, R OBP: 0.358, SLG: 0.379 (1, 6)	0-3 K		0-0 6-3					0-0 1-3		3 0 0 0 0 1 0										
Marty Perez, R (7, 6)								0-0 2-H		1 0 0 0 0 0 0										
Jay Johnstone, L OBP: 0.312, SLG: 0.373 (1, 8)		0-0 L6		0-0 G5-4-3 1B		0-0 F9			0-0 2B 4-3 1B	4 1 2 0 0 0 0										
Rick Reichardt, R OBP: 0.315, SLG: 0.372 (1, 7)		0-0 BB 2B 1B		0-0 G5-4-3		0-0 F7			0-0 F8	4 1 1 0 0 0 2										
Roger Repoz, L OBP: 0.266, SLG: 0.281 (1, 3)		4-0 2B 1-2 E BB		0-0 3-1			0-0 G5-4-3 1B		0-0 1-3 2B	3 1 2 0 1 0 0										
Aurelio Rodriguez, R OBP: 0.278, SLG: 0.317 (1, 5)		0-3 K			0-0 F6		0-0 G5-4-3		0-0 4-3	4 0 0 1 0 1 4										
Joe Azcue, R OBP: 0.308, SLG: 0.276 (1, 2)		0-0 E6 1-H 2-H 2B			0-0 F8		0-3 K		0-0 F9	4 0 1 1 0 1 1										
Rudy May, L OBP: 0.140, SLG: 0.075 (1, 1)		0-0 6-3			0-0 1B 2B			0-0 E1 FC3-6		1 0 0 0 0 0 0 1										
Steve Kealey, R (3, 1)										0 0 0 0 0 0 0 0										
Winston Llenas, R OBP: 0.394, SLG: 0.364 (5, PH)										1 0 1 0 0 0 0 0										
Lloyd Allen, R (5, 1)										0 0 0 0 0 0 0 0										
Jarvis Tatum, R OBP: 0.125, SLG: 0.125 (8, PH)										1 0 0 0 0 0 0 0										
Tom Bradley, R (8, 1)										0 0 0 0 0 0 0 0										
Inning Stats	R: 0 E: 0 K: 1 S: 5	H: 0 LOB: 0 BB: 0 P: 5	R: 2 E: 1 K: 1 S: 7	H: 2 LOB: 1 BB: 1 P: 11	R: 0 E: 0 K: 1 S: 5	H: 0 LOB: 0 BB: 0 P: 5	R: 0 E: 0 K: 0 S: 3	H: 1 LOB: 0 BB: 0 P: 3	R: 0 E: 0 K: 0 S: 5	H: 2 LOB: 2 BB: 0 P: 5	R: 0 E: 0 K: 1 S: 5	H: 1 LOB: 0 BB: 0 P: 5	R: 1 E: 1 K: 0 S: 4	H: 0 LOB: 0 BB: 0 P: 4	R: 1 E: 0 K: 0 S: 5	H: 2 LOB: 1 BB: 0 P: 5	1B: 5 2B: 3 3B: 0 HR: 0	SF: 0 SAC: 0 DP: 2 HBP: 0	WP: 2 PB: 0 SB: 0 CS: 0	PA: 35
PITCHER	IP WLS BF H R ER SO BB IBB HBP BLK WP HR S P ERA WHIP																			
Bart Johnson, R ERA: 2.51 (1, 1)	8.1 W 33 8 4 2 4 1 0 0 0 1 0 40 44 2.16 1.080																			
Wilbur Wood, L ERA: 3.2 (9, 1)	0.2 S 2 0 0 0 0 0 0 0 0 0 0 0 2 2 0.00 0.000																			

livebaseballscorecards.com

AB	34
R	4
H	8
RBI	2
BB	1
SO	4
LOB	12



Batter	1	2	3	4	5	6	7	8	9
Walt Williams, R OBP: 0.336, SLG: 0.364 (1, 9)	0-0 F8	0-0 FC6-4 1B 1-2 2-H 3-H		0-0 F7		4-0 BB E 1-2 BB		0-0 G6-4-3 1-2f	
Luis Aparicio, R OBP: 0.342, SLG: 0.353 (1, 6)	0-0 F3	0-0 FC6-4 1-2f		0-0 S 1B		0-0 F6 1-3 2-H			
Don Pavletich, R OBP: 0.337, SLG: 0.410 (1, 2) Ed Herrmann, L OBP: 0.307, SLG: 0.324 (9, 2)	0-0 5-3		0-0 E 2B 1B	0-3 K 1-2		0-0 4-3			
Bill Melton, R OBP: 0.322, SLG: 0.431 (1, 5)		0-0 G3-6 1B	0-0 E5 2B HBP 1-2	0-0 F8		0-0 F9			
Bob Christian, R OBP: 0.271, SLG: 0.316 (1, 7)		0-0 G3-6 1-2f	0-0 F6		0-0 HR		0-0 5-3		
Ron Hansen, R OBP: 0.324, SLG: 0.337 (1, 3) Tom McCraw, L OBP: 0.311, SLG: 0.333 (6, 3)		4-0 1B BB BB	0-0 HBP F4 2B 1-3 2-H		0-0 F7		0-0 3-1		
Ken Berry, R OBP: 0.293, SLG: 0.327 (1, 8)		0-0 BB WP 1B 1-3	4-0 HBP IBB		0-0 6-3		0-0 F8		
Bobby Knoop, R OBP: 0.309, SLG: 0.327 (1, 4)		4-0 IBB 1-2	1-0 HBP 1-2 2-3 3-H		0-0 F9		0-0 1B		
Bart Johnson, R OBP: 0.500, SLG: 0.250 (1, 1) Wilbur Wood, R (9, 1)		4-0 1B BB 1-2 2-3 3-H	0-0 F4 3-H			0-0 S BB E 1B		0-0 FC3-6 G6-4-3 1-	

AB	R	H	RBI	BB	SO	LOB
4	0	1	2	1	0	1
4	0	1	0	0	0	3
4	1	1	0	0	1	2
0	0	0	0	0	0	0
4	1	1	0	0	0	3
4	1	1	1	0	0	3
2	1	1	1	1	0	0
1	0	0	0	0	0	0
3	1	1	0	1	0	0
2	0	1	1	1	0	0
3	1	1	1	1	0	4
0	0	0	0	0	0	0


BOTTOM

California Angels @ Chicago White Sox
Comiskey Park, Chicago, IL

Tue Sep 16 1969, 8:05 PM EDT
Unknown

AB	31
R	6
H	9
RBI	6
BB	5
SO	1
LOB	16

WP: 1 PA: 37
PB: 0
SB: 2
CS: 0



Inning Stats	R: 0	H: 0	E: 0	K: 0	S: 3	LOB: 0	BB: 0	P: 3			
R: 3 H: 3 E: 0 K: 0 S: 5	H: 3 LOB: 2 BB: 3 P: 17	R: 2 H: 2 E: 1 K: 0 S: 5	H: 2 LOB: 2 BB: 1 P: 10	R: 0 H: 1 E: 0 K: 1 S: 6	H: 1 LOB: 1 BB: 0 P: 6	R: 1 H: 1 E: 0 K: 0 S: 4	H: 1 LOB: 0 BB: 0 P: 4	R: 0 H: 0 E: 0 K: 0 S: 3	H: 0 LOB: 0 BB: 0 P: 3	R: 0 H: 1 E: 0 K: 0 S: 3	H: 1 LOB: 0 BB: 0 P: 3

PITCHER	IP	WLS	BF	H	R	ER	SO	BB	IBB	HBP	BLK	WP	HR	S	P	ERA	WHIP
Rudy May, L (1, 1) ERA: 3.58	2.1	L	15	5	5	4	0	2	2	0	0	1	0	12	24	15.43	3.000
Steve Kealey, R (3, 1) ERA: 3.98	1.2		7	1	0	0	1	0	1	1	0	0	0	7	12	0.00	0.600
Lloyd Allen, R (5, 1) ERA: 2.25	3.0		12	2	2	1	0	1	0	0	0	0	1	11	15	3.00	1.000
Tom Bradley, R (8, 1) ERA: 10.8	1.0		3	1	0	0	0	0	0	0	0	0	0	3	3	0.00	1.000

WP	HR	S	P	ERA	WHIP
1	0	2	2	10.8	1.000

livebaseballscorecards.com

Batter	1	2	3	4	5	6	7	8	9	AB R H RBI BB SO LOB	TOP									
Tommy Harper, R (1, 5) OBP: 0.351, SLG: 0.312	0-0 1B		0-0 F8			0-0 1B		4-0 BB		3 0 2 0 1 0 0										
Steve Hovley, L (1, 8) OBP: 0.355, SLG: 0.391	0-0 1B			0-0 4-3		0-0 F3		0-0 4-3		4 1 1 0 0 0 3										
Wayne Comer, R (1, 9) Mike Hegan, L (9, PR) OBP: 0.358, SLG: 0.380 OBP: 0.427, SLG: 0.461	0-0 1B			0-0 1-3		0-0 F9		4-0 E 1B 1B BB		3 0 1 1 1 0 2 0 1 0 0 0 0 0										
Danny Walton, R (1, 7) OBP: 0.268, SLG: 0.324	0-3 K2-6-2			0-3 K		0-0 6-3		0-0 1B E 1B PB		4 1 1 0 0 2 3										
Greg Goossen, R (1, 3) OBP: 0.398, SLG: 0.538		0-0 F3			0-0 G6-4-3 1B		0-0 6-3		0-3 K	4 0 1 0 0 1 2										
Jerry McNertney, R (1, 2) OBP: 0.290, SLG: 0.360		0-0 1-6-3			0-0 G6-4-3 1-2f		0-0 5-3		0-0 E5 PB 1B SF8	4 1 0 0 0 0 3										
Fred Stanley, R (1, 4) OBP: 0.471, SLG: 0.714		0-0 F9			4-0 BB		0-0 F8		0-0 PB 1B	3 0 1 1 1 0 0										
Ray Oylar, R (1, 6) Jim Pagliaroni, R (8, PH) Bob Locker, S (8, 1) John Donaldson, L (9, PH) OBP: 0.260, SLG: 0.267 OBP: 0.320, SLG: 0.431 OBP: 0.143, SLG: 0.077 OBP: 0.314, SLG: 0.275			0-3 K		0-3 K			0-0 F7	0-0 SF8	2 0 0 0 0 2 1 1 0 0 0 0 0 0 0 0 0 0 0 0 0 0 0 0 1 0 0 0										
Marty Patten, R (1, 1) Gus Gil, R (8, PH) Miguel Fuentes, R (6, 1) Dick Baney, R (7, 1) John Kennedy, R (8, PH) OBP: 0.169, SLG: 0.155 OBP: 0.275, SLG: 0.259 OBP: 0.650, SLG: 0.500 OBP: 0.318, SLG: 0.323			0-0 F4			0-0 1B 1B		0-0 L8	0-3 K	1 0 0 0 0 0 0 1 0 1 0 0 0 0 0 0 0 0 0 0 0 0 0 0 0 0 0 0 2 0 0 0 0 1 2										
Inning Stats	R: 1 E: 0 K: 1 S: 6	H: 3 LOB: 1 BB: 0 P: 6	R: 0 E: 0 K: 0 S: 3	H: 0 LOB: 0 BB: 0 P: 3	R: 0 E: 0 K: 1 S: 5	H: 0 LOB: 0 BB: 0 P: 5	R: 0 E: 0 K: 1 S: 5	H: 1 LOB: 1 BB: 1 P: 9	R: 0 E: 0 K: 0 S: 5	H: 2 LOB: 2 BB: 0 P: 5	R: 0 E: 0 K: 0 S: 3	H: 0 LOB: 0 BB: 0 P: 3	R: 0 E: 0 K: 0 S: 3	H: 0 LOB: 1 BB: 1 P: 7	R: 3 E: 1 K: 2 S: 10	H: 2 LOB: 2 BB: 1 P: 14	1B: 7 2B: 1 3B: 1 HR: 0	SF: 1 SAC: 0 DP: 2 HBP: 0	WP: 0 PB: 1 SB: 0 CS: 0	PA: 36
PITCHER	IP WLS BF H R ER SO BB IBB HBP BLK WP HR S P ERA WHIP																			
Jerry Nyman, L (1, 1) ERA: 5.98	8.1 W 33 7 4 2 5 3 0 0 0 0 0 0 40 52 2.16 1.200																			
Wilbur Wood, L (9, 1) ERA: 3.18	0.2 S 3 1 0 0 1 0 0 0 0 0 0 0 5 5 0.00 1.500																			

Seattle Pilots @ Chicago White Sox
Comiskey Park, Chicago, IL
Wed Sep 17 1969, 4:33 AM EDT
Unknown

livebaseballscorecards.com

AB	32
R	4
H	8
RBI	3
BB	3
SO	6
LOB	16



Batter	1	2	3	4	5	6	7	8	9	AB R H RBI BB SO LOB	TOP									
John Donaldson, L (1, 4) OBP: 0.313, SLG: 0.285	0-0 4-3		0-0 HR		0-0 G3		0-0 L9			4 1 1 1 0 0 1										
John Kennedy, R (1, 5) OBP: 0.306, SLG: 0.310 Diego Segui, R (7, 1) OBP: 0.207, SLG: 0.148	0-0 F7		0-0 F4		0-0 5-3		0-3 K			4 0 0 0 0 1 1 0 0 0 0 0 0 0										
Steve Hovley, L (1, 8) OBP: 0.354, SLG: 0.386	0-0 F8		4-0 6-4 BB BB		0-0 G3		0-0 F8			3 0 0 0 1 0 0										
Don Mincher, L (1, 3) OBP: 0.365, SLG: 0.443		0-0 F8	4-0 1-2 BB		0-0 HBP 1B		0-3 K			3 0 1 0 1 1 0										
Steve Whitaker, L (1, 9) OBP: 0.351, SLG: 0.417		0-0 FC3-6 2B	0-0 6-4 2-3f		1-0 FC5-4 HBP		0-0 F7			3 0 1 0 0 0 2										
Sandy Valdespino, L (1, 7) OBP: 0.314, SLG: 0.267		4-0 FC3-6 BB		0-0 5-3		0-0 FC5-4 FC3-6 1-2f		0-0 F7		3 0 0 0 1 0 2										
Merritt Ranew, L (1, 2) OBP: 0.322, SLG: 0.263		0-0 FC3-6 BB 1-2f 2-3		0-0 F7		0-0 FC3-6 1-2f		0-0 F8		4 0 0 0 0 0 4										
Ron Clark, R (1, 6) OBP: 0.260, SLG: 0.233 Tommy Harper, R (7, PH) OBP: 0.350, SLG: 0.311		4-0 BB 1-2 BB		0-0 F4		0-3 K		0-3 K		1 0 0 0 1 0 0 2 0 0 0 0 2 0										
Skip Lockwood, R (1, 1) Greg Goossen, R (7, PH) OBP: 0.403, SLG: 0.542 Mike Hegan, L (7, PR) OBP: 0.427, SLG: 0.461 Fred Stanley, R (7, 6) OBP: 0.471, SLG: 0.714		0-3 K		0-0 F7		0-0 1B				2 0 0 0 0 1 3 1 0 1 0 0 0 0 0 0 0 0 0 0 0 0 0 0 0 0 0 0										
Inning Stats	R: 0 E: 0 K: 0 S: 3	H: 0 LOB: 0 BB: 0 P: 3	R: 0 E: 0 K: 1 S: 6	H: 1 LOB: 3 BB: 2 P: 14	R: 1 E: 0 K: 0 S: 3	H: 1 LOB: 1 BB: 2 P: 11	R: 0 E: 0 K: 0 S: 3	H: 0 LOB: 0 BB: 0 P: 3	R: 0 E: 0 K: 0 S: 3	H: 0 LOB: 0 BB: 0 P: 3	R: 0 E: 0 K: 2 S: 8	H: 1 LOB: 1 BB: 0 P: 8	R: 0 E: 0 K: 1 S: 5	H: 0 LOB: 0 BB: 0 P: 5	R: 0 E: 0 K: 1 S: 5	H: 0 LOB: 0 BB: 0 P: 5	1B: 2 2B: 2 3B: 0 HR: 1	SF: 0 SAC: 0 DP: 1 HBP: 1	WP: 0 PB: 0 SB: 0 CS: 0	PA: 35
PITCHER Billy Wynne, R (1, 1) ERA: 4.01	IP: 9.0 WLS: W BF: 35 H: 4 R: 1 ER: 1 SO: 5 BB: 4 IBB: 0 HBP: 1 BLK: 0 WP: 0 HR: 1 S: 40 P: 57 ERA: 1.00 WHIP: 0.889											PITCHER	IP: 9.0 WLS: W BF: 35 H: 4 R: 1 ER: 1 SO: 5 BB: 4 IBB: 0 HBP: 1 BLK: 0 WP: 0 HR: 1 S: 40 P: 57 ERA: 1.00 WHIP: 0.889							

Seattle Pilots @ Chicago White Sox
Comiskey Park, Chicago, IL
Wed Sep 17 1969, 8:05 PM EDT
Att. 3,643 - Unknown

livebaseballscorecards.com

AB 30
R 1
H 4
RBI 1
BB 4
SO 5
LOB 13



Batter	1	2	3	4	5	6	7	8	9
Walt Williams, R OBP: 0.345, SLG: 0.377 (1, 9)	0-0 3-4-3 2B 1B		0-0 E5 S		0-0 WP 1B			0-0 2B	
Angel Bravo, L OBP: 0.304, SLG: 0.433 (1, 8)	0-0 F9		0-0 F7 1-2		0-0 F9 1-2			0-0 1-3	
Bob Spence, L OBP: 0.231, SLG: 0.231 (1, 3)	0-0 3-4-3 1-2		0-3 K		0-0 G6-4-3 1B			0-0 F9	
Tom McCraw, L OBP: 0.310, SLG: 0.332 (9, 3)									
Bill Melton, R OBP: 0.325, SLG: 0.430 (1, 5)	0-0 2B 2-H		0-0 F9		0-0 G6-4-3 1-2f				
Doug Adams, L OBP: 0.182, SLG: 0.100 (1, 2)	0-3 K		0-3 K		0-3 K				
Bob Christian, R OBP: 0.281, SLG: 0.330 (1, 7)		0-0 SH SF8 2B		0-0 F4		0-0 4-3			
Rich Morales, R OBP: 0.239, SLG: 0.189 (1, 6)		0-0 SH 2-3		0-0 F3		0-0 F9			
Bobby Knoop, R OBP: 0.309, SLG: 0.328 (1, 4)		0-0 SF8 3-H		0-0 5-3		0-0 6-3			
Billy Wynne, L OBP: 0.158, SLG: 0.189 (1, 1)		0-0 3-1		0-0 F3		0-3 K			

Inning Stats	R: 1	H: 2	E: 0	K: 1	S: 7	R: 1	H: 1	E: 0	K: 0	S: 4	R: 0	H: 0	E: 1	K: 1	S: 6	R: 0	H: 0	E: 0	K: 1	S: 5	R: 0	H: 1	E: 0	K: 1	S: 5	R: 0	H: 0	E: 0	K: 0	S: 3	R: 0	H: 1	E: 0	K: 1	S: 6
	LOB: 1	BB: 0	P: 7	LOB: 0	BB: 0	LOB: 0	BB: 0	LOB: 1	BB: 0	P: 4	LOB: 0	BB: 0	LOB: 0	BB: 0	P: 6	LOB: 1	BB: 0	LOB: 0	BB: 0	P: 5	LOB: 0	BB: 0	LOB: 0	BB: 0	P: 3	LOB: 1	BB: 0	LOB: 1	BB: 0	P: 6	LOB: 0	BB: 0	LOB: 1	BB: 0	P: 6

PITCHER	IP	WLS	BF	H	R	ER	SO	BB	IBB	HBP	BLK	WP	HR	S	P	ERA	WHIP
Skip Lockwood, R ERA: 3.0 (1, 1)	6.0	L	23	5	2	2	4	0	0	0	0	1	0	31	31	3.00	0.833
Diego Segui, R ERA: 3.43 (7, 1)	2.0		7	1	0	0	1	0	0	0	0	0	0	9	9	0.00	0.500


BOTTOM

Seattle Pilots @ Chicago White Sox
Comiskey Park, Chicago, IL

Wed Sep 17 1969, 8:05 PM EDT
Att. 3,643 - Unknown

AB	R	H	RBI	BB	SO	LOB
4	1	3	0	0	0	0
4	0	0	0	0	0	4
4	0	1	0	0	1	3
0	0	0	0	0	0	0
3	0	1	1	0	0	2
3	0	0	0	0	3	1
3	1	1	0	0	0	0
2	0	0	0	0	0	0
2	0	0	1	0	0	0
3	0	0	0	0	1	0

AB	28
R	2
H	6
RBI	2
BB	0
SO	5
LOB	10



1B	2B	3B	HR	SF	SAC	DP	HBP	WP	HR	S	P	ERA	WHIP
3	3	0	0	1	1	1	0	1	0	31	31	3.00	0.833
0	0	0	0	0	0	0	0	0	0	9	9	0.00	0.500

Batter	1	2	3	4	5	6	7	8	9	AB R H RBI BB SO LOB	TOP											
Angel Bravo, L (1, 8) OBP: 0.311, SLG: 0.423	0-0 G5-3 S 1B		0-0 G6-3	0-0 F7		0-0 F7		4-0 SH5-3 1B BB		4 1 1 0 1 0 2	Chicago White Sox @ Kansas City Royals Municipal Stadium, Kansas City, MO Fri Sep 19 1969, 8:05 PM EDT Att: 8,826 - Unknown - 72 F livebaseballscorecards.com											
Luis Aparicio, R (1, 6) OBP: 0.345, SLG: 0.355	0-0 G6-3 1-2		0-0 1B		0-0 E 1B FC5-2-5	4-0 1B 1-2 BB		0-0 SH5-3 1-2 2-3		3 0 2 0 1 0 1												
Walt Williams, R (1, 9) OBP: 0.345, SLG: 0.377	0-0 G5-3 2-3		0-3 K		0-0 F8	0-0 1-3 2-H		0-0 1B 2-H 3-H		5 0 2 3 0 1 3												
Bill Melton, R (1, 5) OBP: 0.325, SLG: 0.430	0-0 P3			0-0 HR 1B	0-0 E7 BB FC5-2-5 1-3 1B		0-0 P4	0-3 K		5 1 2 0 0 1 1												
Ed Herrmann, L (1, 2) OBP: 0.315, SLG: 0.336		0-0 FC4-6 1B		0-0 HR	0-0 FC5-2-5 1-2 3-H BB		4-0 1B E BB		0-0 G3	4 2 2 2 1 0 2												
Bob Christian, R (1, 7) OBP: 0.297, SLG: 0.330		0-0 FC4-6 G1-3 1-2f		4-0 2B G6-3 BB	4-0 1-2 2-3 BB		0-0 S 1B		0-0 L3	3 1 1 0 2 0 1												
Bob Spence, L (1, 3) OBP: 0.222, SLG: 0.278		0-0 G1-3 1-2		0-0 G4-3 1-3 2B	0-0 F7		0-3 K		0-3 K	5 0 1 0 0 2 5												
Bobby Knoop, R (1, 4) OBP: 0.306, SLG: 0.325		0-0 F9		0-0 G6-3 3-H		0-0 F3		0-0 G6-3		4 0 0 1 0 0 3												
Tommy John, R (1, 1) OBP: 0.198, SLG: 0.151			0-0 G6-3	0-0 G4-3 2-3		0-0 BB 1B		0-0 SH5-3 BB 1B		4 2 2 0 0 0 1												
Inning Stats	R: 0 E: 0 K: 0 S: 4	H: 1 LOB: 1 BB: 0 P: 4	R: 0 E: 0 K: 0 S: 4	H: 1 LOB: 1 BB: 0 P: 4	R: 0 E: 0 K: 1 S: 6	H: 1 LOB: 1 BB: 0 P: 6	R: 3 E: 0 K: 0 S: 6	H: 3 LOB: 1 BB: 1 P: 10	R: 0 E: 1 K: 0 S: 5	H: 2 LOB: 3 BB: 1 P: 9	R: 1 E: 0 K: 0 S: 4	H: 2 LOB: 2 BB: 1 P: 8	R: 1 E: 0 K: 1 S: 6	H: 1 LOB: 1 BB: 1 P: 10	R: 2 E: 0 K: 1 S: 6	H: 2 LOB: 0 BB: 1 P: 10	R: 0 E: 0 K: 1 S: 5	H: 0 LOB: 0 BB: 0 P: 5	1B: 11 2B: 1 3B: 0 HR: 1	SF: 0 SAC: 1 DP: 0 HBP: 0	WP: 0 PB: 0 SB: 2 CS: 0	PA: 43
PITCHER	IP WLS BF H R ER SO BB IBB HBP BLK WP HR S P ERA WHIP																					
Dick Drago, R (1, 1) ERA: 3.89	5.0 L 25 8 3 3 1 2 0 0 0 0 0 1 25 33 5.40 2.000																					
Jerry Cram, R (6, 1) ERA: 3.0	2.0 10 3 2 1 1 2 0 0 0 0 0 0 10 18 4.50 2.500																					
Steve Jones, L (8, 1) ERA: 4.22	1.0 5 2 2 2 1 1 0 0 0 0 0 0 6 10 18.00 3.000																					
Don O'Riley, R (9, 1) ERA: 7.78	1.0 3 0 0 0 0 1 0 0 0 0 0 0 5 5 0.00 0.000																					



Batter	1	2	3	4	5	6	7	8	9
Scott Northey, R (1, 8) OBP: 0.295, SLG: 0.341	0-3 K	0-3 K		0-0 1B 3B		0-0 2B 1B		0-0 1B 3B	
Luis Alcaraz, R (1, 4) OBP: 0.250, SLG: 0.269	0-0 G6-3		0-0 2B	0-0 HR 1B		0-0 P4		0-0 P4	
Joe Foy, R (1, 5) OBP: 0.355, SLG: 0.369	0-0 G5-3		0-0 1B SF7 2B	0-0 HR		0-0 2B		0-0 L6-3 1B	
Lou Piniella, R (1, 7) OBP: 0.332, SLG: 0.429		0-0 FC6-4 1B	0-0 G5-4-3 1B	0-0 1B		0-0 G1-6-3		0-0 L6-3	
Chuck Harrison, R (1, 3) OBP: 0.278, SLG: 0.298		0-0 F8	0-0 SF7	0-0 F8			4-0 BB		
Jerry Adair, R (1, 6) OBP: 0.284, SLG: 0.296		0-0 FC6-4 BB BB	0-0 G5-4-3		0-0 G5-4-3 1B		0-0 F7		
Jim Campanis, R (1, 2) OBP: 0.202, SLG: 0.218		4-0 BB BB		0-0 3B 2B	0-0 G5-4-3		4-0 BB		
Bob Oliver, R (1, 9) OBP: 0.293, SLG: 0.395		4-0 BB		0-0 F9	0-0 G6-3		0-0 F8		
Bill Butler, L (1, 1) OBP: 0.117, SLG: 0.054		4-0 BB		0-3 K		0-3 K		0-0 F7	
Moe Drabowsky, R (6, 1) OBP: 0.267, SLG: 0.333									
Al Fitzmorris, S (9, 1)									

AB	R	H	RBI	BB	SO	LOB
5	3	3	1	0	2	3
5	2	2	1	0	0	2
5	2	4	5	0	0	0
5	0	3	0	0	0	2
2	0	0	1	1	0	2
4	1	1	0	0	0	3
2	1	1	0	2	0	1
3	0	0	0	1	0	3
1	0	0	1	1	1	1
2	0	0	0	0	1	2
0	0	0	0	0	0	0

BOTTOM

Chicago White Sox @ Kansas City Royals
Municipal Stadium, Kansas City, MO

livebaseballscorecards.com

AB	34
R	9
H	14
RBI	9
BB	5
SO	4
LOB	19



1B: 7	SF: 1
2B: 5	SAC: 0
3B: 2	DP: 3
HR: 1	HBP: 0

WP: 0	PA: 40
PB: 0	
SB: 1	
CS: 0	

Inning Stats																	
R	H	E	K	S	P	R	H	E	K	S	P	R	H	E	K	S	P
0	0	0	1	5	0	1	0	0	0	0	0	0	0	0	0	0	0
0	0	0	1	5	0	1	0	0	0	0	0	0	0	0	0	0	0
0	0	0	1	5	0	1	0	0	0	0	0	0	0	0	0	0	0
0	0	0	1	5	0	1	0	0	0	0	0	0	0	0	0	0	0
0	0	0	1	5	0	1	0	0	0	0	0	0	0	0	0	0	0
0	0	0	1	5	0	1	0	0	0	0	0	0	0	0	0	0	0
0	0	0	1	5	0	1	0	0	0	0	0	0	0	0	0	0	0
0	0	0	1	5	0	1	0	0	0	0	0	0	0	0	0	0	0

PITCHER	IP	WLS	BF	H	R	ER	SO	BB	IBB	HBP	BLK	WP	HR	S	P	ERA	WHIP
Gary Peters, L (1, 1) ERA: 4.38	3.2	L	20	7	6	6	3	3	0	0	0	0	0	23	35	14.73	2.727
Fred Rath, R (4, 1) ERA: 6.75	0.1		3	2	1	1	0	0	0	0	0	0	1	3	3	27.00	6.000
Danny Lazar, L (5, 1) ERA: 6.14	1.0		3	1	0	0	0	0	0	0	0	0	0	3	3	0.00	1.000
Danny Murphy, R (6, 1) ERA: 1.71	3.0		14	4	2	2	1	2	0	0	0	0	0	14	22	6.00	2.000

PITCHER	IP	WLS	BF	H	R	ER	SO	BB	IBB	HBP	BLK	WP	HR	S	P	ERA	WHIP

Sat Sep 20 1969, 8:05 PM EDT
Att: 12,910 - Unknown - 75 F

Batter	1	2	3	4	5	6	7	8	9	AB R H RBI BB SO LOB	TOP	
Walt Williams, R (1, 9) OBP: 0.342, SLG: 0.374 Jose Ortiz, R (8, 9) OBP: 0.250, SLG: 0.250	0-0 G6-3		0-0 F8			0-0 G4-3		0-0 1B		5 1 2 0 0 0 1 0 0 0 0 0 0 0		
Luis Aparicio, R (1, 6) OBP: 0.352, SLG: 0.366	4-0 2B BB		0-0 3B			0-0 WP 1B		0-0 F9		3 2 2 2 2 0 1		
Tom McCraw, L (1, 3) OBP: 0.310, SLG: 0.336	0-0 2B		0-0 1B			0-0 F8		0-0 G4-3		5 1 2 2 0 0 4		
Bill Melton, R (1, 5) OBP: 0.325, SLG: 0.427	0-0 G6-3		0-0 HR 1B		0-0 F7		0-0 G1-3		0-0 1B 1B	5 2 2 0 0 0 1		
Ed Herrmann, L (1, 2) OBP: 0.318, SLG: 0.346		4-0 FC6-4 BB	0-0 HR		0-0 P4		0-0 F9		0-0 P5	4 1 1 3 1 0 1		
Bob Christian, R (1, 7) OBP: 0.288, SLG: 0.347		0-0 P6	0-0 FC1-6 1B		0-0 F9		0-0 G5-3		0-0 F3	5 0 1 0 0 0 2		
Angel Bravo, L (1, 8) OBP: 0.316, SLG: 0.434		0-0 F8	0-0 FC1-6 1B			0-0 G4-3		0-0 2B		5 1 2 0 0 0 2		
Rich Morales, R (1, 4) OBP: 0.264, SLG: 0.212		0-0 FC6-4	0-0 1B 1B			0-3 K		0-0 G6-3		5 1 2 1 0 1 2		
Joe Horlen, R (1, 1) OBP: 0.176, SLG: 0.189			0-0 E5 1B			0-3 K		0-3 K		5 1 1 2 0 2 2		
Inning Stats	R: 1 H: 1 E: 0 LOB: 0 K: 0 BB: 1 S: 3 P: 7	R: 0 H: 0 E: 0 LOB: 1 K: 0 BB: 1 S: 3 P: 7	R: 8 H: 8 E: 1 LOB: 2 K: 0 BB: 1 S: 12 P: 16	R: 0 H: 0 E: 0 LOB: 0 K: 0 BB: 0 S: 3 P: 3	R: 0 H: 0 E: 0 LOB: 0 K: 2 BB: 0 S: 7 P: 7	R: 0 H: 1 E: 0 LOB: 1 K: 0 BB: 0 S: 4 P: 4	R: 0 H: 1 E: 0 LOB: 1 K: 0 BB: 0 S: 4 P: 4	R: 0 H: 1 E: 0 LOB: 1 K: 1 BB: 0 S: 6 P: 6	R: 1 H: 3 E: 0 LOB: 2 K: 0 BB: 0 S: 6 P: 6	1B: 11 SF: 0 2B: 2 SAC: 0 3B: 1 DP: 0 HR: 1 HBP: 0	WP: 1 PA: 45 PB: 0 SB: 0 CS: 0	
PITCHER	IP WLS BF H R ER SO BB IBB HBP BLK WP HR S P ERA WHIP											
Wally Bunker, R (1, 1) ERA: 3.29	2.0 L 13 5 6 5 0 2 0 0 0 0 0 0 11 19 22.50 3.500											
Tom Burgmeier, L (3, 1) ERA: 4.17	0.1 4 3 1 1 0 0 0 0 0 0 0 1 4 4 27.00 9.000											
Don O'Riley, R (3, 1) ERA: 6.85	2.2 10 1 2 2 2 1 0 0 0 0 0 0 13 17 6.75 0.750											
Chris Zachary, R (6, 1) ERA: 8.27	2.0 8 2 0 0 0 0 0 0 0 0 1 0 8 8 0.00 1.000											
Steve Jones, L (8, 1) ERA: 4.23	2.0 10 4 1 1 1 0 0 0 0 0 0 0 12 12 4.50 2.000											

Chicago White Sox @ Kansas City Royals
Municipal Stadium, Kansas City, MO
Sun Sep 21 1969, 4:33 AM EDT
Att. 10,998 - Sunny - 78 F

AB	42
R	10
H	15
RBI	10
BB	3
SO	3
LOB	16



Batter	1	2	3	4	5	6	7	8	9
Scott Northey, R (1, 8) OBP: 0.292, SLG: 0.333 Steve Jones, L (8, 1) OBP: 0.300, SLG: 0.125 Fred Rico, R (9, PH) OBP: 0.500, SLG: 0.273	0-0 G4-3		0-0 G4-3		0-3 K		0-0 FC5-4 1B		0-3 K
Luis Alcaraz, R (1, 4) OBP: 0.250, SLG: 0.304	0-0 F9		0-0 1B 3B		0-0 FC4-6 1-2f		0-0 FC5-4 1-2f		
Ed Kirkpatrick, L (1, 9) OBP: 0.341, SLG: 0.396	0-3 K		0-0 1B		0-0 F7			0-0 L3	
Joe Foy, R (1, 5) OBP: 0.356, SLG: 0.375		0-0 HR	0-3 K		4-0 BB			0-3 K	
Lou Piniella, R (1, 7) OBP: 0.331, SLG: 0.427		0-0 F9	0-0 L7		0-0 L7			0-0 E 1B 1B	
Jim Campanis, R (1, 2) OBP: 0.205, SLG: 0.220		0-0 P6		0-0 P2		0-0 P3		0-0 E6 FC5-4 1B	
Chuck Harrison, R (1, 3) OBP: 0.277, SLG: 0.297		0-0 BB 1B		0-0 G5-3		0-3 K		0-0 FC5-4 1-2f	
Jackie Hernandez, R (1, 6) OBP: 0.280, SLG: 0.283 Paul Schaal, R (7, PH) OBP: 0.341, SLG: 0.316 (8, 6)		4-0 1-2 BB	0-3 K		0-3 K		0-0 P4		0-0 G5-3
Wally Bunker, R (1, 1) OBP: 0.186, SLG: 0.182 Tom Burgmeier, L (3, 1) OBP: 0.167, SLG: 0.167 Don O'Riley, R (3, 1) Fran Healy, R (5, PH) OBP: 0.500, SLG: 0.625 Chris Zachary, L (6, 1) OBP: 0.500, SLG: 0.500 Joe Keough, L (7, PH) OBP: 0.258, SLG: 0.202 (8, 8)		0-3 K		0-0 FC4-6 1B		0-0 F8		0-0 G4-3	

AB	R	H	RBI	BB	SO	LOB
4	0	1	0	0	1	1
0	0	0	0	0	0	0
1	0	0	0	0	1	0

4	1	1	0	0	0	2
---	---	---	---	---	---	---

4	0	1	1	0	1	1
---	---	---	---	---	---	---

3	1	1	1	1	2	1
---	---	---	---	---	---	---

4	0	1	0	0	0	2
---	---	---	---	---	---	---

4	0	1	0	0	0	1
---	---	---	---	---	---	---

4	0	1	0	0	1	3
---	---	---	---	---	---	---

1	0	0	0	1	1	0
2	0	0	0	0	0	0

1	0	0	0	0	1	2
0	0	0	0	0	0	0
0	0	0	0	0	0	0
1	0	1	0	0	0	0
0	0	0	0	0	0	0
2	0	0	0	0	0	0

1B:	6	SF:	0
2B:	0	SAC:	0
3B:	1	DP:	0
HR:	1	HBP:	0

BOTTOM

Chicago White Sox @ Kansas City Royals
 Municipal Stadium, Kansas City, MO

Sun Sep 21 1969, 4:33 AM EDT
 Att: 10,998 - Sunny - 78 F

livebaseballscorecards.com

AB	35
R	2
H	8
RBI	2
BB	2
SO	8
LOB	13



Inning Stats	R: 0	H: 0	E: 0	K: 1	S: 5	R: 1	H: 2	E: 0	K: 1	S: 7	R: 1	H: 2	E: 0	K: 1	S: 7	R: 0	H: 0	E: 0	K: 1	S: 5	R: 0	H: 1	E: 0	K: 1	S: 6	R: 0	H: 0	E: 0	K: 1	S: 5	R: 0	H: 1	E: 0	K: 0	S: 4	R: 0	H: 2	E: 1	K: 1	S: 7	R: 0	H: 0	E: 0	K: 1	S: 5	1B: 6	2B: 0	3B: 1	HR: 1	SF: 0	SAC: 0	DP: 0	HBP: 0	WP: 0	PB: 0	SB: 0	CS: 0	PA: 37	ERA	WHIP
PITCHER Joe Horlen, R (1, 1) ERA: 3.73	IP	WLS	BF	H	R	ER	SO	BB	IBB	HBP	BLK	WP	HR	S	P	ERA	WHIP													IP	WLS	BF	H	R	ER	SO	BB	IBB	HBP	BLK	WP	HR	S	P	ERA	WHIP														

Batter	1	2	3	4	5	6	7	8	9	AB R H RBI BB SO LOB	TOP		
Walt Williams, R (1, 9) OBP: 0.338, SLG: 0.370	0-0 E6 2B		0-0 F8		0-0 FC6-4		0-0 FC6-4		0-0 FC6-4	5 1 0 0 0 0 4			
Luis Aparicio, R (1, 6) OBP: 0.353, SLG: 0.366	0-3 K		4-0 G4-6-3 BB			0-0 F9 1B F8 1B		0-0 4-3		3 0 1 0 1 1 1			
Tom McCraw, L (1, 3) OBP: 0.317, SLG: 0.348	0-0 1B 2B		0-0 G4-6-3			0-0 F8 1B F9 1B		0-0 1B		4 1 3 1 0 0 1			
Bill Melton, R (1, 5) OBP: 0.323, SLG: 0.424	0-3 K			0-0 F5		0-0 F9		0-0 F5		4 0 0 0 0 1 4			
Ed Herrmann, L (1, 2) OBP: 0.317, SLG: 0.344	0-0 WP 1B			0-0 F5		0-0 F8		0-0 F8		4 0 1 1 0 0 3			
Bob Christian, R (1, 7) OBP: 0.278, SLG: 0.333	0-0 F2			0-0 6-3			0-3 K		0-0 5-3	4 0 0 0 0 1 1			
Angel Bravo, L (1, 8) OBP: 0.337, SLG: 0.450		0-0 F8			0-0 FC6-4 1B		0-0 1B 1B		0-0 1B SF7 1B	4 1 3 0 0 0 0			
Bobby Knoop, R (1, 4) OBP: 0.304, SLG: 0.322		0-0 5-3			0-0 F9		0-3 K		0-0 FC6-4 1B	3 0 0 0 0 1 2			
Pete Ward, L (9, PH) OBP: 0.350, SLG: 0.372										1 0 1 0 0 0 0			
Jose Ortiz, R (9, PR) OBP: 0.250, SLG: 0.250										0 0 0 0 0 0 0			
Bart Johnson, R (1, 1) OBP: 0.375, SLG: 0.167		0-0 1-3			0-0 F9		0-0 FC6-4 1B		0-0 SF7	2 0 0 0 0 0 1			
Gail Hopkins, L (7, PH) OBP: 0.351, SLG: 0.382										1 0 1 0 0 0 0			
Wilbur Wood, R (7, 1)										0 0 0 0 0 0 0			
Bob Spence, L (9, PH) OBP: 0.200, SLG: 0.263										0 0 0 1 0 0 0			
Inning Stats	R: 2 H: 2 E: 1 LOB: 1 K: 2 BB: 0 S: 10 P: 10	R: 0 H: 0 E: 0 LOB: 0 K: 0 BB: 0 S: 3 P: 3	R: 0 H: 0 E: 0 LOB: 0 K: 0 BB: 1 S: 2 P: 6	R: 0 H: 0 E: 0 LOB: 0 K: 0 BB: 0 S: 3 P: 3	R: 0 H: 1 E: 0 LOB: 1 K: 0 BB: 0 S: 4 P: 4	R: 0 H: 2 E: 0 LOB: 2 K: 0 BB: 0 S: 4 P: 4	R: 0 H: 2 E: 0 LOB: 2 K: 2 BB: 0 S: 9 P: 9	R: 0 H: 1 E: 0 LOB: 1 K: 0 BB: 0 S: 4 P: 4	R: 1 H: 2 E: 0 LOB: 1 K: 0 BB: 0 S: 5 P: 5	1B: 9 SF: 1 2B: 1 SAC: 0 3B: 0 DP: 1 HR: 0 HBP: 0	WP: 1 PA: 37 PB: 0 SB: 0 CS: 0		
PITCHER	IP WLS BF H R ER SO BB IBB HBP BLK WP HR S P ERA WHIP											PITCHER	IP WLS BF H R ER SO BB IBB HBP BLK WP HR S P ERA WHIP
Catfish Hunter, R (1, 1) ERA: 3.48	8.1 W 35 10 3 1 4 1 0 0 0 1 0 42 46 1.08 1.320												
Lew Krausse, R (9, 1) ERA: 4.67	0.2 S 2 0 0 0 0 0 0 0 0 0 0 2 2 0.00 0.000												

Chicago White Sox @ Oakland Athletics
Oakland-Alameda County Coliseum, Oakland, CA
Tue Sep 23 1969, 3:33 AM PDT
Unknown

livebaseballscorecards.com

AB	35
R	3
H	10
RBI	3
BB	1
SO	4
LOB	17



Batter	1	2	3	4	5	6	7	8	9	AB	R	H	RBI	BB	SO	LOB					
Bert Campaneris, R OBP: 0.298, SLG: 0.308 (1, 6)	0-0 1B 3B		0-3 K 1-2		0-3 K		0-0 6-3			4	1	1	0	0	2	1					
Ted Kubiak, S OBP: 0.316, SLG: 0.322 (1, 4)	0-0 4-3 1B		0-0 2-3 1B			0-0 BB HR 1B		0-0 F3		4	1	3	1	0	0	0					
Reggie Jackson, L OBP: 0.414, SLG: 0.620 (1, 9)	0-0 4-3 1-2		0-3 K 2			0-3 K 1		0-3 K 2		4	0	0	0	0	3	4					
Sal Bando, R OBP: 0.388, SLG: 0.459 (1, 5)	0-0 F3		0-0 F8			4-0 1-2 HR BB		0-0 E5 1B		3	1	1	0	1	0	3					
Bobby Brooks, R OBP: 0.429, SLG: 0.500 (1, 7)	0-0 5-3			0-0 F7		0-0 1-H 2-H HR		4-0 IBB		3	1	1	3	1	0	1					
Rick Monday, L OBP: 0.378, SLG: 0.415 (1, 8)		0-0 4-3 1		0-0 G4-3 1B		0-0 6-3 2		0-0 6-3 3		4	0	1	0	0	0	2					
Joe Rudi, R OBP: 0.221, SLG: 0.248 (1, 3)		0-0 6-3 2		0-0 G4-3 1-2f 3		0-3 K 3				3	0	0	0	0	1	1					
Gene Tenace, R OBP: 0.222, SLG: 0.265 Bob Johnson, R OBP: 0.350, SLG: 0.387 (7, PH) Phil Roof, R OBP: 0.333, SLG: 0.289 (8, 2)		0-3 K 3			0-3 K 1		0-0 F8 1			2	0	0	0	0	2	0					
Catfish Hunter, R OBP: 0.229, SLG: 0.288 Lew Krausse, R OBP: 0.188, SLG: 0.435 (9, 1)			0-0 1B WP 1B		0-0 6-3 2		0-0 F3 2			3	0	1	0	0	0	0					
Inning Stats	R: 1 E: 0 K: 0 S: 5	H: 2 LOB: 1 BB: 0 P: 5	R: 0 E: 0 K: 1 S: 5	H: 0 LOB: 0 BB: 0 P: 5	R: 0 E: 0 K: 2 S: 9	H: 2 LOB: 2 BB: 0 P: 9	R: 0 E: 0 K: 0 S: 3	H: 1 LOB: 0 BB: 0 P: 3	R: 0 E: 0 K: 2 S: 9	H: 0 LOB: 0 BB: 0 P: 7	R: 3 E: 0 K: 2 S: 9	H: 2 LOB: 0 BB: 1 P: 13	R: 0 E: 0 K: 0 S: 3	H: 0 LOB: 0 BB: 0 P: 3	R: 0 E: 1 K: 1 S: 6	H: 1 LOB: 2 BB: 1 P: 10	1B: 6 2B: 0 3B: 1 HR: 1	SF: 0 SAC: 0 DP: 1 HBP: 0	WP: 1 PB: 0 SB: 0 CS: 0	PA: 33	
PITCHER Bart Johnson, R ERA: 3.54 Wilbur Wood, L ERA: 3.12	IP WLS L	WLS L	BF L	H R	R ER	ER SO	BB IBB	HBP BLK	WP HR	S P	ERA WHIP										
	(1, 1) 6.0	(7, 1) 2.0	25	7 4	4 4	7	1 0	0 0	1 0	38 13	6.00 0.500										

BOTTOM

Chicago White Sox @ Oakland Athletics
Oakland-Alameda County Coliseum, Oakland, CA
Tue Sep 23 1969, 3:33 AM PDT
Unknown

livebaseballscorecards.com

AB	31
R	4
H	8
RBI	4
BB	2
SO	8
LOB	12



Batter	1	2	3	4	5	6	7	8	9	AB R H RBI BB SO LOB	TOP																									
Walt Williams, R (1, 9) OBP: 0.339, SLG: 0.370	0-0 6-3		0-0 SF8 1B		0-0 1B 1B	0-0 F7			0-0 6-3	5 2 2 0 0 0 1																										
Luis Aparicio, R (1, 6) OBP: 0.354, SLG: 0.366	0-0 6-3		0-0 F5		0-0 1B SF7 1B			0-0 G5-3 1B 1B	0-0 5-3	5 1 2 0 0 0 1																										
Tom McCraw, L (1, 3) OBP: 0.328, SLG: 0.356	4-0 BB		0-0 BB 1B		0-0 1-3 2-H 1B			0-0 1-2 1B		3 0 3 1 1 0 0																										
Bill Melton, R (1, 5) OBP: 0.322, SLG: 0.423	0-0 F7		4-0 BB		0-0 SF7			0-0 F7		2 0 0 1 1 0 3																										
Bob Christian, R (1, 7) OBP: 0.269, SLG: 0.324		0-0 6-3	0-0 SF8		0-0 F3			0-0 G5-3		3 0 0 1 0 0 3																										
Duane Josephson, R (1, 2) OBP: 0.295, SLG: 0.325		0-0 WP 2B	0-3 K		0-0 5-3			0-3 K		3 0 1 0 0 1 3																										
Don Pavletich, R (7, 2) OBP: 0.336, SLG: 0.413										1 0 0 0 0 1 0																										
Angel Bravo, L (1, 8) OBP: 0.326, SLG: 0.434		0-0 F5		0-0 3-1		0-3 K		0-0 6-3		3 0 0 0 0 1 1																										
Woodie Held, R (8, PH) OBP: 0.303, SLG: 0.323		2-3								1 0 0 0 0 0 0																										
Jose Ortiz, R (8, 8) OBP: 0.250, SLG: 0.250										0 0 0 0 0 0 0																										
Rich Morales, R (1, 4) OBP: 0.264, SLG: 0.207		4-0 BB		0-3 K		0-0 F6		0-0 F7		3 0 0 0 1 1 0																										
Billy Wynne, L (1, 1) OBP: 0.171, SLG: 0.179		0-0 1-3		0-0 F4		4-0 BB			0-0 F8	2 0 0 0 1 0 2																										
Danny Murphy, L (6, 1)										0 0 0 0 0 0 0																										
Ron Hansen, R (9, PH) OBP: 0.314, SLG: 0.322										1 0 0 0 0 0 0																										
Inning Stats	R: 0 E: 0 K: 0 S: 3	H: 0 LOB: 1 BB: 1 P: 7	R: 0 E: 0 K: 0 S: 4	H: 1 LOB: 2 BB: 1 P: 8	R: 1 E: 0 K: 1 S: 7	H: 2 LOB: 2 BB: 1 P: 11	R: 0 E: 0 K: 1 S: 5	H: 0 LOB: 0 BB: 0 P: 5	R: 2 E: 0 K: 0 S: 6	H: 3 LOB: 1 BB: 0 P: 6	R: 0 E: 0 K: 1 S: 5	H: 0 LOB: 1 BB: 1 P: 9	R: 0 E: 0 K: 0 S: 4	H: 2 LOB: 1 BB: 0 P: 4	R: 0 E: 0 K: 1 S: 5	H: 0 LOB: 0 BB: 0 P: 5	R: 0 E: 0 K: 0 S: 3	H: 0 LOB: 0 BB: 0 P: 3	1B: 7 2B: 1 3B: 0 HR: 0	SF: 2 SAC: 0 DP: 1 HBP: 0	WP: 1 PB: 0 SB: 0 CS: 0	PA: 38														
PITCHER	IP WLS BF H R ER SO BB IBB HBP BLK WP HR S P ERA WHIP																																			
Blue Moon Odom, R (1, 1) ERA: 2.92	4.0		21	6	3	3	2	3	0	0	0	1	0	22	34	6.75	2.250																			
Juan Pizarro, L (5, 1) ERA: 3.26	5.0	W	17	2	0	0	2	1	0	0	0	0	0	20	24	0.00	0.600																			

Chicago White Sox @ Oakland Athletics
Oakland-Alameda County Coliseum, Oakland, CA
Tue Sep 23 1969, 7:05 PM PDT
Att. 3,417 - Unknown

livebaseballscorecards.com

AB	32
R	3
H	8
RBI	3
BB	4
SO	4
LOB	14



Batter	1	2	3	4	5	6	7	8	9
Bert Campaneris, R OBP: 0.298, SLG: 0.307 (1, 6)	0-0 F9	0-0 E5 BB		0-0 G3		0-0 SH3-4		0-0 CS 1B	
Ted Kubiak, S OBP: 0.314, SLG: 0.319 (1, 4)	0-0 G3	0-0 SF7		0-0 4-3		0-0 4-3		4-0 BB 1-2	
Reggie Jackson, L OBP: 0.417, SLG: 0.625 (1, 9)	0-0 HR	4-0 FC5-4 BB			4-0 CS BB	4-0 2B IBB		0-0 G3	
Sal Bando, R OBP: 0.390, SLG: 0.461 (1, 5)	4-0 BB	0-0 FC5-4			4-0 1B BB	0-0 2B			
Bobby Brooks, R OBP: 0.405, SLG: 0.466 (1, 7)	0-3 K			0-0 F7		0-0 K		0-0 G3	
Rick Monday, L OBP: 0.381, SLG: 0.421 (1, 8)		0-0 E 2B		0-0 F7		0-0 1B		0-0 CS 1B	
Joe Rudi, R OBP: 0.213, SLG: 0.238 (1, 3)		0-0 5-3		0-0 F5		0-3 K		0-3 K	
Dave Duncan, R OBP: 0.237, SLG: 0.191 (1, 2)		4-0 E SF7 BB			4-0 SH2-4 BB	0-0 HR		0-3 K	
Tito Francona, L OBP: 0.400, SLG: 0.465 (6, PH)									
Phil Roof, R OBP: 0.332, SLG: 0.288 (7, 2)									
Blue Moon Odom, R OBP: 0.291, SLG: 0.474 (1, 1)		0-0 E4		0-0 SH2-4		0-0 SH3-4 2B		0-0 4-3	
Juan Pizarro, L OBP: 0.273, SLG: 0.250 (5, 1)									

AB	R	H	RBI	BB	SO	LOB
4	0	1	0	0	0	3
3	0	0	1	1	0	2
2	1	1	1	3	0	1
2	0	1	1	2	0	3
4	0	0	0	0	2	4
4	1	3	0	0	0	0
4	0	0	0	0	2	4
0	1	0	0	2	0	0
1	1	1	1	0	0	0
1	0	0	0	0	1	0
1	0	0	0	0	0	2
2	1	1	0	0	0	0

BOTTOM

Chicago White Sox @ Oakland Athletics
Oakland-Alameda County Coliseum, Oakland, CA

Tue Sep 23 1969, 7:05 PM PDT
Att. 3,417 - Unknown

livebaseballscorecards.com

AB	28
R	5
H	8
RBI	4
BB	8
SO	5
LOB	19



1B: 4	SF: 1	WP: 0	PA: 39
2B: 2	SAC: 2	PB: 0	
3B: 0	DP: 0	SB: 0	
HR: 2	HBP: 0	CS: 3	

Inning Stats	R	H	E	K	S	R	H	E	K	S	R	H	E	K	S	R	H	E	K	S	R	H	E	K	S	R	H	E	K	S	R	H	E	K	S	
Billy Wynne, R ERA: 4.05 (1, 1)	5.2	WLS: 1	BF: 31	H: 6	R: 5	ER: 3	SO: 3	BB: 6	IBB: 1	HBP: 0	BLK: 0	WP: 0	HR: 2	S: 30	P: 58	ERA: 4.76	WHIP: 2.118																			
Danny Murphy, R ERA: 1.57 (6, 1)	2.1	WLS: 1	BF: 8	H: 2	R: 0	ER: 0	SO: 2	BB: 1	IBB: 0	HBP: 0	BLK: 0	WP: 0	HR: 0	S: 11	P: 15	ERA: 0.00	WHIP: 1.286																			

PITCHER	IP	WLS	BF	H	R	ER	SO	BB	IBB	HBP	BLK	WP	HR	S	P	ERA	WHIP
Billy Wynne, R	5.2	1	31	6	5	3	3	6	1	0	0	0	2	30	58	4.76	2.118
Danny Murphy, R	2.1	1	8	2	0	0	2	1	0	0	0	0	0	11	15	0.00	1.286

Batter	1	2	3	4	5	6	7	8	9	AB R H RBI BB SO LOB	TOP											
Walt Williams, R (1, 9) OBP: 0.340, SLG: 0.371	0-0 G6-4-3 1B		0-0 1B		0-0 E5		0-0 4-3			4 0 2 0 0 0 0	<p>Chicago White Sox @ Oakland Athletics</p> <p>Oakland-Alameda County Coliseum, Oakland, CA</p> <p>Wed Sep 24 1969, 3:33 AM PDT</p> <p>Att. 1,618 - Unknown</p> <p>livebaseballscorecards.com</p>											
Luis Aparicio, R (1, 6) OBP: 0.351, SLG: 0.363	0-0 G6-4-3 1-2f		0-0 5-3		0-0 F7			0-0 F2	4 0 0 0 0 0 3													
Gail Hopkins, L (1, 3) OBP: 0.355, SLG: 0.386 Tom McCraw, L (8, PR) OBP: 0.328, SLG: 0.356	0-0 WP 1B			0-0 HR 1B	0-0 F8			0-0 G3 1B	4 1 3 0 0 0 1 0 0 0 0 0 0 0													
Bill Melton, R (1, 5) OBP: 0.325, SLG: 0.430	0-3 K 1-2			0-0 HR	4-0 FC1-6 BB			0-0 G3 1B	3 1 2 2 1 1 1													
Ed Herrmann, L (1, 2) OBP: 0.316, SLG: 0.341		0-0 G3		4-0 FC6-4 BB	0-0 FC1-6			0-0 G3	3 0 0 0 1 0 3													
Bob Christian, R (1, 7) OBP: 0.260, SLG: 0.313		0-0 5-3		0-0 FC6-4 1B	0-3 K			0-0 6-3	4 0 0 0 0 1 5													
Ken Berry, R (1, 8) OBP: 0.295, SLG: 0.326		0-0 F7		0-0 G6-3 1B	0-0 G3			0-0 E3 5-3 1B	4 0 2 0 0 0 1													
Bobby Knoop, R (1, 4) OBP: 0.301, SLG: 0.319			0-0 1-5-3	0-0 G6-3			0-0 6-3	0-0 5-3	4 0 0 0 0 0 3													
Tommy John, R (1, 1) OBP: 0.188, SLG: 0.143			0-3 K	0-3 K			0-3 K	0-0 F3	4 0 0 0 0 3 0													
Inning Stats	R: 0 E: 0 K: 1 S: 6	H: 2 LOB: 1 BB: 0 P: 6	R: 0 E: 0 K: 0 S: 3	H: 0 LOB: 0 BB: 0 P: 3	R: 0 E: 0 K: 1 S: 6	H: 1 LOB: 1 BB: 0 P: 6	R: 2 E: 0 K: 0 S: 5	H: 3 LOB: 1 BB: 1 P: 9	R: 0 E: 1 K: 1 S: 6	H: 0 LOB: 1 BB: 0 P: 6	R: 0 E: 1 K: 1 S: 5	H: 0 LOB: 1 BB: 1 P: 9	R: 0 E: 0 K: 1 S: 5	H: 0 LOB: 0 BB: 0 P: 5	R: 0 E: 0 K: 0 S: 5	H: 2 LOB: 3 BB: 0 P: 5	R: 0 E: 1 K: 0 S: 3	H: 1 LOB: 0 BB: 0 P: 3	1B: 8 2B: 0 3B: 0 HR: 1	SF: 0 SAC: 0 DP: 2 HBP: 0	WP: 1 PB: 0 SB: 1 CS: 0	PA: 36
PITCHER	IP WLS BF H R ER SO BB IBB HBP BLK WP HR S P ERA WHIP												PITCHER	IP WLS BF H R ER SO BB IBB HBP BLK WP HR S P ERA WHIP								
Chuck Dobson, R (1, 1) ERA: 3.83	7.0 L 28 6 2 2 5 2 0 0 0 0 1 1 36 44 2.57 1.143																					
Fred Talbot, R (8, 1) ERA: 4.4	2.0 8 3 0 0 0 0 0 0 0 0 0 0 8 8 0.00 1.500																					

Batter	1	2	3	4	5	6	7	8	9	10	AB R H RBI BB SO LOB	TOP														
Pat Kelly, L (1, 9) OBP: 0.352, SLG: 0.393	0-0 G5-3		0-3 K			0-3 K		0-0 G4-3			4 0 0 0 0 2 2	Kansas City Royals @ Chicago White Sox Comiskey Park, Chicago, IL Thu Sep 25 1969 8:05 PM EDT Att. 3,285 - Unknown livebaseballscorecards.com														
Mike Fiore, L (1, 3) OBP: 0.409, SLG: 0.417	0-0 G4-3			0-0 P6			0-0 F7		0-0 G3-1		4 0 0 0 0 0 0															
Lou Piniella, R (1, 7) OBP: 0.327, SLG: 0.420	0-0 F7			0-0 F8			0-0 L5-3		0-0 E7 1B		4 0 0 0 0 0 0															
Ed Kirkpatrick, L (1, 8) OBP: 0.336, SLG: 0.395		0-0 G3		0-0 F7			0-0 2B		0-0 F7		4 0 1 0 0 0 1															
Joe Foy, R (1, 5) OBP: 0.356, SLG: 0.373		0-0 1B WP 1B			4-0 BB BB BB	0-0 G4-3 BB		0-0 G1-3		0-0 1-2 1B	3 1 2 0 1 0 1															
Luis Alcaraz, R (1, 4) OBP: 0.284, SLG: 0.323		0-0 1B				0-0 G4-3		0-0 G4-3 1B		0-0 G5-3	3 0 2 0 0 0 1															
Scott Northey, R (8, PR) OBP: 0.292, SLG: 0.333		0-0 1B				0-0 G4-3					0 0 0 0 0 0 0															
Juan Rios, R (8, 4) OBP: 0.259, SLG: 0.276		1-3 1B			1-2f						1 0 0 0 0 0 2															
Buck Martinez, R (1, 2) OBP: 0.255, SLG: 0.327	0-3 K					0-0 P3		0-0 G4-3 1-2		0-3 K	4 0 0 0 0 2 1															
Paul Schaal, R (1, 6) OBP: 0.335, SLG: 0.307			0-0 G1-3			0-0 G5-3		4-0 BB BB BB		0-0 G6-3	3 0 0 0 1 0 0															
Bill Butler, L (1, 1) OBP: 0.113, SLG: 0.052			0-3 K					0-0 F2		0-3 K	2 0 0 0 0 1 0															
Joe Keough, L (8, PH) OBP: 0.254, SLG: 0.199											1 0 0 0 0 0 2															
Al Fitzmorris, S (8, 1)											1 0 0 0 0 1 0															
Inning Stats	R: 0 E: 0 K: 0 S: 3	H: 0 LOB: 0 BB: 0 P: 3	R: 1 E: 0 K: 1 S: 6	H: 2 LOB: 0 BB: 0 P: 6	R: 0 E: 0 K: 2 S: 7	H: 0 LOB: 0 BB: 0 P: 7	R: 0 E: 0 K: 0 S: 3	H: 0 LOB: 0 BB: 0 P: 3	R: 0 E: 0 K: 0 S: 2	H: 0 LOB: 0 BB: 1 P: 6	R: 0 E: 0 K: 1 S: 5	H: 0 LOB: 0 BB: 0 P: 5	R: 0 E: 0 K: 0 S: 4	H: 1 LOB: 1 BB: 0 P: 4	R: 0 E: 1 K: 0 S: 5	H: 1 LOB: 2 BB: 0 P: 5	R: 0 E: 0 K: 2 S: 7	H: 0 LOB: 0 BB: 0 P: 7	1B: 4 2B: 1 3B: 0 HR: 0	SF: 0 SAC: 0 DP: 1 HBP: 0	WP: 1 PB: 0 SB: 0 CS: 0	PA: 36				
PITCHER	IP WLS BF H R ER SO BB IBB HBP BLK WP HR S P ERA WHIP																									
Paul Edmondson, R (1, 1) ERA: 3.7	8.0	28	4	1	1	4	2	0	0	0	0	0	0	0	1	0	0	0	0	0	0	0	0	0	1.12	0.750
Wilbur Wood, L (9, 1) ERA: 3.07	2.0	8	1	0	0	2	0	0	0	0	0	0	0	0	0	0	0	0	0	0	0	0	0	0	0.00	0.500

AB	34
R	1
H	5
RBI	0
BB	2
SO	6
LOB	10



BOTTOM

Kansas City Royals @ Chicago White Sox
 Comiskey Park, Chicago, IL
 Thu Sep 25 1969, 8:05 PM EDT
 Att. 3,285 - Unknown

livebaseballscorecards.com

AB	29
R	2
H	3
RBI	2
BB	5
SO	7
LOB	13



WP	0	PA	37
PB	0		
SB	0		
CS	0		

AB R H RBI BB SO LOB

4	1	1	1	1	0	0	0
---	---	---	---	---	---	---	---

3	1	1	0	1	1	2
---	---	---	---	---	---	---

0	0	0	0	2	0	0
0	0	0	0	1	0	0

4	0	0	0	0	2	6
---	---	---	---	---	---	---

3	0	1	1	0	0	1
---	---	---	---	---	---	---

2	0	0	0	0	0	2
2	0	0	0	0	0	0

4	0	0	0	0	2	2
---	---	---	---	---	---	---

4	0	0	0	0	2	0
---	---	---	---	---	---	---

2	0	0	0	0	0	0
0	0	0	0	1	0	0
0	0	0	0	0	0	0
0	0	0	0	0	0	0
1	0	0	0	0	0	0

1B	2	SF	0
2B	0	SAC	2
3B	0	DP	0
HR	1	HBP	1

Batter	1	2	3	4	5	6	7	8	9	10
Walt Williams, R (1, 9) OBP: 0.340, SLG: 0.377	G5-3		G4-3		G5-3			SH5-4		HR
Luis Aparicio, R (1, 6) OBP: 0.352, SLG: 0.363	BB 1B		K			SH5-3 BB		G5-3		
Ron Hansen, R (1, 3) OBP: 0.321, SLG: 0.322 Tom McCraw, L (8, PH) OBP: 0.331, SLG: 0.356	BB 1B BB			HBP BB		SH5-3		BB		
Bill Melton, R (1, 5) OBP: 0.323, SLG: 0.426	K			P6		K		F9		
Bob Christian, R (1, 7) OBP: 0.268, SLG: 0.313	1-3 2-H 1B			1-2 HBP		P5			G4-3	
Duane Josephson, R (1, 2) OBP: 0.291, SLG: 0.321 Don Pavletich, R (6, 2) OBP: 0.333, SLG: 0.409		G5-3		P4			G1-3		G1-3	
Ken Berry, R (1, 8) OBP: 0.291, SLG: 0.322		K		K			P4		G4-3	
Bobby Knoop, R (1, 4) OBP: 0.298, SLG: 0.316		K			G6-3		K			F8
Paul Edmondson, R (1, 1) OBP: 0.179, SLG: 0.179 Pete Ward, L (8, PH) OBP: 0.353, SLG: 0.372 Jose Ortiz, R (8, PR) OBP: 0.250, SLG: 0.250 Wilbur Wood, R (9, 1) Bob Spence, L (10, PH) OBP: 0.190, SLG: 0.250			G5-3		P4			SH5-4 BB		G6-3

Inning Stats	R: 1	H: 2	R: 0	H: 0	R: 0	H: 0	R: 0	H: 0	R: 0	H: 0	R: 0	H: 0	R: 0	H: 0	R: 0	H: 0	R: 0	H: 0	R: 1	H: 1	1B: 2	SF: 0
	E: 0	LOB: 2	E: 0	LOB: 0	E: 0	LOB: 2	E: 0	LOB: 0	E: 0	LOB: 0	E: 0	LOB: 0	E: 0	LOB: 0	E: 0	LOB: 0	E: 0	LOB: 0	E: 0	LOB: 0	2B: 0	SAC: 2
	K: 1	BB: 1	K: 2	BB: 0	K: 1	BB: 0	K: 1	BB: 1	K: 1	BB: 0	K: 1	BB: 0	K: 0	BB: 1	K: 1	BB: 0	K: 0	BB: 2	K: 0	BB: 0	3B: 0	DP: 0
	S: 6	P: 10	S: 7	P: 7	S: 5	P: 5	S: 5	P: 10	S: 5	P: 3	S: 5	P: 9	S: 5	P: 5	S: 3	P: 11	S: 3	P: 3	S: 3	P: 3	HR: 1	HBP: 1

PITCHER	IP	WLS	BF	H	R	ER	SO	BB	IBB	HBP	BLK	WP	HR	S	P	ERA	WHIP
Bill Butler, L (1, 1) ERA: 4.01	7.0		26	2	1	1	7	3	0	1	0	0	0	36	49	1.29	0.714
Al Fitzmorris, R (8, 1) ERA: 4.66	2.2	L	11	1	1	1	0	2	0	0	0	0	1	9	17	3.38	1.125

Batter	1	2	3	4	5	6	7	8	9	AB R H RBI BB SO LOB	TOP	
Pat Kelly, L (1, 9) OBP: 0.348, SLG: 0.388 Juan Rios, R (9, 6) OBP: 0.259, SLG: 0.276	0-0 G4-3		0-0 G4-3		0-3 K		0-0 G5-3		0-3 K	5 0 0 0 0 2 2 0 0 0 0 0 0 0		
Mike Fiore, L (1, 3) OBP: 0.413, SLG: 0.430	0-0 1B		4-0 1B BB		0-0 1-2 1B			0-0 F7	0-0 HR	4 1 3 2 1 0 0		
Joe Foy, R (1, 5) OBP: 0.357, SLG: 0.373	0-0 P3		0-0 1-3 1B		0-0 F7			0-0 HR 1B 1B	0-0 E6	5 1 2 0 0 0 4		
Ed Kirkpatrick, L (1, 8) OBP: 0.331, SLG: 0.388	0-0 P4		0-0 G1-3			0-0 G3-1		0-0 F7	0-0 G4-3	5 0 0 0 0 0 5		
Lou Piniella, R (1, 7) OBP: 0.326, SLG: 0.419 Scott Northey, R (8, PR) OBP: 0.292, SLG: 0.333		0-0 G6-3		0-0 G6-3		0-0 G6-3		0-0 1-2 HR 1B		4 0 1 0 0 0 0 0 1 0 0 0 0 0		
Jerry Adair, R (1, 4) OBP: 0.285, SLG: 0.305		0-0 G6-3 2B		0-0 G6-3		0-0 1B		0-0 1-H 2-H HR		4 1 3 3 0 0 0		
Ellie Rodriguez, R (1, 2) OBP: 0.334, SLG: 0.299 Moe Drabowsky, R (8, 1) OBP: 0.267, SLG: 0.333		0-0 G6-3 2-3		0-0 G6-3		0-0 G5-3		0-0 G5-3		4 0 0 0 0 0 3 0 0 0 0 0 0 0		
Paul Schaal, R (1, 6) OBP: 0.335, SLG: 0.307 Bob Oliver, R (9, PH) OBP: 0.293, SLG: 0.392		0-3 K			0-0 1B 1B		0-0 F8		0-0 L7	3 0 1 0 0 1 1 1 0 0 0 0 0 0		
Wally Bunker, R (1, 1) OBP: 0.181, SLG: 0.176 Billy Harris, L (7, PH) OBP: 0.286, SLG: 0.429 Jerry Cram, R (7, 1) OBP: 0.259, SLG: 0.330 Buck Martinez, R (8, 2) OBP: 0.167, SLG: 0.167 Tom Burgmeier, L (9, PR) OBP: 0.500, SLG: 0.625			0-0 F9		0-0 F3		0-0 G1-3		0-0 HR 1B	2 0 0 0 0 0 1 1 0 0 0 0 0 0 0 0 0 0 0 0 0 1 0 1 0 0 0 0 0 1 0 0 0 0 0 0 0 0 0 0 0 0		
Inning Stats	R: 0 H: 1 E: 0 LOB: 1 K: 0 BB: 0 S: 4 P: 4	R: 0 H: 1 E: 0 LOB: 1 K: 1 BB: 0 S: 6 P: 6	R: 0 H: 1 E: 0 LOB: 2 K: 0 BB: 1 S: 4 P: 8	R: 0 H: 0 E: 0 LOB: 0 K: 0 BB: 0 S: 3 P: 3	R: 0 H: 2 E: 0 LOB: 2 K: 1 BB: 0 S: 7 P: 7	R: 0 H: 1 E: 0 LOB: 1 K: 0 BB: 0 S: 4 P: 4	R: 0 H: 0 E: 0 LOB: 0 K: 0 BB: 0 S: 3 P: 3	R: 3 H: 3 E: 0 LOB: 1 K: 0 BB: 0 S: 6 P: 6	R: 2 H: 2 E: 1 LOB: 1 K: 1 BB: 0 S: 8 P: 8	1B: 8 SF: 0 2B: 1 SAC: 0 3B: 0 DP: 0 HR: 2 HBP: 0	WP: 0 PA: 40 PB: 0 SB: 0 CS: 0	
PITCHER Joe Horlen, R (1, 1) ERA: 3.78	IP WLS BF H R ER SO BB IBB HBP BLK WP HR S P ERA WHIP	9.0 L 40 11 5 5 3 1 0 0 0 0 2 45 49 5.00 1.333										

Kansas City Royals @ Chicago White Sox
Milwaukee County Stadium, Milwaukee, WI

AB	39
R	5
H	11
RBI	5
BB	1
SO	3
LOB	16



Fri Sep 26 1969, 8:05 PM EDT
Att. 9,587 - Unknown

livebaseballscorecards.com

Batter	1	2	3	4	5	6	7	8	9	AB	R	H	RBI	BB	SO	LOB
Walt Williams, R OBP: 0.338, SLG: 0.373 (1, 9)	F8		FC6-4				F8		K	4	0	0	0	1	1	1
Luis Aparicio, R OBP: 0.353, SLG: 0.364 (1, 6)	G6-3			F9				E S 1B	F9	5	1	2	1	0	0	0
Tom McCraw, L OBP: 0.330, SLG: 0.354 (1, 3)	K			K	F2			BB E 1B		4	0	1	1	0	2	2
Bill Melton, R OBP: 0.324, SLG: 0.431 (1, 5)		G6-3		PB BB				K		3	1	1	1	1	1	1
Ed Herrmann, L OBP: 0.319, SLG: 0.338 (1, 2)		G1-3		BB				F8		2	0	0	0	2	0	1
Bob Christian, R OBP: 0.260, SLG: 0.303 (1, 7)		G6-3			G4-3		P4	E5 BB		4	0	0	0	0	0	4
Ken Berry, R OBP: 0.292, SLG: 0.319 (1, 8)			G6-3							2	0	0	0	1	0	1
Pete Ward, L (8, PH) OBP: 0.356, SLG: 0.372										0	0	0	0	1	0	0
Angel Bravo, L (8, PR) OBP: 0.326, SLG: 0.434 (9, 8)										0	0	0	0	0	0	0
Bobby Knoop, R OBP: 0.298, SLG: 0.316 (1, 4)										3	0	1	0	0	1	1
Gail Hopkins, L (8, PH) OBP: 0.354, SLG: 0.385										1	0	0	0	0	1	3
Rich Morales, R OBP: 0.264, SLG: 0.207 (9, 4)			FC6-4 1B							0	0	0	0	0	0	0
Joe Herten, R OBP: 0.182, SLG: 0.195 (1, 1)										3	1	1	0	0	1	1
Bob Spence, L (9, PH) OBP: 0.182, SLG: 0.238			K							1	0	0	0	0	1	0

Inning Stats	R: 0	H: 0	E: 0	K: 1	S: 5	R: 0	H: 0	E: 0	K: 0	S: 3	R: 0	H: 1	E: 0	K: 1	S: 6	R: 0	H: 0	E: 0	K: 1	S: 5	R: 1	H: 2	E: 0	K: 0	S: 4	R: 1	H: 1	E: 0	K: 0	S: 3	R: 0	H: 0	E: 0	K: 1	S: 5	R: 1	H: 2	E: 1	K: 2	S: 10	R: 0	H: 0	E: 0	K: 2	S: 7	R: 0	H: 0	E: 0	K: 2	S: 7	1B: 5	2B: 0	3B: 0	HR: 1	SF: 0	SAC: 0	DP: 1	HBP: 0	WP: 0	PB: 1	SB: 1	CS: 0	PA: 38
--------------	------	------	------	------	------	------	------	------	------	------	------	------	------	------	------	------	------	------	------	------	------	------	------	------	------	------	------	------	------	------	------	------	------	------	------	------	------	------	------	-------	------	------	------	------	------	------	------	------	------	------	-------	-------	-------	-------	-------	--------	-------	--------	-------	-------	-------	-------	--------

PITCHER	IP	WLS	BF	H	R	ER	SO	BB	IBB	HBP	BLK	WP	HR	S	P	ERA	WHIP
Wally Bunker, R (1, 1) ERA: 3.29	6.0		25	4	2	2	3	5	0	0	0	0	1	26	46	3.00	1.500
Jerry Cram, R (7, 1) ERA: 3.24	1.2		9	2	1	1	2	1	0	0	0	0	0	12	16	5.40	1.800
Moe Drabowsky, R (8, 1) ERA: 3.07	1.1	W	4	0	0	0	3	0	0	0	0	0	0	10	10	0.00	0.000

BOTTOM

Kansas City Royals @ Chicago White Sox
Milwaukee County Stadium, Milwaukee, WI

Fri Sep 26 1969, 8:05 PM EDT
Att. 9,587 - Unknown

livebaseballscorecards.com

AB	32
R	3
H	6
RBI	3
BB	6
SO	8
LOB	15



Batter	1	2	3	4	5	6	7	8	9	AB R H RBI BB SO LOB	TOP	
Scott Northey, R (1, 8) <small>OBP: 0.308, SLG: 0.367</small>	0-0 		0-0 			0-0 		0-0 		4 1 2 0 0 0 1	Kansas City Royals @ Chicago White Sox Comiskey Park, Chicago, IL Sat Sep 27 1969, 4:33 AM EDT Att. 2,437 - Sunny	
Luis Alcaraz, R (1, 4) <small>OBP: 0.296, SLG: 0.333</small>	0-0 		0-0 			0-0 		0-0 		4 0 2 1 0 0 1		
Joe Foy, R (1, 5) <small>OBP: 0.354, SLG: 0.370</small>	0-3 			0-0 		0-0 		0-0 		4 0 0 0 0 1 3		
Lou Piniella, R (1, 7) <small>OBP: 0.324, SLG: 0.415</small>		0-0 		0-0 			0-0 		0-0 			4 0 0 0 0 0 0
Jerry Adair, R (1, 6) <small>OBP: 0.287, SLG: 0.310</small>		0-0 		0-0 			0-0 		0-0 			4 0 2 0 0 0 0
Bob Oliver, R (1, 3) <small>OBP: 0.293, SLG: 0.391</small>		0-0 			0-0 		0-0 		0-0 			4 0 1 0 0 0 1
Fran Healy, R (1, 2) <small>OBP: 0.400, SLG: 0.500</small> Jim Campanis, R (7, PH) <small>OBP: 0.202, SLG: 0.217</small> (7, 2)	0-3 				0-0 		0-0 					2 0 0 0 0 1 1 1 0 0 0 0 0 1
Fred Rico, R (1, 9) <small>OBP: 0.474, SLG: 0.357</small>			0-0 		0-0 			0-0 				3 0 1 0 0 0 0
Jim Rooker, R (1, 1) <small>OBP: 0.305, SLG: 0.544</small> Chuck Harrison, R (8, PH) <small>OBP: 0.276, SLG: 0.296</small> Don O'Riley, R (8, 1)	0-3 		0-3 			0-3 		0-0 				2 0 0 0 0 2 1 1 0 0 0 0 0 0 0 0 0 0 0 0 0
Inning Stats	R: 0 H: 0 E: 0 LOB: 0 K: 1 BB: 0 S: 5 P: 5	R: 0 H: 2 E: 0 LOB: 1 K: 1 BB: 0 S: 6 P: 6	R: 0 H: 1 E: 0 LOB: 1 K: 1 BB: 0 S: 6 P: 6	R: 0 H: 0 E: 0 LOB: 0 K: 0 BB: 0 S: 3 P: 3	R: 0 H: 0 E: 0 LOB: 0 K: 0 BB: 0 S: 3 P: 3	R: 0 H: 2 E: 0 LOB: 1 K: 1 BB: 0 S: 6 P: 6	R: 0 H: 1 E: 0 LOB: 1 K: 0 BB: 0 S: 4 P: 4	R: 1 H: 2 E: 0 LOB: 1 K: 0 BB: 0 S: 5 P: 5	R: 0 H: 0 E: 0 LOB: 0 K: 0 BB: 0 S: 3 P: 3	1B: 5 SF: 0 2B: 3 SAC: 0 3B: 0 DP: 1 HR: 0 HBP: 0		WP: 0 PA: 33 PB: 0 SB: 0 CS: 0
PITCHER Jerry Nyman, L (1, 1) <small>ERA: 5.29</small>	IP WLS BF H R ER SO BB IBB HBP BLK WP HR S P ERA WHIP 9.0 W 33 8 1 1 4 0 0 0 0 0 0 0 41 41 1.00 0.889											

livebaseballscorecards.com

AB	33
R	1
H	8
RBI	1
BB	0
SO	4
LOB	9



Batter	1	2	3	4	5	6	7	8	9	AB	R	H	RBI	BB	SO	LOB
Walt Williams, R OBP: 0.339, SLG: 0.374 (1, 9)	0-0 F7 1B		0-0 G3	0-0 L8		0-0 F9		0-0 1B SF8 1B		5	1	2	0	0	0	0
Luis Aparicio, R OBP: 0.355, SLG: 0.366 (1, 6)	0-0 F7 1-2		0-0 BB BB 2B	4-0 1B BB		0-0 G6-3		0-0 F9 1B 1-3 2-H		4	1	2	1	1	0	1
Ron Hansen, R OBP: 0.323, SLG: 0.320 (1, 3)	0-0 F9		4-0 BB BB 1B BB	0-0 FC5-4 1B 1-3		0-0 G1-3		0-0 F9 1-2		4	1	1	0	1	0	2
Bill Melton, R OBP: 0.323, SLG: 0.428 (1, 5)		0-3 K	0-3 K	0-0 FC5-4 1-2f		0-0 L5		4-0 IBB		4	0	0	0	1	2	4
Don Pavletich, R OBP: 0.339, SLG: 0.406 (1, 2)		4-0 2B BB	4-0 1B BB 1-2 2-3		0-0 L9		4-0 1B E 1B BB	0-0 SF8 3-H		1	2	0	1	3	0	0
Bobby Knoop, R OBP: 0.302, SLG: 0.316 (1, 4)		0-3 K	4-0 1B BB 1-2 2-3 3-H		4-0 E BB		0-0 E 1B 1-2	0-3 K		3	0	1	1	2	2	3
Ken Berry, R OBP: 0.297, SLG: 0.329 (1, 8)		0-0 2B 1-3	0-0 FC4-6 1B 1-3 2-H 3-H		0-3 K		0-0 E1 1B 1-3 2-H			4	0	3	2	0	1	1
Jose Ortiz, R OBP: 0.250, SLG: 0.143 (1, 7)		4-0 IBB	0-0 FC4-6 1-2f		0-0 E6 1-2		0-0 L6			3	0	0	0	1	0	4
Jerry Nyman, L OBP: 0.095, SLG: 0.100 (1, 1)		0-3 K		0-3 K		0-3 K		4-0 1B BB		3	1	0	0	1	3	5

Inning Stats	R: 0	H: 1	E: 0	LOB: 0	K: 0	BB: 0	S: 3	P: 3	R: 0	H: 1	E: 0	LOB: 3	K: 3	BB: 2	S: 10	P: 18	R: 3	H: 2	E: 0	LOB: 2	K: 1	BB: 3	S: 7	P: 19	R: 0	H: 1	E: 0	LOB: 2	K: 1	BB: 1	S: 6	P: 10	R: 0	H: 0	E: 1	LOB: 2	K: 2	BB: 1	S: 8	P: 12	R: 0	H: 0	E: 0	LOB: 0	K: 0	BB: 0	S: 3	P: 3	R: 1	H: 2	E: 1	LOB: 1	K: 0	BB: 1	S: 4	P: 8	R: 2	H: 2	E: 0	LOB: 2	K: 1	BB: 2	S: 7	P: 15
--------------	------	------	------	--------	------	-------	------	------	------	------	------	--------	------	-------	-------	-------	------	------	------	--------	------	-------	------	-------	------	------	------	--------	------	-------	------	-------	------	------	------	--------	------	-------	------	-------	------	------	------	--------	------	-------	------	------	------	------	------	--------	------	-------	------	------	------	------	------	--------	------	-------	------	-------

PITCHER	IP	WLS	BF	H	R	ER	SO	BB	IBB	HBP	BLK	WP	HR	S	P	ERA	WHIP
Jim Rooker, L ERA: 3.75 (1, 1)	7.0	L	35	7	4	3	7	7	1	0	0	0	0	41	73	3.86	2.000
Don O'Riley, R ERA: 7.33 (8, 1)	1.0		7	2	2	2	1	1	1	0	0	0	0	7	15	18.00	3.000


BOTTOM

Kansas City Royals @ Chicago White Sox
Comiskey Park, Chicago, IL

Sat Sep 27 1969, 4:33 AM EDT
Att. 2,437 - Sunny

AB	31
R	6
H	9
RBI	5
BB	10
SO	8
LOB	20

WP: 0 PA: 42
PB: 0 SB: 0
CS: 0



PITCHER	IP	WLS	BF	H	R	ER	SO	BB	IBB	HBP	BLK	WP	HR	S	P	ERA	WHIP
---------	----	-----	----	---	---	----	----	----	-----	-----	-----	----	----	---	---	-----	------

Chicago White Sox @ Minnesota Twins
Metropolitan Stadium, Bloomington, MI

Tue Sep 30 1969, 4:33 AM EDT
Att: 4,817 - Unknown - 59 F

AB	34
R	3
H	8
RBI	3
BB	1
SO	3
LOB	10



Batter	1	2	3	4	5	6	7	8	9	AB	R	H	RBI	BB	SO	LOB									
Walt Williams, R (1, 9) OBP: 0.341, SLG: 0.375	0-0 L8			0-0 FC6-4 1B		0-0 4-3 1B	0-0 1-3 2-H 3-H 1B			4	0	3	2	0	0	0									
Luis Aparicio, R (1, 6) OBP: 0.352, SLG: 0.364	0-0 1-4-3			0-0 FC6-4 1B		0-0 4-3	0-0 F8			4	1	0	0	0	0	4									
Tom McCraw, L (1, 3) OBP: 0.325, SLG: 0.349	0-0 4-3			0-0 3-1		0-0 4-3		0-0 F7		4	0	0	0	0	0	2									
Bill Melton, R (1, 5) OBP: 0.324, SLG: 0.428		0-0 1-3		0-0 1B 2-H 1B		0-0 F9		0-0 5-3		4	0	1	1	0	0	1									
Ed Herrmann, L (1, 2) OBP: 0.320, SLG: 0.343		0-0 F2		0-0 1-3 1B			0-3 K	0-0 G3		4	0	1	0	0	1	0									
Bob Christian, R (1, 7) OBP: 0.259, SLG: 0.295		0-0 F4		0-0 F8			0-0 3-1	4-0 BB BB		3	0	0	0	1	0	2									
Ken Berry, R (1, 8) OBP: 0.297, SLG: 0.328			0-0 4-3		0-0 F3		0-0 1B 1B 1B	0-0 G6-4-3 BB		4	1	1	0	0	0	1									
Bobby Knoop, R (1, 4) OBP: 0.301, SLG: 0.315			0-0 F9		0-0 6-3		0-0 1B 1B	0-0 6-3		4	1	1	0	0	0	0									
Tommy John, R (1, 1) OBP: 0.184, SLG: 0.139			0-3 K		0-3 K		0-0 1B 1B			2	0	0	0	0	2	0									
Ron Hansen, R (7, PH) OBP: 0.327, SLG: 0.324										1	0	1	0	0	0	0									
Jose Ortiz, R (7, PR) OBP: 0.250, SLG: 0.143										0	0	0	0	0	0	0									
Danny Murphy, L (7, 1)										0	0	0	0	0	0	0									
Inning Stats	R: 0 E: 0 K: 0 S: 3	H: 0 LOB: 0 BB: 0 P: 3	R: 0 E: 0 K: 0 S: 3	H: 0 LOB: 0 BB: 0 P: 3	R: 0 E: 0 K: 1 S: 5	H: 0 LOB: 0 BB: 0 P: 5	R: 1 E: 0 K: 0 S: 6	H: 3 LOB: 2 BB: 0 P: 6	R: 0 E: 0 K: 1 S: 5	H: 0 LOB: 0 BB: 0 P: 5	R: 0 E: 0 K: 0 S: 4	H: 1 LOB: 1 BB: 0 P: 4	R: 2 E: 0 K: 1 S: 9	H: 4 LOB: 2 BB: 0 P: 9	R: 0 E: 0 K: 0 S: 3	H: 0 LOB: 0 BB: 0 P: 3	R: 0 E: 0 K: 0 S: 2	H: 0 LOB: 0 BB: 1 P: 6	1B: 8 2B: 0 3B: 0 HR: 0	SF: 0 SAC: 0 DP: 1 HBP: 0	WP: 0 PB: 0 SB: 0 CS: 0	PA: 35			
PITCHER	IP	WLS	BF	H	R	ER	SO	BB	IBB	HBP	BLK	WP	HR	S	P	ERA	WHIP								
Jim Perry, R (1, 1) ERA: 2.82	6.0		22	4	1	1	2	0	0	0	0	0	0	26	26	1.50	0.667								
Jim Kaat, L (7, 1) ERA: 3.38	3.0	W	13	4	2	2	1	1	0	0	0	0	0	14	18	6.00	1.667								

livebaseballscorecards.com

Batter	1	2	3	4	5	6	7	8	9	AB R H RBI BB SO LOB	TOP	
Walt Williams, R (1, 9) OBP: 0.341, SLG: 0.374	1-0 G4-3 HBP		0-0 FC6-4 1B		0-0 F6	0-0 6-3			0-0 5-3	4 0 1 0 0 0 1		
Luis Aparicio, R (1, 6) OBP: 0.352, SLG: 0.363	0-0 G4-3 1-2f		0-0 FC6-4 1-2f		0-0 FC6 1B			4-0 BB	0-0 2-3	4 0 1 0 1 0 2		
Gail Hopkins, L (1, 3) OBP: 0.352, SLG: 0.382	0-0 L9			0-0 HR 1B	0-0 FC6 1-2f 2B			0-0 F7	0-0 F5	5 2 1 0 0 0 2		
Bill Melton, R (1, 5) OBP: 0.325, SLG: 0.432		0-0 F8		0-0 HR 1B	4-0 2B BB			0-0 F9		3 2 1 2 1 0 1		
Bob Christian, R (1, 7) OBP: 0.273, SLG: 0.325		0-0 1B 2B		0-0 1B 1B	0-0 1B 2B			0-0 4-3		4 0 3 2 0 0 1		
Doug Adams, L (1, 2) OBP: 0.267, SLG: 0.214		0-0 G6-4-3 1B		0-0 L8	0-3 K			0-0 6-3		3 0 1 0 0 1 2		
Ed Herrmann, L (7, 2) OBP: 0.319, SLG: 0.341		2-3 1B								1 0 0 0 0 0 0		
Angel Bravo, L (1, 8) OBP: 0.319, SLG: 0.411	0-0 G6-4-3 1-2f		0-0 F7		0-0 L4			0-0 1B 1B		4 0 1 0 0 0 3		
Bobby Knoop, R (1, 4) OBP: 0.305, SLG: 0.317		0-0 6-3		0-0 1-2 1B	4-0 SH1-4 BB			0-0 1-2 1B		3 0 2 0 1 0 0		
Billy Wynne, L (1, 1) OBP: 0.163, SLG: 0.171		0-0 G3		0-0 F9	0-0 SH1-4			0-0 4-3		2 0 0 0 0 0 2		
Wilbur Wood, R (7, 1)										1 0 0 0 0 0 1		
Inning Stats	R: 0 E: 0 K: 0 S: 2 H: 0 LOB: 0 BB: 0 P: 3	R: 0 E: 0 K: 0 S: 4 H: 2 LOB: 1 BB: 0 P: 4	R: 0 E: 0 K: 0 S: 4 H: 1 LOB: 1 BB: 0 P: 4	R: 2 E: 0 K: 0 S: 7 H: 4 LOB: 2 BB: 0 P: 7	R: 2 E: 0 K: 1 S: 7 H: 2 LOB: 1 BB: 1 P: 11	R: 0 E: 0 K: 0 S: 3 H: 0 LOB: 1 BB: 1 P: 7	R: 0 E: 0 K: 0 S: 3 H: 0 LOB: 1 BB: 1 P: 7	R: 0 E: 0 K: 0 S: 4 H: 2 LOB: 1 BB: 0 P: 4	R: 0 E: 0 K: 0 S: 3 H: 0 LOB: 0 BB: 0 P: 3	1B: 8 2B: 2 3B: 0 HR: 1 SF: 0 SAC: 1 DP: 2 HBP: 1	WP: 0 PB: 0 SB: 0 CS: 0 PA: 39	
PITCHER	IP WLS BF H R ER SO BB IBB HBP BLK WP HR S P ERA WHIP											
Dave Boswell, R (1, 1) ERA: 3.23	5.0 L 24 9 4 4 1 1 0 1 0 0 0 1 24 29 7.20 2.000											
Dick Woodson, R (6, 1) ERA: 3.7	2.0 8 0 0 0 0 2 0 0 0 0 0 0 6 14 0.00 1.000											
Al Worthington, R (8, 1) ERA: 4.65	1.0 4 2 0 0 0 0 0 0 0 0 0 0 4 4 0.00 2.000											
Ron Perranoski, L (9, 1) ERA: 2.12	1.0 3 0 0 0 0 0 0 0 0 0 0 0 3 3 0.00 0.000											

Chicago White Sox @ Minnesota Twins
Metropolitan Stadium, Bloomington, MI

Wed Oct 01 1969, 4:33 AM EDT
Att: 4,615 - Unknown - 75 F

livebaseballscorecards.com

AB	34
R	4
H	11
RBI	4
BB	3
SO	1
LOB	15



Batter	1	2	3	4	5	6	7	8	9	AB R H RBI BB SO LOB	TOP																									
Walt Williams, R (1, 9) OBP: 0.343, SLG: 0.374 Ken Berry, R (6, 8) OBP: 0.296, SLG: 0.327	0-0 F9		0-0 1-3		0-0 E WP 1B	1-0 HBP			0-0 1-3	3 1 1 0 0 0 0 1 0 0 0 0 0 0																										
Rich Morales, R (1, 6) OBP: 0.269, SLG: 0.231 Luis Aparicio, R (9, PH) OBP: 0.352, SLG: 0.362	0-0 6-3		0-0 3B		0-0 E1 WP 4-3 1B	0-0 4-3			0-0 5-3	4 1 2 0 0 0 2 1 0 0 0 0 0 0																										
Duane Josephson, R (1, 2) OBP: 0.296, SLG: 0.321 Bart Johnson, R (7, 1) OBP: 0.375, SLG: 0.167	0-0 F9		4-0 3B		0-0 4-3				0-0 G6-4-3 1B	3 1 1 0 1 0 2 0 0 0 0 0 0 0																										
Bill Melton, R (1, 5) OBP: 0.326, SLG: 0.433 Ron Hansen, R (2, 5) OBP: 0.327, SLG: 0.335		0-0 FC6-4 1B	0-0 1-H 3-H 3B		0-0 5-3				0-0 G6-4-3 1-2f	1 0 1 0 0 0 0 3 0 1 2 0 0 2																										
Bob Christian, R (1, 7) OBP: 0.273, SLG: 0.318		0-0 FC6-4 1B 2B	0-3 K		0-0 IBB				0-0 6-3	3 1 0 0 1 1 2																										
Gail Hopkins, L (1, 3) OBP: 0.351, SLG: 0.381		0-0 1-2 2B 1B	0-0 4-3		0-0 4-3				0-3 K	4 1 1 0 0 1 3																										
Bobby Knoop, R (1, 4) OBP: 0.304, SLG: 0.315		0-0 F9		0-3 K		4-0 FC3-5-4 1B BB			0-0 6-3	3 0 0 0 1 1 2																										
Jose Ortiz, R (1, 8) OBP: 0.333, SLG: 0.364		0-0 1-H 2-H 2B		0-0 F3		0-0 FC3-5-4 1B			0-0 F5	4 0 2 2 0 0 0																										
Danny Lazar, L (1, 1) Ed Herrmann, L (7, 2) OBP: 0.319, SLG: 0.341 Don Pavletich, R (9, PH) OBP: 0.338, SLG: 0.404		0-3 K		0-3 K		0-0 FC3-5-4 HBP			0-0 F4	3 0 0 0 0 2 3 0 0 0 0 0 0 0 1 0 0 0 0 0 0																										
Inning Stats	R: 0 E: 0 K: 0 S: 3	H: 0 LOB: 0 BB: 0 P: 3	R: 2 E: 0 K: 1 S: 8	H: 3 LOB: 1 BB: 0 P: 8	R: 2 E: 0 K: 1 S: 7	H: 2 LOB: 1 BB: 1 P: 11	R: 0 E: 0 K: 2 S: 7	H: 0 LOB: 0 BB: 0 P: 7	R: 1 E: 1 K: 0 S: 5	H: 2 LOB: 2 BB: 1 P: 9	R: 0 E: 0 K: 0 S: 3	H: 1 LOB: 0 BB: 0 P: 8	R: 0 E: 0 K: 0 S: 3	H: 1 LOB: 0 BB: 0 P: 3	R: 0 E: 0 K: 1 S: 5	H: 0 LOB: 0 BB: 0 P: 5	R: 0 E: 0 K: 0 S: 3	H: 0 LOB: 0 BB: 0 P: 3	1B: 6 2B: 1 3B: 2 HR: 0	SF: 0 SAC: 0 DP: 2 HBP: 1	WP: 1 PB: 0 SB: 0 CS: 0	PA: 38														
PITCHER	IP WLS BF H R ER SO BB IBB HBP BLK WP HR S P ERA WHIP																																			
Jim Kaat, L (1, 1) ERA: 3.49	5.0		24	7	5	5	4	1	1	0	0	1	0	30	38	9.00	1.600																			
Dick Woodson, R (6, 1) ERA: 3.67	1.0		5	1	0	0	0	1	0	1	0	0	0	3	8	0.00	2.000																			
Joe Grzenda, L (7, 1) ERA: 3.88	1.0	W	3	1	0	0	0	0	0	0	0	0	0	3	3	0.00	1.000																			
Al Worthington, R (8, 1) ERA: 4.57	1.0		3	0	0	0	1	0	0	0	0	0	0	5	5	0.00	0.000																			
Ron Perranoski, L (9, 1) ERA: 2.11	1.0	S	3	0	0	0	0	0	0	0	0	0	0	3	3	0.00	0.000																			

Chicago White Sox @ Minnesota Twins
Metropolitan Stadium, Bloomington, MI

Thu Oct 02 1969, 4:33 AM EDT
Att: 7,171 - Unknown - 67 F

livebaseballscorecards.com

AB	34
R	5
H	9
RBI	4
BB	3
SO	5
LOB	16



BOTTOM

Chicago White Sox @ Minnesota Twins
Metropolitan Stadium, Bloomington, MI

Thu Oct 02 1969, 4:33 AM EDT
Att. 7,171 - Unknown - 67 F

livebaseballscorecards.com

AB	32
R	6
H	10
RBI	5
BB	1
SO	3
LOB	9



WP	0	PA	34
PB	1	SB	0
CS	0		

AB R H RBI BB SO LOB

4 1 2 0 0 0 0
3 1 2 2 0 0 0
0 0 0 0 0 0 0

4 0 0 0 0 0 2

3 1 2 1 0 0 0
1 1 0 0 0 0 0

3 1 2 2 0 0 0
1 0 1 0 0 0 0

4 0 0 0 0 0 3

3 0 0 0 1 1 2

2 0 0 0 0 0 1
1 0 0 0 0 1 1

1 1 1 0 0 0 0
1 0 0 0 0 0 0
0 0 0 0 0 0 0
0 0 0 0 0 0 0
1 0 0 0 0 1 0
0 0 0 0 0 0 0
0 0 0 0 0 0 0

1B: 5 SF: 1
2B: 2 SAC: 0
3B: 0 DP: 0
HR: 3 HBP: 0

Batter	1	2	3	4	5	6	7	8	9
Cesar Tovar, R OBP: 0.342, SLG: 0.415 (1, 8) (6, 4)	0-0 F3 ①		0-0 SF9 1-3 2B		0-0 5-3 ②		0-0 1B PB 1B		
Rich Reese, L OBP: 0.362, SLG: 0.513 Cotton Nash, R OBP: 0.300, SLG: 0.222 (1, 3) (8, 3)	0-0 HR		0-0 SF9 2-3 3-H		0-0 F9 ③		0-0 1B 1-3 F3 1B		
Harmon Killebrew, R OBP: 0.427, SLG: 0.584 (1, 5)	0-0 F8 ②		0-0 F8 ③		0-0 F6 ①		0-0 F3 1-2 3-H		
Tony Oliva, L OBP: 0.355, SLG: 0.496 Jim Holt, L OBP: 0.357, SLG: 0.571 (1, 9) (6, PR) (7, 9)	0-0 F3 ③			0-0 HR		0-0 HR 1B		0-0 F7 ①	
Bob Allison, R OBP: 0.333, SLG: 0.418 Tom Tischinski, R OBP: 0.309, SLG: 0.191 (1, 7) (7, 2)		0-0 1-3 ①		0-0 2B		0-0 HR 1-H		0-0 FC5-4 1B	
George Mitterwald, R OBP: 0.327, SLG: 0.380 (1, 2) (7, 7)		0-0 L7 ②		0-0 6-3 ①		0-0 6-3 ②		0-0 FC5-4 1-2f	
Leo Cardenas, R OBP: 0.353, SLG: 0.388 (1, 6)		0-0 6-3 ③		0-0 6-3 ②		4-0 BB BBB		0-3 K ③	
Frank Quilici, R OBP: 0.236, SLG: 0.250 Herman Hill, L (1, 4) (6, 8)			0-0 4-3 ①	0-0 6-3 ③		0-3 K ③			
Jim Kaat, L OBP: 0.247, SLG: 0.368 Rick Dempsey, R OBP: 0.571, SLG: 0.667 Dick Woodson, R OBP: 0.138, SLG: 0.074 Joe Grzenda, R (7, PH) Rick Renick, R OBP: 0.307, SLG: 0.374 Al Worthington, R (8, 1) Ron Perranoski, L OBP: 0.154, SLG: 0.083 (9, 1)			0-0 2B SF9 1B		0-0 4-3 ①		0-3 K ①		

Inning Stats	R: 1	H: 1	E: 0	K: 0	S: 4	LOB: 0	BB: 0	P: 4
	R: 0	H: 0	E: 0	K: 0	S: 3 <td>LOB: 0</td> <td>BB: 0</td> <td>P: 3 </td>	LOB: 0	BB: 0	P: 3
	R: 1	H: 2	E: 0	K: 0	S: 5 <td>LOB: 1</td> <td>BB: 0</td> <td>P: 5 </td>	LOB: 1	BB: 0	P: 5
	R: 1	H: 2	E: 0	K: 0	S: 5 <td>LOB: 1</td> <td>BB: 0</td> <td>P: 5 </td>	LOB: 1	BB: 0	P: 5
	R: 0	H: 0	E: 0	K: 0	S: 3 <td>LOB: 0</td> <td>BB: 0</td> <td>P: 3 </td>	LOB: 0	BB: 0	P: 3
	R: 2	H: 2	E: 0	K: 1	S: 7 <td>LOB: 1</td> <td>BB: 1</td> <td>P: 11 </td>	LOB: 1	BB: 1	P: 11
	R: 1	H: 2	E: 0	K: 1	S: 6 <td>LOB: 1</td> <td>BB: 0</td> <td>P: 6 </td>	LOB: 1	BB: 0	P: 6
	R: 0	H: 1	E: 0	K: 1	S: 6 <td>LOB: 1</td> <td>BB: 0</td> <td>P: 6 </td>	LOB: 1	BB: 0	P: 6

PITCHER	IP	WLS	BF	H	R	ER	SO	BB	IBB	HBP	BLK	WP	HR	S	P	ERA	WHIP
Danny Lazar, L ERA: 6.53 (1, 1)	6.0		26	7	5	5	1	1	0	0	0	0	3	27	31	7.50	1.333
Bart Johnson, R ERA: 3.22 (7, 1)	2.0	L	8	3	1	0	2	0	0	0	0	0	0	12	12	0.00	1.500