

Chicago White Sox - 1969

Batter	1	2	3	4	5	6	7	8	9	AB	R	H	RBI	BB	SO	LOB	TOP		
Luis Aparicio, R (1.6)	1-3		6-3		P3			5-3		4	0	0	0	0	0	0			
Carlos May, L (1.7) OBP: 0.250, SLG: 0.250	K			FC 6-3 5-3	1B	F7		F7		4	1	1	0	0	1	0			
Bill Melton, R (1.5) OBP: 0.500, SLG: 0.333	FC6-4 1B			6-3		F7			WP BB	3	0	1	0	1	0	1			
Gail Hopkins, L (1.3)	FC6-4 1-2			FC 5-3		4-3			K	4	0	0	0	0	1	3			
Duane Josephson, R (1.2)		5-3		5-3			L8		6-3	4	0	0	1	0	0	2			
Buddy Bradford, R (1.9)	K			1-3			K			3	0	0	0	0	2	1			
Ken Berry, R (1.8)							P6			3	0	0	0	0	1	0			
Sandy Alomar Sr., S (1.4)			6-3			L6		K		3	0	0	0	0	1	0			
Gary Peters, L (1.1) OBP: 0.500, SLG: 2.000			6-3					4-3		2	1	1	1	0	0	0			
Bob Locker, S (7.1)										0	0	0	0	0	0	0			
Pete Ward, L (8. PH)										1	0	0	0	0	0	0			
Dan Osinski, R (8.1)										0	0	0	0	0	0	0			
Inning Stats	R: 0 E: 0 K: 1 S: 6	H: 1 LOB: 1 BB: 0 P: 6	R: 0 E: 0 K: 1 S: 5	H: 0 LOB: 0 BB: 0 P: 5	R: 0 E: 0 K: 0 S: 3	H: 0 LOB: 0 BB: 0 P: 3	R: 1 E: 0 K: 0 S: 5	H: 1 LOB: 1 BB: 0 P: 5	R: 1 E: 0 K: 1 S: 6	H: 1 LOB: 0 BB: 0 P: 6	R: 0 E: 0 K: 1 S: 5	H: 0 LOB: 0 BB: 0 P: 5	R: 0 E: 0 K: 1 S: 5	H: 0 LOB: 0 BB: 0 P: 5	R: 0 E: 0 K: 1 S: 5	H: 0 LOB: 1 BB: 1 P: 9	1B: 2 2B: 0 3B: 0 HR: 1	SF: 0 SAC: 0 DP: 0 HBP: 0	WP: 1 PA: 32 CS: 0
PITCHER Blue Moon Odom, R (1.1) ERA: 2.0	IP: 9.0 WLS: W BF: 32 H: 3 R: 2 ER: 2 SO: 6 BB: 1 IBB: 0 HBP: 0 BLK: 0 WP: 1 HR: 1 S: 43 P: 47 ERA: 2.00 WHIP: 0.444															PITCHER			

Chicago White Sox @ Oakland Athletics
Oakland-Alameda County Coliseum, Oakland, CA
Tue Apr 08 1969, 6:05 PM PST
Att: 23,610 - Unknown

AB	31
R	2
H	3
RBI	2
BB	1
SO	6
LOB	7



Batter	1	2	3	4	5	6	7	8	9	AB	R	H	RBI	BB	SO	LOB	BOTTOM
Bert Campaneris, R (1.6)	6-3			L7		E6	K			4	0	0	0	0	1	1	
Reggie Jackson, L (1.9) OBP: 0.250, SLG: 0.500	K			2B		K		4-3		4	0	1	0	0	2	1	
Mike Hershberger, R (1.7) Joe Nosssek, R (9.7)	F9			6-3		K		1-4-3		4	0	0	0	0	1	1	
Sal Bando, R (1.5) OBP: 0.500, SLG: 0.500		6-3			1B HR 1B	6-3		1B		4	1	2	0	0	0	1	
Danny Cater, R (1.3) OBP: 0.750, SLG: 0.750	K			1-2 HR 1B			1B E 1B	1B		4	2	3	0	0	1	0	
Dick Green, R (1.4) OBP: 0.500, SLG: 1.250	F9			1-2 HR HR			E SF8 1B	F2		4	2	2	3	0	0	2	
Rick Monday, L (1.8) OBP: 0.333, SLG: 0.333			F5		K		E1 FC1-6 1B			3	0	1	0	0	1	0	
Dave Duncan, R (1.2)			K		K		SF8			2	0	0	1	0	2	0	
Blue Moon Odom, R (1.1)			K		5-3		FC1-6			3	0	0	0	0	1	1	
Inning Stats	R: 0 E: 0 K: 1 S: 5	H: 0 LOB: 0 BB: 0 P: 5	R: 0 E: 0 K: 2 S: 7	H: 0 LOB: 0 BB: 0 P: 7	R: 0 E: 0 K: 0 S: 3	H: 1 LOB: 0 BB: 0 P: 3	R: 3 E: 0 K: 2 S: 10	H: 3 LOB: 0 BB: 0 P: 10	R: 0 E: 1 K: 2 S: 8	H: 0 LOB: 1 BB: 0 P: 8	R: 2 E: 1 K: 1 S: 8	H: 3 LOB: 1 BB: 0 P: 8	R: 0 E: 0 K: 0 S: 5	H: 2 LOB: 2 BB: 0 P: 5	1B: 7 2B: 1 3B: 0 HR: 1	SF: 1 SAC: 0 DP: 0 HBP: 0	WP: 0 PA: 33 CS: 0
PITCHER Gary Peters, L (1.1) ERA: 6.0	IP: 6.0 WLS: L BF: 25 H: 7 R: 5 ER: 4 SO: 8 BB: 0 IBB: 0 HBP: 0 BLK: 0 WP: 0 HR: 1 S: 41 P: 41 ERA: 6.00 WHIP: 1.167															PITCHER	
Bob Locker, R (7.1)	1.0 3 0 0 0 0 0 0 0 0 0 0 5 5 0.00 0.000																
Dan Osinski, R (8.1)	1.0 5 2 0 0 0 0 0 0 0 0 0 5 5 0.00 2.000																

Chicago White Sox @ Oakland Athletics
Oakland-Alameda County Coliseum, Oakland, CA
Tue Apr 08 1969, 6:05 PM PST
Att: 23,610 - Unknown

AB	32
R	5
H	9
RBI	4
BB	0
SO	9
LOB	7



Batter	1	2	3	4	5	6	7	8	9	AB	R	H	RBI	BB	SO	LOB	TOP								
Luis Aparicio, R (1.6) OBP: 0.125, SLG: 0.250										4	1	1	0	0	0	1	Chicago White Sox @ Oakland Athletics Oakland-Alameda County Coliseum, Oakland, CA Wed Apr 09 1969, 6:05 PM PST Att: 2,236 - Unknown								
Carlos May, L (1.7) OBP: 0.500, SLG: 1.250										4	2	3	3	0	0	1									
Bill Melton, R (1.5) OBP: 0.375, SLG: 0.167										3	0	0	0	1	0	1									
Gail Hopkins, L (1.3) Don Pavletich, R (8, PH) OBP: 1.000, SLG: 1.000										3	0	0	0	0	0	1									
Duane Josephson, R (1.2) OBP: 0.125, SLG: 0.125										4	0	1	0	0	0	3									
Watt Williams, R (1.9) Woodie Held, R (7.9)										3	0	0	0	0	0	1									
Ken Berry, R (1.8) OBP: 0.143, SLG: 0.143										4	0	1	0	0	0	0									
Sandy Alomar Sr., S (1.4) Tommy John, R (1.1)										3	0	0	0	1	1	1									
Inning Stats	R: 0 E: 0 K: 0 S: 4	H: 1 LOB: 1 BB: 0 P: 4	R: 0 E: 0 K: 0 S: 4	H: 2 LOB: 1 BB: 0 P: 4	R: 1 E: 0 K: 1 S: 6	H: 1 LOB: 0 BB: 0 P: 6	R: 0 E: 0 K: 0 S: 3	H: 0 LOB: 0 BB: 0 P: 3	R: 0 E: 0 K: 0 S: 3	H: 0 LOB: 0 BB: 0 P: 3	R: 1 E: 0 K: 0 S: 4	H: 1 LOB: 0 BB: 0 P: 4	R: 0 E: 0 K: 0 S: 3	H: 0 LOB: 0 BB: 0 P: 3	R: 1 E: 0 K: 0 S: 5	H: 2 LOB: 2 BB: 2 P: 13	R: 0 E: 0 K: 1 S: 5	H: 0 LOB: 0 BB: 0 P: 5	1B: 4 2B: 1 3B: 0 HR: 2	SF: 0 SAC: 0 DP: 0 HBP: 0	WP: 0 PB: 0 SB: 1 CS: 0	PA: 35			
PITCHER	IP	WLS	BF	H	R	ER	SO	BB	IBB	HBP	BLK	WP	HR	S	P	ERA	WHIP								
Jim Nash, R (1.1) ERA: 3.0	6.0	L	22	5	2	2	1	0	0	0	0	0	2	24	24	3.00	0.833								
Ed Sprague, R (7.1) ERA: 5.4	1.2		8	1	1	1	0	2	0	0	0	0	0	6	14	5.40	1.800								
Paul Lindblad, L (8.1) ERA:	0.1		2	1	0	0	0	0	0	0	0	0	0	2	2	0.00	3.000								
Lew Krausse, R (9.1) ERA:	1.0		3	0	0	0	1	0	0	0	0	0	0	5	5	0.00	0.000								

Batter	1	2	3	4	5	6	7	8	9	AB	R	H	RBI	BB	SO	LOB	BOTTOM								
Bert Campaneris, R (1.6)										4	0	0	0	0	2	0	Chicago White Sox @ Oakland Athletics Oakland-Alameda County Coliseum, Oakland, CA Wed Apr 09 1969, 6:05 PM PST Att: 2,236 - Unknown								
Reggie Jackson, L (1.9) OBP: 0.125, SLG: 0.250										4	0	0	0	0	0	0									
Mike Hershberger, R (1.7) OBP: 0.125, SLG: 0.125										4	0	1	0	0	1	0									
Sal Bando, R (1.5) OBP: 0.250, SLG: 0.250										4	0	0	0	0	0	1									
Danny Cater, R (1.3) OBP: 0.714, SLG: 0.714										3	0	2	0	0	0	0									
Dick Green, R (1.4) OBP: 0.571, SLG: 1.000										2	0	1	0	1	0	0									
Rick Monday, L (1.8) OBP: 0.167, SLG: 0.167										3	0	0	0	0	1	4									
Dave Duncan, R (1.2) Jim Nash, R (1.1) Tommie Reynolds, R (6, PH) Ed Sprague, R (7.1) Paul Lindblad, L (8.1) Jim Pagliaroni, R (8, PH) Lew Krausse, R (9.1)										3	0	0	0	0	0	0									
Inning Stats	R: 0 E: 0 K: 1 S: 5	H: 0 LOB: 0 BB: 0 P: 5	R: 0 E: 0 K: 0 S: 3	H: 0 LOB: 0 BB: 0 P: 3	R: 0 E: 0 K: 0 S: 3	H: 0 LOB: 0 BB: 0 P: 3	R: 0 E: 0 K: 0 S: 3	H: 0 LOB: 0 BB: 0 P: 3	R: 0 E: 0 K: 0 S: 6	H: 3 LOB: 3 BB: 0 P: 6	R: 0 E: 0 K: 1 S: 5	H: 0 LOB: 0 BB: 0 P: 5	R: 0 E: 0 K: 1 S: 5	H: 0 LOB: 0 BB: 0 P: 5	1B: 4 2B: 0 3B: 0 HR: 0	SF: 0 SAC: 0 DP: 0 HBP: 0	WP: 0 PB: 0 SB: 0 CS: 1	PA: 31							
PITCHER	IP	WLS	BF	H	R	ER	SO	BB	IBB	HBP	BLK	WP	HR	S	P	ERA	WHIP								
Tommy John, L (1.1) ERA:	9.0	W	31	4	0	0	4	1	0	0	0	0	0	38	42	0.00	0.556								



Batter	1	2	3	4	5	6	7	8	9	AB	R	H	RBI	BB	SO	LOB	TOP				
Luis Aparicio, R OBP: 0.077, SLG: 0.154	0-0 6-3		0-0 F7	0-0 F8		0-0 F8			0-0 FC1-5-6 1B	5	0	0	0	0	0	4					
Carlos May, L OBP: 0.462, SLG: 0.923	0-0 4-3		0-0 2B 1B		0-3 K		0-3 K		0-0 1-3 1B	5	0	2	0	0	2	0					
Bill Melton, R OBP: 0.538, SLG: 0.556	4-0 BB BB		0-0 1-3 2B		0-0 2B		0-0 F7		4-0 1-2 FC6-4 BB	3	0	2	0	2	0	0					
Gail Hopkins, L	4-0 1-2 BB		4-0 IBB		0-0 G3		0-0 F4		0-3 K	3	0	0	0	2	1	4					
Don Pavletich, R OBP: 0.167, SLG: 0.167	0-0 F5		0-3 K		0-3 K			0-0 5-3	0-0 FC6-4	5	0	0	0	0	2	9					
Buddy Bradford, R OBP: 0.286, SLG: 0.286		0-0 4-3 S 1B	0-3 K		0-0 6-3			0-0 1B		4	0	2	0	0	1	3					
Ken Berry, R Wilbur Wood, R	0-0 4-3		1-0 FC3-6 HBP		0-0 F9		0-0 F8			3	0	0	0	0	0	2	AB 36				
Sandy Alomar Sr., S	0-0 4-3		0-0 FC3-6 4-3 E 1-2		0-0 2B 1B		0-0 F9			0	0	0	0	0	0	0	R 0				
Joe Horlen, R Pete Ward, L Bob Priddy, R Walt Williams, R Bob Locker, S Don Secrist, L Woodie Held, R	0-0 F7		0-0 4-3		0-0 1-3 2B		0-0 FC1-5 2B			4	0	1	0	0	0	3	H 9				
Inning Stats	R: 0 E: 0 K: 0 S: 3	H: 0 LOB: 2 BB: 2 P: 11	R: 0 E: 0 K: 0 S: 4	H: 1 LOB: 1 BB: 0 P: 4	R: 0 E: 0 K: 2 S: 9	H: 2 LOB: 3 BB: 1 P: 13	R: 0 E: 1 K: 0 S: 3	H: 0 LOB: 1 BB: 0 P: 4	R: 0 E: 0 K: 2 S: 8	H: 1 LOB: 1 BB: 0 P: 8	R: 0 E: 0 K: 1 S: 5	H: 2 LOB: 2 BB: 0 P: 5	R: 0 E: 0 K: 0 S: 5	H: 0 LOB: 0 BB: 0 P: 5	R: 0 E: 0 K: 0 S: 4	H: 1 LOB: 1 BB: 0 P: 4	R: 0 E: 0 K: 1 S: 7	H: 2 LOB: 3 BB: 1 P: 11	1B: 5 2B: 4 3B: 0 HR: 0	SF: 0 SAC: 0 DP: 0 HBP: 1	WP: 0 PA: 41 PB: 0 SB: 1 CS: 0
PITCHER Gary Bell, R ERA:	IP: 9.0 WLS: W BF: 41	H: 9 R: 0 ER: 0 SO: 6	BB: 3 IBB: 1 HBP: 1 BLK: 0	WP: 0 HR: 0 S: 48 P: 65	ERA: 0.00 WHIP: 1.333	PITCHER IP: WLS: BF: H: R: ER: SO: BB: IBB: HBP: BLK: WP: HR: S: P: ERA: WHIP															

Chicago White Sox @ Seattle Pilots
Sicks Stadium, Boston, MA
Fri Apr 11 1969, 6:33 AM EST
Att: 14,993 - Unknown - 58 F

AB 36
R 0
H 9
RBI 0
BB 4
SO 6
LOB 27



Batter	1	2	3	4	5	6	7	8	9	AB	R	H	RBI	BB	SO	LOB	BOTTOM		
Tommy Harper, R OBP: 0.333, SLG: 0.357	0-0 G4-3 S 1B	0-0 F3			0-0 1-3	0-0 WP 1B		0-0 6-3		5	1	2	1	0	0	2			
Mike Hegan, L	4-0 G4-3 BB		4-0 HR BB		0-0 F8	4-0 FC4-6 BB				1	1	0	0	3	0	0			
Tommy Davis, R	0-0 G4-3 1-2 2-3		0-0 F8		0-3 K	0-0 FC4-6 1-2				4	0	0	0	0	1	5			
Don Mincher, L	4-0 1B BB		0-0 1-H HR		0-3 K	0-0 F9		0-0 6-3		3	1	1	2	1	1	0			
Rich Rollins, R	0-0 1-2 3-H 1B		0-0 4-3		0-0 BLK 1B 1B	0-0 F8		0-0 6-3		4	1	2	1	0	0	0			
Jim Gosger, L	0-0 5-3		0-0 B1-3		0-0 F7	0-0 F8				4	0	0	0	0	0	3			
Jerry McNertney, R OBP: 0.375, SLG: 0.375		0-0 1B		0-0 5-3		0-0 1B 2B 1B		0-0 F4		4	1	2	1	0	0	0	AB 31		
Ray Oyler, R OBP: 0.400, SLG: 0.250	0-0 F7		0-3 K		0-0 2B 1B	4-0 SH3-4 BB				3	1	1	0	1	1	1	R 7		
Gary Bell, R OBP: 0.333, SLG: 0.667	0-0 B2		0-0 6-3		0-0 1B 2B	0-0 SH3-4 BB				3	1	1	2	0	0	1	H 9		
Inning Stats	R: 1 E: 0 K: 0 S: 4	H: 2 LOB: 2 BB: 2 P: 12	R: 0 E: 0 K: 0 S: 4	H: 1 LOB: 1 BB: 0 P: 4	R: 2 E: 0 K: 0 S: 4	H: 1 LOB: 0 BB: 1 P: 8	R: 0 E: 0 K: 1 S: 5	H: 0 LOB: 0 BB: 0 P: 5	R: 0 E: 0 K: 1 S: 5	H: 0 LOB: 0 BB: 0 P: 5	R: 4 E: 0 K: 1 S: 10	H: 5 LOB: 2 BB: 1 P: 14	R: 0 E: 0 K: 0 S: 3	H: 0 LOB: 0 BB: 0 P: 3	R: 0 E: 0 K: 0 S: 3	H: 0 LOB: 1 BB: 1 P: 7	1B: 7 2B: 1 3B: 0 HR: 1	SF: 0 SAC: 1 DP: 1 HBP: 0	WP: 1 PA: 37 PB: 0 SB: 1 CS: 0
PITCHER Joe Horlen, R ERA: 9.0 Bob Priddy, R ERA: Bob Locker, R ERA: 21.6 Don Secrist, L ERA: Wilbur Wood, L ERA:	IP: 3.0 WLS: L BF: 15	H: 4 R: 3 ER: 3 SO: 0	BB: 3 IBB: 0 HBP: 0 BLK: 0	WP: 0 HR: 1 S: 12 P: 24	ERA: 9.00 WHIP: 2.333	PITCHER IP: WLS: BF: H: R: ER: SO: BB: IBB: HBP: BLK: WP: HR: S: P: ERA: WHIP													

Chicago White Sox @ Seattle Pilots
Sicks Stadium, Boston, MA
Fri Apr 11 1969, 6:33 AM EST
Att: 14,993 - Unknown - 58 F


AB 31
R 7
H 9
RBI 7
BB 5
SO 3
LOB 12



Batter	1	2	3	4	5	6	7	8	9	AB	R	H	RBI	BB	SO	LOB	TOP										
Buddy Bradford, R OBP: 0.471, SLG: 0.571 (1, 9)	F9	6-3		1B	FC5-2		1B		L8	4	1	1	0	2	0	0											
Luis Aparicio, R OBP: 0.227, SLG: 0.200 (1, 6)	HR	F8		F8	FC5-2		1B			4	2	2	2	1	0	2											
Pete Ward, L OBP: 0.300, SLG: 0.556 (1, 7)										4	1	1	2	0	2	3											
Ken Berry, R OBP: 0.125, SLG: 0.067 (6, 8)	HR		K	F8	K		6-3			1	0	0	0	0	0	2											
Bill Melton, R OBP: 0.545, SLG: 0.923 (1, 5)	HR		2B	SF9		G1-6-3		1-3		3	2	2	2	1	0	0											
Don Pavletich, R OBP: 0.444, SLG: 0.875 (1, 2)	SF8-2		HR	HR		G1-6-3			K	2	3	2	2	1	0	0											
Wilbur Wood, R (4, 1)			HR	HR						1	0	0	0	0	1	0											
Gail Hopkins, L OBP: 0.333, SLG: 0.444 (1, 3)	E9		HR			K				4	1	3	2	1	1	0											
Ron Hansen, R OBP: 0.230, SLG: 0.333 (1, 4)	SF8-2		6-3	F5						3	0	1	1	0	0	1											
Sandy Alomar Sr., S OBP: 0.125, SLG: 0.067 (7, PR)										1	1	0	0	0	0	1											
Woodie Held, R OBP: 0.429, SLG: 1.000 (1, 8)				E6					K	4	1	1	1	1	2	1											
Gary Peters, L OBP: 0.250, SLG: 1.000 (1, 1)										2	0	0	0	0	0	1											
Duane Josephson, R OBP: 0.067, SLG: 0.067 (4, 2)	F9		5-3		SH1-4		3-1		6-3	3	0	0	0	0	0	2											
Inning Stats	R: 4 E: 1 K: 0 S: 5	H: 3 LOB: 0 BB: 2 P: 13	R: 1 E: 0 K: 0 S: 4	H: 1 LOB: 0 BB: 0 P: 4	R: 3 E: 0 K: 1 S: 8	H: 3 LOB: 1 BB: 1 P: 12	R: 3 E: 0 K: 0 S: 6	H: 3 LOB: 1 BB: 1 P: 10	R: 0 E: 1 K: 1 S: 6	H: 0 LOB: 2 BB: 1 P: 10	R: 0 E: 0 K: 1 S: 4	H: 0 LOB: 0 BB: 1 P: 8	R: 1 E: 0 K: 1 S: 7	H: 2 LOB: 2 BB: 1 P: 11	R: 0 E: 0 K: 1 S: 6	H: 1 LOB: 0 BB: 0 P: 6	R: 0 E: 0 K: 1 S: 5	H: 0 LOB: 0 BB: 0 P: 5	1B: 4 2B: 3 3B: 2 HR: 5	SF: 2 SAC: 1 DP: 2 HBP: 0	WP: 0 PB: 0 SB: 2 CS: 0	PA: 46					
PITCHER	IP	WLS	BF	H	R	ER	SO	BB	IBB	HBP	BLK	WP	HR	S	P	ERA	WHIP										
Marty Pattin, R ERA: 10.13 (1, 1)	0.1	L	6	3	4	4	0	2	0	0	0	0	2	4	12	108.00	15.000										
Gene Brabender, R ERA: 16.2 (3, 1)	2.1		11	4	4	4	1	1	0	0	0	0	2	12	16	15.43	2.143										
Jim Bouton, R ERA: 16.2 (5, 1)	1.1		8	3	3	3	0	1	0	0	0	0	1	7	11	20.25	3.000										
John Morris, L ERA: 4.05 (9, 1)	4.0		18	3	1	1	4	3	0	0	0	0	0	23	35	2.25	1.500										
Steve Barber, L ERA: (9, 1)	1.0		3	0	0	0	1	0	0	0	0	0	0	5	5	0.00	0.000										
Batter	1	2	3	4	5	6	7	8	9	AB	R	H	RBI	BB	SO	LOB	BOTTOM										
Tommy Harper, R OBP: 0.400, SLG: 0.333 (1, 4)	S			1B	F4				F8	4	2	2	0	1	0	2											
Wayne Comer, R OBP: 0.500, SLG: 0.250 (1, 8)	S		F8	PB		G6-4-3			K	3	0	1	2	2	1	1											
Tommy Davis, R OBP: 0.273, SLG: 0.316 (1, 7)	F9				G6-4-3					3	1	1	1	2	0	2											
Rich Rollins, R OBP: 0.381, SLG: 0.474 (1, 5)	F8		F4	F9					5-3	5	0	1	0	0	0	5											
Don Mincher, L OBP: 0.333, SLG: 0.588 (1, 3)	F8		F4	K		F3			F5	5	0	0	0	0	1	6											
Jose Vidal, R OBP: 0.600, SLG: 1.250 (1, 9)				2B	F6				HR	4	2	2	1	1	0	0											
Larry Haney, R OBP: 0.556, SLG: 0.625 (1, 2)		K		1B		L5				4	1	2	1	1	1	1											
Ray Oyler, R OBP: 0.421, SLG: 0.500 (1, 6)			F4	1B	F6				F3	5	1	1	0	0	0	3											
Marty Pattin, R ERA: 10.13 (1, 1)										0	0	0	0	0	0	0											
Gene Brabender, R ERA: 16.2 (3, 1)										1	0	0	0	0	0	1											
Jim Bouton, R ERA: 16.2 (5, 1)										0	0	0	0	0	0	0											
Mike Ferraro, R ERA: 16.2 (9, 1)										1	0	0	0	0	0	2											
John Morris, R ERA: 4.05 (9, 1)										1	0	1	0	0	0	0											
Gus Gil, R ERA: 4.05 (9, 1)										1	0	0	0	0	0	0											
Steve Barber, L ERA: (9, 1)										0	0	0	0	0	0	0											
Inning Stats	R: 1 E: 0 K: 0 S: 4	H: 1 LOB: 1 BB: 1 P: 8	R: 0 E: 0 K: 2 S: 7	H: 0 LOB: 1 BB: 1 P: 11	R: 0 E: 0 K: 0 S: 4	H: 1 LOB: 2 BB: 1 P: 8	R: 4 E: 0 K: 1 S: 9	H: 4 LOB: 2 BB: 2 P: 17	R: 0 E: 0 K: 0 S: 5	H: 2 LOB: 2 BB: 0 P: 5	R: 0 E: 0 K: 0 S: 3	H: 1 LOB: 1 BB: 1 P: 7	R: 0 E: 0 K: 0 S: 3	H: 0 LOB: 0 BB: 0 P: 3	R: 0 E: 0 K: 1 S: 5	H: 0 LOB: 0 BB: 0 P: 5	R: 2 E: 0 K: 0 S: 5	H: 2 LOB: 1 BB: 1 P: 9	1B: 7 2B: 2 3B: 0 HR: 2	SF: 0 SAC: 0 DP: 1 HBP: 0	WP: 0 PB: 1 SB: 3 CS: 0	PA: 44					
PITCHER	IP	WLS	BF	H	R	ER	SO	BB	IBB	HBP	BLK	WP	HR	S	P	ERA	WHIP										
Gary Peters, L ERA: 6.75 (4, 1)	3.1	W	24	5	2	2	2	3	0	0	0	0	2	25	37	3.18	1.412										
Wilbur Wood, L ERA: 2.7 (4, 1)																											


Chicago White Sox @ Seattle Pilots
Sicks Stadium, Boston, MA
Sun Apr 13 1969, 6:33 AM EST
Att: 10,031 - Unknown

AB 36
R 12
H 13
RBI 12
BB 7
SO 6
LOB 13



Chicago White Sox @ Seattle Pilots
Sicks Stadium, Boston, MA
Sun Apr 13 1969, 6:33 AM EST
Att: 10,031 - Unknown

AB 37
R 7
H 11
RBI 5
BB 7
SO 4
LOB 23




Batter	1	2	3	4	5	6	7	8	9	AB	R	H	RBI	BB	SO	LOB	TOP								
Carlos May, L OBP: 0.471, SLG: 0.875	FC1-6 HBP		6-3			4-3		FC1-2 1-3 2-H 2B		3	1	1	1	0	0	0	Chicago White Sox @ California Angels Anaheim Stadium, Anaheim, CA Mon Apr 14 1969, 9:05 PM EST Att: 6,167 - Unknown								
Luis Aparicio, R OBP: 0.231, SLG: 0.174	FC1-6 6-3			6-3			F9 G3 BB	FC1-2 2B		3	1	0	0	1	0	3									
Pete Ward, L OBP: 0.286, SLG: 0.538 Bob Locker, S	6-3			G3			G3			4	0	1	2	0	0	2									
Bill Melton, R OBP: 0.462, SLG: 0.706	6-3			6-3			F9	1-3		4	0	0	0	0	0	3									
Don Pavletich, R OBP: 0.308, SLG: 0.583		F9			F9		P4		F8	4	0	0	0	0	1										
Gail Hopkins, L OBP: 0.380, SLG: 0.429		F2			3-1			1B	FC6-4 BB	3	1	1	0	1	0	0									
Buddy Bradford, R OBP: 0.476, SLG: 0.556		K						1B	F9	4	1	2	0	0	1	1									
Ron Hansen, R OBP: 0.167, SLG: 0.200 Walt Williams, R OBP: 0.333, SLG: 0.500 Ken Berry, R OBP: 0.118, SLG: 0.063			K		CS	6-3		2B FC1-2 1B	FC6-4	2	0	0	0	0	1	0									
Tommy John, R Duane Josephson, R Sandy Alomar Sr., S			6-3		CS			K		1	0	0	0	0	1	2									
										0	0	0	0	0	0	0									
Inning Stats	R: 0 E: 0 K: 0 S: 3	H: 0 LOB: 1 BB: 0 P: 4	R: 0 E: 0 K: 1 S: 5	H: 0 LOB: 0 BB: 0 P: 5	R: 0 E: 0 K: 1 S: 5	H: 0 LOB: 0 BB: 0 P: 5	R: 0 E: 0 K: 0 S: 3	H: 0 LOB: 0 BB: 0 P: 3	R: 0 E: 0 K: 0 S: 3	H: 1 LOB: 0 BB: 0 P: 3	R: 0 E: 0 K: 0 S: 5	H: 0 LOB: 0 BB: 1 P: 5	R: 0 E: 0 K: 0 S: 3	H: 0 LOB: 1 BB: 1 P: 7	R: 4 E: 0 K: 1 S: 10	H: 5 LOB: 1 BB: 0 P: 10	R: 0 E: 0 K: 0 S: 3	H: 0 LOB: 1 BB: 1 P: 7	1B: 4 2B: 2 3B: 0 HR: 0	SF: 0 SAC: 0 DP: 0 HBP: 1	WP: 0 PB: 0 SB: 0 CS: 1	PA: 36			
PITCHER	IP	WLS	BF	H	R	ER	SO	BB	IBB	HBP	BLK	WP	HR	S	P	ERA	WHIP								
Jim McGlothlin, R ERA: 6.99	(1, 1)	7.0	26	4	3	3	3	1	0	1	0	0	0	30	35	3.86	0.714								
Hoyt Wilhelm, R ERA: 1.8	(8, 1)	1.0	L 5	2	1	1	1	0	0	0	0	0	0	7	7	9.00	2.000								
Andy Messersmith, R ERA: 4.5	(9, 1)	1.0	4	0	0	0	0	1	0	0	0	0	0	3	7	0.00	1.000								

Batter	1	2	3	4	5	6	7	8	9	AB	R	H	RBI	BB	SO	LOB	BOTTOM								
Jay Johnstone, L OBP: 0.385, SLG: 0.560	S 1B		K			WP SH1-4 4-1 BB		G3		3	2	1	0	1	1	0	Chicago White Sox @ California Angels Anaheim Stadium, Anaheim, CA Mon Apr 14 1969, 9:05 PM EST Att: 6,167 - Unknown								
Jim Fregosi, R OBP: 0.400, SLG: 0.545	K		6-3			SH1-4			BB	2	0	0	0	1	1	1									
Lou Johnson, R OBP: 0.429, SLG: 0.200 Bill Voss, L OBP: 0.308, SLG: 0.364 Andy Messersmith, R	5-3			G4-6-3 1B		4-1		P6		3	0	1	1	0	0	1									
Rick Reichardt, R OBP: 0.478, SLG: 0.421				G4-6-3 1B		4-3			K	4	0	1	1	0	1	1									
Dick Stuart, R OBP: 0.222, SLG: 0.500 Ruben Amaro, R OBP: 1.000, SLG: 1.000 Bob Chance, L OBP: 0.500, SLG: 0.500	F8			F9					4-3	3	1	1	1	0	0	1									
Aurelio Rodriguez, R OBP: 0.304, SLG: 0.333		3-1			1-4-3		1-6-3		K	4	0	0	0	0	1	0									
Tom Egan, R		L4			K					3	0	0	0	0	2	0									
Bobby Knoop, R OBP: 0.409, SLG: 0.316		1-3								2	0	0	0	1	1	0									
Jim McGlothlin, R Hoyt Wilhelm, R Vic Davallillo, L			6-3		5-3			F8		2	0	0	0	0	0	0									
										1	0	0	0	0	0	0									
Inning Stats	R: 1 E: 0 K: 1 S: 7	H: 2 LOB: 1 BB: 0 P: 7	R: 0 E: 0 K: 0 S: 3	H: 0 LOB: 0 BB: 0 P: 3	R: 0 E: 0 K: 1 S: 5	H: 0 LOB: 0 BB: 0 P: 5	R: 0 E: 0 K: 0 S: 3	H: 1 LOB: 0 BB: 0 P: 3	R: 0 E: 0 K: 1 S: 5	H: 0 LOB: 1 BB: 1 P: 9	R: 1 E: 0 K: 0 S: 3	H: 0 LOB: 0 BB: 1 P: 7	R: 1 E: 0 K: 2 S: 8	H: 1 LOB: 0 BB: 0 P: 8	R: 0 E: 0 K: 0 S: 3	H: 0 LOB: 1 BB: 1 P: 7	R: 0 E: 0 K: 2 S: 7	H: 0 LOB: 0 BB: 0 P: 7	1B: 3 2B: 0 3B: 0 HR: 1	SF: 0 SAC: 1 DP: 1 HBP: 0	WP: 1 PB: 0 SB: 1 CS: 0	PA: 33			
PITCHER	IP	WLS	BF	H	R	ER	SO	BB	IBB	HBP	BLK	WP	HR	S	P	ERA	WHIP								
Tommy John, L ERA: 1.69	(1, 1)	7.0	W 26	4	3	3	5	2	0	0	0	0	1	34	42	3.86	0.857								
Bob Locker, R ERA: 9.82	(8, 1)	2.0	S 7	0	0	0	2	1	0	0	0	0	0	10	14	0.00	0.500								

Batter	1	2	3	4	5	6	7	8	9	AB	R	H	RBI	BB	SO	LOB	TOP			
Pat Kelly, L OBP: 0.296, SLG: 0.217 Dick Drago, R (8, 1)	FC6-4 BB 1-2	FC6 1-2			5-3			4-3		3	0	0	0	1	0	2				
Jackie Hernandez, R OBP: 0.297, SLG: 0.219	FC6-4 4-3 HR 1-2		F4		K			5-3		4	1	0	0	0	1	1				
Joe Keough, L OBP: 0.300, SLG: 0.367	4-3								F7	4	0	1	0	0	0	1				
Joe Foy, R OBP: 0.378, SLG: 0.394	HR 2H		F9						F4	4	1	2	2	0	0	1				
Mike Fiore, L OBP: 0.480, SLG: 0.412	K		4-3						G4-6-3 1B	4	0	1	0	0	1	2				
Lou Piniella, R OBP: 0.407, SLG: 0.318					F6				FC6-4 1B	4	0	1	0	0	0	1				
Jerry Adair, R OBP: 0.296, SLG: 0.269										3	0	1	0	0	0	1				
Jim Campanis, R OBP: 0.235, SLG: 0.267 Ed Kirkpatrick, L OBP: 0.150, SLG: 0.056	E5 BB		G5-4-3 1B		G6-4-3 1B				6-3	2	0	0	0	0	0	1				
Dave Morehead, R Dave Wickersham, R George Spriggs, L OBP: 0.286, SLG: 0.250	FC6 BB 1-2		G6-4-3 1-2						4-3	1	0	0	0	0	0	0				
					1-3				K	1	0	0	0	1	0	0				
										0	0	0	0	0	0	0				
										1	0	0	0	0	1	0				
Inning Stats	R: 2 E: 0 K: 1 S: 6	H: 1 LOB: 0 BB: 1 P: 10	R: 0 E: 1 K: 0 S: 4	H: 1 LOB: 2 BB: 1 P: 8	R: 0 E: 0 K: 0 S: 4	H: 1 LOB: 0 BB: 0 P: 4	R: 0 E: 0 K: 1 S: 3	H: 0 LOB: 0 BB: 0 P: 3	R: 0 E: 0 K: 0 S: 3	H: 0 LOB: 0 BB: 0 P: 3	R: 0 E: 0 K: 1 S: 5	H: 0 LOB: 0 BB: 0 P: 5	R: 0 E: 0 K: 0 S: 3	H: 0 LOB: 0 BB: 0 P: 3	R: 0 E: 0 K: 1 S: 5	H: 1 LOB: 1 BB: 0 P: 4	1B: 5 2B: 0 3B: 0 HR: 1	SF: 0 SAC: 0 DP: 3 HBP: 0	WP: 0 PB: 0 SB: 0 CS: 0	PA: 33
PITCHER Joe Horlen, R ERA: 3.75	IP: 9.0 WLS: W BF: 33 H: 6 R: 2 ER: 2 SO: 3 BB: 2 IBB: 0 HBP: 0 BLK: 0 WP: 0 HR: 1 S: 37 P: 45 ERA: 2.00 WHIP: 0.889																			

Kansas City Royals @ Chicago White Sox
Comiskey Park, Chicago, IL
Wed Apr 16 1969, 4:33 AM EST
Att: 11,163 - Cloudy

AB 31
R 2
H 6
RBI 2
BB 2
SO 3
LOB 10



Batter	1	2	3	4	5	6	7	8	9	AB	R	H	RBI	BB	SO	LOB	BOTTOM
Carlos May, L OBP: 0.524, SLG: 1.158	HR		SH5-4 BB 1-2		HR					3	2	3	1	1	0		
Luis Aparicio, R OBP: 0.241, SLG: 0.192	FC3-6 1B		SH5-4		F7					3	0	1	0	0	0	0	
Pete Ward, L OBP: 0.294, SLG: 0.467 Ken Berry, R OBP: 0.167, SLG: 0.118	F7		G6-4-3 IBB		K					2	0	0	0	1	1	1	
Bill Melton, R OBP: 0.400, SLG: 0.571	FC3-6 1-2		G6-4-3 1-2							4	0	0	0	0	0	5	
Gail Hopkins, L OBP: 0.345, SLG: 0.375	4-1				F5					3	0	0	0	1	0	1	
Duane Josephson, R OBP: 0.150, SLG: 0.105					K					3	1	1	0	1	1	0	
Buddy Bradford, R OBP: 0.520, SLG: 0.714					5-3					3	1	2	2	1	0	0	
Sandy Alomar Sr., S OBP: 0.150, SLG: 0.056										3	1	0	0	1	1	4	
Joe Horlen, R OBP: 0.250, SLG: 0.250			SH5-4 BB 1B		K					3	0	1	0	0	1	1	
										1B: 5 2B: 2 3B: 0 HR: 3	SF: 0 SAC: 1 DP: 3 HBP: 0	WP: 0 PB: 0 SB: 0 CS: 0	PA: 35				
Inning Stats	R: 1 E: 0 K: 0 S: 5	H: 2 LOB: 1 BB: 0 P: 5	R: 0 E: 0 K: 0 S: 2	H: 0 LOB: 0 BB: 1 P: 6	R: 0 E: 0 K: 0 S: 3	H: 1 LOB: 2 BB: 2 P: 11	R: 0 E: 0 K: 1 S: 5	H: 0 LOB: 0 BB: 0 P: 5	R: 2 E: 0 K: 2 S: 8	H: 1 LOB: 0 BB: 1 P: 12	R: 2 E: 0 K: 1 S: 7	H: 2 LOB: 0 BB: 0 P: 7	R: 0 E: 0 K: 1 S: 5	H: 0 LOB: 0 BB: 0 P: 5	R: 0 E: 0 K: 0 S: 4	H: 2 LOB: 3 BB: 2 P: 12	
PITCHER Dave Morehead, R ERA: 10.8 Dave Wickersham, R ERA: 2.09 Dick Drago, R ERA:	IP: 4.1 WLS: L BF: 19 H: 4 R: 3 ER: 2 SO: 3 BB: 0 IBB: 0 HBP: 0 BLK: 0 WP: 0 HR: 2 S: 19 P: 35 ERA: 6.23 WHIP: 1.615																
	IP: 2.2 WLS: L BF: 10 H: 2 R: 2 ER: 2 SO: 3 BB: 0 IBB: 0 HBP: 0 BLK: 0 WP: 0 HR: 1 S: 16 P: 16 ERA: 6.75 WHIP: 0.750																
	IP: 1.0 WLS: L BF: 6 H: 2 R: 0 ER: 0 SO: 0 BB: 0 IBB: 0 HBP: 0 BLK: 0 WP: 0 HR: 0 S: 4 P: 12 ERA: 0.00 WHIP: 4.000																

Kansas City Royals @ Chicago White Sox
Comiskey Park, Chicago, IL
Wed Apr 16 1969, 4:33 AM EST
Att: 11,163 - Cloudy

AB 28
R 5
H 8
RBI 5
BB 6
SO 5
LOB 12



Batter	1	2	3	4	5	6	7	8	9	AB	R	H	RBI	BB	SO	LOB	TOP																				
Tommy Harper, R OBP: 0.450, SLG: 0.394	1-3		F2			E5		1B		5	1	2	1	0	0	0																					
Wayne Comer, R OBP: 0.500, SLG: 0.143	FC3-6 BB		F2			HR BB		1B	2H 1B	2	2	0	0	3	1	1																					
Tommy Davis, R OBP: 0.265, SLG: 0.387 Jim Gosger, L OBP: 0.208, SLG: 0.364	FC3-6 1-2			L3 1B		HR		1B		4	1	3	3	0	0	1																					
Rich Rollins, R OBP: 0.353, SLG: 0.367	K			F9				1B		4	0	1	0	0	1	2																					
Don Mincher, L OBP: 0.294, SLG: 0.433		K		L3		K		1B		4	0	1	0	0	2	2																					
Jose Vidal, R OBP: 0.556, SLG: 0.857		1B CS 1B				K		SH2-4 BB		3	0	1	0	1	1	1																					
Jerry McNertney, R OBP: 0.409, SLG: 0.381						K		SH2-4		3	1	2	0	0	1	0																					
Ray Oyler, R OBP: 0.370, SLG: 0.417						F8		F9		4	0	0	0	0	1	4																					
Marty Pattin, R OBP: 0.143, SLG: 0.143 Diego Segui, R OBP: 0.400, SLG: 0.250	CS 3H		F3			K		F9		4	0	0	0	0	2	2																					
Inning Stats	R: 0 E: 0 K: 1 S: 5	H: 0 LOB: 1 BB: 1 P: 9	R: 0 E: 0 K: 2 S: 8	H: 2 LOB: 1 BB: 0 P: 8	R: 0 E: 0 K: 0 S: 3	H: 0 LOB: 0 BB: 0 P: 3	R: 0 E: 0 K: 0 S: 3	H: 1 LOB: 0 BB: 0 P: 3	R: 0 E: 0 K: 2 S: 7	H: 0 LOB: 0 BB: 0 P: 7	R: 2 E: 1 K: 0 S: 9	H: 2 LOB: 1 BB: 1 P: 13	R: 0 E: 0 K: 0 S: 3	H: 0 LOB: 1 BB: 1 P: 7	R: 2 E: 0 K: 0 S: 5	H: 3 LOB: 1 BB: 1 P: 9	R: 1 E: 0 K: 2 S: 9	H: 2 LOB: 1 BB: 0 P: 9	1B: 9 2B: 1 3B: 0 HR: 1	SF: 0 SAC: 1 DP: 1 HBP: 0	WP: 0 PB: 0 SB: 2 CS: 2	PA: 39															
PITCHER	IP	WLS	BF	H	R	ER	SO	BB	IBB	HBP	BLK	WP	HR	S	P	ERA	WHIP	PITCHER	IP	WLS	BF	H	R	ER	SO	BB	IBB	HBP	BLK	WP	HR	S	P	ERA	WHIP		
Gary Peters, L ERA: 6.06	(1, 1)	7.0	L	29	6	4	4	7	4	0	0	0	0	1	39	55	5.14	1.429																			
Wilbur Wood, L ERA: 2.35	(8, 1)	1.0		4	2	0	0	0	0	0	0	0	0	0	4	4	0.00	2.000																			
Dan Osinski, R ERA: 3.0	(9, 1)	1.0		5	2	1	1	2	0	0	0	0	0	0	9	9	9.00	2.000																			

Seattle Pilots @ Chicago White Sox
Comiskey Park, Chicago, IL
Sat Apr 19 1969, 4:33 AM EST
Att: 3,901 - Unknown

AB 33
R 5
H 10
RBI 4
BB 4
SO 9
LOB 13



Batter	1	2	3	4	5	6	7	8	9	AB	R	H	RBI	BB	SO	LOB	BOTTOM																					
Carlos May, L OBP: 0.440, SLG: 0.957	F3		4-3			F4		L7		4	0	0	0	0	0	1																						
Luis Aparicio, R OBP: 0.212, SLG: 0.167	K					F3			4-3	4	0	0	0	0	1	0																						
Pete Ward, L OBP: 0.286, SLG: 0.421	K					F7				4	1	1	0	0	1	0																						
Bill Melton, R OBP: 0.382, SLG: 0.520		K				E6		K		4	0	1	0	0	2	0																						
Gail Hopkins, L OBP: 0.364, SLG: 0.370		F8						L9		3	0	1	0	1	0	0																						
Duane Josephson, R OBP: 0.167, SLG: 0.091						F5		4-3		3	0	0	0	1	0	5																						
Buddy Bradford, R OBP: 0.480, SLG: 0.625						L4		5-3		3	0	0	1	1	0	1																						
Sandy Alomar Sr., S OBP: 0.182, SLG: 0.100 Walt Williams, R OBP: 0.286, SLG: 0.429 Ron Hansen, R OBP: 0.143, SLG: 0.167			4-3					5-3		2	0	1	0	0	0	0																						
Gary Peters, L OBP: 0.167, SLG: 0.667 Wilbur Wood, R	(1, 1)	(8, 1)				F5 1B				1	0	0	0	0	0	0																						
Don Pavletich, R OBP: 0.286, SLG: 0.538 Dan Osinski, R	(8, PH)	(9, 1)				F5 1-2		6-3		1	0	0	0	0	0	0																						
Inning Stats	R: 0 E: 0 K: 2 S: 7	H: 0 LOB: 0 BB: 0 P: 7	R: 0 E: 0 K: 1 S: 5	H: 0 LOB: 1 BB: 1 P: 9	R: 0 E: 0 K: 1 S: 5	H: 0 LOB: 0 BB: 0 P: 5	R: 0 E: 1 K: 0 S: 4	H: 0 LOB: 2 BB: 1 P: 8	R: 0 E: 0 K: 0 S: 4	H: 0 LOB: 0 BB: 0 P: 4	R: 0 E: 0 K: 1 S: 5	H: 0 LOB: 0 BB: 0 P: 5	R: 0 E: 0 K: 0 S: 3	H: 0 LOB: 0 BB: 0 P: 3	R: 0 E: 0 K: 0 S: 3	H: 0 LOB: 0 BB: 0 P: 3	R: 1 E: 0 K: 0 S: 6	H: 3 LOB: 3 BB: 1 P: 10	1B: 4 2B: 0 3B: 0 HR: 0	SF: 0 SAC: 0 DP: 0 HBP: 0	WP: 0 PB: 0 SB: 1 CS: 0	PA: 35																
PITCHER	IP	WLS	BF	H	R	ER	SO	BB	IBB	HBP	BLK	WP	HR	S	P	ERA	WHIP	PITCHER	IP	WLS	BF	H	R	ER	SO	BB	IBB	HBP	BLK	WP	HR	S	P	ERA	WHIP			
Marty Pattin, R ERA: 4.5	(1, 1)	8.2	W	34	4	1	1	5	3	0	0	0	0	0	41	53	1.04	0.808																				
Diego Segui, R ERA: 1.32	(9, 1)	0.1	S	1	0	0	0	0	0	0	0	0	0	1	1	0.00	0.000																					

Seattle Pilots @ Chicago White Sox
Comiskey Park, Chicago, IL
Sat Apr 19 1969, 4:33 AM EST
Att: 3,901 - Unknown

AB 32
R 1
H 4
RBI 1
BB 3
SO 5
LOB 11




Batter	1	2	3	4	5	6	7	8	9	10	AB	R	H	RBI	BB	SO	LOB	TOP	
Tommy Harper, R OBP: 0.467, SLG: 0.371 (1.4)	4-0 G4-3 1B BB		0-0 6-3		0-0 5-3		4-0 1-2 2-3 BB		4-0 BB	4-0 F6 BB	2	1	0	0	3	0	2	Seattle Pilots @ Chicago White Sox Comiskey Park, Chicago, IL Sun Apr 20 1969, 4:33 AM EST Unknown - 64 F livebaseballscorecards.com	
Wayne Comer, R OBP: 0.471, SLG: 0.500 (1.8) (10.7)	0-0 G4-3 1B		0-3 K		0-0 HR		0-0 1-3		0-0 F6	0-0 F6	5	1	2	1	0	1	4		
Tommy Davis, R OBP: 0.231, SLG: 0.333 Jim Gosger, L OBP: 0.208, SLG: 0.364 (1.7) (10.8)	0-0 G4-3		0-0 4-3		0-0 6-3		0-0 K		0-3 K	0-0 5-3	5	0	0	0	0	1	2		
Rich Rollins, R OBP: 0.368, SLG: 0.364 (1.5)	0-0 1B		4-0 G4-6-3 BB		0-3 K		0-0 5-3		0-0 5-3		3	0	1	1	1	1	0		
Don Mincher, L OBP: 0.269, SLG: 0.412 (1.3)	0-0 F8		0-0 G4-6-3		0-0 4-3		0-0 4-3		0-0 FC5-4 1B		4	0	1	0	0	0	2		
Jose Vidal, R OBP: 0.385, SLG: 0.545 (1.9)		0-0 4-3		0-3 K		0-0 1-3		0-0 FC5-4		0-0 L4	4	0	0	0	0	1	1		
Jerry McNertney, R OBP: 0.385, SLG: 0.400 (1.2)		0-0 4-3		0-0 2B		0-0 L3		0-0 L4		0-0 L4	4	0	1	0	0	0	0		
Ray Oyler, R OBP: 0.387, SLG: 0.407 (1.6)		0-0 F9		4-0 2B		0-0 BB E 1B		0-0 F8		0-0 F8	3	0	1	0	1	0	0		
Gary Bell, R OBP: 0.143, SLG: 0.286 Diego Segui, R OBP: 0.400, SLG: 0.250 (1.1) (9.1)		0-0 1-3		0-3 K		0-0 E4 BB		0-0 6-3		0-0 6-3	4	0	0	0	0	1	3		
											0	0	0	0	0	0	0		
Inning Stats	R: 1 E: 0 K: 0 S: 4	H: 2 LOB: 1 BB: 1 P: 8	R: 0 E: 0 K: 0 S: 3	H: 0 LOB: 0 BB: 0 P: 3	R: 0 E: 0 K: 1 S: 5	H: 0 LOB: 0 BB: 1 P: 6	R: 0 E: 0 K: 2 S: 8	H: 1 LOB: 2 BB: 1 P: 12	R: 1 E: 0 K: 1 S: 6	H: 1 LOB: 0 BB: 0 P: 6	R: 0 E: 1 K: 0 S: 5	H: 0 LOB: 0 BB: 0 P: 3	R: 0 E: 0 K: 0 S: 2	H: 0 LOB: 0 BB: 1 P: 6	R: 0 E: 0 K: 0 S: 2	H: 0 LOB: 0 BB: 1 P: 6	1B: 4 2B: 1 3B: 0 HR: 1	SF: 0 SAC: 0 DP: 2 HBP: 0	WP: 0 PA: 39 PB: 0 SB: 0 CS: 0
PITCHER	IP 9.0	WLS 36	BF 6	H 2	R 2	ER 2	SO 5	BB 4	IBB 0	HBP 0	BLK 0	WP 0	HR 1	S 42	P 58	ERA 2.00	WHIP 1.111		
Tommy John, L ERA: 1.8 Wilbur Wood, L ERA: 2.08 (10.1)	1.0	W	3	0	0	0	0	1	0	0	0	0	0	2	6	0.00	1.000		

Batter	1	2	3	4	5	6	7	8	9	10	AB	R	H	RBI	BB	SO	LOB	BOTTOM			
Carlos May, L OBP: 0.467, SLG: 0.963 (1.7)	0-0 SF8 3B		0-0 6-3		4-0 G3 1B BB		0-3 K		0-0 1B		4	2	2	0	1	1	0	Seattle Pilots @ Chicago White Sox Comiskey Park, Chicago, IL Sun Apr 20 1969, 4:33 AM EST Unknown - 64 F livebaseballscorecards.com			
Luis Aparicio, R OBP: 0.184, SLG: 0.143 (1.6)	0-0 6-3		0-0 F8		0-0 G3		0-0 5-3		0-0 L6		5	0	0	0	0	0	4				
Pete Ward, L OBP: 0.320, SLG: 0.429 Ken Berry, R OBP: 0.158, SLG: 0.111 (1.9) (9. PR) (9.8)	0-0 SF8		0-0 4-3		0-0 1B 1B		4-0 FC3-6 BB		0-0 F8		2	0	1	2	1	0	0				
Bill Melton, R OBP: 0.410, SLG: 0.667 (1.5)	0-0 2B		0-0 6-3		0-0 1B 1B		0-0 FC3-6		0-0 HR		5	1	3	1	0	0	1				
Gail Hopkins, L OBP: 0.351, SLG: 0.387 (1.3)	0-0 G3		0-0 2B		0-0 4-3		0-0 F8		0-0 K		4	0	1	0	0	0	4				
Don Pavletich, R OBP: 0.222, SLG: 0.412 (1.2)		0-0 F2		0-0 F2		0-0 F3		0-3 K		0-0 F5	4	0	0	0	0	1	2				
Buddy Bradford, R OBP: 0.485, SLG: 0.630 (1.8) (9.9)		0-0 2B		1-0 HBP		0-0 F9		0-0 F5		0-0 F5	3	0	1	0	0	0	0				
Sandy Alomar Sr., S OBP: 0.160, SLG: 0.087 Walt Williams, R OBP: 0.250, SLG: 0.375 Rich Morales, R (1.4) (9. PH) (10.4)		0-0 3-1		0-0 F9		0-0 1-3		0-0 5-3		0-0 5-3	3	0	0	0	0	0	3				
Tommy John, R Duane Josephson, R OBP: 0.200, SLG: 0.130 Wilbur Wood, R (1.1) (9. PH) (10.1)		0-0 F7		0-3 K		0-0 F2		0-0 1B 1B		0-0 1B 1B	3	0	0	0	0	1	1				
											1	0	1	0	0	0	0				
Inning Stats	R: 1 E: 0 K: 0 S: 5	H: 2 LOB: 1 BB: 0 P: 5	R: 0 E: 0 K: 0 S: 4	H: 1 LOB: 1 BB: 0 P: 4	R: 0 E: 0 K: 0 S: 3	H: 0 LOB: 0 BB: 0 P: 3	R: 0 E: 0 K: 0 S: 4	H: 1 LOB: 2 BB: 0 P: 5	R: 1 E: 0 K: 1 S: 7	H: 2 LOB: 2 BB: 1 P: 11	R: 0 E: 0 K: 1 S: 5	H: 0 LOB: 0 BB: 0 P: 5	R: 0 E: 0 K: 1 S: 5	H: 0 LOB: 1 BB: 1 P: 9	R: 0 E: 0 K: 0 S: 5	H: 2 LOB: 2 BB: 0 P: 5	R: 1 E: 0 K: 0 S: 2	H: 1 LOB: 0 BB: 0 P: 2	1B: 4 2B: 3 3B: 1 HR: 1	SF: 1 SAC: 0 DP: 0 HBP: 1	WP: 0 PA: 40 PB: 0 SB: 0 CS: 0
PITCHER	IP 8.2	WLS 37	BF 37	H 8	R 2	ER 2	SO 3	BB 2	IBB 0	HBP 1	BLK 0	WP 0	HR 0	S 40	P 49	ERA 2.08	WHIP 1.154				
Gary Bell, R ERA: 2.37 Diego Segui, R ERA: 1.88 (9.1)	0.2	L	3	1	1	0	0	0	0	0	0	0	1	3	3	13.50	1.500				

Batter	1	2	3	4	5	6	7	8	9	AB	R	H	RBI	BB	SO	LOB	TOP					
Vic Davallilo, L OBP: 0.238, SLG: 0.111	0-0 SH1-3 1B		0-0 G3		0-0 HR		0-0 1-3		0-0 6-3	5	2	1	0	0	1		California Angels @ Chicago White Sox Comiskey Park, Chicago, IL Tue Apr 22 1969, 4:33 AM EST Alt. 1,058 - Unknown - 50 F					
Jim Fregosi, R OBP: 0.354, SLG: 0.500	0-0 SH1-3 1B		4-0 L4-3 BB		0-0 HR		0-0 F9		0-0 HR	4	3	2	1	0	1							
Jay Johnstone, L OBP: 0.250, SLG: 0.404	0-0 SH1-3		0-0 L4-3		0-0 P3			0-0 P3	4	1	1	2	0	0	1							
Rick Reichardt, R OBP: 0.386, SLG: 0.421	0-0 CS 1B			0-0 5-3		0-0 4-3		0-0 HR	5	1	2	3	0	1	0							
Roger Repoz, L OBP: 0.333, SLG: 0.200	0-0 1B			0-0 F8		0-3 K		0-3 K	4	0	1	0	0	2	0							
Ruben Amaro, R OBP: 1.000, SLG: 1.000	0-0 1B			0-0 F8		0-0 K			0	0	0	0	0	0	0							
Aurelio Rodriguez, R OBP: 0.350, SLG: 0.538	0-0 F9			0-0 F5		0-0 2B		0-0 1B	4	0	2	0	0	0	1							
Tom Satriono, L OBP: 0.414, SLG: 0.440		0-0 F8			0-0 4-3		0-3 K	4	0	1	0	0	1	1								
Bobby Knoop, R OBP: 0.400, SLG: 0.231		0-0 F3			4-0 BB		4-0 BB	0	1	0	0	0	0	0	0							
Jim McGlothlin, R (1, 1)		0-0 5-3			0-0 SH3-4		0-0 SH3-4	2	0	0	0	0	0	0	0							
																	AB 32 R 8 H 12 RBI 8 BB 1 SO 4 LOB 5					
Inning Stats	R: 2 E: 0 K: 0 S: 6	H: 4 LOB: 1 BB: 0 P: 6	R: 0 E: 0 K: 0 S: 3	H: 0 LOB: 0 BB: 0 P: 3	R: 0 E: 0 K: 0 S: 2	H: 0 LOB: 0 BB: 1 P: 6	R: 0 E: 0 K: 0 S: 3	H: 0 LOB: 0 BB: 0 P: 3	R: 3 E: 0 K: 2 S: 5	H: 2 LOB: 1 BB: 1 P: 9	R: 0 E: 0 K: 0 S: 8	H: 1 LOB: 1 BB: 0 P: 8	R: 0 E: 0 K: 0 S: 3	H: 0 LOB: 1 BB: 1 P: 7	R: 1 E: 0 K: 2 S: 10	H: 3 LOB: 2 BB: 0 P: 10	R: 2 E: 0 K: 1 S: 7	H: 2 LOB: 0 BB: 0 P: 7	1B: 8 2B: 2 3B: 0 HR: 3	SF: 0 SAC: 3 DP: 1 HBP: 0	WP: 0 PB: 0 CS: 1	PA: 40
PITCHER	IP WLS BF H R ER SO BB IBB HBP BLK WP HR S P ERA WHIP	IP WLS BF H R ER SO BB IBB HBP BLK WP HR S P ERA WHIP																				
Sammy Ellis, R ERA: 7.2	(1, 1) 5.0 L 21 6 5 5 0 2 0 0 0 0 0 0 1 19 27 9.00 1.600																					
Jerry Nyman, L ERA:	(6, 1) 1.0 4 1 0 0 2 0 0 0 0 0 0 0 0 8 8 0.00 1.000																					
Bob Priddy, R ERA: 1.5	(7, 1) 2.0 10 3 1 1 2 1 0 0 0 0 0 0 1 13 17 4.50 2.000																					
Don Secrist, L ERA: 7.71	(9, 1) 1.0 5 2 2 2 1 0 0 0 0 0 0 1 7 7 18.00 2.000																					
Batter	1	2	3	4	5	6	7	8	9	AB	R	H	RBI	BB	SO	LOB	BOTTOM					
Carlos May, L OBP: 0.417, SLG: 0.818	0-0 F8			0-0 L6-4 1B		0-0 3-1		0-3 K	4	0	1	0	0	1	0		California Angels @ Chicago White Sox Comiskey Park, Chicago, IL Tue Apr 22 1969, 4:33 AM EST Alt. 1,058 - Unknown - 50 F					
Luis Aparicio, R OBP: 0.217, SLG: 0.146	0-0 F9			0-0 1B		0-0 F7		0-0 F8	4	0	1	0	0	0	0							
Pete Ward, L OBP: 0.310, SLG: 0.400	0-0 G3			0-0 P2		0-0 4-3		0-0 1B	4	0	1	0	0	0	2							
Bill Melton, R OBP: 0.404, SLG: 0.676		0-0 5-3		0-0 L6-4		0-0 F3		0-0 1B	4	0	1	0	0	0	2							
Gail Hopkins, L OBP: 0.317, SLG: 0.343		0-0 P6		0-0 F8		0-0 P3		0-3 K2-3	4	0	0	0	0	1	2							
Duane Josephson, R OBP: 0.250, SLG: 0.300		0-0 6-3		0-0 FC6-4 1B		0-0 6-3			3	0	1	0	0	0	0							
Buddy Bradford, R OBP: 0.500, SLG: 0.706			0-0 F9 BLK 1B		0-3 K		0-0 1B	3	0	2	0	0	1	1								
Ron Hansen, R OBP: 0.286, SLG: 0.538			0-0 F9		0-0 FC6-4		0-0 G6-3 1B	3	0	1	0	0	0	2								
Sammy Ellis, L ERA: 3.86	(1, 1) 9.0 W 32 8 0 0 3 0 0 0 0 0 0 0 0 38 38 0.00 0.889																					
Jerry Nyman, L ERA:	(6, 1) 1.0 4 1 0 0 2 0 0 0 0 0 0 0 0 8 8 0.00 1.000																					
Walt Williams, R OBP: 0.200, SLG: 0.300	(6, 1) 1.0 4 1 0 0 2 0 0 0 0 0 0 0 0 8 8 0.00 1.000																					
Bob Priddy, R ERA: 1.5	(7, 1) 2.0 10 3 1 1 2 1 0 0 0 0 0 0 1 13 17 4.50 2.000																					
Ed Herrmann, L ERA: 7.71	(9, 1) 1.0 5 2 2 2 1 0 0 0 0 0 0 1 7 7 18.00 2.000																					
Inning Stats	R: 0 E: 0 K: 0 S: 3	H: 0 LOB: 0 BB: 0 P: 3	R: 0 E: 0 K: 0 S: 3	H: 0 LOB: 0 BB: 0 P: 3	R: 0 E: 0 K: 0 S: 4	H: 1 LOB: 1 BB: 0 P: 4	R: 0 E: 0 K: 0 S: 6	H: 0 LOB: 0 BB: 0 P: 3	R: 0 E: 0 K: 0 S: 3	H: 0 LOB: 0 BB: 0 P: 3	R: 0 E: 0 K: 0 S: 4	H: 2 LOB: 1 BB: 0 P: 4	R: 0 E: 0 K: 2 S: 9	H: 2 LOB: 2 BB: 0 P: 9	R: 0 E: 0 K: 0 S: 1	H: 0 LOB: 0 BB: 0 P: 0	1B: 8 2B: 1 3B: 0 HR: 0	SF: 0 SAC: 0 DP: 2 HBP: 0	WP: 0 PB: 0 CS: 0	PA: 32		
PITCHER	IP WLS BF H R ER SO BB IBB HBP BLK WP HR S P ERA WHIP	IP WLS BF H R ER SO BB IBB HBP BLK WP HR S P ERA WHIP																				
Sammy Ellis, L ERA: 3.86	(1, 1) 9.0 W 32 8 0 0 3 0 0 0 0 0 0 0 0 38 38 0.00 0.889																					
Jerry Nyman, L ERA:	(6, 1) 1.0 4 1 0 0 2 0 0 0 0 0 0 0 0 8 8 0.00 1.000																					
Walt Williams, R OBP: 0.200, SLG: 0.300	(6, 1) 1.0 4 1 0 0 2 0 0 0 0 0 0 0 0 8 8 0.00 1.000																					
Bob Priddy, R ERA: 1.5	(7, 1) 2.0 10 3 1 1 2 1 0 0 0 0 0 0 1 13 17 4.50 2.000																					
Ed Herrmann, L ERA: 7.71	(9, 1) 1.0 5 2 2 2 1 0 0 0 0 0 0 1 7 7 18.00 2.000																					
																	AB 32 R 0 H 8 RBI 0 BB 0 SO 3 LOB 11					


Batter	1	2	3	4	5	6	7	8	9	AB	R	H	RBI	BB	SO	LOB	TOP			
Jay Johnstone, L (1.8) OBP: 0.269, SLG: 0.440										3	1	1	0	1	2	1	California Angels @ Chicago White Sox Milwaukee County Stadium, Milwaukee, WI Wed Apr 23 1969, 7:05 PM EST Att. 8,565 - Unknown - 40 F			
Jim Fregosi, R (1.6) OBP: 0.346, SLG: 0.478										4	0	1	0	0	0	3				
Lou Johnson, R (1.9) OBP: 0.227, SLG: 0.158										3	0	0	1	0	1	4				
Rick Reichardt, R (1.7) OBP: 0.396, SLG: 0.415										3	0	1	0	1	0	4				
Dick Stuart, R (1.3) OBP: 0.182, SLG: 0.250										4	0	0	0	0	1	2				
Aurelio Rodriguez, R (1.5) OBP: 0.376, SLG: 0.512										4	0	1	0	0	0	0				
Bobby Knoop, R (1.4) OBP: 0.359, SLG: 0.200										0	0	0	0	0	0	0				
Tom Satriano, L (1.2) OBP: 0.406, SLG: 0.429										3	0	1	0	0	0	0				
George Brunet, R (1.1) Pedro Borbon, R (5.1) Andy Messersmith, R (7.1) Bubba Morton, R (8. PH) Eddie Fisher, R (8.1)										2	0	0	0	0	2	0				
Inning Stats	R: 1 E: 0 K: 1 S: 6	H: 1 LOB: 1 BB: 1 P: 10	R: 0 E: 0 K: 0 S: 3	H: 0 LOB: 0 BB: 0 P: 3	R: 0 E: 0 K: 2 S: 8	H: 0 LOB: 2 BB: 1 P: 12	R: 0 E: 0 K: 1 S: 6	H: 2 LOB: 0 BB: 0 P: 6	R: 0 E: 0 K: 2 S: 7	H: 1 LOB: 0 BB: 0 P: 7	R: 0 E: 0 K: 0 S: 3	H: 0 LOB: 0 BB: 0 P: 3	R: 0 E: 0 K: 1 S: 7	H: 2 LOB: 2 BB: 0 P: 7	R: 0 E: 0 K: 0 S: 3	H: 0 LOB: 0 BB: 0 P: 3		1B: 5 2B: 0 3B: 1 HR: 0	SF: 1 SAC: 0 DP: 1 HBP: 0	WP: 1 PB: 1 SB: 0 CS: 1
PITCHER Gary Peters, L (1.1) ERA: 4.26	IP: 9.0 WLS: W BF: 34 H: 6 R: 1 ER: 1 SO: 7 BB: 2 IBB: 0 HBP: 0 BLK: 0 WP: 1 HR: 0 S: 46 P: 54 ERA: 1.00 WHIP: 0.889															PITCHER				

AB	27
R	1
H	6
RBI	1
BB	2
SO	6
LOB	14



Batter	1	2	3	4	5	6	7	8	9	AB	R	H	RBI	BB	SO	LOB	BOTTOM			
Carlos May, L (1.7) OBP: 0.425, SLG: 0.811										4	1	2	2	0	1	0	California Angels @ Chicago White Sox Milwaukee County Stadium, Milwaukee, WI Wed Apr 23 1969, 7:05 PM EST Att. 8,565 - Unknown - 40 F			
Luis Aparicio, R (1.6) OBP: 0.240, SLG: 0.178										4	1	2	2	0	1					
Bill Melton, R (1.5) OBP: 0.412, SLG: 0.659										4	0	2	0	0	1					
Don Pavletich, R (1.3) OBP: 0.231, SLG: 0.360										4	0	0	0	1	3					
Duane Josephson, R (1.2) OBP: 0.250, SLG: 0.273										3	1	0	0	1	0					
Buddy Bradford, R (1.9) OBP: 0.500, SLG: 0.757										3	1	1	3	1	1					
Ken Berry, R (1.8) OBP: 0.148, SLG: 0.115										4	0	0	0	0	1					
Sandy Alomar Sr., S (1.4) OBP: 0.214, SLG: 0.192										3	2	2	0	0	0					
Gary Peters, L (1.1) OBP: 0.250, SLG: 0.625										2	1	1	0	0	0					
Inning Stats	R: 0 E: 0 K: 0 S: 3	H: 0 LOB: 0 BB: 0 P: 3	R: 0 E: 0 K: 0 S: 3	H: 0 LOB: 1 BB: 1 P: 7	R: 0 E: 0 K: 1 S: 5	H: 0 LOB: 0 BB: 0 P: 5	R: 3 E: 0 K: 0 S: 5	H: 3 LOB: 0 BB: 1 P: 9	R: 1 E: 0 K: 0 S: 5	H: 2 LOB: 1 BB: 0 P: 5	R: 0 E: 0 K: 2 S: 7	H: 0 LOB: 0 BB: 0 P: 7	R: 3 E: 0 K: 0 S: 7	H: 5 LOB: 1 BB: 0 P: 7	R: 0 E: 0 K: 0 S: 3	H: 0 LOB: 0 BB: 0 P: 3		1B: 7 2B: 3 3B: 0 HR: 1	SF: 0 SAC: 1 DP: 1 HBP: 0	WP: 0 PB: 0 SB: 0 CS: 0
PITCHER George Brunet, L (1.1) ERA: 3.63 Pedro Borbon, R (5.1) ERA: 8.0 Andy Messersmith, R (7.1) ERA: 9.95 Eddie Fisher, R (8.1) ERA: 2.7	IP: 4.1 WLS: L BF: 19 H: 5 R: 4 ER: 3 SO: 2 BB: 0 IBB: 0 HBP: 0 BLK: 0 WP: 0 HR: 1 S: 19 P: 27 ERA: 11.57 WHIP: 2.143															PITCHER				

AB	31
R	7
H	10
RBI	7
BB	2
SO	3
LOB	6



Batter	1	2	3	4	5	6	7	8	9	AB	R	H	RBI	BB	SO	LOB	TOP								
Cesar Tovar, R OBP: 0.250, SLG: 0.313 (1, 8)										5	1	2	0	0	0	0	Minnesota Twins @ Chicago White Sox Comiskey Park, Chicago, IL Fri Apr 25 1969, 7:05 PM EST Att: 9,336 - Unknown								
Leo Cardenas, R OBP: 0.400, SLG: 0.483 (1, 6)										5	0	3	2	0	1	0									
Harmon Killebrew, R OBP: 0.397, SLG: 0.421 (1, 3)										5	0	0	0	0	1	3									
Tony Oliva, L OBP: 0.431, SLG: 0.582 (1, 9)										4	1	3	0	0	0	1									
Bob Allison, R OBP: 0.421, SLG: 0.733 John Roseboro, L OBP: 0.355, SLG: 0.429 (1, 7) (8, 2)										3	1	1	0	1	0	2									
George Mitterwald, R OBP: 0.303, SLG: 0.433 Graig Nettles, L OBP: 0.349, SLG: 0.525 (1, 2) (8, PH) (8, 7)										3	0	1	0	0	0	3									
Frank Quilici, R OBP: 0.158, SLG: 0.111 (1, 4) (8, 5)										4	0	0	0	0	0	3									
Ron Clark, R OBP: 0.125, SLG: 0.125 Rod Carew, L OBP: 0.400, SLG: 0.556 (1, 5) (8, PH) (8, 4)										3	0	0	0	0	0	2									
Tom Hall, L Tom Tischinski, R Dick Woodson, R Charlie Manuel, L Jim Perry, S Ron Perranoski, L OBP: 0.333, SLG: 0.333 (1, 1) (2, PH) (2, 1) (7, PH) (7, 1) (9, 1)										0	0	0	0	0	0	0									
Inning Stats	R: 1 E: 0 K: 0 S: 5	H: 2 LOB: 2 BB: 1 P: 9	R: 0 E: 0 K: 0 S: 3	H: 0 LOB: 0 BB: 0 P: 3	R: 0 E: 0 K: 2 S: 7	H: 0 LOB: 0 BB: 0 P: 7	R: 0 E: 0 K: 0 S: 4	H: 1 LOB: 1 BB: 0 P: 4	R: 1 E: 0 K: 0 S: 4	H: 2 LOB: 1 BB: 1 P: 8	R: 0 E: 1 K: 0 S: 5	H: 2 LOB: 2 BB: 0 P: 5	R: 0 E: 0 K: 0 S: 4	H: 1 LOB: 1 BB: 0 P: 4	R: 3 E: 0 K: 0 S: 6	H: 4 LOB: 0 BB: 0 P: 6		R: 0 E: 0 K: 0 S: 3	H: 0 LOB: 0 BB: 0 P: 3	1B: 9 2B: 1 3B: 1 HR: 1	SF: 0 SAC: 0 DP: 0 HBP: 0	WP: 0 PB: 0 SB: 0 CS: 0	PA: 39		
PITCHER	IP	WLS	BF	H	R	ER	SO	BB	IBB	HBP	BLK	WP	HR	S	P	ERA	WHIP								
Tommy John, L ERA: 2.53 Bob Locker, R ERA: 6.75 (1, 1) (8, 1)	7.0		32	10	4	4	2	2	0	0	0	0	0	34	42	5.14	1.714								

AB	37
R	5
H	12
RBI	5
BB	2
SO	2
LOB	14



Batter	1	2	3	4	5	6	7	8	9	AB	R	H	RBI	BB	SO	LOB	BOTTOM								
Carlos May, L OBP: 0.422, SLG: 0.756 (1, 7)										4	0	1	1	0	0	0	Minnesota Twins @ Chicago White Sox Comiskey Park, Chicago, IL Fri Apr 25 1969, 7:05 PM EST Att: 9,336 - Unknown								
Luis Aparicio, R OBP: 0.259, SLG: 0.188 (1, 6)										3	1	1	0	1	1	1									
Bill Melton, R OBP: 0.400, SLG: 0.622 (1, 5)										4	1	1	0	0	0	2									
Don Pavletich, R OBP: 0.233, SLG: 0.345 (1, 3)										4	1	1	2	0	1	2									
Duane Josephson, R OBP: 0.231, SLG: 0.250 Gail Hopkins, L OBP: 0.333, SLG: 0.343 (1, 2) (9, PH)										3	0	0	0	0	0	2									
Buddy Bradford, R OBP: 0.479, SLG: 0.780 (1, 9)										4	1	1	2	0	0	1									
Ken Berry, R OBP: 0.167, SLG: 0.138 Pete Ward, L OBP: 0.310, SLG: 0.400 Walt Williams, R OBP: 0.273, SLG: 0.364 (1, 8) (9, PH) (9, PH)										3	0	1	0	0	0	1									
Sandy Alomar Sr., S OBP: 0.194, SLG: 0.172 Ron Hansen, R OBP: 0.333, SLG: 0.571 (1, 4) (9, PH)										3	0	0	0	0	0	1									
Tommy John, R Bob Locker, S Woodie Held, R OBP: 0.455, SLG: 0.750 (1, 1) (8, 1) (9, PH)										3	0	0	0	0	0	1									
Inning Stats	R: 4 E: 0 K: 0 S: 6	H: 3 LOB: 0 BB: 1 P: 10	R: 0 E: 0 K: 0 S: 3	H: 0 LOB: 0 BB: 0 P: 3	R: 0 E: 0 K: 0 S: 4	H: 1 LOB: 1 BB: 0 P: 4	R: 0 E: 0 K: 0 S: 4	H: 1 LOB: 1 BB: 0 P: 4	R: 0 E: 0 K: 1 S: 5	H: 0 LOB: 0 BB: 0 P: 5	R: 0 E: 0 K: 1 S: 5	H: 0 LOB: 0 BB: 0 P: 5	R: 0 E: 0 K: 2 S: 7	H: 0 LOB: 0 BB: 0 P: 7	R: 2 E: 0 K: 0 S: 4	H: 3 LOB: 3 BB: 2 P: 12		1B: 7 2B: 0 3B: 0 HR: 1	SF: 0 SAC: 0 DP: 0 HBP: 1	WP: 1 PB: 1 SB: 0 CS: 0	PA: 37				
PITCHER	IP	WLS	BF	H	R	ER	SO	BB	IBB	HBP	BLK	WP	HR	S	P	ERA	WHIP								
Tom Hall, L ERA: 3.55 Dick Woodson, R ERA: 4.5 Jim Perry, R ERA: 4.5 Ron Perranoski, L ERA: 0.54 (1, 1) (2, 1) (7, 1) (9, 1)	1.0		18	2	0	0	1	0	0	1	0	0	0	19	20	0.00	0.400								

AB	33
R	6
H	8
RBI	6
BB	3
SO	4
LOB	10



Batter	1	2	3	4	5	6	7	8	9	AB	R	H	RBI	BB	SO	LOB	TOP							
Ted Uhlhaender, L (1, 8) OBP: 0.397, SLG: 0.419	0-0 4-3		0-0 F8		0-0 2B	0-0 1B		0-0 HR		5	2	3	2	0	0	0								
Rod Carew, L (1, 4) OBP: 0.433, SLG: 0.593	0-0 G4-6-3 1B		0-0 F7		0-0 HR	0-0 2B	1-3 1B	0-0 1B		5	1	4	1	0	0	0								
Tony Oliva, L (1, 9) OBP: 0.429, SLG: 0.557	0-0 G4-6-3 1-2			4-0 2B	0-0 F5	0-0 5-3		4-0 BB		3	1	0	0	2	0	4								
Harmon Killebrew, R (1, 5) OBP: 0.403, SLG: 0.433		0-0 F9		0-0 1B	4-0 HR		0-0 L6	0-3 K		3	2	1	1	1	0	0								
Frank Quilici, R (7, 5) OBP: 0.150, SLG: 0.105				1-H 2B	0-0 HR					1	0	0	0	0	1	2								
Charlie Manuel, L (1, 7) OBP: 0.400, SLG: 0.647		4-0 1B		0-0 FC3-6 1B	0-0 HR		0-0 2B	0-0 F8		3	2	3	4	1	0	0								
Cesar Tovar, R (7, PR) OBP: 0.242, SLG: 0.303		6-3 BB		2-H 1B	1-H 2-H HR		0-0 2B	0-0 2B		1	1	0	0	0	0	2								
Rich Reese, L (1, 3) OBP: 0.239, SLG: 0.391	0-0 6-3 1B		0-0 FC3-6 CS	0-0 G3			0-0 2B	0-3 K2-3		5	1	2	1	0	1	3								
Leo Cardenas, R (1, 6) OBP: 0.400, SLG: 0.540	0-0 6-3		0-0 6-3	1-2 3-H	0-0 HR		0-0 2B		0-0 F4	5	1	2	3	0	0	2	AB 41							
John Roseboro, L (1, 2) OBP: 0.333, SLG: 0.394	0-0 G3			0-0 G3	WP 1B		0-0 G3	0-0 4-3	0-0 F4	5	1	1	0	0	0	2	R 12							
Dean Chance, R (1, 1)			0-3 K		0-3 K		0-3 K	0-0 F9	0-0 6-3								H 16							
Graig Nettles, L (7, PH) OBP: 0.341, SLG: 0.512					1-3 K					3	0	0	0	0	3	1	RBI 12							
Joe Grzenda, R (7, 1)										1	0	0	0	0	0	1	BB 4							
										1	0	0	0	0	0	0	SO 5							
																	LOB 17							
Inning Stats	R: 0 E: 0 K: 0 S: 3	H: 1 LOB: 0 BB: 0 P: 3	R: 1 E: 0 K: 0 S: 4	H: 1 LOB: 1 BB: 1 P: 8	R: 0 E: 0 K: 1 S: 5	H: 0 LOB: 0 BB: 0 P: 5	R: 2 E: 0 K: 0 S: 4	H: 2 LOB: 0 BB: 1 P: 8	R: 5 E: 0 K: 1 S: 9	H: 4 LOB: 0 BB: 1 P: 13	R: 1 E: 0 K: 1 S: 8	H: 3 LOB: 2 BB: 0 P: 8	R: 2 E: 0 K: 0 S: 6	H: 3 LOB: 1 BB: 0 P: 6	R: 1 E: 1 K: 2 S: 9	H: 2 LOB: 2 BB: 1 P: 13	R: 0 E: 0 K: 0 S: 3	H: 0 LOB: 0 BB: 0 P: 3	1B: 8 2B: 5 3B: 0 HR: 3	SF: 0 SAC: 0 DP: 1 HBP: 0	WP: 1 PB: 0 CS: 1	PA: 45		
PITCHER	IP WLS BF H R ER SO BB IBB HBP BLK WP HR S P ERA WHIP	IP WLS BF H R ER SO BB IBB HBP BLK WP HR S P ERA WHIP	IP WLS BF H R ER SO BB IBB HBP BLK WP HR S P ERA WHIP	IP WLS BF H R ER SO BB IBB HBP BLK WP HR S P ERA WHIP	IP WLS BF H R ER SO BB IBB HBP BLK WP HR S P ERA WHIP	IP WLS BF H R ER SO BB IBB HBP BLK WP HR S P ERA WHIP	IP WLS BF H R ER SO BB IBB HBP BLK WP HR S P ERA WHIP	IP WLS BF H R ER SO BB IBB HBP BLK WP HR S P ERA WHIP	IP WLS BF H R ER SO BB IBB HBP BLK WP HR S P ERA WHIP	IP WLS BF H R ER SO BB IBB HBP BLK WP HR S P ERA WHIP	IP WLS BF H R ER SO BB IBB HBP BLK WP HR S P ERA WHIP	IP WLS BF H R ER SO BB IBB HBP BLK WP HR S P ERA WHIP	IP WLS BF H R ER SO BB IBB HBP BLK WP HR S P ERA WHIP	IP WLS BF H R ER SO BB IBB HBP BLK WP HR S P ERA WHIP	IP WLS BF H R ER SO BB IBB HBP BLK WP HR S P ERA WHIP	IP WLS BF H R ER SO BB IBB HBP BLK WP HR S P ERA WHIP	IP WLS BF H R ER SO BB IBB HBP BLK WP HR S P ERA WHIP	IP WLS BF H R ER SO BB IBB HBP BLK WP HR S P ERA WHIP	IP WLS BF H R ER SO BB IBB HBP BLK WP HR S P ERA WHIP	IP WLS BF H R ER SO BB IBB HBP BLK WP HR S P ERA WHIP	IP WLS BF H R ER SO BB IBB HBP BLK WP HR S P ERA WHIP	IP WLS BF H R ER SO BB IBB HBP BLK WP HR S P ERA WHIP	IP WLS BF H R ER SO BB IBB HBP BLK WP HR S P ERA WHIP	
Joe Horlen, R (1, 1) ERA: 5.18	4.1 L	20 7	6 6	2 2	0 0	2 2	2 0	0 0	0 0	0 0	1 0	22 30	12.46 2.077											
Don Secrist, L (5, 1) ERA: 12.0	0.2	4	1	2	2	0	0	1	0	0	0	1	3	7	27.00	1.500								
Bob Priddy, R (6, 1) ERA: 4.5	2.0	12	6	3	3	1	0	0	0	0	0	1	14	14	13.50	3.000								
Wilbur Wood, L (8, 1) ERA: 2.53	2.0	9	2	1	1	2	1	0	0	0	0	1	12	16	4.50	1.500								

Minnesota Twins @ Chicago White Sox
Comiskey Park, Chicago, IL
Sat Apr 26 1969, 4:33 AM EST
Att: 5,314 - Unknown

AB 41
R 12
H 16
RBI 12
BB 4
SO 5
LOB 17



Batter	1	2	3	4	5	6	7	8	9	AB	R	H	RBI	BB	SO	LOB	BOTTOM							
Carlos May, L (1, 7) OBP: 0.408, SLG: 0.705	0-0 1-3		4-0 G6-3 BB			0-0 1-3		0-0 4-3		3	0	0	0	1	0	0								
Luis Aparicio, R (1, 6) OBP: 0.293, SLG: 0.220	4-0 4-3 BB		0-0 G6-3 1-2			0-0 2B		4-0 2B		2	1	1	0	2	0	1								
Pete Ward, L (1, 9) OBP: 0.303, SLG: 0.414	0-0 4-3 1-2			0-0 4-3		0-3 K		0-0 2B		4	0	1	1	0	1	2								
Bill Melton, R (1, 5) OBP: 0.386, SLG: 0.596	0-3 K			0-0 F3		0-0 F8		0-0 2-3		2	0	0	0	0	1	1								
Ken Berry, R (5, 8) OBP: 0.156, SLG: 0.129										2	0	0	0	0	0	2								
Gail Hopkins, L (1, 3) OBP: 0.326, SLG: 0.333		0-0 F8		0-0 4-3			0-0 F7		0-0 FC4-6 1B	4	0	1	0	0	0	0								
Don Pavletich, R (1, 2) OBP: 0.219, SLG: 0.323		0-0 F8			0-0 6-3		0-0 5-3		0-0 FC4-6 1B	2	0	0	0	0	0	0								
Bob Priddy, R (6, 1) ERA: 4.5										0	0	0	0	0	0	0								
Walt Williams, R (7, PH) OBP: 0.250, SLG: 0.333										1	0	0	0	0	0	0								
Wilbur Wood, R (8, 1) ERA: 2.53										0	0	0	0	0	0	0								
Woodie Held, R (9, PH) OBP: 0.417, SLG: 0.667										1	0	0	0	0	0	1								
Buddy Bradford, R (1, 8) OBP: 0.500, SLG: 0.800		0-0 1B			0-0 2-3 1B		0-0 2B		0-0 F9	4	0	3	0	0	0	1	AB 33							
Sandy Alomar Sr., S (1, 4) OBP: 0.182, SLG: 0.161										2	0	0	0	0	0	2	R 1							
Ron Hansen, R (6, 4) OBP: 0.353, SLG: 0.563										2	0	1	0	0	0	1	H 7							
Joe Horlen, R (1, 1) OBP: 0.143, SLG: 0.143										1	0	0	0	0	0	0	RBI 1							
Don Secrist, L (5, 1)										0	0	0	0	0	0	0	BB 3							
Ed Herrmann, L (5, PH) ERA: 4.5										3	0	0	0	0	0	3	SO 2							
																	LOB 14							
Inning Stats	R: 0 E: 0 K: 1 S: 5	H: 0 LOB: 1 BB: 1 P: 9	R: 0 E: 0 K: 0 S: 4	H: 1 LOB: 1 BB: 0 P: 4	R: 0 E: 0 K: 0 S: 2	H: 0 LOB: 0 BB: 1 P: 6	R: 0 E: 0 K: 0 S: 3	H: 0 LOB: 0 BB: 0 P: 3	R: 0 E: 0 K: 1 S: 6	H: 1 LOB: 1 BB: 0 P: 6	R: 0 E: 0 K: 0 S: 4	H: 1 LOB: 1 BB: 0 P: 4	R: 1 E: 0 K: 0 S: 4	H: 1 LOB: 1 BB: 1 P: 8	R: 0 E: 0 K: 0 S: 5	H: 2 LOB: 2 BB: 0 P: 5	1B: 4 2B: 3 3B: 0 HR: 0	SF: 0 SAC: 0 DP: 1 HBP: 0	WP: 0 PB: 0 CS: 0	PA: 36				
PITCHER	IP WLS BF H R ER SO BB IBB HBP BLK WP HR S P ERA WHIP	IP WLS BF H R ER SO BB IBB HBP BLK WP HR S P ERA WHIP	IP WLS BF H R ER SO BB IBB HBP BLK WP HR S P ERA WHIP	IP WLS BF H R ER SO BB IBB HBP BLK WP HR S P ERA WHIP	IP WLS BF H R ER SO BB IBB HBP BLK WP HR S P ERA WHIP	IP WLS BF H R ER SO BB IBB HBP BLK WP HR S P ERA WHIP	IP WLS BF H R ER SO BB IBB HBP BLK WP HR S P ERA WHIP	IP WLS BF H R ER SO BB IBB HBP BLK WP HR S P ERA WHIP	IP WLS BF H R ER SO BB IBB HBP BLK WP HR S P ERA WHIP	IP WLS BF H R ER SO BB IBB HBP BLK WP HR S P ERA WHIP	IP WLS BF H R ER SO BB IBB HBP BLK WP HR S P ERA WHIP	IP WLS BF H R ER SO BB IBB HBP BLK WP HR S P ERA WHIP	IP WLS BF H R ER SO BB IBB HBP BLK WP HR S P ERA WHIP	IP WLS BF H R ER SO BB IBB HBP BLK WP HR S P ERA WHIP	IP WLS BF H R ER SO BB IBB HBP BLK WP HR S P ERA WHIP	IP WLS BF H R ER SO BB IBB HBP BLK WP HR S P ERA WHIP	IP WLS BF H R ER SO BB IBB HBP BLK WP HR S P ERA WHIP	IP WLS BF H R ER SO BB IBB HBP BLK WP HR S P ERA WHIP	IP WLS BF H R ER SO BB IBB HBP BLK WP HR S P ERA WHIP	IP WLS BF H R ER SO BB IBB HBP BLK WP HR S P ERA WHIP	IP WLS BF H R ER SO BB IBB HBP BLK WP HR S P ERA WHIP	IP WLS BF H R ER SO BB IBB HBP BLK WP HR S P ERA WHIP	IP WLS BF H R ER SO BB IBB HBP BLK WP HR S P ERA WHIP	
Dean Chance, R (1, 1) ERA: 1.0	6.0 W	22 3	0 0	2 2	0 0	2 2	0 0	0 0	0 0	0	0	24 32	0.00 0.833											
Joe Grzenda, L (7, 1) ERA: 4.5	3.0 S	14 4	1 1	1 0	0 0	1 1	0 0	0 0	0 0	0	0	13 17	3.00 1.667											

Minnesota Twins @ Chicago White Sox
Comiskey Park, Chicago, IL
Sat Apr 26 1969, 4:33 AM EST
Att: 5,314 - Unknown


AB 33
R 1
H 7
RBI 1
BB 3
SO 2
LOB 14



Batter	1	2	3	4	5	6	7	8	9	AB	R	H	RBI	BB	SO	LOB	TOP							
Carlos May, L OBP: 0.379, SLG: 0.608 (1, 7)	4-0 3B BB	0-3 K			0-0 P6		0-3 K		0-0 1-3	4	1	0	0	1	2	2								
Luis Aparicio, R OBP: 0.303, SLG: 0.281 (1, 6)	0-0 1B 3B		0-0 F7		0-0 2B		0-0 4-3			4	1	2	1	0	0	0								
Bill Melton, R OBP: 0.377, SLG: 0.560 (1, 5)	0-0 F7		4-0 FC6-4 BB		0-0 P6			0-0 F7		3	0	0	0	1	0	2								
Don Pavletich, R OBP: 0.189, SLG: 0.278 (1, 3)	0-0 P4		0-0 F8		0-0 L7			0-0 5-3		4	0	0	0	0	0	2								
Duane Josephson, R OBP: 0.255, SLG: 0.256 (1, 2)	0-0 BB 1B		0-0 FC6-4		0-3 K			4-0 BB		3	0	1	1	1	1	1								
Buddy Bradford, R OBP: 0.517, SLG: 0.780 (1, 9)	4-0 1-2 BB		0-0 F2		4-0 1B BB			0-3 K		2	0	0	0	2	1	1								
Ron Hansen, R OBP: 0.391, SLG: 0.524 Sandy Alomar Sr., S OBP: 0.182, SLG: 0.161 (9, PR) (9, 4)	0-3 K		0-3 K		0-0 FC6-4 1B			0-0 FC3-6 1B		4	0	2	0	0	2	2								
Woodie Held, R OBP: 0.316, SLG: 0.400 (1, 8)		0-3 K		0-3 K		0-0 FC6-4		0-0 FC3-6		4	0	0	0	0	2	3								
Tommy John, R OBP: 0.071, SLG: 0.071 Pete Ward, L OBP: 0.289, SLG: 0.382 Wilbur Wood, R (9, 1)		0-0 5-3			0-0 2B 1B			0-0 F9		3	0	1	0	0	0	0								
Inning Stats	R: 2 E: 0 K: 1 S: 7	H: 2 LOB: 2 BB: 2 P: 15	R: 0 E: 0 K: 2 S: 7	H: 0 LOB: 0 BB: 0 P: 7	R: 0 E: 0 K: 0 S: 3	H: 0 LOB: 1 BB: 1 P: 7	R: 0 E: 0 K: 2 S: 7	H: 0 LOB: 0 BB: 0 P: 7	R: 0 E: 0 K: 1 S: 4	H: 2 LOB: 1 BB: 0 P: 4	R: 0 E: 0 K: 1 S: 6	H: 1 LOB: 2 BB: 1 P: 10	R: 0 E: 0 K: 1 S: 5	H: 0 LOB: 0 BB: 0 P: 5	R: 0 E: 0 K: 1 S: 5	H: 0 LOB: 1 BB: 1 P: 9	R: 0 E: 0 K: 0 S: 4	H: 1 LOB: 1 BB: 0 P: 4	1B: 4 2B: 1 3B: 1 HR: 0	SF: 0 SAC: 0 DP: 0 HBP: 0	WP: 0 PB: 0 CS: 0	PA: 37		
PITCHER	IP	WLS	BF	H	R	ER	SO	BB	IBB	HBP	BLK	WP	HR	S	P	ERA	WHIP							
Bill Butler, L ERA: 1.99	8.0		34	6	2	2	8	5	0	0	0	0	0	45	65	2.25	1.375							
Moe Drabowsky, R ERA: 1.04	1.0	W	3	0	0	0	0	0	0	0	0	0	0	3	3	0.00	0.000							

Chicago White Sox @ Kansas City Royals
Municipal Stadium, Kansas City, MO
Wed Apr 30 1969, 8:05 PM EDT
Att. 9,036 - Unknown - 75 F


AB 32
R 2
H 6
RBI 2
BB 5
SO 8
LOB 14



Batter	1	2	3	4	5	6	7	8	9	AB	R	H	RBI	BB	SO	LOB	BOTTOM							
Pat Kelly, L OBP: 0.339, SLG: 0.321 (1, 8)	0-0 1B 1B	0-0 2-6 1B			0-0 1B		0-3 K		0-0 PB	5	1	3	1	0	1	2								
Jerry Adair, R OBP: 0.379, SLG: 0.397 (1, 4)	0-0 1B WP 1B	0-0 2-6 1-2	0-0 6-3		0-0 F8		0-0 5-3			4	0	1	0	0	0	1								
Lou Piniella, R OBP: 0.300, SLG: 0.444 (1, 7)	0-0 1-3 1-2		0-3 K		0-0 5-3			0-0 1-3		4	0	0	0	0	1	3								
Joe Foy, R OBP: 0.346, SLG: 0.375 (1, 5)	4-0 1B BB		0-0 S 1B		0-0 5-3			0-0 F8		3	0	1	0	1	0	0								
Chuck Harrison, R OBP: 0.320, SLG: 0.261 (1, 3)	0-0 G4-6-3 1-2 2-3 3-4 1B		0-0 5-3		0-0 L4			0-0 F9		4	0	1	1	0	0	1								
Bob Oliver, R OBP: 0.231, SLG: 0.286 (1, 9)	0-0 G4-6-3 1-2			0-0 6-3		0-0 E5 1B		0-0 G5-2-3 3B		4	0	1	0	0	0	3								
Jim Campanis, R OBP: 0.296, SLG: 0.333 (1, 2)		0-0 1B 2B		0-0 6-3		0-0 1B		4-0 G5-2-3 1B IBB		3	2	2	0	1	0	0								
Jackie Hernandez, R OBP: 0.234, SLG: 0.186 Eliee Rodriguez, R OBP: 0.285, SLG: 0.233 Juan Rios, R OBP: 0.333, SLG: 0.241 (9, PH) (9, PR)		0-3 K		0-0 4-3		0-3 K		0-0 G5-2-3 1B		3	0	0	0	0	2	3								
Bill Butler, L OBP: 0.125, SLG: 0.125 Moe Drabowsky, R OBP: 0.357, SLG: 0.714 (9, PH)		0-3 K			0-3 K			0-0 G5-2-3		3	0	0	0	0	3	1								
Inning Stats	R: 1 E: 0 K: 0 S: 5	H: 3 LOB: 2 BB: 1 P: 9	R: 1 E: 0 K: 2 S: 8	H: 2 LOB: 1 BB: 0 P: 8	R: 0 E: 0 K: 1 S: 6	H: 1 LOB: 1 BB: 0 P: 6	R: 0 E: 0 K: 0 S: 3	H: 0 LOB: 0 BB: 0 P: 3	R: 0 E: 0 K: 1 S: 6	H: 1 LOB: 2 BB: 0 P: 6	R: 0 E: 0 K: 1 S: 7	H: 1 LOB: 2 BB: 0 P: 7	R: 0 E: 0 K: 2 S: 7	H: 0 LOB: 0 BB: 0 P: 7	R: 0 E: 0 K: 0 S: 3	R: 1 E: 0 K: 0 S: 3	H: 2 LOB: 2 BB: 1 P: 7	1B: 8 2B: 1 3B: 1 HR: 0	SF: 0 SAC: 0 DP: 2 HBP: 0	WP: 1 PB: 1 CS: 0	PA: 37			
PITCHER	IP	WLS	BF	H	R	ER	SO	BB	IBB	HBP	BLK	WP	HR	S	P	ERA	WHIP							
Tommy John, L ERA: 2.48	8.0		33	8	2	2	7	1	0	0	0	0	0	45	49	2.25	1.125							
Wilbur Wood, L ERA: 2.03	0.2	L	5	2	1	0	0	0	1	0	0	0	0	3	7	0.00	3.000							

Chicago White Sox @ Kansas City Royals
Municipal Stadium, Kansas City, MO
Wed Apr 30 1969, 8:05 PM EDT
Att. 9,036 - Unknown - 75 F

AB 35
R 3
H 10
RBI 2
BB 2
SO 7
LOB 17



Batter	1	2	3	4	5	6	7	8	9	AB	R	H	RBI	BB	SO	LOB	TOP										
Carlos May, L OBP: 0.384, SLG: 0.641 (1, 7)										4	1	1	1	1	0	2	Chicago White Sox @ Minnesota Twins Metropolitan Stadium, Bloomington, MI Sun May 04 1969, 4:33 AM EDT Att: 14,184 - Unknown - 79 F AB 34 R 3 H 9 RBI 3 BB 4 SO 0 LOB 18 										
Luis Aparicio, R OBP: 0.346, SLG: 0.362 (1, 6)										4	1	2	1	1	0	0											
Bill Melton, R OBP: 0.360, SLG: 0.508 (1, 9) (7, 5)										4	0	2	1	0	0	2											
Pete Ward, L OBP: 0.289, SLG: 0.366 (7, PH) Woodie Held, R OBP: 0.333, SLG: 0.333 Bob Locker, S (7, 1)										3	0	1	0	0	0	2											
Gail Hopkins, L OBP: 0.351, SLG: 0.333 (1, 3)										4	0	1	0	0	0	5											
Buddy Bradford, R OBP: 0.452, SLG: 0.639 (1, 8) (7, 9)										4	0	0	0	0	0	3											
Duane Josephson, R OBP: 0.276, SLG: 0.269 (1, 2)										3	1	1	0	1	0	0											
Sandy Alomar Sr., S OBP: 0.237, SLG: 0.222 (7, PH) Ron Hansen, R OBP: 0.333, SLG: 0.407 (7, 4)										2	0	1	0	0	0	0											
Tommy John, R OBP: 0.067, SLG: 0.067 Walt Williams, R OBP: 0.222, SLG: 0.278 Sammy Ellis, L (5, 1) Don Pavletich, R OBP: 0.196, SLG: 0.318 Ken Berry, R OBP: 0.152, SLG: 0.125 (7, 8)										1	0	0	0	0	0	0											
Inning Stats	R: 0 E: 0 K: 0 S: 2	H: 0 LOB: 1 BB: 2 P: 10	R: 0 E: 0 K: 0 S: 3	H: 1 LOB: 0 BB: 0 P: 3	R: 0 E: 0 K: 0 S: 3	H: 0 LOB: 0 BB: 0 P: 3	R: 0 E: 0 K: 0 S: 4	H: 1 LOB: 1 BB: 0 P: 4	R: 0 E: 0 K: 0 S: 4	H: 2 LOB: 2 BB: 0 P: 5	R: 3 E: 0 K: 0 S: 7	H: 4 LOB: 2 BB: 1 P: 11	R: 0 E: 0 K: 0 S: 3	H: 0 LOB: 0 BB: 0 P: 3	R: 0 E: 0 K: 0 S: 3	H: 0 LOB: 0 BB: 0 P: 3		1B: 6 2B: 2 3B: 1 HR: 0	SF: 0 SAC: 0 DP: 1 HBP: 0	WP: 0 PB: 0 SB: 1 CS: 1	PA: 38						
PITCHER	IP	WLS	BF	H	R	ER	SO	BB	IBB	HBP	BLK	WP	HR	S	P	ERA	WHIP										
Dick Woodson, R ERA: 3.16 Charlie Walters, R ERA: Joe Grzenda, L ERA: 2.93 Ron Perranoski, L ERA: 0.37	(1, 1)	6.2	29	8	3	3	0	3	0	0	0	0	0	26	38	4.05	1.650										

Batter	1	2	3	4	5	6	7	8	9	AB	R	H	RBI	BB	SO	LOB	BOTTOM										
Cesar Tovar, R OBP: 0.245, SLG: 0.308 (1, 5) (7, 7) (9, 5)										5	1	2	1	0	0	0	Chicago White Sox @ Minnesota Twins Metropolitan Stadium, Bloomington, MI Sun May 04 1969, 4:33 AM EDT Att: 14,184 - Unknown - 79 F AB 29 R 4 H 8 RBI 3 BB 8 SO 7 LOB 16 										
Leo Cardenas, R OBP: 0.374, SLG: 0.472 (1, 6)										4	0	0	1	0	1	2											
Harmon Killebrew, R OBP: 0.475, SLG: 0.566 (1, 3)										2	0	1	0	2	0	0											
Tony Oliva, L OBP: 0.387, SLG: 0.453 (1, 9)										4	0	0	0	0	0	3											
Bob Allison, R OBP: 0.379, SLG: 0.583 Rod Carew, L OBP: 0.417, SLG: 0.556 (7, 4)										2	0	0	0	1	0	0											
George Mitterwald, R OBP: 0.349, SLG: 0.475 Graig Nettles, L OBP: 0.358, SLG: 0.542 (8, PH) (9, 7)										3	0	3	0	0	0	0											
Frank Quilici, R OBP: 0.226, SLG: 0.172 (7, 5)										2	1	1	0	1	1	1											
Charlie Manuel, L OBP: 0.480, SLG: 0.650 John Roseboro, L OBP: 0.423, SLG: 0.457 (8, PH) (9, 2)										0	1	0	0	1	0	0											
Ted Uhlhaender, L OBP: 0.394, SLG: 0.381 (1, 8)										2	0	0	0	2	1	4											
Dick Woodson, R Charlie Walters, R Joe Grzenda, R Rich Reese, L OBP: 0.297, SLG: 0.452 Ron Perranoski, L OBP: 0.200, SLG: 0.200 (8, PH) (9, 1)										3	0	0	0	0	3	6											
Inning Stats	R: 0 E: 0 K: 0 S: 4	H: 1 LOB: 1 BB: 0 P: 4	R: 1 E: 0 K: 0 S: 4	H: 1 LOB: 0 BB: 0 P: 4	R: 0 E: 0 K: 2 S: 8	H: 2 LOB: 2 BB: 1 P: 12	R: 0 E: 0 K: 1 S: 5	H: 0 LOB: 1 BB: 1 P: 9	R: 0 E: 1 K: 2 S: 8	H: 1 LOB: 2 BB: 1 P: 12	R: 0 E: 0 K: 0 S: 3	H: 0 LOB: 1 BB: 1 P: 7	R: 2 E: 1 K: 1 S: 7	H: 2 LOB: 2 BB: 2 P: 15	1B: 5 2B: 1 3B: 1 HR: 1	SF: 1 SAC: 0 DP: 0 HBP: 0	WP: 2 PB: 0 SB: 2 CS: 1	PA: 38									
PITCHER	IP	WLS	BF	H	R	ER	SO	BB	IBB	HBP	BLK	WP	HR	S	P	ERA	WHIP										
Tommy John, L ERA: 2.66 Sammy Ellis, R ERA: 6.39 Bob Locker, R ERA: 6.0	(1, 1)	4.0	18	5	2	2	3	3	0	0	0	0	0	21	33	4.50	2.000										


Batter	1	2	3	4	5	6	7	8	9	AB	R	H	RBI	BB	SO	LOB	TOP					
Sandy Alomar Sr. S OBP: 0.238, SLG: 0.205 (1, 4)	F7		1B			F7		L7		3	1	0	0	1	0	1	Chicago White Sox @ Baltimore Orioles Memorial Stadium, Baltimore, MD Tue May 06 1969, 7:05 PM EDT Att: 8,193 - Unknown					
Luis Aparicio R OBP: 0.353, SLG: 0.384 (1, 6)	6-3		1B					P4		4	0	2	1	0	0	1						
Carlos May L OBP: 0.364, SLG: 0.603 (1, 7)	K2-3		F7			F7		L8		4	0	0	0	0	1	3						
Pete Ward L OBP: 0.292, SLG: 0.349 (6, PR) Ken Berry R OBP: 0.176, SLG: 0.125 (6, 8)	1-3			K					FC1-8 HBP	2	0	0	0	1	1	0						
Bill Melton R OBP: 0.354, SLG: 0.507 (6, 5)				P4					FC1-6	4	0	1	0	0	1	3						
Gail Hopkins L OBP: 0.328, SLG: 0.308 (1, 3)					P3					4	0	0	0	0	1	2						
Buddy Bradford R OBP: 0.429, SLG: 0.600 (6, 9)					F7					4	0	0	0	0	2	2						
Duane Josephson R OBP: 0.262, SLG: 0.255 (1, 2)					F9					3	0	0	0	0	1	0						
Joe Horlen R OBP: 0.308, SLG: 0.308 (1, 1)				6-3						3	0	1	0	0	1	0						
Inning Stats	R: 0 E: 0 X: 1 S: 5	H: 0 LOB: 0 BB: 0 P: 5	R: 0 E: 0 X: 1 S: 6	H: 1 LOB: 1 BB: 0 P: 6	R: 1 E: 0 X: 1 S: 6	H: 1 LOB: 1 BB: 1 P: 10	R: 0 E: 0 X: 1 S: 5	H: 0 LOB: 0 BB: 0 P: 5	R: 0 E: 0 X: 1 S: 5	H: 0 LOB: 0 BB: 0 P: 5	R: 0 E: 0 X: 1 S: 6	H: 1 LOB: 2 BB: 1 P: 10	R: 0 E: 0 X: 1 S: 5	H: 0 LOB: 0 BB: 0 P: 5	R: 0 E: 0 X: 1 S: 4	H: 1 LOB: 1 BB: 0 P: 4	R: 0 E: 0 X: 1 S: 5	H: 0 LOB: 1 BB: 0 P: 6	1B: 2 2B: 2 3B: 0 HR: 0	SF: 0 SAC: 0 DP: 0 HBP: 1	WP: 0 PB: 0 SB: 1 CS: 0	PA: 34
PITCHER	IP	WLS	BF	H	R	ER	SO	BB	IBB	HBP	BLK	WP	HR	S	P	ERA	WHIP					
Jim Palmer R ERA: 2.22 Dick Hall R ERA: 1.56	(1, 1)	8.0	L	30	4	1	7	2	0	0	0	0	0	42	50	1.12	0.750					

Batter	1	2	3	4	5	6	7	8	9	AB	R	H	RBI	BB	SO	LOB	BOTTOM					
Don Buford S OBP: 0.397, SLG: 0.368 (1, 7)	G6-4-3 1B		K					G3		4	0	1	0	0	1	0	Chicago White Sox @ Baltimore Orioles Memorial Stadium, Baltimore, MD Tue May 06 1969, 7:05 PM EDT Att: 8,193 - Unknown					
Paul Blair R OBP: 0.354, SLG: 0.475 (1, 8)	G6-4-3 1-2		F7					F8		4	0	0	0	0	0	1						
Frank Robinson R OBP: 0.416, SLG: 0.682 (1, 3)	K		K					F3		4	0	1	0	0	2	0						
Eliot Hendricks L OBP: 0.397, SLG: 0.463 (1, 2)									1-3 1B	3	0	2	0	1	0	1						
Brooks Robinson R OBP: 0.294, SLG: 0.384 (1, 5)									F7	4	0	1	0	0	0	3						
Dave May L OBP: 0.382, SLG: 0.300 (1, 9)									FC6-4 F8 1-2	4	0	1	0	0	0	3						
Davey Johnson R OBP: 0.325, SLG: 0.380 (1, 4)									1-3	3	0	0	0	1	1	3						
Mark Belanger R OBP: 0.378, SLG: 0.366 (1, 6)									4-3	3	0	0	0	1	1	3						
Jim Palmer R OBP: 0.059, SLG: 0.118 Boog Powell L OBP: 0.400, SLG: 0.372 Dick Hall R OBP: 0.333, SLG: 0.333 (9, 1)										3	0	0	0	0	0	4						
Inning Stats	R: 0 E: 0 X: 1 S: 5	H: 1 LOB: 3 BB: 1 P: 9	R: 0 E: 1 X: 0 S: 4	H: 1 LOB: 3 BB: 1 P: 9	R: 0 E: 0 X: 2 S: 7	H: 0 LOB: 0 BB: 0 P: 7	R: 0 E: 0 X: 1 S: 6	H: 2 LOB: 1 BB: 0 P: 6	R: 0 E: 0 X: 0 S: 3	H: 0 LOB: 0 BB: 0 P: 3	R: 0 E: 0 X: 0 S: 3	H: 0 LOB: 1 BB: 1 P: 7	R: 0 E: 0 X: 0 S: 3	H: 0 LOB: 0 BB: 0 P: 3	R: 0 E: 0 X: 0 S: 3	H: 0 LOB: 0 BB: 0 P: 3	R: 0 E: 0 X: 0 S: 4	H: 1 LOB: 1 BB: 0 P: 4	1B: 5 2B: 0 3B: 0 HR: 0	SF: 0 SAC: 0 DP: 2 HBP: 1	WP: 0 PB: 0 SB: 0 CS: 0	PA: 33
PITCHER	IP	WLS	BF	H	R	ER	SO	BB	IBB	HBP	BLK	WP	HR	S	P	ERA	WHIP					
Joe Horlen R ERA: 3.6	(1, 1)	9.0	W	33	5	0	4	2	0	1	0	0	0	38	47	0.00	0.778					

Batter	1	2	3	4	5	6	7	8	9	AB	R	H	RBI	BB	SO	LOB	TOP					
Sandy Alomar Sr. S OBP: 0.213, SLG: 0.182 (1.4)	6-3		F8		5-3	1-3			K	5	0	0	0	0	1	2						
Luis Aparicio R OBP: 0.356, SLG: 0.350 (1.6)	6-3		5-3		1B 3B BB	1-3			4-3 2B	4	1	1	0	1	0	2						
Carlos May L OBP: 0.378, SLG: 0.644 (1.7)	K			1B 1B	1-2 3B 1B				4-3	5	3	3	1	0	1	1						
Don Pavletich R OBP: 0.196, SLG: 0.306 (1.3)		L6		1B 1B	K				4-3	5	1	1	0	0	2	3						
Bill Melton R OBP: 0.361, SLG: 0.535 (1.5)		F7		1B 1-2 2-H	1B 1-H 2-H 3B				K	4	1	2	3	0	1	0						
Duane Josephson R OBP: 0.292, SLG: 0.288 (1.2)		FC5-4 1B		1-3 2-H 1B	1B				K	4	0	3	1	0	1	0						
Buddy Bradford R OBP: 0.407, SLG: 0.565 (1.9)		FC5-4 1-2		5-3	5-3				5-3	4	0	0	0	0	0	3						
Ken Berry R OBP: 0.211, SLG: 0.143 (1.8)			E3	4-0 IBB		1-3 SH1-4 1B			F9	3	0	1	0	1	0	0						
Gary Peters L OBP: 0.133, SLG: 0.333 Bob Locker S (9.1)			K	G3		SH1-4 1-2			4-3	3	0	0	0	0	1	3						
										0	0	0	0	0	0	0						
Inning Stats	R: 0 E: 0 K: 1 S: 5	H: 0 LOB: 0 BB: 0 P: 5	R: 0 E: 0 K: 0 S: 4	H: 1 LOB: 1 BB: 0 P: 4	R: 0 E: 1 K: 1 S: 6	H: 0 LOB: 1 BB: 0 P: 6	R: 2 E: 0 K: 0 S: 6	H: 4 LOB: 2 BB: 1 P: 10	R: 3 E: 0 K: 1 S: 8	H: 3 LOB: 1 BB: 1 P: 12	R: 0 E: 0 K: 0 S: 4	H: 1 LOB: 1 BB: 0 P: 4	R: 1 E: 0 K: 3 S: 10	H: 1 LOB: 0 BB: 0 P: 10	R: 0 E: 0 K: 0 S: 3	H: 0 LOB: 0 BB: 0 P: 3	R: 0 E: 0 K: 1 S: 6	H: 1 LOB: 1 BB: 0 P: 6	1B: 8 2B: 1 3B: 1 HR: 1	SF: 0 SAC: 1 DP: 0 HBP: 0	WP: 1 PB: 0 SB: 0 CS: 0	PA: 40
PITCHER	IP WLS BF H R ER SO BB IBB HBP BLK WP HR S P ERA WHIP																					
Mike Cuellar L ERA: 2.92 (1.1)	4.2 L 23 7 5 5 3 1 1 0 0 0 0 0 27 35 9.64 1.714																					
Mike Adamson R ERA: 4.5 (5.1)	1.1 6 2 0 0 0 0 0 0 0 0 1 0 6 6 0.00 1.500																					
Eddie Watt R ERA: 2.25 (7.1)	2.0 7 1 1 1 3 0 0 0 0 0 0 1 13 13 4.50 0.500																					
Pete Richert L ERA: 2.25 (9.1)	1.0 4 1 0 0 1 0 0 0 0 0 0 0 6 6 0.00 1.000																					

Chicago White Sox @ Baltimore Orioles
Memorial Stadium, Baltimore, MD
Wed May 07 1969, 7:05 PM EDT
Att: 6,860 - Unknown


AB 37
R 6
H 11
RBI 5
BB 2
SO 7
LOB 14



Batter	1	2	3	4	5	6	7	8	9	AB	R	H	RBI	BB	SO	LOB	BOTTOM					
Don Buford S OBP: 0.389, SLG: 0.354 (1.7)	L8		K		6-3					4	1	0	0	1	1	1						
Paul Blair R OBP: 0.370, SLG: 0.516 (1.8)			F3			1B FC6-4 BB				4	1	3	1	1	0	0						
Frank Robinson R OBP: 0.408, SLG: 0.661 (1.3)				1B SF8 1B	F7		FC6-4 1B		HR	5	2	1	1	0	2	3						
Merv Rettenmund R OBP: 0.452, SLG: 0.667 (1.9)		P4		BB S 1B						5	0	2	1	0	1	2						
Brooks Robinson R OBP: 0.290, SLG: 0.379 (1.5)			F9		SF8		5-3	6-3		4	0	1	1	0	0	1						
Davey Johnson R OBP: 0.311, SLG: 0.362 (1.4)			F8		P4		K	F8		5	0	0	0	0	1	3						
Andy Etchebarren R OBP: 0.404, SLG: 0.500 (1.2)		WP 2B								2	0	1	0	1	0	0						
Mark Belanger R OBP: 0.382, SLG: 0.359 (1.6)		G3								2	0	0	0	2	0	1						
Mike Cuellar L Mike Adamson R Curt Motton R Eddie Watt R Chico Salmon R Pete Richert L (1.1) (5.1) (6.1) (7.1) (8.1) (9.1)			K		K		FC6-4 BB			2	0	0	0	0	2	3						
Inning Stats	R: 0 E: 0 K: 1 S: 6	H: 1 LOB: 1 BB: 0 P: 6	R: 0 E: 0 K: 0 S: 4	H: 1 LOB: 1 BB: 0 P: 4	R: 0 E: 0 K: 2 S: 7	H: 0 LOB: 0 BB: 0 P: 7	R: 1 E: 0 K: 1 S: 7	H: 2 LOB: 2 BB: 2 P: 15	R: 0 E: 0 K: 1 S: 5	H: 0 LOB: 1 BB: 1 P: 9	R: 0 E: 0 K: 1 S: 5	H: 0 LOB: 2 BB: 1 P: 10	R: 2 E: 0 K: 0 S: 5	H: 2 LOB: 1 BB: 1 P: 9	R: 0 E: 0 K: 0 S: 3	H: 0 LOB: 1 BB: 1 P: 7	R: 1 E: 0 K: 1 S: 7	H: 2 LOB: 1 BB: 0 P: 7	1B: 4 2B: 3 3B: 0 HR: 1	SF: 1 SAC: 0 DP: 0 HBP: 1	WP: 1 PB: 0 SB: 1 CS: 0	PA: 42
PITCHER	IP WLS BF H R ER SO BB IBB HBP BLK WP HR S P ERA WHIP																					
Gary Peters L ERA: 4.27 (1.1)	8.0 W 38 7 4 4 6 6 0 0 0 0 0 0 6 6 4.50 1.625																					
Bob Locker R ERA: 5.4 (9.1)	1.0 S 4 1 0 0 1 0 0 0 0 0 0 0 6 6 0.00 1.000																					


Chicago White Sox @ Baltimore Orioles
Memorial Stadium, Baltimore, MD
Wed May 07 1969, 7:05 PM EDT
Att: 6,860 - Unknown


AB 34
R 4
H 8
RBI 4
BB 6
SO 7
LOB 16



Batter	1	2	3	4	5	6	7	8	9	AB	R	H	RBI	BB	SO	LOB	TOP					
Sandy Alomar Sr. S OBP: 0.250, SLG: 0.208	5-3		1B 4-3		1B SH1-4		F8		BB 4-0	4	2	2	0	1	0	0	Chicago White Sox @ Cleveland Indians Cleveland Municipal Stadium, Cleveland, OH Sat May 10 1969, 3:33 AM EDT Att. 4,201 - Unknown livebaseballscorecards.com					
Luis Aparicio R OBP: 0.362, SLG: 0.395	6-3		1B 4-3		SH1-4		1B G4-6-3		BB 0-3	4	0	2	0	0	1	1						
Carlos May L OBP: 0.368, SLG: 0.615	6-3		1B 4-3		WP		1B G4-6-3		BB 0-0	5	0	1	3	0	0	2						
Bill Melton R OBP: 0.368, SLG: 0.547		E 2B	F5		1B K				BB 0-0	4	1	2	0	0	1	2						
Duane Josephson R OBP: 0.290, SLG: 0.274		E5 IBB	3-1		BB 4-0				BB 0-0	3	0	0	0	1	0	3						
Don Pavletich R OBP: 0.185, SLG: 0.294		BB 0-3			BB 0-0				BB 0-0	2	0	0	0	0	1	2						
Ron Hansen R OBP: 0.344, SLG: 0.414		BB 0-3			BB 0-0				BB 0-0	2	0	1	1	0	0	2						
Buddy Bradford R OBP: 0.407, SLG: 0.565		BB 0-3			BB 0-0				BB 0-0	0	0	0	0	0	0	0						
Walt Williams R OBP: 0.238		BB 0-3			BB 0-0				BB 0-0	3	0	0	0	0	1	2						
Gail Hopkins L OBP: 0.323, SLG: 0.302		BB 0-3			BB 0-0				BB 0-0	1	0	0	0	0	0	1						
Ken Berry R OBP: 0.238, SLG: 0.135		BB 4-0			BB 0-0				BB 4-0	2	0	0	0	2	0	0						
Tommy John R OBP: 0.105, SLG: 0.105		BB 0-0			BB 0-0				BB 0-0	4	1	1	0	0	1	5						
Bob Locker S		BB 6-3			BB SH1-4				BB 0-0	0	0	0	0	0	0	0						
Inning Stats	R: 0 E: 0 K: 0 S: 3	H: 0 LOB: 0 BB: 0 P: 3	R: 0 E: 1 K: 2 S: 9	H: 1 LOB: 3 BB: 1 P: 13	R: 1 E: 0 K: 0 S: 5	H: 2 LOB: 1 BB: 0 P: 5	R: 0 E: 0 K: 0 S: 3	H: 0 LOB: 0 BB: 0 P: 3	R: 2 E: 0 K: 1 S: 8	H: 3 LOB: 2 BB: 1 P: 12	R: 0 E: 0 K: 0 S: 5	H: 0 LOB: 0 BB: 0 P: 5	R: 0 E: 0 K: 0 S: 3	H: 1 LOB: 0 BB: 0 P: 3	R: 1 E: 0 K: 0 S: 5	H: 2 LOB: 2 BB: 1 P: 9	R: 0 E: 0 K: 1 S: 4	H: 0 LOB: 0 BB: 1 P: 8	1B: 8 2B: 1 3B: 0 HR: 0	SF: 0 SAC: 1 DP: 1 HBP: 0	WP: 2 PB: 0 SB: 0 CS: 0	PA: 39
PITCHER	IP WLS BF H R ER SO BB IBB HBP BLK WP HR S P ERA WHIP																					
Sam McDowell L ERA: 3.33	(1, 1) 7.0 L 30 7 3 3 4 1 1 0 0 1 0 36 44 3.86 1.143																					
Jack Hamilton R ERA: 4.18	(8, 1) 0.2 5 2 1 1 0 0 1 0 0 0 0 4 8 13.50 3.000																					
Horacio Pina R ERA: 7.71	(8, 1) 1.1 4 0 0 0 1 1 0 0 0 0 0 5 9 0.00 0.750																					

Batter	1	2	3	4	5	6	7	8	9	AB	R	H	RBI	BB	SO	LOB	BOTTOM					
Max Alvis R OBP: 0.224, SLG: 0.197	F6		G4-6-3			BB 4-0		BB 4-0		3	0	1	0	1	0	1	Chicago White Sox @ Cleveland Indians Cleveland Municipal Stadium, Cleveland, OH Sat May 10 1969, 3:33 AM EDT Att. 4,201 - Unknown livebaseballscorecards.com					
Larry Brown R OBP: 0.371, SLG: 0.378	FC1-6		F3			BB 0-0		BB 0-0		4	0	1	0	0	0	2						
Jose Cardenal R OBP: 0.232, SLG: 0.311	FC1-6					BB 0-0		BB 0-0		4	0	0	0	0	1	3						
Ken Harrelson R OBP: 0.265, SLG: 0.372	F9					BB 4-0		BB 0-0		3	0	1	0	1	0	2						
Tony Horton R OBP: 0.273, SLG: 0.415		4-3				BB 0-0		BB 0-0		4	0	1	0	0	0	2						
Chuck Hinton R OBP: 0.314, SLG: 0.394						BB 0-0		BB 0-0		1	0	0	0	0	0	0						
Richie Scheinblum S OBP: 0.170, SLG: 0.104		6-3				BB 0-0		BB 0-0		3	0	1	0	0	0	2						
Duke Sims L OBP: 0.379, SLG: 0.592						BB 0-0		BB 0-0		1	0	1	0	0	0	0						
Ray Fosse R OBP: 0.333, SLG: 0.167						BB 0-0		BB 0-0		3	0	1	0	0	1	0						
Vern Fuller R OBP: 0.217, SLG: 0.125						BB 0-0		BB 0-0		2	0	0	0	0	1	1						
Zoilo Versalles R OBP: 0.323, SLG: 0.375						BB 0-0		BB 0-0		1	0	0	0	0	0	2						
Russ Snyder L OBP: 0.382, SLG: 0.340						BB 0-0		BB 0-0		1	0	0	0	0	1	0						
Sam McDowell L OBP: 0.214, SLG: 0.214						BB 0-0		BB 0-0		2	0	1	0	0	0	0						
Cap Peterson R OBP: 0.471, SLG: 0.357						BB 0-0		BB 0-0		1	0	0	0	0	0	2						
Jack Hamilton R						BB 0-0		BB 0-0		0	0	0	0	0	0	0						
Horacio Pina R						BB 0-0		BB 0-0		0	0	0	0	0	0	0						
Inning Stats	R: 0 E: 0 K: 0 S: 4	H: 1 LOB: 1 BB: 0 P: 4	R: 0 E: 0 K: 1 S: 6	H: 1 LOB: 1 BB: 0 P: 6	R: 0 E: 0 K: 0 S: 3	H: 1 LOB: 0 BB: 0 P: 3	R: 0 E: 0 K: 0 S: 3	H: 1 LOB: 1 BB: 1 P: 7	R: 0 E: 0 K: 0 S: 5	H: 0 LOB: 0 BB: 0 P: 3	R: 0 E: 0 K: 1 S: 5	H: 0 LOB: 1 BB: 1 P: 9	R: 0 E: 0 K: 0 S: 5	H: 2 LOB: 2 BB: 0 P: 5	R: 0 E: 0 K: 0 S: 5	H: 2 LOB: 2 BB: 0 P: 5	R: 0 E: 0 K: 2 S: 7	H: 0 LOB: 0 BB: 0 P: 7	1B: 7 2B: 2 3B: 0 HR: 0	SF: 0 SAC: 0 DP: 2 HBP: 0	WP: 0 PB: 0 SB: 0 CS: 0	PA: 35
PITCHER	IP WLS BF H R ER SO BB IBB HBP BLK WP HR S P ERA WHIP																					
Tommy John L ERA: 2.26	(1, 1) 7.2 W 31 8 0 0 2 0 0 0 0 0 0 0 8 8 0.00 1.304																					
Bob Locker R ERA: 4.76	(8, 1) 1.1 S 4 0 0 0 2 0 0 0 0 0 0 0 8 8 0.00 0.000																					

Batter	1	2	3	4	5	6	7	8	9	AB	R	H	RBI	BB	SO	LOB	TOP										
Sandy Alomar Sr. S OBP: 0.263, SLG: 0.245 (1, 4)	0-0 1-3	0-0 6-3						0-0 E4		5	1	2	3	0	1	2	Chicago White Sox @ Cleveland Indians Cleveland Municipal Stadium, Cleveland, OH Sun May 11, 1969, 3:33 AM EDT Att: 7,328 - Unknown AB 31 R 7 H 6 RBI 6 BB 9 SO 6 LOB 13 										
Luis Aparicio R OBP: 0.364, SLG: 0.381 (1, 6)	4-0 2B		0-0 F8				0-0 F9	0-0 L6		3	1	0	0	2	0	2											
Carlos May L OBP: 0.370, SLG: 0.651 (1, 7)	0-0 1-H		0-0 4-3				0-0 F8			5	1	2	3	0	1	1											
Pete Ward L OBP: 0.314, SLG: 0.341 (8, PH)	4-0 BB		0-0 F7					0-3 K	0-3 K	1	0	0	0	2	0	0											
Ron Hansen R OBP: 0.324, SLG: 0.387 (8, 3)	0-0 BB		0-0 F8					0-0 K	0-0 K	2	0	0	0	0	2	0											
Bill Melton R OBP: 0.359, SLG: 0.525 (1, 5)	0-0 F8		0-0 F8					0-0 1B	0-0 F2	5	1	1	0	0	0	3											
Duane Josephson R OBP: 0.288, SLG: 0.273 (1, 2)	0-0 F2		0-0 L7			0-3 K		0-0 WP	0-3 E	4	1	1	0	0	1	2											
Walt Williams R OBP: 0.240, SLG: 0.217 (1, 9)		0-0 5-3				0-0 F4		4-0 WP	4-0 E	2	1	0	0	2	0	0											
Ken Berry R OBP: 0.239, SLG: 0.125 (1, 8)		4-0 SH1-4				0-0 F8		0-0 L5	0-0 1-2	3	0	0	0	1	0	3											
Sammy Ellis L OBP: 0.255, SLG: 0.302 (7, PH)		0-0 SH1-4				0-3 K		4-0 CS	4-0 E	1	0	0	0	0	1	0											
Inning Stats	R: 1 E: 0 K: 0 S: 4	H: 1 LOB: 2 BB: 2 P: 12	R: 0 E: 0 K: 0 S: 3	H: 0 LOB: 1 BB: 1 P: 7	R: 0 E: 0 K: 0 S: 3	H: 0 LOB: 0 BB: 0 P: 3	R: 0 E: 0 K: 0 S: 3	H: 0 LOB: 1 BB: 1 P: 7	R: 2 E: 0 K: 1 S: 7	H: 2 LOB: 1 BB: 1 P: 11	R: 0 E: 0 K: 1 S: 5	H: 0 LOB: 0 BB: 0 P: 5	R: 0 E: 0 K: 1 S: 4	H: 0 LOB: 1 BB: 2 P: 12	R: 4 E: 1 K: 1 S: 8	H: 3 LOB: 1 BB: 2 P: 16	R: 0 E: 0 K: 2 S: 7	H: 0 LOB: 0 BB: 0 P: 7	1B: 3 2B: 2 3B: 0 HR: 1	SF: 0 SAC: 1 DP: 0 HBP: 0	WP: 1 PB: 0 CS: 1	PA: 41					
PITCHER	IP	WLS	BF	H	R	ER	SO	BB	IBB	HBP	BLK	WP	HR	S	P	ERA	WHIP										
Luis Tiant R ERA: 7.71 (1, 1)	6.0		27	3	3	3	2	6	0	0	0	0	1	25	49	4.50	1.500										
Juan Pizarro L ERA: 8.09 (7, 1)	1.0		3	0	0	0	1	1	0	0	0	0	0	4	8	0.00	1.000										
Stan Williams R ERA: 6.4 (8, 1)	1.0	L	8	3	4	4	1	2	0	0	0	1	0	8	16	36.00	5.000										
Mike Paul L ERA: 5.91 (9, 1)	1.0		3	0	0	0	2	0	0	0	0	0	0	7	7	0.00	0.000										

Batter	1	2	3	4	5	6	7	8	9	AB	R	H	RBI	BB	SO	LOB	BOTTOM										
Zoilo Versalles R OBP: 0.314, SLG: 0.350 (1, 6)	0-0 F8	4-0 1B		0-0 F7				0-0 5-3		4	0	0	0	1	0	1	Chicago White Sox @ Cleveland Indians Cleveland Municipal Stadium, Cleveland, OH Sun May 11, 1969, 3:33 AM EDT Att: 7,328 - Unknown AB 38 R 5 H 13 RBI 4 BB 3 SO 6 LOB 20 										
Jose Cardenal R OBP: 0.280, SLG: 0.337 (1, 8)	0-0 BB	0-0 FC6-4		0-3 K				0-0 PB	0-0 FC5-4	5	0	4	2	0	1	0											
Ken Harrelson R OBP: 0.272, SLG: 0.374 (1, 7)	0-0 1-2	0-0 FC6-4						0-0 1B	0-3 K	5	1	2	0	0	1	4											
Tony Horton R OBP: 0.279, SLG: 0.424 (1, 3)	0-3 K		0-0 G1					0-0 1B	0-0 FC5-4	5	1	2	0	0	1	3											
Richie Scheinblum S OBP: 0.172, SLG: 0.096 (1, 9)	4-0 FC6-4		0-0 G1					0-0 F6	0-0 F9	4	0	0	0	1	0	4											
Max Alvis R OBP: 0.225, SLG: 0.200 (1, 5)	0-0 FC6-4		0-3 K					0-0 1B	0-0 F9	4	0	1	1	0	1	4											
Ray Fosse R OBP: 0.368, SLG: 0.250 (1, 2)		0-0 F8		0-0 FC6-4				0-0 L9	0-0 1B	4	1	2	1	0	0	1											
Vern Fuller R OBP: 0.224, SLG: 0.119 (8, PH)		0-0 F7		0-0 FC6-4				4-0 1B	0-0 G4-6-3	2	1	0	0	1	0	1											
Lee Mays L OBP: 0.219, SLG: 0.172 (8, 1)		0-0 F7		0-0 FC6-4				0-0 1B	0-0 G4-6-3	1	0	1	0	0	0	0											
Luis Tiant R OBP: 0.286, SLG: 0.357 (7, 1)		0-0 BB		0-3 K				0-0 1B	0-0 G4-6-3	3	1	1	0	0	2	1											
Inning Stats	R: 0 E: 0 K: 1 S: 7	H: 2 LOB: 3 BB: 1 P: 11	R: 1 E: 0 K: 0 S: 5	H: 2 LOB: 2 BB: 1 P: 9	R: 1 E: 0 K: 1 S: 7	H: 2 LOB: 1 BB: 0 P: 7	R: 0 E: 0 K: 2 S: 7	H: 0 LOB: 0 BB: 0 P: 7	R: 1 E: 0 K: 0 S: 5	H: 3 LOB: 1 BB: 0 P: 5	R: 1 E: 0 K: 1 S: 6	H: 1 LOB: 1 BB: 1 P: 10	R: 0 E: 0 K: 0 S: 3	H: 0 LOB: 0 BB: 0 P: 3	R: 0 E: 0 K: 0 S: 4	H: 2 LOB: 0 BB: 0 P: 4	R: 0 E: 0 K: 1 S: 6	H: 1 LOB: 1 BB: 0 P: 6	1B: 12 2B: 1 3B: 0 HR: 0	SF: 0 SAC: 0 DP: 1 HBP: 0	WP: 0 PB: 1 CS: 0	PA: 41					
PITCHER	IP	WLS	BF	H	R	ER	SO	BB	IBB	HBP	BLK	WP	HR	S	P	ERA	WHIP										
Sammy Ellis R ERA: 6.23 (5, 1)	4.2		24	9	3	3	4	2	0	0	0	0	0	7	11	6.75	1.500										
Wilbur Wood L ERA: 2.41 (7, 1)	1.0	W	3	0	0	0	0	0	0	0	0	0	0	3	3	0.00	0.000										
Dan Osinski R ERA: 2.57 (8, 1)	2.0	S	8	3	1	1	1	0	0	0	0	0	0	10	10	4.50	1.500										

Batter	1	2	3	4	5	6	7	8	9	AB	R	H	RBI	BB	SO	LOB	TOP																					
Sandy Alomar Sr. S OBP: 0.274, SLG: 0.259 (1.4)										5	0	2	1	0	0	3																						
Luis Aparicio R OBP: 0.365, SLG: 0.375 (1.6)										4	0	1	0	1	0	4																						
Carlos May L OBP: 0.365, SLG: 0.632 (1.7)										4	0	1	0	0	1	2																						
Bill Melton R OBP: 0.344, SLG: 0.500 (1.5)										4	0	0	0	0	1	2																						
Duane Josephson R OBP: 0.286, SLG: 0.271 (1.2)										4	0	1	0	0	1	1																						
Buddy Bradford R OBP: 0.400, SLG: 0.548 (1.9)										4	0	1	0	0	3	4																						
Ron Hansen R OBP: 0.289, SLG: 0.343 (1.3)										4	0	0	0	0	3	1																						
Ken Berry R OBP: 0.265, SLG: 0.143 Walt Williams R OBP: 0.209, SLG: 0.292 (9, PH)										2	1	1	0	1	0	0																						
Joe Horlen R OBP: 0.333, SLG: 0.333 Bob Locker S Wilbur Wood R Dan Osinski R Woodie Held R (9, PH)										0	0	0	0	0	0	0																						
Inning Stats	R: 0 E: 0 K: 0 S: 3	H: 1 LOB: 0 BB: 0 P: 3	R: 0 E: 0 K: 2 S: 7	H: 0 LOB: 0 BB: 0 P: 7	R: 1 E: 0 K: 1 S: 7	H: 2 LOB: 1 BB: 0 P: 7	R: 0 E: 0 K: 1 S: 5	H: 0 LOB: 0 BB: 0 P: 5	R: 0 E: 0 K: 2 S: 4	H: 2 LOB: 2 BB: 1 P: 8	R: 0 E: 1 K: 2 S: 9	H: 1 LOB: 2 BB: 0 P: 9	R: 0 E: 0 K: 2 S: 8	H: 0 LOB: 1 BB: 0 P: 8	R: 0 E: 0 K: 1 S: 6	H: 1 LOB: 2 BB: 1 P: 10	R: 0 E: 0 K: 1 S: 6	H: 2 LOB: 2 BB: 1 P: 10	1B: 8 2B: 1 3B: 0 HR: 0	SF: 0 SAC: 1 DP: 3 HBP: 0	WP: 0 PB: 0 CS: 0	PA: 38																
PITCHER	IP	WLS	BF	H	R	ER	SO	BB	IBB	HBP	BLK	WP	HR	S	P	ERA	WHIP	PITCHER				IP	WLS	BF	H	R	ER	SO	BB	IBB	HBP	BLK	WP	HR	S	P	ERA	WHIP
Mickey Lolich L ERA: 3.54 Pat Dobson R ERA: 2.9	(1.1)	8.1	W	37	9	1	1	10	3	0	0	0	0	54	66	1.08	1.440					(9.1)	0.2	S	1	0	0	0	0	0	0	0	0	0	0	0	0.00	0.000

Chicago White Sox @ Detroit Tigers
Tiger Stadium, Detroit, MI
Tue May 13 1969, 7:05 PM EDT
Att: 10,253 - Unknown

AB	34
R	1
H	9
RBI	1
BB	3
SO	10
LOB	18



Batter	1	2	3	4	5	6	7	8	9	AB	R	H	RBI	BB	SO	LOB	BOTTOM																						
Mickey Stanley R OBP: 0.250, SLG: 0.339 (1.6)										3	0	0	0	1	0	0																							
Dick McAuliffe L OBP: 0.416, SLG: 0.513 (1.4)										2	0	0	1	2	0	0																							
Al Kaline R OBP: 0.368, SLG: 0.519 (1.9)										4	0	0	0	0	1	4																							
Norm Cash L OBP: 0.361, SLG: 0.378 (1.3)										4	1	3	0	0	1	0																							
Willie Horton R OBP: 0.310, SLG: 0.386 Ron Woods R OBP: 0.375, SLG: 0.286 (8, PR) (9.7)										4	0	1	0	0	2	2																							
Jim Northrup L OBP: 0.306, SLG: 0.439 (1.8)										4	1	3	2	0	0	0																							
Bill Freehan R OBP: 0.368, SLG: 0.485 (1.2)										4	1	1	0	0	1	4																							
Don Wert R OBP: 0.218, SLG: 0.169 (1.5)										4	0	0	0	0	1	4																							
Mickey Lolich S Pat Dobson R OBP: 0.100, SLG: 0.100 (1.1) (9.1)										4	0	0	0	0	0	5																							
Inning Stats	R: 0 E: 0 K: 0 S: 3	H: 0 LOB: 0 BB: 0 P: 3	R: 0 E: 0 K: 1 S: 6	H: 1 LOB: 0 BB: 0 P: 6	R: 0 E: 0 K: 0 S: 3	H: 0 LOB: 0 BB: 0 P: 3	R: 0 E: 0 K: 1 S: 6	H: 1 LOB: 0 BB: 0 P: 6	R: 0 E: 0 K: 0 S: 3	H: 0 LOB: 0 BB: 0 P: 3	R: 0 E: 0 K: 1 S: 5	H: 0 LOB: 1 BB: 1 P: 9	R: 3 E: 1 K: 1 S: 9	H: 3 LOB: 3 BB: 2 P: 17	R: 0 E: 0 K: 2 S: 10	H: 3 LOB: 3 BB: 0 P: 10	1B: 7 2B: 0 3B: 0 HR: 1	SF: 0 SAC: 0 DP: 0 HBP: 0	WP: 0 PB: 0 CS: 0	PA: 36																			
PITCHER	IP	WLS	BF	H	R	ER	SO	BB	IBB	HBP	BLK	WP	HR	S	P	ERA	WHIP	PITCHER				IP	WLS	BF	H	R	ER	SO	BB	IBB	HBP	BLK	WP	HR	S	P	ERA	WHIP	
Joe Horlen R ERA: 3.33 Bob Locker R ERA: 4.85 Wilbur Wood L ERA: 2.37 Dan Osinski R ERA: 2.25	(1.1)	6.0	L	6	2	1	1	1	1	0	0	0	0	1	7	11	13.50	4.500					(7.1)	0.1	5	3	1	0	0	1	0	0	0	0	0	0	0	0.00	12.000
	(8.1)	1.0	3	0	0	0	2	0	0	0	0	0	0	0	7	7	0.00	0.000					(8.1)	1.0	3	0	0	0	2	0	0	0	0	0	0	0	0	0.00	0.000

Chicago White Sox @ Detroit Tigers
Tiger Stadium, Detroit, MI
Tue May 13 1969, 7:05 PM EDT
Att: 10,253 - Unknown

AB	33
R	3
H	8
RBI	3
BB	3
SO	6
LOB	19



Batter	1	2	3	4	5	6	7	8	9	AB	R	H	RBI	BB	SO	LOB	TOP								
Walt Williams, R OBP: 0.300, SLG: 0.321 Ken Berry, R OBP: 0.280, SLG: 0.163 (7, FR) (7, 8)	0-0 1B		0-0 4-3		0-0 L9		0-0 SF9 BB 1-2 1B		0-0 1B	4	0	2	0	0	0	1									
Luis Aparicio, R OBP: 0.367, SLG: 0.376 (1, 6)	0-0 F8		0-0 6-3			0-0 SH3-4 1B	0-0 F4		0-0 1-3 1B	5	1	2	0	0	0	3									
Carlos May, L OBP: 0.376, SLG: 0.656 (1, 7)	0-0 F7			0-0 HR		4-0 SH3-4 1B	4-0 1-2 2-3 BB		0-3 K	3	2	1	1	2	1	3									
Bill Melton, R OBP: 0.330, SLG: 0.483 (1, 5)	0-3 K			0-3 K		0-0 SH3-4	0-0 SF9		0-0 F7	3	0	0	1	0	2	3									
Duane Josephson, R OBP: 0.284, SLG: 0.270 (1, 2)		0-0 L5		0-0 5-3		0-0 1B	0-0 4-3			4	1	1	2	0	0	2									
Buddy Bradford, R OBP: 0.393, SLG: 0.526 (1, 8) (7, 9)	0-0 F6			0-3 K		0-0 2-H 3-H 4-0 1B		0-0 F2		3	1	0	0	1	1	0									
Ron Hansen, R OBP: 0.321, SLG: 0.351 Pete Ward, L OBP: 0.321, SLG: 0.348 (6, PH) (6, 3)	0-0 1B				0-0 L9	0-0 E7 1-H 2-H 1B		0-3 K		2	0	1	0	0	0	0									
Rich Morales, R (1, 4)	0-0 F8				0-0 F6	0-0 F2		0-0 6-3		4	0	0	0	0	0	1									
Gary Peters, L OBP: 0.211, SLG: 0.389 (1, 1)			0-0 F2				4-0 BB SF9 BB		0-3 K	3	1	1	0	1	1	0									
Inning Stats	R: 0 E: 0 K: 1 S: 6	H: 1 LOB: 1 BB: 0 P: 6	R: 0 E: 0 K: 0 S: 4	H: 1 LOB: 1 BB: 0 P: 4	R: 0 E: 0 K: 0 S: 3	H: 0 LOB: 0 BB: 0 P: 3	R: 1 E: 0 K: 2 S: 8	H: 1 LOB: 0 BB: 0 P: 8	R: 0 E: 0 K: 0 S: 4	H: 1 LOB: 0 BB: 0 P: 4	R: 4 E: 1 K: 0 S: 5	H: 3 LOB: 0 BB: 2 P: 13	R: 1 E: 0 K: 0 S: 4	H: 1 LOB: 2 BB: 2 P: 12	R: 0 E: 0 K: 1 S: 5	H: 0 LOB: 0 BB: 0 P: 5	R: 0 E: 0 K: 2 S: 9	H: 2 LOB: 2 BB: 0 P: 9	1B: 8 2B: 1 3B: 0 HR: 1	SF: 1 SAC: 1 DP: 0 HBP: 0	WP: 0 PB: 0 CS: 0	PA: 40			
PITCHER	IP	WLS	BF	H	R	ER	SO	BB	IBB	HBP	BLK	WP	HR	S	P	ERA	WHIP	PITCHER							
John Hiller, L ERA: 5.56 Fred Lasher, R ERA: 1.13 Don McMahon, R ERA: 7.71 Dick Radatz, R ERA: 4.73	5.1	L	23	6	4	4	3	1	0	0	0	0	1	28	32	6.75	1.312								

Chicago White Sox @ Detroit Tigers
Tiger Stadium, Detroit, MI
Wed May 14 1969, 7:05 PM EDT
Att: 19,140 - Unknown

livebaseballscorecards.com

AB 34
R 6
H 10
RBI 5
BB 4
SO 6
LOB 13



Batter	1	2	3	4	5	6	7	8	9	AB	R	H	RBI	BB	SO	LOB	BOTTOM								
Mickey Stanley, R OBP: 0.242, SLG: 0.328 (1, 6)	0-0 6-3		0-0 6-3		0-0 F8			0-0 F2		4	0	0	0	0	0	0									
Dick McAuliffe, L OBP: 0.410, SLG: 0.500 (1, 4)	0-3 K		0-0 1B		0-0 3-1		0-0 F3			4	0	1	0	0	1	0									
Al Kaline, R OBP: 0.364, SLG: 0.505 (1, 9)	4-0 1B BB		0-0 L9		0-0 L9		0-0 L1-3			3	0	0	0	1	0	1									
Norm Cash, L OBP: 0.366, SLG: 0.384 (1, 3)	0-0 1B		0-0 FC5-4 1B		0-0 F9		0-0 F4		0-0 F4	4	0	2	0	0	0	0									
Willie Horton, R OBP: 0.299, SLG: 0.371 (1, 7)	0-0 F8		0-0 FC5-4 1-2		0-0 K		0-0 F7		0-0 F7	4	0	0	0	0	1	4									
Bill Freehan, R OBP: 0.380, SLG: 0.490 (1, 2)		0-0 1B		0-0 F3		0-0 G3 1B		1-0 E 1B HBP		3	0	2	0	0	0	0									
Jim Northrup, L OBP: 0.304, SLG: 0.431 (1, 8)		0-0 L5		0-3 K		0-0 G3		0-0 E5 FC5-4 1B		4	0	1	0	0	1	2									
Don Wert, R OBP: 0.209, SLG: 0.160 (1, 5)		0-0 L7		0-0 6-3		0-0 6-3		0-0 FC5-4 1-2		4	0	0	0	0	0	4									
John Hiller, R Fred Lasher, R Don McMahon, R Ron Woods, R Dick Radatz, R	0-0 F8		0-0 6-3		0-0 6-3		0-0 6-3		0-0 6-3	2	0	0	0	0	0	1									
Inning Stats	R: 0 E: 0 K: 1 S: 6	H: 1 LOB: 2 BB: 1 P: 10	R: 0 E: 0 K: 0 S: 4	H: 1 LOB: 1 BB: 0 P: 4	R: 0 E: 0 K: 0 S: 5	H: 2 LOB: 2 BB: 0 P: 5	R: 0 E: 0 K: 1 S: 5	H: 0 LOB: 0 BB: 0 P: 5	R: 0 E: 0 K: 0 S: 3	H: 0 LOB: 0 BB: 0 P: 3	R: 0 E: 0 K: 1 S: 4	H: 1 LOB: 1 BB: 0 P: 4	R: 0 E: 0 K: 0 S: 3	H: 0 LOB: 0 BB: 0 P: 3	R: 0 E: 1 K: 0 S: 4	H: 1 LOB: 2 BB: 0 P: 5	1B: 6 2B: 0 3B: 0 HR: 0	SF: 0 SAC: 0 DP: 0 HBP: 1	WP: 0 PB: 0 CS: 0	PA: 35					
PITCHER	IP	WLS	BF	H	R	ER	SO	BB	IBB	HBP	BLK	WP	HR	S	P	ERA	WHIP	PITCHER							
Gary Peters, L ERA: 3.58	9.0	W	35	6	0	0	3	1	0	1	0	0	0	39	44	0.00	0.778								

Chicago White Sox @ Detroit Tigers
Tiger Stadium, Detroit, MI
Wed May 14 1969, 7:05 PM EDT
Att: 19,140 - Unknown

livebaseballscorecards.com

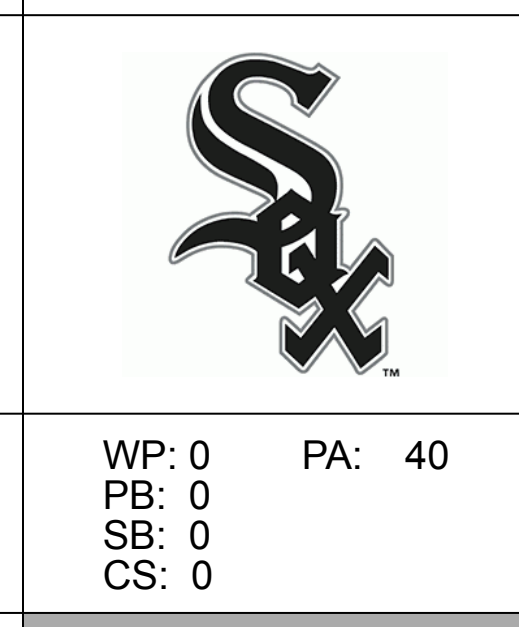
AB 33
R 0
H 6
RBI 0
BB 1
SO 3
LOB 13



Batter	1	2	3	4	5	6	7	8	9	10	AB	R	H	RBI	BB	SO	LOB	TOP		
Walt Williams, R OBP: 0.324, SLG: 0.323 Ken Berry, R OBP: 0.275, SLG: 0.159 (7, 8)	0-0 BB 1B		0-0 6-3		0-0 6-3		0-0 FC6-4 BB		0-3 K		3	0	1	0	1	0	0			
Luis Aparicio, R OBP: 0.360, SLG: 0.367 (1, 6)	0-0 F3		0-0 1B		0-0 4-3		0-0 FC6-4 1-2f		0-0 F6		5	0	1	0	0	0	2			
Carlos May, L OBP: 0.387, SLG: 0.645 (1, 7)	4-0 1-2 BB		0-0 L9		4-0 BB		0-0 FC3-6 1B		0-0 5-3		3	0	1	0	2	0	1			
Bill Melton, R OBP: 0.314, SLG: 0.457 (1, 5)	0-3 K		0-0 F7		0-3 K		0-0 FC3-6 FC4-6 1-2f		0-0 6-3		5	0	0	0	0	2	4			
Pete Ward, L OBP: 0.316, SLG: 0.327 (1, 3)	0-0 4-3		4-0 4-3 1B BB		0-3 K		0-0 FC4-6 FC6-4 1-2f		0-0 K		3	1	0	0	1	1	3			
Bobby Knorr, R OBP: 0.303, SLG: 0.240 (1, 4)		0-0 6-3		0-0 4-3		0-3 K		0-0 FC6-4 1-2f			4	0	0	0	0	1	2			
Buddy Bradford, R OBP: 0.387, SLG: 0.506 (7, 9)		0-3 K		4-0 1B BB		0-0 F8			0-3 K		3	0	0	0	1	2	0			
Ed Herrmann, L OBP: 0.182, SLG: 0.100 Duane Josephson, R OBP: 0.280, SLG: 0.287 (7, 2)		0-0 3-1		0-0 1-3 2-H 1B		0-0 G3			0-0 F8		3	0	1	1	0	0	0			
Tommy John, R OBP: 0.130, SLG: 0.091 Bob Locker, S (9, 1)			0-3 K		0-0 5-3		0-3 K		4-0 BB		3	0	0	0	1	2	2			
											0	0	0	0	0	0	0			
Inning Stats	R: 0 E: 0 K: 1 S: 6	H: 1 LOB: 2 BB: 1 P: 10	R: 0 E: 0 K: 1 S: 5	H: 0 LOB: 0 BB: 0 P: 5	R: 0 E: 0 K: 1 S: 6	H: 1 LOB: 1 BB: 0 P: 6	R: 1 E: 0 K: 2 S: 7	H: 0 LOB: 0 BB: 0 P: 7	R: 0 E: 0 K: 1 S: 5	H: 0 LOB: 1 BB: 1 P: 9	R: 0 E: 0 K: 2 S: 4	H: 1 LOB: 1 BB: 0 P: 4	R: 0 E: 0 K: 2 S: 7	H: 0 LOB: 1 BB: 1 P: 11	R: 0 E: 0 K: 0 S: 3	H: 0 LOB: 0 BB: 0 P: 3	1B: 4 2B: 0 3B: 0 HR: 0	SF: 0 SAC: 0 DP: 0 HBP: 0	WP: 0 PA: 40	
PITCHER	IP 9.0	WLS 37	H 4	R 1	ER 1	SO 9	BB 6	IBB 0	HBP 0	BLK 0	WP 0	HR 0	S 49	P 73	ERA 1.00	WHIP 1.111				
Earl Wilson, R ERA: 3.12 Pat Dobson, R ERA: 2.81 (10, 1)	1.0	W	3	0	0	0	0	0	0	0	0	0	3	3	0.00	0.000				

Chicago White Sox @ Detroit Tigers
Tiger Stadium, Detroit, MI
Thu May 15 1969, 7:05 PM EDT
Att. 12,868 - Unknown

AB 34
R 1
H 4
RBI 1
BB 6
SO 9
LOB 15



Batter	1	2	3	4	5	6	7	8	9	10	AB	R	H	RBI	BB	SO	LOB	BOTTOM			
Mickey Stanley, R OBP: 0.241, SLG: 0.323 (1, 6)	0-0 G3		0-0 F4		0-3 K			0-0 3-1 S 1B	0-0 1-3		5	0	1	0	0	1	4				
Dick McAuliffe, L OBP: 0.400, SLG: 0.517 (1, 4)	0-0 F6			0-0 4-3		0-0 4-3		0-0 F9 1-2		0-0 HR	5	1	1	1	0	0	1				
Al Kaline, R OBP: 0.376, SLG: 0.504 (1, 9)	4-0 FC6-4 BB			0-0 1B		0-0 L8		4-0 3-1 IBB			2	0	1	0	2	0	0				
Norm Cash, L OBP: 0.362, SLG: 0.378 (1, 3)	0-0 FC6-4 1-2f			0-3 K		0-0 1B		0-0 3-1 1-2 2-3			4	0	1	0	0	1	4				
Willie Horton, R OBP: 0.292, SLG: 0.361 Ron Woods, R OBP: 0.300, SLG: 0.222 (7, 7)		0-0 6-3		0-3 K		0-3 K		0-3 K			3	0	0	0	0	2	2				
Bill Freehan, R OBP: 0.376, SLG: 0.481 (1, 2)		0-0 F9			0-0 K		0-0 6-3		0-0 F4		4	0	1	0	0	0	0				
Jim Northrup, L OBP: 0.310, SLG: 0.482 (1, 8)		0-0 1-3			0-3 K		0-0 K		0-0 FC5-4 1B		4	1	2	1	0	1	1				
Don Wert, R OBP: 0.200, SLG: 0.153 (1, 5)			0-0 6-3		0-0 F7		0-0 F4		0-0 FC5-4 BB 1-2f		4	0	0	0	0	0	2				
Earl Wilson, R OBP: 0.318, SLG: 0.167 John Hiller, R (9, PR) Pat Dobson, R OBP: 0.100, SLG: 0.100 (10, 1)		0-0 4-3		0-0 4-3		4-0 BB		0-0 F9		4-0 BB 1-2	2	0	0	0	2	0	0				
											0	0	0	0	0	0	0				
Inning Stats	R: 0 E: 0 K: 0 S: 3	H: 0 LOB: 1 BB: 1 P: 7	R: 0 E: 0 K: 0 S: 3	H: 0 LOB: 0 BB: 0 P: 3	R: 0 E: 0 K: 0 S: 3	H: 0 LOB: 0 BB: 0 P: 3	R: 0 E: 0 K: 2 S: 8	H: 1 LOB: 1 BB: 0 P: 8	R: 0 E: 0 K: 2 S: 8	H: 1 LOB: 2 BB: 1 P: 10	R: 0 E: 0 K: 0 S: 4	H: 1 LOB: 2 BB: 1 P: 8	R: 1 E: 0 K: 0 S: 1	H: 1 LOB: 0 BB: 0 P: 1	1B: 5 2B: 0 3B: 0 HR: 2	SF: 0 SAC: 0 DP: 0 HBP: 0	WP: 0 PA: 38				
PITCHER	IP 8.2	WLS 36	H 6	R 1	ER 1	SO 6	BB 3	IBB 1	HBP 0	BLK 0	WP 0	HR 1	S 44	P 60	ERA 1.04	WHIP 1.038					
Tommy John, L ERA: 2.09 Bob Locker, R ERA: 5.4 (9, 1)	0.1	L	2	1	1	0	0	0	0	0	0	0	1	2	2	27.00	3.000				

Chicago White Sox @ Detroit Tigers
Tiger Stadium, Detroit, MI
Thu May 15 1969, 7:05 PM EDT
Att. 12,868 - Unknown

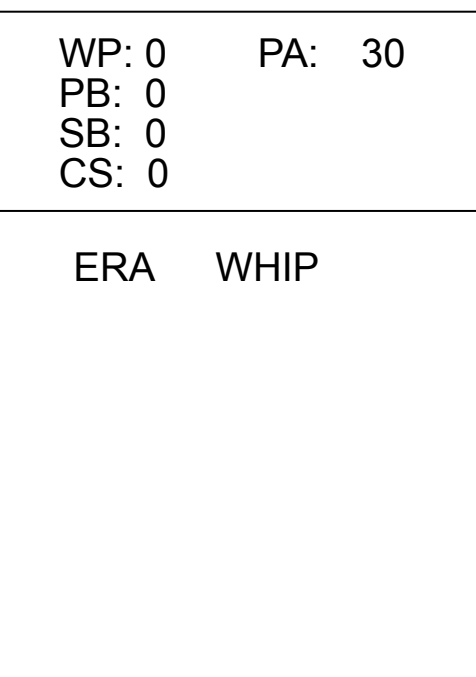
AB 34
R 2
H 7
RBI 2
BB 4
SO 6
LOB 16



Batter	1	2	3	4	5	6	7	8	9	AB	R	H	RBI	BB	SO	LOB	TOP			
Del Unser, L OBP: 0.313, SLG: 0.277 (1, 8)	F4		4-3			BB			G4-3 BB	2	0	0	0	2	0	0				
Ed Brinkman, R OBP: 0.325, SLG: 0.354 (1, 6)	BB		K			F9			F7	3	0	0	0	1	1	2				
Frank Howard, R OBP: 0.348, SLG: 0.593 (1, 3)	F2			5-3		F8			G4-3	4	0	0	0	0	0	3				
Hank Allen, R OBP: 0.308, SLG: 0.365 (1, 9)	4-3			K					K	3	0	0	0	0	2	1				
Ken McMullen, R OBP: 0.280, SLG: 0.326 (1, 5)		K		K		F9				3	0	0	0	0	2	0				
Brant Alyea, R OBP: 0.487, SLG: 0.655 (1, 7)					6-3				F9	3	0	1	0	0	0	0				
Tim Cullen, R OBP: 0.297, SLG: 0.276 (1, 4)		FC5-4 1B			F8				F8	3	0	0	0	0	0	1				
Paul Casanova, R OBP: 0.240, SLG: 0.280 (1, 2)		1-3			F8				6-3	3	0	0	0	0	0	1				
Camilo Pascual, R OBP: 0.214, SLG: 0.214 (1, 1)			K			F4			K	1	0	0	0	0	1	0				
Dick Billings, R OBP: 0.200, SLG: 0.111 (6, PH)										1	0	0	0	0	0	0				
Casey Cox, R OBP: 0.200, SLG: 0.200 (6, PH)										0	0	0	0	0	0	0				
Mike Epstein, L OBP: 0.436, SLG: 0.631 (8, PH)										1	0	0	0	0	1	0				
Bob Humphreys, R OBP: 0.200, SLG: 0.200 (8, 1)										0	0	0	0	0	0	0				
Inning Stats	R: 0 E: 0 K: 0 S: 3	H: 0 LOB: 1 BB: 1 P: 7	R: 0 E: 0 K: 1 S: 6	H: 1 LOB: 1 BB: 0 P: 6	R: 0 E: 0 K: 2 S: 7	H: 0 LOB: 0 BB: 0 P: 7	R: 0 E: 0 K: 2 S: 7	H: 0 LOB: 0 BB: 0 P: 7	R: 0 E: 0 K: 0 S: 3	H: 0 LOB: 1 BB: 1 P: 7	R: 0 E: 0 K: 1 S: 5	H: 0 LOB: 0 BB: 0 P: 5	R: 0 E: 0 K: 1 S: 5	H: 0 LOB: 0 BB: 1 P: 5	R: 0 E: 0 K: 0 S: 2	H: 0 LOB: 0 BB: 1 P: 6	1B: 1 2B: 0 3B: 0 HR: 0	SF: 0 SAC: 0 DP: 1 HBP: 0	WP: 0 PB: 0 CS: 0	PA: 30
PITCHER Jerry Nyman, L ERA: 0.00	IP: 9.0 WLS: W BF: 30 H: 1 R: 0 ER: 0 SO: 7 BB: 3 IBB: 0 HBP: 0 BLK: 0 WP: 0 HR: 0 S: 41 P: 53 ERA: 0.00 WHIP: 0.444															PITCHER				

Washington Senators @ Chicago White Sox
Comiskey Park, Chicago, IL
Sat May 17 1969, 8:05 PM EDT
Att: 1,981 - Unknown

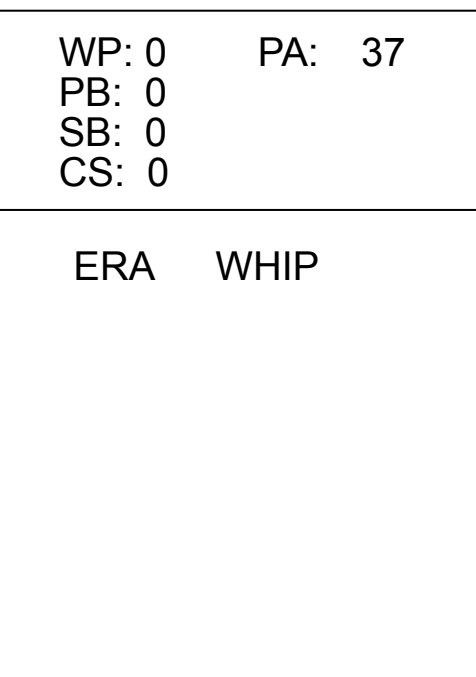
AB	27
R	0
H	1
RBI	0
BB	3
SO	7
LOB	8

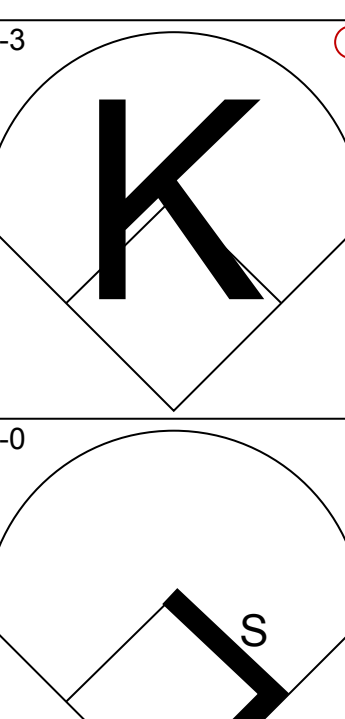
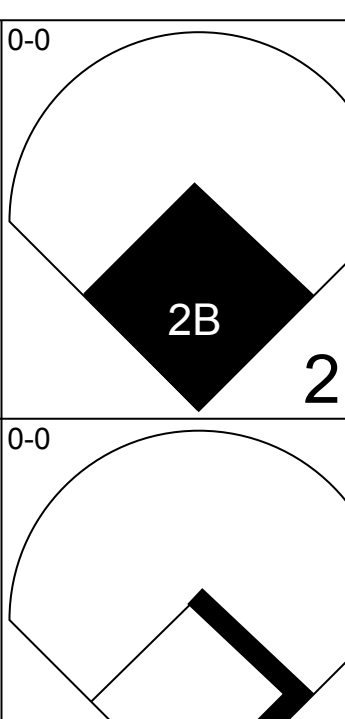
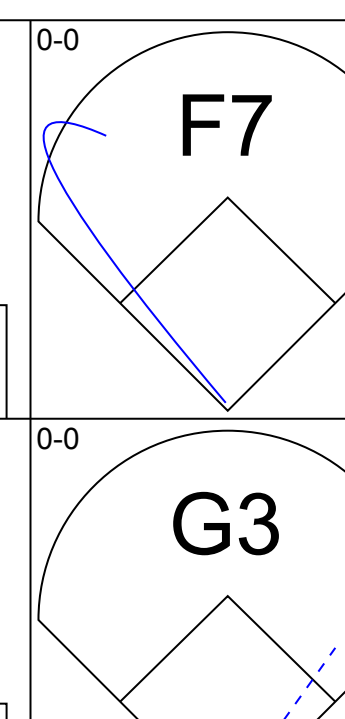
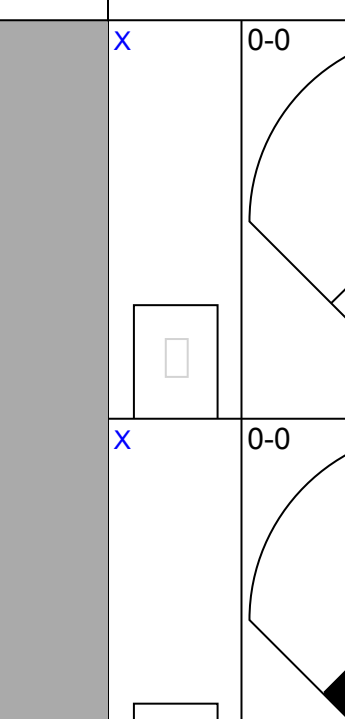
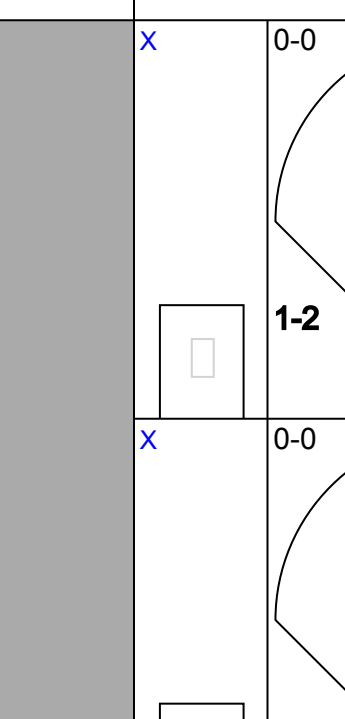
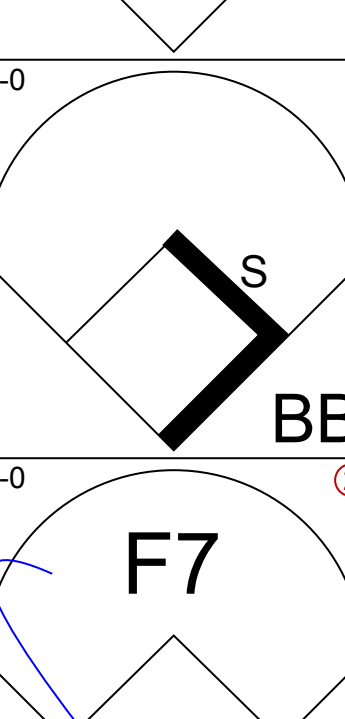
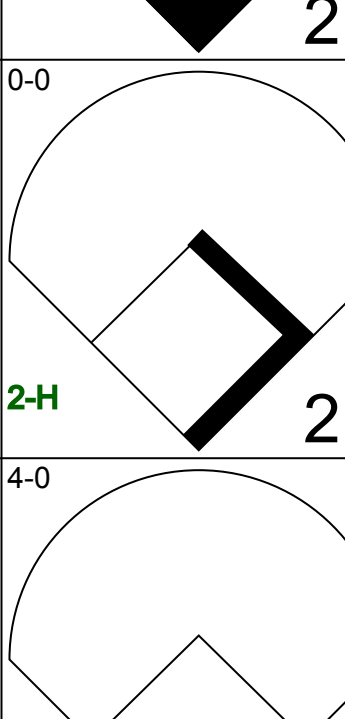
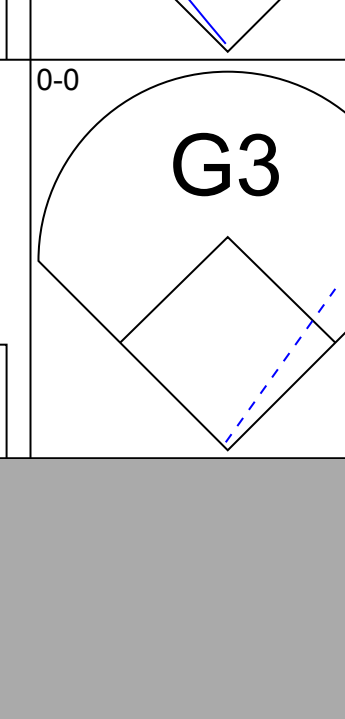
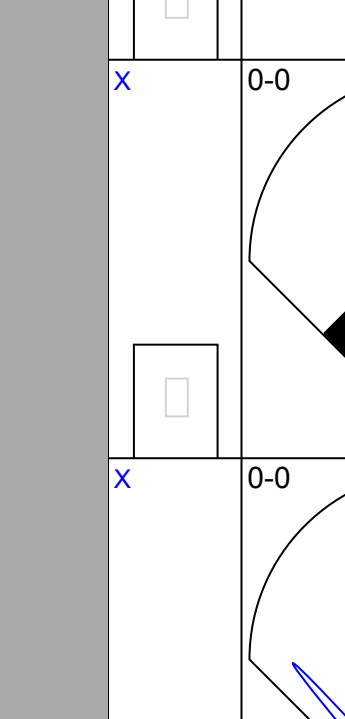
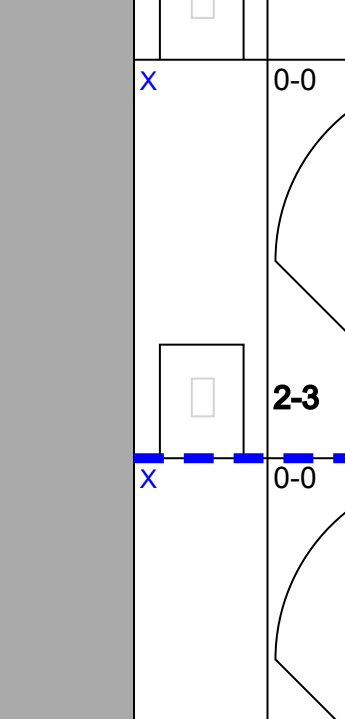
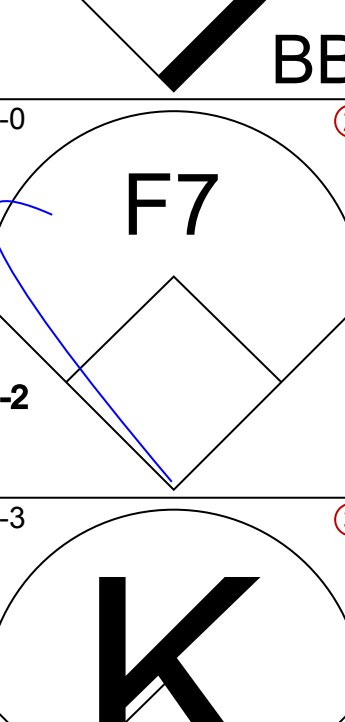
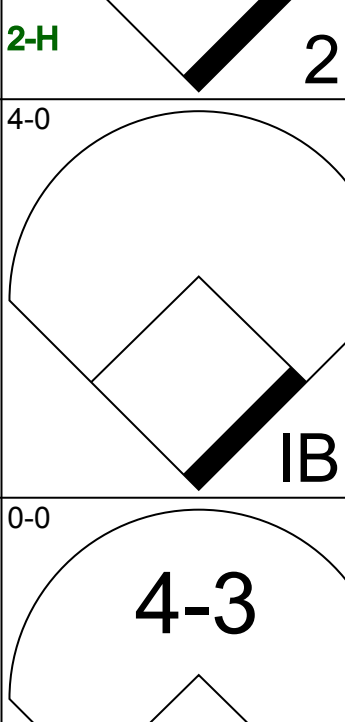

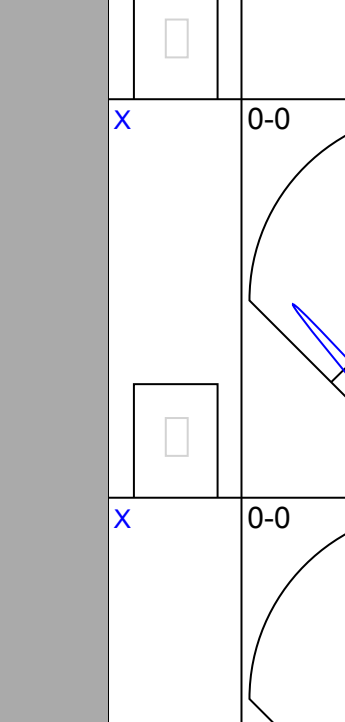
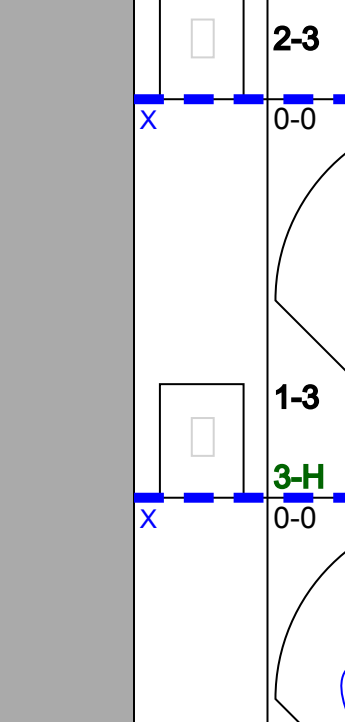
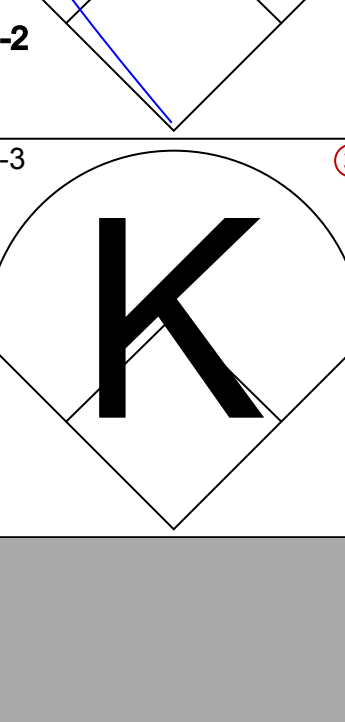
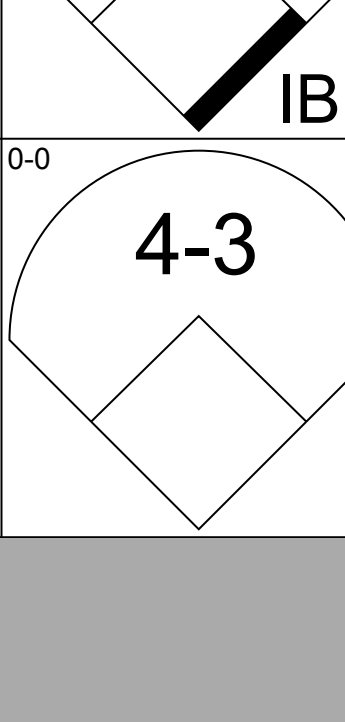

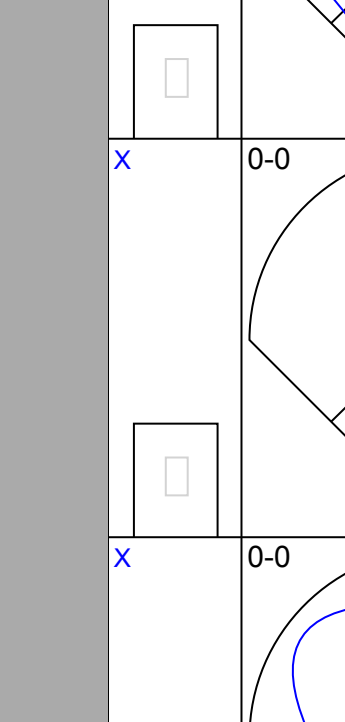
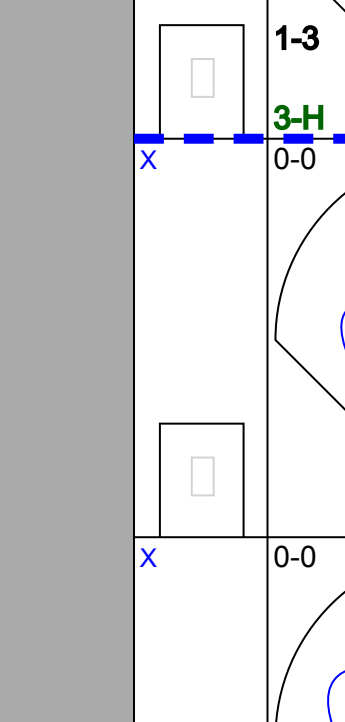
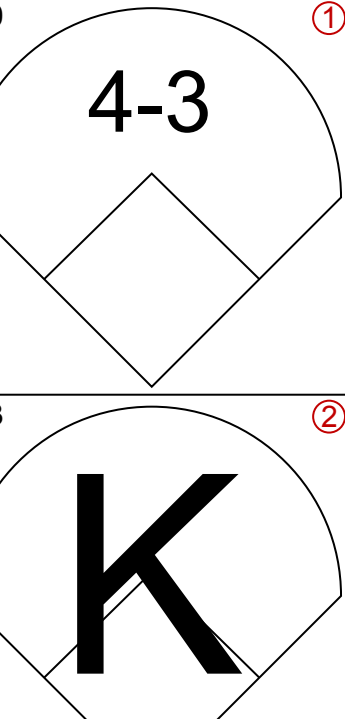
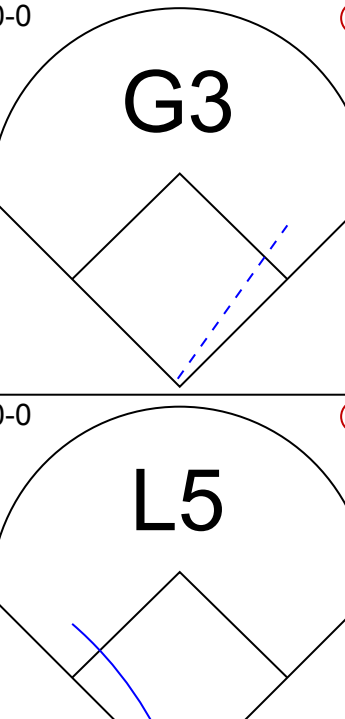
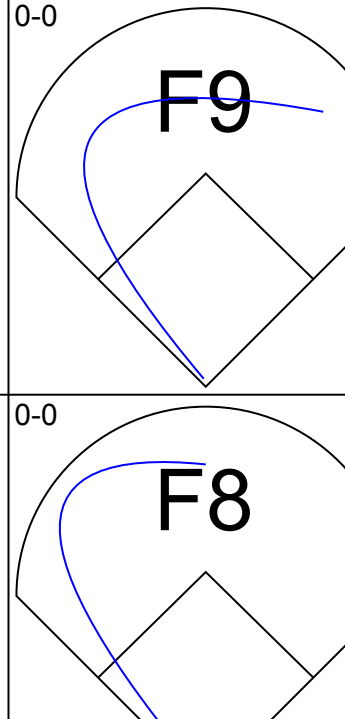
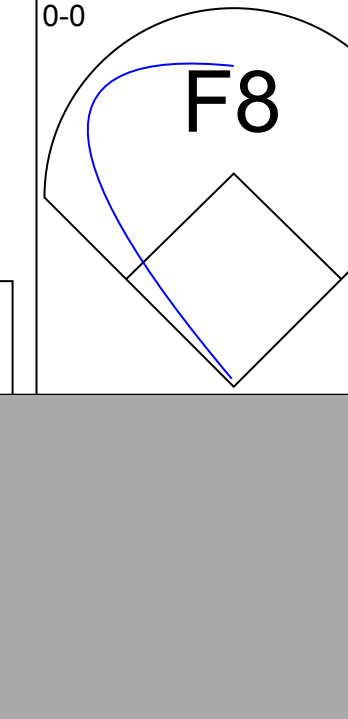
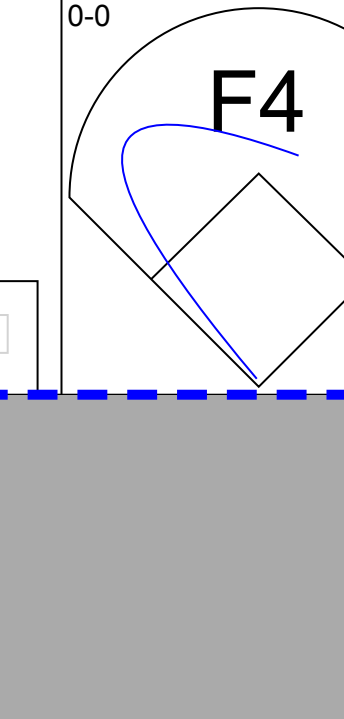



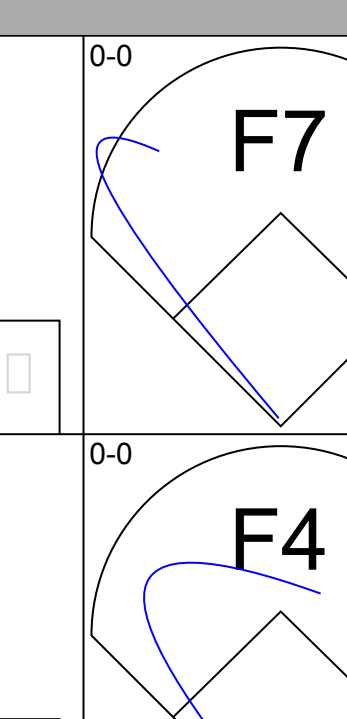

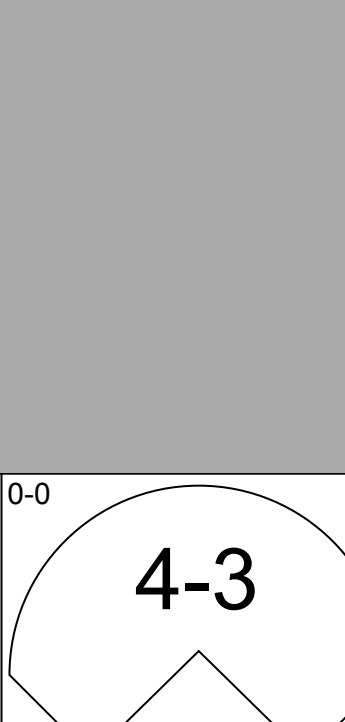
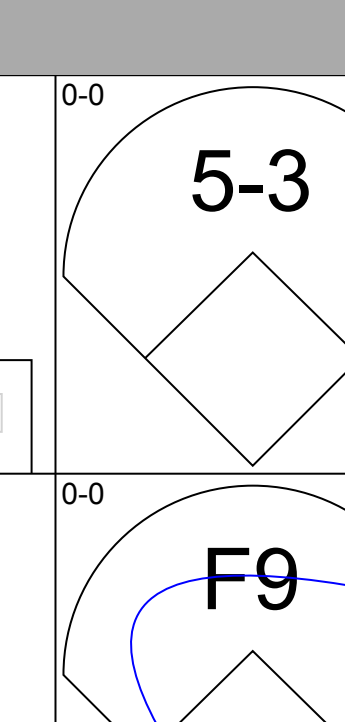
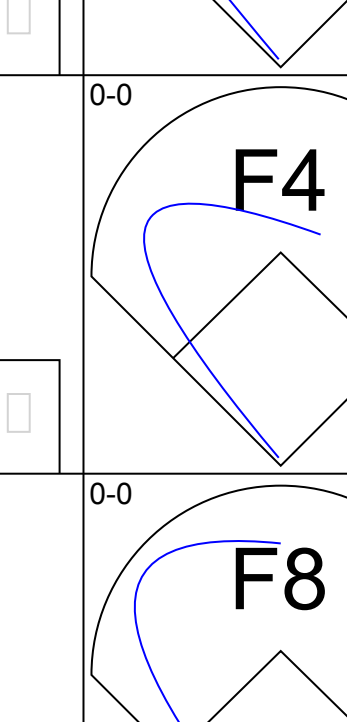
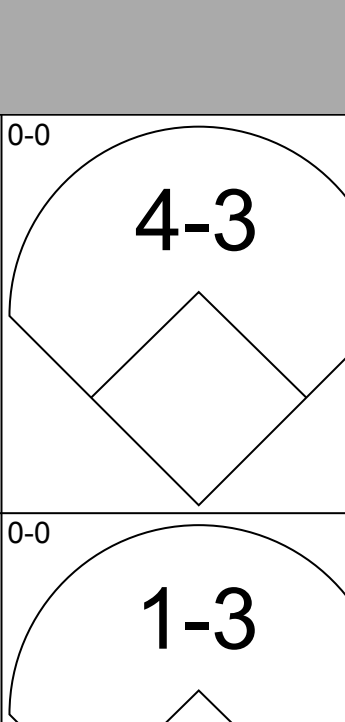
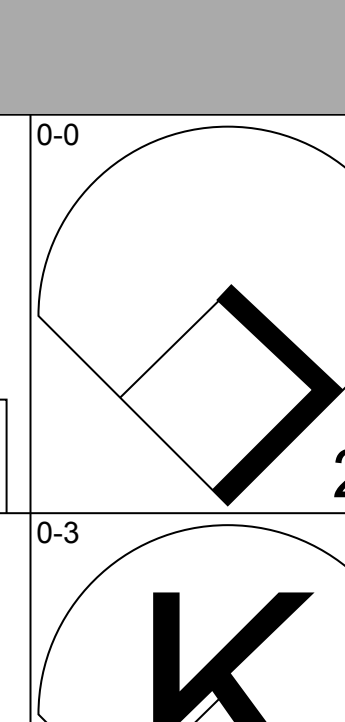
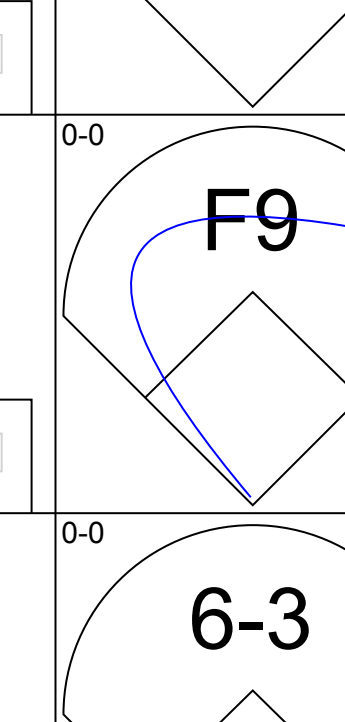
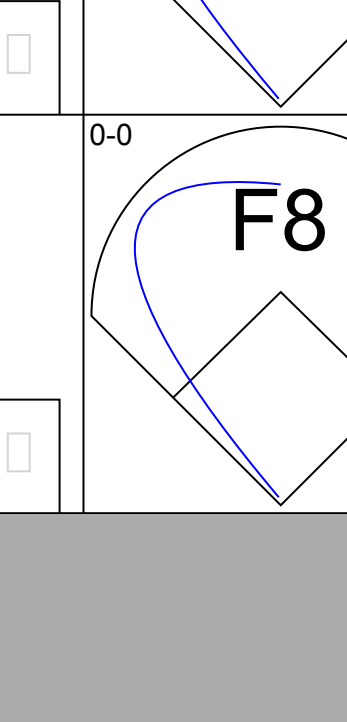
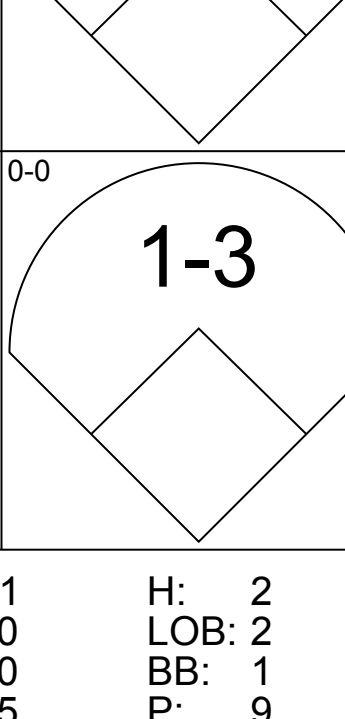
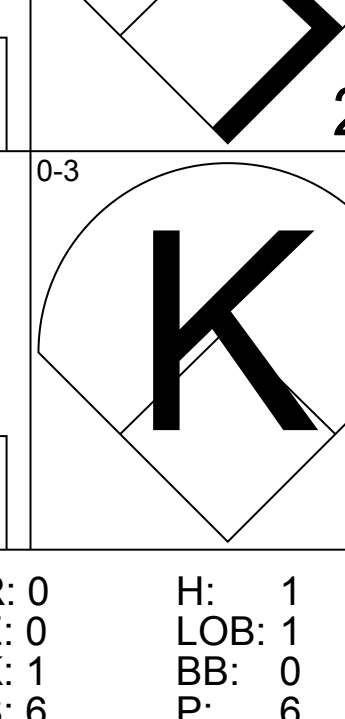
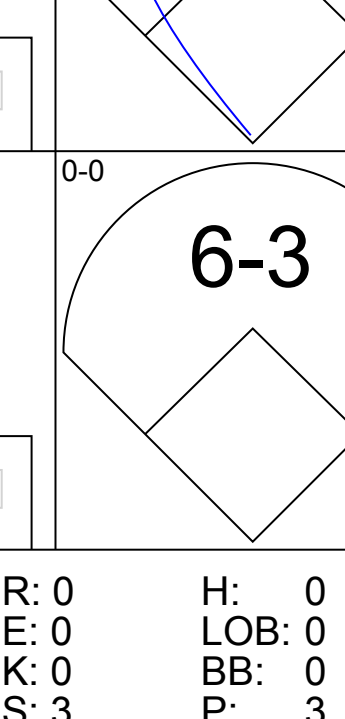
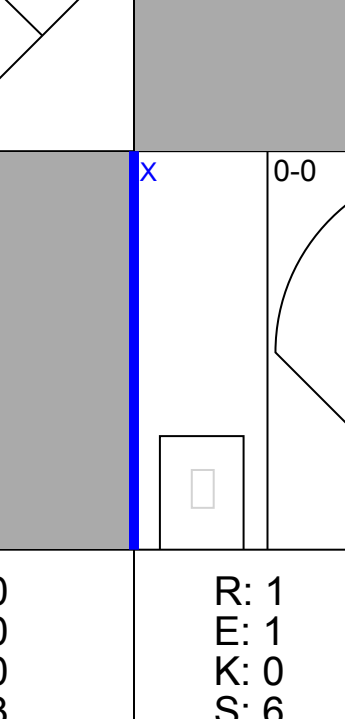


Batter	1	2	3	4	5	6	7	8	9	AB	R	H	RBI	BB	SO	LOB	BOTTOM			
Walt Williams, R OBP: 0.326, SLG: 0.325 (1, 7)	E9 1-3 2B		5-3	1-3		F3		L6		5	1	1	0	0	0	4				
Luis Aparicio, R OBP: 0.352, SLG: 0.352 (1, 6)	1-3		6-3		5-3		E 6-3 BB			3	1	0	0	1	0	1				
Bill Melton, R OBP: 0.319, SLG: 0.470 (1, 5)	2-3		5-3		K		6-3			4	0	1	1	0	1	1				
Gail Hopkins, L OBP: 0.328, SLG: 0.286 (1, 3)	3-H 2B				F6	BB E BB		5-3		3	1	0	0	1	0	2				
Duane Josephson, R OBP: 0.278, SLG: 0.277 (1, 2)	F5			F8		1B 2B		E5		4	1	2	1	0	0	2				
Bobby Knoop, R OBP: 0.299, SLG: 0.232 (1, 4)	3-1			F8		1B 2B		2-H 1B		3	1	1	1	1	0	1				
Buddy Bradford, R OBP: 0.376, SLG: 0.512 (1, 9)	5-3			BB E BB		E BB		F8		3	1	1	1	1	0	1				
Ken Berry, R OBP: 0.291, SLG: 0.170 (1, 8)	HBP			K		F2		F9		3	0	0	0	0	1	3				
Jerry Nyman, L OBP: 0.250, SLG: 0.500 (1, 1)	F8			E BB		E4				3	1	1	0	1	0	2				
Inning Stats	R: 1 E: 1 K: 0 S: 5	H: 2 LOB: 1 BB: 0 P: 5	R: 0 E: 0 K: 1 S: 5	H: 0 LOB: 0 BB: 0 P: 6	R: 0 E: 0 K: 0 S: 3	H: 0 LOB: 0 BB: 0 P: 3	R: 3 E: 1 K: 1 S: 6	H: 1 LOB: 1 BB: 3 P: 18	R: 0 E: 0 K: 1 S: 5	H: 0 LOB: 0 BB: 0 P: 5	R: 1 E: 1 K: 1 S: 8	H: 2 LOB: 2 BB: 0 P: 8	R: 1 E: 1 K: 0 S: 4	H: 1 LOB: 1 BB: 1 P: 8	R: 0 E: 0 K: 1 S: 6	H: 1 LOB: 1 BB: 0 P: 6	1B: 4 2B: 3 3B: 0 HR: 0	SF: 0 SAC: 0 DP: 0 HBP: 1	WP: 0 PB: 0 CS: 0	PA: 37
PITCHER Camilo Pascual, R ERA: 6.08 Casey Cox, R ERA: 2.3 Bob Humphreys, R ERA: 4.58	IP: 5.0 WLS: L BF: 22 H: 3 R: 4 ER: 4 SO: 3 BB: 3 IBB: 0 HBP: 1 BLK: 0 WP: 0 HR: 0 S: 24 P: 37 ERA: 7.20 WHIP: 1.200															PITCHER				

Washington Senators @ Chicago White Sox
Comiskey Park, Chicago, IL
Sat May 17 1969, 8:05 PM EDT
Att: 1,981 - Unknown


AB	32
R	6
H	7
RBI	6
BB	4
SO	5
LOB	20

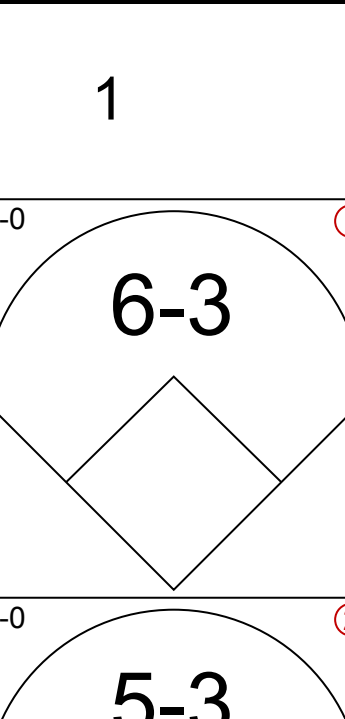
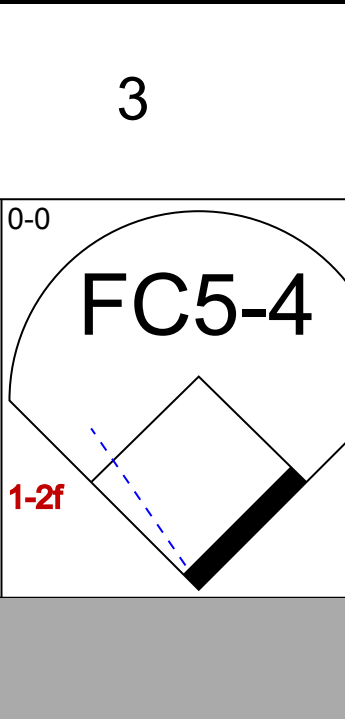
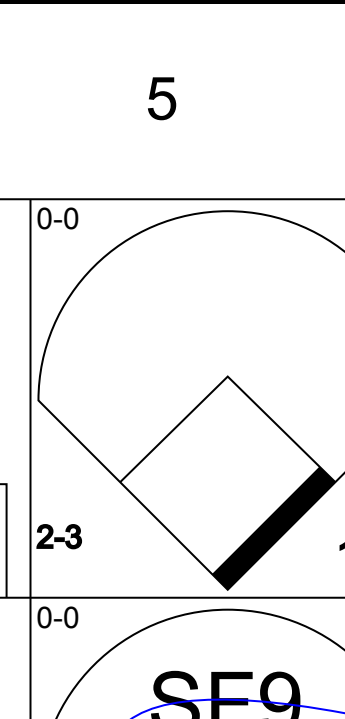
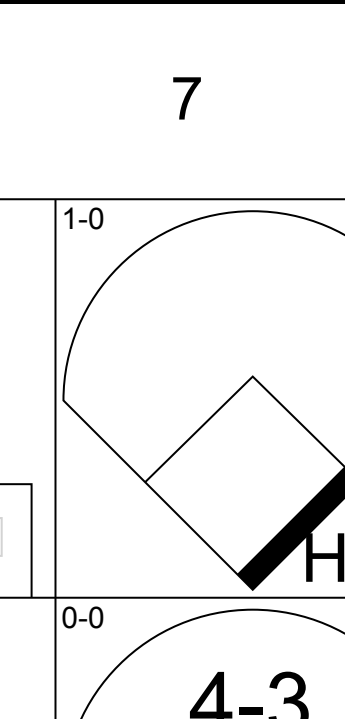
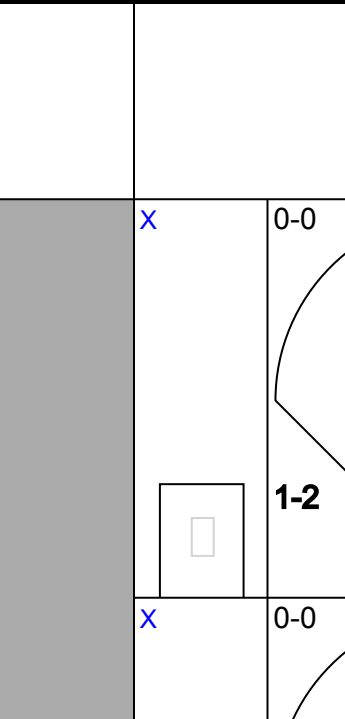
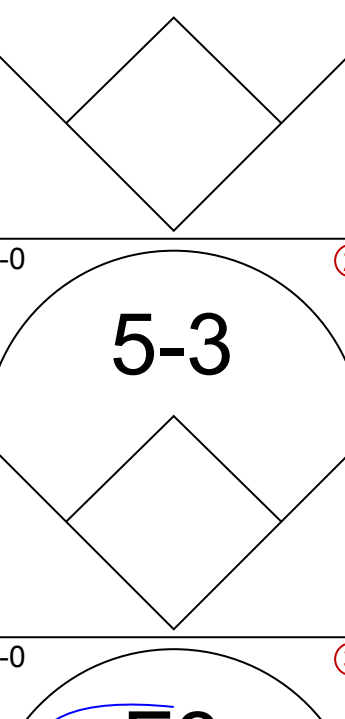
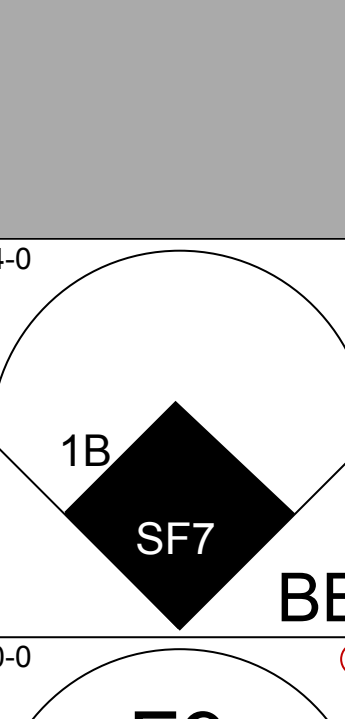
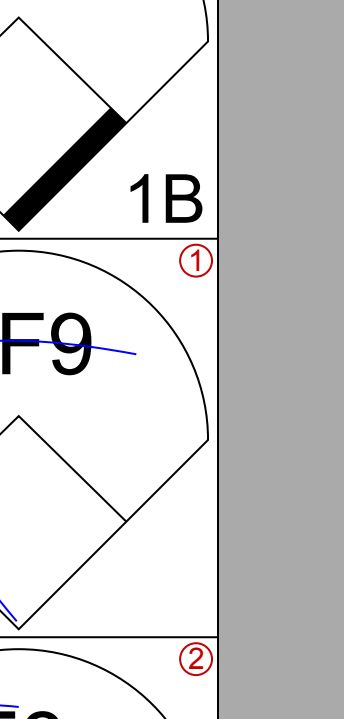
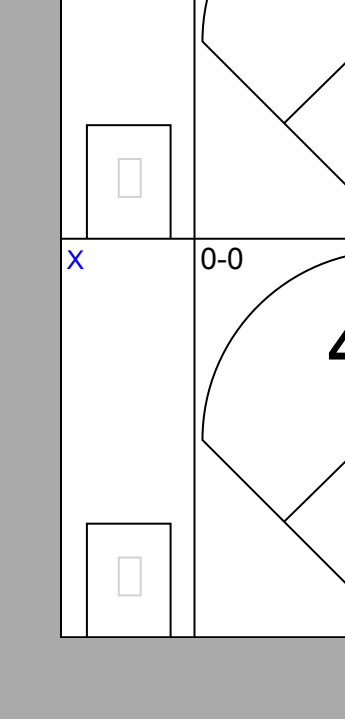

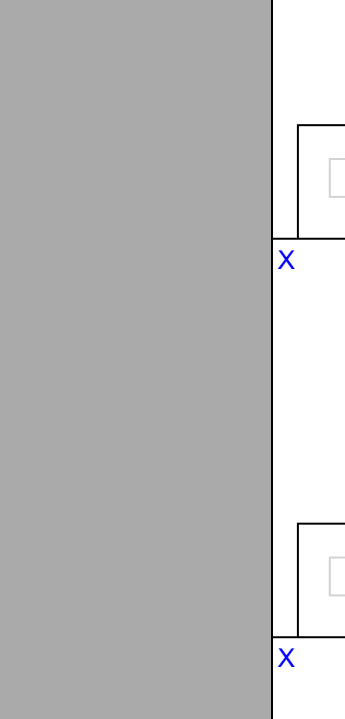
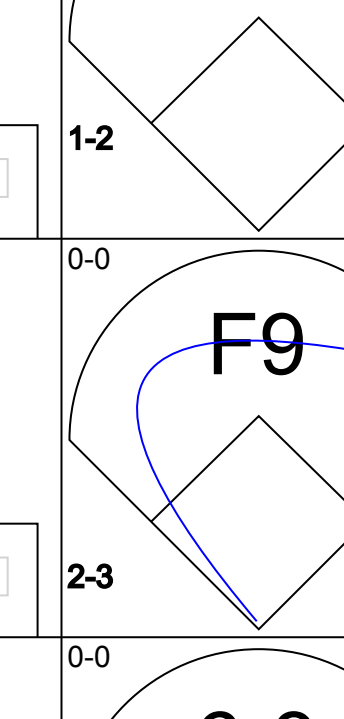
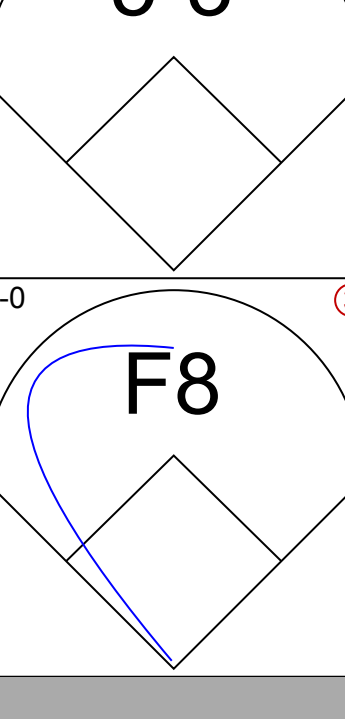
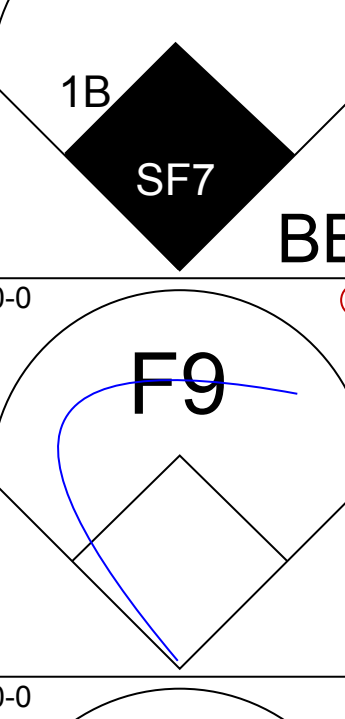
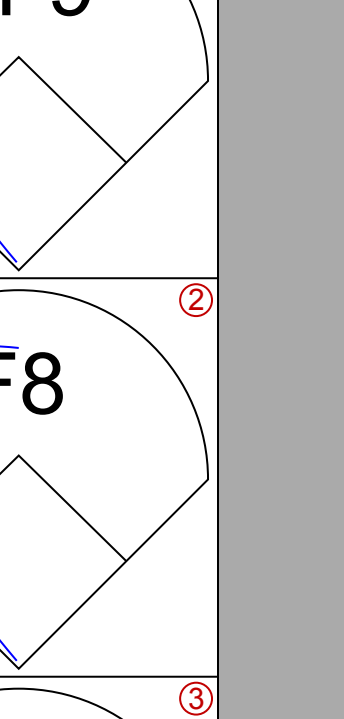
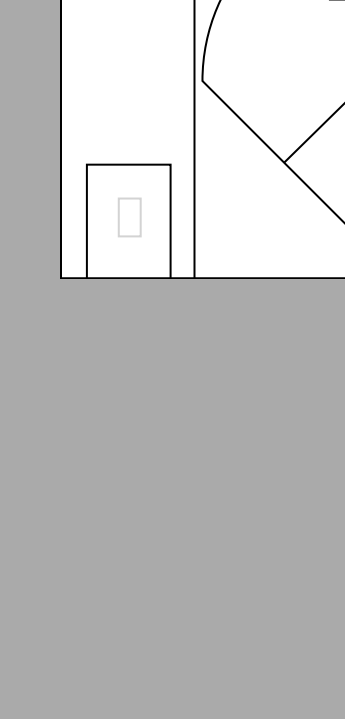
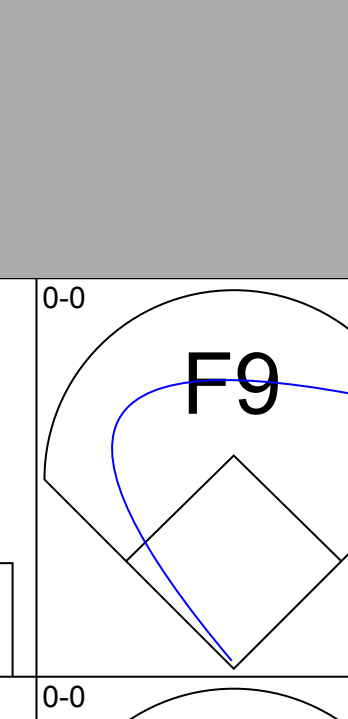
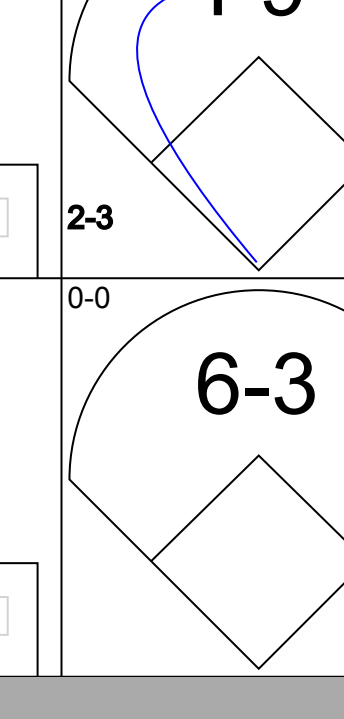
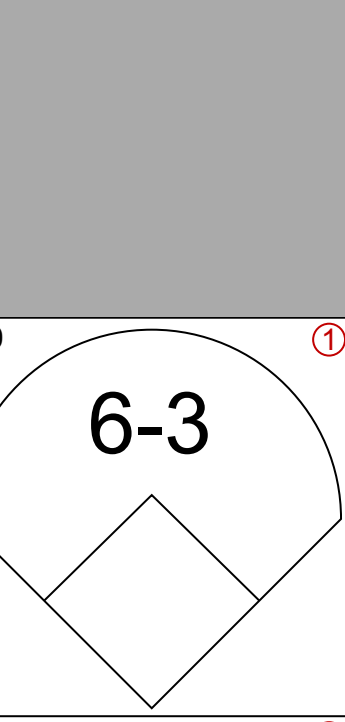
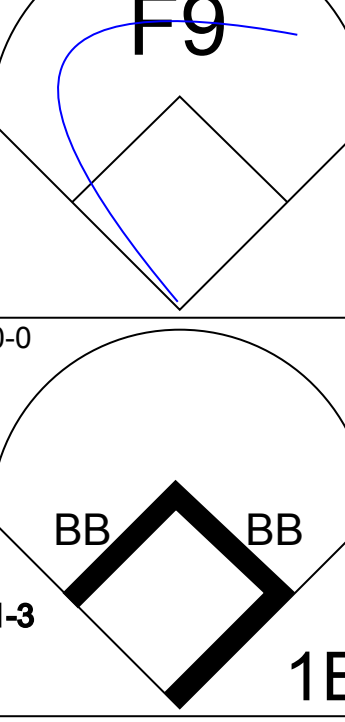
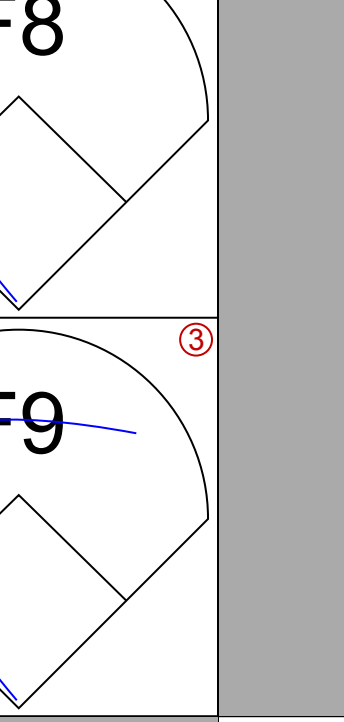

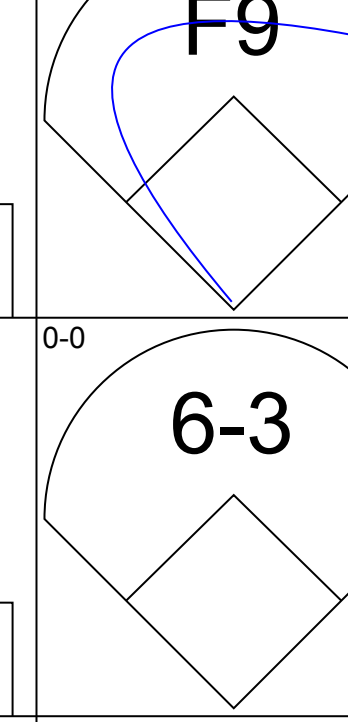

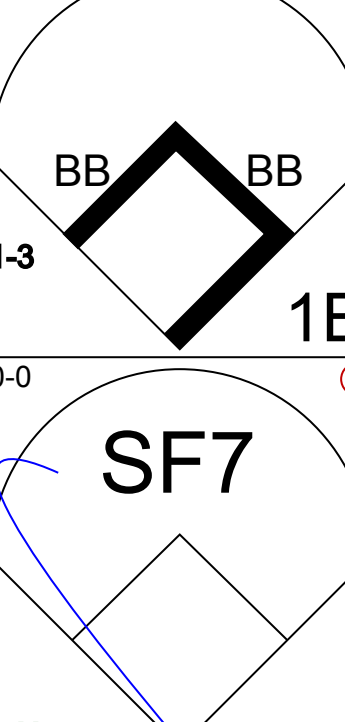
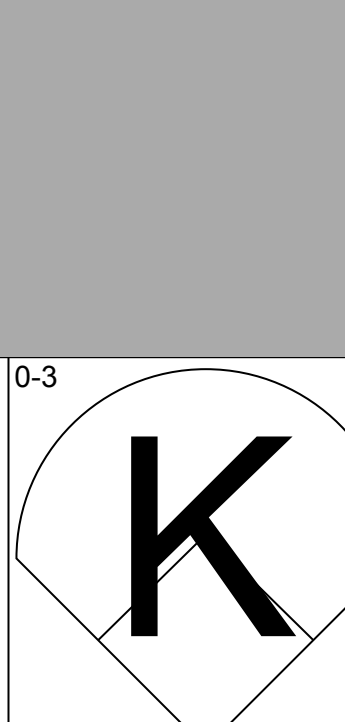
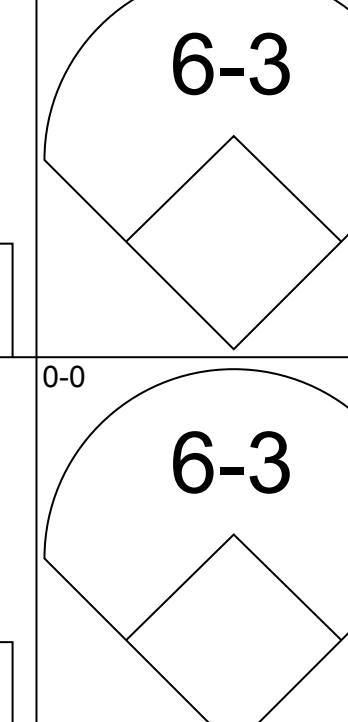

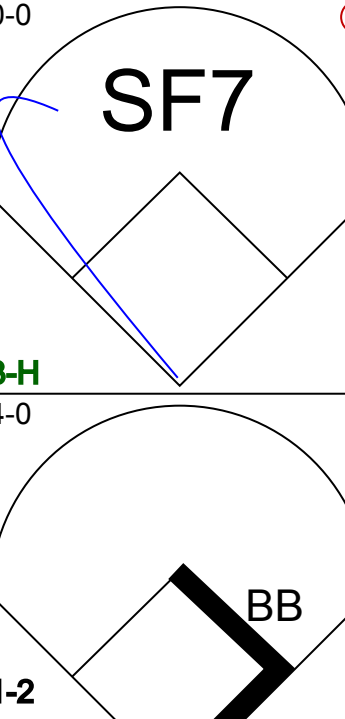
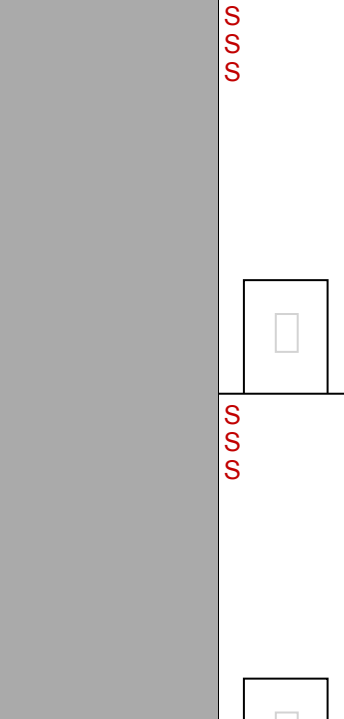
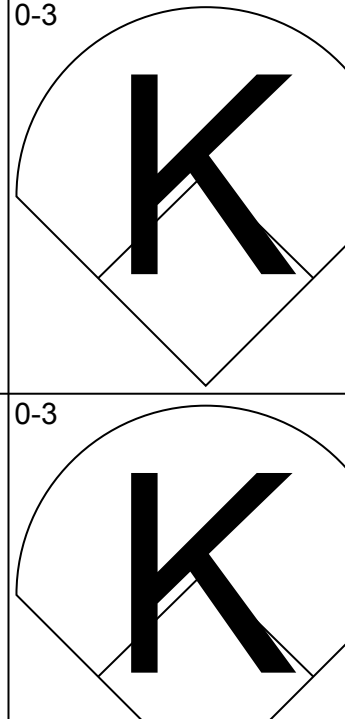
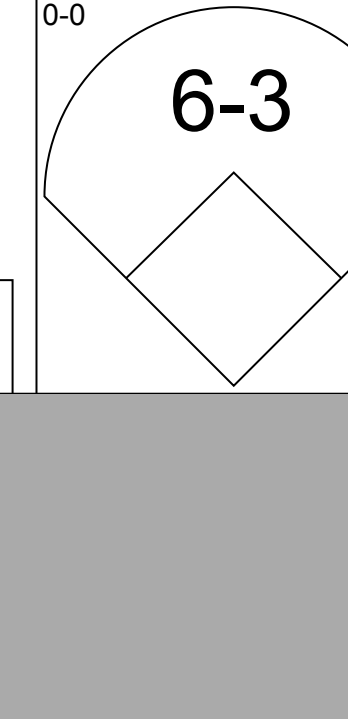
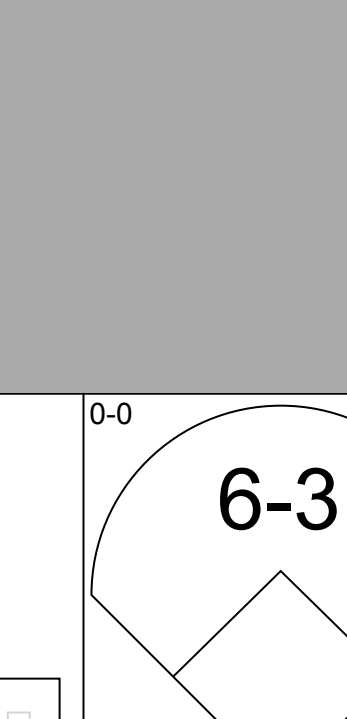
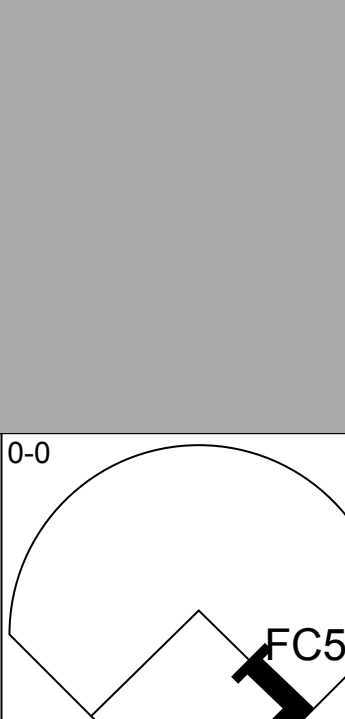
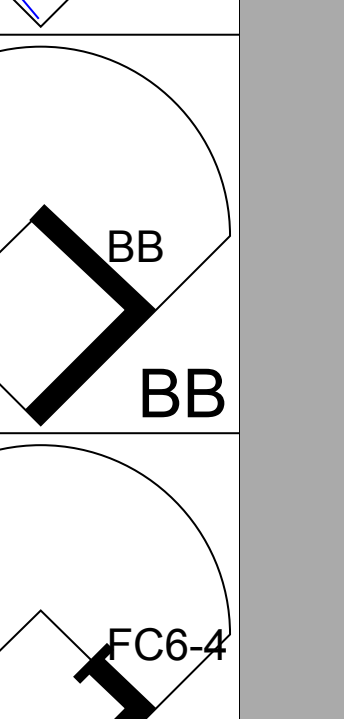
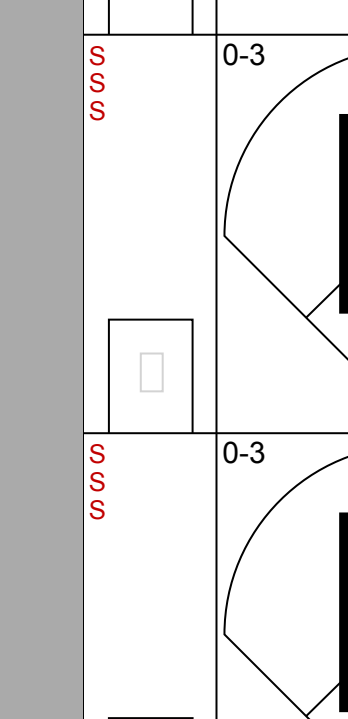

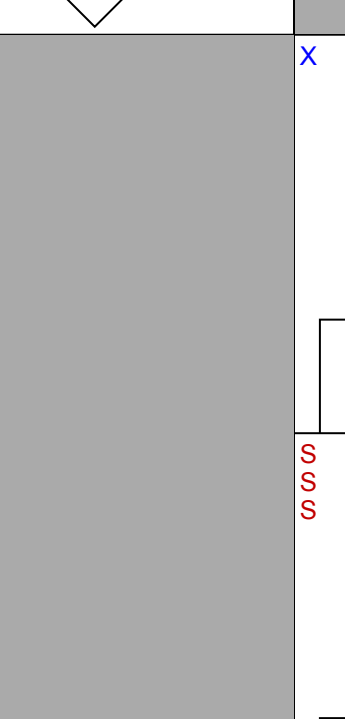
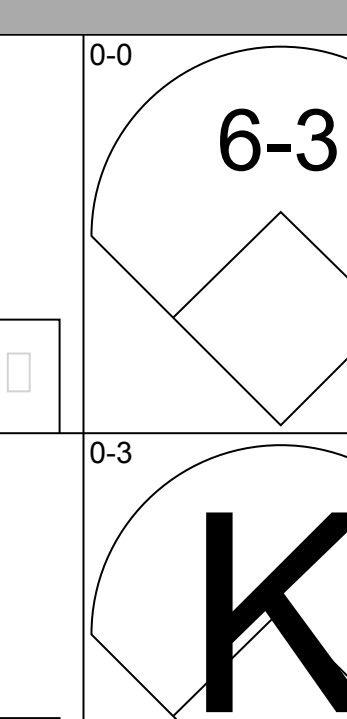
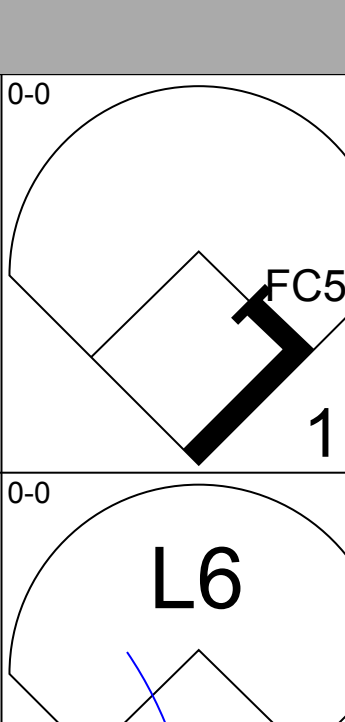
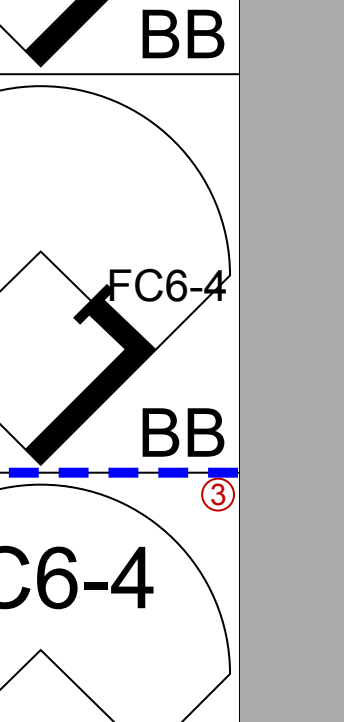
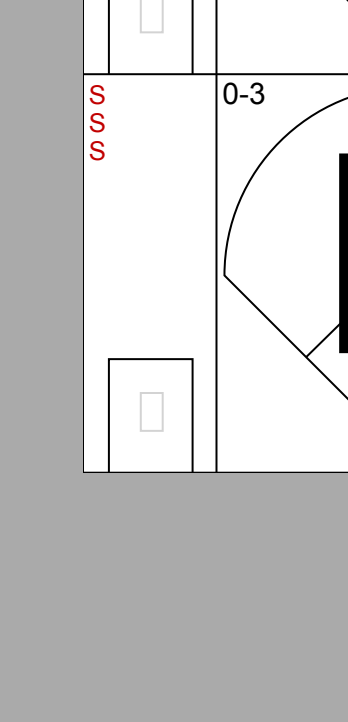
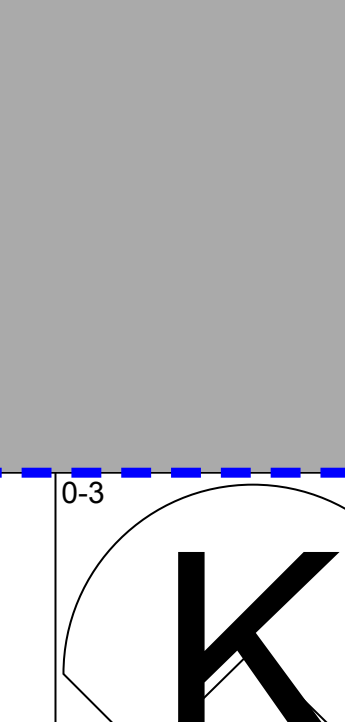
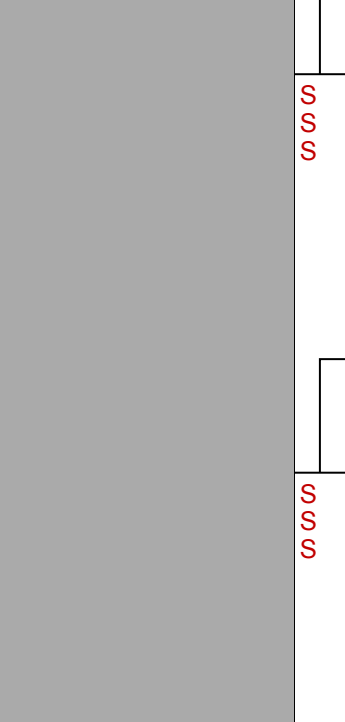
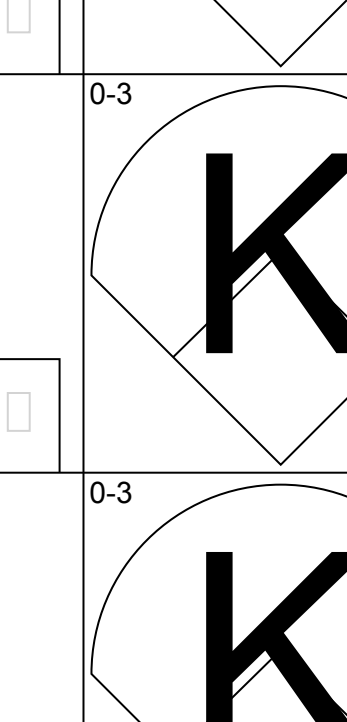

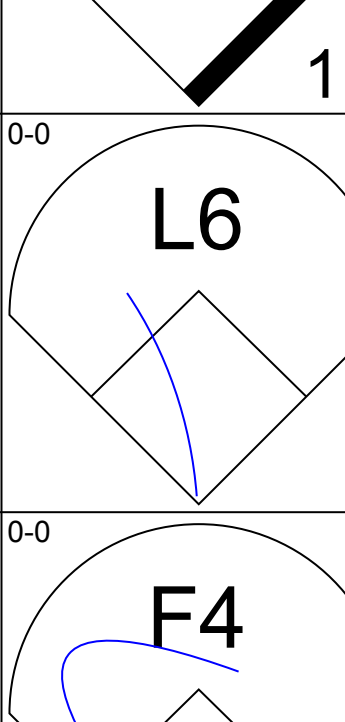
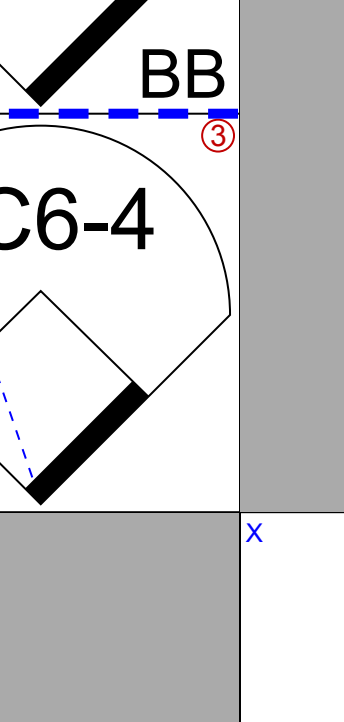

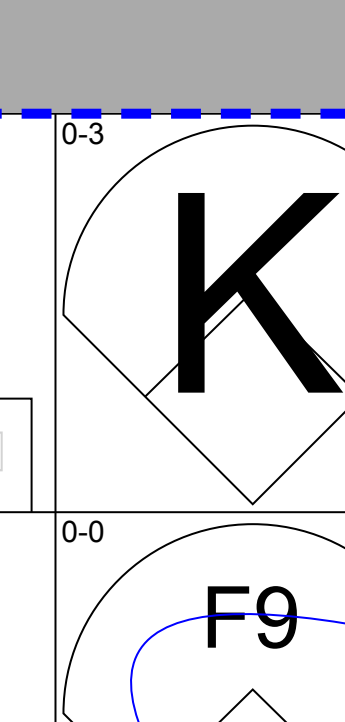
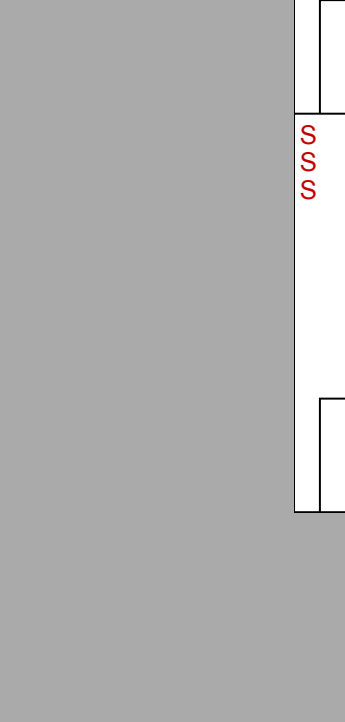
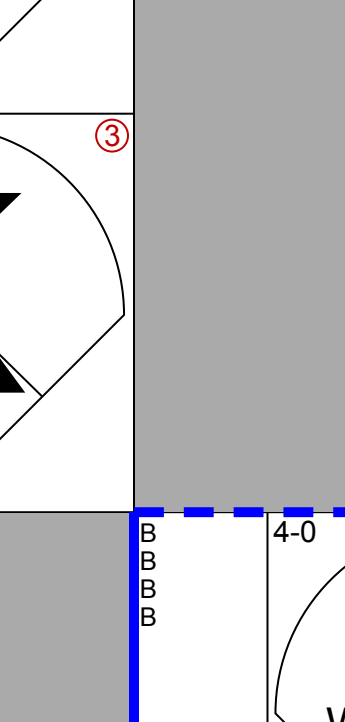


Batter	1	2	3	4	5	6	7	8	9	10	AB	R	H	RBI	BB	SO	LOB								
Del Unser, L OBP: 0.312, SLG: 0.283 (1, 8)											4	1	1	0	0	1	1								
Ed Stroud, L OBP: 0.275, SLG: 0.274 (1, 9)											4	1	3	2	1	0	1								
Mike Epstein, L OBP: 0.435, SLG: 0.614 Tim Cullen, R OBP: 0.297, SLG: 0.276 (1, 3)											4	0	1	1	1	0	1								
Frank Howard, R OBP: 0.350, SLG: 0.586 (10, 4)											5	0	2	0	0	1	5								
Bernie Allen, L Dennis Higgins, R (1, 4)											5	0	0	0	0	0	4								
Ken McMullen, R OBP: 0.273, SLG: 0.317 (10, 1)											4	0	0	0	0	1	1								
Ed Brinkman, R OBP: 0.317, SLG: 0.344 (1, 5)											4	0	0	0	0	0	0								
Jim French, L OBP: 0.297, SLG: 0.143 (1, 6)											4	0	1	0	0	0	0								
Barry Moore, L Joe Coleman, R Gary Hopkin, L Dave Baldwin, R Hank Allen, R (1, 11)											1	0	0	0	0	0	0								
Inning Stats	R: 0 E: 0 K: 2 S: 7	H: 0 LOB: 1 BB: 1 P: 11	R: 0 E: 0 K: 1 S: 5	H: 0 LOB: 0 BB: 0 P: 5	R: 1 E: 0 K: 0 S: 5	H: 2 LOB: 2 BB: 1 P: 9	R: 0 E: 0 K: 0 S: 3	H: 0 LOB: 0 BB: 0 P: 3	R: 0 E: 0 K: 1 S: 6	H: 1 LOB: 1 BB: 0 P: 6	R: 0 E: 0 K: 0 S: 4	H: 1 LOB: 1 BB: 0 P: 4	R: 0 E: 0 K: 0 S: 3	H: 0 LOB: 0 BB: 0 P: 3	R: 1 E: 0 K: 0 S: 5	H: 2 LOB: 1 BB: 0 P: 5	R: 0 E: 0 K: 0 S: 3	H: 0 LOB: 0 BB: 0 P: 3	R: 1 E: 1 K: 0 S: 6	H: 2 LOB: 2 BB: 0 P: 6	1B: 4 2B: 3 3B: 0 HR: 1	SF: 0 SAC: 1 DP: 0 HBP: 0	WP: 0 PB: 0 SB: 1 CS: 0	PA: 41	
PITCHER	IP 9.1	WLS L	BF 38	H 7	R 3	ER 2	SO 4	BB 1	IBB 0	HBP 0	BLK 0	WP 0	HR 1	S 44	P 52	ERA 1.93	WHIP 0.857								
Joe Horlen, R ERA: 3.09	(1, 1)																								
Wilbur Wood, L ERA: 3.66	(10, 1)	0.0	1	1	0	0	0	0	0	0	0	0	0	1	1	∞	∞								
Dan Osinski, R ERA: 1.59	(10, 1)	0.2	2	0	0	0	0	0	0	0	0	0	0	2	2	0.00	0.000								

Washington Senators @ Chicago White Sox
Comiskey Park, Chicago, IL
Sun May 18 1969, 4:33 AM EDT
Unknown


AB	38
R	3
H	8
RBI	3
BB	2
SO	4
LOB	14





Batter	1	2	3	4	5	6	7	8	9	10	AB	R	H	RBI	BB	SO	LOB							
Walt Williams, R OBP: 0.340, SLG: 0.326 (1, 7)											3	0	1	0	0	0	1							
Luis Aparicio, R OBP: 0.346, SLG: 0.343 (1, 6)											3	1	0	1	1	0	3							
Bill Melton, R OBP: 0.305, SLG: 0.446 (1, 5)											5	0	0	0	0	0	4							
Ron Hansen, R OBP: 0.295, SLG: 0.341 (1, 3)											4	0	1	0	0	0	1							
Duane Josephson, R OBP: 0.266, SLG: 0.267 (1, 2)											3	0	0	1	0	1	0							
Bobby Knops, R OBP: 0.297, SLG: 0.224 (1, 4)											3	0	0	0	1	1	0							
Buddy Bradford, R OBP: 0.381, SLG: 0.506 (1, 9)											3	0	1	0	1	2	0							
Ken Berry, R OBP: 0.271, SLG: 0.157 (1, 8)											4	0	0	0	0	2	4							
Joe Horlen, R OBP: 0.333, SLG: 0.389 Wilbur Wood, R Dan Osinski, R Gail Hopkins, L Woody Held, R (1, 1)											3	1	1	0	0	0	1							
Inning Stats	R: 0 E: 0 K: 0 S: 3	H: 0 LOB: 0 BB: 0 P: 3	R: 0 E: 0 K: 0 S: 3	H: 0 LOB: 0 BB: 0 P: 3	R: 0 E: 0 K: 0 S: 4	H: 1 LOB: 1 BB: 0 P: 4	R: 1 E: 0 K: 0 S: 4	H: 1 LOB: 3 BB: 3 P: 16	R: 1 E: 0 K: 0 S: 5	H: 2 LOB: 1 BB: 0 P: 5	R: 0 E: 0 K: 3 S: 9	H: 0 LOB: 0 BB: 0 P: 9	R: 0 E: 0 K: 0 S: 3	H: 0 LOB: 0 BB: 0 P: 3	R: 0 E: 0 K: 2 S: 7	H: 0 LOB: 0 BB: 0 P: 7	R: 0 E: 0 K: 0 S: 3	H: 0 LOB: 2 BB: 1 P: 7	1B: 3 2B: 1 3B: 0 HR: 0	SF: 2 SAC: 1 DP: 0 HBP: 1	WP: 1 PB: 0 SB: 0 CS: 0	PA: 39		
PITCHER	IP 3.2	WLS L	BF 16	H 2	R 1	ER 1	SO 0	BB 3	IBB 0	HBP 0	BLK 0	WP 0	HR 0	S 13	P 25	ERA 2.46	WHIP 1.364							
Barry Moore, L ERA: 2.12	(1, 1)																							
Joe Coleman, R ERA: 4.02	(4, 1)	2.1	9	2	1	1	3	0	0	0	0	0	0	15	15	3.86	0.857							
Dave Baldwin, R ERA: 2.6	(7, 1)	3.0	W	10	0	0	3	0	0	1	0	0	0	15	16	0.00	0.000							
Dennis Higgins, R ERA: 1.91	(10, 1)	1.0	S	4	0	0	0	1	0	0	0	1	0	3	7	0.00	1.000							

Washington Senators @ Chicago White Sox
Comiskey Park, Chicago, IL
Sun May 18 1969, 4:33 AM EDT
Unknown

AB	31
R	2
H	4
RBI	2
BB	4
SO	6
LOB	14



Batter	1	2	3	4	5	6	7	8	9	AB	R	H	RBI	BB	SO	LOB	TOP							
Mickey Stanley, R (1,6) OBP: 0.247, SLG: 0.316	6-3	F8					F8		4-3	5	1	1	0	0	0	4	<p>Detroit Tigers @ Chicago White Sox Milwaukee County Stadium, Milwaukee, WI</p> <p>Thu May 22 1969, 8:05 PM EDT Att: 15,948 - Unknown</p> <p>AB 31 R 3 H 5 RBI 2 BB 8 SO 3 LOB 16</p> 							
Dick McAuliffe, L (1,4) OBP: 0.385, SLG: 0.500	F9			FC6-4 BB			F4		F9	4	0	1	0	1	0	1								
Al Kaline, R (1,9) OBP: 0.386, SLG: 0.488	K			FC6-4 FC 1-2			L3 FC1-6			3	0	0	0	2	1	1								
Norm Cash, L (1,3)					FC		FC1-6			3	1	0	0	2	1	3								
Willie Horton, R (1,7) OBP: 0.295, SLG: 0.368					FC		F9			4	0	1	0	0	0	5								
Bill Freehan, R (1,2) OBP: 0.371, SLG: 0.450										3	0	0	1	0	0	0								
Jim Northrup, L (1,8) OBP: 0.323, SLG: 0.488										4	1	1	1	0	0	1								
Don Wert, R (1,5) OBP: 0.212, SLG: 0.163										3	0	1	0	1	1	0								
Denny McLain, R (1,1) OBP: 0.273, SLG: 0.250 (7, PH)										1	0	0	0	1	0	1								
Ron Woods, R (7, PH) OBP: 0.364, SLG: 0.222										0	0	0	0	1	0	0								
Joe Sparna, R (7, 1) OBP: 0.167, SLG: 0.167 (8, PH)										0	0	0	0	0	0	0								
Tom Matchick, L (8, PH) OBP: 0.390, SLG: 0.421										1	0	0	0	0	0	0								
Mike Kikenny, R (8, 1) OBP: 0.390, SLG: 0.421										0	0	0	0	0	0	0								
Inning Stats	R: 0 E: 0 K: 1 S: 5	H: 0 LOB: 0 BB: 0 P: 5	R: 1 E: 0 K: 0 S: 5	H: 2 LOB: 3 BB: 2 P: 13	R: 0 E: 0 K: 0 S: 3	H: 0 LOB: 1 BB: 1 P: 7	R: 0 E: 0 K: 0 S: 3	H: 0 LOB: 0 BB: 0 P: 3	R: 1 E: 1 K: 0 S: 5	H: 2 LOB: 1 BB: 0 P: 5	R: 0 E: 0 K: 0 S: 3	H: 0 LOB: 0 BB: 3 P: 15	R: 1 E: 0 K: 1 S: 6	H: 1 LOB: 0 BB: 0 P: 6	R: 0 E: 0 K: 1 S: 5	H: 0 LOB: 1 BB: 1 P: 9	1B: 4 2B: 0 3B: 0 HR: 1	SF: 1 SAC: 0 DP: 0 HBP: 0	WP: 0 PB: 0 SB: 0 CS: 0	PA: 40				
PITCHER	IP WLS BF H R ER SO BB IBB HBP BLK WP HR S P ERA WHIP	6.2 W 31 4 2 2 1 7 0 0 0 0 0 26 54 2.70 1.650	2.1 S 9 1 1 1 2 1 0 0 0 0 1 12 16 3.86 0.857											IP WLS BF H R ER SO BB IBB HBP BLK WP HR S P ERA WHIP										
Jerry Nyman, L (1,1) ERA: 1.08																								
Dan Osinski, R (7,1) ERA: 1.64																								

Batter	1	2	3	4	5	6	7	8	9	AB	R	H	RBI	BB	SO	LOB	BOTTOM								
Walt Williams, R (1,9) OBP: 0.328, SLG: 0.316	2B SF8 1B	6-3					1-3		5-3	4	1	1	0	0	0	1	<p>Detroit Tigers @ Chicago White Sox Milwaukee County Stadium, Milwaukee, WI</p> <p>Thu May 22 1969, 8:05 PM EDT Att: 15,948 - Unknown</p> <p>AB 29 R 7 H 9 RBI 6 BB 3 SO 3 LOB 15</p> 								
Luis Aparicio, R (1,6) OBP: 0.333, SLG: 0.344	SF8 FC6-4 2B						F7		5-3	4	1	1	0	0	0	0									
Carlos May, L (1,7) OBP: 0.405, SLG: 0.648	FC6-4 BB								4-3	3	1	1	0	1	0	0									
Gail Hopkins, L (1,3) OBP: 0.367, SLG: 0.328	SF8									2	1	1	1	0	0	0									
Tom McCraw, L (8, PH) (9, 3)	2-3 3-H									0	0	0	0	0	0	0									
Duane Josephson, R (1,2) OBP: 0.269, SLG: 0.271	FC6-4 HR									4	1	1	1	0	0	4									
Bill Melton, R (1,5) OBP: 0.313, SLG: 0.470	HR									3	1	2	2	1	0	1									
Bobby Knoop, R (1,4) OBP: 0.289, SLG: 0.211	F2									3	0	0	0	1	1	4									
Ken Berry, R (1,8) OBP: 0.279, SLG: 0.183										4	1	2	2	0	0	3									
Jerry Nyman, L (1,1) OBP: 0.167, SLG: 0.333										2	0	0	0	0	2	2									
Dan Osinski, R (7,1) ERA: 1.64										0	0	0	0	0	0	0									
Inning Stats	R: 4 E: 0 K: 0 S: 6	H: 3 LOB: 0 BB: 1 P: 10	R: 0 E: 0 K: 1 S: 5	H: 0 LOB: 0 BB: 0 P: 5	R: 0 E: 0 K: 0 S: 3	H: 0 LOB: 0 BB: 0 P: 3	R: 0 E: 0 K: 0 S: 3	H: 1 LOB: 0 BB: 0 P: 3	R: 1 E: 0 K: 0 S: 4	H: 1 LOB: 0 BB: 0 P: 4	R: 2 E: 0 K: 2 S: 10	H: 3 LOB: 2 BB: 1 P: 14	R: 0 E: 0 K: 0 S: 3	H: 0 LOB: 0 BB: 0 P: 3	R: 0 E: 0 K: 0 S: 3	H: 1 LOB: 2 BB: 1 P: 8		1B: 6 2B: 3 3B: 0 HR: 1	SF: 1 SAC: 1 DP: 2 HBP: 1	WP: 1 PB: 0 SB: 0 CS: 0	PA: 35				
PITCHER	IP WLS BF H R ER SO BB IBB HBP BLK WP HR S P ERA WHIP	6.0 L 27 8 7 7 3 1 1 31 39 10.50 1.500	1.0 3 0 0 0 0 0 0 0 0 0 0 3 3 0.00 0.000	1.0 5 1 0 0 0 0 1 0 1 0 0 0 3 8 0.00 2.000											IP WLS BF H R ER SO BB IBB HBP BLK WP HR S P ERA WHIP										
Denny McLain, R (1,1) ERA: 2.9																									
Joe Sparna, R (7,1) ERA: 4.24																									
Mike Kikenny, L (8,1) ERA: 1.64																									

Batter	1	2	3	4	5	6	7	8	9	AB	R	H	RBI	BB	SO	LOB	TOP					
Mike Andrews, R (1,4) OBP: 0.408, SLG: 0.493										4	1	2	0	1	0	1	Boston Red Sox @ Chicago White Sox Comiskey Park, Chicago, IL Fri May 23 1969, 8:05 PM EDT Att: 9,922 - Unknown					
Dalton Jones, L (1,3) OBP: 0.387, SLG: 0.413										5	1	2	1	0	0	4						
Carl Yastrzemski, L (1,7) OBP: 0.415, SLG: 0.546										2	0	0	1	2	0	1						
Reggie Smith, S (1,8) OBP: 0.328, SLG: 0.418										3	0	1	1	0	0	4						
Rico Petrocelli, R (1,6) OBP: 0.468, SLG: 0.714										4	0	1	0	0	0	3						
Tony Conigliaro, R (1,9) OBP: 0.338, SLG: 0.455										4	1	2	1	0	0	0						
George Scott, R (1,5) OBP: 0.221, SLG: 0.252										4	0	0	0	0	1	2						
Joe Azcue, R (1,2) OBP: 0.353, SLG: 0.350										3	1	1	0	1	0	0						
Ray Culp, R (1,1) OBP: 0.257, SLG: 0.313										3	0	0	0	0	1	3						
Vicente Romo, R (9,1) OBP: 0.167, SLG: 0.167										0	0	0	0	0	0	0						
Inning Stats	R: 0 E: 0 K: 0 S: 4	H: 1 LOB: 2 BB: 1 P: 8	R: 1 E: 1 K: 0 S: 5	H: 1 LOB: 1 BB: 0 P: 5	R: 0 E: 0 K: 1 S: 3	H: 1 LOB: 0 BB: 0 P: 3	R: 0 E: 0 K: 1 S: 5	H: 0 LOB: 0 BB: 0 P: 5	R: 1 E: 0 K: 0 S: 5	H: 1 LOB: 2 BB: 1 P: 9	R: 0 E: 0 K: 0 S: 4	H: 2 LOB: 2 BB: 1 P: 8	R: 1 E: 0 K: 0 S: 4	H: 1 LOB: 1 BB: 1 P: 8	R: 0 E: 0 K: 0 S: 3	H: 0 LOB: 0 BB: 0 P: 3	R: 1 E: 0 K: 1 S: 6	H: 2 LOB: 0 BB: 0 P: 6	1B: 5 2B: 3 3B: 0 HR: 1	SF: 2 SAC: 1 DP: 1 HBP: 0	WP: 1 PB: 0 SB: 2 CS: 1	PA: 40
PITCHER	IP WLS BF H R ER SO BB IBB HBP BLK WP HR S P ERA WHIP																					
Joe Horlen, R (1,1) ERA: 3.18	7.0 L 32 7 3 3 1 2 2 0 0 0 1 30 46 3.86 1.286																					
Bob Locker, R (8,1) ERA: 5.28	2.0 7 2 1 1 1 0 0 0 0 1 0 9 9 4.50 1.000																					

AB	32
R	4
H	9
RBI	4
BB	4
SO	2
LOB	18



Batter	1	2	3	4	5	6	7	8	9	AB	R	H	RBI	BB	SO	LOB	BOTTOM					
Walt Williams, R (1,9) OBP: 0.333, SLG: 0.323										5	0	2	0	0	1	2	Boston Red Sox @ Chicago White Sox Comiskey Park, Chicago, IL Fri May 23 1969, 8:05 PM EDT Att: 9,922 - Unknown					
Luis Aparicio, R (1,6) OBP: 0.342, SLG: 0.349										4	1	2	0	1	0	3						
Carlos May, L (1,7) OBP: 0.400, SLG: 0.630										3	1	0	0	1	0	4						
Gail Hopkins, L (1,3) OBP: 0.386, SLG: 0.373										3	0	2	2	1	0	1						
Buddy Bradford, R (8, PR) OBP: 0.376, SLG: 0.495										0	0	0	0	0	0	0						
Ron Hansen, R (9, 3) OBP: 0.289, SLG: 0.333										0	0	0	0	0	0	0						
Duane Josephson, R (1,2) OBP: 0.259, SLG: 0.260										4	0	0	0	0	0	4						
Bill Melton, R (1,5) OBP: 0.311, SLG: 0.463										4	0	1	0	0	1	1						
Bobby Knoop, R (1,4) OBP: 0.294, SLG: 0.206										2	0	0	0	0	1	1						
Tom McCraw, L (7, PH)										1	0	0	0	0	0	0						
Rich Morales, R (8,4) OBP: 0.167, SLG: 0.167										1	0	1	0	0	0	0						
Ken Berry, R (1,8) OBP: 0.306, SLG: 0.219										4	0	3	0	0	1	0						
Joe Horlen, R (1,1) OBP: 0.300, SLG: 0.350										2	0	0	0	0	1	1						
Pete Ward, L (7, PH) OBP: 0.344, SLG: 0.345										1	0	0	0	0	1	1						
Bob Locker, S (8,1) ERA: 3.04										0	0	0	0	0	0	0						
Woodie Held, R (9, PH) OBP: 0.385, SLG: 0.526										0	0	0	0	0	0	0						
Inning Stats	R: 0 E: 0 K: 0 S: 4	H: 1 LOB: 1 BB: 0 P: 4	R: 0 E: 0 K: 0 S: 3	H: 1 LOB: 0 BB: 0 P: 3	R: 0 E: 0 K: 2 S: 7	H: 0 LOB: 0 BB: 0 P: 7	R: 0 E: 0 K: 0 S: 3	H: 1 LOB: 1 BB: 1 P: 7	R: 0 E: 0 K: 2 S: 8	H: 1 LOB: 1 BB: 0 P: 8	R: 0 E: 0 K: 0 S: 4	H: 2 LOB: 2 BB: 1 P: 8	R: 0 E: 0 K: 1 S: 6	H: 1 LOB: 1 BB: 0 P: 6	R: 2 E: 0 K: 1 S: 7	H: 2 LOB: 1 BB: 1 P: 11	R: 0 E: 0 K: 0 S: 5	H: 2 LOB: 2 BB: 0 P: 5	1B: 10 2B: 0 3B: 1 HR: 0	SF: 0 SAC: 1 DP: 2 HBP: 0	WP: 0 PB: 0 SB: 0 CS: 1	PA: 38
PITCHER	IP WLS BF H R ER SO BB IBB HBP BLK WP HR S P ERA WHIP																					
Ray Culp, R (1,1) ERA: 3.7	8.0 W 34 10 2 2 6 3 0 0 0 0 0 43 55 2.25 1.625																					
Vicente Romo, R (9,1) ERA: 3.04	1.0 S 4 1 0 0 0 0 0 0 0 0 0 4 4 0.00 1.000																					

AB	34
R	2
H	11
RBI	2
BB	3
SO	6
LOB	18



Batter	1	2	3	4	5	6	7	8	9	AB	R	H	RBI	BB	SO	LOB	TOP			
Mike Andrews, R OBP: 0.402, SLG: 0.483 (1, 4)										5	0	1	0	0	0	2	Boston Red Sox @ Chicago White Sox Comiskey Park, Chicago, IL Sat May 24 1969, 4:33 AM EDT Att: 5,584 - Unknown			
Dalton Jones, L OBP: 0.373, SLG: 0.396 (1, 3)										4	0	0	0	0	2	3				
Carl Yastrzemski, L OBP: 0.496, SLG: 0.531 Don Lock, R OBP: 0.296, SLG: 0.333 (1, 7) (8, 7)										4	0	0	0	0	1	3				
Reggie Smith, S OBP: 0.318, SLG: 0.404 (1, 8)										4	0	0	0	0	0	1				
Rico Petrocelli, R OBP: 0.469, SLG: 0.703 Dick Schofield, S OBP: 0.455, SLG: 0.333 (1, 6) (8, 6)										2	1	0	0	2	0	1				
Tony Conigliaro, R OBP: 0.348, SLG: 0.479 (1, 9)										3	2	2	2	1	0	1				
George Scott, R OBP: 0.228, SLG: 0.265 (1, 5)										4	0	2	1	0	0	2				
Joe Azcue, R OBP: 0.333, SLG: 0.328 (1, 2)										4	0	0	0	0	1	3				
Lee Stange, R Fred Wenz, R Syd O'Brien, R Ray Jarvis, R George Thomas, R Sparky Lyle, L Jerry Moses, R (1, 1) (3, 1) (5, PH) (5, 1) (6, PH) (6, 1) (9, PH)										0	0	0	0	1	0	0				
Inning Stats	R: 0 E: 0 K: 1 S: 6	H: 1 LOB: 1 BB: 0 P: 6	R: 0 E: 0 K: 0 S: 3	H: 0 LOB: 1 BB: 1 P: 7	R: 0 E: 0 K: 1 S: 5	H: 0 LOB: 1 BB: 1 P: 9	R: 1 E: 0 K: 0 S: 5	H: 2 LOB: 1 BB: 0 P: 5	R: 0 E: 0 K: 0 S: 3	H: 0 LOB: 1 BB: 1 P: 7	R: 2 E: 0 K: 1 S: 7	H: 2 LOB: 1 BB: 1 P: 11	R: 0 E: 0 K: 0 S: 5	H: 0 LOB: 0 BB: 0 P: 5	R: 0 E: 1 K: 0 S: 3	H: 0 LOB: 1 BB: 1 P: 7		1B: 3 2B: 1 3B: 0 HR: 1	SF: 0 SAC: 0 DP: 1 HBP: 0	WP: 0 PB: 0 SB: 0 CS: 0
PITCHER Gary Peters, L ERA: 3.48 (1, 1)	IP: 9.0 WLS: W BF: 37 H: 5 R: 3 ER: 3 SO: 4 BB: 5 IBB: 0 HBP: 0 BLK: 0 WP: 0 HR: 1 S: 40 P: 60 ERA: 3.00 WHIP: 1.111															PITCHER IP: WLS: BF: H: R: ER: SO: BB: IBB: HBP: BLK: WP: HR: S: P: ERA: WHIP				



Batter	1	2	3	4	5	6	7	8	9	AB	R	H	RBI	BB	SO	LOB	BOTTOM	
Walt Williams, R OBP: 0.357, SLG: 0.409 Buddy Bradford, R OBP: 0.373, SLG: 0.489 (1, 9) (6, PR) (7, 9)										4	2	3	2	0	0	0	Boston Red Sox @ Chicago White Sox Comiskey Park, Chicago, IL Sat May 24 1969, 4:33 AM EDT Att: 5,584 - Unknown	
Luis Aparicio, R OBP: 0.333, SLG: 0.338 (1, 6)										4	0	0	0	0	2			
Carlos May, L OBP: 0.411, SLG: 0.652 (1, 7)										4	2	3	1	0	1			
Gail Hopkins, L OBP: 0.391, SLG: 0.371 Tom McCraw, L (1, 3) (8, 3)										3	1	1	0	1	0			
Ed Herrmann, L OBP: 0.250, SLG: 0.167 (1, 2)										3	1	1	1	1	0	2		
Bill Melton, R OBP: 0.306, SLG: 0.480 (1, 5)										4	1	1	4	0	0	1		
Rich Morales, R OBP: 0.100, SLG: 0.100 (1, 4)										4	0	0	0	0	2	1		
Ken Berry, R OBP: 0.303, SLG: 0.265 (1, 8)										4	1	1	1	0	1	0		
Gary Peters, L OBP: 0.200, SLG: 0.333 (1, 1)										4	1	1	0	0	0	0		
Inning Stats	R: 0 E: 0 K: 0 S: 5	H: 2 LOB: 2 BB: 0 P: 5	R: 0 E: 0 K: 0 S: 3	H: 0 LOB: 0 BB: 0 P: 3	R: 5 E: 0 K: 1 S: 8	H: 3 LOB: 0 BB: 2 P: 16	R: 2 E: 0 K: 1 S: 7	H: 2 LOB: 0 BB: 0 P: 7	R: 0 E: 0 K: 1 S: 5	H: 0 LOB: 0 BB: 0 P: 5	R: 1 E: 1 K: 1 S: 5	H: 2 LOB: 1 BB: 0 P: 7	R: 0 E: 0 K: 1 S: 5	H: 0 LOB: 0 BB: 0 P: 5	1B: 5 2B: 3 3B: 0 HR: 3	SF: 0 SAC: 0 DP: 0 HBP: 0		WP: 0 PB: 0 SB: 0 CS: 0
PITCHER Lee Stange, R ERA: 3.89 Fred Wenz, R ERA: 5.73 Ray Jarvis, R ERA: 2.84 Sparky Lyle, L ERA: 2.22 (1, 1) (3, 1) (5, 1) (6, 1)	IP: 2.2 WLS: L BF: 15 H: 5 R: 2 ER: 2 SO: 2 BB: 0 IBB: 0 HBP: 0 BLK: 0 WP: 0 HR: 1 S: 13 P: 21 ERA: 16.88 WHIP: 2.625															PITCHER IP: WLS: BF: H: R: ER: SO: BB: IBB: HBP: BLK: WP: HR: S: P: ERA: WHIP		



Batter	1	2	3	4	5	6	7	8	9	AB	R	H	RBI	BB	SO	LOB	TOP				
Mike Andrews, R (1, 4) OBP: 0.393, SLG: 0.471	G2-3		G6-3		G5-3			G6-3		4	0	0	0	0	0	1	Boston Red Sox @ Chicago White Sox Comiskey Park, Chicago, IL Sun May 25 1969, 4:33 AM EDT Att. 7,110 - Unknown - 46 F				
Dalton Jones, L (1, 3) OBP: 0.380, SLG: 0.380	G3		G6-3				G3-1	G4-3		4	0	0	0	0	0	0					
Carl Yastrzemski, L (1, 7) OBP: 0.492, SLG: 0.523	F9			F7			G5-4-3 1B		P4	4	0	1	0	0	0	0					
Reggie Smith, S (1, 8) OBP: 0.316, SLG: 0.393		FC1-6 BB		G6-3			G5-4-3 1-2	G6-3	G6-3	3	0	0	0	1	0	1					
Rico Petrocelli, R (1, 6) OBP: 0.457, SLG: 0.682	FC1-6 BB 1-2		G6-3					L6	G6-3	4	0	0	0	0	0	1					
Tony Conigliaro, R (1, 9) OBP: 0.341, SLG: 0.470	F8				L6			G6-3		3	0	0	0	0	0	1					
George Scott, R (1, 5) OBP: 0.242, SLG: 0.291		BB 1-2							BB HR	1	1	1	1	2	0	0					
Joe Azcue, R (1, 2) OBP: 0.320, SLG: 0.313	G1-3				F9			F8		3	0	0	0	0	0	3					
Jim Lonborg, R (1, 1) OBP: 0.353, SLG: 0.419			G3							1	0	0	0	1	0	0					
George Thomas, R (8, PH) OBP: 0.167, SLG: 0.167								K		1	0	0	0	0	1	0					
Vicente Romo, R (8, 1) OBP: 0.167, SLG: 0.167										0	0	0	0	0	0	0					
Inning Stats	R: 0 E: 0 K: 0 S: 3	H: 0 LOB: 0 BB: 0 P: 3	R: 0 E: 0 K: 0 S: 3	H: 0 LOB: 2 BB: 2 P: 11	R: 0 E: 0 K: 0 S: 3	H: 0 LOB: 0 BB: 0 P: 3	R: 0 E: 0 K: 0 S: 3	H: 1 LOB: 0 BB: 0 P: 3	R: 1 E: 0 K: 0 S: 4	H: 1 LOB: 1 BB: 1 P: 8	R: 0 E: 0 K: 0 S: 3	H: 0 LOB: 1 BB: 1 P: 7	R: 0 E: 0 K: 1 S: 5	H: 0 LOB: 0 BB: 0 P: 5	R: 0 E: 0 K: 0 S: 3	H: 0 LOB: 0 BB: 0 P: 3	1B: 1 2B: 0 3B: 0 HR: 1	SF: 0 SAC: 0 DP: 1 HBP: 0	WP: 0 PB: 0 SB: 0 CS: 0	PA: 32	
PITCHER	IP	WLS	BF	H	R	ER	SO	BB	IBB	HBP	BLK	WP	HR	S	P	ERA	WHIP				
Tommy John, L (1, 1) ERA: 2.65	7.0	L	26	2	1	1	0	4	0	0	0	0	1	22	38	1.29	0.857				
Wilbur Wood, L (8, 1) ERA: 2.61	2.0	S	6	0	0	0	1	0	0	0	0	0	0	8	8	0.00	0.000				

AB	28
R	1
H	2
RBI	1
BB	4
SO	1
LOB	7



Batter	1	2	3	4	5	6	7	8	9	AB	R	H	RBI	BB	SO	LOB	BOTTOM				
Walt Williams, R (1, 9) OBP: 0.338, SLG: 0.386	G4-3		F9		FC4-6 1-2			G4-3		4	0	0	0	0	0	1	Boston Red Sox @ Chicago White Sox Comiskey Park, Chicago, IL Sun May 25 1969, 4:33 AM EDT Att. 7,110 - Unknown - 46 F				
Luis Aparicio, R (1, 6) OBP: 0.331, SLG: 0.336	G6-3				K			G1-3		4	0	1	0	0	1	1					
Carlos May, L (1, 7) OBP: 0.406, SLG: 0.635		BB		F7			E4 G6-4-3	P6		3	0	0	0	1	0	1					
Gail Hopkins, L (1, 3) OBP: 0.385, SLG: 0.356	G4-3			G5-4-3 1B BB			F9	G3-1		3	0	0	0	1	0	2					
Duane Josephson, R (1, 2) OBP: 0.268, SLG: 0.288		F2		G5-4-3 1B			G6-4-3 1-2		G3-1 3B	4	0	2	0	0	0	1					
Bill Melton, R (1, 5) OBP: 0.308, SLG: 0.469		BB		G5-4-3 BB			K	K		3	0	0	0	1	2	3					
Bobby Knoop, R (1, 4) OBP: 0.283, SLG: 0.218		K		F8				G1-3		4	0	1	0	0	1	3					
Ken Berry, R (1, 8) OBP: 0.295, SLG: 0.257		L6					L7	F9		2	0	0	0	0	0	1					
Pete Ward, L (7, PH) OBP: 0.338, SLG: 0.339										1	0	0	0	0	0	1					
Buddy Bradford, R (8, 8) OBP: 0.373, SLG: 0.489										0	0	0	0	0	0	0					
Tommy John, R (1, 1) OBP: 0.160, SLG: 0.125										2	0	1	0	0	0	0					
Tom McCraw, L (7, PH)										1	0	0	0	0	0	1					
Wilbur Wood, R (8, 1) ERA: 2.63										0	0	0	0	0	0	0					
Inning Stats	R: 0 E: 0 K: 0 S: 3	H: 0 LOB: 1 BB: 1 P: 7	R: 0 E: 0 K: 1 S: 5	H: 0 LOB: 1 BB: 1 P: 9	R: 0 E: 0 K: 0 S: 4	H: 1 LOB: 1 BB: 0 P: 4	R: 0 E: 0 K: 0 S: 3	H: 1 LOB: 1 BB: 1 P: 7	R: 0 E: 0 K: 1 S: 6	H: 1 LOB: 1 BB: 0 P: 6	R: 0 E: 0 K: 0 S: 3	H: 0 LOB: 0 BB: 0 P: 3	R: 0 E: 0 K: 1 S: 6	H: 1 LOB: 1 BB: 0 P: 6	R: 0 E: 0 K: 0 S: 3	H: 1 LOB: 1 BB: 0 P: 6	1B: 3 2B: 1 3B: 1 HR: 0	SF: 0 SAC: 0 DP: 2 HBP: 0	WP: 0 PB: 0 SB: 0 CS: 0	PA: 34	
PITCHER	IP	WLS	BF	H	R	ER	SO	BB	IBB	HBP	BLK	WP	HR	S	P	ERA	WHIP				
Jim Lonborg, R (1, 1) ERA: 2.45	7.0	W	27	4	0	0	3	3	0	0	0	0	0	30	42	0.00	1.000				
Vicente Romo, R (8, 1) ERA: 2.63	2.0	S	7	1	0	0	1	0	0	0	0	0	0	9	9	0.00	0.500				

AB	31
R	0
H	5
RBI	0
BB	3
SO	4
LOB	15



Batter	1	2	3	4	5	6	7	8	9	AB	R	H	RBI	BB	SO	LOB	TOP																					
Horace Clarke, S OBP: 0.320, SLG: 0.306 (1, 4)	F9		L7		F2		FC1-6 FC5-4	F7		5	0	0	0	0	0	3																						
Bobby Cox, R OBP: 0.216, SLG: 0.097 (1, 5)	6-3		FC6 1B		6-3		FC5-4 1B		BB	4	1	1	1	1	0	1																						
Bobby Murcer, L OBP: 0.344, SLG: 0.531 (1, 9)	K		FC6 1B			BB	1B		F8	4	1	1	0	1	1	3																						
Roy White, S OBP: 0.397, SLG: 0.370 Billy Cowan, R OBP: 0.300, SLG: 0.222 (7, PR) (7, 7)		4-3		F9		1B	1B		F8	4	0	2	1	0	0	0																						
Joe Pepitone, L OBP: 0.269, SLG: 0.524 (1, 3)	F2			BB	1B		1B		F8	1	0	0	0	0	0	1																						
Joe Pepitone, L OBP: 0.269, SLG: 0.524 (1, 3)	F2			BB	1B		1B		4-3	4	0	1	1	1	0	3																						
Frank Fernandez, R OBP: 0.381, SLG: 0.403 (1, 2)	K			1B						4	1	2	0	0	2	2																						
Bill Robinson, R OBP: 0.226, SLG: 0.227 (1, 8)			FC6-4 1B		F8		F6		F3	4	1	1	0	0	0	5																						
Gene Michael, S OBP: 0.348, SLG: 0.263 (1, 6)					4-3		FC6-4		F3	4	0	1	0	0	0	5																						
Mel Stottlemyre, R OBP: 0.289, SLG: 0.333 (1, 1)			FC6-4 1B		1-3		1B		HR	4	1	2	2	0	0	2																						
Inning Stats	R: 0 E: 0 K: 1 S: 5	H: 0 LOB: 0 BB: 0 P: 5	R: 0 E: 0 K: 1 S: 5	H: 0 LOB: 0 BB: 0 P: 5	R: 1 E: 0 K: 0 S: 6	H: 3 LOB: 2 BB: 0 P: 6	R: 0 E: 0 K: 0 S: 4	H: 1 LOB: 2 BB: 1 P: 8	R: 0 E: 0 K: 1 S: 3	H: 0 LOB: 0 BB: 0 P: 3	R: 1 E: 0 K: 0 S: 7	H: 2 LOB: 2 BB: 1 P: 11	R: 1 E: 0 K: 0 S: 6	H: 3 LOB: 2 BB: 0 P: 6	R: 2 E: 0 K: 0 S: 5	H: 2 LOB: 2 BB: 0 P: 5	R: 0 E: 0 K: 0 S: 3	H: 0 LOB: 1 BB: 1 P: 7	1B: 10 2B: 0 3B: 0 HR: 1	SF: 0 SAC: 0 DP: 0 HBP: 0	WP: 0 PB: 0 CS: 0	PA: 41																
PITCHER	IP	WLS	BF	H	R	ER	SO	BB	IBB	HBP	BLK	WP	HR	S	P	ERA	WHIP	PITCHER				IP	WLS	BF	H	R	ER	SO	BB	IBB	HBP	BLK	WP	HR	S	P	ERA	WHIP
Jerry Nyman, L ERA: 1.66 (1, 1)	5.0		23	6	2	2	2	2	0	0	0	0	0	25	33	3.60	1.600																					
Dan Osinski, R ERA: 2.16 (6, 1)	2.0		9	3	1	1	1	0	0	0	0	0	0	11	11	4.50	1.500																					
Wilbur Wood, L ERA: 3.25 (8, 1)	2.0	L	9	2	2	2	0	1	0	0	0	0	1	8	12	9.00	1.500																					

New York Yankees @ Chicago White Sox
Comiskey Park, Chicago, IL
Tue May 27 1969, 8:05 PM EDT
Att: 10,166 - Unknown - 86 F

AB 38
R 5
H 11
RBI 5
BB 3
SO 3
LOB 25



Batter	1	2	3	4	5	6	7	8	9	AB	R	H	RBI	BB	SO	LOB	BOTTOM																					
Walt Williams, R OBP: 0.321, SLG: 0.365 (1, 9)	5-3		K		5-3			F9		4	0	0	0	0	1	0																						
Luis Aparicio, R OBP: 0.329, SLG: 0.333 (1, 6)	4-3		F4			F7		G6-3 1B		4	0	1	0	0	0	0																						
Carlos May, L OBP: 0.394, SLG: 0.613 (1, 7)	K		G3			G3		G6-3 1B		4	0	0	0	0	1	1																						
Pete Ward, L OBP: 0.348, SLG: 0.400 (1, 3)		BB 1B			HR		6-3		F1	4	2	2	1	0	0	0																						
Duane Josephson, R OBP: 0.274, SLG: 0.288 Ed Herrmann, L OBP: 0.304, SLG: 0.238 (3, 2)		1B BB			CS 1B		3-1 SH4-3 1B		F8	0	0	0	0	1	0	0																						
Bill Melton, R OBP: 0.301, SLG: 0.458 (1, 5)	K				F7		SH4-3		F4	3	0	0	0	0	1	3																						
Bobby Knoop, R OBP: 0.279, SLG: 0.214 Gail Hopkins, L OBP: 0.380, SLG: 0.351 Rich Morales, R OBP: 0.100, SLG: 0.100 (8, 4)		F8			5-3		3-1			2	0	0	0	0	0	3																						
Ken Berry, R OBP: 0.309, SLG: 0.274 (1, 8)					6-3					3	0	2	2	0	0	0																						
Jerry Nyman, L OBP: 0.125, SLG: 0.250 Dan Osinski, R (6, 1) Tom McCraw, L (7, PH) Wilbur Wood, R (8, 1)		K			K		4-3			2	0	0	0	0	2	2																						
Inning Stats	R: 0 E: 0 K: 1 S: 5	H: 2 LOB: 2 BB: 1 P: 13	R: 1 E: 0 K: 2 S: 9	H: 2 LOB: 1 BB: 1 P: 13	R: 0 E: 0 K: 1 S: 5	H: 0 LOB: 0 BB: 0 P: 5	R: 1 E: 0 K: 0 S: 4	H: 2 LOB: 0 BB: 0 P: 4	R: 0 E: 0 K: 1 S: 5	H: 0 LOB: 0 BB: 0 P: 5	R: 0 E: 0 K: 0 S: 3	H: 0 LOB: 0 BB: 0 P: 3	R: 1 E: 0 K: 0 S: 5	H: 2 LOB: 1 BB: 0 P: 5	R: 0 E: 0 K: 0 S: 3	H: 1 LOB: 0 BB: 0 P: 3	R: 0 E: 0 K: 0 S: 3	H: 0 LOB: 0 BB: 0 P: 3	1B: 6 2B: 0 3B: 0 HR: 1	SF: 0 SAC: 1 DP: 1 HBP: 0	WP: 0 PB: 0 CS: 1	PA: 33																
PITCHER	IP	WLS	BF	H	R	ER	SO	BB	IBB	HBP	BLK	WP	HR	S	P	ERA	WHIP	PITCHER				IP	WLS	BF	H	R	ER	SO	BB	IBB	HBP	BLK	WP	HR	S	P	ERA	WHIP
Mel Stottlemyre, R ERA: 2.85 (1, 1)	9.0	W	33	7	3	3	5	1	0	0	0	0	1	42	46	3.00	0.889																					

New York Yankees @ Chicago White Sox
Comiskey Park, Chicago, IL
Tue May 27 1969, 8:05 PM EDT
Att: 10,166 - Unknown - 86 F

AB 31
R 3
H 7
RBI 3
BB 1
SO 5
LOB 11



Batter	1	2	3	4	5	6	7	8	9	10	AB	R	H	RBI	BB	SO	LOB	TOP				
Walt Williams, R OBP: 0.345, SLG: 0.370 Wilbur Wood, R (8, 1) Cisco Carlos, R (9, 1) Don Secrist, L (10, 1)	F8	1B	BLK			F9		1B		5-3	4	0	2	0	1	0	0	Chicago White Sox @ Washington Senators Robert F. Kennedy Memorial Stadium, Washington, DC Fri May 30 1969, 3:33 AM EDT Unknown livebaseballscorecards.com				
Luis Aparicio, R OBP: 0.345, SLG: 0.354 (1, 6)	1B	BB	5-3			5-3		F7			4	0	1	0	1	0	2					
Carlos May, L OBP: 0.415, SLG: 0.605 (1, 7)	HBP	1B				F8			6-3		3	0	1	0	2	0	0					
Pete Ward, L OBP: 0.364, SLG: 0.431 Tom McCraw, L (7, 3)	1B	4-3						BB			2	0	0	0	1	1	3					
Bill Melton, R OBP: 0.310, SLG: 0.475 (1, 5)	F2							BB			4	1	2	1	1	1	4					
Ed Herrmann, L OBP: 0.313, SLG: 0.250 (1, 2)	F4							1B			4	1	0	0	0	0	7					
Ken Berry, R OBP: 0.292, SLG: 0.250 (1, 8)		5-3									4	0	0	0	1	1	2					
Bobby Knoop, R OBP: 0.305, SLG: 0.300 (1, 4)											4	2	2	3	1	0	1					
Gary Peters, L OBP: 0.179, SLG: 0.296 Dan Osinski, R (7, 1) Buddy Bradford, R OBP: 0.363, SLG: 0.474 (8, 9)											3	0	0	0	0	2	0					
											2	0	0	0	0	1	1					
Inning Stats	R: 0 E: 0 K: 0 S: 4	H: 1 LOB: 3 BB: 1 P: 9	R: 1 E: 0 K: 1 S: 8	H: 3 LOB: 3 BB: 1 P: 12	R: 3 E: 0 K: 1 S: 7	H: 2 LOB: 1 BB: 1 P: 12	R: 0 E: 0 K: 1 S: 4	H: 0 LOB: 1 BB: 2 P: 8	R: 0 E: 0 K: 1 S: 3	H: 0 LOB: 0 BB: 0 P: 3	R: 0 E: 0 K: 1 S: 6	H: 1 LOB: 1 BB: 0 P: 6	R: 0 E: 0 K: 0 S: 4	H: 1 LOB: 1 BB: 1 P: 4	R: 0 E: 0 K: 0 S: 2	H: 0 LOB: 1 BB: 2 P: 10	R: 0 E: 0 K: 1 S: 5	H: 0 LOB: 1 BB: 1 P: 9	1B: 5 2B: 0 3B: 0 HR: 3	SF: 0 SAC: 0 DP: 1 HBP: 2	WP: 0 PB: 0 SB: 0 CS: 2	PA: 46
PITCHER	IP	WLS	BF	H	R	ER	SO	BB	IBB	HBP	BLK	WP	HR	S	P	ERA	WHIP					
Camilo Pascual, R ERA: 6.85 Jim Shellenback, L ERA: 2.42 Casey Cox, R ERA: 2.34 Dave Baldwin, R ERA: 3.12 Darold Knowles, L ERA:	2.0		15	5	3	3	1	2	0	2	0	0	1	13	23	13.50	3.500					
	3.0		12	1	1	1	3	4	0	0	1	0	1	14	30	3.00	1.667					
	2.0		7	1	0	0	1	0	0	0	0	0	0	9	9	0.00	0.500					
	1.1		7	1	0	0	0	2	0	0	0	0	0	5	13	0.00	2.250					
	1.2	W	5	0	0	0	1	1	0	0	0	0	0	6	10	0.00	0.600					

Batter	1	2	3	4	5	6	7	8	9	10	AB	R	H	RBI	BB	SO	LOB	BOTTOM						
Ed Brinkman, R OBP: 0.332, SLG: 0.354 (1, 6)	4-3										4	1	2	0	0	0	1	Chicago White Sox @ Washington Senators Robert F. Kennedy Memorial Stadium, Washington, DC Fri May 30 1969, 3:33 AM EDT Unknown livebaseballscorecards.com						
Hank Allen, R OBP: 0.317, SLG: 0.361 (1, 8)	L7										5	1	2	1	0	0	2							
Frank Howard, R OBP: 0.374, SLG: 0.559 Del Unser, L OBP: 0.314, SLG: 0.283 (10, 8)	6-3										5	0	3	2	0	0	1							
Brant Alyea, R OBP: 0.441, SLG: 0.632 Dave Baldwin, R (8, 1) Darold Knowles, L (9, 1)											4	0	1	0	0	0	4							
Ken McMullen, R OBP: 0.297, SLG: 0.323 (1, 5)											0	0	0	0	0	0	0							
Dick Billings, R OBP: 0.233, SLG: 0.148 Mike Epstein, L OBP: 0.432, SLG: 0.643 (10, 3)											4	0	2	0	0	1	2							
Tim Cullen, R OBP: 0.287, SLG: 0.258 (1, 4)											4	0	2	1	0	1	3							
Dick Billings, R OBP: 0.233, SLG: 0.148 Mike Epstein, L OBP: 0.432, SLG: 0.643 (10, 3)											4	0	2	0	0	1	2							
Paul Casanova, R OBP: 0.246, SLG: 0.258 Bernie Allen, L OBP: 0.322, SLG: 0.376 (10, PH)											4	0	1	0	0	0	3							
Camilo Pascual, R ERA: 6.85 Jim Shellenback, L ERA: 2.42 Casey Cox, R ERA: 2.34 Dave Baldwin, R ERA: 3.12 Darold Knowles, L ERA:											0	0	0	0	0	0	0							
											1	0	0	0	0	0	1							
											0	0	0	0	0	0	0							
											3	2	3	0	0	0	0							
Inning Stats	R: 0 E: 0 K: 0 S: 3	H: 0 LOB: 0 BB: 0 P: 3	R: 0 E: 0 K: 0 S: 5	H: 2 LOB: 2 BB: 0 P: 5	R: 0 E: 0 K: 0 S: 4	H: 1 LOB: 1 BB: 0 P: 4	R: 0 E: 0 K: 0 S: 4	H: 2 LOB: 1 BB: 0 P: 4	R: 0 E: 0 K: 0 S: 3	H: 1 LOB: 0 BB: 0 P: 3	R: 1 E: 0 K: 1 S: 5	H: 2 LOB: 1 BB: 0 P: 5	R: 2 E: 0 K: 1 S: 9	H: 4 LOB: 2 BB: 0 P: 9	R: 0 E: 0 K: 1 S: 6	H: 1 LOB: 1 BB: 0 P: 6	R: 1 E: 0 K: 2 S: 10	H: 2 LOB: 2 BB: 0 P: 10	R: 1 E: 1 K: 1 S: 6	H: 2 LOB: 1 BB: 0 P: 6	1B: 17 2B: 0 3B: 0 HR: 0	SF: 1 SAC: 2 DP: 2 HBP: 0	WP: 0 PB: 1 SB: 0 CS: 0	PA: 45
PITCHER	IP	WLS	BF	H	R	ER	SO	BB	IBB	HBP	BLK	WP	HR	S	P	ERA	WHIP							
Gary Peters, L ERA: 3.53 Dan Osinski, R ERA: 2.12 Wilbur Wood, L ERA: 3.26 Cisco Carlos, R ERA: Don Secrist, L ERA: 10.8	6.2		29	11	3	3	1	0	0	0	0	0	0	31	31	4.05	1.650							
	0.1		2	1	0	0	0	0	0	0	0	0	0	2	2	0.00	3.000							
	1.2		9	3	1	1	2	0	0	0	0	0	0	13	13	5.40	1.800							
	0.2	L	3	1	1	0	1	0	0	0	0	0	0	5	5	0.00	1.500							
	0.1		2	1	0	0	1	0	0	0	0	0	0	4	4	0.00	3.000							

Batter	1	2	3	4	5	6	7	8	9	AB	R	H	RBI	BB	SO	LOB	TOP								
Walt Williams, R OBP: 0.367, SLG: 0.402 (1, 9)	5-3		F9			FC4-6 1B	K		FC5-4 1B	5	0	2	0	0	1	0	Chicago White Sox @ Washington Senators Robert F. Kennedy Memorial Stadium, Washington, DC Sat May 31 1969, 3:33 AM EDT Att: 6,604 - Unknown livebaseballscorecards.com								
Luis Aparicio, R OBP: 0.341, SLG: 0.344 (1, 6)	6-3		E3			FC4-6 4-3 2B		1B 6-3 1B	FC5-4 1-2	5	2	1	0	0	0	2									
Carlos May, L OBP: 0.429, SLG: 0.597 (1, 7)	K		G4-6-3			4-3		1B 6-3 1B		4	1	1	0	0	1	2									
Pete Ward, L OBP: 0.376, SLG: 0.437 Ken Berry, R OBP: 0.297, SLG: 0.271 Gail Hopkins, L OBP: 0.380, SLG: 0.351 Buddy Bradford, R OBP: 0.357, SLG: 0.465 (1, 3) (6, 8) (8, PH) (8, PH)	F5					1B 2B		6-3		3	1	1	1	0	1	0									
Bill Melton, R OBP: 0.323, SLG: 0.473 (1, 5)						1B E 1B		F7		3	1	2	0	1	0	1									
Ed Herrmann, L OBP: 0.343, SLG: 0.290 Duane Josephson, R OBP: 0.286, SLG: 0.300 (1, 2) (8, PH) (8, 2)	F8					E9 4-3 1B				3	0	2	1	0	0	1									
Bobby Knoop, R OBP: 0.300, SLG: 0.314 (1, 4)	K					4-3		1B		4	0	0	0	0	2	5									
Tom McCraw, L (1, 8) (6, 3)			4-3			4-3		F7		4	0	0	0	0	0	1									
Tommy John, R OBP: 0.143, SLG: 0.111 Dan Osinski, R (8, 1) Wilbur Wood, R (8, 1) Woodie Held, R OBP: 0.370, SLG: 0.500 (8, PH)	F7					F2		5-3		3	0	0	0	0	0	1									
								6-3		0	0	0	0	0	0	0									
										1	0	0	0	0	0	0									
Inning Stats	R: 0 E: 0 K: 1 S: 5	H: 0 LOB: 0 BB: 0 P: 5	R: 0 E: 0 K: 1 S: 6	H: 1 LOB: 1 BB: 0 P: 6	R: 0 E: 0 K: 0 S: 3	H: 0 LOB: 0 BB: 0 P: 3	R: 0 E: 1 K: 1 S: 5	H: 0 LOB: 0 BB: 0 P: 5	R: 1 E: 1 K: 0 S: 5	H: 2 LOB: 1 BB: 0 P: 5	R: 2 E: 1 K: 0 S: 6	H: 3 LOB: 2 BB: 1 P: 10	R: 0 E: 0 K: 1 S: 5	H: 0 LOB: 0 BB: 0 P: 5	R: 2 E: 0 K: 1 S: 8	H: 3 LOB: 1 BB: 0 P: 8	R: 0 E: 0 K: 0 S: 4	H: 1 LOB: 1 BB: 0 P: 4	1B: 9 2B: 1 3B: 0 HR: 0	SF: 0 SAC: 0 DP: 1 HBP: 0	WP: 0 PB: 0 CS: 0	PA: 38			
PITCHER	IP	WLS	BF	H	R	ER	SO	BB	IBB	HBP	BLK	WP	HR	S	P	ERA	WHIP								
Joe Coleman, R ERA: 4.85 (1, 1)	7.0		30	8	5	5	4	1	0	0	0	0	0	37	41	6.43	1.286								
Darold Knowles, L ERA: (8, 1)	2.0	W	8	2	0	0	1	0	0	0	0	0	0	10	10	0.00	1.000								

Batter	1	2	3	4	5	6	7	8	9	AB	R	H	RBI	BB	SO	LOB	BOTTOM								
Ed Brinkman, R OBP: 0.336, SLG: 0.345 (1, 6)	5-3		G6-4-3							4	0	0	0	0	0	2	Chicago White Sox @ Washington Senators Robert F. Kennedy Memorial Stadium, Washington, DC Sat May 31 1969, 3:33 AM EDT Att: 6,604 - Unknown livebaseballscorecards.com								
Hank Allen, R OBP: 0.319, SLG: 0.362 (1, 8) (9, 7)										4	1	2	0	0	0	0									
Frank Howard, R OBP: 0.368, SLG: 0.541 (1, 3)	G4-3									4	0	0	0	0	1	2									
Brant Alyea, R OBP: 0.431, SLG: 0.617 Del Unser, L OBP: 0.321, SLG: 0.288 (1, 9) (9, 8)										3	0	1	1	0	1	0									
Ken McMullen, R OBP: 0.314, SLG: 0.357 (1, 5)	FC4-6									3	2	2	0	1	0	1									
Dick Billings, R OBP: 0.235, SLG: 0.133 Ed Stroud, L OBP: 0.340, SLG: 0.357 (1, 7) (8, PH) (9, 9)	K									2	1	0	0	1	1	2									
Tim Cullen, R OBP: 0.235, SLG: 0.260 Mike Epstein, L OBP: 0.434, SLG: 0.629 Bernie Allen, L OBP: 0.325, SLG: 0.365 (1, 4) (8, PH) (9, 4)	F9									2	1	1	0	0	0	1									
Paul Casanova, R OBP: 0.261, SLG: 0.299 (1, 2)										3	1	3	5	0	0	0									
Joe Coleman, R OBP: 0.130, SLG: 0.091 Darold Knowles, L (8, 1)										3	0	1	1	0	2	1									
										1	0	0	0	0	1	2									
Inning Stats	R: 0 E: 0 K: 0 S: 3	H: 1 LOB: 0 BB: 0 P: 3	R: 0 E: 0 K: 1 S: 6	H: 1 LOB: 0 BB: 0 P: 6	R: 0 E: 0 K: 1 S: 5	H: 1 LOB: 0 BB: 0 P: 5	R: 0 E: 0 K: 1 S: 5	H: 0 LOB: 0 BB: 0 P: 5	R: 2 E: 0 K: 0 S: 4	H: 2 LOB: 1 BB: 1 P: 8	R: 2 E: 0 K: 1 S: 7	H: 2 LOB: 0 BB: 0 P: 7	R: 2 E: 0 K: 2 S: 9	H: 2 LOB: 2 BB: 2 P: 17	1B: 7 2B: 2 3B: 0 HR: 1	SF: 2 SAC: 1 DP: 2 HBP: 0	WP: 2 PB: 0 CS: 0	PA: 36							
PITCHER	IP	WLS	BF	H	R	ER	SO	BB	IBB	HBP	BLK	WP	HR	S	P	ERA	WHIP								
Tommy John, L ERA: 3.21 (1, 1)	7.2	L	32	9	6	6	5	2	0	0	0	0	1	40	48	7.04	1.435								
Dan Osinski, R ERA: 2.12 (8, 1)	0.0		1	0	0	0	0	0	1	0	0	0	0	0	4	∞	∞								
Wilbur Wood, L ERA: 3.23 (8, 1)	0.1		3	1	1	1	1	1	0	0	0	1	0	4	8	27.00	6.000								

Batter	1	2	3	4	5	6	7	8	9	AB	R	H	RBI	BB	SO	LOB	TOP			
Walt Williams, R OBP: 0.376, SLG: 0.432	0-0 SH1-3 1B 2B		0-0 F8			0-0 2B		0-0 4-3		3	1	2	0	0	0	0	Chicago White Sox @ Washington Senators Robert F. Kennedy Memorial Stadium, Washington, DC Sun Jun 01 1969, 3:33 AM EDT Att: 9,766 - Unknown livebaseballscorecards.com			
Wilbur Wood, R (7, 1)										0	0	0	0	0	0	0				
Tom McCraw, L (8, PH)										1	0	0	0	0	0	1				
Don Secrist, L (8, 1)										0	0	0	0	0	0	0				
Luis Aparicio, R OBP: 0.337, SLG: 0.340	0-0 SH1-3		0-0 6-3			0-0 F8		0-0 6-3		2	0	0	0	0	0	1				
Rich Morales, R OBP: 0.091, SLG: 0.091										1	0	0	1	0	0	0				
Carlos May, L OBP: 0.425, SLG: 0.586	0-0 3-H 1B		0-3 K			0-0 4-3		0-0 4-3		4	0	1	1	0	1	1				
Ron Hansen, R OBP: 0.265, SLG: 0.304	0-0 F9			0-0 6-3		0-3 K				4	0	0	0	0	1	2				
Duane Josephson, R OBP: 0.276, SLG: 0.289	0-3 K			0-0 5-3			0-0 F5		0-0 6-3	4	0	0	0	0	1	1				
Bill Melton, R OBP: 0.319, SLG: 0.466		0-0 F7		0-0 1-3			0-0 6-3		0-0 F8	2	0	0	0	0	0	0				
Bob Locker, S (5, 1)										0	0	0	0	0	0	0				
Buddy Bradford, R OBP: 0.350, SLG: 0.455										2	0	0	0	0	0	0				
Bobby Knoop, R OBP: 0.308, SLG: 0.339		0-0 2B				0-0 F7				3	0	2	0	0	0	0				
Ken Berry, R OBP: 0.278, SLG: 0.261		0-0 5-3				0-0 6-3		0-0 F8		3	0	0	0	0	0	2				
Jerry Nyman, L OBP: 0.111, SLG: 0.222		0-0 1-3				0-0 6-3				1	0	0	0	0	0	1				
Sammy Ellis, L OBP: 0.286, SLG: 0.167										0	0	0	0	0	0	0				
Woodie Held, R OBP: 0.379, SLG: 0.545								0-0 4-3 6-3 2B		2	1	1	0	0	0	0				
Inning Stats	R: 1 E: 0 K: 1 S: 7	H: 2 LOB: 1 BB: 0 P: 7	R: 0 E: 0 K: 0 S: 4	H: 1 LOB: 1 BB: 0 P: 4	R: 0 E: 0 K: 1 S: 5	H: 0 LOB: 0 BB: 0 P: 5	R: 0 E: 0 K: 0 S: 3	H: 0 LOB: 0 BB: 0 P: 3	R: 0 E: 0 K: 1 S: 6	H: 1 LOB: 1 BB: 0 P: 6	R: 0 E: 0 K: 0 S: 4	H: 1 LOB: 1 BB: 0 P: 4	R: 1 E: 0 K: 0 S: 4	H: 1 LOB: 0 BB: 0 P: 4	R: 0 E: 0 K: 0 S: 3	H: 0 LOB: 0 BB: 0 P: 3	1B: 1 2B: 5 3B: 0 HR: 0	SF: 0 SAC: 1 DP: 0 HBP: 0	WP: 0 PB: 0 CS: 0	PA: 33
PITCHER Barry Moore, L ERA: 2.02	IP: 9.0 WLS: W BF: 33 H: 6 R: 2 ER: 2 SO: 3 BB: 0 IBB: 0 HBP: 0 BLK: 0 WP: 0 HR: 0 S: 39 P: 39 ERA: 2.00 WHIP: 0.667																			

Batter	1	2	3	4	5	6	7	8	9	AB	R	H	RBI	BB	SO	LOB	BOTTOM			
Ed Brinkman, R OBP: 0.339, SLG: 0.348	0-0 B5-3			0-0 6-3		0-0 1B				4	1	2	2	0	0	0	Chicago White Sox @ Washington Senators Robert F. Kennedy Memorial Stadium, Washington, DC Sun Jun 01 1969, 3:33 AM EDT Att: 9,766 - Unknown livebaseballscorecards.com			
Bernie Allen, L OBP: 0.325, SLG: 0.365		0-0 2B 1B								0	0	0	0	0	0	0				
Hank Allen, R OBP: 0.318, SLG: 0.355	0-3 K	0-0 2B BB		0-0 L7		0-0 G3				3	1	0	0	1	1	1				
Frank Howard, R OBP: 0.574, SLG: 0.565										4	2	3	3	0	0	0				
Ed Stroud, L OBP: 0.340, SLG: 0.357		0-0 HR 2B			0-0 HR 1B		0-0 5-3		0-0 F2	0	0	0	0	0	0	0				
Brant Aleya, R OBP: 0.421, SLG: 0.641	0-3 K	0-0 6-3			0-0 HR HR		0-0 F5			4	1	1	2	0	1	1				
Mike Epstein, L OBP: 0.429, SLG: 0.613		0-0 2B BB	0-0 F7		0-3 K		0-0 F5			3	1	0	0	1	1	0				
Ken McMullen, R OBP: 0.318, SLG: 0.374		0-0 2B 1B BB			0-0 K HR		0-0 5-3			3	2	1	1	1	1	0				
Tim Cullen, R OBP: 0.278, SLG: 0.250		0-0 F3		0-0 6-3		0-0 5-3		0-0 6-3		4	0	0	0	0	0	2				
Paul Casanova, R OBP: 0.260, SLG: 0.305		0-0 1B 2B		0-0 F8		0-0 G3		0-0 F8		4	1	1	1	0	0	0				
Barry Moore, L OBP: 0.350, SLG: 0.235	0-0 F6			0-0 3-1		0-0 4-3				3	0	0	0	0	0	2				
Inning Stats	R: 1 E: 0 K: 2 S: 8	H: 1 LOB: 0 BB: 0 P: 8	R: 5 E: 0 K: 0 S: 6	H: 3 LOB: 1 BB: 3 P: 18	R: 1 E: 0 K: 0 S: 4	H: 1 LOB: 0 BB: 0 P: 4	R: 0 E: 0 K: 0 S: 3	H: 0 LOB: 0 BB: 0 P: 3	R: 2 E: 0 K: 2 S: 9	H: 2 LOB: 0 BB: 0 P: 9	R: 0 E: 0 K: 0 S: 4	H: 1 LOB: 1 BB: 0 P: 4	R: 0 E: 0 K: 0 S: 3	H: 0 LOB: 0 BB: 0 P: 3	R: 0 E: 0 K: 0 S: 3	H: 0 LOB: 0 BB: 0 P: 3		1B: 3 2B: 2 3B: 0 HR: 3	SF: 0 SAC: 0 DP: 0 HBP: 0	WP: 0 PB: 0 CS: 0
PITCHER Jerry Nyman, L ERA: 3.86	IP: 1.2 WLS: L BF: 11 H: 3 R: 6 ER: 6 SO: 2 BB: 3 IBB: 0 HBP: 0 BLK: 0 WP: 0 HR: 1 S: 12 P: 24 ERA: 32.40 WHIP: 3.600																			
Sammy Ellis, R ERA: 5.93	2.1 9 2 1 1 0 0 0 0 0 0 1 9 9 3.86 0.857																			
Bob Locker, R ERA: 7.23	2.0 9 3 2 2 2 0 0 0 0 0 1 13 13 9.00 1.500																			
Wilbur Wood, L ERA: 3.13	1.0 3 0 0 0 0 0 0 0 0 0 0 3 3 0.00 0.000																			
Don Secrist, L ERA: 10.5	1.0 3 0 0 0 0 0 0 0 0 0 0 3 3 0.00 0.000																			

Batter	1	2	3	4	5	6	7	8	9	AB	R	H	RBI	BB	SO	LOB	TOP										
Walt Williams, R OBP: 0.371, SLG: 0.418	G6-3			F8		G4-3		1B HR BB		3	1	0	0	1	0	0	Chicago White Sox @ Boston Red Sox Fenway Park, Boston, MA Mon Jun 02 1969, 7:05 PM EDT Att: 21,265 - Unknown - 80 F										
Luis Aparicio, R OBP: 0.341, SLG: 0.344	L7			G4-3			G6-3	1B HR 1B		4	1	2	1	0	0												
Carlos May, L OBP: 0.421, SLG: 0.599	G5-3			K			G6-3	HR		4	1	1	4	0	1												
Pete Ward, L OBP: 0.360, SLG: 0.413 Dan Osinski, R OBP: 0.341, SLG: 0.344 Wilbur Wood, R OBP: 0.313, SLG: 0.333		G1-3			F8		F9	L1		4	0	0	0	0	0	1											
Duane Josephson, R OBP: 0.270, SLG: 0.282 Ed Herrmann, L OBP: 0.333, SLG: 0.281		G5-3			G6-3			K	G4-3	3	0	0	0	0	1	0											
Bobby Knoop, R OBP: 0.313, SLG: 0.333								1B BB	K	2	1	0	0	2	1	0											
Woodie Held, R OBP: 0.364, SLG: 0.500								K	K	4	0	1	0	0	3	2											
Ken Berry, R OBP: 0.273, SLG: 0.256 Gail Hopkins, L OBP: 0.387, SLG: 0.360 Buddy Bradford, R OBP: 0.350, SLG: 0.455								G4-3-6 1B		2	0	0	0	0	0	1											
Joe Horlen, R OBP: 0.240, SLG: 0.280 Cisco Carlos, R OBP: 0.308, SLG: 0.100 Tom McCraw, L OBP: 0.308, SLG: 0.100								G6-3	1B BB 1B	2	0	0	0	0	1	0											
								G6-3	1B HR 1B	1	1	1	1	0	0	0											
Inning Stats	R: 0 E: 0 K: 0 S: 3	H: 0 LOB: 0 BB: 0 P: 3	R: 0 E: 0 K: 0 S: 3	H: 0 LOB: 0 BB: 0 P: 3	R: 0 E: 0 K: 1 S: 5	H: 1 LOB: 0 BB: 0 P: 5	R: 0 E: 0 K: 1 S: 5	H: 0 LOB: 0 BB: 0 P: 5	R: 0 E: 0 K: 1 S: 5	H: 0 LOB: 1 BB: 1 P: 9	R: 0 E: 0 K: 0 S: 3	H: 0 LOB: 0 BB: 0 P: 3	R: 0 E: 0 K: 0 S: 3	H: 1 LOB: 0 BB: 0 P: 3	R: 6 E: 0 K: 2 S: 11	H: 4 LOB: 1 BB: 2 P: 19	R: 0 E: 0 K: 2 S: 7	H: 0 LOB: 0 BB: 0 P: 7	1B: 5 2B: 0 3B: 0 HR: 1	SF: 0 SAC: 0 DP: 2 HBP: 0	WP: 0 PB: 0 SB: 0 CS: 0	PA: 34					
PITCHER	IP	WLS	BF	H	R	ER	SO	BB	IBB	HBP	BLK	WP	HR	S	P	ERA	WHIP										
Mike Nagy, R ERA: 2.75	(1, 1)	7.2	28	4	4	4	5	3	0	0	0	0	0	35	47	4.70	0.913										
Vicente Romo, R ERA: 3.03	(8, 1)	0.0	L	1	1	0	0	0	0	0	0	0	0	1	1	∞	∞										
Sparky Lyle, L ERA: 2.43	(8, 1)	1.1	5	1	2	2	2	0	0	0	0	0	1	9	9	13.50	0.750										

Batter	1	2	3	4	5	6	7	8	9	AB	R	H	RBI	BB	SO	LOB	BOTTOM										
Dick Schofield, S OBP: 0.405, SLG: 0.333	G1-3		G3				F8			5	0	2	0	0	0	0	Chicago White Sox @ Boston Red Sox Fenway Park, Boston, MA Mon Jun 02 1969, 7:05 PM EDT Att: 21,265 - Unknown - 80 F										
Dalton Jones, L OBP: 0.388, SLG: 0.414								2B		5	2	3	0	0	0	3											
Carl Yastrzemski, L OBP: 0.397, SLG: 0.534								HR		4	1	2	3	1	0	3											
Reggie Smith, S OBP: 0.354, SLG: 0.486								HR		4	0	1	0	0	1	4											
Rico Petrocelli, R OBP: 0.458, SLG: 0.712								HR		3	1	1	1	1	0	1											
Tony Conigliaro, R OBP: 0.340, SLG: 0.511										4	0	0	0	0	2	2											
George Scott, R OBP: 0.281, SLG: 0.291										4	0	1	0	0	0	0											
Russ Gibson, R OBP: 0.282, SLG: 0.284 Joe Lahoud, L OBP: 0.300, SLG: 0.079										3	0	2	0	0	0	0											
Mike Nagy, R Vicente Romo, R Sparky Lyle, L Don Lock, R										3	0	0	0	0	3	2											
										1	0	0	0	0	0	1											
Inning Stats	R: 2 E: 0 K: 0 S: 5	H: 3 LOB: 0 BB: 0 P: 5	R: 0 E: 0 K: 2 S: 8	H: 1 LOB: 1 BB: 0 P: 8	R: 1 E: 0 K: 2 S: 9	H: 2 LOB: 2 BB: 1 P: 13	R: 0 E: 0 K: 1 S: 5	H: 0 LOB: 0 BB: 0 P: 5	R: 0 E: 0 K: 0 S: 3	H: 1 LOB: 1 BB: 1 P: 7	R: 1 E: 0 K: 1 S: 7	H: 3 LOB: 1 BB: 0 P: 7	R: 0 E: 0 K: 0 S: 4	H: 1 LOB: 0 BB: 0 P: 4	R: 0 E: 0 K: 0 S: 3	H: 0 LOB: 0 BB: 0 P: 3	R: 0 E: 0 K: 0 S: 4	H: 1 LOB: 2 BB: 1 P: 8	1B: 6 2B: 4 3B: 0 HR: 2	SF: 0 SAC: 0 DP: 1 HBP: 0	WP: 0 PB: 1 SB: 0 CS: 1	PA: 40					
PITCHER	IP	WLS	BF	H	R	ER	SO	BB	IBB	HBP	BLK	WP	HR	S	P	ERA	WHIP										
Joe Horlen, R ERA: 3.36	(1, 1)	6.0	27	10	4	4	6	2	0	0	0	0	0	4	45	6.00	2.000										
Cisco Carlos, R ERA: 1.96	(7, 1)	1.0	W	4	1	0	0	0	0	0	0	0	0	4	4	0.00	1.000										
Dan Osinski, R ERA: 1.96	(8, 1)	1.1	6	1	0	0	0	1	0	0	0	0	0	5	9	0.00	1.500										
Wilbur Wood, L ERA: 3.06	(9, 1)	0.2	S	2	0	0	0	0	0	0	0	0	0	2	2	0.00	0.000										

Batter	1	2	3	4	5	6	7	8	9	AB	R	H	RBI	BB	SO	LOB	TOP					
Walt Williams, R OBP: 0.363, SLG: 0.406 Ken Berry, R OBP: 0.277, SLG: 0.253 (7, PR) (7, 8)	G1-3		G6-3		G6-3		E 1B		2B BB	4	0	1	0	0	0	0	4 0 1 0 0 0 0 0 0 0 0 1 0 0					
Luis Aparicio, R OBP: 0.356, SLG: 0.380 (1, 6)	BB		1B HR		F8		E8 1B		1-3 2B	4	1	3	0	1	0	0	4 1 3 0 1 0 0					
Carlos May, L OBP: 0.410, SLG: 0.575 (1, 7)	F7		1B HR		G4-3		G1-3		K	5	1	1	0	0	1	6	5 1 1 0 0 1 6					
Gail Hopkins, L OBP: 0.398, SLG: 0.405 Tom McCraw, L OBP: 0.211, SLG: 0.063 (6, PR) (6, 3)	F8		1-H 3-H HR		E4 WP HR 1B		G4-3		K	3	1	2	3	0	0	1	3 1 2 3 0 0 1 2 1 0 0 0 1 2					
Bill Melton, R OBP: 0.316, SLG: 0.464 (1, 5)		G6-3	K		G6-3		G4-3 2B			4	1	1	0	0	1	1	4 1 1 0 0 1 1					
Bobby Knoop, R OBP: 0.323, SLG: 0.362 (1, 4)	F9				G3-6-1 1B		G4-3 HR		G4-3 2B	4	1	2	2	0	0	1	4 1 2 2 0 0 1					
Ed Herrmann, L OBP: 0.364, SLG: 0.425 (1, 2)	HR		G3-6-1 1-2		G4-3		G4-3 3-H		2B	4	1	2	2	0	0	2	4 1 2 2 0 0 2					
Buddy Bradford, R OBP: 0.339, SLG: 0.438 (7, 9)	K		F8		F8		K		F2	4	0	0	0	0	2	1	4 0 0 0 0 2 1					
Tommy John, R OBP: 0.125, SLG: 0.097 (1, 1)			F9		G6-3		G1-3		K	4	0	0	0	0	1	0	4 0 0 0 0 1 0					
Inning Stats	R: 0 E: 0 K: 0 S: 3	H: 0 LOB: 1 BB: 1 P: 7	R: 1 E: 0 K: 1 S: 6	H: 1 LOB: 0 BB: 0 P: 6	R: 3 E: 0 K: 1 S: 8	H: 3 LOB: 0 BB: 0 P: 8	R: 0 E: 0 K: 0 S: 3	H: 1 LOB: 0 BB: 0 P: 3	R: 0 E: 0 K: 0 S: 5	H: 0 LOB: 0 BB: 0 P: 3	R: 2 E: 1 K: 1 S: 5	H: 2 LOB: 1 BB: 0 P: 5	R: 0 E: 1 K: 1 S: 7	H: 2 LOB: 3 BB: 0 P: 7	R: 1 E: 0 K: 0 S: 5	H: 2 LOB: 1 BB: 0 P: 5	R: 0 E: 0 K: 3 S: 10	H: 1 LOB: 2 BB: 1 P: 14	1B: 6 2B: 3 3B: 0 HR: 3	SF: 0 SAC: 0 DP: 1 HBP: 0	WP: 1 PB: 0 SB: 0 CS: 0	PA: 40
PITCHER	IP WLS BF	H R ER SO	BB IBB HBP BLK	WP HR S P	ERA WHIP	PITCHER	IP WLS BF	H R ER SO	BB IBB HBP BLK	WP HR S P	ERA WHIP											
Sonny Siebert, R ERA: 4.43 (1, 1)	3.0 L	5 4 4 2	1 0 0 0	0 2 18 22	12.00 2.000	Ray Jarvis, R ERA: 2.92 (4, 1)	4.0 15	4 2 2 1	0 0 0 0	1 1 17 17	4.50 1.000											
Bill Landis, L ERA: 6.52 (8, 1)	2.0 10	3 1 1 3	1 0 0 0	0 0 15 19	4.50 2.000																	

Chicago White Sox @ Boston Red Sox
Fenway Park, Boston, MA
Wed Jun 04 1969, 3:33 AM EDT
Att: 23,721 - Unknown - 77 F

AB 38
R 7
H 12
RBI 7
BB 2
SO 6
LOB 14



Batter	1	2	3	4	5	6	7	8	9	AB	R	H	RBI	BB	SO	LOB	BOTTOM					
Dick Schofield, S OBP: 0.442, SLG: 0.422 (1, 4)	FC4-6 1B	1-2 2-H 1B		G5-3			K		K	5	0	2	1	0	2	3	5 0 2 1 0 2 3					
Dalton Jones, L OBP: 0.351, SLG: 0.391 (1, 3)	FC4-6 1B	K		P6			G4-3		P4	5	1	0	0	0	1	6	5 1 0 0 0 1 6					
Carl Yastrzemski, L OBP: 0.491, SLG: 0.558 (1, 7)	K	K		G5-4-3 BB			G3			3	0	0	0	1	2	3	3 0 0 0 1 2 3					
Reggie Smith, S OBP: 0.359, SLG: 0.503 (1, 8)	1B	FC6-4		G5-4-3			1B			4	0	2	0	0	0	4	4 0 2 0 0 0 4					
Rico Petrocelli, R OBP: 0.465, SLG: 0.735 (1, 6)	1-3 2-H 1B		G6-4-3 BB		G6-3		K			3	0	1	1	1	1	1	3 0 1 1 1 1 1					
Tony Conigliaro, R OBP: 0.330, SLG: 0.497 (1, 9)	F9		G6-4-3		K		G1-3			4	0	0	0	0	1	4	4 0 0 0 0 1 4					
Syd O'Brien, R OBP: 0.375, SLG: 0.636 (1, 5)		1B 2B		G4-3			G1-3			4	1	2	0	0	0	0	4 1 2 0 0 0 0					
Russ Gibson, R OBP: 0.286, SLG: 0.282 (1, 2)		K		SH1-4 1B			G6-3		G5-3	4	0	1	0	0	1	2	4 0 1 0 0 1 2					
Sonny Siebert, R OBP: 0.250, SLG: 0.143 Ray Jarvis, R (4, 1)				SH1-4			G4-3			0	0	0	0	1	0	0	0 0 0 0 1 0 0 0 0 0 0 0 0 0					
Jerry Moses, R OBP: 0.375, SLG: 0.656 Bill Landis, L (8, 1)	PB 1B									1	0	0	0	0	0	0	1 0 0 0 0 0 0 0 0 0 0 0 0 0					
Don Lock, R OBP: 0.250, SLG: 0.200 (9, PH)	BB								BB	0	0	0	0	1	0	0	0 0 0 0 1 0 0					
Inning Stats	R: 1 E: 0 K: 1 S: 8	H: 3 LOB: 2 BB: 0 P: 8	R: 1 E: 0 K: 3 S: 12	H: 2 LOB: 3 BB: 1 P: 16	R: 0 E: 0 K: 0 S: 2	H: 0 LOB: 0 BB: 1 P: 6	R: 0 E: 0 K: 0 S: 4	H: 1 LOB: 1 BB: 0 P: 4	R: 0 E: 0 K: 0 S: 2	H: 0 LOB: 0 BB: 1 P: 6	R: 0 E: 0 K: 1 S: 5	H: 0 LOB: 0 BB: 0 P: 5	R: 0 E: 0 K: 1 S: 5	H: 0 LOB: 0 BB: 0 P: 5	R: 0 E: 0 K: 1 S: 6	H: 1 LOB: 1 BB: 0 P: 6	R: 0 E: 0 K: 1 S: 6	H: 1 LOB: 2 BB: 1 P: 10	1B: 6 2B: 1 3B: 1 HR: 0	SF: 0 SAC: 1 DP: 2 HBP: 0	WP: 0 PB: 1 SB: 0 CS: 0	PA: 38
PITCHER	IP WLS BF	H R ER SO	BB IBB HBP BLK	WP HR S P	ERA WHIP	PITCHER	IP WLS BF	H R ER SO	BB IBB HBP BLK	WP HR S P	ERA WHIP											
Tommy John, L ERA: 3.08 (1, 1)	9.0 W	8 2 2 8	4 0 0 0	0 0 50 66	2.00 1.333																	

Chicago White Sox @ Boston Red Sox
Fenway Park, Boston, MA
Wed Jun 04 1969, 3:33 AM EDT
Att: 23,721 - Unknown - 77 F


AB 33
R 2
H 8
RBI 2
BB 4
SO 8
LOB 23



Batter	1	2	3	4	5	6	7	8	9	AB	R	H	RBI	BB	SO	LOB	TOP					
Walt Williams, R (1,9) OBP: 0.350, SLG: 0.391	F4		1-3			F4		FC6-4		4	0	0	0	0	0	1						
Luis Aparicio, R (1,6) OBP: 0.348, SLG: 0.371	6-3			6-3		F8			F8	4	0	0	0	0	0	0						
Carlos May, L (1,7) OBP: 0.401, SLG: 0.560	K			4-3		F8			F6	4	0	0	0	0	1	0						
Pete Ward, L (1,3) OBP: 0.354, SLG: 0.388 Ken Berry, R (9, PR) OBP: 0.277, SLG: 0.253		F7		4-3			L4			3	0	0	0	1	0	0						
Ed Herrmann, L (1,2) OBP: 0.354, SLG: 0.395		K					L4		4-3	3	1	0	0	1	1	1						
Bill Melton, R (1,5) OBP: 0.316, SLG: 0.462					5-3					3	0	1	0	0	0	1						
Bobby Knoop, R (1,4) OBP: 0.329, SLG: 0.391		CS								3	1	2	2	0	0	0						
Angel Bravo, L (1,8) OBP: 0.667, SLG: 0.667										3	0	2	0	0	0	1						
Gary Peters, L (1,1) OBP: 0.167, SLG: 0.276 Gail Hopkins, L (8, PH) OBP: 0.394, SLG: 0.400 Wilbur Wood, R (8, 1)										2	0	0	0	0	1	2						
										1	0	0	0	0	1	1						
										0	0	0	0	0	0	0						
Inning Stats	R: 0 E: 0 K: 1 S: 5	H: 0 LOB: 0 BB: 0 P: 5	R: 0 E: 0 K: 1 S: 5	H: 1 LOB: 0 BB: 0 P: 5	R: 1 E: 0 K: 0 S: 4	H: 2 LOB: 0 BB: 0 P: 4	R: 0 E: 0 K: 0 S: 3	H: 0 LOB: 0 BB: 0 P: 3	R: 1 E: 0 K: 1 S: 6	H: 1 LOB: 1 BB: 1 P: 10	R: 0 E: 0 K: 0 S: 3	H: 0 LOB: 0 BB: 0 P: 3	R: 0 E: 0 K: 0 S: 3	H: 0 LOB: 0 BB: 0 P: 3	R: 0 E: 0 K: 1 S: 6	H: 1 LOB: 1 BB: 0 P: 6	R: 0 E: 0 K: 0 S: 3	H: 0 LOB: 1 BB: 1 P: 7	1B: 4 2B: 0 3B: 0 HR: 1	SF: 0 SAC: 0 DP: 1 HBP: 0	WP: 0 PB: 0 SB: 0 CS: 1	PA: 33
PITCHER Stan Bahnsen, R (1,1) ERA: 3.83	IP: 9.0 WLS: W BF: 32 H: 5 R: 2 ER: 2 SO: 4 BB: 2 IBB: 0 HBP: 0 BLK: 0 WP: 0 HR: 0 S: 38 P: 46 ERA: 2.00 WHIP: 0.778															PITCHER	IP: 9.0 WLS: W BF: 32 H: 5 R: 2 ER: 2 SO: 4 BB: 2 IBB: 0 HBP: 0 BLK: 0 WP: 0 HR: 0 S: 38 P: 46 ERA: 2.00 WHIP: 0.778					

Chicago White Sox @ New York Yankees
Yankee Stadium, Bronx, NY
Fri Jun 06 1969, 7:05 PM EDT
Att: 14,696 - Cloudy - 70 F


AB	30
R	2
H	5
RBI	2
BB	2
SO	4
LOB	7





Batter	1	2	3	4	5	6	7	8	9	AB	R	H	RBI	BB	SO	LOB	BOTTOM			
Horace Clarke, S (1,4) OBP: 0.318, SLG: 0.317	F2									4	1	1	0	0	0	1				
Bobby Cox, R (1,5) OBP: 0.291, SLG: 0.255	6-3									4	0	2	1	0	0	0				
Bobby Murcer, L (1,9) OBP: 0.348, SLG: 0.540 Jim Lyttle, L (9, 8)										3	0	0	0	1	1	3				
										0	0	0	0	0	0	0				
Roy White, S (1,7) OBP: 0.358, SLG: 0.356	6-3									4	0	1	0	0	0	1				
Joe Pepitone, L (1,3) OBP: 0.271, SLG: 0.498										3	0	0	0	0	0	1				
John Ellis, R (1,2) OBP: 0.350, SLG: 0.474										3	0	2	0	0	0	0				
Bill Robinson, R (1,8) OBP: 0.208, SLG: 0.239										3	1	1	0	0	0	1				
Gene Michael, S (1,6) OBP: 0.351, SLG: 0.388										3	1	1	1	0	0	0				
Stan Bahnsen, R (1,1) OBP: 0.136, SLG: 0.095										3	0	1	1	0	2	0				
Inning Stats	R: 0 E: 0 K: 0 S: 3	H: 0 LOB: 1 BB: 1 P: 7	R: 0 E: 0 K: 0 S: 3	H: 0 LOB: 0 BB: 0 P: 3	R: 1 E: 0 K: 1 S: 7	H: 2 LOB: 1 BB: 0 P: 7	R: 0 E: 0 K: 0 S: 3	H: 1 LOB: 0 BB: 0 P: 3	R: 2 E: 0 K: 0 S: 6	H: 4 LOB: 1 BB: 0 P: 6	R: 0 E: 0 K: 0 S: 4	H: 2 LOB: 1 BB: 0 P: 4	R: 0 E: 0 K: 1 S: 5	H: 0 LOB: 0 BB: 0 P: 5	R: 0 E: 0 K: 1 S: 5	H: 0 LOB: 0 BB: 0 P: 5	1B: 7 2B: 1 3B: 2 HR: 0	SF: 0 SAC: 0 DP: 2 HBP: 0	WP: 0 PB: 0 SB: 0 CS: 1	PA: 32
PITCHER Gary Peters, L (1,1) ERA: 3.86 Wilbur Wood, L (8, 1) ERA: 2.97	IP: 7.0 WLS: L BF: 28 H: 9 R: 3 ER: 3 SO: 2 BB: 1 IBB: 0 HBP: 0 BLK: 0 WP: 0 HR: 0 S: 31 P: 35 ERA: 3.86 WHIP: 1.429															PITCHER	IP: 7.0 WLS: L BF: 28 H: 9 R: 3 ER: 3 SO: 2 BB: 1 IBB: 0 HBP: 0 BLK: 0 WP: 0 HR: 0 S: 31 P: 35 ERA: 3.86 WHIP: 1.429			

Chicago White Sox @ New York Yankees
Yankee Stadium, Bronx, NY
Fri Jun 06 1969, 7:05 PM EDT
Att: 14,696 - Cloudy - 70 F

AB	30
R	3
H	9
RBI	3
BB	1
SO	3
LOB	7



Batter	1	2	3	4	5	6	7	8	9	AB	R	H	RBI	BB	SO	LOB	TOP					
Walt Williams, R (1.9) OBP: 0.347, SLG: 0.386	0-0 4-3		0-0 1B			0-0 F8		0-0 6-3		4	0	1	1	0	0	0	Chicago White Sox @ New York Yankees Yankee Stadium, Bronx, NY Sat Jun 07 1969, 3:33 AM EDT Att: 12,952 - Unknown - 79 F livebaseballscorecards.com AB 32 R 2 H 5 RBI 2 BB 0 SO 3 LOB 8 					
Luis Aparicio, R (1.6) OBP: 0.342, SLG: 0.363	0-0 6-3		0-0 F3			0-0 6-3		0-0 F5		4	0	0	0	0	0	3						
Carlos May, L (1.7) OBP: 0.392, SLG: 0.545	0-0 F9		0-0 4-3			0-0 3-1			0-3 K	4	0	0	0	0	1	3						
Duane Josephson, R (1.2) OBP: 0.262, SLG: 0.273		0-0 F9		0-0 F9			0-0 F9		0-0 F5	4	0	0	0	0	0	0						
Ron Hansen, R (1.3) OBP: 0.241, SLG: 0.275		0-0 F7		0-0 5-3			0-0 5-3		0-3 K	4	0	0	0	0	1	0						
Bobby Knoop, R (1.4) OBP: 0.323, SLG: 0.382		0-0 5-3		0-0 F8			0-0 F9			3	0	0	0	0	0	0						
Bill Melton, R (1.5) OBP: 0.322, SLG: 0.465			0-0 1B		0-0 F7			0-0 2B		3	1	2	0	0	0	0						
Ken Berry, R (1.8) OBP: 0.279, SLG: 0.266			0-0 F9		0-0 F7			0-0 4-3		3	1	1	0	0	0	1						
Joe Horlen, R (1.1) OBP: 0.240, SLG: 0.280			0-0 1B		0-3 K			0-0 4-3		0	0	0	0	0	0	0						
Don Secrist, L (2.1) OBP: 0.697, SLG: 0.500										2	0	1	0	0	1	0						
Woodie Held, R (6, PH) OBP: 0.316, SLG: 0.419										1	0	0	1	0	0	1						
Bob Locker, S (8.1)										0	0	0	0	0	0	0						
Inning Stats	R: 0 E: 0 K: 0 S: 3	H: 0 LOB: 0 BB: 0 P: 3	R: 0 E: 0 K: 0 S: 3	H: 0 LOB: 0 BB: 0 P: 3	R: 0 E: 0 K: 0 S: 6	H: 3 LOB: 3 BB: 0 P: 6	R: 0 E: 0 K: 0 S: 3	H: 0 LOB: 0 BB: 0 P: 3	R: 0 E: 0 K: 1 S: 5	H: 0 LOB: 0 BB: 0 P: 5	R: 0 E: 0 K: 0 S: 3	H: 0 LOB: 0 BB: 0 P: 3	R: 0 E: 0 K: 0 S: 3	H: 0 LOB: 0 BB: 0 P: 3	R: 2 E: 0 K: 0 S: 5	H: 2 LOB: 0 BB: 0 P: 5	R: 0 E: 0 K: 2 S: 7	H: 0 LOB: 0 BB: 0 P: 7	1B: 4 2B: 1 3B: 0 HR: 0	SF: 0 SAC: 0 DP: 0 HBP: 0	WP: 0 PB: 0 SB: 0 CS: 0	PA: 32
PITCHER Fritz Peterson, L (1.1) ERA: 2.32	IP: 9.0 WLS: W BF: 32 H: 5 R: 2 ER: 2 SO: 3 BB: 0 IBB: 0 HBP: 0 BLK: 0 WP: 0 HR: 0 S: 38 P: 38 ERA: 2.00 WHIP: 0.556															PITCHER	IP: 9.0 WLS: W BF: 32 H: 5 R: 2 ER: 2 SO: 3 BB: 0 IBB: 0 HBP: 0 BLK: 0 WP: 0 HR: 0 S: 38 P: 38 ERA: 2.00 WHIP: 0.556					

Batter	1	2	3	4	5	6	7	8	9	AB	R	H	RBI	BB	SO	LOB	BOTTOM				
Horace Clarke, S (1.4) OBP: 0.320, SLG: 0.319	0-0 4-3	0-0 E9		0-0 S	0-0 F9			0-0 4-3		5	1	2	0	0	0	2	Chicago White Sox @ New York Yankees Yankee Stadium, Bronx, NY Sat Jun 07 1969, 3:33 AM EDT Att: 12,952 - Unknown - 79 F livebaseballscorecards.com AB 35 R 6 H 10 RBI 4 BB 3 SO 0 LOB 15 				
Jerry Kenney, L (1.5) OBP: 0.320, SLG: 0.330	0-0 FC4-6	0-0 BB		0-0 F9		0-0 F7		0-0 4-3		5	0	2	1	0	0	1					
Bobby Murcer, L (1.9) OBP: 0.346, SLG: 0.531	0-0 FC4-6	0-0 F7		0-0 2B		0-0 G3				3	1	0	0	1	0	3					
Roy White, S (1.7) OBP: 0.367, SLG: 0.369	0-0 4-3	0-0 BB		0-0 2B		0-0 1B				3	0	2	2	1	0	1					
Joe Pepitone, L (1.3) OBP: 0.271, SLG: 0.507		0-0 HR		0-0 G3		0-0 L4				4	1	1	1	0	0	5					
John Ellis, R (1.2) OBP: 0.341, SLG: 0.452		0-0 BB	0-0 F7		0-0 F9		0-0 6-3			4	0	1	0	0	0	0					
Jim Lyttle, L (1.8) OBP: 0.220, SLG: 0.256		0-0 BB	0-0 F8		0-0 4-3		0-0 F9			4	1	1	0	0	0	0					
Gene Michael, S (1.6) OBP: 0.361, SLG: 0.385		0-0 E	0-0 5-3		0-0 E		0-0 F8			3	1	1	0	1	0	0					
Fritz Peterson, S (1.1) OBP: 0.211, SLG: 0.094		0-0 FC4-2		0-0 5-3	0-0 E5		0-0 G3			4	1	0	0	0	0	3					
Inning Stats	R: 0 E: 0 K: 0 S: 4	H: 1 LOB: 1 BB: 0 P: 4	R: 4 E: 2 K: 0 S: 8	H: 5 LOB: 3 BB: 2 P: 16	R: 0 E: 0 K: 0 S: 3	H: 0 LOB: 0 BB: 0 P: 3	R: 2 E: 0 K: 0 S: 5	H: 2 LOB: 1 BB: 1 P: 9	R: 0 E: 1 K: 0 S: 5	H: 1 LOB: 2 BB: 0 P: 5	R: 0 E: 0 K: 0 S: 4	H: 1 LOB: 1 BB: 0 P: 4	R: 0 E: 0 K: 0 S: 3	H: 0 LOB: 0 BB: 0 P: 3	R: 0 E: 0 K: 0 S: 3	H: 0 LOB: 0 BB: 0 P: 3		1B: 8 2B: 1 3B: 0 HR: 1	SF: 0 SAC: 0 DP: 0 HBP: 0	WP: 0 PB: 0 SB: 1 CS: 0	PA: 38
PITCHER Joe Horlen, R (1.1) ERA: 3.77	IP: 1.1 WLS: L BF: 11 H: 6 R: 4 ER: 4 SO: 0 BB: 1 IBB: 0 HBP: 0 BLK: 0 WP: 0 HR: 0 S: 10 P: 14 ERA: 27.00 WHIP: 5.250															PITCHER		IP: 1.1 WLS: L BF: 11 H: 6 R: 4 ER: 4 SO: 0 BB: 1 IBB: 0 HBP: 0 BLK: 0 WP: 0 HR: 0 S: 10 P: 14 ERA: 27.00 WHIP: 5.250			
PITCHER Don Secrist, L (2.1) ERA: 6.09	IP: 5.2 WLS: L BF: 24 H: 4 R: 2 ER: 2 SO: 0 BB: 2 IBB: 0 HBP: 0 BLK: 0 WP: 0 HR: 0 S: 22 P: 30 ERA: 3.18 WHIP: 1.059															PITCHER		IP: 5.2 WLS: L BF: 24 H: 4 R: 2 ER: 2 SO: 0 BB: 2 IBB: 0 HBP: 0 BLK: 0 WP: 0 HR: 0 S: 22 P: 30 ERA: 3.18 WHIP: 1.059			
PITCHER Bob Locker, R (8.1) ERA: 6.55	IP: 1.0 WLS: L BF: 3 H: 0 R: 0 ER: 0 SO: 0 BB: 0 IBB: 0 HBP: 0 BLK: 0 WP: 0 HR: 0 S: 3 P: 3 ERA: 0.00 WHIP: 0.000															PITCHER	IP: 1.0 WLS: L BF: 3 H: 0 R: 0 ER: 0 SO: 0 BB: 0 IBB: 0 HBP: 0 BLK: 0 WP: 0 HR: 0 S: 3 P: 3 ERA: 0.00 WHIP: 0.000				

Batter	1	2	3	4	5	6	7	8	9	AB	R	H	RBI	BB	SO	LOB	TOP			
Walt Williams, R (1.9) OBP: 0.336, SLG: 0.373	L6		4-3		5-3			5-3		4	0	0	0	0	0	0	Chicago White Sox @ New York Yankees Yankee Stadium, Bronx, NY Sun Jun 08 1969, 3:33 AM EDT Unknown - 79 F livebaseballscores.com			
Luis Aparicio, R (1.6) OBP: 0.340, SLG: 0.357	F6		1B BB		E6			6-3		3	0	0	0	1	0	0				
Carlos May, L (1.7) OBP: 0.389, SLG: 0.538	K		1-3 BB		K			F9		4	0	1	0	0	2	1				
Pete Ward, L (1.3) OBP: 0.370, SLG: 0.402 Ken Berry, R (9, PR) OBP: 0.279, SLG: 0.266			1B 2B	G4-6-3 BB				F8	G6-4-3 BB	2	1	1	0	2	0	0				
Ed Herrmann, L (1.2) OBP: 0.327, SLG: 0.362			F3	G4-6-3 BB				F8	F9	4	0	0	0	0	0	5				
Bobby Knoop, R (1.4) OBP: 0.321, SLG: 0.379			S 1B		K			K2-3		4	0	1	1	0	2	1				
Bill Melton, R (1.5) OBP: 0.322, SLG: 0.460			2H 1B		6-3			5-3		2	0	0	0	1	0	0				
Buddy Bradford, R (1.8) OBP: 0.331, SLG: 0.426			1-2 BB		F4			5-3		3	0	0	0	0	1	2				
Jerry Nyman, L (1.1) OBP: 0.091, SLG: 0.182 Angel Bravo, L (7, PH) OBP: 0.500, SLG: 0.500 Dan Osinski, R (7, 1)			K		3-1			6-3		2	0	0	0	0	1	2				
			K							1	0	0	0	0	0	0				
			K							0	0	0	0	0	0	0				
Inning Stats	R: 0 E: 0 K: 1 S: 5	H: 0 LOB: 0 BB: 0 P: 5	R: 1 E: 0 K: 2 S: 9	H: 2 LOB: 2 BB: 1 P: 13	R: 0 E: 0 K: 0 S: 3	H: 1 LOB: 2 BB: 2 P: 11	R: 0 E: 0 K: 1 S: 5	H: 0 LOB: 0 BB: 0 P: 5	R: 0 E: 0 K: 1 S: 6	H: 0 LOB: 1 BB: 0 P: 6	R: 0 E: 0 K: 0 S: 3	H: 0 LOB: 0 BB: 0 P: 3	R: 0 E: 0 K: 0 S: 3	H: 0 LOB: 1 BB: 1 P: 6	R: 0 E: 0 K: 0 S: 2	H: 0 LOB: 1 BB: 1 P: 6	1B: 2 2B: 1 3B: 0 HR: 0	SF: 0 SAC: 0 DP: 2 HBP: 0	WP: 0 PB: 0 SB: 2 CS: 0	PA: 33
PITCHER Mel Stottlemyre, R (1.1) ERA: 2.52	IP: 9.0 WLS: W BF: 33 H: 3 R: 1 ER: 1 SO: 6 BB: 4 IBB: 0 HBP: 0 BLK: 0 WP: 0 HR: 0 S: 41 P: 57 ERA: 1.00 WHIP: 0.778																			

Batter	1	2	3	4	5	6	7	8	9	AB	R	H	RBI	BB	SO	LOB	BOTTOM
Horace Clarke, S (1.4) OBP: 0.320, SLG: 0.316	6-3		S BB		F8			SH1-4		2	0	0	0	1	0	0	Chicago White Sox @ New York Yankees Yankee Stadium, Bronx, NY Sun Jun 08 1969, 3:33 AM EDT Unknown - 79 F livebaseballscores.com
Bobby Cox, R (1.5) OBP: 0.271, SLG: 0.235	F7		5-3		F9			F7		4	0	0	0	0	0	2	
Bobby Murcer, L (1.9) OBP: 0.349, SLG: 0.528			1-2 BB		K			4-3		3	1	1	0	1	1	1	
Roy White, S (1.7) OBP: 0.366, SLG: 0.368			F7		F3					3	1	1	0	0	0	1	
Joe Pepitone, L (1.3) OBP: 0.272, SLG: 0.519			4-3		F5					3	1	1	3	0	0	0	
John Ellis, R (1.2) OBP: 0.340, SLG: 0.467			K		1H 2H HR			3-1		3	0	1	0	0	1	0	
Bill Robinson, R (1.8) OBP: 0.202, SLG: 0.232			L6-4 2B		F5			5-3		3	0	0	0	0	0	1	
Gene Michael, S (1.6) OBP: 0.344, SLG: 0.364			5-3		L6-4			K		3	0	0	0	0	1	1	
Mel Stottlemyre, R (1.1) OBP: 0.283, SLG: 0.317			5-3		K			SH1-4 1B		3	0	1	0	0	1	0	
										1B: 3 2B: 2 3B: 0 HR: 1	SF: 0 SAC: 1 DP: 1 HBP: 0	WP: 0 PB: 0 SB: 1 CS: 0	PA: 30				
Inning Stats	R: 0 E: 0 K: 0 S: 3	H: 0 LOB: 1 BB: 1 P: 7	R: 0 E: 0 K: 1 S: 5	H: 0 LOB: 0 BB: 0 P: 5	R: 0 E: 0 K: 0 S: 3	H: 0 LOB: 1 BB: 1 P: 7	R: 3 E: 0 K: 0 S: 6	H: 4 LOB: 0 BB: 0 P: 6	R: 0 E: 0 K: 1 S: 5	H: 0 LOB: 0 BB: 0 P: 5	R: 0 E: 0 K: 1 S: 5	H: 0 LOB: 0 BB: 0 P: 5	R: 0 E: 0 K: 1 S: 5	H: 0 LOB: 0 BB: 0 P: 5	R: 0 E: 0 K: 0 S: 4	H: 1 LOB: 1 BB: 0 P: 4	
PITCHER Jerry Nyman, L (1.1) ERA: 3.99 Dan Osinski, R (7, 1) ERA: 1.09	IP: 6.0 WLS: L BF: 23 H: 4 R: 3 ER: 3 SO: 3 BB: 2 IBB: 0 HBP: 0 BLK: 0 WP: 0 HR: 1 S: 27 P: 35 ERA: 4.50 WHIP: 1.000																



Batter	1	2	3	4	5	6	7	8	9	AB	R	H	RBI	BB	SO	LOB	TOP		
Angel Bravo, L (1.8) OBP: 0.444, SLG: 0.778										5	1	2	0	0	2	2	Chicago White Sox @ New York Yankees Yankee Stadium, Bronx, NY Sun Jun 08 1969, 3:38 AM EDT Att: 60,096 - Overcast - 75 F		
Luis Aparicio, R (1.6) OBP: 0.343, SLG: 0.353										2	0	0	0	2	0	3			
Carlos May, L (1.7) OBP: 0.386, SLG: 0.531										4	0	1	1	0	1	2			
Gail Hopkins, L (1.3) OBP: 0.398, SLG: 0.390										2	0	0	0	2	0	1			
Bill Melton, R (1.5) OBP: 0.317, SLG: 0.451										3	0	0	0	0	2	3			
Sammy Ellis, L (8.1) OBP: 0.286, SLG: 0.167										0	0	0	0	0	0	0			
Bobby Knoop, R (1.4) OBP: 0.314, SLG: 0.368										4	0	0	0	0	0	3			
Ed Herrmann, L (1.2) OBP: 0.339, SLG: 0.431										4	1	2	1	0	1	0			
Walt Williams, R (1.9) OBP: 0.333, SLG: 0.369										4	0	1	0	0	0	0			
Cisco Carlos, R (1.1) OBP: 0.167, SLG: 0.276										1	0	0	0	1	0	0			
Gary Peters, L (5.1) OBP: 0.167, SLG: 0.276										0	0	0	0	0	0	0			
Wilbur Wood, R (6.1) OBP: 0.363, SLG: 0.393										0	0	0	0	0	0	0			
Pete Ward, L (6.5) OBP: 0.363, SLG: 0.393										2	0	0	0	0	0	2			
Ron Hansen, R (8. PH) OBP: 0.236, SLG: 0.269										1	0	0	0	0	0	1			
Inning Stats	R: 0 E: 0 K: 1 S: 4	H: 0 LOB: 0 BB: 1 P: 8	R: 0 E: 0 K: 1 S: 5	H: 0 LOB: 0 BB: 0 P: 5	R: 1 E: 0 K: 1 S: 6	H: 1 LOB: 0 BB: 0 P: 6	R: 0 E: 0 K: 1 S: 5	H: 0 LOB: 2 BB: 2 P: 13	R: 0 E: 0 K: 1 S: 6	H: 1 LOB: 2 BB: 1 P: 10	R: 0 E: 0 K: 0 S: 3	H: 0 LOB: 0 BB: 0 P: 3	R: 1 E: 0 K: 0 S: 4	H: 1 LOB: 1 BB: 1 P: 8	R: 0 E: 0 K: 0 S: 5	H: 2 LOB: 2 BB: 0 P: 5	1B: 3 2B: 2 3B: 1 HR: 1	SF: 0 SAC: 0 DP: 1 HBP: 0	WP: 1 PA: 37 PB: 0 SB: 0 CS: 0
PITCHER	IP WLS BF H R ER SO BB IBB HBP BLK WP HR S P ERA WHIP																		
Bill Burbach, R (1.1) ERA: 2.8	9.0 W 37 6 2 2 6 5 0 0 0 1 1 44 64 2.00 1.222																		

Batter	1	2	3	4	5	6	7	8	9	AB	R	H	RBI	BB	SO	LOB	BOTTOM		
Horace Clarke, S (1.4) OBP: 0.325, SLG: 0.328										4	2	2	3	1	0	0	Chicago White Sox @ New York Yankees Yankee Stadium, Bronx, NY Sun Jun 08 1969, 3:38 AM EDT Att: 60,096 - Overcast - 75 F		
Jerry Kenney, L (1.5) OBP: 0.337, SLG: 0.346										3	2	3	2	2	0	0			
Bobby Murcer, L (1.9) OBP: 0.346, SLG: 0.518										4	1	0	0	1	0	5			
Roy White, S (1.7) OBP: 0.369, SLG: 0.378										4	1	2	3	0	1	2			
Joe Pepitone, L (1.3) OBP: 0.276, SLG: 0.519										4	1	2	2	0	0	1			
Tom Tresh, S (1.6) OBP: 0.272, SLG: 0.270										4	0	0	0	0	1	2			
Jim Lyttle, L (1.8) OBP: 0.244, SLG: 0.279										4	1	2	1	0	0	0			
Jake Gibbs, L (1.2) OBP: 0.282, SLG: 0.256										4	1	1	0	0	1	1			
Bill Burbach, R (1.1) OBP: 0.095, SLG: 0.143										4	2	1	0	0	2	3			
Inning Stats	R: 0 E: 0 K: 1 S: 6	H: 2 LOB: 1 BB: 0 P: 6	R: 1 E: 0 K: 3 S: 11	H: 2 LOB: 0 BB: 0 P: 11	R: 1 E: 0 K: 0 S: 3	H: 1 LOB: 0 BB: 1 P: 7	R: 0 E: 0 K: 0 S: 3	H: 0 LOB: 0 BB: 0 P: 3	R: 5 E: 0 K: 0 S: 6	H: 4 LOB: 2 BB: 2 P: 14	R: 4 E: 0 K: 0 S: 8	H: 4 LOB: 1 BB: 0 P: 8	R: 0 E: 0 K: 0 S: 3	H: 0 LOB: 0 BB: 0 P: 3	R: 0 E: 0 K: 1 S: 5	H: 0 LOB: 1 BB: 1 P: 9		1B: 9 2B: 3 3B: 1 HR: 0	SF: 0 SAC: 0 DP: 1 HBP: 0
PITCHER	IP WLS BF H R ER SO BB IBB HBP BLK WP HR S P ERA WHIP																		
Cisco Carlos, R (1.1) ERA: 4.15	4.1 L 21 7 6 6 4 0 0 0 0 0 0 0 6 6 12.46 2.077																		
Gary Peters, L (5.1) ERA: 4.24	0.2 6 4 4 4 0 0 0 0 0 0 0 6 6 54.00 6.000																		
Wilbur Wood, L (6.1) ERA: 3.06	2.0 8 2 1 1 0 0 0 0 0 0 0 8 8 4.50 1.000																		
Sammy Ellis, R (8.1) ERA: 5.83	1.0 4 0 0 0 0 1 1 0 0 0 0 5 9 0.00 1.000																		

Batter	1	2	3	4	5	6	7	8	9	AB	R	H	RBI	BB	SO	LOB	TOP										
Zoilo Versalles, R OBP: 0.329, SLG: 0.358 (1, 4)										5	1	1	0	0	1	1	Cleveland Indians @ Chicago White Sox Comiskey Park, Chicago, IL Mon Jun 09 1969, 8:05 PM EDT Att: 5,088 - Unknown										
Lary Brown, R OBP: 0.361, SLG: 0.372 (1, 6)										5	0	1	0	0	2	3											
Ken Harrelson, R OBP: 0.284, SLG: 0.370 (1, 9)										4	1	0	0	1	0	1											
Tony Horton, R OBP: 0.282, SLG: 0.440 (1, 3)										4	1	2	1	0	0	1											
Chuck Hinton, R OBP: 0.302, SLG: 0.366 (8, 7)										4	1	0	1	0	0	2											
Cap Peterson, R OBP: 0.433, SLG: 0.292 Russ Snyder, L OBP: 0.359, SLG: 0.341 (8, 8)										2	0	0	0	2	0	1											
Max Alvis, R OBP: 0.288, SLG: 0.311 (1, 5)										4	1	3	3	0	0	1											
Ray Fosse, R OBP: 0.250, SLG: 0.269 (1, 2)										4	0	0	0	0	0	4											
Steve Hargan, R OBP: 0.250, SLG: 0.250 Juan Pizarro, L OBP: 0.143, SLG: 0.143 (7, 1)										3	0	1	0	0	0	2											
Juan Pizarro, L OBP: 0.143, SLG: 0.143 (7, 1)										1	0	0	0	0	0	0											
Inning Stats	R: 2 E: 0 K: 1 S: 7	H: 2 LOB: 1 BB: 1 P: 11	R: 0 E: 1 K: 0 S: 5	H: 2 LOB: 2 BB: 0 P: 5	R: 2 E: 1 K: 0 S: 6	H: 2 LOB: 2 BB: 1 P: 10	R: 0 E: 0 K: 1 S: 6	H: 1 LOB: 1 BB: 0 P: 6	R: 0 E: 0 K: 0 S: 3	H: 0 LOB: 1 BB: 1 P: 7	R: 0 E: 0 K: 0 S: 3	H: 0 LOB: 0 BB: 0 P: 3	R: 0 E: 0 K: 0 S: 3	H: 0 LOB: 0 BB: 0 P: 3	R: 1 E: 0 K: 0 S: 4	H: 1 LOB: 0 BB: 0 P: 4	R: 0 E: 0 K: 1 S: 5	H: 0 LOB: 0 BB: 0 P: 5	1B: 6 2B: 1 3B: 0 HR: 1	SF: 0 SAC: 0 DP: 1 HBP: 0	WP: 0 PB: 0 SB: 1 CS: 0	PA: 39					
PITCHER	IP	WLS	BF	H	R	ER	SO	BB	IBB	HBP	BLK	WP	HR	S	P	ERA	WHIP										
Tommy John, L ERA: 3.21 (1, 1)	5.0	L	26	7	4	3	2	3	0	0	0	0	0	27	39	5.40	2.000										
Dan Osinski, R ERA: 1.54 (6, 1)	2.0		6	0	0	0	0	0	0	0	0	0	0	6	6	0.00	0.000										
Wilbur Wood, L ERA: 3.13 (8, 1)	2.0		7	1	1	1	1	0	0	0	0	0	1	9	9	4.50	0.500										

Batter	1	2	3	4	5	6	7	8	9	AB	R	H	RBI	BB	SO	LOB	BOTTOM										
Tom McCraw, L OBP: 0.227, SLG: 0.056 Woodie Held, R OBP: 0.308, SLG: 0.406 (7, PH) (8, 8)										2	0	0	0	1	0	3	Cleveland Indians @ Chicago White Sox Comiskey Park, Chicago, IL Mon Jun 09 1969, 8:05 PM EDT Att: 5,088 - Unknown										
Luis Aparicio, R OBP: 0.336, SLG: 0.346 (1, 6)										4	0	0	0	0	0	2											
Carlos May, L OBP: 0.378, SLG: 0.518 (1, 7)										4	0	0	0	0	0	2											
Pete Ward, L OBP: 0.358, SLG: 0.386 (1, 3)										4	0	1	0	0	0	0											
Ed Herrmann, L OBP: 0.333, SLG: 0.407 (1, 2)										3	0	0	0	1	0	1											
Bill Melton, R OBP: 0.310, SLG: 0.440 (1, 5)										4	0	0	0	0	2	1											
Bobby Knoop, R OBP: 0.324, SLG: 0.370 (1, 4)										2	1	1	0	2	1	0											
Walt Williams, R OBP: 0.333, SLG: 0.376 (1, 9)										3	0	1	0	0	0	3											
Tommy John, R OBP: 0.152, SLG: 0.097 Ron Hansen, R OBP: 0.232, SLG: 0.264 Dan Osinski, R (5, PH) Gail Hopkins, L OBP: 0.394, SLG: 0.386 Wilbur Wood, R (8, 1)										0	0	0	0	1	0	0											
Juan Pizarro, L ERA: 3.94 (7, 1)										1	0	0	0	0	0	2											
Inning Stats	R: 0 E: 0 K: 0 S: 2	H: 0 LOB: 0 BB: 1 P: 6	R: 0 E: 0 K: 0 S: 4	H: 1 LOB: 2 BB: 1 P: 8	R: 0 E: 0 K: 0 S: 3	H: 0 LOB: 1 BB: 1 P: 7	R: 0 E: 0 K: 1 S: 5	H: 0 LOB: 0 BB: 0 P: 5	R: 0 E: 0 K: 0 S: 3	H: 0 LOB: 0 BB: 0 P: 7	R: 0 E: 0 K: 0 S: 4	H: 1 LOB: 1 BB: 0 P: 4	R: 1 E: 0 K: 0 S: 4	H: 1 LOB: 1 BB: 1 P: 8	R: 0 E: 0 K: 0 S: 3	H: 0 LOB: 0 BB: 0 P: 3	R: 0 E: 0 K: 2 S: 7	H: 0 LOB: 0 BB: 0 P: 7	1B: 2 2B: 2 3B: 0 HR: 0	SF: 0 SAC: 0 DP: 2 HBP: 0	WP: 0 PB: 0 SB: 0 CS: 0	PA: 34					
PITCHER	IP	WLS	BF	H	R	ER	SO	BB	IBB	HBP	BLK	WP	HR	S	P	ERA	WHIP										
Steve Hargan, R ERA: 9.45 (1, 1)	6.2	W	27	3	1	1	1	5	0	0	0	0	0	24	44	1.35	1.200										
Juan Pizarro, L ERA: 3.94 (7, 1)	2.1	S	7	0	0	0	2	0	0	0	0	0	0	11	11	0.00	0.000										

Batter	1	2	3	4	5	6	7	8	9	AB	R	H	RBI	BB	SO	LOB	TOP																
Russ Snyder, L (1, 8) OBP: 0.344, SLG: 0.326										4	0	0	0	0	1	2	Cleveland Indians @ Chicago White Sox Comiskey Park, Chicago, IL Tue Jun 10 1969, 8:05 PM EDT Att: 6,055 - Unknown																
Zolio Versailles, R (9, PH) OBP: 0.333, SLG: 0.358										0	0	0	0	1	0	0																	
Larry Brown, R (1, 6) OBP: 0.362, SLG: 0.372										5	1	2	0	0	1	1																	
Ken Harrelson, R (1, 9) OBP: 0.286, SLG: 0.368										4	1	1	0	1	0	2																	
Lee Mays, L (1, 7) OBP: 0.312, SLG: 0.333										2	1	1	1	1	0	1																	
Cap Peterson, R (7, PH) OBP: 0.436, SLG: 0.308										2	0	1	0	0	0	1																	
Tony Horton, R (1, 3) OBP: 0.290, SLG: 0.477										4	2	3	3	0	0	2																	
Lou Klimchuck, L (1, 4) OBP: 0.421, SLG: 0.571										3	0	1	0	0	0	2																	
Vern Fuller, R (6, PR) OBP: 0.273, SLG: 0.228										1	0	0	0	0	0	1																	
Max Alvis, R (1, 5) OBP: 0.287, SLG: 0.309										4	0	1	0	0	0	0																	
Ray Fosse, R (1, 2) OBP: 0.250, SLG: 0.259										3	0	0	0	1	0	2																	
Stan Williams, R (1, 1) OBP: 0.289, SLG: 0.059										1	0	0	0	0	1	0																	
Mike Paul, L (3, 1) OBP: 0.273, SLG: 0.111										2	0	0	0	0	2	3																	
Jack Hamilton, R (6, 1) OBP: 0.273, SLG: 0.111										0	0	0	0	0	0	0																	
Dick Ellsworth, L (6, 1) OBP: 0.296, SLG: 0.357										0	0	0	0	0	0	0																	
Gary Kroll, R (8, PH) OBP: 0.333, SLG: 0.333										0	0	0	0	0	1	0																	
Chuck Hinton, R (8, PH) OBP: 0.333, SLG: 0.333										0	0	0	0	0	0	0																	
Horacio Pina, R (8, 1) OBP: 0.333, SLG: 0.333										0	0	0	0	0	0	0																	
Inning Stats	R: 1 E: 0 K: 1 S: 7	H: 2 LOB: 2 BB: 1 P: 11	R: 0 E: 0 K: 1 S: 5	H: 0 LOB: 0 BB: 0 P: 5	R: 0 E: 0 K: 0 S: 3	H: 0 LOB: 0 BB: 0 P: 3	R: 2 E: 0 K: 1 S: 6	H: 1 LOB: 1 BB: 2 P: 14	R: 0 E: 0 K: 0 S: 4	H: 1 LOB: 1 BB: 0 P: 4	R: 1 E: 0 K: 1 S: 8	H: 3 LOB: 2 BB: 0 P: 8	R: 1 E: 0 K: 1 S: 7	H: 3 LOB: 1 BB: 0 P: 7	R: 0 E: 0 K: 1 S: 5	H: 0 LOB: 0 BB: 0 P: 5	R: 0 E: 0 K: 0 S: 3	H: 0 LOB: 1 BB: 1 P: 7	1B: 7 2B: 1 3B: 0 HR: 2	SF: 0 SAC: 0 DP: 0 HBP: 0	WP: 2 PB: 1 SB: 0 CS: 0	PA: 40											
PITCHER	IP WLS BF H R ER SO BB IBB HBP BLK WP HR S P ERA WHIP																																
Gary Bell, R (1, 1) ERA: 4.88	5.0	25	7	4	4	3	3	0	0	0	0	1	2	28	40	7.20	2.000																
Cisco Carlos, R (6, 1) ERA: 3.93	1.0	W	3	0	0	0	1	0	0	0	0	0	0	5	5	0.00	0.000																
Wilbur Wood, L (7, 1) ERA: 3.12	3.0	S	12	3	1	1	2	1	0	0	0	0	0	15	19	3.00	1.333																

Batter	1	2	3	4	5	6	7	8	9	AB	R	H	RBI	BB	SO	LOB	BOTTOM																
Tom McCraw, L (1, 8) OBP: 0.296, SLG: 0.227										4	1	2	0	1	0	0	Cleveland Indians @ Chicago White Sox Comiskey Park, Chicago, IL Tue Jun 10 1969, 8:05 PM EDT Att: 6,055 - Unknown																
Luis Aparicio, R (1, 6) OBP: 0.344, SLG: 0.359										4	0	3	1	0	0	2																	
Bobby Knoop, R (1, 4) OBP: 0.315, SLG: 0.358										5	0	0	0	0	4	4																	
Gail Hopkins, L (1, 3) OBP: 0.402, SLG: 0.388										2	1	1	0	1	1	1																	
Ken Berry, R (7, 8) OBP: 0.293, SLG: 0.281										2	1	1	0	0	1	1																	
Pete Ward, L (1, 5) OBP: 0.345, SLG: 0.370										4	0	0	0	0	2	5																	
Bill Melton, R (8, 5) OBP: 0.310, SLG: 0.440										0	0	0	0	0	0	0																	
Ed Herrmann, L (1, 2) OBP: 0.399, SLG: 0.474										3	3	2	2	1	1	0																	
Buddy Bradford, R (1, 9) OBP: 0.344, SLG: 0.427										2	3	1	1	2	0	0																	
Carlos May, L (1, 7) OBP: 0.386, SLG: 0.535										4	0	3	4	0	0	0																	
Gary Bell, R (1, 1) OBP: 0.278, SLG: 0.313										2	0	0	0	0	1	1																	
Cisco Carlos, R (6, 1) ERA: 4.01										0	0	0	0	0	0	0																	
Walt Williams, R (6, PH) OBP: 0.331, SLG: 0.373										1	0	0	0	0	0	1																	
Wilbur Wood, R (7, 1) ERA: 3.07										1	0	0	0	0	0	1																	
Inning Stats	R: 1 E: 0 K: 3 S: 11	H: 2 LOB: 1 BB: 0 P: 11	R: 2 E: 0 K: 0 S: 4	H: 2 LOB: 0 BB: 1 P: 8	R: 0 E: 0 K: 2 S: 8	H: 2 LOB: 1 BB: 0 P: 8	R: 0 E: 0 K: 1 S: 5	H: 0 LOB: 0 BB: 0 P: 5	R: 0 E: 0 K: 1 S: 6	H: 1 LOB: 1 BB: 0 P: 6	R: 3 E: 0 K: 0 S: 5	H: 2 LOB: 2 BB: 3 P: 17	R: 3 E: 0 K: 1 S: 8	H: 3 LOB: 1 BB: 1 P: 12	R: 0 E: 0 K: 2 S: 8	H: 1 LOB: 1 BB: 0 P: 8	R: 0 E: 0 K: 0 S: 3	H: 0 LOB: 1 BB: 1 P: 8	1B: 6 2B: 6 3B: 0 HR: 1	SF: 0 SAC: 1 DP: 1 HBP: 0	WP: 0 PB: 0 SB: 1 CS: 1	PA: 40											
PITCHER	IP WLS BF H R ER SO BB IBB HBP BLK WP HR S P ERA WHIP																																
Stan Williams, R (1, 1) ERA: 5.04	2.1	L	11	1	2	2	3	2	0	0	0	0	0	1	1	∞	∞																
Mike Paul, L (3, 1) ERA: 4.01	3.0	L	11	1	2	2	3	2	0	0	0	0	0	15	23	6.00	1.000																
Jack Hamilton, R (6, 1) ERA: 4.4	0.0	1	1	0	0	0	0	0	0	0	0	0	0	1	1	∞	∞																
Dick Ellsworth, L (6, 1) ERA: 4.85	0.0	1	1	1	1	1	0	0	0	0	0	0	0	1	1	∞	∞																
Gary Kroll, R (6, 1) ERA: 3.07	1.2	10	3	3	3	3	1	2	0	0	0	1	10	18	16.20	3.000																	
PITCHER	IP WLS BF H R ER SO BB IBB HBP BLK WP HR S P ERA WHIP																																
Horacio Pina, R (8, 1) ERA: 5.88	1.0	L	4	1	0	0	2	0	0	0	0	0	0	8	8	0.00	1.000																

Batter	1	2	3	4	5	6	7	8	9	AB	R	H	RBI	BB	SO	LOB	TOP										
Russ Snyder, L (1, 8) OBP: 0.360, SLG: 0.356 Chuck Hinton, R (9, PH) OBP: 0.289, SLG: 0.349	G3		G3		G6-4-3		1B		F6	4	1	3	1	0	0	0	Cleveland Indians @ Chicago White Sox Milwaukee County Stadium, Milwaukee, WI Wed Jun 11 1969, 8:05 PM EDT Att: 15,715 - Unknown livebaseballscorecards.com										
Lary Brown, R (1, 6) OBP: 0.360, SLG: 0.366 Richie Scheinblum, S (9, PH) OBP: 0.219, SLG: 0.165	5-3		G3		K		1B		G3	3	0	0	0	1	1	3											
Ken Harrelson, R (1, 9) OBP: 0.295, SLG: 0.372	FC5-4		FC5-4		G6-4-3		BB			3	0	2	1	1	0	2											
Tony Horton, R (1, 3) OBP: 0.285, SLG: 0.467	FC5-4		FC5-4				1B			4	0	0	0	0	2	5											
Lee Mays, L (1, 7) OBP: 0.313, SLG: 0.333 Jose Cardenal, R (8, PH) OBP: 0.276, SLG: 0.352		5-3		4-3						3	1	1	0	0	0	0											
Zoilo Versalles, R (1, 4) OBP: 0.331, SLG: 0.350	5-3									3	0	0	0	1	1	2											
Max Alvis, R (1, 5) OBP: 0.307, SLG: 0.307 Vern Fuller, R (7, 4) OBP: 0.284, SLG: 0.259	SF7			F7						1	1	0	1	1	0	1											
Ken Suarez, R (1, 2)	6-3			4-3						3	0	0	0	0	0	2											
Luis Tiant, R (1, 1) OBP: 0.276, SLG: 0.357 Stan Williams, R (7, 1) OBP: 0.059, SLG: 0.059 Juan Pizarro, L (7, 1) OBP: 0.143, SLG: 0.143 Horacio Pina, R (8, 1) OBP: 0.333, SLG: 0.333 Cap Peterson, R (9, PH) OBP: 0.424, SLG: 0.296			6-3							3	0	1	0	0	0	1											
Inning Stats	R: 0 E: 0 K: 0 S: 4	H: 1 LOB: 1 BB: 0 P: 4	R: 1 E: 0 K: 0 S: 4	H: 1 LOB: 0 BB: 0 P: 4	R: 0 E: 0 K: 0 S: 4	H: 1 LOB: 2 BB: 1 P: 8	R: 0 E: 0 K: 0 S: 3	H: 0 LOB: 1 BB: 1 P: 7	R: 0 E: 0 K: 2 S: 7	H: 2 LOB: 1 BB: 0 P: 6	R: 0 E: 0 K: 2 S: 7	H: 0 LOB: 0 BB: 0 P: 7	R: 2 E: 0 K: 1 S: 7	H: 2 LOB: 2 BB: 2 P: 15	R: 0 E: 0 K: 0 S: 4	H: 2 LOB: 1 BB: 0 P: 4		R: 0 E: 0 K: 0 S: 3	H: 0 LOB: 0 BB: 0 P: 3	1B: 7 2B: 2 3B: 0 HR: 0	SF: 1 SAC: 1 DP: 2 HBP: 0	WP: 0 PB: 0 SB: 1 CS: 0	PA: 38				
PITCHER	IP	WLS	BF	H	R	ER	SO	BB	IBB	HBP	BLK	WP	HR	S	P	ERA	WHIP										
Joe Horlen, R (1, 1) ERA: 3.8	6.2		30	7	3	3	3	4	0	0	0	0	0	32	48	4.05	1.650										
Dan Osinski, R (7, 1) ERA: 1.52	0.1	W	1	0	0	0	1	0	0	0	0	0	0	3	3	0.00	0.000										
Wilbur Wood, L (8, 1) ERA: 2.98	2.0	S	7	2	0	0	0	0	0	0	0	0	0	7	7	0.00	1.000										

Batter	1	2	3	4	5	6	7	8	9	AB	R	H	RBI	BB	SO	LOB	BOTTOM										
Tom McCraw, L (1, 8) OBP: 0.323, SLG: 0.240	G1-6-3		F5							3	0	1	0	1	0	1	Cleveland Indians @ Chicago White Sox Milwaukee County Stadium, Milwaukee, WI Wed Jun 11 1969, 8:05 PM EDT Att: 15,715 - Unknown livebaseballscorecards.com										
Luis Aparicio, R (1, 6) OBP: 0.342, SLG: 0.354	F7		F6							3	0	0	0	1	0	2											
Carlos May, L (1, 7) OBP: 0.378, SLG: 0.523	G1-6-3									4	0	0	0	0	1	4											
Pete Ward, L (1, 5) OBP: 0.336, SLG: 0.358 Bill Melton, R (8, 5) OBP: 0.309, SLG: 0.438		4-3		F8						3	0	0	0	0	0	0											
Gail Hopkins, L (1, 3) OBP: 0.400, SLG: 0.420 Ken Berry, R (8, 8) OBP: 0.290, SLG: 0.281		F3								3	2	1	1	0	0	1											
Ed Herrmann, L (1, 2) OBP: 0.388, SLG: 0.467		FC6-4		HR						0	0	0	0	1	0	0											
Bobby Knoop, R (1, 4) OBP: 0.313, SLG: 0.355		FC6-4								3	1	1	0	1	0	2											
Buddy Bradford, R (1, 9) OBP: 0.356, SLG: 0.434										4	1	1	1	0	2	3											
Joe Horlen, R (1, 1) OBP: 0.222, SLG: 0.259 Dan Osinski, R (7, 1) ERA: 5.01 Duane Josephson, R (7, PH) OBP: 0.260, SLG: 0.273 Wilbur Wood, R (8, 1) ERA: 5.74										3	0	2	1	1	1	0											
Inning Stats	R: 0 E: 0 K: 0 S: 3	H: 1 LOB: 0 BB: 0 P: 3	R: 0 E: 0 K: 0 S: 3	H: 0 LOB: 1 BB: 1 P: 7	R: 0 E: 0 K: 0 S: 4	H: 1 LOB: 1 BB: 0 P: 4	R: 1 E: 0 K: 0 S: 4	H: 1 LOB: 0 BB: 0 P: 4	R: 0 E: 0 K: 2 S: 7	H: 0 LOB: 0 BB: 0 P: 7	R: 0 E: 0 K: 0 S: 3	H: 0 LOB: 0 BB: 0 P: 3	R: 3 E: 2 K: 1 S: 9	H: 2 LOB: 3 BB: 2 P: 17	R: 0 E: 0 K: 2 S: 8	H: 1 LOB: 3 BB: 2 P: 16		1B: 5 2B: 0 3B: 0 HR: 1	SF: 1 SAC: 0 DP: 1 HBP: 0	WP: 1 PB: 0 SB: 0 CS: 0	PA: 36						
PITCHER	IP	WLS	BF	H	R	ER	SO	BB	IBB	HBP	BLK	WP	HR	S	P	ERA	WHIP										
Luis Tiant, R (1, 1) ERA: 4.74	6.1	L	26	5	4	1	2	1	0	0	0	0	0	1	29	3.33	1.42										
Stan Williams, R (7, 1) ERA: 5.01	0.1		3	0	0	0	0	1	1	0	0	0	0	1	9	0.00	3.000										
Juan Pizarro, L (7, 1) ERA: 3.86	0.2		4	1	0	0	2	1	0	0	0	1	0	7	11	0.00	3.000										
Horacio Pina, R (8, 1) ERA: 5.74	0.2		3	0	0	0	1	0	1	0	0	0	0	4	8	0.00	0.000										

Batter	1	2	3	4	5	6	7	8	9	AB	R	H	RBI	BB	SO	LOB	TOP											
Don Buford, S OBP: 0.410, SLG: 0.432 (1, 7)	F7		G6-4-3 1B		FC5			K	FC1-4-2 1B IBB	4	1	1	0	1	1	1	Baltimore Orioles @ Chicago White Sox Comiskey Park, Chicago, IL Fri Jun 13 1969, 8:05 PM EDT Att: 13,793 - Unknown livebaseballscorecards.com											
Paul Blair, R OBP: 0.345, SLG: 0.490 (1, 8)	PB 2B		G6-4-3 1-2f			1B		F9	FC1-4-2 1B 1-2 2-3 3-H	5	1	2	0	0	0	4												
Frank Robinson, R OBP: 0.432, SLG: 0.604 (1, 9)	FC5-4 2-3 BB			SH1-3 BB		1B		2B E 1B	1B 1-3 2-H 3-H 4-0	3	1	3	2	2	0	0												
Boog Powell, L OBP: 0.393, SLG: 0.525 (1, 3)	K			SH1-3 1-2		G4-6-3 1B		E9 1B 1-H	1B	3	1	2	1	1	1	2												
Brooks Robinson, R OBP: 0.287, SLG: 0.376 (1, 5)	FC5-4 1-2f			F9		L6		1B 3-H	F8	5	0	1	1	0	0	8												
Andy Etchebarren, R OBP: 0.364, SLG: 0.397 (1, 2)		K		P6		G4-6-3 1-2f		F4		4	0	0	0	0	1	4												
Mark Belanger, R OBP: 0.361, SLG: 0.338 (1, 6)	F7				5-3			F9	1B FC1-4-2 1B	4	0	1	0	0	0	0												
Davey Johnson, R OBP: 0.314, SLG: 0.347 (1, 4)	F8				FC5 SH5-4 1B			6-3	FC1-4-2 SH1-4 1B 1B	4	1	2	0	0	0	0												
Mike Cuellar, L OBP: 0.031, SLG: 0.094 Merv Rettenmund, R OBP: 0.347, SLG: 0.426 Dave Leonhard, R (7, 1)			K		SH5-4 1-2		5-3		SH1-4 1-2	1	0	0	0	0	1	0												
Inning Stats	R: 0 E: 0 K: 1 S: 6	H: 1 LOB: 2 BB: 1 P: 10	R: 0 E: 0 K: 1 S: 5	H: 0 LOB: 0 BB: 0 P: 5	R: 0 E: 0 K: 1 S: 5	H: 1 LOB: 0 BB: 0 P: 5	R: 0 E: 0 K: 0 S: 3	H: 0 LOB: 1 BB: 1 P: 7	R: 0 E: 0 K: 0 S: 4	H: 1 LOB: 1 BB: 0 P: 4	R: 1 E: 0 K: 0 S: 5	H: 3 LOB: 1 BB: 0 P: 5	R: 0 E: 0 K: 0 S: 3	H: 0 LOB: 0 BB: 0 P: 3	R: 2 E: 1 K: 1 S: 8	H: 3 LOB: 1 BB: 0 P: 8		R: 2 E: 0 K: 0 S: 6	H: 3 LOB: 3 BB: 2 P: 14	1B: 10 2B: 2 3B: 0 HR: 0	SF: 0 SAC: 3 DP: 2 HBP: 0	WP: 0 PB: 1 SB: 0 CS: 0	PA: 41					
PITCHER	IP	WLS	BF	H	R	ER	SO	BB	IBB	HBP	BLK	WP	HR	S	P	ERA	WHIP											
Gary Peters, L ERA: 4.18 Dan Osinski, R ERA: 2.25 Wilbur Wood, L ERA: 2.93 Gary Bell, R ERA: 4.86	(1, 1)	7.2	L	32	9	3	3	4	2	0	0	0	0	0	38	46	3.52	1.435										
	(8, 1)	0.1		3	2	2	2	0	0	0	0	0	0	0	3	3	54.00	6.000										
	(9, 1)	0.2		5	1	0	0	0	0	2	0	0	0	0	3	11	0.00	1.500										
	(9, 1)	0.1		1	0	0	0	0	0	0	0	0	0	1	1	0.00	0.000											

Batter	1	2	3	4	5	6	7	8	9	AB	R	H	RBI	BB	SO	LOB	BOTTOM											
Tom McCraw, L OBP: 0.314, SLG: 0.241 (1, 8) (7, 3)	CS 1B		K		6-3			L8		4	0	1	0	0	1	1	Baltimore Orioles @ Chicago White Sox Comiskey Park, Chicago, IL Fri Jun 13 1969, 8:05 PM EDT Att: 13,793 - Unknown livebaseballscorecards.com											
Luis Aparicio, R OBP: 0.336, SLG: 0.347 (1, 6)	F8 1-2			6-3		5-3		5-3		4	0	0	0	0	0	1												
Carlos May, L OBP: 0.376, SLG: 0.514 (1, 7)	3-1			BB BB 1B BB		K		F8		3	1	0	0	1	1	0												
Bill Melton, R OBP: 0.313, SLG: 0.457 (1, 5)		4-3		BB BB 1B		HR		F4		4	1	2	1	0	0	0												
Don Pavletich, R OBP: 0.196, SLG: 0.283 Ken Berry, R OBP: 0.290, SLG: 0.281 Pete Ward, L OBP: 0.342, SLG: 0.375 (9, PH)		L5		G5-3 BB 1-2 2-3 BB		K		2B		2	0	0	0	1	1	0												
Duane Josephson, R OBP: 0.267, SLG: 0.290 (1, 2)	L3			BB 1-2 2-3 3-H BB		3B		5-3		3	0	1	1	1	0	1												
Bobby Knoop, R OBP: 0.312, SLG: 0.348 (1, 4)			5-3	G5-3 2-3f		F3		BB		3	0	0	0	1	0	4												
Walt Williams, R OBP: 0.324, SLG: 0.364 Gail Hopkins, L OBP: 0.336, SLG: 0.416 (9, PH)			5-3		1-3		K		P4	3	0	0	0	0	1	1												
Gary Peters, L OBP: 0.182, SLG: 0.313 Dan Osinski, R Wilbur Wood, R Gary Bell, R OBP: 0.278, SLG: 0.313 (9, 1)			2B		K		3-1			0	0	0	0	0	0	0												
Inning Stats	R: 0 E: 0 K: 0 S: 3	H: 1 LOB: 0 BB: 0 P: 3	R: 0 E: 0 K: 0 S: 3	H: 0 LOB: 0 BB: 0 P: 3	R: 0 E: 0 K: 1 S: 6	H: 1 LOB: 1 BB: 0 P: 6	R: 1 E: 0 K: 0 S: 3	H: 1 LOB: 2 BB: 3 P: 15	R: 0 E: 0 K: 1 S: 5	H: 0 LOB: 0 BB: 0 P: 5	R: 1 E: 0 K: 2 S: 8	H: 1 LOB: 0 BB: 0 P: 8	R: 0 E: 0 K: 1 S: 6	H: 1 LOB: 1 BB: 0 P: 6	R: 0 E: 0 K: 0 S: 3	H: 0 LOB: 0 BB: 0 P: 3		R: 0 E: 0 K: 0 S: 4	H: 1 LOB: 2 BB: 1 P: 8	1B: 2 2B: 2 3B: 1 HR: 1	SF: 0 SAC: 0 DP: 1 HBP: 0	WP: 0 PB: 0 SB: 0 CS: 1	PA: 35					
PITCHER	IP	WLS	BF	H	R	ER	SO	BB	IBB	HBP	BLK	WP	HR	S	P	ERA	WHIP											
Mike Cuellar, L ERA: 2.09 Dave Leonhard, R ERA: 1.83	(1, 1)	6.0	W	23	4	2	2	4	3	0	0	0	0	0	1	28	3.00	1.167										
	(7, 1)	3.0	W	12	2	0	0	1	1	0	0	0	0	0	13	17	0.00	1.000										

Batter	1	2	3	4	5	6	7	8	9	AB	R	H	RBI	BB	SO	LOB	TOP										
Don Buford, S OBP: 0.412, SLG: 0.435 (1, 7)		FC6-5 1B	6-3			G6-4-3 1B	FC4-6		1B	6	2	3	0	0	0	3	Baltimore Orioles @ Chicago White Sox Comiskey Park, Chicago, IL Sat Jun 14 1969, 4:33 AM EDT Att: 6,445 - Unknown										
Paul Blair, R OBP: 0.344, SLG: 0.484 (1, 8)	K			F7		L5			K	5	0	1	0	1	2	3											
Frank Robinson, R OBP: 0.335, SLG: 0.602 Dave May, L OBP: 0.212, SLG: 0.300 (7, PR) (7, 9)	HR	F3		F5 HR		G6-4-3			K	4	2	2	1	1	0	4											
Boog Powell, L OBP: 0.397, SLG: 0.554 (1, 3)	HR			F5		BB			K	4	3	2	3	1	0	2											
Brooks Robinson, R OBP: 0.293, SLG: 0.396 Bobby Floyd, R OBP: 0.333, SLG: 0.250 (1, 5) (7, 5)	F8			1B		BB			6-3	4	2	2	2	1	0	1											
Andy Etchebarena, R OBP: 0.367, SLG: 0.427 (1, 2)	K			2B		HR			6-3	0	0	0	0	0	0	0											
Mark Belanger, R OBP: 0.362, SLG: 0.340 (1, 6)		5-3		1B		1B			FC6-4	5	1	2	2	0	0	3											
Davey Johnson, R OBP: 0.325, SLG: 0.355 (1, 4)	WP 1B			1B		1B			G5-4-3	4	1	3	0	1	0	1											
Jim Palmer, R OBP: 0.182, SLG: 0.161 Chico Salmon, R OBP: 0.368, SLG: 0.375 Eddie Watt, R (9, 1)	FC6-5 1B			K		K			6-3	4	0	1	1	0	2	4											
Inning Stats	R: 3 E: 0 K: 2 S: 10	H: 3 LOB: 0 BB: 0 P: 10	R: 1 E: 0 K: 0 S: 6	H: 3 LOB: 2 BB: 0 P: 6	R: 3 E: 0 K: 1 S: 7	H: 3 LOB: 1 BB: 2 P: 15	R: 3 E: 0 K: 1 S: 10	H: 5 LOB: 2 BB: 0 P: 10	R: 2 E: 0 K: 0 S: 4	H: 2 LOB: 2 BB: 3 P: 16	R: 0 E: 0 K: 0 S: 4	H: 1 LOB: 1 BB: 0 P: 4	R: 0 E: 0 K: 0 S: 2	H: 0 LOB: 1 BB: 1 P: 6	R: 0 E: 0 K: 0 S: 3	H: 1 LOB: 0 BB: 0 P: 3		R: 0 E: 0 K: 2 S: 8	H: 1 LOB: 1 BB: 0 P: 8	1B: 14 2B: 2 3B: 0 HR: 3	SF: 0 SAC: 0 DP: 3 HBP: 0	WP: 3 PB: 0 SB: 1 CS: 0	PA: 48				
PITCHER	IP	WLS	BF	H	R	ER	SO	BB	IBB	HBP	BLK	WP	HR	S	P	ERA	WHIP										
Tommy John, L ERA: 3.63 Don Secrist, L ERA: 7.5 Gary Bell, R ERA: 5.05 Dan Osinski, R ERA: 2.05 Wilbur Wood, L ERA: 2.6	2.0	L	13	7	5	5	2	0	0	0	0	2	2	17	17	22.50	3.500										
Tom McCraw, L OBP: 0.325, SLG: 0.265 (1, 8)	4-3			1B																5	0	2	0	0	0	1	Baltimore Orioles @ Chicago White Sox Comiskey Park, Chicago, IL Sat Jun 14 1969, 4:33 AM EDT Att: 6,445 - Unknown
Luis Aparicio, R OBP: 0.336, SLG: 0.343 Ron Hansen, R OBP: 0.224, SLG: 0.255 (1, 6) (6, 6) (7, 4)	BB			K																2	0	0	0	1	1	2	
Bill Melton, R OBP: 0.311, SLG: 0.452 (1, 5)	F6			1B																4	0	1	0	0	0	2	
Gail Hopkins, L OBP: 0.391, SLG: 0.409 (1, 3)	F8			K																4	0	1	0	0	1	3	
Ed Herrmann, L OBP: 0.375, SLG: 0.469 (1, 2)	HR 1B			F2																4	1	2	0	0	1	2	
Bobby Knoop, R OBP: 0.312, SLG: 0.344 Ken Berry, R OBP: 0.287, SLG: 0.278 (1, 4) (7, 9)	K			L6																2	0	0	0	1	1	1	
Bob Christian, R OBP: 0.250, SLG: 1.000 (1, 7)	HR			6-3																4	1	1	2	0	0	3	
Woodie Held, R OBP: 0.302, SLG: 0.472 (1, 9) (7, 6)	F9			HR																4	1	1	1	0	0	0	
Tommy John, R OBP: 0.147, SLG: 0.094 Don Secrist, L OBP: 0.167, SLG: 0.050 Gary Bell, R OBP: 0.261, SLG: 0.294 Dan Osinski, R OBP: 0.321, SLG: 0.362 Wilbur Wood, R OBP: 0.346, SLG: 0.392 (1, 1) (3, 1) (4, 1) (5, 1) (7, PR) (8, 1) (9, PR)	K			4-3																1	0	0	0	0	1	0	
Inning Stats	R: 0 E: 0 K: 0 S: 3	H: 0 LOB: 1 BB: 1 P: 7	R: 2 E: 0 K: 2 S: 9	H: 2 LOB: 0 BB: 0 P: 9	R: 0 E: 0 K: 2 S: 9	H: 2 LOB: 2 BB: 0 P: 9	R: 1 E: 0 K: 0 S: 4	H: 1 LOB: 0 BB: 0 P: 4	R: 0 E: 0 K: 1 S: 5	H: 0 LOB: 1 BB: 1 P: 9	R: 0 E: 1 K: 0 S: 4	H: 0 LOB: 1 BB: 0 P: 4	R: 0 E: 0 K: 0 S: 5	H: 2 LOB: 2 BB: 0 P: 5	R: 0 E: 0 K: 1 S: 6	H: 1 LOB: 1 BB: 0 P: 6	1B: 6 2B: 2 3B: 0 HR: 2	SF: 0 SAC: 0 DP: 1 HBP: 0	WP: 0 PB: 0 SB: 0 CS: 0	PA: 38							
PITCHER	IP	WLS	BF	H	R	ER	SO	BB	IBB	HBP	BLK	WP	HR	S	P	ERA	WHIP										
Jim Palmer, R ERA: 1.91 Eddie Watt, R ERA: 1.78	8.0	W	34	8	3	3	5	2	0	0	0	0	2	42	50	3.38	1.250										
	1.0	S	4	1	0	0	1	0	0	0	0	0	0	6	6	0.00	1.000										

AB 42
R 12
H 19
RBI 11
BB 6
SO 6
LOB 22



AB 36
R 3
H 9
RBI 3
BB 2
SO 6
LOB 18



Batter	1	2	3	4	5	6	7	8	9	AB	R	H	RBI	BB	SO	LOB	TOP									
Mark Belanger, R OBP: 0.361, SLG: 0.336 (1, 6)	4-0 BB		0-0 F7		0-0 HR 1B		0-0 4-3	0-0 1-3	0-0 F8	5	1	1	0	1	0	1	Baltimore Orioles @ Chicago White Sox Comiskey Park, Chicago, IL Sun Jun 15 1969, 4:33 AM EDT Unknown									
Paul Blair, R OBP: 0.349, SLG: 0.500 (1, 8)	0-0 F9		0-0 F7		0-0 HR		0-0 F9 BB 2B	4-0 FC2-5 1B BB		4	2	2	2	1	0	1										
Frank Robinson, R OBP: 0.438, SLG: 0.600 (1, 9)	0-3 K		4-0 BB		0-0 1B SF9 1B		0-0 F9 2-3	0-0 FC2-5 1B		4	1	2	0	1	1	2										
Boog Powell, L OBP: 0.398, SLG: 0.549 (1, 3)	0-0 P6		0-0 P5		0-0 F7-6 1B		4-0 BB BB BB	0-0 FC2-5 FC5-4		4	1	1	0	1	0	4										
Brooks Robinson, R OBP: 0.295, SLG: 0.392 (1, 5)		4-0 FC6-4 BB S BB		0-0 6-3	0-0 SF9		4-0 BB BB 1B BB	0-0 FC5-4		2	2	0	1	2	0	2										
Mery Rettenmund, R OBP: 0.363, SLG: 0.431 (1, 7)		0-0 F8		0-0 FC3-6 1B	0-0 F7-6		4-0 BB BB		0-0 1B	4	2	2	1	1	0	2										
Andy Etchebarren, R OBP: 0.389, SLG: 0.429 (1, 2)		4-0 FC6-4 BB		0-0 FC3-6 S 1-2		4-0 CS BB	4-0 1B BB		0-0 CS 1B	2	0	1	1	3	0	1										
Davey Johnson, R OBP: 0.330, SLG: 0.357 (1, 4)		0-0 FC6-4 S 1-2 2-3		4-0 BB		0-0 5-3	0-0 FC4-6 1B		0-0 1B	4	0	2	3	1	0	3										
Dave McNally, R OBP: 0.086, SLG: 0.059 (1, 1)		0-3 K 1-2 3-H		0-3 K		0-0 5-3	0-0 FC4-6 1-2		0-3 K 2-3	5	0	0	0	0	3	7										
Inning Stats	R: 0 E: 0 K: 1 S: 5	H: 0 LOB: 1 BB: 1 P: 9	R: 1 E: 0 K: 1 S: 5	H: 0 LOB: 1 BB: 1 P: 13	R: 0 E: 0 K: 0 S: 3	H: 0 LOB: 1 BB: 1 P: 7	R: 0 E: 0 K: 1 S: 6	H: 1 LOB: 0 BB: 1 P: 10	R: 3 E: 0 K: 0 S: 6	H: 4 LOB: 0 BB: 0 P: 6	R: 0 E: 0 K: 0 S: 2	H: 0 LOB: 0 BB: 1 P: 6	R: 4 E: 0 K: 0 S: 5	H: 2 LOB: 2 BB: 4 P: 21	R: 0 E: 0 K: 0 S: 4	H: 1 LOB: 2 BB: 1 P: 8	R: 1 E: 0 K: 1 S: 7	H: 3 LOB: 1 BB: 0 P: 7	1B: 9 2B: 2 3B: 0 HR: 1	SF: 1 SAC: 0 DP: 1 HBP: 0	WP: 0 PB: 0 SB: 3 CS: 2	PA: 46				
PITCHER	IP	WLS	BF	H	R	ER	SO	BB	IBB	HBP	BLK	WP	HR	S	P	ERA	WHIP									
Jerry Nyman, L ERA: 4.33 (1, 1)	6.0	L	27	5	4	4	3	6	0	0	0	0	0	1	27	51	6.00	1.833								
Cisco Carlos, R ERA: 5.69 (7, 1)	0.2		7	1	4	4	0	4	0	0	0	0	0	0	3	19	54.00	7.500								
Dan Osinski, R ERA: 1.95 (7, 1)	1.1		7	2	0	0	0	1	0	0	0	0	0	0	6	10	0.00	2.250								
Wilbur Wood, L ERA: 2.93 (9, 1)	1.0		5	3	1	1	1	0	0	0	0	0	0	0	7	7	9.00	3.000								

Batter	1	2	3	4	5	6	7	8	9	AB	R	H	RBI	BB	SO	LOB	BOTTOM									
Tom McCraw, L OBP: 0.295, SLG: 0.237 (1, 8)	0-0 4-3		0-0 L9			0-0 4-3		0-0 1-3		4	0	0	0	0	0	1	Baltimore Orioles @ Chicago White Sox Comiskey Park, Chicago, IL Sun Jun 15 1969, 4:33 AM EDT Unknown									
Luis Aparicio, R OBP: 0.339, SLG: 0.343 (1, 6)	0-3 K			0-0 G5-4-3 1B		4-0 BB		0-0 F4		3	0	1	0	1	1	0										
Bill Melton, R OBP: 0.305, SLG: 0.442 (1, 5)	0-3 K			0-0 G5-4-3 1-2		0-0 F7		0-3 K		4	0	0	0	0	2	2										
Duane Josephson, R OBP: 0.266, SLG: 0.289 (1, 2)		0-0 F7		0-0 6-3		0-0 F9		0-0 1B		4	0	1	0	0	0	0										
Don Pavletich, R OBP: 0.217, SLG: 0.304 (1, 3)		4-0 BB			0-0 2B		0-0 F8		0-0 P3	3	0	1	0	1	0	1										
Bob Christian, R OBP: 0.143, SLG: 0.571 (1, 7)		0-0 F8			0-0 F8		0-0 6-3			3	0	0	0	0	0	2										
Bobby Knoop, R OBP: 0.307, SLG: 0.337 (1, 4)		0-0 F9			0-0 F7			0-3 K		3	0	0	0	0	1	2										
Woodie Held, R OBP: 0.289, SLG: 0.447 (1, 9)			0-3 K					0-0 F5		2	0	0	0	0	1	1										
Dan Osinski, R (7, 1)										0	0	0	0	0	0	0										
Ron Hansen, R OBP: 0.220, SLG: 0.250 (8, PH)										1	0	0	0	0	0	0										
Wilbur Wood, R (9, 1)										0	0	0	0	0	0	0										
Jerry Nyman, L OBP: 0.083, SLG: 0.167 (1, 1)			0-3 K							1	0	0	0	0	1	0										
Walt Williams, R OBP: 0.319, SLG: 0.359 (6, PH)										1	0	0	0	0	0	0										
Cisco Carlos, R (7, 1)										0	0	0	0	0	0	0										
Ken Berry, R OBP: 0.294, SLG: 0.286 (7, 9)										1	0	1	0	0	0	0										
Inning Stats	R: 0 E: 0 K: 2 S: 7	H: 0 LOB: 0 BB: 0 P: 7	R: 0 E: 0 K: 0 S: 3	H: 0 LOB: 1 BB: 1 P: 7	R: 0 E: 0 K: 2 S: 7	H: 0 LOB: 0 BB: 0 P: 7	R: 0 E: 0 K: 0 S: 3	H: 1 LOB: 0 BB: 0 P: 3	R: 0 E: 0 K: 0 S: 4	H: 1 LOB: 1 BB: 0 P: 4	R: 0 E: 0 K: 0 S: 3	H: 0 LOB: 1 BB: 1 P: 7	R: 0 E: 0 K: 0 S: 3	H: 0 LOB: 0 BB: 0 P: 3	R: 0 E: 0 K: 1 S: 6	H: 1 LOB: 1 BB: 0 P: 6	R: 0 E: 0 K: 1 S: 6	H: 1 LOB: 1 BB: 0 P: 6	1B: 3 2B: 1 3B: 0 HR: 0	SF: 0 SAC: 0 DP: 1 HBP: 0	WP: 0 PB: 0 SB: 0 CS: 0	PA: 32				
PITCHER	IP	WLS	BF	H	R	ER	SO	BB	IBB	HBP	BLK	WP	HR	S	P	ERA	WHIP									
Dave McNally, L ERA: 2.85 (1, 1)	9.0	W	32	4	0	0	6	2	0	0	0	0	0	0	42	50	0.00	0.667								

AB	34
R	9
H	11
RBI	8
BB	11
SO	4
LOB	23



Batter	1	2	3	4	5	6	7	8	9	AB	R	H	RBI	BB	SO	LOB	TOP								
Don Buford, S OBP: 0.406, SLG: 0.426 (1, 7)	F9		SH5-3 E 1B	F9	P4		K		P4	6	1	1	0	0	1	4	Baltimore Orioles @ Chicago White Sox Comiskey Park, Chicago, IL Sun Jun 15 1969, 4:38 AM EDT Att: 15,289 - Unknown								
Mark Belanger, R OBP: 0.373, SLG: 0.356 (1, 6)	S 1B		F SH5-3 1-2 HR 1B	HR HBP	F9		1B 3B		1B	5	3	4	2	0	0	1									
Paul Blair, R OBP: 0.350, SLG: 0.510 (1, 8)	K		SH5-3	HR	K		FC4-6 1B		P5	5	1	2	4	0	2	3									
Boog Powell, L OBP: 0.398, SLG: 0.557 Erold Hendricks, L OBP: 0.312, SLG: 0.317 (7, 3)	BB		FC2 HR	HR		G3	FC4-6			4	2	1	1	1	0	2									
Brooks Robinson, R OBP: 0.297, SLG: 0.418 Curt Motton, R OBP: 0.176, SLG: 0.125 (8, 7)	1-3		1-2 HR	F9		5-3			HR	5	2	2	4	0	0	2									
Dave May, L OBP: 0.211, SLG: 0.286 (1, 9)		G3	4-3	1B		G3			F4	5	0	1	0	0	0	0									
Chico Salmon, R OBP: 0.297, SLG: 0.368 Bobby Floyd, R OBP: 0.364, SLG: 0.300 (4, PR)	6-3		F9	1-2 1B			1B 3B		5-3	3	0	1	0	0	0	0									
Clay Dalrymple, L OBP: 0.455, SLG: 0.588 (1, 2)	1B			1B			1-2 3B 1B		F7	5	2	3	0	0	0	2									
Tom Phoebus, R OBP: 0.303, SLG: 0.290 (1, 1)	K			HR HBP 1B			P6		4-3	5	1	2	1	0	1	3									
Inning Stats	R: 0 E: 0 K: 1 S: 6	H: 1 LOB: 2 BB: 1 P: 10	R: 0 E: 0 K: 1 S: 6	H: 1 LOB: 1 BB: 0 P: 6	R: 4 E: 1 K: 0 S: 7	H: 3 LOB: 0 BB: 0 P: 7	R: 5 E: 0 K: 0 S: 9	H: 6 LOB: 2 BB: 0 P: 10	R: 0 E: 0 K: 1 S: 6	H: 1 LOB: 1 BB: 0 P: 6	R: 0 E: 0 K: 0 S: 3	H: 0 LOB: 0 BB: 0 P: 3	R: 3 E: 0 K: 1 S: 9	H: 4 LOB: 1 BB: 0 P: 9	R: 1 E: 0 K: 0 S: 4	H: 1 LOB: 0 BB: 0 P: 4		R: 0 E: 0 K: 0 S: 4	H: 1 LOB: 1 BB: 0 P: 4	1B: 12 2B: 0 3B: 2 HR: 4	SF: 0 SAC: 1 DP: 0 HBP: 1	WP: 0 PB: 0 SB: 1 CS: 0	PA: 48		
PITCHER	IP	WLS	BF	H	R	ER	SO	BB	IBB	HBP	BLK	WP	HR	S	P	ERA	WHIP								
Joe Horlen, R ERA: 4.38 Cisco Carlos, R ERA: 5.66 Don Secrist, L ERA: 8.47 Jerry Nyman, L ERA: 4.34	3.1	L	21	8	8	7	2	1	0	0	0	0	2	23	28	18.90	2.700								

Batter	1	2	3	4	5	6	7	8	9	AB	R	H	RBI	BB	SO	LOB	BOTTOM								
Tom McCraw, L OBP: 0.271, SLG: 0.214 Jerry Nyman, L OBP: 0.083, SLG: 0.167 Walt Williams, R OBP: 0.317, SLG: 0.356 (9, PH)	6-3		F9		4-3		4-3		FC4-6 PB 1B	4	0	0	0	0	0	1	Baltimore Orioles @ Chicago White Sox Comiskey Park, Chicago, IL Sun Jun 15 1969, 4:38 AM EDT Att: 15,289 - Unknown								
Luis Aparicio, R OBP: 0.340, SLG: 0.341 (1, 6)	F3		E4 BB		5-3			BB BB	PB 1B	4	0	1	0	1	0	1									
Bill Melton, R OBP: 0.307, SLG: 0.435 (1, 5)	BB		F6			K		BB BB	FC5 BB	3	0	0	0	2	1	4									
Pete Ward, L OBP: 0.353, SLG: 0.384 (1, 3)	K		BB			P3		BB BB	BB	2	0	0	0	2	1	1									
Ed Herrmann, L OBP: 0.355, SLG: 0.441 (1, 2)		K	6-3			F2		BB BB	F9	4	0	0	0	0	1	6									
Bob Christian, R OBP: 0.091, SLG: 0.364 (1, 7)	F7				6-3				P5	4	0	0	0	0	0	3									
Bobby Knoop, R OBP: 0.306, SLG: 0.335 (1, 4)	1B				F5				FC5	4	0	1	0	0	0	3									
Ken Berry, R OBP: 0.292, SLG: 0.284 (1, 8)	5-3				F4				6-3	4	1	1	0	0	0	1									
Joe Horlen, R OBP: 0.256, SLG: 0.286 Cisco Carlos, R OBP: 0.265, SLG: 0.436 Woodie Held, R OBP: 0.265, SLG: 0.500 Don Secrist, L OBP: 0.265, SLG: 0.500 Carlos May, L OBP: 0.352, SLG: 0.534 (8, 9)	BB E 1B						K		FC4-6 BB	1	0	1	0	0	0	0									
Inning Stats	R: 0 E: 0 K: 1 S: 5	H: 0 LOB: 1 BB: 1 P: 9	R: 0 E: 0 K: 1 S: 6	H: 1 LOB: 0 BB: 0 P: 6	R: 0 E: 1 K: 0 S: 5	H: 1 LOB: 3 BB: 1 P: 9	R: 0 E: 0 K: 0 S: 3	H: 0 LOB: 0 BB: 0 P: 3	R: 0 E: 0 K: 1 S: 5	H: 0 LOB: 0 BB: 0 P: 5	R: 0 E: 0 K: 1 S: 5	H: 0 LOB: 0 BB: 0 P: 5	R: 2 E: 0 K: 0 S: 5	H: 2 LOB: 0 BB: 0 P: 5	R: 0 E: 0 K: 0 S: 3	H: 0 LOB: 3 BB: 3 P: 15		R: 0 E: 0 K: 0 S: 4	H: 1 LOB: 2 BB: 1 P: 8	1B: 4 2B: 0 3B: 0 HR: 1	SF: 0 SAC: 0 DP: 0 HBP: 0	WP: 0 PB: 1 SB: 0 CS: 0	PA: 39		
PITCHER	IP	WLS	BF	H	R	ER	SO	BB	IBB	HBP	BLK	WP	HR	S	P	ERA	WHIP								
Tom Phoebus, R ERA: 3.44	9.0	W	39	5	2	2	4	6	0	0	0	0	1	41	65	2.00	1.222								



Batter	1	2	3	4	5	6	7	8	9	AB	R	H	RBI	BB	SO	LOB	TOP						
Tommy Harper, R OBP: 0.405, SLG: 0.365 (1, 4)	K	K							K	4	1	0	0	1	3	3	Seattle Pilots @ Chicago White Sox Milwaukee County Stadium, Milwaukee, WI Mon Jun 16 1969, 8:05 PM EDT Att: 13,133 - Unknown AB 34 R 3 H 8 RBI 2 BB 6 SO 5 LOB 25						
Mike Hegan, L OBP: 0.442, SLG: 0.515 (1, 9)	FC4-6 1B		1B G4-3 BB						G3 1B	4	1	2	0	1	0	2							
Tommy Davis, R OBP: 0.234, SLG: 0.270 John O'Donoghue, R (7, 1)	FC4-6								G3	4	0	1	1	0	0	3							
Merritt Ranew, L OBP: 0.400, SLG: 0.250 (9, FH)	BB 1-2		G4-3 1B						G3	0	0	0	0	0	0	0							
Don Mincher, L OBP: 0.371, SLG: 0.425 (1, 3)	BB 1-2		G4-3						1B 1B	1	0	0	0	0	0	2							
Wayne Comer, R OBP: 0.367, SLG: 0.446 (1, 8)	F3		F4						F8	4	0	2	1	1	0	3							
John Donaldson, L OBP: 0.250, SLG: 0.063 Diego Segui, R OBP: 0.154, SLG: 0.083 Steve Whitaker, L OBP: 0.377, SLG: 0.451 (1, 5) (5, 1) (7, 7)									F9	1	0	0	0	1	0	0							
Jerry McNertney, R OBP: 0.295, SLG: 0.402 (1, 2)									G6-4-3	1	0	0	0	0	0	0							
Ray Oyler, R OBP: 0.308, SLG: 0.316 Rich Rollins, R OBP: 0.282, SLG: 0.282 John Kennedy, R OBP: 0.348, SLG: 0.367 (1, 6) (8, FH) (8, 6)									K	4	0	1	0	0	1	3							
Mike Marshall, R OBP: 0.345, SLG: 0.385 Bob Locker, S (3, 1) Jim Bouton, R (3, 1) Gus Gil, R OBP: 0.329, SLG: 0.280 (5, 5)									K	3	0	0	0	0	0	2							
Inning Stats	R: 0 E: 0 K: 1 S: 6	H: 1 LOB: 2 BB: 1 P: 10	R: 0 E: 0 K: 1 S: 5	H: 1 LOB: 2 BB: 2 P: 13	R: 1 E: 0 K: 0 S: 3	H: 1 LOB: 0 BB: 1 P: 7	R: 0 E: 0 K: 0 S: 3	H: 0 LOB: 0 BB: 0 P: 3	R: 2 E: 0 K: 0 S: 5	H: 2 LOB: 1 BB: 1 P: 9	R: 0 E: 1 K: 0 S: 3	H: 0 LOB: 0 BB: 0 P: 3	R: 0 E: 1 K: 0 S: 4	H: 0 LOB: 1 BB: 0 P: 4	R: 0 E: 0 K: 2 S: 9	H: 2 LOB: 2 BB: 0 P: 9		R: 0 E: 0 K: 1 S: 6	H: 1 LOB: 2 BB: 1 P: 10	1B: 8 2B: 0 3B: 0 HR: 0	SF: 0 SAC: 0 DP: 3 HBP: 0	WP: 0 PB: 0 CS: 0	PA: 40
PITCHER Billy Wynne, R ERA: 3.0 (1, 1)	IP: 9.0 WLS: W BF: 40 H: 8 R: 3 ER: 3 SO: 5 BB: 6 IBB: 0 HBP: 0 BLK: 0 WP: 0 HR: 0 S: 44 P: 68 ERA: 3.00 WHIP: 1.556															PITCHER							

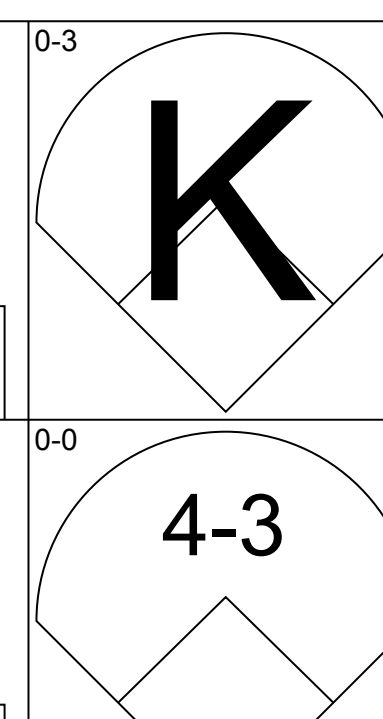
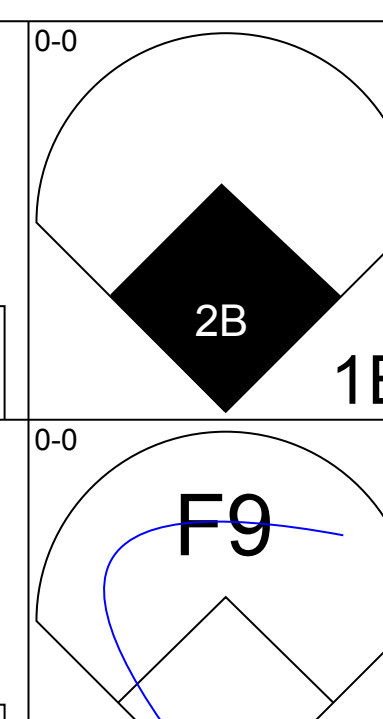
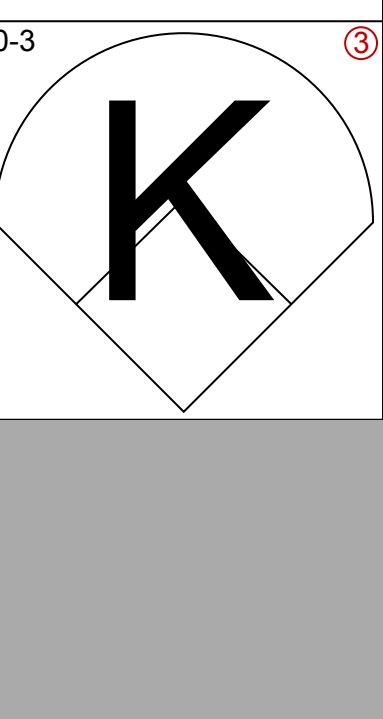
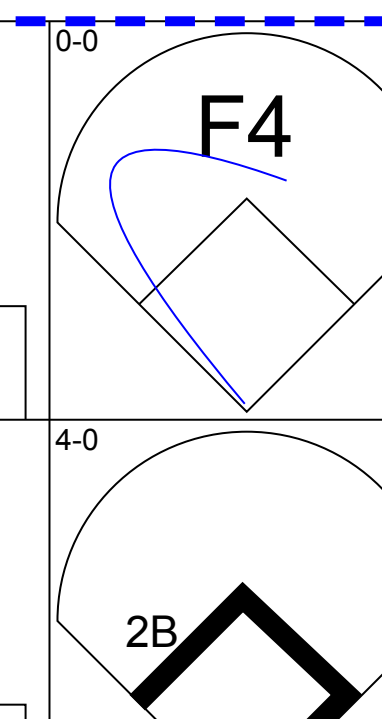
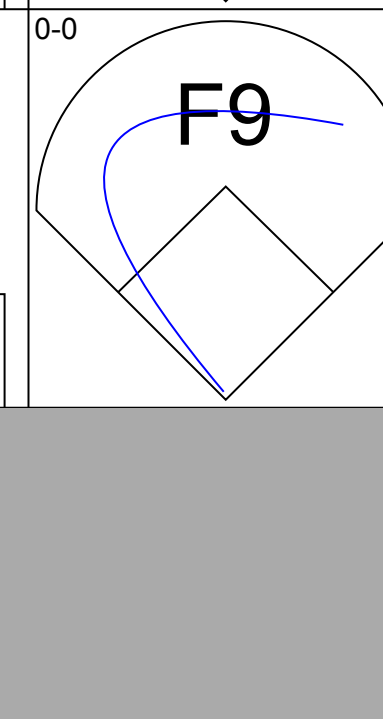
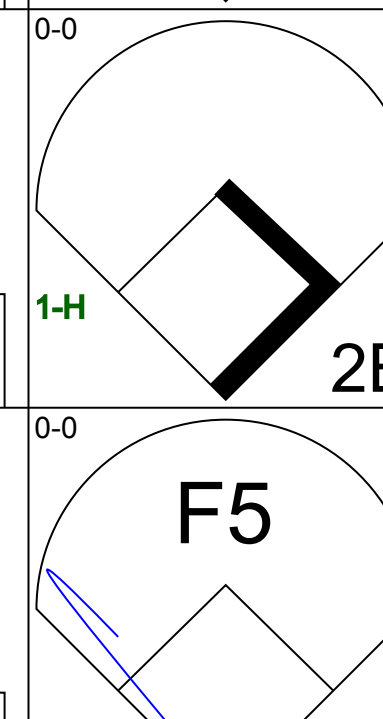
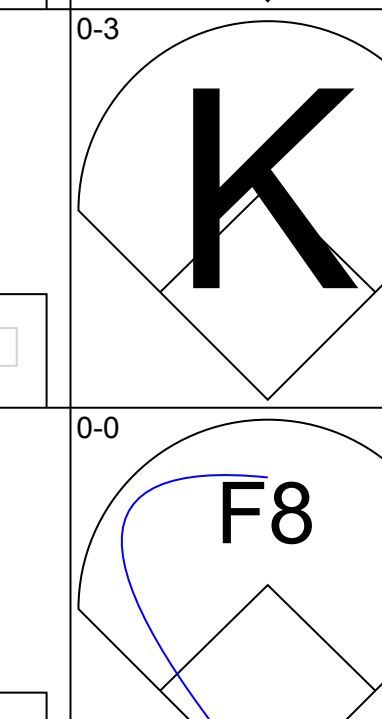
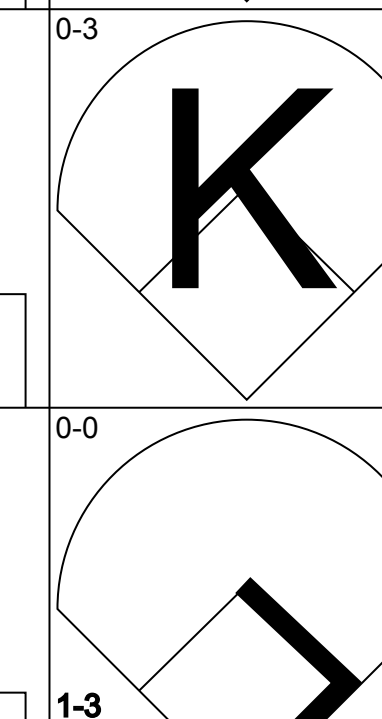

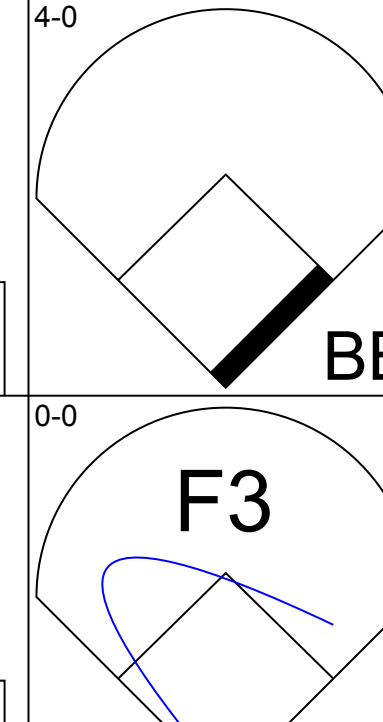



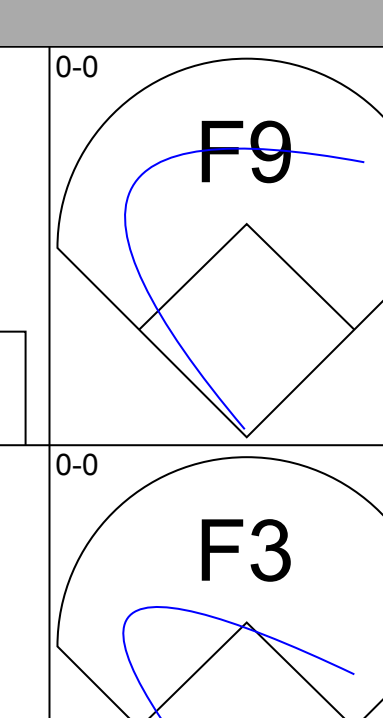
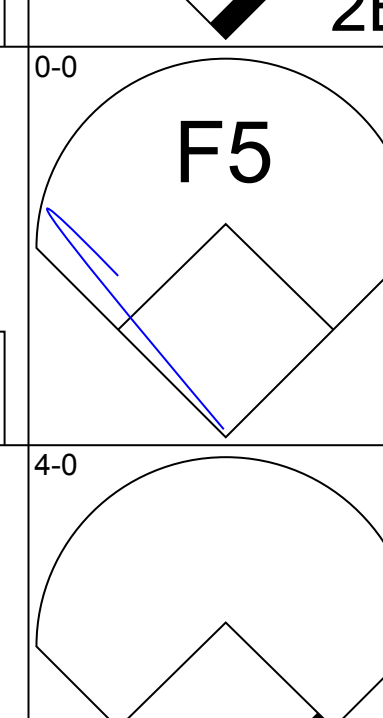
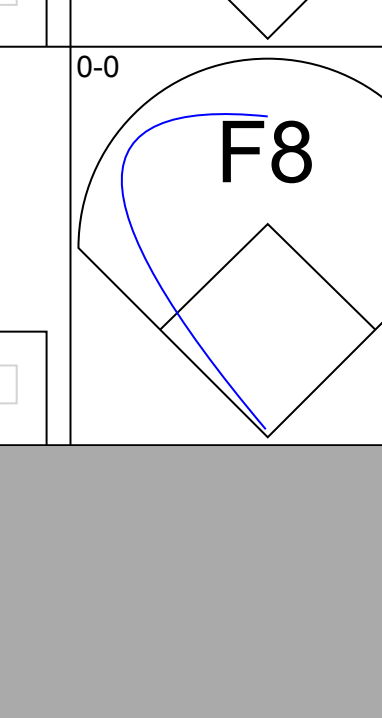
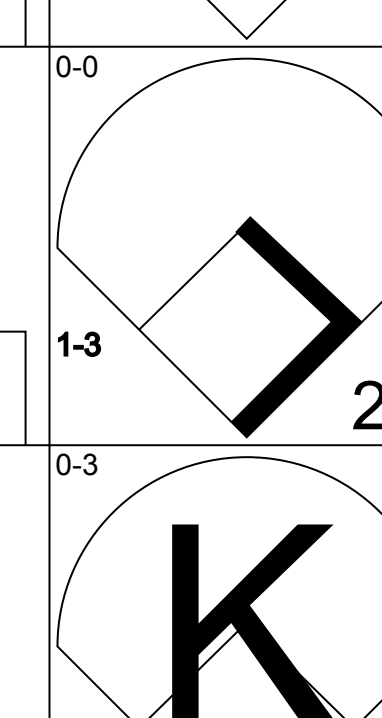
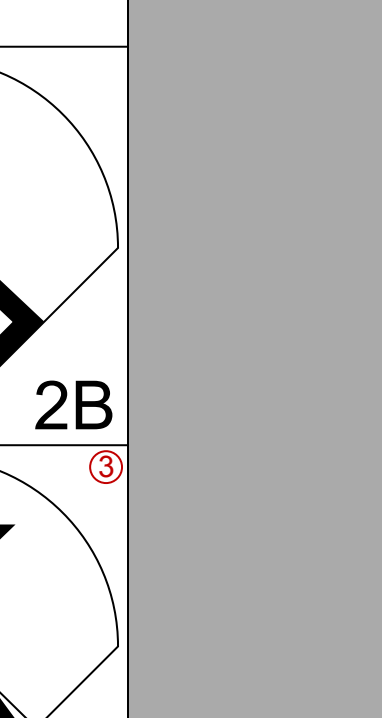
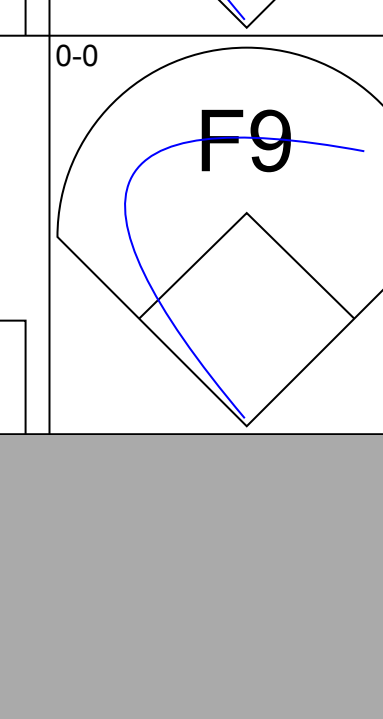
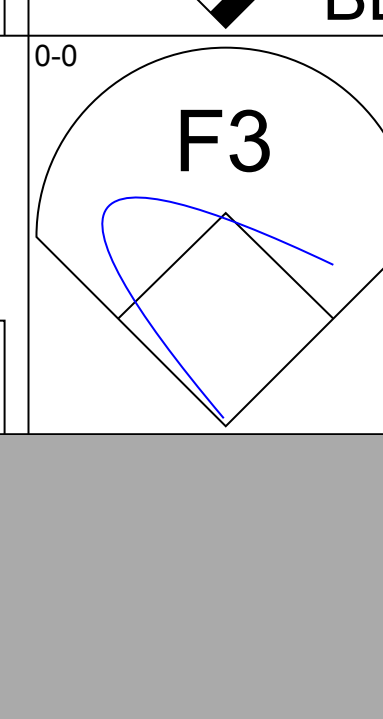
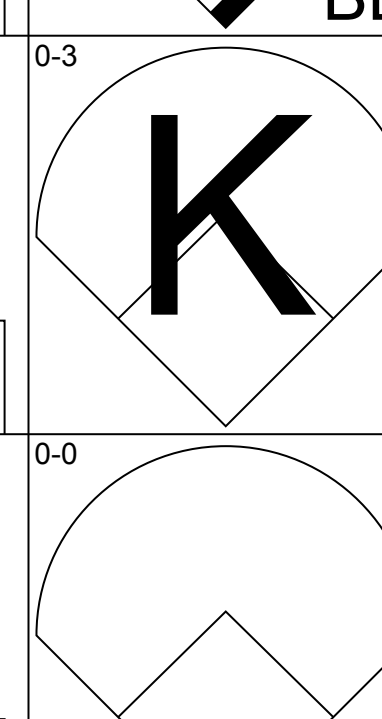
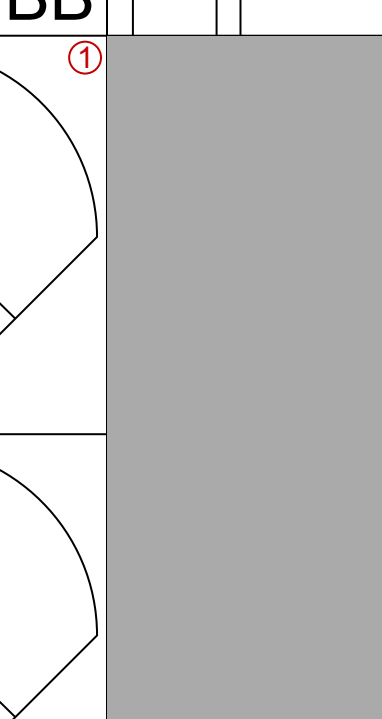



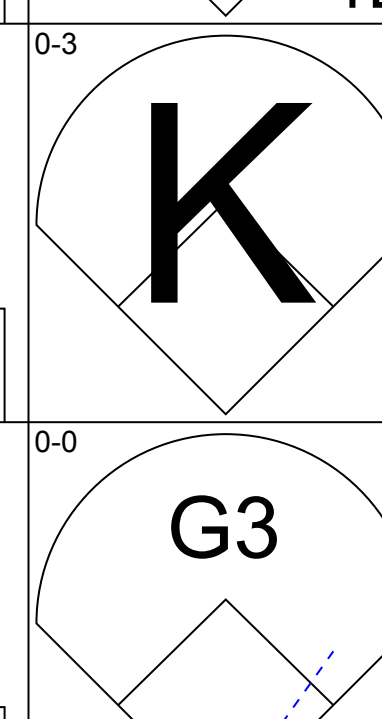
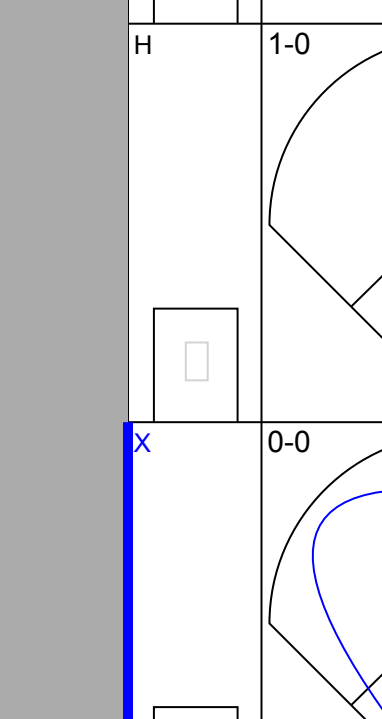
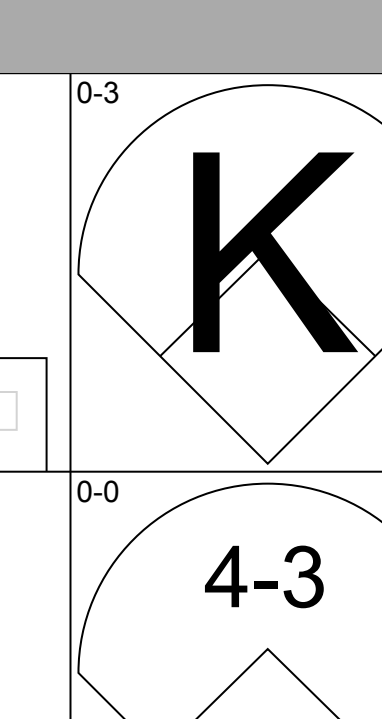
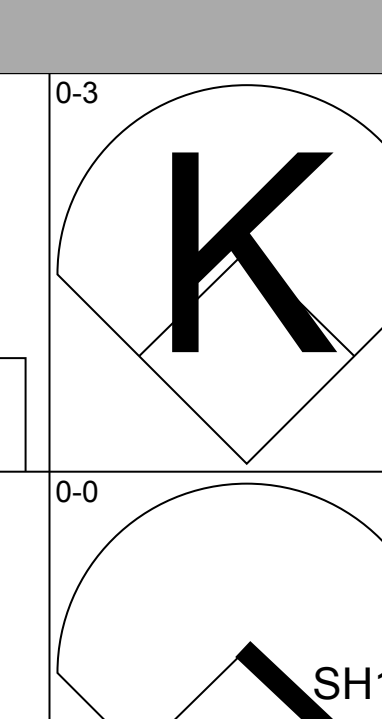
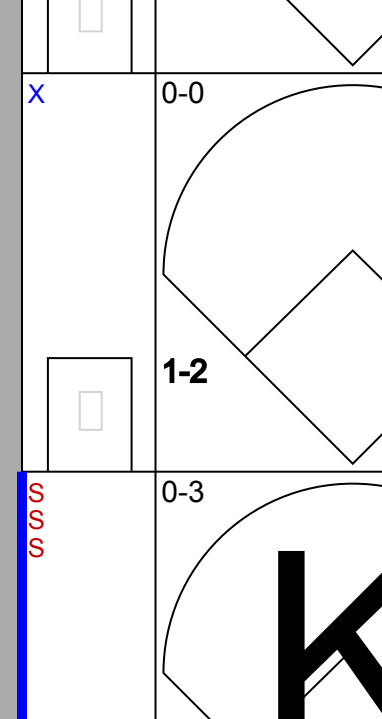
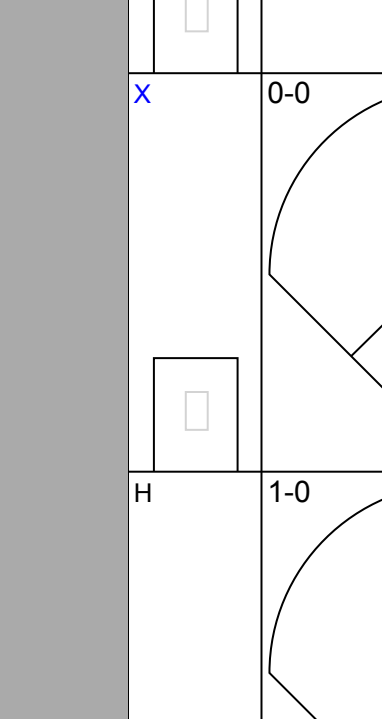
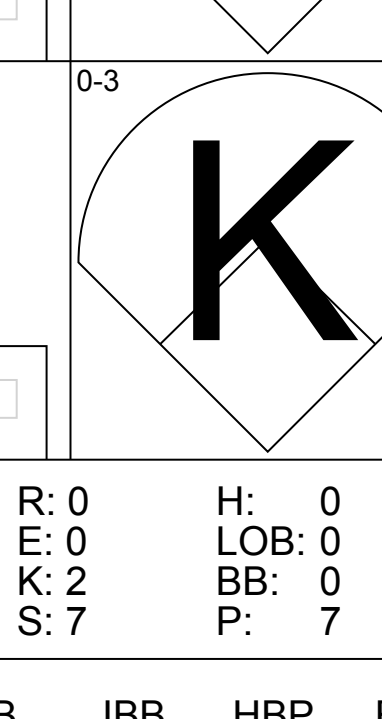
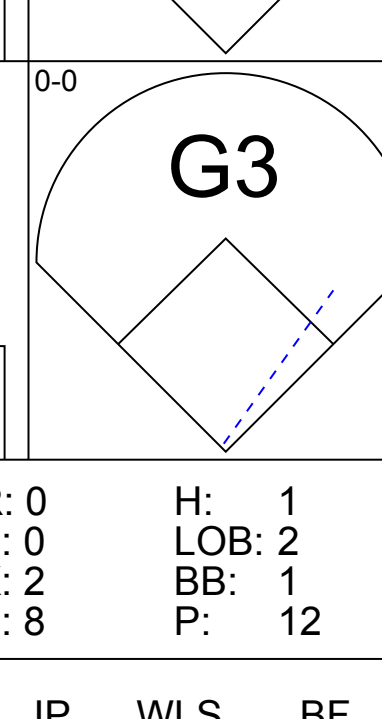
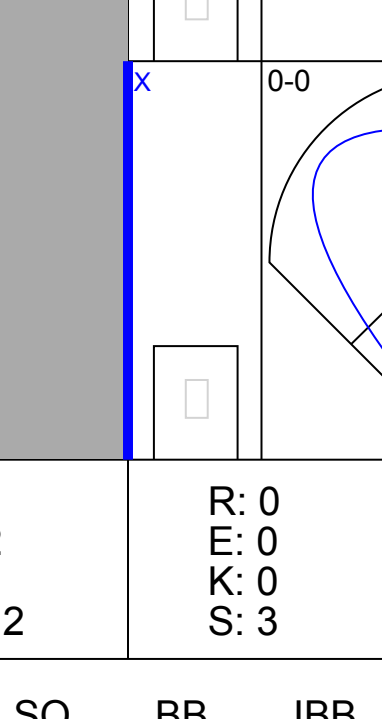
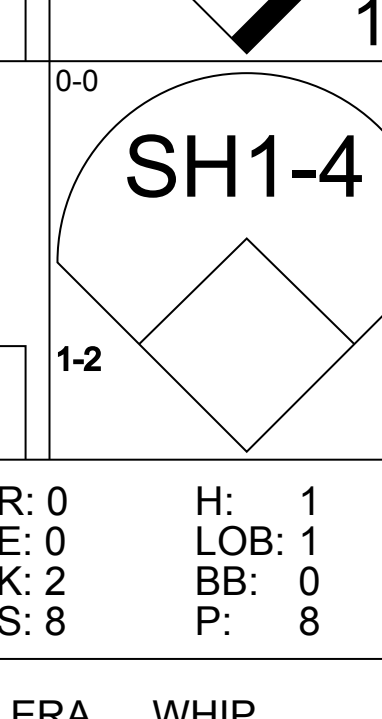

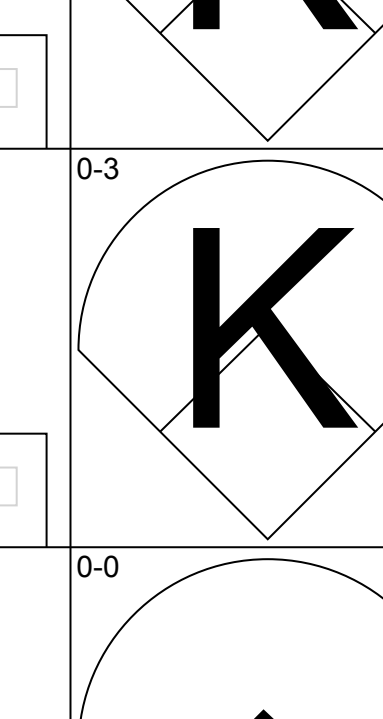
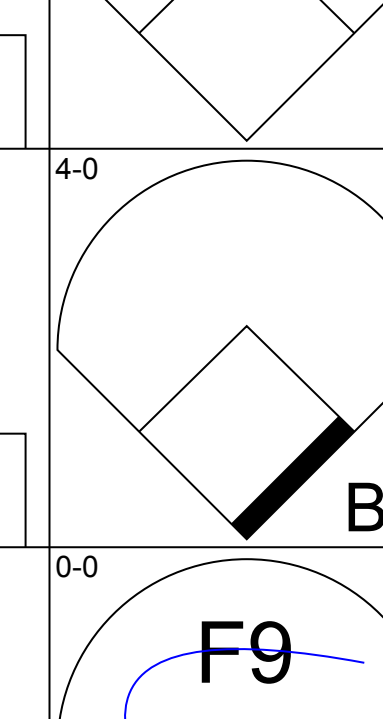
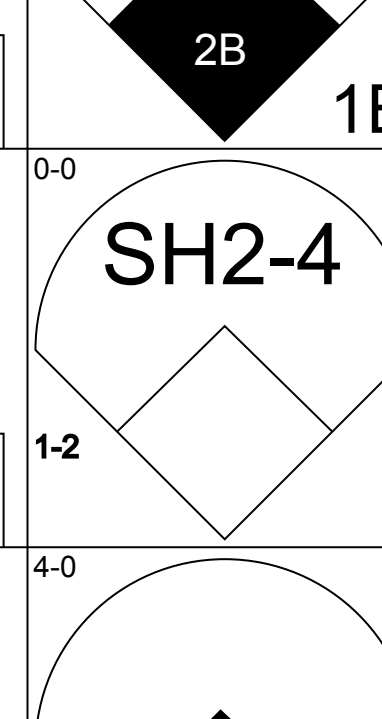
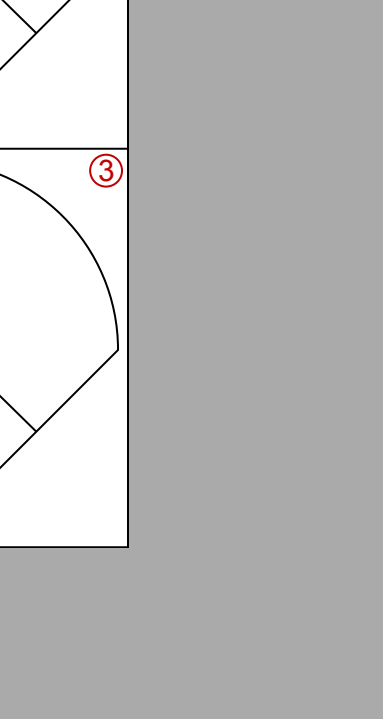
Batter	1	2	3	4	5	6	7	8	9	AB	R	H	RBI	BB	SO	LOB	BOTTOM				
Tom McCraw, L OBP: 0.264, SLG: 0.196 (1, 8) (6, 9)	4-3		E4							4	0	0	0	1	0	3	Seattle Pilots @ Chicago White Sox Milwaukee County Stadium, Milwaukee, WI Mon Jun 16 1969, 8:05 PM EDT Att: 13,133 - Unknown AB 33 R 8 H 7 RBI 6 BB 8 SO 5 LOB 26				
Luis Aparicio, R OBP: 0.346, SLG: 0.344 (1, 6)	1B 2B		FC4-6 1B						K	4	1	2	0	1	1	4					
Carlos May, L OBP: 0.382, SLG: 0.527 (1, 9) (6, 7)	2B SF8		FC4-6 2B						F7	4	2	1	0	1	0	3					
Gail Hopkins, L OBP: 0.392, SLG: 0.429 (1, 3)	WP E 2B		WP BB 2B						F8	5	2	2	2	0	0	3					
Duane Josephson, R OBP: 0.271, SLG: 0.290 (1, 2)	SF8		BB BB 1B BB						F7	3	1	1	1	1	0	1					
Bill Melton, R OBP: 0.310, SLG: 0.428 (1, 5)	E4		BB 1B BB						F7	3	1	0	0	2	0	1					
Bobby Knoop, R OBP: 0.308, SLG: 0.329 (1, 4)	6-3		1B E BB						F7	3	1	0	1	2	2	4					
Bob Christian, R OBP: 0.071, SLG: 0.286 Ken Berry, R OBP: 0.289, SLG: 0.282 (1, 7) (6, 8)			K						E5	3	0	0	0	0	2	4					
Billy Wynne, L OBP: 0.333, SLG: 0.333 (1, 1)	3-1		K						SH1-4	1	0	0	0	0	0	3					
Inning Stats	R: 3 E: 1 K: 0 S: 7	H: 3 LOB: 1 BB: 0 P: 7	R: 0 E: 0 K: 1 S: 5	H: 0 LOB: 0 BB: 0 P: 5	R: 5 E: 1 K: 1 S: 9	H: 3 LOB: 2 BB: 3 P: 21	R: 0 E: 1 K: 0 S: 4	H: 0 LOB: 1 BB: 0 P: 4	R: 0 E: 1 K: 1 S: 6	H: 0 LOB: 2 BB: 1 P: 10	R: 0 E: 0 K: 1 S: 6	H: 1 LOB: 3 BB: 2 P: 14	R: 0 E: 0 K: 0 S: 3	H: 0 LOB: 2 BB: 2 P: 11	R: 0 E: 0 K: 1 S: 5	H: 0 LOB: 0 BB: 0 P: 5		1B: 5 2B: 2 3B: 0 HR: 0	SF: 1 SAC: 1 DP: 0 HBP: 0	WP: 3 PB: 0 CS: 0	PA: 43
PITCHER Mike Marshall, R ERA: 4.71 Bob Locker, R ERA: 7.13 Jim Bouton, R ERA: 4.09 Diego Segui, R ERA: 3.71 John O'Donoghue, L ERA: 2.16 (1, 1) (3, 1) (3, 1) (5, 1) (7, 1)	IP: 2.1 WLS: L BF: 13 H: 5 R: 5 ER: 5 SO: 1 BB: 0 IBB: 0 HBP: 0 BLK: 0 WP: 1 HR: 0 S: 15 P: 15 ERA: 19.29 WHIP: 2.143															PITCHER					

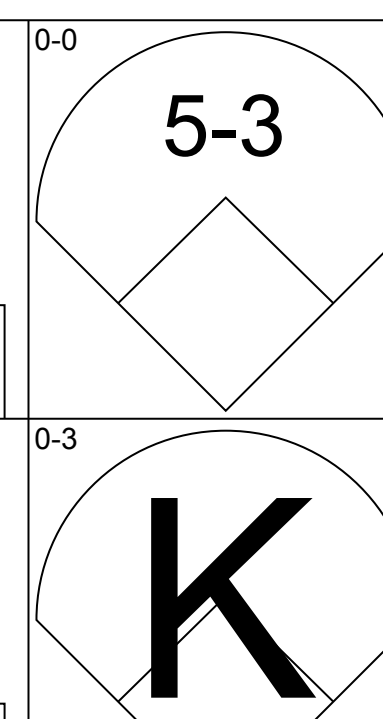
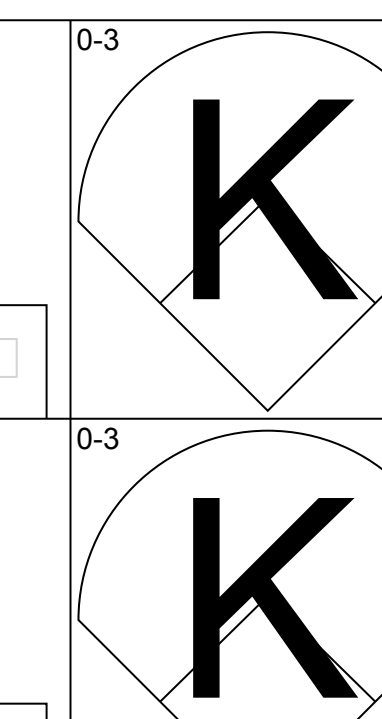
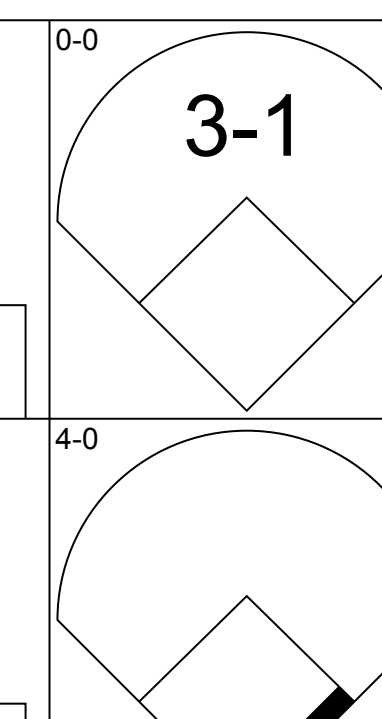
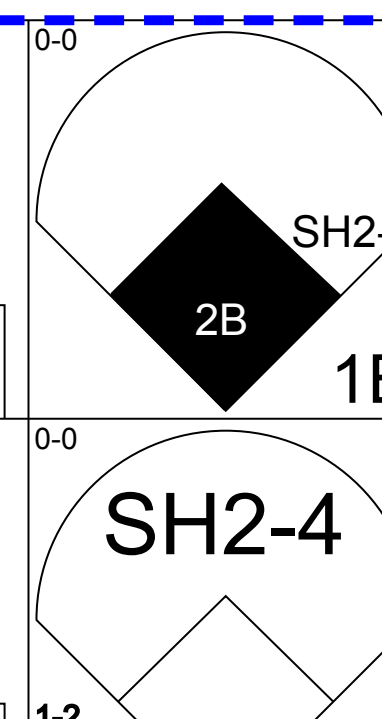
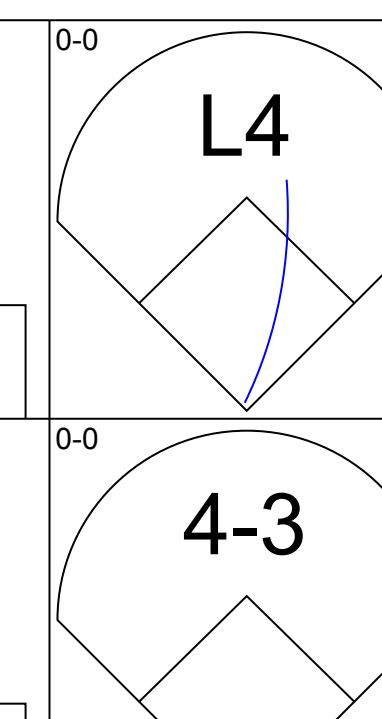
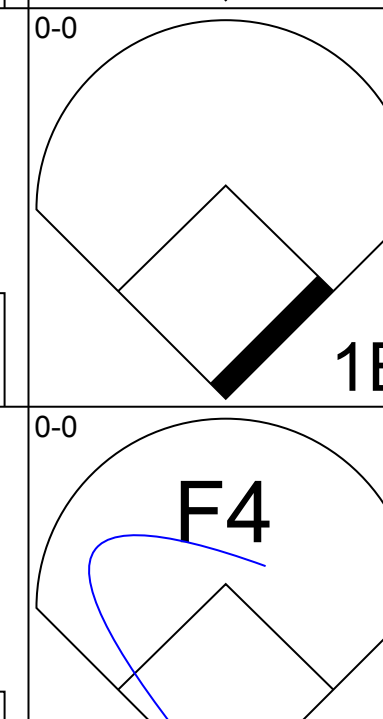
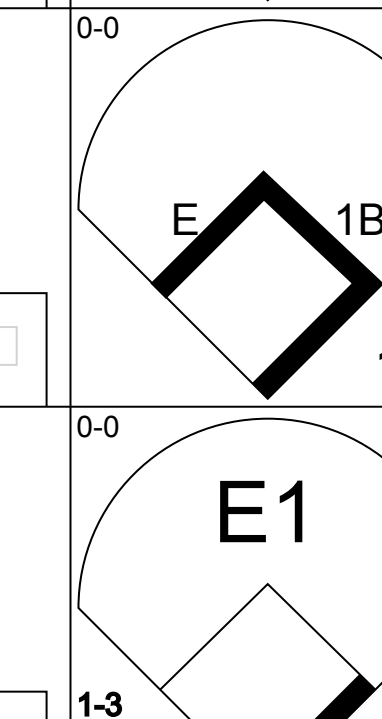
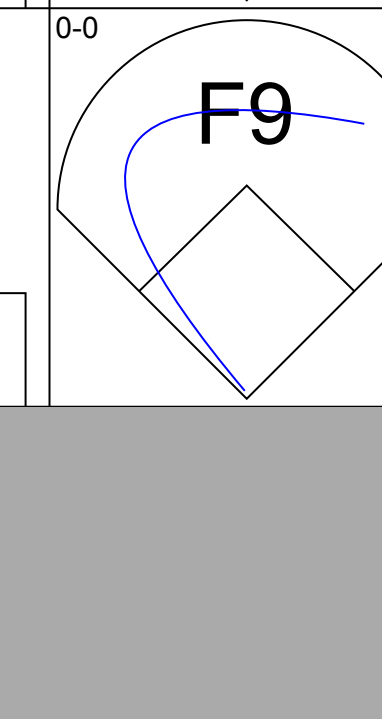
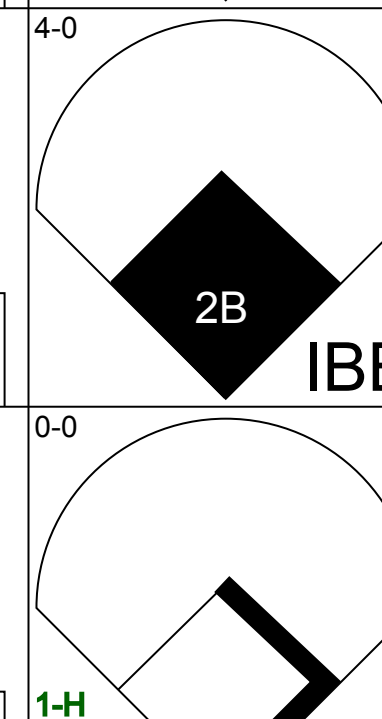


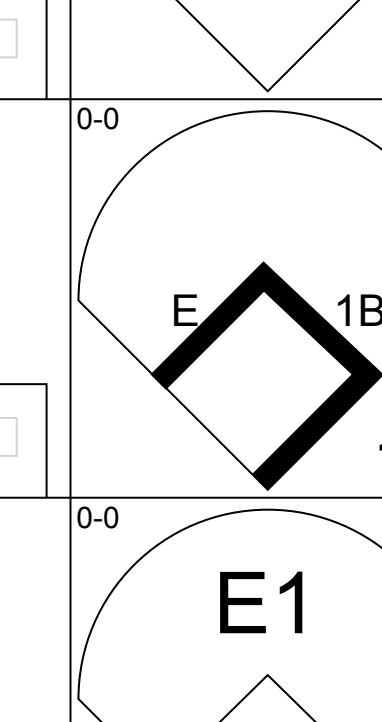
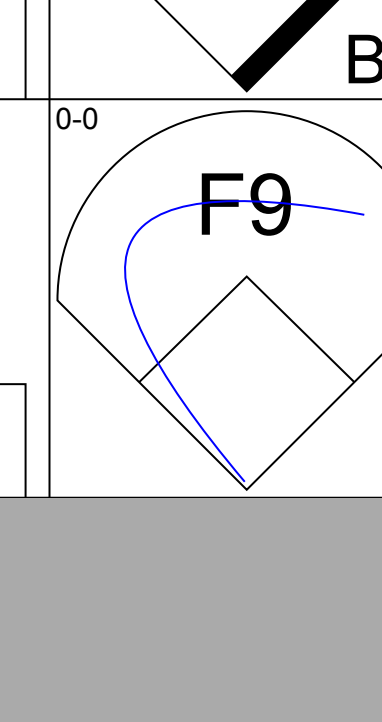
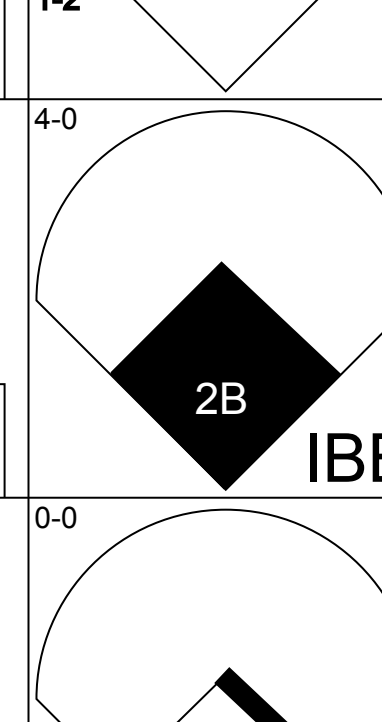


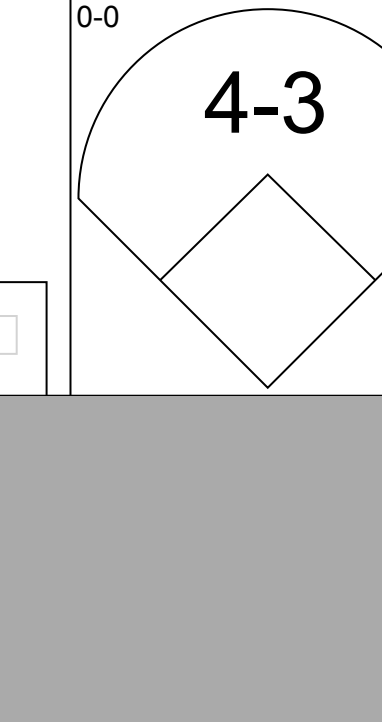

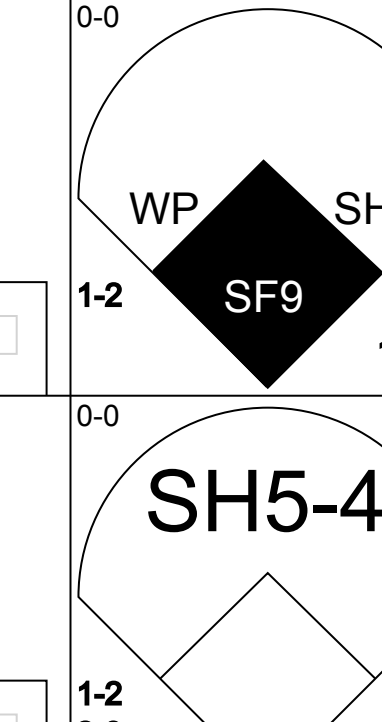
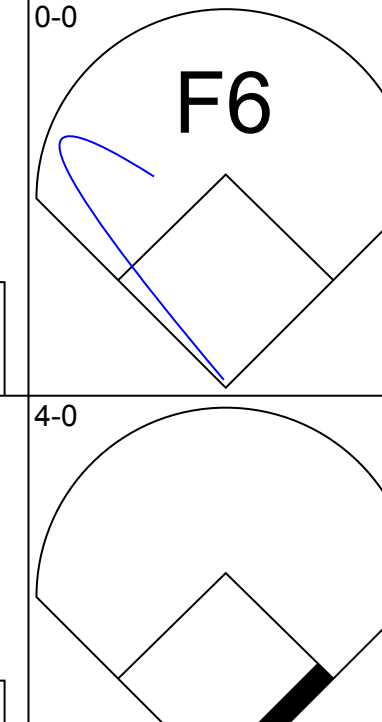


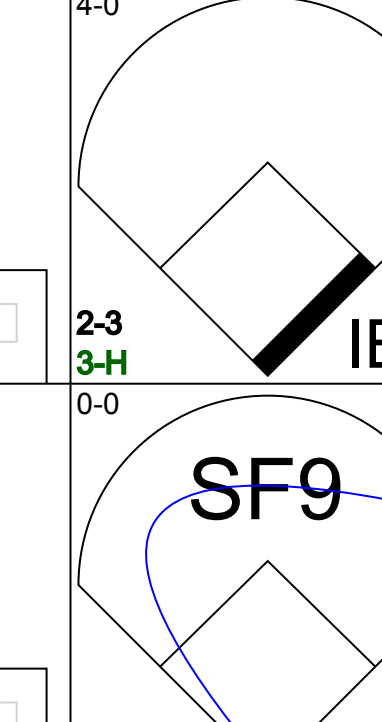
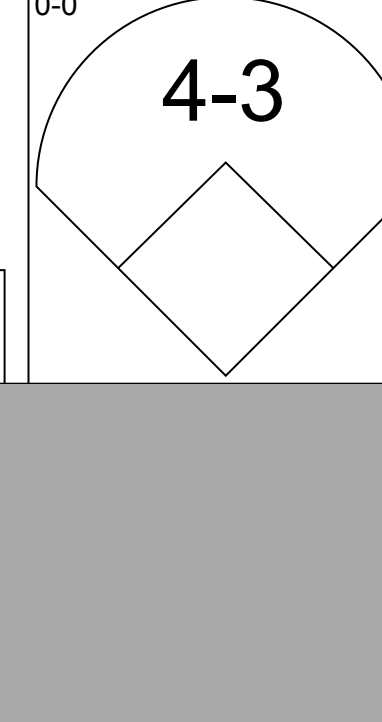
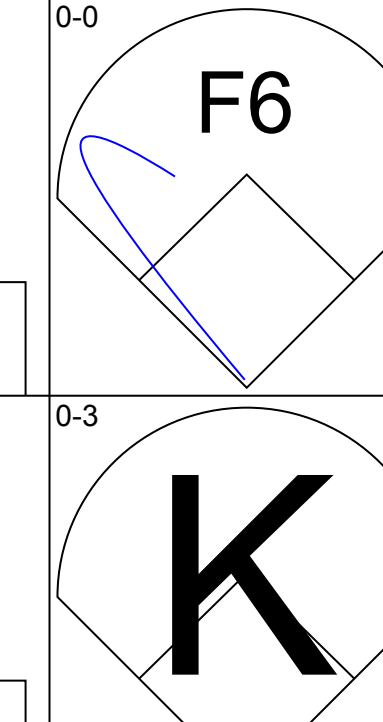
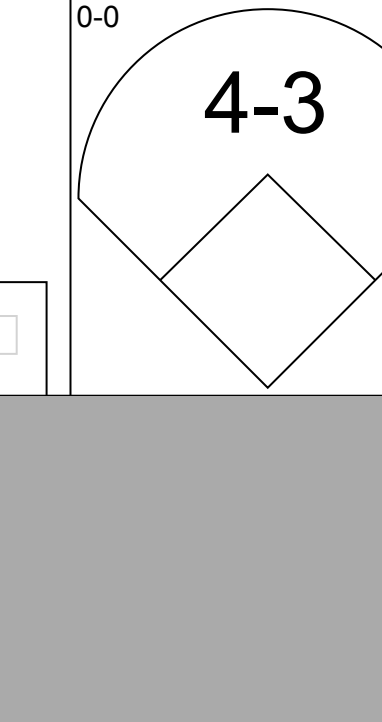
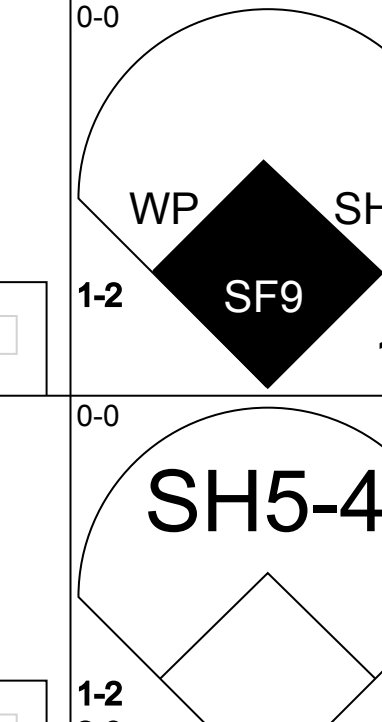
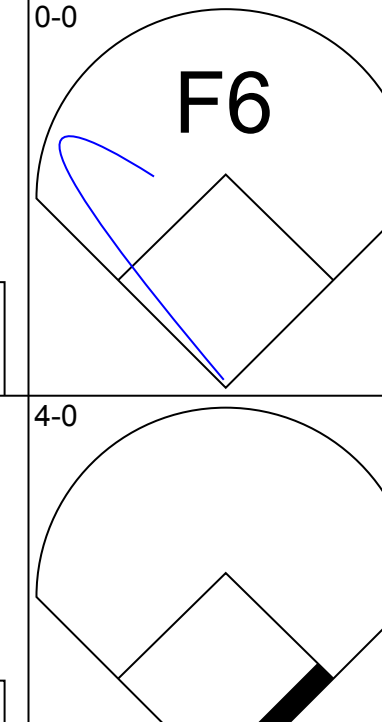
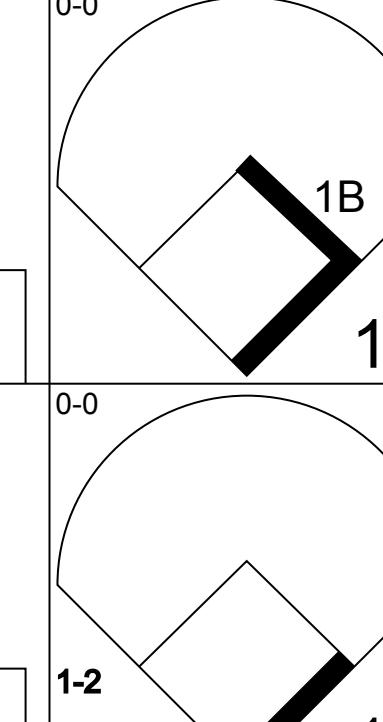
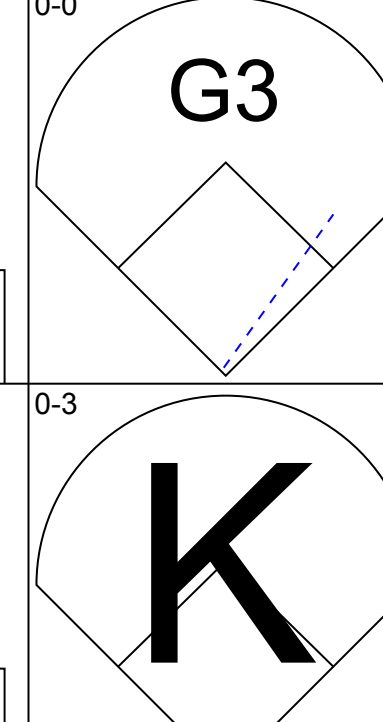
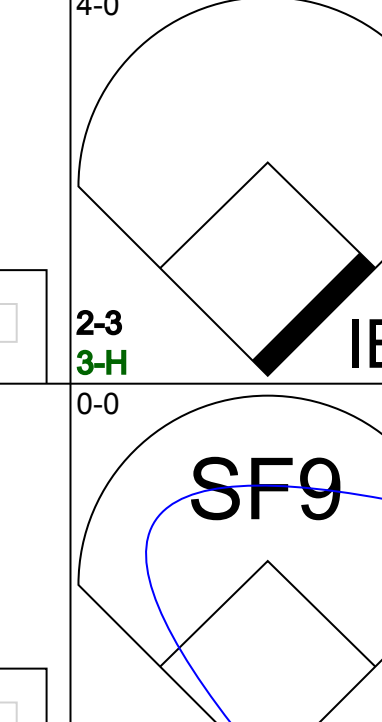
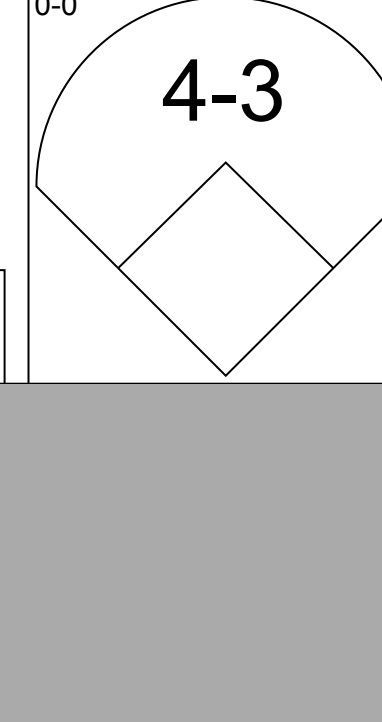
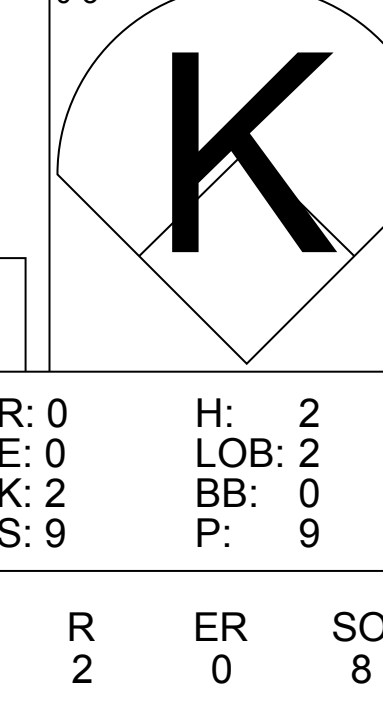

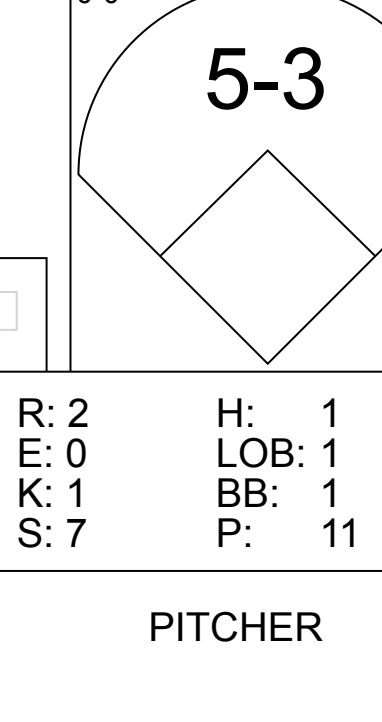
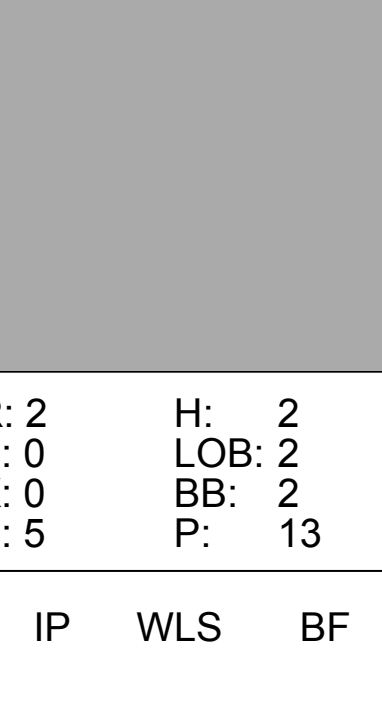




Batter	1	2	3	4	5	6	7	8	9	AB	R	H	RBI	BB	SO	LOB	TOP					
Tommy Harper, R OBP: 0.403, SLG: 0.363 (1, 8)	0-3 K ①		0-3 K ②			0-0 6-3 ①		0-0 G5-4-3 2H 1B ①		4	0	1	1	0	2	0	Seattle Pilots @ Chicago White Sox Comiskey Park, Chicago, IL Wed Jun 18 1969, 4:33 AM EDT Unknown livebaseballscorecards.com					
Mike Hegan, L OBP: 0.443, SLG: 0.512 (1, 3)	4-0 WP 2B BB		0-0 F9 ③			0-0 FC5-4 1B		0-3 K ①		3	1	1	0	1	1							
Wayne Comer, R OBP: 0.360, SLG: 0.436 (1, 9)	0-0 5-3 1-2			0-0 F9 ①		0-0 FC5-4 PB 1-2		0-0 G5-4-3 1-2		4	0	0	0	0	3							
Tommy Davis, R OBP: 0.239, SLG: 0.280 (1, 7)	0-0 2-5 2H 2B			0-0 4-3 ②		0-0 F9 1-2		0-0 FC5-4 1B		4	0	2	1	0	0	1						
Rich Rollins, R OBP: 0.267, SLG: 0.288 (1, 5)	0-0 2-5 2-3	0-0 K2-6-2 1B		0-0 1B ①		0-0 F8 ①		0-0 FC5-4 WP 1-2		4	0	2	0	0	0	1						
John Donaldson, L OBP: 0.206, SLG: 0.050 (1, 4)		0-3 K2-6-2 1-2		0-3 K ③		0-0 L8 ②		0-3 K 1-2		4	0	0	0	0	3	3						
Jerry McNertney, R OBP: 0.294, SLG: 0.393 (1, 2)		4-0 BB			0-0 6-3 ①		0-0 F9 ③		0-0 6-3 ③		3	0	0	0	1	0						
Ray Oyler, R OBP: 0.309, SLG: 0.312 (1, 6)		0-0 F9 ③			0-3 K ②			4-0 2B BB		2	1	0	0	1	1	1						
Gene Brabender, R OBP: 0.238, SLG: 0.158 Bob Locker, S (6, 1)			0-0 5-3 ①		0-3 K ③			0-0 1B 2B		2	0	0	0	0	1	0						
Gus Gil, R OBP: 0.337, SLG: 0.303 Jim Bouton, R (8, 1)								1-1 1B 2B		0	0	0	0	0	0	0						
Inning Stats	R: 1 E: 0 K: 1 S: 5	H: 1 LOB: 1 BB: 1 P: 9	R: 0 E: 0 K: 1 S: 5	H: 1 LOB: 1 BB: 1 P: 9	R: 0 E: 0 K: 1 S: 5	H: 0 LOB: 0 BB: 0 P: 5	R: 0 E: 0 K: 1 S: 6	H: 1 LOB: 1 BB: 0 P: 6	R: 0 E: 0 K: 2 S: 7	H: 0 LOB: 0 BB: 0 P: 7	R: 0 E: 0 K: 0 S: 4	H: 1 LOB: 1 BB: 0 P: 4	R: 0 E: 0 K: 0 S: 3	H: 0 LOB: 0 BB: 0 P: 3	R: 2 E: 0 K: 1 S: 6	H: 2 LOB: 0 BB: 1 P: 10	R: 0 E: 0 K: 1 S: 6	H: 1 LOB: 1 BB: 0 P: 6	1B: 5 2B: 3 3B: 0 HR: 0	SF: 0 SAC: 0 DP: 2 HBP: 0	WP: 2 PB: 1 SB: 0 CS: 0	PA: 34
PITCHER Gary Peters, L ERA: 4.08 (1, 1)	IP: 9.0 WLS: W BF: 35 H: 7 R: 3 ER: 3 SO: 8 BB: 3 IBB: 0 HBP: 0 BLK: 0 WP: 2 HR: 0 S: 47 P: 59 ERA: 3.00 WHIP: 1.111															PITCHER	IP: 9.0 WLS: W BF: 35 H: 7 R: 3 ER: 3 SO: 8 BB: 3 IBB: 0 HBP: 0 BLK: 0 WP: 2 HR: 0 S: 47 P: 59 ERA: 3.00 WHIP: 1.111					

Batter	1	2	3	4	5	6	7	8	9	AB	R	H	RBI	BB	SO	LOB	BOTTOM			
Tom McCraw, L OBP: 0.281, SLG: 0.280 (1, 8) (7, 3)	0-0 SF7 3B		0-0 1-3 2B		0-0 6-3 ③		0-0 G3 ②		4	1	2	0	0	0	0	1	Seattle Pilots @ Chicago White Sox Comiskey Park, Chicago, IL Wed Jun 18 1969, 4:33 AM EDT Unknown livebaseballscorecards.com			
Luis Aparicio, R OBP: 0.348, SLG: 0.349 (1, 6)	0-0 F4 ①		0-0 SF9 ②			0-0 BB HR 1B	0-0 1B 1B	3	1	2	2	0	0	1						
Carlos May, L OBP: 0.380, SLG: 0.524 (1, 7)	0-0 SF7 3H		0-0 F3 ③			0-0 F9 ①	0-0 1-2 1B	3	0	1	1	0	0	2						
Gail Hopkins, L OBP: 0.398, SLG: 0.460 Ken Berry, R OBP: 0.297, SLG: 0.279 (6, PR) (7, 8)	0-0 3-1 ③			0-0 HR		0-0 HR BB	0-0 1-3 ③	2	1	1	1	1	0	0						
Ed Herrmann, L OBP: 0.375, SLG: 0.493 (1, 2)		1-0 G6-4-3 HBP		0-0 CS 1B		0-0 HR BB	0-0 F8 ①	3	1	2	3	0	0	0						
Bill Melton, R OBP: 0.304, SLG: 0.419 (1, 5)		0-3 K ①		0-0 F4 ①		0-0 6-3 ②	0-3 K ②	4	0	0	0	0	2	3						
Bobby Knoop, R OBP: 0.302, SLG: 0.322 (1, 4)		0-0 G6-4-3 1-2		0-0 5-3 ② ③		0-0 5-3 ③	0-0 F9 ③	4	0	0	0	0	0	3						
Walt Williams, R OBP: 0.317, SLG: 0.356 (1, 9)			0-0 F8 ①		0-0 L5 ①		0-0 G3 SH1-4 1B 1B	3	1	1	0	0	0	0						
Gary Peters, L OBP: 0.200, SLG: 0.324 (1, 1)			0-0 2B SF9 1B		0-0 F7 ②		0-0 SH1-4 ①	2	1	1	0	0	0	0						
Inning Stats	R: 1 E: 0 K: 0 S: 4	H: 1 LOB: 0 BB: 0 P: 4	R: 0 E: 0 K: 1 S: 4	H: 0 LOB: 0 BB: 0 P: 5	R: 1 E: 0 K: 0 S: 5	H: 2 LOB: 1 BB: 0 P: 5	R: 1 E: 0 K: 0 S: 4	H: 2 LOB: 0 BB: 0 P: 4	R: 0 E: 0 K: 0 S: 3	H: 0 LOB: 0 BB: 0 P: 3	R: 3 E: 0 K: 0 S: 5	H: 2 LOB: 1 BB: 1 P: 9	R: 1 E: 0 K: 0 S: 6	H: 3 LOB: 2 BB: 0 P: 6	R: 0 E: 0 K: 1 S: 5	H: 0 LOB: 0 BB: 0 P: 5		1B: 6 2B: 1 3B: 1 HR: 2	SF: 2 SAC: 1 DP: 1 HBP: 1	WP: 0 PB: 0 SB: 0 CS: 1
PITCHER Gene Brabender, R ERA: 5.84 Bob Locker, R ERA: 7.01 Jim Bouton, R ERA: 3.97 (1, 1)	IP: 5.1 WLS: L BF: 23 H: 7 R: 6 ER: 6 SO: 1 BB: 1 IBB: 0 HBP: 1 BLK: 0 WP: 0 HR: 2 S: 23 P: 28 ERA: 10.12 WHIP: 1.500															PITCHER	IP: 5.1 WLS: L BF: 23 H: 7 R: 6 ER: 6 SO: 1 BB: 1 IBB: 0 HBP: 1 BLK: 0 WP: 0 HR: 2 S: 23 P: 28 ERA: 10.12 WHIP: 1.500			

Batter	1	2	3	4	5	6	7	8	9	AB	R	H	RBI	BB	SO	LOB	TOP				
Tommy Harper, R OBP: 0.401, SLG: 0.357 (1, 8)										4	2	1	0	1	1	1	Seattle Pilots @ Chicago White Sox Comiskey Park, Chicago, IL Thu Jun 19 1969, 4:33 AM EDT Att: 2,318 - Unknown				
Mike Hegan, L OBP: 0.435, SLG: 0.500 (1, 3)										5	1	1	0	0	3	3					
Wayne Comer, R OBP: 0.361, SLG: 0.432 (1, 9)										3	3	1	1	1	0	0					
Tommy Davis, R OBP: 0.254, SLG: 0.298 (1, 7)										5	2	3	4	0	0	1					
Jerry McNertney, R OBP: 0.300, SLG: 0.415 (1, 2)										5	1	3	5	0	1	1					
John Kennedy, R OBP: 0.346, SLG: 0.353 (1, 5) (8, 6)										3	0	0	0	1	1	1					
John Donaldson, L OBP: 0.194, SLG: 0.074 (1, 4)										4	0	0	0	0	0	2					
Ray Oyler, R OBP: 0.304, SLG: 0.313 (8, PH)										3	0	0	0	0	0	1					
Gus Gil, R OBP: 0.341, SLG: 0.308 (8, 5)										1	0	0	0	0	0	0					
Marty Pattin, R OBP: 0.211, SLG: 0.211 (3, 1) Jim Bouton, R OBP: 0.342, SLG: 0.439 (7, PH) Steve Whitaker, L OBP: 0.335, SLG: 0.385 (7, 1) Mike Marshall, R OBP: 0.335, SLG: 0.385 (7, 1) Bob Locker, R OBP: 0.298, SLG: 0.298 (8, PH) Rich Rollins, R OBP: 0.298, SLG: 0.298 (8, 1) John O'Donoghue, R OBP: 0.298, SLG: 0.298 (8, 1)										1	0	0	0	0	0	0					
Inning Stats	R: 4 E: 0 K: 0 S: 7	H: 4 LOB: 1 BB: 1 P: 11	R: 0 E: 0 K: 2 S: 7	H: 0 LOB: 0 BB: 0 P: 7	R: 2 E: 0 K: 0 S: 4	H: 1 LOB: 0 BB: 1 P: 8	R: 0 E: 1 K: 1 S: 6	H: 0 LOB: 1 BB: 0 P: 6	R: 0 E: 0 K: 1 S: 5	H: 0 LOB: 0 BB: 0 P: 5	R: 0 E: 0 K: 1 S: 5	H: 0 LOB: 0 BB: 0 P: 5	R: 4 E: 0 K: 0 S: 6	H: 4 LOB: 1 BB: 1 P: 11	R: 0 E: 0 K: 1 S: 5	H: 0 LOB: 0 BB: 0 P: 5	R: 0 E: 0 K: 1 S: 6	H: 1 LOB: 1 BB: 0 P: 6	1B: 7 2B: 2 3B: 0 HR: 1	SF: 0 SAC: 0 DP: 0 HBP: 1	WP: 0 PA: 41 FB: 0 SB: 1 CS: 0
PITCHER	IP WLS BF H R ER SO BB IBB HBP BLK WP HR S P ERA WHIP																				
Jerry Nyman, L ERA: 5.3 (1, 1)	0.0	5	4	4	4	0	0	1	0	0	0	0	0	0	1	14	18	6.00	0.667		
Don Secrest, L ERA: 7.71 (1, 1)	3.0	11	1	2	2	2	1	0	0	0	0	0	0	1	14	18	8.10	0.600			
Cisco Carlos, R ERA: 5.54 (4, 1)	3.1	14	2	3	3	3	0	0	0	1	0	0	0	0	19	20	13.50	4.500			
Dan Osinski, R ERA: 2.45 (7, 1)	0.2	4	2	1	1	0	1	0	0	0	0	0	0	3	7	11	0.00	0.500			
Wilbur Wood, L ERA: 2.89 (8, 1)	2.0	W	7	1	0	0	2	0	0	0	0	0	0	11	11	11	0.00	0.500			

Batter	1	2	3	4	5	6	7	8	9	AB	R	H	RBI	BB	SO	LOB	BOTTOM		
Tom McCraw, L OBP: 0.235, SLG: 0.230 (1, 9)										5	0	0	0	0	1	5	Seattle Pilots @ Chicago White Sox Comiskey Park, Chicago, IL Thu Jun 19 1969, 4:33 AM EDT Att: 2,318 - Unknown		
Luis Aparicio, R OBP: 0.353, SLG: 0.353 (1, 6)										4	1	2	0	1	0	4			
Carlos May, L OBP: 0.379, SLG: 0.541 (1, 7)										5	1	1	2	0	3	2			
Pete Ward, L OBP: 0.376, SLG: 0.402 (1, 3)										2	2	1	0	3	0	0			
Ed Herrmann, L OBP: 0.376, SLG: 0.487 (1, 2)										5	3	2	0	0	0	2			
Bill Melton, R OBP: 0.307, SLG: 0.425 (1, 5)										4	3	1	4	1	1	3			
Bobby Knoop, R OBP: 0.298, SLG: 0.315 (1, 4)										5	2	2	2	0	1	2			
Ken Berry, R OBP: 0.285, SLG: 0.286 (1, 8)										3	0	1	0	0	0	0			
Gail Hopkins, L OBP: 0.400, SLG: 0.455 (7, PH) Woodie Held, R OBP: 0.283, SLG: 0.436 (7, PR) (8, 8)										1	0	0	1	0	0	2			
Jerry Nyman, L OBP: 0.285, SLG: 0.167 (1, 1) Don Secrest, L OBP: 0.206, SLG: 0.333 (3, PH) Bob Christman, R OBP: 0.133, SLG: 0.286 (4, 1) Cisco Carlos, R OBP: 0.335, SLG: 0.385 (7, 1) Dan Osinski, R OBP: 0.298, SLG: 0.333 (7, PH) Don Pavletich, R OBP: 0.206, SLG: 0.333 (7, PR) Gary Peters, R OBP: 0.206, SLG: 0.333 (8, 1) Wilbur Wood, L OBP: 0.298, SLG: 0.333 (8, 1)										0	0	0	0	0	0	0			
Inning Stats	R: 5 E: 1 K: 1 S: 8	H: 2 LOB: 0 BB: 2 P: 16	R: 0 E: 0 K: 2 S: 8	H: 1 LOB: 1 BB: 0 P: 8	R: 4 E: 1 K: 0 S: 6	H: 3 LOB: 1 BB: 2 P: 14	R: 0 E: 0 K: 0 S: 3	H: 0 LOB: 0 BB: 0 P: 3	R: 0 E: 0 K: 1 S: 5	H: 0 LOB: 0 BB: 0 P: 5	R: 0 E: 0 K: 2 S: 7	H: 1 LOB: 1 BB: 1 P: 11	R: 4 E: 1 K: 0 S: 8	H: 4 LOB: 3 BB: 0 P: 8	R: 0 E: 0 K: 1 S: 5	H: 0 LOB: 2 BB: 2 P: 13	1B: 8 2B: 1 3B: 0 HR: 2	SF: 0 SAC: 0 DP: 1 HBP: 0	WP: 3 PA: 43 FB: 0 SB: 1 CS: 0
PITCHER	IP WLS BF H R ER SO BB IBB HBP BLK WP HR S P ERA WHIP																		
Marty Pattin, R ERA: 4.64 (1, 1)	2.0	14	4	7	6	3	3	0	0	0	0	0	0	20	28	0.00	1.250		
Jim Bouton, R ERA: 3.49 (3, 1)	4.0	16	3	2	0	3	2	0	0	0	0	0	0	2	2	∞	∞		
Mike Marshall, R ERA: 4.82 (7, 1)	0.0	L	2	2	2	2	0	0	0	0	0	0	0	2	2	∞	∞		
Bob Locker, R ERA: 6.28 (7, 1)	1.0	6	2	2	0	0	0	0	0	0	0	0	1	0	6	6	0.00	2.000	
John O'Donoghue, L ERA: 2.08 (8, 1)	1.0	5	0	0	0	1	2	0	0	0	0	0	0	5	13	0.00	2.000		

Batter	1	2	3	4	5	6	7	8	9	AB	R	H	RBI	BB	SO	LOB	TOP					
Tom McCraw, L (1, 3) OBP: 0.244, SLG: 0.267										4	1	1	0	0	2	1	Chicago White Sox @ California Angels Anaheim Stadium, Anaheim, CA Sat Jun 21 1969, 10:05 PM EDT Att: 12,415 - Unknown					
Luis Aparicio, R (1, 6) OBP: 0.353, SLG: 0.354										3	0	0	0	1	0	1						
Carlos May, L (1, 7) OBP: 0.378, SLG: 0.538										4	0	1	1	0	2	1						
Duane Josephson, R (1, 2) OBP: 0.284, SLG: 0.306										4	0	1	0	0	0	1						
Bill Melton, R (1, 5) OBP: 0.308, SLG: 0.413										2	0	0	0	2	1	2						
Walt Williams, R (1, 9) OBP: 0.310, SLG: 0.340										4	0	0	0	0	1	3						
Bobby Knoop, R (1, 4) OBP: 0.298, SLG: 0.311										0	0	0	0	0	0	0						
Ken Berry, R (1, 8) OBP: 0.291, SLG: 0.301										2	0	1	0	0	0	0						
Gail Hopkins, L (7, PH) OBP: 0.394, SLG: 0.447										1	0	0	0	0	1	2						
Woodie Held, R (7, 8) OBP: 0.292, SLG: 0.425										0	0	0	0	0	0	0						
Joe Horlen, R (1, 1) OBP: 0.241, SLG: 0.276										1	0	0	0	0	1	0						
Pete Ward, L (7, PH) OBP: 0.362, SLG: 0.383										1	0	0	0	0	0	2						
Wilbur Wood, R (7, 1) OBP: 0.292, SLG: 0.487										0	0	0	0	0	0	0						
Ed Herrmann, L (9, PH) OBP: 0.386, SLG: 0.487										1	0	0	0	0	0	1						
Inning Stats	R: 0 E: 0 K: 1 S: 5	H: 0 LOB: 0 BB: 0 P: 5	R: 0 E: 0 K: 0 S: 3	H: 0 LOB: 0 BB: 0 P: 3	R: 0 E: 0 K: 2 S: 7	H: 0 LOB: 0 BB: 0 P: 7	R: 1 E: 0 K: 0 S: 5	H: 2 LOB: 2 BB: 1 P: 9	R: 0 E: 0 K: 2 S: 8	H: 1 LOB: 1 BB: 0 P: 8	R: 0 E: 0 K: 1 S: 5	H: 0 LOB: 0 BB: 0 P: 5	R: 0 E: 0 K: 2 S: 8	H: 1 LOB: 2 BB: 1 P: 12	R: 0 E: 0 K: 2 S: 8	H: 1 LOB: 2 BB: 0 P: 12	R: 0 E: 0 K: 0 S: 3	H: 0 LOB: 1 BB: 0 P: 4	1B: 3 2B: 2 3B: 0 HR: 0	SF: 0 SAC: 1 DP: 0 HBP: 1	WP: 0 PB: 0 SB: 0 CS: 0	PA: 36
PITCHER	IP WLS BF H R ER SO BB IBB HBP BLK WP HR S P ERA WHIP																					
Andy Messersmith, R (1, 1) ERA: 3.04	7.0 W 27 4 1 1 8 2 0 0 0 0 0 0 41 49 1.29 0.857																					
Ken Tatum, R (8, 1) ERA: 0.49	2.0 S 9 1 0 0 2 1 0 1 0 0 0 0 11 16 0.00 1.000																					

Batter	1	2	3	4	5	6	7	8	9	AB	R	H	RBI	BB	SO	LOB	BOTTOM			
Sandy Alomar Sr., S (1, 4) OBP: 0.271, SLG: 0.258										5	1	1	0	0	1	1	Chicago White Sox @ California Angels Anaheim Stadium, Anaheim, CA Sat Jun 21 1969, 10:05 PM EDT Att: 12,415 - Unknown			
Bill Voss, L (1, 9) OBP: 0.297, SLG: 0.278										3	0	0	0	1	2	1				
Jim Fregosi, R (1, 6) OBP: 0.348, SLG: 0.385										3	1	2	0	1	0	1				
Rick Reichardt, R (1, 7) OBP: 0.364, SLG: 0.414										3	1	1	0	0	1	1				
Lou Johnson, R (7, 7) OBP: 0.292, SLG: 0.255										1	0	1	2	0	0	0				
Roger Repoz, L (1, 8) OBP: 0.285, SLG: 0.291										4	1	1	0	0	0	3				
Aurelio Rodriguez, R (1, 5) OBP: 0.289, SLG: 0.339										2	0	0	0	1	2	0				
Jim Spencer, L (1, 3) OBP: 0.321, SLG: 0.319										3	0	1	0	1	0	2				
Joe Azcue, R (1, 2) OBP: 0.296, SLG: 0.292										3	0	2	1	0	1	0				
Andy Messersmith, R (1, 1) OBP: 0.182, SLG: 0.053										3	0	0	0	0	1	3				
Ken Tatum, R (8, 1) ERA: 3.12										0	0	0	0	0	0	0				
Inning Stats	R: 0 E: 0 K: 1 S: 6	H: 1 LOB: 1 BB: 0 P: 6	R: 0 E: 0 K: 2 S: 9	H: 2 LOB: 2 BB: 0 P: 9	R: 0 E: 1 K: 2 S: 9	H: 2 LOB: 2 BB: 0 P: 9	R: 0 E: 0 K: 2 S: 7	H: 0 LOB: 0 BB: 0 P: 7	R: 0 E: 0 K: 0 S: 3	H: 0 LOB: 1 BB: 1 P: 7	R: 2 E: 0 K: 1 S: 7	H: 1 LOB: 1 BB: 1 P: 11	R: 2 E: 0 K: 0 S: 5	H: 2 LOB: 2 BB: 2 P: 13	R: 0 E: 0 K: 0 S: 4	H: 1 LOB: 1 BB: 0 P: 4	1B: 8 2B: 1 3B: 0 HR: 0	SF: 1 SAC: 3 DP: 0 HBP: 0	WP: 1 PB: 1 SB: 0 CS: 0	PA: 38
PITCHER	IP WLS BF H R ER SO BB IBB HBP BLK WP HR S P ERA WHIP																			
Joe Horlen, R (1, 1) ERA: 4.01	6.0 L 27 3 2 2 0 0 2 0 0 0 0 0 41 49 0.00 1.167																			
Wilbur Wood, L (7, 1) ERA: 3.12	2.0 11 3 2 2 0 0 2 0 0 0 0 0 9 17 9.00 1.500																			

Batter	1	2	3	4	5	6	7	8	9	AB	R	H	RBI	BB	SO	LOB	TOP										
Tom McCraw, L (1,3) OBP: 0.244, SLG: 0.266	0-0 1-3		0-0 1B 2B 1B		0-0 6-3			0-0 1-3		4	1	1	0	0	0	0											
Luis Aparicio, R (1,6) OBP: 0.355, SLG: 0.357	0-0 G4-6-3 1B		0-0 2B 1-2 1B			0-0 F9		0-0 F8		4	0	2	0	0	0	0											
Carlos May, L (1,7) OBP: 0.376, SLG: 0.538	0-0 G4-6-3 1-2		0-0 1-3 2-H 2B			0-0 6-3			0-0 F7	4	0	1	1	0	0	1											
Pete Ward, L (1,5) OBP: 0.358, SLG: 0.378		0-0 F2	0-0 F8			0-0 1B			0-0 F9	4	0	1	0	0	0	2											
Ed Herrmann, L (1,2) OBP: 0.380, SLG: 0.488		0-0 2B		0-0 F4		0-0 G3			0-0 4-3	4	0	1	0	0	0	1											
Bill Melton, R (1,9) OBP: 0.304, SLG: 0.407		0-0 F3		0-0 F9			0-0 F7			3	0	0	0	0	0	1											
Bobby Knoop, R (1,4) OBP: 0.294, SLG: 0.307		0-3 K		0-0 F9			0-0 6-3			0	0	0	0	0	0	0											
Ken Berry, R (1,8) OBP: 0.285, SLG: 0.294			0-0 F8		0-3 K		0-3 K			3	0	0	0	0	2	0											
Billy Wynne, L (1,1) OBP: 0.167, SLG: 0.167			0-0 5-3		0-0 1-3			0-0 1-3		3	0	0	0	0	0	0											
Inning Stats	R: 0 E: 0 K: 0 S: 3	H: 1 LOB: 0 BB: 0 P: 3	R: 0 E: 0 K: 1 S: 6	H: 1 LOB: 1 BB: 0 P: 6	R: 1 E: 0 K: 0 S: 6	H: 3 LOB: 2 BB: 0 P: 6	R: 0 E: 0 K: 0 S: 3	H: 0 LOB: 0 BB: 0 P: 3	R: 0 E: 0 K: 1 S: 5	H: 1 LOB: 1 BB: 0 P: 4	R: 0 E: 0 K: 1 S: 5	H: 0 LOB: 0 BB: 0 P: 5	R: 0 E: 0 K: 0 S: 3	H: 0 LOB: 0 BB: 0 P: 3	R: 0 E: 0 K: 0 S: 3	H: 0 LOB: 0 BB: 0 P: 3	1B: 4 2B: 2 3B: 0 HR: 0	SF: 0 SAC: 0 DP: 1 HBP: 0	WP: 0 PB: 0 SB: 0 CS: 0	PA: 32							
PITCHER	IP	WLS	BF	H	R	ER	SO	BB	IBB	HBP	BLK	WP	HR	S	P	ERA	WHIP										
Jim McGlothlin, R (1,1) ERA: 2.56	8.0	L	29	6	1	1	3	0	0	0	0	0	0	35	35	1.12	0.750										
Hoyt Wilhelm, R (9,1) ERA: 3.23	1.0		3	0	0	0	0	0	0	0	0	0	0	3	3	0.00	0.000										

Chicago White Sox @ California Angels
Anaheim Stadium, Anaheim, CA
Sun Jun 22 1969, 6:33 AM EDT
Att: 26,273 - Unknown

livebaseballscorecards.com

AB 29
R 1
H 6
RBI 1
BB 0
SO 2
LOB 5



Batter	1	2	3	4	5	6	7	8	9	AB	R	H	RBI	BB	SO	LOB	BOTTOM										
Sandy Alomar Sr., S (1,4) OBP: 0.272, SLG: 0.255	4-0 1B BB		0-0 4-3		0-0 4-3			0-3 K		2	0	0	0	1	0	0											
Jim Hicks, R (8,PH) OBP: 0.274, SLG: 0.375										1	0	0	0	0	1	0											
Ruben Amaro, R (9,4) OBP: 0.348, SLG: 0.250										0	0	0	0	0	0	0											
Bill Voess, L (1,9) OBP: 0.313, SLG: 0.297	0-0 1-3 1B		0-0 1B		0-0 4-3			0-0 1B		4	0	3	0	0	0	0											
Jim Fregosi, R (1,6) OBP: 0.351, SLG: 0.387	0-0 1-2 1B		0-0 F8		0-0 E5 1B			0-0 F7		4	0	2	0	0	0	2											
Rick Reichardt, R (1,7) OBP: 0.358, SLG: 0.405	0-0 F2		0-0 5-3		0-0 F7			0-3 K		4	0	0	0	0	1	4											
Roger Repoz, L (1,8) OBP: 0.284, SLG: 0.289	0-0 F8			0-0 G6-4-3 1B		0-0 F8			0-0 F6	4	0	1	0	0	0	3											
Aurelio Rodriguez, R (1,5) OBP: 0.289, SLG: 0.338		0-0 4-3 1B		0-0 G6-4-3 1-2		0-0 F8		0-3 K		4	0	1	0	0	1	1											
Jim Spencer, L (1,3) OBP: 0.304, SLG: 0.300		0-0 4-3		0-0 4-3		0-0 F9				3	0	0	0	0	0	1											
Joe Azcue, R (1,2) OBP: 0.288, SLG: 0.283		0-0 5-3			0-0 5-3		0-0 4-3			3	0	0	0	0	0	1											
Jim McGlothlin, R (1,1) OBP: 0.148, SLG: 0.115		0-0 F7			0-0 3-1			0-0 F6		2	0	0	0	0	0	1											
Lou Johnson, R (8,PH) OBP: 0.279, SLG: 0.253										1	0	0	0	0	0	0											
Hoyt Wilhelm, R (9,1) ERA: 1.5										0	0	0	0	0	0	0											
Inning Stats	R: 0 E: 0 K: 0 S: 4	H: 2 LOB: 2 BB: 1 P: 8	R: 0 E: 0 K: 0 S: 4	H: 1 LOB: 1 BB: 0 P: 4	R: 0 E: 0 K: 0 S: 4	H: 1 LOB: 1 BB: 0 P: 4	R: 0 E: 0 K: 0 S: 3	H: 1 LOB: 0 BB: 0 P: 3	R: 0 E: 1 K: 0 S: 4	H: 1 LOB: 1 BB: 0 P: 4	R: 0 E: 0 K: 0 S: 3	H: 0 LOB: 0 BB: 0 P: 3	R: 0 E: 0 K: 1 S: 6	H: 1 LOB: 1 BB: 0 P: 6	R: 0 E: 0 K: 2 S: 7	H: 0 LOB: 0 BB: 0 P: 7	1B: 7 2B: 0 3B: 0 HR: 0	SF: 0 SAC: 0 DP: 1 HBP: 0	WP: 0 PB: 0 SB: 0 CS: 0	PA: 33							
PITCHER	IP	WLS	BF	H	R	ER	SO	BB	IBB	HBP	BLK	WP	HR	S	P	ERA	WHIP										
Billy Wynne, R (1,1) ERA: 1.5	9.0	W	33	7	0	0	3	1	0	0	0	0	0	38	42	0.00	0.889										

Chicago White Sox @ California Angels
Anaheim Stadium, Anaheim, CA
Sun Jun 22 1969, 6:33 AM EDT
Att: 26,273 - Unknown

livebaseballscorecards.com

AB 32
R 0
H 7
RBI 0
BB 1
SO 3
LOB 13



Batter	1	2	3	4	5	6	7	8	9	AB	R	H	RBI	BB	SO	LOB	TOP										
Angel Bravo, L (1, 8) OBP: 0.389, SLG: 0.529	F7		1B		1-3		BB		FC5-4	4	0	2	0	0	0	0	Chicago White Sox @ Seattle Pilots Sicks Stadium, Boston, MA Wed Jun 25 1969, 10:05 PM EDT Att: 5,950 - Unknown										
Gary Bell, R (7, 1) OBP: 0.250, SLG: 0.278			1B				1B			0	0	0	0	0	0	0											
Walt Williams, R (9, PH) OBP: 0.311, SLG: 0.346										1	0	0	0	0	0	1											
Tom McCraw, L (1, 9) OBP: 0.260, SLG: 0.264	4-3								F2	4	0	2	1	1	0	1											
Carlos May, L (1, 7) OBP: 0.367, SLG: 0.527	F7				4-3					4	0	0	0	0	0	6											
Pete Ward, L (1, 3) OBP: 0.353, SLG: 0.365		3-1			F9				F8	2	0	0	0	0	0	0											
Don Pavletich, R (8, PH) OBP: 0.269, SLG: 0.350						FC3-6 HBP				1	0	0	0	0	0	0											
Ed Herrmann, L (1, 2) OBP: 0.382, SLG: 0.511	F9				FC6-4 2B				1B	3	0	1	0	0	0	1											
Ken Berry, R (8, 8) OBP: 0.215, SLG: 0.282						FC3-6 G6-4-3			HBP	0	0	0	0	0	0	0											
Bill Melton, R (1, 5) OBP: 0.316, SLG: 0.457	L5					G6-4-3				3	0	1	0	1	0	1											
Ron Hansen, R (1, 6) OBP: 0.260, SLG: 0.275					FC6-4				G6-4-3	4	0	2	0	0	0	4											
Bobby Knoop, R (1, 4) OBP: 0.285, SLG: 0.295			G6-4-3		5-3				K	4	0	0	0	0	1	4											
Paul Edmondson, R (1, 1) OBP: 0.500, SLG: 0.500										2	1	1	0	0	0	0											
Gail Hopkins, L (7, PH) OBP: 0.400, SLG: 0.457			1B		6-3				FC5-4	1	0	0	0	1	0	1											
Inning Stats	R: 0 E: 0 K: 0 S: 3	H: 0 LOB: 0 BB: 0 P: 3	R: 0 E: 0 K: 0 S: 3	H: 0 LOB: 0 BB: 0 P: 3	R: 1 E: 0 K: 0 S: 6	H: 4 LOB: 2 BB: 0 P: 6	R: 0 E: 0 K: 0 S: 4	H: 1 LOB: 2 BB: 1 P: 8	R: 0 E: 0 K: 0 S: 4	H: 1 LOB: 1 BB: 0 P: 4	R: 0 E: 0 K: 0 S: 2	H: 0 LOB: 0 BB: 0 P: 3	R: 0 E: 0 K: 0 S: 5	H: 2 LOB: 3 BB: 1 P: 9	R: 0 E: 0 K: 0 S: 3	H: 1 LOB: 1 BB: 0 P: 4	R: 0 E: 0 K: 1 S: 5	H: 0 LOB: 1 BB: 1 P: 9	1B: 8 2B: 1 3B: 0 HR: 0	SF: 0 SAC: 0 DP: 3 HBP: 2	WP: 0 PB: 0 SB: 0 CS: 0	PA: 38					
PITCHER	IP	WLS	BF	H	R	ER	SO	BB	IBB	HBP	BLK	WP	HR	S	P	ERA	WHIP										
John Gelnar, R (1, 1) ERA: 1.69	6.2	W	29	8	1	1	0	2	0	1	0	0	0	26	35	1.35	1.500										
John O'Donoghue, L (7, 1) ERA: 2.22	0.2		3	0	0	0	0	0	0	1	0	0	0	2	3	0.00	0.000										
Bob Locker, R (8, 1) ERA: 4.66	0.0	S	0	0	0	0	0	0	0	0	0	0	0	0	0	∞	∞										

Batter	1	2	3	4	5	6	7	8	9	AB	R	H	RBI	BB	SO	LOB	BOTTOM										
Tommy Harper, R (1, 8) OBP: 0.388, SLG: 0.348	FC6-4 BB		K							3	0	1	0	1	1	0	Chicago White Sox @ Seattle Pilots Sicks Stadium, Boston, MA Wed Jun 25 1969, 10:05 PM EDT Att: 5,950 - Unknown										
Mike Hegan, L (1, 3) OBP: 0.435, SLG: 0.490	FC6-4 BB		4-3							4	1	1	0	0	0	2											
Wayne Comer, R (1, 9) OBP: 0.353, SLG: 0.429										2	1	0	0	1	0	1											
Steve Whitaker, L (7, 9) OBP: 0.377, SLG: 0.431	2B WP		G3							0	0	0	0	0	0	0											
Tommy Davis, R (1, 7) OBP: 0.271, SLG: 0.335	WP SF8				4-3					3	1	1	1	0	0	1											
Gus Gil, R (1, 5) OBP: 0.327, SLG: 0.289	SF8				5-3					1	0	0	1	1	0	0											
Jerry McNertney, R (1, 2) OBP: 0.312, SLG: 0.419	K				4-3					3	0	0	0	0	1	1											
John Donaldson, L (1, 4) OBP: 0.286, SLG: 0.204										3	0	1	0	0	1	1											
Ray Oyler, R (1, 6) OBP: 0.290, SLG: 0.310		G5-4-3			4-3					3	0	0	0	0	0	1											
John Gelnar, R (1, 1) John O'Donoghue, R (7, 1) Bob Locker, S (8, 1)			K							2	0	0	0	0	1	0											
Inning Stats	R: 3 E: 0 K: 1 S: 6	H: 1 LOB: 0 BB: 2 P: 14	R: 0 E: 0 K: 1 S: 5	H: 1 LOB: 0 BB: 0 P: 5	R: 0 E: 0 K: 1 S: 5	H: 0 LOB: 0 BB: 0 P: 5	R: 0 E: 0 K: 0 S: 3	H: 0 LOB: 0 BB: 0 P: 3	R: 0 E: 0 K: 1 S: 5	H: 0 LOB: 0 BB: 0 P: 5	R: 0 E: 0 K: 0 S: 4	H: 1 LOB: 1 BB: 0 P: 4	R: 0 E: 0 K: 0 S: 2	H: 0 LOB: 1 BB: 1 P: 6	R: 0 E: 0 K: 1 S: 6	H: 1 LOB: 1 BB: 0 P: 6	R: 0 E: 0 K: 1 S: 6	H: 1 LOB: 1 BB: 0 P: 6	1B: 2 2B: 2 3B: 0 HR: 0	SF: 1 SAC: 0 DP: 1 HBP: 0	WP: 1 PB: 0 SB: 1 CS: 0	PA: 29					
PITCHER	IP	WLS	BF	H	R	ER	SO	BB	IBB	HBP	BLK	WP	HR	S	P	ERA	WHIP										
Paul Edmondson, R (1, 1) ERA: 2.4	6.0	L	22	3	3	3	4	2	0	0	0	0	0	28	36	4.50	0.833										
Gary Bell, R (7, 1) ERA: 5.2	2.0		7	1	0	0	1	1	0	0	0	0	0	8	12	0.00	1.000										

Batter	1	2	3	4	5	6	7	8	9	AB	R	H	RBI	BB	SO	LOB	TOP			
Angel Bravo, L OBP: 0.364, SLG: 0.476 (1, 8)										4	0	1	0	0	0	1				
Tom McCraw, L OBP: 0.250, SLG: 0.253 (1, 9)										4	0	0	0	0	2	1				
Carlos May, L OBP: 0.373, SLG: 0.527 (1, 7)										2	0	1	0	2	0	0				
Pete Ward, L OBP: 0.357, SLG: 0.390 (9, PR)										3	1	1	1	1	1	2				
Ken Berry, R OBP: 0.275, SLG: 0.282 (9, 8)										0	1	0	0	0	0	0				
Don Pavletich, R OBP: 0.268, SLG: 0.344 (9, PR)										4	0	1	0	0	3	1				
Luis Aparicio, R OBP: 0.356, SLG: 0.358 (9, 6)										0	0	0	0	0	0	0				
Bill Melton, R OBP: 0.319, SLG: 0.453 (1, 5)										2	0	0	0	2	2	0				
Ron Hansen, R OBP: 0.250, SLG: 0.264 (9, PH)										3	0	0	0	0	0	1				
Gail Hopkins, L OBP: 0.405, SLG: 0.462 (9, 2)										1	0	1	1	0	0	0				
Ed Herrmann, L OBP: 0.382, SLG: 0.511 (9, 2)										0	0	0	0	0	0	0				
Bobby Knoop, R OBP: 0.289, SLG: 0.296 (1, 4)										3	0	1	0	1	1	1				
Joe Horlen, R OBP: 0.212, SLG: 0.242 (9, 1)										4	0	0	0	0	1	4				
Wilbur Wood, R (9, 1)										0	0	0	0	0	0	0				
Inning Stats	R: 0 E: 0 K: 1 S: 6	H: 2 LOB: 1 BB: 0 P: 6	R: 0 E: 0 K: 1 S: 5	H: 0 LOB: 1 BB: 1 P: 9	R: 0 E: 0 K: 1 S: 5	H: 0 LOB: 0 BB: 0 P: 5	R: 1 E: 0 K: 2 S: 7	H: 1 LOB: 0 BB: 1 P: 11	R: 0 E: 0 K: 1 S: 6	H: 1 LOB: 1 BB: 0 P: 6	R: 0 E: 0 K: 2 S: 5	H: 0 LOB: 0 BB: 0 P: 7	R: 0 E: 0 K: 1 S: 5	H: 0 LOB: 1 BB: 1 P: 5	R: 1 E: 0 K: 0 S: 4	H: 2 LOB: 3 BB: 3 P: 16	1B: 5 2B: 0 3B: 0 HR: 1	SF: 0 SAC: 0 DP: 1 HBP: 0	WP: 0 PB: 0 SB: 0 CS: 1	PA: 36
PITCHER Gene Brabender, R ERA: 4.68 (1, 1)	IP: 9.0 WLS: W BF: 36 H: 6 R: 2 ER: 2 SO: 10 BB: 5 IBB: 1 HBP: 0 BLK: 0 WP: 0 HR: 1 S: 50 P: 74 ERA: 2.00 WHIP: 1.222															PITCHER (1, 1)	IP: 9.0 WLS: W BF: 36 H: 6 R: 2 ER: 2 SO: 10 BB: 5 IBB: 1 HBP: 0 BLK: 0 WP: 0 HR: 1 S: 50 P: 74 ERA: 2.00 WHIP: 1.222			

Chicago White Sox @ Seattle Pilots
Sicks Stadium, Boston, MA
Thu Jun 26 1969, 10:05 PM EDT
Att: 7,109 - Unknown

livebaseballscores.com

AB 30
R 2
H 6
RBI 2
BB 6
SO 10
LOB 11



Batter	1	2	3	4	5	6	7	8	9	AB	R	H	RBI	BB	SO	LOB	BOTTOM			
Tommy Harper, R OBP: 0.386, SLG: 0.346 (1, 8)										4	0	1	0	0	0	0				
Mike Hegan, L OBP: 0.432, SLG: 0.485 (1, 3)										4	0	1	0	0	0	1				
Steve Hovley, L (1, 9)										5	0	0	0	0	0	2				
Wayne Comer, R OBP: 0.360, SLG: 0.432 (1, 7)										3	1	2	0	1	1	1				
Gus Gil, R OBP: 0.333, SLG: 0.297 (1, 5)										4	1	2	1	0	1	2				
Jerry McNettney, R OBP: 0.322, SLG: 0.429 (9, PR)										3	0	2	1	1	0	1				
John Kennedy, R OBP: 0.337, SLG: 0.342 (9, PR)										0	1	0	0	0	0	0				
John Donaldson, L OBP: 0.283, SLG: 0.192 (1, 4)										3	0	0	0	1	0	2				
Ray Oyler, R OBP: 0.285, SLG: 0.304 (1, 6)										3	0	0	0	0	1	1				
Don Mincher, L OBP: 0.373, SLG: 0.402 (9, PH)										0	0	0	0	0	0	0				
Tommy Davis, R OBP: 0.274, SLG: 0.338 (9, PH)										1	0	1	1	0	0	0				
Gene Brabender, R OBP: 0.185, SLG: 0.120 (1, 1)										3	0	0	0	0	2	0				
Inning Stats	R: 0 E: 0 K: 1 S: 6	H: 1 LOB: 1 BB: 0 P: 6	R: 0 E: 0 K: 1 S: 6	H: 1 LOB: 1 BB: 0 P: 6	R: 0 E: 0 K: 1 S: 5	H: 0 LOB: 0 BB: 0 P: 5	R: 1 E: 0 K: 0 S: 3	H: 1 LOB: 2 BB: 1 P: 11	R: 0 E: 0 K: 1 S: 5	H: 0 LOB: 0 BB: 0 P: 5	R: 0 E: 0 K: 1 S: 6	H: 1 LOB: 1 BB: 0 P: 6	R: 0 E: 1 K: 0 S: 3	H: 1 LOB: 1 BB: 0 P: 3	R: 2 E: 0 K: 0 S: 5	H: 3 LOB: 2 BB: 1 P: 9	1B: 8 2B: 1 3B: 0 HR: 0	SF: 0 SAC: 0 DP: 0 HBP: 0	WP: 1 PB: 0 SB: 3 CS: 0	PA: 36
PITCHER Joe Horlen, R ERA: 3.93 Wilbur Wood, L ERA: 2.81 (1, 1)	IP: 8.2 WLS: L BF: 35 H: 8 R: 3 ER: 3 SO: 5 BB: 2 IBB: 1 HBP: 0 BLK: 0 WP: 1 HR: 0 S: 41 P: 53 ERA: 3.12 WHIP: 1.154															PITCHER (1, 1)	IP: 8.2 WLS: L BF: 35 H: 8 R: 3 ER: 3 SO: 5 BB: 2 IBB: 1 HBP: 0 BLK: 0 WP: 1 HR: 0 S: 41 P: 53 ERA: 3.12 WHIP: 1.154			

Chicago White Sox @ Seattle Pilots
Sicks Stadium, Boston, MA
Thu Jun 26 1969, 10:05 PM EDT
Att: 7,109 - Unknown

livebaseballscores.com

AB 33
R 3
H 9
RBI 3
BB 3
SO 5
LOB 10



Batter	1	2	3	4	5	6	7	8	9	AB	R	H	RBI	BB	SO	LOB	TOP			
Angel Bravo, L OBP: 0.385, SLG: 0.480 (1, 8)	F9		1B			F9		1B		4	0	2	0	0	0	0	Chicago White Sox @ Oakland Athletics Oakland-Alameda County Coliseum, Oakland, CA Fri Jun 27 1969, 7:05 PM PDT Att: 7,825 - Unknown			
Luis Aparicio, R OBP: 0.354, SLG: 0.353 (1, 6)	BB		5-3			6-3		L9		3	0	0	0	1	0	2				
Carlos May, L OBP: 0.371, SLG: 0.520 (1, 7)	K					6-3				3	0	0	0	0	1	1				
Pete Ward, L OBP: 0.361, SLG: 0.388 (7, 3)	F8									3	0	1	0	1	0	1				
Walt Williams, R OBP: 0.311, SLG: 0.346 (9, PR)						1B		BB		0	0	0	0	0	0	0				
Gail Hopkins, L OBP: 0.403, SLG: 0.477 (7, PR)			5-3			F3		F7		3	0	1	0	0	0	2				
Ken Berry, R OBP: 0.275, SLG: 0.282 (7, 8)						2-3		FC4-2		0	0	0	0	0	0	0				
Tom McCraw, L OBP: 0.248, SLG: 0.250 (9, PH)						G3		K		1	0	0	0	0	0	1				
Ed Herrmann, L OBP: 0.388, SLG: 0.489 (1, 2)			3-1					K		4	0	0	0	0	1	3				
Bill Melton, R OBP: 0.315, SLG: 0.447 (7, 5)			F7			K		K		3	0	0	0	0	2	2				
Bobby Knoop, R OBP: 0.285, SLG: 0.292 (1, 4)			K			K		F9		3	0	0	0	0	2	0				
Billy Wynne, L OBP: 0.111, SLG: 0.111 (1, 1)			4-3			F7		4-3		3	0	0	0	0	0	0				
Inning Stats	R: 0 E: 0 K: 1 S: 5	H: 0 LOB: 1 BB: 1 P: 9	R: 0 E: 0 K: 0 S: 3	H: 0 LOB: 0 BB: 0 P: 3	R: 0 E: 0 K: 1 S: 6	H: 1 LOB: 1 BB: 0 P: 6	R: 0 E: 0 K: 0 S: 3	H: 1 LOB: 0 BB: 0 P: 4	R: 0 E: 0 K: 2 S: 7	H: 0 LOB: 0 BB: 0 P: 7	R: 0 E: 0 K: 1 S: 6	H: 1 LOB: 2 BB: 0 P: 6	R: 0 E: 0 K: 0 S: 4	H: 1 LOB: 1 BB: 0 P: 4	R: 0 E: 0 K: 1 S: 5	H: 0 LOB: 1 BB: 1 P: 9	1B: 3 2B: 0 3B: 1 HR: 0	SF: 0 SAC: 0 DP: 0 HBP: 1	WP: 0 PB: 0 SB: 1 CS: 0	PA: 33
PITCHER Blue Moon Odom, R ERA: 2.45 (1, 1)	IP: 9.0 WLS: W BF: 33 H: 4 R: 0 ER: 0 SO: 6 BB: 2 IBB: 0 HBP: 1 BLK: 0 WP: 0 HR: 0 S: 42 P: 51 ERA: 0.00 WHIP: 0.667															PITCHER Blue Moon Odom, R ERA: 2.45 (1, 1)	IP: 9.0 WLS: W BF: 33 H: 4 R: 0 ER: 0 SO: 6 BB: 2 IBB: 0 HBP: 1 BLK: 0 WP: 0 HR: 0 S: 42 P: 51 ERA: 0.00 WHIP: 0.667			

Batter	1	2	3	4	5	6	7	8	9	AB	R	H	RBI	BB	SO	LOB	BOTTOM			
Bert Campaneris, R OBP: 0.293, SLG: 0.305 (1, 6)	K					6-3		L5		4	0	0	0	0	1	2	Chicago White Sox @ Oakland Athletics Oakland-Alameda County Coliseum, Oakland, CA Fri Jun 27 1969, 7:05 PM PDT Att: 7,825 - Unknown			
Ted Kubiak, S OBP: 0.421, SLG: 0.449 (1, 4)	G3					4-3		E5		4	0	1	0	0	0	0				
Reggie Jackson, L OBP: 0.406, SLG: 0.721 (1, 9)	4-3					E3		1B		2	0	0	0	2	0	0				
Sal Bando, R OBP: 0.403, SLG: 0.504 (1, 5)						CS		L5		3	0	1	0	0	0	2				
Danny Cater, R OBP: 0.330, SLG: 0.388 (1, 3)						1B		L5		3	0	0	0	0	0	2				
Rick Monday, L OBP: 0.402, SLG: 0.451 (1, 8)						6-3		F3		3	0	0	0	0	0	2				
Tommie Reynolds, R OBP: 0.347, SLG: 0.339 (7, PH)						1-2		F3		1	0	0	0	2	0	0				
Ray Webster, L OBP: 0.250, SLG: 0.222 (8, PH)						BB		G3		0	0	0	0	0	0	0				
Mike Hershberger, R OBP: 0.259, SLG: 0.243 (8, 7)						F9		F4		2	0	0	0	0	0	0				
Larry Haney, R OBP: 0.314, SLG: 0.396 (8, PR)						6-3		K		3	0	1	0	0	1	2				
Phil Roof, R OBP: 0.297, SLG: 0.284 (9, 2)								SH1-4		0	0	0	0	0	0	0				
Blue Moon Odom, R OBP: 0.286, SLG: 0.375 (1, 1)						K		SH1-4		2	0	0	0	0	1	0				
Inning Stats	R: 0 E: 0 K: 1 S: 5	H: 0 LOB: 0 BB: 0 P: 5	R: 0 E: 0 K: 0 S: 3	H: 0 LOB: 0 BB: 0 P: 3	R: 0 E: 0 K: 1 S: 5	H: 0 LOB: 0 BB: 0 P: 5	R: 0 E: 1 K: 0 S: 3	H: 0 LOB: 0 BB: 0 P: 3	R: 0 E: 0 K: 0 S: 3	H: 1 LOB: 2 BB: 1 P: 10	R: 0 E: 0 K: 0 S: 3	H: 0 LOB: 0 BB: 0 P: 3	R: 0 E: 0 K: 0 S: 3	H: 0 LOB: 2 BB: 2 P: 11	R: 1 E: 1 K: 0 S: 5	H: 2 LOB: 3 BB: 1 P: 9	1B: 3 2B: 0 3B: 0 HR: 0	SF: 0 SAC: 2 DP: 0 HBP: 0	WP: 1 PB: 0 SB: 0 CS: 1	PA: 32
PITCHER Billy Wynne, R ERA: 1.04 (1, 1)	IP: 8.0 WLS: L BF: 31 H: 3 R: 1 ER: 0 SO: 3 BB: 2 IBB: 2 HBP: 0 BLK: 0 WP: 1 HR: 0 S: 33 P: 49 ERA: 0.00 WHIP: 0.625															PITCHER Billy Wynne, R ERA: 1.04 (1, 1)	IP: 8.0 WLS: L BF: 31 H: 3 R: 1 ER: 0 SO: 3 BB: 2 IBB: 2 HBP: 0 BLK: 0 WP: 1 HR: 0 S: 33 P: 49 ERA: 0.00 WHIP: 0.625			

AB 30
R 0
H 4
RBI 0
BB 2
SO 6
LOB 12



AB 25
R 1
H 3
RBI 0
BB 4
SO 3
LOB 12



Batter	1	2	3	4	5	6	7	8	9	AB	R	H	RBI	BB	SO	LOB	TOP		
Angel Bravo, L OBP: 0.345, SLG: 0.429 Ken Berry, R OBP: 0.271, SLG: 0.278	E6 1B BB 1B	4-3		1-3		K		4-3		3	1	0	0	0	0	0	Chicago White Sox @ Oakland Athletics Oakland-Alameda County Coliseum, Oakland, CA Sat Jun 28 1969, 3:33 AM PDT Att: 20,205 - Unknown		
Luis Aparicio, R OBP: 0.352, SLG: 0.348	4-0 1B 1-2 1B BB	E5 2-3		F2		FC6-4		F8		4	1	0	0	1	0	3			
Gail Hopkins, L OBP: 0.396, SLG: 0.465	0-0 1B 1-2 2-3 1B	2-3						G3		5	1	1	0	0	0	1			
Ed Herrmann, L OBP: 0.369, SLG: 0.480	K			4-3				F7		4	1	1	0	0	1	3			
Carlos May, L OBP: 0.371, SLG: 0.521	1B 1-2 2-H 3-H 1B	K		4-3				K		5	2	2	2	0	2	2			
Bill Melton, R OBP: 0.317, SLG: 0.446	1B 1-2 2-H 1B			L7		K		5-3		5	0	2	3	0	1	0			
Ron Hansen, R OBP: 0.286, SLG: 0.280 Bobby Knoop, R OBP: 0.284, SLG: 0.290	1B 1-2 2-H 1B			5-3		2B 1B		K		3	0	2	1	0	0	0			
Tom McCraw, L OBP: 0.257, SLG: 0.263	F6			F5		1B 1-3 2B				3	0	1	0	1	0	2			
Tommy John, R OBP: 0.156, SLG: 0.073	FC6-4			F7		FC6-4 BB		K		3	0	0	0	1	1	4			
Inning Stats	R: 4 E: 1 K: 1 S: 10	H: 4 LOB: 2 BB: 1 P: 14	R: 0 E: 1 K: 1 S: 6	H: 0 LOB: 2 BB: 0 P: 7	R: 0 E: 0 K: 0 S: 3	H: 0 LOB: 0 BB: 0 P: 3	R: 0 E: 0 K: 0 S: 3	H: 0 LOB: 0 BB: 0 P: 3	R: 0 E: 0 K: 2 S: 9	H: 2 LOB: 3 BB: 1 P: 13	R: 2 E: 0 K: 2 S: 10	H: 3 LOB: 2 BB: 1 P: 14	R: 0 E: 0 K: 1 S: 5	H: 0 LOB: 0 BB: 0 P: 5	R: 0 E: 0 K: 1 S: 5	H: 0 LOB: 0 BB: 0 P: 5		1B: 7 2B: 2 3B: 0 HR: 0	SF: 0 SAC: 0 DP: 0 HBP: 1
PITCHER	IP WLS BF H R ER SO BB IBB HBP BLK WP HR S P ERA WHIP																		
Jim Nash, R ERA: 3.35	(1, 1) 0.1 L 7 4 4 3 1 1 0 0 0 0 0 0 8 12 81.00 15.000																		
Jim Roland, L ERA: 2.15	(1, 1) 6.2 29 5 2 2 5 1 1 1 0 1 0 36 45 2.70 0.900																		
Marcel Lachemann, R ERA: 1.5	(8, 1) 2.0 6 0 0 0 1 0 0 0 0 0 0 8 8 0.00 0.000																		

Batter	1	2	3	4	5	6	7	8	9	AB	R	H	RBI	BB	SO	LOB	BOTTOM		
Bert Campaneris, R OBP: 0.292, SLG: 0.304	6-3 1B		B5-3		4-3		5-3			4	0	1	0	0	0	0	Chicago White Sox @ Oakland Athletics Oakland-Alameda County Coliseum, Oakland, CA Sat Jun 28 1969, 3:33 AM PDT Att: 20,205 - Unknown		
Ted Kubiak, S OBP: 0.410, SLG: 0.423	6-3		FC6-4 BB		5-3			F2		3	0	0	0	1	0	1			
Reggie Jackson, L OBP: 0.404, SLG: 0.712	1-3		F5					3-1		3	0	0	0	1	0	2			
Sal Bando, R OBP: 0.398, SLG: 0.496	K		FC6-4					1-3		4	0	0	0	1	3				
Danny Cater, R OBP: 0.325, SLG: 0.383			E5 4-3		5-3			FC5-4		4	0	0	0	0	0	1			
Rick Monday, L OBP: 0.400, SLG: 0.452			4-3		K			F8		4	1	1	0	0	1	1			
Tommie Reynolds, R OBP: 0.345, SLG: 0.337			6-3		K			F7		4	1	1	1	0	1	1			
Phil Roof, R OBP: 0.298, SLG: 0.279					6-3			4-3		2	0	0	0	1	0	1			
Jim Nash, R OBP: 0.154, SLG: 0.200 Jim Roland, R OBP: 0.257, SLG: 0.240 Mike Hershberger, R OBP: 0.257, SLG: 0.240 Marcel Lachemann, R OBP: 0.257, SLG: 0.240			K		5-3			5-3		0	0	0	0	0	0	0			
Inning Stats	R: 0 E: 0 K: 1 S: 6	H: 1 LOB: 1 BB: 0 P: 6	R: 0 E: 1 K: 1 S: 6	H: 0 LOB: 2 BB: 1 P: 10	R: 0 E: 0 K: 0 S: 3	H: 0 LOB: 1 BB: 1 P: 7	R: 0 E: 0 K: 2 S: 7	H: 0 LOB: 0 BB: 0 P: 7	R: 0 E: 0 K: 0 S: 3	H: 0 LOB: 0 BB: 0 P: 3	R: 2 E: 0 K: 0 S: 5	H: 2 LOB: 0 BB: 0 P: 5	R: 0 E: 0 K: 0 S: 3	H: 0 LOB: 0 BB: 0 P: 3	R: 0 E: 0 K: 0 S: 3	H: 0 LOB: 0 BB: 0 P: 3		1B: 2 2B: 1 3B: 0 HR: 0	SF: 0 SAC: 0 DP: 0 HBP: 0
PITCHER	IP WLS BF H R ER SO BB IBB HBP BLK WP HR S P ERA WHIP																		
Tommy John, L ERA: 3.41	(1, 1) 9.0 W 34 3 2 2 4 3 0 0 0 1 0 39 51 2.00 0.667																		



Batter	1	2	3	4	5	6	7	8	9	AB	R	H	RBI	BB	SO	LOB	TOP			
Angel Bravo, L (1, 8) OBP: 0.344, SLG: 0.419 Cisco Carlos, R (8, 1)										3	1	1	0	0	0	0	Chicago White Sox @ Oakland Athletics Oakland-Alameda County Coliseum, Oakland, CA Sun Jun 29 1969, 3:33 AM PDT Unknown			
Luis Aparicio, R (1, 6) OBP: 0.357, SLG: 0.354										4	1	3	0	0	0					
Gail Hopkins, L (1, 3) OBP: 0.392, SLG: 0.462										3	0	1	1	0	0					
Don Pavletich, R (1, 2) OBP: 0.253, SLG: 0.324										4	0	0	0	0	1					
Carlos May, L (1, 7) OBP: 0.370, SLG: 0.517										4	0	1	1	0	0					
Bill Melton, R (1, 5) OBP: 0.312, SLG: 0.438										4	0	0	0	0	1					
Ron Hansen, R (1, 4) OBP: 0.268, SLG: 0.282										3	0	1	0	0	0					
Walt Williams, R (1, 9) OBP: 0.305, SLG: 0.340										3	0	0	0	0	0					
Gary Peters, L (1, 1) OBP: 0.225, SLG: 0.368 Pete Ward, L (8, PH) OBP: 0.365, SLG: 0.388 Ken Berry, R (8, PR) OBP: 0.271, SLG: 0.278 (8, 8)										2	0	0	0	0	0					
Inning Stats	R: 2 E: 0 K: 1 S: 8	H: 3 LOB: 1 BB: 0 P: 8	R: 0 E: 0 K: 0 S: 3	H: 0 LOB: 0 BB: 0 P: 3	R: 0 E: 0 K: 1 S: 4	H: 1 LOB: 1 BB: 0 P: 4	R: 0 E: 0 K: 1 S: 5	H: 0 LOB: 0 BB: 0 P: 5	R: 0 E: 0 K: 0 S: 3	H: 1 LOB: 0 BB: 0 P: 3	R: 0 E: 0 K: 0 S: 4	H: 1 LOB: 1 BB: 0 P: 4	R: 0 E: 0 K: 0 S: 3	H: 1 LOB: 1 BB: 1 P: 7	R: 0 E: 0 K: 0 S: 3	H: 0 LOB: 0 BB: 0 P: 3	1B: 7 2B: 0 3B: 0 HR: 0	SF: 1 SAC: 1 DP: 1 HBP: 0	WP: 0 PB: 0 CS: 0	PA: 33
PITCHER Caffish Hunter, R (1, 1) ERA: 3.64	IP: 9.0 WLS: W BF: 33	H: 7 R: 2 ER: 2 SO: 2	BB: 1 IBB: 0 HBP: 0 BLK: 0	WP: 0 HR: 0 S: 36 P: 40	ERA: 2.00 WHIP: 0.889	PITCHER										IP: 9.0 WLS: W BF: 33	H: 7 R: 2 ER: 2 SO: 2	BB: 1 IBB: 0 HBP: 0 BLK: 0	WP: 0 HR: 0 S: 36 P: 40	ERA: 2.00 WHIP: 0.889

Batter	1	2	3	4	5	6	7	8	9	AB	R	H	RBI	BB	SO	LOB	BOTTOM			
Bert Campaneris, R (1, 6) OBP: 0.293, SLG: 0.304										3	0	1	1	0	0	1	Chicago White Sox @ Oakland Athletics Oakland-Alameda County Coliseum, Oakland, CA Sun Jun 29 1969, 3:33 AM PDT Unknown			
Ted Kubiak, S (1, 4) OBP: 0.385, SLG: 0.393										4	0	0	0	0	0	3				
Reggie Jackson, L (1, 9) OBP: 0.405, SLG: 0.711										3	0	1	0	1	1					
Sal Bando, R (1, 5) OBP: 0.399, SLG: 0.494										3	0	1	0	1	1					
Danny Cater, R (1, 3) OBP: 0.322, SLG: 0.379										3	0	0	0	0	0	4				
Rick Monday, L (1, 8) OBP: 0.398, SLG: 0.445										3	0	0	0	1	3					
Tommie Reynolds, R (1, 7) OBP: 0.348, SLG: 0.341										4	2	2	0	0	0	2				
Phil Roof, R (1, 2) OBP: 0.301, SLG: 0.277 Ray Webster, L (8, PH) OBP: 0.286, SLG: 0.222 Larry Haney, R (9, 2) OBP: 0.314, SLG: 0.396										1	1	0	0	1	0					
Caffish Hunter, R (1, 1) OBP: 0.237, SLG: 0.278										3	0	2	2	0	0	3				
Inning Stats	R: 0 E: 1 K: 0 S: 4	H: 0 LOB: 2 BB: 1 P: 8	R: 2 E: 0 K: 1 S: 7	H: 2 LOB: 1 BB: 1 P: 11	R: 0 E: 0 K: 1 S: 6	H: 2 LOB: 1 BB: 0 P: 6	R: 1 E: 0 K: 0 S: 5	H: 2 LOB: 1 BB: 0 P: 5	R: 0 E: 0 K: 1 S: 5	H: 0 LOB: 0 BB: 0 P: 5	R: 0 E: 0 K: 1 S: 6	H: 1 LOB: 1 BB: 0 P: 6	R: 0 E: 0 K: 0 S: 3	H: 0 LOB: 3 BB: 3 P: 15	R: 0 E: 0 K: 0 S: 3	H: 0 LOB: 0 BB: 0 P: 15	1B: 6 2B: 2 3B: 0 HR: 0	SF: 1 SAC: 3 DP: 1 HBP: 0	WP: 2 PB: 0 SB: 1 CS: 0	PA: 36
PITCHER Gary Peters, L (1, 1) ERA: 4.22 Cisco Carlos, R (8, 1) ERA: 5.33	IP: 7.0 WLS: L BF: 30	H: 7 R: 3 ER: 3 SO: 3	BB: 2 IBB: 0 HBP: 0 BLK: 0	WP: 2 HR: 0 S: 38 P: 46	ERA: 3.86 WHIP: 1.286	PITCHER										IP: 1.0 WLS: L BF: 6	H: 0 R: 0 ER: 0 SO: 0	BB: 1 IBB: 2 HBP: 0 BLK: 0	WP: 0 HR: 0 S: 3 P: 15	ERA: 0.00 WHIP: 1.000



Batter	1	2	3	4	5	6	7	8	9	AB	R	H	RBI	BB	SO	LOB	TOP					
Ted Uhlhaender, L OBP: 0.325, SLG: 0.312										4	2	1	0	1	0	3	Minnesota Twins @ Chicago White Sox Comiskey Park, Chicago, IL Mon Jun 30 1969, 8:05 PM EDT Att: 8,259 - Unknown					
Rod Carew, L OBP: 0.428, SLG: 0.520										5	1	1	2	0	0	1						
Tony Oliva, L OBP: 0.385, SLG: 0.509										4	0	0	0	1	0	1						
Harmon Killebrew, R OBP: 0.413, SLG: 0.544										5	1	3	3	0	0	0						
Charlie Manuel, L OBP: 0.365, SLG: 0.349										5	0	0	0	0	2	4						
Frank Quilici, R OBP: 0.247, SLG: 0.222										0	0	0	0	0	0	0						
Rich Reese, L OBP: 0.327, SLG: 0.474										4	0	2	0	0	0	0						
Cesar Tovar, R OBP: 0.259, SLG: 0.305										0	1	0	0	0	0	0						
John Roseboro, L OBP: 0.369, SLG: 0.374										4	1	3	1	0	0	0						
Leo Cardenas, R OBP: 0.344, SLG: 0.375										3	1	1	1	1	0	1						
Bob Miller, R										3	0	0	0	0	2	4						
Ron Ferranoski, L OBP: 0.167, SLG: 0.167										1	0	0	0	0	0	2						
Inning Stats	R: 1 E: 0 K: 0 S: 5	H: 2 LOB: 1 BB: 0 P: 5	R: 0 E: 0 K: 0 S: 4	H: 1 LOB: 1 BB: 0 P: 4	R: 0 E: 0 K: 0 S: 3	H: 0 LOB: 0 BB: 0 P: 3	R: 0 E: 0 K: 1 S: 5	H: 0 LOB: 0 BB: 0 P: 5	R: 0 E: 0 K: 0 S: 3	H: 0 LOB: 0 BB: 0 P: 3	R: 1 E: 0 K: 1 S: 8	H: 3 LOB: 3 BB: 1 P: 12	R: 0 E: 0 K: 0 S: 3	H: 0 LOB: 0 BB: 0 P: 3	R: 5 E: 0 K: 2 S: 12	H: 5 LOB: 2 BB: 2 P: 20	1B: 8 2B: 3 3B: 0 HR: 0	SF: 0 SAC: 0 DP: 0 HBP: 0	WP: 1 PB: 0 CS: 0	PA: 41		
PITCHER	IP WLS BF H R ER SO BB IBB HBP BLK WP HR S P ERA WHIP																					
Joe Horlen, R ERA: 3.85	(1, 1) 7.0 L 28 6 2 2 2 0 1 0 0 0 1 0 31 35 2.57 0.857																					
Dan Osinski, R ERA: 3.74	(8, 1) 1.2 10 4 5 5 1 0 1 0 0 0 0 0 11 15 27.00 2.400																					
Gary Bell, R ERA: 5.18	(9, 1) 0.1 3 1 0 0 0 1 0 1 0 0 0 0 0 4 8 0.00 3.000																					
Batter	1	2	3	4	5	6	7	8	9	AB	R	H	RBI	BB	SO	LOB	BOTTOM					
Ken Berry, R OBP: 0.262, SLG: 0.268										5	0	0	0	0	1	2	Minnesota Twins @ Chicago White Sox Comiskey Park, Chicago, IL Mon Jun 30 1969, 8:05 PM EDT Att: 8,259 - Unknown					
Luis Aparicio, R OBP: 0.354, SLG: 0.351										3	0	1	0	0	0	0						
Gail Hopkins, L OBP: 0.401, SLG: 0.492										3	0	0	0	1	0	2						
Ed Herrmann, L OBP: 0.356, SLG: 0.452										2	0	0	0	1	0	2						
Don Pavletich, R OBP: 0.275, SLG: 0.324										0	0	0	0	1	0	0						
Carlos May, L OBP: 0.368, SLG: 0.514										4	1	1	0	0	1	4						
Bill Melton, R OBP: 0.314, SLG: 0.449										4	1	2	1	0	1	1						
Buddy Bradford, R OBP: 0.368, SLG: 0.462										4	1	3	0	0	1	0						
Rich Morales, R OBP: 0.154, SLG: 0.154										4	1	3	0	0	1	0						
Pete Ward, L OBP: 0.366, SLG: 0.384										2	0	1	1	0	0	0						
Bobby Knoop, R OBP: 0.280, SLG: 0.285										1	0	0	0	0	0	1						
Joe Horlen, R OBP: 0.200, SLG: 0.229										2	0	0	0	0	1	3						
Tom McCraw, L OBP: 0.252, SLG: 0.258										1	0	0	0	0	0	1						
Dan Osinski, R										0	0	0	0	0	0	0						
Gary Bell, R OBP: 0.250, SLG: 0.278										0	0	0	0	0	0	0						
Walt Williams, R OBP: 0.307, SLG: 0.344										0	0	0	1	0	0	0						
Inning Stats	R: 0 E: 0 K: 0 S: 3	H: 0 LOB: 0 BB: 0 P: 3	R: 0 E: 0 K: 1 S: 4	H: 0 LOB: 0 BB: 1 P: 8	R: 0 E: 0 K: 2 S: 7	H: 0 LOB: 0 BB: 0 P: 7	R: 0 E: 0 K: 0 S: 4	H: 1 LOB: 1 BB: 0 P: 4	R: 0 E: 0 K: 0 S: 6	H: 4 LOB: 2 BB: 0 P: 6	R: 0 E: 0 K: 0 S: 3	H: 0 LOB: 1 BB: 1 P: 7	R: 0 E: 0 K: 1 S: 6	H: 1 LOB: 1 BB: 0 P: 6	R: 0 E: 1 K: 0 S: 4	H: 0 LOB: 2 BB: 1 P: 8	R: 2 E: 0 K: 1 S: 7	H: 2 LOB: 0 BB: 0 P: 7	1B: 6 2B: 0 3B: 1 HR: 1	SF: 1 SAC: 1 DP: 2 HBP: 0	WP: 0 PB: 0 CS: 0	PA: 37
PITCHER	IP WLS BF H R ER SO BB IBB HBP BLK WP HR S P ERA WHIP																					
Bob Miller, R ERA: 2.68	(1, 1) 7.1 W 29 6 1 1 1 4 2 0 0 0 0 0 35 43 1.23 1.091																					
Ron Ferranoski, L ERA: 2.09	(8, 1) 1.2 S 8 2 2 2 1 0 1 0 0 0 0 1 9 13 10.80 1.200																					

Batter	1	2	3	4	5	6	7	8	9	AB	R	H	RBI	BB	SO	LOB	TOP					
Ted Uhlhaender, L OBP: 0.324, SLG: 0.322	F5		4-3		HR	F9		SH5-3		4	1	1	2	0	0	0	Minnesota Twins @ Chicago White Sox Comiskey Park, Chicago, IL Tue Jul 01 1969, 8:05 PM EDT Att: 7,609 - Unknown					
Rod Carew, L OBP: 0.427, SLG: 0.531	4-3				FC	G3		4-3		5	1	2	0	0	0							
Tony Oliva, L OBP: 0.379, SLG: 0.500	4-3		F7		F6	K				5	0	0	0	0	1	2						
Harmon Killebrew, R OBP: 0.407, SLG: 0.534					F9	FC				5	1	0	1	0	1	0						
Frank Quilici, R OBP: 0.247, SLG: 0.222					HR	HR				0	0	0	0	0	0	0						
Rich Reese, L OBP: 0.341, SLG: 0.529										5	3	4	3	0	0	0						
Graig Nettles, L OBP: 0.329, SLG: 0.389					HR	HR				2	0	0	0	1	2	1						
Cesar Tovar, R OBP: 0.262, SLG: 0.307					K	BB				2	0	1	1	0	0	0						
John Roseboro, L OBP: 0.376, SLG: 0.381					F5					5	2	3	0	0	0	2						
Leo Cardenas, R OBP: 0.350, SLG: 0.388					HR					3	2	2	2	0	0	2						
Jim Perry, S OBP: 0.194, SLG: 0.179					HR					2	0	0	0	0	1	0						
Dick Woodson, R OBP: 0.160, SLG: 0.087					K	K2-3				2	0	0	0	0	1	4						
Inning Stats	R: 0 E: 0 K: 0 S: 3	H: 0 LOB: 0 BB: 0 P: 3	R: 0 E: 0 K: 2 S: 9	H: 2 LOB: 2 BB: 0 P: 9	R: 0 E: 0 K: 0 S: 4	H: 1 LOB: 1 BB: 0 P: 4	R: 3 E: 0 K: 2 S: 10	H: 3 LOB: 0 BB: 0 P: 10	R: 4 E: 0 K: 1 S: 9	H: 3 LOB: 2 BB: 1 P: 14	R: 0 E: 0 K: 0 S: 5	H: 0 LOB: 0 BB: 0 P: 5	R: 0 E: 0 K: 0 S: 3	H: 0 LOB: 0 BB: 0 P: 3	R: 2 E: 1 K: 0 S: 5	H: 2 LOB: 0 BB: 0 P: 5	R: 1 E: 0 K: 0 S: 5	H: 2 LOB: 1 BB: 0 P: 5	1B: 6 2B: 2 3B: 1 HR: 4	SF: 0 SAC: 1 DP: 0 HBP: 1	WP: 0 PB: 0 SB: 3 CS: 0	PA: 43
PITCHER	IP WLS BF H R ER SO BB IBB HBP BLK WP HR S P ERA WHIP																					
Billy Wynne, R ERA: 2.4	(1, 1) 4.0 L 20 8 5 5 4 0 0 0 0 0 0 3 28 28 11.25 2.000																					
Wilbur Wood, L ERA: 3.2	(5, 1) 1.0 L 7 1 2 2 1 1 0 0 1 0 0 1 7 12 18.00 2.000																					
Cisco Carlos, R ERA: 5.1	(6, 1) 3.0 11 2 2 1 1 0 0 0 0 0 0 0 13 13 3.00 0.667																					
Don Secrist, L ERA: 7.5	(9, 1) 1.0 5 2 1 1 0 0 0 0 0 0 0 0 5 5 9.00 2.000																					

Batter	1	2	3	4	5	6	7	8	9	AB	R	H	RBI	BB	SO	LOB	BOTTOM					
Tom McCraw, L OBP: 0.241, SLG: 0.245	F9	FC1-6		F7		G3		F9		5	0	0	0	0	0	2	Minnesota Twins @ Chicago White Sox Comiskey Park, Chicago, IL Tue Jul 01 1969, 8:05 PM EDT Att: 7,609 - Unknown					
Luis Aparicio, R OBP: 0.355, SLG: 0.352		G4-6-3				K		F5		5	1	2	0	0	1	2						
Gail Hopkins, L OBP: 0.401, SLG: 0.488	E2			F6		F9				5	1	2	0	0	0	0						
Don Pavletich, R OBP: 0.268, SLG: 0.315	5-3									5	1	1	0	0	1	3						
Carlos May, L OBP: 0.369, SLG: 0.510										4	2	1	0	1	0	2						
Buddy Bradford, R OBP: 0.371, SLG: 0.463										4	0	2	1	0	1	0						
Bill Melton, R OBP: 0.320, SLG: 0.449										2	0	1	1	2	0	1						
Rich Morales, R OBP: 0.176, SLG: 0.176	F3									4	0	1	0	0	0	5						
Billy Wynne, L OBP: 0.182, SLG: 0.182										2	0	1	0	0	0	2						
Ron Hansen, R OBP: 0.265, SLG: 0.275										0	0	0	0	0	0	0						
Pete Ward, L OBP: 0.341, SLG: 0.381										0	0	0	0	0	0	0						
Don Secrist, L OBP: 0.500, SLG: 0.333										0	0	0	0	0	0	0						
Inning Stats	R: 3 E: 1 K: 0 S: 7	H: 4 LOB: 2 BB: 1 P: 11	R: 0 E: 0 K: 0 S: 3	H: 1 LOB: 0 BB: 0 P: 3	R: 2 E: 1 K: 0 S: 6	H: 2 LOB: 2 BB: 1 P: 10	R: 0 E: 0 K: 0 S: 5	H: 2 LOB: 2 BB: 0 P: 5	R: 0 E: 0 K: 2 S: 7	H: 0 LOB: 1 BB: 1 P: 11	R: 0 E: 0 K: 1 S: 5	H: 0 LOB: 0 BB: 0 P: 5	R: 0 E: 0 K: 1 S: 6	H: 1 LOB: 1 BB: 0 P: 6	R: 0 E: 0 K: 1 S: 6	H: 1 LOB: 0 BB: 0 P: 6	R: 0 E: 0 K: 0 S: 3	H: 0 LOB: 0 BB: 0 P: 3	1B: 11 2B: 0 3B: 0 HR: 0	SF: 0 SAC: 0 DP: 1 HBP: 0	WP: 0 PB: 0 SB: 0 CS: 0	PA: 41
PITCHER	IP WLS BF H R ER SO BB IBB HBP BLK WP HR S P ERA WHIP																					
Jim Perry, R ERA: 3.68	(1, 1) 3.1 21 9 5 3 0 1 0 0 0 0 0 0 29 33 8.10 3.000																					
Dick Woodson, R ERA: 4.03	(4, 1) 5.2 W 20 2 0 0 5 1 0 0 0 0 0 0 29 33 0.00 0.529																					



Batter	1	2	3	4	5	6	7	8	9	AB	R	H	RBI	BB	SO	LOB	TOP										
Cesar Tovar, R OBP: 0.289, SLG: 0.316 (1, 8)	4-0 G1-6-3 BB		0-0 6-3		0-0 G6-4-3 1-2 1B		0-0 1-H 2B		0-0 6-3	4	0	2	1	1	0	0	Minnesota Twins @ Chicago White Sox Milwaukee County Stadium, Milwaukee, WI Wed Jul 02 1969, 8:05 PM EDT Att: 23,525 - Unknown										
Rod Carew, L OBP: 0.423, SLG: 0.524 (1, 4)	0-0 G1-6-3 1-2		0-0 1B		0-3 K		0-0 6-3		0-0 F9	5	0	1	0	0	1	4											
Harmon Killebrew, R OBP: 0.465, SLG: 0.540 (1, 3)	0-0 6-3		0-0 4-3		0-0 G6-4-3 1-2				0-0 HR	4	1	1	1	0	0	3											
Bob Allison, R OBP: 0.320, SLG: 0.360 (1, 7)		0-0 6-3		0-0 6-3		0-0 CS 3B		0-0 F9		4	0	1	0	0	0	0											
Ted Uhlander, L OBP: 0.324, SLG: 0.322 (8, 7)										0	0	0	0	0	0	0											
Tony Oliva, L OBP: 0.380, SLG: 0.503 (1, 9)		0-0 1B 2B		0-0 F7 PB WP 1B		0-0 1-3		0-3 K		4	2	2	0	0	1	1											
Leo Cardenas, R OBP: 0.348, SLG: 0.387 (1, 6)		0-3 K		0-0 F7		0-0 1-3		0-0 1B		4	0	1	0	0	1	3											
George Mitterwald, R OBP: 0.319, SLG: 0.390 (1, 2)		0-0 1B		4-0 FC6-4 BB		0-0 CS 3-H		4-0 FC1-6 BB		2	0	2	1	2	0	0											
Frank Quilici, R OBP: 0.235, SLG: 0.211 (1, 5)	0-0 F3		0-0 FC6-4		0-0 FC1-6 2B		0-0 FC1-6 K		0-3 K	4	1	0	0	0	1	5											
Dave Boswell, R OBP: 0.170, SLG: 0.275 (1, 1)			0-0 F3		0-0 1B		0-0 F8		0-3 K	3	0	1	0	0	0	1											
Ron Perranoski, L OBP: 0.154, SLG: 0.154 (8, 1)					0-0 1B					1	0	0	0	0	1	0											
Inning Stats	R: 0 E: 0 K: 0 S: 2	H: 0 LOB: 0 BB: 1 P: 6	R: 1 E: 0 K: 1 S: 7	H: 2 LOB: 1 BB: 0 P: 7	R: 0 E: 0 K: 0 S: 4	H: 1 LOB: 1 BB: 0 P: 4	R: 1 E: 0 K: 0 S: 4	H: 1 LOB: 1 BB: 0 P: 8	R: 0 E: 0 K: 1 S: 6	H: 2 LOB: 1 BB: 0 P: 6	R: 0 E: 0 K: 0 S: 3	H: 1 LOB: 0 BB: 0 P: 3	R: 1 E: 0 K: 0 S: 4	H: 1 LOB: 1 BB: 1 P: 8	R: 1 E: 0 K: 2 S: 10	H: 3 LOB: 2 BB: 0 P: 10	R: 0 E: 0 K: 1 S: 5	H: 0 LOB: 0 BB: 0 P: 5	1B: 7 2B: 2 3B: 1 HR: 1	SF: 0 SAC: 0 DP: 2 HBP: 0	WP: 1 PB: 1 SB: 0 CS: 0	PA: 39					
PITCHER	IP	WLS	BF	H	R	ER	SO	BB	IBB	HBP	BLK	WP	HR	S	P	ERA	WHIP										
Tommy John, L ERA: 3.42 (1, 1)	7.2	L	34	11	4	3	3	3	0	0	0	1	1	37	49	3.52	1.826										
Gary Bell, R ERA: 5.15 (8, 1)	0.1		1	0	0	0	1	0	0	0	0	0	0	3	3	0.00	0.000										
Don Secrist, L ERA: 7.2 (9, 1)	1.0		3	0	0	0	1	0	0	0	0	0	0	5	5	0.00	0.000										

AB	35
R	4
H	11
RBI	3
BB	3
SO	5
LOB	17



Batter	1	2	3	4	5	6	7	8	9	AB	R	H	RBI	BB	SO	LOB	BOTTOM										
Tom McCraw, L OBP: 0.250, SLG: 0.248 (1, 9)	0-3 K2-3			0-0 4-3		0-0 1B		4-0 1B BB		3	0	1	0	1	1	0	Minnesota Twins @ Chicago White Sox Milwaukee County Stadium, Milwaukee, WI Wed Jul 02 1969, 8:05 PM EDT Att: 23,525 - Unknown										
Luis Aparicio, R OBP: 0.354, SLG: 0.350 (1, 6)	0-0 F7			0-0 6-3		0-0 5-3		0-0 1-2 2-H 1B		4	0	1	1	0	0	1											
Gail Hopkins, L OBP: 0.398, SLG: 0.481 (1, 3)	0-0 F8			0-0 1B		0-0 3-1		0-0 4-3		4	0	1	0	0	0	2											
Carlos May, L OBP: 0.365, SLG: 0.504 (1, 7)		0-3 K		0-0 F9		0-3 K				3	0	0	0	0	2	1											
Ed Herrmann, L OBP: 0.347, SLG: 0.439 (1, 2)		0-0 3-1			0-3 K		0-0 F8			3	0	0	0	0	1	0											
Buddy Bradford, R OBP: 0.364, SLG: 0.452 (1, 8)		0-3 K			0-3 K			0-0 6-3		3	0	0	0	0	2	0											
Bill Melton, R OBP: 0.320, SLG: 0.452 (1, 5)			0-0 F8		0-0 5-3			0-0 1B 2B		3	1	1	0	0	0	0											
Rich Morales, R OBP: 0.150, SLG: 0.150 (1, 4)			0-0 F4			0-0 6-3		0-0 5-3		3	0	0	0	0	0	1											
Tommy John, R OBP: 0.149, SLG: 0.070 (1, 1)			0-0 F9			0-0 F3		0-0 2-H 1B 1B		2	0	0	0	0	0	0											
Gary Bell, R OBP: 0.250, SLG: 0.278 (8, 1)										0	0	0	0	0	0	0											
Pete Ward, L OBP: 0.368, SLG: 0.386 (6, PH)										1	1	1	1	0	0	0											
Don Secrist, L OBP: 0.500, SLG: 0.333 (9, 1)										0	0	0	0	0	0	0											
Inning Stats	R: 0 E: 0 K: 1 S: 5	H: 0 LOB: 0 BB: 0 P: 5	R: 0 E: 0 K: 2 S: 7	H: 0 LOB: 0 BB: 0 P: 7	R: 0 E: 0 K: 0 S: 3	H: 0 LOB: 0 BB: 0 P: 3	R: 0 E: 0 K: 0 S: 4	H: 1 LOB: 1 BB: 0 P: 4	R: 0 E: 0 K: 2 S: 7	H: 0 LOB: 0 BB: 0 P: 7	R: 0 E: 0 K: 0 S: 4	H: 1 LOB: 0 BB: 0 P: 4	R: 0 E: 0 K: 1 S: 5	H: 0 LOB: 0 BB: 0 P: 5	R: 2 E: 0 K: 0 S: 6	H: 3 LOB: 2 BB: 1 P: 10	R: 0 E: 0 K: 0 S: 5	H: 0 LOB: 0 BB: 0 P: 5	1B: 4 2B: 1 3B: 0 HR: 0	SF: 0 SAC: 0 DP: 0 HBP: 0	WP: 0 PB: 0 SB: 0 CS: 0	PA: 30					
PITCHER	IP	WLS	BF	H	R	ER	SO	BB	IBB	HBP	BLK	WP	HR	S	P	ERA	WHIP										
Dave Boswell, R ERA: 3.09 (1, 1)	7.2	W	29	5	2	2	6	1	0	0	0	0	0	40	44	2.35	0.783										
Ron Perranoski, L ERA: 2.09 (8, 1)	0.1	S	1	0	0	0	0	0	0	0	0	0	0	1	1	0.00	0.000										



Batter	1	2	3	4	5	6	7	8	9	10	11	AB	R	H	RBI	BB	SO	LOB	TOP						
Cesar Tovar, R OBP: 0.274, SLG: 0.324 Rich Reese, L OBP: 0.345, SLG: 0.532	(1, 5) X 0-0 E 2B		(1, 2) X 0-0 F6			(1, 1) X 0-0 F9		(1, 1) X 0-0 1B	(1, 3) X 0-0 1B			4	0	2	1	0	0	0	0						
Rod Carew, L OBP: 0.413, SLG: 0.515 Joe Grzenda, R OBP: 0.227, SLG: 0.386	(1, 4) X 0-3 K		(1, 3) X 0-3 K			(1, 2) X 0-3 K		(1, 2) X 0-3 K	(1, 3) X 0-3 K2-3			4	0	0	0	0	4	2	0						
Graig Nettles, L OBP: 0.227, SLG: 0.386 Ron Ferranski, L OBP: 0.154, SLG: 0.154	(9, PH) X 0-0 L6-4 BB					(1, 3) X 0-0 F8		(1, 2) X 0-3 K			(1, 1) X 0-0 L5	3	0	0	0	2	1	1	0						
Harmon Killebrew, R OBP: 0.405, SLG: 0.635	(1, 3) X 0-0 E BB					(1, 3) X 0-0 BB																			
Tony Oliva, L OBP: 0.378, SLG: 0.498	(1, 9) X 0-0 E3					(1, 2) X 0-0 4-3		(1, 3) X 0-0 6-3			(1, 3) X 0-0 F4	5	0	1	0	0	0	4	0						
Bob Allison, R OBP: 0.317, SLG: 0.356 Charlie Manuel, L OBP: 0.370, SLG: 0.349	(1, 7) X 0-0 L6-4					(1, 3) X 0-0 6-3					(1, 3) X 0-0 5-3	4	0	1	0	0	0	3	0						
Leo Cardenas, R OBP: 0.349, SLG: 0.394	(1, 6) X 0-0 L4					(1, 3) X 0-0 G3 3B		(1, 1) X 0-0 F4			(1, 3) X 0-0 1B 1B	5	2	2	0	0	0	2	0						
George Mitterwald, R OBP: 0.304, SLG: 0.362	(1, 2) X 0-3 K					(1, 1) X 0-0 5-3		(1, 2) X 0-0 F6			(1, 3) X 0-3 K	5	0	0	0	0	2	3	0						
Ted Uhlaender, L OBP: 0.322, SLG: 0.320	(1, 8) X 0-0 6-3					(1, 2) X 0-0 G3		(1, 3) X 0-0 3-1			(1, 2) X 0-0 1B 1B	5	1	1	1	0	0	1	0						
Jim Kaat, L OBP: 0.250, SLG: 0.253 Jerry Crider, R OBP: 0.241, SLG: 0.229 Al Worthington, R OBP: 0.250, SLG: 0.253	(1, 1) X 0-0 6-3					(1, 3) X 0-0 K					(1, 2) X 0-0 1B 1B	1	0	0	0	0	0	0	0						
Inning Stats	R: 0 E: 1 K: 1 S: 6	H: 1 LOB: 2 BB: 1 P: 10	R: 0 E: 0 K: 1 S: 5	H: 0 LOB: 0 BB: 0 P: 5	R: 0 E: 0 K: 1 S: 5	H: 0 LOB: 0 BB: 0 P: 5	R: 0 E: 0 K: 0 S: 3	H: 0 LOB: 0 BB: 0 P: 3	R: 1 E: 0 K: 1 S: 6	H: 1 LOB: 0 BB: 0 P: 6	R: 0 E: 0 K: 1 S: 5	H: 0 LOB: 1 BB: 0 P: 9	R: 0 E: 0 K: 2 S: 9	H: 1 LOB: 1 BB: 0 P: 9	R: 2 E: 0 K: 1 S: 9	H: 4 LOB: 2 BB: 0 P: 9	R: 0 E: 0 K: 0 S: 3	H: 1 LOB: 1 BB: 1 P: 7	R: 0 E: 0 K: 1 S: 5	H: 0 LOB: 0 BB: 0 P: 5	1B: 7 2B: 2 3B: 2 HR: 0	SF: 0 SAC: 0 DP: 1 HBP: 0	WP: 0 PB: 0 SB: 0 CS: 1	PA: 45	
PITCHER	IP 8.2	WLS 36	BF 36	H 8	R 4	ER 4	SO 7	BB 2	IBB 0	HBP 0	BLK 0	WP 0	HR 0	S 48	P 56	ERA 4.15	WHIP 1.154								
Gary Peters, L ERA: 4.21	(1, 1)																								
Cisco Carlos, R ERA: 5.1	(9, 1)																								
Wilbur Wood, L ERA: 3.19	(9, 1)																								
Dan Osinski, R ERA: 3.53	(10, 1)																								

Minnesota Twins @ Chicago White Sox
Comiskey Park, Chicago, IL
Thu Jul 03 1969, 4:33 AM EDT
Att: 2,946 - Unknown

AB 42
R 4
H 10
RBI 4
BB 3
SO 9
LOB 18



Batter	1	2	3	4	5	6	7	8	9	10	11	AB	R	H	RBI	BB	SO	LOB	BOTTOM						
Walt Williams, R OBP: 0.322, SLG: 0.360 Ken Berry, R OBP: 0.260, SLG: 0.266	(1, 9) X 0-0 2B					(1, 2) X 0-0 F9						4	1	3	0	1	0	1	0						
Luis Aparicio, R OBP: 0.356, SLG: 0.355	(1, 6) X 0-0 1B					(1, 2) X 0-0 1B						5	2	2	2	1	0	6	0						
Buddy Bradford, R OBP: 0.358, SLG: 0.438	(1, 8) X 0-3 K					(1, 3) X 0-0 BB 1B						4	0	0	0	1	3	3	0						
Gail Hopkins, L OBP: 0.389, SLG: 0.468	(1, 3) X 0-0 F4					(1, 2) X 0-0 BB 1B						6	0	1	1	0	0	4	0						
Don Pavletich, R OBP: 0.284, SLG: 0.321	(1, 2) X 0-0 BB 1B					(1, 2) X 0-0 1-3						5	0	2	1	1	1	1	0						
Bill Melton, R OBP: 0.321, SLG: 0.461	(1, 5) X 0-0 BB 1B					(1, 2) X 0-0 5-3						6	1	2	1	0	2	4	0						
Carlos May, L OBP: 0.362, SLG: 0.496	(1, 7) X 0-0 BB 1B					(1, 2) X 0-0 4-3						4	0	0	0	1	0	0	0						
Rich Morales, R OBP: 0.240, SLG: 0.208	(1, 4) X 0-0 6-3					(1, 3) X 0-0 F7						4	0	2	0	1	0	3	0						
Gary Peters, L ERA: 2.84 Jerry Crider, R ERA: 6.28 Al Worthington, R ERA: 4.4 Joe Grzenda, L ERA: 4.25 Ron Ferranski, L ERA: 2.16	(1, 1) X 0-0 E3					(1, 0) X 0-0 F9 HBP						2	1	0	0	0	0	1	0						
Inning Stats	R: 2 E: 0 K: 1 S: 9	H: 4 LOB: 3 BB: 1 P: 13	R: 0 E: 1 K: 1 S: 7	H: 1 LOB: 2 BB: 0 P: 7	R: 0 E: 0 K: 0 S: 3	H: 0 LOB: 0 BB: 0 P: 3	R: 2 E: 0 K: 0 S: 5	H: 2 LOB: 3 BB: 2 P: 14	R: 0 E: 0 K: 0 S: 4	H: 1 LOB: 2 BB: 1 P: 8	R: 0 E: 0 K: 2 S: 8	H: 1 LOB: 2 BB: 1 P: 8	R: 0 E: 0 K: 1 S: 5	H: 0 LOB: 0 BB: 0 P: 5	R: 0 E: 0 K: 2 S: 9	H: 2 LOB: 2 BB: 0 P: 9	R: 0 E: 0 K: 0 S: 3	H: 0 LOB: 1 BB: 1 P: 7	R: 1 E: 0 K: 0 S: 1	H: 1 LOB: 0 BB: 0 P: 1	1B: 10 2B: 2 3B: 0 HR: 1	SF: 0 SAC: 2 DP: 0 HBP: 1	WP: 0 PB: 0 SB: 0 CS: 0	PA: 51	
PITCHER	IP 3.2	WLS 22	BF 22	H 7	R 0	ER 0	SO 2	BB 0	IBB 0	HBP 0	BLK 0	WP 0	HR 0	S 23	P 32	ERA 9.82	WHIP 2.455								
Jim Kaat, L ERA: 2.84	(1, 1)																								
Jerry Crider, R ERA: 6.28	(4, 1)																								
Al Worthington, R ERA: 4.4	(5, 1)																								
Joe Grzenda, L ERA: 4.25	(8, 1)																								
Ron Ferranski, L ERA: 2.16	(9, 1)																								

Minnesota Twins @ Chicago White Sox
Comiskey Park, Chicago, IL
Thu Jul 03 1969, 4:33 AM EDT
Att: 2,946 - Unknown

AB 42
R 5
H 13
RBI 5
BB 6
SO 7
LOB 25




Batter	1	2	3	4	5	6	7	8	9	AB	R	H	RBI	BB	SO	LOB	TOP	
Sandy Alomar Sr. S OBP: 0.275, SLG: 0.270	F8			4-3		G3		F6		4	0	0	0	0	0	0	California Angels @ Chicago White Sox Comiskey Park, Chicago, IL Sat Jul 05 1969, 4:33 AM EDT Att: 4,922 - Unknown	
Bill Voos L OBP: 0.324, SLG: 0.320	K			4-3		HR		1-3		4	1	1	0	0	1	0		
Jim Fregosi R OBP: 0.354, SLG: 0.400	6-3			BB		HR		PB		3	1	2	2	1	0	0		
Jay Johnstone L OBP: 0.283, SLG: 0.351		F6		BB		1B		1B		2	0	1	0	2	0	0		
Bubba Morton R OBP: 0.380, SLG: 0.447				BB		1B		IBB		4	0	0	0	0	1	5		
Roger Repoz L OBP: 0.269, SLG: 0.266	K			1-3		1-3		1-3		0	0	0	0	0	0	0		
Jim Spencer L OBP: 0.330, SLG: 0.350						G3		K		4	1	1	0	0	1	0		
Joe Azcue R OBP: 0.304, SLG: 0.266									6-3	4	0	0	0	0	0	1		
Aurelio Rodriguez R OBP: 0.276, SLG: 0.319				1-3		F7			2-3	4	0	2	1	0	0	0		
George Brunet R OBP: 0.182, SLG: 0.105				K				F7	3-H	1	0	0	0	0	1	0		
Eddie Fisher R										0	0	0	0	0	0	0		
Lou Johnson R OBP: 0.274, SLG: 0.248						F4		4-3		0	0	0	0	0	0	0		
Rudy May L OBP: 0.176, SLG: 0.067									1-2	2	0	0	0	0	0	2		
Ken Tatum R OBP: 0.697, SLG: 1.667										0	0	0	0	0	0	0		
Inning Stats	R: 0 E: 0 K: 1 S: 5	H: 0 LOB: 0 BB: 0 P: 5	R: 0 E: 0 K: 1 S: 5	H: 0 LOB: 0 BB: 0 P: 5	R: 0 E: 0 K: 1 S: 5	H: 0 LOB: 2 BB: 2 P: 11	R: 0 E: 0 K: 0 S: 3	H: 3 LOB: 1 BB: 0 P: 3	R: 0 E: 0 K: 1 S: 6	H: 1 LOB: 1 BB: 0 P: 6	R: 0 E: 0 K: 0 S: 4	H: 1 LOB: 2 BB: 1 P: 8	R: 1 E: 0 K: 0 S: 4	H: 2 LOB: 0 BB: 0 P: 4	1B: 5 2B: 1 3B: 0 HR: 1	SF: 0 SAC: 0 DP: 0 HBP: 0	WP: 0 PB: 1 CS: 1	PA: 36
PITCHER Billy Wynne R ERA: 2.54	IP: 9.0 WLS: W BF: 36 H: 7 R: 3 ER: 3 SO: 4	BB: 2 IBB: 1 HBP: 0 BLK: 0	WP: 0 HR: 1 S: 41 P: 53	ERA: 3.00 WHIP: 1.000	PITCHER													

Batter	1	2	3	4	5	6	7	8	9	AB	R	H	RBI	BB	SO	LOB	BOTTOM				
Walt Williams R OBP: 0.324, SLG: 0.357	F8			5-3				4-3		4	0	0	0	0	0	0	California Angels @ Chicago White Sox Comiskey Park, Chicago, IL Sat Jul 05 1969, 4:33 AM EDT Att: 4,922 - Unknown				
Pete Ward L OBP: 0.369, SLG: 0.388		6-3							K	1	0	0	0	0	1	3					
Luis Aparicio R OBP: 0.353, SLG: 0.347	BB			1B				F2		3	2	1	0	2	0	3					
Bill Melton R OBP: 0.320, SLG: 0.449	BB			BB					FC1-2	3	0	1	2	2	1	1					
Don Pavletich R OBP: 0.302, SLG: 0.321	BB			K					BB	3	0	1	0	1	0	2					
Gail Hopkins L OBP: 0.385, SLG: 0.477	BB			F2					BB	4	0	1	1	0	0	3					
Carlos May L OBP: 0.365, SLG: 0.508	BB			G6-4-3					BB	3	0	1	0	2	0	0					
Ken Berry R OBP: 0.266, SLG: 0.279	BB			1B					BB	2	1	1	0	2	0	0					
Ron Hansen R OBP: 0.279, SLG: 0.293				FC6					1B	3	0	0	0	0	0	6					
Tom McCraw L OBP: 0.256, SLG: 0.255				BB					BB	1	0	1	1	0	0	0					
Bobby Knoop R OBP: 0.280, SLG: 0.282									BB	3	0	1	0	1	0	0					
Billy Wynne L OBP: 0.143, SLG: 0.143				1B					1B	3	0	0	0	0	1	1					
Buddy Bradford R OBP: 0.362, SLG: 0.438				1-4					IBB	0	0	0	0	1	0	0					
Inning Stats	R: 1 E: 0 K: 0 S: 3	H: 0 LOB: 3 BB: 4 P: 19	R: 0 E: 0 K: 1 S: 5	H: 0 LOB: 0 BB: 0 P: 5	R: 0 E: 0 K: 1 S: 6	H: 1 LOB: 3 BB: 2 P: 14	R: 0 E: 0 K: 0 S: 3	H: 1 LOB: 0 BB: 0 P: 3	R: 1 E: 0 K: 0 S: 4	H: 2 LOB: 0 BB: 0 P: 4	R: 0 E: 0 K: 0 S: 3	H: 0 LOB: 0 BB: 0 P: 3	R: 0 E: 0 K: 0 S: 3	H: 1 LOB: 0 BB: 0 P: 3	R: 2 E: 1 K: 1 S: 6	H: 2 LOB: 3 BB: 3 P: 18	1B: 6 2B: 1 3B: 1 HR: 0	SF: 0 SAC: 0 DP: 3 HBP: 0	WP: 0 PB: 1 CS: 0	PA: 39	
PITCHER George Brunet L ERA: 4.32	IP: 2.2 WLS: 8 BF: 3 H: 3 R: 1 ER: 0 SO: 0	BB: 6 IBB: 0 HBP: 0 BLK: 0	WP: 0 HR: 0 S: 13 P: 37	ERA: 0.00 WHIP: 1.286	PITCHER																
Eddie Fisher R ERA: 3.03	2.1 L 3	1 2	0 0	0 0	0 0	0 0	8 8	0.00 1.286													
Rudy May L ERA: 4.61	3.0 L	13 3	2 2	0 0	0 0	2 0	11 19	6.00 1.000													
Ken Tatum R ERA: 0.34	0.2	3 0	0 0	0 1	1 1	0 0	4 8	0.00 1.500													

Batter	1	2	3	4	5	6	7	8	9	AB	R	H	RBI	BB	SO	LOB	TOP			
Ted Kubiak, S OBP: 0.330, SLG: 0.318 (1,6)	0-0 6-3		0-0 1-3			0-0 5-3		0-0 F8	0-0 F8	4	0	0	0	0	0	0				
Dick Green, R OBP: 0.345, SLG: 0.427 (1,4)	0-3 K			0-0 6-3			0-0 F8	0-0 6-3	0-0 6-3	4	0	0	0	0	1	0				
Reggie Jackson, L OBP: 0.413, SLG: 0.751 (1,9)	0-3 K			0-0 L9			0-0 4-3	0-0 F8	0-0 F8	4	0	0	0	0	1	0				
Sal Bando, R OBP: 0.402, SLG: 0.473 (1,5)		0-3 K		0-0 F8			4-0 BB			2	0	0	0	1	1	0				
Danny Cater, R OBP: 0.322, SLG: 0.395 (1,3)		0-0 2B			0-3 K		0-0 F9			3	0	1	0	0	1	1				
Rick Monday, L OBP: 0.380, SLG: 0.430 (1,8)	0-0 B1-3				0-3 K			0-3 K		3	0	0	0	0	2	1				
Joe Rudi, R OBP: 0.214, SLG: 0.239 (1,7)	0-3 K				0-0 6-3			0-0 2B		3	0	1	0	0	1	1				
Dave Duncan, R OBP: 0.176, SLG: 0.108 (1,2)			0-0 F3			0-3 K2-3		0-0 F7		3	0	0	0	0	1	1				
Lew Krausse, R OBP: 0.235, SLG: 0.563 (1,1)			0-3 K			0-0 F7		0-0 4-3		2	0	0	0	0	1	0				
Tommye Reynolds, R (& PH) OBP: 0.342, SLG: 0.322 (8,1)									0-0 4-3	1	0	0	0	0	0	1				
Rollie Fingers, R OBP: 0.267, SLG: 0.267 (8,1)										0	0	0	0	0	0	0				
Inning Stats	R: 0 E: 0 K: 2 S: 7	H: 0 LOB: 0 BB: 0 P: 7	R: 0 E: 0 K: 2 S: 8	H: 1 LOB: 1 BB: 0 P: 8	R: 0 E: 0 K: 1 S: 5	H: 0 LOB: 0 BB: 0 P: 5	R: 0 E: 0 K: 0 S: 3	H: 0 LOB: 0 BB: 0 P: 3	R: 0 E: 0 K: 2 S: 7	H: 0 LOB: 0 BB: 0 P: 7	R: 0 E: 0 K: 1 S: 5	H: 1 LOB: 1 BB: 0 P: 7	R: 0 E: 0 K: 1 S: 6	H: 1 LOB: 1 BB: 0 P: 6	R: 0 E: 0 K: 0 S: 3	H: 0 LOB: 0 BB: 0 P: 3	1B: 0 2B: 2 3B: 0 HR: 0	SF: 0 SAC: 0 DP: 0 HBP: 0	WP: 0 PB: 0 CS: 0	PA: 30
PITCHER Gary Peters, L ERA: 3.93 (1,1)	IP: 9.0 WLS: W BF: 30 H: 2 R: 0 ER: 0 SO: 9 BB: 1 IBB: 0 HBP: 0 BLK: 0 WP: 0 HR: 0 S: 47 P: 51 ERA: 0.00 WHIP: 0.333															PITCHER				

Oakland Athletics @ Chicago White Sox
Milwaukee County Stadium, Milwaukee, WI
Mon Jul 07 1969, 8:05 PM EDT
Att: 26,659 - Unknown


AB	29
R	0
H	2
RBI	0
BB	1
SO	9
LOB	5



Batter	1	2	3	4	5	6	7	8	9	AB	R	H	RBI	BB	SO	LOB	BOTTOM			
Tom McCraw, L OBP: 0.240, SLG: 0.237 (1,9)	0-0 F7		0-0 4-3		0-0 4-3		0-0 4-3			4	0	0	0	0	0	0				
Ken Berry, R OBP: 0.266, SLG: 0.279 (8,8)										0	0	0	0	0	0	0				
Luis Aparicio, R OBP: 0.351, SLG: 0.344 (1,6)	0-0 BB 1B		0-0 2B 1B		0-0 F6			0-3 K		4	2	2	0	0	1	0				
Carlos May, L OBP: 0.365, SLG: 0.502 (1,7)	4-0 BB 1B 1-2 BB		0-0 F7		0-0 4-3			0-0 1-3		3	0	0	0	1	0	1				
Gail Hopkins, L OBP: 0.385, SLG: 0.471 (1,3)	0-0 F5		0-0 1-H 2B		0-0 G3			0-0 4-3		4	0	1	1	0	0	2				
Bill Melton, R OBP: 0.316, SLG: 0.441 (1,5)	0-0 1-2 2-H 1B		0-0 F5		0-0 1-3			0-0 1-3		3	0	1	1	0	0	1				
Ed Herrmann, L OBP: 0.371, SLG: 0.439 (1,2)	4-0 1-2 2-3 BB		0-0 F4		0-0 FC6-4 1B					2	0	1	0	1	0	1				
Buddy Bradford, R OBP: 0.353, SLG: 0.418 (1,8)	0-0 F7			0-0 F9		0-0 FC6-4				3	0	0	0	0	0	4				
Bobby Knoop, R OBP: 0.277, SLG: 0.276 (1,4)		0-0 6-3		0-3 K		0-3 K				3	0	0	0	0	2	0				
Gary Peters, L OBP: 0.217, SLG: 0.326 (1,1)		0-0 6-3		0-0 G3		0-0 F7				3	0	0	0	0	0	0				
Inning Stats	R: 1 E: 0 K: 0 S: 5	H: 2 LOB: 3 BB: 2 P: 13	R: 0 E: 0 K: 0 S: 3	H: 0 LOB: 0 BB: 0 P: 3	R: 1 E: 0 K: 0 S: 5	H: 2 LOB: 1 BB: 0 P: 5	R: 0 E: 0 K: 1 S: 5	H: 0 LOB: 0 BB: 0 P: 5	R: 0 E: 0 K: 0 S: 4	H: 1 LOB: 1 BB: 0 P: 4	R: 0 E: 0 K: 1 S: 5	H: 0 LOB: 0 BB: 0 P: 5	R: 0 E: 0 K: 1 S: 5	H: 0 LOB: 0 BB: 0 P: 5	R: 0 E: 0 K: 0 S: 5	H: 0 LOB: 0 BB: 0 P: 5	1B: 4 2B: 1 3B: 0 HR: 0	SF: 0 SAC: 0 DP: 0 HBP: 0	WP: 0 PB: 0 CS: 0	PA: 31
PITCHER Lew Krausse, R ERA: 5.29 (8,1)	IP: 7.0 WLS: L BF: 28 H: 5 R: 2 ER: 2 SO: 2 BB: 2 IBB: 0 HBP: 0 BLK: 0 WP: 0 HR: 0 S: 30 P: 38 ERA: 2.57 WHIP: 1.000															PITCHER				
Rollie Fingers, R ERA: 2.76 (8,1)	IP: 1.0 WLS: L BF: 3 H: 0 R: 0 ER: 0 SO: 1 BB: 0 IBB: 0 HBP: 0 BLK: 0 WP: 0 HR: 0 S: 5 P: 5 ERA: 0.00 WHIP: 0.000															PITCHER				

Oakland Athletics @ Chicago White Sox
Milwaukee County Stadium, Milwaukee, WI
Mon Jul 07 1969, 8:05 PM EDT
Att: 26,659 - Unknown

AB	29
R	2
H	5
RBI	2
BB	2
SO	3
LOB	9



Batter	1	2	3	4	5	6	7	8	9	AB	R	H	RBI	BB	SO	LOB	TOP			
Jose Tartabull, L (1, 7) OBP: 0.200, SLG: 0.143	K		FC1-6						SH3-4	4	1	2	0	0	1	1	<p>Oakland Athletics @ Chicago White Sox</p> <p>Comiskey Park, Chicago, IL</p> <p>Tue Jul 08 1969, 4:33 AM EDT</p> <p>Unknown</p> <p>livebaseballscorecards.com</p>			
Danny Cater, R (1, 3) OBP: 0.320, SLG: 0.392	6-3		E5						L6	5	0	1	0	0	0	3				
Reggie Jackson, L (1, 9) OBP: 0.413, SLG: 0.743			K							3	0	0	0	2	2	5				
Sal Bando, R (1, 5) OBP: 0.405, SLG: 0.474			F6						F5	4	1	2	1	1	0	4				
Rick Monday, L (1, 8) OBP: 0.376, SLG: 0.424	2-3								SH	3	0	0	0	0	2	3				
Dick Green, R (1, 4) OBP: 0.340, SLG: 0.422		L4							SF8	3	0	0	1	0	1	0				
Ted Kubiak, S (1, 6) OBP: 0.337, SLG: 0.319		F7							G3	3	0	1	0	1	0	1				
Phil Roof, R (1, 2) OBP: 0.310, SLG: 0.297		F8							5-3	3	0	0	0	1	0	2				
Caffish Hunter, R (1, 1) OBP: 0.279, SLG: 0.317			FC1-6						SH3-4	4	0	2	0	0	1	2				
Inning Stats	R: 0 E: 0 K: 1 S: 5	H: 0 LOB: 2 BB: 2 P: 13	R: 0 E: 0 K: 0 S: 3	H: 0 LOB: 0 BB: 0 P: 3	R: 0 E: 1 K: 1 S: 7	H: 1 LOB: 2 BB: 0 P: 7	R: 0 E: 0 K: 1 S: 6	H: 1 LOB: 2 BB: 1 P: 10	R: 1 E: 0 K: 1 S: 4	H: 3 LOB: 1 BB: 0 P: 8	R: 0 E: 0 K: 2 S: 8	H: 1 LOB: 1 BB: 0 P: 8	R: 1 E: 0 K: 0 S: 5	H: 1 LOB: 1 BB: 0 P: 5	R: 0 E: 0 K: 0 S: 4	H: 1 LOB: 2 BB: 1 P: 8	1B: 8 2B: 0 3B: 0 HR: 0	SF: 1 SAC: 2 DP: 2 HBP: 0	WP: 0 PB: 0 SB: 1 CS: 0	PA: 40
PITCHER	IP WLS BF H R ER SO BB IBB HBP BLK WP HR S P ERA WHIP																			
Paul Edmondson, R (1, 1) ERA: 2.41	7.0	L	30	6	1	1	7	4	0	0	0	0	0	0	40	56	1.29	1.429		
Dan Osinski, R (8, 1) ERA: 3.4	2.0		10	2	1	1	0	0	1	0	0	0	0	0	9	13	4.50	1.000		

Batter	1	2	3	4	5	6	7	8	9	AB	R	H	RBI	BB	SO	LOB	BOTTOM					
Walt Williams, R (1, 9) OBP: 0.323, SLG: 0.351	FC4-6		F2						F4	3	0	0	0	1	1	1	<p>Oakland Athletics @ Chicago White Sox</p> <p>Comiskey Park, Chicago, IL</p> <p>Tue Jul 08 1969, 4:33 AM EDT</p> <p>Unknown</p> <p>livebaseballscorecards.com</p>					
Luis Aparicio, R (1, 6) OBP: 0.350, SLG: 0.343			K						1-3	4	0	1	0	0	1	0						
Carlos May, L (1, 7) OBP: 0.370, SLG: 0.520										4	1	3	1	0	1	2						
Gail Hopkins, L (1, 3) OBP: 0.382, SLG: 0.463	FC4-6								6-3	3	0	0	0	1	0	3						
Bill Melton, R (1, 5) OBP: 0.312, SLG: 0.435	FC5-4								F8	4	0	0	0	0	2	5						
Ed Herrmann, L (1, 2) OBP: 0.370, SLG: 0.436		4-3							6-3	3	0	1	0	0	0	2						
Ken Berry, R (7, PR) OBP: 0.266, SLG: 0.279										0	0	0	0	0	0	0						
Don Pavletich, R (8, 2) OBP: 0.296, SLG: 0.314										1	0	0	0	0	0	0						
Buddy Bradford, R (1, 8) OBP: 0.350, SLG: 0.413		K							K	4	0	1	0	0	3	1						
Rich Morales, R (1, 4) OBP: 0.226, SLG: 0.172										2	0	0	0	0	1	1						
Tom McCraw, L (7, PH) OBP: 0.246, SLG: 0.244										1	0	1	0	0	0	0						
Bobby Knoop, R (8, 4) OBP: 0.277, SLG: 0.276										0	0	0	0	0	0	0						
Paul Edmondson, R (1, 1) OBP: 0.364, SLG: 0.364										2	0	0	0	0	1	1						
Pete Ward, L (7, PH) OBP: 0.369, SLG: 0.386										1	0	0	0	0	0	2						
Dan Osinski, R (8, 1) ERA: 3.86			F6						G1-6-3	0	0	0	0	0	0	0						
Inning Stats	R: 0 E: 0 K: 1 S: 6	H: 1 LOB: 2 BB: 1 P: 10	R: 0 E: 0 K: 2 S: 7	H: 0 LOB: 0 BB: 0 P: 7	R: 0 E: 0 K: 1 S: 5	H: 0 LOB: 0 BB: 0 P: 5	R: 0 E: 0 K: 1 S: 5	H: 1 LOB: 1 BB: 1 P: 9	R: 0 E: 0 K: 2 S: 8	H: 1 LOB: 1 BB: 0 P: 8	R: 0 E: 0 K: 1 S: 6	H: 1 LOB: 1 BB: 0 P: 6	R: 0 E: 0 K: 0 S: 4	H: 2 LOB: 2 BB: 0 P: 6	R: 1 E: 0 K: 0 S: 5	H: 1 LOB: 0 BB: 0 P: 4	R: 0 E: 0 K: 1 S: 5	H: 0 LOB: 0 BB: 0 P: 5	1B: 5 2B: 1 3B: 0 HR: 1	SF: 0 SAC: 0 DP: 2 HBP: 0	WP: 0 PB: 0 SB: 0 CS: 0	PA: 34
PITCHER	IP WLS BF H R ER SO BB IBB HBP BLK WP HR S P ERA WHIP																					
Caffish Hunter, R (1, 1) ERA: 3.86	9.0	W	34	7	1	1	10	2	0	0	0	0	0	0	52	60	1.00	1.000				

AB 32
R 2
H 8
RBI 2
BB 5
SO 7
LOB 21



AB 32
R 1
H 7
RBI 1
BB 2
SO 10
LOB 18



Batter	1	2	3	4	5	6	7	8	9	AB	R	H	RBI	BB	SO	LOB	TOP										
Jose Tartabull, L (1,7) OBP: 0.250, SLG: 0.211	L5		CS 1B		1-3 BB 1B	FC4-6			F7	5	0	2	0	0	0	1											
Danny Cater, R (1,3) OBP: 0.319, SLG: 0.389	5-3		F7		F5		1-3			2	0	0	0	0	0	1											
Ray Webster, L (3,3) OBP: 0.280, SLG: 0.190										2	0	0	0	0	0	1											
Reggie Jackson, L (1,9) OBP: 0.411, SLG: 0.735	K		F5		1-3 BB		1-3			3	0	0	0	1	1	1											
Sal Bando, R (1,5) OBP: 0.406, SLG: 0.471		4-3 1B HBP	CS	4-0 1B BB	1-3				F8	2	2	0	0	1	0	2											
Rick Monday, L (1,8) OBP: 0.381, SLG: 0.427	4-3			1-2 1B	1-2 BB				FC1-4 1B	3	0	2	0	1	0	1											
Dick Green, R (1,4) OBP: 0.335, SLG: 0.415	F6		F6	F6	F7				FC1-4 G6-4-3	4	0	0	0	0	0	7											
Ted Kubiak, S (1,6) OBP: 0.343, SLG: 0.319		1-2 2H 1B		1-2 2H 1B		1-3			G6-4-3	3	0	1	1	1	0	1											
Dave Duncan, R (1,2) OBP: 0.179, SLG: 0.116				K		6-3			1-3	4	0	1	1	0	1	2											
Jim Nash, R (1,1) OBP: 0.172, SLG: 0.214		1-2 2H 1B								3	0	1	0	0	2	4											
Rollie Fingers, R (6,1) OBP: 0.267, SLG: 0.267	K									0	0	0	0	0	0	0											
Tony La Russa, R (9,PH)	K					FC4-6 1B			K	1	0	0	0	0	1	0											
Inning Stats	R: 0 E: 0 K: 1 S: 5	H: 0 LOB: 0 BB: 0 P: 5	R: 1 E: 0 K: 1 S: 6	H: 1 LOB: 2 BB: 1 P: 11	R: 0 E: 0 K: 0 S: 3	H: 1 LOB: 0 BB: 0 P: 3	R: 1 E: 0 K: 2 S: 9	H: 2 LOB: 2 BB: 1 P: 13	R: 0 E: 0 K: 0 S: 4	H: 1 LOB: 3 BB: 2 P: 12	R: 0 E: 0 K: 0 S: 3	H: 0 LOB: 0 BB: 0 P: 3	R: 0 E: 0 K: 0 S: 3	H: 1 LOB: 0 BB: 0 P: 3	R: 0 E: 0 K: 1 S: 5	H: 0 LOB: 0 BB: 0 P: 5	1B: 7 2B: 0 3B: 0 HR: 0	SF: 0 SAC: 0 DP: 1 HBP: 1	WP: 0 PB: 0 SB: 0 CS: 1	PA: 38							
PITCHER	IP	WLS	BF	H	R	ER	SO	BB	IBB	HBP	BLK	WP	HR	S	P	ERA	WHIP										
Joe Horlen, R (1,1) ERA: 3.6	6.0	W	28	6	2	2	4	4	0	1	0	0	0	31	48	3.00	1.667										
Wilbur Wood, L (7,1) ERA: 3.45	3.0	S	9	1	0	0	1	0	0	0	0	0	0	11	11	0.00	0.333										

Oakland Athletics @ Chicago White Sox
Comiskey Park, Chicago, IL
Tue Jul 08 1969, 8:05 PM EDT
Att: 8,203 - Unknown

AB	32
R	2
H	7
RBI	2
BB	4
SO	5
LOB	21



Batter	1	2	3	4	5	6	7	8	9	AB	R	H	RBI	BB	SO	LOB	BOTTOM										
Tom McCraw, L (1,9) OBP: 0.261, SLG: 0.285			F6							4	0	3	3	0	0	0											
Luis Aparicio, R (1,6) OBP: 0.352, SLG: 0.343					L1					3	1	1	0	1	1	3											
Carlos May, L (1,7) OBP: 0.371, SLG: 0.520			E9							4	0	2	0	0	1	4											
Gail Hopkins, L (1,3) OBP: 0.379, SLG: 0.457										4	1	1	0	0	0	4											
Ken Berry, R (8,8) OBP: 0.266, SLG: 0.279			F4							0	0	0	0	0	0	0											
Ed Herrmann, L (1,2) OBP: 0.360, SLG: 0.421					G3					4	0	0	0	0	0	3											
Bill Melton, R (1,5) OBP: 0.311, SLG: 0.432		5-3			F7					4	1	1	0	0	0	0											
Buddy Bradford, R (1,8) OBP: 0.348, SLG: 0.408										4	1	1	0	0	2	0											
Bobby Knoop, R (1,4) OBP: 0.279, SLG: 0.275										1	0	0	0	1	0	0											
Pete Ward, L (6,PH) OBP: 0.366, SLG: 0.383										1	0	0	0	0	1	3											
Wilbur Wood, R (7,1) ERA: 2.92										1	0	0	0	0	1	0											
Joe Horlen, R (1,1) OBP: 0.200, SLG: 0.225										2	0	0	0	0	0	1											
Ron Hansen, R (6,PH)										0	1	0	1	1	0	0											
Inning Stats	R: 0 E: 0 K: 1 S: 6	H: 1 LOB: 2 BB: 1 P: 10	R: 0 E: 0 K: 1 S: 5	H: 0 LOB: 0 BB: 0 P: 5	R: 1 E: 1 K: 0 S: 5	H: 2 LOB: 1 BB: 0 P: 5	R: 0 E: 0 K: 0 S: 3	H: 0 LOB: 0 BB: 0 P: 3	R: 0 E: 0 K: 0 S: 4	H: 1 LOB: 2 BB: 1 P: 8	R: 4 E: 0 K: 2 S: 11	H: 4 LOB: 1 BB: 1 P: 15	R: 0 E: 0 K: 0 S: 3	H: 1 LOB: 0 BB: 0 P: 3	R: 0 E: 0 K: 2 S: 7	H: 0 LOB: 0 BB: 0 P: 7	1B: 7 2B: 1 3B: 1 HR: 0	SF: 0 SAC: 0 DP: 1 HBP: 0	WP: 0 PB: 0 SB: 0 CS: 0	PA: 35							
PITCHER	IP	WLS	BF	H	R	ER	SO	BB	IBB	HBP	BLK	WP	HR	S	P	ERA	WHIP										
Jim Nash, R (1,1) ERA: 3.35	5.1	L	24	6	3	2	2	2	0	0	0	0	0	26	34	3.38	1.500										
Rollie Fingers, R (6,1)	2.2		11	3	2	2	4	1	0	0	0	0	0	18	22	6.75	1.500										

Oakland Athletics @ Chicago White Sox
Comiskey Park, Chicago, IL
Tue Jul 08 1969, 8:05 PM EDT
Att: 8,203 - Unknown

AB	32
R	5
H	9
RBI	4
BB	3
SO	6
LOB	18




Batter	1	2	3	4	5	6	7	8	9	AB	R	H	RBI	BB	SO	LOB	TOP								
Ted Kubiak, S OBP: 0.345, SLG: 0.316 (1, 6)	4-0 BB 5-3		0-3 K 1		0-0 1B		0-0 F6 3		0-0 6-3 1	4	0	1	0	1	1	2									
Danny Cater, R OBP: 0.320, SLG: 0.393 (1, 3)	0-0 5-3 1-2		0-0 CS BB 1B		0-0 F9 3			0-0 E 2B	0-0 4-3 2	5	1	2	0	0	0	2									
Reggie Jackson, L OBP: 0.411, SLG: 0.728 (1, 9)	0-0 F7 2		4-0 1-2 BB		0-0 6-3 1			0-0 E9 1B 2-H	0-3 K 3	4	1	1	1	1	1	1									
Sal Bando, R OBP: 0.404, SLG: 0.468 (1, 5)	0-0 F1 3		0-3 K 2-3		0-0 F8 2			0-0 1B 1B 2-H		4	1	1	1	0	1	3									
Rick Monday, L OBP: 0.379, SLG: 0.425 (1, 8)		0-0 FC6-4 1B		0-3 K 1		0-0 4-3 3		0-3 K 1		4	0	1	0	0	2	1									
Dick Green, R OBP: 0.337, SLG: 0.416 (1, 4)		0-0 FC6-4 WP 1-2		0-3 K 2			0-0 1B 1B	0-0 WP 1B 1-2		4	0	2	0	0	1	1									
Bill McNulty, R (1, 7)			0-3 K 2		0-0 4-3 3		0-3 K 1	0-0 WP 1B 1-2 2-H		3	0	0	0	0	2	2									
Phil Roof, R OBP: 0.315, SLG: 0.302 (7, 2)			1-3 K					1-2 2-H 1B		1	0	1	1	0	0	0									
Dave Duncan, R OBP: 0.188, SLG: 0.114 (7, PH)		4-0 IBB			0-0 F4 1		0-0 1B 1-2	0-3 K 2		1	0	0	0	1	0	0									
Jose Tarabull, L OBP: 0.273, SLG: 0.238 (7, 7)						0-0 F8 2		1-2 2-3 1B		2	0	1	0	0	1	2									
Chuck Dobson, R OBP: 0.174, SLG: 0.136 (7, PH)		0-0 6-3 3					0-0 F6 2	0-0 6-3 3		2	0	0	0	0	0	2									
Ray Webster, L OBP: 0.259, SLG: 0.182 (7, 1)										1	0	0	0	0	0	2									
Paul Lindblad, L OBP: 0.571, SLG: 0.571 (8, 1)										1	0	0	0	0	0	2									
George Lauzerique, R OBP: 0.154, SLG: 0.154 (8, 1)										0	0	0	0	0	0	0									
Inning Stats	R: 0 E: 0 K: 0 S: 3	H: 0 LOB: 1 BB: 1 P: 7	R: 0 E: 0 K: 1 S: 6	H: 1 LOB: 2 BB: 1 P: 10	R: 0 E: 0 K: 2 S: 7	H: 1 LOB: 0 BB: 1 P: 11	R: 0 E: 0 K: 2 S: 7	H: 0 LOB: 0 BB: 0 P: 7	R: 0 E: 0 K: 0 S: 4	H: 1 LOB: 1 BB: 0 P: 4	R: 0 E: 0 K: 0 S: 3	H: 0 LOB: 0 BB: 0 P: 3	R: 0 E: 0 K: 1 S: 7	H: 2 LOB: 2 BB: 0 P: 7	R: 3 E: 1 K: 2 S: 12	H: 5 LOB: 2 BB: 0 P: 12	R: 0 E: 0 K: 1 S: 5	H: 0 LOB: 0 BB: 0 P: 5	1B: 9 2B: 2 3B: 0 HR: 0	SF: 0 SAC: 0 DP: 1 HBP: 0	WP: 3 PB: 0 SB: 0 CS: 1	PA: 39			
PITCHER	IP	WLS	BF	H	R	ER	SO	BB	IBB	HBP	BLK	WP	HR	S	P	ERA	WHIP								
Billy Wynne, R ERA: 2.54 (1, 1)	7.0		30	7	2	2	6	2	1	0	0	1	0	39	51	2.57	1.286								
Dan Osinski, R ERA: 3.63 (8, 1)	0.0	W	1	1	0	0	0	0	0	0	0	0	0	1	1	∞	∞								
Wilbur Wood, L ERA: 3.34 (8, 1)	2.0		8	2	1	1	3	0	0	0	0	1	0	14	14	4.50	1.000								

Oakland Athletics @ Chicago White Sox
Comiskey Park, Chicago, IL
Wed Jul 09 1969, 8:05 PM EDT
Att: 6,464 - Unknown

livebaseballscorecards.com

AB 36
R 3
H 10
RBI 3
BB 3
SO 9
LOB 20




Batter	1	2	3	4	5	6	7	8	9	AB	R	H	RBI	BB	SO	LOB	BOTTOM								
Tom McCraw, L OBP: 0.266, SLG: 0.289 (8, 3)	0-0 F6 1		0-0 3-1 1		0-0 2B 1B 2-H		0-3 K 1	0-0 1B		5	0	2	1	0	1	0									
Luis Aparicio, R OBP: 0.349, SLG: 0.341 (1, 6)	0-0 FC4-6 1B		0-0 F7 2		0-0 F9 2		0-0 F9 2	0-0 F8 3		5	0	1	0	0	0	2									
Carlos May, L OBP: 0.376, SLG: 0.525 (1, 7)	0-0 FC4-6 BB 1B 1-2		4-0 BB		0-0 2B 1-H		0-0 1B			3	0	2	0	1	0	1									
Gail Hopkins, L OBP: 0.382, SLG: 0.458 (1, 3)	0-0 BB		0-0 F8 3		0-0 1B 1B SF9		0-0 F4 3			4	1	2	0	0	0	2									
Ken Berry, R OBP: 0.266, SLG: 0.279 (8, 8)	1-2 1B									0	0	0	0	0	0	0									
Bill Melton, R OBP: 0.313, SLG: 0.431 (1, 5)	4-0 1-2 2-3 BB			0-0 F4 1		0-0 1B 1B		0-3 K 1		3	0	1	0	1	1	0									
Ed Herrmann, L OBP: 0.399, SLG: 0.419 (8, PH)	0-0 F8 3			0-0 F7 2		0-0 1B 1B		4-0 1B HR BB		3	0	1	0	0	0	3									
Don Pavletich, R OBP: 0.303, SLG: 0.314 (9, 2)				0-0 F7 2		1-2 2-3 1B				0	1	0	0	1	0	0									
Buddy Bradford, R OBP: 0.345, SLG: 0.404 (8, 9)		0-0 1-3 1		0-3 K 3		0-3 K 1		0-0 1B 1-2 HR		4	1	1	0	0	2	3									
Bobby Knoop, R OBP: 0.279, SLG: 0.277 (8, PH)		0-0 1-3 2			0-0 SH1 1B		0-0 SF9 2		0-0 1B 1-2 HR	2	1	1	1	0	0	0									
Pete Ward, L OBP: 0.370, SLG: 0.410 (9, 4)					0-0 SH1 1B		0-0 1B 3-H		0-0 HR	1	1	1	3	0	0	0									
Rich Morales, R OBP: 0.226, SLG: 0.172 (9, 4)								1-H 2-H HR		0	0	0	0	0	0	0									
Billy Wynne, L OBP: 0.125, SLG: 0.125 (8, 1)		0-0 2-3 3			0-0 1-2		0-0 1-3 3		0-0 1-3 2	2	0	0	0	0	0	2									
Dan Osinski, R (8, 1)										0	0	0	0	0	0	0									
Wilbur Wood, R (8, 1)										1	0	0	0	0	0	0									
Inning Stats	R: 0 E: 0 K: 0 S: 5	H: 2 LOB: 3 BB: 1 P: 9	R: 0 E: 0 K: 0 S: 3	H: 0 LOB: 0 BB: 0 P: 3	R: 0 E: 0 K: 1 S: 5	H: 0 LOB: 0 BB: 0 P: 5	R: 1 E: 0 K: 0 S: 5	H: 3 LOB: 2 BB: 0 P: 5	R: 1 E: 0 K: 1 S: 8	H: 3 LOB: 2 BB: 0 P: 8	R: 0 E: 0 K: 1 S: 6	H: 1 LOB: 1 BB: 0 P: 6	R: 3 E: 0 K: 1 S: 8	H: 3 LOB: 1 BB: 1 P: 12	R: 0 E: 0 K: 1 S: 8	H: 0 LOB: 0 BB: 0 P: 12	1B: 10 2B: 1 3B: 0 HR: 1	SF: 1 SAC: 1 DP: 0 HBP: 0	WP: 0 PB: 0 SB: 0 CS: 0	PA: 38					
PITCHER	IP	WLS	BF	H	R	ER	SO	BB	IBB	HBP	BLK	WP	HR	S	P	ERA	WHIP								
Chuck Dobson, R ERA: 3.54 (1, 1)	6.0		27	8	2	2	2	2	0	0	0	0	29	37	3.00	1.667									
Paul Lindblad, L ERA: 3.82 (7, 1)	1.1	L	7	2	2	2	2	1	0	0	0	0	10	14	13.50	2.250									
George Lauzerique, R ERA: 3.99 (8, 1)	0.2		4	2	1	1	0	0	0	0	0	0	1	4	4	13.50	3.000								

Oakland Athletics @ Chicago White Sox
Comiskey Park, Chicago, IL
Wed Jul 09 1969, 8:05 PM EDT
Att: 6,464 - Unknown

livebaseballscorecards.com

AB 33
R 5
H 12
RBI 5
BB 3
SO 4
LOB 13



Batter	1	2	3	4	5	6	7	8	9	AB	R	H	RBI	BB	SO	LOB	TOP						
Walt Williams, R (1,7) OBP: 0.328, SLG: 0.354	6-3			E6 1B FC3-2	F3			FC5-4 BB		3	0	0	0	1	0	2							
Luis Aparicio, R (1,6) OBP: 0.350, SLG: 0.347	4-3			FC3-2 1B				FC5-4		3	0	1	0	1	0	2							
Rich Morales, R (8,6) OBP: 0.212, SLG: 0.161				FC3-2 1B				FC5-4 1-2 2-3		0	0	0	0	0	0	0							
Bill Melton, R (1,5) OBP: 0.308, SLG: 0.431	K			K				F9		4	0	0	0	0	3	5							
Gail Hopkins, L (1,3) OBP: 0.368, SLG: 0.439		K		FC3-2 1-2 3-H	F7			4-3		4	0	0	0	0	1	5							
Don Pavletich, R (1,2) OBP: 0.296, SLG: 0.298	5-3			P4				F9		3	0	0	0	0	1	3							
Gary Bell, R (6,1) OBP: 0.286, SLG: 0.278										0	0	0	0	0	0	0							
Ron Hansen, R (9,PH) OBP: 0.292, SLG: 0.289										1	0	0	0	0	0	0							
Buddy Bradford, R (1,9) OBP: 0.356, SLG: 0.423		K								3	0	2	0	1	1	0							
Bobby Knoop, R (1,4) OBP: 0.275, SLG: 0.272				L8	FC4-6 BB			1B		4	0	0	0	0	0	2							
Ken Berry, R (1,8) OBP: 0.265, SLG: 0.273				6-3				5-3		3	0	0	0	1	0	1							
Joe Horlen, R (1,1) OBP: 0.190, SLG: 0.214																							
Chuck Brinkman, R (6,2)				L9				E4 FC5-4 BB		2	0	0	0	0	0	2							
										1	0	0	0	0	0	0							
Inning Stats	R: 0 E: 0 K: 1 S: 5	H: 0 LOB: 0 BB: 0 P: 5	R: 0 E: 0 K: 2 S: 7	H: 0 LOB: 0 BB: 0 P: 7	R: 0 E: 0 K: 0 S: 3	H: 0 LOB: 0 BB: 0 P: 3	R: 0 E: 1 K: 1 S: 7	H: 1 LOB: 2 BB: 0 P: 7	R: 0 E: 0 K: 0 S: 3	H: 0 LOB: 0 BB: 1 P: 11	R: 0 E: 0 K: 0 S: 3	H: 1 LOB: 0 BB: 0 P: 3	R: 0 E: 1 K: 0 S: 4	H: 0 LOB: 2 BB: 1 P: 8	R: 0 E: 0 K: 0 S: 4	H: 1 LOB: 1 BB: 0 P: 4	1B: 3 2B: 0 3B: 0 HR: 0	SF: 0 SAC: 0 DP: 0 HBP: 0	WP: 0 PB: 0 CS: 0	PA: 35			
PITCHER Jim Rooker, L (1,1) ERA: 5.56	IP: 9.0 WLS: W BF: 35 H: 3 R: 0 ER: 0 SO: 6 BB: 4 IBB: 0 HBP: 0 BLK: 0 WP: 0 HR: 0 S: 43 P: 59 ERA: 0.00 WHIP: 0.778											PITCHER	IP: 9.0 WLS: W BF: 35 H: 3 R: 0 ER: 0 SO: 6 BB: 4 IBB: 0 HBP: 0 BLK: 0 WP: 0 HR: 0 S: 43 P: 59 ERA: 0.00 WHIP: 0.778										

Chicago White Sox @ Kansas City Royals
Municipal Stadium, Kansas City, MO
Sat Jul 12, 1969, 4:33 AM EDT
Att: 11,935 - Unknown - 73 F

AB 31
R 0
H 3
RBI 0
BB 4
SO 6
LOB 22





Batter	1	2	3	4	5	6	7	8	9	AB	R	H	RBI	BB	SO	LOB	BOTTOM						
Pat Kelly, L (1,8) OBP: 0.379, SLG: 0.408	F9		4-3		F9 3B 1B	6-3 1B		K		5	1	2	0	0	1	0							
Paul Schaaf, R (1,5) OBP: 0.380, SLG: 0.356	HR 1B		P4		F9 1-3	6-3 1-2 3-H				4	1	1	1	0	0	2							
Ed Kirkpatrick, L (1,9) OBP: 0.277, SLG: 0.372	1-H HR		K		1B 3B	F8				4	2	2	3	0	1	1							
Lou Piniella, R (1,7) OBP: 0.329, SLG: 0.483	6-3			1B 2B	2B 1B			1B		4	2	3	1	0	0	0							
Buck Martinez, R (1,2) OBP: 0.283, SLG: 0.356	P6			K 1B 2B	1B 2B			K		4	0	1	1	0	2	2							
Bob Oliver, R (1,3) OBP: 0.291, SLG: 0.406		P3		F7	6-3			K		4	0	0	0	0	1	3							
Jerry Adair, R (1,4) OBP: 0.292, SLG: 0.285								K		4	0	3	1	0	1	1							
Juan Rios, R (1,6) OBP: 0.301, SLG: 0.313		FC5-4 1B		1B 1B	1B 1B			K		4	0	1	0	0	1	1							
Jim Rooker, R (1,1) OBP: 0.214, SLG: 0.714								K		4	1	1	0	0	2	3							
								1B 6-3 2B															
Inning Stats	R: 2 E: 0 K: 0 S: 5	H: 2 LOB: 0 BB: 0 P: 5	R: 0 E: 0 K: 1 S: 6	H: 1 LOB: 0 BB: 0 P: 6	R: 0 E: 0 K: 1 S: 5	H: 0 LOB: 0 BB: 0 P: 5	R: 1 E: 0 K: 1 S: 8	H: 3 LOB: 2 BB: 0 P: 8	R: 3 E: 0 K: 0 S: 7	H: 5 LOB: 2 BB: 0 P: 7	R: 1 E: 0 K: 1 S: 7	H: 2 LOB: 1 BB: 0 P: 7	R: 0 E: 0 K: 3 S: 10	H: 1 LOB: 1 BB: 0 P: 10	R: 0 E: 0 K: 2 S: 7	H: 0 LOB: 0 BB: 0 P: 7	1B: 9 2B: 3 3B: 1 HR: 1	SF: 0 SAC: 0 DP: 0 HBP: 0	WP: 0 PB: 0 CS: 0	PA: 37			
PITCHER Joe Horlen, R (1,1) ERA: 3.88	IP: 5.0 WLS: L BF: 25 H: 11 R: 6 ER: 6 SO: 3 BB: 0 IBB: 0 HBP: 0 BLK: 0 WP: 0 HR: 1 S: 31 P: 31 ERA: 10.80 WHIP: 2.200											PITCHER Gary Bell, R (6,1) ERA: 5.63	IP: 3.0 WLS: L BF: 12 H: 3 R: 1 ER: 1 SO: 6 BB: 0 IBB: 0 HBP: 0 BLK: 0 WP: 0 HR: 0 S: 24 P: 24 ERA: 3.00 WHIP: 1.000										

Chicago White Sox @ Kansas City Royals
Municipal Stadium, Kansas City, MO
Sat Jul 12, 1969, 4:33 AM EDT
Att: 11,935 - Unknown - 73 F

AB 37
R 7
H 14
RBI 7
BB 0
SO 9
LOB 13



Batter	1	2	3	4	5	6	7	8	9	AB	R	H	RBI	BB	SO	LOB	TOP					
Walt Williams, R OBP: 0.325, SLG: 0.360 (1, 7)	0-0 6-3		0-0 L7		0-0 F7		0-0 1B 3B		0-0 F3	5	1	1	0	0	0	0	Chicago White Sox @ Kansas City Royals Municipal Stadium, Kansas City, MO Sun Jul 13 1969, 4:33 AM EDT Unknown - 94 F AB 39 R 4 H 12 RBI 4 BB 2 SO 10 LOB 18 					
Luis Aparicio, R OBP: 0.352, SLG: 0.356 Rich Morales, R OBP: 0.200, SLG: 0.152 (1, 6) (6, 6)	0-0 P6		0-0 2B		0-0 1B 2B		0-0 5-3		0-0 6-3	3	1	2	0	0	0	0						
Pete Ward, L OBP: 0.369, SLG: 0.403 (1, 5)	0-0 6-3		0-0 L9		0-0 2H 1B		0-3 K		4-0 BB BB	4	0	1	1	1	1	2						
Gail Hopkins, L OBP: 0.373, SLG: 0.440 (1, 3)		0-0 1B 1B	0-0 P6		0-0 F9		0-0 FC5-4 1B		4-0 1-2 BB	4	1	2	1	1	0	2						
Ed Herrmann, L OBP: 0.356, SLG: 0.414 Chuck Brinkman, R (4, 2) Ron Hansen, R OBP: 0.289, SLG: 0.286 (9, PH)		0-0 1B 1-3 1B		0-3 K		0-0 6-3		0-0 FC5-4 1-2	0-3 K	2	0	1	0	0	1	0						
Buddy Bradford, R OBP: 0.348, SLG: 0.413 (1, 9)		0-3 K		0-0 6-3		0-3 K		0-0 L7		4	0	0	0	0	2	2						
Bobby Knoop, R OBP: 0.281, SLG: 0.288 (1, 4)		0-3 K		0-0 1B		0-0 2B 2B		0-0 2B		4	1	3	0	0	1	2						
Ken Berry, R OBP: 0.271, SLG: 0.286 (1, 8)		0-0 1-2 3-H 1B		0-3 K		0-0 2H 2B		0-3 K		4	0	2	2	0	2	2						
Jerry Nyman, L OBP: 0.077, SLG: 0.154 Don Secrist, L OBP: 0.333, SLG: 0.200 Bill Melton, R OBP: 0.307, SLG: 0.429 Dan Osinski, R (8, 1)		0-3 K		0-0 P6		0-3 K		0-0 F8		1	0	0	0	0	1	2						
										2	0	0	0	0	1	1						
										1	0	0	0	0	1	1						
										0	0	0	0	0	0	0						
Inning Stats	R: 0 E: 0 K: 0 S: 3	H: 0 LOB: 0 BB: 0 P: 3	R: 1 E: 0 K: 3 S: 12	H: 3 LOB: 2 BB: 0 P: 12	R: 0 E: 0 K: 0 S: 4	H: 1 LOB: 1 BB: 0 P: 4	R: 0 E: 0 K: 2 S: 8	H: 1 LOB: 1 BB: 0 P: 8	R: 1 E: 0 K: 0 S: 5	H: 2 LOB: 1 BB: 0 P: 5	R: 1 E: 0 K: 2 S: 9	H: 2 LOB: 1 BB: 0 P: 9	R: 1 E: 0 K: 1 S: 7	H: 2 LOB: 1 BB: 0 P: 7	R: 0 E: 0 K: 1 S: 6	H: 1 LOB: 1 BB: 0 P: 6	R: 0 E: 0 K: 1 S: 5	H: 0 LOB: 2 BB: 2 P: 13	1B: 6 2B: 5 3B: 1 HR: 0	SF: 0 SAC: 0 DP: 0 HBP: 0	WP: 0 PB: 0 SB: 0 CS: 0	PA: 41
PITCHER	IP WLS BF H R ER SO BB IBB HBP BLK WP HR S P ERA WHIP	IP WLS BF H R ER SO BB IBB HBP BLK WP HR S P ERA WHIP																				
Wally Bunker, R ERA: 3.34 Moe Drabowsky, R ERA: 2.45 (1, 1) (7, 1)	6.2 W 31 11 4 4 8 0 0 0 0 0 0 47 47 5.40 1.650	2.1 S 10 1 0 0 2 2 0 0 0 0 0 0 12 20 0.00 1.286																				

Batter	1	2	3	4	5	6	7	8	9	AB	R	H	RBI	BB	SO	LOB	BOTTOM			
Pat Kelly, L OBP: 0.380, SLG: 0.404 (1, 9)	4-0 SH1-3 1B 1B BB	4-0 S HR BB		0-0 L7			0-3 K			2	2	0	0	2	1	0	Chicago White Sox @ Kansas City Royals Municipal Stadium, Kansas City, MO Sun Jul 13 1969, 4:33 AM EDT Unknown - 94 F AB 29 R 8 H 7 RBI 8 BB 3 SO 9 LOB 4 			
Jackie Hernandez, R OBP: 0.285, SLG: 0.308 (1, 6)	0-0 SH1-3 1B 1-2 1B	0-0 1-H HR		0-0 5-3			0-3 K			4	2	2	2	0	1	0				
Paul Schaal, R OBP: 0.358, SLG: 0.333 (1, 5)	0-0 SH1-3 1-2 2-3 1B	0-3 K		0-0 F2			0-0 1-3			3	0	0	0	0	1	0				
Lou Piniella, R OBP: 0.331, SLG: 0.483 (1, 7)	0-0 2H 3-H 1B 1B	0-0 P4			0-0 F9			0-0 6-3 1B		4	1	2	2	0	0	0				
Chuck Harrison, R OBP: 0.288, SLG: 0.320 (1, 3)	4-0 1B SF8 BB		0-0 HR 1B		0-0 F3			0-0 6-3 1-2		3	2	1	0	1	0	1				
Bob Oliver, R OBP: 0.294, SLG: 0.419 (1, 8)	0-0 1-3 2-H 1B		0-0 1-H HR		0-3 K			0-0 P5		4	1	2	3	0	1	1				
Jerry Adair, R OBP: 0.287, SLG: 0.281 (1, 4)	0-0 SF8 3-H		0-3 K			0-3 K		0-0 1-3		3	0	0	1	0	2	1				
Ellie Rodriguez, R OBP: 0.344, SLG: 0.345 (1, 2)	0-3 K		0-0 6-3			0-0 6-3				3	0	0	0	0	1	1				
Wally Bunker, R OBP: 0.111, SLG: 0.139 Moe Drabowsky, R OBP: 0.111, SLG: 0.111 (1, 1) (7, 1)		0-3 K	0-3 K			0-0 5-3				3	0	0	0	0	2	0				
										0	0	0	0	0	0	0				
Inning Stats	R: 4 E: 0 K: 1 S: 8	H: 3 LOB: 1 BB: 2 P: 16	R: 2 E: 0 K: 2 S: 8	H: 1 LOB: 0 BB: 1 P: 12	R: 2 E: 0 K: 2 S: 9	H: 2 LOB: 0 BB: 0 P: 9	R: 0 E: 0 K: 0 S: 3	H: 0 LOB: 0 BB: 0 P: 3	R: 0 E: 0 K: 1 S: 5	H: 0 LOB: 0 BB: 0 P: 5	R: 0 E: 0 K: 2 S: 7	H: 0 LOB: 0 BB: 0 P: 7	R: 0 E: 0 K: 0 S: 4	H: 1 LOB: 1 BB: 0 P: 4	R: 0 E: 0 K: 0 S: 5	H: 0 LOB: 0 BB: 0 P: 5	1B: 5 2B: 0 3B: 0 HR: 2	SF: 1 SAC: 1 DP: 0 HBP: 0	WP: 0 PB: 0 SB: 1 CS: 0	PA: 34
PITCHER	IP WLS BF H R ER SO BB IBB HBP BLK WP HR S P ERA WHIP	IP WLS BF H R ER SO BB IBB HBP BLK WP HR S P ERA WHIP																		
Jerry Nyman, L ERA: 6.31 Don Secrist, L ERA: 6.47 Dan Osinski, R ERA: 3.38 (1, 1) (3, 1) (8, 1)	2.0 L 17 2 2 2 6 0 0 0 0 0 0 1 29 29 3.60 0.400	1.0 4 1 0 0 0 0 0 0 0 0 0 0 0 4 4 0.00 1.000																		

Batter	1	2	3	4	5	6	7	8	9	10	11	12	13	AB R H RBI BB SO LOB	TOP	
Tom McCraw, L OBP: 0.268, SLG: 0.279 (8, 3)			4-3		F7			6-3		G3		4-3		5 0 0 0 0 0 1	Chicago White Sox @ Minnesota Twins Metropolitan Stadium, Bloomington, MI Mon Jul 14 1969, 8:05 PM EDT Att. 15,143 - Unknown - 85 F livebaseballscores.com	
Luis Aparicio, R OBP: 0.347, SLG: 0.350 (1, 6)	F8				F8					F9				6 1 2 0 0 1 1		
Carlos May, L OBP: 0.371, SLG: 0.512 (1, 7)					4-3			G3				4-3		6 0 1 0 0 1 1		
Gail Hopkins, L OBP: 0.372, SLG: 0.438 Bill Melton, R OBP: 0.308, SLG: 0.428 (8, 5)								F6				F8		4 1 2 1 0 1 2 1 0 0 0 1 0 0		
Pete Ward, L OBP: 0.373, SLG: 0.405 Ken Berry, R OBP: 0.267, SLG: 0.281 (8, 6)	1-3							G3				F6		4 0 1 0 0 0 3 2 0 0 0 0 1 1		
Ed Herrmann, L OBP: 0.358, SLG: 0.414 Rich Morales, R OBP: 0.200, SLG: 0.152 Don Pavletich, R OBP: 0.310, SLG: 0.306 (12, PR)								L8		F5				5 0 2 1 0 1 0 0 1 0 0 0 0 0 0 0 0 0 0 0 0		
Buddy Bradford, R OBP: 0.352, SLG: 0.411 (8, 9)				4-3				6-3		F9		F8		5 0 1 0 0 0 3		
Bobby Knoop, R OBP: 0.279, SLG: 0.286 (1, 4)				FC4-2				5-3		F9				5 0 1 1 0 1 3		
Tommy John, R OBP: 0.151, SLG: 0.102 Walt Williams, R OBP: 0.330, SLG: 0.366 Wilbur Wood, R OBP: 0.279, SLG: 0.286 Dan Osinski, R (13, 1)	FC6							L8						3 0 0 0 0 1 3 1 0 0 0 0 1 0 1 0 0 0 0 1 1 0 0 0 0 0 0 0		
Inning Stats	R: 0 H: 1 E: 0 K: 1 S: 6	R: 0 H: 1 E: 0 K: 2 S: 8	R: 0 H: 1 E: 0 K: 1 S: 5	R: 1 H: 3 E: 0 K: 1 S: 8	R: 0 H: 0 E: 0 K: 0 S: 3	R: 0 H: 0 E: 0 K: 0 S: 3	R: 0 H: 0 E: 0 K: 0 S: 3	R: 1 H: 2 E: 0 K: 0 S: 5	R: 0 H: 0 E: 0 K: 0 S: 3	R: 0 H: 0 E: 0 K: 1 S: 5	R: 0 H: 0 E: 0 K: 0 S: 3	R: 1 H: 2 E: 0 K: 1 S: 7	R: 0 H: 0 E: 0 K: 2 S: 7	1B: 9 SF: 0 2B: 1 SAC: 0 3B: 0 DP: 0 HR: 0 HBP: 1		W/P: 0 PA: 50 PB: 1 SB: 1 CS: 0
PITCHER	IP WLS BF H R ER SO BB IBB HBP BLK WP HR S P ERA WHIP															
Dave Boswell, R ERA: 3.11 Al Worthington, R ERA: 3.16	12.0 46 10 3 2 7 0 0 1 0 0 0 0 0 0 1.50 0.833															

Batter	1	2	3	4	5	6	7	8	9	10	11	12	13	AB R H RBI BB SO LOB	BOTTOM	
Cesar Tovar, R OBP: 0.289, SLG: 0.354 (1, 8)					FC1-6			F9		FC1-6				6 0 2 1 0 1 2	Chicago White Sox @ Minnesota Twins Metropolitan Stadium, Bloomington, MI Mon Jul 14 1969, 8:05 PM EDT Att. 15,143 - Unknown - 85 F livebaseballscores.com	
Rich Reese, L OBP: 0.340, SLG: 0.522 Rick Renick, R OBP: 0.241, SLG: 0.224 Al Worthington, R (13, 1)	K2-3				F5			F9		F7				3 0 0 0 0 2 2 2 0 0 0 1 0 1 0 0 0 0 0 0 0		
Harmon Killebrew, R OBP: 0.422, SLG: 0.600 Ted Uhlaender, L OBP: 0.328, SLG: 0.330 (8, PR)	6-3							F8		4-3		G3		4 0 1 0 0 1 1 2 0 0 0 0 0 3		
Tony Oliva, L OBP: 0.399, SLG: 0.527 (1, 9)	3-1							4-3		4-3		6-3		6 1 2 0 0 0 2		
Bob Allison, R OBP: 0.353, SLG: 0.434 (8, 3)														5 2 4 2 1 1 1		
Leo Cardenas, R OBP: 0.358, SLG: 0.408 (1, 6)								6-3		F3		G6-3		6 0 2 1 0 1 2		
Frank Quilici, R OBP: 0.260, SLG: 0.290 (13, 5)	F9			G6-4-3				6-3		1-3		5-3		5 0 0 0 0 0 2		
George Mitterwald, R OBP: 0.309, SLG: 0.367 (1, 2)								K		6-3		F3		5 0 2 0 0 1 0		
Dave Boswell, R OBP: 0.190, SLG: 0.286 Rod Carew, L OBP: 0.411, SLG: 0.534 (13, 4)								F8						4 0 1 0 0 1 2 1 1 1 0 0 0 0		
Inning Stats	R: 0 H: 1 E: 0 K: 1 S: 6	R: 1 H: 2 E: 0 K: 2 S: 9	R: 0 H: 0 E: 0 K: 3 S: 9	R: 0 H: 2 E: 0 K: 1 S: 6	R: 0 H: 1 E: 0 K: 0 S: 4	R: 0 H: 1 E: 0 K: 0 S: 4	R: 0 H: 0 E: 0 K: 1 S: 5	R: 0 H: 1 E: 0 K: 0 S: 4	R: 1 H: 1 E: 0 K: 0 S: 4	R: 0 H: 1 E: 0 K: 0 S: 4	R: 0 H: 1 E: 0 K: 0 S: 2	R: 1 H: 2 E: 0 K: 0 S: 5	R: 1 H: 3 E: 0 K: 0 S: 3	1B: 12 SF: 0 2B: 1 SAC: 0 3B: 0 DP: 2 HR: 2 HBP: 0		W/P: 0 PA: 51 PB: 0 SB: 1 CS: 0
PITCHER	IP WLS BF H R ER SO BB IBB HBP BLK WP HR S P ERA WHIP															
Tommy John, L ERA: 3.59 Wilbur Wood, L ERA: 3.24 Dan Osinski, R ERA: 3.38	9.0 35 9 2 2 8 0 0 0 0 0 0 0 0 0 2.00 1.000															

Batter	1	2	3	4	5	6	7	8	9	AB	R	H	RBI	BB	SO	LOB	TOP				
Walt Williams, R OBP: 0.332, SLG: 0.364	FC3-6 BB	FC3-6 BB	E6		SH5-4		K		1-3	4	0	1	2	1	1	3					
Luis Aparicio, R OBP: 0.342, SLG: 0.344	F9	F6	F3		5-3-4-2		K		4-3	6	0	0	0	0	1	10					
Carlos May, L OBP: 0.373, SLG: 0.518	FC3-6 1-2		K					4-3		4	2	1	1	2	1	1					
Gail Hopkins, L OBP: 0.374, SLG: 0.439	4-3		4-3					1-3		4	0	2	0	0	0	1					
Rich Morales, R OBP: 0.189, SLG: 0.143									K	2	0	0	0	0	1	2					
Ron Hansen, R OBP: 0.295, SLG: 0.326		6-3			F9		K	1B		5	1	2	1	0	1	2					
Don Pavletich, R OBP: 0.322, SLG: 0.330		2B	1B		L9		K	1B		5	2	3	0	0	1	2					
Buddy Bradford, R OBP: 0.354, SLG: 0.407	F9	1B	1B		K			F3		4	1	1	0	1	1	4					
Bobby Knoop, R OBP: 0.288, SLG: 0.299	1B	1B	E		SH5-4			F9		5	2	4	1	0	0	2					
Billy Wynne, L Jery Nyman, L Ed Mauer, R Tom Mauer, L Don Sechrist, L Pete Mauer, L Cisco Carlos, R Ed Harmons, L Ken Harmons, R	1B	1B	E		E5		K	4-3	1-3	1	0	0	0	0	0	0					
Inning Stats	R: 0 E: 0 K: 0 S: 3	H: 0 LOB: 1 BB: 1 P: 7	R: 2 E: 0 K: 0 S: 7	H: 4 LOB: 2 BB: 0 P: 7	R: 3 E: 1 K: 1 S: 10	H: 4 LOB: 3 BB: 1 P: 14	R: 1 E: 0 K: 1 S: 6	H: 1 LOB: 1 BB: 0 P: 10	R: 0 E: 1 K: 0 S: 4	H: 1 LOB: 1 BB: 0 P: 4	R: 1 E: 0 K: 2 S: 10	H: 3 LOB: 2 BB: 0 P: 10	R: 0 E: 0 K: 3 S: 9	H: 0 LOB: 0 BB: 0 P: 9	R: 0 E: 0 K: 0 S: 5	H: 2 LOB: 2 BB: 0 P: 5	R: 1 E: 0 K: 1 S: 7	H: 2 LOB: 2 BB: 1 P: 11	1B: 13 2B: 3 3B: 0 HR: 2	SF: 0 SAC: 1 DP: 1 HBP: 0	WP: 0 PA: 49 PB: 2 SB: 0 CS: 0
PITCHER	IP	WLS	BF	H	R	ER	SO	BB	IBB	HBP	BLK	WP	HR	S	P	ERA	WHIP				
Tom Hall, L ERA: 4.55	2.2		17	7	5	4	1	2	0	0	0	0	1	17	25	13.50	3.375				
Darrell Brandon, R ERA: 7.54	2.1		13	4	2	1	1	1	0	0	0	0	1	14	18	3.86	2.143				
Joe Grzenda, L ERA: 4.19	0.0		1	1	0	0	0	0	0	0	0	0	0	1	1	∞	∞				
Al Worthington, R ERA: 3.04	4.0	W	18	5	1	1	6	0	1	0	0	0	0	29	33	2.25	1.250				

Chicago White Sox @ Minnesota Twins
Metropolitan Stadium, Bloomington, MI
Wed Jul 16 1969, 4:33 AM EDT
Unknown - 87 F

livebaseballscorecards.com

AB 44
R 8
H 17
RBI 6
BB 4
SO 8
LOB 28



Batter	1	2	3	4	5	6	7	8	9	AB	R	H	RBI	BB	SO	LOB	BOTTOM				
Ted Uhlhaender, L OBP: 0.330, SLG: 0.331	1B	FC6-4 1B	K		4-3			6-3		5	1	2	1	0	1	2					
Rod Carew, L OBP: 0.414, SLG: 0.535	1B	FC6-4 S	HBP				G3	S		5	3	3	1	0	0	2					
Rich Reese, L OBP: 0.356, SLG: 0.555	1B	K						1B		4	2	3	5	0	1	2					
Harmon Killebrew, R OBP: 0.422, SLG: 0.594	F6	S	6-3				F9	1B		3	0	0	0	2	0	3					
Frank Quilici, R OBP: 0.260, SLG: 0.290		BB						BB		0	0	0	0	0	0	0					
Charlie Manuel, L OBP: 0.376, SLG: 0.370	2B	S			3-1			G3		4	0	1	1	1	1	2					
John Roseboro, L OBP: 0.354, SLG: 0.348	F7	K			3-1					3	0	0	0	0	1	3					
George Mitterwald, R OBP: 0.315, SLG: 0.357		K						G6-4-3		0	0	0	0	1	0	0					
Leo Cardenas, R OBP: 0.357, SLG: 0.405	F8		1B		6-3			G6-4-3		3	1	0	0	1	0	2					
Cesar Tovar, R OBP: 0.288, SLG: 0.352		1B	F8					4-3		4	1	1	0	0	0	1					
Tom Hall, L OBP: 0.182, SLG: 0.227		1B						F7		1	1	1	0	0	0	0					
Darrell Brandon, R		1B						F7		1	0	0	0	1	0	0					
Joe Grzenda, R		1B								0	0	0	0	0	0	0					
Al Worthington, R		1B								1	0	0	0	0	0	0					
Inning Stats	R: 3 E: 0 K: 0 S: 7	H: 4 LOB: 1 BB: 0 P: 7	R: 3 E: 0 K: 2 S: 10	H: 3 LOB: 2 BB: 2 P: 18	R: 1 E: 0 K: 1 S: 6	H: 1 LOB: 3 BB: 2 P: 15	R: 0 E: 0 K: 1 S: 5	H: 0 LOB: 0 BB: 0 P: 5	R: 0 E: 0 K: 0 S: 3	H: 0 LOB: 0 BB: 0 P: 3	R: 1 E: 0 K: 0 S: 4	H: 1 LOB: 0 BB: 0 P: 4	R: 0 E: 0 K: 0 S: 2	H: 0 LOB: 0 BB: 1 P: 6	R: 1 E: 0 K: 0 S: 5	H: 2 LOB: 2 BB: 1 P: 9	1B: 8 2B: 1 3B: 0 HR: 2	SF: 0 SAC: 0 DP: 1 HBP: 1	WP: 0 PA: 41 PB: 0 SB: 5 CS: 0		
PITCHER	IP	WLS	BF	H	R	ER	SO	BB	IBB	HBP	BLK	WP	HR	S	P	ERA	WHIP				
Billy Wynne, R ERA: 3.64	1.0		10	7	6	6	0	0	0	0	0	0	0	7	15	0.00	2.000				
Jery Nyman, L ERA: 6.17	1.0		5	0	0	0	2	2	0	0	0	0	0	7	15	0.00	2.000				
Don Sechrist, L ERA: 6.25	4.0	L	17	2	2	2	2	2	0	1	0	0	1	18	27	4.50	1.000				
Cisco Carlos, R ERA: 4.62	2.0		9	2	1	1	0	2	0	0	0	0	0	7	15	4.50	2.000				

Chicago White Sox @ Minnesota Twins
Metropolitan Stadium, Bloomington, MI
Wed Jul 16 1969, 4:33 AM EDT
Unknown - 87 F

livebaseballscorecards.com

AB 34
R 9
H 11
RBI 8
BB 6
SO 4
LOB 17



Batter	1	2	3	4	5	6	7	8	9	AB	R	H	RBI	BB	SO	LOB	TOP		
Tom McCraw, L (1, 7) OBP: 0.266, SLG: 0.277 Don Pavletich, R (9, PH) OBP: 0.319, SLG: 0.327	K		4-3			F8	F8		5-3	4	0	0	0	0	1	4			
Luis Aparicio, R (1, 6) OBP: 0.341, SLG: 0.343	F6		F5			5-3			G3-6 1B	4	0	1	0	0	0	2			
Carlos May, L (1, 9) OBP: 0.372, SLG: 0.518	K		G3						G3-6 1-2 2B	4	0	1	0	0	1	3			
Pete Ward, L (1, 3) OBP: 0.368, SLG: 0.395									F5 K	3	0	0	0	0	2	1			
Ed Herrmann, L (1, 2) OBP: 0.353, SLG: 0.406			4-3			F9			4-3 L9	4	0	0	0	0	0	1			
Ron Hansen, R (1, 5) OBP: 0.293, SLG: 0.333			6-3			4-3			F8 1B 2B	4	1	1	0	0	0	1			
Buddy Bradford, R (1, 8) OBP: 0.356, SLG: 0.406			6-3						1B 2B 1B	3	1	1	1	1	1	1			
Bobby Knoop, R (1, 4) OBP: 0.294, SLG: 0.306						6-3			1B BB 2B 1B	4	1	3	0	0	0	0			
Gary Peters, L (1, 1) OBP: 0.216, SLG: 0.313 Gail Hopkins, L (7, PH) OBP: 0.372, SLG: 0.437 Gary Bell, R (7, 1) OBP: 0.286, SLG: 0.278 Bill Melton, R (9, PH) OBP: 0.310, SLG: 0.433			4-3 1B			L6			F2 1-2 2B	2	0	1	0	0	0	0			
Inning Stats	R: 0 E: 0 K: 2 S: 7	H: 0 LOB: 0 BB: 0 P: 7	R: 0 E: 0 K: 0 S: 3	H: 0 LOB: 1 BB: 0 P: 4	R: 0 E: 0 K: 0 S: 5	H: 2 LOB: 2 BB: 0 P: 5	R: 0 E: 0 K: 1 S: 5	H: 0 LOB: 0 BB: 0 P: 5	R: 0 E: 0 K: 1 S: 5	H: 1 LOB: 1 BB: 0 P: 4	R: 1 E: 0 K: 0 S: 6	H: 3 LOB: 2 BB: 0 P: 6	R: 0 E: 0 K: 1 S: 5	H: 1 LOB: 0 BB: 1 P: 5	R: 2 E: 0 K: 0 S: 5	H: 2 LOB: 1 BB: 1 P: 9	1B: 6 2B: 3 3B: 0 HR: 0	SF: 0 SAC: 0 DP: 1 HBP: 1	WP: 0 PA: 37 CS: 0
PITCHER	IP	WLS	BF	H	R	ER	SO	BB	IBB	HBP	BLK	WP	HR	S	P	ERA	WHIP		
Jim Perry, R (1, 1) ERA: 3.33 Ron Perranoski, L (9, 1) ERA: 2.08	8.2	W	36	9	3	3	5	1	0	1	0	0	0	44	49	3.12	1.154		

Chicago White Sox @ Minnesota Twins
Metropolitan Stadium, Bloomington, MI
Wed Jul 16 1969, 8:05 PM EDT
Att: 25,776 - Unknown

livebaseballscorecards.com

AB 35
R 3
H 9
RBI 3
BB 1
SO 5
LOB 16



Batter	1	2	3	4	5	6	7	8	9	AB	R	H	RBI	BB	SO	LOB	BOTTOM		
Cesar Tovar, R (1, 9) OBP: 0.295, SLG: 0.361	1-3 BB	5-3				SF8 3B	E S HBP			2	1	1	1	1	0	1			
Frank Quilici, R (1, 4) OBP: 0.280, SLG: 0.284 (8, 5)	1-3	5-3			SF8		S BB			2	0	0	1	1	0	2			
Harmon Killebrew, R (1, 3) OBP: 0.423, SLG: 0.591 Rich Reese, L (8, 3) OBP: 0.356, SLG: 0.555	G5-4-3 BB		5-3		S BB		F5 1-2			2	0	0	0	2	0	2			
Bob Allison, R (1, 7) OBP: 0.342, SLG: 0.417	G5-4-3 1-2		F8		F5		K			4	0	0	0	0	1	5			
Leo Cardenas, R (1, 6) OBP: 0.358, SLG: 0.404		1B BB	L4		F9			SH5-3 1B		3	2	1	0	1	0	1			
George Mitterwald, R (1, 2) OBP: 0.315, SLG: 0.357		1B 1B			K2-3		K	SH5-3		3	1	1	0	0	2	0			
Rick Renick, R (1, 5) OBP: 0.281, SLG: 0.275 Rod Carew, L (8, 4) OBP: 0.413, SLG: 0.533		1B 5-3 1B			WP 1B		CS BB	F5		2	2	2	1	1	0	0			
Ted Uhlhaender, L (1, 8) OBP: 0.334, SLG: 0.336					G6-4-3 1B		K			4	0	3	3	0	1	1			
Jim Perry, S (1, 1) OBP: 0.217, SLG: 0.233 Ron Perranoski, L (9, 1) OBP: 0.143, SLG: 0.143		K			G6-4-3 1-2		F8	2-3		4	0	0	0	0	1	4			
Inning Stats	R: 0 E: 0 K: 0 S: 2	H: 0 LOB: 1 BB: 2 P: 10	R: 3 E: 0 K: 1 S: 8	H: 3 LOB: 1 BB: 1 P: 12	R: 0 E: 0 K: 0 S: 3	H: 0 LOB: 0 BB: 0 P: 3	R: 1 E: 0 K: 1 S: 6	H: 2 LOB: 0 BB: 0 P: 6	R: 1 E: 0 K: 0 S: 4	H: 1 LOB: 1 BB: 1 P: 8	R: 0 E: 0 K: 2 S: 6	H: 0 LOB: 1 BB: 1 P: 10	R: 0 E: 0 K: 1 S: 5	H: 0 LOB: 2 BB: 1 P: 10	R: 1 E: 0 K: 0 S: 5	H: 2 LOB: 1 BB: 0 P: 5	1B: 6 2B: 2 3B: 1 HR: 0	SF: 1 SAC: 1 DP: 3 HBP: 1	WP: 1 PA: 36 CS: 1
PITCHER	IP	WLS	BF	H	R	ER	SO	BB	IBB	HBP	BLK	WP	HR	S	P	ERA	WHIP		
Gary Peters, L (1, 1) ERA: 4.18 Gary Bell, R (7, 1) ERA: 5.6	6.0	L	26	6	5	5	4	5	0	0	0	0	0	29	49	7.50	1.833		

Chicago White Sox @ Minnesota Twins
Metropolitan Stadium, Bloomington, MI
Wed Jul 16 1969, 8:05 PM EDT
Att: 25,776 - Unknown

livebaseballscorecards.com

AB 27
R 6
H 8
RBI 6
BB 6
SO 5
LOB 17



Batter	1	2	3	4	5	6	7	8	9	AB	R	H	RBI	BB	SO	LOB	TOP					
Walt Williams, R OBP: 0.333, SLG: 0.365	F9	E1		1B		F9		4-3		5	0	2	0	0	0	2	Chicago White Sox @ Minnesota Twins Metropolitan Stadium, Bloomington, MI Thu Jul 17 1969, 8:05 PM EDT Att: 18,383 - Unknown - 75 F					
Luis Aparicio, R OBP: 0.342, SLG: 0.344	4-3	E1		1B		1B		F9		5	0	2	0	0	0	2						
Carlos May, L OBP: 0.372, SLG: 0.514	2B	F5		K		1B			F8	4	1	1	2	1	1	5						
Ron Hansen, R OBP: 0.294, SLG: 0.344	1B	4-3				L7				3	0	1	1	0	0	3						
Gail Hopkins, L OBP: 0.373, SLG: 0.437	2B					K				2	0	1	0	0	1	2						
Bill Melton, R OBP: 0.306, SLG: 0.426	F7		P3			L6		F7		5	0	0	0	0	0	2						
Don Pavletich, R OBP: 0.315, SLG: 0.349		HR	F7			6-3		K		5	1	1	1	0	1	1						
Bobby Knoop, R OBP: 0.297, SLG: 0.306		1B	K			E1				3	2	1	0	1	1	0						
Ken Berry, R OBP: 0.273, SLG: 0.282		1B				1B		6-3		3	1	1	0	0	0	1						
Joe Horlen, R OBP: 0.190, SLG: 0.214		F3				K				0	0	0	0	0	0	0						
Jerry Nymman, L OBP: 0.077, SLG: 0.154										0	0	0	0	0	0	0						
Rich Secrist, L OBP: 0.146, SLG: 0.139										1	0	0	0	0	0	2						
Don Secrist, L OBP: 0.352, SLG: 0.448										1	0	0	0	0	1	0						
Buddy Bradford, R OBP: 0.352, SLG: 0.448										1	0	0	0	0	1	2						
Dan Osinski, R OBP: 0.269, SLG: 0.284										0	0	0	0	0	0	0						
Tom McCraw, L OBP: 0.275										1	0	0	0	0	1	0						
Wilbur Wood, L OBP: 0.275										0	0	0	0	0	0	0						
Inning Stats	R: 1 E: 0 K: 0 S: 4	H: 1 LOB: 1 BB: 1 P: 8	R: 2 E: 2 K: 0 S: 8	H: 4 LOB: 3 BB: 0 P: 8	R: 0 E: 0 K: 1 S: 5	H: 0 LOB: 0 BB: 0 P: 5	R: 0 E: 0 K: 2 S: 9	H: 2 LOB: 2 BB: 0 P: 9	R: 0 E: 0 K: 0 S: 3	H: 0 LOB: 0 BB: 0 P: 3	R: 2 E: 1 K: 2 S: 10	H: 2 LOB: 2 BB: 0 P: 11	R: 0 E: 0 K: 1 S: 5	H: 0 LOB: 1 BB: 1 P: 9	R: 0 E: 0 K: 1 S: 5	H: 0 LOB: 0 BB: 0 P: 5	R: 0 E: 0 K: 0 S: 4	H: 1 LOB: 1 BB: 0 P: 4	1B: 8 2B: 1 3B: 0 HR: 1	SF: 0 SAC: 0 DP: 0 HBP: 1	WP: 0 PB: 0 SB: 0 CS: 0	PA: 42
PITCHER	IP WLS BF H R ER SO BB IBB HBP BLK WP HR S P ERA WHIP																					
Jim Kaat, L ERA: 2.87	(1, 1) 5.2 W 30 9 5 2 4 1 0 1 0 0 1 36 41 3.18 1.765																					
Jerry Crider, R ERA: 5.09	(6, 1) 3.1 S 12 1 0 0 3 1 0 0 0 0 0 0 17 21 0.00 0.600																					

Batter	1	2	3	4	5	6	7	8	9	AB	R	H	RBI	BB	SO	LOB	BOTTOM					
Cesar Tovar, R OBP: 0.297, SLG: 0.359	1B		1-6-3			5-3		4-3		4	1	1	1	1	0	0	Chicago White Sox @ Minnesota Twins Metropolitan Stadium, Bloomington, MI Thu Jul 17 1969, 8:05 PM EDT Att: 18,383 - Unknown - 75 F					
Rod Carew, L OBP: 0.414, SLG: 0.531	BB			2B		L9				3	2	1	0	1	1	3						
Rich Reese, L OBP: 0.363, SLG: 0.563	1B			1B		FC5-4				4	1	3	2	0	0	3						
Harmon Killebrew, R OBP: 0.421, SLG: 0.596	K			HR		FC5-4				4	1	1	1	0	1	4						
Frank Quilici, R OBP: 0.260, SLG: 0.284					FC1-5-6-5-4-2-8					0	0	0	0	0	0	0						
Charlie Manuel, L OBP: 0.372, SLG: 0.361	2B	1-3		4-3		4-3				3	1	0	0	1	0	1						
Ted Uhlhaender, L OBP: 0.333, SLG: 0.335	2B		E3			L9		F5		4	1	1	1	0	0	1						
Leo Cardenas, R OBP: 0.357, SLG: 0.401	2B		G6-4-3			F8		K		3	1	0	1	1	1	1						
George Mitterwald, R OBP: 0.313, SLG: 0.361	2B		L4			K		K		4	0	1	2	0	2	0						
Jim Kaat, L OBP: 0.217, SLG: 0.291	BB					4-3				2	0	0	0	1	1	0						
Jerry Crider, R ERA: 5.09	BB							6-3		1	0	0	0	0	0	0						
Inning Stats	R: 6 E: 0 K: 2 S: 11	H: 4 LOB: 3 BB: 5 P: 31	R: 1 E: 1 K: 0 S: 4	H: 1 LOB: 0 BB: 0 P: 4	R: 0 E: 0 K: 1 S: 5	H: 0 LOB: 0 BB: 0 P: 5	R: 1 E: 0 K: 0 S: 5	H: 2 LOB: 1 BB: 0 P: 5	R: 0 E: 0 K: 1 S: 5	H: 0 LOB: 0 BB: 0 P: 5	R: 0 E: 0 K: 0 S: 4	H: 1 LOB: 1 BB: 0 P: 4	R: 0 E: 0 K: 1 S: 5	H: 0 LOB: 0 BB: 0 P: 5	R: 0 E: 0 K: 1 S: 5	H: 0 LOB: 0 BB: 0 P: 5	R: 0 E: 0 K: 1 S: 5	H: 0 LOB: 0 BB: 0 P: 5	1B: 5 2B: 2 3B: 0 HR: 1	SF: 0 SAC: 0 DP: 1 HBP: 0	WP: 0 PB: 0 SB: 1 CS: 0	PA: 37
PITCHER	IP WLS BF H R ER SO BB IBB HBP BLK WP HR S P ERA WHIP																					
Joe Horlen, R ERA: 4.28	(1, 1) 0.1 L 8 4 6 6 1 3 0 0 0 0 0 0 4 12 0.00 3.000																					
Jerry Nymman, L ERA: 6.07	(1, 1) 0.2 4 0 0 0 1 2 0 0 0 0 0 0 4 12 0.00 3.000																					
Don Secrist, L ERA: 6.08	(2, 1) 4.0 15 3 2 2 2 0 0 0 0 0 1 19 19 4.50 0.750																					
Dan Osinski, R ERA: 3.22	(6, 1) 2.0 7 1 0 0 1 0 0 0 0 0 0 9 9 0.00 0.500																					
Wilbur Wood, L ERA: 3.19	(8, 1) 1.0 3 0 0 0 1 0 0 0 0 0 0 5 5 0.00 0.000																					

Batter	1	2	3	4	5	6	7	8	9	AB	R	H	RBI	BB	SO	LOB	TOP			
Jackie Hernandez, R (1.6) OBP: 0.274, SLG: 0.295	0-3 K		0-0 4-3		0-3 K		0-3 K			4	0	0	0	0	3	0	Kansas City Royals @ Chicago White Sox Comiskey Park, Chicago, IL Fri Jul 18 1969, 8:05 PM EDT Att: 6,257 - Unknown livebaseballscorecards.com			
Paul Schaaf, R (1.5) OBP: 0.361, SLG: 0.323	0-0 6-3		0-0 4-3		0-3 K		0-0 4-3			4	0	0	0	0	1	0				
Lou Piniella, R (1.7) OBP: 0.332, SLG: 0.473	0-0 4-3					0-0 6-3				4	0	2	0	0	0	0				
Hawk Taylor, R (1.9) OBP: 0.411, SLG: 0.549		4-0 SH3 1B BB	0-0 F4			0-0 5-3		4-0 G6-4-3 1-2 BB		2	0	0	0	2	0	1				
Buck Martinez, R (1.2) OBP: 0.288, SLG: 0.362		0-0 SH3 1B		0-0 1B FC5-4 2B		0-0 1B 1B		0-3 K		4	1	3	0	0	1	2				
Bob Oliver, R (1.8) OBP: 0.289, SLG: 0.409		0-0 SH3		0-0 FC5-4 1B		0-0 1B		0-0 G6-4-3		3	0	2	0	0	0	2				
Jerry Adair, R (1.4) OBP: 0.294, SLG: 0.286		4-0 IBB		0-0 FC5-4 1-2 G5-4-3 3-H		0-0 FC5-4 1-2 2-3 1B			0-0 6-3	3	0	1	1	1	0	1				
Chuck Harrison, R (1.3) OBP: 0.279, SLG: 0.308		0-3 K		0-0 G5-4-3 1-2		0-0 FC5-4 1-2			0-0 5-3	4	0	0	0	0	1	7				
Wally Bunker, R (1.1) OBP: 0.105, SLG: 0.132		0-3 K							0-3 K	2	0	0	0	0	2	3				
Juan Rios, R (7, PH) OBP: 0.283, SLG: 0.293										1	0	0	0	0	0	0				
Don O'Riley, R (7, 1) Dave Wickersham, R (7, 1) Ellie Rodriguez, R (9, PH)										0	0	0	0	0	0	0				
										1	0	0	0	0	1	0				
Inning Stats	R: 0 E: 0 K: 1 S: 5	H: 0 LOB: 0 BB: 0 P: 5	R: 0 E: 0 K: 2 S: 8	H: 1 LOB: 3 BB: 2 P: 16	R: 0 E: 0 K: 0 S: 4	H: 1 LOB: 1 BB: 0 P: 4	R: 1 E: 0 K: 0 S: 4	H: 2 LOB: 0 BB: 0 P: 4	R: 0 E: 0 K: 3 S: 9	H: 0 LOB: 0 BB: 0 P: 9	R: 0 E: 0 K: 1 S: 5	H: 0 LOB: 0 BB: 0 P: 5	R: 0 E: 0 K: 1 S: 5	H: 1 LOB: 1 BB: 1 P: 9	R: 0 E: 0 K: 1 S: 5	H: 0 LOB: 0 BB: 0 P: 5	1B: 7 2B: 1 3B: 0 HR: 0	SF: 0 SAC: 1 DP: 2 HBP: 0	WP: 0 PB: 0 SB: 0 CS: 0	PA: 36
PITCHER Tommy John, L (1.1) ERA: 3.43	IP: 9.0 WLS: W BF: 36 H: 8 R: 1 ER: 1 SO: 9 BB: 2 IBB: 1 HBP: 0 BLK: 0 WP: 0 HR: 0 S: 51 P: 63 ERA: 1.00 WHIP: 1.111															PITCHER				

Batter	1	2	3	4	5	6	7	8	9	AB	R	H	RBI	BB	SO	LOB	BOTTOM				
Tom McCraw, L (1.7) OBP: 0.269, SLG: 0.279	0-3 K	0-0 CS 1B			0-3 K		0-0 BB 1B BLK	0-0 B1-3		5	1	2	0	0	2	1	Kansas City Royals @ Chicago White Sox Comiskey Park, Chicago, IL Fri Jul 18 1969, 8:05 PM EDT Att: 6,257 - Unknown livebaseballscorecards.com				
Luis Aparicio, R (1.6) OBP: 0.343, SLG: 0.347	0-0 F9	0-0 CS	0-0 FC4-6 2B		0-0 4-3		4-0 BLK 1B BB			3	1	1	0	1	0	0					
Carlos May, L (1.9) OBP: 0.376, SLG: 0.514	4-0 1B BB		4-0 FC4-6 BB		0-0 1B		0-0 F2			2	0	1	0	2	0	3					
Gail Hopkins, L (1.3) OBP: 0.376, SLG: 0.436	0-0 1-3 1B		0-0 FC4-6 1-2 2-3		0-0 F7		4-0 1B BLK BB			3	1	1	1	1	0	3					
Ed Herrmann, L (1.2) OBP: 0.350, SLG: 0.401	0-0 G3		0-0 F7		0-0 3-1		0-0 1-1 2-H 2-H 3-H 1B			4	0	1	2	0	0	4					
Bill Melton, R (1.5) OBP: 0.305, SLG: 0.427		0-0 HR 2B	0-0 L7		0-3 K		0-3 K			4	1	1	0	0	2	3					
Bobby Knoop, R (1.4) OBP: 0.296, SLG: 0.309		0-0 5-3		0-0 4-3		0-0 6-3		0-0 2B		4	0	1	0	0	0	1					
Ken Berry, R (1.8) OBP: 0.272, SLG: 0.299		0-0 2H HR		0-3 K		0-3 K		0-0 G3		4	1	1	2	0	2	1					
Tommy John, R (1.1) OBP: 0.158, SLG: 0.096		0-3 K		0-3 K		4-0 BB 1B BB		0-0 F8		3	1	0	0	1	2	1					
Inning Stats	R: 0 E: 0 K: 1 S: 6	H: 1 LOB: 2 BB: 1 P: 10	R: 2 E: 0 K: 1 S: 7	H: 3 LOB: 0 BB: 0 P: 7	R: 0 E: 0 K: 0 S: 4	H: 1 LOB: 2 BB: 1 P: 8	R: 0 E: 0 K: 2 S: 7	H: 0 LOB: 0 BB: 0 P: 7	R: 0 E: 0 K: 1 S: 6	H: 1 LOB: 1 BB: 0 P: 6	R: 0 E: 0 K: 1 S: 5	H: 0 LOB: 0 BB: 0 P: 5	R: 4 E: 0 K: 2 S: 9	H: 2 LOB: 1 BB: 3 P: 21	R: 0 E: 0 K: 0 S: 4	H: 1 LOB: 1 BB: 0 P: 4		1B: 5 2B: 3 3B: 0 HR: 1	SF: 0 SAC: 0 DP: 0 HBP: 0	WP: 0 PB: 0 SB: 0 CS: 1	PA: 38
PITCHER Wally Bunker, R (1.1) ERA: 3.33 Don O'Riley, R (7, 1) ERA: 7.53 Dave Wickersham, R (7, 1) ERA: 4.04	IP: 6.0 WLS: L BF: 25 H: 6 R: 2 ER: 2 SO: 6 BB: 2 IBB: 0 HBP: 0 BLK: 0 WP: 1 HR: 1 S: 35 P: 43 ERA: 3.00 WHIP: 1.333															PITCHER					

Batter	1	2	3	4	5	6	7	8	9	AB	R	H	RBI	BB	SO	LOB	TOP																																																																																																																			
Jackie Hernandez, R OBP: 0.279, SLG: 0.299	4-0 FC6-4 BB		0-0 6-3	0-0 F7		4-0 5-3 BB		0-0 F9		3	0	0	0	2	0	2	Kansas City Royals @ Chicago White Sox Comiskey Park, Chicago, IL Sun Jul 20 1969, 4:33 AM EDT Unknown																																																																																																																			
Eliee Rodriguez, R OBP: 0.343, SLG: 0.341	0-0 FC6-4 BB 1B 1-2		0-0 1B S 1B		0-0 1B HR	0-0 5-3		0-0 BB S 1B		5	3	3	1	0	0	2																																																																																																																				
Paul Schaal, R OBP: 0.376, SLG: 0.338	0-0 BB 1-2 1B		0-0 1B		0-0 1B HR	0-0 F8		4-0 BB 1B IBB		4	1	3	0	1	0	1																																																																																																																				
Lou Piniella, R OBP: 0.335, SLG: 0.471	0-0 F8		0-0 F4		0-0 F4		0-0 FC6-4 1B	4-0 1B 2-3 BB		4	0	1	0	1	0	6																																																																																																																				
Hawk Taylor, R OBP: 0.435, SLG: 0.607	4-0 1-2 2-3 BB		0-0 1-2 3-H 1B		0-0 1-H 3-H HR		0-0 F2	0-0 1-3 2-H 3-H 1B		4	1	3	5	1	0	1																																																																																																																				
Bob Oliver, R OBP: 0.287, SLG: 0.412	0-0 F9		0-0 5-3		0-0 HR		0-0 L7		0-0 F5		5	1	1	1	0	0		6																																																																																																																		
Chuck Harrison, R OBP: 0.271, SLG: 0.299		0-0 F8		0-0 F7		0-0 6-3		0-0 FC6-4 1-2		5	0	0	0	0	0	1																																																																																																																				
Juan Rios, R OBP: 0.283, SLG: 0.299		0-0 F8		0-0 F6		0-0 4-3		4-0 2B BB		3	0	0	0	0	0	0																																																																																																																				
Ed Kirkpatrick, L OBP: 0.275, SLG: 0.356		0-0 F8							0-3 K		0	1	0	0	1	0																																																																																																																				
Jerry Adair, R OBP: 0.296, SLG: 0.284										1	0	0	0	0	1	0																																																																																																																				
Jim Rooker, R OBP: 0.283, SLG: 0.789		0-0 5-3						0-0 S 1B 2B		2	0	1	0	0	0	0																																																																																																																				
Don O'Riley, R OBP: 0.283, SLG: 0.789										1	0	0	0	0	1	0																																																																																																																				
Moe Drabowsky, R OBP: 0.283, SLG: 0.789										0	0	0	0	0	0	0																																																																																																																				
Buck Martinez, R OBP: 0.283, SLG: 0.789										1	0	1	1	0	0	0																																																																																																																				
Joe Keough, L OBP: 0.283, SLG: 0.789										0	0	0	0	0	0	0																																																																																																																				
Galen Cisco, R OBP: 0.283, SLG: 0.789										0	0	0	0	0	0	0																																																																																																																				
Wally Bunker, R OBP: 0.283, SLG: 0.789										0	0	0	0	0	0	0																																																																																																																				
Inning Stats	R: 0 E: 0 K: 0 S: 4	H: 1 LOB: 3 BB: 2 P: 12	R: 0 E: 0 K: 0 S: 3	H: 0 LOB: 0 BB: 0 P: 3	R: 1 E: 0 K: 0 S: 6	H: 3 LOB: 2 BB: 0 P: 6	R: 0 E: 0 K: 0 S: 4	H: 1 LOB: 1 BB: 0 P: 4	R: 4 E: 0 K: 1 S: 7	H: 4 LOB: 0 BB: 0 P: 7	R: 0 E: 0 K: 1 S: 5	H: 0 LOB: 1 BB: 1 P: 9	R: 0 E: 0 K: 0 S: 4	H: 1 LOB: 1 BB: 0 P: 4	R: 3 E: 0 K: 0 S: 4	H: 3 LOB: 3 BB: 3 P: 16	R: 0 E: 0 K: 1 S: 5	H: 0 LOB: 0 BB: 0 P: 5	1B: 10 2B: 1 3B: 0 HR: 2	SF: 0 SAC: 0 DP: 0 HBP: 0	WP: 0 PA: 44 SB: 0 CS: 3																																																																																																															
PITCHER	IP WLS BF H R ER SO BB IBB HBP BLK WP HR S P ERA WHIP	5.0 L 4 0 0 5 0 2 0 0 0 0 2 24 32 9.00 2.200	1.0 L 6 2 2 0 1 0 0 0 0 0 0 5 9 0.00 1.000	1.0 L 3 1 0 0 0 0 1 0 0 0 0 0 2 6 0.00 3.000	0.2 S 2 1 1 1 0 1 0 0 0 0 0 1 5 13.50 3.000	1.0 L 3 0 0 0 1 0 0 0 0 0 0 1 3 5.93 0.000	9.1 L 3 0 0 0 1 0 0 0 0 0 0 24 32 9.00 2.200	1.0 L 3 0 0 0 1 0 0 0 0 0 0 0 5 9 0.00 1.000	1.0 L 3 0 0 0 1 0 0 0 0 0 0 0 5 9 0.00 3.000	0.2 S 2 1 1 1 0 1 0 0 0 0 0 1 5 13.50 3.000	9.1 L 3 0 0 0 1 0 0 0 0 0 0 24 32 9.00 2.200	1.0 L 3 0 0 0 1 0 0 0 0 0 0 5 9 0.00 1.000	1.0 L 3 0 0 0 1 0 0 0 0 0 0 0 5 9 0.00 3.000	0.2 S 2 1 1 1 0 1 0 0 0 0 0 1 5 13.50 3.000	9.1 L 3 0 0 0 1 0 0 0 0 0 0 0 24 32 9.00 2.200	1.0 L 3 0 0 0 1 0 0 0 0 0 0 0 5 9 0.00 1.000	1.0 L 3 0 0 0 1 0 0 0 0 0 0 0 5 9 0.00 3.000	0.2 S 2 1 1 1 0 1 0 0 0 0 0 1 5 13.50 3.000	9.1 L 3 0 0 0 1 0 0 0 0 0 0 0 24 32 9.00 2.200	1.0 L 3 0 0 0 1 0 0 0 0 0 0 0 5 9 0.00 1.000	1.0 L 3 0 0 0 1 0 0 0 0 0 0 0 5 9 0.00 3.000	0.2 S 2 1 1 1 0 1 0 0 0 0 0 1 5 13.50 3.000	9.1 L 3 0 0 0 1 0 0 0 0 0 0 0 24 32 9.00 2.200	1.0 L 3 0 0 0 1 0 0 0 0 0 0 0 5 9 0.00 1.000	1.0 L 3 0 0 0 1 0 0 0 0 0 0 0 5 9 0.00 3.000	0.2 S 2 1 1 1 0 1 0 0 0 0 0 1 5 13.50 3.000	9.1 L 3 0 0 0 1 0 0 0 0 0 0 0 24 32 9.00 2.200	1.0 L 3 0 0 0 1 0 0 0 0 0 0 0 5 9 0.00 1.000	1.0 L 3 0 0 0 1 0 0 0 0 0 0 0 5 9 0.00 3.000	0.2 S 2 1 1 1 0 1 0 0 0 0 0 1 5 13.50 3.000	9.1 L 3 0 0 0 1 0 0 0 0 0 0 0 24 32 9.00 2.200	1.0 L 3 0 0 0 1 0 0 0 0 0 0 0 5 9 0.00 1.000	1.0 L 3 0 0 0 1 0 0 0 0 0 0 0 5 9 0.00 3.000	0.2 S 2 1 1 1 0 1 0 0 0 0 0 1 5 13.50 3.000	9.1 L 3 0 0 0 1 0 0 0 0 0 0 0 24 32 9.00 2.200	1.0 L 3 0 0 0 1 0 0 0 0 0 0 0 5 9 0.00 1.000	1.0 L 3 0 0 0 1 0 0 0 0 0 0 0 5 9 0.00 3.000	0.2 S 2 1 1 1 0 1 0 0 0 0 0 1 5 13.50 3.000	9.1 L 3 0 0 0 1 0 0 0 0 0 0 0 24 32 9.00 2.200	1.0 L 3 0 0 0 1 0 0 0 0 0 0 0 5 9 0.00 1.000	1.0 L 3 0 0 0 1 0 0 0 0 0 0 0 5 9 0.00 3.000	0.2 S 2 1 1 1 0 1 0 0 0 0 0 1 5 13.50 3.000	9.1 L 3 0 0 0 1 0 0 0 0 0 0 0 24 32 9.00 2.200	1.0 L 3 0 0 0 1 0 0 0 0 0 0 0 5 9 0.00 1.000	1.0 L 3 0 0 0 1 0 0 0 0 0 0 0 5 9 0.00 3.000	0.2 S 2 1 1 1 0 1 0 0 0 0 0 1 5 13.50 3.000	9.1 L 3 0 0 0 1 0 0 0 0 0 0 0 24 32 9.00 2.200	1.0 L 3 0 0 0 1 0 0 0 0 0 0 0 5 9 0.00 1.000	1.0 L 3 0 0 0 1 0 0 0 0 0 0 0 5 9 0.00 3.000	0.2 S 2 1 1 1 0 1 0 0 0 0 0 1 5 13.50 3.000	9.1 L 3 0 0 0 1 0 0 0 0 0 0 0 24 32 9.00 2.200	1.0 L 3 0 0 0 1 0 0 0 0 0 0 0 5 9 0.00 1.000	1.0 L 3 0 0 0 1 0 0 0 0 0 0 0 5 9 0.00 3.000	0.2 S 2 1 1 1 0 1 0 0 0 0 0 1 5 13.50 3.000	9.1 L 3 0 0 0 1 0 0 0 0 0 0 0 24 32 9.00 2.200	1.0 L 3 0 0 0 1 0 0 0 0 0 0 0 5 9 0.00 1.000	1.0 L 3 0 0 0 1 0 0 0 0 0 0 0 5 9 0.00 3.000	0.2 S 2 1 1 1 0 1 0 0 0 0 0 1 5 13.50 3.000	9.1 L 3 0 0 0 1 0 0 0 0 0 0 0 24 32 9.00 2.200	1.0 L 3 0 0 0 1 0 0 0 0 0 0 0 5 9 0.00 1.000	1.0 L 3 0 0 0 1 0 0 0 0 0 0 0 5 9 0.00 3.000	0.2 S 2 1 1 1 0 1 0 0 0 0 0 1 5 13.50 3.000	9.1 L 3 0 0 0 1 0 0 0 0 0 0 0 24 32 9.00 2.200	1.0 L 3 0 0 0 1 0 0 0 0 0 0 0 5 9 0.00 1.000	1.0 L 3 0 0 0 1 0 0 0 0 0 0 0 5 9 0.00 3.000	0.2 S 2 1 1 1 0 1 0 0 0 0 0 1 5 13.50 3.000	9.1 L 3 0 0 0 1 0 0 0 0 0 0 0 24 32 9.00 2.200	1.0 L 3 0 0 0 1 0 0 0 0 0 0 0 5 9 0.00 1.000	1.0 L 3 0 0 0 1 0 0 0 0 0 0 0 5 9 0.00 3.000	0.2 S 2 1 1 1 0 1 0 0 0 0 0 1 5 13.50 3.000	9.1 L 3 0 0 0 1 0 0 0 0 0 0 0 24 32 9.00 2.200	1.0 L 3 0 0 0 1 0 0 0 0 0 0 0 5 9 0.00 1.000	1.0 L 3 0 0 0 1 0 0 0 0 0 0 0 5 9 0.00 3.000	0.2 S 2 1 1 1 0 1 0 0 0 0 0 1 5 13.50 3.000	9.1 L 3 0 0 0 1 0 0 0 0 0 0 0 24 32 9.00 2.200	1.0 L 3 0 0 0 1 0 0 0 0 0 0 0 5 9 0.00 1.000	1.0 L 3 0 0 0 1 0 0 0 0 0 0 0 5 9 0.00 3.000	0.2 S 2 1 1 1 0 1 0 0 0 0 0 1 5 13.50 3.000	9.1 L 3 0 0 0 1 0 0 0 0 0 0 0 24 32 9.00 2.200	1.0 L 3 0 0 0 1 0 0 0 0 0 0 0 5 9 0.00 1.000	1.0 L 3 0 0 0 1 0 0 0 0 0 0 0 5 9 0.00 3.000	0.2 S 2 1 1 1 0 1 0 0 0 0 0 1 5 13.50 3.000	9.1 L 3 0 0 0 1 0 0 0 0 0 0 0 24 32 9.00 2.200	1.0 L 3 0 0 0 1 0 0 0 0 0 0 0 5 9 0.00 1.000	1.0 L 3 0 0 0 1 0 0 0 0 0 0 0 5 9 0.00 3.000	0.2 S 2 1 1 1 0 1 0 0 0 0 0 1 5 13.50 3.000	9.1 L 3 0 0 0 1 0 0 0 0 0 0 0 24 32 9.00 2.200	1.0 L 3 0 0 0 1 0 0 0 0 0 0 0 5 9 0.00 1.000	1.0 L 3 0 0 0 1 0 0 0 0 0 0 0 5 9 0.00 3.000	0.2 S 2 1 1 1 0 1 0 0 0 0 0 1 5 13.50 3.000	9.1 L 3 0 0 0 1 0 0 0 0 0 0 0 24 32 9.00 2.200	1.0 L 3 0 0 0 1 0 0 0 0 0 0 0 5 9 0.00 1.000	1.0 L 3 0 0 0 1 0 0 0 0 0 0 0 5 9 0.00 3.000	0.2 S 2 1 1 1 0 1 0 0 0 0 0 1 5 13.50 3.000	9.1 L 3 0 0 0 1 0 0 0 0 0 0 0 24 32 9.00 2.200	1.0 L 3 0 0 0 1 0 0 0 0 0 0 0 5 9 0.00 1.000	1.0 L 3 0 0 0 1 0 0 0 0 0 0 0 5 9 0.00 3.000	0.2 S 2 1 1 1 0 1 0 0 0 0 0 1 5 13.50 3.000	9.1 L 3 0 0 0 1 0 0 0 0 0 0 0 24 32 9.00 2.200	1.0 L 3 0 0 0 1 0 0 0 0 0 0 0 5 9 0.00 1.000	1.0 L 3 0 0 0 1 0 0 0 0 0 0 0 5 9 0.00 3.000	0.2 S 2 1 1 1 0 1 0 0 0 0 0 1 5 13.50 3.000	9.1 L 3 0 0 0 1 0 0 0 0 0 0 0 24 32 9.00 2.200	1.0 L 3 0 0 0 1 0 0 0 0 0 0 0 5 9 0.00 1.000	1.0 L 3 0 0 0 1 0 0 0 0 0 0 0 5 9 0.00 3.000	0.2 S 2 1 1 1 0 1 0 0 0 0 0 1 5 13.50 3.000	9.1 L 3 0 0 0 1 0 0 0 0 0 0 0 24 32 9.00 2.200	1.0 L 3 0 0 0 1 0 0 0 0 0 0 0 5 9 0.00 1.000	1.0 L 3 0 0 0 1 0 0 0 0 0 0 0 5 9 0.00 3.000	0.2 S 2 1 1 1 0 1 0 0 0 0 0 1 5 13.50 3.000	9.1 L 3 0 0 0 1 0 0 0 0 0 0 0 24 32 9.00 2.200	1.0 L 3 0 0 0 1 0 0 0 0 0 0 0 5 9 0.00 1.000	1.0 L 3 0 0 0 1 0 0 0 0 0 0 0 5 9 0.00 3.000	0.2 S 2 1 1 1 0 1 0 0 0 0 0 1 5 13.50 3.000	9.1 L 3 0 0 0 1 0 0 0 0 0 0 0 24 32 9.00 2.200	1.0 L 3 0 0 0 1 0 0 0 0 0 0 0 5 9 0.00 1.000	1.0 L 3 0 0 0 1 0 0 0 0 0 0 0 5 9 0.00 3.000	0.2 S 2 1 1 1 0 1 0 0 0 0 0 1 5 13.50 3.000	9.1 L 3 0 0 0 1 0 0 0 0 0 0 0 24 32 9.00 2.200	1.0 L 3 0 0 0 1 0 0 0 0 0 0 0 5 9 0.00 1.000	1.0 L 3 0 0 0 1 0 0 0 0 0 0 0 5 9 0.00 3.000	0.2 S 2 1 1 1 0 1 0 0 0 0 0 1 5 13.50 3.000	9.1 L 3 0 0 0 1 0 0 0 0 0 0 0 24 32 9.00 2.200	1.0 L 3 0 0 0 1 0 0 0 0 0 0 0 5 9 0.00 1.000	1.0 L 3 0 0 0 1 0 0 0 0 0 0 0 5 9 0.00 3.000	0.2 S 2 1 1 1 0 1 0 0 0 0 0 1 5 13.50 3.000	9.1 L 3 0 0 0 1 0 0 0 0 0 0 0 24 32 9.00 2.200	1.0 L 3 0 0 0 1 0 0 0 0 0 0 0 5 9 0.00 1.000	1.0 L 3 0 0 0 1 0 0 0 0 0 0 0 5 9 0.00 3.000	0.2 S 2 1 1 1 0 1 0 0 0 0 0 1 5 13.50 3.000	9.1 L 3 0 0 0 1 0 0 0 0 0 0 0 24 32 9.00 2.200	1.0 L 3 0 0 0 1 0 0 0 0 0 0 0 5 9

Batter	1	2	3	4	5	6	7	8	9	10	11	AB	R	H	RBI	BB	SO	LOB	TOP								
Jackie Hernandez, R OBP: 0.275, SLG: 0.294	K	K			5-3			K		F4		5	0	0	0	0	3	0									
Paul Schaal, R OBP: 0.391, SLG: 0.346	WP BB		F8		1B			S G3 1B		F7		4	0	2	0	1	0	0									
Ed Kirkpatrick, L OBP: 0.278, SLG: 0.353	WP BB				F7			G3		K		4	0	1	0	1	1	2									
Lou Piniella, R OBP: 0.336, SLG: 0.471	F8		G5-4-3		1B			5-3				4	1	1	0	1	0	4									
Buck Martinez, R OBP: 0.290, SLG: 0.397	5-3																										
Joe Keough, L OBP: 0.194, SLG: 0.161					K			F3				5	0	1	0	0	1	3									
Bob Oliver, R OBP: 0.288, SLG: 0.415					K			G5-4-3				0	0	0	0	0	0	0									
Jerry Adair, R OBP: 0.299, SLG: 0.285												5	1	2	1	0	1	1									
Juan Rios, R OBP: 0.263, SLG: 0.299		SH						6-3				3	1	1	0	0	0	1									
Chuck Harrison, R OBP: 0.271, SLG: 0.293		4-3										0	0	0	0	0	0	0									
Hawk Taylor, R OBP: 0.429, SLG: 0.596		2H			FC5-4			6-3				3	0	0	0	1	0	2									
Dick Drago, R		4-3			1B							1	0	0	0	0	0	3									
Bill Butler, L OBP: 0.328, SLG: 0.081												4	0	0	0	0	3	2									
Elie Rodriguez, R OBP: 0.342, SLG: 0.339					K			6-3				1	0	0	0	0	1	3									
Inning Stats	R: 0 E: 0 K: 1 S: 5	H: 0 LOB: 2 BB: 2 P: 13	R: 2 E: 2 K: 2 S: 9	H: 1 LOB: 0 BB: 0 P: 9	R: 0 E: 0 K: 0 S: 3	H: 1 LOB: 0 BB: 0 P: 3	R: 0 E: 0 K: 2 S: 8	H: 1 LOB: 1 BB: 0 P: 8	R: 0 E: 0 K: 0 S: 2	H: 0 LOB: 0 BB: 1 P: 6	R: 0 E: 0 K: 0 S: 3	H: 0 LOB: 0 BB: 0 P: 3	R: 0 E: 0 K: 1 S: 6	H: 1 LOB: 1 BB: 0 P: 6	R: 0 E: 0 K: 1 S: 6	H: 0 LOB: 2 BB: 1 P: 10	R: 0 E: 0 K: 1 S: 5	H: 0 LOB: 0 BB: 0 P: 5	R: 0 E: 0 K: 1 S: 7	H: 3 LOB: 3 BB: 0 P: 8	1B: 6 2B: 2 3B: 0 HR: 0	SF: 0 SAC: 1 DP: 2 HBP: 1	WP: 2 PB: 0 SB: 1 CS: 0	PA: 45			
PITCHER	IP 9.0	WLS L	BF 5	H 2	R 1	ER 1	SO 1	BB 0	IBB 0	HBP 0	BLK 0	WP 0	HR 0	S 7	P 64	ERA 1.00	WHIP 0.889										
Joe Horlen, R ERA: 4.07																											
Wilbur Wood, L ERA: 3.4																											
Cisco Carlos, R ERA: 4.38																											

Kansas City Royals @ Chicago White Sox
Comiskey Park, Chicago, IL
Sun Jul 20 1969, 4:38 AM EDT
Att: 12,691 - Unknown

AB 39
R 3
H 8
RBI 1
BB 4
SO 10
LOB 21



Batter	1	2	3	4	5	6	7	8	9	10	11	AB	R	H	RBI	BB	SO	LOB	BOTTOM								
Walt Williams, R OBP: 0.333, SLG: 0.364	F9		1B		F7							4	1	1	0	0	0	1									
Ed Herrmann, L OBP: 0.349, SLG: 0.395			1B									1	0	0	0	0	1	1									
Luis Aparicio, R OBP: 0.342, SLG: 0.347	F9		F6		5-3			K		F8		6	0	0	0	0	1	3									
Carlos May, L OBP: 0.377, SLG: 0.505	1B		1B		1B			K				3	0	2	1	2	1	0									
Gail Hopkins, L OBP: 0.377, SLG: 0.433			1B		1B			2H		1B		5	0	3	1	0	0	2									
Bill Melton, R OBP: 0.308, SLG: 0.428	F8		F2		1B			K				5	0	2	0	0	1	5									
Don Pavletich, R OBP: 0.313, SLG: 0.348			K		K			K		F8		5	0	0	0	0	3	5									
Bobby Knoop, R OBP: 0.301, SLG: 0.314								F2				5	0	3	0	0	0	0									
Ken Berry, R OBP: 0.262, SLG: 0.292					FC4-6			1B				3	0	0	0	0	2	2									
Ron Hansen, R OBP: 0.286, SLG: 0.333					1B			K				1	0	0	0	0	1	2									
Buddy Bradford, R OBP: 0.350, SLG: 0.404					1B			K				1	0	1	0	0	0	0									
Joe Horlen, R OBP: 0.200, SLG: 0.222												3	0	1	0	0	1	1									
Woodie Held, R OBP: 0.306, SLG: 0.425												0	1	0	0	1	0	0									
Wilbur Wood, R												0	0	0	0	0	0	0									
Cisco Carlos, R												0	0	0	0	0	0	0									
Tom McCraw, L OBP: 0.273, SLG: 0.278					1B							0	0	0	0	0	0	0									
Inning Stats	R: 0 E: 0 K: 0 S: 4	H: 1 LOB: 2 BB: 1 P: 8	R: 0 E: 0 K: 2 S: 8	H: 1 LOB: 1 BB: 0 P: 8	R: 1 E: 0 K: 1 S: 8	H: 3 LOB: 2 BB: 0 P: 8	R: 0 E: 0 K: 0 S: 4	H: 2 LOB: 2 BB: 0 P: 4	R: 0 E: 0 K: 1 S: 6	H: 1 LOB: 2 BB: 1 P: 10	R: 0 E: 0 K: 2 S: 7	H: 0 LOB: 0 BB: 0 P: 7	R: 0 E: 0 K: 2 S: 7	H: 0 LOB: 0 BB: 0 P: 7	R: 0 E: 0 K: 2 S: 9	H: 2 LOB: 2 BB: 0 P: 9	R: 1 E: 0 K: 0 S: 4	H: 1 LOB: 1 BB: 1 P: 8	R: 0 E: 0 K: 0 S: 3	H: 1 LOB: 0 BB: 0 P: 3	R: 0 E: 0 K: 1 S: 6	H: 1 LOB: 1 BB: 0 P: 6	1B: 13 2B: 0 3B: 0 HR: 0	SF: 0 SAC: 2 DP: 0 HBP: 0	WP: 0 PB: 0 SB: 0 CS: 0	PA: 47	
PITCHER	IP 10.0	WLS W	BF 43	H 12	R 2	ER 2	SO 10	BB 3	IBB 0	HBP 0	BLK 0	WP 0	HR 0	S 60	P 72	ERA 1.80	WHIP 1.500										
Bill Butler, R ERA: 3.55																											
Dick Drago, R ERA: 4.59																											


Kansas City Royals @ Chicago White Sox
Comiskey Park, Chicago, IL
Sun Jul 20 1969, 4:38 AM EDT
Att: 12,691 - Unknown


AB 42
R 2
H 13
RBI 2
BB 3
SO 11
LOB 22



Batter	1	2	3	4	5	6	7	8	9	AB	R	H	RBI	BB	SO	LOB	TOP				
Walt Williams, R OBP: 0.330, SLG: 0.360 (1, 7)	4-3		3-1		G4-6-3		1B		G3	5	0	1	0	0	0	2	Chicago White Sox @ Baltimore Orioles Memorial Stadium, Baltimore, MD Thu Jul 24 1969, 7:05 PM EDT Att: 13,159 - Unknown				
Ron Hansen, R OBP: 0.300, SLG: 0.350 (1, 6)	BB		1B		6-3		1B		F7	4	1	2	1	1	0	0					
Carlos May, L OBP: 0.376, SLG: 0.502 (1, 9)	K		1B		P4		1-3			4	0	1	1	0	1	3					
Gail Hopkins, L OBP: 0.375, SLG: 0.429 (1, 3)	1-3		F9		F7				FC6-4	4	0	1	0	0	0	2					
Bill Melton, R OBP: 0.307, SLG: 0.424 (1, 5)		1-3			F9		1B		FC6-4	3	0	0	0	1	0	1					
Bobby Knoop, R OBP: 0.303, SLG: 0.316 (1, 4)	P4		6-3		6-3		FC5-4			4	0	2	0	0	0	0					
Ken Berry, R OBP: 0.263, SLG: 0.293 (8, PH)							1B			3	0	1	0	0	1	2					
Tom McCraw, L OBP: 0.271, SLG: 0.276 (8, 8)	K				WP		FC5-4		F9	1	0	0	0	0	0	2					
Chuck Brinkman, R (1, 2)			6-3		F7					2	0	0	0	0	0	1					
Don Pavletich, R OBP: 0.308, SLG: 0.342 (7, PH)					1-2				K	2	0	0	0	0	1	2					
Tommy John, R OBP: 0.183, SLG: 0.130 (1, 1)										2	1	1	0	1	0	0					
Jack Hamilton, R (7, 1)									6-3	0	0	0	0	0	0	0					
Ed Herrmann, L OBP: 0.347, SLG: 0.392 (9, PH)			3-1		G4-6-3					1	0	0	0	0	0	0					
Inning Stats	R: 0 E: 0 K: 1 S: 5	H: 0 LOB: 1 BB: 1 P: 9	R: 0 E: 0 K: 1 S: 5	H: 0 LOB: 0 BB: 0 P: 5	R: 2 E: 0 K: 0 S: 6	H: 3 LOB: 1 BB: 0 P: 6	R: 0 E: 0 K: 0 S: 4	H: 1 LOB: 1 BB: 0 P: 4	R: 0 E: 0 K: 0 S: 2	H: 0 LOB: 0 BB: 1 P: 6	R: 0 E: 0 K: 0 S: 4	H: 1 LOB: 2 BB: 1 P: 8	R: 0 E: 0 K: 0 S: 5	H: 2 LOB: 2 BB: 0 P: 5	R: 0 E: 0 K: 1 S: 7	H: 2 LOB: 2 BB: 0 P: 7	R: 0 E: 0 K: 0 S: 3	H: 0 LOB: 0 BB: 0 P: 3	1B: 7 2B: 2 3B: 0 HR: 0	SF: 0 SAC: 0 DP: 1 HBP: 0	WP: 1 PA: 38 CS: 0
PITCHER	IP WLS BF H R ER SO BB IBB HBP BLK WP HR S P ERA WHIP																				
Mike Cuellar, L ERA: 2.5 (1, 1)	7.1 W 33 9 2 2 2 3 0 0 0 1 0 34 46 2.46 1.636																				
Eddie Watt, R ERA: 1.96 (8, 1)	1.2 S 5 0 0 0 1 0 0 0 0 0 0 7 7 0.00 0.000																				

Batter	1	2	3	4	5	6	7	8	9	AB	R	H	RBI	BB	SO	LOB	BOTTOM
Don Buford, S OBP: 0.389, SLG: 0.442 (1, 4)	F9		BB		FC6-4		SH5-3		K	3	1	2	0	1	0	0	Chicago White Sox @ Baltimore Orioles Memorial Stadium, Baltimore, MD Thu Jul 24 1969, 7:05 PM EDT Att: 13,159 - Unknown
Bobby Floyd, R OBP: 0.190, SLG: 0.179 (8, 4)			1B		BB		2B			1	0	0	0	0	1	1	
Paul Blair, R OBP: 0.358, SLG: 0.531 (1, 8)	L4		BB		F9		SH5-3			3	0	1	1	0	0	1	
Frank Robinson, R OBP: 0.431, SLG: 0.580 (1, 9)	F9		BB		FC6-4		HR			3	1	1	1	1	0	1	
Boog Powell, L OBP: 0.385, SLG: 0.569 (1, 3)		WP	G6-3		3-1		HR			4	1	2	2	0	0	3	
Brooks Robinson, R OBP: 0.297, SLG: 0.413 (1, 5)	5-3				6-3		5-3			4	1	1	0	0	0	1	
Mery Rettenmund, R OBP: 0.359, SLG: 0.406 (1, 7)					6-3		F7			3	0	1	1	1	0	0	
Andy Etchebarren, R OBP: 0.373, SLG: 0.407 (1, 2)	G4-3									4	0	2	0	0	1	3	
Mark Belanger, R OBP: 0.362, SLG: 0.350 (1, 6)					4-3		G2			3	0	1	0	1	0	2	
Mike Cuellar, L OBP: 0.089, SLG: 0.143 (1, 1)			FC1-6							3	1	0	0	0	2	3	
Eddie Watt, R (8, 1)	G4-3		1B		K		G3			1	0	0	0	0	0	1	
Inning Stats	R: 0 E: 0 K: 0 S: 3	H: 1 LOB: 1 BB: 1 P: 7	R: 1 E: 0 K: 0 S: 5	H: 3 LOB: 2 BB: 1 P: 9	R: 0 E: 0 K: 0 S: 4	H: 1 LOB: 1 BB: 0 P: 4	R: 0 E: 0 K: 1 S: 5	H: 0 LOB: 1 BB: 1 P: 9	R: 1 E: 0 K: 2 S: 9	H: 2 LOB: 2 BB: 1 P: 13	R: 3 E: 0 K: 0 S: 6	H: 3 LOB: 0 BB: 0 P: 6	R: 0 E: 0 K: 1 S: 6	H: 1 LOB: 1 BB: 0 P: 6	1B: 6 2B: 4 3B: 0 HR: 1	SF: 0 SAC: 1 DP: 2 HBP: 0	WP: 1 PA: 37 CS: 0
PITCHER	IP WLS BF H R ER SO BB IBB HBP BLK WP HR S P ERA WHIP																
Tommy John, L ERA: 3.58 (1, 1)	6.1 L 31 10 5 5 3 3 1 0 1 1 0 33 49 7.11 2.053																
Jack Hamilton, R ERA: 4.16 (7, 1)	1.2 6 1 0 0 1 0 0 0 0 0 0 8 8 0.00 0.600																

Batter	1	2	3	4	5	6	7	8	9	AB	R	H	RBI	BB	SO	LOB	TOP					
Walt Williams, R OBP: 0.323, SLG: 0.352 (1, 7)	K2-3		K		F7			F9	P4	5	0	0	0	0	2	0	Chicago White Sox @ Baltimore Orioles Memorial Stadium, Baltimore, MD Fri Jul 25 1969, 7:05 PM EDT Att: 11,850 - Unknown livebaseballscorecards.com AB 36 R 2 H 9 RBI 2 BB 1 SO 4 LOB 15 					
Luis Aparicio, R OBP: 0.341, SLG: 0.345 (1, 6)	F7		4-3		6-3			1-3 1B	F7	5	1	1	0	0	0	0						
Carlos May, L OBP: 0.375, SLG: 0.498 (1, 9)	6-3							1-3		4	0	1	0	0	0	1						
Gail Hopkins, L OBP: 0.377, SLG: 0.430 (1, 3)			L4					1-2		4	1	2	1	0	0	1						
Bill Melton, R OBP: 0.310, SLG: 0.425 (1, 5)								2B 1B		4	0	2	0	0	0	1						
Bobby Knoop, R OBP: 0.305, SLG: 0.325 (1, 4)								1-2		4	0	2	1	0	1	1						
Ken Berry, R OBP: 0.259, SLG: 0.288 (8, PH)								2B		3	0	0	0	0	0	3						
Pete Ward, L OBP: 0.368, SLG: 0.395 (8, PH)								1-3 2B		0	0	0	0	0	0	0						
Ron Hansen, R OBP: 0.306, SLG: 0.350 (8, PH)								BB		0	0	0	0	1	0	0						
Buddy Bradford, R OBP: 0.356, SLG: 0.404 (8, 8)										0	0	0	0	0	0	0						
Ed Herrmann, L OBP: 0.349, SLG: 0.389 (7, PH)										1	0	0	0	0	0	1						
Don Pavletich, R OBP: 0.311, SLG: 0.353 (7, 2)										2	0	1	0	0	0	3						
Gary Peters, L OBP: 0.204, SLG: 0.294 (7, PH)										2	0	0	0	0	1	3						
Woodie Held, R OBP: 0.300, SLG: 0.415 (7, 1)										1	0	0	0	0	0	1						
Cisco Carlos, R (8, 1)										0	0	0	0	0	0	0						
Dan Osinski, R (8, 1)										0	0	0	0	0	0	0						
Tom McCraw, L OBP: 0.289, SLG: 0.275 (9, PH)										1	0	0	0	0	0	0						
Inning Stats	R: 0 E: 0 K: 1 S: 5	H: 0 LOB: 0 BB: 0 P: 5	R: 0 E: 0 K: 0 S: 5	H: 2 LOB: 3 BB: 0 P: 6	R: 0 E: 0 K: 1 S: 6	H: 1 LOB: 1 BB: 0 P: 6	R: 0 E: 0 K: 1 S: 6	H: 1 LOB: 1 BB: 0 P: 6	R: 0 E: 0 K: 1 S: 5	H: 0 LOB: 0 BB: 0 P: 5	R: 0 E: 0 K: 0 S: 3	H: 0 LOB: 0 BB: 0 P: 3	R: 0 E: 0 K: 0 S: 4	H: 1 LOB: 1 BB: 0 P: 4	R: 2 E: 0 K: 0 S: 7	H: 4 LOB: 3 BB: 1 P: 11	R: 0 E: 0 K: 0 S: 3	H: 0 LOB: 0 BB: 0 P: 3	1B: 6 2B: 3 3B: 0 HR: 0	SF: 0 SAC: 0 DP: 0 HBP: 1	WP: 0 PB: 0 SB: 0 CS: 0	PA: 38
PITCHER	IP WLS BF H R ER SO BB IBB HBP BLK WP HR S P ERA WHIP																					
Dave McNally, L ERA: 2.86 (1, 1)	7.2 W 32 8 2 2 4 0 0 0 0 0 0 0 0 0 0 2.35 1.043																					
Eddie Watt, R ERA: 1.96 (8, 1)	0.0 1 1 0 0 0 0 0 0 0 0 0 0 0 1 1 ∞ ∞																					
Pete Richert, L ERA: 2.31 (8, 1)	0.0 1 0 0 0 0 1 0 0 0 0 0 0 0 4 4 ∞ ∞																					
Dick Hall, R ERA: 2.36 (8, 1)	1.1 S 4 0 0 0 0 0 0 0 0 0 0 0 0 4 4 0.00 0.000																					

Batter	1	2	3	4	5	6	7	8	9	AB	R	H	RBI	BB	SO	LOB	BOTTOM		
Don Buford, S OBP: 0.387, SLG: 0.438 (1, 4)	HR				P4			F8		3	1	0	0	1	0	0	Chicago White Sox @ Baltimore Orioles Memorial Stadium, Baltimore, MD Fri Jul 25 1969, 7:05 PM EDT Att: 11,850 - Unknown livebaseballscorecards.com AB 30 R 4 H 8 RBI 4 BB 3 SO 4 LOB 12 		
Bobby Floyd, R OBP: 0.190, SLG: 0.179 (8, 4)	BB	4-3								0	0	0	0	0	0	0			
Paul Blair, R OBP: 0.357, SLG: 0.528 (1, 8)	HR	F9			K			F8		4	1	1	0	0	1	0			
Frank Robinson, R OBP: 0.432, SLG: 0.587 (1, 9)	HR				F3			P3		3	1	1	3	1	0	0			
Boog Powell, L OBP: 0.386, SLG: 0.576 (1, 3)	HR							FC6-4 BB		3	1	1	1	1	1	0			
Brooks Robinson, R OBP: 0.301, SLG: 0.420 (1, 5)	1B				K			HR		4	0	3	0	0	0	2			
Mery Rettenmund, R OBP: 0.356, SLG: 0.400 (1, 7)	1B							FC6-4 BB		4	0	1	0	0	0	4			
Andy Etchebarren, R OBP: 0.372, SLG: 0.406 (1, 2)	K							FC6-4		3	0	1	0	0	1	3			
Mark Belanger, R OBP: 0.359, SLG: 0.347 (1, 6)	F8				G6-4-3 1B			G6-3 1B		3	0	0	0	0	0	3			
Dave McNally, R OBP: 0.121, SLG: 0.056 (8, 1)								F9		3	0	0	0	0	1	0			
Eddie Watt, R (8, 1)								F7		0	0	0	0	0	0	0			
Pete Richert, L OBP: 0.250, SLG: 0.250 (8, 1)										0	0	0	0	0	0	0			
Dick Hall, R OBP: 0.400, SLG: 0.250 (8, 1)										0	0	0	0	0	0	0			
Inning Stats	R: 3 E: 1 K: 1 S: 9	H: 4 LOB: 2 BB: 1 P: 13	R: 0 E: 0 K: 0 S: 3	H: 0 LOB: 0 BB: 0 P: 3	R: 0 E: 0 K: 1 S: 6	H: 1 LOB: 1 BB: 0 P: 6	R: 0 E: 0 K: 1 S: 5	H: 1 LOB: 0 BB: 0 P: 5	R: 0 E: 0 K: 0 S: 4	H: 2 LOB: 0 BB: 0 P: 4	R: 0 E: 0 K: 0 S: 3	H: 0 LOB: 2 BB: 2 P: 11	R: 0 E: 0 K: 0 S: 3	H: 0 LOB: 2 BB: 2 P: 11	1B: 5 2B: 1 3B: 0 HR: 2	SF: 0 SAC: 0 DP: 2 HBP: 0		WP: 0 PB: 0 SB: 0 CS: 0	PA: 33
PITCHER	IP WLS BF H R ER SO BB IBB HBP BLK WP HR S P ERA WHIP																		
Gary Peters, L ERA: 4.4 (7, 1)	6.0 L 25 8 4 4 4 1 0 0 0 0 0 0 0 4 12 6.00 1.500																		
Cisco Carlos, R ERA: 4.24 (8, 1)	1.1 6 0 0 0 0 2 0 0 0 0 0 0 0 4 12 0.00 1.500																		
Dan Osinski, R ERA: 3.5 (8, 1)	0.2 2 0 0 0 0 0 0 0 0 0 0 0 0 2 2 0.00 0.000																		


Batter	1	2	3	4	5	6	7	8	9	AB	R	H	RBI	BB	SO	LOB	TOP	
Tom McCraw, L (1, 7) OBP: 0.263, SLG: 0.268	4-3		L9			4-3		FC1-6 BB		4	0	0	0	0	0	1	Chicago White Sox @ Baltimore Orioles Memorial Stadium, Baltimore, MD Sat Jul 26 1969, 7:05 PM EDT Att: 14,091 - Unknown	
Luis Aparicio, R (1, 6) OBP: 0.340, SLG: 0.344	FC3-6 S 1B		P5			6-3		F7		4	0	1	0	0	0	1		
Carlos May, L (1, 9) OBP: 0.376, SLG: 0.495	FC3-6 BB			K		P3				2	0	0	0	2	1	0		
Gail Hopkins, L (1, 3) OBP: 0.371, SLG: 0.423	FC3-6 FC5-4 1-2 2-3			L4				F9		4	0	0	0	0	0	4		
Bill Melton, R (1, 5) OBP: 0.309, SLG: 0.426	FC5-4 1-2			P6						4	0	1	0	0	0	2		
Ed Herrmann, L (1, 2) OBP: 0.343, SLG: 0.382				K						3	0	0	0	0	1	1		
Ron Hansen, R (9, PH) OBP: 0.304, SLG: 0.346						4-3		F8		1	0	0	0	0	0	0		
Bobby Knoop, R (1, 4) OBP: 0.305, SLG: 0.324						5-3				4	0	1	0	0	0	1		
Buddy Bradford, R (1, 8) OBP: 0.361, SLG: 0.422										2	1	1	1	1	0	1		
Joe Horlen, R (1, 1) OBP: 0.191, SLG: 0.213										2	0	0	0	0	1	1		
Dan Osinski, R (7, 1)										0	0	0	0	0	0	0		
Pete Ward, L (8, PH) OBP: 0.372, SLG: 0.399										1	0	1	0	0	0	0		
Ken Berry, R (8, PR) OBP: 0.259, SLG: 0.288										0	0	0	0	0	0	0		
Wilbur Wood, R (8, 1)										0	0	0	0	0	0	0		
Inning Stats	R: 0 E: 0 K: 0 S: 4	H: 1 LOB: 2 BB: 1 P: 8	R: 0 E: 0 K: 1 S: 5	H: 1 LOB: 0 BB: 0 P: 5	R: 0 E: 0 K: 0 S: 3	H: 0 LOB: 0 BB: 0 P: 3	R: 0 E: 0 K: 1 S: 5	H: 0 LOB: 1 BB: 1 P: 9	R: 0 E: 0 K: 0 S: 3	H: 1 LOB: 1 BB: 0 P: 4	R: 1 E: 0 K: 0 S: 5	H: 2 LOB: 2 BB: 1 P: 9	R: 0 E: 0 K: 0 S: 3	H: 0 LOB: 0 BB: 0 P: 3	1B: 3 2B: 1 3B: 0 HR: 1	SF: 0 SAC: 0 DP: 1 HBP: 0	WP: 0 PB: 0 SB: 1 CS: 0	PA: 34
PITCHER	IP WLS BF H R ER SO BB IBB HBP BLK WP HR S P ERA WHIP																	
Tom Phoebus, R (1, 1) ERA: 3.45	7.0 W 27 5 1 1 3 2 0 0 0 0 1 31 39 1.29 1.000																	
Pete Richert, L (8, 1) ERA: 2.19	2.0 S 7 0 0 0 0 1 0 0 0 0 0 6 10 0.00 0.500																	

Batter	1	2	3	4	5	6	7	8	9	AB	R	H	RBI	BB	SO	LOB	BOTTOM	
Don Buford, S (1, 7) OBP: 0.391, SLG: 0.437	3-1 BB BB	4-0 1-2 BB			4-3					1	1	0	0	3	0	0	Chicago White Sox @ Baltimore Orioles Memorial Stadium, Baltimore, MD Sat Jul 26 1969, 7:05 PM EDT Att: 14,091 - Unknown	
Paul Blair, R (1, 8) OBP: 0.354, SLG: 0.523	F8				6-3					4	0	0	0	0	1	6		
Frank Robinson, R (1, 9) OBP: 0.435, SLG: 0.587	4-0 1-2 BB				F3					3	0	2	0	1	0	0		
Boog Powell, L (1, 3) OBP: 0.385, SLG: 0.572	3-1 1-2 2-3				FC3-6 1B					4	0	1	2	0	1	3		
Brooks Robinson, R (1, 5) OBP: 0.300, SLG: 0.418	P5									4	0	1	0	0	0	4		
Davey Johnson, R (1, 4) OBP: 0.353, SLG: 0.381					5-3 G6-4-3 1-2					4	0	1	0	0	0	2		
Mark Belanger, R (1, 6) OBP: 0.356, SLG: 0.345										4	0	1	0	0	0	1		
Clay Dalrymple, L (1, 2) OBP: 0.425, SLG: 0.419										3	0	1	0	1	0	0		
Tom Phoebus, R (1, 1) OBP: 0.288, SLG: 0.300										3	1	1	0	0	0	2		
Pete Richert, L (8, 1) OBP: 0.200, SLG: 0.200	F6									1	0	0	0	0	1	1		
Inning Stats	R: 0 E: 0 K: 0 S: 3	H: 0 LOB: 2 BB: 2 P: 11	R: 0 E: 0 K: 1 S: 7	H: 2 LOB: 3 BB: 1 P: 11	R: 0 E: 0 K: 0 S: 4	H: 2 LOB: 1 BB: 0 P: 4	R: 0 E: 0 K: 0 S: 3	H: 0 LOB: 0 BB: 0 P: 3	R: 0 E: 0 K: 1 S: 6	H: 1 LOB: 1 BB: 0 P: 6	R: 2 E: 0 K: 0 S: 6	H: 3 LOB: 2 BB: 1 P: 10	R: 0 E: 0 K: 1 S: 5	H: 0 LOB: 1 BB: 1 P: 9	1B: 8 2B: 0 3B: 0 HR: 0	SF: 0 SAC: 0 DP: 1 HBP: 0	WP: 0 PB: 0 SB: 0 CS: 0	PA: 36
PITCHER	IP WLS BF H R ER SO BB IBB HBP BLK WP HR S P ERA WHIP																	
Joe Horlen, R (1, 1) ERA: 4.01	6.2 L 31 8 2 2 2 4 0 0 0 0 0 31 47 2.70 1.800																	
Dan Osinski, R (7, 1) ERA: 3.47	0.1 1 0 0 0 0 0 0 0 0 0 0 1 1 0.00 0.000																	
Wilbur Wood, L (8, 1) ERA: 3.36	1.0 4 0 0 0 0 1 1 0 0 0 0 5 9 0.00 1.000																	

Batter	1	2	3	4	5	6	7	8	9	AB	R	H	RBI	BB	SO	LOB	TOP			
Bobby Knoop, R (1,4) Woodie Held, R (3,4) OBP: 0.309, SLG: 0.329 OBP: 0.288, SLG: 0.395	0-0 E 1B		0-0 FC4 1B			0-3 K			0-3 K	2	0	2	0	0	0	0				
Luis Aparicio, R (1,6) Ron Hansen, R (6,6) OBP: 0.337, SLG: 0.341 OBP: 0.301, SLG: 0.343	0-0 F9		0-0 FC4 1-2			0-0 F7			0-3 K	3	0	0	0	0	0	2				
Gail Hopkins, L (1,3) OBP: 0.366, SLG: 0.416	0-0 FC4 1-2		0-0 F9			0-0 F7			0-0 G3	4	0	0	0	0	0	2				
Pete Ward, L (1,5) OBP: 0.366, SLG: 0.391	0-0 F8			0-0 L5					0-0 L3	3	0	0	0	0	0	2				
Carlos May, L (1,9) Walt Williams, R (4,9) OBP: 0.374, SLG: 0.493 OBP: 0.322, SLG: 0.350	0-0 G3			0-3 K					0-0 G3	2	0	0	0	0	1	2				
Bill Melton, R (1,7) OBP: 0.306, SLG: 0.422		0-0 G3		0-3 K					0-0 F7	3	0	0	0	0	1	0				
Buddy Bradford, R (1,8) OBP: 0.355, SLG: 0.415		0-0 F9			0-0 6-3				0-0 F3	3	0	0	0	0	0	0				
Ed Herrmann, L (1,2) Jack Hamilton, R (5,1) Tom McCraw, L (8,PH) Cisco Carlos, R (8,1)	0-0 G3				0-0 F8				0-0 G3	2	0	0	0	0	0	0				
Billy Wynne, L (1,1) Jerry Nymman, L (2,1) Gary Bell, R (2,1) Chuck Brinkman, R (5,PH)			0-0 F9		0-0 6-3				0-0 L3	3	0	0	0	0	0	0				
Inning Stats	R: 0 E: 1 K: 0 S: 5	H: 1 LOB: 2 BB: 0 P: 5	R: 0 E: 0 K: 0 S: 3	H: 0 LOB: 0 BB: 0 P: 3	R: 0 E: 0 K: 2 S: 4	H: 1 LOB: 1 BB: 0 P: 4	R: 0 E: 0 K: 2 S: 7	H: 0 LOB: 0 BB: 0 P: 7	R: 0 E: 0 K: 1 S: 5	H: 0 LOB: 0 BB: 0 P: 5	R: 0 E: 0 K: 0 S: 3	H: 0 LOB: 0 BB: 0 P: 3	R: 0 E: 0 K: 0 S: 3	H: 0 LOB: 0 BB: 0 P: 3	R: 0 E: 0 K: 2 S: 7	H: 0 LOB: 0 BB: 0 P: 7	1B: 2 2B: 0 3B: 0 HR: 0	SF: 0 SAC: 0 DP: 0 HBP: 0	WP: 0 PB: 0 SB: 0 CS: 0	PA: 30
PITCHER Jim Hardin, R (1,1) ERA: 3.49	IP: 9.0 WLS: W BF: 30 H: 2 R: 0 ER: 0 SO: 5 BB: 0 IBB: 0 HBP: 0 BLK: 0 WP: 0 HR: 0 S: 40 P: 40 ERA: 0.00 WHIP: 0.222																			

Chicago White Sox @ Baltimore Orioles
Memorial Stadium, Baltimore, MD
Sun Jul 27 1969, 7:05 PM EDT
Att: 17,864 - Unknown


AB 30
R 0
H 2
RBI 0
BB 0
SO 5
LOB 8



Batter	1	2	3	4	5	6	7	8	9	AB	R	H	RBI	BB	SO	LOB	BOTTOM			
Don Buford, S (1,7) OBP: 0.393, SLG: 0.441	0-0 CS 1B	0-0 1B HR	0-0 4-3	0-0 F9		0-0 G3		0-0 5-3 2B		6	1	3	2	0	0	1				
Paul Blair, R (1,8) OBP: 0.356, SLG: 0.528	0-0 F8 1-2	0-0 1B HR	0-0 6-3		0-0 5-3 3B			0-0 5-3 2B		6	2	3	1	0	0	3				
Frank Robinson, R (1,9) Dave May, L (6,9) OBP: 0.339, SLG: 0.605 OBP: 0.267, SLG: 0.264	0-0 HR	0-0 1B HR		4-0 HR BB	0-0 5-3	0-0 F9 1B		0-0 F8		3	3	2	5	1	0	0				
Boog Powell, L (1,3) Chico Salmon, R (6,PR) OBP: 0.391, SLG: 0.587 OBP: 0.395, SLG: 0.364	4-0 3B BB	0-0 1B		0-0 HR 1H 2H	0-0 2B 2B	0-0 4-3				3	2	3	2	1	0	0				
Brooks Robinson, R (1,5) Merv Rettenmund, R (6,7) OBP: 0.302, SLG: 0.422 OBP: 0.353, SLG: 0.396	0-0 3B	0-0 F8		4-0 HR BB	0-3 K		0-0 P4			3	1	1	1	1	1	2				
Eliot Hendricks, L (1,2) OBP: 0.313, SLG: 0.367	0-3 K	0-0 4-3		0-0 F9 1B BB	4-0 2B BB		0-3 K			4	1	0	0	1	2	3				
Davey Johnson, R (1,4) Bobby Floyd, R (8,4) OBP: 0.359, SLG: 0.389 OBP: 0.190, SLG: 0.179		0-0 1B 1B	4-0 SH1-4 1B BB	0-3 K	0-0 1B 2B					4	3	3	2	1	1	1				
Mark Belanger, R (1,6) OBP: 0.364, SLG: 0.352		0-0 1B 1B	0-0 4-3 SH1-4 1B	0-0 HR 1B	0-0 1B 2B		0-3 K			5	2	4	1	0	1	1				
Jim Hardin, R (1,1) OBP: 0.229, SLG: 0.364		0-3 K	0-0 SH1-4	0-0 HR	0-0 5-3			0-0 5-3		4	1	1	3	0	1	4				
Inning Stats	R: 2 E: 0 K: 1 S: 7	H: 3 LOB: 1 BB: 1 P: 11	R: 5 E: 0 K: 1 S: 11	H: 6 LOB: 1 BB: 0 P: 11	R: 1 E: 0 K: 0 S: 4	H: 1 LOB: 1 BB: 1 P: 8	R: 5 E: 0 K: 1 S: 8	H: 3 LOB: 3 BB: 2 P: 16	R: 4 E: 0 K: 1 S: 9	H: 4 LOB: 2 BB: 1 P: 13	R: 0 E: 0 K: 0 S: 4	H: 1 LOB: 1 BB: 0 P: 4	R: 0 E: 0 K: 2 S: 8	H: 1 LOB: 1 BB: 0 P: 8	R: 0 E: 0 K: 0 S: 4	H: 1 LOB: 1 BB: 0 P: 4	1B: 11 2B: 3 3B: 2 HR: 4	SF: 0 SAC: 1 DP: 0 HBP: 0	WP: 0 PB: 0 SB: 0 CS: 1	PA: 48
PITCHER Billy Wynne, R (1,1) ERA: 4.23 Jerry Nymman, L (2,1) ERA: 6.34 Gary Bell, R (2,1) ERA: 6.01 Jack Hamilton, R (5,1) ERA: 4.84 Cisco Carlos, R (8,1) ERA: 4.14	IP: 1.1 WLS: L BF: 10 H: 6 R: 5 ER: 5 SO: 2 BB: 1 IBB: 0 HBP: 0 BLK: 0 WP: 0 HR: 1 S: 13 P: 17 ERA: 33.75 WHIP: 5.250																			

Chicago White Sox @ Baltimore Orioles
Memorial Stadium, Baltimore, MD
Sun Jul 27 1969, 7:05 PM EDT
Att: 17,864 - Unknown


AB 42
R 17
H 20
RBI 17
BB 5
SO 6
LOB 18



Batter	1	2	3	4	5	6	7	8	9	10	11	AB	R	H	RBI	BB	SO	LOB	TOP								
Buddy Bradford, R OBP: 0.359, SLG: 0.431	(1, 8) X 0-0 HR	(1, 8) X 4-0 BB		(1, 8) X 0-3 K			(1, 8) X 0-3 K		(1, 8) X 0-0 SH1-4 1B		(1, 8) X 0-0 4-3	5	1	2	1	1	2	1									
Luis Aparicio, R OBP: 0.336, SLG: 0.339	(1, 6) X 0-0 G3 BB 1B	(1, 6) X 0-0 G6-4-3					(1, 6) X 0-0 F7		(1, 6) X 0-0 SH1-4		(1, 6) X 0-0 L3-4	5	0	1	0	0	1	3									
Gail Hopkins, L OBP: 0.377, SLG: 0.433	(1, 3) X 4-0 BB 1B			(1, 3) X 4-0 HR			(1, 3) X 4-0 BB 1B		(1, 3) X 4-0 BB			2	1	2	1	3	0	0									
Pete Ward, L OBP: 0.361, SLG: 0.385 Ken Berry, R OBP: 0.259, SLG: 0.288	(1, 5) X 0-0 G3			(1, 5) X 0-3 K			(1, 5) X 0-0 FC5-6 BB 1B		(1, 5) X 0-3 K			5	0	1	0	0	2	5									
Carlos May, L OBP: 0.379, SLG: 0.493	(1, 9) X 4-0 G5-4-3 IBB			(1, 9) X 0-0 HBP 1B			(1, 9) X 4-0 BB		(1, 9) X 0-3 K			2	0	1	0	3	1	2									
Bill Melton, R OBP: 0.335, SLG: 0.417	(1, 7) X 0-0 G5-4-3			(1, 7) X 1-0 HBP			(1, 7) X 0-3 K		(1, 7) X 0-0 F7		(1, 7) X 0-0 F4	4	0	0	0	0	1	8									
Ron Hansen, R OBP: 0.297, SLG: 0.336				(1, 4) X 0-0 FC3-6 1B			(1, 4) X 0-0 F8		(1, 4) X 0-0 5-3		(1, 4) X 0-0 5-3	5	0	1	0	0	0	2									
Ed Herrmann, L OBP: 0.330, SLG: 0.365	(1, 2) X 0-0 FC3-6 1B E			(1, 2) X 0-3 K			(1, 2) X 0-0 G3		(1, 2) X 0-0 L8		(1, 2) X 0-0 F8	5	1	0	0	0	1	1									
Tommy John, R OBP: 0.198, SLG: 0.138 Wilbur Wood, R OBP: 0.138, SLG: 0.138	(1, 1) X 0-0 E			(1, 1) X 0-3 K			(1, 1) X 0-3 K		(1, 1) X 0-0 1-3		(1, 1) X 0-0 L3-4 4-3 1B	4	0	1	0	0	2	0									
Jack Hamilton, R OBP: 0.325, SLG: 0.353 Cisco Carlos, R OBP: 0.325, SLG: 0.353	(1, 1) X 1-3 1B											0	0	0	0	0	0	0									
Walt Williams, R OBP: 0.325, SLG: 0.353 Cisco Carlos, R OBP: 0.325, SLG: 0.353	(1, 1) X 1-3 1B											0	0	0	0	0	0	0									
Inning Stats	R: 1 E: 0 K: 0 S: 4	H: 2 LOB: 2 BB: 2 P: 12	R: 1 E: 1 K: 0 S: 4	H: 2 LOB: 1 BB: 1 P: 8	R: 1 E: 1 K: 0 S: 6	H: 2 LOB: 1 BB: 0 P: 7	R: 0 E: 0 K: 3 S: 9	H: 0 LOB: 0 BB: 2 P: 9	R: 0 E: 0 K: 1 S: 5	H: 2 LOB: 3 BB: 1 P: 11	R: 0 E: 0 K: 0 S: 3	H: 0 LOB: 0 BB: 0 P: 3	R: 0 E: 0 K: 0 S: 3	H: 0 LOB: 0 BB: 0 P: 3	R: 0 E: 0 K: 0 S: 3	H: 1 LOB: 2 BB: 1 P: 12	R: 0 E: 0 K: 0 S: 3	H: 0 LOB: 0 BB: 0 P: 3	R: 0 E: 0 K: 0 S: 3	H: 1 LOB: 0 BB: 0 P: 3	1B: 8 2B: 1 3B: 0 HR: 2	SF: 0 SAC: 1 DP: 4 HBP: 1	WP: 0 PB: 0 SB: 0 CS: 0	PA: 47			
PITCHER	IP 9.0	WLS 9.0	BF 41	H 9	R 3	ER 2	SO 10	BB 6	IBB 1	HBP 1	BLK 0	WP 0	HR 2	S 53	P 82	ERA 2.00	WHIP 1.667										
Luis Tiant, R ERA: 3.85	(1, 1)																										
Ron Law, R ERA: 6.0	(10, 1)	2.0	W	6	1	0	0	0	0	0	0	0	0	6	6	0.00	0.500										

Chicago White Sox @ Cleveland Indians
Cleveland Municipal Stadium, Cleveland, OH
Tue Jul 29 1969, 7:05 PM EDT
Unknown


AB 38
R 3
H 10
RBI 2
BB 7
SO 10
LOB 22



Batter	1	2	3	4	5	6	7	8	9	10	11	AB	R	H	RBI	BB	SO	LOB	BOTTOM							
Jose Cardenal, R OBP: 0.302, SLG: 0.331	(1, 8) X 0-0 L8			(1, 8) X 0-0 4-3			(1, 8) X 0-0 3-1		(1, 8) X 0-0 1B		(1, 8) X 0-0 1B 1B	5	1	2	1	0	0	2								
Davey Nelson, R OBP: 0.290, SLG: 0.206	(1, 4) X 0-0 6-3			(1, 4) X 0-0 5-3			(1, 4) X 0-0 2-3		(1, 4) X 0-0 1B 1B		(1, 4) X 0-0 1B 1B	5	1	2	0	0	0	1								
Ken Harrelson, R OBP: 0.319, SLG: 0.425	(1, 9) X 0-0 5-3			(1, 9) X 0-0 E4 1B			(1, 9) X 0-0 1B 1B		(1, 9) X 0-0 F8		(1, 9) X 0-0 1B 1B	5	0	3	1	0	0	0								
Tony Horton, R OBP: 0.322, SLG: 0.466				(1, 3) X 0-0 5-3			(1, 3) X 0-0 F9		(1, 3) X 0-0 F3		(1, 3) X 0-0 6-3	4	0	0	0	1	0	5								
Cap Peterson, R OBP: 0.376, SLG: 0.303 Frank Baker, L OBP: 0.280, SLG: 0.390	(1, 7) X 0-3 K			(1, 7) X 4-0 FC6-4 BB			(1, 7) X 4-0 FC6-4 BB		(1, 7) X 0-0 F7		(1, 7) X 0-0 2-3	2	0	0	0	2	1	1								
Larry Brown, R OBP: 0.306, SLG: 0.305	(1, 5) X 0-0 5-6-3			(1, 5) X 0-0 FC6-4			(1, 5) X 0-0 SF9		(1, 5) X 0-3 K		(1, 5) X 0-0 5-3	4	0	0	1	0	1	3								
Eddie Leon, R OBP: 0.359, SLG: 0.314	(1, 6) X 4-0 BB			(1, 6) X 4-0 G6-4-3 BB			(1, 6) X 4-0 G6-4-3 1B 1B		(1, 6) X 0-0 FC6-4		(1, 6) X 0-0 L9	4	1	2	0	1	0	2								
Ken Suarez, R OBP: 0.351, SLG: 0.354 Chuck Hinton, R OBP: 0.280, SLG: 0.390 Duke Sims, L OBP: 0.413, SLG: 0.478	(1, 2) X 0-0 G6-4-3			(1, 2) X 0-0 G6-4-3			(1, 2) X 0-0 G6-4-3 1B		(1, 2) X 0-0 G3		(1, 2) X 0-0 F6	3	0	1	0	0	0	1								
Luis Tiant, R OBP: 0.324, SLG: 0.462 Riche Scheinblum, S OBP: 0.284, SLG: 0.248 Ron Law, R OBP: 0.284, SLG: 0.248	(1, 1) X 1-0 HBP			(1, 1) X 1-0 G6-4-3			(1, 1) X 0-0 G6-4-3		(1, 1) X 0-3 K		(1, 1) X 4-0 1B 1B BB	2	0	0	0	0	1	2								
Inning Stats	R: 0 E: 0 K: 0 S: 3	H: 0 LOB: 0 BB: 0 P: 3	R: 0 E: 0 K: 1 S: 5	H: 0 LOB: 0 BB: 1 P: 5	R: 0 E: 0 K: 0 S: 2	H: 0 LOB: 1 BB: 1 P: 7	R: 0 E: 1 K: 0 S: 4	H: 1 LOB: 2 BB: 1 P: 8	R: 0 E: 0 K: 0 S: 4	H: 2 LOB: 1 BB: 0 P: 4	R: 1 E: 0 K: 0 S: 5	H: 2 LOB: 2 BB: 1 P: 9	R: 0 E: 0 K: 1 S: 5	H: 0 LOB: 1 BB: 1 P: 9	R: 0 E: 0 K: 0 S: 3	H: 0 LOB: 0 BB: 0 P: 3	R: 1 E: 0 K: 0 S: 1	H: 1 LOB: 0 BB: 0 P: 1	1B: 10 2B: 0 3B: 0 HR: 1	SF: 1 SAC: 0 DP: 2 HBP: 1	WP: 0 PB: 0 SB: 0 CS: 0	PA: 44				
PITCHER	IP 8.1	WLS 0.1	BF 36	H 7	R 3	ER 3	SO 0	BB 5	IBB 0	HBP 1	BLK 0	WP 0	HR 0	S 36	P 57	ERA 3.24	WHIP 1.440									
Tommy John, L ERA: 3.51	(1, 1)																									
Wilbur Wood, L ERA: 3.46	(9, 1)	0.1	3	3	0	0	0	0	0	0	0	0	0	3	3	0.00	9.000									
Jack Hamilton, R ERA: 4.66	(9, 1)	1.1	4	0	0	0	0	0	0	0	4	4	0.00	0.000												
Cisco Carlos, R ERA: 4.35	(11, 1)	0.0	L	1	1	1	0	0	0	0	1	1	∞	∞												

Chicago White Sox @ Cleveland Indians
Cleveland Municipal Stadium, Cleveland, OH
Tue Jul 29 1969, 7:05 PM EDT
Unknown

AB 37
R 4
H 11
RBI 4
BB 5
SO 3
LOB 18



Batter	1	2	3	4	5	6	7	8	9	AB	R	H	RBI	BB	SO	LOB	TOP		
Buddy Bradford, R OBP: 0.351, SLG: 0.420 (1, 8)	0-0 6-3	0-0 6-3		0-0 F9			0-0 6-3		0-3 K	5	0	0	0	0	1	3			
Luis Aparicio, R OBP: 0.339, SLG: 0.345 (1, 6)	0-0 1B	0-0 WP 1B			0-0 L6		0-0 F9		0-0 1B	5	1	3	1	0	0	1			
Gail Hopkins, L OBP: 0.378, SLG: 0.437 (1, 3)	0-0 2B	0-0 6-3			0-3 K			0-0 1B 2B	0-3 K	5	2	2	1	0	2	2			
Pete Ward, L OBP: 0.354, SLG: 0.376 (1, 5)	0-3 K		0-0 F6		0-0 3-1			0-3 K		4	0	0	0	0	2	2			
Carlos May, L OBP: 0.381, SLG: 0.494 (1, 9)	0-0 1-H 2B		0-0 F7		0-3 K		0-0 K	4-0 1B BB		3	1	1	1	1	1	0			
Tom McCraw, L OBP: 0.287, SLG: 0.267 (1, 7)	4-0 IBB		0-0 F9		0-0 F6		0-0 F6	0-0 FC4-6 1B		3	0	1	1	1	0	0			
Ron Hansen, R OBP: 0.287, SLG: 0.325 (1, 4)	0-3 K		0-0 5-3		0-0 5-3		0-0 5-3	0-0 FC4-6 1B		4	0	0	0	0	1	3			
Don Pavletich, R OBP: 0.324, SLG: 0.369 (1, 2)		0-0 SH1-4 1B		4-0 WP BB			0-0 2B	0-0 5-3		3	1	2	0	1	0	1			
Gary Peters, L OBP: 0.200, SLG: 0.288 (6, 1)		0-0 SH1-4 1B		0-0 4-3			0-0 F6		0-3 K	1	0	0	0	0	0	1			
Dan Osinski, R OBP: 0.346, SLG: 0.351 (7, PH)										0	0	0	0	0	0	0			
Walt Williams, R OBP: 0.377, SLG: 0.154 (7, 1)										0	0	0	0	0	0	0			
Jack Hamilton, R OBP: 0.304, SLG: 0.418 (9, PH)										1	0	0	0	0	0	1			
Jerry Nyman, L OBP: 0.377, SLG: 0.154 (7, 1)										0	0	0	0	0	0	0			
Cisco Carlos, R OBP: 0.304, SLG: 0.418 (9, PH)										0	0	0	0	0	0	0			
Bill Melton, R OBP: 0.304, SLG: 0.418 (9, PH)										1	0	0	0	0	0	1			
Inning Stats	R: 2 E: 0 K: 2 S: 10	H: 3 LOB: 2 BB: 1 P: 14	R: 1 E: 0 K: 0 S: 5	H: 2 LOB: 1 BB: 0 P: 5	R: 0 E: 0 K: 0 S: 3	H: 0 LOB: 0 BB: 0 P: 3	R: 0 E: 0 K: 0 S: 3	H: 0 LOB: 1 BB: 1 P: 7	R: 0 E: 0 K: 1 S: 5	H: 0 LOB: 0 BB: 0 P: 5	R: 0 E: 0 K: 1 S: 4	H: 1 LOB: 1 BB: 0 P: 4	R: 2 E: 1 K: 1 S: 7	H: 2 LOB: 1 BB: 1 P: 11	R: 0 E: 0 K: 3 S: 10	H: 1 LOB: 1 BB: 0 P: 10	1B: 5 2B: 4 3B: 0 HR: 0	SF: 0 SAC: 1 DP: 0 HBP: 0	WP: 2 PA: 39 CS: 0
PITCHER	IP	WLS	BF	H	R	ER	SO	BB	IBB	HBP	BLK	WP	HR	S	P	ERA	WHIP		
Steve Hargan, R ERA: 6.04 (1, 1)	7.1	W	32	7	5	5	5	2	1	0	0	2	0	39	51	6.14	1.227		
Stan Williams, R ERA: 4.11 (8, 1)	1.2	S	7	2	0	0	3	0	0	0	0	0	0	13	13	0.00	1.200		

Chicago White Sox @ Cleveland Indians
Cleveland Municipal Stadium, Cleveland, OH
Tue Jul 29 1969, 7:05 PM EDT
Att: 10,061 - Unknown

AB 35
R 5
H 9
RBI 4
BB 3
SO 8
LOB 14

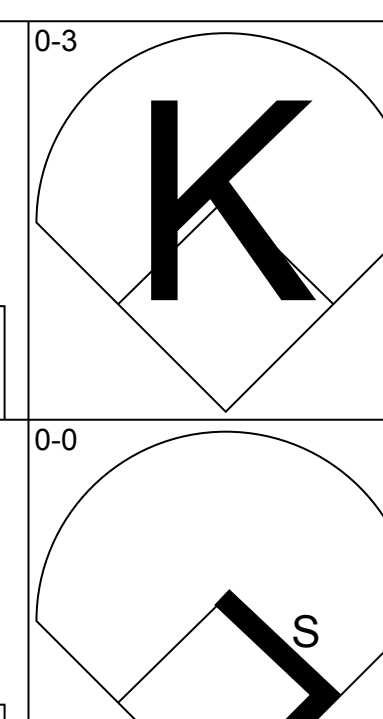
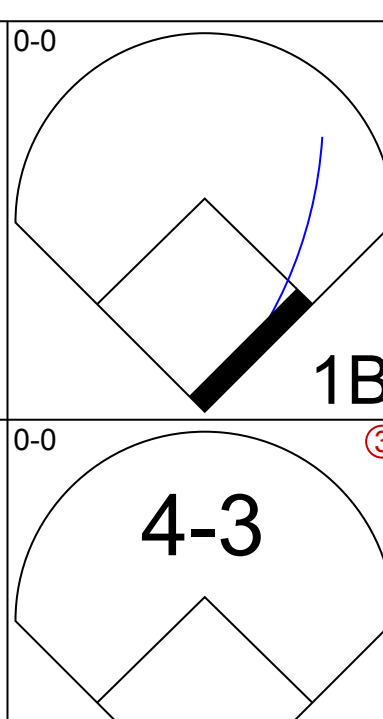
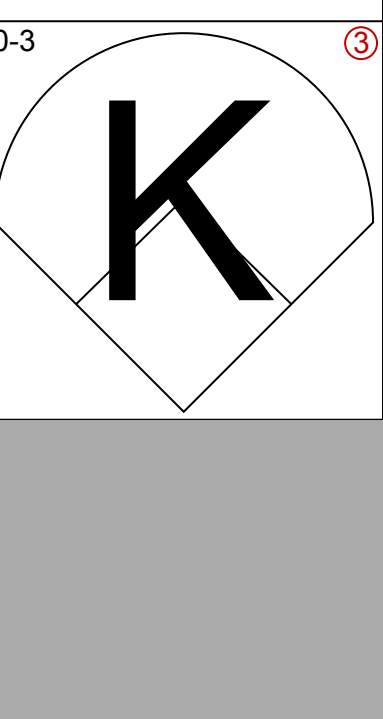
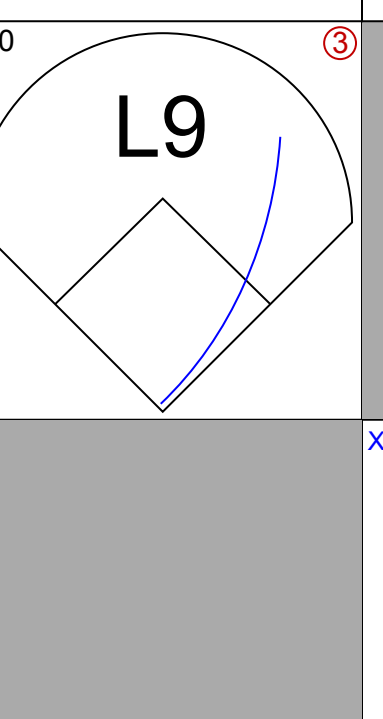
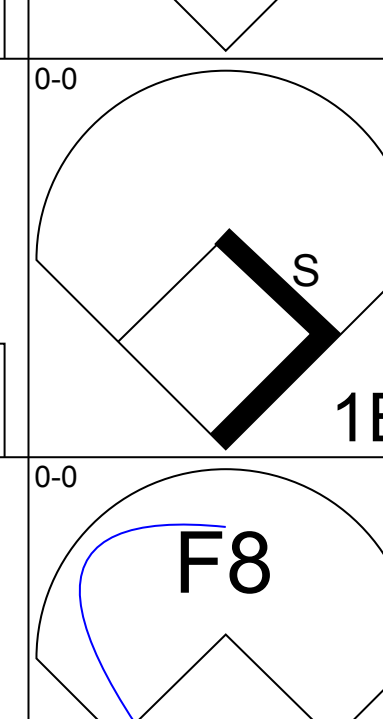

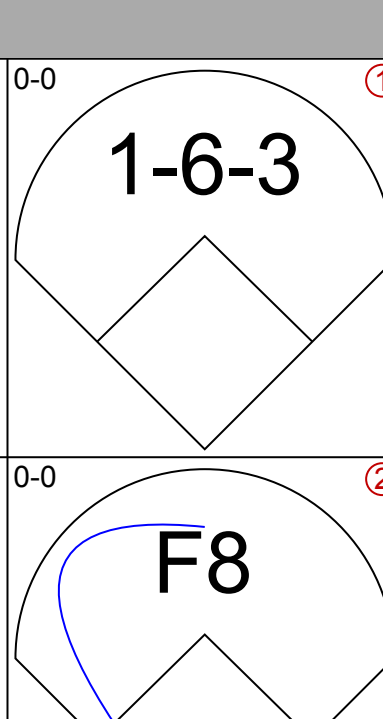
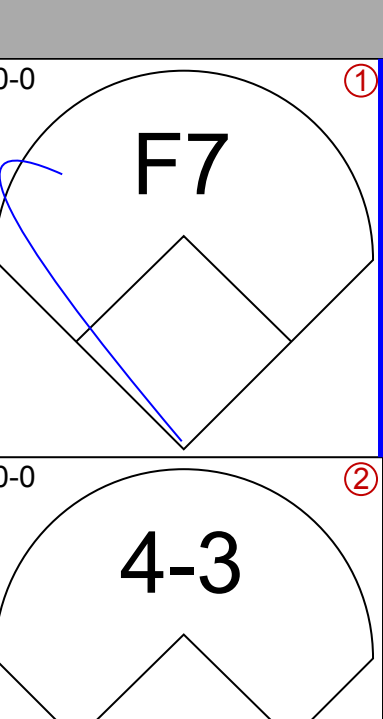
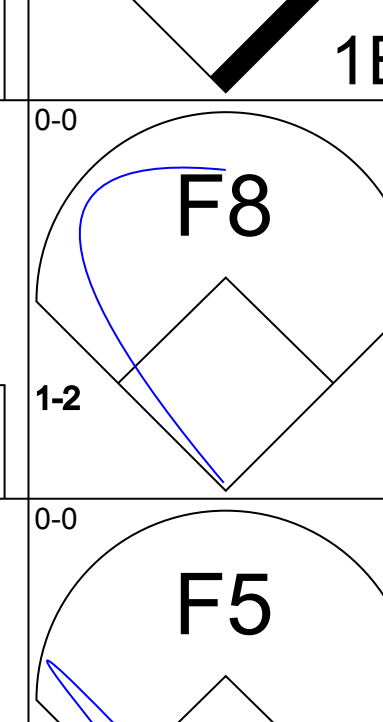
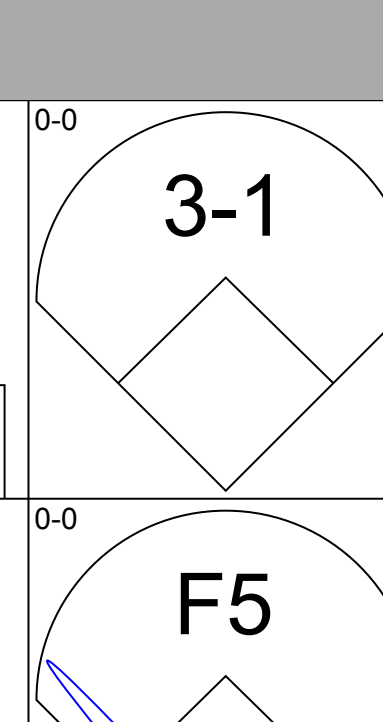
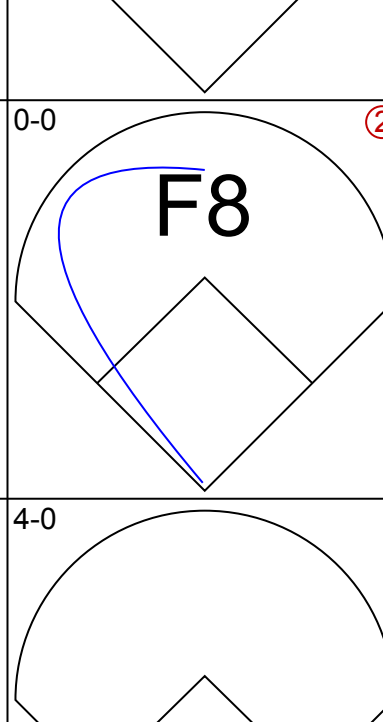
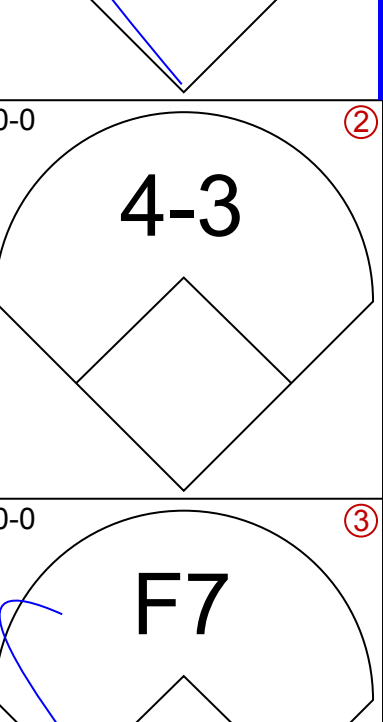
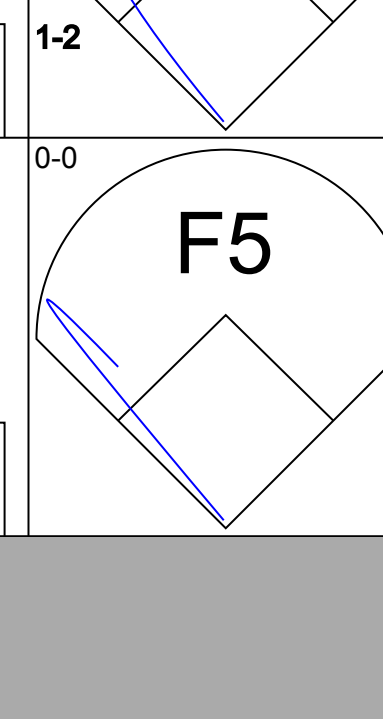
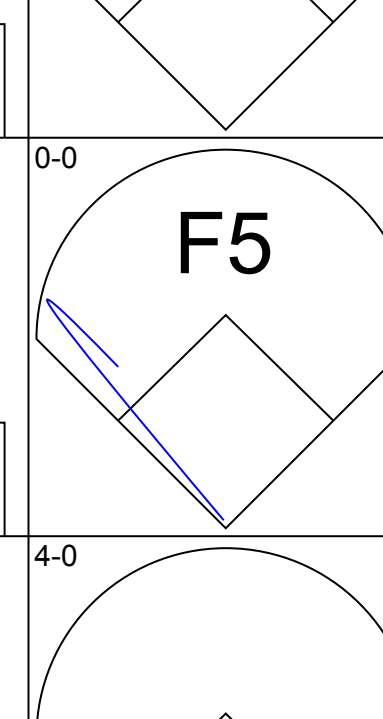
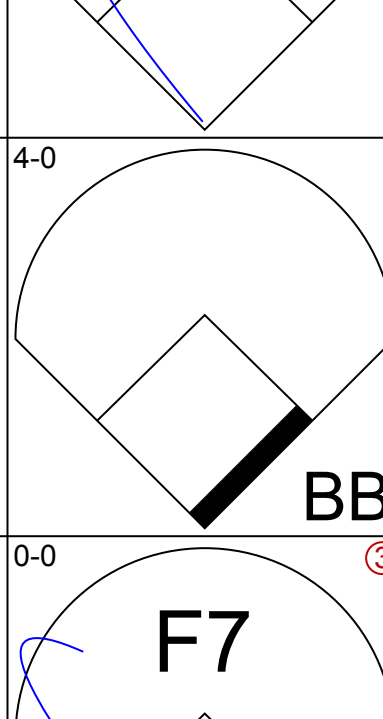
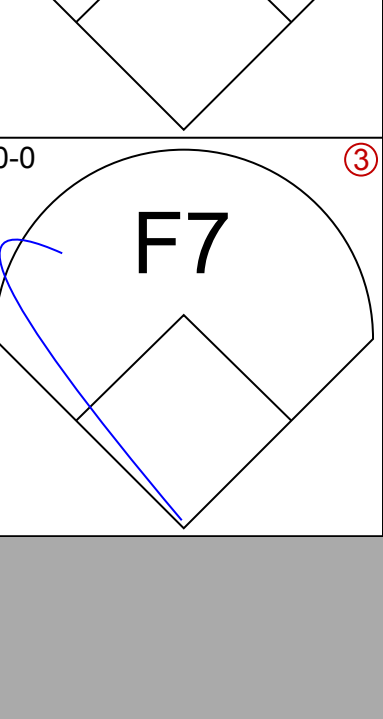
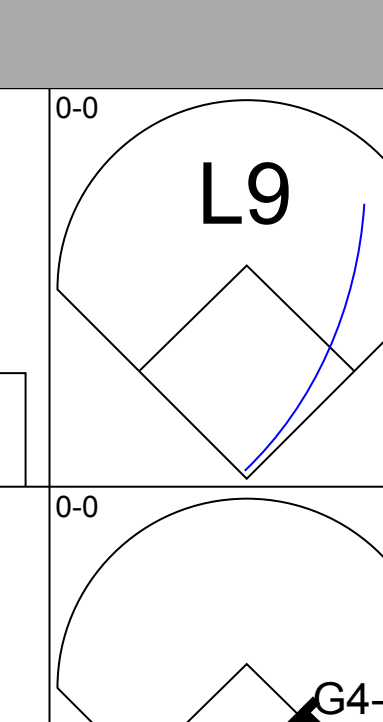
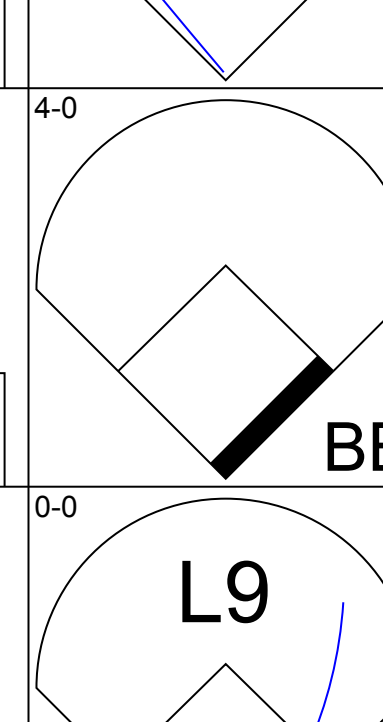
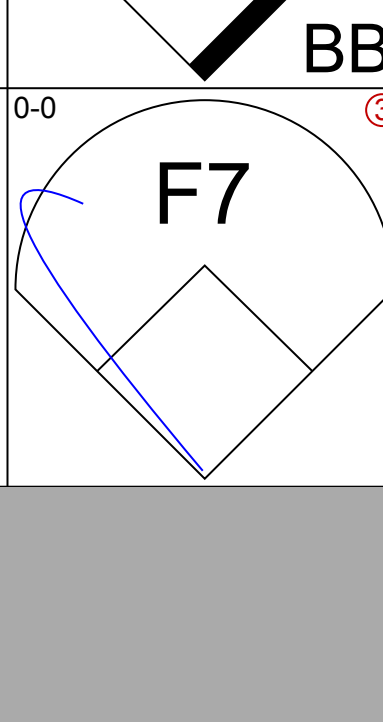
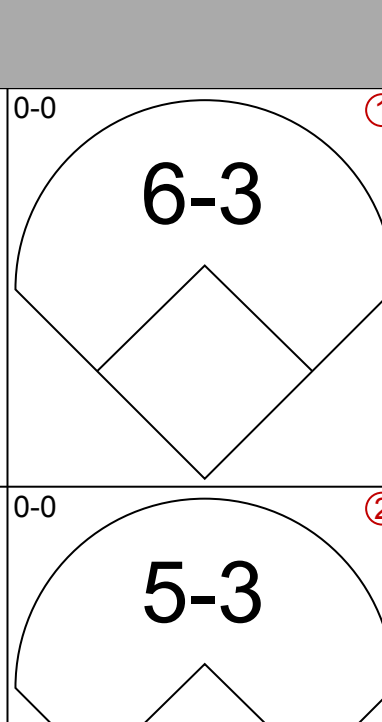
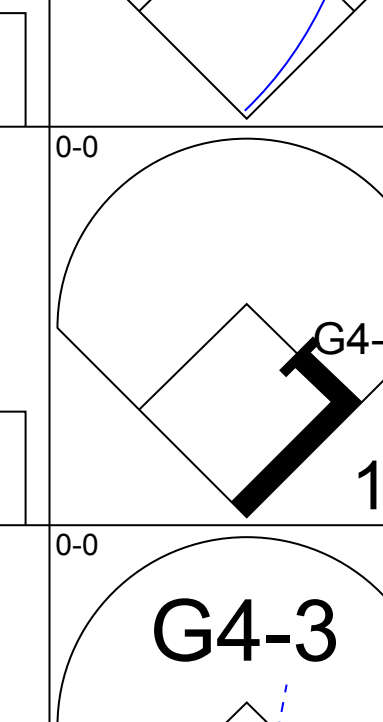
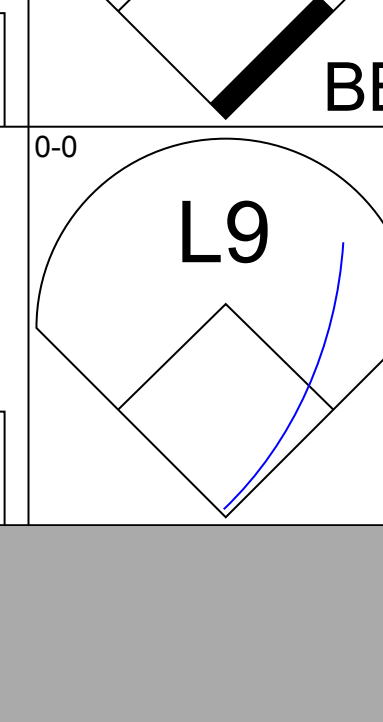
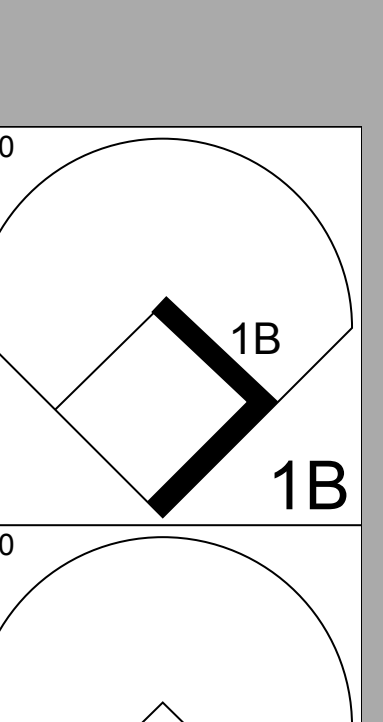
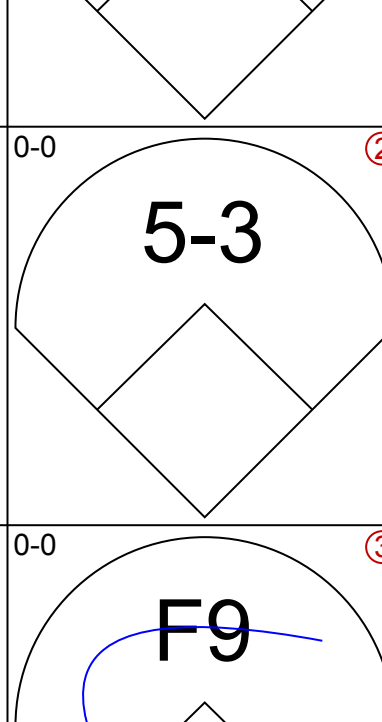
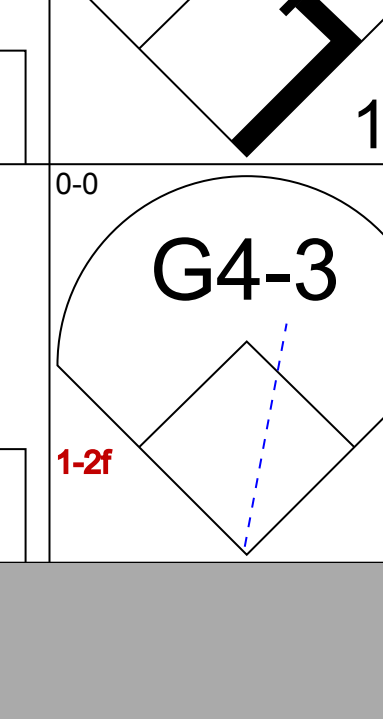
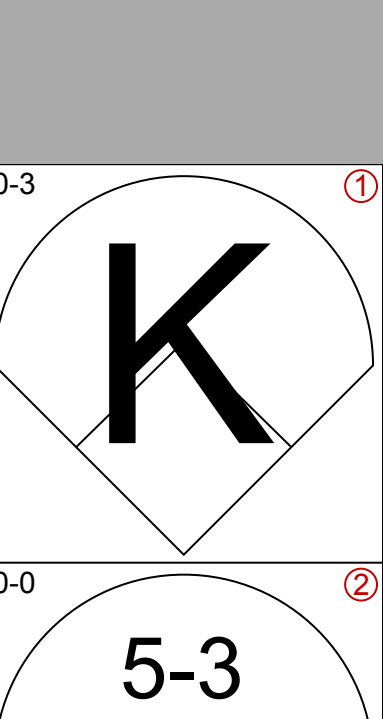
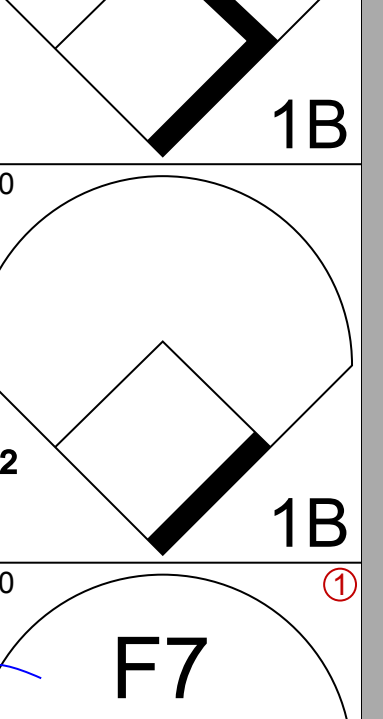
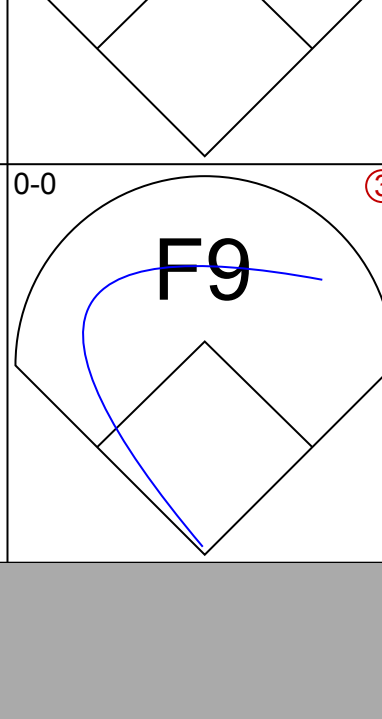
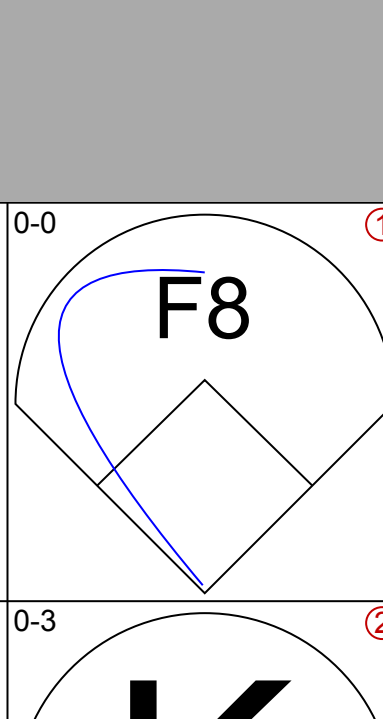
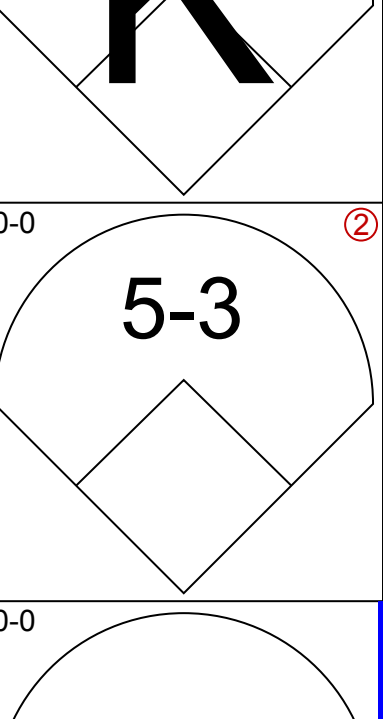
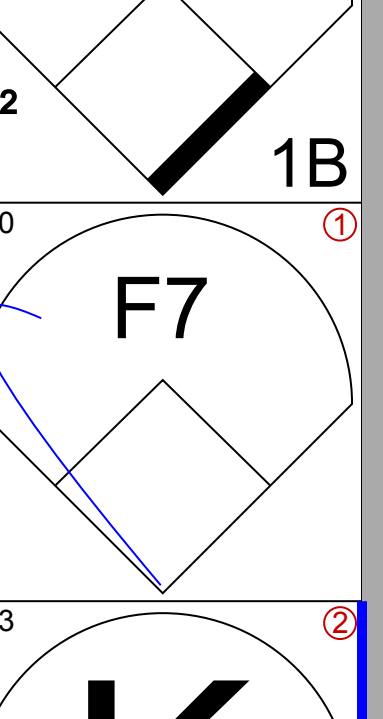
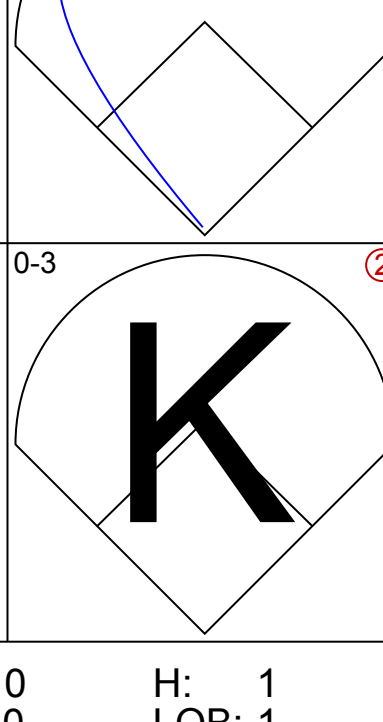
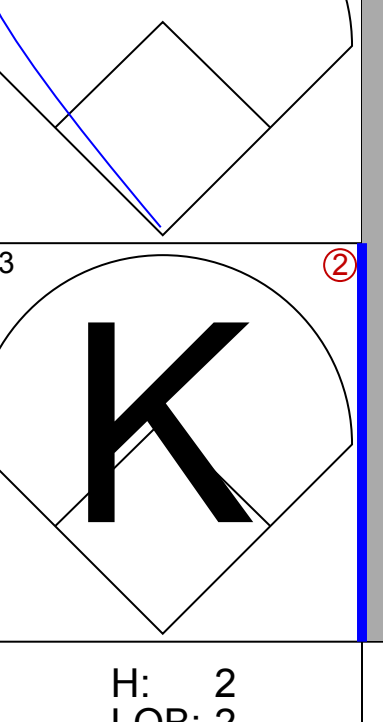


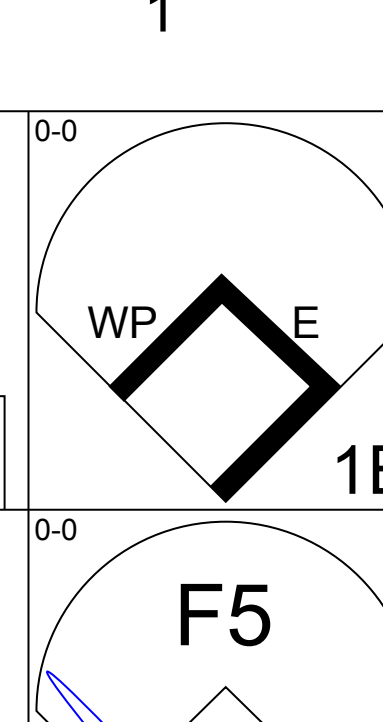
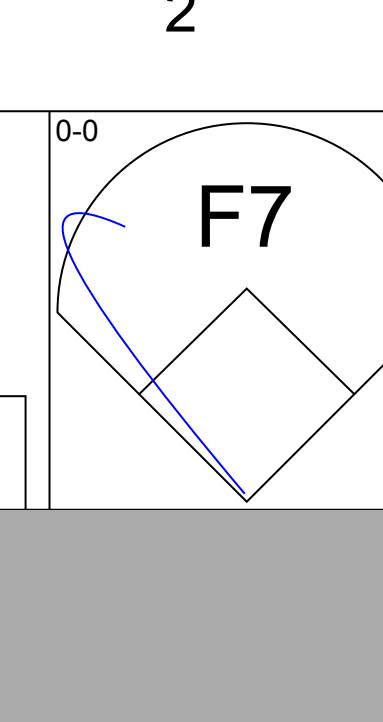
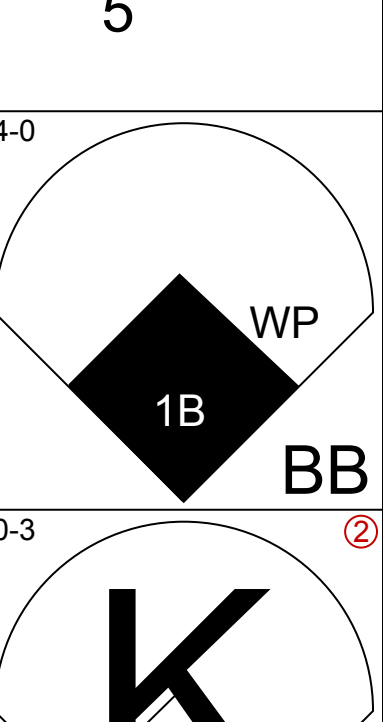
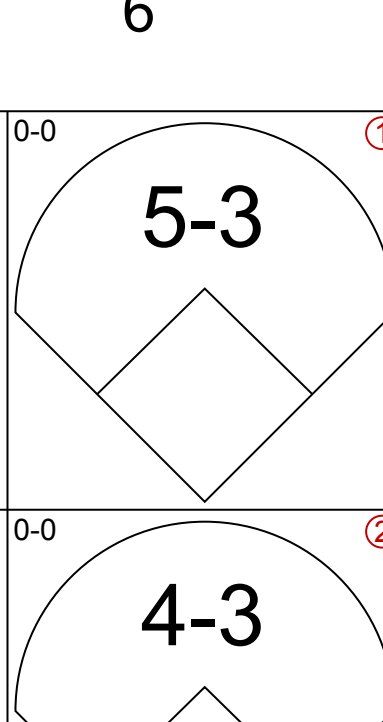
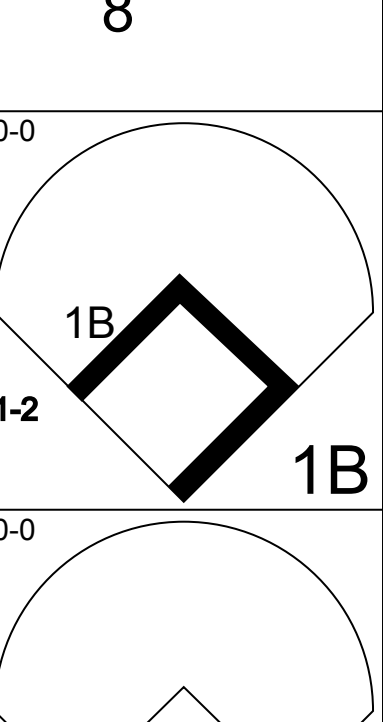
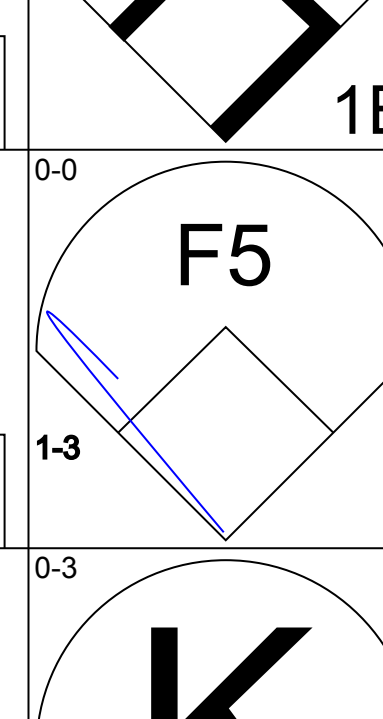
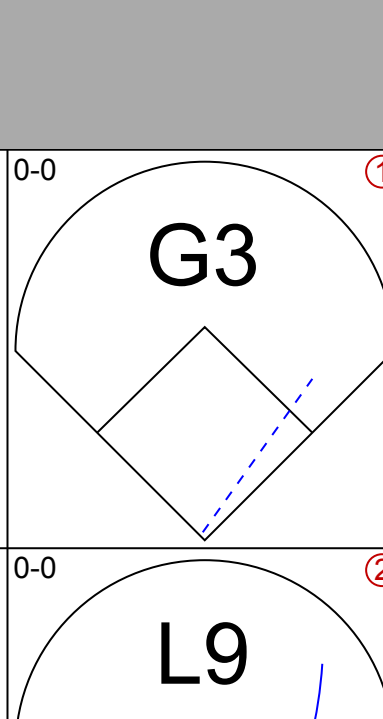
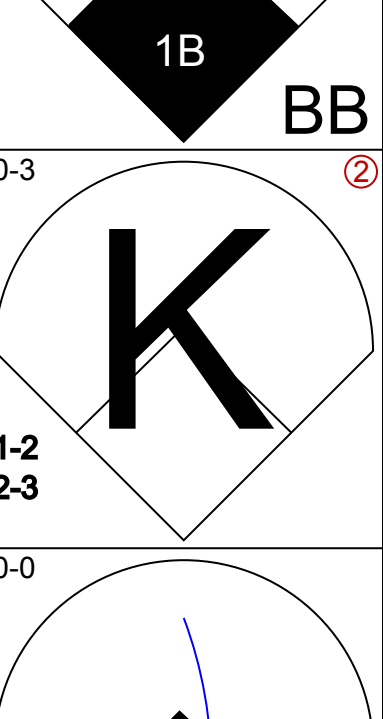
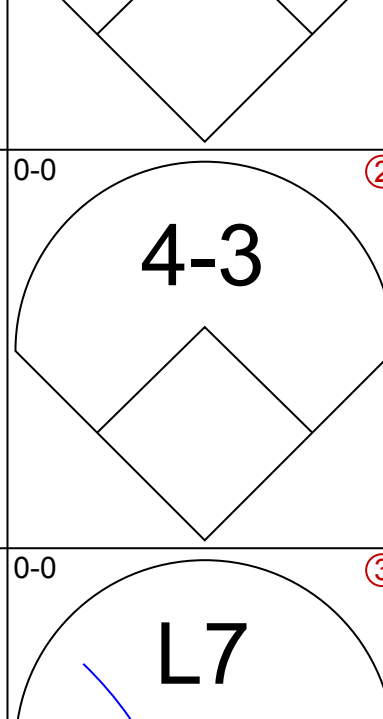
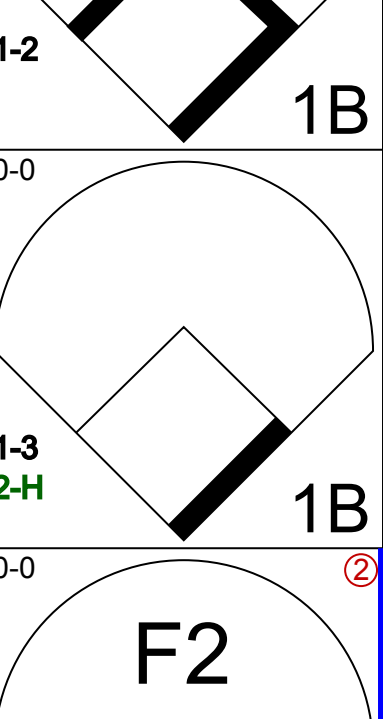
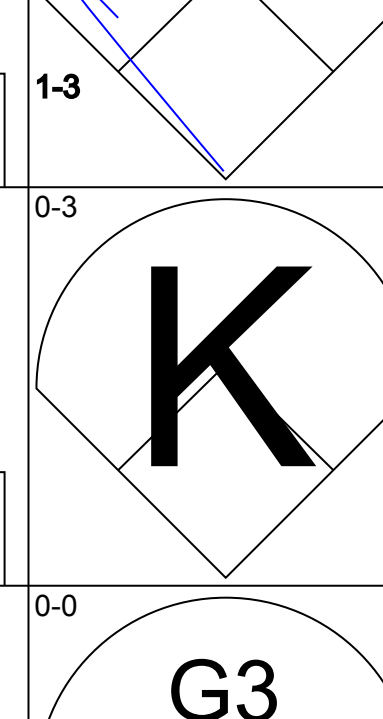
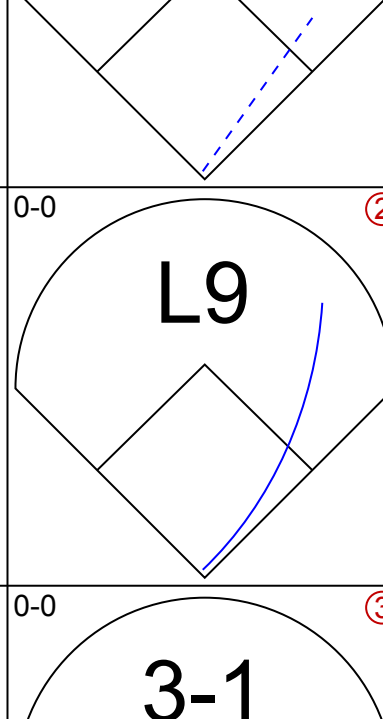
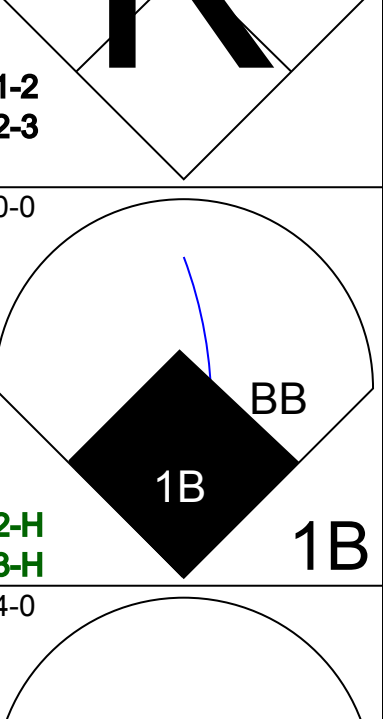
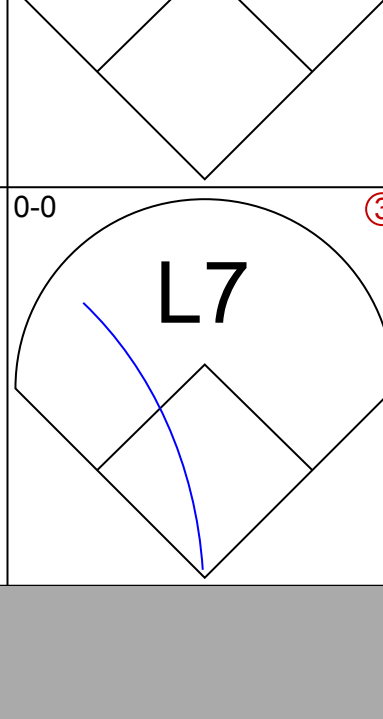
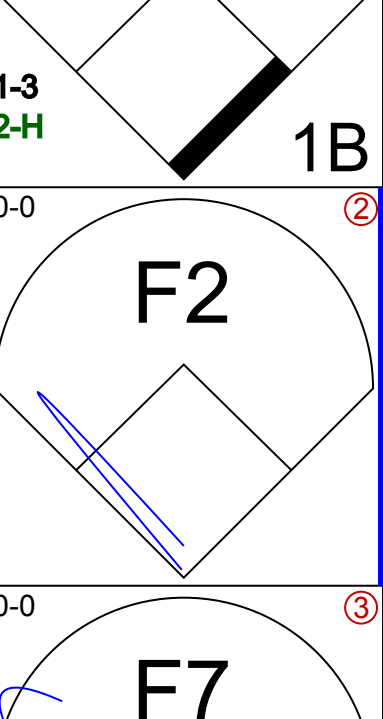
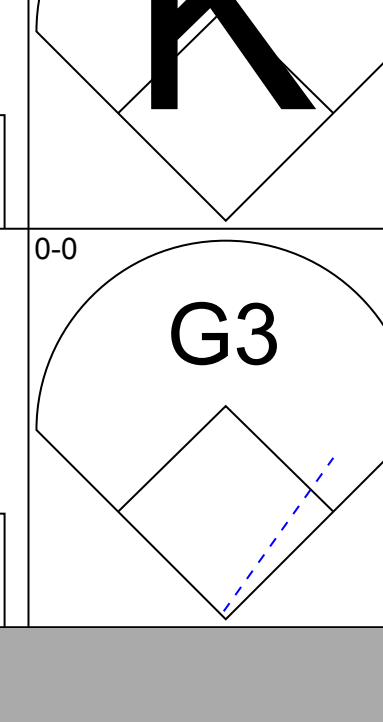
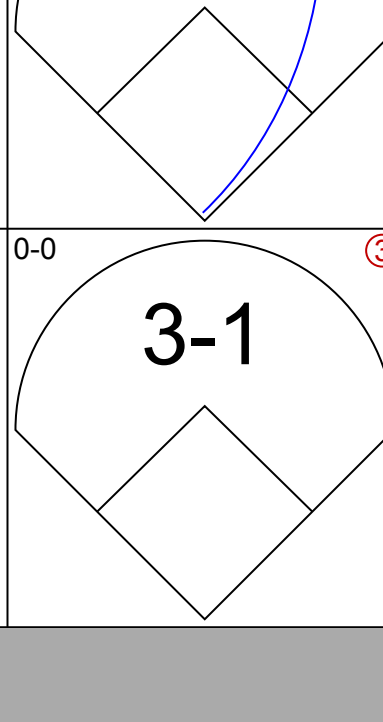
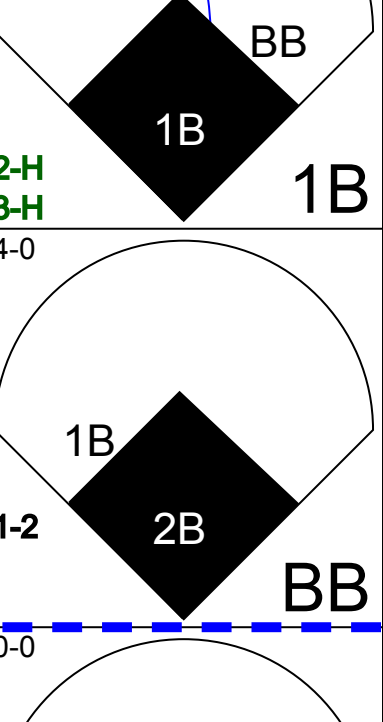
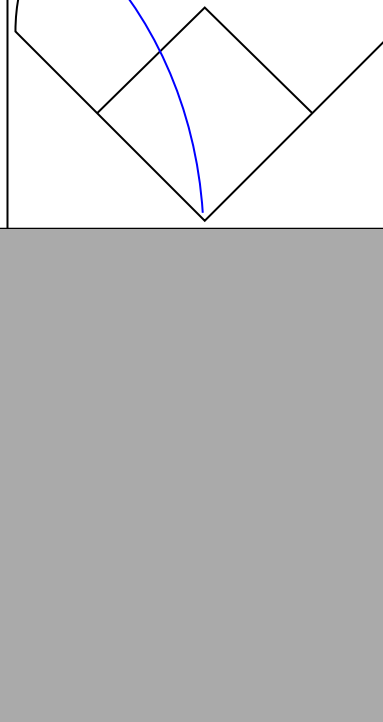
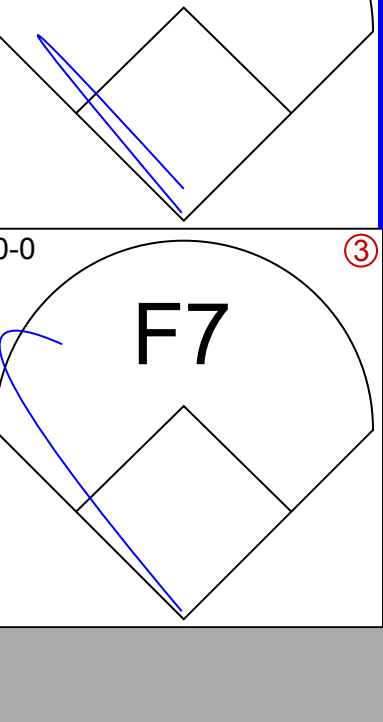
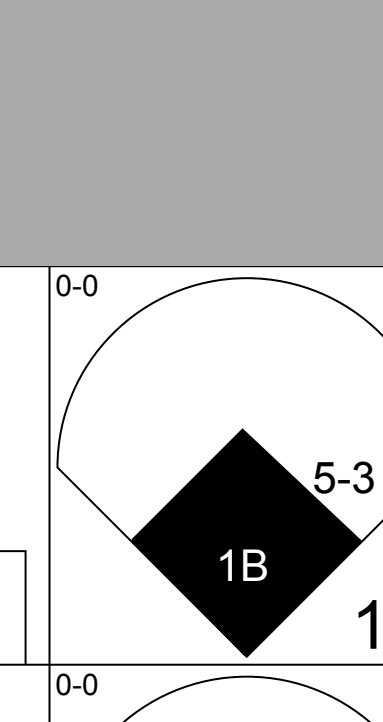
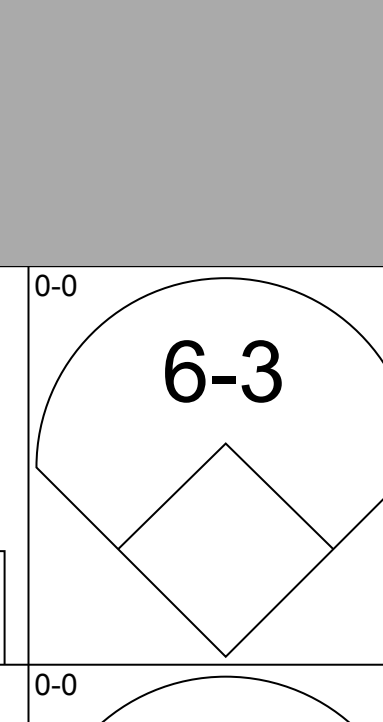
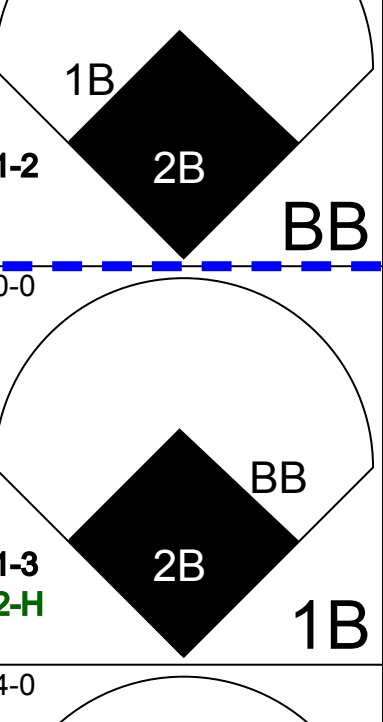

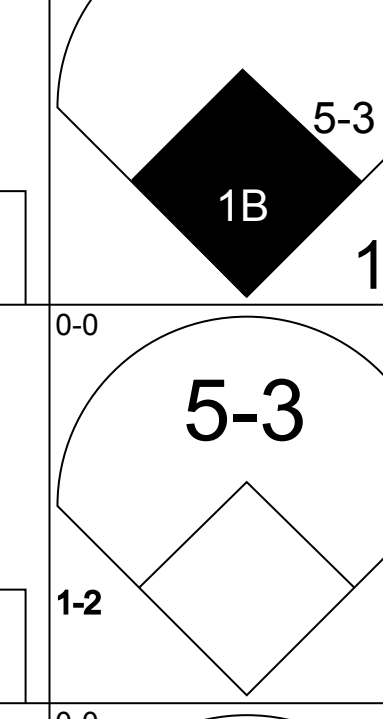
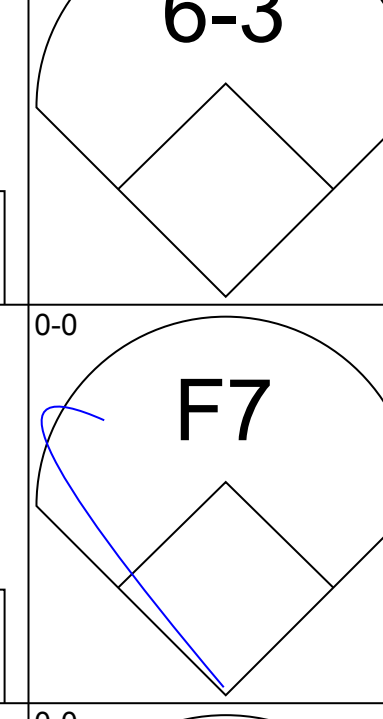
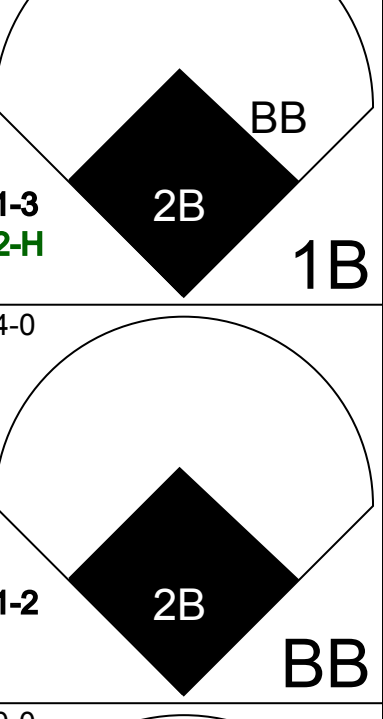


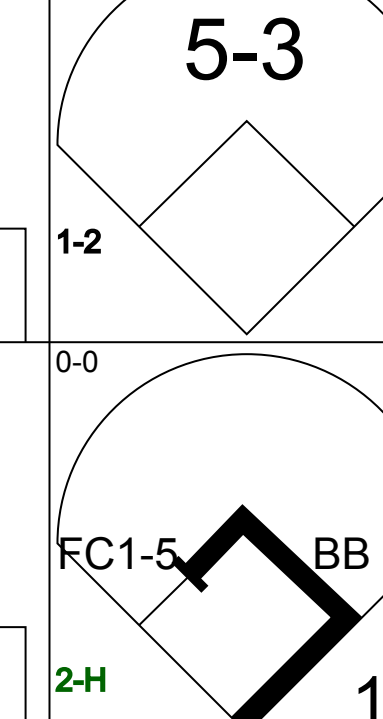
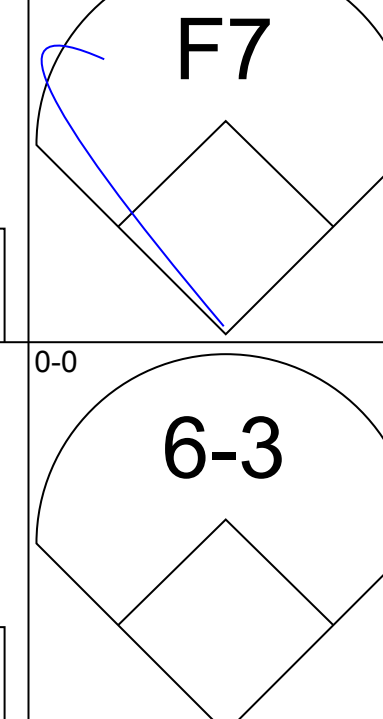
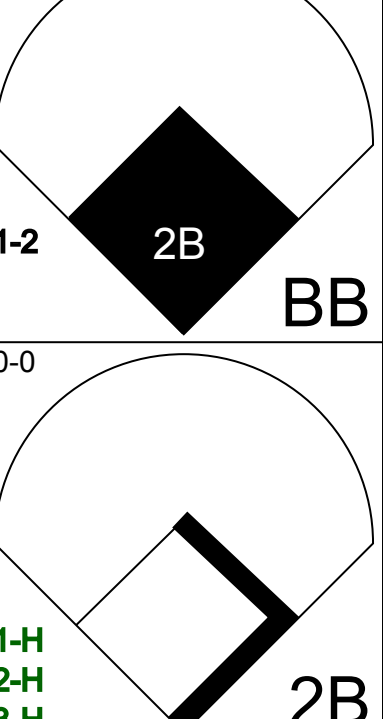

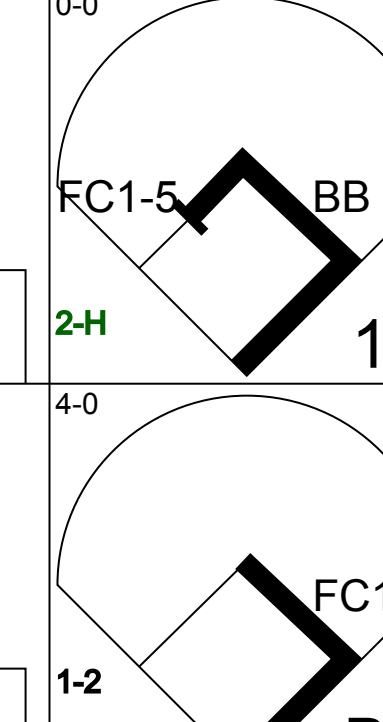
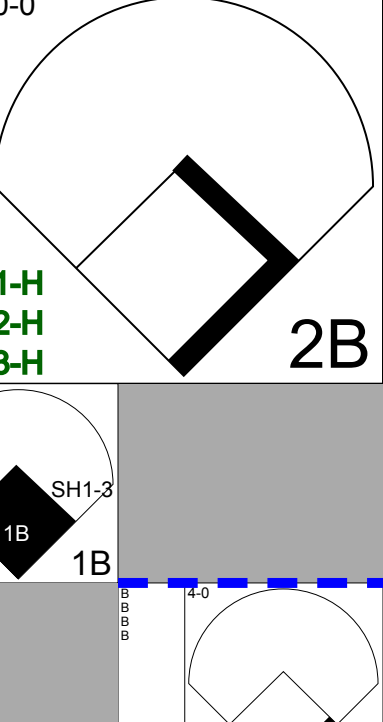
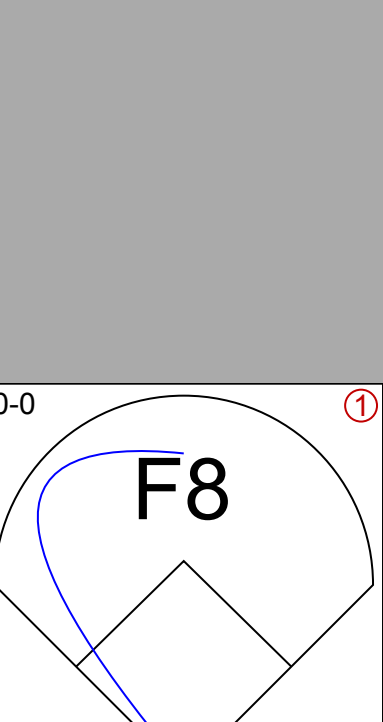
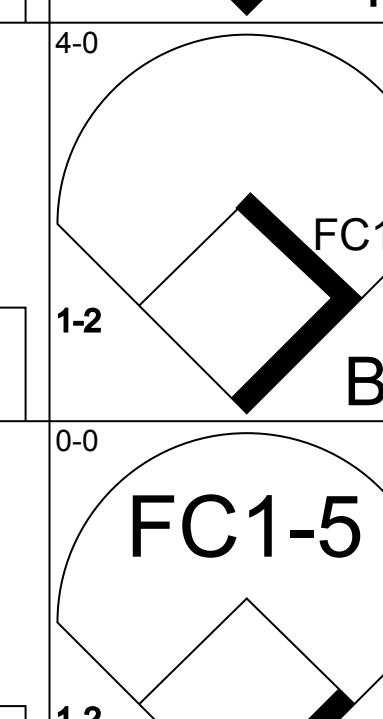
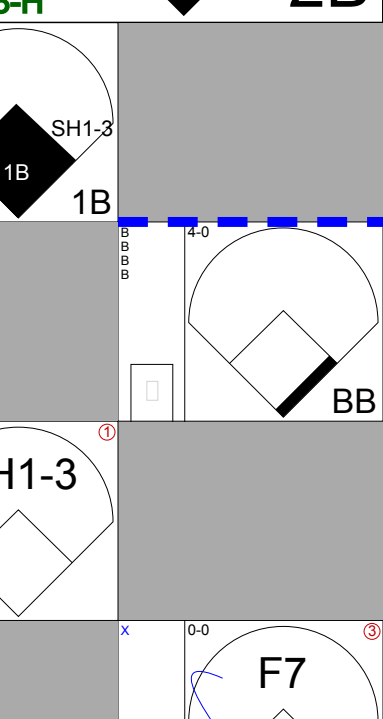
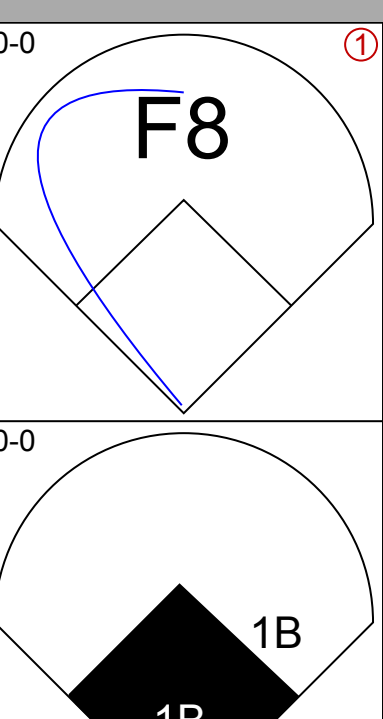
Batter	1	2	3	4	5	6	7	8	9	AB	R	H	RBI	BB	SO	LOB	BOTTOM		
Jose Cardenal, R OBP: 0.306, SLG: 0.342 (1, 8)	4-0 1B BB		0-0 SF9 3B		0-0 6-3		0-0 SH4 1B FC4-6			4	3	2	0	1	0	1			
Davey Nelson, R OBP: 0.250, SLG: 0.216 (1, 4)	0-3 K		0-0 SF9		0-0 1B		0-0 SH5-4	0-0 6-3		3	0	1	1	0	1	1			
Ken Harrelson, R OBP: 0.323, SLG: 0.424 (1, 9)	4-0 1-2 BB		0-0 3-H F7 1B		0-0 F3		4-0 2-3 1B 2B IBB	0-3 K		3	1	1	0	2	1	1			
Tony Horton, R OBP: 0.323, SLG: 0.465 (1, 3)	0-0 F9		0-0 F7		0-0 1B WP		0-0 1B 2B 1B	0-0 L8		5	2	2	1	0	0	3			
Cap Peterson, R OBP: 0.384, SLG: 0.308 (7, PH)	0-0 1-2 2-H 1B			4-0 BB BB	0-0 L9		0-0 1-3 3-H HR 2B			2	0	1	1	1	0	1			
Larry Brown, R OBP: 0.307, SLG: 0.309 (8, 5)										0	0	0	0	0	0	0			
Chuck Hinton, R OBP: 0.291, SLG: 0.388 (8, 7)	0-3 K		0-0 L8		0-0 1B		0-0 2-3 1B	0-0 HR IBB		3	1	1	0	1	1	3			
Duke Sims, L OBP: 0.410, SLG: 0.470 (1, 2)		0-0 4-3		4-0 1-2 BB	0-0 L8-3 BB		0-3 K	0-3 K		3	0	0	0	1	2	4			
Eddie Leon, R OBP: 0.372, SLG: 0.410 (1, 6)		0-0 F9		0-0 1-2 BB	0-0 L8-3		0-0 1-2 1B	0-0 HR		4	1	2	4	0	0	2			
Steve Hargan, R OBP: 0.160, SLG: 0.160 (8, 1)		0-0 1-3					0-0 L7	0-0 4-3	0-0 FC4-6 1B	4	0	1	0	0	0	2			
Inning Stats	R: 1 E: 0 K: 2 S: 8	H: 1 LOB: 2 BB: 2 P: 16	R: 0 E: 0 K: 0 S: 3	H: 0 LOB: 0 BB: 0 P: 3	R: 1 E: 0 K: 0 S: 4	H: 2 LOB: 0 BB: 0 P: 4	R: 0 E: 0 K: 0 S: 2	H: 0 LOB: 1 BB: 2 P: 10	R: 0 E: 0 K: 1 S: 8	H: 3 LOB: 2 BB: 0 P: 8	R: 6 E: 0 K: 1 S: 10	H: 5 LOB: 1 BB: 2 P: 18	R: 0 E: 0 K: 1 S: 5	H: 0 LOB: 0 BB: 0 P: 5	1B: 8 2B: 3 3B: 1 HR: 1	SF: 1 SAC: 1 DP: 1 HBP: 0	WP: 1 PA: 40 CS: 0		
PITCHER	IP	WLS	BF	H	R	ER	SO	BB	IBB	HBP	BLK	WP	HR	S	P	ERA	WHIP		
Gary Peters, L ERA: 4.42 (1, 1)	5.2		26	7	3	3	3	4	0	0	0	1	0	28	44	4.76	1.941		
Dan Osinski, R ERA: 3.45 (6, 1)	0.1	L	1	0	0	0	0	0	0	0	0	0	0	1	1	0.00	0.000		
Jack Hamilton, R ERA: 5.35 (7, 1)	0.1	L	4	2	3	3	0	0	1	0	0	0	0	3	7	81.00	6.000		
Jerry Nyman, L ERA: 6.9 (7, 1)	0.1		4	2	3	3	1	0	1	0	0	0	1	5	9	81.00	6.000		
Cisco Carlos, R ERA: 4.22 (7, 1)	1.1		5	1	0	0	1	0	0	0	0	0	0	7	7	0.00	0.750		

Chicago White Sox @ Cleveland Indians
Cleveland Municipal Stadium, Cleveland, OH
Tue Jul 29 1969, 7:05 PM EDT
Att: 10,061 - Unknown

AB 32
R 9
H 12
RBI 9
BB 6
SO 5
LOB 18



Batter	1	2	3	4	5	6	7	8	9	AB	R	H	RBI	BB	SO	LOB	TOP			
Tom McCraw, L (1, 7) OBP: 0.267, SLG: 0.267										4	0	1	0	0	2	3	<p>Chicago White Sox @ Detroit Tigers Tiger Stadium, Detroit, MI Fri Aug 01 1969, 7:05 PM EDT Att: 27,651 - Unknown</p>			
Luis Aparicio, R (1, 6) OBP: 0.339, SLG: 0.343 Woodie Held, R (8, 6) OBP: 0.296, SLG: 0.386										4	0	1	0	0	0	1				
Gail Hopkins, L (1, 3) OBP: 0.363, SLG: 0.417										4	0	0	0	0	0	1				
Carlos May, L (1, 9) OBP: 0.382, SLG: 0.489										3	0	0	0	1	0	1				
Bill Melton, R (1, 5) OBP: 0.309, SLG: 0.420										3	0	0	0	1	0	1				
Buddy Bradford, R (1, 8) OBP: 0.353, SLG: 0.415										4	0	2	0	0	0	1				
Ed Herrmann, L (1, 2) OBP: 0.326, SLG: 0.360										4	0	1	0	0	1	1				
Ron Hansen, R (1, 4) OBP: 0.276, SLG: 0.304										3	0	0	0	0	0	2				
Paul Edmondson, R (1, 1) OBP: 0.385, SLG: 0.385 Cisco Carlos, R (5, 1)										2	0	1	0	0	1	0				
Gary Bell, R (5, 1) OBP: 0.273, SLG: 0.263 Pete Ward, L (7, PH) OBP: 0.352, SLG: 0.373 Jerry Nyman, L (7, 1) OBP: 0.077, SLG: 0.154										0	0	0	0	0	0	0				
										0	0	0	0	0	0	0				
										0	0	0	0	0	0	0				
										0	0	0	0	0	0	0				
										0	0	0	0	0	0	0				
										0	0	0	0	0	0	0				
										0	0	0	0	0	0	0				
										0	0	0	0	0	0	0				
Inning Stats	R: 0 E: 0 K: 1 S: 6	H: 1 LOB: 1 BB: 0 P: 6	R: 0 E: 0 K: 0 S: 3	H: 1 LOB: 0 BB: 0 P: 3	R: 0 E: 0 K: 1 S: 6	H: 1 LOB: 1 BB: 1 P: 6	R: 0 E: 0 K: 0 S: 3	H: 0 LOB: 1 BB: 1 P: 7	R: 0 E: 0 K: 2 S: 8	H: 1 LOB: 2 BB: 0 P: 8	R: 0 E: 0 K: 0 S: 3	H: 0 LOB: 1 BB: 1 P: 7	R: 0 E: 0 K: 1 S: 7	H: 2 LOB: 2 BB: 0 P: 7	R: 0 E: 0 K: 0 S: 3	H: 0 LOB: 0 BB: 0 P: 3	1B: 6 2B: 0 3B: 0 HR: 0	SF: 0 SAC: 0 DP: 1 HBP: 0	WP: 0 PB: 0 SB: 1 CS: 0	PA: 34
PITCHER Denny McLain, R (1, 1) ERA: 2.61	IP: 9.0 WLS: W BF: 34 H: 6 R: 0 ER: 0 SO: 5 BB: 2 IBB: 0 HBP: 0 BLK: 0 WP: 0 HR: 0 S: 42 P: 50 ERA: 0.00 WHIP: 0.889																			

Batter	1	2	3	4	5	6	7	8	9	AB	R	H	RBI	BB	SO	LOB	BOTTOM			
Mickey Stanley, R (1, 8) OBP: 0.302, SLG: 0.330										4	1	2	0	1	0	2	<p>Chicago White Sox @ Detroit Tigers Tiger Stadium, Detroit, MI Fri Aug 01 1969, 7:05 PM EDT Att: 27,651 - Unknown</p>			
Tom Tresh, S (1, 6) OBP: 0.293, SLG: 0.350 Dick Tracewski, R (7, 6) OBP: 0.305, SLG: 0.179										4	0	0	0	0	1	3				
Al Kaline, R (1, 9) OBP: 0.340, SLG: 0.425 Ike Brown, R (9, 9) OBP: 0.314, SLG: 0.281										5	1	1	2	0	1	3				
Norm Cash, L (1, 3) OBP: 0.363, SLG: 0.436										4	1	0	0	1	1	3				
Willie Horton, R (1, 7) OBP: 0.317, SLG: 0.434										4	2	2	1	0	0	0				
Jim Price, R (1, 2) OBP: 0.344, SLG: 0.543										2	1	0	0	2	0	1				
Tom Matchick, L (1, 4) OBP: 0.291, SLG: 0.301										4	0	2	4	0	0	1				
Don Wert, R (1, 5) OBP: 0.291, SLG: 0.347										2	1	1	0	2	0	0				
Denny McLain, R (1, 1) OBP: 0.218, SLG: 0.187										3	1	1	0	0	0	4				
										0	0	0	0	0	0	0				
										0	0	0	0	0	0	0				
										0	0	0	0	0	0	0				
										0	0	0	0	0	0	0				
										0	0	0	0	0	0	0				
										0	0	0	0	0	0	0				
										0	0	0	0	0	0	0				
										0	0	0	0	0	0	0				
Inning Stats	R: 0 E: 1 K: 1 S: 6	H: 1 LOB: 1 BB: 0 P: 6	R: 1 E: 0 K: 0 S: 5	H: 2 LOB: 2 BB: 1 P: 9	R: 0 E: 0 K: 0 S: 3	H: 0 LOB: 0 BB: 0 P: 3	R: 0 E: 0 K: 0 S: 3	H: 0 LOB: 0 BB: 0 P: 3	R: 6 E: 0 K: 1 S: 9	H: 4 LOB: 2 BB: 4 P: 25	R: 0 E: 0 K: 0 S: 3	H: 0 LOB: 0 BB: 0 P: 3	R: 0 E: 0 K: 1 S: 5	H: 0 LOB: 1 BB: 1 P: 9	R: 1 E: 0 K: 0 S: 6	H: 3 LOB: 2 BB: 0 P: 6	1B: 9 2B: 1 3B: 0 HR: 0	SF: 0 SAC: 1 DP: 0 HBP: 0	WP: 2 PB: 0 SB: 0 CS: 0	PA: 40
PITCHER Paul Edmondson, R (1, 1) ERA: 3.29 Cisco Carlos, R (5, 1) ERA: 4.64 Gary Bell, R (5, 1) ERA: 5.92 Jerry Nyman, L (7, 1) ERA: 6.8	IP: 4.2 WLS: L BF: 22 H: 5 R: 5 ER: 5 SO: 2 BB: 3 IBB: 0 HBP: 0 BLK: 0 WP: 0 HR: 0 S: 23 P: 35 ERA: 9.64 WHIP: 1.714																			

Batter	1	2	3	4	5	6	7	8	9	AB	R	H	RBI	BB	SO	LOB	TOP										
Walt Williams, R OBP: 0.332, SLG: 0.360 (1, 9)	L9		1B		F3		1B		6-3	5	1	2	0	0	0	0	Chicago White Sox @ Detroit Tigers Tiger Stadium, Detroit, MI Sat Aug 02 1969, 4:33 AM EDT Att: 16,646 - Unknown										
Luis Aparicio, R OBP: 0.344, SLG: 0.354 (1, 6)	HR		1B		4-3		1B		FC4	4	1	3	3	1	0	0											
Buddy Bradford, R OBP: 0.354, SLG: 0.411 (1, 8)	K		1B		K		1B		FC4	4	1	1	0	1	2	1											
Gail Hopkins, L OBP: 0.360, SLG: 0.412 (1, 3)	F8		G3				K		K	5	0	1	1	0	2	5											
Bill Melton, R OBP: 0.307, SLG: 0.420 (1, 5)		5-3			L9		F8		F7	5	0	1	0	0	0	4											
Bobby Knoop, R OBP: 0.308, SLG: 0.326 (1, 4)	K				1B		5-3		K	3	0	0	0	1	2	1											
Bob Christian, R Ken Berry, R OBP: 0.299, SLG: 0.288 (1, 7)	K				1B		F7		4-3	4	0	1	0	0	1	1											
Don Pavletich, R OBP: 0.342, SLG: 0.392 (1, 2)			6-3		K		1B		F8	3	1	0	0	1	1	2											
Gary Peters, L OBP: 0.207, SLG: 0.345 (1, 1)	F5		4-3		4-3		SH1-4		HR	3	1	1	1	0	0	2											
Inning Stats	R: 1 E: 0 K: 1 S: 6	H: 1 LOB: 0 BB: 0 P: 6	R: 0 E: 0 K: 2 S: 7	H: 0 LOB: 0 BB: 0 P: 7	R: 1 E: 0 K: 0 S: 6	H: 3 LOB: 2 BB: 0 P: 6	R: 0 E: 0 K: 1 S: 6	H: 1 LOB: 2 BB: 1 P: 10	R: 0 E: 0 K: 1 S: 5	H: 0 LOB: 0 BB: 0 P: 5	R: 0 E: 0 K: 1 S: 6	H: 1 LOB: 1 BB: 0 P: 6	R: 1 E: 0 K: 1 S: 7	H: 2 LOB: 3 BB: 2 P: 15	R: 0 E: 0 K: 1 S: 5	H: 0 LOB: 0 BB: 0 P: 5		R: 2 E: 0 K: 0 S: 5	H: 2 LOB: 1 BB: 1 P: 9	1B: 6 2B: 2 3B: 0 HR: 2	SF: 0 SAC: 1 DP: 0 HBP: 0	WP: 1 PB: 0 SB: 3 CS: 0	PA: 41				
PITCHER	IP	WLS	BF	H	R	ER	SO	BB	IBB	HBP	BLK	WP	HR	S	P	ERA	WHIP										
Mickey Lolich, L ERA: 2.81 Fred Lasher, R ERA: 2.08	(1, 1)	7.0	L	32	8	3	3	7	2	1	0	0	0	1	1	43	55	3.86	1.429								

Batter	1	2	3	4	5	6	7	8	9	AB	R	H	RBI	BB	SO	LOB	BOTTOM									
Mickey Stanley, R OBP: 0.299, SLG: 0.327 (1, 8)	F9		E6		G6-4-3				F8	4	0	0	0	0	0	3	Chicago White Sox @ Detroit Tigers Tiger Stadium, Detroit, MI Sat Aug 02 1969, 4:33 AM EDT Att: 16,646 - Unknown									
Tom Tresh, S OBP: 0.296, SLG: 0.350 (1, 6)	1B		K				F6		FC1-4	3	0	1	0	1	1	1										
Al Kaline, R OBP: 0.339, SLG: 0.422 (1, 9)	L9				G4-6-3		L9		FC1-4	4	0	1	0	0	0	2										
Willie Horton, R OBP: 0.313, SLG: 0.428 (1, 7)	K				F8		4-3		F9	4	0	0	0	0	1	3										
Norm Cash, L OBP: 0.365, SLG: 0.435 (1, 3)			CS		G4-6-3		K		FC6-4	3	0	1	0	0	1	1										
Jim Price, R OBP: 0.333, SLG: 0.525 (1, 2)	K				F4		F7		F8	4	0	0	0	0	1	2										
Don Wert, R OBP: 0.291, SLG: 0.345 (1, 5)	K				E5		1B		F8	4	0	1	0	0	1	1										
Tom Matchick, L OBP: 0.296, SLG: 0.306 (1, 4)			K		SH		1B		FC6-4	4	0	2	0	0	1	1										
Mickey Lolich, S OBP: 0.172, SLG: 0.113 Bill Freehan, R OBP: 0.339, SLG: 0.408 Fred Lasher, R (7, PH) (8, 1)			K		SH		1B		F8	1	0	0	0	0	1	0										
Inning Stats	R: 0 E: 0 K: 1 S: 6	H: 1 LOB: 1 BB: 0 P: 6	R: 0 E: 0 K: 2 S: 7	H: 1 LOB: 0 BB: 0 P: 7	R: 0 E: 1 K: 3 S: 10	H: 0 LOB: 1 BB: 0 P: 10	R: 0 E: 0 K: 0 S: 3	H: 1 LOB: 0 BB: 0 P: 3	R: 0 E: 0 K: 0 S: 5	H: 1 LOB: 2 BB: 0 P: 5	R: 0 E: 0 K: 0 S: 3	H: 0 LOB: 0 BB: 0 P: 3	R: 0 E: 0 K: 1 S: 7	H: 2 LOB: 2 BB: 0 P: 7	R: 0 E: 0 K: 0 S: 3	H: 0 LOB: 1 BB: 1 P: 7		R: 0 E: 0 K: 0 S: 3	H: 0 LOB: 1 BB: 0 P: 4	1B: 6 2B: 1 3B: 0 HR: 0	SF: 0 SAC: 1 DP: 3 HBP: 1	WP: 0 PB: 1 SB: 0 CS: 1	PA: 35			
PITCHER	IP	WLS	BF	H	R	ER	SO	BB	IBB	HBP	BLK	WP	HR	S	P	ERA	WHIP									
Gary Peters, L ERA: 4.19	(1, 1)	9.0	W	35	6	0	0	7	1	0	1	0	0	0	47	52	0.00	0.778								

Batter	1	2	3	4	5	6	7	8	9	AB	R	H	RBI	BB	SO	LOB	TOP						
Walt Williams, R (1, 9) OBP: 0.335, SLG: 0.367 (7, 7)										4	0	2	0	0	0	0							
Luis Aparicio, R (1, 6) OBP: 0.344, SLG: 0.360										4	1	1	1	0	0	2							
Gail Hopkins, L (1, 3) OBP: 0.359, SLG: 0.410										4	1	1	0	0	1	0							
Bill Melton, R (1, 5) OBP: 0.307, SLG: 0.416										3	0	0	0	1	2	1							
Ed Herrmann, L (1, 2) OBP: 0.326, SLG: 0.355 Woodie Held, R (7, PR) OBP: 0.296, SLG: 0.386 (7, 9)										2	0	0	0	1	1	0							
Buddy Bradford, R (1, 8) OBP: 0.357, SLG: 0.413										4	0	2	0	0	0	1							
Bobby Knoop, R (1, 4) OBP: 0.307, SLG: 0.322										3	0	0	1	1	1	3							
Bob Christian, R (1, 7) OBP: 0.160, SLG: 0.217 Pete Ward, L (7, PH) OBP: 0.352, SLG: 0.373 Don Pavletich, R (7, PH) OBP: 0.344, SLG: 0.389 (7, 2)										2	0	0	0	0	1	0							
Joe Horlen, R (1, 1) OBP: 0.196, SLG: 0.216 Ken Berry, R (8, PH) OBP: 0.258, SLG: 0.286 Wilbur Wood, R (8, 1) Ron Hansen, R (8, PH) OBP: 0.274, SLG: 0.302 Dan Osinski, R (8, 1)										2	0	0	0	0	0	0							
Inning Stats	R: 0 E: 0 K: 0 S: 3	H: 1 LOB: 0 BB: 0 P: 3	R: 0 E: 0 K: 2 S: 8	H: 1 LOB: 1 BB: 0 P: 8	R: 0 E: 0 K: 1 S: 6	H: 1 LOB: 1 BB: 0 P: 6	R: 0 E: 0 K: 2 S: 7	H: 0 LOB: 0 BB: 0 P: 7	R: 0 E: 0 K: 0 S: 3	H: 0 LOB: 0 BB: 0 P: 3	R: 1 E: 0 K: 1 S: 7	H: 2 LOB: 2 BB: 1 P: 11	R: 1 E: 0 K: 1 S: 6	H: 1 LOB: 0 BB: 0 P: 6	R: 0 E: 0 K: 0 S: 3	H: 0 LOB: 3 BB: 3 P: 15	1B: 4 2B: 1 3B: 0 HR: 1	SF: 0 SAC: 1 DP: 1 HBP: 0	WP: 1 PB: 0 SB: 0 CS: 0	PA: 36			
PITCHER	IP WLS BF H R ER SO BB IBB HBP BLK WP HR S P ERA WHIP	6.2 25 5 1 1 6 1 0 0 0 1 0 36 40 1.35 0.900	1.1 5 1 1 1 1 0 0 0 0 0 1 7 7 6.75 0.750	1.0 W 6 0 0 0 0 3 0 0 0 0 0 0 3 15 0.00 3.000																			

Chicago White Sox @ Detroit Tigers
Tiger Stadium, Detroit, MI
Sun Aug 03 1969, 4:33 AM EDT
Att: 21,001 - Unknown

AB 31
R 2
H 6
RBI 2
BB 4
SO 7
LOB 12





Batter	1	2	3	4	5	6	7	8	9	AB	R	H	RBI	BB	SO	LOB	BOTTOM						
Mickey Stanley, R (1, 8) OBP: 0.302, SLG: 0.327										3	0	1	0	2	0	0							
Tom Tresh, S (1, 6) OBP: 0.294, SLG: 0.345										4	1	0	0	1	1	6							
Gates Brown, L (1, 7) OBP: 0.260, SLG: 0.265 Al Kaline, R (8, 9) OBP: 0.338, SLG: 0.421										4	0	1	0	0	1	2							
Norm Cash, L (1, 3) OBP: 0.368, SLG: 0.438										3	2	1	0	2	1	2							
Willie Horton, R (1, 9) OBP: 0.311, SLG: 0.434 (8, 7)										5	1	1	4	0	1	4							
Jim Price, R (1, 2) OBP: 0.345, SLG: 0.553										3	1	2	1	1	0	0							
Tom Matchick, L (1, 4) OBP: 0.301, SLG: 0.311										4	0	2	1	0	0	2							
Don Wert, R (1, 5) OBP: 0.290, SLG: 0.344										4	0	1	0	0	0	2							
Earl Wilson, R (1, 1) OBP: 0.219, SLG: 0.125 John Hiller, R (7, 1) OBP: 0.333, SLG: 0.286 Bill Freehan, R (8, PH) OBP: 0.338, SLG: 0.407 Don McMahon, R (8, 1)										3	0	1	0	0	1	2							
Inning Stats	R: 0 E: 0 K: 1 S: 5	H: 0 LOB: 0 BB: 0 P: 5	R: 1 E: 0 K: 0 S: 5	H: 2 LOB: 1 BB: 0 P: 5	R: 0 E: 0 K: 2 S: 8	H: 1 LOB: 3 BB: 2 P: 16	R: 0 E: 0 K: 0 S: 2	H: 0 LOB: 0 BB: 1 P: 6	R: 0 E: 0 K: 0 S: 4	H: 1 LOB: 2 BB: 1 P: 8	R: 1 E: 1 K: 1 S: 8	H: 3 LOB: 3 BB: 1 P: 12	R: 0 E: 0 K: 1 S: 5	H: 0 LOB: 0 BB: 0 P: 5	R: 0 E: 0 K: 0 S: 4	H: 1 LOB: 1 BB: 0 P: 4	R: 4 E: 1 K: 0 S: 4	H: 2 LOB: 0 BB: 1 P: 8	1B: 7 2B: 1 3B: 0 HR: 2	SF: 0 SAC: 0 DP: 1 HBP: 0	WP: 1 PB: 1 SB: 0 CS: 0	PA: 41	
PITCHER	IP WLS BF H R ER SO BB IBB HBP BLK WP HR S P ERA WHIP	7.0 32 7 2 2 5 4 1 0 0 1 1 37 57 2.57 1.571	1.0 4 1 0 0 0 0 0 0 0 0 0 4 4 0.00 1.000	0.1 L 5 2 4 3 0 1 0 0 0 0 0 1 4 8 81.00 9.000																			

Chicago White Sox @ Detroit Tigers
Tiger Stadium, Detroit, MI
Sun Aug 03 1969, 4:33 AM EDT
Att: 21,001 - Unknown

AB 35
R 6
H 10
RBI 6
BB 6
SO 5
LOB 22



Batter	1	2	3	4	5	6	7	8	9	AB	R	H	RBI	BB	SO	LOB	TOP										
Del Unser, L OBP: 0.337, SLG: 0.338 (1, 8)	L8	4-1		1-H 2B			F7		1-3	5	0	1	0	0	0	2	Washington Senators @ Chicago White Sox Comiskey Park, Chicago, IL Tue Aug 05 1969, 8:05 PM EDT Att: 7,949 - Unknown livebaseballscorecards.com										
Lee Maye, L OBP: 0.323, SLG: 0.373 (1, 9)	3-1		6-3		F8		F8		FC6-4 1B	5	0	1	0	0	0	1											
Frank Howard, R OBP: 0.406, SLG: 0.595 (1, 7)	BB 1B		K		6-3				F8 FC6-4	5	1	1	0	0	1	1											
Mike Epstein, L OBP: 0.426, SLG: 0.557 (1, 3)	1B 1-2 BB				1-3				2B 1B	3	1	2	0	1	0	0											
Ken McMullen, R OBP: 0.341, SLG: 0.399 (1, 5)			1-3				F7		1B 2B	4	1	2	1	0	0	1											
Bernie Allen, L OBP: 0.344, SLG: 0.405 (1, 4)	K			1B 2B			4-1		2B 1B	4	1	2	2	0	1	2											
Ed Brinkman, R OBP: 0.335, SLG: 0.344 (1, 6)					F3				2H 3H 1B	3	0	1	0	0	0	1											
Jim Hannan, R OBP: 0.139, SLG: 0.139 (7, 1)							F6		K	0	0	0	0	0	0	1											
Brant Aivea, R OBP: 0.348, SLG: 0.484 (8, PH)										1	0	0	0	0	1	1											
Jim Miles, R OBP: 0.500, SLG: 0.500 (8, 1)										0	0	0	0	0	0	0											
Jim French, L OBP: 0.359, SLG: 0.340 (1, 2)		L3		2B 1B			F3		1-H 2B	4	0	2	1	0	0	1											
Jim Shellenback, L Casey Cox, R Ed Shields, L Dave Baldwin, R Zollo Versalles, R OBP: 0.182, SLG: 0.182 OBP: 0.179, SLG: 0.074 OBP: 0.226, SLG: 0.226 OBP: 0.284, SLG: 0.284 OBP: 0.284, SLG: 0.284 (1, 1) (3, 1) (4, PH) (4, 1) (7, PH) (7, 6)			F5		F9				5-3	1	0	0	0	0	0	1	Washington Senators @ Chicago White Sox Comiskey Park, Chicago, IL Tue Aug 05 1969, 8:05 PM EDT Att: 7,949 - Unknown 										
Inning Stats	R: 1 E: 0 K: 1 S: 7	H: 2 LOB: 2 BB: 1 P: 11	R: 0 E: 0 K: 0 S: 4	H: 1 LOB: 1 BB: 0 P: 4	R: 0 E: 0 K: 1 S: 6	H: 1 LOB: 1 BB: 0 P: 6	R: 1 E: 0 K: 0 S: 5	H: 3 LOB: 2 BB: 0 P: 5	R: 0 E: 0 K: 0 S: 3	H: 0 LOB: 0 BB: 0 P: 3	R: 0 E: 0 K: 0 S: 4	H: 1 LOB: 1 BB: 0 P: 4	R: 2 E: 0 K: 1 S: 8	H: 4 LOB: 2 BB: 0 P: 8	R: 0 E: 0 K: 0 S: 4	H: 1 LOB: 1 BB: 0 P: 4		1B: 8 2B: 5 3B: 0 HR: 0	SF: 0 SAC: 0 DP: 0 HBP: 0	WP: 0 PB: 0 CS: 0	PA: 39						
PITCHER	IP	WLS	BF	H	R	ER	SO	BB	IBB	HBP	BLK	WP	HR	S	P	ERA	WHIP										
Billy Wynne, R ERA: 4.0 (1, 1)	8.0	W	35	12	4	4	3	1	0	0	0	0	0	40	44	4.50	1.625										
Wilbur Wood, L ERA: 3.21 (9, 1)	1.0	S	4	1	0	0	0	0	0	0	0	0	0	4	4	0.00	1.000										

Batter	1	2	3	4	5	6	7	8	9	AB	R	H	RBI	BB	SO	LOB	BOTTOM										
Walt Williams, R OBP: 0.328, SLG: 0.359 (1, 7)	1-3	F8		K	1-3		3-1			5	0	0	0	0	1	2	Washington Senators @ Chicago White Sox Comiskey Park, Chicago, IL Tue Aug 05 1969, 8:05 PM EDT Att: 7,949 - Unknown livebaseballscorecards.com										
Luis Aparicio, R OBP: 0.346, SLG: 0.360 (1, 6)	1B 1B BB		1B 2B BB	1B SF8 1B		F7	4-3			3	3	1	0	2	0	0											
Gail Hopkins, L OBP: 0.366, SLG: 0.417 (1, 3)	1B 1-3 1B		2B 1B 1B	1B	1B	BB 1B 1B			G3	5	3	4	0	0	0	0											
Bill Melton, R OBP: 0.313, SLG: 0.432 (1, 5)	1B 1-2 3H 1B		1B 1B 2B	SF8		BB 1B BB			HR	3	3	3	4	1	0	0											
Carlos May, L OBP: 0.382, SLG: 0.486 (1, 9)	G6-4-3 1-3 2H 1B		1B 1B IBB	4-3		F4			K	4	1	1	1	1	1	3											
Don Pavletich, R OBP: 0.383, SLG: 0.400 (1, 2)	G6-4-3 1-2 1B		1B 1B IBB						K	4	1	2	1	1	1	2											
Chuck Brinkman, R OBP: 0.083, SLG: 0.083 (9, 2)			1B 1B 1B		1B 2B	1-2 2-3 3H BB			K	0	0	0	0	0	0	0											
Ron Hansen, R OBP: 0.288, SLG: 0.315 (1, 4)		F7	G6-3 1B	1-3 2H 3H 1B	4-3 1B	1-2 2-3 3H BB				4	0	3	5	0	0	0											
Woodie Held, R OBP: 0.293, SLG: 0.375 (1, 8)			K		K	F3				4	0	1	0	0	2	5											
Billy Wynne, L OBP: 0.120, SLG: 0.120 (1, 1)										4	0	0	0	0	0	4		Washington Senators @ Chicago White Sox Comiskey Park, Chicago, IL Tue Aug 05 1969, 8:05 PM EDT Att: 7,949 - Unknown 									
Wilbur Wood, R (9, 1)		F5	G6-3	1-2 1B	4-3		F8			0	0	0	0	0	0	0											
Inning Stats	R: 2 E: 0 K: 0 S: 5	H: 3 LOB: 1 BB: 1 P: 9	R: 0 E: 0 K: 0 S: 4	H: 1 LOB: 1 BB: 0 P: 4	R: 4 E: 0 K: 1 S: 8	H: 4 LOB: 2 BB: 2 P: 16	R: 1 E: 0 K: 1 S: 7	H: 2 LOB: 1 BB: 0 P: 7	R: 1 E: 0 K: 1 S: 7	H: 2 LOB: 1 BB: 0 P: 7	R: 2 E: 0 K: 0 S: 5	H: 2 LOB: 2 BB: 2 P: 13	R: 0 E: 0 K: 2 S: 8	H: 0 LOB: 0 BB: 0 P: 3	R: 1 E: 0 K: 2 S: 8	H: 1 LOB: 0 BB: 0 P: 8	1B: 12 2B: 2 3B: 0 HR: 1	SF: 1 SAC: 0 DP: 2 HBP: 0	WP: 0 PB: 0 CS: 0	PA: 42							
PITCHER	IP	WLS	BF	H	R	ER	SO	BB	IBB	HBP	BLK	WP	HR	S	P	ERA	WHIP										
Jim Shellenback, L ERA: 4.12 (1, 1)	2.0	L	12	5	4	4	0	2	0	0	0	0	0	10	18	18.00	3.500										
Casey Cox, R ERA: 2.28 (3, 1)	1.0		6	3	2	2	1	0	1	0	0	0	0	7	11	18.00	3.000										
Dave Baldwin, R ERA: 3.91 (4, 1)	3.0		17	6	4	4	2	2	0	0	0	0	0	19	27	12.00	2.667										
Jim Hannan, R ERA: 3.86 (7, 1)	1.0		3	0	0	0	0	0	0	0	0	0	0	3	3	0.00	0.000										
Jim Miles, R ERA: 3.14 (8, 1)	1.0		4	1	1	1	2	0	0	0	0	0	1	8	8	9.00	1.000										

Batter	1	2	3	4	5	6	7	8	9	AB	R	H	RBI	BB	SO	LOB	TOP					
Del Unser, L OBP: 0.338, SLG: 0.337 (1, 8)	L7		G3 1B		1B S BB		6-3		4-3	4	0	1	0	1	0	1	Washington Senators @ Chicago White Sox Milwaukee County Stadium, Milwaukee, WI Wed Aug 06 1969, 8:05 PM EDT Att: 25,520 - Unknown livebaseballscorecards.com					
Lee Mays, L OBP: 0.330, SLG: 0.377 (1, 9)	4-0		G3		1B				0-3	3	1	2	0	1	0	1						
Brant Aylea, R OBP: 0.346, SLG: 0.481 (9, PH)	G5-4-3 BB		1-2		1-3 1B				HR 1B	1	0	0	0	0	1	0						
Frank Howard, R OBP: 0.405, SLG: 0.599 (1, 7)	G5-4-3		6-3		K				HR	4	1	1	2	0	1	4						
Hank Allen, R OBP: 0.310, SLG: 0.344 (8, 7)	1-2								HR	0	0	0	0	0	0	0						
Mike Epstein, L OBP: 0.422, SLG: 0.549 (1, 3)		1-3			F8				F8	4	0	0	0	0	0	0						
Ken McMullen, R OBP: 0.345, SLG: 0.404 (1, 5)		1B 2B			5-3 BB				FC4-6 1B	3	1	2	0	1	0	0						
Bernie Allen, L OBP: 0.346, SLG: 0.407 (1, 4)		S 1B			5-3				FC4-6 1B	4	0	2	1	0	0	2						
Ed Brinkman, R OBP: 0.343, SLG: 0.343 (1, 6)	F6				F8				4-3	1	0	0	0	0	0	1						
Tim Cullen, R OBP: 0.264, SLG: 0.251 (2, 6)	1-2						CS		F3	3	0	0	0	0	0	2						
Jim French, L OBP: 0.359, SLG: 0.359 (1, 2)		F8			4-3					3	0	1	0	0	0	1						
Paul Casanova, R OBP: 0.251, SLG: 0.287 (9, PH)					1-3				HR	1	1	1	1	0	0	0						
Dick Bosman, R OBP: 0.211, SLG: 0.091 (1, 1)					1-3				L6	2	0	0	0	0	1	0						
Ed Stroud, L OBP: 0.324, SLG: 0.318 (7, PH)										1	0	0	0	0	0	1						
Darold Knowles, L OBP: 0.125, SLG: 0.125 (7, 1)										0	0	0	0	0	0	0						
Dennis Higgins, R OBP: 0.100, SLG: 0.100 (8, 1)										1	0	0	0	0	0	0						
Inning Stats	R: 0 E: 0 K: 0 S: 2	H: 0 LOB: 0 BB: 1 P: 6	R: 1 E: 0 K: 0 S: 5	H: 2 LOB: 1 BB: 0 P: 5	R: 0 E: 0 K: 1 S: 6	H: 1 LOB: 1 BB: 0 P: 6	R: 0 E: 0 K: 0 S: 3	H: 0 LOB: 1 BB: 1 P: 7	R: 0 E: 0 K: 1 S: 6	H: 1 LOB: 2 BB: 1 P: 10	R: 0 E: 0 K: 0 S: 3	H: 1 LOB: 0 BB: 0 P: 3	R: 0 E: 0 K: 0 S: 4	H: 1 LOB: 1 BB: 0 P: 4	R: 2 E: 0 K: 0 S: 6	H: 3 LOB: 1 BB: 0 P: 6	R: 1 E: 0 K: 0 S: 6	H: 1 LOB: 0 BB: 0 P: 6	1B: 6 2B: 1 3B: 1 HR: 2	SF: 0 SAC: 0 DP: 1 HBP: 0	WP: 0 PB: 0 CS: 1	PA: 39
PITCHER	IP	WLS	BF	H	R	ER	SO	BB	IBB	HBP	BLK	WP	HR	S	P	ERA	WHIP					
Paul Edmondson, R ERA: 3.35 (1, 1)	7.1		31	8	3	3	2	3	0	0	0	0	1	32	44	3.68	1.500					
Dan Osinski, R ERA: 3.51 (8, 1)	0.2		3	1	0	0	0	0	0	0	0	0	0	3	3	0.00	1.500					
Wilbur Wood, L ERA: 3.28 (9, 1)	1.0	L	4	1	1	1	1	0	0	0	0	0	1	6	6	9.00	1.000					

Batter	1	2	3	4	5	6	7	8	9	AB	R	H	RBI	BB	SO	LOB	BOTTOM				
Walt Williams, R OBP: 0.327, SLG: 0.369 (1, 7)	4-3				HR					4	1	1	1	0	0	1	Washington Senators @ Chicago White Sox Milwaukee County Stadium, Milwaukee, WI Wed Aug 06 1969, 8:05 PM EDT Att: 25,520 - Unknown livebaseballscorecards.com				
Luis Aparicio, R OBP: 0.345, SLG: 0.357 (1, 6)	6-3				6-3					3	0	0	0	1	0	0					
Gail Hopkins, L OBP: 0.365, SLG: 0.413 (1, 3)	F8				2-3					3	0	0	0	1	0	0					
Carlos May, L OBP: 0.384, SLG: 0.487 (1, 9)		6-3			1B 2B					3	1	1	1	0	0	0					
Bill Melton, R OBP: 0.315, SLG: 0.431 (1, 5)		5-3			1B					3	0	1	1	1	0	3					
Ed Herrmann, L OBP: 0.319, SLG: 0.347 (1, 2)		3-1			4-3					4	0	0	0	0	1	2					
Ron Hansen, R OBP: 0.282, SLG: 0.308 (1, 4)					L8					3	0	0	0	0	0	1					
Rich Morales, R OBP: 0.225, SLG: 0.184 (8, 4)										1	0	1	0	0	0	0					
Ken Berry, R OBP: 0.262, SLG: 0.283 (1, 8)					G6-4-3 BB					2	1	0	0	2	0	1					
Paul Edmondson, R OBP: 0.333, SLG: 0.333 (8, 1)					G6-4-3					2	0	0	0	0	0	1					
Woodie Held, R OBP: 0.265, SLG: 0.375 (8, PH)										0	0	0	0	0	0	0					
Don Pavlitch, R OBP: 0.295, SLG: 0.397 (8, PH)										1	0	0	0	0	1	1					
Wilbur Wood, R OBP: 0.330, SLG: 0.371 (9, 1)										0	0	0	0	0	0	0					
Pete Ward, L OBP: 0.330, SLG: 0.371 (9, PH)										1	0	0	0	0	0	1					
Inning Stats	R: 0 E: 0 K: 0 S: 3	H: 0 LOB: 0 BB: 0 P: 3	R: 0 E: 0 K: 0 S: 3	H: 0 LOB: 0 BB: 0 P: 3	R: 0 E: 0 K: 0 S: 2	H: 0 LOB: 1 BB: 1 P: 6	R: 2 E: 0 K: 0 S: 6	H: 3 LOB: 1 BB: 0 P: 6	R: 0 E: 0 K: 0 S: 3	H: 0 LOB: 0 BB: 0 P: 3	R: 0 E: 0 K: 1 S: 5	H: 0 LOB: 1 BB: 1 P: 9	R: 1 E: 0 K: 1 S: 5	H: 0 LOB: 3 BB: 3 P: 18	R: 0 E: 0 K: 0 S: 4	H: 1 LOB: 1 BB: 0 P: 4	1B: 2 2B: 1 3B: 0 HR: 1	SF: 0 SAC: 0 DP: 1 HBP: 1	WP: 0 PB: 1 CS: 0	PA: 36	
PITCHER	IP	WLS	BF	H	R	ER	SO	BB	IBB	HBP	BLK	WP	HR	S	P	ERA	WHIP				
Dick Bosman, R ERA: 2.06 (1, 1)	6.0		21	3	2	2	0	1	0	0	0	0	0	20	24	3.00	0.667				
Darold Knowles, L ERA: 2.55 (7, 1)	1.2		10	0	1	1	2	3	1	1	0	0	0	9	26	5.40	1.800				
Dennis Higgins, R ERA: 3.72 (8, 1)	1.1	W	5	1	0	0	0	0	0	0	0	0	0	5	5	0.00	0.750				

Batter	1	2	3	4	5	6	7	8	9	AB	R	H	RBI	BB	SO	LOB	TOP		
Mickey Stanley, R OBP: 0.297, SLG: 0.322 (1, 8)	4-3	FC3-6		6-3		4-3		G4-3		5	0	0	0	0	0	4			
Tom Tresh, S OBP: 0.289, SLG: 0.337 Dick Tracewski, R OBP: 0.294, SLG: 0.171 (1, 6) (7, 6)	1B HR	G3		1-3				2B BB	1-3	3	2	1	0	1	0	1			
Jim Northrup, L OBP: 0.346, SLG: 0.471 (1, 9)	1-2 HR		F6		G3		K		1B BB	4	1	1	0	1	1	1			
Norm Cash, L OBP: 0.363, SLG: 0.430 (1, 3)	K		4-3		F8		2B		1-2 1B	5	0	2	1	0	1	2			
Willie Horton, R OBP: 0.315, SLG: 0.435 (1, 7)	1-H 2-H HR		1B 3B HBP		F9		F3		K	4	2	1	3	0	1	3			
Tom Matchick, L OBP: 0.305, SLG: 0.314 (1, 4)	1B		1-2 3B				6-3		1-3	5	1	3	0	0	0	3			
Bill Freehan, R OBP: 0.344, SLG: 0.420 (1, 2)	K		1-H 2-H 3B				2B		1B WP	4	1	3	2	0	1	1			
Don Wert, R OBP: 0.298, SLG: 0.350 (1, 5)		F8	F7		G3			FC1-5 WP 1B		4	0	1	0	0	0	3			
Joe Sparma, R OBP: 0.172, SLG: 0.143 Pat Dobson, R OBP: 0.100, SLG: 0.150 (1, 1) (7, 1)	FC3-6 1B		1-3		6-3			FC1-5 G4-3		3	0	1	0	0	0	2			
Inning Stats	R: 3 E: 0 K: 2 S: 11	H: 4 LOB: 1 BB: 0 P: 11	R: 0 E: 0 K: 0 S: 4	H: 1 LOB: 1 BB: 0 P: 4	R: 2 E: 0 K: 0 S: 5	H: 2 LOB: 1 BB: 0 P: 6	R: 0 E: 0 K: 0 S: 3	H: 0 LOB: 0 BB: 0 P: 3	R: 0 E: 0 K: 0 S: 5	H: 2 LOB: 2 BB: 0 P: 5	R: 1 E: 0 K: 1 S: 6	H: 1 LOB: 1 BB: 1 P: 10	R: 1 E: 0 K: 0 S: 4	H: 2 LOB: 0 BB: 0 P: 4	R: 0 E: 0 K: 1 S: 6	H: 1 LOB: 2 BB: 1 P: 10	1B: 9 2B: 2 3B: 1 HR: 1	SF: 0 SAC: 0 DP: 1 HBP: 1	WP: 1 PA: 42
PITCHER	IP	WLS	BF	H	R	ER	SO	BB	IBB	HBP	BLK	WP	HR	S	P	ERA	WHIP		
Joe Horlen, R ERA: 4.31 (1, 1)	5.0	L	23	7	5	5	2	0	0	1	0	0	1	26	27	9.00	1.400		
Jack Hamilton, R ERA: 5.35 (6, 1)	2.0		10	3	1	1	1	1	0	0	0	0	0	11	15	4.50	2.000		
Gary Bell, R ERA: 5.89 (8, 1)	2.0		9	3	1	1	1	1	0	0	0	1	0	10	14	4.50	2.000		

Detroit Tigers @ Chicago White Sox
 Comiskey Park, Chicago, IL
 Fri Aug 08 1969, 8:05 PM EDT
 Unknown

AB	39
R	7
H	13
RBI	6
BB	2
SO	4
LOB	21



Batter	1	2	3	4	5	6	7	8	9	AB	R	H	RBI	BB	SO	LOB	BOTTOM				
Rich Morales, R OBP: 0.227, SLG: 0.190 (1, 4)	FC6-4 1B		G4-6-3			5-3	F5			4	0	1	0	0	0	1					
Luis Aparicio, R OBP: 0.345, SLG: 0.356 (1, 6)	FC6-4 4-3		L5			WP 2B 1B	5-3			4	1	1	0	0	0	1					
Carlos May, L OBP: 0.382, SLG: 0.485 (1, 9)	4-3				F9	F5		FC3-6 1B		4	0	1	0	0	0	2					
Gail Hopkins, L OBP: 0.363, SLG: 0.414 (1, 3)	6-3				F8			FC3-6 1B		4	0	1	1	0	0	2					
Bill Melton, R OBP: 0.316, SLG: 0.431 (1, 5)		F2		4-3				G1-6-3 1B		3	0	1	0	1	0	0					
Pete Ward, L OBP: 0.348, SLG: 0.365 (1, 7)		5-3 BB			G3	4-3		G1-6-3		3	0	0	0	1	0	4					
Ed Herrmann, L OBP: 0.323, SLG: 0.347 (1, 2)		5-3						F9		3	1	1	0	1	0	1					
Ken Berry, R OBP: 0.267, SLG: 0.300 (1, 8)		5-3						L9		3	1	1	2	1	0	1					
Joe Horlen, R OBP: 0.212, SLG: 0.231 Woodie Held, R OBP: 0.288, SLG: 0.307 Jack Hamilton, R OBP: 0.295, SLG: 0.368 Walt Williams, R OBP: 0.275, SLG: 0.263 Gary Bell, R OBP: 0.348, SLG: 0.394 Don Pavletich, R OBP: 0.348, SLG: 0.394 (1, 1) (5, PH) (6, 1) (7, PH) (8, 1) (9, PH)								G4-6-3 1B		1	0	1	0	0	0	0					
Inning Stats	R: 0 E: 0 K: 0 S: 4	H: 1 LOB: 1 BB: 0 P: 4	R: 0 E: 0 K: 0 S: 3	H: 0 LOB: 1 BB: 1 P: 7	R: 0 E: 0 K: 0 S: 3	H: 1 LOB: 0 BB: 0 P: 3	R: 0 E: 0 K: 0 S: 3	H: 0 LOB: 0 BB: 0 P: 3	R: 0 E: 0 K: 0 S: 5	H: 1 LOB: 1 BB: 1 P: 7	R: 1 E: 0 K: 0 S: 5	H: 2 LOB: 2 BB: 1 P: 9	R: 2 E: 0 K: 0 S: 4	H: 1 LOB: 0 BB: 1 P: 8	R: 0 E: 0 K: 0 S: 4	H: 2 LOB: 1 BB: 0 P: 4	R: 0 E: 0 K: 0 S: 3	H: 0 LOB: 0 BB: 0 P: 3	1B: 6 2B: 1 3B: 0 HR: 1	SF: 0 SAC: 0 DP: 3 HBP: 0	WP: 1 PA: 36
PITCHER	IP	WLS	BF	H	R	ER	SO	BB	IBB	HBP	BLK	WP	HR	S	P	ERA	WHIP				
Joe Sparma, R ERA: 4.59 (1, 1)	6.0	W	26	6	3	3	0	4	0	0	0	0	0	22	38	4.50	1.667				
Pat Dobson, R ERA: 3.99 (7, 1)	3.0	S	10	2	0	0	0	0	0	0	0	0	0	10	10	0.00	0.667				

Detroit Tigers @ Chicago White Sox
 Comiskey Park, Chicago, IL
 Fri Aug 08 1969, 8:05 PM EDT
 Unknown

AB	32
R	3
H	8
RBI	3
BB	4
SO	0
LOB	14



Batter	1	2	3	4	5	6	7	8	9	AB	R	H	RBI	BB	SO	LOB	TOP					
Mickey Stanley, R OBP: 0.302, SLG: 0.334 (1, 8)	5-3		E5 1B			6-3		F8		5	0	1	2	0	0	0						
Tom Tresh, S OBP: 0.297, SLG: 0.351 (1, 6)	3-1			K				G3		5	0	2	0	0	1	2						
Jim Northrup, L OBP: 0.348, SLG: 0.465 (1, 9)			K							4	2	3	0	1	1	2						
Norm Cash, L OBP: 0.366, SLG: 0.440 Dave Campbell, R OBP: 0.152, SLG: 0.067 (9, PH) (9, 3)	F7		L4							4	2	2	3	0	0	3						
Willie Horton, R OBP: 0.323, SLG: 0.443 (1, 7)		E5 FC4-2 2B								4	2	3	0	1	0	1						
Tom Matchick, L OBP: 0.299, SLG: 0.319 (1, 4)		FC4-2		K		G1-6-3				5	1	2	2	0	1	3						
Bill Freehan, R OBP: 0.347, SLG: 0.425 (1, 2)		F4		F4		L6				5	0	1	1	0	0	3						
Don Wert, R OBP: 0.300, SLG: 0.350 (1, 5)		5-3				4-3		F6		3	1	0	0	1	0	2						
Mickey Lolich, S OBP: 0.172, SLG: 0.103 (1, 1)			6-3			6-3		F3		3	0	0	0	1	0	0						
Inning Stats	R: 0 E: 0 K: 0 S: 4	H: 1 LOB: 1 BB: 0 P: 4	R: 0 E: 1 K: 0 S: 4	H: 1 LOB: 1 BB: 0 P: 4	R: 0 E: 1 K: 1 S: 7	H: 1 LOB: 2 BB: 0 P: 7	R: 2 E: 0 K: 2 S: 9	H: 2 LOB: 2 BB: 2 P: 17	R: 2 E: 0 K: 0 S: 4	H: 2 LOB: 0 BB: 1 P: 8	R: 0 E: 0 K: 0 S: 3	H: 0 LOB: 0 BB: 0 P: 3	R: 3 E: 0 K: 0 S: 7	H: 5 LOB: 1 BB: 0 P: 7	R: 0 E: 0 K: 0 S: 3	H: 0 LOB: 0 BB: 0 P: 3	R: 1 E: 1 K: 0 S: 4	H: 2 LOB: 1 BB: 1 P: 8	1B: 7 2B: 4 3B: 2 HR: 1	SF: 0 SAC: 0 DP: 1 HBP: 0	WP: 1 PB: 0 CS: 1	PA: 43
PITCHER	IP	WLS	BF	H	R	ER	SO	BB	IBB	HBP	BLK	WP	HR	S	P	ERA	WHIP					
Billy Wynne, R ERA: 4.16 (1, 1)	6.0	L	28	7	4	4	3	2	1	0	0	0	1	31	43	6.00	1.500					
Jack Hamilton, R ERA: 6.49 (7, 1)	0.2		6	5	3	3	0	0	0	0	0	1	0	6	6	40.50	7.500					
Dan Osinski, R ERA: 3.66 (7, 1)	1.1		4	0	0	0	0	0	0	0	0	0	0	4	4	0.00	0.000					
Wilbur Wood, L ERA: 3.27 (9, 1)	1.0		5	2	1	1	0	1	0	0	0	0	0	4	8	9.00	3.000					

Detroit Tigers @ Chicago White Sox
Comiskey Park, Chicago, IL
Sun Aug 10 1969, 4:33 AM EDT
Att: 8,170 - Unknown

AB	39
R	8
H	14
RBI	8
BB	4
SO	3
LOB	17

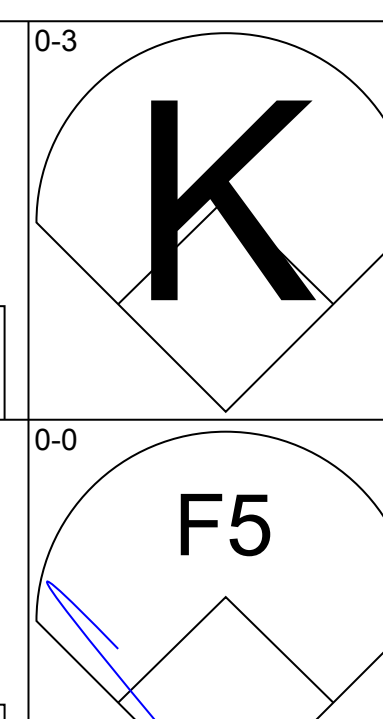
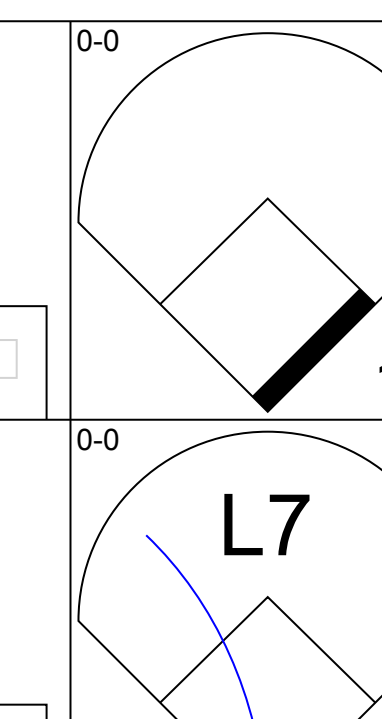
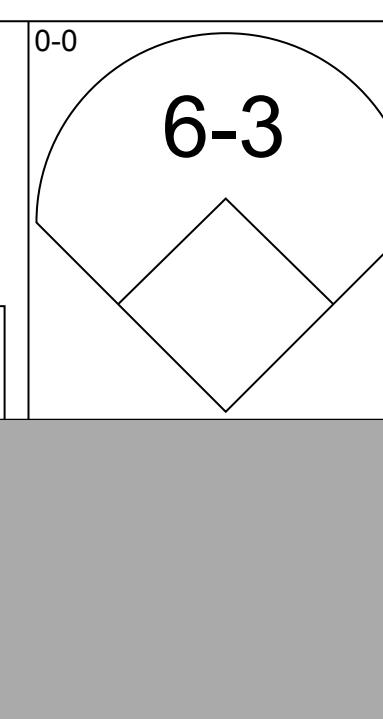
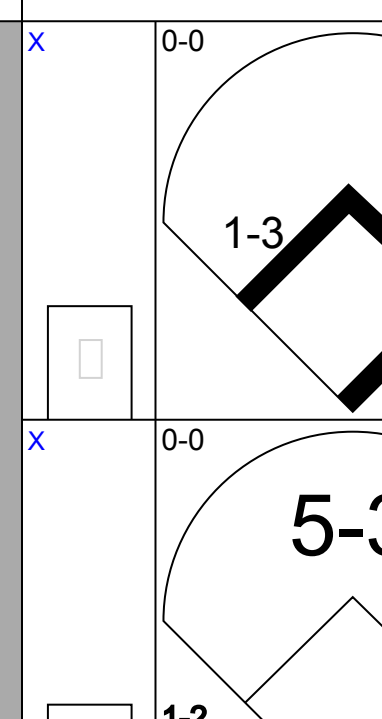
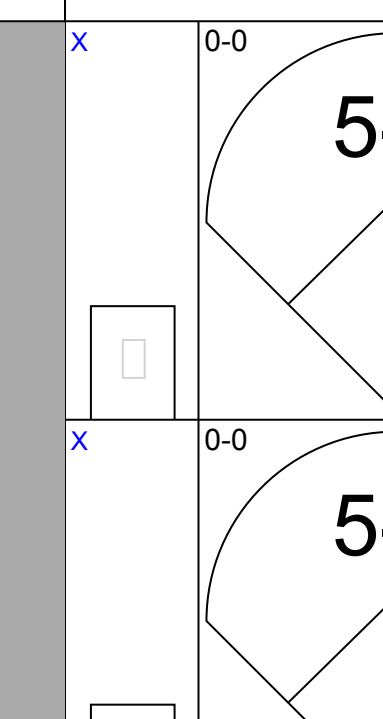
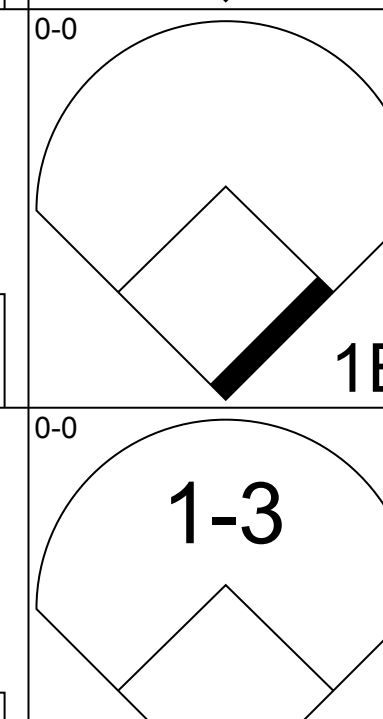
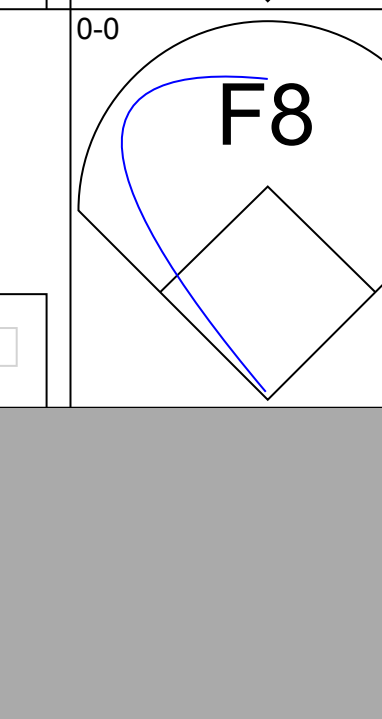
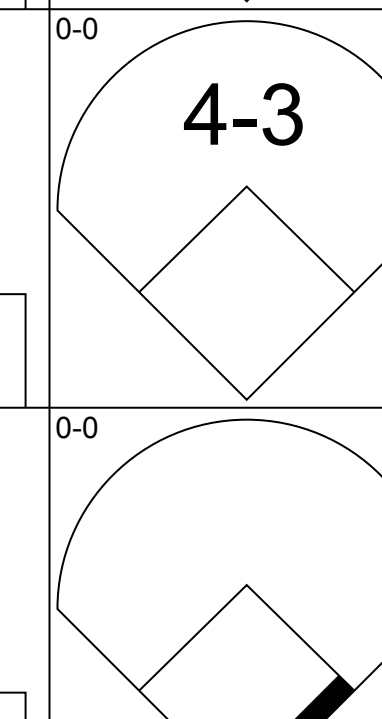
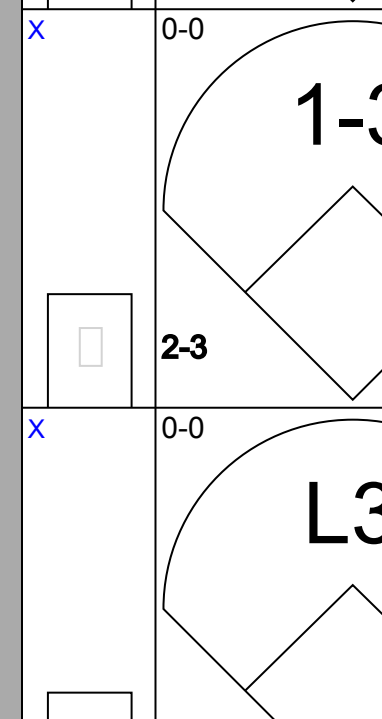



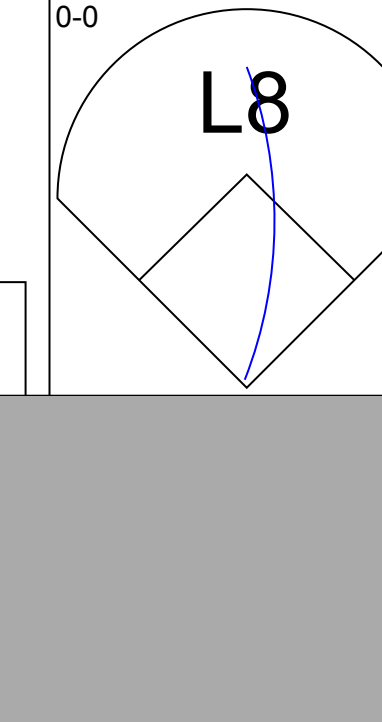


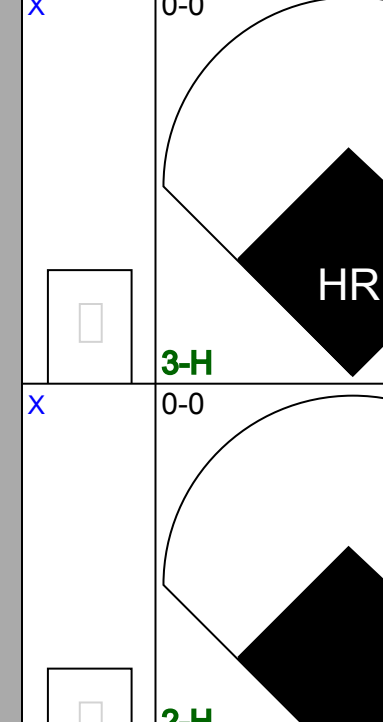


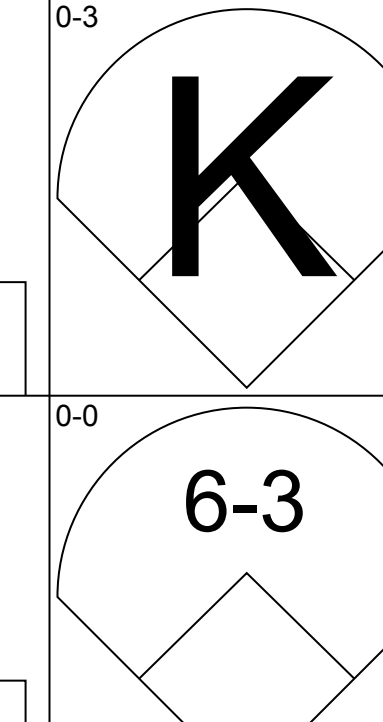
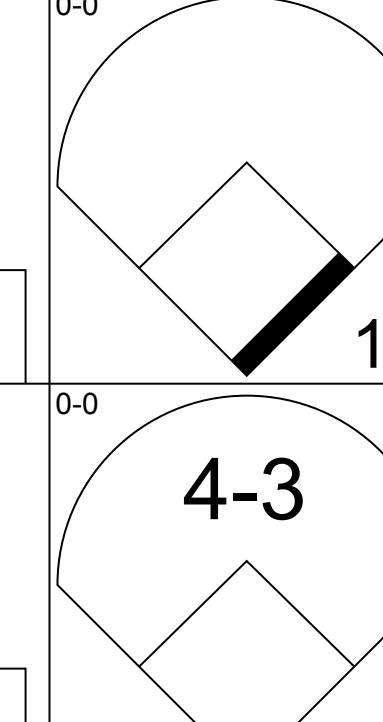
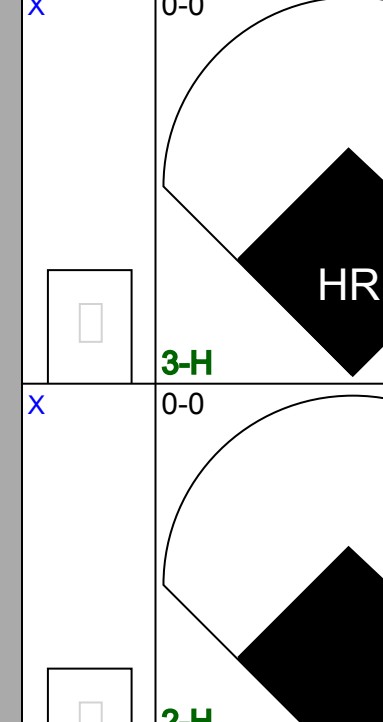

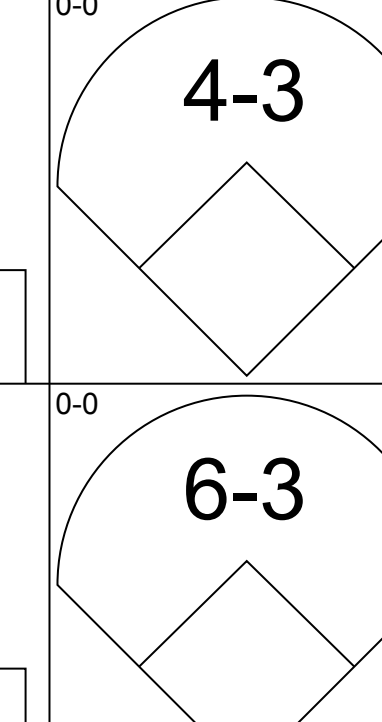
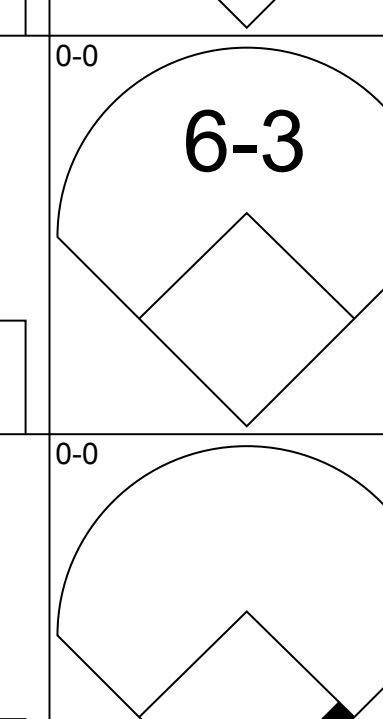
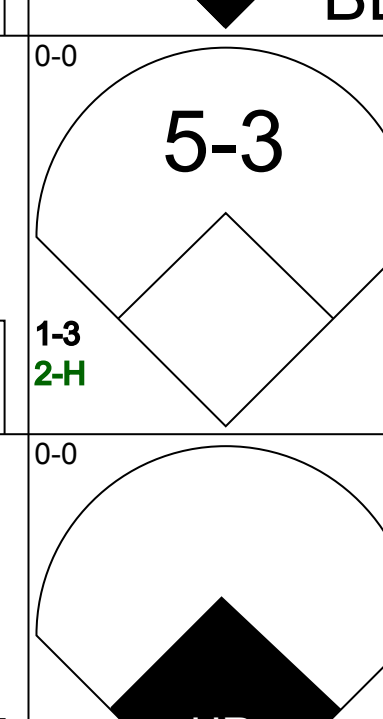
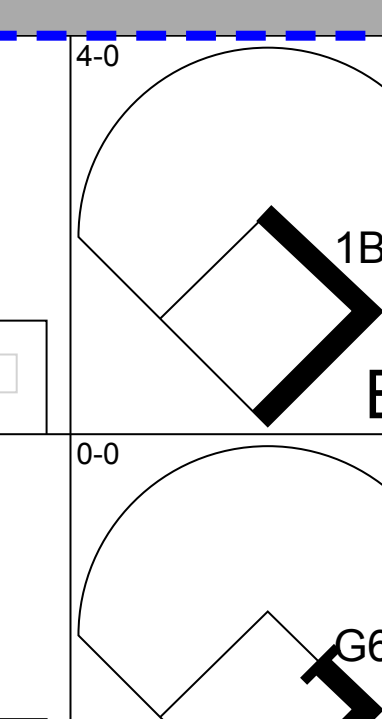
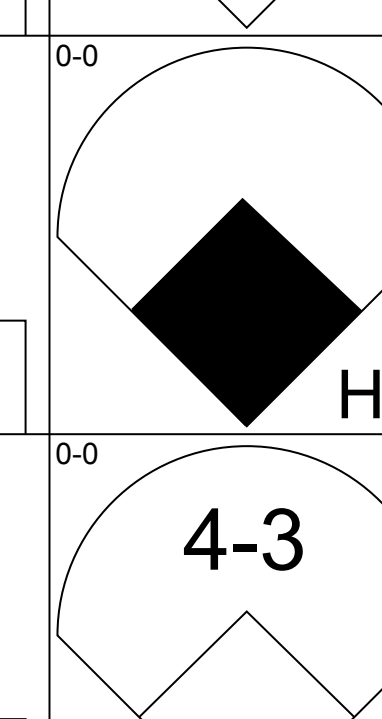
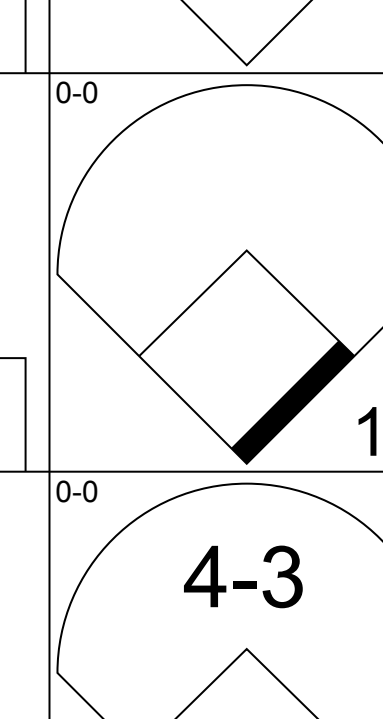
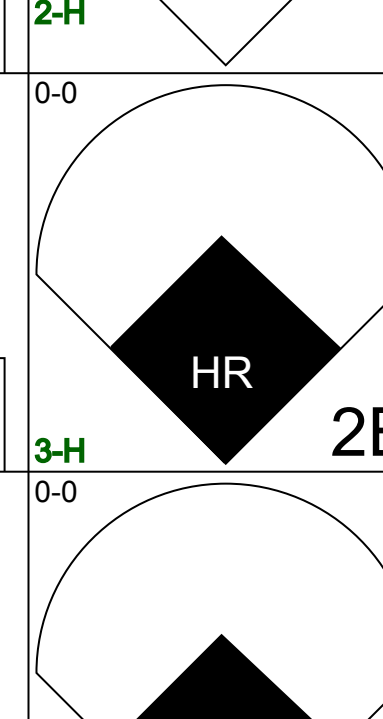

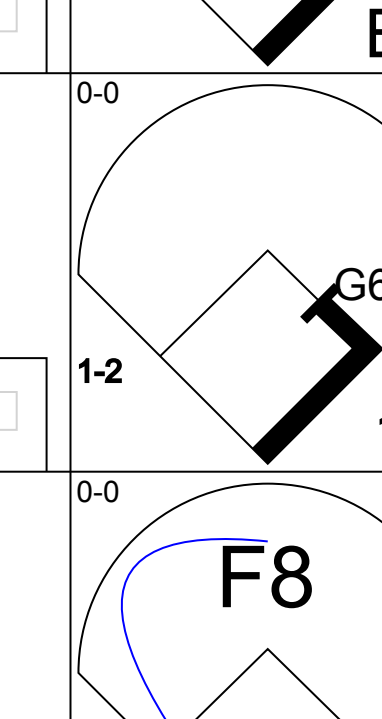
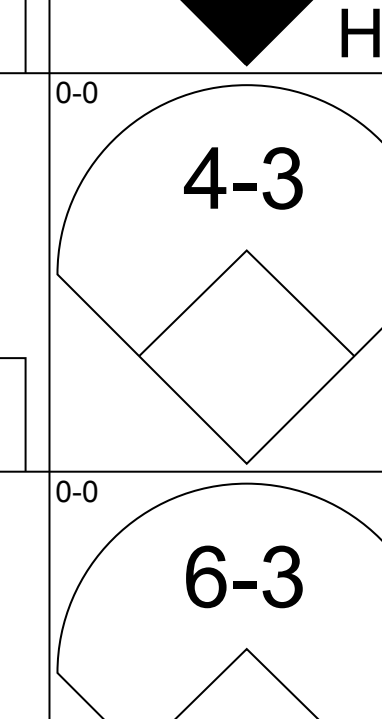
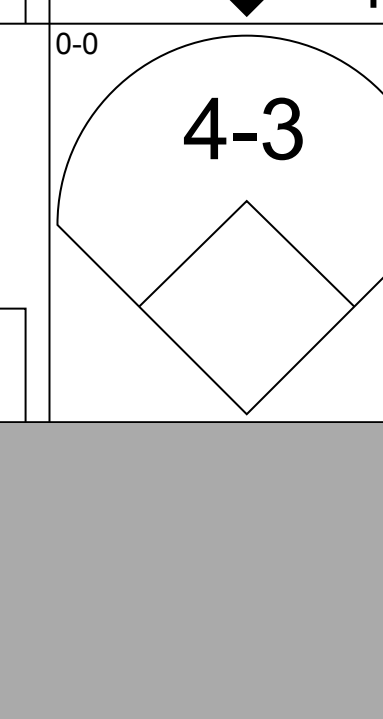
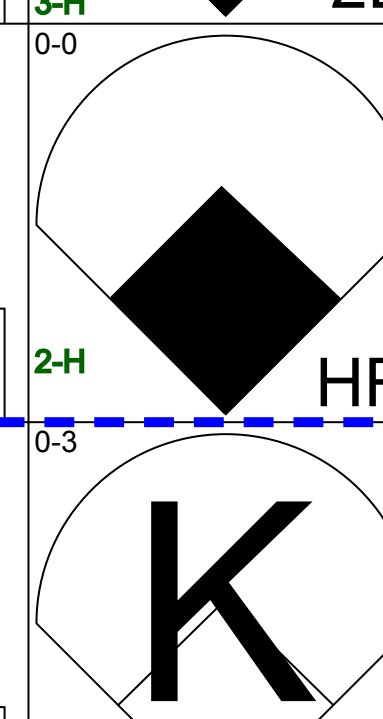
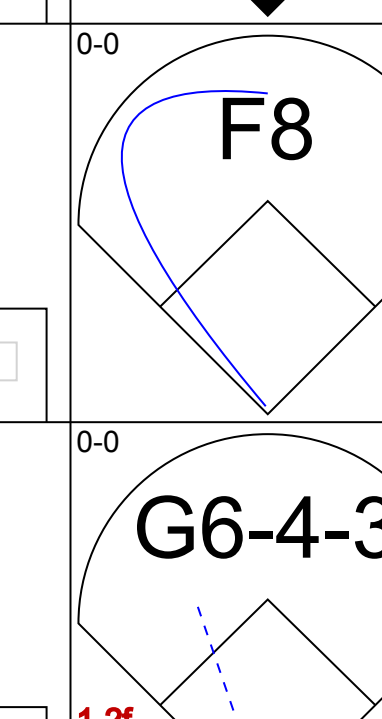
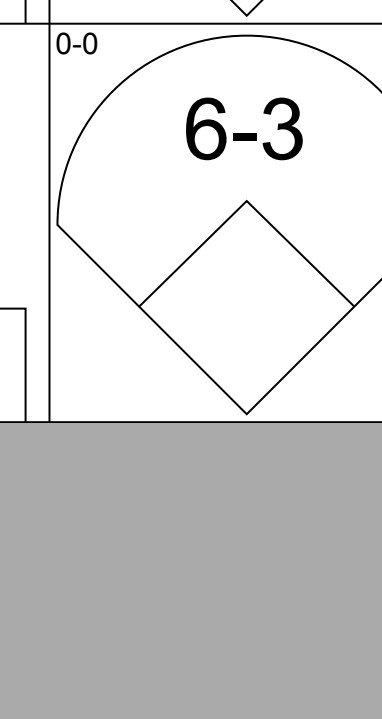
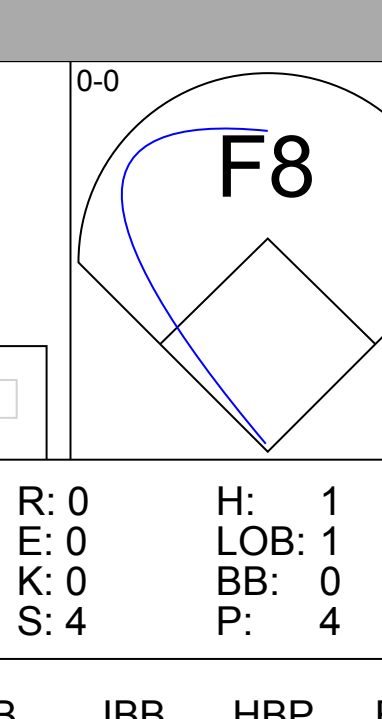
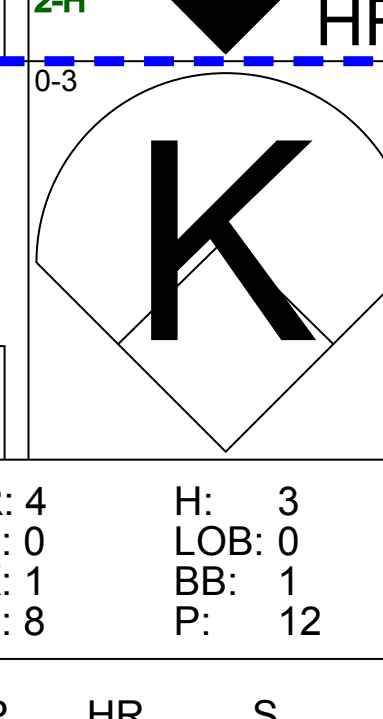
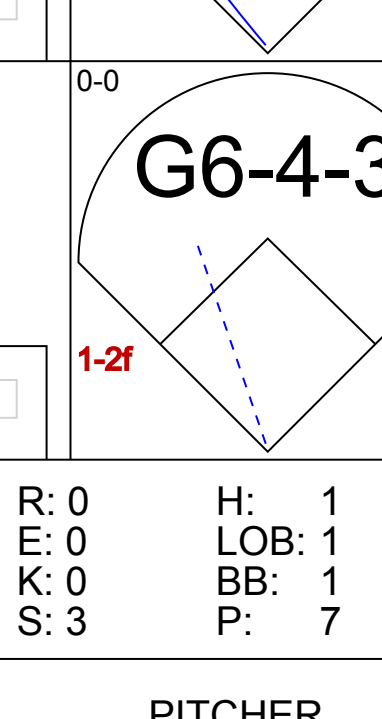
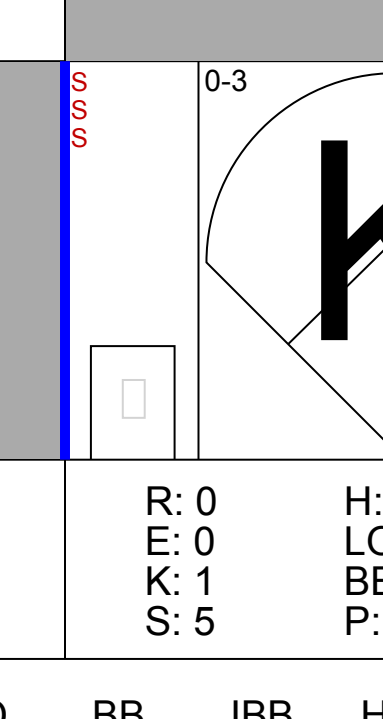



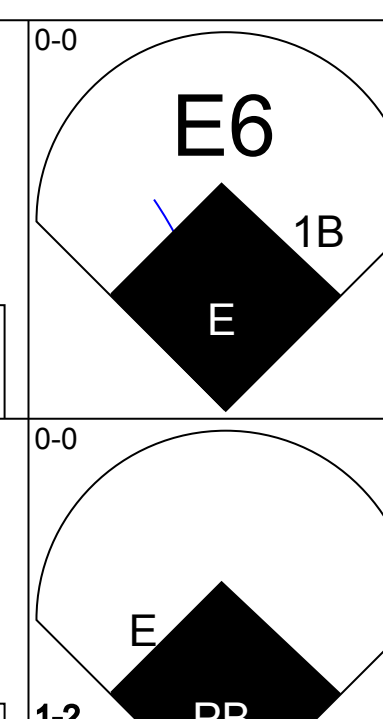
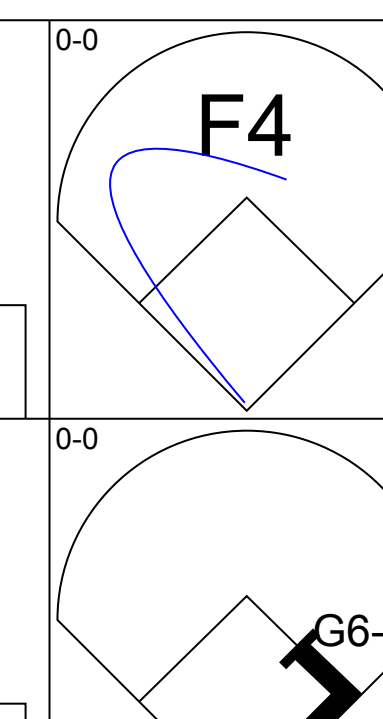
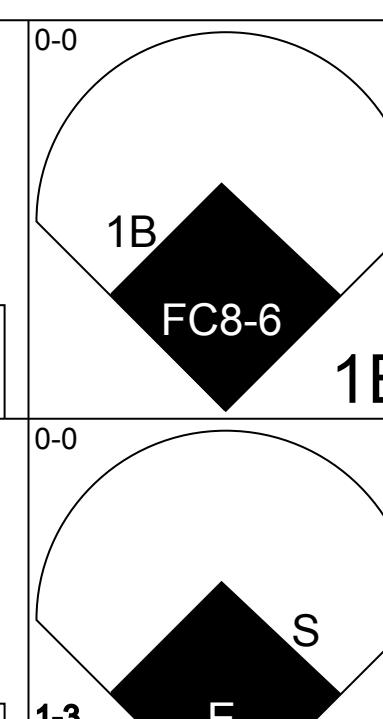
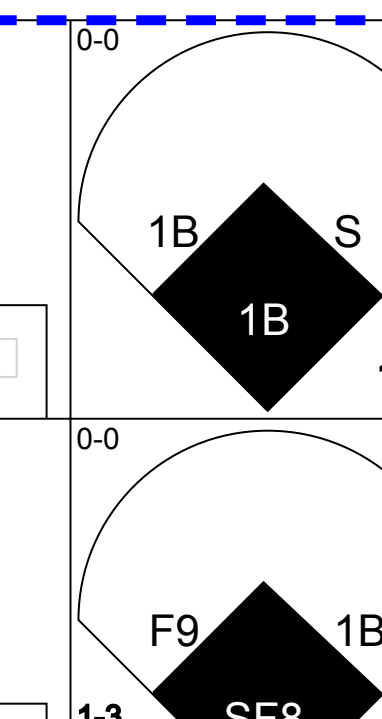
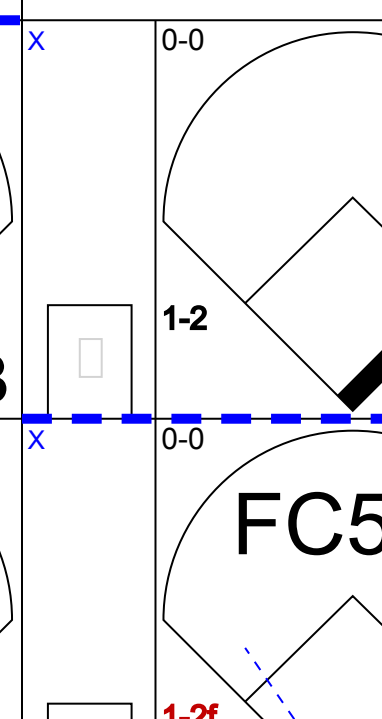
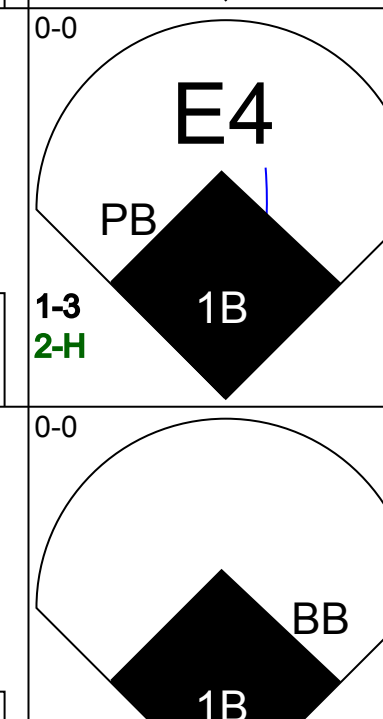
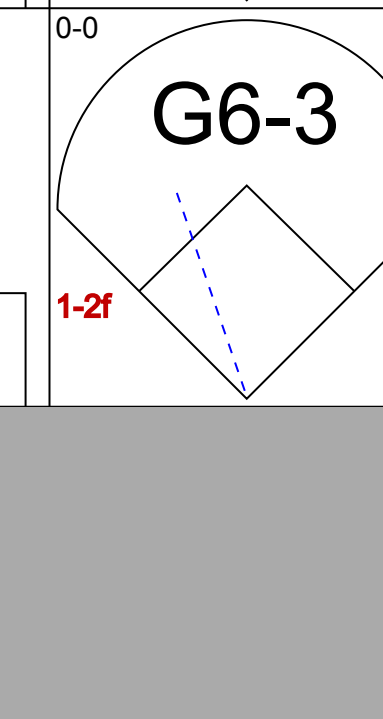
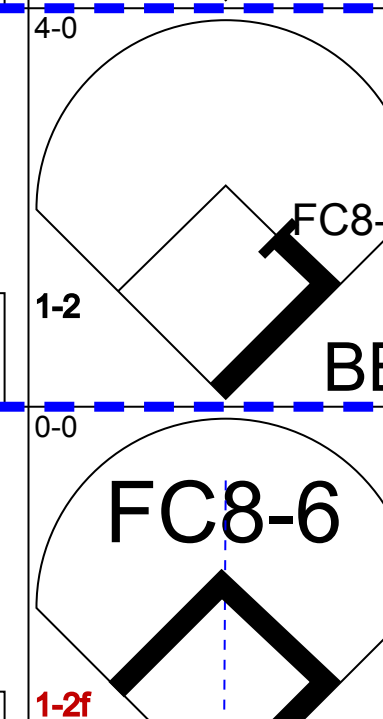
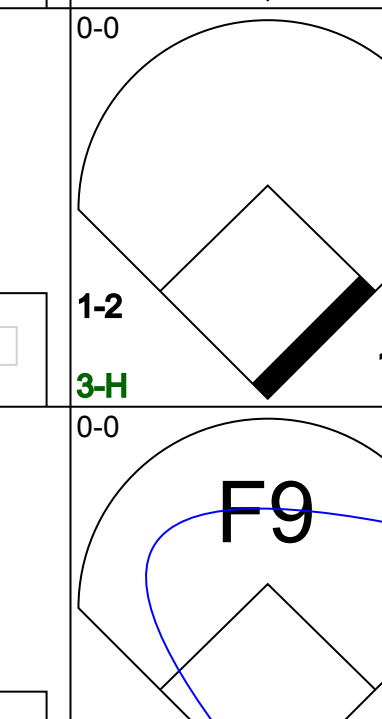
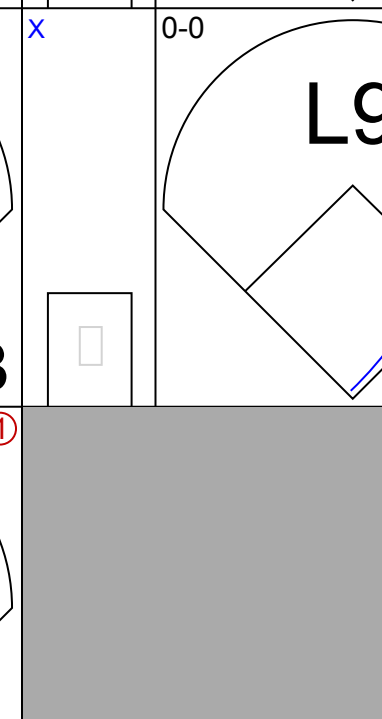
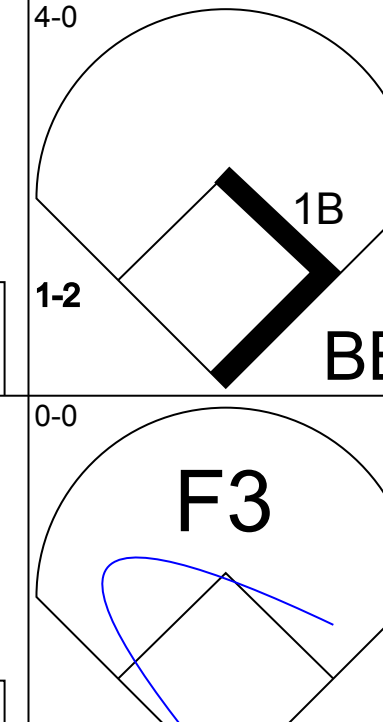

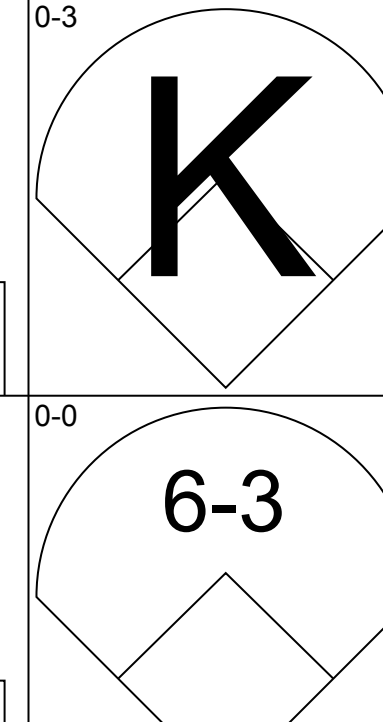
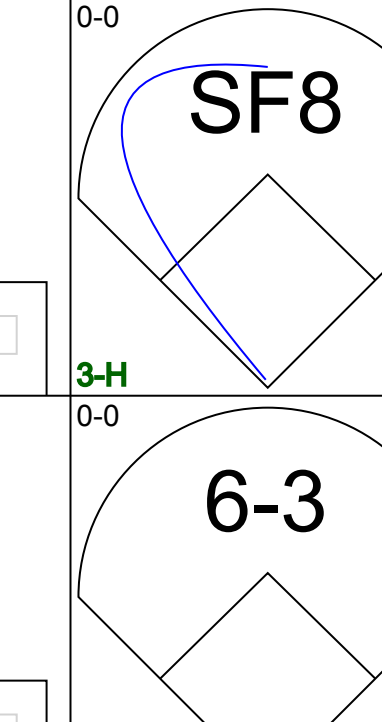

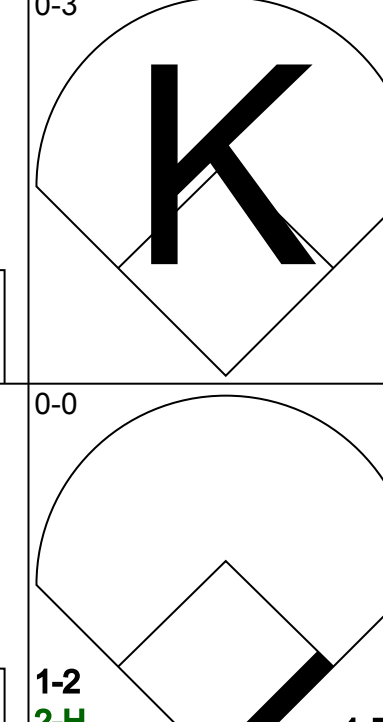

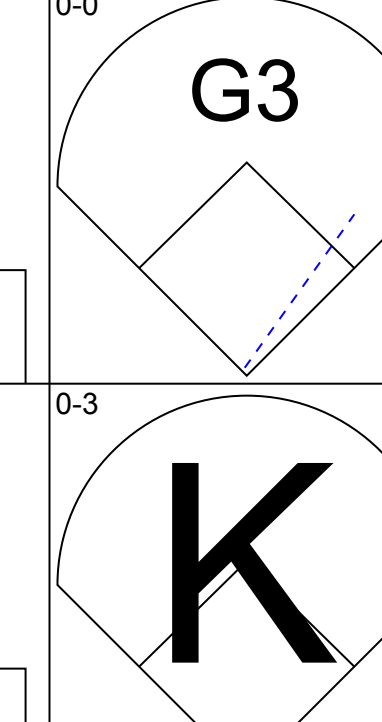

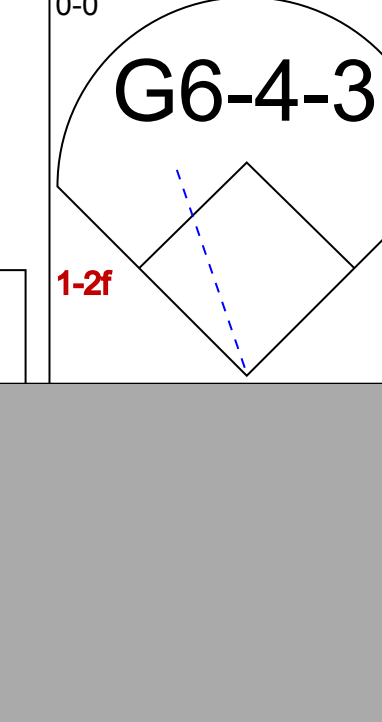
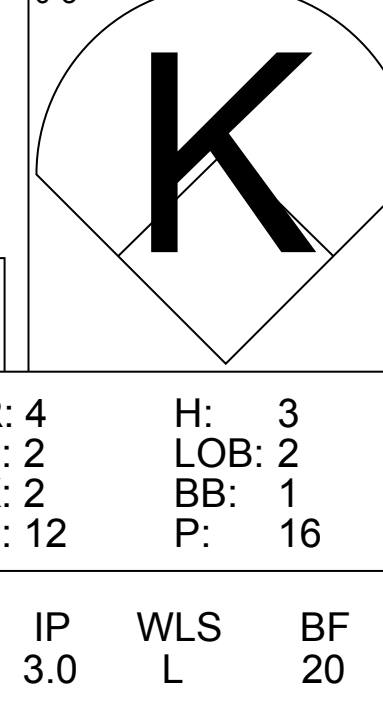
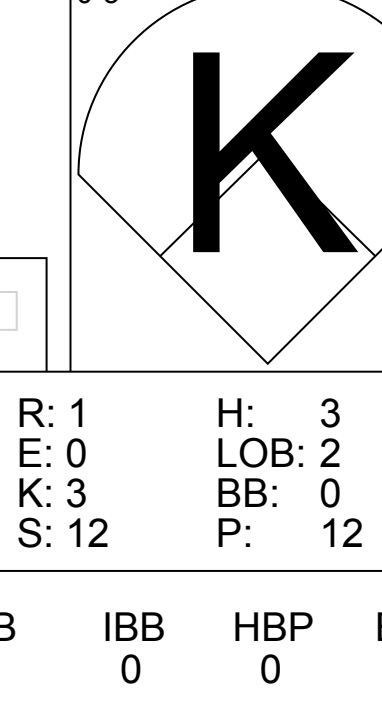

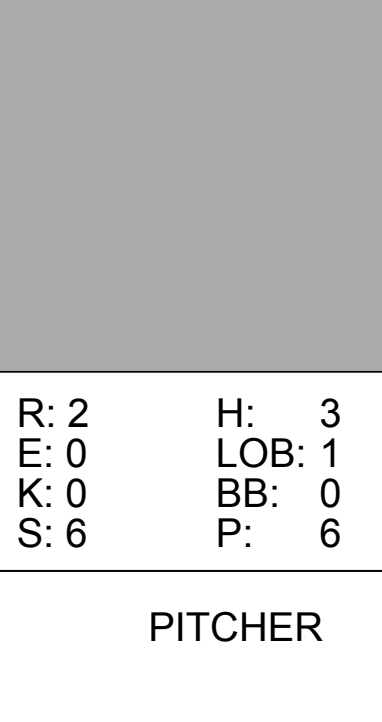
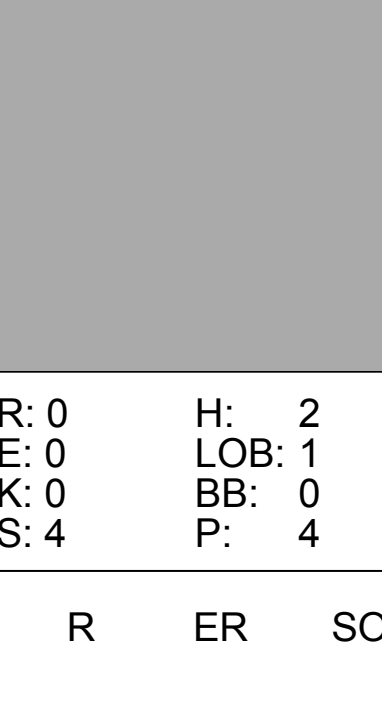





Batter	1	2	3	4	5	6	7	8	9	AB	R	H	RBI	BB	SO	LOB	BOTTOM					
Walt Williams, R OBP: 0.327, SLG: 0.369 (1, 9)	L6-3 1B			5-3		G5-4-3			4-3	4	0	1	0	0	0	1						
Luis Aparicio, R OBP: 0.345, SLG: 0.360 (1, 6)	F8			F7					5-3	4	0	1	0	0	0	1						
Gail Hopkins, L OBP: 0.363, SLG: 0.401 (1, 3)	L6-3									2	0	0	0	2	0	2						
Ron Hansen, R OBP: 0.293, SLG: 0.309 (1, 5)		F8		F3					F2	3	1	0	0	1	0	2						
Don Pavletich, R OBP: 0.349, SLG: 0.415 (1, 2)					F6					3	1	2	2	0	0	0						
Bob Christian, R OBP: 0.156, SLG: 0.200 (1, 7)						K				3	0	0	0	0	2	1						
Ken Berry, R OBP: 0.276, SLG: 0.313 (1, 8)				L5		F5			F8	3	0	0	0	0	0	0						
Rich Morales, R OBP: 0.189, SLG: 0.157 (1, 4)				L6					F5	3	0	0	0	0	0	0						
Billy Wynne, L Woodie Held, R Jack Hamilton, R Dan Osinski, R Pete Ward, L Wilbur Wood, R (1, 1) (6, PH) (7, 1) (7, 1) (8, PH) (9, 1)				K					4-3	1	0	0	0	0	1	0						
Inning Stats	R: 0 E: 0 K: 0 S: 3	H: 1 LOB: 0 BB: 0 P: 3	R: 0 E: 0 K: 0 S: 3	H: 1 LOB: 0 BB: 0 P: 3	R: 0 E: 0 K: 1 S: 5	H: 0 LOB: 0 BB: 0 P: 5	R: 0 E: 0 K: 0 S: 3	H: 0 LOB: 1 BB: 1 P: 7	R: 0 E: 0 K: 0 S: 2	H: 0 LOB: 0 BB: 1 P: 6	R: 2 E: 0 K: 1 S: 6	H: 2 LOB: 0 BB: 1 P: 10	R: 0 E: 0 K: 0 S: 3	H: 0 LOB: 0 BB: 0 P: 3	R: 0 E: 0 K: 0 S: 3	H: 0 LOB: 1 BB: 1 P: 7	1B: 3 2B: 1 3B: 0 HR: 1	SF: 0 SAC: 0 DP: 3 HBP: 0	WP: 0 PB: 0 CS: 0	PA: 31		
PITCHER	IP	WLS	BF	H	R	ER	SO	BB	IBB	HBP	BLK	WP	HR	S	P	ERA	WHIP					
Mickey Lolich, L ERA: 2.8 (1, 1)	9.0	W	31	4	2	2	3	4	0	0	0	0	1	33	49	2.00	0.889					

Detroit Tigers @ Chicago White Sox
Comiskey Park, Chicago, IL
Sun Aug 10 1969, 4:33 AM EDT
Att: 8,170 - Unknown

AB	27
R	2
H	4
RBI	2
BB	4
SO	3
LOB	7



Batter	1	2	3	4	5	6	7	8	9	AB	R	H	RBI	BB	SO	LOB	TOP				
Syd O'Brien, R OBP: 0.297, SLG: 0.393 (1, 6)										5	0	2	0	0	1	0	Boston Red Sox @ Chicago White Sox Comiskey Park, Chicago, IL Tue Aug 12 1969, 8:05 PM EDT Att: 6,453 - Unknown				
Mike Andrews, R OBP: 0.394, SLG: 0.452 (1, 4)										5	0	0	0	0	0	2					
Carl Yastrzemski, L OBP: 0.355, SLG: 0.505 (1, 7)										4	0	1	0	0	0	2					
Reggie Smith, S OBP: 0.387, SLG: 0.588 (1, 8)										4	1	2	0	0	0	2					
George Scott, R OBP: 0.324, SLG: 0.371 (1, 5)										3	1	0	0	1	1	1					
Tony Conigliaro, R OBP: 0.317, SLG: 0.433 (1, 9)										3	1	1	1	1	0	1					
Dalton Jones, L OBP: 0.311, SLG: 0.331 (1, 3)										4	1	3	1	0	0	0					
Russ Gibson, R OBP: 0.295, SLG: 0.322 (1, 2)										4	1	1	2	0	0	3					
Sonny Siebert, R OBP: 0.247, SLG: 0.261 Bill Landis, L (4, 1)										2	0	0	0	0	0	1					
Lee Stange, R OBP: 0.256, SLG: 0.287 Dick Schofield, S (6, PH) Ray Jarvis, R OBP: 0.297, SLG: 0.289 Bill Lee, L (7, 1) Don Lock, R OBP: 0.333, SLG: 0.280 (9, PH)										0	0	0	0	0	0	0					
Inning Stats	R: 0 E: 0 K: 1 S: 6	H: 1 LOB: 1 BB: 0 P: 6	R: 0 E: 0 K: 1 S: 6	H: 1 LOB: 1 BB: 0 P: 6	R: 0 E: 0 K: 0 S: 4	H: 1 LOB: 1 BB: 0 P: 4	R: 4 E: 0 K: 1 S: 8	H: 3 LOB: 1 BB: 1 P: 12	R: 0 E: 0 K: 0 S: 3	H: 1 LOB: 1 BB: 0 P: 7	R: 0 E: 0 K: 0 S: 4	H: 1 LOB: 0 BB: 0 P: 4	R: 1 E: 0 K: 0 S: 4	H: 1 LOB: 0 BB: 0 P: 4	R: 0 E: 0 K: 1 S: 5	H: 0 LOB: 0 BB: 0 P: 5	1B: 7 2B: 1 3B: 0 HR: 2	SF: 0 SAC: 0 DP: 1 HBP: 0	WP: 1 PB: 1 SB: 0 CS: 0	PA: 38	
PITCHER	IP WLS BF H R ER SO BB IBB HBP BLK WP HR S P ERA WHIP	3.1 17 6 4 4 2 1 0 0 0 0 1 20 24 10.80 2.100	1.2 W 6 1 0 0 1 0 0 0 0 0 0 8 8 0.00 0.600	4.0 S 15 3 1 1 1 1 0 0 0 0 0 1 16 20 2.25 1.000																	

Batter	1	2	3	4	5	6	7	8	9	AB	R	H	RBI	BB	SO	LOB	BOTTOM						
Walt Williams, R OBP: 0.330, SLG: 0.374 (1, 9)										5	3	3	0	0	0	0	Boston Red Sox @ Chicago White Sox Comiskey Park, Chicago, IL Tue Aug 12 1969, 8:05 PM EDT Att: 6,453 - Unknown						
Luis Aparicio, R OBP: 0.349, SLG: 0.363 (1, 6)										5	3	4	0	0	0	2							
Gail Hopkins, L OBP: 0.362, SLG: 0.394 (1, 3)										4	1	1	1	1	0	4							
Bill Melton, R OBP: 0.319, SLG: 0.442 (1, 5)										5	2	2	3	0	0	3							
Ed Herrmann, L OBP: 0.314, SLG: 0.333 (1, 2)										3	0	1	1	1	2	1							
Bob Christian, R OBP: 0.195, SLG: 0.211 (1, 7)										5	0	1	0	0	1	4							
Ken Berry, R OBP: 0.288, SLG: 0.338 (1, 8)										5	1	2	1	0	1	4							
Rich Morales, R OBP: 0.213, SLG: 0.186 (1, 4)										4	0	2	1	0	1	0							
Cisco Carlos, R (1, 1) Dan Osinski, R (4, 1) Woodie Held, R OBP: 0.281, SLG: 0.340 (5, PH) Wilbur Wood, R (6, 1)										2	0	0	0	0	2	4							
Inning Stats	R: 4 E: 2 K: 2 S: 12	H: 3 LOB: 2 BB: 1 P: 16	R: 0 E: 0 K: 0 S: 3	H: 1 LOB: 0 BB: 0 P: 3	R: 1 E: 0 K: 3 S: 12	H: 3 LOB: 2 BB: 0 P: 12	R: 2 E: 1 K: 1 S: 7	H: 2 LOB: 1 BB: 1 P: 11	R: 0 E: 0 K: 1 S: 5	H: 0 LOB: 0 BB: 0 P: 5	R: 2 E: 0 K: 0 S: 6	H: 3 LOB: 1 BB: 0 P: 6	R: 1 E: 0 K: 0 S: 5	H: 2 LOB: 2 BB: 0 P: 6	R: 0 E: 0 K: 0 S: 4	H: 2 LOB: 1 BB: 0 P: 4		1B: 14 2B: 0 3B: 0 HR: 2	SF: 1 SAC: 0 DP: 2 HBP: 1	WP: 0 PB: 1 SB: 2 CS: 0	PA: 43		
PITCHER	IP WLS BF H R ER SO BB IBB HBP BLK WP HR S P ERA WHIP	3.0 L 20 9 7 2 5 1 0 0 0 0 0 29 33 6.00 3.333	0.0 1 0 0 0 0 1 0 0 0 0 0 0 4 -- --	2.0 6 0 0 0 2 0 0 0 0 0 0 10 10 0.00 0.000	1.1 10 5 3 3 0 0 0 1 0 0 1 9 10 20.25 3.750	1.2 6 2 0 0 0 0 0 0 0 0 0 6 6 0.00 1.200																	

Batter	1	2	3	4	5	6	7	8	9	AB	R	H	RBI	BB	SO	LOB	TOP			
Dick Schofield, S OBP: 0.343, SLG: 0.357										3	0	0	0	1	2	0	Boston Red Sox @ Chicago White Sox Milwaukee County Stadium, Milwaukee, WI Wed Aug 13 1969, 8:05 PM EDT Att: 24,708 - Unknown			
Mike Andrews, R OBP: 0.392, SLG: 0.460										4	1	1	1	0	1	1				
Carl Yastrzemski, L OBP: 0.354, SLG: 0.501										3	0	0	0	1	0	1				
Reggie Smith, S OBP: 0.386, SLG: 0.584										3	1	0	0	1	0	1				
George Scott, R OBP: 0.326, SLG: 0.372										4	1	2	0	0	0	1				
Tony Conigliaro, R OBP: 0.319, SLG: 0.434										4	0	2	0	0	0	1				
Dalton Jones, L OBP: 0.314, SLG: 0.331										3	0	1	1	1	0	2				
Russ Gibson, R OBP: 0.295, SLG: 0.321										4	0	1	1	0	0	3				
Ray Culp, R OBP: 0.208, SLG: 0.260										2	0	0	0	0	0	2				
Joe Lahoud, L OBP: 0.335, SLG: 0.355										1	0	0	0	0	0	0				
Vicente Romo, R OBP: 0.071, SLG: 0.071										0	0	0	0	0	0	0				
Tom Satriano, L OBP: 0.335, SLG: 0.254										1	0	0	0	0	0	1				
Inning Stats	R: 0 E: 0 K: 1 S: 5	H: 0 LOB: 0 BB: 0 P: 5	R: 1 E: 0 K: 0 S: 4	H: 1 LOB: 2 BB: 2 P: 12	R: 0 E: 0 K: 1 S: 5	H: 0 LOB: 1 BB: 1 P: 9	R: 0 E: 0 K: 0 S: 4	H: 2 LOB: 1 BB: 0 P: 4	R: 0 E: 0 K: 1 S: 5	H: 0 LOB: 0 BB: 0 P: 3	R: 0 E: 0 K: 0 S: 3	H: 0 LOB: 0 BB: 0 P: 3	R: 1 E: 0 K: 0 S: 4	H: 1 LOB: 0 BB: 0 P: 4	R: 1 E: 0 K: 0 S: 5	H: 3 LOB: 1 BB: 0 P: 5	1B: 6 2B: 1 3B: 0 HR: 1	SF: 0 SAC: 0 DP: 2 HBP: 0	WP: 0 PB: 0 SB: 0 CS: 0	PA: 36
PITCHER	IP WLS BF H R ER SO BB IBB HBP BLK WP HR S P ERA WHIP																			
Joe Horlen, R ERA: 4.26	(1, 1)	8.0 W 33	6 3 3 3	4 0 0 0	0 0 0 0	0 0 0 0	0 0 0 0	0 0 0 0	0 0 0 0	0 0 0 0	0 0 0 0	0 0 0 0	0 0 0 0	0 0 0 0	0 0 0 0	0 0 0 0	3.38	1.250		
Danny Murphy, R ERA:	(9, 1)	1.0 S 3	1 0 0 0	0 0 0 0	0 0 0 0	0 0 0 0	0 0 0 0	0 0 0 0	0 0 0 0	0 0 0 0	0 0 0 0	0 0 0 0	0 0 0 0	0 0 0 0	0 0 0 0	0 0 0 0	0.00	1.000		

Batter	1	2	3	4	5	6	7	8	9	AB	R	H	RBI	BB	SO	LOB	BOTTOM			
Walt Williams, R OBP: 0.329, SLG: 0.372										4	2	1	0	0	0	0	Boston Red Sox @ Chicago White Sox Milwaukee County Stadium, Milwaukee, WI Wed Aug 13 1969, 8:05 PM EDT Att: 24,708 - Unknown			
Luis Aparicio, R OBP: 0.350, SLG: 0.363										3	1	1	0	1	0	1				
Gail Hopkins, L OBP: 0.364, SLG: 0.396										4	1	2	1	0	1	1				
Bill Melton, R OBP: 0.320, SLG: 0.441										3	1	1	0	0	0	4				
Ed Herrmann, L OBP: 0.318, SLG: 0.337										4	0	2	2	0	0	3				
Bob Christian, R OBP: 0.200, SLG: 0.220										3	0	1	2	0	0	5				
Ken Berry, R OBP: 0.283, SLG: 0.332										4	0	0	0	0	3	4				
Rich Morales, R OBP: 0.200, SLG: 0.175										4	0	0	0	0	1	1				
Joe Horlen, R OBP: 0.196, SLG: 0.214										4	0	0	0	0	2	0				
Danny Murphy, L ERA:	(9, 1)									0	0	0	0	0	0	0				
Inning Stats	R: 0 E: 0 K: 0 S: 3	H: 0 LOB: 0 BB: 0 P: 3	R: 1 E: 0 K: 1 S: 7	H: 2 LOB: 1 BB: 0 P: 7	R: 3 E: 0 K: 1 S: 9	H: 5 LOB: 1 BB: 0 P: 9	R: 0 E: 0 K: 2 S: 7	H: 0 LOB: 0 BB: 0 P: 7	R: 1 E: 2 K: 1 S: 8	H: 1 LOB: 3 BB: 0 P: 9	R: 0 E: 0 K: 0 S: 3	H: 0 LOB: 0 BB: 0 P: 3	R: 0 E: 1 K: 1 S: 6	H: 0 LOB: 2 BB: 1 P: 10	R: 0 E: 0 K: 1 S: 5	H: 0 LOB: 0 BB: 0 P: 5	1B: 8 2B: 0 3B: 0 HR: 0	SF: 1 SAC: 0 DP: 0 HBP: 1	WP: 0 PB: 0 SB: 0 CS: 0	PA: 37
PITCHER	IP WLS BF H R ER SO BB IBB HBP BLK WP HR S P ERA WHIP																			
Ray Culp, R ERA: 3.64	(1, 1)	6.0 L 28	8 5 4 0	2 1 0 0	0 0 0 0	0 0 0 0	0 0 0 0	0 0 0 0	0 0 0 0	0 0 0 0	0 0 0 0	0 0 0 0	0 0 0 0	0 0 0 0	0 0 0 0	0 0 0 0	6.00	1.333		
Vicente Romo, R ERA: 3.7	(7, 1)	2.0 8	0 0 0 2	1 0 0 0	0 0 0 0	0 0 0 0	0 0 0 0	0 0 0 0	0 0 0 0	0 0 0 0	0 0 0 0	0 0 0 0	0 0 0 0	0 0 0 0	0 0 0 0	0 0 0 0	0.00	0.500		

Batter	1	2	3	4	5	6	7	8	9	AB	R	H	RBI	BB	SO	LOB	TOP																	
Horace Clarke, S OBP: 0.352, SLG: 0.372 (1,4)	F9		G3		F5		1B		PB	5	1	2	0	0	0	0	New York Yankees @ Chicago White Sox Comiskey Park, Chicago, IL Thu Aug 14 1969, 8:05 PM EDT Att: 7,403 - Unknown - 85 F livebaseballscorecards.com																	
Gene Michael, S OBP: 0.397, SLG: 0.403 (1,6)	FC5-4		4-3		1B		F8		2B	5	0	3	0	0	0	1																		
Roy White, S OBP: 0.425, SLG: 0.475 (1,7)	FC5-4		1B		1B		1B		F8	4	0	2	0	1	0	2																		
Joe Peppone, L OBP: 0.297, SLG: 0.484 (1,3)	1-2		4-3		BB		1-3			4	0	1	0	0	1	4																		
Bobby Murcer, L OBP: 0.324, SLG: 0.441 (1,9)	5-3				F7		1B		4-3	4	1	1	0	0	0	2																		
Jimmie Hall, L OBP: 0.276, SLG: 0.318 (8, PH)			F6		K		1B		5-3	3	0	1	0	0	1	0																		
Ron Woods, R OBP: 0.300, SLG: 0.291 (8,8)							FC6-4		1B	1	0	0	0	0	0	0																		
Jerry Kenney, L OBP: 0.320, SLG: 0.304 (1,5)							F2		6-3	4	1	2	0	0	0	2																		
Jake Gibbs, L OBP: 0.296, SLG: 0.276 (1,2)					4-3		SF7		F9	3	0	1	2	0	0	1																		
Al Downing, R OBP: 0.300, SLG: 0.291 (8, PH)							FC6-4		K	1	0	0	0	0	0	0																		
Jack Aker, R OBP: 0.300, SLG: 0.291 (8, PH)							F9			0	0	0	0	0	0	0																		
Steve Hamilton, L OBP: 0.300, SLG: 0.291 (8, PH)							FC6-4			0	0	0	0	0	0	0																		
Lindy McDaniel, R OBP: 0.300, SLG: 0.291 (8, PH)										0	0	0	0	0	0	0																		
Inning Stats	R: 0 E: 0 K: 0 S: 5	H: 2 LOB: 2 BB: 0 P: 5	R: 1 E: 0 K: 1 S: 6	H: 2 LOB: 1 BB: 0 P: 6	R: 0 E: 0 K: 0 S: 4	H: 1 LOB: 1 BB: 0 P: 4	R: 0 E: 0 K: 1 S: 6	H: 1 LOB: 2 BB: 0 P: 6	R: 0 E: 0 K: 0 S: 5	H: 2 LOB: 1 BB: 0 P: 5	R: 0 E: 0 K: 0 S: 4	H: 2 LOB: 1 BB: 0 P: 4	R: 0 E: 0 K: 0 S: 3	H: 0 LOB: 0 BB: 0 P: 3	R: 1 E: 0 K: 1 S: 7	H: 2 LOB: 1 BB: 0 P: 7	1B: 11 2B: 2 3B: 1 HR: 0	SF: 1 SAC: 0 DP: 1 HBP: 0	WP: 0 PB: 1 CS: 2	PA: 39														
PITCHER	IP WLS BF H R ER SO BB IBB HBP BLK WP HR S P ERA WHIP																																	
Billy Wynne, R ERA: 4.04 (1,1)	6.2	30	11	2	2	3	1	0	0	0	0	0	0	0	35	39	2.70	1.800																
Wilbur Wood, L ERA: 3.18 (7,1)	2.1	L	9	2	1	1	1	0	0	0	0	0	0	0	11	11	3.86	0.857																

Batter	1	2	3	4	5	6	7	8	9	AB	R	H	RBI	BB	SO	LOB	BOTTOM																			
Walt Williams, R OBP: 0.330, SLG: 0.372 (1,9)	F8			F9	E8			G1-5-3	F8	5	1	2	0	0	0	2	New York Yankees @ Chicago White Sox Comiskey Park, Chicago, IL Thu Aug 14 1969, 8:05 PM EDT Att: 7,403 - Unknown - 85 F livebaseballscorecards.com																			
Luis Aparicio, R OBP: 0.352, SLG: 0.365 (1,6)	F3			1B	2H			SH		3	0	2	0	0	0	0																				
Gail Hopkins, L OBP: 0.359, SLG: 0.391 (1,3)	4-3			1B	1B			G1-5-3		4	0	0	0	0	0	6																				
Bill Melton, R OBP: 0.322, SLG: 0.440 (1,5)				1B	3H			IBB		3	0	1	1	1	0	0																				
Don Pavletich, R OBP: 0.341, SLG: 0.404 (1,2)				L8				3-1		3	0	0	0	0	1	2																				
Chuck Brinkman, R OBP: 0.077, SLG: 0.077 (7,2)				K						0	0	0	0	0	0	0																				
Ron Hansen, R OBP: 0.293, SLG: 0.309 (8, PH)				L4						0	0	0	0	0	0	0																				
Ed Herrmann, L OBP: 0.316, SLG: 0.335 (8, PH)				F9						1	0	0	0	0	0	2																				
Ken Berry, R OBP: 0.282, SLG: 0.327 (1,8)				F9					HBP	3	0	0	0	1	0	2																				
Rich Morales, R OBP: 0.203, SLG: 0.167 (1,4)				K					BB	3	0	0	0	0	2	0																				
Woodie Held, R OBP: 0.279, SLG: 0.321 (1,7)				F3					HBP	3	1	0	0	1	1	2																				
Billy Wynne, L OBP: 0.111, SLG: 0.111 (7,1)				1-3						1	0	0	0	0	0	0																				
Wilbur Wood, R ERA: 3.18 (7,1)					SH3-4					1	0	0	0	0	1	0																				
Pete Ward, L OBP: 0.352, SLG: 0.385 (8, PH)					BB					1	0	0	0	0	1	2																				
Inning Stats	R: 0 E: 0 K: 0 S: 3	H: 0 LOB: 0 BB: 0 P: 3	R: 0 E: 0 K: 1 S: 5	H: 0 LOB: 0 BB: 0 P: 5	R: 0 E: 0 K: 1 S: 5	H: 0 LOB: 0 BB: 0 P: 5	R: 1 E: 0 K: 0 S: 6	H: 3 LOB: 2 BB: 0 P: 6	R: 1 E: 1 K: 1 S: 7	H: 1 LOB: 2 BB: 1 P: 11	R: 0 E: 0 K: 0 S: 3	H: 0 LOB: 0 BB: 0 P: 3	R: 0 E: 0 K: 1 S: 5	H: 0 LOB: 0 BB: 0 P: 5	R: 0 E: 1 K: 0 S: 4	H: 1 LOB: 2 BB: 1 P: 8	R: 0 E: 0 K: 2 S: 7	H: 0 LOB: 2 BB: 1 P: 12	1B: 5 2B: 0 3B: 0 HR: 0	SF: 0 SAC: 2 DP: 1 HBP: 1	WP: 0 PB: 0 CS: 0	PA: 37														
PITCHER	IP WLS BF H R ER SO BB IBB HBP BLK WP HR S P ERA WHIP																																			
Al Downing, L ERA: 3.72 (8,1)	0.2	W	4	0	0	0	1	1	0	1	0	0	0	0	0	0	4	9	0.00	1.500																
Jack Aker, R ERA: 3.49 (8,1)	0.1		1	0	0	0	1	0	0	0	0	0	0	0	0	0	3	3	0.00	0.000																
Steve Hamilton, L ERA: 2.98 (8,1)	0.1	S	1	0	0	0	0	0	0	0	0	0	0	0	0	0	1	1	0.00	0.000																
Lindy McDaniel, R ERA: 3.9 (8,1)	0.1		1	0	0	0	0	0	0	0	0	0	0	0	0	0	1	1	0.00	0.000																

Batter	1	2	3	4	5	6	7	8	9	AB	R	H	RBI	BB	SO	LOB	TOP					
Horace Clarke, S OBP: 0.353, SLG: 0.373 (1, 4)										4	0	2	0	0	0	1						
Gene Michael, S OBP: 0.353, SLG: 0.397 (1, 6)										4	0	0	0	0	2	3						
Roy White, S OBP: 0.423, SLG: 0.475 (1, 7)										4	0	1	1	0	0	1						
Frank Fernandez, R OBP: 0.393, SLG: 0.449 (1, 2)										3	0	0	0	1	1							
Joe Pepitone, L OBP: 0.295, SLG: 0.479 (1, 3)										4	0	0	0	0	1	1						
Bobby Cox, R OBP: 0.329, SLG: 0.306 (1, 5)										4	1	3	1	0	1	1						
Bill Robinson, R OBP: 0.237, SLG: 0.295 (1, 9)										4	0	0	0	0	0	3						
Ron Woods, R OBP: 0.294, SLG: 0.285 (1, 8)										3	0	0	0	0	1	1						
Fritz Peterson, S OBP: 0.169, SLG: 0.103 (1, 1)										2	1	0	0	1	0	0						
Inning Stats	R: 0 E: 0 K: 1 S: 5	H: 0 LOB: 0 BB: 0 P: 5	R: 1 E: 0 K: 2 S: 8	H: 1 LOB: 0 BB: 0 P: 8	R: 0 E: 0 K: 0 S: 4	H: 1 LOB: 1 BB: 0 P: 4	R: 0 E: 0 K: 0 S: 3	H: 0 LOB: 0 BB: 0 P: 3	R: 0 E: 0 K: 1 S: 5	H: 1 LOB: 0 BB: 0 P: 5	R: 1 E: 0 K: 1 S: 6	H: 1 LOB: 1 BB: 1 P: 10	R: 0 E: 0 K: 0 S: 4	H: 1 LOB: 1 BB: 0 P: 4	R: 0 E: 0 K: 1 S: 4	H: 1 LOB: 1 BB: 0 P: 4	R: 0 E: 0 K: 1 S: 5	H: 0 LOB: 1 BB: 1 P: 9	1B: 4 2B: 2 3B: 0 HR: 1	SF: 0 SAC: 0 DP: 1 HBP: 0	WP: 0 PB: 0 CS: 1	PA: 34
PITCHER	IP	WLS	BF	H	R	ER	SO	BB	IBB	HBP	BLK	WP	HR	S	P	ERA	WHIP					
Gary Peters, L ERA: 4.1 (1, 1)	8.0	L	30	6	2	2	5	1	0	0	0	0	1	39	43	2.25	0.875					
Dan Osinski, R ERA: 3.45 (9, 1)	1.0		4	0	0	0	1	1	0	0	0	0	0	5	9	0.00	1.000					

New York Yankees @ Chicago White Sox
Comiskey Park, Chicago, IL
Fri Aug 15 1969, 8:05 PM EDT
Att. 9,809 - Overcast - 83 F

livebaseballscores.com

AB 32
R 2
H 6
RBI 2
BB 2
SO 6
LOB 12

Batter	1	2	3	4	5	6	7	8	9	AB	R	H	RBI	BB	SO	LOB	BOTTOM					
Walt Williams, R OBP: 0.329, SLG: 0.368 (1, 9)										3	0	0	0	1	0	1						
Luis Aparicio, R OBP: 0.351, SLG: 0.364 (1, 6)										4	0	1	0	0	0	1						
Gail Hopkins, L OBP: 0.355, SLG: 0.385 (1, 3)										4	0	0	0	0	0	2						
Bill Melton, R OBP: 0.321, SLG: 0.438 (1, 7)										4	1	1	0	0	0	1						
Ron Hansen, R OBP: 0.305, SLG: 0.336 Tom McCraw, L OBP: 0.267, SLG: 0.267 (9, PR)										4	0	3	1	0	0	0						
Don Pavletich, R OBP: 0.333, SLG: 0.393 (1, 2)										4	0	0	0	0	2	3						
Ken Berry, R OBP: 0.278, SLG: 0.323 (1, 8)										3	0	0	0	0	0	1						
Rich Morales, R OBP: 0.194, SLG: 0.159 (1, 4)										3	0	0	0	0	1	1						
Gary Peters, L OBP: 0.200, SLG: 0.333 Woodie Held, R OBP: 0.290, SLG: 0.333 Dan Osinski, R (9, 1)										2	0	0	0	0	2	0						
Inning Stats	R: 0 E: 1 K: 0 S: 4	H: 1 LOB: 1 BB: 0 P: 4	R: 0 E: 0 K: 0 S: 4	H: 1 LOB: 1 BB: 0 P: 4	R: 0 E: 0 K: 1 S: 5	H: 0 LOB: 0 BB: 0 P: 5	R: 0 E: 0 K: 0 S: 4	H: 1 LOB: 1 BB: 0 P: 4	R: 0 E: 0 K: 2 S: 7	H: 0 LOB: 0 BB: 0 P: 7	R: 0 E: 0 K: 0 S: 2	H: 0 LOB: 0 BB: 1 P: 6	R: 0 E: 0 K: 1 S: 5	H: 0 LOB: 0 BB: 0 P: 5	R: 0 E: 0 K: 0 S: 4	H: 1 LOB: 1 BB: 0 P: 4	R: 1 E: 0 K: 1 S: 7	H: 2 LOB: 1 BB: 0 P: 7	1B: 4 2B: 2 3B: 0 HR: 0	SF: 0 SAC: 0 DP: 2 HBP: 0	WP: 0 PB: 0 CS: 0	PA: 33
PITCHER	IP	WLS	BF	H	R	ER	SO	BB	IBB	HBP	BLK	WP	HR	S	P	ERA	WHIP					
Fritz Peterson, L ERA: 2.6 (1, 1)	9.0	W	33	6	1	1	5	1	0	0	0	0	0	42	46	1.00	0.778					

New York Yankees @ Chicago White Sox
Comiskey Park, Chicago, IL
Fri Aug 15 1969, 8:05 PM EDT
Att. 9,809 - Overcast - 83 F

livebaseballscores.com

AB 32
R 1
H 6
RBI 1
BB 1
SO 5
LOB 10

Batter	1	2	3	4	5	6	7	8	9	AB	R	H	RBI	BB	SO	LOB	TOP
Horace Clarke, S OBP: 0.356, SLG: 0.381 (1, 4)	0-0 1B		4-0 SH1-3 BB		0-0 1-H 2-H HR		0-0 1-3		0-0 6-3	4	1	2	3	1	0	0	
Gene Michael, S OBP: 0.356, SLG: 0.400 (1, 6)	0-0 1B		0-0 SH1-3		0-0 F6		0-0 1B			3	0	2	0	0	0	0	
Roy White, S OBP: 0.418, SLG: 0.469 (1, 7)	0-3 K		0-0 F4		0-0 F8		0-0 F9			4	0	0	0	0	1	4	
Frank Fernandez, R OBP: 0.391, SLG: 0.441 (1, 2)	0-3 K			0-0 F2		4-0 1B BB		0-0 5-3		3	1	0	0	1	1	3	
Joe Peppone, L OBP: 0.294, SLG: 0.477 (1, 3)	0-0 F9			0-0 F8		0-0 FC6-4 1B BB		0-0 F4		4	0	1	0	0	0	2	
Bobby Murcer, L OBP: 0.323, SLG: 0.439 (1, 9)		0-0 4-3		0-3 K		0-0 FC6-4 1B		0-3 K2-3		4	0	1	1	0	2	0	
Bobby Cox, R Jerry Kenney, L OBP: 0.319, SLG: 0.302 (6, PH) (6, 5)	0-3 K			4-0 HR HBP BB		0-0 FC6-4 1B BB		0-0 1-3		1	1	0	0	1	1	0	AB 32
Ron Woods, R Jimmie Hall, L OBP: 0.297, SLG: 0.283 (6, PH) (6, 8)	0-0 F3			1-0 HR HBP		0-0 FC3-2-5 S		0-3 K		1	1	0	0	0	0	0	R 4
Bill Burbach, R Jack Aker, R OBP: 0.146, SLG: 0.128 (5, 1)			0-3 K		0-3 K		0-3 K			2	0	0	0	0	2	2	H 6
Bill Robinson, R OBP: 0.236, SLG: 0.293 (9, PH)					0-3 K		0-3 K			1	0	0	0	0	1	2	RBI 4
										1	0	0	0	0	1	2	BB 3
										1	0	0	0	0	1	0	SO 10
										2	0	0	0	0	2	2	LOB 17
										1	0	0	0	0	1	0	
										1	0	0	0	0	1	0	
										1	0	0	0	0	1	0	
										2	0	0	0	0	2	2	
										1	0	0	0	0	1	0	
										1	0	0	0	0	1	0	
										2	0	0	0	0	2	2	
										1	0	0	0	0	1	0	
										1	0	0	0	0	1	0	
										2	0	0	0	0	2	2	
										1	0	0	0	0	1	0	
										1	0	0	0	0	1	0	
										2	0	0	0	0	2	2	
										1	0	0	0	0	1	0	
										1	0	0	0	0	1	0	
										2	0	0	0	0	2	2	
										1	0	0	0	0	1	0	
										1	0	0	0	0	1	0	
										2	0	0	0	0	2	2	
										1	0	0	0	0	1	0	
										1	0	0	0	0	1	0	
										2	0	0	0	0	2	2	
										1	0	0	0	0	1	0	
										1	0	0	0	0	1	2	
										2	0	0	0	0	2	2	
										1	0	0	0	0	1	0	
										1	0	0	0	0	1	0	
										2	0	0	0	0	2	2	
										1	0	0	0	0	1	0	
										1	0	0	0	0	1	2	
										2	0	0	0	0	2	2	
										1	0	0	0	0	1	0	
										1	0	0	0	0	1	0	
										2	0	0	0	0	2	2	
										1	0	0	0	0	1	0	
										1	0	0	0	0	1	0	
										2	0	0	0	0	2	2	
										1	0	0	0	0	1	0	
										1	0	0	0	0	1	0	
										2	0	0	0	0	2	2	
										1	0	0	0	0	1	0	
										1	0	0	0	0	1	0	
										2	0	0	0	0	2	2	
										1	0	0	0	0	1	0	
										1	0	0	0	0	1	0	
										2	0	0	0	0	2	2	
										1	0	0	0	0	1	0	
										1	0	0	0	0	1	0	
										2	0	0	0	0	2	2	
										1	0	0	0	0	1	0	
										1	0	0	0	0	1	0	
										2	0	0	0	0	2	2	
										1	0	0	0	0	1	0	
										1	0	0	0	0	1	0	
										2	0	0	0	0	2	2	
										1	0	0	0	0	1	0	
										1	0	0	0	0	1	0	
										2	0	0	0	0	2	2	
										1	0	0	0	0	1	0	
										1	0	0	0	0	1	0	
										2	0	0	0	0	2	2	
										1	0	0	0	0	1	0	
										1	0	0	0	0	1	0	
										2	0	0	0	0	2	2	
										1	0	0	0	0	1	0	
										1	0	0	0	0	1	0	
										2	0	0	0	0	2	2	
										1	0	0	0	0	1	0	
										1	0	0	0	0	1	0	
										2	0	0	0	0	2	2	
										1	0	0	0	0	1	0	
										1	0	0	0	0	1	0	
										2	0	0	0	0	2	2	
										1	0	0	0	0	1	0	
										1	0	0	0	0	1	0	
										2	0	0	0	0	2	2	
										1	0	0	0	0	1	0	
										1	0	0	0	0	1	0	
										2	0	0	0	0	2	2	
										1	0	0	0	0	1	0	
										1	0	0	0	0	1	0	
										2	0	0	0	0	2	2	
										1	0	0	0	0	1	0	
										1	0	0	0	0	1	0	
										2	0	0	0	0	2	2	
										1	0	0	0	0	1	0	
										1	0	0	0	0	1	0	
										2	0	0	0	0	2	2	
										1	0	0	0	0	1	0	
										1	0	0	0	0	1	0	
			</														

Batter	1	2	3	4	5	6	7	8	9	AB	R	H	RBI	BB	SO	LOB	TOP					
Horace Clarke, S OBP: 0.354, SLG: 0.379	L8		1-3		3-1		FC6-4 1B		F8	5	0	1	2	0	0	2						
Gene Michael, S OBP: 0.354, SLG: 0.396	FC4-6 BB		4-3		1-3		FC6-4 CS			3	0	0	1	1	0	2						
Roy White, S OBP: 0.414, SLG: 0.463	FC4-6			K		F8	CS	F6		4	0	0	0	0	1	1						
Joe Peppone, L OBP: 0.296, SLG: 0.477	1-3			FC4-6 1B		G3		1B		4	0	2	0	0	0	1						
Bobby Murcer, L OBP: 0.320, SLG: 0.435		4-3		FC4-6 HR		K		F9		4	1	0	0	0	1	2						
Jimmie Hall, L OBP: 0.284, SLG: 0.343										4	2	3	2	0	0	1						
Ron Woods, R OBP: 0.297, SLG: 0.283	PB 1B			HR			4-3 1B 2B	4-3		0	0	0	0	0	0	0						
Jerry Kenney, L OBP: 0.315, SLG: 0.299			K		4-3		4-3		G3	4	0	0	0	0	1	2						
Jake Gibbs, L OBP: 0.305, SLG: 0.282			F9				3-1 SH1-4 1B	BB 1B IBB	SH1-4 1B	3	1	2	0	1	0	1						
Stan Bahnsen, R OBP: 0.096, SLG: 0.078									SH1-4	1	0	0	0	0	1	0						
Mike Kekich, R OBP: 0.091, SLG: 0.182			K		SH1-4				SH1-4	0	0	0	0	0	0	0						
Tom Shogay, L OBP: 0.167, SLG: 0.235							1B FC6-4 BB			0	1	0	0	1	0	0						
Lindy McDaniel, R OBP: 0.351, SLG: 0.383										0	0	0	0	0	0	0						
Inning Stats	R: 0 E: 0 K: 0 S: 3	H: 0 LOB: 1 BB: 1 P: 7	R: 0 E: 0 K: 1 S: 6	H: 1 LOB: 1 BB: 0 P: 6	R: 0 E: 0 K: 1 S: 5	H: 0 LOB: 0 BB: 0 P: 5	R: 2 E: 0 K: 1 S: 7	H: 2 LOB: 0 BB: 0 P: 7	R: 0 E: 0 K: 0 S: 4	H: 0 LOB: 0 BB: 0 P: 5	R: 3 E: 0 K: 0 S: 4	H: 2 LOB: 0 BB: 2 P: 12	R: 0 E: 0 K: 0 S: 4	H: 1 LOB: 1 BB: 0 P: 4	R: 0 E: 0 K: 0 S: 4	H: 1 LOB: 1 BB: 0 P: 4	1B: 6 2B: 1 3B: 0 HR: 1	SF: 0 SAC: 2 DP: 0 HBP: 0	WP: 0 PB: 1 CS: 1	PA: 38		
PITCHER	IP WLS BF H R ER SO BB IBB HBP BLK WP HR S P ERA WHIP	IP WLS BF H R ER SO BB IBB HBP BLK WP HR S P ERA WHIP	IP WLS BF H R ER SO BB IBB HBP BLK WP HR S P ERA WHIP	IP WLS BF H R ER SO BB IBB HBP BLK WP HR S P ERA WHIP	IP WLS BF H R ER SO BB IBB HBP BLK WP HR S P ERA WHIP	IP WLS BF H R ER SO BB IBB HBP BLK WP HR S P ERA WHIP	IP WLS BF H R ER SO BB IBB HBP BLK WP HR S P ERA WHIP	IP WLS BF H R ER SO BB IBB HBP BLK WP HR S P ERA WHIP	IP WLS BF H R ER SO BB IBB HBP BLK WP HR S P ERA WHIP	IP WLS BF H R ER SO BB IBB HBP BLK WP HR S P ERA WHIP	IP WLS BF H R ER SO BB IBB HBP BLK WP HR S P ERA WHIP	IP WLS BF H R ER SO BB IBB HBP BLK WP HR S P ERA WHIP	IP WLS BF H R ER SO BB IBB HBP BLK WP HR S P ERA WHIP	IP WLS BF H R ER SO BB IBB HBP BLK WP HR S P ERA WHIP	IP WLS BF H R ER SO BB IBB HBP BLK WP HR S P ERA WHIP	IP WLS BF H R ER SO BB IBB HBP BLK WP HR S P ERA WHIP	IP WLS BF H R ER SO BB IBB HBP BLK WP HR S P ERA WHIP	IP WLS BF H R ER SO BB IBB HBP BLK WP HR S P ERA WHIP	IP WLS BF H R ER SO BB IBB HBP BLK WP HR S P ERA WHIP	IP WLS BF H R ER SO BB IBB HBP BLK WP HR S P ERA WHIP	IP WLS BF H R ER SO BB IBB HBP BLK WP HR S P ERA WHIP	IP WLS BF H R ER SO BB IBB HBP BLK WP HR S P ERA WHIP

New York Yankees @ Chicago White Sox
Comiskey Park, Chicago, IL
Sun Aug 17 1969, 4:33 AM EDT
Att. 7,352 - Overcast

AB 32
R 5
H 8
RBI 5
BB 3
SO 4
LOB 12

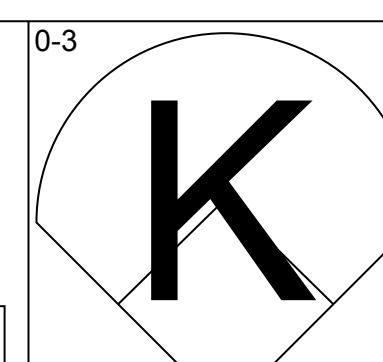
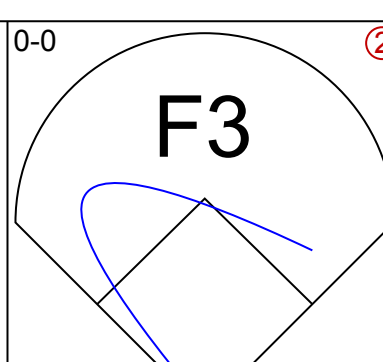
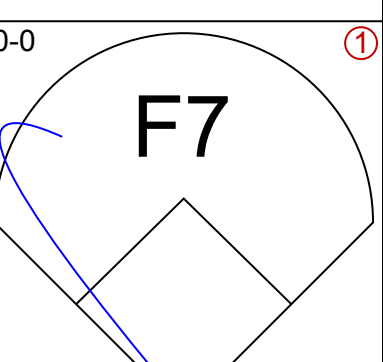
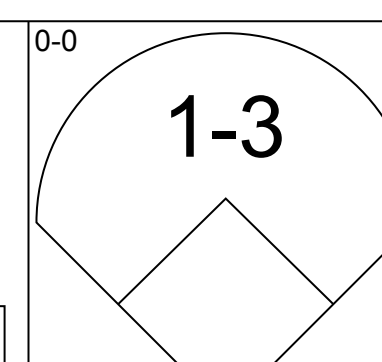
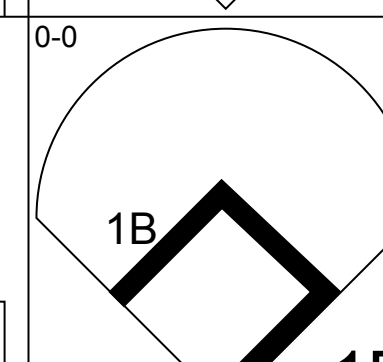
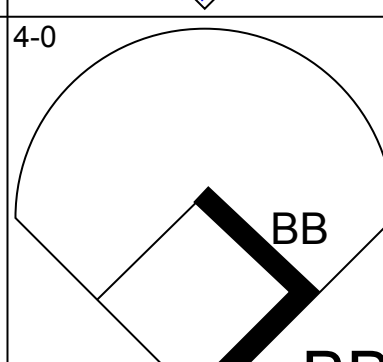
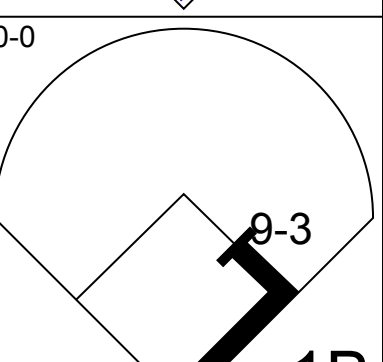
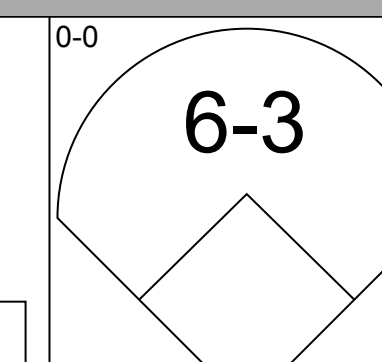
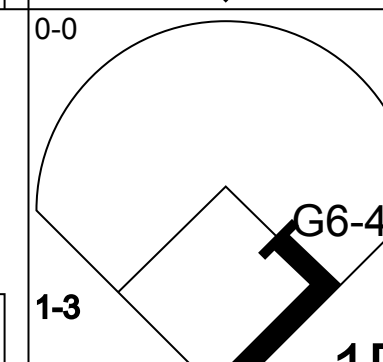
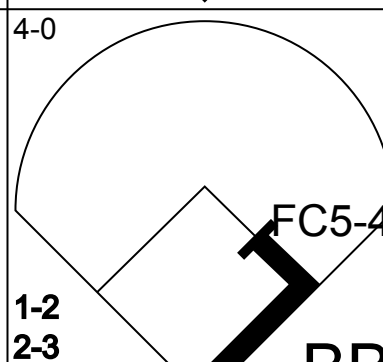
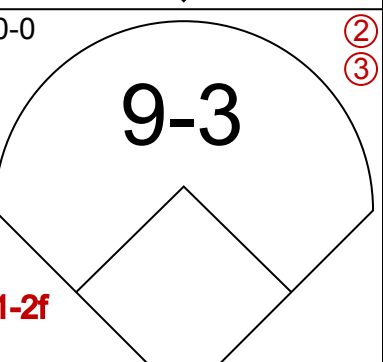
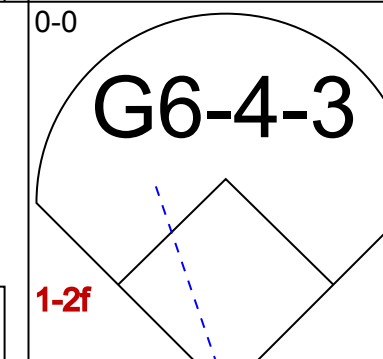
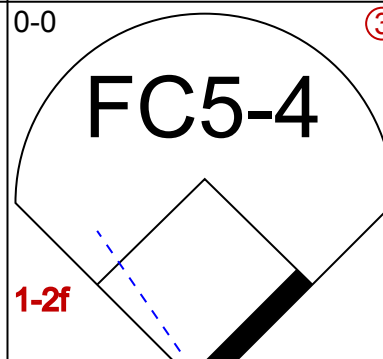
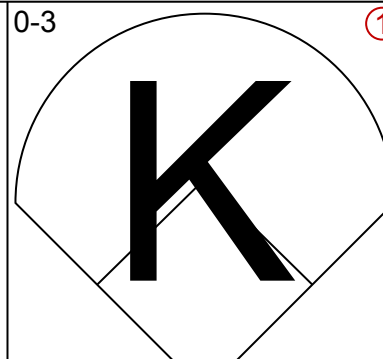
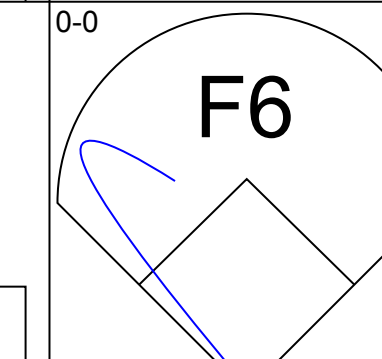
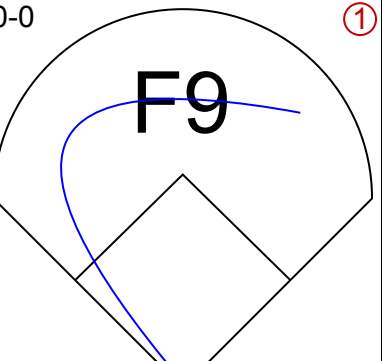
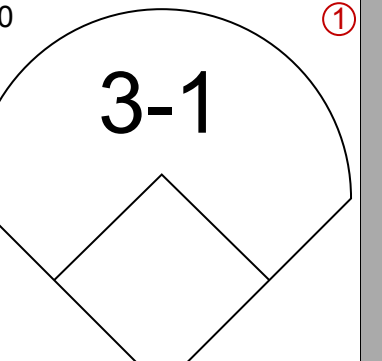
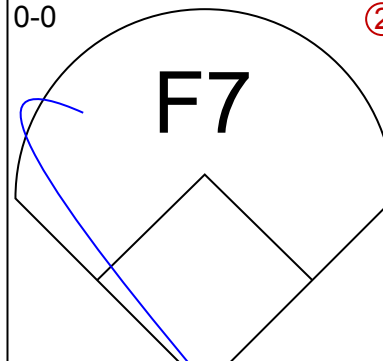
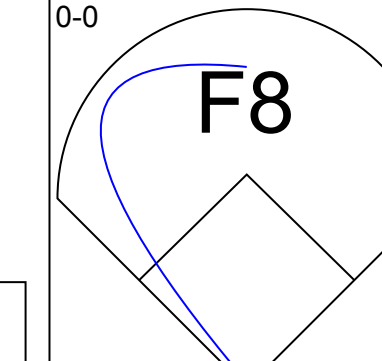

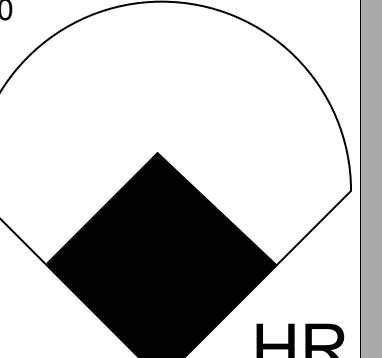
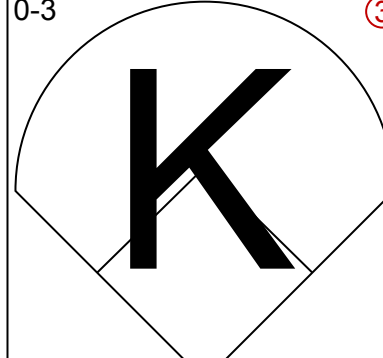
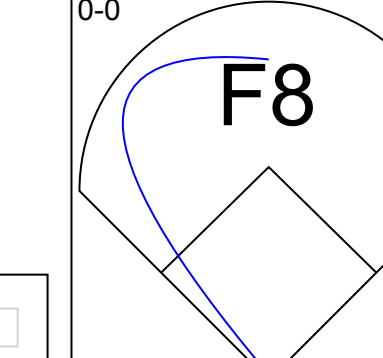

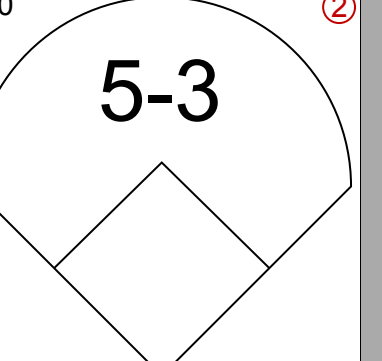
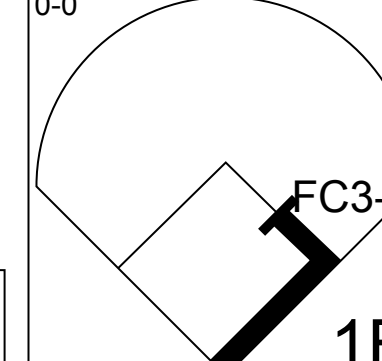
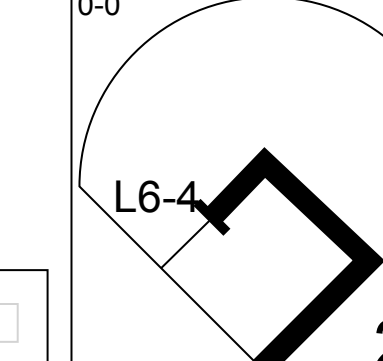
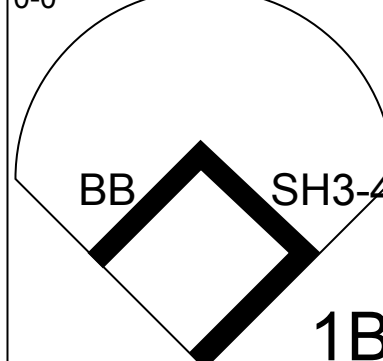
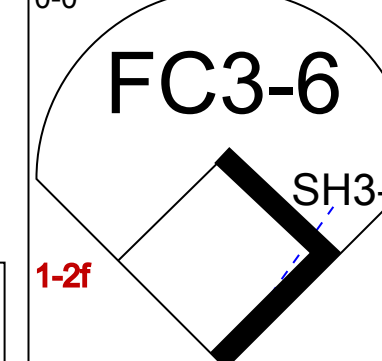
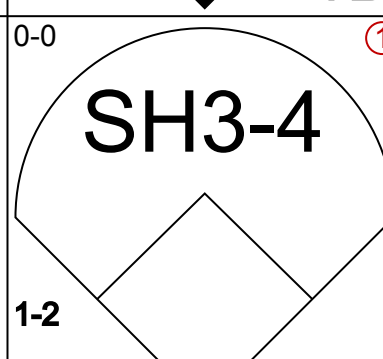
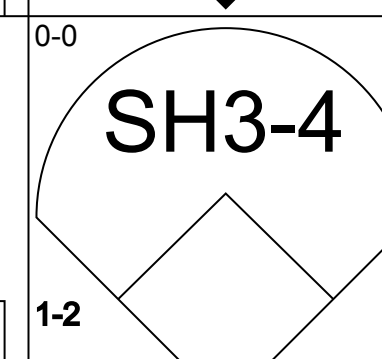
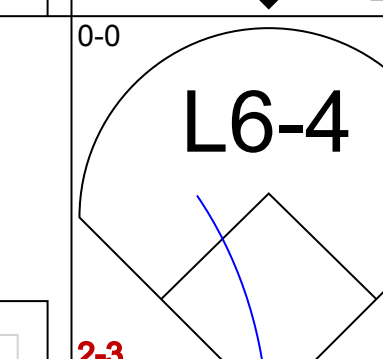
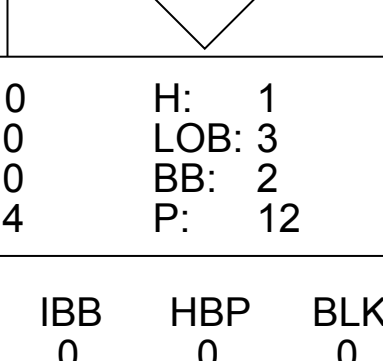
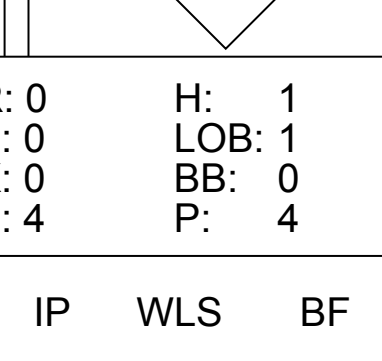
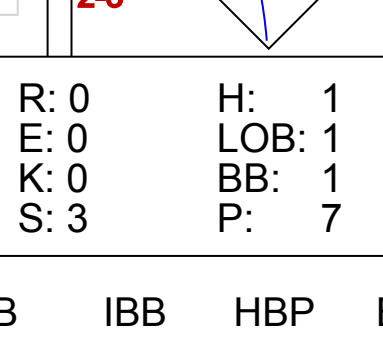
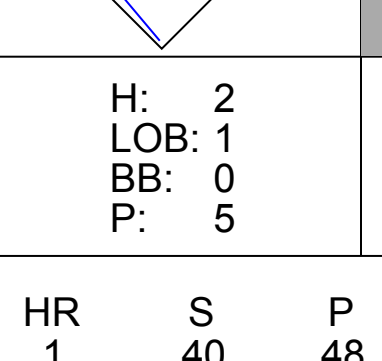



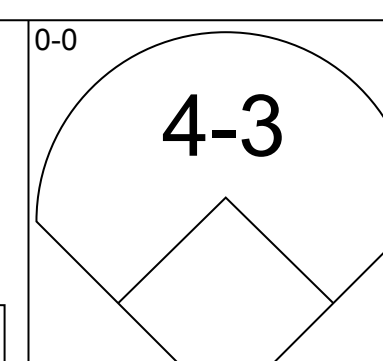
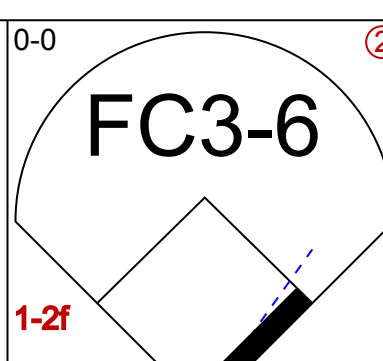
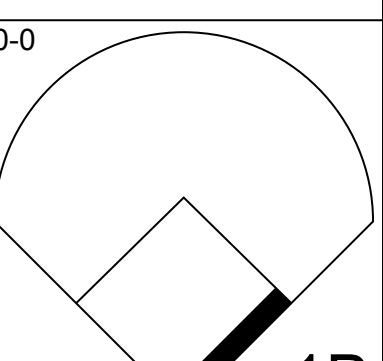
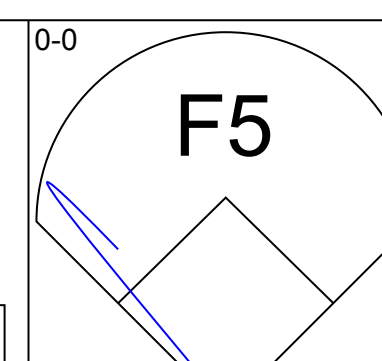
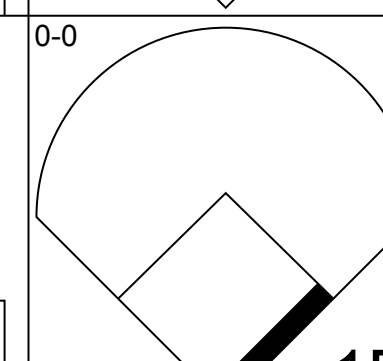
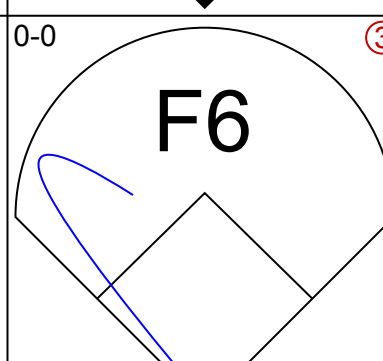
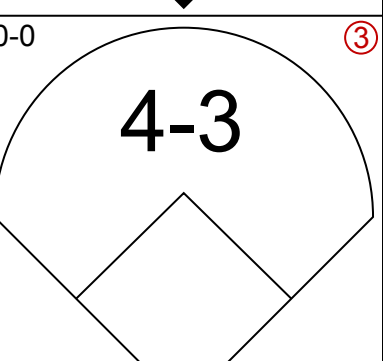
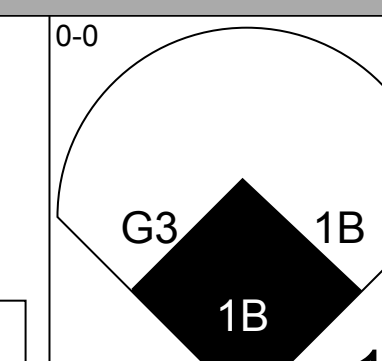
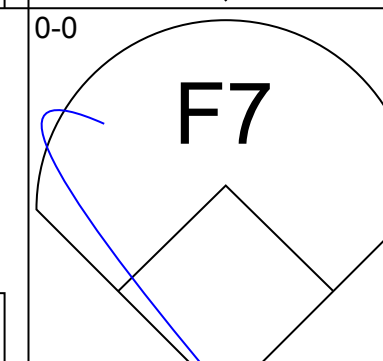
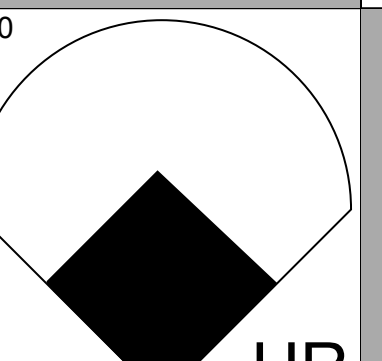
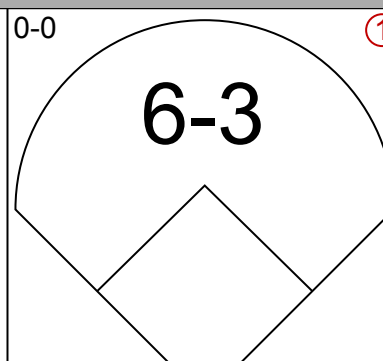
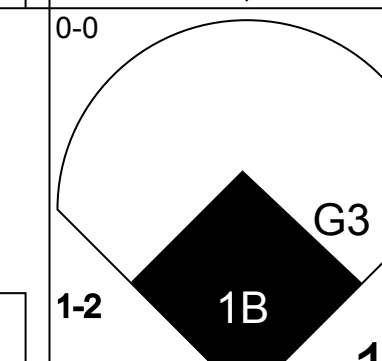
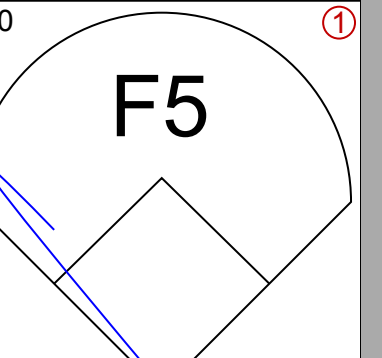
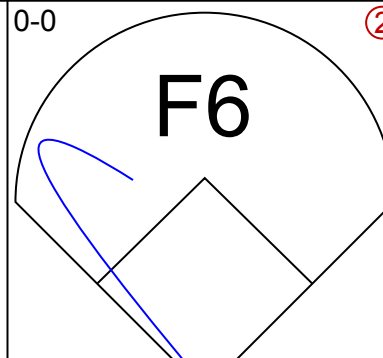
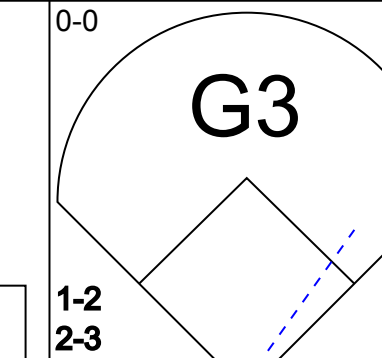
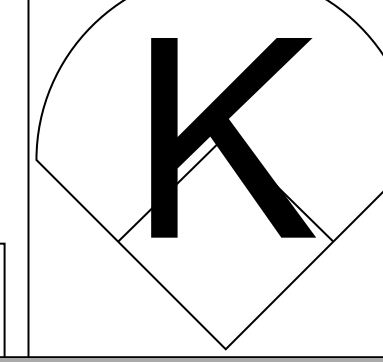
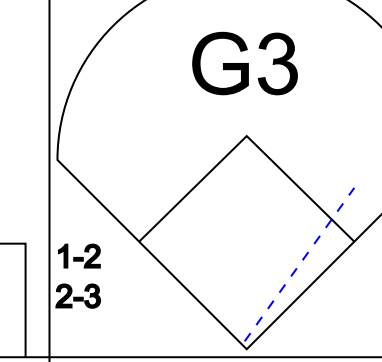
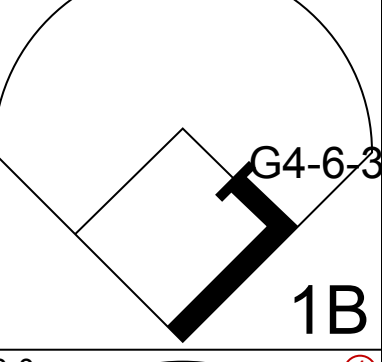
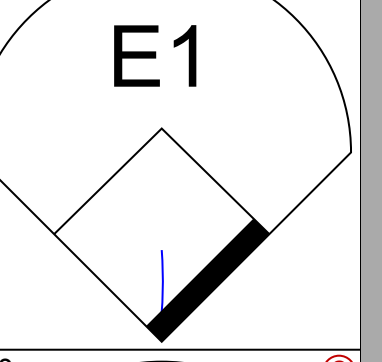
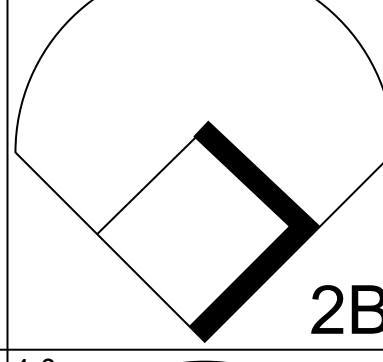
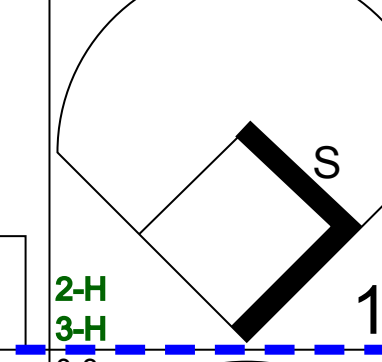
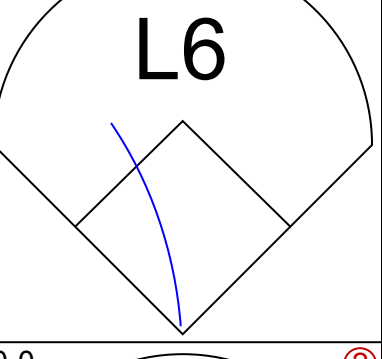
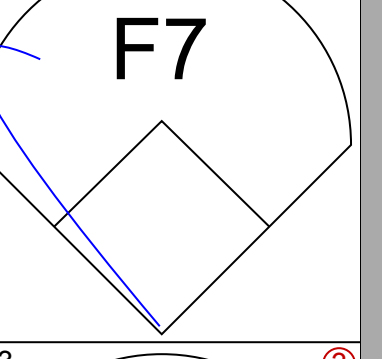
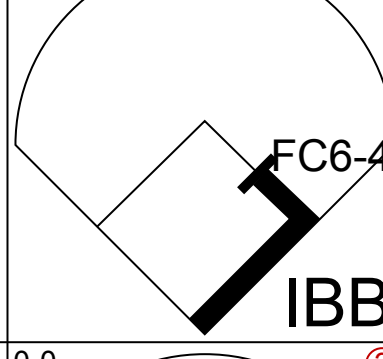
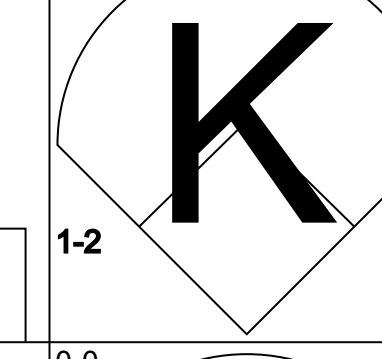
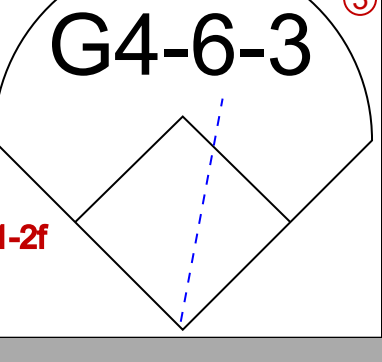

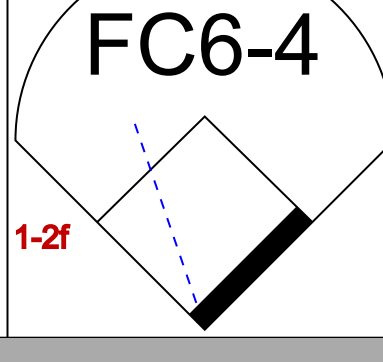
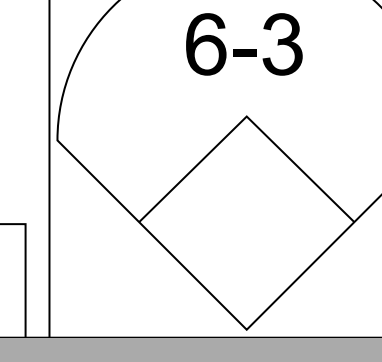
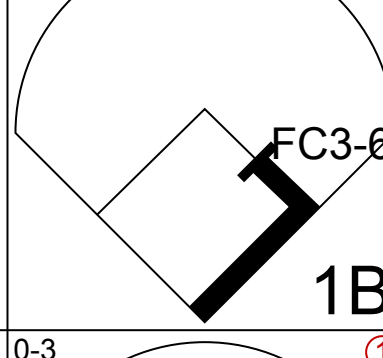
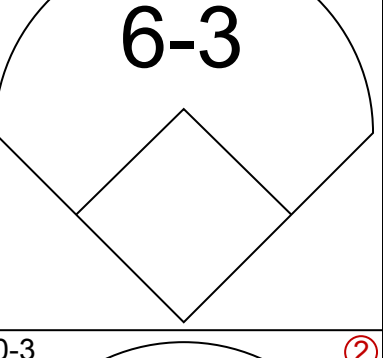
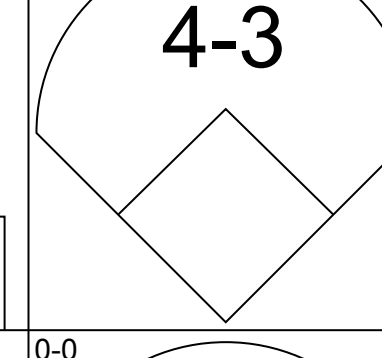


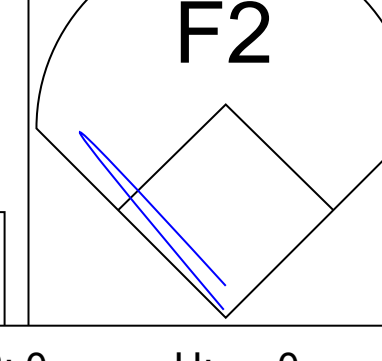
Batter	1	2	3	4	5	6	7	8	9	AB	R	H	RBI	BB	SO	LOB	BOTTOM					
Walt Williams, R OBP: 0.333, SLG: 0.373	1B 2B		1B SF7	4-3			4-3			4	2	2	0	0	0	2						
Tom McCraw, L OBP: 0.280, SLG: 0.281	F7		1B				6-3			3	0	2	0	0	0	1						
Buddy Bradford, R OBP: 0.354, SLG: 0.409			1B				FC1-6 1B			1	0	0	0	0	0	0						
Gail Hopkins, L OBP: 0.353, SLG: 0.383	FC6-4 1B		SF7				FC1-6 BB 1B			3	0	1	2	0	0	1						
Bill Melton, R OBP: 0.324, SLG: 0.446	F8						BB 1B		F7	4	0	2	0	0	0	1						
Ed Herrmann, L OBP: 0.314, SLG: 0.328	FC6-4		4-3				BB 1B		5-3	3	0	0	0	1	0	3						
Ron Hansen, R OBP: 0.300, SLG: 0.329		6-3		1B			G1-2-3		6-3	3	0	1	0	0	0	3						
Woodie Held, R OBP: 0.296, SLG: 0.328				1B						1	0	0	0	0	0	0						
Ken Berry, R OBP: 0.275, SLG: 0.317		4-3		1B			6-3		F9	4	0	1	0	0	0	0						
Rich Morales, R OBP: 0.218, SLG: 0.176				1B			6-3			3	0	1	0	0	0	2						
Don Pavletich, R OBP: 0.331, SLG: 0.391				F2			6-3		K	1	0	0	0	0	1	0						
Paul Edmondson, R OBP: 0.263, SLG: 0.263				1B					F7	3	0	0	0	0	2	2						
Danny Murphy, L OBP: 0.351, SLG: 0.383				K			K2-3			0	0	0	0	0	0	0						
Pete Ward, L OBP: 0.351, SLG: 0.383										1	0	0	0	0	0	0						
Inning Stats	R: 1 E: 0 K: 0 S: 5	H: 2 LOB: 1 BB: 0 P: 5	R: 0 E: 0 K: 0 S: 3	H: 1 LOB: 0 BB: 0 P: 3	R: 1 E: 0 K: 1 S: 8	H: 3 LOB: 2 BB: 0 P: 8	R: 0 E: 0 K: 0 S: 5	H: 2 LOB: 2 BB: 0 P: 5	R: 0 E: 0 K: 0 S: 4	H: 2 LOB: 2 BB: 1 P: 8	R: 0 E: 0 K: 1 S: 5	H: 0 LOB: 0 BB: 0 P: 5	R: 0 E: 0 K: 0 S: 3	H: 0 LOB: 0 BB: 0 P: 3	R: 0 E: 0 K: 1 S: 5	H: 0 LOB: 0 BB: 0 P: 5	1B: 9 2B: 1 3B: 0 HR: 0	SF: 1 SAC: 0 DP: 1 HBP: 0	WP: 0 PB: 0 CS: 0	PA: 36		
PITCHER	IP WLS BF H R ER SO BB IBB HBP BLK WP HR S P ERA WHIP	IP WLS BF H R ER SO BB IBB HBP BLK WP HR S P ERA WHIP	IP WLS BF H R ER SO BB IBB HBP BLK WP HR S P ERA WHIP	IP WLS BF H R ER SO BB IBB HBP BLK WP HR S P ERA WHIP	IP WLS BF H R ER SO BB IBB HBP BLK WP HR S P ERA WHIP	IP WLS BF H R ER SO BB IBB HBP BLK WP HR S P ERA WHIP	IP WLS BF H R ER SO BB IBB HBP BLK WP HR S P ERA WHIP	IP WLS BF H R ER SO BB IBB HBP BLK WP HR S P ERA WHIP	IP WLS BF H R ER SO BB IBB HBP BLK WP HR S P ERA WHIP	IP WLS BF H R ER SO BB IBB HBP BLK WP HR S P ERA WHIP	IP WLS BF H R ER SO BB IBB HBP BLK WP HR S P ERA WHIP	IP WLS BF H R ER SO BB IBB HBP BLK WP HR S P ERA WHIP	IP WLS BF H R ER SO BB IBB HBP BLK WP HR S P ERA WHIP	IP WLS BF H R ER SO BB IBB HBP BLK WP HR S P ERA WHIP	IP WLS BF H R ER SO BB IBB HBP BLK WP HR S P ERA WHIP	IP WLS BF H R ER SO BB IBB HBP BLK WP HR S P ERA WHIP	IP WLS BF H R ER SO BB IBB HBP BLK WP HR S P ERA WHIP	IP WLS BF H R ER SO BB IBB HBP BLK WP HR S P ERA WHIP	IP WLS BF H R ER SO BB IBB HBP BLK WP HR S P ERA WHIP	IP WLS BF H R ER SO BB IBB HBP BLK WP HR S P ERA WHIP	IP WLS BF H R ER SO BB IBB HBP BLK WP HR S P ERA WHIP	IP WLS BF H R ER SO BB IBB HBP BLK WP HR S P ERA WHIP

New York Yankees @ Chicago White Sox
Comiskey Park, Chicago, IL
Sun Aug 17 1969, 4:33 AM EDT
Att. 7,352 - Overcast

AB 34
R 2
H 10
RBI 2
BB 1
SO 3
LOB 15



Batter	1	2	3	4	5	6	7	8	9	AB	R	H	RBI	BB	SO	LOB	TOP			
Walt Williams, R (1.7) OBP: 0.329, SLG: 0.368										4	0	0	0	0	1	2	Chicago White Sox @ Washington Senators Robert F. Kennedy Memorial Stadium, Washington, DC Tue Aug 19 1969, 7:05 PM EDT Att: 6,205 - Unknown livebaseballscorecards.com			
Luis Aparicio, R (1.6) OBP: 0.354, SLG: 0.365										3	0	2	0	1	0	0				
Gail Hopkins, L (1.3) OBP: 0.357, SLG: 0.386										3	0	2	0	1	0	1				
Bill Melton, R (1.5) OBP: 0.322, SLG: 0.441										4	0	0	0	0	1	6				
Ed Herrmann, L (1.2) OBP: 0.308, SLG: 0.322										4	0	0	0	0	0	1				
Chuck Brinkman, R (8.2) OBP: 0.077, SLG: 0.077										0	0	0	0	0	0	0				
Buddy Bradford, R (1.9) OBP: 0.352, SLG: 0.420										4	1	1	1	0	2	0				
Ken Berry, R (1.8) OBP: 0.278, SLG: 0.325										4	0	2	0	0	0	0				
Rich Morales, R (1.4) OBP: 0.235, SLG: 0.195										3	0	2	0	0	0	1				
Pete Ward, L (9, PH) OBP: 0.351, SLG: 0.383										0	0	0	0	0	0	0				
Don Pavletich, R (9, PH) OBP: 0.335, SLG: 0.391										0	0	0	0	1	0	0				
Joe Horlen, R (1.1) OBP: 0.193, SLG: 0.211										1	0	0	0	0	0	1				
Gary Peters, L (8, 1) OBP: 0.200, SLG: 0.333										0	0	0	0	0	0	0				
Woodie Held, R (9, PH) OBP: 0.292, SLG: 0.322										1	0	0	0	0	0	2				
Inning Stats	R: 0 E: 0 K: 1 S: 6	H: 2 LOB: 1 BB: 0 P: 6	R: 0 E: 0 K: 1 S: 5	H: 0 LOB: 0 BB: 0 P: 5	R: 0 E: 0 K: 0 S: 4	H: 1 LOB: 3 BB: 2 P: 12	R: 1 E: 0 K: 0 S: 5	H: 2 LOB: 1 BB: 0 P: 5	R: 0 E: 0 K: 2 S: 7	H: 0 LOB: 0 BB: 0 P: 7	R: 0 E: 0 K: 0 S: 4	H: 1 LOB: 1 BB: 0 P: 4	R: 0 E: 0 K: 0 S: 4	H: 1 LOB: 1 BB: 0 P: 4	R: 0 E: 0 K: 0 S: 3	H: 1 LOB: 1 BB: 1 P: 7	1B: 7 2B: 3 3B: 0 HR: 1	SF: 0 SAC: 2 DP: 3 HBP: 0	WP: 0 PB: 0 SB: 0 CS: 0	PA: 36
PITCHER	IP WLS BF H R ER SO BB IBB HBP BLK WP HR S P ERA WHIP																			
Casey Cox, R (1.1) ERA: 2.33	8.1 W 34 9 1 1 4 2 0 0 0 0 1 40 48 1.08 1.320																			
Darold Knowles, L (9, 1) ERA: 2.44	0.2 S 2 0 0 0 0 1 0 0 0 0 0 0 1 5 0.00 1.500																			

Batter	1	2	3	4	5	6	7	8	9	AB	R	H	RBI	BB	SO	LOB	BOTTOM			
Del Unser, L (1.8) OBP: 0.334, SLG: 0.333										4	0	1	0	0	0	1	Chicago White Sox @ Washington Senators Robert F. Kennedy Memorial Stadium, Washington, DC Tue Aug 19 1969, 7:05 PM EDT Att: 6,205 - Unknown livebaseballscorecards.com			
Lee Maye, L (1.9) OBP: 0.332, SLG: 0.386										4	1	2	0	0	0	2				
Frank Howard, R (1.7) OBP: 0.402, SLG: 0.588										4	2	2	1	0	0	1				
Mike Epstein, L (1.3) OBP: 0.408, SLG: 0.520										4	0	0	0	0	1	3				
Ed Stroud, L (9, 7) OBP: 0.351, SLG: 0.366										0	0	0	0	0	0	0				
Ken McMullen, R (1.5) OBP: 0.344, SLG: 0.389										4	0	3	2	0	0	0				
Bernie Allen, L (1.4) OBP: 0.396, SLG: 0.412										2	0	0	0	1	0	2				
Brant Alyea, R (8, PH) OBP: 0.345, SLG: 0.464										1	0	0	0	0	1	1				
Tim Cullen, R (9, 4) OBP: 0.266, SLG: 0.257										0	0	0	0	0	0	0				
Ed Brinkman, R (1.6) OBP: 0.333, SLG: 0.340										4	0	0	0	0	1	5				
Paul Casanova, R (1.2) OBP: 0.241, SLG: 0.275										3	0	1	0	0	0	0				
Casey Cox, R (1.1) ERA: 4.24										3	0	0	0	0	2	1				
Darold Knowles, L (9, 1) ERA: 4.09										0	0	0	0	0	0	0				
Inning Stats	R: 0 E: 0 K: 1 S: 6	H: 1 LOB: 1 BB: 0 P: 6	R: 0 E: 0 K: 0 S: 3	H: 1 LOB: 0 BB: 0 P: 3	R: 0 E: 0 K: 1 S: 6	H: 1 LOB: 1 BB: 0 P: 6	R: 1 E: 1 K: 1 S: 7	H: 1 LOB: 1 BB: 0 P: 7	R: 0 E: 0 K: 0 S: 4	H: 1 LOB: 2 BB: 1 P: 8	R: 0 E: 0 K: 0 S: 3	H: 0 LOB: 0 BB: 0 P: 3	R: 2 E: 0 K: 1 S: 8	H: 3 LOB: 1 BB: 0 P: 8	R: 0 E: 0 K: 1 S: 8	H: 3 LOB: 1 BB: 0 P: 8	1B: 7 2B: 1 3B: 0 HR: 1	SF: 0 SAC: 0 DP: 1 HBP: 0	WP: 0 PB: 0 SB: 1 CS: 0	PA: 34
PITCHER	IP WLS BF H R ER SO BB IBB HBP BLK WP HR S P ERA WHIP																			
Joe Horlen, R (1.1) ERA: 4.24	7.1 L 32 9 3 3 4 0 0 0 0 0 0 1 39 43 3.68 1.227																			
Gary Peters, L (8, 1) ERA: 4.09	0.2 2 0 0 0 0 1 0 0 0 0 0 0 4 4 0.00 0.000																			

Batter	1	2	3	4	5	6	7	8	9	AB	R	H	RBI	BB	SO	LOB	TOP					
Walt Williams, R OBP: 0.328, SLG: 0.370 (1, 9)										4	0	1	0	0	1	2	Chicago White Sox @ Washington Senators Robert F. Kennedy Memorial Stadium, Washington, DC Wed Aug 20 1969, 7:05 PM EDT Att: 8,011 - Unknown livebaseballscorecards.com					
Luis Aparicio, R OBP: 0.355, SLG: 0.366 (1, 6)										4	0	2	1	0	0	0						
Gail Hopkins, L OBP: 0.381, SLG: 0.381 (1, 3)										4	0	0	0	0	1	4						
Gary Bell, R OBP: 0.273, SLG: 0.263 (8, 1)										0	0	0	0	0	0	0						
Bill Melton, R OBP: 0.319, SLG: 0.437 (1, 5)										4	0	0	0	0	0	2						
Don Pavletich, R OBP: 0.328, SLG: 0.381 (1, 2)										4	0	0	0	0	1	0						
Buddy Bradford, R OBP: 0.350, SLG: 0.414 (1, 8)										3	0	0	0	1	0	0						
Tom McCraw, L OBP: 0.282, SLG: 0.282 (9, PH)										3	0	1	0	0	0	1						
Woodie Held, R OBP: 0.288, SLG: 0.317 (8, PH)										1	0	0	0	0	0	0						
Rich Morales, R OBP: 0.226, SLG: 0.188 (1, 4)										3	0	0	0	0	1	1						
Tommy John, R OBP: 0.197, SLG: 0.150 (1, 1)										2	0	1	0	0	0	1						
Danny Murphy, L (6, 1)										0	0	0	0	0	0	0						
Pete Ward, L OBP: 0.354, SLG: 0.387 (8, 3)										1	1	1	0	0	0	0						
Inning Stats	R: 0 E: 0 K: 1 S: 5	H: 0 LOB: 0 BB: 0 P: 5	R: 0 E: 0 K: 0 S: 3	H: 0 LOB: 1 BB: 1 P: 7	R: 0 E: 0 K: 1 S: 7	H: 2 LOB: 2 BB: 0 P: 7	R: 0 E: 0 K: 0 S: 3	H: 0 LOB: 0 BB: 0 P: 3	R: 0 E: 0 K: 0 S: 4	H: 1 LOB: 1 BB: 0 P: 4	R: 0 E: 0 K: 0 S: 3	H: 0 LOB: 0 BB: 0 P: 3	R: 0 E: 0 K: 0 S: 3	H: 0 LOB: 0 BB: 0 P: 3	R: 1 E: 0 K: 1 S: 8	H: 3 LOB: 2 BB: 0 P: 8	R: 0 E: 0 K: 1 S: 5	H: 0 LOB: 0 BB: 0 P: 5	1B: 5 2B: 1 3B: 0 HR: 0	SF: 0 SAC: 0 DP: 0 HBP: 0	WP: 0 PB: 0 SB: 0 CS: 0	PA: 34
PITCHER	IP WLS BF H R ER SO BB IBB HBP BLK WP HR S P ERA WHIP																					
Dick Bosman, R ERA: 2.0 (1, 1)	7.1 W 29 6 1 1 2 1 0 0 0 0 0 0 32 36 1.23 0.955																					
Darold Knowles, L ERA: 2.37 (8, 1)	1.2 S 5 0 0 0 2 0 0 0 0 0 0 0 9 9 0.00 0.000																					

Batter	1	2	3	4	5	6	7	8	9	AB	R	H	RBI	BB	SO	LOB	BOTTOM					
Ed Brinkman, R OBP: 0.330, SLG: 0.336 (1, 6)										5	0	0	0	0	1	5	Chicago White Sox @ Washington Senators Robert F. Kennedy Memorial Stadium, Washington, DC Wed Aug 20 1969, 7:05 PM EDT Att: 8,011 - Unknown livebaseballscorecards.com					
Tim Cullen, R OBP: 0.285, SLG: 0.256 (1, 4)										4	0	1	0	0	0	1						
Frank Howard, R OBP: 0.399, SLG: 0.583 (1, 3)										4	0	0	0	0	1	1						
Ken McMullen, R OBP: 0.345, SLG: 0.389 (1, 5)										3	1	1	0	1	0	0						
Brant Aylea, R OBP: 0.343, SLG: 0.459 (1, 9)										4	1	1	0	0	0	2						
Ed Stroud, L OBP: 0.351, SLG: 0.366 (8, 9)										0	0	0	0	0	0	0						
Dick Smith, R OBP: 0.250, SLG: 0.250 (1, 7)										4	1	1	0	0	0	2						
Del Unser, L OBP: 0.337, SLG: 0.336 (1, 8)										4	1	3	1	0	0	1						
Paul Casanova, R OBP: 0.251, SLG: 0.289 (1, 2)										3	0	3	3	1	0	0						
Dick Bosman, R OBP: 0.196, SLG: 0.075 (1, 1)										3	0	0	0	0	1	5						
Darold Knowles, L OBP: 0.231, SLG: 0.091 (8, 1)										0	0	0	0	1	0	0						
Inning Stats	R: 0 E: 0 K: 2 S: 7	H: 4 LOB: 2 BB: 0 P: 9	R: 2 E: 0 K: 1 S: 9	H: 4 LOB: 2 BB: 0 P: 9	R: 0 E: 0 K: 0 S: 3	H: 0 LOB: 0 BB: 0 P: 3	R: 0 E: 1 K: 0 S: 4	H: 0 LOB: 2 BB: 1 P: 8	R: 0 E: 0 K: 0 S: 4	H: 1 LOB: 2 BB: 1 P: 8	R: 2 E: 0 K: 0 S: 6	H: 3 LOB: 1 BB: 0 P: 6	R: 0 E: 0 K: 0 S: 3	H: 0 LOB: 0 BB: 0 P: 3	R: 0 E: 0 K: 0 S: 4	H: 2 LOB: 2 BB: 1 P: 8	R: 0 E: 0 K: 0 S: 7	H: 0 LOB: 0 BB: 0 P: 7	1B: 9 2B: 0 3B: 1 HR: 0	SF: 0 SAC: 0 DP: 0 HBP: 0	WP: 0 PB: 0 SB: 0 CS: 2	PA: 37
PITCHER	IP WLS BF H R ER SO BB IBB HBP BLK WP HR S P ERA WHIP																					
Tommy John, L ERA: 3.62 (1, 1)	5.0 L 26 8 4 4 3 1 1 0 0 0 0 0 30 38 7.20 1.800																					
Danny Murphy, R ERA: 3.62 (6, 1)	2.0 6 0 0 0 0 0 0 0 0 0 0 0 6 6 0.00 0.000																					
Gary Bell, R ERA: 5.49 (8, 1)	1.0 5 2 0 0 0 0 1 0 0 0 0 0 4 8 0.00 3.000																					


Batter	1	2	3	4	5	6	7	8	9	AB	R	H	RBI	BB	SO	LOB	TOP					
Walt Williams, R OBP: 0.333, SLG: 0.378 (1, 9)	5-3		SF9 1-3 2-H 2B				SH3		G4-6-3 1B	4	0	3	1	0	0	0	Chicago White Sox @ Boston Red Sox Fenway Park, Boston, MA Fri Aug 22 1969, 7:05 PM EDT Att: 27,402 - Unknown					
Luis Aparicio, R OBP: 0.353, SLG: 0.365 (1, 6)	F5		SF9			6-3	6-3		G4-6-3 1B	4	0	1	1	0	0	2						
Gail Hopkins, L OBP: 0.349, SLG: 0.375 (1, 3)	F7		F4			G3	G3		G4-6-3 1B	5	0	0	0	0	0	4						
Bill Melton, R OBP: 0.317, SLG: 0.434 (1, 5)		6-3		K		HBP 2B 1B			K L9	5	1	1	0	0	2	1						
Ed Herrmann, L OBP: 0.311, SLG: 0.322 (1, 2)		G3		BB 1B		2B 1-2 HBP			K	3	0	1	0	0	1	0						
Buddy Bradford, R OBP: 0.353, SLG: 0.413 (1, 8)		K		G3-6-3 BB		K			S 1B	3	1	1	0	1	2	2						
Tom McCraw, L OBP: 0.290, SLG: 0.294 (1, 7)			FC1-5 1B	G3-6-3 BB					1B 1-2 IBB	3	0	2	1	1	0	2						
Rich Morales, R OBP: 0.239, SLG: 0.202 (1, 4)			FC1-5 2B 1B		6-3		F4		S 1-3 2-H 1B	4	1	2	1	0	0	2						
Gary Peters, L OBP: 0.203, SLG: 0.344 (1, 1)			FC1-5 2B SF9		F9			SH3 2B	G3	4	1	1	0	0	0	4						
Inning Stats	R: 0 E: 0 K: 0 S: 3	H: 0 LOB: 0 BB: 0 P: 3	R: 0 E: 0 K: 1 S: 5	H: 0 LOB: 0 BB: 0 P: 5	R: 2 E: 0 K: 0 S: 6	H: 3 LOB: 1 BB: 0 P: 6	R: 0 E: 0 K: 1 S: 5	H: 1 LOB: 1 BB: 1 P: 9	R: 0 E: 0 K: 0 S: 4	H: 1 LOB: 1 BB: 0 P: 4	R: 1 E: 0 K: 1 S: 7	H: 2 LOB: 2 BB: 0 P: 8	R: 0 E: 0 K: 0 S: 4	H: 1 LOB: 1 BB: 0 P: 4	R: 1 E: 0 K: 2 S: 9	H: 2 LOB: 2 BB: 1 P: 13	R: 0 E: 0 K: 0 S: 4	H: 2 LOB: 1 BB: 0 P: 4	1B: 9 2B: 3 3B: 0 HR: 0	SF: 1 SAC: 1 DP: 2 HBP: 1	WP: 0 PB: 0 SB: 2 CS: 0	PA: 40
PITCHER	IP WLS BF H R ER SO BB IBB HBP BLK WP HR S P ERA WHIP	7.0 L 30 8 3 3 3 1 0 1 0 0 0 0 34 39 3.86 1.286	2.0 L 10 4 1 1 2 0 1 0 0 0 0 0 13 17 4.50 2.000	PITCHER																		
Vicente Romo, R ERA: 3.4 (1, 1)																						
Lee Stange, R ERA: 3.41 (8, 1)																						

Batter	1	2	3	4	5	6	7	8	9	AB	R	H	RBI	BB	SO	LOB	BOTTOM					
Syd O'Brien, R OBP: 0.300, SLG: 0.405 (1, 5)	6-3		6-3				G3-6-3			4	0	0	0	0	1	1	Chicago White Sox @ Boston Red Sox Fenway Park, Boston, MA Fri Aug 22 1969, 7:05 PM EDT Att: 27,402 - Unknown					
Mike Andrews, R OBP: 0.388, SLG: 0.441 (1, 4)	6-3		BB 1B						F7	4	0	2	0	0	0	0						
Carl Yastrzemski, L OBP: 0.352, SLG: 0.506 (1, 7)	F5		FC6 BB		4-3				4-3	3	0	0	0	1	0	1						
Reggie Smith, S OBP: 0.385, SLG: 0.573 (1, 8)		5-3 BB 1B	FC6			F4			BB	3	0	1	0	1	0	2						
Rico Petrocelli, R OBP: 0.426, SLG: 0.611 (1, 6)		K		HR		1B BB			F8	3	1	1	1	1	1	2						
Tony Conigliaro, R OBP: 0.328, SLG: 0.434 (1, 9)		5-3 BB		6-3		G6-4-3 1B			G6-4-3 1B	3	0	2	0	1	0	0						
George Scott, R OBP: 0.326, SLG: 0.384 (1, 3)	5-3			K		G6-4-3			G6-4-3	4	0	0	0	0	1	5						
Russ Gibson, R OBP: 0.288, SLG: 0.315 (1, 2)	6-3			6-3					F8	4	0	1	0	0	0	2						
Vicente Romo, R OBP: 0.105, SLG: 0.105 (1, 1)										2	0	0	0	0	1	0						
Don Lock, R OBP: 0.333, SLG: 0.269 (7, PH)			K							1	0	0	0	0	0	1						
Lee Stange, R OBP: 0.154, SLG: 0.083 (8, 1)										0	0	0	0	0	0	0						
Inning Stats	R: 0 E: 0 K: 0 S: 3	H: 0 LOB: 0 BB: 0 P: 3	R: 0 E: 0 K: 1 S: 6	H: 1 LOB: 2 BB: 1 P: 10	R: 0 E: 0 K: 1 S: 6	H: 1 LOB: 2 BB: 1 P: 10	R: 1 E: 0 K: 1 S: 6	H: 1 LOB: 0 BB: 0 P: 6	R: 0 E: 0 K: 1 S: 6	H: 1 LOB: 1 BB: 0 P: 6	R: 0 E: 0 K: 0 S: 3	H: 1 LOB: 1 BB: 1 P: 7	R: 0 E: 0 K: 0 S: 3	H: 1 LOB: 0 BB: 0 P: 3	R: 0 E: 0 K: 0 S: 3	H: 0 LOB: 1 BB: 1 P: 7	R: 0 E: 0 K: 0 S: 3	H: 1 LOB: 0 BB: 0 P: 3	1B: 6 2B: 0 3B: 0 HR: 1	SF: 0 SAC: 0 DP: 3 HBP: 0	WP: 0 PB: 0 SB: 0 CS: 0	PA: 35
PITCHER	IP WLS BF H R ER SO BB IBB HBP BLK WP HR S P ERA WHIP	9.0 W 35 7 1 1 4 4 0 0 0 0 1 39 55 1.00 1.222	PITCHER																			
Gary Peters, L ERA: 3.94 (1, 1)																						

Batter	1	2	3	4	5	6	7	8	9	AB	R	H	RBI	BB	SO	LOB	TOP	
Walt Williams, R (1, 9) OBP: 0.332, SLG: 0.377										4	0	1	0	0	0	0		
Luis Aparicio, R (1, 6) OBP: 0.351, SLG: 0.362										4	0	0	0	0	0	1		
Gail Hopkins, L (1, 3) OBP: 0.348, SLG: 0.372										3	0	0	0	1	0	0		
Bill Melton, R (1, 5) OBP: 0.317, SLG: 0.432										4	0	1	0	0	1	2		
Ed Herrmann, L (1, 2) OBP: 0.315, SLG: 0.330										4	0	2	0	0	1	2		
Buddy Bradford, R (1, 8) OBP: 0.347, SLG: 0.406										4	0	0	0	0	0	3		
Tom McCraw, L (1, 7) OBP: 0.291, SLG: 0.294										3	0	1	0	0	0	2		
Rich Morales, R (1, 4) OBP: 0.233, SLG: 0.198										2	0	0	0	0	0	1		
Pete Ward, L (7, PH) OBP: 0.352, SLG: 0.385										1	0	0	0	0	0	2		
Ron Hansen, R (7, 4) OBP: 0.300, SLG: 0.329										0	0	0	0	0	0	0		
Billy Wynne, L (1, 1) OBP: 0.103, SLG: 0.103										2	0	0	0	0	1	1		
Don Pavletich, R (8, PH) OBP: 0.326, SLG: 0.378										1	0	0	0	0	0	0		
Danny Murphy, L (8, 1)										0	0	0	0	0	0	0		
Inning Stats	R: 0 E: 0 K: 1 S: 6	H: 1 LOB: 2 BB: 1 P: 10	R: 0 E: 0 K: 0 S: 4	H: 1 LOB: 1 BB: 0 P: 4	R: 0 E: 0 K: 0 S: 3	H: 0 LOB: 0 BB: 0 P: 3	R: 0 E: 0 K: 1 S: 5	H: 0 LOB: 0 BB: 0 P: 5	R: 0 E: 0 K: 0 S: 3	H: 2 LOB: 2 BB: 0 P: 5	R: 0 E: 0 K: 0 S: 3	H: 0 LOB: 0 BB: 0 P: 3	R: 0 E: 0 K: 0 S: 4	H: 1 LOB: 1 BB: 0 P: 4	1B: 4 2B: 1 3B: 0 HR: 0	SF: 0 SAC: 0 DP: 0 HBP: 0	WP: 0 PB: 0 SB: 0 CS: 0	PA: 33
PITCHER Ray Culp, R (1, 1) ERA: 3.68	IP: 9.0 WLS: W BF: 33 H: 5 R: 0 ER: 0 SO: 3 BB: 1 IBB: 0 HBP: 0 BLK: 0 WP: 0 HR: 0 S: 38 P: 42 ERA: 0.00 WHIP: 0.667															PITCHER	IP: 9.0 WLS: W BF: 33 H: 5 R: 0 ER: 0 SO: 3 BB: 1 IBB: 0 HBP: 0 BLK: 0 WP: 0 HR: 0 S: 38 P: 42 ERA: 0.00 WHIP: 0.667	

Chicago White Sox @ Boston Red Sox
Fenway Park, Boston, MA
Sat Aug 23 1969, 3:33 AM EDT
Att: 23,922 - Unknown


AB	32
R	0
H	5
RBI	0
BB	1
SO	3
LOB	14





Batter	1	2	3	4	5	6	7	8	9	AB	R	H	RBI	BB	SO	LOB	BOTTOM			
Mike Andrews, R (1, 4) OBP: 0.387, SLG: 0.437										3	1	0	0	1	2	1				
Dalton Jones, L (1, 3) OBP: 0.313, SLG: 0.334										3	0	1	0	0	0	0				
Carl Yastrzemski, L (1, 7) OBP: 0.350, SLG: 0.503										3	0	0	0	0	1	1				
Reggie Smith, S (1, 8) OBP: 0.384, SLG: 0.571										3	0	1	0	0	0	0				
Rico Petrocelli, R (1, 6) OBP: 0.425, SLG: 0.617										3	1	1	1	0	1	1				
Tony Conigliaro, R (1, 9) OBP: 0.326, SLG: 0.431										3	0	0	0	0	0	0				
George Scott, R (1, 5) OBP: 0.326, SLG: 0.384										3	0	1	0	0	0	0				
Jerry Moses, R (1, 2) OBP: 0.315, SLG: 0.457										3	0	1	0	0	1	1				
Ray Culp, R (1, 1) OBP: 0.198, SLG: 0.247										3	0	0	0	0	1	2				
Inning Stats	R: 0 E: 0 K: 1 S: 5	H: 0 LOB: 0 BB: 0 P: 5	R: 0 E: 0 K: 1 S: 5	H: 0 LOB: 0 BB: 0 P: 5	R: 0 E: 0 K: 0 S: 3	H: 0 LOB: 0 BB: 0 P: 3	R: 1 E: 0 K: 0 S: 3	H: 1 LOB: 1 BB: 0 P: 7	R: 1 E: 0 K: 2 S: 9	H: 2 LOB: 1 BB: 0 P: 9	R: 0 E: 0 K: 1 S: 5	H: 0 LOB: 0 BB: 0 P: 5	R: 0 E: 0 K: 0 S: 3	H: 1 LOB: 1 BB: 0 P: 3	R: 0 E: 0 K: 1 S: 6	H: 1 LOB: 1 BB: 0 P: 6	1B: 3 2B: 1 3B: 0 HR: 1	SF: 0 SAC: 0 DP: 1 HBP: 0	WP: 0 PB: 0 SB: 1 CS: 1	PA: 28
PITCHER Billy Wynne, R (1, 1) ERA: 3.93	IP: 7.0 WLS: L BF: 24 H: 4 R: 2 ER: 2 SO: 5 BB: 1 IBB: 0 HBP: 0 BLK: 0 WP: 0 HR: 1 S: 33 P: 37 ERA: 2.57 WHIP: 0.714															PITCHER	IP: 1.0 WLS: L BF: 4 H: 1 R: 0 ER: 0 SO: 1 BB: 0 IBB: 0 HBP: 0 BLK: 0 WP: 0 HR: 0 S: 6 P: 6 ERA: 0.00 WHIP: 1.000			

Chicago White Sox @ Boston Red Sox
Fenway Park, Boston, MA
Sat Aug 23 1969, 3:33 AM EDT
Att: 23,922 - Unknown

AB	27
R	2
H	5
RBI	1
BB	1
SO	6
LOB	6



Batter	1	2	3	4	5	6	7	8	9	AB	R	H	RBI	BB	SO	LOB	TOP											
Walt Williams, R OBP: 0.336, SLG: 0.376 (1, 7)	F8		BB				F3		FC4-6 1B BB	3	0	1	0	2	0	0	Chicago White Sox @ Boston Red Sox Fenway Park, Boston, MA Sun Aug 24 1969, 3:33 AM EDT Att: 25,615 - Unknown											
Luis Aparicio, R OBP: 0.349, SLG: 0.360 (1, 6)	F9		FC5				6-3		FC4-6 1B	5	0	1	0	0	0	3												
Tom McCraw, L OBP: 0.289, SLG: 0.297 (1, 3)	4-3						4-3		FC4-6	5	1	1	0	0	0	2												
Bill Melton, R OBP: 0.318, SLG: 0.432 (1, 5)									L6	5	1	2	1	0	0	2												
Ed Herrmann, L OBP: 0.318, SLG: 0.330 (1, 2)	F8									3	0	1	0	1	0	1												
Buddy Bradford, R OBP: 0.350, SLG: 0.405 (1, 9)	F8									3	1	1	1	1	0	1												
Ken Berry, R OBP: 0.278, SLG: 0.321 (1, 8)										3	0	0	0	1	0	3												
Rich Morales, R OBP: 0.247, SLG: 0.205 (1, 4)										2	0	1	1	0	1	2												
Joe Horlen, R OBP: 0.183, SLG: 0.200 Wilbur Wood, R (9, 1)										3	0	0	0	0	2	3												
Inning Stats	R: 0 E: 0 K: 0 S: 3	H: 0 LOB: 0 BB: 0 P: 3	R: 0 E: 0 K: 0 S: 3	H: 0 LOB: 0 BB: 0 P: 3	R: 0 E: 0 K: 0 S: 4	H: 1 LOB: 2 BB: 1 P: 8	R: 1 E: 0 K: 0 S: 5	H: 2 LOB: 3 BB: 1 P: 10	R: 1 E: 0 K: 1 S: 5	H: 0 LOB: 0 BB: 1 P: 9	R: 0 E: 0 K: 0 S: 3	H: 0 LOB: 0 BB: 0 P: 3	R: 0 E: 0 K: 1 S: 6	H: 1 LOB: 2 BB: 1 P: 10	R: 0 E: 0 K: 1 S: 6	H: 1 LOB: 2 BB: 1 P: 10		1B: 7 2B: 1 3B: 0 HR: 0	SF: 0 SAC: 2 DP: 0 HBP: 1	WP: 0 PB: 0 SB: 1 CS: 0	PA: 40							
PITCHER	IP	WLS	BF	H	R	ER	SO	BB	IBB	HBP	BLK	WP	HR	S	P	ERA	WHIP											
Jim Lonborg, R ERA: 3.99 Sonny Siebert, R ERA: 4.0 Jose Santiago, R ERA:	(1, 1)	(7, 1)	(9, 1)	6.0	L	27	6	3	3	1	3	0	0	0	0	0	4.50	1.500										

Batter	1	2	3	4	5	6	7	8	9	AB	R	H	RBI	BB	SO	LOB	BOTTOM											
Mike Andrews, R OBP: 0.388, SLG: 0.441 (1, 4)										4	0	2	0	0	0	0	Chicago White Sox @ Boston Red Sox Fenway Park, Boston, MA Sun Aug 24 1969, 3:33 AM EDT Att: 25,615 - Unknown											
Dalton Jones, L OBP: 0.305, SLG: 0.330 (1, 3)	F8									4	0	0	0	0	1	2												
Carl Yastrzemski, L OBP: 0.351, SLG: 0.504 (1, 7)										3	0	1	0	1	0	1												
Reggie Smith, S OBP: 0.381, SLG: 0.566 (1, 8)	F8									4	0	0	0	0	0	4												
Rico Petrocelli, R OBP: 0.422, SLG: 0.611 (1, 6)										4	0	0	0	0	0	1												
Tony Conigliaro, R OBP: 0.323, SLG: 0.426 (1, 9)										4	0	0	0	0	2	1												
George Scott, R OBP: 0.328, SLG: 0.391 (1, 5)										2	1	1	1	1	0	0												
Jerry Moses, R OBP: 0.316, SLG: 0.466 (1, 2)										3	0	1	0	0	0	1												
Jim Lonborg, R OBP: 0.257, SLG: 0.172 Sonny Siebert, R OBP: 0.240, SLG: 0.261 Dick Schofield, S OBP: 0.342, SLG: 0.351 Jose Santiago, R (9, 1)	(1, 1)	(7, 1)	(6, PH)	(9, 1)	(1, 1)	(7, 1)	(6, PH)	(9, 1)	(9, 1)	2	0	0	0	0	1	1												
Inning Stats	R: 0 E: 0 K: 0 S: 3	H: 1 LOB: 1 BB: 1 P: 7	R: 1 E: 0 K: 1 S: 7	H: 2 LOB: 1 BB: 0 P: 7	R: 0 E: 0 K: 0 S: 3	H: 0 LOB: 0 BB: 0 P: 3	R: 0 E: 0 K: 0 S: 3	H: 0 LOB: 0 BB: 0 P: 3	R: 0 E: 0 K: 1 S: 5	H: 0 LOB: 0 BB: 0 P: 5	R: 0 E: 0 K: 0 S: 4	H: 1 LOB: 1 BB: 0 P: 4	R: 0 E: 0 K: 0 S: 3	H: 0 LOB: 0 BB: 1 P: 7	R: 0 E: 0 K: 1 S: 5	H: 0 LOB: 0 BB: 0 P: 5		R: 0 E: 0 K: 1 S: 6	H: 1 LOB: 1 BB: 0 P: 6	1B: 1 2B: 3 3B: 0 HR: 1	SF: 0 SAC: 0 DP: 0 HBP: 0	WP: 0 PB: 0 SB: 0 CS: 0	PA: 33					
PITCHER	IP	WLS	BF	H	R	ER	SO	BB	IBB	HBP	BLK	WP	HR	S	P	ERA	WHIP											
Joe Horlen, R ERA: 4.11 Wilbur Wood, L ERA: 3.05	(1, 1)	(9, 1)	(8, PH)	(9, 1)	(1, 1)	(7, 1)	(6, PH)	(9, 1)	(1, 1)	(7, 1)	(6, PH)	(9, 1)	(1, 1)	(7, 1)	(6, PH)	(9, 1)	1.12	0.875										

Batter	1	2	3	4	5	6	7	8	9	10	AB	R	H	RBI	BB	SO	LOB	TOP
Walt Williams, R OBP: 0.334, SLG: 0.373 (1, 7)	0-0 6-3		0-0 1B			0-0 F8			0-0 E6 SH5-3 2B	0-3 K	5	1	1	0	0	1	2	
Luis Aparicio, R OBP: 0.347, SLG: 0.358 (1, 6)	0-0 L8		0-0 5-3			0-0 6-3			0-0 SH5-3		3	0	0	0	0	0	1	
Don Pavletich, R OBP: 0.324, SLG: 0.375 (1, 3)	0-0 1B			0-0 L7			0-0 6-3		0-0 F7		4	0	1	0	0	0	3	
Bill Melton, R OBP: 0.317, SLG: 0.433 (1, 5)	0-0 F6			0-0 5-3			0-0 F8		0-0 2B		4	0	1	2	0	0	1	
Buddy Bradford, R OBP: 0.344, SLG: 0.386 (1, 9)		0-3 K		0-0 5-3			0-0 F8		0-0 K		4	0	0	0	0	2	2	
Ed Herrmann, L OBP: 0.314, SLG: 0.325 Chuck Brinkman, R OBP: 0.071, SLG: 0.071 (1, 2) (8, 2)		0-3 K			0-0 L6			0-0 4-3		0-0 F8	3	0	0	0	0	1	0	
Ken Berry, R OBP: 0.273, SLG: 0.315 (1, 8)		0-0 6-3			0-0 F6			0-0 5-3		0-0 E6 SF7	4	1	0	0	0	0	0	
Rich Morales, R OBP: 0.253, SLG: 0.211 Bobby Knoop, R OBP: 0.306, SLG: 0.320 (1, 4) (8, PH) (8, 4)				0-0 G6-4-3 1B		0-0 G3		0-0 F8		0-0 E5 PB	2	0	1	0	0	0	0	
Tommy John, R OBP: 0.191, SLG: 0.145 Ron Harrison, L OBP: 0.304, SLG: 0.333 Tom McCraw, R OBP: 0.338, SLG: 0.297 Wilbur Wood, R OBP: 0.311, SLG: 0.385 Gary Bell, R OBP: 0.273, SLG: 0.283 Danny Lazar, L OBP: 0.273, SLG: 0.283 Danny Murphy, L OBP: 0.273, SLG: 0.283 (1, 11) (9, PH) (9, PH) (9, PH) (8, 1) (10, PH) (10, 1) (10, 1) (10, 1)				0-0 G6-4-3 1B		0-0 F9		0-0 SH5-3 E 2B 1B		0-0 SF7 3-H	2	0	0	0	0	0	1	
Inning Stats	R: 0 E: 0 K: 0 S: 4	H: 1 LOB: 1 BB: 0 P: 4	R: 0 E: 0 K: 2 S: 7	H: 0 LOB: 0 BB: 0 P: 7	R: 0 E: 0 K: 0 S: 4	H: 2 LOB: 1 BB: 0 P: 3	R: 0 E: 0 K: 0 S: 3	H: 0 LOB: 0 BB: 0 P: 3	R: 0 E: 0 K: 0 S: 3	H: 0 LOB: 0 BB: 0 P: 3	R: 0 E: 0 K: 1 S: 8	H: 2 LOB: 2 BB: 0 P: 8	R: 1 E: 2 K: 1 S: 7	H: 0 LOB: 1 BB: 0 P: 7	1B: 4 2B: 1 3B: 0 HR: 0	SF: 1 SAC: 1 DP: 1 HBP: 0	WP: 0 PA: 37 PB: 1 SB: 0 CS: 0	
PITCHER	IP 8.2	WLS 31	H 5	R 2	ER 0	SO 2	BB 0	IBB 0	HBP 0	BLK 0	WP 0	HR 0	S 35	P 35	ERA 0.00	WHIP 0.577		
Fritz Peterson, L ERA: 2.62 Lindy McDaniel, R ERA: 3.54 (1, 1) (9, 1)	1.1 L	6	0	1	0	2	0	0	0	0	0	0	10	10	0.00	0.000		

Chicago White Sox @ New York Yankees
Yankee Stadium, Bronx, NY
Tue Aug 26 1969, 7:05 PM EDT
Att: 12,409 - Unknown - 72 F

AB 35
R 3
H 5
RBI 3
BB 0
SO 4
LOB 11



Batter	1	2	3	4	5	6	7	8	9	10	AB	R	H	RBI	BB	SO	LOB	BOTTOM
Horace Clarke, S OBP: 0.347, SLG: 0.369 (1, 4)	0-0 L8	0-0 5-3			0-0 5-3		0-0 6-3		0-3 K		5	0	0	0	0	1	2	
Gene Michael, S OBP: 0.353, SLG: 0.389 (1, 6)	4-0 FC5-4 BB		0-0 F8		0-0 FC5-4 1B		0-0 WP 1B		0-0 F6		4	0	2	0	1	0	0	
Roy White, S OBP: 0.412, SLG: 0.458 (1, 7)	0-0 FC5-4 HR		4-0 G5-4-3 BB		0-0 FC5-4 1-2r		4-0 1-2 BB		4-0 SH5-4 BB BB		2	1	0	0	3	0	2	
Frank Fernandez, R OBP: 0.390, SLG: 0.448 Jerry Kenney, L OBP: 0.318, SLG: 0.298 (1, 2) (10, PR)	0-0 1-H HR		0-0 G5-4-3 1-2r		0-0 1B BB	4-0 1B BB	0-0 F6		4-0 SH5-4 BB		3	1	1	2	2	0	3	
Bobby Murcer, L OBP: 0.316, SLG: 0.429 (1, 9)	0-0 4-3			0-0 FC6-4 1B		0-0 6-3 1B 1-3	0-0 G3		0-0 SH5-4		4	0	2	0	0	2		
Ron Woods, R OBP: 0.289, SLG: 0.286 (1, 8)		0-0 F8		0-0 FC6-4 1-2r		4-0 1-2 BB		0-0 G6-4-3 1B		4-0 IBB	3	0	1	0	2	0	1	
Bobby Cox, R OBP: 0.330, SLG: 0.290 Jimmie Hall, L OBP: 0.281, SLG: 0.343 (1, 5) (10, PH)		0-0 E5		0-3 K		0-0 6-3		0-0 G6-4-3 1-2r		0-0 F6	4	0	0	0	0	1	4	
Len Boehmer, R OBP: 0.242, SLG: 0.179 Jake Gibbs, L OBP: 0.301, SLG: 0.276 (1, 3) (10, PH)		0-0 1B		0-0 F9		4-0 IBB		0-0 5-3		0-3 K	3	0	1	0	1	0	1	
Fritz Peterson, S OBP: 0.157, SLG: 0.095 Lindy McDaniel, R ERA: 3.54 (1, 1) (9, 1)		0-3 K			0-3 K		0-0 6-3		0-3 K		3	0	0	0	0	2	5	
Inning Stats	R: 2 E: 0 K: 0 S: 4	H: 1 LOB: 0 BB: 1 P: 8	R: 0 E: 1 K: 1 S: 7	H: 1 LOB: 2 BB: 0 P: 7	R: 0 E: 0 K: 0 S: 2	H: 0 LOB: 0 BB: 1 P: 6	R: 0 E: 0 K: 1 S: 6	H: 1 LOB: 1 BB: 0 P: 6	R: 0 E: 0 K: 1 S: 6	H: 1 LOB: 1 BB: 0 P: 6	R: 0 E: 0 K: 2 S: 7	H: 0 LOB: 0 BB: 0 P: 7	R: 0 E: 0 K: 1 S: 5	H: 0 LOB: 3 BB: 3 P: 17	1B: 6 2B: 0 3B: 0 HR: 1	SF: 0 SAC: 1 DP: 2 HBP: 0	WP: 1 PA: 44 PB: 0 SB: 0 CS: 0	
PITCHER	IP 8.0	WLS 35	H 7	R 2	ER 2	SO 3	BB 5	IBB 1	HBP 0	BLK 0	WP 1	HR 1	S 35	P 59	ERA 2.25	WHIP 1.500		
Tommy John, L ERA: 3.56 Wilbur Wood, L ERA: 3.95 Gary Bell, R ERA: 5.49 Danny Lazar, L ERA: 5.73 Danny Murphy, R ERA: 5.73 (1, 1) (9, 1) (10, 1) (10, 1) (10, 1)	1.0 W	3	0	0	2	0	2	0	0	0	0	0	7	7	0.00	0.000		
	0.0	2	0	0	0	0	2	0	0	0	0	0	8	8	=	=		
	0.1	2	0	0	0	0	0	1	0	0	0	0	1	5	0.00	0.000		
	0.2	S	2	0	0	0	1	0	0	0	0	0	4	4	0.00	0.000		

Chicago White Sox @ New York Yankees
Yankee Stadium, Bronx, NY
Tue Aug 26 1969, 7:05 PM EDT
Att: 12,409 - Unknown - 72 F

AB 34
R 2
H 7
RBI 2
BB 9
SO 6
LOB 26



Batter	1	2	3	4	5	6	7	8	9	AB	R	H	RBI	BB	SO	LOB	TOP			
Walt Williams, R (1.7) OBP: 0.338, SLG: 0.373										3	1	1	1	2	1	3				
Luis Aparicio, R (1.6) OBP: 0.348, SLG: 0.358										5	0	2	1	0	0	4				
Gail Hopkins, L (1.3) OBP: 0.343, SLG: 0.366										5	0	0	1	0	0	3				
Bill Melton, R (1.5) OBP: 0.317, SLG: 0.431										4	0	1	0	0	0	1				
Buddy Bradford, R (1.9) OBP: 0.343, SLG: 0.396										4	0	1	0	0	0	2				
Ken Berry, R (1.8) OBP: 0.277, SLG: 0.315									3	1	1	0	1	0	1					
Bobby Knoop, R (1.4) OBP: 0.308, SLG: 0.321									3	0	1	0	1	0	1					
Chuck Brinkman, R (1.2) OBP: 0.133, SLG: 0.071									0	1	0	0	1	0	0					
Tom McCraw, L (8, PH) OBP: 0.297, SLG: 0.296									1	0	0	0	0	0	1					
Don Pavletich, R (8.2) OBP: 0.324, SLG: 0.375									0	0	0	0	0	0	0					
Gary Peters, L (1.1) OBP: 0.194, SLG: 0.328									3	0	0	0	0	1	5					
Pete Ward, L (8, PH) OBP: 0.349, SLG: 0.383									1	0	0	0	0	0	1					
Dan Osinski, R (8.1) OBP: 0.324, SLG: 0.375									0	0	0	0	0	0	0					
Danny Lazar, L (8.1) OBP: 0.324, SLG: 0.375									0	0	0	0	0	0	0					
Inning Stats	R: 1 E: 0 K: 0 S: 4	H: 1 LOB: 1 BB: 1 P: 8	R: 1 E: 1 K: 1 S: 7	H: 1 LOB: 2 BB: 1 P: 11	R: 0 E: 0 K: 0 S: 4	H: 1 LOB: 1 BB: 0 P: 4	R: 1 E: 0 K: 0 S: 5	H: 2 LOB: 2 BB: 1 P: 9	R: 0 E: 0 K: 1 S: 6	H: 1 LOB: 1 BB: 0 P: 6	R: 0 E: 0 K: 0 S: 4	H: 1 LOB: 1 BB: 0 P: 4	R: 0 E: 0 K: 0 S: 3	H: 0 LOB: 0 BB: 1 P: 7	R: 0 E: 0 K: 0 S: 2	H: 0 LOB: 0 BB: 1 P: 6	1B: 7 2B: 0 3B: 0 HR: 0	SF: 0 SAC: 2 DP: 2 HBP: 0	WP: 0 PB: 0 SB: 0 CS: 0	PA: 39
PITCHER Mel Stottlemyre, R (1.1) ERA: 2.8	IP: 9.0 WLS: W BF: 39 H: 7 R: 3 ER: 3 SO: 2 BB: 5 IBB: 0 HBP: 0 BLK: 0 WP: 0 HR: 0 S: 38 P: 58 ERA: 3.00 WHIP: 1.333																			

Chicago White Sox @ New York Yankees
Yankee Stadium, Bronx, NY
Wed Aug 27 1969, 3:33 AM EDT
Att: 12,021 - Unknown - 72 F

AB	32
R	3
H	7
RBI	3
BB	5
SO	2
LOB	22



Batter	1	2	3	4	5	6	7	8	9	AB	R	H	RBI	BB	SO	LOB	BOTTOM			
Horace Clarke, S (1.4) OBP: 0.352, SLG: 0.375										5	1	4	2	0	0	0				
Gene Michael, S (1.6) OBP: 0.351, SLG: 0.385										3	0	0	0	1	0	2				
Roy White, S (1.7) OBP: 0.410, SLG: 0.454										5	1	1	0	0	0	4				
Frank Fernandez, R (1.2) OBP: 0.397, SLG: 0.448										2	0	1	1	2	0	0				
Bobby Murcer, L (1.9) OBP: 0.316, SLG: 0.434										4	1	1	1	0	2	5				
Bobby Cox, R (1.5) OBP: 0.330, SLG: 0.297										3	0	1	1	0	0	1				
Jerry Kenney, L (8, PH) OBP: 0.319, SLG: 0.300										1	1	1	0	0	0	0				
Ron Woods, R (1.8) OBP: 0.293, SLG: 0.279										4	0	0	0	0	0	3				
Len Boehmer, R (1.3) OBP: 0.242, SLG: 0.183										4	1	1	0	0	0	1				
Mel Stottlemyre, R (1.1) OBP: 0.263, SLG: 0.235										4	1	2	1	0	0	0				
Inning Stats	R: 0 E: 0 K: 1 S: 6	H: 1 LOB: 2 BB: 1 P: 10	R: 2 E: 0 K: 0 S: 6	H: 3 LOB: 1 BB: 0 P: 6	R: 0 E: 0 K: 0 S: 3	H: 0 LOB: 1 BB: 1 P: 7	R: 0 E: 0 K: 0 S: 3	H: 0 LOB: 0 BB: 0 P: 3	R: 2 E: 0 K: 0 S: 7	H: 4 LOB: 3 BB: 1 P: 11	R: 0 E: 0 K: 0 S: 3	H: 0 LOB: 0 BB: 0 P: 3	R: 0 E: 0 K: 0 S: 3	H: 0 LOB: 0 BB: 0 P: 3	R: 2 E: 0 K: 0 S: 7	H: 4 LOB: 3 BB: 1 P: 11	1B: 9 2B: 2 3B: 0 HR: 1	SF: 0 SAC: 1 DP: 0 HBP: 0	WP: 0 PB: 0 SB: 1 CS: 0	PA: 39
PITCHER Gary Peters, L (1.1) ERA: 3.98	IP: 7.0 WLS: L BF: 31 H: 8 R: 4 ER: 4 SO: 2 BB: 2 IBB: 0 HBP: 0 BLK: 0 WP: 0 HR: 0 S: 33 P: 41 ERA: 5.14 WHIP: 1.429																			
Dan Osinski, R (8.1) ERA: 3.76	0.2	5	3	2	2	0	0	0	0	0	1	5	5	27.00	4.500					
Danny Lazar, L (8.1) ERA: 5.56	0.1	3	1	0	0	0	1	0	0	0	0	2	6	0.00	6.000					

Chicago White Sox @ New York Yankees
Yankee Stadium, Bronx, NY
Wed Aug 27 1969, 3:33 AM EDT
Att: 12,021 - Unknown - 72 F

AB	35
R	6
H	12
RBI	6
BB	3
SO	2
LOB	16

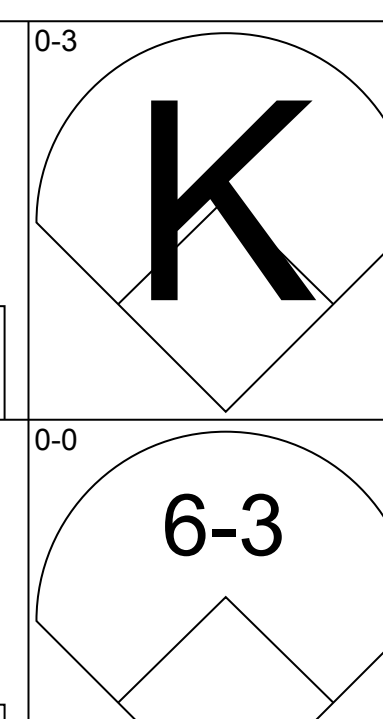
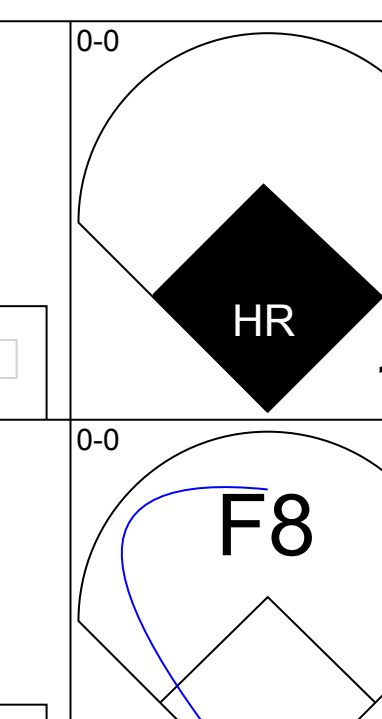
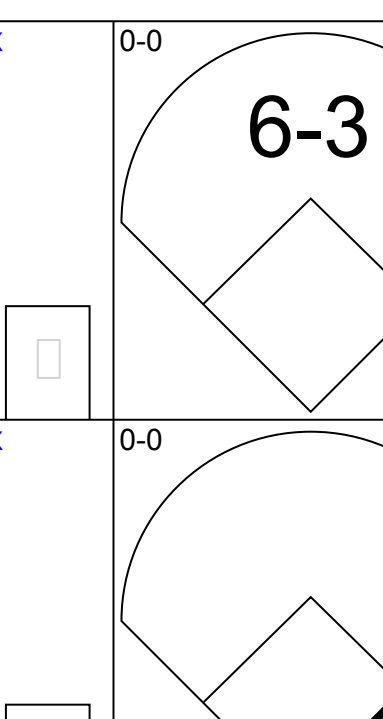
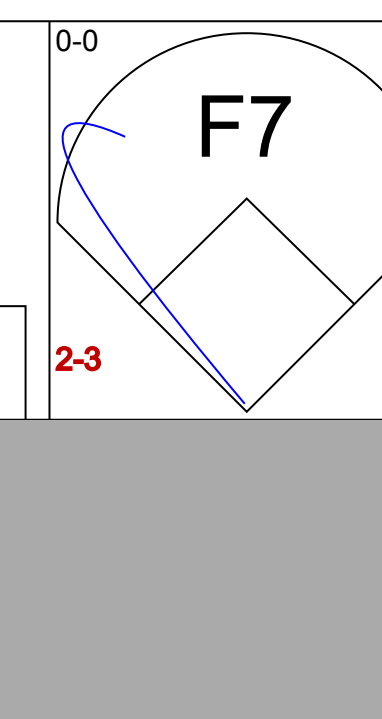
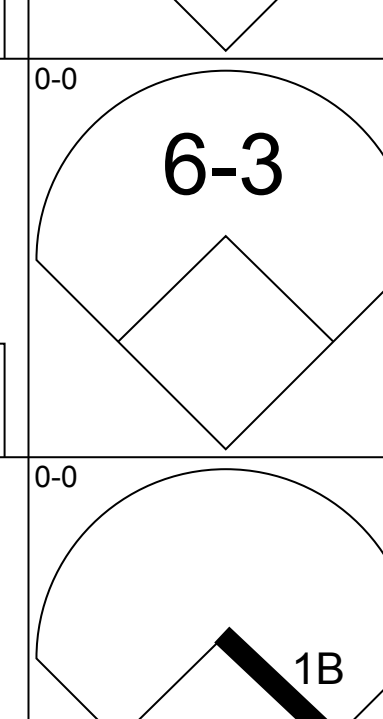
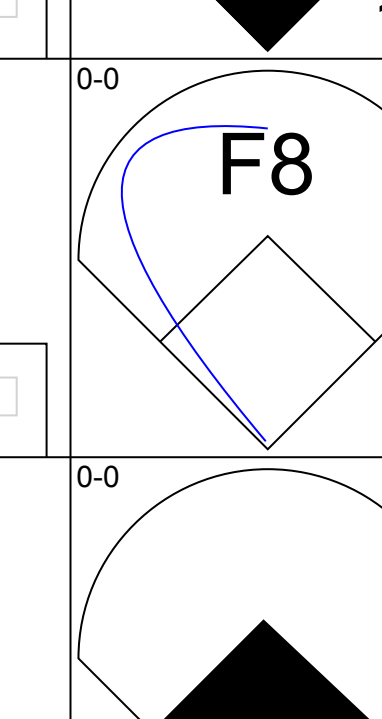
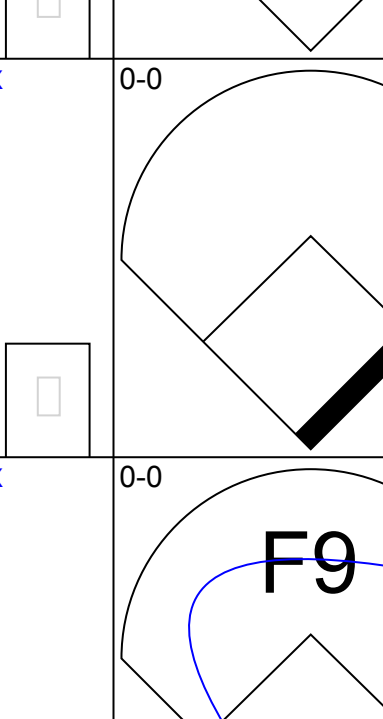
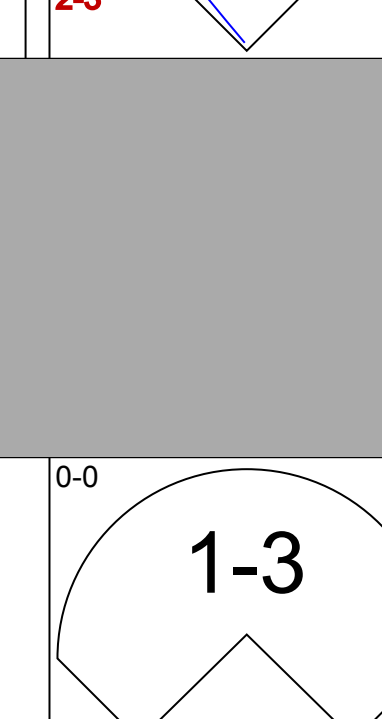

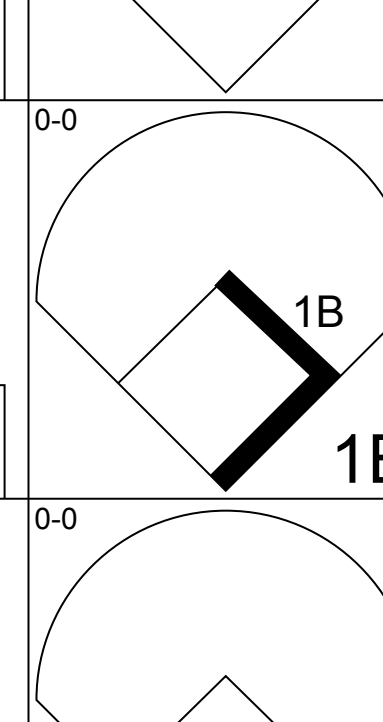
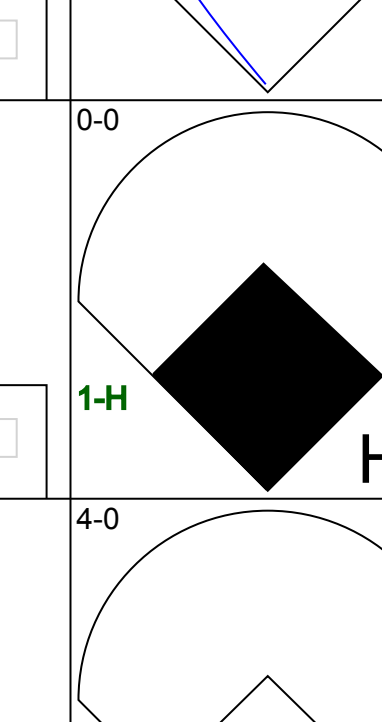
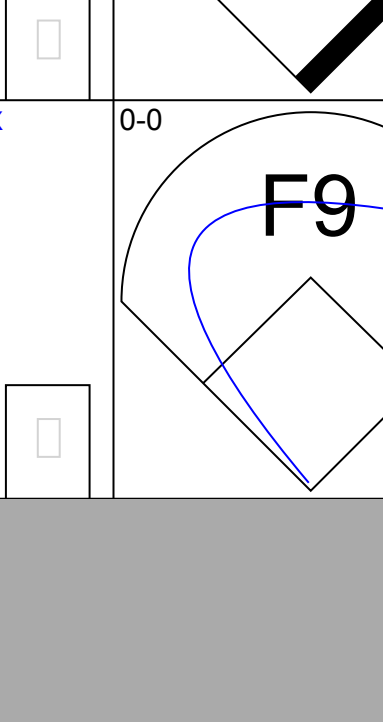
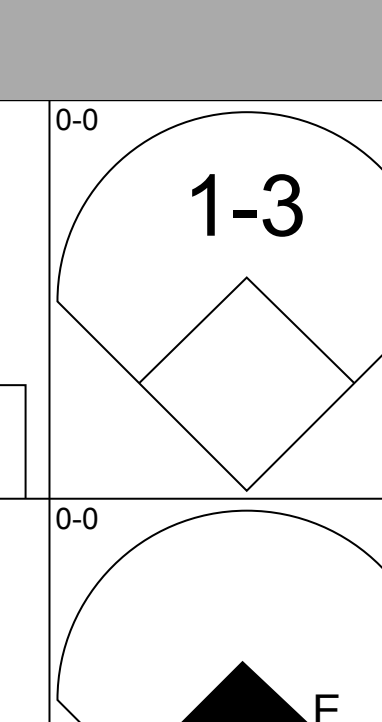
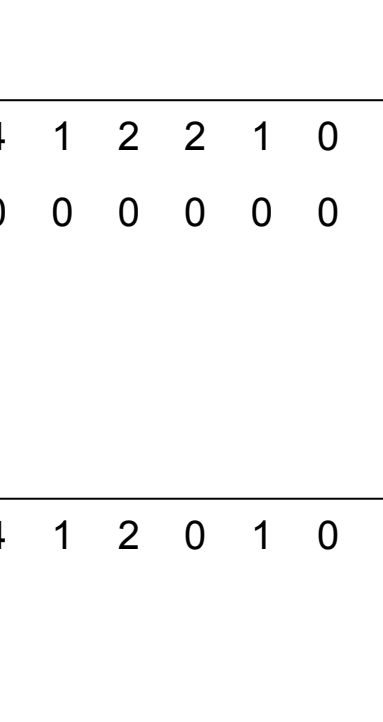
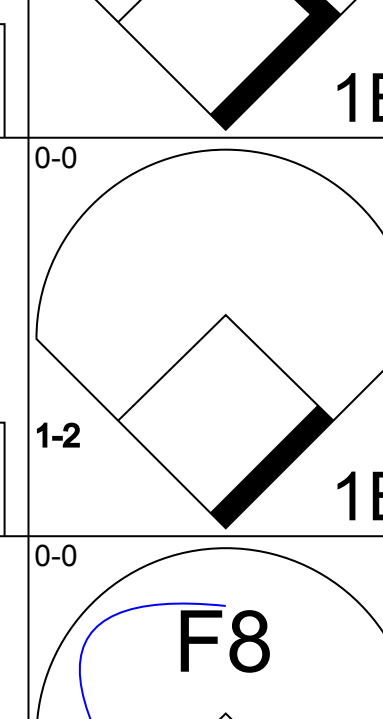
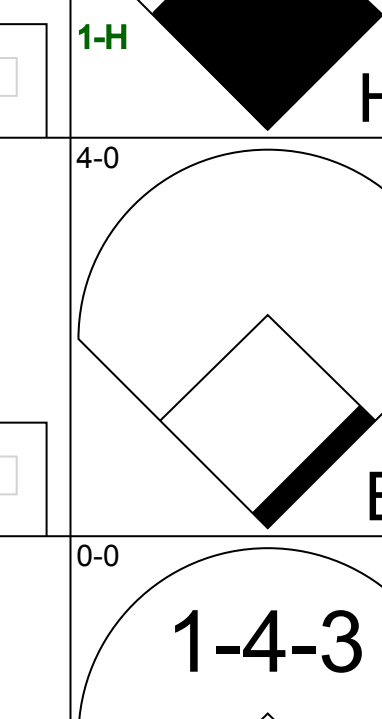

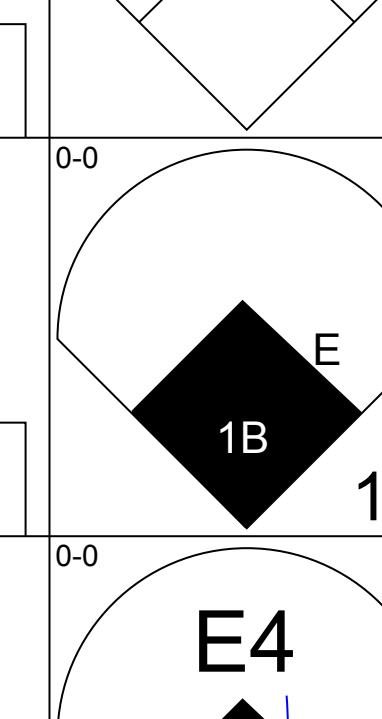

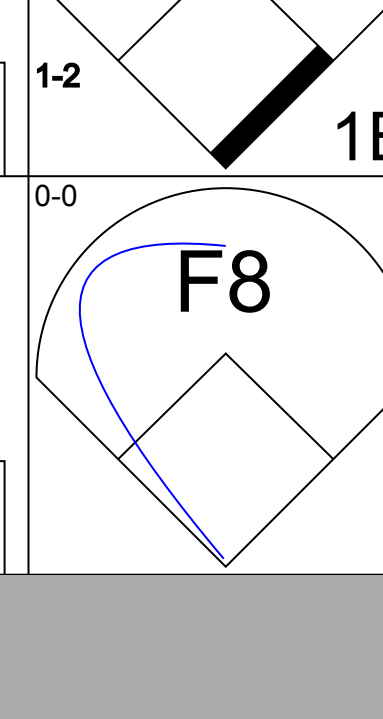
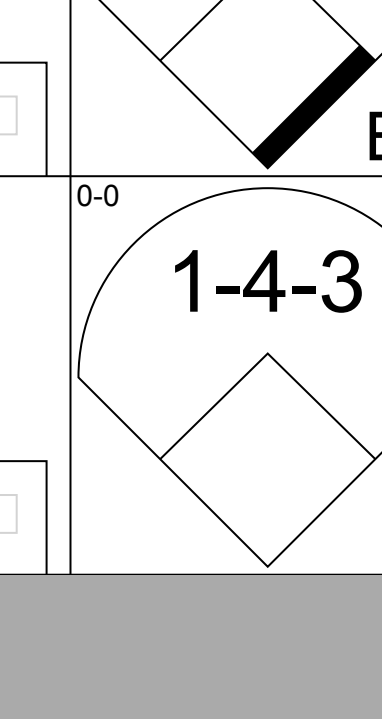

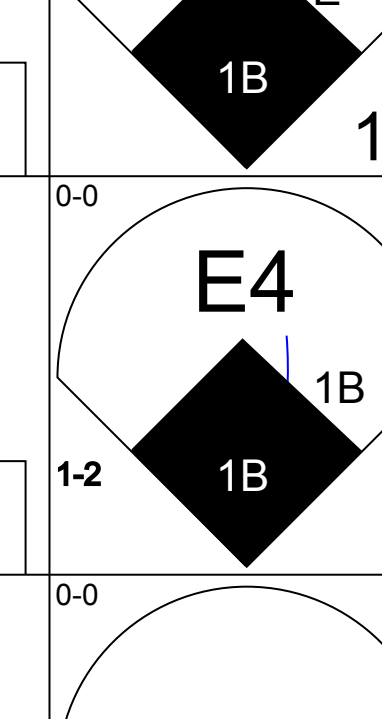

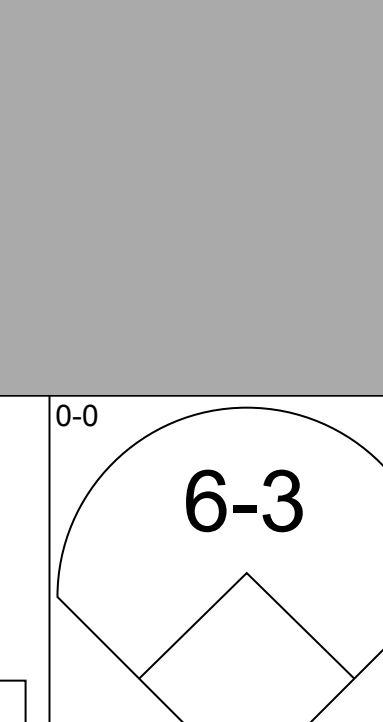
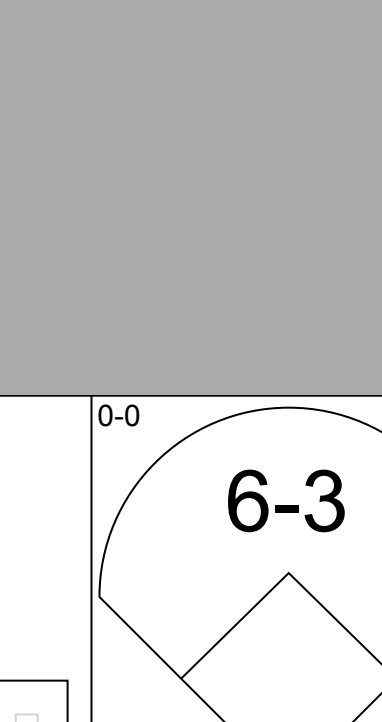
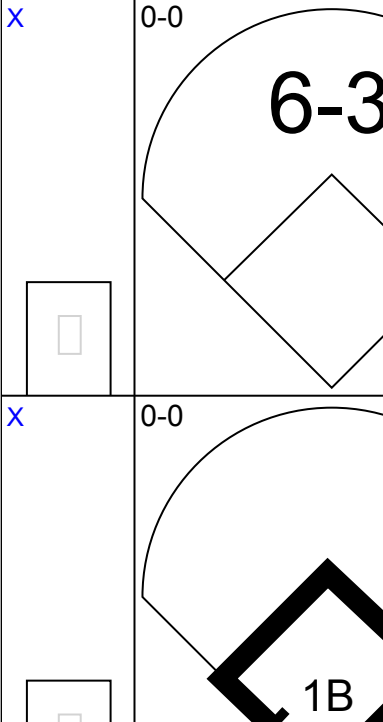
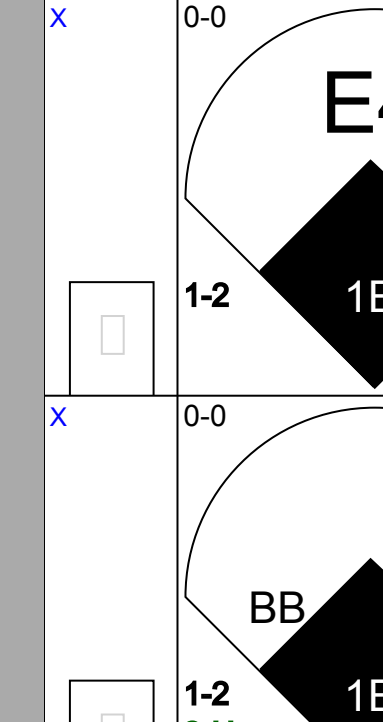
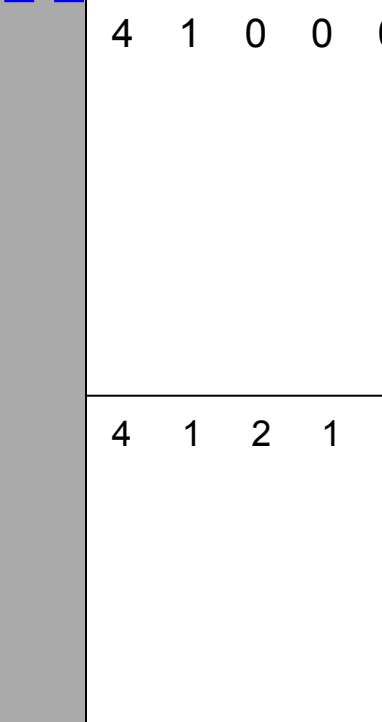
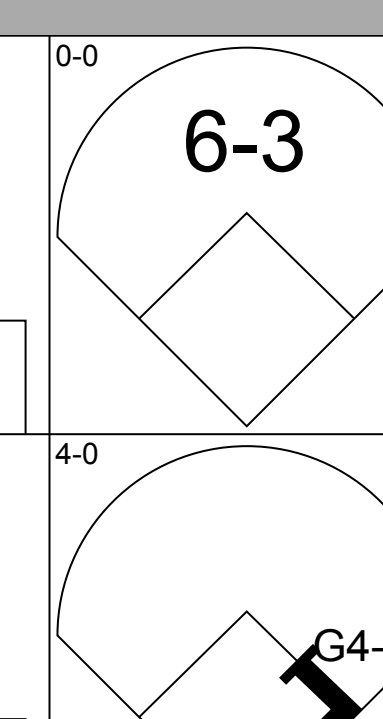
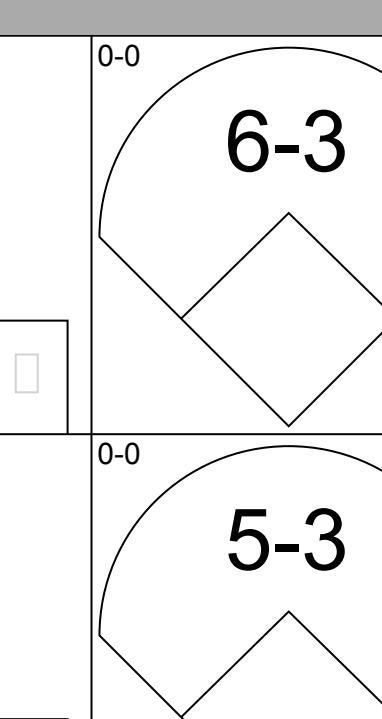
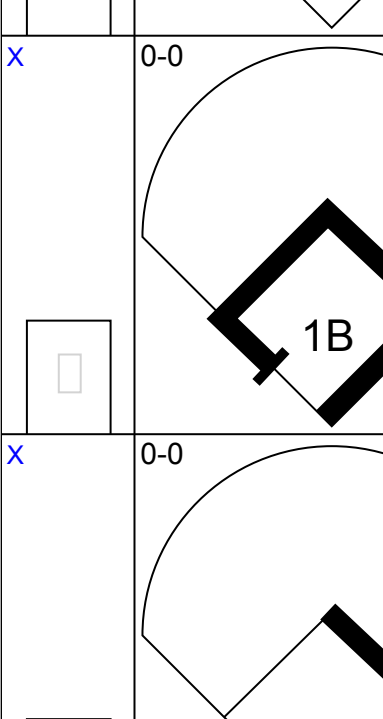
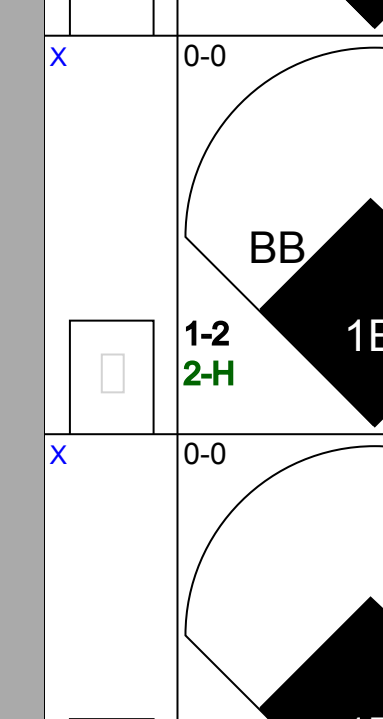
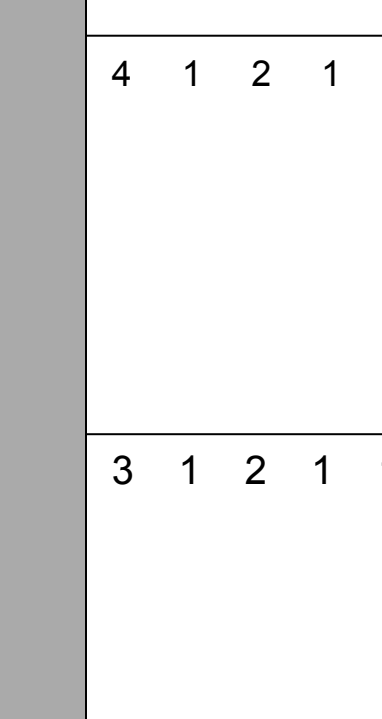
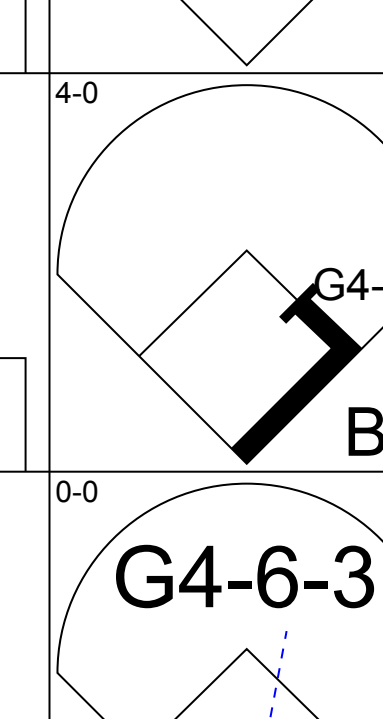
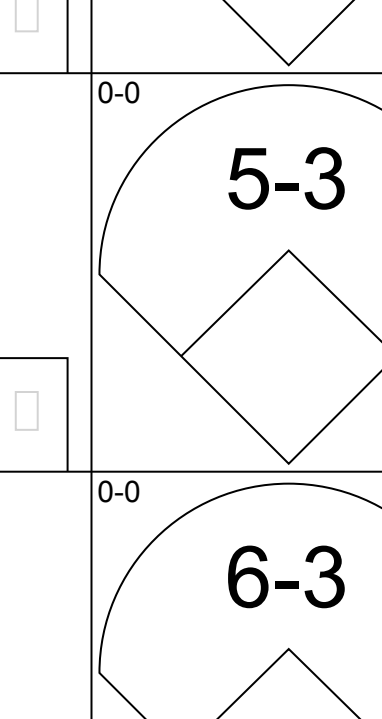
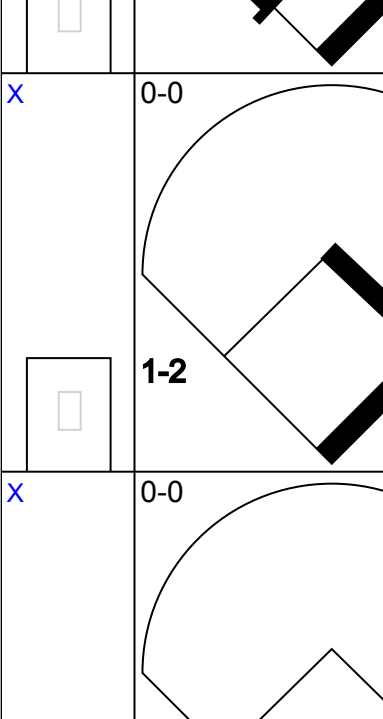
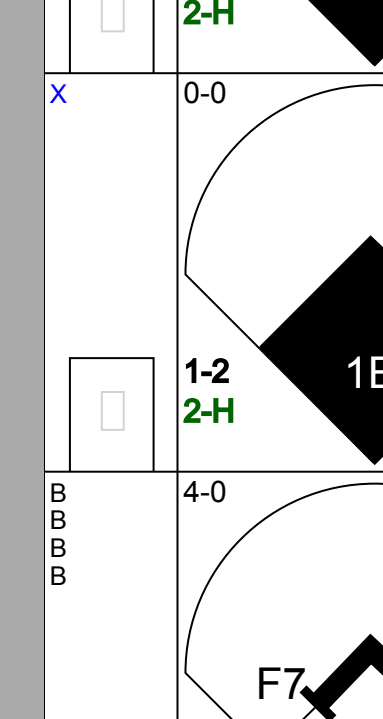



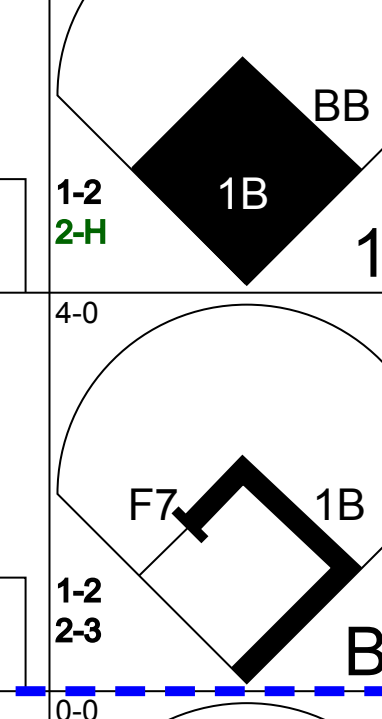
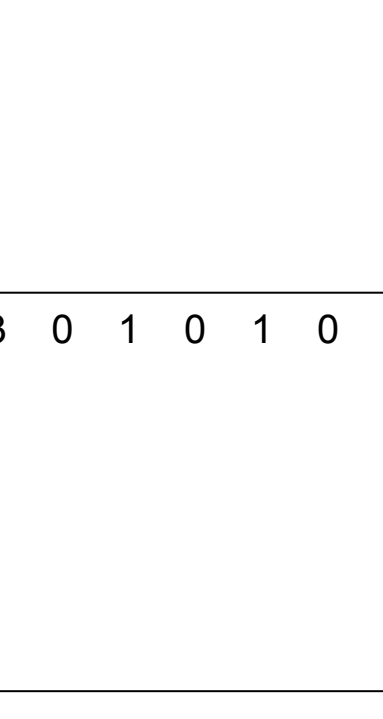


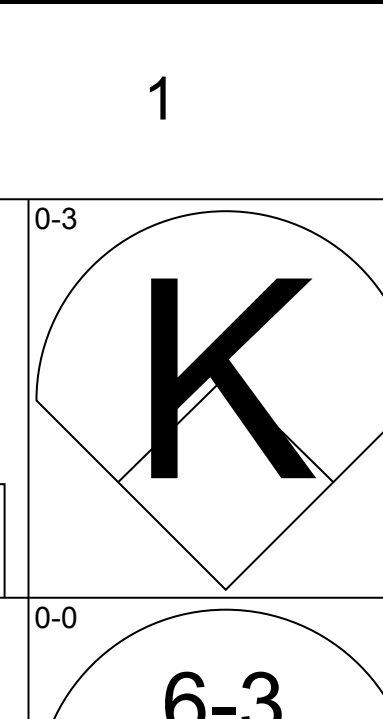
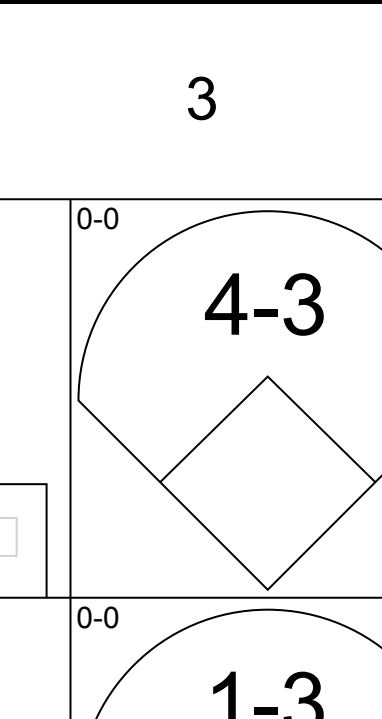
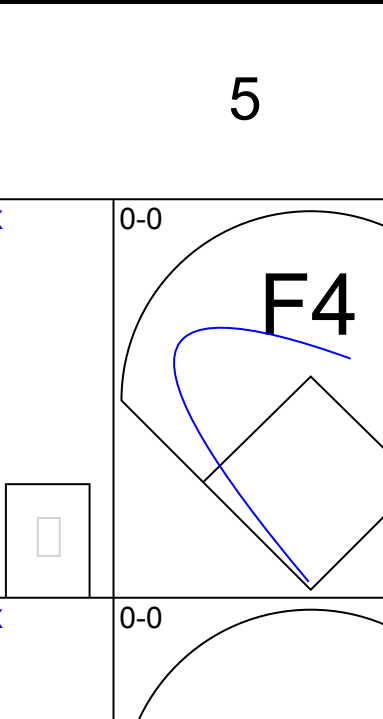
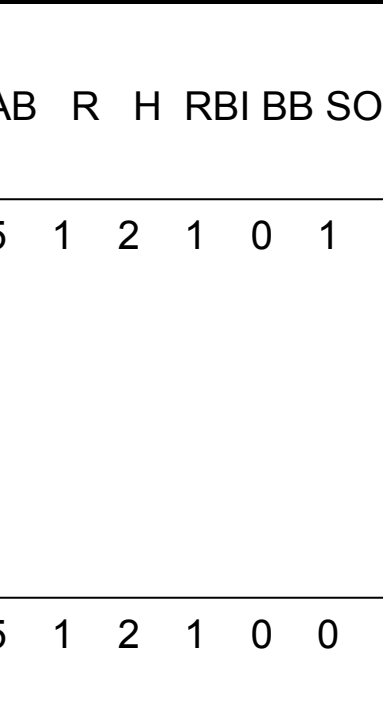
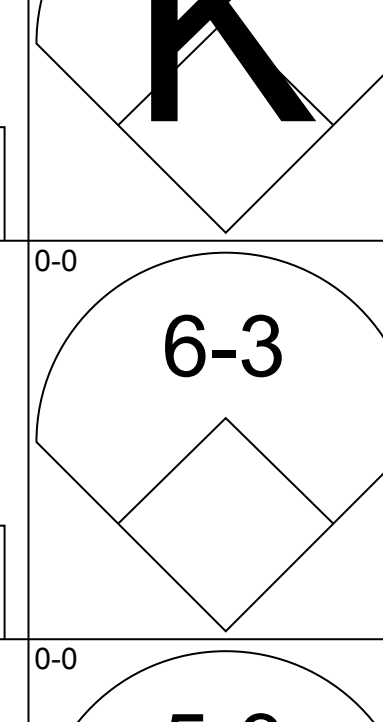
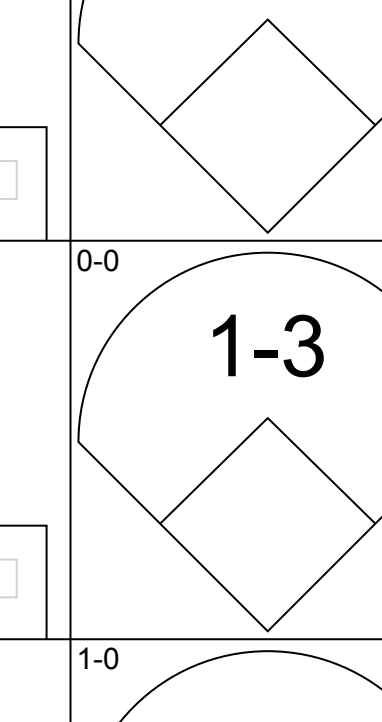
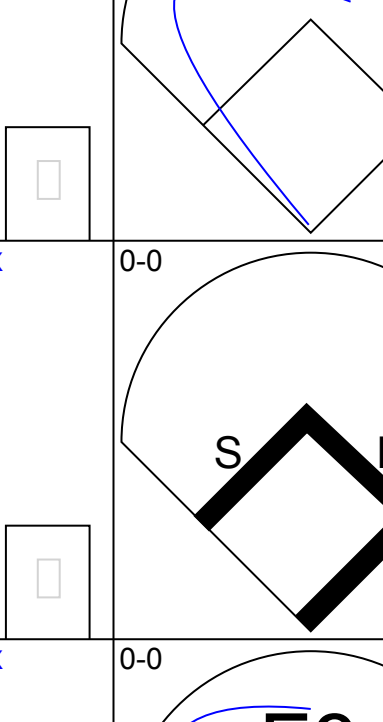

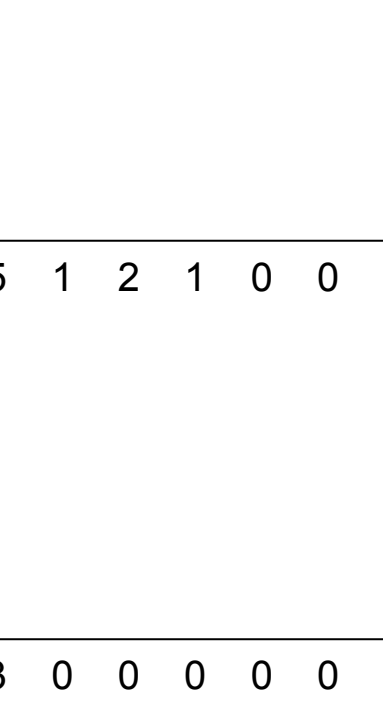
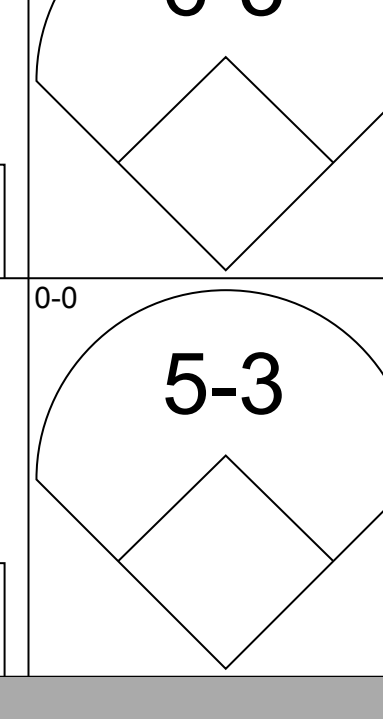
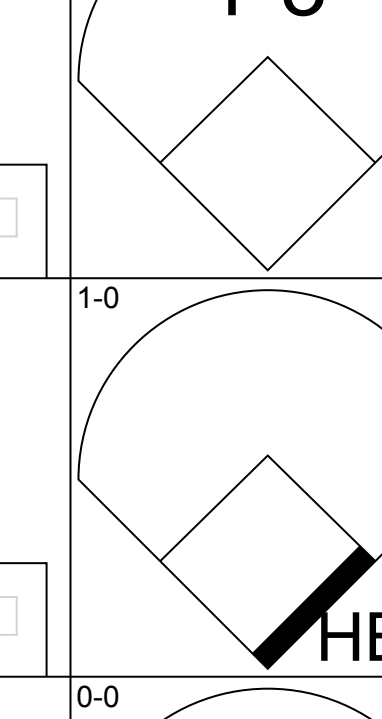
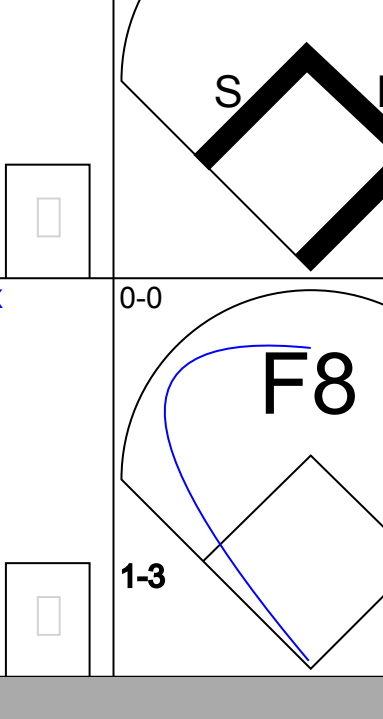


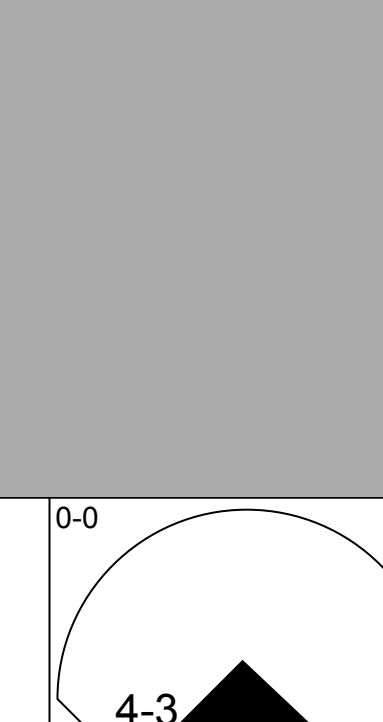
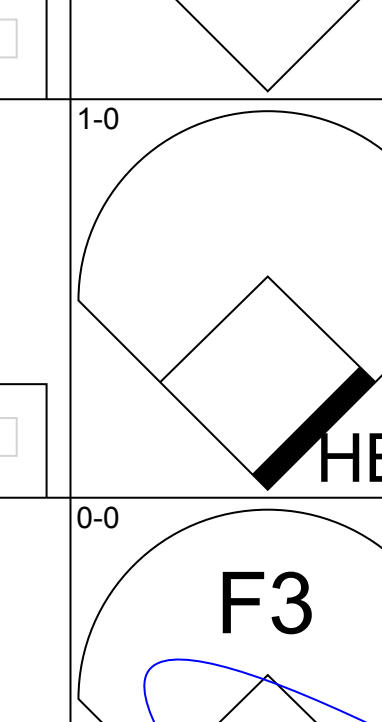
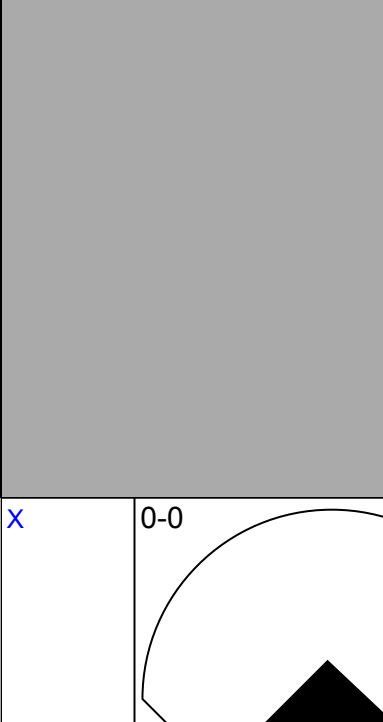
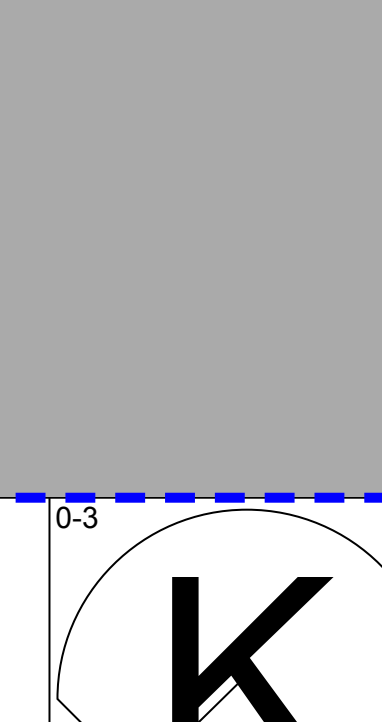
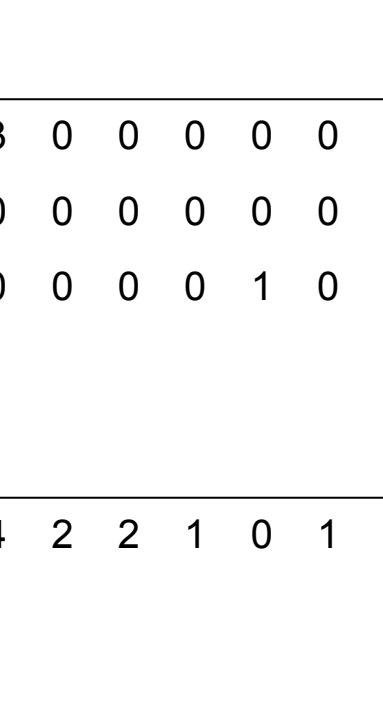


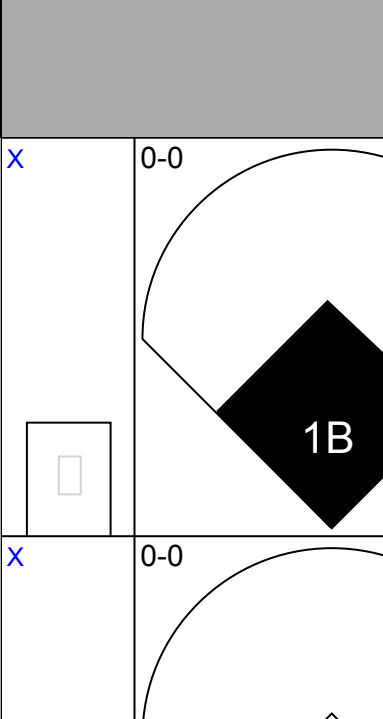
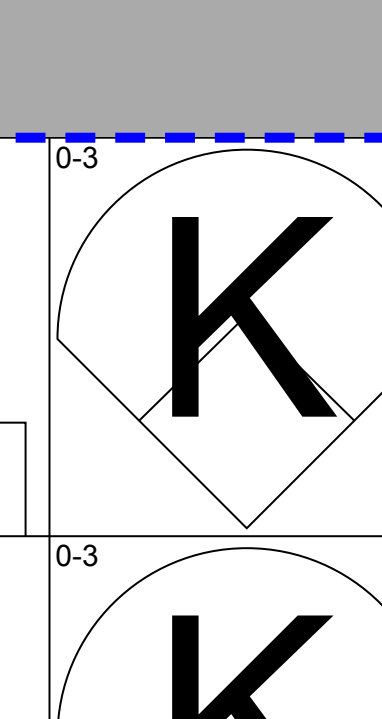


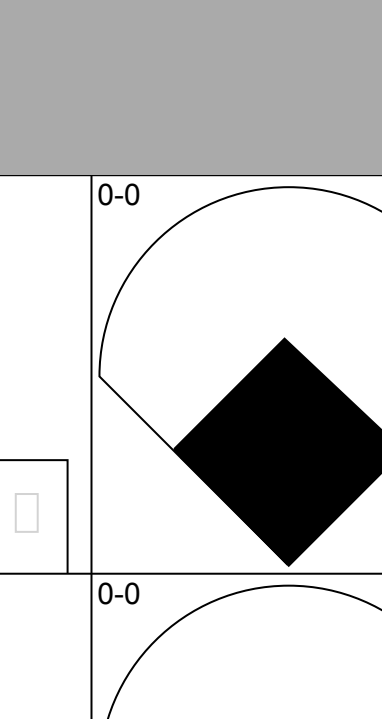
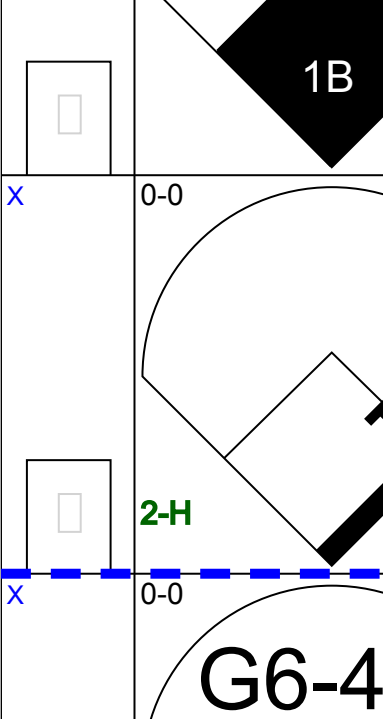
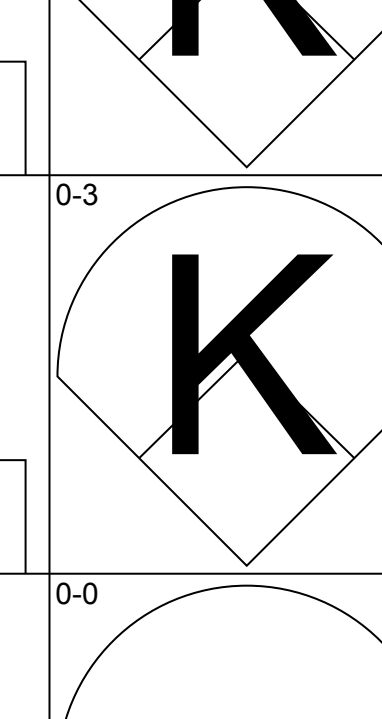
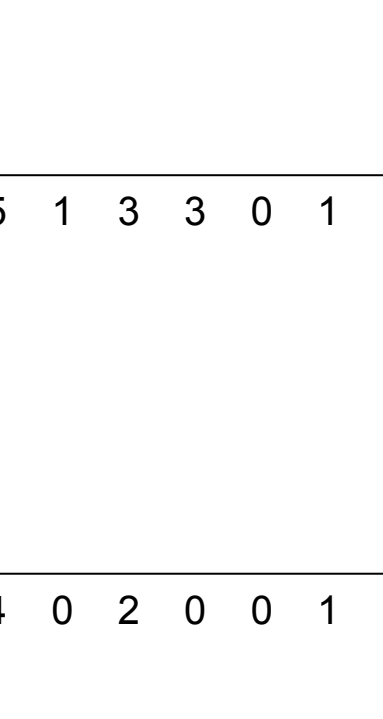


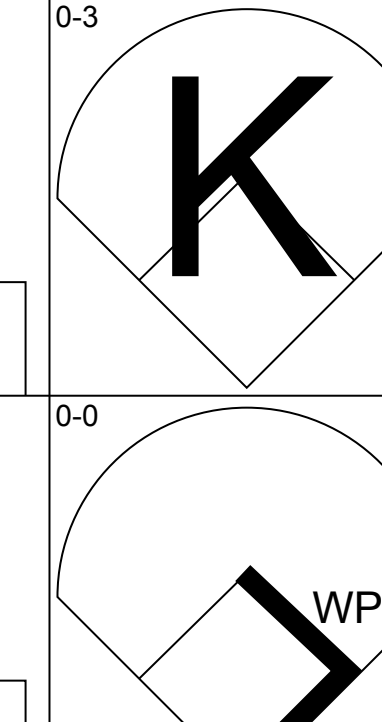
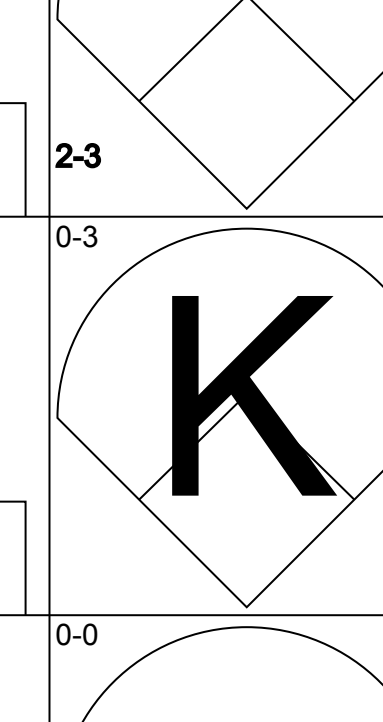


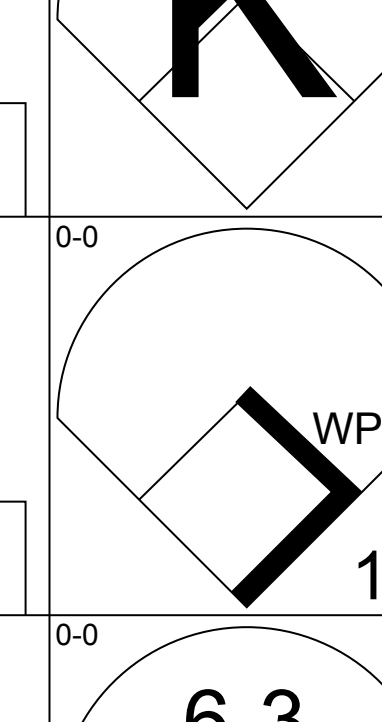
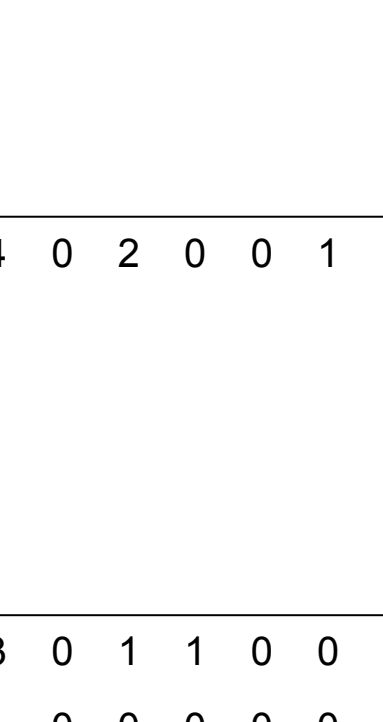


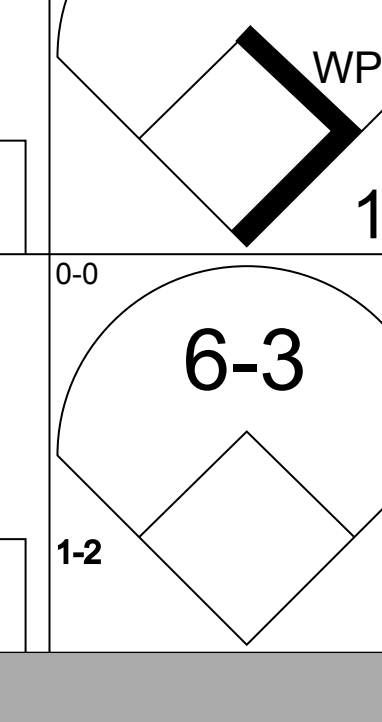

Batter	1	2	3	4	5	6	7	8	9	AB	R	H	RBI	BB	SO	LOB	TOP					
Jose Cardenal, R (1.8) OBP: 0.315, SLG: 0.361	F7		F2				F8			4	0	1	0	0	0	2	Cleveland Indians @ Chicago White Sox Comiskey Park, Chicago, IL Fri Aug 29 1969, 8:05 PM EDT Att: 6,209 - Unknown					
Lou Klimchuck, L (1.5) OBP: 0.324, SLG: 0.421	1-3		F6					F3		4	0	0	0	0	0	2						
Frank Baker, L (1.7) OBP: 0.369, SLG: 0.570	6-3			4-3				1-3		4	0	0	0	0	0	0						
Tony Horton, R (1.3) OBP: 0.332, SLG: 0.486		2-3 1B		G3				4-3		4	0	1	0	0	0	0						
Ken Harrelson, R (1.9) OBP: 0.336, SLG: 0.432		2-3 1-2						5-3		4	0	1	0	0	0	1						
Duke Sims, L (1.2) OBP: 0.387, SLG: 0.423		4-3		4-3				F5		4	0	0	0	0	0	2						
Eddie Leon, R (1.6) OBP: 0.333, SLG: 0.369		6-3							4-3	4	2	2	1	0	0	1						
Vern Fuller, R (1.4) OBP: 0.284, SLG: 0.328			5-3		1-3 1B			4-3 HR		3	0	0	0	0	0	1						
Luis Tiant, R (1.1) OBP: 0.286, SLG: 0.409					SH1-3 1B					2	0	2	0	0	0	0						
Inning Stats	R: 0 E: 0 K: 0 S: 3	H: 0 LOB: 0 BB: 0 P: 3	R: 0 E: 0 K: 0 S: 4	H: 1 LOB: 1 BB: 0 P: 4	R: 0 E: 0 K: 0 S: 4	H: 1 LOB: 1 BB: 0 P: 4	R: 0 E: 0 K: 0 S: 4	H: 1 LOB: 1 BB: 0 P: 4	R: 1 E: 0 K: 0 S: 5	H: 2 LOB: 1 BB: 0 P: 5	R: 0 E: 0 K: 0 S: 3	H: 0 LOB: 0 BB: 0 P: 3	R: 1 E: 0 K: 0 S: 5	H: 2 LOB: 1 BB: 0 P: 5	R: 0 E: 0 K: 0 S: 3	H: 0 LOB: 0 BB: 0 P: 3		R: 0 E: 0 K: 0 S: 3	H: 0 LOB: 0 BB: 0 P: 3	1B: 6 2B: 0 3B: 0 HR: 1	SF: 0 SAC: 1 DP: 0 HBP: 0	WP: 0 PB: 1 SB: 0 CS: 1
PITCHER Joe Horlen, R (1.1) ERA: 4.01	IP: 9.0 WLS: W BF: 34 H: 7 R: 2 ER: 2 SO: 0 BB: 0 IBB: 0 HBP: 0 BLK: 0 WP: 0 HR: 1 S: 34 P: 34 ERA: 2.00 WHIP: 0.778															PITCHER	IP: 9.0 WLS: W BF: 34 H: 7 R: 2 ER: 2 SO: 0 BB: 0 IBB: 0 HBP: 0 BLK: 0 WP: 0 HR: 1 S: 34 P: 34 ERA: 2.00 WHIP: 0.778					

Batter	1	2	3	4	5	6	7	8	9	AB	R	H	RBI	BB	SO	LOB	BOTTOM					
Walt Williams, R (1.7) OBP: 0.337, SLG: 0.372	G3	F4					6-3			4	1	1	0	0	0	1	Cleveland Indians @ Chicago White Sox Comiskey Park, Chicago, IL Fri Aug 29 1969, 8:05 PM EDT Att: 6,209 - Unknown					
Luis Aparicio, R (1.6) OBP: 0.347, SLG: 0.364							F7			4	1	1	1	0	0	1						
Tom McCraw, L (1.3) OBP: 0.296, SLG: 0.321										4	1	3	2	0	0	0						
Bill Melton, R (1.5) OBP: 0.316, SLG: 0.432										4	0	1	0	0	0	2						
Ed Herrmann, L (1.2) OBP: 0.313, SLG: 0.329										4	0	1	0	0	0	1						
Buddy Bradford, R (1.9) OBP: 0.345, SLG: 0.414										4	1	2	1	0	0	2						
Bobby Knoop, R (1.4) OBP: 0.305, SLG: 0.317										3	0	0	0	0	1	1						
Rich Morales, R (7.4) OBP: 0.250, SLG: 0.209										1	0	0	0	0	0	0						
Ken Berry, R (1.8) OBP: 0.280, SLG: 0.313										2	0	0	0	2	0	0						
Joe Horlen, R (1.1) OBP: 0.177, SLG: 0.194										2	0	0	0	0	1	2						
Inning Stats	R: 1 E: 0 K: 0 S: 6	H: 3 LOB: 2 BB: 0 P: 6	R: 0 E: 0 K: 0 S: 3	H: 0 LOB: 1 BB: 1 P: 7	R: 0 E: 0 K: 0 S: 4	H: 1 LOB: 1 BB: 0 P: 4	R: 0 E: 0 K: 0 S: 3	H: 0 LOB: 0 BB: 0 P: 3	R: 2 E: 0 K: 2 S: 8	H: 2 LOB: 2 BB: 1 P: 12	R: 0 E: 0 K: 0 S: 4	H: 1 LOB: 1 BB: 0 P: 4	R: 1 E: 0 K: 0 S: 4	H: 1 LOB: 0 BB: 0 P: 4	R: 0 E: 0 K: 0 S: 4	H: 0 LOB: 0 BB: 0 P: 4	R: 0 E: 0 K: 0 S: 4	H: 0 LOB: 0 BB: 0 P: 4	1B: 3 2B: 3 3B: 0 HR: 3	SF: 0 SAC: 1 DP: 0 HBP: 0	WP: 0 PB: 0 SB: 0 CS: 0	PA: 35
PITCHER Luis Tiant, R (1.1) ERA: 3.86	IP: 8.0 WLS: L BF: 35 H: 9 R: 4 ER: 4 SO: 2 BB: 1 IBB: 1 HBP: 0 BLK: 0 WP: 0 HR: 3 S: 37 P: 45 ERA: 4.50 WHIP: 1.250															PITCHER	IP: 8.0 WLS: L BF: 35 H: 9 R: 4 ER: 4 SO: 2 BB: 1 IBB: 1 HBP: 0 BLK: 0 WP: 0 HR: 3 S: 37 P: 45 ERA: 4.50 WHIP: 1.250					

Batter	1	2	3	4	5	6	7	8	9	AB	R	H	RBI	BB	SO	LOB	TOP																
Russ Snyder, L (1, 8) OBP: 0.307, SLG: 0.310 Jose Cardenal, R (6, 8) OBP: 0.315, SLG: 0.362										3	0	0	0	0	1	3	Cleveland Indians @ Chicago White Sox Comiskey Park, Chicago, IL Sat Aug 30 1969, 8:05 PM EDT Att: 3,573 - Unknown																
Lou Klimchuck, L (1, 5) OBP: 0.333, SLG: 0.435 Chuck Hinton, R (7, PH) OBP: 0.288, SLG: 0.367 Lou Camilli, S (7, 5)										3	0	3	2	0	0	0																	
Frank Baker, L (1, 7) OBP: 0.348, SLG: 0.542										4	0	0	1	0	2	3																	
Tony Horton, R (1, 3) OBP: 0.331, SLG: 0.483 Davey Nelson, R (9, PR) OBP: 0.252, SLG: 0.193 Cap Peterson, R (9, 9) OBP: 0.375, SLG: 0.291										5	0	1	0	0	2	2																	
Ken Harrelson, R (1, 9) OBP: 0.339, SLG: 0.430									2	1	0	0	3	0	0																		
Duke Sims, L (1, 2) OBP: 0.387, SLG: 0.420									4	0	1	0	1	0	4																		
Eddie Leon, R (1, 6) OBP: 0.338, SLG: 0.373									4	0	2	1	0	0	1																		
Vern Fuller, R (1, 4) OBP: 0.289, SLG: 0.328										3	1	1	0	1	0	1																	
Steve Hargan, R (1, 1) OBP: 0.195, SLG: 0.175 Mike Paul, L (7, 1)										2	2	1	0	1	0	3																	
Ron Law, R (7, 1) OBP: 0.143, SLG: 0.143 Richie Scheinblum, S (8, PH) OBP: 0.250, SLG: 0.241 Stan Williams, R (8, 1) OBP: 0.209, SLG: 0.100										0	0	0	0	0	0	0																	
Inning Stats	R: 0 E: 0 K: 3 S: 10	H: 1 LOB: 1 BB: 0 P: 10	R: 0 E: 0 K: 0 S: 3	H: 0 LOB: 0 BB: 0 P: 3	R: 1 E: 0 K: 0 S: 4	H: 1 LOB: 1 BB: 1 P: 8	R: 0 E: 0 K: 0 S: 3	H: 0 LOB: 1 BB: 1 P: 7	R: 2 E: 0 K: 0 S: 4	H: 2 LOB: 0 BB: 1 P: 8	R: 1 E: 0 K: 0 S: 5	H: 3 LOB: 2 BB: 1 P: 9	R: 1 E: 1 K: 1 S: 7	H: 2 LOB: 2 BB: 1 P: 11	R: 0 E: 0 K: 1 S: 6	H: 1 LOB: 1 BB: 0 P: 6	R: 0 E: 0 K: 1 S: 6	H: 1 LOB: 2 BB: 1 P: 10	1B: 10 2B: 2 3B: 0 HR: 0	SF: 1 SAC: 0 DP: 2 HBP: 0	WP: 0 PB: 1 SB: 1 CS: 0	PA: 42											
PITCHER	IP WLS BF H R ER SO BB IBB HBP BLK WP HR S P ERA WHIP																																
Paul Edmondson, R (1, 1) ERA: 4.99	5.0	21	4	3	3	3	3	0	0	0	0	0	0	24	36	5.40	1.400																
Wilbur Wood, L (6, 1) ERA: 3.09	2.0	12	5	2	1	1	1	1	0	0	0	0	0	12	20	4.50	3.000																
Gary Bell, R (8, 1) ERA: 5.44	1.0	4	1	0	0	1	0	0	0	0	0	0	0	6	6	0.00	1.000																
Danny Murphy, R (9, 1) ERA:	1.0	W 5	1	0	0	1	1	0	0	0	0	0	0	6	10	0.00	2.000																

Batter	1	2	3	4	5	6	7	8	9	AB	R	H	RBI	BB	SO	LOB	BOTTOM																
Walt Williams, R (1, 7) OBP: 0.344, SLG: 0.381										5	3	4	1	0	1	0	Cleveland Indians @ Chicago White Sox Comiskey Park, Chicago, IL Sat Aug 30 1969, 8:05 PM EDT Att: 3,573 - Unknown																
Luis Aparicio, R (1, 6) OBP: 0.349, SLG: 0.368									5	1	3	3	0	0	2																		
Tom McCraw, L (1, 3) OBP: 0.299, SLG: 0.325									4	0	1	1	1	0	3																		
Bill Melton, R (1, 5) OBP: 0.317, SLG: 0.430									4	0	1	0	1	0	2																		
Ed Herrmann, L (1, 2) OBP: 0.312, SLG: 0.324 Woodie Held, R (8, PR) OBP: 0.297, SLG: 0.328									3	0	0	0	1	0	2																		
Buddy Bradford, R (1, 9) OBP: 0.348, SLG: 0.417									3	1	1	0	1	0	2																		
Bobby Knoop, R (1, 4) OBP: 0.302, SLG: 0.313									4	0	0	0	0	0	4																		
Ken Berry, R (1, 8) OBP: 0.277, SLG: 0.309 Pete Ward, R (8, PH) OBP: 0.247, SLG: 0.380 Danny Murphy, L (9, 1) ERA:									3	0	0	0	0	0	1																		
Paul Edmondson, R (1, 1) OBP: 0.250, SLG: 0.250 Gail Figgitts, L (5, PH) OBP: 0.342, SLG: 0.395 Wilbur Wood, R (8, 1) ERA: 3.09 Ron Hansen, R (7, PH) OBP: 0.305, SLG: 0.338 Gary Bell, R (8, 1) OBP: 0.275, SLG: 0.263 Don Pavletich, R (9, 2) OBP: 0.303, SLG: 0.373										1	0	0	0	0	0	0																	
Inning Stats	R: 1 E: 0 K: 0 S: 5	H: 2 LOB: 1 BB: 0 P: 5	R: 0 E: 0 K: 0 S: 3	H: 0 LOB: 0 BB: 0 P: 3	R: 0 E: 0 K: 0 S: 4	H: 1 LOB: 1 BB: 0 P: 4	R: 0 E: 0 K: 0 S: 4	H: 1 LOB: 1 BB: 0 P: 4	R: 0 E: 0 K: 0 S: 5	H: 0 LOB: 0 BB: 0 P: 5	R: 0 E: 0 K: 0 S: 4	H: 1 LOB: 1 BB: 0 P: 4	R: 3 E: 0 K: 0 S: 6	H: 3 LOB: 1 BB: 1 P: 10	R: 0 E: 0 K: 0 S: 4	H: 1 LOB: 2 BB: 1 P: 8		R: 2 E: 0 K: 1 S: 6	H: 3 LOB: 3 BB: 2 P: 14	1B: 8 2B: 4 3B: 0 HR: 0	SF: 0 SAC: 0 DP: 0 HBP: 0	WP: 0 PB: 1 SB: 0 CS: 0	PA: 41										
PITCHER	IP WLS BF H R ER SO BB IBB HBP BLK WP HR S P ERA WHIP																																
Steve Hargan, R (1, 1) ERA: 5.58	6.0	24	5	2	2	1	1	0	0	0	0	0	0	25	29	3.00	1.000																
Mike Paul, L (7, 1) ERA: 3.07	0.2	4	2	0	0	0	0	0	0	0	0	0	0	4	4	0.00	3.000																
Ron Law, R (7, 1) ERA: 4.46	0.1	2	1	2	2	0	0	0	0	0	0	0	0	2	2	54.00	3.000																
Stan Williams, R (8, 1) ERA: 4.26	1.1	L 11	4	2	2	1	1	2	0	0	0	0	0	10	22	13.50	3.750																

Batter	1	2	3	4	5	6	7	8	9	AB	R	H	RBI	BB	SO	LOB	TOP						
Eddie Leon, R OBP: 0.333, SLG: 0.366 (1, 6)			 1B					 2-3		5	1	1	0	0	1	2	Cleveland Indians @ Chicago White Sox Comiskey Park, Chicago, IL Sun Aug 31 1969, 4:33 AM EDT Att: 7,315 - Unknown livebaseballscorecards.com						
Lary Brown, R OBP: 0.292, SLG: 0.291 (1, 5)										5	0	1	0	0	0	1							
Ken Harrelson, R OBP: 0.341, SLG: 0.437 Russ Snyder, L OBP: 0.307, SLG: 0.310 (1, 9)										4	1	2	2	1	0	1							
Tony Horton, R OBP: 0.333, SLG: 0.484 (1, 3)										4	1	2	0	1	0	1							
Jose Cardenal, R OBP: 0.313, SLG: 0.359 (1, 8)										4	1	0	0	0	0	4							
Richie Scheinblum, S OBP: 0.255, SLG: 0.247 (1, 7)										4	1	2	1	0	0	0							
Vern Fuller, R OBP: 0.298, SLG: 0.333 (1, 4)										3	1	2	1	1	0	0							
Ken Suarez, R OBP: 0.379, SLG: 0.358 (1, 2)										3	0	1	0	1	0	1							
Dick Ellsworth, L OBP: 0.307, SLG: 0.331 Stan Williams, R OBP: 0.302, SLG: 0.325 Chuck Stroup, R OBP: 0.346, SLG: 0.378 Lary Burchart, R OBP: 0.299, SLG: 0.325 Cap Peterson, R OBP: 0.281, SLG: 0.308 Frank Strider, R OBP: 0.281, SLG: 0.308 Davey Johnson, L OBP: 0.344, SLG: 0.367 Ron Law, R OBP: 0.307, SLG: 0.328 Alan Pizarro, L OBP: 0.307, SLG: 0.328 (1, 1)										3	0	0	0	0	1	0							
Inning Stats	R: 0 E: 0 K: 1 S: 7	H: 2 LOB: 2 BB: 0 P: 7	R: 0 E: 0 K: 0 S: 2	H: 0 LOB: 0 BB: 1 P: 6	R: 2 E: 0 K: 1 S: 7	H: 2 LOB: 1 BB: 1 P: 11	R: 0 E: 0 K: 0 S: 3	H: 0 LOB: 0 BB: 0 P: 3	R: 0 E: 0 K: 0 S: 4	H: 1 LOB: 1 BB: 0 P: 4	R: 0 E: 0 K: 0 S: 5	H: 3 LOB: 3 BB: 0 P: 5	R: 0 E: 0 K: 0 S: 3	H: 0 LOB: 0 BB: 0 P: 3	R: 4 E: 1 K: 0 S: 7	H: 4 LOB: 2 BB: 1 P: 11		R: 0 E: 0 K: 0 S: 2	H: 0 LOB: 0 BB: 1 P: 6	1B: 11 2B: 0 3B: 0 HR: 1	SF: 0 SAC: 0 DP: 1 HBP: 0	WP: 0 PB: 0 SB: 0 CS: 1	PA: 40
PITCHER	IP	WLS	BF	H	R	ER	SO	BB	IBB	HBP	BLK	WP	HR	S	P	ERA	WHIP					ERA	WHIP
Tommy John, L ERA: 3.66 (1, 1)	7.1		35	11	6	5	2	3	0	0	0	0	1	36	48	6.14	1.909						
Dan Osinski, R ERA: 3.65 (8, 1)	1.2	W	5	1	0	0	0	1	0	0	0	0	0	4	8	0.00	1.200						

Batter	1	2	3	4	5	6	7	8	9	AB	R	H	RBI	BB	SO	LOB	BOTTOM						
Walt Williams, R OBP: 0.345, SLG: 0.381 (1, 7)										5	1	2	1	0	1	0	Cleveland Indians @ Chicago White Sox Comiskey Park, Chicago, IL Sun Aug 31 1969, 4:33 AM EDT Att: 7,315 - Unknown livebaseballscorecards.com						
Luis Aparicio, R OBP: 0.350, SLG: 0.369 (1, 6)										5	1	2	1	0	0	1							
Ron Hansen, R OBP: 0.307, SLG: 0.331 Tom McCraw, L OBP: 0.299, SLG: 0.325 Woodie Held, R OBP: 0.307, SLG: 0.328 (1, 3)										3	0	0	0	0	0	2							
Bill Melton, R OBP: 0.318, SLG: 0.435 (1, 5)										4	2	2	1	0	1	1							
Don Pavletich, R OBP: 0.330, SLG: 0.398 (1, 2)										5	1	3	3	0	1	1							
Buddy Bradford, R OBP: 0.350, SLG: 0.418 (1, 9)										4	0	2	0	0	1	2							
Bobby Knoop, R OBP: 0.302, SLG: 0.314 Pete Ward, L OBP: 0.346, SLG: 0.378 Rich Morales, R OBP: 0.250, SLG: 0.209 (1, 4)										3	0	1	1	0	0	1							
Ken Berry, R OBP: 0.281, SLG: 0.308 Gail Hopkins, L OBP: 0.344, SLG: 0.367 (1, 8)										1	1	0	0	2	0	1							
Tommy John, R OBP: 0.186, SLG: 0.141 Dan Osinski, R OBP: 0.307, SLG: 0.328 Ed Herrmann, L OBP: 0.310, SLG: 0.323 (1, 1)										2	0	0	0	0	1	2							
Inning Stats	R: 0 E: 0 K: 1 S: 5	H: 0 LOB: 0 BB: 0 P: 5	R: 1 E: 0 K: 2 S: 9	H: 2 LOB: 1 BB: 1 P: 13	R: 0 E: 0 K: 0 S: 3	H: 0 LOB: 0 BB: 0 P: 4	R: 1 E: 0 K: 0 S: 4	H: 2 LOB: 0 BB: 0 P: 4	R: 0 E: 0 K: 0 S: 4	H: 1 LOB: 1 BB: 0 P: 4	R: 1 E: 0 K: 0 S: 4	H: 2 LOB: 0 BB: 0 P: 4	R: 1 E: 0 K: 0 S: 4	H: 1 LOB: 1 BB: 1 P: 8	R: 0 E: 0 K: 2 S: 8	H: 1 LOB: 1 BB: 0 P: 8		R: 3 E: 0 K: 0 S: 6	H: 4 LOB: 2 BB: 1 P: 10	1B: 10 2B: 3 3B: 0 HR: 1	SF: 1 SAC: 1 DP: 2 HBP: 1	WP: 1 PB: 0 SB: 1 CS: 0	PA: 41
PITCHER	IP	WLS	BF	H	R	ER	SO	BB	IBB	HBP	BLK	WP	HR	S	P	ERA	WHIP					ERA	WHIP
Dick Ellsworth, L ERA: 4.4 (1, 1)	5.0		23	7	3	3	3	1	0	0	0	0	0	27	32	5.40	1.600						
Stan Williams, R ERA: 4.53 (6, 1)	1.0		2	0	0	0	0	0	0	0	0	0	0	2	2	0.00	0.000						
Larry Burchart, R ERA: 3.63 (7, 1)	1.0		5	1	1	1	0	1	0	0	0	0	0	4	8	9.00	2.000						
Ron Law, R ERA: 4.67 (8, 1)	1.1	L	8	4	3	3	2	0	0	0	0	1	0	12	12	20.25	3.000						
Juan Pizarro, L ERA: 3.44 (9, 1)	0.1		3	1	0	0	0	1	0	0	0	0	0	2	6	0.00	6.000						

Batter	1	2	3	4	5	6	7	8	9	AB	R	H	RBI	BB	SO	LOB	TOP			
Don Buford, S OBP: 0.399, SLG: 0.426	F9		1B		SH1 SF7		F3		F9	5	2	2	0	0	0	1	Baltimore Orioles @ Chicago White Sox Comiskey Park, Chicago, IL Tue Sep 02 1969, 8:05 PM EDT Att: 5,336 - Unknown			
Mery Rettenmund, R OBP: 0.333, SLG: 0.401	F8		BB		SH1		F7			4	0	2	1	0	0	0				
Frank Robinson, R OBP: 0.427, SLG: 0.560	1B		K		SF7		PB		F5	4	0	2	1	0	1	3				
Boog Powell, L OBP: 0.392, SLG: 0.593	4-3		BB		HR		K			3	1	1	1	1	1	2				
Brooks Robinson, R OBP: 0.292, SLG: 0.404	BB		F9		1B		K			3	0	1	0	1	1	2				
Davey Johnson, R OBP: 0.352, SLG: 0.367	F4				6-3		L9		6-3	4	0	0	0	0	0	2				
Andy Etchebarren, R OBP: 0.374, SLG: 0.491	F9				L5		F8		6-3	4	0	0	0	0	0	1				
Mark Belanger, R OBP: 0.345, SLG: 0.331	4-3		S		F7				E1	4	0	1	0	0	0	1				
Dave McNally, R OBP: 0.141, SLG: 0.103			K		K		5-3		FC5-4	3	0	0	0	0	2	1				
Jim Hardin, R OBP: 0.225, SLG: 0.342										0	0	0	0	0	0	0				
Dick Hall, R OBP: 0.375, SLG: 0.286										0	0	0	0	0	0	0				
Marcelino Lopez, R OBP: 0.333, SLG: 0.167										0	0	0	0	0	0	0				
Curt Motton, R OBP: 0.416, SLG: 0.618										1	0	0	0	0	0	1				
Inning Stats	R: 0 E: 0 K: 0 S: 4	H: 1 LOB: 1 BB: 0 P: 4	R: 0 E: 0 K: 0 S: 3	H: 0 LOB: 1 BB: 7	R: 1 E: 0 K: 2 S: 9	H: 2 LOB: 2 BB: 1 P: 13	R: 0 E: 0 K: 1 S: 6	H: 1 LOB: 1 BB: 0 P: 6	R: 2 E: 0 K: 0 S: 6	H: 3 LOB: 1 BB: 0 P: 6	R: 0 E: 0 K: 1 S: 6	H: 1 LOB: 1 BB: 0 P: 6	R: 0 E: 0 K: 1 S: 5	H: 0 LOB: 0 BB: 0 P: 5	R: 0 E: 1 K: 0 S: 5	H: 1 LOB: 2 BB: 0 P: 5	1B: 7 2B: 1 3B: 0 HR: 1	SF: 1 SAC: 1 DP: 0 HBP: 0	WP: 0 PB: 1 SB: 1 CS: 0	PA: 39
PITCHER	IP WLS BF H R ER SO BB IBB HBP BLK WP HR S P ERA WHIP																			
Gary Peters, L ERA: 4.0	(1, 1) 6.0 W 27 7 3 3 3 2 0 0 0 0 1 31 39 4.50 1.500																			
Wilbur Wood, L ERA: 2.99	(7, 1) 3.0 S 12 2 0 0 2 0 0 0 0 0 0 16 16 0.00 0.667																			

Batter	1	2	3	4	5	6	7	8	9	AB	R	H	RBI	BB	SO	LOB	BOTTOM			
Walt Williams, R OBP: 0.342, SLG: 0.377	L5		F7		F4	L6	F7			5	0	0	0	0	0	4	Baltimore Orioles @ Chicago White Sox Comiskey Park, Chicago, IL Tue Sep 02 1969, 8:05 PM EDT Att: 5,336 - Unknown			
Luis Aparicio, R OBP: 0.349, SLG: 0.369	BB		4-3		FC6-4	F4	FC5-4			4	0	2	0	0	0	4				
Ron Hansen, R OBP: 0.308, SLG: 0.327	HBP		2B		1B					2	0	0	0	1	0	2				
Gail Hopkins, L OBP: 0.347, SLG: 0.377			4-3		FC6-4					2	2	2	1	0	0	0				
Woodie Held, R OBP: 0.307, SLG: 0.328	BB		2-3		1-2	1B	2B			0	0	0	0	0	0	0				
Bill Melton, R OBP: 0.322, SLG: 0.435	F9		BB		BB	BB	BB			4	2	3	3	1	0	2				
Buddy Bradford, R OBP: 0.353, SLG: 0.422	F8		F9		BB	BB	BB			4	2	1	1	1	0	5				
Don Pavletich, R OBP: 0.333, SLG: 0.396			L6							3	1	1	1	1	0	0				
Chuck Brinkman, R OBP: 0.125, SLG: 0.067					4-3					1	0	0	0	0	1	1				
Bobby Knoop, R OBP: 0.306, SLG: 0.317					F9					5	1	3	3	0	1	1				
Ken Berry, R OBP: 0.280, SLG: 0.303										2	0	0	0	0	1	1				
Pete Ward, L OBP: 0.347, SLG: 0.380										1	1	1	1	0	0	0				
Wilbur Wood, R ERA: 2.99										1	0	0	0	0	1	0				
Gary Peters, L ERA: 4.0	(1, 1) 5.0 L 25 6 4 4 2 3 0 0 0 0 0 25 38 7.20 1.800																			
Jim Hardin, R ERA: 4.09	(6, 1) 0.2 6 4 2 2 0 0 0 0 0 0 0 6 6 27.00 6.000																			
Dick Hall, R ERA: 2.21	(6, 1) 0.1 3 2 3 3 0 0 1 0 0 0 0 2 6 81.00 6.000																			
Marcelino Lopez, L ERA: 4.48	(7, 1) 2.0 9 2 1 1 3 0 0 1 0 0 0 14 15 4.50 1.000																			
Inning Stats	R: 0 E: 0 K: 0 S: 3	H: 0 LOB: 2 BB: 1 P: 8	R: 0 E: 0 K: 0 S: 4	H: 1 LOB: 1 BB: 0 P: 4	R: 0 E: 0 K: 0 S: 4	H: 1 LOB: 2 BB: 1 P: 8	R: 0 E: 0 K: 1 S: 5	H: 0 LOB: 0 BB: 0 P: 5	R: 0 E: 0 K: 1 S: 6	H: 1 LOB: 1 BB: 0 P: 6	R: 9 E: 0 K: 0 S: 11	H: 9 LOB: 2 BB: 2 P: 19	R: 0 E: 0 K: 1 S: 5	H: 0 LOB: 1 BB: 0 P: 6	R: 1 E: 0 K: 2 S: 9	H: 2 LOB: 1 BB: 0 P: 9	1B: 11 2B: 2 3B: 1 HR: 0	SF: 0 SAC: 0 DP: 0 HBP: 2	WP: 0 PB: 0 SB: 0 CS: 0	PA: 43
PITCHER	IP WLS BF H R ER SO BB IBB HBP BLK WP HR S P ERA WHIP																			

Batter	1	2	3	4	5	6	7	8	9	AB	R	H	RBI	BB	SO	LOB	TOP								
Angel Bravo, L (1, 8) OBP: 0.340, SLG: 0.396	5-3		FC6-4 1B		L4		1B		PB K2 2B	5	0	3	1	0	0	1									
Luis Aparicio, R (1, 6) OBP: 0.342, SLG: 0.359	L4		FC6-4 FC6-4		F8		F8		K2	5	0	0	1	0	1	4									
Walt Williams, R (1, 9) OBP: 0.342, SLG: 0.376	F9		FC6-4							4	1	2	0	0	0	1									
Bill Melton, R (1, 5) OBP: 0.324, SLG: 0.439					F5					3	0	0	0	0	1	2									
Gail Hopkins, L (1, 3) OBP: 0.347, SLG: 0.374					4-3					4	0	2	1	0	0	1									
Bob Christian, R (1, 7) OBP: 0.204, SLG: 0.222										3	0	0	0	0	0	2									
Pete Ward, L (8, PH) OBP: 0.344, SLG: 0.368	4-3				F8					1	0	0	0	0	0	1									
Buddy Bradford, R (8, 9) OBP: 0.344, SLG: 0.407										0	0	0	0	0	0	0									
Ed Herrmann, L (1, 2) OBP: 0.309, SLG: 0.333										4	2	3	1	0	0	1									
Bobby Knoop, R (1, 4) OBP: 0.299, SLG: 0.312					5-3					0	1	0	0	0	0	0									
Billy Wynne, L (1, 1) OBP: 0.121, SLG: 0.121										2	0	1	0	0	0	0									
Inning Stats	R: 0 E: 0 K: 0 S: 3	H: 0 LOB: 0 BB: 0 P: 3	R: 0 E: 0 K: 0 S: 3	H: 0 LOB: 1 BB: 0 P: 4	R: 1 E: 0 K: 0 S: 5	H: 2 LOB: 1 BB: 0 P: 5	R: 0 E: 0 K: 0 S: 3	H: 0 LOB: 0 BB: 0 P: 3	R: 1 E: 0 K: 0 S: 5	H: 2 LOB: 1 BB: 0 P: 5	R: 0 E: 0 K: 0 S: 4	H: 2 LOB: 1 BB: 0 P: 4	R: 1 E: 0 K: 0 S: 5	H: 2 LOB: 1 BB: 0 P: 5	R: 1 E: 0 K: 0 S: 8	H: 3 LOB: 2 BB: 0 P: 8	R: 0 E: 0 K: 1 S: 5	H: 1 LOB: 1 BB: 0 P: 5	1B: 10 2B: 2 3B: 0 HR: 1	SF: 0 SAC: 2 DP: 2 HBP: 1	WP: 0 PB: 1 SB: 1 CS: 0	PA: 38			
PITCHER	IP	WLS	BF	H	R	ER	SO	BB	IBB	HBP	BLK	WP	HR	S	P	ERA	WHIP								
Jim McGlothlin, R (1, 1) ERA: 3.07	7.0	L	29	8	3	3	0	0	0	1	0	0	1	28	29	3.86	1.143								
Eddie Fisher, R (8, 1) ERA: 3.75	2.0		9	4	1	1	2	0	0	0	0	0	0	13	13	4.50	2.000								

Chicago White Sox @ California Angels
Anaheim Stadium, Anaheim, CA
Sun Sep 07 1969, 6:33 AM EDT
Att: 6,589 - Unknown

AB 31
R 4
H 11
RBI 4
BB 0
SO 2
LOB 13



Batter	1	2	3	4	5	6	7	8	9	AB	R	H	RBI	BB	SO	LOB	BOTTOM								
Sandy Alomar Sr., S (1, 4) OBP: 0.287, SLG: 0.276	4-3		4-3				4-3			4	0	1	0	0	0	0									
Jim Spencer, L (1, 3) OBP: 0.306, SLG: 0.380	K		BB 1B		F7				F9	4	0	1	0	0	1	1									
Jim Fregosi, R (1, 6) OBP: 0.353, SLG: 0.374	1B		BB 1B		G4-6-3 BB		G3 FC 2B		K	3	1	2	0	1	1	0									
Jay Johnstone, L (1, 8) OBP: 0.299, SLG: 0.366	1B		G4-6-3				G3		4-3	4	0	1	0	0	0	3									
Rick Reichardt, R (1, 7) OBP: 0.317, SLG: 0.381	F4				K		FC		F2	4	0	0	1	0	1	2									
Bill Voss, L (1, 9) OBP: 0.318, SLG: 0.327					2-3		F8			3	0	1	0	1	0	1									
Aurelio Rodriguez, R (1, 5) OBP: 0.279, SLG: 0.312					F3		6-3			3	0	1	0	0	0	1									
Jarvis Tatum, R (9, PH)									F8	1	0	0	0	0	0	1									
Buck Rodgers, S (1, 2) OBP: 0.279, SLG: 0.211										3	0	0	0	0	0	2									
Bubba Morton, R (9, PH) OBP: 0.361, SLG: 0.440	4-3								FC5-4	1	0	0	0	0	0	1									
Jim McGlothlin, R (1, 1) OBP: 0.167, SLG: 0.173										2	0	0	0	0	1	1									
Roger Repoz, L (7, PH) OBP: 0.255, SLG: 0.276										1	0	0	0	0	0	0									
Eddie Fisher, R (8, 1)										0	0	0	0	0	0	0									
Inning Stats	R: 0 E: 0 K: 1 S: 7	H: 2 LOB: 2 BB: 0 P: 7	R: 0 E: 0 K: 0 S: 4	H: 2 LOB: 1 BB: 0 P: 4	R: 0 E: 0 K: 1 S: 3	H: 1 LOB: 1 BB: 1 P: 7	R: 0 E: 0 K: 1 S: 5	H: 0 LOB: 0 BB: 0 P: 5	R: 0 E: 0 K: 0 S: 6	H: 1 LOB: 1 BB: 0 P: 6	R: 1 E: 0 K: 0 S: 5	H: 1 LOB: 1 BB: 0 P: 5	R: 0 E: 0 K: 0 S: 3	H: 0 LOB: 0 BB: 0 P: 3	R: 0 E: 0 K: 1 S: 5	H: 0 LOB: 1 BB: 0 P: 5	R: 0 E: 0 K: 0 S: 3	H: 0 LOB: 1 BB: 1 P: 7	1B: 6 2B: 2 3B: 0 HR: 0	SF: 0 SAC: 0 DP: 2 HBP: 0	WP: 0 PB: 0 SB: 0 CS: 0	PA: 35			
PITCHER	IP	WLS	BF	H	R	ER	SO	BB	IBB	HBP	BLK	WP	HR	S	P	ERA	WHIP								
Billy Wynne, R (1, 1) ERA: 3.83	9.0	W	35	7	1	1	4	2	0	0	0	0	0	41	49	1.00	1.000								

Chicago White Sox @ California Angels
Anaheim Stadium, Anaheim, CA
Sun Sep 07 1969, 6:33 AM EDT
Att: 6,589 - Unknown

AB 33
R 1
H 7
RBI 1
BB 2
SO 4
LOB 13



Batter	1	2	3	4	5	6	7	8	9	AB	R	H	RBI	BB	SO	LOB	TOP					
Walt Williams, R OBP: 0.343, SLG: 0.375 (1, 7)	G3		G6-3						F7	4	0	1	0	1	0	1						
Luis Aparicio, R OBP: 0.344, SLG: 0.360 (1, 6)	5-3		1B						1B	4	0	2	0	1	1	1						
Ron Hansen, R Woodie Held, R OBP: 0.307, SLG: 0.328 (1, 3) (9, PR)	P3		1B						1B	5	0	2	0	0	1	3						
Bill Melton, R OBP: 0.321, SLG: 0.434 (1, 5)		K	K						F8	5	0	0	0	0	3	4						
Buddy Bradford, R OBP: 0.347, SLG: 0.421 Bob Christian, R OBP: 0.204, SLG: 0.222 (1, 9) (6, PR)				P3					F8	3	1	2	1	0	0	0						
Angel Bravo, L OBP: 0.333, SLG: 0.388 (8, PH) (8, 8)		HR								1	0	0	0	0	0	0						
Bobby Knoop, R OBP: 0.298, SLG: 0.311 (1, 4)	1-6-3			5-3					BB	4	0	1	0	0	0	1						
Ken Berry, R Pete Ward, L Jose Ortiz, R OBP: 0.346, SLG: 0.368 (1, 8) (8, PH) (8, PR)				4-3					BB	3	0	2	0	0	0	0						
Ed Herrmann, L OBP: 0.306, SLG: 0.329 Jery Nyman, L Gail Hopkins, L Wilbur Wood, R OBP: 0.346, SLG: 0.372 (1, 2) (7, 1) (8, PH) (8, 1)		4-3							F6	3	0	0	0	0	1	3						
Bart Johnson, R Duane Josephson, R OBP: 0.280, SLG: 0.302 (1, 1) (7, PH) (7, 2)				G6-3					6-3	1	0	0	0	1	1	0						
Inning Stats	R: 0 E: 0 K: 0 S: 3	H: 0 LOB: 0 BB: 0 P: 3	R: 1 E: 0 K: 1 S: 7	H: 2 LOB: 1 BB: 7 P: 7	R: 0 E: 0 K: 1 S: 6	H: 2 LOB: 2 BB: 1 P: 10	R: 0 E: 0 K: 0 S: 3	H: 0 LOB: 0 BB: 0 P: 3	R: 0 E: 0 K: 2 S: 8	H: 1 LOB: 2 BB: 1 P: 12	R: 0 E: 0 K: 0 S: 5	H: 2 LOB: 2 BB: 0 P: 5	R: 0 E: 0 K: 2 S: 7	H: 0 LOB: 1 BB: 1 P: 11	R: 0 E: 0 K: 1 S: 6	H: 1 LOB: 2 BB: 1 P: 10	R: 0 E: 0 K: 0 S: 5	H: 2 LOB: 2 BB: 0 P: 5	1B: 9 2B: 0 3B: 0 HR: 1	SF: 0 SAC: 0 DP: 1 HBP: 0	WP: 0 PB: 0 SB: 0 CS: 0	PA: 40
PITCHER	IP	WLS	BF	H	R	ER	SO	BB	IBB	HBP	BLK	WP	HR	S	P	ERA	WHIP					
Steve Barber, L ERA: 5.26 John Gelnar, R ERA: 3.29	7.0	W	30	7	1	1	6	3	0	0	0	0	1	39	51	1.29	1.429					
	2.0	S	10	3	0	0	1	1	0	0	0	0	0	11	15	0.00	2.000					

Chicago White Sox @ Seattle Pilots
Sicks Stadium, Boston, MA
Mon Sep 08 1969, 10:05 PM EDT
Unknown - 77 F

AB 36
R 1
H 10
RBI 1
BB 4
SO 7
LOB 15



Batter	1	2	3	4	5	6	7	8	9	AB	R	H	RBI	BB	SO	LOB	BOTTOM				
Tommy Harper, R OBP: 0.353, SLG: 0.316 (1, 5)	F9		BB							3	1	0	0	1	0	0					
Steve Whitaker, L Wayne Comer, R OBP: 0.348, SLG: 0.416 (1, 9) (8, PH) (9, 9)			K						4-3	3	1	1	1	0	2	1					
Danny Walton, R OBP: 0.265, SLG: 0.400 (1, 7)			BB						FC6-4	3	0	2	0	1	1	0					
Steve Hovley, L OBP: 0.342, SLG: 0.370 (1, 8)	FC6-4		BB						FC6-4	3	0	0	0	1	0	2					
Don Mincher, L OBP: 0.366, SLG: 0.457 (1, 3)	F7		G6-4-3						BB	2	0	0	1	2	0	1					
Jerry McNettney, R OBP: 0.290, SLG: 0.370 (1, 2)		5-3	G6-4-3						FC5	4	0	1	0	0	0	5					
John Donaldson, L OBP: 0.327, SLG: 0.287 (1, 4)		E6							5-3	3	0	1	0	0	0	1					
Ray Oyler, R OBP: 0.268, SLG: 0.277 (1, 6)		K							CS	2	0	0	0	1	1	2					
Steve Barber, L Gus Gil, R John Gelnar, R OBP: 0.300, SLG: 0.368 (1, 1) (7, PH) (8, 1)									6-3	2	0	0	0	0	1	1					
Inning Stats	R: 1 E: 0 K: 0 S: 5	H: 2 LOB: 1 BB: 0 P: 5	R: 0 E: 1 K: 2 S: 8	H: 0 LOB: 0 BB: 0 P: 8	R: 1 E: 0 K: 1 S: 4	H: 0 LOB: 4 BB: 20 P: 20	R: 0 E: 0 K: 0 S: 3	H: 1 LOB: 0 BB: 0 P: 3	R: 0 E: 0 K: 2 S: 7	H: 0 LOB: 0 BB: 0 P: 7	R: 0 E: 0 K: 0 S: 4	H: 1 LOB: 1 BB: 0 P: 4	R: 0 E: 0 K: 0 S: 2	H: 0 LOB: 0 BB: 1 P: 6	R: 0 E: 0 K: 0 S: 4	H: 1 LOB: 2 BB: 1 P: 8	1B: 4 2B: 0 3B: 0 HR: 1	SF: 0 SAC: 0 DP: 2 HBP: 0	WP: 0 PB: 0 SB: 2 CS: 1	PA: 33	
PITCHER	IP	WLS	BF	H	R	ER	SO	BB	IBB	HBP	BLK	WP	HR	S	P	ERA	WHIP				
Bart Johnson, R ERA: 3.0 Jery Nyman, L ERA: 6.65 Wilbur Wood, L ERA: 3.0	6.0	L	25	4	2	2	5	4	0	0	1	31	47	3.00	1.333						
	1.0		3	0	0	0	0	1	0	0	0	0	2	6	0.00	1.000					
	1.0		5	1	0	0	0	1	0	0	0	0	0	4	8	0.00	2.000				

Chicago White Sox @ Seattle Pilots
Sicks Stadium, Boston, MA
Mon Sep 08 1969, 10:05 PM EDT
Unknown - 77 F

AB 27
R 2
H 5
RBI 2
BB 6
SO 5
LOB 14



Batter	1	2	3	4	5	6	7	8	9	AB	R	H	RBI	BB	SO	LOB	TOP						
Angel Bravo, L OBP: 0.327, SLG: 0.415 (1, 8)	F8		P6		F7			1B 3B		4	1	1	0	0	0	0							
Luis Aparicio, R OBP: 0.345, SLG: 0.361 Rich Morales, R OBP: 0.250, SLG: 0.209 (8, 6)	1B		L4					5-3		4	0	2	0	0	0	1							
Walt Williams, R OBP: 0.344, SLG: 0.374 (1, 9)	F3			1B BB				F8		3	0	1	1	1	0	2							
Bill Melton, R OBP: 0.320, SLG: 0.432 (1, 5)	BB			K				F9		3	0	0	0	1	1	3							
Gail Hopkins, L OBP: 0.343, SLG: 0.368 (1, 3)	L5			F8				F9		4	0	0	0	0	0	5							
Bob Christian, R OBP: 0.208, SLG: 0.224 (1, 7)		L5			1B					4	0	1	0	0	0	0							
Ed Herrmann, L OBP: 0.309, SLG: 0.332 Jose Ortiz, R (9, PR)		4-3			3-1					4	0	2	0	0	0	2							
Bobby Knoop, R OBP: 0.296, SLG: 0.309 Doug Adams, L (9, PH)		6-3								3	0	0	0	0	0	1							
Gary Peters, L OBP: 0.183, SLG: 0.309 Bob Spence, L (7, PH) Dennis O'Toole, R (7, 1) Pete Ward, L (9, PH) OBP: 0.345, SLG: 0.366			4-3							1	0	0	0	0	1	1							
										1	0	0	0	0	0	0							
										1	0	0	0	0	1								
										2	0	0	0	0	0	0							
										1	0	0	0	0	0	0							
										1	0	0	0	0	1								
Inning Stats	R: 0 E: 0 K: 0 S: 4	H: 1 LOB: 2 BB: 1 P: 8	R: 0 E: 0 K: 0 S: 3	H: 0 LOB: 0 BB: 0 P: 3	R: 0 E: 0 K: 1 S: 3	H: 0 LOB: 0 BB: 0 P: 3	R: 0 E: 0 K: 1 S: 6	H: 1 LOB: 2 BB: 1 P: 10	R: 0 E: 0 K: 0 S: 3	H: 0 LOB: 0 BB: 0 P: 3	R: 0 E: 0 K: 0 S: 4	H: 1 LOB: 1 BB: 0 P: 4	R: 0 E: 0 K: 1 S: 6	H: 1 LOB: 1 BB: 0 P: 6	R: 1 E: 0 K: 0 S: 5	H: 2 LOB: 1 BB: 0 P: 5	R: 0 E: 0 K: 0 S: 4	H: 1 LOB: 1 BB: 0 P: 4	1B: 6 2B: 0 3B: 1 HR: 0	SF: 0 SAC: 0 DP: 0 HBP: 0	WP: 0 PB: 0 SB: 1 CS: 0	PA: 36	
PITCHER Miguel Fuentes, R ERA: 0.82 (1, 1)	IP: 9.0 WLS: W BF: 36 H: 7 R: 1 ER: 1 SO: 2 BB: 2 IBB: 0 HBP: 0 BLK: 0 WP: 0 HR: 0 S: 38 P: 46 ERA: 1.00 WHIP: 1.000											PITCHER	IP: 9.0 WLS: W BF: 36 H: 7 R: 1 ER: 1 SO: 2 BB: 2 IBB: 0 HBP: 0 BLK: 0 WP: 0 HR: 0 S: 38 P: 46 ERA: 1.00 WHIP: 1.000										

Chicago White Sox @ Seattle Pilots
Sicks Stadium, Boston, MA
Mon Sep 08 1969, 10:05 PM EDT
Att: 10,831 - Unknown

AB	34
R	1
H	7
RBI	1
BB	2
SO	2
LOB	17



Batter	1	2	3	4	5	6	7	8	9	AB	R	H	RBI	BB	SO	LOB	BOTTOM						
Tommy Harper, R OBP: 0.352, SLG: 0.313 (1, 5)	2B BB			F3				F7		4	1	0	0	1	1	2							
Steve Hovley, L OBP: 0.351, SLG: 0.387 (1, 8)	1B SF									5	1	4	1	0	0	1							
Wayne Comer, R OBP: 0.358, SLG: 0.377 (1, 9)	SF SF8									4	2	2	1	1	1	1							
Danny Walton, R OBP: 0.282, SLG: 0.412 (1, 7)	SF									4	0	2	1	0	1	2							
Greg Goossen, R OBP: 0.398, SLG: 0.542 Don Mincher, L OBP: 0.366, SLG: 0.457 (9, 3)	F4									4	0	1	1	0	0	6							
										0	0	0	0	0	0	0							
Jim Pagliaroni, R OBP: 0.324, SLG: 0.443 (1, 2)	SF8									3	0	2	1	0	0	0							
John Donaldson, L OBP: 0.322, SLG: 0.283 (1, 4)	4-3									4	0	0	0	0	0	4							
Ron Clark, R OBP: 0.257, SLG: 0.235 (1, 6)										2	0	0	0	2	1	1							
Miguel Fuentes, R OBP: 0.333, SLG: 0.333 (1, 1)										3	1	1	0	0	1	4							
Inning Stats	R: 3 E: 1 K: 0 S: 6	H: 2 LOB: 1 BB: 1 P: 10	R: 0 E: 0 K: 1 S: 5	H: 1 LOB: 2 BB: 1 P: 9	R: 1 E: 1 K: 1 S: 8	H: 2 LOB: 3 BB: 1 P: 12	R: 0 E: 0 K: 0 S: 4	H: 2 LOB: 2 BB: 1 P: 8	R: 0 E: 0 K: 0 S: 3	H: 0 LOB: 0 BB: 0 P: 3	R: 1 E: 0 K: 0 S: 6	H: 3 LOB: 2 BB: 0 P: 6	R: 0 E: 0 K: 1 S: 6	H: 1 LOB: 1 BB: 0 P: 6	R: 0 E: 0 K: 2 S: 8	H: 1 LOB: 1 BB: 0 P: 8	1B: 9 2B: 3 3B: 0 HR: 0	SF: 2 SAC: 1 DP: 0 HBP: 0	WP: 2 PB: 0 SB: 1 CS: 1	PA: 40			
PITCHER Gary Peters, L ERA: 4.01 Dennis O'Toole, R ERA:	IP: 6.0 WLS: L BF: 32 H: 10 R: 5 ER: 3 SO: 3 BB: 3 IBB: 1 HBP: 0 BLK: 0 WP: 0 HR: 0 S: 48 P: 48 ERA: 4.50 WHIP: 2.167											PITCHER	IP: 2.0 WLS: 8 BF: 2 H: 2 R: 0 ER: 0 SO: 3 BB: 0 IBB: 0 HBP: 0 BLK: 0 WP: 0 HR: 14 S: 14 P: 14 ERA: 0.00 WHIP: 1.000										

Chicago White Sox @ Seattle Pilots
Sicks Stadium, Boston, MA
Mon Sep 08 1969, 10:05 PM EDT
Att: 10,831 - Unknown

AB	33
R	5
H	12
RBI	5
BB	4
SO	5
LOB	21



Batter	1	2	3	4	5	6	7	8	9	AB	R	H	RBI	BB	SO	LOB	TOP					
Cesar Tovar, R OBP: 0.334, SLG: 0.404	F8	G3		FC6-4			F8		E3	5	0	1	0	0	0	4	Minnesota Twins @ Chicago White Sox Comiskey Park, Chicago, IL Wed Sep 10 1969, 8:05 PM EDT Att: 3,989 - Unknown					
Rod Carew, L OBP: 0.399, SLG: 0.487	5-3				6-3				E3	5	1	2	1	0	0	1						
Harmon Killebrew, R OBP: 0.429, SLG: 0.583									K	2	0	1	0	3	1	2						
Tony Oliva, L OBP: 0.368, SLG: 0.515	K								1-3	5	0	1	0	0	1	6						
Bob Allison, R OBP: 0.333, SLG: 0.390										3	0	1	0	1	0	1						
Rick Renick, R OBP: 0.315, SLG: 0.342										4	0	1	0	0	1	6						
Leo Cardenas, R OBP: 0.357, SLG: 0.390										4	0	1	0	0	2	1						
Tom Tischinski, R OBP: 0.267, SLG: 0.132										3	0	0	0	1	2	1						
Tom Hall, L OBP: 0.273, SLG: 0.225										3	0	2	0	0	1	0						
Al Worthington, R George Mitterwald, R Herman Hill, L										0	0	0	0	0	0	0						
Inning Stats	R: 0 E: 0 K: 1 S: 5	H: 0 LOB: 1 BB: 1 P: 9	R: 0 E: 0 K: 0 S: 5	H: 2 LOB: 3 BB: 1 P: 9	R: 0 E: 0 K: 1 S: 5	H: 1 LOB: 2 BB: 2 P: 13	R: 0 E: 0 K: 2 S: 8	H: 1 LOB: 1 BB: 0 P: 8	R: 0 E: 0 K: 0 S: 5	H: 3 LOB: 2 BB: 0 P: 5	R: 0 E: 0 K: 2 S: 7	H: 1 LOB: 0 BB: 0 P: 7	R: 1 E: 0 K: 0 S: 4	H: 1 LOB: 1 BB: 1 P: 8	R: 0 E: 0 K: 1 S: 5	H: 0 LOB: 0 BB: 0 P: 5	R: 1 E: 1 K: 1 S: 7	H: 2 LOB: 2 BB: 0 P: 7	1B: 11 2B: 0 3B: 0 HR: 0	SF: 0 SAC: 0 DP: 1 HBP: 0	WP: 2 PB: 1 CS: 2	PA: 40
PITCHER	IP	WLS	BF	H	R	ER	SO	BB	IBB	HBP	BLK	WP	HR	S	P	ERA	WHIP					
Tommy John, L ERA: 3.48	8.0	W	37	11	2	1	7	4	1	0	0	1	0	46	66	1.12	1.875					
Wilbur Wood, L ERA: 2.97	1.0	S	3	0	0	0	1	0	0	0	0	0	0	5	5	0.00	0.000					

AB	35
R	2
H	11
RBI	1
BB	5
SO	8
LOB	22



Batter	1	2	3	4	5	6	7	8	9	AB	R	H	RBI	BB	SO	LOB	BOTTOM				
Walt Williams, R OBP: 0.343, SLG: 0.373										4	0	1	0	0	0	2	Minnesota Twins @ Chicago White Sox Comiskey Park, Chicago, IL Wed Sep 10 1969, 8:05 PM EDT Att: 3,989 - Unknown				
Luis Aparicio, R OBP: 0.345, SLG: 0.359										3	0	0	0	1	0	1					
Ron Hansen, R OBP: 0.319, SLG: 0.329										2	1	0	0	2	1	2					
Tom McCraw, L OBP: 0.304, SLG: 0.327										0	0	0	0	0	0	0					
Bill Melton, R OBP: 0.319, SLG: 0.430										4	0	1	0	0	0	2					
Don Pavletich, R OBP: 0.338, SLG: 0.414										2	1	2	2	1	0	0					
Ed Herrmann, L OBP: 0.308, SLG: 0.331										1	0	0	0	0	1	0					
Bob Christian, R OBP: 0.211, SLG: 0.226										4	1	1	0	0	0	4					
Bobby Knoop, R OBP: 0.298, SLG: 0.314										4	0	2	0	0	0	0					
Ken Berry, R OBP: 0.285, SLG: 0.315										4	0	1	0	0	0	2					
Tommy John, R OBP: 0.187, SLG: 0.132										2	0	0	0	1	1	2					
Inning Stats	R: 1 E: 0 K: 0 S: 6	H: 3 LOB: 2 BB: 0 P: 6	R: 0 E: 0 K: 0 S: 3	H: 0 LOB: 1 BB: 1 P: 7	R: 0 E: 0 K: 0 S: 3	H: 0 LOB: 2 BB: 2 P: 11	R: 0 E: 0 K: 1 S: 6	H: 1 LOB: 1 BB: 0 P: 6	R: 0 E: 0 K: 0 S: 2	H: 0 LOB: 0 BB: 1 P: 6	R: 1 E: 0 K: 0 S: 5	H: 2 LOB: 1 BB: 0 P: 5	R: 0 E: 0 K: 1 S: 4	H: 0 LOB: 0 BB: 1 P: 8	R: 1 E: 1 K: 1 S: 7	H: 2 LOB: 1 BB: 0 P: 7	1B: 5 2B: 3 3B: 0 HR: 1	SF: 0 SAC: 0 DP: 1 HBP: 0	WP: 0 PB: 0 SB: 0 CS: 0	PA: 35	
PITCHER	IP	WLS	BF	H	R	ER	SO	BB	IBB	HBP	BLK	WP	HR	S	P	ERA	WHIP				
Tom Hall, L ERA: 3.09	7.2	L	34	8	3	2	3	5	0	0	0	0	1	35	55	2.35	1.696				
Al Worthington, R ERA: 4.7	0.1		1	0	0	0	0	0	0	0	0	0	0	1	1	0.00	0.000				



Batter	1	2	3	4	5	6	7	8	9	AB	R	H	RBI	BB	SO	LOB	TOP			
Ted Uhlhaender, L (1, 7) OBP: 0.333, SLG: 0.356	0-0 1-3		0-0 6-3			0-0 1-3			4-0 BB	3	0	0	0	1	0	0				
Rod Carew, L (1, 4) OBP: 0.395, SLG: 0.482	0-0 F6		0-0 4-3			0-3 K			0-3 K	4	0	0	0	0	2	1				
Tony Oliva, L (1, 9) OBP: 0.367, SLG: 0.513	0-0 E8 1B			0-0 F8			0-0 F8		0-0 5-3	4	0	1	0	0	0	1				
Harmon Killebrew, R (1, 5) OBP: 0.426, SLG: 0.579	0-0 6-3			0-3 K			0-0 F8			3	0	0	0	0	1	1				
Rich Reese, L (1, 3) OBP: 0.366, SLG: 0.525		0-0 6-3		0-0 4-3			0-0 4-3			3	0	0	0	0	0	0				
Cesar Tovar, R (1, 8) OBP: 0.334, SLG: 0.404		0-0 4-3 1B			0-0 F9			0-0 5-3		3	0	1	0	0	0	0				
John Roseboro, L (1, 2) OBP: 0.326, SLG: 0.307		0-0 4-3 1-2 1B			0-0 G5-4-3 1B			0-0 F7		3	0	1	0	0	0	1				
Leo Cardenas, R (1, 6) OBP: 0.355, SLG: 0.388		0-0 6-3			0-0 G5-4-3 1-2			0-0 5-3		3	0	0	0	0	0	2				
Dave Boswell, R (1, 1) OBP: 0.207, SLG: 0.304			0-3 K			0-3 K			0-0 F7	1	0	0	0	0	1	0				
Jim Holt, L (6, PH) OBP: 0.333, SLG: 0.333										1	0	0	0	0	1	0				
Bob Miller, R (6, PH) OBP: 0.339, SLG: 0.305										0	0	0	0	0	0	0				
Charlie Manuel, L (9, PH) OBP: 0.339, SLG: 0.305										1	0	0	0	0	0	0				
Inning Stats	R: 0 E: 1 K: 0 S: 4	H: 1 LOB: 1 BB: 0 P: 4	R: 0 E: 0 K: 0 S: 4	H: 1 LOB: 1 BB: 0 P: 4	R: 0 E: 0 K: 1 S: 5	H: 0 LOB: 0 BB: 0 P: 5	R: 0 E: 0 K: 1 S: 5	H: 0 LOB: 0 BB: 0 P: 5	R: 0 E: 0 K: 2 S: 7	H: 0 LOB: 0 BB: 0 P: 7	R: 0 E: 0 K: 0 S: 3	H: 0 LOB: 0 BB: 0 P: 3	R: 0 E: 0 K: 0 S: 3	H: 0 LOB: 0 BB: 0 P: 3	R: 0 E: 0 K: 1 S: 5	H: 0 LOB: 1 BB: 1 P: 9	1B: 3 2B: 0 3B: 0 HR: 0	SF: 0 SAC: 0 DP: 1 HBP: 0	WP: 0 PB: 0 SB: 0 CS: 0	PA: 30
PITCHER Joe Horlen, R (1, 1) ERA: 3.83	IP: 9.0 WLS: W BF: 30 H: 3 R: 0 ER: 0 SO: 5 BB: 1 IBB: 0 HBP: 0 BLK: 0 WP: 0 HR: 0 S: 39 P: 43 ERA: 0.00 WHIP: 0.444															PITCHER				

Minnesota Twins @ Chicago White Sox
Comiskey Park, Chicago, IL
Thu Sep 11 1969, 8:05 PM EDT
Att: 3,762 - Unknown

AB 29
R 0
H 3
RBI 0
BB 1
SO 5
LOB 6



Batter	1	2	3	4	5	6	7	8	9	AB	R	H	RBI	BB	SO	LOB	BOTTOM			
Angel Bravo, L (1, 8) OBP: 0.305, SLG: 0.386	0-0 6-3		0-0 F2	0-0 4-3			0-0 1-3			4	0	0	0	0	0	0				
Luis Aparicio, R (1, 6) OBP: 0.344, SLG: 0.357	0-0 6-3		4-0 1B BB	0-0 F9			0-0 1-3			3	1	0	0	1	0	0				
Walt Williams, R (1, 9) OBP: 0.343, SLG: 0.372	0-0 F8		0-0 E 1B 1-3 1B		0-3 K			0-0 F9		4	1	1	0	0	1	0				
Bill Melton, R (1, 5) OBP: 0.319, SLG: 0.429		0-0 F3	0-3 K		0-3 K			0-0 4-3 1B		4	0	1	0	0	2	2				
Tom McCraw, L (1, 3) OBP: 0.308, SLG: 0.330		0-0 1B 1B	0-0 E 1B 1B		0-0 6-3			0-0 4-3		4	2	2	1	0	0	1				
Ed Herrmann, L (1, 2) OBP: 0.314, SLG: 0.332		0-0 1B 1-2 1B	0-0 E4 1B			4-0 G4-3 BB		4-0 BB		2	0	1	0	2	0	2				
Bob Christian, R (1, 7) OBP: 0.232, SLG: 0.232		0-3 K	0-0 1-2 2-3 1B			0-0 F8		0-3 K		3	0	1	2	0	1	3				
Ken Berry, R (7, 8) OBP: 0.284, SLG: 0.314		0-0 K	0-0 1-2 2-3 1B				0-0 F8			1	0	0	0	0	1	2				
Bobby Knoop, R (1, 4) OBP: 0.299, SLG: 0.314		0-0 1-2 2-3 1B	0-0 F8			0-0 G4-3				3	0	1	1	0	0	3				
Joe Horlen, R (1, 1) OBP: 0.164, SLG: 0.179		0-0 5-3		0-0 5-3			0-3 K			3	0	0	0	0	1	2				
Inning Stats	R: 0 E: 0 K: 0 S: 3	H: 0 LOB: 0 BB: 0 P: 3	R: 1 E: 0 K: 1 S: 8	H: 3 LOB: 2 BB: 0 P: 8	R: 3 E: 1 K: 1 S: 9	H: 3 LOB: 2 BB: 1 P: 13	R: 0 E: 0 K: 0 S: 3	H: 0 LOB: 0 BB: 0 P: 3	R: 0 E: 0 K: 2 S: 7	H: 0 LOB: 0 BB: 0 P: 7	R: 0 E: 0 K: 0 S: 2	H: 0 LOB: 0 BB: 1 P: 6	R: 0 E: 0 K: 1 S: 5	H: 0 LOB: 0 BB: 0 P: 5	R: 0 E: 0 K: 1 S: 6	H: 1 LOB: 2 BB: 1 P: 10	1B: 7 2B: 0 3B: 0 HR: 0	SF: 0 SAC: 0 DP: 1 HBP: 0	WP: 0 PB: 0 SB: 0 CS: 0	PA: 34
PITCHER Dave Boswell, R (1, 1) ERA: 3.36	IP: 5.0 WLS: L BF: 23 H: 6 R: 4 ER: 2 SO: 4 BB: 1 IBB: 0 HBP: 0 BLK: 0 WP: 0 HR: 0 S: 30 P: 34 ERA: 3.60 WHIP: 1.400															PITCHER				
PITCHER Bob Miller, R (6, 1) ERA: 3.1	IP: 3.0 WLS: L BF: 11 H: 1 R: 0 ER: 0 SO: 2 BB: 2 IBB: 0 HBP: 0 BLK: 0 WP: 0 HR: 0 S: 13 P: 21 ERA: 0.00 WHIP: 1.000															PITCHER				

Minnesota Twins @ Chicago White Sox
Comiskey Park, Chicago, IL
Thu Sep 11 1969, 8:05 PM EDT
Att: 3,762 - Unknown


AB 31
R 4
H 7
RBI 4
BB 3
SO 6
LOB 15



Batter	1	2	3	4	5	6	7	8	9	AB	R	H	RBI	BB	SO	LOB	TOP				
Bert Campaneris, R OBP: 0.288, SLG: 0.291 Ted Kubiak, S OBP: 0.321, SLG: 0.305	F7		1-3					F7	F5	2	0	0	0	0	0	0					
Jose Tartabull, L OBP: 0.284, SLG: 0.309	6-3		1-3					BB	F7	6	1	1	0	0	0	3					
Bobby Brooks, R OBP: 0.350, SLG: 0.500	5-3		1-3					BB		3	2	0	0	2	0	0					
Sal Bando, R OBP: 0.397, SLG: 0.472		6-3		K				BB		4	2	2	3	1	1	0					
Tito Francona, L OBP: 0.394, SLG: 0.461 Danny Cater, R OBP: 0.301, SLG: 0.370	1B			E				BB		5	2	5	2	0	0	0					
Dick Green, R OBP: 0.354, SLG: 0.430				E4				SF7		4	2	3	4	0	2						
Tommie Reynolds, R OBP: 0.346, SLG: 0.314				K				F2		3	1	1	0	2	1	1					
Phil Roof, R OBP: 0.338, SLG: 0.299	F8									4	1	2	0	0	0	4					
Lew Krausse, R OBP: 0.188, SLG: 0.435 Ed Sprague, R OBP: 0.200, SLG: 0.400	FC5-4			K						2	0	0	0	0	1	4					
Inning Stats	R: 0 E: 0 K: 0 S: 3	H: 0 LOB: 0 BB: 0 P: 3	R: 0 E: 0 K: 0 S: 5	H: 2 LOB: 3 BB: 1 P: 9	R: 0 E: 0 K: 0 S: 3	H: 0 LOB: 0 BB: 0 P: 3	R: 2 E: 1 K: 3 S: 12	H: 3 LOB: 1 BB: 0 P: 12	R: 7 E: 0 K: 0 S: 7	H: 4 LOB: 1 BB: 2 P: 17	R: 0 E: 0 K: 1 S: 5	H: 1 LOB: 0 BB: 0 P: 5	R: 3 E: 0 K: 0 S: 5	H: 2 LOB: 1 BB: 2 P: 13	R: 0 E: 0 K: 0 S: 4	H: 1 LOB: 1 BB: 0 P: 4	1B: 8 2B: 4 3B: 1 HR: 2	SF: 1 SAC: 2 DP: 2 HBP: 2	WP: 0 PB: 0 SB: 0 CS: 0	PA: 47	
PITCHER	IP	WLS	BF	H	R	ER	SO	BB	IBB	HBP	BLK	WP	HR	S	P	ERA	WHIP				
Billy Wynne, R ERA: 4.26	4.1	L	24	8	8	8	3	2	0	1	0	0	2	27	36	16.61	2.308				
Danny Murphy, R ERA: 1.69	1.2		9	3	1	1	0	1	0	1	0	0	0	7	12	5.40	2.400				
Dennis O'Toole, R ERA: 6.75	2.0		10	3	3	3	1	2	0	0	0	0	0	10	18	13.50	2.500				
Gary Bell, R ERA: 5.31	1.0		4	1	0	0	0	0	0	0	0	0	0	4	4	0.00	1.000				

Oakland Athletics @ Chicago White Sox
Comiskey Park, Chicago, IL
Fri Sep 12 1969, 8:05 PM EDT
Att: 5,525 - Unknown


AB 37
R 12
H 15
RBI 11
BB 5
SO 4
LOB 15



Batter	1	2	3	4	5	6	7	8	9	AB	R	H	RBI	BB	SO	LOB	BOTTOM					
Angel Bravo, L OBP: 0.328, SLG: 0.475 Jose Ortiz, R OBP: 0.250, SLG: 0.250				1-3						2	1	2	2	0	0	0						
Luis Aparicio, R OBP: 0.344, SLG: 0.356 Doug Adams, L				HR						3	0	1	0	0	0	2						
Walt Williams, R OBP: 0.339, SLG: 0.368										4	0	0	0	0	0	2						
Bill Melton, R OBP: 0.320, SLG: 0.429 Ron Hansen, R OBP: 0.319, SLG: 0.329										4	0	2	0	0	2	1						
Tom McCraw, L OBP: 0.304, SLG: 0.325 Dennis O'Toole, R										3	0	0	0	0	0	2						
Pete Ward, L OBP: 0.348, SLG: 0.369 Gary Bell, R OBP: 0.273, SLG: 0.263										1	0	1	0	0	0	0						
Bob Christian, R OBP: 0.234, SLG: 0.250										4	1	2	0	0	0	2						
Ed Herrmann, L OBP: 0.311, SLG: 0.328 Rich Morales, R OBP: 0.247, SLG: 0.207										3	0	0	0	0	1	2						
Bobby Knoop, R OBP: 0.300, SLG: 0.322										3	1	1	2	1	0	0						
Billy Wynne, L OBP: 0.171, SLG: 0.206 Danny Murphy, L Bob Spence, L										1	1	1	0	1	0	0						
Inning Stats	R: 0 E: 0 K: 1 S: 6	H: 1 LOB: 1 BB: 0 P: 6	R: 0 E: 0 K: 1 S: 5	H: 0 LOB: 0 BB: 0 P: 5	R: 2 E: 0 K: 0 S: 6	H: 3 LOB: 1 BB: 1 P: 10	R: 2 E: 0 K: 0 S: 6	H: 3 LOB: 1 BB: 0 P: 6	R: 0 E: 0 K: 1 S: 5	H: 0 LOB: 0 BB: 0 P: 5	R: 0 E: 0 K: 0 S: 3	H: 1 LOB: 1 BB: 1 P: 7	R: 0 E: 0 K: 0 S: 3	H: 0 LOB: 0 BB: 0 P: 3	R: 0 E: 0 K: 0 S: 4	H: 2 LOB: 2 BB: 0 P: 4	R: 0 E: 0 K: 0 S: 4	H: 1 LOB: 1 BB: 0 P: 4	1B: 7 2B: 1 3B: 1 HR: 2	SF: 0 SAC: 0 DP: 2 HBP: 0	WP: 0 PB: 0 SB: 1 CS: 0	PA: 38
PITCHER	IP	WLS	BF	H	R	ER	SO	BB	IBB	HBP	BLK	WP	HR	S	P	ERA	WHIP					
Lew Krausse, R ERA: 4.73	3.1		17	6	4	4	2	1	0	0	0	0	0	20	24	10.80	2.100					
Ed Sprague, R ERA: 4.24	5.2	W	21	5	0	0	1	1	0	0	0	0	0	22	26	0.00	1.059					

Oakland Athletics @ Chicago White Sox
Comiskey Park, Chicago, IL
Fri Sep 12 1969, 8:05 PM EDT
Att: 5,525 - Unknown

AB 36
R 4
H 11
RBI 4
BB 2
SO 3
LOB 16



Batter	1	2	3	4	5	6	7	8	9	10	AB	R	H	RBI	BB	SO	LOB	TOP			
Ted Kubiak, S OBP: 0.318, SLG: 0.303 (1, 6)	1-3		G3		F5		F9			SH SF8 1B	5	1	1	0	0	0	1				
Jose Tartabull, L OBP: 0.280, SLG: 0.304 (1, 8)	6-3			5-3		6-3		1-3		SH SF8 HR	4	1	0	0	0	0	0				
Bobby Brooks, R OBP: 0.520, SLG: 0.500 (1, 7)	K			6-3 1B		FC6-4 1B		F2		SF8	4	0	2	1	0	1	0				
Sal Bando, R OBP: 0.395, SLG: 0.469 (1, 5)		6-3		6-3		FC6-4 BB 1-2f		F6		HR IBB	4	1	0	0	1	0	2				
Tito Francona, L OBP: 0.432, SLG: 0.462 (1, 3)								F6			2	0	1	0	2	0	0				
Dave Duncan, R OBP: 0.212, SLG: 0.155 (9, 2)								BB		HR	1	1	1	3	0	0	0				
Dick Green, R OBP: 0.355, SLG: 0.427 (1, 4)	1-3 1B			1B		BB		BB		F7	3	0	0	0	2	0	3				
Tommie Reynolds, R OBP: 0.344, SLG: 0.310 (1, 9)				F2		BB		BB		F6	4	0	0	0	0	0	5				
Phil Roof, R OBP: 0.336, SLG: 0.296 (1, 2)						5-3 HBP		6-3		F3	4	0	0	0	0	0	5				
Ray Webster, L OBP: 0.354, SLG: 0.333 (7, PH)				6-3		5-3		4-3			2	0	0	0	0	0	1				
Larry Haney, R OBP: 0.258, SLG: 0.300 (7, 2)											1	0	0	0	0	0	0				
Bob Johnson, R OBP: 0.349, SLG: 0.380 (9, PH)											0	0	0	0	0	0	0				
Fred Talbot, R OBP: 0.227, SLG: 0.317 (9, 1)											0	0	0	0	1	0	0				
Blue Moon Odom, R OBP: 0.303, SLG: 0.493 (9, PH)											0	0	0	0	0	0	0				
Danny Cater, R OBP: 0.301, SLG: 0.369 (9, 3)				K		K		1-3		BB	3	0	0	0	0	2	1				
											1	0	0	0	0	0	2				
Inning Stats	R: 0 E: 0 K: 1 S: 5	H: 0 LOB: 0 BB: 0 P: 5	R: 0 E: 0 K: 0 S: 4	H: 1 LOB: 1 BB: 0 P: 4	R: 0 E: 0 K: 1 S: 5	H: 0 LOB: 0 BB: 0 P: 5	R: 0 E: 0 K: 0 S: 4	H: 1 LOB: 2 BB: 1 P: 8	R: 0 E: 0 K: 1 S: 5	H: 0 LOB: 1 BB: 0 P: 6	R: 0 E: 0 K: 0 S: 4	H: 0 LOB: 0 BB: 0 P: 12	R: 0 E: 0 K: 0 S: 3	H: 0 LOB: 0 BB: 0 P: 3	R: 0 E: 0 K: 0 S: 3	H: 0 LOB: 2 BB: 2 P: 11	R: 4 E: 1 K: 0 S: 6	H: 2 LOB: 0 BB: 1 P: 10	1B: 4 2B: 0 3B: 0 HR: 1	SF: 1 SAC: 1 DP: 0 HBP: 1	WP: 0 PA: 43 PB: 1 SB: 0 CS: 0
PITCHER	IP 9.0	WLS 36	BF 3	H 0	R 0	ER 0	SO 3	BB 4	IBB 1	HBP 1	BLK 0	WP 0	HR 0	S 36	P 57	ERA 0.00	WHIP 0.778				
Paul Edmondson, R ERA: 3.95																					
Wilbur Wood, L ERA: 3.19	1.0	L	7	2	4	3	0	0	1	0	0	0	1	6	10	27.00	2.000				

Oakland Athletics @ Chicago White Sox
Comiskey Park, Chicago, IL
Sat Sep 13 1969, 4:33 AM EDT
Att: 2,665 - Unknown

AB	34
R	4
H	5
RBI	4
BB	6
SO	3
LOB	15

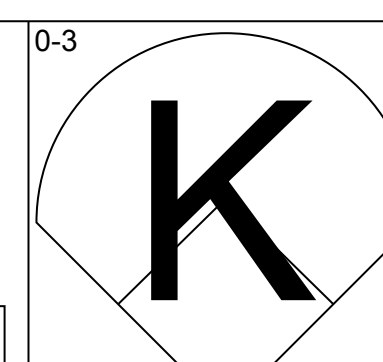
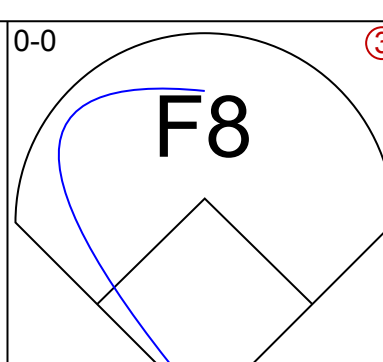
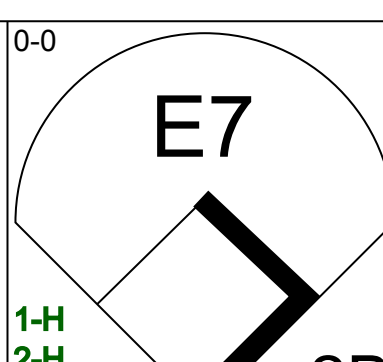
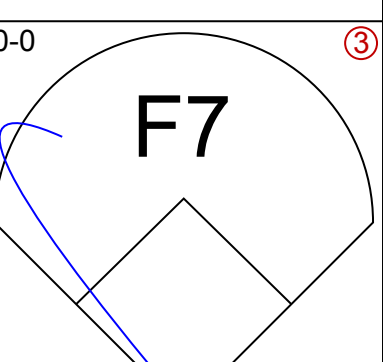
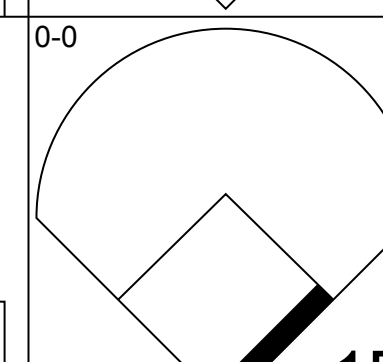
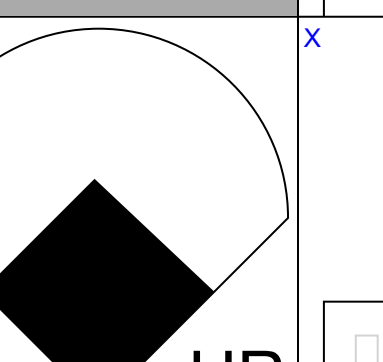
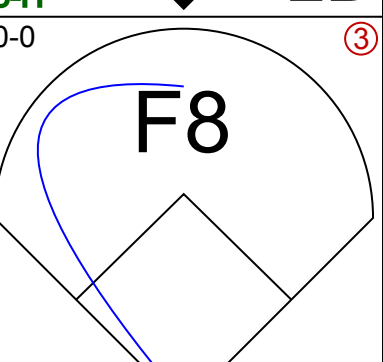
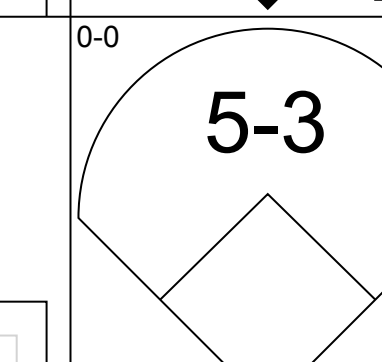
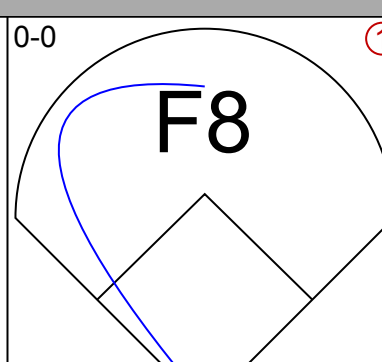
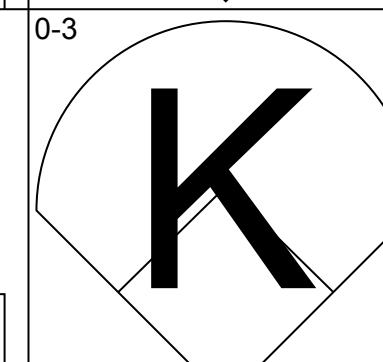
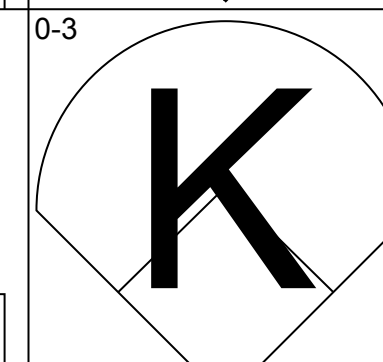
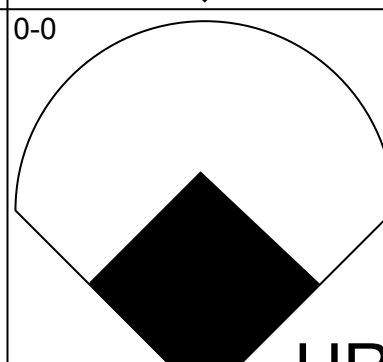

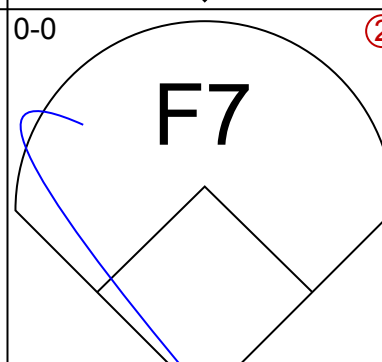
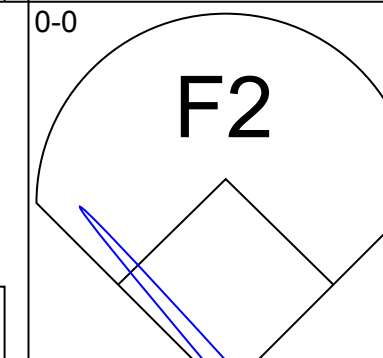
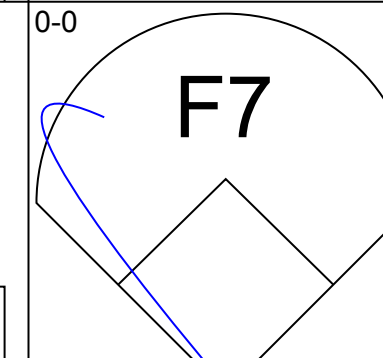
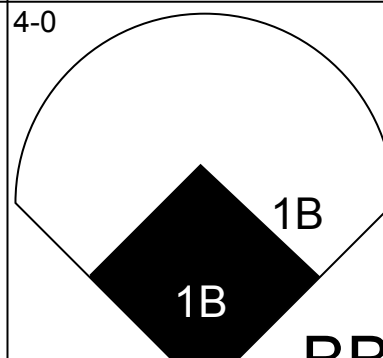
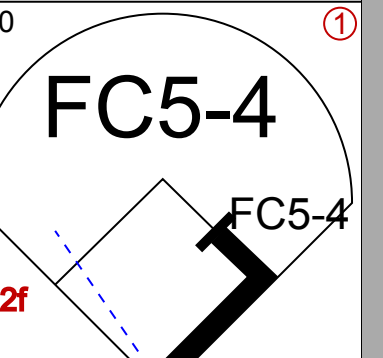

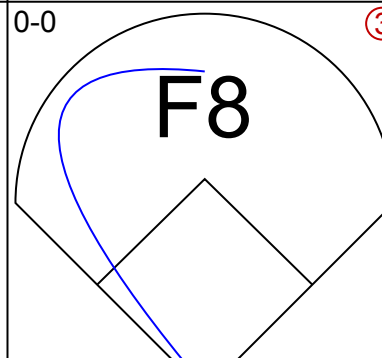
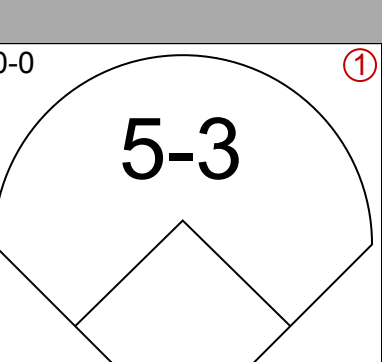
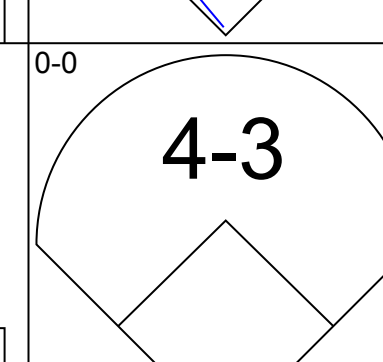
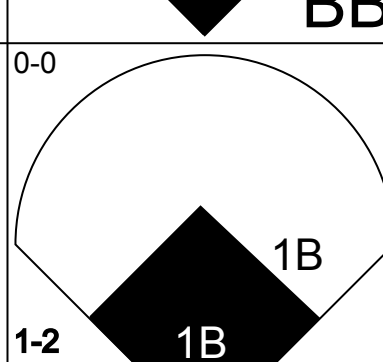
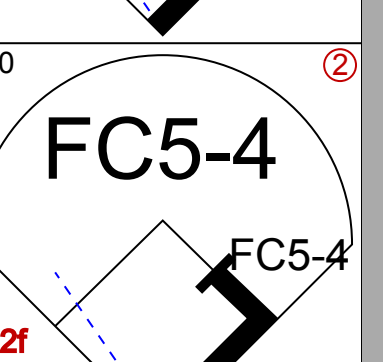
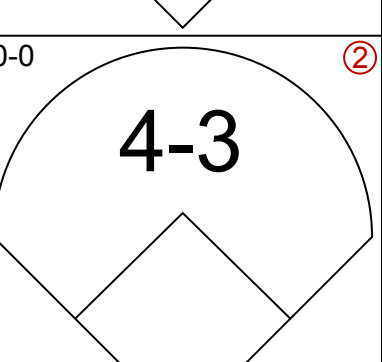
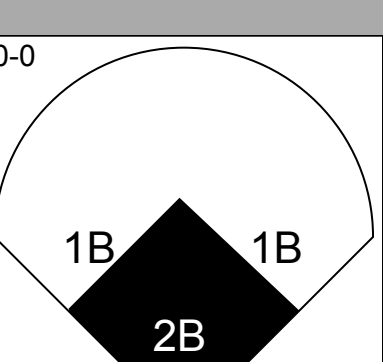
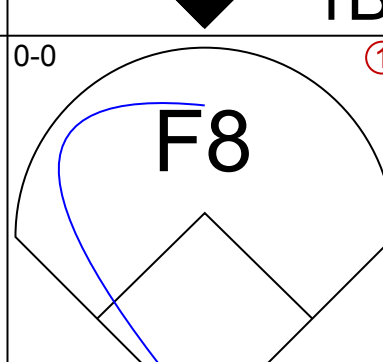
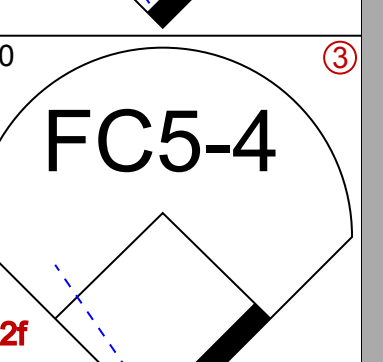
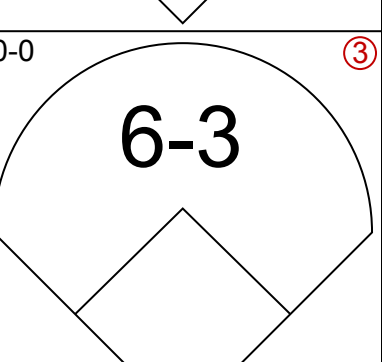
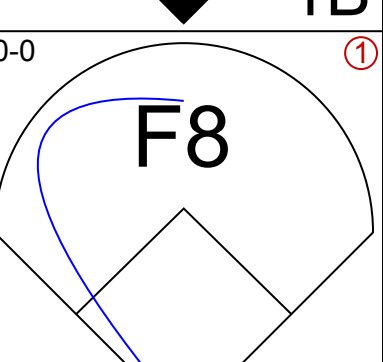
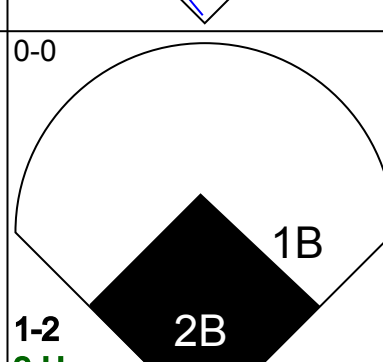
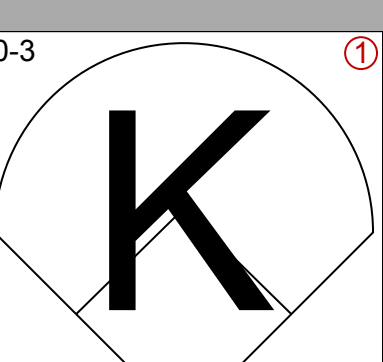
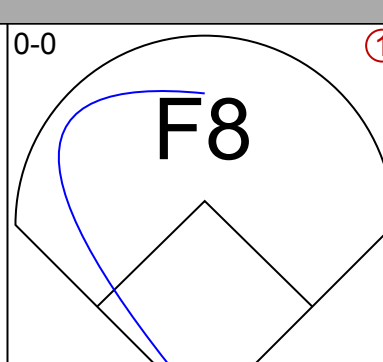
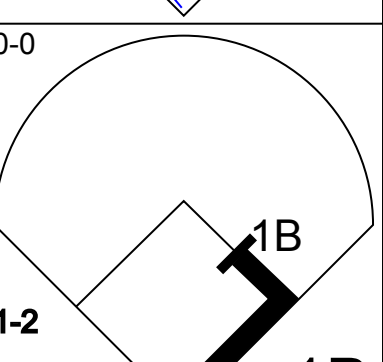
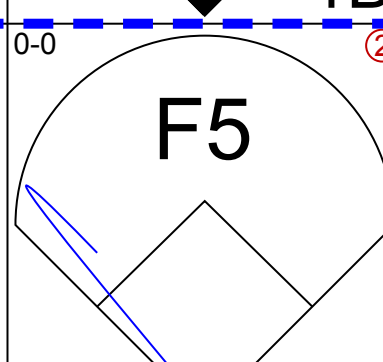
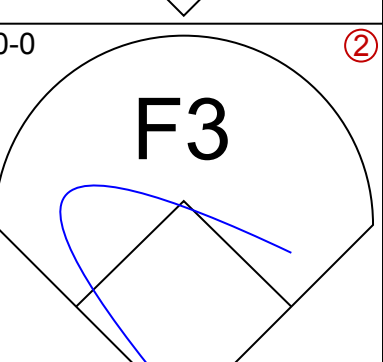
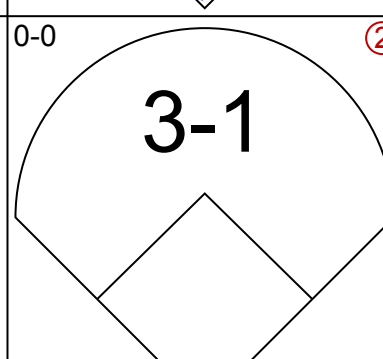
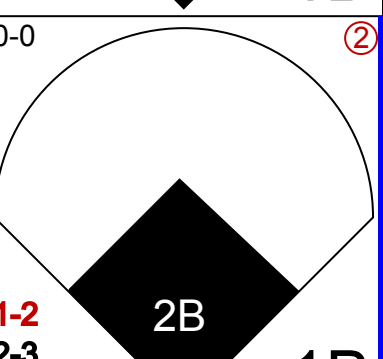
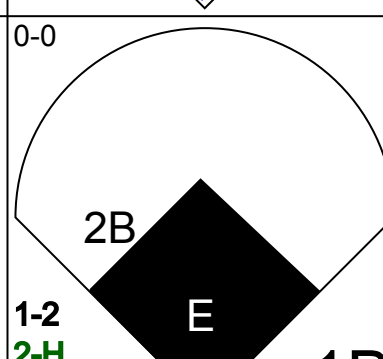
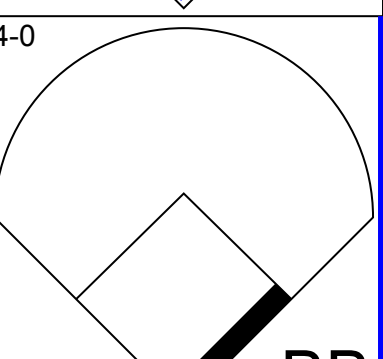


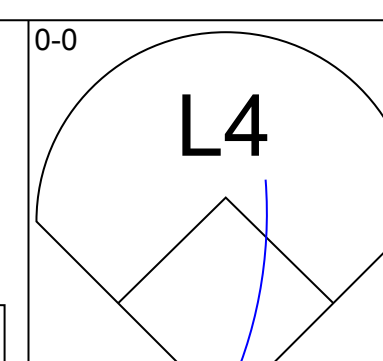
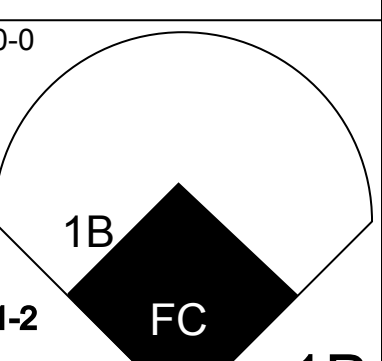
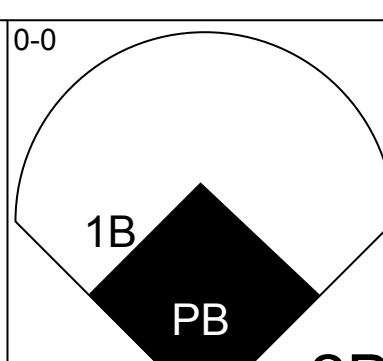
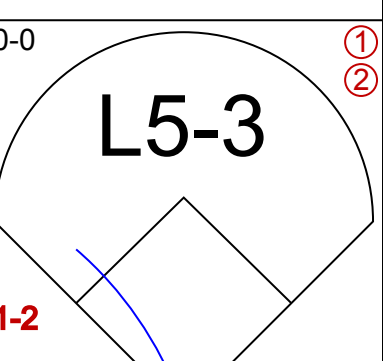
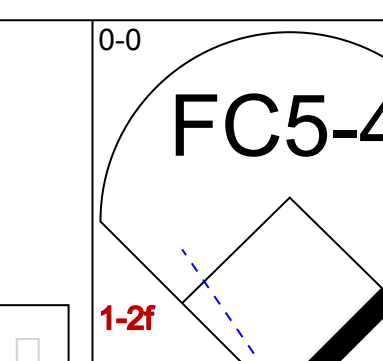
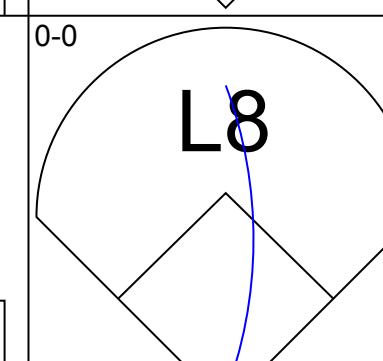
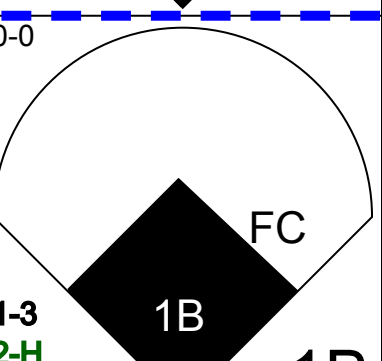
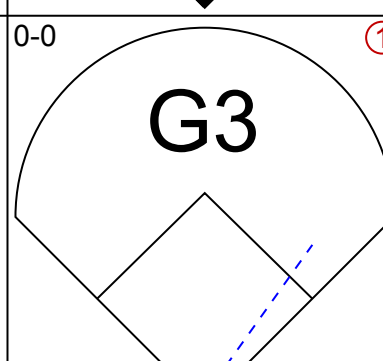
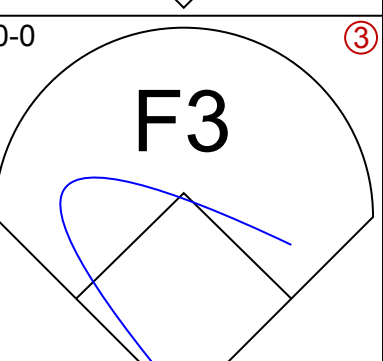
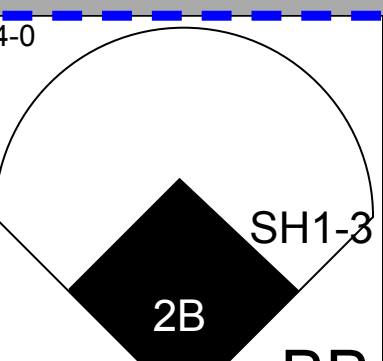
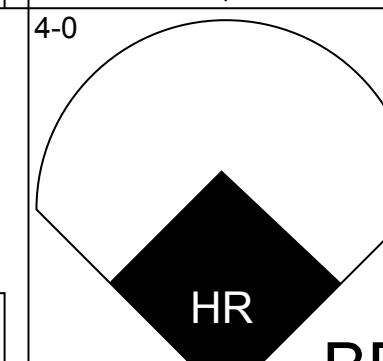
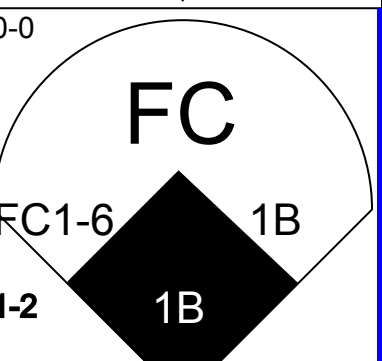
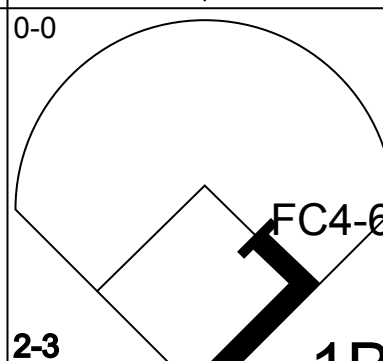
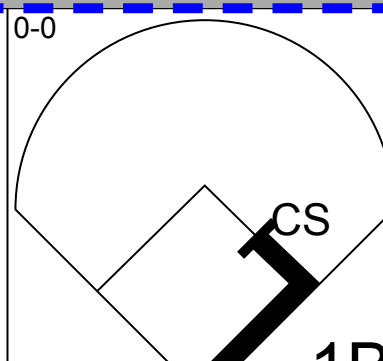
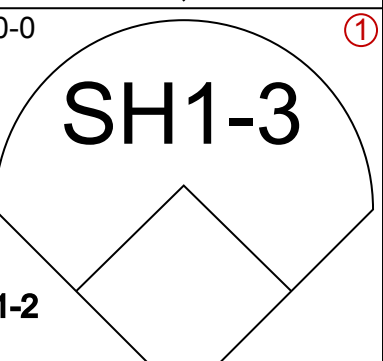
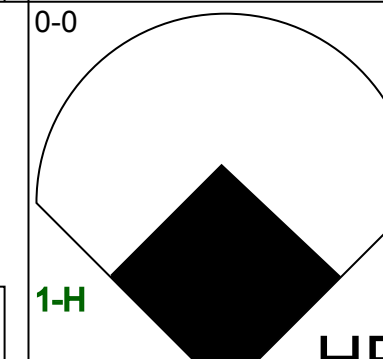
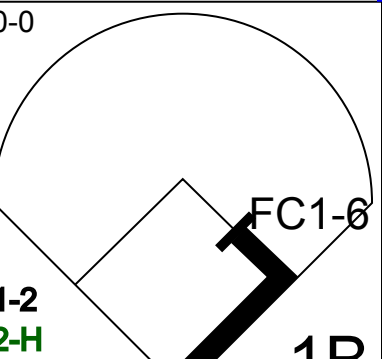
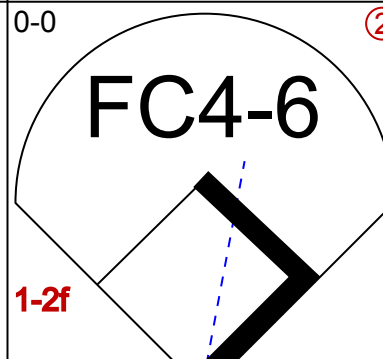
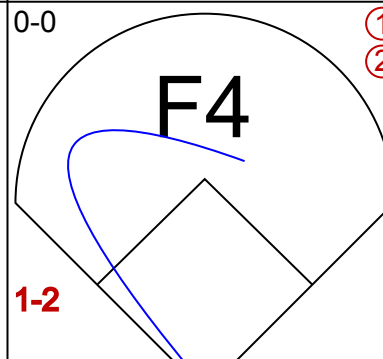
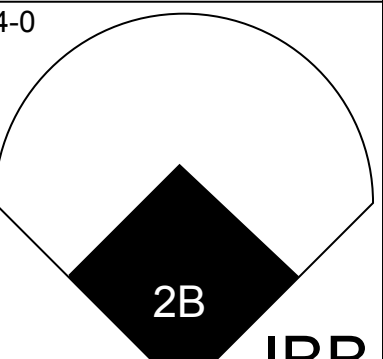
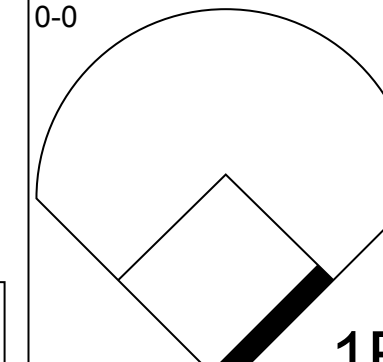
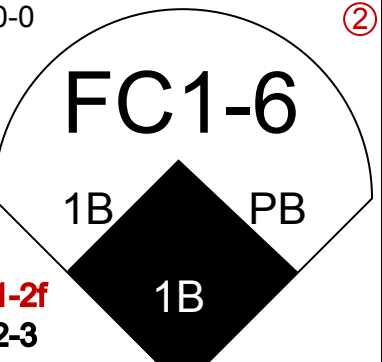
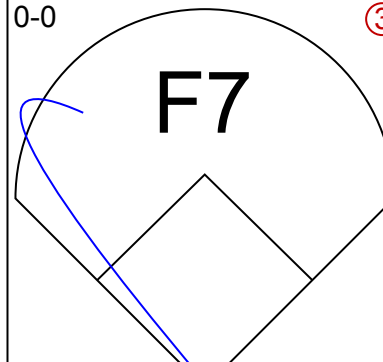
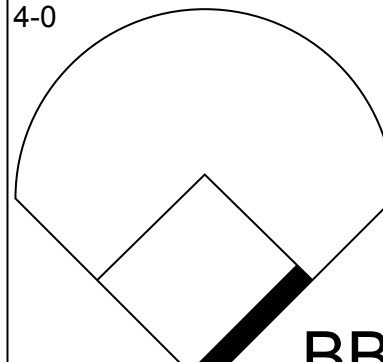
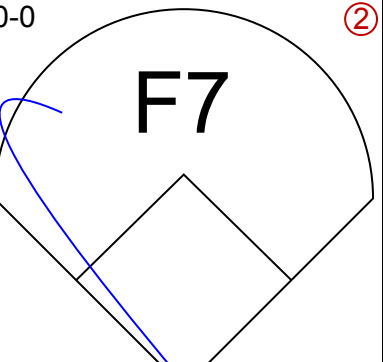
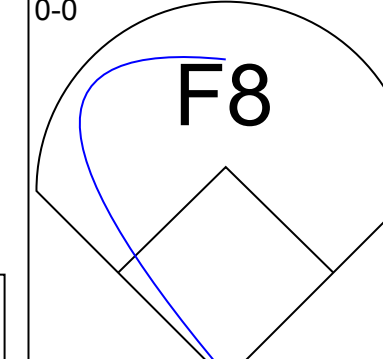
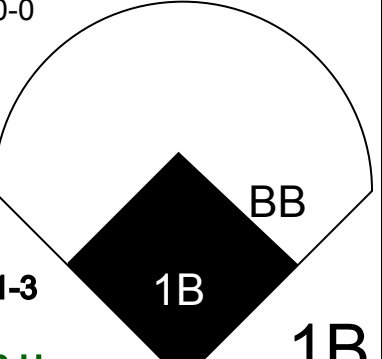
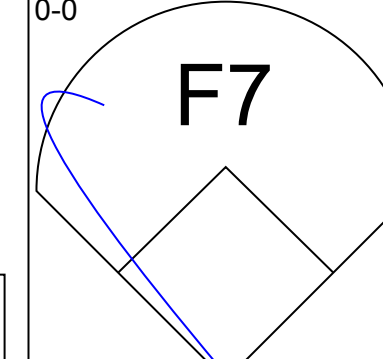
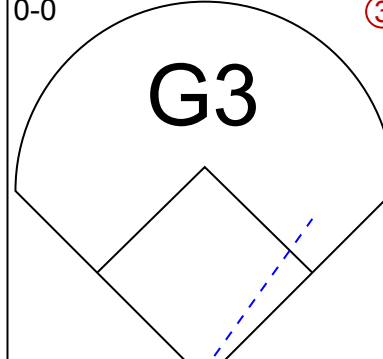
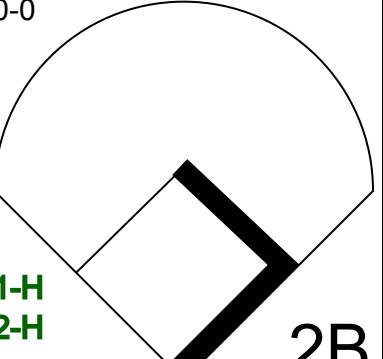
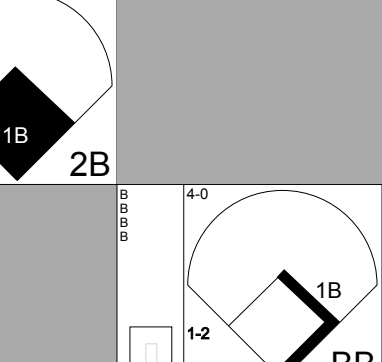
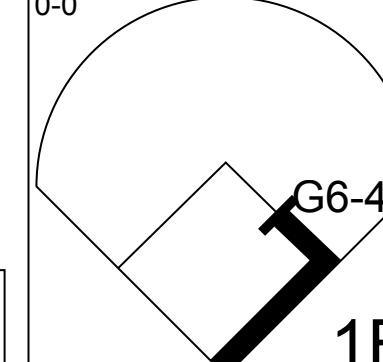
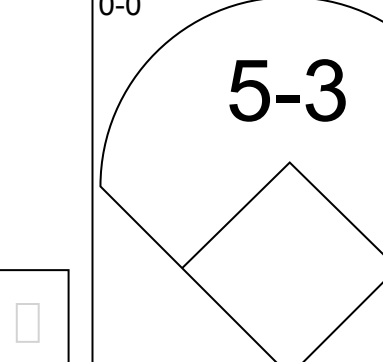
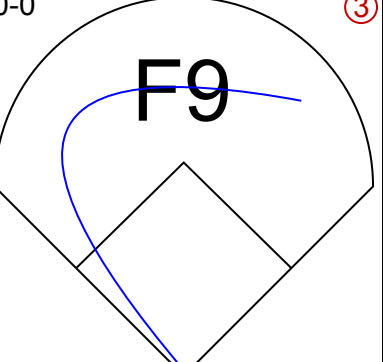

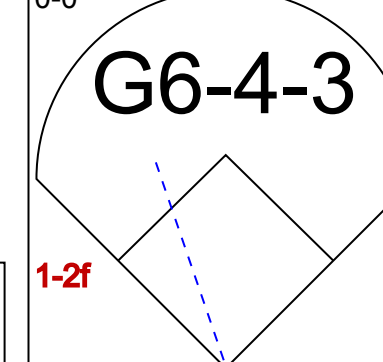
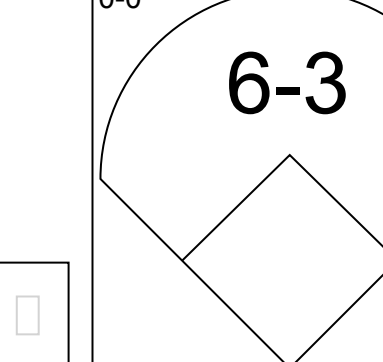
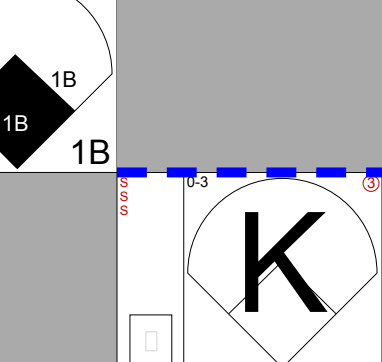
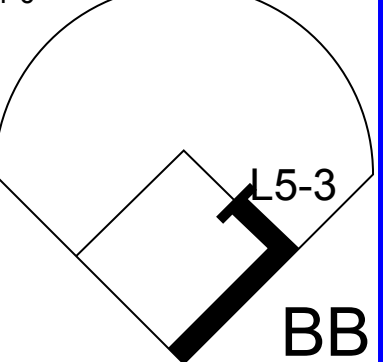
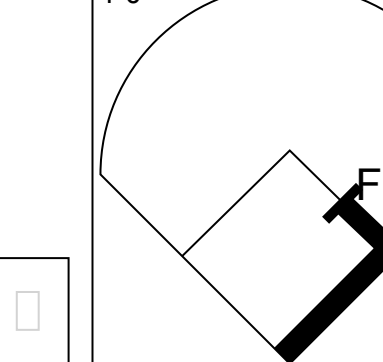
Batter	1	2	3	4	5	6	7	8	9	10	AB	R	H	RBI	BB	SO	LOB	BOTTOM	
Walt Williams, R OBP: 0.335, SLG: 0.363 (1, 9)	G3		F8		4-3		F8		F8		5	0	0	0	0	0	2		
Tom McCraw, L OBP: 0.310, SLG: 0.325 (1, 3)	FC5-4 1B		1-3 BB		1-3 IBB					1-3	3	0	1	0	2	1	0		
Bob Christian, R OBP: 0.232, SLG: 0.246 (1, 7)	FC5-4 1B		1-3		K					F8	5	0	1	0	0	1	4		
Bill Melton, R OBP: 0.321, SLG: 0.429 (1, 5)	FC4-6 1B		K				F3			F6	5	0	2	0	0	1	1		
Ed Herrmann, L OBP: 0.310, SLG: 0.324 (1, 2)	FC4-6				F7		F9			BB 1B	3	0	0	0	1	0	2		
Bobby Knops, R OBP: 0.302, SLG: 0.321 (1, 4)		FC5-4 1-3 BB		6-3			FC6-4 BB		G1-2-3		2	0	0	0	2	0	3		
Rich Morales, R OBP: 0.238, SLG: 0.198 (1, 6)		1-3		5-3			FC6-4			6-3	4	0	0	0	0	0	2		
Ken Berry, R OBP: 0.285, SLG: 0.322 (1, 8)		6-3					F7			F7	3	0	1	0	0	0	1		
Gail Hopkins, L OBP: 0.342, SLG: 0.367 (9, PH)											1	0	0	0	0	0	0		
Wilbur Wood, R (10, 1)											0	0	0	0	0	0	0		
Paul Edmondson, R OBP: 0.192, SLG: 0.192 (1, 1)											3	0	0	0	0	1	2		
Doug Adams, L OBP: 0.250, SLG: 0.250 (9, PH)											1	0	1	0	0	0	0		
Jose Ortiz, R OBP: 0.250, SLG: 0.250 (10, 8)											0	0	0	0	0	0	0		
Inning Stats	R: 0 E: 0 K: 0 S: 5	H: 2 LOB: 2 BB: 0 P: 5	R: 0 E: 0 K: 0 S: 3	H: 0 LOB: 1 BB: 1 P: 7	R: 0 E: 0 K: 0 S: 3	H: 0 LOB: 0 BB: 0 P: 3	R: 0 E: 0 K: 2 S: 8	H: 0 LOB: 1 BB: 1 P: 12	R: 0 E: 0 K: 0 S: 3	H: 0 LOB: 0 BB: 0 P: 7	R: 0 E: 0 K: 1 S: 6	H: 2 LOB: 2 BB: 1 P: 10	R: 0 E: 0 K: 0 S: 4	H: 1 LOB: 1 BB: 0 P: 4	R: 0 E: 0 K: 0 S: 3	H: 0 LOB: 0 BB: 0 P: 3	1B: 5 2B: 0 3B: 1 HR: 0	SF: 0 SAC: 0 DP: 1 HBP: 0	WP: 0 PA: 40 PB: 0 SB: 1 CS: 0
PITCHER	IP 8.0	WLS 33	BF 5	H 0	R 0	ER 0	SO 4	BB 4	IBB 1	HBP 0	BLK 0	WP 0	HR 0	S 36	P 56	ERA 0.00	WHIP 1.125		
Blue Moon Odom, R ERA: 2.69																			
Fred Talbot, R ERA: 4.5	2.0	W	7	1	0	0	0	0	0	0	0	0	0	7	7	0.00	0.500		

Oakland Athletics @ Chicago White Sox
Comiskey Park, Chicago, IL
Sat Sep 13 1969, 4:33 AM EDT
Att: 2,665 - Unknown

AB	35
R	0
H	6
RBI	0
BB	5
SO	4
LOB	17



Batter	1	2	3	4	5	6	7	8	9	AB	R	H	RBI	BB	SO	LOB	TOP																						
Bert Campaneris, R OBP: 0.289, SLG: 0.297 (1, 6)										5	0	2	3	0	1	1	Oakland Athletics @ Chicago White Sox Comiskey Park, Chicago, IL Sun Sep 14 1969, 4:33 AM EDT Unknown livebaseballscorecards.com																						
Danny Cater, R OBP: 0.301, SLG: 0.375 (1, 7)										5	1	2	1	0	0	2																							
Bobby Brooks, R OBP: 0.500, SLG: 0.619 (1, 9)										5	1	2	1	0	0	2																							
Sal Bando, R OBP: 0.394, SLG: 0.465 (1, 5)										4	1	0	0	1	0	2																							
Bob Johnson, R OBP: 0.344, SLG: 0.373 (1, 3)										4	1	1	0	0	0	1																							
Dick Green, R OBP: 0.354, SLG: 0.426 (1, 4)										4	1	1	0	0	0	3																							
Mike Hershberger, R OBP: 0.259, SLG: 0.240 Rick Monday, L OBP: 0.374, SLG: 0.406 (8, 8)										3	1	1	1	0	0	1																							
Phil Roof, R OBP: 0.335, SLG: 0.295 Dave Duncan, R OBP: 0.216, SLG: 0.160 (4, 2)										1	0	0	0	0	0	0																							
Carlton Hunter, R OBP: 0.265, SLG: 0.265 Jim Ruzick, R OBP: 0.265, SLG: 0.265 Vida Blue, S OBP: 0.265, SLG: 0.265 George Lauzerique, R OBP: 0.265, SLG: 0.265 Ray Robinson, R OBP: 0.265, SLG: 0.265 Marcel Lachemann, R OBP: 0.265, SLG: 0.265 John Tabor, L OBP: 0.265, SLG: 0.265 Paul Lindblad, L OBP: 0.265, SLG: 0.265 (1, 1)										0	0	0	0	0	0	0																							
Inning Stats	R: 0 E: 0 K: 2 S: 8	H: 1 LOB: 1 BB: 0 P: 8	R: 0 E: 0 K: 0 S: 3	H: 0 LOB: 0 BB: 0 P: 3	R: 0 E: 0 K: 0 S: 3	H: 0 LOB: 0 BB: 0 P: 3	R: 1 E: 0 K: 1 S: 6	H: 1 LOB: 0 BB: 0 P: 6	R: 2 E: 0 K: 0 S: 6	H: 4 LOB: 1 BB: 0 P: 6	R: 5 E: 1 K: 0 S: 8	H: 5 LOB: 1 BB: 1 P: 12	R: 0 E: 0 K: 0 S: 4	H: 1 LOB: 1 BB: 0 P: 4	R: 0 E: 0 K: 1 S: 5	H: 0 LOB: 1 BB: 1 P: 9		R: 0 E: 0 K: 0 S: 3	H: 0 LOB: 0 BB: 0 P: 3	1B: 8 2B: 2 3B: 0 HR: 2	SF: 0 SAC: 0 DP: 0 HBP: 0	WP: 0 PB: 0 SB: 0 CS: 0	PA: 40																
PITCHER	IP	WLS	BF	H	R	ER	SO	BB	IBB	HBP	BLK	WP	HR	S	P	ERA	WHIP	PITCHER				IP	WLS	BF	H	R	ER	SO	BB	IBB	HBP	BLK	WP	HR	S	P	ERA	WHIP	
Gary Peters, L ERA: 4.21 Danny Murphy, R ERA: 1.37 (6, 1)	5.1	W	25	9	7	7	3	1	0	0	0	0	0	2	30	34	11.81	1.875					3.2	S	15	3	1	0	1	1	0	0	0	0	0	0	0	0.00	1.091

Batter	1	2	3	4	5	6	7	8	9	AB	R	H	RBI	BB	SO	LOB	BOTTOM																					
Walt Williams, R OBP: 0.336, SLG: 0.366 (1, 9)										5	2	2	0	0	0	2	Oakland Athletics @ Chicago White Sox Comiskey Park, Chicago, IL Sun Sep 14 1969, 4:33 AM EDT Unknown livebaseballscorecards.com																					
Luis Aparicio, R OBP: 0.344, SLG: 0.356 Rich Morales, R OBP: 0.243, SLG: 0.196 (5, 6)										3	1	1	1	0	0	1																						
Tom McCraw, L OBP: 0.312, SLG: 0.324 Ken Berry, R OBP: 0.290, SLG: 0.327 (3, 8)										1	2	0	1	1	0	1																						
Bill Melton, R OBP: 0.324, SLG: 0.436 (1, 5)										4	2	2	3	1	0	2																						
Gail Hopkins, L OBP: 0.342, SLG: 0.366 (1, 3)										4	1	1	0	1	0	5																						
Ed Herrmann, L OBP: 0.311, SLG: 0.329 (1, 2)										5	1	2	3	0	0	2																						
Bob Christian, R OBP: 0.257, SLG: 0.275 (1, 7)										4	1	2	0	1	0	1																						
Bobby Knoop, R OBP: 0.302, SLG: 0.320 (1, 4)										4	0	1	2	0	1	2																						
Gary Peters, L ERA: 3.63 Jim Roland, L ERA: 2.61 Vida Blue, L ERA: 0.66 George Lauzerique, R ERA: 4.7 Marcel Lachemann, R ERA: 3.0 (6, 1)										2	1	1	1	1	1	2																						
Inning Stats	R: 2 E: 0 K: 0 S: 5	H: 2 LOB: 1 BB: 1 P: 9	R: 7 E: 0 K: 2 S: 15	H: 7 LOB: 2 BB: 1 P: 19	R: 1 E: 1 K: 0 S: 5	H: 2 LOB: 1 BB: 0 P: 5	R: 0 E: 0 K: 0 S: 3	H: 1 LOB: 0 BB: 0 P: 3	R: 0 E: 0 K: 0 S: 2	H: 0 LOB: 0 BB: 1 P: 6	R: 0 E: 0 K: 0 S: 3	H: 1 LOB: 1 BB: 1 P: 7	R: 0 E: 0 K: 0 S: 3	H: 0 LOB: 1 BB: 1 P: 7	R: 2 E: 0 K: 0 S: 4	H: 1 LOB: 1 BB: 2 P: 12		R: 2 E: 0 K: 0 S: 3	H: 1 LOB: 1 BB: 2 P: 12	1B: 10 2B: 4 3B: 0 HR: 1	SF: 0 SAC: 1 DP: 2 HBP: 0	WP: 0 PB: 2 SB: 0 CS: 1	PA: 43															
PITCHER	IP	WLS	BF	H	R	ER	SO	BB	IBB	HBP	BLK	WP	HR	S	P	ERA	WHIP	PITCHER				IP	WLS	BF	H	R	ER	SO	BB	IBB	HBP	BLK	WP	HR	S	P	ERA	WHIP
Catfish Hunter, R ERA: 3.63 Jim Roland, L ERA: 2.61 Vida Blue, L ERA: 0.66 George Lauzerique, R ERA: 4.7 Marcel Lachemann, R ERA: 3.0 (8, 1)	1.1	L	10	5	5	5	1	1	0	0	0	0	0	6	10	108.00	15.000					1.0		6	1	2	2	0	1	1	0	0	0	0	0	18.00	2.000	

Batter	1	2	3	4	5	6	7	8	9	AB	R	H	RBI	BB	SO	LOB	TOP																					
Bert Campaneris, R OBP: 0.288, SLG: 0.298 (1, 6)	F9	FC6-4					5-3		K	5	1	1	0	0	1	2																						
Danny Cater, R OBP: 0.301, SLG: 0.372 (1, 7)	1-3	PO	6-3				E7		F3	4	2	0	0	1	0	1																						
Bobby Brooks, R OBP: 0.457, SLG: 0.520 (1, 9)	5-3						E6		K	4	1	0	0	1	1	3																						
Sal Bando, R OBP: 0.392, SLG: 0.462 (1, 5)		6-3					FC6-4		K	4	0	0	2	1	1	2																						
Bob Johnson, R OBP: 0.391, SLG: 0.391 (1, 3)							K			4	1	2	1	0	1	1																						
Dick Green, R OBP: 0.353, SLG: 0.423 (1, 4)									K	3	1	0	0	1	1	2																						
Mike Hershberger, R OBP: 0.261, SLG: 0.242 Rick Monday, L OBP: 0.373, SLG: 0.405 (1, 8) (6, 8)									F7	3	1	1	1	0	0	0																						
Larry Haney, R OBP: 0.264, SLG: 0.326 (1, 2)										1	0	0	0	0	0	0																						
Chuck Dobson, R OBP: 0.135, SLG: 0.127 Ed Sprague, R OBP: 0.200, SLG: 0.400 Joe Rudi, R OBP: 0.235, SLG: 0.256 Fred Talbot, R OBP: 0.227, SLG: 0.317 (1, 1) (6, 1) (6, PH) (8, 1)									F7	3	0	0	1	0	0	2																						
Inning Stats	R: 0 E: 0 K: 0 S: 3	H: 0 LOB: 0 BB: 0 P: 3	R: 3 E: 2 K: 0 S: 6	H: 2 LOB: 1 BB: 1 P: 10	R: 1 E: 0 K: 0 S: 3	H: 1 LOB: 1 BB: 2 P: 11	R: 0 E: 0 K: 0 S: 3	H: 0 LOB: 0 BB: 0 P: 3	R: 2 E: 0 K: 0 S: 4	H: 1 LOB: 0 BB: 1 P: 8	R: 0 E: 0 K: 0 S: 4	H: 1 LOB: 1 BB: 0 P: 4	R: 1 E: 2 K: 1 S: 7	H: 0 LOB: 1 BB: 0 P: 7	R: 1 E: 0 K: 1 S: 6	H: 1 LOB: 0 BB: 0 P: 6	R: 0 E: 0 K: 3 S: 10	H: 0 LOB: 1 BB: 0 P: 10	1B: 3 2B: 2 3B: 0 HR: 1	SF: 0 SAC: 0 DP: 1 HBP: 0	WP: 1 PB: 2 SB: 2 CS: 0	PA: 41																
PITCHER	IP	WLS	BF	H	R	ER	SO	BB	IBB	HBP	BLK	WP	HR	S	P	ERA	WHIP	PITCHER				IP	WLS	BF	H	R	ER	SO	BB	IBB	HBP	BLK	WP	HR	S	P	ERA	WHIP
Tommy John, L ERA: 3.5 (1, 1)	6.0		27	5	6	3	0	4	0	0	0	0	0	23	39	4.50	1.500																					
Wilbur Wood, L ERA: 3.21 (7, 1)	2.0		9	1	2	1	2	0	0	0	0	0	1	13	13	4.50	0.500																					
Danny Murphy, R ERA: 1.31 (9, 1)	1.0	W	4	0	0	0	3	0	0	0	0	1	0	10	10	0.00	0.000																					

Oakland Athletics @ Chicago White Sox
Comiskey Park, Chicago, IL
Sun Sep 14 1969, 4:38 AM EDT
Att: 6,170 - Unknown

AB	36
R	8
H	6
RBI	6
BB	4
SO	5
LOB	14



Batter	1	2	3	4	5	6	7	8	9	AB	R	H	RBI	BB	SO	LOB	BOTTOM																					
Walt Williams, R OBP: 0.339, SLG: 0.369 (1, 9)	1-3								F2	5	0	3	1	0	0	0																						
Luis Aparicio, R OBP: 0.341, SLG: 0.353 (1, 6)	6-3	F7							6-3	5	0	0	0	0	0	5																						
Tom McCraw, L OBP: 0.314, SLG: 0.340 (1, 8) (6, 3)	1B								HR	5	1	2	1	0	1	2																						
Bill Melton, R OBP: 0.325, SLG: 0.436 (1, 5)										4	1	2	0	0	0	0																						
Gail Hopkins, L OBP: 0.346, SLG: 0.377 Ken Berry, R OBP: 0.290, SLG: 0.327 (1, 3) (8, 8)	PO									3	3	2	1	1	0	0																						
Ed Herrmann, L OBP: 0.307, SLG: 0.324 (1, 2)										4	0	0	0	0	0	3																						
Bob Christian, R OBP: 0.269, SLG: 0.278 (1, 7)										3	2	1	0	1	0	0																						
Bobby Knoop, R OBP: 0.306, SLG: 0.328 (1, 4)										3	2	2	4	1	0	0																						
Tommy John, R OBP: 0.182, SLG: 0.130 Pete Ward, L OBP: 0.291, SLG: 0.372 Jose Ortiz, R OBP: 0.250, SLG: 0.290 Wilbur Wood, R OBP: 0.200, SLG: 0.400 Doug Adams, L OBP: 0.220, SLG: 0.290 Danny Murphy, L OBP: 0.227, SLG: 0.317 (1, 1) (6, PH) (6, PH) (7, 1) (8, PH) (9, 1)										1	0	0	1	0	0	1																						
Inning Stats	R: 0 E: 0 K: 0 S: 4	H: 2 LOB: 1 BB: 0 P: 4	R: 3 E: 0 K: 0 S: 6	H: 3 LOB: 1 BB: 1 P: 10	R: 0 E: 0 K: 0 S: 3	H: 0 LOB: 0 BB: 0 P: 3	R: 0 E: 0 K: 0 S: 3	H: 0 LOB: 1 BB: 1 P: 7	R: 0 E: 0 K: 0 S: 3	H: 1 LOB: 0 BB: 0 P: 3	R: 4 E: 1 K: 1 S: 10	H: 5 LOB: 2 BB: 1 P: 14	R: 1 E: 0 K: 0 S: 4	H: 1 LOB: 0 BB: 0 P: 4	R: 0 E: 0 K: 0 S: 3	H: 0 LOB: 0 BB: 0 P: 3	R: 1 E: 0 K: 0 S: 2	H: 1 LOB: 0 BB: 0 P: 2	1B: 10 2B: 0 3B: 1 HR: 2	SF: 1 SAC: 0 DP: 1 HBP: 0	WP: 0 PB: 0 SB: 0 CS: 0	PA: 40																
PITCHER	IP	WLS	BF	H	R	ER	SO	BB	IBB	HBP	BLK	WP	HR	S	P	ERA	WHIP	PITCHER				IP	WLS	BF	H	R	ER	SO	BB	IBB	HBP	BLK	WP	HR	S	P	ERA	WHIP
Chuck Dobson, R ERA: 3.8 (1, 1)	5.1		27	10	7	7	0	3	0	0	0	0	0	24	36	11.81	2.438																					
Ed Sprague, R ERA: 4.29 (6, 1)	1.2		7	2	1	1	1	0	0	0	0	0	1	9	9	5.40	1.200																					
Fred Talbot, R ERA: 4.52 (8, 1)	1.1	L	5	1	1	1	0	0	0	0	0	0	1	5	5	6.75	0.750																					

Oakland Athletics @ Chicago White Sox
Comiskey Park, Chicago, IL
Sun Sep 14 1969, 4:38 AM EDT
Att: 6,170 - Unknown

AB	35
R	9
H	13
RBI	9
BB	3
SO	1
LOB	11



Batter	1	2	3	4	5	6	7	8	9	AB	R	H	RBI	BB	SO	LOB	TOP					
Sandy Alomar Sr. S OBP: 0.297, SLG: 0.279	F3		F9			BB	F9			3	0	0	0	1	0	1	California Angels @ Chicago White Sox Comiskey Park, Chicago, IL Mon Sep 15 1969, 8:05 PM EDT Att: 3,181 - Unknown					
Jim Spencer L OBP: 0.300, SLG: 0.367	3-1			3-1		K2-3		4-3		4	0	0	0	0	1	1						
Jim Fregosi R OBP: 0.360, SLG: 0.381				F7			SH 3B 2B	F8		4	1	2	0	0	0	0						
Jay Johnstone L OBP: 0.310, SLG: 0.372	4-3			4-3			SH 3B BB	3-1		3	1	0	0	1	0	1						
Rick Reichardt R OBP: 0.316, SLG: 0.373		6-3			G5-4-3 BB		SH 3B		F9	2	1	0	0	1	0	0						
Bill Voss L OBP: 0.322, SLG: 0.339		F7			F8		1-2 2-3 3B	4-3		4	1	1	3	0	0	1						
Aurelio Rodriguez R OBP: 0.280, SLG: 0.319				K	G5-4-3 1-2		1-3 3B		F7	4	0	0	0	0	1	1						
Joe Azcue R OBP: 0.309, SLG: 0.273			F9			F8				2	0	0	0	1	0	0						
Jim McGlothlin R OBP: 0.155, SLG: 0.161										2	0	0	0	0	2	0						
Roger Repoz L OBP: 0.257, SLG: 0.269				K						0	0	0	0	0	0	0						
Billy Cowan R OBP: 0.272, SLG: 0.372							F7			1	0	0	0	0	0	1						
Ken Tatum R OBP: 0.368, SLG: 0.722										0	0	0	0	0	0	0						
Inning Stats	R: 0 E: 0 K: 0 S: 4	H: 1 LOB: 1 BB: 0 P: 4	R: 0 E: 0 K: 1 S: 5	H: 0 LOB: 0 BB: 0 P: 5	R: 0 E: 0 K: 1 S: 5	H: 0 LOB: 0 BB: 0 P: 5	R: 0 E: 0 K: 0 S: 3	H: 0 LOB: 0 BB: 0 P: 3	R: 0 E: 0 K: 0 S: 2	H: 0 LOB: 0 BB: 1 P: 6	R: 0 E: 0 K: 2 S: 7	H: 0 LOB: 1 BB: 1 P: 11	R: 4 E: 0 K: 0 S: 6	H: 2 LOB: 1 BB: 2 P: 14	R: 0 E: 0 K: 0 S: 3	H: 0 LOB: 0 BB: 0 P: 3	R: 0 E: 0 K: 0 S: 3	H: 0 LOB: 0 BB: 0 P: 3	1B: 0 2B: 1 3B: 2 HR: 0	SF: 0 SAC: 1 DP: 1 HBP: 0	WP: 0 PB: 1 CS: 0	PA: 34
PITCHER	IP WLS BF H R ER SO BB IBB HBP BLK WP HR S P ERA WHIP																					
Fred Rath R ERA: 5.68	(1, 1) 6.1 L 26 3 4 4 4 4 3 1 0 0 0 0 0 30 46 5.68 0.947																					
Danny Lazar L ERA: 6.59	(7, 1) 1.2 5 0 0 0 0 0 0 0 0 0 0 0 5 5 0.00 0.000																					
Dan Osinski R ERA: 3.59	(9, 1) 1.0 3 0 0 0 0 0 0 0 0 0 0 0 3 3 0.00 0.000																					

AB	29
R	4
H	3
RBI	3
BB	4
SO	4
LOB	6



Batter	1	2	3	4	5	6	7	8	9	AB	R	H	RBI	BB	SO	LOB	BOTTOM					
Walt Williams R OBP: 0.336, SLG: 0.365	K		6-3			2-3			1-3	4	0	0	0	0	1	0	California Angels @ Chicago White Sox Comiskey Park, Chicago, IL Mon Sep 15 1969, 8:05 PM EDT Att: 3,181 - Unknown					
Luis Aparicio R OBP: 0.342, SLG: 0.354	5-3			G5-4-3 1B			F9			4	0	2	0	0	0	0						
Tom McCraw L OBP: 0.313, SLG: 0.335				F5			F7		F7	3	0	0	0	1	0	2						
Bill Melton R OBP: 0.323, SLG: 0.433				F8	G5-4-3 1-2		5-3		F8	4	0	0	0	0	0	3						
Gail Hopkins L OBP: 0.349, SLG: 0.379				9-3 1B		4-1				3	0	2	0	0	0	0						
Bob Christian R OBP: 0.272, SLG: 0.280				F9		G1-6-3 1B			F4	3	0	1	0	0	0	2						
Doug Adams L OBP: 0.250, SLG: 0.143				9-3 1-2		G1-6-3 1-2				2	0	0	0	1	0	2						
Bobby Knoop R OBP: 0.305, SLG: 0.326										2	0	0	0	0	1	0						
Pete Ward L OBP: 0.348, SLG: 0.371				6-3			K		K	1	0	0	0	0	1	2						
Ron Hansen R OBP: 0.319, SLG: 0.329										0	0	0	0	0	0	0						
Fred Rath R OBP: 0.319, SLG: 0.329										2	0	0	0	0	0	0						
Danny Lazar L OBP: 0.319, SLG: 0.329										0	0	0	0	0	0	0						
Bob Spence L OBP: 0.319, SLG: 0.329										1	0	0	0	0	0	2						
Dan Osinski R OBP: 0.319, SLG: 0.329										0	0	0	0	0	0	0						
Inning Stats	R: 0 E: 0 K: 1 S: 5	H: 0 LOB: 1 BB: 1 P: 9	R: 0 E: 0 K: 0 S: 3	H: 1 LOB: 0 BB: 0 P: 3	R: 0 E: 0 K: 0 S: 3	H: 0 LOB: 0 BB: 0 P: 3	R: 0 E: 0 K: 0 S: 3	H: 1 LOB: 0 BB: 0 P: 3	R: 0 E: 0 K: 0 S: 3	H: 1 LOB: 0 BB: 0 P: 3	R: 0 E: 0 K: 1 S: 5	H: 0 LOB: 0 BB: 0 P: 5	R: 0 E: 0 K: 0 S: 3	H: 0 LOB: 0 BB: 0 P: 3	R: 0 E: 0 K: 1 S: 6	H: 1 LOB: 2 BB: 1 P: 10	R: 0 E: 0 K: 0 S: 4	H: 1 LOB: 1 BB: 0 P: 4	1B: 5 2B: 1 3B: 0 HR: 0	SF: 0 SAC: 0 DP: 3 HBP: 0	WP: 0 PB: 0 CS: 0	PA: 31
PITCHER	IP WLS BF H R ER SO BB IBB HBP BLK WP HR S P ERA WHIP																					
Jim McGlothlin R ERA: 2.94	(1, 1) 6.0 W 19 3 0 0 2 1 0 0 0 0 0 0 0 22 26 0.00 0.667																					
Ken Tatum R ERA: 1.31	(7, 1) 3.0 S 12 2 0 0 1 1 0 0 0 0 0 0 13 17 0.00 1.000																					

AB	29
R	0
H	5
RBI	0
BB	2
SO	3
LOB	13





Batter	1	2	3	4	5	6	7	8	9	AB	R	H	RBI	BB	SO	LOB	TOP					
Sandy Alomar Sr. S OBP: 0.299, SLG: 0.282 (1,4)	1-3		BB 1B		3-1		1B 1B		PB S 1B	5	1	3	0	0	0	0	California Angels @ Chicago White Sox Comiskey Park, Chicago, IL Tue Sep 16 1969, 8:05 PM EDT Att: 3,509 - Unknown					
Bill Voos L OBP: 0.322, SLG: 0.334 (1,9)	F G1 BB		F6		K		1B 1B		1B	3	0	1	1	2	1	2						
Jim Fregosi R OBP: 0.360, SLG: 0.380 (1,6)	G1		BB BB BB		1B		1B		F9	4	0	2	1	1	0	3						
Jay Johnstone L OBP: 0.309, SLG: 0.370 (1,8)	E4 FC5-4		F7		F8		G4-6-3 1B			4	0	0	0	0	0	7						
Rick Reichardt R OBP: 0.313, SLG: 0.368 (1,7)	FC5-4		6-3				K		F7	4	0	0	0	0	1	5						
Roger Repoz L OBP: 0.281, SLG: 0.275 (1,3)		3-1			F5		3-1		K	4	0	0	0	0	1	0						
Aurelio Rodriguez R OBP: 0.277, SLG: 0.315 (1,5)		K			F9		K		G3	4	0	0	0	0	2	0						
Buck Rodgers S OBP: 0.286, SLG: 0.209 (1,2)		3-1					1B 1B BB		G3	3	1	1	0	1	0	0						
Clyde Wright R OBP: 0.250, SLG: 0.182 (1,1)							F9		6-3	2	0	1	0	0	0	1						
Vern Geisbert R OBP: 0.292, SLG: 0.348 (7,1)			BB 1B		5-3					0	0	0	0	0	0	0						
Winston Llenas R OBP: 0.292, SLG: 0.348 (7,1)										1	0	0	0	0	0	1						
Eddie Fisher R OBP: 0.355, SLG: 0.437 (9,PH)										0	0	0	0	0	0	0						
Bubba Morton R OBP: 0.355, SLG: 0.437 (9,PH)										1	0	0	0	0	0	0						
Inning Stats	R: 0 E: 1 K: 0 S: 4	H: 0 LOB: 2 BB: 1 P: 8	R: 0 E: 0 K: 1 S: 5	H: 0 LOB: 0 BB: 0 P: 5	R: 0 E: 0 K: 0 S: 5	H: 2 LOB: 3 BB: 1 P: 9	R: 0 E: 0 K: 0 S: 4	H: 1 LOB: 1 BB: 0 P: 4	R: 0 E: 0 K: 1 S: 6	H: 1 LOB: 1 BB: 0 P: 6	R: 0 E: 0 K: 2 S: 7	H: 0 LOB: 0 BB: 0 P: 7	R: 2 E: 0 K: 0 S: 5	H: 3 LOB: 1 BB: 1 P: 9	R: 0 E: 0 K: 1 S: 5	H: 0 LOB: 0 BB: 0 P: 5	R: 0 E: 0 K: 0 S: 4	H: 1 LOB: 2 BB: 1 P: 8	1B: 8 2B: 0 3B: 0 HR: 0	SF: 0 SAC: 0 DP: 1 HBP: 0	WP: 0 PB: 1 SB: 1 CS: 0	PA: 39
PITCHER	IP WLS BF H R ER SO BB IBB HBP BLK WP HR S P ERA WHIP																					
Joe Horlen R ERA: 3.8 (1,1)	6.1 W 29 6 2 2 4 3 0 0 0 0 0 0 34 46 2.84 1.421																					
Danny Murphy R ERA: 1.16 (7,1)	2.2 S 10 2 0 0 1 1 0 0 0 0 0 0 11 15 0.00 1.125																					

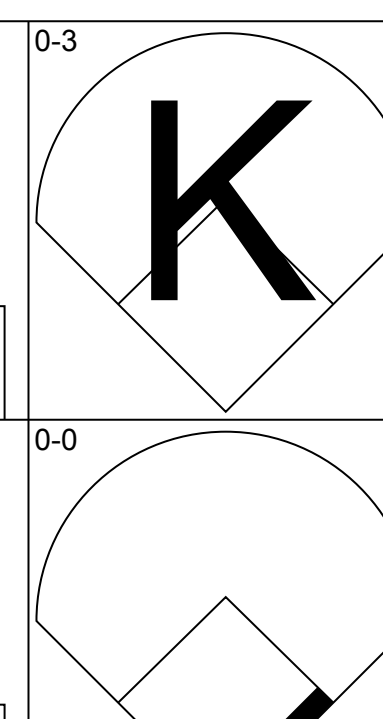
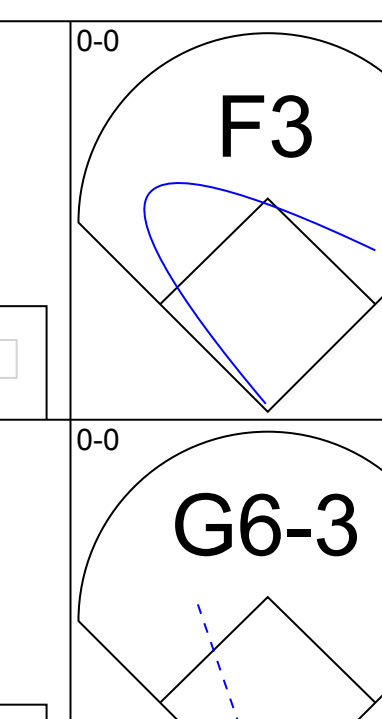
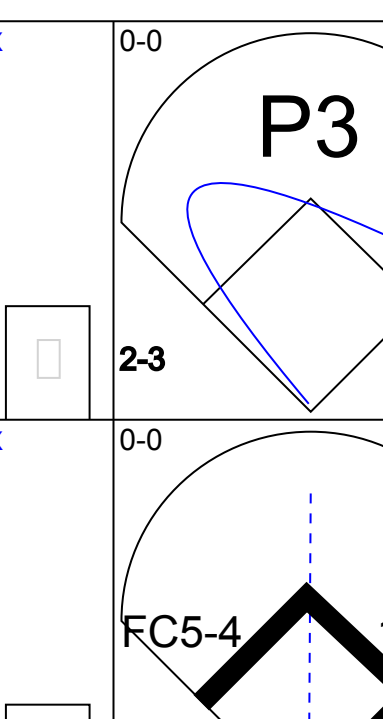
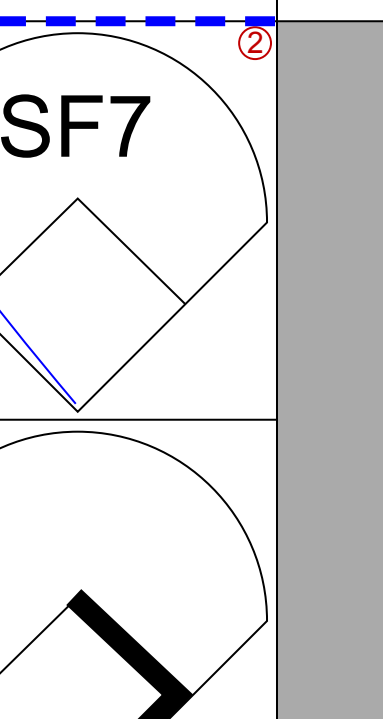
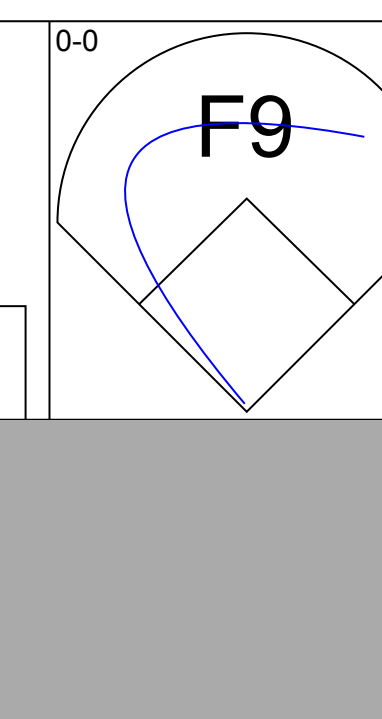
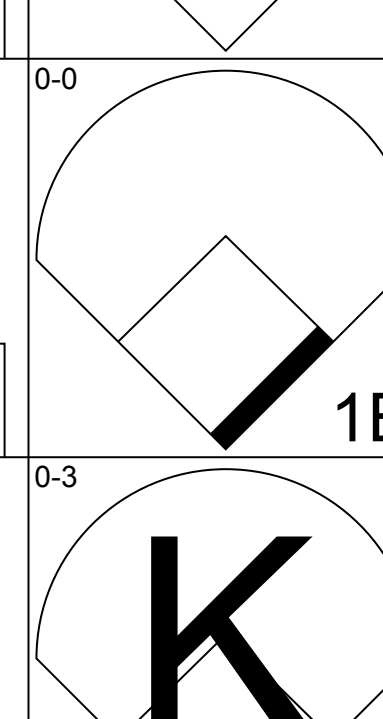
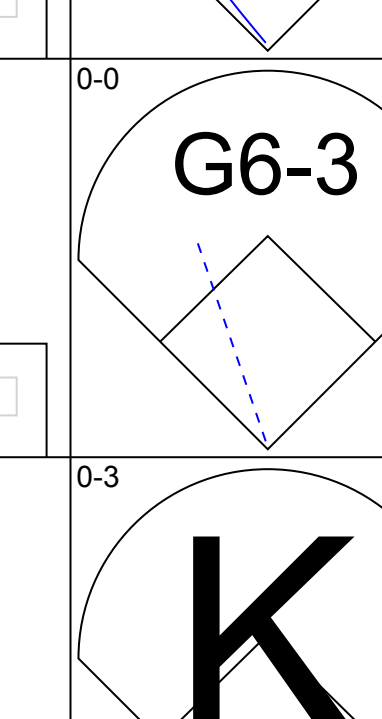
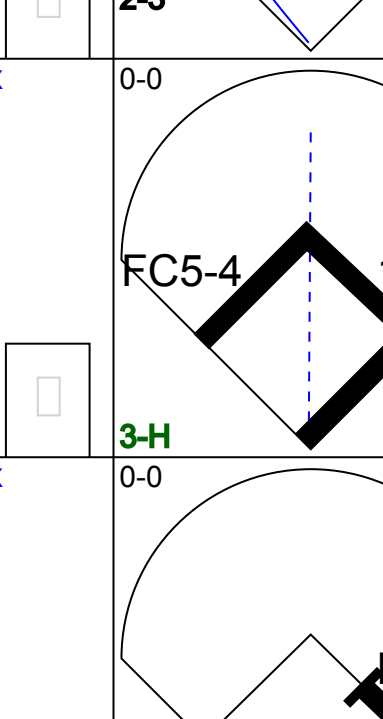
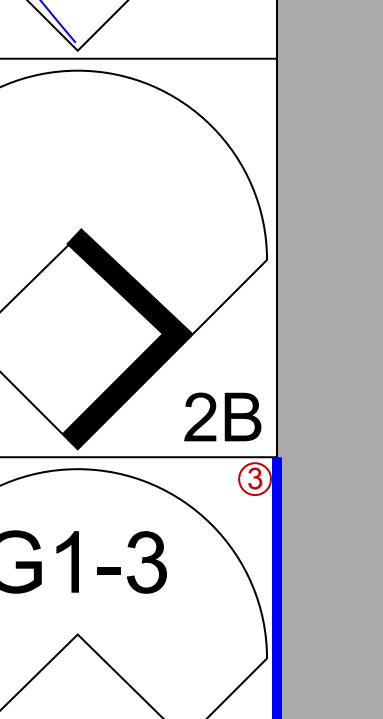

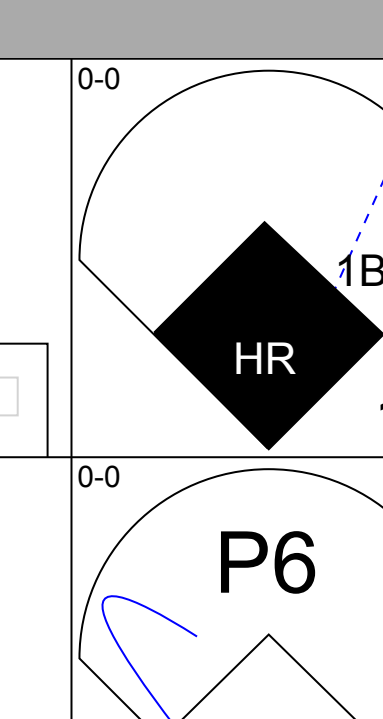
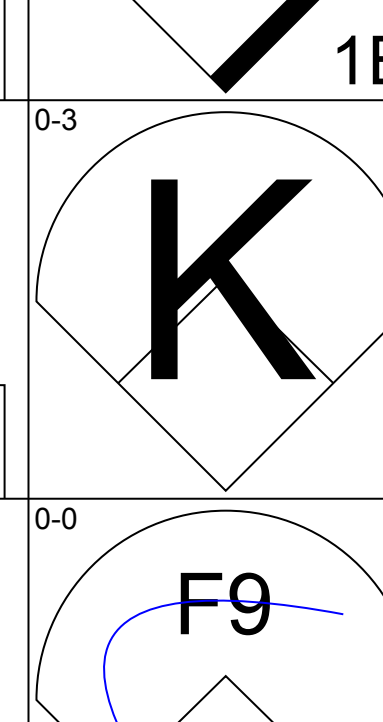
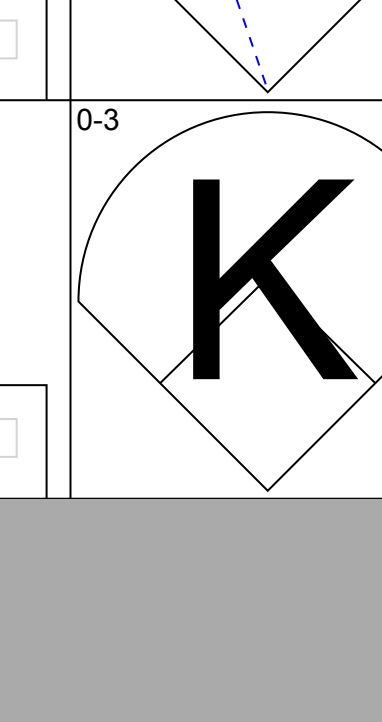
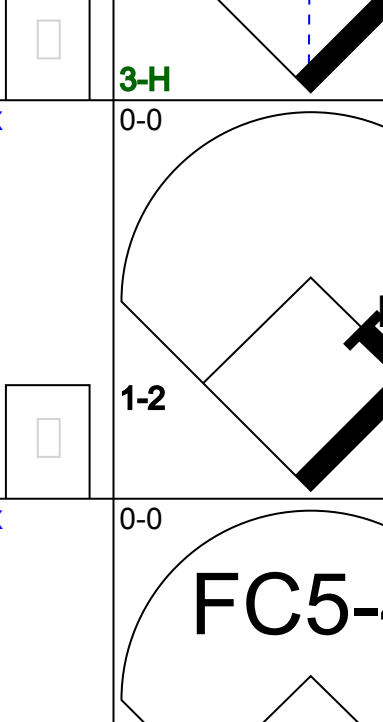
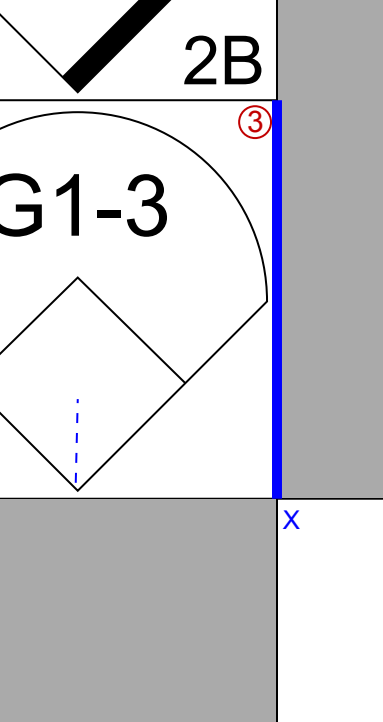

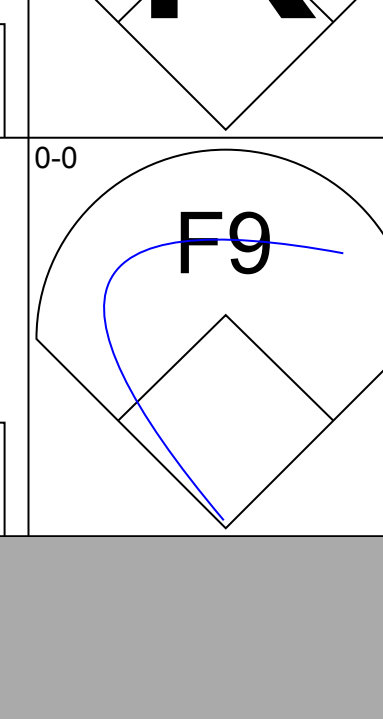

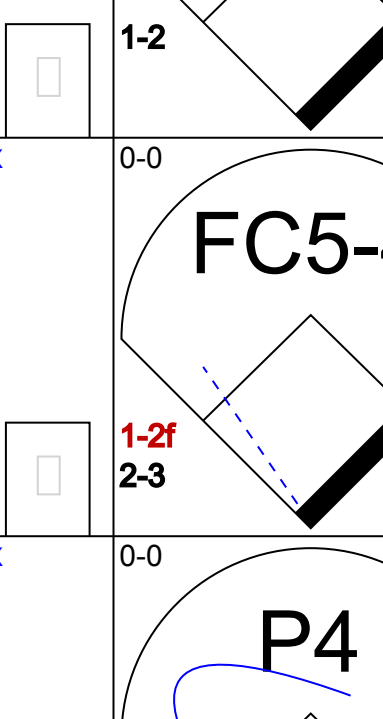
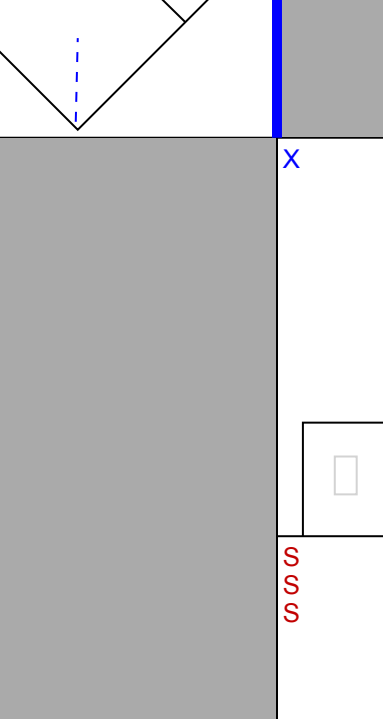



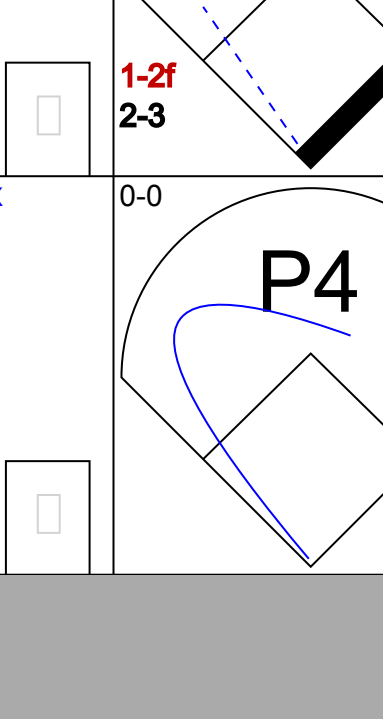
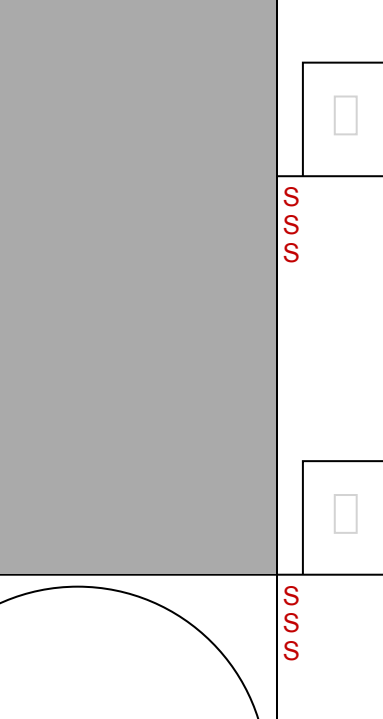



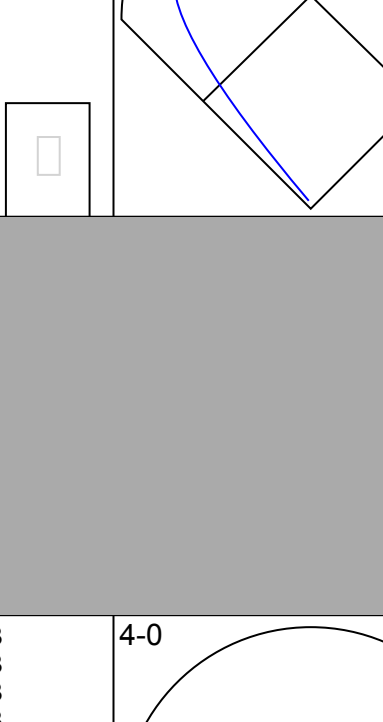
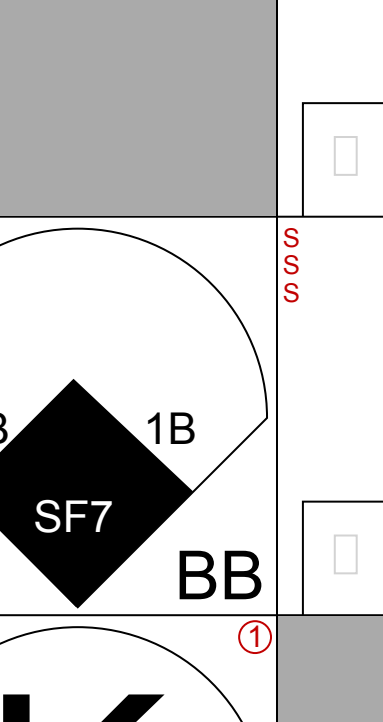

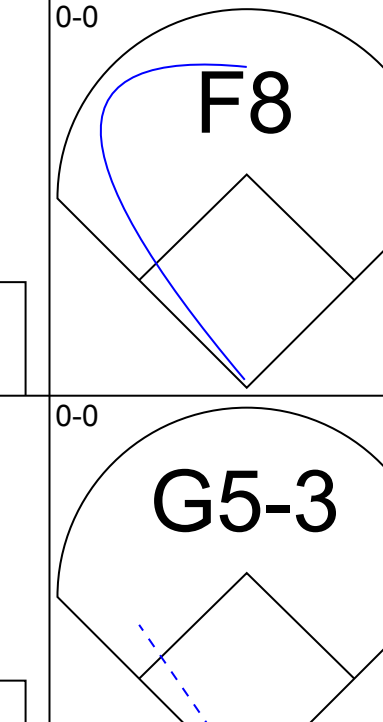
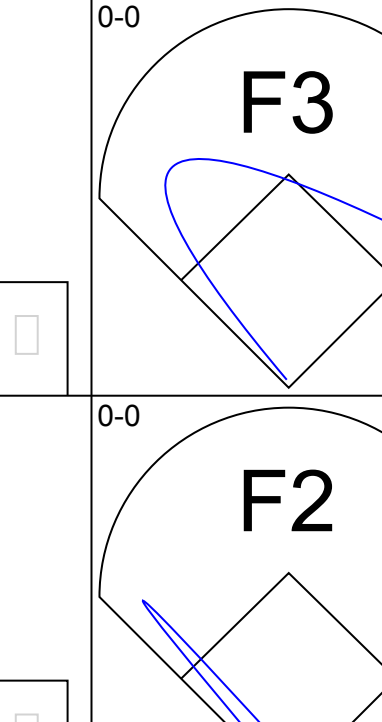
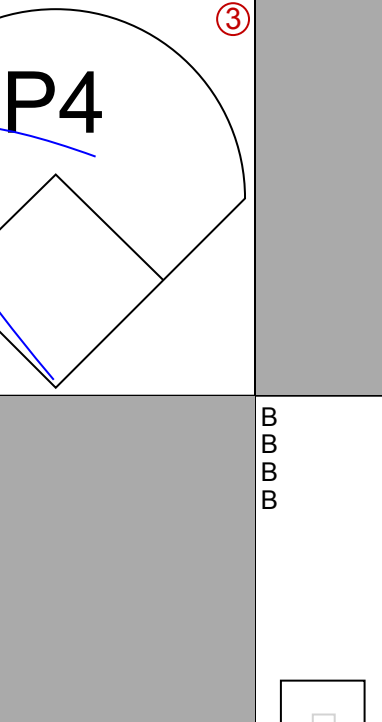
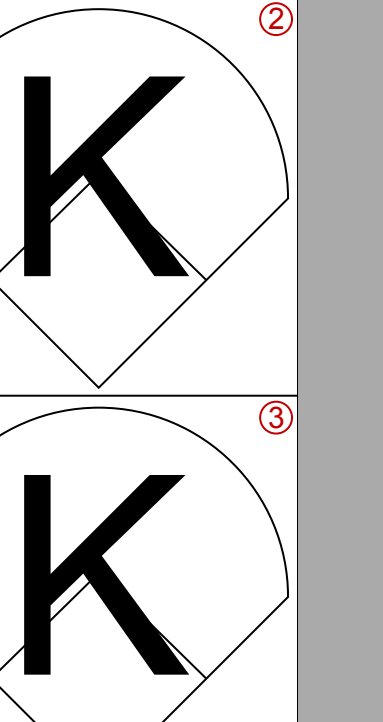
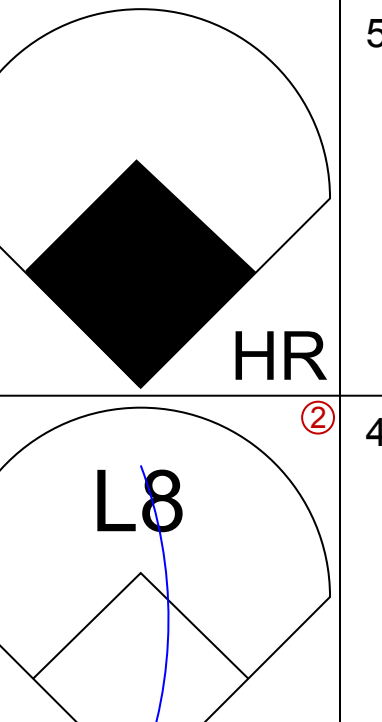
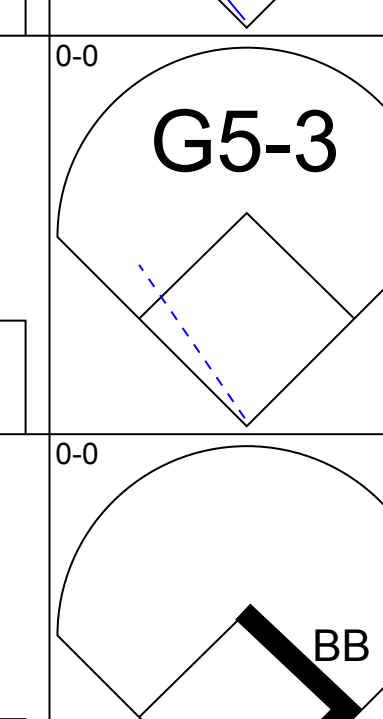
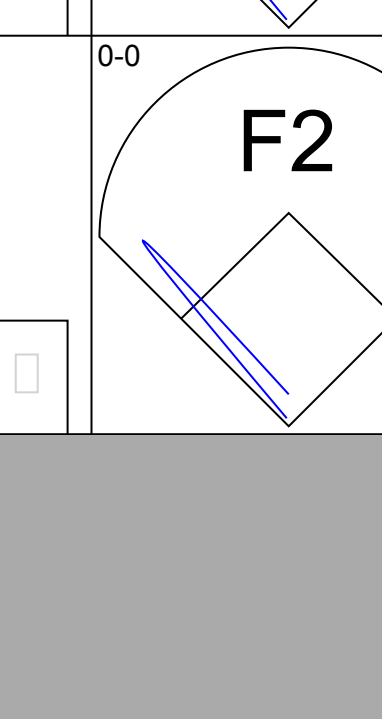
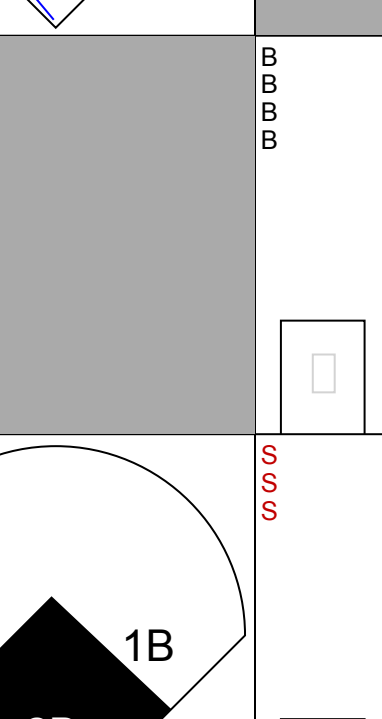
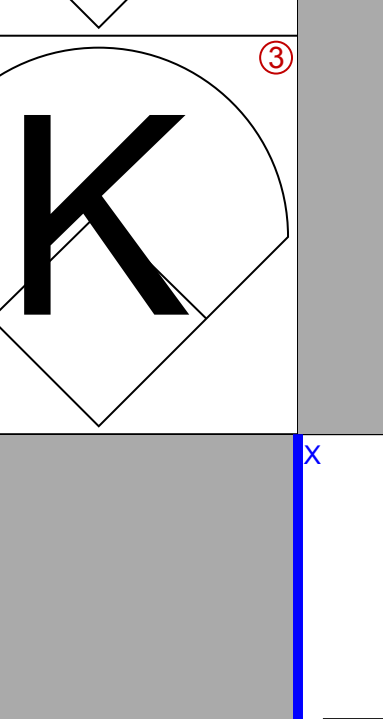
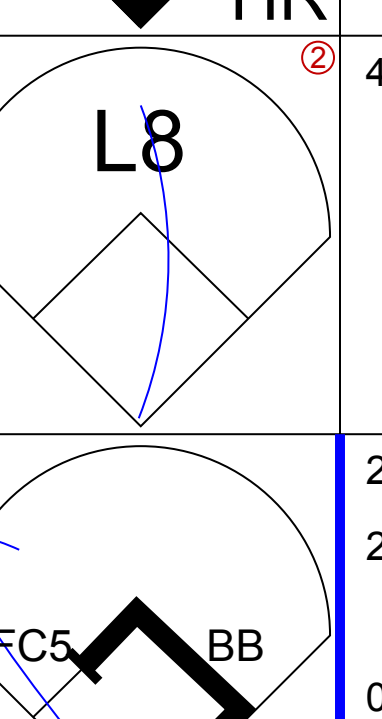
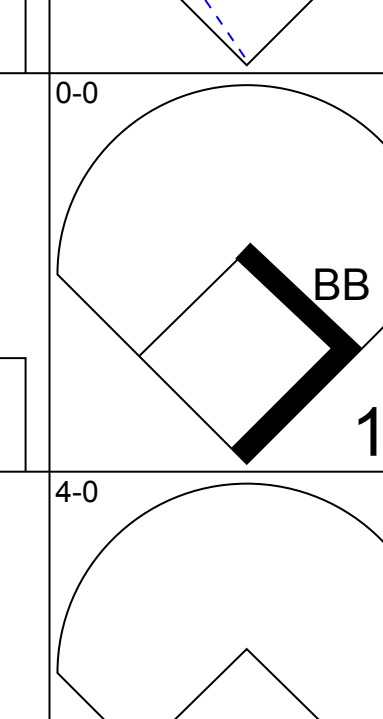

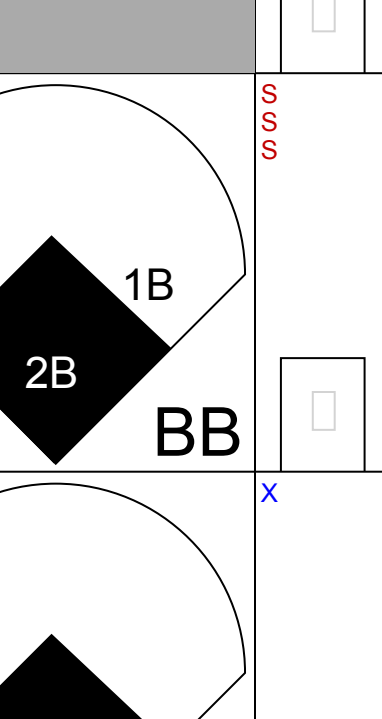
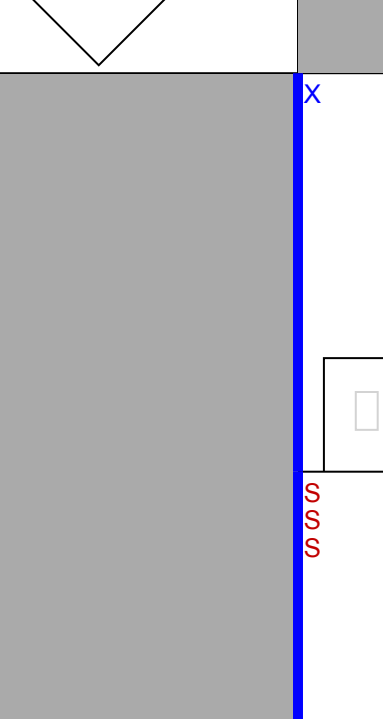
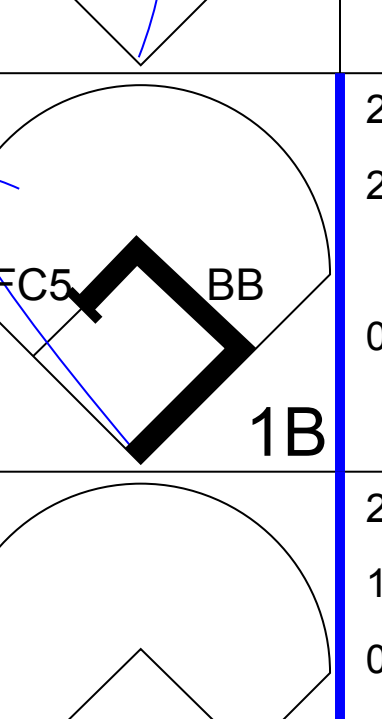
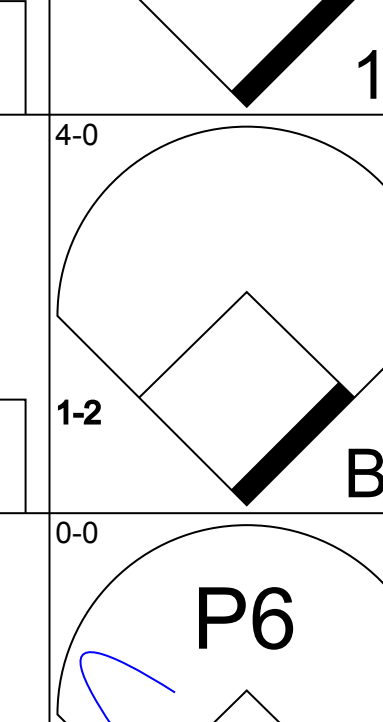

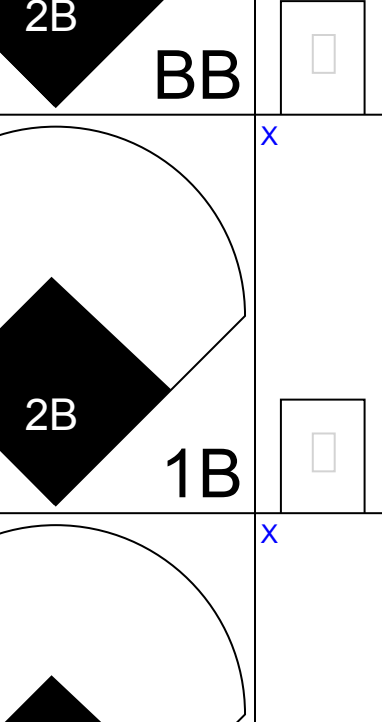
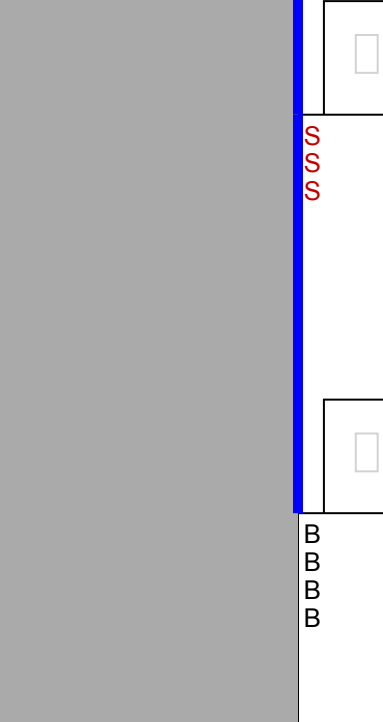
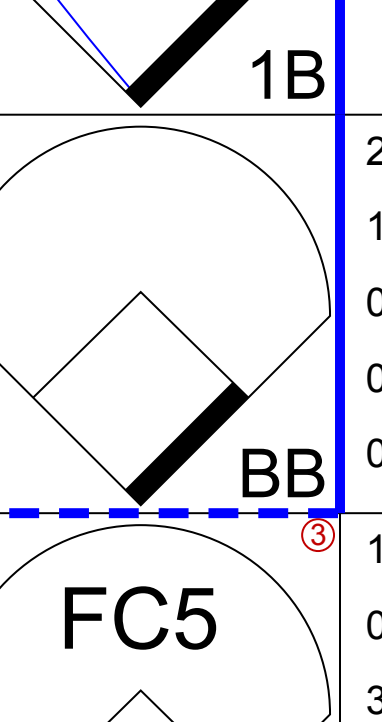
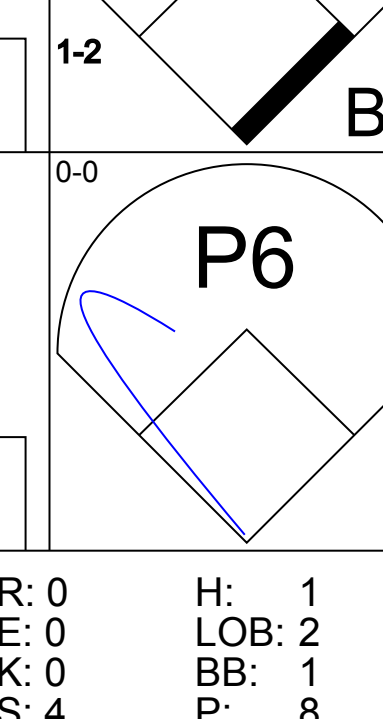

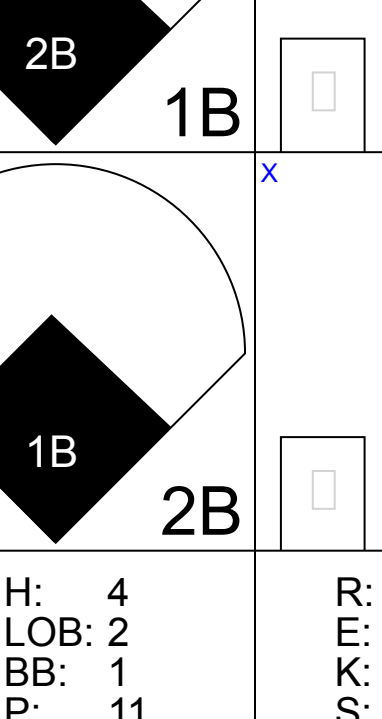

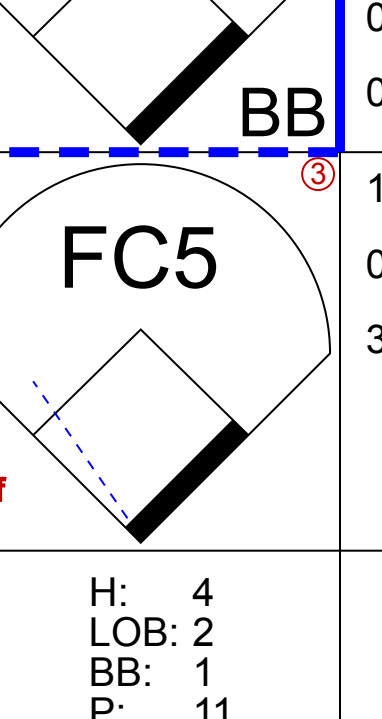
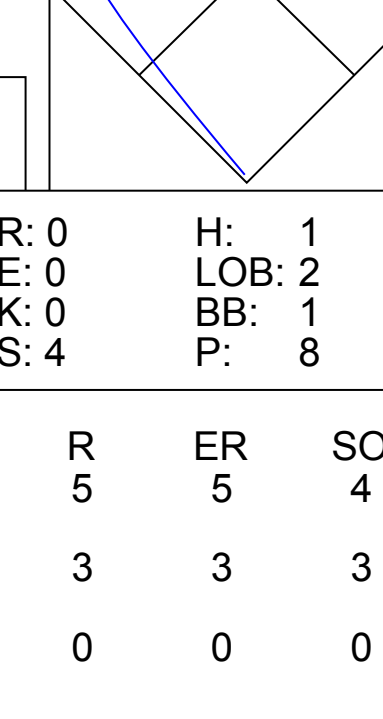
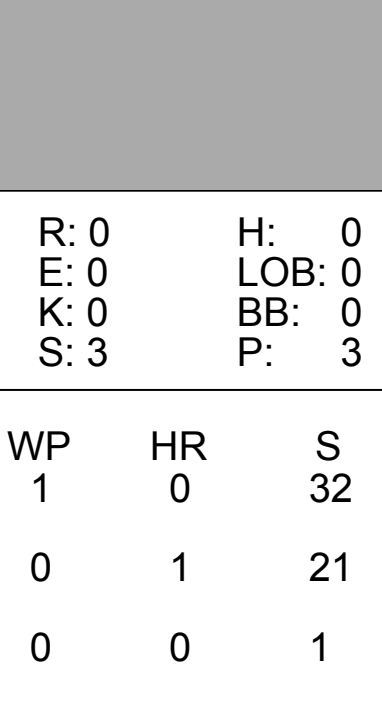
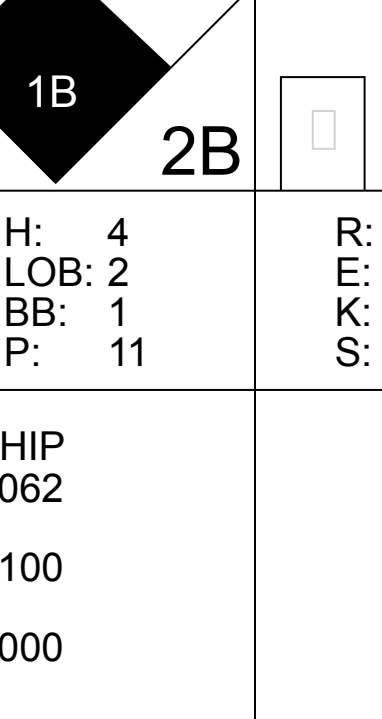
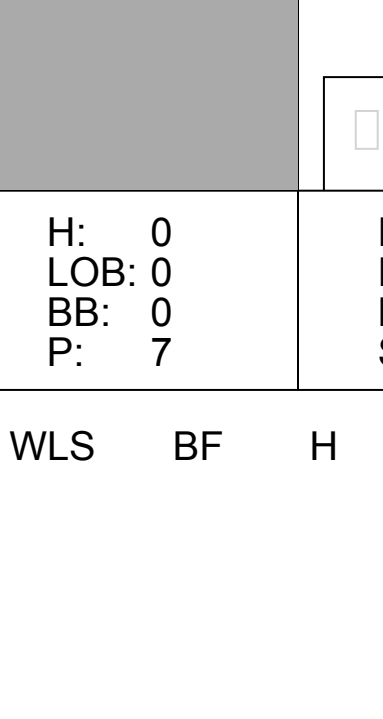
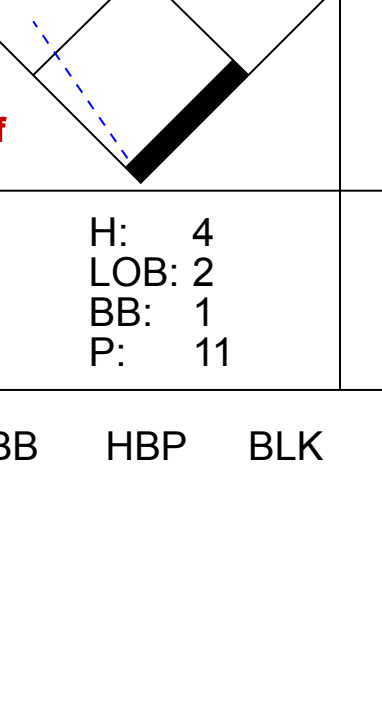
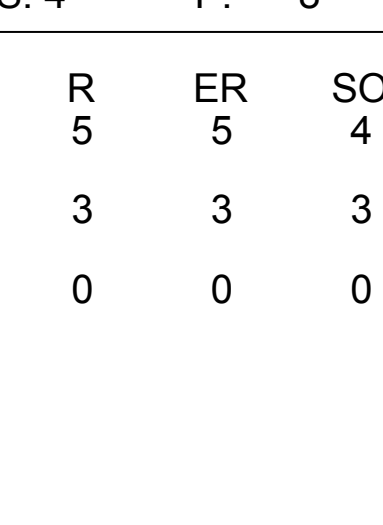
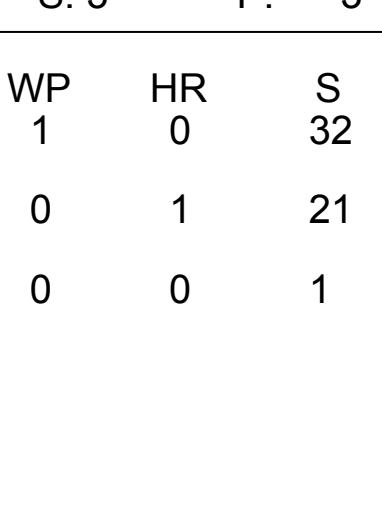
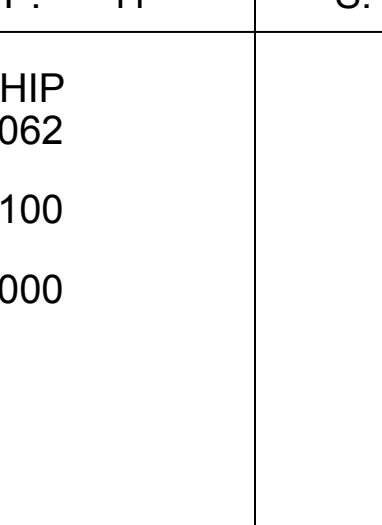


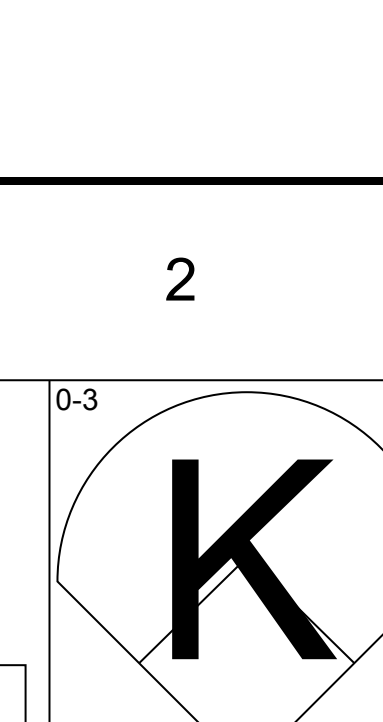
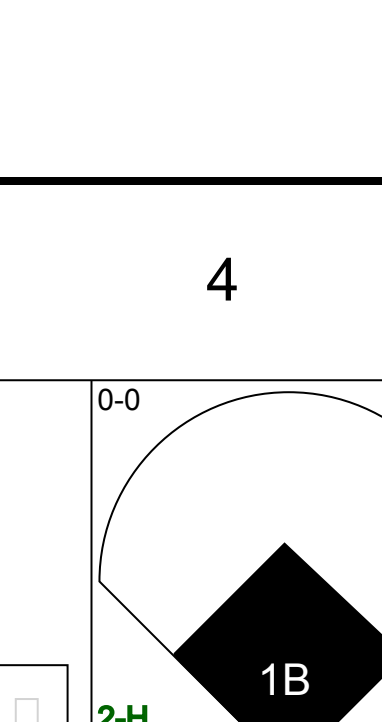

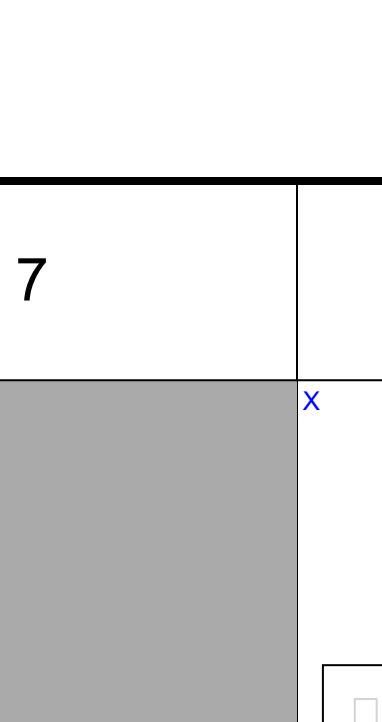
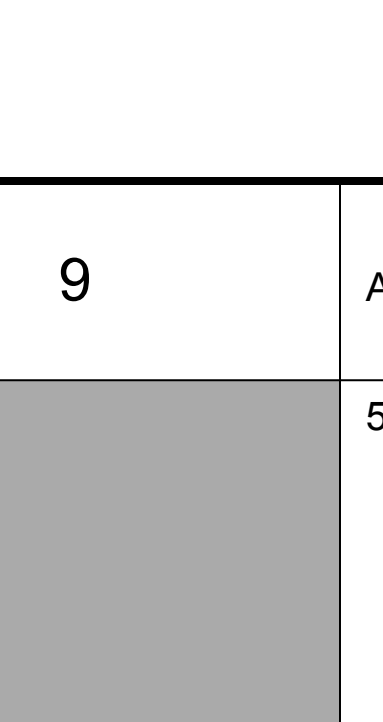
Batter	1	2	3	4	5	6	7	8	9	AB	R	H	RBI	BB	SO	LOB	BOTTOM			
Walt Williams R OBP: 0.340, SLG: 0.370 (1,9)	G1-6-3 1B 1B		WP 7-2 2B		6-3		2-3 S 1B			4	1	3	0	0	0	1	California Angels @ Chicago White Sox Comiskey Park, Chicago, IL Tue Sep 16 1969, 8:05 PM EDT Att: 3,509 - Unknown			
Luis Aparicio R OBP: 0.343, SLG: 0.353 (1,6)	G1-6-3 1B		7-2		5-3		2-3 BB			3	0	1	0	1	0	2				
Ron Hansen R OBP: 0.319, SLG: 0.331 (1,3)	G1-6-3		F8				F7		2-3	3	0	0	0	0	0	2				
Tom McCraw L OBP: 0.310, SLG: 0.332 (7,3)	1-2 2-3						2-3			1	0	0	0	0	0	2				
Bill Melton R OBP: 0.323, SLG: 0.429 (1,5)	1B BB				L5		6-3			2	1	0	0	2	0	2				
Duane Josephson R OBP: 0.283, SLG: 0.305 (1,2)					E5 WP 1B		2B BB			2	1	1	1	0	0	0				
Don Pavletich R OBP: 0.338, SLG: 0.417 (5,2)	1-3 3-H						1-H 2B		4-3	2	0	1	1	0	0	0				
Bob Christian R OBP: 0.292, SLG: 0.329 (1,7)	F8						1B BB			3	0	2	1	1	0	2				
Ken Berry R OBP: 0.289, SLG: 0.322 (1,8)					G4-6-3 1B				FC6-4 1B	4	0	0	0	0	2	4				
Rich Morales R OBP: 0.234, SLG: 0.188 (1,4)			K				K		FC6-4	4	0	0	0	0	1	3				
Joe Horlen R OBP: 0.174, SLG: 0.188 (1,1)										2	0	1	0	0	0	0				
Danny Murphy L ERA: 3.5 (7,1)									F9	1	0	0	0	0	0	0				
Inning Stats	R: 1 E: 0 K: 0 S: 5	H: 3 LOB: 2 BB: 1 P: 9	R: 0 E: 0 K: 1 S: 5	H: 0 LOB: 0 BB: 0 P: 5	R: 0 E: 0 K: 0 S: 3	H: 1 LOB: 0 BB: 0 P: 3	R: 1 E: 1 K: 0 S: 4	H: 1 LOB: 0 BB: 0 P: 4	R: 0 E: 0 K: 0 S: 4	H: 1 LOB: 1 BB: 0 P: 4	R: 1 E: 0 K: 1 S: 6	H: 1 LOB: 2 BB: 2 P: 14	R: 0 E: 0 K: 0 S: 4	H: 1 LOB: 2 BB: 1 P: 8	R: 0 E: 0 K: 1 S: 6	H: 1 LOB: 1 BB: 0 P: 6	1B: 7 2B: 3 3B: 0 HR: 0	SF: 0 SAC: 0 DP: 3 HBP: 0	WP: 2 PB: 0 SB: 1 CS: 0	PA: 35
PITCHER	IP WLS BF H R ER SO BB IBB HBP BLK WP HR S P ERA WHIP																			
Clyde Wright L ERA: 4.4 (1,1)	5.1 L 24 7 3 2 1 3 0 0 0 0 0 0 23 35 3.38 1.875																			
Vern Geisbert R ERA: 6.35 (6,1)	0.2 2 0 0 0 1 0 0 0 0 0 0 4 4 0.00 0.000																			
Eddie Fisher R ERA: 3.5 (7,1)	2.0 9 2 0 0 1 1 0 0 0 0 0 0 10 14 0.00 1.500																			

Batter	1	2	3	4	5	6	7	8	9	AB	R	H	RBI	BB	SO	LOB	TOP		
Tommy Harper, R OBP: 0.391, SLG: 0.312										3	0	2	0	1	0	0	Seattle Pilots @ Chicago White Sox Comiskey Park, Chicago, IL Wed Sep 17 1969, 4:33 AM EDT Unknown		
Steve Hoyley, L OBP: 0.355, SLG: 0.391										4	1	1	0	0	0	3			
Wayne Comer, R OBP: 0.359, SLG: 0.380 Mike Hegan, L OBP: 0.427, SLG: 0.461										3	0	1	1	1	0	2			
Danny Walton, R OBP: 0.268, SLG: 0.324										4	1	1	0	0	2	3			
Greg Goossen, R OBP: 0.398, SLG: 0.538											4	0	1	0	0	1		2	
Jerry McNettney, R OBP: 0.290, SLG: 0.360											4	1	0	0	0	3			
Fred Stanley, R OBP: 0.471, SLG: 0.714											3	0	1	1	1	0		0	
Ray Oyler, R OBP: 0.260, SLG: 0.267 Jim Pagliaroni, R OBP: 0.320, SLG: 0.431 Bob Locker, S OBP: 0.143, SLG: 0.077 John Donaldson, L OBP: 0.314, SLG: 0.275											2	0	0	0	0	2		1	
Marty Pattin, R OBP: 0.169, SLG: 0.155 Gus Gill, R OBP: 0.275, SLG: 0.259 Miguel Fuentes, R OBP: 0.500, SLG: 0.500 Dick Baney, R OBP: 0.116, SLG: 0.323										1	0	0	0	0	0	0		0	
Inning Stats	R: 1 E: 0 K: 1 S: 6	H: 3 LOB: 1 BB: 0 P: 6	R: 0 E: 0 K: 0 S: 3	H: 0 LOB: 0 BB: 0 P: 3	R: 0 E: 0 K: 1 S: 5	H: 0 LOB: 0 BB: 0 P: 5	R: 0 E: 0 K: 1 S: 5	H: 1 LOB: 1 BB: 1 P: 9	R: 0 E: 0 K: 0 S: 5	H: 2 LOB: 2 BB: 0 P: 5	R: 0 E: 0 K: 0 S: 3	H: 0 LOB: 1 BB: 1 P: 7	R: 3 E: 1 K: 2 S: 10	H: 2 LOB: 2 BB: 1 P: 14	1B: 7 2B: 1 3B: 1 HR: 0	SF: 1 SAC: 0 DP: 2 HBP: 0		WP: 0 PB: 1 SB: 0 CS: 0	PA: 36
PITCHER	IP WLS BF H R ER SO BB IBB HBP BLK WP HR S P ERA WHIP	8.1 W 33 7 4 2 5 3 0 0 0 0 0 40 52 2.16 1.200	0.2 S 3 1 0 0 1 0 0 0 0 0 0 5 5 0.00 1.500																

Batter	1	2	3	4	5	6	7	8	9	AB	R	H	RBI	BB	SO	LOB	BOTTOM			
Walt Williams, R OBP: 0.341, SLG: 0.371										5	2	2	0	0	0	0	Seattle Pilots @ Chicago White Sox Comiskey Park, Chicago, IL Wed Sep 17 1969, 4:33 AM EDT Unknown			
Angel Bravo, L OBP: 0.323, SLG: 0.460									4	1	1	0	0	0	3					
Bob Spence, L OBP: 0.222, SLG: 0.222									4	0	2	2	0	1	2					
Bill Melton, R OBP: 0.325, SLG: 0.429									3	0	1	1	1	1	1					
Ed Herrmann, L OBP: 0.310, SLG: 0.322									2	0	0	1	2	1	0					
Bob Christian, R OBP: 0.280, SLG: 0.318									3	0	0	1	0	1	3					
Rich Morales, R OBP: 0.243, SLG: 0.192										3	2	1	0	1	0	2				
Bobby Knoop, R OBP: 0.311, SLG: 0.330										3	1	1	1	1	0	0				
Jerry Nyman, L OBP: 0.059, SLG: 0.118 Wilbur Wood, R										4	0	0	0	0	2	3				
Inning Stats	R: 0 E: 0 K: 1 S: 5	H: 0 LOB: 0 BB: 0 P: 5	R: 0 E: 0 K: 1 S: 5	H: 0 LOB: 0 BB: 0 P: 5	R: 3 E: 0 K: 1 S: 8	H: 3 LOB: 3 BB: 3 P: 20	R: 0 E: 0 K: 1 S: 5	H: 0 LOB: 0 BB: 0 P: 5	R: 0 E: 0 K: 0 S: 4	H: 1 LOB: 1 BB: 0 P: 4	R: 1 E: 0 K: 2 S: 8	H: 1 LOB: 1 BB: 1 P: 12	R: 2 E: 0 K: 0 S: 6	H: 3 LOB: 2 BB: 1 P: 10	R: 0 E: 0 K: 0 S: 3	H: 0 LOB: 0 BB: 0 P: 3		1B: 7 2B: 1 3B: 0 HR: 0	SF: 1 SAC: 0 DP: 0 HBP: 0	WP: 0 PB: 0 SB: 0 CS: 0
PITCHER	IP WLS BF H R ER SO BB IBB HBP BLK WP HR S P ERA WHIP	5.0 L 22 4 3 3 4 1 0 0 0 0 0 12 16 20.25 3.750	0.2 S 3 0 0 0 0 1 0 0 0 0 0 2 6 0.00 1.500	0.2 S 3 0 0 0 0 0 0 0 0 0 0 3 3 0.00 0.000																

Batter	1	2	3	4	5	6	7	8	9	AB	R	H	RBI	BB	SO	LOB	TOP			
John Donaldson, L (1,4) OBP: 0.313, SLG: 0.285	4-3		HR		G3		L9			4	1	1	1	0	0	1	Seattle Pilots @ Chicago White Sox Comiskey Park, Chicago, IL Wed Sep 17 1969, 8:05 PM EDT Att: 3,643 - Unknown livebaseballscorecards.com AB 30 R 1 H 4 RBI 1 BB 4 SO 5 LOB 13 			
John Kennedy, R (1,5) OBP: 0.306, SLG: 0.310	F7		F4		5-3		K			4	0	0	0	0	1	1				
Diego Segui, R (7,1) OBP: 0.207, SLG: 0.148	F8		BB							3	0	0	0	1	0	0				
Steve Hovley, L (1,8) OBP: 0.354, SLG: 0.386			BB							3	0	1	0	1	1	0				
Don Mincher, L (1,3) OBP: 0.365, SLG: 0.443			BB							3	0	1	0	1	1	0				
Steve Whitaker, L (1,9) OBP: 0.351, SLG: 0.417			BB							3	0	1	0	0	0	2				
Sandy Valdespino, L (1,7) OBP: 0.314, SLG: 0.267			BB							3	0	0	0	1	0	2				
Merritt Ranew, L (1,2) OBP: 0.322, SLG: 0.263			BB							4	0	0	0	0	0	4				
Ron Clark, R (1,6) OBP: 0.260, SLG: 0.233			BB							1	0	0	0	1	0	0				
Tommy Harper, R (7,PH) OBP: 0.350, SLG: 0.311			BB							2	0	0	0	0	2	0				
Skip Lockwood, R (1,1)										2	0	0	0	0	1	3				
Greg Goossen, R (7,PH) OBP: 0.403, SLG: 0.542										1	0	1	0	0	0	0				
Mike Hegan, L (7,PR) OBP: 0.427, SLG: 0.461										0	0	0	0	0	0	0				
Fred Stanley, R (7,6) OBP: 0.471, SLG: 0.714										0	0	0	0	0	0	0				
Inning Stats	R: 0 E: 0 K: 0 S: 3	H: 0 LOB: 0 BB: 0 P: 3	R: 1 E: 0 K: 1 S: 6	H: 1 LOB: 3 BB: 2 P: 14	R: 1 E: 0 K: 0 S: 3	H: 1 LOB: 1 BB: 2 P: 11	R: 0 E: 0 K: 0 S: 3	H: 0 LOB: 0 BB: 0 P: 3	R: 0 E: 0 K: 2 S: 4	H: 1 LOB: 2 BB: 0 P: 5	R: 0 E: 0 K: 1 S: 5	H: 1 LOB: 1 BB: 0 P: 5	R: 0 E: 0 K: 1 S: 5	H: 0 LOB: 0 BB: 0 P: 5	R: 0 E: 0 K: 1 S: 5	H: 0 LOB: 0 BB: 0 P: 5	1B: 2 2B: 2 3B: 0 HR: 1	SF: 0 SAC: 0 DP: 1 HBP: 1	WP: 0 PB: 0 CS: 0	PA: 35
PITCHER Billy Wynne, R (1,1) ERA: 4.01	IP: 9.0 WLS: W BF: 35 H: 4 R: 1 ER: 1 SO: 5 BB: 4 IBB: 0 HBP: 1 BLK: 0 WP: 0 HR: 1 S: 40 P: 57 ERA: 1.00 WHIP: 0.889																			

Batter	1	2	3	4	5	6	7	8	9	AB	R	H	RBI	BB	SO	LOB	BOTTOM				
Walt Williams, R (1,9) OBP: 0.345, SLG: 0.377	2B		E5		WP					4	1	3	0	0	0	0	Seattle Pilots @ Chicago White Sox Comiskey Park, Chicago, IL Wed Sep 17 1969, 8:05 PM EDT Att: 3,643 - Unknown livebaseballscorecards.com AB 28 R 2 H 6 RBI 2 BB 0 SO 5 LOB 10 				
Angel Bravo, L (1,8) OBP: 0.304, SLG: 0.433	F9		F7		F9					4	0	0	0	0	0	4					
Bob Spence, L (1,3) OBP: 0.231, SLG: 0.231	3-4-3		K							4	0	1	0	0	1	3					
Tom McCraw, L (9,3) OBP: 0.310, SLG: 0.332										0	0	0	0	0	0	0					
Bill Melton, R (1,5) OBP: 0.325, SLG: 0.430			F9							3	0	1	1	0	0	2					
Doug Adams, L (1,2) OBP: 0.182, SLG: 0.100	K									3	0	0	0	0	3	1					
Bob Christian, R (1,7) OBP: 0.281, SLG: 0.330			SH		F4		4-3			3	1	1	0	0	0	0					
Rich Morales, R (1,6) OBP: 0.239, SLG: 0.189			SH		F3		F9			2	0	0	0	0	0	0					
Bobby Knoop, R (1,4) OBP: 0.309, SLG: 0.328			SF8				6-3			2	0	0	1	0	0	0					
Billy Wynne, L (1,1) OBP: 0.158, SLG: 0.189			3-1		F3					3	0	0	0	0	1	0					
Inning Stats	R: 1 E: 0 K: 1 S: 7	H: 2 LOB: 1 BB: 0 P: 7	R: 1 E: 0 K: 0 S: 4	H: 1 LOB: 0 BB: 0 P: 4	R: 0 E: 1 K: 1 S: 6	H: 0 LOB: 1 BB: 0 P: 6	R: 0 E: 0 K: 1 S: 5	H: 0 LOB: 0 BB: 0 P: 5	R: 0 E: 0 K: 1 S: 5	H: 1 LOB: 0 BB: 0 P: 5	R: 0 E: 0 K: 0 S: 3	H: 0 LOB: 0 BB: 0 P: 3	R: 0 E: 0 K: 1 S: 6	H: 1 LOB: 1 BB: 0 P: 6	R: 0 E: 0 K: 1 S: 6	H: 1 LOB: 1 BB: 0 P: 6		1B: 3 2B: 3 3B: 0 HR: 0	SF: 1 SAC: 1 DP: 1 HBP: 0	WP: 1 PB: 0 CS: 0	PA: 30
PITCHER Skip Lockwood, R (1,1) ERA: 3.0	IP: 6.0 WLS: L BF: 23 H: 5 R: 2 ER: 2 SO: 4 BB: 0 IBB: 0 HBP: 0 BLK: 0 WP: 1 HR: 0 S: 31 P: 31 ERA: 3.00 WHIP: 0.833																				
Diego Segui, R (7,1) ERA: 3.43	IP: 2.0 WLS: 7 BF: 1 H: 0 R: 0 ER: 0 SO: 1 BB: 0 IBB: 0 HBP: 0 BLK: 0 WP: 0 HR: 0 S: 9 P: 9 ERA: 0.00 WHIP: 0.500																				

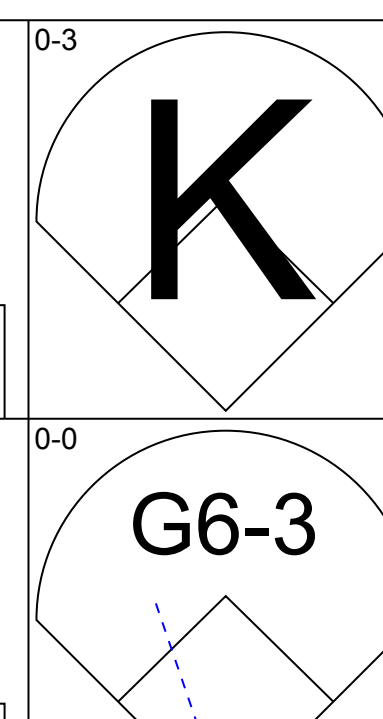
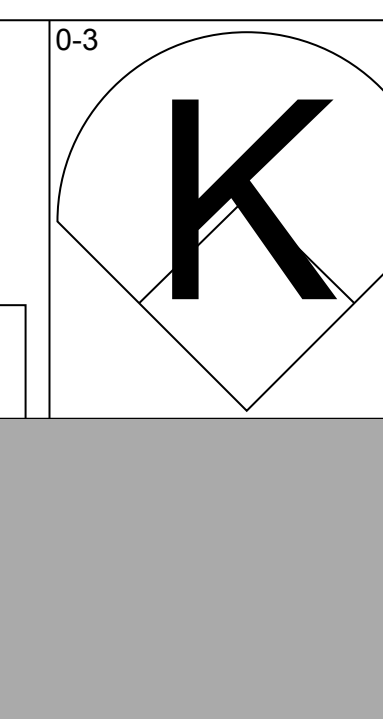
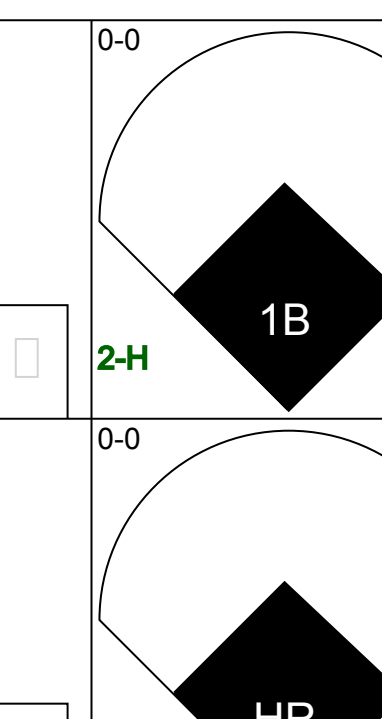
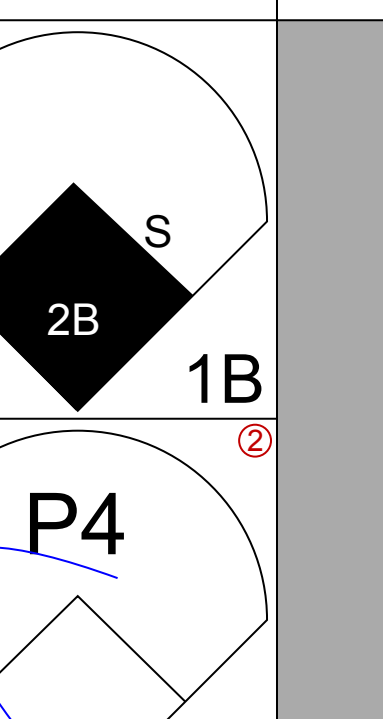
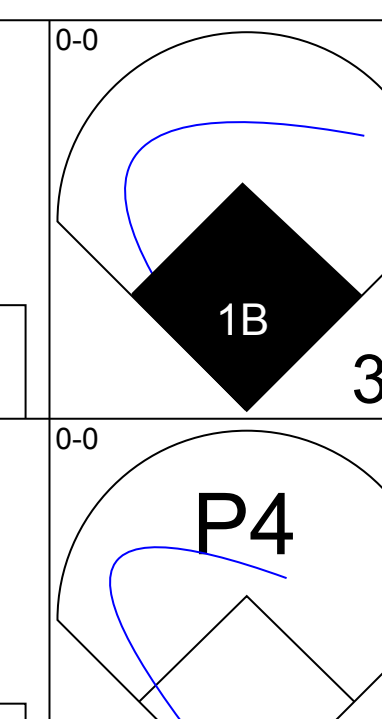
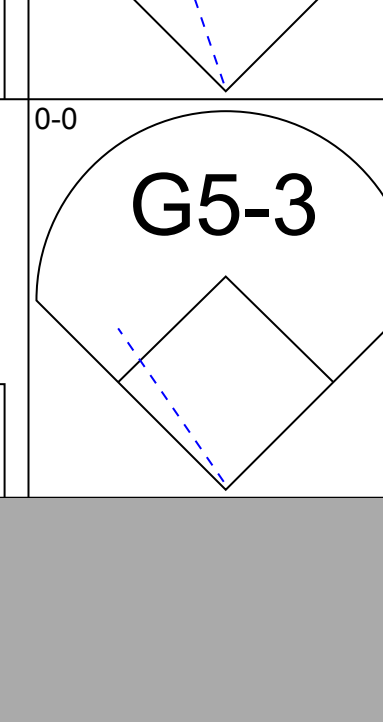
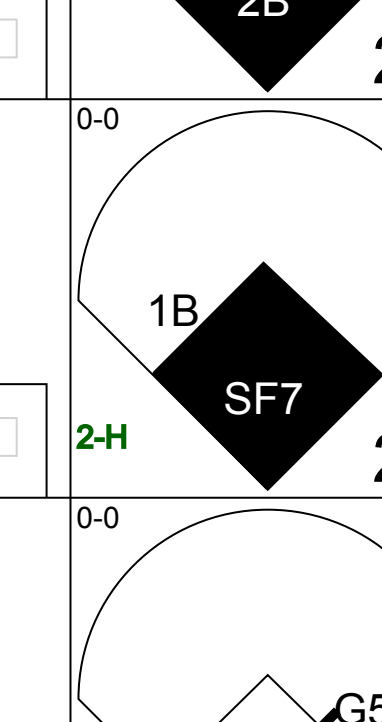
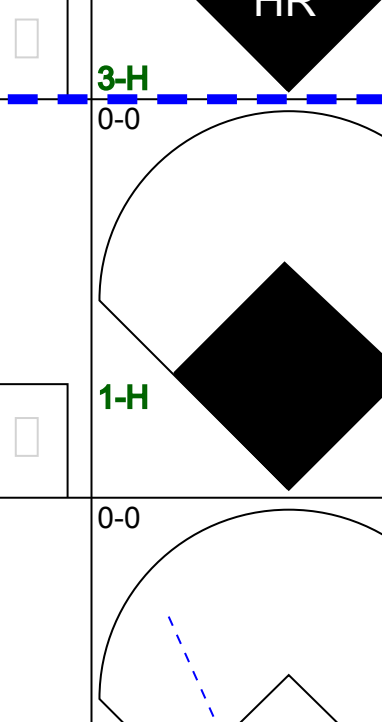
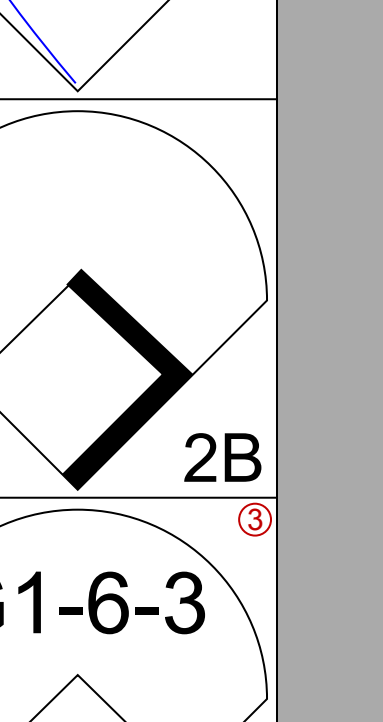
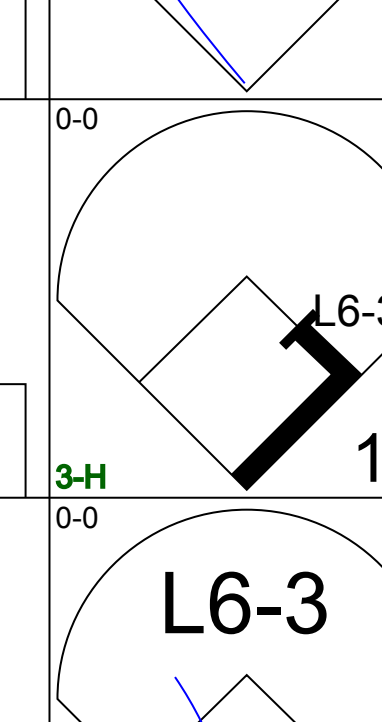

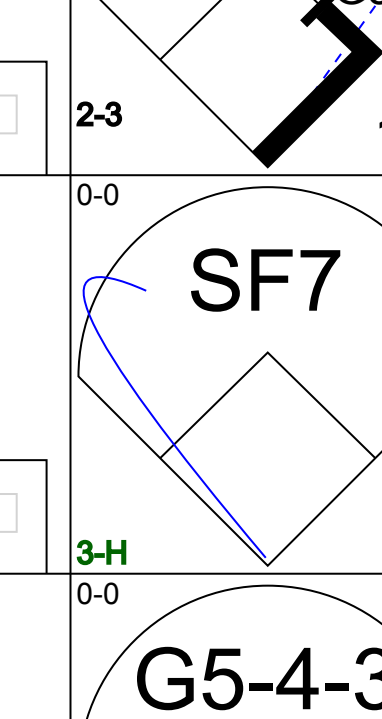
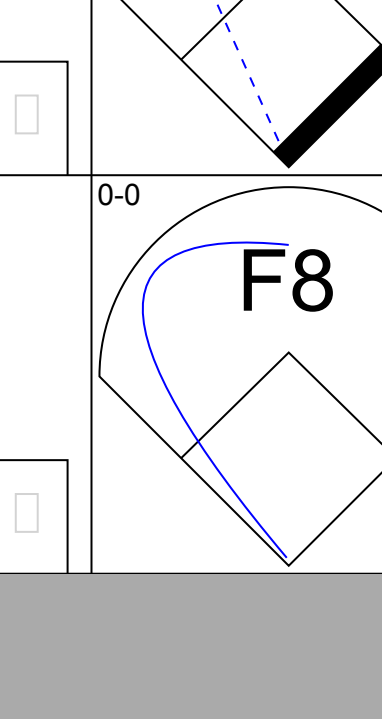


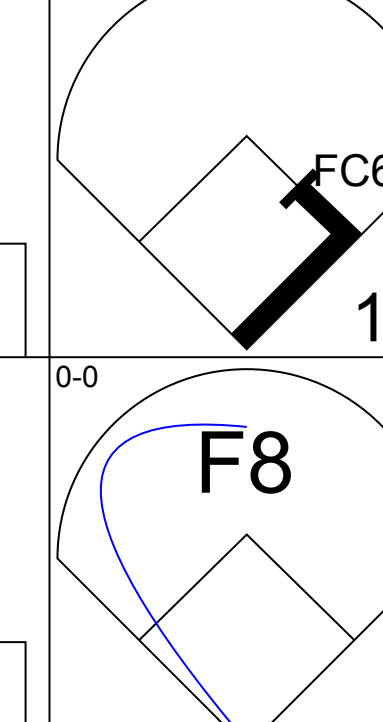
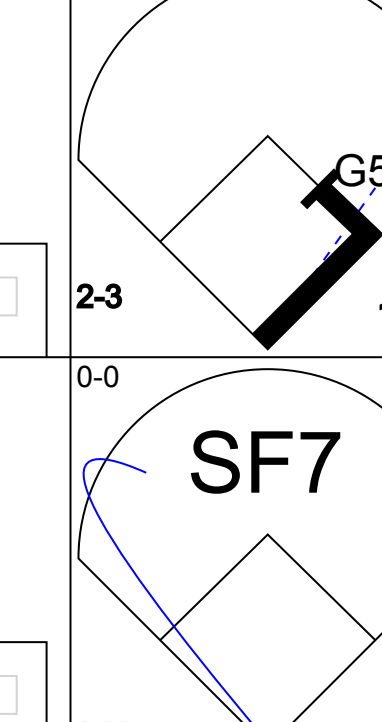
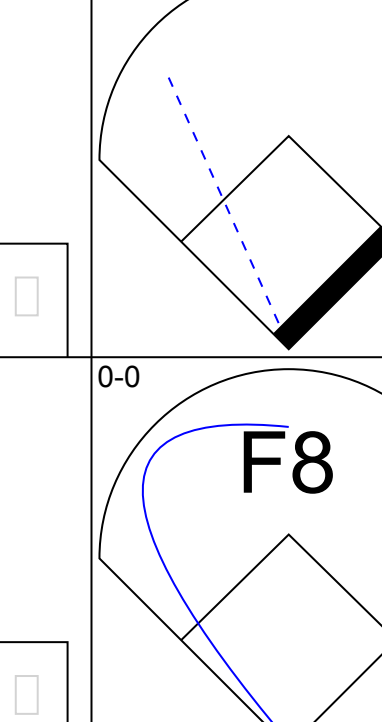
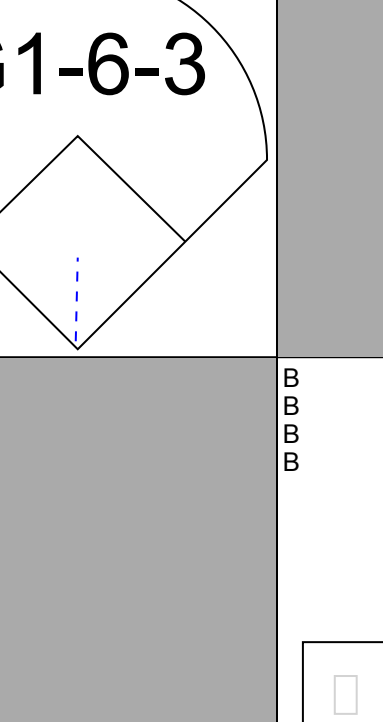
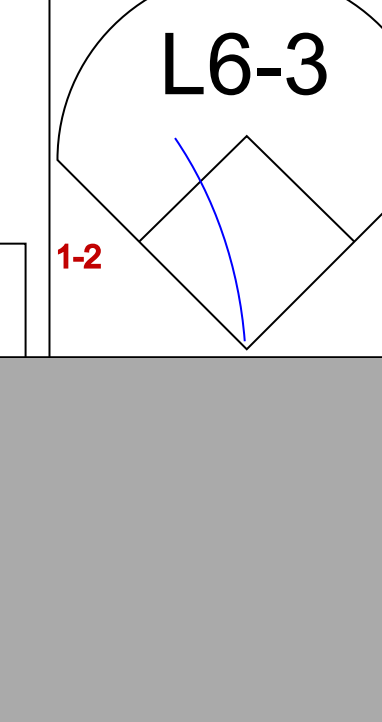
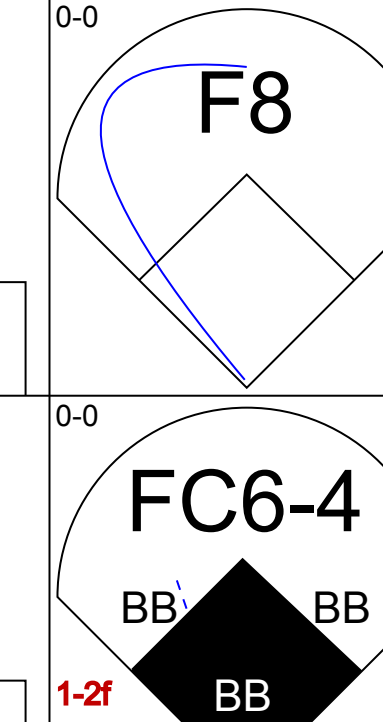
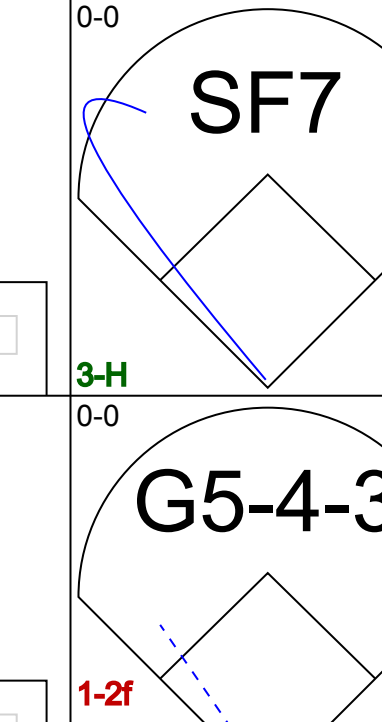
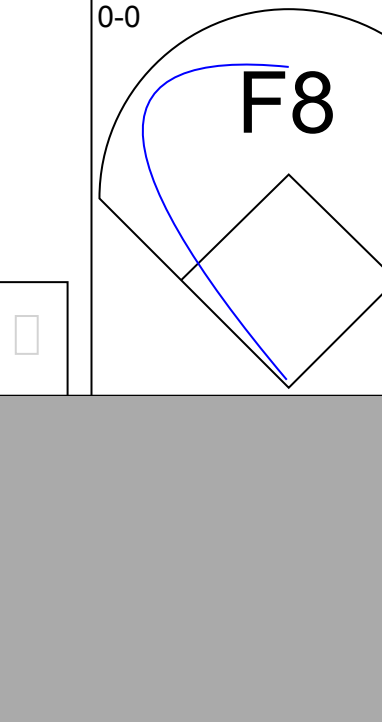
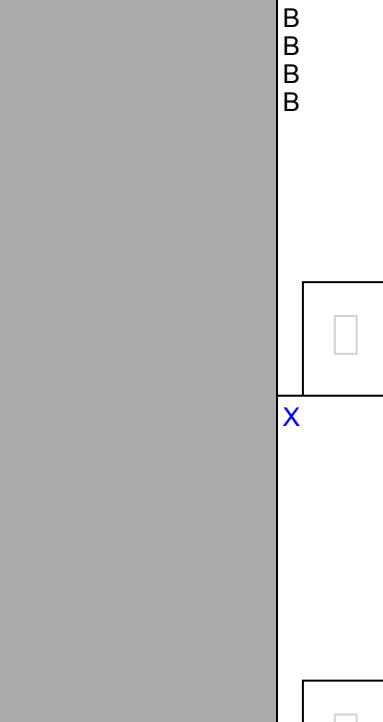

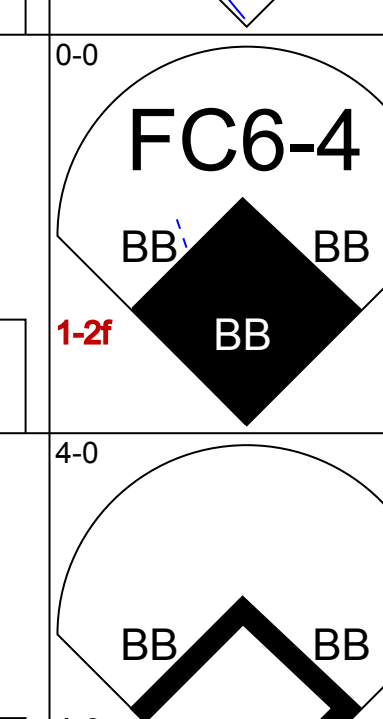
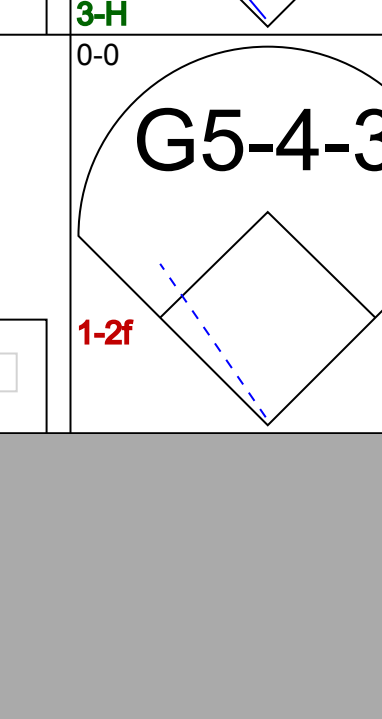
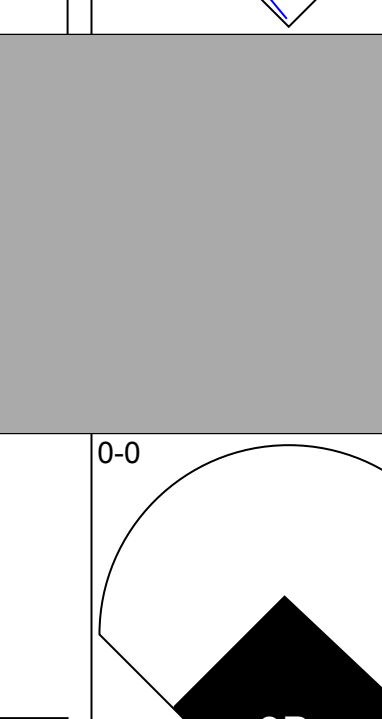
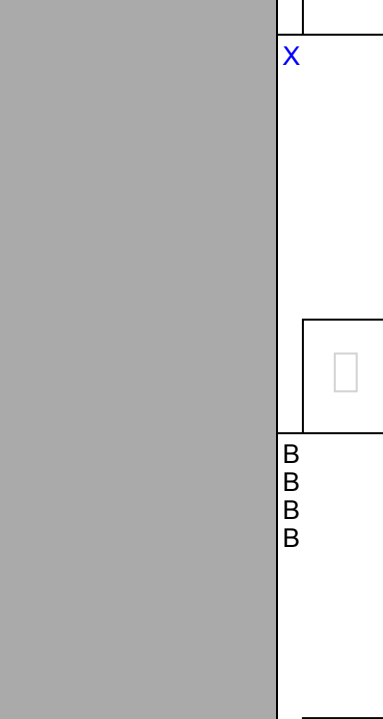

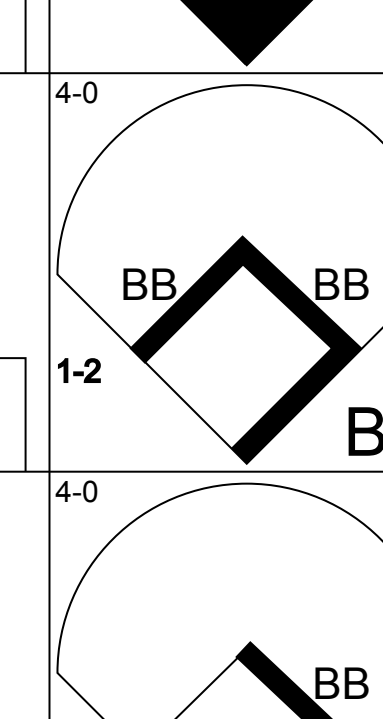

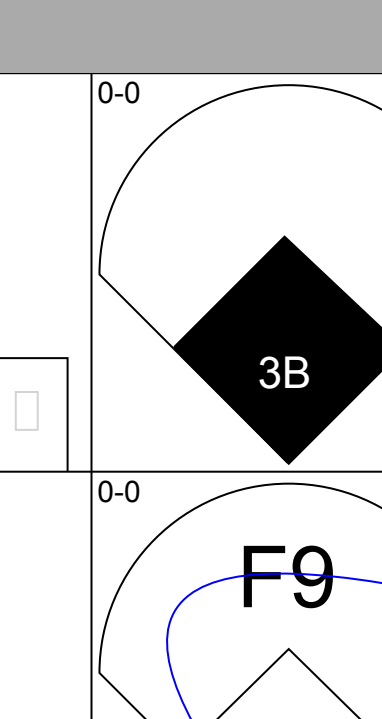
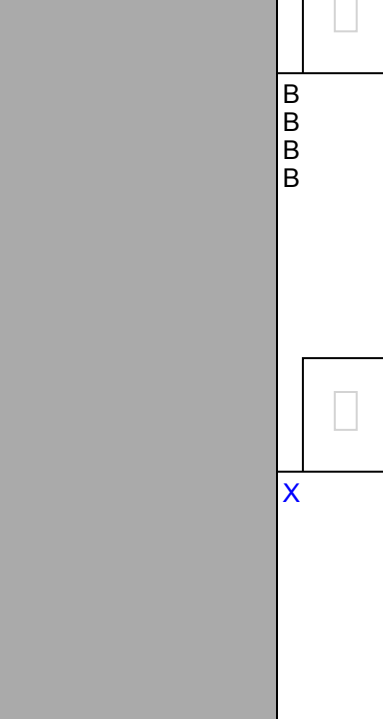

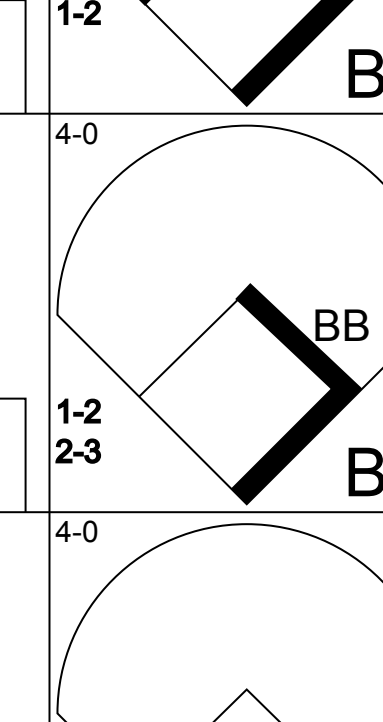

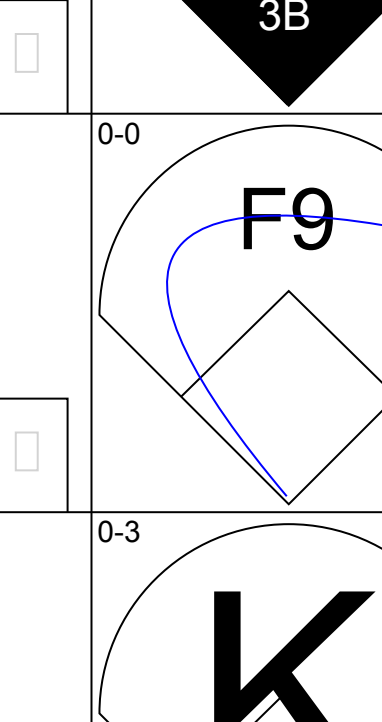
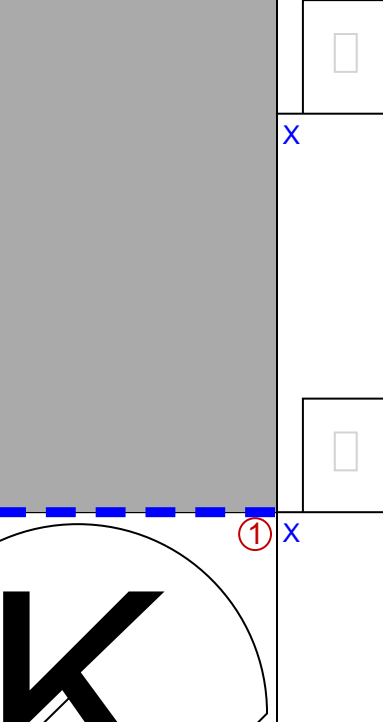

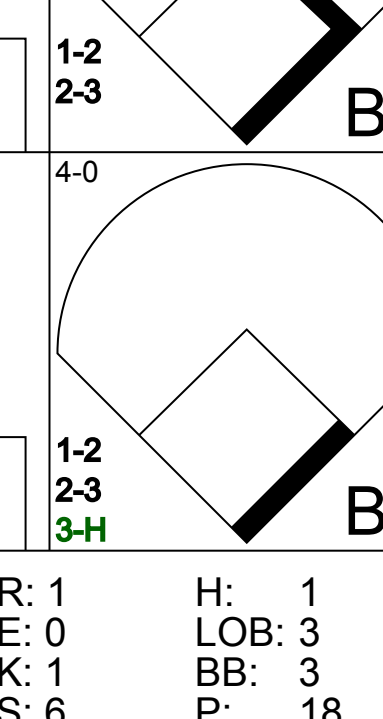

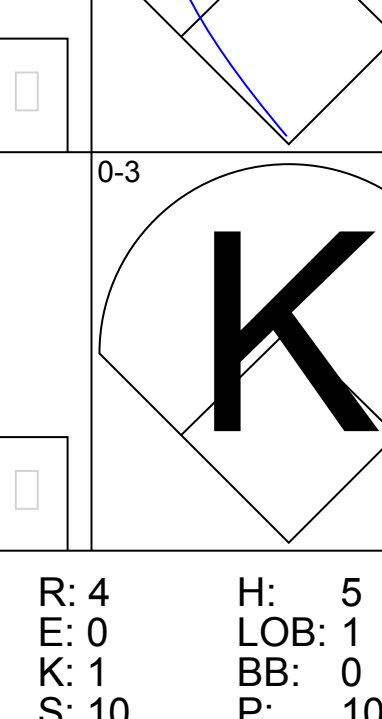
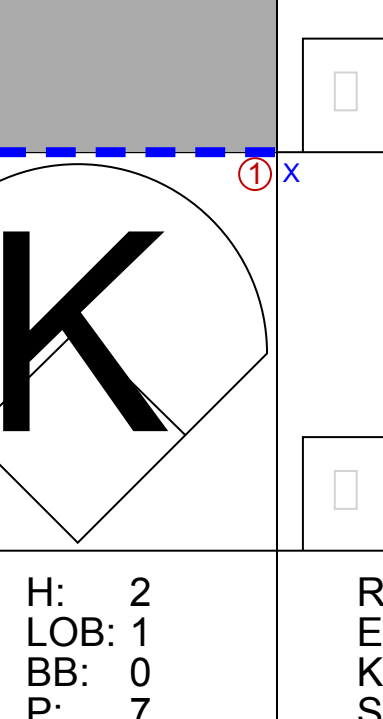

Batter	1	2	3	4	5	6	7	8	9	AB	R	H	RBI	BB	SO	LOB	TOP								
Walt Williams, R OBP: 0.341, SLG: 0.374 (1, 9)										4	0	0	1	0	1	2									
Luis Aparicio, R OBP: 0.349, SLG: 0.361 (1, 6)										5	1	4	2	0	0	0									
Don Pavletich, R OBP: 0.338, SLG: 0.415 Danny Lazar, L (5, 1)										3	0	1	0	0	2	1									
Pete Ward, L OBP: 0.348, SLG: 0.369 Danny Murphy, L (6, PH)										1	0	0	0	0	0	2									
Tom McCraw, L OBP: 0.309, SLG: 0.330 (9, PH)										0	0	0	0	0	0	0									
Bill Melton, R OBP: 0.324, SLG: 0.428 (1, 5)										1	0	0	0	0	0	1									
Bob Christian, R OBP: 0.292, SLG: 0.354 (1, 7)										5	1	1	3	0	1	2									
Ron Hansen, R OBP: 0.316, SLG: 0.324 (8, 4)										4	1	0	0	1	1	0									
Ken Berry, R OBP: 0.292, SLG: 0.324 Gail Hopkins, L OBP: 0.350, SLG: 0.380 (8, PH)										2	1	1	0	1	1	1									
Angel Bravo, L OBP: 0.311, SLG: 0.423 (9, PR)										2	0	1	0	0	0	0									
Rich Morales, R OBP: 0.259, SLG: 0.204 Bob Spence, L OBP: 0.211, SLG: 0.263 (8, PH)										2	2	2	0	1	0	0									
Jose Ortiz, R OBP: 0.250, SLG: 0.250 Ed Herrmann, L OBP: 0.317, SLG: 0.336 Woodie Held, R OBP: 0.307, SLG: 0.328 (9, PR)										1	0	0	0	0	0	0									
Gary Peters, L OBP: 0.200, SLG: 0.310 Fred Rath, R (4, 1)										1	0	0	0	0	0	2									
Duane Josephson, R OBP: 0.294, SLG: 0.318 (5, PH)										3	1	2	2	1	0	2									
Inning Stats	R: 0 E: 0 K: 2 S: 8	H: 1 LOB: 1 BB: 0 P: 8	R: 0 E: 0 K: 0 S: 4	H: 1 LOB: 2 BB: 1 P: 8	R: 0 E: 0 K: 1 S: 5	H: 0 LOB: 0 BB: 0 P: 5	R: 0 E: 0 K: 0 S: 3	H: 0 LOB: 0 BB: 0 P: 3	R: 3 E: 0 K: 1 S: 7	H: 4 LOB: 2 BB: 1 P: 11	R: 2 E: 0 K: 1 S: 8	H: 3 LOB: 2 BB: 1 P: 12	R: 0 E: 0 K: 2 S: 7	H: 0 LOB: 0 BB: 0 P: 7	R: 0 E: 0 K: 1 S: 5	H: 0 LOB: 1 BB: 1 P: 9	R: 3 E: 0 K: 0 S: 7	H: 4 LOB: 2 BB: 1 P: 11	1B: 10 2B: 2 3B: 0 HR: 1	SF: 1 SAC: 0 DP: 0 HBP: 0	WP: 1 PB: 0 SB: 0 CS: 0	PA: 45			
PITCHER	IP WLS BF H R ER SO BB IBB HBP BLK WP HR S P ERA WHIP	IP WLS BF H R ER SO BB IBB HBP BLK WP HR S P ERA WHIP	IP WLS BF H R ER SO BB IBB HBP BLK WP HR S P ERA WHIP	IP WLS BF H R ER SO BB IBB HBP BLK WP HR S P ERA WHIP	IP WLS BF H R ER SO BB IBB HBP BLK WP HR S P ERA WHIP	IP WLS BF H R ER SO BB IBB HBP BLK WP HR S P ERA WHIP	IP WLS BF H R ER SO BB IBB HBP BLK WP HR S P ERA WHIP	IP WLS BF H R ER SO BB IBB HBP BLK WP HR S P ERA WHIP	IP WLS BF H R ER SO BB IBB HBP BLK WP HR S P ERA WHIP	IP WLS BF H R ER SO BB IBB HBP BLK WP HR S P ERA WHIP	IP WLS BF H R ER SO BB IBB HBP BLK WP HR S P ERA WHIP	IP WLS BF H R ER SO BB IBB HBP BLK WP HR S P ERA WHIP	IP WLS BF H R ER SO BB IBB HBP BLK WP HR S P ERA WHIP	IP WLS BF H R ER SO BB IBB HBP BLK WP HR S P ERA WHIP	IP WLS BF H R ER SO BB IBB HBP BLK WP HR S P ERA WHIP	IP WLS BF H R ER SO BB IBB HBP BLK WP HR S P ERA WHIP	IP WLS BF H R ER SO BB IBB HBP BLK WP HR S P ERA WHIP	IP WLS BF H R ER SO BB IBB HBP BLK WP HR S P ERA WHIP	IP WLS BF H R ER SO BB IBB HBP BLK WP HR S P ERA WHIP	IP WLS BF H R ER SO BB IBB HBP BLK WP HR S P ERA WHIP	IP WLS BF H R ER SO BB IBB HBP BLK WP HR S P ERA WHIP	IP WLS BF H R ER SO BB IBB HBP BLK WP HR S P ERA WHIP	IP WLS BF H R ER SO BB IBB HBP BLK WP HR S P ERA WHIP	IP WLS BF H R ER SO BB IBB HBP BLK WP HR S P ERA WHIP	
Bill Butler, L ERA: 4.11 (1, 1)	5.1 W 27 8 5 5 4 3 0 0 0 1 0 32 44 8.44 2.062	5.1 W 27 8 5 5 4 3 0 0 0 1 0 32 44 8.44 2.062	5.1 W 27 8 5 5 4 3 0 0 0 1 0 32 44 8.44 2.062	5.1 W 27 8 5 5 4 3 0 0 0 1 0 32 44 8.44 2.062	5.1 W 27 8 5 5 4 3 0 0 0 1 0 32 44 8.44 2.062	5.1 W 27 8 5 5 4 3 0 0 0 1 0 32 44 8.44 2.062	5.1 W 27 8 5 5 4 3 0 0 0 1 0 32 44 8.44 2.062	5.1 W 27 8 5 5 4 3 0 0 0 1 0 32 44 8.44 2.062	5.1 W 27 8 5 5 4 3 0 0 0 1 0 32 44 8.44 2.062	5.1 W 27 8 5 5 4 3 0 0 0 1 0 32 44 8.44 2.062	5.1 W 27 8 5 5 4 3 0 0 0 1 0 32 44 8.44 2.062	5.1 W 27 8 5 5 4 3 0 0 0 1 0 32 44 8.44 2.062	5.1 W 27 8 5 5 4 3 0 0 0 1 0 32 44 8.44 2.062	5.1 W 27 8 5 5 4 3 0 0 0 1 0 32 44 8.44 2.062	5.1 W 27 8 5 5 4 3 0 0 0 1 0 32 44 8.44 2.062	5.1 W 27 8 5 5 4 3 0 0 0 1 0 32 44 8.44 2.062	5.1 W 27 8 5 5 4 3 0 0 0 1 0 32 44 8.44 2.062	5.1 W 27 8 5 5 4 3 0 0 0 1 0 32 44 8.44 2.062	5.1 W 27 8 5 5 4 3 0 0 0 1 0 32 44 8.44 2.062	5.1 W 27 8 5 5 4 3 0 0 0 1 0 32 44 8.44 2.062	5.1 W 27 8 5 5 4 3 0 0 0 1 0 32 44 8.44 2.062	5.1 W 27 8 5 5 4 3 0 0 0 1 0 32 44 8.44 2.062	5.1 W 27 8 5 5 4 3 0 0 0 1 0 32 44 8.44 2.062	5.1 W 27 8 5 5 4 3 0 0 0 1 0 32 44 8.44 2.062	
Moe Drabowsky, R ERA: 3.12 (6, 1)	3.1 S 17 5 3 3 3 2 0 0 0 0 1 21 29 8.10 2.100	3.1 S 17 5 3 3 3 2 0 0 0 0 1 21 29 8.10 2.100	3.1 S 17 5 3 3 3 2 0 0 0 0 1 21 29 8.10 2.100	3.1 S 17 5 3 3 3 2 0 0 0 0 1 21 29 8.10 2.100	3.1 S 17 5 3 3 3 2 0 0 0 0 1 21 29 8.10 2.100	3.1 S 17 5 3 3 3 2 0 0 0 0 1 21 29 8.10 2.100	3.1 S 17 5 3 3 3 2 0 0 0 0 1 21 29 8.10 2.100	3.1 S 17 5 3 3 3 2 0 0 0 0 1 21 29 8.10 2.100	3.1 S 17 5 3 3 3 2 0 0 0 0 1 21 29 8.10 2.100	3.1 S 17 5 3 3 3 2 0 0 0 0 1 21 29 8.10 2.100	3.1 S 17 5 3 3 3 2 0 0 0 0 1 21 29 8.10 2.100	3.1 S 17 5 3 3 3 2 0 0 0 0 1 21 29 8.10 2.100	3.1 S 17 5 3 3 3 2 0 0 0 0 1 21 29 8.10 2.100	3.1 S 17 5 3 3 3 2 0 0 0 0 1 21 29 8.10 2.100	3.1 S 17 5 3 3 3 2 0 0 0 0 1 21 29 8.10 2.100	3.1 S 17 5 3 3 3 2 0 0 0 0 1 21 29 8.10 2.100	3.1 S 17 5 3 3 3 2 0 0 0 0 1 21 29 8.10 2.100	3.1 S 17 5 3 3 3 2 0 0 0 0 1 21 29 8.10 2.100	3.1 S 17 5 3 3 3 2 0 0 0 0 1 21 29 8.10 2.100	3.1 S 17 5 3 3 3 2 0 0 0 0 1 21 29 8.10 2.100	3.1 S 17 5 3 3 3 2 0 0 0 0 1 21 29 8.10 2.100	3.1 S 17 5 3 3 3 2 0 0 0 0 1 21 29 8.10 2.100	3.1 S 17 5 3 3 3 2 0 0 0 0 1 21 29 8.10 2.100	3.1 S 17 5 3 3 3 2 0 0 0 0 1 21 29 8.10 2.100	
Al Fitzmorris, R ERA: 4.5 (9, 1)	0.1 S 1 0 0 0 0 0 0 0 0 0 0 0 1 1 0.00 0.000	0.1 S 1 0 0 0 0 0 0 0 0 0 0 0 1 1 0.00 0.000	0.1 S 1 0 0 0 0 0 0 0 0 0 0 0 1 1 0.00 0.000	0.1 S 1 0 0 0 0 0 0 0 0 0 0 0 1 1 0.00 0.000	0.1 S 1 0 0 0 0 0 0 0 0 0 0 0 1 1 0.00 0.000	0.1 S 1 0 0 0 0 0 0 0 0 0 0 0 1 1 0.00 0.000	0.1 S 1 0 0 0 0 0 0 0 0 0 0 0 1 1 0.00 0.000	0.1 S 1 0 0 0 0 0 0 0 0 0 0 0 1 1 0.00 0.000	0.1 S 1 0 0 0 0 0 0 0 0 0 0 0 1 1 0.00 0.000	0.1 S 1 0 0 0 0 0 0 0 0 0 0 0 1 1 0.00 0.000	0.1 S 1 0 0 0 0 0 0 0 0 0 0 0 1 1 0.00 0.000	0.1 S 1 0 0 0 0 0 0 0 0 0 0 0 1 1 0.00 0.000	0.1 S 1 0 0 0 0 0 0 0 0 0 0 0 1 1 0.00 0.000	0.1 S 1 0 0 0 0 0 0 0 0 0 0 0 1 1 0.00 0.000	0.1 S 1 0 0 0 0 0 0 0 0 0 0 0 1 1 0.00 0.000	0.1 S 1 0 0 0 0 0 0 0 0 0 0 0 1 1 0.00 0.000	0.1 S 1 0 0 0 0 0 0 0 0 0 0 0 1 1 0.00 0.000	0.1 S 1 0 0 0 0 0 0 0 0 0 0 0 1 1 0.00 0.000	0.1 S 1 0 0 0 0 0 0 0 0 0 0 0 1 1 0.00 0.000	0.1 S 1 0 0 0 0 0 0 0 0 0 0 0 1 1 0.00 0.000	0.1 S 1 0 0 0 0 0 0 0 0 0 0 0 1 1 0.00 0.000	0.1 S 1 0 0 0 0 0 0 0 0 0 0 0 1 1 0.00 0.000	0.1 S 1 0 0 0 0 0 0 0 0 0 0 0 1 1 0.00 0.000	0.1 S 1 0 0 0 0 0 0 0 0 0 0 0 1 1 0.00 0.000	0.1 S 1 0 0 0 0 0 0 0 0 0 0 0 1 1 0.00 0.000


Chicago White Sox @ Kansas City Royals
Municipal Stadium, Kansas City, MO
Sat Sep 20 1969, 8:05 PM EDT
Att: 12,910 - Unknown - 75 F


livebaseballscorecards.com

AB 39
R 8
H 13
RBI 8
BB 5
SO 7
LOB 16



Batter	1	2	3	4	5	6	7	8	9	AB	R	H	RBI	BB	SO	LOB	BOTTOM
Scott Northey, R OBP: 0.295, SLG: 0.341 (1, 8)										5	3	3	1	0	2	3	
Luis Alcaraz, R OBP: 0.250, SLG: 0.269 (1, 4)										5	2	2	1	0	0	2	
Joe Foy, R OBP: 0.355, SLG: 0.369 (1, 5)										5	2	4	5	0	0	0	
Lou Piniella, R OBP: 0.332, SLG: 0.429 (1, 7)										5	0	3	0	0	0	2	
Chuck Harrison, R OBP: 0.278, SLG: 0.298 (1, 3)										2	0	0	1	1	0	2	
Jerry Adair, R OBP: 0.284, SLG: 0.296 (1, 6)										4	1	1	0	0	0	3	
Jim Campanis, R OBP: 0.202, SLG: 0.218 (1, 2)										2	1	1	0	2	0	1	
Bob Oliver, R OBP: 0.293, SLG: 0.395 (1, 9)										3	0	0	0	1	0	3	
Bill Butler, L OBP: 0.117, SLG: 0.054 Moe Drabowsky, R OBP: 0.287, SLG: 0.333 Al Fitzmorris, S (9, 1)										1	0	0	1	1	1	1	
Inning Stats	R: 0 E: 0 K: 1 S: 5	H: 0 LOB: 0 BB: 0 P: 5	R: 2 E: 0 K: 0 S: 5	H: 3 LOB: 0 BB: 0 P: 5	R: 4 E: 0 K: 1 S: 10	H: 5 LOB: 1 BB: 0 P: 10	R: 0 E: 0 K: 1 S: 3	H: 1 LOB: 0 BB: 0 P: 3	R: 1 E: 0 K: 1 S: 7	H: 2 LOB: 1 BB: 0 P: 7	R: 0 E: 0 K: 0 S: 3	H: 0					


Batter	1	2	3	4	5	6	7	8	9	AB	R	H	RBI	BB	SO	LOB	TOP								
Walt Williams, R (1.9) OBP: 0.342, SLG: 0.374 Jose Ortiz, R (8.9) OBP: 0.250, SLG: 0.250	G6-3					G4-3				5	1	2	0	0	0	1	Chicago White Sox @ Kansas City Royals Municipal Stadium, Kansas City, MO Sun Sep 21 1969, 4:33 AM EDT Att: 10,998 - Sunny - 78 F AB 42 R 10 H 15 RBI 10 BB 3 SO 3 LOB 16 								
Luis Aparicio, R (1.6) OBP: 0.352, SLG: 0.366	2B							F9		3	2	2	2	2	0	1									
Tom McCraw, L (1.3) OBP: 0.310, SLG: 0.336	1-H									5	1	2	2	0	0	4									
Bill Melton, R (1.5) OBP: 0.325, SLG: 0.427	G6-3									5	2	2	0	0	0	1									
Ed Herrmann, L (1.2) OBP: 0.318, SLG: 0.346										4	1	1	3	1	0	1									
Bob Christian, R (1.7) OBP: 0.288, SLG: 0.347	P6									5	0	1	0	0	0	2									
Angel Bravo, L (1.8) OBP: 0.316, SLG: 0.434	F8									5	1	2	0	0	0	2									
Rich Morales, R (1.4) OBP: 0.264, SLG: 0.212	FC6-4									5	1	2	1	0	1	2									
Joe Horlen, R (1.1) OBP: 0.176, SLG: 0.189										5	1	1	2	0	2	2									
Inning Stats	R: 1 E: 0 K: 0 S: 3	H: 1 LOB: 0 BB: 1 P: 7	R: 0 E: 0 K: 0 S: 3	H: 0 LOB: 1 BB: 1 P: 7	R: 3 E: 1 K: 0 S: 12	H: 8 LOB: 2 BB: 1 P: 16	R: 0 E: 0 K: 0 S: 3	H: 0 LOB: 0 BB: 0 P: 3	R: 0 E: 0 K: 2 S: 7	H: 0 LOB: 0 BB: 0 P: 7	R: 0 E: 0 K: 0 S: 4	H: 1 LOB: 1 BB: 0 P: 4	R: 0 E: 0 K: 0 S: 4	H: 1 LOB: 1 BB: 0 P: 4	R: 0 E: 0 K: 1 S: 6	H: 1 LOB: 1 BB: 0 P: 6	R: 1 E: 0 K: 0 S: 6	H: 3 LOB: 2 BB: 0 P: 6	1B: 11 2B: 2 3B: 1 HR: 1	SF: 0 SAC: 0 DP: 0 HBP: 0	WP: 1 PB: 0 CS: 0	PA: 45			
PITCHER	IP	WLS	BF	H	R	ER	SO	BB	IBB	HBP	BLK	WP	HR	S	P	ERA	WHIP								
Wally Bunker, R (1.1) ERA: 3.29	2.0	L	13	5	6	5	0	2	0	0	0	0	0	11	19	22.50	3.500								
Tom Burgmeier, L (3.1) ERA: 4.17	0.1		4	3	1	1	0	0	0	0	0	0	1	4	4	27.00	9.000								
Don O'Riley, R (3.1) ERA: 6.85	2.2		10	1	2	2	2	1	0	0	0	0	0	13	17	6.75	0.750								
Chris Zachary, R (6.1) ERA: 8.27	2.0		8	2	0	0	0	0	0	0	0	1	0	8	8	0.00	1.000								
Steve Jones, L (8.1) ERA: 4.23	2.0		10	4	1	1	1	0	0	0	0	0	0	12	12	4.50	2.000								

Batter	1	2	3	4	5	6	7	8	9	AB	R	H	RBI	BB	SO	LOB	BOTTOM								
Scott Northey, R (1.8) OBP: 0.292, SLG: 0.333 Steve Jones, L (8.1) OBP: 0.300, SLG: 0.125 Fred Rico, R (9. PH) OBP: 0.500, SLG: 0.273	G4-3									4	0	1	0	0	0	1	Chicago White Sox @ Kansas City Royals Municipal Stadium, Kansas City, MO Sun Sep 21 1969, 4:33 AM EDT Att: 10,998 - Sunny - 78 F AB 35 R 2 H 8 RBI 2 BB 2 SO 8 LOB 13 								
Luis Alcaraz, R (1.4) OBP: 0.250, SLG: 0.304	F9									4	1	1	0	0	0	2									
Ed Kirkpatrick, L (1.9) OBP: 0.341, SLG: 0.396	K									4	0	1	1	0	1	1									
Joe Foy, R (1.5) OBP: 0.356, SLG: 0.375										3	1	1	1	1	2	1									
Lou Piniella, R (1.7) OBP: 0.331, SLG: 0.427	F9									4	0	1	0	0	0	2									
Jim Campanis, R (1.2) OBP: 0.205, SLG: 0.220	P6									4	0	1	0	0	0	1									
Chuck Harrison, R (1.3) OBP: 0.277, SLG: 0.297	BB									4	0	1	0	0	1	3									
Jackie Hernandez, R (1.6) OBP: 0.280, SLG: 0.283 Paul Scheal, R (7. PH) OBP: 0.341, SLG: 0.316	BB									1	0	0	0	1	1	0									
Wally Bunker, R (1.1) ERA: 3.29 Tom Burgmeier, L (3.1) ERA: 4.17 Don O'Riley, R (3.1) ERA: 6.85 Fran Healy, R (5. PH) OBP: 0.186, SLG: 0.182 Chris Zachary, L (6.1) ERA: 8.27 Joe Keough, R (7. PH) OBP: 0.256, SLG: 0.202	K									1	0	0	0	0	1	2									
Inning Stats	R: 0 E: 0 K: 1 S: 5	H: 0 LOB: 0 BB: 0 P: 5	R: 1 E: 0 K: 1 S: 7	H: 2 LOB: 2 BB: 1 P: 11	R: 1 E: 0 K: 1 S: 7	H: 2 LOB: 1 BB: 0 P: 7	R: 0 E: 0 K: 1 S: 5	H: 0 LOB: 0 BB: 0 P: 5	R: 0 E: 0 K: 1 S: 6	H: 1 LOB: 1 BB: 0 P: 6	R: 0 E: 0 K: 0 S: 4	H: 0 LOB: 1 BB: 1 P: 9	R: 0 E: 0 K: 0 S: 4	H: 1 LOB: 1 BB: 0 P: 4	R: 0 E: 1 K: 1 S: 7	H: 2 LOB: 2 BB: 0 P: 7	R: 0 E: 0 K: 1 S: 5	H: 0 LOB: 0 BB: 0 P: 5	1B: 6 2B: 0 3B: 1 HR: 1	SF: 0 SAC: 0 DP: 0 HBP: 0	WP: 0 PB: 0 CS: 0	PA: 37			
PITCHER	IP	WLS	BF	H	R	ER	SO	BB	IBB	HBP	BLK	WP	HR	S	P	ERA	WHIP								
Joe Horlen, R (1.1) ERA: 3.73	9.0	W	37	8	2	2	8	2	0	0	0	0	1	51	59	2.00	1.111								

Batter	1	2	3	4	5	6	7	8	9	AB	R	H	RBI	BB	SO	LOB	TOP																			
Walt Williams, R OBP: 0.339, SLG: 0.370	0-0 6-3		0-0 BB 1B SF8		0-0 1B	0-0 F7		0-0 6-3	5 2 2 0 0 0 1								Chicago White Sox @ Oakland Athletics Oakland-Alameda County Coliseum, Oakland, CA Tue Sep 23 1969, 7:05 PM PDT Att: 3,417 - Unknown livebaseballscorecards.com																			
Luis Aparicio, R OBP: 0.354, SLG: 0.366	0-0 6-3		0-0 F5		0-0 1B SF7		0-0 G5-3 1B	5 1 2 0 0 0 1																												
Tom McCraw, L OBP: 0.328, SLG: 0.356	4-0 BB		0-0 1B		0-0 1B		0-0 1B	3 0 3 1 1 0 0																												
Bill Melton, R OBP: 0.322, SLG: 0.423	0-0 F7		4-0 1B		0-0 SF7		0-0 F7	2 0 0 1 1 0 3																												
Bob Christian, R OBP: 0.269, SLG: 0.324		0-0 6-3	0-0 SF8		0-0 F3		0-0 G5-3	3 0 0 1 0 0 3																												
Duane Josephson, R OBP: 0.295, SLG: 0.325		0-0 WP 2B	3-H K		0-0 5-3			3 0 1 0 0 1 3																												
Don Pavletich, R OBP: 0.336, SLG: 0.413								1 0 0 0 0 1 0																												
Angel Bravo, L OBP: 0.326, SLG: 0.434		0-0 F5		0-0 3-1		0-3 K		0-0 6-3	3 0 0 0 0 1 1									AB 32 R 3 H 8 RBI 3 BB 4 SO 4 LOB 14																		
Woodie Held, R OBP: 0.303, SLG: 0.323		2-3						0 0 0 0 0 0 0																												
Jose Ortiz, R OBP: 0.250, SLG: 0.250									3 0 0 0 1 1 0																											
Rich Morales, R OBP: 0.264, SLG: 0.207		4-0 BB		0-3 K		0-0 F6		0-0 F7																												
Billy Wynne, L OBP: 0.171, SLG: 0.179		0-0 1-3		0-0 F4		4-0 BB			2 0 0 0 1 0 2																											
Danny Murphy, L OBP: 0.314, SLG: 0.322									0 0 0 0 0 0 0																											
Ron Hansen, R OBP: 0.314, SLG: 0.322									1 0 0 0 0 0 0																											
Inning Stats	R: 0 E: 0 K: 0 S: 3	H: 0 LOB: 1 BB: 1 P: 7	R: 0 E: 0 K: 0 S: 4	H: 1 LOB: 2 BB: 1 P: 8	R: 1 E: 0 K: 1 S: 7	H: 2 LOB: 2 BB: 1 P: 11	R: 0 E: 0 K: 1 S: 5	H: 0 LOB: 0 BB: 0 P: 5	R: 2 E: 0 K: 0 S: 6	H: 3 LOB: 1 BB: 0 P: 6	R: 0 E: 0 K: 1 S: 5	H: 0 LOB: 1 BB: 1 P: 9	R: 0 E: 0 K: 0 S: 4	H: 2 LOB: 1 BB: 0 P: 4	R: 0 E: 0 K: 1 S: 5	H: 0 LOB: 0 BB: 0 P: 5		R: 0 E: 0 K: 0 S: 3	H: 0 LOB: 0 BB: 0 P: 3	1B: 7 2B: 1 3B: 0 HR: 0	SF: 2 SAC: 0 DP: 1 HBP: 0	WP: 1 PA: 38 CS: 0														
PITCHER	IP WLS BF H R ER SO BB IBB HBP BLK WP HR S P ERA WHIP	IP WLS BF H R ER SO BB IBB HBP BLK WP HR S P ERA WHIP																																		
Blue Moon Odom, R ERA: 2.92	(1, 1)	4.0	21	6	3	3	2	3	0	0	0	0	1	0	22	34	6.75	2.250																		
Juan Pizarro, L ERA: 3.25	(5, 1)	5.0	W	17	2	0	0	2	1	0	0	0	0	0	20	24	0.00	0.600																		

Batter	1	2	3	4	5	6	7	8	9	AB	R	H	RBI	BB	SO	LOB	BOTTOM																				
Bert Campaneris, R OBP: 0.298, SLG: 0.307	0-0 F9	0-0 E5 BB		0-0 G3		0-0 SH3-4		0-0 CS 1B	4 0 1 0 0 0 3								Chicago White Sox @ Oakland Athletics Oakland-Alameda County Coliseum, Oakland, CA Tue Sep 23 1969, 7:05 PM PDT Att: 3,417 - Unknown livebaseballscorecards.com																				
Ted Kubiak, S OBP: 0.314, SLG: 0.319	0-0 G3	0-0 SF7		0-0 4-3		0-0 4-3		4-0 BB	3 0 0 1 1 0 2																												
Reggie Jackson, L OBP: 0.417, SLG: 0.625	0-0 HR	4-0 FC5-4 BB			4-0 CS BB	4-0 2B IBB		0-0 G3	2 1 1 1 3 0 1																												
Sal Bando, R OBP: 0.390, SLG: 0.461	4-0 BB	0-0 FC5-4			4-0 1B BB	0-0 2B		1-2 2H	2 0 1 1 2 0 3																												
Bobby Brooks, R OBP: 0.405, SLG: 0.466	0-3 K		0-0 F7		0-3 K	0-0 G3			4 0 0 0 0 2 4																												
Rick Monday, L OBP: 0.381, SLG: 0.421		0-0 E 2B		0-0 F7		0-0 1B		0-0 CS 1B	4 1 3 0 0 0 0																												
Joe Rudi, R OBP: 0.213, SLG: 0.238		0-0 5-3		0-0 F5		0-3 K		0-3 K	4 0 0 0 0 2 4																												
Dave Duncan, R OBP: 0.237, SLG: 0.191		4-0 E SF7 BB		4-0 SH2-4 BB		0-0 HR		0-3 K	0 1 0 0 2 0 0																												
Tito Francona, L OBP: 0.400, SLG: 0.465									1 1 1 1 0 0 0																												
Phil Roof, R OBP: 0.332, SLG: 0.288									1 0 0 0 0 1 0																												
Blue Moon Odom, R OBP: 0.291, SLG: 0.474		0-0 E4 BB		0-0 SH2-4		0-0 SH3-4 2B 1B		0-0 4-3	1 0 0 0 0 0 2																												
Juan Pizarro, L OBP: 0.273, SLG: 0.250		1-2 2-3							2 1 1 0 0 0 0																												
Inning Stats	R: 1 E: 0 K: 1 S: 6	H: 1 LOB: 3 BB: 2 P: 10	R: 2 E: 2 K: 0 S: 6	H: 1 LOB: 3 BB: 2 P: 14	R: 0 E: 0 K: 0 S: 3	H: 0 LOB: 0 BB: 0 P: 3	R: 0 E: 0 K: 0 S: 3	H: 0 LOB: 1 BB: 1 P: 7	R: 0 E: 0 K: 2 S: 7	H: 1 LOB: 2 BB: 2 P: 15	R: 2 E: 0 K: 0 S: 6	H: 3 LOB: 2 BB: 1 P: 10	R: 0 E: 0 K: 2 S: 7	H: 1 LOB: 0 BB: 0 P: 7	R: 0 E: 0 K: 0 S: 3	H: 1 LOB: 1 BB: 1 P: 7		1B: 4 2B: 2 3B: 0 HR: 2	SF: 1 SAC: 2 DP: 0 HBP: 0	WP: 0 PA: 39 CS: 3																	
PITCHER	IP WLS BF H R ER SO BB IBB HBP BLK WP HR S P ERA WHIP	IP WLS BF H R ER SO BB IBB HBP BLK WP HR S P ERA WHIP																																			
Billy Wynne, R ERA: 4.05	(1, 1)	5.2	L	31	6	5	3	3	6	1	0	0	0	0	2	30		58	4.76	2.118																	
Danny Murphy, R ERA: 1.57	(6, 1)	2.1		8	2	0	0	2	1	0	0	0	0	0	11	15	0.00	1.286																			




Batter	1	2	3	4	5	6	7	8	9	AB	R	H	RBI	BB	SO	LOB	TOP						
Walt Williams, R OBP: 0.340, SLG: 0.371	0-0 G6-4-3 1B		0-0 1B		0-0 E5		0-0 4-3			4	0	2	0	0	0	0	Chicago White Sox @ Oakland Athletics Oakland-Alameda County Coliseum, Oakland, CA Wed Sep 24 1969, 3:33 AM PDT Att: 1,618 - Unknown						
Luis Aparicio, R OBP: 0.351, SLG: 0.363	0-0 G6-4-3 1-2		0-0 5-3		0-0 F7			0-0 F2		4	0	0	0	0	0	3							
Gail Hopkins, L OBP: 0.355, SLG: 0.386	0-0 WP 1B			0-0 HR 1B		0-0 F8		0-0 G3 1B		4	1	3	0	0	0	1							
Tom McCraw, L OBP: 0.328, SLG: 0.356								0-0 G3 1B		0	0	0	0	0	0	0							
Bill Melton, R OBP: 0.325, SLG: 0.430	0-3 K			0-0 HR		4-0 FC1-6 BB		0-0 G3 1B		3	1	2	2	1	1	1							
Ed Herrmann, L OBP: 0.316, SLG: 0.341		0-0 G3		4-0 FC6-4 BB		0-0 FC1-6 E		0-0 G3		3	0	0	0	1	0	3							
Bob Christian, R OBP: 0.280, SLG: 0.313		0-0 5-3		0-0 FC6-4 1B		0-3 K		0-0 6-3		4	0	0	0	0	1	5							
Ken Berry, R OBP: 0.295, SLG: 0.326		0-0 F7		0-0 G6-3 1B		0-0 G3			0-0 E3 5-3 1B	4	0	2	0	0	0	1							
Bobby Knoop, R OBP: 0.301, SLG: 0.319			0-0 1-5-3	0-0 G6-3			0-0 6-3		0-0 5-3	4	0	0	0	0	0	3							
Tommy John, R OBP: 0.188, SLG: 0.143			0-3 K		0-3 K		0-3 K		0-0 F3	4	0	0	0	0	3	0							
Inning Stats	R: 0 E: 0 K: 1 S: 6	H: 2 LOB: 1 BB: 0 P: 6	R: 0 E: 0 K: 0 S: 3	H: 0 LOB: 0 BB: 0 P: 3	R: 0 E: 0 K: 1 S: 6	H: 1 LOB: 1 BB: 0 P: 6	R: 2 E: 0 K: 0 S: 5	H: 3 LOB: 1 BB: 1 P: 9	R: 0 E: 1 K: 1 S: 6	H: 0 LOB: 0 BB: 0 P: 6	R: 0 E: 0 K: 1 S: 5	H: 0 LOB: 0 BB: 0 P: 5	R: 0 E: 0 K: 0 S: 5	H: 2 LOB: 2 BB: 0 P: 5	R: 0 E: 1 K: 0 S: 3	H: 1 LOB: 0 BB: 0 P: 3		1B: 8 2B: 0 3B: 0 HR: 1	SF: 0 SAC: 0 DP: 2 HBP: 0	WP: 1 PB: 0 CS: 1	PA: 36		
PITCHER	IP WLS BF H R ER SO BB IBB HBP BLK WP HR S P ERA WHIP	7.0 L 28 6 2 2 5 2 0 0 0 1 1 36 44 2.57 1.143	2.0 8 3 0 0 0 0 0 0 0 0 0 0 8 8 0.00 1.500																				

Batter	1	2	3	4	5	6	7	8	9	AB	R	H	RBI	BB	SO	LOB	BOTTOM						
Bert Campaneris, R OBP: 0.298, SLG: 0.307	0-0 G3		0-0 6-3		0-0 FC4-6 1B			0-0 5-3		4	0	1	0	0	0	0	Chicago White Sox @ Oakland Athletics Oakland-Alameda County Coliseum, Oakland, CA Wed Sep 24 1969, 3:33 AM PDT Att: 1,618 - Unknown						
Ted Kubiak, S OBP: 0.314, SLG: 0.318	0-0 BB BB 1B		0-0 6-3		0-0 FC4-6 1-2		0-0 4-3		0-0 4-3	4	0	1	0	0	0	1							
Reggie Jackson, L OBP: 0.416, SLG: 0.622	4-0 1-2 BB		0-0 4-3		0-0 4-3			0-0 F7		3	0	0	0	1	0	1							
Sal Bando, R OBP: 0.392, SLG: 0.460	4-0 1-2 2-3 BB			4-0 FC5 5-3 BB		0-0 1-3			4-0 2B FC6-4 BB	1	1	0	0	3	0	0							
Bobby Brooks, R OBP: 0.397, SLG: 0.468	0-3 K			0-3 K		0-0 F7			0-0 FC6-5 2B	4	0	1	0	0	2	4							
Joe Rudi, R OBP: 0.207, SLG: 0.231	0-3 K			0-0 5-3		0-0 6-3			0-0 F4	3	0	0	0	0	1	4							
Tommie Reynolds, R OBP: 0.338, SLG: 0.304				0-0 5-3					0-0 F4	1	0	0	0	0	0	2							
Rick Monday, L OBP: 0.383, SLG: 0.421		0-0 G5-4-3 1B		4-0 BB BB		0-0 3-1			0-0 FC6-5-4	3	0	1	1	1	0	1							
Dave Duncan, R OBP: 0.234, SLG: 0.188		0-0 G5-4-3		0-0 FC5		0-0 F8			0-0 F8	2	0	0	0	0	0	3							
Bob Johnson, R OBP: 0.347, SLG: 0.383										1	0	0	0	0	0	0							
Phil Roof, R OBP: 0.332, SLG: 0.288										0	0	0	0	0	0	0							
Mike Hershberger, R OBP: 0.259, SLG: 0.240										1	0	0	0	0	0	1							
Chuck Dobson, R OBP: 0.125, SLG: 0.117					0-0 L6					2	0	0	0	0	1	0							
Danny Cater, R OBP: 0.299, SLG: 0.370										1	0	0	0	0	0	0							
Fred Talbot, R OBP: 0.227, SLG: 0.317										0	0	0	0	0	0	0							
Inning Stats	R: 0 E: 0 K: 2 S: 8	H: 1 LOB: 3 BB: 2 P: 16	R: 0 E: 0 K: 1 S: 5	H: 1 LOB: 0 BB: 0 P: 5	R: 0 E: 0 K: 0 S: 3	H: 0 LOB: 0 BB: 0 P: 3	R: 0 E: 0 K: 1 S: 5	H: 0 LOB: 2 BB: 2 P: 13	R: 0 E: 0 K: 0 S: 4	H: 1 LOB: 1 BB: 0 P: 4	R: 0 E: 0 K: 0 S: 3	H: 0 LOB: 0 BB: 0 P: 3	R: 0 E: 0 K: 0 S: 3	H: 0 LOB: 0 BB: 0 P: 3	R: 1 E: 0 K: 0 S: 4	H: 1 LOB: 1 BB: 1 P: 8	1B: 3 2B: 1 3B: 0 HR: 0	SF: 0 SAC: 0 DP: 1 HBP: 0	WP: 0 PB: 0 CS: 0	PA: 35			
PITCHER	IP WLS BF H R ER SO BB IBB HBP BLK WP HR S P ERA WHIP	9.0 W 35 4 1 1 4 5 0 0 0 0 0 38 58 1.00 1.000																					




Batter	1	2	3	4	5	6	7	8	9	10	AB	R	H	RBI	BB	SO	LOB	TOP		
Pat Kelly, L OBP: 0.352, SLG: 0.393 (1, 9)	G5-3		K			K		G4-3			4	0	0	0	0	2	2	Kansas City Royals @ Chicago White Sox Comiskey Park, Chicago, IL Thu Sep 25 1969, 8:05 PM EDT Att: 3,285 - Unknown		
Mike Fiore, L OBP: 0.409, SLG: 0.417 (1, 3)	G4-3			P6			F7		G3-1		4	0	0	0	0	0				
Lou Piniella, R OBP: 0.327, SLG: 0.420 (1, 7)	F7			F8			L5-3		E7 ^{1B}		4	0	0	0	0	0				
Ed Kirkpatrick, L OBP: 0.336, SLG: 0.395 (1, 8)		G3		F7					F7		4	0	1	0	0	0	1			
Joe Foy, R OBP: 0.356, SLG: 0.373 (1, 5)											3	1	2	0	1	0	1			
Luis Alcaraz, R OBP: 0.284, SLG: 0.323 Scott Northey, R OBP: 0.292, SLG: 0.333 Juan Rios, R OBP: 0.259, SLG: 0.276 (1, 4)											3	0	2	0	0	0	1			
Buck Martinez, R OBP: 0.255, SLG: 0.327 (1, 2)											3	0	0	0	1	0	0			
Paul Schaal, R OBP: 0.335, SLG: 0.307 (1, 6)											3	0	0	0	1	0	0			
Bill Butler, L OBP: 0.113, SLG: 0.052 Joe Keough, L OBP: 0.254, SLG: 0.199 Al Fitzmorris, S (8, 1)											2	0	0	0	0	1	0			
Inning Stats	R: 0 E: 0 K: 0 S: 3	H: 0 LOB: 0 BB: 0 P: 3	R: 1 E: 0 K: 1 S: 6	H: 2 LOB: 0 BB: 0 P: 6	R: 0 E: 0 K: 2 S: 7	H: 0 LOB: 0 BB: 0 P: 7	R: 0 E: 0 K: 0 S: 3	H: 0 LOB: 0 BB: 0 P: 3	R: 0 E: 0 K: 0 S: 5	H: 1 LOB: 1 BB: 0 P: 4	R: 0 E: 0 K: 0 S: 4	H: 1 LOB: 2 BB: 1 P: 8	R: 0 E: 1 K: 0 S: 5	H: 1 LOB: 2 BB: 0 P: 5	R: 0 E: 0 K: 2 S: 7	H: 0 LOB: 0 BB: 0 P: 7	1B: 4 2B: 1 3B: 0 HR: 0		SF: 0 SAC: 0 DP: 1 HBP: 0	WP: 1 PB: 0 SB: 0 CS: 0
PITCHER	IP	WLS	BF	H	R	ER	SO	BB	IBB	HBP	BLK	WP	HR	S	P	ERA	WHIP			
Paul Edmondson, R ERA: 3.7 Wilbur Wood, L ERA: 3.07 (1, 1)	8.0	W	28	4	1	1	4	2	0	0	0	1	0	34	42	1.12	0.750			
(9, 1)	2.0	W	8	1	0	0	2	0	0	0	0	0	0	12	12	0.00	0.500			

AB	34
R	1
H	5
RBI	0
BB	2
SO	6
LOB	10



Batter	1	2	3	4	5	6	7	8	9	10	AB	R	H	RBI	BB	SO	LOB	BOTTOM				
Walt Williams, R OBP: 0.340, SLG: 0.377 (1, 9)	G5-3		G4-3		G5-3			SH5-4			4	1	1	1	0	0	0	Kansas City Royals @ Chicago White Sox Comiskey Park, Chicago, IL Thu Sep 25 1969, 8:05 PM EDT Att: 3,285 - Unknown				
Luis Aparicio, R OBP: 0.352, SLG: 0.363 (1, 6)											3	1	1	0	1	1	2					
Ron Hansen, R OBP: 0.321, SLG: 0.322 Tom McCraw, L OBP: 0.331, SLG: 0.356 (1, 3)											0	0	0	0	2	0	0					
Bill Melton, R OBP: 0.323, SLG: 0.426 (1, 5)											4	0	0	0	0	2	6					
Bob Christian, R OBP: 0.298, SLG: 0.313 (1, 7)											3	0	1	1	0	0	1					
Duane Josephson, R OBP: 0.291, SLG: 0.321 Don Pavletich, R OBP: 0.333, SLG: 0.409 (1, 2)											2	0	0	0	0	0	2					
Ken Berry, R OBP: 0.291, SLG: 0.322 (1, 8)											4	0	0	0	0	2	2					
Bobby Knoop, R OBP: 0.298, SLG: 0.316 (1, 4)											4	0	0	0	0	2	0					
Paul Edmondson, R OBP: 0.179, SLG: 0.179 Pete Ward, L OBP: 0.353, SLG: 0.372 Jose Ortiz, R OBP: 0.250, SLG: 0.250 Wilbur Wood, R OBP: 0.190, SLG: 0.250 (1, 1)											2	0	0	0	0	0	0					
Inning Stats	R: 1 E: 0 K: 1 S: 6	H: 2 LOB: 2 BB: 1 P: 10	R: 0 E: 0 K: 2 S: 7	H: 0 LOB: 0 BB: 0 P: 7	R: 0 E: 0 K: 1 S: 5	H: 0 LOB: 0 BB: 0 P: 5	R: 0 E: 0 K: 1 S: 5	H: 0 LOB: 2 BB: 1 P: 10	R: 0 E: 0 K: 0 S: 3	H: 0 LOB: 0 BB: 0 P: 3	R: 0 E: 0 K: 0 S: 5	H: 0 LOB: 1 BB: 1 P: 9	R: 0 E: 0 K: 1 S: 5	H: 0 LOB: 0 BB: 0 P: 5	R: 0 E: 0 K: 0 S: 3	H: 0 LOB: 0 BB: 0 P: 3	R: 1 E: 0 K: 0 S: 3		H: 1 LOB: 1 BB: 0 P: 3	1B: 2 2B: 0 3B: 0 HR: 1	SF: 0 SAC: 2 DP: 0 HBP: 1	WP: 0 PB: 0 SB: 0 CS: 0
PITCHER	IP	WLS	BF	H	R	ER	SO	BB	IBB	HBP	BLK	WP	HR	S	P	ERA	WHIP					
Bill Butler, L ERA: 4.01 Al Fitzmorris, R ERA: 4.66 (1, 1)	7.0	L	26	2	1	1	7	3	0	1	0	0	0	36	49	1.29	0.714					
(8, 1)	2.2	L	11	1	1	1	0	2	0	0	0	0	1	9	17	3.38	1.125					

AB	29
R	2
H	3
RBI	2
BB	5
SO	7
LOB	13




Batter	1	2	3	4	5	6	7	8	9	AB	R	H	RBI	BB	SO	LOB	TOP					
Pat Kelly, L OBP: 0.348, SLG: 0.388 Juan Rios, R OBP: 0.259, SLG: 0.276	G4-3		G4-3		K		G5-3		K	5	0	0	0	0	2	2						
Mike Fiore, L OBP: 0.413, SLG: 0.430	1B		1B		1B			F7	HR	4	1	3	2	1	0	0						
Joe Foy, R OBP: 0.357, SLG: 0.373	P3		1B		F7			1B	HR	5	1	2	0	0	0	4						
Ed Kirkpatrick, L OBP: 0.331, SLG: 0.388	P4		G1-3		G3-1			F7	G4-3	5	0	0	0	0	0	5						
Lou Piniella, R OBP: 0.326, SLG: 0.419 Scott Northey, R OBP: 0.292, SLG: 0.333		G6-3		G6-3		G6-3		HR	1B	4	0	1	0	0	0	0						
Jerry Adair, R OBP: 0.285, SLG: 0.305	G6-3		G6-3		G6-3			HR	1B	4	1	3	3	0	0	0						
Elie Rodriguez, R Moe Drabowsky, R OBP: 0.267, SLG: 0.333	G6-3		G6-3		G6-3			G5-3	G5-3	4	0	0	0	0	0	3						
Paul Schaal, R Bob Oliver, R OBP: 0.293, SLG: 0.392	K						F8		L7	3	0	1	0	0	1	1						
Wally Bunker, R Billy Harris, L Jerry Gram, R Buck Martinez, R Tom Burmeser, L Fran Healy, R			F9		F3		G1-3		HR	2	0	0	0	0	0	1						
Inning Stats	R: 0 E: 0 K: 0 S: 4	H: 1 LOB: 1 BB: 0 P: 4	R: 0 E: 0 K: 1 S: 6	H: 1 LOB: 1 BB: 0 P: 6	R: 0 E: 0 K: 0 S: 4	H: 1 LOB: 2 BB: 1 P: 8	R: 0 E: 0 K: 0 S: 3	H: 0 LOB: 0 BB: 0 P: 3	R: 0 E: 0 K: 1 S: 7	H: 2 LOB: 2 BB: 0 P: 7	R: 0 E: 0 K: 0 S: 4	H: 1 LOB: 1 BB: 0 P: 4	R: 0 E: 0 K: 0 S: 3	H: 0 LOB: 0 BB: 0 P: 3	R: 0 E: 0 K: 0 S: 6	H: 3 LOB: 1 BB: 0 P: 6	R: 2 E: 1 K: 1 S: 8	H: 2 LOB: 1 BB: 0 P: 8	1B: 8 2B: 1 3B: 0 HR: 2	SF: 0 SAC: 0 DP: 0 HBP: 0	WP: 0 PB: 0 CS: 0	PA: 40
PITCHER Joe Horlen, R ERA: 3.78	IP: 9.0 WLS: L BF: 40 H: 11 R: 5 ER: 5 SO: 3 BB: 1 IBB: 0 HBP: 0 BLK: 0 WP: 0 HR: 2 S: 45 P: 49 ERA: 5.00 WHIP: 1.333															PITCHER						

Kansas City Royals @ Chicago White Sox
Milwaukee County Stadium, Milwaukee, WI

livebaseballscorecards.com

AB 39
R 5
H 11
RBI 5
BB 1
SO 3
LOB 16



Fri Sep 26 1969, 8:05 PM EDT
Att: 9,587 - Unknown

Batter	1	2	3	4	5	6	7	8	9	AB	R	H	RBI	BB	SO	LOB	BOTTOM					
Walt Williams, R OBP: 0.338, SLG: 0.373	F8		FC6-4		1B		F8		K	4	0	0	0	1	1	1						
Luis Aparicio, R	G6-3				F9			E	S	5	1	2	1	0	0	0						
Tom McCraw, L OBP: 0.330, SLG: 0.354	K				K		F2		1B	4	0	1	1	0	2	2						
Bill Melton, R OBP: 0.324, SLG: 0.431		G6-3		PB				K	HR	3	1	1	1	1	1	1						
Ed Herrmann, L OBP: 0.319, SLG: 0.338		G1-3		BB			G6-3		F8	2	0	0	0	2	0	1						
Bob Christian, R OBP: 0.280, SLG: 0.303		G6-3			G4-3		P4		E5	4	0	0	0	0	0	4						
Ken Berry, R Pete Ward, L Angel Bravo, L			G6-3		G1-3		G6-3		BB	2	0	0	0	1	0	0						
Bobby Knoop, R Gail Hopkins, L Rich Morales, R					G1-3				K	3	0	1	0	0	1	1						
Joe Horlen, R Bob Spence, L			K		1B		P1		K	3	1	1	0	0	1	1						
Inning Stats	R: 0 E: 0 K: 1 S: 5	H: 0 LOB: 0 BB: 0 P: 5	R: 0 E: 0 K: 0 S: 3	H: 0 LOB: 0 BB: 0 P: 3	R: 0 E: 0 K: 1 S: 6	H: 1 LOB: 1 BB: 0 P: 6	R: 0 E: 0 K: 1 S: 5	H: 0 LOB: 2 BB: 2 P: 13	R: 1 E: 0 K: 0 S: 4	H: 2 LOB: 2 BB: 2 P: 12	R: 1 E: 0 K: 0 S: 3	H: 1 LOB: 0 BB: 1 P: 7	R: 0 E: 0 K: 1 S: 5	H: 0 LOB: 0 BB: 0 P: 5	R: 1 E: 1 K: 2 S: 10	H: 2 LOB: 3 BB: 1 P: 14	R: 0 E: 0 K: 2 S: 7	H: 0 LOB: 0 BB: 0 P: 7	1B: 5 2B: 0 3B: 0 HR: 1	SF: 0 SAC: 0 DP: 1 HBP: 0	WP: 0 PB: 1 CS: 0	PA: 38
PITCHER Wally Bunker, R ERA: 3.29 Jerry Gram, R ERA: 3.24 Moe Drabowsky, R ERA: 3.07	IP: 6.0 WLS: L BF: 25 H: 4 R: 2 ER: 2 SO: 3 BB: 5 IBB: 0 HBP: 0 BLK: 0 WP: 0 HR: 1 S: 26 P: 46 ERA: 3.00 WHIP: 1.500															PITCHER						

Kansas City Royals @ Chicago White Sox
Milwaukee County Stadium, Milwaukee, WI

livebaseballscorecards.com


AB 32
R 3
H 6
RBI 3
BB 6
SO 8
LOB 15




Fri Sep 26 1969, 8:05 PM EDT
Att: 9,587 - Unknown

Batter	1	2	3	4	5	6	7	8	9	AB	R	H	RBI	BB	SO	LOB	TOP					
Scott Northey, R OBP: 0.308, SLG: 0.367 (1, 8)										4	1	2	0	0	0	1	Kansas City Royals @ Chicago White Sox Comiskey Park, Chicago, IL Sat Sep 27 1969, 4:33 AM EDT Att: 2,437 - Sunny livebaseballscorecards.com					
Luis Alcaraz, R OBP: 0.296, SLG: 0.333 (1, 4)										4	0	2	1	0	0	1						
Joe Foy, R OBP: 0.354, SLG: 0.370 (1, 5)										4	0	0	0	0	1	3						
Lou Piniella, R OBP: 0.324, SLG: 0.415 (1, 7)										4	0	0	0	0	0	0						
Jerry Adair, R OBP: 0.287, SLG: 0.310 (1, 6)										4	0	2	0	0	0	0						
Bob Oliver, R OBP: 0.293, SLG: 0.391 (1, 3)										4	0	1	0	0	0	1						
Fran Healy, R OBP: 0.400, SLG: 0.500 (7, PH)										2	0	0	0	0	1	1						
Jim Campanis, R OBP: 0.202, SLG: 0.217 (7, 2)										1	0	0	0	0	0	1						
Fred Rico, R OBP: 0.474, SLG: 0.357 (1, 9)										3	0	1	0	0	0	0						
Jim Rooker, R OBP: 0.305, SLG: 0.544 (8, PH)										2	0	0	0	0	2	1						
Chuck Harrison, R OBP: 0.276, SLG: 0.296 (8, PH)										1	0	0	0	0	0	0						
Don O'Riley, R (8, 1)										0	0	0	0	0	0	0						
Inning Stats	R: 0 E: 0 K: 1 S: 5	H: 0 LOB: 0 BB: 0 P: 5	R: 0 E: 0 K: 1 S: 6	H: 2 LOB: 1 BB: 0 P: 6	R: 0 E: 0 K: 1 S: 6	H: 1 LOB: 1 BB: 0 P: 6	R: 0 E: 0 K: 0 S: 3	H: 0 LOB: 0 BB: 0 P: 3	R: 0 E: 0 K: 0 S: 3	H: 0 LOB: 0 BB: 0 P: 3	R: 0 E: 0 K: 0 S: 6	H: 2 LOB: 1 BB: 0 P: 6	R: 0 E: 0 K: 0 S: 4	H: 1 LOB: 1 BB: 0 P: 4	R: 1 E: 0 K: 0 S: 5	H: 2 LOB: 1 BB: 0 P: 5	R: 0 E: 0 K: 0 S: 3	H: 0 LOB: 0 BB: 0 P: 3	1B: 5 2B: 3 3B: 0 HR: 0	SF: 0 SAC: 0 DP: 1 HBP: 0	WP: 0 PB: 0 SB: 0 CS: 0	PA: 33
PITCHER Jerry Nyman, L ERA: 5.29 (1, 1)	IP: 9.0 WLS: W BF: 33 H: 8 R: 1 ER: 1 SO: 4 BB: 0 IBB: 0 HBP: 0 BLK: 0 WP: 0 HR: 0 S: 41 P: 41 ERA: 1.00 WHIP: 0.889																					

Batter	1	2	3	4	5	6	7	8	9	AB	R	H	RBI	BB	SO	LOB	BOTTOM	
Walt Williams, R OBP: 0.339, SLG: 0.374 (1, 9)										5	1	2	0	0	0	0	Kansas City Royals @ Chicago White Sox Comiskey Park, Chicago, IL Sat Sep 27 1969, 4:33 AM EDT Att: 2,437 - Sunny livebaseballscorecards.com	
Luis Aparicio, R OBP: 0.355, SLG: 0.366 (1, 6)										4	1	2	1	1	0	1		
Ron Hansen, R OBP: 0.323, SLG: 0.320 (1, 3)										4	1	1	0	1	0	2		
Bill Melton, R OBP: 0.323, SLG: 0.428 (1, 5)										4	0	0	0	1	2	4		
Don Pavletich, R OBP: 0.339, SLG: 0.406 (1, 2)										1	2	0	1	3	0	0		
Bobby Knoop, R OBP: 0.302, SLG: 0.316 (1, 4)										3	0	1	1	2	2	3		
Ken Berry, R OBP: 0.297, SLG: 0.329 (1, 8)										4	0	3	2	0	1	1		
Jose Ortiz, R OBP: 0.250, SLG: 0.143 (1, 7)										3	0	0	0	1	0	4		
Jerry Nyman, L OBP: 0.095, SLG: 0.100 (1, 1)										3	1	0	0	1	3	5		
Inning Stats	R: 0 E: 0 K: 0 S: 3	H: 1 LOB: 3 BB: 2 P: 18	R: 3 E: 0 K: 1 S: 7	H: 2 LOB: 3 BB: 3 P: 19	R: 0 E: 0 K: 1 S: 6	H: 1 LOB: 2 BB: 1 P: 10	R: 0 E: 0 K: 2 S: 8	H: 0 LOB: 2 BB: 1 P: 12	R: 0 E: 0 K: 0 S: 3	H: 0 LOB: 0 BB: 0 P: 3	R: 1 E: 1 K: 0 S: 4	H: 2 LOB: 1 BB: 1 P: 8	R: 2 E: 0 K: 1 S: 7	H: 2 LOB: 2 BB: 2 P: 15	R: 0 E: 0 K: 0 HR: 0	SF: 1 SAC: 0 DP: 0 HBP: 0		WP: 0 PB: 0 SB: 0 CS: 0
PITCHER Jim Rooker, L ERA: 3.75 Don O'Riley, R ERA: 7.33 (8, 1)	IP: 7.0 WLS: L BF: 35 H: 7 R: 4 ER: 3 SO: 7 BB: 7 IBB: 1 HBP: 0 BLK: 0 WP: 0 HR: 0 S: 41 P: 73 ERA: 3.86 WHIP: 2.000																	

Batter	1	2	3	4	5	6	7	8	9	AB	R	H	RBI	BB	SO	LOB	TOP																
Walt Williams, R (1.9)	L8			FC6-4 1B		4-3 1B	4-3 1B			4	0	3	2	0	0	0	Chicago White Sox @ Minnesota Twins Metropolitan Stadium, Bloomington, MI Tue Sep 30 1969, 4:33 AM EDT Att. 4,817 - Unknown - 59 F																
Luis Aparicio, R (1.6)	1-4-3			FC6-4 1B		4-3 1B	F8			4	1	0	0	0	4																		
Tom McCraw, L (1.3)	4-3			3-1 1B		4-3 1B				4	0	0	0	0	2																		
Bill Melton, R (1.5)		1-3		1B 2H 1B		F9				4	0	1	1	0	1																		
Ed Herrmann, L (1.2)		F2		1B			K			4	0	1	0	0	1																		
Bob Christian, R (1.7)		F4		F8			3-1			3	0	0	0	1	2																		
Ken Berry, R (1.8)			4-3		F3		1B 1B 1B			4	1	1	0	0	1																		
Bobby Knoop, R (1.4)			F9		6-3		1B 1B 1B			4	1	1	0	0	0																		
Tommy John, R (1.1)										2	0	0	0	0	2	AB 34 R 3 H 8 RBI 3 BB 1 SO 3 LOB 10																	
Ron Hansen, R (7, PH)										1	0	1	0	0	0																		
Jose Ortiz, R (7, PR)										0	0	0	0	0	0																		
Danny Murphy, L (7.1)										0	0	0	0	0	0																		
Inning Stats	R: 0 E: 0 K: 0 S: 3	H: 0 LOB: 0 BB: 0 P: 3	R: 0 E: 0 K: 0 S: 3	H: 0 LOB: 0 BB: 0 P: 3	R: 0 E: 0 K: 1 S: 5	H: 3 LOB: 2 BB: 0 P: 6	R: 0 E: 0 K: 1 S: 5	H: 0 LOB: 0 BB: 0 P: 5	R: 0 E: 0 K: 0 S: 4	H: 1 LOB: 1 BB: 0 P: 4	R: 2 E: 0 K: 1 S: 9	H: 4 LOB: 2 BB: 0 P: 9	R: 0 E: 0 K: 0 S: 3	H: 0 LOB: 0 BB: 0 P: 3	R: 0 E: 0 K: 0 S: 2	H: 0 LOB: 0 BB: 1 P: 6	1B: 8 2B: 0 3B: 0 HR: 0	SF: 0 SAC: 0 DP: 1 HBP: 0	WP: 0 PB: 0 SB: 0 CS: 0	PA: 35													
PITCHER	IP WLS BF H R ER SO BB IBB HBP BLK WP HR S P ERA WHIP																																
Jim Perry, R (1.1)	6.0	22	4	1	1	2	0	0	0	0	0	0	0	26	26	1.50	0.667																
Jim Kaat, L (7.1)	3.0	W 13	4	2	2	1	1	0	0	0	0	0	0	14	18	6.00	1.667																


Batter	1	2	3	4	5	6	7	8	9	AB	R	H	RBI	BB	SO	LOB	BOTTOM																
Cesar Tovar, R (1.8)	F8			1B		6-3				4	0	1	0	0	0	0	Chicago White Sox @ Minnesota Twins Metropolitan Stadium, Bloomington, MI Tue Sep 30 1969, 4:33 AM EDT Att. 4,817 - Unknown - 59 F																
Rick Dempsey, R (9.2)				1B						1	1	1	0	0	0																		
Tony Oliva, L (1.9)	K			1B			L9			5	0	2	0	0	1																		
Harmon Killebrew, R (1.5)	K			6-3			F9			4	0	1	0	1	1																		
Bob Allison, R (1.7)		6-3								3	1	1	0	0	2																		
Ted Uhlaender, L (8, PH)				F8 1B		6-3				2	0	2	1	0	0																		
George Mitterwald, R (1.2)										3	1	1	1	0	1																		
Graig Nettles, L (8, PH)		K		F8 1B			HR			1	0	0	0	0	1																		
Cotton Nash, R (1.3)										3	0	1	0	0	1	AB 39 R 4 H 14 RBI 4 BB 1 SO 4 LOB 13																	
Jim Holt, L (8, PH)				1B			6-3			1	1	1	1	0	0																		
Leo Cardenas, R (1.6)				6-3						4	0	3	1	0	1																		
Frank Quilici, R (1.4)							L4			4	0	0	0	0	3																		
Jim Perry, S (1.1)				F8						2	0	0	0	0	0																		
Rick Renick, R (6, PH)				5-3			F8			1	0	0	0	0	1																		
Jim Kaat, L (7.1)							F9			1	0	0	0	0	0																		
Inning Stats	R: 0 E: 0 K: 2 S: 7	H: 0 LOB: 0 BB: 0 P: 7	R: 0 E: 0 K: 1 S: 6	H: 1 LOB: 1 BB: 0 P: 6	R: 0 E: 0 K: 0 S: 5	H: 2 LOB: 2 BB: 0 P: 5	R: 1 E: 0 K: 1 S: 7	H: 2 LOB: 1 BB: 0 P: 7	R: 0 E: 0 K: 0 S: 5	H: 2 LOB: 2 BB: 0 P: 5	R: 1 E: 0 K: 0 S: 3	H: 0 LOB: 0 BB: 0 P: 3	R: 1 E: 0 K: 0 S: 5	H: 3 LOB: 1 BB: 0 P: 5	R: 1 E: 0 K: 0 S: 4	H: 2 LOB: 2 BB: 1 P: 8	1B: 12 2B: 0 3B: 0 HR: 2	SF: 0 SAC: 0 DP: 1 HBP: 0	WP: 0 PB: 0 SB: 0 CS: 0	PA: 40													
PITCHER	IP WLS BF H R ER SO BB IBB HBP BLK WP HR S P ERA WHIP																																
Tommy John, L (1.1)	6.0	27	9	2	2	4	0	0	0	0	0	0	0	35	35	3.00	1.500																
Danny Murphy, R (7.1)	2.2	L 13	5	2	2	0	1	0	0	0	0	1	12	16	6.75	2.250																	

Batter	1	2	3	4	5	6	7	8	9	AB	R	H	RBI	BB	SO	LOB	TOP										
Walt Williams, R OBP: 0.341, SLG: 0.374	1-0 G4-3 HBP		0-0 FC6-4 1B		0-0 F6	0-0 6-3			0-0 5-3	4	0	1	0	0	0	1											
Luis Aparicio, R OBP: 0.352, SLG: 0.363	0-0 G4-3		0-0 FC6-4		0-0 FC6 1B		4-0 BB		0-0 2-3	4	0	1	0	1	0	2											
Gail Hopkins, L OBP: 0.352, SLG: 0.382	0-0 L9			0-0 HR 1B	0-0 FC6 2B		0-0 F7		0-0 F5	5	2	1	0	0	0	2											
Bill Melton, R OBP: 0.325, SLG: 0.432		0-0 F8		0-0 HR 1B	4-0 2B BB		0-0 F9			3	2	1	2	1	0	1											
Bob Christian, R OBP: 0.273, SLG: 0.325		0-0 1B 2B		0-0 1B 1B	0-0 1B 2B		0-0 4-3			4	0	3	2	0	0	1											
Doug Adams, L OBP: 0.287, SLG: 0.214		0-0 G6-4-3 1B		0-0 L8	0-3 K			0-0 6-3		3	0	1	0	0	1	2											
Ed Herrmann, L OBP: 0.319, SLG: 0.341										1	0	0	0	0	0	0											
Angel Bravo, L OBP: 0.319, SLG: 0.411		0-0 G6-4-3		0-0 F7		0-0 L4		0-0 1B		4	0	1	0	0	0	3											
Bobby Knoop, R OBP: 0.305, SLG: 0.317			0-0 6-3	0-0 1B	4-0 SH1-4 BB		0-0 1B			3	0	2	0	1	0	0											
Billy Wynne, L OBP: 0.163, SLG: 0.171			0-0 G3	0-0 F9		0-0 SH1-4		0-0 4-3		2	0	0	0	0	0	2											
Wilbur Wood, R OBP: 0.319, SLG: 0.411										1	0	0	0	0	0	1											
Inning Stats	R: 0 E: 0 K: 0 S: 2	H: 0 LOB: 0 BB: 0 P: 3	R: 0 E: 0 K: 0 S: 4	H: 2 LOB: 1 BB: 0 P: 4	R: 0 E: 0 K: 0 S: 4	H: 1 LOB: 1 BB: 0 P: 4	R: 2 E: 0 K: 0 S: 7	H: 4 LOB: 2 BB: 0 P: 7	R: 2 E: 0 K: 1 S: 7	H: 2 LOB: 1 BB: 1 P: 11	R: 0 E: 0 K: 0 S: 3	H: 0 LOB: 1 BB: 1 P: 7	R: 0 E: 0 K: 0 S: 3	H: 0 LOB: 1 BB: 1 P: 7	R: 0 E: 0 K: 0 S: 4	H: 2 LOB: 1 BB: 0 P: 4	R: 0 E: 0 K: 0 S: 3	H: 0 LOB: 0 BB: 0 P: 3	1B: 8 2B: 2 3B: 0 HR: 1	SF: 0 SAC: 1 DP: 2 HBP: 1	WP: 0 PB: 0 SB: 0 CS: 0	PA: 39					
PITCHER	IP	WLS	BF	H	R	ER	SO	BB	IBB	HBP	BLK	WP	HR	S	P	ERA	WHIP										
Dave Boswell, R ERA: 3.23	5.0	L	24	9	4	4	1	1	0	1	0	0	1	24	29	7.20	2.000										
Dick Woodson, R ERA: 3.7	2.0		8	0	0	0	0	2	0	0	0	0	0	6	14	0.00	1.000										
Al Worthington, R ERA: 4.65	1.0		4	2	0	0	0	0	0	0	0	0	0	4	4	0.00	2.000										
Ron Perranoski, L ERA: 2.12	1.0		3	0	0	0	0	0	0	0	0	0	0	3	3	0.00	0.000										

Chicago White Sox @ Minnesota Twins
Metropolitan Stadium, Bloomington, MI
Wed Oct 01 1969, 4:33 AM EDT
Att. 4,615 - Unknown - 75 F

livebaseballscores.com

AB 34
R 4
H 11
RBI 4
BB 3
SO 1
LOB 15




Batter	1	2	3	4	5	6	7	8	9	AB	R	H	RBI	BB	SO	LOB	BOTTOM										
Ted Uhlhaender, L OBP: 0.328, SLG: 0.356	0-0 G3			0-3 K			0-0 2B 1B	0-0 F6		1	0	0	0	0	0	0											
Graig Nettles, L OBP: 0.319, SLG: 0.373		0-0 F8								4	1	1	0	0	1	3											
Rod Carew, L OBP: 0.386, SLG: 0.467	0-0 1-3		0-0 L6		0-0 4-3		0-0 1B 2B		0-0 F6	5	0	1	0	0	0	0											
Tony Oliva, L OBP: 0.354, SLG: 0.491	0-0 HR 1B		0-0 BB 1B		0-0 F4		0-0 1B IBB		0-0 F4	5	1	3	1	0	0	0											
Harmon Killebrew, R OBP: 0.430, SLG: 0.588	0-0 HR		4-0 G4-6-3 BB		0-0 F8		2-3 3-H 4-0 IBB		0-3 K	3	1	1	2	2	1	0											
Rich Reese, L OBP: 0.361, SLG: 0.505	0-0 1B 1B		0-0 G4-6-3		0-0 F9		0-0 F6			4	0	1	0	0	0	5											
Cesar Tovar, R OBP: 0.341, SLG: 0.412	0-0 1B			0-0 6-3		4-0 FC6-4 BB		0-0 4-1		2	0	1	0	1	0	0											
Charlie Manuel, L OBP: 0.320, SLG: 0.280	0-0 1B									1	0	0	0	0	0	3											
John Roseboro, L OBP: 0.333, SLG: 0.388	0-0 4-3			0-0 L9		0-0 F7		0-0 E6 2B		2	0	0	0	0	0	2											
George Mitterwald, R OBP: 0.333, SLG: 0.388										2	0	1	0	0	0	1											
Leo Cardenas, R OBP: 0.354, SLG: 0.390		0-0 1-3		4-0 1B BB		0-0 FC6-4		0-0 1-3		3	0	0	0	1	0	2											
Dave Boswell, R OBP: 0.196, SLG: 0.277										2	0	1	0	0	0	0											
Dick Woodson, R OBP: 0.136, SLG: 0.074										0	0	0	0	0	0	0											
Jim Hall, R OBP: 0.386, SLG: 0.615										1	0	0	0	0	0	0											
Al Worthington, R OBP: 0.320, SLG: 0.280										0	0	0	0	0	0	0											
Bob Allison, R OBP: 0.320, SLG: 0.392										1	0	0	0	0	0	1											
Ron Perranoski, L OBP: 0.104, SLG: 0.093										0	0	0	0	0	0	0											
Inning Stats	R: 2 E: 0 K: 0 S: 7	H: 4 LOB: 2 BB: 0 P: 7	R: 0 E: 0 K: 0 S: 3	H: 0 LOB: 0 BB: 0 P: 3	R: 0 E: 0 K: 0 S: 3	H: 1 LOB: 1 BB: 1 P: 7	R: 0 E: 0 K: 1 S: 6	H: 1 LOB: 2 BB: 1 P: 10	R: 0 E: 0 K: 0 S: 3	H: 0 LOB: 0 BB: 0 P: 3	R: 1 E: 0 K: 0 S: 6	H: 3 LOB: 3 BB: 1 P: 10	R: 0 E: 1 K: 0 S: 4	H: 1 LOB: 1 BB: 0 P: 4	R: 0 E: 0 K: 1 S: 5	H: 0 LOB: 0 BB: 0 P: 5	1B: 7 2B: 2 3B: 0 HR: 1	SF: 0 SAC: 0 DP: 1 HBP: 0	WP: 0 PB: 0 SB: 0 CS: 0	PA: 40							
PITCHER	IP	WLS	BF	H	R	ER	SO	BB	IBB	HBP	BLK	WP	HR	S	P	ERA	WHIP										
Billy Wynne, R ERA: 4.06	6.1	W	31	9	3	3	1	0	0	0	0	0	0	11	11	4.26	1.895										
Wilbur Wood, L ERA: 3.0	2.2	S	9	1	0	0	1	0	0	0	0	0	0	11	11	0.00	0.375										

Chicago White Sox @ Minnesota Twins
Metropolitan Stadium, Bloomington, MI
Wed Oct 01 1969, 4:33 AM EDT
Att. 4,615 - Unknown - 75 F

livebaseballscores.com

AB 36
R 3
H 10
RBI 3
BB 4
SO 2
LOB 17



Batter	1	2	3	4	5	6	7	8	9	AB	R	H	RBI	BB	SO	LOB	TOP										
Walt Williams, R (1,9) OBP: 0.343, SLG: 0.374 Ken Berry, R (6,8) OBP: 0.296, SLG: 0.327	F9		1-3			E 1B WP 1B			1-3	3	1	1	0	0	0	0											
Rich Morales, R (1,6) OBP: 0.289, SLG: 0.231 Luis Aparicio, R (9,PH) OBP: 0.352, SLG: 0.362	6-3					E1 WP 1-3 1B			5-3	4	1	2	0	0	0	2											
Duane Josephson, R (1,2) OBP: 0.299, SLG: 0.321 Bart Johnson, R (7,1) OBP: 0.375, SLG: 0.167	F9					4-3				3	1	1	0	1	0	2											
Bill Melton, R (1,5) OBP: 0.326, SLG: 0.433 Ron Hansen, R (2,5) OBP: 0.327, SLG: 0.335						5-3				1	0	1	0	0	0	0											
Bob Christian, R (1,7) OBP: 0.273, SLG: 0.318										3	0	1	0	0	1	2											
Gail Hopkins, L (1,3) OBP: 0.351, SLG: 0.381										4	1	1	0	0	1	3											
Bobby Knoop, R (1,4) OBP: 0.304, SLG: 0.315										3	0	0	0	1	1	2											
Jose Ortiz, R (1,8) OBP: 0.333, SLG: 0.364										4	0	2	2	0	0	0											
Danny Lazar, L (1,1) Ed Herrmann, L (7,2) OBP: 0.319, SLG: 0.341 Don Pavletich, R (9,PH) OBP: 0.338, SLG: 0.404										3	0	0	0	0	2	3											
Inning Stats	R: 0 E: 0 K: 0 S: 3	H: 0 LOB: 0 BB: 0 P: 3	R: 2 E: 0 K: 1 S: 8	H: 3 LOB: 1 BB: 0 P: 8	R: 2 E: 0 K: 1 S: 7	H: 2 LOB: 1 BB: 1 P: 11	R: 0 E: 0 K: 2 S: 7	H: 0 LOB: 0 BB: 0 P: 7	R: 1 E: 1 K: 0 S: 5	H: 2 LOB: 2 BB: 1 P: 9	R: 0 E: 0 K: 0 S: 3	H: 1 LOB: 0 BB: 0 P: 3	R: 0 E: 0 K: 1 S: 5	H: 0 LOB: 0 BB: 0 P: 5	R: 0 E: 0 K: 0 S: 3	H: 0 LOB: 0 BB: 0 P: 3	1B: 6 2B: 1 3B: 2 HR: 0	SF: 0 SAC: 0 DP: 2 HBP: 1	WP: 1 PB: 0 SB: 0 CS: 0	PA: 38							
PITCHER	IP	WLS	BF	H	R	ER	SO	BB	IBB	HBP	BLK	WP	HR	S	P	ERA	WHIP										
Jim Kaat, L (1,1) ERA: 3.49	5.0		24	7	5	5	4	1	1	0	0	1	0	30	38	9.00	1.600										
Dick Woodson, R (6,1) ERA: 3.57	1.0	W	5	1	0	0	0	1	0	1	0	0	0	3	8	0.00	2.000										
Joe Grzenda, L (7,1) ERA: 3.88	1.0		3	1	0	0	0	0	0	0	0	0	0	3	3	0.00	1.000										
Al Worthington, R (8,1) ERA: 4.57	1.0		3	0	0	0	1	0	0	0	0	0	0	5	5	0.00	0.000										
Ron Perranoski, L (9,1) ERA: 2.11	1.0	S	3	0	0	0	0	0	0	0	0	0	0	3	3	0.00	0.000										

Chicago White Sox @ Minnesota Twins
Metropolitan Stadium, Bloomington, MI
Thu Oct 02 1969, 4:33 AM EDT
Alt. 7,171 - Unknown - 67 F

AB 34
R 5
H 9
RBI 4
BB 3
SO 5
LOB 16



Batter	1	2	3	4	5	6	7	8	9	AB	R	H	RBI	BB	SO	LOB	BOTTOM										
Cesar Tovar, R (1,8) OBP: 0.342, SLG: 0.415	F3									4	1	2	0	0	0	0											
Rich Reese, L (1,3) OBP: 0.362, SLG: 0.513 Cotton Nash, R (8,3) OBP: 0.300, SLG: 0.222										3	1	2	2	0	0	0											
Harmon Killebrew, R (1,5) OBP: 0.427, SLG: 0.594	F8									4	0	0	0	0	0	2											
Tony Oliva, L (1,9) OBP: 0.355, SLG: 0.496 Jim Holt, L (6,PR) OBP: 0.357, SLG: 0.571	F3									3	1	2	1	0	0	0											
Bob Allison, R (1,7) OBP: 0.333, SLG: 0.418 Tom Tschinski, R (7,2) OBP: 0.309, SLG: 0.191										3	1	2	2	0	0	0											
George Mitterwald, R (1,2) OBP: 0.327, SLG: 0.380										1	0	1	0	0	0	0											
Leo Cardenas, R (1,6) OBP: 0.353, SLG: 0.388										4	0	0	0	0	0	3											
Frank Quilici, R (1,4) OBP: 0.236, SLG: 0.250 Herman Hill, L (6,8)										3	0	0	0	1	1	2											
Jim Kaat, L (1,1) OBP: 0.247, SLG: 0.366 Rick Dermody, R (5,PH) OBP: 0.371, SLG: 0.607 Dick Woodson, R (6,1) OBP: 0.326, SLG: 0.674 Joe Grzenda, R (7,1) OBP: 0.307, SLG: 0.374 Rick Renick, R (8,1) OBP: 0.338, SLG: 0.404 Al Worthington, R (9,1) OBP: 0.344, SLG: 0.283										1	1	1	0	0	0	0											
Inning Stats	R: 1 E: 0 K: 0 S: 4	H: 1 LOB: 0 BB: 0 P: 4	R: 0 E: 0 K: 0 S: 3	H: 0 LOB: 0 BB: 0 P: 3	R: 1 E: 0 K: 0 S: 5	H: 2 LOB: 1 BB: 0 P: 5	R: 0 E: 0 K: 0 S: 5	H: 0 LOB: 1 BB: 0 P: 5	R: 0 E: 0 K: 1 S: 7	H: 0 LOB: 0 BB: 0 P: 3	R: 2 E: 0 K: 1 S: 6	H: 2 LOB: 1 BB: 0 P: 6	R: 0 E: 0 K: 1 S: 6	H: 1 LOB: 1 BB: 0 P: 6	R: 0 E: 0 K: 1 S: 6	H: 0 LOB: 0 BB: 0 P: 6	1B: 5 2B: 2 3B: 0 HR: 3	SF: 1 SAC: 0 DP: 0 HBP: 0	WP: 0 PB: 1 SB: 0 CS: 0	PA: 34							
PITCHER	IP	WLS	BF	H	R	ER	SO	BB	IBB	HBP	BLK	WP	HR	S	P	ERA	WHIP										
Danny Lazar, L (1,1) ERA: 6.53	6.0		26	7	5	5	1	1	0	0	0	0	3	27	31	7.50	1.333										
Bart Johnson, R (7,1) ERA: 3.22	2.0	L	8	3	1	0	2	0	0	0	0	0	0	12	12	0.00	1.500										

Chicago White Sox @ Minnesota Twins
Metropolitan Stadium, Bloomington, MI
Thu Oct 02 1969, 4:33 AM EDT
Alt. 7,171 - Unknown - 67 F

AB 32
R 6
H 10
RBI 5
BB 1
SO 3
LOB 9

